Montreal Expos - 2004

Batter	1	2	3	4	5	6	7	8	9	AB	R	H	RBI	BB	SO	LOB
Peter Bergeron, L (1, 8) OBP: 0.400, SLG: 0.250	C S B C 1-3 ① K			B X 1-0 1B 1B		B B C F F B B 4-2 2B BB	S B S S 1-3 ③ K		B C C B S 2-3 ② K	4	1	1	0	1	3	2
Jose Vidro, S (1, 4) OBP: 0.600, SLG: 1.400	X 0-0 ② F8			X 0-0 1-2 1B		1 SAFE B B B T T X 2-2 1-H 2B		B C T S 1-3 ① K	B C F B B F X 3-2 HR	5	1	3	2	0	1	0
Carl Everett, S (1, 9) OBP: 0.600, SLG: 1.000	B F S S 1-3 ③ K2-3			B B F S S 2-3 ① K		B B B C B 4-1 BB		B T X 1-1 1B 2B	X 0-0 2B	4	1	2	0	1	2	2
Orlando Cabrera, R (1, 6) OBP: 0.200, SLG: 0.200		X 0-0 ① F8		B B C X 2-1 ② F7		C B F S 1-3 ② K		C D F X 1-2 BB 2-H 1B	X 0-0 ③ P3	5	0	1	1	0	1	5
Brad Wilkerson, L (1, 3)		C X 0-1 ② F9		B B C S S 2-3 ③ K		S S S B C 1-3 ③ K		B B B B F B 4-1 BB BB		3	0	0	0	1	2	4
Tony Batista, R (1, 5)		C F X 0-2 ③ F7			C X 0-1 ① G1-4-3		F X 0-1 ① G5-3	B B X 2-0 ② F7		4	0	0	0	0	0	2
Terrmel Sledge, L (1, 7)		C C X 0-2 ① P6			F S S 0-3 ② K		B S B S B B 4-2 1B BB	B B B C B 4-1 1-2 2-3 BB		2	0	0	0	2	1	0
Brian Schneider, L (1, 2)		B C X 1-1 ② P5			F S B B S 2-3 ③ K		X 0-0 ② F8	B B X 2-0 ③ G4-3		4	0	0	0	0	1	4
Livan Hernandez, R (1, 1) Ronald Calloway, L (7, PH) OBP: 1.000, SLG: 1.000 32 Chad Cordero, R (7, 1) Luis Ayala, R (8, 1) Jamey Carroll, R (9, PH)		X 0-0 ③ F8			C C B X 1-2 ① L3	S X 0-1 1-2 1B			B C F B F B X 3-2 ① L8	2 1 0 0 1	0 0 0 0 0	0 1 0 0 0	0 0 0 0 0	0 0 0 0 0	0 0 0 0 0	0 0 0 0 0
Inning Stats	R: 0 H: 0 E: 0 LOB: 0 K: 2 BB: 0 S: 7 P: 9	R: 0 H: 0 E: 0 LOB: 0 K: 0 BB: 0 S: 6 P: 6	R: 0 H: 0 E: 0 LOB: 0 K: 0 BB: 0 S: 6 P: 7	R: 0 H: 2 E: 0 LOB: 2 K: 2 BB: 0 S: 10 P: 17	R: 0 H: 0 E: 0 LOB: 0 K: 2 BB: 0 S: 8 P: 10	R: 1 H: 1 E: 0 LOB: 2 K: 2 BB: 2 S: 16 P: 29	R: 0 H: 1 E: 0 LOB: 2 K: 1 BB: 1 S: 10 P: 15	R: 1 H: 2 E: 0 LOB: 3 K: 1 BB: 2 S: 12 P: 27	R: 1 H: 2 E: 0 LOB: 1 K: 1 BB: 0 S: 13 P: 21	1B: 4 SF: 0 2B: 3 SAC: 0 3B: 0 DP: 0 HR: 1 HBP: 0						WP: 0 PA: 40 PB: 0 SB: 0 CS: 0	

PITCHER		IP	WLS	BF	H	R	ER	SO	BB	IBB	HBP	BLK	WP	HR	S	P	ERA	WHIP
Josh Beckett, R ERA: 1.29	(1, 1)	7.0		28	4	1	1	9	3	0	0	0	0	0	63	93	1.29	1.000
Chad Fox, R ERA: 13.5	(8, 1)	0.2	B	6	2	1	1	1	2	0	0	0	0	0	11	24	13.50	6.000
Matt Perisho, L ERA:	(8, 1)	0.1	W	1	0	0	0	0	0	0	0	0	0	0	1	3	0.00	0.000
Armando Benitez, R ERA: 9.0	(9, 1)	1.0	S	5	2	1	1	1	0	0	0	0	0	1	13	21	9.00	2.000

PITCHER	IP	WLS	BF	H	R	ER	SO	BB	IBB	HBP	BLK	WP	HR	S	P	ERA	WHIP

Montreal Expos @ Florida Marlins

Pro Player Stadium, Miami, FL

Tue Apr 06 2004, 1:05 PM EDT
Att. 55,315 - Cloudy - 78 F

TOP

livebaseballscorecards.com

AB	35
R	3
H	8
RBI	3
BB	5
SO	11
LOB	19

Montreal Expos @ Florida Marlins

Pro Player Stadium, Miami, FL

Tue Apr 06 2004, 1:05 PM EDT

Att. 55,315 - Cloudy - 78 F

BOTTOM

Batter	1	2	3	4	5	6	7	8	9	AB	R	H	RBI	BB	SO	LOB
Juan Pierre, L (1, 8) OBP: 0.750, SLG: 0.667	P5 1B		BB E 1B		G1-6-3 1-2f		BB 1-2 2-3			3	0	2	0	1	0	1
Luis Castillo, S (1, 4)	P5 1-2		E3 BB 1-2		K		K			4	0	0	0	0	2	5
Miguel Cabrera, R (1, 9) OBP: 0.250, SLG: 0.250	F9		K			G5-3		1B G4-3 1B		4	1	1	0	0	1	2
Mike Lowell, R (1, 5) OBP: 0.500, SLG: 0.667		HR 2B	BB 1-2 2-3			F8		F7		3	1	1	0	1	0	1
Jeff Conine, R (1, 7) OBP: 0.250, SLG: 0.250		K	K			F8		G4-3 1-3 1B		4	1	1	0	0	2	4
Hee-Seop Choi, L (1, 3) OBP: 0.250, SLG: 1.000		HR 2-H	K	K			F8	G4-3 1-2 3-H		4	1	1	3	0	1	1
Ramon Castro, R (1, 2) OBP: 0.333, SLG: 0.333		K	P6				BB 1B	DI 2-H 1B		3	0	1	0	0	1	0
Damion Easley, R (7, PR)										0	0	0	0	0	0	0
Mike Redmond, R (8, 2) OBP: 1.000, SLG: 1.000										1	0	1	1	0	0	0
Alex Gonzalez, R (1, 6) OBP: 0.250, SLG: 0.250		F7	K				BB 1-2 1B	K 1-2		4	0	1	0	0	2	1
Josh Beckett, R (1, 1) OBP: 0.500, SLG: 0.500			K		G1-6-3 1B		K			2	0	1	0	0	1	0
Wil Cordero, R (7, PH)										1	0	0	0	0	1	2
Chad Fox, R (8, 1)										0	0	0	0	0	0	0
Matt Perisho, L (8, 1)										0	0	0	0	0	0	0
Armando Benitez, R (9, 1)										0	0	0	0	0	0	0
Inning Stats	R: 0 E: 0 K: 0 S: 6 H: 1 LOB: 0 BB: 0 P: 9	R: 2 E: 0 K: 2 S: 15 H: 2 LOB: 0 BB: 0 P: 21	R: 0 E: 1 K: 3 S: 16 H: 1 LOB: 3 BB: 1 P: 27	R: 0 E: 0 K: 2 S: 8 H: 0 LOB: 0 BB: 0 P: 12	R: 0 E: 0 K: 1 S: 8 H: 1 LOB: 0 BB: 0 P: 14	R: 0 E: 0 K: 0 S: 8 H: 0 LOB: 0 BB: 0 P: 14	R: 0 E: 0 K: 2 S: 11 H: 2 LOB: 3 BB: 1 P: 24	R: 2 E: 0 K: 1 S: 25 H: 3 LOB: 1 BB: 0 P: 35		1B: 8 2B: 1 3B: 0 HR: 1 SF: 0 SAC: 0 DP: 1 HBP: 0						

livebaseballscorecards.com

AB	33
R	4
H	10
RBI	4
BB	2
SO	11
LOB	17

WP: 0 PB: 0 SB: 0 CS: 0 PA: 35

PITCHER		IP	WLS	BF	H	R	ER	SO	BB	IBB	HBP	BLK	WP	HR	S	P	ERA	WHIP
Livan Hernandez, R ERA: 3.0	(1, 1)	6.0		23	5	2	2	8	1	0	0	0	0	1	61	97	3.00	1.000
32 Chad Cordero, R ERA:	(7, 1)	1.0		6	2	0	0	2	1	0	0	0	0	0	11	24	0.00	3.000
Luis Ayala, R ERA: 18.0	(8, 1)	1.0	L	6	3	2	2	1	0	0	0	0	0	0	25	35	18.00	3.000

PITCHER	IP	WLS	BF	H	R	ER	SO	BB	IBB	HBP	BLK	WP	HR	S	P	ERA	WHIP

Batter	1	2	3	4	5	6	7	8	9	AB	R	H	RBI	BB	SO	LOB
Peter Bergeron, L (1, 8) OBP: 0.222, SLG: 0.125	F7		K		P4			K		4	0	0	0	0	2	0
Jose Vidro, S (1, 4) OBP: 0.444, SLG: 0.889	HR 1B		G4-3			G3-1		G6-3		4	1	1	0	0	0	0
Carl Everett, S (1, 9) OBP: 0.444, SLG: 1.000	1 SAFE 1 SAFE 1-H HR			K		K			G5-3	4	1	1	2	0	2	0
Orlando Cabrera, R (1, 6) OBP: 0.333, SLG: 0.667	P4			G5-3		HR			BB 1B	4	1	2	1	0	0	0
Brad Wilkerson, L (1, 3)	F8			1B BB		K			1 SAFE 1 SAFE 1 SAFE 1-2 G4-6-3 BB	2	0	0	0	2	1	0
Tony Batista, R (1, 5) OBP: 0.125, SLG: 0.125		F9		1 SAFE FC6 1-2 1B			L5		G4-6-3 1-2f	4	0	1	0	0	0	2
Ronald Calloway, L (1, 7) OBP: 0.250, SLG: 0.250		G3-1		FC6 1-2f			K			3	0	0	0	0	1	2
Luis Ayala, R (7, 1)										0	0	0	0	0	0	0
Chad Bentz, R (7, 1)										0	0	0	0	0	0	0
32 Chad Cordero, R (8, 1)										0	0	0	0	0	0	0
Rocky Biddle, R (9, 1)										0	0	0	0	0	0	0
Brian Schneider, L (1, 2)		G4-3			G3-1		G4-3			3	0	0	0	0	0	0
Claudio Vargas, R (1, 1)			L3		K			F7		2	0	0	0	0	1	0
Terrmel Sledge, L (7, 7)										1	0	0	0	0	0	0

TOP

Montreal Expos @ Florida Marlins

Pro Player Stadium, Miami, FL

Wed Apr 07 2004, 7:05 PM EDT

Att. 17,622 - Cloudy - 74 F

livebaseballscorecards.com

AB	31
R	3
H	5
RBI	3
BB	2
SO	7
LOB	4

Inning Stats	1	2	3	4	5	6	7	8	9
	R: 2 E: 0 K: 0 S: 13	R: 0 E: 0 K: 0 S: 4	R: 0 E: 0 K: 1 S: 10	R: 0 E: 0 K: 1 S: 11	R: 0 E: 0 K: 1 S: 10	R: 1 E: 0 K: 2 S: 8	R: 0 E: 0 K: 1 S: 6	R: 0 E: 0 K: 1 S: 6	R: 0 E: 0 K: 0 S: 10
	H: 2 LOB: 0 BB: 0 P: 20	H: 0 LOB: 0 BB: 0 P: 6	H: 0 LOB: 0 BB: 0 P: 17	H: 1 LOB: 2 BB: 1 P: 19	H: 0 LOB: 0 BB: 0 P: 15	H: 1 LOB: 0 BB: 0 P: 14	H: 0 LOB: 0 BB: 0 P: 8	H: 0 LOB: 0 BB: 0 P: 9	H: 1 LOB: 1 BB: 1 P: 16

| | | | | | | | | | |

Montreal Expos @ Florida Marlins

Pro Player Stadium, Miami, FL

Wed Apr 07 2004, 7:05 PM EDT

Att. 17,622 - Cloudy - 74 F

livebaseballscorecards.com

BOTTOM

Batter	1	2	3	4	5	6	7	8	9	AB	R	H	RBI	BB	SO	LOB
Juan Pierre, L (1, 8) OBP: 0.500, SLG: 0.429	P4		G3		P5		1B			4	0	1	0	0	0	0
Luis Castillo, S (1, 4) OBP: 0.125, SLG: 0.125	F7		G6-4-3 1B		G4-3		G1-6-3			4	0	1	0	0	0	1
Miguel Cabrera, R (1, 9) OBP: 0.250, SLG: 0.625	K		G6-4-3 1-2f			F8		HR		4	1	1	1	0	1	1
Mike Lowell, R (1, 5) OBP: 0.375, SLG: 0.571		BB 2B		E8 1B		L8		F9		4	1	1	0	0	0	0
Jeff Conine, R (1, 7) OBP: 0.375, SLG: 0.429		BB		F8		2B		G4-3		3	0	1	0	1	0	1
Hee-Seop Choi, L (1, 3) OBP: 0.375, SLG: 0.714		K		2-H 1B		BB		L3		3	0	1	1	1	1	2
Ramon Castro, R (1, 2) OBP: 0.286, SLG: 0.167		1-2 2-3 BB		K		K			K	3	0	0	0	1	3	3
Alex Gonzalez, R (1, 6) OBP: 0.125, SLG: 0.125		L4		L5			K		L7	4	0	0	0	0	1	4
Brad Penny, R (1, 1)		P3			F9		G6-3		G1-3	2	0	0	0	0	0	3
Abraham Nunez, S (7, PH)										1	0	0	0	0	0	0
Tommy Phelps, L (8, 1)										0	0	0	0	0	0	0
40 Nate Bump, L (9, 1)										0	0	0	0	0	0	0
Wil Cordero, R (9, PH)										1	0	0	0	0	0	0
Inning Stats	R: 0 E: 0 K: 1 S: 8 H: 0 LOB: 0 BB: 0 P: 10	R: 0 E: 0 K: 1 S: 16 H: 1 LOB: 3 BB: 2 P: 31	R: 0 E: 0 K: 0 S: 6 H: 1 LOB: 0 BB: 0 P: 8	R: 1 E: 1 K: 1 S: 13 H: 1 LOB: 1 BB: 0 P: 18	R: 0 E: 0 K: 0 S: 9 H: 0 LOB: 0 BB: 0 P: 12	R: 0 E: 0 K: 1 S: 12 H: 1 LOB: 2 BB: 1 P: 23	R: 0 E: 0 K: 1 S: 10 H: 1 LOB: 1 BB: 0 P: 12	R: 1 E: 0 K: 0 S: 10 H: 1 LOB: 0 BB: 0 P: 16	R: 0 E: 0 K: 1 S: 7 H: 0 LOB: 0 BB: 0 P: 10	1B: 3 2B: 2 3B: 0 HR: 1	SF: 0 SAC: 0 DP: 1 HBP: 0						

	AB	33
	R	2
	H	6
	RBI	2
	BB	3
	SO	6
	LOB	15

WP: 0 PB: 0 SB: 0 CS: 0 PA: 36

PITCHER		IP	WLS	BF	H	R	ER	SO	BB	IBB	HBP	BLK	WP	HR	S	P	ERA	WHIP
Claudio Vargas, R ERA:	(1, 1)	6.0	W	25	4	1	0	4	3	0	0	0	0	0	64	102	0.00	1.167
Luis Ayala, R ERA: 13.5	(7, 1)	0.1	H	1	0	0	0	1	0	0	0	0	0	0	3	3	0.00	0.000
Chad Bentz, L ERA:	(7, 1)	0.2	H	3	1	0	0	0	0	0	0	0	0	0	7	9	0.00	1.500
32 Chad Cordero, R ERA: 4.5	(8, 1)	1.0	H	4	1	1	1	0	0	0	0	0	0	1	10	16	9.00	1.000
Rocky Biddle, R ERA:	(9, 1)	1.0	S	3	0	0	0	1	0	0	0	0	0	0	7	10	0.00	0.000

PITCHER	IP	WLS	BF	H	R	ER	SO	BB	IBB	HBP	BLK	WP	HR	S	P	ERA	WHIP

Batter	1	2	3	4	5	6	7	8	9	AB	R	H	RBI	BB	SO	LOB
Brad Wilkerson, L (1, 8)	P5		K		P6			K		4	0	0	0	0	2	0
Jose Vidro, S (1, 4) OBP: 0.462, SLG: 0.750	G4-3		1B		F9			FC4-6 BB		3	0	1	0	1	0	0
Carl Everett, S (1, 9) OBP: 0.385, SLG: 0.750	1B		F8		G5-3			FC4-6 1-2f		4	0	1	0	0	0	2
Orlando Cabrera, R (1, 6) OBP: 0.231, SLG: 0.462	G4-3		P5			F7		F8		4	0	0	0	0	0	3
Tony Batista, R (1, 5) OBP: 0.083, SLG: 0.083		F8		K		K			P2	4	0	0	0	0	2	0
Juan Rivera, R (1, 7) OBP: 0.250, SLG: 0.500		P3		2B		P3			P3	4	0	1	0	0	0	0
Luis Lopez, R (1, 3) OBP: 0.500, SLG: 0.333		1B 1B		HBP			F8		K	3	0	1	0	0	1	0
Brian Schneider, L (1, 2) OBP: 0.100, SLG: 0.100		1-2 1B		K			K			3	0	1	0	0	2	2
Tomo Ohka, S (1, 1)		L7		K			K			2	0	0	0	0	1	4
Sun-Woo Kim, R (6, 1)										0	0	0	0	0	0	0
Andy Fox, L (7, PH)										1	0	0	0	0	1	0
Jeremy Fikac, R (7, 1)										0	0	0	0	0	0	0
Inning Stats	R: 0 E: 0 K: 0 S: 10 H: 1 LOB: 1 BB: 0 P: 18	R: 0 E: 0 K: 0 S: 9 H: 2 LOB: 2 BB: 0 P: 12	R: 0 E: 0 K: 1 S: 15 H: 1 LOB: 1 BB: 0 P: 18	R: 0 E: 0 K: 3 S: 12 H: 1 LOB: 2 BB: 0 P: 16	R: 0 E: 0 K: 0 S: 6 H: 0 LOB: 0 BB: 0 P: 8	R: 0 E: 0 K: 1 S: 9 H: 0 LOB: 0 BB: 0 P: 14	R: 0 E: 0 K: 2 S: 9 H: 0 LOB: 0 BB: 0 P: 13	R: 0 E: 0 K: 1 S: 9 H: 0 LOB: 1 BB: 1 P: 19	R: 0 E: 0 K: 1 S: 11 H: 0 LOB: 0 BB: 0 P: 16	1B: 4 2B: 1 3B: 0 HR: 0	SF: 0 SAC: 0 DP: 0 HBP: 1					

TOP

Montreal Expos @ Florida Marlins

Pro Player Stadium, Miami, FL

Thu Apr 08 2004, 7:05 PM EDT

Att. 18,121 - Cloudy - 84 F

livebaseballscorecards.com

AB	32
R	0
H	5
RBI	0
BB	1
SO	9
LOB	11

WP: 0 PB: 0 SB: 0 CS: 0 PA: 34

PITCHER		IP	WLS	BF	H	R	ER	SO	BB	IBB	HBP	BLK	WP	HR	S	P	ERA	WHIP
Dontrelle Willis, L ERA:	(1, 1)	7.2	W	30	5	0	0	8	1	0	1	0	0	0	77	113	0.00	0.783
Chad Fox, R ERA: 9.0	(8, 1)	0.1	H	1	0	0	0	0	0	0	0	0	0	0	2	5	0.00	0.000
Armando Benitez, R ERA: 4.5	(9, 1)	1.0	S	3	0	0	0	1	0	0	0	0	0	0	11	16	0.00	0.000

PITCHER		IP	WLS	BF	H	R	ER	SO	BB	IBB	HBP	BLK	WP	HR	S	P	ERA	WHIP

Batter	1	2	3	4	5	6	7	8	9	AB	R	H	RBI	BB	SO	LOB
Juan Pierre, L (1, 8) OBP: 0.417, SLG: 0.364	L F X 0-2 G6-3 ①		B X 1-0 1B 1-2 1B		C X 0-1 G6-3 ② 1-2	C B B F X 2-2 FC5-4 ③ 1-2f				4	0	1	0	0	0	3
Luis Castillo, S (1, 4) OBP: 0.167, SLG: 0.167	B C X 1-1 G4-3 ②		X 0-0 F7 ②		C B B B X 3-1 1B 2-H 1B		B C X 1-1 F8 ①			4	1	1	1	0	0	2
Miguel Cabrera, R (1, 9) OBP: 0.333, SLG: 0.583	X 0-0 G3 ③		B C X 1-1 1-2 2-3 1B		F S F X 0-2 2B 2-H 1B		B S B F F F B F F 3-2 F X F7 ②			4	0	2	1	0	0	0
Mike Lowell, R (1, 5) OBP: 0.500, SLG: 1.000		C B B C F F F F F 2-2 X HR	B C F F X 1-2 P3 ③		1 SAFE B 1 SAFE X 1-0 1-3 2B		B B B 4-0 BB			3	1	2	1	1	0	3
Jeff Conine, R (1, 7) OBP: 0.250, SLG: 0.273		B C X 1-1 F9 ①		B C S C 1-3 K ①	F F X 0-2 P2 ③		C F B S 1-3 K ③			4	0	0	0	0	2	3
Hee-Seop Choi, L (1, 3) OBP: 0.250, SLG: 0.455		F F B X 1-2 F9 ②		C X 0-1 L9 ②		X 0-0 G3 ①		F S B S 1-3 K ①		4	0	0	0	0	1	0
Mike Redmond, R (1, 2) OBP: 0.600, SLG: 0.600		B X 1-0 P3 ③		X 0-0 L9 ③		C B B F B F X 3-2 1B 1B		B X 1-0 G5-4-3 1B		4	0	2	0	0	0	0
Alex Gonzalez, R (1, 6) OBP: 0.083, SLG: 0.083			X 0-0 F9 ①		C F F F X 0-2 P3 ①	C F F S 0-3 K ②		X 0-0 G5-4-3 ② ③ 1-2f		4	0	0	0	0	1	2
Dontrelle Willis, L (1, 1) OBP: 1.000, SLG: 1.000 Chad Fox, R (8, 1) Armando Benitez, R (9, 1)			C X 0-1 1B 1B 1B		C X 0-1 G6-3 1B 1B	B B X 2-0 FC5-4 1-2 1B				3 0 0	1 0 0	3 0 0	0 0 0	0 0 0	0 0 0	0 0 0
Inning Stats	R: 0 E: 0 K: 0 S: 6 H: 0 LOB: 0 BB: 0 P: 7	R: 1 E: 0 K: 0 S: 14 H: 1 LOB: 0 BB: 0 P: 19	R: 0 E: 0 K: 0 S: 11 H: 3 LOB: 3 BB: 0 P: 14	R: 0 E: 0 K: 1 S: 6 H: 0 LOB: 0 BB: 0 P: 7	R: 2 E: 0 K: 0 S: 19 H: 4 LOB: 2 BB: 0 P: 23	R: 0 E: 0 K: 1 S: 13 H: 2 LOB: 2 BB: 1 P: 20	R: 0 E: 0 K: 1 S: 13 H: 0 LOB: 1 BB: 1 P: 22	R: 0 E: 0 K: 1 S: 5 H: 1 LOB: 0 BB: 0 P: 7		1B: 9 2B: 1 3B: 0 HR: 1	SF: 0 SAC: 0 DP: 1 HBP: 0					

PITCHER	IP	WLS	BF	H	R	ER	SO	BB	IBB	HBP	BLK	WP	HR	S	P	ERA	WHIP
Tomo Ohka, R (1, 1) ERA: 4.76	5.2	L	26	9	3	3	2	0	0	0	0	0	1	65	82	4.76	1.588
Sun-Woo Kim, R (6, 1) ERA:	0.1		2	1	0	0	0	0	0	0	0	0	0	4	8	0.00	3.000
Jeremy Fikac, R (7, 1) ERA:	2.0		7	1	0	0	2	1	0	0	0	0	0	18	29	0.00	1.000

PITCHER	IP	WLS	BF	H	R	ER	SO	BB	IBB	HBP	BLK	WP	HR	S	P	ERA	WHIP

Montreal Expos @ Florida Marlins

Pro Player Stadium, Miami, FL

Thu Apr 08 2004, 7:05 PM EDT

Att. 18,121 - Cloudy - 84 F

BOTTOM

livebaseballscorecards.com

AB	34
R	3
H	11
RBI	3
BB	1
SO	4
LOB	13

WP: 0 PB: 0 SB: 0 CS: 0 PA: 35

Batter	1	2	3	4	5	6	7	8	9	10	11	AB	R	H	RBI	BB	SO	LOB
Kazuo Matsui, S (1, 6) OBP: 0.591, SLG: 0.800	F F C 0-3 ① K		B B B B 4-0 BB		F B B F B 4-2 CS BB		X 0-0 FC6-4 1B		B C B B X 3-1 1B 2B		I I I I 4-0 HBP IBB	3	0	2	0	3	1	0
Ricky Gutierrez, R (1, 4) OBP: 0.313, SLG: 0.083	B F F F B F F X 2-2 ② G6-3		1 SAFE C 1 SAFE B B B 1 SAFE F F F 1 SAFE 2-3 S ③ K		C B B B B B 4-1 ② 1B 1-2 BB		B 1 SAFE 1 SAFE F X 1-1 ③ FC6-4 1-2f		B B B B B 4-0 1B BB		C S B B H 2-2 1-2 2-3 HBP	3	0	0	0	2	1	2
Cliff Floyd, L (1, 7) OBP: 0.421, SLG: 0.600 Shane Spencer, R (8, 7) OBP: 0.444, SLG: 0.444	F B X 1-1 HR			C C H 1-2 1B 31 HBP FC3-6 HBP	C X 0-1 1-2 1B			X 0-0 ① G4-3	B C B B X 2-2 ③ 1-2 2-H 1B		C F B X 1-2 ② F4	3	2	2	1	0	0	0
												2	0	1	0	0	0	3
31 Mike Piazza, R (1, 2) OBP: 0.474, SLG: 1.000 Vance Wilson, R (8, 2)	C B S S 1-3 ③ K			H 1-0 FC3-6 1B 1-2 HBP	X 0-0 ③ G4-3			B S F S 1-3 ② K		C F B B T F F X 2-2 ① F8	B X 1-0 ③ F8	3	0	0	0	0	2	2
												2	0	0	0	0	0	3
Mike Cameron, R (1, 8) OBP: 0.450, SLG: 0.733		B C B S S B 4-2 FC5-4 BB		B B F X 2-1 FC3-6 1-2 2-3 1B		B F X 1-1 ① F8		B C B B B 4-1 BB BB		C B S S 1-3 ② K		3	0	1	0	2	1	0
Jason Phillips, R (1, 3) OBP: 0.474, SLG: 0.500 Braden Looper, R (8, 1) Joe McEwing, R (10, PH) OBP: 0.333, SLG: 0.333 David Weathers, R (10, 1) Orber Moreno, R (11, 1)		C C F B 1 SAFE B 1 SAFE X 2-2 ① FC5-4 G4-6-3 1-2f		B T F S 1-3 ① K		X 0-0 ② G6-3		F B 1 SAFE C 1 SAFE B 1 SAFE B B 4-2 1-2 BB		C F X 0-2 ③ F9		3	0	0	0	1	1	4
												0	0	0	0	0	0	0
												1	0	0	0	0	0	0
												0	0	0	0	0	0	0
												0	0	0	0	0	0	0
Karim Garcia, L (1, 9) OBP: 0.375, SLG: 0.667		B B X 2-0 ② ③ G4-6-3 1-2f		F B X 1-1 ② FC3-6 1-2f 2-3 3-H		C F B B B C 3-3 ③ K		B B S F S 2-3 ③ K			X 0-0 FC1-6 1B	5	0	1	1	0	2	5
Ty Wigginton, R (1, 5) OBP: 0.200, SLG: 0.316			B C X 1-1 ① L7	B C S D B F S 3-3 ③ K			X 0-0 ① G5-3		X 0-0 ① G5-3		1 SAFE M X 0-1 ① FC1-6 1-2f 2B	5	1	0	0	0	1	3
Tyler Yates, R (1, 1) Eric Valent, L (7, PH) Mike Stanton, L (7, 1) Todd Zeile, R (8, 3) OBP: 0.333, SLG: 0.667			F B S S 1-3 ② K		C C F B C 1-3 ① K		C X 0-1 ② G3		B C X 1-1 ② P4		C 1 SAFE B F X 1-2 HBP 1-H 2B	2	0	0	0	0	2	0
												1	0	0	0	0	0	0
												0	0	0	0	0	0	0
												2	0	1	1	0	0	0
Inning Stats	R: 1 E: 0 K: 2 S: 14 H: 1 LOB: 0 BB: 0 P: 18	R: 0 E: 0 K: 0 S: 7 H: 0 LOB: 0 BB: 1 P: 15	R: 0 E: 0 K: 2 S: 9 H: 0 LOB: 1 BB: 1 P: 17	R: 1 E: 0 K: 2 S: 13 H: 1 LOB: 2 BB: 0 P: 22	R: 0 E: 0 K: 1 S: 11 H: 1 LOB: 2 BB: 2 P: 20	R: 0 E: 0 K: 1 S: 6 H: 0 LOB: 0 BB: 0 P: 10	R: 0 E: 0 K: 0 S: 6 H: 1 LOB: 1 BB: 0 P: 7	R: 0 E: 0 K: 2 S: 10 H: 0 LOB: 2 BB: 2 P: 21	R: 0 E: 0 K: 0 S: 8 H: 2 LOB: 2 BB: 1 P: 18	R: 0 E: 0 K: 1 S: 11 H: 0 LOB: 0 BB: 0 P: 14	R: 1 E: 0 K: 0 S: 12 H: 2 LOB: 3 BB: 1 P: 21	1B: 5 2B: 2 3B: 0 HR: 1 SF: 0 SAC: 0 DP: 1 HBP: 3						

PITCHER	IP	WLS	BF	H	R	ER	SO	BB	IBB	HBP	BLK	WP	HR	S	P	ERA	WHIP
Zach Day, R (1, 1) ERA: 3.6	5.0		22	3	2	2	7	4	0	2	0	0	1	54	92	3.60	1.400
Sun-Woo Kim, R (6, 1) ERA:	3.0		12	1	0	0	3	2	0	0	0	0	0	22	38	0.00	1.000
Rocky Biddle, R (9, 1) ERA:	1.0		5	2	0	0	0	1	0	0	0	0	0	8	18	0.00	3.000
Luis Ayala, R (10, 1) ERA: 8.1	2.0	L	10	2	1	1	1	0	1	1	0	0	0	23	35	4.50	1.000

PITCHER	IP	WLS	BF	H	R	ER	SO	BB	IBB	HBP	BLK	WP	HR	S	P	ERA	WHIP

TOP

New York Mets @ Montreal Expos

Hiram Bithorn Stadium, San Juan, PR

Fri Apr 09 2004, 7:05 PM EDT

Att. 14,739 - Unknown - 82 F

livebaseballscorecards.com

AB	38
R	3
H	8
RBI	3
BB	8
SO	11
LOB	22

WP: 0	PB: 0	SB: 0	CS: 1
PA: 49			

New York Mets @ Montreal Expos

Hiram Bithorn Stadium, San Juan, PR

Fri Apr 09 2004, 7:05 PM EDT

Att. 14,739 - Unknown - 82 F

livebaseballscorecards.com

BOTTOM

Batter	1	2	3	4	5	6	7	8	9	10	11	AB	R	H	RBI	BB	SO	LOB
Peter Bergeron, L (1, 8) OBP: 0.308, SLG: 0.250	B F F B X 2-2 1B 1B	C B F F B X 2-2 ③ L4				F B F B X 2-2 G3 1B		X 0-0 ① SH1-4 1-2 2-3		B L L B F C 2-3 ① K		4	0	2	0	0	1	1
Jose Vidro, S (1, 4) OBP: 0.444, SLG: 0.688	1 SAFE 1 SAFE F B F 1 SAFE S 1-3 ① K			C B X 1-1 ① P3		1 SAFE F 1 SAFE 1 SAFE B B F 1 SAFE B 3-2 F X ① G3 1-2		D X 1-0 2-H 3-H 2B		B B C B B B 4-1 1-2 BB		4	0	1	2	1	1	2
Orlando Cabrera, R (1, 6) OBP: 0.278, SLG: 0.444	X 0-0 G1-6-3 1-2 1B			B B C X 2-1 1B 1B		B S S B S 2-3 ② K		B D F F X 2-2 G5-3 ②		B X 1-0 ② F7		5	0	2	0	0	1	4
Carl Everett, S (1, 9) OBP: 0.389, SLG: 0.625	S C X 0-2 ② ③ G1-6-3 1-2f			S B X 1-1 FC6-4 1-2 1B		X 0-0 ③ F9		I I I I 4-0 IBB		B B X 2-0 ③ F7		4	0	1	0	1	0	5
Brad Wilkerson, L (1, 3) Luis Lopez, R (7, PH) (8, 3) OBP: 0.286, SLG: 0.167		C S S X 1-2 ① P5		B B X 2-0 ② P3			C S S 0-3 ① K	B F S 1-3 ③ K			C X 0-1 ① G5-3	2 3	0 0	0 0	0 0	0 0	0 2	2 2
Tony Batista, R (1, 5) OBP: 0.059, SLG: 0.059		C F X 0-2 ② G5-3		F B F X 1-2 ③ FC6-4 1-2f			F B B X 2-1 ② F7		C B S X 1-2 ① G6-3		B C F F S 1-3 ② K	5	0	0	0	0	1	2
Terrmel Sledge, L (1, 7) Juan Rivera, R (7, PH) (8, 7) OBP: 0.167, SLG: 0.333 Ronald Calloway, L (11, PH) OBP: 0.400, SLG: 0.250		F X 0-1 ③ G3		C C B X 1-2 ① G4-3			C S S X 0-2 ③ G5-3		B F X 1-1 ② P3		B F S B B B B 4-2 S BB	2 2 0	0 0 0	0 0 0	0 0 0	0 0 1	0 0 0	0 0 0
Brian Schneider, L (1, 2) OBP: 0.133, SLG: 0.133			L B B X 2-1 ① G3	C B S X 1-2 ② G1-3				S X 0-1 SH1-4 BB 2B 1B	B F X 1-1 ③ F7		B 1 SAFE C B X 2-1 ③ G3-1 1-2	5	1	1	0	0	0	1
Zach Day, R (1, 1) Andy Fox, L (5, PH) Sun-Woo Kim, R (6, 1) Jamey Carroll, R (8, PH) Rocky Biddle, R (9, 1) Luis Ayala, R (10, 1) OBP: 1.000, SLG: 1.000			T C F B S 1-3 ② K	C F B S S 1-3 ③ K				B B C C F F B 1 SAFE F 4-2 B 1-2 SH1-4 2B BB		X 0-0 BB 1B		1 1 0 0 0 1	0 0 0 1 0 0	0 0 0 0 0 1	0 0 0 0 0 0	0 0 0 1 0 0	1 1 0 0 0 0	0 0 0 0 0 0
Inning Stats	R: 0 H: 2 E: 0 LOB: 1 K: 1 BB: 0 S: 10 P: 13	R: 0 H: 0 E: 0 LOB: 0 K: 0 BB: 0 S: 8 P: 9	R: 0 H: 0 E: 0 LOB: 0 K: 1 BB: 0 S: 10 P: 15	R: 0 H: 2 E: 0 LOB: 2 K: 0 BB: 0 S: 10 P: 17	R: 0 H: 0 E: 0 LOB: 0 K: 1 BB: 0 S: 9 P: 12	R: 0 H: 1 E: 0 LOB: 1 K: 1 BB: 0 S: 11 P: 18	R: 0 H: 0 E: 0 LOB: 0 K: 1 BB: 0 S: 8 P: 10	R: 2 H: 2 E: 0 LOB: 2 K: 1 BB: 2 S: 15 P: 27	R: 0 H: 0 E: 0 LOB: 0 K: 0 BB: 0 S: 7 P: 10	R: 0 H: 1 E: 0 LOB: 2 K: 1 BB: 1 S: 8 P: 17	R: 0 H: 0 E: 0 LOB: 1 K: 1 BB: 1 S: 10 P: 17	1B: 7 2B: 1 3B: 0 HR: 0	SF: 0 SAC: 1 DP: 1 HBP: 0					

	AB	39
	R	2
	H	8
	RBI	2
	BB	4
	SO	8
	LOB	19

WP: 0 PA: 44
PB: 0
SB: 1
CS: 0

PITCHER		IP	WLS	BF	H	R	ER	SO	BB	IBB	HBP	BLK	WP	HR	S	P	ERA	WHIP
Tyler Yates, R ERA:	(1, 1)	6.0		22	5	0	0	4	0	0	0	0	0	0	58	84	0.00	0.833
Mike Stanton, L ERA: 10.8	(7, 1)	1.1	H	6	1	2	2	1	1	0	0	0	0	0	16	22	13.50	1.500
Braden Looper, R ERA:	(8, 1)	1.2	B	7	1	0	0	1	0	1	0	0	0	0	14	25	0.00	0.600
David Weathers, R ERA: 4.5	(10, 1)	1.0	W	5	1	0	0	1	1	0	0	0	0	0	8	17	0.00	2.000
Orber Moreno, R ERA: 5.4	(11, 1)	1.0	S	4	0	0	0	1	1	0	0	0	0	0	10	17	0.00	1.000

PITCHER		IP	WLS	BF	H	R	ER	SO	BB	IBB	HBP	BLK	WP	HR	S	P	ERA	WHIP

Batter	1	2	3	4	5	6	7	8	9	AB	R	H	RBI	BB	SO	LOB
Kazuo Matsui, S (1, 6) OBP: 0.500, SLG: 0.632	B C S S 1-3 ① K		S T X 0-2 ② G3			B X 1-0 ① P6		C B B F F S 2-3 ② K		4	0	0	0	0	2	1
Karim Garcia, L (1, 9) OBP: 0.300, SLG: 0.526	F C X 0-2 ② F8		B B X 2-0 ③ P5			B X 1-0 ② F8		B C X 1-1 ③ F7		4	0	0	0	0	0	1
Shane Spencer, R (8, 9) OBP: 0.444, SLG: 0.444										0	0	0	0	0	0	0
Cliff Floyd, L (1, 7) OBP: 0.391, SLG: 0.579	B B C T F S 2-3 ③ K			C F X 0-2 ③ 31 G3-1 2B		X 0-0 ③ F8			C X 0-1 ① G4-3	4	0	1	0	0	1	0
31 Mike Piazza, R (1, 2) OBP: 0.391, SLG: 0.818		B C F B F S 2-3 ① K		C X 0-1 ① G3-1 2-3			X 0-0 ① G6-3		C X 0-1 ② F9	4	0	0	0	0	1	1
Mike Cameron, R (1, 8) OBP: 0.458, SLG: 0.667		C B C X 1-2 ② S 1B		B B S S B X 3-2 ② G6-3			C H 1-1 ① S HBP		X 0-0 ③ G5-3	3	0	1	0	0	0	1
Jason Phillips, R (1, 3) OBP: 0.455, SLG: 0.438		B 1 SAFE B B B 4-0 ② 1-2 BB		B B C X 2-1 ③ P4			1 SAFE 1 SAFE C 1 SAFE 1 SAFE B C X 1-2 ② F9			2	0	0	0	1	0	2
Ty Wigginton, R (1, 5) OBP: 0.174, SLG: 0.273		S D S S 1-3 ② K			C X 0-1 ① F8		1 SAFE S F B B 1 B X 3-2 ③ 1-2 G6-3			3	0	0	0	0	1	3
Joe McEwing, R (1, 4) OBP: 0.250, SLG: 0.250		X 0-0 ③ F8			B C F B B F S 3-3 ② K			C B B S B X 3-2 ① P6		2	0	0	0	0	1	2
Eric Valent, L (8, PH)										1	0	0	0	0	0	0
Ricky Gutierrez, R (8, 4) OBP: 0.313, SLG: 0.083										0	0	0	0	0	0	0
Al Leiter, L (1, 1)			B C S B C 2-3 ① K		X 0-0 ③ F9			B C B C T F X 3-2 2B		2	0	0	0	0	1	0
Jae Weong Seo, R (6, 1)										0	0	0	0	0	0	0
Todd Zeile, R (8, PH) OBP: 0.500, SLG: 1.000										1	0	1	0	0	0	0
John Franco, L (8, 1)										0	0	0	0	0	0	0
Inning Stats	R: 0 E: 0 K: 2 S: 10 H: 0 LOB: 0 BB: 0 P: 13	R: 0 E: 0 K: 2 S: 11 H: 1 LOB: 2 BB: 1 P: 19	R: 0 E: 0 K: 1 S: 7 H: 0 LOB: 0 BB: 0 P: 11	R: 0 E: 0 K: 0 S: 10 H: 1 LOB: 1 BB: 0 P: 15	R: 0 E: 0 K: 1 S: 7 H: 0 LOB: 0 BB: 0 P: 10	R: 0 E: 0 K: 0 S: 3 H: 0 LOB: 0 BB: 0 P: 5	R: 0 E: 0 K: 0 S: 8 H: 0 LOB: 1 BB: 0 P: 13	R: 0 E: 0 K: 1 S: 14 H: 1 LOB: 1 BB: 0 P: 23	R: 0 E: 0 K: 0 S: 5 H: 0 LOB: 0 BB: 0 P: 5	1B: 1 2B: 2 3B: 0 HR: 0 SF: 0 SAC: 0 DP: 0 HBP: 1						

TOP

New York Mets @ Montreal Expos

Hiram Bithorn Stadium, San Juan, PR

Sat Apr 10 2004, 7:05 PM EDT

Att. 11,957 - Cloudy - 80 F

livebaseballscorecards.com

AB	30
R	0
H	3
RBI	0
BB	1
SO	7
LOB	11

PITCHER		IP	WLS	BF	H	R	ER	SO	BB	IBB	HBP	BLK	WP	HR	S	P	ERA	WHIP
22 John Patterson, R ERA:	(1, 1)	7.0	W	25	2	0	0	6	1	0	1	0	0	0	56	86	0.00	0.429
32 Chad Cordero, R ERA: 3.0	(8, 1)	1.0	H	4	1	0	0	1	0	0	0	0	0	0	14	23	0.00	1.000
Rocky Biddle, R ERA:	(9, 1)	1.0	S	3	0	0	0	0	0	0	0	0	0	0	5	5	0.00	0.000

PITCHER	IP	WLS	BF	H	R	ER	SO	BB	IBB	HBP	BLK	WP	HR	S	P	ERA	WHIP

New York Mets @ Montreal Expos

Hiram Bithorn Stadium, San Juan, PR

Sat Apr 10 2004, 7:05 PM EDT

Att. 11,957 - Cloudy - 80 F

livebaseballscorecards.com

BOTTOM

Batter	1	2	3	4	5	6	7	8	9	AB	R	H	RBI	BB	SO	LOB
Peter Bergeron, L (1, 8) OBP: 0.353, SLG: 0.313	B C B B F F F X 3-2 ① P6		B F F F F X 1-2 1B		B B B C X 3-1 ② G4-3		C B F B X 2-2 ③ 3-H 1B			4	0	2	1	0	0	0
Jose Vidro, S (1, 4) OBP: 0.364, SLG: 0.550	B B X 2-0 ② G5-3		1 SAFE 1 SAFE B X 1-0 ③ G6-3		B B C F S 2-3 ③ K			B X 1-0 ① B2-3		4	0	0	0	0	1	1
Orlando Cabrera, R (1, 6) OBP: 0.364, SLG: 0.545	C B C X 1-2 1B			B B C F B F F F F 3-2 F X E 2B		C X 0-1 ① G6-3		B F B B C X 3-2 1B		4	0	3	0	0	0	0
Carl Everett, S (1, 9) OBP: 0.318, SLG: 0.500	X 0-0 ③ P2			B F L F F B X 2-2 E9 2-3		B B S B S F F X 3-2 ② P4		B B 1 SAFE C C 1 SAFE F F 1 SAFE 2-2 F 1 SAFE 1 SAFE X ② L9		4	0	0	0	0	0	3
Tony Batista, R (1, 5) OBP: 0.095, SLG: 0.095		B B F B S X 3-2 ① P3		B F S S 1-3 ① K		F X 0-1 1B		1 SAFE B B 1 SAFE B X 3-0 ③ G5-3		4	0	1	0	0	1	3
Luis Lopez, R (1, 3) OBP: 0.222, SLG: 0.125 Terrmel Sledge, L (6, PH) (7, 7)		C B T X 1-2 ② G6-3		X 0-0 ② G5-3		C 1 SAFE X 0-1 ③ F7				2 1	0 0	0 0	0 0	0 0	0 0	2 1
Brad Wilkerson, L (1, 7) (7, 3) OBP: 0.294, SLG: 0.154		B B B C C F S 3-3 ③ K		B B C B C B 4-2 BB			C X 0-1 SH5-4 1B 2B			2	1	1	0	1	1	0
Einar Díaz, R (1, 2) Brian Schneider, L (8, 2) OBP: 0.133, SLG: 0.133			C H 1-1 22 B1-6-4 1 HBP	C F B X 1-2 ③ F7			L X 0-1 ① SH5-4 2-3			1 0	0 0	0 0	0 0	0 0	0 0	3 0
22 John Patterson, R (1, 1) Ronald Calloway, L (7, PH) OBP: 0.333, SLG: 0.200 32 Chad Cordero, R (8, 1) Rocky Biddle, R (9, 1)			X 0-0 ① ② B1-6-4 1-2f		C F B F F F B B C 3-3 ① K		B S X 1-1 ② G3			2 1 0 0	0 0 0 0	0 0 0 0	0 0 0 0	1 0 0 0	1 1 0 0	1 1 0 0
Inning Stats	R: 0 E: 0 K: 0 S: 10 H: 1 LOB: 1 BB: 0 P: 16	R: 0 E: 0 K: 1 S: 10 H: 0 LOB: 0 BB: 0 P: 17	R: 0 E: 0 K: 0 S: 8 H: 1 LOB: 1 BB: 0 P: 11	R: 0 E: 1 K: 1 S: 22 H: 1 LOB: 3 BB: 1 P: 33	R: 0 E: 0 K: 2 S: 12 H: 0 LOB: 0 BB: 0 P: 20	R: 0 E: 0 K: 0 S: 11 H: 1 LOB: 1 BB: 0 P: 14	R: 1 E: 0 K: 0 S: 9 H: 2 LOB: 1 BB: 0 P: 12	R: 0 E: 0 K: 0 S: 11 H: 1 LOB: 1 BB: 0 P: 20		1B: 5 2B: 2 3B: 0 HR: 0	SF: 0 SAC: 1 DP: 1 HBP: 1					

	AB	29
	R	1
	H	7
	RBI	1
	BB	1
	SO	4
	LOB	15

WP: 0 PB: 0 SB: 0 CS: 0 PA: 32

PITCHER		IP	WLS	BF	H	R	ER	SO	BB	IBB	HBP	BLK	WP	HR	S	P	ERA	WHIP
Al Leiter, L ERA:	(1, 1)	5.0		20	3	0	0	4	1	0	1	0	0	0	62	97	0.00	0.800
Jae Weong Seo, R ERA: 4.5	(6, 1)	2.0	L	8	3	1	1	0	0	0	0	0	0	0	20	26	4.50	1.500
John Franco, L ERA: 13.5	(8, 1)	1.0		4	1	0	0	0	0	0	0	0	0	0	11	20	0.00	1.000

PITCHER		IP	WLS	BF	H	R	ER	SO	BB	IBB	HBP	BLK	WP	HR	S	P	ERA	WHIP

New York Mets @ Montreal Expos

Hiram Bithorn Stadium, San Juan, PR

Sun Apr 11 2004, 1:35 PM EDT

Att. 10,623 - Cloudy - 83 F

livebaseballscorecards.com

TOP

Batter	1	2	3	4	5	6	7	8	9	AB	R	H	RBI	BB	SO	LOB
Kazuo Matsui, S (1, 6) OBP: 0.484, SLG: 0.625	L1		G1-3			2B	1B		L6	5	1	2	0	0	0	3
Todd Zeile, R (1, 5) OBP: 0.250, SLG: 0.571 (8, 3)	G4-3		F9			SF9	G6-3			3	0	0	1	0	0	3
Cliff Floyd, L (1, 7) OBP: 0.417, SLG: 0.600	1B			G4-3		HR		BB		1	0	1	0	0	0	0
Eric Valent, L (1, PR) OBP: 0.250, SLG: 0.571 (1, 9)										2	1	1	2	1	0	0
31 Mike Piazza, R (1, 3) OBP: 0.333, SLG: 0.692	P6			G4-3		P4		G4-6-3		4	0	0	0	0	0	2
David Weathers, R (8, 1)										0	0	0	0	0	0	0
Mike Stanton, L (8, 1)										0	0	0	0	0	0	0
Vance Wilson, R (9, 2)										0	0	0	0	0	0	0
Mike Cameron, R (1, 8) OBP: 0.429, SLG: 0.591		G5-3		F9		1B		K		4	0	1	0	0	1	0
Jason Phillips, R (1, 2) OBP: 0.385, SLG: 0.350		P4			G5-3	P3			E5	4	0	0	0	0	0	1
Karim Garcia, L (9, PR) OBP: 0.300, SLG: 0.526										0	1	0	0	0	0	0
Braden Looper, R (9, 1)										0	0	0	0	0	0	0
Shane Spencer, R (1, 9) OBP: 0.333, SLG: 0.333 (1, 7)		P3			K		F9		SH1-3	3	0	0	0	0	1	0
Ricky Gutierrez, R (1, 4) OBP: 0.300, SLG: 0.125			G1-3		K		G5-3		G5-3	4	0	1	0	0	1	2
Tom Glavine, L (1, 1) OBP: 0.500, SLG: 0.400			B5			2B	1B		1B	2	1	1	0	1	0	1
Ty Wigginton, R (8, 5) OBP: 0.208, SLG: 0.304						SF9	BB			1	0	1	1	0	0	0
Inning Stats	R: 0 E: 0 K: 0 S: 8 H: 1 LOB: 1 BB: 0 P: 14	R: 0 E: 0 K: 0 S: 6 H: 0 LOB: 0 BB: 0 P: 9	R: 0 E: 0 K: 0 S: 10 H: 1 LOB: 1 BB: 0 P: 13	R: 0 E: 0 K: 0 S: 5 H: 0 LOB: 0 BB: 0 P: 5	R: 0 E: 0 K: 2 S: 11 H: 0 LOB: 0 BB: 0 P: 16	R: 3 E: 0 K: 0 S: 16 H: 4 LOB: 1 BB: 0 P: 24	R: 0 E: 0 K: 0 S: 12 H: 1 LOB: 2 BB: 1 P: 22	R: 0 E: 0 K: 1 S: 9 H: 0 LOB: 0 BB: 1 P: 16	R: 1 E: 1 K: 0 S: 9 H: 1 LOB: 2 BB: 0 P: 13	1B: 6 2B: 1 3B: 0 HR: 1 SF: 1 SAC: 1 DP: 1 HBP: 0	WP: 0 PB: 0 SB: 0 CS: 0 PA: 37					

	AB	33
	R	4
	H	8
	RBI	4
	BB	2
	SO	3
	LOB	12

PITCHER		IP	WLS	BF	H	R	ER	SO	BB	IBB	HBP	BLK	WP	HR	S	P	ERA	WHIP
Livan Hernandez, R ERA: 3.46	(1, 1)	7.0	L	29	7	3	3	2	1	0	0	0	0	1	68	103	3.86	1.143
Chad Bentz, L ERA:	(8, 1)	1.0		3	0	0	0	1	1	0	0	0	0	0	9	16	0.00	1.000
Jeremy Fikac, R ERA:	(9, 1)	1.0		5	1	1	0	0	0	0	0	0	0	0	9	13	0.00	1.000

PITCHER		IP	WLS	BF	H	R	ER	SO	BB	IBB	HBP	BLK	WP	HR	S	P	ERA	WHIP

Batter	1	2	3	4	5	6	7	8	9	AB	R	H	RBI	BB	SO	LOB
Peter Bergeron, L (1, 8) OBP: 0.333, SLG: 0.300	P2		E1 G3 SF9 1B		L5			K		4	1	1	0	0	1	1
Jamey Carroll, R (1, 5) OBP: 0.333, SLG: 0.200	BB 1B		G3 2-3		P3			K		4	0	1	0	0	1	2
Jose Vidro, S (1, 4) OBP: 0.385, SLG: 0.545	B 1 SAFE D 1 SAFE 1 SAFE C F 1 SAFE B 1-2 BB		SF9 3-H			G1-3		BB 1B		2	0	1	1	1	0	0
Orlando Cabrera, R (1, 6) OBP: 0.346, SLG: 0.480	F8		G6-3			G5-3		1-2 BB		3	0	0	0	1	0	2
Carl Everett, S (1, 9) OBP: 0.269, SLG: 0.417	G4-3			G3		K		F8		4	0	0	0	0	1	4
Brad Wilkerson, L (1, 3) OBP: 0.286, SLG: 0.176		F8		F9			FC5-4 1B		G4-3	4	0	1	0	0	0	0
Juan Rivera, R (1, 7) OBP: 0.222, SLG: 0.333 Ronald Calloway, L (9, PH) OBP: 0.286, SLG: 0.167	G3 1B		G6-3				F8		K	3 1	0 0	1 0	0 0	0 0	0 1	1 0
Brian Schneider, L (1, 2) OBP: 0.158, SLG: 0.158	G3 1-2				SH1-4 1B		FC5-4 FC6-4 1-2f		K	4	0	1	0	0	1	2
Livan Hernandez, R (1, 1) Tony Batista, R (7, PH) OBP: 0.091, SLG: 0.091 Chad Bentz, R (8, 1) Jeremy Fikac, R (9, 1)	G4-3				SH1-4 1-2		FC6-4 1-2f			1 1 0 0	0 0 0 0	0 0 0 0	0 0 0 0	0 0 0 0	0 0 0 0	1 1 0 0
Inning Stats	R: 0 H: 1 E: 0 LOB: 2 K: 0 BB: 1 S: 13 P: 24	R: 0 H: 1 E: 0 LOB: 1 K: 0 BB: 0 S: 9 P: 13	R: 1 H: 1 E: 1 LOB: 0 K: 0 BB: 0 S: 6 P: 8	R: 0 H: 0 E: 0 LOB: 0 K: 0 BB: 0 S: 5 P: 9	R: 0 H: 1 E: 0 LOB: 1 K: 0 BB: 0 S: 7 P: 10	R: 0 H: 0 E: 0 LOB: 0 K: 1 BB: 0 S: 8 P: 12	R: 0 H: 1 E: 0 LOB: 1 K: 0 BB: 0 S: 10 P: 18	R: 0 H: 1 E: 0 LOB: 2 K: 2 BB: 1 S: 13 P: 23	R: 0 H: 0 E: 0 LOB: 0 K: 2 BB: 0 S: 13 P: 19	1B: 6 SF: 1 2B: 0 SAC: 1 3B: 0 DP: 0 HR: 0 HBP: 0						

PITCHER		IP	WLS	BF	H	R	ER	SO	BB	IBB	HBP	BLK	WP	HR	S	P	ERA	WHIP
Tom Glavine, L ERA: 1.38	(1, 1)	7.0	W	27	5	1	0	1	1	0	0	0	0	0	58	94	0.00	0.857
David Weathers, R ERA: 3.86	(8, 1)	0.2	H	4	1	0	0	2	1	0	0	0	0	0	12	22	0.00	3.000
Mike Stanton, L ERA: 9.82	(8, 1)	0.1	H	1	0	0	0	0	0	0	0	0	0	0	1	1	0.00	0.000
Braden Looper, R ERA:	(9, 1)	1.0	S	3	0	0	0	2	0	0	0	0	0	0	13	19	0.00	0.000

PITCHER	IP	WLS	BF	H	R	ER	SO	BB	IBB	HBP	BLK	WP	HR	S	P	ERA	WHIP

BOTTOM

New York Mets @ Montreal Expos

Hiram Bithorn Stadium, San Juan, PR

Sun Apr 11 2004, 1:35 PM EDT
Att. 10,623 - Cloudy - 83 F

livebaseballscorecards.com

AB	31
R	1
H	6
RBI	1
BB	2
SO	5
LOB	14

1B: 6	SF: 1	WP: 0	PA: 35
2B: 0	SAC: 1	PB: 0	
3B: 0	DP: 0	SB: 0	
HR: 0	HBP: 0	CS: 0	

Florida Marlins @ Montreal Expos

Hiram Bithorn Stadium, San Juan, PR

Tue Apr 13 2004, 7:05 PM EDT

Att. 14,620 - Cloudy - 79 F

livebaseballscorecards.com

Batter	1	2	3	4	5	6	7	8	9	AB	R	H	RBI	BB	SO	LOB
Juan Pierre, L (1, 8) OBP: 0.357, SLG: 0.370	L4-3 1B		E8 1B 2B		P1	G1-3			1-3 2-H 1B	5	1	3	1	0	0	0
Luis Castillo, S (1, 4) OBP: 0.269, SLG: 0.280	L4-3 1-1		G4-3		L4			P5	G3	5	0	0	0	0	0	3
Miguel Cabrera, R (1, 9) OBP: 0.429, SLG: 1.000	HR		FC6-4 1B 3-H			HR		BB		3	2	3	3	1	0	0
Mike Lowell, R (1, 5) OBP: 0.429, SLG: 0.583	G6-3		FC6-4 1-2f			E9 1B		P3		4	1	0	0	0	0	2
Jeff Conine, R (1, 7) OBP: 0.292, SLG: 0.273		K		F9		CS 1B 2-H		BB 1-2		3	0	1	1	1	1	0
Hee-Seop Choi, L (1, 3) OBP: 0.304, SLG: 0.650		P6		BB		K		F9		3	0	0	0	1	1	3
Ramon Castro, R (1, 2) OBP: 0.294, SLG: 0.200		BB	K		1 SAFE SAFE	K 1-2			FC6 1B	3	0	1	0	1	2	2
Alex Gonzalez, R (1, 6) OBP: 0.231, SLG: 0.208		G5-3	F7			F7			FC6 HBP 1B 1-2f	4	1	0	0	0	0	3
Brad Penny, R (1, 1)			K	G5-3		G4-3			1B HBP 1-2	3	0	0	0	0	1	0
Wil Cordero, R (9, PH)										0	0	0	0	0	0	0
Tommy Phelps, L (9, 1)										0	0	0	0	0	0	0

Inning Stats	1	2	3	4	5	6	7	8	9	1B	SF	WP	PA
R	1	0	1	0	0	2	0	0	1	5	0	0	38
E	0	0	1	0	0	1	0	0	0	2B 3	SAC 0	PB 0	
K	0	1	1	1	0	2	0	0	0	3B 0	DP 2	SB 0	
S	10	12	13	8	7	16	6	8	7	HR 2	HBP 1	CS 1	
H	2	0	2	0	0	2	0	0	2				
LOB	0	1	1	1	0	1	0	0	1				
BB	0	1	0	1	0	0	0	2	0				
P	15	18	19	13	9	22	12	20	12				

PITCHER	IP	WLS	BF	H	R	ER	SO	BB	IBB	HBP	BLK	WP	HR	S	P	ERA	WHIP
Claudio Vargas, R (1, 1) ERA: 2.25	6.0	L	25	6	4	3	5	2	0	0	0	0	2	66	96	4.50	1.333
Sun-Woo Kim, R (7, 1) ERA: 1.42	3.0		13	2	1	1	0	2	0	1	0	0	0	21	44	3.00	1.333

PITCHER	IP	WLS	BF	H	R	ER	SO	BB	IBB	HBP	BLK	WP	HR	S	P	ERA	WHIP

AB	33
R	5
H	8
RBI	5
BB	4
SO	5
LOB	13

BOTTOM

Batter	1	2	3	4	5	6	7	8	9	AB	R	H	RBI	BB	SO	LOB
Peter Bergeron, L (1, 8) OBP: 0.333, SLG: 0.304	C C B S 1-3 K2-3 ①			B C S B C 2-3 K ①		C B S F F X 1-2 CS 1B			C S X 0-2 G5-3 1B 1B	3	0	1	0	0	2	0
Luis Lopez, R (9, PH) OBP: 0.300, SLG: 0.222										1	0	1	0	0	0	0
Jose Vidro, S (1, 4) OBP: 0.400, SLG: 0.520	C B B S X 2-2 F7 ②			C B B B T B 4-2 1B BB		B B C C F B S 3-3 K ②③ 1-2			C B X 1-1 1B 1-2	3	0	1	0	1	1	1
Carl Everett, S (1, 9) OBP: 0.267, SLG: 0.393	C B T B X 2-2 G4-3 ③			F X 0-1 1B ① 1-2			C X 0-1 F7 ①		B X 1-0 G5-3 ②③ 2-3f	4	0	1	0	0	0	2
Orlando Cabrera, R (1, 6) OBP: 0.310, SLG: 0.429		B C B B C X 3-2 L7 ①		X 0-0 P5 ②			C C X 0-2 G6-3 ②			3	0	0	0	0	0	2
Brad Wilkerson, L (1, 3) OBP: 0.250, SLG: 0.150		B C F C 1-3 K ②		B B C C S 2-3 K ③			S C B C 1-3 K ③			3	0	0	0	0	3	2
Tony Batista, R (1, 5) OBP: 0.080, SLG: 0.080		C X 0-1 P3 ③			C B X 1-1 P4 ①			C F B B C 2-3 K ①		3	0	0	0	0	1	0
Terrmel Sledge, L (1, 7)			B C B F S 2-3 K ①		C B B S C 2-3 K ②			B X 1-0 G4-3 ②		3	0	0	0	0	2	0
Brian Schneider, L (1, 2) OBP: 0.136, SLG: 0.136			C F B F F B X 2-2 G1-3 ②		B C X 1-1 G5-3 ③			C B X 1-1 L1 ③		3	0	0	0	0	0	0
Claudio Vargas, R (1, 1)			F B F F S 1-3 K ③			C T B X 1-2 F7 ①			X 0-0 G6-3 ①	1	0	0	0	0	1	0
Andy Fox, L (6, PH)										1	0	0	0	0	0	0
Sun-Woo Kim, R (7, 1)										0	0	0	0	0	0	0
Juan Rivera, R (9, PH) OBP: 0.200, SLG: 0.300										1	0	0	0	0	0	0
Inning Stats	R: 0 E: 0 K: 1 S: 9 H: 0 LOB: 0 BB: 0 P: 14	R: 0 E: 0 K: 1 S: 8 H: 0 LOB: 0 BB: 0 P: 12	R: 0 E: 0 K: 2 S: 12 H: 0 LOB: 0 BB: 0 P: 17	R: 0 E: 0 K: 2 S: 11 H: 1 LOB: 2 BB: 1 P: 19	R: 0 E: 0 K: 1 S: 7 H: 0 LOB: 0 BB: 0 P: 11	R: 0 E: 0 K: 1 S: 13 H: 1 LOB: 1 BB: 0 P: 18	R: 0 E: 0 K: 1 S: 8 H: 0 LOB: 0 BB: 0 P: 9	R: 0 E: 0 K: 1 S: 6 H: 0 LOB: 0 BB: 0 P: 10	R: 0 E: 0 K: 0 S: 7 H: 2 LOB: 1 BB: 0 P: 9	1B: 4 2B: 1 3B: 0 HR: 0	SF: 0 SAC: 0 DP: 2 HBP: 0						

PITCHER		IP	WLS	BF	H	R	ER	SO	BB	IBB	HBP	BLK	WP	HR	S	P	ERA	WHIP
Brad Penny, R ERA: 1.8	(1, 1)	8.0	W	26	2	0	0	10	1	0	0	0	0	0	74	110	0.00	0.375
Tommy Phelps, L ERA:	(9, 1)	1.0		4	2	0	0	0	0	0	0	0	0	0	7	9	0.00	2.000

PITCHER	IP	WLS	BF	H	R	ER	SO	BB	IBB	HBP	BLK	WP	HR	S	P	ERA	WHIP

Florida Marlins @ Montreal Expos

Hiram Bithorn Stadium, San Juan, PR

Tue Apr 13 2004, 7:05 PM EDT
Att. 14,620 - Cloudy - 79 F

livebaseballscorecards.com

AB	29
R	0
H	4
RBI	0
BB	1
SO	10
LOB	7

WP: 0 PA: 30
PB: 0
SB: 0
CS: 1

Batter	1	2	3	4	5	6	7	8	9	AB	R	H	RBI	BB	SO	LOB
Juan Pierre, L (1, 8) OBP: 0.333, SLG: 0.344	F9	F8		SH5-3 2-3	BB 1B		G6-3 1-2 2-3		L7	5	0	1	0	0	0	3
Luis Castillo, S (1, 4) OBP: 0.323, SLG: 0.310	G5-3 1B 1B		G6-3	F9 S 3-H 1B	BB 1-2		K			4	1	2	1	1	1	2
Miguel Cabrera, R (1, 9) OBP: 0.424, SLG: 1.000 40 Nate Bump, L (8, 1) Matt Perisho, L (9, 1)	SAFE SAFE SAFE G5-3 1-2		F9 E 1B 1B	SAFE F9 1-3	K			HR		5 0 0	2 0 0	2 0 0	1 0 0	0 0 0	1 0 0	4 0 0
Mike Lowell, R (1, 5) OBP: 0.406, SLG: 0.536 Abraham Nunez, S (6, 7) OBP: 0.167, SLG: 0.167	2-H 1B		SAFE E5 BB 1-2 1B	P3		K	G3-1 1B			4 1	1 0	1 1	1 0	0 0	1 0	2 0
Jeff Conine, R (1, 7) OBP: 0.250, SLG: 0.231 Mike Mordecai, R (6, 5)	P3		F9 2-3		G5-3	K	K	K		4 1	0 0	0 0	0 0	0 0	1 1	3 1
Hee-Seop Choi, L (1, 3) OBP: 0.370, SLG: 0.773 Justin Wayne, R (6, 1) Lenny Harris, L (8, PH) (8, 9)	HR		1B BB 1-2		FC5 1B BB	K		G3-1 1-2		2 0 1	1 0 0	1 0 0	1 0 0	2 0 0	1 0 0	0 0 1
Mike Redmond, R (1, 2) OBP: 0.500, SLG: 0.462		F9	1B 1-2 2-H 3-H	FC5 HR 1-2 1B			G5-3	G5-3		5	1	2	2	0	0	1
Alex Gonzalez, R (1, 6) OBP: 0.233, SLG: 0.214 Damion Easley, R (8, 6) OBP: 0.500, SLG: 1.500	G6-3	F7		FC5 HR 1-2 2-3f			G6-3 1B 1B		G6-3	4 1	1 0	1 0	0 0	0 0	0 0	4 0
Dontrelle Willis, L (1, 1) OBP: 1.000, SLG: 1.667 Wil Cordero, R (6, 3) OBP: 0.222, SLG: 0.125	1B			SH5-3 1B 2B	HR 1-H 2-H		G6-3 1-2 1B		G5-3	3 2	2 0	3 1	3 0	0 0	0 0	0 0
Inning Stats	R: 1 E: 0 K: 0 S: 12 H: 2 LOB: 1 BB: 0 P: 23	R: 1 E: 0 K: 0 S: 8 H: 2 LOB: 1 BB: 0 P: 12	R: 2 E: 1 K: 0 S: 18 H: 2 LOB: 2 BB: 1 P: 29	R: 1 E: 0 K: 0 S: 7 H: 2 LOB: 1 BB: 0 P: 10	R: 3 E: 0 K: 1 S: 18 H: 3 LOB: 2 BB: 2 P: 31	R: 0 E: 0 K: 3 S: 11 H: 0 LOB: 0 BB: 0 P: 14	R: 0 E: 0 K: 1 S: 12 H: 2 LOB: 2 BB: 0 P: 22	R: 1 E: 0 K: 1 S: 13 H: 2 LOB: 1 BB: 0 P: 16	R: 0 E: 0 K: 0 S: 5 H: 0 LOB: 0 BB: 0 P: 8	1B: 11 2B: 1 3B: 0 HR: 3 SF: 0 SAC: 1 DP: 0 HBP: 0						

PITCHER		IP	WLS	BF	H	R	ER	SO	BB	IBB	HBP	BLK	WP	HR	S	P	ERA	WHIP
Tomo Ohka, R ERA: 5.59	(1, 1)	4.0	L	22	8	5	3	0	1	0	0	0	0	1	45	74	6.75	2.250
Jeremy Fikac, R ERA: 5.4	(5, 1)	2.0		11	3	3	3	4	2	0	0	0	0	1	29	45	13.50	2.500
Rocky Biddle, R ERA:	(7, 1)	1.0		5	2	0	0	1	0	0	0	0	0	0	12	22	0.00	2.000
Luis Ayala, R ERA: 8.31	(8, 1)	1.0		5	2	1	1	1	0	0	0	0	0	1	13	16	9.00	2.000
Chad Bentz, L ERA:	(9, 1)	1.0		3	0	0	0	0	0	0	0	0	0	0	5	8	0.00	0.000

PITCHER	IP	WLS	BF	H	R	ER	SO	BB	IBB	HBP	BLK	WP	HR	S	P	ERA	WHIP

TOP

Florida Marlins @ Montreal Expos

Hiram Bithorn Stadium, San Juan, PR

Wed Apr 14 2004, 7:05 PM EDT
Att. 13,180 - Sunny - 77 F

livebaseballscorecards.com

AB	42
R	9
H	15
RBI	9
BB	3
SO	6
LOB	21

WP: 0 PA: 46
PB: 0
SB: 1
CS: 0

BOTTOM

Florida Marlins @ Montreal Expos

Hiram Bithorn Stadium, San Juan, PR

Wed Apr 14 2004, 7:05 PM EDT

Att. 13,180 - Sunny - 77 F

livebaseballscorecards.com

Batter	1	2	3	4	5	6	7	8	9	AB	R	H	RBI	BB	SO	LOB
Jamey Carroll, R (1, 5) (7, 4) OBP: 0.182, SLG: 0.100	C B X 1-1 L7 ①		C F B X 1-2 G5-3 ① 1-2		C F S 0-3 K ①		F B B F X 2-2 F8 ②		X 0-0 G5-3 ③	5	0	0	0	0	1	2
Juan Rivera, R (1, 7) (5, 9) OBP: 0.214, SLG: 0.286	C B F C 1-3 K ②		F F S 0-3 K ②		F B B F X 2-2 F9 ②		F B X 1-1 1B 1-2			4	0	1	0	0	2	1
Jose Vidro, S (1, 4) OBP: 0.455, SLG: 0.538 Rocky Biddle, R (7, 1) Terrmel Sledge, L (7, PH) Luis Ayala, R (8, 1) OBP: 1.000, SLG: 1.000 Chad Bentz, R (9, 1)	B B S B B 4-1 BB		B B B 4-0 BB		B C B X 2-1 1B		F B F X 1-2 G4-3 ③			1 0 1 0 0	0 0 0 0 0	1 0 0 0 0	0 0 0 0 0	2 0 0 0 0	0 0 0 0 0	0 0 2 0 0
Orlando Cabrera, R (1, 6) OBP: 0.303, SLG: 0.406	C B B X 2-1 F8 ③		C X 0-1 P3 ③		X 0-0 F8 ③			F X 0-1 G5-3 1B 1B		4	0	1	0	0	0	4
Carl Everett, S (1, 9) OBP: 0.281, SLG: 0.400 Luis Lopez, R (5, 3) OBP: 0.250, SLG: 0.182		B B C T X 2-2 G5-3 ①		B C S X 1-2 1B ①		X 0-0 P6 ①		B C F S 1-3 K ①		2 2	0 0	1 0	0 0	0 0	0 1	0 1
Brad Wilkerson, L (1, 3) OBP: 0.357, SLG: 0.190 (5, 7)		F B B B F F F E B 4-2 FC6-4 BB		C B B B F B 4-2 FC4-6 1B BB		B B B 4-0 G5-4-3 BB		D F X 1-1 1B 1-2		1	0	1	0	3	0	0
Einar Díaz, R (1, 2) OBP: 0.333, SLG: 0.200	C F F B 1 SAFE F B X 2-2 FC6-4 ② 1-2f		X 0-0 FC4-6 1B 1-2		B C X 1-1 G5-4-3 ②③ 1-2f			X 0-0 G5-3 ②③ 2-3f		4	0	1	0	0	0	4
Peter Bergeron, L (1, 8) OBP: 0.286, SLG: 0.259	S C B F F X 1-2 G3-1 ③		B F F F F D X 2-2 FC4-6 ② 1-2f 2-3				C X 0-1 P5 ①		C S B B S 2-3 K ①	4	0	0	0	0	1	3
Tomo Ohka, S (1, 1) OBP: 0.333, SLG: 0.333 Ronald Calloway, L (4, PH) OBP: 0.250, SLG: 0.143 Jeremy Fikac, R (5, 1) Andy Fox, L (7, 5) OBP: 0.200, SLG: 0.200			C B X 1-1 G5-3 1B	C S S 0-3 K ③			X 0-0 1B 1B		B X 1-0 P3 ②	1 1 0 2	0 0 0 0	1 0 0 1	0 0 0 0	0 0 0 0	0 1 0 0	0 2 0 0
Inning Stats	R: 0 E: 0 K: 1 S: 8 H: 0 LOB: 1 BB: 1 P: 16	R: 0 E: 0 K: 0 S: 18 H: 0 LOB: 1 BB: 1 P: 27	R: 0 E: 0 K: 1 S: 10 H: 1 LOB: 2 BB: 1 P: 16	R: 0 E: 0 K: 1 S: 15 H: 2 LOB: 2 BB: 1 P: 22	R: 0 E: 0 K: 1 S: 9 H: 1 LOB: 1 BB: 0 P: 13	R: 0 E: 0 K: 0 S: 3 H: 0 LOB: 0 BB: 1 P: 8	R: 0 E: 0 K: 0 S: 11 H: 2 LOB: 2 BB: 0 P: 15	R: 0 E: 0 K: 1 S: 8 H: 2 LOB: 1 BB: 0 P: 10	R: 0 E: 0 K: 1 S: 5 H: 0 LOB: 0 BB: 0 P: 8	1B: 8 2B: 0 3B: 0 HR: 0		SF: 0 SAC: 0 DP: 2 HBP: 0			WP: 0 PB: 0 SB: 0 CS: 0	PA: 37	

	AB	32
	R	0
	H	8
	RBI	0
	BB	5
	SO	6
	LOB	19

PITCHER		IP	WLS	BF	H	R	ER	SO	BB	IBB	HBP	BLK	WP	HR	S	P	ERA	WHIP
Dontrelle Willis, L ERA:	(1, 1)	5.0	W	22	4	0	0	4	4	0	0	0	0	0	60	94	0.00	1.600
Justin Wayne, R ERA:	(6, 1)	2.0		8	2	0	0	0	1	0	0	0	0	0	14	23	0.00	1.500
40 Nate Bump, R ERA:	(8, 1)	1.0		4	2	0	0	1	0	0	0	0	0	0	8	10	0.00	2.000
Matt Perisho, L ERA:	(9, 1)	1.0		3	0	0	0	1	0	0	0	0	0	0	5	8	0.00	0.000

PITCHER	IP	WLS	BF	H	R	ER	SO	BB	IBB	HBP	BLK	WP	HR	S	P	ERA	WHIP

Batter	1	2	3	4	5	6	7	8	9	AB	R	H	RBI	BB	SO	LOB
Juan Pierre, L (1, 8) OBP: 0.297, SLG: 0.306	C B C F B F B F F 3-2 X G4-3 ①		X 0-0 ② ③ G4-6-3 1-2f		B C X 1-1 ③ G5-3			B X 1-0 ② G1-3		4	0	0	0	0	0	1
Luis Castillo, S (1, 4) OBP: 0.314, SLG: 0.281	B B C B F F F X 3-2 ② G6-3			B C B B B 4-1 1B SF7 BB		X 0-0 ① G1-3		X 0-0 ③ F9		3	1	0	0	1	0	0
Miguel Cabrera, R (1, 9) OBP: 0.432, SLG: 0.943	C B F B F F F B X 3-2 FC6-4 1B			B C 1 SAFE F F 1 SAFE B F X 2-2 SF7 HR 1-3 1B		C C C 0-3 ② K			S B B X 2-1 ① F7	4	1	2	0	0	1	0
Mike Lowell, R (1, 5) OBP: 0.389, SLG: 0.516	C X 0-1 ③ FC6-4 1-2f			X 0-0 ① SF7 1-2 3-H		X 0-0 ③ G5-3			B F B X 2-1 G3 1B 1B	3	0	1	1	0	0	1
Wil Cordero, R (1, 7) OBP: 0.167, SLG: 0.091 Abraham Nunez, S (7, 7) OBP: 0.286, SLG: 0.286		B F C S 1-3 ① K		B S F F S 1-3 ② K			C B F X 1-2 ① G5-3		C B B 1 SAFE X 2-1 G3 1-2 1B	3 1	0 0	0 1	0 0	0 0	2 0	1 0
Hee-Seop Choi, L (1, 3) OBP: 0.387, SLG: 0.840		X 0-0 ② G4-3		C B X 1-1 2-H HR			B B B C B 4-1 BB		C X 0-1 ② G3 1-2 2-3	3	1	1	2	1	0	2
Ramon Castro, R (1, 2) OBP: 0.238, SLG: 0.158		C B B B F X 3-2 ③ G5-3		C B B S X 2-2 ③ P5			B X 1-0 ② P5		B C X 1-1 ③ F8	4	0	0	0	0	0	3
Alex Gonzalez, R (1, 6) OBP: 0.212, SLG: 0.194			C F F X 0-2 ① G4-3		B F B X 2-1 ① L7		B X 1-0 ③ F7			3	0	0	0	0	0	1
Carl Pavano, R (1, 1) OBP: 0.333, SLG: 0.333 Damion Easley, R (8, PH) OBP: 0.400, SLG: 1.200 Chad Fox, R (8, 1) Armando Benitez, R (9, 1)			C X 0-1 G4-6-3 1B		X 0-0 ② G1-3			B B X 2-0 ① G6-3		2 1 0 0	0 0 0 0	1 0 0 0	0 0 0 0	0 0 0 0	0 0 0 0	0 0 0 0
Inning Stats	R: 0 H: 1 E: 0 LOB: 1 K: 0 BB: 0 S: 20 P: 29	R: 0 H: 0 E: 0 LOB: 0 K: 1 BB: 0 S: 7 P: 11	R: 0 H: 1 E: 0 LOB: 0 K: 0 BB: 0 S: 7 P: 7	R: 3 H: 2 E: 0 LOB: 0 K: 1 BB: 1 S: 16 P: 26	R: 0 H: 0 E: 0 LOB: 0 K: 0 BB: 0 S: 5 P: 8	R: 0 H: 0 E: 0 LOB: 0 K: 1 BB: 0 S: 5 P: 5	R: 0 H: 0 E: 0 LOB: 1 K: 0 BB: 1 S: 6 P: 13	R: 0 H: 0 E: 0 LOB: 0 K: 0 BB: 0 S: 3 P: 6	R: 0 H: 2 E: 0 LOB: 2 K: 0 BB: 0 S: 10 P: 17	1B: 5 SF: 1 2B: 0 SAC: 0 3B: 0 DP: 1 HR: 1 HBP: 0						WP: 0 PA: 34 PB: 0 SB: 0 CS: 0

Florida Marlins @ Montreal Expos

Hiram Bithorn Stadium, San Juan, PR

Thu Apr 15 2004, 2:35 PM EDT

Att. 8,494 - Cloudy - 83 F

TOP

livebaseballscorecards.com

AB	31
R	3
H	6
RBI	3
BB	2
SO	3
LOB	9

PITCHER		IP	WLS	BF	H	R	ER	SO	BB	IBB	HBP	BLK	WP	HR	S	P	ERA	WHIP
Zach Day, R ERA: 3.75	(1, 1)	7.0	L	26	4	3	3	3	2	0	0	0	0	1	66	99	3.86	0.857
Chad Bentz, L ERA:	(8, 1)	1.0		3	0	0	0	0	0	0	0	0	0	0	3	6	0.00	0.000
32 Chad Cordero, R ERA: 2.25	(9, 1)	1.0		5	2	0	0	0	0	0	0	0	0	0	10	17	0.00	2.000

PITCHER	IP	WLS	BF	H	R	ER	SO	BB	IBB	HBP	BLK	WP	HR	S	P	ERA	WHIP

Florida Marlins @ Montreal Expos

Hiram Bithorn Stadium, San Juan, PR

Thu Apr 15 2004, 2:35 PM EDT

Att. 8,494 - Cloudy - 83 F

livebaseballscorecards.com

BOTTOM

Batter	1	2	3	4	5	6	7	8	9	AB	R	H	RBI	BB	SO	LOB
Peter Bergeron, L (1, 8) OBP: 0.281, SLG: 0.258	M F X 0-2 G1-3 ①			C C B S 1-3 K ①		C C X 0-2 1B 1B		B F B B F C 3-3 K ③		4	0	1	0	0	2	0
Jamey Carroll, R (1, 5) OBP: 0.267, SLG: 0.357	B C B S X 2-2 L5 ②			C F X 0-2 3B		1 SAFE B C X 1-1 1-3 1B			C F X 0-2 F9 ①	4	0	2	0	0	0	0
Jose Vidro, S (1, 4) OBP: 0.459, SLG: 0.500	C B X 1-1 F7 ③			B F S F B B D 4-2 G2-3 BB		B S D C X 2-2 G1-3 ②			B B B C B 4-1 G4-6-3 BB	2	0	0	0	2	0	2
Orlando Cabrera, R (1, 6) OBP: 0.270, SLG: 0.361		B C S X 1-2 G6-3 ①		X 0-0 G2-3 ② 1-2		X 0-0 G5-3 ③			X 0-0 G4-6-3 ② ③ 1-2f	4	0	0	0	0	0	5
Brad Wilkerson, L (1, 3) OBP: 0.323, SLG: 0.167		B X 1-0 F7 ②		B B C B F X 3-2 F9 ③			C B C B X 2-2 P3 ①			3	0	0	0	0	0	2
Ronald Calloway, L (1, 9) OBP: 0.182, SLG: 0.100		C X 0-1 G4-3 ③			B B F S C 2-3 K ①		S S B B B F X 3-2 G3 ②			3	0	0	0	0	1	0
Terrmel Sledge, L (1, 7)			X 0-0 F8 ①		C B X 1-1 F8 ②		C B B X 2-1 L6 ③			3	0	0	0	0	0	0
Brian Schneider, L (1, 2) OBP: 0.120, SLG: 0.120			B F B S F B X 3-2 G1-3 ②		S C S 0-3 K ③			C S F F B S 1-3 K ①		3	0	0	0	0	2	0
Zach Day, R (1, 1)			S C X 0-2 G1-3 ③			C X 0-1 G4-3 ①		B C C B S 2-3 K ②		2	0	0	0	0	0	0
Chad Bentz, R (8, 1)										0	0	0	0	0	0	0
Andy Fox, L (8, PH) OBP: 0.167, SLG: 0.167										1	0	0	0	0	1	0
32 Chad Cordero, R (9, 1)										0	0	0	0	0	0	0

Inning Stats	1	2	3	4	5	6	7	8	9
	R: 0 E: 0 K: 0 S: 8 H: 0 LOB: 0 BB: 0 P: 11	R: 0 E: 0 K: 0 S: 6 H: 0 LOB: 0 BB: 0 P: 8	R: 0 E: 0 K: 0 S: 8 H: 0 LOB: 0 BB: 0 P: 11	R: 0 E: 0 K: 1 S: 13 H: 1 LOB: 2 BB: 1 P: 21	R: 0 E: 0 K: 2 S: 8 H: 0 LOB: 0 BB: 0 P: 11	R: 0 E: 0 K: 0 S: 11 H: 2 LOB: 2 BB: 0 P: 14	R: 0 E: 0 K: 0 S: 9 H: 0 LOB: 0 BB: 0 P: 16	R: 0 E: 0 K: 3 S: 11 H: 0 LOB: 0 BB: 0 P: 17	R: 0 E: 0 K: 0 S: 5 H: 0 LOB: 0 BB: 1 P: 9

1B: 2 SF: 0
2B: 0 SAC: 0
3B: 1 DP: 1
HR: 0 HBP: 0

WP: 0 PA: 31
PB: 0
SB: 0
CS: 0

	AB	29
	R	0
	H	3
	RBI	0
	BB	2
	SO	6
	LOB	9

PITCHER		IP	WLS	BF	H	R	ER	SO	BB	IBB	HBP	BLK	WP	HR	S	P	ERA	WHIP
Carl Pavano, R ERA: 1.98	(1, 1)	7.0	W	25	3	0	0	3	1	0	0	0	0	0	63	92	0.00	0.571
Chad Fox, R ERA: 2.25	(8, 1)	1.0	H	3	0	0	0	3	0	0	0	0	0	0	11	17	0.00	0.000
Armando Benitez, R ERA: 1.5	(9, 1)	1.0	S	3	0	0	0	0	1	0	0	0	0	0	5	9	0.00	1.000

PITCHER	IP	WLS	BF	H	R	ER	SO	BB	IBB	HBP	BLK	WP	HR	S	P	ERA	WHIP

Montreal Expos @ Philadelphia Phillies

Citizens Bank Park, Philadelphia, PA

Fri Apr 16 2004, 7:05 PM EDT
Att. 39,613 - Sunny - 63 F

TOP

livebaseballscorecards.com

Batter	1	2	3	4	5	6	7	8	9	AB	R	H	RBI	BB	SO	LOB
Peter Bergeron, L (1, 8) OBP: 0.250, SLG: 0.229	C B S S 1-3 ① K		L S B F B F X 2-2 ① F8			X 0-0 ① B2		B X 1-0 ① G4-3		4	0	0	0	0	1	0
Jose Vidro, S (1, 4) OBP: 0.415, SLG: 0.438	S X 0-1 ② F8		B B C F B F C 3-3 ② K			C C S 0-3 ② K		X 0-0 ② F8		4	0	0	0	0	2	0
Orlando Cabrera, R (1, 6) OBP: 0.268, SLG: 0.350	C B B X 2-1 ③ F9		B B F F X 2-2 ③ G6-3			B S X 1-1 2B 1B		C B X 1-1 ③ G6-3		4	1	1	0	0	0	0
Tony Batista, R (1, 5) OBP: 0.138, SLG: 0.276		B C B B X 3-1 HR		C F B X 1-2 ① P6		C B 1 SAFE D B X 3-1 1-H 2B			C B F S 1-3 ① K	4	1	2	2	0	1	0
Brad Wilkerson, L (1, 7) (7, 3) OBP: 0.286, SLG: 0.143		C B T C 1-3 ① K		B S F B C 2-3 ② K		C F X 0-2 ③ F9			F C S 0-3 ② K	4	0	0	0	0	3	1
Juan Rivera, R (1, 9) OBP: 0.250, SLG: 0.313 Ronald Calloway, L (7, PH) (7, 9) OBP: 0.154, SLG: 0.083		C F B X 1-2 1B 1B		X 0-0 G3			B C X 1-1 G6-3		F X 0-1 ③ G4-3	2 2	0 0	1 0	0 0	0 0	0 0	0 0
Luis Lopez, R (1, 3) OBP: 0.286, SLG: 0.231 Terrmel Sledge, L (7, PH) (7, 7)		C B B X 2-1 1-2 1B			B X 1-0 ① P4		C F X 0-2 ② G3			2 1	0 0	1 0	0 0	0 0	0 0	0 0
Einar Díaz, R (1, 2) OBP: 0.333, SLG: 0.143		C X 0-1 ② F3			F B F F F S 1-3 ② K		B F B M B B 4-2 BB			2	0	0	0	1	1	2
Livan Hernandez, R (1, 1) Matt Cepicky, L (7, PH) 32 Chad Cordero, R (7, 1)		C B B F F F X 2-2 ③ G5-3			S F B B X 2-2 ③ G4-3		C B S D F C 2-3 ③ K			2 1 0	0 0 0	0 0 0	0 0 0	0 1 0	0 1 0	2 1 0
Inning Stats	R: 0 H: 0 E: 0 LOB: 0 K: 1 BB: 0 S: 7 P: 10	R: 1 H: 3 E: 0 LOB: 2 K: 1 BB: 0 S: 17 P: 26	R: 0 H: 0 E: 0 LOB: 0 K: 1 BB: 0 S: 12 P: 19	R: 0 H: 0 E: 0 LOB: 0 K: 1 BB: 0 S: 8 P: 11	R: 0 H: 0 E: 0 LOB: 0 K: 1 BB: 0 S: 9 P: 13	R: 1 H: 2 E: 0 LOB: 1 K: 1 BB: 0 S: 11 P: 15	R: 0 H: 0 E: 0 LOB: 1 K: 1 BB: 1 S: 11 P: 18	R: 0 H: 0 E: 0 LOB: 0 K: 0 BB: 0 S: 4 P: 6	R: 0 H: 0 E: 0 LOB: 0 K: 2 BB: 0 S: 8 P: 9	1B: 3 SF: 0 2B: 1 SAC: 0 3B: 0 DP: 0 HR: 1 HBP: 0						WP: 0 PA: 33 PB: 0 SB: 0 CS: 0

	AB	32
	R	2
	H	5
	RBI	2
	BB	1
	SO	9
	LOB	6

PITCHER		IP	WLS	BF	H	R	ER	SO	BB	IBB	HBP	BLK	WP	HR	S	P	ERA	WHIP
Eric Milton, L ERA: 3.27	(1, 1)	6.0	W	23	5	2	2	6	0	0	0	0	0	1	64	94	3.00	0.833
Tim Worrell, R ERA:	(7, 1)	2.0	H	7	0	0	0	1	1	0	0	0	0	0	15	24	0.00	0.500
Billy Wagner, L ERA:	(9, 1)	1.0	S	3	0	0	0	2	0	0	0	0	0	0	8	9	0.00	0.000

PITCHER		IP	WLS	BF	H	R	ER	SO	BB	IBB	HBP	BLK	WP	HR	S	P	ERA	WHIP

Montreal Expos @ Philadelphia Phillies

Citizens Bank Park, Philadelphia, PA

Fri Apr 16 2004, 7:05 PM EDT

Att. 39,613 - Sunny - 63 F

livebaseballscorecards.com

BOTTOM

Batter	1	2	3	4	5	6	7	8	9	AB	R	H	RBI	BB	SO	LOB
11 Jimmy Rolls, S (1, 6) OBP: 0.211, SLG: 0.182	F7	F7		K			K			4	0	0	0	0	2	3
Placido Polanco, R (1, 4) OBP: 0.381, SLG: 0.351	G4-6-3 1B	G5-3			F9		L7			4	0	1	0	0	0	3
Bobby Abreu, L (1, 9) OBP: 0.270, SLG: 0.200	G4-6-3 1-2f		1B BB		F9			L7		3	1	0	0	1	0	1
Jim Thome, L (1, 3) OBP: 0.405, SLG: 0.571		HR 1B	1B 1B		1B			HR		4	2	4	1	0	0	0
Pat Burrell, R (1, 7) OBP: 0.378, SLG: 0.441		HR 1-H	G6-4-3 1B 1-3 3-H		L7			F8		4	1	2	3	0	0	1
Mike Lieberthal, R (1, 2) OBP: 0.152, SLG: 0.313		BB 1B 1B	F7			G5-3		P3		4	0	1	0	0	0	2
Marlon Byrd, R (1, 8) OBP: 0.361, SLG: 0.290 Tim Worrell, R (7, 1) Billy Wagner, L (9, 1)	BB 1B 1-2	G6-4-3 1-2f				G5-3				3 0 0	0 0 0	1 0 0	0 0 0	0 0 0	0 0 0	2 0 0
David Bell, R (1, 5) OBP: 0.367, SLG: 0.462	BB 1-2 2-3		G6-3			F7				2	0	0	0	1	0	0
Eric Milton, L (1, 1) Doug Glanville, R (7, 8) OBP: 0.167, SLG: 0.167	K		K				F9			2 1	0 0	0 0	0 0	0 0	2 0	3 0
Inning Stats	R: 0 E: 0 K: 0 S: 6 H: 1 LOB: 0 BB: 0 P: 8	R: 2 E: 0 K: 1 S: 20 H: 4 LOB: 3 BB: 1 P: 35	R: 1 E: 0 K: 0 S: 9 H: 2 LOB: 1 BB: 1 P: 18	R: 0 E: 0 K: 2 S: 7 H: 0 LOB: 0 BB: 0 P: 8	R: 0 E: 0 K: 0 S: 10 H: 1 LOB: 1 BB: 0 P: 13	R: 0 E: 0 K: 0 S: 6 H: 0 LOB: 0 BB: 0 P: 8	R: 0 E: 0 K: 1 S: 9 H: 0 LOB: 0 BB: 0 P: 13	R: 1 E: 0 K: 0 S: 10 H: 1 LOB: 0 BB: 0 P: 17		1B: 7 2B: 0 3B: 0 HR: 2	SF: 0 SAC: 0 DP: 2 HBP: 0						

	AB	31
	R	4
	H	9
	RBI	4
	BB	2
	SO	4
	LOB	15

WP: 0 PB: 0 SB: 0 CS: 0 PA: 33

PITCHER		IP	WLS	BF	H	R	ER	SO	BB	IBB	HBP	BLK	WP	HR	S	P	ERA	WHIP
Livan Hernandez, R ERA: 3.79	(1, 1)	6.0	L	26	8	3	3	3	2	0	0	0	0	1	58	90	4.50	1.667
32 Chad Cordero, R ERA: 3.0	(7, 1)	2.0		7	1	1	1	1	0	0	0	0	0	1	19	30	4.50	0.500

PITCHER	IP	WLS	BF	H	R	ER	SO	BB	IBB	HBP	BLK	WP	HR	S	P	ERA	WHIP

Batter	1	2	3	4	5	6	7	8	9	AB	R	H	RBI	BB	SO	LOB
Peter Bergeron, L (1, 8) OBP: 0.225, SLG: 0.205	G3	K			K		L7			4	0	0	0	0	2	2
Terrmel Sledge, L (1, 7)	K		L7		L9		F7			4	0	0	0	0	1	0
Orlando Cabrera, R (1, 6) OBP: 0.267, SLG: 0.341	1B		G6-3		G5-3			G5-3		4	0	1	0	0	0	0
Jose Vidro, S (1, 4) OBP: 0.378, SLG: 0.389	G3		G4-3			F8		G1-3		4	0	0	0	0	0	1
Tony Batista, R (1, 5) OBP: 0.152, SLG: 0.273		K	G6-3			1B		P3		4	0	1	0	0	1	0
Matt Cepicky, L (1, 9) OBP: 0.250, SLG: 0.500 Jamey Carroll, R (9, PH) OBP: 0.250, SLG: 0.333		1B 2B	P5			K			F9	3 1	1 0	1 0	0 0	0 0	1 0	1 0
Brad Wilkerson, L (1, 3) OBP: 0.342, SLG: 0.258 Juan Rivera, R (9, PH) OBP: 0.235, SLG: 0.294	22 FC1-5 HBP 2-H 1B		HR 2B			1-3 1B			K2-3	3 1	1 0	3 0	1 0	0 0	0 1	0 0
Brian Schneider, L (1, 2) OBP: 0.179, SLG: 0.259 Luis Lopez, R (9, PH) OBP: 0.267, SLG: 0.214		22 FC1-5 1-2 HBP	2-H HR			G5-3			K	2 1	1 0	1 0	2 0	0 0	0 1	2 0
22 John Patterson, R (1, 1) Sun-Woo Kim, R (5, 1) Andy Fox, L (7, PH) OBP: 0.143, SLG: 0.143 Jeremy Fikac, R (7, 1) Chad Bentz, R (8, 1) Luis Ayala, R (8, 1) OBP: 1.000, SLG: 1.000		FC1-5 1-2 2-3f					K			2 0 1 0 0 0	0 0 0 0 0 0	0 0 0 0 0 0	0 0 0 0 0 0	0 0 0 0 0 0	1 0 1 0 0 0	2 0 0 0 0 0
Inning Stats	R: 0 E: 0 K: 1 S: 12 H: 1 LOB: 1 BB: 0 P: 17	R: 1 E: 0 K: 2 S: 10 H: 2 LOB: 2 BB: 0 P: 14	R: 0 E: 0 K: 0 S: 4 H: 0 LOB: 0 BB: 0 P: 7	R: 2 E: 0 K: 1 S: 11 H: 2 LOB: 0 BB: 0 P: 17	R: 0 E: 0 K: 1 S: 7 H: 0 LOB: 0 BB: 0 P: 14	R: 0 E: 0 K: 1 S: 11 H: 2 LOB: 2 BB: 0 P: 17	R: 0 E: 0 K: 1 S: 7 H: 0 LOB: 0 BB: 0 P: 11	R: 0 E: 0 K: 0 S: 6 H: 0 LOB: 0 BB: 0 P: 7	R: 0 E: 0 K: 2 S: 8 H: 0 LOB: 0 BB: 0 P: 9	1B: 4 2B: 2 3B: 0 HR: 1	SF: 0 SAC: 0 DP: 0 HBP: 1			WP: 0 PB: 0 SB: 0 CS: 0	PA: 35	

PITCHER		IP	WLS	BF	H	R	ER	SO	BB	IBB	HBP	BLK	WP	HR	S	P	ERA	WHIP
Kevin Millwood, R ERA: 3.79	(1, 1)	7.0	W	29	7	3	3	7	0	0	1	0	0	1	62	97	3.86	1.000
Roberto Hernandez, R ERA: 5.4	(8, 1)	1.0	H	3	0	0	0	0	0	0	0	0	0	0	6	7	0.00	0.000
Billy Wagner, L ERA:	(9, 1)	1.0	S	3	0	0	0	2	0	0	0	0	0	0	8	9	0.00	0.000

PITCHER	IP	WLS	BF	H	R	ER	SO	BB	IBB	HBP	BLK	WP	HR	S	P	ERA	WHIP

TOP

Montreal Expos @ Philadelphia Phillies

Citizens Bank Park, Philadelphia, PA

Sat Apr 17 2004, 1:05 PM EDT
Att. 42,931 - Sunny - 63 F

livebaseballscorecards.com

AB	34
R	3
H	7
RBI	3
BB	0
SO	9
LOB	8

Batter	1	2	3	4	5	6	7	8	9	AB	R	H	RBI	BB	SO	LOB
Marlon Byrd, R (1, 8) OBP: 0.325, SLG: 0.257	C X 0-1 ① F9		B C C B F X 2-2 ① G5-3		C X 0-1 ① G5-3		C F B S 1-3 ③ K			4	0	0	0	0	1	1
Placido Polanco, R (1, 4) OBP: 0.370, SLG: 0.415	B B B C X 3-1 HR		X 0-0 ② F8		C B X 1-1 ② G6-3			B X 1-0 ① F9		4	1	1	1	0	0	0
Bobby Abreu, L (1, 9) OBP: 0.293, SLG: 0.303	C C X 0-2 ② L9		B B F B S F B 4-2 BB		B B X 2-0 ③ F8			B C B X 2-1 HR		3	1	1	1	1	0	0
Jim Thome, L (1, 3) OBP: 0.390, SLG: 0.564	S T B B X 2-2 HR 2B		S B S 1 SAFE 1 SAFE F F X 1-2 ③ P3			S S S 0-3 ① K		C X 0-1 ② G4-3		4	1	1	0	0	1	1
Pat Burrell, R (1, 7) OBP: 0.415, SLG: 0.541	C B B F X 2-2 2-H HR			B B B C F X 3-2 HR 1B		B C B B B 4-1 G6-4-3 BB		X 0-0 ③ L4		3	2	2	2	1	0	0
David Bell, R (1, 5) OBP: 0.364, SLG: 0.552	B B F B X 3-1 ③ P3			C 1 SAFE F F F B B X 2-2 1-H HR		B B X 2-0 ② ③ G6-4-3 1-2f				3	1	1	2	0	0	1
Tomas Perez, S (1, 6)		B X 1-0 ① P5		X 0-0 ① F9			B S S X 1-2 ① L8			3	0	0	0	0	0	0
Todd Pratt, R (1, 2) OBP: 0.167, SLG: 0.167		B S B S B F S 3-3 ② K		S B C B X 2-2 ② L6			B C S F F B X 2-2 FC1-6 1B			3	0	1	0	0	1	0
Kevin Millwood, R (1, 1) Ricky Ledee, L (7, PH) OBP: 0.286, SLG: 0.167 Roberto Hernandez, R (8, 1) Billy Wagner, L (9, 1)		S B F F S 1-3 ③ K		B B C F X 2-2 ③ G4-3			X 0-0 ② FC1-6 1-2f			2 1 0 0	0 0 0 0	0 0 0 0	0 0 0 0	0 0 0 0	1 0 0 0	0 1 0 0
Inning Stats	R: 3 E: 0 K: 0 S: 15 H: 3 LOB: 0 BB: 0 P: 25	R: 0 E: 0 K: 2 S: 9 H: 0 LOB: 0 BB: 0 P: 14	R: 0 E: 0 K: 0 S: 13 H: 0 LOB: 1 BB: 1 P: 20	R: 2 E: 0 K: 0 S: 15 H: 2 LOB: 0 BB: 0 P: 24	R: 0 E: 0 K: 0 S: 5 H: 0 LOB: 0 BB: 0 P: 8	R: 0 E: 0 K: 1 S: 5 H: 0 LOB: 0 BB: 1 P: 11	R: 0 E: 0 K: 1 S: 12 H: 1 LOB: 1 BB: 0 P: 16	R: 1 E: 0 K: 0 S: 6 H: 1 LOB: 0 BB: 0 P: 9		1B: 2 2B: 1 3B: 0 HR: 4	SF: 0 SAC: 0 DP: 1 HBP: 0					WP: 0 PB: 0 SB: 0 CS: 0	PA: 32

PITCHER		IP	WLS	BF	H	R	ER	SO	BB	IBB	HBP	BLK	WP	HR	S	P	ERA	WHIP
22 John Patterson, R ERA: 4.09	(1, 1)	4.0	L	18	5	5	5	2	1	0	0	0	0	3	52	83	11.25	1.500
Sun-Woo Kim, R ERA: 1.08	(5, 1)	2.0		6	0	0	0	1	1	0	0	0	0	0	10	19	0.00	0.500
Jeremy Fikac, R ERA: 4.5	(7, 1)	1.0		4	1	0	0	1	0	0	0	0	0	0	12	16	0.00	1.000
Chad Bentz, L ERA: 2.08	(8, 1)	0.2		3	1	1	1	0	0	0	0	0	0	1	5	8	13.50	1.500
Luis Ayala, R ERA: 7.71	(8, 1)	0.1		1	0	0	0	0	0	0	0	0	0	0	1	1	0.00	0.000

PITCHER	IP	WLS	BF	H	R	ER	SO	BB	IBB	HBP	BLK	WP	HR	S	P	ERA	WHIP

BOTTOM

Montreal Expos @ Philadelphia Phillies

Citizens Bank Park, Philadelphia, PA

Sat Apr 17 2004, 1:05 PM EDT
Att. 42,931 - Sunny - 63 F

livebaseballscorecards.com

AB	30
R	6
H	7
RBI	6
BB	2
SO	4
LOB	4

Batter	1	2	3	4	5	6	7	8	9	AB	R	H	RBI	BB	SO	LOB
Peter Bergeron, L (1, 8) OBP: 0.250, SLG: 0.214 Terrmel Sledge, L (9, 7)	K		F8		G5-4-3 BB		G1-6-3 1B			3	0	1	0	1	1	0
										0	0	0	0	0	0	0
Jose Vidro, S (1, 4) OBP: 0.367, SLG: 0.375	HR 1B		G5-3		G5-4-3 1-2f		G1-6-3 1-2f			4	1	1	0	0	0	2
Orlando Cabrera, R (1, 6) OBP: 0.265, SLG: 0.396	1-H HR		F9		F9			G5-3		4	1	1	2	0	0	0
Tony Batista, R (1, 5) OBP: 0.162, SLG: 0.270	G6-3			L9 1B		L7		P5		4	0	1	0	0	0	0
Brad Wilkerson, L (1, 7) OBP: 0.357, SLG: 0.371 (9, 8)	HR			S 1-2 1B		F7		K		4	1	2	1	0	1	0
Juan Rivera, R (1, 9) OBP: 0.238, SLG: 0.333	G6-3			L9 2-3		2B			P4	4	0	1	0	0	0	2
Luis Lopez, R (1, 3) OBP: 0.263, SLG: 0.222		K	SAFE SAFE K 1-2			K2-3			FC6 1B	4	0	1	0	0	3	3
Brian Schneider, L (1, 2) OBP: 0.219, SLG: 0.333		G6-3		IBB			G4-3 3B		P6	3	1	1	0	1	0	1
Claudio Vargas, R (1, 1) Jeremy Fikac, R (5, 1) Ronald Calloway, L (7, PH) OBP: 0.143, SLG: 0.077 Luis Ayala, R (7, 1) OBP: 1.000, SLG: 1.000 Matt Cepicky, L (9, PH) OBP: 0.200, SLG: 0.400 Rocky Biddle, R (9, 1)		K	F9				G4-3 3-H		FC6 1-2f	2	0	0	0	0	1	3
										0	0	0	0	0	0	0
										1	0	0	1	0	0	0
										0	0	0	0	0	0	0
										1	0	0	0	0	0	1
										0	0	0	0	0	0	0
Inning Stats	R: 3 E: 0 K: 1 S: 19 H: 3 LOB: 0 BB: 0 P: 27	R: 0 E: 0 K: 2 S: 9 H: 0 LOB: 0 BB: 0 P: 11	R: 0 E: 0 K: 0 S: 5 H: 0 LOB: 0 BB: 0 P: 8	R: 0 E: 0 K: 1 S: 11 H: 2 LOB: 3 BB: 1 P: 17	R: 0 E: 0 K: 0 S: 5 H: 0 LOB: 0 BB: 1 P: 10	R: 0 E: 0 K: 1 S: 9 H: 1 LOB: 1 BB: 0 P: 13	R: 1 E: 0 K: 0 S: 9 H: 2 LOB: 0 BB: 0 P: 13	R: 0 E: 0 K: 1 S: 8 H: 0 LOB: 0 BB: 0 P: 15	R: 0 E: 0 K: 0 S: 7 H: 1 LOB: 1 BB: 0 P: 9	1B: 5 2B: 1 3B: 1 HR: 2 SF: 0 SAC: 0 DP: 2 HBP: 0						

PITCHER		IP	WLS	BF	H	R	ER	SO	BB	IBB	HBP	BLK	WP	HR	S	P	ERA	WHIP
Randy Wolf, L ERA: 5.51	(1, 1)	6.0		25	6	3	3	5	1	1	0	0	0	2	58	86	4.50	1.167
Rheal Cormier, L ERA: 6.0	(7, 1)	1.0	B	4	2	1	1	0	0	0	0	0	0	0	9	13	9.00	2.000
Tim Worrell, R ERA:	(8, 1)	1.0		3	0	0	0	1	0	0	0	0	0	0	8	15	0.00	0.000
Billy Wagner, L ERA:	(9, 1)	1.0	W	4	1	0	0	0	0	0	0	0	0	0	7	9	0.00	1.000

PITCHER	IP	WLS	BF	H	R	ER	SO	BB	IBB	HBP	BLK	WP	HR	S	P	ERA	WHIP

TOP

Montreal Expos @ Philadelphia Phillies

Citizens Bank Park, Philadelphia, PA

Sun Apr 18 2004, 1:35 PM EDT
Att. 43,791 - Sunny - 78 F

livebaseballscorecards.com

AB	34
R	4
H	9
RBI	4
BB	2
SO	6
LOB	12

Batter	1	2	3	4	5	6	7	8	9	AB	R	H	RBI	BB	SO	LOB
11 Jimmy Rollins, S (1, 6) OBP: 0.238, SLG: 0.250	C B B X 2-1 P5 ①		X 0-0 3B		B B B C B 4-1 G3 WP HR BB		X 0-0 G3 ②			3	1	1	0	1	0	0
Placido Polanco, R (1, 4) OBP: 0.360, SLG: 0.400	C B F X 1-2 G6-3 ②		S B B C X 2-2 F7 ③		C 1 SAFE S B B B S 3-3 K 1-2 ①		C C X 0-2 S 1B			4	0	1	0	0	1	2
Bobby Abreu, L (1, 9) OBP: 0.289, SLG: 0.278	C X 0-1 F7 ③			C F B X 1-2 L7 ①	B C S X 1-2 G3 ② 2-3		B C B F 1 SAFE F B B 4-2 1-2 BB			3	0	0	0	1	0	1
Jim Thome, L (1, 3) OBP: 0.400, SLG: 0.651		X 0-0 WP G6-4-3 2B		C F B B F F S 2-3 K ②	S B P X 1-2 HR 3-H		C X 0-1 L3 ③			4	2	2	2	0	1	2
Pat Burrell, R (1, 7) OBP: 0.422, SLG: 0.525		C B D B B 4-1 G6-4-3 2-3 BB		S B B B F X 3-2 2B BB 1B	B C B C S 2-3 K ③			B C C F B S 2-3 K ①		3	1	1	0	1	2	0
Mike Lieberthal, R (1, 2) OBP: 0.162, SLG: 0.333		F B F X 1-2 G6-4-3 ① ② 1-2f 3-H		B C B 1 SAFE F X 2-2 BB 1-3 2B		F F B B S 2-3 K ①		F C X 0-2 G4-3 ②		4	0	1	0	0	1	1
Marlon Byrd, R (1, 8) OBP: 0.326, SLG: 0.243 Rheal Cormier, L (7, 1) Tim Worrell, R (8, 1) Ricky Ledee, L (8, PH) OBP: 0.375, SLG: 0.286 Billy Wagner, L (9, 1)		C C X 0-2 P5 ③		C B B F B F B 4-2 BB		C S B B B B X 3-2 L6 ②		B X 1-0 1B		2 0 0 1 0	0 0 0 0 0	0 0 0 1 0	0 0 0 0 0	1 0 0 0 0	0 0 0 0 0	0 0 0 0 0
David Bell, R (1, 5) OBP: 0.351, SLG: 0.500			C B B B X 3-1 G5-3 ①	C B C B B B 4-2 1-2 2-3 3-H BB		C F C 0-3 K ③		B C X 1-1 G5-3 ③		3	0	0	1	1	1	1
Randy Wolf, L (1, 1) OBP: 0.500, SLG: 0.600 Doug Glanville, R (7, 8) OBP: 0.250, SLG: 0.625			B C C C F S 1-3 K ②	M B S F S 1-3 K ③			C B X 1-1 F8 ①		B B B C X 3-1 HR	2 2	0 1	0 1	0 1	0 0	2 0	3 0
Inning Stats	R: 0 E: 0 K: 0 S: 7 H: 0 LOB: 0 BB: 0 P: 10	R: 1 E: 0 K: 0 S: 8 H: 1 LOB: 0 BB: 1 P: 13	R: 0 E: 0 K: 1 S: 10 H: 1 LOB: 1 BB: 0 P: 16	R: 1 E: 0 K: 2 S: 23 H: 2 LOB: 3 BB: 2 P: 40	R: 2 E: 0 K: 2 S: 13 H: 1 LOB: 0 BB: 1 P: 24	R: 0 E: 0 K: 2 S: 9 H: 0 LOB: 0 BB: 0 P: 14	R: 0 E: 0 K: 0 S: 11 H: 1 LOB: 2 BB: 1 P: 16	R: 0 E: 0 K: 1 S: 10 H: 1 LOB: 1 BB: 0 P: 14	R: 1 E: 0 K: 0 S: 2 H: 1 LOB: 0 BB: 0 P: 5	1B: 3 2B: 2 3B: 1 HR: 2	SF: 0 SAC: 0 DP: 1 HBP: 0					WP: 2 PB: 0 SB: 1 CS: 0	PA: 36

PITCHER		IP	WLS	BF	H	R	ER	SO	BB	IBB	HBP	BLK	WP	HR	S	P	ERA	WHIP
Claudio Vargas, R ERA: 3.38	(1, 1)	4.0		19	4	3	3	3	4	0	0	0	1	0	49	84	6.75	2.000
Jeremy Fikac, R ERA: 4.5	(5, 1)	2.0		7	1	1	1	4	0	0	0	0	1	1	21	33	4.50	0.500
Luis Ayala, R ERA: 5.4	(7, 1)	2.0		9	2	0	0	1	1	0	0	0	0	0	21	30	0.00	1.500
Rocky Biddle, R ERA: 2.25	(9, 1)	0.0	L	1	1	1	1	0	0	0	0	0	0	1	2	5	∞	∞

PITCHER	IP	WLS	BF	H	R	ER	SO	BB	IBB	HBP	BLK	WP	HR	S	P	ERA	WHIP

BOTTOM

Montreal Expos @ Philadelphia Phillies

Citizens Bank Park, Philadelphia, PA

Sun Apr 18 2004, 1:35 PM EDT
Att. 43,791 - Sunny - 78 F

livebaseballscorecards.com

AB	31
R	5
H	8
RBI	4
BB	5
SO	8
LOB	10

Montreal Expos @ New York Mets

Shea Stadium, Flushing, NY

Mon Apr 19 2004, 7:10 PM EDT

Att. 14,002 - Unknown - 61 F

TOP

livebaseballscorecards.com

Batter	1	2	3	4	5	6	7	8	9	AB	R	H	RBI	BB	SO	LOB
Terrmel Sledge, L (1, 8) OBP: 0.120, SLG: 0.043	L8		G3		L7		G6-3		1B 1B 1B	5	0	1	0	0	0	3
Jose Vidro, S (1, 4) OBP: 0.370, SLG: 0.378	G5-3			G4-3	G5-3		1B		1B	5	0	2	0	0	0	2
Orlando Cabrera, R (1, 6) OBP: 0.278, SLG: 0.385	L3			1B BB	G4-3		F8		FC6-4	4	0	1	0	1	0	3
Tony Batista, R (1, 5) OBP: 0.167, SLG: 0.262		P2		1B		P2		K	FC6-4	5	0	1	0	0	1	3
Brad Wilkerson, L (1, 3) (8, 9) OBP: 0.370, SLG: 0.368		G4-6-3 BB		F8		F9		1B		3	0	1	0	1	0	2
Matt Cepicky, L (1, 7) OBP: 0.222, SLG: 0.333		G4-6-3		K		1B		F8		4	0	1	0	0	1	4
Juan Rivera, R (1, 9) OBP: 0.280, SLG: 0.333			G4-3		1B BB			K		3	1	1	0	1	1	1
Rocky Biddle, R (8, 1)										0	0	0	0	0	0	0
Brian Schneider, L (1, 2) OBP: 0.222, SLG: 0.324			G6-3		G5-3 E		G4-3		F7	4	0	1	0	0	0	2
Tomo Ohka, S (1, 1) OBP: 0.500, SLG: 0.500										1	0	1	0	0	0	0
Ronald Calloway, L (5, PH) OBP: 0.133, SLG: 0.071										1	0	0	0	0	0	1
Sun-Woo Kim, R (5, 1)										0	0	0	0	0	0	0
Jamey Carroll, R (7, PH) OBP: 0.235, SLG: 0.313										1	0	0	0	0	0	0
32 Chad Cordero, R (7, 1)										0	0	0	0	0	0	0
Andy Fox, L (8, 3) OBP: 0.125, SLG: 0.125										1	0	0	0	0	0	0
			S 1B		E3 G5-3		G5-3		G1-3							

	AB	37
	R	1
	H	10
	RBI	0
	BB	3
	SO	3
	LOB	21



Inning Stats	1	2	3	4	5	6	7	8	9	1B: 10	SF: 0	WP: 0	PA: 40
	R: 0	R: 0	R: 0	R: 0	R: 1	R: 0	R: 0	R: 0	R: 0	2B: 0	SAC: 0	PB: 0	
	E: 0	E: 0	E: 0	E: 0	E: 1	E: 0	E: 0	E: 0	E: 0	3B: 0	DP: 1	SB: 1	
	K: 0	K: 0	K: 0	K: 1	K: 0	K: 0	K: 0	K: 2	K: 0	HR: 0	HBP: 0	CS: 0	
	S: 6	S: 11	S: 10	S: 14	S: 13	S: 7	S: 8	S: 19	S: 14				
	H: 0	H: 0	H: 1	H: 1	H: 1	H: 2	H: 1	H: 1	H: 3				
	LOB: 0	LOB: 0	LOB: 1	LOB: 2	LOB: 2	LOB: 2	LOB: 1	LOB: 1	LOB: 3				
	BB: 0	BB: 1	BB: 0	BB: 1	BB: 1	BB: 0	BB: 0	BB: 0	BB: 0				
	P: 7	P: 17	P: 13	P: 27	P: 24	P: 11	P: 12	P: 25	P: 21				

PITCHER		IP	WLS	BF	H	R	ER	SO	BB	IBB	HBP	BLK	WP	HR	S	P	ERA	WHIP
Tyler Yates, R ERA: 3.86	(1, 1)	5.2	W	25	5	1	1	1	3	0	0	0	0	0	59	95	1.59	1.412
John Franco, L ERA: 9.0	(6, 1)	0.1	H	1	0	0	0	0	0	0	0	0	0	0	2	4	0.00	0.000
Mike Stanton, L ERA: 8.1	(7, 1)	2.0	H	8	2	0	0	2	0	0	0	0	0	0	27	37	0.00	1.000
Braden Looper, R ERA:	(9, 1)	1.0	S	6	3	0	0	0	0	0	0	0	0	0	14	21	0.00	3.000

PITCHER	IP	WLS	BF	H	R	ER	SO	BB	IBB	HBP	BLK	WP	HR	S	P	ERA	WHIP

Batter	1	2	3	4	5	6	7	8	9	AB	R	H	RBI	BB	SO	LOB
Kazuo Matsui, S (1, 6) OBP: 0.426, SLG: 0.490	C X 0-1 ① P2	B B S F F C 2-3 ③ K		C S F S 0-3 ② K		C F B X 1-2 ③ G3				4	0	0	0	0	2	3
Karim Garcia, L (1, 9) OBP: 0.333, SLG: 0.529	X 0-0 ② F9		X 0-0 HR	B B F X 2-1 ③ F9			F B B F B B 4-2 31 1B BB			3	1	1	1	1	0	1
Todd Zeile, R (1, 3) OBP: 0.400, SLG: 0.429	C B C F X 1-2 ③ P4		C F B B F X 2-2 ① F8		H 1-0 1B 31 BB HBP		C X 0-1 ① F7			3	0	0	0	0	0	1
31 Mike Piazza, R (1, 2) OBP: 0.333, SLG: 0.521 Vance Wilson, R (7, PR) OBP: 0.500, SLG: 0.400 (8, 2)		B S X 1-1 E SF8 2B	C F X 0-2 ② F8		B B B B 4-0 1B 1-2 BB		B 1 SAFE F X 1-1 1-2 1B			3 0	1 0	2 0	0 0	1 0	0 0	0 0
Mike Cameron, R (1, 8) OBP: 0.370, SLG: 0.467		B F C B B B 4-2 SF8 E 2B BB	F B C X 1-2 2B		C S F D B C 2-3 ① K		F B C C 1-3 ② K			3	1	1	0	1	2	4
Eric Valent, L (1, 7) OBP: 0.211, SLG: 0.500		C B X 1-1 E1 2B 1-2 2-3	D X 1-0 ③ G6-3		X 0-0 G4-6-3 1-2 2-3 1B		F B F B F S 2-3 ③ K			4	0	1	0	0	1	5
Ty Wigginton, R (1, 5) OBP: 0.229, SLG: 0.356	X 0-0 ① SF8 2-3 3-H		F B X 1-1 HR	S X 0-1 ② ③ G4-6-3 1-2f			F X 0-1 ① G6-3			3	1	1	2	0	0	3
Ricky Gutierrez, R (1, 4) OBP: 0.273, SLG: 0.231		B B X 2-0 1-3 3-H 2B	S F X 0-2 ① G5-3			B B C X 2-1 ① G5-3		B X 1-0 ② F9		4	0	1	1	0	0	0
Tyler Yates, R (1, 1) OBP: 0.200, SLG: 0.200 John Franco, L (6, 1) Jeff Duncan, L (6, PH) OBP: 0.250, SLG: 0.143 Mike Stanton, L (7, 1) Jason Phillips, R (8, PH) OBP: 0.288, SLG: 0.275 Braden Looper, R (9, 1)		S S D S 1-3 ② K	X 0-0 1B			C B X 1-1 ② G1-3		F B B X 2-1 ③ G6-3		2 0 1 0 1 0	0 0 0 0 0 0	1 0 0 0 0 0	0 0 0 0 0 0	0 0 0 0 0 0	1 0 0 0 0 0	2 0 0 0 0 0
Inning Stats	R: 0 E: 0 K: 0 S: 7 H: 0 LOB: 0 BB: 0 P: 8	R: 2 E: 1 K: 2 S: 15 H: 2 LOB: 2 BB: 1 P: 26	R: 1 E: 0 K: 0 S: 12 H: 2 LOB: 1 BB: 0 P: 16	R: 1 E: 0 K: 1 S: 12 H: 2 LOB: 1 BB: 0 P: 15	R: 0 E: 0 K: 1 S: 7 H: 1 LOB: 2 BB: 1 P: 14	R: 0 E: 0 K: 0 S: 7 H: 0 LOB: 0 BB: 0 P: 11	R: 0 E: 0 K: 2 S: 13 H: 1 LOB: 2 BB: 1 P: 21	R: 0 E: 0 K: 0 S: 5 H: 0 LOB: 0 BB: 0 P: 8		1B: 3 2B: 3 3B: 0 HR: 2	SF: 1 SAC: 0 DP: 1 HBP: 1			WP: 0 PB: 0 SB: 0 CS: 0	PA: 36	

PITCHER		IP	WLS	BF	H	R	ER	SO	BB	IBB	HBP	BLK	WP	HR	S	P	ERA	WHIP
Tomo Ohka, R ERA: 5.93	(1, 1)	4.0	L	20	6	4	3	3	1	0	0	0	0	2	46	65	6.75	1.750
Sun-Woo Kim, R ERA: 0.87	(5, 1)	2.0		8	1	0	0	1	1	0	1	0	0	0	14	25	0.00	1.000
32 Chad Cordero, R ERA: 2.57	(7, 1)	1.0		5	1	0	0	2	1	0	0	0	0	0	13	21	0.00	2.000
Rocky Biddle, R ERA: 1.8	(8, 1)	1.0		3	0	0	0	0	0	0	0	0	0	0	5	8	0.00	0.000

PITCHER	IP	WLS	BF	H	R	ER	SO	BB	IBB	HBP	BLK	WP	HR	S	P	ERA	WHIP

BOTTOM

Montreal Expos @ New York Mets

Shea Stadium, Flushing, NY

Mon Apr 19 2004, 7:10 PM EDT

Att. 14,002 - Unknown - 61 F

livebaseballscorecards.com

AB	31
R	4
H	8
RBI	4
BB	3
SO	6
LOB	19

Montreal Expos @ New York Mets

Shea Stadium, Flushing, NY

Tue Apr 20 2004, 7:10 PM EDT

Att. 14,513 - Unknown - 69 F

TOP

livebaseballscorecards.com

Batter	1	2	3	4	5	6	7	8	9	AB	R	H	RBI	BB	SO	LOB
Brad Wilkerson, L (1, 8) OBP: 0.373, SLG: 0.357	B B C B X 3-1 ① F8		B X 1-0 ③ G4-3			B B X 2-0 ① F8	C B B B B 4-1 BB		C B X 1-1 1B	4	0	1	0	1	0	0
Einar Díaz, R (1, 2) OBP: 0.357, SLG: 0.182 Rocky Biddle, R (9, 1)	C B F X 1-2 ② F7			C F B F X 1-2 1B FC6-4-3-2 1B		H 1-0 1B 1B HBP	1 SAFE 1 SAFE F 1 SAFE X 0-1 ③ G5-3		1 SAFE 1 SAFE 1 SAFE B S S 1 SAFE X 1-2 ③ G6-3	4 0	1 0	1 0	0 0	0 0	0 0	2 0
Jose Vidro, S (1, 4) OBP: 0.379, SLG: 0.449	C B X 1-1 ③ L8			B 1 SAFE F X 1-1 1-2 1B FC6-4-3-2		T F B 1 SAFE D S 2-3 ② K		B C B F B F F X 3-2 HR		4	1	2	1	0	1	1
Orlando Cabrera, R (1, 6) OBP: 0.293, SLG: 0.393		X 0-0 ① L3		B D B C S X 3-2 ① ② FC6-4-3-2 1-2f 2-H		C 1 SAFE B X 1-1 S 1B 1-2 1B		S B X 1-1 G1-4-3 1B		4	0	2	0	0	0	2
Juan Rivera, R (1, 9) OBP: 0.310, SLG: 0.357		B C X 1-1 1B		X 0-0 ③ F9		B B F X 2-1 BB 1-2 2-H 1B		1 SAFE B 1 SAFE X 1-0 ① L6		4	0	2	1	0	0	2
Tony Batista, R (1, 5) OBP: 0.174, SLG: 0.244		B X 1-0 ② F7			B F B X 2-1 E5	B B B B 4-0 1-2 2-3 BB		B 1 SAFE 1 SAFE 1 SAFE B C X 2-1 ② G1-4-3 1-2		3	0	0	0	1	0	2
Luis Lopez, R (1, 3) OBP: 0.217, SLG: 0.182		B 1 SAFE B C F 1 SAFE F F 1 SAFE 3-2 1 SAFE B X ③ P6			B 1 SAFE B 1 SAFE F F 1 SAFE S 2-3 ① K	X 0-0 ③ G5-3		B C C X 1-2 ③ G1-3		4	0	0	0	0	1	6
Terrmel Sledge, L (1, 7) OBP: 0.103, SLG: 0.037			B X 1-0 ① G4-3		B C F F 1 SAFE X 1-2 ② L7		C B B C X 2-2 ① G3		M C B F X 1-2 ① G4-3	4	0	0	0	0	0	1
Zach Day, R (1, 1) Luis Ayala, R (8, 1) OBP: 1.000, SLG: 1.000 Jamey Carroll, R (9, PH) OBP: 0.222, SLG: 0.294 Brian Schneider, L (9, 2) OBP: 0.222, SLG: 0.324			B C S S 1-3 ② K		X 0-0 ③ F8		C B B C B C 2-3 ② K		B B C X 2-1 ② F8	3 0 1 0	0 0 0 0	0 0 0 0	0 0 0 0	2 0 0 0	1 0 0 0	
Inning Stats	R: 0 E: 0 K: 0 S: 7 H: 0 LOB: 0 BB: 0 P: 12	R: 0 E: 0 K: 0 S: 9 H: 1 LOB: 1 BB: 0 P: 14	R: 0 E: 0 K: 1 S: 5 H: 0 LOB: 0 BB: 0 P: 8	R: 0 E: 0 K: 0 S: 10 H: 2 LOB: 1 BB: 0 P: 15	R: 0 E: 1 K: 1 S: 10 H: 0 LOB: 1 BB: 0 P: 15	R: 1 E: 0 K: 1 S: 9 H: 2 LOB: 3 BB: 1 P: 21	R: 0 E: 0 K: 1 S: 9 H: 0 LOB: 1 BB: 1 P: 17	R: 1 E: 0 K: 0 S: 13 H: 2 LOB: 1 BB: 0 P: 21	R: 0 E: 0 K: 0 S: 11 H: 1 LOB: 1 BB: 0 P: 16	1B: 7 2B: 0 3B: 0 HR: 1	SF: 0 SAC: 0 DP: 0 HBP: 1					

AB	35
R	2
H	8
RBI	2
BB	2
SO	4
LOB	17

WP: 0 PB: 0 SB: 1 CS: 0 PA: 38

PITCHER		IP	WLS	BF	H	R	ER	SO	BB	IBB	HBP	BLK	WP	HR	S	P	ERA	WHIP
Al Leiter, L ERA: 0.52	(1, 1)	7.0		29	5	1	1	4	2	0	1	0	0	0	59	102	1.29	1.000
David Weathers, R ERA: 5.4	(8, 1)	1.0	L	5	2	1	1	0	0	0	0	0	0	1	13	21	9.00	2.000
John Franco, L ERA: 7.5	(9, 1)	1.0		4	1	0	0	0	0	0	0	0	0	0	11	16	0.00	1.000

PITCHER	IP	WLS	BF	H	R	ER	SO	BB	IBB	HBP	BLK	WP	HR	S	P	ERA	WHIP

Batter	1	2	3	4	5	6	7	8	9	AB	R	H	RBI	BB	SO	LOB
Kazuo Matsui, S (1, 6) OBP: 0.415, SLG: 0.472	1-0 G4-3 31 1B 1B		3-3 ② K			2-3 ① K		0-1 ① F7		4	1	1	0	0	2	0
Karim Garcia, L (1, 9) OBP: 0.325, SLG: 0.526	2-2 ① G4-3 1-2		2-0 2B			3-2 ② G1-3		0-1 ② G4-3		4	0	1	0	0	0	1
Todd Zeile, R (1, 3) OBP: 0.379, SLG: 0.440	2-3 ② K		3-3 ③ K			1-0 FC5 2B		3-3 ③ K		4	0	1	0	0	3	2
31 Mike Piazza, R (1, 2) OBP: 0.345, SLG: 0.510	0-0 ① 2-H 1B			0-0 ① G6-3		4-0 IBB			1-0 ① G5-3	3	0	1	1	1	0	0
Mike Cameron, R (1, 8) OBP: 0.345, SLG: 0.429	2-2 ③ L9			1-1 ② G4-3		1-2 ③ FC5 2-3f			0-0 ② G6-3	4	0	0	0	0	0	3
Eric Valent, L (1, 7) OBP: 0.217, SLG: 0.429		1-1 ① F9		2-2 ③ G4-3			4-0 FC5-4 BB		0-3 ③ K	3	0	0	0	1	1	0
Ty Wigginton, R (1, 5) OBP: 0.216, SLG: 0.333		0-2 ② F8			1-2 ① G4-3		1-2 ① FC5-4 FC5-4 1-2f			3	0	0	0	0	0	1
Ricky Gutierrez, R (1, 4) OBP: 0.255, SLG: 0.214		0-1 ③ G6-3			0-2 ② L9		1 SAFE 1-1 ② FC5-4 1-2f			3	0	0	0	0	0	1
Al Leiter, L (1, 1) OBP: 0.333, SLG: 0.400			1-2 ① F7		2-3 ③ K		2-0 ③ G4-3			2	0	0	0	0	1	0
Jason Phillips, R (7, PH) OBP: 0.292, SLG: 0.268										1	0	0	0	0	0	1
David Weathers, R (8, 1)										0	0	0	0	0	0	0
John Franco, L (9, 1)										0	0	0	0	0	0	0
Inning Stats	R: 1 H: 2 E: 0 LOB: 1 K: 1 BB: 0 S: 15 P: 22	R: 0 H: 0 E: 0 LOB: 0 K: 0 BB: 0 S: 7 P: 8	R: 0 H: 1 E: 0 LOB: 1 K: 2 BB: 0 S: 12 P: 21	R: 0 H: 0 E: 0 LOB: 0 K: 0 BB: 0 S: 6 P: 9	R: 0 H: 0 E: 0 LOB: 0 K: 1 BB: 0 S: 9 P: 12	R: 0 H: 1 E: 0 LOB: 2 K: 1 BB: 1 S: 11 P: 22	R: 0 H: 0 E: 0 LOB: 1 K: 0 BB: 1 S: 6 P: 14	R: 0 H: 0 E: 0 LOB: 0 K: 1 BB: 0 S: 9 P: 12	R: 0 H: 0 E: 0 LOB: 0 K: 1 BB: 0 S: 5 P: 6	1B: 2 SF: 0 2B: 2 SAC: 0 3B: 0 DP: 0 HR: 0 HBP: 0						WP: 0 PA: 33 PB: 0 SB: 0 CS: 0	

PITCHER		IP	WLS	BF	H	R	ER	SO	BB	IBB	HBP	BLK	WP	HR	S	P	ERA	WHIP
Zach Day, R ERA: 2.84	(1, 1)	7.0	W	27	4	1	1	5	1	1	0	0	0	0	66	108	1.29	0.714
Luis Ayala, R ERA: 4.7	(8, 1)	1.0	H	3	0	0	0	1	0	0	0	0	0	0	9	12	0.00	0.000
Rocky Biddle, R ERA: 1.5	(9, 1)	1.0	S	3	0	0	0	1	0	0	0	0	0	0	5	6	0.00	0.000

PITCHER	IP	WLS	BF	H	R	ER	SO	BB	IBB	HBP	BLK	WP	HR	S	P	ERA	WHIP

BOTTOM

Montreal Expos @ New York Mets

Shea Stadium, Flushing, NY

Tue Apr 20 2004, 7:10 PM EDT
Att. 14,513 - Unknown - 69 F

livebaseballscorecards.com

AB	31
R	1
H	4
RBI	1
BB	2
SO	7
LOB	9

Batter	1	2	3	4	5	6	7	8	9	AB	R	H	RBI	BB	SO	LOB
Brad Wilkerson, L (1, 8) OBP: 0.364, SLG: 0.370	L7		F8		E 2B		F8			4	1	1	0	0	0	1
Orlando Cabrera, R (1, 6) OBP: 0.290, SLG: 0.383	K		G6-3		E8 SF9 1B (2-H)		FC4-6 (1-2f)			4	1	1	1	0	1	1
Jose Vidro, S (1, 4) OBP: 0.387, SLG: 0.440	BB (1B)		BB (1B)		SF9 (3-H)			G1-3		1	0	0	1	2	0	0
Tony Batista, R (1, 5) OBP: 0.220, SLG: 0.286	1B (1-2)		1B (1-2)		P3			1B		4	0	3	0	0	0	0
Juan Rivera, R (1, 9) OBP: 0.273, SLG: 0.313	P3		P4			G4-3		F7		4	0	0	0	0	0	5
Terrmel Sledge, L (1, 3) OBP: 0.091, SLG: 0.032		F8		F8		G3-1		K		4	0	0	0	0	1	1
Ronald Calloway, L (1, 7) OBP: 0.105, SLG: 0.056		F7		K		G1-3			L7	4	0	0	0	0	1	0
Brian Schneider, L (1, 2) OBP: 0.200, SLG: 0.289		E4		G6-3			K		G6-3	4	0	0	0	0	1	0
Livan Hernandez, R (1, 1) OBP: 0.125, SLG: 0.125		L9			G3-1		FC4-6 1B		G6-3	3	0	1	0	0	0	1
Luis Ayala, R (8, 1) OBP: 1.000, SLG: 1.000										0	0	0	0	0	0	0
Luis Lopez, R (9, PH) OBP: 0.208, SLG: 0.174										1	0	0	0	0	0	0
Rocky Biddle, R (9, 1)										0	0	0	0	0	0	0

TOP

Montreal Expos @ New York Mets
Shea Stadium, Flushing, NY
Wed Apr 21 2004, 7:10 PM EDT
Att. 23,565 - Unknown - 55 F

livebaseballscorecards.com

AB	33
R	2
H	6
RBI	2
BB	2
SO	4
LOB	9

Inning Stats	1	2	3	4	5	6	7	8	9
	R: 0 E: 0 K: 1 S: 10	H: 1 LOB: 2 BB: 1 P: 19	R: 0 E: 1 K: 0 S: 7	H: 0 LOB: 1 BB: 0 P: 10	R: 0 E: 0 K: 0 S: 12	H: 1 LOB: 2 BB: 1 P: 20	R: 0 E: 0 K: 1 S: 7	H: 0 LOB: 0 BB: 0 P: 8	R: 2 E: 1 K: 0 S: 9	H: 2 LOB: 0 BB: 0 P: 15
	R: 0 E: 0 K: 0 S: 5	H: 0 LOB: 0 BB: 0 P: 9	R: 0 E: 0 K: 1 S: 9	H: 1 LOB: 1 BB: 0 P: 14	R: 0 E: 0 K: 1 S: 10	H: 1 LOB: 1 BB: 0 P: 17	R: 0 E: 0 K: 0 S: 5	H: 0 LOB: 0 BB: 0 P: 7		

1B: 5	SF: 1																															
2B: 1	SAC: 0																															
3B: 0	DP: 0																															
HR: 0	HBP: 0																															

WP: 0	PA: 36																															
PB: 0																																
SB: 0																																
CS: 0																																

PITCHER		IP	WLS	BF	H	R	ER	SO	BB	IBB	HBP	BLK	WP	HR	S	P	ERA	WHIP
Tom Glavine, L ERA: 1.0	(1, 1)	7.0	L	29	5	2	1	3	2	0	0	0	0	0	59	95	1.29	1.000
Mike Stanton, L ERA: 6.23	(8, 1)	2.0		7	1	0	0	1	0	0	0	0	0	0	15	24	0.00	0.500

PITCHER	IP	WLS	BF	H	R	ER	SO	BB	IBB	HBP	BLK	WP	HR	S	P	ERA	WHIP

Montreal Expos @ New York Mets

Shea Stadium, Flushing, NY

Wed Apr 21 2004, 7:10 PM EDT

Att. 23,565 - Unknown - 55 F

livebaseballscorecards.com

BOTTOM

Batter	1	2	3	4	5	6	7	8	9	AB	R	H	RBI	BB	SO	LOB
Kazuo Matsui, S (1, 6) OBP: 0.391, SLG: 0.439	F8		L6		G1-3		K 1-2 SAFE			4	0	0	0	0	1	2
Todd Zeile, R (1, 5) OBP: 0.364, SLG: 0.393	K		K			FC1-6 BB		G5-3		3	0	0	0	1	2	0
Karim Garcia, L (1, 9) OBP: 0.318, SLG: 0.524	K		G4-3			FC1-6 BB HBP 1-2f		31 1B 2B		4	0	1	0	0	1	1
31 Mike Piazza, R (1, 2) OBP: 0.356, SLG: 0.527		1B 2B		G5-3		P6		2-H 1B		4	0	2	0	0	0	1
Mike Cameron, R (1, 8) OBP: 0.355, SLG: 0.412		1B 1B BB		K		1-2 BB HBP		K		2	1	0	0	1	2	1
Jason Phillips, R (1, 3) OBP: 0.288, SLG: 0.250		K		F9		1-2 2-3 BB			G5-3	3	0	0	0	1	1	2
Shane Spencer, R (1, 7) OBP: 0.341, SLG: 0.410		1B 1-2 2-H 1B			FC1-6 2B	G4-3			L4	4	0	2	0	0	0	3
Joe McEwing, R (1, 4) OBP: 0.318, SLG: 0.250		1-3 2-H 1B			FC1-6 SH2-4 2-2	G1-3			FC6-4 1B	4	0	2	1	0	0	1
Tom Glavine, L (1, 1) OBP: 0.333, SLG: 0.250		G6-3			SH2-4 1-2			CS 1B		1	0	0	0	0	0	2
Eric Valent, L (7, PH) OBP: 0.250, SLG: 0.455										1	0	1	0	0	0	0
Mike Stanton, L (8, 1)										0	0	0	0	0	0	0
Vance Wilson, R (9, PH) OBP: 0.429, SLG: 0.333									1-2f	1	0	0	0	0	0	1
Inning Stats	R: 0 E: 0 K: 2 S: 7 H: 0 LOB: 0 BB: 0 P: 12	R: 1 E: 0 K: 1 S: 15 H: 3 LOB: 2 BB: 1 P: 25	R: 0 E: 0 K: 1 S: 8 H: 0 LOB: 0 BB: 0 P: 10	R: 0 E: 0 K: 1 S: 5 H: 0 LOB: 0 BB: 0 P: 8	R: 0 E: 0 K: 0 S: 7 H: 1 LOB: 1 BB: 0 P: 9	R: 0 E: 0 K: 0 S: 13 H: 0 LOB: 3 BB: 2 P: 23	R: 0 E: 0 K: 1 S: 11 H: 1 LOB: 1 BB: 0 P: 17	R: 0 E: 0 K: 1 S: 11 H: 2 LOB: 1 BB: 0 P: 18	R: 0 E: 0 K: 0 S: 8 H: 1 LOB: 1 BB: 0 P: 12	1B: 5 2B: 4 3B: 0 HR: 0 SF: 0 SAC: 1 DP: 1 HBP: 1						

AB	31
R	1
H	8
RBI	1
BB	3
SO	7
LOB	14

WP: 0 PB: 0 SB: 0 CS: 1 PA: 36

PITCHER		IP	WLS	BF	H	R	ER	SO	BB	IBB	HBP	BLK	WP	HR	S	P	ERA	WHIP
Livan Hernandez, R ERA: 3.04	(1, 1)	7.2	W	31	7	1	1	6	3	0	1	0	0	0	74	118	1.17	1.304
Luis Ayala, R ERA: 4.5	(8, 1)	0.1	H	1	0	0	0	1	0	0	0	0	0	0	3	4	0.00	0.000
Rocky Biddle, R ERA: 1.29	(9, 1)	1.0	S	4	1	0	0	0	0	0	0	0	0	0	8	12	0.00	1.000

PITCHER	IP	WLS	BF	H	R	ER	SO	BB	IBB	HBP	BLK	WP	HR	S	P	ERA	WHIP

Batter	1	2	3	4	5	6	7	8	9	AB	R	H	RBI	BB	SO	LOB
Brad Wilkerson, L (1, 8) OBP: 0.373, SLG: 0.354	F C B B B B 4-2 G3 BB		B B B C B 4-1 BB		S X 0-1 ③ P4			C C B X 1-2 ① G3		2	0	0	0	2	0	1
Orlando Cabrera, R (1, 6) OBP: 0.288, SLG: 0.375	C L 1 SAFE B X 1-2 ① G3 1-2		F 1 SAFE 1 SAFE 1 SAFE F X 0-2 ③ F8			C B F B F B F X 3-2 FC6-4 1B		B B F B X 3-1 ② F8		4	0	1	0	0	0	2
Jose Vidro, S (1, 4) OBP: 0.364, SLG: 0.407	B B S F B X 3-2 ② F8			X 0-0 ① F8		S 1 SAFE C B 1 SAFE X 1-2 ① P2		C F B B X 2-2 ③ G6-3		4	0	0	0	0	0	2
Tony Batista, R (1, 5) OBP: 0.222, SLG: 0.283	2 SAFE C B B B X 3-1 ③ G6-3			B F B X 2-1 ② G6-3		S 1 SAFE 1 SAFE X 0-1 ② FC6-4 1-2f			C B X 1-1 ① E 1B E	4	1	1	0	0	0	2
Matt Cepicky, L (1, 9) OBP: 0.308, SLG: 0.333		B C T F F X 1-2 ① G1-6-3 1B		C B B B C B B 4-2 BB		B 1 SAFE S F B S 2-3 ③ K			F X 0-1 ① F7	3	0	1	0	1	1	2
Ronald Calloway, L (1, 7) OBP: 0.087, SLG: 0.045		X 0-0 ① ② G1-6-3 1-2f		1 SAFE S X 0-1 ③ P5			C X 0-1 ① G3		X 0-0 ① E5 E 1-2	4	0	0	0	0	0	3
Terrmel Sledge, L (1, 3) OBP: 0.083, SLG: 0.029 Juan Rivera, R (9, PH) OBP: 0.265, SLG: 0.303		C X 0-1 ③ F8			B C X 1-1 ① G6-3		C C S 0-3 ② K		C F B S 1-3 ② K	3 1	0 0	0 0	0 0	0 0	1 1	0 2
Brian Schneider, L (1, 2) OBP: 0.205, SLG: 0.357			B F L B S 2-3 ① K		C X 0-1 ② G4-3		C C F X 0-2 HR		C B X 1-1 E7 1-3 2-H	4	1	1	1	0	1	1
22 John Patterson, R (1, 1) OBP: 0.167, SLG: 0.167 Andy Fox, L (7, PH) OBP: 0.111, SLG: 0.111 Chad Bentz, R (7, 1) Jeremy Fikac, R (7, 1) Luis Ayala, R (7, 1) OBP: 1.000, SLG: 1.000 32 Chad Cordero, R (8, 1) Jamey Carroll, R (9, PH) OBP: 0.211, SLG: 0.278			B S S S S 1-3 ② K		B F X 1-1 1B		C C S 0-3 ③ K		F B B X 2-1 ③ G3	2 1 0 0 0 0 1	0 0 0 0 0 0 0	1 0 0 0 0 0 0	0 0 0 0 0 0 0	0 0 0 0 0 0 0	1 1 0 0 0 0 0	0 0 0 0 0 0 2
Inning Stats	R: 0 H: 0 E: 0 LOB: 1 K: 0 BB: 1 S: 10 P: 21	R: 0 H: 1 E: 0 LOB: 0 K: 0 BB: 0 S: 7 P: 8	R: 0 H: 0 E: 0 LOB: 1 K: 2 BB: 1 S: 10 P: 17	R: 0 H: 0 E: 0 LOB: 1 K: 0 BB: 1 S: 7 P: 13	R: 0 H: 1 E: 0 LOB: 1 K: 0 BB: 0 S: 8 P: 10	R: 0 H: 1 E: 0 LOB: 1 K: 1 BB: 0 S: 13 P: 19	R: 1 H: 1 E: 0 LOB: 0 K: 2 BB: 0 S: 12 P: 12	R: 0 H: 0 E: 0 LOB: 0 K: 0 BB: 0 S: 8 P: 14	R: 1 H: 1 E: 2 LOB: 2 K: 1 BB: 0 S: 12 P: 17	1B: 4 SF: 0 2B: 0 SAC: 0 3B: 0 DP: 1 HR: 1 HBP: 0						

PITCHER	IP	WLS	BF	H	R	ER	SO	BB	IBB	HBP	BLK	WP	HR	S	P	ERA	WHIP
Steve Trachsel, R (1, 1) ERA: 4.5	7.0	W	27	4	1	1	5	3	0	0	0	0	1	67	100	1.29	1.000
John Franco, L (8, 1) ERA: 6.43	1.0	H	3	0	0	0	0	0	0	0	0	0	0	8	14	0.00	0.000
Braden Looper, R (9, 1) ERA:	1.0	S	6	1	1	0	1	0	0	0	0	0	0	12	17	0.00	1.000

PITCHER	IP	WLS	BF	H	R	ER	SO	BB	IBB	HBP	BLK	WP	HR	S	P	ERA	WHIP

TOP

Montreal Expos @ New York Mets

Shea Stadium, Flushing, NY

Thu Apr 22 2004, 1:10 PM EDT

Att. 15,062 - Unknown - 73 F

livebaseballscorecards.com

AB	33
R	2
H	5
RBI	1
BB	3
SO	6
LOB	17

1B: 4	SF: 0	WP: 0	PA: 36
2B: 0	SAC: 0	PB: 0	
3B: 0	DP: 1	SB: 0	
HR: 1	HBP: 0	CS: 0	

Montreal Expos @ New York Mets

Shea Stadium, Flushing, NY

Thu Apr 22 2004, 1:10 PM EDT

Att. 15,062 - Unknown - 73 F

BOTTOM

Batter	1	2	3	4	5	6	7	8	9	AB	R	H	RBI	BB	SO	LOB
Kazuo Matsui, S (1, 6) OBP: 0.392, SLG: 0.417	E5	K			K		1B 31 2B BB	SAFE SAFE SAFE 1-2 BB		3	1	0	0	2	2	1
Karim Garcia, L (1, 9) OBP: 0.327, SLG: 0.500	SAFE SAFE HBP 1-2 BB		G4-3		P5		31 2B FC5-2 1-3 1B	F9 2-3		4	0	1	0	1	0	2
Shane Spencer, R (1, 7) OBP: 0.370, SLG: 0.429	1-2 2-3 HBP		31 2B G3 HBP		BB 2B		F8	SAFE	F9	3	1	1	0	0	0	4
31 Mike Piazza, R (1, 3) OBP: 0.381, SLG: 0.569 Vance Wilson, R (7, PR) OBP: 0.429, SLG: 0.333 (8, 2)	K		SAFE G3 1-3 2B		BB IBB		FC5-2 2B 1-3 3-H 2B			3 0	0 1	2 0	1 0	1 0	1 0	3 0
Jason Phillips, R (1, 2) OBP: 0.286, SLG: 0.234 (8, 3)	F8		G3 2-3 3-H		1-2 2-3 BB		FC5-2 2B 2-3 3-H			3	0	0	1	1	0	6
Mike Cameron, R (1, 8) OBP: 0.348, SLG: 0.418	K		G4-3		F8		1-3 3-H 2B			4	0	1	1	0	1	7
Ricky Gutierrez, R (1, 5) OBP: 0.235, SLG: 0.196		G5-3		F9		G6-3	G6-3			4	0	0	0	0	0	2
Joe McEwing, R (1, 4) OBP: 0.269, SLG: 0.208		G5-3		K		F9		F9		4	0	0	0	0	1	0
Steve Trachsel, R (1, 1) OBP: 0.300, SLG: 0.400 John Franco, L (8, 1) Eric Valent, L (8, PH) OBP: 0.280, SLG: 0.455 Braden Looper, R (9, 1)		1B		F8		G4-3		F9 BB BB		3 0 0 0	0 0 0 0	1 0 0 0	0 0 0 0	0 0 1 0	0 0 0 0	0 0 0 0
Inning Stats	R: 0 E: 1 K: 2 S: 13 H: 0 LOB: 3 BB: 1 P: 24	R: 0 E: 0 K: 1 S: 11 H: 1 LOB: 1 BB: 0 P: 17	R: 1 E: 0 K: 0 S: 11 H: 1 LOB: 1 BB: 0 P: 16	R: 0 E: 0 K: 1 S: 6 H: 0 LOB: 0 BB: 0 P: 7	R: 0 E: 0 K: 1 S: 10 H: 1 LOB: 3 BB: 2 P: 21	R: 0 E: 0 K: 0 S: 6 H: 0 LOB: 0 BB: 0 P: 9	R: 2 E: 0 K: 0 S: 12 H: 3 LOB: 2 BB: 1 P: 24	R: 0 E: 0 K: 0 S: 10 H: 0 LOB: 2 BB: 2 P: 24		1B: 2 2B: 4 3B: 0 HR: 0	SF: 0 SAC: 0 DP: 0 HBP: 2					

livebaseballscorecards.com

AB	31
R	3
H	6
RBI	3
BB	6
SO	5
LOB	25

WP: 0 PB: 0 SB: 0 CS: 0 PA: 39

PITCHER		IP	WLS	BF	H	R	ER	SO	BB	IBB	HBP	BLK	WP	HR	S	P	ERA	WHIP
22 John Patterson, R ERA: 3.18	(1, 1)	6.0		27	3	1	1	5	2	1	2	0	0	0	57	94	1.50	0.833
Chad Bentz, L ERA: 6.23	(7, 1)	0.0	L	2	1	2	2	0	1	0	0	0	0	0	2	6	∞	∞
Jeremy Fikac, R ERA: 4.32	(7, 1)	0.1		2	1	0	0	0	0	0	0	0	0	0	4	9	0.00	3.000
Luis Ayala, R ERA: 4.15	(7, 1)	0.2		3	1	0	0	0	0	0	0	0	0	0	6	9	0.00	1.500
32 Chad Cordero, R ERA: 2.25	(8, 1)	1.0		5	0	0	0	0	2	0	0	0	0	0	10	24	0.00	2.000

PITCHER	IP	WLS	BF	H	R	ER	SO	BB	IBB	HBP	BLK	WP	HR	S	P	ERA	WHIP

Philadelphia Phillies @ Montreal Expos

Olympic Stadium, Montreal, QB

Fri Apr 23 2004, 7:05 PM EDT
Att. 30,112 - Unknown - 70 F

TOP

livebaseballscorecards.com

Batter	1	2	3	4	5	6	7	8	9	AB	R	H	RBI	BB	SO	LOB
Marlon Byrd, R (1, 8) OBP: 0.283, SLG: 0.222	X 0-0 BB HR 1B	C C F F B F C 1-3 ② K		C S X 0-2 ① G1-3		B B X 2-0 S 1B		B C C X 1-2 ② G6-3	C X 0-1 ③ F8	6	1	2	0	0	1	1
Placido Polanco, R (1, 4) OBP: 0.371, SLG: 0.403	B B B B 4-0 1-2 HR BB	B B F X 2-1 2B 2B		C X 0-1 ② L4		C B X 1-1 ③ G3-1 1-2		C B X 1-1 2B 1B		4	3	2	0	1	0	1
Bobby Abreu, L (1, 9) OBP: 0.355, SLG: 0.500	C X 0-1 1-H 2-H HR	C X 0-1 2-H 2B		B C F X 1-2 ③ G3-1			B B F B X 3-1 WP FC6-4 2B	B C X 1-1 1-H 2B		5	2	4	5	0	0	0
Jim Thome, L (1, 3) OBP: 0.431, SLG: 0.724	B B C C F X 2-2 HR	I I I I 4-0 IBB			F F H 1-2 HBP		B S S B S S 3-3 ① K	I I I I 4-0 IBB		2	1	1	1	2	1	1
Pat Burrell, R (1, 7) OBP: 0.381, SLG: 0.418 Doug Glanville, R (7, PR) OBP: 0.250, SLG: 0.500 (7, 7)	B C C F B B C 3-3 ① K	S C B B S 1-3 ③ K			B B C C C X 2-2 ① F7		S B B B B I 4-1 FC6-4 BB 2-3 IBB	C F X 0-2 ③ F9		3 1	0 0	0 0	0 0	1 0	2 0	3 2
Mike Lieberthal, R (1, 2) OBP: 0.214, SLG: 0.327	B F B X 2-1 1B		B B B B 4-0 11 G4-6-3 E BB		C B F B B C 3-3 ② K		B C S B B B 4-2 FC6-4 1-2 BB		F B B X 2-1 ① F8	3	0	1	0	2	1	1
David Bell, R (1, 5) OBP: 0.345, SLG: 0.417	B C B F X 2-2 ② F9		B B B F X 2-1 E6 11 G4-6-3 1-2		C C B B C 2-3 ③ K		F X 0-1 ② FC6-4 1-2f 2-3 3-H		C C C X 0-2 11 F8 2B 1B	5	1	1	1	0	1	5
11 Jimmy Rollins, S (1, 6) OBP: 0.217, SLG: 0.259	B X 1-0 ③ G3		C B F F B F X 2-2 ① ② G4-6-3 1-2f 2-3			X 0-0 ① F8	C B S T F X 1-2 ③ L6		B F B C F 1 SAFE X 2-2 ② F8 1-2	5	0	0	0	0	0	6
Kevin Millwood, R (1, 1) Roberto Hernandez, R (7, 1) Jason Michaels, R (8, PH) OBP: 0.200, SLG: 0.111 Tim Worrell, R (8, 1) Ricky Ledee, L (9, PH) OBP: 0.417, SLG: 0.727 Billy Wagner, L (9, 1)		C T F B X 1-2 ① G5-3	C X 0-1 ③ F9			C B B F X 2-2 ② G4-3		B S C B S 2-3 ① K	C X 0-1 2-H 2B	3 0 1 0 1 0	0 0 0 0 0 0	0 0 0 0 0 0	0 0 0 0 1 0	0 0 1 0 0 0	0 0 0 0 0 0	1 0 0 0 0 0

Inning Stats																																			
	R: 4	E: 0	K: 1	S: 17	H: 4	LOB: 1	BB: 1	P: 31	R: 1	E: 0	K: 2	S: 17	H: 2	LOB: 2	BB: 1	P: 26	R: 0	E: 1	K: 0	S: 9	H: 0	LOB: 1	BB: 1	P: 17	R: 0	E: 0	K: 0	S: 8	H: 0	LOB: 0	BB: 0	P: 9	R: 0	E: 0	K: 2	S: 11	H: 0	LOB: 1	BB: 0	P: 19
	R: 0	E: 0	K: 0	S: 7	H: 1	LOB: 1	BB: 0	P: 12	R: 1	E: 0	K: 1	S: 14	H: 1	LOB: 2	BB: 2	P: 29	R: 1	E: 0	K: 1	S: 13	H: 2	LOB: 2	BB: 1	P: 22	R: 1	E: 0	K: 0	S: 13	H: 2	LOB: 1	BB: 0	P: 17	1B: 5	2B: 5	3B: 0	HR: 2	SF: 0	SAC: 0	DP: 1	HBP: 1	WP: 1	PB: 0	SB: 1	CS: 0	PA: 46

PITCHER		IP	WLS	BF	H	R	ER	SO	BB	IBB	HBP	BLK	WP	HR	S	P	ERA	WHIP
Claudio Vargas, R ERA: 5.6	(1, 1)	1.2		13	6	5	5	2	1	1	0	0	0	2	31	53	27.00	4.200
Sun-Woo Kim, R ERA: 0.61	(2, 1)	4.1		16	1	0	0	3	1	0	1	0	0	0	38	61	0.00	0.462
Chad Bentz, L ERA: 7.71	(7, 1)	0.1	L	2	1	1	1	1	0	0	0	0	0	0	5	11	27.00	3.000
Jeremy Fikac, R ERA: 4.66	(7, 1)	1.1		9	2	1	1	1	1	2	0	0	1	0	19	37	6.75	2.250
32 Chad Cordero, R ERA: 2.16	(8, 1)	0.1		1	0	0	0	0	0	0	0	0	0	0	3	3	0.00	0.000

PITCHER		IP	WLS	BF	H	R	ER	SO	BB	IBB	HBP	BLK	WP	HR	S	P	ERA	WHIP
Rocky Biddle, R ERA: 2.25	(9, 1)	1.0		5	2	1	1	0	0	0	0	0	0	0	13	17	9.00	2.000

AB	39
R	8
H	12
RBI	8
BB	6
SO	7
LOB	21

BOTTOM

Batter	1	2	3	4	5	6	7	8	9	AB	R	H	RBI	BB	SO	LOB
Endy Chavez, L (1, 8) OBP: 0.200, SLG: 0.200	C F B F X 1-2 ① G4-3		B B C X 2-1 ① G5-3		B C C C 1-3 ① K	B F S X 1-2 E4 S 1B 2-H 3-H		C B B B C F X 3-2 ③ G1-3		5	0	1	1	0	1	2
Orlando Cabrera, R (1, 6) OBP: 0.296, SLG: 0.406	B X 1-0 E S 1B 1B		B C C F B B F X 3-2 ② P6		X 0-0 ② G6-3	C 1 SAFE P 1 SAFE 1 SAFE B X 2-1 ③ F9 1-2			C B X 1-1 ① G3 3B	5	2	2	0	0	0	1
Jose Vidro, S (1, 4) OBP: 0.352, SLG: 0.407	B C F 1 SAFE F C 1-3 ② K		F B B X 2-1 2B		C B B B C X 3-2 ③ L8		B X 1-0 ① L8		B B F S D F S 3-3 ① K	5	0	1	0	0	2	2
Tony Batista, R (1, 5) OBP: 0.237, SLG: 0.293	B B S B S X 3-2 1-H 1B		C C F X 0-2 ③ F7			B X 1-0 2B 1B	B B X 2-0 ② P5		B F F X 1-2 ② G3 3-H	5	1	2	2	0	0	1
Brad Wilkerson, L (1, 3) OBP: 0.359, SLG: 0.358	F B S F X 1-2 ③ G4-3			B B X 2-0 ① G4-3		C B B B C F X 2-2 G4-3 1-H 2B	F X 0-1 ③ G1-3		F F B X 1-2 ③ L5	5	1	1	1	0	0	1
Ronald Calloway, L (1, 9) OBP: 0.111, SLG: 0.077		B X 1-0 ① G1		L F C 0-3 ② K		B F X 1-1 ① G4-3 2-3		C B B B C X 3-2 G1-3 1B		4	0	1	0	0	1	1
Terrmel Sledge, L (1, 7) OBP: 0.125, SLG: 0.105		B S S X 1-2 ② F7		F L X 0-2 2B		C F X 0-2 G3 1B 1B 1B 3-H		M B X 1-1 ① F8		4	1	2	1	0	0	1
Brian Schneider, L (1, 2) OBP: 0.250, SLG: 0.400		B X 1-0 2B		B B I I 4-0 IBB		X 0-0 G3 E 1B 1-2		X 0-0 ② G1-3 1-2		3	1	2	0	1	0	1
Claudio Vargas, R (1, 1)		X 0-0 ③ G5-3		C F B F S 1-3 ③ K		C X 0-1 ② G3 1-2 2-3		B C B F B F B 4-2 BB		0	0	0	0	0	0	0
Sun-Woo Kim, R (2, 1)										2	0	0	0	0	1	3
Matt Cepicky, L (6, PH) OBP: 0.286, SLG: 0.308										1	0	0	0	0	0	2
Chad Bentz, R (7, 1)										0	0	0	0	0	0	0
Jeremy Fikac, R (7, 1)										0	0	0	0	0	0	0
32 Chad Cordero, R (8, 1)										0	0	0	0	0	0	0
Juan Rivera, R (8, PH) OBP: 0.286, SLG: 0.303										0	0	0	0	1	0	0
Rocky Biddle, R (9, 1)										0	0	0	0	0	0	0
Inning Stats	R: 1 H: 2 E: 0 LOB: 1 K: 1 BB: 0 S: 16 P: 23	R: 0 H: 1 E: 0 LOB: 1 K: 0 BB: 0 S: 6 P: 9	R: 0 H: 1 E: 0 LOB: 1 K: 0 BB: 0 S: 12 P: 19	R: 0 H: 1 E: 0 LOB: 2 K: 2 BB: 1 S: 11 P: 18	R: 0 H: 0 E: 0 LOB: 0 K: 1 BB: 0 S: 7 P: 11	R: 4 H: 5 E: 1 LOB: 1 K: 0 BB: 0 S: 19 P: 25	R: 0 H: 0 E: 0 LOB: 0 K: 0 BB: 0 S: 4 P: 7	R: 0 H: 1 E: 0 LOB: 2 K: 0 BB: 1 S: 14 P: 25	R: 1 H: 1 E: 0 LOB: 0 K: 1 BB: 0 S: 12 P: 18	1B: 7 2B: 4 3B: 1 HR: 0	SF: 0 SAC: 0 DP: 0 HBP: 0						

PITCHER		IP	WLS	BF	H	R	ER	SO	BB	IBB	HBP	BLK	WP	HR	S	P	ERA	WHIP
Kevin Millwood, R ERA: 3.96	(1, 1)	6.0	W	29	10	5	3	4	0	1	0	0	0	0	71	105	4.50	1.667
Roberto Hernandez, R ERA: 4.0	(7, 1)	1.0	H	3	0	0	0	0	0	0	0	0	0	0	4	7	0.00	0.000
Tim Worrell, R ERA: 1.93	(8, 1)	1.0	H	5	1	0	0	0	1	0	0	0	0	0	14	25	0.00	2.000
Billy Wagner, L ERA: 2.0	(9, 1)	1.0	S	4	1	1	1	1	0	0	0	0	0	0	12	18	9.00	1.000

PITCHER	IP	WLS	BF	H	R	ER	SO	BB	IBB	HBP	BLK	WP	HR	S	P	ERA	WHIP

Philadelphia Phillies @ Montreal Expos

Olympic Stadium, Montreal, QB

Fri Apr 23 2004, 7:05 PM EDT
Att. 30,112 - Unknown - 70 F

livebaseballscorecards.com

AB	39
R	6
H	12
RBI	5
BB	2
SO	5
LOB	15

WP: 0	PA: 41
PB: 0	
SB: 2	
CS: 0	

Batter	1	2	3	4	5	6	7	8	9	AB	R	H	RBI	BB	SO	LOB
Marlon Byrd, R (1, 8) OBP: 0.318, SLG: 0.271	C F B F X 1-2 SH5-3 2B	B C X 1-1 PB 2-3 3-H 1B		C X 0-1 ① G6-3		F B F X 1-2 1B 2B 1B	B B F X 2-1 ③ F9		B B C B F F B 4-2 BB	5	1	3	1	1	0	0
Placido Polanco, R (1, 4) OBP: 0.360, SLG: 0.379	X 0-0 ① SH5-3 2-3	B C B X 2-1 ② F9 1-2 3-H		F X 0-1 ② L8		1 SAFE 1 SAFE X 0-0 ① F9		B S B B B 4-1 1B BB	C F X 0-2 ② L4	4	0	0	0	1	0	4
Bobby Abreu, L (1, 9) OBP: 0.353, SLG: 0.483	B C B X 2-1 ② G3	B X 1-0 ③ G3		C C B X 1-2 1B		1 SAFE C 1 SAFE 1 SAFE X 0-1 2B 1-3 1B		B B C C B S 3-3 ① K	C F F X 0-2 ③ G1-3	6	0	2	0	0	1	5
Jim Thome, L (1, 3) OBP: 0.429, SLG: 0.689 Tomas Perez, S (9, 3) OBP: 0.167, SLG: 0.167	F D B B I 4-1 IBB		B B B B 4-0 1B 1B 1B BB	1 SAFE F 1 SAFE X 0-1 F7		F 1 SAFE S T 0-2 ② K		F C B S 1-3 ② K		3 0	1 0	0 0	0 0	2 0	2 0	4 0
Ricky Ledee, L (1, 7) OBP: 0.471, SLG: 0.750	B B X 2-0 ③ F8	X 0-0 1B 1B 1-2 G1-2-3 1B	X 0-0 ① G1-5-3			1 SAFE 1 SAFE B X 1-0 1-3 3-H 2B		C S T B X 1-2 1-2 1B		5	0	3	1	0	0	2
David Bell, R (1, 5) OBP: 0.350, SLG: 0.434		C X 0-1 11 1B 2B C X 0-1 1B 1-2 2-3 1B	B X 1-0 ② L9			B X 1-0 ③ L9		X 0-0 ③ F9		5	1	2	0	0	0	4
Todd Pratt, R (1, 2) OBP: 0.455, SLG: 0.500		B T B B F B 4-2 SH1-4 11 1B 1B BB B B C S X 2-2 1-2 2-3 3-H 1B	S B X 1-1 11 1B 1B			F S X 0-2 ① G5-3		B B F S B X 3-2 11 G4-3 2B 2B		4	2	3	1	1	0	0
11 Jimmy Rollins, S (1, 6) OBP: 0.231, SLG: 0.271	C X 0-1 1B SH1-4 PB 1-2 2-H 1B	B B B C F S 3-3 ① K	X 0-0 1-2 1B			B B F F X 2-2 ② P4		B X 1-0 ① G4-3 2-3		5	1	2	1	0	1	4
Randy Wolf, L (1, 1) OBP: 0.500, SLG: 1.000	X 0-0 ① SH1-4 1-2 2-3	X 0-0 ② ③ G1-2-3 3-Hf	C S S 0-3 ③ K			B X 1-0 HR		B F B F X 2-2 3-H 2B		4	1	2	2	0	1	5
Inning Stats	R: 0 H: 1 E: 0 LOB: 2 K: 0 BB: 1 S: 9 P: 18	R: 3 H: 3 E: 0 LOB: 1 K: 0 BB: 1 S: 12 P: 20	R: 1 H: 3 E: 0 LOB: 2 K: 1 BB: 1 S: 10 P: 19	R: 0 H: 1 E: 0 LOB: 1 K: 0 BB: 0 S: 9 P: 10	R: 0 H: 2 E: 0 LOB: 2 K: 1 BB: 0 S: 8 P: 10	R: 1 H: 3 E: 0 LOB: 2 K: 1 BB: 0 S: 11 P: 14	R: 1 H: 1 E: 0 LOB: 0 K: 0 BB: 0 S: 9 P: 14	R: 0 H: 1 E: 0 LOB: 2 K: 2 BB: 1 S: 12 P: 21	R: 1 H: 2 E: 0 LOB: 2 K: 0 BB: 1 S: 17 P: 27	1B: 11 SF: 0 2B: 5 SAC: 2 3B: 0 DP: 1 HR: 1 HBP: 0						

PITCHER		IP	WLS	BF	H	R	ER	SO	BB	IBB	HBP	BLK	WP	HR	S	P	ERA	WHIP
Tomo Ohka, R ERA: 5.95	(1, 1)	6.0	L	33	13	5	4	3	2	1	0	0	0	0	59	91	6.00	2.500
Chad Bentz, L ERA: 6.75	(7, 1)	2.0		9	2	1	1	2	1	0	0	0	0	1	21	35	4.50	1.500
Luis Ayala, R ERA: 4.66	(9, 1)	1.0		6	2	1	1	0	1	0	0	0	0	0	17	27	9.00	3.000

PITCHER	IP	WLS	BF	H	R	ER	SO	BB	IBB	HBP	BLK	WP	HR	S	P	ERA	WHIP

Philadelphia Phillies @ Montreal Expos

Olympic Stadium, Montreal, QB

Sat Apr 24 2004, 1:05 PM EDT
Att. 6,899 - Unknown - 70 F

TOP

livebaseballscorecards.com

AB	41
R	7
H	17
RBI	6
BB	5
SO	5
LOB	28

Batter	1	2	3	4	5	6	7	8	9	AB	R	H	RBI	BB	SO	LOB
Endy Chavez, L (1, 8) OBP: 0.222, SLG: 0.125	X 0-0 ① B1-3		B B B C F F X 3-2 ③ G5-3			X 0-0 ② F9			B C C B B B 4-2 BB	3	0	0	0	1	0	1
Orlando Cabrera, R (1, 6) OBP: 0.293, SLG: 0.397	B F B B X 3-1 1B 1B			X 0-0 ① G6-3		C F X 0-2 ③ F8			C X 0-1 ② F9	4	0	1	0	0	0	2
Jose Vidro, S (1, 4) OBP: 0.360, SLG: 0.413	B B C 1 SAFE F X 2-2 1-2 G5-4-3 1B			C B B F B S 3-3 ② K			C B F B F X 2-2 G6-4-3 1B		C F B S 1-3 ③ K	4	0	2	0	0	2	1
Tony Batista, R (1, 5) OBP: 0.226, SLG: 0.279	C X 0-1 ②③ G5-4-3 1-2f			B B F C F X 2-2 ③ P6			C F F X 0-2 ①② G6-4-3 1-2f			3	0	0	0	0	0	3
Brad Wilkerson, L (1, 7) OBP: 0.343, SLG: 0.339		C X 0-1 ① G5-3			B C S B B C 3-3 ① K		B X 1-0 ③ P4			3	0	0	0	0	1	0
Juan Rivera, R (1, 9) OBP: 0.289, SLG: 0.286		C X 0-1 ② G1-3			C F H 1-2 G5-4-3 HBP			X 0-0 ① F9		2	0	0	0	0	0	0
Luis Lopez, R (1, 3) OBP: 0.185, SLG: 0.154		B X 1-0 ③ G1-3			B X 1-0 ②③ G5-4-3 1-2f			B C X 1-1 ② G6-3		3	0	0	0	0	0	1
Einar Díaz, R (1, 2) OBP: 0.294, SLG: 0.143			C B B X 2-1 ① G1-3			X 0-0 ① F8		B C B F F X 2-2 ③ F8		3	0	0	0	0	0	0
Tomo Ohka, S (1, 1) OBP: 0.400, SLG: 0.400			S S B X 1-2 ② F8			B S F X 1-2 1B			C B C F B F B X 3-2 ① F9	1	0	0	0	0	0	0
Andy Fox, L (6, PH) OBP: 0.200, SLG: 0.200										1	0	1	0	0	0	0
Chad Bentz, R (7, 1)										0	0	0	0	0	0	0
Luis Ayala, R (9, 1) OBP: 1.000, SLG: 1.000										0	0	0	0	0	0	0
Jamey Carroll, R (9, PH) OBP: 0.200, SLG: 0.263										1	0	0	0	0	0	0
Inning Stats	R: 0 E: 0 K: 0 S: 8 H: 2 LOB: 1 BB: 0 P: 13	R: 0 E: 0 K: 0 S: 5 H: 0 LOB: 0 BB: 0 P: 6	R: 0 E: 0 K: 0 S: 9 H: 0 LOB: 0 BB: 0 P: 15	R: 0 E: 0 K: 1 S: 8 H: 0 LOB: 0 BB: 0 P: 13	R: 0 E: 0 K: 1 S: 6 H: 0 LOB: 0 BB: 0 P: 11	R: 0 E: 0 K: 0 S: 8 H: 1 LOB: 1 BB: 0 P: 9	R: 0 E: 0 K: 0 S: 9 H: 1 LOB: 0 BB: 0 P: 12	R: 0 E: 0 K: 0 S: 7 H: 0 LOB: 0 BB: 0 P: 10	R: 0 E: 0 K: 1 S: 12 H: 0 LOB: 1 BB: 1 P: 20	1B: 4 2B: 0 3B: 0 HR: 0	SF: 0 SAC: 0 DP: 3 HBP: 1						

PITCHER	IP	WLS	BF	H	R	ER	SO	BB	IBB	HBP	BLK	WP	HR	S	P	ERA	WHIP
Randy Wolf, L (1, 1) ERA: 3.55	9.0	W	30	4	0	0	3	1	0	1	0	0	0	72	109	0.00	0.556

PITCHER	IP	WLS	BF	H	R	ER	SO	BB	IBB	HBP	BLK	WP	HR	S	P	ERA	WHIP

BOTTOM

Philadelphia Phillies @ Montreal Expos

Olympic Stadium, Montreal, QB

Sat Apr 24 2004, 1:05 PM EDT
Att. 6,899 - Unknown - 70 F

livebaseballscorecards.com

AB	28
R	0
H	4
RBI	0
BB	1
SO	3
LOB	8

WP: 0 PA: 30
PB: 0
SB: 0
CS: 0

Philadelphia Phillies @ Montreal Expos

Olympic Stadium, Montreal, QB

Sun Apr 25 2004, 1:05 PM EDT

Att. 8,267 - Unknown - 70 F

livebaseballscorecards.com

TOP

Batter	1	2	3	4	5	6	7	8	9	AB	R	H	RBI	BB	SO	LOB
Marlon Byrd, R (1, 8) OBP: 0.300, SLG: 0.254	C X 0-1 ① F7		F S X 0-2 ② G5-3		C D X 1-1 ② FC1-6 1-2f		C B C X 1-2 ③ FC6-4 1-2f			4	0	0	0	0	0	4
Placido Polanco, R (1, 4) OBP: 0.354, SLG: 0.371	B B X 2-0 ② G6-3		C B F X 1-2 ③ F9		1 SAFE 1 SAFE B B C 1 SAFE B X 3-1 ③ F8			B B B C C X 3-2 BB 1B		4	0	1	0	0	0	2
Bobby Abreu, L (1, 9) OBP: 0.361, SLG: 0.484	C B B X 2-1 1B 1B 1B			B C B X 2-1 2B 1B		B B C F B X 3-2 ① L8		B B X 2-0 ① F8		4	0	2	0	0	0	1
Pat Burrell, R (1, 7) OBP: 0.388, SLG: 0.414 Doug Glanville, R (8, PR) OBP: 0.250, SLG: 0.500 (8, 7)	C B X 1-1 ③ 1-H 1B			B C C B C 2-3 ① K		X 0-0 ② F9		1 SAFE C B B S B B 4-2 1-2 G6-4-3 BB		3 0	0 0	1 0	0 0	1 0	1 0	1 0
Mike Lieberthal, R (1, 2) OBP: 0.217, SLG: 0.321		B C X 1-1 G6-4-3 1B		X 0-0 ② L5		C F B X 1-2 G6-3		F B B X 2-1 ②③ G6-4-3 1-2f		4	0	1	0	0	0	3
David Bell, R (1, 5) OBP: 0.344, SLG: 0.439		B B F B X 3-1 ① F7		S X 0-1 1-3 2B			X 0-0 ① F7		B C B F B F X 3-2 ① G6-3	4	0	1	0	0	0	1
Shawn Wooten, R (1, 3) OBP: 0.400, SLG: 0.375		X 0-0 ②③ G6-4-3 1-2f		F X 0-1 ③ G4-3			B X 1-0 ② G6-3		C B S X 1-2 ② G5-3	4	0	0	0	0	0	3
Tomas Perez, S (1, 6) OBP: 0.300, SLG: 0.500			B X 1-0 SH1-4 2B		B B B C X 3-1 ① G3-1		B C B F F F F F X 2-2 2B		C F F F F B F S 1-3 ③ K	4	0	2	0	0	1	0
Vicente Padilla, R (1, 1) OBP: 0.200, SLG: 0.200 Ricky Ledee, L (7, PH) OBP: 0.500, SLG: 0.750 Rheal Cormier, L (7, 1) Roberto Hernandez, R (8, 1)			X 0-0 ① SH1-4 2-3		C X 0-1 FC1-6 1B		B B B C B 4-1 FC6-4 BB			1 0 0 0	0 0 0 0	1 0 0 0	0 0 0 0	0 1 0 0	0 0 0 0	0 0 0 0
Inning Stats	R: 0 H: 2 E: 0 LOB: 2 K: 0 BB: 0 S: 7 P: 12	R: 0 H: 1 E: 0 LOB: 0 K: 0 BB: 0 S: 5 P: 9	R: 0 H: 1 E: 0 LOB: 1 K: 0 BB: 0 S: 8 P: 10	R: 0 H: 2 E: 0 LOB: 2 K: 1 BB: 0 S: 10 P: 14	R: 0 H: 1 E: 0 LOB: 1 K: 0 BB: 0 S: 8 P: 15	R: 0 H: 0 E: 0 LOB: 0 K: 0 BB: 0 S: 7 P: 11	R: 0 H: 1 E: 0 LOB: 2 K: 0 BB: 1 S: 12 P: 20	R: 0 H: 1 E: 0 LOB: 2 K: 0 BB: 1 S: 8 P: 19	R: 0 H: 0 E: 0 LOB: 0 K: 1 BB: 0 S: 14 P: 19	1B: 6 SF: 0 2B: 3 SAC: 1 3B: 0 DP: 2 HR: 0 HBP: 0						

	AB	32
	R	0
	H	9
	RBI	0
	BB	2
	SO	2
	LOB	15

WP: 0 PA: 35
PB: 0
SB: 0
CS: 0

PITCHER		IP	WLS	BF	H	R	ER	SO	BB	IBB	HBP	BLK	WP	HR	S	P	ERA	WHIP
Zach Day, R ERA: 2.0	(1, 1)	8.0	W	32	9	0	0	1	2	0	0	0	0	0	65	110	0.00	1.375
Rocky Biddle, R ERA: 2.0	(9, 1)	1.0	S	3	0	0	0	1	0	0	0	0	0	0	14	19	0.00	0.000

PITCHER	IP	WLS	BF	H	R	ER	SO	BB	IBB	HBP	BLK	WP	HR	S	P	ERA	WHIP

Batter	1	2	3	4	5	6	7	8	9	AB	R	H	RBI	BB	SO	LOB
Endy Chavez, L (1, 8) OBP: 0.154, SLG: 0.083	B C B X 2-1 G4-3 ①		C B C X 1-2 G1-3 ③		F B C B S 2-3 K ③			X 0-0 B1-3 ①		4	0	0	0	0	1	2
Jamey Carroll, R (1, 4) OBP: 0.208, SLG: 0.227	B C B B B 4-1 BB			C F F X 0-2 G6-3 ①		C B F F F F X 1-2 G6-3 ①		B C B B C F F X 3-2 P2 ②		3	0	0	0	1	0	0
Orlando Cabrera, R (1, 6) OBP: 0.304, SLG: 0.403	F C F 1 SAFE X 0-2 F9 ②			B S F X 1-2 P5 ②		B X 1-0 G3 2B 1B		F S X 0-2 CS 1B		4	1	2	0	0	0	1
Brad Wilkerson, L (1, 3) OBP: 0.343, SLG: 0.328	C X 0-1 G6-3 ③			C B B B B 4-1 BB		C B 1 SAFE X 1-1 G3 ② 1-2		C 1 SAFE B B S 2-2 CS ③ 1-2		2	0	0	0	1	0	2
Tony Batista, R (1, 5) OBP: 0.231, SLG: 0.270		X 0-0 F8 ①		C 1 SAFE S 1 SAFE X 0-2 F8 ③		B B B B 4-0 2B BB				2	1	0	0	1	0	1
Matt Cepicky, L (1, 7) OBP: 0.353, SLG: 0.438 Juan Rivera, R (8, 9) OBP: 0.289, SLG: 0.286		C F F F B F F B C 2-3 K ②			X 0-0 SH1-4 S 1B	B B F B X 3-1 1-H 2-H 2B ③				3 0	0 0	2 0	2 0	0 0	1 0	0 0
Ronald Calloway, L (1, 9) OBP: 0.100, SLG: 0.069 (8, 7)		B C F C 1-3 K ③			X 0-0 P5 ①		C B B F B S 3-3 K ①			3	0	0	0	0	2	1
Brian Schneider, L (1, 2) OBP: 0.275, SLG: 0.447			B B X 2-0 G4-3 ①		B B B 4-0 SH1-4 1-2 BB		C B C X 1-2 CS 3B			2	0	1	0	1	0	0
Zach Day, R (1, 1) Rocky Biddle, R (9, 1)			X 0-0 P6 ②		X 0-0 SH1-4 ② 1-2 2-3		P 3 SAFE B B B C C F X 3-2 G5-3 ②③ 3-H			2 0	0 0	0 0	0 0	0 0	0 0	1 0
Inning Stats	R: 0 E: 0 K: 0 S: 9 H: 0 LOB: 1 BB: 1 P: 15	R: 0 E: 0 K: 2 S: 11 H: 0 LOB: 0 BB: 0 P: 14	R: 0 E: 0 K: 0 S: 5 H: 0 LOB: 0 BB: 0 P: 8	R: 0 E: 0 K: 0 S: 11 H: 0 LOB: 1 BB: 1 P: 16	R: 0 E: 0 K: 1 S: 6 H: 1 LOB: 2 BB: 1 P: 12	R: 2 E: 0 K: 0 S: 12 H: 2 LOB: 1 BB: 1 P: 22	R: 0 E: 0 K: 1 S: 11 H: 1 LOB: 0 BB: 0 P: 17	R: 0 E: 0 K: 0 S: 11 H: 1 LOB: 0 BB: 0 P: 16		1B: 3 2B: 1 3B: 1 HR: 0	SF: 0 SAC: 1 DP: 0 HBP: 0					

BOTTOM

Philadelphia Phillies @ Montreal Expos

Olympic Stadium, Montreal, QB

Sun Apr 25 2004, 1:05 PM EDT

Att. 8,267 - Unknown - 70 F

livebaseballscorecards.com

AB	25
R	2
H	5
RBI	2
BB	4
SO	4
LOB	8

WP: 0 PB: 0 SB: 1 CS: 2 PA: 31

PITCHER		IP	WLS	BF	H	R	ER	SO	BB	IBB	HBP	BLK	WP	HR	S	P	ERA	WHIP
Vicente Padilla, R ERA: 3.86	(1, 1)	6.0	L	24	3	2	2	3	4	0	0	0	0	0	54	87	3.00	1.167
Rheal Cormier, L ERA: 6.0	(7, 1)	1.1		4	1	0	0	1	0	0	0	0	0	0	12	18	0.00	0.750
Roberto Hernandez, R ERA: 3.72	(8, 1)	0.2		2	1	0	0	0	0	0	0	0	0	0	10	15	0.00	1.500

PITCHER	IP	WLS	BF	H	R	ER	SO	BB	IBB	HBP	BLK	WP	HR	S	P	ERA	WHIP

Montreal Expos @ San Diego Padres

PETCO Park, San Diego, CA

Mon Apr 26 2004, 10:05 PM EDT

Att. 25,438 - Sunny - 74 F

TOP

livebaseballscorecards.com

Batter	1	2	3	4	5	6	7	8	9	AB	R	H	RBI	BB	SO	LOB
Endy Chavez, L (1, 8) OBP: 0.235, SLG: 0.188	C S F B B X 2-2 G1-6-3 1B		B C B F X 2-2 ② P6			C S F X 0-2 S 2B 1B	S S X 0-2 ② FC3-6 FC4-6 1-2f 2-3			4	1	2	0	0	0	2
Orlando Cabrera, R (1, 6) OBP: 0.289, SLG: 0.383	X 0-0 ① ② G1-6-3 1-2f		B C X 1-1 ③ F7			C S S 0-3 ① K	C S X 0-2 ③ FC4-6 1-2f			4	0	0	0	0	1	4
Jose Vidro, S (1, 4) OBP: 0.354, SLG: 0.418	C B B S F X 2-2 ③ P5			C B C F F F X 1-2 ① G6-3		1 SAFE B B X 2-0 ② 1-H 2B		C F C 0-3 ① K		4	0	1	1	0	1	0
Brad Wilkerson, L (1, 3) OBP: 0.338, SLG: 0.339		B B T B F X 3-2 ① F7		B S B S B S 3-3 ② K		F B B X 2-1 1B 2B		B C X 1-1 ② P4		4	1	1	0	0	1	0
Tony Batista, R (1, 5) OBP: 0.246, SLG: 0.284		C B X 1-1 G4-3 S 1B		B F B F S 2-3 ③ K		B B X 2-0 2-H 1B		B X 1-0 ③ G5-3		4	0	2	1	0	1	0
Matt Cepicky, L (1, 7) OBP: 0.286, SLG: 0.350		B D B C S F F F F 3-2 X ② G4-3 1-3			B S F F S 1-3 ① K	X 0-0 ③ G1-3			B C X 1-1 ① G3-1	4	0	0	0	0	1	2
Valentino Pascucci, R (1, 9)		B B B B 4-0 BB			B C S C 1-3 ② K		B S C S 1-3 ① K		B F X 1-1 ② F8	3	0	0	0	1	2	0
Brian Schneider, L (1, 2) OBP: 0.291, SLG: 0.451		C X 0-1 ③ G3			F X 0-1 1B		B X 1-0 FC3-6 SH 1B		B F C X 1-2 ③ L8	4	0	2	0	0	0	2
Livan Hernandez, R (1, 1) OBP: 0.100, SLG: 0.100 Rigo Beltran, L (7, 1) Luis Ayala, R (8, 1) OBP: 1.000, SLG: 1.000			C B F C 1-3 ① K		S B S S 1-3 ③ K		1 SAFE X 0-0 SH FC3-6 1-2			2 0 0	0 0 0	0 0 0	0 0 0	0 0 0	2 0 0	1 0 0
Inning Stats	R: 0 E: 0 K: 0 S: 9 H: 1 LOB: 0 BB: 0 P: 13	R: 0 E: 0 K: 0 S: 14 H: 1 LOB: 2 BB: 1 P: 25	R: 0 E: 0 K: 1 S: 8 H: 0 LOB: 0 BB: 0 P: 12	R: 0 E: 0 K: 2 S: 12 H: 0 LOB: 0 BB: 0 P: 18	R: 0 E: 0 K: 3 S: 12 H: 1 LOB: 1 BB: 0 P: 15	R: 2 E: 0 K: 1 S: 12 H: 4 LOB: 1 BB: 0 P: 18	R: 0 E: 1 K: 1 S: 11 H: 1 LOB: 2 BB: 0 P: 13	R: 0 E: 0 K: 1 S: 6 H: 0 LOB: 0 BB: 0 P: 8	R: 0 E: 0 K: 0 S: 7 H: 0 LOB: 0 BB: 0 P: 10	1B: 6 2B: 2 3B: 0 HR: 0 SF: 0 SAC: 1 DP: 1 HBP: 0						

	AB	33
	R	2
	H	8
	RBI	2
	BB	1
	SO	9
	LOB	11

WP: 0 PA: 35
PB: 0
SB: 2
CS: 0

PITCHER		IP	WLS	BF	H	R	ER	SO	BB	IBB	HBP	BLK	WP	HR	S	P	ERA	WHIP
44 Jake Peavy, R ERA: 1.86	(1, 1)	5.2		23	7	2	2	7	1	0	0	0	0	0	66	100	3.18	1.412
Jay Witasick, R ERA: 2.0	(6, 1)	0.2		3	1	0	0	1	0	0	0	0	0	0	5	7	0.00	1.500
Scott Linebrink, R ERA: 2.45	(7, 1)	0.2		3	0	0	0	0	0	0	0	0	0	0	7	7	0.00	0.000
Akinori Otsuka, R ERA: 0.82	(8, 1)	2.0	W	6	0	0	0	1	0	0	0	0	0	0	13	18	0.00	0.000

PITCHER	IP	WLS	BF	H	R	ER	SO	BB	IBB	HBP	BLK	WP	HR	S	P	ERA	WHIP

Montreal Expos @ San Diego Padres

PETCO Park, San Diego, CA

Mon Apr 26 2004, 10:05 PM EDT

Att. 25,438 - Sunny - 74 F

livebaseballscorecards.com

BOTTOM

Batter	1	2	3	4	5	6	7	8	9	AB	R	H	RBI	BB	SO	LOB
Ramón Vázquez, L (1, 5) OBP: 0.207, SLG: 0.200	C F B X 1-2 G3 ①		B B X 2-0 G6-3 ③		L B F X 1-2 F7 ②		B B C F X 2-2 G4-3 ③			4	0	0	0	0	0	2
Mark Loretta, R (1, 4) OBP: 0.418, SLG: 0.531	B C F B C 2-3 K ②			C B C B S 2-3 K ①	C B X 1-1 1B			C B S X 1-2 F7 ①		4	0	1	0	0	2	0
24 Brian Giles, L (1, 9) OBP: 0.310, SLG: 0.310	C C B F X 1-2 G4-3 ③			B B B X 3-0 F9 ②	B B B X 3-0 F9 ③			X 0-0 G3-1 ②		4	0	0	0	0	0	1
Phil Nevin, R (1, 3) OBP: 0.371, SLG: 0.463		S F C 0-3 K ①		B C B B S B 4-2 1B 1B BB		C S S 0-3 K ①		C X 0-1 1B		3	1	1	0	1	2	0
Ryan Klesko, L (1, 7) OBP: 0.338, SLG: 0.403		S F B F C 1-3 K ②		B X 1-0 1B 1B 1-3 1B		B S C B B F B 4-2 CS BB		B C C S 1-3 K ③		3	1	1	0	1	2	1
Jay Payton, R (1, 8) OBP: 0.357, SLG: 0.344		B B B C B 4-1 BB		B X 1-0 1B 1-2 3-H 1B		C 1 SAFE C B B X 2-2 F7 ②			B B C X 2-1 SH3 1B 1B	3	1	2	1	1	0	1
Ramon Hernandez, R (1, 2) OBP: 0.342, SLG: 0.306 Kerry Robinson, L (7, PR) OBP: 0.267, SLG: 0.286 Akinori Otsuka, R (8, 1) Adam Eaton, R (9, PH) OBP: 0.182, SLG: 0.200		1 SAFE 1 SAFE B B B C 1 SAFE 1 SAFE X 3-1 F9 ③		C B X 1-1 3 FC5-4 1-3 2-H 1B		B C B B 3-1 CS ③ 1-2		B B X 2-0 3 S 1B	L X 0-1 SH3 ① 1-2	3	0	2	1	0	0	1
										0	0	0	0	0	0	0
										0	0	0	0	0	0	0
										0	0	0	0	0	0	0
3 Khalil Greene, R (1, 6) OBP: 0.347, SLG: 0.424			C C F X 0-2 G5-3 ①	B B X 2-0 FC5-4 ③ 1-2f			1 SAFE L L B D 1 SAFE S 2-3 K ① 1-2		B C F F B X 2-2 F9 ②	4	0	0	0	0	1	4
44 Jake Peavy, R (1, 1) OBP: 0.273, SLG: 0.364 Jay Witasick, R (6, 1) Scott Linebrink, R (7, 1) Terrence Long, L (7, PH) OBP: 0.419, SLG: 0.462 Miguel Ojeda, R (7, PH) OBP: 0.353, SLG: 0.375 (8, 2)			B C C X 1-2 G1-3 ②		B C X 1-1 G4-3 ①		X 0-0 P3 ②		X 0-0 2-H 1B	2	0	0	0	0	0	0
										0	0	0	0	0	0	0
										0	0	0	0	0	0	0
										0	0	0	0	0	0	0
										2	0	1	1	0	0	2

Inning Stats	1	2	3	4	5	6	7	8	9
	R: 0 H: 0 E: 0 LOB: 0 K: 1 BB: 0 S: 10 P: 14	R: 0 H: 0 E: 0 LOB: 1 K: 2 BB: 1 S: 10 P: 18	R: 0 H: 0 E: 0 LOB: 0 K: 0 BB: 0 S: 8 P: 11	R: 2 H: 3 E: 0 LOB: 2 K: 1 BB: 1 S: 11 P: 25	R: 0 H: 1 E: 0 LOB: 1 K: 0 BB: 0 S: 8 P: 14	R: 0 H: 0 E: 0 LOB: 0 K: 1 BB: 1 S: 10 P: 19	R: 0 H: 1 E: 0 LOB: 2 K: 1 BB: 0 S: 8 P: 14	R: 0 H: 1 E: 0 LOB: 1 K: 1 BB: 0 S: 9 P: 11	R: 1 H: 2 E: 0 LOB: 1 K: 0 BB: 0 S: 9 P: 13

	AB	32
	R	3
	H	8
	RBI	3
	BB	3
	SO	7
	LOB	12

1B: 8 SF: 0 WP: 0 PA: 37
2B: 0 SAC: 1 PB: 0
3B: 0 DP: 0 SB: 1
HR: 0 HBP: 0 CS: 1

PITCHER		IP	WLS	BF	H	R	ER	SO	BB	IBB	HBP	BLK	WP	HR	S	P	ERA	WHIP
Livan Hernandez, R ERA: 3.0	(1, 1)	6.1		26	5	2	2	6	3	0	0	0	0	0	61	109	2.84	1.263
Rigo Beltran, L ERA:	(7, 1)	0.2		2	0	0	0	0	0	0	0	0	0	0	4	6	0.00	0.000
Luis Ayala, R ERA: 4.76	(8, 1)	1.2	L	8	3	1	1	1	0	0	0	0	0	0	18	24	5.40	1.800

PITCHER		IP	WLS	BF	H	R	ER	SO	BB	IBB	HBP	BLK	WP	HR	S	P	ERA	WHIP

Batter	1	2	3	4	5	6	7	8	9	AB	R	H	RBI	BB	SO	LOB
Endy Chavez, L (1, 8) OBP: 0.190, SLG: 0.150	C C B B X 2-2 ① G1-3		C B X 1-1 ③ B2-3			F B B F F X 2-2 ① F8		C S F X 0-2 ③ F8		4	0	0	0	0	0	1
Orlando Cabrera, R (1, 6) OBP: 0.287, SLG: 0.376	F L B F B B X 3-2 ② F8			S B S F B X 2-2 FC4-6 1B		F B X 1-1 ② G6-3			F C B B B X 3-2 ① F7	4	0	1	0	0	0	0
Jose Vidro, S (1, 4) OBP: 0.337, SLG: 0.394	X 0-0 ③ G3			C C B X 1-2 ① FC4-6 1-2f		B B X 2-0 ③ G4-3			B C X 1-1 ② L5	4	0	0	0	0	0	1
Brad Wilkerson, L (1, 3) OBP: 0.321, SLG: 0.318		B X 1-0 ① F8		C X 0-1 ② L8			B F X 1-1 ① P5		C C X 0-2 ③ G1-3	4	0	0	0	0	0	1
Tony Batista, R (1, 5) OBP: 0.250, SLG: 0.300		B B C X 2-1 2B		B 1 SAFE S B B F X 3-2 ③ P5			B C F F C 1-3 ② K			3	0	1	0	0	1	1
Matt Cepicky, L (1, 7) OBP: 0.250, SLG: 0.304		C C B B D F X 3-2 ② G5-3			S C B F X 1-2 ① F8		X 0-0 ③ G4-3			3	0	0	0	0	0	1
Ronald Calloway, L (1, 9) OBP: 0.091, SLG: 0.063		C X 0-1 ③ L5			S S B X 1-2 ② F8			C S B F X 1-2 ① G5-3		3	0	0	0	0	0	1
Brian Schneider, L (1, 2) OBP: 0.293, SLG: 0.463			C S B F X 1-2 ① L4		B B X 2-0 2B			C X 0-1 ② L8		3	0	1	0	0	0	0
22 John Patterson, R (1, 1) OBP: 0.125, SLG: 0.125			X 0-0 ② F9		F B B S S 2-3 ③ K			B B B C F X 3-2 1B		2	0	0	0	1	1	1
Sun-Woo Kim, R (6, 1)										0	0	0	0	0	0	0
Terrmel Sledge, L (8, PH) OBP: 0.146, SLG: 0.128										1	0	1	0	0	0	0
Chad Bentz, R (8, 1)										0	0	0	0	0	0	0
32 Chad Cordero, R (8, 1)										0	0	0	0	0	0	0
Inning Stats	R: 0 E: 0 K: 0 S: 8 H: 0 LOB: 0 BB: 0 P: 13	R: 0 E: 0 K: 0 S: 9 H: 1 LOB: 1 BB: 0 P: 15	R: 0 E: 0 K: 0 S: 7 H: 0 LOB: 0 BB: 0 P: 9	R: 0 E: 0 K: 0 S: 12 H: 1 LOB: 1 BB: 0 P: 18	R: 0 E: 0 K: 1 S: 12 H: 1 LOB: 1 BB: 0 P: 18	R: 0 E: 0 K: 0 S: 7 H: 0 LOB: 0 BB: 0 P: 12	R: 0 E: 0 K: 1 S: 7 H: 0 LOB: 0 BB: 0 P: 9	R: 0 E: 0 K: 0 S: 14 H: 1 LOB: 1 BB: 0 P: 18	R: 0 E: 0 K: 0 S: 8 H: 0 LOB: 0 BB: 0 P: 12	1B: 2 2B: 2 3B: 0 HR: 0 SF: 0 SAC: 0 DP: 0 HBP: 0						

PITCHER	IP	WLS	BF	H	R	ER	SO	BB	IBB	HBP	BLK	WP	HR	S	P	ERA	WHIP
Ismael Valdez, R (1, 1) ERA: 2.42	8.0	W	28	4	0	0	2	0	0	0	0	0	0	76	112	0.00	0.500
Trevor Hoffman, R (9, 1) ERA: 2.57	1.0	S	3	0	0	0	0	0	0	0	0	0	0	8	12	0.00	0.000

PITCHER	IP	WLS	BF	H	R	ER	SO	BB	IBB	HBP	BLK	WP	HR	S	P	ERA	WHIP

TOP

Montreal Expos @ San Diego Padres

PETCO Park, San Diego, CA

Tue Apr 27 2004, 10:05 PM EDT

Att. 25,473 - Sunny - 69 F

livebaseballscorecards.com

AB	31
R	0
H	4
RBI	0
BB	0
SO	2
LOB	7

1B: 2 2B: 2 3B: 0 HR: 0
SF: 0 SAC: 0 DP: 0 HBP: 0

WP: 0 PB: 0 SB: 0 CS: 0
PA: 31

Batter	1	2	3	4	5	6	7	8	9	AB	R	H	RBI	BB	SO	LOB
Sean Burroughs, L (1, 5) OBP: 0.367, SLG: 0.369	C F B F F B F B X 3-2 HR 1B		B B B C F C 3-3 K ②		C X 0-1 G6-3 ②		B X 1-0 F7 ②			4	1	1	0	0	1	0
Mark Loretta, R (1, 4) OBP: 0.421, SLG: 0.576	C C B F 1 SAFE F B 1 SAFE X 2-2 1-H HR		B C F F F B F C 3-3 K ③		X 0-0 F9 ③		B B C X 2-1 2B			4	1	2	2	0	1	0
24 Brian Giles, L (1, 9) OBP: 0.330, SLG: 0.324	X 0-0 F9 ①			B B S C X 2-2 G6-4-3 1B		B C X 1-1 1B 1B	I I I I 4-0 IBB			3	0	2	0	1	0	0
Phil Nevin, R (1, 3) OBP: 0.366, SLG: 0.452	B B F F C 2-3 K ②			B X 1-0 G6-4-3 ① ② 1-2f		C X 0-1 BB 1B 1-3	C X 0-1 P3 ③			4	0	1	0	0	1	3
Ryan Klesko, L (1, 7) OBP: 0.338, SLG: 0.400 Kerry Robinson, L (7, 7) OBP: 0.250, SLG: 0.267	B C B B S X 3-2 F7 ③			F S B X 1-2 BB 1B 1B		F B F B B C 3-3 K ①		C B C X 1-2 F8 ①		3 1	1 0	1 0	0 0	0 0	1 0	2 0
Jay Payton, R (1, 8) OBP: 0.351, SLG: 0.328		C F S 0-3 K ①		B B C 1 SAFE C F B F B 4-2 1B 1-2 BB		F C S 0-3 K ②		X 0-0 F9 ②		3	0	0	0	1	2	2
Miguel Ojeda, R (1, 2) OBP: 0.381, SLG: 0.368		B F C B S 2-3 K ②		B B C B F F F X 3-2 1-3 2-H 1B		B S B B C B 4-2 1-2 BB		C B C B B X 3-2 F8 ③		3	0	1	1	1	1	0
3 Khalil Greene, R (1, 6) OBP: 0.333, SLG: 0.406		C X 0-1 F9 ③		B C D F S 2-3 K ③		F B B C F B X 3-2 F9 ③				3	0	0	0	0	1	5
Ismael Valdez, R (1, 1) OBP: 0.125, SLG: 0.250 Trevor Hoffman, R (9, 1)			B M S X 1-2 G1-3 ①		S B F F F X 1-2 G5-3 ①		X 0-0 G6-3 ①			3 0	0 0	0 0	0 0	0 0	0 0	0 0
Inning Stats	R: 2 H: 2 E: 0 LOB: 0 K: 1 BB: 0 S: 18 P: 28	R: 0 H: 0 E: 0 LOB: 0 K: 2 BB: 0 S: 8 P: 10	R: 0 H: 0 E: 0 LOB: 0 K: 2 BB: 0 S: 12 P: 19	R: 1 H: 3 E: 0 LOB: 2 K: 1 BB: 1 S: 19 P: 32	R: 0 H: 0 E: 0 LOB: 0 K: 0 BB: 0 S: 8 P: 9	R: 0 H: 2 E: 0 LOB: 3 K: 2 BB: 1 S: 16 P: 27	R: 0 H: 1 E: 0 LOB: 2 K: 0 BB: 1 S: 6 P: 13	R: 0 H: 0 E: 0 LOB: 0 K: 0 BB: 0 S: 7 P: 11		1B: 6 SF: 0 2B: 1 SAC: 0 3B: 0 DP: 1 HR: 1 HBP: 0						

PITCHER		IP	WLS	BF	H	R	ER	SO	BB	IBB	HBP	BLK	WP	HR	S	P	ERA	WHIP
22 John Patterson, R ERA: 3.57	(1, 1)	5.2	L	24	7	3	3	8	1	0	0	0	0	1	75	112	4.76	1.412
Sun-Woo Kim, R ERA: 0.56	(6, 1)	1.1		7	1	0	0	0	1	1	0	0	0	0	12	26	0.00	1.500
Chad Bentz, L ERA: 6.43	(8, 1)	0.1		1	0	0	0	0	0	0	0	0	0	0	3	4	0.00	0.000
32 Chad Cordero, R ERA: 2.0	(8, 1)	0.2		2	0	0	0	0	0	0	0	0	0	0	4	7	0.00	0.000

PITCHER	IP	WLS	BF	H	R	ER	SO	BB	IBB	HBP	BLK	WP	HR	S	P	ERA	WHIP

BOTTOM

Montreal Expos @ San Diego Padres

PETCO Park, San Diego, CA

Tue Apr 27 2004, 10:05 PM EDT
Att. 25,473 - Sunny - 69 F

livebaseballscorecards.com

AB	31
R	3
H	8
RBI	3
BB	3
SO	8
LOB	12

Batter	1	2	3	4	5	6	7	8	9	AB	R	H	RBI	BB	SO	LOB
Jamey Carroll, R (1, 5) OBP: 0.310, SLG: 0.370	F9		1B		1B	2B		CS		5	0	4	2	0	0	0
Andy Fox, L (1, 6) OBP: 0.286, SLG: 0.500	HR		K		1B	K		CS	P4	4	1	2	1	0	2	4
Orlando Cabrera, R (7, 6) OBP: 0.284, SLG: 0.372										1	0	0	0	0	0	0
Jose Vidro, S (1, 4) OBP: 0.330, SLG: 0.382	F7		K		K	F7			1B	5	0	1	0	0	2	6
Brad Wilkerson, L (1, 3) OBP: 0.337, SLG: 0.329	FC6-4 1B				G4-3		BB		K	4	0	2	0	1	1	3
Juan Rivera, R (1, 7) OBP: 0.279, SLG: 0.275	FC6-4		F7			HBP 1B 1B	K		P4	5	1	1	0	0	1	6
Brian Schneider, L (1, 2) OBP: 0.290, SLG: 0.448		G4-3		L4		1B HBP 2B 1B	F9			4	1	1	0	0	0	1
Valentino Pascucci, R (1, 9)		K		F9		1B 2B HBP	K			3	1	0	0	0	2	1
Endy Chavez, L (1, 8) OBP: 0.200, SLG: 0.167		F8		F8		1B 2B			B1	4	0	1	1	0	0	0
Claudio Vargas, R (1, 1) OBP: 0.143, SLG: 0.143			1B 1B		K	L9			K	2	0	1	0	0	1	0
Ronald Calloway, L (6, PH) OBP: 0.088, SLG: 0.061										1	0	0	0	0	0	3
Sun-Woo Kim, R (6, 1)										0	0	0	0	0	0	0
Matt Cepicky, L (8, PH) OBP: 0.240, SLG: 0.292										1	0	0	0	0	1	0
Rigo Beltran, L (8, 1)										0	0	0	0	0	0	0
32 Chad Cordero, R (8, 1)										0	0	0	0	0	0	0
Luis Ayala, R (8, 1) OBP: 1.000, SLG: 1.000										0	0	0	0	0	0	0
Inning Stats	R: 1 E: 0 K: 0 S: 11 H: 2 LOB: 1 BB: 0 P: 16	R: 0 E: 0 K: 1 S: 11 H: 0 LOB: 0 BB: 0 P: 13	R: 0 E: 0 K: 2 S: 13 H: 3 LOB: 3 BB: 0 P: 17	R: 0 E: 0 K: 0 S: 4 H: 0 LOB: 0 BB: 0 P: 5	R: 0 E: 0 K: 2 S: 18 H: 2 LOB: 2 BB: 0 P: 26	R: 3 E: 0 K: 1 S: 18 H: 4 LOB: 2 BB: 0 P: 27	R: 0 E: 0 K: 2 S: 11 H: 0 LOB: 1 BB: 1 P: 16	R: 0 E: 0 K: 1 S: 9 H: 1 LOB: 0 BB: 0 P: 11	R: 0 E: 0 K: 1 S: 9 H: 1 LOB: 1 BB: 0 P: 12	1B: 11 2B: 1 3B: 0 HR: 1	SF: 0 SAC: 0 DP: 0 HBP: 1						

TOP

Montreal Expos @ San Diego Padres

PETCO Park, San Diego, CA

Wed Apr 28 2004, 10:05 PM EDT

Att. 24,079 - Cloudy - 65 F

livebaseballscorecards.com

AB	39
R	4
H	13
RBI	4
BB	1
SO	10
LOB	24

PITCHER		IP	WLS	BF	H	R	ER	SO	BB	IBB	HBP	BLK	WP	HR	S	P	ERA	WHIP
Adam Eaton, R ERA: 3.74	(1, 1)	5.0		26	10	4	4	5	0	0	1	0	0	1	65	89	7.20	2.000
Scott Linebrink, R ERA: 2.08	(6, 1)	2.0		8	1	0	0	3	1	0	0	0	0	0	21	31	0.00	1.000
Antonio Osuna, R ERA: 5.56	(8, 1)	1.0	W	3	1	0	0	1	0	0	0	0	0	0	9	11	0.00	1.000
Trevor Hoffman, R ERA: 2.25	(9, 1)	1.0	S	4	1	0	0	1	0	0	0	0	0	0	9	12	0.00	1.000

PITCHER	IP	WLS	BF	H	R	ER	SO	BB	IBB	HBP	BLK	WP	HR	S	P	ERA	WHIP

WP: 0 PB: 0 SB: 0 CS: 1 PA: 42

BOTTOM

Montreal Expos @ San Diego Padres

PETCO Park, San Diego, CA

Wed Apr 28 2004, 10:05 PM EDT

Att. 24,079 - Cloudy - 65 F

livebaseballscorecards.com

Batter	1	2	3	4	5	6	7	8	9	AB	R	H	RBI	BB	SO	LOB
Sean Burroughs, L (1, 5) OBP: 0.362, SLG: 0.364	B B C C X 2-2 ① F8		B C X 1-1 ① F9		C X 0-1 ① F9		S F X 0-2 WP 1B			4	0	1	0	0	0	1
Mark Loretta, R (1, 4) OBP: 0.404, SLG: 0.551	B C B B X 3-1 ② F7		C C C X 1-2 ② L8		C B F B X 2-2 ② F9		B B X 2-0 ③ F7 1-2			4	0	0	0	0	0	2
24 Brian Giles, L (1, 9) OBP: 0.347, SLG: 0.377	B B B B 4-0 BB		B B C X 2-1 ③ G3		C B X 1-1 HR			C B B B S X 3-2 G4-3 BB 1B 1B		3	2	2	1	1	0	1
Phil Nevin, R (1, 3) OBP: 0.371, SLG: 0.483 Kerry Robinson, L (8, PR) OBP: 0.250, SLG: 0.267 (9, 7)	B B C C C 2-3 ③ K			S B X 1-1 HR	B B S X 2-1 ③ F8			B C F B 1 B B SAFE 4-2 1B G4-3 FC1-6 1-2 BB		3 0	1 1	1 0	1 0	1 0	1 0	1 0
Ryan Klesko, L (1, 7) OBP: 0.333, SLG: 0.406 Trevor Hoffman, R (9, 1)		B C F X 1-2 ① G4-3		C C X 0-2 2B		B F F B F X 2-2 ① L3		B F B F X 2-2 ① G4-3 1-2 2-3		4 0	0 0	1 0	0 0	0 0	0 0	2 0
Jay Payton, R (1, 8) OBP: 0.359, SLG: 0.353		C B X 1-1 2B		B S F X 1-2 ① P4		X 0-0 ② G6-3		B B X 2-0 FC1-6 2-3 3-H 1B		4	0	2	1	0	0	1
Ramon Hernandez, R (1, 2) OBP: 0.325, SLG: 0.288		C B S B C 2-3 ② K		X 0-0 ② F8	C X 0-1 ③ G5-3			B C X 1-1 ② FC1-6 3 3B 1-2f 3-H		4	1	0	1	0	1	4
3 Khalil Greene, R (1, 6) OBP: 0.342, SLG: 0.431		B C F D S 2-3 ③ K		I I I 4-0 IBB			S B F S 1-3 ① K	C X 0-1 1-H 3B		3	0	1	1	1	2	1
Adam Eaton, R (1, 1) OBP: 0.231, SLG: 0.182 Scott Linebrink, R (6, 1) Terrence Long, L (7, PH) OBP: 0.406, SLG: 0.444 Antonio Osuna, R (8, 1) Ramón Vázquez, L (8, PH) OBP: 0.200, SLG: 0.192 (9, 3)			B S B B B 4-1 BB	S B X 1-1 ③ F8			X 0-0 ② F8	C X 0-1 ③ G3-1		1 0 1 0 1	0 0 0 0 0	0 0 0 0 0	0 0 0 0 0	1 0 0 0 0	0 0 0 0 0	2 0 0 0 2
Inning Stats	R: 0 H: 0 E: 0 LOB: 1 K: 1 BB: 1 S: 8 P: 19	R: 0 H: 1 E: 0 LOB: 1 K: 2 BB: 0 S: 11 P: 17	R: 0 H: 0 E: 0 LOB: 1 K: 0 BB: 1 S: 8 P: 16	R: 1 H: 2 E: 0 LOB: 2 K: 0 BB: 1 S: 11 P: 18	R: 1 H: 1 E: 0 LOB: 0 K: 0 BB: 0 S: 9 P: 14	R: 0 H: 0 E: 0 LOB: 0 K: 0 BB: 0 S: 7 P: 9	R: 0 H: 1 E: 0 LOB: 1 K: 1 BB: 0 S: 8 P: 11	R: 3 H: 3 E: 0 LOB: 2 K: 0 BB: 1 S: 15 P: 27		1B: 3 SF: 0 2B: 2 SAC: 0 3B: 1 DP: 0 HR: 2 HBP: 0				WP: 1 PA: 36 PB: 0 SB: 0 CS: 0		

	AB	32
	R	5
	H	8
	RBI	5
	BB	4
	SO	4
	LOB	17

PITCHER		IP	WLS	BF	H	R	ER	SO	BB	IBB	HBP	BLK	WP	HR	S	P	ERA	WHIP
Claudio Vargas, R ERA: 5.16	(1, 1)	5.0		22	4	2	2	3	2	1	0	0	0	2	47	84	3.60	1.200
Sun-Woo Kim, R ERA: 0.5	(6, 1)	2.0	H	7	1	0	0	1	0	0	0	0	1	0	15	20	0.00	0.500
Rigo Beltran, L ERA: 13.5	(8, 1)	0.0		1	1	1	1	0	0	0	0	0	0	0	3	6	∞	∞
32 Chad Cordero, R ERA: 2.89	(8, 1)	0.1	H	2	0	0	0	0	1	0	0	0	0	0	5	11	0.00	3.000
Luis Ayala, R ERA: 5.25	(8, 1)	0.2	L	4	2	2	2	0	0	0	0	0	0	0	7	10	27.00	3.000

PITCHER		IP	WLS	BF	H	R	ER	SO	BB	IBB	HBP	BLK	WP	HR	S	P	ERA	WHIP

Batter	1	2	3	4	5	6	7	8	9	AB	R	H	RBI	BB	SO	LOB
Endy Chavez, L (1, 8) OBP: 0.207, SLG: 0.179	C X 0-1 ① B1		C B X 1-1 ② G4-3			C L F F F B F B X 2-2 ② G6-3			C B C F X 1-2 G4-6-3 1B	4	0	1	0	0	0	0
Orlando Cabrera, R (1, 6) OBP: 0.272, SLG: 0.356	C X 0-1 ② G6-3		C F F B F B B F S 3-3 ③ K			C F B X 1-2 ③ G5-3			F X 0-1 ① ② G4-6-3 1-2f	4	0	0	0	0	1	1
Jose Vidro, S (1, 4) OBP: 0.337, SLG: 0.400	B X 1-0 ③ G6-3			B B X 2-0 G6-4-3 1B			C X 0-1 ① G6-3		X 0-0 2B	4	0	2	0	0	0	0
Tony Batista, R (1, 5) OBP: 0.250, SLG: 0.297		B C X 1-1 SH S SF7 1B		F C B B X 2-2 ① ② G6-4-3 1-2f			C B F X 1-2 ② P4		D F C B B S 3-3 ③ K	4	1	1	0	0	1	2
Brad Wilkerson, L (1, 3) OBP: 0.329, SLG: 0.319		C X 0-1 SH S 1-3		B S C F F C 1-3 ③ K			X 0-0 ③ G6-3			2	0	0	0	0	1	0
Juan Rivera, R (1, 7) OBP: 0.283, SLG: 0.279		X 0-0 ① L5			B X 1-0 ① G5-3			C X 0-1 1B		3	0	1	0	0	0	2
Valentino Pascucci, R (1, 9)		B S B X 2-1 ② SF7 1-2 3-H			C C S 0-3 ② K			F B 1 B X SAFE 2-1 ① F9		2	0	0	1	0	1	1
Brian Schneider, L (1, 2) OBP: 0.277, SLG: 0.426		C F F F F F X 0-2 ③ G1-3			S T X 0-2 ③ G4-3			C C 1 B S SAFE 1-3 ② K		3	0	0	0	0	1	2
Tomo Ohka, S (1, 1) OBP: 0.286, SLG: 0.286			B C X 1-1 ① G4-3			C F B X 1-2 ① P4		C B F X 1-2 ③ F8		2	0	0	0	0	0	0
Chad Bentz, R (7, 1)										0	0	0	0	0	0	0
Matt Cepicky, L (8, PH) OBP: 0.231, SLG: 0.280										1	0	0	0	0	0	1
32 Chad Cordero, R (8, 1)										0	0	0	0	0	0	0
Inning Stats	R: 0 E: 0 K: 0 S: 5 H: 0 LOB: 0 BB: 0 P: 6	R: 1 E: 1 K: 0 S: 14 H: 1 LOB: 1 BB: 0 P: 17	R: 0 E: 0 K: 1 S: 10 H: 0 LOB: 0 BB: 0 P: 15	R: 0 E: 0 K: 1 S: 9 H: 1 LOB: 0 BB: 0 P: 14	R: 0 E: 0 K: 1 S: 7 H: 0 LOB: 0 BB: 0 P: 8	R: 0 E: 0 K: 0 S: 13 H: 0 LOB: 0 BB: 0 P: 17	R: 0 E: 0 K: 0 S: 6 H: 0 LOB: 0 BB: 0 P: 7	R: 0 E: 0 K: 1 S: 10 H: 1 LOB: 1 BB: 0 P: 14	R: 0 E: 0 K: 1 S: 10 H: 2 LOB: 1 BB: 0 P: 14	1B: 4 2B: 1 3B: 0 HR: 0	SF: 1 SAC: 1 DP: 2 HBP: 0						

TOP

Montreal Expos @ San Diego Padres

PETCO Park, San Diego, CA

Thu Apr 29 2004, 10:05 PM EDT

Att. 24,581 - Sunny - 63 F

livebaseballscorecards.com

AB	29
R	1
H	5
RBI	1
BB	0
SO	5
LOB	9

WP: 0 PB: 0 SB: 2 CS: 0 PA: 31

PITCHER		IP	WLS	BF	H	R	ER	SO	BB	IBB	HBP	BLK	WP	HR	S	P	ERA	WHIP
David Wells, L ERA: 4.2	(1, 1)	7.0	W	23	2	1	0	3	0	0	0	0	0	0	64	84	0.00	0.286
Akinori Otsuka, R ERA: 0.75	(8, 1)	1.0	H	4	1	0	0	1	0	0	0	0	0	0	10	14	0.00	1.000
Trevor Hoffman, R ERA: 2.0	(9, 1)	1.0	S	4	2	0	0	1	0	0	0	0	0	0	10	14	0.00	2.000

PITCHER	IP	WLS	BF	H	R	ER	SO	BB	IBB	HBP	BLK	WP	HR	S	P	ERA	WHIP

Batter	1	2	3	4	5	6	7	8	9	AB	R	H	RBI	BB	SO	LOB
Sean Burroughs, L (1, 5) OBP: 0.347, SLG: 0.348	S X 0-1 G3 ①		B B X 2-0 P5 ③			L X 0-1 F7 ②	D C B X 2-1 G3 ③			4	0	0	0	0	0	2
Mark Loretta, R (1, 4) OBP: 0.398, SLG: 0.538	T X 0-1 G5-3 ②			C X 0-1 F9 ①		X 0-0 24 3B 1B		F B X 1-1 F8 ①		4	1	1	0	0	0	0
24 Brian Giles, L (1, 9) OBP: 0.374, SLG: 0.438	X 0-0 1B			F X 0-1 2B		B X 1-0 1-H 3B		C B C B F B F F B 4-2 BB		3	0	3	1	1	0	0
Phil Nevin, R (1, 3) OBP: 0.356, SLG: 0.462	S B F F 1 SAFE X 1-2 F7 ③			F F F X 0-2 L9 ②		C C B X 1-2 G6-3 ③		C C B 1 SAFE F X 1-2 L7 ②		4	0	0	0	0	0	4
Ryan Klesko, L (1, 7) OBP: 0.341, SLG: 0.403 Trevor Hoffman, R (9, 1)		B F B B B 4-1 G4-6-3 BB		S F S 0-3 K			X 0-0 3 2B G6-3 1B	X 0-0 F7 ③		3 0	1 0	1 0	0 0	1 0	1 0	2 0
Jay Payton, R (1, 8) OBP: 0.346, SLG: 0.338		X 0-0 ①② G4-6-3 1-2f			S C F X 0-2 L8 ①		X 0-0 P6 ①			3	0	0	0	0	0	2
Miguel Ojeda, R (1, 2) OBP: 0.333, SLG: 0.318		B C B C B T F X 3-2 P3 ③			X 0-0 E5 3 G6-4-3		B F 1 SAFE B 1 SAFE 1 SAFE F B X 3-2 G6-3 ② 1-2			3	0	0	0	0	0	1
3 Khalil Greene, R (1, 6) OBP: 0.341, SLG: 0.440			X 0-0 F7 ①		X 0-0 G6-4-3 ②③ 1-2f		D B B C F X 3-2 2-H 2B			3	0	1	1	0	0	1
David Wells, L (1, 1) Terrence Long, L (7, PH) OBP: 0.406, SLG: 0.444 Brian Buchanan, R (7, PH) OBP: 0.438, SLG: 0.500 Akinori Otsuka, R (8, 1) Kerry Robinson, L (9, 7) OBP: 0.250, SLG: 0.267			B F F X 1-2 P6 ②			X 0-0 G3 ①	I I I 4-0 IBB			2 0 0 0 0	0 0 0 0 0	0 0 0 0 0	0 0 0 1 0	0 0 0 0 0	0 0 0 0 0	0 0 0 0 0
Inning Stats	R: 0 E: 0 K: 0 S: 9 H: 1 LOB: 1 BB: 0 P: 10	R: 0 E: 0 K: 0 S: 7 H: 0 LOB: 0 BB: 1 P: 14	R: 0 E: 0 K: 0 S: 5 H: 0 LOB: 0 BB: 0 P: 8	R: 0 E: 0 K: 1 S: 11 H: 1 LOB: 1 BB: 0 P: 11	R: 0 E: 1 K: 0 S: 6 H: 0 LOB: 0 BB: 0 P: 6	R: 1 E: 0 K: 0 S: 8 H: 2 LOB: 1 BB: 0 P: 10	R: 1 E: 0 K: 0 S: 10 H: 2 LOB: 2 BB: 1 P: 22	R: 0 E: 0 K: 0 S: 12 H: 0 LOB: 1 BB: 1 P: 18		1B: 3 2B: 2 3B: 1 HR: 0	SF: 0 SAC: 0 DP: 2 HBP: 0					

PITCHER	IP	WLS	BF	H	R	ER	SO	BB	IBB	HBP	BLK	WP	HR	S	P	ERA	WHIP
Tomo Ohka, R (1, 1) ERA: 5.13	6.2	L	26	6	2	2	1	1	0	0	0	0	0	54	73	2.70	1.050
Chad Bentz, L (7, 1) ERA: 6.14	0.1		2	0	0	0	0	0	1	0	0	0	0	2	8	0.00	0.000
32 Chad Cordero, R (8, 1) ERA: 2.61	1.0		4	0	0	0	0	1	0	0	0	0	0	12	18	0.00	1.000

PITCHER	IP	WLS	BF	H	R	ER	SO	BB	IBB	HBP	BLK	WP	HR	S	P	ERA	WHIP

BOTTOM

Montreal Expos @ San Diego Padres

PETCO Park, San Diego, CA

Thu Apr 29 2004, 10:05 PM EDT
Att. 24,581 - Sunny - 63 F

livebaseballscorecards.com

AB	29
R	2
H	6
RBI	2
BB	3
SO	1
LOB	12

Montreal Expos @ Los Angeles Dodgers

Dodger Stadium, Los Angeles, CA

Fri Apr 30 2004, 7:10 PM PDT

Att. 54,958 - Sunny - 70 F

TOP

livebaseballscorecards.com

Batter	1	2	3	4	5	6	7	8	9	AB	R	H	RBI	BB	SO	LOB
Endy Chavez, L (1, 8) OBP: 0.235, SLG: 0.188	C B C X 1-2 G1-3 1B		B C D B H 4-1 G4-6-3 HBP		X 0-0 ② F8		C F X 0-2 ② G6-3 3-H		B X 1-0 ③ G6-3	4	0	1	1	0	0	1
Orlando Cabrera, R (1, 6) OBP: 0.271, SLG: 0.351	L F B X 1-2 ① F9		X 0-0 ② ③ G4-6-3 1-2f		B B C X 2-1 BB 1B		B X 1-0 ③ G3			4	0	1	0	0	0	3
Jose Vidro, S (1, 4) OBP: 0.333, SLG: 0.386	1 SAFE 1 SAFE X 0-0 ② G1-3 1-2			B B X 2-0 ① F9	B B F 1 SAFE F 1 SAFE 1 B B 4-2 BB 1-2			B B B C S F X 3-2 ① F7		3	0	0	0	1	0	1
Tony Batista, R (1, 5) OBP: 0.250, SLG: 0.295	C F X 0-2 ③ G6-3			B S X 1-1 S 1B 1B	B B B C X 3-1 ③ F8			B X 1-0 ② G4-3		4	1	1	0	0	0	3
Brad Wilkerson, L (1, 3) OBP: 0.326, SLG: 0.316		B C B L B X 3-2 ① G4-3		C B B D X 3-1 1-H 1B 1B		B C B B F F S 3-3 ① K		C B X 1-1 ③ F8		4	1	1	1	0	1	0
Juan Rivera, R (1, 7) OBP: 0.300, SLG: 0.283		B F B B X 3-1 ② P6		F F X 0-2 ② G6-3		B B B B 4-0 G6-4-3 BB			B X 1-0 E5 WP SF7 1B	3	1	1	0	1	0	1
Valentino Pascucci, R (1, 9) OBP: 0.214, SLG: 0.091 Chad Bentz, R (6, 1) 52 T.J. Tucker, R (7, 1) Rocky Biddle, R (8, 1) Ronald Calloway, L (9, PH) OBP: 0.086, SLG: 0.061		F B C S 1-3 ③ K		B B B C X 3-1 FC6-4 2-H 1B		B X 1-0 ② ③ G6-4-3 1-2f			C B B B F X 2-2 ① SF7 2-H	3 0 0 0 0	0 0 0 0 0	1 0 0 0 0	1 0 0 0 1	0 0 0 0 0	1 0 0 0 0	1 0 0 0 0
Einar Díaz, R (1, 2) OBP: 0.333, SLG: 0.389		C B X 1-1 SH1-4 2B	1 SAFE S B X 1-1 ③ FC6-4 1-2f				C F X 0-2 G6-3 3B		C X 0-1 ② G5-3	4	1	2	0	0	0	1
Zach Day, R (1, 1) Terrmel Sledge, L (6, 9) OBP: 0.163, SLG: 0.146		L B X 1-1 ① SH1-4 2-3			C B X 1-1 ① P5		B X 1-0 ① P5		C B F X 1-2 1B	1 2	0 0	0 1	0 0	0 0	0 0	0 1
Inning Stats	R: 0 E: 0 K: 0 S: 10 H: 1 LOB: 1 BB: 0 P: 12	R: 0 E: 0 K: 1 S: 8 H: 0 LOB: 0 BB: 0 P: 15	R: 0 E: 0 K: 0 S: 6 H: 1 LOB: 1 BB: 0 P: 12	R: 2 E: 0 K: 0 S: 12 H: 3 LOB: 1 BB: 0 P: 22	R: 0 E: 0 K: 0 S: 9 H: 1 LOB: 2 BB: 1 P: 19	R: 0 E: 0 K: 1 S: 6 H: 0 LOB: 0 BB: 1 P: 14	R: 1 E: 0 K: 0 S: 8 H: 1 LOB: 0 BB: 0 P: 10	R: 0 E: 0 K: 0 S: 7 H: 0 LOB: 0 BB: 0 P: 12	R: 1 E: 1 K: 0 S: 10 H: 2 LOB: 1 BB: 0 P: 15	1B: 7 2B: 1 3B: 1 HR: 0 SF: 1 SAC: 1 DP: 2 HBP: 1						

	AB	32
	R	4
	H	9
	RBI	4
	BB	2
	SO	2
	LOB	12

WP: 1 PB: 0 SB: 1 CS: 0 PA: 37

PITCHER		IP	WLS	BF	H	R	ER	SO	BB	IBB	HBP	BLK	WP	HR	S	P	ERA	WHIP
Kaz Ishii, L ERA: 3.98	(1, 1)	6.0	W	25	6	2	2	2	2	0	1	0	0	0	51	94	3.00	1.333
37 Darren Dreifort, R ERA: 3.38	(7, 1)	1.0		4	1	1	1	0	0	0	0	0	0	0	8	10	9.00	1.000
Duaner Sanchez, R ERA: 2.25	(8, 1)	2.0		8	2	1	1	0	0	0	0	0	1	0	17	27	4.50	1.000

PITCHER	IP	WLS	BF	H	R	ER	SO	BB	IBB	HBP	BLK	WP	HR	S	P	ERA	WHIP

Batter	1	2	3	4	5	6	7	8	9	AB	R	H	RBI	BB	SO	LOB
Dave Roberts, L (1, 8) OBP: 0.407, SLG: 0.389	P5		B3		G4-3 1-2f		BLK S 1B	SF9 2-H 3-H		5	2	2	2	0	0	1
Cesar Izturis, S (1, 6) OBP: 0.348, SLG: 0.424	G6-3		G3-1			G4-3	G1-6-3 1-H	SF9 3-H		4	1	2	2	0	0	0
Adrian Beltré, R (1, 5) OBP: 0.367, SLG: 0.647	G6-3 3-H		G3-1			2B 1B	G1-6-3 1-2f	G6-3		5	1	1	1	0	0	1
Shawn Green, L (1, 3) OBP: 0.382, SLG: 0.487	HR			G5-3		1B 1-3	G6-3			4	2	2	1	0	0	0
Paul Lo Duca, R (1, 2) OBP: 0.447, SLG: 0.545	F8			HR		P6		HBP BB 2B	1B	4	2	2	1	0	0	2
Juan Encarnacion, R (1, 9) OBP: 0.295, SLG: 0.427		F8		K		1B 2-H 3-H		HBP 1-2	BB	3	2	1	2	1	1	0
Jason Grabowski, L (1, 7) OBP: 0.100, SLG: 0.100		L9		G4-3		1B 2-H		F7		4	1	1	1	0	0	2
Alex Cora, L (1, 4) OBP: 0.284, SLG: 0.344		1B			F8	1B 2-H		2B 1-2 2-3	3B HBP	3	1	2	1	0	0	0
Kaz Ishii, L (1, 1) OBP: 0.167, SLG: 0.167		G6-3			G4-3 1B	F9		3B 1-3 2-H 3-H	2B	2	0	1	0	0	0	1
Olmedo Saenz, R (6, PH) OBP: 0.125, SLG: 0.250										1	0	0	0	0	0	1
37 Darren Dreifort, R (7, 1)										0	0	0	0	0	0	0
Duaner Sanchez, R (8, 1) OBP: 0.500, SLG: 1.000										1	1	1	2	0	0	0
Inning Stats	R: 2 E: 0 K: 0 S: 15 H: 2 LOB: 0 BB: 0 P: 19		R: 0 E: 0 K: 0 S: 10 H: 1 LOB: 1 BB: 0 P: 16	R: 0 E: 0 K: 0 S: 8 H: 0 LOB: 0 BB: 0 P: 9	R: 1 E: 0 K: 1 S: 8 H: 1 LOB: 0 BB: 0 P: 16	R: 0 E: 0 K: 0 S: 10 H: 1 LOB: 0 BB: 0 P: 14	R: 4 E: 0 K: 0 S: 16 H: 5 LOB: 1 BB: 0 P: 20	R: 1 E: 0 K: 0 S: 7 H: 2 LOB: 0 BB: 0 P: 11	R: 5 E: 0 K: 0 S: 13 H: 3 LOB: 0 BB: 1 P: 19	1B: 9 2B: 2 3B: 2 HR: 2	SF: 1 SAC: 0 DP: 2 HBP: 1		WP: 0 PB: 0 SB: 1 CS: 0	PA: 39			

BOTTOM

Montreal Expos @ Los Angeles Dodgers

Dodger Stadium, Los Angeles, CA

Fri Apr 30 2004, 7:10 PM PDT

Att. 54,958 - Sunny - 70 F

livebaseballscorecards.com

AB	36
R	13
H	15
RBI	13
BB	1
SO	1
LOB	8

PITCHER		IP	WLS	BF	H	R	ER	SO	BB	IBB	HBP	BLK	WP	HR	S	P	ERA	WHIP
Zach Day, R ERA: 3.31	(1, 1)	5.2	L	24	8	6	6	1	0	0	0	0	0	2	62	88	9.53	1.412
Chad Bentz, L ERA: 7.04	(6, 1)	0.1		3	2	1	1	0	0	0	0	0	0	0	5	6	27.00	6.000
52 T.J. Tucker, R ERA: 9.0	(7, 1)	1.0		4	2	1	1	0	0	0	0	1	0	0	7	11	9.00	2.000
Rocky Biddle, R ERA: 6.3	(8, 1)	1.0		8	3	5	5	0	1	0	1	0	0	0	13	19	45.00	4.000

PITCHER	IP	WLS	BF	H	R	ER	SO	BB	IBB	HBP	BLK	WP	HR	S	P	ERA	WHIP

Batter	1	2	3	4	5	6	7	8	9	AB	R	H	RBI	BB	SO	LOB
Endy Chavez, L (1, 8) OBP: 0.263, SLG: 0.222	B C B X 2-1 ① F9		X 0-0 E5 S 1B 2-H 1B		B B C X 2-1 1B S FC3 1B		S X 0-1 ① L5			4	2	2	0	0	0	0
Jose Vidro, S (1, 4) OBP: 0.320, SLG: 0.368	C F B F F X 1-2 ② P4		1 SAFE C B B F T 2-2 ② K		1 SAFE B B C X 1-1 ① F7		B B C B X 3-1 ② F9			4	0	0	0	0	1	2
Orlando Cabrera, R (1, 6) OBP: 0.280, SLG: 0.351	C X 0-1 ③ G4-3		1 SAFE 1 SAFE B B C B B 4-1 1B 1B 1-2 BB		1 SAFE C B B B C X 2-2 FC3 S FC3 1-3 1B		F C B X 1-2 ③ L4			3	0	1	0	1	0	0
Brad Wilkerson, L (1, 3) OBP: 0.333, SLG: 0.316		C X 0-1 ① L9	C C B F B B X 3-2 ③ 1-H 2-H 1B		B C C X 1-2 FC3 FC3 1-3 3-H			B B B B 4-0 F8-4 S BB		3	0	1	2	1	0	1
Tony Batista, R (1, 5) OBP: 0.262, SLG: 0.333		B B B B 4-0 BB		B S F X 1-2 HR	B S 1 SAFE B F 1 F F B 3-2 X ② FC3 1-3 3-H			C B B B C X 3-2 ① G5-3 1-2		3	1	1	1	1	0	3
Matt Cepicky, L (1, 7) OBP: 0.207, SLG: 0.250 Juan Rivera, R (6, 9) OBP: 0.294, SLG: 0.277		T 1 SAFE B F B 1 S 2-3 ② K		B X 1-0 ① P4	B F C S 1-3 ③ K			B C X 1-1 ② ③ F8-4 2-2		3 1	0 0	0 0	0 0	0 0	2 0	3 1
Terrmel Sledge, L (1, 9) OBP: 0.170, SLG: 0.156 (6, 7)		C X 0-1 ③ G3-1		B T S X 1-2 1B		B S B F S 2-3 ① K			B S S C 1-3 ① K	4	0	1	0	0	2	1
Brian Schneider, L (1, 2) OBP: 0.275, SLG: 0.415			B S B F F B F X 3-2 SH3 E 1B	B B S 1 SAFE X 2-1 ② F9		B B X 2-0 ② F8			S S F B S 1-3 ② K	4	1	1	0	0	1	1
Livan Hernandez, R (1, 1) OBP: 0.083, SLG: 0.083 Luis Ayala, R (8, 1) OBP: 1.000, SLG: 1.000 Ronald Calloway, L (9, PH) OBP: 0.083, SLG: 0.059			X 0-0 ① SH3 1-2	B B X 2-0 ③ F7		X 0-0 ③ G4-3			F B S S F S 1-3 ③ K	2 0 1	0 0 0	0 0 0	0 0 0	0 0 0	0 0 1	1 0 0
Inning Stats	R: 0 E: 0 K: 0 S: 10 H: 0 LOB: 0 BB: 0 P: 13	R: 0 E: 0 K: 1 S: 7 H: 0 LOB: 1 BB: 1 P: 13	R: 2 E: 1 K: 1 S: 15 H: 3 LOB: 2 BB: 1 P: 27	R: 1 E: 0 K: 0 S: 10 H: 2 LOB: 1 BB: 0 P: 17	R: 1 E: 0 K: 1 S: 18 H: 2 LOB: 2 BB: 0 P: 28	R: 0 E: 0 K: 1 S: 5 H: 0 LOB: 0 BB: 0 P: 9	R: 0 E: 0 K: 0 S: 7 H: 0 LOB: 0 BB: 0 P: 11	R: 0 E: 0 K: 0 S: 5 H: 0 LOB: 0 BB: 1 P: 13	R: 0 E: 0 K: 3 S: 11 H: 0 LOB: 0 BB: 0 P: 14	1B: 6 2B: 1 3B: 0 HR: 1	SF: 0 SAC: 1 DP: 1 HBP: 0					

Montreal Expos @ Los Angeles Dodgers

Dodger Stadium, Los Angeles, CA

Sat May 01 2004, 7:10 PM PDT

Att. 52,900 - Sunny - 74 F

TOP

livebaseballscorecards.com

AB	32
R	4
H	7
RBI	3
BB	3
SO	7
LOB	13

PITCHER		IP	WLS	BF	H	R	ER	SO	BB	IBB	HBP	BLK	WP	HR	S	P	ERA	WHIP
Jose Lima, R ERA: 6.62	(1, 1)	5.0		24	7	4	4	3	2	0	0	0	0	1	60	98	7.20	1.800
Wilson Alvarez, L ERA: 2.4	(6, 1)	1.0		3	0	0	0	1	0	0	0	0	0	0	5	9	0.00	0.000
Tom Martin, L ERA: 4.5	(7, 1)	1.0		4	0	0	0	0	1	0	0	0	0	0	7	15	0.00	1.000
Guillermo Mota, R ERA: 1.86	(8, 1)	1.0	W	2	0	0	0	0	0	0	0	0	0	0	5	9	0.00	0.000
Eric Gagne, R ERA: 2.31	(9, 1)	1.0	S	3	0	0	0	3	0	0	0	0	0	0	11	14	0.00	0.000

PITCHER		IP	WLS	BF	H	R	ER	SO	BB	IBB	HBP	BLK	WP	HR	S	P	ERA	WHIP

WP: 0 PB: 0 SB: 4 CS: 0 PA: 36

Batter	1	2	3	4	5	6	7	8	9	AB	R	H	RBI	BB	SO	LOB
Dave Roberts, L (1, 8) OBP: 0.389, SLG: 0.368	C X 0-1 ① G4-3	C C B B D X 3-2 ③ F9		B F B B C C 3-3 ③ K		B C B F X 2-2 ② G3 1-2 2-3 3-H		T B X 1-1 ① SH1-4 2-3		4	0	0	1	0	1	4
Cesar Izturis, S (1, 6) OBP: 0.330, SLG: 0.400	X 0-0 E6 CS		C B C X 1-2 ① G5-3		B C X 1-1 ① G4-3	B X 1-0 ③ G3		X 0-0 ② G1-3		5	0	0	0	0	0	3
Adrian Beltré, R (1, 5) OBP: 0.379, SLG: 0.711	C X 0-1 ② 1-2 HR		F F X 0-2 ② F8		B C X 1-1 ② G6-3		X 0-0 HR	C F B F B X 2-2 3-H 1B		5	2	3	3	0	0	0
Shawn Green, L (1, 9) OBP: 0.394, SLG: 0.481	B B X 2-0 1B		B B B B 4-0 BB BB		B B B C B 4-1 BB		T C B S 1-3 ① K	F X 0-1 ③ G4-3		3	0	1	0	2	1	1
Paul Lo Duca, R (1, 2) OBP: 0.438, SLG: 0.525	C X 0-1 ③ F9		B B B C B 4-1 1-2 BB		B S C F X 1-2 ③ G1-3		X 0-0 ② G4-3			3	0	0	0	1	0	2
Juan Encarnacion, R (1, 7) OBP: 0.315, SLG: 0.442		F B B X 2-1 G4-3 S 1B 1B	C C S 0-3 ③ K			X 0-0 HBP 1B G3 1B	B C X 1-1 BB 1B			4	2	3	0	0	1	2
Robin Ventura, L (1, 3) OBP: 0.474, SLG: 0.438		1 SAFE 1 C B B B S B S 3-3 ① K 1-2		C C B B B X 2-2 ① P6		X 0-0 G3 HBP 1-2 1B	C C D B F B 1 SAFE B 4-2 1-2 BB			3	0	1	0	1	1	1
Alex Cora, L (1, 4) OBP: 0.282, SLG: 0.328		B C X 1-1 ② G4-3 2-3		B B X 2-0 ② L9		L 2 SAFE H 1-1 G3 1-2 2-3 HBP	C X 0-1 ③ G6-3			3	0	0	0	0	0	3
Jose Lima, R (1, 1) OBP: 0.750, SLG: 0.667 Wilson Alvarez, L (6, 1) José Hernández, R (6, PH) OBP: 0.370, SLG: 0.520 Tom Martin, L (7, 1) Guillermo Mota, R (8, 1) Jason Grabowski, L (8, PH) OBP: 0.143, SLG: 0.190 Eric Gagne, R (9, 1)	C X 0-1 3-H 1B			X 0-0 1B	S D F D B S 3-3 ① K	B C F X 1-2 SH1-4 1B 2B				2 0 1 0 0 1 0	0 0 0 0 0 1 0	2 0 0 0 0 1 0	1 0 0 0 0 1 0	0 0 0 0 0 0 0	0 0 0 0 0 0 0	0 0 3 0 0 2 0
Inning Stats	R: 1 E: 1 K: 0 S: 8 H: 2 LOB: 1 BB: 0 P: 10	R: 1 E: 0 K: 1 S: 12 H: 2 LOB: 1 BB: 0 P: 21	R: 0 E: 0 K: 1 S: 10 H: 0 LOB: 2 BB: 2 P: 19	R: 0 E: 0 K: 1 S: 8 H: 1 LOB: 1 BB: 0 P: 15	R: 0 E: 0 K: 0 S: 9 H: 0 LOB: 1 BB: 1 P: 16	R: 1 E: 0 K: 1 S: 10 H: 2 LOB: 2 BB: 0 P: 17	R: 1 E: 0 K: 1 S: 12 H: 2 LOB: 2 BB: 1 P: 18	R: 1 E: 0 K: 0 S: 12 H: 2 LOB: 1 BB: 0 P: 16		1B: 8 2B: 1 3B: 0 HR: 2 SF: 0 SAC: 1 DP: 0 HBP: 1				WP: 0 PB: 0 SB: 1 CS: 1 PA: 40	

PITCHER		IP	WLS	BF	H	R	ER	SO	BB	IBB	HBP	BLK	WP	HR	S	P	ERA	WHIP
Livan Hernandez, R ERA: 3.38	(1, 1)	7.0		35	9	4	4	5	4	0	1	0	0	2	69	116	5.14	1.857
Luis Ayala, R ERA: 5.54	(8, 1)	1.0	L	5	2	1	1	0	0	0	0	0	0	0	12	16	9.00	2.000

PITCHER	IP	WLS	BF	H	R	ER	SO	BB	IBB	HBP	BLK	WP	HR	S	P	ERA	WHIP

BOTTOM

Montreal Expos @ Los Angeles Dodgers

Dodger Stadium, Los Angeles, CA

Sat May 01 2004, 7:10 PM PDT
Att. 52,900 - Sunny - 74 F

livebaseballscorecards.com

AB	34
R	5
H	11
RBI	5
BB	4
SO	5
LOB	19

Montreal Expos @ Los Angeles Dodgers

Dodger Stadium, Los Angeles, CA

Sun May 02 2004, 1:10 PM PDT

Att. 35,351 - Sunny - 98 F

livebaseballscorecards.com

Batter	1	2	3	4	5	6	7	8	9	AB	R	H	RBI	BB	SO	LOB
Endy Chavez, L (1, 8) OBP: 0.256, SLG: 0.220	C B X 1-1 S SH5-3 SF8 1B		C B S X 1-2 ② G4-3		B F S F B B S 3-3 ① K 1-2		C C B B B F F X 2-2 ① G4-3	1 SAFE B B X 2-0 ③ G1-3 1-2		5	1	1	0	0	1	3
Jose Vidro, S (1, 4) OBP: 0.317, SLG: 0.356	1 SAFE X 0-0 ① SH5-3 1-2		F X 0-1 ③ F8		F B X 1-1 ② G1-3 2-3 3-H		C B B S B F B 4-2 BB		B F B X 2-1 ① F8	3	0	0	1	1	0	1
Brad Wilkerson, L (1, 3) OBP: 0.347, SLG: 0.354	B D B B 4-0 CS BB			C B S X 1-2 ① G5-3	C B F B B B 4-2 BB		B C F C 1-3 ② K		S F F B B B X 2-2 HR	3	1	1	1	2	1	1
Tony Batista, R (1, 5) OBP: 0.258, SLG: 0.321	B C D B 1 SAFE X 3-1 ② SF8 2-H			B B C B B 4-1 1B BB	B B C B F F X 3-2 ③ G6-3		F C F B F S 1-3 ③ K		C B S F F F B X 2-2 ② G5-3	3	0	0	1	1	1	3
Orlando Cabrera, R (1, 6) OBP: 0.305, SLG: 0.396	1 SAFE B C P 2-1 ③ CS 1-2	C B C B F X 2-2 ① P4		C B 1 SAFE B F X 2-2 S 1-3 1B		B F X 1-1 HR		B C F B F B B 4-2 HR BB	X 0-0 2B 1B	4	2	3	1	1	0	0
Brian Schneider, L (1, 2) OBP: 0.297, SLG: 0.443		C X 0-1 1B		B C B B X 3-1 ② F9 1-2		C B S X 1-2 G6-3 SH2-3 1B		1 SAFE L 1 SAFE 1 SAFE C B 1 SAFE X 1-2 ① F7	B C X 1-1 1-3 2B	5	0	3	0	0	0	3
Ronald Calloway, L (1, 9) OBP: 0.079, SLG: 0.056	X 0-0 ② F8		C X 0-1 ③ L8			X 0-0 ① SH2-3 1-2		1 SAFE P B X 2-0 1-H HR	C B C C 1-3 ③ K	2	0	0	0	0	0	3
Juan Rivera, R (8, PH) (8, 9)										2	1	1	2	0	1	2
Terrmel Sledge, L (1, 7) OBP: 0.196, SLG: 0.204	C B B F S 2-3 ③ K				B F X 1-1 1B G1-3 2B	C X 0-1 ② G6-3 2-3		S B X 1-1 S 1B		4	1	2	0	0	1	2
Sun-Woo Kim, R (1, 1) OBP: 0.250, SLG: 0.250			X 0-0 ① F9		2 SAFE B C 2 SAFE X 1-1 G1-3 S 2-3 1B	B S F S 1-3 ③ K		B L 1 SAFE L L 1-3 ② K		2	0	1	0	0	0	0
Valentino Pascucci, R (6, PH) OBP: 0.200, SLG: 0.083										1	0	0	0	0	1	1
Chad Bentz, R (6, 1)										0	0	0	0	0	0	0
52 T.J. Tucker, R (6, 1)										0	0	0	0	0	0	0
32 Chad Cordero, R (7, 1)										1	0	0	0	0	1	1
Rocky Biddle, R (9, 1)										0	0	0	0	0	0	0

Inning Stats	1	2	3	4	5	6	7	8	9
R:	1	0	0	0	1	1	0	2	1
E:	0	0	0	0	0	0	0	0	0
K:	0	1	0	0	1	1	2	1	1
S:	7	10	6	11	16	11	16	14	19
H:	1	1	0	1	2	2	0	2	3
LOB:	0	1	0	2	2	1	1	1	2
BB:	1	0	0	1	1	0	1	1	0
P:	16	14	7	21	29	14	24	24	27

1B:	7	SF:	1
2B:	2	SAC:	2
3B:	0	DP:	0
HR:	3	HBP:	0

WP:	0	PA:	44
PB:	0		
SB:	4		
CS:	1		

PITCHER		IP	WLS	BF	H	R	ER	SO	BB	IBB	HBP	BLK	WP	HR	S	P	ERA	WHIP
Hideo Nomo, R ERA: 6.27	(1, 1)	5.0	L	24	7	3	3	2	3	0	0	0	0	1	55	94	5.40	2.000
Wilson Alvarez, L ERA: 2.16	(6, 1)	1.2		6	0	0	0	2	1	0	0	0	0	0	17	25	0.00	0.600
37 Darren Dreifort, R ERA: 3.29	(7, 1)	0.1		1	0	0	0	1	0	0	0	0	0	0	5	6	0.00	0.000
Tom Martin, L ERA: 5.68	(8, 1)	0.1		2	0	1	1	0	1	0	0	0	0	0	6	11	27.00	3.000
Guillermo Mota, R ERA: 2.61	(8, 1)	0.2		4	2	1	1	1	0	0	0	0	0	1	8	13	13.50	3.000

PITCHER		IP	WLS	BF	H	R	ER	SO	BB	IBB	HBP	BLK	WP	HR	S	P	ERA	WHIP
Duaner Sanchez, R ERA: 2.77	(9, 1)	1.0		6	3	1	1	1	0	0	0	0	0	1	19	27	9.00	3.000

TOP

AB	35
R	6
H	12
RBI	6
BB	5
SO	7
LOB	20

Batter	1	2	3	4	5	6	7	8	9	AB	R	H	RBI	BB	SO	LOB
Dave Roberts, L (1, 8) OBP: 0.380, SLG: 0.358	X 0-0 ① B1-3		B C C B X 2-2 ② F7		C B X 1-1 ① G4-3		X 0-0 1-2 2-3 1B		X 0-0 ② B3	5	0	1	0	0	0	0
Cesar Izturis, S (1, 6) OBP: 0.323, SLG: 0.389	C B B X 2-1 ② F8		S F F X 0-2 ③ G3		B B C X 2-1 ② F9		B C F B F X 2-2 ① F6		C B X 1-1 DI 1B 1B	5	1	1	0	0	0	3
Adrián Beltré, R (1, 5) OBP: 0.380, SLG: 0.695	B B B C X 3-1 1B			S F F S 0-3 ① K2-3	C X 0-1 ③ P3		C S B D X 2-2 ② P6		C B F X 1-2 1-H BB 1B	5	0	2	1	0	1	3
Shawn Green, L (1, 9) OBP: 0.394, SLG: 0.463	B B X 2-0 ③ G6-3			B B B B 4-0 1B 1B BB		B C B F B B C 3-3 ① K	S X 0-1 ③ F9		B B B B 1-2 BB	3	1	0	0	2	1	4
Juan Encarnacion, R (1, 7) OBP: 0.320, SLG: 0.473		X 0-0 HR		B B B C F 1 SAFE X 3-2 1-3 1B		C S B F B S 2-3 ② K		F C C 0-3 ① K	C X 0-1 ③ P4	5	1	2	1	0	2	2
Robin Ventura, L (1, 3) OBP: 0.478, SLG: 0.450		X 0-0 ① G4-3		B 1 SAFE B B B X 3-0 1-3 3-H IBB 1B		C C B X 1-2 1B		C B B C X 2-2 ② G3		4	0	2	1	0	0	0
David Ross, R (1, 2) OBP: 0.150, SLG: 0.316		C B S D C 2-3 ② K		S S S 0-3 ② K		S S B S 1-3 ③ K		B S F X 1-2 ③ F8		4	0	0	0	0	3	3
Alex Cora, L (1, 4) OBP: 0.307, SLG: 0.343		C B B B X 3-1 ③ G3-1		B B I 4-0 1-2 IBB			B C X 1-1 1B BB 1B		C X 0-1 WP DI SF7 1B	3	1	2	0	1	0	0
Hideo Nomo, R (1, 1) OBP: 0.083, SLG: 0.083			C C B B S 2-3 ① K	B B C C X 2-2 ③ G1-6-3			B B B B 4-0 1B 1-2 BB		C B F F B X 2-2 ① SF7 1-H	2	0	0	0	0	1	3
Wilson Alvarez, L (6, 1)										0	0	0	0	0	0	0
37 Darren Dreifort, R (7, 1)										0	0	0	0	0	0	0
Jason Grabowski, L (7, PH) OBP: 0.182, SLG: 0.190										0	0	0	0	1	0	0
Tom Martin, L (8, 1)										0	0	0	0	0	0	0
Guillermo Mota, R (8, 1)										0	0	0	0	0	0	0
Duaner Sanchez, R (9, 1) OBP: 0.500, SLG: 1.000										0	0	0	0	0	0	0
Olmedo Saenz, R (9, PH) OBP: 0.111, SLG: 0.250										0	0	0	1	0	0	0
Inning Stats	R: 0 E: 0 K: 0 S: 6 H: 1 LOB: 1 BB: 0 P: 13	R: 1 E: 0 K: 1 S: 7 H: 1 LOB: 0 BB: 0 P: 12	R: 0 E: 0 K: 1 S: 10 H: 0 LOB: 0 BB: 0 P: 14	R: 1 E: 0 K: 2 S: 14 H: 2 LOB: 3 BB: 2 P: 30	R: 0 E: 0 K: 0 S: 6 H: 0 LOB: 0 BB: 0 P: 9	R: 0 E: 0 K: 3 S: 13 H: 1 LOB: 1 BB: 0 P: 20	R: 0 E: 0 K: 0 S: 12 H: 2 LOB: 3 BB: 1 P: 21	R: 0 E: 0 K: 1 S: 9 H: 0 LOB: 0 BB: 0 P: 12	R: 2 E: 0 K: 0 S: 14 H: 3 LOB: 2 BB: 1 P: 22	1B: 9 2B: 0 3B: 0 HR: 1 SF: 1 SAC: 0 DP: 0 HBP: 0						

PITCHER		IP	WLS	BF	H	R	ER	SO	BB	IBB	HBP	BLK	WP	HR	S	P	ERA	WHIP
Sun-Woo Kim, R ERA: 1.17	(1, 1)	5.0	W	21	4	2	2	4	1	1	0	0	0	1	43	78	3.60	1.000
Chad Bentz, L ERA: 6.48	(6, 1)	0.2	H	3	1	0	0	2	0	0	0	0	0	0	10	16	0.00	1.500
52 T.J. Tucker, R ERA: 6.75	(6, 1)	0.1	H	1	0	0	0	1	0	0	0	0	0	0	3	4	0.00	0.000
32 Chad Cordero, R ERA: 2.19	(7, 1)	2.0	H	9	2	0	0	1	1	0	0	0	0	0	21	33	0.00	1.500
Rocky Biddle, R ERA: 7.36	(9, 1)	1.0		7	3	2	2	0	1	0	0	0	1	0	14	22	18.00	4.000

PITCHER	IP	WLS	BF	H	R	ER	SO	BB	IBB	HBP	BLK	WP	HR	S	P	ERA	WHIP

BOTTOM

Montreal Expos @ Los Angeles Dodgers

Dodger Stadium, Los Angeles, CA

Sun May 02 2004, 1:10 PM PDT

Att. 35,351 - Sunny - 98 F

livebaseballscorecards.com

AB	36
R	4
H	10
RBI	4
BB	4
SO	8
LOB	18

WP: 1 PA: 41
PB: 0
SB: 0
CS: 0

Colorado Rockies @ Montreal Expos

Olympic Stadium, Montreal, QB

Tue May 04 2004, 7:05 PM EDT

Att. 4,001 - Unknown - 68 F

TOP

livebaseballscorecards.com

Batter	1	2	3	4	5	6	7	8	9	AB	R	H	RBI	BB	SO	LOB
Aaron Miles, S (1, 4) OBP: 0.297, SLG: 0.417	F9		P3		1B		F7		G3-1 2-3	5	0	1	0	0	0	2
Royce Clayton, R (1, 6) OBP: 0.371, SLG: 0.415	FC6-4 BB		G6-3		K		1-H HR		17 BB	3	1	1	2	2	1	1
17 Todd Helton, L (1, 3) OBP: 0.470, SLG: 0.604	K			G3		FC5-4 BB	FC5-4 1B		1-2 BB	3	0	1	0	2	1	1
Vinny Castilla, R (1, 5) OBP: 0.390, SLG: 0.674	FC6-4 1-2f			F8		P6	FC5-4 1-2f		F8	5	0	0	0	0	0	6
Jeromy Burnitz, L (1, 8) OBP: 0.378, SLG: 0.631		K		HR		L7		G3		4	1	1	1	0	1	1
Charles Johnson, R (1, 2) OBP: 0.417, SLG: 0.733		K		BB		FC5-4 1-2f		G4-3		3	0	0	0	1	1	1
5 Matt Holliday, R (1, 7) OBP: 0.444, SLG: 0.607		1B		F8			11 1B 2B	P4		4	1	2	0	0	0	1
11 Brad Hawpe, L (1, 9) OBP: 0.600, SLG: 1.100		L4			K		HR 2-H 1B		G3-1 G4-3 1B	4	1	2	1	0	1	1
Jason Jennings, L (1, 1) OBP: 0.091, SLG: 0.091			K		G3		K		G4-3 1-2	2	0	0	0	0	1	0
Turk Wendell, L (6, 1)										0	0	0	0	0	0	0
Luis Gonzalez, R (7, PH) OBP: 0.300, SLG: 0.439										1	0	0	0	0	1	1
Javier López, L (7, 1)										0	0	0	0	0	0	0
Mark Sweeney, L (9, PH) OBP: 0.333, SLG: 0.407										1	0	0	0	0	0	1

	AB	35
	R	4
	H	8
	RBI	4
	BB	5
	SO	7
	LOB	16

Inning Stats	1	2	3	4	5	6	7	8	9
	R: 0 E: 0 K: 1 S: 17	H: 0 LOB: 1 BB: 1 P: 26	R: 0 E: 0 K: 2 S: 10	H: 1 LOB: 1 BB: 0 P: 14	R: 0 E: 0 K: 1 S: 13	H: 0 LOB: 0 BB: 0 P: 18	R: 1 E: 0 K: 0 S: 14	H: 1 LOB: 1 BB: 1 P: 23	R: 0 E: 0 K: 2 S: 13	H: 1 LOB: 1 BB: 0 P: 17	R: 0 E: 0 K: 0 S: 8	H: 0 LOB: 1 BB: 1 P: 14	R: 3 E: 0 K: 1 S: 15	H: 4 LOB: 1 BB: 0 P: 22	R: 0 E: 0 K: 0 S: 5	H: 0 LOB: 0 BB: 0 P: 9	R: 0 E: 0 K: 0 S: 9	H: 1 LOB: 3 BB: 2 P: 21

1B: 5	SF: 0	WP: 0	PA: 40
2B: 1	SAC: 0	PB: 0	
3B: 0	DP: 0	SB: 0	
HR: 2	HBP: 0	CS: 0	

PITCHER		IP	WLS	BF	H	R	ER	SO	BB	IBB	HBP	BLK	WP	HR	S	P	ERA	WHIP
Claudio Vargas, R ERA: 5.22	(1, 1)	6.2	W	29	6	4	4	7	3	0	0	0	0	2	84	125	5.40	1.350
Chad Bentz, L ERA: 6.48	(7, 1)	0.0		1	1	0	0	0	0	0	0	0	0	0	3	5	∞	∞
Luis Ayala, R ERA: 5.02	(7, 1)	1.1		4	0	0	0	0	0	0	0	0	0	0	8	13	0.00	0.000
32 Chad Cordero, R ERA: 2.03	(9, 1)	1.0		6	1	0	0	0	2	0	0	0	0	0	9	21	0.00	3.000

PITCHER		IP	WLS	BF	H	R	ER	SO	BB	IBB	HBP	BLK	WP	HR	S	P	ERA	WHIP

Colorado Rockies @ Montreal Expos

Olympic Stadium, Montreal, QB

Tue May 04 2004, 7:05 PM EDT

Att. 4,001 - Unknown - 68 F

livebaseballscorecards.com

BOTTOM

Batter	1	2	3	4	5	6	7	8	9	AB	R	H	RBI	BB	SO	LOB
Endy Chavez, L (1, 8) OBP: 0.292, SLG: 0.311	0-1 G4-3		3-1 F7		2-1 HR 2-H 3-H	4-2 BB		1-2 1B 1B		4	1	2	3	1	0	0
Jose Vidro, S (1, 4) OBP: 0.330, SLG: 0.394	0-0 HR			4-2 BB S 1B	1-0 G6-3	0-1 G4-3		0-0 G6-4-3 1-2 1B		4	2	2	1	1	0	1
Brad Wilkerson, L (1, 3) OBP: 0.350, SLG: 0.368	1-0 L5			3-3 K 1 SAFE 1 SAFE 1-2	2-2 2B 1B		1-1 PB WP 2B	0-1 L7		5	2	2	0	0	1	3
Orlando Cabrera, R (1, 6) OBP: 0.309, SLG: 0.406	1-2 G3-1			2-2 CS 2-H 1B	1-2 1-H 2B		1-0 G1-3 2-3	0-0 G6-4-3 1-2f		5	0	2	2	0	0	3
Tony Batista, R (1, 5) OBP: 0.269, SLG: 0.322		1-1 F8		1-0 1-2 1B	3-2 P6		4-0 WP G3-1 1B IBB			3	1	1	0	1	0	1
Brian Schneider, L (1, 2) OBP: 0.295, SLG: 0.425		3-2 P6		0-0 F8		4-1 HR BB	3-2 G3-1 1-3 3-H			3	1	0	0	1	0	2
Juan Rivera, R (1, 9) OBP: 0.316, SLG: 0.358	0-3 K				0-0 1B HR 1B	0-0 F9	0-2 1B 3-H 1B			4	1	2	1	0	1	1
Terrmel Sledge, L (1, 7) OBP: 0.236, SLG: 0.302			0-1 G4-3		0-0 SH3-4 1-3 HR 1B	0-2 1-H HR	2-1 1-2 1B			4	2	3	2	0	0	0
Claudio Vargas, R (1, 1) OBP: 0.111, SLG: 0.111			0-0 G5-3		0-1 SH3-4 1-2	0-0 G5-3	1-1 F9			2	0	0	0	0	0	0
Chad Bentz, R (7, 1)										0	0	0	0	0	0	0
Luis Ayala, R (7, 1) OBP: 0.500, SLG: 0.500										1	0	0	0	0	0	2
32 Chad Cordero, R (9, 1)										0	0	0	0	0	0	0
Inning Stats	R: 1 E: 0 K: 0 S: 7 H: 1 LOB: 0 BB: 0 P: 9	R: 0 E: 0 K: 1 S: 8 H: 0 LOB: 0 BB: 0 P: 12	R: 0 E: 0 K: 0 S: 5 H: 0 LOB: 0 BB: 0 P: 8	R: 1 E: 0 K: 1 S: 16 H: 2 LOB: 1 BB: 1 P: 26	R: 4 E: 0 K: 0 S: 17 H: 5 LOB: 1 BB: 0 P: 26	R: 2 E: 0 K: 0 S: 10 H: 1 LOB: 1 BB: 2 P: 18	R: 2 E: 0 K: 0 S: 14 H: 3 LOB: 2 BB: 1 P: 26	R: 0 E: 0 K: 0 S: 8 H: 2 LOB: 1 BB: 0 P: 9		1B: 9 2B: 2 3B: 0 HR: 3 SF: 0 SAC: 1 DP: 1 HBP: 0						

	AB	35
	R	10
	H	14
	RBI	9
	BB	4
	SO	2
	LOB	13

WP: 1 PB: 1 SB: 1 CS: 1 PA: 40

PITCHER		IP	WLS	BF	H	R	ER	SO	BB	IBB	HBP	BLK	WP	HR	S	P	ERA	WHIP
Jason Jennings, R ERA: 10.57	(1, 1)	5.0	L	23	8	6	6	2	1	0	0	0	0	2	53	81	10.80	1.800
Turk Wendell, R ERA: 4.85	(6, 1)	1.0		6	1	2	2	0	2	0	0	0	0	1	10	18	18.00	3.000
Javier López, L ERA: 6.52	(7, 1)	2.0		11	5	2	2	0	0	1	0	0	1	0	22	35	9.00	2.500

PITCHER	IP	WLS	BF	H	R	ER	SO	BB	IBB	HBP	BLK	WP	HR	S	P	ERA	WHIP

Batter	1	2	3	4	5	6	7	8	9	AB	R	H	RBI	BB	SO	LOB
Aaron Miles, S (1, 4) OBP: 0.278, SLG: 0.390	B1-3		G1-3		G4-6-3		G3-1		G1-3	5	0	0	0	0	0	4
Royce Clayton, R (1, 6) OBP: 0.358, SLG: 0.398	F8		G4-3			G6-3	K			4	0	0	0	0	1	2
17 Todd Helton, L (1, 3) OBP: 0.471, SLG: 0.596	BB			F8		G3-1		G3 1B FC5-2/5 1B		3	0	1	0	1	0	0
Vinny Castilla, R (1, 5) OBP: 0.394, SLG: 0.667	K			G5-3		1B		FC5-2-5 G3 1-2 1B		4	0	2	0	0	1	1
Jeromy Burnitz, L (1, 8) OBP: 0.373, SLG: 0.614		K		1B		F9		G3 1-2 2-3		4	0	1	0	0	1	3
Charles Johnson, R (1, 2) OBP: 0.395, SLG: 0.688		F7		F7			P3	FC5-2-5 2-3 3-H		4	0	0	0	0	0	3
5 Matt Holliday, R (1, 7) OBP: 0.439, SLG: 0.610		G6-3			G6-3		2B	G6-3		3	1	1	0	0	0	0
Denny Hocking, S (7, 7) OBP: 0.300, SLG: 0.270										1	0	0	0	0	0	2
11 Brad Hawpe, L (1, 9) OBP: 0.643, SLG: 1.000			G1-3 1B		1B		IBB		K	3	1	2	0	1	1	0
Shawn Chacon, R (9, 1)										0	0	0	0	0	0	0
Joe Kennedy, R (1, 1) OBP: 0.250, SLG: 0.182			K		G4-6-3 1B		G3-1 1-H 2-H 2B		F7	2	0	1	0	0	1	1
Mark Sweeney, L (7, PH) OBP: 0.353, SLG: 0.464										1	0	1	2	0	0	0
Tim Harikkala, R (7, 1)										0	0	0	0	0	0	0
40 Brian Fuentes, L (7, 1)										0	0	0	0	0	0	0
Vladimir Nunez, R (8, 1)										0	0	0	0	0	0	0
Kit Pellow, R (9, PH) OBP: 0.322, SLG: 0.389										1	0	0	0	0	0	0
(9, 9)																

TOP

Colorado Rockies @ Montreal Expos

Olympic Stadium, Montreal, QB

Wed May 05 2004, 7:05 PM EDT

Att. 3,609 - Unknown - 70 F

livebaseballscorecards.com

AB	35
R	2
H	9
RBI	2
BB	2
SO	5
LOB	16

Inning Stats	1	2	3	4	5	6	7	8	9
	R: 0 E: 0 K: 1 S: 9	H: 0 LOB: 1 BB: 1 P: 15	R: 0 E: 0 K: 1 S: 8	H: 0 LOB: 0 BB: 0 P: 12	R: 0 E: 0 K: 1 S: 8	H: 1 LOB: 1 BB: 0 P: 12	R: 0 E: 0 K: 0 S: 7	H: 1 LOB: 1 BB: 0 P: 10	R: 0 E: 0 K: 0 S: 7	H: 2 LOB: 1 BB: 0 P: 10	R: 0 E: 0 K: 0 S: 5	H: 1 LOB: 1 BB: 0 P: 6	R: 2 E: 0 K: 1 S: 11	H: 2 LOB: 1 BB: 1 P: 19	R: 0 E: 0 K: 0 S: 10	H: 2 LOB: 2 BB: 0 P: 14	R: 0 E: 0 K: 1 S: 6	H: 0 LOB: 0 BB: 0 P: 9

1B: 7	SF: 0
2B: 2	SAC: 0
3B: 0	DP: 1
HR: 0	HBP: 0

WP: 0	PA: 37
PB: 0	
SB: 0	
CS: 0	

PITCHER		IP	WLS	BF	H	R	ER	SO	BB	IBB	HBP	BLK	WP	HR	S	P	ERA	WHIP
Zach Day, R ERA: 3.18	(1, 1)	7.0	L	29	7	2	2	4	1	1	0	0	0	0	55	84	2.57	1.143
Luis Ayala, R ERA: 4.7	(8, 1)	1.0		5	2	0	0	0	0	0	0	0	0	0	10	14	0.00	2.000
Chad Bentz, L ERA: 5.79	(9, 1)	1.0		3	0	0	0	1	0	0	0	0	0	0	6	9	0.00	0.000

PITCHER	IP	WLS	BF	H	R	ER	SO	BB	IBB	HBP	BLK	WP	HR	S	P	ERA	WHIP

Colorado Rockies @ Montreal Expos

Olympic Stadium, Montreal, QB

Wed May 05 2004, 7:05 PM EDT

Att. 3,609 - Unknown - 70 F

livebaseballscorecards.com

BOTTOM

Batter	1	2	3	4	5	6	7	8	9	AB	R	H	RBI	BB	SO	LOB
Endy Chavez, L (1, 8) OBP: 0.264, SLG: 0.280	0-2 E4 SH1-3 SH1-3		3-2 G2-3 ②			1-2 P6 ②		2-1 F8 ①	1-2 F7 ③	5	0	0	0	0	0	3
Jose Vidro, S (1, 4) OBP: 0.339, SLG: 0.406	1 SAFE 0-0 SH1-3 ① 1-2		0-2 G5-3 ③			4-2 FC6-4 BB		1 SAFE 3-2 1-3 2B		2	0	1	0	1	0	0
Orlando Cabrera, R (1, 6) OBP: 0.310, SLG: 0.398	0-0 SH1-3 ② 2-3			3-1 G5-3 ①		2-2 FC6-4 ③ 1-2f		4-0 BB		2	0	0	0	1	0	1
Tony Batista, R (1, 5) OBP: 0.258, SLG: 0.308 Chad Bentz, R (9, 1)	0-3 K ③			0-1 F7 ②			2-2 F8 ①	0-0 P5 ②		4 0	0 0	0 0	0 0	0 0	1 0	4 0
Brad Wilkerson, L (1, 3) OBP: 0.355, SLG: 0.360		0-3 K ①		4-2 PO BB			4-2 BB BB	0-0 F7 ③		2	0	0	0	2	1	3
Juan Rivera, R (1, 7) OBP: 0.344, SLG: 0.375 (8, 9)		0-0 1B		1-2 PO ③ 1-2	1-0 F8 ①		4-2 BB 1-2		1-2 1B 1B	3	0	2	0	1	0	0
Valentino Pascucci, R (1, 9) OBP: 0.176, SLG: 0.071 Terrmel Sledge, L (7, PH) OBP: 0.246, SLG: 0.309 (8, 7)	1-3 K ②				1-3 K ②		2-3 K ②	3-2 1-2 1B		2 2	0 0	0 1	0 0	0 0	2 1	1 2
Einar Díaz, R (1, 2) OBP: 0.292, SLG: 0.333 Andy Fox, L (9, PH) OBP: 0.267, SLG: 0.467	3-1 G1-3 ③				0-0 G4-3 ③		1-2 F9 ③	2-3 K ①		3 1	0 0	0 0	0 0	0 0	0 1	3 2
Zach Day, R (1, 1) Luis Ayala, R (8, 1) OBP: 0.500, SLG: 0.500 Jamey Carroll, R (8, PH) OBP: 0.333, SLG: 0.393 (9, 5) Matt Cepicky, L (9, PH) OBP: 0.200, SLG: 0.241			0-3 K ①			2-3 K ①		0-2 2B 1B	1-3 K ②	2 0 1 1	0 0 0 0	0 0 1 0	0 0 0 0	0 0 0 0	2 0 0 1	0 0 0 2
Inning Stats	R: 0 E: 1 K: 1 S: 8 H: 0 LOB: 1 BB: 0 P: 8	R: 0 E: 0 K: 2 S: 9 H: 1 LOB: 1 BB: 0 P: 13	R: 0 E: 0 K: 1 S: 9 H: 0 LOB: 0 BB: 0 P: 12	R: 0 E: 0 K: 0 S: 11 H: 0 LOB: 0 BB: 1 P: 19	R: 0 E: 0 K: 1 S: 5 H: 0 LOB: 0 BB: 0 P: 7	R: 0 E: 0 K: 1 S: 12 H: 0 LOB: 1 BB: 1 P: 21	R: 0 E: 0 K: 1 S: 17 H: 0 LOB: 2 BB: 2 P: 30	R: 0 E: 0 K: 0 S: 10 H: 2 LOB: 3 BB: 1 P: 19	R: 0 E: 0 K: 2 S: 19 H: 2 LOB: 2 BB: 0 P: 27	1B: 4 2B: 1 3B: 0 HR: 0		SF: 0 SAC: 2 DP: 0 HBP: 0		WP: 0 PB: 0 SB: 0 CS: 0		PA: 38	

AB	30
R	0
H	5
RBI	0
BB	5
SO	9
LOB	21

PITCHER	IP	WLS	BF	H	R	ER	SO	BB	IBB	HBP	BLK	WP	HR	S	P	ERA	WHIP
Joe Kennedy, L (1, 1) ERA: 2.23	6.0	W	21	1	0	0	6	2	0	0	0	0	0	54	80	0.00	0.500
Tim Harikkala, R (7, 1) ERA:	0.1	H	3	0	0	0	0	2	0	0	0	0	0	11	21	0.00	6.000
40 Brian Fuentes, L (7, 1) ERA: 3.18	1.0	H	5	2	0	0	1	0	0	0	0	0	0	14	22	0.00	2.000
Vladimir Nunez, R (8, 1) ERA: 4.26	0.2	H	3	0	0	0	0	1	0	0	0	0	0	2	6	0.00	1.500
Shawn Chacon, R (9, 1) ERA: 4.35	1.0	S	5	2	0	0	2	0	0	0	0	0	0	19	27	0.00	2.000

PITCHER	IP	WLS	BF	H	R	ER	SO	BB	IBB	HBP	BLK	WP	HR	S	P	ERA	WHIP

Batter	1	2	3	4	5	6	7	8	9	AB	R	H	RBI	BB	SO	LOB
Luis Gonzalez, R (1, 4) OBP: 0.297, SLG: 0.426	B C B X 2-1 FC6-4 1B			X 0-0 ① B3		B F C S 1-3 ③ K			B C C X 1-2 ① G1-3	4	0	1	0	0	1	0
Denny Hocking, S (1, 6) OBP: 0.273, SLG: 0.244	L X 0-1 ① FC6-4 17 F7-4 1-2f			B C X 1-1 ② P4			C B S F C 1-3 ① K		B C B X 2-1 ② F8	4	0	0	0	0	1	1
17 Todd Helton, L (1, 3) OBP: 0.472, SLG: 0.602	C C B F F X 1-2 ②③ F7-4 1-2			X 0-0 ③ P6			S B X 1-1 2B		C X 0-1 2B 1B	4	0	2	0	0	0	1
Vinny Castilla, R (1, 5) OBP: 0.389, SLG: 0.660 Royce Clayton, R (9, PR) OBP: 0.358, SLG: 0.398		B C B X 2-1 ① F9			F X 0-1 ① G6-3		B B F X 2-1 ② P3		B S X 1-1 1-3 2B	4 0	0 0	1 0	0 0	0 0	0 0	1 0
Jeromy Burnitz, L (1, 8) OBP: 0.368, SLG: 0.593		B C S B S 2-3 ② K			S X 0-1 ② G3-1		I I I 4-0 IBB		C B F B B F C 3-3 ③ K	3	0	0	0	1	2	2
5 Matt Holliday, R (1, 7) OBP: 0.420, SLG: 0.581		B C F B B S 3-3 ③ K			B S S C 1-3 ③ K		F B F X 1-2 ③ G4-3			3	0	0	0	0	2	2
11 Brad Hawpe, L (1, 9) OBP: 0.588, SLG: 1.000			S C B B X 2-2 ① G4-3			B X 1-0 G4-3 3B		F C X 0-2 ① G2-3		3	1	1	0	0	0	0
Todd Greene, R (1, 2) OBP: 0.282, SLG: 0.432			F C S 0-3 ② K			B B B C F X 3-2 ① G4-3 3-H		S B X 1-1 ② G5-3		3	0	0	1	0	1	0
Scott Elarton, R (1, 1) OBP: 0.143, SLG: 0.143			X 0-0 ③ L8			B X 1-0 ② P6		B C X 1-1 ③ P5		1	0	0	0	0	0	0
Aaron Miles, S (6, PH) OBP: 0.275, SLG: 0.385										1	0	0	0	0	0	0
Jeff Fassero, L (6, 1) OBP: 0.500, SLG: 0.500										0	0	0	0	0	0	0
Mark Sweeney, L (8, PH) OBP: 0.343, SLG: 0.448										1	0	0	0	0	0	0
Steve Reed, R (8, 1)										0	0	0	0	0	0	0
Inning Stats	R: 0 E: 0 K: 0 S: 9 H: 1 LOB: 0 BB: 0 P: 12	R: 0 E: 0 K: 2 S: 8 H: 0 LOB: 0 BB: 0 P: 15	R: 0 E: 0 K: 1 S: 7 H: 0 LOB: 0 BB: 0 P: 9	R: 0 E: 0 K: 0 S: 4 H: 0 LOB: 0 BB: 0 P: 5	R: 0 E: 0 K: 1 S: 7 H: 0 LOB: 0 BB: 0 P: 8	R: 1 E: 0 K: 1 S: 8 H: 1 LOB: 0 BB: 0 P: 14	R: 0 E: 0 K: 1 S: 11 H: 1 LOB: 2 BB: 1 P: 20	R: 0 E: 0 K: 0 S: 7 H: 0 LOB: 0 BB: 0 P: 9	R: 0 E: 0 K: 1 S: 13 H: 2 LOB: 2 BB: 0 P: 20	1B: 2 2B: 3 3B: 1 HR: 0		SF: 0 SAC: 0 DP: 1 HBP: 0			WP: 0 PB: 0 SB: 0 CS: 0	PA: 32	

PITCHER	IP	WLS	BF	H	R	ER	SO	BB	IBB	HBP	BLK	WP	HR	S	P	ERA	WHIP
Livan Hernandez, R (1, 1) ERA: 2.94	9.0	W	32	5	1	1	7	0	1	0	0	0	0	74	112	1.00	0.556

PITCHER	IP	WLS	BF	H	R	ER	SO	BB	IBB	HBP	BLK	WP	HR	S	P	ERA	WHIP

TOP

Colorado Rockies @ Montreal Expos

Olympic Stadium, Montreal, QB

Thu May 06 2004, 7:05 PM EDT
Att. 8,851 - Unknown - 70 F

livebaseballscorecards.com

AB	31
R	1
H	5
RBI	1
BB	1
SO	7
LOB	7

Colorado Rockies @ Montreal Expos

Olympic Stadium, Montreal, QB

Thu May 06 2004, 7:05 PM EDT

Att. 8,851 - Unknown - 70 F

livebaseballscorecards.com

BOTTOM

Batter	1	2	3	4	5	6	7	8	9	AB	R	H	RBI	BB	SO	LOB
Endy Chavez, L (1, 8) OBP: 0.281, SLG: 0.296	G6-3		F8		F7 S FC4-2 1B		G6-4-3 1B			4	0	2	0	0	0	0
Jose Vidro, S (1, 4) OBP: 0.328, SLG: 0.390	P4		L8		F7 1-3		G6-4-3 1-2f			4	0	0	0	0	0	2
Orlando Cabrera, R (1, 6) OBP: 0.299, SLG: 0.384	K		G4-3		FC4-2 1B 3-H		F9			4	0	0	0	0	1	1
Brad Wilkerson, L (1, 3) OBP: 0.369, SLG: 0.380		SH5-3 2B 2B		G5-3	1-2 1B			E 1B BB		3	2	2	0	1	0	0
Tony Batista, R (1, 5) OBP: 0.267, SLG: 0.309		SH5-3 2B BB		2B 1B	P5			E1 1B 1-3		3	1	1	0	1	0	3
Terrmel Sledge, L (1, 7) OBP: 0.267, SLG: 0.345		SH5-3 1-2 2-3		1-3 2B		K		G5-3 1-3 3-H 1B		3	0	2	1	0	1	0
Juan Rivera, R (1, 9) OBP: 0.369, SLG: 0.397		2-H 3-H 2B		FC6-4 IBB		BB		G5-3 1-2		2	0	1	2	2	0	2
Brian Schneider, L (1, 2) OBP: 0.293, SLG: 0.408		K		F4		P2		G4-6-3 IBB		3	0	0	0	1	1	5
Livan Hernandez, R (1, 1) OBP: 0.063, SLG: 0.063		G6-3		FC6-4 1-2f		G1-3		G4-6-3 1-2f		4	0	0	0	0	0	8
Inning Stats	R: 0 E: 0 K: 1 S: 10 H: 0 LOB: 0 BB: 0 P: 15	R: 2 E: 0 K: 1 S: 12 H: 2 LOB: 1 BB: 1 P: 21	R: 0 E: 0 K: 0 S: 9 H: 0 LOB: 0 BB: 0 P: 15	R: 0 E: 0 K: 0 S: 12 H: 2 LOB: 3 BB: 1 P: 23	R: 0 E: 0 K: 0 S: 14 H: 2 LOB: 2 BB: 0 P: 24	R: 0 E: 0 K: 1 S: 16 H: 0 LOB: 1 BB: 1 P: 27	R: 0 E: 0 K: 0 S: 9 H: 1 LOB: 0 BB: 0 P: 12	R: 1 E: 1 K: 0 S: 11 H: 1 LOB: 2 BB: 2 P: 22		1B: 5 2B: 3 3B: 0 HR: 0 SF: 0 SAC: 1 DP: 2 HBP: 0						

PITCHER		IP	WLS	BF	H	R	ER	SO	BB	IBB	HBP	BLK	WP	HR	S	P	ERA	WHIP
Scott Elarton, R ERA: 8.91	(1, 1)	5.0	L	23	6	2	2	2	1	1	0	0	0	0	57	98	3.60	1.400
Jeff Fassero, L ERA: 6.75	(6, 1)	2.0		7	1	0	0	1	1	0	0	0	0	0	25	39	0.00	1.000
Steve Reed, R ERA: 1.54	(8, 1)	1.0		6	1	1	0	0	1	1	0	0	0	0	11	22	0.00	2.000

PITCHER	IP	WLS	BF	H	R	ER	SO	BB	IBB	HBP	BLK	WP	HR	S	P	ERA	WHIP

AB	30
R	3
H	8
RBI	3
BB	5
SO	3
LOB	21

WP: 0 PB: 0 SB: 1 CS: 0 PA: 36

Batter	1	2	3	4	5	6	7	8	9	AB	R	H	RBI	BB	SO	LOB
Marlon Anderson, L (1, 4) OBP: 0.347, SLG: 0.583	B S X 1-1 5 G5-3 1B		B B C F X 2-2 ② G3-1		B X 1-0 ① G3		C B X 1-1 G6-3 2B		C X 0-1 ③ B5-3	5	0	2	0	0	0	0
Ray Lankford, L (1, 7) OBP: 0.422, SLG: 0.544	B B X 2-0 ① F8		X 0-0 5 PO 1B		C B B B B 4-1 5 G5-4-3 BB		C B X 1-1 ② G6-3 2-3			3	0	1	0	1	0	2
5 Albert Pujols, R (1, 3) OBP: 0.377, SLG: 0.557	B 1 X SAFE 1-0 ② G5-3 1-2		B 1 C B F SAFE 2-2 ③ PO 1-2	C F X 0-2 15 BB 27 1B 1B	B C S X 1-2 ② ③ G5-4-3 1-2f		B X 1-0 ③ G1-3			4	1	1	0	0	0	3
15 Jim Edmonds, L (1, 8) OBP: 0.376, SLG: 0.566	C D S B S 2-3 ③ K			F B B S F B B 4-2 G3-1 27 1B 1-2 BB		S X 0-1 ① L9		B B X 2-0 ① G4-3		3	0	0	0	1	1	1
27 Scott Rolen, R (1, 5) OBP: 0.398, SLG: 0.614		B C B B B 4-1 FC6-4 BB		B B C C X 2-2 G3-1 1-2 2-H 1B		B S S X 1-2 ② G6-3		C B B F B F S 3-3 ② K		3	0	1	1	1	1	0
Edgar Renteria, R (1, 6) OBP: 0.339, SLG: 0.376 7 Hector Luna, R (6, 6) OBP: 0.273, SLG: 0.526		B F S B X 2-2 ① FC6-4 1B 1-2f		B B C X 2-1 ① G3-1 1-2 2-3		F B X 1-1 1B 1B		C C X 0-2 ③ G5-3		3 1	0 0	1 0	0 0	0 0	0 0	3 0
Reggie Sanders, R (1, 9) OBP: 0.295, SLG: 0.565		F B X 1-1 G6-4-3 1-3 1B		C B F S 1-3 ② K		B S X 1-1 1-2 1B			B B S S B F X 3-2 ① F7	4	0	2	0	0	1	2
Mike Matheny, R (1, 2) OBP: 0.327, SLG: 0.419	B B C X 2-1 ② ③ G6-4-3 1-2f		I I I I 4-0 IBB		S S S 0-3 ③ K				B S B X 2-1 ② F7	3	0	0	0	1	1	4
Matt Morris, R (1, 1) OBP: 0.278, SLG: 0.333 Tony Womack, L (7, PH) OBP: 0.363, SLG: 0.438 Steve Kline, S (7, 1) Kiko Calero, R (8, 1) Colin Porter, L (9, PH) OBP: 0.435, SLG: 0.609			C S C 0-3 ① K	B B C F X 2-2 ③ G5-3			C C B F X 1-2 ① G4-3		B C S S F X 1-2 HR	2 1 0 0 1	0 0 0 0 1	0 0 0 0 1	0 0 0 0 1	0 0 0 0 0	1 0 0 0 0	3 0 0 0 0

TOP

St. Louis Cardinals @ Montreal Expos

Olympic Stadium, Montreal, QB

Fri May 07 2004, 7:05 PM EDT
Att. 5,332 - Unknown - 70 F

livebaseballscorecards.com

AB	33
R	2
H	9
RBI	2
BB	4
SO	5
LOB	18

Inning Stats	1	2	3	4	5	6	7	8	9	1B: 7	SF: 0	WP: 0	PA: 38
	R: 0 E: 0 K: 1 S: 7 H: 1 LOB: 1 BB: 0 P: 13	R: 0 E: 0 K: 0 S: 8 H: 1 LOB: 1 BB: 1 P: 17	R: 0 E: 0 K: 1 S: 9 H: 1 LOB: 0 BB: 0 P: 13	R: 1 E: 0 K: 1 S: 17 H: 2 LOB: 3 BB: 2 P: 32	R: 0 E: 0 K: 0 S: 5 H: 0 LOB: 0 BB: 1 P: 11	R: 0 E: 0 K: 1 S: 12 H: 2 LOB: 2 BB: 0 P: 15	R: 0 E: 0 K: 0 S: 9 H: 1 LOB: 1 BB: 0 P: 13	R: 0 E: 0 K: 1 S: 8 H: 0 LOB: 0 BB: 0 P: 13	R: 1 E: 0 K: 0 S: 12 H: 1 LOB: 0 BB: 0 P: 18	2B: 1 3B: 0 HR: 1	SAC: 0 DP: 2 HBP: 0	PB: 0 SB: 0 CS: 0	

PITCHER		IP	WLS	BF	H	R	ER	SO	BB	IBB	HBP	BLK	WP	HR	S	P	ERA	WHIP
Sun-Woo Kim, R ERA: 1.24	(1, 1)	6.0	W	26	7	1	1	4	3	1	0	0	0	0	58	101	1.50	1.667
Chad Bentz, L ERA: 5.4	(7, 1)	0.2	H	3	1	0	0	0	0	0	0	0	0	0	8	11	0.00	1.500
Luis Ayala, R ERA: 4.32	(7, 1)	1.1	H	4	0	0	0	1	0	0	0	0	0	0	9	15	0.00	0.000
Rocky Biddle, R ERA: 7.5	(9, 1)	1.0	S	4	1	1	1	0	0	0	0	0	0	1	12	18	9.00	1.000

PITCHER	IP	WLS	BF	H	R	ER	SO	BB	IBB	HBP	BLK	WP	HR	S	P	ERA	WHIP

Batter	1	2	3	4	5	6	7	8	9	AB	R	H	RBI	BB	SO	LOB
Endy Chavez, L (1, 8) OBP: 0.295, SLG: 0.310	M C F F B X 1-2 G6-4-3 1B HR 1B	C B B X 2-1 ③ G3			C C B X 1-2 1B			C L X 0-2 ② F7		4	1	2	0	0	0	0
Jose Vidro, S (1, 4) OBP: 0.325, SLG: 0.385	F 1 X SAFE 0-1 G6-4-3 1-2 1B	B C B X 2-1 ① G4-3			X 0-0 ③ F8			F B B B X 3-1 ③ G4-3		4	0	1	0	0	0	1
Orlando Cabrera, R (1, 6) OBP: 0.300, SLG: 0.383	B B S X 2-1 ① ② G6-4-3 1-2f 2-3		C X 0-1 G6-4-3 1B			B B C X 2-1 ① P6				3	0	1	0	0	0	2
Brad Wilkerson, L (1, 3) OBP: 0.368, SLG: 0.411	C F B X 1-2 HR 3-H		C X 0-1 ② ③ G6-4-3 1-2f			B F F F F X 1-2 ② G4-3				3	1	1	2	0	0	1
Tony Batista, R (1, 5) OBP: 0.269, SLG: 0.309	C S B B F X 2-2 HR 1B			X 0-0 ① G6-3		C X 0-1 ③ P3				3	1	1	0	0	0	0
Terrmel Sledge, L (1, 7) OBP: 0.270, SLG: 0.393	B X 1-0 1-H HR			C B F X 1-2 ② G3			M S B B C 2-3 ① K			3	1	1	2	0	1	0
Juan Rivera, R (1, 9) OBP: 0.353, SLG: 0.377	X 0-0 ③ F8			C S C 0-3 ③ K			X 0-0 ② L8			3	0	0	0	0	1	0
Brian Schneider, L (1, 2) OBP: 0.282, SLG: 0.392		X 0-0 ① G4-3			B B X 2-0 ① G4-3		B S C F F B X 2-2 ③ F8			3	0	0	0	0	0	0
Sun-Woo Kim, R (1, 1) OBP: 0.167, SLG: 0.167 Chad Bentz, R (7, 1) Luis Ayala, R (7, 1) OBP: 0.500, SLG: 0.500 Jamey Carroll, R (8, PH) OBP: 0.333, SLG: 0.393 Ronald Calloway, L (8, PH) OBP: 0.077, SLG: 0.054 Rocky Biddle, R (9, 1)		C F B S 1-3 ② K			X 0-0 ② G4-3			B C S B X 2-2 ① G4-3		2 0 0 0 0 1 0	0 0 0 0 0 0 0	0 0 0 0 0 0 0	0 0 0 0 0 0 0	0 0 0 0 0 0 0	1 0 0 0 0 0 0	0 0 0 0 0 0 0
Inning Stats	R: 4 H: 5 E: 0 LOB: 0 K: 0 BB: 0 S: 18 P: 25	R: 0 H: 0 E: 0 LOB: 0 K: 1 BB: 0 S: 6 P: 9	R: 0 H: 1 E: 0 LOB: 0 K: 0 BB: 0 S: 6 P: 8	R: 0 H: 0 E: 0 LOB: 0 K: 1 BB: 0 S: 7 P: 8	R: 0 H: 1 E: 0 LOB: 1 K: 0 BB: 0 S: 6 P: 9	R: 0 H: 0 E: 0 LOB: 0 K: 0 BB: 0 S: 9 P: 12	R: 0 H: 0 E: 0 LOB: 0 K: 1 BB: 0 S: 9 P: 13	R: 0 H: 0 E: 0 LOB: 0 K: 0 BB: 0 S: 8 P: 13		1B: 5 SF: 0 2B: 0 SAC: 0 3B: 0 DP: 2 HR: 2 HBP: 0						

PITCHER		IP	WLS	BF	H	R	ER	SO	BB	IBB	HBP	BLK	WP	HR	S	P	ERA	WHIP
Matt Morris, R ERA: 3.86	(1, 1)	6.0	L	23	7	4	4	2	0	0	0	0	0	2	52	71	6.00	1.167
Steve Kline, L ERA: 1.64	(7, 1)	1.0		3	0	0	0	1	0	0	0	0	0	0	9	13	0.00	0.000
Kiko Calero, R ERA:	(8, 1)	1.0		3	0	0	0	0	0	0	0	0	0	0	8	13	0.00	0.000

PITCHER	IP	WLS	BF	H	R	ER	SO	BB	IBB	HBP	BLK	WP	HR	S	P	ERA	WHIP

BOTTOM

St. Louis Cardinals @ Montreal Expos

Olympic Stadium, Montreal, QB

Fri May 07 2004, 7:05 PM EDT
Att. 5,332 - Unknown - 70 F

livebaseballscorecards.com

AB	29
R	4
H	7
RBI	4
BB	0
SO	3
LOB	4

WP: 0	PA: 29		
PB: 0			
SB: 0			
CS: 0			

Batter	1	2	3	4	5	6	7	8	9	AB	R	H	RBI	BB	SO	LOB
Tony Womack, L (1, 4) OBP: 0.347, SLG: 0.417	B C F X 1-2 ① G1-3		C F X 0-2 ③ G4-3			B B C X 2-1 ② F7		C 1 SAFE S X 0-2 ③ G3		4	0	0	0	0	0	1
54 Josh Pearce, R (8, 1)										0	0	0	0	0	0	0
Ray Lankford, L (1, 7) OBP: 0.402, SLG: 0.514	C B B B C X 3-2 E7			B B B C X 3-1 ① G6-3		C C X 0-2 ③ G6-3			X 0-0 ① G4-3	4	0	0	0	0	0	0
5 Albert Pujols, R (1, 3) OBP: 0.373, SLG: 0.555	B B X 2-0 ② L7			S B X 1-1 2B			B X 1-0 ① F8		C B F F B F F F X 2-2 ② P4	4	0	1	0	0	0	1
15 Jim Edmonds, L (1, 8) OBP: 0.372, SLG: 0.550	S B X 1-1 ③ G3			B C F S 1-3 ② K			C B B B B 4-1 BB		F C X 0-2 ③ G6-3	3	0	0	0	1	1	2
27 Scott Rolen, R (1, 5) OBP: 0.389, SLG: 0.598		C B B S F S 2-3 ① K		X 0-0 ③ F8			F C 1 SAFE B 1 SAFE S 1-3 ② K			3	0	0	0	0	2	2
Reggie Sanders, R (1, 9) OBP: 0.287, SLG: 0.550		F B C B F F S 2-3 ② K			S X 0-1 ① F7		C B 1 SAFE B F 1 SAFE S 2-3 ③ K			3	0	0	0	0	2	1
7 Hector Luna, R (1, 6) OBP: 0.320, SLG: 0.545		X 0-0 ③ G4-3			C B X 1-1 G1-6-3 1B			S B X 1-1 FC5-4 1B		3	0	2	0	0	0	0
Mike Matheny, R (1, 2) OBP: 0.320, SLG: 0.411			B S B X 2-1 ① G5-3		X 0-0 ② ③ G1-6-3 1-2f			F 1 SAFE C B B 1 SAFE F 1 SAFE F 2-3 C ① K		2	0	0	0	0	0	1
Marlon Anderson, L (8, PH) OBP: 0.342, SLG: 0.575										1	0	0	0	0	1	1
Jason Marquis, L (1, 1) OBP: 0.063, SLG: 0.067			S X 0-1 ② G3			B B X 2-0 ① L8		F 1 SAFE F B 1 SAFE X 1-2 ② FC5-4 1-2f		2	0	0	0	0	0	0
So Taguchi, R (8, PH) OBP: 0.222, SLG: 0.257										1	0	0	0	0	0	1
Cody McKay, L (8, 2) OBP: 0.167, SLG: 0.136										0	0	0	0	0	0	0
Inning Stats	R: 0 E: 1 K: 0 S: 9 H: 0 LOB: 1 BB: 0 P: 16	R: 0 E: 0 K: 2 S: 10 H: 0 LOB: 0 BB: 0 P: 14	R: 0 E: 0 K: 0 S: 7 H: 0 LOB: 0 BB: 0 P: 9	R: 0 E: 0 K: 1 S: 8 H: 1 LOB: 1 BB: 0 P: 13	R: 0 E: 0 K: 0 S: 5 H: 1 LOB: 0 BB: 0 P: 6	R: 0 E: 0 K: 0 S: 6 H: 0 LOB: 0 BB: 0 P: 10	R: 0 E: 0 K: 2 S: 8 H: 0 LOB: 1 BB: 1 P: 16	R: 0 E: 0 K: 1 S: 13 H: 1 LOB: 1 BB: 0 P: 17	R: 0 E: 0 K: 0 S: 11 H: 0 LOB: 0 BB: 0 P: 13	1B: 2 2B: 1 3B: 0 HR: 0	SF: 0 SAC: 0 DP: 1 HBP: 0						

PITCHER		IP	WLS	BF	H	R	ER	SO	BB	IBB	HBP	BLK	WP	HR	S	P	ERA	WHIP
Tomo Ohka, R ERA: 3.93	(1, 1)	8.0	W	28	3	0	0	6	1	0	0	0	0	0	66	101	0.00	0.500
Rocky Biddle, R ERA: 6.92	(9, 1)	1.0	S	3	0	0	0	0	0	0	0	0	0	0	11	13	0.00	0.000

PITCHER	IP	WLS	BF	H	R	ER	SO	BB	IBB	HBP	BLK	WP	HR	S	P	ERA	WHIP

TOP

St. Louis Cardinals @ Montreal Expos

Olympic Stadium, Montreal, QB

Sat May 08 2004, 7:05 PM EDT
Att. 5,611 - Unknown - 70 F

livebaseballscorecards.com

AB	30
R	0
H	3
RBI	0
BB	1
SO	6
LOB	10

1B: 2 SF: 0
2B: 1 SAC: 0
3B: 0 DP: 1
HR: 0 HBP: 0

WP: 0 PA: 31
PB: 0
SB: 0
CS: 0

Batter	1	2	3	4	5	6	7	8	9	AB	R	H	RBI	BB	SO	LOB
Endy Chavez, L (1, 8) OBP: 0.308, SLG: 0.311	B B C B B 4-1 G4-6-3 BB		X 0-0 2B 1B		B C B C X 2-2 ② F7		C X 0-1 ① G1-3			3	1	1	0	1	0	0
Jose Vidro, S (1, 4) OBP: 0.331, SLG: 0.426	B X 1-0 ① ② G4-6-3 1-2f		1 SAFE B B B B C X 3-1 G4-3 1-H 2B		B F F B B F X 3-2 HR		X 0-0 ② G3-1			4	1	2	2	0	0	1
Orlando Cabrera, R (1, 6) OBP: 0.298, SLG: 0.387	C B B B X 3-1 2B		M B X 1-1 ① G4-3 2-3		C B X 1-1 ③ G6-3		B B X 2-0 ③ G6-3			4	0	1	0	0	0	1
Brad Wilkerson, L (1, 3) OBP: 0.356, SLG: 0.394	B F C D C 2-3 ③ K		F X 0-1 ② G3			C B X 1-1 ① F8		X 0-0 ① G6-3		4	0	0	0	0	1	2
Tony Batista, R (1, 5) OBP: 0.269, SLG: 0.307		C E B F X 1-2 ① F7	C E B D X 2-2 ③ G5-3			C B B X 2-1 FC1-6 1B 1B		B X 1-0 ② F8		4	0	1	0	0	0	1
Terrmel Sledge, L (1, 7) OBP: 0.299, SLG: 0.406		B C B S B B 4-2 FC6-4 1B BB		C B B C X 2-2 ① G3-1		C X 0-1 FC1-6 1-2 1B		B X 1-0 CS 1B		3	0	2	0	1	0	0
Juan Rivera, R (1, 9) OBP: 0.352, SLG: 0.375		X 0-0 FC6-4 1-2 1B		F X 0-1 ② F7		C C X 0-2 ② FC1-6 BB 1-2f 2-3		B 1 SAFE S 1-1 ③ CS 1-2		3	0	1	0	0	0	2
Brian Schneider, L (1, 2) OBP: 0.284, SLG: 0.383		B X 1-0 ② FC6-4 1-2f 2-3		B F F B X 2-2 ③ G1-3		B B B B 4-0 1-2 BB				2	0	0	0	1	0	2
Tomo Ohka, S (1, 1) OBP: 0.200, SLG: 0.200 Rocky Biddle, R (9, 1)		S B B F F C 2-3 ③ K			C S C 0-3 ① K	C X 0-1 ③ G5-3				3 0	0 0	0 0	0 0	0 0	2 0	5 0
Inning Stats	R: 0 H: 1 E: 0 LOB: 1 K: 1 BB: 1 S: 7 P: 17	R: 0 H: 1 E: 0 LOB: 2 K: 1 BB: 1 S: 12 P: 20	R: 1 H: 2 E: 0 LOB: 1 K: 0 BB: 0 S: 10 P: 16	R: 0 H: 0 E: 0 LOB: 0 K: 0 BB: 0 S: 8 P: 12	R: 1 H: 1 E: 0 LOB: 0 K: 1 BB: 0 S: 12 P: 18	R: 0 H: 2 E: 0 LOB: 3 K: 0 BB: 1 S: 11 P: 18	R: 0 H: 0 E: 0 LOB: 0 K: 0 BB: 0 S: 4 P: 6	R: 0 H: 1 E: 0 LOB: 0 K: 0 BB: 0 S: 4 P: 7		1B: 5 SF: 0 2B: 2 SAC: 0 3B: 0 DP: 1 HR: 1 HBP: 0				WP: 0 PA: 34 PB: 0 SB: 0 CS: 1		

PITCHER	IP	WLS	BF	H	R	ER	SO	BB	IBB	HBP	BLK	WP	HR	S	P	ERA	WHIP
Jason Marquis, R (1, 1) ERA: 3.63	7.0	L	30	7	2	2	3	3	0	0	0	0	1	64	107	2.57	1.429
54 Josh Pearce, R (8, 1) ERA: 3.86	1.0		3	1	0	0	0	0	0	0	0	0	0	4	7	0.00	1.000

PITCHER	IP	WLS	BF	H	R	ER	SO	BB	IBB	HBP	BLK	WP	HR	S	P	ERA	WHIP

BOTTOM

St. Louis Cardinals @ Montreal Expos

Olympic Stadium, Montreal, QB

Sat May 08 2004, 7:05 PM EDT

Att. 5,611 - Unknown - 70 F

livebaseballscorecards.com

AB	30
R	2
H	8
RBI	2
BB	3
SO	3
LOB	14

Batter	1	2	3	4	5	6	7	8	9	AB	R	H	RBI	BB	SO	LOB
Tony Womack, L (1, 4) OBP: 0.343, SLG: 0.409	B B C F S 2-3 ① K			X 0-0 ① B5-3		B B C F X 2-2 15 HR 1-2 1B		C B S B C 2-3 ① K		4	1	1	0	0	2	1
15 Jim Edmonds, L (1, 8) OBP: 0.383, SLG: 0.580	S C B X 1-2 ② 1B			C B B B B 4-1 5 HR BB		C D F F X 1-2 1-H 2-H HR		C B F X 1-2 ② F7		3	2	2	3	1	0	1
5 Albert Pujols, R (1, 3) OBP: 0.377, SLG: 0.577	X 0-0 ③ F9			C F X 0-2 1-H HR		X 0-0 ① G5-3		C C B B B F X 3-2 1-3 1B		4	1	2	2	0	0	0
Ray Lankford, L (1, 7) OBP: 0.407, SLG: 0.507		F C B F B F X 2-2 ① F7		B B B B 4-0 CS BB		C X 0-1 G1-6-3 1B		C B B X 2-1 ③ F7		3	0	1	0	1	0	2
Edgar Renteria, R (1, 6) OBP: 0.336, SLG: 0.372		F B X 1-1 ② G5-3		1 SAFE F C X 0-1 ② L6		F C X 0-2 ② ③ G1-6-3 1-2f			F B X 1-1 G4-6-3 1B	4	0	1	0	0	0	2
Colin Porter, L (1, 9) OBP: 0.370, SLG: 0.519		L S S 0-3 ③ K		F S 0-2 ③ CS 1-2	F B F B B C 2-3 ① K		S F F B B S 2-3 ① K		B S B L 1 SAFE X 2-2 ① ② G4-6-3 1-2f	4	0	0	0	0	3	1
7 Hector Luna, R (1, 5) OBP: 0.310, SLG: 0.480 44 Jason Isringhausen, R (9, 1)			B B B B 4-0 29 CS BB		C F B F F F F B X 2-2 ② F9		F B S B X 2-2 ② G6-3		X 0-0 ③ G5-3	3 0	0 0	0 0	0 0	1 0	0 0	0 0
Cody McKay, L (1, 2) OBP: 0.148, SLG: 0.120			1 SAFE B B B C 1 SAFE F C 2-3 ① K		F B B S S 2-3 ③ K		S F B X 1-2 ③ G4-3			3	0	0	0	0	2	1
29 Chris Carpenter, R (1, 1) OBP: 0.231, SLG: 0.167 27 Scott Rolen, R (9, 5) OBP: 0.389, SLG: 0.598			C S B S 1-3 ② ③ K 1-2			C B B C X 2-2 1B 15 HR 1B		B C B F B B 4-2 5 1B BB		2 0	1 0	1 0	0 0	1 0	1 0	1 0
Inning Stats	R: 0 E: 0 K: 1 S: 7 H: 1 LOB: 0 BB: 0 P: 10	R: 0 E: 0 K: 1 S: 10 H: 0 LOB: 0 BB: 0 P: 13	R: 0 E: 0 K: 2 S: 6 H: 0 LOB: 0 BB: 1 P: 13	R: 2 E: 0 K: 0 S: 9 H: 1 LOB: 0 BB: 2 P: 17	R: 0 E: 0 K: 2 S: 13 H: 0 LOB: 0 BB: 0 P: 19	R: 3 E: 0 K: 0 S: 16 H: 4 LOB: 0 BB: 0 P: 21	R: 0 E: 0 K: 1 S: 10 H: 0 LOB: 0 BB: 0 P: 15	R: 0 E: 0 K: 1 S: 14 H: 1 LOB: 2 BB: 1 P: 26	R: 0 E: 0 K: 0 S: 6 H: 1 LOB: 0 BB: 0 P: 9	1B: 6 2B: 0 3B: 0 HR: 2 SF: 0 SAC: 0 DP: 2 HBP: 0						

PITCHER	IP	WLS	BF	H	R	ER	SO	BB	IBB	HBP	BLK	WP	HR	S	P	ERA	WHIP
Claudio Vargas, R (1, 1) ERA: 5.77	5.0	L	20	5	5	5	6	3	0	0	0	0	2	55	87	9.00	1.600
Jeremy Fikac, R (6, 1) ERA: 3.86	2.0		6	1	0	0	1	0	0	0	0	0	0	16	21	0.00	0.500
32 Chad Cordero, R (8, 1) ERA: 1.88	1.0		5	1	0	0	1	1	0	0	0	0	0	14	26	0.00	2.000
52 T.J. Tucker, R (9, 1) ERA: 3.86	1.0		3	1	0	0	0	0	0	0	0	0	0	6	9	0.00	1.000

PITCHER	IP	WLS	BF	H	R	ER	SO	BB	IBB	HBP	BLK	WP	HR	S	P	ERA	WHIP

TOP

St. Louis Cardinals @ Montreal Expos

Olympic Stadium, Montreal, QB

Sun May 09 2004, 1:05 PM EDT
Att. 12,301 - Unknown - 70 F

livebaseballscorecards.com

AB	30
R	5
H	8
RBI	5
BB	4
SO	8
LOB	9

Batter	1	2	3	4	5	6	7	8	9	AB	R	H	RBI	BB	SO	LOB
Endy Chavez, L (1, 8) OBP: 0.290, SLG: 0.292	G6-3		G4-3		K2-3			G3-1		4	0	0	0	0	1	1
Jose Vidro, S (1, 4) OBP: 0.344, SLG: 0.438	1B		1B			P2			DI 1B	4	0	3	1	0	0	0
Orlando Cabrera, R (1, 6) OBP: 0.289, SLG: 0.374	L8		G5-3			G6-3			K	4	0	0	0	0	1	3
Brad Wilkerson, L (1, 3) OBP: 0.352, SLG: 0.417	K			HR		K			F7	4	1	1	1	0	2	2
Tony Batista, R (1, 5) OBP: 0.259, SLG: 0.295		G6-3		P5			F9		F7	4	0	0	0	0	0	1
Terrmel Sledge, L (1, 7) OBP: 0.286, SLG: 0.388		G4-3		G3			B5-3			3	0	0	0	0	0	0
Juan Rivera, R (1, 9) OBP: 0.338, SLG: 0.358		G4-3		G6-3			L4			3	0	0	0	0	0	0
Brian Schneider, L (1, 2) OBP: 0.286, SLG: 0.381			G4-3 SH2 1B 1B		G1-3			F7		3	1	1	0	0	0	0
Claudio Vargas, R (1, 1) OBP: 0.100, SLG: 0.100			SH2		G6-3			K		1	0	0	0	0	0	0
Jeremy Fikac, R (6, 1)										0	0	0	0	0	0	0
32 Chad Cordero, R (8, 1)										0	0	0	0	0	0	0
Matt Cepicky, L (8, PH) OBP: 0.194, SLG: 0.233										1	0	0	0	0	1	0
52 T.J. Tucker, R (9, 1)										0	0	0	0	0	0	0
Inning Stats	R: 0 E: 0 K: 1 S: 9 H: 1 LOB: 1 BB: 0 P: 16	R: 0 E: 0 K: 0 S: 5 H: 0 LOB: 0 BB: 0 P: 6	R: 1 E: 0 K: 0 S: 7 H: 2 LOB: 1 BB: 0 P: 12	R: 1 E: 0 K: 0 S: 8 H: 1 LOB: 0 BB: 0 P: 13	R: 0 E: 0 K: 1 S: 7 H: 0 LOB: 0 BB: 0 P: 9	R: 0 E: 0 K: 1 S: 9 H: 0 LOB: 0 BB: 0 P: 16	R: 0 E: 0 K: 0 S: 5 H: 0 LOB: 0 BB: 0 P: 7	R: 0 E: 0 K: 1 S: 8 H: 0 LOB: 0 BB: 0 P: 12	R: 0 E: 0 K: 1 S: 8 H: 1 LOB: 1 BB: 0 P: 11	1B: 4 2B: 0 3B: 0 HR: 1 SF: 0 SAC: 1 DP: 0 HBP: 0						

PITCHER	IP	WLS	BF	H	R	ER	SO	BB	IBB	HBP	BLK	WP	HR	S	P	ERA	WHIP
29 Chris Carpenter, R (1, 1) ERA: 4.62	8.0	W	28	4	2	2	4	0	0	0	0	0	1	58	91	2.25	0.500
44 Jason Isringhausen, R (9, 1) ERA: 3.94	1.0	S	4	1	0	0	1	0	0	0	0	0	0	8	11	0.00	1.000

PITCHER	IP	WLS	BF	H	R	ER	SO	BB	IBB	HBP	BLK	WP	HR	S	P	ERA	WHIP

BOTTOM

St. Louis Cardinals @ Montreal Expos

Olympic Stadium, Montreal, QB

Sun May 09 2004, 1:05 PM EDT

Att. 12,301 - Unknown - 70 F

livebaseballscorecards.com

AB	31
R	2
H	5
RBI	2
BB	0
SO	5
LOB	7

WP: 0 PA: 32
PB: 0
SB: 0
CS: 0

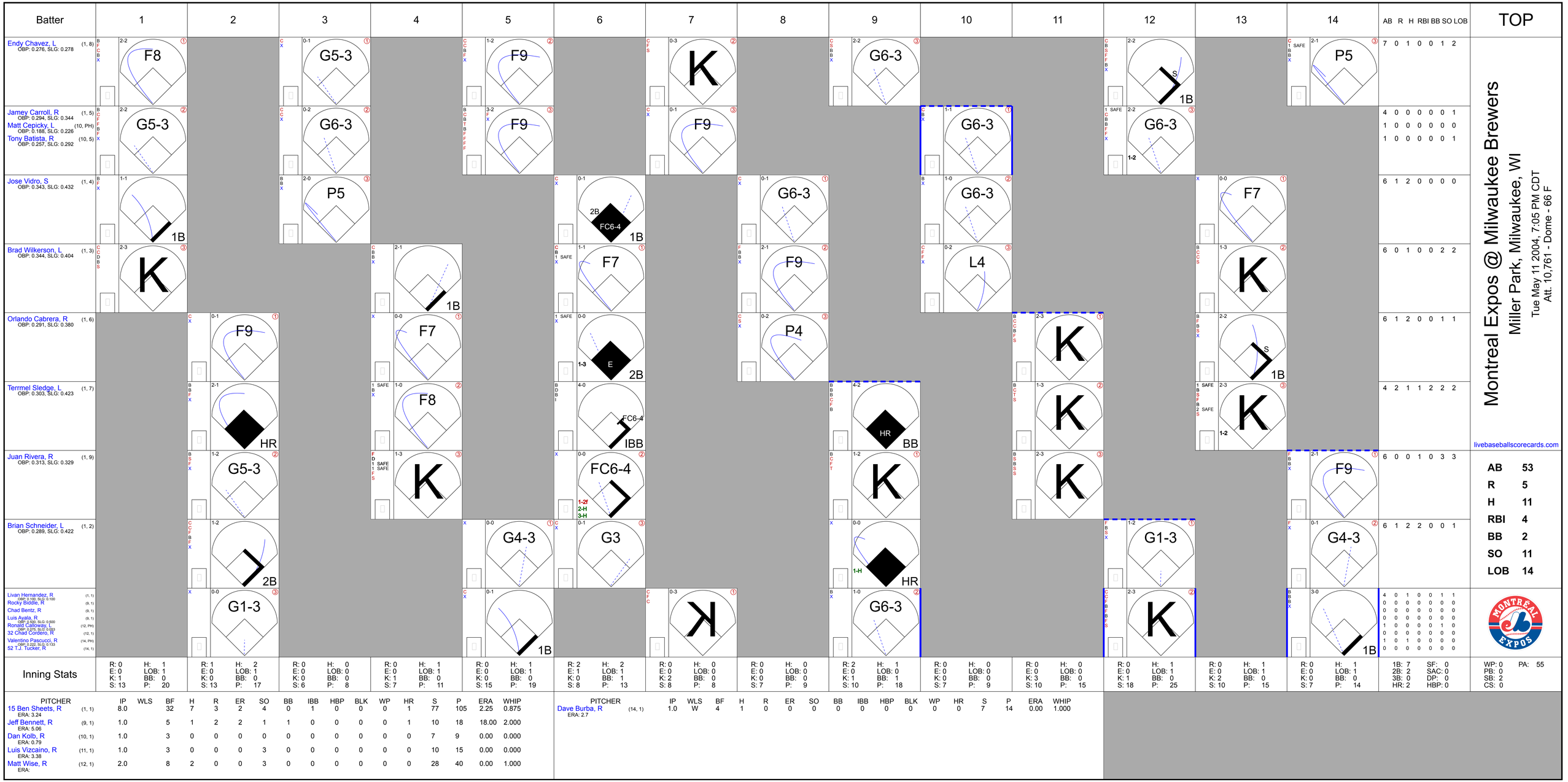
Batter
1
2
3
4
5
6
7
8
9
10
11
12
13
14
AB R H RBI BB SO LOB
TOP
Endy Chavez, L (1, 8) OBP: 0.276, SLG: 0.278
F8
G5-3
G6-3
S 1B
P5
7 0 1 0 0 1 2
Jamey Carroll, R (1, 5) OBP: 0.294, SLG: 0.344
Matt Cepicky, L (10, PH) OBP: 0.188, SLG: 0.226
Tony Batista, R (10, 5) OBP: 0.257, SLG: 0.292
G5-3
G6-3
F9
G6-3
G6-3
4 0 0 0 0 0 1
1 0 0 0 0 0 0
1 0 0 0 0 0 1
Jose Vidro, S (1, 4) OBP: 0.343, SLG: 0.432
1B
P5
2B FC6-4 1B
G6-3
G6-3
F7
6 1 2 0 0 0 0
Brad Wilkerson, L (1, 3) OBP: 0.344, SLG: 0.404
K
1B
F7
F9
L4
K
6 0 1 0 0 2 2
Orlando Cabrera, R (1, 6) OBP: 0.291, SLG: 0.380
F9
F7
E 2B
P4
K
S 1B
6 1 2 0 0 1 1
Terrmel Sledge, L (1, 7) OBP: 0.303, SLG: 0.423
HR
F8
FC6-4 IBB
HR BB
K
K
4 2 1 1 2 2 2
livebaseballscorecards.com
Juan Rivera, R (1, 9) OBP: 0.313, SLG: 0.329
G5-3
K
FC6-4
K
K
F9
6 0 0 1 0 3 3
Brian Schneider, L (1, 2) OBP: 0.289, SLG: 0.422
2B
G4-3
G3
HR
G1-3
G4-3
6 1 2 2 0 0 1
Livan Hernandez, R (1, 1) OBP: 0.100, SLG: 0.100
Rocky Biddle, R (9, 1)
Chad Bentz, R (9, 1)
Luis Ayala, R (9, 1) OBP: 0.000, SLG: 0.000
Ronald Calloway, L (12, PH) OBP: 1.000, SLG: 0.000
32 Chad Cordero, R (12, 1)
Valentino Pascucci, R (14, PH) OBP: 0.222, SLG: 0.133
52 T.J. Tucker, R (14, 1)
G1-3
1B
K
G6-3
K
1B
4 0 1 0 0 1 1
0 0 0 0 0 0 0
0 0 0 0 0 0 0
1 0 0 0 0 1 0
0 0 0 0 0 0 0
1 0 1 0 0 0 0
0 0 0 0 0 0 0
Montreal Expos @ Milwaukee Brewers
Miller Park, Milwaukee, WI
Tue May 11 2004, 7:05 PM CDT
Att. 10,761 - Dome - 66 F
AB 53
R 5
H 11
RBI 4
BB 2
SO 11
LOB 14
Inning Stats
1: R: 0 E: 0 K: 1 S: 13 | H: 1 LOB: 1 BB: 0 P: 20
2: R: 1 E: 0 K: 0 S: 13 | H: 2 LOB: 1 BB: 0 P: 17
3: R: 0 E: 0 K: 0 S: 6 | H: 0 LOB: 0 BB: 0 P: 8
4: R: 0 E: 0 K: 1 S: 7 | H: 1 LOB: 1 BB: 0 P: 11
5: R: 0 E: 0 K: 0 S: 15 | H: 1 LOB: 1 BB: 0 P: 19
6: R: 2 E: 1 K: 0 S: 8 | H: 2 LOB: 1 BB: 1 P: 13
7: R: 0 E: 0 K: 2 S: 8 | H: 0 LOB: 0 BB: 0 P: 8
8: R: 0 E: 0 K: 0 S: 7 | H: 0 LOB: 0 BB: 0 P: 9
9: R: 2 E: 0 K: 1 S: 10 | H: 1 LOB: 0 BB: 1 P: 18
10: R: 0 E: 0 K: 0 S: 7 | H: 0 LOB: 0 BB: 0 P: 9
11: R: 0 E: 0 K: 3 S: 10 | H: 0 LOB: 0 BB: 0 P: 15
12: R: 0 E: 0 K: 1 S: 18 | H: 1 LOB: 1 BB: 0 P: 25
13: R: 0 E: 0 K: 2 S: 10 | H: 1 LOB: 1 BB: 0 P: 15
14: R: 0 E: 0 K: 0 S: 7 | H: 1 LOB: 1 BB: 0 P: 14
1B: 7 2B: 2 3B: 0 HR: 2
SF: 0 SAC: 0 DP: 0 HBP: 0
WP: 0 PB: 0 SB: 2 CS: 0
PA: 55
PITCHER | IP | WLS | BF | H | R | ER | SO | BB | IBB | HBP | BLK | WP | HR | S | P | ERA | WHIP
15 Ben Sheets, R (1, 1) ERA: 3.24 | 8.0 | | 32 | 7 | 3 | 2 | 4 | 0 | 1 | 0 | 0 | 0 | 1 | 77 | 105 | 2.25 | 0.875
Jeff Bennett, R (9, 1) ERA: 5.06 | 1.0 | | 5 | 1 | 2 | 2 | 1 | 1 | 0 | 0 | 0 | 0 | 1 | 10 | 18 | 18.00 | 2.000
Dan Kolb, R (10, 1) ERA: 0.79 | 1.0 | | 3 | 0 | 0 | 0 | 0 | 0 | 0 | 0 | 0 | 0 | 0 | 7 | 9 | 0.00 | 0.000
Luis Vizcaino, R (11, 1) ERA: 3.38 | 1.0 | | 3 | 0 | 0 | 0 | 3 | 0 | 0 | 0 | 0 | 0 | 0 | 10 | 15 | 0.00 | 0.000
Matt Wise, R (12, 1) ERA: | 2.0 | | 8 | 2 | 0 | 0 | 3 | 0 | 0 | 0 | 0 | 0 | 0 | 28 | 40 | 0.00 | 1.000
PITCHER | IP | WLS | BF | H | R | ER | SO | BB | IBB | HBP | BLK | WP | HR | S | P | ERA | WHIP
Dave Burba, R (14, 1) ERA: 2.7 | 1.0 | W | 4 | 1 | 0 | 0 | 0 | 0 | 0 | 0 | 0 | 0 | 0 | 7 | 14 | 0.00 | 1.000

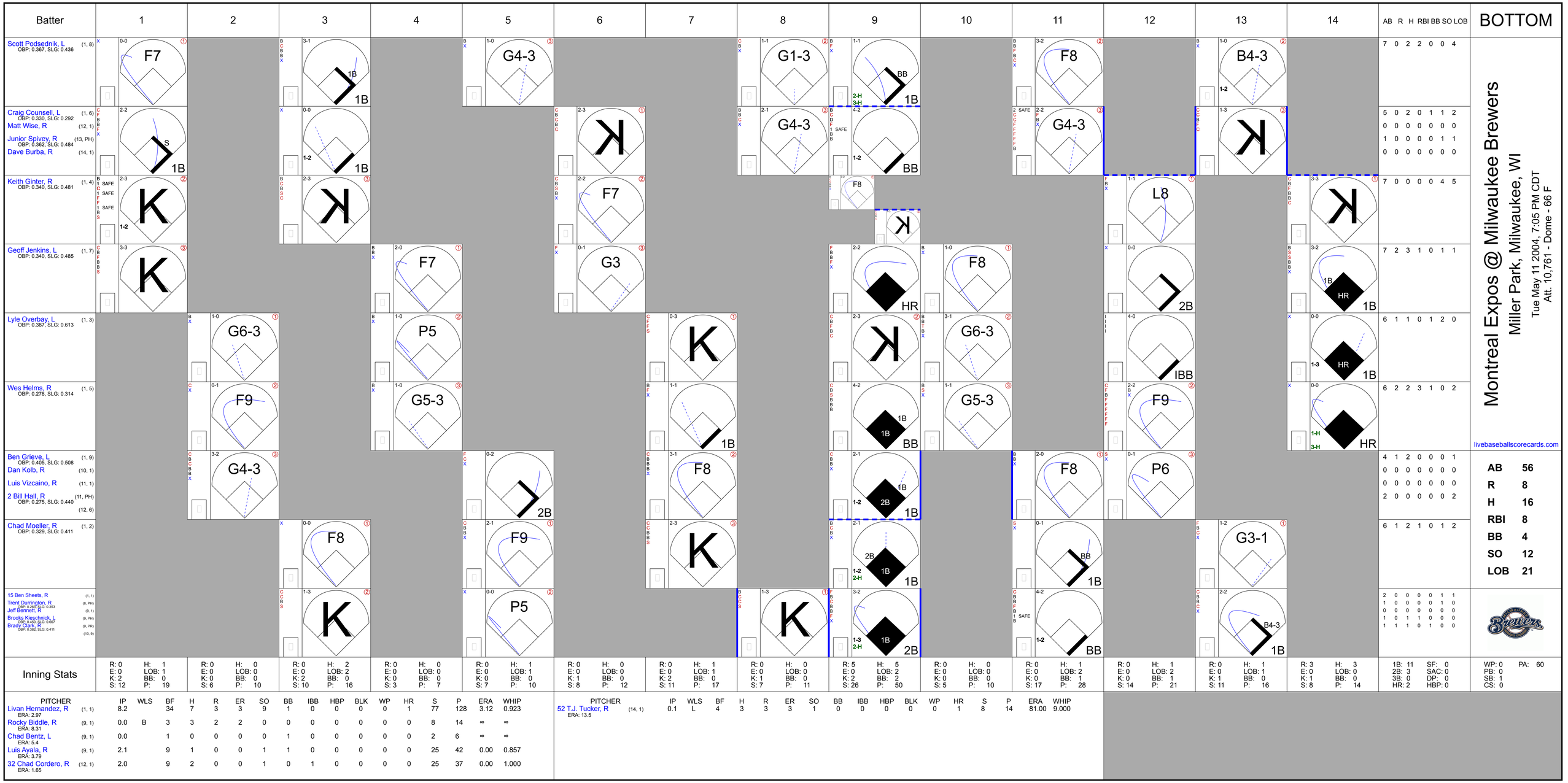
Batter
1
2
3
4
5
6
7
8
9
10
11
12
13
14
AB R H RBI BB SO LOB
BOTTOM
Scott Podsednik, L (1, 8)
OBP: 0.367, SLG: 0.436
F7
G4-3
G1-3
F8
B4-3
7 0 2 2 0 0 4
Craig Counsell, L (1, 6)
OBP: 0.330, SLG: 0.292
Matt Wise, R (12, 1)
Junior Spivey, R (13, PH)
OBP: 0.362, SLG: 0.484
Dave Burba, R (14, 1)
G4-3
5 0 2 0 1 1 2
0 0 0 0 0 0 0
1 0 0 0 0 1 1
0 0 0 0 0 0 0
Keith Ginter, R (1, 4)
OBP: 0.340, SLG: 0.481
L8
7 0 0 0 0 4 5
Geoff Jenkins, L (1, 7)
OBP: 0.340, SLG: 0.485
G3
F8
G5-3
7 2 3 1 0 1 1
Lyle Overbay, L (1, 3)
OBP: 0.387, SLG: 0.613
G6-3
P5
G6-3
6 1 1 0 1 2 0
Wes Helms, R (1, 5)
OBP: 0.278, SLG: 0.314
F9
G5-3
F9
6 2 2 3 1 0 2
Ben Grieve, L (1, 9)
OBP: 0.405, SLG: 0.508
Dan Kolb, R (10, 1)
Luis Vizcaino, R (11, 1)
2 Bill Hall, R (11, PH)
OBP: 0.275, SLG: 0.440
(12, 6)
G4-3
F8
P6
4 1 2 0 0 0 1
0 0 0 0 0 0 0
0 0 0 0 0 0 0
2 0 0 0 0 0 2
Chad Moeller, R (1, 2)
OBP: 0.329, SLG: 0.411
F8
F9
G3-1
6 1 2 1 0 1 2
15 Ben Sheets, R (1, 1)
Trent Durrington, R (8, PH)
OBP: 0.250, SLG: 0.333
Jeff Bennett, R (9, 1)
Brooks Kieschnick, L (9, PH)
OBP: 0.400, SLG: 0.667
Brady Clark, R (9, PR)
OBP: 0.382, SLG: 0.411
(10, 9)
K
P5
B4-3
2 0 0 0 0 1 1
1 0 0 0 0 1 0
0 0 0 0 0 0 0
1 0 1 1 0 0 0
1 1 1 0 1 0 0
Montreal Expos @ Milwaukee Brewers
Miller Park, Milwaukee, WI
Tue May 11 2004, 7:05 PM CDT
Att. 10,761 - Dome - 66 F
livebaseballscorecards.com
AB 56
R 8
H 16
RBI 8
BB 4
SO 12
LOB 21
Inning Stats
R: 0 E: 0 K: 2 S: 12
H: 1 LOB: 1 BB: 0 P: 19
R: 0 E: 0 K: 0 S: 6
H: 0 LOB: 0 BB: 0 P: 10
R: 0 E: 0 K: 2 S: 10
H: 2 LOB: 2 BB: 0 P: 16
R: 0 E: 0 K: 0 S: 3
H: 0 LOB: 0 BB: 0 P: 7
R: 0 E: 0 K: 0 S: 7
H: 1 LOB: 1 BB: 0 P: 10
R: 0 E: 0 K: 1 S: 8
H: 0 LOB: 0 BB: 0 P: 12
R: 0 E: 0 K: 2 S: 11
H: 1 LOB: 1 BB: 0 P: 17
R: 0 E: 0 K: 1 S: 7
H: 0 LOB: 0 BB: 0 P: 11
R: 5 E: 0 K: 2 S: 26
H: 5 LOB: 2 BB: 2 P: 50
R: 0 E: 0 K: 0 S: 5
H: 0 LOB: 0 BB: 0 P: 10
R: 0 E: 0 K: 0 S: 17
H: 1 LOB: 2 BB: 1 P: 28
R: 0 E: 0 K: 0 S: 14
H: 1 LOB: 2 BB: 1 P: 21
R: 0 E: 0 K: 1 S: 11
H: 1 LOB: 1 BB: 0 P: 16
R: 3 E: 0 K: 1 S: 8
H: 3 LOB: 0 BB: 0 P: 14
1B: 11 2B: 3 3B: 0 HR: 2
SF: 0 SAC: 0 DP: 0 HBP: 0
WP: 0 PB: 0 SB: 1 CS: 0
PA: 60
PITCHER IP WLS BF H R ER SO BB IBB HBP BLK WP HR S P ERA WHIP
Livan Hernandez, R (1, 1) ERA: 2.97 8.2 34 7 3 3 9 1 0 0 0 0 1 77 128 3.12 0.923
Rocky Biddle, R (9, 1) ERA: 8.31 0.0 B 3 3 2 2 0 0 0 0 0 0 8 14 ∞ ∞
Chad Bentz, L (9, 1) ERA: 5.4 0.0 1 0 0 0 0 1 0 0 0 0 0 2 6 ∞ ∞
Luis Ayala, R (9, 1) ERA: 3.79 2.1 9 1 0 0 1 1 0 0 0 0 0 25 42 0.00 0.857
32 Chad Cordero, R (12, 1) ERA: 1.65 2.0 9 2 0 0 1 0 1 0 0 0 0 25 37 0.00 1.000
PITCHER IP WLS BF H R ER SO BB IBB HBP BLK WP HR S P ERA WHIP
52 T.J. Tucker, R (14, 1) ERA: 13.5 0.1 L 4 3 3 3 1 0 0 0 0 0 0 1 8 14 81.00 9.000

Montreal Expos @ Milwaukee Brewers

Miller Park, Milwaukee, WI

Wed May 12 2004, 7:05 PM CDT

Att. 10,803 - Dome - 76 F

livebaseballscorecards.com

TOP

Batter	1	2	3	4	5	6	7	8	9	AB	R	H	RBI	BB	SO	LOB
Endy Chavez, L (1, 8) OBP: 0.275, SLG: 0.303	SF9 3B		B3-4			G3		P5		4	1	1	0	0	0	0
Orlando Cabrera, R (1, 6) OBP: 0.283, SLG: 0.371	SF9 3-H		G4-3			F8		P3		3	0	0	1	0	0	0
Jose Vidro, S (1, 4) OBP: 0.341, SLG: 0.434	G1-3			G4-3		3B 2B			G4-3	4	1	1	0	0	0	0
Brad Wilkerson, L (1, 3) OBP: 0.348, SLG: 0.425	F7			L7		2-H 3B			CS 1B	4	0	2	1	0	0	0
Tony Batista, R (1, 5) OBP: 0.256, SLG: 0.291		G2-3		1B		G6-3			1-2	4	0	1	0	0	0	2
Terrmel Sledge, L (1, 7) OBP: 0.291, SLG: 0.405		P5		G3			F8			3	0	0	0	0	0	1
Ronald Calloway, L (1, 9) OBP: 0.070, SLG: 0.049		K	F8				G3			3	0	0	0	0	1	0
Brian Schneider, L (1, 2) OBP: 0.280, SLG: 0.409			F7	F8			F7			3	0	0	0	0	0	0
Zach Day, R (1, 1) OBP: 0.077, SLG: 0.308			HR	K				K		2	1	1	1	0	1	0
Chad Bentz, R (7, 1)										0	0	0	0	0	0	0
Matt Cepicky, L (8, PH) OBP: 0.182, SLG: 0.219										1	0	0	0	0	1	0
Jeremy Fikac, R (8, 1)										0	0	0	0	0	0	0
Inning Stats	R: 1 E: 0 K: 0 S: 9 H: 1 LOB: 0 BB: 0 P: 14	R: 0 E: 0 K: 1 S: 8 H: 0 LOB: 0 BB: 0 P: 12	R: 1 E: 0 K: 0 S: 7 H: 1 LOB: 0 BB: 0 P: 10	R: 0 E: 0 K: 0 S: 9 H: 1 LOB: 1 BB: 0 P: 17	R: 0 E: 0 K: 1 S: 6 H: 0 LOB: 0 BB: 0 P: 11	R: 1 E: 0 K: 0 S: 15 H: 2 LOB: 1 BB: 0 P: 21	R: 0 E: 0 K: 0 S: 6 H: 0 LOB: 0 BB: 0 P: 10	R: 0 E: 0 K: 1 S: 12 H: 0 LOB: 0 BB: 0 P: 14	R: 0 E: 0 K: 0 S: 9 H: 1 LOB: 0 BB: 0 P: 14	1B: 2 2B: 1 3B: 2 HR: 1 SF: 1 SAC: 0 DP: 0 HBP: 0						

	AB	31
	R	3
	H	6
	RBI	3
	BB	0
	SO	3
	LOB	3

PITCHER		IP	WLS	BF	H	R	ER	SO	BB	IBB	HBP	BLK	WP	HR	S	P	ERA	WHIP
Wes Obermueller, R ERA: 7.64	(1, 1)	6.0	W	23	5	3	3	2	0	0	0	0	0	1	54	85	4.50	0.833
Brooks Kieschnick, R ERA: 1.1	(7, 1)	1.0	H	3	0	0	0	0	0	0	0	0	0	0	6	10	0.00	0.000
Luis Vizcaino, R ERA: 3.18	(8, 1)	1.0	H	3	0	0	0	1	0	0	0	0	0	0	12	14	0.00	0.000
Dan Kolb, R ERA: 0.73	(9, 1)	1.0	S	3	1	0	0	0	0	0	0	0	0	0	9	14	0.00	1.000

PITCHER		IP	WLS	BF	H	R	ER	SO	BB	IBB	HBP	BLK	WP	HR	S	P	ERA	WHIP

WP: 0 PB: 0 SB: 0 CS: 1 PA: 32

Montreal Expos @ Milwaukee Brewers

Miller Park, Milwaukee, WI

Wed May 12 2004, 7:05 PM CDT
Att. 10,803 - Dome - 76 F

livebaseballscorecards.com

BOTTOM

Batter	1	2	3	4	5	6	7	8	9	AB	R	H	RBI	BB	SO	LOB
Scott Podsednik, L (1, 8) OBP: 0.364, SLG: 0.427	C B F B C 2-3 ① K		B X 1-0 ① G1-3			X 0-0 ① G1-3	C B H 2-1 S HBP			3	0	0	0	0	1	0
Craig Counsell, L (1, 6) OBP: 0.336, SLG: 0.320	B X 1-0 F9 2B		B L B F B X 3-2 ② L8			B B C C B X 3-2 1B 1B 2B	C 1 SAFE 1 SAFE B F B X 2-2 ② P6 1-2			4	1	2	0	0	0	1
Keith Ginter, R (1, 4) OBP: 0.347, SLG: 0.476	C D X 1-1 ② F9 2-3		C C S 0-3 ③ K			C B S F D B X 3-2 WP 1B 2B 2-3 1B	I I I I 4-0 IBB			3	1	1	0	1	1	1
Geoff Jenkins, L (1, 7) OBP: 0.338, SLG: 0.478	B B C X 2-1 ③ G6-3			X 0-0 ① F7		F X 0-1 WP 2B 1-2 1B 3-H	F F F B X 1-2 ③ G3-1			4	1	1	1	0	0	3
Lyle Overbay, L (1, 3) OBP: 0.390, SLG: 0.625		B B F X 2-1 ① G3		B F B X 2-1 ② G4-3		F B F X 1-2 E 1-H 2-H 2B		F F F F X 0-2 FC8-6-5 2B		4	1	2	2	0	0	0
Wes Helms, R (1, 5) OBP: 0.277, SLG: 0.305		B B B B 4-0 1B BB		B C B F X 2-2 ③ G5-3		B F X 1-1 E4 2-H		B B F S T D X 3-2 ① P3		3	0	0	0	1	0	1
Ben Grieve, L (1, 9) OBP: 0.390, SLG: 0.485 Brady Clark, R (7, 9) OBP: 0.377, SLG: 0.404		C C T B S 1-3 ② K			C F B C 1-3 ① K	F B S C 1-3 ② K		C C B X 1-2 ② ③ FC8-6-5 2-3		3 1	0 0	0 0	0 0	0 0	3 0	2 1
Gary Bennett, R (1, 2) OBP: 0.327, SLG: 0.380		C C X 0-2 1B 1-2			B B X 2-0 ② G6-3	X 0-0 ③ P5				3	0	1	0	0	0	1
Wes Obermueller, R (1, 1) OBP: 0.250, SLG: 0.250 Brooks Kieschnick, L (7, 1) OBP: 0.450, SLG: 0.667 Trent Durrington, R (7, PH) OBP: 0.250, SLG: 0.333 Luis Vizcaino, R (8, 1) Dan Kolb, R (9, 1)		B B C X 2-1 ③ G6-3			C F S 0-3 ③ K		C B X 1-1 ① G4-3			2 0 1 0 0	0 0 0 0 0	0 0 0 0 0	0 0 0 0 0	0 0 0 0 0	1 0 0 0 0	2 0 0 0 0
Inning Stats	R: 0 E: 0 K: 1 S: 8 H: 1 LOB: 1 BB: 0 P: 14	R: 0 E: 0 K: 1 S: 11 H: 1 LOB: 2 BB: 1 P: 20	R: 0 E: 0 K: 1 S: 7 H: 0 LOB: 0 BB: 0 P: 11	R: 0 E: 0 K: 0 S: 6 H: 0 LOB: 0 BB: 0 P: 10	R: 0 E: 0 K: 2 S: 7 H: 0 LOB: 0 BB: 0 P: 10	R: 4 E: 1 K: 1 S: 19 H: 4 LOB: 1 BB: 0 P: 28	R: 0 E: 0 K: 0 S: 11 H: 0 LOB: 2 BB: 1 P: 21	R: 0 E: 0 K: 0 S: 12 H: 1 LOB: 0 BB: 0 P: 16		1B: 3 2B: 5 3B: 0 HR: 0	SF: 0 SAC: 0 DP: 1 HBP: 1			WP: 1 PB: 0 SB: 1 CS: 0	PA: 34	

	AB	31
	R	4
	H	7
	RBI	3
	BB	2
	SO	6
	LOB	12

PITCHER		IP	WLS	BF	H	R	ER	SO	BB	IBB	HBP	BLK	WP	HR	S	P	ERA	WHIP
Zach Day, R ERA: 3.35	(1, 1)	6.0	L	26	6	4	3	6	1	0	0	0	1	0	58	93	4.50	1.167
Chad Bentz, L ERA: 4.91	(7, 1)	1.0		5	0	0	0	0	0	1	1	0	0	0	11	21	0.00	0.000
Jeremy Fikac, R ERA: 3.55	(8, 1)	1.0		3	1	0	0	0	0	0	0	0	0	0	12	16	0.00	1.000

PITCHER	IP	WLS	BF	H	R	ER	SO	BB	IBB	HBP	BLK	WP	HR	S	P	ERA	WHIP

Montreal Expos @ Milwaukee Brewers

Miller Park, Milwaukee, WI

Thu May 13 2004, 12:05 PM CDT

Att. 14,972 - Cloudy - 74 F

livebaseballscorecards.com

Batter	1	2	3	4	5	6	7	8	9	AB	R	H	RBI	BB	SO	LOB
Endy Chavez, L (1, 8) OBP: 0.262, SLG: 0.288	1-1 G3	1-1 G3			2-1 F8			0-0 G6-3		4	0	0	0	0	0	1
Einar Díaz, R (1, 2) OBP: 0.250, SLG: 0.280	1-0 B5-3		0-1 G6-3			2-2 G6-3		2-2 E5		4	0	0	0	0	0	0
Jose Vidro, S (1, 4) OBP: 0.331, SLG: 0.421	2-3 K		3-2 L4			2-1 P3		3-1 L8		4	0	0	0	0	1	1
Orlando Cabrera, R (1, 6) OBP: 0.282, SLG: 0.363		0-0 F9	1-2 P3			0-1 F9			4-2 DI S 1B BB	3	1	0	0	1	0	0
Juan Rivera, R (1, 7) OBP: 0.313, SLG: 0.329	0-2 E E 1B			1-1 F9			0-2 G6-3		1-1 F7 1-2	3	1	1	0	0	0	0
Brad Wilkerson, L (9, PH) OBP: 0.346, SLG: 0.421										1	0	0	0	0	0	1
Tony Batista, R (1, 5) OBP: 0.256, SLG: 0.289	SB1 SAFE 2-1 P6			2-1 G6-3			1-2 FC3-6 1B		2-1 P4 2-3	4	0	1	0	0	0	2
Terrmel Sledge, L (1, 3) OBP: 0.289, SLG: 0.397	CB1 SAFE 1 SAFE 3-2 E3 BB 1-H 2B			2-1 G3-1			0-0 FC3-6 1-2f		0-2 1B 3-H 1B	4	1	1	1	0	0	1
Valentino Pascucci, R (1, 9) OBP: 0.238, SLG: 0.118	4-2 2B 1-2 BB				3-2 G5-3		0-0 F9		0-2 1-2 1B	2	1	0	0	1	0	1
Ronald Calloway, L (9, PH) OBP: 0.091, SLG: 0.071										1	0	1	0	0	0	0
Sun-Woo Kim, R (1, 1) OBP: 0.250, SLG: 0.375										2	0	1	2	0	1	0
52 T.J. Tucker, R (5, 1)										0	0	0	0	0	0	0
Jamey Carroll, R (8, PH) OBP: 0.286, SLG: 0.333										1	0	0	0	0	0	0
Jeremy Fikac, R (8, 1)										0	0	0	0	0	0	0
Matt Cepicky, L (9, PH) OBP: 0.176, SLG: 0.212		0-1 1-H 2-H 2B			1-3 K			0-2 G6-3	3-2 G5-3	1	0	0	0	0	0	2

Inning Stats	1	2	3	4	5	6	7	8	9
	R: 0 E: 0 K: 1 S: 6	H: 0 LOB: 0 BB: 0 P: 10	R: 3 E: 1 K: 0 S: 17	H: 2 LOB: 1 BB: 1 P: 27	R: 0 E: 0 K: 0 S: 10	H: 0 LOB: 0 BB: 0 P: 14	R: 0 E: 0 K: 0 S: 6	H: 0 LOB: 0 BB: 0 P: 11	R: 0 E: 0 K: 1 S: 8	H: 0 LOB: 0 BB: 0 P: 14	R: 0 E: 0 K: 0 S: 7	H: 0 LOB: 0 BB: 0 P: 11	R: 0 E: 0 K: 0 S: 9	H: 1 LOB: 1 BB: 0 P: 10	R: 0 E: 1 K: 0 S: 10	H: 0 LOB: 1 BB: 0 P: 15	R: 1 E: 0 K: 0 S: 17	H: 2 LOB: 2 BB: 1 P: 27

	1B	SF	WP	PA
	2B	SAC	PB	
	3B	DP	SB	
	HR	HBP	CS	
	4	0	0	36
	1	0	0	
	0	0	1	
	0	0	0	

TOP	
AB	34
R	4
H	5
RBI	3
BB	2
SO	2
LOB	9

PITCHER		IP	WLS	BF	H	R	ER	SO	BB	IBB	HBP	BLK	WP	HR	S	P	ERA	WHIP
Doug Davis, L ERA: 3.99	(1, 1)	8.0	W	30	3	3	0	2	1	0	0	0	0	0	73	112	0.00	0.500
Ben Ford, R ERA: 7.58	(9, 1)	0.2		5	2	1	1	0	1	0	0	0	0	0	13	20	13.50	4.500
Dan Kolb, R ERA: 0.71	(9, 1)	0.1	S	1	0	0	0	0	0	0	0	0	0	0	4	7	0.00	0.000

PITCHER		IP	WLS	BF	H	R	ER	SO	BB	IBB	HBP	BLK	WP	HR	S	P	ERA	WHIP

Batter	1	2	3	4	5	6	7	8	9	AB	R	H	RBI	BB	SO	LOB
Scott Podsednik, L (1, 8) OBP: 0.359, SLG: 0.419	B B X 2-0 ① G1-3		C C X 0-2 ③ 2 HR 2-3 1B	F X 0-1 ③ G3-1		B X 1-0 ① F7		C B F F X 1-2 ③ G4-3		5	1	1	0	0	0	2
Craig Counsell, L (1, 6) OBP: 0.342, SLG: 0.330	B C B C X 2-2 ② G3		C X 0-1 ② SF8 3-H		C B B F X 2-2 1B 2 E G3 1B	B F B F B X 3-2 1B				3	1	2	1	0	0	0
2 Bill Hall, R (1, 4) OBP: 0.291, SLG: 0.500	B C F F F B F F X 2-2 S 1B		1 SAFE 1 SAFE B X 1-0 1-H HR		B B 1 SAFE C C B S 3-3 ① K 1-2	X 0-0 ② P3				4	1	2	2	0	1	2
Geoff Jenkins, L (1, 7) OBP: 0.335, SLG: 0.471	F S B 1 SAFE S 1-3 ③ K 1-2		B B F B X 3-1 ③ G3-1		X 0-0 G3 2B 2-3 1B	C B F 1 SAFE F S 1-3 ③ K				4	1	1	0	0	2	2
Lyle Overbay, L (1, 3) OBP: 0.386, SLG: 0.621		C F B F B T 2-2 ① K	S B B X 2-1 1B SF7 2B	D B F B F B X 3-2 ② G3 1-2 3-H			B C B F B X 3-2 ① G4-3			4	1	1	1	0	1	1
Wes Helms, R (1, 5) OBP: 0.284, SLG: 0.321		C X 0-1 ② G5-3	B F X 1-1 BB 2-3 1B	F X 0-1 1B 2-H 2B			C S S 0-3 ② K			4	1	2	1	0	1	0
Ben Grieve, L (1, 9) OBP: 0.395, SLG: 0.471 Ben Ford, R (9, 1) Dan Kolb, R (9, 1)		F X 0-1 ③ G6-3	B B B B 4-0 1-2 BB	I I I I 4-0 1B IBB			C S S 0-3 ③ K			2 0 0	0 0 0	0 0 0	0 0 0	2 0 0	1 0 0	0 0 0
Chad Moeller, R (1, 2) OBP: 0.337, SLG: 0.421		B B X 2-0 1B SH1-4 SF8 1B	F F B F B X 2-2 ① SF7 3-H	B X 1-0 1-3 2-H 1B				F B S B S 2-3 ① K		3	1	2	2	0	1	0
Doug Davis, R (1, 1) Brady Clark, R (8, PH) (9, 9) OBP: 0.371, SLG: 0.397		1 SAFE M L X 0-2 ① SH1-4 1-2	C L M 0-3 ② K	B C S D X 2-2 ③ G6-3				S F B B S 2-3 ② K		2 1	0 0	0 0	0 0	0 0	1 1	4 0
Inning Stats	R: 0 E: 0 K: 1 S: 14 H: 1 LOB: 1 BB: 0 P: 21	R: 0 E: 0 K: 1 S: 8 H: 0 LOB: 0 BB: 0 P: 10	R: 3 E: 0 K: 0 S: 12 H: 3 LOB: 0 BB: 0 P: 18	R: 1 E: 0 K: 1 S: 13 H: 2 LOB: 2 BB: 1 P: 22	R: 3 E: 1 K: 1 S: 16 H: 4 LOB: 2 BB: 1 P: 31	R: 0 E: 0 K: 1 S: 9 H: 1 LOB: 1 BB: 0 P: 14	R: 0 E: 0 K: 2 S: 9 H: 0 LOB: 0 BB: 0 P: 12	R: 0 E: 0 K: 2 S: 10 H: 0 LOB: 0 BB: 0 P: 15		1B: 8 2B: 2 3B: 0 HR: 1	SF: 2 SAC: 1 DP: 0 HBP: 0					

PITCHER		IP	WLS	BF	H	R	ER	SO	BB	IBB	HBP	BLK	WP	HR	S	P	ERA	WHIP
Sun-Woo Kim, R ERA: 2.94	(1, 1)	4.2	L	25	9	7	7	4	1	1	0	0	0	1	59	95	13.50	2.143
52 T.J. Tucker, R ERA: 7.2	(5, 1)	2.1		9	2	0	0	3	0	0	0	0	0	0	22	33	0.00	0.857
Jeremy Fikac, R ERA: 3.29	(8, 1)	1.0		3	0	0	0	2	0	0	0	0	0	0	10	15	0.00	0.000

PITCHER	IP	WLS	BF	H	R	ER	SO	BB	IBB	HBP	BLK	WP	HR	S	P	ERA	WHIP

BOTTOM

Montreal Expos @ Milwaukee Brewers

Miller Park, Milwaukee, WI

Thu May 13 2004, 12:05 PM CDT
Att. 14,972 - Cloudy - 74 F

livebaseballscorecards.com

AB	32
R	7
H	11
RBI	7
BB	2
SO	9
LOB	11

Batter	1	2	3	4	5	6	7	8	9	AB	R	H	RBI	BB	SO	LOB
Endy Chavez, L (1, 8) OBP: 0.270, SLG: 0.306	M C B B X 2-2 ① G4-3		S B X 1-1 S 1B 1B	B X 1-0 ③ G3			C C B X 1-2 ① G6-3		F B B X 2-1 1B 2B	5	2	2	0	0	0	1
Jose Vidro, S (1, 4) OBP: 0.333, SLG: 0.423	B B B C F S 3-3 ② K		1 SAFE F 1 SAFE P B F B X 3-2 ① F9		B F X 1-1 L5-4 2B		C X 0-1 ② F8		I I I I 4-0 1B IBB	4	0	1	0	1	1	1
Orlando Cabrera, R (1, 6) OBP: 0.286, SLG: 0.360	B C S X 1-2 ③ G6-3		C B 1 SAFE C H 2-2 1B 1-2 HBP		B B M X 2-1 ① G5-3		B F X 1-1 ③ F8		B S C B F F B X 3-2 1-2 2-H 1B	4	0	1	1	0	0	1
Brad Wilkerson, L (1, 3) OBP: 0.362, SLG: 0.422		C B B B F B 4-2 BLK HR BB	X 0-0 ② S 1-3 2-H 1B		B C B F B B 4-2 BB			F B B B F B 4-2 SH1 BB	S F F F X 0-2 ③ L3	2	1	1	1	3	0	2
Tony Batista, R (1, 5) OBP: 0.258, SLG: 0.284		B X 1-0 ① P4	B B B C B 4-1 1-2 BB		B C X 1-1 ②③ L5-4 2-2			1 SAFE X 0-0 ① SH1 1-2		2	0	0	0	1	0	3
Juan Rivera, R (1, 7) OBP: 0.302, SLG: 0.316 Terrmel Sledge, L (8, PH) (8, 7) OBP: 0.286, SLG: 0.392		C 1 SAFE F B S 1-3 ② K 1-2	X 0-0 ③ F9			C S B B X 2-2 ① G6-3		C B B B S F S 3-3 ② K		3	0	0	0	0	1	3
										1	0	0	0	0	1	1
Brian Schneider, L (1, 2) OBP: 0.279, SLG: 0.433		B S X 1-1 2-H HR	F B F F S 1-3 ① K			X 0-0 ② F7		F B X 1-1 ③ F9		4	1	1	2	0	1	1
Valentino Pascucci, R (1, 9) OBP: 0.333, SLG: 0.167 Ronald Calloway, L (9, PH) (9, 9) OBP: 0.089, SLG: 0.070		B C B B S B 4-2 BB	C X 0-1 FC2-6 1B			B B S B B 4-1 BB			F C B S 1-3 ① K	1	0	1	0	2	0	0
										1	0	0	0	0	1	0
Tomo Ohka, S (1, 1) OBP: 0.154, SLG: 0.154 32 Chad Cordero, R (8, 1) Andy Fox, L (9, PH) OBP: 0.250, SLG: 0.438 Rocky Biddle, R (9, 1)		C S S 0-3 ③ K	M X 0-1 ② FC2-6 1-2f			S F X 0-2 ③ G6-3			X 0-0 ② P5	3	0	0	0	0	1	3
										0	0	0	0	0	0	0
										1	0	0	0	0	0	0
										0	0	0	0	0	0	0
Inning Stats	R: 0 E: 0 K: 1 S: 9 H: 0 LOB: 0 BB: 0 P: 15	R: 2 E: 0 K: 2 S: 13 H: 1 LOB: 1 BB: 2 P: 24	R: 1 E: 0 K: 0 S: 11 H: 2 LOB: 2 BB: 1 P: 20	R: 0 E: 0 K: 1 S: 9 H: 1 LOB: 1 BB: 0 P: 11	R: 0 E: 0 K: 0 S: 8 H: 1 LOB: 1 BB: 1 P: 16	R: 0 E: 0 K: 0 S: 8 H: 0 LOB: 1 BB: 1 P: 14	R: 0 E: 0 K: 0 S: 7 H: 0 LOB: 0 BB: 0 P: 9	R: 0 E: 0 K: 1 S: 9 H: 0 LOB: 1 BB: 1 P: 17	R: 1 E: 0 K: 1 S: 16 H: 2 LOB: 2 BB: 1 P: 26	1B: 4 2B: 3 3B: 0 HR: 1 SF: 0 SAC: 1 DP: 1 HBP: 1							

PITCHER		IP	WLS	BF	H	R	ER	SO	BB	IBB	HBP	BLK	WP	HR	S	P	ERA	WHIP
Casey Fossum, L ERA: 5.4	(1, 1)	5.0		23	5	3	3	4	4	0	1	1	0	1	50	86	5.40	1.800
Stephen Randolph, L ERA: 1.93	(6, 1)	2.0		7	0	0	0	0	1	0	0	0	0	0	15	23	0.00	0.500
Mike Koplove, R ERA: 3.48	(8, 1)	1.0		4	0	0	0	1	1	0	0	0	0	0	9	17	0.00	1.000
Jose Valverde, R ERA: 3.6	(9, 1)	1.0	L	6	2	1	1	1	0	1	0	0	0	0	16	26	9.00	2.000

PITCHER	IP	WLS	BF	H	R	ER	SO	BB	IBB	HBP	BLK	WP	HR	S	P	ERA	WHIP

TOP

Montreal Expos @ Arizona Diamondbacks

Bank One Ballpark, Phoenix, AZ

Fri May 14 2004, 10:05 PM EDT

Att. 27,118 - Cloudy - 79 F

livebaseballscorecards.com

AB	31
R	4
H	7
RBI	4
BB	7
SO	6
LOB	16

MONTREAL EXPOS

Batter	1	2	3	4	5	6	7	8	9	AB	R	H	RBI	BB	SO	LOB
Chad Tracy, L (1, 5) OBP: 0.371, SLG: 0.488	C X 0-1 ① G6-3	B F B B C S 4-2 G6-4-3 1-2 BB			C B B B X 3-1 ② P6		B C X 1-1 ③ F8			3	0	0	0	1	0	1
Robby Hammock, R (1, 2) OBP: 0.324, SLG: 0.365	C B X 1-1 1B WP SF7 1B	B F X 1-1 ②③ G6-4-3 1-2f			S B X 1-1 ③ F9			B C B S S 2-3 ① K		4	1	1	0	0	1	2
Luis Gonzalez, L (1, 7) OBP: 0.394, SLG: 0.602	C F B X 1-2 1B 1-3 1B		C S X 0-2 ① F8			B F B F X 2-2 ① G4-3		B B B C B 4-1 BB		3	1	1	0	1	0	0
Shea Hillenbrand, R (1, 3) OBP: 0.319, SLG: 0.437	B C 1 SAFE X 1-1 ② SF7 3-H		C X 0-1 ② G4-3			C C B B B F F X 3-2 ② G6-3		B F F B 1 B X SAFE 3-2 ② F9		3	0	0	1	0	0	1
Steve Finley, L (1, 8) OBP: 0.335, SLG: 0.568	1 SAFE C C F B X 1-2 1B 1-2 1B		C B C S S 1-3 ③ K			F B B C S X 2-2 HR		1 SAFE C B S S 1-3 ③ K		4	1	2	1	0	2	1
Danny Bautista, R (1, 9) OBP: 0.397, SLG: 0.542	B X 1-0 1-2 2-H 1B	B X 1-0 ① F7			C F X 0-2 ③ F9			B B B B 4-0 FC1-6 BB		3	0	1	1	1	0	0
Alex Cintron, S (1, 6) OBP: 0.300, SLG: 0.328	B C B X 2-1 ③ G4-3	C C F F X 0-2 ② F9					L X 0-1 ① G3	X 0-0 ① FC1-6 FC6-4 1-2f		4	0	0	0	0	0	3
Matt Kata, S (1, 4) OBP: 0.313, SLG: 0.373		C X 0-1 ① G3-1			B B X 2-0 ③ G4-3		B F S F B F X 2-2 FC5-4 1B	C B F S 1-3 ② K		4	0	1	0	0	1	1
Casey Fossum, L (1, 1) Doug DeVore, L (5, PH) OBP: 0.200, SLG: 0.200 Stephen Randolph, L (6, 1) OBP: 1.000, SLG: 2.000 Carlos Baerga, S (7, PH) OBP: 0.273, SLG: 0.316 Mike Koplove, R (8, 1) Jose Valverde, R (9, 1) Greg Colbrunn, R (9, PH) OBP: 0.188, SLG: 0.133		C F B B B B 4-2 BB			X 0-0 ① G4-3		B 1 SAFE F F F 1 SAFE B 1 SAFE 1 X 2-2 ② FC5-4 1-2f	B X 1-0 ③ FC6-4 1-2f		0 1 0 1 0 0 1	0 0 0 0 0 0 0	0 0 0 0 0 0 0	1 0 0 0 0 0 0	0 0 0 0 1 0 0	0 0 0 1 0 0 0	0 1 0 0 0 0 1
Inning Stats	R: 2 E: 0 K: 0 S: 15 H: 4 LOB: 2 BB: 0 P: 22	R: 0 E: 0 K: 0 S: 8 H: 0 LOB: 1 BB: 2 P: 17	R: 0 E: 0 K: 1 S: 8 H: 0 LOB: 0 BB: 0 P: 9	R: 0 E: 0 K: 0 S: 7 H: 0 LOB: 0 BB: 0 P: 10	R: 0 E: 0 K: 0 S: 5 H: 0 LOB: 0 BB: 0 P: 9	R: 1 E: 0 K: 0 S: 14 H: 1 LOB: 0 BB: 0 P: 21	R: 0 E: 0 K: 0 S: 12 H: 1 LOB: 1 BB: 0 P: 17	R: 0 E: 0 K: 2 S: 10 H: 0 LOB: 1 BB: 1 P: 20	R: 0 E: 0 K: 1 S: 5 H: 0 LOB: 1 BB: 1 P: 11	1B: 5 2B: 0 3B: 0 HR: 1	SF: 1 SAC: 0 DP: 1 HBP: 0	WP: 1 PB: 0 SB: 0 CS: 0	PA: 36				

PITCHER		IP	WLS	BF	H	R	ER	SO	BB	IBB	HBP	BLK	WP	HR	S	P	ERA	WHIP
Tomo Ohka, R ERA: 3.92	(1, 1)	7.0		28	6	3	3	1	2	0	0	0	1	1	69	105	3.86	1.143
32 Chad Cordero, R ERA: 1.56	(8, 1)	1.0	W	4	0	0	0	2	1	0	0	0	0	0	10	20	0.00	1.000
Rocky Biddle, R ERA: 7.71	(9, 1)	1.0	S	4	0	0	0	1	1	0	0	0	0	0	5	11	0.00	1.000

PITCHER	IP	WLS	BF	H	R	ER	SO	BB	IBB	HBP	BLK	WP	HR	S	P	ERA	WHIP

BOTTOM

Montreal Expos @ Arizona Diamondbacks

Bank One Ballpark, Phoenix, AZ

Fri May 14 2004, 10:05 PM EDT
Att. 27,118 - Cloudy - 79 F

livebaseballscorecards.com

AB	31
R	3
H	6
RBI	3
BB	4
SO	4
LOB	11

Montreal Expos @ Arizona Diamondbacks

Bank One Ballpark, Phoenix, AZ

Sat May 15 2004, 10:05 PM EDT

Att. 32,379 - Unknown - 77 F

livebaseballscorecards.com

TOP

Batter	1	2	3	4	5	6	7	8	9	AB	R	H	RBI	BB	SO	LOB
Endy Chavez, L (1, 8) OBP: 0.266, SLG: 0.300	G3		G5-3		G4-3	FC1-6 1-2f			G6-4-3 1B	5	0	1	0	0	0	1
Jose Vidro, S (1, 4) OBP: 0.329, SLG: 0.410	F7		BB		G3-1	G1-3			G6-4-3 1-2f	4	0	0	0	1	0	2
Orlando Cabrera, R (1, 6) OBP: 0.289, SLG: 0.364	1B 2B BB		K		2B		L5		F7	4	2	1	0	1	1	1
Brad Wilkerson, L (1, 3) OBP: 0.366, SLG: 0.420	2B 1-3 1B		F9		2B BB		K			3	1	1	0	1	1	1
Tony Batista, R (1, 5) OBP: 0.266, SLG: 0.308	1 SAFE 1-3 3-H 2B			F9	3B 1-H 2-H 2B		G5-3			4	1	2	3	0	0	0
Terrmel Sledge, L (1, 9) (8, 7) OBP: 0.307, SLG: 0.470	L8			1B	3B 2-H			HR		4	1	3	2	0	0	2
Matt Cepicky, L (1, 7) OBP: 0.184, SLG: 0.216 Juan Rivera, R (8, 9) OBP: 0.302, SLG: 0.316		G3-1	1B 1-3 BB		K			L6		4 0	0 0	1 0	0 0	0 0	1 0	1 0
Brian Schneider, L (1, 2) OBP: 0.278, SLG: 0.420		G4-3	BB 1-2 G4-6-3			P4		G1-3		3	0	0	0	1	0	0
Claudio Vargas, R (1, 1) OBP: 0.071, SLG: 0.071 Luis Ayala, R (8, 1) OBP: 0.500, SLG: 0.500		G5-3	G4-6-3 1-2f			K FC1-6		G3		4 0	0 0	0 0	0 0	0 0	1 0	3 0

| Inning Stats | | |

Batter	1	2	3	4	5	6	7	8	9	AB	R	H	RBI	BB	SO	LOB
Chad Tracy, L (1, 5) OBP: 0.387, SLG: 0.500	B B C B F X 3-2 CS 1B		B X 1-0 ① F8		C F B B X 2-2 1B			B C X 1-1 1B 1B 1B		4	0	3	0	0	0	0
Matt Kata, S (1, 4) OBP: 0.311, SLG: 0.369	C B S X 1-2 ① F8 1-2		X 0-0 ② F7		B B C B F X 3-2 ③ F8			B C X 1-1 1B 1-2 1B		4	0	1	0	0	0	2
Danny Bautista, R (1, 9) OBP: 0.400, SLG: 0.534	B B B B 4-0 BB		X 0-0 ③ F7			C B C B B B 4-2 BB		X 0-0 ① P2		2	0	0	0	2	0	2
Steve Finley, L (1, 8) OBP: 0.333, SLG: 0.559	S X 0-1 ② F9			C B X 1-1 ① F7		C X 0-1 ① F8		C B X 1-1 G6-3 1-2 2-3 1B		4	0	1	0	0	0	3
Shea Hillenbrand, R (1, 3) OBP: 0.317, SLG: 0.430	B B C X 2-1 ③ L3			F B X 1-1 1B		C F D X 1-2 ② P6		C X 0-1 ②③ G6-3 1-2f		4	0	1	0	0	0	6
Doug DeVore, L (1, 7) OBP: 0.222, SLG: 0.222		C B F B B X 3-2 1B	B B B F 1 SAFE X 3-1 ② F9			B F F X 1-2 ③ F9			B C X 1-1 ① L9	4	0	1	0	0	0	2
Robby Hammock, R (1, 2) OBP: 0.307, SLG: 0.343		B B B C F 1 SAFE X 3-2 ① P4	B C 1 SAFE X 1-1 ③ F9				C B X 1-1 ① P4		B C X 1-1 ② G5-3	4	0	0	0	0	0	2
Donnie Sadler, R (1, 6) OBP: 0.211, SLG: 0.278 Elmer Dessens, R (8, 1) OBP: 0.308, SLG: 0.200 Carlos Baerga, S (9, PH) OBP: 0.261, SLG: 0.300		B C F D 1 SAFE S 2-3 ② K			B B C F F X 2-2 ① F8		C B X 1-2 ② L5		B X 1-0 ③ F8	3 0 1	0 0 0	0 0 0	0 0 0	1 0 0	1 0 0	1 0 0
Casey Daigle, R (1, 1) OBP: 0.154, SLG: 0.308 Randy Choate, L (5, 1) Greg Colbrunn, R (5, PH) OBP: 0.176, SLG: 0.125 Andrew Good, R (6, 1) Alex Cintron, S (7, PH) OBP: 0.298, SLG: 0.326 (8, 6)		X 0-0 ③ G6-3			C B F B S 2-3 ② K		B F S B X 2-2 ③ F7			1 0 1 0 1	0 0 0 0 0	0 0 0 0 0	0 0 0 0 0	0 0 1 0 0	0 0 0 0 0	1 0 0 0 0
Inning Stats	R: 0 H: 1 E: 0 LOB: 2 K: 0 BB: 1 S: 10 P: 20	R: 0 H: 1 E: 0 LOB: 1 K: 1 BB: 0 S: 10 P: 18	R: 0 H: 0 E: 0 LOB: 0 K: 0 BB: 0 S: 3 P: 4	R: 0 H: 1 E: 0 LOB: 1 K: 0 BB: 0 S: 8 P: 14	R: 0 H: 1 E: 0 LOB: 1 K: 1 BB: 0 S: 13 P: 22	R: 0 H: 0 E: 0 LOB: 1 K: 0 BB: 1 S: 10 P: 16	R: 0 H: 0 E: 0 LOB: 0 K: 0 BB: 0 S: 8 P: 12	R: 0 H: 3 E: 0 LOB: 2 K: 0 BB: 0 S: 9 P: 12	R: 0 H: 0 E: 0 LOB: 0 K: 0 BB: 0 S: 5 P: 8							

PITCHER		IP	WLS	BF	H	R	ER	SO	BB	IBB	HBP	BLK	WP	HR	S	P	ERA	WHIP
Claudio Vargas, R ERA: 4.79	(1, 1)	7.0	W	29	6	0	0	2	2	0	0	0	0	0	66	112	0.00	1.143
Luis Ayala, R ERA: 3.43	(8, 1)	2.0		6	1	0	0	0	0	0	0	0	0	0	10	14	0.00	0.500

PITCHER	IP	WLS	BF	H	R	ER	SO	BB	IBB	HBP	BLK	WP	HR	S	P	ERA	WHIP

BOTTOM

Montreal Expos @ Arizona Diamondbacks

Bank One Ballpark, Phoenix, AZ

Sat May 15 2004, 10:05 PM EDT
Att. 32,379 - Unknown - 77 F

livebaseballscorecards.com

AB	33
R	0
H	7
RBI	0
BB	2
SO	2
LOB	19

1B: 7	SF: 0															
2B: 0	SAC: 0															
3B: 0	DP: 1															
HR: 0	HBP: 0															

WP: 0	PA: 35															
PB: 0																
SB: 0																
CS: 1																

Batter	1	2	3	4	5	6	7	8	9	AB	R	H	RBI	BB	SO	LOB
Endy Chavez, L (1, 8) OBP: 0.273, SLG: 0.298	C F X 0-2 ① G1		B X 1-0 CS 1B	B C C B X 2-2 ② F7	B C B F S 2-3 ③ K		B B B B 4-0 BB		4	0	1	0	1	1	1
Orlando Cabrera, R (1, 6) OBP: 0.280, SLG: 0.351	C F B B X 2-2 ② F7		1 SAFE 1 SAFE X 0-0 ② P4	B B C F C 2-3 ③ K			C B X 1-1 E1 S G1-3 1B	B B X 2-0 ② F7	5	1	0	0	0	1	3
Brad Wilkerson, L (1, 3) OBP: 0.361, SLG: 0.411	C X 0-1 1B		1 SAFE B B B C 1 SAFE 1 SAFE 1 SAFE C 3-2 ③ CS 1-2	B C B X 2-1 ① G4-3		B B C C F X 2-2 ① G6-3		F F X 0-2 ① G1-3 1-2	B C C S 1-3 ③ K	5	0	1	0	0	1	3
Tony Batista, R (1, 5) OBP: 0.265, SLG: 0.306	C F 1 SAFE B 1 SAFE X 1-2 ③ F8			F X 0-1 ② F9		C F B X 1-2 ② F8		B B F B F X 3-2 1B 1B 2-H 1B		4	1	1	1	0	0	1
Terrmel Sledge, L (1, 9) OBP: 0.315, SLG: 0.465 (7, 7)		B B C F F F F X 2-2 ① G4-3		B B B B B 4-1 1B HR BB		B C B B B X 3-2 ③ G1-3		C B B X 2-1 1B 1-3 1B		3	1	1	0	1	0	0
Matt Cepicky, L (1, 7) OBP: 0.220, SLG: 0.275 Juan Rivera, R (7, PR) (7, 9) OBP: 0.310, SLG: 0.325		C B S B F X 2-2 ② G3-1		C 1 SAFE 1 SAFE X 0-1 1-3 HR 1B			B C X 1-1 G3 1B 2B	F 1 SAFE B X 1-1 G5-4-3 1-2 3-H 1B		3 1	1 1	2 1	0 1	0 0	0 0	0 0
Brian Schneider, L (1, 2) OBP: 0.286, SLG: 0.462		C B B S F X 2-2 2B		S X 0-1 1-H 3-H HR			X 0-0 ① G3 2-3	B B S F X 2-2 ② ③ G5-4-3 1-2f		4	1	2	3	0	0	3
Andy Fox, L (1, 4) OBP: 0.222, SLG: 0.389 Jamey Carroll, R (7, PH) (7, 4) OBP: 0.324, SLG: 0.371		B X 1-0 ③ G4-3		C B X 1-1 ③ L3			B X 1-0 BLK 3-H 1B		X 0-0 SH3-4 1B	2 2	0 0	0 2	0 1	0 0	0 0	1 0
Livan Hernandez, R (1, 1) OBP: 0.087, SLG: 0.087			B C S C 1-3 ① K	C F B X 1-2 ① G6-3			B C F B X 2-2 ② G1-3 1-2		L X 0-1 ① SH3-4 1-2	3	0	0	0	0	1	2
Inning Stats	R: 0 E: 0 K: 0 S: 11 H: 1 LOB: 1 BB: 0 P: 14	R: 0 E: 0 K: 0 S: 15 H: 1 LOB: 1 BB: 0 P: 22	R: 0 E: 0 K: 1 S: 7 H: 1 LOB: 0 BB: 0 P: 12	R: 3 E: 0 K: 0 S: 11 H: 2 LOB: 0 BB: 1 P: 18	R: 0 E: 0 K: 1 S: 9 H: 0 LOB: 0 BB: 0 P: 14	R: 0 E: 0 K: 0 S: 10 H: 0 LOB: 0 BB: 0 P: 16	R: 1 E: 0 K: 1 S: 10 H: 2 LOB: 1 BB: 0 P: 16	R: 2 E: 1 K: 0 S: 15 H: 3 LOB: 1 BB: 0 P: 24	R: 0 E: 0 K: 1 S: 7 H: 1 LOB: 2 BB: 1 P: 14	1B: 8 2B: 2 3B: 0 HR: 1 SF: 0 SAC: 1 DP: 1 HBP: 0						

PITCHER		IP	WLS	BF	H	R	ER	SO	BB	IBB	HBP	BLK	WP	HR	S	P	ERA	WHIP
Steve Sparks, R ERA: 4.98	(1, 1)	6.0	L	24	6	4	4	2	1	0	0	0	0	1	65	99	6.00	1.167
Randy Choate, L ERA: 7.5	(7, 1)	1.0		4	1	0	0	1	0	0	0	1	0	0	8	13	0.00	1.000
Mike Koplove, R ERA: 3.74	(8, 1)	1.0		6	3	2	1	0	0	0	0	0	0	0	15	24	9.00	3.000
36 Brian Bruney, R ERA:	(9, 1)	1.0		5	1	0	0	1	1	0	0	0	0	0	7	14	0.00	2.000

PITCHER	IP	WLS	BF	H	R	ER	SO	BB	IBB	HBP	BLK	WP	HR	S	P	ERA	WHIP

TOP

Montreal Expos @ Arizona Diamondbacks

Bank One Ballpark, Phoenix, AZ

Sun May 16 2004, 4:35 PM EDT

Att. 32,629 - Dome - 78 F

livebaseballscorecards.com

AB	36
R	6
H	11
RBI	6
BB	2
SO	4
LOB	14

WP: 0	PB: 0	SB: 1	CS: 1
PA: 40			

Batter	1	2	3	4	5	6	7	8	9	AB	R	H	RBI	BB	SO	LOB
Chad Tracy, L (1, 5) OBP: 0.392, SLG: 0.500	C B F B B X 3-2 P2 ①		B X 1-0 SF7 ② 3-H			C X 0-1 1B BB 1B		B B B B 4-0 BB		2	0	1	1	1	0	0
Matt Kata, S (1, 4) OBP: 0.316, SLG: 0.376	B B C X 2-1 2B		B C B B X 3-1 G4-3 ③			F B B F B F B 4-2 1B BB 1-2		B C X 1-1 L8 ①		3	0	1	0	1	0	1
Luis Gonzalez, L (1, 7) OBP: 0.390, SLG: 0.591	C X 0-1 F9 ②			C B X 1-1 F8 ①		C C X 0-2 G6-3 1B 1-2 2-3		C X 0-1 F8 ②		4	0	1	0	0	0	2
Steve Finley, L (1, 8) OBP: 0.331, SLG: 0.558	B C X 1-1 G3 ③			C F B F B X 2-2 G4-3 2B		C X 0-1 P2 ①		B C X 1-1 P5 ③		4	0	1	0	0	0	5
Carlos Baerga, S (1, 3) OBP: 0.222, SLG: 0.250		C B F C 1-3 K ①		X 0-0 G4-3 ② 2-3		C X 0-1 G6-3 ②③ 1-2f			C S C 0-3 K ①	4	0	0	0	0	2	4
Doug DeVore, L (1, 9) OBP: 0.154, SLG: 0.154		C B S B B F X 3-2 G4-3 ②		S F S 0-3 K ③			F F B B B S 2-3 K ①		C B F S 1-3 K ②	4	0	0	0	0	3	1
Brent Mayne, L (1, 2) OBP: 0.300, SLG: 0.340		C B S B B C 2-3 K ③			B C F X 1-2 G6-3 ①		B C B F F X 2-2 FC4-6 1B		C C F B X 1-2 G6-3 ③	4	0	1	0	0	1	0
Alex Cintron, S (1, 6) OBP: 0.299, SLG: 0.340			B X 1-0 SF7 3B		B X 1-0 G4-3 ②		B B B B C C X 3-2 FC4-6 FC6-4 ② 1-2f			3	1	1	0	0	0	1
Steve Sparks, R (1, 1) OBP: 0.071, SLG: 0.071			C S X 0-2 G1-3 ①		C S S 0-3 K ③		C X 0-1 FC6-4 ③ 1-2f			2	0	0	0	0	1	1
Randy Choate, L (7, 1)										0	0	0	0	0	0	0
Danny Bautista, R (7, PH) OBP: 0.397, SLG: 0.530										1	0	0	0	0	0	1
Mike Koplove, R (8, 1)										0	0	0	0	0	0	0
36 Brian Bruney, R (9, 1)										0	0	0	0	0	0	0
Inning Stats	R: 0 E: 0 K: 0 S: 9 H: 1 LOB: 1 BB: 0 P: 15	R: 0 E: 0 K: 2 S: 10 H: 0 LOB: 0 BB: 0 P: 16	R: 1 E: 0 K: 0 S: 7 H: 1 LOB: 0 BB: 0 P: 12	R: 0 E: 0 K: 1 S: 10 H: 1 LOB: 1 BB: 0 P: 13	R: 0 E: 0 K: 1 S: 7 H: 0 LOB: 0 BB: 0 P: 9	R: 0 E: 0 K: 0 S: 12 H: 2 LOB: 2 BB: 1 P: 16	R: 0 E: 0 K: 1 S: 12 H: 1 LOB: 1 BB: 0 P: 19	R: 0 E: 0 K: 0 S: 6 H: 0 LOB: 1 BB: 1 P: 12	R: 0 E: 0 K: 2 S: 10 H: 0 LOB: 0 BB: 0 P: 12	1B: 3 2B: 2 3B: 1 HR: 0	SF: 1 SAC: 0 DP: 1 HBP: 0					

PITCHER	IP	WLS	BF	H	R	ER	SO	BB	IBB	HBP	BLK	WP	HR	S	P	ERA	WHIP
Livan Hernandez, R (1, 1) ERA: 2.7	9.0	W	34	6	1	1	7	2	0	0	0	0	0	83	124	1.00	0.889

PITCHER	IP	WLS	BF	H	R	ER	SO	BB	IBB	HBP	BLK	WP	HR	S	P	ERA	WHIP

BOTTOM

Montreal Expos @ Arizona Diamondbacks

Bank One Ballpark, Phoenix, AZ

Sun May 16 2004, 4:35 PM EDT

Att. 32,629 - Dome - 78 F

livebaseballscorecards.com

AB	31
R	1
H	6
RBI	1
BB	2
SO	7
LOB	16

1B: 3 2B: 2 3B: 1 HR: 0 SF: 1 SAC: 0 DP: 1 HBP: 0

WP: 0 PB: 0 SB: 0 CS: 0 PA: 34

Milwaukee Brewers @ Montreal Expos

Hiram Bithorn Stadium, San Juan, PR

Tue May 18 2004, 7:05 PM EDT

Att. 8,387 - Cloudy - 84 F

livebaseballscorecards.com

TOP

Batter	1	2	3	4	5	6	7	8	9	AB	R	H	RBI	BB	SO	LOB
Scott Podsednik, L (1, 8) OBP: 0.351, SLG: 0.399	G6-3	BB			P4		K		K	4	0	0	0	1	2	0
Craig Counsell, L (1, 6) OBP: 0.351, SLG: 0.333	K	G1-3			K	2B	1B		1B	5	1	2	0	0	2	2
Keith Ginter, R (1, 4) OBP: 0.366, SLG: 0.495	1B		F8		2B		1B		L9	5	1	3	1	0	0	1
Geoff Jenkins, L (1, 7) OBP: 0.329, SLG: 0.455	2B		G3-1		1B		1B		P5	5	0	3	0	0	0	1
Lyle Overbay, L (1, 3) OBP: 0.416, SLG: 0.632	IBB		1B		L7		F7			3	0	1	0	1	0	4
Brady Clark, R (1, 9) OBP: 0.349, SLG: 0.357	1B		G6-3			G4-6-3 1B		K		4	0	2	1	0	1	1
Wes Helms, R (1, 5) OBP: 0.303, SLG: 0.341		G6-3		G6-4-3 1B		G4-6-3		P3		4	0	1	0	0	0	1
Chad Moeller, R (1, 2) OBP: 0.320, SLG: 0.376		BB		G6-4-3		K		BB		2	0	0	0	2	1	1
Doug Davis, R (1, 1)		K		K			G6-3	G3		2	0	0	0	0	2	1
2 Bill Hall, R (7, PH) OBP: 0.292, SLG: 0.460										1	0	0	0	0	0	0
Mike Adams, R (7, 1)										0	0	0	0	0	0	0
Brooks Kieschnick, L (8, PH) OBP: 0.409, SLG: 0.600										1	0	0	0	0	0	1
Luis Vizcaino, R (8, 1)										0	0	0	0	0	0	0
Inning Stats	R: 1 E: 0 K: 1 S: 10 H: 3 LOB: 2 BB: 1 P: 20	R: 0 E: 0 K: 1 S: 13 H: 0 LOB: 2 BB: 2 P: 26	R: 0 E: 0 K: 0 S: 8 H: 1 LOB: 1 BB: 0 P: 12	R: 0 E: 0 K: 1 S: 12 H: 1 LOB: 0 BB: 0 P: 16	R: 0 E: 0 K: 1 S: 12 H: 2 LOB: 2 BB: 0 P: 17	R: 0 E: 0 K: 1 S: 8 H: 1 LOB: 0 BB: 0 P: 14	R: 1 E: 0 K: 1 S: 15 H: 3 LOB: 2 BB: 0 P: 25	R: 0 E: 0 K: 1 S: 9 H: 0 LOB: 1 BB: 1 P: 16	R: 0 E: 0 K: 1 S: 13 H: 1 LOB: 1 BB: 0 P: 18	1B: 9 2B: 3 3B: 0 HR: 0 SF: 0 SAC: 0 DP: 2 HBP: 0	WP: 0 PB: 0 SB: 0 CS: 0 PA: 40					

	AB	36
	R	2
	H	12
	RBI	2
	BB	4
	SO	8
	LOB	13

PITCHER		IP	WLS	BF	H	R	ER	SO	BB	IBB	HBP	BLK	WP	HR	S	P	ERA	WHIP
Zach Day, R ERA: 3.14	(1, 1)	6.0	W	26	8	1	1	5	2	1	0	0	0	0	63	105	1.50	1.667
32 Chad Cordero, R ERA: 1.86	(7, 1)	2.0	H	10	3	1	1	2	1	0	0	0	0	0	24	41	4.50	2.000
Rocky Biddle, R ERA: 7.2	(9, 1)	1.0	S	4	1	0	0	1	0	0	0	0	0	0	13	18	0.00	1.000

PITCHER		IP	WLS	BF	H	R	ER	SO	BB	IBB	HBP	BLK	WP	HR	S	P	ERA	WHIP

Batter	1	2	3	4	5	6	7	8	9	AB	R	H	RBI	BB	SO	LOB
Endy Chavez, L (1, 8) OBP: 0.262, SLG: 0.286	C B B F F X 2-2 F7 ①		C B X 1-1 G6-3 ②		B B X 2-0 F9 ①		B B X 2-0 L6 ③			4	0	0	0	0	0	0
Jose Vidro, S (1, 4) OBP: 0.321, SLG: 0.399	F B F F B X 2-2 G3 ②		F C B X 1-2 G3-1 ③		S X 0-1 L9 ②			B X 1-0 G3 ①		4	0	0	0	0	0	0
Orlando Cabrera, R (1, 6) OBP: 0.286, SLG: 0.351	C X 0-1 G1-3 ③			C B X 1-1 1B 1B 1B	X 0-0 G5-3 ③			B B C B B 4-1 WP BB		3	1	1	0	1	0	0
Carl Everett, S (1, 7) OBP: 0.286, SLG: 0.394		F B T F S 1-3 K ①		B S X 1-1 F7 ①		X 0-0 FC1-6 1B		B X 1-0 F9 ②		3	0	1	0	0	1	1
32 Chad Cordero, R (7, 1)										0	0	0	0	0	0	0
Matt Cepicky, L (8, PH) OBP: 0.214, SLG: 0.268										1	0	0	0	0	0	1
Rocky Biddle, R (9, 1)										0	0	0	0	0	0	0
Tony Batista, R (1, 5) OBP: 0.272, SLG: 0.313		C X 0-1 S S 1B 1B		1 SAFE C X 0-1 L9 1B 1B 1-2		B X 1-0 P5 ①		B S X 1-1 F9 ③ 1-2		4	2	2	0	0	0	2
Brad Wilkerson, L (1, 3) OBP: 0.360, SLG: 0.409		B B C B C F X 3-2 L7 ② 1-2		B X 1-0 1B 1-2 2-H		S F B X 1-2 FC1-6 ② 1-2f				3	0	1	1	0	0	2
Juan Rivera, R (1, 9) OBP: 0.311, SLG: 0.325		B X 1-0 2-H 1B		B X 1-0 L9 ② 2-3		C 1 SAFE F B D S 2-3 K ③				3	0	1	1	0	1	3
Brian Schneider, L (1, 2) OBP: 0.287, SLG: 0.458		C B B B X 3-1 F9 ③		B C B F F X 2-2 1-2 3-H 1B			B B X 2-0 F7 ①			3	0	1	1	0	0	1
Zach Day, R (1, 1) OBP: 0.067, SLG: 0.267			C C X 0-2 G5-3 ①	C B S S 1-3 K ③			B C S B F C 2-3 K ②			2	0	0	0	0	1	2
Terrmel Sledge, L (7, 7) OBP: 0.312, SLG: 0.460										1	0	0	0	0	1	0
Inning Stats	R: 0 H: 0 E: 0 LOB: 0 K: 0 BB: 0 S: 9 P: 13	R: 1 H: 2 E: 0 LOB: 1 K: 1 BB: 0 S: 13 P: 21	R: 0 H: 0 E: 0 LOB: 0 K: 0 BB: 0 S: 8 P: 10	R: 2 H: 4 E: 0 LOB: 2 K: 1 BB: 0 S: 15 P: 22	R: 0 H: 0 E: 0 LOB: 0 K: 0 BB: 0 S: 4 P: 6	R: 0 H: 1 E: 0 LOB: 1 K: 1 BB: 0 S: 8 P: 12	R: 0 H: 0 E: 0 LOB: 0 K: 1 BB: 0 S: 6 P: 12	R: 0 H: 0 E: 0 LOB: 1 K: 0 BB: 1 S: 5 P: 12		1B: 7 SF: 0 2B: 0 SAC: 0 3B: 0 DP: 0 HR: 0 HBP: 0						

PITCHER		IP	WLS	BF	H	R	ER	SO	BB	IBB	HBP	BLK	WP	HR	S	P	ERA	WHIP
Doug Davis, L ERA: 4.04	(1, 1)	6.0	L	25	7	3	3	3	0	0	0	0	0	0	57	84	4.50	1.167
Mike Adams, R ERA:	(7, 1)	1.0		3	0	0	0	1	0	0	0	0	0	0	6	12	0.00	0.000
Luis Vizcaino, R ERA: 3.79	(8, 1)	1.0		4	0	0	0	0	1	0	0	0	1	0	5	12	0.00	1.000

PITCHER	IP	WLS	BF	H	R	ER	SO	BB	IBB	HBP	BLK	WP	HR	S	P	ERA	WHIP

BOTTOM

Milwaukee Brewers @ Montreal Expos

Hiram Bithorn Stadium, San Juan, PR

Tue May 18 2004, 7:05 PM EDT

Att. 8,387 - Cloudy - 84 F

livebaseballscorecards.com

AB	31
R	3
H	7
RBI	3
BB	1
SO	4
LOB	12

WP: 1 PA: 32
PB: 0
SB: 2
CS: 0

Batter	1	2	3	4	5	6	7	8	9	AB	R	H	RBI	BB	SO	LOB
Scott Podsednik, L (1, 8) OBP: 0.347, SLG: 0.389	C F B X 1-2 G4-3 ①		B C X 1-1 F8 ③	B F F X 1-2 F8 ③			B B B 4-0 1B SF8 BB	B X 1-0 L8 ③		4	1	0	0	1	0	4
Craig Counsell, L (1, 6) OBP: 0.367, SLG: 0.361	B C X 1-1 G5-4-3 1B			B X 1-0 WP 2 3B 2B	C B X 1-1 G4-3 ①		1 SAFE C 1 SAFE B 1 SAFE 1 SAFE 1 SAFE S F 1-2 1 SAFE X SF8 1-3 1B		B F X 1-1 G3-6-3 1B	5	1	4	0	0	0	0
Keith Ginter, R (1, 5) OBP: 0.359, SLG: 0.485	C B 1 SAFE 1 SAFE X 1-1 G5-4-3 ②③ 1-2f			B X 1-0 F7 ①	B X 1-0 1B		X 0-0 SF8 ② 1-2 3-H		C F B T 1-2 K ①	4	0	1	1	0	1	3
Geoff Jenkins, L (1, 7) OBP: 0.326, SLG: 0.444		F B F S 1-3 K ①		B B B B 4-0 2 3B BB BB 2-3	B F S S 1-3 K ②		C B B B S F S 3-3 K ③		X 0-0 G3-6-3 ②③ 1-2f	4	1	0	0	1	3	3
Lyle Overbay, L (1, 3) OBP: 0.418, SLG: 0.623		F B B B B 4-1 BB		B D F B B 4-1 2 3B BB 1-2	B F F F X 2-2 G4-3 ③			B B X 2-0 G4-3 ①		2	1	0	0	2	0	1
2 Bill Hall, R (1, 4) OBP: 0.304, SLG: 0.493		F S C 0-3 K ②		X 0-0 1B 3B 1-H 2-H 3-H		M X 0-1 CS 1B		B C C S 1-3 K ②		4	1	2	3	0	2	1
Ben Grieve, L (1, 9) OBP: 0.398, SLG: 0.453 Luis Vizcaino, R (8, 1) Dan Kolb, R (9, 1)		B B X 2-0 G5-3 ③		C F X 0-2 1B 1B 3-H		B B X 2-0 F9 ①② 1-2		B C F B F B B 4-2 1B 1B BB		3 1 1 1 1 0 2 0 0 0 0 0 0 0 0 0 0 0 0 0 0						
Gary Bennett, R (1, 2) OBP: 0.317, SLG: 0.362		C B F X 1-2 G4-3 ①		B X 1-0 1-2 1B		B S X 1-1 F7 ③		B B B C X 3-1 1B 1-2 1B		4	0	2	0	0	0	0
Victor Santos, R (1, 1) Brooks Kieschnick, L (6, 1) OBP: 0.391, SLG: 0.571 Jeff Bennett, R (7, 1) Brady Clark, R (8, PH) OBP: 0.357, SLG: 0.366 (8, 9)		B C S C 1-3 K ②		L F L 0-3 K ②			C B S X 1-2 G3-1 ①	B C X 1-1 1-3 1B 2-H		2 0 0 0 0 2 2 1 0 0 0 0 0 0 0 0 0 0 0 0 0 1 0 1 1 0 0 0						
Inning Stats	R: 0 H: 1 E: 0 LOB: 0 K: 0 BB: 0 S: 7 P: 10	R: 0 H: 0 E: 0 LOB: 1 K: 2 BB: 1 S: 8 P: 15	R: 0 H: 0 E: 0 LOB: 0 K: 1 BB: 0 S: 8 P: 11	R: 4 H: 4 E: 0 LOB: 2 K: 1 BB: 2 S: 14 P: 26	R: 0 H: 1 E: 0 LOB: 1 K: 1 BB: 0 S: 10 P: 15	R: 0 H: 1 E: 0 LOB: 0 K: 0 BB: 0 S: 5 P: 8	R: 1 H: 1 E: 0 LOB: 1 K: 1 BB: 1 S: 12 P: 21	R: 1 H: 2 E: 0 LOB: 2 K: 1 BB: 1 S: 12 P: 24	R: 0 H: 1 E: 0 LOB: 0 K: 1 BB: 0 S: 6 P: 8	1B: 9 SF: 1 2B: 1 SAC: 0 3B: 1 DP: 2 HR: 0 HBP: 0					WP: 1 PA: 40 PB: 0 SB: 0 CS: 1	

Milwaukee Brewers @ Montreal Expos

Hiram Bithorn Stadium, San Juan, PR

Wed May 19 2004, 7:05 PM EDT

Att. 8,157 - Overcast - 81 F

TOP

livebaseballscorecards.com

AB	34
R	6
H	11
RBI	6
BB	5
SO	8
LOB	16

PITCHER		IP	WLS	BF	H	R	ER	SO	BB	IBB	HBP	BLK	WP	HR	S	P	ERA	WHIP
Sun-Woo Kim, R ERA: 3.65	(1, 1)	3.1	L	16	4	4	4	3	3	0	0	0	1	0	30	53	10.80	2.100
52 T.J. Tucker, R ERA: 5.4	(4, 1)	1.2		7	2	0	0	2	0	0	0	0	0	0	17	24	0.00	1.200
Jeremy Fikac, R ERA: 3.52	(6, 1)	1.2		7	2	1	1	0	1	0	0	0	0	0	13	22	5.40	1.800
Chad Bentz, L ERA: 4.76	(7, 1)	0.1		1	0	0	0	1	0	0	0	0	0	0	4	7	0.00	0.000
Luis Ayala, R ERA: 3.52	(8, 1)	2.0		9	3	1	1	2	1	0	0	0	0	0	18	32	4.50	2.000

PITCHER	IP	WLS	BF	H	R	ER	SO	BB	IBB	HBP	BLK	WP	HR	S	P	ERA	WHIP

BOTTOM

Milwaukee Brewers @ Montreal Expos

Hiram Bithorn Stadium, San Juan, PR

Wed May 19 2004, 7:05 PM EDT

Att. 8,157 - Overcast - 81 F

livebaseballscorecards.com

Batter	1	2	3	4	5	6	7	8	9	AB	R	H	RBI	BB	SO	LOB
Endy Chavez, L (1, 8) OBP: 0.287, SLG: 0.330	1-1 2B 1B	3-1 1-3 2B		2-2 G5-3			1-1 2B		1-1 FC6-4 1-2 1B	5	1	4	0	0	0	0
Jose Vidro, S (1, 4) OBP: 0.317, SLG: 0.387	1-2 P4	0-0 P3			1-2 G5-3		4-2 G5-4-3 BB		2-2 FC6-4 1-2f	4	0	0	0	1	0	5
Orlando Cabrera, R (1, 6) OBP: 0.291, SLG: 0.361	2-1 1-H 1B 2B	0-2 G6-3			2-0 G4-6-3 1B		2-2 G5-4-3 1-2f			4	1	2	1	0	0	4
Carl Everett, S (1, 7) OBP: 0.263, SLG: 0.361	1-3 K2-3		1-1 G4-3		1-2 G4-6-3 1-2f			0-3 K		3	0	0	0	0	1	2
Matt Cepicky, L (8, 7) OBP: 0.209, SLG: 0.262										1	0	0	0	0	1	0
Brad Wilkerson, L (1, 3) OBP: 0.357, SLG: 0.400	4-0 1B BB		2-0 F8			3-1 F8		1-3 K		3	0	0	0	1	1	0
Tony Batista, R (1, 5) OBP: 0.279, SLG: 0.313	2-1 1-3 3-H 1B		4-2 BB			0-1 P6		1-1 P4		3	0	1	1	1	0	0
Terrmel Sledge, L (1, 9) OBP: 0.299, SLG: 0.440	0-0 F9		2-0 F9			0-2 G3-1			1-1 G4-3	4	0	0	0	0	0	3
Brian Schneider, L (1, 2) OBP: 0.294, SLG: 0.486		2-3 K		0-3 K			0-0 HR		3-1 1B 1B	4	1	2	1	0	2	0
Sun-Woo Kim, R (1, 1) OBP: 0.333, SLG: 0.444										1	0	1	0	0	0	0
52 T.J. Tucker, R (4, 1)										1	0	0	0	0	0	0
Jeremy Fikac, R (6, 1)										0	0	0	0	0	0	0
Chad Bentz, R (7, 1)										0	0	0	0	0	0	0
Andy Fox, L (7, PH) OBP: 0.211, SLG: 0.368		0-2 2B 1B		1-1 F8			3-3 K		2-2 L5	1	0	0	0	0	1	0
Luis Ayala, R (8, 1) OBP: 0.500, SLG: 0.500										0	0	0	0	0	0	0
Juan Rivera, R (9, PH) OBP: 0.308, SLG: 0.321										1	0	0	0	0	0	1
Inning Stats	R: 2 E: 0 K: 1 S: 17 H: 3 LOB: 2 BB: 1 P: 28	R: 0 E: 0 K: 1 S: 16 H: 2 LOB: 2 BB: 0 P: 21	R: 0 E: 0 K: 0 S: 9 H: 0 LOB: 1 BB: 1 P: 18	R: 0 E: 0 K: 1 S: 8 H: 0 LOB: 0 BB: 0 P: 11	R: 0 E: 0 K: 0 S: 8 H: 1 LOB: 0 BB: 0 P: 12	R: 0 E: 0 K: 0 S: 7 H: 0 LOB: 0 BB: 0 P: 10	R: 1 E: 0 K: 1 S: 13 H: 2 LOB: 1 BB: 1 P: 23	R: 0 E: 0 K: 2 S: 8 H: 0 LOB: 0 BB: 0 P: 10	R: 0 E: 0 K: 0 S: 13 H: 2 LOB: 2 BB: 0 P: 22	1B: 6 2B: 3 3B: 0 HR: 1	SF: 0 SAC: 0 DP: 2 HBP: 0					

	AB	35
	R	3
	H	10
	RBI	3
	BB	3
	SO	6
	LOB	15

PITCHER		IP	WLS	BF	H	R	ER	SO	BB	IBB	HBP	BLK	WP	HR	S	P	ERA	WHIP
Victor Santos, R ERA: 3.12	(1, 1)	5.0	W	22	6	2	2	3	2	0	0	0	0	0	58	90	3.60	1.600
Brooks Kieschnick, R ERA: 1.83	(6, 1)	1.1	H	7	2	1	1	1	1	0	0	0	0	1	17	28	6.75	2.250
Jeff Bennett, R ERA: 4.34	(7, 1)	0.2	H	1	0	0	0	0	0	0	0	0	0	0	3	5	0.00	0.000
Luis Vizcaino, R ERA: 3.6	(8, 1)	1.0	H	3	0	0	0	2	0	0	0	0	0	0	8	10	0.00	0.000
Dan Kolb, R ERA: 0.66	(9, 1)	1.0	S	5	2	0	0	0	0	0	0	0	0	0	13	22	0.00	2.000

PITCHER	IP	WLS	BF	H	R	ER	SO	BB	IBB	HBP	BLK	WP	HR	S	P	ERA	WHIP

Milwaukee Brewers @ Montreal Expos

Hiram Bithorn Stadium, San Juan, PR

Thu May 20 2004, 2:35 PM EDT
Att. 8,941 - Overcast - 77 F

livebaseballscorecards.com

TOP

Batter	1	2	3	4	5	6	7	8	9	AB	R	H	RBI	BB	SO	LOB
Scott Podsednik, L (1, 8) OBP: 0.351, SLG: 0.415	C B B X 2-1 2B		B C X 1-1 ① F9			S C B X 1-2 ① G3-1			B C B X 2-1 HR	4	1	2	1	0	0	0
Craig Counsell, L (1, 6) OBP: 0.364, SLG: 0.358	C B B X 2-1 ① L7		F B B B X 3-1 ② L9			B B F F F S 2-3 ② K			C C B F B X 2-2 G3-1 SH3-4 1B	4	0	1	0	0	1	1
Keith Ginter, R (1, 5) OBP: 0.350, SLG: 0.471	C F D S 1-3 ② K		B C S X 1-2 ③ G5-3			B C F F S 1-3 ③ K			1 SAFE C 1 SAFE X 0-1 ① SH3-4 1-2	3	0	0	0	0	2	1
Geoff Jenkins, L (1, 7) OBP: 0.324, SLG: 0.439	F X 0-1 ③ P5			C B F X 1-2 G1-6-3 1B			C C C 0-3 ① K		S B S F B X 2-2 ② G3-1 2-3	4	0	1	0	0	1	2
Lyle Overbay, L (1, 3) OBP: 0.414, SLG: 0.613		B C B F B X 3-2 2 HR 1B		B S X 1-1 ① ② G1-6-3 1-2f			B B B C X 3-1 ② G3-1		C X 0-1 ③ G3-1	4	1	1	0	0	0	2
2 Bill Hall, R (1, 4) OBP: 0.306, SLG: 0.529		F B C F F B X 2-2 1-H HR		B C F B B B X 3-2 ③ P3			C C F B B F B X 3-2 ③ F9			3	1	1	2	0	0	0
Ben Grieve, L (1, 9) OBP: 0.396, SLG: 0.442		X 0-0 ① G2-3			C F B F X 1-2 ① G3			C B B B B 4-1 CS BB		2	0	0	0	1	0	0
Brady Clark, R (8, PR) OBP: 0.357, SLG: 0.366 (8, 9)										0	0	0	0	0	0	0
Gary Bennett, R (1, 2) OBP: 0.303, SLG: 0.344		B X 1-0 ② F8			C X 0-1 ② G3			X 0-0 ① B3		3	0	0	0	0	0	1
Matt Wise, R (1, 1)								1 SAFE F 1 SAFE C B B 1 SAFE B 1 SAFE		1	0	0	0	0	1	0
Jeff Bennett, R (4, 1)										1	0	0	0	0	1	0
Dave Burba, R (6, 1)										0	0	0	0	0	0	0
Brooks Kieschnick, L (8, PH) OBP: 0.375, SLG: 0.545					C F B S 1-3 ③ K			3-3 S ② ③ K 1-2		1	0	0	0	0	1	1
Mike Adams, R (8, 1)										0	0	0	0	0	0	0
Dan Kolb, R (9, 1)										0	0	0	0	0	0	0

	AB	30
	R	3
	H	6
	RBI	3
	BB	1
	SO	7
	LOB	8

Inning Stats	1	2	3	4	5	6	7	8	9	1B: 3	SF: 0	WP: 0	PA: 32
R:	0	2	0	0	0	0	0	0	1	2B: 2	SAC: 1	PB: 0	
E:	0	0	0	0	0	0	0	0	0	3B: 0	DP: 2	SB: 0	
K:	1	1	0	0	1	2	1	1	0	HR: 2	HBP: 0	CS: 1	
S:	9	14	7	8	9	11	10	5	14				
H:	1	2	0	1	0	0	0	0	2				
LOB:	1	0	0	0	0	0	0	1	1				
BB:	0	0	0	0	0	0	0	1	0				
P:	14	22	12	13	11	15	16	12	20				

PITCHER		IP	WLS	BF	H	R	ER	SO	BB	IBB	HBP	BLK	WP	HR	S	P	ERA	WHIP
Tomo Ohka, R ERA: 3.72	(1, 1)	7.0		24	4	2	2	6	0	0	0	0	0	1	68	103	2.57	0.571
32 Chad Cordero, R ERA: 1.77	(8, 1)	1.0		3	0	0	0	1	1	0	0	0	0	0	5	12	0.00	1.000
Rocky Biddle, R ERA: 7.63	(9, 1)	0.1	L	3	2	1	1	0	0	0	0	0	0	1	8	12	27.00	6.000
Chad Bentz, L ERA: 4.5	(9, 1)	0.2		2	0	0	0	0	0	0	0	0	0	0	6	8	0.00	0.000

PITCHER	IP	WLS	BF	H	R	ER	SO	BB	IBB	HBP	BLK	WP	HR	S	P	ERA	WHIP

Batter	1	2	3	4	5	6	7	8	9	AB	R	H	RBI	BB	SO	LOB
Endy Chavez, L (1, 8) OBP: 0.277, SLG: 0.318	X 0-0 ① G6-3		C C X 0-2 ② G6-3		B C F F F F B X 2-2 ③ G3		B F B C X 2-2 ③ F7			4	0	0	0	0	0	1
Jamey Carroll, R (1, 4) (8, 5) OBP: 0.366, SLG: 0.378	B B B B 4-0 G1-3 BB		C B C F B F X 2-2 ③ L8			C B B X 2-1 S 1B 1B		B B B C B 4-1 SH2-4 BB		2	1	1	0	2	0	0
Terrmel Sledge, L (1, 3) (9, 7) OBP: 0.300, SLG: 0.436	B C B B X 3-1 ② G1-3 1-2			C X 0-1 G6-4-3 1B		F F 1 SAFE F F F F B 1 SAFE B 3-3 ① F B S K 1-2		1 SAFE X 0-0 ① SH2-4 1-2		3	0	1	0	0	1	2
Orlando Cabrera, R (1, 6) OBP: 0.290, SLG: 0.358	C X 0-1 ③ G6-3			X 0-0 ① ② G6-4-3 1-2f		C X 0-1 G4-3 2-H 1B		C B F F B F D F F 3-3 ② F S K		4	0	1	1	0	1	3
Matt Cepicky, L (1, 7) OBP: 0.213, SLG: 0.261 Rocky Biddle, R (9, 1) Chad Bentz, R (9, 1)		C X 0-1 ① F7		C B X 1-1 2B 1B		X 0-0 ② G4-3 1-2		S F F X 0-2 ③ L3		4 0 0	1 0 0	1 0 0	0 0 0	0 0 0	0 0 0	2 0 0
Juan Rivera, R (1, 9) OBP: 0.316, SLG: 0.341		B X 1-0 ② F9		C X 0-1 1-H 2B		C B B B X 3-1 ③ G6-3			X 0-0 G4-3 SH5-3 1B	4	0	2	1	0	0	1
Brian Schneider, L (1, 2) OBP: 0.303, SLG: 0.500		B S C X 1-2 1B		B S B F F F B S 3-3 ③ K			B X 1-0 G6-3 2B		C B X 1-1 ① SH5-3 1-2	3	0	2	0	0	1	1
Andy Fox, L (1, 5) OBP: 0.182, SLG: 0.318 32 Chad Cordero, R (8, 1) Brad Wilkerson, L (9, 3) OBP: 0.355, SLG: 0.397		C B F D X 2-2 ③ G1-3			C F F F X 0-2 ① G3		C M X 0-2 ① G6-3 2-3		B B S B X 3-1 ② G4-3 2-3	3 0 1	0 0 0	0 0 0	0 0 0	0 0 0	0 0 0	2 0 1
Tomo Ohka, S (1, 1) OBP: 0.133, SLG: 0.133 Jose Vidro, S (7, PH) OBP: 0.313, SLG: 0.382 (8, 4)			B C C S 1-3 ① K		S C S 0-3 ② K		C B F F B X 2-2 ② G5-3		X 0-0 ③ F9	2 2	0 0	0 0	0 0	0 0	2 0	0 2
Inning Stats	R: 0 E: 0 K: 0 S: 5 H: 0 LOB: 1 BB: 1 P: 12	R: 0 E: 0 K: 0 S: 9 H: 1 LOB: 1 BB: 0 P: 13	R: 0 E: 0 K: 1 S: 11 H: 0 LOB: 0 BB: 0 P: 14	R: 1 E: 0 K: 1 S: 12 H: 3 LOB: 1 BB: 0 P: 16	R: 0 E: 0 K: 1 S: 14 H: 0 LOB: 0 BB: 0 P: 16	R: 1 E: 0 K: 1 S: 14 H: 2 LOB: 1 BB: 0 P: 22	R: 0 E: 0 K: 0 S: 10 H: 1 LOB: 1 BB: 0 P: 15	R: 0 E: 0 K: 1 S: 14 H: 0 LOB: 1 BB: 1 P: 21	R: 0 E: 0 K: 0 S: 6 H: 1 LOB: 1 BB: 0 P: 10	1B: 6 2B: 2 3B: 0 HR: 0 SF: 0 SAC: 2 DP: 1 HBP: 0						WP: 0 PB: 0 SB: 1 CS: 0 PA: 36	

PITCHER		IP	WLS	BF	H	R	ER	SO	BB	IBB	HBP	BLK	WP	HR	S	P	ERA	WHIP
Matt Wise, R ERA: 5.4	(1, 1)	3.2		15	4	1	1	1	1	0	0	0	0	0	32	47	2.46	1.364
Jeff Bennett, R ERA: 4.05	(4, 1)	1.1		4	0	0	0	2	0	0	0	0	0	0	19	24	0.00	0.000
Dave Burba, R ERA: 3.38	(6, 1)	2.0	B	9	3	1	1	1	0	0	0	0	0	0	24	37	4.50	1.500
Mike Adams, R ERA:	(8, 1)	1.0	W	4	0	0	0	1	1	0	0	0	0	0	14	21	0.00	1.000
Dan Kolb, R ERA: 0.61	(9, 1)	1.0	S	4	1	0	0	0	0	0	0	0	0	0	6	10	0.00	1.000

PITCHER	IP	WLS	BF	H	R	ER	SO	BB	IBB	HBP	BLK	WP	HR	S	P	ERA	WHIP

BOTTOM

Milwaukee Brewers @ Montreal Expos

Hiram Bithorn Stadium, San Juan, PR

Thu May 20 2004, 2:35 PM EDT

Att. 8,941 - Overcast - 77 F

livebaseballscorecards.com

AB	32
R	2
H	8
RBI	2
BB	2
SO	5
LOB	15

Batter	1	2	3	4	5	6	7	8	9	AB	R	H	RBI	BB	SO	LOB
Michael Tucker, L (1, 9) OBP: 0.338, SLG: 0.367	C C B B C 2-3 K		X 0-0 G4-3			L B F F F F X 1-2 G4-3 1-2	B X 1-0 L4		B B C B B 4-1 BB	4	0	0	0	1	1	5
Edgardo Alfonzo, R (1, 5) OBP: 0.327, SLG: 0.346	B B B C X 3-1 G2-3			X 0-0 G3		C B B X 2-1 G4-3	C C F B F F X 1-2 E9 2B 1-3 2-H 3-H 1B		S 1 SAFE F B F 1 SAFE F F B X 2-2 F7	5	1	1	2	0	0	2
Marquis Grissom, R (1, 8) OBP: 0.367, SLG: 0.526	C X 0-1 P3			F C S 0-3 K		C X 0-1 F7	X 0-0 2-H 3-H 2B		C X 0-1 G4-3	5	0	1	2	0	1	2
Barry Bonds, L (1, 7) OBP: 0.620, SLG: 0.800		F C B C 1-3 K		F F B B B X 3-2 FC6-4 1B			B B B B 4-2 1B 1B BB 2-2 G1-6-3			3	1	1	0	1	1	1
Pedro Feliz, R (1, 6) OBP: 0.305, SLG: 0.519		B X 1-0 L4		X 0-0 FC6-4 1-2f			F X 0-1 1B 1B HBP 1-2 1B	B C C B F X 2-2 F9		4	1	1	0	0	0	1
A.J. Pierzynski, L (1, 2) OBP: 0.281, SLG: 0.319		S B X 1-1 G6-3			C S F X 0-2 G6-3		B S B S S 2-3 K	H 1-0 HBP		3	0	0	0	0	1	2
J.T. Snow, L (1, 3) OBP: 0.340, SLG: 0.328			C S F X 0-2 P6		B B F C X 2-2 P3		B C X 1-1 HBP 1B E 1-2 2-3 1B	B X 1-0 L8		4	1	1	0	0	0	1
Neifi Perez, S (1, 4) OBP: 0.250, SLG: 0.290			F F F B X 1-2 SH1-4 1B		B X 1-0 F8		B F F F F X 1-2 HBP E 1-2 2-3 3-H 1B	B X 1-0 F9		4	1	2	1	0	0	1
Brett Tomko, R (1, 1) OBP: 0.200, SLG: 0.158 Wayne Franklin, L (6, 1) Jeffrey Hammonds, R (7, PH) OBP: 0.318, SLG: 0.395 Jason Christiansen, R (7, 1) Felix Rodriguez, R (8, 1) Scott Eyre, L (8, 1) Deivi Cruz, R (9, PH) OBP: 0.282, SLG: 0.343 Matt Herges, L (9, 1)			L X 0-1 SH1-4 1-2			B C B C B X 3-2 G4-3 1B	H 1-0 E 2B 1-2 2-3 3-H HBP		C B B B F F B F X 3-2 G6-3	1 0 1 0 0 0 0 0 0 0 0 0 0 0 0 1 0 1 0 0 0 0 0 0 0 0 0 0 0 0 0 0 0 0 0 0 0 0 0 0 0 0 1 0 0 0 0 0 0 0 0 0 0 0 0 0						
Inning Stats	R: 0 E: 0 K: 1 S: 7 H: 0 LOB: 0 BB: 0 P: 12	R: 0 E: 0 K: 1 S: 6 H: 0 LOB: 0 BB: 0 P: 9	R: 0 E: 0 K: 0 S: 11 H: 1 LOB: 1 BB: 0 P: 12	R: 0 E: 0 K: 1 S: 8 H: 1 LOB: 1 BB: 0 P: 11	R: 0 E: 0 K: 0 S: 8 H: 0 LOB: 0 BB: 0 P: 11	R: 0 E: 0 K: 0 S: 14 H: 1 LOB: 1 BB: 0 P: 20	R: 6 E: 1 K: 1 S: 25 H: 5 LOB: 1 BB: 1 P: 38	R: 0 E: 0 K: 0 S: 6 H: 0 LOB: 1 BB: 0 P: 11	R: 0 E: 0 K: 0 S: 13 H: 0 LOB: 1 BB: 1 P: 22	1B: 7 2B: 1 3B: 0 HR: 0 SF: 0 SAC: 1 DP: 0 HBP: 2						

TOP

San Francisco Giants @ Montreal Expos

Hiram Bithorn Stadium, San Juan, PR

Fri May 21 2004, 7:05 PM EDT
Att. 14,325 - Overcast - 74 F

livebaseballscorecards.com

AB	34
R	6
H	8
RBI	6
BB	2
SO	4
LOB	15

WP: 0 PB: 0 SB: 0 CS: 0
PA: 39

PITCHER		IP	WLS	BF	H	R	ER	SO	BB	IBB	HBP	BLK	WP	HR	S	P	ERA	WHIP
Livan Hernandez, R ERA: 2.96	(1, 1)	6.1	L	26	6	4	4	4	1	0	0	0	0	0	68	97	5.68	1.105
Luis Ayala, R ERA: 4.18	(7, 1)	0.2	B	5	2	2	2	0	0	0	1	0	0	0	11	16	27.00	3.000
52 T.J. Tucker, R ERA: 4.7	(8, 1)	1.0		4	0	0	0	0	0	0	1	0	0	0	6	11	0.00	0.000
32 Chad Cordero, R ERA: 1.69	(9, 1)	1.0		4	0	0	0	0	1	0	0	0	0	0	13	22	0.00	1.000

Batter	1	2	3	4	5	6	7	8	9	AB	R	H	RBI	BB	SO	LOB
Endy Chavez, L (1, 8) OBP: 0.291, SLG: 0.339	C X 0-1 ① G1-3		B C B X 2-1 2-H 1B		B F F X 1-2 ③ G6-3		C X 0-1 G6-3 1B 2B		B C L X 1-2 G4-6-3 1B	5	1	3	1	0	0	1
Jose Vidro, S (1, 4) OBP: 0.304, SLG: 0.369	C B X 1-1 ② L7		1 SAFE B B C B X 3-1 ② L8			C C B B F F X 2-2 ① G1-3	B B X 2-0 ② G6-3 2-3		B D X 2-0 ① ② G4-6-3 1-2f	5	0	0	0	0	0	3
Orlando Cabrera, R (1, 6) OBP: 0.287, SLG: 0.354	B F L X 1-2 ③ P4		C B D F X 2-2 ③ G4-3			F S F B X 1-2 E5 BB 1B	B D B C X 3-1 WP 3-H 1B		C C B X 1-2 ③ G6-3	5	1	1	1	0	0	1
Brad Wilkerson, L (1, 3) OBP: 0.346, SLG: 0.385		C F F B F B S 2-3 ① K		X 0-0 ① G3-1		X 0-0 ② F9	B B B C X 3-1 ③ P6 1-2			4	0	0	0	0	1	2
Juan Rivera, R (1, 9) OBP: 0.313, SLG: 0.330		B B F C B S 3-3 ② K		C S B X 1-2 ② G6-3		B B B 4-0 1B 1-2 1B BB		C B S B X 2-2 E1 SH1-4 1B G3		3	2	0	0	1	1	0
Terrmel Sledge, L (1, 7) OBP: 0.317, SLG: 0.449	B F X 1-1 1B			B C X 1-1 ③ P6		C X 0-1 1B 1-2 2-H 1B		B B C B 1 SAFE S 1 SAFE X 3-2 G3 SH1-4 1-2 1B		4	0	3	1	0	0	0
Tony Batista, R (1, 5) OBP: 0.280, SLG: 0.313	1 SAFE F B B X 2-1 ③ G3				B X 1-0 ① G5-3	B F B C X 2-2 1-2 2-H 1B		B X 1-0 ① SH1-4 1-2 2-3		3	0	1	1	0	0	1
Brian Schneider, L (1, 2) OBP: 0.302, SLG: 0.492			B X 1-0 SH3-4 1B 1B		C B B B X 2-1 ② F7	B B X 2-0 ③ G3		B B X 2-0 ② G3 2-3 3-H		4	1	1	1	0	0	3
Livan Hernandez, R (1, 1) OBP: 0.125, SLG: 0.167 Luis Ayala, R (7, 1) OBP: 0.500, SLG: 0.500 Jamey Carroll, R (7, PH) OBP: 0.357, SLG: 0.368 52 T.J. Tucker, R (8, 1) Valentino Pascucci, R (8, PH) OBP: 0.320, SLG: 0.158 32 Chad Cordero, R (9, 1)			X 0-0 ① SH3-4 1-2		F B S B B F X 3-2 2B	B C F F F S 1-3 ① K	S F B B S 2-3 ③ K			1 0 1 0 0 0 0 0 0 0 0 0 0 0 1 0 0 0 0 1 0 0 0 0 0 0 0 0 1 0 0 0 0 1 1 0 0 0 0 0 0 0						
Inning Stats	R: 0 H: 0 E: 0 LOB: 0 K: 0 BB: 0 S: 7 P: 9	R: 0 H: 1 E: 0 LOB: 1 K: 2 BB: 0 S: 12 P: 20	R: 1 H: 2 E: 0 LOB: 1 K: 0 BB: 0 S: 9 P: 17	R: 0 H: 0 E: 0 LOB: 0 K: 0 BB: 0 S: 6 P: 8	R: 0 H: 1 E: 0 LOB: 1 K: 0 BB: 0 S: 11 P: 18	R: 2 H: 2 E: 1 LOB: 2 K: 0 BB: 1 S: 16 P: 27	R: 1 H: 2 E: 0 LOB: 1 K: 1 BB: 0 S: 12 P: 21	R: 1 H: 1 E: 1 LOB: 1 K: 1 BB: 0 S: 11 P: 21	R: 0 H: 1 E: 0 LOB: 0 K: 0 BB: 0 S: 7 P: 11	1B: 8 2B: 2 3B: 0 HR: 0	SF: 0 SAC: 2 DP: 1 HBP: 0					

PITCHER		IP	WLS	BF	H	R	ER	SO	BB	IBB	HBP	BLK	WP	HR	S	P	ERA	WHIP
Brett Tomko, R ERA: 5.51	(1, 1)	5.2		25	6	3	1	2	1	0	0	0	0	0	60	96	1.59	1.235
Wayne Franklin, L ERA: 5.4	(6, 1)	0.1	W	1	0	0	0	0	0	0	0	0	0	0	1	3	0.00	0.000
Jason Christiansen, L ERA: 3.65	(7, 1)	1.0	H	5	2	1	1	1	0	0	0	0	1	0	12	21	9.00	2.000
Felix Rodriguez, R ERA: 2.86	(8, 1)	0.1	H	3	1	1	0	0	0	0	0	0	0	0	7	13	0.00	3.000
Scott Eyre, L ERA: 2.89	(8, 1)	0.2	H	2	0	0	0	1	0	0	0	0	0	0	4	8	0.00	0.000

PITCHER		IP	WLS	BF	H	R	ER	SO	BB	IBB	HBP	BLK	WP	HR	S	P	ERA	WHIP
Matt Herges, R ERA: 6.14	(9, 1)	1.0	S	3	1	0	0	0	0	0	0	0	0	0	7	11	0.00	1.000

BOTTOM

San Francisco Giants @ Montreal Expos

Hiram Bithorn Stadium, San Juan, PR

Fri May 21 2004, 7:05 PM EDT
Att. 14,325 - Overcast - 74 F

livebaseballscorecards.com

AB	36
R	5
H	10
RBI	5
BB	1
SO	4
LOB	12

WP: 1 PA: 39
PB: 0
SB: 0
CS: 0

San Francisco Giants @ Montreal Expos

Hiram Bithorn Stadium, San Juan, PR

Sat May 22 2004, 7:05 PM EDT

Att. 16,836 - Overcast - 74 F

livebaseballscorecards.com

TOP

Batter	1	2	3	4	5	6	7	8	9	10	11	AB	R	H	RBI	BB	SO	LOB
Michael Tucker, L (1, 9) OBP: 0.340, SLG: 0.371	2-1 2B		0-1 F8		3-2 G3-1			2-3 K			4-0 BB	4	1	1	0	1	1	0
Edgardo Alfonzo, R (1, 5) OBP: 0.318, SLG: 0.336	1-0 G5-3		1-2 L9			3-2 L4		2-2 F7			0-0 SH 1-2 HR	4	1	0	0	0	0	1
Marquis Grissom, R (1, 8) OBP: 0.368, SLG: 0.519	3-3 K			0-1 BB 2B 1B		0-0 G6-3			3-2 P4		4-1 FC4 1-2 2-3 HR BB	4	2	1	0	1	1	1
Barry Bonds, L (1, 7) OBP: 0.613, SLG: 0.771	4-0 IBB			4-2 1-2 2B BB		3-0 F8			3-2 F7		1-0 FC4 1-2 2-3 3-H HR	3	2	0	1	2	0	2
Pedro Feliz, R (1, 3) OBP: 0.294, SLG: 0.500	1-2 P6			3-2 P4			1-3 K		2-2 G5-3		1-2 L5	5	0	0	0	0	1	7
A.J. Pierzynski, L (1, 2) OBP: 0.294, SLG: 0.364		2-2 F8		0-0 FC8-5 1-H 2-H 2B			1-1 G2-3			1-0 SH3-4 1B	2-1 1-H 2-H 3-H HR	5	1	3	6	0	0	0
Deivi Cruz, R (1, 6) OBP: 0.302, SLG: 0.359		1-3 K2-3		0-0 FC8-5 2-3			1-0 1B			1-1 SH3-4 1-2	0-0 1B	4	0	2	0	0	1	1
Neifi Perez, S (1, 4) OBP: 0.242, SLG: 0.280		2-3 K			2-1 L7		2-0 L7			0-2 F8	0-1 F9	5	0	0	0	0	1	3
Jerome Williams, R (1, 1) OBP: 0.176, SLG: 0.176			1-3 K		2-2 G6-3			1-1 P3		2-0 G3	3-2 G6-3	2	0	0	0	0	1	0
Jeffrey Hammonds, R (8, PH) OBP: 0.315, SLG: 0.390												1	0	0	0	0	0	0
Scott Eyre, L (8, 1)												0	0	0	0	0	0	0
Jim Brower, R (8, 1) OBP: 0.500, SLG: 0.500												0	0	0	0	0	0	0
Jason Christiansen, R (9, 1)												0	0	0	0	0	0	0
Ray Durham, S (10, PH) OBP: 0.333, SLG: 0.412												1	0	0	0	0	0	1
Tyler Walker, R (10, 1)												1	0	0	0	0	0	1
Inning Stats	R: 0 E: 0 K: 1 S: 9 H: 1 LOB: 2 BB: 1 P: 20	R: 0 E: 0 K: 2 S: 11 H: 0 LOB: 0 BB: 0 P: 16	R: 0 E: 0 K: 1 S: 8 H: 0 LOB: 0 BB: 0 P: 10	R: 2 E: 0 K: 0 S: 14 H: 2 LOB: 0 BB: 1 P: 21	R: 0 E: 0 K: 0 S: 8 H: 0 LOB: 0 BB: 0 P: 15	R: 0 E: 0 K: 0 S: 5 H: 0 LOB: 0 BB: 0 P: 11	R: 0 E: 0 K: 1 S: 7 H: 1 LOB: 1 BB: 0 P: 12	R: 0 E: 0 K: 1 S: 8 H: 0 LOB: 0 BB: 0 P: 13	R: 0 E: 0 K: 0 S: 11 H: 0 LOB: 0 BB: 0 P: 19	R: 0 E: 0 K: 0 S: 7 H: 1 LOB: 1 BB: 0 P: 11	R: 5 E: 0 K: 0 S: 14 H: 2 LOB: 1 BB: 2 P: 29	1B: 4 2B: 3 3B: 0 HR: 1 SF: 0 SAC: 2 DP: 1 HBP: 0						

PITCHER		IP	WLS	BF	H	R	ER	SO	BB	IBB	HBP	BLK	WP	HR	S	P	ERA	WHIP
Claudio Vargas, R ERA: 4.47	(1, 1)	7.0		26	4	2	2	5	1	1	0	0	0	0	62	105	2.57	0.714
32 Chad Cordero, R ERA: 1.54	(8, 1)	2.0		6	0	0	0	1	0	0	0	0	0	0	19	32	0.00	0.000
Jeremy Fikac, R ERA: 5.71	(10, 1)	2.0	L	13	3	5	5	0	2	0	0	0	0	1	21	40	22.50	2.500

PITCHER	IP	WLS	BF	H	R	ER	SO	BB	IBB	HBP	BLK	WP	HR	S	P	ERA	WHIP

AB	39
R	7
H	7
RBI	7
BB	4
SO	6
LOB	17

WP: 0 PB: 0 SB: 0 CS: 0 PA: 45

Batter	1	2	3	4	5	6	7	8	9	10	11	AB	R	H	RBI	BB	SO	LOB
Endy Chavez, L (1, 8) OBP: 0.287, SLG: 0.333	B C F X 1-2 G5-3		C X 0-1 B5-3		B B C B X 3-1 SF9 1B BLK 1B		C B C B X 2-2 L8		S B C F L X 1-2 F8			5	1	1	0	0	0	2
Jose Vidro, S (1, 4) OBP: 0.312, SLG: 0.373	F C B F B X 2-2 G4-3		X 0-0 P5		C F X 0-2 1-3 1B			C B B B B 4-1 BB		X 0-0 1B 1B		4	0	2	0	1	0	0
Brad Wilkerson, L (1, 3) OBP: 0.335, SLG: 0.374	B S S B S 2-3 K		B C F S 1-3 K		B B F B F F X 3-2 SF9 3-H			L 1 SAFE C F C 0-3 K		L B X 1-1 F8		4	0	0	1	0	3	2
Orlando Cabrera, R (1, 6) OBP: 0.291, SLG: 0.351		B C X 1-1 F8		B B B C B 4-1 G4-3 1B BB	B X 1-0 P3			C B B S 1-3 K		B 1 SAFE B X 2-0 G5-3 IBB 1-3 1B		4	0	1	0	1	1	2
Terrmel Sledge, L (1, 9) OBP: 0.330, SLG: 0.446 (10, 7)		C F B X 1-2 G5-3 1B 1B		1 SAFE F 1 SAFE S B 1 SAFE X 1-2 G4-3 1-2		B B B C C B 4-2 G6-4-3 BB		C B X 1-1 G3		I I I I 4-0 IBB 1-2		3	1	1	0	2	0	2
Carl Everett, S (1, 7) OBP: 0.286, SLG: 0.359 Juan Rivera, R (9, PR) OBP: 0.310, SLG: 0.326 (10, 9)		B 1 SAFE B F S 1 SAFE X 2-2 G5-3 1-2		B F B H 3-1 1B HBP		1 SAFE B X 1-0 G6-4-3 1-2f			F X 0-1 SH3 1B	X 0-0 G5-3 2-3f		3 1	0 0	1 0	0 0	0 0	0 0	2 3
Tony Batista, R (1, 5) OBP: 0.286, SLG: 0.319	C X 0-1 1B 2-H 1B			B X 1-0 1-2 2-H 1B		C B B F F X 2-2 F7			X 0-0 SH3 1-2		C C B B X 2-2 G6-3	4	0	2	1	0	0	0
Brian Schneider, L (1, 2) OBP: 0.305, SLG: 0.484		1 SAFE B B S B X 3-1 1-2 1B			B B X 2-0 P4		C F F B B X 2-2 P2		I I I I 4-0 IBB		C X 0-1 G3-1	4	0	1	0	1	0	2
Claudio Vargas, R (1, 1) OBP: 0.063, SLG: 0.063 Andy Fox, L (7, PH) OBP: 0.174, SLG: 0.304 32 Chad Cordero, R (8, 1) Matt Cepicky, L (9, PH) OBP: 0.208, SLG: 0.255 Jeremy Fikac, R (10, 1) Jamey Carroll, R (11, PH) OBP: 0.349, SLG: 0.359	B C F C 1-3 K				X 0-0 F8		X 0-0 G1-3		F B F B S 2-3 K		C X 0-1 G4-3	2 1 0 1 0 1	0 0 0 0 0 0	0 0 0 0 0 0	0 0 0 0 0 0	0 0 0 0 1 0	1 0 0 1 0 0	2 0 0 2 0 0
Inning Stats	R: 0 H: 0 E: 0 LOB: 0 K: 1 BB: 0 S: 10 P: 15	R: 1 H: 3 E: 0 LOB: 2 K: 1 BB: 0 S: 15 P: 23	R: 0 H: 0 E: 0 LOB: 0 K: 1 BB: 0 S: 6 P: 7	R: 0 H: 1 E: 0 LOB: 2 K: 0 BB: 1 S: 7 P: 18	R: 1 H: 2 E: 0 LOB: 1 K: 0 BB: 0 S: 11 P: 18	R: 0 H: 0 E: 0 LOB: 0 K: 0 BB: 1 S: 7 P: 14	R: 0 H: 0 E: 0 LOB: 0 K: 0 BB: 0 S: 8 P: 12	R: 0 H: 0 E: 0 LOB: 1 K: 2 BB: 1 S: 9 P: 15	R: 0 H: 1 E: 0 LOB: 2 K: 1 BB: 1 S: 10 P: 17	R: 0 H: 2 E: 0 LOB: 2 K: 0 BB: 1 S: 5 P: 12	R: 0 H: 0 E: 0 LOB: 0 K: 0 BB: 0 S: 7 P: 9	1B: 9 2B: 0 3B: 0 HR: 0	SF: 1 SAC: 1 DP: 2 HBP: 1						

PITCHER		IP	WLS	BF	H	R	ER	SO	BB	IBB	HBP	BLK	WP	HR	S	P	ERA	WHIP
Jerome Williams, R ERA: 4.25	(1, 1)	7.0		28	6	2	2	3	2	0	1	1	0	0	64	107	2.57	1.143
Scott Eyre, L ERA: 2.79	(8, 1)	0.1		2	0	0	0	1	1	0	0	0	0	0	4	8	0.00	3.000
Jim Brower, R ERA: 3.14	(8, 1)	1.1		6	1	0	0	2	0	1	0	0	0	0	11	19	0.00	0.750
Jason Christiansen, L ERA: 3.55	(9, 1)	0.1		1	0	0	0	0	0	0	0	0	0	0	4	5	0.00	0.000
Tyler Walker, R ERA: 2.03	(10, 1)	2.0	W	8	2	0	0	0	0	1	0	0	0	0	12	21	0.00	1.000

PITCHER	IP	WLS	BF	H	R	ER	SO	BB	IBB	HBP	BLK	WP	HR	S	P	ERA	WHIP

BOTTOM

San Francisco Giants @ Montreal Expos

Hiram Bithorn Stadium, San Juan, PR

Sat May 22 2004, 7:05 PM EDT

Att. 16,836 - Overcast - 74 F

livebaseballscorecards.com

AB	37
R	2
H	9
RBI	2
BB	5
SO	6
LOB	19

WP: 0	PA: 45		
PB: 0			
SB: 0			
CS: 0			

Atlanta Braves @ Montreal Expos

Olympic Stadium, Montreal, QB

Mon May 24 2004, 7:05 PM EDT

Att. 4,675 - Unknown - 68 F

TOP

livebaseballscorecards.com

Batter	1	2	3	4	5	6	7	8	9	AB	R	H	RBI	BB	SO	LOB
Rafael Furcal, S (1, 6) OBP: 0.326, SLG: 0.316	C F X 0-2 ① F9		B X 1-0 ① F8		B B C X 2-1 ③ F7		B B X 2-0 ③ G3-1			4	0	0	0	0	0	1
Adam LaRoche, L (1, 3) OBP: 0.263, SLG: 0.377	B B C B X 3-1 ② G6-3		B X 1-0 ② G3			C B F F X 1-2 10 1B 2B		X 0-0 ① G4-3		4	1	1	0	0	0	0
J.D. Drew, L (1, 9) OBP: 0.426, SLG: 0.591	B C C B B B 4-2 BB		X 0-0 HR			C B X 1-1 ① G5-3		C X 0-1 10 G4-3 2B		3	1	2	1	1	0	1
10 Chipper Jones, S (1, 7) OBP: 0.354, SLG: 0.464 Chris Reitsma, R (8, 1) Antonio Alfonseca, R (9, 1)	B S X 1-1 ③ F8		B C X 1-1 ③ F8			X 0-0 G3-6-3 2-H 1B		C B X 1-1 ② G4-3 2-3		4 0 0	0 0 0	1 0 0	1 0 0	0 0 0	0 0 0	2 0 0
Johnny Estrada, S (1, 2) OBP: 0.371, SLG: 0.500		B B C S F F X 2-2 HR 2B		X 0-0 ① G6-3		C B B 1 SAFE X 2-1 ②③ G3-6-3 1-2f		F B S X 1-2 ③ G4-3		4	1	1	0	0	0	2
Andruw Jones, R (1, 8) OBP: 0.353, SLG: 0.538		C X 0-1 2-H HR		C X 0-1 ② G6-3			C B B B X 3-1 HR		C B B F F C 2-3 ① K	4	2	2	3	0	1	0
Mark DeRosa, R (1, 5) OBP: 0.259, SLG: 0.283	C B X 1-1 ① G4-3			B F S B S 2-3 ③ K			B C F C 1-3 ① K		C S B X 1-2 1B	4	0	1	0	0	2	0
Nick Green, R (1, 4) OBP: 0.457, SLG: 0.483	L B C F X 1-2 ② G4-3				C X 0-1 ① F9		X 0-0 SH3-4 1B		C B F D C 2-3 ② K	4	0	1	0	0	1	1
John Thomson, R (1, 1) OBP: 0.118, SLG: 0.176 Dewayne Wise, L (8, 7) OBP: 0.238, SLG: 0.415	S S S 0-3 ③ K				B X 1-0 ② G6-3		B X 1-0 ② SH3-4 1-2		C F B X 1-2 ③ F8	2 1	0 0	0 0	0 0	0 0	1 0	0 1
Inning Stats	R: 0 H: 0 E: 0 LOB: 1 K: 0 BB: 1 S: 9 P: 17	R: 2 H: 2 E: 0 LOB: 0 K: 1 BB: 0 S: 16 P: 20	R: 1 H: 1 E: 0 LOB: 0 K: 0 BB: 0 S: 5 P: 8	R: 0 H: 0 E: 0 LOB: 0 K: 1 BB: 0 S: 6 P: 8	R: 0 H: 0 E: 0 LOB: 0 K: 0 BB: 0 S: 5 P: 8	R: 1 H: 2 E: 0 LOB: 0 K: 0 BB: 0 S: 9 P: 13	R: 1 H: 2 E: 0 LOB: 1 K: 1 BB: 0 S: 8 P: 15	R: 0 H: 1 E: 0 LOB: 1 K: 0 BB: 0 S: 8 P: 10	R: 0 H: 1 E: 0 LOB: 1 K: 2 BB: 0 S: 13 P: 19	1B: 3 SF: 0 2B: 3 SAC: 1 3B: 0 DP: 1 HR: 3 HBP: 0						WP: 0 PA: 36 PB: 0 SB: 0 CS: 0	

	AB	34
	R	5
	H	9
	RBI	5
	BB	1
	SO	5
	LOB	8

PITCHER	IP	WLS	BF	H	R	ER	SO	BB	IBB	HBP	BLK	WP	HR	S	P	ERA	WHIP
Zach Day, R (1, 1) ERA: 3.53	7.0	L	28	7	5	5	3	1	0	0	0	0	3	58	89	6.43	1.143
Luis Ayala, R (8, 1) ERA: 4.01	1.0		4	1	0	0	0	0	0	0	0	0	0	8	10	0.00	1.000
52 T.J. Tucker, R (9, 1) ERA: 4.15	1.0		4	1	0	0	2	0	0	0	0	0	0	13	19	0.00	1.000

PITCHER	IP	WLS	BF	H	R	ER	SO	BB	IBB	HBP	BLK	WP	HR	S	P	ERA	WHIP

Atlanta Braves @ Montreal Expos

Olympic Stadium, Montreal, QB

Mon May 24 2004, 7:05 PM EDT

Att. 4,675 - Unknown - 68 F

BOTTOM

Batter	1	2	3	4	5	6	7	8	9	AB	R	H	RBI	BB	SO	LOB
Endy Chavez, L (1, 8) OBP: 0.307, SLG: 0.361	B B C B C X 3-2 1B 1B		B B C B C X 2-2 ② G4-3		C B C X 1-2 2B		C B B F X 2-2 1-2 1B		C B B X 2-1 FC6-4 1-2 1B	5	0	4	0	0	0	0
Jose Vidro, S (1, 4) OBP: 0.309, SLG: 0.367	X 0-0 G6-4-3 1-2 1B		C B B X 2-1 ③ F9		C F X 0-2 ② L8		S B X 1-1 ③ G6-3		C X 0-1 ③ FC6-4 1-2f	5	0	1	0	0	0	5
Brad Wilkerson, L (1, 3) OBP: 0.333, SLG: 0.371	C X 0-1 ① F8			B B C X 2-1 ① F8	B B F B X 3-1 ③ F8			B X 1-0 G4-3 1B		4	0	1	0	0	0	3
Orlando Cabrera, R (1, 6) OBP: 0.284, SLG: 0.343	C X 0-1 ② ③ G6-4-3 1-2f			C F B F F F F X 1-2 E5 1B 1B		C B X 1-1 ① G6-3		X 0-0 ① G4-3 1-2		4	0	0	0	0	0	3
Terrmel Sledge, L (1, 9) OBP: 0.319, SLG: 0.429		C F F B X 1-2 ① G3		B 1 SAFE X 1-0 ② F7		B C B X 2-1 ② F8		F F F C 0-3 ② K		4	0	0	0	0	1	2
Tony Batista, R (1, 5) OBP: 0.285, SLG: 0.317		B X 1-0 ② P5		1 SAFE B F F B 1 SAFE X 2-2 1B 1-2 1B		C B B F S 2-3 ③ K		C B X 1-1 ③ F7		4	0	1	0	0	1	1
Carl Everett, S (1, 7) OBP: 0.304, SLG: 0.395		X 0-0 2B		X 0-0 1-2 2-3 1B			B C F X 1-2 ① G5-3		C B B C B S 3-3 ① K	4	0	2	0	0	1	0
Brian Schneider, L (1, 2) OBP: 0.296, SLG: 0.468		C X 0-1 ③ F7		F F B F X 1-2 ③ G3			B F F S 1-3 ② K		C B F S 1-3 ② K	4	0	0	0	0	2	4
Zach Day, R (1, 1) OBP: 0.059, SLG: 0.235 Valentino Pascucci, R (7, PH) OBP: 0.346, SLG: 0.200 Luis Ayala, R (8, 1) OBP: 0.500, SLG: 0.500 52 T.J. Tucker, R (9, 1) Matt Cepicky, L (9, PH) OBP: 0.224, SLG: 0.271			C C C 0-3 ① K		B C X 1-1 ① G4-3		C B X 1-1 1B 1B		B X 1-0 1B 1B	2 1 0 0 1	0 0 0 0 0	0 1 0 0 1	0 0 0 0 0	0 0 0 0 0	1 0 0 0 0	0 0 0 0 0
Inning Stats	R: 0 H: 2 E: 0 LOB: 1 K: 0 BB: 0 S: 8 P: 11	R: 0 H: 1 E: 0 LOB: 1 K: 0 BB: 0 S: 8 P: 10	R: 0 H: 0 E: 0 LOB: 0 K: 1 BB: 0 S: 8 P: 12	R: 0 H: 2 E: 1 LOB: 3 K: 0 BB: 0 S: 18 P: 25	R: 0 H: 1 E: 0 LOB: 1 K: 0 BB: 0 S: 10 P: 15	R: 0 H: 0 E: 0 LOB: 0 K: 1 BB: 0 S: 7 P: 12	R: 0 H: 2 E: 0 LOB: 2 K: 1 BB: 0 S: 13 P: 19	R: 0 H: 1 E: 0 LOB: 1 K: 1 BB: 0 S: 9 P: 11	R: 0 H: 2 E: 0 LOB: 2 K: 2 BB: 0 S: 11 P: 18	1B: 9 2B: 2 3B: 0 HR: 0	SF: 0 SAC: 0 DP: 1 HBP: 0			WP: 0 PB: 0 SB: 0 CS: 0	PA: 38		

livebaseballscorecards.com

	AB	38
	R	0
	H	11
	RBI	0
	BB	0
	SO	6
	LOB	18

PITCHER		IP	WLS	BF	H	R	ER	SO	BB	IBB	HBP	BLK	WP	HR	S	P	ERA	WHIP
John Thomson, R ERA: 4.4	(1, 1)	7.0	W	29	8	0	0	3	0	0	0	0	0	0	72	104	0.00	1.143
Chris Reitsma, R ERA: 2.49	(8, 1)	1.0		4	1	0	0	1	0	0	0	0	0	0	9	11	0.00	1.000
Antonio Alfonseca, R ERA: 3.05	(9, 1)	1.0		5	2	0	0	2	0	0	0	0	0	0	11	18	0.00	2.000

PITCHER	IP	WLS	BF	H	R	ER	SO	BB	IBB	HBP	BLK	WP	HR	S	P	ERA	WHIP

Atlanta Braves @ Montreal Expos

Olympic Stadium, Montreal, QB

Tue May 25 2004, 7:05 PM EDT

Att. 4,235 - Unknown - 70 F

livebaseballscorecards.com

TOP

Batter	1	2	3	4	5	6	7	8	9	AB	R	H	RBI	BB	SO	LOB
Rafael Furcal, S (1, 6) OBP: 0.330, SLG: 0.346	G3 1B		E 3B		P6		F8		G4-3 2-3	5	1	2	0	0	0	1
Adam LaRoche, L (1, 3) OBP: 0.260, SLG: 0.370	F7		E3 FC4-6 3-H		1B		K		G4-3	5	0	1	0	0	1	2
J.D. Drew, L (1, 9) OBP: 0.415, SLG: 0.573	G3 1-2		FC4-6 10 BB 1-2f		F9		F8			4	0	0	0	0	0	3
10 Chipper Jones, S (1, 7) OBP: 0.359, SLG: 0.453	FC5-4 BB		1 SAFE 1-2 BB		F9			F9		2	0	0	0	2	0	1
Andruw Jones, R (1, 8) OBP: 0.351, SLG: 0.528	FC5-4 1-2f		K		G6-3			FC6-4 BB		3	0	0	0	1	1	4
Eddie Pérez, R (1, 2) OBP: 0.256, SLG: 0.268		F9		2B	1B			F8		4	0	2	0	0	0	1
Mark DeRosa, R (1, 5) OBP: 0.259, SLG: 0.282		G6-3		K	1B			FC6-4 1-2f		4	0	1	0	0	1	2
Nick Green, R (1, 4) OBP: 0.436, SLG: 0.485		G2-3		P4	K				G4-3 2B	4	0	1	0	0	1	3
Horacio Ramirez, L (1, 1) OBP: 0.095, SLG: 0.095			G6-3	P6	P6				K	3	0	0	0	0	0	3
Kevin Gryboski, R (7, 1)										0	0	0	0	0	0	0
Antonio Alfonseca, R (8, 1)										0	0	0	0	0	0	0
Julio Franco, R (9, PH) OBP: 0.387, SLG: 0.484										1	0	0	0	0	1	1
Inning Stats	R: 0 E: 0 K: 0 S: 11 H: 1 LOB: 2 BB: 1 P: 18	R: 0 E: 0 K: 0 S: 8 H: 0 LOB: 0 BB: 0 P: 13	R: 1 E: 1 K: 1 S: 14 H: 1 LOB: 2 BB: 1 P: 23	R: 0 E: 0 K: 1 S: 10 H: 1 LOB: 1 BB: 0 P: 14	R: 0 E: 0 K: 0 S: 13 H: 1 LOB: 1 BB: 0 P: 20	R: 0 E: 0 K: 1 S: 9 H: 2 LOB: 2 BB: 0 P: 11	R: 0 E: 0 K: 1 S: 7 H: 0 LOB: 0 BB: 0 P: 13	R: 0 E: 0 K: 0 S: 9 H: 0 LOB: 1 BB: 1 P: 15	R: 0 E: 0 K: 1 S: 10 H: 1 LOB: 1 BB: 0 P: 15	1B: 4 2B: 2 3B: 1 HR: 0	SF: 0 SAC: 0 DP: 0 HBP: 0					

AB	35
R	1
H	7
RBI	0
BB	3
SO	5
LOB	21

WP: 0 PB: 0 SB: 0 CS: 0 PA: 38

PITCHER		IP	WLS	BF	H	R	ER	SO	BB	IBB	HBP	BLK	WP	HR	S	P	ERA	WHIP
Tomo Ohka, R ERA: 3.25	(1, 1)	7.0	W	30	6	1	0	4	2	0	0	0	0	0	72	112	0.00	1.143
32 Chad Cordero, R ERA: 1.48	(8, 1)	1.0	H	4	0	0	0	0	1	0	0	0	0	0	9	15	0.00	1.000
Rocky Biddle, R ERA: 7.16	(9, 1)	1.0	S	4	1	0	0	1	0	0	0	0	0	0	10	15	0.00	1.000

PITCHER	IP	WLS	BF	H	R	ER	SO	BB	IBB	HBP	BLK	WP	HR	S	P	ERA	WHIP

Batter	1	2	3	4	5	6	7	8	9	AB	R	H	RBI	BB	SO	LOB
Endy Chavez, L (1, 8) OBP: 0.313, SLG: 0.389	X 0-0 ① G3		C C F X 0-2 ① FC4-6 BB 1B		B C X 1-1 ① G1-3		C B X 1-1 ① HR			4	1	2	1	0	0	0
Orlando Cabrera, R (1, 6) OBP: 0.289, SLG: 0.343	C B X 1-1 G1-5-3 1B		B C 1 SAFE B B 1 B 4-1 SAFE FC4-6 1-2 BB		X 0-0 ② G5-3		C X 0-1 ② G5-3			3	0	1	0	1	0	0
Jose Vidro, S (1, 4) OBP: 0.302, SLG: 0.358	1 SAFE B X 1-0 ② G1-5-3 1-2		F F X 0-2 ② FC4-6 1-2f 2-3		C B B X 2-1 ③ G3-1		C S B F B B X 3-2 ③ F8			4	0	0	0	0	0	3
Tony Batista, R (1, 5) OBP: 0.290, SLG: 0.342	B S S X 1-2 ③ L5		B X 1-0 ③ G1-3			B B F X 2-1 HR		B C F X 1-2 G5-3 SH1-3 1B		4	1	2	1	0	0	3
Carl Everett, S (1, 7) OBP: 0.306, SLG: 0.391 Terrmel Sledge, L (8, 7) OBP: 0.319, SLG: 0.429		S X 0-1 1B 1B		B X 1-0 ① F8		B B B C S X 3-2 ① P4		C 1 SAFE X 0-1 ① SH1-3 1-2		3 0	0 0	1 0	0 0	0 0	0 0	0 0
Juan Rivera, R (1, 9) OBP: 0.317, SLG: 0.375		C L C 0-3 ① K		X 0-0 F9 2B		F F X 0-2 HR		B B X 2-0 ② G5-3 2-3		4	1	2	1	0	1	2
Valentino Pascucci, R (1, 3) OBP: 0.345, SLG: 0.217 Brad Wilkerson, L (7, 3) OBP: 0.337, SLG: 0.371		F S B B X 2-2 G6-3 1-2 1B		C B S B B X 3-2 ② F9 2-3		B X 1-0 ② G4-3		I I I I 4-0 IBB		3 0	0 0	1 0	0 0	0 0	0 1	1 0
Einar Díaz, R (1, 2) OBP: 0.250, SLG: 0.250	C B X 1-1 ② ③ G6-3 1-2f		B B I I 4-0 IBB			X 0-0 ③ G6-3		C X 0-1 ③ G4-3		3	0	0	0	1	0	4
Tomo Ohka, S (1, 1) OBP: 0.118, SLG: 0.118 Jamey Carroll, R (7, PH) OBP: 0.341, SLG: 0.350 32 Chad Cordero, R (8, 1) Rocky Biddle, R (9, 1)			C X 0-1 ① G6-3	F S B X 1-2 ③ P4			B C B F F F X 2-2 ① F8			2 1 0 0	0 0 0 0	0 0 0 0	0 0 0 0	0 0 0 0	0 0 0 0	2 0 0 0
Inning Stats	R: 0 H: 1 E: 0 LOB: 1 K: 0 BB: 0 S: 7 P: 10	R: 0 H: 2 E: 0 LOB: 1 K: 1 BB: 0 S: 10 P: 13	R: 0 H: 1 E: 0 LOB: 2 K: 0 BB: 1 S: 11 P: 16	R: 0 H: 1 E: 0 LOB: 2 K: 0 BB: 1 S: 8 P: 17	R: 0 H: 0 E: 0 LOB: 0 K: 0 BB: 0 S: 5 P: 8	R: 2 H: 2 E: 0 LOB: 0 K: 0 BB: 0 S: 10 P: 16	R: 1 H: 1 E: 0 LOB: 0 K: 0 BB: 0 S: 15 P: 21	R: 0 H: 1 E: 0 LOB: 2 K: 0 BB: 1 S: 8 P: 15		1B: 5 SF: 0 2B: 1 SAC: 1 3B: 0 DP: 1 HR: 3 HBP: 0						

PITCHER		IP	WLS	BF	H	R	ER	SO	BB	IBB	HBP	BLK	WP	HR	S	P	ERA	WHIP
Horacio Ramirez, L ERA: 2.28	(1, 1)	6.1	L	28	8	3	3	1	1	1	0	0	0	3	59	91	4.26	1.421
Kevin Gryboski, R ERA: 1.06	(7, 1)	0.2		2	0	0	0	0	0	0	0	0	0	0	7	10	0.00	0.000
Antonio Alfonseca, R ERA: 2.91	(8, 1)	1.0		5	1	0	0	0	0	1	0	0	0	0	8	15	0.00	1.000

PITCHER	IP	WLS	BF	H	R	ER	SO	BB	IBB	HBP	BLK	WP	HR	S	P	ERA	WHIP

BOTTOM

Atlanta Braves @ Montreal Expos

Olympic Stadium, Montreal, QB

Tue May 25 2004, 7:05 PM EDT

Att. 4,235 - Unknown - 70 F

livebaseballscorecards.com

AB	31
R	3
H	9
RBI	3
BB	3
SO	1
LOB	15

Atlanta Braves @ Montreal Expos

Olympic Stadium, Montreal, QB

Wed May 26 2004, 7:05 PM EDT

Att. 4,544 - Unknown - 70 F

livebaseballscorecards.com

Batter	1	2	3	4	5	6	7	8	9	AB	R	H	RBI	BB	SO	LOB
Rafael Furcal, S (1, 6) OBP: 0.354, SLG: 0.400	B S C B X 2-2 G4-3 S 1B		C B B X 2-1 ① G3-1		L F B F F F F F X 1-2 10 G3 1B 1B		C B X 1-1 HR	B B C B B 4-1 1B 1B BB		4	3	3	1	1	0	0
Adam LaRoche, L (1, 3) OBP: 0.273, SLG: 0.395	L 1 SAFE C B B X 2-2 ① G4-3 1-3		X 0-0 1B 2B		C X 0-1 ① F7		X 0-0 SH5-3 2B	1 SAFE X 0-0 1B 1-3 1B		5	0	3	0	0	0	2
J.D. Drew, L (1, 9) OBP: 0.411, SLG: 0.563	X 0-0 ② G1-3		B C B F X 2-2 ② G1-3		1 SAFE F 1 SAFE X 0-1 ② G3 1-2		X 0-0 ① SH5-3 2-3	B C F X 1-2 1-2 3-H 1B		4	0	1	1	0	0	3
10 Chipper Jones, S (1, 7) OBP: 0.361, SLG: 0.444	B C D B C X 3-2 ③ G3		B B B C B 4-1 1B BB		B C B X 2-1 2B 2-H 1B		B B X 2-0 ② G3	X 0-0 ③ F8		4	1	1	1	1	0	4
Johnny Estrada, S (1, 2) OBP: 0.382, SLG: 0.511 Eddie Pérez, R (7, 2) OBP: 0.250, SLG: 0.262		B X 1-0 ① F7	X 0-0 1-2 2-3 1B		B X 1-0 1-H 2B		B H 2-0 HBP		B S F B X 2-2 ① G4-3	3 1	0 0	2 0	1 0	0 0	0 0	0 0
Andruw Jones, R (1, 8) OBP: 0.347, SLG: 0.524		B B X 2-0 2B 2B	B B C S C 2-3 ③ K		F X 0-1 ③ F9		B C B B S S 3-3 ③ K		X 0-0 ② G6-3	5	1	1	0	0	2	6
Mark DeRosa, R (1, 5) OBP: 0.263, SLG: 0.311		B B F X 2-1 G4-3 2-H 2B		F S X 0-2 ① L9		C B S B X 2-2 ① G1-3		X 0-0 HR	B B X 2-0 ③ G1-3	5	1	2	2	0	0	0
Nick Green, R (1, 4) OBP: 0.395, SLG: 0.432		F X 0-1 ② G4-3 2-3		B X 1-0 ② G4-3		B X 1-0 ② F8		C B B S S 2-3 ① K		4	0	0	0	0	1	1
Russ Ortiz, R (1, 1) OBP: 0.158, SLG: 0.111		C X 0-1 ③ L9		C C X 0-2 ③ F9		S S C 0-3 ③ K		B B F B F X 3-2 ② F8		4	0	0	0	0	1	1
Inning Stats	R: 0 H: 1 E: 0 LOB: 1 K: 0 BB: 0 S: 10 P: 17	R: 1 H: 2 E: 0 LOB: 1 K: 0 BB: 0 S: 8 P: 13	R: 0 H: 2 E: 0 LOB: 3 K: 1 BB: 1 S: 11 P: 21	R: 0 H: 0 E: 0 LOB: 0 K: 0 BB: 0 S: 7 P: 8	R: 2 H: 3 E: 0 LOB: 1 K: 0 BB: 0 S: 17 P: 21	R: 0 H: 0 E: 0 LOB: 0 K: 1 BB: 0 S: 7 P: 10	R: 1 H: 2 E: 0 LOB: 2 K: 1 BB: 0 S: 8 P: 16	R: 2 H: 3 E: 0 LOB: 2 K: 1 BB: 1 S: 13 P: 23	R: 0 H: 0 E: 0 LOB: 0 K: 0 BB: 0 S: 5 P: 9	1B: 6 SF: 0 2B: 5 SAC: 1 3B: 0 DP: 0 HR: 2 HBP: 1						

TOP

AB	39
R	6
H	13
RBI	6
BB	2
SO	4
LOB	17

WP: 0 PA: 43
PB: 0
SB: 1
CS: 0

PITCHER		IP	WLS	BF	H	R	ER	SO	BB	IBB	HBP	BLK	WP	HR	S	P	ERA	WHIP
Livan Hernandez, R ERA: 3.15	(1, 1)	7.0	L	33	10	4	4	3	1	0	1	0	0	1	68	106	5.14	1.571
Sun-Woo Kim, R ERA: 4.03	(8, 1)	1.0		7	3	2	2	1	1	0	0	0	0	1	13	23	18.00	4.000
Chad Bentz, L ERA: 4.15	(9, 1)	1.0		3	0	0	0	0	0	0	0	0	0	0	5	9	0.00	0.000

PITCHER	IP	WLS	BF	H	R	ER	SO	BB	IBB	HBP	BLK	WP	HR	S	P	ERA	WHIP

BOTTOM

Atlanta Braves @ Montreal Expos

Olympic Stadium, Montreal, QB

Wed May 26 2004, 7:05 PM EDT

Att. 4,544 - Unknown - 70 F

Batter	1	2	3	4	5	6	7	8	9	AB	R	H	RBI	BB	SO	LOB
Endy Chavez, L (1, 8) OBP: 0.311, SLG: 0.385 Chad Bentz, R (9, 1)	E3 SH3-4 1B 1B	FC5-4 1-2f			F7			L8		4 0	1 0	1 0	0 0	0 0	0 0	2 0
Jamey Carroll, R (1, 6) OBP: 0.319, SLG: 0.326	SH3-4 2-3	F8		G2-3			F8			3	0	0	0	0	0	0
Jose Vidro, S (1, 4) OBP: 0.303, SLG: 0.358 Andy Fox, L (9, 4) OBP: 0.167, SLG: 0.292	1B 3-H 1B	F7		G6-3		G1-3				3 1	0 0	1 0	1 0	0 0	0 0	0 0
Tony Batista, R (1, 5) OBP: 0.289, SLG: 0.340	G4-6-3 1-3 1B	F7		G1-3			F9			4	0	1	0	0	0	0
Carl Everett, S (1, 7) OBP: 0.283, SLG: 0.360	G4-6-3 1-2f	G5-3		G1-3			K			4	0	0	0	0	1	2
Brad Wilkerson, L (1, 3) OBP: 0.337, SLG: 0.366	G1-3	G4-3 BB			F9					2	0	0	0	1	0	0
Terrmel Sledge, L (1, 9) OBP: 0.310, SLG: 0.417 (9, 8)	K	G4-3 1-2			L9					3	0	0	0	0	1	1
Brian Schneider, L (1, 2) OBP: 0.297, SLG: 0.465	1B 1B	F9			G3					3	0	1	0	0	0	1
Livan Hernandez, R (1, 1) OBP: 0.154, SLG: 0.192 Sun-Woo Kim, R (8, 1) OBP: 0.333, SLG: 0.444 Orlando Cabrera, R (8, PH) OBP: 0.287, SLG: 0.341 Juan Rivera, R (9, 9) OBP: 0.317, SLG: 0.375	FC5-4 1-3 1B				G6-3			F7		2 0 1 0	0 0 0 0	1 0 0 0	0 0 0 0	0 0 0 0	0 0 0 0	0 0 0 0

Inning Stats	1	2	3	4	5	6	7	8	9
	R: 1 E: 1 K: 0 S: 13	R: 0 E: 0 K: 1 S: 14	R: 0 E: 0 K: 0 S: 6	R: 0 E: 0 K: 0 S: 13	R: 0 E: 0 K: 0 S: 13	R: 0 E: 0 K: 0 S: 7	R: 0 E: 0 K: 0 S: 5	R: 0 E: 0 K: 0 S: 9	R: 0 E: 0 K: 1 S: 10
	H: 3 LOB: 1 BB: 0 P: 19	H: 2 LOB: 2 BB: 0 P: 19	H: 0 LOB: 0 BB: 0 P: 7	H: 0 LOB: 1 BB: 1 P: 22	H: 0 LOB: 0 BB: 0 P: 19	H: 0 LOB: 0 BB: 0 P: 8	H: 0 LOB: 0 BB: 0 P: 7	H: 0 LOB: 0 BB: 0 P: 15	H: 0 LOB: 0 BB: 0 P: 13

1B: 5	SF: 0
2B: 0	SAC: 1
3B: 0	DP: 1
HR: 0	HBP: 0

WP: 0	PA: 32
PB: 0	
SB: 0	
CS: 0	

PITCHER	IP	WLS	BF	H	R	ER	SO	BB	IBB	HBP	BLK	WP	HR	S	P	ERA	WHIP
Russ Ortiz, R (1, 1) ERA: 3.86	9.0	W	32	5	1	1	2	1	0	0	0	0	0	90	129	1.00	0.667

PITCHER	IP	WLS	BF	H	R	ER	SO	BB	IBB	HBP	BLK	WP	HR	S	P	ERA	WHIP

livebaseballscorecards.com

AB	30
R	1
H	5
RBI	1
BB	1
SO	2
LOB	6

Cincinnati Reds @ Montreal Expos

Olympic Stadium, Montreal, QB

Fri May 28 2004, 7:05 PM EDT

Att. 7,058 - Unknown - 70 F

livebaseballscorecards.com

TOP

Batter	1	2	3	4	5	6	7	8	9	AB	R	H	RBI	BB	SO	LOB
6 Ryan Freel, R (1, 5) OBP: 0.348, SLG: 0.369	B B C F C 2-3 K ①		X 0-0 2B 1B ①	C B L X 1-2 F9 ③		B B C C B F B 4-2 F9-3 BB	H 1-0 1-2 2-3 HBP			3	1	1	0	1	1	0
Juan Castro, R (7, 5) OBP: 0.329, SLG: 0.416										0	0	0	0	0	0	0
Barry Larkin, R (1, 6) OBP: 0.339, SLG: 0.398	C B F B F X 2-2 G5-3 ②		B B B C 1 X SAFE 3-1 1-H HR 2B		B X 1-0 2B 1B	C C B 1 B B X SAFE 3-2 F9-3 ①② 1-1	B B X 2-0 G6-3 ③			5	2	2	1	0	0	4
Sean Casey, L (1, 3) OBP: 0.432, SLG: 0.621	C B B X 2-1 2B		B S F B X 3-2 2-H HR		B S X 1-1 1-H HR 2B	X 0-0 1B		C F B F S 1-3 K ①		5	2	4	3	0	1	0
Ken Griffey Jr., L (1, 8) OBP: 0.347, SLG: 0.529	B S B B C F F H 4-2 HBP		F B B F F X 2-2 1B		B B S 2 X SAFE 2-1 2-H HR	C B B X 2-1 F9 ③		C B S B B S 3-3 K ②		4	1	2	2	0	1	1
Austin Kearns, R (1, 9) OBP: 0.330, SLG: 0.349	C C D S 1-3 K ③	C S B F B B S 3-3 K ①			C S F B B S 2-3 K ①		B B B C C F X 3-2 G5-4-3 BB 1B 1B	C B B B C X 3-2 1B		5	1	2	0	0	3	3
Adam Dunn, L (1, 7) OBP: 0.440, SLG: 0.527		B C S B B B 4-2 G5-4-3 1B BB	C S B S 1-3 K ②		C C B C 1-3 K ②		B C B B B 4-1 1-2 G5-4-3 BB	S B F F C 1-3 K ③		3	0	0	0	2	3	2
D'Angelo Jimenez, S (1, 4) OBP: 0.337, SLG: 0.330		B X 1-0 1-2 G5-4-3 1B	B C B C F F 1 8 F SAFE 3-2 X G3-4-1 ③		B F B X 2-1 3B		C F B F X 1-2 1-2f 2-3 G5-4-3 ①②		C B C B X 2-2 F9 ①	5	0	2	0	0	0	3
Javier Valentin, S (1, 2) OBP: 0.213, SLG: 0.329	C X 0-1 1-2f 2-3 G5-4-3 ①②			F B B X 2-1 F9 ①	I I I I 4-0 IBB	I I I I 4-0 6 HBP 1B IBB			C S B F X 1-2 G3 ②	3	0	0	0	2	0	2
Cory Lidle, R (1, 1) OBP: 0.333, SLG: 0.211	C S B S 1-3 K ③			B F C S 1-3 K ②	C F S 0-3 K ③		F B X 1-1 1-2 3-H 6 HBP 1B		X 0-0 G3-1 ③	4	0	1	1	0	3	3
Mike Matthews, L (7, 1)										0	0	0	0	0	0	0
John Riedling, R (7, 1)										0	0	0	0	0	0	0
Jacob Cruz, L (9, PH) OBP: 0.350, SLG: 0.343										1	0	0	0	0	0	0
Danny Graves, R (9, 1)										0	0	0	0	0	0	0
Inning Stats	R: 0 E: 0 K: 2 S: 16 H: 1 LOB: 2 BB: 0 P: 27	R: 0 E: 0 K: 1 S: 8 H: 1 LOB: 1 BB: 1 P: 14	R: 3 E: 0 K: 2 S: 23 H: 4 LOB: 1 BB: 0 P: 38	R: 0 E: 0 K: 1 S: 8 H: 0 LOB: 0 BB: 0 P: 12	R: 3 E: 0 K: 3 S: 17 H: 4 LOB: 2 BB: 1 P: 30	R: 0 E: 0 K: 0 S: 9 H: 1 LOB: 1 BB: 1 P: 18	R: 1 E: 0 K: 0 S: 12 H: 2 LOB: 3 BB: 2 P: 28	R: 0 E: 0 K: 3 S: 14 H: 1 LOB: 1 BB: 0 P: 22	R: 0 E: 0 K: 0 S: 8 H: 0 LOB: 0 BB: 0 P: 11	1B: 8 2B: 4 3B: 1 HR: 2 SF: 0 SAC: 0 DP: 3 HBP: 2						

	AB	38
	R	7
	H	14
	RBI	7
	BB	5
	SO	12
	LOB	18

WP: 0 PB: 0 SB: 0 CS: 0 PA: 45

PITCHER		IP	WLS	BF	H	R	ER	SO	BB	IBB	HBP	BLK	WP	HR	S	P	ERA	WHIP
Claudio Vargas, R ERA: 5.16	(1, 1)	4.0	L	22	9	6	6	6	1	0	1	0	0	2	60	100	13.50	2.500
Jeremy Fikac, R ERA: 5.4	(5, 1)	1.0		5	1	0	0	3	0	1	0	0	0	0	12	21	0.00	1.000
52 T.J. Tucker, R ERA: 3.72	(6, 1)	1.0		4	1	0	0	0	1	0	0	0	0	0	9	18	0.00	2.000
Chad Bentz, L ERA: 4.61	(7, 1)	0.2		4	1	1	1	0	1	1	0	0	0	0	9	21	13.50	3.000
Luis Ayala, R ERA: 3.96	(7, 1)	0.1		3	1	0	0	0	0	0	1	0	0	0	3	7	0.00	3.000

PITCHER		IP	WLS	BF	H	R	ER	SO	BB	IBB	HBP	BLK	WP	HR	S	P	ERA	WHIP
32 Chad Cordero, R ERA: 1.37	(8, 1)	2.0		7	1	0	0	3	0	0	0	0	0	0	22	33	0.00	0.500

Cincinnati Reds @ Montreal Expos

Olympic Stadium, Montreal, QB

Fri May 28 2004, 7:05 PM EDT
Att. 7,058 - Unknown - 70 F

livebaseballscorecards.com

BOTTOM

Batter	1	2	3	4	5	6	7	8	9	AB	R	H	RBI	BB	SO	LOB
Brad Wilkerson, L (1, 9) (9, 7) OBP: 0.345, SLG: 0.396	BBBCX 3-1 SH2-3 G6-3 2B	CBCS 1-3 ② K	BBFX 1-1 HR	BBBB 4-0 S BB	CX 0-1 ③ G4-3	4	2	2	1	1	1	0
Endy Chavez, L (1, 8) OBP: 0.304, SLG: 0.376	X 0-0 ① SH2-3 2-3	CX 0-1 ③ G6-3	CBBCBX 3-2 ① G4-3	BBBCSFFX 3-2 ③ G2-3 1-2						3	0	0	0	0	0	1
Jose Vidro, S (1, 4) OBP: 0.296, SLG: 0.349	CCFBX 1-2 ② G6-3 3-H	BBFSX 2-2 ① G4-3	FBBFX 2-2 ② F8	X 0-0 ① G4-3						4	0	0	1	0	0	0
Tony Batista, R (1, 5) OBP: 0.294, SLG: 0.359	BCX 1-1 HR	BCX 1-1 ② P5	CBBCX 2-2 ③ G5-3	BCSBH 3-2 1B HBP						3	1	1	1	0	0	0
Orlando Cabrera, R (1, 6) OBP: 0.286, SLG: 0.344	CBFS 1-3 ③ K	CCX 0-2 ③ G6-3				CBX 1-1 2B 2B	CBSX 1-2 ② F7			4	1	1	0	0	1	1
Carl Everett, S (1, 7) OBP: 0.298, SLG: 0.389 Jamey Carroll, R (8, PR) OBP: 0.319, SLG: 0.326 Juan Rivera, R (9, 9) OBP: 0.317, SLG: 0.375		X 0-0 ① F8	CX 0-1 ① L4			BBX 2-0 24 G1-3 SF9 2-H 2B	X 0-0 24 FC5-4 1-2 1B			4 0 0	1 0 0	2 0 0	1 0 0	0 0 0	0 0 0	0 0 0
24 Nick Johnson, L (1, 3)		BBCCX 2-2 ② G2-3	BSX 1-1 ② G3-1			BCX 1-1 ① G1-3 2-3	FBX 1-1 ③ FC5-4 1-2f			4	0	0	0	0	0	3
Brian Schneider, L (1, 2) OBP: 0.296, SLG: 0.458		BBBFBCX 3-2 ③ F8	BBBBB 4-0 BB			BBX 2-0 ② SF9 3-H	CBBFBX 3-2 ① L5			2	0	0	1	1	0	0
Claudio Vargas, R (1, 1) OBP: 0.000, SLG: 0.000 Jeremy Fikac, R (8, 1) Andy Fox, L (5, PH) OBP: 0.750, SLG: 0.286 52 T.J. Tucker, R (8, 1) Chad Bentz, R (7, 1) Luis Ayala, R (7, 1) OBP: 0.000, SLG: 0.000 Matt Cepicky, L (7, PH) OBP: 0.667, SLG: 0.667 32 Chad Cordero, R (8, 1) Termmel Sledge, L (9, PH) OBP: 0.000, SLG: 0.410			BCBFBX 3-2 ① G6-3		X 0-0 ③ B1-3		BFCX 1-2 HR		BFSX 1-2 ② F8	1 0 1 0 0 0 1 0 1	0 0 0 0 0 0 1 0 0	0 0 0 0 0 0 1 0 0	0 0 0 0 0 0 1 0 0	0 0 0 0 0 0 0 0 0	0 0 1 0 0 0 0 0 0	0 0 0 0 0 0 0 0 0
Inning Stats	R: 2 E: 0 K: 1 S: 12 H: 2 LOB: 0 BB: 0 P: 18	R: 0 E: 0 K: 0 S: 7 H: 0 LOB: 0 BB: 0 P: 12	R: 0 E: 0 K: 1 S: 8 H: 0 LOB: 0 BB: 0 P: 12	R: 0 E: 0 K: 0 S: 8 H: 0 LOB: 0 BB: 0 P: 11	R: 0 E: 0 K: 0 S: 5 H: 0 LOB: 1 BB: 1 P: 10	R: 1 E: 0 K: 0 S: 11 H: 1 LOB: 0 BB: 0 P: 19	R: 3 E: 0 K: 0 S: 14 H: 3 LOB: 1 BB: 1 P: 28	R: 0 E: 0 K: 0 S: 9 H: 1 LOB: 2 BB: 0 P: 14	R: 0 E: 0 K: 0 S: 8 H: 0 LOB: 0 BB: 0 P: 12	1B: 1 2B: 3 3B: 0 HR: 3	SF: 1 SAC: 1 DP: 0 HBP: 1			WP: 0 PB: 0 SB: 1 CS: 0	PA: 37		

	AB	32
	R	6
	H	7
	RBI	6
	BB	2
	SO	2
	LOB	6

PITCHER		IP	WLS	BF	H	R	ER	SO	BB	IBB	HBP	BLK	WP	HR	S	P	ERA	WHIP
Cory Lidle, R (1, 1) ERA: 4.73		6.2	W	26	5	5	5	2	1	0	0	0	0	2	57	94	6.75	0.900
Mike Matthews, L (7, 1) ERA: 3.86		0.0		2	1	1	1	0	1	0	0	0	0	1	3	8	∞	∞
John Riedling, R (7, 1) ERA: 1.38		1.1	H	6	1	0	0	0	0	0	1	0	0	0	14	22	0.00	0.750
Danny Graves, R (9, 1) ERA: 2.89		1.0	S	3	0	0	0	0	0	0	0	0	0	0	8	12	0.00	0.000

PITCHER	IP	WLS	BF	H	R	ER	SO	BB	IBB	HBP	BLK	WP	HR	S	P	ERA	WHIP

Batter	1	2	3	4	5	6	7	8	9	AB	R	H	RBI	BB	SO	LOB
6 Ryan Freel, R (1, 5) (8, 9) OBP: 0.355, SLG: 0.368	FC4-6 1B		G6-3			G4-3 S G4-3 BB	2-3 3-H BB		K	3	1	1	0	2	1	1
Barry Larkin, R (1, 6) OBP: 0.330, SLG: 0.386	FC4-6 BB 1-2f		G6-3			G4-3 1-3	F9		G1-6-3 1-2f	5	0	0	0	0	0	5
Sean Casey, L (1, 3) OBP: 0.429, SLG: 0.613	F7		G4-3			G4-3 3-H		BB 2B 1B		4	1	1	1	0	0	1
Ken Griffey Jr., L (1, 8) OBP: 0.345, SLG: 0.520	BB 1-2			G6-3		G4-3		F8		3	0	0	0	1	0	1
Adam Dunn, L (1, 7) OBP: 0.441, SLG: 0.542	F7			K			HR	2B G2-3 BB 1-2		3	1	1	1	1	1	2
D'Angelo Jimenez, S (1, 4) OBP: 0.340, SLG: 0.335		G2-6-4 BB BB		F8			G6-3	2B 1-3 2-H		3	0	1	1	1	0	0
Jacob Cruz, L (1, 9) OBP: 0.386, SLG: 0.333		1-2 BB			G4-3		2B 6 WP BB	IBB		1	1	0	0	3	0	0
Todd Jones, L (8, 1)										0	0	0	0	0	0	0
Danny Graves, R (9, 1)										0	0	0	0	0	0	0
Jason LaRue, R (1, 2) OBP: 0.324, SLG: 0.300		K			K		6 WP 1-3 2B	G2-3 3-Hf		4	0	1	0	0	2	5
Jose Acevedo, R (1, 1) OBP: 0.150, SLG: 0.105		G2-6-4 2-3f			K	K			G1-6-3 1B	3	0	0	0	0	2	4
Juan Castro, R (8, 5) OBP: 0.337, SLG: 0.423										1	0	1	0	0	0	0
Inning Stats	R: 0 E: 0 K: 0 S: 6 H: 1 LOB: 2 BB: 1 P: 11	R: 0 E: 0 K: 1 S: 7 H: 0 LOB: 1 BB: 2 P: 19	R: 0 E: 0 K: 0 S: 8 H: 0 LOB: 0 BB: 0 P: 13	R: 0 E: 0 K: 1 S: 7 H: 0 LOB: 0 BB: 0 P: 11	R: 0 E: 0 K: 2 S: 10 H: 0 LOB: 0 BB: 0 P: 15	R: 1 E: 0 K: 0 S: 7 H: 0 LOB: 0 BB: 1 P: 16	R: 2 E: 0 K: 1 S: 14 H: 2 LOB: 2 BB: 2 P: 29	R: 1 E: 0 K: 0 S: 15 H: 2 LOB: 2 BB: 2 P: 29	R: 0 E: 0 K: 1 S: 5 H: 1 LOB: 0 BB: 0 P: 6	1B: 3 2B: 2 3B: 0 HR: 1	SF: 0 SAC: 0 DP: 3 HBP: 0						

TOP

Cincinnati Reds @ Montreal Expos

Olympic Stadium, Montreal, QB

Sat May 29 2004, 7:05 PM EDT
Att. 7,913 - Unknown - 70 F

livebaseballscorecards.com

AB	30
R	4
H	6
RBI	3
BB	8
SO	6
LOB	19

WP: 1 PB: 0 SB: 1 CS: 0 PA: 38

PITCHER		IP	WLS	BF	H	R	ER	SO	BB	IBB	HBP	BLK	WP	HR	S	P	ERA	WHIP
Zach Day, R ERA: 3.56	(1, 1)	7.0	L	29	3	3	3	5	6	0	0	0	1	1	59	114	3.86	1.286
Sun-Woo Kim, R ERA: 4.23	(8, 1)	0.1		5	2	1	1	0	1	1	0	0	0	0	11	23	27.00	9.000
Jeremy Fikac, R ERA: 5.21	(8, 1)	0.2		1	0	0	0	0	0	0	0	0	0	0	4	6	0.00	0.000
Luis Ayala, R ERA: 3.81	(9, 1)	1.0		3	1	0	0	1	0	0	0	0	0	0	5	6	0.00	1.000

PITCHER	IP	WLS	BF	H	R	ER	SO	BB	IBB	HBP	BLK	WP	HR	S	P	ERA	WHIP

Batter	1	2	3	4	5	6	7	8	9	AB	R	H	RBI	BB	SO	LOB
Brad Wilkerson, L (1, 9) OBP: 0.343, SLG: 0.399	B C B F B X 3-2 1B 2B		B C S X 1-2 ② G6-3			C F X 0-2 ① F8		B B C F B F S 3-3 ② K		4	0	1	0	0	1	0
Endy Chavez, L (1, 8) OBP: 0.310, SLG: 0.397	X 0-0 ① B3		B C X 1-1 ③ F9			C C B X 1-2 HR		B B B B 4-0 BB BB		3	1	1	1	1	0	1
Jose Vidro, S (1, 4) OBP: 0.301, SLG: 0.349	C X 0-1 G6-4-3 2-3 1B			C F X 0-2 ① F7		C F X 0-2 ② G3		C B B B B 4-1 1-2 BB		3	0	1	0	1	0	0
Tony Batista, R (1, 5) OBP: 0.287, SLG: 0.350	B S B T F F X 2-2 ② ③ G6-4-3 1-2f			B X 1-0 ② P2		B X 1-0 ③ G4-3		B B F S F X 2-2 ③ L5		4	0	0	0	0	0	4
Orlando Cabrera, R (1, 6) OBP: 0.281, SLG: 0.337		B C X 1-1 ① F9		B B X 2-0 ③ P4			B C X 1-1 ① G5-3		X 0-0 ① G6-3	4	0	0	0	0	0	0
Carl Everett, S (1, 7) OBP: 0.295, SLG: 0.368		B S C F H 2-2 HBP			B S S S 1-3 ① K		B C F X 1-2 ② P6		B C S X 1-2 ② G6-3	3	0	0	0	0	1	0
24 Nick Johnson, L (1, 3) OBP: 0.250, SLG: 0.375	B C B B F X 3-2 ② P4				B B C B X 3-1 1B		B C F B X 2-2 2B		C S F X 0-2 ③ G3	4	0	2	0	0	0	1
Brian Schneider, L (1, 2) OBP: 0.290, SLG: 0.448	S X 0-1 ③ G1-3				B B B B S F F X 3-2 ② F9		B X 1-0 ③ L6			3	0	0	0	0	0	3
Zach Day, R (1, 1) OBP: 0.053, SLG: 0.211 Sun-Woo Kim, R (8, 1) OBP: 0.333, SLG: 0.444 Jeremy Fikac, R (8, 1) Matt Cepicky, L (8, PH) OBP: 0.235, SLG: 0.340 Luis Ayala, R (9, 1) OBP: 0.500, SLG: 0.500		C F S 0-3 ① K			C F X 0-2 ③ G5-3			C F B F S 1-3 ① K		2 0 0 1 0	0 0 0 0 0	0 0 0 0 0	0 0 0 0 0	0 0 0 1 0	1 0 0 0 0	1 0 0 0 0
Inning Stats	R: 0 H: 2 E: 0 LOB: 1 K: 0 BB: 0 S: 11 P: 16	R: 0 H: 0 E: 0 LOB: 1 K: 0 BB: 0 S: 10 P: 16	R: 0 H: 0 E: 0 LOB: 0 K: 1 BB: 0 S: 8 P: 10	R: 0 H: 0 E: 0 LOB: 0 K: 0 BB: 0 S: 5 P: 8	R: 0 H: 1 E: 0 LOB: 1 K: 1 BB: 0 S: 12 P: 19	R: 1 H: 1 E: 0 LOB: 0 K: 0 BB: 0 S: 10 P: 12	R: 0 H: 1 E: 0 LOB: 1 K: 0 BB: 0 S: 9 P: 14	R: 0 H: 0 E: 0 LOB: 2 K: 2 BB: 2 S: 13 P: 27	R: 0 H: 0 E: 0 LOB: 0 K: 0 BB: 0 S: 8 P: 9	1B: 2 2B: 2 3B: 0 HR: 1	SF: 0 SAC: 0 DP: 1 HBP: 1			WP: 0 PB: 0 SB: 0 CS: 0	PA: 34		

PITCHER		IP	WLS	BF	H	R	ER	SO	BB	IBB	HBP	BLK	WP	HR	S	P	ERA	WHIP
Jose Acevedo, R ERA: 4.15	(1, 1)	7.0	W	26	5	1	1	2	0	0	1	0	0	1	65	95	1.29	0.714
Todd Jones, R ERA: 4.61	(8, 1)	1.0	H	5	0	0	0	2	2	0	0	0	0	0	13	27	0.00	2.000
Danny Graves, R ERA: 2.79	(9, 1)	1.0	S	3	0	0	0	0	0	0	0	0	0	0	8	9	0.00	0.000

PITCHER	IP	WLS	BF	H	R	ER	SO	BB	IBB	HBP	BLK	WP	HR	S	P	ERA	WHIP

BOTTOM

Cincinnati Reds @ Montreal Expos

Olympic Stadium, Montreal, QB

Sat May 29 2004, 7:05 PM EDT

Att. 7,913 - Unknown - 70 F

livebaseballscorecards.com

AB	31
R	1
H	5
RBI	1
BB	2
SO	4
LOB	10

Batter	1	2	3	4	5	6	7	8	9	AB	R	H	RBI	BB	SO	LOB
6 Ryan Freel, R (1, 5) OBP: 0.351, SLG: 0.369	B X 1-0 F9 ①		C X 0-1 F8 ①		C X 0-1 G5-3 ②		F B B X 2-1 L9 ②		C B F X 1-2 2B	5	0	1	0	0	0	0
Juan Castro, R (1, 6) OBP: 0.341, SLG: 0.434	F B B F B X 3-2 E 1B 1B		C X 0-1 G1-3 ②		X 0-0 G6-3 ③		X 0-0 2B		X 0-0 G6-3 ③	5	1	2	0	0	0	1
Sean Casey, L (1, 3) OBP: 0.435, SLG: 0.614	X 0-0 FC3-6 1-2 1B		B B B B 4-0 BB BB			C B X 1-1 1B WP 1B	B X 1-0 G3 ③			3	0	2	0	1	0	1
Ken Griffey Jr., L (1, 8) OBP: 0.343, SLG: 0.511	F B X 1-1 FC3-6 ② 1-2f 2-H		B B B B 4-0 1-2 BB			X 0-0 F8 ①		S B B C F S 2-3 K ①		3	0	0	0	1	1	2
Adam Dunn, L (1, 7) OBP: 0.433, SLG: 0.529	B S B X 2-1 G6-3 ③		B B F B C C 3-3 K ③			X 0-0 F9 ②		F F B C 1-3 K ②		4	0	0	0	0	2	4
D'Angelo Jimenez, S (1, 4) OBP: 0.352, SLG: 0.350		C B X 1-1 CS 1B		C B X 1-1 G6-4-3 1B		C B F B X 2-2 1-3 1B		B X 1-0 1B		4	0	4	0	0	0	0
Jacob Cruz, L (1, 9) OBP: 0.354, SLG: 0.300		B B F 1 F 1 B S SAFE SAFE 3-3 K ① ② 1-2		X 0-0 G6-4-3 ① ② 1-2f		B B F F S 2-3 K ③		C S B S 1-3 K ③		4	0	0	0	0	3	5
Jason LaRue, R (1, 2) OBP: 0.321, SLG: 0.290		C B C B B F B 4-2 BB		F B B B X 3-1 G6-3 ③			F B C X 1-2 F9 ①		C X 0-1 F7 ①	3	0	0	0	1	0	0
Joe Valentine, R (1, 1) Phil Norton, R (2, 1) Tim Hummel, R (5, PH) OBP: 0.250, SLG: 0.241 Mike Matthews, L (5, 1) Wily Mo Peña, R (7, PH) OBP: 0.315, SLG: 0.490 Brian Reith, R (7, 1) Javier Valentin, S (9, PH) OBP: 0.210, SLG: 0.324		C C X 0-2 G4-3 ③			C X 0-1 G6-3 ①		X 0-0 HR		X 0-0 F8 ②	1 0 1 0 1 0 0 1	0 0 0 0 1 0 0 0	0 0 0 0 1 0 0 0	0 0 0 0 1 0 0 0	0 0 0 0 0 0 0 0	0 0 0 0 0 0 0 0	1 0 0 0 0 0 0 0
Inning Stats	R: 1 H: 2 E: 1 LOB: 1 K: 0 BB: 0 S: 9 P: 16	R: 0 H: 1 E: 0 LOB: 1 K: 1 BB: 1 S: 11 P: 19	R: 0 H: 0 E: 0 LOB: 2 K: 1 BB: 2 S: 7 P: 18	R: 0 H: 1 E: 0 LOB: 0 K: 0 BB: 0 S: 5 P: 9	R: 0 H: 0 E: 0 LOB: 0 K: 0 BB: 0 S: 5 P: 5	R: 0 H: 2 E: 0 LOB: 2 K: 1 BB: 0 S: 10 P: 15	R: 1 H: 2 E: 0 LOB: 1 K: 0 BB: 0 S: 8 P: 12	R: 0 H: 1 E: 0 LOB: 1 K: 3 BB: 0 S: 11 P: 16	R: 0 H: 1 E: 0 LOB: 1 K: 0 BB: 0 S: 7 P: 8	1B: 7 SF: 0 2B: 3 SAC: 0 3B: 0 DP: 2 HR: 1 HBP: 0						

PITCHER		IP	WLS	BF	H	R	ER	SO	BB	IBB	HBP	BLK	WP	HR	S	P	ERA	WHIP
Tomo Ohka, R ERA: 3.05	(1, 1)	6.2	W	29	8	2	1	3	3	0	0	0	1	1	54	92	1.35	1.650
Chad Bentz, L ERA: 4.5	(7, 1)	0.1	H	1	0	0	0	0	0	0	0	0	0	0	1	2	0.00	0.000
32 Chad Cordero, R ERA: 1.27	(8, 1)	2.0	S	8	2	0	0	3	0	0	0	0	0	0	18	24	0.00	1.000

PITCHER	IP	WLS	BF	H	R	ER	SO	BB	IBB	HBP	BLK	WP	HR	S	P	ERA	WHIP

TOP

Cincinnati Reds @ Montreal Expos

Olympic Stadium, Montreal, QB

Sun May 30 2004, 1:05 PM EDT
Att. 9,745 - Unknown - 70 F

livebaseballscorecards.com

AB	35
R	2
H	10
RBI	1
BB	3
SO	6
LOB	14

Cincinnati Reds @ Montreal Expos

Olympic Stadium, Montreal, QB

Sun May 30 2004, 1:05 PM EDT

Att. 9,745 - Unknown - 70 F

livebaseballscorecards.com

BOTTOM

Batter	1	2	3	4	5	6	7	8	9	AB	R	H	RBI	BB	SO	LOB
Brad Wilkerson, L (1, 9) OBP: 0.349, SLG: 0.417	4-2 G6-3 2B BB	4-1 G3 SH1-4 1-2 BB	3-2 FC3-6 ② 1-2f 2-3		3-1 HR		2-3 K2-3 ③			3	2	1	1	2	1	2
Endy Chavez, L (1, 8) OBP: 0.308, SLG: 0.414	1 SAFE 0-2 G6-3 ① 1-2	1-0 SH1-4 ① 1-2 2-3	1-0 G6-3 ③		0-2 G6-3 ②			3-1 HR		4	1	1	1	0	0	3
Orlando Cabrera, R (1, 6) OBP: 0.279, SLG: 0.330	4-2 2B G3-1 BB	0-2 G3 ② 2-3 3-H		0-1 G5-3 ①	2-1 F8 ③			2-0 P5 ①		4	1	0	1	1	0	1
Tony Batista, R (1, 5) OBP: 0.297, SLG: 0.360	2-0 G3-1 1-3 2-H 2B	4-0 24 BB IBB		2-2 24 G6-3 24 S 1B 1B		1-1 E5 G4-6-3 24 BB		2-0 G5-3 ②		4	1	2	1	1	0	0
24 Nick Johnson, L (1, 3) OBP: 0.385, SLG: 0.300	4-2 G3-1 BB	4-1 1-2 BB		1-1 G6-3 ② 1-3		4-1 G4-6-3 1-2 BB		3-2 L5 ③		2	0	0	0	3	0	1
Terrmel Sledge, L (1, 7) OBP: 0.306, SLG: 0.407	2-2 G3-1 ② 1-2 2-3 3-H	0-2 G4-3 ③		0-2 1B 3-H 1B		0-2 G4-6-3 ①② 1-2f 2-3				4	0	1	2	0	0	7
Brian Schneider, L (1, 2) OBP: 0.295, SLG: 0.445	4-0 IBB		1-0 G3 ①	1-1 FC4-6 1-2 1B		1-0 L7 ③				3	0	1	0	1	0	1
Tomo Ohka, S (1, 1) OBP: 0.150, SLG: 0.105 Chad Bentz, R (7, 1) Matt Cepicky, L (7, PH) OBP: 0.231, SLG: 0.333 32 Chad Cordero, R (8, 1)	0-0 P3 ③		4-2 FC3-6 BB	0-0 FC4-6 ③ 1-2f			2-2 P5 ①			2 0 1 0	0 0 0 0	0 0 0 0	0 0 0 0	1 0 0 0	0 0 0 0	5 0 0 0
Jamey Carroll, R (1, 4) OBP: 0.333, SLG: 0.326		3-2 SH1-4 BB G3 1B	4-2 FC3-6 1-2 BB		2-2 L9 ①		1-3 K ②			3	1	1	0	1	1	0
Inning Stats	R: 2 E: 0 K: 0 S: 15 H: 1 LOB: 3 BB: 4 P: 35	R: 1 E: 0 K: 0 S: 12 H: 1 LOB: 3 BB: 3 P: 28	R: 0 E: 0 K: 0 S: 10 H: 0 LOB: 2 BB: 2 P: 23	R: 1 E: 0 K: 0 S: 13 H: 3 LOB: 2 BB: 0 P: 17	R: 1 E: 0 K: 0 S: 10 H: 1 LOB: 0 BB: 0 P: 17	R: 0 E: 1 K: 0 S: 9 H: 0 LOB: 1 BB: 1 P: 15	R: 0 E: 0 K: 2 S: 9 H: 0 LOB: 0 BB: 0 P: 14	R: 1 E: 0 K: 0 S: 7 H: 1 LOB: 0 BB: 0 P: 17		1B: 4 2B: 1 3B: 0 HR: 2	SF: 0 SAC: 1 DP: 1 HBP: 0			WP: 0 PB: 0 SB: 1 CS: 0	PA: 41	

	AB	30
	R	6
	H	7
	RBI	6
	BB	10
	SO	2
	LOB	20

PITCHER		IP	WLS	BF	H	R	ER	SO	BB	IBB	HBP	BLK	WP	HR	S	P	ERA	WHIP
Joe Valentine, R ERA: 27.0	(1, 1)	1.0	L	10	2	3	3	0	4	1	0	0	0	0	19	46	27.00	6.000
Phil Norton, L ERA: 4.58	(2, 1)	3.0		16	3	1	1	0	3	1	0	0	0	0	31	57	3.00	2.000
Mike Matthews, L ERA: 4.15	(5, 1)	2.0		8	1	1	1	0	1	0	0	0	0	1	19	32	4.50	1.000
Brian Reith, R ERA: 6.63	(7, 1)	2.0		7	1	1	1	2	0	0	0	0	0	1	16	31	4.50	0.500

PITCHER		IP	WLS	BF	H	R	ER	SO	BB	IBB	HBP	BLK	WP	HR	S	P	ERA	WHIP

Batter	1	2	3	4	5	6	7	8	9	AB	R	H	RBI	BB	SO	LOB
Brad Wilkerson, L (1, 9) OBP: 0.342, SLG: 0.406	B F F X 1-2 G6-3		B C B S F C 2-3 K			B F F F X 1-2 G1-3		B C B X 2-1 P6		4	0	0	0	0	1	0
Endy Chavez, L (1, 8) OBP: 0.307, SLG: 0.417	B B C X 2-1 G6-3		C F X 0-2 2B			B F F F B S 2-3 K		C C X 0-2 G1-3		4	0	1	0	0	1	0
Jose Vidro, S (1, 4) OBP: 0.305, SLG: 0.349	B B C C S 2-3 K		X 0-0 G4-3			B B B C B 4-1 BB		B X 1-0 WP 1B		3	0	1	0	1	1	1
Tony Batista, R (1, 5) OBP: 0.295, SLG: 0.358		B X 1-0 24 1B 1B		B C X 1-1 G5-3		B 1 SAFE B F S F 1 SAFE F S 2-3 K		B B X 2-0 G5-3 1-2		4	0	1	0	0	1	2
Orlando Cabrera, R (1, 6) OBP: 0.273, SLG: 0.323		1 SAFE C B B 1 SAFE 1 SAFE F X 2-2 F9		C B X 1-1 G5-3			B X 1-0 F8		B C F B X 2-2 F9	4	0	0	0	0	0	1
24 Nick Johnson, L (1, 3) OBP: 0.412, SLG: 0.429		C X 0-1 1B		C C B F B F B S 3-3 K			T B B B X 3-1 HR 2B		B B C C F S 2-3 K	4	1	2	0	0	2	0
Terrmel Sledge, L (1, 7) OBP: 0.296, SLG: 0.393		B X 1-0 F7			X 0-0 B1		F F S 0-3 K		S B B X 2-1 G6-3	4	0	0	0	0	1	3
Brian Schneider, L (1, 2) OBP: 0.296, SLG: 0.464		C B S F X 1-2 G4-3			B F B B X 3-1 P6		X 0-0 2-H HR			3	1	1	2	0	0	2
Livan Hernandez, R (1, 1) OBP: 0.138, SLG: 0.172			F X 0-1 F9		F B X 1-1 G4-3		X 0-0 G6-3			3	0	0	0	0	0	0
Chad Bentz, R (7, 1)										0	0	0	0	0	0	0
Luis Ayala, R (7, 1) OBP: 0.500, SLG: 0.500										0	0	0	0	0	0	0
52 T.J. Tucker, R (8, 1)										0	0	0	0	0	0	0

TOP

Montreal Expos @ Atlanta Braves

Turner Field, Atlanta, GA

Mon May 31 2004, 1:05 PM EDT

Att. 24,945 - Overcast - 73 F

livebaseballscorecards.com

AB	33
R	2
H	6
RBI	2
BB	1
SO	7
LOB	9

Inning Stats	1	2	3	4	5	6	7	8	9
R	0	0	0	0	0	0	2	0	0
E	0	0	0	0	0	0	0	0	0
K	1	0	1	1	0	2	1	0	1
S	8	11	10	9	5	14	8	7	9
H	0	2	1	0	0	0	2	1	0
LOB	0	2	1	0	0	1	0	1	0
BB	0	0	0	0	0	1	0	0	0
P	13	16	12	14	9	23	12	12	15

1B	3
2B	2
3B	0
HR	1
SF	0
SAC	0
DP	0
HBP	0

WP	1
PB	0
SB	0
CS	0
PA	34

PITCHER		IP	WLS	BF	H	R	ER	SO	BB	IBB	HBP	BLK	WP	HR	S	P	ERA	WHIP
Russ Ortiz, R ERA: 3.71	(1, 1)	7.0	W	27	5	2	2	6	1	0	0	0	0	1	65	99	2.57	0.857
C.J. Nitkowski, L ERA: 4.15	(8, 1)	1.0		4	1	0	0	0	0	0	0	0	1	0	7	12	0.00	1.000
Juan Cruz, R ERA: 3.43	(9, 1)	1.0		3	0	0	0	1	0	0	0	0	0	0	9	15	0.00	0.000

PITCHER	IP	WLS	BF	H	R	ER	SO	BB	IBB	HBP	BLK	WP	HR	S	P	ERA	WHIP

Montreal Expos @ Atlanta Braves

Turner Field, Atlanta, GA

Mon May 31 2004, 1:05 PM EDT
Att. 24,945 - Overcast - 73 F

BOTTOM

Batter	1	2	3	4	5	6	7	8	9	AB	R	H	RBI	BB	SO	LOB
Rafael Furcal, S (1, 6) OBP: 0.331, SLG: 0.376	B B C B X 3-1 G4-3 ①		B C F B B F X 3-2 L8 ②			C X 0-1 SH3 1B 1B	I I I I 4-0 HR IBB	B C C C 1-3 K ③		4	2	1	0	1	1	0
Nick Green, R (1, 4) OBP: 0.391, SLG: 0.446	C S S 0-3 K ②		F F B S 1-3 K ③			1 SAFE B L B X 2-1 SH3 ① 1-2	C X 0-1 1-H 3-H HR			3	1	1	3	0	2	0
J.D. Drew, L (1, 9) OBP: 0.414, SLG: 0.575	B S X 1-1 F7 ③			B B X 2-0 HR		C C F F B F S 1-3 K ②	B C C B B F B 4-2 10 BB 1B BB			3	2	1	1	1	1	1
10 Chipper Jones, S (1, 7) OBP: 0.395, SLG: 0.453 C.J. Nitkowski, L (8, 1) Juan Cruz, R (9, 1)		B C B X 2-1 F7 ①		B B X 2-0 P5 ①		B B B C C F B 4-2 1B BB	B D B B 4-0 1B 2B 1-2 BB			2 0 0	1 0 0	0 0 0	0 0 0	2 0 0	0 0 0	0 0 0
Johnny Estrada, S (1, 2) OBP: 0.399, SLG: 0.503		C X 0-1 E4 BB		B C X 1-1 G5-4-3 1B		F X 0-1 1-2 2-H 1B	X 0-0 1-3 2-H 2B 1B			4	1	3	2	0	0	0
Andruw Jones, R (1, 8) OBP: 0.347, SLG: 0.532		B F 1 SAFE D B B 4-1 1-2 BB		B X 1-0 ② ③ G5-4-3 1-2f		B S B B B C X 3-2 ③ G1-3	B F X 1-1 2-H 3-H 2B			3	0	1	2	1	0	3
Mark DeRosa, R (1, 5) OBP: 0.267, SLG: 0.317		B S B S S S 2-3 K ②			F X 0-1 F9 ①		X 0-1 G4-3 HR 2B B S S S 2-3 K ③			4	1	1	0	0	2	3
Mike Hessman, R (1, 3) OBP: 0.152, SLG: 0.182		B C B S F S 2-3 K ③			S C B F X 1-2 F8 ②		X 0-0 F9 ① S S C 0-3 K ①			4	0	0	0	0	2	3
Russ Ortiz, R (1, 1) OBP: 0.143, SLG: 0.100 Dewayne Wise, L (7, PH) OBP: 0.253, SLG: 0.462 (8, 7)			B S C B X 2-2 G4-3 ①		S B F B F X 2-2 G4-3 ③		L X 0-1 G4-3 2-3 ② F F F X 0-2 G5-3 ②			2 2	0 0	0 0	0 0	0 0	0 0	0 1
Inning Stats	R: 0 H: 0 E: 0 LOB: 0 K: 1 BB: 0 S: 7 P: 11	R: 0 H: 0 E: 1 LOB: 2 K: 2 BB: 1 S: 12 P: 22	R: 0 H: 0 E: 0 LOB: 0 K: 1 BB: 0 S: 10 P: 16	R: 1 H: 2 E: 0 LOB: 0 K: 0 BB: 0 S: 5 P: 11	R: 0 H: 0 E: 0 LOB: 0 K: 0 BB: 0 S: 10 P: 13	R: 1 H: 2 E: 0 LOB: 2 K: 1 BB: 1 S: 18 P: 28	R: 6 H: 4 E: 0 LOB: 1 K: 1 BB: 3 S: 17 P: 32	R: 0 H: 0 E: 0 LOB: 0 K: 2 BB: 0 S: 10 P: 11		1B: 4 SF: 0 2B: 2 SAC: 1 3B: 0 DP: 1 HR: 2 HBP: 0				WP: 0 PA: 37 PB: 0 SB: 0 CS: 0		

livebaseballscorecards.com

	AB	31
	R	8
	H	8
	RBI	8
	BB	5
	SO	8
	LOB	11

PITCHER		IP	WLS	BF	H	R	ER	SO	BB	IBB	HBP	BLK	WP	HR	S	P	ERA	WHIP
Livan Hernandez, R ERA: 3.43	(1, 1)	6.2	L	29	6	5	5	5	2	1	0	0	0	2	69	112	6.75	1.200
Chad Bentz, L ERA: 6.43	(7, 1)	0.0		3	1	1	1	0	2	0	0	0	0	0	4	12	∞	∞
Luis Ayala, R ERA: 3.76	(7, 1)	0.1		2	1	2	2	1	0	0	0	0	0	0	6	9	54.00	3.000
52 T.J. Tucker, R ERA: 3.38	(8, 1)	1.0		3	0	0	0	2	0	0	0	0	0	0	10	11	0.00	0.000

PITCHER	IP	WLS	BF	H	R	ER	SO	BB	IBB	HBP	BLK	WP	HR	S	P	ERA	WHIP

Montreal Expos @ Atlanta Braves

Turner Field, Atlanta, GA

Tue Jun 01 2004, 7:35 PM EDT
Att. 20,271 - Unknown - 74 F

TOP

livebaseballscorecards.com

Batter	1	2	3	4	5	6	7	8	9	AB	R	H	RBI	BB	SO	LOB
Brad Wilkerson, L (1, 7) OBP: 0.338, SLG: 0.418	G3	K		G1-3			HR	F9		5	1	1	1	0	1	4
Endy Chavez, L (1, 8) OBP: 0.303, SLG: 0.409	1B	E6		G3-1			G5-3		G1-3	5	0	1	0	0	0	1
Jose Vidro, S (1, 4) OBP: 0.307, SLG: 0.350	SAFE				F9		F8		K	5	0	2	1	0	1	0
Tony Batista, R (1, 5) OBP: 0.287, SLG: 0.347	F6	F7			F8			G5-3	E4	5	0	0	0	0	0	4
Orlando Cabrera, R (1, 6) OBP: 0.267, SLG: 0.315	F7		G5-3		L9			E3	FC6-4	5	1	0	0	0	0	3
24 Nick Johnson, L (1, 3) OBP: 0.476, SLG: 0.529		1B 2B	BB			P4		SAFE SAFE SAFE		3	2	2	0	1	0	0
Juan Rivera, R (1, 9) OBP: 0.333, SLG: 0.378		1B E BB	F9			L3 BB		1B		2	1	1	1	2	0	1
Brian Schneider, L (1, 2) OBP: 0.301, SLG: 0.465		E SH2-4 1B	L8			SAFE L3		32 SH1		4	1	2	2	0	0	2
Tony Armas, R (1, 1)		SH2-4		K			K	SH1		1	0	0	0	0	1	0
Jeremy Fikac, R (6, 1)										0	0	0	0	0	0	0
Matt Cepicky, L (7, PH) OBP: 0.226, SLG: 0.327										1	0	0	0	0	1	0
32 Chad Cordero, R (7, 1)										0	0	0	0	0	0	0
Rocky Biddle, R (9, 1)										0	0	0	0	0	0	0

Inning Stats	1	2	3	4	5	6	7	8	9
	R: 0 E: 0 K: 0 S: 13	R: 3 E: 1 K: 1 S: 17	R: 0 E: 0 K: 0 S: 4	R: 0 E: 0 K: 1 S: 7	R: 0 E: 0 K: 0 S: 4	R: 0 E: 0 K: 0 S: 3	R: 1 E: 0 K: 1 S: 9	R: 2 E: 1 K: 0 S: 21	R: 0 E: 1 K: 1 S: 9
	H: 2 LOB: 2 BB: 0 P: 18	H: 3 LOB: 2 BB: 1 P: 28	H: 0 LOB: 1 BB: 1 P: 11	H: 0 LOB: 0 BB: 0 P: 13	H: 0 LOB: 0 BB: 0 P: 6	H: 0 LOB: 0 BB: 1 P: 10	H: 1 LOB: 0 BB: 0 P: 14	H: 3 LOB: 2 BB: 0 P: 31	H: 0 LOB: 1 BB: 0 P: 15

	AB	36
	R	6
	H	9
	RBI	5
	BB	3
	SO	4
	LOB	15

1B: 7	SF: 0	WP: 0
2B: 2	SAC: 2	PB: 0
3B: 0	DP: 1	SB: 0
HR: 1	HBP: 0	CS: 0

PA: 41

PITCHER		IP	WLS	BF	H	R	ER	SO	BB	IBB	HBP	BLK	WP	HR	S	P	ERA	WHIP
Jaret Wright, R ERA: 3.65	(1, 1)	7.0		30	6	4	2	3	3	0	0	0	0	1	57	100	2.57	1.286
Kevin Gryboski, R ERA: 1.5	(8, 1)	0.2		6	3	2	1	0	0	0	0	0	0	0	18	25	13.50	4.500
Armando Almanza, L ERA: 5.4	(8, 1)	1.1	W	5	0	0	0	1	0	0	0	0	0	0	12	21	0.00	0.000

PITCHER	IP	WLS	BF	H	R	ER	SO	BB	IBB	HBP	BLK	WP	HR	S	P	ERA	WHIP

Montreal Expos @ Atlanta Braves

Turner Field, Atlanta, GA

Tue Jun 01 2004, 7:35 PM EDT

Att. 20,271 - Unknown - 74 F

BOTTOM

Batter	1	2	3	4	5	6	7	8	9	AB	R	H	RBI	BB	SO	LOB
Rafael Furcal, S (1, 6) OBP: 0.317, SLG: 0.360	P5		K			F9	K		P4	5	0	0	0	0	2	3
Nick Green, R (1, 4) OBP: 0.391, SLG: 0.483	S, BB		K			K		L5	HR	4	1	1	3	1	2	0
J.D. Drew, L (1, 9) OBP: 0.419, SLG: 0.590	K		G3-1			1B, 1B, BB		WP, 2B, BB	HR	3	3	1	1	2	1	1
10 Chipper Jones, S (1, 7) OBP: 0.388, SLG: 0.443	G4-3		G4-3			1B, 1B		F9		2	0	0	0	0	0	1
Dewayne Wise, L (5, 7) OBP: 0.258, SLG: 0.463										2	0	1	0	0	0	1
Johnny Estrada, S (1, 2) OBP: 0.407, SLG: 0.513		G6-4-3, BB			K, 1B	1B		2B		3	0	2	2	1	1	0
Andruw Jones, R (1, 8) OBP: 0.345, SLG: 0.542		G6-4-3			HR	G6-3		K		4	1	1	1	0	1	4
Mark DeRosa, R (1, 5) OBP: 0.272, SLG: 0.321		G5-3			1B	1B			E5, HR	4	1	2	0	0	0	0
Mike Hessman, R (1, 3) OBP: 0.140, SLG: 0.167			F8		F7		K		K	4	0	0	0	0	2	3
Jaret Wright, R (1, 1) OBP: 0.063, SLG: 0.125			K		K		1 SAFE, K		HR	2	0	0	0	0	2	1
Julio Franco, R (7, PH) OBP: 0.382, SLG: 0.477										1	0	0	0	0	1	1
Kevin Gryboski, R (8, 1)										0	0	0	0	0	0	0
Armando Almanza, L (8, 1)										0	0	0	0	0	0	0
Eli Marrero, R (9, PH) OBP: 0.167, SLG: 0.296										1	1	1	0	0	0	0
Inning Stats	R: 0 E: 0 K: 1 S: 8 H: 0 LOB: 1 BB: 1 P: 18	R: 0 E: 0 K: 0 S: 3 H: 0 LOB: 0 BB: 1 P: 9	R: 0 E: 0 K: 2 S: 9 H: 0 LOB: 0 BB: 0 P: 13	R: 0 E: 0 K: 1 S: 5 H: 0 LOB: 0 BB: 0 P: 11	R: 1 E: 0 K: 2 S: 13 H: 2 LOB: 1 BB: 0 P: 20	R: 1 E: 0 K: 1 S: 14 H: 2 LOB: 2 BB: 1 P: 25	R: 0 E: 0 K: 3 S: 12 H: 1 LOB: 1 BB: 0 P: 15	R: 1 E: 0 K: 1 S: 13 H: 1 LOB: 1 BB: 1 P: 21	R: 4 E: 1 K: 1 S: 12 H: 3 LOB: 0 BB: 0 P: 21	1B: 5 2B: 1 3B: 0 HR: 3 SF: 0 SAC: 0 DP: 1 HBP: 0	WP: 1 PB: 0 SB: 1 CS: 0 PA: 39					

livebaseballscorecards.com

	AB	35
	R	7
	H	9
	RBI	7
	BB	4
	SO	12
	LOB	15

PITCHER		IP	WLS	BF	H	R	ER	SO	BB	IBB	HBP	BLK	WP	HR	S	P	ERA	WHIP
Tony Armas, R ERA: 3.18	(1, 1)	5.2		22	3	2	2	7	3	0	0	0	0	1	48	88	3.18	1.059
Jeremy Fikac, R ERA: 5.12	(6, 1)	0.1	H	2	1	0	0	0	0	0	0	0	0	0	4	8	0.00	3.000
32 Chad Cordero, R ERA: 1.48	(7, 1)	2.0	H	9	2	1	1	4	1	0	0	0	1	0	25	36	4.50	1.500
Rocky Biddle, R ERA: 6.88	(9, 1)	0.2	L	6	3	4	0	1	0	0	0	0	0	2	12	21	0.00	4.500

PITCHER	IP	WLS	BF	H	R	ER	SO	BB	IBB	HBP	BLK	WP	HR	S	P	ERA	WHIP

Batter	1	2	3	4	5	6	7	8	9	AB	R	H	RBI	BB	SO	LOB
Endy Chavez, L (1, 8) OBP: 0.304, SLG: 0.403	G6-3	BB	G4-3		1B		B3-4	G6-3		5	0	1	0	1	0	3
Jose Vidro, S (1, 4) OBP: 0.313, SLG: 0.351	G5-3	G5-3		BB 24 BB E 1B	1-3 G6-4-3 1B		F8		24 S 1B BB	5	1	2	0	1	0	3
Tony Batista, R (1, 5) OBP: 0.294, SLG: 0.352	WP BB 1B		E S 2B 1B	E4 24 BB BB FC6-4 1B	P3		1B		F8	6	2	3	0	0	0	4
Orlando Cabrera, R (1, 6) OBP: 0.282, SLG: 0.328	1-3 BB		1-H 1B 2B	FC6-4 24 BB 1B 1-2 2-3 BB	1-2f G6-4-3		1-3 1B		1-2 24 S 1B	4	2	3	1	2	0	2
24 Nick Johnson, L (1, 3) OBP: 0.481, SLG: 0.524	F7		1B 1B BB	FC6-4 1-2 2-3 3-H BB		F7		2B 2B	K 1-2 2-3	4	2	1	1	2	1	4
Juan Rivera, R (1, 9)		SH1-4 E 1B	E 1B 1-2 2-H 1B	FC6-4 1-2f 2-3 3-H 1B		BB 1B		K	IBB	5	0	3	2	1	1	3
Brad Wilkerson, L (1, 7) OBP: 0.338, SLG: 0.418	K	K	K	L6		1-2 BB		WP SF9 2B 2-H	G3	5	1	1	1	1	2	8
Einar Díaz, R (1, 2) OBP: 0.270, SLG: 0.281	E4 SH1-4 1-2		E9 SH1-4 1B 1-3 2-H	FC6-4 1-2 3-H 1B		F8		SF9 2-H		4	0	2	3	0	0	3
Claudio Vargas, R (1, 1) OBP: 0.053, SLG: 0.053	SH1-4 1-2 2-3		SH1-4 1-2	FC6-4 1-2f		G4-3		2B		2	0	0	0	0	0	4
Chad Bentz, R (7, 1)										0	0	0	0	0	0	0
Luis Ayala, R (7, 1) OBP: 0.667, SLG: 1.000										1	0	1	0	0	0	0
Rocky Biddle, R (9, 1)										0	0	0	0	0	0	0

Inning Stats																		
	R: 0	H: 1	R: 0	H: 1	R: 3	H: 4	R: 3	H: 2	R: 0	H: 2	R: 0	H: 1	R: 0	H: 2	R: 2	H: 3	R: 0	H: 1
	E: 0	LOB: 2	E: 1	LOB: 3	E: 1	LOB: 2	E: 1	LOB: 2	E: 0	LOB: 1	E: 0	LOB: 2	E: 0	LOB: 2	E: 0	LOB: 1	E: 0	LOB: 3
	K: 0	BB: 1	K: 1	BB: 1	K: 1	BB: 1	K: 0	BB: 2	K: 0	BB: 0	K: 0	BB: 1	K: 0	BB: 0	K: 1	BB: 0	K: 1	BB: 2
	S: 11	P: 23	S: 12	P: 20	S: 15	P: 25	S: 16	P: 29	S: 10	P: 14	S: 13	P: 18	S: 10	P: 15	S: 15	P: 19	S: 10	P: 24

	1B: 13	SF: 1	WP: 2	PA: 52
	2B: 4	SAC: 2	PB: 0	
	3B: 0	DP: 1	SB: 3	
	HR: 0	HBP: 0	CS: 0	

PITCHER		IP	WLS	BF	H	R	ER	SO	BB	IBB	HBP	BLK	WP	HR	S	P	ERA	WHIP
Mike Hampton, L ERA: 5.49	(1, 1)	3.0	L	23	7	6	4	2	5	0	0	0	1	0	43	82	12.00	4.000
Antonio Alfonseca, R ERA: 2.88	(4, 1)	1.0		4	1	0	0	0	0	0	0	0	0	0	11	15	0.00	1.000
Juan Cruz, R ERA: 3.13	(5, 1)	2.0		9	3	0	0	0	1	0	0	0	0	0	23	32	0.00	2.000
C.J. Nitkowski, L ERA: 4.8	(7, 1)	2.0		10	5	2	2	1	0	0	0	0	1	0	25	34	9.00	2.500
Armando Almanza, L ERA: 4.7	(9, 1)	1.0		6	1	0	0	1	1	1	0	0	0	0	10	24	0.00	2.000

PITCHER	IP	WLS	BF	H	R	ER	SO	BB	IBB	HBP	BLK	WP	HR	S	P	ERA	WHIP

TOP

Montreal Expos @ Atlanta Braves

Turner Field, Atlanta, GA

Wed Jun 02 2004, 7:05 PM EDT

Att. 21,055 - Overcast - 72 F

livebaseballscorecards.com

AB	41
R	8
H	17
RBI	8
BB	8
SO	4
LOB	34

Montreal Expos @ Atlanta Braves

Turner Field, Atlanta, GA

Wed Jun 02 2004, 7:05 PM EDT
Att. 21,055 - Overcast - 72 F

BOTTOM

Batter	1	2	3	4	5	6	7	8	9	AB	R	H	RBI	BB	SO	LOB
Rafael Furcal, S (1, 6) OBP: 0.313, SLG: 0.353	C F B B B F T 3-2 K ①		B F X 1-1 G4-3 ① C B X 1-1 P3 ③				X 0-0 B1-3 ①		C C B F X 1-2 G3 1B	5	0	1	0	0	1	0
Nick Green, R (1, 4) OBP: 0.365, SLG: 0.446	F B B B F X 3-2 F9 ②		C X 0-1 G1-4-3 ②		X 0-0 F8 ①		C B F B F B S 3-3 K ②		C S X 0-2 F7 ①	5	0	0	0	0	1	1
J.D. Drew, L (1, 9) OBP: 0.423, SLG: 0.588	X 0-0 WP 2B 1B		B F B B B 4-1 BB BB HBP BB		S F B B B F B X 3-2 F7 ②		B X 1-0 WP 1B		T X 0-1 G3 ② 1-2	4	2	2	0	1	0	1
Johnny Estrada, S (1, 2) OBP: 0.413, SLG: 0.516	F B B X 2-1 1-H 2B		B B C B B 4-1 HBP BB 1-2 BB		F B X 1-1 F8 ③		1 SAFE B C B F F F F B 4-2 B 1-2 BB		C F B F X 1-2 F9 ③	3	0	1	1	2	0	1
Andruw Jones, R (1, 8) OBP: 0.348, SLG: 0.536	D D B C B 4-1 BB		F B B B C B 4-2 HBP 1-2 2-3 BB			B S S F X 1-2 F8 ①	C B C S 1-3 K ③			2	0	0	0	2	1	2
Dewayne Wise, L (1, 7) OBP: 0.267, SLG: 0.490	X 0-0 G4-3 ③		H 1-0 1-2 2-3 3-H HBP			C X 0-1 HR		C B X 1-1 F9 ①		3	1	1	2	0	0	2
Mark DeRosa, R (1, 5) OBP: 0.267, SLG: 0.314		T C B X 1-2 G4-3 ① F X 0-1 F8 ③				C X 0-1 F8 ②		C F X 0-2 G1-3 ②		4	0	0	0	0	0	3
Mike Hessman, R (1, 3) OBP: 0.167, SLG: 0.250		S B B X 2-1 F9 ② F S F X 0-2 F8 ①				B F S F B X 3-2 HR		B F F B X 2-1 1B		4	1	2	1	0	0	0
Mike Hampton, R (1, 1) OBP: 0.281, SLG: 0.429 Antonio Alfonseca, R (4, 1) Jesse Garcia, R (4, PH) OBP: 0.262, SLG: 0.327 Juan Cruz, R (5, 1) Eli Marrero, R (6, PH) OBP: 0.161, SLG: 0.286 C.J. Nitkowski, L (7, 1) Julio Franco, R (8, PH) OBP: 0.377, SLG: 0.470 Armando Almanza, L (9, 1)		C C B B C 2-3 K ③		F B S F X 1-2 P2 ②		C B B S F X 2-2 G6-3 ③		C X 0-1 G3 ③		1 0 0 1 0 1 0 1 0	0 0 0 0 0 0 0 0 0	0 0 0 0 0 0 0 0 0	0 0 0 0 0 0 0 0 0	0 0 0 0 0 0 0 0 0	1 0 0 0 0 0 0 0 0	0 0 0 0 0 0 0 1 0
Inning Stats	R: 1 H: 2 E: 0 LOB: 2 K: 1 BB: 1 S: 12 P: 24	R: 0 H: 0 E: 0 LOB: 0 K: 1 BB: 0 S: 8 P: 13	R: 1 H: 0 E: 0 LOB: 3 K: 0 BB: 3 S: 10 P: 24	R: 0 H: 0 E: 0 LOB: 0 K: 0 BB: 0 S: 10 P: 12	R: 0 H: 0 E: 0 LOB: 0 K: 0 BB: 0 S: 7 P: 11	R: 2 H: 2 E: 0 LOB: 0 K: 0 BB: 0 S: 14 P: 20	R: 0 H: 1 E: 0 LOB: 2 K: 2 BB: 1 S: 14 P: 23	R: 0 H: 1 E: 0 LOB: 1 K: 0 BB: 0 S: 9 P: 12	R: 0 H: 1 E: 0 LOB: 1 K: 0 BB: 0 S: 13 P: 15	1B: 4 2B: 1 3B: 0 HR: 2	SF: 0 SAC: 0 DP: 0 HBP: 1			WP: 2 PB: 0 SB: 0 CS: 0	PA: 40		

livebaseballscorecards.com

	AB	34
	R	4
	H	7
	RBI	4
	BB	5
	SO	4
	LOB	11

PITCHER		IP	WLS	BF	H	R	ER	SO	BB	IBB	HBP	BLK	WP	HR	S	P	ERA	WHIP
Claudio Vargas, R ERA: 5.25	(1, 1)	6.0	W	27	4	4	4	2	4	0	1	0	1	2	61	104	6.00	1.333
Chad Bentz, L ERA: 6.14	(7, 1)	0.2	H	4	1	0	0	1	1	0	0	0	1	0	11	19	0.00	3.000
Luis Ayala, R ERA: 3.58	(7, 1)	1.1	H	5	1	0	0	1	0	0	0	0	0	0	12	16	0.00	0.750
Rocky Biddle, R ERA: 6.5	(9, 1)	1.0		4	1	0	0	0	0	0	0	0	0	0	13	15	0.00	1.000

PITCHER	IP	WLS	BF	H	R	ER	SO	BB	IBB	HBP	BLK	WP	HR	S	P	ERA	WHIP

Montreal Expos @ Cincinnati Reds

Great American Ball Park, Cincinnati, OH

Fri Jun 04 2004, 7:10 PM EDT

Att. 32,701 - Sunny - 77 F

TOP

livebaseballscorecards.com

Batter	1	2	3	4	5	6	7	8	9	AB	R	H	RBI	BB	SO	LOB
Brad Wilkerson, L (1, 7) OBP: 0.346, SLG: 0.460	C B F F X 1-2 ① F7		C C X 0-2 CS 1B		X 0-0 HR		B B C B F F F X 3-2 1-H HR			4	2	3	3	0	0	0
Endy Chavez, L (1, 8) OBP: 0.303, SLG: 0.399	C B X 1-1 ② P6		B C B B F F B S 3-3 ②③ K 1-2		S X 0-1 CS 1B		S C T 0-2 ③ K			4	0	1	0	0	2	1
Jose Vidro, S (1, 4) OBP: 0.316, SLG: 0.356	C F B F B B F F D 4-2 BB			X 0-0 24 1B SF8 2B	B C B B C C 3-3 ②③ K 1-2			B B F B X 3-1 ① G5-3		3	1	1	0	1	1	1
Tony Batista, R (1, 5) OBP: 0.288, SLG: 0.344	B D F X 2-1 ③ P5			F S X 0-2 ① F9		B C B S F B F S 3-3 ① K		C S B B B F F X 3-2 ② P2		4	0	0	0	0	1	2
24 Nick Johnson, L (1, 3) OBP: 0.516, SLG: 0.600		C X 0-1 SH1-3 2B		C B S B X 2-2 SF8 2-3 1B		B C C X 1-2 ② F7		B B X 2-0 1B		4	0	3	0	0	0	0
Orlando Cabrera, R (1, 6) OBP: 0.279, SLG: 0.325		L X 0-1 ① SH1-3 2-3		F F X 0-2 ② SF8 1-2 3-H		X 0-0 ③ F7		C X 0-1 ③ F8		2	0	0	1	0	0	1
Terrmel Sledge, L (1, 9) OBP: 0.305, SLG: 0.395 Juan Rivera, R (9, PH) OBP: 0.348, SLG: 0.385 (9, 9)		B B F D X 3-1 ② P5		B B B C B 4-1 BB			B X 1-0 HR 1B		B F X 1-1 ① F7	2 1	1 0	1 0	0 0	1 0	0 0	1 0
Brian Schneider, L (1, 2) OBP: 0.300, SLG: 0.459		C F C 0-3 ③ K		B B S X 2-1 ③ F7			X 0-0 ① F8		B F X 1-1 G6-3 1B	4	0	1	0	0	1	4
Zach Day, R (1, 1) OBP: 0.048, SLG: 0.190 Matt Cepicky, L (7, PH) OBP: 0.222, SLG: 0.321 Luis Ayala, R (7, 1) OBP: 0.667, SLG: 1.000 32 Chad Cordero, R (8, 1) Jamey Carroll, R (9, PH) OBP: 0.327, SLG: 0.319 Rocky Biddle, R (9, 1)			C C B S 1-3 ① K		C F C 0-3 ① K		X 0-0 ② P5		X 0-0 ②③ G6-3 1-2f	2 1 0 0 1 0	0 0 0 0 0 0	0 0 0 0 0 0	0 0 0 0 0 0	0 0 0 0 0 0	2 0 0 0 0 0	0 1 0 0 1 0

	AB	32
	R	4
	H	10
	RBI	4
	BB	2
	SO	7
	LOB	12

Inning Stats	1	2	3	4	5	6	7	8	9
	R: 0 E: 0 K: 0 S: 13	H: 0 LOB: 1 BB: 1 P: 21	R: 0 E: 0 K: 1 S: 9	H: 1 LOB: 1 BB: 0 P: 12	R: 0 E: 0 K: 2 S: 10	H: 1 LOB: 1 BB: 0 P: 14	R: 1 E: 0 K: 0 S: 13	H: 2 LOB: 2 BB: 1 P: 21	R: 1 E: 0 K: 2 S: 9	H: 2 LOB: 0 BB: 0 P: 12	R: 0 E: 0 K: 1 S: 9	H: 0 LOB: 0 BB: 0 P: 13	R: 2 E: 0 K: 1 S: 11	H: 2 LOB: 0 BB: 0 P: 15	R: 0 E: 0 K: 0 S: 10	H: 1 LOB: 1 BB: 0 P: 18	R: 0 E: 0 K: 0 S: 5	H: 1 LOB: 0 BB: 0 P: 7

	1B: 6	SF: 1
	2B: 3	SAC: 1
	3B: 0	DP: 2
	HR: 2	HBP: 0

	WP: 0	PA: 36
	PB: 0	
	SB: 0	
	CS: 2	

PITCHER		IP	WLS	BF	H	R	ER	SO	BB	IBB	HBP	BLK	WP	HR	S	P	ERA	WHIP
Jose Acevedo, R ERA: 4.26	(1, 1)	7.0	L	29	8	4	4	7	2	0	0	0	0	2	74	108	5.14	1.429
Mike Matthews, L ERA: 2.45	(8, 1)	2.0		7	2	0	0	0	0	0	0	0	0	0	15	25	0.00	1.000

PITCHER		IP	WLS	BF	H	R	ER	SO	BB	IBB	HBP	BLK	WP	HR	S	P	ERA	WHIP

Montreal Expos @ Cincinnati Reds

Great American Ball Park, Cincinnati, OH

Fri Jun 04 2004, 7:10 PM EDT
Att. 32,701 - Sunny - 77 F

BOTTOM

Batter	1	2	3	4	5	6	7	8	9	AB	R	H	RBI	BB	SO	LOB
D'Angelo Jimenez, S (1, 4) OBP: 0.350, SLG: 0.357	C F B B B X 3-2 F8 ①		C B B S X 2-2 G3 ①		C F B C 1-3 K ②		F B C F X 1-2 G4-6-3 ②③ 1-2f			4	0	0	0	0	1	1
Felipe Lopez, S (1, 6) OBP: 0.100, SLG: 0.100	F S B X 1-2 F8 ②		C B B F B S 3-3 K ②		C F X 0-2 G4-3 ③			C C S 0-3 K ①		4	0	0	0	0	2	0
Sean Casey, L (1, 3) OBP: 0.427, SLG: 0.631	C B X 1-1 G5-3 ③		X 0-0 L7 ③			X 0-0 L8 ①		F B F F B S 2-3 K2-3 ②		4	0	0	0	0	1	0
Ken Griffey Jr., L (1, 8) OBP: 0.351, SLG: 0.526		B B B B 4-0 HR BB		B F B B B 4-1 1B BB		B F X 1-1 BB 1B		X 0-0 B2-3 ③		2	1	1	0	2	0	0
Adam Dunn, L (1, 7) OBP: 0.425, SLG: 0.562		B B F F X 2-2 1-H HR		B B X 2-0 L7 ①		B C B B B 4-1 1-2 FC5-4 BB			B B C S B C 3-3 K ①	3	1	1	2	1	1	1
Brandon Larson, R (1, 5) OBP: 0.341, SLG: 0.410		C F B B H 2-2 L1-3 HBP		1 SAFE X 0-0 F8 ②		F B B B F F F C 2-3 K ②			F B S F B B X 3-2 E5 1B	3	0	0	0	0	1	3
Wily Mo Peña, R (1, 9) OBP: 0.329, SLG: 0.523		B S X 1-1 L1-3 ①② 1-1		F F F B F D X 2-2 1-2 1B		S X 0-1 FC5-4 ③ 1-2f			S F B B X 2-2 F8 ②	4	0	1	0	0	0	4
Jason LaRue, R (1, 2) OBP: 0.344, SLG: 0.311		F F B B B F F X 2-2 1B		B C S B S 2-3 K ③			B F X 1-1 G4-6-3 1B		C B X 1-1 2-3 1B	4	0	3	0	0	1	2
Jose Acevedo, R (1, 1) OBP: 0.136, SLG: 0.095		X 0-0 P6 ③			C S C 0-3 K ①		S X 0-1 L7 ①		B B C B C C 3-3 K ③	2	0	0	0	0	1	1
Jacob Cruz, L (7, PH) OBP: 0.353, SLG: 0.302										1	0	0	0	0	0	1
Mike Matthews, L (8, 1)										0	0	0	0	0	0	0
Barry Larkin, R (9, PH) OBP: 0.332, SLG: 0.401										1	0	0	0	0	1	2
Inning Stats	R: 0 E: 0 K: 0 S: 8 H: 0 LOB: 0 BB: 0 P: 13	R: 2 E: 0 K: 0 S: 13 H: 2 LOB: 1 BB: 1 P: 24	R: 0 E: 0 K: 1 S: 7 H: 0 LOB: 0 BB: 0 P: 12	R: 0 E: 0 K: 1 S: 11 H: 1 LOB: 2 BB: 1 P: 21	R: 0 E: 0 K: 2 S: 9 H: 0 LOB: 0 BB: 0 P: 10	R: 0 E: 0 K: 1 S: 11 H: 1 LOB: 2 BB: 1 P: 18	R: 0 E: 0 K: 0 S: 8 H: 1 LOB: 0 BB: 0 P: 10	R: 0 E: 0 K: 2 S: 8 H: 0 LOB: 0 BB: 0 P: 10	R: 0 E: 1 K: 2 S: 15 H: 1 LOB: 2 BB: 0 P: 27	1B: 5 2B: 1 3B: 0 HR: 1	SF: 0 SAC: 0 DP: 2 HBP: 1						

PITCHER		IP	WLS	BF	H	R	ER	SO	BB	IBB	HBP	BLK	WP	HR	S	P	ERA	WHIP
Zach Day, R ERA: 3.52	(1, 1)	6.0	W	25	4	2	2	5	3	0	1	0	0	1	59	98	3.00	1.167
Luis Ayala, R ERA: 3.45	(7, 1)	1.0	H	3	1	0	0	0	0	0	0	0	0	0	8	10	0.00	1.000
32 Chad Cordero, R ERA: 1.44	(8, 1)	1.0	H	3	0	0	0	2	0	0	0	0	0	0	8	10	0.00	0.000
Rocky Biddle, R ERA: 6.16	(9, 1)	1.0	S	5	1	0	0	2	0	0	0	0	0	0	15	27	0.00	1.000

PITCHER	IP	WLS	BF	H	R	ER	SO	BB	IBB	HBP	BLK	WP	HR	S	P	ERA	WHIP

livebaseballscorecards.com

AB	32
R	2
H	6
RBI	2
BB	3
SO	9
LOB	15

WP: 0 PB: 0 SB: 0 CS: 0 PA: 36

Batter	1	2	3	4	5	6	7	8	9	10	AB	R	H	RBI	BB	SO	LOB
Brad Wilkerson, L (1, 7) OBP: 0.349, SLG: 0.455	B F B B X 3-1 ① G4-3			B B C B B 4-1 G3-6-3 BB		B C S F B B B 4-2 G3 SH5-3 BB		X 0-0 ②③ G4-6-3 1-2f			2	0	0	0	2	0	1
Endy Chavez, L (1, 8) OBP: 0.298, SLG: 0.391	C X 0-1 ② G5-3			1 SAFE C B B X 2-1 ① F7		B 1 SAFE X 1-0 ① SH5-3 1-2			C C S 0-3 ① K		3	0	0	0	0	1	1
Jose Vidro, S (1, 4) OBP: 0.310, SLG: 0.349	C B B X 2-1 ③ G5-3			1 SAFE 1 SAFE F X 0-1 ②③ G3-6-3 1-2f		B B B C F X 3-2 ② G3 2-3			C F X 0-2 ② G6-3		4	0	0	0	0	0	2
Tony Batista, R (1, 5) OBP: 0.287, SLG: 0.359		B X 1-0 ① P2			F B C C 1-3 ① K	F F F B X 1-2 ③ P6			B X 1-0 HR		4	1	1	1	0	1	1
24 Nick Johnson, L (1, 3) OBP: 0.543, SLG: 0.714		S S S 0-3 ② K			B C B B C B 4-2 2B BB		B C C B B X 3-2 G6-4-3 1B		B B B C S X 3-2 HR		3	2	2	1	1	1	0
Orlando Cabrera, R (1, 6) OBP: 0.274, SLG: 0.319		C B F B S 2-3 ③ K			C S D F X 1-2 ② P5		S S X 0-2 ①② G6-4-3 1-2f		C X 0-1 ③ P5		4	0	0	0	0	1	2
Terrmel Sledge, L (1, 9) OBP: 0.303, SLG: 0.398			C B F X 1-2 ① F7		B C B X 2-1 1-H 2B		B B X 2-0 ③ G6-3			B C F X 1-2 ① P6	4	0	1	1	0	0	0
Brian Schneider, L (1, 2) OBP: 0.305, SLG: 0.457			C X 0-1 ② G4-3		I I I I 4-0 FC6-4 IBB			B X 1-0 FC4-6 1B		C S S 0-3 ② K	3	0	1	0	1	1	0
Tomo Ohka, S (1, 1) OBP: 0.136, SLG: 0.095 Matt Cepicky, L (8, PH) OBP: 0.218, SLG: 0.315 Chad Bentz, R (8, 1) 52 T.J. Tucker, R (8, 1) 32 Chad Cordero, R (9, 1)			C B C C 2-3 ③ K		C B X 1-1 ③ FC6-4 1-2f			X 0-0 ① FC4-6 G4-6-3 1-2f		S S C 0-3 ③ K	2 1 0 0 1	0 0 0 0 0	0 0 0 0 0	0 0 0 0 0	1 0 0 0 1	2 1 0 0 0	2 1 0 0 0
Inning Stats	R: 0 E: 0 K: 0 S: 6 / H: 0 LOB: 0 BB: 0 P: 11	R: 0 E: 0 K: 2 S: 7 / H: 0 LOB: 0 BB: 0 P: 10	R: 0 E: 0 K: 1 S: 8 / H: 0 LOB: 0 BB: 0 P: 11	R: 0 E: 0 K: 0 S: 5 / H: 0 LOB: 0 BB: 1 P: 11	R: 1 E: 0 K: 1 S: 13 / H: 1 LOB: 2 BB: 2 P: 26	R: 0 E: 0 K: 0 S: 11 / H: 0 LOB: 1 BB: 1 P: 20	R: 0 E: 0 K: 0 S: 7 / H: 1 LOB: 0 BB: 0 P: 12	R: 0 E: 0 K: 0 S: 3 / H: 1 LOB: 0 BB: 0 P: 4	R: 2 E: 0 K: 1 S: 12 / H: 2 LOB: 0 BB: 0 P: 16	R: 0 E: 0 K: 2 S: 9 / H: 0 LOB: 0 BB: 0 P: 10	1B: 2 2B: 1 3B: 0 HR: 2 / SF: 0 SAC: 1 DP: 3 HBP: 0						

PITCHER	IP	WLS	BF	H	R	ER	SO	BB	IBB	HBP	BLK	WP	HR	S	P	ERA	WHIP
Paul Wilson, R (1, 1) ERA: 3.18	6.0		22	1	1	1	4	3	1	0	0	0	0	50	89	1.50	0.667
John Riedling, R (7, 1) ERA: 1.5	2.0	H	6	2	0	0	0	0	0	0	0	0	0	10	16	0.00	1.000
Danny Graves, R (9, 1) ERA: 3.27	1.0	B	5	2	2	2	1	0	0	0	0	0	2	12	16	18.00	2.000
Todd Jones, R (10, 1) ERA: 4.02	1.0	W	3	0	0	0	2	0	0	0	0	0	0	9	10	0.00	0.000

PITCHER	IP	WLS	BF	H	R	ER	SO	BB	IBB	HBP	BLK	WP	HR	S	P	ERA	WHIP

TOP

Montreal Expos @ Cincinnati Reds

Great American Ball Park, Cincinnati, OH

Sat Jun 05 2004, 7:10 PM EDT
Att. 40,545 - Cloudy - 77 F

livebaseballscorecards.com

AB	31
R	3
H	5
RBI	3
BB	4
SO	7
LOB	10

WP: 0	PB: 0	SB: 0	CS: 0	PA:	36	

Batter	1	2	3	4	5	6	7	8	9	10	AB	R	H	RBI	BB	SO	LOB
D'Angelo Jimenez, S (1, 4) OBP: 0.351, SLG: 0.355	B B B B 4-0 1B BB		C B C X 1-2 ① F9	B C X 1-1 ② F9 2-3			C B C B X 2-2 CS 1B			C C S 0-3 ① K	4	0	1	0	1	1	2
Felipe Lopez, S (1, 6) OBP: 0.067, SLG: 0.067	B C F C 1-3 ① K		B F F X 1-2 ② G4-3	C X 0-1 ③ G2-3			1 SAFE B F B 1 F B X 3-2 ②③ G3-1 1-2			C X 0-1 ② G5-3	5	0	0	0	0	1	4
Sean Casey, L (1, 3) OBP: 0.426, SLG: 0.630	B 1 SAFE X 1-0 2-6 1-3 1B		B B X 2-0 ③ G4-3		X 0-0 ① G4-3			C F B X 1-2 ① G3-1		B X 1-0 HR 2B	5	1	2	0	0	0	0
Ken Griffey Jr., L (1, 8) OBP: 0.352, SLG: 0.536	F F B F F S 1-3 ② K			B X 1-0 HR	C B B X 2-1 ② L3			B S B B B C S 3-3 ② K		I I I I 4-0 HR IBB	4	2	1	1	1	2	2
Adam Dunn, L (1, 7) OBP: 0.434, SLG: 0.601	C B F D 2-2 ③ 2-6 1-2	C F B B B X 2-2 1B 1B		B X 1-0 HR	B F B F S 2-3 ③ K			B B B B C B 4-1 BB		S B X 1-1 1-H 2-H HR	4	2	3	4	1	1	0
Brandon Larson, R (1, 5) OBP: 0.354, SLG: 0.419		X 0-0 1-2 1B		C X 0-1 F9 BB 1B 1B		C X 0-1 E5 G5-4-3		C B S B 1 S SAFE 2-3 ③ K			4	1	2	0	0	1	1
Wily Mo Peña, R (1, 9) OBP: 0.329, SLG: 0.507 John Riedling, R (7, 1) Danny Graves, R (9, 1) Barry Larkin, R (9, PH) OBP: 0.330, SLG: 0.399 Todd Jones, L (10, 1)		S B F F B X 2-2 ① P5		B 1 SAFE B B B 4-0 F9 1B 1-2 BB		F 1 SAFE S B X 1-2 ①② G5-4-3 1-2f			C B F S 1-3 ① K		2 0 0 1 0	0 0 0 0 0	0 0 0 0 0	0 0 0 0 0	1 0 0 0 0	0 0 0 1 0	3 0 0 0 0
Jason LaRue, R (1, 2) OBP: 0.333, SLG: 0.299		C B B X 2-1 ② F8		B F S X 1-2 ① F9 2-3		X 0-0 ③ G6-3			B S S B S 2-3 ② K		4	0	0	0	0	1	4
Paul Wilson, R (1, 1) OBP: 0.208, SLG: 0.217 6 Ryan Freel, R (7, 9) OBP: 0.332, SLG: 0.348		F B S B B S 2-3 ③ K		B X 1-0 1-2 3-H 1B		X 0-0 ① F9			B C F B B X 3-2 ③ G6-3		2 2	0 0	1 0	1 0	0 0	1 0	2 0

BOTTOM

Montreal Expos @ Cincinnati Reds

Great American Ball Park, Cincinnati, OH

Sat Jun 05 2004, 7:10 PM EDT
Att. 40,545 - Cloudy - 77 F

livebaseballscorecards.com

AB	37
R	6
H	10
RBI	6
BB	4
SO	9
LOB	18

Inning Stats	1	2	3	4	5	6	7	8	9	10	1B: 6 SF: 0 WP: 0 PA: 41
	R: 0 H: 1 E: 0 LOB: 2 K: 2 BB: 1 S: 11 P: 20	R: 0 H: 2 E: 0 LOB: 2 K: 1 BB: 0 S: 13 P: 21	R: 0 H: 0 E: 0 LOB: 0 K: 0 BB: 0 S: 7 P: 11	R: 3 H: 4 E: 0 LOB: 2 K: 0 BB: 1 S: 12 P: 21	R: 0 H: 0 E: 0 LOB: 0 K: 1 BB: 0 S: 6 P: 10	R: 0 H: 0 E: 1 LOB: 0 K: 0 BB: 0 S: 6 P: 7	R: 0 H: 1 E: 0 LOB: 0 K: 0 BB: 0 S: 7 P: 12	R: 0 H: 0 E: 0 LOB: 1 K: 2 BB: 1 S: 10 P: 20	R: 0 H: 0 E: 0 LOB: 0 K: 2 BB: 0 S: 9 P: 15	R: 3 H: 2 E: 0 LOB: 0 K: 1 BB: 1 S: 8 P: 14	2B: 1 SAC: 0 PB: 0 3B: 0 DP: 1 SB: 0 HR: 3 HBP: 0 CS: 1

PITCHER		IP	WLS	BF	H	R	ER	SO	BB	IBB	HBP	BLK	WP	HR	S	P	ERA	WHIP
Tomo Ohka, R ERA: 3.13	(1, 1)	7.0		30	8	3	3	4	2	0	0	0	0	2	62	102	3.86	1.429
Chad Bentz, L ERA: 5.87	(8, 1)	0.2		3	0	0	0	1	1	0	0	0	0	0	7	15	0.00	1.500
52 T.J. Tucker, R ERA: 3.27	(8, 1)	0.1		1	0	0	0	1	0	0	0	0	0	0	3	5	0.00	0.000
32 Chad Cordero, R ERA: 2.18	(9, 1)	1.2	L	8	2	3	3	3	0	1	0	0	0	1	17	29	16.20	1.200

PITCHER	IP	WLS	BF	H	R	ER	SO	BB	IBB	HBP	BLK	WP	HR	S	P	ERA	WHIP

Montreal Expos @ Cincinnati Reds

Great American Ball Park, Cincinnati, OH

Sun Jun 06 2004, 1:15 PM EDT

Att. 31,814 - Cloudy - 73 F

TOP

livebaseballscorecards.com

Batter	1	2	3	4	5	6	7	8	9	AB	R	H	RBI	BB	SO	LOB
Brad Wilkerson, L (1, 7) OBP: 0.355, SLG: 0.456	B B C B F F X 3-2 1B 2B 1B	B B C C B B X 3-2 ③ P4			B B C B F F B 4-2 BB		C C F F B F C 1-3 ③ K		C B X 1-1 FC6-4 1-H 1B	4	1	2	1	1	1	0
Endy Chavez, L (1, 8) OBP: 0.295, SLG: 0.386	C B B B X 2-1 1-2 2B 1B	X 0-0 ① F8			B B C F X 2-2 ② F7			B C B X 2-1 ① F7	F C B X 1-2 ③ FC6-4 1-2f	5	1	1	0	0	0	2
Jose Vidro, S (1, 4) OBP: 0.318, SLG: 0.367	B B F F F X 2-2 24 1-H 2-H 2B	C X 0-1 2B			C X 0-1 ③ P1-4-3			X 0-0 1B		4	1	3	2	0	0	1
Tony Batista, R (1, 5) OBP: 0.281, SLG: 0.351	C S S 0-3 ① K	F F B X 1-2 ② F7				B F B F F F X 2-2 ① G5-3		C B S S 1-3 ② K		4	0	0	0	0	2	3
24 Nick Johnson, L (1, 3) OBP: 0.513, SLG: 0.688	B X 1-0 2-H 2B	C S B B B X 3-2 ③ F7				B X 1-0 ② F7		B C B X 2-1 ③ F7		4	0	1	1	0	0	2
Orlando Cabrera, R (1, 6) OBP: 0.273, SLG: 0.314	C B B B F B S 3-3 ② K			C S F B S 1-3 ① K		B B B B 4-0 FC6-4 BB			B B C F B X 3-2 ① P5	3	0	0	0	1	2	1
Juan Rivera, R (1, 9) OBP: 0.345, SLG: 0.389	C S F T B X 1-2 ③ G6-3			X 0-0 ② G4-3		B C F X 1-2 ③ FC6-4 1-2f			B X 1-0 G3 1B 2B	4	1	1	0	0	0	2
Brian Schneider, L (1, 2) OBP: 0.298, SLG: 0.445		X 0-0 ① G3		B F X 1-1 ③ P3-1			B X 1-0 ① G4-3		F C F F F F X 0-2 ② G3 2-3	4	0	0	0	0	0	1
Livan Hernandez, R (1, 1) OBP: 0.125, SLG: 0.156		C B X 1-1 ② G5-3			B X 1-0 ① F9		X 0-0 ② F8		C S B F B X 2-2 PB BLK 1B 3-H 1B	3	0	0	0	0	0	0
Terrmel Sledge, L (9, PH) OBP: 0.308, SLG: 0.403										1	1	1	1	0	0	0
Rocky Biddle, R (9, 1)										0	0	0	0	0	0	0
32 Chad Cordero, R (9, 1)										0	0	0	0	0	0	0
Chad Bentz, R (9, 1)										0	0	0	0	0	0	0
Inning Stats	R: 3 H: 4 E: 0 LOB: 1 K: 2 BB: 0 S: 21 P: 33	R: 0 H: 0 E: 0 LOB: 0 K: 0 BB: 0 S: 6 P: 10	R: 0 H: 1 E: 0 LOB: 1 K: 0 BB: 0 S: 9 P: 13	R: 0 H: 0 E: 0 LOB: 0 K: 1 BB: 0 S: 7 P: 9	R: 0 H: 0 E: 0 LOB: 1 K: 0 BB: 1 S: 9 P: 16	R: 0 H: 0 E: 0 LOB: 1 K: 0 BB: 1 S: 8 P: 16	R: 0 H: 0 E: 0 LOB: 0 K: 1 BB: 0 S: 8 P: 10	R: 0 H: 1 E: 0 LOB: 1 K: 1 BB: 0 S: 8 P: 13	R: 2 H: 3 E: 0 LOB: 1 K: 0 BB: 0 S: 20 P: 28	1B: 5 SF: 0 2B: 4 SAC: 0 3B: 0 DP: 0 HR: 0 HBP: 0						

AB	36
R	5
H	9
RBI	5
BB	2
SO	5
LOB	12

WP: 0 PA: 38
PB: 1
SB: 0
CS: 0

PITCHER		IP	WLS	BF	H	R	ER	SO	BB	IBB	HBP	BLK	WP	HR	S	P	ERA	WHIP
Todd Van Poppel, R ERA: 4.43	(1, 1)	5.0		21	5	3	3	3	1	0	0	0	0	0	52	81	5.40	1.200
Brian Reith, R ERA: 5.91	(6, 1)	1.0		4	0	0	0	0	1	0	0	0	0	0	8	16	0.00	1.000
Phil Norton, L ERA: 4.19	(7, 1)	1.0		3	0	0	0	1	0	0	0	0	0	0	8	10	0.00	0.000
Todd Jones, R ERA: 4.09	(8, 1)	1.2		8	3	2	1	1	0	0	0	0	0	0	23	34	5.40	1.800
Mike Matthews, L ERA: 2.35	(9, 1)	0.1	W	2	1	0	0	0	0	0	0	1	0	0	5	7	0.00	3.000

PITCHER	IP	WLS	BF	H	R	ER	SO	BB	IBB	HBP	BLK	WP	HR	S	P	ERA	WHIP

Montreal Expos @ Cincinnati Reds

Great American Ball Park, Cincinnati, OH

Sun Jun 06 2004, 1:15 PM EDT
Att. 31,814 - Cloudy - 73 F

BOTTOM

Batter	1	2	3	4	5	6	7	8	9	AB	R	H	RBI	BB	SO	LOB
6 Ryan Freel, R (1, 9) OBP: 0.328, SLG: 0.343	F8	FC5-4 1-2f			G5-3			G1-3	SAFE 1-3 1B	5	0	1	0	0	0	2
D'Angelo Jimenez, S (1, 4) OBP: 0.357, SLG: 0.361	WP HR 1B	F7			L3			1B	1-2 3-H 1B	5	1	3	1	0	0	0
Sean Casey, L (1, 3) OBP: 0.419, SLG: 0.619	F9	F8				L5		P6		4	0	0	0	0	0	2
Ken Griffey Jr., L (1, 8) OBP: 0.359, SLG: 0.569	1-H HR	HR				FC6-4 BB		F7		3	2	2	3	1	0	1
Adam Dunn, L (1, 7) OBP: 0.426, SLG: 0.588	K	K				K			G4-3	4	0	0	0	0	3	1
Brandon Larson, R (1, 5) OBP: 0.346, SLG: 0.391		G5-3		G6-3		FC6-4 1-2f			HR BB	3	1	0	0	1	0	1
Jason LaRue, R (1, 2) OBP: 0.323, SLG: 0.288		G1-3		G6-3			P6		F7	4	0	0	0	0	0	1
Felipe Lopez, S (1, 6) OBP: 0.111, SLG: 0.111		1B 1B		K			K		1-H HR	3	0	1	0	0	2	0
Jacob Cruz, L (9, PH) OBP: 0.365, SLG: 0.386										1	1	1	2	0	0	0
Todd Van Poppel, R (1, 1) OBP: 0.250, SLG: 0.182		6 FC5-4 1-2 1B			G6-3		K		6 1B 1B	1	0	1	0	0	0	0
Tim Hummel, R (5, PH) OBP: 0.222, SLG: 0.212										1	0	0	0	0	0	0
Brian Reith, R (6, 1)										0	0	0	0	0	0	0
Phil Norton, R (7, 1)										0	0	0	0	0	0	0
Wily Mo Peña, R (7, PH) OBP: 0.324, SLG: 0.500										1	0	0	0	0	1	0
Todd Jones, L (8, 1)										0	0	0	0	0	0	0
Mike Matthews, L (9, 1)										0	0	0	0	0	0	0
Barry Larkin, R (9, PH) OBP: 0.333, SLG: 0.402										1	1	1	0	0	0	0
Inning Stats	R: 2 E: 0 K: 1 S: 14 H: 2 LOB: 0 BB: 0 P: 21	R: 0 E: 0 K: 0 S: 16 H: 2 LOB: 2 BB: 0 P: 22	R: 1 E: 0 K: 1 S: 9 H: 1 LOB: 0 BB: 0 P: 11	R: 0 E: 0 K: 1 S: 6 H: 0 LOB: 0 BB: 0 P: 7	R: 0 E: 0 K: 0 S: 6 H: 0 LOB: 0 BB: 0 P: 11	R: 0 E: 0 K: 1 S: 7 H: 0 LOB: 1 BB: 1 P: 15	R: 0 E: 0 K: 2 S: 13 H: 0 LOB: 0 BB: 0 P: 20	R: 0 E: 0 K: 0 S: 9 H: 1 LOB: 1 BB: 0 P: 15	R: 3 E: 0 K: 0 S: 15 H: 4 LOB: 2 BB: 1 P: 26	1B: 7 2B: 0 3B: 0 HR: 3 SF: 0 SAC: 0 DP: 0 HBP: 0	WP: 1 PB: 0 SB: 0 CS: 0 PA: 38					

livebaseballscorecards.com

AB	36
R	6
H	10
RBI	6
BB	2
SO	6
LOB	8

PITCHER		IP	WLS	BF	H	R	ER	SO	BB	IBB	HBP	BLK	WP	HR	S	P	ERA	WHIP
Livan Hernandez, R ERA: 3.42	(1, 1)	8.0		31	6	3	3	6	1	0	0	0	1	2	80	122	3.38	0.875
Rocky Biddle, R ERA: 7.32	(9, 1)	0.2	L	5	2	3	3	0	1	0	0	0	0	1	11	20	40.50	4.500
32 Chad Cordero, R ERA: 2.18	(9, 1)	0.0		1	1	0	0	0	0	0	0	0	0	0	2	3	∞	∞
Chad Bentz, L ERA: 5.87	(9, 1)	0.0		1	1	0	0	0	0	0	0	0	0	0	2	3	∞	∞

PITCHER	IP	WLS	BF	H	R	ER	SO	BB	IBB	HBP	BLK	WP	HR	S	P	ERA	WHIP

Montreal Expos @ Kansas City Royals

Kauffman Stadium, Kansas City, MO

Tue Jun 08 2004, 7:10 PM CDT

Att. 15,209 - Sunny - 85 F

livebaseballscorecards.com

TOP

Batter	1	2	3	4	5	6	7	8	9	AB	R	H	RBI	BB	SO	LOB
Brad Wilkerson, L (1, 7) OBP: 0.356, SLG: 0.448	C C B S 1-3 ① K			C B F X 1-2 ① G3		B S C B F S 2-3 ② K		B F B B 2 B SAFE 4-1 1B BB	C B B F B F B 4-2 1-2 2-3 3-H BB	3	0	0	1	2	2	0
Endy Chavez, L (1, 8) OBP: 0.303, SLG: 0.392	C B B S X 2-2 ② G1-3			X 0-0 G4-3 1B		X 0-0 S 1B		D B X 2-0 1-2 2-3 1B	B S B C X 2-2 ③ F7	5	0	3	0	0	0	3
Jose Vidro, S (1, 4) OBP: 0.313, SLG: 0.360	X 0-0 ③ G3-1			B 1 SAFE 1 SAFE S C B D F X 3-2 ② G4-3 1-2		B X 1-0 ③ G3-1 1-2		B B X 2-0 ③ F9		4	0	0	0	0	0	5
24 Nick Johnson, L (1, 3) OBP: 0.465, SLG: 0.611		C B F S 1-3 ① K		B F B C X 2-2 ③ G3-1			C S B B X 2-2 ① F7		C X 0-1 ① F9	4	0	0	0	0	1	1
Tony Batista, R (1, 5) OBP: 0.276, SLG: 0.344		C B X 1-1 ② G6-3			B C F X 1-2 ① G5-3		B F F X 1-2 ② F8		C B C S 1-3 ② K	4	0	0	0	0	1	0
Orlando Cabrera, R (1, 6) OBP: 0.273, SLG: 0.310		F C F B F B B F S 3-3 ③ K			C B X 1-1 ② P4		X 0-0 ③ P4		B F B B B 4-1 1B 1B BB	3	1	0	0	1	1	0
Terrmel Sledge, L (1, 9) OBP: 0.309, SLG: 0.402 Jamey Carroll, R (9, PH) OBP: 0.340, SLG: 0.333			B X 1-0 ① P6		B C X 1-1 1B			C F B X 1-2 ① L7	C F B F X 1-2 2B 1-H BB 1B	3 1	0 1	1 1	0 1	0 0	0 0	0 0
Matt Cepicky, L (1, 10) OBP: 0.224, SLG: 0.333 Juan Rivera, R (9, PH) OBP: 0.350, SLG: 0.404			C B F B B F X 3-2 ② F8		B B X 2-0 ③ P6			B F X 1-1 1B 2B	1 SAFE C S X 0-2 1-3 BB 2B	3 1	0 0	1 1	0 0	0 0	0 0	1 0
Brian Schneider, L (1, 2) OBP: 0.292, SLG: 0.437 Einar Díaz, R (9, PH) OBP: 0.289, SLG: 0.281			F B F B F S 2-3 ③ K			B B C C F X 2-2 ① F9		B X 1-0 ② F7	B B B B 4-0 BB BB	3 0	0 0	0 0	0 0	0 1	1 0	1 0
Inning Stats	R: 0 E: 0 K: 1 S: 7 H: 0 LOB: 0 BB: 0 P: 10	R: 0 E: 0 K: 2 S: 11 H: 0 LOB: 0 BB: 0 P: 16	R: 0 E: 0 K: 1 S: 9 H: 0 LOB: 0 BB: 0 P: 15	R: 0 E: 0 K: 0 S: 11 H: 1 LOB: 1 BB: 0 P: 17	R: 0 E: 0 K: 0 S: 8 H: 1 LOB: 1 BB: 0 P: 13	R: 0 E: 0 K: 1 S: 10 H: 1 LOB: 1 BB: 0 P: 15	R: 0 E: 0 K: 0 S: 7 H: 0 LOB: 0 BB: 0 P: 10	R: 0 E: 0 K: 0 S: 9 H: 2 LOB: 3 BB: 1 P: 20	R: 2 E: 0 K: 1 S: 19 H: 2 LOB: 3 BB: 3 P: 35	1B: 5 2B: 2 3B: 0 HR: 0	SF: 0 SAC: 0 DP: 0 HBP: 0						

	AB	34
	R	2
	H	7
	RBI	2
	BB	4
	SO	6
	LOB	11

WP: 0 PB: 0 SB: 1 CS: 0 PA: 38

PITCHER		IP	WLS	BF	H	R	ER	SO	BB	IBB	HBP	BLK	WP	HR	S	P	ERA	WHIP
23 Zack Greinke, R ERA: 1.73	(1, 1)	7.0	W	24	3	0	0	5	0	0	0	0	0	0	63	96	0.00	0.429
Curt Leskanic, R ERA: 8.4	(8, 1)	0.2	H	5	2	0	0	0	1	0	0	0	0	0	8	17	0.00	4.500
Jeremy Affeldt, L ERA: 4.76	(8, 1)	1.1	S	9	2	2	2	1	3	0	0	0	0	0	20	38	13.50	3.750

PITCHER	IP	WLS	BF	H	R	ER	SO	BB	IBB	HBP	BLK	WP	HR	S	P	ERA	WHIP

Batter	1	2	3	4	5	6	7	8	9	AB	R	H	RBI	BB	SO	LOB
Tony Graffanino, R (1, 4) OBP: 0.363, SLG: 0.386	B C B B C B 4-2 29 S BB		C C F B F B B F F 4-2 B HR BB		B B C F H 3-2 1B PB HBP		C B X 1-1 ② F7			1	1	0	0	2	0	0
Carlos Beltrán, S (1, 8) OBP: 0.356, SLG: 0.535	C B 1 F X SAFE 1-2 ① F9		X 0-0 1-H HR		B X 1-0 ② P5 1-2		C B S C 1-3 ③ K			4	1	1	2	0	1	2
29 Mike Sweeney, R (1, 3) OBP: 0.333, SLG: 0.467	1 B C B B X SAFE 3-1 ② P4 1-2		S B X 1-1 ② L9		D B B I 4-0 1B IBB			C F X 0-2 ① G6-3		3	0	0	0	1	0	1
Matt Stairs, L (1, 9) OBP: 0.335, SLG: 0.431	S C X 0-2 ③ P6		S B F B F X 2-2 ③ P3		C B X 1-1 1-2 2-3 1B			X 0-0 ② F8		4	0	1	0	0	0	1
Joe Randa, R (1, 10) OBP: 0.324, SLG: 0.358		C B B X 2-1 G6-3 3B		C B B X 2-1 G1-3 1B	S F S 0-3 ③ K			C H 1-1 2B HBP		3	2	2	0	0	1	3
Benito Santiago, R (1, 2) OBP: 0.293, SLG: 0.410		B F B B F F X 2-2 ① G6-3 3-H		F B F F F X 1-2 ① G1-3 1-2		B X 1-0 ① F8		B B X 2-0 ③ 1-H 2B		4	0	1	2	0	0	1
4 Angel Berroa, R (1, 6) OBP: 0.253, SLG: 0.329	S X 0-1 ② F8		C F B F F S 1-3 ② K			C F B B X 2-2 ② G5-3				3	0	0	0	0	1	1
Desi Relaford, S (1, 5) OBP: 0.265, SLG: 0.221	B B X 2-0 ③ G4-3		F B B C B X 3-2 ③ L8			B X 1-0 ③ G5-3				3	0	0	0	0	0	1
Byron Gettis, R (1, 7) OBP: 0.308, SLG: 0.182			S F B B C 2-3 ① K		S S B B B F F X 3-2 ① P3		C S S 0-3 ① K			3	0	0	0	0	2	0
Inning Stats	R: 0 H: 0 E: 0 LOB: 1 K: 0 BB: 1 S: 10 P: 18	R: 1 H: 1 E: 0 LOB: 0 K: 0 BB: 0 S: 9 P: 15	R: 2 H: 1 E: 0 LOB: 0 K: 1 BB: 1 S: 16 P: 25	R: 0 H: 1 E: 0 LOB: 1 K: 1 BB: 0 S: 14 P: 21	R: 0 H: 1 E: 0 LOB: 3 K: 1 BB: 1 S: 13 P: 25	R: 0 H: 0 E: 0 LOB: 0 K: 0 BB: 0 S: 5 P: 9	R: 0 H: 0 E: 0 LOB: 0 K: 2 BB: 0 S: 8 P: 10	R: 1 H: 1 E: 0 LOB: 1 K: 0 BB: 0 S: 6 P: 9		1B: 2 SF: 0 2B: 1 SAC: 0 3B: 1 DP: 0 HR: 1 HBP: 2				WP: 0 PA: 33 PB: 1 SB: 1 CS: 0		

PITCHER		IP	WLS	BF	H	R	ER	SO	BB	IBB	HBP	BLK	WP	HR	S	P	ERA	WHIP
Tony Armas, R ERA: 4.22	(1, 1)	5.0	L	23	4	3	3	3	2	1	1	0	0	1	62	104	5.40	1.200
Sun-Woo Kim, R ERA: 4.02	(6, 1)	2.0		6	0	0	0	2	0	0	0	0	0	0	13	19	0.00	0.000
Claudio Vargas, R ERA: 5.31	(8, 1)	1.0		4	1	1	1	0	0	0	1	0	0	0	6	9	9.00	1.000

PITCHER	IP	WLS	BF	H	R	ER	SO	BB	IBB	HBP	BLK	WP	HR	S	P	ERA	WHIP

BOTTOM

Montreal Expos @ Kansas City Royals

Kauffman Stadium, Kansas City, MO

Tue Jun 08 2004, 7:10 PM CDT
Att. 15,209 - Sunny - 85 F

livebaseballscorecards.com

AB	28
R	4
H	5
RBI	4
BB	3
SO	5
LOB	10

Batter	1	2	3	4	5	6	7	8	9	AB	R	H	RBI	BB	SO	LOB
Endy Chavez, L (1, 8) OBP: 0.306, SLG: 0.398	G3 1B	F7-4 1-3 2B		WP 1B		K		FC5-4 1B 1-2f 1B		5	1	2	0	0	1	1
Jamey Carroll, R (1, 4) OBP: 0.362, SLG: 0.377	24 BB 1B 1B 1B	G1-3		G6-3 1-2			G4-3 SF7 2B	E 1-2 1B		5	3	3	0	0	0	3
Jose Vidro, S (1, 10) OBP: 0.314, SLG: 0.361	1B 24 BB BB 1-2 1B	FC6 3-H		K			G4-3 2-3	E7 1-H 2-H 1B		5	1	2	2	0	1	3
Tony Batista, R (1, 5) OBP: 0.269, SLG: 0.337	F8	F7-4 2-2			G5-3		SF7 3-H	F7		4	0	0	1	0	0	5
24 Nick Johnson, L (1, 3) OBP: 0.479, SLG: 0.600	BB 1B 1-2 2-3 BB		K		S 1B		1B		G3-1	4	1	2	0	1	1	0
Orlando Cabrera, R (1, 6) OBP: 0.280, SLG: 0.326	BB 1-2 2-3 3-H 1B		3B		F8		G5-3		G4-6-3 1B	5	0	3	1	0	0	2
Brad Wilkerson, L (1, 7) OBP: 0.362, SLG: 0.465	FC6-4 1-2 2-3 3-H BB		K		1-H 1B			HR	G4-6-3 1-2f	4	1	2	3	1	1	2
Juan Rivera, R (1, 9) OBP: 0.339, SLG: 0.389	FC6-4 1-2f		G5-3			K2-3		G5-3		4	0	0	0	0	1	4
Einar Díaz, R (1, 2) OBP: 0.310, SLG: 0.306		2B FC6 1B		G5-3		F8		FC5-4 1B		4	1	2	0	0	0	0
Inning Stats	R: 2 E: 0 K: 0 S: 16 H: 3 LOB: 3 BB: 2 P: 28	R: 1 E: 0 K: 0 S: 9 H: 2 LOB: 1 BB: 0 P: 15	R: 0 E: 0 K: 2 S: 11 H: 1 LOB: 1 BB: 0 P: 13	R: 0 E: 0 K: 1 S: 9 H: 1 LOB: 1 BB: 0 P: 12	R: 1 E: 0 K: 0 S: 9 H: 2 LOB: 1 BB: 0 P: 14	R: 0 E: 0 K: 2 S: 9 H: 0 LOB: 0 BB: 0 P: 11	R: 1 E: 0 K: 0 S: 11 H: 2 LOB: 1 BB: 0 P: 20	R: 3 E: 1 K: 0 S: 20 H: 4 LOB: 1 BB: 0 P: 28	R: 0 E: 0 K: 0 S: 3 H: 1 LOB: 0 BB: 0 P: 4	1B: 12 2B: 3 3B: 1 HR: 1 SF: 1 SAC: 0 DP: 2 HBP: 0						

PITCHER	IP	WLS	BF	H	R	ER	SO	BB	IBB	HBP	BLK	WP	HR	S	P	ERA	WHIP
Dennys Reyes, L (1, 1) ERA: 3.67	6.2	L	32	11	5	5	5	2	0	0	0	1	0	73	110	6.75	1.950
Nate Field, R (7, 1) ERA: 3.97	2.1		11	5	3	2	0	0	0	0	0	0	1	24	35	7.71	2.143

PITCHER	IP	WLS	BF	H	R	ER	SO	BB	IBB	HBP	BLK	WP	HR	S	P	ERA	WHIP

TOP

Montreal Expos @ Kansas City Royals

Kauffman Stadium, Kansas City, MO

Thu Jun 10 2004, 1:10 PM CDT

Overcast - 82 F

livebaseballscorecards.com

AB	40
R	8
H	16
RBI	7
BB	2
SO	5
LOB	20

1B: 12	SF: 1	WP: 1	PA: 43
2B: 3	SAC: 0	PB: 0	
3B: 1	DP: 2	SB: 1	
HR: 1	HBP: 0	CS: 0	

Batter	1	2	3	4	5	6	7	8	9	AB	R	H	RBI	BB	SO	LOB
Tony Graffanino, R (1, 4) OBP: 0.359, SLG: 0.381	C C D B X 2-2 WP G2-3 1B		C B C S 1-3 ① K		B B X 2-0 ③ L5			C B C B X 2-2 ① F9		4	0	1	0	0	1	1
Carlos Beltrán, S (1, 8) OBP: 0.351, SLG: 0.525 Brandon Berger, R (9, 9) OBP: 0.259, SLG: 0.333	B X 1-0 ① G2-3 1-2		X 0-0 ② G4-3			C X 0-1 ① G4-3		F F B B F B X 3-2 ② G4-3		4 0	0 0	0 0	0 0	0 0	0 0	1 0
29 Mike Sweeney, R (1, 3) OBP: 0.332, SLG: 0.463	C F F X 0-2 ② P6		F B X 1-1 ③ G4-3			B X 1-0 1B		C B X 1-1 ③ G5-3		4	0	1	0	0	0	1
Ken Harvey, R (1, 10) OBP: 0.404, SLG: 0.532	B C S F F X 1-2 ③ G1-3 2-3			C B X 1-1 ① L3		B B C F X 2-2 ② P4			C C D F B B F F S 3-3 ① K	4	0	0	0	0	1	2
Matt Stairs, L (1, 9) OBP: 0.329, SLG: 0.422 Wilton Guerrero, S (9, 8) OBP: 0.375, SLG: 0.625		C C B F X 1-2 ① G5-3		F F S 0-3 ② K		C X 0-1 ③ G4-3			F B X 1-1 ② F8	3 1	0 0	0 0	0 0	0 0	1 0	1 0
Joe Randa, R (1, 5) OBP: 0.323, SLG: 0.356		B B X 2-0 4 G6-3 1B 1B		C X 0-1 ③ G6-3			C B X 1-1 ① F9		C X 0-1 ③ G6-3	4	0	1	0	0	0	0
Benito Santiago, R (1, 2) OBP: 0.293, SLG: 0.409	C C D X 1-2 4 G6-3 1-2 1B				F X 0-1 ① G6-3		C C S 0-3 ② K			3	0	1	0	0	1	0
4 Angel Berroa, R (1, 6) OBP: 0.254, SLG: 0.329		B S X 1-1 ② G6-3 1-2 2-3			B C F X 1-2 ② G5-3		C B X 1-1 1B			3	0	1	0	0	0	2
Byron Gettis, R (1, 7) OBP: 0.310, SLG: 0.280		B F X 1-1 ③ G6-3			S B F X 1-2 3B		C D B B F X 3-2 ③ G6-3			3	0	1	0	0	0	3
Inning Stats	R: 0 H: 1 E: 0 LOB: 1 K: 0 BB: 0 S: 13 P: 17	R: 0 H: 2 E: 0 LOB: 2 K: 0 BB: 0 S: 12 P: 18	R: 0 H: 0 E: 0 LOB: 0 K: 1 BB: 0 S: 6 P: 8	R: 0 H: 0 E: 0 LOB: 0 K: 1 BB: 0 S: 7 P: 8	R: 0 H: 1 E: 0 LOB: 1 K: 0 BB: 0 S: 9 P: 13	R: 0 H: 1 E: 0 LOB: 1 K: 0 BB: 0 S: 8 P: 11	R: 0 H: 1 E: 0 LOB: 1 K: 1 BB: 0 S: 10 P: 15	R: 0 H: 0 E: 0 LOB: 0 K: 0 BB: 0 S: 9 P: 15	R: 0 H: 0 E: 0 LOB: 0 K: 1 BB: 0 S: 10 P: 14	1B: 5 2B: 0 3B: 1 HR: 0	SF: 0 SAC: 0 DP: 0 HBP: 0				WP: 1 PB: 0 SB: 0 CS: 0	PA: 33	

PITCHER	IP	WLS	BF	H	R	ER	SO	BB	IBB	HBP	BLK	WP	HR	S	P	ERA	WHIP
Zach Day, R (1, 1) ERA: 3.12	9.0	W	33	6	0	0	4	0	0	0	0	1	0	84	119	0.00	0.667

PITCHER	IP	WLS	BF	H	R	ER	SO	BB	IBB	HBP	BLK	WP	HR	S	P	ERA	WHIP

BOTTOM

Montreal Expos @ Kansas City Royals

Kauffman Stadium, Kansas City, MO

Thu Jun 10 2004, 1:10 PM CDT

Overcast - 82 F

livebaseballscorecards.com

AB	33
R	0
H	6
RBI	0
BB	0
SO	4
LOB	11

Batter	1	2	3	4	5	6	7	8	9	AB	R	H	RBI	BB	SO	LOB
Endy Chavez, L (1, 8) OBP: 0.305, SLG: 0.397	B3		SF8 3-H			G4-3 1B 1B		SH1-3 1-2	G6-3	3	1	1	1	0	0	1
Jamey Carroll, R (1, 4) OBP: 0.339, SLG: 0.351	F7		F7			G4-3 1-2		L8		4	0	0	0	0	0	2
Jose Vidro, S (1, 10) OBP: 0.318, SLG: 0.361	G6-3			F7		HR 2-H 1B		IBB		3	1	1	1	1	0	0
Tony Batista, R (1, 5) OBP: 0.274, SLG: 0.370		HR		G5-3		HR 1-H HR		F7		4	2	2	3	0	0	2
Orlando Cabrera, R (1, 6) OBP: 0.279, SLG: 0.321		P5		P3		F7			G6-3 BB	3	0	0	0	1	0	0
Brad Wilkerson, L (1, 7) OBP: 0.355, SLG: 0.455		K			K		F8		G6-3 1-2f	4	0	0	0	0	2	1
Juan Rivera, R (1, 9) OBP: 0.336, SLG: 0.379		P3			P4		F8		24 2B 2B BB	3	1	0	0	1	0	0
Terrmel Sledge, L (1, 3) OBP: 0.309, SLG: 0.400 24 Nick Johnson, L (8, 3) OBP: 0.490, SLG: 0.634			E1 SH5-3 SF8 1B		P3		F7		2B 1-3 2B	3 1	1 1	1 1	0 0	0 0	0 0	0 0
Brian Schneider, L (1, 2) OBP: 0.299, SLG: 0.447			SH5-3 2-3			G4-3		SH1-3 1B	2B 2-H 3-H	3	0	2	2	0	0	0
Inning Stats	R: 0 E: 0 K: 0 S: 4 H: 0 LOB: 0 BB: 0 P: 4	R: 1 E: 0 K: 1 S: 7 H: 1 LOB: 0 BB: 0 P: 10	R: 1 E: 1 K: 0 S: 5 H: 1 LOB: 0 BB: 0 P: 8	R: 0 E: 0 K: 0 S: 6 H: 0 LOB: 0 BB: 0 P: 11	R: 0 E: 0 K: 1 S: 8 H: 0 LOB: 0 BB: 0 P: 12	R: 3 E: 0 K: 0 S: 12 H: 3 LOB: 0 BB: 0 P: 20	R: 0 E: 0 K: 0 S: 9 H: 0 LOB: 0 BB: 0 P: 15	R: 0 E: 0 K: 0 S: 9 H: 1 LOB: 2 BB: 1 P: 18	R: 2 E: 0 K: 0 S: 12 H: 2 LOB: 1 BB: 2 P: 23	1B: 4 2B: 2 3B: 0 HR: 2 SF: 1 SAC: 2 DP: 1 HBP: 0						

PITCHER	IP	WLS	BF	H	R	ER	SO	BB	IBB	HBP	BLK	WP	HR	S	P	ERA	WHIP
41 Jimmy Gobble, L (1, 1) ERA: 4.77	7.1	L	28	6	5	4	2	0	0	0	0	0	2	54	86	4.91	0.818
Scott Sullivan, R (8, 1) ERA: 3.54	0.2		3	0	0	0	0	0	1	0	0	0	0	6	12	0.00	0.000
Jason Grimsley, R (9, 1) ERA: 3.86	1.0		6	2	2	2	0	2	0	0	0	0	0	12	23	18.00	4.000

PITCHER	IP	WLS	BF	H	R	ER	SO	BB	IBB	HBP	BLK	WP	HR	S	P	ERA	WHIP

TOP

Montreal Expos @ Kansas City Royals

Kauffman Stadium, Kansas City, MO

Thu Jun 10 2004, 1:15 PM CDT
Att. 16,891 - Overcast - 74 F

livebaseballscorecards.com

AB	31
R	7
H	8
RBI	7
BB	3
SO	2
LOB	6

BOTTOM

Montreal Expos @ Kansas City Royals

Kauffman Stadium, Kansas City, MO

Thu Jun 10 2004, 1:15 PM CDT
Att. 16,891 - Overcast - 74 F

livebaseballscorecards.com

Batter	1	2	3	4	5	6	7	8	9	AB	R	H	RBI	BB	SO	LOB
Wilton Guerrero, S (1, 4) OBP: 0.250, SLG: 0.417	G1-3		L6			G3		G3-1		4	0	0	0	0	0	0
Carlos Beltrán, S (1, 8) OBP: 0.353, SLG: 0.523	F7		29 WP, 1B			P6			1B, SF7, BB	3	1	1	0	1	0	0
29 Mike Sweeney, R (1, 10) OBP: 0.330, SLG: 0.459	2B, 1B		P2, 1-2			G6-3			P3	4	0	1	0	0	0	2
Ken Harvey, R (1, 3) OBP: 0.406, SLG: 0.536	1-H, 2B			G4-3			G4-3		E, 1-3, 1B	4	0	2	0	0	0	0
Matt Stairs, L (1, 9) OBP: 0.321, SLG: 0.413		K		G3			K		SF7, 1-2, 3-H	3	0	0	1	0	2	0
Kelly Stinnett, R (1, 2) OBP: 0.415, SLG: 0.532		FC6-4, 1B		K			K		L5	4	0	1	0	0	2	1
Desi Relaford, S (1, 5) OBP: 0.258, SLG: 0.215		FC6-4, 1-2f			G1-3			K		3	0	0	0	0	1	1
4 Angel Berroa, R (1, 6) OBP: 0.255, SLG: 0.347	B 1 SAFE, B F 1 SAFE, 1 SAFE C	P3			P6			HR		3	1	1	1	0	0	1
Brandon Berger, R (1, 7) OBP: 0.233, SLG: 0.300			G1-3		L7			G1-3		3	0	0	0	0	0	0
Inning Stats	R: 0 E: 0 K: 0 S: 7 H: 2 LOB: 2 BB: 0 P: 9	R: 0 E: 0 K: 1 S: 10 H: 1 LOB: 1 BB: 0 P: 15	R: 0 E: 0 K: 0 S: 11 H: 1 LOB: 1 BB: 0 P: 18	R: 0 E: 0 K: 1 S: 9 H: 0 LOB: 0 BB: 0 P: 15	R: 0 E: 0 K: 0 S: 5 H: 0 LOB: 0 BB: 0 P: 8	R: 0 E: 0 K: 0 S: 4 H: 0 LOB: 0 BB: 0 P: 6	R: 0 E: 0 K: 2 S: 8 H: 0 LOB: 0 BB: 0 P: 15	R: 1 E: 0 K: 1 S: 10 H: 1 LOB: 0 BB: 0 P: 15	R: 1 E: 1 K: 0 S: 11 H: 1 LOB: 1 BB: 1 P: 20	1B: 4 2B: 1 3B: 0 HR: 1 SF: 1 SAC: 0 DP: 0 HBP: 0							

	AB	31
	R	2
	H	6
	RBI	2
	BB	1
	SO	5
	LOB	5

WP: 1 PB: 0 SB: 0 CS: 0 PA: 33

PITCHER		IP	WLS	BF	H	R	ER	SO	BB	IBB	HBP	BLK	WP	HR	S	P	ERA	WHIP
Tomo Ohka, R (1, 1) ERA: 3.01		2.2		11	4	0	0	1	0	0	0	0	0	0	25	37	0.00	1.500
Sun-Woo Kim, R (3, 1) ERA: 3.63		4.1	W	13	0	0	0	3	0	0	0	0	1	0	29	49	0.00	0.000
Luis Ayala, R (8, 1) ERA: 3.64		1.0		4	1	1	1	1	0	0	0	0	0	1	10	15	9.00	1.000
32 Chad Cordero, R (9, 1) ERA: 2.38		1.0		5	1	1	1	0	1	0	0	0	0	0	11	20	9.00	2.000

PITCHER	IP	WLS	BF	H	R	ER	SO	BB	IBB	HBP	BLK	WP	HR	S	P	ERA	WHIP

Batter	1	2	3	4	5	6	7	8	9	AB	R	H	RBI	BB	SO	LOB
Brad Wilkerson, L (1, 7) OBP: 0.362, SLG: 0.461	B B B C F B 4-2 G6-3 SH1-3 BB		B B B 4-0 BB		B C S S 1-3 ③ K			B C X 1-1 2B		2	0	1	0	2	1	0
Endy Chavez, L (1, 8) OBP: 0.300, SLG: 0.390	X 0-0 ① SH1-3 1-2		C 1 SAFE 1 SAFE F F 1 SAFE B T 1-2 ② K			B C B F X 2-2 ① G3		B B C F X 2-2 ② G1-3		3	0	0	0	0	1	2
Jose Vidro, S (1, 10) OBP: 0.312, SLG: 0.354	X 0-0 ② G6-3 2-3		1 SAFE 1 SAFE C X 0-1 ③ G4-3			X 0-0 ② G5-3		C B B B X 3-1 ③ P5		4	0	0	0	0	0	3
Tony Batista, R (1, 5) OBP: 0.269, SLG: 0.363	C B B S X 2-2 ③ G5-3			B X 1-0 ① G5-3		F B B B F C 3-3 ③ K			C X 0-1 ① F7	4	0	0	0	0	1	1
24 Nick Johnson, L (1, 3) OBP: 0.472, SLG: 0.600		X 0-0 ① F8		C X 0-1 FC6 1B			B B C C F X 2-2 ① F8		C B C S 1-3 ② K	4	0	1	0	0	1	0
Orlando Cabrera, R (1, 6) OBP: 0.283, SLG: 0.321		B X 1-0 1B 1B		C B B X 2-1 ② FC6 1-2f			X 0-0 ② G6-3		B B F F F B B 4-2 BB	3	0	1	0	1	0	1
Terrmel Sledge, L (1, 9) OBP: 0.317, SLG: 0.406 Juan Rivera, R (9, PH) OBP: 0.333, SLG: 0.376 (9, 9)		C 1 SAFE 1 SAFE 1 SAFE P 1 SAFE B X 2-1 G4-3 1-2 1B		1 SAFE B C 1 SAFE X 1-1 ③ F8			C C X 0-2 1B		X 0-0 ③ P4	3 1	0 0	2 0	0 0	0 0	0 0	1 1
Brian Schneider, L (1, 2) OBP: 0.294, SLG: 0.439		X 0-0 ② ③ G4-3 1-2f			B X 1-0 ① F8		C F 1 SAFE P 1 SAFE 1 SAFE C 1-3 ③ K			3	0	0	0	0	1	3
Jamey Carroll, R (1, 4) OBP: 0.323, SLG: 0.333			C X 0-1 ① F8		B B C B C X 3-2 ② G6-3			C X 0-1 ① F7		3	0	0	0	0	0	0
Inning Stats	R: 0 H: 0 E: 0 LOB: 1 K: 0 BB: 1 S: 8 P: 14	R: 0 H: 2 E: 0 LOB: 1 K: 0 BB: 0 S: 6 P: 8	R: 0 H: 0 E: 0 LOB: 1 K: 1 BB: 1 S: 8 P: 13	R: 0 H: 1 E: 0 LOB: 1 K: 0 BB: 0 S: 7 P: 11	R: 0 H: 0 E: 0 LOB: 0 K: 1 BB: 0 S: 7 P: 12	R: 0 H: 0 E: 0 LOB: 0 K: 1 BB: 0 S: 7 P: 12	R: 0 H: 1 E: 0 LOB: 1 K: 1 BB: 0 S: 12 P: 14	R: 0 H: 1 E: 0 LOB: 1 K: 0 BB: 0 S: 9 P: 15	R: 0 H: 0 E: 0 LOB: 1 K: 1 BB: 1 S: 9 P: 14	1B: 4 SF: 0 2B: 1 SAC: 1 3B: 0 DP: 1 HR: 0 HBP: 0						WP: 0 PA: 34 PB: 0 SB: 0 CS: 0

TOP

Montreal Expos @ Seattle Mariners

Safeco Field, Seattle, WA

Fri Jun 11 2004, 7:05 PM PDT

Att. 32,826 - Unknown - 59 F

livebaseballscorecards.com

AB	30
R	0
H	5
RBI	0
BB	3
SO	5
LOB	12

PITCHER		IP	WLS	BF	H	R	ER	SO	BB	IBB	HBP	BLK	WP	HR	S	P	ERA	WHIP
Ryan Franklin, R ERA: 4.13	(1, 1)	8.0		30	5	0	0	4	2	0	0	0	0	0	64	99	0.00	0.875
Eddie Guardado, L ERA: 0.95	(9, 1)	1.0	W	4	0	0	0	1	1	0	0	0	0	0	9	14	0.00	1.000

PITCHER	IP	WLS	BF	H	R	ER	SO	BB	IBB	HBP	BLK	WP	HR	S	P	ERA	WHIP

BOTTOM

Montreal Expos @ Seattle Mariners

Safeco Field, Seattle, WA

Fri Jun 11 2004, 7:05 PM PDT

Att. 32,826 - Unknown - 59 F

Batter	1	2	3	4	5	6	7	8	9	AB	R	H	RBI	BB	SO	LOB
51 Ichiro Suzuki, L (1, 9) OBP: 0.380, SLG: 0.411	BBBCCB 4-2 S 1B BB		BBFX 2-1 ②③ G3-1-5-2-5-1-6 2-Hf			CX 0-1 ① P6		BBF1 SAFE1 SAFEBCX 3-2 ① FC4-6 1-2 1B		3	0	1	0	1	0	1
Randy Winn, S (1, 8) OBP: 0.319, SLG: 0.356	1 SAFECFX 0-2 ① F9			CBBFX 2-2 2B F8-2 1B		CBFBFBFX 3-2 ② G6-3		X 0-0 ② FC4-6 FC6-4 1-2f		4	0	1	0	0	0	2
Bret Boone, R (1, 4) OBP: 0.304, SLG: 0.396	1 SAFEF1 SAFEBF1 SAFEBS 2-3 ② K 1-2			BCB1 SAFE1 SAFEBX 3-1 ① P4		CBFC 1-3 ③ K		1 SAFEX 0-0 ③ FC6-4 1-2f		4	0	0	0	0	2	3
John Olerud, L (1, 3) OBP: 0.373, SLG: 0.364 Hiram Bocachica, R (9, PR) OBP: 0.400, SLG: 0.273	BCCFBX 2-2 ③ 2-H 1B			1 SAFEFX 0-1 F7 1-3 2B			X 0-0 ① F7		BCFBX 2-2 BB S 1B 1B	4 0	0 1	3 0	0 0	0 0	0 0	0 0
Edgar Martinez, R (1, 10) OBP: 0.329, SLG: 0.381		CX 0-1 ① F8	BBBFX 3-1 ②③ F8-2 3-H				CBX 1-1 ② F8		BBC1 SAFEFC 2-3 ① K	4	0	0	0	0	1	3
Scott Spiezio, S (1, 5) OBP: 0.309, SLG: 0.401		CCBBBBFB 4-2 CS BB			BBBB 4-0 FC5-4 BB		BBX 2-0 1B 1B		1 SAFEX 0-0 ② F8	2	0	1	0	2	0	1
Rich Aurilia, R (1, 6) OBP: 0.301, SLG: 0.326	BBCCFBS 3-3 ②③ K 1-2				CX 0-1 ① F8		X 0-0 1-2 1B		BIII 4-0 1B BB IBB 1-2	3	0	1	0	1	1	2
Jolbert Cabrera, R (1, 7) OBP: 0.310, SLG: 0.372 Dave Hansen, L (9, PH) OBP: 0.429, SLG: 0.500			BBCX 2-1 SH1-3 51 3-1-5-2-5-1 1B		CBCC 1-3 ② K		SX 0-1 ③ P3		BCBBCB 4-2 1B 1-2 2-3 BB	3 0	0 0	1 0	0 0	0 1	1 0	3 0
Dan Wilson, R (1, 2) OBP: 0.331, SLG: 0.375 16 Willie Bloomquist, R (8, PR) OBP: 0.283, SLG: 0.314 Pat Borders, R (9, 2) OBP: 0.136, SLG: 0.136			1 SAFEX 0-0 ① SH1-3 1-2		BBBCX 3-1 ③ FC5-4 1-2f			CX 0-1 51 1B 1B	BCX 1-1 1-2 2-3 3-H 1B	2 0 1	0 0 0	1 0 1	0 0 1	0 0 0	0 0 0	1 0 0
Inning Stats	R: 0 E: 0 K: 1 S: 12 H: 1 LOB: 2 BB: 1 P: 20	R: 0 E: 0 K: 1 S: 9 H: 0 LOB: 1 BB: 1 P: 16	R: 0 E: 0 K: 0 S: 5 H: 1 LOB: 0 BB: 0 P: 9	R: 0 E: 0 K: 0 S: 9 H: 2 LOB: 1 BB: 0 P: 17	R: 0 E: 0 K: 1 S: 7 H: 0 LOB: 1 BB: 1 P: 15	R: 0 E: 0 K: 1 S: 10 H: 0 LOB: 0 BB: 0 P: 14	R: 0 E: 0 K: 0 S: 7 H: 2 LOB: 2 BB: 0 P: 10	R: 0 E: 0 K: 0 S: 7 H: 2 LOB: 1 BB: 0 P: 10	R: 1 E: 0 K: 1 S: 11 H: 2 LOB: 3 BB: 2 P: 24	1B: 9 2B: 4 3B: 0 HR: 0	SF: 0 SAC: 1 DP: 3 HBP: 0						

PITCHER	IP	WLS	BF	H	R	ER	SO	BB	IBB	HBP	BLK	WP	HR	S	P	ERA	WHIP
Livan Hernandez, R (1, 1) ERA: 3.22	8.2	L	36	10	1	1	5	4	1	0	0	0	0	77	135	1.04	1.615

PITCHER	IP	WLS	BF	H	R	ER	SO	BB	IBB	HBP	BLK	WP	HR	S	P	ERA	WHIP

AB	30
R	1
H	10
RBI	1
BB	5
SO	5
LOB	16

WP: 0 PB: 0 SB: 2 CS: 1 PA: 36

livebaseballscorecards.com

Batter	1	2	3	4	5	6	7	8	9	AB	R	H	RBI	BB	SO	LOB
Endy Chavez, L (1, 8) OBP: 0.299, SLG: 0.387	C B S S 1-3 ① K		B B C C B C 3-3 ② K			C B X 1-1 FC9-6 1B		C C F F B X 1-2 ① G4-3		4	0	1	0	0	2	0
Jamey Carroll, R (1, 4) OBP: 0.319, SLG: 0.317	B B C B B 4-1 BB		B C X 1-1 ③ G5-3			1 SAFE C B F B 1 SAFE X 2-2 ① FC9-6 1B 1-2f		C B B X 2-1 ② F7		3	0	0	0	1	0	1
Jose Vidro, S (1, 10) OBP: 0.320, SLG: 0.361	C C X 0-2 ② F8			B B C B X 3-1 24 CS 1B		C B X 1-1 1-3 1B		F B X 1-1 1B		4	0	3	0	0	0	1
Tony Batista, R (1, 5) OBP: 0.264, SLG: 0.356	C B 1 SAFE F F X 1-2 ③ G6-3			C B C F X 1-2 ① F7		B F B F X 2-2 ② F9		B B X 2-0 ③ F8		4	0	0	0	0	0	5
24 Nick Johnson, L (1, 3) OBP: 0.439, SLG: 0.551		C B C B B X 3-2 ① G3		C B S C 1-3 ②③ K 1-2		F S X 0-2 ③ L6			X 0-0 ① G4-3	4	0	0	0	0	1	3
Orlando Cabrera, R (1, 6) OBP: 0.290, SLG: 0.329		C B F F F B B F F 3-2 X 1B			C B C B F F B F F 3-2 X 1B		C B X 1-1 1B		C B S X 1-2 ② F9	4	0	3	0	0	0	0
Brad Wilkerson, L (1, 7) OBP: 0.357, SLG: 0.454 Juan Rivera, R (7, 9) OBP: 0.338, SLG: 0.381		1 SAFE 1 SAFE 1 SAFE C 1 SAFE X 0-1 ② L9			C X 0-1 ① F8		C C C 0-3 ① K		B B C S X 2-2 ③ 1B	3	0	0	0	0	1	3
										1	0	1	0	0	0	0
Einar Díaz, R (1, 2) OBP: 0.289, SLG: 0.282		C F 1 SAFE S 0-3 ③ K2-3			X 0-0 ② F9		B C S S 1-3 ② K			3	0	0	0	0	2	3
Terrmel Sledge, L (1, 9) OBP: 0.310, SLG: 0.397 (7, 7)			C B B S S 2-3 ① K		C 1 SAFE X 0-1 ③ G4-3		B B C X 2-1 ③ L8			3	0	0	0	0	1	2
Inning Stats	R: 0 E: 0 K: 1 S: 11 H: 0 LOB: 1 BB: 1 P: 17	R: 0 E: 0 K: 1 S: 15 H: 1 LOB: 1 BB: 0 P: 21	R: 0 E: 0 K: 2 S: 8 H: 0 LOB: 0 BB: 0 P: 14	R: 0 E: 0 K: 1 S: 9 H: 1 LOB: 0 BB: 0 P: 14	R: 0 E: 0 K: 0 S: 12 H: 1 LOB: 1 BB: 0 P: 15	R: 0 E: 0 K: 0 S: 13 H: 2 LOB: 2 BB: 0 P: 19	R: 0 E: 0 K: 2 S: 10 H: 1 LOB: 1 BB: 0 P: 14	R: 0 E: 0 K: 0 S: 10 H: 1 LOB: 1 BB: 0 P: 16	R: 0 E: 0 K: 0 S: 7 H: 1 LOB: 1 BB: 0 P: 10	1B: 8 2B: 0 3B: 0 HR: 0 SF: 0 SAC: 0 DP: 0 HBP: 0						

TOP

Montreal Expos @ Seattle Mariners

Safeco Field, Seattle, WA

Sat Jun 12 2004, 7:05 PM PDT

Att. 36,562 - Dome - 60 F

livebaseballscorecards.com

AB	33
R	0
H	8
RBI	0
BB	1
SO	7
LOB	18

WP: 0 PB: 0 SB: 0 CS: 1 PA: 34

PITCHER		IP	WLS	BF	H	R	ER	SO	BB	IBB	HBP	BLK	WP	HR	S	P	ERA	WHIP
Jamie Moyer, L ERA: 3.8	(1, 1)	7.0	W	27	6	0	0	7	1	0	0	0	0	0	78	114	0.00	1.000
Ron Villone, L ERA: 3.41	(8, 1)	0.2	H	3	1	0	0	0	0	0	0	0	0	0	9	13	0.00	1.500
Shigetoshi Hasegawa, R ERA: 5.2	(8, 1)	0.1	H	1	0	0	0	0	0	0	0	0	0	0	1	3	0.00	0.000
Eddie Guardado, L ERA: 0.92	(9, 1)	1.0	S	3	1	0	0	0	0	0	0	0	0	0	7	10	0.00	1.000

PITCHER	IP	WLS	BF	H	R	ER	SO	BB	IBB	HBP	BLK	WP	HR	S	P	ERA	WHIP

Batter	1	2	3	4	5	6	7	8	9	AB	R	H	RBI	BB	SO	LOB
Randy Winn, S (1, 7) OBP: 0.318, SLG: 0.351	B S B B C F F B 4-2 SH5-3 1B BB	B F F B X 2-2 ② G1-3		1 SAFE B C D 1 SAFE S F 1 SAFE X 2-2 ② FC6-4 FC6-4 1-2f		X 0-0 ③ F7				3	1	0	0	1	0	1
Rich Aurilia, R (1, 6)	X 0-0 ① SH5-3 1-2	C B B F F F X 2-2 ③ F9		C X 0-1 ③ FC6-4 1-2f			B X 1-0 ① G5-3			3	0	0	0	0	0	1
51 Ichiro Suzuki, L (1, 9) OBP: 0.382, SLG: 0.410	B C B F F F F F 4-2 1B BB		F X 0-1 E SF9 1B		C B C F F F S 1-3 ① K2-3		C B X 1-1 ② L5			3	1	1	0	1	1	0
Bret Boone, R (1, 4) OBP: 0.303, SLG: 0.393	F C B F X 1-2 ② F9		1 SAFE C C 1 SAFE 1 SAFE F F F 1 SAFE 0-2 X ① F8 1-3		C B B X 2-1 BB BB F7-2 1B		B B F B F F X 3-2 ③ G5-3			4	0	1	0	0	0	3
Dave Hansen, L (1, 10) OBP: 0.450, SLG: 0.500	F X 0-1 BB 1-3 2-H 1B		B B B I 4-0 IBB		C D 1 SAFE S B 1 B B 4-2 BB 1-2 BB			F X 0-1 ① G4-3		2	0	1	1	2	0	0
John Olerud, L (1, 3) OBP: 0.375, SLG: 0.362	B B B C B 4-1 1-2 BB		B C X 1-1 ② SF9 3-H		B B B C B 4-1 1-2 2-3 BB			B X 1-0 ② P6		1	0	0	1	2	0	0
Scott Spiezio, S (1, 5) OBP: 0.303, SLG: 0.392	C C B D B C 3-3 ③ K		C S C 0-3 ③ K		B B B C X 3-1 ② ③ F7-2 3-H			B B F F S 2-3 ③ K		4	0	0	0	0	3	7
Dan Wilson, R (1, 2) OBP: 0.325, SLG: 0.368		C B B X 2-1 ① F8		C C S 0-3 ① K		C C X 0-2 ① G5-3				3	0	0	0	0	1	0
Hiram Bocachica, R (1, 8) OBP: 0.444, SLG: 0.571		X 0-0 HR		C X 0-1 FC6-4 1B		C B F F B S 2-3 ② K				3	1	2	1	0	1	0
Inning Stats	R: 1 H: 1 E: 0 LOB: 3 K: 1 BB: 3 S: 23 P: 39	R: 1 H: 1 E: 0 LOB: 0 K: 0 BB: 0 S: 11 P: 17	R: 1 H: 1 E: 1 LOB: 1 K: 1 BB: 1 S: 13 P: 18	R: 0 H: 1 E: 0 LOB: 1 K: 1 BB: 0 S: 11 P: 13	R: 0 H: 1 E: 0 LOB: 2 K: 1 BB: 2 S: 13 P: 27	R: 0 H: 0 E: 0 LOB: 0 K: 1 BB: 0 S: 8 P: 10	R: 0 H: 0 E: 0 LOB: 0 K: 0 BB: 0 S: 7 P: 12	R: 0 H: 0 E: 0 LOB: 0 K: 1 BB: 0 S: 6 P: 9		1B: 4 SF: 1 2B: 1 SAC: 1 3B: 0 DP: 1 HR: 1 HBP: 0				WP: 0 PA: 34 PB: 0 SB: 0 CS: 0		

PITCHER		IP	WLS	BF	H	R	ER	SO	BB	IBB	HBP	BLK	WP	HR	S	P	ERA	WHIP
Claudio Vargas, R ERA: 5.31	(1, 1)	3.1	L	18	4	3	2	3	3	1	0	0	0	1	52	79	5.40	2.100
Chad Bentz, L ERA: 5.29	(4, 1)	1.2		7	1	0	0	1	2	0	0	0	0	0	19	35	0.00	1.800
Rocky Biddle, R ERA: 6.97	(6, 1)	1.0		3	0	0	0	1	0	0	0	0	0	0	8	10	0.00	0.000
Joe Horgan, L ERA:	(7, 1)	2.0		6	0	0	0	1	0	0	0	0	0	0	13	21	0.00	0.000

PITCHER	IP	WLS	BF	H	R	ER	SO	BB	IBB	HBP	BLK	WP	HR	S	P	ERA	WHIP

BOTTOM

Montreal Expos @ Seattle Mariners

Safeco Field, Seattle, WA

Sat Jun 12 2004, 7:05 PM PDT
Att. 36,562 - Dome - 60 F

livebaseballscorecards.com

AB	26
R	3
H	5
RBI	3
BB	6
SO	6
LOB	12

Batter	1	2	3	4	5	6	7	8	9	AB	R	H	RBI	BB	SO	LOB
Brad Wilkerson, L (1, 7) OBP: 0.356, SLG: 0.447	F7		K		P6			G6-4-3 BB		3	0	0	0	1	1	0
Endy Chavez, L (1, 8) OBP: 0.298, SLG: 0.384	F9			P6		S 1B		G6-4-3		4	0	1	0	0	0	2
Jose Vidro, S (1, 4) OBP: 0.318, SLG: 0.359	K			24 1B		K		F8		4	0	1	0	0	2	2
Jamey Carroll, R (8, 4) OBP: 0.319, SLG: 0.317										0	0	0	0	0	0	0
Tony Batista, R (1, 5) OBP: 0.259, SLG: 0.349		F8		F8		G5-3			L8	4	0	0	0	0	0	2
24 Nick Johnson, L (1, 3) OBP: 0.426, SLG: 0.528		K		1B		K			K	4	0	1	0	0	3	1
Orlando Cabrera, R (1, 6) OBP: 0.291, SLG: 0.329		1B		K			K		G5-3	3	0	1	0	0	2	2
Andy Fox, L (7, 6) OBP: 0.154, SLG: 0.269										1	0	0	0	0	0	0
Terrmel Sledge, L (1, 9) OBP: 0.311, SLG: 0.417		SAFE G1-3			HR		L9			3	1	1	1	0	0	1
Brian Schneider, L (1, 2) OBP: 0.289, SLG: 0.431			G4-3		P4		G4-3			3	0	0	0	0	0	0
Matt Cepicky, L (1, 10) OBP: 0.230, SLG: 0.333			K		G3-1			G6-4-3 BB		3	0	1	0	0	1	0

TOP

Montreal Expos @ Seattle Mariners

Safeco Field, Seattle, WA

Sun Jun 13 2004, 1:05 PM PDT

Att. 43,339 - Dome - 61 F

livebaseballscorecards.com

AB	32
R	1
H	6
RBI	1
BB	1
SO	9
LOB	10

Inning Stats	1	2	3	4	5	6	7	8	9
	R: 0 E: 0 K: 1 S: 8	H: 0 LOB: 0 BB: 0 P: 10	R: 0 E: 0 K: 1 S: 11	H: 1 LOB: 1 BB: 0 P: 16	R: 0 E: 0 K: 2 S: 7	H: 0 LOB: 0 BB: 0 P: 11	R: 0 E: 0 K: 1 S: 13	H: 2 LOB: 2 BB: 0 P: 17	R: 1 E: 0 K: 0 S: 9	H: 1 LOB: 0 BB: 0 P: 13
	R: 0 E: 0 K: 2 S: 15	H: 1 LOB: 1 BB: 0 P: 22	R: 0 E: 0 K: 1 S: 11	H: 0 LOB: 0 BB: 0 P: 13	R: 0 E: 0 K: 0 S: 7	H: 1 LOB: 1 BB: 1 P: 13	R: 0 E: 0 K: 1 S: 10	H: 0 LOB: 0 BB: 0 P: 11	1B: 5 2B: 0 3B: 0 HR: 1	SF: 0 SAC: 0 DP: 1 HBP: 0

WP: 0 PB: 0 SB: 1 CS: 0 PA: 33

PITCHER		IP	WLS	BF	H	R	ER	SO	BB	IBB	HBP	BLK	WP	HR	S	P	ERA	WHIP
Joel Pineiro, R ERA: 4.92	(1, 1)	8.0	W	30	6	1	1	8	1	0	0	0	0	1	81	115	1.12	0.875
Mike Myers, L ERA: 3.45	(9, 1)	1.0		3	0	0	0	1	0	0	0	0	0	0	10	11	0.00	0.000

PITCHER		IP	WLS	BF	H	R	ER	SO	BB	IBB	HBP	BLK	WP	HR	S	P	ERA	WHIP

Batter	1	2	3	4	5	6	7	8	9	AB	R	H	RBI	BB	SO	LOB
Randy Winn, S (1, 7) OBP: 0.324, SLG: 0.353	B C C H 2-2 1B 51 G1-6-3 HBP		L B B C S 2-3 ① K	C S B B X 2-2 ① G6-3		B B F S X 2-2 G5-4-3 1-H 1B		C C B F X 1-2 51 1B 1B		4	1	2	1	0	1	1
Rich Aurilia, R (1, 6) OBP: 0.294, SLG: 0.318	B C C B 1 SAFE X 2-2 51 G1-6-3 1-3 1B		F F X 0-2 ② G4-3 2-3	X 0-0 ② G5-3		C B 1 B B X SAFE 3-1 ① ② G5-4-3 1-2f		F C F F X 0-2 ② L9		5	0	1	0	0	0	3
51 Ichiro Suzuki, L (1, 9) OBP: 0.382, SLG: 0.407	F F X 0-2 ① ② G1-6-3 1-2f 3-H		B F C F B B B 4-2 1B 2B BB	M F B B F X 2-2 ③ G6-3		X 0-0 ③ G4-3		C F F F B X 1-2 1-2 1B		4	1	1	0	1	0	1
Bret Boone, R (1, 4) OBP: 0.310, SLG: 0.398	X 0-0 1B		C 1 SAFE B B B S F B X 3-2 2B 1B 1-3 3-H 1B		X 0-0 ① F9		X 0-0 WP HR 1B	C B C D S 2-3 ③ K		5	2	3	1	0	1	2
Edgar Martinez, R (1, 10) OBP: 0.328, SLG: 0.383	B C F 1 SAFE F B X 2-2 ③ G4-3		B C B S X 2-2 1B 16 BB 1-3 3-H 2B	C C B B B F X 3-2 ② F8			C B B B C B F F X 3-2 ① G6-3 1-2			4	1	1	1	0	0	2
John Olerud, L (1, 3) OBP: 0.382, SLG: 0.382		B B F F S 2-3 ① K	I I I I 4-0 16 BB 1B IBB	C X 0-1 2B 1B			X 0-0 2-H HR			3	1	2	2	1	1	0
Hiram Bocachica, R (1, 8) OBP: 0.455, SLG: 0.611		C F B C 1-3 ② K	X 0-0 16 BB 1-2 2-3 3-H 1B	L C B X 1-2 1-3 2B			C B F B C 2-3 ② K			4	0	2	1	0	2	0
16 Willie Bloomquist, R (1, 5) OBP: 0.281, SLG: 0.296		C B F X 1-2 ③ G4-3	C B B B S B 4-2 1-2 2-3 3-H BB	F F B B B C 3-3 ③ K			S B X 1-1 ③ G4-3			3	0	0	1	1	1	2
Pat Borders, R (1, 2) OBP: 0.192, SLG: 0.231			X 0-0 G4-3 1B 2B F9			C C B B B F F B X 3-2 S 1B 1B		F B S S 1-3 ① K		4	2	2	0	0	1	3
Inning Stats	R: 1 E: 0 K: 0 S: 13 H: 2 LOB: 1 BB: 0 P: 19	R: 0 E: 0 K: 2 S: 9 H: 0 LOB: 0 BB: 0 P: 13	R: 4 E: 0 K: 1 S: 21 H: 4 LOB: 3 BB: 3 P: 40	R: 0 E: 0 K: 0 S: 8 H: 0 LOB: 0 BB: 0 P: 12	R: 0 E: 0 K: 1 S: 13 H: 2 LOB: 2 BB: 0 P: 20	R: 1 E: 0 K: 0 S: 11 H: 2 LOB: 0 BB: 0 P: 19	R: 2 E: 0 K: 1 S: 12 H: 2 LOB: 0 BB: 0 P: 18	R: 0 E: 0 K: 2 S: 18 H: 2 LOB: 2 BB: 0 P: 23		1B: 10 2B: 3 3B: 0 HR: 1 SF: 0 SAC: 0 DP: 2 HBP: 1						

PITCHER		IP	WLS	BF	H	R	ER	SO	BB	IBB	HBP	BLK	WP	HR	S	P	ERA	WHIP
Tony Armas, R ERA: 6.75	(1, 1)	2.2	L	17	6	5	5	3	2	1	1	0	0	0	42	71	16.88	3.000
52 T.J. Tucker, R ERA: 2.7	(3, 1)	2.1		9	2	0	0	1	0	0	0	0	0	0	22	33	0.00	0.857
Jeremy Fikac, R ERA: 5.31	(6, 1)	1.0		4	2	1	1	0	0	0	0	0	0	0	11	19	9.00	2.000
Rocky Biddle, R ERA: 7.48	(7, 1)	1.0		5	2	2	2	1	0	0	0	0	1	1	12	18	18.00	2.000
32 Chad Cordero, R ERA: 2.31	(8, 1)	1.0		5	2	0	0	2	0	0	0	0	0	0	18	23	0.00	2.000

PITCHER	IP	WLS	BF	H	R	ER	SO	BB	IBB	HBP	BLK	WP	HR	S	P	ERA	WHIP

BOTTOM

Montreal Expos @ Seattle Mariners

Safeco Field, Seattle, WA

Sun Jun 13 2004, 1:05 PM PDT

Att. 43,339 - Dome - 61 F

livebaseballscorecards.com

AB	36
R	8
H	14
RBI	7
BB	3
SO	7
LOB	14

WP: 1 PA: 40
PB: 0
SB: 1
CS: 0

Batter	1	2	3	4	5	6	7	8	9	AB	R	H	RBI	BB	SO	LOB
Cristian Guzman, S (1, 6) OBP: 0.315, SLG: 0.343	4-1 FC5-4 BB 1B BB	2-3 K			2-1 G1-3		1-1 L8		1-2 F8	4	1	0	0	1	1	1
Doug Mientkiewicz, L (1, 3) OBP: 0.333, SLG: 0.347	4-1 1-2 FC5-4 BB	2-2 G3			3-2 P6		4-2 20 HR BB		1-2 F7	3	1	0	0	2	0	1
20 Lew Ford, R (1, 7) OBP: 0.399, SLG: 0.528	1-0 FC5-4 WP PB 1B 1-2f 2-3		2-2 G4-6-3 1B			1-2 F7	3-2 1-H HR		0-2 F9	5	2	2	2	0	0	2
Corey Koskie, L (1, 5) OBP: 0.330, SLG: 0.494	2-1 PB WP 1-2 1B 3-H 1B		0-0 G4-6-3 1-2f			4-1 HR BB	0-3 K			3	2	1	1	1	1	1
Torii Hunter, R (1, 8) OBP: 0.332, SLG: 0.489	2-2 G6-3 1-H 2-H 1B		1-3 K			0-1 1-H HR		0-1 P3		4	1	2	3	0	1	0
Jacque Jones, L (1, 9) OBP: 0.313, SLG: 0.451	1 SAFE 2-1 G6-3 1-2f 1 SAFE			0-0 G6-3		2-3 K		4-2 1B BB		3	0	0	0	1	1	1
7 Joe Mauer, L (1, 2) OBP: 0.415, SLG: 0.629		2-2 G6-3 1B 2B		3-2 G5-3		1-2 1B		0-2 F7		4	1	2	0	0	0	1
Luis Rivas, R (1, 4) OBP: 0.300, SLG: 0.407		0-1 G6-3 2-3		2-3 K		2-3 K		1-2 1B		4	0	1	0	0	2	2
Johan Santana, L (1, 1) OBP: 0.250, SLG: 0.250 Grant Balfour, R (9, 1)		3-2 3-H 1B			0-1 P5		0-1 G3		0-0 G1-3	4 0	0 0	1 0	1 0	0 0	0 0	2 0
Inning Stats	R: 3 H: 2 E: 0 LOB: 0 K: 0 BB: 2 S: 11 P: 26	R: 1 H: 2 E: 0 LOB: 1 K: 1 BB: 0 S: 19 P: 28	R: 0 H: 1 E: 0 LOB: 0 K: 1 BB: 0 S: 7 P: 10	R: 0 H: 0 E: 0 LOB: 0 K: 1 BB: 0 S: 10 P: 15	R: 0 H: 0 E: 0 LOB: 0 K: 0 BB: 0 S: 7 P: 12	R: 2 H: 2 E: 0 LOB: 1 K: 2 BB: 1 S: 19 P: 29	R: 2 H: 1 E: 0 LOB: 0 K: 1 BB: 1 S: 12 P: 20	R: 0 H: 1 E: 0 LOB: 2 K: 0 BB: 1 S: 11 P: 17	R: 0 H: 0 E: 0 LOB: 0 K: 0 BB: 0 S: 9 P: 11	1B: 6 SF: 0 2B: 1 SAC: 0 3B: 0 DP: 2 HR: 2 HBP: 0						WP: 1 PA: 39 PB: 1 SB: 0 CS: 0

TOP

Minnesota Twins @ Montreal Expos

Olympic Stadium, Montreal, QB

Tue Jun 15 2004, 7:05 PM EDT
Att. 4,557 - Unknown - 70 F

livebaseballscorecards.com

AB	34
R	8
H	9
RBI	7
BB	5
SO	6
LOB	11

PITCHER		IP	WLS	BF	H	R	ER	SO	BB	IBB	HBP	BLK	WP	HR	S	P	ERA	WHIP
Zach Day, R ERA: 3.51	(1, 1)	1.1	L	9	4	4	4	0	2	0	0	0	1	0	21	41	27.00	4.500
Claudio Vargas, R ERA: 5.02	(2, 1)	3.2		11	1	0	0	3	0	0	0	0	0	0	33	50	0.00	0.273
Joe Horgan, L ERA: 6.0	(6, 1)	1.0		6	2	2	2	2	1	0	0	0	0	1	19	29	18.00	3.000
Jeremy Fikac, R ERA: 5.64	(7, 1)	2.0		10	2	2	2	1	2	0	0	0	0	1	23	37	9.00	2.000
Luis Ayala, R ERA: 3.52	(9, 1)	1.0		3	0	0	0	0	0	0	0	0	0	0	9	11	0.00	0.000

PITCHER	IP	WLS	BF	H	R	ER	SO	BB	IBB	HBP	BLK	WP	HR	S	P	ERA	WHIP

Batter	1	2	3	4	5	6	7	8	9	AB	R	H	RBI	BB	SO	LOB
Brad Wilkerson, L (1, 7) OBP: 0.358, SLG: 0.450	L3-6 2B			K			HR HBP		K	3	1	1	0	0	2	0
Jose Vidro, S (1, 4) OBP: 0.321, SLG: 0.372	L3-6 2-2			K2-3			1-H HR		1B BB	3	1	1	2	1	1	1
24 Nick Johnson, L (1, 3) OBP: 0.400, SLG: 0.491	G6-3			F7			G4-3		P4	4	0	0	0	0	0	1
Orlando Cabrera, R (1, 6) OBP: 0.290, SLG: 0.328		F8			F8		L9		1-2 1B	4	0	1	0	0	0	0
Tony Batista, R (1, 5) OBP: 0.254, SLG: 0.343		K			K		F7		L7	4	0	0	0	0	2	2
Juan Rivera, R (1, 9) OBP: 0.338, SLG: 0.388		F9			L9			G3 2B		3	0	1	0	0	0	0
Brian Schneider, L (1, 2) OBP: 0.284, SLG: 0.424			K			F7		2-3 G3		3	0	0	0	0	1	1
Endy Chavez, L (1, 8) OBP: 0.294, SLG: 0.378			G6-3			L8		K		3	0	0	0	0	1	1
Zach Day, R (1, 1) OBP: 0.048, SLG: 0.190			K			F8		F8		0	0	0	0	0	0	0
Claudio Vargas, R (2, 1) OBP: 0.057, SLG: 0.050										1	0	0	0	0	1	0
Joe Horgan, L (6, 1)										0	0	0	0	0	0	0
Andy Fox, L (6, PH) OBP: 0.148, SLG: 0.259										1	0	0	0	0	0	0
Jeremy Fikac, R (7, 1)										0	0	0	0	0	0	0
Jamey Carroll, R (8, PH) OBP: 0.314, SLG: 0.313										1	0	0	0	0	0	1
Luis Ayala, R (9, 1) OBP: 0.667, SLG: 1.000										0	0	0	0	0	0	0
Inning Stats	R: 0 H: 1 E: 0 LOB: 0 K: 0 BB: 0 S: 7 P: 8	R: 0 H: 0 E: 0 LOB: 0 K: 1 BB: 0 S: 9 P: 11	R: 0 H: 0 E: 0 LOB: 0 K: 2 BB: 0 S: 10 P: 10	R: 0 H: 0 E: 0 LOB: 0 K: 2 BB: 0 S: 12 P: 18	R: 0 H: 0 E: 0 LOB: 0 K: 1 BB: 0 S: 6 P: 7	R: 0 H: 0 E: 0 LOB: 0 K: 0 BB: 0 S: 9 P: 13	R: 2 H: 1 E: 0 LOB: 0 K: 0 BB: 0 S: 13 P: 18	R: 0 H: 1 E: 0 LOB: 1 K: 1 BB: 0 S: 11 P: 15	R: 0 H: 1 E: 0 LOB: 2 K: 1 BB: 1 S: 13 P: 22	1B: 1 SF: 0 2B: 3 SAC: 0 3B: 0 DP: 1 HR: 1 HBP: 1						

PITCHER		IP	WLS	BF	H	R	ER	SO	BB	IBB	HBP	BLK	WP	HR	S	P	ERA	WHIP
Johan Santana, L ERA: 4.84	(1, 1)	8.0	W	27	3	2	2	7	0	0	1	0	0	1	77	100	2.25	0.375
Grant Balfour, R ERA: 6.52	(9, 1)	1.0		5	1	0	0	1	1	0	0	0	0	0	13	22	0.00	2.000

PITCHER	IP	WLS	BF	H	R	ER	SO	BB	IBB	HBP	BLK	WP	HR	S	P	ERA	WHIP

BOTTOM

Minnesota Twins @ Montreal Expos

Olympic Stadium, Montreal, QB

Tue Jun 15 2004, 7:05 PM EDT
Att. 4,557 - Unknown - 70 F

livebaseballscorecards.com

AB	30
R	2
H	4
RBI	2
BB	1
SO	8
LOB	7

WP: 0 PA: 32
PB: 0
SB: 0
CS: 0

Batter	1	2	3	4	5	6	7	8	9	10	11	AB	R	H	RBI	BB	SO	LOB
Cristian Guzman, S (1, 6) OBP: 0.315, SLG: 0.351	1-1 20 G5-3 1B 1B 1B		0-1 ② G3-1			1-1 ② G3		1-2 SF9 3B	1-2 ② G6-3 1-2 2-3 3-H		2-2 ② G6-3	6	2	2	1	0	0	3
Doug Mientkiewicz, L (1, 3) OBP: 0.341, SLG: 0.352	2-0 1B 20 G5-3 1-2 1B		0-0 ③ G3			1-0 20 1B 1B		1-0 ① SF9 3-H	4-0 BB		4-0 IBB	3	0	2	1	2	0	0
20 Lew Ford, R (1, 7) OBP: 0.394, SLG: 0.518	3-2 ① G5-3 1-2 2-3			1-2 ① F7		3-2 HBP 1-3 1B		2-2 ② G1-3	2-2 ③ F9		2-1 ③ G1-3	6	0	1	0	0	0	7
Corey Koskie, L (1, 5) OBP: 0.332, SLG: 0.488	2-2 G6-4-3 2-3 3-H 1B			1-3 ② K		3-1 SAFE SAFE 1-2 HBP		0-1 ③ F8		2-3 ① K	1-3 ② K	4	0	1	1	0	2	0
Torii Hunter, R (1, 8) OBP: 0.323, SLG: 0.475	1-2 ② ③ G6-4-3 1-2f			1-3 ③ K		3-3 ③ K			2-3 ① K	1-3 ② K		5	0	0	0	0	4	5
Jacque Jones, L (1, 9)		3-2 ① G3-1			3-1 ① G3-1		2-1 ① G4-3		3-2 HR	2-1 ③ F9		5	1	1	1	0	0	0
7 Joe Mauer, L (1, 2) OBP: 0.422, SLG: 0.595		2-3 ② K			2-3 ② K		1-2 5 BLK HBP		4-1 5 2B G6-3 BB		2-1 HR	2	0	0	0	1	2	0
Luis Rivas, R (9, PR) OBP: 0.305, SLG: 0.434 (9, 4)												1	2	1	1	0	0	0
5 Michael Cuddyer, R (1, 4) OBP: 0.308, SLG: 0.427		0-0 ③ F8			0-2 ③ G5-3		1-3 ② K 1-2		1-1 G6-3 1-3 2B		1-2 E5	4	0	1	0	0	1	1
Henry Blanco, R (9, 2) OBP: 0.268, SLG: 0.350												1	0	0	0	0	0	0
Kyle Lohse, R (1, 1)			2-3 ① K			0-3 ① K	2 SAFE	3-2 F8	4-0 G6-3 BB		0-3 ① K	2	0	0	0	0	2	0
Jose Offerman, S (7, PH) OBP: 0.355, SLG: 0.390												1	0	0	0	0	0	1
Joe Roa, R (7, 1)												0	0	0	0	0	0	0
Terry Mulholland, R (8, 1)												0	0	0	0	0	0	0
Matthew LeCroy, R (9, PH) OBP: 0.340, SLG: 0.464												0	0	0	0	1	0	0
Michael Restovich, R (9, PR)												0	0	0	0	0	0	0
Juan Rincon, R (9, 1)												1	0	0	0	0	1	1
36 Joe Nathan, R (11, 1)												0	0	0	0	0	0	0
Inning Stats	R: 1 E: 0 K: 0 S: 13 H: 3 LOB: 1 BB: 0 P: 22	R: 0 E: 0 K: 1 S: 9 H: 0 LOB: 0 BB: 0 P: 14	R: 0 E: 0 K: 1 S: 6 H: 0 LOB: 0 BB: 0 P: 8	R: 0 E: 0 K: 2 S: 10 H: 0 LOB: 0 BB: 0 P: 13	R: 0 E: 0 K: 1 S: 8 H: 0 LOB: 0 BB: 0 P: 13	R: 0 E: 0 K: 2 S: 13 H: 2 LOB: 3 BB: 0 P: 24	R: 0 E: 0 K: 1 S: 11 H: 0 LOB: 1 BB: 0 P: 18	R: 1 E: 0 K: 0 S: 10 H: 1 LOB: 0 BB: 0 P: 14	R: 2 E: 0 K: 1 S: 15 H: 2 LOB: 3 BB: 3 P: 36	R: 0 E: 0 K: 2 S: 10 H: 0 LOB: 0 BB: 0 P: 15	R: 1 E: 1 K: 1 S: 14 H: 1 LOB: 2 BB: 1 P: 25	1B: 5 2B: 1 3B: 1 HR: 2	SF: 1 SAC: 0 DP: 1 HBP: 2		WP: 0 PB: 0 SB: 0 CS: 0	PA: 48		

PITCHER		IP	WLS	BF	H	R	ER	SO	BB	IBB	HBP	BLK	WP	HR	S	P	ERA	WHIP
Sun-Woo Kim, R ERA: 3.44	(1, 1)	5.0		17	3	1	1	5	0	0	0	0	0	0	46	70	1.80	0.600
Rocky Biddle, R ERA: 7.25	(6, 1)	0.2		4	2	0	0	1	0	0	0	0	0	0	9	14	0.00	3.000
Chad Bentz, L ERA: 5.19	(6, 1)	0.1		2	0	0	0	1	0	0	1	0	0	0	4	10	0.00	0.000
Joe Horgan, L ERA: 5.4	(7, 1)	0.1	H	2	0	0	0	0	0	0	1	0	0	0	4	7	0.00	0.000
Luis Ayala, R ERA: 3.45	(7, 1)	0.2	H	2	0	0	0	1	0	0	0	1	0	0	7	11	0.00	0.000

PITCHER		IP	WLS	BF	H	R	ER	SO	BB	IBB	HBP	BLK	WP	HR	S	P	ERA	WHIP
52 T.J. Tucker, R ERA: 3.21	(8, 1)	0.2	H	3	1	1	1	0	0	0	0	0	0	0	8	12	13.50	1.500
32 Chad Cordero, R ERA: 2.72	(8, 1)	1.1	B	9	2	2	2	1	3	0	0	0	0	1	17	38	13.50	3.750
Jeremy Fikac, R ERA: 5.55	(10, 1)	2.0	L	9	1	1	1	3	0	1	0	0	0	1	24	40	4.50	0.500

TOP

Minnesota Twins @ Montreal Expos

Olympic Stadium, Montreal, QB

Wed Jun 16 2004, 7:05 PM EDT

Att. 3,763 - Unknown - 72 F

livebaseballscorecards.com

AB	41
R	5
H	9
RBI	5
BB	4
SO	12
LOB	18

Batter	1	2	3	4	5	6	7	8	9	10	11	AB	R	H	RBI	BB	SO	LOB
Brad Wilkerson, L (1, 9) (8, 7) OBP: 0.355, SLG: 0.449	C F B B C 2-3 ① K		C F X 0-2 ③ G1-3			F F B S 1-3 ② K		B B S C X 2-2 SH5-3 2B	B 1 SAFE X 1-0 ③ F8			5	0	1	0	0	2	2
Endy Chavez, L (1, 8) OBP: 0.298, SLG: 0.381	B B B C C X 3-2 ② G6-3			B X 1-0 ① G4-3		C 1 SAFE B 1 SAFE 1 SAFE F X 1-2 1B E 1B		X 0-0 ① SH5-3 2-3		B C X 1-1 24 S 1B		4	1	2	0	0	0	0
Jose Vidro, S (1, 4) OBP: 0.323, SLG: 0.373	X 0-0 ③ P6			B C X 1-1 24 G6-4-3 1B		C B F F B B X 3-2 E7 24 HR 1-H 2-H 1B		C X 0-1 ② G6-3		1 SAFE C B 1 SAFE 1 SAFE X 1-1 ① F9		5	1	2	1	0	0	2
24 Nick Johnson, L (1, 3) OBP: 0.400, SLG: 0.525		X 0-0 ① P6		B C X 1-1 ② ③ G6-4-3 1-2f		B C B C B C X 3-2 HR 2-H		B B D B 4-0 BB BB		B C B 1 SAFE C S 2-3 ② K 1-2		4	1	1	2	1	1	2
Orlando Cabrera, R (1, 6) OBP: 0.288, SLG: 0.322		C C X 0-2 ② G6-3			C S B X 1-2 ① G1-3	X 0-0 ③ F7		B L B 1 SAFE C B F F B 4-2 1-2 BB		B C D X 2-1 ③ F9		4	0	0	0	1	0	1
Carl Everett, S (1, 7) OBP: 0.313, SLG: 0.390		B C B F F F B X 3-2 2B			C B F F F F B X 2-2 ② G3-1		B B B B 4-0 SH1-3 BB	C X 0-1 ③ P3			B S T B B B B 4-2 SH1-3 BB	2	0	1	0	1	0	0
Juan Rivera, R (7, PR) OBP: 0.341, SLG: 0.385 (8, 9)												1	0	0	0	1	0	3
Brian Schneider, L (1, 2) OBP: 0.280, SLG: 0.416		C F B B F X 2-2 ③ G4-3			X 0-0 ③ F7		X 0-0 ① SH1-3 1-2		C F B S 1-3 ① K		X 0-0 ① SH1-3 1-2	3	0	0	0	0	1	1
Andy Fox, L (1, 5) OBP: 0.133, SLG: 0.233			B B C F S 2-3 ① K			C X 0-1 ① F8	B F F F C 1-3 ② K		B B C B B 4-1 BB		C S T F S 0-3 ② K	3	0	0	0	0	2	2
52 T.J. Tucker, R (8, 1)												0	0	0	0	0	0	0
32 Chad Cordero, R (8, 1)												0	0	0	0	0	0	0
Terrmel Sledge, L (9, PH) OBP: 0.315, SLG: 0.417												0	0	0	0	1	0	0
Jeremy Fikac, R (10, 1)												0	0	0	0	0	0	0
Einar Diaz, R (11, PH) OBP: 0.283, SLG: 0.275												1	0	0	0	0	1	1
Sun-Woo Kim, R (1, 1) OBP: 0.300, SLG: 0.400			C X 0-1 ② F9			C C B X 1-2 1B 1B 1B	C F D F B B X 3-2 ③ G5-3		C B X 1-1 ② P4		B F F B D X 3-2 ③ P2	1	0	0	0	0	0	0
Rocky Biddle, R (6, 1)												0	0	0	0	0	0	0
Chad Bentz, R (6, 1)												0	0	0	0	0	0	0
Jamey Carroll, R (6, PH) OBP: 0.324, SLG: 0.323												1	1	1	0	0	0	0
Joe Horgan, L (7, 1)												0	0	0	0	0	0	0
Luis Ayala, R (7, 1) OBP: 0.667, SLG: 1.000												0	0	0	0	0	0	0
Tony Batista, R (7, PH) OBP: 0.251, SLG: 0.338												3	0	0	0	0	0	4
(8, 5)																		

Minnesota Twins @ Montreal Expos

Olympic Stadium, Montreal, QB

Wed Jun 16 2004, 7:05 PM EDT
Att. 3,763 - Unknown - 72 F

livebaseballscorecards.com

BOTTOM

AB	37
R	4
H	8
RBI	3
BB	5
SO	7
LOB	18

Inning Stats	1	2	3	4	5	6	7	8	9	10	11
	R: 0 E: 0 K: 1 S: 7	R: 0 E: 0 K: 0 S: 13	R: 0 E: 0 K: 1 S: 8	R: 0 E: 0 K: 0 S: 5	R: 0 E: 0 K: 0 S: 9	R: 4 E: 1 K: 1 S: 19	R: 0 E: 0 K: 1 S: 9	R: 0 E: 0 K: 0 S: 12	R: 0 E: 0 K: 1 S: 8	R: 0 E: 0 K: 1 S: 9	R: 0 E: 0 K: 1 S: 11
	H: 0 LOB: 0 BB: 0 P: 12	H: 1 LOB: 1 BB: 0 P: 18	H: 0 LOB: 0 BB: 0 P: 10	H: 1 LOB: 0 BB: 0 P: 8	H: 0 LOB: 0 BB: 0 P: 12	H: 4 LOB: 0 BB: 0 P: 28	H: 0 LOB: 2 BB: 1 P: 17	H: 1 LOB: 3 BB: 2 P: 22	H: 0 LOB: 1 BB: 1 P: 15	H: 1 LOB: 1 BB: 0 P: 15	H: 0 LOB: 1 BB: 1 P: 18

| | | | | | | | | | | | | | | | | | |

Batter	1	2	3	4	5	6	7	8	9	AB	R	H	RBI	BB	SO	LOB
Cristian Guzman, S (1, 6) OBP: 0.321, SLG: 0.356	X 0-0 20 FC6-4 1B		B B X 2-0 CS 1B			C C B X 1-2 ① F7	C B X 1-1 ③ F9		B F B C F X 2-2 K2 2-H 1B	5	0	3	1	0	0	0
Doug Mientkiewicz, L (1, 3) OBP: 0.339, SLG: 0.362	C 1 SAFE S B B 1 SAFE X 2-2 ① L8		B B C 1 SAFE B 3-1 ③ CS 1-2	C C C 0-3 ① K		B F X 1-1 HR		C X 0-1 ① G4-3	B 1 SAFE 1 SAFE C B C 1 SAFE B S 3-3 ② ③ K2 1-1f	5	1	1	1	0	2	2
20 Lew Ford, R (1, 7) OBP: 0.391, SLG: 0.513	C B X 1-1 ② FC6-4 1-2f			B B C C B S 3-3 ② K		C F C 0-3 ② K		B F F B B F X 3-2 HBP 2B 1B		4	1	1	0	0	2	1
Corey Koskie, L (1, 5) OBP: 0.340, SLG: 0.494	F X 0-1 ③ F8			X 0-0 2B		B B B C C B 4-2 BB		F H 1-1 2B G4-3 1-2 HBP		2	1	1	0	1	0	1
Torii Hunter, R (1, 8) OBP: 0.322, SLG: 0.475		F B S S S 1-3 ① K		S C B X 1-2 ③ P3		C X 0-1 ③ G4-3		X 0-0 G4-3 1-3 2-H 2B		4	0	1	1	0	1	2
Jacque Jones, L (1, 9) OBP: 0.307, SLG: 0.450		C F C 0-3 ② K			X 0-0 ① B3		X 0-0 ① F9	B B C X 2-1 ② G4-3 2-3 3-H		4	0	0	1	0	1	1
7 Joe Mauer, L (1, 2) OBP: 0.388, SLG: 0.537		B X 1-0 ③ L9			C B B C B F X 3-2 ② G3-1		B C C F F C 1-3 ② K	B C T B X 2-2 ③ F8		4	0	0	0	0	1	1
5 Michael Cuddyer, R (1, 4) OBP: 0.314, SLG: 0.428 Luis Rivas, R (8, 4) OBP: 0.310, SLG: 0.445			B F C X 1-2 ① G1-3		X 0-0 1B		C B S B B B 4-2 HR BB		C B B F F X 2-2 1B 2B	2 1	1 1	1 1	0 0	1 0	0 0	0 0
54 Matt Guerrier, R (1, 1) Michael Restovich, R (5, PH) Terry Mulholland, R (5, 1) Matthew LeCroy, R (7, PH) OBP: 0.346, SLG: 0.500 Aaron Fultz, L (7, 1) Grant Balfour, R (8, 1) 36 Joe Nathan, R (8, 1)			C C B C 1-3 ② K		B F C B S 2-3 ③ K		B S B X 2-1 1-H HR		2 SAFE X 0-0 ① B2	1 1 0 1 0 0 1	0 0 0 1 0 0 0	0 0 0 1 0 0 0	0 0 0 2 0 0 0	1 1 0 0 0 0 0	0 1 0 0 0 0 0	0 1 0 0 0 0 1
Inning Stats	R: 0 H: 1 E: 0 LOB: 1 K: 0 BB: 0 S: 8 P: 11	R: 0 H: 0 E: 0 LOB: 0 K: 2 BB: 0 S: 7 P: 9	R: 0 H: 1 E: 0 LOB: 0 K: 1 BB: 0 S: 8 P: 15	R: 0 H: 1 E: 0 LOB: 1 K: 2 BB: 0 S: 10 P: 14	R: 0 H: 1 E: 0 LOB: 1 K: 1 BB: 0 S: 9 P: 14	R: 1 H: 1 E: 0 LOB: 1 K: 1 BB: 1 S: 12 P: 18	R: 2 H: 1 E: 0 LOB: 0 K: 1 BB: 1 S: 12 P: 20	R: 2 H: 2 E: 0 LOB: 1 K: 0 BB: 0 S: 13 P: 21	R: 1 H: 2 E: 0 LOB: 1 K: 1 BB: 0 S: 12 P: 19	1B: 5 SF: 0 2B: 4 SAC: 0 3B: 0 DP: 1 HR: 2 HBP: 1						

TOP

Minnesota Twins @ Montreal Expos

Olympic Stadium, Montreal, QB

Thu Jun 17 2004, 7:05 PM EDT

Att. 10,044 - Unknown - 72 F

livebaseballscorecards.com

AB	35
R	6
H	10
RBI	6
BB	2
SO	9
LOB	10

PITCHER		IP	WLS	BF	H	R	ER	SO	BB	IBB	HBP	BLK	WP	HR	S	P	ERA	WHIP
Livan Hernandez, R ERA: 3.42	(1, 1)	7.1	L	32	8	5	5	8	2	0	1	0	0	2	74	113	6.14	1.364
Chad Bentz, L ERA: 5.0	(8, 1)	0.2		2	0	0	0	0	0	0	0	0	0	0	5	9	0.00	0.000
Luis Ayala, R ERA: 3.69	(9, 1)	0.1		3	2	1	1	0	0	0	0	0	0	0	9	13	27.00	6.000
Joe Horgan, L ERA: 4.5	(9, 1)	0.2		1	0	0	0	1	0	0	0	0	0	0	3	6	0.00	0.000

PITCHER	IP	WLS	BF	H	R	ER	SO	BB	IBB	HBP	BLK	WP	HR	S	P	ERA	WHIP

WP: 0 PA: 39
PB: 0
SB: 0
CS: 1

Minnesota Twins @ Montreal Expos

Olympic Stadium, Montreal, QB

Thu Jun 17 2004, 7:05 PM EDT

Att. 10,044 - Unknown - 72 F

BOTTOM

livebaseballscorecards.com

Batter	1	2	3	4	5	6	7	8	9	AB	R	H	RBI	BB	SO	LOB
Brad Wilkerson, L (1, 9) OBP: 0.352, SLG: 0.441	B C B C F B B 4-2 SH1-3 E 24 G6-3 BB	C T F B F S 1-3 ③ K		C B X 1-1 ② P4		C B C X 1-2 ③ L6		C F B B S 2-3 ③ K		4	1	0	0	1	2	5
Endy Chavez, L (1, 8) OBP: 0.290, SLG: 0.371	1 SAFE 1 SAFE X 0-0 E6 SH1-3 1-2	C C X 0-2 ① G4-3	C B F B X 2-2 ③ G4-3				B B C C X 2-2 ① F9		C C B X 1-2 ① G1-3	5	0	0	0	0	0	3
Jose Vidro, S (1, 4) OBP: 0.329, SLG: 0.392	X 0-0 ① SH1-3 1-2 2-3	B S C F B B X 3-2 HR			C X 0-1 24 WP 1B		B B C F X 2-2 ② G6-3		B C F X 1-2 1B	4	1	3	1	0	0	0
24 Nick Johnson, L (1, 3) OBP: 0.387, SLG: 0.492	B F B F B X 3-2 ② G6-3 3-H	C B F C 1-3 ② K			B B B C B 4-1 1-2 BB		C B C X 1-2 ③ L7		X 0-0 ② P3	4	0	0	1	1	1	2
Orlando Cabrera, R (1, 6) OBP: 0.287, SLG: 0.320	C C X 0-2 ③ L9	C B X 1-1 1B			C F S 0-3 ① K			B X 1-0 ① L8	F B B X 2-1 ③ P5	5	0	1	0	0	1	4
Carl Everett, S (1, 7) OBP: 0.324, SLG: 0.403		F H 1-1 L5-3 HBP	C F F S 0-3 ③ K		S B B B X 3-1 ② F3			B C B B C F F F X 3-2 1B 2B		3	1	1	0	0	1	3
Tony Batista, R (1, 5) OBP: 0.255, SLG: 0.341	X 0-0 ① ② L5-3 1-1		C S F F B X 1-2 1B 1B	B X 1-0 ③ F8				B B B C X 3-1 1B 2-H 1B		4	0	2	1	0	0	3
Brian Schneider, L (1, 2) OBP: 0.289, SLG: 0.429	C B X 1-1 1B 2B		S B B X 2-1 SH1-3 1-3 1B			C B X 1-1 ① G4-3		B F C X 1-2 1-2 1B		4	1	3	0	0	0	0
Livan Hernandez, R (1, 1) OBP: 0.147, SLG: 0.176 Chad Bentz, R (8, 1) Terrmel Sledge, L (8, PH) OBP: 0.313, SLG: 0.414 Luis Ayala, R (9, 1) OBP: 0.667, SLG: 1.000 Joe Horgan, L (9, 1)	C F B X 1-2 2-H 1B	B F B 1 SAFE X 2-1 ① SH1-3 1-2			B X 1-0 ② F9		B B F X 2-1 ② L8			2 0 1 0 0	0 0 0 0 0	1 0 0 0 0	1 0 0 0 0	0 0 0 0 0	0 0 0 0 0	0 0 2 0 0
Inning Stats	R: 1 E: 1 K: 0 S: 11 H: 0 LOB: 1 BB: 1 P: 18	R: 1 E: 0 K: 1 S: 12 H: 2 LOB: 1 BB: 0 P: 16	R: 1 E: 0 K: 2 S: 16 H: 2 LOB: 1 BB: 0 P: 21	R: 0 E: 0 K: 0 S: 14 H: 2 LOB: 2 BB: 0 P: 22	R: 0 E: 0 K: 1 S: 9 H: 1 LOB: 2 BB: 1 P: 17	R: 0 E: 0 K: 0 S: 6 H: 0 LOB: 0 BB: 0 P: 9	R: 0 E: 0 K: 0 S: 9 H: 0 LOB: 0 BB: 0 P: 14	R: 1 E: 0 K: 1 S: 18 H: 3 LOB: 2 BB: 0 P: 30	R: 0 E: 0 K: 0 S: 9 H: 1 LOB: 1 BB: 0 P: 13	1B: 8 2B: 3 3B: 0 HR: 1	SF: 0 SAC: 2 DP: 1 HBP: 1						

	AB	36
	R	4
	H	11
	RBI	4
	BB	2
	SO	5
	LOB	22

WP: 1 PB: 0 SB: 0 CS: 0 PA: 41

PITCHER		IP	WLS	BF	H	R	ER	SO	BB	IBB	HBP	BLK	WP	HR	S	P	ERA	WHIP
54 Matt Guerrier, R ERA: 4.5	(1, 1)	4.0		20	6	3	2	3	1	0	1	0	0	1	53	77	4.50	1.750
Terry Mulholland, L ERA: 4.8	(5, 1)	2.0		8	1	0	0	1	1	0	0	0	1	0	15	26	0.00	1.000
Aaron Fultz, L ERA: 3.64	(7, 1)	1.0	W	3	0	0	0	0	0	0	0	0	0	0	9	14	0.00	0.000
Grant Balfour, R ERA: 7.2	(8, 1)	0.1	H	4	3	1	1	0	0	0	0	0	0	0	12	20	27.00	9.000
36 Joe Nathan, R ERA: 1.42	(8, 1)	1.2	S	6	1	0	0	1	0	0	0	0	0	0	15	23	0.00	0.600

PITCHER	IP	WLS	BF	H	R	ER	SO	BB	IBB	HBP	BLK	WP	HR	S	P	ERA	WHIP

Batter	1	2	3	4	5	6	7	8	9	AB	R	H	RBI	BB	SO	LOB
Timo Perez, L (1, 9) OBP: 0.291, SLG: 0.350	P6	5 1B 2B 3-H 1B		P6	K		G3		5 G6-4-3 BB	5	1	1	1	1	1	4
5 Juan Uribe, R (1, 4) OBP: 0.368, SLG: 0.526	HR 1B	B 1 SAFE S 1 SAFE F B 1 B SAFE X 2B 1-3 1B		K		G6-3		E7 1B	G6-4-3 1-2f	6	2	2	0	0	1	1
Carlos Lee, R (1, 7) OBP: 0.369, SLG: 0.451	1-H HR	1-3 3-H 2B		3B 1B		K		2-H 3B 1B	K	6	3	4	4	0	2	0
Jose Valentin, S (1, 6) OBP: 0.312, SLG: 0.533	14 S FC6-4 2B	P6		1-H 3B		K		2-H 14 G5-3 3B		5	2	3	2	0	1	2
14 Paul Konerko, R (1, 3) OBP: 0.377, SLG: 0.517	2-3 FC6-4 BB	K		K			F8	G5-3 3-H		4	0	0	1	1	2	3
Aaron Rowand, R (1, 8) OBP: 0.329, SLG: 0.493	1-2f 3-H FC6-4 24 S	24 F8 1B			G4-3		FC5-4 2B	G4-3		5	0	2	1	0	0	1
24 Joe Crede, R (1, 5) OBP: 0.288, SLG: 0.431	1-2 K	F8 1-2			1B 2B		FC5-4 BB	1B 2B		4	2	2	0	1	1	2
Jamie Burke, R (1, 2) OBP: 0.538, SLG: 0.667		56 SH1-4 1B 2B		G6-3			FC5-4 IBB 1-2f 2-3	2B 2-H 1B		5	1	3	2	0	0	3
56 Mark Buehrle, L (1, 1)		SH1-4 2-3		G6-3	K		IBB 1-2	1-H 2B		2	0	0	0	0	1	2
Frank Thomas, R (7, PH) OBP: 0.461, SLG: 0.629										0	0	0	0	1	0	0
Neal Cotts, L (7, 1) OBP: 1.000, SLG: 2.000										1	0	1	0	0	0	0
Michael Jackson, R (8, 1)										0	0	0	0	0	0	0
Damaso Marte, L (8, 1)										0	0	0	0	0	0	0
Inning Stats	R: 3 E: 0 K: 1 S: 18 H: 3 LOB: 1 BB: 1 P: 27	R: 2 E: 0 K: 1 S: 15 H: 4 LOB: 2 BB: 0 P: 21	R: 0 E: 0 K: 0 S: 7 H: 1 LOB: 1 BB: 0 P: 8	R: 1 E: 0 K: 2 S: 10 H: 2 LOB: 1 BB: 0 P: 16	R: 1 E: 0 K: 2 S: 14 H: 2 LOB: 1 BB: 0 P: 17	R: 0 E: 0 K: 2 S: 10 H: 0 LOB: 0 BB: 0 P: 16	R: 0 E: 0 K: 0 S: 10 H: 1 LOB: 3 BB: 2 P: 20	R: 4 E: 1 K: 0 S: 18 H: 5 LOB: 2 BB: 0 P: 28	R: 0 E: 0 K: 1 S: 7 H: 0 LOB: 0 BB: 1 P: 12	1B: 8 2B: 7 3B: 2 HR: 1	SF: 0 SAC: 1 DP: 1 HBP: 0						

PITCHER		IP	WLS	BF	H	R	ER	SO	BB	IBB	HBP	BLK	WP	HR	S	P	ERA	WHIP
Claudio Vargas, R ERA: 5.35	(1, 1)	1.0		7	3	3	3	1	1	0	0	0	0	1	18	27	27.00	4.000
52 T.J. Tucker, R ERA: 4.24	(2, 1)	3.0		16	7	3	3	3	0	0	0	0	0	0	32	45	9.00	2.333
Chad Bentz, L ERA: 5.21	(5, 1)	1.0		5	2	1	1	2	0	0	0	0	0	0	14	17	9.00	2.000
Rocky Biddle, R ERA: 6.75	(6, 1)	1.2		8	1	0	0	2	1	1	0	0	0	0	18	33	0.00	1.200
Joe Horgan, L ERA: 4.15	(7, 1)	0.1		1	0	0	0	0	0	0	0	0	0	0	2	3	0.00	0.000

PITCHER		IP	WLS	BF	H	R	ER	SO	BB	IBB	HBP	BLK	WP	HR	S	P	ERA	WHIP
Luis Ayala, R ERA: 4.01	(8, 1)	2.0	L	11	5	4	2	1	1	0	0	0	0	0	25	40	9.00	3.000

TOP

Chicago White Sox @ Montreal Expos

Olympic Stadium, Montreal, QB

Fri Jun 18 2004, 7:05 PM EDT
Att. 4,576 - Unknown - 72 F

livebaseballscorecards.com

AB	43
R	11
H	18
RBI	11
BB	4
SO	9
LOB	18

PA: 48

WP: 0 PB: 0 SB: 2 CS: 0

BOTTOM

Chicago White Sox @ Montreal Expos

Olympic Stadium, Montreal, QB

Fri Jun 18 2004, 7:05 PM EDT
Att. 4,576 - Unknown - 72 F

livebaseballscorecards.com

Batter	1	2	3	4	5	6	7	8	9	AB	R	H	RBI	BB	SO	LOB
Brad Wilkerson, L (1, 8) OBP: 0.357, SLG: 0.458	0-1 FC4 1B 2B 1B	1-3 ② K		0-2 1-H HR		2-2 FC6-4 1B		1-0 ③ L8		5	2	3	2	0	1	2
Orlando Cabrera, R (1, 6) OBP: 0.289, SLG: 0.321	3-2 FC4 1-2 2B 1B	0-1 PO 1B		0-0 ② G6-3		2-2 ③ FC6-4 1-2f			0-0 ① P4	5	1	2	0	0	0	1
Jose Vidro, S (1, 4) OBP: 0.327, SLG: 0.388	2-2 FC4 2B FC6-5 1-2 2-3	1-0 ③ PO 1-2	0-1 G6-4-3 HBP 1B	2-1 ③ F9			2-3 ① K		2-3 ② K	5	1	1	0	0	2	2
Carl Everett, S (1, 7) OBP: 0.342, SLG: 0.415	0-0 FC6-5 1-3 2-H 3-H 2B		2-2 G6-4-3 1-2 HBP		0-3 ① K		2-1 ② G6-3		4-2 BB	3	0	1	2	1	1	0
Juan Rivera, R (1, 9) OBP: 0.331, SLG: 0.373 Luis Ayala, R (8, 1) OBP: 0.667, SLG: 1.000 Andy Fox, L (9, PH) OBP: 0.129, SLG: 0.226	0-0 ① FC6-5 24 2B 2-3 3-H		0-2 ①② G6-4-3 1-2f 2-3		2-1 ② G5-3		0-0 ③ G6-3		1-1 ③ G3	4 0 1	1 0 0	0 0 0	1 0 0	0 0 0	0 0 0	3 0 1
24 Nick Johnson, L (1, 3) OBP: 0.405, SLG: 0.515	0-2 1-H SF8 2B		4-0 BB		0-2 1B			0-2 ① G6-3		3	1	2	1	1	0	0
Tony Batista, R (1, 5) OBP: 0.252, SLG: 0.338 Rocky Biddle, R (6, 1) Joe Horgan, L (7, 1) Terrmel Sledge, L (8, 9) OBP: 0.318, SLG: 0.418	0-1 ② SF8 3-H		1-3 ③ K		3-2 ③ F8			2-1 E 1B 1B		2 0 0 1	0 0 0 0	0 0 0 1	1 0 0 0	0 0 0 0	1 0 0 0	3 0 0 0
Einar Díaz, R (1, 2) OBP: 0.265, SLG: 0.256 Brian Schneider, L (8, PH) OBP: 0.288, SLG: 0.427 (9, 2)	1-2 ③ G6-3			1-1 ① G6-3		0-0 ① G5-3		2-1 ② L8		3 1	0 0	0 0	0 0	0 0	0 0	0 1
Claudio Vargas, R (1, 1) OBP: 0.050, SLG: 0.050 52 T.J. Tucker, R (2, 1) OBP: 0.333, SLG: 0.333 Chad Bentz, R (5, 1) Jamey Carroll, R (6, 5) OBP: 0.329, SLG: 0.328		3-2 ① F9		1-0 HR 1B		3-2 ② K		3-2 E8 1-3 1B		0 2 0 2	0 1 0 0	0 1 0 1	0 0 0 0	0 0 0 0	0 0 0 1	0 0 0 0
Inning Stats	R: 5 H: 4 E: 0 LOB: 0 K: 0 BB: 0 S: 22 P: 28	R: 0 H: 1 E: 0 LOB: 0 K: 1 BB: 0 S: 8 P: 13	R: 0 H: 1 E: 0 LOB: 2 K: 1 BB: 1 S: 10 P: 17	R: 2 H: 2 E: 0 LOB: 0 K: 0 BB: 0 S: 9 P: 13	R: 0 H: 1 E: 0 LOB: 1 K: 1 BB: 0 S: 11 P: 16	R: 0 H: 1 E: 0 LOB: 1 K: 1 BB: 0 S: 13 P: 20	R: 0 H: 0 E: 0 LOB: 0 K: 1 BB: 0 S: 6 P: 10	R: 0 H: 2 E: 1 LOB: 2 K: 0 BB: 0 S: 11 P: 19	R: 0 H: 0 E: 0 LOB: 1 K: 1 BB: 1 S: 9 P: 16	1B: 9 SF: 1 2B: 2 SAC: 0 3B: 0 DP: 1 HR: 1 HBP: 1						WP: 0 PA: 42 PB: 0 SB: 0 CS: 0

	AB	R	H	RBI	BB	SO	LOB
AB	37						
R		7					
H			12				
RBI				7			
BB					2		
SO						6	
LOB							13

PITCHER		IP	WLS	BF	H	R	ER	SO	BB	IBB	HBP	BLK	WP	HR	S	P	ERA	WHIP
56 Mark Buehrle, L ERA: 4.07	(1, 1)	6.0		29	10	7	7	4	1	0	1	0	0	1	73	107	10.50	1.833
Neal Cotts, L ERA: 5.24	(7, 1)	1.1	W	5	1	0	0	1	0	0	0	0	0	0	11	17	0.00	0.750
Michael Jackson, R ERA: 5.04	(8, 1)	0.1		2	1	0	0	0	0	0	0	0	0	0	5	10	0.00	3.000
Damaso Marte, L ERA: 2.79	(8, 1)	1.1	S	5	0	0	0	1	1	0	0	0	0	0	10	18	0.00	0.750

PITCHER	IP	WLS	BF	H	R	ER	SO	BB	IBB	HBP	BLK	WP	HR	S	P	ERA	WHIP

Batter	1	2	3	4	5	6	7	8	9	AB	R	H	RBI	BB	SO	LOB
Timo Perez, L (1, 9) OBP: 0.310, SLG: 0.355	L5		4-1 FC6-4 BB	3-1 HR 1B		4-0 2B BB	1-2 1B 1B	K		4	3	2	1	2	1	2
5 Juan Uribe, R (1, 4) (6, 6) Shingo Takatsu, R (8, 1)	K		2-2 FC6-4	2-2 HR		1-2 G4-3 2B	0-0 1B 1B	K		6 0	1 0	3 0	7 0	0 0	2 0	3 0
Carlos Lee, R (1, 7) OBP: 0.361, SLG: 0.440	G4-3		F8	G6-3		L6	P3		F9	6	0	0	0	0	0	5
Jose Valentin, S (1, 6) OBP: 0.315, SLG: 0.527 Michael Jackson, R (6, 1) Ross Gload, L (7, PH) OBP: 0.356, SLG: 0.407 (7, 3)		CS BB	K		14 G5-4-3 BB	G4-3	1-3 1B		G3	2 0 2	0 0 0	0 0 1	0 0 2	2 0 0	1 0 0	2 0 0
14 Paul Konerko, R (1, 3) OBP: 0.373, SLG: 0.523 Neal Cotts, L (7, 1) OBP: 1.000, SLG: 2.000 Jamie Burke, R (8, 5) OBP: 0.500, SLG: 0.615		P4		HR	G5-4-3	F7	P4		K	5 0 1	1 0 0	1 0 0	1 0 0	0 0 1	0 0 0	5 0 0
Aaron Rowand, R (1, 8) OBP: 0.344, SLG: 0.511		24 2B BB		1B 2B	24 FC5-4 HBP		G6-3	32 1B FC4 2B		3	3	2	0	1	0	0
24 Joe Crede, R (1, 5) OBP: 0.291, SLG: 0.435 32 Kelly Dransfeldt, R (7, 5) OBP: 0.333, SLG: 0.333 (8, 6)	SAFE 1-H 2B			G6-3	FC5-4		1B BB HBP	E 2-3 1B		3 1	1 0	1 1	1 0	0 0	0 0	2 0
Sandy Alomar Jr., R (1, 2) OBP: 0.337, SLG: 0.364 Miguel Olivo, R (8, PR) OBP: 0.331, SLG: 0.516 (8, 2)	IBB			1B HR 1B		BB 1B 1B	1B 1B BB	FC4 1-2 3-H		3 0	3 0	2 0	2 0	2 0	0 0	1 0
Arnie Munoz, L (1, 1) Frank Thomas, R (4, PH) OBP: 0.459, SLG: 0.626 Cliff Politte, R (4, 1) Willie Harris, L (6, PH) OBP: 0.373, SLG: 0.351 (6, 4)	G1-3			F8		BB 1B	5 1B 1B	B5		1 1 0 3	0 0 0 2	0 0 0 2	0 0 0 0	0 0 0 0	0 0 0 0	2 1 0 2
Inning Stats	R: 0 H: 0 E: 0 LOB: 0 K: 1 BB: 0 S: 6 P: 9	R: 1 H: 1 E: 0 LOB: 2 K: 0 BB: 3 S: 13 P: 27	R: 0 H: 0 E: 0 LOB: 1 K: 1 BB: 1 S: 15 P: 26	R: 5 H: 5 E: 0 LOB: 0 K: 0 BB: 0 S: 23 P: 37	R: 0 H: 0 E: 0 LOB: 1 K: 0 BB: 1 S: 2 P: 9	R: 3 H: 3 E: 0 LOB: 1 K: 0 BB: 1 S: 12 P: 21	R: 4 H: 4 E: 0 LOB: 2 K: 0 BB: 1 S: 21 P: 37	R: 1 H: 2 E: 1 LOB: 2 K: 2 BB: 0 S: 17 P: 24	R: 0 H: 0 E: 0 LOB: 0 K: 1 BB: 0 S: 8 P: 12	1B: 9 SF: 0 2B: 4 SAC: 0 3B: 0 DP: 1 HR: 2 HBP: 2						

PITCHER		IP	WLS	BF	H	R	ER	SO	BB	IBB	HBP	BLK	WP	HR	S	P	ERA	WHIP
Tony Armas, R ERA: 8.31	(1, 1)	4.0		21	6	6	6	2	3	1	0	0	0	2	57	99	13.50	2.250
Sun-Woo Kim, R ERA: 3.91	(5, 1)	1.0		8	3	3	3	0	2	0	1	0	0	0	8	21	27.00	5.000
Rocky Biddle, R ERA: 7.82	(6, 1)	1.1		8	2	4	4	0	1	0	1	0	0	0	20	35	27.00	2.250
Jeremy Fikac, R ERA: 5.4	(7, 1)	0.2	W	4	2	0	0	0	0	0	0	0	0	0	7	11	0.00	3.000
32 Chad Cordero, R ERA: 2.82	(8, 1)	2.0	S	9	2	1	1	3	0	0	0	0	0	0	25	36	4.50	1.000

PITCHER IP WLS BF H R ER SO BB IBB HBP BLK WP HR S P ERA WHIP

TOP

Chicago White Sox @ Montreal Expos

Olympic Stadium, Montreal, QB

Sat Jun 19 2004, 7:05 PM EDT
Att. 18,414 - Unknown - 70 F

livebaseballscorecards.com

AB	41
R	14
H	15
RBI	14
BB	7
SO	5
LOB	25

WP: 0	PA: 50
PB: 0	
SB: 0	
CS: 1	

BOTTOM

Chicago White Sox @ Montreal Expos

Olympic Stadium, Montreal, QB

Sat Jun 19 2004, 7:05 PM EDT

Att. 18,414 - Unknown - 70 F

livebaseballscorecards.com

Batter	1	2	3	4	5	6	7	8	9	AB	R	H	RBI	BB	SO	LOB
Brad Wilkerson, L (1, 8) (7, 7) OBP: 0.364, SLG: 0.466	F8	CS 2-3 1B	3B 1B		G4-3 1B 2B	BB HBP IBB		G3-4-3		5	2	3	0	1	0	0
Jamey Carroll, R (1, 5) OBP: 0.367, SLG: 0.394	S 2B 2B	SAFE WP 1-2 2B BB	1-H 3B		G4-3 2-3	BB 1-2 2-3 HBP		1B		4	2	3	1	1	0	1
Jose Vidro, S (1, 4) OBP: 0.331, SLG: 0.393	L3	SAFE 24 1B 1-H 3-H 2B	G1-3		2B 3-H 1B	BB 1-2 2-3 3-H		F8		5	2	2	4	1	0	3
Carl Everett, S (1, 7) OBP: 0.359, SLG: 0.449	2-H 2B	24 1B HR IBB	P6		1-H 2B	G6-3		1 SAFE G1-3		4	1	2	2	1	0	4
Endy Chavez, L (7, 8) OBP: 0.289, SLG: 0.369										1	0	0	0	0	0	1
24 Nick Johnson, L (1, 3) OBP: 0.405, SLG: 0.548	G5-3	WP 1-3 2-H HR 1B		HR	K	K	K			5	2	2	2	0	2	2
Orlando Cabrera, R (1, 6) OBP: 0.291, SLG: 0.320		HR 1B 1-2 HR BB		G6-3	K		P4			4	2	1	0	1	1	1
Juan Rivera, R (1, 9) OBP: 0.333, SLG: 0.420		1-H HR		K		G6-3	P2			5	2	2	6	0	1	0
32 Chad Cordero, R (8, 1)		1-H 2-H 3-H HR								0	0	0	0	0	0	0
Brian Schneider, L (1, 2) OBP: 0.301, SLG: 0.431		1B SH1-3 2B HBP	G4-3	BB		HBP SH3-4 BB 1B		HR 1B		3	3	2	0	1	0	0
Tony Armas, R (1, 1)		SH1-3 1-2	K	K		SH3-4 1-2		HR 1-H		1	0	0	0	0	1	0
Andy Fox, L (4, PH) OBP: 0.125, SLG: 0.219										1	0	0	0	0	1	1
Sun-Woo Kim, R (5, 1) OBP: 0.200, SLG: 0.400										0	0	0	0	0	0	0
Rocky Biddle, R (6, 1)										0	0	0	0	0	0	0
Jeremy Fikac, R (7, 1)										0	0	0	0	0	0	0
Terrmel Sledge, L (8, 9) OBP: 0.322, SLG: 0.444										1	1	1	2	0	0	0
Inning Stats	R: 1 E: 0 K: 0 S: 15 / H: 2 LOB: 1 BB: 0 P: 25	R: 9 E: 0 K: 0 S: 15 / H: 6 LOB: 0 BB: 3 P: 38	R: 1 E: 0 K: 1 S: 19 / H: 2 LOB: 1 BB: 0 P: 28	R: 1 E: 0 K: 2 S: 12 / H: 1 LOB: 1 BB: 1 P: 21	R: 2 E: 0 K: 2 S: 16 / H: 3 LOB: 1 BB: 0 P: 25	R: 1 E: 0 K: 0 S: 10 / H: 1 LOB: 3 BB: 2 P: 21	R: 0 E: 0 K: 1 S: 8 / H: 0 LOB: 0 BB: 0 P: 13	R: 2 E: 0 K: 0 S: 11 / H: 3 LOB: 1 BB: 0 P: 16		1B: 8 2B: 5 3B: 1 HR: 4	SF: 0 SAC: 2 DP: 0 HBP: 2						

	AB	R	H	RBI	BB	SO	LOB
	39	17	18	17	6	6	13

WP: 2 PB: 0 SB: 1 CS: 1 PA: 49

PITCHER		IP	WLS	BF	H	R	ER	SO	BB	IBB	HBP	BLK	WP	HR	S	P	ERA	WHIP
Arnie Munoz, L ERA: 33.0	(1, 1)	3.0	L	22	10	11	11	1	2	1	1	0	2	2	49	91	33.00	4.000
Cliff Politte, R ERA: 5.64	(4, 1)	2.0		11	4	3	3	4	1	0	0	0	0	1	28	46	13.50	2.500
Michael Jackson, R ERA: 5.19	(6, 1)	1.0		7	1	1	1	0	1	1	1	0	0	0	10	21	9.00	2.000
Neal Cotts, L ERA: 5.7	(7, 1)	1.1		7	3	2	2	1	0	0	0	0	0	1	15	25	13.50	2.250
Shingo Takatsu, R ERA: 1.08	(8, 1)	0.2		2	0	0	0	0	0	0	0	0	0	0	4	4	0.00	0.000

PITCHER	IP	WLS	BF	H	R	ER	SO	BB	IBB	HBP	BLK	WP	HR	S	P	ERA	WHIP

Batter	1	2	3	4	5	6	7	8	9	AB	R	H	RBI	BB	SO	LOB
Willie Harris, L (1, 4) OBP: 0.367, SLG: 0.344	C B B F B X 3-2 L7 ①		B C X 1-1 G4-3 ②		C B F B X 2-2 G6-3 ③			X 0-0 L6 ①		4	0	0	0	0	0	1
5 Juan Uribe, R (1, 5) OBP: 0.365, SLG: 0.533	S B B S S 2-3 K ②		B B C B X 3-1 F8 ③			C S B F X 1-2 G6-3 ①		C B B F B X 3-2 G6-4-3 ②③ 1-2f		4	0	0	0	0	1	1
Frank Thomas, R (1, 3) OBP: 0.459, SLG: 0.628	B C X 1-1 2B			C C X 0-2 L9 ①		B X 1-0 L3 1B			B S B X 2-1 F8 ①	4	0	2	0	0	0	0
Carlos Lee, R (1, 7) OBP: 0.356, SLG: 0.434	F B C X 1-2 G4-3 ③			F S B F X 1-2 F8 ②		S S F B X 1-2 L3 ②③ 1-1			F B X 1-1 G6-3 ②	4	0	0	0	0	0	2
Jose Valentin, S (1, 6) OBP: 0.324, SLG: 0.547		B X 1-0 E G6-3 1B 1B		C F B B F F F F B 3-2 X 1B 1B			C S B F X 1-2 HR		B B X 2-0 F9 ③	4	2	3	1	0	0	0
Aaron Rowand, R (1, 8) OBP: 0.351, SLG: 0.514		1 SAFE X 0-0 E4 G6-3 1-3 1B		X 0-0 1-3 1B			C X 0-1 G5-3 ①			3	0	2	0	0	0	0
Ross Gload, L (1, 9) OBP: 0.344, SLG: 0.393		B X 1-0 G6-3 ①② 1-2f 3-H		B B X 2-0 F8 ③			B S F B B X 3-2 L9 ②			3	0	0	0	0	0	3
Miguel Olivo, R (1, 2) OBP: 0.324, SLG: 0.504		B X 1-0 G5-3 ③			F C S 0-3 K ①		C C F B X 1-2 G5-3 ③			3	0	0	0	0	1	0
Jon Garland, R (1, 1) OBP: 0.250, SLG: 0.250			C B X 1-1 G5-3 ①		B C X 1-1 G4-3 ②			X 0-0 5 G6-4-3 1B		3	0	1	0	0	0	0
Inning Stats	R: 0 H: 1 E: 0 LOB: 1 K: 1 BB: 0 S: 11 P: 18	R: 1 H: 2 E: 1 LOB: 0 K: 0 BB: 0 S: 4 P: 7	R: 0 H: 0 E: 0 LOB: 0 K: 0 BB: 0 S: 6 P: 11	R: 0 H: 2 E: 0 LOB: 2 K: 0 BB: 0 S: 16 P: 22	R: 0 H: 0 E: 0 LOB: 0 K: 1 BB: 0 S: 8 P: 11	R: 0 H: 1 E: 0 LOB: 0 K: 0 BB: 0 S: 9 P: 12	R: 1 H: 1 E: 0 LOB: 0 K: 0 BB: 0 S: 13 P: 18	R: 0 H: 1 E: 0 LOB: 0 K: 0 BB: 0 S: 5 P: 8	R: 0 H: 0 E: 0 LOB: 0 K: 0 BB: 0 S: 5 P: 10	1B: 6 SF: 0 2B: 2 SAC: 0 3B: 0 DP: 3 HR: 1 HBP: 0						

TOP

Chicago White Sox @ Montreal Expos

Olympic Stadium, Montreal, QB

Sun Jun 20 2004, 1:05 PM EDT
Att. 6,546 - Unknown - 72 F

livebaseballscorecards.com

AB	32
R	2
H	8
RBI	1
BB	0
SO	2
LOB	7

PITCHER		IP	WLS	BF	H	R	ER	SO	BB	IBB	HBP	BLK	WP	HR	S	P	ERA	WHIP
Zach Day, R ERA: 3.3	(1, 1)	8.0		29	8	2	1	2	0	0	0	0	0	1	72	107	1.12	1.000
32 Chad Cordero, R ERA: 2.75	(9, 1)	1.0	W	3	0	0	0	0	0	0	0	0	0	0	5	10	0.00	0.000

PITCHER		IP	WLS	BF	H	R	ER	SO	BB	IBB	HBP	BLK	WP	HR	S	P	ERA	WHIP

Batter	1	2	3	4	5	6	7	8	9	AB	R	H	RBI	BB	SO	LOB
Brad Wilkerson, L (1, 7) OBP: 0.362, SLG: 0.460	C X 0-1 ① F8			B C B F S 2-3 ① K		B D B B 4-0 BB 1B BB		B F S B X 2-2 ③ G3		3	1	0	0	1	1	0
Jamey Carroll, R (1, 5) OBP: 0.358, SLG: 0.384 Terrmel Sledge, L (6, PH) OBP: 0.327, SLG: 0.444 Tony Batista, R (7, 5) OBP: 0.251, SLG: 0.336	C S B F X 2-2 ② G4-3			C X 0-1 ② G6-3		B B C B B 4-1 1B 1-2 2-3 BB			C B F X 1-2 ① G5-3	2 0 1	0 0 0	0 0 0	0 0 0	0 1 0	0 0 0	0 0 0
Jose Vidro, S (1, 4) OBP: 0.333, SLG: 0.398	C F S 0-3 ③ K			B C X 1-1 ③ G4-1		F X 0-1 1-2 2-H 3-H 1B			B C B X 2-1 HR 2B	4	1	2	2	0	1	0
Orlando Cabrera, R (1, 6) OBP: 0.290, SLG: 0.331		C F F B F B F F S 2-3 ① K			B B C X 2-1 ① G5-3	C F B X 1-2 ③ F9			B B X 2-0 2-H HR	4	1	1	2	0	1	2
24 Nick Johnson, L (1, 3) OBP: 0.391, SLG: 0.526		C B C S 1-3 ② K			X 0-0 ② F8		C B F S 1-3 ① K			3	0	0	0	0	2	0
Juan Rivera, R (1, 9) OBP: 0.327, SLG: 0.410		X 0-0 ③ F9			B C X 1-1 ③ F9		B S X 1-1 ② L9			3	0	0	0	0	0	0
Brian Schneider, L (1, 2) OBP: 0.296, SLG: 0.424			B B X 2-0 ① G4-3			B X 1-0 ① F8	B C C F X 1-2 ③ G4-3			3	0	0	0	0	0	0
Endy Chavez, L (1, 8) OBP: 0.290, SLG: 0.366			C X 0-1 ② P6			B B B B 4-0 BB SH1-3 1B BB		C B F B X 2-2 ① G3-1		2	1	0	0	1	0	0
Zach Day, R (1, 1) OBP: 0.045, SLG: 0.182 Andy Fox, L (8, PH) OBP: 0.121, SLG: 0.212 32 Chad Cordero, R (9, 1)			S B F C 1-3 ③ K			1 SAFE X 0-0 ② SH1-3 1-2		F F C 0-3 ② K		1 1 0	0 0 0	0 0 0	0 0 0	0 0 0	1 1 0	0 0 0
Inning Stats	R: 0 E: 0 K: 1 S: 9 H: 0 LOB: 0 BB: 0 P: 11	R: 0 E: 0 K: 2 S: 11 H: 0 LOB: 0 BB: 0 P: 14	R: 0 E: 0 K: 1 S: 6 H: 0 LOB: 0 BB: 0 P: 9	R: 0 E: 0 K: 1 S: 7 H: 0 LOB: 0 BB: 0 P: 10	R: 0 E: 0 K: 0 S: 5 H: 0 LOB: 0 BB: 0 P: 8	R: 2 E: 0 K: 0 S: 8 H: 1 LOB: 2 BB: 3 P: 22	R: 0 E: 0 K: 1 S: 9 H: 0 LOB: 0 BB: 0 P: 12	R: 0 E: 0 K: 1 S: 9 H: 0 LOB: 0 BB: 0 P: 13	R: 2 E: 0 K: 0 S: 6 H: 2 LOB: 0 BB: 0 P: 11	1B: 1 2B: 1 3B: 0 HR: 1	SF: 0 SAC: 1 DP: 0 HBP: 0						

PITCHER	IP	WLS	BF	H	R	ER	SO	BB	IBB	HBP	BLK	WP	HR	S	P	ERA	WHIP
Jon Garland, R (1, 1) ERA: 4.64	8.1	L	31	3	4	4	7	3	0	0	0	0	1	70	110	4.32	0.720

PITCHER	IP	WLS	BF	H	R	ER	SO	BB	IBB	HBP	BLK	WP	HR	S	P	ERA	WHIP

BOTTOM

Chicago White Sox @ Montreal Expos

Olympic Stadium, Montreal, QB

Sun Jun 20 2004, 1:05 PM EDT

Att. 6,546 - Unknown - 72 F

livebaseballscorecards.com

AB	27
R	4
H	3
RBI	4
BB	3
SO	7
LOB	2

1B: 1	SF: 0	WP: 0	PA: 31
2B: 1	SAC: 1	PB: 0	
3B: 0	DP: 0	SB: 0	
HR: 1	HBP: 0	CS: 0	

Batter	1	2	3	4	5	6	7	8	9	AB	R	H	RBI	BB	SO	LOB
11 Jimmy Rollins, S (1, 6) OBP: 0.326, SLG: 0.378	B F B B F C 3-3 ① K		C B B X 2-1 ③ G4-3			L B B B B 4-1 FC3-6 1B G3-1 BB	X 0-0 ② F6			3	1	0	0	1	1	2
Placido Polanco, R (1, 4) OBP: 0.318, SLG: 0.365	B B C X 2-1 ② G4-3			C B F X 1-2 ① P4		C X 0-1 FC3-6 1B 1-2	B X 1-0 ③ G4-3			4	0	1	0	0	0	2
Bobby Abreu, L (1, 9) OBP: 0.432, SLG: 0.564 Doug Glanville, R (8, 8) OBP: 0.257, SLG: 0.258	C C S 0-3 ③ K			B B B B 4-0 S BB		B C X 1-1 ① FC3-6 G3-1 BB 1-2f 2-3		C S B B B C 2-3 ① K		3 0	0 0	0 0	0 0	1 0	2 0	2 0
Jim Thome, L (1, 3) OBP: 0.424, SLG: 0.712		B F B F X 2-2 ① G3-1		C S B B 1 SAFE B 1 SAFE S 3-3 ② K 1-2		B B B C B 4-1 G3-1 BB 1-2		H 1-0 FC6-4 HBP		2	0	0	0	1	1	1
Ricky Ledee, L (1, 8) (8, 9) OBP: 0.384, SLG: 0.584	C B S X 1-2 ② F8		C B B X 2-1 ③ G4-3			X 0-0 ② G3-1 1-2 2-3 3-H		C B S B B F F F F 3-3 S ② K		4	0	0	1	0	1	4
Pat Burrell, R (1, 7) OBP: 0.395, SLG: 0.489	F B X 1-1 HR				C B C B B F B 4-2 F8-5-4 BB BB	S F S 0-3 ③ K		B B F X 2-1 ③ FC6-4 1-2f		3	1	1	1	1	1	3
Mike Lieberthal, R (1, 2) OBP: 0.313, SLG: 0.420	B B X 2-0 ③ L5				B B C C B F B 4-2 1-2 BB		C F B F X 1-2 1B 1B		B B C B F X 3-2 ① F8	3	0	1	0	1	0	0
Shawn Wooten, R (1, 5) OBP: 0.217, SLG: 0.233			C F F X 0-2 ① L7		C B B X 2-1 ① ② F8-5-4 2-2		F C X 0-2 ① L9		C F B X 1-2 ② G5-3	4	0	0	0	0	0	3
39 Brett Myers, R (1, 1) OBP: 0.231, SLG: 0.280 Roberto Hernandez, R (6, 1) Jason Michaels, R (7, PH) OBP: 0.404, SLG: 0.478 63 Ryan Madson, L (7, 1) Tomas Perez, S (9, PH) OBP: 0.286, SLG: 0.457			B C C X 1-2 ② G4-3		B B X 2-0 ③ L8		B C B B X 3-1 1-2 1B		B C F B S 2-3 ③ K	2 0 1 0 1	0 0 0 0 0	0 0 1 0 0	0 0 0 0 0	0 0 0 0 1	0 0 0 0 0	1 0 0 0 0
Inning Stats	R: 0 E: 0 K: 2 S: 8 H: 0 LOB: 0 BB: 0 P: 13	R: 1 E: 0 K: 0 S: 9 H: 1 LOB: 0 BB: 0 P: 15	R: 0 E: 0 K: 0 S: 9 H: 0 LOB: 0 BB: 0 P: 12	R: 0 E: 0 K: 1 S: 8 H: 0 LOB: 1 BB: 1 P: 18	R: 0 E: 0 K: 0 S: 9 H: 0 LOB: 1 BB: 2 P: 21	R: 1 E: 0 K: 1 S: 10 H: 1 LOB: 2 BB: 2 P: 19	R: 0 E: 0 K: 0 S: 11 H: 2 LOB: 2 BB: 0 P: 16	R: 0 E: 0 K: 2 S: 12 H: 0 LOB: 1 BB: 0 P: 20	R: 0 E: 0 K: 1 S: 9 H: 0 LOB: 0 BB: 0 P: 15	1B: 3 2B: 1 3B: 0 HR: 1 SF: 0 SAC: 0 DP: 1 HBP: 1						WP: 0 PB: 0 SB: 1 CS: 0 PA: 36

PITCHER		IP	WLS	BF	H	R	ER	SO	BB	IBB	HBP	BLK	WP	HR	S	P	ERA	WHIP
Livan Hernandez, R ERA: 3.37	(1, 1)	7.0	W	29	4	2	2	4	5	0	0	0	0	1	64	114	2.57	1.286
Joe Horgan, L ERA: 3.6	(8, 1)	0.2	H	3	0	0	0	2	0	0	1	0	0	0	10	16	0.00	0.000
Luis Ayala, R ERA: 3.97	(8, 1)	0.1	H	1	0	0	0	0	0	0	0	0	0	0	2	4	0.00	0.000
32 Chad Cordero, R ERA: 2.68	(9, 1)	1.0	S	3	0	0	0	1	0	0	0	0	0	0	9	15	0.00	0.000

PITCHER	IP	WLS	BF	H	R	ER	SO	BB	IBB	HBP	BLK	WP	HR	S	P	ERA	WHIP

TOP

Philadelphia Phillies @ Montreal Expos

Olympic Stadium, Montreal, QB

Tue Jun 22 2004, 7:05 PM EDT

Att. 4,564 - Unknown - 70 F

livebaseballscorecards.com

AB	30
R	2
H	4
RBI	2
BB	5
SO	7
LOB	18

BOTTOM

Philadelphia Phillies @ Montreal Expos

Olympic Stadium, Montreal, QB

Tue Jun 22 2004, 7:05 PM EDT

Att. 4,564 - Unknown - 70 F

livebaseballscorecards.com

Batter	1	2	3	4	5	6	7	8	9	AB	R	H	RBI	BB	SO	LOB
Brad Wilkerson, L (1, 7) OBP: 0.370, SLG: 0.482	B B C X 2-1 HR		C C F F X 0-2 G6-3 2-3 1B		B C B C X 2-2 SH5-4 1B 2B	B B B C F D 4-2 1B BB		C B X 1-1 ② L9		4	2	3	1	1	0	1
Endy Chavez, L (1, 8) OBP: 0.289, SLG: 0.364	B B B C C X 3-2 ① G6-3		F 1 SAFE 1 SAFE B X 1-1 ① ② G6-3 1-2f 3-H		X 0-0 ① SH5-4 2-3	C B B X 2-1 1-2 2-3 1B		C B S X 1-2 ③ F7 2-3		4	0	1	0	0	0	2
Jose Vidro, S (1, 4) OBP: 0.332, SLG: 0.396	B C B X 2-1 ② F7		C F B X 1-2 ③ P4		B C S B X 2-2 24 FC4-6 3-H 1B	B X 1-0 ③ F9				4	0	1	1	0	0	3
24 Nick Johnson, L (1, 3) OBP: 0.385, SLG: 0.506	B C F S 1-3 ③ K			B C S B B F B 4-2 BB G5-3 BB	C F B F 1 SAFE X 1-2 ② FC4-6 1-2f S		C B X 1-1 ① G4-3			3	0	0	0	1	1	1
Orlando Cabrera, R (1, 6) OBP: 0.290, SLG: 0.327		B B F C F X 2-2 ① G3		F B 1 SAFE S B F X 2-2 ① G5-3 1-2	B F B F X 2-2 ③ F9 1-2		B B B C F B 4-2 BB			3	0	0	0	1	0	2
Terrmel Sledge, L (1, 9) OBP: 0.325, SLG: 0.434		C B F X 1-2 ② G3-1		B B B 4-0 BB BB		C F B B B S 2-3 ① K	1 SAFE 1 SAFE C X 0-1 ② F8			3	0	0	0	1	1	1
Tony Batista, R (1, 5) OBP: 0.247, SLG: 0.330		B X 1-0 ③ P5		B C X 1-1 ② F7		X 0-0 ② G6-3	1 SAFE P X 1-0 ③ F8			4	0	0	0	0	0	3
Brian Schneider, L (1, 2) OBP: 0.310, SLG: 0.460			B X 1-0 HR	B B B B 4-0 1-2 2-3 BB		X 0-0 2B 2B		B B X 2-0 WP 2B		3	2	3	1	1	0	0
Livan Hernandez, R (1, 1) OBP: 0.189, SLG: 0.270 Joe Horgan, L (8, 1) Luis Ayala, R (8, 1) OBP: 0.500, SLG: 0.750 32 Chad Cordero, R (9, 1)			X 0-0 1B G6-3 2B	C B X 1-1 ③ G4-3		B X 1-0 1B 2-H 2B		C L L 0-3 ① K		3 0 1 0	1 0 0 0	2 0 0 0	1 0 0 0	0 0 1 0	0 0 1 0	3 0 1 0
Inning Stats	R: 1 E: 0 K: 1 S: 10 H: 1 LOB: 0 BB: 0 P: 18	R: 0 E: 0 K: 0 S: 8 H: 0 LOB: 0 BB: 0 P: 12	R: 2 E: 0 K: 0 S: 12 H: 3 LOB: 0 BB: 0 P: 15	R: 0 E: 0 K: 0 S: 11 H: 0 LOB: 3 BB: 3 P: 27	R: 1 E: 0 K: 0 S: 14 H: 2 LOB: 1 BB: 0 P: 21	R: 1 E: 0 K: 1 S: 12 H: 3 LOB: 3 BB: 1 P: 22	R: 0 E: 0 K: 0 S: 8 H: 0 LOB: 1 BB: 1 P: 13	R: 0 E: 0 K: 1 S: 9 H: 1 LOB: 1 BB: 0 P: 13		1B: 3 2B: 5 3B: 0 HR: 2	SF: 0 SAC: 1 DP: 1 HBP: 0			WP: 1 PB: 0 SB: 1 CS: 0	PA: 38	

PITCHER		IP	WLS	BF	H	R	ER	SO	BB	IBB	HBP	BLK	WP	HR	S	P	ERA	WHIP
39 Brett Myers, R ERA: 4.42	(1, 1)	5.2	L	27	8	5	5	2	3	0	0	0	0	2	62	103	7.94	1.941
Roberto Hernandez, R ERA: 4.73	(6, 1)	0.1		3	1	0	0	0	1	0	0	0	0	0	5	12	0.00	6.000
63 Ryan Madson, R ERA: 2.72	(7, 1)	2.0		8	1	0	0	1	1	0	0	0	1	0	17	26	0.00	1.000

PITCHER	IP	WLS	BF	H	R	ER	SO	BB	IBB	HBP	BLK	WP	HR	S	P	ERA	WHIP

AB	32
R	5
H	10
RBI	4
BB	5
SO	3
LOB	17

Philadelphia Phillies @ Montreal Expos

Olympic Stadium, Montreal, QB

Wed Jun 23 2004, 7:05 PM EDT

Att. 4,209 - Unknown - 70 F

livebaseballscorecards.com

TOP

Batter	1	2	3	4	5	6	7	8	9	AB	R	H	RBI	BB	SO	LOB
11 Jimmy Rollins, S (1, 6) OBP: 0.331, SLG: 0.387	G4-3		2B 3B	BB		1B			F7	4	1	2	1	1	0	0
Placido Polanco, R (1, 4) OBP: 0.309, SLG: 0.354	G5-3		G5-3	G4-3		G5-3			G6-3	5	0	0	0	0	0	4
Bobby Abreu, L (1, 9) OBP: 0.430, SLG: 0.563	G3-1		3-H 2B		K		G3-1			4	0	1	1	0	1	0
Jim Thome, L (1, 3) OBP: 0.425, SLG: 0.720		HR	IBB		F7		G4-3			3	1	1	1	1	0	0
Pat Burrell, R (1, 7) OBP: 0.389, SLG: 0.480		G6-3	P6		F8		F7			4	0	0	0	0	0	2
David Bell, R (1, 5) OBP: 0.353, SLG: 0.435		P3		F7		HR		FC5-4 1B		4	1	2	1	0	0	0
Mike Lieberthal, R (1, 2) OBP: 0.312, SLG: 0.431		E5		HR		G6-3		FC5-4 G4-6-3 1-2f		4	1	1	1	0	0	1
Jason Michaels, R (1, 8) OBP: 0.410, SLG: 0.469		G4-3		SH2-4 1B		SH3 11 1B BB		G4-6-3 1-2f		3	1	1	0	1	0	2
Tim Worrell, R (8, 1)										0	0	0	0	0	0	0
Billy Wagner, L (9, 1)										0	0	0	0	0	0	0
Kevin Millwood, R (1, 1) OBP: 0.172, SLG: 0.241			F9	SH2-4 1-2		SH3 1-2			L8	1	0	0	0	0	0	0
Rheal Cormier, L (7, 1)										0	0	0	0	0	0	0
Doug Glanville, R (8, 8) OBP: 0.254, SLG: 0.254										1	0	0	0	0	0	0

	AB	33
	R	5
	H	8
	RBI	5
	BB	3
	SO	1
	LOB	9

Inning Stats										
	R: 0 E: 0 K: 0 S: 8	H: 0 LOB: 0 BB: 0 P: 12	R: 1 E: 1 K: 0 S: 8	H: 1 LOB: 1 BB: 0 P: 9	R: 1 E: 0 K: 0 S: 10	H: 2 LOB: 2 BB: 1 P: 22	R: 1 E: 0 K: 0 S: 13	H: 2 LOB: 2 BB: 1 P: 20	R: 0 E: 0 K: 1 S: 5	H: 0 LOB: 0 BB: 0 P: 8
	R: 2 E: 0 K: 0 S: 17	H: 2 LOB: 1 BB: 1 P: 26	R: 0 E: 0 K: 0 S: 3	H: 0 LOB: 0 BB: 0 P: 4	R: 0 E: 0 K: 0 S: 7	H: 1 LOB: 0 BB: 0 P: 11	R: 0 E: 0 K: 0 S: 6	H: 0 LOB: 0 BB: 0 P: 10	1B: 3 2B: 1 3B: 1 HR: 3	SF: 0 SAC: 2 DP: 1 HBP: 0
	WP: 0 PB: 0 SB: 0 CS: 0	PA: 38								

PITCHER		IP	WLS	BF	H	R	ER	SO	BB	IBB	HBP	BLK	WP	HR	S	P	ERA	WHIP
Sun-Woo Kim, R ERA: 4.31	(1, 1)	5.2	L	28	7	5	5	1	2	1	0	0	0	3	59	93	7.94	1.588
52 T.J. Tucker, R ERA: 4.15	(6, 1)	0.1		1	0	0	0	0	0	0	0	0	0	0	2	4	0.00	0.000
Chad Bentz, L ERA: 5.03	(7, 1)	0.2		2	0	0	0	0	0	0	0	0	0	0	2	3	0.00	0.000
Rocky Biddle, R ERA: 7.71	(7, 1)	0.1		1	0	0	0	0	0	0	0	0	0	0	1	1	0.00	0.000
Luis Ayala, R ERA: 3.75	(8, 1)	2.0		6	1	0	0	0	0	0	0	0	0	0	13	21	0.00	0.500

PITCHER	IP	WLS	BF	H	R	ER	SO	BB	IBB	HBP	BLK	WP	HR	S	P	ERA	WHIP

BOTTOM

Philadelphia Phillies @ Montreal Expos

Olympic Stadium, Montreal, QB

Wed Jun 23 2004, 7:05 PM EDT

Att. 4,209 - Unknown - 70 F

Batter	1	2	3	4	5	6	7	8	9	AB	R	H	RBI	BB	SO	LOB
Brad Wilkerson, L (1, 7) OBP: 0.365, SLG: 0.474	G1-3		F7		K		G3-1			4	0	0	0	0	1	2
Endy Chavez, L (1, 8) OBP: 0.293, SLG: 0.366	BB, 1B		F8, S		K		G5-3			4	1	2	0	0	1	2
Jose Vidro, S (1, 4) OBP: 0.338, SLG: 0.415	1B, BB		F8			HR		24 F9		3	1	2	1	1	0	1
24 Nick Johnson, L (1, 3) OBP: 0.368, SLG: 0.482	K		K			K		F9		4	0	0	0	0	3	4
Orlando Cabrera, R (1, 6) OBP: 0.289, SLG: 0.326	1B			F8		F8		L9		4	0	1	1	0	0	1
Terrmel Sledge, L (1, 9) OBP: 0.317, SLG: 0.423	F7			G6-3		G4-3		P6		4	0	0	0	0	0	3
Tony Batista, R (1, 5) OBP: 0.247, SLG: 0.326		F8		BB			G5-3		K2-3	3	0	0	0	1	1	0
Brian Schneider, L (1, 2) OBP: 0.311, SLG: 0.458		K		G4-3			G3-1, BB, 1B		G1	3	0	1	0	0	1	1
Einar Díaz, R (9, PH) OBP: 0.260, SLG: 0.250										1	0	0	0	0	0	0
Sun-Woo Kim, R (1, 1) OBP: 0.250, SLG: 0.333		K			G6-3		G3-1, BB		K	2	0	0	0	0	1	0
52 T.J. Tucker, R (6, 1) OBP: 0.333, SLG: 0.333										0	0	0	0	0	0	0
Chad Bentz, R (7, 1)										0	0	0	0	0	0	0
Rocky Biddle, R (7, 1)										0	0	0	0	0	0	0
Jamey Carroll, R (7, PH) OBP: 0.366, SLG: 0.384										0	0	0	0	1	0	0
Luis Ayala, R (8, 1) OBP: 0.500, SLG: 0.750										0	0	0	0	0	0	0
Carl Everett, S (9, PH) OBP: 0.354, SLG: 0.443										1	0	0	0	0	1	0
Inning Stats	R: 1 E: 0 K: 1 S: 14 H: 2 LOB: 2 BB: 1 P: 26		R: 0 E: 0 K: 2 S: 9 H: 0 LOB: 0 BB: 0 P: 12	R: 0 E: 0 K: 1 S: 11 H: 1 LOB: 1 BB: 0 P: 20	R: 0 E: 0 K: 0 S: 5 H: 0 LOB: 1 BB: 1 P: 15	R: 0 E: 0 K: 2 S: 10 H: 0 LOB: 0 BB: 0 P: 13	R: 1 E: 0 K: 1 S: 9 H: 1 LOB: 0 BB: 0 P: 15	R: 0 E: 0 K: 0 S: 8 H: 1 LOB: 2 BB: 1 P: 18	R: 0 E: 0 K: 0 S: 10 H: 1 LOB: 1 BB: 0 P: 14	R: 0 E: 0 K: 2 S: 13 H: 0 LOB: 0 BB: 0 P: 15	1B: 4 2B: 1 3B: 0 HR: 1 SF: 0 SAC: 0 DP: 0 HBP: 0						

AB	33
R	2
H	6
RBI	2
BB	3
SO	9
LOB	14

WP: 0 PB: 0 SB: 1 CS: 0 PA: 36

livebaseballscorecards.com

PITCHER		IP	WLS	BF	H	R	ER	SO	BB	IBB	HBP	BLK	WP	HR	S	P	ERA	WHIP
Kevin Millwood, R (1, 1) ERA: 4.76		6.1	W	27	5	2	2	7	3	0	0	0	0	1	63	112	2.84	1.263
Rheal Cormier, L (7, 1) ERA: 4.5		0.2	H	2	0	0	0	0	0	0	0	0	0	0	3	7	0.00	0.000
Tim Worrell, R (8, 1) ERA: 2.89		1.0	H	4	1	0	0	0	0	0	0	0	0	0	10	14	0.00	1.000
Billy Wagner, L (9, 1) ERA: 3.27		1.0	S	3	0	0	0	2	0	0	0	0	0	0	13	15	0.00	0.000

PITCHER	IP	WLS	BF	H	R	ER	SO	BB	IBB	HBP	BLK	WP	HR	S	P	ERA	WHIP

Batter	1	2	3	4	5	6	7	8	9	AB	R	H	RBI	BB	SO	LOB
11 Jimmy Rollins, S (1, 6) OBP: 0.332, SLG: 0.395	C F X 0-2 2B		B C B B F X 3-2 2B		C F B B B F S 3-3 ② K			C F B F F X 1-2 ① G3	S B C B X 2-2 ③ L3	5	0	2	0	0	1	1
David Bell, R (1, 5) OBP: 0.351, SLG: 0.429	B C C X 1-2 ① F8		S F D B X 2-2 ② G5-3		B C B S S 2-3 ③ K			B C B B B 4-1 BB 2B BB		3	1	0	0	1	1	2
Bobby Abreu, L (1, 9) OBP: 0.427, SLG: 0.556	B B C B S X 3-2 ② F7		C B B F B X 3-2 ③ F9			C B F X 1-2 ① L9		D B B C F B 4-2 2B 1-2 1B BB		3	1	0	0	1	0	2
Jim Thome, L (1, 3) OBP: 0.426, SLG: 0.719	I I I I 4-0 IBB			B C B B S X 3-2 ① G3		C F B F S 1-3 ② K		B X 1-0 1B 1-3 2-H F7-2 2B		3	0	1	1	1	1	0
Jason Michaels, R (1, 7) OBP: 0.415, SLG: 0.462	S F B S 1-3 ③ K			S B C F S 1-3 ② K		B B F S F F B B 4-2 BB		C X 0-1 2-3 3-H 1B		3	0	1	1	1	2	2
Mike Lieberthal, R (1, 2) OBP: 0.311, SLG: 0.427		B B C B X 3-1 ① P3		B F S B X 2-2 BB 1B		C B B 1 SAFE X 2-1 ③ L5		C X 0-1 ② ③ F7-2 3-H		4	0	1	0	0	0	3
Tomas Perez, S (1, 4) OBP: 0.284, SLG: 0.442		B X 1-0 ② P6		B B B B 4-0 1-2 BB			S C S 0-3 ① K2-3		C B X 1-1 ① B1-3	3	0	0	0	1	1	0
Doug Glanville, R (1, 8) OBP: 0.240, SLG: 0.239		B F X 1-1 ③ G5-3		B C F D X 2-2 ③ L9			C X 0-1 ② G5-3		C B X 1-1 ② G5-3	4	0	0	0	0	0	2
Eric Milton, L (1, 1) OBP: 0.133, SLG: 0.071 Shawn Wooten, R (7, PH) OBP: 0.213, SLG: 0.227 Roberto Hernandez, R (7, 1) 63 Ryan Madson, L (8, 1) Pat Burrell, R (9, PH) OBP: 0.391, SLG: 0.480			C F F S 0-3 ① K		C B B S S 2-3 ① K		S X 0-1 ③ L5		B B B B 4-0 BB	2 1 0 0 0	0 0 0 0 0	0 0 0 0 0	0 0 0 0 1	0 0 0 0 0	2 0 0 0 0	0 0 0 0 0
Inning Stats	R: 0 H: 1 E: 0 LOB: 2 K: 1 BB: 1 S: 12 P: 21	R: 0 H: 0 E: 0 LOB: 0 K: 0 BB: 0 S: 5 P: 10	R: 0 H: 1 E: 0 LOB: 1 K: 1 BB: 0 S: 13 P: 21	R: 0 H: 1 E: 0 LOB: 2 K: 1 BB: 1 S: 13 P: 25	R: 0 H: 0 E: 0 LOB: 0 K: 3 BB: 0 S: 10 P: 17	R: 0 H: 0 E: 0 LOB: 1 K: 1 BB: 1 S: 13 P: 21	R: 0 H: 0 E: 0 LOB: 0 K: 1 BB: 0 S: 7 P: 7	R: 2 H: 2 E: 0 LOB: 1 K: 0 BB: 2 S: 13 P: 23	R: 0 H: 0 E: 0 LOB: 1 K: 0 BB: 1 S: 7 P: 15							

PITCHER		IP	WLS	BF	H	R	ER	SO	BB	IBB	HBP	BLK	WP	HR	S	P	ERA	WHIP
Tony Armas, R ERA: 6.17	(1, 1)	6.0	W	24	3	0	0	7	2	1	0	0	0	0	66	115	0.00	0.833
Rocky Biddle, R ERA: 7.43	(7, 1)	1.0	H	3	0	0	0	1	0	0	0	0	0	0	7	7	0.00	0.000
Joe Horgan, L ERA: 6.75	(8, 1)	0.1	H	4	1	2	2	0	2	0	0	0	0	0	9	19	54.00	9.000
Luis Ayala, R ERA: 3.68	(8, 1)	0.2	H	2	1	0	0	0	0	0	0	0	0	0	4	4	0.00	1.500
32 Chad Cordero, R ERA: 2.61	(9, 1)	1.0	S	4	0	0	0	0	1	0	0	0	0	0	7	15	0.00	1.000

PITCHER	IP	WLS	BF	H	R	ER	SO	BB	IBB	HBP	BLK	WP	HR	S	P	ERA	WHIP

TOP

Philadelphia Phillies @ Montreal Expos

Olympic Stadium, Montreal, QB

Thu Jun 24 2004, 1:05 PM EDT

Att. 11,655 - Unknown - 72 F

livebaseballscorecards.com

AB	31
R	2
H	5
RBI	2
BB	6
SO	8
LOB	12

1B: 2	SF: 0	WP: 0	PA: 37
2B: 4	SAC: 0	PB: 0	
3B: 0	DP: 1	SB: 0	
HR: 0	HBP: 0	CS: 0	

Philadelphia Phillies @ Montreal Expos

Olympic Stadium, Montreal, QB

Thu Jun 24 2004, 1:05 PM EDT
Att. 11,655 - Unknown - 72 F

BOTTOM

Batter	1	2	3	4	5	6	7	8	9	AB	R	H	RBI	BB	SO	LOB
Brad Wilkerson, L (1, 7) OBP: 0.363, SLG: 0.468	C B B F S 2-3 K ①		S F B C 1-3 K ③		S X 0-1 F9 ② 2-3		B B B B 4-0 S BB			3	0	0	0	1	2	1
Einar Díaz, R (1, 2) OBP: 0.264, SLG: 0.277 Brian Schneider, L (7, PH) OBP: 0.309, SLG: 0.455 (8, 2)	B X 1-0 2B			B B C C B X 3-2 P2 ①	F X 0-1 F8 ③		C S B F D B F X 3-2 F7 ③ 1-2			3 1	0 0	1 0	0 0	0 0	0 0	1 2
Jose Vidro, S (1, 4) OBP: 0.337, SLG: 0.416	F B X 1-1 L7 ②			C B X 1-1 HR 2B		B C B X 2-1 P4 ①		C X 0-1 G4-3 ①		4	1	1	0	0	0	1
Tony Batista, R (1, 5) OBP: 0.247, SLG: 0.338	B X 1-0 F7 ③			C F F B X 1-2 2-H HR		C B X 1-1 G5-3 ②		B C B F X 2-2 G5-3 ②		4	1	1	2	0	0	1
Orlando Cabrera, R (1, 6) OBP: 0.289, SLG: 0.328		B F X 1-1 P2 ①		B C B F B X 3-2 F8 ②		X 0-0 L8 ③		B X 1-0 2B		4	0	1	0	0	0	0
24 Nick Johnson, L (1, 3) OBP: 0.394, SLG: 0.488		B C B B B 4-1 CS BB		B B F B C B 4-2 BB			C B X 1-1 E S 1B 1B	I I I 4-0 IBB		1	1	1	0	3	0	0
Juan Rivera, R (1, 9) OBP: 0.318, SLG: 0.399	B C S F B 1 SAFE F 1 SAFE F 3-3 B S K ②③ 1-2			F F X 0-2 F9 ③			F B F B 1 SAFE F B S 3-3 K ① 1-3	D F F B B X 3-2 F7 ③		4	0	0	0	0	2	5
Endy Chavez, L (1, 8) OBP: 0.298, SLG: 0.370			B F C T F F X 1-2 G1-3 ①		F X 0-1 F9 SH1-4 1B		X 0-0 E S 3-H 1B			3	0	2	1	0	0	0
Tony Armas, R (1, 1) Rocky Biddle, R (7, 1) Terrmel Sledge, L (7, PH) OBP: 0.315, SLG: 0.420 Joe Horgan, L (8, 1) Luis Ayala, R (8, 1) OBP: 0.500, SLG: 0.750 32 Chad Cordero, R (9, 1)			C S F F B B F F X 2-2 F9 ②		P C X 1-1 SH1-4 ① 1-2		1 SAFE 1 SAFE 1 SAFE C 1 SAFE C B B D 3-2 X P4 ② 1-3			1 0 1 0 0 0	0 0 0 0 0 0	0 0 0 0 0 0	0 0 0 0 0 0	0 0 0 0 0 0	0 0 0 0 0 0	0 0 1 0 0 0
Inning Stats	R: 0 E: 0 K: 1 S: 7 H: 1 LOB: 1 BB: 0 P: 12	R: 0 E: 0 K: 1 S: 9 H: 0 LOB: 1 BB: 1 P: 17	R: 0 E: 0 K: 1 S: 15 H: 0 LOB: 0 BB: 0 P: 19	R: 2 E: 0 K: 0 S: 17 H: 2 LOB: 1 BB: 1 P: 29	R: 0 E: 0 K: 0 S: 9 H: 1 LOB: 1 BB: 0 P: 9	R: 0 E: 0 K: 0 S: 5 H: 0 LOB: 0 BB: 0 P: 8	R: 1 E: 1 K: 1 S: 15 H: 2 LOB: 2 BB: 1 P: 29	R: 0 E: 0 K: 0 S: 9 H: 1 LOB: 2 BB: 1 P: 19		1B: 3 2B: 4 3B: 0 HR: 1	SF: 0 SAC: 1 DP: 1 HBP: 0					

livebaseballscorecards.com

AB	29
R	3
H	7
RBI	3
BB	4
SO	4
LOB	12

WP: 0 PB: 0 SB: 3 CS: 1 PA: 34

PITCHER		IP	WLS	BF	H	R	ER	SO	BB	IBB	HBP	BLK	WP	HR	S	P	ERA	WHIP
Eric Milton, L ERA: 4.22	(1, 1)	6.0	L	23	4	2	2	3	2	0	0	0	0	1	62	94	3.00	1.000
Roberto Hernandez, R ERA: 4.55	(7, 1)	1.0		6	2	1	0	1	1	0	0	0	0	0	15	29	0.00	3.000
63 Ryan Madson, R ERA: 2.66	(8, 1)	1.0		5	1	0	0	0	0	1	0	0	0	0	9	19	0.00	1.000

PITCHER	IP	WLS	BF	H	R	ER	SO	BB	IBB	HBP	BLK	WP	HR	S	P	ERA	WHIP

Batter	1	2	3	4	5	6	7	8	9	AB	R	H	RBI	BB	SO	LOB
Brad Wilkerson, L (1, 7) OBP: 0.361, SLG: 0.462	C B B F F X 2-2 ① G4-3		B B F X 2-1 ③ F9			F B F B F S 2-3 ① K		B C B B B 4-1 G6-4-3 1B 1B BB		3	1	0	0	1	1	0
Endy Chavez, L (1, 8) OBP: 0.301, SLG: 0.373	C X 0-1 BLK 1B			B B C X 2-1 ① G4-3		B C F X 1-2 ② G4-3		B C F X 1-2 G6-4-3 1-2 1B		4	0	2	0	0	0	0
Jose Vidro, S (1, 4) OBP: 0.336, SLG: 0.414	F B B B X 3-1 ② P4 1-2			X 0-0 ② F8		C B X 1-1 24 1B 1B		X 0-0 ① ② G6-4-3 1-2f 2-3		4	0	1	0	0	0	3
24 Nick Johnson, L (1, 3) OBP: 0.398, SLG: 0.483	C F C 0-3 ③ K			C C X 0-2 ③ P6		C X 0-1 1-3 1B		B C D D F B 4-2 1B BB		3	0	1	0	1	1	1
Orlando Cabrera, R (1, 6) OBP: 0.292, SLG: 0.331		C F X 0-2 ① F9			B F X 1-1 G1 1B 1B	B X 1-1 ③ P4		B F X 1-1 1-2 3-H 1B		4	0	2	1	0	0	2
Carl Everett, S (1, 10) OBP: 0.349, SLG: 0.432		B C F X 1-2 ② G6-3			X 0-0 G1 1-2 1B		S B B X 2-1 ① F8	F X 0-1 ③ G4-3		4	0	1	0	0	0	2
Tony Batista, R (1, 5) OBP: 0.243, SLG: 0.332		B C C X 1-2 ③ P6			B L L S 1-3 ① K		B X 1-0 ② P3		B C B C F X 2-2 ① F8	4	0	0	0	0	1	2
Brian Schneider, L (1, 2) OBP: 0.308, SLG: 0.462			B X 1-0 ① F7		X 0-0 ② G1 1-2 2-3		B C B F F F B X 3-2 3B		C S B X 1-2 ② G3-1	4	0	1	0	0	0	2
Terrmel Sledge, L (1, 9) OBP: 0.307, SLG: 0.409			B B X 2-0 ② G3		B B C F X 2-2 ③ G6-3		X 0-0 ③ F9		C B B B C X 3-2 ③ F8	4	0	0	0	0	0	3
Inning Stats	R: 0 E: 0 K: 1 S: 11 H: 1 LOB: 1 BB: 0 P: 16	R: 0 E: 0 K: 0 S: 9 H: 0 LOB: 0 BB: 0 P: 11	R: 0 E: 0 K: 0 S: 4 H: 0 LOB: 0 BB: 0 P: 9	R: 0 E: 0 K: 0 S: 6 H: 0 LOB: 0 BB: 0 P: 8	R: 0 E: 0 K: 1 S: 10 H: 2 LOB: 2 BB: 0 P: 14	R: 0 E: 0 K: 1 S: 14 H: 2 LOB: 2 BB: 0 P: 19	R: 0 E: 0 K: 0 S: 9 H: 1 LOB: 1 BB: 0 P: 15	R: 1 E: 0 K: 0 S: 11 H: 2 LOB: 2 BB: 2 P: 21	R: 0 E: 0 K: 0 S: 10 H: 0 LOB: 0 BB: 0 P: 16	1B: 7 2B: 0 3B: 1 HR: 0	SF: 0 SAC: 0 DP: 1 HBP: 0						

PITCHER		IP	WLS	BF	H	R	ER	SO	BB	IBB	HBP	BLK	WP	HR	S	P	ERA	WHIP
Josh Towers, R ERA: 4.45	(1, 1)	7.0	W	28	6	1	1	3	1	0	0	1	0	0	64	97	1.29	1.000
Vinnie Chulk, R ERA: 1.69	(8, 1)	1.0	H	5	2	0	0	0	1	0	0	0	0	0	10	16	0.00	3.000
54 Jason Frasor, R ERA: 1.89	(9, 1)	1.0	S	3	0	0	0	0	0	0	0	0	0	0	10	16	0.00	0.000

PITCHER	IP	WLS	BF	H	R	ER	SO	BB	IBB	HBP	BLK	WP	HR	S	P	ERA	WHIP

TOP

Montreal Expos @ Toronto Blue Jays

SkyDome, Toronto, ON

Fri Jun 25 2004, 7:05 PM EDT
Att. 16,484 - Cloudy - 63 F

livebaseballscorecards.com

AB	34
R	1
H	8
RBI	1
BB	2
SO	3
LOB	15

1B: 7	SF: 0	WP: 0	PA: 36
2B: 0	SAC: 0	PB: 0	
3B: 1	DP: 1	SB: 0	
HR: 0	HBP: 0	CS: 0	

Batter	1	2	3	4	5	6	7	8	9	AB	R	H	RBI	BB	SO	LOB
Howie Clark, L (1, 10) OBP: 0.291, SLG: 0.380	B S B B C F C 3-3 ① K		C F S 0-3 ① K		B B B 4-0 3 1B 1B G4-3 BB		1 SAFE X 0-0 ① G3 1-2			3	1	0	0	1	2	1
Orlando Hudson, S (1, 4) OBP: 0.361, SLG: 0.477	B F B B B 4-1 9 HBP BB BB		C B X 1-1 3 G5-4-3 1B		C B C B X 2-2 G4-3 3 1B 1-2 2-3 1B		B B C X 2-1 ② G3 2-3			3	0	2	0	1	0	1
3 Reed Johnson, R (1, 8) OBP: 0.340, SLG: 0.405	C B B B 1 SAFE X 3-1 ② F9		X 0-0 ② ③ G5-4-3 1-2f		X 0-0 G4-3 1-2 2-3 3-H 1B		X 0-0 3-H 2B			4	0	2	2	0	0	2
Eric Hinske, L (1, 5) OBP: 0.327, SLG: 0.372	B B B B 4-0 9 HBP 1-2 BB		B C B X 2-1 ① G4-3		X 0-0 ② G4-3 1-2 2-3 3-H		I I I I 4-0 IBB			2	0	0	1	2	0	2
9 Gregg Zaun, S (1, 2) OBP: 0.403, SLG: 0.419	C F B H 2-2 1-2 2-3 HBP		B C B F F F X 2-2 ② F9		F B B C F B X 3-2 ③ G3		B F X 1-1 ③ G3			3	0	0	0	0	0	4
Chris Gomez, R (1, 3) OBP: 0.330, SLG: 0.329	B B F B F X 3-2 ③ G5-3		C B X 1-1 1B		C X 0-1 ① G6-3		C B X 1-1 ① P4			4	0	1	0	0	0	3
Chris Woodward, R (1, 6) OBP: 0.325, SLG: 0.456		C B X 1-1 ① G4-3		B C B S B F X 3-2 ③ G3		C B B X 2-1 15 CS 1B		X 0-0 ② G6-3		4	0	1	0	0	0	1
15 Alex Rios, R (1, 9) OBP: 0.297, SLG: 0.319		B C B F X 2-2 ② G6-3			F X 0-1 ① G6-3	C C D 1 SAFE S 1-3 ② ③ K 1-2		B X 1-0 1B		4	0	1	0	0	1	1
Dave Berg, R (1, 7) OBP: 0.289, SLG: 0.294		C S B F X 1-2 ③ L4			S X 0-1 1B 3 1B 2B		B F B C X 2-2 G3 G3 3 2B 1B	B B C S 1 SAFE X 2-2 ③ F7		4	2	2	0	0	0	1
Inning Stats	R: 0 E: 0 K: 1 S: 12 H: 0 LOB: 3 BB: 2 P: 31	R: 0 E: 0 K: 0 S: 9 H: 0 LOB: 0 BB: 0 P: 13	R: 0 E: 0 K: 1 S: 6 H: 1 LOB: 0 BB: 0 P: 7	R: 0 E: 0 K: 0 S: 13 H: 1 LOB: 1 BB: 0 P: 21	R: 2 E: 0 K: 0 S: 13 H: 3 LOB: 2 BB: 1 P: 22	R: 0 E: 0 K: 1 S: 7 H: 1 LOB: 1 BB: 0 P: 10	R: 1 E: 0 K: 0 S: 9 H: 2 LOB: 2 BB: 1 P: 18	R: 0 E: 0 K: 0 S: 7 H: 1 LOB: 1 BB: 0 P: 11		1B: 7 2B: 3 3B: 0 HR: 0	SF: 0 SAC: 0 DP: 2 HBP: 1		WP: 0 PB: 0 SB: 0 CS: 1	PA: 36		

PITCHER		IP	WLS	BF	H	R	ER	SO	BB	IBB	HBP	BLK	WP	HR	S	P	ERA	WHIP
Zach Day, R ERA: 3.35	(1, 1)	6.2	L	31	8	3	3	3	3	1	1	0	0	0	67	119	4.05	1.650
Rocky Biddle, R ERA: 7.33	(7, 1)	0.1		1	0	0	0	0	0	0	0	0	0	0	2	3	0.00	0.000
52 T.J. Tucker, R ERA: 3.93	(8, 1)	1.0		4	1	0	0	0	0	0	0	0	0	0	7	11	0.00	1.000

PITCHER	IP	WLS	BF	H	R	ER	SO	BB	IBB	HBP	BLK	WP	HR	S	P	ERA	WHIP

BOTTOM

Montreal Expos @ Toronto Blue Jays

SkyDome, Toronto, ON

Fri Jun 25 2004, 7:05 PM EDT

Att. 16,484 - Cloudy - 63 F

livebaseballscorecards.com

AB	31
R	3
H	9
RBI	3
BB	4
SO	3
LOB	16

Batter	1	2	3	4	5	6	7	8	9	AB	R	H	RBI	BB	SO	LOB
Brad Wilkerson, L (1, 7) OBP: 0.359, SLG: 0.457	1-0 G4-6-3 24 1B BB 1B		B4-3	F7			G4-3		F7	5	1	1	0	0	0	2
Endy Chavez, L (1, 8) OBP: 0.303, SLG: 0.371	4-0 G4-6-3 1-2 BB		P5		F9		F8		G5-3	1	0	0	0	1	0	0
Juan Rivera, R (4, 8) OBP: 0.312, SLG: 0.390										3	0	0	0	0	0	0
Jose Vidro, S (1, 4) OBP: 0.339, SLG: 0.428	3-1 G4-6-3 1-2f 2-3		2-2 1B		1-2 HR			2-1 FC4-6 SF8 2B		3	1	2	1	0	0	2
Jamey Carroll, R (5, 4) OBP: 0.373, SLG: 0.405										1	1	1	0	0	0	0
24 Nick Johnson, L (1, 3) OBP: 0.402, SLG: 0.478	3-2 1B 3-H 1B		2-2 F8		3-3 K			4-2 FC4-6 BB		3	0	1	1	1	1	1
Orlando Cabrera, R (1, 6) OBP: 0.292, SLG: 0.331	SAFE 1-0 1-2 1B			0-0 L4	2-2 G4-3			2-2 FC4-6 1-2f 2-3 E		3	0	1	0	0	0	0
Andy Fox, L (5, 6) OBP: 0.118, SLG: 0.206										1	1	0	0	0	0	2
Carl Everett, S (1, 10) OBP: 0.345, SLG: 0.429	0-2 P5			3-2 1B 1B 1B		1-1 F7		1-2 SF8 3-H		3	1	1	1	0	0	2
Tony Batista, R (1, 5) OBP: 0.243, SLG: 0.328		4-0 CS BB		0-1 F8		2-2 G6-3		0-2 E6 WP 1-H		3	0	0	0	1	0	1
Brian Schneider, L (1, 2) OBP: 0.308, SLG: 0.460		1-1 P4		1-0 1B 1-2 1B		2-1 G4-1		3-2 G1-3 2-3		3	0	1	0	0	0	1
Einar Díaz, R (6, 2) OBP: 0.259, SLG: 0.271										1	0	0	0	0	0	1
Terrmel Sledge, L (1, 9) OBP: 0.306, SLG: 0.405		2-3 K 1-2		2-2 1-2 2-H 1B			0-3 K		1-2 G4-3	4	0	1	1	0	2	1
Inning Stats	R: 1 E: 0 K: 0 S: 12 H: 3 LOB: 2 BB: 1 P: 24	R: 0 E: 0 K: 1 S: 5 H: 0 LOB: 0 BB: 1 P: 12	R: 0 E: 0 K: 0 S: 9 H: 1 LOB: 1 BB: 0 P: 15	R: 1 E: 0 K: 0 S: 15 H: 3 LOB: 2 BB: 0 P: 23	R: 1 E: 0 K: 1 S: 12 H: 1 LOB: 0 BB: 0 P: 18	R: 0 E: 0 K: 0 S: 7 H: 0 LOB: 0 BB: 0 P: 12	R: 0 E: 0 K: 1 S: 6 H: 0 LOB: 0 BB: 0 P: 7	R: 2 E: 1 K: 0 S: 21 H: 1 LOB: 1 BB: 1 P: 33	R: 0 E: 0 K: 0 S: 7 H: 0 LOB: 0 BB: 0 P: 12	1B: 7 2B: 1 3B: 0 HR: 1	SF: 1 SAC: 0 DP: 1 HBP: 0						

PITCHER	IP	WLS	BF	H	R	ER	SO	BB	IBB	HBP	BLK	WP	HR	S	P	ERA	WHIP
Miguel Batista, R (1, 1) ERA: 3.98	7.0	W	29	8	3	3	3	2	0	0	0	0	1	66	111	3.86	1.429
Bob File, R (8, 1) ERA: 5.06	1.0		6	1	2	1	0	1	0	0	0	1	0	21	33	9.00	2.000
Vinnie Chulk, R (9, 1) ERA: 1.59	1.0		3	0	0	0	0	0	0	0	0	0	0	7	12	0.00	0.000

PITCHER	IP	WLS	BF	H	R	ER	SO	BB	IBB	HBP	BLK	WP	HR	S	P	ERA	WHIP

TOP

Montreal Expos @ Toronto Blue Jays

SkyDome, Toronto, ON

Sat Jun 26 2004, 4:05 PM EDT

Att. 23,875 - Sunny - 70 F

livebaseballscorecards.com

AB	34
R	5
H	9
RBI	4
BB	3
SO	3
LOB	13

WP: 1	PB: 0	SB: 0	CS: 1
PA: 38			

BOTTOM

Montreal Expos @ Toronto Blue Jays

SkyDome, Toronto, ON

Sat Jun 26 2004, 4:05 PM EDT

Att. 23,875 - Sunny - 70 F

Batter	1	2	3	4	5	6	7	8	9	AB	R	H	RBI	BB	SO	LOB
Frank Menechino, R (1, 6) OBP: 0.368, SLG: 0.435	4-2 G5-4-3 BB	2-0 PO 1B 1-2 3-H		2-1 HR	4-1 BB 1-2			0-1 G5-3		3	1	2	2	2	0	0
Dave Berg, R (1, 7) OBP: 0.274, SLG: 0.278	2-2 G5-4-3 1-2f	1-1 PO 1-2	1-1 G6-3	1-3 K	2-3 K			3-1 G4-3		5	0	0	0	0	2	3
3 Reed Johnson, R (1, 8) OBP: 0.345, SLG: 0.420	3-2 F7		0-0 FC4-6 1B	1-1 HR		1-3 K		1-2 S 1B		5	2	3	1	0	1	0
Eric Hinske, L (1, 5) OBP: 0.325, SLG: 0.369		1-2 E3 9 G4-3 1B	1-2 FC4-6 9 1B 1B 1-2f	3-2 K		2-2 G4-3		1-2 1B 1-H		5	2	1	1	0	1	1
9 Gregg Zaun, S (1, 2) OBP: 0.403, SLG: 0.425		2-2 G4-3 1-2	2-0 BB 1B 1B 1-3	2-2 WP 2B		1-2 K		1-0 G3		5	1	2	0	0	1	2
Chris Gomez, R (1, 3) OBP: 0.333, SLG: 0.329		4-0 1B 15 1B BB	2-0 BB 1B 1-2 3-H	2-2 L1 2-3			3-2 F9			3	2	1	1	1	0	1
Orlando Hudson, S (1, 4) OBP: 0.374, SLG: 0.483	2-2 15 1B 1B 1-3 2-H	4-2 1B E 1-2 2-3		1-0 BB 1B			4-1 FC6-4 BB			2	2	2	1	2	0	0
Josh Phelps, R (1, 10) OBP: 0.289, SLG: 0.336	2-3 K	0-0 E8 1-H 2-H 3-H		1-3 K			0-0 FC6-4 1-2f			4	0	1	2	0	2	4
15 Alex Rios, R (1, 9) OBP: 0.295, SLG: 0.316	1-2 1B 2-3 3-H	2-3 K		0-0 F9			3-2 F8			4	0	1	1	0	1	3
Inning Stats	R: 0 H: 0 E: 0 LOB: 0 K: 0 BB: 1 S: 11 P: 20	R: 3 H: 3 E: 1 LOB: 1 K: 1 BB: 1 S: 19 P: 34	R: 4 H: 4 E: 1 LOB: 1 K: 1 BB: 1 S: 15 P: 27	R: 2 H: 3 E: 0 LOB: 1 K: 2 BB: 0 S: 18 P: 29	R: 0 H: 1 E: 0 LOB: 2 K: 2 BB: 1 S: 9 P: 17	R: 0 H: 0 E: 0 LOB: 0 K: 2 BB: 0 S: 10 P: 14	R: 0 H: 0 E: 0 LOB: 1 K: 0 BB: 1 S: 10 P: 20	R: 1 H: 2 E: 0 LOB: 1 K: 0 BB: 0 S: 11 P: 17		1B: 10 SF: 0 2B: 1 SAC: 0 3B: 0 DP: 1 HR: 2 HBP: 0						

livebaseballscorecards.com

AB	36
R	10
H	13
RBI	9
BB	5
SO	8
LOB	14

WP: 1 PA: 42
PB: 0
SB: 1
CS: 0

PITCHER		IP	WLS	BF	H	R	ER	SO	BB	IBB	HBP	BLK	WP	HR	S	P	ERA	WHIP
Scott Downs, L ERA: 10.13	(1, 1)	2.2	L	17	7	7	3	1	3	0	0	0	0	0	42	76	10.12	3.750
Claudio Vargas, R ERA: 5.35	(3, 1)	3.1		15	4	2	2	7	1	0	0	0	1	2	40	65	5.40	1.500
52 T.J. Tucker, R ERA: 3.98	(7, 1)	2.0		9	2	1	1	0	1	0	0	0	0	0	21	37	4.50	1.500

PITCHER	IP	WLS	BF	H	R	ER	SO	BB	IBB	HBP	BLK	WP	HR	S	P	ERA	WHIP

Batter	1	2	3	4	5	6	7	8	9	AB	R	H	RBI	BB	SO	LOB
Brad Wilkerson, L (1, 8) OBP: 0.359, SLG: 0.466	B B B C B 4-1 BB 24 SF8 BB BB	C B 1 X SAFE 1-1 1-H HR	C X 0-1 G3 ③		B C F S 1-3 ② K 1-2		C S B X 1-2 ③ F8			4	2	1	2	1	1	2
Orlando Cabrera, R (1, 6) OBP: 0.297, SLG: 0.329	B D B B B 4-0 24 SF8 BB 1-2 1B BB	B X 1-0 ① F8		B B C B C F F B 4-2 1B 24 FC4-6 BB	B B F B B 4-1 BB			B C F X 1-2 ① G5-3		2	2	0	0	3	0	0
Jose Vidro, S (1, 4) OBP: 0.340, SLG: 0.425	B B C B B 4-1 BB 1B 1-2 2-3 BB	C C X 0-2 ② G4-3		X 0-0 24 FC4-6 1-3 1B	B B C T C 2-3 ③ K			C B B F S 2-3 ② K		4	1	1	0	1	2	2
24 Nick Johnson, L (1, 3) OBP: 0.402, SLG: 0.484	X 0-0 ① SF8 2-3 3-H	B B B C B 4-1 HBP HR BB		C X 0-1 ① FC4-6 1B 1-2f 3-H		F S B F S 1-3 ① K		S S B X 1-2 2B		3	1	1	2	1	1	1
Carl Everett, S (1, 10) OBP: 0.348, SLG: 0.413	D 1 B B B SAFE 4-0 G3 1B 1-2 BB	C S 1 H SAFE 1-2 1-2 HR HBP		C X 0-1 ② F7		B C B X 2-1 ② G1-6-3		X 0-0 ③ G3		3	1	0	0	1	0	2
Tony Batista, R (1, 5) OBP: 0.250, SLG: 0.345	C X 0-1 G3 1-2 2-H 3-H 1B	B B B C X 3-1 1-H 2-H HR		B B C B C F F X 3-2 1-3 1B		C F S 0-3 ③ K			B B X 2-0 ① P4	5	1	3	5	0	1	0
Brian Schneider, L (1, 2) OBP: 0.301, SLG: 0.448	X 0-0 ② G3 1-2 2-3	C X 0-1 ③ L3		C F S 0-3 ③ K			C B X 1-1 ① G4-3		S C B B F X 2-2 ② F8	5	0	0	0	0	1	4
Juan Rivera, R (1, 9) OBP: 0.302, SLG: 0.377	C F X 0-2 ③ F9	F B B F S 2-3 ① K			C S B B B X 2-2 ① G6-3		B X 1-0 ② G6-3		C B B F F S 2-3 ③ K	5	0	0	0	0	2	2
Terrmel Sledge, L (1, 7) OBP: 0.316, SLG: 0.416		M X 0-1 HR 1B	B C B X 2-1 ② F9		C B F B B B 4-2 S BB		C F B B B B F X 3-2 2B			3	1	2	0	1	0	0
Inning Stats	R: 3 E: 0 K: 0 S: 9 H: 1 LOB: 2 BB: 4 P: 25	R: 5 E: 0 K: 0 S: 15 H: 3 LOB: 0 BB: 1 P: 25	R: 0 E: 0 K: 1 S: 7 H: 0 LOB: 0 BB: 0 P: 11	R: 1 E: 0 K: 1 S: 17 H: 2 LOB: 2 BB: 1 P: 24	R: 0 E: 0 K: 2 S: 12 H: 0 LOB: 2 BB: 2 P: 25	R: 0 E: 0 K: 2 S: 9 H: 0 LOB: 0 BB: 0 P: 12	R: 0 E: 0 K: 0 S: 10 H: 1 LOB: 1 BB: 0 P: 16	R: 0 E: 0 K: 1 S: 10 H: 1 LOB: 1 BB: 0 P: 14	R: 0 E: 0 K: 1 S: 9 H: 0 LOB: 0 BB: 0 P: 15	1B: 4 2B: 2 3B: 0 HR: 2 SF: 1 SAC: 0 DP: 0 HBP: 1						

TOP

Montreal Expos @ Toronto Blue Jays

SkyDome, Toronto, ON

Sun Jun 27 2004, 1:05 PM EDT
Att. 25,915 - Unknown - 70 F

livebaseballscorecards.com

AB	34
R	9
H	8
RBI	9
BB	8
SO	8
LOB	13

WP: 0 PB: 0 SB: 1 CS: 0 PA: 44

PITCHER		IP	WLS	BF	H	R	ER	SO	BB	IBB	HBP	BLK	WP	HR	S	P	ERA	WHIP
Pat Hentgen, R ERA: 6.42	(1, 1)	1.2	L	13	3	6	6	0	5	0	0	0	0	1	18	40	32.40	4.800
Micheal Nakamura, R ERA: 8.27	(2, 1)	2.1		12	3	3	3	2	1	0	1	0	0	1	30	45	11.57	1.714
Adam Peterson, R ERA: 16.2	(5, 1)	1.0		5	0	0	0	2	2	0	0	0	0	0	12	25	0.00	2.000
Kerry Ligtenberg, R ERA: 5.04	(6, 1)	1.0		3	0	0	0	2	0	0	0	0	0	0	9	12	0.00	0.000
Terry Adams, R ERA: 4.21	(7, 1)	2.0		8	2	0	0	1	0	0	0	0	0	0	20	30	0.00	1.000

PITCHER		IP	WLS	BF	H	R	ER	SO	BB	IBB	HBP	BLK	WP	HR	S	P	ERA	WHIP
Justin Speier, R ERA: 5.6	(9, 1)	1.0		3	0	0	0	1	0	0	0	0	0	0	9	15	0.00	0.000

Batter	1	2	3	4	5	6	7	8	9	AB	R	H	RBI	BB	SO	LOB
Howie Clark, L (1, 3) OBP: 0.308, SLG: 0.389	C B B B X 3-1 1B		X 0-0 3 1B G1-3 1-2 1B	B B B C C B 4-2 2B BB		B B B C F X 3-2 ① P6		B B B C C X 3-2 ③ F9		3	1	2	0	1	0	1
Chris Gomez, R (8, PH) OBP: 0.332, SLG: 0.327 (9, 3)										1	0	0	0	0	0	0
Orlando Hudson, S (1, 4) OBP: 0.370, SLG: 0.481	B C X 1-1 F8 ①		C S B B X 2-2 ① G1-3 1-2 2-3	B B B C C X 3-2 3 G1 1-H 2-H 2B		C X 0-1 ② L3			B C X 1-1 F8 ①	5	0	1	2	0	0	4
3 Reed Johnson, R (1, 8) OBP: 0.342, SLG: 0.416	C F D B 1 SAFE S 2-3 ② K		F B S D X 2-2 9 HBP 2-3 3-H 1B	C X 0-1 ② G1 2-3		B C B S B S 3-3 ③ K			C S B B X 2-2 ② G4-3	5	0	1	1	0	2	3
Eric Hinske, L (1, 5) OBP: 0.320, SLG: 0.362	B B B C C C 3-3 ③ K		C C S 0-3 ② K	X 0-0 ③ F8			C F B F B F X 2-2 ① F7		X 0-0 ③ G3-1	5	0	0	0	0	2	4
9 Gregg Zaun, S (1, 2) OBP: 0.399, SLG: 0.416		B X 1-0 ① F7	B C B H 3-1 1-2 HBP		B B C F F X 2-2 ① G3-1		B C B C B S 3-3 ② K			3	0	0	0	0	1	0
Dave Berg, R (1, 7) OBP: 0.273, SLG: 0.277		B B C X 2-1 ② F8	B B B C X 3-1 ③ F9		C F S 0-3 ② K		C B X 1-1 FC5-4 1B			4	0	1	0	0	1	3
Frank Menechino, R (1, 10) OBP: 0.377, SLG: 0.448	X 0-0 1B			C C B F B B X 3-2 G6-3 15 2B	B B C H 3-1 HBP		B B C X 2-1 ③ FC5-4 1-2f			3	1	2	0	0	0	1
Chris Woodward, R (1, 6) OBP: 0.315, SLG: 0.441	C F B B B C 2-3 ③ K			B B X 2-0 ① G6-3 2-3	B X 1-0 ③ G3			B B C F C 2-3 ① K		4	0	0	0	0	2	3
15 Alex Rios, R (1, 9) OBP: 0.312, SLG: 0.347			B C F B B F B 4-2 G1-3 3 1B 1B BB	B S B X 2-1 3-H 2B 2B		X 0-0 2B		F X 0-1 ② G6-3		3	2	2	1	1	0	0
Inning Stats	R: 0 H: 1 E: 0 LOB: 1 K: 2 BB: 0 S: 10 P: 19	R: 0 H: 1 E: 0 LOB: 1 K: 1 BB: 0 S: 7 P: 12	R: 1 H: 2 E: 0 LOB: 3 K: 1 BB: 1 S: 16 P: 30	R: 3 H: 3 E: 0 LOB: 1 K: 0 BB: 1 S: 15 P: 29	R: 0 H: 0 E: 0 LOB: 1 K: 1 BB: 0 S: 9 P: 15	R: 0 H: 1 E: 0 LOB: 1 K: 1 BB: 0 S: 10 P: 16	R: 0 H: 1 E: 0 LOB: 1 K: 1 BB: 0 S: 12 P: 20	R: 0 H: 0 E: 0 LOB: 0 K: 1 BB: 0 S: 8 P: 13	R: 0 H: 0 E: 0 LOB: 0 K: 0 BB: 0 S: 6 P: 9	1B: 5 SF: 0 2B: 4 SAC: 0 3B: 0 DP: 0 HR: 0 HBP: 2						

PITCHER		IP	WLS	BF	H	R	ER	SO	BB	IBB	HBP	BLK	WP	HR	S	P	ERA	WHIP
Livan Hernandez, R ERA: 3.47	(1, 1)	7.0	W	34	9	4	4	7	2	0	2	0	0	0	79	141	5.14	1.571
Luis Ayala, R ERA: 3.62	(8, 1)	0.2		2	0	0	0	1	0	0	0	0	0	0	5	7	0.00	0.000
Joe Horgan, L ERA: 5.4	(8, 1)	1.1		4	0	0	0	0	0	0	0	0	0	0	9	15	0.00	0.000

PITCHER	IP	WLS	BF	H	R	ER	SO	BB	IBB	HBP	BLK	WP	HR	S	P	ERA	WHIP

BOTTOM

Montreal Expos @ Toronto Blue Jays

SkyDome, Toronto, ON

Sun Jun 27 2004, 1:05 PM EDT

Att. 25,915 - Unknown - 70 F

livebaseballscorecards.com

AB	36
R	4
H	9
RBI	4
BB	2
SO	8
LOB	19

1B: 5 SF: 0
2B: 4 SAC: 0
3B: 0 DP: 0
HR: 0 HBP: 2

WP: 0 PA: 40
PB: 0
SB: 0
CS: 0

Montreal Expos @ Philadelphia Phillies

Citizens Bank Park, Philadelphia, PA

Mon Jun 28 2004, 7:05 PM EDT

Att. 39,444 - Overcast - 82 F

TOP

livebaseballscorecards.com

Batter	1	2	3	4	5	6	7	8	9	AB	R	H	RBI	BB	SO	LOB
Brad Wilkerson, L (1, 8) OBP: 0.357, SLG: 0.472	C B B C X 2-2 HR		B C C S 1-3 ① K		B C S F X 1-2 ② G3		B X 1-0 ② L9		B B C B C S 3-3 ③ K	5	1	1	1	0	2	2
Orlando Cabrera, R (1, 6) OBP: 0.296, SLG: 0.325	F F X 0-2 ① L4		B B F F B B 4-2 1B BB		X 0-0 ③ F8		C D B B X 3-1 ③ F9			3	0	0	0	1	0	1
Jose Vidro, S (1, 4) OBP: 0.346, SLG: 0.439	B F X 1-1 ② G5-3		X 0-0 FC4 1-2 1B			B B B 4-0 HR BB		C B B X 2-1 HR		3	2	2	1	1	0	0
24 Nick Johnson, L (1, 3) OBP: 0.388, SLG: 0.464	B F B C S 2-3 ③ K		B C B B X 3-1 ② F6			B C X 1-1 ① P5		X 0-0 ① G4-3		4	0	0	0	0	1	3
Tony Batista, R (1, 5) OBP: 0.254, SLG: 0.360		C X 0-1 WP S HR 1B	B X 1-0 ③ FC4 1-2f			C F F D F B X 2-2 1-H HR		C C F B B X 2-2 ② P4		4	2	2	2	0	0	2
Juan Rivera, R (1, 9) OBP: 0.294, SLG: 0.367		B C B B F C 3-3 ① K 1-2		F F C 0-3 ① K		F B F X 1-2 ② G6-3		B C F B F X 2-2 ③ F9		4	0	0	0	0	2	1
Terrmel Sledge, L (1, 7) OBP: 0.320, SLG: 0.433		B F D C B X 3-2 2-H HR		C B B F S 2-3 ② K		B F C S 1-3 ③ K			B B B B 4-0 BB	3	1	1	2	1	2	0
Brian Schneider, L (1, 2) OBP: 0.296, SLG: 0.440		C B F B F C 2-3 ② K		X 0-0 ③ G4-3			B X 1-0 ① F7		B C S B X 2-2 ① F8	4	0	0	0	0	1	1
Sun-Woo Kim, R (1, 1) OBP: 0.231, SLG: 0.308										1	0	0	0	0	1	0
52 T.J. Tucker, R (4, 1) OBP: 0.333, SLG: 0.333										0	0	0	0	0	0	0
Andy Fox, L (5, PH) OBP: 0.114, SLG: 0.200										1	0	0	0	0	1	0
Claudio Vargas, R (5, 1) OBP: 0.050, SLG: 0.050										0	0	0	0	0	0	0
Jamey Carroll, R (7, PH) OBP: 0.381, SLG: 0.405										0	0	0	0	1	0	0
Rocky Biddle, R (7, 1)										0	0	0	0	0	0	0
32 Chad Cordero, R (8, 1)										0	0	0	0	0	0	0
Einar Diaz, R (9, PH) OBP: 0.255, SLG: 0.265		C F S 0-3 ③ K			C B F B B S 3-3 ① K		B B C B C B 4-2 BB		B C D F B X 3-2 ② P4	1	0	0	0	0	1	0
Inning Stats	R: 1 E: 0 K: 1 S: 11 H: 1 LOB: 0 BB: 0 P: 16	R: 2 E: 0 K: 3 S: 15 H: 2 LOB: 0 BB: 0 P: 23	R: 0 E: 0 K: 1 S: 9 H: 1 LOB: 2 BB: 1 P: 18	R: 0 E: 0 K: 2 S: 7 H: 0 LOB: 0 BB: 0 P: 9	R: 0 E: 0 K: 1 S: 8 H: 0 LOB: 0 BB: 0 P: 12	R: 2 E: 0 K: 1 S: 13 H: 1 LOB: 0 BB: 1 P: 22	R: 0 E: 0 K: 0 S: 6 H: 0 LOB: 1 BB: 1 P: 15	R: 1 E: 0 K: 0 S: 11 H: 1 LOB: 0 BB: 0 P: 17	R: 0 E: 0 K: 1 S: 9 H: 0 LOB: 1 BB: 1 P: 21	1B: 2 2B: 0 3B: 0 HR: 4 SF: 0 SAC: 0 DP: 0 HBP: 0							

| | | | | | | | | | |

Batter	1	2	3	4	5	6	7	8	9	AB	R	H	RBI	BB	SO	LOB
11 Jimmy Rollins, S (1, 6) OBP: 0.326, SLG: 0.383	P6 HBP			FC4-6 1-2f	K	K		G1-6-3 1-2		5	1	1	0	0	2	2
Placido Polanco, R (1, 4) OBP: 0.315, SLG: 0.352	G5-3	P3		SAFE SAFE 2B 1-3	G5-3		G4-3	G1-6-3 1-2f		6	1	1	0	0	0	6
Bobby Abreu, L (1, 9) OBP: 0.434, SLG: 0.561	1B		BB	1B 1-3 3-H		1B 1B	1B 3B			3	3	3	1	2	0	0
Jim Thome, L (1, 3) OBP: 0.424, SLG: 0.715	SAFE P2		K	E 1B HR		1B SF8	1B 3B			3	3	1	0	2	1	2
Pat Burrell, R (1, 7) OBP: 0.388, SLG: 0.492		HR	SAFE SAFE SAFE L8	E8 HR 1-3 2-H 3-H		1B 26 HR 1-2 2-3	F7			5	3	3	3	0	0	3
David Bell, R (1, 5) OBP: 0.362, SLG: 0.473		F8 2B	SAFE SAFE 1-2 BB	2-2 2-H 3-H HR		26 HR 1-2 2-3 3-H 1B	1-H 2-H 3B			4	2	4	6	1	0	0
Mike Lieberthal, R (1, 2) OBP: 0.305, SLG: 0.416	K	L9		G5-3		SF8 3-H	G1-3			4	0	0	1	0	1	4
Jason Michaels, R (1, 8) OBP: 0.418, SLG: 0.446	F8 2-3			F8 SH3-4 1B		K		G4-3		5	0	1	0	0	1	3
Kevin Millwood, R (1, 1)	11 HBP		11 FC4-6	SH3-4 1-2		HR 1-H 2-H		11 1B		0	0	0	0	2	0	0
26 Chase Utley, L (6, PH) OBP: 0.280, SLG: 0.467										1	1	1	3	0	0	0
Geoff Geary, R (7, 1)										0	0	0	0	0	0	0
Shawn Wooten, R (8, PH) OBP: 0.229, SLG: 0.227										0	0	0	0	1	0	0
Brian Powell, R (9, 1)										0	0	0	0	0	0	0
Inning Stats	R: 0 E: 0 K: 0 S: 13 H: 1 LOB: 1 BB: 0 P: 20	R: 1 E: 0 K: 1 S: 14 H: 2 LOB: 3 BB: 1 P: 26	R: 0 E: 0 K: 1 S: 10 H: 0 LOB: 2 BB: 2 P: 22	R: 6 E: 1 K: 0 S: 21 H: 4 LOB: 0 BB: 2 P: 39	R: 0 E: 0 K: 1 S: 9 H: 1 LOB: 1 BB: 0 P: 14	R: 5 E: 0 K: 2 S: 16 H: 4 LOB: 0 BB: 1 P: 27	R: 2 E: 0 K: 0 S: 14 H: 2 LOB: 1 BB: 1 P: 26	R: 0 E: 0 K: 0 S: 7 H: 1 LOB: 1 BB: 1 P: 14		1B: 8 2B: 3 3B: 1 HR: 3 SF: 1 SAC: 1 DP: 1 HBP: 1						

PITCHER		IP	WLS	BF	H	R	ER	SO	BB	IBB	HBP	BLK	WP	HR	S	P	ERA	WHIP
Sun-Woo Kim, R ERA: 4.95	(1, 1)	3.2	L	23	6	6	6	2	4	1	1	0	0	1	54	101	14.73	2.727
52 T.J. Tucker, R ERA: 4.35	(4, 1)	0.1		2	1	1	1	0	0	0	0	0	0	1	4	6	27.00	3.000
Claudio Vargas, R ERA: 5.82	(5, 1)	2.0		12	5	5	5	3	0	1	0	0	0	1	25	41	22.50	2.500
Rocky Biddle, R ERA: 7.71	(7, 1)	1.0		6	2	2	2	0	1	0	0	0	0	0	14	26	18.00	3.000
32 Chad Cordero, R ERA: 2.55	(8, 1)	1.0		4	1	0	0	0	1	0	0	0	0	0	7	14	0.00	2.000

PITCHER	IP	WLS	BF	H	R	ER	SO	BB	IBB	HBP	BLK	WP	HR	S	P	ERA	WHIP

BOTTOM

Montreal Expos @ Philadelphia Phillies

Citizens Bank Park, Philadelphia, PA

Mon Jun 28 2004, 7:05 PM EDT

Att. 39,444 - Overcast - 82 F

livebaseballscorecards.com

AB	36
R	14
H	15
RBI	14
BB	8
SO	5
LOB	20

Montreal Expos @ Philadelphia Phillies

Citizens Bank Park, Philadelphia, PA

Tue Jun 29 2004, 7:05 PM EDT

Att. 35,390 - Sunny - 78 F

TOP

livebaseballscorecards.com

Batter	1	2	3	4	5	6	7	8	9	AB	R	H	RBI	BB	SO	LOB
Brad Wilkerson, L (1, 8) OBP: 0.354, SLG: 0.465	B4	BB			F8	G3-1			K	4	0	0	0	1	1	1
Orlando Cabrera, R (1, 6) OBP: 0.298, SLG: 0.330	S G4-3 2B	G6-3			1B 24 HR S		F8		G4-3	5	2	2	0	0	0	3
Jose Vidro, S (1, 4) OBP: 0.349, SLG: 0.440	G4-3 2-H		BB 24		1B 24 WP 24 HR 1-3		G6-3			2	1	1	1	1	0	0
Andy Fox, L (6, 4) OBP: 0.111, SLG: 0.194										1	0	0	0	0	0	0
Tony Batista, R (1, 5) OBP: 0.250, SLG: 0.354	L8		F7		P3		F8			4	0	0	0	0	0	3
24 Nick Johnson, L (1, 3) OBP: 0.400, SLG: 0.495		2B 1B BB	G5-4-3 1-2 BB		HR 1-H 3-H			G4-3		2	2	1	3	2	0	0
Juan Rivera, R (1, 9) OBP: 0.299, SLG: 0.396		E 2B 1-3	G5-4-3 1-2f		HR			G6-3		4	2	2	1	0	0	2
Einar Díaz, R (1, 2) OBP: 0.254, SLG: 0.264		E8 SH1-4 1B 2-H 3-H		F7	P5			K		4	0	1	1	0	1	0
Jamey Carroll, R (1, 7) OBP: 0.368, SLG: 0.390	1 SAFE	F7		F7		G5-3			L7	3	0	0	0	0	0	1
Luis Ayala, R (6, 1) OBP: 0.500, SLG: 0.750	1 SAFE									0	0	0	0	0	0	0
Joe Horgan, L (8, 1)										0	0	0	0	0	0	0
Carl Everett, S (9, PH) OBP: 0.344, SLG: 0.407										1	0	0	0	0	0	0
Shawn Hill, R (1, 1)		SH1-4 1-2		K		G6-3			1B	0	0	0	0	0	0	0
52 T.J. Tucker, R (3, 1) OBP: 0.250, SLG: 0.250										1	0	0	0	0	1	0
Rocky Biddle, R (5, 1)										0	0	0	0	0	0	0
Terrmel Sledge, L (6, PH) OBP: 0.322, SLG: 0.434										2	0	1	0	0	0	0
(6, 7)																

	AB	33
	R	7
	H	8
	RBI	6
	BB	4
	SO	3
	LOB	10

Inning Stats	1	2	3	4	5	6	7	8	9
	R: 1 E: 0 K: 0 S: 11	R: 2 E: 1 K: 0 S: 14	R: 0 E: 0 K: 0 S: 12	R: 0 E: 0 K: 1 S: 9	R: 4 E: 0 K: 0 S: 17	R: 0 E: 0 K: 0 S: 10	R: 0 E: 0 K: 0 S: 5	R: 0 E: 0 K: 1 S: 11	R: 0 E: 0 K: 1 S: 11
	H: 1 LOB: 0 BB: 0 P: 17	H: 2 LOB: 2 BB: 2 P: 26	H: 0 LOB: 1 BB: 2 P: 23	H: 0 LOB: 0 BB: 0 P: 12	H: 4 LOB: 0 BB: 0 P: 27	H: 0 LOB: 0 BB: 0 P: 16	H: 0 LOB: 0 BB: 0 P: 5	H: 0 LOB: 0 BB: 0 P: 17	H: 1 LOB: 1 BB: 0 P: 18

	1B: 4	SF: 0	WP: 1	PA: 38
	2B: 2	SAC: 1	PB: 0	
	3B: 0	DP: 1	SB: 2	
	HR: 2	HBP: 0	CS: 0	

PITCHER		IP	WLS	BF	H	R	ER	SO	BB	IBB	HBP	BLK	WP	HR	S	P	ERA	WHIP
Eric Milton, L ERA: 4.68	(1, 1)	5.0	W	25	7	7	7	1	4	0	0	0	1	2	63	105	12.60	2.200
63 Ryan Madson, R ERA: 2.35	(6, 1)	3.0		9	0	0	0	1	0	0	0	0	0	0	26	38	0.00	0.000
Roberto Hernandez, R ERA: 5.34	(9, 1)	1.0		4	1	0	0	1	0	0	0	0	0	0	11	18	0.00	1.000

PITCHER		IP	WLS	BF	H	R	ER	SO	BB	IBB	HBP	BLK	WP	HR	S	P	ERA	WHIP

Batter	1	2	3	4	5	6	7	8	9	AB	R	H	RBI	BB	SO	LOB
11 Jimmy Rollins, S (1, 6) OBP: 0.329, SLG: 0.392	G6-3	G3	2B		1B HR		K	2B		6	1	3	3	0	1	2
Placido Polanco, R (1, 4) OBP: 0.316, SLG: 0.367	K	HR F8			HR		K	G5-3		6	2	2	2	0	2	2
Bobby Abreu, L (1, 9) OBP: 0.437, SLG: 0.570	K	1B BB		L3 BB	HR		K			3	2	1	3	2	2	0
Jim Thome, L (1, 3) OBP: 0.420, SLG: 0.703		K2-3	K	L3	1B BB			L3		4	0	0	0	1	2	2
Pat Burrell, R (1, 7) Doug Glanville, R (5, 8) OBP: 0.250, SLG: 0.263		BB BB 2B	SAFE SAFE	L5	1B 1B			HR 2B		3 2	2 1	2 2	0 0	0 0	0 0	0 0
David Bell, R (1, 5) OBP: 0.367, SLG: 0.486		BB BB SF7 BB	1B 1B		G5-3 K			HR		4	3	2	3	1	1	2
Mike Lieberthal, R (1, 2) OBP: 0.306, SLG: 0.413		SF7 BB BB	L7		BB 11 1B		G6-3	F7		4	1	1	0	1	0	2
Jason Michaels, R (1, 8) OBP: 0.440, SLG: 0.456 (5, 7)		BB	1B 11 2B		11 1B 1B		K	HR		3	3	2	2	2	1	0
Eric Milton, L (1, 1) OBP: 0.156, SLG: 0.103		SF7	11 2B		F9		K	HR		1	1	1	2	0	0	0
Shawn Wooten, R (5, PH) OBP: 0.224, SLG: 0.222										1	0	0	0	0	0	2
63 Ryan Madson, L (6, 1)										1	0	0	0	0	1	0
Tomas Perez, S (8, PH) OBP: 0.291, SLG: 0.479										1	1	1	2	0	0	0
Roberto Hernandez, R (9, 1)										0	0	0	0	0	0	0
Inning Stats	R: 0 E: 0 K: 2 S: 8 H: 0 LOB: 0 BB: 0 P: 12	R: 2 E: 0 K: 1 S: 12 H: 1 LOB: 2 BB: 3 P: 30	R: 6 E: 0 K: 1 S: 22 H: 6 LOB: 1 BB: 1 P: 36	R: 0 E: 0 K: 0 S: 7 H: 0 LOB: 0 BB: 1 P: 14	R: 5 E: 0 K: 1 S: 24 H: 5 LOB: 2 BB: 2 P: 50	R: 0 E: 0 K: 2 S: 8 H: 0 LOB: 0 BB: 0 P: 12	R: 0 E: 0 K: 3 S: 10 H: 0 LOB: 0 BB: 0 P: 10	R: 4 E: 0 K: 0 S: 15 H: 5 LOB: 1 BB: 0 P: 24		1B: 9 2B: 5 3B: 0 HR: 4 SF: 1 SAC: 0 DP: 1 HBP: 0				WP: 0 PB: 0 SB: 0 CS: 0 PA: 47		

PITCHER		IP	WLS	BF	H	R	ER	SO	BB	IBB	HBP	BLK	WP	HR	S	P	ERA	WHIP
Shawn Hill, R ERA: 27.0	(1, 1)	2.2	L	19	7	8	8	4	4	0	0	0	0	1	40	75	27.00	4.125
52 T.J. Tucker, R ERA: 5.16	(3, 1)	2.0		9	2	3	3	0	2	0	0	0	0	0	18	39	13.50	2.000
Rocky Biddle, R ERA: 8.26	(5, 1)	0.1		5	3	2	2	1	1	0	0	0	0	1	15	28	54.00	12.000
Luis Ayala, R ERA: 3.43	(6, 1)	2.0		6	0	0	0	5	0	0	0	0	0	0	18	22	0.00	0.000
Joe Horgan, L ERA: 9.39	(8, 1)	1.0		8	5	4	4	0	0	0	0	0	0	2	15	24	36.00	5.000

PITCHER	IP	WLS	BF	H	R	ER	SO	BB	IBB	HBP	BLK	WP	HR	S	P	ERA	WHIP

BOTTOM

Montreal Expos @ Philadelphia Phillies

Citizens Bank Park, Philadelphia, PA

Tue Jun 29 2004, 7:05 PM EDT

Att. 35,390 - Sunny - 78 F

livebaseballscorecards.com

AB	39
R	17
H	17
RBI	17
BB	7
SO	10
LOB	12

Montreal Expos @ Philadelphia Phillies

Citizens Bank Park, Philadelphia, PA

Wed Jun 30 2004, 7:05 PM EDT

Att. 40,407 - Cloudy - 83 F

TOP

livebaseballscorecards.com

Batter	1	2	3	4	5	6	7	8	9	AB	R	H	RBI	BB	SO	LOB
Brad Wilkerson, L (1, 8) OBP: 0.352, SLG: 0.471	C B X 1-1 ① P6	B F B B S S 3-3 ② K			C B F X 1-2 HR		B X 2-0 ③ G4-3	C X 0-1 ③ F9		5	1	1	1	0	1	5
Orlando Cabrera, R (1, 6) OBP: 0.293, SLG: 0.324	X 0-0 ② P6	C C X 0-2 ③ L9			X 0-0 ② F8			B B C B C X 3-2 ① P3	B X 1-0 ① P2	5	0	0	0	0	0	3
Jose Vidro, S (1, 4) OBP: 0.353, SLG: 0.442	B B X 2-0 1B		C C S S 1-3 ① K		X 0-0 1B			B C X 1-1 24 1B SF8 1B	B C B C F X 2-2 ② G6-3	5	1	3	0	0	1	0
24 Nick Johnson, L (1, 3) OBP: 0.392, SLG: 0.481	S X 0-1 ③ G4-3		C S X 0-2 ② F8		B C 1 SAFE D X 2-1 ③ F8			B C X 1-1 SF8 1-3 1B 1B	C X 0-1 ③ G6-3	5	1	1	0	0	0	2
Tony Batista, R (1, 5) OBP: 0.250, SLG: 0.365		B B F X 2-1 HR	C S B B X 2-2 ③ G5-3			B C S B X 2-2 ① G5-3		C X 0-1 ② SF8 1-2 3-H		3	1	1	2	0	0	0
Terrmel Sledge, L (1, 7) OBP: 0.326, SLG: 0.429		C B B B B 4-1 BB 1B BB		C B F X 1-2 ① G3		C B C B F C 2-3 ② K		I I I I 4-0 1B 1B IBB		2	1	0	0	2	1	0
Juan Rivera, R (1, 9) OBP: 0.304, SLG: 0.399		B 1 SAFE X 1-0 BB 1-2 1B		X 0-0 ② G5-3		C S B B X 2-2 ③ L9		B C F F X 1-2 BB 1-3 2-H 1B		4	1	2	1	0	0	0
Brian Schneider, L (1, 2) OBP: 0.300, SLG: 0.435		B B B 4-0 1-2 2-3 BB		F B S B B S 3-3 ③ K			C B B B S F X 3-2 ① F7	B B S 1 SAFE B 4-1 1B 1-2 BB		2	0	0	0	2	1	0
Zach Day, R (1, 1) OBP: 0.040, SLG: 0.160 Joe Horgan, L (7, 1) Carl Everett, S (8, PH) OBP: 0.351, SLG: 0.415 Andy Fox, L (8, PR) OBP: 0.111, SLG: 0.194 Luis Ayala, R (8, 1) OBP: 0.500, SLG: 0.750 32 Chad Cordero, R (9, 1)		B B B C C C 3-3 ① K			C S F X 0-2 ① G6-3		S C S 0-3 ② K	X 0-0 1-3 2-H 3-H 1B		3 0 1 0 0 0	0 0 0 0 0 0	0 0 1 0 0 0	0 0 2 0 0 0	0 0 0 0 0 0	2 0 0 0 0 0	3 0 0 0 0 0
Inning Stats	R: 0 E: 0 K: 0 S: 6 H: 1 LOB: 1 BB: 0 P: 9	R: 1 E: 0 K: 2 S: 13 H: 2 LOB: 3 BB: 2 P: 30	R: 0 E: 0 K: 1 S: 9 H: 0 LOB: 0 BB: 0 P: 12	R: 0 E: 0 K: 1 S: 7 H: 0 LOB: 0 BB: 0 P: 11	R: 1 E: 0 K: 0 S: 11 H: 2 LOB: 1 BB: 0 P: 14	R: 0 E: 0 K: 1 S: 10 H: 0 LOB: 0 BB: 0 P: 16	R: 0 E: 0 K: 1 S: 8 H: 0 LOB: 0 BB: 0 P: 13	R: 4 E: 0 K: 0 S: 17 H: 4 LOB: 2 BB: 2 P: 31	R: 0 E: 0 K: 0 S: 7 H: 0 LOB: 0 BB: 0 P: 10	1B: 7 2B: 0 3B: 0 HR: 2	SF: 1 SAC: 0 DP: 0 HBP: 0						

	AB	35
	R	6
	H	9
	RBI	6
	BB	4
	SO	6
	LOB	13

PITCHER		IP	WLS	BF	H	R	ER	SO	BB	IBB	HBP	BLK	WP	HR	S	P	ERA	WHIP
Paul Abbott, R ERA: 6.21	(1, 1)	5.0		22	5	2	2	4	2	0	0	0	0	2	46	76	3.60	1.400
Rheal Cormier, L ERA: 4.3	(6, 1)	2.0	H	6	0	0	0	2	0	0	0	0	0	0	18	29	0.00	0.000
Tim Worrell, R ERA: 3.69	(8, 1)	0.2	L	8	4	4	4	0	1	1	0	0	0	0	15	29	54.00	7.500
Geoff Geary, R ERA: 5.6	(8, 1)	1.1		4	0	0	0	0	0	0	0	0	0	0	9	12	0.00	0.000

PITCHER	IP	WLS	BF	H	R	ER	SO	BB	IBB	HBP	BLK	WP	HR	S	P	ERA	WHIP

WP: 0 PB: 0 SB: 0 CS: 0 PA: 40

Batter	1	2	3	4	5	6	7	8	9	AB	R	H	RBI	BB	SO	LOB
11 Jimmy Rollins, S (1, 6) OBP: 0.330, SLG: 0.393	B B C X 2-1 SH5-3 WP 2B	X 0-0 ③ F8		B B F C B B 4-2 1-2 2-3 BB	B B B C F X 3-2 ③ G3-1		X 0-0 ③ G5-3			4	1	1	0	1	0	5
Placido Polanco, R (1, 4) OBP: 0.314, SLG: 0.365	X 0-0 ① SH5-3 2-3		C B C B X 2-2 FC4-6 1B	C X 0-1 ③ G4-3		B B C F X 2-2 ① G6-3		B C F F X 1-2 ① G6-3		4	0	1	0	0	0	3
Bobby Abreu, L (1, 9) OBP: 0.439, SLG: 0.571	B B B C B 4-1 WP BB	X 0-0 ① F7			B B B 4-0 HR BB	C C F F B B X 2-2 2B		B B C B X 3-1 ② F8		3	1	1	0	2	0	1
Jim Thome, L (1, 3) OBP: 0.420, SLG: 0.708	X 0-0 ② P6		X 0-0 ② FC4-6 1-2f		C F B X 1-2 1-H HR	I I I 4-0 IBB		F C B F B C 2-3 ③ K		4	1	1	2	1	1	3
David Bell, R (1, 5) OBP: 0.364, SLG: 0.478	B B B C B 4-1 1-2 3-H BB		B F S B S 2-3 ③ K		C X 0-1 ① F8	X 0-0 ② P3			C B C B B C 3-3 ① K	4	0	0	0	1	2	3
Mike Lieberthal, R (1, 2) OBP: 0.308, SLG: 0.412	C X 0-1 ③ F8			B B F X 2-1 11 BB BB 1B	B B F X 2-1 E 26 FC1-2 1B	F B B B S X 3-2 ③ P2			B C S B F C 2-3 ② K	5	0	2	0	0	1	4
Jason Michaels, R (1, 7) OBP: 0.438, SLG: 0.444		B B B B 4-0 SH3-4 BB		C B X 1-1 ① F8	C B S X 1-2 26 FC1-2 E 1-2 1B		F B X 1-1 ① G1-3		C B X 1-1 ③ F8	4	0	1	0	1	0	1
Doug Glanville, R (1, 8) OBP: 0.250, SLG: 0.253		B C 1 SAFE B X 2-1 ① P3		B B B C B 4-1 11 BB 1-2 BB	B X 1-0 E4 26 FC1-2 1-2 2-3		B X 1-0 ② F9			3	0	0	0	1	0	3
Paul Abbott, R (1, 1) OBP: 0.500, SLG: 0.500 26 Chase Utley, L (5, PH) OBP: 0.278, SLG: 0.463 Rheal Cormier, L (6, 1) Shawn Wooten, R (7, PH) OBP: 0.240, SLG: 0.239 Tim Worrell, R (8, 1) Geoff Geary, R (8, 1)	B B X 2-0 ② SH3-4 1-2			M L L 0-3 ② K	F X 0-1 ② FC1-2 1-2 2-3 3-Hf		C S X 0-2 1B			1 1 0 1 0 0	0 0 0 0 0 0	0 0 0 1 0 0	0 0 0 0 0 0	0 0 0 0 0 0	1 0 0 0 0 0	2 3 0 0 0 0
Inning Stats	R: 1 H: 1 E: 0 LOB: 2 K: 0 BB: 2 S: 8 P: 18	R: 0 H: 0 E: 0 LOB: 1 K: 0 BB: 1 S: 4 P: 12	R: 0 H: 1 E: 0 LOB: 1 K: 1 BB: 0 S: 8 P: 12	R: 0 H: 1 E: 0 LOB: 3 K: 1 BB: 2 S: 12 P: 23	R: 2 H: 3 E: 1 LOB: 3 K: 0 BB: 1 S: 16 P: 28	R: 0 H: 1 E: 0 LOB: 2 K: 0 BB: 1 S: 12 P: 23	R: 0 H: 1 E: 0 LOB: 1 K: 0 BB: 0 S: 7 P: 9	R: 0 H: 0 E: 0 LOB: 0 K: 1 BB: 0 S: 11 P: 17	R: 0 H: 0 E: 0 LOB: 0 K: 2 BB: 0 S: 9 P: 15	1B: 5 2B: 2 3B: 0 HR: 1		SF: 0 SAC: 2 DP: 0 HBP: 0				

PITCHER		IP	WLS	BF	H	R	ER	SO	BB	IBB	HBP	BLK	WP	HR	S	P	ERA	WHIP
Zach Day, R ERA: 3.4	(1, 1)	6.2		36	8	3	3	2	6	1	0	0	1	1	66	124	4.05	2.100
Joe Horgan, L ERA: 9.0	(7, 1)	0.1	W	1	0	0	0	0	0	0	0	0	0	0	1	1	0.00	0.000
Luis Ayala, R ERA: 3.35	(8, 1)	1.0	H	3	0	0	0	1	0	0	0	0	0	0	11	17	0.00	0.000
32 Chad Cordero, R ERA: 2.49	(9, 1)	1.0	S	3	0	0	0	2	0	0	0	0	0	0	9	15	0.00	0.000

PITCHER	IP	WLS	BF	H	R	ER	SO	BB	IBB	HBP	BLK	WP	HR	S	P	ERA	WHIP

BOTTOM

Montreal Expos @ Philadelphia Phillies

Citizens Bank Park, Philadelphia, PA

Wed Jun 30 2004, 7:05 PM EDT
Att. 40,407 - Cloudy - 83 F

livebaseballscorecards.com

AB	34
R	3
H	8
RBI	2
BB	7
SO	5
LOB	28

Batter	1	2	3	4	5	6	7	8	9	AB	R	H	RBI	BB	SO	LOB
Brad Wilkerson, L (1, 8) OBP: 0.354, SLG: 0.481	B F B S F X 2-2 HR		B B B B 4-0 2B 1B BB		B C B T S 2-3 ② K		C X 0-1 ③ G3-1			3	2	1	1	1	1	1
Orlando Cabrera, R (1, 6) OBP: 0.302, SLG: 0.332	C H 1-1 F9-4-3 HBP		C D X 1-1 1B 1-3 2-H SF7 2B		B B B B 4-0 BB			F B B C X 2-2 CS 1B		2	1	2	1	1	0	0
Jose Vidro, S (1, 4) OBP: 0.355, SLG: 0.454	1 SAFE B L B X 2-1 ① F7		C X 0-1 2-3 3-H 1B		B X 1-0 ③ F9			F B B B B X 3-1 ① 1-2 HR		4	1	2	2	0	0	2
Tony Batista, R (1, 5) OBP: 0.246, SLG: 0.361	1 SAFE 1 SAFE C C F X 0-2 ② ③ F9-4-3 1-1		B X 1-0 ② SF7 3-H			B X 1-0 ① F7		B X 1-0 ② F8		3	0	0	1	0	0	1
Carl Everett, S (1, 7)		B B F S F X 2-2 ① F7	X 0-0 ③ F7			X 0-0 ② F7		C B X 1-1 ③ G4-3		4	0	0	0	0	0	1
Juan Rivera, R (1, 9) OBP: 0.297, SLG: 0.389		C X 0-1 ② G5-3		B C C B X 2-2 ① G6-3		C F B F S 1-3 ③ K			B F B X 2-1 ① G5-3	4	0	0	0	0	1	0
24 Nick Johnson, L (1, 3) OBP: 0.380, SLG: 0.463		C B X 1-1 ③ L6		C F S 0-3 ② K			B C F B F B F S 3-3 ① K		B C X 1-1 ② G3-1	4	0	0	0	0	2	0
Einar Díaz, R (1, 2) OBP: 0.270, SLG: 0.281			C X 0-1 SH5-4 2B 1B	C B B B X 3-1 ③ F9			B X 1-0 ② P4		B F F B X 2-2 1B	4	1	2	0	0	0	0
Scott Downs, L (1, 1) Sun-Woo Kim, R (3, 1) OBP: 0.231, SLG: 0.308 Andy Fox, L (5, PH) OBP: 0.108, SLG: 0.189 Rocky Biddle, R (5, 1) Endy Chavez, L (7, PH) OBP: 0.306, SLG: 0.378 Claudio Vargas, R (7, 1) OBP: 0.050, SLG: 0.050 Jamey Carroll, R (9, PH) OBP: 0.364, SLG: 0.385			B F 1 SAFE B X 2-1 ① SH5-4 1-2	C F B F F F C 1-3 ① K			B C B X 2-1 2B		C F B X 1-2 ③ F9	0 0 0 0 0 0 0 0 0 0 0 0 0 0 1 0 0 0 0 1 0 0 0 0 0 0 0 0 1 0 1 0 0 0 0 0 0 0 0 0 0 0 1 0 0 0 0 0 1						
Inning Stats	R: 1 H: 1 E: 0 LOB: 0 K: 0 BB: 0 S: 12 P: 17	R: 0 H: 0 E: 0 LOB: 0 K: 0 BB: 0 S: 8 P: 11	R: 3 H: 3 E: 0 LOB: 1 K: 0 BB: 1 S: 10 P: 18	R: 0 H: 0 E: 0 LOB: 0 K: 1 BB: 0 S: 8 P: 13	R: 0 H: 0 E: 0 LOB: 1 K: 2 BB: 1 S: 9 P: 17	R: 0 H: 0 E: 0 LOB: 0 K: 1 BB: 0 S: 6 P: 8	R: 0 H: 1 E: 0 LOB: 1 K: 1 BB: 0 S: 10 P: 16	R: 1 H: 2 E: 0 LOB: 0 K: 0 BB: 0 S: 8 P: 15	R: 0 H: 1 E: 0 LOB: 1 K: 0 BB: 0 S: 10 P: 16	1B: 4 SF: 1 2B: 3 SAC: 1 3B: 0 DP: 1 HR: 2 HBP: 1						

TOP

Montreal Expos @ Philadelphia Phillies

Citizens Bank Park, Philadelphia, PA

Thu Jul 01 2004, 6:05 PM EDT
Att. 43,246 - Overcast - 82 F

livebaseballscorecards.com

AB	31
R	5
H	8
RBI	5
BB	2
SO	5
LOB	6

PITCHER		IP	WLS	BF	H	R	ER	SO	BB	IBB	HBP	BLK	WP	HR	S	P	ERA	WHIP
Randy Wolf, L ERA: 3.08	(1, 1)	7.0	W	28	5	4	4	5	2	0	1	0	0	1	63	100	5.14	1.000
Roberto Hernandez, R ERA: 5.46	(8, 1)	1.0		4	2	1	1	0	0	0	0	0	0	1	8	15	9.00	2.000
Billy Wagner, L ERA: 4.5	(9, 1)	1.0		4	1	0	0	0	0	0	0	0	0	0	10	16	0.00	1.000

PITCHER		IP	WLS	BF	H	R	ER	SO	BB	IBB	HBP	BLK	WP	HR	S	P	ERA	WHIP

Batter	1	2	3	4	5	6	7	8	9	AB	R	H	RBI	BB	SO	LOB
11 Jimmy Rolls, S (1, 6) OBP: 0.334, SLG: 0.395	M C B X 1-2 BB 1B FC4-6 1B		B X 1-0 E2 1B 1B	C C T 0-2 ① K	B B B C B 4-1 ② 1-2 BB		X 0-0 ① G3			4	2	2	0	1	1	0
Placido Polanco, R (1, 4) OBP: 0.316, SLG: 0.365	T C X 0-2 FC4-6 BB 1-2 1B		C D B X 2-1 ① G1-3	B F X 1-1 WP 1B 1B	1 SAFE X 0-0 ③ F9		B B X 2-0 ② L1			5	1	2	0	0	0	2
Bobby Abreu, L (1, 9) OBP: 0.439, SLG: 0.566	D B B B 4-0 FC4-6 1-2 2-3 BB		B B B C X 3-1 2B 1B 2-H 1B	D X 1-0 ② F8 1-2		C F B C 1-3 ① K	B C B B X 3-1 ③ F8			4	1	1	1	1	1	1
Jim Thome, L (1, 3) OBP: 0.423, SLG: 0.708	X 0-0 ① FC4-6 G6-4-3 1-2f 2-3 3-H		C F B F X 1-2 1B 1-3 2B	I I I I 4-0 1B 1B IBB		S X 0-1 ② F7		B B S B B 4-1 1B BB		3	1	1	1	2	0	2
Pat Burrell, R (1, 7) OBP: 0.394, SLG: 0.504	F D F B B B F X 3-2 ② ③ G6-4-3 1-2f		D B X 2-0 1B HR 2-H 3-H 1B	D C B F X 2-2 1B 1-2 2-H 1B		B C C F X 1-2 2B 2B		C B C X 1-2 ① F7		5	2	3	3	0	0	3
David Bell, R (1, 5) OBP: 0.368, SLG: 0.478		B X 1-0 ① G1-3	B X 1-0 1-2 HR 1B	F F D X 1-2 1-2 2-3 1B		B B B B 4-0 2B 1B BB		B C D B F F X 3-2 ② F8		4	2	2	0	1	0	1
Mike Lieberthal, R (1, 2) OBP: 0.314, SLG: 0.433	C B F B B X 3-2 ② G6-3	X 0-0 1-H 2-H HR	B F D S B S 3-3 ③ K			C X 0-1 1-3 2-H 1B 2B		C B X 1-1 1-2 1B		5	1	3	4	0	1	3
Jason Michaels, R (1, 8) OBP: 0.447, SLG: 0.440	B C B B B X 3-1 1B	F S B C 1-3 ② K		B B B B 4-0 11 CS BB	I I I I 4-0 1B IBB			D B S S X 2-1 ③ F8		3	0	1	0	2	1	2
Randy Wolf, L (1, 1) OBP: 0.308, SLG: 0.480 Roberto Hernandez, R (8, 1) Billy Wagner, L (9, 1)	B B B C 1 SAFE C X 3-2 ③ G6-3	B C B B X 2-1 ③ G4-3		X 0-0 ① F8		B C F F F X 1-2 ③ 1-2 2-H 3-H 1B				4 0 0	0 0 0	1 0 0	1 0 0	0 0 0	0 0 0	2 0 0
Inning Stats	R: 1 H: 2 E: 0 LOB: 1 K: 0 BB: 1 S: 11 P: 19	R: 0 H: 1 E: 0 LOB: 1 K: 0 BB: 0 S: 9 P: 19	R: 6 H: 6 E: 1 LOB: 0 K: 1 BB: 0 S: 17 P: 30	R: 1 H: 3 E: 0 LOB: 3 K: 2 BB: 1 S: 15 P: 27	R: 0 H: 0 E: 0 LOB: 1 K: 0 BB: 2 S: 3 P: 11	R: 2 H: 3 E: 0 LOB: 2 K: 1 BB: 2 S: 16 P: 27	R: 0 H: 0 E: 0 LOB: 0 K: 0 BB: 0 S: 4 P: 9	R: 0 H: 1 E: 0 LOB: 2 K: 0 BB: 1 S: 12 P: 23		1B: 12 SF: 0 2B: 3 SAC: 0 3B: 0 DP: 1 HR: 1 HBP: 0						

PITCHER		IP	WLS	BF	H	R	ER	SO	BB	IBB	HBP	BLK	WP	HR	S	P	ERA	WHIP
Scott Downs, L ERA: 18.0	(1, 1)	2.1	L	16	9	7	7	0	1	0	0	0	0	1	32	60	27.00	4.286
Sun-Woo Kim, R ERA: 4.96	(3, 1)	1.2		9	3	1	1	3	0	1	0	0	1	0	20	35	5.40	1.800
Rocky Biddle, R ERA: 8.31	(5, 1)	2.0		11	3	2	2	1	3	1	0	0	0	0	19	38	9.00	3.000
Claudio Vargas, R ERA: 5.67	(7, 1)	2.0		8	1	0	0	0	1	0	0	0	0	0	16	32	0.00	1.000

PITCHER	IP	WLS	BF	H	R	ER	SO	BB	IBB	HBP	BLK	WP	HR	S	P	ERA	WHIP

BOTTOM

Montreal Expos @ Philadelphia Phillies

Citizens Bank Park, Philadelphia, PA

Thu Jul 01 2004, 6:05 PM EDT
Att. 43,246 - Overcast - 82 F

livebaseballscorecards.com

AB	37
R	10
H	16
RBI	10
BB	7
SO	4
LOB	16

Batter	1	2	3	4	5	6	7	8	9	AB	R	H	RBI	BB	SO	LOB
Frank Menechino, R (1, 6) OBP: 0.393, SLG: 0.465	B C X 1-1 2B		F S X 0-2 ③ G3-1		C D B X 2-1 ③ FC5-4 1-2f			B B C B B 4-1 BB		3	0	1	0	1	0	2
Orlando Hudson, S (1, 4) OBP: 0.366, SLG: 0.471	C C B X 1-2 ① P5			C X 0-1 ① G3		C C F F S 0-3 ① K		F B 1 SAFE C B X 2-2 ② F7		4	0	0	0	0	1	2
3 Reed Johnson, R (1, 8) OBP: 0.333, SLG: 0.399	C B F B F F 2 SAFE X 2-2 ② F8			B X 1-0 ② G5-3		B X 1-0 ② G3-1		B F M 1 SAFE F B X 2-2 ③ F8		4	0	0	0	0	0	2
Eric Hinske, L (1, 5) OBP: 0.325, SLG: 0.371	S B X 1-1 ③ G3			B F B B F X 3-2 1B		X 0-0 ③ F9			X 0-0 ① P6	4	0	1	0	0	0	1
9 Gregg Zaun, S (1, 2) OBP: 0.394, SLG: 0.401		B B C F F C 2-3 ① K		C X 0-1 ③ G5-3			B B C F F X 2-2 ① P5		B B C B X 3-1 ② F8	4	0	0	0	0	1	1
15 Alex Rios, R (1, 9) OBP: 0.313, SLG: 0.336		X 0-0 ② F9			B X 1-0 FC1-5 S 1B		B C B B X 3-1 ② F8		B C X 1-1 ③ G3-1	4	0	1	0	0	0	0
Howie Clark, L (1, 7) OBP: 0.311, SLG: 0.365		C C B B S 2-3 ③ K			F 1 SAFE X 0-1 ① L9		C B B B X 3-1 1B			3	0	1	0	0	1	1
Chris Gomez, R (1, 3) OBP: 0.341, SLG: 0.335			C F B C 1-3 ① K		1 SAFE B X 1-0 E5 FC1-5 1-2		X 0-0 ③ G4-3			3	0	0	0	0	1	2
Dave Bush, R (1, 1) Justin Speier, R (6, 1) Dave Berg, R (8, PH) OBP: 0.284, SLG: 0.298 Terry Adams, R (8, 1) Kerry Ligtenberg, R (8, 1)			B X 1-0 ② L4		X 0-0 ② FC1-5 FC5-4 1-2 2-3f			F B C F C B F S 2-3 ① K		2 0 1 0 0	0 0 0 0 0	0 0 0 0 0	0 0 0 0 0	0 0 0 0 0	0 0 1 0 0	2 0 0 0 0
Inning Stats	R: 0 H: 1 E: 0 LOB: 1 K: 0 BB: 0 S: 12 P: 17	R: 0 H: 0 E: 0 LOB: 0 K: 2 BB: 0 S: 8 P: 12	R: 0 H: 0 E: 0 LOB: 0 K: 1 BB: 0 S: 7 P: 9	R: 0 H: 1 E: 0 LOB: 1 K: 0 BB: 0 S: 8 P: 12	R: 0 H: 1 E: 1 LOB: 2 K: 0 BB: 0 S: 7 P: 11	R: 0 H: 0 E: 0 LOB: 0 K: 1 BB: 0 S: 7 P: 8	R: 0 H: 1 E: 0 LOB: 1 K: 0 BB: 0 S: 9 P: 17	R: 0 H: 0 E: 0 LOB: 1 K: 1 BB: 1 S: 13 P: 23	R: 0 H: 0 E: 0 LOB: 0 K: 0 BB: 0 S: 5 P: 9	1B: 3 SF: 0 2B: 1 SAC: 0 3B: 0 DP: 0 HR: 0 HBP: 0						

PITCHER		IP	W/L/S	BF	H	R	ER	SO	BB	IBB	HBP	BLK	WP	HR	S	P	ERA	WHIP
Livan Hernandez, R ERA: 3.23	(1, 1)	9.0	W	33	4	0	0	5	1	0	0	0	0	0	76	118	0.00	0.556

PITCHER		IP	W/L/S	BF	H	R	ER	SO	BB	IBB	HBP	BLK	WP	HR	S	P	ERA	WHIP

TOP

Toronto Blue Jays @ Montreal Expos

Hiram Bithorn Stadium, San Juan, PR

Fri Jul 02 2004, 7:05 PM EDT

Att. 8,220 - Overcast - 83 F

livebaseballscorecards.com

AB	32
R	0
H	4
RBI	0
BB	1
SO	5
LOB	13

WP: 0 PA: 33
PB: 0
SB: 1
CS: 0

Toronto Blue Jays @ Montreal Expos

Hiram Bithorn Stadium, San Juan, PR

Fri Jul 02 2004, 7:05 PM EDT

Att. 8,220 - Overcast - 83 F

livebaseballscorecards.com

BOTTOM

Batter	1	2	3	4	5	6	7	8	9	AB	R	H	RBI	BB	SO	LOB
Brad Wilkerson, L (1, 9) (8, 7) OBP: 0.352, SLG: 0.476	C B F B B F F C 3-3 ① K		B C B B C S 3-3 ② K			C B F B F F F F B 3-3 F F S ① K	I I I I 4-0 WP IBB			3	0	0	0	1	3	1
Endy Chavez, L (1, 8) OBP: 0.301, SLG: 0.372	C C X 0-2 ② G1-3		C B X 1-1 ③ F9			X 0-0 ② F8	C F B F B X 2-2 ③ F9 1-2 2-3			4	0	0	0	0	0	3
Jose Vidro, S (1, 4) OBP: 0.356, SLG: 0.453	B B F X 2-1 ③ F7			B C X 1-1 ① F7		B B C B X 3-1 24 1B 1B 1B		B B B B 4-0 24 S 2B BB		3	2	1	0	1	0	0
24 Nick Johnson, L (1, 3) OBP: 0.391, SLG: 0.468		F B X 1-1 FC6 1B		B C S B B 4-2 E S BB		1 SAFE 1 SAFE B B C X 2-1 1B 1-2 1B		C B B F B S 3-3 ① K 1-2		3	0	2	0	1	1	1
Tony Batista, R (1, 5) OBP: 0.250, SLG: 0.367		C B 1 SAFE B F 1 SAFE B F X 3-2 ① P4		B X 1-0 ② P5		C B B F F X 2-2 1-3 2-H 1B		C B X 1-1 S 2-H 2B		4	0	2	2	0	0	2
Orlando Cabrera, R (1, 6) OBP: 0.298, SLG: 0.328		B C C 1 SAFE S 1-3 ② K		S B 1 SAFE B C D F X 3-2 ③ F7 1-3		F F X 0-2 ③ G5-3		S B X 1-1 ② F9 2-3		4	0	0	0	0	1	5
Carl Everett, S (1, 7) OBP: 0.327, SLG: 0.382		C B B X 2-1 ③ FC6 1-2f			F X 0-1 ① P6		F B C B S 2-3 ① K	S S B S 1-3 ③ K		3	0	0	0	0	1	1
Juan Rivera, R (8, 9) OBP: 0.295, SLG: 0.387										1	0	0	0	0	1	1
Brian Schneider, L (1, 2) OBP: 0.304, SLG: 0.439			C F B X 1-2 SH3 1B		X 0-0 ② P6		C B C X 1-2 WP SH2-4 1B			3	0	2	0	0	0	0
Livan Hernandez, R (1, 1) OBP: 0.184, SLG: 0.263			B X 1-0 ① SH3 1-2		B X 1-0 ③ F9		X 0-0 ② SH2-4 1-2			1	0	0	0	0	0	0

| | | | | | | | | | |

Toronto Blue Jays @ Montreal Expos

Hiram Bithorn Stadium, San Juan, PR

Sat Jul 03 2004, 7:05 PM EDT

Att. 8,831 - Cloudy - 84 F

TOP

livebaseballscorecards.com

Batter	1	2	3	4	5	6	7	8	9	AB	R	H	RBI	BB	SO	LOB
Howie Clark, L (1, 7) OBP: 0.301, SLG: 0.352	C B X 1-1 ① G3		L F X 0-2 ② G3		B C X 1-1 ① G3		B X 1-0 ② P3			4	0	0	0	0	0	0
Orlando Hudson, S (1, 4) OBP: 0.368, SLG: 0.469	C X 0-1 3 FC5-4 1B		C T B B F B B B 4-2 3 FC6-4 BB		B B X 2-0 ② L4		C B F T 1-2 ③ K			3	0	1	0	1	1	0
3 Reed Johnson, R (1, 8) OBP: 0.329, SLG: 0.393	C B 1 X SAFE 1-1 ② FC5-4 1B 1-2f		B C C 1 F X SAFE 1-2 ③ FC6-4 1-2f		B F C X 1-2 ③ G4-3			B B B C X 3-1 ① F8		4	0	0	0	0	0	2
Eric Hinske, L (1, 5) OBP: 0.333, SLG: 0.387	B B C F F 1 B F X SAFE 3-2 1-2 1B			C X 0-1 1B 2B		B B X 2-0 9 G4-3 1B 2B		C S B X 1-2 9 FC6-4 1B		4	2	4	0	0	0	0
9 Gregg Zaun, S (1, 2) OBP: 0.391, SLG: 0.394	C F B X 1-2 ③ G1-3			B B B C B 4-1 1B BB		B F C X 1-2 ① G4-3 2-3		C X 0-1 ② FC6-4 1-2f		3	0	0	0	1	0	4
15 Alex Rios, R (1, 9) OBP: 0.304, SLG: 0.325		C C B X 1-2 ① G6-3		C F F B D F F S 2-3 ① K		F F S 0-3 ② K		C B F F B B X 3-2 ③ G6-3		4	0	0	0	0	2	4
Chris Gomez, R (1, 3) OBP: 0.349, SLG: 0.344		B F X 1-1 ② G3		F X 0-1 1-2 2-H 1B		B C X 1-1 3-H 1B			C X 0-1 G1-6-3 1B	4	0	3	2	0	0	0
Chris Woodward, R (1, 6) OBP: 0.305, SLG: 0.426		C F B S 1-3 ③ K		C X 0-1 ② F9		B S X 1-1 ③ G1-3			X 0-0 ① ② G1-6-3 1-2f	4	0	0	0	0	1	4
32 Roy Halladay, R (1, 1)			X 0-0 ① F8	D X 1-0 ③ G4-3			F S C 0-3 ① K		B B C F F S 2-3 ③ K	3	0	0	0	0	1	2
Vinnie Chulk, R (8, 1)										0	0	0	0	0	0	0
Frank Menechino, R (9, PH) OBP: 0.391, SLG: 0.462										1	0	0	0	0	1	0
54 Jason Frasor, R (9, 1)										0	0	0	0	0	0	0

	AB	34
	R	2
	H	8
	RBI	2
	BB	2
	SO	6
	LOB	16

Inning Stats	1	2	3	4	5	6	7	8	9
	R: 0 E: 0 K: 0 S: 14 H: 2 LOB: 2 BB: 0 P: 20	R: 0 E: 0 K: 1 S: 8 H: 0 LOB: 0 BB: 0 P: 11	R: 0 E: 0 K: 0 S: 12 H: 0 LOB: 1 BB: 1 P: 17	R: 1 E: 0 K: 1 S: 14 H: 2 LOB: 2 BB: 1 P: 21	R: 0 E: 0 K: 0 S: 6 H: 0 LOB: 0 BB: 0 P: 10	R: 1 E: 0 K: 1 S: 11 H: 2 LOB: 1 BB: 0 P: 16	R: 0 E: 0 K: 2 S: 7 H: 0 LOB: 0 BB: 0 P: 9	R: 0 E: 0 K: 0 S: 11 H: 1 LOB: 1 BB: 0 P: 18	R: 0 E: 0 K: 1 S: 7 H: 1 LOB: 0 BB: 0 P: 9

	1B: 6	SF: 0	WP: 0	PA: 36
	2B: 2	SAC: 0	PB: 0	
	3B: 0	DP: 1	SB: 0	
	HR: 0	HBP: 0	CS: 0	

PITCHER		IP	WLS	BF	H	R	ER	SO	BB	IBB	HBP	BLK	WP	HR	S	P	ERA	WHIP
Tony Armas, R ERA: 5.6	(1, 1)	4.0	L	18	4	1	1	2	2	0	0	0	0	0	48	69	2.25	1.500
52 T.J. Tucker, R ERA: 4.94	(5, 1)	1.0		3	0	0	0	0	0	0	0	0	0	0	6	10	0.00	0.000
Sun-Woo Kim, R ERA: 4.95	(6, 1)	2.0		8	2	1	1	3	0	0	0	0	0	0	18	25	4.50	1.000
Joe Horgan, L ERA: 8.31	(8, 1)	0.2		3	1	0	0	0	0	0	0	0	0	0	7	11	0.00	1.500
Luis Ayala, R ERA: 3.24	(8, 1)	1.1		4	1	0	0	1	0	0	0	0	0	0	11	16	0.00	0.750

PITCHER		IP	WLS	BF	H	R	ER	SO	BB	IBB	HBP	BLK	WP	HR	S	P	ERA	WHIP

Toronto Blue Jays @ Montreal Expos

Hiram Bithorn Stadium, San Juan, PR

Sat Jul 03 2004, 7:05 PM EDT

Att. 8,831 - Cloudy - 84 F

livebaseballscorecards.com

BOTTOM

Batter	1	2	3	4	5	6	7	8	9	AB	R	H	RBI	BB	SO	LOB
Brad Wilkerson, L (1, 9) OBP: 0.351, SLG: 0.470	B F B X 2-1 G2-3 ①		B C B F C 2-3 K ②			B X 1-0 P5 ①		B B C B B 4-1 S BB		3	0	0	0	1	1	0
Endy Chavez, L (1, 8) OBP: 0.304, SLG: 0.374	C C B F F B S 2-3 K ②		B C B X 2-1 1B			B C B X 2-1 G4-3 1B		B B C B C X 3-2 F7 ① 1-2		4	0	2	0	0	1	1
Jose Vidro, S (1, 4) OBP: 0.352, SLG: 0.446	B C T B F B F X 3-2 G1-3 ③		1 SAFE B B F 1 B X 3-1 F7 ③			F 1 SAFE B F 1 SAFE X 1-2 G4-3 ② 1-2		B B C C X 2-2 G1-3 ②		4	0	0	0	0	0	3
24 Nick Johnson, L (1, 3) OBP: 0.380, SLG: 0.452		C S B B S 2-3 K ①		M X 0-1 G3-1 ①		B C C C X 1-2 G6-3 ③		C B C C 1-3 K ③		4	0	0	0	0	2	2
Tony Batista, R (1, 5) OBP: 0.253, SLG: 0.373		C B X 1-1 E 2B		B F B X 2-1 P2-4-6 1B			B F B X 2-1 P2 ①		C C B F S 1-3 K ①	4	0	2	0	0	1	0
Orlando Cabrera, R (1, 6) OBP: 0.298, SLG: 0.327		C X 0-1 G6-3 ②		B F F B X 2-2 P2-4-6 ② ③ 1-2f			C B F F T 1-2 K ②		F X 0-1 FC4-6 1B	4	0	1	0	0	1	2
Carl Everett, S (1, 7) OBP: 0.324, SLG: 0.376		X 0-0 E5 2-3			C C B X 1-2 G6-3 ①		X 0-0 BB 1B		1 SAFE B F B X 2-1 P5 ②	4	0	1	0	0	0	2
Brian Schneider, L (1, 2) OBP: 0.303, SLG: 0.433		C X 0-1 G5-3 ③			S B B B F B F X 3-2 G3-1 ②		B B B B 4-0 1-2 BB		X 0-0 FC4-6 ③ 1-2f	3	0	0	0	1	0	3
Tony Armas, R (1, 1)			B S C S 1-3 K ①		F B X 1-1 G2-3 ③		C T F S 0-3 K ③			1	0	0	0	0	1	0
52 T.J. Tucker, R (5, 1) OBP: 0.250, SLG: 0.250										0	0	0	0	0	0	0
Andy Fox, L (5, PH) OBP: 0.105, SLG: 0.184										1	0	0	0	0	0	0
Sun-Woo Kim, R (6, 1) OBP: 0.231, SLG: 0.308										0	0	0	0	0	0	0
Terrmel Sledge, L (7, PH) OBP: 0.324, SLG: 0.426										1	0	0	0	0	1	2
Joe Horgan, L (8, 1)										0	0	0	0	0	0	0
Luis Ayala, R (8, 1) OBP: 0.500, SLG: 0.750										0	0	0	0	0	0	0
Inning Stats	R: 0 E: 0 K: 1 S: 12 H: 0 LOB: 0 BB: 0 P: 19	R: 0 E: 1 K: 1 S: 10 H: 1 LOB: 2 BB: 0 P: 13	R: 0 E: 0 K: 2 S: 10 H: 1 LOB: 1 BB: 0 P: 18	R: 0 E: 0 K: 0 S: 7 H: 1 LOB: 0 BB: 0 P: 11	R: 0 E: 0 K: 0 S: 9 H: 0 LOB: 0 BB: 0 P: 14	R: 0 E: 0 K: 0 S: 9 H: 1 LOB: 1 BB: 0 P: 14	R: 0 E: 0 K: 2 S: 11 H: 1 LOB: 2 BB: 1 P: 18	R: 0 E: 0 K: 1 S: 10 H: 0 LOB: 1 BB: 1 P: 20	R: 0 E: 0 K: 1 S: 9 H: 1 LOB: 1 BB: 0 P: 12	1B: 5 2B: 2 3B: 0 HR: 0	SF: 0 SAC: 0 DP: 1 HBP: 0						

PITCHER	IP	WLS	BF	H	R	ER	SO	BB	IBB	HBP	BLK	WP	HR	S	P	ERA	WHIP
32 Roy Halladay, R (1, 1) ERA: 3.83	7.0	W	27	5	0	0	6	1	0	0	0	0	0	68	107	0.00	0.857
Vinnie Chulk, R (8, 1) ERA: 1.35	1.0	H	4	0	0	0	1	1	0	0	0	0	0	10	20	0.00	1.000
54 Jason Frasor, R (9, 1) ERA: 1.78	1.0	S	4	1	0	0	1	0	0	0	0	0	0	9	12	0.00	1.000

PITCHER	IP	WLS	BF	H	R	ER	SO	BB	IBB	HBP	BLK	WP	HR	S	P	ERA	WHIP

AB	33
R	0
H	6
RBI	0
BB	2
SO	8
LOB	15

1B: 5 2B: 2 3B: 0 HR: 0 | SF: 0 SAC: 0 DP: 1 HBP: 0

WP: 0 PB: 0 SB: 1 CS: 0 PA: 35

Toronto Blue Jays @ Montreal Expos

Hiram Bithorn Stadium, San Juan, PR

Sun Jul 04 2004, 1:35 PM EDT

Att. 8,279 - Unknown - 86 F

livebaseballscorecards.com

TOP

Batter	1	2	3	4	5	6	7	8	9	AB	R	H	RBI	BB	SO	LOB
Frank Menechino, R (1, 6) OBP: 0.392, SLG: 0.463	F9			P4		3 1B 2B		P5	BB 1-2 2-3 BB	4	0	1	0	1	0	0
Orlando Hudson, S (1, 4) OBP: 0.373, SLG: 0.467	3 CS 1B			G4-3		SAFE 3 1B BB		K	1-2 2-3 3-H BB	3	0	1	1	2	1	0
3 Reed Johnson, R (1, 8) OBP: 0.327, SLG: 0.390	G5-3 1-2			G6-3		1-2 2-3 1B		K	K	5	0	1	0	0	2	4
Eric Hinske, L (1, 5) OBP: 0.338, SLG: 0.390		15 CS 1B			15 1B SF8 1B	K			15 1B 1B BB	3	2	2	0	1	1	3
Chris Gomez, R (1, 3) OBP: 0.342, SLG: 0.337		K			SAFE SAFE K	F6			P6	4	0	0	0	0	2	6
15 Alex Rios, R (1, 9) OBP: 0.309, SLG: 0.331		SAFE K SAFE 1-2			BB 1-3	K			P3 9 1B 1-2 1B	4	1	2	0	0	2	4
Dave Berg, R (1, 7) OBP: 0.283, SLG: 0.299			K		SF8 3-H		K		BB 9 1B BB 1-2 2-H 1B	3	1	1	2	0	2	0
Kevin Cash, R (1, 2) OBP: 0.271, SLG: 0.348			G4-3		BB 1-2		K		P3 2-3	3	0	0	0	1	1	2
Ted Lilly, L (1, 1)			K		K		F9		BB BB 1-2 3-H 1B	2	0	0	0	0	2	2
Justin Speier, R (6, 1)										0	0	0	0	0	0	0
Terry Adams, R (6, 1)										0	0	0	0	0	0	0
Howie Clark, L (7, PH) OBP: 0.298, SLG: 0.349										1	0	0	0	0	0	0
Bob File, R (7, 1)										0	0	0	0	0	0	0
Pat Hentgen, R (8, 1)										0	0	0	0	0	0	0
9 Gregg Zaun, S (9, PH) OBP: 0.394, SLG: 0.397										1	0	1	1	0	0	0
Inning Stats	R: 0 E: 0 K: 0 S: 8 H: 1 LOB: 0 BB: 0 P: 13	R: 0 E: 0 K: 2 S: 11 H: 1 LOB: 1 BB: 0 P: 14	R: 0 E: 0 K: 2 S: 7 H: 0 LOB: 0 BB: 0 P: 11	R: 0 E: 0 K: 0 S: 7 H: 0 LOB: 0 BB: 0 P: 11	R: 1 E: 0 K: 2 S: 13 H: 2 LOB: 2 BB: 1 P: 23	R: 0 E: 0 K: 2 S: 16 H: 2 LOB: 3 BB: 1 P: 25	R: 0 E: 0 K: 2 S: 9 H: 0 LOB: 0 BB: 0 P: 12	R: 0 E: 0 K: 2 S: 9 H: 0 LOB: 0 BB: 0 P: 15	R: 3 E: 0 K: 1 S: 27 H: 3 LOB: 3 BB: 3 P: 47	1B: 8 2B: 2 3B: 0 HR: 0 SF: 1 SAC: 0 DP: 1 HBP: 0							

AB	33
R	4
H	9
RBI	4
BB	5
SO	13
LOB	21

WP: 0 PB: 0 SB: 0 CS: 2 PA: 39

PITCHER		IP	WLS	BF	H	R	ER	SO	BB	IBB	HBP	BLK	WP	HR	S	P	ERA	WHIP
Shawn Hill, R ERA: 10.57	(1, 1)	5.0	W	21	6	1	1	6	2	0	0	0	0	0	53	85	1.80	1.600
Claudio Vargas, R ERA: 5.45	(6, 1)	3.0	H	9	0	0	0	6	0	0	0	0	0	0	27	39	0.00	0.000
32 Chad Cordero, R ERA: 3.07	(9, 1)	0.2		8	3	3	3	0	3	0	0	0	0	0	22	42	40.50	9.000
Joe Horgan, L ERA: 8.0	(9, 1)	0.1	S	1	0	0	0	1	0	0	0	0	0	0	5	5	0.00	0.000

PITCHER	IP	WLS	BF	H	R	ER	SO	BB	IBB	HBP	BLK	WP	HR	S	P	ERA	WHIP

BOTTOM

Toronto Blue Jays @ Montreal Expos

Hiram Bithorn Stadium, San Juan, PR

Sun Jul 04 2004, 1:35 PM EDT
Att. 8,279 - Unknown - 86 F

livebaseballscorecards.com

Batter	1	2	3	4	5	6	7	8	9	AB	R	H	RBI	BB	SO	LOB
Brad Wilkerson, L (1, 8) OBP: 0.352, SLG: 0.471	C B B F S 2-3 ① K		C B B X 2-1 F9 1B 2B		C B C F B C 2-3 ① K	I I I 4-0 BB 1B 2B IBB		C B C C 1-3 ① K		4	2	1	0	1	3	0
(7, 7)										0	0	0	0	0	0	0
Terrmel Sledge, L (9, 7) OBP: 0.324, SLG: 0.426																
Orlando Cabrera, R (1, 6) OBP: 0.299, SLG: 0.328	B X 1-0 1B		X 0-0 ② F9 2-3		B C S B F F B F X 3-2 E5 1B 1B	S X 0-1 BB 2B 1-2 2-H 1B		B X 1-0 ② G1-3		5	2	2	1	0	0	1
Jose Vidro, S (1, 4) OBP: 0.356, SLG: 0.447	B X 1-0 ② F8		C B F B F F X 2-2 3-H 1B		F B F F F X 1-2 1-3 1B 1B	D C D B B 4-1 2B 1B 1-2 2-3 BB		B F F B B X 3-2 ③ F7		4	1	2	1	1	0	1
Jamey Carroll, R (9, 4) OBP: 0.364, SLG: 0.385										0	0	0	0	0	0	0
Tony Batista, R (1, 5) OBP: 0.253, SLG: 0.375	B C F 1 SAFE 1 SAFE 1 SAFE B F 1 SAFE 2-2 ③ P4		B B B C S X 3-2 ③ P5		C D B S S 2-3 ② K	X 0-0 1B 1-3 2-H 3-H 2B				4	0	1	2	0	1	4
Carl Everett, S (1, 7) OBP: 0.330, SLG: 0.381		C S S 1-3 ① K2-3		B X 1-0 ① G4-3	X 0-0 1-2 3-H 1B	C X 0-1 2-3 3-H 1B				4	0	2	2	0	1	0
Endy Chavez, L (6, PR) OBP: 0.304, SLG: 0.374										0	0	0	0	0	0	0
(7, 8)																
Juan Rivera, R (1, 9) OBP: 0.300, SLG: 0.395		C F X 0-2 1B		F B B X 2-1 E7 2B	X 0-0 ③ G6-3	C X 0-1 ③ G6-3				4	0	2	0	0	0	4
24 Nick Johnson, L (1, 3) OBP: 0.376, SLG: 0.441		F B X 1-1 ② P5		C F D F S 1-3 ② K		B B B C B 4-1 SH2-4 1B BB	C X 0-1 ① F8			3	1	0	0	1	1	2
Einar Díaz, R (1, 2) OBP: 0.269, SLG: 0.267		B C X 1-1 ③ G4-3		I I I 4-0 IBB		F X 0-1 ① F8	B C F X 1-2 ② F8			3	0	0	0	1	0	2
Shawn Hill, R (1, 1)			C F S 0-3 ① K	B B C F F 1 SAFE F S 2-3 ③ K2-3		M X 0-1 ② SH2-4 1-2	B C X 1-1 ③ G1-3			2	0	0	0	0	2	2
Claudio Vargas, R (6, 1) OBP: 0.048, SLG: 0.048										1	0	0	0	0	0	0
32 Chad Cordero, R (9, 1)										0	0	0	0	0	0	0
Joe Horgan, L (9, 1)										0	0	0	0	0	0	0
Inning Stats	R: 0 E: 0 K: 1 S: 10 H: 1 LOB: 1 BB: 0 P: 16	R: 0 E: 0 K: 1 S: 10 H: 1 LOB: 1 BB: 0 P: 13	R: 1 E: 0 K: 1 S: 13 H: 2 LOB: 1 BB: 0 P: 20	R: 0 E: 1 K: 2 S: 12 H: 1 LOB: 2 BB: 1 P: 22	R: 1 E: 1 K: 2 S: 19 H: 2 LOB: 2 BB: 0 P: 27	R: 4 E: 0 K: 0 S: 13 H: 3 LOB: 2 BB: 3 P: 25	R: 0 E: 0 K: 0 S: 7 H: 0 LOB: 0 BB: 0 P: 9	R: 0 E: 0 K: 1 S: 7 H: 0 LOB: 0 BB: 0 P: 12		1B: 7 2B: 3 3B: 0 HR: 0 SF: 0 SAC: 1 DP: 0 HBP: 0						

PITCHER		IP	WLS	BF	H	R	ER	SO	BB	IBB	HBP	BLK	WP	HR	S	P	ERA	WHIP
Ted Lilly, L ERA: 4.01	(1, 1)	5.0	L	25	7	3	2	7	1	1	0	0	0	0	65	103	3.60	1.600
Justin Speier, R ERA: 5.83	(6, 1)	0.2		4	1	0	0	0	0	1	0	0	0	0	6	10	0.00	1.500
Terry Adams, R ERA: 4.5	(6, 1)	0.1		4	2	3	3	0	1	0	0	0	0	0	6	10	81.00	9.000
Bob File, R ERA: 4.3	(7, 1)	1.0		3	0	0	0	0	0	0	0	0	0	0	7	9	0.00	0.000
Pat Hentgen, R ERA: 6.34	(8, 1)	1.0		3	0	0	0	1	0	0	0	0	0	0	7	12	0.00	0.000

PITCHER	IP	WLS	BF	H	R	ER	SO	BB	IBB	HBP	BLK	WP	HR	S	P	ERA	WHIP

AB	34
R	6
H	10
RBI	6
BB	4
SO	8
LOB	16

1B: 7 2B: 3 3B: 0 HR: 0 SF: 0 SAC: 1 DP: 0 HBP: 0

WP: 0 PB: 0 SB: 0 CS: 0 PA: 39

Atlanta Braves @ Montreal Expos

Hiram Bithorn Stadium, San Juan, PR

Mon Jul 05 2004, 7:05 PM EDT

Att. 13,122 - Unknown - 84 F

TOP

livebaseballscorecards.com

Batter	1	2	3	4	5	6	7	8	9	AB	R	H	RBI	BB	SO	LOB
Rafael Furcal, S (1, 6) OBP: 0.343, SLG: 0.397	BBBB 4-0 2B BB	CCFBFX 1-2 2B 10 2B 1B	CCBFX 1-2 E3			BBBCB 4-1 G3-1 10 1B 1B BB	CFFX 0-2 ③ F7			3	3	1	0	2	0	1
Nick Green, R (1, 4) OBP: 0.340, SLG: 0.413 Jesse Garcia, R (2, PH) OBP: 0.267, SLG: 0.333 (2, 4)	CX 0-1 1B 1-H 1B 2B	FX 0-1 10 2B 1-3 2B	CBX 1-1 ③ F9			BX 1-0 G3-1 10 1B 1-2 1B		X 0-0 ① P4		1 4	1 2	1 2	1 0	0 0	0 0	0 1
J.D. Drew, L (1, 9) OBP: 0.425, SLG: 0.609	X 0-0 1B E 1B 2-3 1B	BCFS 1-3 ① K		BBCFX 2-2 G4-6-3 1B		X 0-0 ② G3-1 1-2 2-3		BCBBSX 3-2 F7		5	1	2	0	0	1	4
10 Chipper Jones, S (1, 5) OBP: 0.325, SLG: 0.436 Mark DeRosa, R (6, 5) OBP: 0.290, SLG: 0.324	BFBBX 3-1 ① P2	X 0-0 2-H 3-H 2B		CCDFFS 1-3 ① K		CFBX 1-2 2B 2-H 3-H 1B		BX 1-0 ③ G6-3		4 1	1 0	2 0	4 0	0 0	1 0	3 0
Johnny Estrada, S (1, 2) OBP: 0.386, SLG: 0.490 Eddie Pérez, R (7, 2) OBP: 0.253, SLG: 0.247	1 SAFE X 0-0 E HR 1-2 3-H 1B	IIII 4-0 IBB		BFBX 2-1 ②③ G4-6-3 1-2f		X 0-0 1-H 2B			BX 1-0 ① P4	3 1	1 0	2 0	2 0	1 0	0 0	1 0
Adam LaRoche, L (1, 3) OBP: 0.280, SLG: 0.371	BBCBX 3-1 E7 HR 1-3 2-H 1B	BX 1-0 ② F7			BBFCBFFX 3-2 ① F7	CBBBFFC 2-3 ③ K			X 0-0 ② G6-3	5	1	1	0	0	1	3
Andruw Jones, R (1, 8) OBP: 0.341, SLG: 0.481 Eli Marrero, R (8, 8) OBP: 0.351, SLG: 0.545	BBSBX 3-1 2-H 3-H HR	CBBBX 3-1 ③ F8			BCBTX 2-2 ② G5-3		BSBSX 2-2 ① G6-3		CBBX 1-1 2B	4 1	1 0	1 1	3 0	0 0	0 0	2 0
Charles Thomas, L (1, 7) OBP: 0.368, SLG: 0.556	BCBX 2-1 ② F7		BSFX 1-2 ① P5		BCSFX 1-2 ③ F9		CBCX 1-2 ② G1-3		BX 1-0 ③ F9	5	0	0	0	0	0	1
Paul Byrd, R (1, 1) OBP: 0.375, SLG: 0.286 Juan Cruz, R (8, 1)	CFFBFBX 2-2 ③ G1-3		FSFFFS 0-3 ② K2-3			CX 0-1 ① G4-3	BBBB 4-0 BB			3 0	0 0	0 0	0 0	1 0	1 0	0 0
Inning Stats	R: 6 E: 1 K: 0 S: 17 H: 5 LOB: 0 BB: 1 P: 34	R: 2 E: 0 K: 1 S: 14 H: 3 LOB: 2 BB: 1 P: 24	R: 0 E: 1 K: 1 S: 15 H: 0 LOB: 1 BB: 0 P: 18	R: 0 E: 0 K: 1 S: 10 H: 1 LOB: 0 BB: 0 P: 15	R: 0 E: 0 K: 0 S: 12 H: 0 LOB: 0 BB: 0 P: 18	R: 3 E: 0 K: 1 S: 13 H: 3 LOB: 1 BB: 1 P: 21	R: 0 E: 0 K: 0 S: 10 H: 0 LOB: 1 BB: 1 P: 17	R: 0 E: 0 K: 0 S: 5 H: 0 LOB: 0 BB: 0 P: 9	R: 0 E: 0 K: 0 S: 5 H: 1 LOB: 1 BB: 0 P: 8	1B: 7 2B: 5 3B: 0 HR: 1 SF: 0 SAC: 0 DP: 1 HBP: 0						

	AB	40
	R	11
	H	13
	RBI	10
	BB	4
	SO	4
	LOB	16

WP: 0 PB: 0 SB: 0 CS: 0 PA: 44

PITCHER		IP	WLS	BF	H	R	ER	SO	BB	IBB	HBP	BLK	WP	HR	S	P	ERA	WHIP
Zach Day, R ERA: 4.04	(1, 1)	1.1	L	13	8	8	8	1	1	0	0	0	0	1	28	47	54.00	6.750
52 T.J. Tucker, R ERA: 4.44	(2, 1)	2.2		10	1	0	0	2	0	1	0	0	0	0	28	44	0.00	0.375
Rocky Biddle, R ERA: 8.13	(5, 1)	4.0		17	3	3	3	1	2	0	0	0	0	0	40	65	6.75	1.250
Sun-Woo Kim, R ERA: 4.87	(9, 1)	1.0		4	1	0	0	0	0	0	0	0	0	0	5	8	0.00	1.000

PITCHER	IP	WLS	BF	H	R	ER	SO	BB	IBB	HBP	BLK	WP	HR	S	P	ERA	WHIP

Atlanta Braves @ Montreal Expos

Hiram Bithorn Stadium, San Juan, PR

Mon Jul 05 2004, 7:05 PM EDT

Att. 13,122 - Unknown - 84 F

livebaseballscorecards.com

BOTTOM

Batter	1	2	3	4	5	6	7	8	9	AB	R	H	RBI	BB	SO	LOB
Endy Chavez, L (1, 8) OBP: 0.302, SLG: 0.370	BCBCC 2-3 ① K		CBFX 1-2 ① F9		CFX 0-2 ① G1-3		CBX 1-1 1B 1B 1B		CX 0-1 ② G3	5	1	1	0	0	1	0
Orlando Cabrera, R (1, 6) OBP: 0.298, SLG: 0.326	CX 0-1 ② F9		CX 0-1 ② G1-3		CX 0-1 ② F8		X 0-0 1B 1-2 1B		SCS 0-3 ③ K	5	0	1	0	0	1	0
Jose Vidro, S (1, 4) OBP: 0.359, SLG: 0.453 Jamey Carroll, R (7, 4) OBP: 0.371, SLG: 0.392	CBX 1-1 ③ G4-3		BFX 1-1 2B		BBX 2-0 1B		CBX 1-1 1-3 2-H 1B			3 1	0 0	2 1	0 1	0 0	0 0	0 0
24 Nick Johnson, L (1, 3) OBP: 0.366, SLG: 0.426		SFBS 1-3 ① K	CFBS 1-3 ③ K		CBFBX 3-2 ③ F8		BX 1-0 ③ G1-3			4	0	0	0	0	2	4
Tony Batista, R (1, 5) OBP: 0.253, SLG: 0.376		BX 1-0 E5 1B 1B		BX 1-0 1B 2B		CBX 1-1 ① L5		CBX 1-1 ① F7		4	2	1	0	0	0	0
Carl Everett, S (1, 7) OBP: 0.336, SLG: 0.416		CBX 1-1 ② F8		BBX 2-0 FC4-6-5 1B 2-3 1B		CSX 0-2 ② G6-3		BBBCX 3-1 HR		4	1	2	1	0	0	1
Terrmel Sledge, L (1, 9) OBP: 0.328, SLG: 0.428		CCX 0-2 1B 1-3 1B		X 0-0 FC4-6-5 1-2 3-H 1B		BCX 1-1 F7		BCBBX 3-1 ② G3		4	0	2	1	0	0	0
Brian Schneider, L (1, 2) OBP: 0.304, SLG: 0.431 Einar Díaz, R (8, 2) OBP: 0.265, SLG: 0.262		CBSX 1-2 1-2 3-H 1B		CFFC 0-3 ① K			CSFX 0-2 ① F7	BCBFS 2-3 ③ K		3 1	0 0	1 0	1 0	0 0	1 1	2 0
Zach Day, R (1, 1) OBP: 0.040, SLG: 0.160 52 T.J. Tucker, R (2, 1) OBP: 0.200, SLG: 0.200 Andy Fox, L (4, PH) OBP: 0.103, SLG: 0.179 Rocky Biddle, R (5, 1) Sun-Woo Kim, R (9, 1) OBP: 0.231, SLG: 0.308 Juan Rivera, R (9, PH) OBP: 0.298, SLG: 0.393		BCSFBC 2-3 ③ K		CFX 0-2 ②③ FC4-6-5 1-2 2-3			BX 1-0 ② G4-3		CBFX 1-2 ① G5-3	0 1 1 1 0 1	0 0 0 0 0 0	0 0 0 0 0 0	0 0 0 0 0 0	0 1 0 0 0 0	0 0 0 0 0 0	0 2 2 0 0 0
Inning Stats	R: 0 E: 0 K: 1 S: 7 H: 0 LOB: 0 BB: 0 P: 10	R: 1 E: 1 K: 2 S: 16 H: 2 LOB: 2 BB: 0 P: 22	R: 0 E: 0 K: 1 S: 10 H: 1 LOB: 1 BB: 0 P: 13	R: 1 E: 0 K: 1 S: 10 H: 3 LOB: 1 BB: 0 P: 13	R: 0 E: 0 K: 0 S: 9 H: 1 LOB: 1 BB: 0 P: 14	R: 0 E: 0 K: 0 S: 7 H: 0 LOB: 0 BB: 0 P: 9	R: 1 E: 0 K: 0 S: 11 H: 3 LOB: 2 BB: 0 P: 15	R: 1 E: 0 K: 1 S: 9 H: 1 LOB: 0 BB: 0 P: 18	R: 0 E: 0 K: 1 S: 8 H: 0 LOB: 0 BB: 0 P: 9	1B: 8 2B: 2 3B: 0 HR: 1	SF: 0 SAC: 0 DP: 1 HBP: 0			WP: 0 PB: 0 SB: 0 CS: 0	PA: 38		

	AB	38
	R	4
	H	11
	RBI	4
	BB	0
	SO	7
	LOB	11

PITCHER		IP	WLS	BF	H	R	ER	SO	BB	IBB	HBP	BLK	WP	HR	S	P	ERA	WHIP
Paul Byrd, R ERA: 2.82	(1, 1)	7.0	W	31	10	3	2	5	0	0	0	0	0	0	70	96	2.57	1.429
Juan Cruz, R ERA: 3.41	(8, 1)	2.0		7	1	1	1	2	0	0	0	0	0	1	17	27	4.50	0.500

PITCHER		IP	WLS	BF	H	R	ER	SO	BB	IBB	HBP	BLK	WP	HR	S	P	ERA	WHIP

Atlanta Braves @ Montreal Expos

Hiram Bithorn Stadium, San Juan, PR

Tue Jul 06 2004, 7:05 PM EDT

Att. 7,697 - Unknown - 83 F

livebaseballscorecards.com

TOP

Batter	1	2	3	4	5	6	7	8	9	AB	R	H	RBI	BB	SO	LOB
Rafael Furcal, S (1, 6) OBP: 0.344, SLG: 0.398	C C B X 1-2 G4-3		C B C B F X 2-2 G4-3		C F B B C 2-3 K		B D B C X 3-1 E 1-3 2B		B B C B B 4-1 WP BB	4	0	1	0	1	1	0
Eli Marrero, R (1, 7) OBP: 0.371, SLG: 0.548	F C H 1-2 FC4-6 HBP		X 0-0 1B			B B X 2-0 10 G6-4-3 1B 1B	B B B I 4-0 E IBB		1 SAFE 1 SAFE X 0-0 F7	3	0	2	0	1	0	1
J.D. Drew, L (1, 9) OBP: 0.421, SLG: 0.602	B X 1-0 FC4-6 1-2f		1 SAFE 1 SAFE C B B F B D X 3-2 G4-3			X 0-0 10 G6-4-3 1-2 1B	C B F B B F X 2-2 E3 1-2 2-3 3-H		C D X 1-1 P6 1-2	5	0	1	0	0	0	5
10 Chipper Jones, S (1, 5) OBP: 0.320, SLG: 0.427	C X 0-1 F8			B B C B X 3-1 G5-3		F X 0-1 G6-4-3 1-2f 2-3	B S F F F B S 2-3 K			4	0	0	0	0	1	6
Andruw Jones, R (1, 8) OBP: 0.343, SLG: 0.480		F B B C B S 3-3 K		B B C B X 3-1 1B 1B		B D B I 4-0 BB IBB	S C F B S 1-3 K			3	0	1	0	1	2	3
Julio Franco, R (1, 3) OBP: 0.357, SLG: 0.424		X 0-0 G1-3		B 1 SAFE B B B C C 1 SAFE F F 3-2 X G1-6-3 1-2 1B		B B C S 1 SAFE D B 4-2 BB 1-2 BB		X 0-0 G1-3		3	0	1	0	1	0	0
29 John Smoltz, R (8, 1)										0	0	0	0	0	0	0
Johnny Estrada, S (1, 2) OBP: 0.384, SLG: 0.486		F B T F T F E X 1-2 FC6-4 1B		X 0-0 2 3 G1-6-3 1-2f		C B F F F S 1-3 K		B X 1-0 L6		4	0	1	0	0	1	5
Mark DeRosa, R (1, 4) OBP: 0.289, SLG: 0.320		X 0-0 FC6-4 1-2f		C B B X 2-1 G4-3		B F B B C B 4-2 2B E BB		S S B X 1-2 G6-3		3	1	0	0	1	0	1
Russ Ortiz, R (1, 1) OBP: 0.161, SLG: 0.133			C C B F X 1-2 G3-1		C X 0-1 G4-3		B L B C L 2-3 K		B C C S 2-3 K	3	0	0	0	0	1	1
Chris Reitsma, R (8, 1)										0	0	0	0	0	0	0
Adam LaRoche, L (8, 3) OBP: 0.278, SLG: 0.368										1	0	0	0	0	1	0

Inning Stats										
	R: 0 E: 0 K: 0 S: 8	H: 0 LOB: 1 BB: 0 P: 11	R: 0 E: 0 K: 1 S: 11	H: 1 LOB: 1 BB: 0 P: 15	R: 0 E: 0 K: 0 S: 12	H: 1 LOB: 1 BB: 0 P: 18	R: 0 E: 0 K: 0 S: 10	H: 2 LOB: 1 BB: 0 P: 19	R: 0 E: 0 K: 1 S: 7	H: 0 LOB: 0 BB: 0 P: 11
	R: 0 E: 0 K: 1 S: 11	H: 2 LOB: 3 BB: 2 P: 22	R: 1 E: 1 K: 3 S: 20	H: 1 LOB: 3 BB: 2 P: 38	R: 0 E: 0 K: 0 S: 5	H: 0 LOB: 0 BB: 0 P: 7	R: 0 E: 0 K: 1 S: 7	H: 0 LOB: 1 BB: 1 P: 14	1B: 6 2B: 1 3B: 0 HR: 0	SF: 0 SAC: 0 DP: 2 HBP: 1
									WP: 1 PB: 0 SB: 0 CS: 0	PA: 39

PITCHER		IP	WLS	BF	H	R	ER	SO	BB	IBB	HBP	BLK	WP	HR	S	P	ERA	WHIP
Scott Downs, L ERA: 7.94	(1, 1)	6.1	L	28	7	1	0	4	2	1	1	0	0	0	66	112	0.00	1.421
Joe Horgan, L ERA: 7.71	(7, 1)	0.1		3	0	0	0	1	0	1	0	0	0	0	9	17	0.00	0.000
Luis Ayala, R ERA: 3.14	(7, 1)	1.1		4	0	0	0	1	0	0	0	0	0	0	9	12	0.00	0.000
32 Chad Cordero, R ERA: 3.0	(9, 1)	1.0		4	0	0	0	1	1	0	0	0	1	0	7	14	0.00	1.000

PITCHER	IP	WLS	BF	H	R	ER	SO	BB	IBB	HBP	BLK	WP	HR	S	P	ERA	WHIP

AB	33
R	1
H	7
RBI	0
BB	5
SO	7
LOB	22

Atlanta Braves @ Montreal Expos

Hiram Bithorn Stadium, San Juan, PR

Tue Jul 06 2004, 7:05 PM EDT

Att. 7,697 - Unknown - 83 F

BOTTOM

Batter	1	2	3	4	5	6	7	8	9	AB	R	H	RBI	BB	SO	LOB
Brad Wilkerson, L (1, 9) OBP: 0.360, SLG: 0.484	0-1 1B		4-2 G5-3 BB			3-2 SH1-4 2B		0-2 G6-3 2B		3	0	3	0	1	0	0
Endy Chavez, L (1, 8) OBP: 0.302, SLG: 0.370	1 SAFE 0-0 L3 1B 1-3		0-0 G5-3 ② 1-2			0-0 SH1-4 ① 2-3		1-0 G6-3 ② 2-3		3	0	1	0	0	0	2
Jose Vidro, S (1, 4) OBP: 0.357, SLG: 0.448	2-1 L3 ① ② 1-1		1-1 P6 ③			4-0 G4-6-3 IBB		0-3 K ③		3	0	0	0	1	1	4
Carl Everett, S (1, 7) OBP: 0.336, SLG: 0.408 Luis Ayala, R (7, 1) OBP: 0.500, SLG: 0.750 32 Chad Cordero, R (9, 1) Jamey Carroll, R (9, PH) OBP: 0.367, SLG: 0.388	4-0 BB			3-2 G6-3 ①		0-1 G4-6-3 ② ③ 1-2f			2-3 K ①	2 0 0 1	0 0 0 0	0 0 0 0	0 0 0 0	1 0 0 1	0 0 0 0	2 0 0 0
Tony Batista, R (1, 5) OBP: 0.253, SLG: 0.375	2-1 F8 ③			2-1 F7 ②			0-0 G5-3 ①		1-0 1B	4	0	1	0	0	0	2
Orlando Cabrera, R (1, 6) OBP: 0.294, SLG: 0.322		1-1 G5-3 ①		0-2 F9 ③			2-2 E6 S		0-2 F8 ②	4	0	0	0	0	0	1
24 Nick Johnson, L (1, 3) OBP: 0.356, SLG: 0.413		1-3 K ②			1-1 G5-3 ①		1-1 F8 ②		0-0 G3 ③	4	0	0	0	0	1	2
Brian Schneider, L (1, 2) OBP: 0.300, SLG: 0.425		1-0 G4-3 ③			3-3 K ②		2-2 G4-3 ③ 2-3			3	0	0	0	0	1	1
Scott Downs, L (1, 1) Joe Horgan, L (7, 1) Terrmel Sledge, L (7, 7) OBP: 0.326, SLG: 0.425			1-1 F7 ①		1-3 K ③			1-2 G3-1 ①		2 0 1	0 0 0	0 0 0	0 0 0	0 0 0	1 0 0	0 0 0
Inning Stats	R: 0 E: 0 K: 0 S: 7 H: 2 LOB: 2 BB: 1 P: 15	R: 0 E: 0 K: 1 S: 6 H: 0 LOB: 0 BB: 0 P: 9	R: 0 E: 0 K: 0 S: 7 H: 0 LOB: 1 BB: 1 P: 13	R: 0 E: 0 K: 0 S: 12 H: 0 LOB: 0 BB: 0 P: 17	R: 0 E: 0 K: 2 S: 8 H: 0 LOB: 0 BB: 0 P: 13	R: 0 E: 0 K: 0 S: 8 H: 1 LOB: 1 BB: 1 P: 15	R: 0 E: 1 K: 0 S: 12 H: 0 LOB: 1 BB: 0 P: 17	R: 0 E: 0 K: 1 S: 10 H: 1 LOB: 1 BB: 0 P: 12	R: 0 E: 0 K: 1 S: 6 H: 1 LOB: 1 BB: 0 P: 11	1B: 3 2B: 3 3B: 0 HR: 0	SF: 0 SAC: 1 DP: 2 HBP: 0						

livebaseballscorecards.com

AB	30
R	0
H	5
RBI	0
BB	3
SO	5
LOB	14

WP: 0 PB: 0 SB: 1 CS: 0 PA: 34

PITCHER		IP	WLS	BF	H	R	ER	SO	BB	IBB	HBP	BLK	WP	HR	S	P	ERA	WHIP
Russ Ortiz, R ERA: 3.44	(1, 1)	7.0	W	26	3	0	0	3	2	1	0	0	0	0	60	99	0.00	0.714
Chris Reitsma, R ERA: 3.4	(8, 1)	0.2	H	3	1	0	0	0	0	0	0	0	0	0	7	9	0.00	1.500
29 John Smoltz, R ERA: 2.45	(8, 1)	1.1	S	5	1	0	0	2	0	0	0	0	0	0	9	14	0.00	0.750

PITCHER	IP	WLS	BF	H	R	ER	SO	BB	IBB	HBP	BLK	WP	HR	S	P	ERA	WHIP

Atlanta Braves @ Montreal Expos

Hiram Bithorn Stadium, San Juan, PR

Wed Jul 07 2004, 7:05 PM EDT

Att. 8,534 - Unknown - 84 F

TOP

livebaseballscorecards.com

Batter	1	2	3	4	5	6	7	8	9	AB	R	H	RBI	BB	SO	LOB
Rafael Furcal, S (1, 6) OBP: 0.348, SLG: 0.414	G1-3	HR	IBB		F8		G4-1		2B	5	2	2	1	1	0	0
Mark DeRosa, R (1, 4) (9, 5) OBP: 0.287, SLG: 0.320	P4	K	K		F9		G5-3		2B	6	1	1	2	0	2	3
J.D. Drew, L (1, 9) OBP: 0.428, SLG: 0.619	1B	1B	1B	1B	HR			G5-3	2B	4	2	4	1	0	0	0
Eli Marrero, R (6, 9) OBP: 0.373, SLG: 0.557										2	0	1	1	0	0	0
10 Chipper Jones, S (1, 5) OBP: 0.325, SLG: 0.423	BB	BB	FC6-4			G5-4-3		K	G5-3	2	1	0	0	3	1	1
Jesse Garcia, R (9, PH) (9, 4) OBP: 0.265, SLG: 0.330						BB				1	0	0	0	0	0	1
Johnny Estrada, S (1, 2) OBP: 0.386, SLG: 0.486	G3-1		1B	1B		G5-4-3		K	L4	4	1	2	0	0	0	3
Eddie Pérez, R (7, 2) OBP: 0.247, SLG: 0.241										2	0	0	0	0	1	1
Adam LaRoche, L (1, 3) OBP: 0.288, SLG: 0.392		G6-3	1B	F7		HR			HR	4	2	2	2	1	0	2
Andruw Jones, R (1, 8) OBP: 0.352, SLG: 0.510		HR	2B	BB		HR			HR	4	3	4	5	1	0	0
Charles Thomas, L (1, 7) OBP: 0.349, SLG: 0.585		HR	G4-3	K		G6-3			G3	5	1	1	2	0	1	5
Jaret Wright, R (1, 1) OBP: 0.111, SLG: 0.080		K	P4		G5-3		G6-3		BB	3	0	0	0	0	1	2
Julio Franco, R (7, PH) OBP: 0.355, SLG: 0.422										1	0	0	0	0	0	0
Antonio Alfonseca, R (7, 1)										0	0	0	0	0	0	0
Kevin Gryboski, R (7, 1)										0	0	0	0	0	0	0
Chris Reitsma, R (7, 1)										0	0	0	0	0	0	0
Tim Drew, R (8, 1)										0	1	0	0	1	0	0
28 Sam McConnell, L (9, 1)										0	0	0	0	0	0	0

	AB	R	H	RBI	BB	SO	LOB
AB	43						
R	14						
H	17						
RBI	14						
BB	7						
SO	6						
LOB	18						

Inning Stats	1	2	3	4	5	6	7	8	9
	R: 0 E: 0 K: 0 S: 14	H: 1 LOB: 2 BB: 1 P: 25	R: 3 E: 0 K: 2 S: 13	H: 3 LOB: 0 BB: 0 P: 18	R: 3 E: 0 K: 1 S: 23	H: 4 LOB: 3 BB: 2 P: 38	R: 0 E: 0 K: 1 S: 18	H: 2 LOB: 3 BB: 1 P: 27	R: 0 E: 0 K: 0 S: 9	H: 0 LOB: 0 BB: 0 P: 12	R: 3 E: 0 K: 0 S: 9	H: 2 LOB: 0 BB: 2 P: 22	R: 0 E: 0 K: 0 S: 9	H: 0 LOB: 0 BB: 0 P: 13	R: 0 E: 0 K: 2 S: 7	H: 0 LOB: 0 BB: 0 P: 9	R: 5 E: 0 K: 0 S: 25	H: 5 LOB: 1 BB: 1 P: 39

	1B: 7	SF: 0	WP: 0	PA: 50
	2B: 4	SAC: 0	PB: 0	
	3B: 0	DP: 1	SB: 1	
	HR: 6	HBP: 0	CS: 0	

PITCHER		IP	WLS	BF	H	R	ER	SO	BB	IBB	HBP	BLK	WP	HR	S	P	ERA	WHIP
Livan Hernandez, R ERA: 3.58	(1, 1)	2.0	L	16	8	6	6	2	2	0	0	0	0	2	41	63	27.00	5.000
52 T.J. Tucker, R ERA: 4.13	(3, 1)	2.0		10	2	0	0	2	1	1	0	0	0	0	27	45	0.00	1.500
Chad Bentz, L ERA: 5.82	(5, 1)	2.0		9	2	3	3	0	2	0	0	0	0	2	18	34	13.50	2.000
Sun-Woo Kim, R ERA: 4.73	(7, 1)	2.0		6	0	0	0	2	0	0	0	0	0	0	16	22	0.00	0.000
Claudio Vargas, R ERA: 6.0	(9, 1)	0.1		6	4	5	5	0	1	0	0	0	0	2	17	28	135.00	15.000

PITCHER		IP	WLS	BF	H	R	ER	SO	BB	IBB	HBP	BLK	WP	HR	S	P	ERA	WHIP
Joe Horgan, L ERA: 7.2	(9, 1)	0.2		3	1	0	0	0	0	0	0	0	0	0	8	11	0.00	1.500

Atlanta Braves @ Montreal Expos

Hiram Bithorn Stadium, San Juan, PR

Wed Jul 07 2004, 7:05 PM EDT

Att. 8,534 - Unknown - 84 F

BOTTOM

Batter	1	2	3	4	5	6	7	8	9	AB	R	H	RBI	BB	SO	LOB
Brad Wilkerson, L (1, 7) OBP: 0.363, SLG: 0.484	G3		BB		F8		BB 1B		FC5-4 1B	4	0	2	0	1	0	0
Endy Chavez, L (1, 8) OBP: 0.308, SLG: 0.369	1B BB		K		1B		1-2 BB		P6	3	0	1	0	2	1	2
Tony Batista, R (1, 5) OBP: 0.256, SLG: 0.375	G4-6-3 1B			K	1-2 1B		K		1-2f FC5-4	5	0	2	0	0	2	3
Carl Everett, S (1, 9) OBP: 0.325, SLG: 0.393	G4-6-3 1-2f			F8	F8		K			4	0	0	0	0	1	6
Orlando Cabrera, R (1, 6) OBP: 0.295, SLG: 0.322 Andy Fox, L (7, 6) OBP: 0.100, SLG: 0.175		F9		24 2B 1B		G5-3	K			3 1	1 0	1 0	0 0	0 0	0 1	0 2
24 Nick Johnson, L (1, 3) OBP: 0.355, SLG: 0.419 Sun-Woo Kim, R (7, 1) OBP: 0.231, SLG: 0.308 Juan Rivera, R (8, PH) OBP: 0.297, SLG: 0.391 Claudio Vargas, R (9, 1) OBP: 0.048, SLG: 0.048 Joe Horgan, L (9, 1)		L6		1B 1-H 2B		G3		F9		3 0 1 0 0	0 0 0 0 0	1 0 0 0 0	1 0 0 0 0	0 0 0 0 0	0 0 0 0 0	0 0 0 0 0
Jamey Carroll, R (1, 4) OBP: 0.362, SLG: 0.381		F8		2-3 1B		E6		G6-3		4	0	1	0	0	0	0
Brian Schneider, L (1, 2) OBP: 0.296, SLG: 0.420 Einar Díaz, R (8, 2) OBP: 0.261, SLG: 0.258			G5-3	G4-3		F8		F7		3 1	0 0	0 0	0 0	0 0	0 0	3 0
Livan Hernandez, R (1, 1) OBP: 0.184, SLG: 0.263 52 T.J. Tucker, R (3, 1) OBP: 0.167, SLG: 0.167 Chad Bentz, R (5, 1) Terrmel Sledge, L (7, 3) OBP: 0.328, SLG: 0.443			K		F9		HR		F7	0 1 1 2	0 0 0 1	0 0 0 1	0 0 0 1	0 1 0 0	0 0 0 0	0 0 0 0
Inning Stats	R: 0 H: 1 E: 0 LOB: 1 K: 0 BB: 1 S: 6 P: 12	R: 0 H: 0 E: 0 LOB: 0 K: 0 BB: 0 S: 7 P: 11	R: 0 H: 0 E: 0 LOB: 1 K: 2 BB: 1 S: 10 P: 15	R: 1 H: 3 E: 0 LOB: 2 K: 1 BB: 0 S: 13 P: 19	R: 0 H: 2 E: 0 LOB: 2 K: 0 BB: 0 S: 13 P: 20	R: 0 H: 0 E: 1 LOB: 1 K: 0 BB: 0 S: 11 P: 17	R: 1 H: 2 E: 0 LOB: 2 K: 3 BB: 1 S: 25 P: 39	R: 0 H: 0 E: 0 LOB: 0 K: 0 BB: 0 S: 7 P: 12	R: 0 H: 1 E: 0 LOB: 1 K: 0 BB: 0 S: 9 P: 11	1B: 7 SF: 0 2B: 1 SAC: 0 3B: 0 DP: 1 HR: 1 HBP: 0						

livebaseballscorecards.com

AB	36
R	2
H	9
RBI	2
BB	3
SO	6
LOB	16

WP: 0 PA: 39
PB: 0
SB: 0
CS: 0

PITCHER		IP	WLS	BF	H	R	ER	SO	BB	IBB	HBP	BLK	WP	HR	S	P	ERA	WHIP
Jaret Wright, R ERA: 3.58	(1, 1)	6.0	W	26	6	1	1	3	2	0	0	0	0	0	60	94	1.50	1.333
Antonio Alfonseca, R ERA: 3.18	(7, 1)	0.0		2	2	1	1	0	0	0	0	0	0	1	15	20	∞	∞
Kevin Gryboski, R ERA: 3.04	(7, 1)	0.0		1	0	0	0	0	1	0	0	0	0	0	1	5	∞	∞
Chris Reitsma, R ERA: 3.33	(7, 1)	1.0		3	0	0	0	3	0	0	0	0	0	0	9	14	0.00	0.000
Tim Drew, R ERA:	(8, 1)	1.0		3	0	0	0	0	0	0	0	0	0	0	7	12	0.00	0.000

PITCHER		IP	WLS	BF	H	R	ER	SO	BB	IBB	HBP	BLK	WP	HR	S	P	ERA	WHIP
28 Sam McConnell, L ERA: 4.05	(9, 1)	1.0		4	1	0	0	0	0	0	0	0	0	0	9	11	0.00	1.000

Batter	1	2	3	4	5	6	7	8	9	AB	R	H	RBI	BB	SO	LOB
18 Jason Kendall, R (1, 2) OBP: 0.387, SLG: 0.371	C F B B X 2-2 2 G6-4-3 1B	C X 0-1 ③ F9	B B B C B 4-1 BB	C X 0-1 ② G3-1			3	0	1	0	1	0	1
2 Jack Wilson, R (1, 6) OBP: 0.359, SLG: 0.516	F F F B X 1-2 ① ② G6-4-3 1-2f	B C B X 2-1 ① F9	1 SAFE 1 SAFE L S X 0-2 ③ P6	X 0-0 ③ 1B			4	0	1	0	0	0	2
Rob Mackowiak, L (1, 5) OBP: 0.332, SLG: 0.466	B X 1-0 ③ F9	B B C S X 2-2 ② G4-3	B F X 2-1 ① L3	B C B B B 4-1 WP BB			3	0	0	0	1	0	0
Craig Wilson, R (1, 9) OBP: 0.377, SLG: 0.545	F B B B F B 4-2 G6-4-3 BB	B S B C C 2-3 ③ K	B S B S F X 2-2 1B E 1B	B 1 SAFE S C D C 2-3 ① K 1-2			3	1	1	0	1	2	1
Tony Alvarez, R (1, 7) OBP: 0.263, SLG: 0.444	B C 1 SAFE B F X 2-2 ① F9	X 0-0 ① L5	S S D B B F F F 1 SAFE 3-2 X ② F8	F B D B F C 3-3 ② K			4	0	0	0	0	1	3
Tike Redman, L (1, 8) OBP: 0.273, SLG: 0.338	C B F X 1-2 ② ③ G6-4-3 1-2f	C B B S X 2-2 ② L3	B B X 2-0 E 1-2 1B	X 0-0 ③ G5-3			4	0	1	0	0	0	2
Randall Simon, L (1, 3) OBP: 0.281, SLG: 0.275	B F C F B B X 3-2 ① F8	B X 1-0 ③ P6	B F B X 2-1 E6 1-3 2-H				3	0	0	0	0	0	1
Jose Castillo, R (1, 4) OBP: 0.299, SLG: 0.337	B F F F B S 2-3 ② K	F B S S S 1-3 ① K	C X 0-1 ③ G5-3				3	0	0	0	0	2	2
Kris Benson, R (1, 1) OBP: 0.250, SLG: 0.226 Bobby Hill, S (8, PH) OBP: 0.358, SLG: 0.340 34 John Grabow, L (8, 1)	B S C X 1-2 1B	F X 0-1 ② G1-3	B B C B S C 3-3 ① K				2 1 0	0 0 0	1 0 0	0 0 0	0 0 0	0 1 0	0 0 0
Inning Stats	R: 0 E: 0 K: 0 S: 8 H: 1 LOB: 0 BB: 0 P: 12	R: 0 E: 0 K: 0 S: 8 H: 0 LOB: 0 BB: 1 P: 15	R: 0 E: 0 K: 1 S: 12 H: 1 LOB: 1 BB: 0 P: 18	R: 0 E: 0 K: 1 S: 8 H: 0 LOB: 0 BB: 0 P: 14	R: 0 E: 0 K: 0 S: 5 H: 0 LOB: 0 BB: 0 P: 8	R: 0 E: 0 K: 1 S: 9 H: 0 LOB: 1 BB: 1 P: 14	R: 1 E: 1 K: 0 S: 17 H: 2 LOB: 2 BB: 0 P: 28	R: 0 E: 0 K: 1 S: 6 H: 1 LOB: 1 BB: 0 P: 9	R: 0 E: 0 K: 2 S: 8 H: 0 LOB: 1 BB: 1 P: 17	1B: 5 2B: 0 3B: 0 HR: 0 SF: 0 SAC: 0 DP: 2 HBP: 0						

TOP

Pittsburgh Pirates @ Montreal Expos

Hiram Bithorn Stadium, San Juan, PR

Thu Jul 08 2004, 7:05 PM EDT
Att. 7,746 - Unknown - 86 F

livebaseballscorecards.com

AB	30
R	1
H	5
RBI	0
BB	3
SO	6
LOB	12

WP: 1 PA: 33
PB: 0
SB: 0
CS: 0

PITCHER		IP	WLS	BF	H	R	ER	SO	BB	IBB	HBP	BLK	WP	HR	S	P	ERA	WHIP
Tony Armas, R ERA: 4.46	(1, 1)	7.0		26	4	1	0	3	2	0	0	0	0	0	67	109	0.00	0.857
Luis Ayala, R ERA: 3.07	(8, 1)	1.0	W	3	1	0	0	1	0	0	0	0	0	0	6	9	0.00	1.000
32 Chad Cordero, R ERA: 2.93	(9, 1)	1.0	S	4	0	0	0	2	1	0	0	0	1	0	8	17	0.00	1.000

PITCHER	IP	WLS	BF	H	R	ER	SO	BB	IBB	HBP	BLK	WP	HR	S	P	ERA	WHIP

BOTTOM

Pittsburgh Pirates @ Montreal Expos

Hiram Bithorn Stadium, San Juan, PR

Thu Jul 08 2004, 7:05 PM EDT

Att. 7,746 - Unknown - 86 F

livebaseballscorecards.com

Batter	1	2	3	4	5	6	7	8	9	AB	R	H	RBI	BB	SO	LOB
Brad Wilkerson, L (1, 7) OBP: 0.359, SLG: 0.477	C S B X 1-2 ① F8			C B B B F F C 3-3 ① K		B B B C 2 X SAFE 3-1 ③ P5		C F B B S 2-3 ③ K		4	0	0	0	0	2	1
Endy Chavez, L (1, 8) OBP: 0.313, SLG: 0.381	C B B B X 3-1 ② G1-3			C C B F F X 1-2 G6-4-3 1B			C X 0-1 1B 3B			3	1	2	0	0	0	0
Tony Batista, R (1, 5) OBP: 0.256, SLG: 0.375	C X 0-1 ③ F9			1 SAFE B B S X 1-1 ②③ G6-4-3 1-2f			B B B C X 3-1 CS 3-H 1B			3	0	1	1	0	0	1
Carl Everett, S (1, 9) OBP: 0.317, SLG: 0.382 32 Chad Cordero, R (9, 1)		B B F X 2-1 ① G4-3			B S F S 1-3 ① K		F F F F S 0-3 ① K			3 0	0 0	0 0	0 0	0 0	2 0	1 0
Orlando Cabrera, R (1, 6) OBP: 0.295, SLG: 0.322		B X 1-0 ② G6-3			C X 0-1 ② G3		1 SAFE 1 SAFE C X 0-1 ② 1-2 1B			3	0	1	0	0	0	0
24 Nick Johnson, L (1, 3) OBP: 0.348, SLG: 0.409		B B X 2-0 ③ F7			B B C B F X 3-2 ③ G3		1 SAFE B C 1 S 1 SAFE F B C 2-3 ③ K			3	0	0	0	0	1	1
Jamey Carroll, R (1, 4) OBP: 0.361, SLG: 0.372			B B B C B 4-1 G4-6-3 BB			B C B F X 2-2 ① G5-3		B B C X 2-1 ① G6-3		2	0	0	0	1	0	0
Brian Schneider, L (1, 2) OBP: 0.301, SLG: 0.436			B C X 1-1 ①② G4-6-3 1-2f			X 0-0 SH1-4 1B		C C B F F F B F F 3-2 B F X HR		3	1	2	1	0	0	1
Tony Armas, R (1, 1) Luis Ayala, R (8, 1) OBP: 0.500, SLG: 0.750 Juan Rivera, R (8, PH) OBP: 0.295, SLG: 0.388 (9, 9)			B B C F X 2-2 ③ G4-3			1 SAFE X 0-0 ② SH1-4 1-2		S F F B F S 1-3 ② K		1 0 1	0 0 0	0 0 0	0 0 0	0 0 0	0 0 1	0 0 0
Inning Stats	R: 0 E: 0 K: 0 S: 7 H: 0 LOB: 0 BB: 0 P: 11	R: 0 E: 0 K: 0 S: 4 H: 0 LOB: 0 BB: 0 P: 9	R: 0 E: 0 K: 0 S: 6 H: 0 LOB: 0 BB: 1 P: 13	R: 0 E: 0 K: 1 S: 11 H: 1 LOB: 0 BB: 0 P: 16	R: 0 E: 0 K: 1 S: 8 H: 0 LOB: 0 BB: 0 P: 12	R: 0 E: 0 K: 0 S: 7 H: 1 LOB: 1 BB: 0 P: 12	R: 1 E: 0 K: 2 S: 16 H: 3 LOB: 1 BB: 0 P: 21	R: 1 E: 0 K: 2 S: 19 H: 1 LOB: 0 BB: 0 P: 27		1B: 4 2B: 0 3B: 1 HR: 1 SF: 0 SAC: 1 DP: 2 HBP: 0						

	AB	26
	R	2
	H	6
	RBI	2
	BB	1
	SO	6
	LOB	5

WP: 0 PA: 28
PB: 0
SB: 0
CS: 1

PITCHER		IP	WLS	BF	H	R	ER	SO	BB	IBB	HBP	BLK	WP	HR	S	P	ERA	WHIP
Kris Benson, R ERA: 4.42	(1, 1)	7.0		24	5	1	1	4	1	0	0	0	0	0	59	94	1.29	0.857
34 John Grabow, L ERA: 4.17	(8, 1)	1.0	L	4	1	1	1	2	0	0	0	0	0	1	19	27	9.00	1.000

PITCHER	IP	WLS	BF	H	R	ER	SO	BB	IBB	HBP	BLK	WP	HR	S	P	ERA	WHIP

Pittsburgh Pirates @ Montreal Expos

Hiram Bithorn Stadium, San Juan, PR

Fri Jul 09 2004, 7:05 PM EDT

Att. 7,436 - Cloudy - 83 F

TOP

livebaseballscorecards.com

Batter	1	2	3	4	5	6	7	8	9	AB	R	H	RBI	BB	SO	LOB
18 Jason Kendall, R (1, 2) OBP: 0.384, SLG: 0.366	F8	FC6	G6-4-3 HBP		G5-3			F8		4	1	0	1	0	0	1
J.J. Davis, R (8, 9) OBP: 0.205, SLG: 0.118		3-H			1-2					0	0	0	0	0	0	0
2 Jack Wilson, R (1, 6) OBP: 0.359, SLG: 0.511	G4-3	G3 1B BB	G6-4-3		G5-3			FC5-4 BB		3	1	0	0	2	0	2
Abraham Nunez, S (8, 6) OBP: 0.287, SLG: 0.373		1-2	1-2f							0	0	0	0	0	0	0
Rob Mackowiak, L (1, 5) OBP: 0.328, SLG: 0.459	F7	G3	G4-3			F9		K		4	0	0	0	0	0	2
Chris Stynes, R (8, PH) OBP: 0.263, SLG: 0.295		1-2 2-3								1	0	0	0	0	1	1
(8, 5)																
Craig Wilson, R (1, 9) OBP: 0.378, SLG: 0.542	1B	2B 1B HBP		K		K		FC5-4		4	2	1	0	0	2	1
(8, 2)								1-2f								
Jason Bay, R (1, 7) OBP: 0.388, SLG: 0.674		1B 3B 2B 1-3		HR		HR			G5-3	5	4	4	4	0	0	0
Tike Redman, L (1, 8) OBP: 0.275, SLG: 0.339		HBP 3B 1B 2-3 3-H		P4		G4-3			G6-3	5	1	2	2	0	0	0
Randall Simon, L (1, 3) OBP: 0.286, SLG: 0.274		3B HBP 1-2		G4-3			F9		G5-3	4	1	1	1	0	0	0
Bobby Hill, S (1, 4) OBP: 0.367, SLG: 0.361		3B 1-H 2-H 3-H			18 G5-3 1B		F9			3	1	2	3	1	0	0
18 Sean Burnett, L (1, 1)		G6-3			F8		F8			4	0	0	0	0	1	5
Inning Stats	R: 0 H: 0 E: 0 LOB: 0 K: 0 BB: 0 S: 9 P: 16	R: 9 H: 7 E: 0 LOB: 3 K: 1 BB: 2 S: 25 P: 48	R: 0 H: 0 E: 0 LOB: 0 K: 0 BB: 0 S: 4 P: 9	R: 1 H: 1 E: 0 LOB: 0 K: 1 BB: 0 S: 7 P: 8	R: 0 H: 1 E: 0 LOB: 1 K: 0 BB: 0 S: 7 P: 11	R: 1 H: 1 E: 0 LOB: 0 K: 1 BB: 0 S: 9 P: 16	R: 0 H: 0 E: 0 LOB: 0 K: 0 BB: 0 S: 4 P: 10	R: 0 H: 0 E: 0 LOB: 1 K: 1 BB: 1 S: 11 P: 20	R: 0 H: 0 E: 0 LOB: 0 K: 0 BB: 0 S: 8 P: 9	1B: 6 SF: 0 2B: 1 SAC: 0 3B: 1 DP: 1 HR: 2 HBP: 3						

AB	37
R	11
H	10
RBI	11
BB	3
SO	4
LOB	12

WP: 0 PA: 43
PB: 0
SB: 0
CS: 0

PITCHER		IP	WLS	BF	H	R	ER	SO	BB	IBB	HBP	BLK	WP	HR	S	P	ERA	WHIP
Shawn Hill, R ERA: 16.0	(1, 1)	1.1	L	11	4	7	7	0	1	0	1	0	0	0	22	42	47.25	3.750
Sun-Woo Kim, R ERA: 4.92	(2, 1)	4.2		22	6	4	4	3	1	0	2	0	0	2	39	66	7.71	1.500
Chad Bentz, L ERA: 5.32	(7, 1)	2.0		7	0	0	0	1	1	0	0	0	0	0	15	30	0.00	0.500
52 T.J. Tucker, R ERA: 3.99	(9, 1)	1.0		3	0	0	0	0	0	0	0	0	0	0	8	9	0.00	0.000

PITCHER	IP	WLS	BF	H	R	ER	SO	BB	IBB	HBP	BLK	WP	HR	S	P	ERA	WHIP

BOTTOM

Pittsburgh Pirates @ Montreal Expos

Hiram Bithorn Stadium, San Juan, PR

Fri Jul 09 2004, 7:05 PM EDT

Att. 7,436 - Cloudy - 83 F

livebaseballscorecards.com

Batter	1	2	3	4	5	6	7	8	9	AB	R	H	RBI	BB	SO	LOB
Brad Wilkerson, L (1, 8) OBP: 0.357, SLG: 0.474	C B B F B S 3-3 K ①		B C B F F X 2-2 F7 ②		C F B X 1-2 G4-6-3 ②③ 1-2f		F F B B S 2-3 K ③			2	0	0	0	0	1	0
Terrmel Sledge, L (5, 8) OBP: 0.325, SLG: 0.438										2	0	0	0	0	1	2
Orlando Cabrera, R (1, 6) OBP: 0.296, SLG: 0.323	F S F T B B X 2-2 G6-3 ②		X 0-0 1B			F B X 1-1 F7 ①		X 0-0 G5-3 ①		2	0	1	0	0	0	0
Andy Fox, L (4, 6) OBP: 0.095, SLG: 0.167										2	0	0	0	0	0	0
Tony Batista, R (1, 5) OBP: 0.256, SLG: 0.373	B X 1-0 G4-3 ③		B C B X 2-1 G5-3 ③			C B X 1-1 L4 ②		B X 1-0 G6-4-3 1B		4	0	1	0	0	0	1
Carl Everett, S (1, 7) OBP: 0.323, SLG: 0.395		B F S X 1-2 FC5-4 1B		B X 1-0 F9 ①		C X 0-1 1B 2B		F B B X 2-1 G6-4-3 ②③ 1-2f		4	0	2	0	0	0	1
Juan Rivera, R (1, 9) OBP: 0.294, SLG: 0.385		C B X 1-1 FC5-4 ① 24 2B 1-2f		B F B F B X 3-2 G6-3 ②		X 0-0 2-3 1B			X 0-0 G5-3 ①	4	0	1	0	0	0	1
24 Nick Johnson, L (1, 3) OBP: 0.358, SLG: 0.426	B X 1-0 1-3 2B			B B C X 2-1 1B		C B B X 2-1 G6-3 ③			C X 0-1 FC5-4 1B	4	0	3	0	0	0	2
Jamey Carroll, R (1, 4) OBP: 0.347, SLG: 0.356	B F F X 1-2 L4 ②			S B C X 1-2 P4 ③			B C C X 1-2 G5-3 ①		C F X 0-2 FC5-4 ② 1-2f	4	0	0	0	0	0	4
Einar Díaz, R (1, 2) OBP: 0.260, SLG: 0.258	C S D X 1-2 F9 ③				B C X 1-1 G4-6-3 1B		C X 0-1 G1-3 ②		B B C X 2-1 G3 ③	4	0	1	0	0	0	3
Shawn Hill, R (1, 1)			C S T S 0-3 K ①		X 0-0 L3 ①		B S B F B X 3-2 1B			0	0	0	0	0	0	0
Sun-Woo Kim, R (2, 1) OBP: 0.200, SLG: 0.267										2	0	0	0	0	1	1
Chad Bentz, R (7, 1) OBP: 0.500, SLG: 0.500										1	0	1	0	0	0	0
52 T.J. Tucker, R (9, 1) OBP: 0.167, SLG: 0.167										0	0	0	0	0	0	0

	AB	35
	R	0
	H	10
	RBI	0
	BB	0
	SO	3
	LOB	15

Inning Stats	1	2	3	4	5	6	7	8	9	1B: 8	SF: 0	WP: 0	PA: 35
	R: 0 H: 0	R: 0 H: 2	R: 0 H: 1	R: 0 H: 1	R: 0 H: 1	R: 0 H: 2	R: 0 H: 1	R: 0 H: 1	R: 0 H: 1	2B: 2	SAC: 0	PB: 0	
	E: 0 LOB: 0	E: 0 LOB: 2	E: 0 LOB: 1	E: 0 LOB: 1	E: 0 LOB: 0	E: 0 LOB: 2	E: 0 LOB: 1	E: 0 LOB: 0	E: 0 LOB: 1	3B: 0	DP: 2	SB: 0	
	K: 1 BB: 0	K: 0 BB: 0	K: 1 BB: 0	K: 0 BB: 0	K: 0 BB: 0	K: 0 BB: 0	K: 1 BB: 0	K: 0 BB: 0	K: 0 BB: 0	HR: 0	HBP: 0	CS: 0	
	S: 8 P: 14	S: 12 P: 17	S: 11 P: 15	S: 9 P: 16	S: 6 P: 8	S: 9 P: 13	S: 12 P: 18	S: 4 P: 7	S: 8 P: 10				

PITCHER	IP	WLS	BF	H	R	ER	SO	BB	IBB	HBP	BLK	WP	HR	S	P	ERA	WHIP
18 Sean Burnett, L (1, 1) ERA: 2.35	9.0	W	35	10	0	0	3	0	0	0	0	0	0	79	118	0.00	1.111

PITCHER	IP	WLS	BF	H	R	ER	SO	BB	IBB	HBP	BLK	WP	HR	S	P	ERA	WHIP

Pittsburgh Pirates @ Montreal Expos

Hiram Bithorn Stadium, San Juan, PR

Sat Jul 10 2004, 7:05 PM EDT

Att. 8,780 - Cloudy - 85 F

TOP

livebaseballscorecards.com

Batter	1	2	3	4	5	6	7	8	9	AB	R	H	RBI	BB	SO	LOB
18 Jason Kendall, R (1, 2) OBP: 0.382, SLG: 0.365	L8		K			1B			G4-3	4	0	1	0	0	1	1
2 Jack Wilson, R (1, 6) OBP: 0.358, SLG: 0.507	G4-6-3 HBP		K			K			G6-3	3	0	0	0	0	2	2
Rob Mackowiak, L (1, 5) OBP: 0.327, SLG: 0.456	G4-6-3 1-2f			G4-3		F8			1B	4	0	1	0	0	0	2
Craig Wilson, R (1, 9) OBP: 0.379, SLG: 0.540		HBP		G6-4-3 1B			F7		G5-3	3	0	1	0	0	0	1
Jason Bay, R (1, 7) OBP: 0.380, SLG: 0.660		K		G6-4-3 1-2f			F7			3	0	0	0	0	1	2
Tike Redman, L (1, 8) OBP: 0.276, SLG: 0.339		F7			CS 1B		F8			3	0	1	0	0	0	1
Randall Simon, L (1, 3) OBP: 0.280, SLG: 0.268		F7			F9 1-2			K		3	0	0	0	0	1	2
Bobby Hill, S (1, 4) OBP: 0.367, SLG: 0.356			F8		F8			G5-4-3 BB		2	0	0	0	1	0	0
Kip Wells, R (1, 1) OBP: 0.194, SLG: 0.241						G5-3		G5-4-3 1-2f		1	0	0	0	1	0	0
Michael Gonzalez, R (7, 1)										0	0	0	0	0	0	0
Abraham Nunez, S (8, PH) OBP: 0.284, SLG: 0.369			BB							1	0	0	0	0	0	1
Ryan Vogelsong, R (8, 1) OBP: 0.278, SLG: 0.313										0	0	0	0	0	0	0

Inning Stats	1	2	3	4	5	6	7	8	9
R:	0	0	0	0	0	0	0	0	0
E:	0	0	0	0	0	0	0	0	0
K:	0	1	2	0	0	1	0	1	0
S:	6	7	10	6	6	10	6	4	10
H:	0	0	0	1	1	1	0	0	1
LOB:	0	1	1	0	0	1	0	1	1
BB:	0	0	1	0	0	0	0	1	0
P:	10	10	18	8	10	12	12	8	13

1B:	4
2B:	0
3B:	0
HR:	0
SF:	0
SAC:	0
DP:	3
HBP:	2
WP:	0
PB:	0
SB:	0
CS:	1
PA:	31

AB	27
R	0
H	4
RBI	0
BB	2
SO	5
LOB	12

PITCHER		IP	WLS	BF	H	R	ER	SO	BB	IBB	HBP	BLK	WP	HR	S	P	ERA	WHIP
Rocky Biddle, R ERA: 7.09	(1, 1)	5.0	W	17	2	0	0	3	1	0	2	0	0	0	35	56	0.00	0.600
Claudio Vargas, R ERA: 5.87	(6, 1)	1.2	H	6	1	0	0	1	0	0	0	0	0	0	12	18	0.00	0.600
Joe Horgan, L ERA: 6.75	(7, 1)	0.2	H	3	0	0	0	1	1	0	0	0	0	0	7	13	0.00	1.500
Luis Ayala, R ERA: 2.96	(8, 1)	1.2		5	1	0	0	0	0	0	0	0	0	0	11	14	0.00	0.600

PITCHER		IP	WLS	BF	H	R	ER	SO	BB	IBB	HBP	BLK	WP	HR	S	P	ERA	WHIP

Batter	1	2	3	4	5	6	7	8	9	AB	R	H	RBI	BB	SO	LOB
Brad Wilkerson, L (1, 7) OBP: 0.355, SLG: 0.469	4-2 G1-3 1B BB		1-3 ② K			2-1 ① P6	3-3 ③ K			3	1	0	0	1	2	1
Endy Chavez, L (1, 8) OBP: 0.312, SLG: 0.377	0-0 ① G1-3 1-2		4-1 BB			1-1 ② G6-3		0-1 ① F7		3	0	0	0	1	0	1
Tony Batista, R (1, 5) OBP: 0.256, SLG: 0.371	0-1 CS 2-H 1B		1-1 ③ F7			1-2 ③ F7		0-2 ② P4		4	0	1	1	0	0	1
Carl Everett, S (1, 9) OBP: 0.331, SLG: 0.402 Juan Rivera, R (8, 9) OBP: 0.298, SLG: 0.394	1-2 ② 1-2 1B			1-2 ① G4-3			1-1 24 G4-6-3 1B	0-1 2B		3 1	0 0	2 1	0 0	0 0	0 0	0 0
24 Nick Johnson, L (1, 3) OBP: 0.350, SLG: 0.414	0-3 ③ K			1-0 ② F8			B 1 SAFE 1 SAFE 1 SAFE 1 SAFE 3-2 1 SAFE ①② G4-6-3 1-2f	1-1 ③ F9		4	0	0	0	0	1	3
Orlando Cabrera, R (1, 6) OBP: 0.297, SLG: 0.323		1-1 ① F9		2-2 ③ G5-3			0-0 S BB 2B 1B			3	1	1	0	0	0	0
Brian Schneider, L (1, 2) OBP: 0.301, SLG: 0.432		2-3 ② K			2-1 ① G6-3		4-1 1-2 2B BB			2	1	0	0	1	1	0
Jamey Carroll, R (1, 4) OBP: 0.346, SLG: 0.366		3-2 ③ G6-3			0-1 ② F9		2-2 1-H 2-H 1B 2B			3	1	1	2	0	0	0
Rocky Biddle, R (1, 1) Andy Fox, L (5, PH) OBP: 0.093, SLG: 0.163 Claudio Vargas, R (6, 1) OBP: 0.048, SLG: 0.048 Joe Horgan, L (7, 1) OBP: 1.000, SLG: 1.000 Luis Ayala, R (8, 1) OBP: 0.500, SLG: 0.750			3-3 ① K		1-1 ③ G4-3		1-2 2-H 1B			1 1 0 1 0	0 0 0 0 0	0 0 0 1 0	0 0 0 1 0	0 0 0 0 0	1 0 0 0 0	0 0 0 0 0
Inning Stats	R: 1 E: 0 K: 1 S: 12 H: 2 LOB: 1 BB: 1 P: 17	R: 0 E: 0 K: 1 S: 9 H: 0 LOB: 0 BB: 0 P: 15	R: 0 E: 0 K: 2 S: 11 H: 0 LOB: 1 BB: 1 P: 19	R: 0 E: 0 K: 0 S: 7 H: 0 LOB: 0 BB: 0 P: 11	R: 0 E: 0 K: 0 S: 6 H: 0 LOB: 0 BB: 0 P: 9	R: 0 E: 0 K: 0 S: 7 H: 0 LOB: 0 BB: 0 P: 11	R: 3 E: 0 K: 1 S: 18 H: 4 LOB: 1 BB: 1 P: 31	R: 0 E: 0 K: 0 S: 9 H: 1 LOB: 1 BB: 0 P: 10		1B: 5 2B: 2 3B: 0 HR: 0		SF: 0 SAC: 0 DP: 1 HBP: 0		WP: 0 PB: 0 SB: 1 CS: 1		PA: 32

PITCHER		IP	WLS	BF	H	R	ER	SO	BB	IBB	HBP	BLK	WP	HR	S	P	ERA	WHIP
Kip Wells, R ERA: 4.71	(1, 1)	6.2	L	27	6	4	4	4	3	0	0	0	0	0	67	107	5.40	1.350
Michael Gonzalez, L ERA: 0.66	(7, 1)	0.1		1	0	0	0	1	0	0	0	0	0	0	3	6	0.00	0.000
Ryan Vogelsong, R ERA: 6.93	(8, 1)	1.0		4	1	0	0	0	0	0	0	0	0	0	9	10	0.00	1.000

PITCHER	IP	WLS	BF	H	R	ER	SO	BB	IBB	HBP	BLK	WP	HR	S	P	ERA	WHIP

BOTTOM

Pittsburgh Pirates @ Montreal Expos

Hiram Bithorn Stadium, San Juan, PR

Sat Jul 10 2004, 7:05 PM EDT
Att. 8,780 - Cloudy - 85 F

livebaseballscorecards.com

AB	29
R	4
H	7
RBI	4
BB	3
SO	5
LOB	6

Batter	1	2	3	4	5	6	7	8	9	AB	R	H	RBI	BB	SO	LOB
18 Jason Kendall, R (1, 2) OBP: 0.384, SLG: 0.364	C B X 1-1 HBP 1B	B B B C B 4-1 BB			C B C X 1-2 ② F7	C F X 0-2 ③ G5-3				3	0	1	0	1	0	0
2 Jack Wilson, R (1, 6) OBP: 0.354, SLG: 0.501	B C B X 2-1 ① F7	C 2 C T F B S SAFE 1-3 ③ K2-3 2-3 3-H			X 0-0 ③ F9			C X 0-1 ① G6-3		4	0	0	0	0	1	3
Jason Bay, R (1, 7) OBP: 0.371, SLG: 0.642	C B X 1-1 ② F7		C S S 0-3 ① K			C B B S C 2-3 ① K		F C S 0-3 ② K		4	0	0	0	0	3	1
Craig Wilson, R (1, 3) OBP: 0.378, SLG: 0.535	C D C H 2-2 1-2 HBP		F X 0-1 ② F8			B S B C X 2-2 ② G5-3		X 0-0 ③ G6-3		3	0	0	0	0	0	0
Tony Alvarez, R (1, 8) OBP: 0.273, SLG: 0.476 Tike Redman, L (9, PH) OBP: 0.275, SLG: 0.338	C B B C B X 3-2 ③ G5-3		C S X 0-2 ③ G6-3			S X 0-1 2B			B B B F X 2-2 ① G5-3	3 1	0 0	1 0	0 0	0 0	0 0	2 0
Chris Stynes, R (1, 5) OBP: 0.270, SLG: 0.297 Randall Simon, L (9, PH) OBP: 0.278, SLG: 0.266		C F X 0-2 ① G5-3		X 0-0 G4-6-3 1B		I I I I 4-0 IBB			B B B C B X 3-1 ② F7	2 1	0 0	1 0	0 0	1 0	0 0	0 0
J.J. Davis, R (1, 9) OBP: 0.225, SLG: 0.171 Rob Mackowiak, L (2, PR) OBP: 0.327, SLG: 0.455 (2, 9)		S X 0-1 1B 2 E 2B		C S D B B C 3-3 ① K		B C B F X 2-2 ③ P6			B B C C X 2-2 FC6-4 1B	1 3	0 1	1 1	0 0	0 0	0 1	0 3
Jose Castillo, R (1, 4) OBP: 0.298, SLG: 0.335		X 0-0 2 E 2-3 1B		1 SAFE C B X 1-1 ② ③ G4-6-3 1-2f			C C B B X 2-2 ① F8		F F F X 0-2 ③ FC6-4 1-2f	4	0	1	0	0	0	2
Josh Fogg, R (1, 1) OBP: 0.111, SLG: 0.111 Bobby Hill, S (7, PH) OBP: 0.365, SLG: 0.353 Michael Gonzalez, R (7, 1)		C B L S 1-3 ② K			X 0-0 ① G1-3		C B B B C X 3-2 ② G6-3			2 1 0	0 0 0	0 0 0	0 0 0	0 0 0	1 0 0	2 0 0
Inning Stats	R: 0 H: 1 E: 0 LOB: 2 K: 0 BB: 0 S: 11 P: 20	R: 1 H: 2 E: 1 LOB: 3 K: 2 BB: 1 S: 15 P: 21	R: 0 H: 0 E: 0 LOB: 0 K: 1 BB: 0 S: 8 P: 8	R: 0 H: 1 E: 0 LOB: 0 K: 1 BB: 0 S: 6 P: 10	R: 0 H: 0 E: 0 LOB: 0 K: 0 BB: 0 S: 5 P: 6	R: 0 H: 1 E: 0 LOB: 2 K: 1 BB: 1 S: 11 P: 21	R: 0 H: 0 E: 0 LOB: 0 K: 0 BB: 0 S: 9 P: 14	R: 0 H: 0 E: 0 LOB: 0 K: 1 BB: 0 S: 6 P: 6	R: 0 H: 1 E: 0 LOB: 1 K: 0 BB: 0 S: 12 P: 19	1B: 4 SF: 0 2B: 2 SAC: 0 3B: 0 DP: 1 HR: 0 HBP: 1						

PITCHER		IP	WLS	BF	H	R	ER	SO	BB	IBB	HBP	BLK	WP	HR	S	P	ERA	WHIP
Scott Downs, L ERA: 4.91	(1, 1)	7.0	W	28	5	1	0	5	1	1	1	0	0	0	65	100	0.00	0.857
Luis Ayala, R ERA: 2.89	(8, 1)	1.0	H	3	0	0	0	1	0	0	0	0	0	0	6	6	0.00	0.000
32 Chad Cordero, R ERA: 2.87	(9, 1)	1.0	S	4	1	0	0	0	0	0	0	0	0	0	12	19	0.00	1.000

PITCHER	IP	WLS	BF	H	R	ER	SO	BB	IBB	HBP	BLK	WP	HR	S	P	ERA	WHIP

TOP

Pittsburgh Pirates @ Montreal Expos

Hiram Bithorn Stadium, San Juan, PR

Sun Jul 11 2004, 1:35 PM EDT
Att. 8,101 - Cloudy - 87 F

livebaseballscorecards.com

AB	32
R	1
H	6
RBI	0
BB	2
SO	6
LOB	13

Batter	1	2	3	4	5	6	7	8	9	AB	R	H	RBI	BB	SO	LOB
Brad Wilkerson, L (1, 7) OBP: 0.354, SLG: 0.464	B C B X 2-1 G4-3 ①			C B B X 2-1 E9 HBP 1B 24 G1-2-3	B B B I 4-0 IBB		C B F T 1-2 K ③ 2-3			3	0	0	0	1	1	1
Endy Chavez, L (1, 8) OBP: 0.311, SLG: 0.375	C B X 1-1 G1-3 ②			P C X 1-1 24 G1-2-3 HBP 1B 1-2	B X 1-0 G3 ③			S X 0-1 P6 ①		4	0	1	0	0	0	2
Tony Batista, R (1, 5) OBP: 0.259, SLG: 0.374	B X 1-0 F9 ③			C D B F H 3-2 24 G1-2-3 HBP 1-2 2-3		X 0-0 FC6-4 FC4-6 2B		B B C F F S 2-3 K ②		3	1	1	0	0	1	0
24 Nick Johnson, L (1, 3) OBP: 0.353, SLG: 0.413		B B X 2-0 F7 ①		C X 0-1 G1-2-3 ① ② 1-2 2-3 3-Hf		C B B B B 4-1 FC6-4 BB		C B C B X 2-2 1B		3	0	1	0	1	0	3
Orlando Cabrera, R (1, 6) OBP: 0.293, SLG: 0.319		C C X 0-2 G1-3 ②		B C X 1-1 G5-3 ③		L D D X 2-2 FC6-4 FC4-6 ① 1-2f 2-3		F B B B F F X 3-2 G4-3 ③		4	0	0	0	0	0	5
Terrmel Sledge, L (1, 9) OBP: 0.325, SLG: 0.433		C S S 0-3 K ③			B L B B B 4-1 1B FC6-4 BB	S X 0-1 FC4-6 CS ② 1-2f 3-H				2	1	0	1	1	1	1
Brian Schneider, L (1, 2) OBP: 0.310, SLG: 0.440			C S F B X 1-2 G6-4-3 1B	1 SAFE X 0-0 FC6-4 1B 1-3	1 SAFE B F 1 SAFE B 2-1 CS ③ 1-2	C B X 1-1 FC1-6 1B				3	0	3	0	0	0	0
Jamey Carroll, R (1, 4) OBP: 0.336, SLG: 0.354			C X 0-1 G6-4-3 ① ② 1-2f	X 0-0 FC6-4 SH2-4 ① 1-2f 3-H		X 0-0 FC1-6 WP G1-3 ① 1-2f				3	0	0	1	0	0	3
Scott Downs, L (1, 1) Juan Rivera, R (7, PH) OBP: 0.296, SLG: 0.392 Luis Ayala, R (8, 1) OBP: 0.500, SLG: 0.750 32 Chad Cordero, R (9, 1)			B C F B X 2-2 G4-1 ③	X 0-0 SH2-4 ② 1-2		F 1 SAFE X 0-1 G1-3 ② 1-2				1 1 0 0	0 0 0 0	0 0 0 0	0 0 0 0	0 0 0 0	0 0 0 0	0 1 0 0
Inning Stats	R: 0 E: 0 K: 0 S: 5 H: 0 LOB: 0 BB: 0 P: 9	R: 0 E: 0 K: 1 S: 7 H: 0 LOB: 0 BB: 0 P: 9	R: 0 E: 0 K: 0 S: 9 H: 1 LOB: 0 BB: 0 P: 12	R: 0 E: 1 K: 0 S: 11 H: 1 LOB: 2 BB: 0 P: 17	R: 1 E: 0 K: 0 S: 5 H: 1 LOB: 2 BB: 2 P: 14	R: 1 E: 0 K: 0 S: 8 H: 1 LOB: 0 BB: 1 P: 16	R: 0 E: 0 K: 1 S: 8 H: 1 LOB: 1 BB: 0 P: 10	R: 0 E: 0 K: 1 S: 13 H: 1 LOB: 1 BB: 0 P: 20		1B: 5 2B: 1 3B: 0 HR: 0	SF: 0 SAC: 1 DP: 2 HBP: 1					

PITCHER		IP	WLS	BF	H	R	ER	SO	BB	IBB	HBP	BLK	WP	HR	S	P	ERA	WHIP
Josh Fogg, R ERA: 5.97	(1, 1)	6.0	L	24	4	2	2	1	2	1	1	0	0	0	45	77	3.00	1.000
Michael Gonzalez, L ERA: 0.57	(7, 1)	2.0		8	2	0	0	2	0	0	0	0	1	0	21	30	0.00	1.000

PITCHER	IP	WLS	BF	H	R	ER	SO	BB	IBB	HBP	BLK	WP	HR	S	P	ERA	WHIP

BOTTOM

Pittsburgh Pirates @ Montreal Expos

Hiram Bithorn Stadium, San Juan, PR

Sun Jul 11 2004, 1:35 PM EDT
Att. 8,101 - Cloudy - 87 F

livebaseballscorecards.com

AB	27
R	2
H	6
RBI	2
BB	3
SO	3
LOB	16

WP: 1	PA: 33		
PB: 0			
SB: 0			
CS: 1			

Batter	1	2	3	4	5	6	7	8	9	AB	R	H	RBI	BB	SO	LOB
Brad Wilkerson, L (1, 7) OBP: 0.350, SLG: 0.458	C B B F F F C 2-3 K ①		X 0-0 G4-3 ② 2-3			C B C C 1-3 K ①		C B B S B X 3-2 F7 ②		4	0	0	0	0	2	1
Endy Chavez, L (1, 8) OBP: 0.317, SLG: 0.378	B C B B X 2-1 G4-3 ②		B B C F B B 4-2 BB			C F B X 1-2 G6-3 1B		C B C D B X 3-2 1B		3	0	2	0	1	0	0
Jose Vidro, S (1, 4) OBP: 0.357, SLG: 0.450 Henry Mateo, S (6, 4) Sun-Woo Kim, R (8, 1) OBP: 0.200, SLG: 0.267	C B B X 2-1 2B		B B X 2-0 F7 ③			X 0-0 G6-3 ② 1-2		X 0-0 F8 ③		3	0	1	0	0	0	3
										1	0	0	0	0	0	1
										0	0	0	0	0	0	0
Tony Batista, R (1, 5) OBP: 0.256, SLG: 0.369	C B B B C B F X 3-2 F8 ③			B X 1-0 P6 ①		F B B S S 2-3 K ③			C X 0-1 P4 ①	4	0	0	0	0	1	2
Carl Everett, S (1, 9) OBP: 0.323, SLG: 0.392 Chad Bentz, R (7, 1) OBP: 0.500, SLG: 0.500 Jamey Carroll, R (8, 4) OBP: 0.343, SLG: 0.361		C F B B B X 2-2 P3 ①		C X 0-1 G3 ②			B C X 1-1 F8 ①		C F B B X 1-2 1B	3	0	0	0	0	0	0
										0	0	0	0	0	0	0
										1	0	1	0	0	0	0
Orlando Cabrera, R (1, 6) OBP: 0.293, SLG: 0.318		B C C C F B C 2-3 K ②		C B C S 1-3 K ③			B X 1-0 24 BB 1B		C B B S D S 3-3 K ②	4	0	1	0	0	3	1
24 Nick Johnson, L (1, 3) OBP: 0.351, SLG: 0.404		C B F B F F B B X 3-2 F7 ③			B C X 1-1 G3 ①		B B F B B 4-1 G4-6-3 1-2 BB		F B B C B F X 3-2 G4-3 ③	3	0	0	0	1	0	1
Brian Schneider, L (1, 2) OBP: 0.310, SLG: 0.436			B F B B B 4-1 G4-3 SH1-4 BB		C X 0-1 F7 ②		C X 0-1 G4-6-3 ②③ 1-2f			2	0	0	0	1	0	2
Livan Hernandez, R (1, 1) OBP: 0.179, SLG: 0.256 52 T.J. Tucker, R (5, 1) OBP: 0.167, SLG: 0.167 Terrmel Sledge, L (7, 9) OBP: 0.323, SLG: 0.431			1 SAFE X 0-0 SH1-4 ① 1-2		C C X 0-2 G1-3 ③			C B F B B S 3-3 K ①		1	0	0	0	0	0	0
										0	0	0	0	0	0	0
										1	0	0	0	0	1	0
Inning Stats	R: 0 H: 1 E: 0 LOB: 1 K: 1 BB: 0 S: 13 P: 22	R: 0 H: 0 E: 0 LOB: 0 K: 1 BB: 0 S: 12 P: 19	R: 0 H: 0 E: 0 LOB: 2 K: 0 BB: 2 S: 6 P: 16	R: 0 H: 0 E: 0 LOB: 0 K: 1 BB: 0 S: 6 P: 8	R: 0 H: 0 E: 0 LOB: 0 K: 0 BB: 0 S: 7 P: 8	R: 0 H: 1 E: 0 LOB: 1 K: 2 BB: 0 S: 10 P: 14	R: 0 H: 1 E: 0 LOB: 1 K: 0 BB: 1 S: 6 P: 12	R: 0 H: 1 E: 0 LOB: 1 K: 1 BB: 0 S: 10 P: 19	R: 0 H: 1 E: 0 LOB: 1 K: 1 BB: 0 S: 12 P: 19	1B: 4 SF: 0 2B: 1 SAC: 1 3B: 0 DP: 1 HR: 0 HBP: 0						

PITCHER		IP	WLS	BF	H	R	ER	SO	BB	IBB	HBP	BLK	WP	HR	S	P	ERA	WHIP
Jaret Wright, R ERA: 3.34	(1, 1)	7.0	W	26	3	0	0	5	3	0	0	0	0	0	60	99	0.00	0.857
Kevin Gryboski, R ERA: 2.93	(8, 1)	1.0		4	1	0	0	1	0	0	0	0	0	0	10	19	0.00	1.000
Antonio Alfonseca, R ERA: 3.24	(9, 1)	1.0		4	1	0	0	1	0	0	0	0	0	0	12	19	0.00	1.000

PITCHER	IP	WLS	BF	H	R	ER	SO	BB	IBB	HBP	BLK	WP	HR	S	P	ERA	WHIP

TOP

Montreal Expos @ Atlanta Braves

Turner Field, Atlanta, GA

Thu Jul 15 2004, 7:35 PM EDT

Att. 33,883 - Sunny - 82 F

livebaseballscorecards.com

AB	30
R	0
H	5
RBI	0
BB	3
SO	7
LOB	11

WP: 0	PA: 34		
PB: 0			
SB: 0			
CS: 0			

Batter	1	2	3	4	5	6	7	8	9	AB	R	H	RBI	BB	SO	LOB
Rafael Furcal, S (1, 6) OBP: 0.349, SLG: 0.444	G3		SF9 3-H		2B BB G6-3		G4-3			3	1	0	1	1	0	3
Marcus Giles, R (1, 4) OBP: 0.381, SLG: 0.488	F9		1B 2B 2-H		10 2B 1-H	P3		G6-3		5	2	2	2	0	0	0
J.D. Drew, L (1, 9) OBP: 0.431, SLG: 0.620	K		1B 2-H		K	E4 HBP 10 1B		F7		5	0	1	1	0	2	1
10 Chipper Jones, S (1, 5) OBP: 0.332, SLG: 0.427 Nick Green, R (8, PR) OBP: 0.332, SLG: 0.399 (9, 5)		F7	G3		2B 2B 2-H	HBP 1-2		1B 2B		5 0	1 1	3 0	1 0	0 0	0 0	1 0
Johnny Estrada, S (1, 2) OBP: 0.384, SLG: 0.483 Eddie Pérez, R (7, 2) OBP: 0.256, SLG: 0.250	F8	F8	HBP 1B 2B 2-H		HBP 1-2 2-3			1B 2-H		3 1	1 0	1 1	1 1	0 0	0 0	0 0
Adam LaRoche, L (1, 3) OBP: 0.289, SLG: 0.378	K	F9	1B HBP BB		K	K		K		4	0	0	0	1	3	5
Andruw Jones, R (1, 8) OBP: 0.349, SLG: 0.491			SH1-4 1B SF9 BB	S 1B	1B HBP 1-2 2-3	F9				2	1	1	0	1	0	3
Charles Thomas, L (1, 7) OBP: 0.404, SLG: 0.714			SH1-4 2B 1B 1-2	IBB 1-2	1B 1-2 2-3 3-H		K			3	1	2	1	1	1	0
Jaret Wright, R (1, 1) OBP: 0.103, SLG: 0.074 Mark DeRosa, R (7, PH) OBP: 0.287, SLG: 0.320 Kevin Gryboski, R (8, 1) Antonio Alfonseca, R (9, 1)			SH1-4 1-2 2-3	K	K	K	G5-3			2 1 0 0	0 0 0 0	0 0 0 0	0 0 0 0	0 0 0 0	2 0 0 0	5 0 0 0
Inning Stats	R: 0 E: 0 K: 1 S: 8 H: 0 LOB: 0 BB: 0 P: 11	R: 0 E: 0 K: 1 S: 6 H: 0 LOB: 0 BB: 0 P: 8	R: 3 E: 0 K: 0 S: 14 H: 3 LOB: 1 BB: 1 P: 27	R: 0 E: 0 K: 1 S: 11 H: 1 LOB: 2 BB: 1 P: 17	R: 4 E: 0 K: 2 S: 32 H: 4 LOB: 3 BB: 2 P: 51	R: 0 E: 1 K: 1 S: 20 H: 1 LOB: 3 BB: 0 P: 26	R: 0 E: 0 K: 1 S: 8 H: 0 LOB: 0 BB: 0 P: 12	R: 1 E: 0 K: 1 S: 10 H: 2 LOB: 2 BB: 0 P: 12		1B: 6 2B: 5 3B: 0 HR: 0 SF: 1 SAC: 1 DP: 0 HBP: 2					WP: 0 PB: 0 SB: 1 CS: 0 PA: 42	

PITCHER		IP	WLS	BF	H	R	ER	SO	BB	IBB	HBP	BLK	WP	HR	S	P	ERA	WHIP
Livan Hernandez, R ERA: 3.92	(1, 1)	4.1	L	23	7	7	7	4	2	1	0	0	0	0	53	86	14.54	2.077
52 T.J. Tucker, R ERA: 3.77	(5, 1)	1.2		11	2	0	0	2	1	0	2	0	0	0	38	54	0.00	1.800
Chad Bentz, L ERA: 5.11	(7, 1)	1.0		3	0	0	0	1	0	0	0	0	0	0	8	12	0.00	0.000
Sun-Woo Kim, R ERA: 4.98	(8, 1)	1.0		5	2	1	1	1	0	0	0	0	0	0	10	12	9.00	2.000

PITCHER	IP	WLS	BF	H	R	ER	SO	BB	IBB	HBP	BLK	WP	HR	S	P	ERA	WHIP

BOTTOM

Montreal Expos @ Atlanta Braves

Turner Field, Atlanta, GA

Thu Jul 15 2004, 7:35 PM EDT
Att. 33,883 - Sunny - 82 F

livebaseballscorecards.com

AB	34
R	8
H	11
RBI	8
BB	4
SO	8
LOB	18

Batter	1	2	3	4	5	6	7	8	9	AB	R	H	RBI	BB	SO	LOB
Brad Wilkerson, L (1, 7) OBP: 0.348, SLG: 0.452	C F X 0-2 ① F7		C B X 1-1 ③ F8		C B F B B F X 3-2 ③ G4-3			F B F F B B B 4-2 24 2B BB	1 SAFE S 1 SAFE B F 1 SAFE T 1-2 ③ K	4	1	0	0	1	1	1
24 Nick Johnson, L (1, 3) OBP: 0.354, SLG: 0.413	C B S X 1-2 ② L7			B C X 1-1 F8 1B 1B 1B		C B X 1-1 ① G5-3		C 1 SAFE S F 1 B B X 2-2 S 1-H SF9 2B		4	2	2	1	0	0	0
Jose Vidro, S (1, 4) OBP: 0.365, SLG: 0.469	B C X 1-1 2B			C D B X 2-1 1B F8 1-2 FC4-6 1B		C F X 0-2 HR		B B I I 4-0 FC6 IBB		3	2	3	1	1	0	0
Carl Everett, S (1, 9) OBP: 0.314, SLG: 0.379 Juan Rivera, R (8, 9) OBP: 0.296, SLG: 0.392	B X 1-0 ③ G3			X 0-0 ① F8 1-2 2-3		B C F B S 2-3 ② K		X 0-0 ① F6		4 0	0 0	0 0	0 0	0 0	1 0	5 0
Tony Batista, R (1, 5) OBP: 0.256, SLG: 0.369		C C S 0-3 ① K		B B F B X 3-1 FC4-6 2-3 3-H 1B		B B C B C S 2-3 ③ K		B C X 1-1 ② SF9 2-H		3	0	1	2	0	2	0
Orlando Cabrera, R (1, 6) OBP: 0.290, SLG: 0.315		F X 0-1 ② F7		1 SAFE S B B B 1 SAFE X 2-1 ② FC4-6 1-2f 3-H			F B B X 2-1 ① G6-3	B C F X 1-2 ③ FC6 1-2f		4	0	0	1	0	0	2
Brian Schneider, L (1, 2) OBP: 0.305, SLG: 0.429		C X 0-1 ③ G4-3		X 0-0 ③ P2			B C F S 1-3 ② K		X 0-0 ① F7	4	0	0	0	0	1	1
Endy Chavez, L (1, 8) OBP: 0.316, SLG: 0.376			B B B C F X 2-2 ① G6-3		C B B B C X 2-2 ① P5		F F B X 1-2 1B		B F B F X 2-2 ② G6-3	4	0	1	0	0	0	0
22 John Patterson, R (1, 1) OBP: 0.100, SLG: 0.100 Claudio Vargas, R (5, 1) OBP: 0.048, SLG: 0.048 Joe Horgan, L (6, 1) OBP: 0.500, SLG: 0.500 Henry Mateo, S (9, PH) OBP: 0.500, SLG: 0.500 Luis Ayala, R (9, 1) OBP: 0.500, SLG: 0.750			S F F C 0-3 ② K		X 0-0 ② G6-3		1 SAFE C S C 0-3 ③ K		C B X 1-1 1B	2 0 1 1 0	0 0 0 0 0	0 0 0 1 0	0 0 0 0 0	0 0 1 0 0	1 0 1 0 0	0 0 1 0 0
Inning Stats	R: 0 H: 1 E: 0 LOB: 1 K: 0 BB: 0 S: 9 P: 12	R: 0 H: 0 E: 0 LOB: 0 K: 1 BB: 0 S: 7 P: 7	R: 0 H: 0 E: 0 LOB: 0 K: 1 BB: 0 S: 9 P: 12	R: 2 H: 3 E: 0 LOB: 1 K: 0 BB: 0 S: 10 P: 18	R: 0 H: 0 E: 0 LOB: 0 K: 0 BB: 0 S: 8 P: 13	R: 1 H: 1 E: 0 LOB: 0 K: 2 BB: 0 S: 11 P: 16	R: 0 H: 1 E: 0 LOB: 1 K: 2 BB: 0 S: 11 P: 15	R: 2 H: 1 E: 0 LOB: 1 K: 0 BB: 2 S: 13 P: 25	R: 0 H: 1 E: 0 LOB: 1 K: 1 BB: 0 S: 9 P: 13	1B: 5 2B: 2 3B: 0 HR: 1	SF: 1 SAC: 0 DP: 0 HBP: 0			WP: 0 PB: 0 SB: 1 CS: 0	PA: 37		

PITCHER		IP	WLS	BF	H	R	ER	SO	BB	IBB	HBP	BLK	WP	HR	S	P	ERA	WHIP
Paul Byrd, R ERA: 3.18	(1, 1)	6.0	L	23	5	3	3	4	0	0	0	0	0	1	54	78	4.50	0.833
28 Sam McConnell, L ERA: 3.52	(7, 1)	1.0		4	1	0	0	2	0	0	0	0	0	0	11	15	0.00	1.000
Chris Reitsma, R ERA: 4.07	(8, 1)	1.0		6	1	2	2	0	1	1	0	0	0	0	13	25	18.00	2.000
Juan Cruz, R ERA: 3.32	(9, 1)	1.0		4	1	0	0	1	0	0	0	0	0	0	9	13	0.00	1.000

PITCHER	IP	WLS	BF	H	R	ER	SO	BB	IBB	HBP	BLK	WP	HR	S	P	ERA	WHIP

Montreal Expos @ Atlanta Braves

Turner Field, Atlanta, GA

Fri Jul 16 2004, 7:35 PM EDT

Att. 26,424 - Unknown - 82 F

TOP

livebaseballscorecards.com

AB	34
R	5
H	8
RBI	5
BB	2
SO	7
LOB	10

Montreal Expos @ Atlanta Braves

Turner Field, Atlanta, GA

Fri Jul 16 2004, 7:35 PM EDT
Att. 26,424 - Unknown - 82 F

livebaseballscorecards.com

BOTTOM

Batter	1	2	3	4	5	6	7	8	9	AB	R	H	RBI	BB	SO	LOB
Rafael Furcal, S (1, 6) OBP: 0.343, SLG: 0.436	C B F T 1-2 ① K		B X 1-0 ① F8		1 SAFE B F 1 SAFE X 1-1 ② F8	C F F X 0-2 ②③ G5-4-3 1-2f			B X 1-0 ② FC4-6 FC5-4 1-2f	5	0	0	0	0	1	5
Marcus Giles, R (1, 4) OBP: 0.382, SLG: 0.476	F B B F B B 4-2 BB		C B F B F S 2-3 ② K		1 SAFE F 1 T B B F D F SAFE 4-2 B 1B 1-2 BB		B C B F F X 2-2 ① F8		B B C X 2-1 ③ FC5-4 1-2f	3	0	0	0	2	1	1
J.D. Drew, L (1, 9) OBP: 0.431, SLG: 0.619	B F X 1-1 ② F9		B C B B X 3-1 1B		X 0-0 10 BB 1-3 2-H 1B		X 0-0 ② F8			4	0	2	1	0	0	1
10 Chipper Jones, S (1, 5) OBP: 0.331, SLG: 0.421	1 SAFE X 0-0 ③ P5		B F F C 1-3 ③ K		D B S F B B 4-2 1-2 BB		B X 1-0 ③ F7			3	0	0	0	1	1	2
Johnny Estrada, S (1, 2) OBP: 0.382, SLG: 0.478		B B C S F B T F F F 4-2 B G3 BB		X 0-0 ① P3	B X 1-0 ③ G3-1			X 0-0 ① G5-3		3	0	0	0	1	0	3
Adam LaRoche, L (1, 3) OBP: 0.288, SLG: 0.371		B C F B X 2-2 ① G3 1-2		B F C B S 2-3 ② K		C F B B B B 4-2 FC6-4 BB		X 0-0 ② G4-3		3	0	0	0	1	1	1
Andruw Jones, R (1, 8) OBP: 0.345, SLG: 0.484		B B B C F F X 3-2 ② F9		B S X 1-1 ③ F7		F B X 1-1 ① FC6-4 1B 1B 1-2f		C F S 0-3 ③ K		4	0	0	0	0	1	2
Charles Thomas, L (1, 7) OBP: 0.429, SLG: 0.712		I I I I 4-0 IBB			C F B X 1-2 BB 1B 1B	B B B 1 SAFE X 2-1 1B 1-2 1B			C S B B F F F F X 2-2 ① G3	3	1	2	0	1	0	0
Paul Byrd, R (1, 1) OBP: 0.300, SLG: 0.222 Julio Franco, R (6, PH) OBP: 0.362, SLG: 0.434 28 Sam McConnell, L (7, 1) Chris Reitsma, R (8, 1) Juan Cruz, R (9, 1) Eli Marrero, R (9, PH) OBP: 0.391, SLG: 0.569	B X 1-0 ③ F8				M L B L 1-3 ① K	B F B F F X 2-2 G5-4-3 1-2 2-3 1B			C B F B B B F X 3-2 FC4-6 1B	2 1 0 0 0 1	0 0 0 0 0 0	0 1 0 0 0 1	0 0 0 0 0 0	0 0 0 0 0 0	1 0 0 0 0 0	3 0 0 0 0 0
Inning Stats	R: 0 E: 0 K: 1 S: 8 H: 0 LOB: 1 BB: 1 P: 14	R: 0 E: 0 K: 0 S: 14 H: 0 LOB: 2 BB: 2 P: 28	R: 0 E: 0 K: 2 S: 10 H: 1 LOB: 1 BB: 0 P: 17	R: 0 E: 0 K: 1 S: 6 H: 0 LOB: 0 BB: 0 P: 9	R: 1 E: 0 K: 1 S: 16 H: 2 LOB: 3 BB: 2 P: 28	R: 0 E: 0 K: 0 S: 14 H: 2 LOB: 2 BB: 1 P: 23	R: 0 E: 0 K: 0 S: 6 H: 0 LOB: 0 BB: 0 P: 9	R: 0 E: 0 K: 1 S: 5 H: 0 LOB: 0 BB: 0 P: 5	R: 0 E: 0 K: 0 S: 14 H: 1 LOB: 1 BB: 0 P: 22	1B: 6 2B: 0 3B: 0 HR: 0	SF: 0 SAC: 0 DP: 1 HBP: 0				WP: 0 PB: 0 SB: 0 CS: 0	PA: 38	

	AB	32
	R	1
	H	6
	RBI	1
	BB	6
	SO	6
	LOB	18

PITCHER		IP	WLS	BF	H	R	ER	SO	BB	IBB	HBP	BLK	WP	HR	S	P	ERA	WHIP
22 John Patterson, R ERA: 3.29	(1, 1)	4.2		20	2	1	1	5	3	1	0	0	0	0	50	87	1.93	1.071
Claudio Vargas, R ERA: 5.83	(5, 1)	0.2		7	3	0	0	0	2	0	0	0	0	0	14	28	0.00	7.500
Joe Horgan, L ERA: 5.4	(6, 1)	2.2	W	7	0	0	0	1	0	0	0	0	0	0	15	18	0.00	0.000
Luis Ayala, R ERA: 2.83	(9, 1)	1.0		4	1	0	0	0	0	0	0	0	0	0	14	22	0.00	1.000

PITCHER		IP	WLS	BF	H	R	ER	SO	BB	IBB	HBP	BLK	WP	HR	S	P	ERA	WHIP

Batter	1	2	3	4	5	6	7	8	9	AB	R	H	RBI	BB	SO	LOB
Brad Wilkerson, L (1, 7) OBP: 0.347, SLG: 0.447	B B C B T B 4-2 BB 1B BB		B T S S 1-3 ① K			B X 1-0 ① L9		C C B S 1-3 ② K		3	1	0	0	1	2	0
24 Nick Johnson, L (1, 3) OBP: 0.352, SLG: 0.405	1 SAFE F C F 1 S SAFE 0-3 ① K		B B B C F S 3-3 ② K			B C B F F S 2-3 ② K		B B F F B B 4-2 BB		3	0	0	0	1	3	1
Jose Vidro, S (1, 4) OBP: 0.366, SLG: 0.466	D B B B 4-0 1B 1-2 FC6 BB		B B X 2-0 ③ G4-3			B B B B 4-0 BB BB		B F X 1-1 ③ G4-3		2	1	0	0	2	0	1
Carl Everett, S (1, 9) OBP: 0.319, SLG: 0.378	F S D B B X 3-2 FC6 1-3 2-H 1B			C S F B F X 1-2 ① G4-3		1 SAFE 1 SAFE S B 1 B B T B 4-2 1-2 BB			B B B C S F X 3-2 ① P5	3	0	1	1	1	0	0
Tony Batista, R (1, 5) OBP: 0.256, SLG: 0.367	C C F B 1 SAFE F X 1-2 ② FC6 1-2f 3-H			C F B X 1-2 ② G6-3		B C B X 2-1 ③ L5			B X 1-0 G6-3 1B	4	0	1	1	0	0	3
Orlando Cabrera, R (1, 6) OBP: 0.286, SLG: 0.311	B X 1-0 ③ G4-3			B B C X 2-1 ③ G4-3			X 0-0 ① P6		X 0-0 ② ③ G6-3 1-2f	4	0	0	0	0	0	2
Brian Schneider, L (1, 2) OBP: 0.302, SLG: 0.423		B X 1-0 ① G6-3			B B F C B X 3-2 ① F7		C X 0-1 ② G1-3			3	0	0	0	0	0	0
Endy Chavez, L (1, 8) OBP: 0.313, SLG: 0.372		C B X 1-1 ② F8			B X 1-0 ② G1-3		B C C C X 1-2 ③ G5-3			3	0	0	0	0	0	0
Tony Armas, R (1, 1) Chad Bentz, R (7, 1) OBP: 0.500, SLG: 0.500 Henry Mateo, S (8, PH) OBP: 0.333, SLG: 0.333 32 Chad Cordero, R (8, 1)		B B C F B F C 3-3 ③ K			C X 0-1 ③ G1-3			C X 0-1 ① L6		2 0 1 0	0 0 0 0	0 0 0 0	0 0 0 0	1 0 0 0	0 0 0 0	0 0 0 0
Inning Stats	R: 2 H: 1 E: 0 LOB: 1 K: 1 BB: 2 S: 15 P: 28	R: 0 H: 0 E: 0 LOB: 0 K: 1 BB: 0 S: 7 P: 12	R: 0 H: 0 E: 0 LOB: 0 K: 2 BB: 0 S: 7 P: 13	R: 0 H: 0 E: 0 LOB: 0 K: 0 BB: 0 S: 10 P: 14	R: 0 H: 0 E: 0 LOB: 0 K: 0 BB: 0 S: 6 P: 10	R: 0 H: 0 E: 0 LOB: 2 K: 1 BB: 2 S: 9 P: 22	R: 0 H: 0 E: 0 LOB: 0 K: 0 BB: 0 S: 6 P: 7	R: 0 H: 0 E: 0 LOB: 1 K: 1 BB: 1 S: 9 P: 15	R: 0 H: 1 E: 0 LOB: 0 K: 0 BB: 0 S: 6 P: 10	1B: 2 SF: 0 2B: 0 SAC: 0 3B: 0 DP: 1 HR: 0 HBP: 0						

PITCHER		IP	WLS	BF	H	R	ER	SO	BB	IBB	HBP	BLK	WP	HR	S	P	ERA	WHIP
Russ Ortiz, R ERA: 3.5	(1, 1)	7.2	W	29	1	2	2	6	5	0	0	0	0	0	67	118	2.35	0.783
29 John Smoltz, R ERA: 2.34	(8, 1)	1.1	S	4	1	0	0	0	0	0	0	0	0	0	8	13	0.00	0.750

PITCHER	IP	WLS	BF	H	R	ER	SO	BB	IBB	HBP	BLK	WP	HR	S	P	ERA	WHIP

Montreal Expos @ Atlanta Braves

Turner Field, Atlanta, GA

Sat Jul 17 2004, 7:05 PM EDT

Att. 34,296 - Unknown - 79 F

TOP

livebaseballscorecards.com

AB	28
R	2
H	2
RBI	2
BB	5
SO	6
LOB	7

WP: 0 PA: 33
PB: 0
SB: 0
CS: 0

BOTTOM

Montreal Expos @ Atlanta Braves

Turner Field, Atlanta, GA

Sat Jul 17 2004, 7:05 PM EDT
Att. 34,296 - Unknown - 79 F

Batter	1	2	3	4	5	6	7	8	9	AB	R	H	RBI	BB	SO	LOB
Rafael Furcal, S (1, 6) OBP: 0.341, SLG: 0.430	B X 1-0 G4-3 ①		B C T B F B X 3-2 F7 ①		B X 1-0 F9 ①		B B B C B 4-1 HR BB	C S X 0-2 G5-3 ③		4	1	0	0	1	0	0
Marcus Giles, R (1, 4) OBP: 0.385, SLG: 0.500	B F X 1-1 F9 ②		X 0-0 1B		B X 1-0 G5-3 ②		1 SAFE B S 1 SAFE B B X 3-1 1-H HR			4	1	2	2	0	0	0
J.D. Drew, L (1, 9) OBP: 0.432, SLG: 0.626	B X 1-0 HR		F B F B 1 SAFE X 2-2 P5 ②		B B B C B 4-1 BB		B S F S 1-3 K ①			3	1	1	1	1	1	1
10 Chipper Jones, S (1, 5) OBP: 0.333, SLG: 0.417	F B B F B B 4-2 BB		F X 0-1 G4-3 ③		F 1 SAFE C X 0-2 F9 ③		B B B F F B 4-2 G5-4-3 BB			2	0	0	0	2	0	2
Johnny Estrada, S (1, 2) OBP: 0.380, SLG: 0.478 29 John Smoltz, R (8, 1)	B F B F X 2-2 F8 ③			B C X 1-1 G5-4-3 2B		B C B S X 2-2 P4 ①	F X 0-1 1-2f G5-4-3 ②③			4 0	0 0	1 0	0 0	0 0	0 0	2 0
Adam LaRoche, L (1, 3) OBP: 0.305, SLG: 0.398		C B B B B F F B 4-2 BB		B B B 4-0 G5-4-3 BB		B F B X 2-1 HR		C B B B X 3-1 2B SF7 1B		2	2	2	1	2	0	0
Andruw Jones, R (1, 8) OBP: 0.344, SLG: 0.485		B S X 1-1 P2 ①		B B F X 2-1 1-2f 2-3 G5-4-3 ①②		B X 1-0 1B CS 2B		S C S 0-3 K ①		4	0	1	0	0	1	4
Charles Thomas, L (1, 7) OBP: 0.450, SLG: 0.727		C B C F S 1-3 K ②		I I I I 4-0 IBB		F B B S F X 2-2 2-3 CS 1B		1 SAFE B B B C B X 3-1 1-3 E 2B		3	1	2	0	1	1	1
Russ Ortiz, R (1, 1) OBP: 0.143, SLG: 0.118 Eddie Pérez, R (8, 2)		C B B B S S C 3-3 K ③		B F B F S 2-3 K ③		M B X 1-1 1-2 3-H F7 ②③		B B F F F X 2-2 2-H 3-H SF7 ②		3 0	0 0	0 0	0 1	0 0	2 0	5 0
Inning Stats	R: 1 E: 0 K: 0 S: 9 H: 1 LOB: 1 BB: 1 P: 18	R: 0 E: 0 K: 2 S: 12 H: 0 LOB: 1 BB: 1 P: 21	R: 0 E: 0 K: 0 S: 10 H: 1 LOB: 1 BB: 0 P: 15	R: 0 E: 0 K: 1 S: 7 H: 1 LOB: 2 BB: 2 P: 20	R: 0 E: 0 K: 0 S: 6 H: 0 LOB: 1 BB: 1 P: 12	R: 1 E: 0 K: 0 S: 12 H: 3 LOB: 1 BB: 0 P: 20	R: 2 E: 0 K: 1 S: 10 H: 1 LOB: 0 BB: 2 P: 22	R: 2 E: 1 K: 1 S: 13 H: 2 LOB: 0 BB: 0 P: 21		1B: 3 2B: 3 3B: 0 HR: 3	SF: 1 SAC: 0 DP: 2 HBP: 0			WP: 0 PB: 0 SB: 0 CS: 2	PA: 37		

livebaseballscorecards.com

AB	29
R	6
H	9
RBI	5
BB	7
SO	5
LOB	15

PITCHER		IP	WLS	BF	H	R	ER	SO	BB	IBB	HBP	BLK	WP	HR	S	P	ERA	WHIP
Tony Armas, R ERA: 4.24	(1, 1)	6.0		27	6	2	2	3	4	1	0	0	0	2	56	106	3.00	1.667
Chad Bentz, L ERA: 5.61	(7, 1)	1.0	L	5	1	2	2	1	2	0	0	0	0	1	10	22	18.00	3.000
32 Chad Cordero, R ERA: 3.0	(8, 1)	1.0		5	2	2	1	1	0	0	0	0	0	0	13	21	9.00	2.000

PITCHER	IP	WLS	BF	H	R	ER	SO	BB	IBB	HBP	BLK	WP	HR	S	P	ERA	WHIP

Batter	1	2	3	4	5	6	7	8	9	AB	R	H	RBI	BB	SO	LOB
Endy Chavez, L (1, 8) OBP: 0.318, SLG: 0.374	K	1B 2-3 3-H			1B G3-6-3		G4-3		BB E 1B 1B	4	1	2	1	1	1	0
Jamey Carroll, R (1, 6) OBP: 0.354, SLG: 0.366	1B FC4-6		G5-3		G3-6-3 1-2f		BB		1B E 1-2	4	0	2	0	1	0	1
Jose Vidro, S (1, 4) OBP: 0.366, SLG: 0.463 Henry Mateo, S (5, 4) OBP: 0.400, SLG: 0.400	2B FC4-6 1-2f		HR BB		K		K		E2 1-3 2-H	2 2	1 0	0 1	0 0	1 0	1 0	1 1
Tony Batista, R (1, 5) OBP: 0.258, SLG: 0.381	2B 1-3		HR 1-H			G5-3	G6-3		P3	5	1	2	2	0	0	3
24 Nick Johnson, L (1, 3) OBP: 0.348, SLG: 0.399	K		G6-3			1B BB FC6-4		G1-4-3	K	5	1	1	0	0	2	4
Juan Rivera, R (1, 9) OBP: 0.301, SLG: 0.394		1B 2B	G6-3			1B FC6-4 BB 1-2		G5-3		4	0	2	0	0	0	0
Terrmel Sledge, L (1, 7) OBP: 0.332, SLG: 0.440		2B 1B 1-H		G3		1B FC6-4 1-2 2-3 BB		1B FC5-4		3	1	2	0	1	0	0
Einar Díaz, R (1, 2) OBP: 0.260, SLG: 0.257	1B SH1-4 2-3			K		FC6-4 FC6-4 1-2f 2-3 3-H		FC5-4 1-2f		4	0	1	1	0	1	3
Scott Downs, L (1, 1) Sun-Woo Kim, R (3, 1) OBP: 0.200, SLG: 0.267 Orlando Cabrera, R (4, PH) OBP: 0.286, SLG: 0.310 Claudio Vargas, R (4, 1) OBP: 0.048, SLG: 0.048 Brad Wilkerson, L (6, PH) OBP: 0.346, SLG: 0.446 Chad Bentz, R (6, 1) OBP: 0.500, SLG: 0.500 52 T.J. Tucker, R (8, 1) OBP: 0.167, SLG: 0.167 Brian Schneider, L (9, PH) OBP: 0.300, SLG: 0.421		SH1-4 1-2		L8		FC6-4 1-2f			L8	0 0 1 0 1 0 0 1	0 0 0 0 0 0 0 0	0 0 0 0 0 0 0 0	0 0 0 0 0 0 0 0	0 0 1 0 0 0 0 0	0 0 0 0 0 0 0 0	0 0 0 0 2 0 0 0
Inning Stats	R: 0 E: 0 K: 2 S: 14 H: 2 LOB: 2 BB: 0 P: 20	R: 1 E: 0 K: 0 S: 14 H: 4 LOB: 2 BB: 0 P: 20	R: 2 E: 0 K: 0 S: 9 H: 1 LOB: 0 BB: 1 P: 19	R: 0 E: 0 K: 1 S: 8 H: 0 LOB: 0 BB: 0 P: 13	R: 0 E: 0 K: 1 S: 7 H: 1 LOB: 0 BB: 0 P: 11	R: 1 E: 0 K: 0 S: 10 H: 2 LOB: 2 BB: 1 P: 18	R: 0 E: 0 K: 1 S: 10 H: 0 LOB: 1 BB: 1 P: 18	R: 0 E: 0 K: 0 S: 14 H: 1 LOB: 1 BB: 0 P: 19	R: 1 E: 1 K: 1 S: 13 H: 2 LOB: 2 BB: 1 P: 22	1B: 10 2B: 2 3B: 0 HR: 1 SF: 0 SAC: 1 DP: 1 HBP: 0				WP: 0 PB: 0 SB: 0 CS: 0	PA: 41	

PITCHER		IP	WLS	BF	H	R	ER	SO	BB	IBB	HBP	BLK	WP	HR	S	P	ERA	WHIP
John Thomson, R ERA: 4.85	(1, 1)	5.0	W	21	8	3	3	4	1	0	0	0	0	1	52	83	5.40	1.800
Kevin Gryboski, R ERA: 3.14	(6, 1)	1.0		6	2	1	1	0	1	0	0	0	0	0	10	18	9.00	3.000
Juan Cruz, R ERA: 3.23	(7, 1)	1.0		4	0	0	0	1	1	0	0	0	0	0	10	18	0.00	1.000
28 Sam McConnell, L ERA: 3.12	(8, 1)	1.0		4	1	0	0	0	0	0	0	0	0	0	14	19	0.00	1.000
Tim Drew, R ERA:	(9, 1)	1.0		6	2	1	0	1	1	0	0	0	0	0	13	22	0.00	3.000

PITCHER	IP	WLS	BF	H	R	ER	SO	BB	IBB	HBP	BLK	WP	HR	S	P	ERA	WHIP

TOP

Montreal Expos @ Atlanta Braves

Turner Field, Atlanta, GA

Sun Jul 18 2004, 1:05 PM EDT
Att. 23,952 - Cloudy - 83 F

livebaseballscorecards.com

AB	36
R	5
H	13
RBI	4
BB	4
SO	6
LOB	15

Batter	1	2	3	4	5	6	7	8	9	AB	R	H	RBI	BB	SO	LOB
Rafael Furcal, S (1, 6) OBP: 0.346, SLG: 0.432	4-2 FC4-6 BB	0-3 ② K	3-2 BB FC5-2 1B 1-2 2-3 3-H		2-2 E8 SF9 1B 1-H		4-2 1B BB 10 BB BB	1-1 FC6-4 1B 1-2		3	1	2	1	1	1	0
Mark DeRosa, R (7, 6) OBP: 0.292, SLG: 0.323										1	1	1	0	1	0	0
Marcus Giles, R (1, 4) OBP: 0.377, SLG: 0.485	0-0 ① FC4-6 1B 1-2f	2-0 ③ G6-3	0-1 ① FC5-2 BB 1-2 2-3 3-Hf		0-0 ② SF9 3-H		4-0 10 BB 1B FC6-4 BB 1-2	0-0 ③ FC6-4 1-2f		4	1	0	1	1	0	6
J.D. Drew, L (1, 9) OBP: 0.436, SLG: 0.626	3-1 ② 10 3B 1B 1-3		2-2 10 HR 1B		3-3 ③ K		1-1 10 BB E 1B 1-2 2-3			3	2	2	1	1	1	0
Kevin Gryboski, R (6, 1)										0	0	0	0	0	0	0
Juan Cruz, R (7, 1)										0	0	0	0	0	0	0
Nick Green, R (7, PH) OBP: 0.335, SLG: 0.402			4-1 10 G4-6-3 BB 1-2 2-3 3-H							1	1	1	0	0	0	0
(8, 5)																
10 Chipper Jones, S (1, 5) OBP: 0.342, SLG: 0.444	SAFE		0-0 HR 1-H			X 0-0 FC5-4 BB 1B	4-2 FC6-4 BB 1-2 2-3 3-H			4	2	3	4	1	0	3
28 Sam McConnell, L (8, 1)	SAFE									0	0	0	0	0	0	0
Tim Drew, R (9, 1)	3-2 HR 3B 1-H		2-2 G4-6-3 1-2f							0	0	0	0	0	0	0
Julio Franco, R (1, 3) OBP: 0.358, SLG: 0.430	4-1 BB HR BB		0-1 BB WP HBP 1B	3-3 ① K		X 0-0 ① L7	B 1-0 ② FC6-4 1-2f 2-H 3-H			4	2	1	1	1	1	2
Andruw Jones, R (1, 8) OBP: 0.347, SLG: 0.483	4-1 HR BB 1-2		1-0 HBP BB 1B 1-2	3-2 ② G1-3		D 4-1 FC5-4 BB 1-2	2-0 ③ G5-3			3	2	1	0	2	0	1
Eli Marrero, R (1, 7) OBP: 0.398, SLG: 0.592	2-2 HR 1-H 2-H 3-H		4-2 1B HBP 1B BB 1-2 2-3	0-0 ③ F9		1-2 ② FC5-4 1-2f 2-3		S 0-1 1B 1B		4	2	2	4	1	0	2
(6, 9)																
Eddie Pérez, R (1, 2) OBP: 0.250, SLG: 0.238	1-0 ③ L6		1-2 1B 1B FC5-2 HBP 1-2 2-3 3-H		X 0-0 ① F8	C 0-1 ③ G6-3		C 0-1 ① P3		4	0	0	1	0	0	3
John Thomson, R (1, 1) OBP: 0.222, SLG: 0.250		X 0-0 ① F9	C 0-1 FC5-2 1B BB 1-2 2-3 3-H		B 1-0 1B E 1B		B 1-3 ① K	F 0-3 ② K		3	2	2	1	0	0	0
Charles Thomas, L (6, 7) OBP: 0.435, SLG: 0.702										2	0	0	0	0	2	1
Inning Stats	R: 5 E: 0 K: 0 S: 14 H: 3 LOB: 0 BB: 3 P: 35	R: 0 E: 0 K: 1 S: 5 H: 0 LOB: 0 BB: 0 P: 7	R: 6 E: 0 K: 0 S: 23 H: 6 LOB: 2 BB: 2 P: 40	R: 0 E: 0 K: 1 S: 11 H: 0 LOB: 0 BB: 0 P: 17	R: 2 E: 1 K: 1 S: 9 H: 2 LOB: 0 BB: 0 P: 15	R: 0 E: 0 K: 0 S: 8 H: 1 LOB: 2 BB: 1 P: 13	R: 3 E: 1 K: 1 S: 17 H: 1 LOB: 1 BB: 3 P: 34	R: 0 E: 0 K: 1 S: 10 H: 2 LOB: 2 BB: 0 P: 11		1B: 12 2B: 0 3B: 1 HR: 2	SF: 1 SAC: 0 DP: 1 HBP: 1						

BOTTOM

Montreal Expos @ Atlanta Braves

Turner Field, Atlanta, GA

Sun Jul 18 2004, 1:05 PM EDT

Att. 23,952 - Cloudy - 83 F

livebaseballscorecards.com

AB	36
R	16
H	15
RBI	14
BB	9
SO	5
LOB	18

PITCHER		IP	WLS	BF	H	R	ER	SO	BB	IBB	HBP	BLK	WP	HR	S	P	ERA	WHIP
Scott Downs, L ERA: 8.41	(1, 1)	2.0	L	15	7	9	9	1	3	0	0	0	1	2	26	52	40.50	5.000
Sun-Woo Kim, R ERA: 5.15	(3, 1)	1.0		7	2	2	2	0	2	0	1	0	0	0	16	30	18.00	4.000
Claudio Vargas, R ERA: 5.68	(4, 1)	2.0		8	2	2	0	2	0	0	0	0	0	0	20	32	0.00	1.000
Chad Bentz, L ERA: 5.86	(6, 1)	2.0		12	2	3	2	1	4	0	0	0	0	0	25	47	9.00	3.000
52 T.J. Tucker, R ERA: 3.66	(8, 1)	1.0		5	2	0	0	1	0	0	0	0	0	0	10	11	0.00	2.000

PITCHER	IP	WLS	BF	H	R	ER	SO	BB	IBB	HBP	BLK	WP	HR	S	P	ERA	WHIP

Batter	1	2	3	4	5	6	7	8	9	AB	R	H	RBI	BB	SO	LOB
Endy Chavez, L (1, 8) OBP: 0.316, SLG: 0.370	B C F X 1-2 G6-3		B C B C X 2-2 F8		X 0-0 G4-3		2 SAFE X 0-0 G1-2-3 BB 1B 2-3 1B	F F X 0-2 F7		5	1	1	0	0	0	0
Brad Wilkerson, L (1, 7) (7, 3) OBP: 0.352, SLG: 0.455	B B X 2-0 G3-1 2B		C B X 1-1 E 2B		C F B B F F F F 4-2 B B G4-3 BB		B B B C 1 SAFE 1 SAFE B 4-1 G1-2-3 1B 1-2 BB	S S B S 1-3 K		3	2	2	0	2	1	0
Jose Vidro, S (1, 4) OBP: 0.364, SLG: 0.459	B S B S 2 SAFE F X 2-2 G3-1 2-3		B X 1-0 E1 G5-4-3 2-H 1B		B B 1 SAFE B C X 3-1 G4-3 1-2		X 0-0 G1-2-3 1-2 2-3 3-Hf		B S F B X 2-2 L7	5	0	1	0	0	0	5
Tony Batista, R (1, 5) OBP: 0.257, SLG: 0.376	C S X 0-2 P5		C B 1 SAFE B X 2-1 G5-4-3 1-2f		B C X 1-1 G4-3		I I I I 4-0 1B 1B 1B IBB		C B F F B B S 3-3 K	4	1	0	0	1	1	3
Terrmel Sledge, L (1, 9) (6, 3) (7, 7) OBP: 0.333, SLG: 0.436		C B B B B 4-1 G5-3 1B BB		B F B B X 2-2 G4-3		B F B F B X 2-2 E3 1B 24 FC1-2-5	B B F F F B X 3-2 1B 1-2 2-H 3-H 1B		C B C B F B F S 3-3 K	4	2	1	2	1	1	0
Orlando Cabrera, R (1, 6) OBP: 0.288, SLG: 0.312		C 1 SAFE B X 1-1 G5-3 1-2		B B C C S 2-3 K		B X 1-0 24 FC1-2-5 1-3 1B	C F B F B X 2-2 WP 1B 1-2 2-3 1B			4	0	2	0	0	1	1
24 Nick Johnson, L (1, 3) OBP: 0.348, SLG: 0.404 Joe Horgan, L (6, 1) OBP: 0.500, SLG: 0.500 Jamey Carroll, R (7, PH) OBP: 0.354, SLG: 0.366 Ronald Calloway, L (7, PH) OBP: 0.109, SLG: 0.091 Luis Ayala, R (7, 1) OBP: 0.500, SLG: 0.750 32 Chad Cordero, R (9, 1)		B F B B X 3-1 F8		C B B B X 3-1 2B		C B C F B X 2-2 FC1-2-5 G6-4-3 1-2 3-H	B B F B X 3-1 WP 1-2 2-H 3-H 1B			3 0 0 1 0 0	0 0 0 0 0 0	1 0 0 2 0 0	0 0 0 0 0 0	0 0 0 0 0 0	0 0 0 0 0 0	3 0 0 0 0 0
Brian Schneider, L (1, 2) OBP: 0.303, SLG: 0.420		B B X 2-0 2-H 1B		I I I I 4-0 IBB		B B X 2-0 G6-4-3 1-2f	B B C X 2-1 G3 1-2 2-3			3	0	1	1	1	0	4
Rocky Biddle, R (1, 1) 52 T.J. Tucker, R (6, 1) OBP: 0.167, SLG: 0.167 Juan Rivera, R (6, 9) OBP: 0.303, SLG: 0.401		F L S 0-3 K		S B C F X 1-2 G1-3			C S X 0-2 1B G1-2-3 2B	B F X 1-1 G6-3		2 0 2	0 0 0	0 0 1	0 0 0	0 0 0	1 0 0	3 0 0
Inning Stats	R: 0 H: 1 E: 0 LOB: 1 K: 0 BB: 0 S: 11 P: 16	R: 1 H: 1 E: 0 LOB: 1 K: 1 BB: 1 S: 9 P: 19	R: 1 H: 2 E: 1 LOB: 0 K: 0 BB: 0 S: 8 P: 14	R: 0 H: 1 E: 0 LOB: 2 K: 1 BB: 1 S: 12 P: 24	R: 0 H: 0 E: 0 LOB: 1 K: 0 BB: 1 S: 12 P: 20	R: 0 H: 1 E: 1 LOB: 1 K: 0 BB: 0 S: 9 P: 16	R: 4 H: 5 E: 0 LOB: 2 K: 0 BB: 2 S: 18 P: 36	R: 0 H: 0 E: 0 LOB: 0 K: 1 BB: 0 S: 8 P: 10	R: 0 H: 0 E: 0 LOB: 0 K: 2 BB: 0 S: 13 P: 21	1B: 7 SF: 0 2B: 4 SAC: 0 3B: 0 DP: 3 HR: 0 HBP: 0						WP: 1 PA: 41 PB: 0 SB: 0 CS: 0	

PITCHER		IP	WLS	BF	H	R	ER	SO	BB	IBB	HBP	BLK	WP	HR	S	P	ERA	WHIP
Josh Fogg, R ERA: 5.74	(1, 1)	5.0		24	6	2	1	2	2	1	0	0	0	0	56	100	1.80	1.600
34 John Grabow, L ERA: 4.93	(6, 1)	1.2	L	9	4	4	4	0	1	1	0	0	0	0	19	36	21.60	3.000
Willis Roberts, R ERA:	(7, 1)	0.1		2	1	0	0	0	0	0	0	0	1	0	4	9	0.00	3.000
Michael Gonzalez, L ERA: 0.54	(8, 1)	1.0		3	0	0	0	1	0	0	0	0	0	0	8	10	0.00	0.000
Ryan Vogelsong, R ERA: 6.84	(9, 1)	1.0		3	0	0	0	2	0	0	0	0	0	0	13	21	0.00	0.000

PITCHER	IP	WLS	BF	H	R	ER	SO	BB	IBB	HBP	BLK	WP	HR	S	P	ERA	WHIP

TOP

Montreal Expos @ Pittsburgh Pirates

PNC Park, Pittsburgh, PA

Mon Jul 19 2004, 7:05 PM EDT

Att. 14,787 - Cloudy - 73 F

livebaseballscorecards.com

AB	36
R	6
H	11
RBI	5
BB	5
SO	5
LOB	19

BOTTOM

Montreal Expos @ Pittsburgh Pirates

PNC Park, Pittsburgh, PA

Mon Jul 19 2004, 7:05 PM EDT

Att. 14,787 - Cloudy - 73 F

livebaseballscorecards.com

Batter	1	2	3	4	5	6	7	8	9	AB	R	H	RBI	BB	SO	LOB
18 Jason Kendall, R (1, 2) OBP: 0.390, SLG: 0.375	F8		FC4-6, 2 BB, 1B		G5-3			1B, 1B		4	0	2	0	0	0	0
2 Jack Wilson, R (1, 6) OBP: 0.355, SLG: 0.495	G4-3, HR, 1B		1 SAFE, FC4-6, BB		K			F8		3	1	1	0	1	1	1
Rob Mackowiak, L (1, 5) OBP: 0.328, SLG: 0.461	1 SAFE, G4-3		FC4-6, BB			G4-3		G6-4-3, 1B		4	0	1	0	0	0	3
Craig Wilson, R (1, 9) OBP: 0.383, SLG: 0.550	HR		BB			1B		G6-4-3		3	1	2	2	1	0	2
Jason Bay, R (1, 7) OBP: 0.361, SLG: 0.628	K		K			F9			F8	4	0	0	0	0	2	4
Tike Redman, L (1, 8) OBP: 0.278, SLG: 0.333		G4-3, S, CS, HBP		G6-3		L6			FC6, BB	2	0	0	0	1	0	1
Randall Simon, L (1, 3) OBP: 0.276, SLG: 0.259		G4-3		G6-3			G1-3		FC6	4	0	0	0	0	0	2
Jose Castillo, R (1, 4) OBP: 0.293, SLG: 0.333		K		F9			K		K	3	0	0	0	0	2	1
Bobby Hill, S (9, PH) OBP: 0.375, SLG: 0.377										1	0	0	0	0	1	1
Josh Fogg, R (1, 1) OBP: 0.103, SLG: 0.103			G6-3		K		K			2	0	0	0	0	1	0
34 John Grabow, L (6, 1)										0	0	0	0	0	0	0
Willis Roberts, R (7, 1)										0	0	0	0	0	0	0
J.R. House, R (7, PH)										1	0	0	0	0	1	0
Michael Gonzalez, R (8, 1)										0	0	0	0	0	0	0
Ryan Vogelsong, R (9, 1) OBP: 0.278, SLG: 0.313										0	0	0	0	0	0	0
Inning Stats	R: 2, E: 0, K: 1, S: 14, H: 2, LOB: 0, BB: 0, P: 22	R: 0, E: 0, K: 1, S: 10, H: 0, LOB: 0, BB: 0, P: 16	R: 0, E: 0, K: 1, S: 14, H: 1, LOB: 3, BB: 2, P: 26	R: 0, E: 0, K: 0, S: 7, H: 0, LOB: 0, BB: 0, P: 9	R: 0, E: 0, K: 0, S: 8, H: 0, LOB: 0, BB: 0, P: 11	R: 0, E: 0, K: 0, S: 6, H: 1, LOB: 1, BB: 0, P: 6	R: 0, E: 0, K: 2, S: 8, H: 0, LOB: 0, BB: 0, P: 11	R: 0, E: 0, K: 0, S: 9, H: 2, LOB: 1, BB: 0, P: 15	R: 0, E: 0, K: 1, S: 10, H: 0, LOB: 1, BB: 1, P: 19	1B: 5, 2B: 0, 3B: 0, HR: 1	SF: 0, SAC: 0, DP: 1, HBP: 1					

AB	31
R	2
H	6
RBI	2
BB	3
SO	8
LOB	15

WP: 0, PB: 0, SB: 1, CS: 1 — PA: 35

PITCHER		IP	WLS	BF	H	R	ER	SO	BB	IBB	HBP	BLK	WP	HR	S	P	ERA	WHIP
Rocky Biddle, R ERA: 6.7	(1, 1)	5.0		20	3	2	2	5	2	0	1	0	0	1	53	84	3.60	1.000
52 T.J. Tucker, R ERA: 3.58	(6, 1)	0.2		3	1	0	0	0	0	0	0	0	0	0	5	5	0.00	1.500
Joe Horgan, L ERA: 5.27	(6, 1)	0.1	W	1	0	0	0	0	0	0	0	0	0	0	1	1	0.00	0.000
Luis Ayala, R ERA: 2.72	(7, 1)	2.0		7	2	0	0	2	0	0	0	0	0	0	17	26	0.00	1.000
32 Chad Cordero, R ERA: 2.94	(9, 1)	1.0		4	0	0	0	1	1	0	0	0	0	0	10	19	0.00	1.000

PITCHER	IP	WLS	BF	H	R	ER	SO	BB	IBB	HBP	BLK	WP	HR	S	P	ERA	WHIP

Batter	1	2	3	4	5	6	7	8	9	AB	R	H	RBI	BB	SO	LOB
Orlando Cabrera, R (1, 6) OBP: 0.284, SLG: 0.308	F C B X 1-2 G1-3		F L B X 1-2 G2-3		C B X 1-1 G6-3		X 0-0 F8		C X 0-1 G6-3	5	0	0	0	0	0	3
Endy Chavez, L (1, 8) OBP: 0.322, SLG: 0.376	B S B S X 2-2 BB 1B		B X 1-0 CS 1B		B C F B X 2-2 S 1B			C C X 0-2 G1-3		4	0	3	0	0	0	0
Tony Batista, R (1, 5) OBP: 0.260, SLG: 0.375	B 1 B B B SAFE 4-0 G6-4-3 1-2 BB		C 0-1 CS 1-2	C X 0-1 G5-4-3 1B	1 D D C X SAFE 2-1 G4-3 1-2			C S F B B X 2-2 G5-3		3	0	1	0	1	0	1
Juan Rivera, R (1, 9) OBP: 0.302, SLG: 0.403	B C B X 2-1 G6-4-3 1-2f			B B X 2-0 G5-4-3 1-2f		B S X 1-1 G1-3		B X 1-0 2B		4	0	1	0	0	0	3
Brad Wilkerson, L (1, 7) OBP: 0.351, SLG: 0.450		C X 0-1 F7		B B B B 4-0 24 1B 1B BB		C X 1-1 F8		B F C F B C 2-3 K		3	1	0	0	1	1	1
24 Nick Johnson, L (1, 3) OBP: 0.351, SLG: 0.402		B C C B F F F B F 4-2 B L5-4 1B BB		C 1 SAFE F B X 1-2 1B 1-3 1B		B B C C S 2-3 K			B B B C X 3-1 F7	3	0	1	0	1	1	0
Brian Schneider, L (1, 2) OBP: 0.310, SLG: 0.426 Henry Mateo, S (9, PR) OBP: 0.400, SLG: 0.400		C B S X 1-2 1-2 1B		X 0-0 FC6-4 1-2 3-H 1B			C S X 0-2 G3		B F B B S X 3-2 BB 1B	4 0	0 0	3 0	1 0	0 0	0 0	0 0
Jamey Carroll, R (1, 4) OBP: 0.345, SLG: 0.356 Terrmel Sledge, L (9, PH) OBP: 0.332, SLG: 0.434		B X 1-0 L5-4 2-2		X 0-0 FC6-4 1-2f			C F B X 1-2 G1-3		X 0-0 F8	3 1	0 0	0 0	0 0	0 0	0 0	4 1
Livan Hernandez, R (1, 1) OBP: 0.190, SLG: 0.262 Ronald Calloway, L (9, PH) OBP: 0.128, SLG: 0.091			B C F B X 2-2 G1-3		B B B C X 3-1 G1-3		F X 0-1 1B		S D B B F 1 B SAFE 4-2 1-2 BB	3 0	0 0	1 0	0 0	0 1	0 0	0 0
Inning Stats	R: 0 H: 1 E: 0 LOB: 1 K: 0 BB: 1 S: 8 P: 17	R: 0 H: 1 E: 0 LOB: 1 K: 0 BB: 1 S: 12 P: 18	R: 0 H: 1 E: 0 LOB: 1 K: 0 BB: 0 S: 8 P: 12	R: 1 H: 3 E: 0 LOB: 2 K: 0 BB: 1 S: 8 P: 15	R: 0 H: 1 E: 0 LOB: 1 K: 0 BB: 0 S: 9 P: 17	R: 0 H: 0 E: 0 LOB: 0 K: 1 BB: 0 S: 7 P: 11	R: 0 H: 1 E: 0 LOB: 1 K: 0 BB: 0 S: 9 P: 10	R: 0 H: 1 E: 0 LOB: 1 K: 1 BB: 0 S: 12 P: 17	R: 0 H: 1 E: 0 LOB: 2 K: 0 BB: 1 S: 10 P: 20	1B: 9 SF: 0 2B: 2 SAC: 0 3B: 0 DP: 3 HR: 0 HBP: 0						WP: 0 PA: 38 PB: 0 SB: 1 CS: 1

TOP

Montreal Expos @ Pittsburgh Pirates

PNC Park, Pittsburgh, PA

Tue Jul 20 2004, 7:05 PM EDT

Att. 18,075 - Cloudy - 79 F

livebaseballscorecards.com

AB	33
R	1
H	10
RBI	1
BB	4
SO	2
LOB	13

PITCHER		IP	WLS	BF	H	R	ER	SO	BB	IBB	HBP	BLK	WP	HR	S	P	ERA	WHIP
18 Sean Burnett, L ERA: 2.18	(1, 1)	7.0	W	28	8	1	1	1	3	0	0	0	0	0	61	100	1.29	1.571
Brian Meadows, R ERA: 3.02	(8, 1)	0.2	H	3	1	0	0	0	0	0	0	0	0	0	8	11	0.00	1.500
Michael Gonzalez, L ERA: 0.53	(8, 1)	0.1	H	1	0	0	0	1	0	0	0	0	0	0	4	6	0.00	0.000
Jose Mesa, R ERA: 2.23	(9, 1)	1.0	S	5	1	0	0	0	1	0	0	0	0	0	10	20	0.00	2.000

PITCHER	IP	WLS	BF	H	R	ER	SO	BB	IBB	HBP	BLK	WP	HR	S	P	ERA	WHIP

Batter	1	2	3	4	5	6	7	8	9	AB	R	H	RBI	BB	SO	LOB
18 Jason Kendall, R (1, 2) OBP: 0.390, SLG: 0.375	C B X 1-1 2 G6-3 HR 1B		B C B X 2-1 ② G1-3			C X 0-1 ② G5-3				3	1	1	0	0	0	0
2 Jack Wilson, R (1, 6) OBP: 0.352, SLG: 0.491	X 0-0 ① G6-3 1-2		B X 1-0 ③ G5-3			C X 0-1 ③ G5-3				3	0	0	0	0	0	1
Rob Mackowiak, L (1, 5) (9, 9) OBP: 0.328, SLG: 0.470	C S F B T B X 2-2 2-H HR			B C F C 1-3 ① K			X 0-0 ① L6			3	1	1	2	0	1	0
Craig Wilson, R (1, 3) OBP: 0.380, SLG: 0.545	B C X 1-1 ② F9			B B B C F F F C 3-3 ② K			F B C F B F F X 2-2 ② G1-3			3	0	0	0	0	1	0
Jason Bay, R (1, 7) OBP: 0.355, SLG: 0.617	C F S 0-3 ③ K			B C C S 1-3 ③ K			S B C B B S 3-3 ③ K			3	0	0	0	0	3	0
Tike Redman, L (1, 8) OBP: 0.281, SLG: 0.337		B X 1-0 G6-4-3 1B			B X 1-0 G1-6-3 1B			C B X 1-1 ① F8		3	0	2	0	0	0	0
Bobby Hill, S (1, 4) OBP: 0.371, SLG: 0.372		1 SAFE X 0-0 ① F7			B X 1-0 ① ② G1-6-3 1-2f			B C F B C 2-3 ② K		2	0	0	0	0	0	2
Jose Castillo, R (8, 4) OBP: 0.291, SLG: 0.332										1	0	0	0	0	1	0
Tony Alvarez, R (1, 9) OBP: 0.231, SLG: 0.417		1 SAFE 1 SAFE B B X 2-0 ② ③ G6-4-3 1-2f			L S S 0-3 ③ K2-3			X 0-0 ③ G1-3		3	0	0	0	0	1	1
Jose Mesa, R (9, 1)										0	0	0	0	0	0	0
18 Sean Burnett, L (1, 1)			B S S S 1-3 ① K			B C S B B X 3-2 ① G4-3				2	0	0	0	0	1	0
Brian Meadows, R (8, 1)										0	0	0	0	0	0	0
Michael Gonzalez, R (8, 1)										0	0	0	0	0	0	0
Chris Stynes, R (9, 5) OBP: 0.272, SLG: 0.298										0	0	0	0	0	0	0
Inning Stats	R: 2 H: 2 E: 0 LOB: 0 K: 1 BB: 0 S: 13 P: 17	R: 0 H: 1 E: 0 LOB: 0 K: 0 BB: 0 S: 3 P: 6	R: 0 H: 0 E: 0 LOB: 0 K: 1 BB: 0 S: 6 P: 10	R: 0 H: 0 E: 0 LOB: 0 K: 3 BB: 0 S: 11 P: 16	R: 0 H: 1 E: 0 LOB: 0 K: 1 BB: 0 S: 5 P: 7	R: 0 H: 0 E: 0 LOB: 0 K: 0 BB: 0 S: 7 P: 10	R: 0 H: 0 E: 0 LOB: 0 K: 1 BB: 0 S: 10 P: 15	R: 0 H: 0 E: 0 LOB: 0 K: 1 BB: 0 S: 6 P: 9		1B: 3 SF: 0 2B: 0 SAC: 0 3B: 0 DP: 2 HR: 1 HBP: 0						

PITCHER		IP	WLS	BF	H	R	ER	SO	BB	IBB	HBP	BLK	WP	HR	S	P	ERA	WHIP
Livan Hernandez, R ERA: 3.83	(1, 1)	8.0	L	26	4	2	2	8	0	0	0	0	0	1	61	90	2.25	0.500

PITCHER	IP	WLS	BF	H	R	ER	SO	BB	IBB	HBP	BLK	WP	HR	S	P	ERA	WHIP

BOTTOM

Montreal Expos @ Pittsburgh Pirates

PNC Park, Pittsburgh, PA

Tue Jul 20 2004, 7:05 PM EDT
Att. 18,075 - Cloudy - 79 F

livebaseballscorecards.com

AB	26
R	2
H	4
RBI	2
BB	0
SO	8
LOB	4

WP: 0 PA: 26
PB: 0
SB: 0
CS: 0

Batter	1	2	3	4	5	6	7	8	9	AB	R	H	RBI	BB	SO	LOB
Brad Wilkerson, L (1, 7) OBP: 0.352, SLG: 0.459	C B S X 1-2 G3-1 ①		C F X 0-2 G1-6-3 ① ② 1-2f		B C X 1-1 HR		B B C F 1 SAFE B 1 SAFE F X 3-2 1-3 HR 1B		F B F X 1-2 G4-3 ①	5	2	2	1	0	0	1
Endy Chavez, L (1, 8) OBP: 0.327, SLG: 0.394	B C B F B F X 3-2 F8 ②		C B X 1-1 2B		C C B X 1-2 L9 ①		B X 1-0 1-H 3-H HR		B C B X 2-1 1B 1B	5	1	3	3	0	0	0
Jose Vidro, S (1, 4) OBP: 0.364, SLG: 0.456 Jamey Carroll, R (9, PR) OBP: 0.345, SLG: 0.356	B B C F X 2-2 G5-3 ③		I I I I 4-0 IBB		B F X 1-1 L6 ②		B L B F S 2-3 K ①		1 SAFE C X 0-1 1-2 G6-4-3 1B	4 0	0 0	1 0	0 0	1 0	1 0	0 0
Tony Batista, R (1, 5) OBP: 0.262, SLG: 0.376		B F B F X 2-2 F8 ①	B X 1-0 P5 ③		X 0-0 1B		B B B C X 3-1 FC4-6 1B		B X 1-0 1-2f G6-4-3 ② ③	5	0	2	0	0	0	4
Terrmel Sledge, L (1, 9) OBP: 0.325, SLG: 0.425		B X 1-0 F7 ②		X 0-0 B5-3 ①	D X 1-0 F7 ③		C S F B F B 1 SAFE B 1 SAFE 3-2 1 SAFE 1-2f FC4-6 FC6-4 ②			4	0	0	0	0	0	2
Orlando Cabrera, R (1, 6) OBP: 0.286, SLG: 0.313		C F B X 1-2 24 1B 1B		B C B X 2-1 2B		C C B X 1-2 F8 ①	B 1 SAFE X 1-0 1-2f FC6-4 ③			4	0	2	0	0	0	1
24 Nick Johnson, L (1, 3) OBP: 0.354, SLG: 0.405		1 SAFE B S 1 SAFE B X 2-1 1-2 1B		B C S B F C 2-3 K ②		C B X 1-1 G5-3 ②		B C F F X 1-2 G6-4-3 1B		4	0	2	0	0	1	1
Brian Schneider, L (1, 2) OBP: 0.309, SLG: 0.421		B C B X 2-1 G3 ③		B B B 4-0 22 FC6-4 BB		X 0-0 F8 ③		L L B B B S 2-3 K ①		3	0	0	0	1	1	3
22 John Patterson, R (1, 1) OBP: 0.167, SLG: 0.091 Sun-Woo Kim, R (5, 1) OBP: 0.200, SLG: 0.267 Henry Mateo, S (7, PH) OBP: 0.500, SLG: 0.500 52 T.J. Tucker, R (7, 1) OBP: 0.167, SLG: 0.167 Juan Rivera, R (8, PH) OBP: 0.300, SLG: 0.401 Joe Horgan, L (8, 1) OBP: 0.500, SLG: 0.500 Luis Ayala, R (8, 1) OBP: 0.500, SLG: 0.750			F C F B B B F F B 4-2 G1-6-3 BB	C B X 1-1 1-2f FC6-4 ③		L X 0-1 1B HR 1B	B 1 SAFE B F 1 SAFE X 2-1 1-2f G6-4-3 ② ③			1 0 1 0 1 0 0	0 0 1 0 0 0 0	0 0 1 0 0 0 0	0 0 0 0 0 0 0	1 0 0 0 1 0 0	0 0 0 0 0 0 0	2 0 0 0 1 0 0

Inning Stats																		
	R: 0 E: 0 K: 0 S: 10	H: 0 LOB: 0 BB: 0 P: 16	R: 0 E: 0 K: 0 S: 11	H: 2 LOB: 2 BB: 0 P: 19	R: 0 E: 0 K: 0 S: 11	H: 1 LOB: 2 BB: 2 P: 21	R: 0 E: 0 K: 1 S: 9	H: 1 LOB: 2 BB: 1 P: 18	R: 1 E: 0 K: 0 S: 9	H: 2 LOB: 1 BB: 0 P: 13	R: 0 E: 0 K: 0 S: 6	H: 0 LOB: 0 BB: 0 P: 8	R: 3 E: 0 K: 1 S: 19	H: 4 LOB: 1 BB: 0 P: 32	R: 0 E: 0 K: 1 S: 9	H: 1 LOB: 0 BB: 0 P: 14	R: 0 E: 0 K: 0 S: 8	H: 2 LOB: 2 BB: 0 P: 12	1B: 9 2B: 2 3B: 0 HR: 2	SF: 0 SAC: 0 DP: 3 HBP: 0	WP: 0 PB: 0 SB: 0 CS: 0	PA: 40

PITCHER		IP	WLS	BF	H	R	ER	SO	BB	IBB	HBP	BLK	WP	HR	S	P	ERA	WHIP
Jae Weong Seo, R ERA: 4.58	(1, 1)	6.0		28	8	3	3	1	2	1	0	0	0	1	62	104	4.50	1.667
Mike Stanton, L ERA: 3.61	(7, 1)	1.1	B	7	3	1	1	2	0	0	0	0	0	1	20	33	6.75	2.250
Orber Moreno, R ERA: 3.21	(8, 1)	0.2	W	1	0	0	0	0	0	0	0	0	0	0	2	4	0.00	0.000
Braden Looper, R ERA: 2.03	(9, 1)	1.0	S	4	2	0	0	0	0	0	0	0	0	0	8	12	0.00	2.000

PITCHER	IP	WLS	BF	H	R	ER	SO	BB	IBB	HBP	BLK	WP	HR	S	P	ERA	WHIP

TOP

Montreal Expos @ New York Mets

Shea Stadium, Flushing, NY

Wed Jul 21 2004, 7:10 PM EDT

Att. 30,227 - Cloudy - 84 F

livebaseballscorecards.com

AB	37
R	4
H	13
RBI	4
BB	3
SO	3
LOB	15

Batter	1	2	3	4	5	6	7	8	9	AB	R	H	RBI	BB	SO	LOB
7 José Reyes, S (1, 4) OBP: 0.258, SLG: 0.355	F8	K		P6		1B		P3		5	0	1	0	0	1	3
Kazuo Matsui, S (1, 6) OBP: 0.338, SLG: 0.409	BB		L3 1B	1B		F8		G4-3		4	0	1	1	1	0	1
Ty Wigginton, R (1, 3) OBP: 0.328, SLG: 0.491	E6		BB HR BB	BB		E4 1B		WP E BB		2	2	0	0	3	0	1
Cliff Floyd, L (1, 7) OBP: 0.352, SLG: 0.508 Orber Moreno, R (8, 1) Todd Zeile, R (8, PH) OBP: 0.331, SLG: 0.372 Braden Looper, R (9, 1)	K		HR BB	F8		FC6-4 1B		E3		3 0 1 0	1 0 0 0	1 0 0 0	0 0 0 0	1 0 0 0	1 0 0 0	4 0 0 0
Richard Hidalgo, R (1, 9) OBP: 0.327, SLG: 0.486	K		HR		G6-3	FC6-4		G5-3		5	1	1	3	0	1	5
Mike Cameron, R (1, 8) OBP: 0.330, SLG: 0.452		K	F7		S 1B		1B			4	0	2	0	0	1	0
5 David Wright, R (1, 5)		P2	G5-3		P6		F9			4	0	0	0	0	0	2
Vance Wilson, R (1, 2) OBP: 0.320, SLG: 0.418		1B 1B		F9	IBB		F8			3	0	1	0	1	0	1
Jae Weong Seo, R (1, 1) OBP: 0.276, SLG: 0.231 Mike Stanton, L (7, 1) OBP: 1.000, SLG: 1.000 Shane Spencer, R (7, 7) OBP: 0.333, SLG: 0.413		1B		1B 2B	G5-3		G3			3 0 1	1 0 0	2 0 0	0 0 0	0 0 0	0 0 0	2 0 1
Inning Stats	R: 0 E: 1 K: 2 S: 17 H: 0 LOB: 2 BB: 1 P: 25	R: 0 E: 0 K: 2 S: 16 H: 2 LOB: 2 BB: 0 P: 22	R: 3 E: 0 K: 0 S: 10 H: 1 LOB: 0 BB: 2 P: 20	R: 1 E: 0 K: 0 S: 14 H: 2 LOB: 2 BB: 1 P: 25	R: 0 E: 0 K: 0 S: 4 H: 1 LOB: 2 BB: 1 P: 9	R: 0 E: 1 K: 0 S: 7 H: 2 LOB: 2 BB: 0 P: 10	R: 0 E: 0 K: 0 S: 5 H: 1 LOB: 1 BB: 0 P: 9	R: 1 E: 1 K: 0 S: 11 H: 0 LOB: 1 BB: 1 P: 24		1B: 7 2B: 1 3B: 0 HR: 1	SF: 0 SAC: 0 DP: 0 HBP: 0					WP: 1 PB: 0 SB: 1 CS: 0	PA: 41

PITCHER	IP	WLS	BF	H	R	ER	SO	BB	IBB	HBP	BLK	WP	HR	S	P	ERA	WHIP
22 John Patterson, R (1, 1) ERA: 4.02	4.0		22	5	4	4	4	4	0	0	0	0	1	57	92	9.00	2.250
Sun-Woo Kim, R (5, 1) ERA: 5.02	2.0		10	3	0	0	0	0	1	0	0	0	0	11	19	0.00	1.500
52 T.J. Tucker, R (7, 1) ERA: 3.48	1.0		4	1	0	0	0	0	0	0	0	0	0	5	9	0.00	1.000
Joe Horgan, L (8, 1) ERA: 5.02	0.2	L	3	0	1	0	0	1	0	0	0	0	0	5	13	0.00	1.500
Luis Ayala, R (8, 1) ERA: 2.7	0.1		2	0	0	0	0	0	0	0	0	1	0	6	11	0.00	0.000

PITCHER	IP	WLS	BF	H	R	ER	SO	BB	IBB	HBP	BLK	WP	HR	S	P	ERA	WHIP

BOTTOM

Montreal Expos @ New York Mets

Shea Stadium, Flushing, NY

Wed Jul 21 2004, 7:10 PM EDT

Att. 30,227 - Cloudy - 84 F

livebaseballscorecards.com

AB	35
R	5
H	9
RBI	4
BB	6
SO	4
LOB	20

Montreal Expos @ New York Mets

Shea Stadium, Flushing, NY

Thu Jul 22 2004, 12:10 PM EDT

Att. 27,637 - Sunny - 85 F

TOP

livebaseballscorecards.com

Batter	1	2	3	4	5	6	7	8	9	AB	R	H	RBI	BB	SO	LOB
Brad Wilkerson, L (1, 3) OBP: 0.350, SLG: 0.464	C B S S 1-3 K		B C B F B F X 3-2 G3-1			C F B B X 2-2 HR		C B B S B X 3-2 F8	C 1 SAFE C D F X 1-2 P6	5	1	1	1	0	1	1
Endy Chavez, L (1, 8) OBP: 0.329, SLG: 0.399	C B C X 1-2 G1-3			F B C X 1-2 CS 1B 1B		B B X 2-0 2B		C B B F X 2-2 G6-3		4	0	2	0	0	0	0
Jose Vidro, S (1, 4) OBP: 0.368, SLG: 0.458	B F B S X 2-2 E5			1 SAFE 1 SAFE L B 1 SAFE X 1-1 CS 1-2 1B		B B I 4-0 IBB		S B B B X 3-1 HR 1B		3	1	2	0	1	0	0
Tony Batista, R (1, 5) OBP: 0.262, SLG: 0.383	D X 1-0 F9			B B C B F F F T 3-2 K 1-2 2-3		C B B S F F B X 3-2 F7		1 SAFE 1 SAFE F B 1 B B X 3-1 1-H HR		4	1	1	2	0	1	5
Juan Rivera, R (1, 9) OBP: 0.294, SLG: 0.393		B C X 1-1 F8		B C B B B X 3-1 G4-3		D B B C F C 2-3 K		F B B C X 2-2 G1-3		4	0	0	0	0	1	3
Orlando Cabrera, R (1, 6) OBP: 0.289, SLG: 0.316		B C B C F X 2-2 G5-3			X 0-0 G6-3		B X 1-0 SH2-4 2B		B B B C C F B 4-2 1B FC5-4 BB	3	1	1	0	1	0	0
Terrmel Sledge, L (1, 7) OBP: 0.321, SLG: 0.418		C B B X 2-1 F8			B C B C X 2-2 G6-3		B X 1-0 SH2-4 2-3		1 SAFE 1 SAFE B C X 1-1 P6	3	0	0	0	0	0	1
Brian Schneider, L (1, 2) OBP: 0.308, SLG: 0.418			C X 0-1 G6-3		B C C C X 1-2 G4-3		C X 0-1 G6-3		1 SAFE X 0-0 FC5-4 1-3 1B	4	0	1	0	0	0	1
Zach Day, R (1, 1) OBP: 0.037, SLG: 0.148 Henry Mateo, S (7, PH) OBP: 0.429, SLG: 0.429 Luis Ayala, R (7, 1) OBP: 0.500, SLG: 0.750 Joe Horgan, L (8, 1) OBP: 0.500, SLG: 0.500 Ronald Calloway, L (9, PH) OBP: 0.125, SLG: 0.089 32 Chad Cordero, R (9, 1)			B C S B S 2-3 K			B C B S S 2-3 K	D X 1-0 G6-3		B C X 1-1 FC5-4 BLK 1-2f 3-H	2 1 0 0 1 0	0 0 0 0 0 0	0 0 0 0 0 0	0 0 0 0 1 0	0 0 0 0 0 0	2 0 0 0 0 0	0 1 0 0 1 0

	AB	34
	R	4
	H	8
	RBI	4
	BB	2
	SO	5
	LOB	13

Inning Stats	1	2	3	4	5	6	7	8	9	1B: 4	SF: 0	WP: 0	PA: 37
	R: 0 E: 1 K: 1 S: 10	R: 0 E: 0 K: 0 S: 8	R: 0 E: 0 K: 1 S: 9	R: 0 E: 0 K: 1 S: 12	R: 0 E: 0 K: 0 S: 7	R: 1 E: 0 K: 2 S: 15	R: 0 E: 0 K: 0 S: 5	R: 2 E: 0 K: 0 S: 13	R: 1 E: 0 K: 0 S: 12	2B: 3 3B: 0 HR: 2	SAC: 1 DP: 1 HBP: 0	PB: 0 SB: 0 CS: 2	
	H: 0 LOB: 1 BB: 0 P: 15	H: 0 LOB: 0 BB: 0 P: 13	H: 0 LOB: 0 BB: 0 P: 14	H: 2 LOB: 1 BB: 0 P: 20	H: 0 LOB: 0 BB: 0 P: 10	H: 2 LOB: 2 BB: 1 P: 30	H: 1 LOB: 1 BB: 0 P: 8	H: 2 LOB: 0 BB: 0 P: 26	H: 1 LOB: 1 BB: 1 P: 19				

PITCHER		IP	WLS	BF	H	R	ER	SO	BB	IBB	HBP	BLK	WP	HR	S	P	ERA	WHIP
Tom Glavine, L ERA: 2.6	(1, 1)	7.0		27	5	1	1	5	0	1	0	0	0	1	66	110	1.29	0.714
John Franco, L ERA: 5.5	(8, 1)	1.0	L	5	2	2	2	0	0	0	0	0	0	1	13	26	18.00	2.000
Orber Moreno, R ERA: 3.38	(9, 1)	1.0		5	1	1	1	0	1	0	0	1	0	0	12	19	9.00	2.000

PITCHER	IP	WLS	BF	H	R	ER	SO	BB	IBB	HBP	BLK	WP	HR	S	P	ERA	WHIP

Batter	1	2	3	4	5	6	7	8	9	AB	R	H	RBI	BB	SO	LOB
7 José Reyes, S (1, 4) OBP: 0.250, SLG: 0.344	C B F X 1-2 F8 ①		C S T 0-2 K ③		B F X 1-1 G6-3 ② 1-2 2-3 3-H			C T X 0-2 F8 ①		4	0	0	1	0	1	3
Kazuo Matsui, S (1, 6) OBP: 0.342, SLG: 0.418	X 0-0 G5-4-3 1B			C B C B F B F F F 3-2 F X 3B	B C B X 2-1 G6-3 ③			B B C F X 2-2 1B		4	0	3	0	0	0	2
Ty Wigginton, R (1, 3) OBP: 0.324, SLG: 0.485	C X 0-1 G5-4-3 ② ③ 1-2f			X 0-0 G5-3 ①		B X 1-0 P4 ①		F F S 0-3 K ②		4	0	0	0	0	1	3
Cliff Floyd, L (1, 7) OBP: 0.347, SLG: 0.500 Orber Moreno, R (9, 1)		X 0-0 F7 ①		X 0-0 G3 ②		C B S X 1-2 G6-3 ②		B F D B F F F S 3-3 K ③		4 0	0 0	0 0	0 0	0 0	1 0	2 0
Richard Hidalgo, R (1, 9) OBP: 0.326, SLG: 0.483		B C F B X 2-2 G6-3 ②		B X 1-0 F8 ③		B F B C X 2-2 2B 1B			C B F S 1-3 K ①	4	0	1	0	0	1	1
Mike Cameron, R (1, 8) OBP: 0.330, SLG: 0.452		B B X 2-0 F9 ③			C X 0-1 F8 ①	C X 0-1 1-H 2B ③			C B C B C 2-3 K ②	4	0	1	0	0	1	0
5 David Wright, R (1, 5) OBP: 0.250, SLG: 0.375			C B F F X 1-2 G5-3 ①		B B C B X 3-1 BB 7 G6-3 2B		C B X 1-1 P2 ①		C B S B X 2-2 1B 1B	4	1	2	0	0	0	0
Jason Phillips, R (1, 2) OBP: 0.292, SLG: 0.340 Eric Valent, L (9, PH) OBP: 0.344, SLG: 0.458			F B C X 1-2 G4-3 2B		B B B I 4-0 7 G6-3 BB IBB		X 0-0 G3-1 ②		C C B X 1-2 1-2 1B	2 1	0 0	1 1	0 0	1 0	0 0	0 0
Tom Glavine, L (1, 1) OBP: 0.308, SLG: 0.206 Todd Zeile, R (7, PH) OBP: 0.329, SLG: 0.370 John Franco, L (8, 1) Shane Spencer, R (9, 7) OBP: 0.332, SLG: 0.411			C B 2 SAFE C F X 1-2 G4-3 ② 2-3		C M F B B B 2 B SAFE 4-2 7 G6-3 1-2 2-3 BB		C B S B T 2-2 K ③		B F B C T 2-3 K ③	1 1 0 1	0 0 0 0	0 0 0 0	0 0 0 0	1 0 0 0	0 1 0 1	1 0 0 2
Inning Stats	R: 0 H: 1 E: 0 LOB: 0 K: 0 BB: 0 S: 6 P: 7	R: 0 H: 0 E: 0 LOB: 0 K: 0 BB: 0 S: 5 P: 9	R: 0 H: 1 E: 0 LOB: 1 K: 1 BB: 0 S: 14 P: 17	R: 0 H: 1 E: 0 LOB: 1 K: 0 BB: 0 S: 11 P: 15	R: 1 H: 1 E: 0 LOB: 2 K: 0 BB: 2 S: 11 P: 25	R: 0 H: 2 E: 0 LOB: 2 K: 0 BB: 0 S: 9 P: 13	R: 0 H: 0 E: 0 LOB: 0 K: 1 BB: 0 S: 6 P: 9	R: 0 H: 1 E: 0 LOB: 1 K: 2 BB: 0 S: 14 P: 19	R: 0 H: 2 E: 0 LOB: 2 K: 3 BB: 0 S: 15 P: 23	1B: 5 2B: 3 3B: 1 HR: 0	SF: 0 SAC: 0 DP: 1 HBP: 0			WP: 0 PB: 0 SB: 0 CS: 0	PA: 36		

PITCHER		IP	WLS	BF	H	R	ER	SO	BB	IBB	HBP	BLK	WP	HR	S	P	ERA	WHIP
Zach Day, R ERA: 3.9	(1, 1)	6.0		24	6	1	1	1	1	1	0	0	0	0	56	86	1.50	1.167
Luis Ayala, R ERA: 2.65	(7, 1)	1.0	W	3	0	0	0	1	0	0	0	0	0	0	6	9	0.00	0.000
Joe Horgan, L ERA: 4.7	(8, 1)	1.0	H	4	1	0	0	2	0	0	0	0	0	0	14	19	0.00	1.000
32 Chad Cordero, R ERA: 2.88	(9, 1)	1.0	S	5	2	0	0	3	0	0	0	0	0	0	15	23	0.00	2.000

PITCHER	IP	WLS	BF	H	R	ER	SO	BB	IBB	HBP	BLK	WP	HR	S	P	ERA	WHIP

Montreal Expos @ New York Mets

Shea Stadium, Flushing, NY

Thu Jul 22 2004, 12:10 PM EDT

Att. 27,637 - Sunny - 85 F

BOTTOM

livebaseballscorecards.com

AB	34
R	1
H	9
RBI	1
BB	2
SO	7
LOB	14

Florida Marlins @ Montreal Expos

Olympic Stadium, Montreal, QB

Fri Jul 23 2004, 7:05 PM EDT

Att. 6,407 - Unknown - 70 F

TOP

livebaseballscorecards.com

Batter	1	2	3	4	5	6	7	8	9	AB	R	H	RBI	BB	SO	LOB
Juan Pierre, L (1, 8) OBP: 0.363, SLG: 0.390	C B X 1-1 1B S 1B		X 0-0 G6-3 1B		C B X 1-1 ② L9		X 0-0 1B 1B		B 1 SAFE C D X 2-1 ③ F7	5	1	3	0	0	0	2
Luis Castillo, S (1, 4) OBP: 0.362, SLG: 0.363	B B B C 1 SAFE X 3-1 S 1-3 1B		1 SAFE 1 SAFE C X 0-1 ① ② G6-3 1-2f		B 2 SAFE C F B B F X 3-2 ③ G4-3		1 SAFE B 1 SAFE C C 1 SAFE F B 1 SAFE 2-2 X 1-2 1B			4	0	2	0	0	0	2
Mike Lowell, R (1, 5) OBP: 0.382, SLG: 0.555	B S B C F F B S 3-3 ① K 1-2 3-H		B X 1-0 ③ L8			B B B B 4-0 G1-3 BB	D B C F F B F X 3-2 ③ F7			3	0	0	0	1	1	3
Miguel Cabrera, R (1, 9) OBP: 0.374, SLG: 0.536	S F X 0-2 ② F9			B B S C B B 4-2 S BB		C B F F B 1 SAFE C 2-3 ① K		F X 0-1 G4-3 1B		3	0	1	0	1	1	2
Jeff Conine, R (1, 7) OBP: 0.319, SLG: 0.391	B F B C B F B 4-2 BB			B F X 1-1 ① P3		B B X 2-0 ② G1-3 1-2		B X 1-0 ① ② G4-3 1-2f		3	0	0	0	1	0	3
Hee-Seop Choi, L (1, 3) OBP: 0.387, SLG: 0.487	C F X 0-2 ③ G3-1			C S D B B 1 SAFE C 3-3 ② K 1-2		C F B B B F B F F B 4-2 BB		B X 1-0 ③ P6		3	0	0	0	1	1	3
Alex Gonzalez, R (1, 6) OBP: 0.267, SLG: 0.444		C C C 0-3 ① K		C S F F S 0-3 ③ K		F X 0-1 ③ L8			C C F B C 1-3 ① K	4	0	0	0	0	3	3
Mike Redmond, R (1, 2) OBP: 0.316, SLG: 0.340		B X 1-0 ② G1-3			F F H 1-2 SH2-4 HBP		C C B C 1-3 ① K		C C X 0-2 ② L6	3	0	0	0	0	1	0
Brad Penny, R (1, 1) OBP: 0.067, SLG: 0.067 14 Josh Willingham, R (7, PH) OBP: 0.273, SLG: 0.350 Matt Perisho, L (7, 1) Lenny Harris, L (9, PH) OBP: 0.242, SLG: 0.267 Abraham Nunez, S (9, PR) OBP: 0.290, SLG: 0.283		B C S B B S 2-3 ③ K			X 0-0 ① SH2-4 1-2		B C S S 1-3 ② K		C B C B F B B 4-2 BB	1 1 0 0 0	0 0 0 0 0	0 0 0 0 0	0 0 0 1 0	1 1 0 0 0	0 0 0 0 0	0 0 0 0 0
Inning Stats	R: 1 H: 2 E: 0 LOB: 2 K: 1 BB: 1 S: 18 P: 29	R: 0 H: 0 E: 0 LOB: 0 K: 2 BB: 0 S: 7 P: 10	R: 0 H: 1 E: 0 LOB: 0 K: 0 BB: 0 S: 4 P: 5	R: 0 H: 0 E: 0 LOB: 1 K: 2 BB: 1 S: 12 P: 20	R: 0 H: 0 E: 0 LOB: 1 K: 0 BB: 0 S: 9 P: 14	R: 0 H: 0 E: 0 LOB: 2 K: 1 BB: 2 S: 12 P: 24	R: 0 H: 2 E: 0 LOB: 2 K: 2 BB: 0 S: 16 P: 23	R: 0 H: 1 E: 0 LOB: 0 K: 0 BB: 0 S: 4 P: 6	R: 0 H: 0 E: 0 LOB: 1 K: 1 BB: 1 S: 12 P: 19	1B: 6 2B: 0 3B: 0 HR: 0		SF: 0 SAC: 1 DP: 2 HBP: 1		WP: 0 PB: 0 SB: 3 CS: 0		PA: 37

	AB	30
	R	1
	H	6
	RBI	0
	BB	5
	SO	9
	LOB	18

PITCHER		IP	WLS	BF	H	R	ER	SO	BB	IBB	HBP	BLK	WP	HR	S	P	ERA	WHIP
Tony Armas, R ERA: 3.97	(1, 1)	5.0	W	21	3	1	1	5	3	0	1	0	0	0	50	82	1.80	1.200
Claudio Vargas, R ERA: 5.62	(6, 1)	1.0	H	4	0	0	0	1	1	0	0	0	0	0	12	20	0.00	1.000
Luis Ayala, R ERA: 2.56	(7, 1)	1.2	H	7	3	0	0	2	0	0	0	0	0	0	19	27	0.00	1.800
Joe Horgan, L ERA: 4.6	(8, 1)	0.1	H	1	0	0	0	0	0	0	0	0	0	0	1	2	0.00	0.000
32 Chad Cordero, R ERA: 2.82	(9, 1)	1.0	S	4	0	0	0	1	1	0	0	0	0	0	12	19	0.00	1.000

PITCHER	IP	WLS	BF	H	R	ER	SO	BB	IBB	HBP	BLK	WP	HR	S	P	ERA	WHIP

Batter	1	2	3	4	5	6	7	8	9	AB	R	H	RBI	BB	SO	LOB
Brad Wilkerson, L (1, 7) OBP: 0.349, SLG: 0.462	B B B C X 3-1 F7 ①		B F X 1-1 G1-3 ①		B F C B F F F X 2-2 2B 1B		B F B B X 3-1 L9 ①			4	1	1	0	0	0	0
Endy Chavez, L (1, 8) OBP: 0.328, SLG: 0.401	B C B B X 3-1 G4-3 2B		C X 0-1 G3-1 ②		X 0-0 L9 ①		X 0-0 B1-3 ②			4	0	1	0	0	0	1
Jose Vidro, S (1, 4) OBP: 0.367, SLG: 0.458 32 Chad Cordero, R (9, 1)	B B B C X 3-1 G4-3 ② 2-3		C B X 1-1 G5-3 ③		F B B 1 B X SAFE 3-1 G5-3 2B 1-H		C B B B X 3-1 G6-3 ③			4 0	0 0	1 0	1 0	0 0	0 0	1 0
Tony Batista, R (1, 5) OBP: 0.262, SLG: 0.388	B X 1-0 L7 ③			X 0-0 SF9 3B	C C B X 1-2 G5-3 ② 2-3			C B X 1-1 P6 ①		4	1	1	0	0	0	2
24 Nick Johnson, L (1, 3) OBP: 0.357, SLG: 0.400		C B C X 1-2 G4-3 ①		C B B F B B 4-2 S BB	B B B C F B 4-2 BB			C S F F C 0-3 K ②		2	0	0	0	2	1	0
Orlando Cabrera, R (1, 6) OBP: 0.288, SLG: 0.316		X 0-0 BB 1B		B B X 2-0 SF9 ① 3-H	X 0-0 G3 ③			X 0-0 G6-3 ③		3	0	1	1	0	0	2
Terrmel Sledge, L (1, 9) OBP: 0.317, SLG: 0.412		B X 1-0 F7 ②		C C B S 1-3 K ② 1-2		B C F X 1-2 F7 ①				3	0	0	0	0	1	2
Brian Schneider, L (1, 2) OBP: 0.313, SLG: 0.418 Einar Díaz, R (5, 2) OBP: 0.256, SLG: 0.254		C O B 1 SAFE C F 1 SAFE F B 4-2 B FC4-6 BB 1-2		I I I 4-0 FC1-6-4 IBB		C X 0-1 G3 ②				0 1	0 0	0 0	0 0	2 0	0 0	0 0
Tony Armas, R (1, 1) Claudio Vargas, R (6, 1) OBP: 0.048, SLG: 0.048 Henry Mateo, S (6, PH) OBP: 0.375, SLG: 0.375 Luis Ayala, R (7, 1) OBP: 0.500, SLG: 0.750 Joe Horgan, L (8, 1) OBP: 0.500, SLG: 0.500 Jamey Carroll, R (9, 4) OBP: 0.345, SLG: 0.356		X 0-0 FC4-6 ③ 1-2f		X 0-0 FC1-6-4 ③ 1-2f		C X 0-1 G3 ③				2 0 1 0 0 0 0	0 0 0 0 0 0 0	0 0 0 0 0 0 0	0 0 0 0 0 0 0	0 0 0 0 0 0 0	0 0 0 0 0 0 0	4 0 0 0 0 0 0
Inning Stats	R: 0 H: 1 E: 0 LOB: 1 K: 0 BB: 0 S: 7 P: 17	R: 0 H: 1 E: 0 LOB: 2 K: 0 BB: 1 S: 10 P: 16	R: 0 H: 0 E: 0 LOB: 0 K: 0 BB: 0 S: 6 P: 8	R: 1 H: 1 E: 0 LOB: 2 K: 1 BB: 2 S: 8 P: 19	R: 1 H: 2 E: 0 LOB: 2 K: 0 BB: 1 S: 15 P: 25	R: 0 H: 0 E: 0 LOB: 0 K: 0 BB: 0 S: 7 P: 8	R: 0 H: 0 E: 0 LOB: 0 K: 0 BB: 0 S: 5 P: 11	R: 0 H: 0 E: 0 LOB: 0 K: 1 BB: 0 S: 8 P: 9		1B: 2 SF: 1 2B: 2 SAC: 0 3B: 1 DP: 0 HR: 0 HBP: 0						

PITCHER		IP	WLS	BF	H	R	ER	SO	BB	IBB	HBP	BLK	WP	HR	S	P	ERA	WHIP
Brad Penny, R ERA: 3.13	(1, 1)	6.0	L	27	5	2	2	1	3	1	0	0	0	0	53	93	3.00	1.333
Matt Perisho, L ERA: 3.6	(7, 1)	2.0		6	0	0	0	1	0	0	0	0	0	0	13	20	0.00	0.000

PITCHER	IP	WLS	BF	H	R	ER	SO	BB	IBB	HBP	BLK	WP	HR	S	P	ERA	WHIP

BOTTOM

Florida Marlins @ Montreal Expos

Olympic Stadium, Montreal, QB

Fri Jul 23 2004, 7:05 PM EDT

Att. 6,407 - Unknown - 70 F

livebaseballscorecards.com

AB	28
R	2
H	5
RBI	2
BB	4
SO	2
LOB	12

Batter	1	2	3	4	5	6	7	8	9	AB	R	H	RBI	BB	SO	LOB
Juan Pierre, L (1, 8) OBP: 0.367, SLG: 0.394	G6-3		CS 1B		1B		SH1-3		DI 1B	4	0	3	0	0	0	0
Luis Castillo, S (1, 4) OBP: 0.358, SLG: 0.359	G1-3		F7		SF7		G6-3		K	4	0	0	1	0	1	3
Mike Lowell, R (1, 5) OBP: 0.379, SLG: 0.550	P6		K		L8		FC6-4 1B		K	5	0	1	0	0	2	3
Miguel Cabrera, R (1, 9) OBP: 0.375, SLG: 0.533		2B G6-3 1B		G6-3		WP BB	FC6-4		F7	4	1	1	0	1	0	3
Jeff Conine, R (1, 7) OBP: 0.321, SLG: 0.395		2B		1B		K		G6-3		4	0	2	0	0	1	1
Alex Gonzalez, R (1, 6) OBP: 0.264, SLG: 0.439		G6-3		K		G6-3		F8		4	0	0	1	0	1	3
Hee-Seop Choi, L (1, 3) OBP: 0.388, SLG: 0.489		K		G4-3		IBB		20 1B 2B		3	0	1	0	1	1	2
14 Josh Willingham, R (1, 2) OBP: 0.320, SLG: 0.364 20 Matt Treanor, R (6, 2) OBP: 0.346, SLG: 0.319		BB		1B SF7 1B		K		2-3 1B		2 1	1 0	1 1	0 0	1 0	1 0	2 0
Dontrelle Willis, L (1, 1) OBP: 0.333, SLG: 0.439 Mike Mordecai, R (7, PH) OBP: 0.259, SLG: 0.241 Josias Manzanillo, R (7, 1) Matt Perisho, L (7, 1) 40 Nate Bump, L (7, 1) Lenny Harris, L (8, PH) OBP: 0.238, SLG: 0.262 Ben Howard, R (8, 1)		K			B2		1B SH1-3 BB		P5	2 0 0 0 0 0 1	0 0 0 0 0 0 0	0 0 0 0 0 0 0	0 1 0 0 0 0 0	0 0 0 0 0 0 0	1 0 0 0 0 0 0	3 0 0 0 0 2 0
Inning Stats	R: 0 E: 0 K: 0 S: 7 H: 0 LOB: 0 BB: 0 P: 11	R: 1 E: 0 K: 2 S: 12 H: 2 LOB: 2 BB: 1 P: 18	R: 0 E: 0 K: 1 S: 8 H: 1 LOB: 0 BB: 0 P: 10	R: 0 E: 0 K: 1 S: 7 H: 1 LOB: 1 BB: 0 P: 12	R: 1 E: 0 K: 0 S: 10 H: 2 LOB: 1 BB: 0 P: 15	R: 0 E: 0 K: 2 S: 12 H: 0 LOB: 2 BB: 2 P: 25	R: 0 E: 0 K: 0 S: 10 H: 1 LOB: 2 BB: 1 P: 18	R: 0 E: 0 K: 0 S: 15 H: 2 LOB: 2 BB: 0 P: 22	R: 0 E: 0 K: 2 S: 10 H: 1 LOB: 1 BB: 0 P: 16	1B: 8 2B: 2 3B: 0 HR: 0	SF: 1 SAC: 1 DP: 0 HBP: 0					

PITCHER		IP	WLS	BF	H	R	ER	SO	BB	IBB	HBP	BLK	WP	HR	S	P	ERA	WHIP
Rocky Biddle, R ERA: 6.26	(1, 1)	6.0	W	26	6	2	2	6	2	1	0	0	1	0	56	91	3.00	1.333
Joe Horgan, L ERA: 4.41	(7, 1)	0.2	H	3	0	0	0	0	1	0	0	0	0	0	6	13	0.00	1.500
52 T.J. Tucker, R ERA: 3.44	(7, 1)	0.1	H	2	1	0	0	0	0	0	0	0	0	0	4	5	0.00	3.000
Claudio Vargas, R ERA: 5.55	(8, 1)	1.0		5	2	0	0	0	0	0	0	0	0	0	15	22	0.00	2.000
32 Chad Cordero, R ERA: 2.77	(9, 1)	1.0		4	1	0	0	2	0	0	0	0	0	0	10	16	0.00	1.000

PITCHER	IP	WLS	BF	H	R	ER	SO	BB	IBB	HBP	BLK	WP	HR	S	P	ERA	WHIP

TOP

Florida Marlins @ Montreal Expos

Olympic Stadium, Montreal, QB

Sat Jul 24 2004, 7:05 PM EDT

Att. 7,229 - Unknown - 72 F

livebaseballscorecards.com

AB	34
R	2
H	10
RBI	2
BB	4
SO	8
LOB	22

WP: 1 PA: 40
PB: 0
SB: 0
CS: 1

Florida Marlins @ Montreal Expos

Olympic Stadium, Montreal, QB

Sat Jul 24 2004, 7:05 PM EDT

Att. 7,229 - Unknown - 72 F

BOTTOM

Batter	1	2	3	4	5	6	7	8	9	AB	R	H	RBI	BB	SO	LOB
Endy Chavez, L (1, 8) OBP: 0.327, SLG: 0.405	G3			F8		SF9 3B 1-H 2-H	FC1 FC5-4 1-2 2-3 3-H			4	1	1	2	0	0	2
Jamey Carroll, R (1, 4) OBP: 0.342, SLG: 0.364	G5-3			PB 2B		SF9 3-H	FC5-4 FC4 1-2f 2-3 3-H			3	0	1	2	0	0	2
Tony Batista, R (1, 5) OBP: 0.259, SLG: 0.383	K			K 2-3		G6-3	FC4 1-2f			4	0	0	0	0	2	3
Orlando Cabrera, R (1, 6) OBP: 0.285, SLG: 0.312		G5-3		G6-3		F7		F9		4	0	0	0	0	0	1
Brad Wilkerson, L (1, 3) (8, 7) OBP: 0.348, SLG: 0.459		K	K				SH2-4 24 1B 1B 1B	F7		4	1	1	0	0	2	0
Juan Rivera, R (1, 9) OBP: 0.293, SLG: 0.390		G5-3			G4-3		SAFE 24 1B SH2-4 E 1-2 1B	F7		4	1	1	0	0	0	0
Terrmel Sledge, L (1, 7) OBP: 0.314, SLG: 0.408			B1		G4-3		SH2-4 1-2 2-3			2	0	0	0	0	0	0
Claudio Vargas, R (8, 1) OBP: 0.048, SLG: 0.048										0	0	0	0	0	0	0
32 Chad Cordero, R (9, 1)										0	0	0	0	0	0	0
Einar Díaz, R (1, 2) OBP: 0.272, SLG: 0.260			L3			3B E 1B	E 24 1B FC5-4 HBP			2	2	1	0	0	0	0
Rocky Biddle, R (1, 1)			K			E4 3B 1-2	FC5-4 E 1B 1-2 2-3 3-H			1	0	0	0	0	1	0
Henry Mateo, S (6, PH) OBP: 0.333, SLG: 0.333										1	1	0	0	0	0	1
Joe Horgan, L (7, 1) OBP: 0.500, SLG: 0.500										0	0	0	0	0	0	0
52 T.J. Tucker, R (7, 1) OBP: 0.167, SLG: 0.167										0	0	0	0	0	0	0
24 Nick Johnson, L (7, PH) OBP: 0.360, SLG: 0.404										1	0	1	1	0	0	0
(8, 3)																

livebaseballscorecards.com

AB	30
R	6
H	6
RBI	5
BB	0
SO	5
LOB	9

Inning Stats	1	2	3	4	5	6	7	8	9
	R: 0 H: 0 E: 0 LOB: 0 K: 1 BB: 0 S: 14 P: 19	R: 0 H: 0 E: 0 LOB: 0 K: 1 BB: 0 S: 7 P: 9	R: 0 H: 0 E: 0 LOB: 0 K: 1 BB: 0 S: 6 P: 11	R: 0 H: 1 E: 0 LOB: 1 K: 1 BB: 0 S: 10 P: 18	R: 0 H: 0 E: 0 LOB: 0 K: 1 BB: 0 S: 9 P: 12	R: 3 H: 2 E: 1 LOB: 0 K: 0 BB: 0 S: 17 P: 24	R: 3 H: 3 E: 1 LOB: 2 K: 0 BB: 0 S: 21 P: 30	R: 0 H: 0 E: 0 LOB: 0 K: 0 BB: 0 S: 9 P: 11	

| | | | | | | | | | | | | | | | |

Batter	1	2	3	4	5	6	7	8	9	AB	R	H	RBI	BB	SO	LOB
Juan Pierre, L (1, 8) OBP: 0.366, SLG: 0.391	G3			L7		FC6-4, BB		G4-3		3	0	0	0	1	0	0
Damion Easley, R (1, 4) OBP: 0.340, SLG: 0.468	K			L5		FC6-4			L7	4	0	0	0	0	1	2
Mike Lowell, R (1, 5) OBP: 0.381, SLG: 0.555	G6-3			F7			1B 1B 2B		1B 1B 2B	4	2	2	0	0	0	0
Miguel Cabrera, R (1, 9) OBP: 0.376, SLG: 0.533		G1-3			K		G6-4-3 1B 1B		E 1B 1B	4	1	2	0	0	1	0
Hee-Seop Choi, L (1, 3) OBP: 0.390, SLG: 0.489		F9			F7		G6-4-3 1B		E 1B 1B	4	1	2	2	0	0	0
Alex Gonzalez, R (1, 6) OBP: 0.261, SLG: 0.434		B1-3			K		G6-4-3		F9	4	0	0	0	0	1	4
Abraham Nunez, S (1, 7) OBP: 0.278, SLG: 0.270 Lenny Harris, L (9, PH) OBP: 0.250, SLG: 0.274			P6			K	K		E9 1B 1B	3 1	0 0	0 1	0 1	0 0	2 0	1 0
Mike Redmond, R (1, 2) OBP: 0.313, SLG: 0.337 40 Nate Bump, L (6, 1) Mike Mordecai, R (8, PH) OBP: 0.254, SLG: 0.236 Billy Koch, R (8, 1) Jeff Conine, R (9, PH) OBP: 0.323, SLG: 0.397			G5-3			G5-3		G6-3		2 0 1 0 1	0 0 0 0 0	0 0 0 0 1	0 0 0 0 0	0 0 0 0 0	0 0 0 0 0	0 0 0 0 0
Justin Wayne, R (1, 1) 14 Josh Willingham, R (6, PH) OBP: 0.321, SLG: 0.333 (6, 2)			G5-3			BB		K	K	1 2	0 0	0 0	0 0	0 1	0 2	0 2

| Inning Stats | | |

Florida Marlins @ Montreal Expos

Olympic Stadium, Montreal, QB

Sun Jul 25 2004, 1:05 PM EDT

Att. 9,688 - Unknown - 70 F

livebaseballscorecards.com

BOTTOM

Batter	1	2	3	4	5	6	7	8	9	AB	R	H	RBI	BB	SO	LOB
Brad Wilkerson, L (1, 7) OBP: 0.346, SLG: 0.453	B C S T 1-2 ① K		B B C B B 4-1 1B HR BB	B B X 2-0 ② F7		B B X 2-0 E3		B C C F D S 2-3 ③ K		4	1	0	0	1	2	1
Endy Chavez, L (1, 8) OBP: 0.332, SLG: 0.408	B C B B C F X 3-2 G3 1B		C X 0-1 1-3 HR 1B	B B C B B 4-1 FC6-4 BB		B X 1-0 ② L8				3	1	2	0	1	0	1
Tony Batista, R (1, 5) OBP: 0.259, SLG: 0.390	C 1 SAFE F X 0-2 ② G3 1-2		B 1 SAFE F 1 SAFE 1 SAFE X 1-1 1-H 3-H HR	C 1 SAFE 1 SAFE X 0-1 ③ FC6-4 1-2f		C B F X 1-2 ③ G1-3				4	1	1	3	0	0	3
24 Nick Johnson, L (1, 3) OBP: 0.358, SLG: 0.400	B C B C S 2-3 ③ K		C X 0-1 BB 1B 1B		C B F F B X 2-2 E3 2B		F B X 1-1 ① G1-3			4	2	1	0	0	1	1
Orlando Cabrera, R (1, 6) OBP: 0.290, SLG: 0.318		F E X 0-2 G4-6-3 1B	F B C 1 SAFE D D B 4-2 1B 1-2 BB		B X 1-0 G4-3 1-H SF8 2B		B B X 2-0 ② P3			3	1	2	1	1	0	0
Ronald Calloway, L (1, 9) OBP: 0.135, SLG: 0.102 Juan Rivera, R (8, 9) OBP: 0.293, SLG: 0.390		C S 1 SAFE X 0-2 ① ② G4-6-3 1-2f	B X 1-0 1-2 2-H 1B		C D B B B F X 3-2 ① G4-3 2-3		C S F F B F F B X 2-2 ③ F7			4 0	0 0	1 0	1 0	0 0	0 0	2 0
Einar Díaz, R (1, 2) OBP: 0.271, SLG: 0.263	B B B C X 3-1 WP 1B		B B X 2-0 ② F9		B B C S B X 3-2 ② SF8 3-H			B C X 1-1 ① F9		3	0	1	1	0	0	2
Jamey Carroll, R (1, 4) OBP: 0.331, SLG: 0.351	C B C F S 1-3 ③ K 1-2	X 0-0 ③ F7			B C S X 1-2 ③ F9			C B B X 2-1 ② F7		4	0	0	0	0	1	3
Livan Hernandez, R (1, 1) OBP: 0.196, SLG: 0.283 Luis Ayala, R (9, 1) OBP: 0.500, SLG: 0.750			B B C X 2-1 ① G2-3	B X 1-0 ① P6		F F B S 1-3 ① K		F X 0-1 2B		4 0	0 0	1 0	0 0	0 0	1 0	0 0
Inning Stats	R: 0 E: 0 K: 2 S: 13 H: 1 LOB: 1 BB: 0 P: 19	R: 0 E: 0 K: 1 S: 12 H: 2 LOB: 1 BB: 0 P: 16	R: 4 E: 0 K: 0 S: 14 H: 4 LOB: 2 BB: 2 P: 28	R: 0 E: 0 K: 0 S: 5 H: 0 LOB: 1 BB: 1 P: 12	R: 2 E: 1 K: 0 S: 14 H: 1 LOB: 0 BB: 0 P: 24	R: 0 E: 1 K: 1 S: 8 H: 0 LOB: 1 BB: 0 P: 13	R: 0 E: 0 K: 0 S: 10 H: 0 LOB: 0 BB: 0 P: 15	R: 0 E: 0 K: 1 S: 10 H: 1 LOB: 1 BB: 0 P: 15		1B: 6 2B: 2 3B: 0 HR: 1 SF: 1 SAC: 0 DP: 1 HBP: 0						

	AB	33
	R	6
	H	9
	RBI	6
	BB	3
	SO	5
	LOB	13

WP: 1 PB: 0 SB: 0 CS: 0 PA: 37

PITCHER		IP	WLS	BF	H	R	ER	SO	BB	IBB	HBP	BLK	WP	HR	S	P	ERA	WHIP
Justin Wayne, R ERA: 5.79	(1, 1)	5.0	L	26	8	6	4	3	3	0	0	0	1	1	58	99	7.20	2.200
40 Nate Bump, R ERA: 5.0	(6, 1)	2.0		7	0	0	0	1	0	0	0	0	0	0	18	28	0.00	0.000
Billy Koch, R ERA: 4.91	(8, 1)	1.0		4	1	0	0	1	0	0	0	0	0	0	10	15	0.00	1.000

PITCHER	IP	WLS	BF	H	R	ER	SO	BB	IBB	HBP	BLK	WP	HR	S	P	ERA	WHIP

Batter	1	2	3	4	5	6	7	8	9	AB	R	H	RBI	BB	SO	LOB
7 José Reyes, S (1, 4) OBP: 0.273, SLG: 0.364	C F S 0-3 ① K	X 0-0 ③ F7		X 0-0 ③ F8		B F X 1-1 ① FC4-6 S 1B FC6-4 1-2f 2-3		B C X 1-1 ① G1-3	X 0-0 1-2 2-H 3-H 1B	6	1	1	2	0	1	4
Kazuo Matsui, S (1, 6) OBP: 0.342, SLG: 0.416	X 0-0 HR 2B		B X 1-0 ① L3		C F T 0-2 ① K	S B X 1-1 FC6-4 1B 1-2 3-H		F X 0-1 ② F8	B S B X 2-1 ③ F8	6	1	2	1	0	1	2
Cliff Floyd, L (1, 7) OBP: 0.349, SLG: 0.498	B F B F F S 2-3 ② K		B B X 2-0 ② G4-3		C B F S 2-3 ② K	C B X 1-1 ② FC6-4 1-2f 2-H		B B X 2-0 2B		5	0	1	1	0	2	2
Richard Hidalgo, R (1, 9) OBP: 0.325, SLG: 0.494	F C X 0-2 2-H HR		B S X 1-1 1B		C B F F B F B X 3-2 HR	X 0-0 ③ G1-3		C S B F X 1-2 ③ G5-3		5	2	3	3	0	0	2
Ty Wigginton, R (1, 3) OBP: 0.323, SLG: 0.483	F F F S 0-3 ③ K		B X 1-0 ③ G1-3		F S B X 1-2 2B		B B X 2-0 1B 2B		C B B B F B 4-2 1B 5 BB 7 1B BB	4	2	2	0	1	1	1
Mike Cameron, R (1, 8) OBP: 0.326, SLG: 0.451		B F C S 1-3 ① K		C B B B X 3-1 HR	B B B 4-0 BB		B B X 2-0 ① L9		X 0-0 ① F7	4	1	1	1	1	1	2
5 David Wright, R (1, 5) OBP: 0.238, SLG: 0.400		S B B F B X 3-2 HR		B X 1-0 ① F7	C B B F B X 3-2 ③ F9		X 0-0 ② F7		C F B B F F F B B 4-2 1B 7 1B 1-2 BB	4	2	1	1	1	0	3
Vance Wilson, R (1, 2) OBP: 0.348, SLG: 0.434		F C X 0-2 1B		C F B F B B F B 4-2 SH1-4 BB	C B X 1-1 7 FC4-6 1B 1B		X 0-0 2-H 1B		B X 1-0 7 1B 1-2 2-3 1B	4	1	4	1	1	0	0
Scott Erickson, R (1, 1) Dan Wheeler, R (3, 1) OBP: 0.250, SLG: 0.250 Ricky Bottalico, L (4, 1) Joe McEwing, R (8, PH) OBP: 0.286, SLG: 0.302 Tyler Yates, R (6, 1) OBP: 0.091, SLG: 0.091 Eric Valent, L (7, PH) OBP: 0.400, SLG: 0.400 John Franco, L (7, 1) Mike Stanton, L (7, 1) OBP: 1.000, SLG: 1.000 Todd Zeile, R (8, 1) OBP: 0.571, SLG: 0.368		L B X 1-1 ② B1		B L X 1-1 ② SH1-4 1-2		X 0-0 7 FC4-6 1-2 1B	B F F F C 1-3 ③ K		C B B S S F B F S 3-3 ② K	1 0 0 0 0 0 1 0 0 0 0 0 0 0 0 0 0 0 0 0 0 1 0 1 0 0 0 0 0 0 0 0 0 0 0 1 0 0 0 0 1 1 0 0 0 0 0 0 0 0 0 0 0 0 0 0 1 0 0 0 0 1 3							
Inning Stats	R: 2 H: 2 E: 0 LOB: 0 K: 3 BB: 0 S: 15 P: 17	R: 1 H: 2 E: 0 LOB: 1 K: 1 BB: 0 S: 12 P: 17	R: 0 H: 1 E: 0 LOB: 1 K: 0 BB: 0 S: 5 P: 10	R: 1 H: 1 E: 0 LOB: 1 K: 0 BB: 1 S: 10 P: 19	R: 1 H: 2 E: 0 LOB: 2 K: 2 BB: 1 S: 17 P: 30	R: 2 H: 3 E: 0 LOB: 1 K: 0 BB: 0 S: 10 P: 14	R: 1 H: 2 E: 0 LOB: 1 K: 1 BB: 0 S: 8 P: 13	R: 0 H: 1 E: 0 LOB: 1 K: 0 BB: 0 S: 9 P: 13	R: 2 H: 2 E: 0 LOB: 2 K: 1 BB: 2 S: 17 P: 31	1B: 8 SF: 0 2B: 4 SAC: 1 3B: 0 DP: 0 HR: 4 HBP: 0						WP: 0 PA: 47 PB: 0 SB: 1 CS: 0

TOP

New York Mets @ Montreal Expos

Olympic Stadium, Montreal, QB

Mon Jul 26 2004, 7:05 PM EDT

Att. 6,643 - Unknown - 70 F

livebaseballscorecards.com

AB	42
R	10
H	16
RBI	10
BB	4
SO	8
LOB	21

PITCHER		IP	WLS	BF	H	R	ER	SO	BB	IBB	HBP	BLK	WP	HR	S	P	ERA	WHIP
22 John Patterson, R ERA: 4.75	(1, 1)	4.2		24	8	5	5	6	2	0	0	0	0	4	56	87	9.64	2.143
Sun-Woo Kim, R ERA: 5.21	(5, 1)	0.2		5	3	2	2	0	0	0	0	0	0	0	10	16	27.00	4.500
Joe Horgan, L ERA: 4.24	(6, 1)	0.2		2	0	0	0	0	0	0	0	0	0	0	3	4	0.00	0.000
52 T.J. Tucker, R ERA: 3.63	(7, 1)	0.2		4	2	1	1	0	0	0	0	0	0	0	4	8	13.50	3.000
Luis Ayala, R ERA: 2.47	(7, 1)	1.1	W	5	1	0	0	1	0	0	0	0	0	0	13	18	0.00	0.750

PITCHER		IP	WLS	BF	H	R	ER	SO	BB	IBB	HBP	BLK	WP	HR	S	P	ERA	WHIP
Roy Corcoran, R ERA: 18.0	(9, 1)	1.0		7	2	2	2	1	2	0	0	0	0	0	17	31	18.00	4.000

New York Mets @ Montreal Expos

Olympic Stadium, Montreal, QB

Mon Jul 26 2004, 7:05 PM EDT

Att. 6,643 - Unknown - 70 F

BOTTOM

Batter	1	2	3	4	5	6	7	8	9	AB	R	H	RBI	BB	SO	LOB
Brad Wilkerson, L (1, 7) OBP: 0.351, SLG: 0.459	4-1 E FC4-2 BB		0-1 HR 2B; 3-2 E8 1B	2-1 1-2 1B			1-1 ① F8	0-2 ① L6		5	1	3	2	1	0	2
Endy Chavez, L (1, 8) OBP: 0.335, SLG: 0.411	2-2 E3 FC4-2 1-3 1B		0-0 HR 1B; 4-1 WP BB	1-1 ② F8			1-0 ② F7	1-1 1-3 2-H 2B 2B		5	3	2	1	1	0	3
Jose Vidro, S (1, 4) OBP: 0.369, SLG: 0.465 Roy Corcoran, R (9, 1)	B 1 SAFE B B X 3-0 ① FC4-2 1B 1-3 3-H		0-0 1-H HR 3-H; 2-3 ③ K 1-2	1-2 ③ G6-3			F B B B S B 4-2 HR BB	B B B 4-0 2B BB		4	3	1	3	2	1	6
										0	0	0	0	0	0	0
Tony Batista, R (1, 5) OBP: 0.268, SLG: 0.407	C B B X 2-1 24 G6-4-3 2-3 3-H 1B		B B B 4-0 24 1B 2B BB	B X 1-0 24 BB 2B 1B	C B C B X 3-2 ① G5-3		B 1 SAFE B F B 1 SAFE X 3-1 1-H HR	X 0-0 1-H 2-H 3-H 2B		5	3	4	6	1	0	0
24 Nick Johnson, L (1, 3) OBP: 0.362, SLG: 0.397	B B B C X 3-1 ② ③ G6-4-3 1-2f		B C C X 1-2 2B 1-2 1B 1B	B B 1 SAFE F B 1 SAFE 4-1 1-2 2B BB	C B C X 1-1 ② G3-1		H 1-0 FC6-4 HBP	C B C X 2-1 ② F8		4	2	1	0	1	0	3
Orlando Cabrera, R (1, 6) OBP: 0.291, SLG: 0.324		B F C X 1-2 ① G6-3	B X 1-0 1-3 2-H 1B 2B	C C F X 0-2 1-H 2-H HR 2B	C C X 0-2 ③ F9		C X 0-1 ③ FC6-4 1-2f	C B B F X 2-2 ③ G6-3		6	2	2	3	0	0	2
Ronald Calloway, L (1, 9) OBP: 0.161, SLG: 0.189 52 T.J. Tucker, R (7, 1) OBP: 0.167, SLG: 0.167 Luis Ayala, R (7, 1) OBP: 0.500, SLG: 0.750 Jamey Carroll, R (8, PH) OBP: 0.336, SLG: 0.351 (9, 4)		B C B X 2-1 22 B2-5-3 WP 1B	B D S B S 3-3 ① K	B F X 1-1 2-H HR		F B B B S X 3-2 ① G3-1	C F B B B F B 4-2 1B 1B BB		4	1	2	2	0	1	2
										0	0	0	0	0	0	0
										0	0	0	0	0	0	0
										0	1	0	0	1	0	0
Brian Schneider, L (1, 2) OBP: 0.325, SLG: 0.422		B B B B 4-0 1-2 BB	I I I I 4-0 1B E IBB	C B B F F B F B 4-2 22 FC3-6 BB	X 0-0 G6-4-3 1B		X 0-0 1B 1-2 2B 1B			2	2	2	0	3	0	0
22 John Patterson, R (1, 1) OBP: 0.133, SLG: 0.071 Sun-Woo Kim, R (5, 1) OBP: 0.200, SLG: 0.267 Joe Horgan, L (6, 1) OBP: 0.500, SLG: 0.500 Juan Rivera, R (6, PH) OBP: 0.295, SLG: 0.391 (7, 9)		X 0-0 ②③ B2-5-3 2-3f	C B C S 1-3 ② K	B L L X 1-2 ① FC3-6 1B 1-2f	B B B C F X 3-2 ②③ G6-4-3 1-2f		C X 0-1 2B 1-2 2-H 2B 1B			3	0	0	0	0	1	6
										0	0	0	0	0	0	0
										0	0	0	0	0	0	0
										2	1	1	1	0	0	1

livebaseballscorecards.com

AB	40
R	19
H	18
RBI	18
BB	10
SO	3
LOB	25

Inning Stats	1	2	3	4	5	6	7	8	9
	R: 1 E: 1 K: 0 S: 9	H: 1 LOB: 1 BB: 1 P: 23	R: 0 E: 0 K: 0 S: 6	H: 1 LOB: 1 BB: 1 P: 13	R: 7 E: 1 K: 3 S: 22	H: 6 LOB: 2 BB: 3 P: 45	R: 4 E: 0 K: 0 S: 24	H: 4 LOB: 2 BB: 2 P: 39	R: 0 E: 0 K: 0 S: 8	H: 0 LOB: 0 BB: 0 P: 12	R: 0 E: 0 K: 0 S: 7	H: 1 LOB: 0 BB: 0 P: 13	R: 2 E: 0 K: 0 S: 9	H: 1 LOB: 1 BB: 1 P: 19	R: 5 E: 0 K: 0 S: 18	H: 4 LOB: 1 BB: 2 P: 31

| | | | | | | | | | |

Batter	1	2	3	4	5	6	7	8	9	AB	R	H	RBI	BB	SO	LOB
7 José Reyes, S (1, 4) OBP: 0.277, SLG: 0.372	F7		1B		B1		F9		2B	5	0	2	0	0	0	0
Kazuo Matsui, S (1, 6) OBP: 0.341, SLG: 0.413	G4-3		K 1-2		F7		HBP 1B		K	5	1	1	0	0	2	2
Cliff Floyd, L (1, 7) OBP: 0.350, SLG: 0.494 Joe McEwing, R (9, 7) OBP: 0.286, SLG: 0.302	1B		BB		P3		P2		K	4 0	0 0	1 0	0 0	1 0	1 0	2 0
Richard Hidalgo, R (1, 9) OBP: 0.332, SLG: 0.494	1B		F8			1B HR	1B		IBB	2	1	1	0	2	0	2
Ty Wigginton, R (1, 3) OBP: 0.328, SLG: 0.487 Mike DeJean, R (7, 1) Mike Stanton, L (8, 1) OBP: 1.000, SLG: 1.000 31 Mike Piazza, R (9, PH) OBP: 0.381, SLG: 0.495 Braden Looper, R (9, 1)	G1-3			FC5-4		HR 1B	1B		FC5-4	4 0 0 1 0	1 0 0 0 0	3 0 0 0 0	1 0 0 0 0	0 0 0 0 0	0 0 0 0 0	2 0 0 2 0
Mike Cameron, R (1, 8) OBP: 0.325, SLG: 0.458		P3		FC5-4 5 S		HR				4	1	1	3	0	1	3
5 David Wright, R (1, 5) OBP: 0.200, SLG: 0.333		G5-3		K		G6-3		F8		4	0	0	0	0	1	1
Jason Phillips, R (1, 2) OBP: 0.292, SLG: 0.333		G6-3		IBB		G6-3		F9		3	0	0	0	1	0	0
Tom Glavine, L (1, 1) OBP: 0.286, SLG: 0.189 Todd Zeile, R (7, 3) OBP: 0.329, SLG: 0.367			K	G6-3		G6-3		K		3 1	0 0	0 0	0 0	0 0	1 1	2 0
Inning Stats	R: 0 E: 0 K: 0 S: 11 H: 2 LOB: 2 BB: 0 P: 17	R: 0 E: 0 K: 0 S: 7 H: 0 LOB: 0 BB: 0 P: 11	R: 0 E: 0 K: 2 S: 11 H: 1 LOB: 2 BB: 1 P: 23	R: 0 E: 0 K: 1 S: 10 H: 1 LOB: 2 BB: 1 P: 21	R: 0 E: 0 K: 0 S: 5 H: 0 LOB: 0 BB: 0 P: 9	R: 3 E: 0 K: 0 S: 13 H: 2 LOB: 0 BB: 1 P: 20	R: 1 E: 0 K: 1 S: 11 H: 2 LOB: 2 BB: 0 P: 21	R: 0 E: 0 K: 1 S: 9 H: 0 LOB: 0 BB: 0 P: 14	R: 0 E: 0 K: 2 S: 13 H: 1 LOB: 2 BB: 1 P: 22	1B: 7 2B: 1 3B: 0 HR: 1 SF: 0 SAC: 0 DP: 0 HBP: 1						

PITCHER		IP	WLS	BF	H	R	ER	SO	BB	IBB	HBP	BLK	WP	HR	S	P	ERA	WHIP
Zach Day, R ERA: 3.93	(1, 1)	6.0	L	27	6	3	3	3	2	1	0	0	0	1	57	101	4.50	1.333
Claudio Vargas, R ERA: 5.53	(7, 1)	2.0		9	2	1	1	2	0	0	1	0	0	0	20	35	4.50	1.000
Joe Horgan, L ERA: 4.08	(9, 1)	0.2		4	1	0	0	2	0	1	0	0	0	0	12	20	0.00	1.500
Luis Ayala, R ERA: 2.45	(9, 1)	0.1		1	0	0	0	0	0	0	0	0	0	0	1	2	0.00	0.000

New York Mets @ Montreal Expos

Olympic Stadium, Montreal, QB

Tue Jul 27 2004, 7:05 PM EDT

Att. 7,147 - Unknown - 70 F

TOP

livebaseballscorecards.com

AB	36
R	4
H	9
RBI	4
BB	4
SO	7
LOB	16

PITCHER		IP	WLS	BF	H	R	ER	SO	BB	IBB	HBP	BLK	WP	HR	S	P	ERA	WHIP

Batter	1	2	3	4	5	6	7	8	9	AB	R	H	RBI	BB	SO	LOB
Endy Chavez, L (1, 8) OBP: 0.330, SLG: 0.405	X 0-0 ① B3		B B X 2-0 ① G3		F X 0-1 ① G1-3	C B C B B X 3-2 ③ G4-3		C S S 0-3 ③ K		5	0	0	0	0	1	3
Orlando Cabrera, R (1, 6) OBP: 0.292, SLG: 0.327	B B F C F X 2-2 ② G4-3		C B X 1-1 ② G6-3		C B B B X 3-1 G3 1B		C S X 0-2 ① F8		F C B F B F X 2-2 2B	5	0	2	0	0	0	0
Jose Vidro, S (1, 4) OBP: 0.370, SLG: 0.461	B B B C B 4-1 FC5-4 BB		B S B C B X 3-2 E5		1 SAFE B C B 1 SAFE 1 SAFE B X 3-1 ② G3 1-2		B B C B B 4-1 1B BB		B C X 1-1 ① G5-3	3	0	0	0	2	0	2
Tony Batista, R (1, 5) OBP: 0.265, SLG: 0.402	C F B X 1-2 ③ FC5-4 1-2f		B C C F B S 2-3 ③ K		B S X 1-1 ③ G6-3		C F B X 1-2 ② F7		C C B X 1-2 ② F9	5	0	0	0	0	1	5
Brad Wilkerson, L (1, 7) OBP: 0.356, SLG: 0.466		X 0-0 24 FC3-6 1B		B B C X 2-1 24 1B 1B G6-4-3 1B		B C B X 2-1 1B SF9 2B	B S F F B X 2-2 FC6-4 1-2 1B		B F B B F X 3-2 ③ F9	5	2	4	0	0	0	1
Juan Rivera, R (1, 9) OBP: 0.299, SLG: 0.393		C B 1 SAFE F D X 2-2 ① L6		L B 1 SAFE F X 1-2 24 1B G6-4-3 1-2 1B		B F F B B X 3-2 BB 2-3 1B	C X 0-1 ③ FC6-4 1-2f			4	0	2	0	0	0	3
24 Nick Johnson, L (1, 3) OBP: 0.360, SLG: 0.393		B C B 1 SAFE F X 2-2 ② FC3-6 1-2f		B B C C X 2-2 G6-4-3 1-2 2-3 1B		B C B X 2-1 ① L5		B C S B X 2-2 ① G3		4	0	1	0	0	0	3
Einar Díaz, R (1, 2) OBP: 0.273, SLG: 0.260 Brian Schneider, L (8, PH) OBP: 0.328, SLG: 0.425 (9, 2)		I I I I 4-0 IBB		B C F X 1-2 ① ② G6-4-3 1-2f 2-3 3-H		X 0-0 ② SF9 3-H		B X 1-0 1B		1 1	0 0	0 1	1 0	1 0	0 0	2 0
Zach Day, R (1, 1) OBP: 0.034, SLG: 0.138 Ronald Calloway, L (6, PH) OBP: 0.175, SLG: 0.189 Claudio Vargas, R (7, 1) OBP: 0.048, SLG: 0.048 Henry Mateo, S (8, PH) OBP: 0.300, SLG: 0.300 Joe Horgan, L (9, 1) OBP: 0.500, SLG: 0.500 Luis Ayala, R (9, 1) OBP: 0.500, SLG: 0.750		B B C F C 2-3 ③ K		X 0-0 ③ G6-3		B F B B B 4-1 1-2 BB		C S B F F F F S 1-3 ② K		2 0 0 0 1 0 0	0 0 0 0 0 0 0	0 0 0 0 0 0 0	0 0 0 0 1 0 0	0 1 0 0 0 0 0	1 0 0 1 1 0 0	3 0 0 1 1 0 0
Inning Stats	R: 0 H: 0 E: 0 LOB: 1 K: 0 BB: 1 S: 9 P: 16	R: 0 H: 1 E: 1 LOB: 2 K: 1 BB: 1 S: 10 P: 20	R: 0 H: 0 E: 1 LOB: 1 K: 1 BB: 0 S: 10 P: 18	R: 1 H: 3 E: 0 LOB: 1 K: 0 BB: 0 S: 12 P: 18	R: 0 H: 1 E: 0 LOB: 1 K: 0 BB: 0 S: 8 P: 15	R: 1 H: 2 E: 0 LOB: 2 K: 0 BB: 1 S: 12 P: 26	R: 0 H: 1 E: 0 LOB: 2 K: 0 BB: 1 S: 13 P: 20	R: 0 H: 1 E: 0 LOB: 1 K: 2 BB: 0 S: 14 P: 18	R: 0 H: 1 E: 0 LOB: 1 K: 0 BB: 0 S: 13 P: 20							

PITCHER		IP	WLS	BF	H	R	ER	SO	BB	IBB	HBP	BLK	WP	HR	S	P	ERA	WHIP
Tom Glavine, L ERA: 2.61	(1, 1)	6.0	W	28	7	2	2	2	2	1	0	0	0	0	61	113	3.00	1.500
Mike DeJean, R ERA: 5.28	(7, 1)	1.1	H	6	1	0	0	0	1	0	0	0	0	0	16	25	0.00	1.500
Mike Stanton, L ERA: 3.88	(8, 1)	0.2	H	3	1	0	0	2	0	0	0	0	0	0	11	13	0.00	1.500
Braden Looper, R ERA: 1.96	(9, 1)	1.0	S	4	1	0	0	0	0	0	0	0	0	0	13	20	0.00	1.000

PITCHER	IP	WLS	BF	H	R	ER	SO	BB	IBB	HBP	BLK	WP	HR	S	P	ERA	WHIP

BOTTOM

New York Mets @ Montreal Expos

Olympic Stadium, Montreal, QB

Tue Jul 27 2004, 7:05 PM EDT
Att. 7,147 - Unknown - 70 F

livebaseballscorecards.com

AB	36
R	2
H	10
RBI	1
BB	4
SO	4
LOB	23

1B: 8	SF: 1	WP: 0	PA: 41
2B: 2	SAC: 0	PB: 0	
3B: 0	DP: 1	SB: 0	
HR: 0	HBP: 0	CS: 0	

Batter	1	2	3	4	5	6	7	8	9	AB	R	H	RBI	BB	SO	LOB
7 José Reyes, S (1, 4) OBP: 0.285, SLG: 0.385	X 0-0 ① F7		C B B X 2-1 G3 2B		S B F B X 2-2 31 BB 1B HBP 2-H 1B	C X 0-1 ② F9			C C B X 1-2 1B	3	0	2	1	0	0	0
5 David Wright, R (5, PR) OBP: 0.222, SLG: 0.346										2	1	1	0	0	0	0
(5, 5)																
Kazuo Matsui, S (1, 6) OBP: 0.339, SLG: 0.410	C F B S 1-3 ② K		L X 0-1 ② G3 2-3		X 0-0 HBP 31 BB 1-2 BB 1B	C B X 1-1 ③ G4-3			C F B F F D S 2-3 ① K	5	1	1	0	0	2	2
31 Mike Piazza, R (1, 3) OBP: 0.378, SLG: 0.489	C B F B B F B C 3-3 ③ K		B B C B B X 3-1 ③ F8		S B S B B B 4-2 BB HBP 1-2 2-3 BB	F B X 1-1 ① G6-3			C D S S C 1-3 ② K	4	1	0	0	1	2	2
Cliff Floyd, L (1, 7) OBP: 0.357, SLG: 0.498		B C F B B B 4-2 1B BB		B B B B 4-0 G1-4-3 BB	H 1-0 BB BB 1-2 2-3 3-H HBP		B B X 2-0 2B		B B C S S X 2-2 ③ G5-3	2	0	1	1	2	0	1
Richard Hidalgo, R (1, 9) OBP: 0.331, SLG: 0.489		C X 0-1 ① F8		C C X 0-2 ① ② G1-4-3 1-2f	B F B B B 4-1 BB 1-2 2-3 3-H BB		B X 1-0 ② G5-3			3	0	0	1	1	0	3
Ty Wigginton, R (1, 5) OBP: 0.330, SLG: 0.485		C B S 1 SAFE 1 B F F 1 SAFE D 3-2 X FC5-4 1-2 1B		B B B B 4-0 BB	F C C 0-3 ② K		S B X 1-1 ③ F7			3	0	1	0	1	1	4
(5, 4)																
Mike Cameron, R (1, 8) OBP: 0.324, SLG: 0.453		C B C C 1-3 ② K		X 0-0 ③ F9	B B C B B 4-1 1-2 2-3 3-H BB			C B B F F B S 3-3 ① K		3	0	0	1	1	2	3
Vance Wilson, R (1, 2) OBP: 0.348, SLG: 0.426		B C X 1-1 ③ FC5-4 1-2f			B B B B 4-0 7 SH3 1B BB			C C B C 1-3 ② K		2	1	0	0	1	1	5
Ricky Bottalico, L (6, 1)					C B B B 2-2 K					0	0	0	0	0	0	0
Eric Valent, L (8, PH) OBP: 0.344, SLG: 0.452										1	0	0	0	0	1	0
Pedro Feliciano, L (8, 1)										0	0	0	0	0	0	0
Jae Weong Seo, R (1, 1) OBP: 0.267, SLG: 0.222			B B C X 2-1 ① L8		X 0-0 ① SH3 1-2	C B X 1-1 ① G3-1		F X 0-1 ③ G5-3		1	0	0	0	0	0	0
Tyler Yates, R (5, 1) OBP: 0.091, SLG: 0.091										0	0	0	0	0	0	0
Jason Phillips, R (5, 2) OBP: 0.290, SLG: 0.331										2	0	0	0	0	0	0
Inning Stats	R: 0 E: 0 K: 2 S: 8 / H: 0 LOB: 0 BB: 0 P: 12	R: 0 E: 0 K: 1 S: 14 / H: 1 LOB: 2 BB: 1 P: 23	R: 0 E: 0 K: 0 S: 8 / H: 1 LOB: 1 BB: 0 P: 15	R: 0 E: 0 K: 0 S: 4 / H: 0 LOB: 1 BB: 2 P: 12	R: 4 E: 0 K: 2 S: 16 / H: 2 LOB: 3 BB: 4 P: 37	R: 0 E: 0 K: 0 S: 6 / H: 0 LOB: 0 BB: 0 P: 8	R: 0 E: 0 K: 0 S: 6 / H: 1 LOB: 1 BB: 0 P: 11	R: 0 E: 0 K: 2 S: 9 / H: 0 LOB: 0 BB: 0 P: 13	R: 0 E: 0 K: 2 S: 14 / H: 1 LOB: 1 BB: 0 P: 20	1B: 4 2B: 2 3B: 0 HR: 0	SF: 0 SAC: 1 DP: 1 HBP: 1					

TOP

New York Mets @ Montreal Expos

Olympic Stadium, Montreal, QB

Wed Jul 28 2004, 7:05 PM EDT

Att. 6,852 - Unknown - 70 F

livebaseballscorecards.com

AB	31
R	4
H	6
RBI	4
BB	7
SO	9
LOB	20

WP: 0 PB: 0 SB: 0 CS: 0 PA: 40

PITCHER		IP	WLS	BF	H	R	ER	SO	BB	IBB	HBP	BLK	WP	HR	S	P	ERA	WHIP
Tony Armas, R ERA: 4.35	(1, 1)	4.1		22	4	4	4	3	5	0	1	0	0	0	41	80	8.31	2.077
Roy Corcoran, R ERA: 13.5	(5, 1)	0.1		3	0	0	0	1	2	0	0	0	0	0	5	13	0.00	6.000
52 T.J. Tucker, R ERA: 3.41	(5, 1)	2.1	W	8	1	0	0	1	0	0	0	0	0	0	16	25	0.00	0.429
Luis Ayala, R ERA: 2.41	(8, 1)	1.0	H	3	0	0	0	2	0	0	0	0	0	0	9	13	0.00	0.000
32 Chad Cordero, R ERA: 2.72	(9, 1)	1.0	S	4	1	0	0	2	0	0	0	0	0	0	14	20	0.00	1.000

PITCHER	IP	WLS	BF	H	R	ER	SO	BB	IBB	HBP	BLK	WP	HR	S	P	ERA	WHIP

New York Mets @ Montreal Expos

Olympic Stadium, Montreal, QB

Wed Jul 28 2004, 7:05 PM EDT

Att. 6,852 - Unknown - 70 F

BOTTOM

Batter	1	2	3	4	5	6	7	8	9	AB	R	H	RBI	BB	SO	LOB
Brad Wilkerson, L (1, 7) OBP: 0.354, SLG: 0.461	C B C F S 1-3 ① K		C B C X 1-2 ③ L5		F B B B B 4-1 3B BB	B C C B X 2-2 ② L8		B B C B C S 3-3 ③ K		4	1	0	0	1	2	0
Endy Chavez, L (1, 8) OBP: 0.335, SLG: 0.417	B C X 1-1 ② L9			C B B B F X 3-2 BLK 1B 2B	B 1 SAFE 1 SAFE C X 1-1 1-H 24 2B 3B	C B B C B B 4-2 S BB				3	2	2	1	1	0	0
Jose Vidro, S (1, 4) OBP: 0.366, SLG: 0.455	B C X 1-1 ③ G3			X 0-0 ① P5	D C X 1-1 ① G3	1 SAFE C C C 0-3 ③ K 1-2				4	0	0	0	0	1	3
Tony Batista, R (1, 5) OBP: 0.267, SLG: 0.411		C X 0-1 ① G1-3		C B X 1-1 BB 24 BB 1B 2-H 1B	B X 1-0 ② G6-3		B C X 1-1 HR			4	2	2	2	0	0	1
24 Nick Johnson, L (1, 3) OBP: 0.362, SLG: 0.398		B B X 2-0 ② G4-3		B C B B B 4-1 BB 1B 1-2 BB	C B B D C X 3-2 2B 3-H 2B		C X 0-1 ① F7			3	2	1	1	1	0	0
Orlando Cabrera, R (1, 6) OBP: 0.296, SLG: 0.332		C B F B X 2-2 1B		B B C B B 4-1 1B 1-2 2-3 BB	C F F F X 0-2 2-H 2B		B X 1-0 ② P6			3	0	2	1	1	0	0
Terrmel Sledge, L (1, 9) Luis Ayala, R (8, 1) 32 Chad Cordero, R (9, 1)		C 1 SAFE X 0-1 ③ G4-3		F F F X 0-2 ② F7	C F B D B B 4-2 BB		C B C B B F X 3-2 ③ G4-3			3 0 0	0 0 0	0 0 0	0 0 0	1 0 0	0 0 0	4 0 0
Brian Schneider, L (1, 2) OBP: 0.326, SLG: 0.422			X 0-0 ① F9	C D B X 2-1 1-2 2-H 3-H 1B	C S S 0-3 ③ K			C X 0-1 ① P2		4	0	1	2	0	1	2
Tony Armas, R (1, 1) Roy Corcoran, R (5, 1) 52 T.J. Tucker, R (5, 1) OBP: 0.143, SLG: 0.143 Juan Rivera, R (8, 9) OBP: 0.298, SLG: 0.391			C B X 1-1 ② G4-3	S S D X 1-2 ③ G3		B C X 1-1 ① F8		X 0-0 ② G6-3		2 0 1 1	0 0 0 0	0 0 0 0	0 0 0 0	0 0 0 0	0 0 0 0	2 0 0 0
Inning Stats	R: 0 E: 0 K: 1 S: 8 H: 0 LOB: 0 BB: 0 P: 11	R: 0 E: 0 K: 0 S: 8 H: 1 LOB: 1 BB: 0 P: 12	R: 0 E: 0 K: 0 S: 6 H: 0 LOB: 0 BB: 0 P: 8	R: 3 E: 0 K: 0 S: 17 H: 3 LOB: 2 BB: 2 P: 32	R: 3 E: 0 K: 1 S: 19 H: 3 LOB: 2 BB: 2 P: 33	R: 0 E: 0 K: 1 S: 10 H: 0 LOB: 1 BB: 1 P: 17	R: 1 E: 0 K: 0 S: 9 H: 1 LOB: 0 BB: 0 P: 14	R: 0 E: 0 K: 1 S: 6 H: 0 LOB: 0 BB: 0 P: 9		1B: 3 2B: 3 3B: 1 HR: 1 SF: 0 SAC: 0 DP: 0 HBP: 0						

livebaseballscorecards.com

AB	32
R	7
H	8
RBI	7
BB	5
SO	4
LOB	12

WP: 0 PB: 0 SB: 1 CS: 0 PA: 37

PITCHER		IP	WLS	BF	H	R	ER	SO	BB	IBB	HBP	BLK	WP	HR	S	P	ERA	WHIP
Jae Weong Seo, R ERA: 4.86	(1, 1)	4.0	L	20	5	5	5	1	3	0	0	1	0	0	42	71	11.25	2.000
Tyler Yates, R ERA: 7.07	(5, 1)	1.0		6	2	1	1	1	1	0	0	0	0	0	16	25	9.00	3.000
Ricky Bottalico, R ERA: 3.66	(6, 1)	2.0		8	1	1	1	1	1	0	0	0	0	1	19	31	4.50	1.000
Pedro Feliciano, L ERA:	(8, 1)	1.0		3	0	0	0	1	0	0	0	0	0	0	6	9	0.00	0.000

PITCHER	IP	WLS	BF	H	R	ER	SO	BB	IBB	HBP	BLK	WP	HR	S	P	ERA	WHIP

New York Mets @ Montreal Expos

Olympic Stadium, Montreal, QB

Thu Jul 29 2004, 1:05 PM EDT

Att. 20,042 - Unknown - 70 F

TOP

livebaseballscorecards.com

Batter	1	2	3	4	5	6	7	8	9	AB	R	H	RBI	BB	SO	LOB
Kazuo Matsui, S (1, 6) OBP: 0.339, SLG: 0.410	F7	L9		2B	K 1-2		K		HBP G1-6-3	5	0	1	0	0	2	4
Todd Zeile, R (1, 3) OBP: 0.326, SLG: 0.358	B1-3	BB 31 1B		K	K	K		G4-3	G1-6-3 1-2f	5	0	0	0	1	2	2
31 Mike Piazza, R (1, 2) OBP: 0.379, SLG: 0.487 Vance Wilson, R (8, 2) OBP: 0.348, SLG: 0.426	BB	1B 1-2 2-H 3-H		G5-3	F8			G4-3		4 0	0 0	1 0	2 0	1 0	0 0	1 0
Richard Hidalgo, R (1, 9) OBP: 0.329, SLG: 0.494	F7	F7		G5-3	G5-3	G5-3		HR		5	1	1	1	0	0	4
Ty Wigginton, R (1, 4) OBP: 0.334, SLG: 0.487 Dan Wheeler, R (8, 1) OBP: 0.250, SLG: 0.250		HR 1B	F7		K		FC6-4 1B	BB WP 1B		5 0	1 0	3 0	0 0	0 0	1 0	0 0
Mike Cameron, R (1, 8) OBP: 0.331, SLG: 0.474	HR 1-H	HR			HR S		FC6-4 1-2f 3B	BB 1-2		3	4	2	3	2	0	1
Eric Valent, L (1, 7) OBP: 0.363, SLG: 0.507	1B 5 2B 31 1B	2B		HR 1-H	BB		3B 5 2B 1-H	BB 5 FC4-6 1-2 2-3		4	3	4	3	1	0	0
5 David Wright, R (1, 5) OBP: 0.281, SLG: 0.433	2B 31 1B 1-3	L8		BB WP			2B L8 3-H	FC4-6 1-2f		4	1	2	1	1	0	4
Al Leiter, L (1, 1) OBP: 0.147, SLG: 0.152 Pedro Feliciano, L (7, 1) Joe McEwing, R (8, 4) OBP: 0.283, SLG: 0.299		K2-3	K		K		L8 2-3		P5	4 0 1	0 0 0	0 0 0	0 0 0	0 0 0	3 0 0	5 0 0

Inning Stats																								
	R: 0	H: 0	R: 4	H: 5	R: 1	H: 2	R: 0	H: 1	R: 2	H: 1	R: 0	H: 0	R: 2	H: 3	R: 1	H: 2	R: 0	H: 0	1B: 5	SF: 0	WP: 2	PA: 47
	E: 0	LOB: 1	E: 0	LOB: 2	E: 0	LOB: 1	E: 0	LOB: 1	E: 0	LOB: 0	E: 0	LOB: 0	E: 0	LOB: 1	E: 0	LOB: 3	E: 0	LOB: 0	2B: 4	SAC: 0	PB: 0	
	K: 0	BB: 1	K: 1	BB: 1	K: 1	BB: 0	K: 1	BB: 0	K: 3	BB: 2	K: 1	BB: 0	K: 1	BB: 0	K: 0	BB: 2	K: 0	BB: 0	3B: 1	DP: 1	SB: 1	
	S: 10	P: 20	S: 19	P: 28	S: 11	P: 17	S: 9	P: 15	S: 12	P: 26	S: 8	P: 13	S: 10	P: 16	S: 19	P: 34	S: 6	P: 8	HR: 4	HBP: 1	CS: 0	

PITCHER		IP	WLS	BF	H	R	ER	SO	BB	IBB	HBP	BLK	WP	HR	S	P	ERA	WHIP
Rocky Biddle, R ERA: 6.75	(1, 1)	3.0	L	18	7	5	5	2	2	0	0	0	0	2	40	65	15.00	3.000
Sun-Woo Kim, R ERA: 5.31	(4, 1)	2.0		10	2	2	2	4	2	0	0	0	1	1	21	41	9.00	2.000
Roy Corcoran, R ERA: 10.8	(6, 1)	2.0		9	3	2	2	2	0	0	0	0	0	0	18	29	9.00	1.500
Claudio Vargas, R ERA: 5.5	(8, 1)	2.0		10	2	1	1	0	2	0	1	0	1	1	25	42	4.50	2.000

PITCHER	IP	WLS	BF	H	R	ER	SO	BB	IBB	HBP	BLK	WP	HR	S	P	ERA	WHIP

AB	40
R	10
H	14
RBI	10
BB	6
SO	8
LOB	21

New York Mets @ Montreal Expos

Olympic Stadium, Montreal, QB

Thu Jul 29 2004, 1:05 PM EDT

Att. 20,042 - Unknown - 70 F

BOTTOM

Batter	1	2	3	4	5	6	7	8	9	AB	R	H	RBI	BB	SO	LOB
Endy Chavez, L (1, 8) OBP: 0.333, SLG: 0.413	G4-3	P6			P6		BB, 1B 1-2		FC4 1-2 2-3	5	0	1	0	0	0	4
Orlando Cabrera, R (1, 6) OBP: 0.297, SLG: 0.332 Jamey Carroll, R (7, 6) OBP: 0.339, SLG: 0.348	K	P3				2B, 1B	BB 1-2 2-3		K	3 1	1 0	1 0	0 0	0 1	1 1	0 3
Jose Vidro, S (1, 4) OBP: 0.366, SLG: 0.457 Henry Mateo, S (7, 4) OBP: 0.250, SLG: 0.250	2B	G6-3				F8	K		F9	3 2	0 0	1 0	0 0	0 0	0 1	1 6
Tony Batista, R (1, 5) OBP: 0.267, SLG: 0.408	HBP	G5-3				SAFE SAFE	F7	G6-3		3	0	0	0	0	0	1
Juan Rivera, R (1, 9) OBP: 0.297, SLG: 0.393	P3		P3			2B 1-H		K		4	0	1	1	0	1	2
24 Nick Johnson, L (1, 3) OBP: 0.360, SLG: 0.392		G4-3, BB BB	L9			G6-3		F7		3	0	0	0	1	0	1
Terrmel Sledge, L (1, 7) OBP: 0.307, SLG: 0.394		F8 1 SAFE 1 SAFE	F8				F7		G6-3	4	0	0	0	0	0	1
Einar Díaz, R (1, 2) OBP: 0.293, SLG: 0.288		G4-3 1-2 BB			F7		BB, 1B 1B		E 2B	3	0	2	0	1	0	0
Rocky Biddle, R (1, 1) Sun-Woo Kim, R (4, 1) OBP: 0.200, SLG: 0.267 Brad Wilkerson, L (5, PH) OBP: 0.354, SLG: 0.460 Roy Corcoran, R (6, 1) Ronald Calloway, L (7, PH) OBP: 0.172, SLG: 0.185 Claudio Vargas, R (8, 1) OBP: 0.048, SLG: 0.048 Brian Schneider, L (9, PH) OBP: 0.329, SLG: 0.422		G4-3 1-2 2-3			F7		K		E BB	1 0 1 0 1 0 0	0 0 0 0 0 0 0	0 0 0 0 0 1 0	0 0 0 0 0 1 0	0 0 0 0 0 1 1	0 0 0 0 0 0 0	2 0 0 0 0 1 0
Inning Stats	R: 0 E: 0 K: 1 S: 19 H: 1 LOB: 2 BB: 0 P: 27	R: 0 E: 0 K: 0 S: 10 H: 0 LOB: 2 BB: 2 P: 21	R: 0 E: 0 K: 0 S: 7 H: 0 LOB: 0 BB: 0 P: 10	R: 0 E: 0 K: 0 S: 7 H: 0 LOB: 0 BB: 0 P: 12	R: 0 E: 0 K: 0 S: 5 H: 0 LOB: 0 BB: 0 P: 7	R: 1 E: 0 K: 0 S: 18 H: 2 LOB: 1 BB: 0 P: 28	R: 0 E: 0 K: 2 S: 13 H: 2 LOB: 3 BB: 1 P: 21	R: 0 E: 0 K: 1 S: 9 H: 0 LOB: 0 BB: 0 P: 12	R: 0 E: 1 K: 1 S: 18 H: 1 LOB: 3 BB: 1 P: 24	1B: 3 2B: 3 3B: 0 HR: 0 SF: 0 SAC: 0 DP: 0 HBP: 1						

livebaseballscorecards.com

AB	34
R	1
H	6
RBI	1
BB	4
SO	5
LOB	22

WP: 0 PB: 0 SB: 0 CS: 0 PA: 39

PITCHER		IP	WLS	BF	H	R	ER	SO	BB	IBB	HBP	BLK	WP	HR	S	P	ERA	WHIP
Al Leiter, L ERA: 2.18	(1, 1)	6.0	W	24	3	1	1	1	2	0	1	0	0	0	66	105	1.50	0.833
Pedro Feliciano, L ERA:	(7, 1)	1.0		6	2	0	0	2	1	0	0	0	0	0	13	21	0.00	3.000
Dan Wheeler, R ERA: 4.85	(8, 1)	2.0		9	1	0	0	2	1	0	0	0	0	0	27	36	0.00	1.000

PITCHER	IP	WLS	BF	H	R	ER	SO	BB	IBB	HBP	BLK	WP	HR	S	P	ERA	WHIP

Batter	1	2	3	4	5	6	7	8	9	AB	R	H	RBI	BB	SO	LOB
Brad Wilkerson, L (1, 7) OBP: 0.358, SLG: 0.467	C B B B B 4-1 3B BB	B D C B X 3-1 1-H HR		B B B B 4-0 BB	S B B F S 2-3 ③ K		B B C B B 4-1 BB 1-2 BB	B S B X 2-1 ③ G4-3		3	2	1	2	3	1	3
Endy Chavez, L (1, 8) OBP: 0.333, SLG: 0.416	C S F B 1 SAFE F F X 1-2 24 1B 1-H 3B	C B B X 2-1 ③ L7		B C X 1-1 ② F7		B X 1-0 ① F9	B B B B 4-0 1-2 2-3 BB		X 0-0 ① F7	5	1	1	1	1	0	3
Jose Vidro, S (1, 4) OBP: 0.365, SLG: 0.456	B C S F C 1-3 ① K		C F B B F F X 2-2 24 F8 2B	F C B D X 2-2 ③ G6-3		C X 0-1 ② G5-3	B B C F X 2-2 ② L6		B B C B B 4-1 BB	5	0	1	0	1	1	7
Tony Batista, R (1, 5) OBP: 0.268, SLG: 0.409	C B F X 1-2 ② G4-3		B B S X 2-1 ① G6-3		C B B X 2-1 24 S 24 HR 1B	X 0-0 2B 2B	C X 0-1 ③ F7		B S D F X 2-2 ② F9	6	2	2	0	0	0	6
24 Nick Johnson, L (1, 3) OBP: 0.364, SLG: 0.407	C S B D F F F X 2-2 FC6-4 3-H 1B		C X 0-1 ② F8 2-3		B C B B X 3-1 1-H HR	B C B B B 4-1 2B BB		X 0-0 ① G5-3	B B X 2-0 ③ F9	5	1	2	3	1	0	2
Orlando Cabrera, R (1, 6) OBP: 0.298, SLG: 0.336	C B X 1-1 ③ FC6-4 1-2f		C X 0-1 ③ G6-3		C B B B X 3-1 G6-4-3 1B	X 0-0 1-3 2-H 2B		C C C 0-3 ② K		5	0	2	1	0	1	2
Ronald Calloway, L (1, 9) OBP: 0.190, SLG: 0.203		C X 0-1 ① F7		B F C B X 2-2 SH3-4 BB 1B	B C X 1-1 ①② G6-4-3 1-2f	F B B S B F C 3-3 ③ K		B B F C B X 3-2 1B 2B 1B		5	1	2	0	0	1	3
Brian Schneider, L (1, 2) OBP: 0.337, SLG: 0.425		B X 1-0 PB HR 1B		B 1 SAFE B B C F B 4-2 SH3-4 1-2 BB	B S B F B B 4-2 1B BB		B B S F F X 2-2 ① F7	F C F F X 0-2 1-2 2B 1B		3	2	2	0	2	0	0
Livan Hernandez, R (1, 1) OBP: 0.240, SLG: 0.340		L F B S 1-3 ② K		X 0-0 ① SH3-4 1-2 2-3	X 0-0 1-2 1B		X 0-0 BB BB 1B	B C F X 1-2 1-H 2-H 2B		4	0	3	2	0	1	1
Inning Stats	R: 2 E: 0 K: 1 S: 22 H: 2 LOB: 1 BB: 1 P: 32	R: 2 E: 0 K: 1 S: 11 H: 2 LOB: 0 BB: 0 P: 18	R: 0 E: 0 K: 0 S: 11 H: 1 LOB: 1 BB: 0 P: 15	R: 0 E: 0 K: 0 S: 11 H: 1 LOB: 3 BB: 2 P: 24	R: 2 E: 0 K: 1 S: 14 H: 4 LOB: 2 BB: 1 P: 29	R: 1 E: 0 K: 1 S: 10 H: 2 LOB: 2 BB: 1 P: 18	R: 0 E: 0 K: 0 S: 11 H: 1 LOB: 3 BB: 2 P: 23	R: 2 E: 0 K: 1 S: 17 H: 3 LOB: 1 BB: 0 P: 23	R: 0 E: 0 K: 0 S: 6 H: 0 LOB: 1 BB: 1 P: 14	1B: 9 2B: 4 3B: 1 HR: 2 SF: 0 SAC: 1 DP: 1 HBP: 0						

TOP

Montreal Expos @ Florida Marlins

Pro Player Stadium, Miami, FL

Fri Jul 30 2004, 7:35 PM EDT

Att. 16,441 - Cloudy - 86 F

livebaseballscorecards.com

AB	41
R	9
H	16
RBI	9
BB	8
SO	5
LOB	27

WP: 0 PA: 50
PB: 1
SB: 1
CS: 0

PITCHER		IP	WLS	BF	H	R	ER	SO	BB	IBB	HBP	BLK	WP	HR	S	P	ERA	WHIP
Josh Beckett, R ERA: 4.2	(1, 1)	3.0	L	17	6	4	4	2	2	0	0	0	0	1	49	76	12.00	2.667
Aaron Small, R ERA: 5.23	(4, 1)	3.0		17	6	3	3	2	3	0	0	0	0	1	30	60	9.00	3.000
Ben Howard, R ERA: 5.67	(7, 1)	1.0		6	1	0	0	0	2	0	0	0	0	0	11	23	0.00	3.000
40 Nate Bump, R ERA: 4.96	(8, 1)	1.0		6	3	2	2	1	0	0	0	0	0	0	17	23	18.00	3.000
Billy Koch, R ERA: 4.57	(9, 1)	1.0		4	0	0	0	0	1	0	0	0	0	0	6	14	0.00	1.000

PITCHER	IP	WLS	BF	H	R	ER	SO	BB	IBB	HBP	BLK	WP	HR	S	P	ERA	WHIP

Montreal Expos @ Florida Marlins

Pro Player Stadium, Miami, FL

Fri Jul 30 2004, 7:35 PM EDT

Att. 16,441 - Cloudy - 86 F

BOTTOM

Batter	1	2	3	4	5	6	7	8	9	AB	R	H	RBI	BB	SO	LOB
Juan Pierre, L (1, 8) OBP: 0.363, SLG: 0.388	G4-3		P6			P5			E5 G4-6-3	4	0	0	0	0	0	0
Luis Castillo, S (1, 4) OBP: 0.365, SLG: 0.367	G1-3			E4 G6-4-3			F7		G4-6-3 1-2f	4	0	0	0	0	0	1
Mike Lowell, R (1, 5) OBP: 0.388, SLG: 0.562	BB			G6-4-3 1-2f			K			2	0	0	0	1	1	1
40 Nate Bump, L (8, 1)										0	0	0	0	0	0	0
Billy Koch, R (9, 1)										0	0	0	0	0	0	0
Miguel Cabrera, R (1, 9) OBP: 0.376, SLG: 0.538	G5-3			F9			K			3	0	0	0	0	1	1
Jeff Conine, R (1, 7) OBP: 0.330, SLG: 0.414		G1-6-3 1B			L6			G5-4-3 1B		3	0	2	0	0	0	0
Damion Easley, R (1, 3) OBP: 0.333, SLG: 0.459		G1-6-3 1-2f			K			G5-4-3 1-2 1B		3	0	1	0	0	1	1
Alex Gonzalez, R (1, 6) OBP: 0.263, SLG: 0.435		P6			P6			G5-4-3 1-2f 2-3		3	0	0	0	0	0	2
Mike Redmond, R (1, 2) OBP: 0.306, SLG: 0.332			K			G6-3				3	0	0	0	0	1	1
Josh Beckett, R (1, 1) OBP: 0.182, SLG: 0.143			F9			G1-3			G6-3	1	0	0	0	0	0	0
Aaron Small, R (4, 1)										0	0	0	0	0	0	0
Dontrelle Willis, L (6, PH) OBP: 0.320, SLG: 0.413										1	0	0	0	0	0	0
Ben Howard, R (7, 1)										0	0	0	0	0	0	0
Mike Mordecai, R (8, 5) OBP: 0.258, SLG: 0.228										1	0	0	0	0	0	0
Inning Stats	R: 0 E: 0 K: 0 S: 8 H: 0 LOB: 1 BB: 1 P: 17	R: 0 E: 0 K: 0 S: 6 H: 1 LOB: 0 BB: 0 P: 9	R: 0 E: 0 K: 1 S: 7 H: 0 LOB: 0 BB: 0 P: 11	R: 0 E: 1 K: 0 S: 8 H: 0 LOB: 0 BB: 0 P: 13	R: 0 E: 0 K: 1 S: 8 H: 0 LOB: 0 BB: 0 P: 13	R: 0 E: 0 K: 0 S: 7 H: 0 LOB: 0 BB: 0 P: 10	R: 0 E: 0 K: 2 S: 11 H: 0 LOB: 0 BB: 0 P: 16	R: 0 E: 0 K: 0 S: 7 H: 2 LOB: 1 BB: 0 P: 12	R: 0 E: 1 K: 0 S: 6 H: 0 LOB: 0 BB: 0 P: 8	1B: 3 2B: 0 3B: 0 HR: 0 SF: 0 SAC: 0 DP: 4 HBP: 0						

PITCHER	IP	WLS	BF	H	R	ER	SO	BB	IBB	HBP	BLK	WP	HR	S	P	ERA	WHIP
Livan Hernandez, R (1, 1) ERA: 3.65	9.0	W	29	3	0	0	4	1	0	0	0	0	0	68	109	0.00	0.444

PITCHER	IP	WLS	BF	H	R	ER	SO	BB	IBB	HBP	BLK	WP	HR	S	P	ERA	WHIP

AB	28
R	0
H	3
RBI	0
BB	1
SO	4
LOB	7

livebaseballscorecards.com

WP: 0 PA: 29
PB: 0
SB: 0
CS: 0

Batter	1	2	3	4	5	6	7	8	9	AB	R	H	RBI	BB	SO	LOB
Brad Wilkerson, L (1, 7) OBP: 0.361, SLG: 0.466	B C F B X 2-2 ① G5-3		F S B F X 1-2 S 3-H 1B		B B B C B 4-1 1B 1B BB		C F B B F F B B B 4-2 2B HR BB	B C B B C S 3-3 ② K		3	2	1	1	2	1	0
Endy Chavez, L (1, 8) OBP: 0.331, SLG: 0.413	B F C X 1-2 ② G3		X 0-0 ② F7		1 SAFE B 1 SAFE C 1 B X 2-1 1B 1-3 E 1B		M C X 0-2 ① F7	B C B X 2-1 ③ F8		5	1	1	0	0	0	2
Jose Vidro, S (1, 4) OBP: 0.363, SLG: 0.453	L F X 0-2 ③ F8		B F B D X 3-1 ③ F7 1-2		B B 1 SAFE X 2-0 E9 SF9 1-H 3-H 1B		F C D F 1 SAFE C 1-3 ② K		C B C B X 2-2 ① F8	5	1	1	1	0	1	2
Tony Batista, R (1, 5) OBP: 0.270, SLG: 0.413		B B X 2-0 ① F8		X 0-0 ① G4-3	C X 0-1 ② SF9 3-H		B S B X 2-1 1-3 HR 2B		X 0-0 24 L3 1B	4	1	2	1	0	0	0
24 Nick Johnson, L (1, 3) OBP: 0.365, SLG: 0.404		B B F F B C 3-3 ② K		B B B C X 3-1 1B 1B	C X 0-1 ③ P4		I I I 4-0 HR IBB		C X 0-1 ② ③ L3 1-1	4	1	1	0	1	1	1
Terrmel Sledge, L (1, 9) OBP: 0.315, SLG: 0.412		C B C F H 2-2 HBP		F 1 SAFE 1 SAFE B F X 1-2 1B 1-2		C B S F C 1-3 ① K	X 0-0 1-H 2-H 3-H HR			3	1	2	4	0	1	0
Brian Schneider, L (1, 2) OBP: 0.336, SLG: 0.420		F X 0-1 ③ G4-3		C B F B X 2-2 ② F5		B C X 1-1 ② F8	B B F B B 4-1 BB			3	0	0	0	1	0	3
Jamey Carroll, R (1, 6) OBP: 0.344, SLG: 0.362			C B F X 1-2 22 SH5-4 1B 2B	B C B X 2-1 ③ G3-1		B X 1-0 1B	F C B F D C 2-3 ③ K			4	1	2	0	0	1	3
22 John Patterson, R (1, 1) OBP: 0.125, SLG: 0.087 Juan Rivera, R (6, PH) OBP: 0.295, SLG: 0.391 Rocky Biddle, R (6, 1) Luis Ayala, R (7, 1) OBP: 0.400, SLG: 0.600 Joe Horgan, L (8, 1) OBP: 0.500, SLG: 0.500 32 Chad Cordero, R (9, 1)			M L X 0-2 ① SH5-4 2-3		X 0-0 ① F9	B C T B B C 3-3 ③ K		B T S C 1-3 ① K		1 0 0 0 0 0 0 1 0 0 0 0 1 1 0 0 0 0 0 0 0 1 0 0 0 0 1 0 0 0 0 0 0 0 0 0 0 0 0 0 0 0						

TOP

Montreal Expos @ Florida Marlins

Pro Player Stadium, Miami, FL

Sat Jul 31 2004, 6:05 PM EDT
Att. 21,562 - Overcast - 80 F

livebaseballscorecards.com

AB	34
R	8
H	10
RBI	7
BB	4
SO	7
LOB	12

Inning Stats	1	2	3	4	5	6	7	8	9
	R: 0 E: 0 K: 0 S: 9	H: 0 LOB: 0 BB: 0 P: 12	R: 0 E: 0 K: 1 S: 9	H: 0 LOB: 1 BB: 0 P: 16	R: 1 E: 0 K: 0 S: 13	H: 2 LOB: 1 BB: 0 P: 18	R: 0 E: 0 K: 0 S: 11	H: 2 LOB: 2 BB: 0 P: 19	R: 3 E: 1 K: 0 S: 9	H: 2 LOB: 0 BB: 1 P: 17	R: 0 E: 0 K: 2 S: 10	H: 1 LOB: 1 BB: 0 P: 16	R: 4 E: 0 K: 2 S: 20	H: 2 LOB: 1 BB: 3 P: 37	R: 0 E: 0 K: 2 S: 8	H: 0 LOB: 0 BB: 0 P: 14	R: 0 E: 0 K: 0 S: 6	H: 1 LOB: 0 BB: 0 P: 8

| | | | | | |

BOTTOM

Batter	1	2	3	4	5	6	7	8	9	AB	R	H	RBI	BB	SO	LOB
Juan Pierre, L (1, 8) OBP: 0.365, SLG: 0.389	C X 0-1 CS 1B	B B C X 2-1 ③ F8			B C B F F F X 2-2 ① G3	X 0-0 ① SH5-4 1-2			B C X 1-1 G6-4-3 1B	4	0	2	0	0	0	0
Luis Castillo, S (1, 4) OBP: 0.365, SLG: 0.365	B 1 SAFE 1 SAFE S B F B B 4-2 ① 1B 1-2 2B BB		C F B F B X 2-2 ① G5-3		C C B X 1-2 E5 2B	B C C B B S 3-3 ② K			S C X 0-2 G6-4-3 1-2 1B	4	2	1	0	1	1	1
Mike Lowell, R (1, 5) OBP: 0.386, SLG: 0.558	X 0-0 1-2 2B 1B		C X 0-1 ② P3		1 SAFE B F B F 1 SAFE T 2-2 ② K	B X 1-0 ③ G5-3			B C F X 1-2 ① ② G6-4-3 1-2f 2-3	5	1	1	0	0	1	4
Miguel Cabrera, R (1, 9) OBP: 0.378, SLG: 0.541	C C S 0-3 ② K		C X 0-1 1B 1B		B B S S F F F X 2-2 1-H 2B		C X 0-1 G1-6-3 1B		S D B F F B S 3-3 ③ K	5	0	3	1	0	2	3
Jeff Conine, R (1, 7) OBP: 0.334, SLG: 0.419	F B B X 2-1 1-H 2-H 2B		S B B S X 1-2 1-2 1B		B B B S C B 4-1 FC6-4 BB		C B X 1-1 ① ② G1-6-3 1-2f			3	0	2	2	1	0	1
Damion Easley, R (1, 3) OBP: 0.331, SLG: 0.449	C F H 1-2 HBP		F T F B S 1-3 ③ K		B B B S C X 3-1 ③ FC6-4 1-2f		C C B S 1-3 ③ K			3	0	0	0	0	2	4
Alex Gonzalez, R (1, 6) OBP: 0.263, SLG: 0.432	B C B B F S 3-3 ③ K			C B F F F F S 1-3 ① K	B B B C C F F F B 4-2 HR BB			C B F B F F X 2-2 ① P2		3	1	0	0	1	2	2
20 Matt Treanor, R (1, 2) OBP: 0.316, SLG: 0.288 Paul Lo Duca, R (6, PH) (7, 2) OBP: 0.352, SLG: 0.453		C F B B S 2-3 ① K		B B B C X 3-1 ② F9	X 0-0 1-H HR			C B C B X 2-2 ② F8		2	0	0	0	0	1	0
										2	1	1	2	0	0	0
A.J. Burnett, R (1, 1) OBP: 0.067, SLG: 0.067 Mike Mordecai, R (6, PH) OBP: 0.270, SLG: 0.241 Matt Perisho, L (7, 1) Josias Manzanillo, R (7, 1) Lenny Harris, L (8, PH) OBP: 0.262, SLG: 0.286 Juan Encarnacion, R (8, PH) OBP: 0.288, SLG: 0.415 Ben Howard, R (9, 1)		C F B C 1-3 ② K		C B F S 1-3 ③ K		B C B C B X 3-2 SH5-4 1B		B F S X 1-2 ③ G5-3		2	0	0	0	0	2	0
										1	0	1	0	0	0	0
										0	0	0	0	0	0	0
										0	0	0	0	0	0	0
										0	0	0	0	0	0	0
										1	0	0	0	0	0	0
										0	0	0	0	0	0	0
Inning Stats	R: 2 E: 0 K: 2 S: 15 H: 3 LOB: 2 BB: 1 P: 25	R: 0 E: 0 K: 2 S: 8 H: 0 LOB: 0 BB: 0 P: 13	R: 0 E: 0 K: 1 S: 16 H: 2 LOB: 2 BB: 0 P: 20	R: 0 E: 0 K: 2 S: 10 H: 0 LOB: 0 BB: 0 P: 15	R: 1 E: 1 K: 1 S: 20 H: 1 LOB: 2 BB: 1 P: 34	R: 2 E: 0 K: 1 S: 14 H: 2 LOB: 1 BB: 1 P: 25	R: 0 E: 0 K: 1 S: 7 H: 1 LOB: 0 BB: 0 P: 9	R: 0 E: 0 K: 0 S: 11 H: 0 LOB: 0 BB: 0 P: 16	R: 0 E: 0 K: 1 S: 12 H: 2 LOB: 1 BB: 0 P: 17	1B: 8 2B: 2 3B: 0 HR: 1 SF: 0 SAC: 1 DP: 2 HBP: 1						

PITCHER		IP	WLS	BF	H	R	ER	SO	BB	IBB	HBP	BLK	WP	HR	S	P	ERA	WHIP
22 John Patterson, R ERA: 4.61	(1, 1)	5.0		24	6	3	2	8	2	0	1	0	0	0	69	107	3.60	1.600
Rocky Biddle, R ERA: 6.96	(6, 1)	1.0	W	6	2	2	2	1	1	0	0	0	0	1	14	25	18.00	3.000
Luis Ayala, R ERA: 2.34	(7, 1)	1.2	H	5	1	0	0	1	0	0	0	0	0	0	15	21	0.00	0.600
Joe Horgan, L ERA: 4.0	(8, 1)	0.1	H	3	2	0	0	0	0	0	0	0	0	0	8	10	0.00	6.000
32 Chad Cordero, R ERA: 2.67	(9, 1)	1.0	S	2	0	0	0	1	0	0	0	0	0	0	7	11	0.00	0.000

PITCHER	IP	WLS	BF	H	R	ER	SO	BB	IBB	HBP	BLK	WP	HR	S	P	ERA	WHIP

Montreal Expos @ Florida Marlins

Pro Player Stadium, Miami, FL

Sat Jul 31 2004, 6:05 PM EDT

Att. 21,562 - Overcast - 80 F

livebaseballscorecards.com

AB	35
R	5
H	11
RBI	5
BB	3
SO	11
LOB	15

Batter	1	2	3	4	5	6	7	8	9	10	11	12	AB	R	H	RBI	BB	SO	LOB
Brad Wilkerson, L (1, 8) OBP: 0.367, SLG: 0.478	1-3 K		0-2 HR		2-2 BB, 1B 1B	4-1 1B BB		0-2 1-2 1B		1-2 BB 1B		0-1 G4-3 2-3	6	2	4	1	1	1	1
Terrmel Sledge, L (1, 7) OBP: 0.331, SLG: 0.423	2-2 G1-3 1B		0-0 2B		4-1 1B 1-2 BB	2-0 FC6-4 1-2 2-H 1B		1-1 G1-3		4-1 1-2 BB		4-2 DI HR BB	4	1	3	1	3	0	2
Jose Vidro, S (1, 4) OBP: 0.362, SLG: 0.448	0-1 G1-3 1-2		2-2 G6-3		0-0 1-2 2-H 1B	1-2 FC6-4 1-2f			3-1 E7 HR	3-2 K		4-1 HR 1-2 IBB	6	2	1	1	1	1	6
Tony Batista, R (1, 5) OBP: 0.270, SLG: 0.426	1-1 P6		0-1 F8		3-2 F7		1-0 F7		0-0 1-H HR		1-2 G6-3	0-0 1-H 2-H 3-H HR	7	2	2	6	0	0	4
24 Nick Johnson, L (1, 3) OBP: 0.354, SLG: 0.390		1-1 F7	1-2 G4-3		0-0 G4-3		2-1 F9		2-3 K		2-1 G4-3	2-1 F8	7	0	0	0	0	1	3
Alex Gonzalez, R (1, 6) OBP: 0.237, SLG: 0.363		2-0 G6-3		2-1 P3		2-1 F7	0-1 G5-3		0-0 P3		1-2 2B		6	0	1	0	0	0	0
Ronald Calloway, L (1, 9) OBP: 0.203, SLG: 0.231	0-1 1B 1B			0-0 L4		0-1 2B 2B		0-0 B4-3	1-0 G4-3		1-1 L9		6	1	2	0	0	0	1
Brian Schneider, L (1, 2) OBP: 0.336, SLG: 0.416	0-2 FC6-4 1-2 1B			1-1 G3-1		2-0 L4		0-3 K		0-1 F8		4-0 G4-3 HR SH2-4 BB	5	1	1	0	1	1	1
Tony Armas, R (1, 1) Sun-Woo Kim, R (1, 1) 92 T.J. Tucker, R (3, PH) DNP: 0 GS, SLG: 0.125 Endy Chavez, L (8, PH) Claudio Vargas, R (8, 1) DP: 0 GS, ERA: 0.00 Jamey Carroll, R (8, PH) DP: 0 GS, ERA: 0.00 Luis Ayala, R (8, 1) DP: 0 GS, ERA: 0.000 Joe Horgan, L (8, 1) DP: 0 GS, ERA: 0.000 Henry Mateo, S (12, PH) DP: 0 GS, ERA: 0.00 32 Chad Cordero, R (10, 1) Livan Hernandez, R (12, PH) DP: 0 GS, ERA: 0.00	1-2 FC6-4 1-2f				2-2 G4-3	0-1 1B 2-H 2B		1-1 1B 1B		2-1 F8		0-1 SH2-4 1-2	0 0 0 0 0 0 0 1 0 0 0 0 0 2 1 0 0 0 0 0 0 1 1 1 1 0 0 0 0 0 0 0 0 0 0 1 0 1 0 0 0 0 0 0 0 0 0 0 0 0 0 0 0 0 0 0 1 0 0 0 0 0 0 0 0 0 0 0 0 0						
Inning Stats	R: 0 E: 0 K: 1 S: 10 / H: 1 LOB: 1 BB: 0 P: 14	R: 0 E: 0 K: 0 S: 13 / H: 2 LOB: 2 BB: 0 P: 17	R: 1 E: 0 K: 0 S: 13 / H: 2 LOB: 1 BB: 0 P: 16	R: 0 E: 0 K: 0 S: 5 / H: 0 LOB: 0 BB: 0 P: 8	R: 1 E: 0 K: 0 S: 15 / H: 2 LOB: 2 BB: 1 P: 26	R: 2 E: 0 K: 0 S: 12 / H: 3 LOB: 2 BB: 1 P: 23	R: 0 E: 0 K: 0 S: 5 / H: 0 LOB: 0 BB: 0 P: 8	R: 0 E: 0 K: 1 S: 12 / H: 2 LOB: 2 BB: 0 P: 14	R: 2 E: 1 K: 1 S: 8 / H: 1 LOB: 0 BB: 0 P: 14	R: 0 E: 0 K: 1 S: 12 / H: 1 LOB: 2 BB: 1 P: 22	R: 0 E: 0 K: 0 S: 10 / H: 1 LOB: 1 BB: 0 P: 15	R: 4 E: 0 K: 0 S: 11 / H: 1 LOB: 0 BB: 3 P: 25	1B: 9 2B: 4 3B: 0 HR: 3 / SF: 0 SAC: 1 DP: 0 HBP: 0						

PITCHER		IP	WLS	BF	H	R	ER	SO	BB	IBB	HBP	BLK	WP	HR	S	P	ERA	WHIP
Jason Marquis, R ERA: 3.67	(1, 1)	5.2		27	9	4	4	1	1	0	0	0	0	1	63	92	6.35	1.765
Steve Kline, L ERA: 2.35	(6, 1)	0.1	H	3	1	0	0	0	1	0	0	0	0	0	5	12	0.00	6.000
Cal Eldred, R ERA: 4.29	(7, 1)	1.0	H	3	0	0	0	0	0	0	0	0	0	0	5	8	0.00	0.000
Ray King, L ERA: 1.98	(8, 1)	1.0	H	5	2	0	0	1	0	0	0	0	0	0	12	14	0.00	2.000
44 Jason Isringhausen, R ERA: 2.56	(9, 1)	1.0	B	5	1	2	1	1	0	0	0	0	0	1	8	14	9.00	1.000

PITCHER		IP	WLS	BF	H	R	ER	SO	BB	IBB	HBP	BLK	WP	HR	S	P	ERA	WHIP
Kiko Calero, R ERA: 2.76	(10, 1)	2.0		9	2	0	0	1	1	0	0	0	0	0	22	37	0.00	1.500
Dan Haren, R ERA: 12.6	(12, 1)	1.0	L	7	1	4	4	0	2	1	0	0	0	1	11	25	36.00	3.000

TOP

Montreal Expos @ St. Louis Cardinals

Busch Stadium, St. Louis, MO

Tue Aug 03 2004, 7:10 PM CDT

Att. 33,696 - Sunny - 89 F

livebaseballscorecards.com

AB	52
R	10
H	16
RBI	10
BB	6
SO	4
LOB	20

WP: 0 PB: 0 SB: 0 CS: 0 PA: 59

Batter	1	2	3	4	5	6	7	8	9	10	11	12	AB	R	H	RBI	BB	SO	LOB
Tony Womack, L (1, 4) OBP: 0.346, SLG: 0.399 Kiko Calero, R (10, 1) John Mabry, L (11, PH) OBP: 0.379, SLG: 0.500 Dan Haren, R (12, 1)	0-1 F8		3-2 L3		0-0 SH5-3 2-3		2-1 G6-3		1-0 G6-3		1-3 K		4 0 1 0	0 0 0 0	0 0 0 0	0 0 0 0	0 0 1 0	2 0 1 0	
Edgar Renteria, R (1, 6) OBP: 0.335, SLG: 0.415	1-2 5 HR 1B		1-2 F7		1-2 3-H 1B			3-1 G5-3		1-3 K		0-1 G4-3	6	1	2	1	0	1	0
5 Albert Pujols, R (1, 3) OBP: 0.407, SLG: 0.628	3-1 1-H HR		3-1 F9		0-0 F9			1-0 G5-3		0-0 E5 27 WP		2-1 P6	6	1	1	2	0	0	1
27 Scott Rolen, R (1, 5) OBP: 0.409, SLG: 0.614	3-1 F9			0-0 15 HR 1B	1-2 F8			4-2 BB		1-3 K 1-2		0-1 1B 15 BB 1B	5	1	2	0	1	1	2
15 Jim Edmonds, L (1, 8) OBP: 0.410, SLG: 0.653	0-3 K			2-0 1-H HR		4-2 CS BB		2-3 K		4-0 IBB		4-1 1B 1-2 BB	3	1	1	2	3	2	1
Roger Cedeno, S (1, 9) OBP: 0.379, SLG: 0.446		2-2 4 G6-3 1B		1-1 F7		3-3 1-2 K			0-3 K	2-2 F8		0-1 1-2 2-3 1B	6	1	2	0	0	2	3
Marlon Anderson, L (1, 7) OBP: 0.278, SLG: 0.389 Ray King, L (8, 1) 44 Jason Isringhausen, R (9, 1) OBP: 0.500, SLG: 0.500 7 Hector Luna, R (9, PH) OBP: 0.297, SLG: 0.394 (10, 4)		0-1 F9		3-2 G4-3		3-3 K			2-1 4 G1-3 2B		0-1 F8	3-1 F8	3 0 0 3	0 0 0 0	0 0 0 1	0 0 0 0	1 0 0 3	1 0 0 3	
4 Yadier Molina, R (1, 2) OBP: 0.333, SLG: 0.306		2-0 G6-3 1-2		1-0 G5-3			4-2 B1-4-6 BB		2-2 G1-3 2-3		0-0 F9		4	0	0	0	1	0	2
Jason Marquis, L (1, 1) OBP: 0.313, SLG: 0.447 Steve Kline, S (6, 1) Cal Eldred, R (7, 1) So Taguchi, R (7, PH) OBP: 0.286, SLG: 0.368 (8, 7)		2-1 2-H 1B			2-2 SH5-3 1B 2B		0-0 1-2f B1-4-6		4-0 IBB		1-1 1B		2 0 0 2	1 0 0 0	2 0 0 1	1 0 0 0	0 0 0 1	0 0 0 1	0 0 0
Inning Stats	R: 2 E: 0 K: 1 S: 12 H: 2 LOB: 0 BB: 0 P: 19	R: 1 E: 0 K: 0 S: 9 H: 2 LOB: 1 BB: 0 P: 15	R: 0 E: 0 K: 0 S: 8 H: 0 LOB: 0 BB: 0 P: 15	R: 2 E: 0 K: 0 S: 8 H: 2 LOB: 0 BB: 0 P: 15	R: 1 E: 0 K: 0 S: 12 H: 2 LOB: 1 BB: 0 P: 16	R: 0 E: 0 K: 2 S: 10 H: 0 LOB: 0 BB: 1 P: 20	R: 0 E: 0 K: 0 S: 6 H: 0 LOB: 0 BB: 1 P: 12	R: 0 E: 0 K: 1 S: 10 H: 0 LOB: 1 BB: 1 P: 20	R: 0 E: 0 K: 1 S: 10 H: 1 LOB: 2 BB: 1 P: 19	R: 0 E: 1 K: 2 S: 13 H: 0 LOB: 2 BB: 1 P: 21	R: 0 E: 0 K: 1 S: 8 H: 1 LOB: 1 BB: 0 P: 10	R: 0 E: 0 K: 0 S: 11 H: 2 LOB: 3 BB: 1 P: 20	1B: 8 2B: 3 3B: 0 HR: 2	SF: 0 SAC: 1 DP: 2 HBP: 0	WP: 1 PB: 0 SB: 0 CS: 1	PA: 52				

PITCHER	IP	WLS	BF	H	R	ER	SO	BB	IBB	HBP	BLK	WP	HR	S	P	ERA	WHIP
Tony Armas, R (1, 1) ERA: 4.35	0.0		0	0	0	0	0	0	0	0	0	0	0	0	0	∞	∞
Sun-Woo Kim, R (1, 1) ERA: 5.6	4.0		17	6	5	5	1	0	0	0	0	0	2	37	64	11.25	1.500
52 T.J. Tucker, R (5, 1) ERA: 3.55	1.0		5	2	1	1	0	0	0	0	0	0	0	12	16	9.00	2.000
Claudio Vargas, R (6, 1) ERA: 5.38	2.0		6	0	0	0	2	2	0	0	0	0	0	16	32	0.00	1.000
Luis Ayala, R (8, 1) ERA: 2.31	0.2		3	0	0	0	0	1	0	0	0	0	0	6	14	0.00	1.500

PITCHER	IP	WLS	BF	H	R	ER	SO	BB	IBB	HBP	BLK	WP	HR	S	P	ERA	WHIP
Joe Horgan, L (8, 1) ERA: 3.72	1.1		6	1	0	0	2	0	1	0	0	0	0	14	25	0.00	0.750
32 Chad Cordero, R (10, 1) ERA: 2.57	2.0	W	9	1	0	0	3	0	1	0	0	1	0	21	31	0.00	0.500
Roy Corcoran, R (12, 1) ERA: 8.31	1.0		6	2	0	0	0	1	0	0	0	0	0	11	20	0.00	3.000

BOTTOM

Montreal Expos @ St. Louis Cardinals

Busch Stadium, St. Louis, MO

Tue Aug 03 2004, 7:10 PM CDT

Att. 33,696 - Sunny - 89 F

livebaseballscorecards.com

AB	45
R	6
H	12
RBI	6
BB	6
SO	8
LOB	17

Batter	1	2	3	4	5	6	7	8	9	AB	R	H	RBI	BB	SO	LOB
Brad Wilkerson, L (1, 3) (9, 7) OBP: 0.367, SLG: 0.475	B F B F X 2-2 G5-3 1B		F B S X 1-2 G3 ①	B F X 1-1 P6 ③		C F B C 1-3 K ③		C B H 2-1 FC6-4 HBP 1-2		4	0	1	0	0	1	2
Endy Chavez, L (1, 8) OBP: 0.334, SLG: 0.421	C L 1 SAFE F X 0-2 P6 ①		B B X 2-0 2B		C B X 1-1 S 1B		F X 0-1 G4-3 ①	X 0-0 FC6-4 ③ 1-2f		5	0	2	0	0	0	4
Jose Vidro, S (1, 4) OBP: 0.362, SLG: 0.446	B C B X 2-1 G5-3 ② 1-2		B F F B F S 2-3 K ②		B B B B 4-0 BB 1-2		B X 1-0 G6-3 ②		B B S B F F X 3-2 SH1-3 1B 1B	4	0	1	0	1	1	2
Tony Batista, R (1, 5) OBP: 0.269, SLG: 0.423	B B S X 2-1 G5-3 ③		B X 1-0 F7 ③		B D X 2-0 F8 ①		B X 1-0 G1-3 ③		B X 1-0 SH1-3 1B 1-2	5	0	1	0	0	0	4
Terrmel Sledge, L (1, 7) OBP: 0.325, SLG: 0.416 32 Chad Cordero, R (9, 1)		B C B C F C 2-3 K ①	C B S B B S 3-3 K ①	C F B B B 2 F X SAFE 3-2 F8 ②				B B C C C X 2-2 E4 2B	B X 1-0 SH1-3 ① 1-2 2-3	4 0	1 0	0 0	0 0	0 0	2 0	2 0
Alex Gonzalez, R (1, 6) OBP: 0.250, SLG: 0.379		X 0-0 S 2B 1B	S B X 1-1 E 1B 2B 1B	B S F C 1-3 K ③				X 0-0 FC1-5 2B 2-H	S S S B X 2-2 P1 ②	5	2	3	1	0	1	4
Ronald Calloway, L (1, 9) OBP: 0.194, SLG: 0.221 Henry Mateo, S (8, PH) OBP: 0.214, SLG: 0.214 Luis Ayala, R (8, 1) OBP: 0.400, SLG: 0.600 24 Nick Johnson, L (9, PH) OBP: 0.353, SLG: 0.388 (9, 3)		B C F B F B F C 3-3 K ② 1-2	B B X 2-0 F8 ②			C F X 0-2 P5 ①		X 0-0 FC1-5 ① E S 2-3	F X 0-1 L7 ③	3 1 0 1	0 0 0 0	0 0 0 0	0 0 0 0	0 0 0 0	1 0 0 0	2 1 0 2
Brian Schneider, L (1, 2) OBP: 0.341, SLG: 0.422		B S X 1-1 2-H 2B	B X 1-0 E1 2B 1-3 1B			B F B B B F B 4-2 SH2-3 BB		1 SAFE B B S 1 SAFE 1 SAFE S B S 3-3 K ② 1-3		3	1	2	1	1	1	1
Livan Hernandez, R (1, 1) OBP: 0.250, SLG: 0.365 Joe Horgan, L (7, 1) OBP: 0.500, SLG: 0.500 Juan Rivera, R (8, PH) OBP: 0.299, SLG: 0.391 (8, 9)		B C X 1-1 G5-3 ③	B C S B X 2-2 2-H 3-H 2B			1 SAFE X 0-0 SH2-3 ② 1-2		C D B B T 4-1 HBP IBB		2 0 0	0 0 0	1 0 0	2 0 0	0 0 0	0 0 1	1 0 0
Inning Stats	R: 0 E: 0 K: 0 S: 11 H: 1 LOB: 1 BB: 0 P: 17	R: 1 E: 0 K: 2 S: 14 H: 2 LOB: 1 BB: 0 P: 21	R: 0 E: 0 K: 1 S: 9 H: 1 LOB: 1 BB: 0 P: 15	R: 2 E: 1 K: 1 S: 12 H: 3 LOB: 1 BB: 0 P: 22	R: 0 E: 0 K: 1 S: 11 H: 1 LOB: 2 BB: 1 P: 22	R: 0 E: 0 K: 1 S: 9 H: 0 LOB: 1 BB: 1 P: 14	R: 0 E: 0 K: 0 S: 4 H: 0 LOB: 0 BB: 0 P: 6	R: 1 E: 1 K: 1 S: 11 H: 1 LOB: 3 BB: 1 P: 22	R: 0 E: 0 K: 0 S: 11 H: 2 LOB: 2 BB: 0 P: 18	1B: 7 2B: 4 3B: 0 HR: 0 SF: 0 SAC: 2 DP: 0 HBP: 1						

PITCHER		IP	WLS	BF	H	R	ER	SO	BB	IBB	HBP	BLK	WP	HR	S	P	ERA	WHIP
Jeff Suppan, R ERA: 4.08	(1, 1)	5.0		24	8	3	3	5	1	0	0	0	0	0	57	97	5.40	1.800
Cal Eldred, R ERA: 4.19	(6, 1)	1.0		4	0	0	0	1	1	0	0	0	0	0	9	14	0.00	1.000
Ray King, L ERA: 1.93	(7, 1)	1.0		3	0	0	0	0	0	0	0	0	0	0	4	6	0.00	0.000
Steve Kline, L ERA: 2.29	(8, 1)	1.0	B	8	2	1	0	1	0	1	1	0	0	0	15	29	0.00	2.000
Julian Tavarez, R ERA: 2.83	(9, 1)	1.0	W	4	1	0	0	0	0	0	0	0	0	0	7	11	0.00	1.000

PITCHER	IP	WLS	BF	H	R	ER	SO	BB	IBB	HBP	BLK	WP	HR	S	P	ERA	WHIP

TOP

Montreal Expos @ St. Louis Cardinals

Busch Stadium, St. Louis, MO

Wed Aug 04 2004, 7:10 PM CDT
Att. 35,779 - Overcast - 72 F

livebaseballscorecards.com

AB	37
R	4
H	11
RBI	4
BB	3
SO	7
LOB	25

1B: 7 SF: 0
2B: 4 SAC: 2
3B: 0 DP: 0
HR: 0 HBP: 1

WP: 0 PA: 43
PB: 0
SB: 3
CS: 0

BOTTOM

Batter	1	2	3	4	5	6	7	8	9	AB	R	H	RBI	BB	SO	LOB
Tony Womack, L (1, 4) OBP: 0.347, SLG: 0.399	B C S C 1-3 ① K		C F B F B X 2-2 1B 1B		B B B C X 3-1 ② G6-3		B C X 1-1 ① P4	B X 1-0 G6-4-3 2-3 1B		5	0	2	0	0	1	0
Edgar Renteria, R (1, 6) OBP: 0.336, SLG: 0.415	B X 1-0 ② G6-3		B 1 SAFE 1 SAFE S X 1-1 1-2 1B		C X 0-1 27 BB 5 S 1B		L B X 1-1 ② G6-3	X 0-0 ② ③ G6-4-3 1-2f		5	0	2	0	0	0	2
5 Albert Pujols, R (1, 3) OBP: 0.412, SLG: 0.636	C B B B B 4-1 BB		C C B C 1-3 ③ K		1 SAFE B F B B B 4-1 27 BB 1-2 BB		B X 1-0 15 BB 27 HBP 1B 1B		C C F B F F X 1-2 HR	3	2	2	1	2	1	2
27 Scott Rolen, R (1, 5) OBP: 0.410, SLG: 0.611	B C X 1-1 ③ G6-3			C X 0-1 ① G6-3	B B B B 4-0 1-2 2-3 BB		B B B C F H 4-2 15 BB 1B 1-2 HBP			2	1	0	0	1	0	1
15 Jim Edmonds, L (1, 8) OBP: 0.411, SLG: 0.649		B B B C X 3-1 ① G4-3		B C S B F B B 4-2 HR BB	C B B S 2-3 ③ K		B S F B B B 4-2 1B 1-2 2-3 BB			2	1	0	0	2	1	3
John Mabry, L (1, 9) OBP: 0.395, SLG: 0.536		F B F X 1-2 G1-6-3 1B		C F X 0-2 1-H HR		B X 1-0 CS 1B	S B X 1-1 1-3 2-H 3-H 1B			4	1	4	4	0	0	0
Marlon Anderson, L (1, 7) OBP: 0.274, SLG: 0.383 Ray King, L (7, 1) Roger Cedeno, S (7, PH) OBP: 0.376, SLG: 0.442 Steve Kline, S (8, 1) Julian Tavarez, L (9, 1)		B S S X 1-2 ② ③ G1-6-3 1-2f		C B F X 1-2 ② L5		C B S S 1-3 ① ② C K 1-2	C X 0-1 ③ P4			3 0 1 0 0	0 0 0 0 0	0 0 0 0 0	0 0 0 0 0	0 0 0 0 0	1 0 0 0 0	2 0 2 0 0
Mike Matheny, R (1, 2) OBP: 0.295, SLG: 0.350		B S X 1-1 B3-6-4 1B	B S B C B S 3-3 ③ K		B B S S X 2-2 FC6-4 1B			F C B F X 1-2 ① G1-3		4	0	2	0	0	1	0
Jeff Suppan, R (1, 1) Woody Williams, R (5, PH) OBP: 0.256, SLG: 0.317 Cal Eldred, R (6, 1) So Taguchi, R (6, PH) OBP: 0.289, SLG: 0.378 (7, 7)			X 0-0 ① ② B3-6-4 1-2f		B C C F B S 2-3 ① K		S B X 1-1 ③ FC6-4 1-2f	F S X 0-2 1B 2B		1 1 0 2	0 0 0 0	0 0 0 1	0 0 0 0	0 1 0 0	0 0 0 0	1 0 0 1
Inning Stats	R: 0 E: 0 K: 1 S: 7 H: 0 LOB: 1 BB: 1 P: 14	R: 0 E: 0 K: 0 S: 8 H: 1 LOB: 0 BB: 0 P: 13	R: 0 E: 0 K: 1 S: 12 H: 3 LOB: 2 BB: 0 P: 17	R: 2 E: 0 K: 1 S: 14 H: 1 LOB: 0 BB: 1 P: 22	R: 0 E: 0 K: 2 S: 12 H: 1 LOB: 3 BB: 2 P: 27	R: 0 E: 0 K: 1 S: 9 H: 2 LOB: 1 BB: 0 P: 14	R: 2 E: 0 K: 0 S: 13 H: 2 LOB: 2 BB: 1 P: 25	R: 0 E: 0 K: 0 S: 9 H: 2 LOB: 1 BB: 0 P: 11	R: 1 E: 0 K: 0 S: 6 H: 1 LOB: 0 BB: 0 P: 7	1B: 10 2B: 1 3B: 0 HR: 2	SF: 0 SAC: 0 DP: 3 HBP: 1			WP: 0 PB: 0 SB: 1 CS: 1	PA: 39		

PITCHER		IP	WLS	BF	H	R	ER	SO	BB	IBB	HBP	BLK	WP	HR	S	P	ERA	WHIP
Livan Hernandez, R ERA: 3.72	(1, 1)	6.2		31	9	4	4	6	4	0	1	0	0	1	69	121	5.40	1.950
Joe Horgan, L ERA: 3.66	(7, 1)	0.1	B	3	1	0	0	0	1	0	0	0	0	0	6	11	0.00	6.000
Luis Ayala, R ERA: 2.28	(8, 1)	1.0		4	2	0	0	0	0	0	0	0	0	0	9	11	0.00	2.000
32 Chad Cordero, R ERA: 2.73	(9, 1)	0.0	L	1	1	1	1	0	0	0	0	0	0	1	6	7	∞	∞

PITCHER	IP	WLS	BF	H	R	ER	SO	BB	IBB	HBP	BLK	WP	HR	S	P	ERA	WHIP

Montreal Expos @ St. Louis Cardinals

Busch Stadium, St. Louis, MO

Wed Aug 04 2004, 7:10 PM CDT
Att. 35,779 - Overcast - 72 F

livebaseballscorecards.com

AB	33
R	5
H	13
RBI	5
BB	5
SO	6
LOB	14

Batter	1	2	3	4	5	6	7	8	9	AB	R	H	RBI	BB	SO	LOB
Brad Wilkerson, L (1, 7) OBP: 0.366, SLG: 0.471	C B B S S F S 2-3 ① K		C B X 1-1 ② P4			C B B B B 4-1 2B BB		C X 0-1 ② F7		3	1	0	0	1	1	1
Endy Chavez, L (1, 8) OBP: 0.330, SLG: 0.416	B B C B X 3-1 ② G4-3		C F X 0-2 ③ G6-3			C X 0-1 ② L6		B B 1 SAFE C X 2-1 ③ F7		4	0	0	0	0	0	2
Jose Vidro, S (1, 4) OBP: 0.363, SLG: 0.449 Jamey Carroll, R (9, PR) OBP: 0.348, SLG: 0.368	C S S 0-3 ③ K			B X 1-0 ① G3		B B C F X 2-2 WP 1-H 2B			B B C X 2-1 L6-3 1B	4 0	0 0	2 0	1 0	0 0	1 0	0 0
Tony Batista, R (1, 5) OBP: 0.266, SLG: 0.419		X 0-0 ① L7		C S B F F C 1-3 ② K		B C S F B F S 2-3 ③ K2-3 2-3			F B F B B X 3-2 ① ② L6-3 1-1	4	0	0	0	0	2	2
24 Nick Johnson, L (1, 3) OBP: 0.347, SLG: 0.381		B F C X 1-2 ② G6-3		C X 0-1 ③ G4-3			C C B S 1-3 ① K		F B B B S C 2-3 ③ K	4	0	0	0	0	2	1
Terrmel Sledge, L (1, 9) OBP: 0.325, SLG: 0.419		C C B B B F F F F 3-2 X 1B 2B			C B F F X 1-2 ① G1-5-3		S F B S 1-3 ② K			3	0	1	0	0	1	0
Alex Gonzalez, R (1, 6) OBP: 0.252, SLG: 0.378		B B X 2-0 FC3-6 2-3 1B			B X 1-0 ② F9		S B X 1-1 ③ P5			3	0	1	0	0	0	0
Brian Schneider, L (1, 2) OBP: 0.338, SLG: 0.418		B X 1-0 ③ FC3-6 1-2f			X 0-0 ③ G1-3			C X 0-1 ① F9		3	0	0	0	0	0	2
22 John Patterson, R (1, 1) OBP: 0.111, SLG: 0.059 Joey Eischen, L (6, 1) 52 T.J. Tucker, R (6, 1) OBP: 0.125, SLG: 0.125 Henry Mateo, S (8, PH) OBP: 0.267, SLG: 0.267 Luis Ayala, R (8, 1) OBP: 0.400, SLG: 0.600			B C F S 1-3 ① K			C S B X 1-2 ① G4-3		C F X 0-2 1B		2 0 0 1 0	0 0 0 0 0	0 0 0 1 0	0 0 0 0 0	1 0 0 0 0	0 0 0 0 0	0 0 0 0 0
Inning Stats	R: 0 H: 0 E: 0 LOB: 0 K: 2 BB: 0 S: 9 P: 14	R: 0 H: 2 E: 0 LOB: 2 K: 0 BB: 0 S: 13 P: 20	R: 0 H: 0 E: 0 LOB: 0 K: 1 BB: 0 S: 8 P: 10	R: 0 H: 0 E: 0 LOB: 0 K: 1 BB: 0 S: 9 P: 11	R: 0 H: 0 E: 0 LOB: 0 K: 0 BB: 0 S: 6 P: 8	R: 1 H: 1 E: 0 LOB: 1 K: 1 BB: 1 S: 14 P: 23	R: 0 H: 0 E: 0 LOB: 0 K: 2 BB: 0 S: 8 P: 11	R: 0 H: 1 E: 0 LOB: 1 K: 0 BB: 0 S: 9 P: 11	R: 0 H: 1 E: 0 LOB: 1 K: 1 BB: 0 S: 8 P: 15	1B: 3 SF: 0 2B: 3 SAC: 0 3B: 0 DP: 1 HR: 0 HBP: 0						

PITCHER		IP	WLS	BF	H	R	ER	SO	BB	IBB	HBP	BLK	WP	HR	S	P	ERA	WHIP
29 Chris Carpenter, R ERA: 3.73	(1, 1)	8.0	W	29	4	1	1	7	1	0	0	0	1	0	76	108	1.12	0.625
44 Jason Isringhausen, R ERA: 2.52	(9, 1)	1.0	S	3	1	0	0	1	0	0	0	0	0	0	8	15	0.00	1.000

PITCHER		IP	WLS	BF	H	R	ER	SO	BB	IBB	HBP	BLK	WP	HR	S	P	ERA	WHIP

TOP

Montreal Expos @ St. Louis Cardinals

Busch Stadium, St. Louis, MO

Thu Aug 05 2004, 7:10 PM CDT

Att. 31,961 - Sunny - 77 F

livebaseballscorecards.com

AB	31
R	1
H	5
RBI	1
BB	1
SO	8
LOB	8

1B: 3	SF: 0	WP: 1	PA: 32
2B: 3	SAC: 0	PB: 0	
3B: 0	DP: 1	SB: 0	
HR: 0	HBP: 0	CS: 0	

Batter	1	2	3	4	5	6	7	8	9	AB	R	H	RBI	BB	SO	LOB
Tony Womack, L (1, 4) OBP: 0.343, SLG: 0.395	C B F F S 1-3 ① K		C B F B F X 2-2 ② G5-3		C C X 0-2 ① G6-3		C S B B B X 3-2 ① F7			4	0	0	0	0	1	0
Edgar Renteria, R (1, 6) OBP: 0.335, SLG: 0.413	C B B B F F X 3-2 ② F9		C F B X 1-2 1B		B X 1-0 ② F9		F B F X 1-2 ② G5-3			4	0	1	0	0	0	0
5 Albert Pujols, R (1, 3) OBP: 0.410, SLG: 0.635	C X 0-1 ③ F8		X 0-0 ③ F9		C B F F B B X 3-2 2B		X 0-0 ③ G6-3			4	0	1	0	0	0	1
27 Scott Rolen, R (1, 5) OBP: 0.410, SLG: 0.617		X 0-0 ① F9		B F B C B B 4-2 BB 15 BB BB	F B B B X 3-1 ③ P2			F B B X 2-1 HR		3	1	1	1	1	0	1
15 Jim Edmonds, L (1, 8) OBP: 0.414, SLG: 0.657		C B B C B B 4-2 BB BB		B B S B B B 4-1 **1-2** BB BB		X 0-0 HR		C B S B C 2-3 ① K		2	1	1	1	2	1	0
Roger Cedeno, S (1, 9) OBP: 0.372, SLG: 0.444 So Taguchi, R (9, 7) OBP: 0.289, SLG: 0.378	B F 1 SAFE C F 1 SAFE B C 2-3 ② K		F X 0-1 ① F8		F F B B B X 3-2 1B 2B			X 0-0 ② G1-3		4 0	0 0	1 0	0 0	0 0	1 0	3 0
John Mabry, L (1, 7) OBP: 0.391, SLG: 0.525 (9, 9)	C B S 1 SAFE B B B **1-2** 4-2 BB		B S B B B S X 3-2 ② F7		B B C L B X 3-2 ① P3			B X 1-0 ③ G6-3		3	0	0	0	1	0	3
Mike Matheny, R (1, 2) OBP: 0.300, SLG: 0.351	B C B C T 2-2 ③ K			B F B B B B **1-2** **2-3** 4-2 BB		C S F B B X **2-H** 2-2 ② 1B				2	0	1	0	1	1	2
29 Chris Carpenter, R (1, 1) OBP: 0.120, SLG: 0.102 44 Jason Isringhausen, R (9, 1) OBP: 0.500, SLG: 0.500			C S X 0-2 ① G3	S X 0-1 ③ G1-3		X 0-0 ③ G5-3				3 0	0 0	0 0	0 0	0 0	0 0	4 0
Inning Stats	R: 0 H: 0 E: 0 LOB: 0 K: 1 BB: 0 S: 10 P: 14	R: 0 H: 0 E: 0 LOB: 2 K: 2 BB: 2 S: 12 P: 24	R: 0 H: 1 E: 0 LOB: 1 K: 0 BB: 0 S: 11 P: 14	R: 0 H: 0 E: 0 LOB: 3 K: 0 BB: 3 S: 12 P: 27	R: 0 H: 1 E: 0 LOB: 1 K: 0 BB: 0 S: 10 P: 17	R: 1 H: 3 E: 0 LOB: 1 K: 0 BB: 0 S: 11 P: 19	R: 0 H: 0 E: 0 LOB: 0 K: 0 BB: 0 S: 7 P: 11	R: 1 H: 1 E: 0 LOB: 0 K: 1 BB: 0 S: 7 P: 12		1B: 2 SF: 0 2B: 2 SAC: 0 3B: 0 DP: 0 HR: 2 HBP: 0				WP: 0 PA: 34 PB: 0 SB: 0 CS: 0		

PITCHER		IP	WLS	BF	H	R	ER	SO	BB	IBB	HBP	BLK	WP	HR	S	P	ERA	WHIP
22 John Patterson, R ERA: 4.3	(1, 1)	5.0		24	4	1	1	3	5	0	0	0	0	1	59	103	1.80	1.800
Joey Eischen, L ERA:	(6, 1)	0.1		1	0	0	0	0	0	0	0	0	0	0	3	6	0.00	0.000
52 T.J. Tucker, R ERA: 3.4	(6, 1)	1.2		5	1	0	0	0	0	0	0	0	0	0	11	17	0.00	0.600
Luis Ayala, R ERA: 2.39	(8, 1)	1.0	L	4	1	1	1	1	0	0	0	0	0	1	7	12	9.00	1.000

PITCHER	IP	WLS	BF	H	R	ER	SO	BB	IBB	HBP	BLK	WP	HR	S	P	ERA	WHIP

BOTTOM

Montreal Expos @ St. Louis Cardinals

Busch Stadium, St. Louis, MO

Thu Aug 05 2004, 7:10 PM CDT
Att. 31,961 - Sunny - 77 F

livebaseballscorecards.com

AB	29
R	2
H	6
RBI	2
BB	5
SO	4
LOB	14

Montreal Expos @ Houston Astros

Minute Maid Park, Houston, TX

Fri Aug 06 2004, 7:05 PM CDT

Att. 35,921 - Unknown - 87 F

TOP

livebaseballscorecards.com

Batter	1	2	3	4	5	6	7	8	9	AB	R	H	RBI	BB	SO	LOB
Brad Wilkerson, L (1, 7) OBP: 0.365, SLG: 0.469	C S B B B S 3-3 ① K		C S B X 1-2 1B		1 SAFE B S 1 F F F B 2-2 ③ CS 1-2	F F B B B F X 2-2 ① F9		C C B S 1-3 ③ K		4	0	1	0	0	2	1
Endy Chavez, L (1, 8) OBP: 0.327, SLG: 0.411	B B F F X 2-2 ② P6		1 SAFE C F X 0-2 ③ P5			C X 0-1 ② G5-3			B C C X 1-2 ① P6	4	0	0	0	0	0	1
Jose Vidro, S (1, 4) OBP: 0.362, SLG: 0.447	B X 1-0 PB 1B			B C B B C X 3-2 ① G6-3		X 0-0 ③ G3			B B C X 2-1 ② F9	4	0	1	0	0	0	0
Tony Batista, R (1, 5) OBP: 0.264, SLG: 0.415	B F B S F B X 3-2 ③ G5-3 1-2			B X 1-0 ② F8			C C B B F B F X 3-2 ① F7		C F X 0-2 ③ G5-3	4	0	0	0	0	0	1
Terrmel Sledge, L (1, 9) OBP: 0.325, SLG: 0.415 52 T.J. Tucker, R (7, 1) OBP: 0.125, SLG: 0.125 Roy Corcoran, R (8, 1)		C F B C 1-3 ① K		B F B S F B B 4-2 BB			X 0-0 ② G6-3			2 0 0	0 0 0	0 0 0	0 0 0	1 0 0	1 0 0	0 0 0
Alex Gonzalez, R (1, 6) OBP: 0.247, SLG: 0.370		C F F S 0-3 ② K		X 0-0 ③ L6			X 0-0 ③ G5-3			3	0	0	0	0	1	1
24 Nick Johnson, L (1, 3) OBP: 0.343, SLG: 0.376		C B S F F B B X 3-2 ③ P5			C B F B B B F C 3-3 ① K			B C F T 1-2 ① K		3	0	0	0	0	2	0
Brian Schneider, L (1, 2) OBP: 0.341, SLG: 0.424		B X 1-0 ① 2B			C B F F X 1-2 FC3-6 1B			B C C B S 2-3 ② K		3	0	2	0	0	1	0
Rocky Biddle, R (1, 1) Claudio Vargas, R (3, 1) OBP: 0.048, SLG: 0.048 Henry Mateo, S (5, PH) OBP: 0.250, SLG: 0.250 Sun-Woo Kim, R (5, 1) OBP: 0.188, SLG: 0.250 Ronald Calloway, L (7, 9) OBP: 0.205, SLG: 0.232			C C B C 1-3 ② K		B F F X 1-2 ② FC3-6 CS 1-2f			B F B X 2-1 1B		1 0 1 0 1	0 0 0 0 0	0 0 0 0 1	0 0 0 0 0	0 0 0 0 0	1 0 0 0 0	0 0 1 0 0
Inning Stats	R: 0 E: 0 K: 1 S: 11 H: 1 LOB: 1 BB: 0 P: 20	R: 0 E: 0 K: 2 S: 12 H: 0 LOB: 0 BB: 0 P: 16	R: 0 E: 0 K: 1 S: 10 H: 2 LOB: 1 BB: 0 P: 13	R: 0 E: 0 K: 0 S: 8 H: 0 LOB: 1 BB: 1 P: 16	R: 0 E: 0 K: 1 S: 14 H: 1 LOB: 0 BB: 0 P: 21	R: 0 E: 0 K: 0 S: 7 H: 0 LOB: 0 BB: 0 P: 9	R: 0 E: 0 K: 0 S: 7 H: 0 LOB: 0 BB: 0 P: 10	R: 0 E: 0 K: 3 S: 11 H: 1 LOB: 1 BB: 0 P: 17	R: 0 E: 0 K: 0 S: 8 H: 0 LOB: 0 BB: 0 P: 11	1B: 4 2B: 1 3B: 0 HR: 0		SF: 0 SAC: 0 DP: 0 HBP: 0		WP: 0 PB: 1 SB: 0 CS: 1	PA: 32	

	AB	30
	R	0
	H	5
	RBI	0
	BB	1
	SO	8
	LOB	5

PITCHER	IP	WLS	BF	H	R	ER	SO	BB	IBB	HBP	BLK	WP	HR	S	P	ERA	WHIP
44 Roy Oswalt, R (1, 1) ERA: 3.59	9.0	W	31	5	0	0	8	1	0	0	0	0	0	88	133	0.00	0.667

PITCHER	IP	WLS	BF	H	R	ER	SO	BB	IBB	HBP	BLK	WP	HR	S	P	ERA	WHIP

Montreal Expos @ Houston Astros

Minute Maid Park, Houston, TX

Fri Aug 06 2004, 7:05 PM CDT

Att. 35,921 - Unknown - 87 F

livebaseballscorecards.com

BOTTOM

Batter	1	2	3	4	5	6	7	8	9	AB	R	H	RBI	BB	SO	LOB
Craig Biggio, R (1, 7) OBP: 0.359, SLG: 0.476	C F B F F S 1-3 K ①		B B C C F H 3-2 BB 17 1B 5 BB HBP	S B C X 1-2 G6-4-3 ②③ 1-2f			L B F B X 2-2 F9 ②			3	1	0	0	0	1	3
17 Lance Berkman, S (1, 9) OBP: 0.459, SLG: 0.534	B X 1-0 F9 ②		S X 0-1 5 BB BB 1-2 1B		C B S B B X 3-2 5 CS 1B		C H 1-1 5 HBP 1B 1B HBP			3	1	2	0	0	0	0
Carlos Beltrán, S (1, 8) OBP: 0.355, SLG: 0.544	B B X 2-0 G6-3 ③		C S B F B B B 4-2 5 BB 1-2 2-3 BB		X 0-0 F7 ①		C C B X 1-2 5 HBP 1-2 1B 1B			3	1	1	0	1	0	1
5 Jeff Bagwell, R (1, 3) OBP: 0.386, SLG: 0.457		F X 0-1 HR	C B B F F B B F B 4-2 1-2 2-3 3-H BB		B F B 1 B F S 3-3 SAFE K ②③ 1-2		F H 1-1 1B 1-2 2-3 HBP			2	1	1	2	1	1	1
Jeff Kent, R (1, 4) OBP: 0.340, SLG: 0.483		C X 0-1 G6-3 ① X 0-0 F8 ③				C X 0-1 1B X 0-0 FC6-4 1-2 2-H 3-H 1B				4	0	2	2	0	0	3
Morgan Ensberg, R (1, 5) OBP: 0.327, SLG: 0.388		X 0-0 F7 ② C B B B C X 3-2 CS 1B		F B B C X 2-2 F8 ① B C B C F H 3-2 44 BB 1B HBP		X 0-0 L5 ① F X 0-1 F9 ②	B X 1-0 FC6-4 ③ 1-2f	C B F F X 1-2 G3 ①		4	0	0	0	0	0	3
28 Adam Everett, R (1, 6) OBP: 0.317, SLG: 0.385 Jose Vizcaino, S (4, PR) (5, 6) OBP: 0.327, SLG: 0.372										1 2	0 0	1 0	0 0	0 0	0 0	0 1
Raul Chavez, R (1, 2) OBP: 0.238, SLG: 0.240		B F B 2-1 CS ③ 1-2 F C B X 1-2 G4-3 ①		F B B F 1 SAFE X 2-2 44 BB 1-2 1B		1 SAFE B F B F 1 B S 3-3 K ③		F X 0-1 F9 ②		4	0	1	0	0	1	1
44 Roy Oswalt, R (1, 1) OBP: 0.154, SLG: 0.143			C C B S 1-3 K ②	B B B B 4-0 G6-4-3 1-2 2-3 BB			X 0-0 G5-3 ①	C X 0-1 F7 ③		3	0	0	0	1	1	0

Inning Stats									
	R: 0 E: 0 K: 1 S: 7	H: 0 LOB: 0 BB: 0 P: 11	R: 1 E: 0 K: 0 S: 9	H: 2 LOB: 0 BB: 0 P: 14	R: 1 E: 0 K: 1 S: 19	H: 1 LOB: 3 BB: 2 P: 32	R: 0 E: 0 K: 0 S: 13	H: 1 LOB: 3 BB: 1 P: 25	R: 0 E: 0 K: 1 S: 7	H: 1 LOB: 1 BB: 0 P: 13
	R: 0 E: 0 K: 1 S: 8	H: 1 LOB: 1 BB: 0 P: 11	R: 2 E: 0 K: 0 S: 11	H: 2 LOB: 2 BB: 0 P: 17	R: 0 E: 0 K: 0 S: 8	H: 0 LOB: 0 BB: 0 P: 9				

	1B: 7	SF: 0	WP: 0	PA: 37
	2B: 1	SAC: 0	PB: 0	
	3B: 0	DP: 2	SB: 0	
	HR: 1	HBP: 4	CS: 2	

	AB	29
	R	4
	H	8
	RBI	4
	BB	3
	SO	4
	LOB	13

PITCHER		IP	WLS	BF	H	R	ER	SO	BB	IBB	HBP	BLK	WP	HR	S	P	ERA	WHIP
Rocky Biddle, R ERA: 6.95	(1, 1)	2.2	L	11	3	2	2	2	0	0	1	0	0	1	27	41	6.75	1.125
Claudio Vargas, R ERA: 5.3	(3, 1)	1.1		8	1	0	0	0	3	0	1	0	0	0	21	41	0.00	3.000
Sun-Woo Kim, R ERA: 5.63	(5, 1)	2.2		13	4	2	2	2	0	0	2	0	0	0	25	39	6.75	1.500
52 T.J. Tucker, R ERA: 3.38	(7, 1)	0.1		1	0	0	0	0	0	0	0	0	0	0	1	2	0.00	0.000
Roy Corcoran, R ERA: 6.75	(8, 1)	1.0		3	0	0	0	0	0	0	0	0	0	0	8	9	0.00	0.000

PITCHER		IP	WLS	BF	H	R	ER	SO	BB	IBB	HBP	BLK	WP	HR	S	P	ERA	WHIP

Batter	1	2	3	4	5	6	7	8	9	AB	R	H	RBI	BB	SO	LOB
Brad Wilkerson, L (1, 7) OBP: 0.365, SLG: 0.467	C F B B X 2-2 ① G3-1		1 SAFE X 0-0 G5-3 1-2 1B		B F C B X 2-2 ① P6		B 1 SAFE C 1 SAFE 1 SAFE F B B B 4-2 E 1-2 1B BB	X 0-0 ② FC3-6 1-2f HR		4	2	1	0	1	0	1
Alex Gonzalez, R (1, 6) OBP: 0.252, SLG: 0.391	C B B X 2-1 ② G6-3		B C F F X 1-2 ② G5-3 1-2 2-H		C B F S 1-3 ② K		X 0-0 E1 1-3 1B 2-H 1B	X 0-0 1-H HR		5	2	2	3	0	1	1
Jose Vidro, S (1, 4) OBP: 0.360, SLG: 0.444 Jamey Carroll, R (8, 4) OBP: 0.348, SLG: 0.368	B C X 1-1 ③ F8		S C X 0-2 ③ G4-3		C B B X 2-1 E5		F B F X 1-2 1B 24 G4-1 2-H 3-H 1B	B X 1-0 ③ G6-3		5 0	1 0	1 0	2 0	0 0	0 0	1 0
Tony Batista, R (1, 5) OBP: 0.263, SLG: 0.420		X 0-0 ① G5-3		B B F X 2-1 HR	B F X 1-1 ③ P4		S C F F S 0-3 ① K		C X 0-1 ① G5-3	5	1	1	1	0	1	3
Juan Rivera, R (1, 9) OBP: 0.305, SLG: 0.396		B C F B B F X 3-2 ② G5-3		S B X 1-1 FC6-4 1B		B C F F B C 2-3 ① K	F D C B X 2-2 S 24 G4-1 2-3 1B		F B B F X 2-2 24 BB 1B	5	0	3	0	0	1	0
24 Nick Johnson, L (1, 3) OBP: 0.348, SLG: 0.378		C F B B B X 3-2 1B		B 1 SAFE B F 1 SAFE 1 SAFE B X 3-1 ① F9		B C B F X 2-2 G5-3 1B	B B C X 2-1 ② G4-1 1-2 3-H		C B B F B B 4-2 G1-6-3 1-2 BB	4	0	2	1	1	0	2
Einar Díaz, R (1, 2) OBP: 0.278, SLG: 0.271		1 SAFE B C 1 SAFE F B X 2-2 ③ P3		1 SAFE 1 SAFE S B B F F 1 SAFE X 2-2 ② FC6-4 1-2f 1B		C F F B B X 2-2 ② G5-3 1-2	B C B S F X 2-2 ③ G5-3 2-3		C X 0-1 ② ③ G1-6-3 1-2f	5	0	0	0	0	0	7
Endy Chavez, L (1, 8) OBP: 0.329, SLG: 0.412			C X 0-1 S 1B G5-3 1B	D C F X 1-2 1B		B B B C C X 3-2 ③ F8		C B C B S 2-3 ① K		4	1	2	0	0	1	1
Jon Rauch, R (1, 1) Ronald Calloway, L (7, PH) OBP: 0.216, SLG: 0.232 Henry Mateo, S (7, PR) OBP: 0.250, SLG: 0.250 Luis Ayala, R (7, 1) OBP: 0.500, SLG: 0.667 Joe Horgan, L (8, 1) OBP: 0.500, SLG: 0.500			B B M 1 SAFE L 1 SAFE B C 3-3 ① K	C B C S 1-3 ③ K			C S B B B F B 4-2 1B BB E BB	S B X 1-1 FC3-6 1B		2 0 0 1 0	0 0 1 0 0	0 0 0 1 0	0 0 0 0 0	2 1 0 0 0	0 0 0 0 0	3 0 0 0 0
Inning Stats	R: 0 E: 0 K: 0 S: 7 H: 0 LOB: 0 BB: 0 P: 12	R: 0 E: 0 K: 0 S: 11 H: 1 LOB: 1 BB: 0 P: 19	R: 1 E: 0 K: 1 S: 13 H: 2 LOB: 1 BB: 0 P: 17	R: 1 E: 0 K: 1 S: 16 H: 3 LOB: 2 BB: 0 P: 26	R: 0 E: 1 K: 1 S: 10 H: 0 LOB: 1 BB: 0 P: 16	R: 0 E: 0 K: 1 S: 14 H: 1 LOB: 1 BB: 0 P: 23	R: 4 E: 1 K: 1 S: 23 H: 3 LOB: 2 BB: 2 P: 38	R: 2 E: 0 K: 1 S: 8 H: 2 LOB: 0 BB: 0 P: 12	R: 0 E: 0 K: 0 S: 9 H: 1 LOB: 1 BB: 1 P: 15	1B: 11 2B: 0 3B: 0 HR: 2	SF: 0 SAC: 0 DP: 1 HBP: 0					

PITCHER		IP	WLS	BF	H	R	ER	SO	BB	IBB	HBP	BLK	WP	HR	S	P	ERA	WHIP
Andy Pettitte, L ERA: 4.07	(1, 1)	5.0		22	6	2	2	3	0	0	0	0	0	1	57	90	3.60	1.200
David Weathers, R ERA: 4.32	(6, 1)	1.0	L	6	1	2	2	1	2	0	0	0	0	0	19	36	18.00	3.000
Chad Harville, R ERA: 5.86	(7, 1)	0.1	B	4	3	1	1	1	0	0	0	0	0	0	12	15	27.00	9.000
Mike Gallo, L ERA: 4.91	(7, 1)	1.2		7	2	3	3	1	0	0	0	0	0	1	14	22	16.20	1.200
Tim Redding, R ERA: 5.52	(9, 1)	1.0		4	1	0	0	0	1	0	0	0	0	0	9	15	0.00	2.000

PITCHER	IP	WLS	BF	H	R	ER	SO	BB	IBB	HBP	BLK	WP	HR	S	P	ERA	WHIP

TOP

Montreal Expos @ Houston Astros

Minute Maid Park, Houston, TX

Sat Aug 07 2004, 6:05 PM CDT

Att. 39,840 - Dome - 74 F

livebaseballscorecards.com

AB	40
R	8
H	13
RBI	7
BB	3
SO	6
LOB	19

1B: 11 SF: 0
2B: 0 SAC: 0
3B: 0 DP: 1
HR: 2 HBP: 0

WP: 0 PA: 43
PB: 0
SB: 2
CS: 0

Batter	1	2	3	4	5	6	7	8	9	AB	R	H	RBI	BB	SO	LOB
Craig Biggio, R (1, 7) OBP: 0.358, SLG: 0.476	F L F F B X 1-2 17 1B 2B		B F B L F X 2-2 ① G1-3		X 0-0 ③ F8			B C B B S F C 3-3 ① K		4	0	1	0	0	1	2
17 Lance Berkman, S (1, 9) OBP: 0.459, SLG: 0.534	C B X 1-1 ① 3B 2-H 1B		X 0-0 ② 1B			C B X 1-1 ① G3		B B C F X 2-2 ② F9		4	1	2	0	0	0	2
Carlos Beltrán, S (1, 8) OBP: 0.354, SLG: 0.541	C C B F F B F X 2-2 ② P3		B X 1-0 5 S 5 WP 1B			L S T S 0-3 ② K		X 0-0 ③ G2-3		4	1	1	0	0	1	3
5 Jeff Bagwell, R (1, 3) OBP: 0.385, SLG: 0.454	B C B D B 4-1 3B BB		B S B X 2-1 ③ G5-3 1-H			B C S X 1-2 ③ F9			B B C F X 2-2 ① G5-3	3	1	0	0	1	0	0
Mike Lamb, L (1, 5) OBP: 0.370, SLG: 0.550	B C X 1-1 1-H 2-H 3B			C F F F B X 1-2 ① G5-3			C C X 0-2 ① F8		B C S S 1-3 ② K	4	0	1	2	0	1	0
Jeff Kent, R (1, 4) OBP: 0.342, SLG: 0.484	C F B C 1-3 ③ K			B F X 1-1 ② 1B			B B F X 2-1 ② G5-3		C F X 0-2 1B	4	0	2	0	0	1	1
Jose Vizcaino, S (1, 6) OBP: 0.325, SLG: 0.369		C B X 1-1 ① 1B		F F X 0-2 ③ P6			B B C F B X 3-2 ③ G3-1		B S S X 1-2 ③ G5-3	4	0	1	0	0	0	1
Brad Ausmus, R (1, 2) OBP: 0.297, SLG: 0.321		B B X 2-0 ② P4			B B X 2-0 ① P3			C X 0-1 4 1B 1B		3	0	1	0	0	0	0
Andy Pettitte, L (1, 1) OBP: 0.280, SLG: 0.227 16 Jason Lane, R (5, PH) OBP: 0.302, SLG: 0.402 David Weathers, R (6, 1) Chad Harville, R (7, 1) Mike Gallo, L (7, 1) 4 Eric Bruntlett, R (8, PH) OBP: 0.421, SLG: 0.571 Tim Redding, R (9, 1) OBP: 0.148, SLG: 0.148		C C C 0-3 ③ K			C B B S S 2-3 ② K			B C B X 2-1 1-2 1B		1 1 0 0 0 1 0	0 0 0 0 0 0 0	0 0 0 0 0 1 0	0 0 0 0 0 0 0	1 1 0 0 0 0 0	0 0 0 0 0 0 0	0 0 0 0 0 0 0
Inning Stats	R: 2 H: 3 E: 0 LOB: 1 K: 1 BB: 1 S: 19 P: 29	R: 0 H: 1 E: 0 LOB: 0 K: 1 BB: 0 S: 6 P: 9	R: 1 H: 2 E: 0 LOB: 0 K: 0 BB: 0 S: 8 P: 13	R: 0 H: 1 E: 0 LOB: 0 K: 0 BB: 0 S: 10 P: 12	R: 0 H: 0 E: 0 LOB: 0 K: 1 BB: 0 S: 5 P: 9	R: 0 H: 0 E: 0 LOB: 0 K: 1 BB: 0 S: 9 P: 11	R: 0 H: 0 E: 0 LOB: 0 K: 0 BB: 0 S: 8 P: 13	R: 0 H: 2 E: 0 LOB: 2 K: 1 BB: 0 S: 13 P: 20	R: 0 H: 1 E: 0 LOB: 1 K: 1 BB: 0 S: 12 P: 16	1B: 8 2B: 1 3B: 1 HR: 0	SF: 0 SAC: 0 DP: 0 HBP: 0			WP: 1 PB: 0 SB: 2 CS: 0	PA: 34		

PITCHER		IP	WLS	BF	H	R	ER	SO	BB	IBB	HBP	BLK	WP	HR	S	P	ERA	WHIP
Jon Rauch, R ERA: 5.52	(1, 1)	6.0	W	22	7	3	3	4	1	0	0	0	1	0	57	83	4.50	1.333
Luis Ayala, R ERA: 2.34	(7, 1)	1.1	H	6	2	0	0	1	0	0	0	0	0	0	17	27	0.00	1.500
Joe Horgan, L ERA: 3.38	(8, 1)	1.2		6	1	0	0	1	0	0	0	0	0	0	16	22	0.00	0.600

PITCHER	IP	WLS	BF	H	R	ER	SO	BB	IBB	HBP	BLK	WP	HR	S	P	ERA	WHIP

BOTTOM

Montreal Expos @ Houston Astros

Minute Maid Park, Houston, TX

Sat Aug 07 2004, 6:05 PM CDT
Att. 39,840 - Dome - 74 F

livebaseballscorecards.com

AB	33
R	3
H	10
RBI	2
BB	1
SO	6
LOB	9

Batter	1	2	3	4	5	6	7	8	9	AB	R	H	RBI	BB	SO	LOB
Brad Wilkerson, L (1, 7) OBP: 0.366, SLG: 0.464	P4		BB		1B		K		K	4	0	1	0	1	2	3
Endy Chavez, L (1, 8) OBP: 0.327, SLG: 0.409	L4		F8		F7		1B		G4-3	5	0	1	1	0	0	5
Tony Batista, R (1, 5) OBP: 0.262, SLG: 0.419	P3			24 CS 2B		G6-3	K		K	5	0	1	0	0	2	3
Terrmel Sledge, L (1, 9) OBP: 0.320, SLG: 0.408		P4		F9		G3		K		4	0	0	0	0	1	1
Juan Rivera, R (8, 9) OBP: 0.305, SLG: 0.396										0	0	0	0	0	0	0
24 Nick Johnson, L (1, 3) OBP: 0.342, SLG: 0.371		G4-3		K 2-3		G6-3		K		4	0	0	0	0	2	1
Alex Gonzalez, R (1, 6) OBP: 0.252, SLG: 0.406		F9			F9		K	HR		4	1	1	1	0	1	0
Brian Schneider, L (1, 2) OBP: 0.340, SLG: 0.432			G3		K		E4 2B 1B	HR		4	2	1	1	0	1	0
Jamey Carroll, R (1, 4) OBP: 0.360, SLG: 0.397			SH2-4 1B		1B 2B		1B 1B 2B		P6	4	2	3	0	0	0	0
Sun-Woo Kim, R (1, 1) OBP: 0.188, SLG: 0.250										0	0	0	0	0	0	0
Ronald Calloway, L (5, PH) OBP: 0.227, SLG: 0.243										1	0	1	1	0	0	0
52 T.J. Tucker, R (5, 1) OBP: 0.125, SLG: 0.125										0	0	0	0	0	0	0
Jose Vidro, S (7, PH) OBP: 0.382, SLG: 0.445										1	0	1	1	0	0	0
Luis Ayala, R (7, 1) OBP: 0.500, SLG: 0.667										0	0	0	0	0	0	0
Henry Mateo, S (9, PH) OBP: 0.294, SLG: 0.294										1	0	1	0	0	0	0
32 Chad Cordero, R (9, 1)			1 SAFE 0-0 SH2-4 1-2		2-H 1B		2-3 3-H 1B		G4-3 S 1B	0	0	0	0	0	0	0

Inning Stats	1	2	3	4	5	6	7	8	9	1B: 6	SF: 0	WP: 0	PA: 39
R:	0	0	0	0	1	0	2	2	0	2B: 3	SAC: 1	PB: 0	
E:	0	0	0	0	0	0	1	0	0	3B: 0	DP: 0	SB: 1	
K:	0	0	0	1	1	0	3	2	2	HR: 2	HBP: 0	CS: 1	
S:	9	5	11	7	12	8	13	17	12				
H:	0	0	1	1	3	0	3	2	1				
LOB:	0	0	2	0	0	0	0	0	0				
BB:	0	0	1	0	0	0	0	0	0				
P:	13	8	21	9	17	12	21	25	20				

PITCHER		IP	WLS	BF	H	R	ER	SO	BB	IBB	HBP	BLK	WP	HR	S	P	ERA	WHIP
Roger Clemens, R ERA: 2.63	(1, 1)	7.0	L	30	8	3	1	5	1	0	0	0	0	0	65	101	1.29	1.286
Dan Miceli, R ERA: 4.18	(8, 1)	1.0		5	2	2	2	2	0	0	0	0	0	2	17	25	18.00	2.000
Chad Harville, R ERA: 5.7	(9, 1)	1.0		4	1	0	0	2	0	0	0	0	0	0	12	20	0.00	1.000

PITCHER	IP	WLS	BF	H	R	ER	SO	BB	IBB	HBP	BLK	WP	HR	S	P	ERA	WHIP

TOP

Montreal Expos @ Houston Astros

Minute Maid Park, Houston, TX

Sun Aug 08 2004, 1:05 PM CDT
Att. 38,407 - Dome - 74 F

livebaseballscorecards.com

AB	37
R	5
H	11
RBI	5
BB	1
SO	9
LOB	13

Batter	1	2	3	4	5	6	7	8	9	AB	R	H	RBI	BB	SO	LOB
Craig Biggio, R (1, 7) OBP: 0.357, SLG: 0.473	1-0 17 G4-6-3 HBP	3-2 G6-3			0-1 FC5-4 17 1B 1-2f		0-0 FC5-4 1-2f		0-2 F8	3	0	0	0	0	0	3
Raul Chavez, R (8, 2) OBP: 0.236, SLG: 0.238										1	0	0	0	0	0	2
17 Lance Berkman, S (1, 9) OBP: 0.459, SLG: 0.533	1-2 G4-6-3 1-2f		0-0 G4-6-3 1B		0-0 1-3 1B			0-0 G4-3		4	0	2	0	0	0	1
Carlos Beltrán, S (1, 8) OBP: 0.353, SLG: 0.537	4-0 5 BB BB		0-0 G4-6-3 1-2f		0-3 K			3-3 K		3	0	0	0	1	2	3
5 Jeff Bagwell, R (1, 3) OBP: 0.383, SLG: 0.450	SAFE SAFE 4-2 1-2 BB		2-1 F7			2-3 K		0-1 P3		3	0	0	0	1	1	0
Mike Lamb, L (1, 4) OBP: 0.367, SLG: 0.539	3-3 K			2-2 G6-3		2-3 K			4-2 G1-3 DI 1B BB	3	1	0	0	1	2	2
Morgan Ensberg, R (1, 5) OBP: 0.327, SLG: 0.396		3-2 HR		2-0 F9		0-0 G3-1			2-3 K	4	1	1	1	0	1	1
Jose Vizcaino, S (1, 6) OBP: 0.319, SLG: 0.361		0-0 G4-3		0-2 G5-3			0-1 G6-3		2-2 1-3 G1-3	4	0	0	0	0	0	1
Brad Ausmus, R (1, 2) OBP: 0.296, SLG: 0.318	2-1 G5-3				0-1 F9		3-2 F9		0-1 3-H BB 1B	2	0	0	0	0	0	0
Orlando Palmeiro, L (7, PH) OBP: 0.330, SLG: 0.372 (8, 7)										2	0	1	1	0	0	0
Roger Clemens, R (1, 1) OBP: 0.220, SLG: 0.188	0-0 1B				3-2 FC5-4 1B		2-0 FC5-4 1B		4-2 1-2 BB	2	0	2	0	0	0	0
16 Jason Lane, R (7, PH) OBP: 0.308, SLG: 0.408										1	0	1	0	0	0	0
Dan Miceli, R (8, 1) OBP: 0.500, SLG: 0.500										0	0	0	0	0	0	0
Chad Harville, R (9, 1)										0	0	0	0	0	0	0
Jeff Kent, R (9, PH) OBP: 0.343, SLG: 0.484										0	0	0	0	1	0	0
Inning Stats	R: 0 E: 0 K: 1 S: 10 H: 0 LOB: 2 BB: 2 P: 23	R: 1 E: 0 K: 0 S: 10 H: 2 LOB: 1 BB: 0 P: 18	R: 0 E: 0 K: 0 S: 4 H: 1 LOB: 0 BB: 0 P: 6	R: 0 E: 0 K: 0 S: 8 H: 0 LOB: 0 BB: 0 P: 12	R: 0 E: 0 K: 1 S: 14 H: 2 LOB: 2 BB: 0 P: 17	R: 0 E: 0 K: 2 S: 8 H: 0 LOB: 0 BB: 0 P: 12	R: 0 E: 0 K: 0 S: 9 H: 1 LOB: 1 BB: 0 P: 14	R: 0 E: 0 K: 1 S: 7 H: 0 LOB: 0 BB: 0 P: 10	R: 1 E: 0 K: 1 S: 21 H: 1 LOB: 2 BB: 2 P: 33	1B: 6 2B: 0 3B: 0 HR: 1 SF: 0 SAC: 0 DP: 2 HBP: 1						

PITCHER	IP	WLS	BF	H	R	ER	SO	BB	IBB	HBP	BLK	WP	HR	S	P	ERA	WHIP
Sun-Woo Kim, R (1, 1) ERA: 5.48	4.0		16	3	1	1	1	2	0	1	0	0	1	32	59	2.25	1.250
52 T.J. Tucker, R (5, 1) ERA: 3.21	2.0	W	8	2	0	0	3	0	0	0	0	0	0	22	29	0.00	1.000
Luis Ayala, R (7, 1) ERA: 2.26	2.0	H	7	1	0	0	1	0	0	0	0	0	0	16	24	0.00	0.500
32 Chad Cordero, R (9, 1) ERA: 2.84	1.0		6	1	1	1	1	2	0	0	0	0	0	21	33	9.00	3.000

PITCHER	IP	WLS	BF	H	R	ER	SO	BB	IBB	HBP	BLK	WP	HR	S	P	ERA	WHIP

BOTTOM

Montreal Expos @ Houston Astros

Minute Maid Park, Houston, TX

Sun Aug 08 2004, 1:05 PM CDT
Att. 38,407 - Dome - 74 F

livebaseballscorecards.com

AB	32
R	2
H	7
RBI	2
BB	4
SO	6
LOB	13

WP: 0 PB: 0 SB: 0 CS: 0 PA: 37

Batter	1	2	3	4	5	6	7	8	9	AB	R	H	RBI	BB	SO	LOB
Quinton McCracken, S (1, 7) OBP: 0.327, SLG: 0.423	C S C 0-3 ① K		C F F S 0-3 ① K		X 0-0 ① L7		B S X 1-1 ③ F8			4	0	0	0	0	2	0
Andy Green, R (1, 4) OBP: 0.300, SLG: 0.414	B F B C B S 3-3 ② K		C X 0-1 1B		C C B B F X 2-2 G1-6-3 1B			X 0-0 ① G1-3		4	0	2	0	0	1	0
Danny Bautista, R (1, 9) OBP: 0.353, SLG: 0.444	X 0-0 1B		B X 1-0 ② F8		F B X 1-1 ② ③ G1-6-3 1-2f			C F X 0-2 HBP 1B		4	0	2	0	0	0	2
Shea Hillenbrand, R (1, 3) OBP: 0.347, SLG: 0.468	C B X 1-1 ③ F7		B X 1-0 ③ F8			X 0-0 L8 2B		F B F F H 2-2 G1-6-3 HBP 1-2		3	0	1	0	0	0	2
Chad Tracy, L (1, 5) OBP: 0.343, SLG: 0.413 Mike Koplove, R (8, 1)		B C F C 1-3 ① K		B B B C C C 3-3 ① K		X 0-0 ① L8 2-3		C B X 1-1 ② ③ G1-6-3 1-2f		4 0	0 0	0 0	0 0	0 0	2 0	3 0
Luis Terrero, R (1, 8) OBP: 0.397, SLG: 0.423		C B B X 2-1 S 2B		S X 0-1 S 1B		C F D X 1-2 ② G1-3			C C B B F B F F 3-2 ① X G6-3	4	0	2	0	0	0	1
Tim Olson, R (1, 6) OBP: 0.315, SLG: 0.337 (8, 5) Carlos Baerga, S (9, PH) OBP: 0.281, SLG: 0.263		S C S S 0-3 ② K2-3 2-3	B F 1 SAFE B 1 SAFE 1 SAFE F B C 3-3 ② K 1-2			X 0-0 ③ L3			C C F C X 0-2 G4-6-3 1B	3 1	0 0	0 1	0 0	0 0	2 0	3 0
Juan Brito, R (1, 2) OBP: 0.219, SLG: 0.254 Koyie Hill, S (9, PH) OBP: 0.250, SLG: 0.300		B B I I I 4-0 IBB		B B C B B 4-1 BB			C B X 1-1 ① G4-3		X 0-0 ② ③ G4-6-3 1-2f	1 1	0 0	0 0	0 0	2 0	0 0	0 1
Randy Johnson, R (1, 1) OBP: 0.161, SLG: 0.167 Doug DeVore, L (7, PH) OBP: 0.214, SLG: 0.264 Shane Nance, L (7, 1) Alex Cintron, S (8, 6) OBP: 0.292, SLG: 0.363		C S B X 1-2 ③ G1-3	B X 1-0 ③ G1-3				F B B C C C 2-3 ② K			2 1 0 0	0 0 0 0	0 0 0 0	0 0 0 0	0 1 0 0	0 0 0 0	4 0 0 0
Inning Stats	R: 0 E: 0 K: 2 S: 9 H: 1 LOB: 1 BB: 0 P: 13	R: 0 E: 0 K: 2 S: 11 H: 1 LOB: 2 BB: 1 P: 19	R: 0 E: 0 K: 1 S: 8 H: 1 LOB: 1 BB: 0 P: 10	R: 0 E: 0 K: 2 S: 10 H: 1 LOB: 2 BB: 1 P: 21	R: 0 E: 0 K: 0 S: 7 H: 1 LOB: 0 BB: 0 P: 10	R: 0 E: 0 K: 0 S: 6 H: 1 LOB: 1 BB: 0 P: 7	R: 0 E: 0 K: 1 S: 7 H: 0 LOB: 0 BB: 0 P: 11	R: 0 E: 0 K: 0 S: 9 H: 1 LOB: 1 BB: 0 P: 12	R: 0 E: 0 K: 0 S: 12 H: 1 LOB: 0 BB: 0 P: 15	1B: 6 2B: 2 3B: 0 HR: 0 SF: 0 SAC: 0 DP: 3 HBP: 1						

PITCHER	IP	WLS	BF	H	R	ER	SO	BB	IBB	HBP	BLK	WP	HR	S	P	ERA	WHIP
Livan Hernandez, R (1, 1) ERA: 3.55	8.0	W	32	7	0	0	8	1	1	1	0	0	0	67	103	0.00	1.000
Luis Ayala, R (9, 1) ERA: 2.23	1.0		3	1	0	0	0	0	0	0	0	0	0	12	15	0.00	1.000

PITCHER	IP	WLS	BF	H	R	ER	SO	BB	IBB	HBP	BLK	WP	HR	S	P	ERA	WHIP

TOP

Arizona Diamondbacks @ Montreal Expos

Olympic Stadium, Montreal, QB

Tue Aug 10 2004, 7:05 PM EDT

Att. 8,386 - Unknown - 70 F

livebaseballscorecards.com

AB	32
R	0
H	8
RBI	0
BB	2
SO	8
LOB	16

WP: 0 PB: 0 SB: 2 CS: 0 PA: 35

Batter	1	2	3	4	5	6	7	8	9	AB	R	H	RBI	BB	SO	LOB
Brad Wilkerson, L (1, 7) OBP: 0.367, SLG: 0.463	C C B X 1-2 SH1-4 1B SF9 1B	C B B X 2-1 ② G3-1 2-3 3-H		H 1-0 HBP			C X 0-1 ② G3			3	1	1	1	0	0	1
Endy Chavez, L (1, 8) OBP: 0.329, SLG: 0.410	C X 0-1 SF9 SH1-4 1-2 2B 1B	C S F F X 0-2 ③ G1-3		1 SAFE 1 SAFE B X 1-0 ③ G4-3			B C F X 1-2 1B			4	1	2	0	0	0	2
Jose Vidro, S (1, 4) OBP: 0.359, SLG: 0.441	X 0-0 ① SH1-4 1-2 2-3	C S B C 1-3 ① K			F B B X 2-1 ① G5-3		1 SAFE F 1 SAFE 1 SAFE B 1 SAFE X 1-1 ③ F8			3	0	0	0	0	1	1
Tony Batista, R (1, 5) OBP: 0.262, SLG: 0.419	C S X 0-2 ② SF9 2-3 3-H	X 0-0 ② G5-3			B X 1-0 ② L5			C B X 1-1 E 1B 24 G6-4-3 1B		3	1	1	1	0	0	0
Juan Rivera, R (1, 9) OBP: 0.309, SLG: 0.403	B C X 1-1 3-H 2B	X 0-0 E5 24 BB			B F S F B X 2-2 ③ G5-3			C X 0-1 E4 24 G6-4-3 1-3 1B		4	0	2	1	0	0	0
24 Nick Johnson, L (1, 3) OBP: 0.341, SLG: 0.366	C X 0-1 ③ L8		B B C 1 SAFE F B B 4-2 1-2 BB			C C F B B S 2-3 ① K		F 1 SAFE B F X 1-2 ① ② G6-4-3 1-2f 3-H		3	0	0	0	1	1	2
Alex Gonzalez, R (1, 6) OBP: 0.252, SLG: 0.409		C F X 0-2 1B G3-1 2B	C B S C 1-3 ③ K			C B C B S 2-3 ② K		X 0-0 ③ L7		4	1	1	0	0	2	2
Brian Schneider, L (1, 2) OBP: 0.340, SLG: 0.431		B B C B X 3-1 G3-1 SH3-4 2-3 1B		B X 1-0 ① G3		C C X 0-2 ③ G3				3	0	1	0	0	0	0
Livan Hernandez, R (1, 1) OBP: 0.241, SLG: 0.352 Luis Ayala, R (9, 1) OBP: 0.500, SLG: 0.667		X 0-0 ① SH3-4 1-2		F B C X 1-2 ② P4			X 0-0 ① F8			2 0	0 0	0 0	0 0	0 0	0 0	0 0
Inning Stats	R: 2 E: 0 K: 0 S: 13 H: 3 LOB: 1 BB: 0 P: 15	R: 1 E: 0 K: 0 S: 14 H: 2 LOB: 1 BB: 0 P: 19	R: 0 E: 1 K: 2 S: 10 H: 0 LOB: 2 BB: 1 P: 16	R: 0 E: 0 K: 0 S: 5 H: 0 LOB: 1 BB: 0 P: 9	R: 0 E: 0 K: 0 S: 7 H: 0 LOB: 0 BB: 0 P: 12	R: 0 E: 0 K: 2 S: 10 H: 0 LOB: 0 BB: 0 P: 14	R: 0 E: 0 K: 0 S: 8 H: 1 LOB: 1 BB: 0 P: 10	R: 1 E: 1 K: 0 S: 8 H: 2 LOB: 0 BB: 0 P: 10		1B: 6 2B: 2 3B: 0 HR: 0 SF: 1 SAC: 2 DP: 1 HBP: 1						

PITCHER		IP	WLS	BF	H	R	ER	SO	BB	IBB	HBP	BLK	WP	HR	S	P	ERA	WHIP
Randy Johnson, L ERA: 3.01	(1, 1)	6.0	L	26	5	3	3	4	1	0	1	0	0	0	59	85	4.50	1.000
Shane Nance, L ERA: 6.0	(7, 1)	1.0		4	1	0	0	0	0	0	0	0	0	0	8	10	0.00	1.000
Mike Koplove, R ERA: 4.6	(8, 1)	1.0		4	2	1	0	0	0	0	0	0	0	0	8	10	0.00	2.000

PITCHER	IP	WLS	BF	H	R	ER	SO	BB	IBB	HBP	BLK	WP	HR	S	P	ERA	WHIP

BOTTOM

Arizona Diamondbacks @ Montreal Expos

Olympic Stadium, Montreal, QB

Tue Aug 10 2004, 7:05 PM EDT
Att. 8,386 - Unknown - 70 F

livebaseballscorecards.com

AB	29
R	4
H	8
RBI	3
BB	1
SO	4
LOB	8

Arizona Diamondbacks @ Montreal Expos

Olympic Stadium, Montreal, QB

Wed Aug 11 2004, 7:05 PM EDT

Att. 5,089 - Unknown - 72 F

livebaseballscorecards.com

TOP

Batter	1	2	3	4	5	6	7	8	9	AB	R	H	RBI	BB	SO	LOB
Quinton McCracken, S (1, 7) OBP: 0.324, SLG: 0.416	B B C F X 2-2 ① F7		C C F X 0-2 1B			C X 0-1 ② G6-3	C C X 0-2 ③ FC4-6 1-2f			4	0	1	0	0	0	2
Andy Green, R (1, 4) OBP: 0.294, SLG: 0.394	C X 0-1 CS 1B		1 SAFE C C F X 0-2 ③ G3-1			X 0-0 ③ F7		C B C B X 2-2 ① G6-3		4	0	1	0	0	0	1
Chad Tracy, L (1, 5) OBP: 0.342, SLG: 0.411	C F F F F B 1 B S SAFE 2-3 ② K			C B B B F X 3-2 ① F9			C B X 2-1 1B 1B 1B	C C S 0-3 ② K		4	1	1	0	0	2	1
Shea Hillenbrand, R (1, 3) OBP: 0.344, SLG: 0.463	1 SAFE B 1-0 ③ CS 1-2	F F S 0-3 ① K		B S B F X 2-2 ② F8			C B X 1-1 ① F7	C X 0-1 ③ G5-3		4	0	0	0	0	1	1
Danny Bautista, R (1, 9) OBP: 0.356, SLG: 0.447		S S B X 1-2 1B		C X 0-1 ③ G4-3			C F B B B F F F X 2-2 BB 1B 1-2 PB 1B		C B C X 1-2 FC4-6 1B	4	1	3	0	0	0	0
Alex Cintron, S (1, 6) OBP: 0.289, SLG: 0.359		F F C 0-3 ② K			C F B B B F F S 2-3 ① K		C F X 0-2 ② F7		X 0-0 ① FC4-6 G6-3 1-2f	4	0	0	0	0	2	4
Luis Terrero, R (1, 8) OBP: 0.387, SLG: 0.411		B 1 SAFE B S X 2-1 ③ F8			C C X 0-2 ② F8		C F B X 1-2 PB BB 1B 1-2 2-H 1B		B C S S X 1-2 ② ③ G6-3 1-2f	4	1	1	1	0	0	2
Koyie Hill, S (1, 2) OBP: 0.261, SLG: 0.273			B C S B F B X 3-2 ① P6		B S X 1-1 ③ G3-1		B B C B F B 4-2 1B PB BB 1-2 2-3			2	0	0	0	1	0	0
17 Brandon Webb, R (1, 1) OBP: 0.122, SLG: 0.085 Stephen Randolph, L (6, 1) OBP: 0.333, SLG: 0.667 Carlos Baerga, S (7, PH) OBP: 0.292, SLG: 0.276 Elmer Dessens, R (7, 1) OBP: 0.300, SLG: 0.294			B C F C 1-3 ② K			C S S 0-3 ① K	B X 1-0 FC4-6 1-3 2-H 3-H 1B			2 0 1 0	0 0 0 0	0 0 1 0	0 0 1 0	0 0 1 0	2 0 0 0	0 0 0 0

Inning Stats	1	2	3	4	5	6	7	8	9
	R: 0 E: 0 K: 1 S: 11	H: 1 LOB: 0 BB: 0 P: 16	R: 0 E: 0 K: 2 S: 11	H: 1 LOB: 1 BB: 0 P: 14	R: 0 E: 0 K: 1 S: 16	H: 1 LOB: 1 BB: 0 P: 20	R: 0 E: 0 K: 0 S: 8	H: 0 LOB: 0 BB: 0 P: 13	R: 0 E: 0 K: 1 S: 11	H: 0 LOB: 0 BB: 0 P: 14	R: 0 E: 0 K: 1 S: 6	H: 0 LOB: 0 BB: 0 P: 6	R: 3 E: 0 K: 0 S: 22	H: 4 LOB: 2 BB: 1 P: 33	R: 0 E: 0 K: 1 S: 8	H: 0 LOB: 0 BB: 0 P: 10	R: 0 E: 0 K: 0 S: 7	H: 1 LOB: 0 BB: 0 P: 9

AB	33	
R	3	
H	8	
RBI	2	
BB	1	
SO	7	
LOB	11	

1B: 8 SF: 0
2B: 0 SAC: 0
3B: 0 DP: 1
HR: 0 HBP: 0

WP: 0 PA: 35
PB: 1
SB: 0
CS: 1

PITCHER		IP	W/L/S	BF	H	R	ER	SO	BB	IBB	HBP	BLK	WP	HR	S	P	ERA	WHIP
22 John Patterson, R ERA: 4.1	(1, 1)	6.2	W	26	6	3	2	6	1	0	0	0	0	0	81	111	2.70	1.050
Joey Eischen, L ERA:	(7, 1)	1.0		4	1	0	0	1	0	0	0	0	0	0	10	13	0.00	1.000
52 T.J. Tucker, R ERA: 3.12	(8, 1)	1.1		4	1	0	0	0	0	0	0	0	0	0	9	11	0.00	0.750

PITCHER	IP	W/L/S	BF	H	R	ER	SO	BB	IBB	HBP	BLK	WP	HR	S	P	ERA	WHIP

BOTTOM

Arizona Diamondbacks @ Montreal Expos

Olympic Stadium, Montreal, QB

Wed Aug 11 2004, 7:05 PM EDT

Att. 5,089 - Unknown - 72 F

livebaseballscorecards.com

Batter	1	2	3	4	5	6	7	8	9	AB	R	H	RBI	BB	SO	LOB
Brad Wilkerson, L (1, 7) OBP: 0.372, SLG: 0.466	C X 0-1 FC1-6 1B			B B X 2-0 1B 1B 1B	B B B 4-0 1B BB	C B C B B 4-2 BB				2	1	2	0	2	0	0
Endy Chavez, L (1, 8) OBP: 0.328, SLG: 0.408	B 1 SAFE B C 1 SAFE X 2-1 ① FC1-6 G1-6-3 1-2f			X 0-0 1B G5-3 1-3 1B	B C 1 SAFE X 1-1 ① L9	S C B B F C 2-3 ③ K				4	1	1	0	0	1	5
Jose Vidro, S (1, 4) OBP: 0.360, SLG: 0.442 Henry Mateo, S (5, 4) OBP: 0.316, SLG: 0.316	1 SAFE B X 1-0 ②③ G1-6-3 1-2f			1 SAFE B 1 SAFE X 1-0 24 BB G5-3 HR 1-3 3-H 1B	B C S X 1-2 G5-4-3 1B		C X 0-1 ① F9			2 2	1 0	1 1	1 0	0 0	0 0	1 0
Tony Batista, R (1, 5) OBP: 0.260, SLG: 0.415		B X 1-0 ① G5-3		C F X 0-2 ① G5-3 1-2 3-H	C B B X 2-1 ②③ G5-4-3 1-2f		C S F F B X 1-2 ② G6-3			4	0	0	1	0	0	3
Terrmel Sledge, L (1, 9) OBP: 0.319, SLG: 0.409		C X 0-1 ② G6-3		B B C B B C X 3-2 ② G6-3		B C C B X 2-2 24 2B 2B	C B F B F X 2-2 ③ G3			4	1	1	0	0	0	1
Alex Gonzalez, R (1, 6) OBP: 0.251, SLG: 0.401		X 0-0 ③ G1-3		B B B B 4-0 24 BB HR BB		X 0-0 ① G6-3		B F C B F X 2-2 ① F9		3	1	0	0	1	0	1
24 Nick Johnson, L (1, 3) OBP: 0.343, SLG: 0.370		B X 1-0 ① G1-6-3		C B B B B 4-1 HR 1-2 2-3 BB		C F B X 1-2 22 WP 2-H 2B		C S B X 1-2 ② G6-3		3	1	1	1	1	0	0
Brian Schneider, L (1, 2) OBP: 0.341, SLG: 0.440		B B X 2-0 ② G4-3		B B C F X 2-2 1-H 2-H 3-H HR		I I I I 4-0 22 WP IBB		C F B F X 1-2 ③ F9		3	1	1	4	1	0	0
22 John Patterson, R (1, 1) OBP: 0.095, SLG: 0.050 Joey Eischen, L (7, 1) 52 T.J. Tucker, R (8, 1) OBP: 0.125, SLG: 0.125		F S S 0-3 ③ K		F B C S 1-3 ③ K		M L B B F S 2-3 ② K 1-2 2-3				3 0 0	0 0 0	0 0 0	0 0 0	0 0 0	3 0 0	2 0 0
Inning Stats	R: 0 H: 1 E: 0 LOB: 0 K: 0 BB: 0 S: 5 P: 8	R: 0 H: 0 E: 0 LOB: 0 K: 0 BB: 0 S: 4 P: 5	R: 0 H: 0 E: 0 LOB: 0 K: 1 BB: 0 S: 5 P: 8	R: 6 H: 4 E: 0 LOB: 0 K: 1 BB: 2 S: 16 P: 33	R: 0 H: 1 E: 0 LOB: 1 K: 0 BB: 1 S: 7 P: 15	R: 1 H: 2 E: 0 LOB: 3 K: 2 BB: 2 S: 17 P: 32	R: 0 H: 0 E: 0 LOB: 0 K: 0 BB: 0 S: 11 P: 14	R: 0 H: 0 E: 0 LOB: 0 K: 0 BB: 0 S: 11 P: 15		1B: 5 SF: 0 2B: 2 SAC: 0 3B: 0 DP: 2 HR: 1 HBP: 0						

	AB	30
	R	7
	H	8
	RBI	7
	BB	5
	SO	4
	LOB	13

WP: 1 PA: 35
PB: 0
SB: 0
CS: 0

PITCHER		IP	WLS	BF	H	R	ER	SO	BB	IBB	HBP	BLK	WP	HR	S	P	ERA	WHIP
17 Brandon Webb, R ERA: 3.96	(1, 1)	5.2	L	27	8	7	7	3	3	1	0	0	1	1	48	89	11.12	1.941
Stephen Randolph, L ERA: 4.67	(6, 1)	0.1		2	0	0	0	1	1	0	0	0	0	0	6	12	0.00	3.000
Elmer Dessens, R ERA: 4.78	(7, 1)	2.0		6	0	0	0	0	0	0	0	0	0	0	22	29	0.00	0.000

PITCHER	IP	WLS	BF	H	R	ER	SO	BB	IBB	HBP	BLK	WP	HR	S	P	ERA	WHIP

Batter	1	2	3	4	5	6	7	8	9	AB	R	H	RBI	BB	SO	LOB
Quinton McCracken, S (1, 7) OBP: 0.339, SLG: 0.429	C X 0-1 CS 1B			C B X 1-1 2B 1B 1B	X 0-0 ① G6-3		B B X 2-0 G6-3 1B			4	1	3	0	0	0	0
Luis Terrero, R (1, 8) OBP: 0.394, SLG: 0.433	B T 1 SAFE 1 SAFE B S B S 3-3 ① ② K 1-2			B S F D F F B X 3-2 1B 1B 1-3 2B	C S B B X 2-2 FC9-6 1B 1B		1 SAFE B X 1-0 ② G6-3 1-2			4	1	2	0	0	1	2
Chad Tracy, L (1, 5) OBP: 0.344, SLG: 0.412 (8, 3)	C C B X 1-2 ③ L4			B B X 2-0 1B 1B 2-3 3-H 1B	C X 0-1 FC9-6 1-2 1B		C C S 0-3 ③ K			4	1	2	1	0	1	1
Shea Hillenbrand, R (1, 3) OBP: 0.345, SLG: 0.463 Tim Olson, R (8, 5) OBP: 0.315, SLG: 0.337		C B B X 2-1 ① F8		B C B X 2-1 1B 1B 1-2 3-H 1B	B F X 1-1 ② FC9-6 1-2f 2-3			B X 1-0 ① 1B		4 0	1 0	2 0	1 0	0 0	0 0	2 0
Danny Bautista, R (1, 9) OBP: 0.355, SLG: 0.445		C B F B F X 2-2 ② G6-3		F X 0-1 F8 G3 1B 1-3 2-H 1B	C X 0-1 ③ L1			C C B X 1-2 ② G4-3		4	1	1	1	0	0	2
Alex Cintron, S (1, 6) OBP: 0.289, SLG: 0.358		B S X 1-1 ③ F7		C F B F F X 1-2 G3 F8 1-2 3-H 1B		B B X 2-0 ① F7		X 0-0 ③ F7		4	0	1	1	0	0	0
Scott Hairston, R (1, 4) OBP: 0.293, SLG: 0.442			B X 1-0 ① G5-3	C B C F X 1-2 ① F8 1-2 2-3		S S S 0-3 ② K			C S B B S 2-3 ① K	4	0	0	0	0	2	2
Koyie Hill, S (1, 2) OBP: 0.222, SLG: 0.231			C X 0-1 ② L8	B B B X 3-0 ② G3 2-3 3-H		F X 0-1 ③ G1-3			C B C F X 1-2 ② G1-3	4	0	0	1	0	0	1
Lance Cormier, R (1, 1) OBP: 0.250, SLG: 0.143 Stephen Randolph, L (4, 1) OBP: 0.333, SLG: 0.667 Andy Green, R (7, PH) OBP: 0.286, SLG: 0.382 Mike Fetters, R (7, 1) Shane Nance, L (8, 1) Carlos Baerga, S (9, PH) OBP: 0.288, SLG: 0.271			B C B C X 2-2 ③ G6-3	C S X 0-2 ③ G5-3			B S C B F S 2-3 ① K		C B B X 2-1 ③ F8	2 0 1 0 0 1	0 0 0 0 0 0	0 0 0 0 0 0	0 0 0 0 0 0	0 0 1 0 0 0	0 0 0 0 0 0	1 0 0 0 0 0

TOP

Arizona Diamondbacks @ Montreal Expos

Olympic Stadium, Montreal, QB

Thu Aug 12 2004, 7:05 PM EDT
Att. 14,639 - Unknown - 70 F

livebaseballscorecards.com

AB	36
R	5
H	11
RBI	5
BB	0
SO	5
LOB	11

Inning Stats	1	2	3	4	5	6	7	8	9
	R: 0 E: 0 K: 1 S: 8	R: 0 E: 0 K: 0 S: 8	R: 0 E: 0 K: 0 S: 6	R: 5 E: 0 K: 0 S: 25	R: 0 E: 0 K: 0 S: 10	R: 0 E: 0 K: 1 S: 6	R: 0 E: 0 K: 2 S: 9	R: 0 E: 0 K: 0 S: 5	R: 0 E: 0 K: 1 S: 9
	H: 1 LOB: 0 BB: 0 P: 12	H: 0 LOB: 0 BB: 0 P: 13	H: 0 LOB: 0 BB: 0 P: 9	H: 6 LOB: 1 BB: 0 P: 38	H: 2 LOB: 2 BB: 0 P: 13	H: 0 LOB: 0 BB: 0 P: 8	H: 1 LOB: 1 BB: 0 P: 14	H: 1 LOB: 0 BB: 0 P: 7	H: 0 LOB: 0 BB: 0 P: 14

	1B	SF	WP	PA
	10	0	0	36
	2B: 1	SAC: 0	PB: 0	
	3B: 0	DP: 0	SB: 0	
	HR: 0	HBP: 0	CS: 1	

PITCHER		IP	WLS	BF	H	R	ER	SO	BB	IBB	HBP	BLK	WP	HR	S	P	ERA	WHIP
Rocky Biddle, R ERA: 7.35	(1, 1)	3.0		14	6	5	5	1	0	0	0	0	0	0	34	54	15.00	2.000
Claudio Vargas, R ERA: 5.21	(4, 1)	1.2		8	3	0	0	0	0	0	0	0	0	0	21	29	0.00	1.800
Luis Ayala, R ERA: 2.16	(5, 1)	2.0	W	7	1	0	0	2	0	0	0	0	0	0	14	21	0.00	0.500
Joe Horgan, L ERA: 3.32	(7, 1)	0.1	H	1	0	0	0	1	0	0	0	0	0	0	3	3	0.00	0.000
32 Chad Cordero, R ERA: 2.75	(8, 1)	2.0	S	6	1	0	0	1	0	0	0	0	0	0	14	21	0.00	0.500

PITCHER	IP	WLS	BF	H	R	ER	SO	BB	IBB	HBP	BLK	WP	HR	S	P	ERA	WHIP

Batter	1	2	3	4	5	6	7	8	9	AB	R	H	RBI	BB	SO	LOB
Brad Wilkerson, L (1, 7) (3, 8) OBP: 0.377, SLG: 0.472	X 0-0 S 1B HR 1B	C B B D B 4-1 FC6-4 BB		C X 0-1 1B 24 1B 2B	B C X 1-1 ③ F9			C S B X 1-2 ① 1B		4	2	3	0	1	0	0
Endy Chavez, L (1, 8) OBP: 0.329, SLG: 0.408 Juan Rivera, R (3, 9) OBP: 0.313, SLG: 0.406	X 0-0 HR 1-2 1B	B F X SAFE 1-1 ② FC6-4 2B 24 2B 1-2f 2-3		C X 1-1 24 1B BB 2-3 1B		S B B S B X 3-2 ① F8		B X 1-0 G6-4-3 1B		2 3	2 0	1 2	0 0	0 0	0 0	2 0
Tony Batista, R (1, 5) OBP: 0.264, SLG: 0.425	C D 1 S X SAFE 1-2 1-H 2-H HR	C B X 1-1 24 2B 1-3 3-H 2B		B 1 SAFE D B B 4-0 24 1B 1-2 BB		C B F B X 2-2 ② F7		B 1 B X SAFE 2-0 ②③ G6-4-3 1-2f		4	2	2	4	1	0	1
24 Nick Johnson, L (1, 3) OBP: 0.349, SLG: 0.378	B B B C B 4-1 CS BB	C B C X 1-2 2-H 3-H 2B		B B X 2-0 1-2 2-3 3-H 1B		C F X 0-2 ③ G4-3				3	0	2	3	1	0	0
Alex Gonzalez, R (1, 6) OBP: 0.246, SLG: 0.392	B C B C X 2-2 ①② G5-3 1-2	F D D X 2-2 ③ F7		B S S S 1-3 ① K			B F B B X 3-1 ① G5-3			4	0	0	0	0	1	5
Terrmel Sledge, L (1, 9) (3, 7) OBP: 0.322, SLG: 0.413	C B X 1-1 2B	C B X 1-1 ① F8	C B S C 1-3 ② K				B B B C F B 4-2 FC4-6 BB			3	0	1	0	1	1	3
Brian Schneider, L (1, 2) OBP: 0.337, SLG: 0.434	C X 0-1 ③ L8	B B X 2-0 ② L9	C B S D S 2-3 ③ K				B 1 SAFE 1 SAFE 1 SAFE X 1-0 ② FC4-6 WP 1-2f			4	0	0	0	0	1	5
Jamey Carroll, R (1, 4) OBP: 0.371, SLG: 0.403		B B C F F X 2-2 FC6-4 SH1 2B 1B	C B X 1-1 1B		C B B X 2-1 ① F8		B B B B C B 4-1 1-2 BB			3	1	2	0	1	0	0
Rocky Biddle, R (1, 1) Claudio Vargas, R (4, 1) OBP: 0.048, SLG: 0.048 Luis Ayala, R (5, 1) OBP: 0.429, SLG: 0.571 Joe Horgan, L (7, 1) OBP: 0.500, SLG: 0.500 Ronald Calloway, L (7, PH) OBP: 0.224, SLG: 0.239 32 Chad Cordero, R (8, 1)		X 0-0 ① SH1 1-2	F F B S 1-3 ③ K		X 0-0 ② F7		C S X 0-2 ③ G3-1			1 0 1 0 1 0	0 0 0 0 0 0	0 0 0 0 0 0	0 0 0 0 0 0	0 0 0 0 0 0	1 0 0 0 0 0	1 0 0 0 2 0
Inning Stats	R: 3 H: 4 E: 0 LOB: 1 K: 0 BB: 1 S: 13 P: 21	R: 3 H: 3 E: 0 LOB: 1 K: 0 BB: 1 S: 16 P: 27	R: 0 H: 1 E: 0 LOB: 1 K: 1 BB: 0 S: 8 P: 13	R: 1 H: 3 E: 0 LOB: 3 K: 3 BB: 1 S: 14 P: 25	R: 0 H: 0 E: 0 LOB: 0 K: 0 BB: 0 S: 5 P: 8	R: 0 H: 0 E: 0 LOB: 0 K: 0 BB: 0 S: 9 P: 14	R: 0 H: 0 E: 0 LOB: 2 K: 0 BB: 2 S: 9 P: 21	R: 0 H: 2 E: 0 LOB: 0 K: 0 BB: 0 S: 5 P: 9		1B: 8 SF: 0 2B: 4 SAC: 1 3B: 0 DP: 1 HR: 1 HBP: 0						WP: 1 PA: 39 PB: 0 SB: 1 CS: 1

PITCHER		IP	WLS	BF	H	R	ER	SO	BB	IBB	HBP	BLK	WP	HR	S	P	ERA	WHIP
Lance Cormier, R ERA: 10.97	(1, 1)	3.0	L	21	10	7	7	1	3	0	0	0	0	1	41	70	21.00	4.333
Stephen Randolph, L ERA: 4.42	(4, 1)	3.0		10	1	0	0	3	0	0	0	0	0	0	24	38	0.00	0.333
Mike Fetters, R ERA: 7.71	(7, 1)	1.0		5	0	0	0	0	2	0	0	0	1	0	9	21	0.00	2.000
Shane Nance, L ERA: 4.5	(8, 1)	1.0		3	2	0	0	0	0	0	0	0	0	0	5	9	0.00	2.000

PITCHER	IP	WLS	BF	H	R	ER	SO	BB	IBB	HBP	BLK	WP	HR	S	P	ERA	WHIP

BOTTOM

Arizona Diamondbacks @ Montreal Expos

Olympic Stadium, Montreal, QB

Thu Aug 12 2004, 7:05 PM EDT
Att. 14,639 - Unknown - 70 F

livebaseballscorecards.com

AB	33
R	7
H	13
RBI	7
BB	5
SO	4
LOB	19

Batter	1	2	3	4	5	6	7	8	9	10	11	12	AB	R	H	RBI	BB	SO	LOB
Craig Biggio, R (1, 7) OBP: 0.351, SLG: 0.463	0-2 F7 ①		3-2 G5-3 ③			1-2 FC6-4 WP ② 1-2f		B C 1 SAFE C B X 2-2 P3 ③		B B X 2-0 L8 ②		D S X 1-1 P4 ②	6	0	0	0	0	0	5
Carlos Beltrán, S (1, 8) OBP: 0.353, SLG: 0.531	4-2 5 S BB			2-0 G3-1 ①		1-3 K ③ 1-2			3-2 HR	X 0-0 L7 ③		X 0-0 F8 ③	5	1	1	1	1	1	4
5 Jeff Bagwell, R (1, 3) OBP: 0.376, SLG: 0.437	1 SAFE 1 SAFE 1 SAFE 3-3 K ② 1-2			1-3 K ②			S S S 0-3 K ①		1-3 K ①		X 0-0 G5-3 ①		5	0	0	0	0	4	1
17 Lance Berkman, S (1, 9) OBP: 0.459, SLG: 0.541	X 0-0 P2 ③			3-2 P6 ③			C X 0-2 G6-3 3B		C X 0-1 HR 2B		B C F B B B 4-2 CS BB		4	2	2	0	1	0	1
Jeff Kent, R (1, 4) OBP: 0.339, SLG: 0.484		C X 0-1 L8 ①			B X 1-0 G5-3 ①		F X 0-1 G6-3 ② 3-H		F B F F X 1-2 2-H HR		B C B 1 SAFE F B C 3-3 K ②③ 1-2		5	1	1	3	0	1	1
Morgan Ensberg, R (1, 5) OBP: 0.327, SLG: 0.400		B B F X 2-1 G4-3 ②			B F C F S 1-3 K ②		S C B S 1-3 K ③		B X 1-0 P3 ②			X 0-0 HR	5	1	1	1	0	2	0
Jose Vizcaino, S (1, 6) OBP: 0.317, SLG: 0.365		C B B B X 3-1 F8 ③			F B X 1-1 G1-3 ③			C X 0-1 F7 ①	B C C B F X 2-2 G4-3 ③			X 0-0 SH3 2B	5	0	1	0	0	0	0
Brad Ausmus, R (1, 2) OBP: 0.297, SLG: 0.322			B C T C B B X 3-2 G6-3 ①			X 0-0 CS 1B		C X 0-1 G5-3 ②		B X 1-0 G5-3 ①		B C X 1-1 SH3 ① 2-3	4	0	1	0	0	0	0
			B C B B B T C X 3-2 G1-3 ②			B L S B B B 4-2 FC6-4 ① 1-2 BB		B B B C B 4-1 BB		B F B B B 4-1 BB		4-0 IBB							
Roger Clemens, R WP: 0.01, SLG: 0.156 (1, 1)																			
Chad Qualls, R (1, 1)																			
Orlando Palmeiro, L OBP: 0.667, SLG: 0.667 (6, PH)																			
16 Jason Lane, R OBP: 0.000, SLG: 0.000 (8, PH)																			
Kirk Bullinger, R (8, 1)																			
Mike Gallo, L (8, 1)																			
Dan Miceli, R (9, 1)																			
4 Eric Bruntlett, R OBP: 0.000, SLG: 0.000 (10, PH)																			
54 Brad Lidge, R (10, 1)																			
Mike Lamb, L OBP: 0.000, SLG: 0.000 (12, PH)																			
Chad Harville, R (12, 1)																			

| Inning Stats | | | | | | | | | | | | | | | | | | |

Houston Astros @ Montreal Expos

Olympic Stadium, Montreal, QB

Fri Aug 13 2004, 7:05 PM EDT

Att. 8,593 - Unknown - 70 F

livebaseballscorecards.com

BOTTOM

Batter	1	2	3	4	5	6	7	8	9	10	11	12	AB	R	H	RBI	BB	SO	LOB
Brad Wilkerson, L (1, 8) (12, 3) OBP: 0.381, SLG: 0.487	G3-1 SF8 2B	HR			SH3 2B		1B		P6			K	6	2	4	1	0	1	0
Alex Gonzalez, R (1, 6) OBP: 0.256, SLG: 0.412	SAFE WP G3-1 BB	CS 1B			SH3		G5-4-3		K			HR	4	1	2	1	1	1	1
Jose Vidro, S (1, 4) OBP: 0.360, SLG: 0.437	G3-1	1 SAFE 1 SAFE 1 SAFE CS	G4-3		BB		K			L4		BB 1B BB	4	1	0	0	2	1	2
Tony Batista, R (1, 5) OBP: 0.265, SLG: 0.423	SF8		P3		K			24 S 1B		K		1B BB	4	0	1	1	1	2	2
Terrmel Sledge, L (1, 7) (12, 8) OBP: 0.318, SLG: 0.407	F7		F7		K			F8		P6		1B	6	0	1	1	0	1	4
Juan Rivera, R (1, 9) OBP: 0.315, SLG: 0.408		24 G4-3 24 S HR BB	K	2B				F9			K		4	1	1	0	1	2	1
24 Nick Johnson, L (1, 3) OBP: 0.354, SLG: 0.378 Claudio Vargas, R (12, 1) OBP: 0.048, SLG: 0.048	SAFE G4-3	BB						SAFE FC4 BB			CS 1B		3 0	0 0	1 0	0 0	2 0	1 0	2 0
Brian Schneider, L (1, 2) OBP: 0.332, SLG: 0.427	F8		F7			P6		FC4			K		5	0	0	0	0	1	6
Jon Rauch, R (1, 1) 82 T.J. Tucker, R (8, 1) Ronald Calloway, L (8, PH) Sun-Woo Kim, R (7, 1) Joe Horgan (8, 1) 32 Chad Cordero, R (8, 1) Henry Mateo, S (8, PH) Joey Eischen, L (10, 1) Jamey Carroll, R (11, PH) (10, 7)	HR																		
Inning Stats	R: 1 E: 0 K: 0 S: 11 H: 1 LOB: 1 BB: 1 P: 20	R: 3 E: 0 K: 0 S: 11 H: 3 LOB: 0 BB: 1 P: 18	R: 0 E: 0 K: 0 S: 9 H: 0 LOB: 0 BB: 0 P: 11	R: 0 E: 0 K: 1 S: 12 H: 0 LOB: 1 BB: 1 P: 20	R: 0 E: 0 K: 2 S: 13 H: 1 LOB: 2 BB: 1 P: 22	R: 0 E: 0 K: 1 S: 8 H: 1 LOB: 1 BB: 0 P: 14	R: 0 E: 0 K: 1 S: 6 H: 1 LOB: 0 BB: 0 P: 8	R: 0 E: 0 K: 0 S: 14 H: 1 LOB: 2 BB: 1 P: 21	R: 0 E: 0 K: 2 S: 9 H: 0 LOB: 0 BB: 0 P: 14	R: 0 E: 0 K: 1 S: 11 H: 0 LOB: 0 BB: 0 P: 17	R: 0 E: 0 K: 2 S: 9 H: 1 LOB: 0 BB: 0 P: 13	R: 2 E: 0 K: 1 S: 12 H: 2 LOB: 2 BB: 2 P: 24	1B: 5 2B: 3 3B: 0 HR: 3	SF: 1 SAC: 1 DP: 1 HBP: 0	WP: 1 PB: 0 SB: 2 CS: 2	PA: 52			

AB	41
R	6
H	11
RBI	6
BB	7
SO	11
LOB	20

PITCHER		IP	WLS	BF	H	R	ER	SO	BB	IBB	HBP	BLK	WP	HR	S	P	ERA	WHIP
Roger Clemens, R ERA: 2.76	(1, 1)	6.0		27	6	4	4	4	4	0	0	0	1	2	64	105	6.00	1.667
Chad Qualls, R ERA: 4.5	(7, 1)	1.0		3	1	0	0	1	0	0	0	0	0	0	6	8	0.00	1.000
Kirk Bullinger, R ERA: 3.8	(8, 1)	0.2		3	1	0	0	0	0	0	0	0	0	0	8	10	0.00	1.500
Mike Gallo, L ERA: 4.78	(8, 1)	0.1		2	0	0	0	0	1	0	0	0	0	0	6	11	0.00	3.000
Dan Miceli, R ERA: 4.06	(9, 1)	1.0		3	0	0	0	2	0	0	0	0	0	0	9	14	0.00	0.000

PITCHER		IP	WLS	BF	H	R	ER	SO	BB	IBB	HBP	BLK	WP	HR	S	P	ERA	WHIP
54 Brad Lidge, R ERA: 2.0	(10, 1)	2.0		6	1	0	0	3	0	0	0	0	0	0	20	30	0.00	0.500
Chad Harville, R ERA: 5.77	(12, 1)	0.2	L	6	2	2	2	1	2	0	0	0	0	1	12	24	27.00	6.000

Houston Astros @ Montreal Expos

Olympic Stadium, Montreal, QB

Sat Aug 14 2004, 7:05 PM EDT

Att. 11,929 - Unknown - 72 F

TOP

livebaseballscorecards.com

Batter	1	2	3	4	5	6	7	8	9	AB	R	H	RBI	BB	SO	LOB
Craig Biggio, R (1, 7) OBP: 0.348, SLG: 0.459	F8		K			G5-3	K			4	0	0	0	0	2	2
Carlos Beltrán, S (1, 8) OBP: 0.355, SLG: 0.532	5 FC6-4 BB		K			5 HR 2B		F7		3	1	1	0	1	1	0
5 Jeff Bagwell, R (1, 3) OBP: 0.377, SLG: 0.448	FC6-4 17 PB 1-2f			G6-3		HR 2-H		17 2B 2B		4	2	2	2	0	0	1
17 Lance Berkman, S (1, 9) OBP: 0.461, SLG: 0.544	FC5-4 1-2 BB			P5		BB		2B 2-H		2	0	1	1	2	0	0
Jeff Kent, R (1, 4) OBP: 0.336, SLG: 0.479	FC5-4 1-2f			F9		F9		K		4	0	0	0	0	1	4
Morgan Ensberg, R (1, 5) OBP: 0.323, SLG: 0.395		K			F7		G5-3	K		4	0	0	0	0	2	1
Jose Vizcaino, S (1, 6) OBP: 0.311, SLG: 0.358		L3			F9		G5-3		G5-3	4	0	0	0	0	0	0
Raul Chavez, R (1, 2) OBP: 0.232, SLG: 0.226 4 Eric Bruntlett, R (7, PR) OBP: 0.375, SLG: 0.444 Chad Qualls, R (7, 1) Orlando Palmeiro, L (9, PH) OBP: 0.339, SLG: 0.354		K			F9		BB		K	2 0 0 1	0 0 0 0	0 0 0 0	0 0 0 0	1 0 0 0	1 0 0 1	0 0 0 0
Carlos Hernández, S (1, 1) Mike Lamb, L (7, PH) OBP: 0.364, SLG: 0.522 Brad Ausmus, R (7, 2) OBP: 0.296, SLG: 0.321			K			F8	SAFE SAFE BB		K	2 0 1	0 0 0	0 0 0	0 0 0	0 1 0	1 0 1	0 0 0

	AB	31
	R	3
	H	4
	RBI	3
	BB	5
	SO	10
	LOB	8

Inning Stats																		
	R: 0 E: 0 K: 0 S: 16	H: 0 LOB: 2 BB: 2 P: 27	R: 0 E: 0 K: 2 S: 8	H: 0 LOB: 0 BB: 0 P: 10	R: 0 E: 0 K: 3 S: 12	H: 0 LOB: 0 BB: 0 P: 18	R: 0 E: 0 K: 0 S: 6	H: 0 LOB: 0 BB: 0 P: 11	R: 0 E: 0 K: 0 S: 8	H: 0 LOB: 0 BB: 0 P: 11	R: 2 E: 0 K: 0 S: 12	H: 2 LOB: 1 BB: 1 P: 22	R: 0 E: 0 K: 1 S: 15	H: 0 LOB: 2 BB: 2 P: 25	R: 1 E: 0 K: 2 S: 14	H: 2 LOB: 1 BB: 0 P: 21	R: 0 E: 0 K: 2 S: 8	H: 0 LOB: 0 BB: 0 P: 10

1B: 0	SF: 0	WP: 0	PA: 36
2B: 3	SAC: 0	PB: 1	
3B: 0	DP: 0	SB: 0	
HR: 1	HBP: 0	CS: 0	

PITCHER		IP	WLS	BF	H	R	ER	SO	BB	IBB	HBP	BLK	WP	HR	S	P	ERA	WHIP
Tony Armas, R ERA: 3.95	(1, 1)	5.0		17	0	0	0	5	2	0	0	0	0	0	50	77	0.00	0.400
52 T.J. Tucker, R ERA: 3.35	(6, 1)	1.0	W	6	2	2	2	0	1	0	0	0	0	1	12	22	18.00	3.000
Joe Horgan, L ERA: 3.22	(7, 1)	0.2	H	4	0	0	0	0	2	0	0	0	0	0	12	22	0.00	3.000
Sun-Woo Kim, R ERA: 5.5	(7, 1)	1.1	H	6	2	1	1	3	0	0	0	0	0	0	17	24	6.75	1.500
Luis Ayala, R ERA: 2.13	(9, 1)	1.0		3	0	0	0	2	0	0	0	0	0	0	8	10	0.00	0.000

PITCHER	IP	WLS	BF	H	R	ER	SO	BB	IBB	HBP	BLK	WP	HR	S	P	ERA	WHIP

Houston Astros @ Montreal Expos

Olympic Stadium, Montreal, QB

Sat Aug 14 2004, 7:05 PM EDT
Att. 11,929 - Unknown - 72 F

BOTTOM

Batter	1	2	3	4	5	6	7	8	9	AB	R	H	RBI	BB	SO	LOB
Brad Wilkerson, L (1, 8) OBP: 0.379, SLG: 0.491	B B C S B F X 3-2 HR	B C B F S 2-3 ③ K			C X 0-1 ② F9		F F S 0-3 ① K	B C F B F X 2-2 G6-3		5	1	1	1	0	2	2
Alex Gonzalez, R (1, 6) OBP: 0.260, SLG: 0.414	C S B B B F X 3-2 ① P5		F B B F X 2-2 ① P3		B B B C B 4-1 BB		B B F X 2-1 1B 2B	B C X 1-1 ② P6		4	1	1	0	1	0	0
Jose Vidro, S (1, 4) OBP: 0.362, SLG: 0.439	C X 0-1 1B		C B B F B X 3-2 ② F9		B 1 SAFE F X 1-1 ③ P3		X 0-0 1B 24 HR 2-H 1B	C F B B F X 2-2 BB 1B		5	1	3	1	0	0	1
Tony Batista, R (1, 5) OBP: 0.268, SLG: 0.430	B C S 1 SAFE B S 2-3 ② K		C B F F B B F F F 3-2 F X 2B			S B F B B X 3-2 1B 2B	C X 0-1 ② G6-3	X 0-0 BB 1B 1-2 1B		5	1	3	0	0	1	2
Terrmel Sledge, L (1, 7) OBP: 0.324, SLG: 0.406	C 1 SAFE F F S 0-3 ③ K		X 0-0 ③ F8			L X 0-1 2B 1B 2-H	I I I I 4-0 1B 24 HR IBB	B B S B C B 4-2 FC5-4 BB 1-2 2-3		3	2	1	1	2	1	2
Juan Rivera, R (1, 9) OBP: 0.313, SLG: 0.404		B B X 2-0 ① P3		B F C X 1-2 ① G5-3		F 1 SAFE C B X 1-2 ① F7	B F X 1-1 24 HR 1B 1-2 2-3	F C X 0-2 ③ FC5-4 1-2f		5	1	1	0	0	0	4
24 Nick Johnson, L (1, 3) OBP: 0.360, SLG: 0.394		B C C B X 2-2 SH3 BB 1B		H 1-0 L3 HBP		B 1 SAFE F S 1 SAFE S 1-3 ② K	B B C X 2-1 1-H 2-H 3-H HR			3	1	2	4	0	1	1
Einar Díaz, R (1, 2) OBP: 0.297, SLG: 0.295		C B B B B 4-1 SH3 1-2 BB		C 1 SAFE X 0-1 ②③ L3 1-1		X 0-0 1-H 2B	B B B C X 3-1 1B			3	0	2	1	1	0	1
Tony Armas, R (1, 1) Henry Mateo, S (5, PH) OBP: 0.286, SLG: 0.286 52 T.J. Tucker, R (6, 1) OBP: 0.125, SLG: 0.125 Jamey Carroll, R (6, PH) OBP: 0.366, SLG: 0.397 Joe Horgan, L (7, 1) OBP: 0.500, SLG: 0.500 Sun-Woo Kim, R (7, 1) OBP: 0.176, SLG: 0.235 Luis Ayala, R (9, 1) OBP: 0.429, SLG: 0.571		X 0-0 ② SH3 1-2 2-3			C S S 0-3 ① K	C B B C T C 2-3 ③ K	C S S X 0-2 ③ P6			0 0 0 0 0 0 0 1 0 0 0 0 1 0 0 0 0 0 0 0 0 1 0 0 0 0 1 1 0 0 0 0 0 0 0 1 0 0 0 0 0 1 0 0 0 0 0 0 0						
Inning Stats	R: 1 H: 2 E: 0 LOB: 1 K: 2 BB: 0 S: 17 P: 25	R: 0 H: 1 E: 0 LOB: 2 K: 1 BB: 1 S: 9 P: 19	R: 0 H: 1 E: 0 LOB: 1 K: 0 BB: 0 S: 16 P: 24	R: 0 H: 0 E: 0 LOB: 0 K: 0 BB: 0 S: 5 P: 7	R: 0 H: 0 E: 0 LOB: 1 K: 1 BB: 1 S: 8 P: 13	R: 2 H: 3 E: 0 LOB: 1 K: 2 BB: 0 S: 16 P: 23	R: 5 H: 5 E: 0 LOB: 1 K: 1 BB: 1 S: 17 P: 29	R: 0 H: 2 E: 0 LOB: 3 K: 0 BB: 1 S: 16 P: 25		1B: 8 SF: 0 2B: 5 SAC: 1 3B: 0 DP: 1 HR: 2 HBP: 1						

livebaseballscorecards.com

AB	36
R	8
H	14
RBI	8
BB	4
SO	7
LOB	15

WP: 0 PA: 42
PB: 0
SB: 0
CS: 0

PITCHER		IP	WLS	BF	H	R	ER	SO	BB	IBB	HBP	BLK	WP	HR	S	P	ERA	WHIP
Carlos Hernández, L ERA: 4.5	(1, 1)	6.0	L	27	7	3	3	6	2	0	1	0	0	1	71	111	4.50	1.500
Chad Qualls, R ERA: 13.5	(7, 1)	2.0		15	7	5	5	1	1	1	0	0	0	1	33	54	22.50	4.000

PITCHER	IP	WLS	BF	H	R	ER	SO	BB	IBB	HBP	BLK	WP	HR	S	P	ERA	WHIP

Batter	1	2	3	4	5	6	7	8	9	AB	R	H	RBI	BB	SO	LOB
4 Eric Bruntlett, R (1, 6) OBP: 0.379, SLG: 0.435	C C B F B X 2-2 HR 1B		B B X 2-0 ① P3		C C X 0-2 1B			C B X 1-1 ① G4-3	F B S C 1-3 ③ K	5	1	2	0	0	1	1
Carlos Beltrán, S (1, 8) OBP: 0.356, SLG: 0.538	B F B F B X 2-2 1-H HR		B F B B F B B B 4-2 17 E BB		C C D X 1-2 ③ L5			B C F B S 2-3 ② K		3	1	1	2	1	1	1
5 Jeff Bagwell, R (1, 3) OBP: 0.373, SLG: 0.443	C X 0-1 ① G5-3		C X 0-1 ② P6			X 0-0 ① G5-3		C B F B X 2-2 ③ L9		4	0	0	0	0	0	1
17 Lance Berkman, S (1, 9) OBP: 0.459, SLG: 0.539	C B B F B B 4-2 BB		B 1 SAFE F X 1-1 E6 CS 1-2			C B X 1-1 ② L3			B S F B B F X 3-2 ① L9	3	0	0	0	1	0	1
Jeff Kent, R (1, 4) OBP: 0.335, SLG: 0.477	C F B S 1-3 ② K		C B 1-1 ③ CS 1-2	X 0-0 ① F8		F X 0-1 ③ G5-3			F B X 1-1 1B 16 1B 1B	4	1	1	0	0	1	1
Mike Lamb, L (1, 5) OBP: 0.361, SLG: 0.516 Raul Chavez, R (9, 2) OBP: 0.232, SLG: 0.226	B F B B X 2-1 ③ G3			B C F X 1-2 ② F9			B F C F B F F X 2-2 ① G6-3		B B C X 2-1 16 1B 1-3 G6-3 1B	4 0	1 0	1 0	0 0	0 0	0 0	1 0
16 Jason Lane, R (1, 7) OBP: 0.309, SLG: 0.398		C C B B S 2-3 ① K		X 0-0 ③ G5-3			C C S 0-3 ② K		X 0-0 G6-3 1B 1-3 3-H 1B	4	1	1	1	0	2	0
Brad Ausmus, R (1, 2) OBP: 0.296, SLG: 0.321 Jose Vizcaino, S (9, PH) OBP: 0.310, SLG: 0.357 (9, 5)		B C B X 2-1 ② G1-3			X 0-0 ① G5-3		X 0-0 1B		F B B F B X 3-2 ② G6-3 1-2 3-H	3 1	0 0	1 0	0 1	0 0	0 0	0 1
Pete Munro, R (1, 1) OBP: 0.190, SLG: 0.105 Dan Miceli, R (7, 1) OBP: 0.500, SLG: 0.500 Orlando Palmeiro, L (9, PH) OBP: 0.345, SLG: 0.360 54 Brad Lidge, R (9, 1)		X 0-0 ③ G1-3			C X 0-1 ② G6-3		C B X 1-1 ③ G6-3		C X 0-1 2-H 1B	3 0 1 0	0 0 0 0	0 0 1 0	0 0 1 0	0 0 0 0	0 0 0 0	1 0 0 0
Inning Stats	R: 2 H: 2 E: 0 LOB: 1 K: 1 BB: 1 S: 16 P: 27	R: 0 H: 0 E: 0 LOB: 0 K: 1 BB: 0 S: 6 P: 10	R: 0 H: 0 E: 1 LOB: 1 K: 0 BB: 1 S: 8 P: 16	R: 0 H: 0 E: 0 LOB: 0 K: 0 BB: 0 S: 5 P: 6	R: 0 H: 1 E: 0 LOB: 1 K: 0 BB: 0 S: 9 P: 10	R: 0 H: 0 E: 0 LOB: 0 K: 0 BB: 0 S: 5 P: 6	R: 0 H: 1 E: 0 LOB: 1 K: 1 BB: 0 S: 12 P: 15	R: 0 H: 0 E: 0 LOB: 0 K: 1 BB: 0 S: 8 P: 13	R: 3 H: 4 E: 0 LOB: 1 K: 1 BB: 0 S: 17 P: 27	1B: 7 SF: 0 2B: 0 SAC: 0 3B: 0 DP: 0 HR: 1 HBP: 0						WP: 0 PA: 38 PB: 0 SB: 0 CS: 1	

PITCHER		IP	WLS	BF	H	R	ER	SO	BB	IBB	HBP	BLK	WP	HR	S	P	ERA	WHIP
Livan Hernandez, R ERA: 3.58	(1, 1)	8.1		33	6	4	4	4	2	0	0	0	0	1	77	117	4.32	0.960
Luis Ayala, R ERA: 2.24	(9, 1)	0.2	L	4	2	1	1	1	0	0	0	0	0	0	9	13	13.50	3.000

PITCHER	IP	WLS	BF	H	R	ER	SO	BB	IBB	HBP	BLK	WP	HR	S	P	ERA	WHIP

TOP

Houston Astros @ Montreal Expos

Olympic Stadium, Montreal, QB

Sun Aug 15 2004, 1:05 PM EDT
Att. 13,528 - Unknown - 70 F

livebaseballscorecards.com

AB	35
R	5
H	8
RBI	5
BB	2
SO	5
LOB	8

Batter	1	2	3	4	5	6	7	8	9	AB	R	H	RBI	BB	SO	LOB
Brad Wilkerson, L (1, 7) OBP: 0.377, SLG: 0.486	C B X 1-1 ① F7		B B B C T X 3-2 ① F7	C C S 0-3 ③ K			B F B F F B B 4-2 1B 1B BB	C B F B F S 2-3 ② K		4	1	0	0	1	2	2
Endy Chavez, L (1, 8) OBP: 0.330, SLG: 0.407	B C C X 1-2 ② F9		C B B B B S X 3-2 E4 1B S		B B C F F B B 4-2 SH1 S F8-2-5 BB		1 SAFE C B F B X 2-2 BB 1B FC4-6 1-3 1B	C B B X 2-1 ③ F8		4	1	1	0	1	0	0
Jose Vidro, S (1, 4) OBP: 0.367, SLG: 0.442	C F B X 1-2 1B		F B C F X 1-2 1-3 1B		B B F 1 SAFE B B 4-1 SH1 1-2 BB		B B X 2-0 FC4-6 BB 24 1B 1-2 3-H 1B		F B B B F F X 3-2 ① P6	4	1	3	1	1	0	0
Tony Batista, R (1, 5) OBP: 0.266, SLG: 0.426	C X 0-1 ③ L7		C B B 1 SAFE F X 2-2 ② F7		F X 0-1 ① SH1 1-2 2-3		C X 0-1 ① F5		C S B F S 1-3 ② K	4	0	0	0	0	1	5
Terrmel Sledge, L (1, 9) OBP: 0.322, SLG: 0.401 Juan Rivera, R (9, 9) OBP: 0.316, SLG: 0.406		B F B X 2-1 E6 24 BB	C F 1 SAFE B F B D S 3-3 ③ K		C X 0-1 ②③ F8-2-5 3-3		S B B B B 4-1 FC4-6 1-2 2-3 BB		X 0-0 1B	3 1	0 0	0 1	0 0	1 0	1 0	4 0
Alex Gonzalez, R (1, 6) OBP: 0.259, SLG: 0.410 Ronald Calloway, L (9, PH) OBP: 0.218, SLG: 0.233		C 1 SAFE F B D C 2-3 ① K		F B X 1-1 G3-1 24 E 1B		F S F B B S 2-3 ① K	B S S X 1-2 ② FC4-6 24 1B 1-2f 2-3 3-H		S S S 0-3 ③ K	4 1	0 0	1 0	1 0	0 0	2 1	3 1
24 Nick Johnson, L (1, 3) OBP: 0.365, SLG: 0.410		B 1 SAFE D B B 4-0 1-2 BB	C X 0-1 E6 G3-1 1-2			L B C X 1-2 HR	C B B X 2-1 1-2 3-H 1B			3	1	2	2	1	0	1
Brian Schneider, L (1, 2) OBP: 0.328, SLG: 0.422		C F X 0-2 ② F9	B S B S X 2-2 ① G3-1 1-2 2-3			C B B X 2-1 ② L9	C S S 0-3 ③ K2-3			4	0	0	0	0	1	6
Livan Hernandez, R (1, 1) OBP: 0.224, SLG: 0.328 Luis Ayala, R (9, 1) OBP: 0.429, SLG: 0.571		X 0-0 ③ F7	C B S F F X 1-2 ② G1-3			X 0-0 ③ G5-3		X 0-0 ① F8		4 0	0 0	0 0	0 0	0 0	0 0	4 0
Inning Stats	R: 0 H: 1 E: 0 LOB: 1 K: 0 BB: 0 S: 10 P: 13	R: 0 H: 0 E: 1 LOB: 2 K: 1 BB: 1 S: 9 P: 17	R: 0 H: 1 E: 1 LOB: 2 K: 1 BB: 0 S: 17 P: 29	R: 0 H: 1 E: 1 LOB: 2 K: 1 BB: 0 S: 16 P: 20	R: 0 H: 0 E: 0 LOB: 1 K: 0 BB: 2 S: 8 P: 16	R: 1 H: 1 E: 0 LOB: 0 K: 1 BB: 0 S: 10 P: 15	R: 3 H: 3 E: 0 LOB: 2 K: 1 BB: 2 S: 18 P: 33	R: 0 H: 0 E: 0 LOB: 0 K: 1 BB: 0 S: 7 P: 11	R: 0 H: 1 E: 0 LOB: 1 K: 2 BB: 0 S: 12 P: 16	1B: 7 SF: 0 2B: 1 SAC: 1 3B: 0 DP: 1 HR: 1 HBP: 0						WP: 0 PA: 42 PB: 0 SB: 2 CS: 0

PITCHER		IP	WLS	BF	H	R	ER	SO	BB	IBB	HBP	BLK	WP	HR	S	P	ERA	WHIP
Pete Munro, R ERA: 4.24	(1, 1)	6.0		29	5	3	3	4	4	0	0	0	0	1	76	122	4.50	1.500
Dan Miceli, R ERA: 4.08	(7, 1)	2.0	W	9	2	1	1	2	1	0	0	0	0	0	19	32	4.50	1.500
54 Brad Lidge, R ERA: 1.98	(9, 1)	1.0	S	4	1	0	0	2	0	0	0	0	0	0	12	16	0.00	1.000

PITCHER	IP	WLS	BF	H	R	ER	SO	BB	IBB	HBP	BLK	WP	HR	S	P	ERA	WHIP

BOTTOM

Houston Astros @ Montreal Expos

Olympic Stadium, Montreal, QB

Sun Aug 15 2004, 1:05 PM EDT

Att. 13,528 - Unknown - 70 F

livebaseballscorecards.com

AB	36
R	4
H	8
RBI	4
BB	5
SO	8
LOB	26

Batter	1	2	3	4	5	6	7	8	9	AB	R	H	RBI	BB	SO	LOB
Brad Wilkerson, L (1, 7) OBP: 0.377, SLG: 0.488	C B C X 1-2 2B 1B	C X 0-1 ② L9			C B B X 2-1 1B 2B		C F B B B X 3-2 ② G6-3	X 0-0 ③ L3		5	2	2	0	0	0	3
Alex Gonzalez, R (1, 6) OBP: 0.268, SLG: 0.421	1 SAFE 1 SAFE C B B X 2-1 1-H 1B 2B	X 0-0 ③ G4-3			X 0-0 G6-3 2-H 1B		X 0-0 1B 1B		B B C X 2-1 ① L5	5	1	3	2	0	0	1
Jose Vidro, S (1, 4) OBP: 0.368, SLG: 0.442	F X 0-1 24 FC6-4 2-H 1B		C B B B X 3-1 ① G4-3		1 SAFE C F B 1 B X 2-2 ② ③ G6-3 1-2f		B B D X 3-0 FC6-4 1-3 1B		C X 0-1 ② F8	5	0	2	1	0	0	1
Tony Batista, R (1, 5) OBP: 0.263, SLG: 0.421	B B C S 1 SAFE X 2-2 ① F7		C F B F F X 1-2 ② F8			X 0-0 ① G4-3	B C D X 2-1 ③ FC6-4 1-2f		C X 0-1 ③ G6-3	5	0	0	0	0	0	3
Juan Rivera, R (1, 9) OBP: 0.316, SLG: 0.403 Terrmel Sledge, L (8, PH) OBP: 0.325, SLG: 0.403 (8, 9)	C F B X 1-2 ② F9		B C F B F B X 3-2 ③ F8			C B B B B 4-1 FC1-6 24 HBP BB		C X 0-1 SH5-4 24 1B SF7 1B		2 1	0 1	0 1	0 0	1 0	0 0	1 0
24 Nick Johnson, L (1, 3) OBP: 0.367, SLG: 0.409	C B C X 1-2 ③ FC6-4 1-2f	C X 0-1 ① G6-3				C H 1-1 FC1-6 1-2 HBP		S B 1 SAFE X 1-1 SH5-4 1-2 1B		3	0	1	0	0	0	1
Einar Díaz, R (1, 2) OBP: 0.298, SLG: 0.289		B F B B B 4-1 22 1B G4-3 BB		B C L F X 1-2 ② G6-3		B X 1-0 ② FC1-6 S 1-2f 2-3		B L X 1-1 ① SH5-4 1-2 2-3		2	1	0	0	1	0	2
Endy Chavez, L (1, 8) OBP: 0.326, SLG: 0.403		C X 0-1 ① G4-3 1-2		B C B B C B X 3-2 ③ G6-3		F D C B S 2-3 ③ K 1-2		C B F F F X 1-2 ② SF7 3-H		3	0	0	1	0	1	3
22 John Patterson, R (1, 1) OBP: 0.136, SLG: 0.095 Francis Beltran, R (4, 1) Joey Eischen, L (6, 1) Henry Mateo, S (7, PH) OBP: 0.273, SLG: 0.273 Joe Horgan, L (7, 1) OBP: 0.333, SLG: 0.500 Jamey Carroll, R (8, PH) OBP: 0.371, SLG: 0.397 32 Chad Cordero, R (8, 1) 52 T.J. Tucker, R (8, 1) OBP: 0.125, SLG: 0.125		X 0-0 2-H 1B			B B C X 2-1 ① F9		C X 0-1 ① P3	B B F B B 4-1 BB		1 1 0 1 0 0 0 0 0	0 0 0 0 0 0 0 0 0	1 0 0 0 0 0 0 0 0	1 0 0 0 0 1 0 0 0	0 0 0 0 0 0 0 0 0	0 0 0 0 0 0 0 0 0	0 0 0 0 0 0 0 0 0
Inning Stats	R: 2 E: 0 K: 0 S: 16 H: 3 LOB: 1 BB: 0 P: 23	R: 1 E: 0 K: 0 S: 7 H: 1 LOB: 1 BB: 1 P: 11	R: 0 E: 0 K: 0 S: 11 H: 0 LOB: 0 BB: 0 P: 18	R: 0 E: 0 K: 0 S: 9 H: 0 LOB: 0 BB: 0 P: 13	R: 1 E: 0 K: 0 S: 8 H: 2 LOB: 0 BB: 0 P: 14	R: 0 E: 0 K: 1 S: 7 H: 0 LOB: 2 BB: 1 P: 15	R: 0 E: 0 K: 0 S: 9 H: 2 LOB: 2 BB: 0 P: 17	R: 1 E: 0 K: 0 S: 13 H: 2 LOB: 2 BB: 1 P: 20	R: 0 E: 0 K: 0 S: 6 H: 0 LOB: 0 BB: 0 P: 8	1B: 8 2B: 2 3B: 0 HR: 0 SF: 1 SAC: 1 DP: 1 HBP: 1						

PITCHER		IP	WLS	BF	H	R	ER	SO	BB	IBB	HBP	BLK	WP	HR	S	P	ERA	WHIP
Kirk Rueter, L (1, 1) ERA: 5.21	(1, 1)	5.1		24	6	4	4	0	2	0	1	0	0	0	54	87	6.75	1.500
Tyler Walker, R (6, 1) ERA: 4.63	(6, 1)	0.1	H	1	0	0	0	0	0	0	0	0	0	0	1	2	0.00	0.000
Scott Eyre, L (6, 1) ERA: 4.29	(6, 1)	0.1	H	1	0	0	0	1	0	0	0	0	0	0	3	5	0.00	0.000
Matt Herges, R (7, 1) ERA: 5.34	(7, 1)	1.0	H	5	2	0	0	0	0	0	0	0	0	0	9	17	0.00	2.000
Jim Brower, R (8, 1) ERA: 4.0	(8, 1)	0.1	H	3	2	1	1	0	0	0	0	0	0	0	6	8	27.00	6.000

PITCHER		IP	WLS	BF	H	R	ER	SO	BB	IBB	HBP	BLK	WP	HR	S	P	ERA	WHIP
Jason Christiansen, L ERA: 3.99	(8, 1)	0.2	W	3	0	0	0	0	1	0	0	0	0	0	7	12	0.00	1.500
Dustin Hermanson, R ERA: 4.47	(9, 1)	1.0	S	3	0	0	0	0	0	0	0	0	0	0	6	8	0.00	0.000

TOP

Montreal Expos @ San Francisco Giants

SBC Park, San Francisco, CA

Mon Aug 16 2004, 10:15 PM EDT

Att. 39,545 - Sunny - 65 F

livebaseballscorecards.com

AB	34
R	5
H	10
RBI	5
BB	3
SO	1
LOB	15

WP: 0	PA: 40																	
PB: 0																		
SB: 1																		
CS: 0																		

Batter	1	2	3	4	5	6	7	8	9	AB	R	H	RBI	BB	SO	LOB
Ray Durham, S (1, 4) OBP: 0.346, SLG: 0.447	C B B F F X 2-2 G3-1 ①		B F C B B F F S 3-3 K ② B F B F F B B 4-2 HBP BB 1-2 2-3 3-H			C B F F F S 1-3 K ①		B B F 1 SAFE 1 SAFE 1 B B 4-1 BB 1B 1B BB 1-2		3	1	0	1	2	2	1
J.T. Snow, L (1, 3) OBP: 0.418, SLG: 0.518	C F F B F C 1-3 K ②		B B C X 2-1 G3 ③ F B C B F H 3-2 1-2 2-3 3-H HBP			C B C F B F F B S 3-3 K ②		B C X 1-1 1B BB 1-2 2-3 1B		4	0	1	1	0	2	1
Pedro Feliz, R (1, 5) OBP: 0.291, SLG: 0.461	X 0-0 2B			B X 1-1 2B 2B 1B B X 1-0 G4-3		C B F B X 2-2 L7 ③		B X 1-0 SF7 ② 3-H		4	1	2	1	0	0	4
Barry Bonds, L (1, 7) OBP: 0.605, SLG: 0.769	I I I I 4-0 IBB			C F C 0-3 K ① B B C B B 4-1 S WP E BB			B B C F B X 3-2 P5 ①	B B B B 4-0 1B 1-2 2-3 BB		2	1	0	0	3	1	1
A.J. Pierzynski, L (1, 2) OBP: 0.340, SLG: 0.459	F B F X 1-2 F8 ③			1 SAFE F B 1 SAFE X 1-1 1-3 2B 2B B X 1-0 1-2 G6-3 ①			F X 0-1 P5 ②	B F X 1-1 1-2 2-3 3-H 1B		5	1	2	1	0	0	3
Marquis Grissom, R (1, 8) OBP: 0.314, SLG: 0.449		B C B F B F F C 3-3 K ①	X 0-0 F8 2-H 3-H BB 2B B S X 1-1 E6 1B E FC5-2-6 2-H			X 0-0 G6-3 ③	C B X 1-1 P5 ③			5	1	1	2	0	1	3
Michael Tucker, L (1, 9) OBP: 0.384, SLG: 0.474		X 0-0 P6 ②	B X 1-0 F8 ② 2-3 B S B L 1 SAFE F X 2-2 FC5-2-6 1-3 1B					B C C B B B 4-2 WP SH1-4 1B BB		3	1	1	0	1	0	1
Deivi Cruz, R (1, 6) OBP: 0.331, SLG: 0.448 Cody Ransom, R (9, 6) OBP: 0.288, SLG: 0.362		B F X 1-1 P1 ③		I I I 4-0 BB BB HBP IBB X 0-0 FC5-2-6 ② ③ 1-3 3-H		C B F B X 2-2 L7 ③		x 0-0 SH1-4 ① 1-2		2 0	1 0	0 0	0 0	1 0	0 0	2 0
Kirk Rueter, L (1, 1) OBP: 0.222, SLG: 0.214 Tyler Walker, R (6, 1) Scott Eyre, L (6, 1) Dustan Mohr, R (6, PH) OBP: 0.400, SLG: 0.467 Matt Herges, L (7, 1) Jim Brower, R (8, 1) OBP: 0.667, SLG: 0.500 Jason Christiansen, R (8, 1) Ricky Ledee, L (8, PH) OBP: 0.667, SLG: 0.455 Dustin Hermanson, R (9, 1) OBP: 0.125, SLG: 0.133		C X 0-1 B1-3 ①	B B C B B 4-1 HBP BB 1-2 BB			F B B X 2-1 2B		D S B F B X 3-2 1B BB SF7 2-H 1B		1 0 0 1 0 0 0 0 0 1 0	0 0 0 0 0 0 0 0 0 1 0	0 0 0 1 0 0 0 0 0 1 0	0 0 0 0 0 0 0 0 0 1 0	1 0 0 0 0 0 0 0 0 0 0	0 0 0 0 0 0 0 0 0 0 0	0 0 0 0 0 0 0 0 0 0 0
Inning Stats	R: 0 H: 1 E: 0 LOB: 2 K: 1 BB: 1 S: 13 P: 21	R: 0 H: 0 E: 0 LOB: 0 K: 1 BB: 0 S: 8 P: 12	R: 0 H: 0 E: 0 LOB: 0 K: 1 BB: 0 S: 9 P: 14	R: 4 H: 3 E: 0 LOB: 3 K: 1 BB: 3 S: 18 P: 37	R: 1 H: 1 E: 2 LOB: 1 K: 0 BB: 1 S: 9 P: 17	R: 0 H: 1 E: 0 LOB: 1 K: 2 BB: 0 S: 16 P: 24	R: 0 H: 0 E: 0 LOB: 0 K: 0 BB: 0 S: 6 P: 9	R: 3 H: 3 E: 0 LOB: 3 K: 0 BB: 3 S: 14 P: 33		1B: 5 SF: 1 2B: 5 SAC: 1 3B: 0 DP: 1 HR: 0 HBP: 1						

BOTTOM

Montreal Expos @ San Francisco Giants

SBC Park, San Francisco, CA

Mon Aug 16 2004, 10:15 PM EDT

Att. 39,545 - Sunny - 65 F

livebaseballscorecards.com

AB	31
R	8
H	9
RBI	7
BB	8
SO	6
LOB	16

WP: 2 PA: 42
PB: 0
SB: 1
CS: 0

PITCHER		IP	WLS	BF	H	R	ER	SO	BB	IBB	HBP	BLK	WP	HR	S	P	ERA	WHIP
22 John Patterson, R ERA: 4.47	(1, 1)	3.2		20	4	4	4	4	2	2	1	0	0	0	47	82	9.82	1.636
Francis Beltran, R ERA: 4.71	(4, 1)	1.1		7	2	1	1	0	1	0	0	0	1	0	12	23	6.75	2.250
Joey Eischen, L ERA:	(6, 1)	1.0		3	0	0	0	2	0	0	0	0	0	0	14	20	0.00	0.000
Joe Horgan, L ERA: 3.09	(7, 1)	1.0		3	0	0	0	0	0	0	0	0	0	0	6	9	0.00	0.000
32 Chad Cordero, R ERA: 3.54	(8, 1)	0.2	L	7	2	3	3	0	3	0	0	0	1	0	10	27	40.50	7.500

PITCHER		IP	WLS	BF	H	R	ER	SO	BB	IBB	HBP	BLK	WP	HR	S	P	ERA	WHIP
52 T.J. Tucker, R ERA: 3.33	(8, 1)	0.1		2	1	0	0	0	0	0	0	0	0	0	4	6	0.00	3.000

Batter	1	2	3	4	5	6	7	8	9	AB	R	H	RBI	BB	SO	LOB
Brad Wilkerson, L (1, 7) OBP: 0.376, SLG: 0.484	B B C B B B 4-1 E S G4-3 BB		X 0-0 ① L9			C F B S 1-3 K FC6-4		C X 0-1 ① F9		3	1	0	0	1	1	1
Endy Chavez, L (1, 8) OBP: 0.326, SLG: 0.402	1 SAFE B B C 1 B C S SAFE 3-3 ① K 1-3		C B F B F S 2-3 ② K			B B F X 2-1 ① FC6-4 1-2f 2B		C B B C F F X 2-2 G3-6-3 1-3 1B		4	1	1	0	0	2	2
Jose Vidro, S (1, 4) OBP: 0.367, SLG: 0.443	S D D X 2-1 ② G4-3 3-H		B X 1-0 ③ G4-3			S M X 0-2 1-H 2B		F D X 1-1 ②③ G3-6-3 1-2f		4	0	1	2	0	0	2
Terrmel Sledge, L (1, 9) OBP: 0.321, SLG: 0.398 Juan Rivera, R (9, PH) OBP: 0.319, SLG: 0.403 (9, 9)	B C F S 1-3 ③ K			C X 0-1 ① P4		S B F X 1-2 ② P4			C B B B B C F B 4-2 24 FC6-4 BB	3 0	0 0	0 0	0 0	0 1	1 0	1 0
24 Nick Johnson, L (1, 3) OBP: 0.362, SLG: 0.402		F C X 0-2 ① G6-3		B F B B X 3-1 ② G3-1		B C B B X 2-1 ③ G4-3			B F X 1-1 ① FC6-4 2B 1-2f G3-1	4	1	0	0	0	0	2
Alex Gonzalez, R (1, 6) OBP: 0.273, SLG: 0.428		B S X 1-1 1B 1B		S S B F F F X 1-2 ③ G6-3			B F S C 1-3 ① K		B B X 2-0 G3-1 1-3 1B 2B	4	1	2	0	0	1	0
Brian Schneider, L (1, 2) OBP: 0.328, SLG: 0.419		B S S X 1-1 1-3 1B	B X 1-0 ① L3			B S S B F S 2-3 ② K			X 0-0 ② G3-1 2-3 3-H	4	0	1	1	0	1	1
Jamey Carroll, R (1, 5) OBP: 0.363, SLG: 0.388 Tony Batista, R (9, PH) OBP: 0.265, SLG: 0.423 (9, 5)		X 0-0 ② P4	B C F B X 2-2 ② F8			C X 0-1 ③ F8			X 0-0 3-H 1B	3 1	0 0	0 1	0 1	0 0	0 0	2 0
Sun-Woo Kim, R (1, 1) OBP: 0.158, SLG: 0.211 Joey Eischen, L (7, 1) Ronald Calloway, L (8, PH) OBP: 0.228, SLG: 0.233 Claudio Vargas, R (8, 1) OBP: 0.048, SLG: 0.048 Henry Mateo, S (9, PH) OBP: 0.261, SLG: 0.261 Luis Ayala, R (9, 1) OBP: 0.429, SLG: 0.571		C B T F X 1-2 ③ P2	C B F F S 1-3 ③ K					B B B B 4-0 1B S BB	1 SAFE S T B B C S 2-3 ③ K	2 0 0 0 1 0	0 0 0 0 0 0	0 0 0 0 0 0	0 0 0 0 0 0	1 0 0 0 0 0	2 0 0 0 1 0	2 0 0 0 1 0
Inning Stats	R: 1 H: 0 E: 0 LOB: 0 K: 2 BB: 1 S: 9 P: 19	R: 0 H: 2 E: 0 LOB: 2 K: 0 BB: 0 S: 12 P: 15	R: 0 H: 0 E: 0 LOB: 0 K: 1 BB: 0 S: 6 P: 9	R: 0 H: 0 E: 0 LOB: 0 K: 0 BB: 0 S: 10 P: 14	R: 0 H: 0 E: 0 LOB: 0 K: 1 BB: 0 S: 8 P: 12	R: 1 H: 1 E: 0 LOB: 1 K: 1 BB: 0 S: 13 P: 19	R: 0 H: 0 E: 0 LOB: 0 K: 2 BB: 0 S: 8 P: 11	R: 0 H: 1 E: 0 LOB: 1 K: 0 BB: 1 S: 9 P: 16	R: 2 H: 2 E: 0 LOB: 1 K: 1 BB: 1 S: 11 P: 20	1B: 4 SF: 0 2B: 2 SAC: 0 3B: 0 DP: 1 HR: 0 HBP: 0						WP: 1 PA: 36 PB: 0 SB: 2 CS: 0

PITCHER		IP	WLS	BF	H	R	ER	SO	BB	IBB	HBP	BLK	WP	HR	S	P	ERA	WHIP
Jason Schmidt, R ERA: 2.52	(1, 1)	8.0		30	4	2	1	7	2	0	0	0	1	0	75	115	1.12	0.750
Scott Eyre, L ERA: 4.5	(9, 1)	0.1	H	2	0	1	1	0	1	0	0	0	0	0	5	10	27.00	3.000
Dustin Hermanson, R ERA: 4.53	(9, 1)	0.2	W	4	2	1	1	1	0	0	0	0	0	0	6	10	13.50	3.000

PITCHER	IP	WLS	BF	H	R	ER	SO	BB	IBB	HBP	BLK	WP	HR	S	P	ERA	WHIP

TOP

Montreal Expos @ San Francisco Giants

SBC Park, San Francisco, CA

Tue Aug 17 2004, 10:15 PM EDT

Att. 39,511 - Sunny - 65 F

livebaseballscorecards.com

AB	33
R	4
H	6
RBI	4
BB	3
SO	8
LOB	14

Batter	1	2	3	4	5	6	7	8	9	AB	R	H	RBI	BB	SO	LOB
Ray Durham, S (1, 4) OBP: 0.341, SLG: 0.439	C X 0-1 G3-1 ①		B X 1-0 L9 ③		B C B B F F X 3-2 G4-3 ②		X 0-0 G5-3 ①		B L X 1-1 FC5-6 1B ① 1-2 2-3f	5	0	0	0	0	0	2
J.T. Snow, L (1, 3) OBP: 0.424, SLG: 0.522	X 0-0 G3 ②			B B S X 2-1 FC5-4 1B	C X 0-1 S BB 1B		C B B B C B 4-2 E SF9 BB		B F F X 1-2 1-2 2-H 1B	4	1	3	1	1	0	0
Edgardo Alfonzo, R (1, 5) OBP: 0.332, SLG: 0.382	B B C B X 3-1 F9 ③			C B X 1-1 FC5-4 HR ① 1-2f	B B F B B 4-1 IBB BB 1-2		C D 1 F F X SAFE 1-2 SF9 ② 1-H			2	1	0	1	1	0	1
Barry Bonds, L (1, 7) OBP: 0.607, SLG: 0.790		X 0-0 HR		C B C F F F X 1-2 HR 1-H	B C 2 F B I I SAFE 4-2 IBB 1-2 2-3		B C B B C X 3-2 F8 ③			3	2	2	3	1	0	0
Michael Tucker, L (1, 9) OBP: 0.383, SLG: 0.472		B X 1-0 G4-3 ①		X 0-0 F7 ②	D B X 2-0 F8 ③			X 0-0 FC5-4 1B		4	0	1	0	0	0	3
Deivi Cruz, R (1, 6) OBP: 0.329, SLG: 0.449 Cody Ransom, R (8, PR) OBP: 0.288, SLG: 0.362 (9, 6)		X 0-0 G4-3 ②		C B X 1-1 2B		B X 1-0 G4-3 ①		X 0-0 FC5-4 G4-6-3 ① 1-2f		4 0	0 0	1 0	0 0	0 0	0 0	1 0
Marquis Grissom, R (1, 8) OBP: 0.313, SLG: 0.446	C C S 0-3 K ③			I I I 4-0 FC6-4 IBB		B F B X 2-1 G6-3 ②		B B X 2-0 G4-6-3 ② ③ 1-2f		3	0	0	0	1	1	1
Yorvit Torrealba, R (1, 2) OBP: 0.317, SLG: 0.424			B B S X 2-1 F8 ①	X 0-0 FC6-4 ③ 1-2f		B B B B C X 3-1 1B			B B B B 4-0 FC5-6 1B BB	3	0	1	0	1	0	2
Jason Schmidt, R (1, 1) OBP: 0.173, SLG: 0.229 Scott Eyre, L (9, 1) Dustin Hermanson, R (9, 1) OBP: 0.133, SLG: 0.103 Kirk Rueter, L (9, PH) OBP: 0.239, SLG: 0.233 Ricky Ledee, L (9, PR) OBP: 0.367, SLG: 0.465			X 0-0 F8 ②		F B X 1-1 G5-3 ①	B S X 1-1 G5-3 ③			L X 0-1 FC5-6 1B 1-2 1B	3 0 0 1 0	0 0 0 0 1	0 0 0 1 0	0 0 0 0 0	0 0 0 0 0	0 0 0 0 0	1 0 0 0 0
Inning Stats	R: 0 E: 0 K: 0 S: 5 H: 0 LOB: 0 BB: 0 P: 8	R: 1 E: 0 K: 1 S: 6 H: 1 LOB: 0 BB: 0 P: 7	R: 0 E: 0 K: 0 S: 4 H: 0 LOB: 0 BB: 0 P: 7	R: 2 E: 0 K: 0 S: 14 H: 3 LOB: 2 BB: 1 P: 23	R: 0 E: 0 K: 0 S: 12 H: 1 LOB: 3 BB: 2 P: 26	R: 0 E: 0 K: 0 S: 7 H: 1 LOB: 1 BB: 0 P: 14	R: 1 E: 1 K: 0 S: 10 H: 0 LOB: 0 BB: 1 P: 18	R: 0 E: 0 K: 0 S: 3 H: 1 LOB: 1 BB: 0 P: 5	R: 1 E: 0 K: 0 S: 7 H: 2 LOB: 2 BB: 1 P: 13	1B: 6 2B: 1 3B: 0 HR: 2 SF: 1 SAC: 0 DP: 1 HBP: 0						

PITCHER		IP	WLS	BF	H	R	ER	SO	BB	IBB	HBP	BLK	WP	HR	S	P	ERA	WHIP
Sun-Woo Kim, R ERA: 5.44	(1, 1)	6.0		27	6	3	3	1	1	2	0	0	0	2	48	85	4.50	1.167
Joey Eischen, L ERA:	(7, 1)	1.0		4	0	1	0	0	1	0	0	0	0	0	10	18	0.00	1.000
Claudio Vargas, R ERA: 5.19	(8, 1)	1.0		3	1	0	0	0	0	0	0	0	0	0	3	5	0.00	1.000
Luis Ayala, R ERA: 2.36	(9, 1)	0.1	L	4	2	1	1	0	1	0	0	0	0	0	7	13	27.00	9.000

PITCHER	IP	WLS	BF	H	R	ER	SO	BB	IBB	HBP	BLK	WP	HR	S	P	ERA	WHIP

BOTTOM

Montreal Expos @ San Francisco Giants

SBC Park, San Francisco, CA

Tue Aug 17 2004, 10:15 PM EDT

Att. 39,511 - Sunny - 65 F

livebaseballscorecards.com

AB	32
R	5
H	9
RBI	5
BB	5
SO	1
LOB	11

WP: 0	PA: 38
PB: 0	
SB: 1	
CS: 0	

Batter	1	2	3	4	5	6	7	8	9	AB	R	H	RBI	BB	SO	LOB
Brad Wilkerson, L (1, 7) OBP: 0.376, SLG: 0.486	G4-3			SH5-3, HR, 1B	F7			G3	2-H, 2B	5	1	2	1	0	0	2
Endy Chavez, L (1, 8) OBP: 0.325, SLG: 0.403	G6-3			SH5-3, 1-2		1B, 2B		K	G3-1	4	1	1	0	0	1	1
Jose Vidro, S (1, 4) OBP: 0.370, SLG: 0.452	G6-3			2-H, HR		2-H, G5-4-3, 1B		BB		3	1	2	3	1	0	0
Tony Batista, R (1, 5) OBP: 0.265, SLG: 0.421		CS, 1B		K	1 SAFE, 1-2f, G5-4-3			K		4	0	1	0	0	2	2
24 Nick Johnson, L (1, 3) OBP: 0.361, SLG: 0.400		K		G6-3	K				1B, SH2-4, SF8, 1B	4	1	1	0	0	2	1
Terrmel Sledge, L (1, 9) OBP: 0.318, SLG: 0.394 Luis Ayala, R (8, 1) OBP: 0.429, SLG: 0.571 Jamey Carroll, R (9, PH) OBP: 0.363, SLG: 0.388 32 Chad Cordero, R (9, 1)	1 SAFE, 1 SAFE	G6-3, 1-2			G6-3		L7		1 SAFE, SH2-4, 1-2	3 0 0 0	0 0 0 0	0 0 0 0	0 0 0 0	0 0 0 0	0 0 0 0	1 0 0 0
Alex Gonzalez, R (1, 6) OBP: 0.278, SLG: 0.426			L7	SH1-4, 1B, BB			K		SF8, 1B, 2-3, 1B	3	1	1	0	1	1	0
Brian Schneider, L (1, 2) OBP: 0.330, SLG: 0.420			G3	1 SAFE, SH1-4, 1-2, 1B			FC4-6, BB		SF8, 1-2, 3-H	2	0	1	1	1	0	0
Rocky Biddle, R (1, 1) Claudio Vargas, R (6, 1) OBP: 0.048, SLG: 0.048 Joe Horgan, L (6, 1) OBP: 0.333, SLG: 0.333 Juan Rivera, R (8, 9) OBP: 0.321, SLG: 0.405			K	SH1-4, 1-2, 2-3			FC4-6, 1-2f		2B, 2-H, 1B	1 0 1 1	0 0 0 1	0 0 0 1	0 0 0 1	1 0 0 0	0 0 0 0	0 0 1 0
Inning Stats	R: 0 E: 0 K: 0 S: 5 H: 0 LOB: 0 BB: 0 P: 7	R: 0 E: 0 K: 1 S: 11 H: 1 LOB: 0 BB: 0 P: 17	R: 0 E: 0 K: 1 S: 6 H: 0 LOB: 0 BB: 0 P: 9	R: 2 E: 0 K: 1 S: 14 H: 2 LOB: 0 BB: 0 P: 24	R: 0 E: 0 K: 0 S: 9 H: 1 LOB: 2 BB: 1 P: 18	R: 1 E: 0 K: 1 S: 12 H: 2 LOB: 0 BB: 0 P: 17	R: 0 E: 0 K: 1 S: 9 H: 0 LOB: 1 BB: 1 P: 18	R: 0 E: 0 K: 2 S: 10 H: 0 LOB: 1 BB: 1 P: 19	R: 3 E: 0 K: 0 S: 14 H: 4 LOB: 1 BB: 0 P: 24	1B: 7 2B: 2 3B: 0 HR: 1 SF: 1 SAC: 3 DP: 1 HBP: 0						

PITCHER		IP	WLS	BF	H	R	ER	SO	BB	IBB	HBP	BLK	WP	HR	S	P	ERA	WHIP
41 Brad Hennessey, R ERA: 4.6	(1, 1)	6.0	L	23	6	3	3	4	1	0	0	0	0	1	57	92	4.50	1.167
Jim Brower, R ERA: 3.89	(7, 1)	2.0		8	0	0	0	3	2	0	0	0	0	0	19	37	0.00	1.000
Jason Christiansen, L ERA: 4.3	(9, 1)	0.0		1	1	1	1	0	0	0	0	0	0	0	4	5	∞	∞
Matt Herges, R ERA: 5.59	(9, 1)	0.2		4	2	1	1	0	0	0	0	0	0	0	4	8	13.50	3.000
32 Kevin Correia, R ERA: 11.32	(9, 1)	0.1		2	1	1	1	0	0	0	0	0	0	0	6	11	27.00	3.000

PITCHER	IP	WLS	BF	H	R	ER	SO	BB	IBB	HBP	BLK	WP	HR	S	P	ERA	WHIP

Montreal Expos @ San Francisco Giants

SBC Park, San Francisco, CA

Wed Aug 18 2004, 3:35 PM EDT

Sunny - 71 F

TOP

livebaseballscorecards.com

AB	31
R	6
H	10
RBI	6
BB	3
SO	7
LOB	8

WP: 0 PB: 0 SB: 0 CS: 1 PA: 38

Montreal Expos @ San Francisco Giants

SBC Park, San Francisco, CA

Wed Aug 18 2004, 3:35 PM EDT

Sunny - 71 F

livebaseballscorecards.com

BOTTOM

Batter	1	2	3	4	5	6	7	8	9	AB	R	H	RBI	BB	SO	LOB
Ray Durham, S (1, 4) OBP: 0.339, SLG: 0.434	4-1 3B BB		1-2 L8 ②	2-2 G3-1 ③		0-2 G4-3 ③			1-2 L7 ①	4	1	0	0	1	0	6
J.T. Snow, L (1, 3) OBP: 0.427, SLG: 0.531	3-2 FC5-2 3B 1-H		1-1 1B		2-2 G4-3 ①		1-2 G6-4-3 1B		3-2 F7 ②	5	0	3	1	0	0	0
Pedro Feliz, R (1, 5) OBP: 0.287, SLG: 0.455	1-0 FC5-2 FC4-6 ① 3-H		2-0 P6 ③		1-0 F8 ②		0-0 G6-4-3 ①② 1-2f		1-3 K ③	5	0	0	0	0	1	3
A.J. Pierzynski, L (1, 2) OBP: 0.341, SLG: 0.462	0-2 FC4-6 ② 1-2f			3-1 1B 2B	1-1 P6 ③		0-0 1B			4	1	2	0	0	0	1
Michael Tucker, L (1, 8) OBP: 0.379, SLG: 0.467	3-3 K ③			0-2 G6-3 ①		0-3 K ①	1-1 G1-3 ③			4	0	0	0	0	2	3
Dustan Mohr, R (1, 7) OBP: 0.407, SLG: 0.445		0-1 F7 ①		1-0 G5-3 ②		2-2 HBP 1B HBP		2-1 P5-4 1B		3	0	1	0	0	0	1
Ricky Ledee, L (1, 9) OBP: 0.364, SLG: 0.456		2-3 K ②		4-0 41 1B 1B BB		1-2 L3 ②		1-3 K ①		3	0	0	0	1	2	2
Deivi Cruz, R (1, 6) OBP: 0.336, SLG: 0.455		1-1 P6 ③		2-2 41 1B 1-2 2-H 1B		0-0 HBP 1-2 1B		1-2 1-2 1B		4	0	3	1	0	0	0
41 Brad Hennessey, R (1, 1) OBP: 0.429, SLG: 0.333			0-1 L3 ①	0-2 1-2 2-3 1B		1-1 1-2 2-3 HBP		1-0 P5-4 ②③ 2-2f		2	0	1	0	0	0	0
Edgardo Alfonzo, R (6, PH) OBP: 0.333, SLG: 0.382										0	0	0	0	0	0	0
Jim Brower, R (7, 1) OBP: 0.667, SLG: 0.500										0	0	0	0	0	0	0
Barry Bonds, L (8, PH) OBP: 0.605, SLG: 0.787										1	0	0	0	0	0	2
Jason Christiansen, R (9, 1)										0	0	0	0	0	0	0
Matt Herges, L (9, 1)										0	0	0	0	0	0	0
32 Kevin Correia, R (9, 1) OBP: 1.000, SLG: 2.000										0	0	0	0	0	0	0
Inning Stats	R: 1 E: 0 K: 1 S: 12 H: 1 LOB: 1 BB: 1 P: 23	R: 0 E: 0 K: 1 S: 7 H: 0 LOB: 0 BB: 0 P: 10	R: 0 E: 0 K: 0 S: 8 H: 1 LOB: 1 BB: 0 P: 12	R: 1 E: 0 K: 0 S: 16 H: 3 LOB: 3 BB: 1 P: 28	R: 0 E: 0 K: 0 S: 6 H: 0 LOB: 0 BB: 0 P: 10	R: 0 E: 0 K: 1 S: 16 H: 1 LOB: 3 BB: 0 P: 20	R: 0 E: 0 K: 0 S: 9 H: 2 LOB: 1 BB: 0 P: 11	R: 0 E: 0 K: 1 S: 10 H: 2 LOB: 1 BB: 0 P: 15	R: 0 E: 0 K: 1 S: 10 H: 0 LOB: 0 BB: 0 P: 15	1B: 8 2B: 2 3B: 1 HR: 0			SF: 0 SAC: 0 DP: 2 HBP: 2				

AB	35
R	2
H	10
RBI	2
BB	2
SO	5
LOB	18

WP: 0 PB: 0 SB: 0 CS: 0 PA: 39

PITCHER		IP	WLS	BF	H	R	ER	SO	BB	IBB	HBP	BLK	WP	HR	S	P	ERA	WHIP
Rocky Biddle, R ERA: 6.99	(1, 1)	5.2	W	26	6	2	2	3	2	0	1	0	0	0	60	97	3.18	1.412
Claudio Vargas, R ERA: 5.19	(6, 1)	0.0		1	0	0	0	0	0	0	1	0	0	0	1	2	∞	∞
Joe Horgan, L ERA: 2.92	(6, 1)	1.1	H	5	2	0	0	0	0	0	0	0	0	0	13	15	0.00	1.500
Luis Ayala, R ERA: 2.33	(8, 1)	1.0	H	4	2	0	0	1	0	0	0	0	0	0	10	15	0.00	2.000
32 Chad Cordero, R ERA: 3.48	(9, 1)	1.0		3	0	0	0	1	0	0	0	0	0	0	10	15	0.00	0.000

PITCHER	IP	WLS	BF	H	R	ER	SO	BB	IBB	HBP	BLK	WP	HR	S	P	ERA	WHIP

Batter	1	2	3	4	5	6	7	8	9	AB	R	H	RBI	BB	SO	LOB
Brad Wilkerson, L (1, 3) OBP: 0.375, SLG: 0.483	B B C T F S 2-3 ① K		B X 1-0 ② P3			B F C B F F B X 3-2 ① F8		C X 0-1 1-3 2B		2	0	0	0	0	1	0
Terrmel Sledge, L (4, 3) OBP: 0.319, SLG: 0.398										2	0	1	0	0	0	1
Jamey Carroll, R (1, 6) OBP: 0.360, SLG: 0.382	B C S F F F B B F 4-2 B G5-3 1B BB		B C X 1-1 ③ L9			B B C B X 3-1 ② FC5-4 1-2f		B C X 1-1 ② SF7 3-H		2	1	0	1	1	0	1
Jose Vidro, S (1, 4) OBP: 0.369, SLG: 0.450	F B B 1 SAFE X 2-1 ② G5-3 1-2			C S F S 0-3 ① K		B B C X 2-1 ③ P4		C S F B B F B F F 3-2 X ③ F8		1	0	0	0	0	0	1
Henry Mateo, S (4, PH) OBP: 0.231, SLG: 0.231	SAFE									3	0	0	0	0	1	2
Tony Batista, R (1, 5) OBP: 0.267, SLG: 0.422	B X 1-0 FC6-4 2-H 1B			B C F B B F F F X 3-2 G5-4-3 1B			B X 1-0 ① G5-3		B C F B S 2-3 ① K	4	0	2	1	0	1	0
Juan Rivera, R (1, 9) OBP: 0.320, SLG: 0.411	B B X 2-0 ③ FC6-4 1-2f			B B X 2-0 ②③ G5-4-3 1-2f			B X 1-0 G1-4-3 3B		B C B B X 3-1 ② G4-3	4	1	1	0	0	0	2
Ronald Calloway, L (1, 7) OBP: 0.229, SLG: 0.247		C F B S 1-3 ① K			C B B X 2-1 ① F8		B X 1-0 ② G1-4-3 3-H		B B X 2-0 1B 2B	4	1	1	1	0	1	0
Einar Díaz, R (1, 2) OBP: 0.296, SLG: 0.287		B B X 2-0 ② G5-3			C X 0-1 ② G1-3		B F X 1-1 ③ G6-3		C X 0-1 2-H 1B	4	0	1	1	0	0	0
Endy Chavez, L (1, 8) OBP: 0.322, SLG: 0.398		C B B X 2-1 ③ F8			C B F S 1-3 ③ K			X 0-0 ① L7	C C C 0-3 ③ K	4	0	0	0	0	2	1
52 T.J. Tucker, R (1, 1) OBP: 0.111, SLG: 0.111			B C B S F F F F 2-2 X ① P5			X 0-0 FC5-4 1B		B S B X 2-1 2B SF7 1B		1	0	0	0	0	0	0
Claudio Vargas, R (3, 1) OBP: 0.048, SLG: 0.048										0	0	0	0	0	0	0
Francis Beltran, R (5, 1) OBP: 0.333, SLG: 0.333										1	0	1	0	0	0	0
Joey Eischen, L (8, PH) OBP: 1.000, SLG: 1.000										1	1	1	0	0	0	0
Joe Horgan, L (8, 1) OBP: 0.333, SLG: 0.333										0	0	0	0	0	0	0
Inning Stats	R: 1 E: 0 K: 1 S: 14 H: 1 LOB: 1 BB: 1 P: 25	R: 0 E: 0 K: 1 S: 6 H: 0 LOB: 0 BB: 0 P: 11	R: 0 E: 0 K: 0 S: 11 H: 0 LOB: 0 BB: 0 P: 15	R: 0 E: 0 K: 1 S: 11 H: 1 LOB: 0 BB: 0 P: 16	R: 0 E: 0 K: 1 S: 7 H: 0 LOB: 0 BB: 0 P: 10	R: 0 E: 0 K: 0 S: 10 H: 1 LOB: 1 BB: 0 P: 18	R: 1 E: 0 K: 0 S: 5 H: 1 LOB: 0 BB: 0 P: 9	R: 1 E: 0 K: 0 S: 14 H: 2 LOB: 1 BB: 0 P: 20	R: 1 E: 0 K: 2 S: 11 H: 2 LOB: 1 BB: 0 P: 18	1B: 5 2B: 2 3B: 1 HR: 0 SF: 1 SAC: 0 DP: 1 HBP: 0						

TOP

Montreal Expos @ San Francisco Giants

SBC Park, San Francisco, CA

Wed Aug 18 2004, 3:40 PM EDT

Att. 42,296 - Sunny - 73 F

livebaseballscorecards.com

AB	33
R	4
H	8
RBI	4
BB	1
SO	6
LOB	8

PITCHER		IP	WLS	BF	H	R	ER	SO	BB	IBB	HBP	BLK	WP	HR	S	P	ERA	WHIP
Wayne Franklin, L ERA: 5.36	(1, 1)	6.0	W	21	3	1	1	4	1	0	0	0	0	0	59	95	1.50	0.667
Tyler Walker, R ERA: 4.81	(7, 1)	2.0		9	3	2	2	0	0	0	0	0	0	0	19	29	9.00	1.500
32 Kevin Correia, R ERA: 11.12	(9, 1)	1.0		5	2	1	1	2	0	0	0	0	0	0	11	18	9.00	2.000

PITCHER	IP	WLS	BF	H	R	ER	SO	BB	IBB	HBP	BLK	WP	HR	S	P	ERA	WHIP

Montreal Expos @ San Francisco Giants

SBC Park, San Francisco, CA

Wed Aug 18 2004, 3:40 PM EDT

Att. 42,296 - Sunny - 73 F

livebaseballscorecards.com

BOTTOM

Batter	1	2	3	4	5	6	7	8	9	AB	R	H	RBI	BB	SO	LOB
Michael Tucker, L (1, 9) OBP: 0.379, SLG: 0.466	K	F9	1B 1-2 2-3 3-H BB	K			HR 2B	X E4 2-3 3-H		5	1	1	1	1	2	3
Deivi Cruz, R (1, 6) OBP: 0.336, SLG: 0.451	2B 1B 1B	G4-3 1B	F8		F9 C X P6		6	1	2	2	0	0	3			
Pedro Feliz, R (1, 5) OBP: 0.289, SLG: 0.457	1 SAFE 1 SAFE 1-3 1B 2B	BB 1B 1B P4	K	F9			5	2	2	0	0	1	3			
Barry Bonds, L (1, 7) OBP: 0.609, SLG: 0.799 Dustan Mohr, R (6, 7) OBP: 0.409, SLG: 0.464	1B IBB	1B 1B 1-2 WP BB	2B BB 1B	X HR	2-H HR		2	3	2	1	2	0	0			
							1	1	1	2	0	0	0			
J.T. Snow, L (1, 3) OBP: 0.427, SLG: 0.527	K	WP 1B 1-2 2-H BB 1B	2B 1-2 FC5-2 BB	P5	G4-3		4	1	1	1	1	1	3			
Marquis Grissom, R (1, 8) OBP: 0.316, SLG: 0.450	1-2 2-H 3-H 1B	BB WP 1-2 2-3 BB 1B	FC5-2 1-3 2-H SF7 2B	G6-3	F8		5	2	3	3	0	0	0			
Yorvit Torrealba, R (1, 2) OBP: 0.326, SLG: 0.422	F8	BB BB 1-2 2-3 3-H 1B BB	FC5-2 2-3 3-H BB	FC9-6 1B	2B E BB		3	2	1	0	2	0	4			
Cody Ransom, R (1, 4) OBP: 0.298, SLG: 0.373	K	F6	BB 1-2 BB	FC9-6 1-2f	E 1-3 2B		4	0	1	0	1	1	4			
Wayne Franklin, L (1, 1) OBP: 0.400, SLG: 0.333 Tyler Walker, R (7, 1) 32 Kevin Correia, R (9, 1) OBP: 1.000, SLG: 2.000	G1-3	BB 1-2 2-3 3-H 1B BB	SF7 3-H	L8	K		2	1	0	2	1	0	1			
							1	0	0	0	0	1	2			
							0	0	0	0	0	0	0			
Inning Stats	R: 2 E: 0 K: 2 S: 14 H: 3 LOB: 2 BB: 1 P: 26	R: 0 E: 0 K: 1 S: 8 H: 0 LOB: 0 BB: 0 P: 13	R: 6 E: 0 K: 0 S: 24 H: 4 LOB: 2 BB: 4 P: 45	R: 2 E: 0 K: 1 S: 16 H: 2 LOB: 2 BB: 2 P: 29	R: 1 E: 0 K: 1 S: 7 H: 1 LOB: 0 BB: 0 P: 10	R: 0 E: 0 K: 0 S: 6 H: 1 LOB: 1 BB: 0 P: 8	R: 2 E: 0 K: 0 S: 15 H: 2 LOB: 0 BB: 0 P: 27	R: 1 E: 1 K: 1 S: 19 H: 1 LOB: 2 BB: 1 P: 24		1B: 8 2B: 4 3B: 0 HR: 2 SF: 1 SAC: 0 DP: 0 HBP: 0						

AB	38
R	14
H	14
RBI	12
BB	8
SO	6
LOB	23

WP: 1 PA: 47
PB: 0
SB: 0
CS: 0

PITCHER		IP	WLS	BF	H	R	ER	SO	BB	IBB	HBP	BLK	WP	HR	S	P	ERA	WHIP
52 T.J. Tucker, R ERA: 4.28	(1, 1)	2.1	L	15	6	6	6	3	1	1	0	0	0	0	34	60	23.14	3.000
Claudio Vargas, R ERA: 5.47	(3, 1)	1.2		13	3	4	4	1	5	0	0	0	1	0	28	53	21.60	4.800
Francis Beltran, R ERA: 5.03	(5, 1)	3.0		13	4	3	3	1	0	0	0	0	0	2	28	45	9.00	1.333
Joe Horgan, L ERA: 2.81	(8, 1)	1.0		6	1	1	0	1	1	0	0	0	0	0	19	24	0.00	2.000

PITCHER	IP	WLS	BF	H	R	ER	SO	BB	IBB	HBP	BLK	WP	HR	S	P	ERA	WHIP

Batter	1	2	3	4	5	6	7	8	9	AB	R	H	RBI	BB	SO	LOB
Brad Wilkerson, L (1, 7) (3, 3) OBP: 0.376, SLG: 0.486	B C F B X 2-2 2B 2B 1B		B X 1-0 ① L9		C D C F T 1-2 ③ K			B C B X 2-1 SH G5-4-3 2B		4	2	2	0	0	1	1
Endy Chavez, L (1, 8) OBP: 0.322, SLG: 0.401	B B C 1 SAFE X 2-1 1-3 2B 2B		C S B X 1-2 ② G4-3			C B X 1-1 ① G4-3		X 0-0 SH G5-4-3 2-3		3	1	1	0	0	0	0
Jose Vidro, S (1, 4) OBP: 0.368, SLG: 0.449 Jamey Carroll, R (8, 4) OBP: 0.360, SLG: 0.382	C B X 1-1 ① L6		C B S X 1-2 ③ G4-3			F B B B X 3-1 FC5-4 1B		F 1 SAFE X 0-1 ① ② G5-4-3 1-2f 3-H		4 0	0 0	1 0	0 0	0 0	0 0	3 0
Tony Batista, R (1, 5) OBP: 0.268, SLG: 0.431	C X 0-1 24 CS 2-H 3-H 2B			B S F F X 1-2 ① G2-3		C B X 1-1 ② FC5-4 1-2f		C X 0-1 HR		4	1	2	3	0	0	1
24 Nick Johnson, L (1, 3) OBP: 0.359, SLG: 0.398 Ronald Calloway, L (3, 7) OBP: 0.221, SLG: 0.238	C B B X 2-1 ② ③ L6 2-3			B C B S X 2-2 ② G3		S X 0-1 ③ G3		F F B B B F C 3-3 ③ K		1 3	0 0	0 0	0 0	0 0	0 1	1 1
Alex Gonzalez, R (1, 6) OBP: 0.272, SLG: 0.418		B B F F B F F X 3-2 ① G5-3		C B C B X 2-2 ③ G6-3			B X 1-0 ① F8		F S B X 1-2 ① G4-3	4	0	0	0	0	0	0
Terrmel Sledge, L (1, 9) OBP: 0.322, SLG: 0.402		B B B C B 4-1 G3 BB			B C X 1-1 ① G4-3		C B X 1-1 2B		C B S C 1-3 ② K	3	0	1	0	1	1	0
Brian Schneider, L (1, 2) OBP: 0.329, SLG: 0.418		1 SAFE 1 SAFE B B B F 1 SAFE F 1 SAFE 3-2 X ② G3 1-2			B X 1-0 G3 1B		F F C 0-3 ② K		B F B B B S F X 3-2 ③ G4-3	4	0	1	0	0	1	2
Tony Armas, R (1, 1) Francis Beltran, R (2, 1) OBP: 0.333, SLG: 0.333 Henry Mateo, S (5, PH) OBP: 0.222, SLG: 0.222 Joey Eischen, L (5, 1) OBP: 1.000, SLG: 1.000 Juan Rivera, R (7, PH) OBP: 0.319, SLG: 0.409 Luis Ayala, R (7, 1) OBP: 0.429, SLG: 0.571 32 Chad Cordero, R (9, 1)		S X 0-1 ③ G6-3			B C S F F B X 2-2 ② G3 1-2		B C B F F F X 2-2 ③ L4			1 0 1 0 1 0 0	0 0 0 0 0 0 0	0 0 0 0 0 0 0	0 0 0 0 0 0 0	0 0 0 0 0 0 0	0 0 1 0 0 0 0	1 0 1 0 1 0 0
Inning Stats	R: 2 E: 0 K: 0 S: 11 H: 3 LOB: 0 BB: 0 P: 18	R: 0 E: 0 K: 0 S: 11 H: 0 LOB: 1 BB: 1 P: 21	R: 0 E: 0 K: 0 S: 7 H: 0 LOB: 0 BB: 0 P: 10	R: 0 E: 0 K: 0 S: 10 H: 0 LOB: 0 BB: 0 P: 15	R: 0 E: 0 K: 1 S: 11 H: 1 LOB: 1 BB: 0 P: 16	R: 0 E: 0 K: 0 S: 8 H: 1 LOB: 1 BB: 0 P: 13	R: 0 E: 0 K: 1 S: 10 H: 1 LOB: 1 BB: 0 P: 14	R: 2 E: 0 K: 1 S: 11 H: 2 LOB: 0 BB: 0 P: 16	R: 0 E: 0 K: 1 S: 10 H: 0 LOB: 0 BB: 0 P: 15	1B: 3 2B: 4 3B: 0 HR: 1	SF: 0 SAC: 1 DP: 1 HBP: 0						

PITCHER		IP	WLS	BF	H	R	ER	SO	BB	IBB	HBP	BLK	WP	HR	S	P	ERA	WHIP
Jamey Wright, R ERA: 3.58	(1, 1)	6.0		23	5	2	2	1	1	0	0	0	0	0	58	93	3.00	1.000
Scott Dohmann, R ERA: 3.82	(7, 1)	1.0	H	4	1	0	0	1	0	0	0	0	0	0	10	14	0.00	1.000
40 Brian Fuentes, L ERA: 4.33	(8, 1)	2.0	L	8	2	2	2	2	0	0	0	0	0	1	21	31	9.00	1.000

PITCHER	IP	WLS	BF	H	R	ER	SO	BB	IBB	HBP	BLK	WP	HR	S	P	ERA	WHIP

Montreal Expos @ Colorado Rockies

Coors Field, Denver, CO

Fri Aug 20 2004, 7:05 PM MDT

Att. 32,707 - Unknown - 60 F

TOP

livebaseballscorecards.com

AB	33
R	4
H	8
RBI	3
BB	1
SO	4
LOB	12

1B: 3	SF: 0	WP: 0	PA: 35
2B: 4	SAC: 1	PB: 0	
3B: 0	DP: 1	SB: 0	
HR: 1	HBP: 0	CS: 1	

Batter	1	2	3	4	5	6	7	8	9	AB	R	H	RBI	BB	SO	LOB
Aaron Miles, S (1, 4) OBP: 0.347, SLG: 0.403	G3		G3	SF9 2-3 3-H		G4-3			1B	4	0	1	1	0	0	2
Royce Clayton, R (1, 6) OBP: 0.341, SLG: 0.418	G5-3		HBP FC3-6 2B	K			K		G6-3	4	1	1	0	0	2	1
Preston Wilson, R (9, PH) OBP: 0.315, SLG: 0.391										1	0	0	0	0	0	1
17 Todd Helton, L (1, 3) OBP: 0.457, SLG: 0.618	HR		FC3-6 HBP IBB		L8		K			3	1	1	1	1	1	0
Vinny Castilla, R (1, 5) OBP: 0.337, SLG: 0.545	2B		FC3-6 1-2 2-3 HBP		G6-3		G6-3			3	0	1	0	0	0	0
Jeromy Burnitz, L (1, 9) OBP: 0.364, SLG: 0.600	G3		FC3-6 1-2f 2-3 3-H		P6			K		4	0	0	1	0	1	3
5 Matt Holliday, R (1, 7) OBP: 0.353, SLG: 0.477		E6 G1-3	F8			2B 1B		K		4	0	1	0	0	1	2
Jorge Piedra, L (1, 8) OBP: 0.353, SLG: 0.412		F7	1B SF9 1B			K		G3-1		4	1	1	0	0	1	2
JD Closser, S (1, 2) OBP: 0.414, SLG: 0.444		G1-3 1-2	SF9 SH3 1-3 1B			2B 1-3			P5	4	0	2	0	0	0	1
Jamey Wright, R (1, 1)		P3	SH3 1-2			P6			K	1	0	0	0	0	0	1
Charles Johnson, R (6, PH) OBP: 0.354, SLG: 0.457										1	0	0	0	0	0	2
Scott Dohmann, R (7, 1)										0	0	0	0	0	0	0
40 Brian Fuentes, L (8, 1)										0	0	0	0	0	0	0
Mark Sweeney, L (9, PH) OBP: 0.401, SLG: 0.543										1	0	0	0	0	1	0
Inning Stats	R: 1 E: 0 K: 0 S: 11 H: 2 LOB: 1 BB: 0 P: 18	R: 0 E: 1 K: 0 S: 9 H: 0 LOB: 1 BB: 0 P: 16	R: 1 E: 0 K: 0 S: 9 H: 1 LOB: 2 BB: 1 P: 15	R: 1 E: 0 K: 1 S: 10 H: 2 LOB: 1 BB: 0 P: 13	R: 0 E: 0 K: 0 S: 10 H: 0 LOB: 0 BB: 0 P: 14	R: 0 E: 0 K: 1 S: 11 H: 2 LOB: 2 BB: 0 P: 16	R: 0 E: 0 K: 2 S: 9 H: 0 LOB: 0 BB: 0 P: 14	R: 0 E: 0 K: 2 S: 8 H: 0 LOB: 0 BB: 0 P: 10	R: 0 E: 0 K: 1 S: 17 H: 1 LOB: 1 BB: 0 P: 27	1B: 4 2B: 3 3B: 0 HR: 1 SF: 1 SAC: 1 DP: 0 HBP: 1						

PITCHER		IP	WLS	BF	H	R	ER	SO	BB	IBB	HBP	BLK	WP	HR	S	P	ERA	WHIP
Tony Armas, R ERA: 3.99	(1, 1)	1.2		8	2	1	1	0	0	0	0	0	0	1	17	29	5.40	1.200
Francis Beltran, R ERA: 5.18	(2, 1)	2.1		12	3	2	2	1	0	1	1	0	0	0	22	33	7.71	1.286
Joey Eischen, L ERA:	(5, 1)	2.0		8	2	0	0	1	0	0	0	0	0	0	21	30	0.00	1.000
Luis Ayala, R ERA: 2.26	(7, 1)	2.0	W	6	0	0	0	4	0	0	0	0	0	0	17	24	0.00	0.000
32 Chad Cordero, R ERA: 3.43	(9, 1)	1.0	S	4	1	0	0	1	0	0	0	0	0	0	17	27	0.00	1.000

PITCHER	IP	WLS	BF	H	R	ER	SO	BB	IBB	HBP	BLK	WP	HR	S	P	ERA	WHIP

BOTTOM

Montreal Expos @ Colorado Rockies

Coors Field, Denver, CO

Fri Aug 20 2004, 7:05 PM MDT
Att. 32,707 - Unknown - 60 F

livebaseballscorecards.com

AB	34
R	3
H	8
RBI	3
BB	1
SO	7
LOB	15

WP: 0 PA: 38
PB: 0
SB: 0
CS: 0

Montreal Expos @ Colorado Rockies

Coors Field, Denver, CO

Sat Aug 21 2004, 6:05 PM MDT

Att. 33,225 - Cloudy - 75 F

livebaseballscorecards.com

TOP

Batter	1	2	3	4	5	6	7	8	9	AB	R	H	RBI	BB	SO	LOB
Brad Wilkerson, L (1, 3) OBP: 0.378, SLG: 0.485	C C C 0-3 ① K		C B B B X 3-1 ② G3 2-3			C B B B F B B B 4-2 G3 SH BB	B B B B 4-0 1-2 2-3 BB		C C F X 0-2 DI 1-H 1B	3	0	1	1	2	1	1
Alex Gonzalez, R (1, 6) OBP: 0.267, SLG: 0.409	X 0-0 ② G4-3		B B C X 2-1 ③ G6-3			X 0-0 SH G3 1-2	B B F F S 2-3 ② K		C B X 1-1 ③ G5-3 1-2	4	0	0	0	0	1	5
Jose Vidro, S (1, 4) OBP: 0.367, SLG: 0.454	F B B X 2-1 HR			B X 1-0 ① G3		B B X 2-0 ① G3 1-2 2-3	F B T S 1-3 ③ K			4	1	1	1	0	1	5
Tony Batista, R (1, 5) OBP: 0.266, SLG: 0.428	X 0-0 ③ P2			B C B B F X 3-2 ② G6-3		B C X 1-1 ② P3		C S F X 0-2 ① F8		4	0	0	0	0	0	2
Juan Rivera, R (1, 9) OBP: 0.322, SLG: 0.408		X 0-0 ① G5-3		B X 1-0 1B		I I I 4-0 FC6-4 IBB		C X 0-1 ② G6-3		3	0	1	0	1	0	0
Terrmel Sledge, L (1, 7) OBP: 0.317, SLG: 0.395		C S B B X 2-2 ② G1-3		C F F X 0-2 ③ F7		B F X 1-1 ③ FC6-4 1-2f		B T B F X 2-2 ③ G5-3		4	0	0	0	0	0	4
Brian Schneider, L (1, 2) OBP: 0.328, SLG: 0.416		C X 0-1 ③ G4-3			F B X 1-1 ① G3		C X 0-1 BB 1B		C B F B F S 2-3 ① K	4	0	1	0	0	1	0
Endy Chavez, L (1, 8) OBP: 0.321, SLG: 0.397			B X 1-0 ① G4-3		B B C B X 3-1 ② G4-3		B C X 1-1 ① P4		B B B B 4-0 DI 1B BB	3	1	0	0	1	0	1
Livan Hernandez, R (1, 1) OBP: 0.246, SLG: 0.361 Ryan Church, L (9, PH)			X 0-0 G3 2B		C F X 0-2 ③ G5-3		F B F X 1-2 BB 1-2 1B		B C C X 1-2 ② F7	3 1	0 0	2 0	0 0	0 0	0 0	0 1
Inning Stats	R: 1 E: 0 K: 1 S: 7 H: 1 LOB: 0 BB: 0 P: 9	R: 0 E: 0 K: 0 S: 6 H: 0 LOB: 0 BB: 0 P: 8	R: 0 E: 0 K: 0 S: 6 H: 1 LOB: 1 BB: 0 P: 12	R: 0 E: 0 K: 0 S: 9 H: 1 LOB: 1 BB: 0 P: 14	R: 0 E: 0 K: 0 S: 7 H: 0 LOB: 0 BB: 0 P: 11	R: 0 E: 1 K: 0 S: 8 H: 0 LOB: 3 BB: 2 P: 20	R: 0 E: 0 K: 2 S: 13 H: 2 LOB: 3 BB: 1 P: 22	R: 0 E: 0 K: 0 S: 9 H: 0 LOB: 0 BB: 0 P: 11	R: 1 E: 0 K: 1 S: 13 H: 1 LOB: 1 BB: 1 P: 21	1B: 4 2B: 1 3B: 0 HR: 1 SF: 0 SAC: 1 DP: 0 HBP: 0							

	AB	33
	R	2
	H	6
	RBI	2
	BB	4
	SO	4
	LOB	19

WP: 0 PB: 0 SB: 0 CS: 0 PA: 38

PITCHER		IP	WLS	BF	H	R	ER	SO	BB	IBB	HBP	BLK	WP	HR	S	P	ERA	WHIP
Joe Kennedy, L ERA: 3.75	(1, 1)	6.1	W	28	5	1	1	1	2	1	0	0	0	1	50	87	1.42	1.105
Steve Reed, R ERA: 2.75	(7, 1)	1.1	H	4	0	0	0	2	0	0	0	0	0	0	12	15	0.00	0.000
Javier López, L ERA: 8.82	(8, 1)	0.1	H	1	0	0	0	0	0	0	0	0	0	0	3	5	0.00	0.000
Shawn Chacon, R ERA: 6.92	(9, 1)	1.0		5	1	1	1	1	1	0	0	0	0	0	13	21	9.00	2.000

PITCHER	IP	WLS	BF	H	R	ER	SO	BB	IBB	HBP	BLK	WP	HR	S	P	ERA	WHIP

Batter	1	2	3	4	5	6	7	8	9	AB	R	H	RBI	BB	SO	LOB
Aaron Miles, S (1, 4) OBP: 0.344, SLG: 0.398	G1-4-3		G6-3		K		G4-6-3			4	0	0	0	0	1	1
Mark Sweeney, L (1, 9) Jorge Piedra, L (7, 8) OBP: 0.333, SLG: 0.389	G3			K		17 E 2B		F9		3 1	1 0	1 0	0 0	0 0	1 0	0 0
17 Todd Helton, L (1, 3) OBP: 0.461, SLG: 0.628	1B			1B 5 2B BB		E7 2B 1B 2-H		HR		3	3	3	1	1	0	0
Vinny Castilla, R (1, 5) OBP: 0.338, SLG: 0.547	F9			5 2B 1B 1-3		G4-3 2B 2-H		K		4	1	2	1	0	1	1
Jeromy Burnitz, L (1, 8) (7, 9) OBP: 0.361, SLG: 0.595		F9		F8		G4-3 2-3		G4-3		4	0	0	0	0	0	3
5 Matt Holliday, R (1, 7) OBP: 0.352, SLG: 0.479		G1		2B 1-H 3-H		G1-3				3	0	1	2	0	0	1
Charles Johnson, R (1, 2) OBP: 0.350, SLG: 0.452		L7		F9		K				3	0	0	0	0	1	2
Luis Gonzalez, R (1, 6) OBP: 0.296, SLG: 0.422			K		F8		F9			3	0	0	0	0	1	0
Joe Kennedy, R (1, 1) OBP: 0.212, SLG: 0.194 Steve Reed, R (7, 1) OBP: 0.500, SLG: 0.500 Javier López, L (8, 1) Shawn Chacon, R (9, 1)			F7		G4-3		G4-6-3 1B			2 1 0 0	0 0 0 0	0 1 0 0	0 0 0 0	0 0 0 0	0 0 0 0	0 0 0 0
Inning Stats	R: 0 E: 0 K: 0 S: 7 H: 1 LOB: 1 BB: 0 P: 11	R: 0 E: 0 K: 0 S: 8 H: 0 LOB: 0 BB: 0 P: 13	R: 0 E: 0 K: 1 S: 5 H: 0 LOB: 0 BB: 0 P: 9	R: 2 E: 0 K: 1 S: 11 H: 2 LOB: 1 BB: 1 P: 20	R: 0 E: 0 K: 1 S: 9 H: 0 LOB: 0 BB: 0 P: 14	R: 2 E: 1 K: 1 S: 17 H: 3 LOB: 1 BB: 0 P: 27	R: 0 E: 0 K: 0 S: 8 H: 1 LOB: 0 BB: 0 P: 10	R: 1 E: 0 K: 1 S: 8 H: 1 LOB: 0 BB: 0 P: 12		1B: 4 2B: 3 3B: 0 HR: 1 SF: 0 SAC: 0 DP: 1 HBP: 0						

PITCHER	IP	WLS	BF	H	R	ER	SO	BB	IBB	HBP	BLK	WP	HR	S	P	ERA	WHIP
Livan Hernandez, R (1, 1) ERA: 3.62	8.0	L	32	8	5	4	5	1	0	0	0	0	1	73	116	4.50	1.125

PITCHER	IP	WLS	BF	H	R	ER	SO	BB	IBB	HBP	BLK	WP	HR	S	P	ERA	WHIP

BOTTOM

Montreal Expos @ Colorado Rockies

Coors Field, Denver, CO

Sat Aug 21 2004, 6:05 PM MDT
Att. 33,225 - Cloudy - 75 F

livebaseballscorecards.com

AB	31
R	5
H	8
RBI	4
BB	1
SO	5
LOB	8

WP: 0 PA: 32
PB: 0
SB: 0
CS: 0

Montreal Expos @ Colorado Rockies

Coors Field, Denver, CO

Sun Aug 22 2004, 1:05 PM MDT

Att. 26,833 - Cloudy - 79 F

TOP

livebaseballscorecards.com

Batter	1	2	3	4	5	6	7	8	9	AB	R	H	RBI	BB	SO	LOB
Brad Wilkerson, L (1, 3) OBP: 0.381, SLG: 0.484	C B B B B 4-1 1B S 1B BB	C B B B B F B 4-2 FC5 BB		B B B 4-0 FC6-5 FC5-6 1-2 BB	X 0-0 ③ 2-H 1B			B S C B B X 3-2 ① F8	B F F B B X 3-2 ② F9	3	1	1	1	3	0	0
Endy Chavez, L (1, 8) OBP: 0.319, SLG: 0.394	C 1 SAFE B X 1-1 ① F8	C B B B S X 2-2 ② FC5 1-2 2-3f		X 0-0 ① FC5-6 FC6-5 1B 1-2 2-3f		C F B X 1-2 ① L7		X 0-0 1B 1B 1B 1B	B C X 1-1 ③ G1-3	6	2	1	0	0	0	5
Tony Batista, R (1, 5) OBP: 0.266, SLG: 0.425	C F F B B D B X 3-2 ② P6	B B B C C X 3-1 ③ P6		X 0-0 ② FC6-5 1B 1-2 2-3f		B C C X 1-2 ② P6		1 SAFE 1 SAFE C 1 SAFE X 0-1 1B 1B E 1-2 1B		5	1	1	0	0	0	5
Juan Rivera, R (1, 9) OBP: 0.331, SLG: 0.429	B S C X 1-2 1B 1B 1-3 1B		B S F S 1-3 ① K	B F X 1-1 1-3 2-H 1B		B F B X 2-1 HR		B X 1-0 E 1-2 E 2-3 1B		5	3	4	2	0	1	0
Ryan Church, L (1, 7) OBP: 0.667, SLG: 0.600	C B F 1 SAFE X 1-2 1B 1-2 3-H 1B		X 0-0 WP 1B 1B	B B B I 4-0 IBB		B B B B C T X 3-2 ③ F7		C X 0-1 E1 1-H 2-H 3-H 1B		4	0	3	2	1	0	0
Alex Gonzalez, R (1, 6) OBP: 0.265, SLG: 0.404	B B X 2-0 1-3 2-H 1B		S S B C 1-3 ② K	X 0-0 ③ F8			C B C 1-3 ① K	C S B B F S 2-3 ② K		5	0	1	1	0	3	5
Brian Schneider, L (1, 2) OBP: 0.334, SLG: 0.418	B B B X 3-0 ③ G4-3	X 0-0 WP 1-2 1B		B B B 4-0 22 SH3-4 1B BB			B B C F X 2-2 1B	B C B F B B 4-2 BB		3	1	2	0	2	0	2
Jamey Carroll, R (1, 4) OBP: 0.355, SLG: 0.370		B C B B C B 4-2 FC5 22 SH2-4 BB	C B S B T 2-2 ③ K 1-2 2-3			B F 1 SAFE C C 1-3 ① K	F 1 SAFE B B 1 SAFE F X 2-2 ② F7	B B X 2-0 ③ L6		4	0	0	0	1	2	6
22 John Patterson, R (1, 1) OBP: 0.174, SLG: 0.136 Ronald Calloway, L (7, PH) OBP: 0.218, SLG: 0.235 Luis Ayala, R (7, 1) OBP: 0.429, SLG: 0.571 Joe Horgan, L (8, 1) OBP: 0.333, SLG: 0.333 Henry Mateo, S (9, PH) OBP: 0.214, SLG: 0.214 52 T.J. Tucker, R (9, 1) OBP: 0.111, SLG: 0.111		B M M X 1-2 ① SH2-4 1-2		C B S F X 1-2 FC5-6 BB 1B	L L X 0-2 ② SH3-4 1-2		S F X 0-2 ③ G3-1		F X 0-1 ① G4-3	1 0 1 0 0 0 0 1 0 0 0 0 0 1 0 0 0 0 0 0 0 0 0 0 0 0 0 0 1 0 0 0 0 0 0 0 0 0 0 0 0 0						
Inning Stats	R: 2 E: 0 K: 0 S: 15 H: 3 LOB: 2 BB: 1 P: 30	R: 0 E: 0 K: 0 S: 12 H: 0 LOB: 2 BB: 2 P: 26	R: 0 E: 0 K: 3 S: 11 H: 2 LOB: 2 BB: 0 P: 15	R: 1 E: 0 K: 0 S: 9 H: 2 LOB: 3 BB: 2 P: 19	R: 1 E: 0 K: 1 S: 7 H: 1 LOB: 1 BB: 1 P: 12	R: 1 E: 0 K: 0 S: 11 H: 1 LOB: 0 BB: 0 P: 18	R: 0 E: 0 K: 1 S: 12 H: 1 LOB: 1 BB: 0 P: 17	R: 3 E: 1 K: 1 S: 16 H: 4 LOB: 2 BB: 1 P: 28	R: 0 E: 0 K: 0 S: 7 H: 0 LOB: 0 BB: 0 P: 11	1B: 13 2B: 0 3B: 0 HR: 1	SF: 0 SAC: 2 DP: 0 HBP: 0					

	AB	38
	R	8
	H	14
	RBI	6
	BB	7
	SO	6
	LOB	24

WP: 1 PA: 47
PB: 0
SB: 1
CS: 0

PITCHER		IP	WLS	BF	H	R	ER	SO	BB	IBB	HBP	BLK	WP	HR	S	P	ERA	WHIP
Jason Jennings, R ERA: 6.06	(1, 1)	5.0	L	28	8	4	4	4	5	1	0	0	1	0	54	102	7.20	2.600
Chris Gissell, R ERA: 4.5	(6, 1)	2.0		8	2	1	1	1	0	0	0	0	0	1	23	35	4.50	1.000
40 Brian Fuentes, L ERA: 4.88	(8, 1)	0.2		7	4	3	2	1	1	0	0	0	0	0	15	25	27.00	7.500
Scott Dohmann, R ERA: 3.67	(8, 1)	1.1		4	0	0	0	0	0	0	0	0	0	0	8	14	0.00	0.000

PITCHER	IP	WLS	BF	H	R	ER	SO	BB	IBB	HBP	BLK	WP	HR	S	P	ERA	WHIP

Montreal Expos @ Colorado Rockies

Coors Field, Denver, CO

Sun Aug 22 2004, 1:05 PM MDT

Att. 26,833 - Cloudy - 79 F

livebaseballscorecards.com

BOTTOM

Batter	1	2	3	4	5	6	7	8	9	AB	R	H	RBI	BB	SO	LOB
Aaron Miles, S (1, 4) OBP: 0.340, SLG: 0.393	L7		G4-3		FC1-6 G5-3 1-2f		K		G1-3 1-2	5	0	0	0	0	1	3
Royce Clayton, R (1, 6) OBP: 0.342, SLG: 0.416	K		BB		G5-3 1-2			5 1B 1B BB	K	3	0	0	0	2	2	3
17 Todd Helton, L (1, 3) OBP: 0.458, SLG: 0.622	L7		1 SAFE 1 SAFE 1 SAFE K		K			K		4	0	0	0	0	3	3
Jeromy Burnitz, L (1, 9) OBP: 0.360, SLG: 0.591		F8	P6			P5		5 1B 1-2 1B		4	0	1	0	0	0	1
5 Matt Holliday, R (1, 7) OBP: 0.354, SLG: 0.488		HR		P4		L6		1B 1-2 2-H		4	1	2	1	0	0	0
JD Closer, S (1, 2) OBP: 0.394, SLG: 0.419		1B 1B		G4-3		L4		F7		4	0	1	0	0	0	2
Jorge Piedra, L (1, 8) OBP: 0.364, SLG: 0.429		F9		BB			G4-3		G4-3 2B	3	0	1	0	1	0	1
Kit Pellow, R (1, 5) OBP: 0.308, SLG: 0.347		1B 1-3		P4			G5-3		G4-3 2-3	4	0	1	0	0	0	2
Jason Jennings, L (1, 1) OBP: 0.286, SLG: 0.400 Chris Gissell, R (6, 1) Mark Sweeney, L (7, PH) OBP: 0.403, SLG: 0.569 40 Brian Fuentes, L (8, 1) Scott Dohmann, R (8, 1) Charles Johnson, R (9, PH) OBP: 0.352, SLG: 0.452		K			FC1-6 1B		HR		G1-3 HBP	2 0 1 0 0 0 0	0 0 1 0 0 0 0	1 0 1 0 0 0 0	0 0 1 0 0 0 0	0 0 0 0 0 0 0	1 0 0 0 0 0 0	2 0 0 0 0 0 0

Inning Stats	1	2	3	4	5	6	7	8	9
	R: 0 H: 0 E: 0 LOB: 0 K: 1 BB: 0 S: 8 P: 13	R: 1 H: 3 E: 0 LOB: 2 K: 1 BB: 0 S: 12 P: 21	R: 0 H: 0 E: 0 LOB: 1 K: 1 BB: 1 S: 11 P: 19	R: 0 H: 0 E: 0 LOB: 1 K: 0 BB: 1 S: 6 P: 14	R: 0 H: 1 E: 0 LOB: 1 K: 1 BB: 0 S: 14 P: 17	R: 0 H: 0 E: 0 LOB: 0 K: 0 BB: 0 S: 9 P: 17	R: 1 H: 1 E: 0 LOB: 0 K: 1 BB: 0 S: 12 P: 15	R: 0 H: 2 E: 0 LOB: 2 K: 1 BB: 1 S: 7 P: 12	R: 0 H: 1 E: 0 LOB: 2 K: 1 BB: 0 S: 14 P: 21

1B: 5	SF: 0
2B: 1	SAC: 0
3B: 0	DP: 0
HR: 2	HBP: 1
WP: 0	PA: 38
PB: 0	
SB: 0	
CS: 0	

	AB	34
	R	2
	H	8
	RBI	2
	BB	3
	SO	7
	LOB	17

PITCHER		IP	WLS	BF	H	R	ER	SO	BB	IBB	HBP	BLK	WP	HR	S	P	ERA	WHIP
22 John Patterson, R ERA: 4.19	(1, 1)	6.0	W	24	4	1	1	4	2	0	0	0	0	1	60	101	1.50	1.000
Luis Ayala, R ERA: 2.35	(7, 1)	1.0		5	1	1	1	1	1	0	0	0	0	1	12	19	9.00	2.000
Joe Horgan, L ERA: 2.7	(8, 1)	1.0		4	2	0	0	1	0	0	0	0	0	0	7	8	0.00	2.000
52 T.J. Tucker, R ERA: 4.2	(9, 1)	1.0		5	1	0	0	1	0	0	1	0	0	0	14	21	0.00	1.000

PITCHER	IP	WLS	BF	H	R	ER	SO	BB	IBB	HBP	BLK	WP	HR	S	P	ERA	WHIP

Batter	1	2	3	4	5	6	7	8	9	AB	R	H	RBI	BB	SO	LOB
Cesar Izturis, S (1, 6) OBP: 0.334, SLG: 0.379	B B C X 2-1 ① L3		B F B B B 4-1 1-2 G4-3 BB		X 0-0 ③ F8		X 0-0 HBP 1-2 2B 1B	F B B X 2-1 ③ F7		4	1	1	0	1	0	0
Alex Cora, L (1, 4) OBP: 0.378, SLG: 0.392	B C B F F B F F C 3-3 ② K		F X 0-1 ① P6			C X 0-1 HBP 1B	C C F H 1-2 1-2 2-3 2B HBP		C C X 0-2 ① F8	4	1	1	0	0	1	3
Steve Finley, L (1, 8) OBP: 0.348, SLG: 0.506	B X 1-0 ③ P5		C B B S B X 3-2 ② ③ 1-2f G4-3			C X 0-1 ① P3	X 0-0 1-H 2-H 3-H 1B 2B		C B F B X 2-2 HR 1B	5	2	2	3	0	0	4
Adrian Beltré, R (1, 5) OBP: 0.380, SLG: 0.643		B C S B S 2-3 ① K		C S X 0-2 G4-6-3 1B		C S C 0-3 ② K	C B S X 1-2 2-H BB 1B 1B		C F F F B F X 1-2 1-H HR	5	1	3	3	0	2	1
Shawn Green, L (1, 9) OBP: 0.344, SLG: 0.465		F B X 1-1 ② G5-3		F S X 0-2 ① ② 1-2f G4-6-3		B F F D B H 4-2 1-2 HBP	B X 1-0 1-2 BB 1B		C X 0-1 ② F8	4	0	1	0	0	0	1
Hee-Seop Choi, L (1, 3) OBP: 0.382, SLG: 0.473 Olmedo Saenz, R (6, PH) OBP: 0.330, SLG: 0.442 (6, 3) Robin Ventura, L (7, PH) OBP: 0.326, SLG: 0.313 (7, 3)		C B S X 1-2 ③ F9		F B F B X 2-2 1B		C C B B S 2-3 ③ K	B D F C B B 4-2 1-2 2-3 FC5-4 BB		C C X 0-2 ③ F8	2 1 1	0 0 0	1 0 0	0 0 0	0 0 1	0 1 0	0 2 0
Jayson Werth, R (1, 7) OBP: 0.341, SLG: 0.500			C B B B B 4-1 SH E BB	D S B D X 3-1 ③ L8			B B X 1-2 FC5-4 1B C X 0-1 ③ 1-2f FC5-4			3	1	1	0	1	0	4
Brent Mayne, L (1, 2) OBP: 0.309, SLG: 0.277			B B F B X 3-1 1-2 SH E3	C B B F B X 2-2 ① F7			C B B C S 2-3 ① K	C X 0-1 ① L6		4	0	0	0	0	1	2
Odalis Perez, L (1, 1) OBP: 0.163, SLG: 0.170 Jason Grabowski, L (5, PH) OBP: 0.317, SLG: 0.434 43 Yhency Brazoban, R (5, 1) José Hernández, R (7, PH) OBP: 0.382, SLG: 0.541 Duaner Sanchez, R (7, 1) Milton Bradley, S (8, PH) OBP: 0.373, SLG: 0.442 Giovanni Carrara, R (8, 1)			C L X 0-2 1-3 2-H SH BB	T C S 0-3 ② K			C B B C X 1-2 ② HBP 1-2f FC5-4 1B 2B	C X 0-1 ② G3		0 1 0 1 0 1 0 0	0 0 0 1 0 0 0 0	0 0 0 0 0 0 0 0	0 0 0 0 0 0 0 0	0 1 0 1 0 0 0 0	0 0 0 0 0 0 0 0	0 0 0 1 0 0 0 0
Inning Stats	R: 0 E: 0 K: 1 S: 9 H: 0 LOB: 0 BB: 0 P: 15	R: 0 E: 0 K: 1 S: 8 H: 0 LOB: 0 BB: 0 P: 12	R: 1 E: 2 K: 0 S: 12 H: 0 LOB: 2 BB: 2 P: 26	R: 0 E: 0 K: 0 S: 11 H: 2 LOB: 1 BB: 0 P: 16	R: 0 E: 0 K: 1 S: 8 H: 0 LOB: 0 BB: 0 P: 10	R: 0 E: 0 K: 2 S: 12 H: 1 LOB: 2 BB: 0 P: 18	R: 4 E: 0 K: 1 S: 23 H: 5 LOB: 3 BB: 1 P: 34	R: 0 E: 0 K: 0 S: 6 H: 0 LOB: 0 BB: 0 P: 8	R: 2 E: 0 K: 0 S: 17 H: 2 LOB: 0 BB: 0 P: 20	1B: 8 2B: 1 3B: 0 HR: 1 SF: 0 SAC: 1 DP: 2 HBP: 2						

PITCHER		IP	WLS	BF	H	R	ER	SO	BB	IBB	HBP	BLK	WP	HR	S	P	ERA	WHIP
Sun-Woo Kim, R ERA: 5.14	(1, 1)	5.2		23	3	1	0	4	2	0	1	0	0	0	57	92	0.00	0.882
Joey Eischen, L ERA: 4.32	(6, 1)	1.0		7	3	4	4	2	0	0	1	0	0	0	18	25	36.00	3.000
Luis Ayala, R ERA: 2.31	(7, 1)	1.1	H	7	2	0	0	0	1	0	0	0	0	0	14	22	0.00	2.250
32 Chad Cordero, R ERA: 3.66	(9, 1)	1.0	W	5	2	2	2	0	0	0	0	0	0	1	17	20	18.00	2.000

PITCHER	IP	WLS	BF	H	R	ER	SO	BB	IBB	HBP	BLK	WP	HR	S	P	ERA	WHIP

TOP

Los Angeles Dodgers @ Montreal Expos

Olympic Stadium, Montreal, QB

Mon Aug 23 2004, 7:05 PM EDT

Att. 8,639 - Unknown - 72 F

livebaseballscorecards.com

AB	36
R	7
H	10
RBI	6
BB	3
SO	6
LOB	18

WP: 0 PA: 42
PB: 0
SB: 0
CS: 0

BOTTOM

Los Angeles Dodgers @ Montreal Expos

Olympic Stadium, Montreal, QB

Mon Aug 23 2004, 7:05 PM EDT

Att. 8,639 - Unknown - 72 F

livebaseballscorecards.com

Batter	1	2	3	4	5	6	7	8	9	AB	R	H	RBI	BB	SO	LOB
Brad Wilkerson, L (1, 3) OBP: 0.382, SLG: 0.488	F8	G6-3		HR		K			IBB	4	1	1	2	1	1	2
Alex Gonzalez, R (1, 6) OBP: 0.269, SLG: 0.418	1B	HR		G5-3			G5-3		K	5	2	2	2	0	1	2
Tony Batista, R (1, 5) OBP: 0.265, SLG: 0.421	G5-3	G1-3		L7			G5-3		BB	4	0	0	0	1	0	1
Juan Rivera, R (1, 9) OBP: 0.332, SLG: 0.426	1B		G6-3		K		P3		BB	4	0	1	2	1	1	0
Ryan Church, L (1, 7) OBP: 0.400, SLG: 0.333	F7		F9		F8			K2-3		4	0	0	0	0	1	1
Einar Díaz, R (1, 2) OBP: 0.304, SLG: 0.327 32 Chad Cordero, R (9, 1)		HR	1B		G5-3			L5		4 0	1 0	2 0	1 0	0 0	0 0	0 0
Endy Chavez, L (1, 8) OBP: 0.318, SLG: 0.392		E3	FC6-4			G4-3		F8		4	1	1	0	0	0	1
Jamey Carroll, R (1, 4) OBP: 0.365, SLG: 0.388		1B		2B		1B			G6-3	4	2	3	1	0	0	0
Sun-Woo Kim, R (1, 1) OBP: 0.158, SLG: 0.211 Joey Eischen, L (6, 1) OBP: 1.000, SLG: 1.000 Luis Ayala, R (7, 1) OBP: 0.429, SLG: 0.571 Brian Schneider, L (9, 2) OBP: 0.336, SLG: 0.423		SH1-4		SH1-4		SH1-4			2B	0 0 0 1	0 0 0 1	0 0 0 1	0 0 0 1	0 0 0 0	0 0 0 0	0 0 0 0

Inning Stats																															
	R: 1	H: 2	E: 0	LOB: 1	K: 0	BB: 0	S: 12	P: 17	R: 4	H: 4	E: 1	LOB: 0	K: 0	BB: 0	S: 18	P: 22	R: 0	H: 1	E: 0	LOB: 1	K: 0	BB: 0	S: 11	P: 15	R: 2	H: 2	E: 0	LOB: 0	K: 0	BB: 0	S: 10	P: 13
	R: 0	H: 0	E: 0	LOB: 0	K: 1	BB: 0	S: 8	P: 14	R: 0	H: 1	E: 0	LOB: 1	K: 1	BB: 0	S: 16	P: 22	R: 0	H: 0	E: 0	LOB: 0	K: 0	BB: 0	S: 5	P: 8	R: 0	H: 0	E: 0	LOB: 0	K: 1	BB: 0	S: 7	P: 9
	R: 1	H: 1	E: 0	LOB: 3	K: 1	BB: 3	S: 15	P: 31																							

1B: 6	SF: 0	WP: 0
2B: 2	SAC: 3	PB: 0
3B: 0	DP: 0	SB: 1
HR: 3	HBP: 0	CS: 0

PA: 40

PITCHER		IP	WLS	BF	H	R	ER	SO	BB	IBB	HBP	BLK	WP	HR	S	P	ERA	WHIP
Odalis Perez, L ERA: 3.09	(1, 1)	4.0		21	9	7	7	0	0	0	0	0	0	3	51	67	15.75	2.250
43 Yhency Brazoban, R ERA: 0.93	(5, 1)	2.0		7	1	0	0	2	0	0	0	0	0	0	24	36	0.00	0.500
Duaner Sanchez, R ERA: 3.36	(7, 1)	1.0		3	0	0	0	0	0	0	0	0	0	0	5	8	0.00	0.000
Giovanni Carrara, R ERA: 1.09	(8, 1)	1.2	L	9	1	1	1	2	2	1	0	0	0	0	22	40	5.40	1.800

PITCHER	IP	WLS	BF	H	R	ER	SO	BB	IBB	HBP	BLK	WP	HR	S	P	ERA	WHIP

Los Angeles Dodgers @ Montreal Expos

Olympic Stadium, Montreal, QB

Tue Aug 24 2004, 7:05 PM EDT

Att. 8,109 - Unknown - 70 F

TOP

livebaseballscorecards.com

Batter	1	2	3	4	5	6	7	8	9	AB	R	H	RBI	BB	SO	LOB
Cesar Izturis, S (1, 6)	C B B X 2-1 G1-3 ①		B C C B B F X 3-2 G4-3 ③		C X 0-1 HR BB 1-2 3-H 1B	F S F F X 0-2 G4-3 ①		C B S S 1-3 K ②		4	1	1	1	0	0	0
José Hernández, R (8, PH) (8, 6)										1	0	0	0	0	1	0
Steve Finley, L (1, 8)	C F X 0-2 L9 ②			B B B C X 3-1 BB 1B	C B B F B X 3-2 F7 ②	C B F B S 2-3 K ②		B X 1-0 G3-1 ③		5	0	1	0	0	1	2
Milton Bradley, S (1, 9)	B C B S F S 2-3 K ③			B S 1 SAFE C C 1-3 K ①	C B F F B D B 4-2 HR BB 1-2 2-3	C B C F B B B 4-2 FC5-4 BB			B B B C B 4-1 1B BB G4-3 BB	2	2	0	0	3	2	1
Adrián Beltré, R (1, 5)		B F F X 1-2 WP 1B 1B		F X 0-1 P4 ②	B F F X 1-2 HR 1-H 2-H 3-H	C B B X 2-1 FC5-4 ③ 1-2f			C F B S 1-3 K ①	5	2	2	4	0	1	3
Shawn Green, L (1, 3)	S F C 0-3 K ①			S 1 SAFE C B 1 SAFE 1 SAFE D B B F 4-2 B 1-2 BB	C S B B H 3-2 2B HR HBP		B X 1-0 G5-4-3 1B		S B B B S B B 4-2 G4-3 1B 1-2 BB	2	1	1	0	2	1	1
Jayson Werth, R (1, 7)	B F C S 1-3 K ② 1-2			B C C F B F S 2-3 K ③	F S F B B F X 2-2 HR 1-3 2B		B B F X 2-1 G5-4-3 ① ② 1-2f		S X 0-1 G4-3 1-2 2-3 1B	5	1	2	0	0	2	4
Alex Cora, L (1, 4)	F F F F B B B X 3-2 CS 2-H 1B				B X 1-2 G4-3 ①	B X 2-0 HR 2-H 3-H	B B S C B F F B 4-2 BB		B B X 2-0 G4-3 ② 1-2 2-3 3-H	4	1	2	5	1	0	2
David Ross, R (1, 2)	C B 1-1 CS ③ 1-2	B B C X 2-1 G6-3 ①			C X 0-1 E SH 1B 1B	B B B B 4-0 FC5-4 BB	B S S B S 2-3 K ③		X 0-0 P4 ③	4	1	1	0	1	1	3
Kaz Ishii, L (1, 1)		C S X 0-2 G6-3 ②			X 0-0 SH BB 1B HR 1-3	B F F X 1-2 FC5-4 ③ 1-2f		C F C 0-3 K ①		3	1	0	0	0	1	1
Masao Kida, R (8, 1)										0	0	0	0	0	0	0
Inning Stats	R: 0 E: 0 K: 1 S: 9 H: 0 LOB: 0 BB: 0 P: 13	R: 1 E: 0 K: 2 S: 15 H: 2 LOB: 0 BB: 0 P: 21	R: 0 E: 0 K: 0 S: 9 H: 0 LOB: 0 BB: 0 P: 14	R: 0 E: 0 K: 2 S: 15 H: 1 LOB: 2 BB: 1 P: 25	R: 8 E: 1 K: 0 S: 30 H: 5 LOB: 1 BB: 2 P: 51	R: 0 E: 0 K: 1 S: 13 H: 0 LOB: 1 BB: 1 P: 21	R: 0 E: 0 K: 1 S: 10 H: 1 LOB: 1 BB: 1 P: 19	R: 0 E: 0 K: 2 S: 7 H: 0 LOB: 0 BB: 0 P: 9	R: 1 E: 0 K: 1 S: 10 H: 1 LOB: 2 BB: 2 P: 21	1B: 7 2B: 1 3B: 0 HR: 2 SF: 0 SAC: 1 DP: 1 HBP: 1							

	AB	35
	R	10
	H	10
	RBI	10
	BB	7
	SO	10
	LOB	17

WP: 1 PB: 0 SB: 0 CS: 1 PA: 45

PITCHER		IP	WLS	BF	H	R	ER	SO	BB	IBB	HBP	BLK	WP	HR	S	P	ERA	WHIP
Rocky Biddle, R (1, 1) ERA: 7.42		4.2	L	23	6	7	7	5	2	0	1	0	1	1	67	104	13.50	1.714
Francis Beltran, R (5, 1) ERA: 5.57		0.1		4	2	2	2	0	1	0	0	0	0	1	11	20	54.00	9.000
Claudio Vargas, R (6, 1) ERA: 5.31		3.0		11	1	0	0	4	2	0	0	0	0	0	30	49	0.00	1.000
Joe Horgan, L (9, 1) ERA: 2.93		1.0		6	1	1	1	1	2	0	0	0	0	0	10	21	9.00	3.000

PITCHER	IP	WLS	BF	H	R	ER	SO	BB	IBB	HBP	BLK	WP	HR	S	P	ERA	WHIP

BOTTOM

Los Angeles Dodgers @ Montreal Expos

Olympic Stadium, Montreal, QB

Tue Aug 24 2004, 7:05 PM EDT

Att. 8,109 - Unknown - 70 F

livebaseballscorecards.com

Batter	1	2	3	4	5	6	7	8	9	AB	R	H	RBI	BB	SO	LOB
Brad Wilkerson, L (1, 3) OBP: 0.379, SLG: 0.485	C B S X 1-2 ① F7		B B C F B S 3-3 ② K		B X 1-0 ②③ G4-6-3 1-2f			C C C 0-3 ① K		3	0	0	0	0	1	2
Claudio Vargas, R (6, 1) OBP: 0.048, SLG: 0.048										0	0	0	0	0	0	0
Ronald Calloway, L (8, PH) OBP: 0.216, SLG: 0.232										1	0	0	0	0	1	0
Joe Horgan, L (9, 1) OBP: 0.333, SLG: 0.333										0	0	0	0	0	0	0
Alex Gonzalez, R (1, 6) OBP: 0.266, SLG: 0.414	B X 1-0 ② L8		F B B C X 2-2 ③ G5-3			C B C C B C 2-3 ① K		S C B B B F F B 4-2 G5-3 BB		2	0	0	0	0	0	1
Terrmel Sledge, L (6, 3) OBP: 0.319, SLG: 0.394										1	0	0	0	1	1	0
Tony Batista, R (1, 5) OBP: 0.267, SLG: 0.426	B F B B F F F X 3-2 ③ F7			B X 1-0 L9 2B 2B		B F X 1-1 2B 2B		C X 0-1 ② G5-3 1-2		4	2	2	0	0	0	1
Juan Rivera, R (1, 9) OBP: 0.331, SLG: 0.427		B X 1-0 ① F7		D C B F F X 2-2 ① L9 2-3		B B X 2-0 G4-3 2-H 2B		C D X 1-1 ③ G5-3		4	0	1	1	0	0	2
Ryan Church, L (1, 7) OBP: 0.357, SLG: 0.308		B F C X 1-2 FC6-4 1B		C C B B D S 3-3 ② K		F S X 0-2 ② G4-3 2-3			C B S C 1-3 ① K	4	0	1	0	0	2	2
Einar Díaz, R (1, 2) OBP: 0.302, SLG: 0.333	C B X 1-1 ② FC6-4 FC4-6 1-2f			C B D X 2-1 3-H 2B		B F X 1-1 ③ P4			C B B X 2-1 ② P4	4	0	1	1	0	0	2
Endy Chavez, L (1, 8) OBP: 0.317, SLG: 0.393	B F F X 1-2 ③ FC4-6 1-2f			C X 0-1 ③ G4-3			B B C X 2-1 ① F8		B C B F X 2-2 2B	4	0	1	0	0	0	2
Jamey Carroll, R (1, 4) OBP: 0.362, SLG: 0.392 (6, 6)			C B B X 2-1 2B		C C F B B F B X 3-2 ① F9		C B B X 2-1 ② L8		B S B C X 2-2 ③ G6-3	4	0	1	0	0	0	1
Rocky Biddle, R (1, 1)			B L L B 2 SAFE L 2-3 ① K		F F X 0-2 G4-6-3 1B		B B C F S 2-3 ③ K			1	0	0	0	0	1	1
Francis Beltran, R (5, 1) OBP: 0.333, SLG: 0.333										0	0	0	0	0	0	0
Henry Mateo, S (5, PH) (6, 4) OBP: 0.233, SLG: 0.233										2	0	1	0	0	1	0
Inning Stats	R: 0 E: 0 K: 0 S: 9 H: 0 LOB: 0 BB: 0 P: 14	R: 0 E: 0 K: 0 S: 9 H: 1 LOB: 1 BB: 0 P: 13	R: 0 E: 0 K: 2 S: 11 H: 1 LOB: 1 BB: 0 P: 20	R: 1 E: 0 K: 1 S: 12 H: 2 LOB: 1 BB: 0 P: 20	R: 0 E: 0 K: 0 S: 9 H: 1 LOB: 0 BB: 0 P: 13	R: 1 E: 0 K: 1 S: 11 H: 2 LOB: 1 BB: 0 P: 17	R: 0 E: 0 K: 1 S: 7 H: 0 LOB: 0 BB: 0 P: 13	R: 0 E: 0 K: 1 S: 11 H: 0 LOB: 1 BB: 1 P: 16	R: 0 E: 0 K: 1 S: 11 H: 1 LOB: 1 BB: 0 P: 18	1B: 2 2B: 6 3B: 0 HR: 0	SF: 0 SAC: 0 DP: 1 HBP: 0						

	AB	34
	R	2
	H	8
	RBI	2
	BB	1
	SO	7
	LOB	14

WP: 0 PB: 0 SB: 0 CS: 0 PA: 35

PITCHER		IP	WLS	BF	H	R	ER	SO	BB	IBB	HBP	BLK	WP	HR	S	P	ERA	WHIP
Kaz Ishii, L ERA: 4.71	(1, 1)	7.1	W	29	7	2	2	6	1	0	0	0	0	0	75	121	2.46	1.091
Masao Kida, R ERA:	(8, 1)	1.2		6	1	0	0	1	0	0	0	0	0	0	15	23	0.00	0.600

PITCHER	IP	WLS	BF	H	R	ER	SO	BB	IBB	HBP	BLK	WP	HR	S	P	ERA	WHIP

Batter	1	2	3	4	5	6	7	8	9	AB	R	H	RBI	BB	SO	LOB
Cesar Izturis, S (1, 6) OBP: 0.330, SLG: 0.375	B X 1-0 ① G4-3	B X 1-0 ② SF8 3-H		B C X 1-1 ② FC3-6 S 1-2f		C B B X 2-1 ① F7		B F X 1-1 ③ F7		4	0	0	1	0	0	1
Alex Cora, L (1, 4) OBP: 0.381, SLG: 0.404	B C X 1-1 ② G3	C B X 1-1 ③ F9		C F B 1 SAFE B B B F B 4-2 1-2 BB		C B X 1-1 2B			C B B X 2-1 ① G3	4	0	1	0	1	0	2
Milton Bradley, S (1, 9) OBP: 0.377, SLG: 0.441	X 0-0 2B		B C B B C F B 4-2 2B 1B BB	C F C 1-3 ③ K		F B B B S B 4-2 G4-6-3 BB			X 0-0 ② F8	3	1	1	0	2	1	2
Adrián Beltré, R (1, 5) OBP: 0.383, SLG: 0.647	B B I I 4-0 IBB		F 1 SAFE F X 0-2 1B SF8 1-3 2B		B F B X 2-1 FC6-4 1B 1B	B X 1-0 ②③ G4-6-3 1-2f			C C X 0-2 ③ L6	4	1	2	0	1	0	2
Steve Finley, L (1, 8) OBP: 0.348, SLG: 0.503	C X 0-1 ③ F9		B B B C C X 3-2 CS 2-3 3-H 1B		C 1 SAFE C X 0-2 FC6-4 1-2 1B		C B C B X 2-2 ① G3-1			4	0	2	1	0	0	2
Hee-Seop Choi, L (1, 3) OBP: 0.381, SLG: 0.472 José Hernández, R (7, PH) OBP: 0.378, SLG: 0.535 (7, 3) 43 Yhency Brazoban, R (7, 1)		B B S S B 4-1 1B 1B SF8 BB	B X 1-0 ① SF8 3-H		F C S 0-3 ① K		B X 1-0 ② G5-3			1 1 0	1 0 0	0 0 0	1 0 0	1 0 0	1 0 0	2 0 0
Jayson Werth, R (1, 7) OBP: 0.340, SLG: 0.497		X 0-0 1B 1-2 1B	S 1 SAFE B S X 1-2 ② F9		C B X 1-1 ② FC6-4 IBB 1-2f 2-3		L B S B F C 2-3 ③ K			4	0	1	0	0	1	3
David Ross, R (1, 2) OBP: 0.277, SLG: 0.317 Jason Grabowski, L (8, PH) OBP: 0.315, SLG: 0.432 Brent Mayne, L (8, 2) OBP: 0.309, SLG: 0.277	C B X 1-1 1-2 2-3 1B	B F B C 2-2 ③ CS 1-2	F B B X 2-1 ① F8	I I I I 4-0 1-2 IBB				B C C C 1-3 ① K		2 1 0	0 0 0	1 0 0	0 0 0	1 1 0	0 0 0	0 0 0
Jose Lima, R (1, 1) OBP: 0.179, SLG: 0.158 Duaner Sanchez, R (6, 1) OBP: 0.250, SLG: 0.500 Robin Ventura, L (7, 3) OBP: 0.323, SLG: 0.310	F S B F S 1-3 ① K		X 0-0 FC3-6 1B	S B C F E F C 1-3 ③ K				S F B X 1-2 ② F8		3 0 1	0 0 0	1 0 0	0 0 0	0 0 0	2 0 0	6 0 0
Inning Stats	R: 0 H: 1 E: 0 LOB: 2 K: 0 BB: 1 S: 6 P: 12	R: 1 H: 2 E: 0 LOB: 2 K: 1 BB: 1 S: 11 P: 19	R: 2 H: 2 E: 0 LOB: 0 K: 0 BB: 1 S: 15 P: 26	R: 0 H: 1 E: 0 LOB: 2 K: 1 BB: 1 S: 11 P: 19	R: 0 H: 2 E: 0 LOB: 3 K: 2 BB: 1 S: 15 P: 23	R: 0 H: 1 E: 0 LOB: 1 K: 0 BB: 1 S: 7 P: 15	R: 0 H: 0 E: 0 LOB: 0 K: 1 BB: 0 S: 8 P: 13	R: 0 H: 0 E: 0 LOB: 0 K: 1 BB: 0 S: 8 P: 11	R: 0 H: 0 E: 0 LOB: 0 K: 0 BB: 0 S: 6 P: 8	1B: 6 SF: 2 2B: 3 SAC: 0 3B: 0 DP: 1 HR: 0 HBP: 0						

PITCHER		IP	WLS	BF	H	R	ER	SO	BB	IBB	HBP	BLK	WP	HR	S	P	ERA	WHIP
Tony Armas, R ERA: 4.25	(1, 1)	3.0		16	5	3	3	1	2	1	0	0	0	0	32	57	9.00	2.333
Joey Eischen, L ERA: 3.48	(4, 1)	2.0		11	3	0	0	3	1	1	0	0	0	0	26	42	0.00	2.000
Joe Horgan, L ERA: 2.73	(6, 1)	2.0	W	7	1	0	0	1	1	0	0	0	0	0	15	28	0.00	1.000
Luis Ayala, R ERA: 2.25	(8, 1)	2.0	S	6	0	0	0	1	0	0	0	0	0	0	14	19	0.00	0.000

PITCHER	IP	WLS	BF	H	R	ER	SO	BB	IBB	HBP	BLK	WP	HR	S	P	ERA	WHIP

TOP

Los Angeles Dodgers @ Montreal Expos

Olympic Stadium, Montreal, QB

Wed Aug 25 2004, 7:05 PM EDT

Att. 7,570 - Unknown - 72 F

livebaseballscorecards.com

AB	32
R	3
H	9
RBI	3
BB	6
SO	6
LOB	20

WP: 0 PA: 41
PB: 0
SB: 1
CS: 1

Batter	1	2	3	4	5	6	7	8	9	AB	R	H	RBI	BB	SO	LOB
Brad Wilkerson, L (1, 3) OBP: 0.383, SLG: 0.492	B X 1-0 HR		B C B B C B 4-2 G4-6-3 BB		C B B S F B B 4-2 BB		B X 1-0 ① F7	C L B F B F B 4-2 BB		2	1	1	1	3	0	0
Endy Chavez, L (1, 8) OBP: 0.316, SLG: 0.391	B B C B X 3-1 ① G6-3		B 1 SAFE C F 1 SAFE X 1-2 ①② G4-6-3 1-2f		F 1 SAFE F S 0-3 ② K		X 0-0 S WP 1B	C F B X 1-2 ③ F8		5	0	1	0	0	1	4
Tony Batista, R (1, 5) OBP: 0.269, SLG: 0.432	B X 1-0 ② F7		C F F B F B B F F 3-2 X HR		C S 1 S 0-3 ③ K		1 SAFE B H 2-0 S 1-2 HBP			3	1	1	1	0	1	1
Juan Rivera, R (1, 9) OBP: 0.333, SLG: 0.438	F X 0-1 ③ G6-3		B B F S B X 3-2 HR			X 0-0 ① F9	B C B B F B 4-2 1-2 2-3 BB			3	1	1	1	1	0	0
Terrmel Sledge, L (1, 7) OBP: 0.321, SLG: 0.396		F B F X 1-2 FC6-4 1B 1B	C C X 0-2 ③ L9			S C B B X 2-2 1B HR 1B	X 0-0 ② F6			4	1	2	0	0	0	3
Alex Gonzalez, R (1, 6) OBP: 0.270, SLG: 0.416		B F B S 1 SAFE X 2-2 FC6-4 1-2 1B	C B X 1-1 ① F9			F X 0-1 1-3 HR 1B	C B X 1-1 ③ F9			4	1	2	0	0	0	3
Brian Schneider, L (1, 2) OBP: 0.335, SLG: 0.430		B B B F F F F X 3-2 ① F4	F X 0-1 ② G1-3			C B B B X 3-1 1-H 3-H HR	B C B S B F X 3-2 ① G4-3			4	1	1	3	0	0	2
Jamey Carroll, R (1, 4) OBP: 0.359, SLG: 0.395		C B F F B X 2-2 ② FC6-4 1-2f 2-3	C X 0-1 ③ F8			B B C S F F F X 2-2 ② F8	C B B C X 2-2 F9 2B			4	0	1	0	0	0	2
Tony Armas, R (1, 1)		F S X 0-2 ③ G6-3			X 0-0 ① B5-3	C B F X 1-2 ③ G1-3	X 0-0 ② F9 2-3			1	0	0	0	0	0	2
Joey Eischen, L (4, 1) OBP: 1.000, SLG: 1.000										0	0	0	0	0	0	0
Henry Mateo, S (5, PH) OBP: 0.226, SLG: 0.226										1	0	0	0	0	0	0
Joe Horgan, L (6, 1) OBP: 0.250, SLG: 0.250										1	0	0	0	0	0	0
Luis Ayala, R (8, 1) OBP: 0.375, SLG: 0.500										1	0	0	0	0	0	1
Inning Stats	R: 1 H: 1 E: 0 LOB: 0 K: 0 BB: 0 S: 6 P: 11	R: 0 H: 2 E: 0 LOB: 2 K: 0 BB: 0 S: 18 P: 26	R: 2 H: 2 E: 0 LOB: 0 K: 0 BB: 1 S: 18 P: 29	R: 0 H: 0 E: 0 LOB: 0 K: 0 BB: 0 S: 6 P: 7	R: 0 H: 0 E: 0 LOB: 1 K: 2 BB: 1 S: 10 P: 14	R: 3 H: 3 E: 0 LOB: 0 K: 0 BB: 0 S: 17 P: 25	R: 0 H: 1 E: 0 LOB: 3 K: 0 BB: 1 S: 7 P: 15	R: 0 H: 1 E: 0 LOB: 2 K: 0 BB: 1 S: 15 P: 25		1B: 5 SF: 0 2B: 1 SAC: 0 3B: 0 DP: 1 HR: 4 HBP: 1				WP: 1 PA: 38 PB: 0 SB: 2 CS: 0		

PITCHER	IP	WLS	BF	H	R	ER	SO	BB	IBB	HBP	BLK	WP	HR	S	P	ERA	WHIP
Jose Lima, R (1, 1) ERA: 4.12	5.1	L	25	8	6	6	2	2	0	0	0	0	4	66	100	10.12	1.875
Duaner Sanchez, R (6, 1) ERA: 3.3	1.0		5	1	0	0	0	0	0	1	0	1	0	11	17	0.00	1.000
43 Yhency Brazoban, R (7, 1) ERA: 0.79	1.2		8	1	0	0	0	2	0	0	0	0	0	20	35	0.00	1.800

PITCHER	IP	WLS	BF	H	R	ER	SO	BB	IBB	HBP	BLK	WP	HR	S	P	ERA	WHIP

BOTTOM

Los Angeles Dodgers @ Montreal Expos

Olympic Stadium, Montreal, QB

Wed Aug 25 2004, 7:05 PM EDT
Att. 7,570 - Unknown - 72 F

livebaseballscorecards.com

AB	33
R	6
H	10
RBI	6
BB	4
SO	2
LOB	18

Batter	1	2	3	4	5	6	7	8	9	AB	R	H	RBI	BB	SO	LOB
Cesar Izturis, S (1, 6) OBP: 0.331, SLG: 0.375	X 0-0 CS 1B		F B S F X 1-2 G6-3 ③		B B X 2-0 ② 1-3 2-H 1B	X 0-0 ② FC4-6 1-2f 3-H HR			B F F X 1-2 L7 ①	5	2	2	1	0	0	1
Steve Finley, L (1, 8) OBP: 0.350, SLG: 0.512	B C 1 SAFE F F C 1-3 ①			S F B F F B B F X 3-2 S 2B	X 0-0 ③ 2-H 3-H 1B	B B F X 2-1 1-H HR			F S B F B F X 2-2 ② G3-1	5	1	3	4	0	1	1
Milton Bradley, S (1, 7) OBP: 0.376, SLG: 0.437	B B C C C 2-3 ② ③ 1-2			B B C S B C 3-3 ①	F B B 2-1 1B BB BB 1-3 K				X 0-0 ③ G4-3	4	1	0	0	1	3	2
Adrián Beltré, R (1, 5) OBP: 0.386, SLG: 0.654		B B B C F X 3-2 HR		B B I I 4-0 S IBB		S 1 SAFE B B 1 SAFE 1 SAFE X 2-1 ① L9	X 0-0 G6-4-3 1B			3	1	2	1	1	0	1
Shawn Green, L (1, 9) OBP: 0.348, SLG: 0.464		B F F C 1-3 ①		B S B C B S 3-3 ② 1-2 2-3 K		B F C X 1-2 BB BB BB 1-3 1B	X 0-0 ① ② G6-4-3 1-2f			4	1	1	0	0	2	3
Hee-Seop Choi, L (1, 3) OBP: 0.380, SLG: 0.467		F F B B X 2-2 ② G3		F X 0-1 ③ G3		B B F B F F B 4-2 BB BB 1-2 1B BB	B B C F X 2-2 ③ G4-3			3	1	0	0	1	0	2
Alex Cora, L (1, 4) OBP: 0.380, SLG: 0.401		B B B C X 3-1 ③ F9		B B F B X 3-1 ① F7		B B B 4-0 BB 1B 1-2 2-3 3-H BB		B B C C X 2-2 ① G1-3		3	1	0	1	1	0	0
Brent Mayne, L (1, 2) OBP: 0.314, SLG: 0.278			B B C X 2-1 ① G3-1	X 0-0 SH 1B 1B	B B C B B 4-1 1B FC4-6 1-2 2-3 3-H BB			C C B F F F F F B 3-3 B S ② K		3	1	1	1	1	1	0
Jeff Weaver, R (1, 1) OBP: 0.211, SLG: 0.246		C C C 0-3 ②		X 0-0 SH 1B 1B 1-2	B X 1-0 FC4-6 1-3 2-H 3-H 1B			X 0-0 ③ F7		2	1	1	2	0	1	0
Elmer Dessens, R (7, 1) OBP: 0.273, SLG: 0.263										0	0	0	0	0	0	0
43 Yhency Brazobán, R (7, 1)										0	0	0	0	0	0	0
Jason Grabowski, L (8, PH) OBP: 0.313, SLG: 0.429										1	0	0	0	0	0	0
Masao Kida, R (8, 1)										0	0	0	0	0	0	0
Eric Gagne, R (9, 1)										0	0	0	0	0	0	0
Inning Stats	R: 0 E: 0 K: 2 S: 8 H: 1 LOB: 0 BB: 0 P: 11	R: 1 E: 0 K: 1 S: 11 H: 1 LOB: 0 BB: 0 P: 20	R: 0 E: 0 K: 1 S: 9 H: 0 LOB: 0 BB: 0 P: 12	R: 0 E: 0 K: 2 S: 14 H: 1 LOB: 2 BB: 1 P: 27	R: 2 E: 1 K: 0 S: 6 H: 3 LOB: 1 BB: 0 P: 11	R: 7 E: 0 K: 1 S: 18 H: 3 LOB: 0 BB: 4 P: 41	R: 0 E: 0 K: 0 S: 5 H: 1 LOB: 0 BB: 0 P: 7	R: 0 E: 0 K: 1 S: 12 H: 0 LOB: 0 BB: 0 P: 17	R: 0 E: 0 K: 0 S: 9 H: 0 LOB: 0 BB: 0 P: 12	1B: 7 2B: 1 3B: 0 HR: 2 SF: 0 SAC: 1 DP: 1 HBP: 0	WP: 0 PB: 0 SB: 2 CS: 1 PA: 39					

PITCHER		IP	WLS	BF	H	R	ER	SO	BB	IBB	HBP	BLK	WP	HR	S	P	ERA	WHIP
Livan Hernandez, R ERA: 3.79	(1, 1)	5.1	L	26	7	8	6	6	4	1	0	0	0	1	58	110	10.12	2.062
Luis Ayala, R ERA: 2.48	(6, 1)	0.1		3	2	2	2	0	0	0	0	0	0	1	4	7	54.00	6.000
Gary Majewski, R ERA:	(6, 1)	1.1		4	1	0	0	1	0	0	0	0	0	0	9	12	0.00	0.750
52 T.J. Tucker, R ERA: 4.11	(8, 1)	1.0		3	0	0	0	1	0	0	0	0	0	0	12	17	0.00	0.000
Claudio Vargas, R ERA: 5.26	(9, 1)	1.0		3	0	0	0	0	0	0	0	0	0	0	9	12	0.00	0.000

PITCHER	IP	WLS	BF	H	R	ER	SO	BB	IBB	HBP	BLK	WP	HR	S	P	ERA	WHIP

TOP

Los Angeles Dodgers @ Montreal Expos

Olympic Stadium, Montreal, QB

Thu Aug 26 2004, 7:05 PM EDT
Att. 18,520 - Unknown - 70 F

livebaseballscorecards.com

AB	33
R	10
H	10
RBI	10
BB	5
SO	8
LOB	10

Batter	1	2	3	4	5	6	7	8	9	AB	R	H	RBI	BB	SO	LOB
Brad Wilkerson, L (1, 3) OBP: 0.382, SLG: 0.488	P5		P2		G3		BB		K	4	0	0	0	1	1	1
Endy Chavez, L (1, 8) OBP: 0.316, SLG: 0.389	CS, BB			P2	G4-3		K		G6-3	2	0	0	0	1	0	0
Gary Majewski, R (6, 1)										0	0	0	0	0	0	0
Ryan Church, L (7, PH) OBP: 0.333, SLG: 0.286										1	0	0	0	0	1	3
52 T.J. Tucker, R (8, 1) OBP: 0.111, SLG: 0.111										0	0	0	0	0	0	0
Einar Díaz, R (9, 5) OBP: 0.299, SLG: 0.330										1	0	0	0	0	0	1
Tony Batista, R (1, 5) OBP: 0.267, SLG: 0.429	F7			F7		G5-3		L7		3	0	0	0	0	0	1
Henry Mateo, S (7, 4) OBP: 0.219, SLG: 0.219	SAFE									1	0	0	0	0	0	3
Juan Rivera, R (1, 9) OBP: 0.336, SLG: 0.442	SAFE, CS	2B		2B, 1B		G3		G6-3		4	1	2	0	0	0	0
(6, 8)	SAFE															
Terrmel Sledge, L (1, 7) OBP: 0.327, SLG: 0.402		P3		1-H, 2B		BB		HBP, 1B		3	0	2	1	1	0	1
Alex Gonzalez, R (1, 6) OBP: 0.270, SLG: 0.410		F8		G6-3		G3		G3-6-1, HBP		3	0	0	0	0	0	3
Claudio Vargas, R (8, PR) OBP: 0.048, SLG: 0.048										0	0	0	0	0	0	0
(9, 1)																
Brian Schneider, L (1, 2) OBP: 0.334, SLG: 0.431		F8			F8		1B, 2B		G3-6-1	4	0	1	0	0	0	3
Jamey Carroll, R (1, 4) OBP: 0.368, SLG: 0.400			G6-3		HR, 1B		BB, 1B		BB	3	1	2	0	1	0	0
(7, 5)																
(9, 6)																
Livan Hernandez, R (1, 1) OBP: 0.254, SLG: 0.413			G1-3		1-H, HR		K		K	2	1	1	2	0	0	0
Luis Ayala, R (6, 1) OBP: 0.375, SLG: 0.500										0	0	0	0	0	0	0
Ronald Calloway, L (6, 9) OBP: 0.211, SLG: 0.226										2	0	0	0	0	2	3
Inning Stats	R: 0 E: 0 K: 0 S: 10 H: 0 LOB: 0 BB: 1 P: 18	R: 0 E: 0 K: 0 S: 9 H: 1 LOB: 1 BB: 0 P: 14	R: 0 E: 0 K: 0 S: 9 H: 0 LOB: 0 BB: 0 P: 14	R: 1 E: 0 K: 0 S: 11 H: 2 LOB: 1 BB: 0 P: 19	R: 2 E: 0 K: 0 S: 14 H: 2 LOB: 0 BB: 0 P: 19	R: 0 E: 0 K: 0 S: 7 H: 0 LOB: 1 BB: 1 P: 14	R: 0 E: 0 K: 2 S: 17 H: 2 LOB: 3 BB: 1 P: 29	R: 0 E: 0 K: 0 S: 9 H: 1 LOB: 2 BB: 0 P: 15	R: 0 E: 0 K: 2 S: 10 H: 0 LOB: 1 BB: 1 P: 19	1B: 4 2B: 3 3B: 0 HR: 1	SF: 0 SAC: 0 DP: 1 HBP: 1						

PITCHER		IP	WLS	BF	H	R	ER	SO	BB	IBB	HBP	BLK	WP	HR	S	P	ERA	WHIP
Jeff Weaver, R ERA: 3.71	(1, 1)	6.0	W	24	5	3	3	0	2	0	0	0	0	1	60	98	4.50	1.167
Elmer Dessens, R ERA: 4.63	(7, 1)	0.1		4	2	0	0	1	1	0	0	0	0	0	10	21	0.00	9.000
43 Yhency Brazoban, R ERA: 0.75	(7, 1)	0.2		2	0	0	0	1	0	0	0	0	0	0	7	8	0.00	0.000
Masao Kida, R ERA:	(8, 1)	1.0		4	1	0	0	0	0	0	1	0	0	0	9	15	0.00	1.000
Eric Gagne, R ERA: 2.32	(9, 1)	1.0		4	0	0	0	2	1	0	0	0	0	0	10	19	0.00	1.000

PITCHER	IP	WLS	BF	H	R	ER	SO	BB	IBB	HBP	BLK	WP	HR	S	P	ERA	WHIP

BOTTOM

Los Angeles Dodgers @ Montreal Expos

Olympic Stadium, Montreal, QB

Thu Aug 26 2004, 7:05 PM EDT

Att. 18,520 - Unknown - 70 F

livebaseballscorecards.com

AB	33
R	3
H	8
RBI	3
BB	4
SO	4
LOB	19

Batter	1	2	3	4	5	6	7	8	9	AB	R	H	RBI	BB	SO	LOB
Freddy Guzman, S (1, 8) OBP: 0.294, SLG: 0.298	B C B B B 4-1 L5-3 BB		H 1-0 G4-6-3 HBP		C B X 1-1 ① F8		B B C X 2-1 DI 1B 1B 1B		B F B B F X 3-2 ② L5	3	1	1	0	1	0	0
Mark Loretta, R (1, 4) OBP: 0.396, SLG: 0.512	1 SAFE 1 SAFE C F X 0-2 ① ② L5-3 1-1		B X 1-0 ② ③ G4-6-3 1-2f		C B B X 2-1 ② L5		X 0-0 1B 1-2 1B		X 0-0 ③ G1-3	5	0	1	0	0	0	4
24 Brian Giles, L (1, 9) OBP: 0.374, SLG: 0.465	X 0-0 ③ G6-3			X 0-0 ① G4-3	X 0-0 FC5-4 1B		S B F S 1-3 ② K			4	0	1	0	0	1	2
Phil Nevin, R (1, 3) OBP: 0.387, SLG: 0.507		C B B B X 3-1 ① G1-3		C C B B X 2-2 ② F9	F B X 1-1 ③ FC5-4 1-2f		B B B C X 3-1 1-2 2-H 1B			4	0	1	1	0	0	1
Rich Aurilia, R (1, 5) OBP: 0.320, SLG: 0.358 Ricky Stone, R (6, 1) Humberto Quintero, R (7, PH) OBP: 0.303, SLG: 0.386 Scott Linebrink, R (7, 1) Marty McLeary, R (8, 1)		C B F B X 2-2 ② G6-3		B B C B X 3-1 BB 3 1B BB 1B	L B X 1-1 ① F8	F X 0-1 ③ F9				3 0 1 0 0	1 0 0 0 0	1 0 0 0 0	0 0 0 0 0	0 0 0 0 0	0 0 0 0 0	0 0 2 0 0
3 Khalil Greene, R (1, 6) OBP: 0.349, SLG: 0.419		F F C 0-3 ③ K		X 0-0 BB BB 1-2 1B	B F F B X 2-2 ② F8			C S X 0-2 ① G6-3		4	0	1	0	0	1	0
Ramon Hernandez, R (1, 2) OBP: 0.339, SLG: 0.462			C B B X 2-1 SH3-4 2B	B B B C 2 B SAFE 4-1 BB 1-2 2-3 BB	C B B X 2-1 ③ G5-3			C F B B F F X 2-2 ② G6-3		3	0	1	0	1	0	0
Jay Payton, R (1, 7) OBP: 0.303, SLG: 0.334			B B B C B 4-1 SH3-4 BB	B C S B B F F B 4-2 1-2 2-3 3-H BB		X 0-0 HR		F M B B C 2-3 ③ K		2	1	1	2	2	1	0
Dennis Tankersley, R (1, 1) OBP: 0.143, SLG: 0.143 Sean Burroughs, L (6, 5) OBP: 0.348, SLG: 0.362			X 0-0 ① SH3-4 1-2 2-3	S F S 0-3 ③ K		B X 1-0 ① G3			C B B F F X 2-2 ① G6-3	1 2	0 0	0 0	0 0	0 0	1 0	3 0
Inning Stats	R: 0 H: 0 E: 0 LOB: 0 K: 0 BB: 1 S: 5 P: 9	R: 0 H: 0 E: 0 LOB: 0 K: 1 BB: 0 S: 8 P: 13	R: 0 H: 1 E: 0 LOB: 2 K: 0 BB: 1 S: 5 P: 13	R: 1 H: 2 E: 0 LOB: 3 K: 1 BB: 2 S: 15 P: 28	R: 0 H: 1 E: 0 LOB: 1 K: 0 BB: 0 S: 7 P: 11	R: 0 H: 0 E: 0 LOB: 0 K: 0 BB: 0 S: 7 P: 12	R: 2 H: 4 E: 0 LOB: 2 K: 1 BB: 0 S: 12 P: 19	R: 0 H: 0 E: 0 LOB: 0 K: 1 BB: 0 S: 11 P: 15	R: 0 H: 0 E: 0 LOB: 0 K: 0 BB: 0 S: 8 P: 13	1B: 6 SF: 0 2B: 2 SAC: 1 3B: 0 DP: 2 HR: 1 HBP: 1						

PITCHER		IP	WLS	BF	H	R	ER	SO	BB	IBB	HBP	BLK	WP	HR	S	P	ERA	WHIP
Scott Downs, L ERA: 7.24	(1, 1)	7.0	W	32	8	3	3	3	4	0	1	0	0	1	59	105	3.86	1.714
52 T.J. Tucker, R ERA: 4.03	(8, 1)	1.0		3	0	0	0	1	0	0	0	0	0	0	11	15	0.00	0.000
Joey Eischen, L ERA: 3.18	(9, 1)	1.0		3	0	0	0	0	0	0	0	0	0	0	8	13	0.00	0.000

PITCHER	IP	WLS	BF	H	R	ER	SO	BB	IBB	HBP	BLK	WP	HR	S	P	ERA	WHIP

TOP

San Diego Padres @ Montreal Expos

Olympic Stadium, Montreal, QB

Fri Aug 27 2004, 7:05 PM EDT
Att. 8,165 - Unknown - 70 F

livebaseballscorecards.com

AB	32
R	3
H	8
RBI	3
BB	4
SO	4
LOB	12

1B: 6	SF: 0	WP: 0	PA: 38
2B: 2	SAC: 1	PB: 0	
3B: 0	DP: 2	SB: 0	
HR: 1	HBP: 1	CS: 0	

BOTTOM

San Diego Padres @ Montreal Expos

Olympic Stadium, Montreal, QB

Fri Aug 27 2004, 7:05 PM EDT

Att. 8,165 - Unknown - 70 F

livebaseballscorecards.com

Batter	1	2	3	4	5	6	7	8	9	AB	R	H	RBI	BB	SO	LOB
Brad Wilkerson, L (1, 3) OBP: 0.382, SLG: 0.496	HR	K			F8	1B 1-3 2-H 3-H		G3		5	2	2	3	0	1	1
Endy Chavez, L (1, 8) OBP: 0.322, SLG: 0.393	G3-1 1B 1B	S BB			HR 1B	2-H 3-H 1B		K		4	1	3	2	1	1	0
Tony Batista, R (1, 5) OBP: 0.270, SLG: 0.438	SAFE SAFE P3	K 1-2			1-H HR	BB 1B 1B		BB 3B 1B		5	2	3	2	0	1	3
Juan Rivera, R (1, 9) OBP: 0.340, SLG: 0.443	G3-1 1-2 1B		G6-3		F9	BB 1-2 1B		BB 1-2 3B BB		4	1	2	0	1	0	0
Terrmel Sledge, L (1, 7) OBP: 0.328, SLG: 0.407	G3-1 1-2 2-3		G4-3		K	BB 1-2 2-3		3B 1-H 2-H		4	0	1	2	1	1	2
Brian Schneider, L (1, 2) OBP: 0.330, SLG: 0.424	G3-1		G3-1			K L7		L6		5	0	0	0	0	1	6
Jamey Carroll, R (1, 4) OBP: 0.371, SLG: 0.399		E 1B PB BB		G5-3		E5 1B 2B 1B		P4		3	2	1	0	1	0	0
Maicer Izturis, S (1, 6) OBP: 0.500, SLG: 0.333		E8 G4-3 PB 1-3 1B		G3-1		2B BB		K		3	1	1	0	1	1	0
Scott Downs, L (1, 1) OBP: 0.167, SLG: 0.167		G4-3 1-3 3-H		G4-3		2B 1-2 2-3 1B		G4-3		3	1	1	0	0	0	1
52 T.J. Tucker, R (7, PH) OBP: 0.100, SLG: 0.100										1	0	0	0	0	0	0
(8, 1)										0	0	0	0	0	0	0
Joey Eischen, L (9, 1) OBP: 1.000, SLG: 1.000																

Inning Stats	1	2	3	4	5	6	7	8	9
	R: 1 E: 0 K: 0 S: 12 H: 3 LOB: 2 BB: 0 P: 27	R: 1 E: 1 K: 2 S: 13 H: 1 LOB: 2 BB: 2 P: 26	R: 0 E: 0 K: 0 S: 5 H: 0 LOB: 0 BB: 0 P: 9	R: 0 E: 0 K: 0 S: 11 H: 0 LOB: 0 BB: 0 P: 18	R: 2 E: 0 K: 1 S: 11 H: 2 LOB: 0 BB: 0 P: 18	R: 4 E: 1 K: 1 S: 14 H: 6 LOB: 3 BB: 2 P: 25	R: 0 E: 0 K: 1 S: 8 H: 0 LOB: 0 BB: 0 P: 11	R: 2 E: 0 K: 1 S: 18 H: 2 LOB: 1 BB: 1 P: 25	

AB	37
R	10
H	14
RBI	9
BB	5
SO	6
LOB	13

		1B	2B	3B	SF	SAC	DP	HBP	WP	PB	SB	CS	PA
		10	1	1	0	0	0	0	0	1	1	0	42

PITCHER		IP	WLS	BF	H	R	ER	SO	BB	IBB	HBP	BLK	WP	HR	S	P	ERA	WHIP
Dennis Tankersley, R ERA: 4.11	(1, 1)	5.1	L	26	7	6	5	4	3	0	0	0	0	2	56	107	8.44	1.875
Ricky Stone, R ERA: 5.72	(6, 1)	0.2		7	5	2	2	0	1	0	0	0	0	0	10	16	27.00	9.000
Scott Linebrink, R ERA: 1.95	(7, 1)	1.0		3	0	0	0	1	0	0	0	0	0	0	8	11	0.00	0.000
Marty McLeary, R ERA: 14.73	(8, 1)	1.0		6	2	2	2	1	1	0	0	0	0	0	18	25	18.00	3.000

PITCHER		IP	WLS	BF	H	R	ER	SO	BB	IBB	HBP	BLK	WP	HR	S	P	ERA	WHIP

Batter	1	2	3	4	5	6	7	8	9	AB	R	H	RBI	BB	SO	LOB
Freddy Guzman, S (1, 8) OBP: 0.268, SLG: 0.269	C F B B B C 3-3 ① K		C C B F X 1-2 ① F8	B F X 1-1 ② G6-3	X 0-0 ③ G3			C X 0-1 ① P3		5	0	0	0	0	1	1
Mark Loretta, R (1, 4) OBP: 0.397, SLG: 0.512	C F F X 0-2 2B		X 0-0 ② F9	C B B C B F B 4-2 24 1B 1B BB		B C B F X 2-2 ① G6-3		C X 0-1 ② F7		4	1	1	0	1	0	0
24 Brian Giles, L (1, 9) OBP: 0.376, SLG: 0.464	F C F F S 0-3 ② K		B F B F B F H 4-2 HR HBP	S F F B X 1-2 1B 1-2 1B		B X 1-0 ② G3-1		B C C H 2-2 HBP		3	2	1	0	0	1	1
Phil Nevin, R (1, 3) OBP: 0.389, SLG: 0.514	S B B C S 2-3 ③ K		B F X 1-1 1-H HR	B S B B C X 3-2 1B 1-3 2-H 1B		B B B B 4-0 FC6 BB		F F B B B 1 SAFE F X 3-2 ③ P6		4	1	2	3	1	1	2
Ryan Klesko, L (1, 7) OBP: 0.374, SLG: 0.406 Terrence Long, L (6, 7) OBP: 0.335, SLG: 0.414		X 0-0 ① P4	B B S S B B 4-1 1B BB	B B B X 3-0 1-2 3-H 1B		B C X 1-1 ③ FC6 1-2f			C B B S F B B 4-2 CS BB	3 0	0 0	1 0	1 0	1 1	0 0	1 0
Sean Burroughs, L (1, 5) OBP: 0.349, SLG: 0.362		C B B B F F X 3-2 3 1B 1B	C B B X 2-1 1-2 1B	X 0-0 ③ F7			C F B X 1-2 ① G3-1		C 1 SAFE 1 SAFE F 1 SAFE B B B 1 SAFE 3-3 ① ② F 1 SAFE S K 1-2	5	0	2	0	0	1	3
3 Khalil Greene, R (1, 6) OBP: 0.348, SLG: 0.416		X 0-0 ③ 1-2 1B	X 0-0 ③ F8		C B X 1-1 ① G6-3		C B F B F B F F X 3-2 ② G5-3		C F S 0-3 ③ K	5	0	1	0	0	1	2
Ramon Hernandez, R (1, 2) OBP: 0.344, SLG: 0.473		F B F B B X 2-2 ② P2		C B B X 2-1 HR	B B B B 4-0 44 SH1-4 BB		B S B B B 4-1 BB			2	1	1	1	2	0	2
44 Jake Peavy, R (1, 1) OBP: 0.224, SLG: 0.178 Scott Linebrink, R (7, 1) Akinori Otsuka, R (8, 1) Trevor Hoffman, R (9, 1)		C F B S 1-3 ③ K2-3		F F C 0-3 ① K	B F L X 1-2 ② SH1-4 1-2		F B B S F F X 2-2 ③ F9			3 0 0 0	0 0 0 0	0 0 0 0	0 0 0 0	0 0 0 0	2 0 0 0	3 0 0 0
Inning Stats	R: 0 H: 1 E: 0 LOB: 1 K: 3 BB: 0 S: 15 P: 20	R: 0 H: 2 E: 0 LOB: 2 K: 1 BB: 0 S: 12 P: 18	R: 2 H: 2 E: 0 LOB: 2 K: 0 BB: 1 S: 14 P: 26	R: 3 H: 4 E: 0 LOB: 2 K: 1 BB: 1 S: 19 P: 33	R: 0 H: 0 E: 0 LOB: 1 K: 0 BB: 1 S: 6 P: 12	R: 0 H: 0 E: 0 LOB: 1 K: 0 BB: 1 S: 6 P: 14	R: 0 H: 0 E: 0 LOB: 1 K: 0 BB: 1 S: 14 P: 24	R: 0 H: 0 E: 0 LOB: 1 K: 0 BB: 0 S: 10 P: 15	R: 0 H: 0 E: 0 LOB: 0 K: 2 BB: 1 S: 10 P: 17	1B: 6 SF: 0 2B: 2 SAC: 1 3B: 0 DP: 1 HR: 2 HBP: 2						WP: 0 PA: 43 PB: 0 SB: 0 CS: 1

PITCHER		IP	WLS	BF	H	R	ER	SO	BB	IBB	HBP	BLK	WP	HR	S	P	ERA	WHIP
22 John Patterson, R ERA: 4.64	(1, 1)	3.2	L	23	9	5	5	5	2	0	1	0	0	2	59	96	12.27	3.000
Claudio Vargas, R ERA: 5.14	(4, 1)	2.1		9	0	0	0	0	2	0	0	0	0	0	13	27	0.00	0.857
Gary Majewski, R ERA:	(7, 1)	1.0		4	0	0	0	0	1	0	0	0	0	0	14	24	0.00	1.000
Joe Horgan, L ERA: 2.64	(8, 1)	1.0		4	0	0	0	0	0	0	1	0	0	0	10	15	0.00	0.000
32 Chad Cordero, R ERA: 3.6	(9, 1)	1.0		3	0	0	0	2	1	0	0	0	0	0	10	17	0.00	1.000

PITCHER	IP	WLS	BF	H	R	ER	SO	BB	IBB	HBP	BLK	WP	HR	S	P	ERA	WHIP

San Diego Padres @ Montreal Expos

Olympic Stadium, Montreal, QB

Sat Aug 28 2004, 7:05 PM EDT

Att. 15,450 - Unknown - 72 F

TOP

livebaseballscorecards.com

AB	34
R	5
H	9
RBI	5
BB	6
SO	7
LOB	15

Batter	1	2	3	4	5	6	7	8	9	AB	R	H	RBI	BB	SO	LOB
Brad Wilkerson, L (1, 3) OBP: 0.380, SLG: 0.492	B B C X 2-1 SH5-3 2B 1B	B C F S 1-3 ② K			B X 1-0 ② P4		C F X 0-2 ③ F7		B F S S 1-3 ③ K	5	1	1	0	0	2	4
Endy Chavez, L (1, 8) OBP: 0.322, SLG: 0.391	X 0-0 ① SH5-3 1-2	C S B B X 2-2 ③ G1-3			C X 0-1 ③ G4-3			B C B B B 4-1 G3-1 BB BB		2	0	0	0	1	0	1
Tony Batista, R (1, 5) OBP: 0.270, SLG: 0.438	B C B F X 2-2 1B 2-H 2B		C C X 0-2 ① F7			F F B X 1-2 ① F7		C B S S 1-3 ① K		4	1	1	1	0	1	1
Juan Rivera, R (1, 9) OBP: 0.339, SLG: 0.438	C F B F B B F F 3-3 S ② K		X 0-0 ② P3			C X 0-1 ② P2		C B 1 SAFE B B S S B 4-2 G3-1 1-2 BB		3	0	0	0	1	1	1
Terrmel Sledge, L (1, 7) OBP: 0.327, SLG: 0.403	B B B C B 4-1 1B BB		C C X 0-2 ③ G3			F F B F X 1-2 ③ G3		C B F X 1-2 ② G3-1 1-2 2-3		3	0	0	0	1	0	2
Brian Schneider, L (1, 2) OBP: 0.329, SLG: 0.422	C X 0-1 1-3 2-H 1B			B X 1-0 ① L5			B F B F F B F F F 3-3 F S ① K	C X 0-1 ③ G3		4	0	1	1	0	1	2
Jamey Carroll, R (1, 4) OBP: 0.363, SLG: 0.389	B C B X 2-1 ③ G4-3			C C B B F S 2-3 ② K			B C X 1-1 E6 1B		C B S B S 2-3 ① K	4	0	0	0	0	2	2
Maicer Izturis, S (1, 6) OBP: 0.500, SLG: 0.714		C F B B X 2-2 22 SH1-4 2B		B X 1-0 ③ F9			B B C F S 2-3 ② K		C C B B X 2-2 2B	4	0	2	0	0	1	1
22 John Patterson, R (1, 1) OBP: 0.174, SLG: 0.136 Claudio Vargas, R (4, 1) OBP: 0.045, SLG: 0.045 Gary Majewski, R (7, 1) Henry Mateo, S (7, PH) OBP: 0.242, SLG: 0.242 Joe Horgan, L (8, 1) OBP: 0.250, SLG: 0.250 32 Chad Cordero, R (9, 1) Einar Diaz, R (9, PH) OBP: 0.297, SLG: 0.327		X 0-0 ① SH1-4 2-3			C C F S 0-3 ① K		S X 0-1 1-3 1B		C C S 0-3 ② K	0 1 0 1 0 0 1	0 0 0 0 0 0 0	0 0 0 1 0 0 1	0 0 0 0 0 0 1	0 1 0 0 0 0 1	0 0 0 0 0 0 1	0 0 0 0 0 0 1
Inning Stats	R: 2 E: 0 K: 1 S: 18 H: 3 LOB: 2 BB: 1 P: 31	R: 0 E: 0 K: 1 S: 10 H: 1 LOB: 1 BB: 0 P: 15	R: 0 E: 0 K: 0 S: 7 H: 0 LOB: 0 BB: 0 P: 7	R: 0 E: 0 K: 1 S: 6 H: 0 LOB: 0 BB: 0 P: 10	R: 0 E: 0 K: 1 S: 7 H: 0 LOB: 0 BB: 0 P: 8	R: 0 E: 0 K: 0 S: 9 H: 0 LOB: 0 BB: 0 P: 11	R: 0 E: 1 K: 2 S: 18 H: 1 LOB: 2 BB: 0 P: 24	R: 0 E: 0 K: 1 S: 11 H: 0 LOB: 2 BB: 2 P: 21	R: 0 E: 0 K: 3 S: 12 H: 1 LOB: 1 BB: 0 P: 17	1B: 3 2B: 3 3B: 0 HR: 0		SF: 0 SAC: 2 DP: 0 HBP: 0				

PITCHER		IP	WLS	BF	H	R	ER	SO	BB	IBB	HBP	BLK	WP	HR	S	P	ERA	WHIP
44 Jake Peavy, R ERA: 2.25	(1, 1)	6.2	W	27	5	2	2	6	1	0	0	0	0	0	72	103	2.70	0.900
Scott Linebrink, R ERA: 1.94	(7, 1)	0.1	H	1	0	0	0	0	0	0	0	0	0	0	3	3	0.00	0.000
Akinori Otsuka, R ERA: 2.04	(8, 1)	1.0	H	5	0	0	0	1	2	0	0	0	0	0	11	21	0.00	2.000
Trevor Hoffman, R ERA: 2.8	(9, 1)	1.0	S	4	1	0	0	3	0	0	0	0	0	0	12	17	0.00	1.000

PITCHER	IP	WLS	BF	H	R	ER	SO	BB	IBB	HBP	BLK	WP	HR	S	P	ERA	WHIP

BOTTOM

San Diego Padres @ Montreal Expos

Olympic Stadium, Montreal, QB

Sat Aug 28 2004, 7:05 PM EDT
Att. 15,450 - Unknown - 72 F

livebaseballscorecards.com

AB	32
R	2
H	6
RBI	2
BB	3
SO	10
LOB	15

WP: 0 PA: 37
PB: 0
SB: 0
CS: 0

Batter	1	2	3	4	5	6	7	8	9	AB	R	H	RBI	BB	SO	LOB
Freddy Guzman, S (1, 8) OBP: 0.262, SLG: 0.263	B C S X 1-2 G6-3 E 24 G6-3 1B		C F F X 0-2 ① G6-3	X 0-0 ③ F7		C X 0-1 ① G3 1-2		S B S S 1-3 ② K		5	1	1	0	0	1	5
Mark Loretta, R (1, 4) OBP: 0.397, SLG: 0.513	1 SAFE 1 SAFE B X 1-0 ① G6-3 1-3		C X 0-1 24 1B 1B	X 0-0 24 2B 2B	C F F D B F X 2-2 ②③ L5 2-2		C X 0-1 E6 24 1B 2-H 3-H			5	1	2	0	0	0	2
24 Brian Giles, L (1, 9) OBP: 0.378, SLG: 0.467	B B F F X 2-2 ② G6-3 3-H		C X 0-1 G6-4-3 1-2 1B	X 0-0 CS FC4-6 2-H 2B		B B F X 2-1 ① G5-3	B X 1-0 FC6-4 1-2 1B			5	1	3	2	0	0	0
Phil Nevin, R (1, 3) OBP: 0.389, SLG: 0.512 Blaine Neal, L (8, 1) Steve Watkins, R (9, 1)	C B X 1-1 HR 1B		X 0-0 ②③ G6-4-3 1-2f	D B B B 4-0 FC4-6 BB		B B F F F F B S 3-3 ② K	C C B F X 1-2 ③ FC6-4 1-2f			4	1	1	0	1	1	4
										0	0	0	0	0	0	0
										0	0	0	0	0	0	0
Ryan Klesko, L (1, 7) OBP: 0.375, SLG: 0.417 Jay Payton, R (7, 7) OBP: 0.302, SLG: 0.333	B X 1-0 1-H HR			S B B X 2-1 FC6-4 G4-3 1B 1B	C S B B S 2-3 ① K 2-3		C B F F F B B X 3-2 ③ G3		F F F X 0-2 ① F9	4	2	2	2	0	1	2
										1	0	0	0	0	0	0
Sean Burroughs, L (1, 5) OBP: 0.347, SLG: 0.359	B C S S F T 1-2 ③ K			B B D C F X 3-2 ① G4-3 1-2	B X 1-0 ② FC4-6 3 HR 1-2f 3-H			C H 1-1 1B 2B HBP	B F X 1-1 ② L8	4	2	0	1	0	1	2
3 Khalil Greene, R (1, 6) OBP: 0.350, SLG: 0.424		F F S 0-3 ① K	F B B S B F B 4-2 FC6-4 BB	B X 1-0 1-H HR				B F S X 1-2 ① F8	B X 1-0 E5 1B	4	1	2	2	1	1	1
Ramon Hernandez, R (1, 2) OBP: 0.342, SLG: 0.468		C C X 0-2 ② G5-3	B F X 1-1 ② FC6-4 1B 1-2f 2-3	B C B C X 2-2 ③ G5-3				B F F X 1-2 2B E 1-2 1B	X 0-0 ③ F8	5	1	1	0	0	0	3
David Wells, L (1, 1) OBP: 0.170, SLG: 0.133 Terrence Long, L (8, PH) OBP: 0.337, SLG: 0.420 Dave Hansen, L (8, 3) OBP: 0.386, SLG: 0.370		X 0-0 ③ G4-3	C B F X 1-2 1-2 3-H 1B		B X 1-0 E4 L5 G3			B C X 1-1 1-3 2-H E 2B		3	0	1	1	0	0	0
										1	1	1	1	0	0	0
										0	0	0	0	0	0	0
Inning Stats	R: 3 H: 3 E: 1 LOB: 0 K: 1 BB: 0 S: 14 P: 21	R: 0 H: 0 E: 0 LOB: 0 K: 1 BB: 0 S: 7 P: 7	R: 0 H: 2 E: 0 LOB: 1 K: 0 BB: 0 S: 9 P: 9	R: 1 H: 2 E: 0 LOB: 2 K: 0 BB: 1 S: 14 P: 25	R: 4 H: 3 E: 0 LOB: 0 K: 1 BB: 1 S: 10 P: 20	R: 0 H: 0 E: 1 LOB: 0 K: 0 BB: 0 S: 8 P: 11	R: 0 H: 0 E: 0 LOB: 0 K: 1 BB: 0 S: 11 P: 19	R: 3 H: 3 E: 1 LOB: 2 K: 1 BB: 0 S: 19 P: 26	R: 0 H: 1 E: 1 LOB: 1 K: 0 BB: 0 S: 8 P: 10	1B: 9 SF: 0 2B: 4 SAC: 0 3B: 0 DP: 2 HR: 2 HBP: 1						

PITCHER		IP	WLS	BF	H	R	ER	SO	BB	IBB	HBP	BLK	WP	HR	S	P	ERA	WHIP
Sun-Woo Kim, R ERA: 5.37	(1, 1)	4.0	L	22	9	7	5	2	2	0	0	0	0	1	46	68	11.25	2.750
Joey Eischen, L ERA: 2.92	(5, 1)	1.0		4	1	1	0	1	0	0	0	0	0	1	8	14	0.00	1.000
52 T.J. Tucker, R ERA: 3.88	(6, 1)	2.0		6	0	0	0	1	0	0	0	0	0	0	19	30	0.00	0.000
Gary Majewski, R ERA: 2.08	(8, 1)	2.0		12	4	3	1	1	0	0	1	0	0	0	27	36	4.50	2.000

PITCHER	IP	WLS	BF	H	R	ER	SO	BB	IBB	HBP	BLK	WP	HR	S	P	ERA	WHIP

TOP

San Diego Padres @ Montreal Expos

Olympic Stadium, Montreal, QB

Sun Aug 29 2004, 1:05 PM EDT
Att. 12,181 - Unknown - 70 F

livebaseballscorecards.com

AB	41
R	11
H	14
RBI	9
BB	2
SO	5
LOB	19

WP: 0 PA: 44
PB: 0
SB: 0
CS: 1

BOTTOM

Batter	1	2	3	4	5	6	7	8	9	AB	R	H	RBI	BB	SO	LOB
Brad Wilkerson, L (1, 3) OBP: 0.380, SLG: 0.490	C F B F X 1-2 ① P5		C X 0-1 1B		C B F F F B B C 3-3 ① K		B C S X 1-2 ② F8		C B C H 2-2 1-2 HBP	4	0	1	0	0	1	1
Einar Díaz, R (9, PR) OBP: 0.297, SLG: 0.327										0	0	0	0	0	0	0
Endy Chavez, L (1, 8) OBP: 0.320, SLG: 0.391	C C F B F X 1-2 ② G6-3		X 0-0 ① F9		C B X 1-1 1-H 2B		C B C X 1-2 ③ G4-3		B C B X 2-1 ③ G4-3	5	0	1	1	0	0	3
Tony Batista, R (1, 5) OBP: 0.270, SLG: 0.439	X 0-0 2B		F 1 SAFE 1 SAFE X 0-1 ② F7		C B B X 2-1 ② P6			B X 1-0 ① F8		4	0	1	0	0	0	2
Juan Rivera, R (1, 9) OBP: 0.338, SLG: 0.435	C F F X 0-2 ③ F8		B X 1-0 ③ G4-3		C B B D X 3-1 ③ G6-3			B X 1-0 G3-1 1B		4	0	1	0	0	0	3
Terrmel Sledge, L (1, 7) OBP: 0.329, SLG: 0.408		F C X 0-2 1B G1-3 1B		X 0-0 ① B1-3		X 0-0 G1-6-3 G4-3 2B		B C B B X 3-1 ② G3-1 1-2		4	2	2	0	0	0	1
Henry Mateo, S (1, 4) OBP: 0.243, SLG: 0.270		L F 1 SAFE F F F B F X 1-2 ① P4		B B C X 2-1 G3 2B		X 0-0 ① G1-6-3 2-3		B C F B B F F S 3-3 ③ K		4	0	1	0	0	1	3
Brian Schneider, L (1, 2) OBP: 0.328, SLG: 0.420	B 1 SAFE B F E X 2-2 G1-3 1-3 1B			B F B T X 2-2 ② G3 2-3		B S B F X 2-2 ② G4-3 3-H			C B F X 1-2 ① G4-3	4	0	1	1	0	0	1
Maicer Izturis, S (1, 6) OBP: 0.333, SLG: 0.455	C X 0-1 ② G1-3 1-2 3-H			C F B X 1-2 ③ G6-3		B X 1-0 ③ G5-3			C B X 1-1 ② G6-3	4	0	0	1	0	0	2
Sun-Woo Kim, R (1, 1) OBP: 0.150, SLG: 0.200	S B X 1-1 ③ G6-3				X 0-0 2B 1B		C S S 0-3 ① K		B B F C B F X 3-2 HBP 1B	1	0	0	0	0	0	1
Joey Eischen, L (5, 1) OBP: 1.000, SLG: 1.000										1	1	1	0	0	0	0
52 T.J. Tucker, R (6, 1) OBP: 0.091, SLG: 0.091										1	0	0	0	0	1	0
Gary Majewski, R (8, 1)										0	0	0	0	0	0	0
Jamey Carroll, R (9, PH) OBP: 0.367, SLG: 0.392										1	0	1	0	0	0	0
Inning Stats	R: 0 E: 0 K: 0 S: 14 H: 1 LOB: 1 BB: 0 P: 16	R: 1 E: 0 K: 0 S: 17 H: 2 LOB: 1 BB: 0 P: 21	R: 0 E: 0 K: 0 S: 6 H: 1 LOB: 1 BB: 0 P: 7	R: 0 E: 0 K: 0 S: 9 H: 1 LOB: 1 BB: 0 P: 14	R: 1 E: 0 K: 1 S: 13 H: 2 LOB: 1 BB: 0 P: 22	R: 1 E: 0 K: 0 S: 6 H: 1 LOB: 0 BB: 0 P: 9	R: 0 E: 0 K: 1 S: 9 H: 0 LOB: 0 BB: 0 P: 11	R: 0 E: 0 K: 1 S: 9 H: 1 LOB: 1 BB: 0 P: 17	R: 0 E: 0 K: 0 S: 13 H: 1 LOB: 2 BB: 0 P: 22	1B: 6 2B: 4 3B: 0 HR: 0	SF: 0 SAC: 0 DP: 0 HBP: 1					

PITCHER		IP	WLS	BF	H	R	ER	SO	BB	IBB	HBP	BLK	WP	HR	S	P	ERA	WHIP
David Wells, L ERA: 3.49	(1, 1)	7.0	W	29	8	3	3	2	0	0	0	0	0	0	74	100	3.86	1.143
Blaine Neal, R ERA: 2.84	(8, 1)	1.0		4	1	0	0	1	0	0	0	0	0	0	9	17	0.00	1.000
Steve Watkins, R ERA: 2.08	(9, 1)	1.0		5	1	0	0	0	0	0	1	0	0	0	13	22	0.00	1.000

PITCHER	IP	WLS	BF	H	R	ER	SO	BB	IBB	HBP	BLK	WP	HR	S	P	ERA	WHIP

San Diego Padres @ Montreal Expos

Olympic Stadium, Montreal, QB

Sun Aug 29 2004, 1:05 PM EDT
Att. 12,181 - Unknown - 70 F

livebaseballscorecards.com

AB	37
R	3
H	10
RBI	3
BB	0
SO	3
LOB	17

WP: 0 PB: 0 SB: 0 CS: 0 PA: 38

Chicago Cubs @ Montreal Expos

Olympic Stadium, Montreal, QB

Mon Aug 30 2004, 7:05 PM EDT

Att. 8,122 - Unknown - 70 F

TOP

livebaseballscorecards.com

Batter	1	2	3	4	5	6	7	8	9	AB	R	H	RBI	BB	SO	LOB
Corey Patterson, L (1, 8) OBP: 0.339, SLG: 0.474	G3		G4-3 3-H	FC3-6 S 1-2f			G3		K	5	0	0	1	0	1	2
Jose Macias, S (1, 5) OBP: 0.286, SLG: 0.370	G1-3		BB E 2B BB	P4 1-2			P2			3	1	0	0	1	0	1
Nomar Garciaparra, R (1, 6) OBP: 0.358, SLG: 0.504	G6-3		1 SAFE 1 SAFE E5 BB 2B 1-2		F9		G5-3			4	1	0	0	0	0	1
Moises Alou, R (1, 7) OBP: 0.343, SLG: 0.546		K	2B BB 1-2 2-3		F7			G5-4-3 1B		3	0	1	0	1	1	0
Sammy Sosa, R (1, 9) OBP: 0.341, SLG: 0.538		G6-3	2B 1-3 2-H 3-H		1B			G5-4-3 1-2f		4	0	2	2	0	0	1
25 Derrek Lee, R (1, 3) OBP: 0.361, SLG: 0.541		G6-3	K		F7			G6-3		4	0	0	0	0	1	3
Mark Grudzielanek, R (1, 4) OBP: 0.338, SLG: 0.413			1B 1B 1B	L8		G4-3			K	4	0	1	0	0	1	0
Paul Bako, L (1, 2) OBP: 0.256, SLG: 0.278			1B 1-2 E 1B	WP 1B 2B		F7			G4-3	4	2	2	0	0	0	0
Greg Maddux, R (1, 1) OBP: 0.179, SLG: 0.164			E9 1-H 2-3 G4-3 1B	FC3-6 2-H 1B		F7			1B	3	1	2	1	0	0	0
Kent Mercker, L (8, 1)										0	0	0	0	0	0	0
Tom Goodwin, L (9, PH) OBP: 0.277, SLG: 0.314										1	0	1	0	0	0	0
Jon Leicester, R (9, 1)										0	0	0	0	0	0	0
LaTroy Hawkins, R (9, 1)										0	0	0	0	0	0	0
Inning Stats	R: 0 E: 0 K: 0 S: 6 H: 0 LOB: 0 BB: 0 P: 8	R: 0 E: 0 K: 1 S: 6 H: 0 LOB: 0 BB: 0 P: 6	R: 4 E: 2 K: 1 S: 20 H: 4 LOB: 2 BB: 2 P: 35	R: 1 E: 0 K: 0 S: 8 H: 2 LOB: 1 BB: 0 P: 15	R: 0 E: 0 K: 0 S: 9 H: 1 LOB: 1 BB: 0 P: 9	R: 0 E: 0 K: 0 S: 7 H: 0 LOB: 0 BB: 0 P: 10	R: 0 E: 0 K: 0 S: 5 H: 0 LOB: 0 BB: 0 P: 5	R: 0 E: 0 K: 0 S: 6 H: 1 LOB: 0 BB: 0 P: 11	R: 0 E: 0 K: 2 S: 10 H: 1 LOB: 1 BB: 0 P: 13	1B: 7 2B: 2 3B: 0 HR: 0 SF: 0 SAC: 0 DP: 1 HBP: 0						

	AB	35
	R	5
	H	9
	RBI	4
	BB	2
	SO	4
	LOB	8

WP: 1 PA: 37
PB: 0
SB: 1
CS: 0

PITCHER	IP	WLS	BF	H	R	ER	SO	BB	IBB	HBP	BLK	WP	HR	S	P	ERA	WHIP
Rocky Biddle, R (1, 1) ERA: 7.17	5.0	L	24	7	5	2	2	2	0	0	0	1	0	49	73	3.60	1.800
Claudio Vargas, R (6, 1) ERA: 5.04	2.0		6	0	0	0	0	0	0	0	0	0	0	12	15	0.00	0.000
Luis Ayala, R (8, 1) ERA: 2.44	1.0		3	1	0	0	0	0	0	0	0	0	0	6	11	0.00	1.000
32 Chad Cordero, R (9, 1) ERA: 3.55	1.0		4	1	0	0	2	0	0	0	0	0	0	10	13	0.00	1.000

PITCHER	IP	WLS	BF	H	R	ER	SO	BB	IBB	HBP	BLK	WP	HR	S	P	ERA	WHIP

Chicago Cubs @ Montreal Expos

Olympic Stadium, Montreal, QB

Mon Aug 30 2004, 7:05 PM EDT

Att. 8,122 - Unknown - 70 F

BOTTOM

Batter	1	2	3	4	5	6	7	8	9	AB	R	H	RBI	BB	SO	LOB
Endy Chavez, L (1, 8) OBP: 0.317, SLG: 0.387	P6		G3-1		F7			G1-3		4	0	0	0	0	0	1
Jamey Carroll, R (1, 4) OBP: 0.359, SLG: 0.383	G6-3		G6-3			G4-3		G5-3		4	0	0	0	0	0	0
Tony Batista, R (1, 5) OBP: 0.272, SLG: 0.441	F8			G6-3		2B			FC6-4 1B	4	0	2	0	0	0	0
Juan Rivera, R (1, 9) OBP: 0.337, SLG: 0.433		SH1-4 1B FC3-2 1B		F8		K			FC6-4 1-2f HR	4	1	1	0	0	1	2
Terrmel Sledge, L (1, 3) OBP: 0.334, SLG: 0.427		FC3-2 SH1-4 1-2 1B		2B		F7			1-H HR	4	1	3	2	0	0	1
Ryan Church, L (1, 7) OBP: 0.278, SLG: 0.235		SH1-4 1-2 2-3		K			G4-3		K	3	0	0	0	0	2	1
Brian Schneider, L (1, 2) OBP: 0.330, SLG: 0.422		FC3-2 FC4-6 2-3 3-H			F9 2B		G3-1		BB	3	0	1	0	1	0	2
Maicer Izturis, S (1, 6) OBP: 0.250, SLG: 0.333		FC4-6 1-2f			F9		G4-3		F7	4	0	0	0	0	0	4
Rocky Biddle, R (1, 1) Henry Mateo, S (5, PH) OBP: 0.237, SLG: 0.263 Claudio Vargas, R (6, 1) OBP: 0.045, SLG: 0.045 Luis Ayala, R (8, 1) OBP: 0.375, SLG: 0.500 Einar Diaz, R (8, PH) OBP: 0.294, SLG: 0.324 32 Chad Cordero, R (9, 1)			G1-3		F9 2-3			F8		1 1 0 0 1 0	0 0 0 0 0 0	0 0 0 0 0 0	0 0 0 0 0 0	0 0 0 0 0 0	0 1 0 0 0 0	0 0 0 0 0 0
Inning Stats	R: 0 E: 0 K: 0 S: 7 H: 0 LOB: 0 BB: 0 P: 10	R: 0 E: 0 K: 0 S: 10 H: 2 LOB: 2 BB: 0 P: 13	R: 0 E: 0 K: 0 S: 12 H: 0 LOB: 0 BB: 0 P: 19	R: 0 E: 0 K: 1 S: 9 H: 1 LOB: 1 BB: 0 P: 15	R: 0 E: 0 K: 0 S: 16 H: 1 LOB: 1 BB: 0 P: 20	R: 0 E: 0 K: 1 S: 8 H: 1 LOB: 1 BB: 0 P: 13	R: 0 E: 0 K: 0 S: 7 H: 0 LOB: 0 BB: 0 P: 12	R: 0 E: 0 K: 0 S: 12 H: 0 LOB: 0 BB: 0 P: 17	R: 2 E: 0 K: 1 S: 16 H: 2 LOB: 1 BB: 1 P: 22	1B: 3 2B: 3 3B: 0 HR: 1 SF: 0 SAC: 1 DP: 0 HBP: 0			WP: 0 PB: 0 SB: 0 CS: 0	PA: 35		

livebaseballscorecards.com

AB	33
R	2
H	7
RBI	2
BB	1
SO	3
LOB	12

PITCHER	IP	WLS	BF	H	R	ER	SO	BB	IBB	HBP	BLK	WP	HR	S	P	ERA	WHIP
Greg Maddux, R (1, 1) ERA: 3.7	7.0	W	26	5	0	0	2	0	0	0	0	0	0	69	102	0.00	0.714
Kent Mercker, L (8, 1) ERA: 2.36	1.0		3	0	0	0	0	0	0	0	0	0	0	12	17	0.00	0.000
Jon Leicester, R (9, 1) ERA: 3.26	0.2		5	2	2	2	1	1	0	0	0	0	1	14	20	27.00	4.500
LaTroy Hawkins, R (9, 1) ERA: 2.76	0.1	S	1	0	0	0	0	0	0	0	0	0	0	2	2	0.00	0.000

PITCHER	IP	WLS	BF	H	R	ER	SO	BB	IBB	HBP	BLK	WP	HR	S	P	ERA	WHIP

Batter	1	2	3	4	5	6	7	8	9	AB	R	H	RBI	BB	SO	LOB
Corey Patterson, L (1, 8) OBP: 0.337, SLG: 0.471	C S B B S 2-3 ① K			B S X 1-1 ① G6-3	B X 1-0 ③ F7			B B F F F X 2-2 ② F9		3	0	0	0	0	1	2
Jose Macias, S (8, PH) OBP: 0.284, SLG: 0.368										1	0	0	0	0	0	1
(8, 8)																
25 Derrek Lee, R (1, 3) OBP: 0.360, SLG: 0.539	X 0-0 ② F9			S B C B B F X 3-2 BB 1B		B B X 2-0 ① G1-3		X 0-0 ③ F9		4	0	1	0	0	0	1
Nomar Garciaparra, R (1, 6) OBP: 0.358, SLG: 0.500	X 0-0 ③ F9			F B B B B 4-1 **1-2** BB		X 0-0 ② F7			X 0-0 1B	2	0	0	0	1	0	0
Ramon Martinez, R (8, 6) OBP: 0.316, SLG: 0.349										1	0	1	0	0	0	0
Moises Alou, R (1, 7) OBP: 0.343, SLG: 0.545		F B C X 1-2 16 F9-3 1B		B X 1-0 ② F8		C B S F X 1-2 ③ F9			C C B F S 1-3 ① K	3	0	1	0	0	0	2
Tom Goodwin, L (8, 7) OBP: 0.274, SLG: 0.310										1	0	0	0	0	1	1
Sammy Sosa, R (1, 9) OBP: 0.338, SLG: 0.532		F B B X 2-1 ① P4		S C B B F S 2-3 ③ K			C C B X 1-2 ① G6-3		X 0-0 ② P6	4	0	0	0	0	1	4
16 Aramis Ramirez, R (1, 5) OBP: 0.361, SLG: 0.572		C B S B F B 1 F X SAFE 3-2 ② ③ F9-3 **1-1**			B X 1-0 ① F7		B B B C F X 3-2 ② G5-3		B F X 1-1 ③ P4	4	0	0	0	0	0	2
Todd Walker, L (1, 4) OBP: 0.353, SLG: 0.473			B B F B F B 4-2 G1-6-3 BB		F B B F F F F B B 4-2 1B BB		F S F X 0-2 ③ G4-3			1	0	0	0	2	0	0
Michael Barrett, R (1, 2) OBP: 0.347, SLG: 0.497			C B X 1-1 ① ② G1-6-3 **1-2f**		S 1 C F B X SAFE 1-2 **1-2** 1B			B B B C B 4-1 FC4-6 BB		2	0	1	0	1	0	1
22 Mark Prior, R (1, 1) OBP: 0.240, SLG: 0.174			B S F B B F X 3-2 ③ P3		L B L B L 2-3 ② K			C C X 0-2 ① FC4-6 **1-2f**		2	0	0	0	0	1	2
Todd Wellemeyer, R (6, 1)										0	0	0	0	0	0	0
Glendon Rusch, L (7, 1) OBP: 0.125, SLG: 0.250										0	0	0	0	0	0	0
Mark Grudzielanek, R (7, 4) OBP: 0.337, SLG: 0.411										1	0	0	0	0	0	1
Inning Stats	R: 0 H: 0 E: 0 LOB: 0 K: 1 BB: 0 S: 5 P: 7	R: 0 H: 1 E: 0 LOB: 0 K: 0 BB: 0 S: 10 P: 16	R: 0 H: 0 E: 0 LOB: 0 K: 0 BB: 1 S: 8 P: 16	R: 0 H: 1 E: 0 LOB: 2 K: 1 BB: 1 S: 12 P: 23	R: 0 H: 1 E: 0 LOB: 2 K: 1 BB: 1 S: 13 P: 22	R: 0 H: 0 E: 0 LOB: 0 K: 0 BB: 0 S: 6 P: 9	R: 0 H: 0 E: 0 LOB: 0 K: 0 BB: 0 S: 10 P: 14	R: 0 H: 0 E: 0 LOB: 1 K: 0 BB: 1 S: 9 P: 15	R: 0 H: 1 E: 0 LOB: 1 K: 1 BB: 0 S: 8 P: 10	1B: 4 SF: 0 2B: 1 SAC: 0 3B: 0 DP: 2 HR: 0 HBP: 0						

Chicago Cubs @ Montreal Expos

Olympic Stadium, Montreal, QB

Tue Aug 31 2004, 7:05 PM EDT

Att. 7,162 - Unknown - 72 F

TOP

livebaseballscorecards.com

AB	29
R	0
H	4
RBI	0
BB	4
SO	4
LOB	17

WP: 0 PB: 0 SB: 0 CS: 0 PA: 33

PITCHER		IP	WLS	BF	H	R	ER	SO	BB	IBB	HBP	BLK	WP	HR	S	P	ERA	WHIP
Livan Hernandez, R ERA: 3.65	(1, 1)	8.0	W	29	3	0	0	3	4	0	0	0	0	0	73	122	0.00	0.875
52 T.J. Tucker, R ERA: 3.81	(9, 1)	1.0		4	1	0	0	1	0	0	0	0	0	0	8	10	0.00	1.000

PITCHER	IP	WLS	BF	H	R	ER	SO	BB	IBB	HBP	BLK	WP	HR	S	P	ERA	WHIP

Batter	1	2	3	4	5	6	7	8	9	AB	R	H	RBI	BB	SO	LOB
Brad Wilkerson, L (1, 3) OBP: 0.382, SLG: 0.497	C X 0-1 HR	B C X 1-1 ① F8		B S S F B F S 2-3 ② K		B B B B 4-0 FC6-4 1-2 BB	B C C B X 2-2 1-2 2-3 1B			4	1	2	1	1	1	0
Endy Chavez, L (1, 8) OBP: 0.321, SLG: 0.388	B X 1-0 S 2B 1B	B B F B F B X 3-2 1B		B B B C B 4-1 BB		B B C F F X 2-2 ② FC6-4 1-2f 2-3	X 0-0 ② F7			4	1	2	0	1	0	5
Tony Batista, R (1, 5) OBP: 0.269, SLG: 0.437	C 1 SAFE F F S 1-3 ① K	1 SAFE 1 S S B F S 1-3 ② K		C S S 0-3 ③ K		B C B S S 2-3 ③ K	S B F S 1-3 ③ K			5	0	0	0	0	5	8
Terrmel Sledge, L (1, 7) OBP: 0.332, SLG: 0.423	B B C 1 SAFE S F C 2-3 ② K 1-2	B F X 1-1 ③ F8			F B C B B F S 3-3 ① K		C B S F F X 1-2 BB BB 1B 1B	B B S C F B F F X 3-2 ① G6-3		5	1	1	0	0	2	2
Juan Rivera, R (1, 9) OBP: 0.341, SLG: 0.434	B B F B B B 4-1 2B BB		F B B F F X 2-2 ① G5-3		F F B F X 1-2 ② F7		C B 1 SAFE X 1-1 BB BB 1-2 FC6-4 1B	F F B B B X 3-2 1B		4	2	2	0	1	0	0
Alex Gonzalez, R (1, 6) OBP: 0.277, SLG: 0.414	B B X 2-0 1-H 2-H E 2B		C F F S 0-3 ② K		S B C B F F B B 4-2 BB		B B B 4-0 FC6-4 BB 1B 1-2 2-3 BB	B C B C F X 2-2 ② F9		3	2	1	2	2	1	1
Brian Schneider, L (1, 2) OBP: 0.331, SLG: 0.423	B X 1-0 E9 2-H 2B		B F C B B F S 2-3 ③ K		B F C B B B X 3-2 ③ P5		C F B B F B F F B 4-2 FC6-4 1-2 2-3 3-H BB	C C X 0-2 ③ F7		4	0	1	2	1	1	2
Maicer Izturis, S (1, 4) OBP: 0.300, SLG: 0.500	B B B C B 4-1 BB			B X 1-0 HR		C B C S 1-3 ① K	B F B F X 2-2 ① FC6-4 1B 1B 1-2f 2-3 3-H			3	1	1	2	1	1	2
Livan Hernandez, R (1, 1) OBP: 0.269, SLG: 0.418 52 T.J. Tucker, R (9, 1) OBP: 0.091, SLG: 0.091	B F B X 2-1 ③ G1-3			F F F F X 0-2 ① F8		F C X 0-2 FC6-4 BB 1B	F C B B X 2-2 1B 1-2 3-H 1B			4 0	0 0	2 0	1 0	0 0	0 0	2 0
Inning Stats	R: 4 E: 1 K: 2 S: 17 H: 4 LOB: 2 BB: 2 P: 33	R: 0 E: 0 K: 1 S: 10 H: 1 LOB: 1 BB: 0 P: 16	R: 0 E: 0 K: 2 S: 11 H: 0 LOB: 0 BB: 0 P: 15	R: 1 E: 0 K: 2 S: 15 H: 1 LOB: 1 BB: 1 P: 22	R: 0 E: 0 K: 1 S: 14 H: 0 LOB: 1 BB: 1 P: 25	R: 0 E: 0 K: 2 S: 13 H: 1 LOB: 2 BB: 1 P: 22	R: 3 E: 0 K: 1 S: 25 H: 4 LOB: 3 BB: 2 P: 42	R: 0 E: 0 K: 0 S: 17 H: 1 LOB: 1 BB: 0 P: 25		1B: 8 2B: 2 3B: 0 HR: 2 SF: 0 SAC: 0 DP: 0 HBP: 0						

PITCHER		IP	WLS	BF	H	R	ER	SO	BB	IBB	HBP	BLK	WP	HR	S	P	ERA	WHIP
22 Mark Prior, R ERA: 4.87	(1, 1)	5.0	L	25	6	5	5	8	4	0	0	0	0	2	67	111	9.00	2.000
Todd Wellemeyer, R ERA: 3.63	(6, 1)	1.0		8	3	3	3	2	2	0	0	0	0	0	20	35	27.00	5.000
Glendon Rusch, L ERA: 3.67	(7, 1)	2.0		10	3	0	0	1	1	0	0	0	0	0	35	54	0.00	2.000

PITCHER	IP	WLS	BF	H	R	ER	SO	BB	IBB	HBP	BLK	WP	HR	S	P	ERA	WHIP

BOTTOM

Chicago Cubs @ Montreal Expos

Olympic Stadium, Montreal, QB

Tue Aug 31 2004, 7:05 PM EDT
Att. 7,162 - Unknown - 72 F

livebaseballscorecards.com

AB	36
R	8
H	12
RBI	8
BB	7
SO	11
LOB	22

WP: 0 PA: 43
PB: 0
SB: 1
CS: 0

Batter	1	2	3	4	5	6	7	8	9	10	11	AB	R	H	RBI	BB	SO	LOB
Corey Patterson, L (1, 8) OBP: 0.334, SLG: 0.467	B B B C S S 3-3 K ①		X 0-0 B1-3 ③			S S B F S 1-3 K ①			L F B B S 2-3 K ①	S F B B S 2-3 K ③		5	0	0	0	0	4	2
25 Derrek Lee, R (1, 3) OBP: 0.359, SLG: 0.534	C C B B F F B S 3-3 K ②			B F C F B B B 4-2 BB		B X 1-0 L8 ②			B C B C F F C 2-3 K ②		X 0-0 F9 ①	4	0	0	0	1	2	0
Nomar Garciaparra, R (1, 6) OBP: 0.358, SLG: 0.498	S F B B X 2-2 P4 ③			X 0-0 P5 ①		B B F F X 2-2 F7 ③			X 0-0 1B 1B		F B S F X 1-2 BB 1B WP 1B	5	1	2	0	0	0	1
Moises Alou, R (1, 7) OBP: 0.343, SLG: 0.543		X 0-0 F7 ①		C X 0-1 F8 ②			C X 0-1 PO 1B		X 0-0 1-2 1B		B F B X 2-1 F8 ②	5	0	2	0	0	0	2
Sammy Sosa, R (1, 9) OBP: 0.339, SLG: 0.531		B B B X 3-0 16 1B 1B		C F B 1 SAFE B F X 2-2 L6 ③			B B B C F 1 SAFE S 3-3 K ①		B C S F F F C 1-3 K ③		B F S X 1-2 WP BB 1-2 1B	5	1	2	0	0	2	4
16 Aramis Ramirez, R (1, 5) OBP: 0.364, SLG: 0.573 Tom Goodwin, L (10, PR) OBP: 0.274, SLG: 0.310 Ramon Martinez, R (10, 5) OBP: 0.318, SLG: 0.349		F B S B B X 3-2 G1-6-3 1-3 1B			F F B B F X 2-2 G5-4-3 1B		B F F F F B F X 2-2 F7 ②			B F C F F F X 1-2 SH3 1B	D B B B B 4-0 WP 1-2 2-3 1B BB	4	0	3	0	0	0	1
												0	0	0	0	0	0	0
												0	0	0	0	0	1	0
Mark Grudzielanek, R (1, 4) OBP: 0.340, SLG: 0.413		S B C F X 1-2 G1-6-3 ② ③ 1-2f			C X 0-1 G5-4-3 1-2 1B		B C B C 1 SAFE 1 SAFE F B 1 SAFE 3-2 PO ③ 1-2	X 0-0 G5-3 ①		X 0-0 SH3 ① 1-2	B X 1-0 1-H 2-H 3-H 1B ③	4	0	2	1	0	0	2
Michael Barrett, R (1, 2) OBP: 0.344, SLG: 0.492			X 0-0 F8 ①		B X 1-0 G5-4-3 ① ② 1-2f 2-3			C F B B B F B X 3-2 G5-3 ②		B B C X 2-1 L9 ②		4	0	0	0	0	0	4
34 Kerry Wood, R (1, 1) OBP: 0.205, SLG: 0.278 Mike Remlinger, L (9, 1) Todd Walker, L (10, PH) OBP: 0.354, SLG: 0.473 LaTroy Hawkins, R (10, 1)			C S B B X 2-2 F9 ②		B B X 2-0 L9 ③			F B B B F S 2-3 K ③		I I I I 4-0 IBB		3	0	0	0	0	1	1
												0	0	0	0	0	0	0
												0	0	0	0	0	1	0
												0	0	0	0	0	0	0
Inning Stats	R: 0 E: 0 K: 2 S: 11 H: 0 LOB: 0 BB: 0 P: 19	R: 0 E: 0 K: 0 S: 9 H: 2 LOB: 1 BB: 0 P: 16	R: 0 E: 0 K: 0 S: 5 H: 0 LOB: 0 BB: 0 P: 7	R: 0 E: 0 K: 0 S: 10 H: 0 LOB: 1 BB: 1 P: 16	R: 0 E: 0 K: 0 S: 8 H: 2 LOB: 1 BB: 0 P: 13	R: 0 E: 0 K: 1 S: 8 H: 0 LOB: 0 BB: 0 P: 12	R: 0 E: 0 K: 1 S: 15 H: 1 LOB: 0 BB: 0 P: 23	R: 0 E: 0 K: 1 S: 8 H: 0 LOB: 0 BB: 0 P: 13	R: 0 E: 0 K: 3 S: 16 H: 2 LOB: 2 BB: 0 P: 21	R: 0 E: 0 K: 1 S: 12 H: 1 LOB: 2 BB: 1 P: 21	R: 2 E: 0 K: 0 S: 11 H: 3 LOB: 2 BB: 1 P: 20	1B: 11 2B: 0 3B: 0 HR: 0	SF: 0 SAC: 1 DP: 2 HBP: 0					

PITCHER		IP	WLS	BF	H	R	ER	SO	BB	IBB	HBP	BLK	WP	HR	S	P	ERA	WHIP
Tony Armas, R ERA: 3.86	(1, 1)	6.0		21	4	0	0	3	1	0	0	0	0	0	51	83	0.00	0.833
Gary Majewski, R ERA: 1.69	(7, 1)	1.0		3	1	0	0	1	0	0	0	0	0	0	15	23	0.00	1.000
Luis Ayala, R ERA: 2.41	(8, 1)	1.0		3	0	0	0	1	0	0	0	0	0	0	8	13	0.00	0.000
32 Chad Cordero, R ERA: 3.44	(9, 1)	2.0		10	3	0	0	4	0	1	0	0	0	0	28	42	0.00	1.500
Claudio Vargas, R ERA: 5.16	(11, 1)	1.0	L	6	3	2	2	0	1	0	0	0	1	0	11	20	18.00	4.000

PITCHER	IP	WLS	BF	H	R	ER	SO	BB	IBB	HBP	BLK	WP	HR	S	P	ERA	WHIP

TOP

Chicago Cubs @ Montreal Expos

Olympic Stadium, Montreal, QB

Wed Sep 01 2004, 7:05 PM EDT

Att. 5,837 - Unknown - 70 F

livebaseballscorecards.com

AB	39
R	2
H	11
RBI	1
BB	3
SO	9
LOB	17

WP: 1	PB: 0	SB: 0	CS: 0
PA: 44			

Batter	1	2	3	4	5	6	7	8	9	10	11	AB	R	H	RBI	BB	SO	LOB
Brad Wilkerson, L (1, 3) OBP: 0.381, SLG: 0.494	C B B S T 2-2 ① K			B B X 2-0 ① P2		B C F S 1-3 ② K		B F X 1-1 ③ G3-1			C B X 1-1 FC5-4 2-3 1B	5	0	1	0	0	2	3
Endy Chavez, L (1, 8) OBP: 0.317, SLG: 0.384	B B C F B F F S 3-3 ② K2-3			B B C B F X 3-2 ② L7		C C 1 SAFE 0-2 ③ CS 1-2	C B X 1-1 ① G6-3		B C L B B X 3-2 ① G4-3		F 1 SAFE S B X 1-2 ② FC5-4 1-2f 3-H	5	0	0	1	0	1	1
Tony Batista, R (1, 5) OBP: 0.267, SLG: 0.432	C C X 0-2 ③ F7			B X 1-0 ③ P4			B F X 1-1 ② F8		C B X 1-1 ② F8		X 0-0 ③ F8	5	0	0	0	0	0	1
Terrmel Sledge, L (1, 7) OBP: 0.331, SLG: 0.420		B F B F F S 2-3 ① K			C S 0-3 ① K		S C B F B B F X 3-2 WP 1B		C B X 1-1 ③ F7			4	0	1	0	0	2	0
Juan Rivera, R (1, 9) OBP: 0.343, SLG: 0.433		X 0-0 ② 1B			C S B B B X 2-2 ② F9		1 SAFE 1 SAFE B B B B C B 4-1 1-2 BB			C C T B S 1-3 ① K		3	0	1	0	1	1	0
Alex Gonzalez, R (1, 6) OBP: 0.272, SLG: 0.406		B B C S F C 2-3 ③ K			B C X 1-1 ③ G4-3		C C S 0-3 ③ K			B X 1-0 ② P3		4	0	0	0	0	2	2
Brian Schneider, L (1, 2) OBP: 0.330, SLG: 0.424		C F B F X 1-2 ① P4				F B X 1-1 1B 2B		B S F F B S 2-3 ① K			X 0-0 ③ P6	4	0	1	0	0	1	0
Maicer Izturis, S (1, 4) OBP: 0.292, SLG: 0.545		C B S B S 2-3 ② K				B 2 SAFE X 1-0 ① B1-4		C F F X 0-2 3B			B C X 1-1 ① F7	4	0	1	0	0	1	1
Tony Armas, R (1, 1) Henry Mateo, S (6, PH) OBP: 0.256, SLG: 0.282 Gary Majewski, R (7, 1) Luis Ayala, R (8, 1) OBP: 0.375, SLG: 0.500 Valentino Pascucci, R (8, PH) OBP: 0.333, SLG: 0.208 32 Chad Cordero, R (9, 1) Claudio Vargas, R (11, 1) OBP: 0.045, SLG: 0.045 Jamey Carroll, R (11, PH) OBP: 0.362, SLG: 0.393		C B F C 1-3 ③ K				C X 0-1 2-3 CS 1B		S B C T F S 1-3 ② K			C B F B B X 2-2 1B FC5-4 2B	1	0	0	0	0	1	0
												1	0	1	0	0	0	0
												0	0	0	0	0	0	0
												0	0	0	0	0	0	0
												1	0	0	0	0	1	1
												0	0	0	0	0	0	0
												0	0	0	0	0	0	0
												1	1	1	0	0	0	0
Inning Stats	R: 0 E: 0 K: 2 S: 11 H: 0 LOB: 0 BB: 0 P: 16	R: 0 E: 0 K: 2 S: 9 H: 1 LOB: 0 BB: 0 P: 13	R: 0 E: 0 K: 2 S: 10 H: 0 LOB: 0 BB: 0 P: 14	R: 0 E: 0 K: 0 S: 5 H: 0 LOB: 0 BB: 0 P: 11	R: 0 E: 0 K: 1 S: 8 H: 0 LOB: 0 BB: 0 P: 11	R: 0 E: 0 K: 1 S: 10 H: 2 LOB: 1 BB: 0 P: 13	R: 0 E: 0 K: 1 S: 13 H: 1 LOB: 2 BB: 1 P: 22	R: 0 E: 0 K: 2 S: 15 H: 1 LOB: 1 BB: 0 P: 19	R: 0 E: 0 K: 0 S: 7 H: 0 LOB: 0 BB: 0 P: 12	R: 0 E: 0 K: 1 S: 6 H: 0 LOB: 0 BB: 0 P: 8	R: 1 E: 0 K: 0 S: 12 H: 2 LOB: 1 BB: 0 P: 17	1B: 4 2B: 2 3B: 1 HR: 0	SF: 0 SAC: 0 DP: 0 HBP: 0			WP: 1 PB: 0 SB: 0 CS: 1	PA: 40		

PITCHER		IP	WLS	BF	H	R	ER	SO	BB	IBB	HBP	BLK	WP	HR	S	P	ERA	WHIP
34 Kerry Wood, R ERA: 3.3	(1, 1)	8.0		28	5	0	0	11	1	0	0	0	1	0	81	119	0.00	0.750
Mike Remlinger, L ERA: 3.29	(9, 1)	1.0		3	0	0	0	0	0	0	0	0	0	0	7	12	0.00	0.000
LaTroy Hawkins, R ERA: 2.81	(10, 1)	2.0	W	8	2	1	1	1	0	0	0	0	0	0	18	25	4.50	1.000

PITCHER	IP	WLS	BF	H	R	ER	SO	BB	IBB	HBP	BLK	WP	HR	S	P	ERA	WHIP

Chicago Cubs @ Montreal Expos

Olympic Stadium, Montreal, QB

Wed Sep 01 2004, 7:05 PM EDT
Att. 5,837 - Unknown - 70 F

BOTTOM

livebaseballscorecards.com

AB	38
R	1
H	7
RBI	1
BB	1
SO	12
LOB	9

Batter	1	2	3	4	5	6	7	8	9	AB	R	H	RBI	BB	SO	LOB
Rafael Furcal, S (1, 6) OBP: 0.361, SLG: 0.434	F B X 1-1 G6-3 ①		C C X 0-2 2B 1B	B B C F C 2-3 K ③			B B X 2-0 BB 10 1B 1B	F B X 1-1 G4-6-3 ① ② 1-2f		5	2	2	0	0	1	2
Marcus Giles, R (1, 4) OBP: 0.375, SLG: 0.417	C F B S 1-3 K ②		F 1 SAFE 1 SAFE B B B F F X 3-2 1B 1-H 2B		X 0-0 F9 ①		B X 1-0 10 1B BB 1-2 BB 1B	B S F F X 1-2 L7 ③		5	2	2	1	0	1	0
J.D. Drew, L (1, 9) OBP: 0.421, SLG: 0.578 Dewayne Wise, L (7, 9) OBP: 0.262, SLG: 0.432	C F B B S 2-3 K ③		B X 1-0 2-H 1B		C S B F X 1-2 G4-3 ②		S B B B B 4-1 BB 10 1B SF9 1-2 2-3 BB		B X 1-0 L9 ①	3	1	1	1	1	1	0
										1	0	0	0	0	0	0
10 Chipper Jones, S (1, 5) OBP: 0.363, SLG: 0.504		X 0-0 L9 ①	B B C B 2 SAFE D 4-1 BB		B C B B B 4-1 BB		F S X 0-2 SF9 BB E 1-2 2-3 3-H 1B		X 0-0 F7 ②	3	1	1	1	2	0	0
Julio Franco, R (1, 3) OBP: 0.372, SLG: 0.439 Adam LaRoche, L (9, PH) OBP: 0.327, SLG: 0.445 (9, 3)		B B F B B 4-1 G5-3 BB	C F B F X 1-2 P3 ③		B F B X 2-1 F8 ③		C B B B B 4-1 E 1-2 2-3 3-H BB		B C B X 2-1 1B	2	0	0	1	2	0	3
										1	0	1	0	0	0	0
Andruw Jones, R (1, 8) OBP: 0.349, SLG: 0.488		B X 1-0 G5-3 ② 1-2		X 0-0 G5-3 ①		B X 1-0 L7 ①	X 0-0 SF9 ② 2-3 3-H		C F S 0-3 K ③	4	0	0	1	0	1	2
Eli Marrero, R (1, 7) OBP: 0.398, SLG: 0.569		B B C B F F X 3-2 G5-3 ③		C B X 1-1 HR		B F F X 1-2 G6-3 ②	F C X 0-2 E6 1-2 3-H			4	1	1	1	0	0	2
Eddie Pérez, R (1, 2) OBP: 0.267, SLG: 0.313			C B F B X 2-2 G1-4-3 ①	X 0-0 G6-3 ②		X 0-0 L9 ③	F X 0-1 L9 ③			4	0	0	0	0	0	2
Paul Byrd, R (1, 1) OBP: 0.320, SLG: 0.261 Juan Cruz, R (9, 1) OBP: 0.333, SLG: 0.400			C S X 0-2 G5-3 ②	S F B B B X 3-2 1B			X 0-0 G6-3 ①	C B B B B 4-1 G4-6-3 BB		3	0	1	0	1	0	0
										0	0	0	0	0	0	0
Inning Stats	R: 0 E: 0 K: 2 S: 8 H: 0 LOB: 0 BB: 0 P: 12	R: 0 E: 0 K: 0 S: 7 H: 0 LOB: 1 BB: 1 P: 15	R: 2 E: 0 K: 0 S: 20 H: 3 LOB: 2 BB: 1 P: 31	R: 1 E: 0 K: 1 S: 10 H: 2 LOB: 1 BB: 0 P: 16	R: 0 E: 0 K: 0 S: 8 H: 0 LOB: 1 BB: 1 P: 15	R: 0 E: 0 K: 0 S: 5 H: 0 LOB: 0 BB: 0 P: 7	R: 4 E: 1 K: 0 S: 14 H: 3 LOB: 2 BB: 2 P: 25	R: 0 E: 0 K: 0 S: 8 H: 0 LOB: 0 BB: 1 P: 14	R: 0 E: 0 K: 1 S: 7 H: 1 LOB: 1 BB: 0 P: 10	1B: 7 2B: 1 3B: 0 HR: 1 SF: 1 SAC: 0 DP: 1 HBP: 0						

PITCHER		IP	WLS	BF	H	R	ER	SO	BB	IBB	HBP	BLK	WP	HR	S	P	ERA	WHIP
Scott Downs, L ERA: 7.22	(1, 1)	6.1	L	29	7	5	5	3	3	0	0	0	0	1	61	102	7.11	1.579
Joe Horgan, L ERA: 2.93	(7, 1)	0.0		2	1	0	0	0	1	0	0	0	0	0	4	8	∞	∞
52 T.J. Tucker, R ERA: 3.7	(7, 1)	1.2		7	0	2	1	0	2	0	0	0	0	0	15	25	5.40	1.200
Rocky Biddle, R ERA: 7.07	(9, 1)	1.0		4	1	0	0	1	0	0	0	0	0	0	7	10	0.00	1.000

PITCHER	IP	WLS	BF	H	R	ER	SO	BB	IBB	HBP	BLK	WP	HR	S	P	ERA	WHIP

TOP

Atlanta Braves @ Montreal Expos

Olympic Stadium, Montreal, QB

Fri Sep 03 2004, 7:05 PM EDT
Att. 8,617 - Unknown - 70 F

livebaseballscorecards.com

AB	35
R	7
H	9
RBI	6
BB	6
SO	4
LOB	11

WP: 0	PA: 42
PB: 0	
SB: 0	
CS: 0	

Atlanta Braves @ Montreal Expos

Olympic Stadium, Montreal, QB

Fri Sep 03 2004, 7:05 PM EDT

Att. 8,617 - Unknown - 70 F

livebaseballscorecards.com

BOTTOM

Batter	1	2	3	4	5	6	7	8	9	AB	R	H	RBI	BB	SO	LOB
Brad Wilkerson, L (1, 3) OBP: 0.381, SLG: 0.495	G4-3		BB		K			2B		3	0	1	0	1	1	1
Endy Chavez, L (1, 8) OBP: 0.314, SLG: 0.380	G4-3		G6-3			F7		K		4	0	0	0	0	1	2
Tony Batista, R (1, 5) OBP: 0.265, SLG: 0.429	L8			K		F8		G6-3		4	0	0	0	0	1	1
Juan Rivera, R (1, 9) OBP: 0.342, SLG: 0.428		G1-3		F9		K			BB	3	0	0	0	1	1	0
Terrmel Sledge, L (1, 7) OBP: 0.330, SLG: 0.418		G1		1B			G3-1		F8	4	0	1	0	0	0	1
Alex Gonzalez, R (1, 6) OBP: 0.272, SLG: 0.404		1B		K			K		K	4	0	1	0	0	3	2
Brian Schneider, L (1, 2) OBP: 0.327, SLG: 0.419		G3			P3		F8		K	4	0	0	0	0	1	2
Maicer Izturis, S (1, 4) OBP: 0.296, SLG: 0.600			G4-3		F7			G3 3B		3	1	1	0	0	0	0
Scott Downs, L (1, 1) OBP: 0.250, SLG: 0.143			F8		BB			G3 3-H		1	0	0	0	1	0	0
Joe Horgan, L (7, 1) OBP: 0.250, SLG: 0.250										0	0	0	0	0	0	0
52 T.J. Tucker, R (7, 1) OBP: 0.091, SLG: 0.091										0	0	0	0	0	0	0
Ryan Church, L (8, PH) OBP: 0.263, SLG: 0.222										1	0	0	1	0	0	0
Rocky Biddle, R (9, 1)										0	0	0	0	0	0	0
Inning Stats	R: 0 E: 0 K: 0 S: 8 H: 0 LOB: 0 BB: 0 P: 11	R: 0 E: 0 K: 0 S: 12 H: 1 LOB: 1 BB: 0 P: 17	R: 0 E: 0 K: 0 S: 8 H: 0 LOB: 1 BB: 1 P: 14	R: 0 E: 0 K: 2 S: 12 H: 1 LOB: 1 BB: 0 P: 17	R: 0 E: 0 K: 1 S: 11 H: 0 LOB: 1 BB: 1 P: 17	R: 0 E: 0 K: 1 S: 8 H: 0 LOB: 0 BB: 0 P: 9	R: 0 E: 0 K: 1 S: 7 H: 0 LOB: 0 BB: 0 P: 9	R: 1 E: 0 K: 1 S: 11 H: 2 LOB: 1 BB: 0 P: 13	R: 0 E: 0 K: 2 S: 11 H: 0 LOB: 1 BB: 1 P: 21	1B: 2 2B: 1 3B: 1 HR: 0 SF: 0 SAC: 0 DP: 0 HBP: 0						

AB	31
R	1
H	4
RBI	1
BB	3
SO	8
LOB	9

PITCHER		IP	WLS	BF	H	R	ER	SO	BB	IBB	HBP	BLK	WP	HR	S	P	ERA	WHIP
Paul Byrd, R ERA: 3.62	(1, 1)	8.0	W	30	4	1	1	6	2	0	0	0	0	0	77	107	1.12	0.750
Juan Cruz, R ERA: 2.59	(9, 1)	1.0		4	0	0	0	2	1	0	0	0	0	0	11	21	0.00	1.000

PITCHER	IP	WLS	BF	H	R	ER	SO	BB	IBB	HBP	BLK	WP	HR	S	P	ERA	WHIP

Batter	1	2	3	4	5	6	7	8	9	AB	R	H	RBI	BB	SO	LOB
Rafael Furcal, S (1, 6) OBP: 0.360, SLG: 0.433	X 0-0 ① L8	C B C X 1-2 S 2-3 3-H 1B	B X 1-0 ② G4-3 2-3		B F C B X 2-2 ③ G5-3			X 0-0 ① L4		3	0	1	1	0	0	1
Mark DeRosa, R (3, 6) OBP: 0.299, SLG: 0.326										2	0	0	0	0	0	0
Marcus Giles, R (1, 4) OBP: 0.372, SLG: 0.413	C F B S 1-3 ② K	S B B F F F C 2-3 ③ K 1-2 3-H	B X 1-0 ③ L7			B S X 1-1 ① P6		C S F X 0-2 FC4-6 1B		3	0	0	0	0	2	2
Nick Green, R (5, 4) OBP: 0.329, SLG: 0.402										2	0	1	0	0	0	0
J.D. Drew, L (1, 9) OBP: 0.423, SLG: 0.578	B B B C B 4-1 10 2B BB		B C F B F F F F B 4-2 F B HBP 10 BB HR BB	B F B B B X 3-2 ① F8		B C F F B X 2-2 10 G6-4-3 1B		B B B C C X 3-1 ② L7		2	2	1	0	2	0	0
Dewayne Wise, L (6, PR) OBP: 0.260, SLG: 0.429 (6, 9)										1	0	0	0	0	0	1
10 Chipper Jones, S (1, 5) OBP: 0.364, SLG: 0.505	B B F X 2-1 1-H 2B		B B B C B 4-1 HBP 1-2 HR BB	B B X 2-0 ② P5		X 0-0 ②③ G6-4-3 1-2f		B C X 1-1 ③ FC4-6 1-2f		3	1	1	1	1	0	1
Wilson Betemit, S (6, 5) OBP: 0.219, SLG: 0.167										1	0	0	0	0	0	1
Johnny Estrada, S (1, 2) OBP: 0.389, SLG: 0.477	B C F C 1-3 ③ K		B B C S B F H 4-2 1-2 2-3 HR HBP	X 0-0 1B			C F S 0-3 ① K		B X 1-0 BB 1B	4	1	2	0	0	2	1
Andruw Jones, R (1, 8) OBP: 0.350, SLG: 0.494		F C B F X 1-2 SH1-4 BB 1B 1B	X 0-0 1-H 2-H 3-H HR	X 0-0 ③ L8			X 0-0 ② G4-3		F C B S 1-3 ① K	5	2	2	4	0	1	2
Eli Marrero, R (9, 8) OBP: 0.398, SLG: 0.569										0	0	0	0	0	0	0
Adam LaRoche, L (1, 3) OBP: 0.332, SLG: 0.463		L C S 0-3 ① K	C B X 1-1 2B 2B		B B C X 2-1 HR		C B B B X 3-1 1B 1B		B C B F F S 2-3 ② K	5	2	3	1	0	2	2
Charles Thomas, L (1, 7) OBP: 0.388, SLG: 0.461		1 SAFE B B F F 1 SAFE B F B 4-2 1B SH1-4 E 1-2 BB	C B S D B S 3-3 ① K		F S S 0-3 ① K		C B B X 2-1 1-2 1B		B B C B B 4-1 1-2 BB	3	1	1	0	2	2	1
Russ Ortiz, R (1, 1) OBP: 0.148, SLG: 0.154	S B X 1-1 ② SH1-4 1-2 2-3	C B B X 2-1 G4-3 2-H 2B		X 0-0 ② F9			S F F F B X 1-2 ③ F8		B C C S 1-3 ③ K	4	0	1	1	0	1	4
Inning Stats	R: 1 E: 0 K: 2 S: 10 H: 1 LOB: 1 BB: 1 P: 18	R: 2 E: 0 K: 2 S: 19 H: 2 LOB: 1 BB: 1 P: 28	R: 5 E: 0 K: 1 S: 21 H: 3 LOB: 1 BB: 2 P: 41	R: 0 E: 0 K: 0 S: 6 H: 1 LOB: 1 BB: 0 P: 11	R: 1 E: 0 K: 1 S: 9 H: 1 LOB: 0 BB: 0 P: 13	R: 0 E: 0 K: 0 S: 7 H: 1 LOB: 1 BB: 0 P: 10	R: 0 E: 0 K: 1 S: 13 H: 2 LOB: 2 BB: 0 P: 19	R: 0 E: 0 K: 0 S: 9 H: 1 LOB: 1 BB: 0 P: 13	R: 0 E: 0 K: 3 S: 12 H: 1 LOB: 2 BB: 1 P: 21	1B: 8 2B: 3 3B: 0 HR: 2 SF: 0 SAC: 1 DP: 1 HBP: 1						

TOP

Atlanta Braves @ Montreal Expos

Olympic Stadium, Montreal, QB

Sat Sep 04 2004, 7:05 PM EDT
Att. 9,772 - Unknown - 70 F

livebaseballscorecards.com

AB	38
R	9
H	13
RBI	8
BB	5
SO	10
LOB	16

WP: 0 PB: 0 SB: 1 CS: 0 PA: 45

PITCHER		IP	WLS	BF	H	R	ER	SO	BB	IBB	HBP	BLK	WP	HR	S	P	ERA	WHIP
22 John Patterson, R ERA: 5.16	(1, 1)	2.0	L	14	3	6	5	4	4	0	1	0	0	0	40	69	22.50	3.500
Joe Horgan, L ERA: 3.41	(3, 1)	1.0		6	3	2	2	1	0	0	0	0	0	1	10	18	18.00	3.000
Claudio Vargas, R ERA: 5.15	(4, 1)	2.0		8	2	1	1	1	0	0	0	0	0	1	15	24	4.50	1.000
Gary Majewski, R ERA: 1.08	(6, 1)	3.0		12	4	0	0	1	0	0	0	0	0	0	29	42	0.00	1.333
Joey Eischen, L ERA: 2.7	(9, 1)	1.0		5	1	0	0	3	1	0	0	0	0	0	12	21	0.00	2.000

PITCHER	IP	WLS	BF	H	R	ER	SO	BB	IBB	HBP	BLK	WP	HR	S	P	ERA	WHIP

Batter	1	2	3	4	5	6	7	8	9	AB	R	H	RBI	BB	SO	LOB
Brad Wilkerson, L (1, 3) OBP: 0.380, SLG: 0.493	C B T B X 2-2 F7 ①			C S S 0-3 K ①		B C X 1-1 G1-6-3 ②③ 1-2f			B B B C B 4-1 BB BB	2	0	0	0	0	1	0
Henry Mateo, S (6, 7) OBP: 0.268, SLG: 0.275										1	0	0	0	1	0	2
Jamey Carroll, R (1, 4) OBP: 0.365, SLG: 0.388	C F X 0-2 G4-3 ②			C B B S B F X 3-2 G5-3 ②			B B B B 4-0 BB		C B B B C B F B 4-2 1-2 BB	2	0	0	0	2	0	0
Tony Batista, R (1, 5) OBP: 0.263, SLG: 0.425	C X 0-1 F7 ③			B X 1-0 G6-3 ③			C B B B F B S 3-3 K ①		C D S X 1-2 F9 ②	4	0	0	0	0	1	3
Terrmel Sledge, L (1, 7) OBP: 0.326, SLG: 0.413 (6, 9)		X 0-0 F9 ①			B C C S 1-3 K ①		B F S X 1-2 L5 ②		B B C X 2-1 L3 ③	4	0	0	0	0	1	3
Ryan Church, L (1, 8) OBP: 0.227, SLG: 0.190		C B S S 1-3 K ②			F B X 1-1 G4-3 ②		F S B X 1-2 G4-3 ③			3	0	0	0	0	1	1
Valentino Pascucci, R (1, 9) OBP: 0.303, SLG: 0.185 (6, 3)		B C B X 2-1 G5-3 ③			X 0-0 G5-3 ③			X 0-0 G5-3 ①		3	0	0	0	0	0	0
Einar Díaz, R (1, 2) OBP: 0.303, SLG: 0.333			C B X 1-1 F7 ①			X 0-0 S 1B 1B		B X 1-0 G6-3 1B		3	0	2	0	0	0	0
Maicer Izturis, S (1, 6) OBP: 0.300, SLG: 0.571			C B X 1-1 F7 ②			C B S B B B X 3-2 G1-6-3 1-2 1B		C F X 0-2 G6-3 ②③ 1-2f		3	0	1	0	0	0	1
22 John Patterson, R (1, 1) OBP: 0.174, SLG: 0.136 Joe Horgan, L (3, 1) OBP: 0.250, SLG: 0.250 Juan Rivera, R (3, PH) OBP: 0.341, SLG: 0.427 Claudio Vargas, R (4, 1) OBP: 0.045, SLG: 0.045 Gary Majewski, R (6, 1) Joey Eischen, L (9, 1) OBP: 0.667, SLG: 0.667			C B X 1-1 G3 ③			M B L S 1-3 K ① 2-3			F X 0-1 G1-3 ①	0 0 1 0 1 1	0 0 0 0 0 0	0 0 0 0 0 0	0 0 0 0 0 0	0 0 0 0 1 0	0 0 0 0 2 0	0 0 0 0 0 0
Inning Stats	R: 0 H: 0 E: 0 LOB: 0 K: 0 BB: 0 S: 8 P: 10	R: 0 H: 0 E: 0 LOB: 0 K: 1 BB: 0 S: 6 P: 9	R: 0 H: 0 E: 0 LOB: 0 K: 0 BB: 0 S: 6 P: 9	R: 0 H: 0 E: 0 LOB: 0 K: 1 BB: 0 S: 8 P: 12	R: 0 H: 0 E: 0 LOB: 0 K: 1 BB: 0 S: 6 P: 8	R: 0 H: 2 E: 0 LOB: 1 K: 1 BB: 0 S: 9 P: 14	R: 0 H: 0 E: 0 LOB: 1 K: 1 BB: 1 S: 9 P: 18	R: 0 H: 1 E: 0 LOB: 0 K: 0 BB: 0 S: 5 P: 6	R: 0 H: 0 E: 0 LOB: 2 K: 0 BB: 2 S: 11 P: 22	1B: 3 SF: 0 2B: 0 SAC: 0 3B: 0 DP: 2 HR: 0 HBP: 0						

PITCHER		IP	WLS	BF	H	R	ER	SO	BB	IBB	HBP	BLK	WP	HR	S	P	ERA	WHIP
Russ Ortiz, R ERA: 3.67	(1, 1)	9.0	W	31	3	0	0	5	3	0	0	0	0	0	68	108	0.00	0.667

PITCHER	IP	WLS	BF	H	R	ER	SO	BB	IBB	HBP	BLK	WP	HR	S	P	ERA	WHIP

BOTTOM

Atlanta Braves @ Montreal Expos

Olympic Stadium, Montreal, QB

Sat Sep 04 2004, 7:05 PM EDT

Att. 9,772 - Unknown - 70 F

livebaseballscorecards.com

AB	28
R	0
H	3
RBI	0
BB	3
SO	5
LOB	12

WP: 0 PA: 31
PB: 0
SB: 1
CS: 0

Batter	1	2	3	4	5	6	7	8	9	10	11	12	AB	R	H	RBI	BB	SO	LOB
Rafael Furcal, S (1, 6) OBP: 0.356, SLG: 0.427	C X 0-1 G4-3 ①		C C X 0-2 F7 ②		F F B X 1-2 F9 ②		C C B X 1-2 FC3-2 ② 2-3 3-H	B F X 1-1 G1-6-3 ③		B 1 SAFE S S F 1 SAFE F F C 2-3 K ③			6	0	0	0	0	1	9
Marcus Giles, R (1, 4) OBP: 0.368, SLG: 0.411	B S X 1-1 2B		C X 0-1 G4-3 ③		X 0-0 G4-3 ③		C X 0-1 F8 ③		B X 1-0 E5 FC1-5		F B F F S 1-3 K ①		6	0	1	0	0	1	4
J.D. Drew, L (1, 9) OBP: 0.428, SLG: 0.584	B B F B C F B 4-2 10 L8-3 BB			B F B S S B F B 4-2 BB		B B F C F C X 2-2 HR		B B C F B 4-1 SH3-4 10 1B BB BB	B X 1-0 FC1-5 10 BB 2-3 ①		F B B B B 4-1 BB		2	2	1	1	4	0	1
10 Chipper Jones, S (1, 5) OBP: 0.364, SLG: 0.501	F B B F B X 3-2 L8-3 ② ③ 1-1			C F B B B 1 SAFE F B F X 3-2 F7 ①		S F B X 1-2 G3 ①		C 1 SAFE C B B 1 SAFE F X 2-2 BB SH3-4 1-2 FC3-2 1B	B O B B 4-0 1-2 BB		F C 1 SAFE B F D F F S 2-3 K ②		5	0	1	0	1	1	4
Johnny Estrada, S (1, 2) Juan Cruz, R (11, 1) OBP: 0.333, SLG: 0.400		C B X 1-1 F8 ①		1 SAFE B C X 1-1 F7 ②		B F X 1-1 P4 ②		X 0-0 SH3-4 ① 1-2 2-3	F F B F S 1-3 K ②		X 0-0 F7 ③		5 0	0 0	0 0	0 0	0 0	1 0	4 0
Andruw Jones, R (1, 8) OBP: 0.350, SLG: 0.491		F F B B X 2-2 1B		B C C F X 1-2 F7 ③		S F B B B S 3-3 K ③		I I I I 4-0 FC3-2 BB HBP IBB	B F B B C S 3-3 K ③			S F S 0-3 K ①	5	1	1	0	1	3	3
Adam LaRoche, L (1, 3) OBP: 0.336, SLG: 0.462 Nick Green, R (7, PR) OBP: 0.329, SLG: 0.402 Tom Martin, L (7, 1) Eli Marrero, R (8, PH) OBP: 0.401, SLG: 0.569 Chris Reitsma, R (8, 1) Antonio Alfonseca, R (9, 1) Dewayne Wise, L (10, PH) OBP: 0.263, SLG: 0.430 (10, 7)	B S X 1-1 F8 ②		B S F B B B F F B 4-2 FC1-5 BB BB	C F B F B B B B B 4-2 SH2-3 1B FC3-2 BB	B S B B B F F B 4-2 HBP FC3-2 1-2 2-3 3-H BB			B C X 1-1 P5 ①			C B X 1-1 1B	1 0 0 0 0 0 0 2	0 0 0 0 0 0 0 0	0 0 0 1 0 0 0 1	0 0 0 1 0 0 0 0	2 0 0 0 0 0 0 0	0 0 0 0 0 0 0 0	1 0 0 0 0 0 0 0
Charles Thomas, L (1, 7) OBP: 0.394, SLG: 0.459 Kevin Gryboski, R (10, 1) Eddie Pérez, R (11, 2) OBP: 0.265, SLG: 0.311	B C X 1-1 G4-3 ③		C B B B B B 4-1 FC1-5 1-2 BB	B C C F X 1-2 FC3-2 SH2-3 1-2 1B	B X 1-0 FC3-2 HBP 1-2 2-3 3-Hf ②			C B B B B B 4-1 BB		F S 1 SAFE X 0-2 F8 ②		3 0 1	0 0 0	1 0 0	0 0 0	2 0 0	0 0 0	4 0 1
John Thomson, R (1, 1) OBP: 0.204, SLG: 0.222 Julio Franco, R (7, PH) OBP: 0.371, SLG: 0.436 (7, 3)		X 0-0 L1 ①	B C X 1-1 FC1-5 ③ 1-2 2-3f				X 0-0 SH2-3 ① 1-2 2-3	B S H 2-1 1-2 2-3 3-H HBP		1 SAFE F 1 SAFE B 1 SAFE 1 S S 1-3 K ②		C B X 1-1 L9 ③	2 2	0 0	0 0	0 1	0 0	0 1	2 2

Inning Stats	1	2	3	4	5	6	7	8	9	10	11	12
	R: 0 H: 1 E: 0 LOB: 1 K: 0 BB: 1 S: 10 P: 18	R: 0 H: 1 E: 0 LOB: 1 K: 0 BB: 0 S: 9 P: 14	R: 0 H: 0 E: 0 LOB: 0 K: 0 BB: 0 S: 6 P: 6	R: 0 H: 0 E: 0 LOB: 1 K: 0 BB: 1 S: 14 P: 23	R: 0 H: 0 E: 0 LOB: 2 K: 0 BB: 2 S: 11 P: 21	R: 1 H: 1 E: 0 LOB: 0 K: 1 BB: 0 S: 12 P: 19	R: 0 H: 1 E: 0 LOB: 2 K: 0 BB: 1 S: 13 P: 19	R: 2 H: 1 E: 0 LOB: 3 K: 0 BB: 3 S: 13 P: 31	R: 0 H: 0 E: 1 LOB: 2 K: 2 BB: 1 S: 9 P: 19	R: 0 H: 0 E: 0 LOB: 2 K: 2 BB: 1 S: 11 P: 19	R: 0 H: 0 E: 0 LOB: 1 K: 2 BB: 1 S: 12 P: 19	R: 0 H: 1 E: 0 LOB: 1 K: 1 BB: 0 S: 10 P: 12

PITCHER		IP	WLS	BF	H	R	ER	SO	BB	IBB	HBP	BLK	WP	HR	S	P	ERA	WHIP
Livan Hernandez, R ERA: 3.57	(1, 1)	7.0		29	4	1	1	1	5	0	0	0	0	1	75	120	1.29	1.286
Joey Eischen, L ERA: 3.95	(8, 1)	0.1	H	4	1	2	2	0	1	1	0	0	0	0	6	16	54.00	6.000
Luis Ayala, R ERA: 2.39	(8, 1)	0.2	B	4	0	0	0	0	1	0	1	0	0	0	7	15	0.00	1.500
Joe Horgan, L ERA: 3.34	(9, 1)	0.2		4	0	0	0	1	1	0	0	0	0	0	6	13	0.00	1.500
32 Chad Cordero, R ERA: 3.33	(9, 1)	2.1		9	0	0	0	5	2	0	0	0	0	0	26	44	0.00	0.857

PITCHER		IP	WLS	BF	H	R	ER	SO	BB	IBB	HBP	BLK	WP	HR	S	P	ERA	WHIP
52 T.J. Tucker, R ERA: 3.63	(12, 1)	1.0	W	4	1	0	0	1	0	0	0	0	0	0	10	12	0.00	1.000

TOP

Atlanta Braves @ Montreal Expos

Olympic Stadium, Montreal, QB

Sun Sep 05 2004, 1:05 PM EDT

Att. 10,015 - Unknown - 70 F

livebaseballscorecards.com

AB	40
R	3
H	6
RBI	3
BB	11
SO	8
LOB	35

1B: 4	SF: 0	WP: 0	PA: 54
2B: 2	SAC: 2	PB: 0	
3B: 0	DP: 1	SB: 0	
HR: 1	HBP: 1	CS: 0	

Batter	1	2	3	4	5	6	7	8	9	10	11	12	AB	R	H	RBI	BB	SO	LOB
Brad Wilkerson, L (1, 3) OBP: 0.378, SLG: 0.495	X 0-0 HR	B B B C C S 3-3 ① K			B B C B F X 3-2 ② F7		C B X 2-1 ② F6		S S B X 1-2 ① F8			B C X 1-1 ① F7	6	1	1	1	0	1	5
Endy Chavez, L (1, 8) OBP: 0.315, SLG: 0.382	C B X 1-1 ① L5	B F B X 2-1 ② ③ G1-2-3 3-Hf			B X 1-0 3B		X 0-0 ③ FC6-4 1-2f		C X 0-1 ② G6-3			B B B B 4-0 2B BB	5	1	1	0	1	0	5
Tony Batista, R (1, 5) OBP: 0.262, SLG: 0.424	B X 1-0 ② G6-3		X 0-0 ① P3		C B X 1-1 ③ F8			C C B S 1-3 ① K	C B B F F F X 2-2 ③ G6-3			C 1 SAFE 1 SAFE C X 0-2 1-H 2B	6	0	1	1	0	1	1
Juan Rivera, R (1, 9) OBP: 0.342, SLG: 0.426	B X 1-0 S 1B		C B B B C B X 3-2 ② L4			B C S B X 2-2 ① F9		B B X 2-1 1B 1B E 1B		F B X 1-1 ① G5-3			5	1	2	0	0	0	0
Terrmel Sledge, L (1, 7) OBP: 0.322, SLG: 0.406	C 1 SAFE F F F 1 SAFE B X 1-2 ③ G4-3 1-2		C S B B X 2-2 ③ G3			B X 1-0 ② B1-3		B B X 2-0 ② F8		C B B C B X 3-2 ② F7			5	0	0	0	0	0	2
Alex Gonzalez, R (1, 6) OBP: 0.279, SLG: 0.405		X 0-0 BB 1B 1B 1B		B B B 4-0 G1-6-3 BB		C B F S 1-3 ③ K		1 SAFE B B X 2-0 E 1-2 1B		C B X 1-1 ③ P3			4	1	2	0	1	1	0
Brian Schneider, L (1, 2) OBP: 0.333, SLG: 0.425		X 0-0 ① ② 1B BB 1-2 G1-2-3 1B		X 0-0 ① ② G1-6-3 1-2f			C B X 1-1 SH3-4 1B	B S B B F X 3-2 E5 HBP 1-3 2-H 1B			B F B F F X 2-2 G5-4-3 1B		5	0	4	0	0	0	1
Maicer Izturis, S (1, 4) OBP: 0.324, SLG: 0.533		B C B B C B 2 SAFE 4-2 1B 1-2 2-3 BB		X 0-0 ③ G4-3			L X 0-1 ① SH3-4 1-2	B L S B H 3-2 1-2 HBP			1 SAFE B B B C X 2-1 ① B5		2	0	0	0	1	0	1
Livan Hernandez, R (1, 1) OBP: 0.000, SLG: 0.000 Valentino Pascucci, R (7, PH) OBP: 0.429, SLG: 0.714 Joey Eischen, L (8, 1) OBP: 0.000, SLG: 0.667 Luis Ayala, R (8, 1) OBP: 0.000, SLG: 0.000 Henry Mateo (8, PH) OBP: 0.667, SLG: 0.667 Joe Horgan (9, 1) OBP: 0.000, SLG: 0.000 32 Chad Cordero, R (9, 1) OBP: 0.000, SLG: 0.000 Ryan Church, L (11, PH) OBP: 0.417, SLG: 0.762 52 T.J. Tucker, R (12, 1) OBP: 0.000, SLG: 0.000		C X 0-1 1-2 2-3 3-H 1B		B B C X 2-1 ① G6-3		L I N I 4-0 FC6-4 IBB	B C F B X 2-2 ③ P4			B C B F X 2-2 ② ③ G5-4-3 1-2f		2 0 1 1 0 0 0 0 0 0 0 1 0 0 0 0 0 0 0 0 0 0 0 0 0 0 0 0 1 0 0 0 0 0 3 0 0 0 0 0 0 0 0 0 0 0 0 0 0 1 0 0 0 0 0 1 0 0 0 0 0 0 0						
Inning Stats	R: 1 H: 2 E: 0 LOB: 1 K: 0 BB: 0 S: 9 P: 13	R: 1 H: 3 E: 0 LOB: 2 K: 1 BB: 1 S: 12 P: 21	R: 0 H: 0 E: 0 LOB: 0 K: 0 BB: 0 S: 7 P: 12	R: 0 H: 0 E: 0 LOB: 0 K: 0 BB: 1 S: 2 P: 6	R: 0 H: 1 E: 0 LOB: 1 K: 0 BB: 0 S: 8 P: 15	R: 0 H: 0 E: 0 LOB: 0 K: 1 BB: 0 S: 7 P: 11	R: 0 H: 1 E: 0 LOB: 2 K: 0 BB: 1 S: 7 P: 14	R: 1 H: 3 E: 1 LOB: 3 K: 1 BB: 0 S: 15 P: 30	R: 0 H: 0 E: 0 LOB: 0 K: 0 BB: 0 S: 10 P: 13	R: 0 H: 0 E: 0 LOB: 0 K: 0 BB: 0 S: 7 P: 12	R: 0 H: 1 E: 0 LOB: 0 K: 0 BB: 0 S: 9 P: 15	R: 1 H: 1 E: 0 LOB: 1 K: 0 BB: 1 S: 5 P: 10	1B: 9 2B: 1 3B: 1 HR: 1	SF: 0 SAC: 1 DP: 3 HBP: 1	WP: 0 PB: 0 SB: 1 CS: 0	PA: 48			

PITCHER		IP	WLS	BF	H	R	ER	SO	BB	IBB	HBP	BLK	WP	HR	S	P	ERA	WHIP
John Thomson, R ERA: 4.17	(1, 1)	6.0		24	6	2	2	2	2	0	0	0	0	1	45	78	3.00	1.333
Tom Martin, L ERA: 3.89	(7, 1)	1.0		5	1	0	0	0	0	1	0	0	0	0	7	14	0.00	1.000
Chris Reitsma, R ERA: 3.47	(8, 1)	1.0	B	7	3	1	1	1	0	0	1	0	0	0	15	30	9.00	3.000
Antonio Alfonseca, R ERA: 3.02	(9, 1)	1.0		3	0	0	0	0	0	0	0	0	0	0	10	13	0.00	0.000
Kevin Gryboski, R ERA: 2.98	(10, 1)	1.0		3	0	0	0	0	0	0	0	0	0	0	7	12	0.00	0.000

PITCHER		IP	WLS	BF	H	R	ER	SO	BB	IBB	HBP	BLK	WP	HR	S	P	ERA	WHIP
Juan Cruz, R ERA: 2.69	(11, 1)	1.1	L	6	2	1	1	0	1	0	0	0	0	0	14	25	6.75	2.250

Atlanta Braves @ Montreal Expos

Olympic Stadium, Montreal, QB

Sun Sep 05 2004, 1:05 PM EDT

Att. 10,015 - Unknown - 70 F

BOTTOM

livebaseballscorecards.com

AB	42
R	4
H	12
RBI	3
BB	4
SO	3
LOB	19

Batter	1	2	3	4	5	6	7	8	9	AB	R	H	RBI	BB	SO	LOB
Brad Wilkerson, L (1, 3) OBP: 0.375, SLG: 0.491	B C B C S 2-3 ① K		C X 0-1 ① G3-1		B B F B X 3-1 ② F9 2-3			C C X 0-2 ① G5-3		4	0	0	0	0	1	2
Endy Chavez, L (1, 8) OBP: 0.313, SLG: 0.381 Jamey Carroll, R (4, 5) OBP: 0.361, SLG: 0.383	C B T F B B F X 3-2 ② P6		L X 0-1 ② P4		C F F F S 0-3 ③ K			D B C X 2-1 ② G4-3 2-3		2	0	0	0	0	0	0
										2	0	0	0	0	1	2
Tony Batista, R (1, 5) OBP: 0.261, SLG: 0.423 Valentino Pascucci, R (4, 9) OBP: 0.306, SLG: 0.172	C B X 1-1 ③ P5		B X 1-0 ③ P4			B C X 1-1 ① G3-1		F C B B F F S 2-3 ③ K		2	0	0	0	0	0	0
										2	0	0	0	0	1	1
Juan Rivera, R (1, 9) OBP: 0.341, SLG: 0.427 (4, 8)		B S X 1-1 ① G3		S B F B F F X 2-2 G3 G4-3 2B		C X 0-1 ② G5-3			B B S B X 3-1 ① F8	4	1	1	0	0	0	0
Ryan Church, L (1, 7) OBP: 0.222, SLG: 0.231		C S T B X 1-2 BB 2B		C S F F B X 1-2 ① G3 2-3		S B S X 1-2 ③ F7			B F B B F X 3-2 ② P5	4	0	1	0	0	0	1
Alex Gonzalez, R (1, 6) OBP: 0.275, SLG: 0.400 Rocky Biddle, R (7, 1) Gary Majewski, R (8, 1) Terrmel Sledge, L (9, PH) OBP: 0.321, SLG: 0.405		B F X 1-1 ② G6-3		B F B X 2-1 ② G4-3 3-H			F B B X 2-1 ① G4-3		B B X 2-0 ③ F8	3	0	0	1	0	0	1
										0	0	0	0	0	0	0
										0	0	0	0	0	0	0
										1	0	0	0	0	0	0
Brian Schneider, L (1, 2) OBP: 0.333, SLG: 0.422		C B T B H 3-2 BB HBP		X 0-0 ③ F8			F B F S 1-3 ② K			2	0	0	0	0	1	0
Maicer Izturis, S (1, 4) OBP: 0.351, SLG: 0.531 (7, 6)		B C T B B T T B 4-2 1-2 2-3 BB			C X 0-1 F9 SH3-4 1B		F F B B B S 3-3 ③ K			2	0	1	0	1	1	0
Tony Armas, R (1, 1) Claudio Vargas, R (4, 1) OBP: 0.045, SLG: 0.045 Henry Mateo, S (7, 4) OBP: 0.279, SLG: 0.310		X 0-0 ③ G1-3			B X 1-0 ① SH3-4 1-2			B B X 2-0 G4-3 2B		1	0	0	0	0	0	3
										0	0	0	0	0	0	0
										1	0	1	0	0	0	0
Inning Stats	R: 0 E: 0 K: 1 S: 10 H: 0 LOB: 0 BB: 0 P: 16	R: 0 E: 0 K: 0 S: 15 H: 1 LOB: 3 BB: 1 P: 25	R: 0 E: 0 K: 0 S: 5 H: 0 LOB: 0 BB: 0 P: 6	R: 1 E: 0 K: 0 S: 13 H: 1 LOB: 0 BB: 0 P: 18	R: 0 E: 0 K: 1 S: 10 H: 1 LOB: 1 BB: 0 P: 14	R: 0 E: 0 K: 0 S: 7 H: 0 LOB: 0 BB: 0 P: 9	R: 0 E: 0 K: 2 S: 8 H: 0 LOB: 0 BB: 0 P: 14	R: 0 E: 0 K: 1 S: 11 H: 1 LOB: 1 BB: 0 P: 17	R: 0 E: 0 K: 0 S: 6 H: 0 LOB: 0 BB: 0 P: 14	1B: 1 2B: 3 3B: 0 HR: 0 SF: 0 SAC: 1 DP: 0 HBP: 1						

TOP

Montreal Expos @ Chicago Cubs

Wrigley Field, Chicago, IL

Mon Sep 06 2004, 3:05 PM CDT

Att. 38,807 - Cloudy - 76 F

livebaseballscorecards.com

AB	30
R	1
H	4
RBI	1
BB	1
SO	5
LOB	10

PITCHER		IP	WLS	BF	H	R	ER	SO	BB	IBB	HBP	BLK	WP	HR	S	P	ERA	WHIP
38 Carlos Zambrano, R ERA: 2.86	(1, 1)	8.0	W	30	4	1	1	5	1	0	1	0	0	0	79	119	1.12	0.625
46 Ryan Dempster, R ERA: 4.0	(9, 1)	1.0		3	0	0	0	0	0	0	0	0	0	0	6	14	0.00	0.000

PITCHER	IP	WLS	BF	H	R	ER	SO	BB	IBB	HBP	BLK	WP	HR	S	P	ERA	WHIP

Batter	1	2	3	4	5	6	7	8	9	AB	R	H	RBI	BB	SO	LOB
Corey Patterson, L (1, 8) OBP: 0.332, SLG: 0.463 Calvin Murray, R (9, 8)	B3	K		G3-1			G3			4	0	0	0	0	1	0
										0	0	0	0	0	0	0
25 Derrek Lee, R (1, 3) OBP: 0.360, SLG: 0.540 Todd Walker, L (6, 3) OBP: 0.356, SLG: 0.475	HR		2B BB	F9			G6-3 1B			2	2	1	1	1	0	0
										1	0	1	0	0	0	0
Nomar Garciaparra, R (1, 6) OBP: 0.353, SLG: 0.490 Neifi Perez, S (9, 6) OBP: 0.276, SLG: 0.295	G5-3		K		F9		G6-3 1-2			4	0	0	0	0	1	2
										0	0	0	0	0	0	0
Moises Alou, R (1, 7) OBP: 0.346, SLG: 0.545 Ramon Martinez, R (9, 5) OBP: 0.318, SLG: 0.349	16 HR BB		16 HR 2B 1-H		BB		G1-3			2	2	1	1	2	0	1
										0	0	0	0	0	0	0
16 Aramis Ramirez, R (1, 5) OBP: 0.365, SLG: 0.586 Mike DiFelice, R (9, 2) OBP: 0.240, SLG: 0.227	HR 1-H		HR 2-H		L8			E6 FC4		4	2	2	4	0	0	1
										0	0	0	0	0	0	0
Ben Grieve, L (1, 9) OBP: 0.361, SLG: 0.411 Tom Goodwin, L (5, 9) OBP: 0.268, SLG: 0.303	P5		K		F7			FC4 HR 1-2f		2	0	0	0	0	1	0
										2	1	0	0	0	0	2
Mark Grudzielanek, R (1, 4) OBP: 0.343, SLG: 0.430		HR	1B			G6-3		K		4	1	2	1	0	1	1
Michael Barrett, R (1, 2) OBP: 0.345, SLG: 0.500 46 Ryan Dempster, R (9, 1)		1B	G5-3			G5-3		HR 1-H		4	1	2	2	0	0	1
										0	0	0	0	0	0	0
38 Carlos Zambrano, S (1, 1) OBP: 0.219, SLG: 0.226 Jose Macias, S (8, PH) OBP: 0.282, SLG: 0.365 (9, 7)		G1-6-3		G4-3			K	K		3	0	0	0	0	1	0
										1	0	0	0	0	1	0
Inning Stats	R: 3 E: 0 K: 0 S: 10 H: 2 LOB: 0 BB: 1 P: 17	R: 1 E: 0 K: 1 S: 10 H: 2 LOB: 0 BB: 0 P: 15	R: 3 E: 0 K: 2 S: 16 H: 3 LOB: 1 BB: 1 P: 30	R: 0 E: 0 K: 0 S: 6 H: 0 LOB: 0 BB: 0 P: 9	R: 0 E: 0 K: 0 S: 6 H: 0 LOB: 1 BB: 1 P: 13	R: 0 E: 0 K: 1 S: 7 H: 0 LOB: 0 BB: 0 P: 12	R: 0 E: 0 K: 0 S: 8 H: 1 LOB: 1 BB: 0 P: 14	R: 2 E: 1 K: 2 S: 14 H: 1 LOB: 0 BB: 0 P: 22		1B: 3 2B: 1 3B: 0 HR: 5 SF: 0 SAC: 0 DP: 0 HBP: 0						

PITCHER		IP	WLS	BF	H	R	ER	SO	BB	IBB	HBP	BLK	WP	HR	S	P	ERA	WHIP
Tony Armas, R ERA: 4.61	(1, 1)	3.0	L	17	7	7	7	3	2	0	0	0	0	4	36	62	21.00	3.000
Claudio Vargas, R ERA: 5.01	(4, 1)	3.0		10	0	0	0	1	1	0	0	0	0	0	19	34	0.00	0.333
Rocky Biddle, R ERA: 6.92	(7, 1)	1.2		8	2	2	0	1	0	0	0	0	0	1	19	30	0.00	1.200
Gary Majewski, R ERA: 1.04	(8, 1)	0.1		1	0	0	0	1	0	0	0	0	0	0	3	6	0.00	0.000

PITCHER	IP	WLS	BF	H	R	ER	SO	BB	IBB	HBP	BLK	WP	HR	S	P	ERA	WHIP

BOTTOM

Montreal Expos @ Chicago Cubs

Wrigley Field, Chicago, IL

Mon Sep 06 2004, 3:05 PM CDT

Att. 38,807 - Cloudy - 76 F

livebaseballscorecards.com

AB	33
R	9
H	9
RBI	9
BB	3
SO	6
LOB	8

Montreal Expos @ Chicago Cubs

Wrigley Field, Chicago, IL

Tue Sep 07 2004, 7:05 PM CDT

Att. 38,321 - Sunny - 65 F

livebaseballscorecards.com

Batter	1	2	3	4	5	6	7	8	9	10	11	12	AB	R	H	RBI	BB	SO	LOB
Brad Wilkerson, L (1, 3) OBP: 0.372, SLG: 0.486	3-2 G4-1	1-3 K			3-2 G1-3		1-1 BB 1B BB 1B 1-2 2-3	3-3 K			2-3 K	0-0 L7	7	1	1	0	0	3	5
Endy Chavez, L (1, 8) OBP: 0.318, SLG: 0.387	1-1 1B		0-0 G4-3		1-3 K		0-0 BB BB 1B 1-2 2-3 3-H		0-2 2B		0-0 S 1B 1-3		6	0	4	1	0	1	0
Tony Batista, R (1, 5) OBP: 0.258, SLG: 0.418	1 SAFE 1 SAFE 1 SAFE	0-3 K	2-3 K		1-2 F9		0-0 P6		2-2 G6-3		1-2 K 1B 1-2		6	0	0	0	0	3	7
Terrmel Sledge, L (1, 7) OBP: 0.321, SLG: 0.411	2-1 G4-3		0-1 HR			2-3 K	4-1 BB BB 1-2 2-3 3-H		0-3 K		3-3 K		5	1	1	2	1	3	4
Juan Rivera, R (1, 9) OBP: 0.340, SLG: 0.423		1-0 G4-3	2-2 F9			1-2 P4	4-2 FC6 BB 1-2 2-3 3-H		0-2 G4-3			0-0 SH2-4 1B 1B	5	1	1	1	1	0	1
Alex Gonzalez, R (1, 6) OBP: 0.274, SLG: 0.393 32 Chad Cordero, R (10, 1) Henry Mateo, S (12, PH) OBP: 0.279, SLG: 0.310 Joe Horgan, L (12, 1) OBP: 0.250, SLG: 0.250		2-3 K		4-2 G4-6-3 BB		2-3 K	0-0 FC6 1-2f			1-3 K		1-0 SH2-4 1-2	4 0 0 0	0 0 0 0	0 0 0 0	1 0 0 0	3 0 0 0	3 0 0 0
Brian Schneider, L (1, 2) OBP: 0.333, SLG: 0.419		4-0 BB 1B BB		0-1 G4-6-3 1-2f			1-3 K	1-0 G4-3		1-0 L6		2-2 1B SF7 1B 2-H	5	2	1	1	1	1	1
Maicer Izturis, S (1, 4) OBP: 0.419, SLG: 0.543 (10, 6)		4-1 1B BB 1-2		4-2 BB			0-1 1B 1B 1B 1B	4-0 S BB		0-0 F8		0-1 S 1B 1-3	3	1	2	0	3	0	0
Sun-Woo Kim, R (1, 1) OBP: 0.182, SLG: 0.227 Ryan Church, L (7, PH) OBP: 0.250, SLG: 0.259 Joey Eischen, L (7, 1) OBP: 0.667, SLG: 0.667 Luis Ayala, R (7, 1) OBP: 0.375, SLG: 0.500 Valentino Pascucci, R (8, PH) OBP: 0.297, SLG: 0.167 52 T.J. Tucker, R (8, 1) OBP: 0.091, SLG: 0.091 Jamey Carroll, R (10, 4) OBP: 0.353, SLG: 0.387		0-0 1B 1-3 2-H		3-2 G4-3			1 SAFE 1-1 1B 1B BB 1B 1-2	1 SAFE 0-3 K 1-2			2-2 1B	1-1 SF7 1-2 3-H	2 1 0 0 0 1 0 1	0 1 0 0 0 0 0 0	1 1 0 0 0 0 0 1	1 0 0 0 0 0 0 1	0 0 0 0 0 1 0 0	0 0 0 0 0 1 0 0	1 0 0 0 0 1 0 0

Inning Stats	R: 0 E: 0 K: 1 S: 11	H: 1 LOB: 1 BB: 0 P: 17	R: 1 E: 0 K: 2 S: 9	H: 1 LOB: 2 BB: 2 P: 21	R: 1 E: 0 K: 1 S: 12	H: 1 LOB: 0 BB: 0 P: 16	R: 0 E: 0 K: 0 S: 11	H: 0 LOB: 1 BB: 2 P: 22	R: 0 E: 0 K: 1 S: 11	H: 0 LOB: 0 BB: 0 P: 16	R: 0 E: 0 K: 2 S: 12	H: 0 LOB: 0 BB: 0 P: 17
	R: 3 E: 0 K: 1 S: 15	H: 4 LOB: 3 BB: 2 P: 26	R: 0 E: 0 K: 2 S: 7	H: 0 LOB: 1 BB: 1 P: 15	R: 0 E: 0 K: 1 S: 13	H: 1 LOB: 1 BB: 0 P: 15	R: 0 E: 0 K: 1 S: 5	H: 0 LOB: 0 BB: 0 P: 7	R: 0 E: 0 K: 3 S: 16	H: 2 LOB: 2 BB: 0 P: 24	R: 2 E: 0 K: 0 S: 11	H: 3 LOB: 1 BB: 0 P: 14

	AB	46
	R	7
	H	13
	RBI	7
	BB	7
	SO	15
	LOB	23

	1B: 11	SF: 1	WP: 0	PA: 55
	2B: 1	SAC: 1	PB: 0	
	3B: 0	DP: 1	SB: 3	
	HR: 1	HBP: 0	CS: 0	

PITCHER		IP	WLS	BF	H	R	ER	SO	BB	IBB	HBP	BLK	WP	HR	S	P	ERA	WHIP
Matt Clement, R ERA: 3.49	(1, 1)	2.2		13	3	2	2	4	2	0	0	0	0	1	28	48	6.75	1.875
Glendon Rusch, L ERA: 3.63	(3, 1)	1.1		5	0	0	0	0	2	0	0	0	0	0	15	28	0.00	1.500
Kent Mercker, L ERA: 2.27	(5, 1)	2.0		6	0	0	0	3	0	0	0	0	0	0	23	33	0.00	0.000
Jon Leicester, R ERA: 3.82	(7, 1)	0.1	H	3	2	2	2	1	0	0	0	0	0	0	7	9	54.00	6.000
Mike Remlinger, L ERA: 3.58	(7, 1)	0.1	B	5	2	1	1	0	2	0	0	0	0	0	7	16	27.00	12.000

PITCHER		IP	WLS	BF	H	R	ER	SO	BB	IBB	HBP	BLK	WP	HR	S	P	ERA	WHIP
43 Michael Wuertz, R ERA: 6.27	(7, 1)	1.1		5	0	0	0	2	1	0	0	0	0	0	8	16	0.00	0.750
LaTroy Hawkins, R ERA: 2.73	(9, 1)	2.0		7	1	0	0	2	0	0	0	0	0	0	18	22	0.00	0.500
Todd Wellemeyer, R ERA: 4.19	(11, 1)	2.0	L	11	5	2	2	3	0	0	0	0	0	0	27	38	9.00	2.500

Montreal Expos @ Chicago Cubs

Wrigley Field, Chicago, IL

Tue Sep 07 2004, 7:05 PM CDT

Att. 38,321 - Sunny - 65 F

livebaseballscorecards.com

BOTTOM

Batter	1	2	3	4	5	6	7	8	9	10	11	12	AB	R	H	RBI	BB	SO	LOB
Corey Patterson, L (1, 8) OBP: 0.336, SLG: 0.479	0-1 SH2-3 S 1B		0-2 2B	2-2 G3-1 1-2 3-H			1-0 HR	4-0 IBB		2-1 F8		2-2 HR	6	2	4	2	1	0	2
Jose Macias, S (1, 9) OBP: 0.278, SLG: 0.358	1-0 SH2-3 1-3		1-1 F7		0-0 B1-3		0-0 G6-3	1-3 K		0-0 BB 1B 1-2		0-1 G5-3	6	0	1	0	0	1	3
Nomar Garciaparra, R (1, 6) OBP: 0.362, SLG: 0.491	4-0 BB		2-2 G4-3		0-0 P4		2-1 2B 16 G6-3 HBP		2-0 G5-3 1B	4-2 BB 1-2 2-3		1-2 FC5-4 1B	4	1	2	0	2	0	1
Moises Alou, R (1, 7) OBP: 0.346, SLG: 0.545	2-3 K			0-2 1B 25 1B E 1B	1-1 F8		0-1 16 G6-3 1-3 2B		3-2 G5-3 1-2	0-1 F7		1-0 FC5-4 1-2f	6	1	2	0	0	1	6
Todd Wellemeyer, R (11, 1)													0	0	0	0	0	0	0
Ramon Martinez, R (12, PH) OBP: 0.317, SLG: 0.348													1	0	0	0	0	0	1
16 Aramis Ramirez, R (1, 5) OBP: 0.363, SLG: 0.580	0-0 F9			1-1 F8		2-0 F9	1-0 G6-3 2-3 3-H		4-0 IBB		0-1 G5-3		5	0	0	1	1	0	4
25 Derrek Lee, R (1, 3) OBP: 0.358, SLG: 0.536		1-2 F9		0-1 1B E 1-2 1B		2-1 F7	2-3 K		1-0 F7		1-1 F7		6	1	1	0	0	1	3
Mark Grudzielanek, R (1, 4) OBP: 0.347, SLG: 0.432	0-0 L3			1-2 F8		0-0 1B		1-2 SH3	1-3 K		1-0		6	0	3	0	0	1	4
Michael Barrett, R (1, 2) OBP: 0.346, SLG: 0.499	2-2 G5-3			0-2 E WP 1-2 2-3		1-1 1-3		1-1 SH3 1-2		1-2 F8	0-0 F7		5	1	2	0	0	0	1
Matt Clement, R (1, 1) Glendon Rusch, L (8, 1) Jason Dubois, R (9, PH) Kent Mercker, L (8, 1) Todd Walker, L (8, PH) Jon Lieber, R (7, 1) Mike Remlinger, L (7, 1) 43 Michael Wuertz, R (7, 1) Tom Goodwin, L (8, PH) LaTroy Hawkins, R (8, 1) Neifi Perez, S (10, PH) Calvin Murray, R (11, 1)			0-1 G4-3	1-1 E4 E 1-3 2-H 3-H		0-0 F8		2-3 K		0-0 BB 1B		2-2 G4-3	0	0	0	0	0	0	0
													1	0	0	0	0	0	0
													1	0	0	0	0	0	1
													1	0	0	0	0	0	0
													1	0	0	0	0	0	2
													0	0	0	0	0	0	0
													0	0	0	0	0	0	0
													0	0	0	0	0	0	0
													1	0	0	0	0	1	1
													0	0	0	0	0	0	0
													1	0	1	0	0	0	0

Inning Stats																								
	R: 0	H: 1	R: 0	H: 0	R: 0	H: 1	R: 3	H: 3	R: 0	H: 0	R: 0	H: 2	R: 2	H: 2	R: 0	H: 1	R: 0	H: 1	R: 0	H: 2	R: 0	H: 1	R: 1	H: 2
	E: 0	LOB: 2	E: 0	LOB: 0	E: 0	LOB: 1	E: 1	LOB: 1	E: 0	LOB: 0	E: 0	LOB: 2	E: 0	LOB: 1	E: 0	LOB: 2	E: 0	LOB: 2	E: 0	LOB: 3	E: 0	LOB: 1	E: 0	LOB: 1
	K: 1	BB: 1	K: 0	BB: 0	K: 0	BB: 0	K: 0	BB: 0	K: 0	BB: 0	K: 0	BB: 0	K: 1	BB: 0	K: 2	BB: 1	K: 1	BB: 1	K: 0	BB: 1	K: 0	BB: 0	K: 0	BB: 0
	S: 8	P: 15	S: 8	P: 11	S: 10	P: 13	S: 18	P: 23	S: 4	P: 5	S: 7	P: 12	S: 9	P: 15	S: 11	P: 20	S: 9	P: 20	S: 13	P: 20	S: 6	P: 8	S: 12	P: 18

1B: 12	SF: 0	WP: 1
2B: 2	SAC: 2	PB: 0
3B: 0	DP: 0	SB: 1
HR: 2	HBP: 1	CS: 0

PA: 58

AB	51
R	6
H	16
RBI	3
BB	4
SO	5
LOB	29

PITCHER		IP	WLS	BF	H	R	ER	SO	BB	IBB	HBP	BLK	WP	HR	S	P	ERA	WHIP
Sun-Woo Kim, R ERA: 5.08	(1, 1)	6.0		27	7	3	0	1	1	0	0	0	1	0	55	79	0.00	1.333
Joey Eischen, L ERA: 4.5	(7, 1)	0.1	H	2	1	1	1	0	0	0	0	0	0	1	2	3	27.00	3.000
Luis Ayala, R ERA: 2.49	(7, 1)	0.2	B	4	1	1	1	1	0	0	1	0	0	0	7	12	13.50	1.500
52 T.J. Tucker, R ERA: 3.51	(8, 1)	2.0		10	2	0	0	3	0	2	0	0	0	0	20	40	0.00	1.000
32 Chad Cordero, R ERA: 3.24	(10, 1)	2.0	W	10	3	0	0	0	1	0	0	0	0	0	19	28	0.00	2.000

PITCHER		IP	WLS	BF	H	R	ER	SO	BB	IBB	HBP	BLK	WP	HR	S	P	ERA	WHIP
Joe Horgan, L ERA: 3.51	(12, 1)	1.0	S	5	2	1	1	0	0	0	0	0	0	1	12	18	9.00	2.000

Batter	1	2	3	4	5	6	7	8	9	AB	R	H	RBI	BB	SO	LOB
Brad Wilkerson, L (1, 3) OBP: 0.372, SLG: 0.484	C B X 1-1 ① L3		B B X 2-0 ② SF9 3-H			B F B X 2-1 ② G3-1		B B I 4-0 E E IBB		2	1	0	1	1	0	0
Endy Chavez, L (1, 8) OBP: 0.315, SLG: 0.383	C X 0-1 ② F7		C X 0-1 ③ F9			B C B S F F X 2-2 ③ G4-3		B X 1-0 E3 S HR 1-3 2-H 3-H		4	1	0	1	0	0	1
Juan Rivera, R (1, 9) OBP: 0.339, SLG: 0.421	X 0-0 S 1B			C F S 0-3 ① K			C B F B X 2-2 ① G6-3	B F F B X 2-2 ② G6-3 1-3 3-H		4	0	1	0	0	1	1
Terrmel Sledge, L (1, 7) OBP: 0.320, SLG: 0.418	1 SAFE C P B F X 2-2 ③ G1-3 1-2			X 0-0 ② G3-1			B C B F B F S 3-3 ② K	B X 1-0 HR 3-H		4	1	1	2	0	1	1
Brendan Harris, R (1, 5) OBP: 0.308, SLG: 0.333 Tony Batista, R (7, 5) OBP: 0.257, SLG: 0.417		C X 0-1 ① G5-3		B F B C B S 3-3 ③ K			F B F F F B F X 2-2 C X 1B	0-1 ③ G5-3		3 1	0 0	1 0	0 0	0 0	1 0	0 0
Brian Schneider, L (1, 2) OBP: 0.329, SLG: 0.415		B S B X 2-1 ② G5-3			B C S S 1-3 ① K		C B 1 SAFE F S 1-3 ③ K		C X 0-1 ① G3	4	0	0	0	0	2	1
Jamey Carroll, R (1, 4) OBP: 0.360, SLG: 0.384		C C X 0-2 ③ G1-4-3			F X 0-1 ② G6-3			B C X 1-1 SH1-4 E 1B 1B	F F B X 1-2 ② G4-3	4	1	1	0	0	0	0
Maicer Izturis, S (1, 6) OBP: 0.426, SLG: 0.564			B X 1-0 SH1-4 SF9 2B		C S C 0-3 ③ K			X 0-0 SH1-4 E 1-2 1B	B B B C C S 3-3 ③ K	4	2	2	0	0	2	0
Scott Downs, L (1, 1) OBP: 0.222, SLG: 0.125			B 2 SAFE L L X 1-2 ① SH1-4 2-3			B S F F B C 2-3 ① K		X 0-0 ① SH1-4 1-2 2-3		1	0	0	0	0	1	0

Inning Stats	1	2	3	4	5	6	7	8	9
	R: 0 E: 0 K: 0 S: 9	R: 0 E: 0 K: 0 S: 7	R: 1 E: 0 K: 0 S: 7	R: 0 E: 0 K: 2 S: 7	R: 0 E: 0 K: 2 S: 8	R: 0 E: 0 K: 1 S: 11	R: 0 E: 0 K: 2 S: 15	R: 5 E: 1 K: 0 S: 11	R: 0 E: 0 K: 1 S: 8
	H: 1 LOB: 1 BB: 0 P: 11	H: 0 LOB: 0 BB: 0 P: 9	H: 1 LOB: 0 BB: 0 P: 11	H: 0 LOB: 0 BB: 0 P: 10	H: 0 LOB: 0 BB: 0 P: 9	H: 0 LOB: 0 BB: 0 P: 17	H: 1 LOB: 1 BB: 0 P: 23	H: 3 LOB: 0 BB: 1 P: 20	H: 0 LOB: 0 BB: 0 P: 12

1B: 4 SF: 1
2B: 1 SAC: 2
3B: 0 DP: 0
HR: 1 HBP: 0

WP: 0 PA: 35
PB: 0
SB: 3
CS: 0

PITCHER		IP	WLS	BF	H	R	ER	SO	BB	IBB	HBP	BLK	WP	HR	S	P	ERA	WHIP
Greg Maddux, R ERA: 3.65	(1, 1)	7.2	L	30	5	5	3	7	0	1	0	0	0	0	72	106	3.52	0.652
Mike Remlinger, L ERA: 3.86	(8, 1)	0.1		2	1	1	0	0	0	0	0	0	0	1	3	4	0.00	3.000
46 Ryan Dempster, R ERA: 3.6	(9, 1)	1.0		3	0	0	0	1	0	0	0	0	0	0	8	12	0.00	0.000

PITCHER	IP	WLS	BF	H	R	ER	SO	BB	IBB	HBP	BLK	WP	HR	S	P	ERA	WHIP

TOP

Montreal Expos @ Chicago Cubs

Wrigley Field, Chicago, IL

Wed Sep 08 2004, 7:05 PM CDT

Att. 38,379 - Sunny - 65 F

livebaseballscorecards.com

AB	31
R	6
H	6
RBI	4
BB	1
SO	8
LOB	4

Batter	1	2	3	4	5	6	7	8	9	AB	R	H	RBI	BB	SO	LOB
Corey Patterson, L (1, 8) OBP: 0.334, SLG: 0.475	G3			K			G3		K	4	0	0	0	0	2	1
25 Derrek Lee, R (1, 3) OBP: 0.361, SLG: 0.537	G6-4-3 1B			P4			G4-6-3 BB		1-3 1B	3	0	2	0	1	0	0
Nomar Garciaparra, R (1, 6) OBP: 0.357, SLG: 0.483	G6-4-3 1-2f			F8			G4-6-3 1-2f		F8	4	0	0	0	0	0	4
Moises Alou, R (1, 7) OBP: 0.346, SLG: 0.543		16 L9-6 WP 1B			F9			F9		3	0	1	0	0	0	0
Sammy Sosa, R (1, 9) OBP: 0.336, SLG: 0.527		K 1-2			P2			G6-3		3	0	0	0	0	1	1
16 Aramis Ramirez, R (1, 5) OBP: 0.363, SLG: 0.578		L9-6 2-2			G6-3			1B		3	0	1	0	0	0	1
Mark Grudzielanek, R (1, 4) OBP: 0.343, SLG: 0.426			L1			F8		F9		3	0	0	0	0	0	1
Paul Bako, L (1, 2) OBP: 0.252, SLG: 0.273 Michael Barrett, R (9, PH) OBP: 0.345, SLG: 0.497			G1-3			F8			G6-3	2 1	0 0	0 0	0 0	0 0	0 0	0 0
Greg Maddux, R (1, 1) OBP: 0.172, SLG: 0.158 Mike Remlinger, L (8, 1) 46 Ryan Dempster, R (9, 1) Jason Dubois, R (9, PH) OBP: 0.200, SLG: 0.214			K			G5-3			25 1B 1B	2 0 0 1	0 0 0 0	0 0 0 1	0 0 0 0	0 0 0 0	1 0 0 0	0 0 0 0
Inning Stats	R: 0 E: 0 K: 0 S: 6 H: 1 LOB: 0 BB: 0 P: 8	R: 0 E: 0 K: 1 S: 8 H: 1 LOB: 0 BB: 0 P: 12	R: 0 E: 0 K: 1 S: 7 H: 0 LOB: 0 BB: 0 P: 10	R: 0 E: 0 K: 1 S: 9 H: 0 LOB: 0 BB: 0 P: 12	R: 0 E: 0 K: 0 S: 7 H: 0 LOB: 0 BB: 0 P: 12	R: 0 E: 0 K: 0 S: 9 H: 0 LOB: 0 BB: 0 P: 15	R: 0 E: 0 K: 0 S: 5 H: 0 LOB: 0 BB: 1 P: 10	R: 0 E: 0 K: 0 S: 10 H: 1 LOB: 1 BB: 0 P: 14	R: 0 E: 0 K: 1 S: 13 H: 2 LOB: 2 BB: 0 P: 17	1B: 5 2B: 1 3B: 0 HR: 0 SF: 0 SAC: 0 DP: 3 HBP: 0	WP: 1 PB: 0 SB: 0 CS: 0 PA: 30					

PITCHER	IP	WLS	BF	H	R	ER	SO	BB	IBB	HBP	BLK	WP	HR	S	P	ERA	WHIP
Scott Downs, L (1, 1) ERA: 5.7	9.0	W	30	5	0	0	4	1	0	0	0	1	0	74	110	0.00	0.667

PITCHER	IP	WLS	BF	H	R	ER	SO	BB	IBB	HBP	BLK	WP	HR	S	P	ERA	WHIP

BOTTOM

Montreal Expos @ Chicago Cubs

Wrigley Field, Chicago, IL

Wed Sep 08 2004, 7:05 PM CDT

Att. 38,379 - Sunny - 65 F

livebaseballscorecards.com

AB	29
R	0
H	5
RBI	0
BB	1
SO	4
LOB	8

Batter	1	2	3	4	5	6	7	8	9	AB	R	H	RBI	BB	SO	LOB
Brad Wilkerson, L (1, 3) OBP: 0.372, SLG: 0.485	F7		1B 2B		G3-1 G4-3 1B BB		K		SH1-3 1-2	3	1	1	0	1	1	1
Jamey Carroll, R (1, 4) OBP: 0.361, SLG: 0.381	E 1B 1B 1B		1B BB		G4-3 1-2		G6-3		F9 2-3	4	1	1	0	1	0	3
Terrmel Sledge, L (1, 9) OBP: 0.324, SLG: 0.421	E 1-2 1B 1B		G4-6-3 1-2 2-3 1B		G3-1 2-3			1-2 1B G6-3 1B	F7	5	1	3	0	0	0	2
Juan Rivera, R (1, 8) OBP: 0.341, SLG: 0.422	E6 1B 1-2 2-3		K		CS 3-H 1B			1-2 G6-3 1-3 1B		4	0	2	1	0	1	5
Ryan Church, L (1, 7) OBP: 0.219, SLG: 0.226	K		G4-6-3 1-2f		CS 1-2	L8		G6-3 1-2f 3-H		4	0	0	0	0	1	7
Brian Schneider, L (1, 2) OBP: 0.330, SLG: 0.415 Einar Díaz, R (5, 2) OBP: 0.306, SLG: 0.336	1-2 2-H 3-H 1B			K		F9		1B 1B		2 2	0 0	1 1	1 0	0 0	1 0	0 0
Brendan Harris, R (1, 5) OBP: 0.313, SLG: 0.333 Tony Batista, R (8, PH) OBP: 0.259, SLG: 0.418 (8, 5)		G6-3		1B		G1-3		1-2 1B		3 1	0 0	1 1	0 0	0 0	0 0	0 0
Maicer Izturis, S (1, 6) OBP: 0.392, SLG: 0.512		K		F7			F7	F8		4	0	0	0	0	1	3
22 John Patterson, R (1, 1) OBP: 0.160, SLG: 0.125 Henry Mateo, S (7, PH) OBP: 0.295, SLG: 0.326 Joey Eischen, L (7, 1) OBP: 0.667, SLG: 0.667 Gary Majewski, R (8, 1) Alex Gonzalez, R (9, PH) OBP: 0.277, SLG: 0.396		K		K			1B		F9 SH1-3 1B	2 1 0 0 1	0 0 0 0 0	0 1 0 0 1	0 0 0 0 0	2 0 0 0 0	1 0 0 0 0	
Inning Stats	R: 1 E: 1 K: 1 S: 20 H: 3 LOB: 2 BB: 0 P: 30	R: 0 E: 0 K: 2 S: 8 H: 0 LOB: 0 BB: 0 P: 11	R: 0 E: 0 K: 1 S: 10 H: 2 LOB: 2 BB: 1 P: 16	R: 0 E: 0 K: 2 S: 9 H: 1 LOB: 1 BB: 0 P: 13	R: 1 E: 0 K: 0 S: 8 H: 1 LOB: 0 BB: 1 P: 13	R: 0 E: 0 K: 0 S: 7 H: 0 LOB: 0 BB: 0 P: 14	R: 0 E: 0 K: 1 S: 9 H: 1 LOB: 1 BB: 0 P: 14	R: 1 E: 0 K: 0 S: 15 H: 4 LOB: 2 BB: 0 P: 20	R: 0 E: 0 K: 0 S: 6 H: 1 LOB: 1 BB: 0 P: 9	1B: 12 2B: 1 3B: 0 HR: 0	SF: 0 SAC: 1 DP: 2 HBP: 0						

PITCHER		IP	WLS	BF	H	R	ER	SO	BB	IBB	HBP	BLK	WP	HR	S	P	ERA	WHIP
John Thomson, R ERA: 4.08	(1, 1)	6.0	W	25	7	2	1	6	2	0	0	0	0	0	62	97	1.50	1.500
Antonio Alfonseca, R ERA: 2.83	(7, 1)	1.0	H	4	1	0	0	1	0	0	0	0	0	0	9	14	0.00	1.000
Chris Reitsma, R ERA: 3.91	(8, 1)	0.0		2	2	1	1	0	0	0	0	0	0	0	6	8	∞	∞
29 John Smoltz, R ERA: 1.99	(8, 1)	2.0	S	8	3	0	0	0	0	0	0	0	0	0	15	21	0.00	1.500

PITCHER	IP	WLS	BF	H	R	ER	SO	BB	IBB	HBP	BLK	WP	HR	S	P	ERA	WHIP

TOP

Montreal Expos @ Atlanta Braves

Turner Field, Atlanta, GA

Fri Sep 10 2004, 7:35 PM EDT
Att. 22,086 - Cloudy - 81 F

livebaseballscorecards.com

AB	36
R	3
H	13
RBI	2
BB	2
SO	7
LOB	22

WP: 0	PA: 40		
PB: 0			
SB: 0			
CS: 1			

Batter	1	2	3	4	5	6	7	8	9	AB	R	H	RBI	BB	SO	LOB
Charles Thomas, L (1, 7) OBP: 0.387, SLG: 0.461	C C X 0-2 G4-3 G6-3 HR 1B	B C X 1-1 ③ G1-3		B B 1 SAFE C S 1 SAFE X 2-2 ③ G4-3		C B X 1-1 ② P3				4	1	1	0	0	0	2
Marcus Giles, R (1, 4) OBP: 0.362, SLG: 0.408	1 SAFE F X 0-1 ① G6-3 1-2		F X 0-1 ① G3-1		X 0-0 HR	C B C S 1-3 ③ K				4	1	1	1	0	1	2
J.D. Drew, L (1, 9) OBP: 0.433, SLG: 0.581	S B C F X 1-2 ② G4-3 2-3		B C B B B 4-1 10 BB BB		B F B F B X 3-2 S 1B		C B B F S 2-3 ① K			3	0	1	0	1	1	1
10 Chipper Jones, S (1, 5) OBP: 0.367, SLG: 0.500	B B B C C B 4-2 HR BB		1 SAFE B S B B B 4-1 1-2 BB		S F X 0-2 ① F7		B S C X 1-2 ② F9			2	1	0	0	2	0	1
Johnny Estrada, S (1, 2) OBP: 0.379, SLG: 0.468	D X 1-0 1-H 3-H HR		F B F F C 1-3 ② K		B C B B B 4-1 1-2 BB		C S X 0-2 ③ F8			3	1	1	3	1	1	2
Adam LaRoche, L (1, 3) OBP: 0.332, SLG: 0.463	C S B B B X 3-2 1B		C F D F X 1-2 ③ G4-3		C C D X 1-2 ② F6			B C C F F X 1-2 ① L6		4	0	1	0	0	0	4
Andruw Jones, R (1, 8) OBP: 0.353, SLG: 0.493	C C S 0-3 ③ K			B B F B B 4-1 BB	S F S 0-3 ③ K			B C B B B 4-1 G6-3 BB		2	0	0	0	2	2	3
Mark DeRosa, R (1, 6) OBP: 0.297, SLG: 0.324		C B F X 1-2 ① G6-3		C F B C 1-3 ① K		S C B F X 1-2 2B		F B X 1-1 ② ③ G6-3 1-2f		4	0	1	0	0	1	2
John Thomson, R (1, 1) OBP: 0.196, SLG: 0.214 Dewayne Wise, L (6, PH) OBP: 0.254, SLG: 0.414 Antonio Alfonseca, R (7, 1) Chris Reitsma, R (8, 1) 29 John Smoltz, R (8, 1) Eddie Pérez, R (8, 2) OBP: 0.257, SLG: 0.300		S S C 0-3 ② K		B L B 1 SAFE C L 2-3 ② K		F C F B C 1-3 ① K				2 1 0 0 0 0 0	0 0 0 0 0 0 0	0 0 0 0 0 0 0	0 0 0 0 0 0 0	0 1 0 0 0 0 0	2 1 0 0 0 0 0	1 1 0 0 0 0 0
Inning Stats	R: 3 H: 3 E: 0 LOB: 1 K: 1 BB: 1 S: 19 P: 28	R: 0 H: 0 E: 0 LOB: 0 K: 1 BB: 0 S: 8 P: 10	R: 0 H: 0 E: 0 LOB: 2 K: 1 BB: 2 S: 13 P: 23	R: 0 H: 0 E: 0 LOB: 1 K: 2 BB: 1 S: 10 P: 19	R: 1 H: 2 E: 0 LOB: 2 K: 1 BB: 1 S: 14 P: 22	R: 0 H: 1 E: 0 LOB: 1 K: 2 BB: 0 S: 13 P: 17	R: 0 H: 0 E: 0 LOB: 0 K: 1 BB: 0 S: 9 P: 12	R: 0 H: 0 E: 0 LOB: 0 K: 0 BB: 1 S: 8 P: 14		1B: 3 SF: 0 2B: 1 SAC: 0 3B: 0 DP: 1 HR: 2 HBP: 0					WP: 0 PA: 35 PB: 0 SB: 1 CS: 0	

PITCHER		IP	WLS	BF	H	R	ER	SO	BB	IBB	HBP	BLK	WP	HR	S	P	ERA	WHIP
22 John Patterson, R ERA: 5.23	(1, 1)	6.0	L	29	6	4	4	8	5	0	0	0	0	2	77	119	6.00	1.833
Joey Eischen, L ERA: 4.11	(7, 1)	1.1		4	0	0	0	1	0	0	0	0	0	0	14	18	0.00	0.000
Gary Majewski, R ERA: 0.96	(8, 1)	0.2		2	0	0	0	0	1	0	0	0	0	0	3	8	0.00	1.500

PITCHER	IP	WLS	BF	H	R	ER	SO	BB	IBB	HBP	BLK	WP	HR	S	P	ERA	WHIP

BOTTOM

Montreal Expos @ Atlanta Braves

Turner Field, Atlanta, GA

Fri Sep 10 2004, 7:35 PM EDT
Att. 22,086 - Cloudy - 81 F

livebaseballscorecards.com

AB	29
R	4
H	6
RBI	4
BB	6
SO	9
LOB	19

Batter	1	2	3	4	5	6	7	8	9	AB	R	H	RBI	BB	SO	LOB
Brad Wilkerson, L (1, 3) OBP: 0.372, SLG: 0.489	C C C 0-3 ① K		C S B B B F X 3-2 ② G4-3 2-3		B S B X 2-1 HR			B C F B B X 3-2 ① F8		4	1	1	1	0	1	1
Alex Gonzalez, R (1, 6) OBP: 0.272, SLG: 0.389	B X 1-0 ② G5-3		F C B B B X 3-2 ③ G5-3		X 0-0 ③ L6			B X 1-0 ② E6 FC6-4		4	0	0	0	0	0	1
Tony Batista, R (1, 5) OBP: 0.257, SLG: 0.415	C B F F F F B F B 3-2 ③ G5-3			B X 1-0 ① F7		B B S T F F X 2-2 ① P4		B F S T F B X 2-2 ② FC6-4 2B 1-2f		4	0	0	0	0	0	1
Juan Rivera, R (1, 8) OBP: 0.346, SLG: 0.429		X 0-0 1B		B B X 2-0 1B 1B		B B C B X 3-1 ② G4-3		B X 1-0 2B 1-3		4	0	3	0	0	0	0
Terrmel Sledge, L (1, 7) OBP: 0.323, SLG: 0.419		C F 1 SAFE X 0-2 ① L8		X 0-0 1B 1-2		C B C X 1-2 ③ G6-3		F B X 1-1 ③ F7		4	0	1	0	0	0	3
Valentino Pascucci, R (1, 9) OBP: 0.268, SLG: 0.147		C B X 1-1 ② P4		C B F B S 2-3 ② K			X 0-0 ① F8		C B C B X 2-2 ① G5-3	4	0	0	0	0	1	3
Einar Díaz, R (1, 2) OBP: 0.297, SLG: 0.325		1 SAFE B F F 1 SAFE S 1-3 ③ K		B B C F F X 2-2 ③ G6-3			B X 1-0 ② L5		B F F D X 2-2 ② G5-3	4	0	0	0	0	1	3
Jamey Carroll, R (1, 4) OBP: 0.364, SLG: 0.380			B C B X 2-1 G4-3 SH2-4 1B		C F B B B X 2-2 L6		C B B B C B 4-2 FC4 BB		C C B B B X 3-2 ③ F9	3	0	1	0	1	0	0
Livan Hernandez, R (1, 1) OBP: 0.268, SLG: 0.408 Francis Beltran, R (7, 1) OBP: 0.333, SLG: 0.333 Joe Horgan, L (8, 1) OBP: 0.250, SLG: 0.250			X 0-0 ① SH2-4 1-2		B X 1-0 ② G4-3		B 1 SAFE B X 2-0 ③ FC4 1-2f			2 0 0	0 0 0	0 0 0	0 0 0	0 0 0	0 0 0	1 0 0
Inning Stats	R: 0 E: 0 K: 1 S: 11 H: 0 LOB: 0 BB: 0 P: 15	R: 0 E: 0 K: 1 S: 9 H: 1 LOB: 1 BB: 0 P: 11	R: 0 E: 0 K: 0 S: 10 H: 1 LOB: 1 BB: 0 P: 18	R: 0 E: 0 K: 1 S: 10 H: 2 LOB: 2 BB: 0 P: 17	R: 1 E: 0 K: 0 S: 7 H: 1 LOB: 0 BB: 0 P: 12	R: 0 E: 0 K: 0 S: 9 H: 0 LOB: 0 BB: 0 P: 15	R: 0 E: 0 K: 0 S: 5 H: 0 LOB: 1 BB: 1 P: 12	R: 0 E: 1 K: 0 S: 12 H: 1 LOB: 2 BB: 0 P: 20	R: 0 E: 0 K: 0 S: 9 H: 0 LOB: 0 BB: 0 P: 16	1B: 4 2B: 1 3B: 0 HR: 1 SF: 0 SAC: 1 DP: 0 HBP: 0						WP: 0 PB: 0 SB: 0 CS: 0	PA: 35

PITCHER		IP	WLS	BF	H	R	ER	SO	BB	IBB	HBP	BLK	WP	HR	S	P	ERA	WHIP
Mike Hampton, L ERA: 4.58	(1, 1)	4.1		17	4	0	0	3	0	0	0	0	0	0	43	66	0.00	0.923
Juan Cruz, R ERA: 2.78	(5, 1)	1.2	W	6	1	1	1	0	0	0	0	0	0	1	13	22	5.40	0.600
Roman Colon, R ERA: 4.0	(7, 1)	1.0	H	4	0	0	0	0	1	0	0	0	0	0	5	12	0.00	1.000
Antonio Alfonseca, R ERA: 2.78	(8, 1)	1.0		5	1	0	0	0	0	0	0	0	0	0	12	20	0.00	1.000
Travis Smith, R ERA: 5.93	(9, 1)	1.0		3	0	0	0	0	0	0	0	0	0	0	9	16	0.00	0.000

PITCHER	IP	WLS	BF	H	R	ER	SO	BB	IBB	HBP	BLK	WP	HR	S	P	ERA	WHIP

Montreal Expos @ Atlanta Braves

Turner Field, Atlanta, GA

Sat Sep 11 2004, 7:05 PM EDT

Att. 28,860 - Sunny - 83 F

TOP

livebaseballscorecards.com

AB	33
R	1
H	6
RBI	1
BB	1
SO	3
LOB	13

Batter	1	2	3	4	5	6	7	8	9	AB	R	H	RBI	BB	SO	LOB
Rafael Furcal, S (1, 6) OBP: 0.354, SLG: 0.427	C C B X 1-2 G6-3 ①		B B C C X 2-2 HR	B D C X 2-1 F9 ③			F B B C X 2-2 10 1B SH1-3 1B C X 0-2 ② G4-3			5	2	2	1	0	0	4
Marcus Giles, R (1, 4) OBP: 0.361, SLG: 0.406 Antonio Alfonseca, R (8, 1) Mark DeRosa, R (9, 5) OBP: 0.297, SLG: 0.324	X 0-0 P4 ②		C X 0-1 FC4-6 1B		C B C S 1-3 K ①		X 1 SAFE 0-0 ③ SH1-3 1-2 C B C S 2-3 K			4 0 0	0 0 0	1 0 0	0 0 0	0 0 0	2 0 0	2 0 0
J.D. Drew, L (1, 9) OBP: 0.434, SLG: 0.584 (8, 8)	B F B B F B 4-2 10 1B BB		F 1 SAFE X 0-1 ① FC4-6 1-2f		B B B C S F X 3-2 G1-2-3 3B		B C B F B B 4-2 10 1B 2B BB	B F F X 1-2 G5-3 ①		3	1	1	0	2	0	1
10 Chipper Jones, S (1, 5) OBP: 0.370, SLG: 0.500 Travis Smith, R (9, 1) OBP: 0.167, SLG: 0.167	B B S B C F X 3-2 1-3 1B		B C B B X 3-1 ② F8		F B B B B 4-1 HBP BB		B F B B T X 3-2 2B 1-3 2-H 2B 1B	X 0-0 ② P3		4 0	1 0	2 0	1 0	1 0	0 0	1 0
Johnny Estrada, S (1, 2) OBP: 0.379, SLG: 0.469	C F F F D F F D B 3-2 X G3-1 ③		1 SAFE X 0-0 ③ G3		B B C F H 3-2 1-2 HBP		B X 1-0 1-3 3-H 2B 2B	X 0-0 ③ G3-1		4	1	1	1	0	0	3
Adam LaRoche, L (1, 3) OBP: 0.331, SLG: 0.464		C B F F C 1-3 ① K	C B B F F B S 3-3 ① K	B B X 2-0 ② ③ G1-2-3 3-Hf			C B F F B B X 3-2 BB 2-H 3-H 2B 2B			4	1	1	2	0	2	3
Andruw Jones, R (1, 8) OBP: 0.356, SLG: 0.500 Eli Marrero, R (8, 9) OBP: 0.392, SLG: 0.552		C B X 1-1 HR	B C X 1-1 SH1-4 BB 1B		B S C X 1-2 ① G5-3		C B F H 2-2 BB 2B HBP			3 0	2 0	2 0	1 0	0 0	0 0	0 0
Charles Thomas, L (1, 7) OBP: 0.389, SLG: 0.456		B C X 1-1 ② G6-3	B B S B F B 4-2 SH1-4 1-2 BB		C B B B F B S 3-3 ② K		B S B B F F F D 4-2 2B 1-2 2-3 BB			2	0	0	0	2	1	0
Mike Hampton, R (1, 1) OBP: 0.194, SLG: 0.254 Juan Cruz, R (5, 1) OBP: 0.333, SLG: 0.400 Dewayne Wise, L (6, PH) OBP: 0.252, SLG: 0.410 Roman Colon, R (7, 1) Julio Franco, R (7, PH) OBP: 0.379, SLG: 0.445 Nick Green, R (8, 4) OBP: 0.322, SLG: 0.399		B C F C 1-3 ③ K	X 0-0 ② SH1-4 1-2 2-3		B X 1-0 ③ G3-1		C X 0-1 1-3 2-H 3-H 2B			1 0 0 0 1 0	0 0 0 0 0 0	0 0 1 0 1 0	0 0 0 0 2 0	0 0 0 0 0 0	1 0 0 0 0 0	0 0 0 0 0 0
Inning Stats	R: 0 H: 1 E: 0 LOB: 2 K: 0 BB: 1 S: 17 P: 28	R: 1 H: 1 E: 0 LOB: 0 K: 2 BB: 0 S: 11 P: 15	R: 1 H: 2 E: 0 LOB: 1 K: 0 BB: 0 S: 10 P: 15	R: 0 H: 1 E: 0 LOB: 2 K: 1 BB: 1 S: 11 P: 21	R: 0 H: 1 E: 0 LOB: 2 K: 1 BB: 1 S: 11 P: 24	R: 0 H: 0 E: 0 LOB: 0 K: 1 BB: 0 S: 7 P: 12	R: 6 H: 5 E: 0 LOB: 2 K: 1 BB: 2 S: 29 P: 50	R: 0 H: 0 E: 0 LOB: 0 K: 0 BB: 0 S: 5 P: 6		1B: 5 2B: 3 3B: 1 HR: 2	SF: 0 SAC: 2 DP: 1 HBP: 2			WP: 0 PB: 0 SB: 0 CS: 0	PA: 41	

PITCHER		IP	WLS	BF	H	R	ER	SO	BB	IBB	HBP	BLK	WP	HR	S	P	ERA	WHIP
Livan Hernandez, R ERA: 3.75	(1, 1)	6.1	L	33	10	7	7	5	4	0	1	0	0	2	82	143	9.95	2.211
Francis Beltran, R ERA: 5.7	(7, 1)	0.2		5	1	1	1	1	1	0	1	0	0	0	14	22	13.50	3.000
Joe Horgan, L ERA: 3.41	(8, 1)	1.0		3	0	0	0	0	0	0	0	0	0	0	5	6	0.00	0.000

PITCHER	IP	WLS	BF	H	R	ER	SO	BB	IBB	HBP	BLK	WP	HR	S	P	ERA	WHIP

BOTTOM

Montreal Expos @ Atlanta Braves

Turner Field, Atlanta, GA

Sat Sep 11 2004, 7:05 PM EDT

Att. 28,860 - Sunny - 83 F

livebaseballscorecards.com

AB	32
R	8
H	11
RBI	8
BB	5
SO	6
LOB	14

Batter	1	2	3	4	5	6	7	8	9	10	11	12	AB	R	H	RBI	BB	SO	LOB
Brad Wilkerson, L (1, 3) OBP: 0.373, SLG: 0.490	C B C B F S 2-3 K ①	C B B C 2-3 K ③			B B F C F F B F F 3-3 S K ②		C B S X 1-2 HR 1B		X 0-0 1B 1-3 1B 2B	C B F B B B 4-2 BB			5	2	2	0	1	3	0
Endy Chavez, L (1, 8) OBP: 0.319, SLG: 0.384	B B B B 4-0 S 1B BB	C B F B B X 2-2 2B G3 1B			C B F B B B B 4-2 S BB		C D X 1-1 P6 ①		X 0-0 CS 2-3 3-H 1B	1 SAFE B C 1 SAFE 1 SAFE F 1 SAFE B 1 SAFE 2-2 F X F7 ③			4	2	2	1	2	0	2
Tony Batista, R (1, 5) OBP: 0.261, SLG: 0.424	1 SAFE B B F X 2-1 2B 1-H 1B	B 1 SAFE B X 2-0 G3 1-3 F8-2 2B			B C B F B X 3-2 F7 1-2 ③		B B B G S X 3-2 1-H HR		B 1 SAFE B F B S F B 4-2 1B 1-2 1B BB ①		B F B B B X 3-1 G6-3 ①		5	2	3	3	1	0	1
Terrmel Sledge, L (1, 7) OBP: 0.326, SLG: 0.432	1 SAFE B F 1 SAFE B X 2-1 1-3 2B	F S B B B F B B X 3-2 G3 2-3 3-H ①				C X 0-1 HR	F B X 1-1 L6 ②		B B F X 2-1 1B 1-2 3-H 1B		B X 1-0 F9 ②		6	1	3	3	0	0	1
Juan Rivera, R (1, 9) OBP: 0.349, SLG: 0.429	B B S C F B D 4-2 BB	S B S F F X 1-2 F8-2 ② ③ 3-H				C B X 1-1 1B 1B	X 0-0 G6-3 ③		C B X 1-1 1-2 2-H 1B		C X 0-1 G5-3 ③		5	0	2	1	1	0	1
Alex Gonzalez, R (1, 6) OBP: 0.270, SLG: 0.384	C B B S X 2-2 F8 ②			S T F S 0-3 K ①		B 1 SAFE X 1-0 1-2 1B		C B S X 1-2 G5-3 ①	C X 0-1 F7 ②			C B C B F T X 2-2 G3-1 ①	6	0	1	0	0	1	5
Brian Schneider, L (1, 2) OBP: 0.328, SLG: 0.411	C B X 1-1 G6-3 ③			B B B F C B X 3-2 F9 ②		B B B B C F S 3-3 K ①		X 0-0 P5 ②	S X 0-1 G6-3 ③			C B B B B C X 3-2 SH3-4 1B	6	0	1	0	0	1	7
Maicer Izturis, S (1, 4) OBP: 0.364, SLG: 0.468		B B C C C X 2-2 P5 ①		F X 0-1 G4-3 ③		C X 0-1 F8 ②		C X 0-1 L6 ③	C C B F S 1-3 K ①			B X 1-0 SH3-4 1-2 ②	4	0	0	0	0	0	2
32 Chad Cordero, R (8, 1)													0	0	0	0	0	0	0
Ryan Church, L (10, PH) OBP: 0.212, SLG: 0.219													1	0	0	0	0	1	0
Luis Ayala, R (10, 1) OBP: 0.375, SLG: 0.500													0	0	0	0	0	0	0
Tony Armas, R (1, 1)		C F B X 1-2 G4-3 ②			C S B B B B B F F X 3-2 G4-3 ③	B X 1-0 G4-3 ③			C F B B F B B 4-2 2B 1B BB	C B C B X 3-2 F9 ②		C B F T 1-2 K ③	1	0	0	0	0	0	0
Joey Eischen, L (4, 1) OBP: 0.667, SLG: 0.667													0	0	0	0	0	0	0
Brendan Harris, R (5, PH) OBP: 0.294, SLG: 0.313													1	0	0	0	0	0	0
Gary Majewski, R (5, 1)													0	0	0	0	0	0	0
Henry Mateo, S (6, PH) OBP: 0.289, SLG: 0.318													1	0	0	0	0	0	2
Claudio Vargas, R (6, 1) OBP: 0.045, SLG: 0.045													0	0	0	0	0	0	0
52 T.J. Tucker, R (7, 1) OBP: 0.091, SLG: 0.091													0	0	0	0	0	0	0
Jamey Carroll, R (8, 4) OBP: 0.364, SLG: 0.376													2	1	0	0	1	1	1
Inning Stats	R: 1 E: 0 K: 1 S: 16 H: 2 LOB: 3 BB: 2 P: 33	R: 0 E: 0 K: 1 S: 10 H: 0 LOB: 0 BB: 0 P: 15	R: 1 E: 0 K: 0 S: 13 H: 2 LOB: 0 BB: 0 P: 21	R: 0 E: 0 K: 1 S: 9 H: 0 LOB: 0 BB: 0 P: 12	R: 0 E: 0 K: 1 S: 17 H: 0 LOB: 1 BB: 1 P: 30	R: 1 E: 0 K: 1 S: 11 H: 3 LOB: 2 BB: 0 P: 17	R: 2 E: 0 K: 0 S: 11 H: 2 LOB: 0 BB: 0 P: 17	R: 0 E: 0 K: 0 S: 6 H: 0 LOB: 0 BB: 0 P: 7	R: 3 E: 0 K: 0 S: 17 H: 4 LOB: 2 BB: 2 P: 28	R: 0 E: 0 K: 1 S: 13 H: 0 LOB: 1 BB: 1 P: 23	R: 0 E: 0 K: 0 S: 5 H: 0 LOB: 0 BB: 0 P: 9	R: 0 E: 0 K: 1 S: 12 H: 1 LOB: 1 BB: 0 P: 19	1B: 9 2B: 4 3B: 0 HR: 2 SF: 0 SAC: 1 DP: 1 HBP: 0	WP: 0 PB: 0 SB: 2 CS: 1 PA: 54					

PITCHER		IP	WLS	BF	H	R	ER	SO	BB	IBB	HBP	BLK	WP	HR	S	P	ERA	WHIP
Jose Capellan, R ERA: 3.6	(1, 1)	5.0		21	4	2	2	4	3	0	0	0	0	0	65	111	3.60	1.400
Kevin Gryboski, R ERA: 2.96	(6, 1)	1.0		6	3	1	1	1	0	0	0	0	0	1	11	17	9.00	3.000
Tom Martin, L ERA: 4.29	(7, 1)	0.2		4	2	2	2	0	0	0	0	0	0	1	10	16	27.00	3.000
Antonio Alfonseca, R ERA: 2.77	(7, 1)	0.1	H	1	0	0	0	0	0	0	0	0	0	0	1	1	0.00	0.000
Chris Reitsma, R ERA: 3.86	(8, 1)	1.0	H	3	0	0	0	0	0	0	0	0	0	0	6	7	0.00	0.000

PITCHER		IP	WLS	BF	H	R	ER	SO	BB	IBB	HBP	BLK	WP	HR	S	P	ERA	WHIP
29 John Smoltz, R ERA: 2.33	(9, 1)	1.0	B	8	4	3	3	0	2	0	0	0	0	0	17	28	27.00	6.000
Roman Colon, R ERA: 3.6	(10, 1)	1.0		4	0	0	0	1	1	0	0	0	0	0	13	23	0.00	1.000
Juan Cruz, R ERA: 2.7	(11, 1)	2.0	W	7	1	0	0	1	0	0	0	0	0	0	17	28	0.00	0.500

TOP

Montreal Expos @ Atlanta Braves

Turner Field, Atlanta, GA

Sun Sep 12 2004, 1:05 PM EDT

Att. 25,865 - Cloudy - 78 F

livebaseballscorecards.com

AB	47
R	8
H	14
RBI	8
BB	6
SO	7
LOB	22

Montreal Expos @ Atlanta Braves

Turner Field, Atlanta, GA

Sun Sep 12 2004, 1:05 PM EDT

Att. 25,865 - Cloudy - 78 F

BOTTOM

livebaseballscorecards.com

Batter	1	2	3	4	5	6	7	8	9	10	11	12	AB	R	H	RBI	BB	SO	LOB
Rafael Furcal, S (1, 6) OBP: 0.358, SLG: 0.434	HR		10 BB, BB, FC1-4-6, 1B	1-2 E, 1B, BB		G4-3, 1B		P3		P2			5	3	3	1	1	0	2
Marcus Giles, R (1, 4) OBP: 0.363, SLG: 0.406 Juan Cruz, R (11, 1) OBP: 0.333, SLG: 0.400	F9		SAFE, SAFE, FC1-4-6, 10 BB, 1-2 BB	E8, 1-H, 2-H		1-2 1B		G5-3		G6-3			5 0	0 0	2 0	1 0	1 0	0 0	2 0
J.D. Drew, L (1, 9) OBP: 0.430, SLG: 0.577	P5		K	G4-3		SAFE, G4-3, 2-3		K			F8		6	0	0	0	0	2	5
10 Chipper Jones, S (1, 5) OBP: 0.371, SLG: 0.506	F8		FC1-4-6, 1-2, 2-3, BB		HR		K, 2B		K		G1-6-1-3, 1B		5	1	2	1	1	2	0
Adam LaRoche, L (1, 3) OBP: 0.328, SLG: 0.461		K	FC1-4-6, 1-2f, 2-3, 3-H		F7		2B		G4-3		G1-6-1-3, 1-2f		6	1	1	1	0	1	3
Eli Marrero, R (1, 7) OBP: 0.386, SLG: 0.542 Charles Thomas, L (8, 7) OBP: 0.386, SLG: 0.451	P5	K	K		K		P3		P3			E6, 2B	4 2	0 1	0 0	0 0	0 0	2 0	3 0
Andruw Jones, R (1, 8) OBP: 0.357, SLG: 0.507	HR		K	F8	K		2B, IBB			G5-3		1-H, 2B	5	1	2	2	1	1	0
Eddie Pérez, R (1, 2) OBP: 0.280, SLG: 0.347 Nick Green, R (10, PR) OBP: 0.322, SLG: 0.399 (11, 4)	1B		BB, 1B			HR	1-3, 2-H, 2B			1B			4 0	2 0	4 0	2 0	1 0	0 0	0 0
Jose Capellan, R (1, ?) Kevin Gryboski, R (8, ?) Wilson Betemit, S (8, PH) Tom Martin, L (7, ?) Antonio Alfonseca, R (7, ?) Julio Franco, R (7, PH) Chris Reitsma, R (8, ?) 29 John Smoltz, R (9, ?) Roman Colon, R (10, ?) Dewayne Wise, L (10, PR) Johnny Estrada, S (11, 2)		G4-3		K		K	K						2 0 1 0 0 0 1 0 0 0 1	0 0 0 0 0 0 0 0 0 0 0	0 0 0 0 0 0 0 0 0 0 0	0 0 0 0 0 0 1 0 0 0 0	1 0 1 0 0 0 0 0 0 0 0	2 0 0 0 0 0 2 0 0 0 0
Inning Stats	R: 1 E: 0 K: 0 S: 17 H: 1 LOB: 0 BB: 0 P: 27	R: 1 E: 0 K: 1 S: 14 H: 2 LOB: 1 BB: 0 P: 21	R: 1 E: 0 K: 2 S: 13 H: 1 LOB: 2 BB: 2 P: 29	R: 2 E: 1 K: 1 S: 12 H: 1 LOB: 1 BB: 2 P: 23	R: 1 E: 0 K: 2 S: 10 H: 1 LOB: 0 BB: 0 P: 17	R: 1 E: 0 K: 1 S: 12 H: 3 LOB: 1 BB: 0 P: 18	R: 1 E: 0 K: 2 S: 15 H: 2 LOB: 2 BB: 1 P: 27	R: 0 E: 0 K: 1 S: 10 H: 0 LOB: 0 BB: 0 P: 15	R: 0 E: 0 K: 1 S: 9 H: 0 LOB: 0 BB: 0 P: 14	R: 0 E: 0 K: 0 S: 9 H: 2 LOB: 2 BB: 0 P: 13	R: 0 E: 0 K: 0 S: 5 H: 1 LOB: 0 BB: 0 P: 6	R: 1 E: 1 K: 0 S: 3 H: 1 LOB: 1 BB: 0 P: 5	1B: 8 2B: 4 3B: 0 HR: 4		SF: 0 SAC: 0 DP: 1 HBP: 0		WP: 0 PB: 0 SB: 0 CS: 0	PA: 52	

PITCHER		IP	WLS	BF	H	R	ER	SO	BB	IBB	HBP	BLK	WP	HR	S	P	ERA	WHIP
Tony Armas, R ERA: 4.88	(1, 1)	3.2		20	5	5	4	4	4	0	0	0	0	2	54	97	9.82	2.455
Joey Eischen, L ERA: 4.02	(4, 1)	0.1		1	0	0	0	0	0	0	0	0	0	0	2	3	0.00	0.000
Gary Majewski, R ERA: 1.74	(5, 1)	1.0		4	1	1	1	2	0	0	0	0	0	1	10	17	9.00	1.000
Claudio Vargas, R ERA: 5.05	(6, 1)	1.0		5	3	1	1	1	0	0	0	0	0	1	12	18	9.00	3.000
52 T.J. Tucker, R ERA: 3.6	(7, 1)	1.0		6	2	1	1	2	0	1	0	0	0	0	15	27	9.00	2.000

PITCHER		IP	WLS	BF	H	R	ER	SO	BB	IBB	HBP	BLK	WP	HR	S	P	ERA	WHIP
32 Chad Cordero, R ERA: 3.15	(8, 1)	2.0		6	0	0	0	2	0	0	0	0	0	0	19	29	0.00	0.000
Luis Ayala, R ERA: 2.42	(10, 1)	2.0	L	10	4	1	0	0	0	0	0	0	0	0	17	24	0.00	2.000

AB	47
R	9
H	15
RBI	8
BB	5
SO	11
LOB	19

Batter	1	2	3	4	5	6	7	8	9	AB	R	H	RBI	BB	SO	LOB
Brad Wilkerson, L (1, 3) OBP: 0.374, SLG: 0.488	B C B B B 4-1 WP 1B G4-3 BB		C B F B F F B X 3-2 ① G4-3		S B B S B F F F B 4-2 BB			C S X 0-2 ② F8		2	1	0	0	2	0	0
Endy Chavez, L (1, 8) OBP: 0.321, SLG: 0.385	C 1 SAFE X 0-1 G4-3 WP 1-2 3B 1B		C X 0-1 G5-4-3 1B		X 0-0 ③ G3			B X 1-0 ③ L7		4	1	2	0	0	0	1
Tony Batista, R (1, 5) OBP: 0.261, SLG: 0.429	C B B B X 3-1 ① G4-3 1-3 2-H		B 1 SAFE X 1-0 ② ③ G5-4-3 1-2f			C B B F B X 3-2 ① L7			B F X 1-1 HR	4	1	1	2	0	0	2
Terrmel Sledge, L (1, 7) OBP: 0.325, SLG: 0.436	C C X 0-2 3-H 3B			B F F X 1-2 ① F8		C B B F T 2-2 ② K			C F X 0-2 ① G3	4	0	1	1	0	1	0
Juan Rivera, R (1, 9) OBP: 0.345, SLG: 0.424	S X 0-1 ② P4			C S B B X 2-2 ② P3		F F B B X 2-2 ③ G5-3			C B B F F F X 2-2 ② F9	4	0	0	0	0	0	1
Brian Schneider, L (1, 2) OBP: 0.327, SLG: 0.410	C S B D F F S 2-3 ③ K			X 0-0 FC4-6 1B			X 0-0 ① P5		C S X 0-2 ③ F8	4	0	1	0	0	1	1
Alex Gonzalez, R (1, 6) OBP: 0.267, SLG: 0.379		S B F C 1-3 ① K		S S F F F X 0-2 ③ FC4-6 1-2f			F X 0-1 ② G6-3			3	0	0	0	0	1	1
Maicer Izturis, S (1, 4) OBP: 0.345, SLG: 0.440		C B X 1-1 ② P6			C F B X 1-2 ① G5-3		C B F B S 2-3 ③ K			3	0	0	0	0	1	0
Sun-Woo Kim, R (1, 1) OBP: 0.167, SLG: 0.208		B S S S 1-3 ③ K			C F C 0-3 ② K			F S X 0-2 ① G5-3		2	0	0	0	0	2	0
Brendan Harris, R (8, PH) OBP: 0.278, SLG: 0.294										1	0	0	0	0	0	0
Joe Horgan, L (8, 1) OBP: 0.250, SLG: 0.250										0	0	0	0	0	0	0
Gary Majewski, R (8, 1)										0	0	0	0	0	0	0

TOP

Montreal Expos @ Florida Marlins

U.S. Cellular Field, Chicago, IL

Mon Sep 13 2004, 2:05 PM EDT

Att. 4,003 - Sunny - 81 F

livebaseballscorecards.com

AB	31
R	3
H	5
RBI	3
BB	2
SO	6
LOB	6

Inning Stats	1	2	3	4	5	6	7	8	9	1B: 3	SF: 0	WP: 1	PA: 33
R:	2	0	0	0	0	0	0	0	1	2B: 0	SAC: 0	PB: 0	
E:	0	0	0	0	0	0	0	0	0	3B: 1	DP: 1	SB: 0	
K:	1	2	0	0	1	1	1	0	0	HR: 1	HBP: 0	CS: 0	
S:	15	8	8	13	12	9	6	7	13				
H:	2	0	1	1	0	0	0	0	1				
LOB:	1	1	0	1	1	0	0	0	0				
BB:	1	0	0	0	1	0	0	0	0				
P:	24	11	12	16	17	16	8	8	16				

PITCHER		IP	WLS	BF	H	R	ER	SO	BB	IBB	HBP	BLK	WP	HR	S	P	ERA	WHIP
Josh Beckett, R ERA: 3.72	(1, 1)	7.0		26	4	2	2	6	2	0	0	0	1	0	71	104	2.57	0.857
Matt Perisho, L ERA: 3.96	(8, 1)	1.0	W	3	0	0	0	0	0	0	0	0	0	0	7	8	0.00	0.000
Armando Benitez, R ERA: 1.16	(9, 1)	1.0		4	1	1	1	0	0	0	0	0	0	1	13	16	9.00	1.000

PITCHER	IP	WLS	BF	H	R	ER	SO	BB	IBB	HBP	BLK	WP	HR	S	P	ERA	WHIP

Batter	1	2	3	4	5	6	7	8	9	AB	R	H	RBI	BB	SO	LOB
Juan Pierre, L (1, 8) OBP: 0.374, SLG: 0.411	C X 0-1 1B G3 1B		C B X 1-1 ② L7		C X 0-1 1-2 1B			X 1B 1-2 E 1B 1-0 ③ G6-3		5	1	3	0	0	0	1
Luis Castillo, S (1, 4) OBP: 0.376, SLG: 0.358	B 1 SAFE L F B 1 SAFE 1 SAFE B 1 SAFE 3-2 1 SAFE F F 1 SAFE F X ① G3 1-2		C B B X 2-1 3B		X 0-0 ② ③ G3-5 2-3f			B B C X 2-1 E SH SF7 1-3 1B		4	1	2	0	0	0	3
Paul Lo Duca, R (1, 2) OBP: 0.352, SLG: 0.439	C B X 1-1 L5-4 HBP 2-3 1B		F B X 1-1 ③ G5-3			C F B X 1-2 ① G5-3		X 0-0 SH HBP E 1B 1-2		3	1	1	0	0	0	1
Miguel Cabrera, R (1, 7) OBP: 0.381, SLG: 0.529	H 1-0 1-2 HBP			F X 0-1 G4-6-3 1B		B B B C F X 3-2 ② F9		X 0-0 E5 HBP 1B 1-2 2-3 3-H		3	1	1	1	0	0	2
Mike Lowell, R (1, 5) OBP: 0.366, SLG: 0.509	X 0-0 ② ③ L5-4 2-2			B C X 1-1 ① ② G4-6-3 1-2f		X 0-0 ③ F8		B X 1-0 ① F4		4	0	0	0	0	0	7
Jeff Conine, R (1, 3) OBP: 0.335, SLG: 0.422		B C X 1-1 ① P4		B X 1-0 FC5-4 1B			B C C S 1-3 ① K	C B B F F B X 3-2 ② SF7 3-H		3	0	1	1	0	1	0
Juan Encarnacion, R (1, 9) OBP: 0.297, SLG: 0.403		B F B F S 2-3 ② K		B X 1-0 ③ FC5-4 1-2f			C F F B X 1-2 ② P2	B C B H 3-1 1B 1B 1-2 2-3 HBP		3	1	0	0	0	1	1
Alex Gonzalez, R (1, 6) OBP: 0.278, SLG: 0.429		B X 1-0 ③ F7			B B X 2-0 ① F9		B B B B C F F F F B 4-2 BB	C X 0-1 1B E 1-3 2-H 3-H 1B		3	1	1	2	1	0	0
Josh Beckett, R (1, 1) OBP: 0.205, SLG: 0.189			B F X 1-1 ① G6-3		X 0-0 G3-5 1B 1B		C S B B B F X 2-2 ③ F7	B X 1-0 E8 1-H 3-H 1B		2	0	1	0	0	0	0
Damion Easley, R (7, PH) OBP: 0.333, SLG: 0.452										1	0	0	0	0	0	1
Matt Perisho, L (8, 1)										0	0	0	0	0	0	0
Lenny Harris, L (8, PH) OBP: 0.268, SLG: 0.304										1	0	1	1	0	0	0
Armando Benitez, R (9, 1)										0	0	0	0	0	0	0
Inning Stats	R: 0 E: 0 K: 0 S: 11 H: 2 LOB: 2 BB: 0 P: 16	R: 0 E: 0 K: 1 S: 6 H: 0 LOB: 0 BB: 0 P: 10	R: 0 E: 0 K: 0 S: 8 H: 1 LOB: 1 BB: 0 P: 13	R: 0 E: 0 K: 0 S: 6 H: 2 LOB: 1 BB: 0 P: 9	R: 0 E: 0 K: 0 S: 5 H: 2 LOB: 1 BB: 0 P: 7	R: 0 E: 0 K: 0 S: 7 H: 0 LOB: 0 BB: 0 P: 11	R: 0 E: 0 K: 1 S: 16 H: 0 LOB: 1 BB: 1 P: 24	R: 6 E: 3 K: 0 S: 17 H: 4 LOB: 1 BB: 0 P: 28		1B: 10 2B: 1 3B: 1 HR: 0 SF: 1 SAC: 1 DP: 3 HBP: 2						

PITCHER		IP	WLS	BF	H	R	ER	SO	BB	IBB	HBP	BLK	WP	HR	S	P	ERA	WHIP
Sun-Woo Kim, R ERA: 4.79	(1, 1)	7.0		27	7	0	0	2	1	0	1	0	0	0	59	90	0.00	1.143
Joe Horgan, L ERA: 3.67	(8, 1)	0.0		2	2	2	1	0	0	0	0	0	0	0	5	7	∞	∞
Gary Majewski, R ERA: 1.59	(8, 1)	1.0	L	8	2	4	0	0	0	0	1	0	0	0	12	21	0.00	2.000

PITCHER	IP	WLS	BF	H	R	ER	SO	BB	IBB	HBP	BLK	WP	HR	S	P	ERA	WHIP

BOTTOM

Montreal Expos @ Florida Marlins

U.S. Cellular Field, Chicago, IL

Mon Sep 13 2004, 2:05 PM EDT

Att. 4,003 - Sunny - 81 F

livebaseballscorecards.com

AB	32
R	6
H	11
RBI	5
BB	1
SO	2
LOB	16

WP: 0 PB: 0 SB: 0 CS: 0 PA: 37

Batter	1	2	3	4	5	6	7	8	9	AB	R	H	RBI	BB	SO	LOB
Brad Wilkerson, L (1, 3) OBP: 0.374, SLG: 0.486	C F B B X 2-2 ① G4-3		C X 0-1 ① G4-3		X 0-0 ② G6-3		S X 0-1 1-2 HR 1B		B B B C C B 4-2 S 1B BB	4	1	1	0	1	0	0
Endy Chavez, L (1, 8) OBP: 0.322, SLG: 0.386	B F B X 2-1 ② G3		B C B C X 2-2 CS 1B		C B F X 1-2 ③ G3-1		B C F X 1-2 ② F6		C B F X 1-2 S 1B	5	0	2	0	0	0	2
Tony Batista, R (1, 5) OBP: 0.264, SLG: 0.435	C F F B B X 2-2 2B 1B		1 SAFE B 1 SAFE 1 SAFE B C B F S 3-3 ② ③ K 1-2			B B F S X 2-2 ① P5	B C F B F X 2-2 1-H 2-H HR		C C B B B B 4-2 1-2 2-3 BB	4	2	2	3	1	1	1
Terrmel Sledge, L (1, 7) OBP: 0.328, SLG: 0.440 Ryan Church, L (6, PR) OBP: 0.200, SLG: 0.206 (6, 7)	1 SAFE B X 1-0 1-H 2B			C X 0-1 ① F7 S B F B X 2-2 1B 2B		B B C B F B 4-2 2B BB	B S B B S X 3-2 ③ F8		S S B B X 2-2 ③ F9	2	0	1	1	1	0	0
										2	1	0	0	0	0	3
Juan Rivera, R (1, 9) OBP: 0.344, SLG: 0.425	C C B B D S 3-3 ③ K					B X 1-0 ② F8		C S B X 1-2 ① G6-3		4	1	1	0	0	1	2
Brian Schneider, L (1, 2) OBP: 0.326, SLG: 0.411		C B F X 1-2 ① G4-3		B B F C B F S 3-3 ② K		1 SAFE 1 SAFE B F F X 1-2 1-H 2B		S F S 0-3 ② K		4	0	1	1	0	2	1
Alex Gonzalez, R (1, 6) OBP: 0.267, SLG: 0.377		X 0-0 ② G1-3		B F X 1-1 2-H 1B		C B S S 1-3 ③ K		B B X 2-0 ③ G6-3		4	0	1	1	0	1	2
Maicer Izturis, S (1, 4) OBP: 0.339, SLG: 0.426		C B F X 1-2 1B		1 SAFE C C X 0-1 ③ G6-3			B B C T X 2-2 ① G6-3		B C B X 2-1 ① F8	4	0	1	0	0	0	1
Scott Downs, L (1, 1) OBP: 0.200, SLG: 0.111 52 T.J. Tucker, R (4, 1) OBP: 0.083, SLG: 0.083 Jamey Carroll, R (7, PH) OBP: 0.367, SLG: 0.379 Luis Ayala, R (7, 1) OBP: 0.375, SLG: 0.500 Joey Eischen, L (8, 1) OBP: 0.667, SLG: 0.667 Einar Diaz, R (9, PH) OBP: 0.295, SLG: 0.322		B 1 SAFE X 1-0 ③ F8			F B C B X 2-2 ① G4-3		C X 0-1 1B HR 1B		B C X 1-1 ② P3	1	0	0	0	0	0	1
										1	0	0	0	0	0	0
										1	1	1	0	0	0	0
										0	0	0	0	0	0	0
										0	0	0	0	0	0	0
										1	0	0	0	0	0	0
Inning Stats	R: 1 E: 0 K: 1 S: 13 H: 2 LOB: 1 BB: 0 P: 23	R: 0 E: 0 K: 0 S: 8 H: 1 LOB: 1 BB: 0 P: 11	R: 0 E: 0 K: 1 S: 8 H: 1 LOB: 0 BB: 0 P: 13	R: 1 E: 0 K: 1 S: 13 H: 2 LOB: 1 BB: 0 P: 19	R: 0 E: 0 K: 0 S: 7 H: 0 LOB: 0 BB: 0 P: 10	R: 1 E: 0 K: 1 S: 12 H: 1 LOB: 2 BB: 1 P: 21	R: 3 E: 0 K: 0 S: 17 H: 3 LOB: 0 BB: 0 P: 25	R: 0 E: 0 K: 1 S: 7 H: 0 LOB: 0 BB: 0 P: 10	R: 0 E: 0 K: 0 S: 14 H: 1 LOB: 3 BB: 2 P: 28	1B: 7 2B: 3 3B: 0 HR: 1 SF: 0 SAC: 0 DP: 0 HBP: 0						

TOP

Montreal Expos @ Florida Marlins

U.S. Cellular Field, Chicago, IL

Tue Sep 14 2004, 2:05 PM EDT

Att. 5,457 - Cloudy - 80 F

livebaseballscorecards.com

AB	37
R	6
H	11
RBI	6
BB	3
SO	5
LOB	13

WP: 0 PB: 0 SB: 2 CS: 1 PA: 40

PITCHER		IP	WLS	BF	H	R	ER	SO	BB	IBB	HBP	BLK	WP	HR	S	P	ERA	WHIP
Ismael Valdez, R ERA: 5.14	(1, 1)	6.0		25	7	3	3	4	1	0	0	0	0	0	61	97	4.50	1.333
Matt Perisho, L ERA: 4.35	(7, 1)	0.2	H	4	2	2	2	0	0	0	0	0	0	0	10	13	27.00	3.000
Rudy Seanez, R ERA: 3.76	(7, 1)	0.1	W	2	1	1	1	0	0	0	0	0	0	1	7	12	27.00	3.000
Guillermo Mota, R ERA: 2.18	(8, 1)	2.0	S	9	1	0	0	1	2	0	0	0	0	0	21	38	0.00	1.500

PITCHER	IP	WLS	BF	H	R	ER	SO	BB	IBB	HBP	BLK	WP	HR	S	P	ERA	WHIP

Montreal Expos @ Florida Marlins

U.S. Cellular Field, Chicago, IL

Tue Sep 14 2004, 2:05 PM EDT

Att. 5,457 - Cloudy - 80 F

BOTTOM

Batter	1	2	3	4	5	6	7	8	9	AB	R	H	RBI	BB	SO	LOB
Juan Pierre, L (1, 8) OBP: 0.376, SLG: 0.413	L4-6 G5-3 1B		PB HR 1B	G4-3		G3		1B 1B		5	1	3	0	0	0	0
Luis Castillo, S (1, 4) OBP: 0.374, SLG: 0.356	G5-3		G6-3	FC5-4 1B			F8	K		5	0	1	0	0	1	4
Paul Lo Duca, R (1, 2) OBP: 0.353, SLG: 0.442	FC5		SF8	FC5-4			1B BB 2B	1B		4	1	2	1	0	0	2
Miguel Cabrera, R (1, 7) OBP: 0.381, SLG: 0.532	L4-6		HR		F9		BB 1B SF9 BB	G5-3		4	2	1	2	1	0	4
Mike Lowell, R (1, 5) OBP: 0.369, SLG: 0.510		K	HR 1B		1B		SF9 BB 1B			4	1	3	0	0	1	0
Jeff Conine, R (1, 3) OBP: 0.336, SLG: 0.428		F8	HR		F7					3	1	1	3	1	0	1
Juan Encarnacion, R (1, 9) OBP: 0.297, SLG: 0.402		F7	1B		P4		SF9			3	0	1	1	0	0	1
Alex Gonzalez, R (1, 6) OBP: 0.277, SLG: 0.434		HR K				G6-3	F8			4	1	1	1	0	1	3
Ismael Valdez, R (1, 1) OBP: 0.200, SLG: 0.234			E6 SF8	G6-3		P4		G4-3		2	1	0	0	0	0	0
Mike Mordecai, R (6, PH) OBP: 0.276, SLG: 0.257										1	0	0	0	0	0	0
Matt Perisho, L (7, 1)										0	0	0	0	0	0	0
Rudy Seanez, R (7, 1)										0	0	0	0	0	0	0
Guillermo Mota, R (8, 1) OBP: 0.182, SLG: 0.273										1	0	0	0	0	0	0
Inning Stats	R: 0 E: 0 K: 0 S: 8 H: 1 LOB: 1 BB: 0 P: 14	R: 0 E: 0 K: 1 S: 9 H: 0 LOB: 0 BB: 0 P: 12	R: 6 E: 1 K: 1 S: 24 H: 6 LOB: 1 BB: 0 P: 30	R: 0 E: 0 K: 0 S: 12 H: 1 LOB: 1 BB: 0 P: 17	R: 0 E: 0 K: 0 S: 7 H: 1 LOB: 1 BB: 0 P: 10	R: 0 E: 0 K: 0 S: 5 H: 0 LOB: 0 BB: 0 P: 8	R: 2 E: 0 K: 0 S: 11 H: 2 LOB: 2 BB: 2 P: 24	R: 0 E: 0 K: 1 S: 12 H: 2 LOB: 2 BB: 0 P: 17		1B: 9 2B: 2 3B: 0 HR: 3	SF: 2 SAC: 0 DP: 1 HBP: 0					

livebaseballscorecards.com

AB	36
R	8
H	13
RBI	8
BB	2
SO	3
LOB	15

WP: 0 PB: 1 SB: 0 CS: 0 PA: 40

PITCHER		IP	WLS	BF	H	R	ER	SO	BB	IBB	HBP	BLK	WP	HR	S	P	ERA	WHIP
Scott Downs, L ERA: 5.52	(1, 1)	3.0		17	7	6	1	2	0	0	0	0	0	3	41	56	3.00	2.333
52 T.J. Tucker, R ERA: 3.43	(4, 1)	3.0		11	2	0	0	0	0	0	0	0	0	0	24	35	0.00	0.667
Luis Ayala, R ERA: 2.6	(7, 1)	1.1	L	8	2	2	2	0	2	0	0	0	0	0	14	30	13.50	3.000
Joey Eischen, L ERA: 3.86	(8, 1)	0.2		4	2	0	0	1	0	0	0	0	0	0	9	11	0.00	3.000

PITCHER	IP	WLS	BF	H	R	ER	SO	BB	IBB	HBP	BLK	WP	HR	S	P	ERA	WHIP

Montreal Expos @ Florida Marlins

Pro Player Stadium, Miami, FL

Wed Sep 15 2004, 3:05 PM EDT

Unknown - 86 F

livebaseballscorecards.com

TOP

Batter	1	2	3	4	5	6	7	8	9	AB	R	H	RBI	BB	SO	LOB
Brad Wilkerson, L (1, 3) OBP: 0.373, SLG: 0.489	3-2 HR		2-3 ① K	0-0 ③ 5 3-3	1-1 ① G4-3		2-2 E3 G3 S BLK		2-3 ① K	5	2	1	1	0	2	0
Endy Chavez, L (1, 8) OBP: 0.323, SLG: 0.386	1-2 G6-4-3 1B		2-3 ② K		3-2 ② G4-3		1-1 ② G3 1-3		2-2 HR 1B	5	1	2	0	0	1	1
Tony Batista, R (1, 5) OBP: 0.264, SLG: 0.433	3-1 ①② G6-4-3 1-2f		3-2 ③ F7		0-2 ③ G5-3		1-0 BB 1B 3-H		0-1 ② F8	5	0	1	0	0	0	2
Juan Rivera, R (1, 9) OBP: 0.345, SLG: 0.433	0-1 ③ G5-3			1-0 ① G5-3		0-0 ① G4-3	2-1 BB 1-2		2-0 HR 1-H	5	1	2	2	0	0	0
Ryan Church, L (1, 7) OBP: 0.250, SLG: 0.297		1-3 ① K		4-2 FC6-4 BB		0-1 HR	4-2 BB 1-2 2-3		3-3 ③ K	3	1	1	1	2	2	0
Alex Gonzalez, R (1, 6) OBP: 0.266, SLG: 0.375		2-2 1B 1B		2-2 ② FC6-4 1-2f 2B		1-1 ② G5-3	1-3 ③ K			4	1	1	0	0	1	4
Brian Schneider, L (1, 2) OBP: 0.330, SLG: 0.417		1-1 1B 1-2		2-1 22 1B 1-H 5 2B		0-0 1B		0-2 ① F7		4	0	3	1	0	0	0
Maicer Izturis, S (1, 4) OBP: 0.333, SLG: 0.404		1-0 ② L4		4-0 22 1B IBB		2-2 ③ F8		2-3 ② K		3	0	0	0	1	1	3
22 John Patterson, R (1, 1) OBP: 0.172, SLG: 0.143 32 Chad Cordero, R (9, 1)		0-3 ③ K		0-1 1-2 2-3 1B			1-3 ① K	1-2 G4-3		4 0	0 0	1 0	0 0	0 0	2 0	2 0
Inning Stats	R: 1 H: 2 E: 0 LOB: 0 K: 0 BB: 0 S: 13 P: 19	R: 0 H: 2 E: 0 LOB: 2 K: 2 BB: 0 S: 12 P: 17	R: 0 H: 0 E: 0 LOB: 0 K: 2 BB: 0 S: 10 P: 17	R: 1 H: 2 E: 0 LOB: 3 K: 0 BB: 2 S: 10 P: 23	R: 0 H: 0 E: 0 LOB: 0 K: 0 BB: 0 S: 8 P: 12	R: 1 H: 2 E: 0 LOB: 1 K: 0 BB: 0 S: 9 P: 12	R: 1 H: 2 E: 1 LOB: 3 K: 2 BB: 1 S: 17 P: 29	R: 0 H: 0 E: 0 LOB: 0 K: 1 BB: 0 S: 11 P: 14	R: 2 H: 2 E: 0 LOB: 0 K: 2 BB: 0 S: 12 P: 21	1B: 8 SF: 0 2B: 1 SAC: 0 3B: 0 DP: 1 HR: 3 HBP: 0						WP: 0 PA: 41 PB: 0 SB: 1 CS: 0	

	AB	38
	R	6
	H	12
	RBI	5
	BB	3
	SO	9
	LOB	12

PITCHER		IP	WLS	BF	H	R	ER	SO	BB	IBB	HBP	BLK	WP	HR	S	P	ERA	WHIP
Carl Pavano, R ERA: 2.98	(1, 1)	6.2	L	32	10	4	3	5	1	1	0	1	0	2	74	119	4.05	1.650
Matt Perisho, L ERA: 4.2	(7, 1)	1.1		5	0	0	0	2	1	0	0	0	0	0	16	24	0.00	0.750
David Weathers, R ERA: 4.74	(9, 1)	1.0		5	2	2	2	2	0	0	0	0	0	1	12	21	18.00	2.000

PITCHER		IP	WLS	BF	H	R	ER	SO	BB	IBB	HBP	BLK	WP	HR	S	P	ERA	WHIP

Montreal Expos @ Florida Marlins

Pro Player Stadium, Miami, FL

Wed Sep 15 2004, 3:05 PM EDT

Unknown - 86 F

livebaseballscorecards.com

BOTTOM

Batter	1	2	3	4	5	6	7	8	9	AB	R	H	RBI	BB	SO	LOB
Juan Pierre, L (1, 8) OBP: 0.375, SLG: 0.411	C B X 1-1 ① L3		B B C X 2-1 ② G4-3			B C X 1-1 FC4-6 1B		C B F X 1-2 ② G3		4	0	1	0	0	0	0
Luis Castillo, S (1, 4) OBP: 0.373, SLG: 0.356	C B B C F X 2-2 1B		F X 0-1 ③ L8			1 SAFE C 1 SAFE C X 0-2 ① FC4-6 1-2f		F B B X 2-1 ③ B1-3		4	0	1	0	0	0	1
Paul Lo Duca, R (1, 2) OBP: 0.350, SLG: 0.438	X 0-0 ② L7			B C B F C 2-3 ① K		C B 1 SAFE X 1-1 ② F9			B B C X 2-1 ① F9	4	0	0	0	0	1	2
Miguel Cabrera, R (1, 7) OBP: 0.380, SLG: 0.530	S X 0-1 ③ F8			B C X 1-1 ② P3		1 SAFE S X 0-1 ③ G4-3			B B C F X 2-2 1B 1B	4	0	1	0	0	0	2
Mike Lowell, R (1, 5) OBP: 0.369, SLG: 0.514		B B B C F F F F X 3-2 1B 2B		C B X 1-1 2B			X 0-0 ① P3		B X 1-0 ② F9	4	1	2	0	0	0	1
Jeff Conine, R (1, 3) OBP: 0.335, SLG: 0.426		F B C B F C 2-3 ① K		S X 0-1 ③ G6-3			S B S F B F C 2-3 ② K		F X 0-1 1-3 1B	4	0	1	0	0	2	2
Juan Encarnacion, R (1, 9) OBP: 0.298, SLG: 0.410		S C X 0-2 G5-4-3 2-H 1B			F X 0-1 ① F8		B X 1-0 HR		X 0-0 ③ F7	4	1	2	2	0	0	2
Alex Gonzalez, R (1, 6) OBP: 0.276, SLG: 0.431		S B X 1-1 ② ③ G5-4-3 1-2f			B M F S 1-3 ② K		C S S 0-3 ③ K			3	0	0	0	0	2	1
Carl Pavano, R (1, 1) OBP: 0.194, SLG: 0.317			S S B S 1-3 ① K		C B F S 1-3 ③ K			C F B X 1-2 ① P4		2	0	0	0	0	2	0
Matt Perisho, L (7, 1)										0	0	0	0	0	0	0
Lenny Harris, L (8, PH) OBP: 0.265, SLG: 0.300										1	0	0	0	0	0	0
David Weathers, R (9, 1)										0	0	0	0	0	0	0
Inning Stats	R: 0 E: 0 K: 0 S: 9 H: 1 LOB: 1 BB: 0 P: 12	R: 1 E: 0 K: 1 S: 15 H: 2 LOB: 0 BB: 0 P: 21	R: 0 E: 0 K: 1 S: 7 H: 0 LOB: 0 BB: 0 P: 10	R: 0 E: 0 K: 1 S: 9 H: 1 LOB: 1 BB: 0 P: 13	R: 0 E: 0 K: 2 S: 10 H: 0 LOB: 0 BB: 0 P: 12	R: 0 E: 0 K: 0 S: 9 H: 1 LOB: 1 BB: 0 P: 11	R: 1 E: 0 K: 2 S: 10 H: 1 LOB: 0 BB: 0 P: 13	R: 0 E: 0 K: 0 S: 8 H: 0 LOB: 0 BB: 0 P: 12	R: 0 E: 0 K: 0 S: 9 H: 2 LOB: 2 BB: 0 P: 14	1B: 5 2B: 2 3B: 0 HR: 1	SF: 0 SAC: 0 DP: 1 HBP: 0						

	AB	34
	R	2
	H	8
	RBI	2
	BB	0
	SO	7
	LOB	11

PITCHER		IP	WLS	BF	H	R	ER	SO	BB	IBB	HBP	BLK	WP	HR	S	P	ERA	WHIP
22 John Patterson, R ERA: 4.94	(1, 1)	8.0	W	29	6	2	2	7	0	0	0	0	0	1	77	104	2.25	0.750
32 Chad Cordero, R ERA: 3.11	(9, 1)	1.0		5	2	0	0	0	0	0	0	0	0	0	9	14	0.00	2.000

PITCHER	IP	WLS	BF	H	R	ER	SO	BB	IBB	HBP	BLK	WP	HR	S	P	ERA	WHIP

Batter	1	2	3	4	5	6	7	8	9	AB	R	H	RBI	BB	SO	LOB
Endy Chavez, L (1, 8) OBP: 0.321, SLG: 0.384	K	F8		HR		F7		G1-3		5	1	1	0	0	1	0
Jamey Carroll, R (1, 6) OBP: 0.377, SLG: 0.390	1B	G5-3		HR		G5-3		1B		5	2	4	2	0	0	0
Tony Batista, R (1, 5) OBP: 0.263, SLG: 0.436	P2		L7	HR		G5-3		P4		5	1	1	3	0	0	3
Juan Rivera, R (1, 9) OBP: 0.348, SLG: 0.434	HR		BB	P5		G6-3			G5-3	4	1	2	0	1	0	1
Ryan Church, L (1, 7) OBP: 0.279, SLG: 0.325	HR		L9	1B			G5-4-3		K	3	1	2	1	0	0	1
Brad Wilkerson, L (4, PR) OBP: 0.373, SLG: 0.489 (4, 3)										2	0	1	0	0	1	1
Valentino Pascucci, R (1, 3) (4, 7) OBP: 0.261, SLG: 0.231	HR		P4	F8			P4		G5-3	5	1	1	3	0	0	4
Einar Díaz, R (1, 2) OBP: 0.299, SLG: 0.319	BB			1B	G4-3		G5-4-3		P5	4	1	1	0	1	0	2
Brendan Harris, R (1, 4) OBP: 0.318, SLG: 0.476	FC6-4			1B	F9			HR		4	2	2	1	0	0	1
Tomo Ohka, S (1, 1) OBP: 0.125, SLG: 0.087		L3		K	K			K		2	0	0	0	0	1	2
Jon Rauch, R (4, 1) OBP: 0.200, SLG: 0.800										1	0	0	0	0	1	0
Gary Majewski, R (7, 1)										0	0	0	0	0	0	0
Alex Gonzalez, R (8, PH) OBP: 0.265, SLG: 0.374										1	0	0	0	0	1	0
Luis Ayala, R (8, 1) OBP: 0.375, SLG: 0.500										0	0	0	0	0	0	0
Francis Beltran, R (9, 1) OBP: 0.333, SLG: 0.333										0	0	0	0	0	0	0
Inning Stats	R: 4 E: 0 K: 1 S: 19 H: 4 LOB: 1 BB: 1 P: 34	R: 0 E: 0 K: 0 S: 9 H: 0 LOB: 0 BB: 0 P: 13	R: 0 E: 0 K: 0 S: 6 H: 0 LOB: 1 BB: 1 P: 11	R: 5 E: 0 K: 1 S: 16 H: 6 LOB: 1 BB: 0 P: 23	R: 0 E: 0 K: 1 S: 10 H: 0 LOB: 0 BB: 0 P: 15	R: 0 E: 0 K: 0 S: 10 H: 1 LOB: 1 BB: 0 P: 15	R: 0 E: 0 K: 0 S: 4 H: 1 LOB: 0 BB: 0 P: 11	R: 1 E: 0 K: 1 S: 13 H: 2 LOB: 1 BB: 0 P: 18	R: 0 E: 0 K: 1 S: 8 H: 1 LOB: 1 BB: 0 P: 12	1B: 12 2B: 0 3B: 0 HR: 3 SF: 0 SAC: 0 DP: 1 HBP: 0						

PITCHER		IP	WLS	BF	H	R	ER	SO	BB	IBB	HBP	BLK	WP	HR	S	P	ERA	WHIP
40 Nate Bump, R ERA: 5.43	(1, 1)	3.1	L	20	8	8	8	2	2	0	0	0	0	1	42	68	21.60	3.000
Aaron Small, R ERA: 6.28	(4, 1)	2.2		11	3	1	1	1	0	0	0	0	0	1	28	43	3.38	1.125
Ben Howard, R ERA: 4.78	(7, 1)	1.0		3	1	0	0	0	0	0	0	0	0	0	4	11	0.00	1.000
Josias Manzanillo, R ERA: 6.35	(8, 1)	1.0		5	2	1	1	1	0	0	0	0	0	1	13	18	9.00	2.000
19 Logan Kensing, R ERA: 15.0	(9, 1)	1.0		4	1	0	0	1	0	0	0	0	0	0	8	12	0.00	1.000

PITCHER	IP	WLS	BF	H	R	ER	SO	BB	IBB	HBP	BLK	WP	HR	S	P	ERA	WHIP

TOP

Montreal Expos @ Florida Marlins

Pro Player Stadium, Miami, FL

Wed Sep 15 2004, 3:10 PM EDT
Att. 12,608 - Cloudy - 87 F

livebaseballscorecards.com

AB	41
R	10
H	15
RBI	10
BB	2
SO	5
LOB	15

WP: 0	PA: 43
PB: 0	
SB: 0	
CS: 0	

Montreal Expos @ Florida Marlins

Pro Player Stadium, Miami, FL

Wed Sep 15 2004, 3:10 PM EDT

Att. 12,608 - Cloudy - 87 F

BOTTOM

Batter	1	2	3	4	5	6	7	8	9	AB	R	H	RBI	BB	SO	LOB
Juan Pierre, L (1, 8) OBP: 0.373, SLG: 0.409	P6	F8		BB		G3		FC5 PB 1B 2-3		4	0	0	0	1	0	2
Luis Castillo, S (1, 4) OBP: 0.377, SLG: 0.359	2B BB 1B		G4-3	1-2 BB			1B FC5-4 1B	PB 1-2 1B		4	2	3	0	1	0	0
Miguel Cabrera, R (1, 7) OBP: 0.381, SLG: 0.531	BB 1-3 2B		K	P4			FC5-4 1-3 1B	P3 1-2 2-3		5	0	2	0	0	1	4
Mike Lowell, R (1, 5) OBP: 0.368, SLG: 0.511	P3		E 2B 1B		G5-3		FC5-4 BB 1-2f 3-H		F9	5	1	1	1	0	0	3
Jeff Conine, R (1, 3) OBP: 0.334, SLG: 0.422	BB BB		E5 1-2 2B		K		K		P4	4	1	0	0	1	2	2
Damion Easley, R (1, 9) OBP: 0.339, SLG: 0.455	1-2 2-3 3-H BB		1-H 2-H 2B		K		1-2 BB		G5-3	3	0	1	3	2	1	0
Alex Gonzalez, R (1, 6) OBP: 0.274, SLG: 0.427	G6-3		P3			F8	K			4	0	0	0	0	1	6
Mike Redmond, R (1, 2) OBP: 0.308, SLG: 0.341		K		L6		1B		WP FC5 WP 1B		4	0	2	0	0	1	0
40 Nate Bump, L (1, 1) Aaron Small, R (4, 1) Wil Cordero, R (6, PH) OBP: 0.261, SLG: 0.302 Ben Howard, R (7, 1) Josias Manzanillo, R (8, 1) Chris Aguila, R (8, PH) OBP: 0.240, SLG: 0.304 19 Logan Kensing, R (9, 1)		F7		K		K		K 1-2		1 1 1 0 0 1 0	0 0 0 0 0 0 0	0 0 0 0 0 0 0	0 0 0 0 0 0 0	0 1 0 0 0 0 0	0 0 1 0 0 1 0	0 0 1 0 0 1 0
Inning Stats	R: 1 E: 0 K: 0 S: 17 H: 2 LOB: 3 BB: 2 P: 29	R: 0 E: 0 K: 1 S: 12 H: 0 LOB: 0 BB: 0 P: 16	R: 2 E: 1 K: 1 S: 18 H: 2 LOB: 1 BB: 0 P: 23	R: 0 E: 0 K: 1 S: 17 H: 0 LOB: 2 BB: 2 P: 31	R: 0 E: 0 K: 2 S: 8 H: 0 LOB: 0 BB: 0 P: 11	R: 0 E: 0 K: 1 S: 9 H: 1 LOB: 1 BB: 0 P: 10	R: 1 E: 0 K: 2 S: 19 H: 2 LOB: 2 BB: 1 P: 29	R: 0 E: 0 K: 1 S: 20 H: 2 LOB: 2 BB: 0 P: 29	R: 0 E: 0 K: 0 S: 7 H: 0 LOB: 0 BB: 0 P: 12	1B: 7 2B: 2 3B: 0 HR: 0 SF: 0 SAC: 0 DP: 0 HBP: 0						

PITCHER		IP	WLS	BF	H	R	ER	SO	BB	IBB	HBP	BLK	WP	HR	S	P	ERA	WHIP
Tomo Ohka, R ERA: 3.01	(1, 1)	3.0		16	4	3	1	2	2	0	0	0	0	0	47	68	3.00	2.000
Jon Rauch, R ERA: 3.63	(4, 1)	3.0	W	12	1	0	0	4	2	0	0	0	0	0	34	52	0.00	1.000
Gary Majewski, R ERA: 2.19	(7, 1)	1.0		6	2	1	1	2	1	0	0	0	0	0	19	29	9.00	3.000
Luis Ayala, R ERA: 2.57	(8, 1)	1.0		5	2	0	0	1	0	0	0	0	2	0	20	29	0.00	2.000
Francis Beltran, R ERA: 5.56	(9, 1)	1.0		3	0	0	0	0	0	0	0	0	0	0	7	12	0.00	0.000

PITCHER	IP	WLS	BF	H	R	ER	SO	BB	IBB	HBP	BLK	WP	HR	S	P	ERA	WHIP

livebaseballscorecards.com

AB	37
R	4
H	9
RBI	4
BB	5
SO	9
LOB	19

WP: 2 PA: 42
PB: 1
SB: 0
CS: 0

Batter	1	2	3	4	5	6	7	8	9	AB	R	H	RBI	BB	SO	LOB
Brad Wilkerson, L (1, 3) OBP: 0.371, SLG: 0.485	C B X 1-1 ① F7		B C B X 2-1 ② P6		B C F X 1-2 ① F7		C S B F B X 2-2 ③ L9			4	0	0	0	0	0	0
Jamey Carroll, R (1, 4) OBP: 0.379, SLG: 0.393	C C B X 1-2 G5-3 1B		C B B C X 2-2 ③ F8		B X 1-0 ② G5-3			C B S X 1-2 S 1B		4	0	2	0	0	0	0
Tony Batista, R (1, 5) OBP: 0.263, SLG: 0.440	C F B B 1 SAFE X 2-2 ② G5-3 1-2			B F X 1-1 ① G5-3	C B F B X 2-2 HR			C B X 1-1 ① P2 1-2		4	1	1	1	0	0	2
Juan Rivera, R (1, 9) OBP: 0.350, SLG: 0.435	F B F F X 1-2 ③ P6			C X 0-1 BB S 1B 1B	F B X 1-1 CS 1B			B S X 1-1 ② G5-3		4	1	2	0	0	0	2
Valentino Pascucci, R (1, 7) OBP: 0.265, SLG: 0.220 Ryan Church, L (8, PH) OBP: 0.273, SLG: 0.317 (8, 7)		B B B C X 3-1 ① P3		B C 1 SAFE 1 SAFE B B B 4-1 BB 1B 1-2 BB	B C B 1 SAFE 1 SAFE C B 3-2 ③ CS 1-2	B T B F C 2-3 ① K		C B S B X 2-2 ③ G4-3		2 1	1 0	0 0	0 0	1 0	1 0	0 1
Brian Schneider, L (1, 2) OBP: 0.332, SLG: 0.416 Henry Mateo, S (9, PR) OBP: 0.289, SLG: 0.318		C S S 0-3 ② K		B C F B B B 4-2 1B BB 1-2 2-3		S B F F X 1-2 ② G1-3			F X 0-1 SH2-3 1B	3 0	0 0	1 0	0 0	1 0	1 0	0 0
Maicer Izturis, S (1, 6) OBP: 0.333, SLG: 0.390	C C B F B F B F B 4-2 BB		X 0-0 ② F9		B X 1-0 ③ L7				X 0-0 ① SH2-3 1-2	2	0	0	0	1	0	3
Endy Chavez, L (1, 8) OBP: 0.321, SLG: 0.383	C C F S 0-3 ③ K		B C X 1-1 1-2 2-H 3-H 1B				F X 0-1 ① P6		C F X 0-2 ② F8	4	0	1	2	0	1	3
Livan Hernandez, R (1, 1) OBP: 0.257, SLG: 0.392 Brendan Harris, R (9, PH) OBP: 0.304, SLG: 0.455			C S X 0-2 ① G4-3	C X 0-1 ③ G3-1			B X 1-0 ② G6-3		T B S S 1-3 ③ K	3 1	0 0	0 0	0 0	0 0	0 1	2 2
Inning Stats	R: 0 E: 0 K: 0 S: 12 H: 1 LOB: 1 BB: 0 P: 17	R: 0 E: 0 K: 2 S: 14 H: 0 LOB: 1 BB: 1 P: 21	R: 0 E: 0 K: 0 S: 8 H: 0 LOB: 0 BB: 0 P: 12	R: 2 E: 0 K: 0 S: 12 H: 2 LOB: 2 BB: 2 P: 22	R: 1 E: 0 K: 0 S: 11 H: 2 LOB: 0 BB: 0 P: 19	R: 0 E: 0 K: 1 S: 8 H: 0 LOB: 0 BB: 0 P: 12	R: 0 E: 0 K: 0 S: 7 H: 0 LOB: 0 BB: 0 P: 10	R: 0 E: 0 K: 0 S: 10 H: 1 LOB: 1 BB: 0 P: 15	R: 0 E: 0 K: 1 S: 9 H: 1 LOB: 2 BB: 0 P: 10	1B: 6 2B: 0 3B: 0 HR: 1 SF: 0 SAC: 1 DP: 0 HBP: 0						

Montreal Expos @ Florida Marlins

Pro Player Stadium, Miami, FL

Thu Sep 16 2004, 7:05 PM EDT

Att. 17,219 - Cloudy - 83 F

TOP

livebaseballscorecards.com

AB	32
R	3
H	7
RBI	3
BB	3
SO	4
LOB	15

WP: 0 PB: 0 SB: 2 CS: 1 PA: 37

PITCHER		IP	WLS	BF	H	R	ER	SO	BB	IBB	HBP	BLK	WP	HR	S	P	ERA	WHIP
Dontrelle Willis, L ERA: 3.86	(1, 1)	7.0	W	28	5	3	3	3	3	0	0	0	0	1	72	113	3.86	1.143
Guillermo Mota, R ERA: 2.16	(8, 1)	1.0	H	4	1	0	0	0	0	0	0	0	0	0	10	15	0.00	1.000
Armando Benitez, R ERA: 1.14	(9, 1)	1.0	S	4	1	0	0	1	0	0	0	0	0	0	9	10	0.00	1.000

PITCHER	IP	WLS	BF	H	R	ER	SO	BB	IBB	HBP	BLK	WP	HR	S	P	ERA	WHIP

Montreal Expos @ Florida Marlins

Pro Player Stadium, Miami, FL

Thu Sep 16 2004, 7:05 PM EDT

Att. 17,219 - Cloudy - 83 F

livebaseballscorecards.com

BOTTOM

Batter	1	2	3	4	5	6	7	8	9	AB	R	H	RBI	BB	SO	LOB
Juan Pierre, L (1, 8) OBP: 0.373, SLG: 0.408	L6		F7		1B		SH1-3 1-2			3	0	1	0	0	0	0
Luis Castillo, S (1, 4) OBP: 0.376, SLG: 0.357	CS BB		G3	1 SAFE 1 SAFE	F7		G1-3			3	0	0	0	1	0	3
Paul Lo Duca, R (1, 2) OBP: 0.351, SLG: 0.439	P4 1-2		1B		G6-3 1B	1B	G4-3			4	1	2	0	0	0	3
Miguel Cabrera, R (1, 7) OBP: 0.378, SLG: 0.527		F8	K			G6-3 1-2		G1-3		4	0	0	0	0	1	1
Jeff Conine, R (1, 3) OBP: 0.339, SLG: 0.425		FC6-4 1B			1B 3B BB	G1-3 2-H 1B		E S BB		2	1	2	1	2	0	0
Damion Easley, R (1, 5) OBP: 0.338, SLG: 0.451		1 SAFE F8			3B 1-2 1B	G1-3 1-2		K 1-3		4	1	1	0	0	1	3
Juan Encarnacion, R (1, 9) OBP: 0.302, SLG: 0.414		FC6-4 1-2f			SF9 1-H 2-H 3B	IBB		IBB		2	1	1	2	2	0	1
Alex Gonzalez, R (1, 6) OBP: 0.272, SLG: 0.425			F8		SF9 3-H	K		F9		3	0	0	1	0	1	4
Dontrelle Willis, L (1, 1) OBP: 0.250, SLG: 0.309			G3-1		F7		SH1-3 1B			3	0	1	0	0	0	0
Chris Aguila, R (7, PR) OBP: 0.240, SLG: 0.304										0	0	0	0	0	0	0
Guillermo Mota, R (8, 1) OBP: 0.182, SLG: 0.273										0	0	0	0	0	0	0
Armando Benitez, R (9, 1)										0	0	0	0	0	0	0
Inning Stats	R: 0 E: 0 K: 0 S: 5 H: 0 LOB: 0 BB: 1 P: 13	R: 0 E: 0 K: 0 S: 7 H: 1 LOB: 1 BB: 0 P: 11	R: 0 E: 0 K: 0 S: 8 H: 0 LOB: 0 BB: 0 P: 10	R: 0 E: 0 K: 1 S: 11 H: 1 LOB: 0 BB: 0 P: 17	R: 3 E: 0 K: 0 S: 14 H: 3 LOB: 1 BB: 1 P: 25	R: 1 E: 0 K: 1 S: 17 H: 2 LOB: 2 BB: 1 P: 30	R: 0 E: 0 K: 0 S: 5 H: 1 LOB: 2 BB: 0 P: 6	R: 0 E: 0 K: 1 S: 9 H: 0 LOB: 2 BB: 2 P: 19		1B: 7 2B: 0 3B: 1 HR: 0 SF: 1 SAC: 1 DP: 0 HBP: 0						

	AB	28
	R	4
	H	8
	RBI	4
	BB	5
	SO	3
	LOB	15

PITCHER	IP	WLS	BF	H	R	ER	SO	BB	IBB	HBP	BLK	WP	HR	S	P	ERA	WHIP
Livan Hernandez, R (1, 1) ERA: 3.78	8.0	L	35	8	4	4	3	3	2	0	0	0	0	76	131	4.50	1.375

PITCHER	IP	WLS	BF	H	R	ER	SO	BB	IBB	HBP	BLK	WP	HR	S	P	ERA	WHIP

WP: 0 PA: 35
PB: 0
SB: 1
CS: 1

Montreal Expos @ Philadelphia Phillies

Citizens Bank Park, Philadelphia, PA

Fri Sep 17 2004, 7:05 PM EDT

Att. 35,498 - Overcast - 79 F

TOP

livebaseballscorecards.com

Batter	1	2	3	4	5	6	7	8	9	AB	R	H	RBI	BB	SO	LOB
Brad Wilkerson, L (1, 3) OBP: 0.370, SLG: 0.484	C S B F X 1-2 ① L3		X 0-0 ② SF7 3-H			B X 1-0 ① L9		B C B B B 4-1 1B 1B BB	B X 1-0 ① SH5-3 1-2 2-3	2	1	0	1	1	0	0
Jamey Carroll, R (1, 4) OBP: 0.388, SLG: 0.397	B C B B C F F F B 4-2 BB		B C F X 1-2 ③ G5-3			C X 0-1 HR 1B		1 SAFE B C C X 1-2 1B 1B	I I I 4-0 BB 1B 1B IBB	3	3	2	0	2	0	0
Tony Batista, R (1, 5) OBP: 0.266, SLG: 0.440	C C B S 1-3 ② K			C B B B F B 4-2 FC5-6-4 BB		C F B X 1-2 ② F7		B B S S D X 3-2 1B 2B 1-2 2-H 1B	B B X 2-0 BB 1B 1-2 2-H 3-H 1B	4	1	2	3	1	1	2
Juan Rivera, R (1, 8) OBP: 0.353, SLG: 0.444 (9, 9)	1 SAFE X 0-0 ③ F8			B X 1-0 ① FC5-6-4 1-2f		C 1 B X 1-1 1-H HR		C B F X 1-2 2B 1B 1-2 2-H	B B B C B 4-1 1B 3B BB 1-2 2-3	4	3	2	3	1	0	2
Valentino Pascucci, R (1, 7) OBP: 0.250, SLG: 0.205 Ryan Church, L (8, PH) OBP: 0.283, SLG: 0.326 (8, 7)		B S B B F S 2-3 ① K		B F C B S 2-3 ② K		C F C B S 1-3 ③ K		C B F S 1-3 ② K	C B B B X 3-1 ② 3B 1B 1-2 2-H 3-H	3 2	0 1	0 1	0 1	0 0	3 1	1 2
Terrmel Sledge, L (1, 9) OBP: 0.332, SLG: 0.451 Endy Chavez, L (9, 8) OBP: 0.321, SLG: 0.383		C S C 0-3 ② K		B F X 1-1 ③ F7			C B C F F X 1-2 L3-4 1B	X 0-0 1-H 2-H 2B	B B X 2-0 1-H 2-H 3B	5 0	0 0	3 0	4 0	0 0	1 0	1 0
Einar Díaz, R (1, 2) OBP: 0.292, SLG: 0.311 Gary Majewski, R (7, 1) Brendan Harris, R (8, PH) OBP: 0.292, SLG: 0.435 Luis Ayala, R (8, 1) OBP: 0.333, SLG: 0.444		F F B X 1-2 ③ F7			B F B F X 2-2 ① G5-3		B C S D X 2-2 ① ② L3-4 1-1	B B X 2-0 ③ G6-3	C S S 0-3 ③ K	3 0 1 1	0 0 0 0	0 0 0 0	0 0 0 0	0 0 0 1	0 0 0 1	1 0 1 1
Maicer Izturis, S (1, 6) OBP: 0.342, SLG: 0.397			C B F F X 1-2 E7 SH2-4 SF7 1B		B C X 1-1 ② G1-3		X 0-0 ③ G6-3		C F F B X 1-2 SH5-3 SH 1B 1B	4	2	2	0	0	0	0
Claudio Vargas, R (1, 1) OBP: 0.045, SLG: 0.045 52 T.J. Tucker, R (4, 1) OBP: 0.083, SLG: 0.083 Josh Labandeira, R (5, PH) Francis Beltran, R (5, 1) OBP: 0.333, SLG: 0.333 Joey Eischen, L (6, 1) OBP: 0.667, SLG: 0.667 Brian Schneider, L (7, 2) OBP: 0.331, SLG: 0.415			X 0-0 ① SH2-4 2-3		C B B F X 2-2 ③ F8		X 0-0 ① L8	X 0-0 SH SH5-3 1-2 1B		0 0 1 0 0 1	0 0 0 0 0 1	0 0 0 0 0 0	0 0 0 0 0 0	0 0 0 0 0 0	0 0 0 0 0 0	0 0 0 0 0 0
Inning Stats	R: 0 H: 0 E: 0 LOB: 1 K: 1 BB: 1 S: 13 P: 19	R: 0 H: 0 E: 0 LOB: 0 K: 2 BB: 0 S: 9 P: 12	R: 1 H: 1 E: 1 LOB: 0 K: 0 BB: 0 S: 9 P: 11	R: 0 H: 0 E: 0 LOB: 1 K: 1 BB: 1 S: 8 P: 16	R: 0 H: 0 E: 0 LOB: 0 K: 0 BB: 0 S: 9 P: 14	R: 2 H: 2 E: 0 LOB: 0 K: 1 BB: 0 S: 12 P: 16	R: 0 H: 1 E: 0 LOB: 0 K: 0 BB: 0 S: 9 P: 12	R: 4 H: 4 E: 0 LOB: 1 K: 1 BB: 1 S: 17 P: 29	R: 5 H: 4 E: 1 LOB: 1 K: 1 BB: 2 S: 14 P: 31	1B: 9 SF: 1 2B: 2 SAC: 3 3B: 1 DP: 1 HR: 1 HBP: 0						WP: 0 PA: 43 PB: 0 SB: 0 CS: 0	

PITCHER		IP	WLS	BF	H	R	ER	SO	BB	IBB	HBP	BLK	WP	HR	S	P	ERA	WHIP
Eric Milton, L ERA: 4.81	(1, 1)	6.0		23	3	3	2	5	2	0	0	0	0	1	60	88	3.00	0.833
63 Ryan Madson, R ERA: 2.53	(7, 1)	1.1	H	7	3	3	3	0	1	0	0	0	0	0	17	28	20.25	3.000
Felix Rodriguez, R ERA: 3.39	(8, 1)	0.0		1	1	0	0	0	0	0	0	0	0	0	3	4	∞	∞
Rheal Cormier, L ERA: 3.81	(8, 1)	0.2	B	3	1	1	1	1	0	0	0	0	0	0	6	9	13.50	1.500
Tim Worrell, R ERA: 3.82	(9, 1)	0.2	L	8	4	5	2	0	1	1	0	0	0	0	11	28	27.00	7.500

PITCHER		IP	WLS	BF	H	R	ER	SO	BB	IBB	HBP	BLK	WP	HR	S	P	ERA	WHIP
Geoff Geary, R ERA: 5.9	(9, 1)	0.1		1	0	0	0	1	0	0	0	0	0	0	3	3	0.00	0.000

AB	34
R	12
H	12
RBI	12
BB	5
SO	7
LOB	11

BOTTOM

Montreal Expos @ Philadelphia Phillies

Citizens Bank Park, Philadelphia, PA

Fri Sep 17 2004, 7:05 PM EDT

Att. 35,498 - Overcast - 79 F

livebaseballscorecards.com

Batter	1	2	3	4	5	6	7	8	9	AB	R	H	RBI	BB	SO	LOB
11 Jimmy Rollins, S (1, 6) OBP: 0.343, SLG: 0.435	C F C 0-3 ① K	F C X 0-2 FC6-4 1B 2-3 3-H		C S X 0-2 ② G4-3		X 0-0 S 1B 2-3 1B		X 0-0 ③ L4		5	1	2	1	0	1	0
Placido Polanco, R (1, 4) OBP: 0.332, SLG: 0.421	B C X 1-1 ② F9	1 SAFE B D F F F E 1 SAFE F F F 2-2 ② FC6-4 BB 1-2f		C X 0-1 ③ F8		B B X 2-0 1-H 3-H 1B			C F X 0-2 ① F9	5	0	1	2	0	0	2
Bobby Abreu, L (1, 9) OBP: 0.419, SLG: 0.538	B C B C F X 2-2 ③ G4-3	B B C B C B 4-2 BB 1-2			B C X 1-1 ① F9	B B C C X 2-2 ③ L6			B C B B C X 3-2 HR	4	1	1	1	1	0	1
David Bell, R (1, 5) OBP: 0.371, SLG: 0.473		X 0-2 6 E 2B 1B B C X 1-2 ③ G1-3			F S F S 0-3 ② K		B B X 2-0 HR		B C F F F B F F S 2-3 ② K	5	2	2	1	0	2	3
6 Ryan Howard, L (1, 3) OBP: 0.364, SLG: 0.619		C X 0-1 FC3 2B 2B 1-2 C B S F S 1-3 ① K			C G B B F X 2-2 2B		S B C F X 1-2 ① F7		C F B F X 1-2 ③ F7	5	1	1	0	0	1	1
Jason Michaels, R (1, 8) OBP: 0.375, SLG: 0.402		B B F X 2-1 2B 1-3 2-H 2B X 0-0 ② G4-3			C X 0-1 ③ G6-3		B C F B S 2-3 ② K			4	1	1	1	0	1	1
Pat Burrell, R (1, 7) OBP: 0.370, SLG: 0.473	S F C 0-3 ① K	B B C B B 4-1 BB				C B F B S 2-3 ① K	F B C B X 2-2 ③ G5-3			3	0	0	0	1	2	2
Mike Lieberthal, R (1, 2) OBP: 0.324, SLG: 0.433		I I I I 4-0 2B 11 1B IBB B B F S 1 SAFE B X 3-2 ③ F9				F F F B F X 1-2 11 1B 1B 2B		C F B F S 1-3 ① K		3	2	1	0	1	1	1
Eric Milton, L (1, 1) OBP: 0.177, SLG: 0.155 26 Chase Utley, L (6, PH) OBP: 0.353, SLG: 0.479 63 Ryan Madson, L (7, 1) Felix Rodriguez, R (8, 1) Rheal Cormier, L (8, 1) Marlon Byrd, R (8, PH) OBP: 0.283, SLG: 0.319 Tim Worrell, R (9, 1) Geoff Geary, R (9, 1)		S X 0-1 11 1B 1-3 2-H 3-H 2B		C F X 0-2 ① G4-3		F S F S 0-3 ② K		C S B C 1-3 ② K		2 1 0 0 0 1 0 0 0	0 0 0 0 0 0 0 0 0	1 0 0 0 0 0 0 0 0	2 0 0 0 0 1 0 0 0	0 1 0 0 0 0 0 0 0	0 1 0 0 0 1 0 0 0	0 1 0 0 0 0 0 0 0
Inning Stats	R: 0 E: 0 K: 1 S: 9 H: 0 LOB: 0 BB: 0 P: 12	R: 4 E: 1 K: 1 S: 27 H: 4 LOB: 3 BB: 2 P: 40	R: 0 E: 0 K: 1 S: 9 H: 0 LOB: 1 BB: 1 P: 17	R: 0 E: 0 K: 0 S: 8 H: 0 LOB: 0 BB: 0 P: 8	R: 0 E: 0 K: 1 S: 12 H: 1 LOB: 1 BB: 0 P: 15	R: 2 E: 0 K: 2 S: 17 H: 3 LOB: 1 BB: 0 P: 24	R: 1 E: 0 K: 1 S: 11 H: 1 LOB: 0 BB: 0 P: 18	R: 0 E: 0 K: 2 S: 9 H: 0 LOB: 0 BB: 0 P: 11	R: 1 E: 0 K: 1 S: 17 H: 1 LOB: 0 BB: 0 P: 23	1B: 4 2B: 4 3B: 0 HR: 2	SF: 0 SAC: 0 DP: 0 HBP: 0			WP: 0 PB: 0 SB: 1 CS: 0	PA: 41		

	AB	38
	R	8
	H	10
	RBI	8
	BB	3
	SO	10
	LOB	12

PITCHER		IP	WLS	BF	H	R	ER	SO	BB	IBB	HBP	BLK	WP	HR	S	P	ERA	WHIP
Claudio Vargas, R ERA: 5.15	(1, 1)	3.0		17	4	4	3	3	2	1	0	0	0	0	45	69	9.00	2.000
52 T.J. Tucker, R ERA: 3.38	(4, 1)	1.0		3	0	0	0	0	0	0	0	0	0	0	8	8	0.00	0.000
Francis Beltran, R ERA: 5.76	(5, 1)	1.2		9	4	2	2	3	0	0	0	0	0	0	26	34	10.80	2.400
Joey Eischen, L ERA: 3.78	(6, 1)	0.1		1	0	0	0	0	0	0	0	0	0	0	3	5	0.00	0.000
Gary Majewski, R ERA: 2.7	(7, 1)	1.0		4	1	1	1	1	0	0	0	0	0	1	11	18	9.00	1.000

PITCHER		IP	WLS	BF	H	R	ER	SO	BB	IBB	HBP	BLK	WP	HR	S	P	ERA	WHIP
Luis Ayala, R ERA: 2.62	(8, 1)	2.0	W	7	1	1	1	3	0	0	0	0	0	1	26	34	4.50	0.500

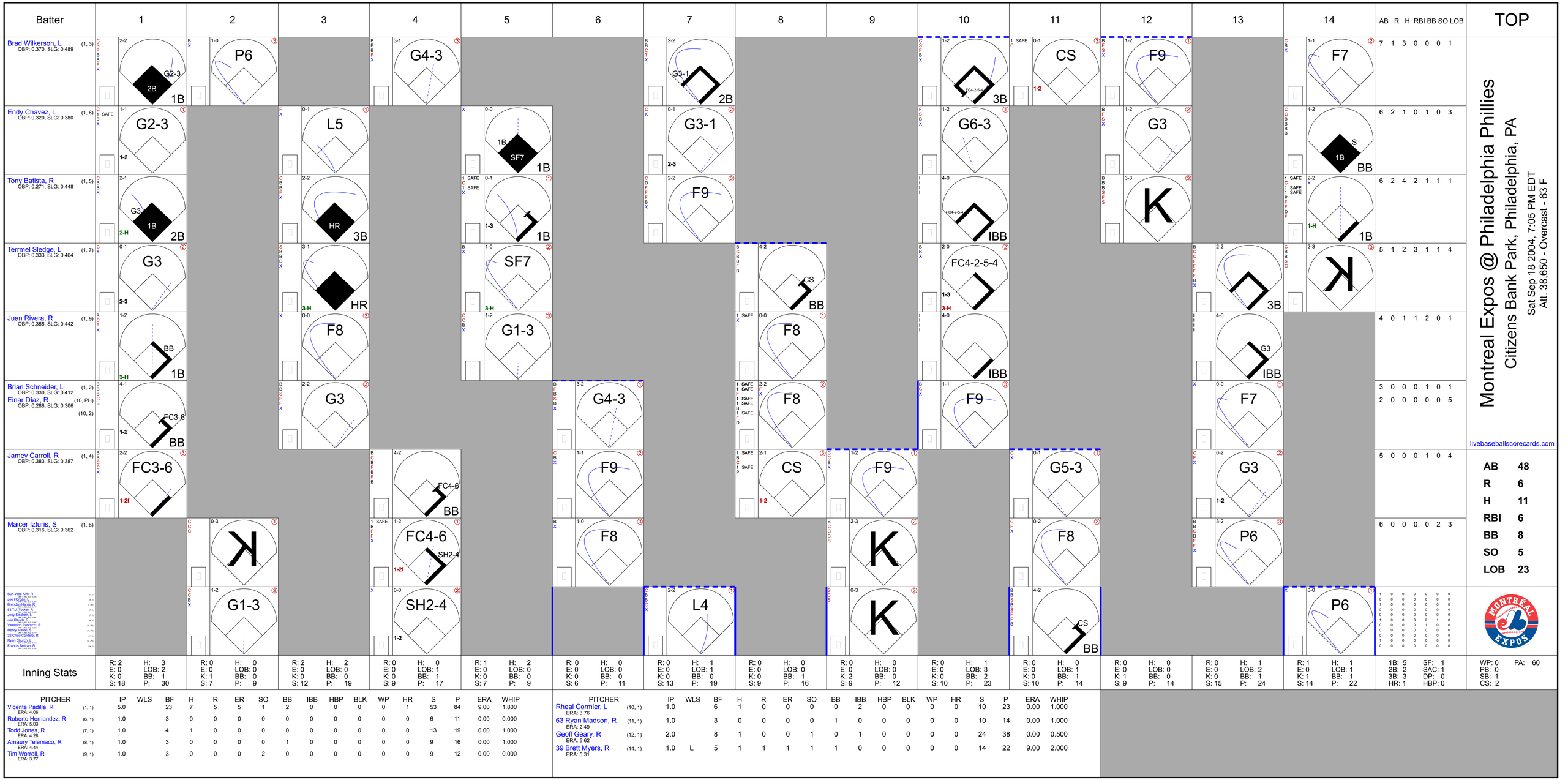
Batter
1
2
3
4
5
6
7
8
9
10
11
12
13
14
AB R H RBI BB SO LOB
TOP
Brad Wilkerson, L (1, 3) OBP: 0.370, SLG: 0.489
Endy Chavez, L (1, 8) OBP: 0.320, SLG: 0.380
Tony Batista, R (1, 5) OBP: 0.271, SLG: 0.448
Terrmel Sledge, L (1, 7) OBP: 0.333, SLG: 0.464
Juan Rivera, R (1, 9) OBP: 0.355, SLG: 0.442
Brian Schneider, L (1, 2) OBP: 0.330, SLG: 0.412
Einar Diaz, R (10, PH) (10, 2) OBP: 0.288, SLG: 0.306
Jamey Carroll, R (1, 4) OBP: 0.383, SLG: 0.387
Maicer Izturis, S (1, 6) OBP: 0.316, SLG: 0.362
Sun-Woo Kim, R
Joe Horgan, L
Brendan Harris, R
SJ T.J. Tucker, R
Joey Eischen, L
Jon Rauch, R
Valentino Pascucci, R
Henry Mateo, S
32 Chad Cordero, R
Ryan Church, L
Francis Beltran, R
Montreal Expos @ Philadelphia Phillies
Citizens Bank Park, Philadelphia, PA
Sat Sep 18 2004, 7:05 PM EDT
Att. 38,650 - Overcast - 63 F
livebaseballscorecards.com
Inning Stats
PITCHER IP WLS BF H R ER SO BB IBB HBP BLK WP HR S P ERA WHIP
Vicente Padilla, R (1, 1) ERA: 4.06
Roberto Hernandez, R (6, 1) ERA: 5.03
Todd Jones, R (7, 1) ERA: 4.28
Amaury Telemaco, R (8, 1) ERA: 4.44
Tim Worrell, R (9, 1) ERA: 3.77
Rheal Cormier, L (10, 1) ERA: 3.76
63 Ryan Madson, R (11, 1) ERA: 2.49
Geoff Geary, R (12, 1) ERA: 5.62
39 Brett Myers, R (14, 1) ERA: 5.31
AB 48
R 6
H 11
RBI 6
BB 8
SO 5
LOB 23
1B: 5 SF: 1
2B: 2 SAC: 1
3B: 3 DP: 0
HR: 1 HBP: 0
WP: 0 PA: 60
PB: 0
SB: 1
CS: 2

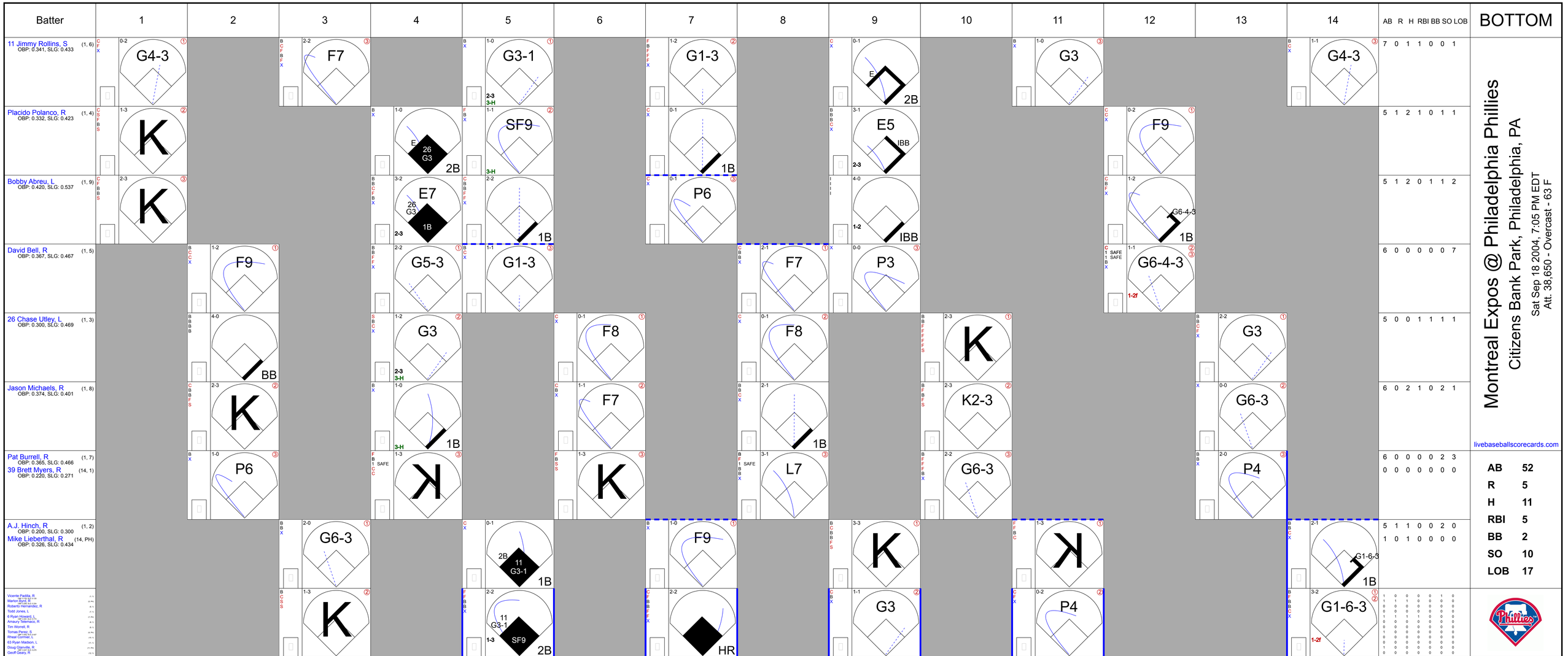
Batter
1
2
3
4
5
6
7
8
9
10
11
12
13
14
AB R H RBI BB SO LOB
BOTTOM
11 Jimmy Rollins, S (1, 6) OBP: 0.341, SLG: 0.433
G4-3
F7
G3-1
G1-3
E 2B
G3
F9
G4-3
7 0 1 1 0 0 1
Placido Polanco, R (1, 4) OBP: 0.332, SLG: 0.423
K
E 26 G3 2B
SF9
E5 IBB
F9
5 1 2 1 0 1 1
Bobby Abreu, L (1, 9) OBP: 0.420, SLG: 0.537
K
E7 26 G3 1B
P6
G6-4-3 1B
5 1 2 0 1 1 2
David Bell, R (1, 5) OBP: 0.367, SLG: 0.467
F9
G5-3
G1-3
F7
P3
G6-4-3
6 0 0 0 0 0 7
26 Chase Utley, L (1, 3) OBP: 0.300, SLG: 0.469
BB
G3
F8
F8
K
G3
5 0 0 1 1 1 1
Jason Michaels, R (1, 8) OBP: 0.374, SLG: 0.401
K
1B
F7
1B
K2-3
G6-3
6 0 2 1 0 2 1
Pat Burrell, R (1, 7) OBP: 0.365, SLG: 0.466
39 Brett Myers, R (14, 1) OBP: 0.220, SLG: 0.271
P6
K
K
L7
G6-3
P4
6 0 0 0 0 2 3
0 0 0 0 0 0 0
A.J. Hinch, R (1, 2) OBP: 0.200, SLG: 0.300
Mike Lieberthal, R (14, PH) OBP: 0.326, SLG: 0.434
G6-3
2B 11 G3-1 1B
F9
K
K
5 1 1 0 0 2 0
1 0 1 0 0 0 0
G1-6-3 1B
K
11 G3-1 1-3 SF9 2B
HR
G3
P4
G1-6-3 1-2f
Vicente Padilla, R
Marlon Byrd, RF
Ronny Paulino, C
Roberto Hernandez, R
Todd Jones, L
6 Ryan Howard, L
Antonio Alfonseca, R
Tim Worrell, R
Tomas Perez, S
Rheal Cormier, L
63 Ryan Madson, L
Doug Glanville, R
Geoff Geary, R
Montreal Expos @ Philadelphia Phillies
Citizens Bank Park, Philadelphia, PA
Sat Sep 18 2004, 7:05 PM EDT
Att. 38,650 - Overcast - 63 F
livebaseballscorecards.com
AB 52
R 5
H 11
RBI 5
BB 2
SO 10
LOB 17
Inning Stats
1: R: 0 E: 0 K: 2 S: 10 | H: 0 LOB: 0 BB: 0 P: 13
2: R: 0 E: 0 K: 1 S: 7 | H: 0 LOB: 1 BB: 1 P: 15
3: R: 0 E: 0 K: 1 S: 8 | H: 0 LOB: 0 BB: 0 P: 13
4: R: 2 E: 1 K: 1 S: 14 | H: 2 LOB: 1 BB: 0 P: 23
5: R: 2 E: 0 K: 0 S: 14 | H: 3 LOB: 1 BB: 0 P: 21
6: R: 0 E: 0 K: 1 S: 7 | H: 0 LOB: 0 BB: 0 P: 9
7: R: 1 E: 0 K: 0 S: 15 | H: 2 LOB: 1 BB: 0 P: 19
8: R: 0 E: 0 K: 0 S: 8 | H: 1 LOB: 1 BB: 0 P: 15
9: R: 0 E: 1 K: 1 S: 10 | H: 1 LOB: 3 BB: 1 P: 21
10: R: 0 E: 0 K: 2 S: 13 | H: 0 LOB: 0 BB: 0 P: 19
11: R: 0 E: 0 K: 1 S: 7 | H: 0 LOB: 0 BB: 0 P: 9
12: R: 0 E: 0 K: 0 S: 8 | H: 1 LOB: 0 BB: 0 P: 10
13: R: 0 E: 0 K: 0 S: 5 | H: 0 LOB: 0 BB: 0 P: 9
14: R: 0 E: 0 K: 0 S: 7 | H: 1 LOB: 0 BB: 0 P: 13
1B: 7 2B: 3 3B: 0 HR: 1
SF: 1 SAC: 0 DP: 2 HBP: 0
WP: 0 PB: 0 SB: 0 CS: 0
PA: 55
PITCHER IP WLS BF H R ER SO BB IBB HBP BLK WP HR S P ERA WHIP
Sun-Woo Kim, R (1, 1) ERA: 4.75 4.2 21 5 4 2 5 1 0 0 0 0 0 51 82 3.86 1.286
Joe Horgan, L (5, 1) ERA: 3.53 1.1 4 0 0 0 1 0 0 0 0 0 0 9 12 0.00 0.000
52 T.J. Tucker, R (7, 1) ERA: 3.48 0.2 B 4 2 1 1 0 0 0 0 0 0 1 13 17 13.50 3.000
Joey Eischen, L (7, 1) ERA: 3.71 0.1 1 0 0 0 0 0 0 0 0 0 0 2 2 0.00 0.000
Jon Rauch, R (8, 1) ERA: 3.2 3.0 13 2 0 0 3 0 1 0 0 0 0 31 55 0.00 0.667
PITCHER IP WLS BF H R ER SO BB IBB HBP BLK WP HR S P ERA WHIP
32 Chad Cordero, R (11, 1) ERA: 2.99 3.0 W 9 1 0 0 1 0 0 0 0 0 0 0 20 28 0.00 0.333
Francis Beltran, R (14, 1) ERA: 5.63 1.0 S 3 1 0 0 0 0 0 0 0 0 0 0 7 13 0.00 1.000

Batter	1	2	3	4	5	6	7	8	9	AB	R	H	RBI	BB	SO	LOB
Brad Wilkerson, L (1, 3) OBP: 0.372, SLG: 0.491	C B B X 2-1 2B 2B	F X 0-1 1B		B B B B 4-0 BB 1B BB	F X 0-1 ③ F7			C S C 0-3 ② K		4	1	2	0	1	1	3
Endy Chavez, L (1, 8) OBP: 0.319, SLG: 0.378	B B X 2-0 ① P6	C 1 C S SAFE 0-3 ③ K		C C B B X 2-2 BB 1-2 2-H 1B		M C B X 1-2 ① G6-3		C B S F X 1-2 E5 FC6-4		5	0	1	1	0	1	2
Tony Batista, R (1, 5) OBP: 0.274, SLG: 0.450	C F X 0-2 S 2-H 2B		C X 0-1 FC5-4 1B	B D B B 4-0 1-2 2-3 BB		C F X 0-2 ② P6		B X 1-0 ③ FC6-4 1-2f		4	0	2	1	1	0	1
Terrmel Sledge, L (1, 7) OBP: 0.330, SLG: 0.459 Brendan Harris, R (9, PH) OBP: 0.269, SLG: 0.400	C S X 0-2 ② F7 2-3		S C B C 1-3 ① K	F D B C X 2-2 ③ F8		B B B C C X 3-2 ③ G4-3			S B B F S 2-3 ① K	4 1	0 0	0 0	0 0	0 0	1 1	5 0
Juan Rivera, R (1, 9) OBP: 0.359, SLG: 0.443	C D B F D F B 4-2 BB BB		1 SAFE D 1 SAFE B F 1 SAFE C X 2-2 ② FC5-4 PO BB 1-2f		B X 1-0 G6-3 BB 1B		B C X 1-1 1B		X 0-0 ② P4	4	0	2	0	1	0	1
Brian Schneider, L (1, 2) OBP: 0.332, SLG: 0.410 Valentino Pascucci, R (9, PH) OBP: 0.259, SLG: 0.200	B B F F 1 SAFE B B 4-2 1-2 BB		B 1 SAFE C 1 SAFE B 1 SAFE B D 4-1 1-2 BB		D B X 2-0 ① F8		C F C 0-3 ① K		C S F C 0-3 ③ K	2 1	0 0	0 0	0 0	2 0	1 1	2 0
Jamey Carroll, R (1, 4) OBP: 0.385, SLG: 0.391	B C B S F F T 2-2 ③ K		D 1-0 ③ PO 2-3	B B C X 2-1 1B 2B	C 1 SAFE B C F B B B 4-2 G6-3 1-2 BB		C S B X 1-2 ② L9			3	1	1	0	1	1	4
Maicer Izturis, S (1, 6) OBP: 0.301, SLG: 0.342 Joe Horgan, L (7, 1) OBP: 0.250, SLG: 0.250		B C F F F B B X 3-2 ① P6		F S C 0-3 ① K	B C B B C X 3-2 ② G6-3 1-2 2-3		X 0-0 ③ G4-3			4 0	0 0	0 0	0 0	0 0	1 0	4 0
Scott Downs, L (1, 1) OBP: 0.167, SLG: 0.091 Ryan Church, L (5, PH) OBP: 0.292, SLG: 0.318 Gary Majewski, R (5, 1) Josh Labandeira, R (7, 6)		B B B C C S 3-3 ② K		B C F C 1-3 ② K	B S B F D D B 4-2 BB			B B C F T C 2-3 ① K		2 0 0 1	0 0 0 0	0 0 0 0	0 0 0 0	0 1 0 0	2 0 0 1	1 0 0 0
Inning Stats	R: 1 E: 0 K: 1 S: 19 H: 2 LOB: 3 BB: 2 P: 33	R: 0 E: 0 K: 2 S: 13 H: 1 LOB: 1 BB: 0 P: 19	R: 0 E: 0 K: 1 S: 9 H: 1 LOB: 1 BB: 1 P: 17	R: 1 E: 0 K: 2 S: 14 H: 2 LOB: 3 BB: 2 P: 29	R: 0 E: 0 K: 0 S: 12 H: 1 LOB: 3 BB: 2 P: 26	R: 0 E: 0 K: 0 S: 9 H: 0 LOB: 0 BB: 0 P: 13	R: 0 E: 0 K: 1 S: 9 H: 1 LOB: 1 BB: 0 P: 11	R: 0 E: 1 K: 2 S: 11 H: 0 LOB: 1 BB: 0 P: 15	R: 0 E: 0 K: 2 S: 8 H: 0 LOB: 0 BB: 0 P: 10	1B: 5 2B: 3 3B: 0 HR: 0 SF: 0 SAC: 0 DP: 0 HBP: 0						WP: 0 PB: 0 SB: 1 CS: 0 PA: 43	

Montreal Expos @ Philadelphia Phillies

Citizens Bank Park, Philadelphia, PA

Sun Sep 19 2004, 1:35 PM EDT

Att. 42,603 - Sunny - 61 F

TOP

livebaseballscorecards.com

AB	35
R	2
H	8
RBI	2
BB	7
SO	11
LOB	23

PITCHER		IP	WLS	BF	H	R	ER	SO	BB	IBB	HBP	BLK	WP	HR	S	P	ERA	WHIP
Kevin Millwood, R ERA: 4.86	(1, 1)	2.0		11	3	1	1	3	2	0	0	0	0	0	32	52	4.50	2.500
Gavin Floyd, R ERA: 2.7	(3, 1)	3.0	W	17	4	1	1	3	5	0	0	0	0	0	35	72	3.00	3.000
Amaury Telemaco, R ERA: 4.35	(6, 1)	1.0	H	3	0	0	0	0	0	0	0	0	0	0	9	13	0.00	0.000
Todd Jones, R ERA: 4.16	(7, 1)	2.0		8	1	0	0	3	0	0	0	0	0	0	20	26	0.00	0.500
Billy Wagner, L ERA: 2.68	(9, 1)	1.0		3	0	0	0	2	0	0	0	0	0	0	8	10	0.00	0.000

PITCHER	IP	WLS	BF	H	R	ER	SO	BB	IBB	HBP	BLK	WP	HR	S	P	ERA	WHIP

Batter	1	2	3	4	5	6	7	8	9	AB	R	H	RBI	BB	SO	LOB
11 Jimmy Rolls, S (1, 6) OBP: 0.343, SLG: 0.436	P6		1B	1B		G6-3	L7			5	2	3	1	0	0	1
Placido Polanco, R (1, 4) OBP: 0.335, SLG: 0.425	G4-3		SAFE F7	1-2 2-H 3-H		G6-3		G3		5	0	3	2	0	0	2
Bobby Abreu, L (1, 9) OBP: 0.420, SLG: 0.537	G4-3		1B	K		1B		K		5	1	2	1	0	2	4
Jim Thome, L (1, 3) OBP: 0.400, SLG: 0.591	G6-3		1B	F8		1B		G3		4	0	1	1	1	0	4
David Bell, R (1, 5) OBP: 0.369, SLG: 0.467		G3-1	K		G6-4-3			BB		4	0	2	1	1	1	2
Jason Michaels, R (1, 7) OBP: 0.371, SLG: 0.401		K	BB 11 1B	G6-4-3	F7			K		5	1	1	0	0	2	5
Mike Lieberthal, R (1, 2) OBP: 0.329, SLG: 0.443		HR	11 1B BB	1B		K2-3				3	2	2	1	1	1	0
Marlon Byrd, R (1, 8) OBP: 0.285, SLG: 0.321		K	11 1B	L4			G6-3			3	1	0	0	1	1	1
Kevin Millwood, R (1, 1) OBP: 0.191, SLG: 0.200										0	0	0	0	0	0	0
Gavin Floyd, R (3, 1)										2	0	0	0	0	2	3
Amaury Telemaco, R (6, 1)										0	0	0	0	0	0	0
Lou Collier, R (6, PH) OBP: 0.343, SLG: 0.355										1	0	0	0	0	1	0
Todd Jones, L (7, 1)										0	0	0	0	1	0	0
Billy Wagner, L (9, 1)										0	0	0	0	0	0	0
Inning Stats	R: 0 E: 0 K: 0 S: 8 H: 1 LOB: 1 BB: 0 P: 11	R: 1 E: 0 K: 2 S: 9 H: 1 LOB: 0 BB: 0 P: 13	R: 1 E: 0 K: 2 S: 14 H: 3 LOB: 2 BB: 0 P: 18	R: 3 E: 0 K: 2 S: 15 H: 3 LOB: 2 BB: 2 P: 29	R: 0 E: 0 K: 0 S: 8 H: 2 LOB: 1 BB: 0 P: 12	R: 2 E: 0 K: 1 S: 16 H: 3 LOB: 2 BB: 1 P: 27	R: 0 E: 0 K: 1 S: 11 H: 0 LOB: 1 BB: 1 P: 17	R: 0 E: 0 K: 2 S: 11 H: 1 LOB: 2 BB: 1 P: 18		1B: 10 2B: 3 3B: 0 HR: 1	SF: 0 SAC: 0 DP: 1 HBP: 0					

PITCHER		IP	WLS	BF	H	R	ER	SO	BB	IBB	HBP	BLK	WP	HR	S	P	ERA	WHIP
Scott Downs, L ERA: 5.98	(1, 1)	4.0	L	22	8	5	5	6	2	0	0	0	0	1	46	71	11.25	2.500
Gary Majewski, R ERA: 3.52	(5, 1)	2.0		11	5	2	2	1	0	1	0	0	0	0	24	39	9.00	2.500
Joe Horgan, L ERA: 3.35	(7, 1)	2.0		9	1	0	0	3	2	0	0	0	0	0	22	35	0.00	1.500

PITCHER	IP	WLS	BF	H	R	ER	SO	BB	IBB	HBP	BLK	WP	HR	S	P	ERA	WHIP

BOTTOM

Montreal Expos @ Philadelphia Phillies

Citizens Bank Park, Philadelphia, PA

Sun Sep 19 2004, 1:35 PM EDT
Att. 42,603 - Sunny - 61 F

livebaseballscorecards.com

AB	37
R	7
H	14
RBI	7
BB	5
SO	10
LOB	22

New York Mets @ Montreal Expos

Olympic Stadium, Montreal, QB

Tue Sep 21 2004, 7:05 PM EDT

Att. 3,839 - Unknown - 72 F

Batter	1	2	3	4	5	6	7	8	9	AB	R	H	RBI	BB	SO	LOB
Eric Valent, L (1, 7) OBP: 0.328, SLG: 0.481	B X 1-0 F9 ①		B B B C F F C 3-3 K ③			F B S B C 2-3 K ①		C X 0-1 G4-6-3 ① ② 1-2f		4	0	0	0	0	2	2
Jeff Keppinger, R (1, 4) OBP: 0.275, SLG: 0.374	C C X 0-2 G6-3 ②			B C X 1-1 G4-3 ①		X 0-0 F8 ②		C B B X 2-1 L9 ③		4	0	0	0	0	0	0
5 David Wright, R (1, 5) OBP: 0.335, SLG: 0.532	B X 1-0 F8 ③			X 0-0 F9 ②		B C X 1-1 F9 ③			C C B B X 2-2 F8 ①	4	0	0	0	0	0	0
31 Mike Piazza, R (1, 3) OBP: 0.361, SLG: 0.452		B S F B B S 3-3 K ①		C X 0-1 G6-3 ③			F B X 1-1 HR		C X 0-1 F8 ②	4	1	1	1	0	1	0
Mike Cameron, R (1, 8) OBP: 0.322, SLG: 0.478		C S H 1-2 K2 HBP			F F S 0-3 K ①		X 0-0 G5-4-3 1B		F F X 0-2 P6 ③	2	0	1	0	0	1	0
Vic Darensbourg, L (7, 1)										0	0	0	0	0	0	0
Braden Looper, R (8, 1)										0	0	0	0	0	0	0
Craig Brazell, L (9, PH) OBP: 0.375, SLG: 0.467										1	0	0	0	0	0	0
Richard Hidalgo, R (1, 9) OBP: 0.309, SLG: 0.457		C C B 1 S SAFE 1-3 K2 ② ③ 1-1f			X 0-0 2B		B F F X 1-2 G5-4-3 ① ② 1-2f			3	0	1	0	0	1	2
Jason Phillips, R (1, 2) OBP: 0.292, SLG: 0.326			C F X 0-2 G3-1 ①		X 0-0 F9 ②		X 0-0 1B			3	0	1	0	0	0	1
Wilson Delgado, S (1, 6) OBP: 0.354, SLG: 0.357			B X 1-0 G1-3 ②		B B I I 4-0 IBB		B B X 2-0 G1-3 ③			2	0	0	0	1	0	1
Al Leiter, L (1, 1) OBP: 0.132, SLG: 0.118			C B X 1-1 1B		C F B X 1-2 G3-1 ③			X 0-0 G4-6-3 1B		2	0	1	0	0	0	2
Heath Bell, R (6, 1)										0	0	0	0	0	0	0
Gerald Williams, R (7, 8) OBP: 0.299, SLG: 0.422										1	0	1	0	0	0	0

Inning Stats	1	2	3	4	5	6	7	8	9			
	R: 0 H: 0	R: 0 H: 0	R: 0 H: 1	R: 0 H: 0	R: 0 H: 1	R: 0 H: 0	R: 1 H: 3	R: 0 H: 1	R: 0 H: 0	1B: 4 SF: 0	WP: 0 PA: 32	
	E: 0 LOB: 0	E: 0 LOB: 1	E: 0 LOB: 1	E: 0 LOB: 0	E: 0 LOB: 2	E: 0 LOB: 0	E: 0 LOB: 1	E: 0 LOB: 0	E: 0 LOB: 0	2B: 2 SAC: 0	PB: 0	
	K: 0 BB: 0	K: 2 BB: 0	K: 1 BB: 0	K: 0 BB: 0	K: 1 BB: 1	K: 1 BB: 0	K: 0 BB: 0	K: 0 BB: 0	K: 0 BB: 0	3B: 0 DP: 3	SB: 0	
	S: 5 P: 7	S: 8 P: 13	S: 10 P: 15	S: 5 P: 6	S: 8 P: 13	S: 6 P: 9	S: 8 P: 12	S: 5 P: 7	S: 8 P: 10	HR: 1 HBP: 1	CS: 0	

PITCHER	IP	WLS	BF	H	R	ER	SO	BB	IBB	HBP	BLK	WP	HR	S	P	ERA	WHIP
Livan Hernandez, R (1, 1) ERA: 3.68	9.0	W	32	6	1	1	5	0	1	1	0	0	1	63	92	1.00	0.667

PITCHER	IP	WLS	BF	H	R	ER	SO	BB	IBB	HBP	BLK	WP	HR	S	P	ERA	WHIP

livebaseballscorecards.com

AB	30
R	1
H	6
RBI	1
BB	1
SO	5
LOB	8

BOTTOM

New York Mets @ Montreal Expos

Olympic Stadium, Montreal, QB

Tue Sep 21 2004, 7:05 PM EDT

Att. 3,839 - Unknown - 72 F

Batter	1	2	3	4	5	6	7	8	9	AB	R	H	RBI	BB	SO	LOB
Brad Wilkerson, L (1, 3) OBP: 0.371, SLG: 0.490	P6	K		G4-3		HR 2B		G1		5	1	1	0	0	1	2
Jamey Carroll, R (1, 6) (6, 4) OBP: 0.385, SLG: 0.388	S 1B 1B	K		G6-3		K		BB		4	0	1	0	1	2	3
Tony Batista, R (1, 5) OBP: 0.276, SLG: 0.461	F8		S 1B BB		HR	2-H HR		G4-3		4	3	2	3	1	0	2
Juan Rivera, R (1, 8) OBP: 0.360, SLG: 0.452	SAFE S 1-2 1B		F9		G5-3	HR				4	1	2	1	0	0	1
Valentino Pascucci, R (1, 7) OBP: 0.276, SLG: 0.191 Ryan Church, L (7, 9) OBP: 0.292, SLG: 0.318	1-2 2-3 BB		K 1-2		S 3B BB	P3				2 0	1 0	0 0	0 0	2 0	1 0	1 0
Terrmel Sledge, L (1, 9) (7, 7) OBP: 0.334, SLG: 0.471	G4-3		S 1B 2-H		1-H 3B	G3 F9-2 2B				4	0	3	2	0	0	3
Einar Díaz, R (1, 2) OBP: 0.294, SLG: 0.315		SH2-4 2B	SAFE SAFE 1-2 BB		G5-3	G3 2-3				3	0	1	0	1	0	2
Brendan Harris, R (1, 4) OBP: 0.276, SLG: 0.370 Maicer Izturis, S (6, 6) OBP: 0.298, SLG: 0.338		SH2-4 BB	K		G1-3	F9-2 3-H				2 1	0 0	0 0	0 0	1 0	1 0	3 1
Livan Hernandez, R (1, 1) OBP: 0.260, SLG: 0.390		SH2-4 1-2 2-3		G5-3		1B		K		3	0	1	0	0	1	0
Inning Stats	R: 0 E: 0 K: 0 S: 17 H: 2 LOB: 3 BB: 1 P: 27	R: 0 E: 0 K: 2 S: 11 H: 1 LOB: 2 BB: 1 P: 19	R: 1 E: 0 K: 2 S: 13 H: 1 LOB: 2 BB: 2 P: 29	R: 0 E: 0 K: 0 S: 8 H: 0 LOB: 0 BB: 0 P: 10	R: 2 E: 0 K: 0 S: 15 H: 2 LOB: 1 BB: 1 P: 30	R: 3 E: 0 K: 1 S: 17 H: 4 LOB: 0 BB: 0 P: 29	R: 0 E: 0 K: 0 S: 7 H: 1 LOB: 0 BB: 0 P: 13	R: 0 E: 0 K: 1 S: 11 H: 0 LOB: 1 BB: 1 P: 17		1B: 4 2B: 4 3B: 1 HR: 3 SF: 0 SAC: 1 DP: 1 HBP: 0						

livebaseballscorecards.com

AB	32
R	6
H	11
RBI	6
BB	6
SO	6
LOB	18

WP: 0 PB: 0 SB: 5 CS: 0 PA: 39

PITCHER		IP	WLS	BF	H	R	ER	SO	BB	IBB	HBP	BLK	WP	HR	S	P	ERA	WHIP
Al Leiter, L ERA: 3.19	(1, 1)	5.0	L	26	6	3	3	4	5	0	0	0	0	1	64	115	5.40	2.200
Heath Bell, R ERA: 4.76	(6, 1)	1.0		6	4	3	3	1	0	0	0	0	0	2	17	29	27.00	4.000
Vic Darensbourg, L ERA: 6.43	(7, 1)	1.0		3	1	0	0	0	0	0	0	0	0	0	7	13	0.00	1.000
Braden Looper, R ERA: 2.56	(8, 1)	1.0		4	0	0	0	1	1	0	0	0	0	0	11	17	0.00	1.000

PITCHER	IP	WLS	BF	H	R	ER	SO	BB	IBB	HBP	BLK	WP	HR	S	P	ERA	WHIP

Batter	1	2	3	4	5	6	7	8	9	AB	R	H	RBI	BB	SO	LOB
Gerald Williams, R (1, 8) OBP: 0.317, SLG: 0.457	C X 0-1 1B 1B	C C F X 0-2 1-H 3B			C C F C 0-3 ② K			F C B X 1-2 5 G6-3 31 1B 1B		4	1	3	1	0	1	0
Jeff Keppinger, R (1, 4) OBP: 0.274, SLG: 0.369	B 1 X SAFE 1-0 5 K 1-2 1B	C B F B S 2-3 ③ K			B B C B F C 3-3 ③ K			C B L B 1 M SAFE 2-3 ① K		4	0	1	0	0	3	2
5 David Wright, R (1, 5) OBP: 0.329, SLG: 0.522	B F B F B S 3-3 ① ② K 1-2	B C B F C 2-3 ① K		X 0-0 ① F9		B 1 X SAFE 1-0 ② G6-3 1-2			4	0	0	0	0	2	3
31 Mike Piazza, R (1, 2) OBP: 0.364, SLG: 0.453 Jason Phillips, R (8, 2) OBP: 0.292, SLG: 0.326	B B C B B 4-1 BB	B C B S X 2-2 ② G5-3		C B B X 2-1 G5-3 1B		B X 1-0 2-H 1B		3 0	0 0	2 0	1 0	1 0	0 0	0 0
Richard Hidalgo, R (1, 7) OBP: 0.307, SLG: 0.453	B B F B X 3-1 ③ L6	C B X 1-1 ③ F8		B C X 1-1 ② G5-3 1-2		C X 0-1 ③ G5-3		4	0	0	0	0	0	4
Craig Brazell, L (1, 3) OBP: 0.300, SLG: 0.368 Braden Looper, R (9, 1)	C B F F S 1-3 ① K	S F X 0-2 ① G5-3		S B X 1-1 ③ F9		F B X 1-1 ① F7		4 0	0 0	0 0	0 0	0 0	1 0	1 0
Victor Diaz, R (1, 9) OBP: 0.333, SLG: 0.357	B X 1-0 ② G6-3	X 0-0 ② 1B			C S F B S 1-3 ① K			C C F X 0-2 ② G4-3		4	0	1	0	0	1	0
Wilson Delgado, S (1, 6) OBP: 0.351, SLG: 0.371	B B X 2-0 1B 3B	C F B C 1-3 ③ K			C F B F S 1-3 ② K			C B B S S 2-3 ③ K		4	1	1	0	0	3	0
Steve Trachsel, R (1, 1) OBP: 0.190, SLG: 0.193 Eric Valent, L (7, PH) OBP: 0.327, SLG: 0.480 Bartolome Fortunato, R (7, 1) Todd Zeile, R (9, 3) OBP: 0.328, SLG: 0.360	C B C D X 2-2 3B 3-H 1B	B X 1-0 ① P5			S T B B X 2-2 ③ P5					2 1 0 0	1 0 0 0	1 0 0 0	1 0 0 0	0 0 0 0	0 0 0 0	0 0 0 0
Inning Stats	R: 0 E: 0 K: 1 S: 9 H: 2 LOB: 2 BB: 1 P: 20	R: 2 E: 0 K: 2 S: 16 H: 3 LOB: 1 BB: 0 P: 24	R: 0 E: 0 K: 1 S: 8 H: 0 LOB: 0 BB: 0 P: 13	R: 0 E: 0 K: 1 S: 7 H: 1 LOB: 0 BB: 0 P: 8	R: 0 E: 0 K: 2 S: 8 H: 0 LOB: 0 BB: 0 P: 12	R: 0 E: 0 K: 0 S: 7 H: 1 LOB: 1 BB: 0 P: 11	R: 0 E: 0 K: 2 S: 11 H: 0 LOB: 0 BB: 0 P: 15	R: 1 E: 0 K: 1 S: 10 H: 2 LOB: 1 BB: 0 P: 15	R: 0 E: 0 K: 1 S: 9 H: 0 LOB: 0 BB: 0 P: 12	1B: 7 2B: 0 3B: 2 HR: 0	SF: 0 SAC: 0 DP: 0 HBP: 0					

PITCHER		IP	WLS	BF	H	R	ER	SO	BB	IBB	HBP	BLK	WP	HR	S	P	ERA	WHIP
22 John Patterson, R ERA: 4.81	(1, 1)	6.0		24	7	2	2	7	1	0	0	0	0	0	55	88	3.00	1.333
Luis Ayala, R ERA: 2.66	(7, 1)	2.0	L	8	2	1	1	3	0	0	0	0	0	0	21	30	4.50	1.000
32 Chad Cordero, R ERA: 2.95	(9, 1)	1.0		3	0	0	0	1	0	0	0	0	0	0	9	12	0.00	0.000

PITCHER	IP	WLS	BF	H	R	ER	SO	BB	IBB	HBP	BLK	WP	HR	S	P	ERA	WHIP

TOP

New York Mets @ Montreal Expos

Olympic Stadium, Montreal, QB

Wed Sep 22 2004, 7:05 PM EDT
Att. 3,664 - Unknown - 72 F

livebaseballscorecards.com

AB	34
R	3
H	9
RBI	3
BB	1
SO	11
LOB	10

BOTTOM

Batter	1	2	3	4	5	6	7	8	9	AB	R	H	RBI	BB	SO	LOB
Brad Wilkerson, L (1, 3) OBP: 0.368, SLG: 0.485	C B F S 1-3 K ①			C B C B X 2-2 F7 ①	C B X 1-1 L9 ②		S B C S 1-3 K ①		C B F X 1-2 G4-3 ③	5	0	0	0	0	2	2
Jamey Carroll, R (1, 4) (7, 6) OBP: 0.387, SLG: 0.388	B C C T B X 2-2 F9 ②			B X 1-0 1B S 1B 1B	C B B F X 2-2 F7 ③		B B B B 4-0 BB			3	1	1	0	1	0	2
Tony Batista, R (1, 5) OBP: 0.276, SLG: 0.465	B C S B B C 3-3 K ③			1 SAFE C B 1 SAFE 1 SAFE S 1 SAFE B B B 3-2 F T F F F X F8 ② 1-2		C C B B B X 2-2 HR	C X 0-1 P5 ②			4	1	1	1	0	1	2
Terrmel Sledge, L (1, 9) (2, 7) OBP: 0.333, SLG: 0.468		B B C X 2-1 F8 ①		F B X 1-1 1B 2-3 1B		B B C X 2-1 F7 ①	C C S 0-3 K ③			4	0	1	0	0	1	1
Juan Rivera, R (1, 8) OBP: 0.362, SLG: 0.451		C B C X 1-2 G5-3 ②		C 1 SAFE F X 0-2 1-2 3-H 1B		B B B B 4-0 BB 1B BB		C X 0-1 F7 ①		3	0	1	1	1	0	0
Ryan Church, L (1, 7) (2, 9) OBP: 0.269, SLG: 0.292		C X 0-1 L8 ③		C C D B X 2-2 G4-3 ③		C 1 SAFE X 0-1 L8 ②		X 0-0 G5-3 ②		4	0	0	0	0	0	3
Brian Schneider, L (1, 2) OBP: 0.333, SLG: 0.413			B B B C X 3-1 G4-3 ①		B B X 2-0 2B	C 1 SAFE P 1 P 1 SAFE S 1 SAFE X 2-2 BB 1-2 1B		B B C X 2-1 G3-1 ③		4	0	2	0	0	0	0
Maicer Izturis, S (1, 6) OBP: 0.302, SLG: 0.333 Valentino Pascucci, R (6, PH) OBP: 0.288, SLG: 0.191 Luis Ayala, R (7, 1) OBP: 0.333, SLG: 0.444 32 Chad Cordero, R (9, 1) Einar Díaz, R (9, PH) OBP: 0.292, SLG: 0.313			C B X 1-1 G3-1 ②		C F H 1-2 HBP	B S B F B D 4-2 1-2 2-3 BB			C B X 1-1 P5 ①	1 0 0 0 1	0 0 0 0 0	0 0 0 0 0	0 0 0 0 0	0 1 0 0 0	0 0 0 0 0	0 0 0 0 0
22 John Patterson, R (1, 1) OBP: 0.161, SLG: 0.133 Brendan Harris, R (6, PH) OBP: 0.258, SLG: 0.345 (7, 4)			S C B X 1-2 G5-3 ③		L F B M 1-3 K ①	C F F C 0-3 K ③			F B F C 1-3 K ②	2 2	0 0	0 0	0 0	1 2	2 3	2 3
Inning Stats	R: 0 E: 0 K: 2 S: 10 H: 0 LOB: 0 BB: 0 P: 16	R: 0 E: 0 K: 0 S: 7 H: 0 LOB: 0 BB: 0 P: 10	R: 0 E: 0 K: 0 S: 7 H: 0 LOB: 0 BB: 0 P: 12	R: 1 E: 0 K: 0 S: 18 H: 3 LOB: 2 BB: 0 P: 27	R: 0 E: 0 K: 1 S: 11 H: 1 LOB: 2 BB: 0 P: 18	R: 1 E: 0 K: 1 S: 18 H: 2 LOB: 3 BB: 2 P: 30	R: 0 E: 0 K: 2 S: 8 H: 0 LOB: 1 BB: 1 P: 13	R: 0 E: 0 K: 0 S: 5 H: 0 LOB: 0 BB: 0 P: 7	R: 0 E: 0 K: 1 S: 8 H: 0 LOB: 0 BB: 0 P: 11	1B: 4 2B: 1 3B: 0 HR: 1	SF: 0 SAC: 0 DP: 0 HBP: 1			WP: 0 PB: 0 SB: 1 CS: 0	PA: 37		

PITCHER		IP	WLS	BF	H	R	ER	SO	BB	IBB	HBP	BLK	WP	HR	S	P	ERA	WHIP
Steve Trachsel, R ERA: 4.07	(1, 1)	6.0		27	6	2	2	4	2	0	1	0	0	1	71	113	3.00	1.333
Bartolome Fortunato, R ERA: 4.13	(7, 1)	2.0	W	7	0	0	0	2	1	0	0	0	0	0	13	20	0.00	0.500
Braden Looper, R ERA: 2.53	(9, 1)	1.0	S	3	0	0	0	1	0	0	0	0	0	0	8	11	0.00	0.000

PITCHER	IP	WLS	BF	H	R	ER	SO	BB	IBB	HBP	BLK	WP	HR	S	P	ERA	WHIP

New York Mets @ Montreal Expos

Olympic Stadium, Montreal, QB

Wed Sep 22 2004, 7:05 PM EDT

Att. 3,664 - Unknown - 72 F

livebaseballscorecards.com

AB	33
R	2
H	6
RBI	2
BB	3
SO	7
LOB	15

Batter	1	2	3	4	5	6	7	8	9	AB	R	H	RBI	BB	SO	LOB
Gerald Williams, R (1, 8) (9, 7) OBP: 0.314, SLG: 0.480	F8	F9			2-H HR		G5-4-3 1-2f			4	1	1	2	0	0	2
Jeff Keppinger, R (1, 4) OBP: 0.282, SLG: 0.374	31 F8 5 1B 1B		5 G4-6-3 1B		G6-3		G5-3			4	0	2	0	0	0	0
5 David Wright, R (1, 5) OBP: 0.332, SLG: 0.526	SAFE 31 F8 1-2 1B		G4-6-3 1-2f		31 G6-3 2B			F9		4	0	2	0	0	0	1
31 Mike Piazza, R (1, 3) OBP: 0.361, SLG: 0.449 Tyler Yates, R (8, 1) OBP: 0.091, SLG: 0.091 Pedro Feliciano, L (8, 1) Braden Looper, R (9, 1)	F8 1-2 2-3		P3		G6-3 2-3			G4-3		4 0 0 0	0 0 0 0	0 0 0 0	0 0 0 0	0 0 0 0	0 0 0 0	3 0 0 0
Richard Hidalgo, R (1, 7) (9, 9) OBP: 0.305, SLG: 0.450	L6			K	G5-3			F7		4	0	0	0	0	1	3
Victor Diaz, R (1, 9) OBP: 0.368, SLG: 0.529 Mike Cameron, R (9, 8) OBP: 0.322, SLG: 0.478		WP 1B G6-3 HBP		HR		P4			G4-3	3 0	2 0	1 0	1 0	0 0	0 0	0 0
Jason Phillips, R (1, 2) OBP: 0.291, SLG: 0.326		G4-3 WP 1-2 1B		F8		G5-3			P6	4	0	1	0	0	0	0
Wilson Delgado, S (1, 6) OBP: 0.348, SLG: 0.367		G6-3 1-2 2-H		G4-3		F7			FC6-4 1B	4	0	1	1	0	0	1
Tom Glavine, L (1, 1) OBP: 0.311, SLG: 0.245 Mike Stanton, L (7, 1) OBP: 0.500, SLG: 0.500 Todd Zeile, R (8, 3) OBP: 0.327, SLG: 0.359		G4-3 2-3			HR 2B		G5-4-3 BB		FC6-4 1-2f	2 0 1	1 0 0	1 0 0	0 0 0	1 0 0	0 0 0	1 0 1
Inning Stats	R: 0 E: 0 K: 0 S: 11 H: 2 LOB: 2 BB: 0 P: 13	R: 1 E: 0 K: 0 S: 10 H: 1 LOB: 1 BB: 0 P: 18	R: 0 E: 0 K: 0 S: 5 H: 1 LOB: 0 BB: 0 P: 7	R: 1 E: 0 K: 1 S: 11 H: 1 LOB: 0 BB: 0 P: 16	R: 2 E: 0 K: 0 S: 8 H: 3 LOB: 1 BB: 0 P: 12	R: 0 E: 0 K: 0 S: 9 H: 0 LOB: 0 BB: 0 P: 13	R: 0 E: 0 K: 0 S: 4 H: 0 LOB: 0 BB: 1 P: 9	R: 0 E: 0 K: 0 S: 11 H: 0 LOB: 0 BB: 0 P: 14	R: 0 E: 0 K: 0 S: 10 H: 1 LOB: 1 BB: 0 P: 14	1B: 5 2B: 2 3B: 0 HR: 2 SF: 0 SAC: 0 DP: 2 HBP: 1						

TOP

New York Mets @ Montreal Expos

Olympic Stadium, Montreal, QB

Thu Sep 23 2004, 7:05 PM EDT

Att. 11,142 - Unknown - 72 F

livebaseballscorecards.com

AB	34
R	4
H	9
RBI	4
BB	1
SO	1
LOB	12

PITCHER		IP	WLS	BF	H	R	ER	SO	BB	IBB	HBP	BLK	WP	HR	S	P	ERA	WHIP
Tomo Ohka, R ERA: 3.28	(1, 1)	5.0	L	23	8	4	4	1	0	0	1	0	1	2	45	66	7.20	1.600
Jon Rauch, R ERA: 2.96	(6, 1)	2.0		6	0	0	0	0	1	0	0	0	0	0	13	22	0.00	0.500
Gary Majewski, R ERA: 3.12	(8, 1)	2.0		7	1	0	0	0	0	0	0	0	0	0	21	28	0.00	0.500

PITCHER	IP	WLS	BF	H	R	ER	SO	BB	IBB	HBP	BLK	WP	HR	S	P	ERA	WHIP

BOTTOM

Batter	1	2	3	4	5	6	7	8	9	AB	R	H	RBI	BB	SO	LOB
Brad Wilkerson, L (1, 3) OBP: 0.370, SLG: 0.500	X 0-0 G6-3 2B		B X 1-0 HR		B B C B C F X 3-2 HR		B C S B F B X 3-2 L9 ③			4	2	3	2	0	0	1
Jamey Carroll, R (1, 4) OBP: 0.381, SLG: 0.380	L B F X 1-2 ① G1-3		X 0-0 ② G1-3		C B B C B S 3-3 ③ K			B C B B C F X 3-2 ① G5-3		4	0	0	0	0	1	1
Tony Batista, R (1, 5) OBP: 0.275, SLG: 0.462	B C X 1-1 ② G6-3 2-3		B X 1-0 ③ G5-3			C B S B F B F F F 3-2 ① F9 F X		C F B B S 2-3 ② K		4	0	0	0	0	1	1
Juan Rivera, R (1, 8) OBP: 0.360, SLG: 0.449	X 0-0 ③ G1-3			C B X 1-1 ① G5-3		B X 1-0 ② F9		F B X 1-1 1B		4	0	1	0	0	0	1
Terrmel Sledge, L (1, 7) OBP: 0.333, SLG: 0.464		C B F X 1-2 ① G3		B B C X 2-1 ② G3-1		B C B F B B 4-2 BB		S C S 0-3 ③ K		3	0	0	0	1	1	1
Valentino Pascucci, R (1, 9) OBP: 0.290, SLG: 0.200 Ryan Church, L (9, PH) OBP: 0.283, SLG: 0.292		C S B B X 2-2 ② F9		C B S B X 2-2 1B		B 1 SAFE C C 1 SAFE X 1-2 ③ F8			B B B B 4-0 FC6-4 BB	3 0	0 0	1 0	0 0	0 1	0 0	1 0
Brian Schneider, L (1, 2) OBP: 0.333, SLG: 0.412		B X 1-0 1B	C F 1 SAFE B B B X 3-2 ③ G6-3				B S B F X 2-2 ① G4-3		C F B S 1-3 ① K	4	0	1	0	0	1	2
Maicer Izturis, S (1, 6) OBP: 0.300, SLG: 0.342		B S B X 2-1 ③ F9			C F S 0-3 ① K		C F B B F B X 2-2 G4-3 2B		B C X 1-1 ② FC6-4 1-2f DI	4	0	1	0	0	1	2
Tomo Ohka, S (1, 1) OBP: 0.120, SLG: 0.083 Josh Labandeira, R (5, PH) Jon Rauch, R (6, 1) OBP: 0.167, SLG: 0.667 Endy Chavez, L (7, PH) OBP: 0.318, SLG: 0.377 Gary Majewski, R (8, 1) Einar Diaz, R (9, PH) OBP: 0.290, SLG: 0.310			C S B B X 2-2 ① G6-3		C C X 0-2 ② G1-3		C B X 1-1 ② G4-3 2-3		B C X 1-1 ③ P4 1-2	1 1 0 1 0 1	0 0 0 0 0 0	0 0 0 0 0 1	0 0 0 0 0 0	0 0 0 0 0 1	0 0 0 1 0 0	0 0 0 0 0 1
Inning Stats	R: 0 H: 1 E: 0 LOB: 1 K: 0 BB: 0 S: 7 P: 9	R: 0 H: 1 E: 0 LOB: 1 K: 0 BB: 0 S: 9 P: 15	R: 1 H: 1 E: 0 LOB: 0 K: 0 BB: 0 S: 6 P: 10	R: 0 H: 1 E: 0 LOB: 1 K: 0 BB: 0 S: 10 P: 18	R: 1 H: 1 E: 0 LOB: 0 K: 2 BB: 0 S: 13 P: 19	R: 0 H: 0 E: 0 LOB: 1 K: 0 BB: 1 S: 14 P: 23	R: 0 H: 1 E: 0 LOB: 1 K: 0 BB: 0 S: 13 P: 21	R: 0 H: 1 E: 0 LOB: 1 K: 2 BB: 0 S: 12 P: 18	R: 0 H: 0 E: 0 LOB: 1 K: 1 BB: 1 S: 7 P: 14	1B: 3 2B: 2 3B: 0 HR: 2	SF: 0 SAC: 0 DP: 0 HBP: 0			WP: 0 PB: 0 SB: 0 CS: 0		PA: 36	

PITCHER		IP	WLS	BF	H	R	ER	SO	BB	IBB	HBP	BLK	WP	HR	S	P	ERA	WHIP
Tom Glavine, L ERA: 3.55	(1, 1)	6.1	W	26	6	2	2	2	1	0	0	0	0	2	66	105	2.84	1.105
Mike Stanton, L ERA: 3.25	(7, 1)	0.2	H	2	0	0	0	0	0	0	0	0	0	0	6	10	0.00	0.000
Tyler Yates, R ERA: 6.65	(8, 1)	0.2	H	3	1	0	0	1	0	0	0	0	0	0	9	15	0.00	1.500
Pedro Feliciano, L ERA: 5.0	(8, 1)	0.1	H	1	0	0	0	1	0	0	0	0	0	0	3	3	0.00	0.000
Braden Looper, R ERA: 2.5	(9, 1)	1.0	S	4	0	0	0	1	1	0	0	0	0	0	7	14	0.00	1.000

PITCHER	IP	WLS	BF	H	R	ER	SO	BB	IBB	HBP	BLK	WP	HR	S	P	ERA	WHIP

New York Mets @ Montreal Expos

Olympic Stadium, Montreal, QB

Thu Sep 23 2004, 7:05 PM EDT

Att. 11,142 - Unknown - 72 F

livebaseballscorecards.com

AB	34
R	2
H	7
RBI	2
BB	2
SO	5
LOB	12

Batter	1	2	3	4	5	6	7	8	9	AB	R	H	RBI	BB	SO	LOB
11 Jimmy Rollins, S (1, 6) OBP: 0.346, SLG: 0.440	X 0-0 CS 1B		B F F B S 2-3 ② K			S F F B B F F F B 4-2 B 1B BB		B F X 1-1 ② G3-1		3	0	1	0	1	1	1
Placido Polanco, R (1, 4) OBP: 0.333, SLG: 0.429	X 0-0 ① L7		X 0-0 ③ F7			B X 1-0 1-2 1B		X 0-0 ③ F7		4	0	1	0	0	0	2
Bobby Abreu, L (1, 9) OBP: 0.419, SLG: 0.531 Marlon Byrd, R (6, 8) OBP: 0.281, SLG: 0.317	C 1 SAFE B F 1 SAFE 1 SAFE B X 2-2 ② 1-2 1B			X 0-0 ① L7		F B F X 1-2 ① F8			B T S B X 2-2 ① G6-3	3 1	0 0	1 0	0 0	0 0	0 0	2 0
Jim Thome, L (1, 3) OBP: 0.398, SLG: 0.588 6 Ryan Howard, L (6, 3) OBP: 0.407, SLG: 0.720	B B S F 1 SAFE D S 3-3 ③ K			X 0-0 ② L8		B F S F F S 1-3 ② K			B B B C S B 4-2 2B BB	3 0	0 1	0 0	0 0	0 1	2 0	3 0
David Bell, R (1, 5) OBP: 0.372, SLG: 0.475 Tomas Perez, S (8, 5) OBP: 0.260, SLG: 0.421		C B X 1-1 ① G6-3		C B C B X 2-2 2B		C S B B C 2-3 ③ K			B F S F S 1-3 ② K	3 1	0 0	1 0	0 0	0 0	1 1	2 1
Jason Michaels, R (1, 8) OBP: 0.362, SLG: 0.401 (6, 9)		T B F X 1-2 ② G6-3		X 0-0 ③ G5-3			B C F X 1-2 ① G3-1		S C F F B B F B F 3-2 X 1-H 2B	4	0	1	1	0	0	1
Pat Burrell, R (1, 7) OBP: 0.365, SLG: 0.463		B F F F B F B S 3-3 ③ K			B C F C 1-3 ① K		F C S 0-3 ② K		S S B X 1-2 ③ F8	4	0	0	0	0	3	1
Mike Lieberthal, R (1, 2) OBP: 0.338, SLG: 0.456 Geoff Geary, R (7, 1)			X 0-0 2B		B X 1-0 G6-4-3 1B		C F X 0-2 ③ F8			3 0	0 0	2 0	0 0	0 0	0 0	0 0
39 Brett Myers, R (1, 1) OBP: 0.216, SLG: 0.265 Amaury Telemaco, R (4, 1) Lou Collier, R (5, PH) OBP: 0.351, SLG: 0.394 Brian Powell, R (5, 1) OBP: 0.125, SLG: 0.125 A.J. Hinch, R (7, 2) OBP: 0.182, SLG: 0.273			F M 2 SAFE B B X 2-2 ① G6-3		X 0-0 ② ③ G6-4-3 1-2f			X 0-0 ① F8		1 0 1 0 1	0 0 0 0 0	0 0 0 0 0	0 0 0 0 0	0 0 0 0 0	0 0 0 0 0	1 0 1 0 0
Inning Stats	R: 0 E: 0 K: 1 S: 8 H: 2 LOB: 1 BB: 0 P: 13	R: 0 E: 0 K: 1 S: 10 H: 0 LOB: 0 BB: 0 P: 15	R: 0 E: 0 K: 1 S: 8 H: 1 LOB: 1 BB: 0 P: 12	R: 0 E: 0 K: 0 S: 6 H: 1 LOB: 1 BB: 0 P: 8	R: 0 E: 0 K: 1 S: 5 H: 1 LOB: 0 BB: 0 P: 7	R: 0 E: 0 K: 2 S: 18 H: 1 LOB: 2 BB: 1 P: 27	R: 0 E: 0 K: 1 S: 9 H: 0 LOB: 0 BB: 0 P: 10	R: 0 E: 0 K: 0 S: 4 H: 0 LOB: 0 BB: 0 P: 5	R: 1 E: 0 K: 1 S: 19 H: 1 LOB: 1 BB: 1 P: 30	1B: 4 2B: 3 3B: 0 HR: 0	SF: 0 SAC: 0 DP: 1 HBP: 0				WP: 0 PB: 0 SB: 0 CS: 1	PA: 34	

TOP

Philadelphia Phillies @ Montreal Expos

Olympic Stadium, Montreal, QB

Fri Sep 24 2004, 7:05 PM EDT
Att. 5,481 - Unknown - 72 F

livebaseballscorecards.com

AB	32
R	1
H	7
RBI	1
BB	2
SO	8
LOB	15

PITCHER		IP	WLS	BF	H	R	ER	SO	BB	IBB	HBP	BLK	WP	HR	S	P	ERA	WHIP
Sun-Woo Kim, R ERA: 4.51	(1, 1)	8.2	W	33	7	1	1	8	2	0	0	0	0	0	84	123	1.04	1.038
52 T.J. Tucker, R ERA: 3.46	(9, 1)	0.1		1	0	0	0	0	0	0	0	0	0	0	3	4	0.00	0.000

PITCHER	IP	WLS	BF	H	R	ER	SO	BB	IBB	HBP	BLK	WP	HR	S	P	ERA	WHIP

Batter	1	2	3	4	5	6	7	8	9	AB	R	H	RBI	BB	SO	LOB
Brad Wilkerson, L (1, 3) OBP: 0.374, SLG: 0.504	C B C F B B B 4-2 G4-3 2B BB		B S B B X 2-1 SH1-3 SF8 2B	C F X 0-2 G3-6-3 2-H 3-H 1B		B B C F B B 4-2 G4-6-3 1-2 BB				2	2	2	2	2	0	0
Endy Chavez, L (1, 8) OBP: 0.317, SLG: 0.375	B B C X 2-1 ① G4-3 1-2		C B X 1-1 ① SH1-3 2-3	C F F X 0-2 ①② G3-6-3 1-2f		B C B X 2-1 ②③ G4-6-3 1-2f				3	0	0	0	0	0	4
Tony Batista, R (1, 5) OBP: 0.276, SLG: 0.464	C F B X 1-2 2-H 2B		C X 0-1 ② SF8 3-H	C B X 1-1 ③ F8			B B F F B B 4-2 G6-4-3 BB			2	0	1	2	1	0	0
Terrmel Sledge, L (1, 7) OBP: 0.332, SLG: 0.470	C X 0-1 ② G6-3		B B X 2-0 ③ G3		B B X 2-0 HR		S F B C 1-3 ① K			4	1	1	1	0	1	2
Juan Rivera, R (1, 9) OBP: 0.359, SLG: 0.449	C B B C X 2-2 ③ G3-1			S F X 0-2 1B 1B 2B	B X 1-0 ① F8		X 0-0 ②③ G6-4-3 1-2f			4	1	1	0	0	0	2
Brian Schneider, L (1, 2) OBP: 0.333, SLG: 0.411 Einar Díaz, R (8, 2) OBP: 0.288, SLG: 0.308		C C B X 1-2 ① F8	X 0-0 1B 1B 2B 2-3 1B	C B B F S 2-3 ② K			C F X 0-2 ① G6-3			3 1	1 0	1 0	0 0	0 0	1 0	0 0
Brendan Harris, R (1, 4) OBP: 0.257, SLG: 0.333		X 0-0 ② G6-3	B C F X 1-2 1B 1-2 3-H 2B 1B	B B B C F C 3-3 ③ K			C B S F X 1-2 ② G4-3			4	1	1	1	0	1	0
Maicer Izturis, S (1, 6) OBP: 0.309, SLG: 0.361		X 0-0 2B	C X 0-1 2B 1-2 2-3 1B			X 0-0 ① L7		B C S B F X 2-2 ③ L9		4	1	2	0	0	0	0
Sun-Woo Kim, R (1, 1) OBP: 0.214, SLG: 0.286 52 T.J. Tucker, R (9, 1) OBP: 0.083, SLG: 0.083		C F X 0-2 ③ G1-3	B X 1-0 1B 1-3 2-H 3-H 2B			X 0-0 BB 1B				3 0	1 0	2 0	2 0	0 0	0 0	1 0
Inning Stats	R: 1 H: 1 E: 0 LOB: 1 K: 0 BB: 1 S: 13 P: 22	R: 0 H: 1 E: 0 LOB: 1 K: 0 BB: 0 S: 8 P: 9	R: 1 H: 1 E: 0 LOB: 0 K: 0 BB: 0 S: 7 P: 12	R: 5 H: 6 E: 0 LOB: 0 K: 0 BB: 0 S: 19 P: 22	R: 1 H: 1 E: 0 LOB: 0 K: 2 BB: 0 S: 8 P: 16	R: 0 H: 1 E: 0 LOB: 1 K: 0 BB: 1 S: 6 P: 12	R: 0 H: 0 E: 0 LOB: 0 K: 1 BB: 1 S: 6 P: 11	R: 0 H: 0 E: 0 LOB: 0 K: 0 BB: 0 S: 11 P: 14		1B: 5 SF: 1 2B: 5 SAC: 1 3B: 0 DP: 3 HR: 1 HBP: 0				WP: 0 PA: 35 PB: 0 SB: 0 CS: 0		

PITCHER		IP	WLS	BF	H	R	ER	SO	BB	IBB	HBP	BLK	WP	HR	S	P	ERA	WHIP
39 Brett Myers, R ERA: 5.6	(1, 1)	3.0	L	19	9	7	7	0	1	0	0	0	0	0	41	58	21.00	3.333
Amaury Telemaco, R ERA: 4.36	(4, 1)	1.0		2	0	0	0	0	0	0	0	0	0	0	6	7	0.00	0.000
Brian Powell, R ERA: 5.03	(5, 1)	2.0		8	2	1	1	2	1	0	0	0	0	1	14	28	4.50	1.500
Geoff Geary, R ERA: 5.44	(7, 1)	2.0		6	0	0	0	1	1	0	0	0	0	0	17	25	0.00	0.500

PITCHER	IP	WLS	BF	H	R	ER	SO	BB	IBB	HBP	BLK	WP	HR	S	P	ERA	WHIP

BOTTOM

Philadelphia Phillies @ Montreal Expos

Olympic Stadium, Montreal, QB

Fri Sep 24 2004, 7:05 PM EDT

Att. 5,481 - Unknown - 72 F

livebaseballscorecards.com

AB	30
R	8
H	11
RBI	8
BB	3
SO	3
LOB	9

Batter	1	2	3	4	5	6	7	8	9	10	AB	R	H	RBI	BB	SO	LOB
11 Jimmy Rollins, S (1, 6) OBP: 0.343, SLG: 0.437	P3		F7			F7		SF8 3-H		G3	4	0	0	1	0	0	1
Placido Polanco, R (1, 4) OBP: 0.333, SLG: 0.430	P4			2B		F8		G6-3		1B	5	1	2	0	0	0	2
Bobby Abreu, L (1, 9) OBP: 0.416, SLG: 0.526	G1-3			K			G3		K	K	5	0	0	0	0	3	2
David Bell, R (1, 5) OBP: 0.372, SLG: 0.473		G6-3		G6-3			G6-3		1B SF7	6 2B	4	0	1	0	0	0	1
Lou Collier, R (9, PR) OBP: 0.368, SLG: 0.412 (9, 7)										1B	1	2	1	0	0	0	0
Mike Lieberthal, R (1, 2) OBP: 0.339, SLG: 0.455		F9		G6-3			F8		1 SAFE 1 SAFE 1 SAFE	BB 6 HBP 1B	5	0	2	1	0	0	1
6 Ryan Howard, L (1, 3) OBP: 0.406, SLG: 0.690		K	K					G4-3		6 2B 2B	4	0	1	1	0	2	0
Jason Michaels, R (1, 7) OBP: 0.360, SLG: 0.399 (9, 8)			K		G6-3			26 BB 11 SF8 1B		BB HBP	4	1	1	1	0	1	2
Marlon Byrd, R (1, 8) OBP: 0.284, SLG: 0.317			F8		G6-3			26 BB 1B		SF7 3-H	3	0	1	0	1	0	0
Tim Worrell, R (9, 1)										F8	0	0	0	0	0	0	0
Billy Wagner, L (10, 1)											0	0	0	0	0	0	0
Kevin Millwood, R (1, 1) OBP: 0.208, SLG: 0.217											1	0	1	0	0	0	0
Gavin Floyd, R (3, 1)											1	0	0	0	0	0	0
Rheal Cormier, L (7, 1)											0	0	0	0	0	0	0
Pat Burrell, R (8, PH) OBP: 0.365, SLG: 0.463											0	0	0	0	0	0	0
26 Chase Utley, L (8, PH) OBP: 0.303, SLG: 0.476											0	0	0	0	1	0	0
Todd Jones, L (8, 1)											0	0	0	0	0	0	0
Tomas Perez, S (9, PH) OBP: 0.259, SLG: 0.419 (9, 5)			1B			G1-3		BB		G4-3	1	0	0	0	0	0	3
Inning Stats	R: 0 E: 0 K: 0 S: 5 H: 0 LOB: 0 BB: 0 P: 5	R: 0 E: 0 K: 1 S: 9 H: 0 LOB: 0 BB: 0 P: 13	R: 0 E: 0 K: 1 S: 11 H: 1 LOB: 1 BB: 0 P: 18	R: 0 E: 0 K: 1 S: 14 H: 1 LOB: 1 BB: 0 P: 21	R: 0 E: 0 K: 1 S: 7 H: 0 LOB: 0 BB: 0 P: 12	R: 0 E: 0 K: 0 S: 5 H: 0 LOB: 0 BB: 0 P: 6	R: 0 E: 0 K: 0 S: 6 H: 0 LOB: 0 BB: 0 P: 7	R: 1 E: 0 K: 0 S: 13 H: 2 LOB: 2 BB: 1 P: 19	R: 1 E: 0 K: 1 S: 21 H: 2 LOB: 3 BB: 1 P: 39	R: 2 E: 0 K: 1 S: 17 H: 4 LOB: 2 BB: 0 P: 22	1B: 8 2B: 2 3B: 0 HR: 0 SF: 2 SAC: 0 DP: 0 HBP: 1	WP: 0 PB: 0 SB: 0 CS: 0 PA: 43					

PITCHER		IP	WLS	BF	H	R	ER	SO	BB	IBB	HBP	BLK	WP	HR	S	P	ERA	WHIP
Scott Downs, L ERA: 5.37	(1, 1)	7.1		26	4	1	1	4	0	0	0	0	0	0	63	90	1.23	0.545
Luis Ayala, R ERA: 2.64	(8, 1)	0.2	H	3	0	0	0	0	1	0	0	0	0	0	7	11	0.00	1.500
32 Chad Cordero, R ERA: 3.04	(9, 1)	0.2	B	6	2	1	1	1	1	0	1	0	0	0	18	34	13.50	4.500
Joey Eischen, L ERA: 4.0	(9, 1)	1.0	L	4	1	1	1	1	0	0	0	0	0	0	11	16	9.00	1.000
Gary Majewski, R ERA: 3.57	(10, 1)	0.1		4	3	1	1	0	0	0	0	0	0	0	9	11	27.00	9.000

PITCHER	IP	WLS	BF	H	R	ER	SO	BB	IBB	HBP	BLK	WP	HR	S	P	ERA	WHIP

TOP

Philadelphia Phillies @ Montreal Expos

Olympic Stadium, Montreal, QB

Sat Sep 25 2004, 7:05 PM EDT
Att. 8,491 - Unknown - 72 F

livebaseballscorecards.com

AB	38
R	4
H	10
RBI	4
BB	2
SO	6
LOB	12

Philadelphia Phillies @ Montreal Expos

Olympic Stadium, Montreal, QB

Sat Sep 25 2004, 7:05 PM EDT

Att. 8,491 - Unknown - 72 F

BOTTOM

Batter	1	2	3	4	5	6	7	8	9	10	AB	R	H	RBI	BB	SO	LOB
Brad Wilkerson, L (1, 3) OBP: 0.374, SLG: 0.501	BCCS 2-3 ① K	BBBI 4-0 IBB		BFFBB 4-2 CS BB			BBX 2-0 ① P4		BCBBCC 3-3 ③ K		3	0	0	0	2	2	0
Endy Chavez, L (1, 8) OBP: 0.315, SLG: 0.373	CBBFX 2-2 S S 1B 1B	BFFBC 2-3 ③ K		1 SAFE S 1 SAFE 1 B SBF 3-2 X ①② G4-3 1-2			CSBBX 2-2 ② G4-3			BCSSX 1-2 ① G5-3	5	1	1	0	0	1	4
Tony Batista, R (1, 5) OBP: 0.277, SLG: 0.467	B 1 SAFE F 1 SAFE BFX 2-2 ② P6 1-2		BBBB 4-0 HBP 1B BB	BBFX 2-1 ③ P5			BX 1-0 ③ P2			BBX 2-0 HR	4	2	1	1	1	0	1
Terrmel Sledge, L (1, 7) OBP: 0.330, SLG: 0.466	BCBBCX 3-2 2-H 1B		BCBBBX 3-1 ① F7		BCFBS 2-3 ① K			BFCFFBFBF 3-2 FX ① G4-3		BX 1-0 ② P5	5	0	1	1	0	1	1
Juan Rivera, R (1, 9) OBP: 0.355, SLG: 0.443	X 0-0 ③ L4		1 SAFE CSFS 0-3 ② K		BBBBFX 3-1 ② G6-3			CX 0-1 ② P4		CBFBX 2-2 ③ G6-3	5	0	0	0	0	1	2
Einar Díaz, R (1, 2) OBP: 0.300, SLG: 0.311 32 Chad Cordero, R (9, 1) Joey Eischen, L (9, 1) OBP: 0.667, SLG: 0.667 Gary Majewski, R (10, 1)		BFSBBBFX 3-2 SH1-4 1B 1B	H 1-0 1B 1-2 HBP		FFFBBBFBX 3-2 ③ P5			BCBBBB 4-1 BB			2	0	1	0	1	0	0
											0	0	0	0	0	0	0
											0	0	0	0	0	0	0
											0	0	0	0	0	0	0
Maicer Izturis, S (1, 6) OBP: 0.306, SLG: 0.356		CDCC 1-3 ① K	BX 1-0 HBP 1-3 2-H 1B			CFBS 1-3 ① K		BFX 1-1 ③ G4-3			4	0	1	1	0	2	2
Brendan Harris, R (1, 4) OBP: 0.282, SLG: 0.333		BBFSFX 2-2 SH1-4 1-2 1B	H 1-0 FC6 1-2 HBP			X 0-0 ② L5			X 0-0 ① G4-3		3	0	1	0	0	0	0
Scott Downs, L (1, 1) OBP: 0.143, SLG: 0.077 Luis Ayala, R (8, 1) OBP: 0.333, SLG: 0.444 Brian Schneider, L (9, 2) OBP: 0.332, SLG: 0.410		X 0-0 ② SH1-4 1-2 2-3	CX 0-1 ③ FC6 1-2f			FBSFFS 1-3 ③ K			BX 1-0 ② G6-3		2	0	0	0	0	1	3
											0	0	0	0	0	0	0
											1	0	0	0	0	0	0

livebaseballscorecards.com

	AB	34
	R	3
	H	6
	RBI	3
	BB	4
	SO	8
	LOB	13

Inning Stats																														
	R: 1	H: 2	R: 0	H: 2	R: 1	H: 1	R: 0	H: 0	R: 0	H: 0	R: 0	H: 0	R: 0	H: 0	R: 0	H: 0	R: 1	H: 1	1B: 5	SF: 0	WP: 0	PA: 41
	E: 0	LOB: 1	E: 0	LOB: 3	E: 0	LOB: 3	E: 0	LOB: 0	E: 0	LOB: 0	K: 2	BB: 0	K: 0	BB: 0	K: 0	BB: 0	E: 0	LOB: 0	2B: 0	SAC: 1	PB: 0	
	K: 1	BB: 0	K: 2	BB: 1	K: 1	BB: 1	K: 1	BB: 1	K: 1	BB: 0	S: 9	P: 11	S: 5	P: 10	S: 13	P: 21	K: 1	BB: 0	3B: 0	DP: 0	SB: 2	
	S: 13	P: 22	S: 15	P: 27	S: 9	P: 19	S: 8	P: 17	K: 1	BB: 0							S: 5	P: 9	HR: 1	HBP: 2	CS: 1	
									S: 10	P: 18							S: 8	P: 14				

PITCHER		IP	WLS	BF	H	R	ER	SO	BB	IBB	HBP	BLK	WP	HR	S	P	ERA	WHIP
Kevin Millwood, R	(1, 1)	2.0		11	4	1	1	3	0	1	0	0	0	0	28	49	4.50	2.000
ERA: 4.85																		
Gavin Floyd, R	(3, 1)	4.0		16	1	1	1	4	2	0	2	0	0	0	36	65	2.25	0.750
ERA: 2.63																		
Rheal Cormier, L	(7, 1)	1.0		3	0	0	0	0	0	0	0	0	0	0	5	10	0.00	0.000
ERA: 3.71																		
Todd Jones, R	(8, 1)	1.0		4	0	0	0	0	1	0	0	0	0	0	13	21	0.00	1.000
ERA: 4.14																		
Tim Worrell, R	(9, 1)	1.0	W	3	0	0	0	1	0	0	0	0	0	0	5	9	0.00	0.000
ERA: 3.67																		

PITCHER		IP	WLS	BF	H	R	ER	SO	BB	IBB	HBP	BLK	WP	HR	S	P	ERA	WHIP
Billy Wagner, L	(10, 1)	1.0	S	4	1	1	1	0	0	0	0	0	0	1	8	14	9.00	1.000
ERA: 2.7																		

Philadelphia Phillies @ Montreal Expos

Olympic Stadium, Montreal, QB

Sun Sep 26 2004, 1:05 PM EDT

Att. 12,382 - Unknown - 72 F

TOP

livebaseballscorecards.com

Batter	1	2	3	4	5	6	7	8	9	AB	R	H	RBI	BB	SO	LOB
26 Chase Utley, L (1, 4) OBP: 0.305, SLG: 0.474	G3-1		G4-3		E 1B 2B 1B		1B 1B		FC3-6 1-2f	5	1	2	0	0	0	1
Placido Polanco, R (1, 5) OBP: 0.338, SLG: 0.433	1B BB		BB 1B		E1 1-3 2B 1B		G1-6-3 1-3 1B		F9 1-2	4	1	3	0	1	0	1
Bobby Abreu, L (1, 9) OBP: 0.419, SLG: 0.529	1-2 1B		1-2 BB		L9-5 2-H 3-H 2B		1 SAFE K		IBB	3	0	2	2	2	1	2
Pat Burrell, R (1, 7) OBP: 0.362, SLG: 0.459	K		F9		L9-5 2-3		G1-6-3 1-2f		G4-3	4	0	0	0	0	1	7
Jason Michaels, R (8, 7) OBP: 0.358, SLG: 0.398										1	0	0	0	0	0	2
6 Ryan Howard, L (1, 3) OBP: 0.361, SLG: 0.606	L7			G4-3	L8			F8		4	0	0	0	0	0	2
Tomas Perez, S (1, 6) OBP: 0.253, SLG: 0.409		K		F7		F8		K		4	0	0	0	0	2	0
Marlon Byrd, R (1, 8) OBP: 0.286, SLG: 0.322		K		2B		F8		1B		4	0	2	0	0	1	0
Todd Pratt, R (1, 2) OBP: 0.329, SLG: 0.298		K		BB		1B		G4-3		3	0	1	0	1	1	1
Cory Lidle, R (1, 1) OBP: 0.215, SLG: 0.267			K	K		K			BB 26 FC3-6	3	0	0	0	0	3	3
Rheal Cormier, L (8, 1)										0	0	0	0	0	0	0
Lou Collier, R (9, PH) OBP: 0.385, SLG: 0.412										0	0	0	0	1	0	0
Billy Wagner, L (9, 1)										0	0	0	0	0	0	0

	AB	35
	R	2
	H	10
	RBI	2
	BB	5
	SO	9
	LOB	19

Inning Stats	1	2	3	4	5	6	7	8	9	1B: 8	SF: 0	WP: 0	PA: 40
	R: 0 E: 0 K: 1 S: 10	R: 0 E: 0 K: 3 S: 9	R: 0 E: 0 K: 1 S: 11	R: 0 E: 0 K: 1 S: 13	R: 2 E: 1 K: 0 S: 9	R: 0 E: 0 K: 1 S: 7	R: 0 E: 0 K: 1 S: 6	R: 0 E: 0 K: 1 S: 10	R: 0 E: 0 K: 0 S: 9	2B: 3	SAC: 0	PB: 0	
	H: 1 LOB: 2 BB: 1 P: 18	H: 0 LOB: 0 BB: 0 P: 14	H: 1 LOB: 2 BB: 1 P: 21	H: 1 LOB: 2 BB: 1 P: 22	H: 3 LOB: 0 BB: 0 P: 15	H: 1 LOB: 1 BB: 0 P: 10	H: 2 LOB: 1 BB: 0 P: 9	H: 1 LOB: 1 BB: 0 P: 15	H: 0 LOB: 2 BB: 2 P: 19	3B: 0 HR: 0	DP: 2 HBP: 0	SB: 1 CS: 0	

PITCHER	IP	WLS	BF	H	R	ER	SO	BB	IBB	HBP	BLK	WP	HR	S	P	ERA	WHIP
Livan Hernandez, R (1, 1) ERA: 3.63	8.0	L	35	10	2	2	9	3	0	0	0	0	0	75	124	2.25	1.625
Joe Horgan, L (9, 1) ERA: 3.32	0.1		2	0	0	0	0	1	0	0	0	0	0	4	9	0.00	3.000
Jon Rauch, R (9, 1) ERA: 2.89	0.2		3	0	0	0	0	0	1	0	0	0	0	5	10	0.00	0.000

PITCHER	IP	WLS	BF	H	R	ER	SO	BB	IBB	HBP	BLK	WP	HR	S	P	ERA	WHIP

Batter	1	2	3	4	5	6	7	8	9	AB	R	H	RBI	BB	SO	LOB
Brad Wilkerson, L (1, 3) OBP: 0.374, SLG: 0.498	C S B S 1-3 ① K			C B F B B X 3-2 ① G1-3		B C B S F B B 4-2 CS BB			F B S B F F B X 3-2 ① G3-1	3	0	0	0	1	1	0
Endy Chavez, L (1, 8) OBP: 0.314, SLG: 0.371 Jamey Carroll, R (9, PH) OBP: 0.379, SLG: 0.379	C C X 0-2 ② F7			C L X 0-2 ② F8		1 SAFE L 1 SAFE 1 SAFE F B 1 SAFE F S 1-3 ①② K 1-2			C F B B C 2-3 ② K	3 1	0 0	0 0	0 0	0 0	1 1	1 0
Tony Batista, R (1, 5) OBP: 0.275, SLG: 0.464	B F F B X 2-2 ③ P6			C B X 1-1 ③ F9		C B X 1-1 ③ F7			C X 0-1 ③ G5-3	4	0	0	0	0	0	0
Terrmel Sledge, L (1, 7) OBP: 0.333, SLG: 0.468		C B S F X 1-2 G5-4-3 1B			B X 1-0 G6-3 1B		X 0-0 ① F7			3	1	2	0	0	0	0
Juan Rivera, R (1, 9) OBP: 0.352, SLG: 0.440		B 1 SAFE X 1-0 ①② G5-4-3 1-2f			F X 0-1 ① G6-3 1-2		B C C F B B F X 3-2 ② G5-3			3	0	0	0	0	0	2
Brian Schneider, L (1, 2) OBP: 0.332, SLG: 0.410		C F C 0-3 ③ K			B X 1-0 G4-3 2-H 1B		X 0-0 ③ L9			3	0	1	1	0	1	0
Brendan Harris, R (1, 4) OBP: 0.262, SLG: 0.308		C B S B F C 2-3 ① K			1 SAFE X 0-0 ② G4-3 1-2			X 0-0 ① G6-3		3	0	0	0	0	1	1
Maicer Izturis, S (1, 6) OBP: 0.317, SLG: 0.360		B C S F X 1-2 ② G3-1			D B B B 4-0 BB			B B C X 2-1 G3-6-3 1B		2	0	1	0	1	0	0
Livan Hernandez, R (1, 1) OBP: 0.253, SLG: 0.380 Ryan Church, L (8, PH) OBP: 0.283, SLG: 0.292 Valentino Pascucci, R (8, PH) OBP: 0.286, SLG: 0.196 Joe Horgan, L (9, 1) OBP: 0.250, SLG: 0.250 Jon Rauch, R (9, 1) OBP: 0.167, SLG: 0.667		C F S 0-3 ③ K			C X 0-1 ③ L6			X 0-0 ②③ G3-6-3 1-2f		2 0 1 0 0	0 0 0 0 0	0 0 0 0 0	0 0 0 0 0	0 0 0 0 0	1 0 0 0 0	2 0 1 0 0
Inning Stats	R: 0 H: 0 E: 0 LOB: 0 K: 1 BB: 0 S: 9 P: 12	R: 0 H: 1 E: 0 LOB: 0 K: 1 BB: 0 S: 8 P: 10	R: 0 H: 0 E: 0 LOB: 0 K: 2 BB: 0 S: 11 P: 14	R: 0 H: 0 E: 0 LOB: 0 K: 0 BB: 0 S: 8 P: 12	R: 1 H: 2 E: 0 LOB: 2 K: 0 BB: 1 S: 7 P: 13	R: 0 H: 0 E: 0 LOB: 0 K: 1 BB: 1 S: 9 P: 15	R: 0 H: 0 E: 0 LOB: 0 K: 0 BB: 0 S: 7 P: 10	R: 0 H: 1 E: 0 LOB: 0 K: 0 BB: 0 S: 4 P: 6	R: 0 H: 0 E: 0 LOB: 0 K: 1 BB: 0 S: 10 P: 15	1B: 4 SF: 0 2B: 1 SAC: 0 3B: 0 DP: 3 HR: 0 HBP: 0						

PITCHER		IP	WLS	BF	H	R	ER	SO	BB	IBB	HBP	BLK	WP	HR	S	P	ERA	WHIP
Cory Lidle, R ERA: 4.95	(1, 1)	7.1	W	26	4	1	1	5	2	0	0	0	0	0	62	91	1.23	0.818
Rheal Cormier, L ERA: 3.68	(8, 1)	0.2	H	1	0	0	0	0	0	0	0	0	0	0	1	1	0.00	0.000
Billy Wagner, L ERA: 2.64	(9, 1)	1.0	S	3	0	0	0	1	0	0	0	0	0	0	10	15	0.00	0.000

PITCHER	IP	WLS	BF	H	R	ER	SO	BB	IBB	HBP	BLK	WP	HR	S	P	ERA	WHIP

BOTTOM

Philadelphia Phillies @ Montreal Expos

Olympic Stadium, Montreal, QB

Sun Sep 26 2004, 1:05 PM EDT
Att. 12,382 - Unknown - 72 F

livebaseballscorecards.com

AB	28
R	1
H	4
RBI	1
BB	2
SO	6
LOB	7

1B: 4	SF: 0	WP: 0	PA: 30
2B: 1	SAC: 0	PB: 0	
3B: 0	DP: 3	SB: 0	
HR: 0	HBP: 0	CS: 1	

Batter	1	2	3	4	5	6	7	8	9	AB	R	H	RBI	BB	SO	LOB
Juan Pierre, L (1, 8) OBP: 0.370, SLG: 0.401	X 0-0 CS 1B		F C X 0-2 ③ G3		C B X 1-1 2B 1B		B X 1-0 E6 G5-4-3		C X 0-1 ② L7	5	1	2	0	0	0	2
Paul Lo Duca, R (1, 2) OBP: 0.343, SLG: 0.431	1 SAFE 1 SAFE X 0-0 ① F8			B B B C F X 3-2 ① F9	B 1 SAFE F 1 SAFE P D F F 1 SAFE 3-2 1 SAFE X 1-H 2B		C F X 0-2 ①② G5-4-3 1-2f		C X 0-1 ③ L9	5	0	1	1	0	0	3
Miguel Cabrera, R (1, 7) OBP: 0.370, SLG: 0.515	B 1 SAFE 1 SAFE F F F 1 SAFE F 1 SAFE 2-2 ②③ B X F8 1-2			B F C B X 2-2 HR	B B B C B 4-1 BB		B X 1-0 ③ G5-3			3	1	1	1	1	0	1
Mike Lowell, R (1, 5) OBP: 0.365, SLG: 0.499		F B X 1-1 ① G6-3		B F C B B X 3-2 1B SF9 1B	X 0-0 ② F8			B B B B 4-0 FC5-4 BB		3	1	1	0	1	0	2
Jeff Conine, R (1, 3) OBP: 0.335, SLG: 0.417		B C C T 1-2 ② K		B F B B X 3-1 1-3 1B 1B	X 0-0 ③ P2			C T B B X 2-2 ① FC5-4 WP 1-2f		4	1	1	0	0	1	3
Lenny Harris, L (1, 9) OBP: 0.242, SLG: 0.308 Juan Encarnacion, R (6, 9) OBP: 0.299, SLG: 0.405		C S X 0-2 ③ G3-1		F C D B X 2-2 ② SF9 3-H		B F X 1-1 ① F9		B B S F X 2-2 ② F9 1-2		2 1	0 0	0 0	1 0	0 0	0 0	0 1
Luis Castillo, S (1, 4) OBP: 0.376, SLG: 0.351			C B F B F C 2-3 ① K	B X 1-0 E 2-H 1B		B C B X 2-1 S 1B		F C B B F X 2-2 ③ G1-3		4	0	2	1	0	1	1
Alex Gonzalez, R (1, 6) OBP: 0.273, SLG: 0.430			S X 0-1 SH3 1B	B F B 1 SAFE F S 2-3 ③ K 1-2		1 SAFE B S B X 2-1 ② P2 1-2			C F B F B S 2-3 ① K	4	0	1	0	0	2	2
Josh Beckett, R (1, 1) OBP: 0.186, SLG: 0.171 Guillermo Mota, R (8, 1) OBP: 0.167, SLG: 0.250 Mike Mordecai, R (9, PH) OBP: 0.280, SLG: 0.263 Armando Benitez, R (9, 1)		B X 1-0 ② SH3 1-2			C X 0-1 ① G6-3	S B S B B C 3-3 ③ K			F B B B X 3-1 1B	2 0 1 0	0 0 0 0	0 0 1 0	0 0 0 0	0 0 0 0	1 0 0 0	1 0 0 0

TOP

Florida Marlins @ Montreal Expos

Olympic Stadium, Montreal, QB

Mon Sep 27 2004, 7:05 PM EDT

Att. 3,923 - Unknown - 72 F

livebaseballscorecards.com

AB	34
R	4
H	10
RBI	4
BB	2
SO	5
LOB	16

Inning Stats	1	2	3	4	5	6	7	8	9
	R: 0 E: 0 K: 0 S: 7	R: 0 E: 0 K: 1 S: 8	R: 0 E: 0 K: 1 S: 10	R: 3 E: 1 K: 1 S: 18	R: 1 E: 0 K: 0 S: 12	R: 0 E: 0 K: 1 S: 9	R: 0 E: 1 K: 0 S: 5	R: 0 E: 0 K: 0 S: 10	R: 0 E: 0 K: 1 S: 10
	H: 1 LOB: 0 BB: 0 P: 9	H: 0 LOB: 0 BB: 0 P: 10	H: 1 LOB: 0 BB: 0 P: 13	H: 4 LOB: 1 BB: 0 P: 34	H: 2 LOB: 2 BB: 1 P: 19	H: 1 LOB: 1 BB: 0 P: 17	H: 0 LOB: 0 BB: 0 P: 7	H: 0 LOB: 1 BB: 1 P: 20	H: 1 LOB: 1 BB: 0 P: 15

1B: 8	SF: 1	WP: 1	PA: 38
2B: 1	SAC: 1	PB: 0	
3B: 0	DP: 1	SB: 1	
HR: 1	HBP: 0	CS: 1	

PITCHER		IP	WLS	BF	H	R	ER	SO	BB	IBB	HBP	BLK	WP	HR	S	P	ERA	WHIP
22 John Patterson, R ERA: 4.88	(1, 1)	6.0	L	27	9	4	4	4	1	0	0	0	0	1	64	102	6.00	1.667
Francis Beltran, R ERA: 5.51	(7, 1)	1.0		3	0	0	0	0	0	0	0	0	0	0	5	7	0.00	0.000
Claudio Vargas, R ERA: 5.09	(8, 1)	1.1		6	1	0	0	1	1	0	0	0	1	0	16	31	0.00	1.500
Joey Eischen, L ERA: 3.93	(9, 1)	0.1		1	0	0	0	0	0	0	0	0	0	0	2	2	0.00	0.000
Luis Ayala, R ERA: 2.63	(9, 1)	0.1		1	0	0	0	0	0	0	0	0	0	0	2	2	0.00	0.000

PITCHER	IP	WLS	BF	H	R	ER	SO	BB	IBB	HBP	BLK	WP	HR	S	P	ERA	WHIP

Florida Marlins @ Montreal Expos

Olympic Stadium, Montreal, QB

Mon Sep 27 2004, 7:05 PM EDT

Att. 3,923 - Unknown - 72 F

livebaseballscorecards.com

BOTTOM

Batter	1	2	3	4	5	6	7	8	9	AB	R	H	RBI	BB	SO	LOB
Brad Wilkerson, L (1, 3) OBP: 0.374, SLG: 0.496	C F B B C 2-3 ① K		C S F B F B S 2-3 ③ K		C B B B 4-1 BB		B F B S B B 4-2 BB			2	0	0	0	2	2	0
Maicer Izturis, S (1, 6) OBP: 0.314, SLG: 0.355	F B B X 2-1 ② L7			B F B X 2-1 1B S E 1B	B C 1 B X SAFE 2-1 ② P5		X 0-0 ③ F8			4	1	1	0	0	0	3
Tony Batista, R (1, 5) OBP: 0.273, SLG: 0.461	C B B F S 2-3 ③ K			C X 0-1 ① L7	C 1 B B D X SAFE 3-1 ③ G5-3			B X 1-0 ① P5		4	0	0	0	0	1	3
Terrmel Sledge, L (1, 7) OBP: 0.332, SLG: 0.466		C F B B F S 2-3 ① K		S C X 0-2 FC3-6 E 1-3 1B		C S B S 1-3 ① K		B C S X 1-2 ② F8		4	0	1	0	0	2	0
Juan Rivera, R (1, 8) OBP: 0.351, SLG: 0.438		X 0-0 1B		X 0-0 FC4 FC3-6 1-2 3-H		B X 1-0 ② G6-3		B F C X 1-2 ③ G5-3		4	0	1	1	0	0	1
Ryan Church, L (1, 9) OBP: 0.263, SLG: 0.269		C F C 0-3 ② K		C B X 1-1 ② FC3-6 1-2f 2-3		C B F B X 2-2 E1			B C F B X 2-2 ① F7	4	0	0	0	0	1	3
Brian Schneider, L (1, 2) OBP: 0.329, SLG: 0.406	S X 0-1 ③ F8			1 SAFE B S S X 1-2 ③ G4-3		B X 1-0 ③ G3			B B C X 2-1 ② F9	4	0	0	0	0	0	4
Brendan Harris, R (1, 4) OBP: 0.261, SLG: 0.326			B B C F X 2-2 ① F9		F B C B X 2-2 22 SH3-4 2B		F F F X 0-2 ① F8		C F B B B X 2-2 ③ G4-3	4	0	1	0	0	0	0
22 John Patterson, R (1, 1) OBP: 0.156, SLG: 0.129 Francis Beltran, R (7, 1) OBP: 0.333, SLG: 0.333 Valentino Pascucci, R (7, PH) OBP: 0.281, SLG: 0.192 Claudio Vargas, R (8, 1) OBP: 0.045, SLG: 0.045 Joey Eischen, L (9, 1) OBP: 0.667, SLG: 0.667 Luis Ayala, R (9, 1) OBP: 0.333, SLG: 0.444			S B F S 1-3 ② K		L L X 0-2 ① SH3-4 2-3		C F S 0-3 ② K			1 0 1 0 0 0	0 0 0 0 0 0	0 0 0 0 0 0	0 0 0 0 0 0	1 0 1 0 0 0	0 0 0 0 0 0	0 0 0 0 0 0
Inning Stats	R: 0 E: 0 K: 2 S: 8 H: 0 LOB: 0 BB: 0 P: 14	R: 0 E: 0 K: 2 S: 10 H: 1 LOB: 1 BB: 0 P: 12	R: 0 E: 0 K: 2 S: 11 H: 0 LOB: 0 BB: 0 P: 16	R: 1 E: 1 K: 0 S: 13 H: 2 LOB: 2 BB: 0 P: 17	R: 0 E: 0 K: 0 S: 11 H: 1 LOB: 2 BB: 1 P: 22	R: 0 E: 1 K: 1 S: 8 H: 0 LOB: 1 BB: 0 P: 13	R: 0 E: 0 K: 1 S: 10 H: 0 LOB: 1 BB: 1 P: 14	R: 0 E: 0 K: 0 S: 7 H: 0 LOB: 0 BB: 0 P: 10	R: 0 E: 0 K: 0 S: 8 H: 0 LOB: 0 BB: 0 P: 14	1B: 3 2B: 1 3B: 0 HR: 0	SF: 0 SAC: 1 DP: 0 HBP: 0						

AB	32
R	1
H	4
RBI	1
BB	2
SO	8
LOB	14

WP: 0 PB: 0 SB: 1 CS: 0 PA: 35

PITCHER		IP	WLS	BF	H	R	ER	SO	BB	IBB	HBP	BLK	WP	HR	S	P	ERA	WHIP
Josh Beckett, R ERA: 3.87	(1, 1)	7.0	W	29	4	1	1	8	2	0	0	0	0	0	71	108	1.29	0.857
Guillermo Mota, R ERA: 2.48	(8, 1)	1.0	H	3	0	0	0	0	0	0	0	0	0	0	7	10	0.00	0.000
Armando Benitez, R ERA: 1.2	(9, 1)	1.0	S	3	0	0	0	0	0	0	0	0	0	0	8	14	0.00	0.000

PITCHER	IP	WLS	BF	H	R	ER	SO	BB	IBB	HBP	BLK	WP	HR	S	P	ERA	WHIP

Batter	1	2	3	4	5	6	7	8	9	AB	R	H	RBI	BB	SO	LOB
Juan Pierre, L (1, 8) OBP: 0.370, SLG: 0.401	F8 1B FC5-4 1B		SH5-3 1-2 1B 1B		F8 ①		E2 SH1-4 1-2		G3 ②	5	2	2	0	0	0	2
Paul Lo Duca, R (1, 2) OBP: 0.343, SLG: 0.430	1 SAFE 1 SAFE 1 SAFE FC5-4 1-2 1B		SH5-3 ① 1-2 2-3		G1-3 ②		SH1-4 ① 1-2 2-3		P3 ③	3	0	1	0	0	0	1
Miguel Cabrera, R (1, 7) OBP: 0.370, SLG: 0.513			G6-3 ② 3-H		BB		K2-3 ②			3	0	0	1	1	1	5
Mike Lowell, R (1, 5) OBP: 0.364, SLG: 0.497	1 SAFE FC5-4 ② 1-2f 3-H		FC4-6 1-2 2-H 1B		F7 ③		G6-3 ③			4	0	1	2	0	0	5
Jeff Conine, R (1, 3) OBP: 0.334, SLG: 0.421	P4 ③		FC4-6 ③ 1-2f			HR	G1-3 ①			4	1	1	1	0	0	2
Lenny Harris, L (1, 9) OBP: 0.235, SLG: 0.298		G6-3 ①		F9 ①		P3 ①		G6-3 ②		3	0	0	0	0	0	0
Matt Perisho, L (6, 1)										0	0	0	0	0	0	0
Mike Mordecai, R (8, PH) OBP: 0.277, SLG: 0.260										1	0	0	0	0	0	0
Guillermo Mota, R (8, 1) OBP: 0.167, SLG: 0.250										0	0	0	0	0	0	0
Armando Benitez, R (9, 1)										0	0	0	0	0	0	0
Luis Castillo, S (1, 4) OBP: 0.373, SLG: 0.348		F8 ②		G4-3 ②		G3-1 ②		K ③		4	0	0	0	0	1	0
Alex Gonzalez, R (1, 6) OBP: 0.271, SLG: 0.427		K ③		F7 ③		K ③			F9 ①	4	0	0	0	0	2	0
Ismael Valdez, R (1, 1) OBP: 0.236, SLG: 0.275			SH5-3 1B G6-3 BB		2B		SH1-4 E 1B		HR	1	1	1	0	1	0	0
Chris Aguila, R (6, 9) OBP: 0.323, SLG: 0.621										2	1	2	1	0	0	0
Inning Stats	R: 1 E: 1 K: 0 S: 11 H: 2 LOB: 1 BB: 0 P: 19	R: 0 E: 0 K: 1 S: 11 H: 0 LOB: 0 BB: 0 P: 16	R: 2 E: 0 K: 0 S: 12 H: 2 LOB: 1 BB: 1 P: 18	R: 0 E: 0 K: 0 S: 5 H: 0 LOB: 0 BB: 0 P: 7	R: 0 E: 0 K: 0 S: 10 H: 1 LOB: 2 BB: 1 P: 18	R: 1 E: 0 K: 1 S: 11 H: 1 LOB: 0 BB: 0 P: 17	R: 0 E: 1 K: 1 S: 9 H: 1 LOB: 2 BB: 0 P: 12	R: 0 E: 0 K: 1 S: 8 H: 0 LOB: 0 BB: 0 P: 12	R: 1 E: 0 K: 0 S: 8 H: 1 LOB: 0 BB: 0 P: 12	1B: 5 2B: 1 3B: 0 HR: 2	SF: 0 SAC: 2 DP: 0 HBP: 0						

PITCHER	IP	WLS	BF	H	R	ER	SO	BB	IBB	HBP	BLK	WP	HR	S	P	ERA	WHIP
Tomo Ohka, R (1, 1) ERA: 3.4	5.0	L	22	5	3	3	1	2	0	0	0	0	0	49	78	5.40	1.400
Jon Rauch, R (6, 1) ERA: 3.0	2.0		9	2	1	1	2	0	0	0	0	0	1	20	29	4.50	1.000
52 T.J. Tucker, R (8, 1) ERA: 3.49	2.0		7	1	1	1	1	0	0	0	0	0	1	16	24	4.50	0.500

PITCHER	IP	WLS	BF	H	R	ER	SO	BB	IBB	HBP	BLK	WP	HR	S	P	ERA	WHIP

TOP

Florida Marlins @ Montreal Expos

Olympic Stadium, Montreal, QB

Tue Sep 28 2004, 7:05 PM EDT

Att. 5,416 - Unknown - 72 F

livebaseballscorecards.com

AB	34
R	5
H	8
RBI	5
BB	2
SO	4
LOB	15

WP: 0 PB: 0 SB: 0 CS: 0 PA: 38

Florida Marlins @ Montreal Expos

Olympic Stadium, Montreal, QB

Tue Sep 28 2004, 7:05 PM EDT

Att. 5,416 - Unknown - 72 F

BOTTOM

Batter	1	2	3	4	5	6	7	8	9	AB	R	H	RBI	BB	SO	LOB
Brad Wilkerson, L (1, 3) OBP: 0.372, SLG: 0.493	G4-3		G4-3		G3			P4		4	0	0	0	0	0	2
Maicer Izturis, S (1, 6) OBP: 0.303, SLG: 0.340	L4		K			F9		G1-3		4	0	0	0	0	1	0
Tony Batista, R (1, 5) OBP: 0.273, SLG: 0.459	BB			K		K		G6-3		3	0	0	0	1	2	0
Terrmel Sledge, L (1, 7) OBP: 0.331, SLG: 0.462	G4-3			P5		HR BB			F7	3	1	0	0	1	0	1
Juan Rivera, R (1, 8) OBP: 0.355, SLG: 0.454		G6-3 2B		K		1-H HR			2B	4	1	3	2	0	1	0
Ryan Church, L (1, 9) OBP: 0.262, SLG: 0.255		K			G5-3 G5-3 BB	F8			F7	3	0	0	0	1	1	2
Brian Schneider, L (1, 2) OBP: 0.326, SLG: 0.402		G6-3 2-3			G5-3 1-2		F9		G3-1	4	0	0	0	0	0	3
Brendan Harris, R (1, 4) OBP: 0.245, SLG: 0.304		F9			G5-3 2-3		G4-3			3	0	0	0	0	0	2
52 T.J. Tucker, R (8, 1) OBP: 0.083, SLG: 0.083										0	0	0	0	0	0	0
Tomo Ohka, S (1, 1)			G6-3		S BB		G6-3			1	0	0	0	0	0	0
Endy Chavez, L (5, PH) OBP: 0.315, SLG: 0.371										0	0	0	0	1	0	0
Jon Rauch, R (6, 1) OBP: 0.167, SLG: 0.667										0	0	0	0	0	0	0
Josh Labandeira, R (7, PH)										1	0	0	0	0	0	0
(8, 4)																
Inning Stats	R: 0 E: 0 K: 0 S: 15 H: 0 LOB: 1 BB: 1 P: 25	R: 0 E: 0 K: 1 S: 11 H: 1 LOB: 1 BB: 0 P: 15	R: 0 E: 0 K: 1 S: 11 H: 0 LOB: 0 BB: 0 P: 15	R: 0 E: 0 K: 2 S: 9 H: 0 LOB: 0 BB: 0 P: 15	R: 0 E: 0 K: 0 S: 14 H: 0 LOB: 2 BB: 2 P: 25	R: 2 E: 0 K: 1 S: 7 H: 1 LOB: 0 BB: 1 P: 16	R: 0 E: 0 K: 0 S: 8 H: 0 LOB: 0 BB: 0 P: 11	R: 0 E: 0 K: 0 S: 5 H: 0 LOB: 0 BB: 0 P: 10	R: 0 E: 0 K: 0 S: 9 H: 1 LOB: 1 BB: 0 P: 9							

	AB	30
	R	2
	H	3
	RBI	2
	BB	4
	SO	5
	LOB	10

	1B: 0	SF: 0	WP: 0	PA: 34
	2B: 2	SAC: 0	PB: 0	
	3B: 0	DP: 0	SB: 1	
	HR: 1	HBP: 0	CS: 0	

livebaseballscorecards.com

PITCHER		IP	WLS	BF	H	R	ER	SO	BB	IBB	HBP	BLK	WP	HR	S	P	ERA	WHIP
Ismael Valdez, R ERA: 5.04	(1, 1)	5.2	W	23	2	2	2	5	4	0	0	0	0	1	66	109	3.18	1.059
Matt Perisho, L ERA: 3.77	(6, 1)	1.1	H	4	0	0	0	0	0	0	0	0	0	0	9	13	0.00	0.000
Guillermo Mota, R ERA: 2.45	(8, 1)	1.0	H	3	0	0	0	0	0	0	0	0	0	0	5	10	0.00	0.000
Armando Benitez, R ERA: 1.18	(9, 1)	1.0	S	4	1	0	0	0	0	0	0	0	0	0	9	9	0.00	1.000

PITCHER	IP	WLS	BF	H	R	ER	SO	BB	IBB	HBP	BLK	WP	HR	S	P	ERA	WHIP

Florida Marlins @ Montreal Expos

Olympic Stadium, Montreal, QB

Wed Sep 29 2004, 7:05 PM EDT

Att. 31,395 - Unknown - 72 F

TOP

livebaseballscorecards.com

Batter	1	2	3	4	5	6	7	8	9	AB	R	H	RBI	BB	SO	LOB
Juan Pierre, L (1, 8) OBP: 0.371, SLG: 0.402	C B F F C 1-3 ① K	S X 0-1 2-H 3-H 2B		C B B F S 2-3 ③ K	C X 0-1 ③ P3			B B B C F X 3-2 G5-3 1B		5	0	2	2	0	2	2
Paul Lo Duca, R (1, 2) OBP: 0.340, SLG: 0.427 20 Matt Treanor, R (8, PH) OBP: 0.317, SLG: 0.278 (8, 2)	B F F B X 2-2 ② F9	C B F B B X 3-2 ③ G4-3			B B B C F X 3-2 ① G3	B B X 2-0 ① F8		B C X 1-1 ① P5		4 1	0 0	0 0	0 0	0 0	0 0	1 1
Miguel Cabrera, R (1, 7) OBP: 0.370, SLG: 0.516	B B F F X 2-2 ③ G5-3		C F B B X 2-2 HR		B B B C B 4-1 1B 1B BB	C S B T 1-2 ② K		B F F X 1-2 ② G5-3 1-2		4	2	1	1	1	1	1
Mike Lowell, R (1, 5) OBP: 0.366, SLG: 0.503 Mike Mordecai, R (7, 5) OBP: 0.274, SLG: 0.256		F F B X 1-2 ① G6-3	B X 1-0 1B 2B		B B B C X 3-1 1B 1-2 1B 1B	B F X 1-1 2B		B C B F F F S 2-3 ③ K		4 1	1 0	3 0	0 0	0 0	0 1	0 1
Jeff Conine, R (1, 3) OBP: 0.336, SLG: 0.423	C F B B B F F X 2-2 BB 1B E 1B	F B F F F B F X 2-2 G6-4-3 2-3 1B			B B X 2-0 1B 1-2 2-H E 1B	B B B X 3-0 ③ F7			B B B C X 3-1 ① G6-3	5	2	3	1	0	0	1
Chris Aguila, R (1, 9) OBP: 0.306, SLG: 0.559	B B X 2-0 E BB 1-2 G5-3 1B	B B X 2-0 ① L8			C S S 0-3 ② K		B B F X 2-1 ① F9		C F C 0-3 ② K	5	1	1	0	0	2	4
Luis Castillo, S (1, 4) OBP: 0.375, SLG: 0.349 Damion Easley, R (7, PH) OBP: 0.339, SLG: 0.472 (7, 4)	B B B C B 4-1 G5-3 E 2B 1-2 2-3 BB	F 1 SAFE B F X 1-2 ②③ G6-4-3 1-2f			C X 0-1 E3 1B 1-H 2-H 1B		X 0-0 ② L7		F B X 1-1 2B	2 2	2 0	1 1	1 0	1 0	0 0	2 0
Alex Gonzalez, R (1, 6) OBP: 0.272, SLG: 0.427	C X 0-1 E6 G5-3 2B 1-2 2-3 3-H			C B B C X 2-2 ① F8	C X 0-1 1B 2-H 1B		B B C F X 2-2 1B		C B F F C 1-3 ③ K	5	1	2	2	0	1	3
Carl Pavano, R (1, 1) OBP: 0.214, SLG: 0.324 David Weathers, R (8, 1) Rudy Seanez, R (9, 1)	S S F X 0-2 ② G5-3 1-2 2-3 3-H			S X 0-1 ② L4	B B B C F X 3-2 1-3 1B		F F S 0-3 ③ K			4 0 0	0 0 0	1 0 0	1 0 0	0 0 0	1 0 0	3 0 0
Inning Stats	R: 0 E: 0 K: 1 S: 10 H: 0 LOB: 0 BB: 0 P: 15	R: 4 E: 1 K: 0 S: 21 H: 3 LOB: 1 BB: 1 P: 33	R: 1 E: 0 K: 0 S: 13 H: 3 LOB: 1 BB: 0 P: 21	R: 0 E: 0 K: 1 S: 8 H: 0 LOB: 0 BB: 0 P: 12	R: 4 E: 1 K: 1 S: 19 H: 5 LOB: 2 BB: 1 P: 34	R: 0 E: 0 K: 1 S: 7 H: 1 LOB: 1 BB: 0 P: 14	R: 0 E: 0 K: 1 S: 9 H: 1 LOB: 1 BB: 0 P: 13	R: 0 E: 0 K: 1 S: 14 H: 1 LOB: 1 BB: 0 P: 21	R: 0 E: 0 K: 2 S: 11 H: 1 LOB: 1 BB: 0 P: 16	1B: 10 2B: 4 3B: 0 HR: 1 SF: 0 SAC: 0 DP: 1 HBP: 0						

	AB	42
	R	9
	H	15
	RBI	8
	BB	2
	SO	8
	LOB	19

WP: 0 PB: 0 SB: 0 CS: 0 PA: 44

PITCHER		IP	WLS	BF	H	R	ER	SO	BB	IBB	HBP	BLK	WP	HR	S	P	ERA	WHIP
Sun-Woo Kim, R ERA: 4.58	(1, 1)	2.0	L	13	5	5	2	1	1	0	0	0	0	1	35	55	9.00	3.000
Gary Majewski, R ERA: 4.05	(3, 1)	2.1		9	2	2	2	1	1	0	0	0	0	0	23	42	7.71	1.286
52 T.J. Tucker, R ERA: 3.72	(5, 1)	0.2		6	4	2	2	1	0	0	0	0	0	0	13	18	27.00	6.000
Joe Horgan, L ERA: 3.15	(6, 1)	2.0		8	2	0	0	2	0	0	0	0	0	0	16	27	0.00	1.000
Francis Beltran, R ERA: 5.4	(8, 1)	1.0		4	1	0	0	1	0	0	0	0	0	0	14	21	0.00	1.000

PITCHER		IP	WLS	BF	H	R	ER	SO	BB	IBB	HBP	BLK	WP	HR	S	P	ERA	WHIP
32 Chad Cordero, R ERA: 3.0	(9, 1)	1.0		4	1	0	0	2	0	0	0	0	0	0	11	16	0.00	1.000

Batter	1	2	3	4	5	6	7	8	9	AB	R	H	RBI	BB	SO	LOB
Brad Wilkerson, L (1, 3) OBP: 0.373, SLG: 0.493 Josh Labandeira, R (6, 4)	C C X 0-2 G4-6-3 1B		S T B S 1-3 ③ K			C X 0-1 ① G3		C B S B S 2-3 ③ K		2 2	0 0	1 0	0 0	0 0	1 1	0 0
Maicer Izturis, S (1, 6) OBP: 0.292, SLG: 0.327	X 0-0 ① F7			B C X 1-1 ① G4-3		C S B X 1-2 ② G4-3			C B X 1-1 ① F9	4	0	0	0	0	0	1
Tony Batista, R (1, 5) OBP: 0.274, SLG: 0.461 Valentino Pascucci, R (6, 3) OBP: 0.273, SLG: 0.185	1 SAFE C 1 SAFE B X 1-1 ②③ G4-6-3 1-2f			C B X 1-1 ① G4-3 1B 2B		B X 1-0 ③ G5-3			X 0-0 ② G4-3	2 2	1 0	1 0	0 0	0 0	0 0	1 0
Terrmel Sledge, L (1, 7) OBP: 0.328, SLG: 0.457		F B S B B F X 3-2 ① F7		C X 0-1 ② G4-3 2-3			F B X 1-1 ① L6		B B B C X 3-1 ③ P5	4	0	0	0	0	0	1
Juan Rivera, R (1, 8) OBP: 0.360, SLG: 0.458		C X 0-1 1B		B X 1-0 ③ 1B 3-H			X 0-0 FC6-4 1B			3	0	3	1	0	0	0
Ryan Church, L (1, 9) OBP: 0.266, SLG: 0.259		C B F 1 SAFE B S 2-3 ② K			C F X 0-2 1B 1B		F X 0-1 ② FC6-4 1-2f			3	0	1	0	0	1	2
Einar Díaz, R (1, 2) OBP: 0.301, SLG: 0.311		1 SAFE 1 SAFE X 0-0 ③ L7			B B S X 2-1 L3 1-2 1B		C S X 0-2 ③ G6-3			3	0	1	0	0	0	2
Brendan Harris, R (1, 4) OBP: 0.231, SLG: 0.286 (6, 5)			C S X 0-2 ① G3		X 0-0 ①② L3 1-2			B X 1-0 ① G5-3		3	0	0	0	0	0	2
Sun-Woo Kim, R (1, 1) OBP: 0.214, SLG: 0.286 Gary Majewski, R (3, 1) 52 T.J. Tucker, R (5, 1) OBP: 0.083, SLG: 0.083 Jamey Carroll, R (5, PH) OBP: 0.378, SLG: 0.377 Joe Horgan, L (6, 1) OBP: 0.250, SLG: 0.250 Francis Beltran, R (8, 1) OBP: 0.333, SLG: 0.333 Endy Chavez, L (8, PH) OBP: 0.314, SLG: 0.370 32 Chad Cordero, R (9, 1)			C S S S 0-3 ② K		B C F X 1-2 ③ G6-3			B X 1-0 ② F9		0 1 0 1 0 0 0 1 0	0 0 0 0 0 0 0 0 0	0 1 0 1 0 0 0 0 0	0 0 0 0 0 0 0 0 0	0 0 0 0 0 0 0 0 0	0 0 0 0 0 0 0 0 0	0 0 1 0 0 1 0 0 0
Inning Stats	R: 0 H: 1 E: 0 LOB: 0 K: 0 BB: 0 S: 6 P: 7	R: 0 H: 1 E: 0 LOB: 1 K: 1 BB: 0 S: 10 P: 15	R: 0 H: 0 E: 0 LOB: 0 K: 2 BB: 0 S: 9 P: 10	R: 1 H: 2 E: 0 LOB: 1 K: 0 BB: 0 S: 7 P: 10	R: 0 H: 2 E: 0 LOB: 1 K: 0 BB: 0 S: 9 P: 12	R: 0 H: 0 E: 0 LOB: 0 K: 0 BB: 0 S: 6 P: 8	R: 0 H: 1 E: 1 LOB: 1 K: 0 BB: 0 S: 8 P: 9	R: 0 H: 0 E: 0 LOB: 0 K: 1 BB: 0 S: 5 P: 9	R: 0 H: 0 E: 0 LOB: 0 K: 0 BB: 0 S: 5 P: 9	1B: 6 2B: 2 3B: 0 HR: 0	SF: 0 SAC: 0 DP: 2 HBP: 0					WP: 0 PB: 0 SB: 0 CS: 0	PA: 31

PITCHER		IP	WLS	BF	H	R	ER	SO	BB	IBB	HBP	BLK	WP	HR	S	P	ERA	WHIP
Carl Pavano, R ERA: 3.0	(1, 1)	7.0	W	25	7	1	1	3	0	0	0	0	0	0	55	71	1.29	1.000
David Weathers, R ERA: 4.25	(8, 1)	1.0		3	0	0	0	1	0	0	0	0	0	0	5	9	0.00	0.000
Rudy Seanez, R ERA: 3.45	(9, 1)	1.0		3	0	0	0	0	0	0	0	0	0	0	5	9	0.00	0.000

PITCHER	IP	WLS	BF	H	R	ER	SO	BB	IBB	HBP	BLK	WP	HR	S	P	ERA	WHIP

BOTTOM

Florida Marlins @ Montreal Expos

Olympic Stadium, Montreal, QB

Wed Sep 29 2004, 7:05 PM EDT

Att. 31,395 - Unknown - 72 F

livebaseballscorecards.com

AB	31
R	1
H	7
RBI	1
BB	0
SO	4
LOB	10

Batter	1	2	3	4	5	6	7	8	9	AB	R	H	RBI	BB	SO	LOB
Brad Wilkerson, L (1, 3) OBP: 0.373, SLG: 0.491	B F B B S X 3-2 ① L8		C B B F C 2-3 ① K		B B B B 4-0 BB BB		C B B X 2-1 ③ F7		B C X 1-1 1B 1B	4	0	1	0	1	1	0
Endy Chavez, L (1, 8) OBP: 0.319, SLG: 0.372	B F B X 2-1 ② G3		B F X 1-1 1B 1B 1B		B B D C F F B 4-2 1-2 BB			B B B C B 4-1 1B 2B BB	F 1 SAFE C X 0-2 1-2 1B	3	2	2	0	2	0	0
Tony Batista, R (1, 5) OBP: 0.275, SLG: 0.460	B C F B C 2-3 ③ K		C 1 SAFE F B X 1-2 1B 1-2 1B		C F T 0-2 ② K			P F 1 B X SAFE 2-1 2B 1B 1-2 1B	B C F C 1-3 ② K	5	1	2	0	0	3	4
Terrmel Sledge, L (1, 7) OBP: 0.331, SLG: 0.460		B B C T F F B B 4-2 1B 1B BB	C F B B X 2-2 G4-6-3 1-2 2-H 1B		B S C B B B F X 3-2 ③ F8			B B X 2-0 1B 1-3 2-H FC4-2 2B	B S B B S X 3-2 ③ G4-3	4	1	2	2	1	0	4
Juan Rivera, R (1, 9) OBP: 0.363, SLG: 0.460		C 1 SAFE B X 1-1 1B 1-2 1B	B X 1-0 ② ③ G4-6-3 1-2f			T F B F X 1-2 G5-4-3 1B		B D B S B 4-1 FC4-2 1B BB		3	0	2	0	1	0	2
Brian Schneider, L (1, 2) OBP: 0.328, SLG: 0.403		M 2 SAFE F B F X 1-2 1-2 2-H 1B	C B X 1-1 G6-3			S C B 1 SAFE X 1-2 ① ② G5-4-3 1-2f		X 0-0 FC4-2 1-2 2-3 3-H 1B		4	0	2	2	0	0	1
Brendan Harris, R (1, 4) OBP: 0.218, SLG: 0.269	C F B F T F S 1-3 ① K		B B X 2-0 ② F9			C B B S 1-3 ③ K		B X 1-0 ① FC4-2 G6-3 1-2 2-3 3-Hf		3	0	0	0	0	2	2
Ryan Church, L (8, PH) OBP: 0.262, SLG: 0.254										1	0	0	0	0	0	3
Luis Ayala, R (8, 1) OBP: 0.333, SLG: 0.444										0	0	0	0	0	0	0
32 Chad Cordero, R (9, 1)										0	0	0	0	0	0	0
Josh Labandeira, R (1, 6)		D B X 2-0 ② F7	B T X 1-1 ③ G4-3				B X 1-0 ① G6-3	B S C B B X 3-2 ② ③ G6-3 1-2f		4	0	0	0	0	0	5
Scott Downs, L (1, 1) OBP: 0.125, SLG: 0.067		F C B F S 1-3 ③ K			C B L B S 2-3 ① K		C T C 0-3 ② K		B F C F X 1-2 ① F9	2	0	0	0	0	2	2
Valentino Pascucci, R (7, PH) OBP: 0.269, SLG: 0.182										1	0	0	0	0	1	0
Jon Rauch, R (7, 1) OBP: 0.167, SLG: 0.667										0	0	0	0	0	0	0
Jamey Carroll, R (8, 4) OBP: 0.376, SLG: 0.375										1	0	0	0	0	0	0
Inning Stats	R: 0 E: 0 K: 1 S: 8 H: 0 LOB: 0 BB: 0 P: 15	R: 1 E: 0 K: 2 S: 21 H: 2 LOB: 2 BB: 1 P: 31	R: 1 E: 0 K: 1 S: 12 H: 3 LOB: 1 BB: 0 P: 19	R: 0 E: 0 K: 0 S: 5 H: 0 LOB: 0 BB: 0 P: 9	R: 0 E: 0 K: 2 S: 13 H: 0 LOB: 2 BB: 2 P: 26	R: 0 E: 0 K: 1 S: 10 H: 1 LOB: 0 BB: 0 P: 13	R: 0 E: 0 K: 1 S: 6 H: 0 LOB: 0 BB: 0 P: 9	R: 2 E: 0 K: 0 S: 11 H: 3 LOB: 2 BB: 2 P: 26	R: 0 E: 0 K: 1 S: 15 H: 2 LOB: 2 BB: 0 P: 21	1B: 10 2B: 2 3B: 0 HR: 0 SF: 0 SAC: 0 DP: 3 HBP: 0						

PITCHER		IP	WLS	BF	H	R	ER	SO	BB	IBB	HBP	BLK	WP	HR	S	P	ERA	WHIP
Kris Benson, R ERA: 4.31	(1, 1)	5.0		22	5	2	2	6	3	0	0	0	0	0	59	100	3.60	1.600
Heath Bell, R ERA: 3.57	(6, 1)	2.0		6	1	0	0	2	0	0	0	0	0	0	16	22	0.00	0.500
Pedro Feliciano, L ERA: 5.4	(8, 1)	0.0	L	1	0	1	1	0	1	0	0	0	0	0	1	5	∞	∞
Tyler Yates, R ERA: 6.36	(8, 1)	1.0		6	3	1	1	0	1	0	0	0	0	0	10	21	9.00	4.000
Mike Stanton, L ERA: 3.16	(9, 1)	1.0		5	2	0	0	1	0	0	0	0	0	0	15	21	0.00	2.000

PITCHER	IP	WLS	BF	H	R	ER	SO	BB	IBB	HBP	BLK	WP	HR	S	P	ERA	WHIP

Montreal Expos @ New York Mets

Shea Stadium, Flushing, NY

Fri Oct 01 2004, 7:10 PM EDT

Att. 29,273 - Sunny - 70 F

TOP

livebaseballscorecards.com

AB	35
R	4
H	11
RBI	4
BB	5
SO	9
LOB	23

WP: 0 PB: 0 SB: 0 CS: 0 PA: 40

Montreal Expos @ New York Mets

Shea Stadium, Flushing, NY

Fri Oct 01 2004, 7:10 PM EDT

Att. 29,273 - Sunny - 70 F

BOTTOM

Batter	1	2	3	4	5	6	7	8	9	AB	R	H	RBI	BB	SO	LOB
7 José Reyes, S (1, 6) OBP: 0.278, SLG: 0.384	1-1 1B 2B	3-2 P6			2-1 F9			1-2 2B		4	1	2	0	0	0	1
Kazuo Matsui, S (1, 4) OBP: 0.331, SLG: 0.395	3-2 5 2B G6-3 1B 2-H		1-3 K		1-2 P2			0-0 L7		4	1	1	1	0	1	1
5 David Wright, R (1, 5) OBP: 0.328, SLG: 0.512	2-2 2B 1-3		2-3 K		2-2 G5-3			2-1 G5-3		4	0	1	0	0	1	1
Todd Zeile, R (1, 3) OBP: 0.322, SLG: 0.352	1-1 G6-3 3-H		1-2 1B			1-2 F9		2-2 P4		4	0	1	1	0	0	2
Victor Diaz, R (1, 9) OBP: 0.311, SLG: 0.535	1-1 G6-3		1-1 F8			1-0 F8			2-2 G3	4	0	0	0	0	0	2
Gerald Williams, R (1, 8) OBP: 0.279, SLG: 0.422	3-3 K			2-2 G5-3		0-2 F8			1-1 E5	4	0	0	0	0	1	1
Jason Phillips, R (1, 2) OBP: 0.298, SLG: 0.326 31 Mike Piazza, R (9, PH) OBP: 0.359, SLG: 0.444		1-1 G5-3		2-2 K			2-1 F8		1-2 K	3 1	0 0	0 0	0 0	0 0	1 1	0 1
Eric Valent, L (1, 7) OBP: 0.334, SLG: 0.479		3-2 SH1-3 1B		4-2 BB			2-3 K		2-2 F7	3	0	1	0	1	1	1
Kris Benson, R (1, 1) OBP: 0.167, SLG: 0.138 Heath Bell, R (6, 1) Craig Brazell, L (7, PH) OBP: 0.313, SLG: 0.452 Pedro Feliciano, L (8, 1) Tyler Yates, R (8, 1) OBP: 0.091, SLG: 0.091 Mike Stanton, L (9, 1) OBP: 0.500, SLG: 0.500		0-0 SH1-3 1-2		1-3 K			1-1 P4			1 0 1 0 0 0	0 0 0 0 0 0	0 0 0 0 0 0	0 0 0 0 0 0	0 0 0 0 0 0	1 0 0 0 0 0	1 0 0 0 0 0
Inning Stats	R: 2 E: 0 K: 1 S: 19 H: 3 LOB: 1 BB: 0 P: 30	R: 0 E: 0 K: 0 S: 9 H: 1 LOB: 1 BB: 0 P: 16	R: 0 E: 0 K: 2 S: 12 H: 1 LOB: 1 BB: 0 P: 17	R: 0 E: 0 K: 2 S: 13 H: 0 LOB: 1 BB: 1 P: 22	R: 0 E: 0 K: 0 S: 12 H: 0 LOB: 0 BB: 0 P: 17	R: 0 E: 0 K: 0 S: 8 H: 0 LOB: 0 BB: 0 P: 10	R: 0 E: 0 K: 1 S: 9 H: 0 LOB: 0 BB: 0 P: 14	R: 0 E: 0 K: 0 S: 10 H: 1 LOB: 1 BB: 0 P: 15	R: 0 E: 1 K: 1 S: 12 H: 0 LOB: 1 BB: 0 P: 18	1B: 3 2B: 3 3B: 0 HR: 0	SF: 0 SAC: 1 DP: 0 HBP: 0						

livebaseballscorecards.com

AB	33
R	2
H	6
RBI	2
BB	1
SO	7
LOB	11

WP: 0 PB: 0 SB: 0 CS: 0 PA: 35

PITCHER		IP	WLS	BF	H	R	ER	SO	BB	IBB	HBP	BLK	WP	HR	S	P	ERA	WHIP
Scott Downs, L ERA: 5.14	(1, 1)	6.0		24	5	2	2	5	1	0	0	0	0	0	73	112	3.00	1.000
Jon Rauch, R ERA: 2.9	(7, 1)	1.0	W	3	0	0	0	1	0	0	0	0	0	0	9	14	0.00	0.000
Luis Ayala, R ERA: 2.6	(8, 1)	1.0	H	4	1	0	0	0	0	0	0	0	0	0	10	15	0.00	1.000
32 Chad Cordero, R ERA: 2.96	(9, 1)	1.0	S	4	0	0	0	1	0	0	0	0	0	0	12	18	0.00	0.000

PITCHER	IP	WLS	BF	H	R	ER	SO	BB	IBB	HBP	BLK	WP	HR	S	P	ERA	WHIP

Batter	1	2	3	4	5	6	7	8	9	AB	R	H	RBI	BB	SO	LOB
Brad Wilkerson, L (1, 3) OBP: 0.374, SLG: 0.501	C L B F X 1-2 1B 2B		B S F F B S 2-3 ① K		F B X 1-1 1-3 2B		C C B S 1-3 ① K		S F B X 1-2 1-H 2-H HR	5	2	3	3	0	2	0
Maicer Izturis, S (1, 6) OBP: 0.288, SLG: 0.321	L S F B F F 2 SAFE B F 3-3 D S ① K		C X 0-1 ② L7		S F S 0-3 ② K		F B F X 1-2 ② P6		F X 0-1 S 1B	5	0	1	0	0	2	3
Tony Batista, R (1, 5) OBP: 0.273, SLG: 0.456	B X 1-0 ② P5		B C B B X 3-1 ③ G5-3		B S B F C 2-3 ③ K		B B B C X 3-1 ③ P6		1 SAFE B C S B X 2-2 ② P2 1-2	5	0	0	0	0	1	4
Juan Rivera, R (1, 8) OBP: 0.364, SLG: 0.465 (7, 9)	B B I 4-0 1B IBB			B X 1-0 ① G5-3		B C B C B X 3-2 HR		C F X 0-2 ① G5-3	C B X 1-1 ③ G1-3	4	1	1	1	1	0	1
Terrmel Sledge, L (1, 7) OBP: 0.333, SLG: 0.461	C X 0-1 FC6-4 1-2 2-H 1B			B C B X 2-1 1B		B M B B F B X 3-2 ① G3		C B S X 1-2 ② F8		4	0	2	1	0	0	0
Valentino Pascucci, R (1, 9) OBP: 0.271, SLG: 0.241 Endy Chavez, L (7, 8) OBP: 0.318, SLG: 0.371	X 0-0 ③ FC6-4 1-2f			1 SAFE 1 SAFE B 1 SAFE X 1-0 ② P6		B C B B F X 3-2 HR		B B C S X 2-2 ③ L4		3 1	1 0	1 0	1 0	0 0	0 0	3 0
Brian Schneider, L (1, 2) OBP: 0.325, SLG: 0.399		B F B X 2-1 ① G3-1		S 1 SAFE 1 SAFE S 1 SAFE S 0-3 ③ K		B X 1-0 ② G4-3			F B X 1-1 E4 FC5-6	4	0	0	0	0	1	1
Brendan Harris, R (1, 4) OBP: 0.220, SLG: 0.286		F B B B X 3-1 ② P6			F B B F F F B X 3-2 ① G6-3	X 0-0 2B			X 0-0 ① FC5-6 BB 1-2f HR	4	1	1	0	0	0	1
Livan Hernandez, R (1, 1) OBP: 0.256, SLG: 0.370 Luis Ayala, R (8, 1) OBP: 0.333, SLG: 0.444 Joey Eischen, L (8, 1) OBP: 0.667, SLG: 0.667 32 Chad Cordero, R (8, 1) Ryan Church, L (9, PH) OBP: 0.273, SLG: 0.254 Gary Majewski, R (9, 1)		B S F B X 2-2 ③ G1-3			B B C F F B B 4-2 2B BB	X 0-0 ③ P6			1 SAFE B F B 1 SAFE 1 SAFE B B 4-1 1-2 HR BB	2 0 0 0 0 0 0	0 0 0 0 1 0	0 0 0 0 0 0	0 0 0 0 1 0	1 0 0 0 0 0	0 0 0 0 0 0	1 0 0 0 0 0

Inning Stats																								
	R: 1	H: 2	R: 0	H: 0	R: 0	H: 0	R: 0	H: 1	R: 0	H: 1	R: 2	H: 3	R: 0	H: 0	R: 0	H: 0	R: 3	H: 2	1B: 3	SF: 0	WP: 0	PA: 40
	E: 0	LOB: 2	E: 0	LOB: 0	E: 0	LOB: 0	E: 0	LOB: 1	E: 0	LOB: 2	E: 0	LOB: 1	E: 0	LOB: 0	E: 0	LOB: 0	E: 1	LOB: 1	2B: 3	SAC: 0	PB: 0	
	K: 1	BB: 1	K: 0	BB: 0	K: 1	BB: 0	K: 1	BB: 0	K: 2	BB: 1	K: 0	BB: 0	K: 1	BB: 0	K: 0	BB: 0	K: 0	BB: 1	3B: 0	DP: 0	SB: 1	
	S: 15	P: 24	S: 7	P: 14	S: 8	P: 13	S: 7	P: 11	S: 16	P: 26	S: 12	P: 22	S: 8	P: 13	S: 9	P: 12	S: 14	P: 23	HR: 3	HBP: 0	CS: 0	

PITCHER		IP	WLS	BF	H	R	ER	SO	BB	IBB	HBP	BLK	WP	HR	S	P	ERA	WHIP
Al Leiter, L ERA: 3.21	(1, 1)	7.0		30	7	3	3	6	1	1	0	0	0	2	73	123	3.86	1.143
Bartolome Fortunato, R ERA: 3.96	(8, 1)	1.0		3	0	0	0	0	0	0	0	0	0	0	9	12	0.00	0.000
Braden Looper, R ERA: 2.7	(9, 1)	1.0	L	7	2	3	2	0	1	0	0	0	0	1	14	23	18.00	3.000

PITCHER	IP	WLS	BF	H	R	ER	SO	BB	IBB	HBP	BLK	WP	HR	S	P	ERA	WHIP

Montreal Expos @ New York Mets

Shea Stadium, Flushing, NY

Sat Oct 02 2004, 7:10 PM EDT

Att. 30,147 - Unknown - 65 F

TOP

livebaseballscorecards.com

AB	37
R	6
H	9
RBI	6
BB	3
SO	6
LOB	14

Montreal Expos @ New York Mets

Shea Stadium, Flushing, NY

Sat Oct 02 2004, 7:10 PM EDT

Att. 30,147 - Unknown - 65 F

BOTTOM

Batter	1	2	3	4	5	6	7	8	9	AB	R	H	RBI	BB	SO	LOB
7 José Reyes, S (1, 6) OBP: 0.271, SLG: 0.375	K		G4-3			K		G4-3 1-2f	FC4-6	5	0	0	0	0	2	1
Kazuo Matsui, S (1, 4) OBP: 0.332, SLG: 0.397	K			F7		2B		5 2B E 1B	F8	5	1	2	0	0	1	1
5 David Wright, R (1, 5) OBP: 0.327, SLG: 0.512	F8			P3		G5-3		E 1-3 2B		4	0	1	0	0	0	1
31 Mike Piazza, R (1, 2) OBP: 0.360, SLG: 0.444		1B		G5-3		F8		E IBB		3	0	1	0	1	0	1
Eric Valent, L (1, 7) OBP: 0.334, SLG: 0.481 Gerald Williams, R (8, PH) OBP: 0.277, SLG: 0.419 (9, 7)	F9		P4			1B 2B		E6 1-2 2-3 3-H		3 1	1 0	1 0	0 1	0 0	0 0	1 2
Mike Cameron, R (1, 8) OBP: 0.321, SLG: 0.483	F9		HR			K		F6		4	1	1	1	0	1	5
Victor Diaz, R (1, 9) OBP: 0.327, SLG: 0.553	K		G4-3	2B		G4-3 2-H	1B	K		4	0	2	1	0	2	4
Todd Zeile, R (1, 3) OBP: 0.319, SLG: 0.348			F9		G4-3 2-3	G4-3 2-3			L4	4	0	0	0	0	0	2
Al Leiter, L (1, 1) OBP: 0.140, SLG: 0.111 Craig Brazell, L (7, PH) OBP: 0.303, SLG: 0.438 Bartolome Fortunato, R (8, 1) Braden Looper, R (9, 1) Wilson Delgado, S (9, PH) OBP: 0.361, SLG: 0.380			K		G3		K		7 FC4-6 1B	2 1 0 0 1	0 0 0 0 0	0 0 0 0 1	0 0 0 0 0	0 1 0 0 0	1 1 0 0 0	1 1 0 0 0
Inning Stats	R: 0 E: 0 K: 2 S: 12 H: 0 LOB: 0 BB: 0 P: 17	R: 0 E: 0 K: 1 S: 8 H: 1 LOB: 1 BB: 0 P: 14	R: 0 E: 0 K: 1 S: 9 H: 0 LOB: 0 BB: 0 P: 12	R: 0 E: 0 K: 0 S: 7 H: 0 LOB: 0 BB: 0 P: 15	R: 1 E: 0 K: 0 S: 15 H: 2 LOB: 1 BB: 0 P: 22	R: 0 E: 0 K: 1 S: 11 H: 1 LOB: 1 BB: 0 P: 20	R: 1 E: 0 K: 2 S: 12 H: 2 LOB: 1 BB: 0 P: 20	R: 1 E: 1 K: 1 S: 11 H: 2 LOB: 3 BB: 1 P: 24	R: 0 E: 0 K: 0 S: 11 H: 1 LOB: 1 BB: 0 P: 16	1B: 4 2B: 4 3B: 0 HR: 1	SF: 0 SAC: 0 DP: 0 HBP: 0					

livebaseballscorecards.com

AB	37
R	3
H	9
RBI	3
BB	1
SO	8
LOB	20

WP: 0 PB: 0 SB: 0 CS: 0 PA: 38

PITCHER		IP	WLS	BF	H	R	ER	SO	BB	IBB	HBP	BLK	WP	HR	S	P	ERA	WHIP
Livan Hernandez, R ERA: 3.6	(1, 1)	7.0		27	6	2	2	7	0	0	0	0	0	1	74	120	2.57	0.857
Luis Ayala, R ERA: 2.69	(8, 1)	0.1	H	4	2	1	1	0	0	1	0	0	0	0	5	13	27.00	6.000
Joey Eischen, L ERA: 3.93	(8, 1)	0.0	B	1	0	0	0	0	0	0	0	0	0	0	2	3	∞	∞
32 Chad Cordero, R ERA: 2.94	(8, 1)	0.2	W	2	0	0	0	1	0	0	0	0	0	0	4	8	0.00	0.000
Gary Majewski, R ERA: 3.86	(9, 1)	1.0	S	4	1	0	0	0	0	0	0	0	0	0	11	16	0.00	1.000

PITCHER	IP	WLS	BF	H	R	ER	SO	BB	IBB	HBP	BLK	WP	HR	S	P	ERA	WHIP

Batter	1	2	3	4	5	6	7	8	9	AB	R	H	RBI	BB	SO	LOB
Brad Wilkerson, L (1, 3) OBP: 0.374, SLG: 0.498 Endy Chavez, L (8, 8) OBP: 0.318, SLG: 0.371	B B B C C S 3-3 ① K		B B B B 4-0 G4-6-3 BB			C F S 0-3 ① K		B X 1-0 ① G1-3	B B B F F X 3-2 ③ G4-3	3 1	0 0	0 0	0 0	1 0	2 0	0 2
Jamey Carroll, R (1, 4) OBP: 0.378, SLG: 0.372	B B B B C B 4-1 1B 1B BB		B 1 SAFE F C F B X 2-2 ① F9			B B B B 4-0 2B BB		C F B X 1-2 ② G4-3		2	1	0	0	2	0	1
Valentino Pascucci, R (1, 9) OBP: 0.297, SLG: 0.290 (8, 3)	B 1 SAFE F S B B X 3-2 1B 1-3 1B		S B F B F X 3-2 ② ③ G4-6-3 1-2f			S B F B X 2-2 1-3 2B		B X 1-0 1B 1B		4	0	3	0	0	0	1
Terrmel Sledge, L (1, 7) OBP: 0.336, SLG: 0.462	B F X 1-1 1-2 3-H 1B			B B C X 2-1 ① G6-3		B B C S B B 4-2 BB		B B X 2-0 1-2 1B		3	0	2	1	1	0	0
Ryan Church, L (1, 8) OBP: 0.257, SLG: 0.238 (8, 9)	C B B B S S 3-3 ② K			B B X 2-0 ② G3-1		C C F B B X 2-2 ② F8		B B X 2-0 ③ P2		4	0	0	0	0	1	7
Einar Díaz, R (1, 2) OBP: 0.293, SLG: 0.302	B C B X 2-1 ③ G6-3			C C B B S 2-3 ③ K		B C X 1-1 ③ G4-3			F C B B X 2-2 E6 BB	4	0	0	0	0	1	5
Brendan Harris, R (1, 5) OBP: 0.222, SLG: 0.271		C F F X 0-2 ① G5-3			B F X 1-1 ① G5-3		B B S C S 2-3 ① K		B B B B 4-0 1-2 BB	3	0	0	0	1	1	0
Josh Labandeira, R (1, 6)		B C B C B X 3-2 ② L4			C C F B X 1-2 ② L7		C F F B T 1-2 ② K		B C F S 1-3 ① K	4	0	0	0	0	2	2
22 John Patterson, R (1, 1) OBP: 0.147, SLG: 0.121 Claudio Vargas, R (5, 1) OBP: 0.045, SLG: 0.045 Tony Batista, R (7, PH) OBP: 0.272, SLG: 0.455 Jon Rauch, R (7, 1) OBP: 0.167, SLG: 0.667 Francis Beltran, R (8, 1) OBP: 0.333, SLG: 0.333 Maicer Izturis, S (9, PH) OBP: 0.286, SLG: 0.318		F S S 0-3 ③ K			T B B X 2-1 ③ G6-3		C B S X 1-2 ③ P4		C F B B S 2-3 ② K	2 0 1 0 0 1	0 0 0 0 0 0	0 0 0 0 0 0	0 0 0 0 0 0	0 0 0 0 0 1	1 0 0 0 0 2	0 0 0 0 0 2
Inning Stats	R: 1 H: 2 E: 0 LOB: 2 K: 2 BB: 1 S: 14 P: 30	R: 0 H: 0 E: 0 LOB: 0 K: 1 BB: 0 S: 10 P: 13	R: 0 H: 0 E: 0 LOB: 0 K: 0 BB: 1 S: 9 P: 18	R: 0 H: 0 E: 0 LOB: 0 K: 1 BB: 0 S: 6 P: 12	R: 0 H: 0 E: 0 LOB: 0 K: 0 BB: 0 S: 8 P: 12	R: 0 H: 1 E: 0 LOB: 3 K: 1 BB: 2 S: 14 P: 27	R: 0 H: 0 E: 0 LOB: 0 K: 2 BB: 0 S: 10 P: 14	R: 0 H: 2 E: 0 LOB: 2 K: 0 BB: 0 S: 7 P: 14	R: 0 H: 0 E: 1 LOB: 2 K: 2 BB: 1 S: 12 P: 24	1B: 4 2B: 1 3B: 0 HR: 0	SF: 0 SAC: 0 DP: 1 HBP: 0					

PITCHER		IP	WLS	BF	H	R	ER	SO	BB	IBB	HBP	BLK	WP	HR	S	P	ERA	WHIP
Tom Glavine, L ERA: 3.6	(1, 1)	6.0	W	24	3	1	1	5	4	0	0	0	0	0	61	112	1.50	1.167
Heath Bell, R ERA: 3.33	(7, 1)	1.2		6	1	0	0	2	0	0	0	0	0	0	15	22	0.00	0.600
John Franco, L ERA: 5.28	(8, 1)	0.1		2	1	0	0	0	0	0	0	0	0	0	2	6	0.00	3.000
Bartolome Fortunato, R ERA: 3.81	(9, 1)	1.0		5	0	0	0	2	1	0	0	0	0	0	12	24	0.00	1.000

PITCHER	IP	WLS	BF	H	R	ER	SO	BB	IBB	HBP	BLK	WP	HR	S	P	ERA	WHIP

TOP

Montreal Expos @ New York Mets

Shea Stadium, Flushing, NY

Sun Oct 03 2004, 1:10 PM EDT

Att. 33,569 - Sunny - 62 F

livebaseballscorecards.com

AB	32
R	1
H	5
RBI	1
BB	5
SO	9
LOB	20

BOTTOM

Montreal Expos @ New York Mets

Shea Stadium, Flushing, NY

Sun Oct 03 2004, 1:10 PM EDT

Att. 33,569 - Sunny - 62 F

Batter	1	2	3	4	5	6	7	8	9	AB	R	H	RBI	BB	SO	LOB
7 José Reyes, S (1, 6) OBP: 0.271, SLG: 0.373	1-1 G3 5 SF9 1B		0-1 SH1-3 1-2		3-2 FC4-6 S 1-2f 1B	2-2 F7		0-3 K		4	2	1	0	0	1	3
Kazuo Matsui, S (1, 4) OBP: 0.331, SLG: 0.396	3-2 G3 1-3		0-1 L5		0-2 5 S 1-H 1B	1-1 F7		2-2 E6 1-3 2-H 1B		4	0	1	1	0	0	2
Heath Bell, R (7, 1)										0	0	0	0	0	0	0
John Franco, L (8, 1)										0	0	0	0	0	0	0
Wilson Delgado, S (8, PH) OBP: 0.366, SLG: 0.385										1	0	1	1	0	0	0
Joe Hietpas, R (9, 2)										0	0	0	0	0	0	0
5 David Wright, R (1, 5) OBP: 0.332, SLG: 0.525	3-2 SF9 3-H		3-0 2-H HR		1-1 1-2 HBP		1-2 1B 1B	1-2 P4		3	1	2	3	0	0	2
31 Mike Piazza, R (1, 3) OBP: 0.362, SLG: 0.444	1-2 1B		4-2 BB		0-2 F7		0-2 F8	1-1 G4-3		2	0	1	0	1	0	2
Craig Brazell, L (6, 3) OBP: 0.286, SLG: 0.412										2	0	0	0	0	0	3
Mike Cameron, R (1, 8) OBP: 0.319, SLG: 0.479	0-3 K		0-0 L7		3-2 F8		2-2 F7			4	0	0	0	0	1	5
Eric Valent, L (1, 7) OBP: 0.337, SLG: 0.481		2-3 K		2-3 K		3-2 HR 1B	0-0 1-2 1B			4	1	2	0	0	2	0
Gerald Williams, R (8, 7) OBP: 0.277, SLG: 0.419										0	0	0	0	0	0	0
Victor Diaz, R (1, 9) OBP: 0.321, SLG: 0.529	1-1 G4-3		0-1 G2-3		2-2 HR 1-2 1B	1-3 K				4	1	1	0	0	1	2
Todd Zeile, R (1, 2) OBP: 0.319, SLG: 0.356	0-2 G5-3		0-0 F8		3-1 HR 1-H 2-H			3-2 E5 1B 1B		3	1	1	3	0	0	0
Danny Garcia, R (8, PH) OBP: 0.371, SLG: 0.362										1	1	1	0	0	0	0
Bartolome Fortunato, R (9, 1)										0	0	0	0	0	0	0
Tom Glavine, L (1, 1) OBP: 0.328, SLG: 0.241			4-2 7 SH1-3 5 HR BB		4-2 7 FC4-6 BB	1-3 K		4-2 E 1B BB		0	1	0	0	2	0	0
Jeff Keppinger, R (6, PH) OBP: 0.317, SLG: 0.379										1	0	0	0	1	1	0
										0	0	0	0	0	0	0
(7, 4)										0	0	0	0	0	0	0

Inning Stats	1	2	3	4	5	6	7	8	9
	R: 1 H: 2 E: 0 LOB: 1 K: 1 BB: 0 S: 16 P: 24	R: 0 H: 0 E: 0 LOB: 0 K: 1 BB: 0 S: 9 P: 12	R: 2 H: 1 E: 0 LOB: 1 K: 0 BB: 2 S: 12 P: 23	R: 0 H: 0 E: 0 LOB: 0 K: 1 BB: 0 S: 6 P: 8	R: 1 H: 1 E: 0 LOB: 2 K: 0 BB: 1 S: 20 P: 31	R: 3 H: 3 E: 0 LOB: 0 K: 1 BB: 0 S: 19 P: 31	R: 0 H: 2 E: 0 LOB: 2 K: 1 BB: 0 S: 17 P: 21	R: 1 H: 2 E: 2 LOB: 2 K: 1 BB: 1 S: 21 P: 32	

1B: 9	SF: 1
2B: 0	SAC: 1
3B: 0	DP: 0
HR: 2	HBP: 1

WP: 0	PA: 40
PB: 0	
SB: 4	
CS: 0	

livebaseballscorecards.com

AB	33
R	8
H	11
RBI	8
BB	4
SO	6
LOB	19

PITCHER	IP	WLS	BF	H	R	ER	SO	BB	IBB	HBP	BLK	WP	HR	S	P	ERA	WHIP
22 John Patterson, R (1, 1) ERA: 5.03	4.1	L	21	4	4	4	3	3	0	1	0	0	1	57	89	8.31	1.615
Claudio Vargas, R (5, 1) ERA: 5.25	1.2		8	3	3	3	1	0	0	0	0	0	1	25	40	16.20	1.800
Jon Rauch, R (7, 1) ERA: 2.81	1.0		5	2	0	0	1	0	0	0	0	0	0	17	21	0.00	2.000
Francis Beltran, R (8, 1) ERA: 5.47	1.0		6	2	1	1	1	1	0	0	0	0	0	21	32	9.00	3.000

PITCHER	IP	WLS	BF	H	R	ER	SO	BB	IBB	HBP	BLK	WP	HR	S	P	ERA	WHIP