


Kingdom of the Netherlands

Batter	1	2	3	4	5	6	7	8	9	AB R H RBI BB SO LOB	TOP																								
												<b>Kingdom of the Netherlands @ Atlanta Braves</b> <b>Cracker Jack Stadium, Lake Buena Vista, FL</b> Sun Mar 05 2006, 1:05 PM EST <a href="http://livebaseballscorecards.com">livebaseballscorecards.com</a>																							
		<b>AB 0</b> <b>R 0</b> <b>H 0</b> <b>RBI 0</b> <b>BB 0</b> <b>SO 0</b> <b>LOB 0</b>																																	
																																			
Inning Stats		1B: 0 SF: 0 2B: 0 SAC: 0 3B: 0 DP: 0 HR: 0 HBP: 0	WP: 0 PA: 0 PB: 0 SB: 0 CS: 0																																
PITCHER	IP	WLS	BF	H	R	ER	SO	BB	IBB	HBP	BLK	WP	HR	S	P	ERA	WHIP	PITCHER	IP	WLS	BF	H	R	ER	SO	BB	IBB	HBP	BLK	WP	HR	S	P	ERA	WHIP



Batter	1	2	3	4	5	6	7	8	9	AB R H RBI BB SO LOB	TOP		
21 Gene Kingsale, S (1, 9) OBP: 0.250, SLG: 0.250 18 Dirk Van't Klooster, L (7, 9)	0-0 40 G1-3 35 1B 1B		0-3 K		0-3 K		0-3 K		0-3 K	4 1 1 0 0 3 3 1 0 0 0 0 1 1	<b>Kingdom of the Netherlands @ Pittsburgh Pirates</b> <b>McKechnie Field, Bradenton, FL</b> Tue Mar 03 2009, 1:05 PM EST Att. 1,759 - Sunny - 61 F		
40 Sharon Schoop, R (1, 4) 5 Michael Duursma, R (7, PH) OBP: 1.000, SLG: 1.000 (7, 4)	0-0 G1-3 1-2		0-0 F8		0-0 E6 2-H		4-0 35 1B BB		0-0 E5 12 WP 35 1B 1-3	3 0 0 0 0 0 2 1 0 1 0 1 0 0			
35 Randall Simon, L (1, 3) OBP: 0.600, SLG: 0.600	0-0 12 G5-3 1B 2-H		0-3 K		0-0 F8		0-0 27 FC6-4 1-2 2-3 1B		0-0 12 WP 1B 1-2 3-H	5 0 3 2 0 1 2			
Greg Halman, R (1, 8) OBP: 0.667, SLG: 1.667 27 Danny Rombley, R (6, 8)	0-0 12 G5-3 1B 1-2			1-2 HR		0-3 K		0-0 FC6-4 1-2f		0-0 F8 2		3 1 2 1 0 1 0 2 0 0 0 0 0 5	
12 Sharnol Adriana, R (1, 10) OBP: 0.200, SLG: 0.200	0-0 G5-3 1-2 2-3f		0-0 F9		0-0 1B		0-0 F8		0-0 F8	1-3 K 1-2 2-3		5 0 1 0 0 1 4	
2 Yurendell Decaster, R (1, 5) 41 Vince Rooi, R (6, 5)		0-0 F9		0-0 G6-3		0-3 K		0-0 F8				3 0 0 0 0 1 1 1 0 0 0 0 0 0	
37 Bryan Engelhardt, L (1, 7) OBP: 0.333, SLG: 0.333 43 Curt Smith, R (7, 7)		0-0 50 G4-6-3 1B		0-3 K		0-3 K		0-0 24 FC6-4 1B				3 0 1 0 0 2 1 1 0 1 0 0 0 0	
50 Kenley Jansen, S (1, 2) 24 Sidney de Jong, R (6, 2) OBP: 0.500, SLG: 0.500		0-0 G4-6-3 1-2f		0-0 G6-3		0-0 G6-3		0-0 35 1B SH5-4 1B 1-2f		0-0 FC6-4		2 0 0 0 0 0 1 2 0 1 0 0 0 1	
Hainley Statia, S (1, 6) OBP: 1.000, SLG: 1.500			0-0 1B		0-0 40 E 2B		0-0 SH5-4		4-0 5 E 5 1B 35 1B BB	2 2 2 0 1 0 0			
<b>Inning Stats</b>	R: 1 H: 3 E: 0 LOB: 1 K: 0 BB: 0 S: 5 P: 5	R: 0 H: 1 E: 0 LOB: 0 K: 0 BB: 0 S: 3 P: 3	R: 0 H: 1 E: 0 LOB: 1 K: 2 BB: 0 S: 8 P: 8	R: 1 H: 1 E: 0 LOB: 0 K: 1 BB: 0 S: 8 P: 9	R: 1 H: 1 E: 1 LOB: 1 K: 1 BB: 0 S: 7 P: 7	R: 0 H: 1 E: 0 LOB: 1 K: 3 BB: 0 S: 10 P: 10	R: 0 H: 2 E: 0 LOB: 3 K: 1 BB: 1 S: 7 P: 11	R: 0 H: 1 E: 0 LOB: 1 K: 0 BB: 0 S: 4 P: 4	R: 1 H: 2 E: 1 LOB: 2 K: 2 BB: 1 S: 9 P: 14	1B: 11 SF: 0 2B: 1 SAC: 1 3B: 0 DP: 2 HR: 1 HBP: 0		WP: 1 PA: 41 PB: 0 SB: 0 CS: 0	
<b>PITCHER</b>	IP WLS BF H R ER SO BB IBB HBP BLK WP HR S P ERA WHIP											<b>PITCHER</b>	IP WLS BF H R ER SO BB IBB HBP BLK WP HR S P ERA WHIP
49 Ross Ohlendorf, R (1, 1) ERA: 4.5	2.0 W 8 4 1 1 0 0 0 0 0 0 0 0 8 8 4.50 2.000											58 Romulo Sanchez, R (7, 1) ERA:	1.0 H 6 2 0 0 1 1 0 0 0 0 0 0 7 11 0.00 3.000
55 Matt Capps, R (3, 1) ERA:	1.0 H 4 1 0 0 2 0 0 0 0 0 0 0 8 8 0.00 1.000											61 Jeff Sues, R (8, 1) ERA:	1.0 H 4 1 0 0 0 0 0 0 0 0 0 4 4 0.00 1.000
54 Denny Bautista, R (4, 1) ERA: 9.0	1.0 H 4 1 1 1 1 0 0 0 0 0 0 1 8 9 9.00 1.000											67 Daniel Haigwood, L (9, 1) ERA: 9.0	1.0 S 6 2 1 1 2 1 0 0 0 1 0 9 14 9.00 3.000
43 Jesse Chavez, R (5, 1) ERA:	1.0 H 5 1 1 0 1 0 0 0 0 0 0 0 7 7 0.00 1.000												
56 Donnie Veal, L (6, 1) ERA:	1.0 H 4 1 0 0 3 0 0 0 0 0 0 0 10 10 0.00 1.000												

livebaseballscorecards.com

<b>AB</b>	<b>38</b>
<b>R</b>	<b>4</b>
<b>H</b>	<b>13</b>
<b>RBI</b>	<b>3</b>
<b>BB</b>	<b>2</b>
<b>SO</b>	<b>10</b>
<b>LOB</b>	<b>21</b>





Batter	1	2	3	4	5	6	7	8	9
71 Anderson Machado, S (1, 6) BBB	4-0 36 2B 69 1B BB	0-0 G4-6-3 1-2f		0-3 K 1-2		0-0 P6		0-0 F9	
36 Luis Alfonso Cruz, R (1, 4) OBP: 1.000, SLG: 2.000 73 Shelby Ford, S (2, 4) 70 Pedro Lopez, R (6, 4)	0-0 69 1B 2B		0-3 K	4-0 BB			4-0 64 HBP BB		
18 Craig Monroe, R (1, 10) OBP: 0.667, SLG: 1.000 64 Steven Lerud, L (7, PH) (8, 10)	4-0 69 1B BB		0-0 69 1B 2B	0-0 P4			1-0 53 G4-6-3 1-2 HBP		
69 Garrett Jones, L (1, 9) OBP: 0.500, SLG: 0.500	0-0 53 FC6-5 53 WP 1B		0-0 37 2B 1B		0-0 G4-3		0-3 K		
53 Pedro Alvarez, L (1, 5)	1-0 FC6-5 1-3		0-3 K		0-3 K		0-0 G4-6-3 1-2f		
37 Andy Phillips, R (1, 3) OBP: 0.250, SLG: 0.500	0-3 K		0-0 1-H 2B		0-0 G5-3		0-0 F8		
68 Jeff Salazar, L (1, 8) OBP: 0.250, SLG: 1.000		0-1 G3-1	0-0 G3-1		0-0 F8		0-0 HR		
Ruben Gotay, S (1, 7)		4-0 75 BB BB		0-0 P3		4-0 BB	4-0 72 FC6-4 BB		
75 Erik Kratz, R (1, 2) 72 Miguel Perez, R (7, 2)		4-0 71 G4-6-3 1-2 BB		4-0 71 S BB		0-0 F8	0-0 FC6-4 1-2f		

Inning Stats	R: 2	H: 2	E: 0	K: 1	S: 6	LOB: 1	BB: 2	P: 15	R: 0	H: 0	E: 0	K: 0	S: 3	LOB: 1	BB: 2	P: 11	R: 2	H: 3	E: 0	K: 2	S: 10	LOB: 1	BB: 0	P: 10	R: 0	H: 0	E: 0	K: 1	S: 5	LOB: 2	BB: 2	P: 13	R: 0	H: 0	E: 0	K: 1	S: 5	LOB: 0	BB: 0	P: 5	R: 0	H: 0	E: 0	K: 1	S: 3	LOB: 1	BB: 1	P: 7	R: 0	H: 0	E: 0	K: 1	S: 4	LOB: 1	BB: 1	P: 9	R: 1	H: 1	E: 0	K: 0	S: 4	LOB: 1	BB: 1	P: 8
--------------	------	------	------	------	------	--------	-------	-------	------	------	------	------	------	--------	-------	-------	------	------	------	------	-------	--------	-------	-------	------	------	------	------	------	--------	-------	-------	------	------	------	------	------	--------	-------	------	------	------	------	------	------	--------	-------	------	------	------	------	------	------	--------	-------	------	------	------	------	------	------	--------	-------	------

AB	R	H	RBI	BB	SO	LOB	
4	1	0	0	1	1	5	
1	1	1	0	0	0	0	
1	0	0	0	1	1	0	
0	0	0	0	1	0	0	
2	1	1	0	1	0	2	
0	0	0	0	0	0	0	
4	1	2	3	0	1	2	
4	0	0	0	0	2	4	
4	0	1	1	0	1	1	
4	1	1	1	0	0	1	
1	0	0	0	3	0	0	
1	0	0	0	2	0	1	
1	0	0	0	0	0	1	
1B: 2	SF: 0	2B: 3	SAC: 0	3B: 0	DP: 2	HR: 1	HBP: 1

**BOTTOM**

Kingdom of the Netherlands @ Pittsburgh Pirates  
 McKechnie Field, Bradenton, FL

Tue Mar 03 2009, 1:05 PM EST  
 Att. 1,759 - Sunny - 61 F

AB	27
R	5
H	6
RBI	5
BB	9
SO	6
LOB	17



PITCHER	IP	WLS	BF	H	R	ER	SO	BB	IBB	HBP	BLK	WP	HR	S	P	ERA	WHIP
47 Sidney Ponson, R (1, 1) ERA: 12.0	3.0	L	16	5	4	4	3	4	0	0	0	1	0	19	36	12.00	3.000
19 Rob Cordemans, R (4, 1) ERA:	2.0		8	0	0	0	2	2	0	0	0	0	0	10	18	0.00	1.000
29 Dennis Neuman, R (6, 1) ERA:	1.0		4	0	0	0	0	1	0	0	0	0	0	3	7	0.00	1.000
36 Diegomar Markwell, L (7, 1) ERA:	1.0		4	0	0	0	1	1	0	1	0	0	0	4	9	0.00	1.000
13 Michiel van Kampen, R (8, 1) ERA: 9.0	1.0		5	1	1	1	0	1	0	0	0	0	1	4	8	9.00	2.000





BOTTOM

Kingdom of the Netherlands @ Cincinnati Reds  
Ed Smith Stadium, Sarasota, FL

Wed Mar 04 2009, 6:05 PM EST  
Att. 1,258 - Clear - 65 F

livebaseballscorecards.com



AB R H RBI BB SO LOB

3	0	1	1	0	1	0
2	0	0	0	0	0	1
2	0	1	0	0	0	0
2	0	1	0	1	0	0
3	1	2	1	0	0	1
1	0	0	0	1	0	2
3	0	0	0	0	0	2
2	1	1	0	0	1	1
2	0	0	0	1	1	2
2	0	0	0	0	1	0
2	0	0	0	1	0	0
2	0	1	0	0	0	0
3	0	1	0	0	0	1
2	1	0	0	0	0	3
1	0	0	0	1	0	1
1	0	0	0	0	0	2
2	1	0	0	0	0	2
1	0	0	0	0	0	1


AB	37
R	4
H	8
RBI	2
BB	6
SO	4
LOB	20

WP	1	PA	44
PB	0		
SB	0		
CS	2		

1B	5	SF	0
2B	2	SAC	0
3B	0	DP	1
HR	1	HBP	0

IP	WLS	BF	H	R	ER	SO	BB	IBB	HBP	BLK	WP	HR	S	P	ERA	WHIP
2.2		12	3	0	0	1	2	0	0	0	0	0	12	20	0.00	1.875
1.1		7	1	2	0	0	0	0	0	1	0	0	8	9	0.00	0.750
2.0		8	3	1	1	1	0	0	0	0	0	1	12	15	4.50	1.500
2.0		7	0	0	0	2	1	0	0	0	0	0	10	14	0.00	0.500
1.0		5	0	0	0	0	1	1	0	0	0	0	3	11	0.00	1.000


Batter	1	2	3	4	5	6	7	8	9	10															
21 Chris Dickerson, L (1, 7) OBP: 0.333, SLG: 0.333 23 Daryle Ward, L (7, 7)	P5		K	9 CS 1B			G6-3		F8																
2 Alex Gonzalez, R (1, 10) OBP: 0.500, SLG: 0.500 9 Jacque Jones, L (4, PH) (5, 10)	F7		60 E 1B	CS			P5		4-0 IBB																
32 Jay Bruce, L (1, 9) OBP: 0.667, SLG: 1.667 83 Drew Stubbs, R (7, 9)	E7 1B		P6				4-0 BB		F8																
60 Adam Rosales, R (1, 4) 69 Luis Bolivar, R (6, 4) OBP: 0.500, SLG: 1.000	F9		E6				0-3 K			0-0 68 G4-3 84 WP 2B															
28 Edwin Encarnación, R (1, 5) 68 Juan Francisco, L (7, 5)			P3				K			0-0 G4-3															
50 Laynce Nix, L (1, 8) 80 Darnell McDonald, R (6, PH) (7, 8)							F8			4-0 IBB															
Jeff Keppinger, R (1, 6) OBP: 0.500, SLG: 0.500 84 Todd Frazier, R (6, PH) OBP: 0.500, SLG: 1.000 (7, 6)							F8			1-1 WP															
75 Kevin Barker, L (1, 3) 77 Yonder Alonso, L (6, PH) (7, 3)			G3-2				G4-3			4-0 81 G1-3 BB															
29 Ryan Hanigan, R (1, 2) 74 Humberto Cota, R (4, PH) (5, 2) 81 Chris Kroski, L (8, 2)			G5-3				G5-3			0-0 G1-3															
Inning Stats	R: 0 E: 1 K: 0 S: 4	H: 1 LOB: 1 BB: 0 P: 4	R: 0 E: 0 K: 0 S: 3	H: 1 LOB: 2 BB: 2 P: 11	R: 0 E: 1 K: 1 S: 7	H: 1 LOB: 2 BB: 0 P: 7	R: 2 E: 2 K: 0 S: 6	H: 1 LOB: 1 BB: 0 P: 7	R: 1 E: 0 K: 1 S: 8	H: 2 LOB: 0 BB: 0 P: 11	R: 0 E: 0 K: 0 S: 4	H: 1 LOB: 1 BB: 0 P: 4	R: 0 E: 0 K: 1 S: 5	H: 0 LOB: 1 BB: 1 P: 9	R: 0 E: 0 K: 1 S: 5	H: 0 LOB: 0 BB: 0 P: 5	R: 0 E: 0 K: 0 S: 3	H: 0 LOB: 2 BB: 2 P: 11	R: 1 E: 0 K: 0 S: 3	H: 1 LOB: 1 BB: 1 P: 8	1B: 5 2B: 2 3B: 0 HR: 1	SF: 0 SAC: 0 DP: 1 HBP: 0	WP: 1 PA: 44		
PITCHER	IP	WLS	BF	H	R	ER	SO	BB	IBB	HBP	BLK	WP	HR	S	P	ERA	WHIP								
56 Rick Van Den Hurk, R (1, 1) ERA:	2.2		12	3	0	0	1	2	0	0	0	0	0	12	20	0.00	1.875								
25 David Bergman, R (3, 1) ERA:	1.1		7	1	2	0	0	0	0	0	1	0	0	8	9	0.00	0.750								
31 Alexander Smit, L (5, 1) ERA: 4.5	2.0		8	3	1	1	1	0	0	0	0	0	1	12	15	4.50	1.500								
45 Juan Carlos Sulbaran, R (7, 1) ERA:	2.0		7	0	0	0	2	1	0	0	0	0	0	10	14	0.00	0.500								
9 Pim Walsma, R (9, 1) ERA:	1.0		5	0	0	0	0	1	1	0	0	0	0	3	11	0.00	1.000								
PITCHER	IP	WLS	BF	H	R	ER	SO	BB	IBB	HBP	BLK	WP	HR	S	P	ERA	WHIP								
3 Berry Van Driel, R (10, 1) ERA: 27.0	0.1	L	4	1	1	1	0	0	1	0	0	1	0	3	8	27.00	3.000								

Batter	1	2	3	4	5	6	7	8	9	AB R H RBI BB SO LOB	TOP																									
21 Gene Kingsale, S (1, 9) OBP: 0.300, SLG: 0.222 18 Dirk Van't Klooster, L (8, 9) 41 Vince Rool, R (9, PH) OBP: 0.333, SLG: 0.333	0-0 B3			4-0 35 FC4-6 40 BB G1-3 BB		0-0 F7			0-0 40 G4-3 1B	2 1 0 0 1 0 0 0 0 0 0 0 0 0 1 1 1 0 0 0 0	<p>Kingdom of the Netherlands @ Minnesota Twins Hammond Stadium, Fort Myers, FL</p> <p>Thu Mar 05 2009, 2:05 PM EST Att. 2,807 - Partly Cloudy - 75 F</p> <p>livebaseballscorecards.com</p> <table border="1"> <tr><td>AB</td><td>31</td></tr> <tr><td>R</td><td>2</td></tr> <tr><td>H</td><td>4</td></tr> <tr><td>RBI</td><td>2</td></tr> <tr><td>BB</td><td>2</td></tr> <tr><td>SO</td><td>7</td></tr> <tr><td>LOB</td><td>9</td></tr> </table> 	AB	31	R	2	H	4	RBI	2	BB	2	SO	7	LOB	9											
AB	31																																			
R	2																																			
H	4																																			
RBI	2																																			
BB	2																																			
SO	7																																			
LOB	9																																			
40 Sharon Schoop, R (1, 4)	0-3 K			4-0 35 FC4-6 1-2 BB		0-3 K		0-0 G4-3	3 0 0 0 1 2 1																											
35 Randall Simon, L (1, 3) 43 Curt Smith, R (5, 3) OBP: 0.417, SLG: 0.417 OBP: 0.400, SLG: 0.250	0-0 L9			0-0 FC4-6 G1-3 1-2f 2-3			0-0 G4-3	0-3 K	2 0 0 0 0 0 2 2 0 0 0 0 1 1																											
Greg Halman, R (1, 8) OBP: 0.273, SLG: 0.545		0-0 G1-3		0-0 G1-3			0-0 F7	0-0 1B	4 0 1 2 0 0 1																											
2 Yurendell Decaster, R (1, 5) OBP: 0.200, SLG: 0.500		0-3 K		0-3 K			0-3 K	0-0 1B	4 0 1 0 0 3 1																											
12 Shamol Adriana, R (1, 10) OBP: 0.154, SLG: 0.154		0-0 G5-3			0-0 G5-3			0-0 1B	4 0 0 0 0 0 2																											
37 Bryan Engelhardt, L (1, 7) 27 Danny Rombley, R (6, 7) OBP: 0.286, SLG: 0.286			0-0 G4-3		0-0 G4-3			0-0 G4-3	2 0 0 0 0 0 0 1 0 0 0 0 0 0																											
50 Kenley Jansen, S (1, 2) 24 Sidney de Jong, R (7, 2) OBP: 0.400, SLG: 0.400			0-0 G1-3		0-0 G3			0-0 1B	2 0 0 0 0 0 0 1 0 1 0 0 0 0																											
Hainley Statia, S (1, 6) OBP: 0.500, SLG: 0.500			0-0 G4-3			0-3 K		0-0 G4-3	3 0 0 0 0 1 1																											
<b>Inning Stats</b>	R: 0 E: 0 K: 1 S: 5	H: 0 LOB: 0 BB: 0 P: 5	R: 0 E: 0 K: 1 S: 5	H: 0 LOB: 0 BB: 0 P: 5	R: 0 E: 0 K: 0 S: 3	H: 0 LOB: 0 BB: 0 P: 3	R: 1 E: 0 K: 1 S: 5	H: 0 LOB: 1 BB: 2 P: 13	R: 0 E: 0 K: 0 S: 3	H: 0 LOB: 0 BB: 0 P: 3	R: 0 E: 0 K: 2 S: 7	H: 0 LOB: 0 BB: 0 P: 7	R: 0 E: 0 K: 1 S: 5	H: 0 LOB: 0 BB: 0 P: 5	R: 0 E: 0 K: 0 S: 4	H: 1 LOB: 1 BB: 0 P: 4	R: 1 E: 0 K: 1 S: 8	H: 3 LOB: 2 BB: 0 P: 8	1B: 4 2B: 0 3B: 0 HR: 0	SF: 0 SAC: 0 DP: 0 HBP: 0	WP: 0 PB: 0 SB: 0 CS: 0	PA: 33														
<b>PITCHER</b>	IP WLS BF H R ER SO BB IBB HBP BLK WP HR S P ERA WHIP																																			
59 Kevin Slowey, R (1, 1) ERA: 4.5	3.0		9	0	0	0	2	0	0	0	0	0	0	13	13	0.00	0.000																			
44 Bob Keppel, R (4, 1) ERA: 4.5	2.0	B	8	0	1	1	1	2	0	0	0	0	0	8	16	4.50	1.000																			
38 Philip Humber, R (6, 1) ERA: 4.5	1.0		3	0	0	0	2	0	0	0	0	0	0	7	7	0.00	0.000																			
48 Mike Gosling, L (7, 1) ERA: 4.5	1.0	W	3	0	0	0	1	0	0	0	0	0	0	5	5	0.00	0.000																			
56 Rob Delaney, R (8, 1) ERA: 4.5	1.0	H	4	1	0	0	0	0	0	0	0	0	0	4	4	0.00	1.000																			
<b>PITCHER</b>	IP WLS BF H R ER SO BB IBB HBP BLK WP HR S P ERA WHIP																																			
60 Sean Henn, L (9, 1) ERA: 9.0	1.0	S	6	3	1	1	1	0	0	0	0	0	0	3	3	9.00	3.000																			







Batter	1	2	3	4	5	6	7	8	9	AB R H RBI BB SO LOB	TOP																	
64 Tim Beckham, R (1, 6) 88 Cole Figueroa, L (7, PH) OBP: 0.500, SLG: 0.500 (7, 6)	0-0 G5-3		0-0 F7			4-0 11 CS BB	0-0 23 WP 11 WP 1B		1-3 1-2 2-H 3-H 1-2 K	2 0 0 0 1 0 0 2 0 1 2 0 1 1	<p>Tampa Bay Rays @ Kingdom of the Netherlands</p> <p>Congress Energy Park, Home of Al Lang Field, St. Petersburg, FL</p> <p>Wed Mar 09 2011, 1:14 PM - 3:56 PM EST</p> <p>Att. 3,002 - Partly Cloudy - 74 F</p> <p>livebaseballscorecards.com</p> <p><b>AB 33</b> <b>R 4</b> <b>H 7</b> <b>RBI 3</b> <b>BB 5</b> <b>SO 2</b> <b>LOB 16</b></p> 																	
11 Justin Ruggiano, R (1, 8) 91 Brett Nommensen, L (7, PR) (7, 9)	0-0 F9		0-0 F7			1-0 F7 1-2	4-0 23 WP BB		0-0 G3	3 0 0 0 1 0 1 1 0 0 0 0 0 0																		
23 Casey Kotchman, L (1, 10)	0-0 G4-3				0-0 G5-3	0-0 P6	4-0 BB			3 0 0 0 1 0 0																		
66 Chris Carter, L (1, 9) 80 Dustin Biell, L (7, PR) (7, 8)		0-0 G3-1 2B		0-0 F7			0-0 P4 2B			3 0 2 0 0 0 0 1 1 0 0 0 0 3																		
61 Russ Canzler, R (1, 5)		0-0 P3		0-0 F8			0-0 E5 67 1B 88 1B		0-0 G5-3	4 1 0 0 0 0 2																		
Leslie Anderson, L (1, 3)		0-0 G3-1 2-3		0-0 L4			0-0 L6		0-0 G6-3	4 0 0 0 0 0 3																		
67 Daniel Mayora, R (1, 4) OBP: 0.750, SLG: 0.667		4-0 BB		0-0 G6-3			0-0 G6-3 1-3 2-H 88 1B 1B		0-0 1B	3 1 2 1 1 0 0																		
60 Stephen Vogt, L (1, 2) 65 Craig Albarnaz, R (7, PH) (7, 2)		0-0 F7		0-0 1B			0-0 G5-3		0-0 G5-3	2 0 1 0 0 0 2 2 0 0 0 0 0 3																		
26 J.J. Furmaniak, R (1, 7) OBP: 0.500, SLG: 0.333			0-0 P3		0-3 K		4-0 11 WP 88 1B 23 WP BB		0-0 88 K 1B	3 1 1 0 1 1 1																		
<b>Inning Stats</b>	R: 0 E: 0 K: 3 S: 3	H: 0 LOB: 0 BB: 0 P: 3	R: 0 E: 0 K: 0 S: 4	H: 1 LOB: 2 BB: 1 P: 8	R: 0 E: 0 K: 0 S: 3	H: 0 LOB: 0 BB: 0 P: 3	R: 0 E: 0 K: 1 S: 6	H: 1 LOB: 1 BB: 0 P: 6	R: 0 E: 0 K: 0 S: 2	H: 0 LOB: 0 BB: 1 P: 7		R: 4 E: 1 K: 0 S: 7	H: 3 LOB: 3 BB: 3 P: 19	R: 0 E: 0 K: 0 S: 4	H: 1 LOB: 1 BB: 0 P: 4	R: 0 E: 0 K: 1 S: 5	H: 1 LOB: 0 BB: 0 P: 6	1B: 5 2B: 2 3B: 0 HR: 0	SF: 0 SAC: 0 DP: 0 HBP: 0	WP: 2 PB: 0 SB: 0 CS: 1	PA: 38							
<b>PITCHER</b>	IP WLS BF H R ER SO BB IBB HBP BLK WP HR S P ERA WHIP																											
19 Rob Cordemans, R (1, 1) ERA:	3.0		11	1	0	0	0	1	0	0	0	0	0	10	14	0.00	0.667											
25 David Bergman, R (4, 1) ERA:	2.0	H	7	1	0	0	1	0	0	0	0	0	0	9	9	0.00	0.500											
44 Leon Boyd, R (6, 1) ERA: 5.4	1.2	L	11	3	4	1	0	3	0	0	0	1	0	8	21	5.40	3.600											
3 Berry Van Driel, R (7, 1) ERA:	2.1		9	2	0	0	1	1	0	0	0	1	0	10	15	0.00	1.286											
3 Berry Van Driel, R (8, 1) ERA:	2.1		9	2	0	0	1	1	0	0	0	1	0	10	15	0.00	1.286											


Batter	1	2	3	4	5	6	7	8	9	AB	R	H	RBI	BB	SO	LOB
8 Michael Duursma, R (1, 6) 21 Gene Kingsale, S (8, PH) (9, 7)	0-3 K		0-3 K		0-0 G4-3			4-0 26 1B 37 1B BB		3	0	0	0	0	2	1
27 Danny Rombley, R (1, 7) 26 Bas de Jong, R (8, PH) OBP: 1.000, SLG: 1.000 (9, 9)	4-0 37 G3 BB		0-0 G6-3			0-0 P3		0-0 12 F7 37 1B 1B		2	0	0	0	1	0	0
37 Bryan Englehardt, R (1, 10) OBP: 0.250, SLG: 0.250 (8, 3)	0-0 G3		0-0 F9			0-3 K		0-0 1-2 1B		4	0	1	1	0	1	1
24 Sidney de Jong, R (1, 2) 12 Bas Nooij, R (6, PH) (7, 2)	0-0 G4-3			0-0 G6-3		0-0 G3		0-0 F7		2	0	0	0	0	0	1
30 Raylinee Legito, R (1, 5) OBP: 0.250, SLG: 0.250 (9, 6)		0-0 33 1B 7 FC6-4 18 WP 1B		0-0 F9			0-3 K	0-3 K		4	1	1	0	0	2	2
18 Dirk Van't Klooster, L (1, 9) 31 Marinus Vernooij, R (7, PH) (8, 9) (9, 5)		1-3 K		0-3 K2-3			0-3 K		0-3 K	2	0	0	0	0	2	1
33 Jeffrey Arends, R (1, 3) 4 Jason Halman, R (7, PH) 3 Berry Van Driel, R (8, 1) 4 Jason Halman, R (9, PH)		0-0 7 FC6-4 1B			0-0 G5-3		0-0 G4-3		0-0 E6 15 G6-4-3	2	0	1	0	0	0	0
7 Dwayne Kemp, R (1, 4) 15 Michael Pluijmers, R (8, PH) OBP: 0.500, SLG: 1.000 OBP: 0.500, SLG: 0.500 (9, 4)		0-0 FC6-4			0-0 2B			0-0 26 1B 9 G4-3 1B	0-0 G6-4-3	2	0	1	1	0	0	1
23 Shaldimar Daantji, R (1, 8) 9 Roeli Henrique, R (8, PH) (9, 8)		0-0 F8			0-3 K			0-0 G4-3		2	0	0	0	0	1	2

Inning Stats	R: 0	H: 0	E: 0	K: 1	S: 5	LOB: 1	BB: 1	P: 9	R: 1	H: 2	E: 0	K: 1	S: 7	LOB: 1	BB: 0	P: 8	R: 0	H: 0	E: 0	K: 1	S: 5	LOB: 0	BB: 0	P: 5	R: 0	H: 1	E: 0	K: 1	S: 6	LOB: 1	BB: 0	P: 6	R: 0	H: 0	E: 0	K: 1	S: 5	LOB: 0	BB: 0	P: 5	R: 0	H: 0	E: 0	K: 2	S: 7	LOB: 0	BB: 0	P: 7	R: 2	H: 3	E: 0	K: 1	S: 8	LOB: 2	BB: 1	P: 12	R: 0	H: 0	E: 1	K: 1	S: 5	LOB: 0	BB: 0	P: 5	1B: 5	2B: 1	3B: 0	HR: 0	SF: 0	SAC: 0	DP: 1	HBP: 0	WP: 1	PB: 0	SB: 0	CS: 0	PA: 35
<b>PITCHER</b>	IP	WLS	BF	H	R	ER	SO	BB	IBB	HBP	BLK	WP	HR	S	P	ERA	WHIP																																																												
78 Chris Bootcheck, R (1, 1) ERA: 3.0	3.0		12	2	1	1	3	1	0	0	0	1	0	17	22	3.00	1.000																																																												
74 Cory Wade, R (4, 1) ERA:	2.0		7	1	0	0	2	0	0	0	0	0	0	11	11	0.00	0.500																																																												
73 Dirk Hayhurst, R (6, 1) ERA:	2.0	W	6	0	0	0	3	0	0	0	0	0	0	12	12	0.00	0.000																																																												
75 Jonah Bayliss, R (8, 1) ERA: 54.0	0.1	H	5	3	2	2	0	1	0	0	0	0	0	4	8	54.00	12.000																																																												
71 Brian Baker, R (8, 1) ERA:	0.2	H	2	0	0	0	1	0	0	0	0	0	0	4	4	0.00	0.000																																																												
<b>PITCHER</b>	IP	WLS	BF	H	R	ER	SO	BB	IBB	HBP	BLK	WP	HR	S	P	ERA	WHIP																																																												
72 Richard De Los Santos, R(9, 1) ERA:	1.0	S	3	0	0	0	1	0	0	0	0	0	0	5	5	0.00	0.000																																																												

**BOTTOM**

Tampa Bay Rays @ Kingdom of the Netherlands  
 Congress Energy Park, Home of Al Lang Field, St. Petersburg, FL  
 Wed Mar 09 2011, 1:14 PM - 3:56 PM EST  
 Att: 3,002 - Partly Cloudy - 74 F

AB	33
R	3
H	6
RBI	3
BB	2
SO	10
LOB	13









Batter	1	2	3	4	5	6	7	8	9	AB	R	H	RBI	BB	SO	LOB	BOTTOM																																		
2 Everth Cabrera, S OBP: 0.667, SLG: 0.667 93 Cody Decker, R	1-1 G3-1 15 1B 5 CS		3-2 5 SH1-4 1-2 1B		2-3 K 1-2 BB	4-1 BB		4-2 BB		3	1	2	0	0	1	0	<b>Kingdom of the Netherlands @ San Diego Padres</b> <b>Peoria Stadium, Peoria, AZ</b> Thu Mar 14 2013, 10:07 PM - 1:20 AM EDT Att: 3,142 - Party Cloudy - 87 F																																		
5 Alexi Amarista, L OBP: 0.500, SLG: 0.500 90 Rico Noel, R	0-1 F7 1-2		0-1 SH1-4 1-2 2-3		1-0 23 WP 1B	2-3 K		0-3 K		2	0	1	0	0	0	1																																			
23 Yonder Alonso, L 60 Jedy Valdez, R	1-1 G3-1 2-3		0-1 P6 1-2		2-1 G6-3 1-2		1-1 G6-3		0-1 G4-3	3	0	0	0	0	0	4																																			
15 Jesus Guzman, R 91 Cory Spangenberg, L 87 Rodney Daal, R	0-1 FC6-4 3-H 1B		4-1 BB		2-2 63 HR 1B		1-1 G6-3		0-1 P5	1	0	1	1	1	0	0																																			
9 Jedd Gyorko, R 63 Jaff Decker, L OBP: 1.000, SLG: 3.000	1-0 FC6-4 1-2f		2-3 BB		2-2 HR		3-2 2B		4-2 97 BB BB	2	0	0	0	0	1	4																																			
8 John Baker, L Jesus Merchan, R 39 Miles Mikolas, R 96 Jeff Ibarra, L 44 René Rivera, R 84 Kevin Quackenbush, R 29 Brad Boxberger, R 97 Kyle Gaedele, R	3-2 G1-3		4-1 73 G5-4-3 BB		3-3 K		3-0 HBP		4-0 BB	1	0	0	0	1	0	0																																			
73 Gregorio Petit, R 77 Robbie Erlin, R 93 Jace Peterson, L	1-1 F9		0-1 G5-4-3 1-2f		1-2 F8		1-2 F8		1-1 L8	2	0	0	0	0	0	1																																			
92 Daniel Robertson, R OBP: 0.250, SLG: 0.250	1-2 G5-3		1-3 K		0-1 1B				0-1 F9	4	0	1	0	0	1	0																																			
53 Eric Stults, L OBP: 1.000, SLG: 1.000 Yasmani Grandal, S OBP: 0.333, SLG: 0.333			0-2 5 SH1-4 2 1B 1B		0-0 F7		0-1 93 BB 1B		1-1 G4-3	1	0	1	0	0	0	0																																			
										3	0	1	0	0	0	0																																			
<b>Inning Stats</b>	R: 1 E: 0 K: 0 S: 9	H: 2 LOB: 1 BB: 0 P: 12	R: 0 E: 0 K: 0 S: 9	H: 0 LOB: 0 BB: 0 P: 14	R: 0 E: 0 K: 1 S: 19	H: 2 LOB: 3 BB: 1 P: 28	R: 0 E: 0 K: 1 S: 6	H: 0 LOB: 0 BB: 1 P: 11	R: 0 E: 0 K: 1 S: 7	H: 1 LOB: 2 BB: 0 P: 12	R: 2 E: 0 K: 2 S: 21	H: 4 LOB: 3 BB: 1 P: 35	R: 0 E: 0 K: 0 S: 10	H: 1 LOB: 2 BB: 0 P: 19	R: 0 E: 0 K: 1 S: 9	H: 0 LOB: 1 BB: 1 P: 14	R: 0 E: 0 K: 0 S: 8	H: 0 LOB: 2 BB: 2 P: 17	1B: 8 2B: 1 3B: 0 HR: 1	SF: 0 SAC: 1 DP: 1 HBP: 1	WP: 1 PB: 0 SB: 0 CS: 1	PA: 43																													
<b>PITCHER</b>	IP WLS BF H R ER SO BB IBB HBP BLK WP HR S P ERA WHIP	IP WLS BF H R ER SO BB IBB HBP BLK WP HR S P ERA WHIP	IP WLS BF H R ER SO BB IBB HBP BLK WP HR S P ERA WHIP	IP WLS BF H R ER SO BB IBB HBP BLK WP HR S P ERA WHIP	IP WLS BF H R ER SO BB IBB HBP BLK WP HR S P ERA WHIP	IP WLS BF H R ER SO BB IBB HBP BLK WP HR S P ERA WHIP	IP WLS BF H R ER SO BB IBB HBP BLK WP HR S P ERA WHIP	IP WLS BF H R ER SO BB IBB HBP BLK WP HR S P ERA WHIP	IP WLS BF H R ER SO BB IBB HBP BLK WP HR S P ERA WHIP	IP WLS BF H R ER SO BB IBB HBP BLK WP HR S P ERA WHIP	IP WLS BF H R ER SO BB IBB HBP BLK WP HR S P ERA WHIP	IP WLS BF H R ER SO BB IBB HBP BLK WP HR S P ERA WHIP	IP WLS BF H R ER SO BB IBB HBP BLK WP HR S P ERA WHIP	IP WLS BF H R ER SO BB IBB HBP BLK WP HR S P ERA WHIP	IP WLS BF H R ER SO BB IBB HBP BLK WP HR S P ERA WHIP	IP WLS BF H R ER SO BB IBB HBP BLK WP HR S P ERA WHIP	IP WLS BF H R ER SO BB IBB HBP BLK WP HR S P ERA WHIP	IP WLS BF H R ER SO BB IBB HBP BLK WP HR S P ERA WHIP	IP WLS BF H R ER SO BB IBB HBP BLK WP HR S P ERA WHIP	IP WLS BF H R ER SO BB IBB HBP BLK WP HR S P ERA WHIP	IP WLS BF H R ER SO BB IBB HBP BLK WP HR S P ERA WHIP	IP WLS BF H R ER SO BB IBB HBP BLK WP HR S P ERA WHIP	IP WLS BF H R ER SO BB IBB HBP BLK WP HR S P ERA WHIP	IP WLS BF H R ER SO BB IBB HBP BLK WP HR S P ERA WHIP																											
36 Diegomar Markwell, L ERA:	(1, 1) 2.0 0 8 2 1 0 0	(3, 1) 2.0 W 9 2 0 0 2	(5, 1) 2.0 H 12 5 2 2 3	(7, 1) 1.0 5 1 0 0 0	(8, 1) 1.0 4 0 0 0 1	(9, 1) 1.0 0 0 0 0 1	(1, 1) 1.0 0 0 0 0 0	(2, 1) 1.0 0 0 0 0 0	(3, 1) 1.0 0 0 0 0 0	(4, 1) 1.0 0 0 0 0 0	(5, 1) 1.0 0 0 0 0 0	(6, 1) 1.0 0 0 0 0 0	(7, 1) 1.0 0 0 0 0 0	(8, 1) 1.0 0 0 0 0 0	(9, 1) 1.0 0 0 0 0 0	(1, 1) 1.0 0 0 0 0 0	(2, 1) 1.0 0 0 0 0 0	(3, 1) 1.0 0 0 0 0 0	(4, 1) 1.0 0 0 0 0 0	(5, 1) 1.0 0 0 0 0 0	(6, 1) 1.0 0 0 0 0 0	(7, 1) 1.0 0 0 0 0 0	(8, 1) 1.0 0 0 0 0 0	(9, 1) 1.0 0 0 0 0 0	(1, 1) 1.0 0 0 0 0 0	(2, 1) 1.0 0 0 0 0 0	(3, 1) 1.0 0 0 0 0 0	(4, 1) 1.0 0 0 0 0 0	(5, 1) 1.0 0 0 0 0 0	(6, 1) 1.0 0 0 0 0 0	(7, 1) 1.0 0 0 0 0 0	(8, 1) 1.0 0 0 0 0 0	(9, 1) 1.0 0 0 0 0 0	(1, 1) 1.0 0 0 0 0 0	(2, 1) 1.0 0 0 0 0 0	(3, 1) 1.0 0 0 0 0 0	(4, 1) 1.0 0 0 0 0 0	(5, 1) 1.0 0 0 0 0 0	(6, 1) 1.0 0 0 0 0 0	(7, 1) 1.0 0 0 0 0 0	(8, 1) 1.0 0 0 0 0 0	(9, 1) 1.0 0 0 0 0 0	(1, 1) 1.0 0 0 0 0 0	(2, 1) 1.0 0 0 0 0 0	(3, 1) 1.0 0 0 0 0 0	(4, 1) 1.0 0 0 0 0 0	(5, 1) 1.0 0 0 0 0 0	(6, 1) 1.0 0 0 0 0 0	(7, 1) 1.0 0 0 0 0 0	(8, 1) 1.0 0 0 0 0 0	(9, 1) 1.0 0 0 0 0 0
19 Rob Cordemans, R ERA:	(3, 1) 2.0 0 9 2 0 0 2	(5, 1) 2.0 H 12 5 2 2 3	(7, 1) 1.0 5 1 0 0 0	(8, 1) 1.0 4 0 0 0 1	(9, 1) 1.0 0 0 0 0 0	(1, 1) 1.0 0 0 0 0 0	(2, 1) 1.0 0 0 0 0 0	(3, 1) 1.0 0 0 0 0 0	(4, 1) 1.0 0 0 0 0 0	(5, 1) 1.0 0 0 0 0 0	(6, 1) 1.0 0 0 0 0 0	(7, 1) 1.0 0 0 0 0 0	(8, 1) 1.0 0 0 0 0 0	(9, 1) 1.0 0 0 0 0 0	(1, 1) 1.0 0 0 0 0 0	(2, 1) 1.0 0 0 0 0 0	(3, 1) 1.0 0 0 0 0 0	(4, 1) 1.0 0 0 0 0 0	(5, 1) 1.0 0 0 0 0 0	(6, 1) 1.0 0 0 0 0 0	(7, 1) 1.0 0 0 0 0 0	(8, 1) 1.0 0 0 0 0 0	(9, 1) 1.0 0 0 0 0 0	(1, 1) 1.0 0 0 0 0 0	(2, 1) 1.0 0 0 0 0 0	(3, 1) 1.0 0 0 0 0 0	(4, 1) 1.0 0 0 0 0 0	(5, 1) 1.0 0 0 0 0 0	(6, 1) 1.0 0 0 0 0 0	(7, 1) 1.0 0 0 0 0 0	(8, 1) 1.0 0 0 0 0 0	(9, 1) 1.0 0 0 0 0 0	(1, 1) 1.0 0 0 0 0 0	(2, 1) 1.0 0 0 0 0 0	(3, 1) 1.0 0 0 0 0 0	(4, 1) 1.0 0 0 0 0 0	(5, 1) 1.0 0 0 0 0 0	(6, 1) 1.0 0 0 0 0 0	(7, 1) 1.0 0 0 0 0 0	(8, 1) 1.0 0 0 0 0 0	(9, 1) 1.0 0 0 0 0 0										
40 Orlando Yntema, R ERA:	(5, 1) 2.0 0 12 5 2 2 3	(7, 1) 1.0 5 1 0 0 0	(8, 1) 1.0 4 0 0 0 1	(9, 1) 1.0 0 0 0 0 0	(1, 1) 1.0 0 0 0 0 0	(2, 1) 1.0 0 0 0 0 0	(3, 1) 1.0 0 0 0 0 0	(4, 1) 1.0 0 0 0 0 0	(5, 1) 1.0 0 0 0 0 0	(6, 1) 1.0 0 0 0 0 0	(7, 1) 1.0 0 0 0 0 0	(8, 1) 1.0 0 0 0 0 0	(9, 1) 1.0 0 0 0 0 0	(1, 1) 1.0 0 0 0 0 0	(2, 1) 1.0 0 0 0 0 0	(3, 1) 1.0 0 0 0 0 0	(4, 1) 1.0 0 0 0 0 0	(5, 1) 1.0 0 0 0 0 0	(6, 1) 1.0 0 0 0 0 0	(7, 1) 1.0 0 0 0 0 0	(8, 1) 1.0 0 0 0 0 0	(9, 1) 1.0 0 0 0 0 0	(1, 1) 1.0 0 0 0 0 0	(2, 1) 1.0 0 0 0 0 0	(3, 1) 1.0 0 0 0 0 0	(4, 1) 1.0 0 0 0 0 0	(5, 1) 1.0 0 0 0 0 0	(6, 1) 1.0 0 0 0 0 0	(7, 1) 1.0 0 0 0 0 0	(8, 1) 1.0 0 0 0 0 0	(9, 1) 1.0 0 0 0 0 0	(1, 1) 1.0 0 0 0 0 0	(2, 1) 1.0 0 0 0 0 0	(3, 1) 1.0 0 0 0 0 0	(4, 1) 1.0 0 0 0 0 0	(5, 1) 1.0 0 0 0 0 0	(6, 1) 1.0 0 0 0 0 0	(7, 1) 1.0 0 0 0 0 0	(8, 1) 1.0 0 0 0 0 0	(9, 1) 1.0 0 0 0 0 0											
96 Mark Pawelek, L ERA:	(7, 1) 1.0 5 1 0 0 0	(8, 1) 1.0 4 0 0 0 1	(9, 1) 1.0 0 0 0 0 0	(1, 1) 1.0 0 0 0 0 0	(2, 1) 1.0 0 0 0 0 0	(3, 1) 1.0 0 0 0 0 0	(4, 1) 1.0 0 0 0 0 0	(5, 1) 1.0 0 0 0 0 0	(6, 1) 1.0 0 0 0 0 0	(7, 1) 1.0 0 0 0 0 0	(8, 1) 1.0 0 0 0 0 0	(9, 1) 1.0 0 0 0 0 0	(1, 1) 1.0 0 0 0 0 0	(2, 1) 1.0 0 0 0 0 0	(3, 1) 1.0 0 0 0 0 0	(4, 1) 1.0 0 0 0 0 0	(5, 1) 1.0 0 0 0 0 0	(6, 1) 1.0 0 0 0 0 0	(7, 1) 1.0 0 0 0 0 0	(8, 1) 1.0 0 0 0 0 0	(9, 1) 1.0 0 0 0 0 0	(1, 1) 1.0 0 0 0 0 0	(2, 1) 1.0 0 0 0 0 0	(3, 1) 1.0 0 0 0 0 0	(4, 1) 1.0 0 0 0 0 0	(5, 1) 1.0 0 0 0 0 0	(6, 1) 1.0 0 0 0 0 0	(7, 1) 1.0 0 0 0 0 0	(8, 1) 1.0 0 0 0 0 0	(9, 1) 1.0 0 0 0 0 0	(1, 1) 1.0 0 0 0 0 0	(2, 1) 1.0 0 0 0 0 0	(3, 1) 1.0 0 0 0 0 0	(4, 1) 1.0 0 0 0 0 0	(5, 1) 1.0 0 0 0 0 0	(6, 1) 1.0 0 0 0 0 0	(7, 1) 1.0 0 0 0 0 0	(8, 1) 1.0 0 0 0 0 0	(9, 1) 1.0 0 0 0 0 0												
55 Leon Boyd, R ERA:	(8, 1) 1.0 4 0 0 0 1	(9, 1) 1.0 0 0 0 0 0	(1, 1) 1.0 0 0 0 0 0	(2, 1) 1.0 0 0 0 0 0	(3, 1) 1.0 0 0 0 0 0	(4, 1) 1.0 0 0 0 0 0	(5, 1) 1.0 0 0 0 0 0	(6, 1) 1.0 0 0 0 0 0	(7, 1) 1.0 0 0 0 0 0	(8, 1) 1.0 0 0 0 0 0	(9, 1) 1.0 0 0 0 0 0	(1, 1) 1.0 0 0 0 0 0	(2, 1) 1.0 0 0 0 0 0	(3, 1) 1.0 0 0 0 0 0	(4, 1) 1.0 0 0 0 0 0	(5, 1) 1.0 0 0 0 0 0	(6, 1) 1.0 0 0 0 0 0	(7, 1) 1.0 0 0 0 0 0	(8, 1) 1.0 0 0 0 0 0	(9, 1) 1.0 0 0 0 0 0	(1, 1) 1.0 0 0 0 0 0	(2, 1) 1.0 0 0 0 0 0	(3, 1) 1.0 0 0 0 0 0	(4, 1) 1.0 0 0 0 0 0	(5, 1) 1.0 0 0 0 0 0	(6, 1) 1.0 0 0 0 0 0	(7, 1) 1.0 0 0 0 0 0	(8, 1) 1.0 0 0 0 0 0	(9, 1) 1.0 0 0 0 0 0	(1, 1) 1.0 0 0 0 0 0	(2, 1) 1.0 0 0 0 0 0	(3, 1) 1.0 0 0 0 0 0	(4, 1) 1.0 0 0 0 0 0	(5, 1) 1.0 0 0 0 0 0	(6, 1) 1.0 0 0 0 0 0	(7, 1) 1.0 0 0 0 0 0	(8, 1) 1.0 0 0 0 0 0	(9, 1) 1.0 0 0 0 0 0													
51 Loek Van Mil, R ERA:	(9, 1) 1.0 0 5 0 0 0	(1, 1) 1.0 0 0 0 0 0	(2, 1) 1.0 0 0 0 0 0	(3, 1) 1.0 0 0 0 0 0	(4, 1) 1.0 0 0 0 0 0	(5, 1) 1.0 0 0 0 0 0	(6, 1) 1.0 0 0 0 0 0	(7, 1) 1.0 0 0 0 0 0	(8, 1) 1.0 0 0 0 0 0	(9, 1) 1.0 0 0 0 0 0	(1, 1) 1.0 0 0 0 0 0	(2, 1) 1.0 0 0 0 0 0	(3, 1) 1.0 0 0 0 0 0	(4, 1) 1.0 0 0 0 0 0	(5, 1) 1.0 0 0 0 0 0	(6, 1) 1.0 0 0 0 0 0	(7, 1) 1.0 0 0 0 0 0	(8, 1) 1.0 0 0 0 0 0	(9, 1) 1.0 0 0 0 0 0	(1, 1) 1.0 0 0 0 0 0	(2, 1) 1.0 0 0 0 0 0	(3, 1) 1.0 0 0 0 0 0	(4, 1) 1.0 0 0 0 0 0	(5, 1) 1.0 0 0 0 0 0	(6, 1) 1.0 0 0 0 0 0	(7, 1) 1.0 0 0 0 0 0	(8, 1) 1.0 0 0 0 0 0	(9, 1) 1.0 0 0 0 0 0	(1, 1) 1.0 0 0 0 0 0	(2, 1) 1.0 0 0 0 0 0	(3, 1) 1.0 0 0 0 0 0	(4, 1) 1.0 0 0 0 0 0	(5, 1) 1.0 0 0 0 0 0	(6, 1) 1.0 0 0 0 0 0	(7, 1) 1.0 0 0 0 0 0	(8, 1) 1.0 0 0 0 0 0	(9, 1) 1.0 0 0 0 0 0														

livebaseballscorecards.com

<b>AB</b>	<b>35</b>
<b>R</b>	<b>3</b>
<b>H</b>	<b>10</b>
<b>RBI</b>	<b>3</b>
<b>BB</b>	<b>6</b>
<b>SO</b>	<b>6</b>
<b>LOB</b>	<b>18</b>





Batter	1	2	3	4	5	6	7	8	9	AB R H RBI BB SO LOB	TOP			
10 Jurickson Profar, S OBP: 0.333, SLG: 0.250 (1, 4)	0-0 2 PB 4 HR 1B	1-3 K		2-2 G5-3		4-2 8 CS BB			3-1 8 WP 1B	4 2 2 0 1 1 0				
46 Jonathan Schoop, R OBP: 0.500, SLG: 0.500 (1, 5)	4-2 1 SAFE 1 B SI 89 C SI 89 1 SAFE 1 SL 85 1 SAFE S SI 90 B SI 90 F SI 90	4-1 2 PB 4 HR BB		2-2 G6-3		1-3 K			2-1 16 FC3-6 1B	1 2 0 0 2 0 0 2 0 1 2 0 1 1				
8 Michael Duursma, R OBP: 0.333, SLG: 0.333 (5, 5)	1-2 4 HR BB	2-0 4 1B BB							1-H 2-H 1B					
2 Roger Bernadina, L OBP: 0.500, SLG: 1.000 (1, 8)	2-3 K	2-0 4 1B 2B							2-0 FC3-6 1-2f	3 2 2 0 0 1 2 2 0 0 0 0 1 1				
16 Hainley Statia, S OBP: 0.250, SLG: 0.500 (6, 9)	1-0 HR	1-1 18 FC4 1B							3-2 F8	5 1 3 5 0 0 1				
4 Wladimir Balentien, R OBP: 0.600, SLG: 1.200 (1, 10)	2-H 3-H HR	2-H 3-H 1B							2-3 K					
18 Curt Smith, R OBP: 0.375, SLG: 0.429 (1, 3)	2-2 21 PB 1 1B 1B	2-2 FC4							2-3 K	3 0 1 0 0 0 3 2 0 0 0 0 2 1				
23 Quintin De Cuba, L (5, 3)	1-2 21 PB 1B	1-2f												
1 Xander Bogaerts, R OBP: 0.667, SLG: 0.833 (1, 6)	0-2 21 PB 1B								0-0 G5-3	4 0 2 1 0 1 0				
12 Kallian Sams, R OBP: 0.286, SLG: 0.333 (1, 7)	1-2 K								0-1 F9	3 0 0 0 1 1 2				
21 Dashenko Ricardo, R (1, 2)	1-3 K								2-3 K	3 0 0 0 0 2 4 1 0 0 0 0 1 0				
5 Bas Nooij, R (6, 2)	1-2 2-3 K													
14 Randolph Oduber, R (1, 9)									2-1 8 WP 10 1B 8 1B 1B	4 1 1 0 0 2 0				
OBP: 0.375, SLG: 0.625 (6, 8)														
	R: 3 H: 4 E: 0 LOB: 2 K: 3 BB: 1 S: 21 P: 32	R: 2 H: 2 E: 0 LOB: 1 K: 2 BB: 1 S: 14 P: 24	R: 0 H: 0 E: 0 LOB: 0 K: 2 BB: 0 S: 10 P: 14	R: 0 H: 0 E: 0 LOB: 0 K: 0 BB: 0 S: 8 P: 14	R: 1 H: 3 E: 0 LOB: 2 K: 0 BB: 1 S: 13 P: 20	R: 0 H: 0 E: 0 LOB: 0 K: 2 BB: 1 S: 10 P: 17	R: 0 H: 0 E: 0 LOB: 0 K: 2 BB: 0 S: 10 P: 15	R: 0 H: 0 E: 0 LOB: 0 K: 1 BB: 0 S: 6 P: 8	R: 2 H: 3 E: 0 LOB: 1 K: 1 BB: 0 S: 14 P: 28	1B: 10 SF: 0 2B: 1 SAC: 0 3B: 0 DP: 1 HR: 1 HBP: 0	WP: 1 PA: 41 PB: 2 SB: 0 CS: 1			
	PITCHER	IP WLS BF H R ER SO BB IBB HBP BLK WP HR S P ERA WHIP											PITCHER	IP WLS BF H R ER SO BB IBB HBP BLK WP HR S P ERA WHIP
20 Jon Garland, R (1, 1)	3.0 L 17 6 5 5 7 2 0 0 0 0 0 1 45 70 15.00 2.667													
71 Logan Bawcom, R (4, 1)	2.0 9 3 1 1 0 1 0 0 0 0 0 0 21 34 4.50 2.000													
44 Lucas Luetge, L (6, 1)	2.0 6 0 0 0 4 1 0 0 0 0 0 0 20 32 0.00 0.500													
46 Stephen Pryor, R (8, 1)	1.0 3 0 0 0 1 0 0 0 0 0 0 0 6 8 0.00 0.000													
54 Tom Wilhelmsen, R (9, 1)	1.0 6 3 2 2 1 0 0 0 0 0 1 0 14 28 18.00 3.000													

Kingdom of the Netherlands @ Seattle Mariners  
 Peoria Stadium, Peoria, AZ  
 Fri Mar 15 2013, 10:09 PM - 1:07 AM EDT  
 Att: 4,299 - Cloudy - 83 F

livebaseballscorecards.com

AB	37
R	8
H	12
RBI	8
BB	4
SO	13
LOB	15





Batter	1	2	3	4	5	6	7	8	9	AB	R	H	RBI	BB	SO	LOB
12 Jason Bay, R (1, 10)	4-2 13 WP 2B BB		2-3 K		1-2 G6-3		0-1 G5-3			3	1	0	0	1	1	0
13 Dustin Ackley, L (1, 4) OBP: 0.500, SLG: 0.750	1-1 2B		0-1 E6 4 2B		3-1 4 BLK 33 BB 1B			2-0 G3-1		4	0	2	1	0	0	0
33 Casper Wells, R (1, 8)	3-3 K		0-1 F8		4-1 4 BLK BB			1-2 G3		3	0	0	0	1	1	2
4 Carlos Peguero, L (1, 9) OBP: 0.250, SLG: 0.500	1-1 L6		1-0 2B		1-2 F9			1-3 K		4	0	1	0	0	1	3
7 Kelly Shoppach, R (1, 2) 5 Mike Zunino, R (7, 2)	1-1 G5-3		1-3 K			2-1 G6-3			1-1 P3	3	0	0	0	0	1	3
10 Eric Thames, L (1, 7)		1-3 K		2-3 K		3-3 K			3-3 K	4	0	0	0	0	4	0
3 Robert Andino, R (1, 5) OBP: 0.250, SLG: 0.250		2-2 35 WP 1B		3-2 G5-3		0-1 F7			1-1 F8	4	0	1	0	0	0	0
35 Mike Jacobs, L (1, 3)		2-0 F7		2-2 G3			0-0 F9			3	0	0	0	0	0	1
77 Brad Miller, L (1, 6)		2-1 G3			0-2 G4-3		2-1 G1-3			3	0	0	0	0	0	1

Inning Stats	R: 1	H: 1	LOB: 1	BB: 1	S: 11	R: 0	H: 1	LOB: 1	BB: 0	S: 9	R: 0	H: 1	LOB: 2	BB: 0	S: 13	R: 0	H: 0	LOB: 0	BB: 0	S: 10	R: 0	H: 1	LOB: 2	BB: 1	S: 14	R: 0	H: 0	LOB: 0	BB: 0	S: 9	R: 0	H: 0	LOB: 0	BB: 0	S: 7	R: 0	H: 0	LOB: 0	BB: 0	S: 7	1B: 2	SF: 0	2B: 2	SAC: 0	3B: 0	DP: 0	HR: 0	HBP: 0	WP: 2	PA: 34
--------------	------	------	--------	-------	-------	------	------	--------	-------	------	------	------	--------	-------	-------	------	------	--------	-------	-------	------	------	--------	-------	-------	------	------	--------	-------	------	------	------	--------	-------	------	------	------	--------	-------	------	-------	-------	-------	--------	-------	-------	-------	--------	-------	--------

PITCHER	IP	WLS	BF	H	R	ER	SO	BB	IBB	HBP	BLK	WP	HR	S	P	ERA	WHIP
13 Kevin Hejstek, R (1, 1) ERA: 3.0	3.0	W	14	3	1	1	4	1	0	0	0	2	0	33	54	3.00	1.333
26 Tom Stittbergen, R (4, 1) ERA:	1.2		5	0	0	0	1	0	0	0	0	0	0	18	26	0.00	0.000
47 David Bergman, R (5, 1) ERA:	2.1		9	1	0	0	1	1	0	0	1	0	0	20	35	0.00	0.857
29 Johnny Balentina, L (8, 1) ERA:	1.0		3	0	0	0	1	0	0	0	0	0	0	7	11	0.00	0.000
3 Berry Van Driel, R (9, 1) ERA:	1.0		3	0	0	0	1	0	0	0	0	0	0	7	12	0.00	0.000

BOTTOM

Kingdom of the Netherlands @ Seattle Mariners  
Peoria Stadium, Peoria, AZ  
Fri Mar 15 2013, 10:09 PM - 1:07 AM EDT  
Att. 4,299 - Cloudy - 83 F

livebaseballscorecards.com

AB	32
R	1
H	4
RBI	1
BB	2
SO	8
LOB	10







Batter	1	2	3	4	5	6	7	8	9
14 Kristopher Negrón, R OBP: 0.500, SLG: 0.429 57 Daniel Lockhart, L (5, PR) (6, 4)	1-1 1B 16 E	1-2 1B 16 SF8	0-0 P3		4-2 BB 29 G3-1 30 2B		1-1 G4-3		
3 Daniel Descalso, L OBP: 0.400, SLG: 0.400 80 Carlos Rivero, R (1, 5) (6, 5)	1-3 1B 30 1B	2-1 1B 16 SF8		1-0 G4-3	2-2 P4		2-3 K		
16 Chris Owings, R OBP: 0.143, SLG: 0.667 29 Kevin Medrano, L OBP: 0.333, SLG: 0.333 (1, 6) (5, PH) (6, 6)	1-2 1B F8	3-2 1B SF8		1-1 HR	1-1 G3-1		1-0 1B		
30 Jason Pridie, L OBP: 0.429, SLG: 0.600 59 Jorge De La Rosa, L (1, 3) (6, 1)	0-0 1B 8 S	1-2 HBP		1-3 K	3-2 2B		2-0 F7		
75 Evan Marzilli, L OBP: 0.333, SLG: 1.333 (7, 7)									
8 Chris Iannetta, R OBP: 0.200, SLG: 0.400 54 Jason Morozowski, R OBP: 1.000, SLG: 1.000 (1, 2) (7, 8)	3-1 1B P5	1-3 K		0-0 2B 78 E 79 2B	2-3 K		0-2 1B 78 BB		
31 Oswaldo Arcia, L OBP: 0.875, SLG: 2.000 78 Stewart James, L OBP: 1.000, SLG: 4.000 (1, 9) (5, 9)	0-2 F8		2-0 2B 21 1B	4-1 BB 78 E 79 2B		0-0 HR	4-2 BB		
78 Colin Bray, S (1, 8)			0-3 K	0-0 E3 79 2B		3-2 F8	2-3 K		
59 Matt Jones, R (7, 2)				1-2 2-3 K					
79 Jake Goebbert, L OBP: 0.667, SLG: 0.750 60 J.J. Hoover, R (7, 1)			4-1 BB 14 1B 21 FC2-5	1-2 K	1-2 2B		3-3 K		
47 Keyvius Sampson, R (8, 1)					1-H 2-H 3-H 2B				
87 Zach Nehrir, R (8, PH)			1-0 BB FC2-5 14 1B 3 1B	0-2 K	0-1 F9				
58 Erik Davis, R (9, 1)									
21 Zack Greinke, R OBP: 0.333, SLG: 0.333 92 Kevin Cron, R (1, 1) (6, 3)			1-0 1B FC2-5 14 1B 3 1B	2-H 1B		1-0 G5-4-3	1-0 P6		

Inning Stats	R: 2	H: 3	E: 1	LOB: 1	K: 0	P: 23	R: 3	H: 2	E: 0	LOB: 2	K: 1	P: 36	R: 1	H: 2	E: 0	LOB: 1	K: 2	P: 14	R: 4	H: 3	E: 1	LOB: 1	K: 1	P: 22	R: 1	H: 1	E: 0	LOB: 2	K: 1	P: 25	R: 1	H: 1	E: 0	LOB: 0	K: 0	P: 12	R: 0	H: 1	E: 0	LOB: 1	K: 1	P: 13	R: 0	H: 1	E: 0	LOB: 2	K: 2	P: 24		
	S: 15	BB: 0		BB: 2			S: 19	BB: 2		BB: 0			S: 11	BB: 0		BB: 0			S: 14	BB: 1		BB: 1			S: 6	BB: 0		BB: 0		BB: 0		BB: 0		BB: 0		BB: 0		BB: 0		BB: 0		BB: 0		BB: 1		BB: 1		BB: 0		BB: 2

PITCHER	IP	WLS	BF	H	R	ER	SO	BB	IBB	HBP	BLK	WP	HR	S	P	ERA	WHIP
19 Rob Cordemans, R ERA: 18.0	(1, 1)	1.0	L	6	3	2	0	0	0	0	0	0	0	15	23	18.00	3.000
20 Mike Bolsenbroek, R ERA: 40.5	(2, 1)	0.2		7	2	3	0	2	0	1	0	0	0	16	32	40.50	6.000
39 Shaaron Martis, R ERA: 9.0	(2, 1)	1.0		5	2	1	3	0	0	0	0	0	0	13	17	9.00	2.000
46 Loek Van Mil, R ERA: 9.0	(3, 1)	1.0		7	2	4	1	1	0	0	0	0	1	10	17	9.00	3.000
53 Tom de Blok, R ERA: 9.0	(4, 1)	1.0		5	1	1	0	1	0	0	0	0	0	12	20	9.00	2.000

AB	R	H	RBI	BB	SO	LOB
3	2	2	0	1	0	1
1	1	0	0	0	0	0
4	1	2	2	0	0	1
1	0	0	0	0	1	0
2	1	1	2	0	0	1
2	0	1	0	0	0	1
3	0	2	2	0	1	0
0	0	0	0	0	0	0
1	0	0	0	0	0	1
4	1	1	0	0	2	5
1	0	1	0	0	0	0
2	2	1	0	1	0	1
1	1	1	1	1	0	0
3	1	0	0	1	1	3
1	0	0	0	0	1	2
2	1	1	3	1	1	1
0	0	0	0	0	0	0
0	0	0	0	0	0	0
1	0	0	0	0	1	2
0	0	0	0	0	0	0
3	1	1	1	0	0	3
2	0	0	0	0	0	3

WP	HR	S	P	ERA	WHIP
0	1	11	21	13.50	3.000
0	0	8	15	0.00	0.600
0	0	8	15	0.00	0.600
0	0	14	24	0.00	2.000

AB	37
R	12
H	14
RBI	11
BB	5
SO	8
LOB	25



Kingdom of the Netherlands @ Arizona Diamondbacks  
Salt River Fields at Talking Stick, Scottsdale, AZ  
Sat Mar 18 2017, 4:11 PM - 7:21 PM EDT  
Att. 7,551 - Sunny - 89 F

livebaseballscorecards.com