

National League All-Stars

Batter	1	2	3	4	5	6	7	8	9	10	11	12	13	14	AB R H RBI BB SO LOB	TOP
Willie Jones, R OBP: 0.143, SLG: 0.143 (1, 5)	L8		F5			G6-4-3		6-3			5-3			F8	7 0 1 0 0 0 3	National League All-Stars @ American League All-Stars Comiskey Park, Chicago, IL Tue Jul 11 1950, 4:33 AM EDT Att: 46,127 - Unknown livebaseballscores.com
Ralph Kiner, R OBP: 0.333, SLG: 1.000 (1, 7)	F7		L7			K			HR		E 2B		F9		6 1 2 1 0 1 2	
Stan Musial, L (1, 3)	F8			F8			4-3		3-1		E IBB		F8		5 0 0 0 1 0 1	
Jackie Robinson, R OBP: 0.250, SLG: 0.250 Johnny Wyrostek, L (11, PH) (11, 9)		3B 1B		F8			F8		F6		F8		F9		4 1 1 0 0 0 0 2 0 0 0 0 0 3	
Enos Slaughter, L OBP: 0.600, SLG: 1.000 (5, 9)				3-1			1B BB				E4				4 1 2 1 1 0 2	
Red Schoendienst, S OBP: 1.000, SLG: 4.000 (11, 4)		1-H F9 3B					1B BB		1B		1-2 2-3			HR	1 1 1 1 0 0 0	
Hank Sauer, R (1, 9)						5-3									2 0 0 1 0 0 0	
Andy Pafko, R OBP: 0.500, SLG: 0.500 (5, 8)							1-2 1B		5-3		F7			PB 1B	4 0 2 0 0 0 4	
Roy Campanella, R (1, 2)			4-3			K2-3					F6				6 0 0 0 0 2 3	
Marty Marion, R (1, 6)									4-3						2 0 0 0 0 0 0	
Jim Konstanty, R (6, 1)											K				0 0 0 0 0 0 0	
Larry Jansen, R (7, 1)															2 0 0 0 0 1 0	
Duke Snider, L (12, PH)															1 0 0 0 0 0 0	
Ewell Blackwell, R (12, 1)															1 0 0 0 0 1 1	
Robin Roberts, S (1, 1)															1 0 0 0 0 1 0	
Don Newcombe, L (4, 1)															0 0 0 0 0 0 0	
Dick Sisler, L OBP: 1.000, SLG: 1.000 Pee Wee Reese, R (6, PR) (6, 6)															1 0 1 0 0 0 0 3 0 0 0 1 1 0	
Inning Stats	R: 0 H: 0 E: 0 LOB: 0 K: 0 BB: 0 S: 3 P: 3	R: 2 H: 2 E: 0 LOB: 0 K: 0 BB: 0 S: 5 P: 5	R: 0 H: 0 E: 0 LOB: 0 K: 1 BB: 0 S: 5 P: 5	R: 0 H: 0 E: 0 LOB: 0 K: 0 BB: 0 S: 3 P: 3	R: 0 H: 0 E: 0 LOB: 0 K: 1 BB: 0 S: 5 P: 5	R: 0 H: 1 E: 0 LOB: 1 K: 1 BB: 0 S: 5 P: 5	R: 0 H: 1 E: 0 LOB: 2 K: 0 BB: 1 S: 4 P: 8	R: 0 H: 0 E: 0 LOB: 0 K: 0 BB: 0 S: 3 P: 3	R: 1 H: 2 E: 0 LOB: 1 K: 0 BB: 0 S: 5 P: 5	R: 0 H: 0 E: 0 LOB: 0 K: 1 BB: 0 S: 5 P: 5	R: 0 H: 1 E: 1 LOB: 3 K: 0 BB: 1 S: 5 P: 9	R: 0 H: 0 E: 0 LOB: 0 K: 1 BB: 0 S: 5 P: 5	R: 0 H: 1 E: 0 LOB: 1 K: 0 BB: 0 S: 4 P: 4	R: 1 H: 2 E: 0 LOB: 2 K: 2 BB: 1 S: 9 P: 13	1B: 6 SF: 0 2B: 1 SAC: 0 3B: 1 DP: 1 HR: 2 HBP: 0	WP: 0 PA: 55 PB: 1 SB: 0 CS: 0
PITCHER	IP WLS BF H R ER SO BB IBB HBP BLK WP HR S P ERA WHIP															
Vic Raschi, R ERA: 6.0 (1, 1)	3.0	11	2	2	2	1	0	0	0	0	0	0	0	0	6.00	0.667
Bob Lemon, R ERA: (4, 1)	3.0	9	1	0	0	2	0	0	0	0	0	0	0	0	0.00	0.333
Art Houtteman, R ERA: 3.0 (7, 1)	3.0	13	3	1	1	0	1	0	0	0	0	0	0	1	3.00	1.333
Allie Reynolds, R ERA: (10, 1)	3.0	12	1	0	0	2	0	1	0	0	0	0	0	0	0.00	0.333
Ted Gray, L ERA: 6.75 (13, 1)	1.1	7	3	1	1	1	0	0	0	0	0	0	0	1	6.75	2.250
PITCHER	IP WLS BF H R ER SO BB IBB HBP BLK WP HR S P ERA WHIP															
Bob Feller, R ERA: (14, 1)	0.2	3	0	0	0	1	0	0	0	0	0	0	0	0	0.00	1.500

Batter	1	2	3	4	5	6	7	8	9	AB R H RBI BB SO LOB
Dom DiMaggio, R (1, 8) OBP: 0.200, SLG: 0.200	0-0 CS 1B		0-0 6-3		0-0 F7		0-3 K		0-3 K	5 0 1 0 0 2 1
Nellie Fox, L (1, 4) OBP: 0.333, SLG: 0.333 Bobby Doerr, R (7, PH) OBP: 1.000, SLG: 1.000	0-0 P2		0-0 SH5-3 1B		0-0 F8		0-0 1B		4-0 BB	3 0 1 0 0 0 1 1 0 1 0 1 0 0
George Kell, R (1, 5) OBP: 0.500, SLG: 1.333	4-0 BB		0-0 SH5-3		0-0 HR		0-0 F8		0-3 K	3 1 1 1 1 1 3
Ted Williams, L (1, 7) OBP: 0.500, SLG: 1.000 Jim Busby, R (9, 7)	0-0 P5		0-3 K		4-0 BB					3 0 1 0 1 1 2 0 0 0 0 0 0 0
Yogi Berra, L (1, 2) OBP: 0.250, SLG: 0.250		0-0 3B 1B		0-0 P5	4-3			0-0 P4		4 1 1 0 0 0 2
Vic Wertz, L (1, 9) OBP: 0.333, SLG: 1.333 Phil Rizzuto, R (7, 6)		0-0 F8		0-0 HR		0-0 L8		0-0 F5		3 1 1 1 0 0 1 1 0 0 0 0 0 1
Ferris Fain, L (1, 3) OBP: 0.333, SLG: 1.000 Eddie Robinson, L (8, PH) (9, 3)		0-0 1B 3B		0-0 E4 FC6-4		0-3 K		0-0 1-3		3 0 1 1 0 1 0 1 0 0 0 0 0 1
Chico Carrasquel, R (1, 6) OBP: 0.500, SLG: 0.500 Minnie Minoso, R (6, PH) (7, 9)		0-0 1B		0-0 FC6-4		0-0 6-3			0-0 6-3	2 0 1 0 0 0 1 2 0 0 0 0 0 0
Ned Garver, R (1, 1) Ed Lopat, L (4, 1) Larry Doby, L (4, PH) Fred Hutchinson, L (5, 1) Vern Stephens, R (7, PH) Mel Parnell, L (8, 1) Bob Lemon, L (9, 1) Jim Hegan, R (9, PH) OBP: 1.000, SLG: 2.000		0-3 K		0-0 P5			0-3 K		0-0 PB 2B	1 0 0 0 0 0 1 1 0 0 0 0 0 0 0 0 1 0 0 0 0 0 0 1 0 0 0 0 0 0 0 0 1 0 0 0 0 0 1 0 0 0 0 0 0 0 0 0 0 0 0 0 0 0 0 0 1 0 1 0 0 0 0 0

BOTTOM


National League All-Stars @ American League All-Stars
Briggs Stadium, Detroit, MI
 Tue Jul 10 1951, 4:33 AM EDT
 Att. 52,075 - Unknown

AB	35
R	3
H	10
RBI	3
BB	3
SO	7
LOB	15



Inning Stats	R: 0	H: 1	E: 0	LOB: 1	K: 0	BB: 1	S: 3	R: 1	H: 3	E: 0	LOB: 1	K: 1	BB: 0	S: 7	R: 0	H: 1	E: 0	LOB: 1	K: 1	BB: 0	S: 6	R: 1	H: 1	E: 1	LOB: 1	K: 0	BB: 0	S: 5	R: 1	H: 1	E: 0	LOB: 1	K: 0	BB: 1	S: 4	R: 0	H: 0	E: 0	LOB: 0	K: 1	BB: 0	S: 5	R: 0	H: 1	E: 0	LOB: 1	K: 2	BB: 0	S: 8	R: 0	H: 1	E: 0	LOB: 1	K: 0	BB: 0	S: 4	R: 0	H: 1	E: 0	LOB: 2	K: 2	BB: 1	S: 8	1B: 5	SF: 0	2B: 1	SAC: 1	3B: 2	DP: 0	HR: 2	HBP: 0	WP: 0	PA: 39
--------------	------	------	------	--------	------	-------	------	------	------	------	--------	------	-------	------	------	------	------	--------	------	-------	------	------	------	------	--------	------	-------	------	------	------	------	--------	------	-------	------	------	------	------	--------	------	-------	------	------	------	------	--------	------	-------	------	------	------	------	--------	------	-------	------	------	------	------	--------	------	-------	------	-------	-------	-------	--------	-------	-------	-------	--------	-------	--------

PITCHER	IP	WLS	BF	H	R	ER	SO	BB	IBB	HBP	BLK	WP	HR	S	P	ERA	WHIP
Robin Roberts, R (1, 1) ERA: 4.5	2.0		9	4	1	1	1	1	0	0	0	0	0	10	14	4.50	2.500
Sal Maglie, R (3, 1) ERA: 6.0	3.0	W	14	3	2	2	1	1	0	0	0	0	2	15	19	6.00	1.333
Don Newcombe, R (6, 1) ERA:	3.0		11	2	0	0	3	0	0	0	0	0	0	17	17	0.00	0.667
Ewell Blackwell, R (9, 1) ERA:	1.0	S	5	1	0	0	2	1	0	0	0	0	0	8	12	0.00	2.000

Batter	1	2	3	4	5	6	7	8	9	AB R H RBI BB SO LOB	TOP	
Dom DiMaggio, R (1, 8) OBP: 0.667, SLG: 1.000 Larry Doby, L (5, 8)	4-0 FC6-4 BB		x 0-0 2B		0-3 K					2 0 1 0 1 1 0 0 0 0 0 0 0 0	<p>American League All-Stars @ National League All-Stars</p> <p>Shibe Park, Philadelphia, PA</p> <p>Tue Jul 08 1952, 3:33 AM EDT</p> <p>Att: 32,785 - Cloudy</p> <p>livebaseballscores.com</p> <p>AB 18 R 2 H 5 RBI 2 BB 2 SO 4 LOB 8</p> 	
Hank Bauer, R (1, 9) OBP: 0.333, SLG: 0.333 Jackie Jensen, R (5, 9)	0-3 K		x 0-0 F2		0-0 CS 1B					3 0 1 0 0 1 2 0 0 0 0 0 0 0		
Dale Mitchell, L (1, 7) Minnie Minoso, R (4, PH) OBP: 1.000, SLG: 2.000 (4, 7)	0-3 K			x 0-0 1B 2B	0-0 CS					1 0 0 0 0 1 1 1 1 1 0 0 0 0		
Al Rosen, R (1, 5)	0-0 FC6-4 1-2f			B B B B 4-0 1B 1B BB						1 1 0 0 1 0 1		
Yogi Berra, L (1, 2)		x 0-0 L8		x 0-0 F3						2 0 0 0 0 0 2		
Eddie Robinson, L (1, 3) OBP: 0.500, SLG: 0.500		0-3 K		x 0-0 1B 1B 1-3 2-H						2 0 1 1 0 1 0		
Bobby Avila, R (1, 4) OBP: 0.500, SLG: 0.500		x 0-0 6-3		x 0-0 1B 1B 1-2 3-H G6-4-3						2 0 1 1 0 0 0		
Phil Rizzuto, R (1, 6)			x 0-0 F5	x 0-0 G6-4-3 1-2f						2 0 0 0 0 0 2		
Vic Raschi, R (1, 1) Gil McDougald, R (3, PH) Bob Lemon, L (3, 1) Bobby Shantz, R (5, 1)			x 0-0 5-3		x 0-0 4-3					0 0 0 0 0 0 0 1 0 0 0 0 0 0 1 0 0 0 0 0 0 0 0 0 0 0 0 0		
Inning Stats	R: 0 H: 0 E: 0 LOB: 1 K: 2 BB: 1 S: 7 P: 11	R: 0 H: 0 E: 0 LOB: 0 K: 1 BB: 0 S: 5 P: 5	R: 0 H: 1 E: 0 LOB: 1 K: 0 BB: 0 S: 4 P: 4	R: 2 H: 3 E: 0 LOB: 1 K: 0 BB: 1 S: 5 P: 9	R: 0 H: 1 E: 0 LOB: 0 K: 1 BB: 0 S: 5 P: 5					1B: 3 SF: 0 2B: 2 SAC: 0 3B: 0 DP: 1 HR: 0 HBP: 0		WP: 0 PA: 21 PB: 0 SB: 0 CS: 1
PITCHER Curt Simmons, L (1, 1) ERA: 0.00 Bob Rush, R (4, 1) ERA: 9.0	IP WLS BF H R ER SO BB IBB HBP BLK WP HR S P ERA WHIP											PITCHER IP WLS BF H R ER SO BB IBB HBP BLK WP HR S P ERA WHIP

Batter	1	2	3	4	5	6	7	8	9	AB	R	H	RBI	BB	SO	LOB
Whitey Lockman, L (1, 3)	0-0 P6		0-0 F8		0-3 K					3	0	0	0	0	1	0
Jackie Robinson, R (1, 4) OBP: 0.333, SLG: 1.333	0-0 HR			0-0 P5	0-3 K					3	1	1	1	0	1	0
Stan Musial, L (1, 8)	0-3 K			1-0 HR HBP	0-3 K					2	1	0	0	0	2	0
Hank Sauer, R (1, 7) OBP: 0.500, SLG: 2.000	0-3 K			0-0 HR						2	1	1	2	0	1	0
Roy Campanella, R (1, 2)		0-0 F5		4-0 2B BB						1	0	0	0	1	0	0
Enos Slaughter, L (1, 9)		0-3 K		0-0 1-3 2B						2	0	1	0	0	1	0
Bobby Thomson, R (1, 5)		0-0 F9		0-0 F5						2	0	0	0	0	0	2
Granny Hamner, R (1, 6)			0-0 F9	4-0 IBB						1	0	0	0	1	0	0
Curt Simmons, L (1, 1)			0-0 F7	0-0 5-3						0	0	0	0	0	0	0
Pee Wee Reese, R (3, PH)										1	0	0	0	0	0	0
Bob Rush, R (4, 1)										1	0	0	0	0	0	3


Inning Stats	R: 1	H: 1	E: 0	K: 2	S: 8	LOB: 0	BB: 0	P: 8	R: 0	H: 0	E: 0	K: 1	S: 5	LOB: 0	BB: 0	P: 5	R: 0	H: 0	E: 0	K: 0	S: 3	LOB: 0	BB: 0	P: 3	R: 2	H: 2	E: 0	K: 0	S: 5	LOB: 3	BB: 2	P: 14	R: 0	H: 0	E: 0	K: 3	S: 9	LOB: 0	BB: 0	P: 9
--------------	------	------	------	------	------	--------	-------	------	------	------	------	------	------	--------	-------	------	------	------	------	------	------	--------	-------	------	------	------	------	------	------	--------	-------	-------	------	------	------	------	------	--------	-------	------

PITCHER	IP	WLS	BF	H	R	ER	SO	BB	IBB	HBP	BLK	WP	HR	S	P	ERA	WHIP
Vic Raschi, R (1, 1) ERA: 4.5	2.0		7	1	1	1	3	0	0	0	0	0	1	13	13	4.50	0.500
Bob Lemon, R (3, 1) ERA: 9.0	2.0	L	11	2	2	2	0	1	1	1	0	0	1	8	17	9.00	1.500
Bobby Shantz, L (5, 1) ERA:	1.0		3	0	0	0	3	0	0	0	0	0	0	9	9	0.00	0.000

BOTTOM

American League All-Stars @ National League All-Stars
Shibe Park, Philadelphia, PA
 Tue Jul 08 1952, 3:33 AM EDT
 Att: 32,785 - Cloudy

AB	18
R	3
H	3
RBI	3
BB	2
SO	6
LOB	5



1B:	2B:	3B:	HR:	SF:	SAC:	DP:	HBP:	WP:	PA:
0	1	0	2	0	0	0	1	0	21

Batter	1	2	3	4	5	6	7	8	9
Pee Wee Reese, R OBP: 0.500, SLG: 0.750 Granny Hamner, R (1, 6) (9, 6)	0-0 5-3		0-0 5-3		0-0 1B 1-2 2-H		0-0 2B 2-H		
Red Schoendienst, S Davey Williams, R (1, 4) (7, 4)	0-0 F9			0-0 F9	0-0 F9		4-0 BB		
Stan Musial, L OBP: 0.500, SLG: 0.500 (1, 7)	0-0 1B			0-0 L6		0-0 1B	0-3 K		
Ted Kluszewski, L OBP: 0.333, SLG: 0.333 Gil Hodges, R (1, 3) (6, PR) (7, 3)	0-0 F2			0-0 G3		0-0 1B 1-3 G6-3		0-0 L8	
Roy Campanella, R OBP: 0.250, SLG: 0.250 (1, 2)		0-0 5-3			0-0 F5	0-3 K		0-0 BB 1B	
Eddie Mathews, L (1, 5)		0-0 4-3			1-0 BB 1B HBP	0-0 G6-3 1-2f		0-0 P6	
Gus Bell, L Duke Snider, L (1, 8) (8, PH) (9, 8)		0-0 F7			0-0 P4		0-0 3-1	4-0 BB 1B 1-2	
Enos Slaughter, L OBP: 0.750, SLG: 0.667 (1, 9)			0-0 P5		4-0 BB 1B 1-2		0-0 S 2B 1B	0-0 1B 1-3 2-H	
Robin Roberts, S Ralph Kiner, R Warren Spahn, L Richie Ashburn, L Curt Simmons, L Jackie Robinson, R Murry Dickson, R (1, 1) (3, PH) (4, 1) (5, PH) (6, 1) (7, PH) (8, 1)			0-3 K		0-0 1B 1-2 2-H		0-0 P3 1-2	0-0 1B 1-3 3-H	

AB	R	H	RBI	BB	SO	LOB
4	0	2	2	0	0	0
0	0	0	0	0	0	0
3	0	0	0	0	0	2
0	0	0	0	1	0	0
4	0	2	0	0	1	2
3	0	1	0	0	0	1
1	0	0	0	0	0	0
4	1	1	0	0	1	2
3	1	0	0	0	0	3
3	0	0	0	0	0	1
0	1	0	0	1	0	0
3	2	2	1	1	0	0
0	0	0	0	0	0	0
1	0	0	0	0	1	0
0	0	0	0	0	0	0
0	0	0	0	0	0	0
1	0	0	0	0	0	1
1	0	1	1	0	0	0

BOTTOM

American League All-Stars @ National League All-Stars
Crosley Field, Cincinnati, OH
Tue Jul 14 1953, 3:33 AM EDT
Att. 30,846 - Unknown

AB	32
R	5
H	10
RBI	5
BB	3
SO	3
LOB	12



1B: 9	SF: 0
2B: 1	SAC: 0
3B: 0	DP: 1
HR: 0	HBP: 1

WP: 0	PA: 36
PB: 0	
SB: 1	
CS: 0	

Inning Stats	R: 0	H: 1	E: 0	K: 4	S: 4	LOB: 1	BB: 0	P: 4	R: 0	H: 0	E: 0	K: 0	S: 3	LOB: 0	BB: 0	P: 3	R: 0	H: 0	E: 0	K: 1	S: 5	LOB: 0	BB: 0	P: 5	R: 0	H: 0	E: 0	K: 0	S: 3	R: 2	H: 2	E: 0	K: 0	S: 5	LOB: 2	BB: 1	P: 10	R: 0	H: 2	E: 0	K: 1	S: 6	LOB: 2	BB: 0	P: 6	R: 1	H: 2	E: 0	K: 1	S: 7	LOB: 2	BB: 1	P: 11	R: 2	H: 3	E: 0	K: 0	S: 5	LOB: 2	BB: 1	P: 9
PITCHER	IP	WLS	BF	H	R	ER	SO	BB	IBB	HBP	BLK	WP	HR	S	P	ERA	WHIP																																												
Billy Pierce, L ERA: 3.0	(1, 1)	3.0		10	1	0	1	0	0	0	0	0	0	12	12	0.00	0.333																																												
Allie Reynolds, R ERA: 9.0	(4, 1)	2.0	L	10	2	2	0	1	0	1	0	0	0	8	13	9.00	1.500																																												
Mike Garcia, R ERA: 4.5	(6, 1)	2.0		10	4	1	2	1	0	0	0	0	0	13	17	4.50	2.500																																												
Satchel Paige, R ERA: 18.0	(8, 1)	1.0		6	3	2	0	1	0	0	0	0	0	5	9	18.00	4.000																																												

WP	HR	S	P	ERA	WHIP
0	0	0	0	0.00	0.333
0	0	0	0	9.00	1.500
0	0	0	0	4.50	2.500
0	0	0	0	18.00	4.000

Batter	1	2	3	4	5	6	7	8	9
Minnie Minoso, R OBP: 0.600, SLG: 0.500 (1, 7) Jim Piersall, R (9, 9)	0-0 F8		4-0 G3 1B HR BB	0-0 1-3 1B		0-0 1B 1-3 1B		0-0 6-3	
Bobby Avila, R OBP: 0.750, SLG: 1.000 Bob Keegan, R Dean Stone, L Larry Doby, L OBP: 1.000, SLG: 4.000	0-0 BB 1B		0-0 G3 HR 1B	0-0 SF7 3-H		0-0 1B 1-3 1B		0-0 HR	
Mickey Mantle, S OBP: 0.400, SLG: 0.400 Virgil Trucks, R	0-0 F8		0-3 K	0-0 5-3		0-0 1B 1B		0-0 BB 1B 1B	
Yogi Berra, L OBP: 0.600, SLG: 0.500	4-0 1-2 BB		0-0 G3		0-0 HR 1B	0-0 P4		0-0 BB 1B 1B	
Al Rosen, R OBP: 0.800, SLG: 2.250	0-3 K		0-0 HR		0-0 HR 1B	0-0 1-2 2-3 1B		4-0 1B BB	
Ray Boone, R OBP: 0.250, SLG: 1.000 Mickey Vernon, L		0-0 F3	0-0 HR		0-0 5-3	0-0 F8		0-3 K	
Hank Bauer, R OBP: 0.500, SLG: 0.500 Bob Porterfield, R Nellie Fox, L OBP: 0.500, SLG: 0.500		0-0 1B	0-3 K		0-0 F7		0-3 K	0-0 1-2 2-H 3-H 1B	
Chico Carrasquel, R OBP: 0.200, SLG: 0.200		0-3 K		0-0 1B SF7 1B	0-3 K		0-0 6-3	0-0 P6	
Whitey Ford, L Sandy Consuegra, R Bob Lemon, L Ted Williams, L Irv Noren, L		0-3 K		0-3 K		4-0 1B BB	0-3 K		

AB	R	H	RBI	BB	SO	LOB
4	1	2	0	1	0	0
0	0	0	0	0	0	0
3	1	3	2	0	0	0
0	0	0	0	0	0	0
0	0	0	0	0	0	0
1	1	1	1	0	0	0
5	1	2	0	0	1	4
0	0	0	0	0	0	0
4	2	2	0	1	0	4
4	2	3	5	1	1	2
4	1	1	1	0	0	3
1	0	0	0	0	1	3
2	0	1	0	0	1	0
1	0	0	0	0	0	0
2	0	1	2	0	1	0
5	1	1	0	0	2	3
1	0	0	0	0	1	1
0	0	0	0	0	0	0
0	0	0	0	0	0	0
2	1	0	0	1	2	1
0	0	0	0	0	0	0

BOTTOM

National League All-Stars @ American League All-Stars
Cleveland Municipal Stadium, Cleveland, OH
 Tue Jul 13 1954, 3:33 AM EDT
 Att. 69,751 - Unknown

AB	39
R	11
H	17
RBI	11
BB	4
SO	10
LOB	21




1B	2B	3B	HR	SF	SAC	DP	HBP
13	0	0	4	1	0	0	0
0	0	0	0	0	0	0	0
0	0	0	0	0	0	0	0
2	1	0	0	1	2	1	0
0	0	0	0	0	0	0	0

WP	HR	S	P	ERA	WHIP
0	0	5	5	0.00	1.500
0	0	0	0	0.00	0.000
0	0	0	0	0.00	0.000
0	1	4	8	81.00	12.000

Inning Stats															PITCHER														
R	H	E	K	S	P	IP	WLS	BF	H	R	ER	SO	BB	IBB	HBP	BLK	WP	HR	S	P	ERA	WHIP							
0	1	0	1	6	10	3.0		16	5	4	4	5	2	0	0	0	0	0	24	32	12.00	2.333							
0	0	0	1	8	10	2.0		10	4	3	3	2	0	0	0	0	0	1	14	14	13.50	2.000							
0	0	0	0	8	10	0.2		6	4	1	1	0	1	0	0	0	0	0	5	9	13.50	7.500							
0	0	0	0	8	10	1.1		4	0	0	0	2	0	0	0	0	0	0	8	8	0.00	0.000							
0	0	0	0	8	10	0.1	L	5	3	3	3	0	1	0	0	0	0	1	4	8	81.00	12.000							

PITCHER															PITCHER														
IP	WLS	BF	H	R	ER	SO	BB	IBB	HBP	BLK	WP	HR	S	P	ERA	WHIP													
3.0		16	5	4	4	5	2	0	0	0	0	0	24	32	12.00	2.333													
2.0		10	4	3	3	2	0	0	0	0	0	1	14	14	13.50	2.000													
0.2		6	4	1	1	0	1	0	0	0	0	0	5	9	13.50	7.500													
1.1		4	0	0	0	2	0	0	0	0	0	0	8	8	0.00	0.000													
0.1	L	5	3	3	3	0	1	0	0	0	0	1	4	8	81.00	12.000													

PITCHER															PITCHER														
IP	WLS	BF	H	R	ER	SO	BB	IBB	HBP	BLK	WP	HR	S	P	ERA	WHIP													
0.2		3	1	0	0	1	0	0	0	0	0	0	0	5	0.00	1.500													

Batter	1	2	3	4	5	6	7	8	9	10	11	12	AB R H RBI BB SO LOB	TOP	
Harvey Kuenn, R OBP: 0.333, SLG: 0.333 Chico Carrasquel, R OBP: 0.667, SLG: 0.667	(1, 6) X 0-0 1B WP 1B	(1, 6) X 0-0 L8			(1, 6) X 0-0 5-3		(1, 6) X 0-0 1B		(1, 6) X 0-0 F8 SH1-4 1B		(1, 6) X 0-0 F8		3 1 1 0 0 0 1 3 0 2 0 0 0 0	<p>American League All-Stars @ National League All-Stars Milwaukee County Stadium, Milwaukee, WI</p> <p>livebaseballscorecards.com</p> <p>AB 44 R 5 H 10 RBI 4 BB 6 SO 12 LOB 23</p> 	
Nellie Fox, L OBP: 0.333, SLG: 0.333 Bobby Avila, R (6, 4)	(1, 4) X 0-0 1B WP 1B HR	(1, 4) X 0-0 L4			(1, 4) X 0-0 1-4-3		(1, 4) X 0-3 K		(1, 4) X 0-0 SH1-4		(1, 4) X 4-0 1B BB		3 1 1 0 0 0 1 1 0 0 0 1 1 1		
Ted Williams, L OBP: 0.500, SLG: 0.333 Al Smith, R (7, 7)	(1, 7) X 4-0 1B WP 1B HR BB				(1, 7) X 0-0 1-3		(1, 7) X 0-0 F8		(1, 7) X 4-0 BB		(1, 7) X 0-3 K		3 1 1 0 1 0 1 1 0 0 0 1 1 1		
Mickey Mantle, S OBP: 0.333, SLG: 0.833	(1, 8) X 0-0 1B HR				(1, 8) X 0-0 F8		(1, 8) X 0-3 K		(1, 8) X 0-0 F8		(1, 8) X 0-0 1B		6 1 2 3 0 1 3		
Yogi Berra, L OBP: 0.167, SLG: 0.167	(1, 2) X 0-0 L7				(1, 2) X 0-0 G3-6-1		(1, 2) X 0-0 2B G3 1B		(1, 2) X 0-0 F2		(1, 2) X 0-0 P6		6 1 1 0 0 0 5		
Al Kaline, R OBP: 0.500, SLG: 0.500	(1, 9) X 0-0 L5-3				(1, 9) X 0-3 K		(1, 9) X 0-0 G3 2B		(1, 9) X 1-0 BB BB HBP		(1, 9) X 4-0 BB		4 0 1 0 1 2 0		
Mickey Vernon, L OBP: 0.333, SLG: 0.200	(1, 3) X 0-0 F8				(1, 3) X 0-0 PB 1B		(1, 3) X 0-0 G3		(1, 3) X 4-0 BB BB		(1, 3) X 0-3 K		5 0 1 1 1 2 2		
Jim Finigan, R Al Rosen, R (6, 5)					(1, 5) X 0-0 E5 SH1-4		(1, 5) X 0-0 5-3		(1, 5) X 4-0 BB BB		(1, 5) X 0-3 K		3 0 0 0 0 1 2 2 0 0 0 1 2 1		
Billy Pierce, L Jackie Jensen, R Early Wynn, S Vic Power, R Whitey Ford, L Frank Sullivan, R (8, 1)	(1, 1) X 0-0 SH1-4				(1, 1) X 0-0 P6		(1, 1) X 0-0 P3		(1, 1) X 0-3 K		(1, 1) X 0-3 K		0 0 0 0 0 0 0 1 0 0 0 0 0 1 0 0 0 0 0 0 0 1 0 0 0 0 0 0 1 0 0 0 0 1 3 1 0 0 0 0 1 1		
Inning Stats	R: 4 H: 3 E: 0 LOB: 0 K: 0 BB: 1 S: 6 P: 10	R: 0 H: 0 E: 1 LOB: 1 K: 0 BB: 0 S: 4 P: 4	R: 0 H: 1 E: 0 LOB: 0 K: 0 BB: 0 S: 3 P: 3	R: 0 H: 1 E: 0 LOB: 1 K: 1 BB: 0 S: 6 P: 6	R: 0 H: 0 E: 0 LOB: 0 K: 0 BB: 0 S: 3 P: 3	R: 1 H: 2 E: 0 LOB: 1 K: 1 BB: 0 S: 7 P: 7	R: 0 H: 1 E: 0 LOB: 1 K: 1 BB: 0 S: 6 P: 6	R: 0 H: 0 E: 0 LOB: 3 K: 2 BB: 2 S: 7 P: 16	R: 0 H: 1 E: 0 LOB: 2 K: 0 BB: 1 S: 4 P: 8	R: 0 H: 0 E: 0 LOB: 1 K: 3 BB: 1 S: 9 P: 13	R: 0 H: 1 E: 0 LOB: 2 K: 1 BB: 1 S: 6 P: 10	R: 0 H: 0 E: 0 LOB: 0 K: 3 BB: 0 S: 9 P: 9	1B: 8 SF: 0 2B: 1 SAC: 2 3B: 0 DP: 1 HR: 1 HBP: 1		WP: 1 PA: 53 PB: 1 SB: 0 CS: 0
PITCHER	IP WLS BF H R ER SO BB IBB HBP BLK WP HR S P ERA WHIP														
Robin Roberts, R ERA: 12.0	(1, 1) 3.0 14 4 4 4 0 1 0 0 0 1 13 17 12.00 1.667														
Harvey Haddix, L ERA: 3.0	(4, 1) 3.0 12 3 1 1 2 0 0 0 0 0 0 16 16 3.00 1.000														
Don Newcombe, R ERA:	(7, 1) 1.0 4 1 0 0 1 0 0 0 0 0 0 6 6 0.00 1.000														
Sam Jones, R ERA:	(8, 1) 0.2 5 0 0 0 1 2 0 1 0 0 0 4 13 0.00 3.000														
Joe Nuxhall, L ERA:	(8, 1) 3.1 15 2 0 0 5 3 0 0 0 0 0 22 34 0.00 1.500														
PITCHER	IP WLS BF H R ER SO BB IBB HBP BLK WP HR S P ERA WHIP														
Gene Conley, R ERA:	(12, 1) 1.0 3 0 0 0 3 0 0 0 0 0 0 9 9 0.00 0.000														



Batter	1	2	3	4	5	6	7	8	9	10	11	12	AB	R	H	RBI	BB	SO	LOB	BOTTOM									
Red Schoendienst, S OBP: 0.333, SLG: 0.333	0-0 K2-3 1B			0-0 F7		0-0 F9		0-0 1-3	0-0 BB 1B		0-0 4-3		6	0	2	0	0	0	1	American League All-Stars @ National League All-Stars Milwaukee County Stadium, Milwaukee, WI Tue Jul 12 1955, 4:33 AM EDT Att: 45,643 - Sunny livebaseballscorecards.com									
Del Ennis, R Stan Musial, L OBP: 0.400, SLG: 1.000	0-3 K2-3 1-2			0-3 K		0-0 G1-6-3 1-2f		0-0 4-3	4-0 BB BB BB BB		0-0 HR		1	0	0	0	0	1	1										
Duke Snider, L Willie Mays, R OBP: 0.667, SLG: 0.667	0-3 K			0-0 F9			0-0 BB 1B	0-0 1B 1B	0-3 K				2	0	0	0	0	1	0										
Ted Kluszewski, L OBP: 0.400, SLG: 0.600		0-0 P6			0-0 1B 2B		0-0 L8	0-0 1B 1B		0-0 F9			5	1	2	0	0	0	1										
Eddie Mathews, L Randy Jackson, R OBP: 0.333, SLG: 0.333		0-0 F5			0-0 F9		0-0 L8	0-0 1B E 1B		0-3 K			2	0	0	0	0	0	1										
Don Mueller, L Hank Aaron, R OBP: 1.000, SLG: 1.000		0-0 F5			0-0 FC4 1B		4-0 1B E BB	0-0 E5 1B		0-0 1B			2	0	1	0	0	0	0										
Ernie Banks, R Johnny Logan, R OBP: 0.333, SLG: 0.333			0-3 K		0-0 F2		0-0 E 1B	0-0 6-3		0-3 K			2	0	0	0	0	1	2										
Del Crandall, R Smoky Burgess, L Stan Lopata, R			0-0 F9		0-0 FC4 1-2f		0-0 E6		0-0 P4		0-3 K		1	0	0	0	0	0	0										
Robin Roberts, S Frank Thomas, R Harvey Haddix, L Gil Hodges, R Don Newcombe, L Gene Baker, R Sam Jones, R Joe Nuxhall, L Gene Conley, R			0-0 P3			0-0 G1-6-3 1B	0-0 F8		0-0 F9		0-0 6-3		0	0	0	0	0	0	0										
Inning Stats	R: 0 E: 0 K: 2 S: 7	H: 1 LOB: 0 BB: 0 P: 7	R: 0 E: 0 K: 0 S: 3	H: 0 LOB: 0 BB: 0 P: 3	R: 0 E: 0 K: 1 S: 5	H: 0 LOB: 0 BB: 0 P: 5	R: 0 E: 0 K: 1 S: 5	H: 0 LOB: 0 BB: 0 P: 5	R: 0 E: 0 K: 0 S: 3	H: 1 LOB: 0 BB: 0 P: 3	R: 2 E: 1 K: 0 S: 6	H: 2 LOB: 2 BB: 1 P: 10	R: 3 E: 1 K: 0 S: 7	H: 4 LOB: 1 BB: 0 P: 7	R: 0 E: 0 K: 1 S: 6	H: 1 LOB: 2 BB: 1 P: 10	R: 0 E: 0 K: 2 S: 8	H: 1 LOB: 1 BB: 0 P: 8	R: 0 E: 0 K: 1 S: 5			H: 0 LOB: 0 BB: 0 P: 5	R: 1 E: 0 K: 0 S: 1	H: 1 LOB: 0 BB: 0 P: 1	1B: 11 2B: 1 3B: 0 HR: 1	SF: 0 SAC: 0 DP: 1 HBP: 0	WP: 0 PB: 0 SB: 0 CS: 0	PA: 47	
PITCHER	IP	WLS	BF	H	R	ER	SO	BB	IBB	HBP	BLK	WP	HR	S	P	ERA	WHIP												
Billy Pierce, L	(1, 1)	3.0		9	1	0	0	3	0	0	0	0	0	0	15	15	0.00	0.333											
Early Wynn, R	(4, 1)	3.0		11	3	0	0	1	0	0	0	0	0	0	13	13	0.00	1.000											
Whitey Ford, L	(7, 1)	1.2		12	5	3	0	1	0	0	0	0	0	11	15	16.20	3.600												
Frank Sullivan, R	(8, 1)	3.1	L	15	4	1	1	4	1	0	0	0	1	22	26	2.70	1.500												



Batter	1	2	3	4	5	6	7	8	9	AB	R	H	RBI	BB	SO	LOB
Harvey Kuenn, R (1, 6) OBP: 0.200, SLG: 0.200	0-0 L5		0-0 1B		0-0 5-3		0-0 F9		0-0 FC6-4	5	0	1	0	0	0	2
Nellie Fox, L (1, 4) OBP: 0.500, SLG: 0.500	0-0 4-3		0-0 1B			0-0 HR	0-0 P1			4	1	2	0	0	0	0
Ted Williams, L (1, 7) OBP: 0.250, SLG: 1.000	0-3 K		0-0 G3			0-0 HR		0-0 F7		4	1	1	2	0	1	2
Mickey Mantle, S (1, 8) OBP: 0.250, SLG: 1.000		0-3 K		0-3 K		0-0 HR		0-3 K		4	1	1	1	0	3	0
Yogi Berra, L (1, 2) OBP: 1.000, SLG: 1.000		0-0			0-0 FC4-6	0-0 1B		0-0 F8		2	0	2	0	0	0	0
Sherm Lollar, R (6, PH) OBP: 0.500, SLG: 0.500					0-0 1B	0-0 1B				2	0	1	0	0	0	0
Al Kaline, R (1, 9) OBP: 0.333, SLG: 0.333		0-0 F8		0-0 F8		0-0 G6-4-3			0-0 6-3	3	0	1	0	0	0	2
Jim Piersall, R (8, 9)						0-0 1B				1	0	0	0	0	0	0
Mickey Vernon, L (1, 3)		0-0 F8		0-0 FC4-6		0-0 F7			0-0	2	0	0	0	0	0	2
Vic Power, R (6, PH) OBP: 0.500, SLG: 0.500				0-0 FC4-6		0-0 F7			0-0 1B	2	0	1	0	0	0	2
George Kell, R (1, 5) OBP: 0.250, SLG: 0.250			0-0 F7		0-0 6-3	0-0 G6-4-3			0-0 FC6-4	4	0	1	0	0	0	2
Billy Pierce, L Harry Simpson, L Whitley Ford, L Jim Wilson, R Billy Martin, R Tom Brewer, R Ray Boone, R Herb Score, L Early Wynn, S Ray Sievers, R			0-3 K2-3		0-0 6-3		0-0 L5		0-0 P5	0	0	0	0	0	0	0

BOTTOM

National League All-Stars @ American League All-Stars
Griffith Stadium, Washington, DC
 Tue Jul 10 1956, 3:33 AM EDT
 Att. 28,843 - Unknown

livebaseballscorecards.com

AB	37
R	3
H	11
RBI	3
BB	0
SO	5
LOB	14



Inning Stats	R: 0	H: 0	E: 0	K: 1	S: 5	LOB: 0	BB: 0	P: 5	R: 0	H: 1	E: 0	K: 1	S: 6	LOB: 1	BB: 0	P: 6	R: 0	H: 2	E: 0	K: 1	S: 7	LOB: 2	BB: 0	P: 7	R: 0	H: 1	E: 0	K: 1	S: 6	LOB: 1	BB: 0	P: 6	R: 0	H: 0	E: 0	K: 0	S: 3	LOB: 0	BB: 0	P: 3	R: 3	H: 5	E: 0	K: 0	S: 7	LOB: 1	BB: 0	P: 7	R: 0	H: 0	E: 0	K: 0	S: 3	LOB: 0	BB: 0	P: 3	R: 0	H: 0	E: 0	K: 1	S: 5	LOB: 0	BB: 0	P: 5	R: 0	H: 2	E: 0	K: 0	S: 5	LOB: 2	BB: 0	P: 5	1B: 9	SF: 0	2B: 0	SAC: 0	3B: 0	DP: 1	HR: 2	HBP: 0	WP: 0	PA: 37	PB: 0	SB: 0	CS: 0
--------------	------	------	------	------	------	--------	-------	------	------	------	------	------	------	--------	-------	------	------	------	------	------	------	--------	-------	------	------	------	------	------	------	--------	-------	------	------	------	------	------	------	--------	-------	------	------	------	------	------	------	--------	-------	------	------	------	------	------	------	--------	-------	------	------	------	------	------	------	--------	-------	------	------	------	------	------	------	--------	-------	------	-------	-------	-------	--------	-------	-------	-------	--------	-------	--------	-------	-------	-------

PITCHER	IP	WLS	BF	H	R	ER	SO	BB	IBB	HBP	BLK	WP	HR	S	P	ERA	WHIP
Bob Friend, R (1, 1) ERA:	3.0	W	12	3	0	0	3	0	0	0	0	0	0	18	18	0.00	1.000
Warren Spahn, L (4, 1) ERA: 13.5	2.0		10	4	3	3	1	0	0	0	0	0	2	12	12	13.50	2.000
Johnny Antonelli, L (6, 1) ERA:	4.0	S	15	4	0	0	1	0	0	0	0	0	0	17	17	0.00	1.000

Batter	1	2	3	4	5	6	7	8	9	AB R H RBI BB SO LOB	TOP			
Harvey Kuenn, R (1, 6) Gil McDougald, R (4, 6)	0-0 F7 BB	4-0 BB 1-2 2-3 3-H		0-0 P5 BB			0-0 1-3 BB		0-0 E4 SH1-3 1B	2 0 0 1 1 0 1 2 1 0 0 0 0 1				
Nellie Fox, L (1, 4)	0-0 P4	0-0 F7			0-0 G3		0-0 G3		0-0 SH1-3 1-2 2-3	4 0 0 0 0 0 3				
Al Kaline, R (1, 9) OBP: 0.400, SLG: 0.400	0-0 F8			0-0 G3 1B		0-0 F9		0-0 L3	0-0 2-H 3-H 2B 1B	5 1 2 2 0 0 0				
Mickey Mantle, S (1, 8) OBP: 0.400, SLG: 0.250		0-0 BB 1B		0-0 P6		0-0 F7		4-0 BB 1B	0-3 2-H 3-H K 1B	4 1 1 0 1 1 2				
Ted Williams, L (1, 7) Minnie Minoso, R (8, 7) OBP: 1.000, SLG: 2.000		4-0 BB 1B BB		0-0 G3		0-0 F7		0-0 F8 1-H	0-0 2B	3 1 0 0 1 0 2 1 0 1 1 0 0 0				
Vic Wertz, L (1, 3) Bill Skowron, R (4, 3) OBP: 0.667, SLG: 1.000		0-0 BB 1B BB		0-0 P4		0-0 WP 1B		0-0 1B	0-0 6-3	2 0 1 1 0 0 1 3 1 2 0 0 0 1				
Yogi Berra, L (1, 2) OBP: 0.500, SLG: 0.333		4-0 BB BB		0-0 F2		0-0 FC6-4 1B		0-0 F9		3 0 1 1 1 0 2				
George Kell, R (1, 5) Frank Malzone, R (4, 5)		0-0 F3		0-0 F7		0-0 FC6-4 1-2f		0-0 L5		2 0 0 0 0 0 3 2 0 0 0 0 0 3				
Jim Bunning, R (1, 1) Charlie Maxwell, L (4, PH) Billy Loes, R (4, 1) Early Wynn, S (7, 1) Billy Pierce, L (7, 1) Don Mossi, L (8, 1) Bob Grim, R (9, 1)		0-0 P6		0-0 1B		0-0 6-3			0-0 SH1-3 E 1B	1 0 0 0 0 0 3 1 0 1 0 0 0 0 1 0 0 0 0 0 1 0 0 0 0 0 0 0 1 1 1 0 0 0 0 0 0 0 0 0 0 0 0 0 0 0 0 0 0				
Inning Stats	R: 0 H: 0 E: 0 LOB: 0 K: 0 BB: 0 S: 3 P: 3	R: 2 H: 2 E: 0 LOB: 3 K: 0 BB: 3 S: 5 P: 17	R: 0 H: 1 E: 0 LOB: 1 K: 0 BB: 0 S: 4 P: 4	R: 0 H: 1 E: 0 LOB: 1 K: 0 BB: 0 S: 4 P: 4	R: 0 H: 0 E: 0 LOB: 0 K: 0 BB: 0 S: 3 P: 3	R: 1 H: 2 E: 0 LOB: 1 K: 0 BB: 0 S: 5 P: 5	R: 0 H: 0 E: 0 LOB: 0 K: 0 BB: 0 S: 3 P: 3	R: 0 H: 1 E: 0 LOB: 2 K: 0 BB: 1 S: 4 P: 8	R: 3 H: 3 E: 1 LOB: 1 K: 1 BB: 0 S: 9 P: 9	1B: 8 SF: 0 2B: 2 SAC: 1 3B: 0 DP: 0 HR: 0 HBP: 0	WP: 1 PA: 42 PB: 0 SB: 0 CS: 0			
PITCHER	IP WLS BF H R ER SO BB IBB HBP BLK WP HR S P ERA WHIP												PITCHER	IP WLS BF H R ER SO BB IBB HBP BLK WP HR S P ERA WHIP
Curt Simmons, L (1, 1) ERA: 18.0	1.0 L 7 2 2 2 0 2 0 0 0 0 0 0 5 13 18.00 4.000													
Lew Burdette, R (2, 1) ERA:	4.0 15 2 0 0 0 1 0 0 0 0 0 0 14 18 0.00 0.750													
Jack Sanford, R (6, 1) ERA: 9.0	1.0 5 2 1 1 0 0 0 0 0 0 1 0 5 5 9.00 2.000													
Larry Jackson, R (7, 1) ERA:	2.0 8 1 0 0 0 1 0 0 0 0 0 0 7 11 0.00 1.000													
Clem Labine, R (9, 1) ERA: 9.0	1.0 7 3 3 1 1 0 0 0 0 0 0 0 9 9 9.00 3.000													

American League All-Stars @ National League All-Stars
Sportsman's Park, St. Louis, MO
Tue Jul 09 1957, 4:33 AM EDT
Att. 30,693 - Unknown

livebaseballscores.com

AB	37
R	6
H	10
RBI	6
BB	4
SO	1
LOB	23



Batter	1	2	3	4	5	6	7	8	9	AB	R	H	RBI	BB	SO	LOB
Johnny Temple, R (1, 4) Red Schoendienst, S (6, PH) (7, 4)	0-0 F8			0-3 K		0-0 F9		0-0 4-3		2	0	0	0	0	1	0
Hank Aaron, R (1, 9) OBP: 0.250, SLG: 0.250	0-0 L7			0-0 2B		0-0 1-3		0-3 K		4	0	1	0	0	1	0
Stan Musial, L (1, 3) OBP: 0.500, SLG: 0.667	0-0 P7			0-0 2B			0-0 L8		4-0 3B	3	1	1	0	1	0	0
Willie Mays, R (1, 8) OBP: 0.500, SLG: 1.000		0-3 K		0-0 P4			0-0 1B		0-0 WP	4	2	2	1	0	1	2
Ed Bailey, L (1, 2) OBP: 0.333, SLG: 0.333 Hank Foiles, R (9, PH) OBP: 1.000, SLG: 1.000		0-0 4-3		0-0 G3			0-0 2B		0-0 BB	3	1	1	0	0	0	2
Frank Robinson, R (1, 7) OBP: 0.500, SLG: 0.500 Gus Bell, L (7, PH) OBP: 1.000, SLG: 2.000 (8, 7)		0-0 5-3			0-0 FC9-6		0-0 3-1		4-0 1B	2	0	1	0	0	0	0
Don Hoak, R (1, 5) Eddie Mathews, L (5, PH) (6, 5)			0-0 6-3		0-0 FC9-6		0-0 3-1		0-3 K	1	0	0	0	0	0	0
Roy McMillan, R (1, 6) Ernie Banks, R (5, PH) OBP: 0.333, SLG: 0.333 (6, 6)			0-0 F8		0-0 G5-4-3		0-3 K		0-0 1B	3	0	1	1	0	1	2
Curt Simmons, L (1, 1) Lew Burdette, R (2, 1) Jack Sanford, R (6, 1) Wally Moon, L (6, PH) Larry Jackson, R (7, 1) Gino Cimoli, R (8, PH) Clem Labine, R (9, 1) Gil Hodges, R (9, PH)			0-0 F8			0-0 4-3		0-3 K	0-0 L7	0	0	0	0	0	0	0

Inning Stats	R: 0	H: 0	E: 0	K: 0	S: 3	R: 0	H: 0	E: 0	K: 1	S: 5	R: 0	H: 0	E: 0	K: 0	S: 3	R: 0	H: 2	E: 0	K: 1	S: 7	R: 0	H: 1	E: 0	K: 0	S: 3	R: 2	H: 3	E: 0	K: 1	S: 8	R: 0	H: 0	E: 0	K: 2	S: 7	R: 3	H: 3	E: 0	K: 1	S: 7	1B: 6	2B: 2	3B: 1	SF: 0	SAC: 0	DP: 1	HBP: 0	WP: 1	PA: 36
--------------	------	------	------	------	------	------	------	------	------	------	------	------	------	------	------	------	------	------	------	------	------	------	------	------	------	------	------	------	------	------	------	------	------	------	------	------	------	------	------	------	-------	-------	-------	-------	--------	-------	--------	-------	--------

PITCHER	IP	WLS	BF	H	R	ER	SO	BB	IBB	HBP	BLK	WP	HR	S	P	ERA	WHIP
Jim Bunning, R (1, 1) ERA:	3.0		9	0	0	0	1	0	0	0	0	0	0	11	11	0.00	0.000
Billy Loes, R (4, 1) ERA:	3.0		11	3	0	0	1	0	0	0	0	0	0	13	13	0.00	1.000
Early Wynn, R (7, 1) ERA: 54.0	0.1		4	3	2	2	0	0	0	0	0	0	0	4	4	54.00	9.000
Billy Pierce, L (7, 1) ERA: 16.2	1.2		9	2	3	3	3	2	0	0	0	1	0	13	21	16.20	2.400
Don Mossi, L (9, 1) ERA:	0.2		2	1	0	0	1	0	0	0	0	0	0	4	4	0.00	1.500

BOTTOM

American League All-Stars @ National League All-Stars
Sportsman's Park, St. Louis, MO
 Tue Jul 09 1957, 4:33 AM EDT
 Att. 30,693 - Unknown

AB	34
R	5
H	9
RBI	4
BB	2
SO	6
LOB	11



PITCHER	IP	WLS	BF	H	R	ER	SO	BB	IBB	HBP	BLK	WP	HR	S	P	ERA	WHIP
Bob Grim, R (9, 1) ERA:	0.1		1	0	0	0	0	0	0	0	0	0	0	1	1	0.00	0.000

Batter	1	2	3	4	5	6	7	8	9	AB	R	H	RBI	BB	SO	LOB
Nellie Fox, L OBP: 0.500, SLG: 0.500 (1, 4)	0-0 E6 1B G5-4-3	0-0 1-2 2-H 1B			0-0 4-3 BB 1B	0-0 G6-4-3				4	1	2	1	0	0	2
Mickey Mantle, S OBP: 0.750, SLG: 0.500 (1, 8)	0-0 G5-4-3 1B	0-0 F8			4-0 1-2 2-3 BB		4-0 SH5-4 BB		2	0	1	0	2	0	2	
Jackie Jensen, R (1, 9)	0-0 G5-4-3 1-2f 3-H		0-0 F7		0-0 4-3		0-3 K		4	0	0	1	0	1	4	
Bob Cerv, R OBP: 0.667, SLG: 0.500 (1, 7) Billy O'Dell, S (7, 1)	0-0 1B		0-0 F9		4-0 G6-4-3 IBB		0-0 SH5-4		2	0	1	0	1	0	0	
Bill Skowron, R (1, 3)	0-0 F9		0-0 1-3		0-0 G6-4-3		0-3 K		4	0	0	0	0	1	5	
Frank Malzone, R OBP: 0.250, SLG: 0.250 (1, 5)		0-0 F7		0-0 P6		0-0 E 1B 1B		0-3 K	4	1	1	0	0	1	0	
Gus Triandos, R OBP: 0.500, SLG: 0.500 (1, 2) Yogi Berra, L (6, PH) (7, 2)		0-0 FC4-6 1B		0-0 F2		0-0 P5		0-0 6-3	2	0	1	0	0	0	0	
Luis Aparicio, R (1, 6) Ted Williams, L (6, PH) (7, 7) Al Kaline, R (9, 7)		0-0 FC4-6 1B		0-0 5-3		0-0 E5 1B		0-3 K	2	1	0	0	0	0	1	
Bob Turley, R (1, 1) Ray Narleski, R (2, 1) Mickey Vernon, L (5, PH) Early Wynn, S (6, 1) Gil McDougald, R (6, PH) (7, 8)		0-0 1B		0-0 BB 4-3 1B		0-0 G6-4-3 1B			0	0	0	0	0	0	0	


Inning Stats	R: 1	H: 2	E: 1	K: 0	S: 5	H: 2	LOB: 1	BB: 0	P: 5	R: 1	H: 0	E: 0	K: 0	S: 3	H: 3	LOB: 2	BB: 0	P: 6	R: 0	H: 0	E: 0	K: 0	S: 3	H: 0	LOB: 0	BB: 0	P: 3	R: 0	H: 0	E: 0	K: 0	S: 3	R: 1	H: 2	E: 1	K: 0	S: 5	H: 2	LOB: 1	BB: 0	P: 5	R: 0	H: 0	E: 0	K: 2	S: 7	H: 0	LOB: 1	BB: 1	P: 11	R: 0	H: 0	E: 0	K: 2	S: 7	H: 0	LOB: 0	BB: 0	P: 7
--------------	------	------	------	------	------	------	--------	-------	------	------	------	------	------	------	------	--------	-------	------	------	------	------	------	------	------	--------	-------	------	------	------	------	------	------	------	------	------	------	------	------	--------	-------	------	------	------	------	------	------	------	--------	-------	-------	------	------	------	------	------	------	--------	-------	------

PITCHER	IP	WLS	BF	H	R	ER	SO	BB	IBB	HBP	BLK	WP	HR	S	P	ERA	WHIP
Warren Spahn, L ERA: 3.0 (1, 1)	3.0		14	5	2	1	0	0	0	0	0	0	0	14	14	3.00	1.667
Bob Friend, R ERA: 3.86 (4, 1)	2.1	L	13	4	2	1	0	1	1	0	0	0	0	11	19	3.86	2.143
Larry Jackson, R ERA: (6, 1)	0.2		1	0	0	0	0	0	0	0	0	0	0	1	1	0.00	0.000
Turk Farrell, R ERA: (7, 1)	2.0		7	0	0	0	4	1	0	0	0	0	0	14	18	0.00	0.500

BOTTOM

National League All-Stars @ American League All-Stars
 Memorial Stadium, Baltimore, MD
 Tue Jul 08 1958, 3:33 AM EDT
 Att. 48,829 - Unknown

AB	31
R	4
H	9
RBI	3
BB	3
SO	4
LOB	16



1B	2B	3B	HR	SF	SAC	DP	HBP	WP	PB	SB	CS	PA
9	0	0	0	0	1	3	0	0	0	0	0	35

Batter	1	2	3	4	5	6	7	8	9	AB R H RBI BB SO LOB	TOP																									
Minnie Minoso, R (1, 7) X	0-0 F8 ①			X 0-0 4-3 ①		0-3 K ①		X 0-0 F2 ②	0-3 K ②	5 0 0 0 0 2 0	<p>American League All-Stars @ National League All-Stars Forbes Field, Pittsburgh, PA Tue Jul 07 1959, 3:33 AM EDT Att: 35,277 - Unknown</p>																									
Nellie Fox, L (1, 4) S S S	0-3 K ②			X 0-0 F5 ②		X 0-0 4-3 ②		X 0-0 BB 1B ②	0-0 WP 1B ②	5 1 2 0 0 1 0																										
Al Kaline, R (1, 8) S S S Harvey Kuenn, R (6, 8)	0-3 K ③			X 0-0 HR ③		X 0-0 L5 1B ③		B B B B 4-0 BB 1B ③	0-0 F5 ③	3 1 1 1 0 1 0 1 1 0 0 1 0 1																										
Bill Skowron, R (1, 3) S S S Vic Power, R (6, 3)		X 0-0 4-3 ①		X 0-0 1B 1B ①		X 0-0 FC6-4 1B ①		X 0-0 BB 2B 1B ①		3 0 2 0 0 0 0 1 1 1 1 0 0 0																										
Rocky Colavito, R (1, 9) S S S Ted Williams, L (8, PH) Gil McDougald, R (8, 6)		0-3 K ②		X 0-0 1B ②		X 0-0 FC6-4 ③		B B B B 4-0 2B 1B ③		3 0 1 0 0 1 2 0 0 0 0 1 0 0 0 0 0 0 0 0 0																										
Gus Triandos, R (1, 2) S S S Mickey Mantle, S (8, 9)		X 0-0 P3 ③		X 0-0 F9 ③			X 0-0 5-3 ①	X 0-0 FC5 2B ①		4 0 1 2 0 0 2 0 0 0 0 0 0 0																										
Harmon Killebrew, R (1, 5) Jim Bunning, R (7, 1) Pete Runnels, L (8, PH) Roy Sievers, R (8, PH) Whitey Ford, L (8, 1) Bud Daley, L (8, 1)			X 0-0 F8 ①		X 0-0 6-3 ①		0-3 K ②	0-0 BB ②		3 0 0 0 0 0 1 0 0 0 0 0 0 0 0 0 0 0 0 0 0 1 0 0 0 0 0 0 0 0 0 0 0 0 0 0 0 0 0 0																										
Luis Aparicio, R (1, 6) Sherm Lollar, R (8, PH)			X 0-0 F9 ②		X 0-0 F7 ②		0-3 K ③	0-0 FC5 ③		3 0 0 0 0 1 0 1 0 0 0 0 0 3																										
Early Wynn, S (1, 1) S S S Ryne Duren, R (4, 1) Frank Malzone, R (7, 5)			0-3 K ③		0-3 K ③			X 0-0 P4 ①	0-0 P6 ①	1 0 0 0 0 1 0 1 0 0 0 0 1 0 2 0 0 0 0 0 0																										
Inning Stats	R: 0 H: 0 E: 0 K: 2 S: 7	H: 0 LOB: 0 BB: 0 P: 7	R: 0 H: 0 E: 0 K: 1 S: 5	H: 0 LOB: 0 BB: 0 P: 5	R: 0 H: 0 E: 0 K: 1 S: 5	H: 0 LOB: 0 BB: 0 P: 5	R: 1 H: 3 E: 0 K: 0 S: 6	H: 3 LOB: 2 BB: 0 P: 6	R: 0 H: 0 E: 0 K: 1 S: 5	H: 0 LOB: 0 BB: 0 P: 5		R: 0 H: 1 E: 1 K: 1 S: 7	H: 1 LOB: 2 BB: 0 P: 7	R: 0 H: 0 E: 0 K: 2 S: 7	H: 0 LOB: 0 BB: 0 P: 7	R: 3 H: 3 E: 0 K: 0 S: 6	H: 3 LOB: 3 BB: 3 P: 18	R: 0 H: 1 E: 0 K: 1 S: 6	H: 1 LOB: 1 BB: 0 P: 6	1B: 6 SF: 0 2B: 1 SAC: 0 3B: 0 DP: 0 HR: 1 HBP: 0	WP: 1 PA: 39 PB: 0 SB: 0 CS: 0															
PITCHER	IP WLS BF H R ER SO BB IBB HBP BLK WP HR S P ERA WHIP																																			
Don Drysdale, R (1, 1) ERA: 0.00	3.0	9	0	0	0	4	0	0	0	0		0	0	17	17	0.00	0.000																			
Lew Burdette, R (4, 1) ERA: 3.0	3.0	14	4	1	1	2	0	0	0	0		0	1	18	18	3.00	1.333																			
Roy Face, R (7, 1) ERA: 16.2	1.2	10	3	3	3	2	2	0	0	0		0	0	12	20	16.20	3.000																			
Johnny Antonelli, L (8, 1) ERA: 0.00	0.1	W	2	0	0	0	1	0	0	0	0	0	1	5	0.00	3.000																				
Don Elston, R (9, 1) ERA: 0.00	1.0	S	4	1	0	0	1	0	0	0	0	1	0	6	0.00	1.000																				

livebaseballscores.com

AB	36
R	4
H	8
RBI	4
BB	3
SO	9
LOB	8



Batter	1	2	3	4	5	6	7	8	9	AB R H RBI BB SO LOB
Johnny Temple, R (1, 4) <small>OBP: 0.250, SLG: 0.500</small> Jim Gilliam, S (5, PH) <small>OBP: 0.667, SLG: 2.000</small> (6, 5)	0-0 		0-0 F8		4-0 		0-0 		0-0 G3	2 1 1 0 0 0 1 2 1 1 1 1 0 2
Ken Boyer, R (1, 5) <small>OBP: 0.500, SLG: 0.333</small> Charlie Neal, R (6, 4)	0-0 4-3 		0-0 P6		4-0 		0-0 5-3			2 0 0 0 1 0 2 1 0 0 0 0 0 0
Hank Aaron, R (1, 9) <small>OBP: 0.250, SLG: 0.286</small>	0-0 SF9 			0-0 P5	0-0 G3			0-0 5-3		3 0 0 1 0 0 3
Willie Mays, R (1, 8) <small>OBP: 0.125, SLG: 0.375</small>	0-0 5-3			0-0 P4		0-0 F3		0-0 5-3		4 0 0 0 0 0 0
Ernie Banks, R (1, 6) <small>OBP: 0.375, SLG: 0.571</small>		0-0 5-3		0-3 K		0-0 L8		0-3 K		4 0 0 0 0 2 0
Stan Musial, L (1, 3) Frank Robinson, R (5, 3) <small>OBP: 1.000, SLG: 2.000</small>		4-0 			0-0 	0-0 		0-0 	1B	0 0 0 0 1 0 0 3 1 3 1 0 0 0
Wally Moon, L (1, 7)	0-0 L3 				4-0 	0-0 F8		4-0 	1B	2 0 0 0 2 0 2
Del Crandall, R (1, 2) <small>OBP: 0.400, SLG: 0.400</small> Hal Smith, R (6, 2)			0-0 		0-0 B1		0-0 P4		0-3 K	2 0 1 0 0 0 1 2 0 0 0 0 1 2
<small>Don Drysdale, R Eddie Mathews, L Gene Conley, R Joe Cunningham, L Vietta Pinson, L Sam Jones, R Dick Groat, R Roy Face, R Smokey Burgess, L</small>			0-3 K		0-0 		0-0 6-3		0-0 5-3 	0 0 0 0 0 0 0 1 0 0 0 0 0 1 1 0 0 0 0 0 0 1 0 1 0 0 0 0 0 0 1 0 0 0 0 0 0 1 0 0 0 0 0 2

BOTTOM

American League All-Stars @ National League All-Stars
Los Angeles Memorial Coliseum, Los Angeles, CA
 Mon Aug 03 1959, 6:33 AM EDT
 Att. 55,105 - Sunny

livebaseballscorecards.com

AB	31
R	3
H	6
RBI	3
BB	5
SO	4
LOB	17



Inning Stats	R: 1	H: 1	E: 0	K: 0	S: 4	H: 0	LOB: 0	BB: 0	P: 4	R: 0	H: 0	E: 0	K: 0	S: 2	H: 0	LOB: 0	BB: 1	P: 6	R: 0	H: 1	E: 0	K: 1	S: 6	R: 0	H: 0	E: 0	K: 1	S: 5	R: 1	H: 1	E: 0	K: 0	S: 4	R: 0	H: 1	E: 0	K: 0	S: 4	R: 1	H: 1	E: 0	K: 0	S: 4	R: 0	H: 0	E: 0	K: 1	S: 5	R: 0	H: 0	E: 0	K: 0	S: 5	R: 0	H: 0	E: 0	K: 1	S: 5	R: 0	H: 1	E: 0	K: 1	S: 6	R: 0	H: 1	E: 0	K: 1	S: 10	1B: 3	2B: 2	3B: 0	HR: 2	SF: 1	SAC: 0	DP: 1	HBP: 0	WP: 0	PB: 0	SB: 0	CS: 0	PA: 37
--------------	------	------	------	------	------	------	--------	-------	------	------	------	------	------	------	------	--------	-------	------	------	------	------	------	------	------	------	------	------	------	------	------	------	------	------	------	------	------	------	------	------	------	------	------	------	------	------	------	------	------	------	------	------	------	------	------	------	------	------	------	------	------	------	------	------	------	------	------	------	-------	-------	-------	-------	-------	-------	--------	-------	--------	-------	-------	-------	-------	--------

PITCHER	IP	WLS	BF	H	R	ER	SO	BB	IBB	HBP	BLK	WP	HR	S	P	ERA	WHIP
Jerry Walker, R (1, 1) <small>ERA: 3.0</small>	3.0		11	2	1	1	1	1	1	0	0	0	0	12	16	3.00	1.000
Early Wynn, R (4, 1) <small>ERA: 3.6</small>	2.0		10	1	1	1	1	3	0	0	0	0	1	9	21	4.50	2.000
Hoyt Wilhelm, R (6, 1) <small>ERA:</small>	1.0		4	1	0	0	0	0	0	0	0	0	0	4	4	0.00	1.000
Billy O'Dell, L (7, 1) <small>ERA: 9.0</small>	1.0		4	1	1	1	0	0	0	0	0	0	1	4	4	9.00	1.000
Cal McLish, R (8, 1) <small>ERA:</small>	2.0	S	8	1	0	0	2	1	0	0	0	0	0	11	15	0.00	1.000

Batter	1	2	3	4	5	6	7	8	9	AB R H RBI BB SO LOB	TOP										
Willie Mays, R (1, 8) OBP: 0.750, SLG: 1.500 Vada Pinson, L (6, 8)	0-0 1B 3B	0-0 1B		0-0 4-3 2B		0-0 F9			0-3 K	4 1 3 0 0 0 0 1 0 0 0 0 1 0	National League All-Stars @ American League All-Stars Municipal Stadium, Kansas City, MO Mon Jul 11 1960, 4:33 AM EDT Att: 30,619 - Unknown livebaseballscores.com										
Bob Skinner, L (1, 7) OBP: 0.250, SLG: 0.250 Orlando Cepeda, R (6, 7)	0-0 HR 1B	0-3 K		0-0 1-3		0-0 F2			0-3 K	4 1 1 1 0 1 2 1 0 0 0 0 1 0											
Eddie Mathews, L (1, 5) Ken Boyer, R (7, 5)	0-0 F3		0-0 F2	0-0 4-3			0-0 4-3		4-0 E BB	4 0 0 0 0 0 2 0 0 0 0 1 0 0											
Hank Aaron, R (1, 9) Roberto Clemente, R (7, 9)	0-0 F8		0-0 P3	0-0 F8			0-0 F8		0-0 L7	4 0 0 0 0 0 2 1 0 0 0 0 0 1											
Ernie Banks, R (1, 6) OBP: 0.500, SLG: 1.500 Dick Groat, R (7, 6)	0-0 HR		0-0 1B 2B		0-0 F2		0-0 4-3			4 2 2 2 0 0 0 0 0 0 0 0 0 0											
Joe Adcock, R (1, 3) OBP: 0.667, SLG: 1.000 Bill White, L (5, PR) (5, 3)	0-0 F9		0-0 1B 1B 1B		0-0 G5-3 2B			0-3 K		3 0 2 0 0 0 0 1 0 0 0 0 1 0											
Bill Mazeroski, R (1, 4) OBP: 0.667, SLG: 0.500 Stan Musial, L (8, PH) OBP: 1.000, SLG: 1.000 Tony Taylor, R (8, PR) Charlie Neal, R (8, 4)		0-0 F3	0-0 1B 1B		1-0 HBP			0-0 FC4-6 1B		2 0 1 1 0 0 0 1 0 1 0 0 0 0 0 0 0 0 0 0 0 0 0 0 0 0 0 0											
Del Crandall, R (1, 2) OBP: 0.667, SLG: 1.667 Smoky Burgess, L (7, 2)		0-0 HR	0-0 1B 1B		0-0 G5-3			0-0 FC4-6 FC6-4		3 1 2 1 0 0 2 1 0 0 0 0 0 1											
Bob Friend, R (1, 1) Mike McCormick, L (4, 1) Roy Face, R (6, 1) Norm Larker, L (8, PH) Bob Buhl, R (8, 1) Vern Law, R (8, 1)		0-3 K	0-3 K			0-0 B1-3		0-0 FC6-4		2 0 0 0 0 0 2 3 1 0 0 0 0 0 0 0 0 0 0 0 0 0 0 0 1 0 0 0 0 0 0 1 0 0 0 0 0 0 0 0 0 0 0 0 0 0 0 0											
Inning Stats	R: 3 E: 0 K: 0 S: 6	H: 3 LOB: 0 BB: 0 P: 6	R: 1 E: 0 K: 2 S: 9	H: 2 LOB: 1 BB: 0 P: 9	R: 1 E: 0 K: 1 S: 9	H: 4 LOB: 3 BB: 0 P: 9	R: 0 E: 0 K: 0 S: 4	H: 1 LOB: 1 BB: 0 P: 4	R: 0 E: 0 K: 0 S: 3	H: 0 LOB: 0 BB: 0 P: 3		R: 0 E: 0 K: 0 S: 3	H: 0 LOB: 0 BB: 0 P: 3	R: 0 E: 0 K: 1 S: 6	H: 1 LOB: 1 BB: 0 P: 6	R: 0 E: 1 K: 2 S: 7	H: 0 LOB: 1 BB: 1 P: 11	1B: 6 2B: 3 3B: 1 HR: 2	SF: 0 SAC: 0 DP: 1 HBP: 1	WP: 0 PB: 0 SB: 1 CS: 0	PA: 40
PITCHER	IP WLS BF H R ER SO BB IBB HBP BLK WP HR S P ERA WHIP	IP WLS BF H R ER SO BB IBB HBP BLK WP HR S P ERA WHIP	IP WLS BF H R ER SO BB IBB HBP BLK WP HR S P ERA WHIP	IP WLS BF H R ER SO BB IBB HBP BLK WP HR S P ERA WHIP	IP WLS BF H R ER SO BB IBB HBP BLK WP HR S P ERA WHIP	IP WLS BF H R ER SO BB IBB HBP BLK WP HR S P ERA WHIP	IP WLS BF H R ER SO BB IBB HBP BLK WP HR S P ERA WHIP	IP WLS BF H R ER SO BB IBB HBP BLK WP HR S P ERA WHIP	IP WLS BF H R ER SO BB IBB HBP BLK WP HR S P ERA WHIP	IP WLS BF H R ER SO BB IBB HBP BLK WP HR S P ERA WHIP	IP WLS BF H R ER SO BB IBB HBP BLK WP HR S P ERA WHIP	IP WLS BF H R ER SO BB IBB HBP BLK WP HR S P ERA WHIP	IP WLS BF H R ER SO BB IBB HBP BLK WP HR S P ERA WHIP	IP WLS BF H R ER SO BB IBB HBP BLK WP HR S P ERA WHIP	IP WLS BF H R ER SO BB IBB HBP BLK WP HR S P ERA WHIP	IP WLS BF H R ER SO BB IBB HBP BLK WP HR S P ERA WHIP	IP WLS BF H R ER SO BB IBB HBP BLK WP HR S P ERA WHIP	IP WLS BF H R ER SO BB IBB HBP BLK WP HR S P ERA WHIP	IP WLS BF H R ER SO BB IBB HBP BLK WP HR S P ERA WHIP	IP WLS BF H R ER SO BB IBB HBP BLK WP HR S P ERA WHIP	
Bill Monbouquette, R (1, 1) ERA: 18.0	2.0 L	11 5 4 4 2 0 0 0 0 0 0 0 2 15 15 18.00 2.500	Chuck Estrada, R (3, 1) ERA: 9.0	1.0 7 4 1 1 1 0 0 0 0 0 0 0 9 9 9.00 4.000	Jim Coates, R (4, 1) ERA:	2.0 8 2 0 0 0 0 0 0 0 0 0 0 7 8 0.00 1.000	Gary Bell, R (6, 1) ERA:	2.0 6 0 0 0 0 0 0 0 0 0 0 0 0 6 6 0.00 0.000	Frank Lary, R (8, 1) ERA:	1.0 4 1 0 0 1 0 0 0 0 0 0 0 6 6 0.00 1.000	Bud Daley, L (9, 1) ERA:	1.0 4 0 0 0 2 1 0 0 0 0 0 0 7 11 0.00 1.000									



Batter	1	2	3	4	5	6	7	8	9	AB	R	H	RBI	BB	SO	LOB
Minnie Minoso, R (1, 7) Jim Lemon, R (6, 7)	0-0 F8		0-0 6-3		0-0 P6		0-3 K		4-0 BB 1-2 BB	3	0	0	0	0	0	0
Frank Malzone, R (1, 5) Brooks Robinson, R (6, 5)	0-0 E5 BB		0-0 F8		0-0 F8		0-0 6-3		0-0 F8	3	0	0	0	0	0	0
Roger Maris, L (1, 9) Harvey Kuenn, R (6, 9) OBP: 0.333, SLG: 0.333	0-3 K		0-0 G3			0-0 1B		0-0 E4 HR	0-0 L9	2	0	0	0	0	1	1
Mickey Mantle, S (1, 8) Al Kaline, R (6, 8) OBP: 0.500, SLG: 2.000	4-0 1-2 BB			4-0 BB BB		0-0 L5 1B 1B		0-0 1B HR		0	0	0	0	2	0	0
Bill Skowron, R (1, 3) Frank Lary, R (8, 1) Sherm Lollar, R (8, PH) Bud Daley, L (9, 1)	0-3 K			0-3 K		0-0 1B 1B		0-0 5-3		3	0	1	0	0	2	3
Yogi Berra, L (1, 2) Elston Howard, R (6, 2)		0-0 F5		0-0 P6		4-0 1B BB		0-3 K		2	0	0	0	0	0	1
Pete Runnels, L (1, 4) Nellie Fox, L (6, 4) OBP: 0.500, SLG: 0.500		0-0 L7		4-0 1-2 BB		0-0 1B BB		0-0 F9		1	0	0	0	1	0	0
Ron Hansen, R (1, 6) Luis Aparicio, R (6, 6)		0-0 WP BLK 1B		0-3 K		0-0 G6-4-3 1B			0-0 5-3	2	0	1	0	0	1	2
Bill Monbouquette, R (1, 1) Ted Williams, L (2, PH) Chuck Estrada, R (3, 1) Jim Coates, R (4, 1) Al Smith, R (5, PH) Gary Bell, R (6, 1) Jim Gentile, L (7, PH) OBP: 0.500, SLG: 0.500		0-0 4-3			0-0 F8		0-3 K		0-0 BB 1B	0	0	0	0	0	0	0

BOTTOM

National League All-Stars @ American League All-Stars
Municipal Stadium, Kansas City, MO
 Mon Jul 11 1960, 4:33 AM EDT
 Att. 30,619 - Unknown

livebaseballscorecards.com

AB	34
R	3
H	6
RBI	3
BB	5
SO	7
LOB	15



Inning Stats	R: 0	H: 0	E: 1	K: 2	S: 8	LOB: 2	BB: 1	P: 12	R: 0	H: 1	E: 0	K: 0	S: 4	LOB: 1	BB: 0	P: 4	R: 0	H: 0	E: 0	K: 0	S: 3	LOB: 0	BB: 0	P: 3	R: 0	H: 0	E: 0	K: 0	S: 3	LOB: 0	BB: 0	P: 3	R: 1	H: 3	E: 1	K: 0	S: 5	LOB: 2	BB: 1	P: 9	R: 0	H: 0	E: 0	K: 2	S: 7	LOB: 0	BB: 0	P: 7	R: 2	H: 1	E: 1	K: 1	S: 7	LOB: 0	BB: 0	P: 7	R: 0	H: 1	E: 0	K: 0	S: 4	LOB: 2	BB: 1	P: 8	1B: 5	2B: 0	3B: 0	HR: 1	SF: 0	SAC: 0	DP: 1	HBP: 0	WP: 1	PB: 0	SB: 0	CS: 0	PA: 39
PITCHER	IP	WLS	BF	H	R	ER	SO	BB	IBB	HBP	BLK	WP	HR	S	P	ERA	WHIP																																																												
Bob Friend, R (1, 1) ERA:	3.0		12	1	0	0	2	1	0	0	1	1	0	15	19	0.00	0.667																																																												
Mike McCormick, L (4, 1) ERA:	2.1		13	3	1	0	2	3	0	0	0	0	0	14	26	0.00	2.571																																																												
Roy Face, R (6, 1) ERA:	1.2		4	0	0	0	2	0	0	0	0	0	0	8	8	0.00	0.000																																																												
Bob Buhl, R (8, 1) ERA: 6.75	1.1		8	2	2	1	1	1	0	0	0	0	1	9	13	6.75	2.250																																																												
Vern Law, R (9, 1) ERA:	0.2	S	2	0	0	0	0	0	0	0	0	0	0	2	2	0.00	0.000																																																												

Batter	1	2	3	4	5	6	7	8	9	AB	R	H	RBI	BB	SO	LOB	TOP
Willie Mays, R (1, 8) OBP: 0.750, SLG: 1.500 Vada Pinson, L (8, 8)	0-0 S CS 1B 1B		0-0 HR		0-0 F3			0-0 BB 1B	4-0 BB BB BB BB	4	1	3	1	0	0	0	
Bob Skinner, L (1, 7) OBP: 0.286, SLG: 0.286 Orlando Cepeda, R (7, 7)	0-0 1-2 1B		0-3 K			0-0 6-3		0-0 F7	0-0 F7	3	0	1	0	0	1	0	
Hank Aaron, R (1, 9) Roberto Clemente, R (8, PH) (8, 9)	0-0 P6		0-0 F8			0-0 5-3		4-0 BB 1-2 G4-6-3		3	0	0	0	0	0	2	
Ernie Banks, R (1, 6) OBP: 0.429, SLG: 1.000 Dick Groat, R (8, PH) (8, 6)	0-0 P3		0-0 F5			0-0 1B		0-0 G4-6-3 1-2f		3	0	1	0	0	0	2	
Joe Adcock, R (1, 3) OBP: 0.600, SLG: 0.800 Bill White, L (4, 3) Norm Larker, L (9, PH) (9, 3)	0-0 CS 3-H	0-0 HR 1B		0-3 K		0-0 F8		0-0 BB BB BB BB	4-0 HR BB	2	1	1	0	0	1	0	
Eddie Mathews, L (1, 5) OBP: 0.143, SLG: 0.571 Ken Boyer, R (7, 5) OBP: 1.000, SLG: 4.000		0-0 HR		0-0 L8		0-0 1-3		0-0 HR 1-H	0-0 HR	3	1	1	2	0	0	0	
Bill Mazerowski, R (1, 4) OBP: 0.400, SLG: 0.250 Charlie Neal, R (4, 4) Tony Taylor, R (8, 4) OBP: 1.000, SLG: 1.000		0-0 F2		0-0 6-3		0-0 F7		0-0 SH1-3 1B	0-0 1B	2	0	0	0	0	0	0	
Del Crandall, R (1, 2) OBP: 0.400, SLG: 1.000 Stan Williams, R (5, 1) Stan Musial, L (7, PH) OBP: 1.000, SLG: 2.500 Ed Bailey, L (7, 2)		0-0 6-3		0-0 F3		0-0 HR		0-0 F7	0-0 F7	2	0	0	0	0	0	0	
Vern Law, R (1, 1) Johnny Podres, L (3, 1) Smoky Burgess, L (5, PH) (5, 2) Larry Jackson, R (7, 1) Bill Henry, L (8, 1) Lindy McDaniel, R (9, 1)		0-0 4-3		0-3 K		0-0 3-1		0-0 SH1-3 1-2	0-0 SH1-3	1	0	0	0	0	0	0	
Inning Stats	R: 0 E: 0 K: 0 S: 4 H: 2 LOB: 1 BB: 0 P: 4	R: 2 E: 0 K: 0 S: 5 H: 2 LOB: 0 BB: 0 P: 5	R: 1 E: 0 K: 1 S: 6 H: 1 LOB: 0 BB: 0 P: 6	R: 0 E: 0 K: 1 S: 5 H: 0 LOB: 0 BB: 0 P: 5	R: 0 E: 0 K: 1 S: 5 H: 0 LOB: 0 BB: 0 P: 5	R: 0 E: 0 K: 1 S: 4 H: 1 LOB: 1 BB: 0 P: 4	R: 1 E: 0 K: 0 S: 4 H: 1 LOB: 0 BB: 0 P: 4	R: 0 E: 0 K: 0 S: 3 H: 1 LOB: 1 BB: 1 P: 7	R: 2 E: 0 K: 0 S: 5 H: 2 LOB: 2 BB: 2 P: 13	1B: 6 2B: 0 3B: 0 HR: 4 SF: 0 SAC: 1 DP: 1 HBP: 0	WP: 0 PB: 0 SB: 1 CS: 1 PA: 39						
PITCHER	IP WLS BF H R ER SO BB IBB HBP BLK WP HR S P ERA WHIP	IP WLS BF H R ER SO BB IBB HBP BLK WP HR S P ERA WHIP	IP WLS BF H R ER SO BB IBB HBP BLK WP HR S P ERA WHIP	IP WLS BF H R ER SO BB IBB HBP BLK WP HR S P ERA WHIP	IP WLS BF H R ER SO BB IBB HBP BLK WP HR S P ERA WHIP	IP WLS BF H R ER SO BB IBB HBP BLK WP HR S P ERA WHIP	IP WLS BF H R ER SO BB IBB HBP BLK WP HR S P ERA WHIP	IP WLS BF H R ER SO BB IBB HBP BLK WP HR S P ERA WHIP	IP WLS BF H R ER SO BB IBB HBP BLK WP HR S P ERA WHIP								
Whitey Ford, L (1, 1) ERA: 9.0	3.0 L 13 5 3 3 1 0 0 0 0 0 2 15 15 9.00 1.667	2.0 6 0 0 0 2 0 0 0 0 0 0 0 10 10 0.00 0.000	2.0 8 2 1 1 0 0 0 0 0 0 0 1 8 8 4.50 1.000	1.0 4 1 0 0 0 1 0 0 0 0 0 0 3 7 0.00 2.000	1.0 7 2 2 2 0 2 0 0 0 0 0 1 5 13 18.00 4.000												

National League All-Stars @ American League All-Stars
 Yankee Stadium, Bronx, NY
 Wed Jul 13 1960, 3:33 AM EDT
 Att: 38,362 - Unknown

AB	34
R	6
H	10
RBI	6
BB	3
SO	3
LOB	11



Batter	1	2	3	4	5	6	7	8	9	AB	R	H	RBI	BB	SO	LOB
Minnie Minoso, R (1, 7) Ted Williams, L (7, PH) OBP: 0.500, SLG: 0.500 Brooks Robinson, R (7, PR) (8, 5)	0-3 K		4-0 BB BB		0-0 G6-4-3		0-0 BB 1B		0-0 6-3	2	0	0	0	1	1	2
Pete Runnels, L (1, 4) Gerry Staley, R (6, 1) Al Kaline, R (7, PH) OBP: 0.750, SLG: 1.667 (8, 7)	0-0 F7		4-0 BB BB		0-3 K		4-0 BB 1B		0-0 1B	2	0	0	0	1	1	1
Roger Maris, L (1, 9)	0-0 F8		0-0 P2				0-0 F8		0-0 G3	4	0	0	0	1	0	7
Mickey Mantle, S (1, 8) OBP: 0.500, SLG: 0.250		0-0 P3		0-0 F8		0-3 K		0-0 2B 1B		4	0	1	0	0	1	1
Bill Skowron, R (1, 3) OBP: 0.600, SLG: 0.500 Vic Power, R (6, 3)		0-0 G1-6-3 1B		4-0 FC1-4-6 BB		0-0 F8		0-0 F4		1	0	1	0	1	0	0
Yogi Berra, L (1, 2) Sherm Lollar, R (6, 2) OBP: 0.333, SLG: 0.667		0-0 G1-6-3 1B		0-3 K		0-0 6-3		0-0 2B		2	0	0	0	0	1	2
Frank Malzone, R (1, 5) Frank Lary, R (8, 1) Al Smith, R (8, PH) Gary Bell, R (9, 1)			0-0 5-3		0-0 FC1-4-6		4-0 1B BB		0-0 P5	2	0	0	0	0	0	0
Ron Hansen, R (1, 6) OBP: 0.500, SLG: 0.500			0-0 BB BB 1B		0-0 G6-4-3 1B		0-0 F8 1B		0-0 P4	4	0	2	0	0	0	3
Whitey Ford, L (1, 1) Harvey Kuenn, R (3, PH) OBP: 0.250, SLG: 0.250 Early Wynn, S (4, 1) Nellie Fox, L (5, PH) OBP: 0.400, SLG: 0.400 (6, 4)			0-0 F7		0-0 G6-4-3 1B		0-0 F9		0-0 4-3	0	0	0	0	0	0	0

Inning Stats	R: 0	H: 0	R: 0	H: 1	R: 0	H: 0	R: 0	H: 2	R: 0	H: 0	R: 0	H: 1	R: 0	H: 2	R: 0	H: 1	1B: 7	SF: 0	WP: 0	PA: 39	
E: 0	LOB: 0	E: 0	LOB: 0	E: 0	LOB: 1	E: 0	LOB: 1	E: 0	LOB: 1	E: 0	LOB: 3	E: 0	LOB: 2	E: 0	LOB: 2	E: 0	LOB: 1	2B: 1	SAC: 0	PB: 0	
K: 1	BB: 0	K: 0	BB: 0	K: 1	BB: 1	K: 0	BB: 2	K: 1	BB: 1	K: 0	BB: 2	K: 0	BB: 0	K: 0	BB: 0	K: 0	BB: 0	3B: 0	DP: 2	SB: 0	
S: 5	P: 5	S: 3	P: 3	S: 4	P: 9	S: 6	P: 6	S: 5	P: 9	S: 4	P: 12	S: 5	P: 5	S: 4	P: 4	S: 5	P: 4	HR: 0	HBP: 0	CS: 0	

PITCHER	IP	WLS	BF	H	R	ER	SO	BB	IBB	HBP	BLK	WP	HR	S	P	ERA	WHIP
Vern Law, R (1, 1) ERA:	2.0	W	6	1	0	0	1	0	0	0	0	0	0	8	8	0.00	0.500
Johnny Podres, L (3, 1) ERA:	2.0		10	1	0	0	1	3	0	0	0	0	0	9	21	0.00	2.000
Stan Williams, R (5, 1) ERA:	2.0		8	2	0	0	2	1	0	0	0	0	0	11	15	0.00	1.500
Larry Jackson, R (7, 1) ERA:	1.0		6	1	0	0	0	2	0	0	0	0	0	4	12	0.00	3.000
Bill Henry, L (8, 1) ERA:	1.0		5	2	0	0	0	0	0	0	0	0	0	5	5	0.00	2.000

PITCHER	IP	WLS	BF	H	R	ER	SO	BB	IBB	HBP	BLK	WP	HR	S	P	ERA	WHIP
Lindy McDaniel, R (9, 1) ERA:	1.0	S	4	1	0	0	0	0	0	0	0	0	0	4	4	0.00	1.000

BOTTOM

National League All-Stars @ American League All-Stars
Yankee Stadium, Bronx, NY
 Wed Jul 13 1960, 3:33 AM EDT
 Att. 38,362 - Unknown

AB	33
R	0
H	8
RBI	0
BB	6
SO	4
LOB	24



WP	0	PA	39
PB	0	SB	0
CS	0		

Batter	1	2	3	4	5	6	7	8	9	AB	R	H	RBI	BB	SO	LOB
Norm Cash, L OBP: 0.125, SLG: 0.250 (1, 3)	0-3 K		0-0 F3		0-0 6-3			0-0 4-3		4	0	0	0	0	1	0
Rocky Colavito, R OBP: 0.125, SLG: 0.500 (1, 7)	0-0 HR		0-0 P6			0-0 F9		0-0 5-3		4	1	1	1	0	0	0
Al Kaline, R OBP: 0.500, SLG: 0.500 (1, 9)	0-0 L1-3		0-0 L6-3			0-0 1B			0-0 S 1B	4	0	2	0	0	0	0
Mickey Mantle, S (1, 8)	0-0 F8			4-0 E BB		0-3 K		0-3 K	0-3 K	3	0	0	0	1	2	2
John Romano, R (1, 2)		0-0 F4		0-0 F4		0-0 5-3		0-3 K	0-3 K	1	0	0	0	0	0	0
Roger Maris, L (4, PH) Elston Howard, R (5, 2)								1-2 K	1-2 K	1	0	0	0	0	0	1
Luis Aparicio, R (1, 6) Roy Sievers, R (9, PH)		4-0 PB BB		0-0 E4 G4-6-3 1-2		0-3 K		0-3 K	0-3 K	2	0	0	0	1	1	1
Johnny Temple, R (1, 4)		4-0 BB		0-0 G4-6-3 1-2f		0-3 K		0-3 K		2	0	0	0	1	1	2
Brooks Robinson, R (1, 5)		0-3 K			0-0 G3-6-4 1B		0-0 6-3			3	0	1	0	0	1	2
Jim Bunning, R (1, 1) Don Schwall, R (4, 1) Camilo Pascual, R (7, 1)		0-0 F3			0-0 G3-6-4 1-2f			0-0 F3		1	0	0	0	0	0	2

Inning Stats	R: 1	H: 1	E: 0	K: 1	S: 6	H: 1	LOB: 0	BB: 0	P: 6	R: 0	H: 0	E: 0	K: 1	S: 5	H: 0	LOB: 2	BB: 2	P: 13	R: 0	H: 0	E: 0	K: 0	S: 3	R: 0	H: 0	E: 1	K: 0	S: 3	H: 1	LOB: 1	BB: 1	P: 7	R: 0	H: 1	E: 0	K: 0	S: 3	R: 0	H: 1	E: 0	K: 1	S: 6	H: 0	LOB: 0	BB: 0	P: 7	R: 0	H: 0	E: 0	K: 2	S: 7	H: 0	LOB: 0	BB: 0	P: 7	R: 0	H: 0	E: 0	K: 0	S: 3	R: 0	H: 1	E: 0	K: 3	S: 10	H: 1	LOB: 1	BB: 0	P: 10	1B: 3	2B: 0	3B: 0	HR: 1	SF: 0	SAC: 0	DP: 2	HBP: 0	WP: 0	PB: 1	SB: 1	CS: 0	PA: 33
PITCHER	IP	WLS	BF	H	R	ER	SO	BB	IBB	HBP	BLK	WP	HR	S	P	ERA	WHIP																																																																	
Bob Purkey, R (1, 1) ERA: 2.25	2.0		9	1	1	1	2	2	0	0	0	0	0	11	19	4.50	1.500																																																																	
Art Mahaffey, R (3, 1) ERA:	2.0		7	0	0	0	0	1	0	0	0	0	0	6	10	0.00	0.500																																																																	
Sandy Koufax, L (5, 1) ERA:	2.0		7	2	0	0	1	0	0	0	0	0	0	9	9	0.00	1.000																																																																	
Stu Miller, R (7, 1) ERA:	3.0		10	1	0	0	5	0	0	0	0	0	0	20	20	0.00	0.333																																																																	

BOTTOM

National League All-Stars @ American League All-Stars
Fenway Park, Boston, MA
 Mon Jul 31 1961, 3:33 AM EDT
 Att. 31,851 - Unknown

livebaseballscores.com

AB	30
R	1
H	4
RBI	1
BB	3
SO	8
LOB	14



Batter	1	2	3	4	5	6	7	8	9	AB	R	H	RBI	BB	SO	LOB
Rich Rollins, R (1, 5) OBP: 0.667, SLG: 0.500 Brooks Robinson, R (7, 5)	1-0 HBP		0-0 P4			0-0 1B SF8 1B		1-0 HBP FC6-4		2	1	1	0	0	0	1
Billy Moran, R (1, 4) OBP: 0.333, SLG: 0.333 Bobby Richardson, R (7, 4)	0-0 F9		0-3 K			0-0 1-3 1B		0-0 FC6-4 1-2f		3	0	1	0	0	1	2
Roger Maris, L (1, 8) Jim Landis, R (7, 8)	0-3 K				0-0 F8			0-3 K		2	0	0	1	0	1	1
Mickey Mantle, S (1, 9) Rocky Colavito, R (4, PR) (5, 7)	0-3 K				4-0 BB			0-0 1-3 1-2		1	0	0	0	1	1	1
Jim Gentile, L (1, 3)		4-0 BB FC3-6 BB			0-0 F7			0-3 K		3	0	0	0	1	1	3
Leon Wagner, L (1, 7) (5, 9)		0-0 FC3-6 G3-6-1 1-2f			0-0 F5			0-0 4-3		4	0	0	0	0	0	3
Earl Battey, R (1, 2) John Romano, R (7, 2) OBP: 0.500, SLG: 0.500		0-0 G3-6-1 1-2f			0-0 L9			0-0 5-3		2	0	0	0	0	0	1
Luis Aparicio, R (1, 6) OBP: 0.250, SLG: 0.750					0-0 6-3			0-0 4-3		2	0	1	0	0	0	0
Jim Bunning, R (1, 1) Lee Thomas, L (3, PH) Camilo Pascual, R (4, 1) Dick Donovan, L (7, 1) Norm Siebern, L (8, PH) Milt Pappas, R (9, 1)					0-0 P6			0-0 3-1		0	0	0	0	0	0	0


Inning Stats	R: 0	H: 0	E: 0	LOB: 1	K: 2	S: 7	P: 8	R: 0	H: 0	E: 0	LOB: 0	K: 0	S: 2	P: 6	R: 0	H: 1	E: 0	LOB: 1	K: 1	S: 6	P: 6	R: 0	H: 0	E: 0	LOB: 1	K: 0	S: 3	P: 7	R: 0	H: 0	E: 0	LOB: 0	K: 0	S: 3	P: 3	R: 1	H: 2	E: 0	LOB: 1	K: 1	S: 7	P: 7	R: 0	H: 0	E: 0	LOB: 0	K: 0	S: 3	P: 3	R: 0	H: 0	E: 0	LOB: 1	K: 1	S: 5	P: 6	R: 0	H: 1	E: 0	LOB: 2	K: 0	S: 4	P: 8	1B: 3	SF: 1	2B: 0	SAC: 0	3B: 1	DP: 1	HR: 0	HBP: 2	WP: 0	PA: 35
--------------	------	------	------	--------	------	------	------	------	------	------	--------	------	------	------	------	------	------	--------	------	------	------	------	------	------	--------	------	------	------	------	------	------	--------	------	------	------	------	------	------	--------	------	------	------	------	------	------	--------	------	------	------	------	------	------	--------	------	------	------	------	------	------	--------	------	------	------	-------	-------	-------	--------	-------	-------	-------	--------	-------	--------

PITCHER	IP	WLS	BF	H	R	ER	SO	BB	IBB	HBP	BLK	WP	HR	S	P	ERA	WHIP
Don Drysdale, R (1, 1) ERA:	3.0		11	1	0	0	3	1	0	0	0	0	0	15	20	0.00	0.667
Juan Marichal, R (4, 1) ERA:	2.0	W	7	0	0	0	0	1	0	0	0	0	0	6	10	0.00	0.500
Bob Purkey, R (6, 1) ERA: 4.5	2.0		8	2	1	1	1	0	0	0	0	0	0	10	10	4.50	1.000
Bob Shaw, R (8, 1) ERA:	2.0	S	9	1	0	0	1	1	0	1	0	0	0	9	14	0.00	1.000

BOTTOM

National League All-Stars @ American League All-Stars
D.C. Stadium, Washington, DC
 Tue Jul 10 1962, 3:33 AM EDT
 Att. 45,480 - Unknown

AB	29
R	1
H	4
RBI	1
BB	3
SO	5
LOB	18



Batter	1	2	3	4	5	6	7	8	9	AB	R	H	RBI	BB	SO	LOB	TOP										
Rich Rollins, R (1, 5) OBP: 0.500, SLG: 0.400 Brooks Robinson, R (5, 5)	0-0 1B		0-0 F9		0-0 6-3		4-0 FC4-6 HR BB	0-0 F7		3	0	1	0	0	0	0											
Billy Moran, R (1, 4) OBP: 0.286, SLG: 0.286 Yogi Berra, L (9, PH) Bobby Richardson, R (9, PR) (9, 4)	0-0 F8		0-0 E6 E7		0-0 F9		0-0 FC4-6 1-2 1B		0-0 E5 WP 2B	4	0	1	0	0	0	0	1										
Roger Maris, L (1, 8) OBP: 0.250, SLG: 0.333	0-0 F9		0-0 F8		4-0 BB		0-0 FC4-6 HR 1-2f 2-3		0-0 WP SF8 2B 2-H	4	2	1	1	1	0	4											
Rocky Colavito, R (1, 9) OBP: 0.286, SLG: 0.800	0-0 L5		0-0 E7 1-H		0-3 K		0-0 HR 1-H 3-H		0-0 SF8 2-H	4	1	1	4	0	1	3											
Jim Gentile, L (1, 3) OBP: 0.333, SLG: 0.143		0-3 K		0-0 G3		4-0 FC5-4 BB		0-0 F7		4	0	1	0	1	1	1											
Earl Battey, R (1, 2) Al Kaline, R (6, PR) Elston Howard, R (6, 2)		0-0 6-3		4-0 HR BB		0-0 FC5-4 2B 1-2f		0-3 K		2	1	0	0	1	0	1											
Leon Wagner, L (1, 7) OBP: 0.375, SLG: 0.750 Lee Thomas, L (8, 7)		0-0 1B		0-0 HR 1-H		0-0 P6		0-0 FC6-4 1B		4	1	3	2	0	0	1											
Luis Aparicio, R (1, 6) OBP: 0.167, SLG: 0.500 Tom Tresh, S (5, 6) OBP: 0.500, SLG: 1.000		0-3 K		0-0 L6		0-0 2B 1-H		0-0 FC6-4		2	0	0	0	0	1	1											
Dave Stenhouse, R (1, 1) Pete Runnels, L (3, PH) OBP: 1.000, SLG: 4.000 Ray Herbert, R (3, 1) Hank Aguirre, R (6, 1) Milt Pappas, R (9, 1)			0-0 HR		0-3 K		0-3 K		0-3 K	0	0	0	0	0	0	0											
Inning Stats	R: 0 E: 0 K: 0 S: 4	H: 1 LOB: 1 BB: 0 P: 4	R: 0 E: 0 K: 2 S: 8	H: 1 LOB: 1 BB: 0 P: 8	R: 1 E: 2 K: 0 S: 5	H: 1 LOB: 1 BB: 0 P: 5	R: 2 E: 0 K: 1 S: 6	H: 1 LOB: 0 BB: 1 P: 10	R: 0 E: 0 K: 1 S: 5	H: 0 LOB: 1 BB: 1 P: 9	R: 1 E: 0 K: 0 S: 3	H: 1 LOB: 2 BB: 1 P: 7	R: 3 E: 0 K: 2 S: 10	H: 3 LOB: 1 BB: 1 P: 14	R: 0 E: 0 K: 1 S: 6	H: 1 LOB: 1 BB: 0 P: 6	R: 2 E: 1 K: 1 S: 7	H: 1 LOB: 1 BB: 0 P: 7	1B: 5 2B: 2 3B: 0 HR: 3	SF: 1 SAC: 0 DP: 0 HBP: 0	WP: 2 PB: 0 SB: 0 CS: 0	PA: 42					
PITCHER	IP	WLS	BF	H	R	ER	SO	BB	IBB	HBP	BLK	WP	HR	S	P	ERA	WHIP										
Johnny Podres, L (1, 1) ERA: 13.5	2.0		8	2	0	0	2	0	0	0	0	0	0	12	12	0.00	1.000										
Art Mahaffey, R (3, 1) ERA: 4.5	2.0	L	10	2	3	3	1	1	0	0	0	0	2	11	15	13.50	1.500										
Bob Gibson, R (5, 1) ERA: 27.0	2.0		8	1	1	1	1	2	0	0	0	0	0	8	16	4.50	1.500										
Turk Farrell, R (7, 1) ERA: 2.25	1.0		7	3	3	3	2	1	0	0	0	0	1	10	14	27.00	4.000										
Juan Marichal, R (8, 1)	2.0		9	2	2	1	2	0	0	0	0	2	0	13	13	4.50	1.000										

American League All-Stars @ National League All-Stars
Wrigley Field, Chicago, IL
Mon Jul 30 1962, 3:33 AM CDT
Att: 38,359 - Unknown

livebaseballscorecards.com

AB	37
R	9
H	10
RBI	9
BB	4
SO	8
LOB	17



Batter	1	2	3	4	5	6	7	8	9	AB	R	H	RBI	BB	SO	LOB
Dick Groat, R (1, 6) OBP: 0.571, SLG: 0.500 Maury Wills, S (8, 6) OBP: 0.500, SLG: 0.500	1-0 BB 1B HBP	0-0 2-H 1B			0-0 1B		0-0 6-3		0-0 FC6-4	3	0	2	2	0	0	1
Roberto Clemente, R (1, 9) OBP: 0.600, SLG: 0.800 Frank Robinson, R (4, 9)	0-0 F9	0-3 K			0-0 F8		0-0 5-3		0-0 F7	2	0	0	0	0	1	2
Willie Mays, R (1, 8) OBP: 0.500, SLG: 0.400 Hank Aaron, R (4, 8)	0-0 BB 1-2 1B		0-0 G6-4-3 1B		0-0 6-3			0-0 4-3		2	0	2	0	0	0	0
Orlando Cepeda, R (1, 3) Ernie Banks, R (5, 3) OBP: 0.250, SLG: 0.750	4-0 BB 1-2 2-3 BB		0-0 G6-4-3		0-0 G3			0-0 6-3 3B		1	0	0	0	1	0	1
Tommy Davis, R (1, 7) Stan Musial, L (3, PH) Billy Williams, L (4, 7) (7, 7)	0-0 F2		0-0 6-3		0-0 F8			0-0 6-3		1	0	0	0	0	0	3
Ken Boyer, R (1, 5) Eddie Mathews, L (7, 5)	0-0 L6			0-0 G4-6-3 1B		0-0 F9		0-3 K		3	0	1	0	0	0	3
Del Crandall, R (1, 2) John Roseboro, L (4, 2) OBP: 0.333, SLG: 1.333		0-0 F8		0-0 G4-6-3 1-2f		0-0 K			0-0 HR	1	0	0	0	0	0	0
Bill Mazerowski, R (1, 4) George Altman, L (4, PH) Bob Gibson, R (5, 1) Turk Farrell, R (7, 1) Richie Ashburn, L (7, PH) Juan Marichal, R (8, 1) Johnny Callison, L (9, PH) OBP: 1.000, SLG: 1.000		0-0 5-3		0-0 F7		0-0 2B 6-3 1B		4-0 FC6-4 BB		1	0	0	0	0	0	0
Johnny Podres, L (1, 1) OBP: 1.000, SLG: 2.000 Art Mahaffey, R (3, 1) Frank Bolling, R (5, 4) OBP: 0.200, SLG: 0.400		0-0 1B 2B			0-0 F8		0-0 6-3 2B		0-0 FC6-4	1	1	1	0	0	0	0

Inning Stats	R: 0	H: 1	E: 0	LOB: 3	K: 0	P: 9	R: 1	H: 2	E: 0	LOB: 1	K: 1	P: 7	R: 0	H: 1	E: 0	LOB: 0	K: 0	P: 3	R: 0	H: 1	E: 0	LOB: 1	K: 0	P: 4	R: 0	H: 0	E: 0	LOB: 0	K: 0	P: 3	R: 1	H: 2	E: 0	LOB: 1	K: 1	P: 7	R: 1	H: 1	E: 0	LOB: 0	K: 1	P: 6	R: 1	H: 1	E: 0	LOB: 1	K: 0	P: 8	1B: 6	SF: 0	2B: 2	SAC: 0	3B: 1	DP: 2	HR: 1	HBP: 1	WP: 0	PA: 38
--------------	------	------	------	--------	------	------	------	------	------	--------	------	------	------	------	------	--------	------	------	------	------	------	--------	------	------	------	------	------	--------	------	------	------	------	------	--------	------	------	------	------	------	--------	------	------	------	------	------	--------	------	------	-------	-------	-------	--------	-------	-------	-------	--------	-------	--------

PITCHER	IP	WLS	BF	H	R	ER	SO	BB	IBB	HBP	BLK	WP	HR	S	P	ERA	WHIP
Dave Stenhouse, R (1, 1) ERA: 4.5	2.0		11	3	1	1	1	1	1	0	0	0	0	11	16	4.50	2.000
Ray Herbert, R (3, 1) ERA:	3.0	W	10	3	0	0	0	0	0	0	0	0	0	10	10	0.00	1.000
Hank Aguirre, L (6, 1) ERA: 6.0	3.0		12	3	2	2	2	0	0	0	0	0	0	16	16	6.00	1.000
Milt Pappas, R (9, 1) ERA: 4.5	1.0	S	5	1	1	1	0	1	0	0	0	0	1	4	8	9.00	2.000

BOTTOM

American League All-Stars @ National League All-Stars

Wrigley Field, Chicago, IL

Mon Jul 30 1962, 3:33 AM CDT
Att. 38,359 - Unknown

livebaseballscorecards.com

AB	35
R	4
H	10
RBI	4
BB	2
SO	3
LOB	17



Batter	1	2	3	4	5	6	7	8	9	AB	R	H	RBI	BB	SO	LOB
Nellie Fox, L OBP: 0.333, SLG: 0.333 Bobby Richardson, R	0-0 FC7-2 1B	0-0 F7		0-3 K2-3		0-0 G6-4-3 1-2f			0-0 G3-6-3 1-2f	3	0	1	0	0	1	3
Albie Pearson, L OBP: 0.500, SLG: 0.750 Tom Tresh, S	0-0 FC7-2 1-3 1B		0-0 1B 2B	0-3 K			0-0 1-3			4	1	2	0	0	1	1
Al Kaline, R Bob Allison, R	0-0 FC7-2 1-2 3-H		0-3 K		0-0 L1-3		0-3 K			3	0	0	0	0	1	3
Frank Malzone, R OBP: 0.333, SLG: 0.333 Jim Bouton, R Juan Pizarro, L Harmon Killebrew, R Dick Radatz, R	0-0 P6		0-0 3-1 1B 1B		0-0 F9		0-3 K			3	1	1	1	0	0	1
Leon Wagner, L OBP: 0.667, SLG: 0.667 Elston Howard, R		0-0 HBP 1B 1B	0-0 3-1		0-0 1B		0-3 K			3	1	2	0	0	0	1
Earl Battey, R OBP: 0.500, SLG: 0.500 Carl Yastrzemski, L		0-0 F9	0-0 2-H 1B		0-0 F4		0-3 K			2	0	1	1	0	0	1
Joe Pepitone, L		0-3 K	0-0 L9		0-3 K		0-0 F8			4	0	0	0	0	2	2
Zoilo Versalles, R OBP: 1.000, SLG: 1.000 Luis Aparicio, R		1-0 1B 1-2 HBP		0-0 SH3-4 1B		4-0 1B BB		0-0 P4		1	0	1	0	1	0	0
Ken McBride, R OBP: 1.000, SLG: 1.000 Jim Bunning, R Brooks Robinson, R OBP: 1.000, SLG: 1.000		0-0 1B 1-3 2-H		0-0 SH3-4		0-0 G6-4-3 1B		0-0 G3-6-3 1B		1	0	1	1	0	0	0

Inning Stats	R: 0	H: 2	E: 0	K: 4	S: 4	R: 1	H: 2	E: 0	K: 1	S: 7	R: 2	H: 3	E: 0	K: 1	S: 8	R: 0	H: 1	E: 0	K: 2	S: 8	R: 0	H: 1	E: 0	K: 4	S: 4	R: 0	H: 1	E: 0	K: 1	S: 5	R: 0	H: 0	E: 0	K: 2	S: 7	R: 0	H: 0	E: 0	K: 2	S: 7	R: 0	H: 1	E: 0	K: 0	S: 3	1B: 10	2B: 2	3B: 0	HR: 0	SF: 0	SAC: 1	DP: 3	HBP: 1	WP: 0	PB: 0	SB: 0	CS: 0	PA: 37
--------------	------	------	------	------	------	------	------	------	------	------	------	------	------	------	------	------	------	------	------	------	------	------	------	------	------	------	------	------	------	------	------	------	------	------	------	------	------	------	------	------	------	------	------	------	------	--------	-------	-------	-------	-------	--------	-------	--------	-------	-------	-------	-------	--------

PITCHER	IP	WLS	BF	H	R	ER	SO	BB	IBB	HBP	BLK	WP	HR	S	P	ERA	WHIP
Jim O'Toole, L ERA: 4.5	(1, 1)		2.0	10	4	1	1	1	0	0	0	0	0	11	12	4.50	2.000
Larry Jackson, R ERA: 9.0	(3, 1)	W	10	4	2	2	3	0	0	0	0	0	0	16	16	9.00	2.000
Ray Culp, R ERA:	(5, 1)		1.0	4	1	0	0	0	0	0	0	0	0	4	4	0.00	1.000
Hal Woodeshick, L ERA:	(6, 1)		2.0	7	1	0	0	3	1	0	0	0	0	12	16	0.00	1.000
Don Drysdale, R ERA:	(8, 1)	S	6	1	0	0	2	0	0	0	0	0	0	10	10	0.00	0.500

BOTTOM

National League All-Stars @ American League All-Stars
Cleveland Municipal Stadium, Cleveland, OH

livebaseballscores.com

AB 34
R 3
H 11
RBI 3
BB 1
SO 9
LOB 16



Tue Jul 09 1963, 3:33 AM EDT
 Att. 44,160 - Unknown

Batter	1	2	3	4	5	6	7	8	9	AB R H RBI BB SO LOB	TOP																	
Jim Fregosi, R (1, 6) OBP: 0.200, SLG: 0.250	0-0 PB 1B 1B		0-0 F9		0-3 K		0-0 SF8		0-0 L8	4 1 1 1 0 1 0	American League All-Stars @ National League All-Stars Shea Stadium, Flushing, NY Tue Jul 07 1964, 3:33 AM EDT Att: 50,850 - Unknown																	
Tony Oliva, L (1, 9) Dick Radatz, R (7, 1)	0-0 1-3 1-2		0-0 1-3		0-3 K	0-0 K	0-0 F6		0-3 K	4 0 0 0 0 1 2 1 0 0 0 0 1 0																		
Mickey Mantle, S (1, 8) OBP: 0.250, SLG: 0.250 Jimmie Hall, L (9, 8)	0-3 K			0-0 B4		0-0 1B 3B 1B	0-3 K			4 1 1 0 0 2 2 0 0 0 0 0 0 0																		
Harmon Killebrew, R (1, 7) OBP: 0.750, SLG: 0.750 Chuck Hinton, R (8, 7)	0-0 WP 1B 2-H			0-0 1B 1B		0-0 3B 1B		0-0 5-3		4 1 3 1 0 0 0 0 0 0 0 0 0 0																		
Bob Allison, R (1, 3) Joe Pepitone, L (8, PR) (8, 3)	0-3 K 1-2			0-3 K		0-0 F8		4-0 1B BB		3 0 0 0 1 2 4 0 0 0 0 0 0 0																		
Brooks Robinson, R (1, 5) OBP: 0.500, SLG: 1.000		0-0 L8		0-0 1B 1-2		0-0 3B 1-H 2-H		0-0 F8		4 0 2 2 0 0 1																		
Bobby Richardson, R (1, 4) OBP: 0.250, SLG: 0.250		0-0 5-3		0-3 K		0-0 1-3		0-0 1B 1-2		4 0 1 0 0 1 3																		
Elston Howard, R (1, 2)		0-3 K			0-3 K		1-0 2B SF8 HBP		0-0 F8	3 1 0 0 0 2 2																		
Dean Chance, R (1, 1) John Wyatt, R (4, 1) Norm Siebern, L (5, PH) Camilo Pascual, R (5, 1) Rocky Colavito, R (7, PH) (7, 9)			0-0 B1-3		0-0 F8		0-0 2B 1-3		0-0 F7	1 0 0 0 0 0 0 0 0 0 0 0 0 0 1 0 0 0 0 0 0 0 0 0 0 0 0 0 2 0 1 0 0 0 0																		
Inning Stats	R: 1 H: 2 E: 0 LOB: 1 K: 2 BB: 0 S: 9 P: 9	R: 0 H: 0 E: 0 LOB: 0 K: 1 BB: 0 S: 5 P: 5	R: 0 H: 0 E: 0 LOB: 0 K: 0 BB: 0 S: 3 P: 3	R: 0 H: 2 E: 0 LOB: 2 K: 2 BB: 0 S: 9 P: 9	R: 0 H: 0 E: 0 LOB: 0 K: 2 BB: 0 S: 7 P: 7	R: 2 H: 3 E: 0 LOB: 1 K: 1 BB: 0 S: 8 P: 8	R: 1 H: 1 E: 0 LOB: 1 K: 1 BB: 0 S: 6 P: 7	R: 0 H: 1 E: 0 LOB: 2 K: 0 BB: 1 S: 4 P: 8	R: 0 H: 0 E: 0 LOB: 0 K: 1 BB: 0 S: 5 P: 5	1B: 7 SF: 1 2B: 1 SAC: 0 3B: 1 DP: 0 HR: 0 HBP: 1	WP: 1 PA: 38 PB: 1 SB: 0 CS: 0																	
PITCHER	IP WLS BF H R ER SO BB IBB HBP BLK WP HR S P ERA WHIP												PITCHER	IP WLS BF H R ER SO BB IBB HBP BLK WP HR S P ERA WHIP														
Don Drysdale, R (1, 1) ERA: 18.0	3.0			1	0	17	17	0.00	0.667																			
Jim Bunning, R (4, 1) ERA: 4.5	2.0		8	2	0	0	4	0	0	0	0	0	16	16	0.00	1.000												
Chris Short, L (6, 1) ERA: 4.5	1.0		6	3	2	2	1	0	0	0	0	0	8	8	18.00	3.000												
Turk Farrell, R (7, 1) ERA: 4.5	2.0		10	2	1	1	1	1	0	1	0	0	10	15	4.50	1.500												
Juan Marichal, R (9, 1) ERA: 4.5	1.0	W	3	0	0	0	1	0	0	0	0	0	5	5	0.00	0.000												

livebaseballscores.com

AB	35
R	4
H	9
RBI	4
BB	1
SO	10
LOB	14



Batter	1	2	3	4	5	6	7	8	9	AB R H RBI BB SO LOB	TOP										
Willie Mays, R OBP: 0.600, SLG: 1.333 (1, 8) X	0-0 HR	4-0 G5-4-3 BB		0-3 K			4-0 1B BB	0-0 1-3		3 2 1 1 2 1 2											
Hank Aaron, R OBP: 0.200, SLG: 0.200 (1, 9) X	0-0 F7	0-0 G5-4-3			0-0 P6		0-0 FC5-4 1B	0-0 F7		5 0 1 0 0 0 2											
Willie Stargell, L OBP: 0.667, SLG: 1.667 Roberto Clemente, R (7, PH) (7, 7) X	0-0 HR 1B	0-0 HR			0-3 K		0-0 FC5-4 1B	0-0 6-3		3 2 2 2 0 1 0 2 0 0 0 0 0 2											
Dick Allen, R OBP: 0.333, SLG: 0.333 Ron Santo, R OBP: 0.500, SLG: 0.500 (1, 5) X (5, 5) X	0-0 P6	0-3 K			0-0 1B		0-0 G1-4-3 1B	0-0 6-3		3 0 1 0 0 1 1 2 0 1 1 0 0 0											
Joe Torre, R OBP: 0.250, SLG: 1.000 (1, 2) X	0-0 HR		0-0 L5		0-0 L6		0-0 G1-4-3			4 1 1 2 0 0 3											
Ernie Banks, R OBP: 0.500, SLG: 0.500 (1, 3) X	0-0 BB 1B		0-3 K			0-0 F2		0-0 3-1 SH 1B		4 0 2 0 0 1 0											
Pete Rose, S (1, 4) X	4-0 1-2 BB		0-3 K2-3			0-3 K		0-0 SH 3-1		2 0 0 0 1 2 0											
Maury Wills, S OBP: 0.250, SLG: 0.250 Leo Cardenas, R (1, 6) X (8, 6) X	0-0 1-3			0-0 F9		0-0 1B		0-0 B2		4 0 1 0 0 0 4 0 0 0 0 0 0 0											
Juan Marichal, R Cookie Rojas, R Jim Maloney, L Don Drysdale, R Frank Robinson, R Sandy Kousser, R Turk Farrell, R Billy Williams, L Bob Gibson, R		0-0 G5-4-3 BB HR 1B		0-0 F8		0-3 K		0-0 3-1		1 1 1 0 0 0 0 1 0 0 0 0 0 0 0 0 0 0 0 0 0 1 0 0 0 0 0 1 0 1 0 0 0 0 0 2 0 0 0 0 0 0 0											
Inning Stats	R: 3 E: 0 K: 0 S: 7	H: 4 LOB: 2 BB: 1 P: 11	R: 2 E: 0 K: 1 S: 6	H: 2 LOB: 0 BB: 1 P: 10	R: 0 E: 0 K: 2 S: 7	H: 0 LOB: 0 BB: 0 P: 7	R: 0 E: 0 K: 1 S: 6	H: 1 LOB: 1 BB: 0 P: 6	R: 0 E: 0 K: 2 S: 8	H: 1 LOB: 1 BB: 0 P: 8	R: 1 E: 0 K: 0 S: 4	H: 2 LOB: 1 BB: 1 P: 8	R: 0 E: 0 K: 0 S: 5	H: 1 LOB: 2 BB: 0 P: 5	R: 0 E: 0 K: 0 S: 3	H: 0 LOB: 0 BB: 0 P: 3	1B: 8 2B: 0 3B: 0 HR: 3	SF: 0 SAC: 1 DP: 2 HBP: 0	WP: 0 PB: 0 SB: 0 CS: 0	PA: 40	
PITCHER	IP WLS BF H R ER SO BB IBB HBP BLK WP HR S P ERA WHIP																				
Milt Pappas, R ERA: 27.0 (1, 1)	1.0	8	4	3	3	0	1	0	0	0	0	2	7	11	27.00	5.000					
Mudcat Grant, R ERA: 9.0 (2, 1)	2.0	8	2	2	2	3	1	0	0	0	0	1	13	17	9.00	1.500					
Pete Richert, L ERA: (4, 1)	2.0	7	1	0	0	2	0	0	0	0	0	0	11	11	0.00	0.500					
Sam McDowell, L ERA: 4.5 (6, 1)	2.0	L 9	3	1	1	2	1	0	0	0	0	0	12	16	4.50	2.000					
Eddie Fisher, R ERA: (8, 1)	2.0	8	1	0	0	0	0	0	0	0	0	0	8	8	0.00	0.500					

National League All-Stars @ American League All-Stars
Metropolitan Stadium, Bloomington, MI
Tue Jul 13 1965, 4:33 AM EDT
Att: 46,706 - Unknown

AB	36
R	6
H	11
RBI	6
BB	3
SO	7
LOB	17



Batter	1	2	3	4	5	6	7	8	9	AB R H RBI BB SO LOB
Dick McAuliffe, L (1, 6) OBP: 0.667, SLG: 1.667 Sam McDowell, L (6, 1) Tony Oliva, L (7, PH) OBP: 0.500, SLG: 1.000 (8, 9)	0-0 F6			0-0 BB 1B	0-0 HR		0-0 4-3		0-0 2B	3 2 2 2 0 0 0 0 0 0 0 0 0 0 2 0 1 0 0 0 0
Brooks Robinson, R (1, 5) OBP: 0.250, SLG: 0.250 Max Alvis, R (8, 5)	0-0 F7			0-3 K	0-0 HR 1B		0-0 F3		0-0 B1	4 1 1 0 0 1 1 1 0 0 0 0 0 1
Harmon Killebrew, R (1, 3) OBP: 0.600, SLG: 1.333	0-0 F8			4-0 WP 1B 1-2 BB	0-0 HR		4-0 BB		0-3 K	3 1 1 2 2 1 1
Rocky Colavito, R (1, 9) OBP: 0.250, SLG: 0.250 Eddie Fisher, R (8, 1) Joe Pepitone, L (9, PH)		0-0 6-3		0-0 WP 1B 1-2 2-H	0-0 4-3		0-0 F5		0-3 K	4 0 1 1 0 0 1 0 0 0 0 0 0 0 1 0 0 0 0 0 1
Willie Horton, R (1, 7)		0-0 6-3		0-0 G3 1-2 2-3		4-0 BB BB		0-3 K		3 0 0 0 1 1 2
Felix Mantilla, R (1, 4) Bobby Richardson, R (6, 4)		0-0 2-3		0-0 F8		0-0 F8		0-0 4-3		2 0 0 0 0 0 2 2 0 0 0 0 0 1
Vic Davalillo, L (1, 8) OBP: 0.500, SLG: 0.500 Zoilo Versalles, R (6, 6)			0-0 G6-4-3 1B		0-0 P5	0-0 P6		4-0 1B BB		2 0 1 0 0 0 0 1 0 0 0 1 0 1
Earl Battey, R (1, 2) Bill Freehan, R (6, 2) OBP: 1.000, SLG: 1.000			0-0 G6-4-3 1-2		0-0 4-3	4-0 BB		0-0 1B		2 0 0 0 0 0 1 1 0 1 0 1 0 0
Milt Pappas, R (1, 1) Mudcat Grant, R (2, 1) Al Kaline, R (3, PH) Pete Richert, L (4, 1) Jimmie Hall, L (5, PH) (6, 8)			0-0 L5-3		4-0 HR BB	0-3 K		0-0 F8		0 0 0 0 0 0 0 0 0 0 0 0 0 0 1 0 0 0 0 0 0 0 0 0 0 0 0 0 2 1 0 0 0 1 1 4

Inning Stats	R: 0 E: 0 K: 0 S: 3	H: 0 LOB: 0 BB: 0 P: 3	R: 0 E: 0 K: 0 S: 3	H: 0 LOB: 0 BB: 0 P: 3	R: 0 E: 0 K: 0 S: 3	H: 1 LOB: 0 BB: 0 P: 3	R: 1 E: 0 K: 1 S: 7	H: 2 LOB: 2 BB: 1 P: 11	R: 4 E: 0 K: 0 S: 6	H: 3 LOB: 0 BB: 1 P: 10	R: 0 E: 0 K: 1 S: 5	H: 0 LOB: 2 BB: 2 P: 13	R: 0 E: 0 K: 0 S: 3	H: 0 LOB: 1 BB: 1 P: 7	R: 0 E: 0 K: 1 S: 6	H: 1 LOB: 2 BB: 1 P: 10	R: 0 E: 0 K: 2 S: 8	H: 1 LOB: 1 BB: 0 P: 8	1B: 5 2B: 1 3B: 0 HR: 2	SF: 0 SAC: 0 DP: 1 HBP: 0
--------------	------------------------------	---------------------------------	------------------------------	---------------------------------	------------------------------	---------------------------------	------------------------------	----------------------------------	------------------------------	----------------------------------	------------------------------	----------------------------------	------------------------------	---------------------------------	------------------------------	----------------------------------	------------------------------	---------------------------------	----------------------------------	------------------------------------

BOTTOM

National League All-Stars @ American League All-Stars
Metropolitan Stadium, Bloomington, MI
 Tue Jul 13 1965, 4:33 AM EDT
 Att. 46,706 - Unknown

AB	34
R	5
H	8
RBI	5
BB	6
SO	5
LOB	16



PITCHER	IP	WLS	BF	H	R	ER	SO	BB	IBB	HBP	BLK	WP	HR	S	P	ERA	WHIP
Juan Marichal, R (1, 1) ERA:	3.0		9	1	0	0	0	0	0	0	0	0	0	9	9	0.00	0.333
Jim Maloney, R (4, 1) ERA: 27.0	1.2		12	5	5	5	1	2	0	0	0	1	2	12	20	27.00	4.200
Don Drysdale, R (5, 1) ERA:	0.1		1	0	0	0	0	0	0	0	0	0	0	1	1	0.00	0.000
Sandy Koufax, L (6, 1) ERA:	1.0	W	5	0	0	0	1	2	0	0	0	0	0	5	13	0.00	2.000
Turk Farrell, R (7, 1) ERA:	1.0		4	0	0	0	0	1	0	0	0	0	0	3	7	0.00	1.000

PITCHER	IP	WLS	BF	H	R	ER	SO	BB	IBB	HBP	BLK	WP	HR	S	P	ERA	WHIP
Bob Gibson, R (8, 1) ERA:	2.0		9	2	0	0	3	1	0	0	0	0	0	14	18	0.00	1.500

Batter	1	2	3	4	5	6	7	8	9	10	11	12	13	14	15	AB R H RBI BB SO LOB	TOP
Lou Brock, L Willie Mays, R	(1, 7) X 0-0 5-3		(1, 7) X 0-0 4-3			(1, 7) X 0-3 K			(1, 7) X 0-0 F8		(1, 7) X 0-0 6-3			(1, 7) X 0-0 F8		2 0 0 0 0 0 0 4 0 0 0 0 1 2	
Roberto Clemente, R OBP: 0.167, SLG: 0.167	(1, 9) X 0-0 FC5-4 1B		(1, 9) X 0-3 K			(1, 9) X 0-3 K			(1, 9) X 0-3 K		(1, 9) X 0-3 K			(1, 9) X 0-0 4-3		6 0 1 0 0 4 2	
Hank Aaron, R OBP: 0.167, SLG: 0.167	(1, 8) X 0-0 FC5-4 1B			(1, 8) X 0-0 G5-4-3 1B					(1, 8) X 0-0 5-3					(1, 8) X 0-0 F8		6 0 1 0 0 0 2	
Oriando Cepeda, R	(1, 3) X 0-0 G3			(1, 3) X 0-0 G5-4-3 1B					(1, 3) X 0-3 K		(1, 3) X 0-0 L9			(1, 3) X 0-0 P4		6 0 0 0 0 1 2	
Dick Allen, R OBP: 0.250, SLG: 1.000 Tony Perez, R OBP: 0.500, SLG: 2.000	(1, 5) (10, 5)															4 1 1 1 0 3 0 2 1 1 1 0 1 0	
Joe Torre, R Tom Haller, L Ernie Banks, R Tim McCarver, L	(1, 2) (5, 2) (10, PH) (10, 2)															2 0 0 0 0 0 0 1 0 0 0 0 0 0 1 0 1 0 0 0 0 2 0 2 0 0 0 0	
Bill Mazerowski, R Don Drysdale, R Tommy Helms, R Tom Seaver, R	(1, 4) (13, 1) (15, PH) (15, 1)															4 0 0 0 0 0 1 0 0 0 0 0 0 0 1 0 0 0 0 0 1 0 0 0 0 0 0 0	
Gene Alley, R	(1, 6)															5 0 0 0 0 3 1	
Juan Marchel, R Fergie Jenkins, R Bob Gibson, R Johnny Wynn, R Chris Shortt, R Rusty Staub, L Mike Cuellar, L Pete Rose, S																1 0 0 0 0 0 0 1 0 0 0 0 0 0 1 0 0 1 0 0 0 1 0 0 0 0 0 0 1 0 0 1 0 0 0 1 0 0 0 0 0 0 1 0 0 0 0 0 0 1 0 0 0 0 0 1	
Inning Stats	R: 0 H: 1 E: 0 LOB: 1 K: 0 BB: 4 S: 4 P: 4	R: 1 H: 1 E: 0 LOB: 0 K: 0 BB: 0 S: 4 P: 4	R: 0 H: 0 E: 0 LOB: 0 K: 1 BB: 0 S: 5 P: 5	R: 0 H: 1 E: 0 LOB: 0 K: 1 BB: 0 S: 5 P: 5	R: 0 H: 0 E: 0 LOB: 0 K: 1 BB: 0 S: 5 P: 5	R: 0 H: 0 E: 0 LOB: 0 K: 2 BB: 0 S: 7 P: 7	R: 0 H: 0 E: 0 LOB: 0 K: 2 BB: 0 S: 7 P: 7	R: 0 H: 0 E: 0 LOB: 0 K: 0 BB: 0 S: 3 P: 3	R: 0 H: 1 E: 0 LOB: 1 K: 1 BB: 0 S: 6 P: 6	R: 0 H: 1 E: 0 LOB: 1 K: 1 BB: 0 S: 6 P: 6	R: 0 H: 1 E: 0 LOB: 1 K: 2 BB: 0 S: 8 P: 8	R: 0 H: 0 E: 0 LOB: 0 K: 1 BB: 0 S: 5 P: 5	R: 0 H: 1 E: 0 LOB: 1 K: 1 BB: 0 S: 6 P: 6	R: 0 H: 0 E: 0 LOB: 0 K: 0 BB: 0 S: 3 P: 3	R: 1 H: 2 E: 0 LOB: 0 K: 0 BB: 0 S: 4 P: 4	1B: 6 SF: 0 2B: 2 SAC: 1 3B: 0 DP: 2 HR: 2 HBP: 0	WP: 0 PA: 52 PB: 0 SB: 1 CS: 0
PITCHER	IP WLS BF H R ER SO BB IBB HBP BLK WP HR S P ERA WHIP																
Dean Chance, R ERA: 3.0	(1, 1) 3.0																
Jim McGlothlin, R ERA:	(4, 1) 2.0																
Gary Peters, L ERA:	(6, 1) 3.0																
Al Downing, L ERA:	(9, 1) 2.0																
Catfish Hunter, R ERA: 1.8	(11, 1) 5.0 L																

National League All-Stars @ American League All-Stars
Anaheim Stadium, Anaheim, CA
Tue Jul 11 1967, 6:33 AM EDT
Att: 46,309 - Sunny

livebaseballscores.com

AB 51
R 2
H 9
RBI 2
BB 0
SO 13
LOB 12



Batter	1	2	3	4	5	6	7	8	9	10	11	12	13	14	15	AB	R	H	RBI	BB	SO	LOB	BOTTOM
Brooks Robinson, R (1, 5) OBP: 0.167, SLG: 0.667	F3		5-3			HR		F9			K		F8			6	1	1	1	0	1	3	National League All-Stars @ American League All-Stars Anaheim Stadium, Anaheim, CA Tue Jul 11 1967, 6:33 AM EDT Att: 46,309 - Sunny AB 49 R 1 H 8 RBI 1 BB 2 SO 17 LOB 15
Rod Carew, L (1, 4) Dick McAuliffe, L (7, 4)	F7			F8		K		F9			F9			F9		3	0	0	0	0	1	0	
Tony Oliva, L (1, 8) OBP: 0.333, SLG: 0.333	K			CS 1B		K			6-3		K			CS 1B		6	0	2	0	0	3	0	
Harmon Killebrew, R (1, 3)		5-3		K			F8		P4			6-3		K		6	0	0	0	0	2	2	
Tony Conigliaro, R (1, 9)	F9			CS 1-2	K		K		F9			F2		CS 1-2	F7	6	0	0	0	0	2	0	
Carl Yastrzemski, L (1, 7) OBP: 0.833, SLG: 1.000	K					2B				SH1-4 BB		FC5-4 1B			BB	4	0	3	0	2	1	0	
Bill Freehan, R (1, 2)			K		P5		K			SH1-4 1-2		FC5-4 1-2			F8	5	0	0	0	0	2	4	
Rico Petrocelli, R Jim McGlothlin, R Mickey Martin, S Davy Philen, L Don Matlock, L Tommy Agee, R Al Downing, R Max Alvis, R Caffish Hunter, R Ken Berry, R			P4		K			SH1-4 1B		FC6-5-4 2-3			K		K	1	0	0	0	0	0	0	
Dean Chance, R (1, 1) Jim Fregosj, R (3, PH) OBP: 0.250, SLG: 0.250						K		SH1-4 1-2		K			5-3			0	0	0	0	0	0	0	
																4	0	1	0	0	2	1	
Inning Stats	R: 0 H: 0 E: 0 LOB: 0 K: 1 BB: 0 S: 5 P: 5	R: 0 H: 0 E: 0 LOB: 0 K: 1 BB: 0 S: 5 P: 5	R: 0 H: 1 E: 0 LOB: 1 K: 1 BB: 0 S: 6 P: 6	R: 0 H: 1 E: 0 LOB: 0 K: 1 BB: 0 S: 5 P: 5	R: 0 H: 1 E: 0 LOB: 1 K: 2 BB: 0 S: 8 P: 8	R: 1 H: 1 E: 0 LOB: 0 K: 3 BB: 0 S: 10 P: 10	R: 0 H: 1 E: 0 LOB: 1 K: 2 BB: 0 S: 8 P: 8	R: 0 H: 1 E: 0 LOB: 2 K: 0 BB: 0 S: 4 P: 4	R: 0 H: 0 E: 0 LOB: 0 K: 0 BB: 0 S: 3 P: 3	R: 0 H: 0 E: 0 LOB: 1 K: 1 BB: 1 S: 5 P: 9	R: 0 H: 0 E: 0 LOB: 0 K: 2 BB: 0 S: 7 P: 7	R: 0 H: 1 E: 0 LOB: 1 K: 0 BB: 0 S: 4 P: 4	R: 0 H: 0 E: 0 LOB: 0 K: 1 BB: 0 S: 5 P: 5	R: 0 H: 1 E: 0 LOB: 0 K: 1 BB: 0 S: 5 P: 5	R: 0 H: 0 E: 0 LOB: 1 K: 1 BB: 1 S: 5 P: 9	1B: 6 SF: 0 2B: 1 SAC: 2 3B: 0 DP: 0 HR: 1 HBP: 0	WP: 0 PA: 55 PB: 0 SB: 0 CS: 2						

PITCHER		IP	WLS	BF	H	R	ER	SO	BB	IBB	HBP	BLK	WP	HR	S	P	ERA	WHIP
Juan Marichal, R (1, 1) ERA:	3.0	10	1	0	0	0	0	3	0	0	0	0	0	1	23	23	3.00	1.000
Fergie Jenkins, R (4, 1) ERA: 3.0	3.0	11	3	1	1	6	0	0	0	0	0	0	0	1	23	23	3.00	1.000
Bob Gibson, R (7, 1) ERA:	2.0	8	2	0	0	2	0	0	0	0	0	0	0	0	12	12	0.00	1.000
Chris Short, L (9, 1) ERA:	2.0	7	0	0	0	1	1	0	0	0	0	0	0	0	8	12	0.00	0.500
Mike Cuellar, L (11, 1) ERA:	2.0	7	1	0	0	2	0	0	0	0	0	0	0	0	11	11	0.00	0.500
PITCHER		IP	WLS	BF	H	R	ER	SO	BB	IBB	HBP	BLK	WP	HR	S	P	ERA	WHIP
Don Drysdale, R (13, 1) ERA:	2.0	6	1	0	0	0	0	2	0	0	0	0	0	0	10	10	0.00	0.500
Tom Seaver, R (15, 1) ERA:	1.0	4	0	0	0	0	0	1	1	0	0	0	0	0	5	9	0.00	1.000



Batter	1	2	3	4	5	6	7	8	9	AB R H RBI BB SO LOB	TOP		
Jim Fregosi, R (1, 6) OBP: 0.333, SLG: 0.667 Bert Campaneris, R (6, 6)	0-0 G3 2B		0-0 1-3			0-3 K			0-0 5-3	3 0 1 0 0 1 0 1 0 0 0 0 0 0	American League All-Stars @ National League All-Stars Astrodome, Houston, TX Tue Jul 09 1968, 8:05 PM EDT Att: 48,321 - Dome - 72 F		
Rod Carew, L (1, 4) Davey Johnson, R (7, 4)	0-0 G3 2-3			0-0 6-3		0-0 6-3		0-3 K	3 0 0 0 0 0 1 1 0 0 0 0 1 0				
Carl Yastrzemski, L (1, 8) (5, 7)	0-0 F5			0-0 4-3		0-3 K		0-3 K	4 0 0 0 0 2 1				
Frank Howard, R (1, 9) Tony Oliva, L (4, 9) OBP: 1.000, SLG: 2.000	0-0 L6			0-3 K		0-0 2B			2 0 0 0 0 1 1 1 0 1 0 0 0 0				
Willie Horton, R (1, 7) Joe Azcue, R (5, 2) Duane Josephson, R (8, 2)		0-0 F9		0-0 4-3		0-3 K			2 0 0 0 0 0 0 1 0 0 0 0 1 1 0 0 0 0 0 0 0				
Harmon Killebrew, R (1, 3) Boog Powell, L (3, 3)		0-0 P4		0-3 K		0-3 K		0-3 K	1 0 0 0 0 0 0 2 0 0 0 0 2 0				
Bill Freehan, R (1, 2) Denny McLain, R (5, 1) Sam McDowell, L (7, 1) Mickey Mantle, S (8, PH) Mel Stottlemyre, R (8, 1) Tommy John, R (8, 1)		0-0 5-3		0-3 K		0-3 K		0-3 K	2 0 0 0 0 1 0 0 0 0 0 0 0 0 0 0 0 0 0 0 0 1 0 0 0 0 1 0 0 0 0 0 0 0 0 0 0 0 0 0 0 0				
Brooks Robinson, R (1, 5) Don Wert, R (6, 5) OBP: 1.000, SLG: 2.000			0-0 6-3		0-0 F7		0-0 2B		2 0 0 0 0 0 0 1 0 1 0 0 0 0				
Luis Tiant, R (1, 1) Ken Harrelson, R (3, PH) Blue Moon Odom, R (3, 1) Rick Monday, L (5, 8)			0-0 F7		0-0 1-3		0-3 K		0 0 0 0 0 0 0 1 0 0 0 0 0 0 0 0 0 0 0 0 0 2 0 0 0 0 1 1				
Inning Stats	R: 0 H: 1 E: 0 LOB: 1 K: 0 BB: 0 S: 4 P: 4	R: 0 H: 0 E: 0 LOB: 0 K: 0 BB: 0 S: 3 P: 3	R: 0 H: 0 E: 0 LOB: 0 K: 0 BB: 0 S: 3 P: 3	R: 0 H: 0 E: 0 LOB: 0 K: 1 BB: 0 S: 5 P: 5	R: 0 H: 0 E: 0 LOB: 0 K: 2 BB: 0 S: 7 P: 7	R: 0 H: 0 E: 0 LOB: 0 K: 1 BB: 0 S: 5 P: 5	R: 0 H: 1 E: 0 LOB: 1 K: 2 BB: 0 S: 8 P: 8	R: 0 H: 1 E: 0 LOB: 1 K: 3 BB: 0 S: 10 P: 10	R: 0 H: 0 E: 0 LOB: 0 K: 2 BB: 0 S: 7 P: 7	1B: 0 SF: 0 2B: 3 SAC: 0 3B: 0 DP: 0 HR: 0 HBP: 0		WP: 0 PA: 30 PB: 0 SB: 0 CS: 0	
PITCHER	IP WLS BF H R ER SO BB IBB HBP BLK WP HR S P ERA WHIP											PITCHER	IP WLS BF H R ER SO BB IBB HBP BLK WP HR S P ERA WHIP
Don Drysdale, R (1, 1) ERA:	3.0 W 10 1 0 0 0 0 0 0 0 0 0 0 0 10 10 0.00 0.333											Jerry Koosman, L (9, 1) ERA:	0.1 S 1 0 0 0 0 1 0 0 0 0 0 0 0 0 3 3 0.00 0.000
Juan Marichal, R (4, 1) ERA:	2.0 6 0 0 0 3 0 0 0 0 0 0 0 0 12 12 0.00 0.000												
Steve Carlton, L (6, 1) ERA:	1.0 3 0 0 0 1 0 0 0 0 0 0 0 0 5 5 0.00 0.000												
Tom Seaver, R (7, 1) ERA:	2.0 8 2 0 0 5 0 0 0 0 0 0 0 0 18 18 0.00 1.000												
Ron Reed, R (9, 1) ERA:	0.2 2 0 0 0 1 0 0 0 0 0 0 0 0 4 4 0.00 0.000												

livebaseballscores.com

AB	30
R	0
H	3
RBI	0
BB	0
SO	11
LOB	5



Batter	1	2	3	4	5	6	7	8	9
Willie Mays, R OBP: 0.250, SLG: 0.250 (1, 8)	0-0 WP E G4-6-3 1B		0-0 6-3		0-0 5-3		0-3 K		
Curt Flood, R (1, 7)	4-0		0-0 6-3		4-0		0-0		
Matty Alou, L (6, 7)	G4-6-3				BB		1B		
Julian Javier, R (9, 4)	1-3 BB								
Willie McCovey, L (1, 3)	0-0 G4-6-3 1-2f 3-H		0-3 K		0-3 K		0-3 K		
Hank Aaron, R (1, 9)	4-0 BB			0-3 K		0-0 FC4-6 S 1B		0-3 K	
Ron Santo, R (1, 5)	0-0 6-3			4-0 FC6-4 BB BB		4-0 FC4-6 BB 1-2		0-0 G4-3 1B	
Tony Perez, R (9, 5)									
Tommy Helms, R (1, 4)		0-0		4-0 FC6-4 1-2 BB		0-0 FC4-6 1-2f 2-3		0-0 G4-3 1-2f	
Ron Reed, R (9, 1)									
Jerry Koosman, R (9, 1)									
Jerry Grote, R (1, 2)		0-3 K 2B		0-0 FC6-4 1-2 BB		0-0 P5			
Steve Carlton, L (6, 1)									
Rusty Staub, L (6, PH)									
Tom Seaver, R (7, 1)									
Felipe Alou, R (9, 7)									
Don Kessinger, S (1, 6)		0-3 K 2		0-0 FC6-4 1-2f		0-0 F9			
Billy Williams, L (6, PH)									
Leo Cardenas, R (7, 6)									
Don Drysdale, R (1, 1)		0-0 F7			0-0 F9		0-3 K		
Juan Marichal, R (4, 1)									
Tom Haller, L (5, PH)									
Johnny Bench, R (9, 2)									

Inning Stats	R: 1	H: 1	E: 1	K: 0	S: 3	L: 1	LOB: 1	BB: 2	P: 11	R: 0	H: 1	E: 0	K: 2	S: 8	R: 0	H: 0	E: 0	K: 1	S: 5	R: 0	H: 0	E: 0	K: 1	S: 5	R: 0	H: 1	E: 0	K: 0	S: 4	R: 0	H: 1	E: 0	K: 3	S: 10	R: 0	H: 1	E: 0	K: 1	S: 5
--------------	------	------	------	------	------	------	--------	-------	-------	------	------	------	------	------	------	------	------	------	------	------	------	------	------	------	------	------	------	------	------	------	------	------	------	-------	------	------	------	------	------

PITCHER	IP	WLS	BF	H	R	ER	SO	BB	IBB	HBP	BLK	WP	HR	S	P	ERA	WHIP
Luis Tiant, R (1, 1)	2.0	L	9	2	1	0	2	2	0	0	0	1	0	11	19	0.00	2.000
Blue Moon Odom, R (3, 1)	2.0		8	0	0	0	2	2	0	0	0	0	0	10	18	0.00	1.000
Denny McLain, R (5, 1)	2.0		9	1	0	0	1	2	0	0	0	0	0	9	17	0.00	1.500
Sam McDowell, L (7, 1)	1.0		4	1	0	0	3	0	0	0	0	0	0	10	10	0.00	1.000
Mel Stottlemyre, R (8, 1)	0.1		1	0	0	0	1	0	0	0	0	0	0	3	3	0.00	0.000

AB	R	H	RBI	BB	SO	LOB
4	1	1	0	0	1	0
1	0	0	0	2	0	0
1	0	1	0	0	0	0
0	0	0	0	0	0	0
4	0	0	0	0	3	3
3	0	1	0	1	2	0
2	0	1	0	2	0	1
0	0	0	0	0	0	0
3	0	1	0	1	0	3
0	0	0	0	0	0	0
0	0	0	0	0	0	0
2	0	0	0	0	1	3
0	0	0	0	0	0	0
0	0	0	0	0	0	0
2	0	0	0	0	1	3
1	0	0	0	0	0	2
0	0	0	0	0	0	0
1	0	0	0	0	0	1
0	0	0	0	0	0	0
2	0	0	0	0	1	0
0	0	0	0	0	0	0

WP	PA
1	33

AB	27
R	1
H	5
RBI	0
BB	6
SO	9
LOB	18



BOTTOM

American League All-Stars @ National League All-Stars
Astrodome, Houston, TX
Tue Jul 09 1968, 8:05 PM EDT
Att. 48,321 - Dome - 72 F

livebaseballscores.com

Batter	1	2	3	4	5	6	7	8	9	AB	R	H	RBI	BB	SO	LOB	BOTTOM
Rod Carew, L (1, 4) Mike Andrews, R (6, 4)	0-0 F7		0-0 F8		0-0 G3		0-0 5-3			3	0	0	0	0	0	0	
Reggie Jackson, L (1, 8) Carl Yastrzemski, L (5, 9) Carl Yastrzemski, L (6, 7)	0-0 F5		4-0 FC5-4 BB		0-0 P5			0-0 F7		2	0	0	0	1	0	0	
Frank Robinson, R (1, 9) Paul Blair, R (5, 8)	0-3 K		0-0 FC5-4		0-0 P6			0-0 F7		2	0	0	0	0	1	1	
Boog Powell, L (1, 3) OBP: 0.250, SLG: 0.250		0-0 F8		0-3 K		0-0 F7		0-0 1B		4	0	1	0	0	1	0	
Frank Howard, R (1, 7) OBP: 1.000, SLG: 4.000 Reggie Smith, S (4, PR) (5, 7) (6, 9)		0-0 HR		4-0 1B BB		0-0 4-3		0-0 P5		1	1	1	1	1	0	0	
Sal Bando, R (1, 5) OBP: 0.333, SLG: 0.333 Sam McDowell, L (7, 1) Ray Culp, R (9, 1) Roy White, S (9, PH)		0-0 1-3		0-0 1B 1-2 1B		0-0 F8			0-3 K	3	0	1	0	0	0	0	
Rico Petrocelli, R (1, 6) OBP: 0.333, SLG: 0.667 Jim Fregosi, R (8, 6)		0-3 K		0-0 F8			0-0 2B		0-0 1-3	3	0	1	0	0	1	2	
Bill Freehan, R (1, 2) OBP: 1.000, SLG: 2.500 John Roseboro, L (7, 2) Carlos May, L (9, PH)			0-0 HR	0-0 1-3 2-H 1B		0-0 F8		0-3 K		2	1	2	2	0	0	0	
Mel Stottlemyre, R (1, 1) Blue Moon Odom, R (3, 1) Darold Knowles, L (3, 1) Harmon Killebrew, R (3, PH) Denny McLain, R (4, 1) Don Mincher, L (4, PH) Dave McNally, R (5, 1) Brooks Robinson, R (7, 5)			0-0 F7	0-3 K			0-3 K			0	0	0	0	0	0	0	

Inning Stats	R: 0	H: 0	E: 0	K: 1	S: 5	LOB: 0	BB: 0	P: 5	R: 1	H: 1	E: 0	K: 1	S: 6	LOB: 0	BB: 0	P: 6	R: 1	H: 1	E: 0	K: 0	S: 4	LOB: 1	BB: 1	P: 8	R: 1	H: 2	E: 0	K: 2	S: 9	LOB: 2	BB: 1	P: 13	R: 0	H: 0	E: 0	K: 0	S: 3	LOB: 0	BB: 0	P: 3	R: 0	H: 1	E: 0	K: 1	S: 6	LOB: 1	BB: 0	P: 6	R: 0	H: 1	E: 0	K: 0	S: 4	LOB: 1	BB: 0	P: 4	R: 0	H: 0	E: 0	K: 2	S: 7	LOB: 0	BB: 0	P: 7	1B: 3	SF: 0	2B: 1	SAC: 0	3B: 0	DP: 0	HR: 2	HBP: 0	WP: 0	PA: 35
--------------	------	------	------	------	------	--------	-------	------	------	------	------	------	------	--------	-------	------	------	------	------	------	------	--------	-------	------	------	------	------	------	------	--------	-------	-------	------	------	------	------	------	--------	-------	------	------	------	------	------	------	--------	-------	------	------	------	------	------	------	--------	-------	------	------	------	------	------	------	--------	-------	------	-------	-------	-------	--------	-------	-------	-------	--------	-------	--------

PITCHER	IP	WLS	BF	H	R	ER	SO	BB	IBB	HBP	BLK	WP	HR	S	P	ERA	WHIP
Steve Carlton, L (1, 1) ERA: 6.0	3.0		12	2	2	2	2	1	0	0	0	0	0	15	19	6.00	1.000
Bob Gibson, R (4, 1) ERA: 9.0	1.0		6	2	1	1	2	1	0	0	0	0	0	9	13	9.00	3.000
Bill Singer, R (5, 1) ERA:	2.0		6	0	0	0	0	0	0	0	0	0	0	6	6	0.00	0.000
Jerry Koosman, L (7, 1) ERA:	1.2		6	1	0	0	1	0	0	0	0	0	0	8	8	0.00	0.600
Larry Dierker, R (8, 1) ERA:	0.1		2	1	0	0	0	0	0	0	0	0	0	2	2	0.00	3.000
PITCHER	IP	WLS	BF	H	R	ER	SO	BB	IBB	HBP	BLK	WP	HR	S	P	ERA	WHIP
Phil Niekro, R (9, 1) ERA:	1.0		3	0	0	0	2	0	0	0	0	0	0	7	7	0.00	0.000

National League All-Stars @ American League All-Stars
 Robert F. Kennedy Memorial Stadium, Washington, DC

Wed Jul 23 1969, 8:05 PM EDT
 Att: 45,259 - Cloudy

livebaseballscores.com

AB 33
 R 3
 H 6
 RBI 3
 BB 2
 SO 7
 LOB 9



Batter	1	2	3	4	5	6	7	8	9	10	11	12	AB	R	H	RBI	BB	SO	LOB	TOP								
Luis Aparicio, R (1, 6) S: 0, O: 0, S: 0	0-3 K		x 0-0 4-3			x 0-0 F9		x 0-0 4-3	0-3 K			x 0-0 L8	6	0	0	0	0	2	2									
Carl Yastrzemski, L (1, 8) OBP: 0.667, SLG: 0.833 (7, 3)	0-0 1B		x 0-0 F8			x 0-0 1B		x 0-0 F9 1B 3B 1B		x 0-0 3-1		x 0-0 2B	6	1	4	1	0	0	0									
Frank Robinson, R (1, 9) S: 0, O: 0, S: 0 (5, 7)	0-3 K		x 0-0 K			x 0-0 4-3		x 0-0 1B		x 0-0 1B		x 0-0 1B	3	0	0	0	0	2	2									
Willie Horton, R (6, 7) OBP: 1.000, SLG: 1.000								1-2 3B 1B		G6-4-3 1B		4-0 IBB	2	1	2	0	1	0	0									
Boog Powell, L (1, 3) x	0-0 P5		x 0-0 F8			x 0-0 1-3		x 0-0 F9		x 0-0 G6-4-3		x 0-0 L9	3	0	0	0	0	0	1									
Amos Otis, R (7, 8)								2-3		1-2f			3	0	0	0	0	0	5									
Harmon Killebrew, R (1, 5) OBP: 0.500, SLG: 0.500 Tommy Harper, R (5, PR)		0-3 K				x 0-0 CS 1B		x 0-0 1B BB SF8 1B		x 0-0 1B		x 0-0 6-3	2	0	1	0	0	1	0									
Brooks Robinson, R (5, 5) OBP: 0.667, SLG: 1.333								1-H 3-H		0-0 3B			0	0	0	0	0	0	0									
Frank Howard, R (1, 7)	0-3 K					x 0-0 F7		x 4-0 SF8 1B BB		x 0-0 F9		x 0-0 2B	2	0	0	0	0	1	1									
Tony Oliva, L (5, 9) OBP: 0.667, SLG: 1.000								1-2					2	0	1	0	1	0	1									
Davey Johnson, R (1, 4) OBP: 0.200, SLG: 0.200 Clyde Wright, R (11, 1)	0-0 F9		x 0-0 F9			x 0-0 F4		x 0-0 FC6-4 1B		x 0-3 K		x 0-0 5-3	5	0	1	0	0	1	2									
Bill Freehan, R (1, 2)			x 0-0 L8			x 0-0 CS		x 0-0 SH1-4 1B		x 4-0 SF8		x 0-0 6-3	1	0	0	0	0	0	0									
Ray Fosse, R (5, 2) OBP: 0.500, SLG: 0.500						1-2		2-3 3-H		BB			2	1	1	1	1	0	1									
Jim Palmer, R Sam McDowell, L Alex Johnson, R Jim Perry, S Jim Fregosi, R Caffish Hunter, R Fritz Peterson, S Mel Stottlemyre, R Sandy Alomar Sr., S			x 0-0 B5-3			x 0-0 SH1-4 1B		x 0-0 FC6-4		x 0-0 F7		x 0-0 F9	1	0	0	0	0	0	0									
Inning Stats	R: 0 E: 0 K: 2 S: 8	H: 1 LOB: 1 BB: 0 P: 8	R: 0 E: 0 K: 2 S: 7	H: 0 LOB: 0 BB: 0 P: 7	R: 0 E: 0 K: 0 S: 3	H: 0 LOB: 0 BB: 0 P: 3	R: 0 E: 0 K: 1 S: 5	H: 0 LOB: 0 BB: 0 P: 5	R: 0 E: 0 K: 0 S: 3	H: 1 LOB: 1 BB: 0 P: 3	R: 1 E: 0 K: 0 S: 5	H: 2 LOB: 1 BB: 0 P: 5	R: 1 E: 0 K: 0 S: 5	H: 2 LOB: 2 BB: 1 P: 9	R: 2 E: 0 K: 0 S: 6	H: 3 LOB: 1 BB: 0 P: 6	R: 0 E: 0 K: 2 S: 7	H: 0 LOB: 1 BB: 1 P: 11	R: 0 E: 0 K: 0 S: 3	H: 1 LOB: 0 BB: 0 P: 3	R: 0 E: 0 K: 0 S: 4	H: 1 LOB: 1 BB: 0 P: 4	R: 0 E: 0 K: 0 S: 4	H: 1 LOB: 1 BB: 0 P: 8	1B: 9 2B: 2 3B: 1 HR: 0	SF: 1 SAC: 1 DP: 1 HBP: 0	WP: 0 PB: 0 SB: 0 CS: 1	PA: 50
PITCHER	IP	WLS	BF	H	R	ER	SO	BB	IBB	HBP	BLK	WP	HR	S	P	ERA	WHIP											
Tom Seaver, R ERA:	(1, 1) 3.0		10	1	0	0	4	0	0	0	0	0	0	18	18	0.00	0.333											
Jim Merritt, L ERA:	(4, 1) 2.0		6	1	0	0	1	0	0	0	0	0	0	8	8	0.00	0.500											
Gaylord Perry, R ERA: 9.0	(6, 1) 2.0		11	4	2	2	0	1	0	0	0	0	0	10	14	9.00	2.500											
Bob Gibson, R ERA: 9.0	(8, 1) 2.0		10	3	2	2	2	1	0	0	0	0	0	13	17	9.00	2.000											
Claude Osteen, L ERA:	(10, 1) 3.0	W	12	3	0	0	0	0	1	0	0	0	0	11	15	0.00	1.000											

American League All-Stars @ National League All-Stars
Riverfront Stadium, Cincinnati, OH
Tue Jul 14 1970, 8:05 PM EDT
Att. 51,838 - Unknown - 80 F

livebaseballscores.com

AB	44
R	4
H	12
RBI	4
BB	3
SO	7
LOB	18



Batter	1	2	3	4	5	6	7	8	9	AB R H RBI BB SO LOB	TOP		
Willie Mays, R (1, 8) Roberto Clemente, R (4, 9) Felix Millan, R (8, 4)	0-0 6-3		0-0 F9		0-3 K			0-0 HR		2 0 0 0 0 0 0 2 1 1 1 0 1 1 0 0 0 0 0 0 0	National League All-Stars @ American League All-Stars Tiger Stadium, Detroit, MI Tue Jul 13 1971, 8:05 PM EDT Att: 53,559 - Unknown livebaseballscores.com		
Hank Aaron, R (1, 9) Lee May, R (4, 3)	0-0 5-3		0-0 HR			4-0 BB		0-0 1-3		2 1 1 1 0 0 0 1 0 0 0 1 0 0			
Joe Torre, R (1, 5) Ron Santo, R (8, PH) (8, 5)	0-0 P4		0-3 K			0-0 G5-4-3		0-0 1-3		3 0 0 0 0 1 1 1 0 0 0 0 0 0			
Willie Stargell, L (1, 7) Lou Brock, L (9, PH)		1-0 HR HBP		0-3 K2-3		0-3 K		0-0 B1-3		2 1 0 0 0 2 0 1 0 0 0 0 0 0			
Willie McCovey, L (1, 3) Juan Marichal, R (4, 1) Don Kessinger, S (6, 6)		0-3 K		0-0 4-3			0-0 F9		0-0 F9	2 0 0 0 0 1 1 0 0 0 0 0 0 0 2 0 0 0 0 0 0			
Johnny Bench, R (1, 2) OBP: 0.500, SLG: 1.250		0-0 HR		0-0 5-3			0-0 1B		0-0 P5	4 1 2 2 0 0 0			
Glenn Beckert, R (1, 4) Pete Rose, S (8, 9)		0-0 F9		0-0 4-3			0-0 P6			3 0 0 0 0 0 1 0 0 0 0 0 0 0			
Bud Harrelson, S (1, 6) Fergie Jenkins, R (6, 1) Nate Colbert, R (7, PH) Don Wilson, R (7, 1)		0-0 F9		0-0 6-3			0-3 K			2 0 0 0 0 0 0 0 0 0 0 0 0 0 1 0 0 0 0 1 1 0 0 0 0 0 0 0			
Dock Ellis, S (1, 1) Willie Davis, L (4, 8) Bobby Bonds, R (8, PH) (8, 8)			0-3 K		0-0 1B			0-3 K		1 0 0 0 0 1 0 1 0 1 0 0 0 0 1 0 0 0 0 1 0			
Inning Stats	R: 0 H: 0 E: 0 LOB: 0 K: 0 BB: 0 S: 3 P: 3	R: 2 H: 1 E: 0 LOB: 0 K: 1 BB: 0 S: 6 P: 7	R: 1 H: 1 E: 0 LOB: 0 K: 2 BB: 0 S: 8 P: 8	R: 0 H: 0 E: 0 LOB: 0 K: 1 BB: 0 S: 5 P: 5	R: 0 H: 1 E: 0 LOB: 1 K: 1 BB: 0 S: 6 P: 6	R: 0 H: 0 E: 0 LOB: 0 K: 1 BB: 1 S: 4 P: 8	R: 0 H: 1 E: 0 LOB: 1 K: 1 BB: 0 S: 6 P: 6	R: 1 H: 1 E: 0 LOB: 0 K: 1 BB: 0 S: 6 P: 6	R: 0 H: 0 E: 0 LOB: 0 K: 0 BB: 0 S: 3 P: 3	1B: 2 SF: 0 2B: 0 SAC: 0 3B: 0 DP: 1 HR: 3 HBP: 1	WP: 0 PA: 33 PB: 0 SB: 0 CS: 0		
PITCHER	IP WLS BF H R ER SO BB IBB HBP BLK WP HR S P ERA WHIP											PITCHER	IP WLS BF H R ER SO BB IBB HBP BLK WP HR S P ERA WHIP
Vida Blue, L (1, 1) ERA: 9.0	3.0 W 12 2 3 3 3 0 0 1 0 0 2 17 18 9.00 0.667												
Jim Palmer, R (4, 1) ERA:	2.0 7 1 0 0 2 0 0 0 0 0 0 0 11 11 0.00 0.500												
Mike Cuellar, L (6, 1) ERA:	2.0 7 1 0 0 2 1 0 0 0 0 0 0 10 14 0.00 1.000												
Mickey Lolich, L (8, 1) ERA: 4.5	2.0 S 7 1 1 1 1 0 0 0 0 0 0 1 9 9 4.50 0.500												

Batter	1	2	3	4	5	6	7	8	9
Rod Carew, L (1, 4) Cookie Rojas, R (6, 4)	0-0 4-3 		4-0 HR BB 		4-0 BB 		0-0 F9 		
Bobby Murcer, L (1, 8) Mike Cuellar, L (6, 1) Don Buford, S (7, PH) Mickey Lolich, S (8, 1)	0-0 4-3 1B 		0-0 P5 		0-3 K 		0-3 K 		
Carl Yastrzemski, L (1, 7)	0-0 4-3 1-2 		0-0 P6 		0-0 4-3 			4-0 BB 	
Frank Robinson, R (1, 9) Al Kaline, R (6, 9)	0-0 6-3 		0-0 HR 			0-0 HR 1B 		0-3 K 	
Norm Cash, L (1, 3) Harmon Killebrew, R (6, 3)		0-3 K 	0-3 K 			0-0 HR 		0-0 G5-4-3 	
Brooks Robinson, R (1, 5)		0-0 6-3 		0-0 F8 		0-0 1B 			
Bill Freehan, R (1, 2) Thurman Munson, R (8, 2)		0-0 F7 		0-0 F3 		0-0 F8 			
Luis Aparicio, R (1, 6)			0-0 HR 1B 		0-0 1-3 		0-0 G4-6-3 		
Vida Blue, S (1, 1) Reggie Jackson, L (3, PH) Jim Palmer, R (4, 1) Frank Howard, R (5, PH) Amos Otis, R (6, 8)			0-0 HR 		0-0 4-3 		0-0 F7 		

Inning Stats	R: 0 E: 0 K: 4	H: 1 LOB: 1 BB: 0 P: 4	R: 0 E: 0 K: 5	H: 0 LOB: 0 BB: 0 P: 5	R: 4 E: 0 K: 8	H: 3 LOB: 0 BB: 1 P: 12	R: 0 E: 0 K: 3	H: 0 LOB: 0 BB: 0 P: 3	R: 0 E: 0 K: 5	H: 0 LOB: 1 BB: 1 P: 9	R: 2 E: 0 K: 5	H: 3 LOB: 0 BB: 0 P: 5	R: 0 E: 0 K: 5	H: 0 LOB: 0 BB: 0 P: 5	R: 0 E: 0 K: 4	H: 0 LOB: 0 BB: 1 P: 8
	1B: 4 2B: 0 3B: 0 HR: 3	SF: 0 SAC: 0 DP: 2 HBP: 0	WP: 0 PB: 0 SB: 0 CS: 0													

PITCHER	IP	WLS	BF	H	R	ER	SO	BB	IBB	HBP	BLK	WP	HR	S	P	ERA	WHIP
Dock Ellis, R (1, 1) ERA: 12.0	3.0	L	14	4	4	4	2	1	0	0	0	0	2	17	21	12.00	1.667
Juan Marichal, R (4, 1) ERA:	2.0		7	0	0	0	1	1	0	0	0	0	0	8	12	0.00	0.500
Fergie Jenkins, R (6, 1) ERA: 18.0	1.0		5	3	2	2	0	0	0	0	0	0	1	5	5	18.00	3.000
Don Wilson, R (7, 1) ERA:	2.0		6	0	0	0	2	1	0	0	0	0	0	9	13	0.00	0.500

BOTTOM

National League All-Stars @ American League All-Stars
Tiger Stadium, Detroit, MI
 Tue Jul 13 1971, 8:05 PM EDT
 Att. 53,559 - Unknown

AB	29
R	6
H	7
RBI	6
BB	3
SO	5
LOB	10



WP	HR	S	P	ERA	WHIP
0	0	0	0	0	0
1	1	1	2	0	0
0	0	0	0	0	0
1	0	0	0	0	0
1	0	0	0	0	0

Batter	1	2	3	4	5	6	7	8	9	10	AB R H RBI BB SO LOB	TOP												
Rod Carew, L (1, 4) OBP: 0.667, SLG: 0.500 Cookie Rojas, R (8, PH) OBP: 1.000, SLG: 4.000	0-0 4-1		0-0 L3 2-H 1B			4-0 G3-6-3 BB		0-0 1-H HR			2 0 1 1 1 0 0 1 1 1 2 0 0 0	<p>American League All-Stars @ National League All-Stars Atlanta Stadium, Atlanta, GA</p> <p>Tue Jul 25 1972, 8:05 PM EDT Att. 53,107 - Unknown</p> <p>livebaseballscores.com</p>												
Bobby Murcer, L (1, 8) Richie Scheinblum, S (6, 9)	0-0 F2		0-0 L3 1-2			0-0 G3-6-3 1-2f		0-0 G3			3 0 0 0 0 0 2 1 0 0 0 0 0 0													
Reggie Jackson, L (1, 9) OBP: 0.500, SLG: 0.750	0-0 2B			0-0 FC5-4 1B		0-0 4-3		0-3 K			4 0 2 0 0 1 0													
Dick Allen, R (1, 3) Norm Cash, L (7, 3)	0-0 4-3			0-0 FC5-4 1-2f			0-0 6-3		0-3 K		3 0 0 0 0 0 2 1 0 0 0 0 1 0													
Carl Yastrzemski, L (1, 7) Joe Rudi, R (7, 7) OBP: 1.000, SLG: 2.000		0-0 4-3		0-0 F8			0-3 K		0-0 2B		3 0 0 0 0 1 1 1 0 1 0 0 0 0													
Bobby Grich, R (1, 6)		0-0 F5		0-3 K			0-0 6-3		0-3 K		4 0 0 0 0 2 2													
Brooks Robinson, R (1, 5) Sal Bando, R (5, 5)		0-0 5-3			0-0 P4			0-0 4-3		0-0 6-3	2 0 0 0 0 0 0 2 0 0 0 0 0 0													
Bill Freehan, R (1, 2) Carlton Fisk, R (6, 2) OBP: 0.500, SLG: 0.500			4-0 SH3-4 1B BB		0-0 F8			0-0 HR 1B		0-3 K	1 1 0 0 1 0 0 2 1 1 0 0 1 0													
Jim Palmer, R (1, 1) Mickey Lolich, S (4, 1) Gaylord Perry, R (6, 1) Reggie Smith, S (8, PH) Wilbur Wood, R (8, 1) Lou Piniella, R (10, PH) Dave McNally, R (10, 1)			0-0 SH3-4 1-2		0-3 K			0-3 K		0-0 6-3	0 0 0 0 0 0 0 1 0 0 0 0 1 0 0 0 0 0 0 0 0 1 0 0 0 0 1 1 0 0 0 0 0 0 0 1 0 0 0 0 0 0 0 0 0 0 0 0 0													
Inning Stats	R: 0 E: 0 K: 0 S: 4	H: 1 LOB: 1 BB: 0 P: 4	R: 0 E: 0 K: 0 S: 3	H: 0 LOB: 0 BB: 0 P: 3	R: 1 E: 0 K: 0 S: 3	H: 1 LOB: 0 BB: 1 P: 7	R: 0 E: 0 K: 1 S: 6	H: 1 LOB: 1 BB: 0 P: 6	R: 0 E: 0 K: 1 S: 5	H: 0 LOB: 0 BB: 1 P: 5	R: 0 E: 0 K: 1 S: 5		H: 0 LOB: 0 BB: 0 P: 5	R: 0 E: 0 K: 1 S: 7	H: 2 LOB: 0 BB: 0 P: 7	R: 0 E: 0 K: 3 S: 10	H: 1 LOB: 1 BB: 0 P: 10	R: 0 E: 0 K: 1 S: 5	H: 0 LOB: 0 BB: 0 P: 5	1B: 3 2B: 3 3B: 0 HR: 1	SF: 0 SAC: 1 DP: 2 HBP: 0	WP: 0 PB: 0 SB: 0 CS: 0	PA: 36	
PITCHER	IP WLS BF H R ER SO BB IBB HBP BLK WP HR S P ERA WHIP	IP WLS BF H R ER SO BB IBB HBP BLK WP HR S P ERA WHIP	IP WLS BF H R ER SO BB IBB HBP BLK WP HR S P ERA WHIP	IP WLS BF H R ER SO BB IBB HBP BLK WP HR S P ERA WHIP	IP WLS BF H R ER SO BB IBB HBP BLK WP HR S P ERA WHIP	IP WLS BF H R ER SO BB IBB HBP BLK WP HR S P ERA WHIP	IP WLS BF H R ER SO BB IBB HBP BLK WP HR S P ERA WHIP	IP WLS BF H R ER SO BB IBB HBP BLK WP HR S P ERA WHIP	IP WLS BF H R ER SO BB IBB HBP BLK WP HR S P ERA WHIP	IP WLS BF H R ER SO BB IBB HBP BLK WP HR S P ERA WHIP	IP WLS BF H R ER SO BB IBB HBP BLK WP HR S P ERA WHIP	IP WLS BF H R ER SO BB IBB HBP BLK WP HR S P ERA WHIP	IP WLS BF H R ER SO BB IBB HBP BLK WP HR S P ERA WHIP	IP WLS BF H R ER SO BB IBB HBP BLK WP HR S P ERA WHIP	IP WLS BF H R ER SO BB IBB HBP BLK WP HR S P ERA WHIP	IP WLS BF H R ER SO BB IBB HBP BLK WP HR S P ERA WHIP	IP WLS BF H R ER SO BB IBB HBP BLK WP HR S P ERA WHIP	IP WLS BF H R ER SO BB IBB HBP BLK WP HR S P ERA WHIP	IP WLS BF H R ER SO BB IBB HBP BLK WP HR S P ERA WHIP	IP WLS BF H R ER SO BB IBB HBP BLK WP HR S P ERA WHIP	IP WLS BF H R ER SO BB IBB HBP BLK WP HR S P ERA WHIP	IP WLS BF H R ER SO BB IBB HBP BLK WP HR S P ERA WHIP	IP WLS BF H R ER SO BB IBB HBP BLK WP HR S P ERA WHIP	
Bob Gibson, R (1, 1) ERA:	2.0	7	1	0	0	0	0	0	0	0	0.00	0.500												
Steve Blass, R (3, 1) ERA: 9.0	1.0	4	1	1	1	0	1	0	0	0	9.00	2.000												
Don Sutton, R (4, 1) ERA:	2.0	7	1	0	0	2	0	0	0	0	0.00	0.500												
Steve Carlton, L (6, 1) ERA:	1.0	3	0	0	0	0	1	0	0	0	0.00	1.000												
Bill Stoneman, R (7, 1) ERA: 9.0	2.0	8	2	2	2	2	0	0	0	0	9.00	1.000												



BOTTOM

American League All-Stars @ National League All-Stars
Atlanta Stadium, Atlanta, GA
Tue Jul 25 1972, 8:05 PM EDT
Att. 53,107 - Unknown


livebaseballscorecards.com

AB	33
R	4
H	8
RBI	4
BB	3
SO	5
LOB	10



WP	0	PA	37
PB	0		
SB	1		
CS	0		

Batter	1	2	3	4	5	6	7	8	9	10	AB	R	H	RBI	BB	SO	LOB								
Joe Morgan, L OBP: 0.400, SLG: 0.250 (1, 4)	F8		F7			4-3		BB 4-0		0-0 2-H	4	0	1	1	1	0	0								
Willie Mays, R Cesar Cedeno, R OBP: 0.500, SLG: 0.500 (6, 8)	5-3			K		HR 1B		1-2 K			2	0	0	0	0	1	0								
Hank Aaron, R AI Oliver, L OBP: 0.333, SLG: 1.333 (8, 9)	K			F9		HR 1-H		P5			3	1	1	2	0	1	0								
Willie Stargell, L Billy Williams, L OBP: 0.500, SLG: 0.500 (6, 7)		G4-3 BB		P9		F8			1B FC6-4	1B	1	0	0	0	1	0	0								
Johnny Bench, R Manny Sanguillen, R OBP: 0.500, SLG: 0.500 (1, 2)		G4-3				FC6-4 1B		4-3		1B FC6-4	2	0	1	0	0	0	1								
Lee May, R OBP: 0.250, SLG: 0.250 (1, 3)		1B		F7		F8		F8		FC6-4 G5-4-3	4	0	1	1	0	0	2								
Joe Torre, R Ron Santo, R OBP: 0.333, SLG: 0.333 (8, 5)		K		F3		1B		1B		G5-4-3	3	0	1	0	0	1	2								
Don Kessinger, S Steve Carlton, L Bill Stoneman, R Tug McGraw, R Nate Colbert, R (10, PH)			F7		FC6-4			K		SH1-4 BB	2	0	0	0	0	0	1								
Bob Gibson, R Steve Blass, R Glenn Beckert, R (3, PH) Don Sutton, R Chris Speier, R (6, 6)			F9			F9		6-3		SH1-4	0	0	0	0	0	0	0								
Inning Stats	R: 0 E: 0 K: 1 S: 5	H: 0 LOB: 0 BB: 0 P: 5	R: 0 E: 0 K: 1 S: 5	H: 1 LOB: 1 BB: 1 P: 9	R: 0 E: 0 K: 0 S: 3	H: 0 LOB: 0 BB: 0 P: 3	R: 0 E: 0 K: 1 S: 5	H: 0 LOB: 0 BB: 0 P: 5	R: 0 E: 0 K: 0 S: 4	H: 1 LOB: 1 BB: 0 P: 4	R: 2 E: 0 K: 0 S: 5	H: 2 LOB: 0 BB: 0 P: 5	R: 0 E: 0 K: 1 S: 6	H: 1 LOB: 1 BB: 0 P: 6	R: 0 E: 0 K: 1 S: 5	H: 0 LOB: 1 BB: 1 P: 9	R: 1 E: 0 K: 0 S: 4	H: 2 LOB: 0 BB: 0 P: 4	R: 1 E: 0 K: 0 S: 2	H: 1 LOB: 1 BB: 1 P: 6	1B: 7 2B: 0 3B: 0 HR: 1	SF: 0 SAC: 1 DP: 2 HBP: 0	WP: 0 PB: 0 SB: 1 CS: 0	PA: 37	
PITCHER	IP	WLS	BF	H	R	ER	SO	BB	IBB	HBP	BLK	WP	HR	S	P	ERA	WHIP								
Jim Palmer, R (1, 1)	3.0		10	1	0	0	2	1	0	0	0	0	0	13	17	0.00	0.667								
Mickey Lolich, L (4, 1)	2.0		7	1	0	0	1	0	0	0	0	0	0	9	9	0.00	0.500								
Gaylord Perry, R (6, 1)	2.0		9	3	2	2	1	0	0	0	0	0	1	11	11	9.00	1.500								
Wilbur Wood, L (8, 1)	2.0		8	2	1	1	1	1	0	0	0	0	0	9	13	4.50	1.500								
Dave McNally, L (10, 1)	0.1	L	3	1	1	1	0	1	0	0	0	0	0	2	6	27.00	6.000								

Batter	1	2	3	4	5	6	7	8	9	AB R H RBI BB SO LOB	TOP															
Rod Carew, L (1, 4) Bobby Grich, R (3, 4) OBP: 0.333, SLG: 0.333	0-0 4-3		4-0 E S 1B BB		0-0 FC4-6 1B		0-0 5-3		0-0 G3	1 1 0 0 1 0 0 3 0 1 0 0 0 0	<p>American League All-Stars @ National League All-Stars Three Rivers Stadium, Pittsburgh, PA</p> <p>Tue Jul 23 1974, 8:05 PM EDT Att: 50,706 - Unknown</p> <p>livebaseballscorecards.com</p> <p>AB 30 R 2 H 4 RBI 1 BB 6 SO 7 LOB 17</p> 															
Bert Campaneris, R (1, 6)	0-3 K		0-3 K		0-0 F8		0-0 F9		4 0 0 0 0 2 2																	
Reggie Jackson, L (1, 9)	0-3 K		4-0 1B BB		0-0 FC4-6 1-2f		0-3 K		3 0 0 0 1 2 1																	
Dick Allen, R (1, 3) Carl Yastrzemski, L (3, 3)		0-3 K	0-0 1-2 3-H 1B		0-0 4-3		4-0 FC1-6 BB		2 0 1 1 0 1 0 1 0 0 0 1 0 1																	
Bobby Murcer, L (1, 8) George Hendrick, R (5, 8) OBP: 0.500, SLG: 0.500		0-0 3-1	0-0 3-1		0-0 BB 1B		0-0 FC1-6 1-2f		2 0 0 0 0 0 2 2 0 1 0 0 0 1																	
Jeff Burroughs, R (1, 7) Joe Rudi, R (4, 7)		4-0 BB		4-0 BB		0-0 F9		0-3 K	0 0 0 0 2 0 0 2 0 0 0 0 1 2																	
Brooks Robinson, R (1, 5) John Mayberry, L (8, PH) Rollie Fingers, R (8, 1)		0-0 L7		0-0 P4		0-0 F8		0-0 G3	3 0 0 0 0 0 3 1 0 0 0 0 0 1 0 0 0 0 0 0 0																	
Thurman Munson, R (1, 2) OBP: 0.500, SLG: 0.667			0-0 SH1-4 E 2B		0-0 P4		4-0 FC4-6 1-2 BB		0-0 4-3	3 1 1 0 1 0 1																
Gaylord Perry, R (1, 1) Al Kaline, R (4, PH) Luis Tiant, R (4, 1) Frank Robinson, R (8, PH) Catfish Hunter, R (8, 1) Dave Chalk, R (8, 5)			0-0 SH1-4 2-3		0-0 F2		0-0 FC4-6 1-2f		0-3 K	0 0 0 0 0 0 0 1 0 0 0 0 0 1 0 0 0 0 0 0 0 1 0 0 0 0 0 2 0 0 0 0 0 0 0 1 0 0 0 0 1 0																
Inning Stats	R: 0 E: 0 K: 2 S: 7	H: 0 LOB: 0 BB: 0 P: 7	R: 0 E: 0 K: 1 S: 5	H: 0 LOB: 1 BB: 1 P: 9	R: 2 E: 1 K: 1 S: 7	H: 2 LOB: 2 BB: 2 P: 15	R: 0 E: 0 K: 0 S: 3	H: 0 LOB: 1 BB: 1 P: 7	R: 0 E: 0 K: 0 S: 4	H: 1 LOB: 1 BB: 0 P: 4		R: 0 E: 0 K: 0 S: 4	H: 1 LOB: 2 BB: 1 P: 8	R: 0 E: 0 K: 1 S: 5	H: 0 LOB: 0 BB: 0 P: 5	R: 0 E: 0 K: 1 S: 5	H: 0 LOB: 1 BB: 1 P: 9	R: 0 E: 0 K: 1 S: 5	H: 0 LOB: 0 BB: 0 P: 5	1B: 3 2B: 1 3B: 0 HR: 0	SF: 0 SAC: 1 DP: 0 HBP: 0	WP: 0 PB: 0 SB: 1 CS: 0	PA: 37			
PITCHER	IP WLS BF H R ER SO BB IBB HBP BLK WP HR S P ERA WHIP																									
Andy Messersmith, R (1, 1) ERA: 6.0	3.0		14	2 2 2 4	3 0 0 0	0 0 19 31	6.00 1.667																			
Ken Brett, L (4, 1) ERA:	2.0	W	8	1 0 0 0	1 0 0 0	0 0 7 11	0.00 1.000																			
Jon Matlack, L (6, 1) ERA:	1.0		5	1 0 0 0	1 0 0 0	0 0 4 8	0.00 2.000																			
Lynn McGlothen, R (7, 1) ERA:	1.0		3	0 0 0 1	0 0 0 0	0 0 5 5	0.00 0.000																			
Mike Marshall, R (8, 1) ERA:	2.0		7	0 0 0 2	1 0 0 0	0 0 10 14	0.00 0.500																			

Batter	1	2	3	4	5	6	7	8	9
Pete Rose, S (1, 7) Ken Brett, L (4, 1) Lou Brock, L (5, PH) Reggie Smith, S (6, 9) OBP: 1.000, SLG: 1.000 OBP: 0.500, SLG: 2.000	0-3 K		0-0 4-3		0-0 SF8 1B		0-0 HR	0-0 F9	
Joe Morgan, L (1, 4) Dave Cash, R (7, PH) (8, 4)	0-3 K		0-0 2B		0-0 SF8 1-H		0-0 F8		
Hank Aaron, R (1, 9) Cesar Cedeno, R (4, 8)	0-0 F7		0-0 6-3		0-0 F8		0-3 K		
Johnny Bench, R (1, 2) Jerry Grote, R (9, 2)		0-3 K		0-0 1B 2B 1B	4-0 BB		0-0 1B		
Jimmy Wynn, R (1, 8) Jon Mattack, L (6, 1) Johnny Grubb, L (7, 7)		0-0 6-3		0-0 2B 4-3 1B	0-0 L9		0-0 P6		
Steve Garvey, R (1, 3) OBP: 0.500, SLG: 0.750		0-0 2B 1B		0-0 4-3 2B		0-3 K		0-0 F7	
Ron Cey, R (1, 5) Mike Schmidt, R (6, PH) (7, 5)		0-0 1-H 2B		0-0 4-3 BB	4-0 BB		4-0 3B BB		
Larry Bowa, S (1, 6) Tony Perez, R (6, PH) Don Kessinger, S (7, 6) OBP: 1.000, SLG: 3.000		0-0 4-3		0-0 6-3		0-3 K		0-0 1-H WP 3B	
Andy Messersmith, R (1, 1) Ralph Garr, L (3, PH) Lynn McGlothen, L (7, 1) Mike Marshall, R (8, 1)			0-3 K		0-0 F6		0-0 G3		0-0 L9

Inning Stats	R: 0 E: 0 K: 2 S: 7	H: 0 LOB: 0 BB: 0 P: 7	R: 1 E: 0 K: 1 S: 7	H: 2 LOB: 1 BB: 0 P: 7	R: 0 E: 0 K: 1 S: 6	H: 1 LOB: 1 BB: 0 P: 6	R: 2 E: 0 K: 0 S: 6	H: 3 LOB: 1 BB: 0 P: 6	R: 1 E: 0 K: 0 S: 4	H: 1 LOB: 1 BB: 1 P: 8	R: 0 E: 0 K: 2 S: 7	H: 0 LOB: 1 BB: 1 P: 11	R: 1 E: 0 K: 1 S: 7	H: 2 LOB: 1 BB: 0 P: 7	R: 2 E: 0 K: 0 S: 4	H: 1 LOB: 0 BB: 1 P: 8
--------------	------------------------------	---------------------------------	------------------------------	---------------------------------	------------------------------	---------------------------------	------------------------------	---------------------------------	------------------------------	---------------------------------	------------------------------	----------------------------------	------------------------------	---------------------------------	------------------------------	---------------------------------


PITCHER	IP	WLS	BF	H	R	ER	SO	BB	IBB	HBP	BLK	WP	HR	S	P	ERA	WHIP
Gaylord Perry, R (1, 1) ERA: 3.0	3.0		12	3	1	1	4	0	0	0	0	0	0	20	20	3.00	1.000
Luis Tiant, R (4, 1) ERA: 9.0	2.0	L	11	4	3	2	0	1	0	0	0	0	0	10	14	9.00	2.500
Catfish Hunter, R (6, 1) ERA: 4.5	2.0		9	2	1	1	3	1	0	0	0	0	1	14	18	4.50	1.500
Rollie Fingers, R (8, 1) ERA: 18.0	1.0		5	1	2	2	0	1	0	0	0	1	0	4	8	18.00	2.000

BOTTOM

AB	R	H	RBI	BB	SO	LOB
2	0	0	0	0	1	0
0	0	0	0	0	0	0
1	1	1	0	0	0	0
2	1	1	1	0	0	0
2	0	1	1	0	1	0
1	0	0	0	0	0	0
2	0	0	0	0	0	1
2	0	0	0	0	1	0
3	1	2	0	1	1	0
0	0	0	0	0	0	0
3	1	1	0	0	0	1
0	0	0	0	0	0	0
1	0	0	0	0	0	1
4	1	2	1	0	1	0
2	0	1	2	0	0	1
0	1	0	0	2	0	0
2	0	0	0	0	0	2
1	0	0	0	0	1	1
1	1	1	1	0	0	0
0	0	0	0	0	0	0
3	0	0	0	0	1	2
0	0	0	0	0	0	0
1	0	0	0	0	0	0

AB 33
R 7
H 10
RBI 6
BB 3
SO 7
LOB 9

WP: 1 **PA: 37**
PB: 0
SB: 1
CS: 0



American League All-Stars @ National League All-Stars
Three Rivers Stadium, Pittsburgh, PA
 Tue Jul 23 1974, 8:05 PM EDT
 Att. 50,706 - Unknown

livebaseballscorecards.com

Batter	1	2	3	4	5	6	7	8	9	AB R H RBI BB SO LOB	TOP																									
Pete Rose, S (1, 9) OBP: 0.400, SLG: 0.500 Gary Carter, R (9, 7)	0-0 1B	0-0 F9		0-0 L6			0-0 1B		0-0 SF7	4 0 2 1 0 0 1 0 0 0 0 0 0 0																										
Lou Brock, L (1, 7) OBP: 0.333, SLG: 0.333 Bobby Murcer, L (5, 9) Randy Jones, R (9, 1)	0-0 L7		0-0 S BLK 1B		0-0 6-3		0-0 5-3		0-0 4-3	3 1 1 0 0 0 1 2 0 0 0 0 0 2 0 0 0 0 0 0 0																										
Joe Morgan, L (1, 4) OBP: 0.250, SLG: 0.250 Dave Cash, R (8, 4)	0-0 1B		0-0 F3		0-0 F5			0-0 P4	0-0 6-3	4 0 1 0 0 0 1 1 0 0 0 0 0 1																										
Johnny Bench, R (1, 2) OBP: 0.250, SLG: 0.250	0-0 F6		0-0 FC6-4 2-H 1B		0-0 L7			0-0 P3		4 0 1 1 0 0 1																										
Steve Garvey, R (1, 3) OBP: 0.667, SLG: 1.667 Tony Perez, R (8, PH) (8, 3)		0-0 HR	0-0 FC6-4 1-2 1B		0-0 F9			0-3 K		3 1 2 1 0 0 0 1 0 0 0 0 1 0																										
Jimmy Wynn, R (1, 8) OBP: 0.500, SLG: 2.000 Reggie Smith, S (5, 8) (9, 9)		0-0 HR	0-0 FC6-4 1-2f 2-3		0-0 F7			0-0 2B E 1B		2 1 1 1 0 0 2 2 1 1 0 0 0 0																										
Ron Cey, R (1, 5) OBP: 0.333, SLG: 0.333 Tom Seaver, R (6, 1) Jon Mattack, L (7, 1) Al Oliver, L (9, PH) (9, 8)		0-0 FC1-6 1B	0-0 L7		0-0 5-3			0-0 E 2B		3 0 1 0 0 0 2 0 0 0 0 0 0 0 0 0 0 0 0 0 0 1 1 1 0 0 0 0																										
Dave Concepcion, R (1, 6) OBP: 0.500, SLG: 0.500 Greg Luzinski, R (7, PH) Larry Bowa, S (7, 6)		0-3 K		0-0 CS 1B		0-3 K		1-0 E SF7 HBP		2 0 1 0 0 1 1 1 0 0 0 0 1 0 0 1 0 0 0 0 0																										
Jerry Reuss, L (1, 1) Bob Watson, R (4, PH) Don Sutton, R (4, 1) Bill Madlock, R (6, 5) OBP: 0.500, SLG: 0.500		0-0 FC1-6 1-2f		0-0 F7 1-2		0-0 F8		0-0 E2 SF7 1B		1 0 0 0 0 0 1 1 0 0 0 0 0 1 0 0 0 0 0 0 0 2 0 1 2 0 0 0																										
Inning Stats	R: 0 E: 0 K: 0 S: 4	H: 2 LOB: 1 BB: 0 P: 4	R: 2 E: 0 K: 1 S: 8	H: 3 LOB: 1 BB: 0 P: 8	R: 1 E: 0 K: 0 S: 6	H: 3 LOB: 2 BB: 0 P: 6	R: 0 E: 0 K: 0 S: 3	H: 1 LOB: 0 BB: 0 P: 3	R: 0 E: 0 K: 0 S: 3	H: 0 LOB: 0 BB: 0 P: 3	R: 0 E: 0 K: 1 S: 6	H: 1 LOB: 1 BB: 0 P: 6	R: 0 E: 0 K: 1 S: 5	H: 0 LOB: 0 BB: 0 P: 5	R: 3 E: 1 K: 0 S: 6	H: 3 LOB: 1 BB: 0 P: 7	1B: 10 2B: 1 3B: 0 HR: 2	SF: 1 SAC: 0 DP: 0 HBP: 1	WP: 0 PB: 0 SB: 1 CS: 1	PA: 39																
PITCHER	IP WLS BF H R ER SO BB IBB HBP BLK WP HR S P ERA WHIP																																			
Vida Blue, L (1, 1) ERA: 9.0	2.0		10	5	2	2	1	0	0	0	0	0	2	12	12	9.00	2.500																			
Steve Busby, R (3, 1) ERA: 4.5	2.0		9	4	1	1	0	0	0	0	1	0	0	9	9	4.50	2.000																			
Jim Kaat, L (5, 1) ERA:	2.0		6	0	0	0	0	0	0	0	0	0	0	6	6	0.00	0.000																			
Catfish Hunter, R (7, 1) ERA: 9.0	2.0	L	9	3	2	2	2	0	0	0	0	0	0	13	13	9.00	1.500																			
Rich Gossage, R (9, 1) ERA: 9.0	1.0		5	1	1	1	0	0	0	1	0	0	0	4	5	9.00	1.000																			

National League All-Stars @ American League All-Stars
 Milwaukee County Stadium, Milwaukee, WI
 Tue Jul 15 1975, 8:05 PM EDT
 Att: 51,480 - Unknown

AB	37
R	6
H	13
RBI	6
BB	0
SO	3
LOB	14



Batter	1	2	3	4	5	6	7	8	9	AB R H RBI BB SO LOB	TOP			
Ron LeFlore, R (1, 7) OBP: 0.500, SLG: 0.500 Carl Yastrzemski, L (5, 7)	0-0 G4-6-3 1B		0-3 K			0-0 P6		0-0 G4-6-3 1-2f		2 0 1 0 0 1 0 2 0 0 0 0 0 1	<p>American League All-Stars @ National League All-Stars Veterans Stadium, Philadelphia, PA</p> <p>Tue Jul 13 1976, 8:05 PM EDT Att: 63,974 - Unknown</p> <p>livebaseballscorecards.com</p>			
Rod Carew, L (1, 3)	0-0 G4-6-3 1-2f		0-0 4-1			4-0 BB		0-0 L7		3 0 0 0 1 0 1				
George Brett, L (1, 5) Don Money, R (6, 5)	4-0 FC6-4 BB			0-0 F9		0-0 F8		0-0 P4		2 0 0 0 1 0 1 1 0 0 0 0 0 0				
Thurman Munson, R (1, 2) Carlton Fisk, R (5, 2) Chris Chambliss, L (9, PH)	0-0 FC6-4 1-2f			0-0 P6		0-0 F2 1-2		0-0 6-3		2 0 0 0 0 0 1 1 0 0 0 0 0 1 1 0 0 0 0 0 0				
Fred Lynn, L (1, 8) OBP: 0.333, SLG: 1.333 Amos Otis, R (9, PH)		0-0 F3		0-0 HR		0-3 K		0-3 K		3 1 1 1 0 1 0 1 0 0 0 0 1 0				
Toby Harrah, R (1, 6) Mark Belanger, R (5, 6) Freddie Patek, R (7, 6)		0-0 5-3		0-0 P4		0-0 F9				2 0 0 0 0 0 0 1 0 0 0 0 0 0 0 0 0 0 0 0 0				
Rusty Staub, L (1, 9) OBP: 1.000, SLG: 1.000 Luis Tiant, R (5, 1) Butch Wynegar, S (7, PH) Frank Tanana, L (7, 1)		0-0 1B			0-0 G4-6-3 1B		4-0 BB			2 0 2 0 0 0 0 0 0 0 0 0 0 0 0 0 0 0 1 0 0 0 0 0 0 0 0 0				
Bobby Grich, R (1, 4) Phil Garner, R (6, 4)		0-0 6-3			0-0 G4-6-3 1-2f		0-3 K			2 0 0 0 0 0 2 1 0 0 0 0 1 1				
Mark Fidrych, R (1, 1) Hal McRae, R (3, PH) Catfish Hunter, R (3, 1) Mickey Rivers, L (5, PH) OBP: 0.500, SLG: 0.500 (5, 9)			0-0 1-3		0-3 K			0-0 G4-6-3 1B		0 0 0 0 0 0 0 1 0 0 0 0 0 0 0 0 0 0 0 0 0 2 0 1 0 0 1 0				
Inning Stats	R: 0 H: 1 E: 0 LOB: 1 K: 0 BB: 1 S: 3 P: 7	R: 0 H: 1 E: 0 LOB: 1 K: 0 BB: 0 S: 4 P: 4	R: 0 H: 0 E: 0 LOB: 0 K: 1 BB: 0 S: 5 P: 5	R: 1 H: 1 E: 0 LOB: 0 K: 0 BB: 0 S: 4 P: 4	R: 0 H: 1 E: 0 LOB: 0 K: 1 BB: 0 S: 5 P: 5	R: 0 H: 0 E: 0 LOB: 1 K: 0 BB: 1 S: 3 P: 7	R: 0 H: 0 E: 0 LOB: 1 K: 2 BB: 1 S: 7 P: 11	R: 0 H: 1 E: 0 LOB: 0 K: 0 BB: 0 S: 3 P: 3	R: 0 H: 0 E: 0 LOB: 0 K: 1 BB: 0 S: 5 P: 5	1B: 4 SF: 0 2B: 0 SAC: 0 3B: 0 DP: 3 HR: 1 HBP: 0		WP: 0 PA: 32 PB: 0 SB: 1 CS: 0		
PITCHER	IP WLS BF H R ER SO BB IBB HBP BLK WP HR S P ERA WHIP												PITCHER	IP WLS BF H R ER SO BB IBB HBP BLK WP HR S P ERA WHIP
Randy Jones, L (1, 1) ERA:	3.0 W 11 2 0 0 1 1 0 0 0 0 0 0 12 16 0.00 1.000													
Tom Seaver, R (4, 1) ERA: 4.5	2.0 7 2 1 1 1 0 0 0 0 0 0 1 9 9 4.50 1.000													
John Montefusco, R (6, 1) ERA:	2.0 8 0 0 0 2 2 0 0 0 0 0 0 10 18 0.00 1.000													
Rick Rhoden, R (8, 1) ERA:	1.0 3 1 0 0 0 0 0 0 0 0 0 0 3 3 0.00 1.000													
Ken Forsch, R (9, 1) ERA:	1.0 3 0 0 0 1 0 0 0 0 0 0 0 5 5 0.00 0.000													



Batter	1	2	3	4	5	6	7	8	9
Pete Rose, S OBP: 0.667, SLG: 1.333 Al Oliver, L (1, 5) (6, 9) (7, 7)	0-0 3B 1B	0-0 3-1			0-0 3B		0-0 4-1		
Steve Garvey, R OBP: 0.333, SLG: 1.000 Dave Cash, R OBP: 1.000, SLG: 1.000 (1, 3) (6, 4)	0-0 4-3 3B		0-0 F3		0-0 5-3 3B			0-0 G5-4-3 1B 1B	
Joe Morgan, L OBP: 0.333, SLG: 0.333 Tony Perez, R (1, 4) (6, 3)	0-0 F9		0-0 HR 1B		0-0 P4			4-0 G5-4-3 1-2 BB	
George Foster, R OBP: 0.333, SLG: 1.333 John Montefusco, R Bill Russell, R (1, 8) (5, 9) (6, 1) (8, 6)	0-0 4-3		0-0 HR		0-0 6-3			0-0 G5-4-3 1-2 2-3	
Greg Luzinski, R Ken Griffey, L OBP: 1.000, SLG: 1.000 (1, 7) (7, 9)	0-0 F3		0-0 F7		0-0 F3			0-0 HR 1B	
Johnny Bench, R OBP: 0.500, SLG: 0.500 Cesar Cedeno, R OBP: 0.500, SLG: 2.000 (1, 2) (5, 8)		0-0 1B 1B	0-3 K		0-3 K			0-0 HR	
Dave Kingman, R Bob Boone, R (1, 9) (5, 2)		0-0 F3		0-3 K		0-0 P6		0-0 F9	
Dave Concepcion, R OBP: 0.500, SLG: 0.500 Larry Bowa, S Rick Rhoden, R Ron Cey, R (1, 6) (5, 6) (8, 1) (9, 5)		0-0 PB 1B	0-0 F7		0-0 F9		0-0 F9		
Randy Jones, R Tom Seaver, R Mike Schmidt, R Ken Forsch, R (1, 1) (4, 1) (6, 5) (9, 1)		0-3 K	0-3 K		0-3 K		0-0 6-3		

AB	R	H	RBI	BB	SO	LOB
3	1	2	0	0	0	2
1	0	0	0	0	0	0
3	1	1	1	0	0	1
1	1	1	0	0	0	0
3	1	1	0	0	0	2
0	0	0	0	1	0	0
3	1	1	3	0	0	1
0	0	0	0	0	0	0
1	0	0	0	0	0	2
3	0	0	0	0	0	0
1	1	1	1	0	0	0
2	0	1	0	0	1	0
2	1	1	2	0	1	0
2	0	0	0	0	1	1
2	0	0	0	0	0	0
2	0	1	0	0	0	0
1	0	0	0	0	0	0
0	0	0	0	0	0	0
0	0	0	0	0	0	0
1	0	0	0	0	1	2
1	0	0	0	0	1	0
1	0	0	0	0	0	0
0	0	0	0	0	0	0


BOTTOM

American League All-Stars @ National League All-Stars
Veterans Stadium, Philadelphia, PA

Tue Jul 13 1976, 8:05 PM EDT
Att. 63,974 - Unknown

livebaseballscorecards.com

AB	33
R	7
H	10
RBI	7
BB	1
SO	5
LOB	11



Inning Stats	R	H	E	K	S	R	H	E	K	S	R	H	E	K	S	R	H	E	K	S	R	H	E	K	S
	2	2	0	5		0	2	0	1		0	2	0	2		0	2	0	7		0	2	0	1	
	0	0	0	1		0	0	0	2		0	0	0	1		0	0	0	7		0	0	0	1	
	0	0	0	1		0	0	0	2		0	0	0	1		0	0	0	7		0	0	0	1	
	0	0	0	1		0	0	0	2		0	0	0	1		0	0	0	7		0	0	0	1	
	0	0	0	1		0	0	0	2		0	0	0	1		0	0	0	7		0	0	0	1	
	0	0	0	1		0	0	0	2		0	0	0	1		0	0	0	7		0	0	0	1	
	0	0	0	1		0	0	0	2		0	0	0	1		0	0	0	7		0	0	0	1	
	0	0	0	1		0	0	0	2		0	0	0	1		0	0	0	7		0	0	0	1	
	0	0	0	1		0	0	0	2		0	0	0	1		0	0	0	7		0	0	0	1	
	0	0	0	1		0	0	0	2		0	0	0	1		0	0	0	7		0	0	0	1	
	0	0	0	1		0	0	0	2		0	0	0	1		0	0	0	7		0	0	0	1	
	0	0	0	1		0	0	0	2		0	0	0	1		0	0	0	7		0	0	0	1	
	0	0	0	1		0	0	0	2		0	0	0	1		0	0	0	7		0	0	0	1	
	0	0	0	1		0	0	0	2		0	0	0	1		0	0	0	7		0	0	0	1	
	0	0	0	1		0	0	0	2		0	0	0	1		0	0	0	7		0	0	0	1	
	0	0	0	1		0	0	0	2		0	0	0	1		0	0	0	7		0	0	0	1	
	0	0	0	1		0	0	0	2		0	0	0	1		0	0	0	7		0	0	0	1	
	0	0	0	1		0	0	0	2		0	0	0	1		0	0	0	7		0	0	0	1	
	0	0	0	1		0	0	0	2		0	0	0	1		0	0	0	7		0	0	0	1	
	0	0	0	1		0	0	0	2		0	0	0	1		0	0	0	7		0	0	0	1	
	0	0	0	1		0	0	0	2		0	0	0	1		0	0	0	7		0	0	0	1	
	0	0	0	1		0	0	0	2		0	0	0	1		0	0	0	7		0	0	0	1	
	0	0	0	1		0	0	0	2		0	0	0	1		0	0	0	7		0	0	0	1	
	0	0	0	1		0	0	0	2		0	0	0	1		0	0	0	7		0	0	0	1	
	0	0	0	1		0	0	0	2		0	0	0	1		0	0	0	7		0	0	0	1	
	0	0	0	1		0	0	0	2		0	0	0	1		0	0	0	7		0	0	0	1	
	0	0	0	1		0	0	0	2		0	0	0	1		0	0	0	7		0	0	0	1	
	0	0	0	1		0	0	0	2		0	0	0	1		0	0	0	7		0	0	0	1	
	0	0	0	1		0	0	0	2		0	0	0	1		0	0	0	7		0	0	0	1	
	0	0	0	1		0	0	0	2		0	0	0	1		0	0	0	7		0	0	0	1	
	0	0	0	1		0	0	0	2		0	0	0	1		0	0	0	7		0	0	0	1	
	0	0	0	1		0	0	0	2		0	0	0	1		0	0	0	7		0	0	0	1	
	0	0	0	1		0	0	0	2		0	0	0	1		0	0	0	7		0	0	0	1	
	0	0	0	1		0	0	0	2		0	0	0	1		0	0	0	7		0	0	0	1	
	0	0	0	1		0	0	0	2		0	0	0	1		0	0	0	7		0	0	0	1	
	0	0	0	1		0	0	0	2		0	0	0	1		0	0	0	7		0	0	0	1	
	0	0	0	1		0	0	0	2		0	0	0	1		0	0	0	7		0	0	0	1	
	0	0	0	1		0	0	0	2		0	0	0	1		0	0	0	7		0	0	0	1	
	0	0	0	1		0	0	0	2		0	0	0	1		0	0	0	7		0	0	0	1	
	0	0	0	1		0	0	0	2		0	0	0	1		0	0	0	7		0	0	0	1	
	0	0	0	1		0	0	0	2		0	0	0	1		0	0	0	7		0	0	0	1	
	0	0	0	1		0	0	0	2		0	0	0	1		0	0	0	7		0	0	0	1	
	0	0	0	1		0	0	0	2		0	0	0	1		0	0	0	7		0	0	0	1	
	0	0	0	1		0	0	0	2		0	0	0	1		0	0	0	7		0	0	0	1	
	0	0	0	1		0	0	0	2		0	0	0	1		0	0	0	7		0	0	0	1	
	0	0	0	1		0	0	0	2		0	0	0	1		0	0	0	7		0	0	0	1	
	0	0	0	1		0	0	0	2		0	0	0	1		0	0	0	7		0	0	0	1	
	0	0	0	1		0	0	0	2		0	0	0	1		0	0	0	7		0	0	0	1	
	0	0	0	1		0	0	0	2		0	0	0	1		0	0	0	7		0	0	0	1	
	0	0	0	1		0	0	0	2		0	0	0	1		0	0	0	7		0	0	0	1	
	0	0	0	1		0	0																		

Batter	1	2	3	4	5	6	7	8	9	AB R H RBI BB SO LOB	TOP												
Joe Morgan, L (1, 4) OBP: 0.250, SLG: 1.000 Manny Trillo, R (7, 4)	3-0 HR	0-0 L4			0-0 F8		0-3 K		0-3 K	4 1 1 1 0 1 2 1 0 0 0 0 1 0	<p>National League All-Stars @ American League All-Stars</p> <p>Yankee Stadium, Bronx, NY</p> <p>Tue Jul 19 1977, 8:05 PM EDT</p> <p>Att: 56,683 - Unknown</p> <p>livebaseballscores.com</p>												
Steve Garvey, R (1, 3) OBP: 0.333, SLG: 1.333 Willie Montanez, L (5, 3)	0-3 K		0-0 HR		0-3 K		0-3 K		0-0 4-3	3 1 1 1 0 2 0 2 0 0 0 0 1 1													
Dave Parker, L (1, 9) OBP: 0.333, SLG: 0.333 Garry Templeton, S (6, 6)	0-0 2B		0-3 K			0-0 6-3		0-0 WP		3 1 1 0 0 1 0 1 1 1 0 0 0 0													
George Foster, R (1, 8) OBP: 0.333, SLG: 0.667 Jerry Morales, R (6, 8)	0-0 WP		0-3 K			0-0 5-3		1-0 1B		3 1 1 1 0 1 0 0 1 0 0 0 0 0													
Greg Luzinski, R (1, 7) OBP: 0.500, SLG: 2.000 Dave Winfield, R (4, 7) OBP: 1.000, SLG: 1.500	0-0 HR		0-0 4-3			0-0 2B		0-0 G4-3		2 1 1 2 0 0 0 2 0 2 2 0 0 0													
Ron Cey, R (1, 5) Tom Seaver, R (6, 1) Reggie Smith, S (8, PH) Mike Schmidt, R (8, PR) Rick Reuschel, R (8, 1) John Stearns, R (9, 2)	0-3 K			0-0 4-3		4-0 BB		0-0 G4-3		2 0 0 0 1 1 0 0 0 0 0 0 0 0 1 0 1 0													
Johnny Bench, R (1, 2) Gary Lavelle, S (4, 1) Pete Rose, S (6, PH) (6, 5)	0-3 K			0-0 P5		0-0 F9		0-0 G4-3		2 0 0 0 0 1 0 0 0 0 0 0 0 0 2 0 0 0 0 0 4													
Dave Concepcion, R (1, 6) Ellis Valentine, R (6, 9)		4-0 CS		0-0 1-3			4-0 BB	0-0 F8		1 0 0 0 1 0 0 1 0 0 0 1 0 2													
Don Sutton, R (1, 1) Ted Simmons, S (4, 2) Rich Gossage, R (9, 1)		0-0 SH3			0-0 4-3		0-0 4-3		0-0 5-3	0 0 0 0 0 0 0 3 0 0 0 0 0 1 0 0 0 0 0 0 0													
Inning Stats	R: 4 E: 0 K: 3 S: 13	H: 4 LOB: 0 BB: 0 P: 16	R: 0 E: 0 K: 0 S: 2	H: 0 LOB: 0 BB: 1 P: 6	R: 1 E: 0 K: 2 S: 8	H: 1 LOB: 0 BB: 0 P: 8	R: 0 E: 0 K: 0 S: 3	H: 0 LOB: 0 BB: 0 P: 3	R: 0 E: 0 K: 1 S: 5	H: 0 LOB: 0 BB: 0 P: 5		R: 0 E: 0 K: 0 S: 4	H: 1 LOB: 2 BB: 1 P: 8	R: 0 E: 0 K: 2 S: 7	H: 0 LOB: 1 BB: 1 P: 11	R: 2 E: 0 K: 0 S: 5	H: 3 LOB: 2 BB: 0 P: 6	R: 0 E: 0 K: 1 S: 5	H: 0 LOB: 0 BB: 0 P: 5	1B: 3 2B: 3 3B: 0 HR: 3	SF: 0 SAC: 1 DP: 1 HBP: 1	WP: 2 PB: 0 SB: 0 CS: 1	PA: 38
PITCHER	IP WLS BF H R ER SO BB IBB HBP BLK WP HR S P ERA WHIP	IP WLS BF H R ER SO BB IBB HBP BLK WP HR S P ERA WHIP											IP WLS BF H R ER SO BB IBB HBP BLK WP HR S P ERA WHIP										
Jim Palmer, R (1, 1) ERA: 22.5	2.0 L 11 5 5 5 3 1 0 0 0 1 3 16 23 22.50 3.000											Sparky Lyle, L (8, 1) ERA: 9.0											
Jim Kern, R ERA:	3.1 3 0 0 0 2 0 0 0 0 0 0 7 7 0.00 0.000																						
Dennis Eckersley, R ERA:	4.1 6 0 0 0 1 0 0 0 0 0 0 8 8 0.00 0.000																						
Dave LaRoche, L ERA:	6.1 5 1 0 0 0 1 0 0 0 0 0 4 8 0.00 2.000																						
Bill Campbell, R ERA:	7.1 4 0 0 0 2 1 0 0 0 0 0 7 11 0.00 1.000																						



Batter	1	2	3	4	5	6	7	8	9	AB	R	H	RBI	BB	SO	LOB
Rod Carew, L (1, 3) OBP: 0.333, SLG: 0.333 George Scott, R (7, 3) OBP: 0.500, SLG: 2.000	0-0 1-3		0-0 L8			0-0 1-3 2B 1B	0-0 F8		0-0 1-H HR	3	1	1	0	0	0	0
Willie Randolph, R (1, 4) OBP: 0.200, SLG: 0.200	0-3 K		0-3 K			0-0 1-3 1-2	0-0 1-2 2-H 1B		0-0 6-3	5	0	1	1	0	2	1
George Brett, L (1, 5) Bill Campbell, R (7, 1) Ron Fairly, L (7, PH) Sparky Lyle, L (8, 1) Thurman Munson, R (9, PH)	4-0 BB				0-0 F7	0-0 5-3	0-3 K		0-3 K	2	0	0	0	1	0	1
Carl Yastrzemski, L (1, 8) Fred Lynn, L (5, 8)	0-0 P4				0-3 K	4-0 2B BB			0-0 4-3	2	0	0	0	0	1	1
Richie Zisk, R (1, 7) OBP: 0.667, SLG: 1.000 Ken Singleton, S (7, 9)		0-3 K			0-0 1B	0-0 1-H 2-H 2B			1-0 1B HBP	3	0	2	2	0	1	0
Reggie Jackson, L (1, 9) OBP: 0.500, SLG: 0.500 Jim Rice, R (5, 9) OBP: 0.500, SLG: 0.500		0-0 1B			0-3 K	0-0 F2			0-0 G3-6-3 1-2 1B	2	0	1	0	0	1	1
Carlton Fisk, R (1, 2) Butch Wynegar, S (6, 2) OBP: 0.500, SLG: 0.500		0-3 K							0-0 G3-6-3 1-2 1B	2	0	0	0	0	1	1
Rick Burleson, R (1, 6) Bert Campaneris, R (6, 6)		0-0 L8							0-0 1-2 1B	2	1	1	0	0	0	2
Jim Palmer, R (1, 1) Jim Kern, R (3, 1) Ruppert Jones, L (3, PH) Dennis Eckersley, R (4, 1) Larry Hisle, R (5, PH) Dave LaRoche, L (6, 1) Graig Nettles, L (7, 5)			0-0 F9						0-3 HR BB	2	0	0	0	0	0	1


Inning Stats	R: 0	H: 0	E: 0	K: 1	S: 5	H: 0	LOB: 1	BB: 1	P: 9	R: 0	H: 1	E: 0	K: 2	S: 8	H: 0	LOB: 0	BB: 0	P: 8	R: 0	H: 1	E: 0	K: 2	S: 8	H: 0	LOB: 1	BB: 0	P: 8	R: 0	H: 0	E: 0	K: 0	S: 3	R: 2	H: 2	E: 0	K: 0	S: 5	H: 2	LOB: 1	BB: 1	P: 9	R: 1	H: 2	E: 1	K: 2	S: 10	H: 2	LOB: 2	BB: 0	P: 10	R: 0	H: 1	E: 0	K: 0	S: 3	H: 1	LOB: 1	BB: 0	P: 4	R: 2	H: 1	E: 0	K: 2	S: 8	H: 1	LOB: 0	BB: 1	P: 12	1B: 6	SF: 0	2B: 1	SAC: 0	3B: 0	DP: 1	HR: 1	HBP: 1	WP: 0	PA: 39
--------------	------	------	------	------	------	------	--------	-------	------	------	------	------	------	------	------	--------	-------	------	------	------	------	------	------	------	--------	-------	------	------	------	------	------	------	------	------	------	------	------	------	--------	-------	------	------	------	------	------	-------	------	--------	-------	-------	------	------	------	------	------	------	--------	-------	------	------	------	------	------	------	------	--------	-------	-------	-------	-------	-------	--------	-------	-------	-------	--------	-------	--------

PITCHER	IP	WLS	BF	H	R	ER	SO	BB	IBB	HBP	BLK	WP	HR	S	P	ERA	WHIP
Don Sutton, R (1, 1) ERA: 0.00	3.0		11	1	0	0	4	1	0	0	0	0	0	18	22	0.00	0.667
Gary Lavelle, L (4, 1) ERA: 0.00	2.0		7	1	0	0	2	0	0	0	0	0	0	11	11	0.00	0.500
Tom Seaver, R (6, 1) ERA: 9.00	2.0		12	4	3	2	2	1	0	0	0	0	0	15	19	9.00	2.500
Rick Reuschel, R (8, 1) ERA: 0.00	1.0		4	1	0	0	0	0	0	1	0	0	0	3	4	0.00	1.000
Rich Gossage, R (9, 1) ERA: 18.00	1.0		5	1	2	2	2	1	0	0	0	0	1	8	12	18.00	2.000

BOTTOM

National League All-Stars @ American League All-Stars
Yankee Stadium, Bronx, NY
 Tue Jul 19 1977, 8:05 PM EDT
 Att. 56,683 - Unknown

AB	35
R	5
H	8
RBI	5
BB	3
SO	10
LOB	16



PITCHER	IP	WLS	BF	H	R	ER	SO	BB	IBB	HBP	BLK	WP	HR	S	P	ERA	WHIP
Don Sutton, R (1, 1) ERA: 0.00	3.0		11	1	0	0	4	1	0	0	0	0	0	18	22	0.00	0.667
Gary Lavelle, L (4, 1) ERA: 0.00	2.0		7	1	0	0	2	0	0	0	0	0	0	11	11	0.00	0.500
Tom Seaver, R (6, 1) ERA: 9.00	2.0		12	4	3	2	2	1	0	0	0	0	0	15	19	9.00	2.500
Rick Reuschel, R (8, 1) ERA: 0.00	1.0		4	1	0	0	0	0	0	1	0	0	0	3	4	0.00	1.000
Rich Gossage, R (9, 1) ERA: 18.00	1.0		5	1	2	2	2	1	0	0	0	0	1	8	12	18.00	2.000

Batter	1	2	3	4	5	6	7	8	9
Pete Rose, S OBP: 0.250, SLG: 0.500 Davey Lopes, R OBP: 1.000, SLG: 1.000 (1, 5) (7, PR) (8, 4)	0-0 F8		0-0 3-1	0-0 F7			0-0 PB 2B	0-0 CS 1B	
Joe Morgan, L Jack Clark, R (1, 4) (8, 9)	0-3 K		4-0 BB 1B BB	0-0 P6			0-0 F9	0-3 K	
George Foster, R (1, 8)	0-3 K		4-0 BB 1B BB		0-0 4-3		4-0 PB IBB	0-0 CS	
Greg Luzinski, R OBP: 0.667, SLG: 0.500 Rollie Fingers, R Willie Stargell, L Bruce Sutter, R Phil Niekro, R (1, 7) (6, 1) (7, PH) (8, 1) (9, 1)		0-0 BB 1B	4-0 1B 1B BB		0-0 1-4-3		0-0 F8		
Steve Garvey, R OBP: 0.750, SLG: 1.333 (1, 3)		4-0 BB G5-4-3	0-0 1B BB		0-0 6-3			0-0 WP 3B	
Ted Simmons, S OBP: 0.333, SLG: 0.333 Dave Concepcion, R (1, 2) (7, 6)	0-3 K		0-0 1B			0-0 F9	4-0 E 1B BB		
Rick Monday, L Steve Rogers, R Dave Winfield, R OBP: 0.500, SLG: 0.500 (1, 9) (4, 1) (6, 7)	0-0 G5-4-3		0-0 F7			0-0 5-3	0-0 E7 1B 1B		
Larry Bowa, S OBP: 0.667, SLG: 0.667 Bob Boone, R OBP: 1.000, SLG: 1.000 Biff Pocoroba, S (1, 6) (7, 2) (9, 2)			0-0 3-1 BB 1B		0-0 1B		0-0 L9	0-0 5-3 1B 1B	
Vida Blue, S Reggie Smith, S Ron Cey, R (1, 1) (3, PH) (4, 9) (8, 5)			0-3 K		0-0 F8		0-3 K	0-0 5-3	

AB	R	H	RBI	BB	SO	LOB
4	0	1	0	0	0	2
1	0	1	1	0	0	0
3	1	0	0	1	1	2
1	0	0	0	0	1	1
2	1	0	0	2	1	0
2	0	1	1	1	0	0
0	0	0	0	0	0	0
1	0	0	0	0	0	2
0	0	0	0	0	0	0
0	0	0	0	0	0	0
3	1	2	2	1	0	0
3	0	1	0	0	1	2
0	1	0	0	1	0	0
2	0	0	0	0	0	5
0	0	0	0	0	0	0
2	1	1	0	0	0	0
3	1	2	0	0	0	0
1	1	1	2	0	0	0
0	0	0	0	0	0	0
0	0	0	0	0	0	0
0	0	0	0	0	0	0
3	0	0	0	0	2	2
1	0	0	0	0	0	1

AB	R	H	RBI	BB	SO	LOB
32	7	10	6	6	6	17

Inning	1	2	3	4	5	6	7	8	9								
R: 0 E: 0 K: 2 S: 7	H: 0 LOB: 0 BB: 0 P: 7	R: 0 E: 0 K: 1 S: 5	H: 1 LOB: 1 BB: 1 P: 9	R: 3 E: 0 K: 1 S: 8	H: 3 LOB: 3 BB: 3 P: 20	R: 0 E: 0 K: 0 S: 4	H: 1 LOB: 1 BB: 0 P: 4	R: 0 E: 0 K: 0 S: 3	H: 0 LOB: 0 BB: 0 P: 3	R: 0 E: 0 K: 1 S: 6	H: 1 LOB: 2 BB: 1 P: 10	R: 4 E: 1 K: 1 S: 8	H: 4 LOB: 0 BB: 1 P: 12	1B: 8 2B: 1 3B: 1 HR: 0	SF: 0 SAC: 0 DP: 1 HBP: 0		
PITCHER	IP	WLS	BF	H	R	ER	SO	BB	IBB	HBP	BLK	WP	HR	S	P	ERA	WHIP
Jim Palmer, R ERA: 10.13	(1, 1) 2.2		14	3	3	3	4	4	0	0	0	0	0	18	34	10.12	2.625
Matt Keough, R ERA:	(3, 1) 0.1		2	1	0	0	0	0	0	0	0	0	0	2	2	0.00	3.000
Lary Sorensen, R ERA:	(4, 1) 3.0		10	1	0	0	0	0	0	0	0	0	0	10	10	0.00	0.333
Jim Kern, R ERA:	(7, 1) 0.2		4	1	0	0	1	0	1	0	0	0	0	5	9	0.00	1.500
Ron Guidry, L ERA:	(7, 1) 0.1		1	0	0	0	0	0	0	0	0	0	0	1	1	0.00	0.000
PITCHER	IP	WLS	BF	H	R	ER	SO	BB	IBB	HBP	BLK	WP	HR	S	P	ERA	WHIP
Rich Gossage, R ERA: 36.0	(8, 1) 1.0		7	4	4	4	1	1	0	0	0	1	0	8	12	36.00	5.000

American League All-Stars @ National League All-Stars
San Diego Stadium, San Diego, CA
 Tue Jul 11 1978, 8:05 PM EDT
 Att. 51,549 - Unknown



Batter	1	2	3	4	5	6	7	8	9	AB	R	H	RBI	BB	SO	LOB
Roy Smalley, S (1, 6) Bobby Grich, R (7, 4)	0-0 P6	0-0 F7		0-0 F5		4-0 FC6-4 IBB		0-3 K		3	0	0	0	1	0	1
George Brett, L (1, 5) Graig Nettles, L (7, 5) OBP: 1.000, SLG: 1.000	4-0 2B BB		0-0 G3	0-0 6-3		0-0 F8		0-0 1B		3	1	0	0	1	0	3
Don Baylor, R (1, 7) Jim Kern, R (7, 1) Ron Guidry, L (9, 1) Ken Singleton, S (9, PH)	0-0 HR 2B		0-0 6-3 WP 1B		0-0 6-3	0-0 FC6-4			0-0 4-3	4	2	2	1	0	0	3
Jim Rice, R (1, 9) OBP: 0.200, SLG: 0.400	0-0 P4		0-0 6-3		0-3 K		0-0 2B	0-3 K		5	0	1	0	0	2	2
Fred Lynn, L (1, 8) Chet Lemon, R (2, 8)	0-0 HR		1-0 1B E HBP		0-3 K		0-0 5-3	4-0 1B BB		1	1	1	2	0	0	0
Carl Yastrzemski, L (1, 3) Rick Burleson, R (6, PR) (7, 6)	0-0 F8		0-0 E 1B		0-0 2B 1B		0-0 F8	0-3 K		3	0	2	1	0	0	0
Darrell Porter, L (1, 2) Brian Downing, R (7, 2) OBP: 1.000, SLG: 1.000		0-0 F7	0-0 E5 FC5-4		0-0 1B 2B		0-0 SH1-4 1B		3	0	1	0	0	0	0	1
Frank White, R (1, 4) Bruce Bochte, L (6, PH) (7, 3)		0-0 F3	0-0 FC5-4		0-0 1B		0-0 SH1-4		2	0	0	0	0	0	0	2
Nolan Ryan, R (1, 1) Cecil Cooper, L (2, PH) Bob Stanley, R (3, 1) Steve Kemp, L (4, PH) Mark Clear, R (5, 1) Reggie Jackson, L (6, PH) (7, 9)		4-0 BB		0-0 L4		0-0 FC4-2-5		4-0 1B IBB		0	0	0	0	0	0	0

Inning Stats	R: 3	H: 2	E: 0	K: 0	S: 5	LOB: 0	BB: 1	P: 9	R: 0	H: 0	E: 0	K: 0	S: 3	LOB: 1	BB: 1	P: 7	R: 2	H: 2	E: 1	K: 0	S: 6	LOB: 2	BB: 0	P: 7	R: 0	H: 0	E: 0	K: 0	S: 3	LOB: 0	BB: 0	P: 3	R: 0	H: 1	E: 0	K: 0	S: 3	LOB: 0	BB: 0	P: 3	R: 1	H: 3	E: 0	K: 0	S: 6	LOB: 3	BB: 1	P: 10	R: 0	H: 1	E: 0	K: 0	S: 3	LOB: 0	BB: 0	P: 3	R: 0	H: 2	E: 0	K: 1	S: 6	LOB: 2	BB: 1	P: 10	R: 0	H: 0	E: 0	K: 2	S: 7	LOB: 1	BB: 1	P: 11	1B: 6	2B: 3	3B: 0	HR: 1	SF: 0	SAC: 1	DP: 0	HBP: 1	WP: 1	PA: 42
--------------	------	------	------	------	------	--------	-------	------	------	------	------	------	------	--------	-------	------	------	------	------	------	------	--------	-------	------	------	------	------	------	------	--------	-------	------	------	------	------	------	------	--------	-------	------	------	------	------	------	------	--------	-------	-------	------	------	------	------	------	--------	-------	------	------	------	------	------	------	--------	-------	-------	------	------	------	------	------	--------	-------	-------	-------	-------	-------	-------	-------	--------	-------	--------	-------	--------

PITCHER	IP	WLS	BF	H	R	ER	SO	BB	IBB	HBP	BLK	WP	HR	S	P	ERA	WHIP
Steve Carlton, L (1, 1) ERA: 27.0	1.0		6	2	3	3	0	1	0	0	0	0	1	5	9	27.00	3.000
Joaquin Andujar, R (2, 1) ERA: 4.5	2.0		11	2	2	1	0	1	0	1	0	1	0	9	14	4.50	1.500
Steve Rogers, R (4, 1) ERA:	2.0		6	0	0	0	2	0	0	0	0	0	0	10	10	0.00	0.000
Gaylord Perry, R (6, 1) ERA:	0.0		3	3	1	1	0	0	0	0	0	0	0	3	3	∞	∞
Joe Sambito, L (6, 1) ERA:	0.2		3	0	0	0	0	0	1	0	0	0	0	2	6	0.00	0.000

PITCHER	IP	WLS	BF	H	R	ER	SO	BB	IBB	HBP	BLK	WP	HR	S	P	ERA	WHIP
Michael LaCoss, R (6, 1) ERA:	1.1		4	1	0	0	0	0	0	0	0	0	0	4	4	0.00	0.750
Bruce Sutter, R (8, 1) ERA:	2.0	W	9	2	0	0	3	1	1	0	0	0	0	13	21	0.00	1.500


BOTTOM

National League All-Stars @ American League All-Stars

The Kingdome, Seattle, WA

Tue Jul 17 1979, 8:05 PM EDT
Att. 58,905 - Dome

AB	35
R	6
H	10
RBI	5
BB	5
SO	5
LOB	17



livebaseballscores.com

Batter	1	2	3	4	5	6	7	8	9	AB	R	H	RBI	BB	SO	LOB	TOP										
Willie Randolph, R OBP: 0.500, SLG: 0.500 Dave Stieb, R Alan Trammell, R	0-0 4-3		0-0 2B 1B		0-0 6-3		0-0 G6-4-3 1B			4	0	2	0	0	0	0											
Rod Carew, L OBP: 1.000, SLG: 1.500 Cecil Cooper, L	4-0 4-3 S BB		0-0 WP 1-2 2B		0-0 HR 1B		0-0 G6-4-3 1-2f			2	1	2	0	1	0	0											
Fred Lynn, L OBP: 0.333, SLG: 1.333 Al Bumbry, L	0-0 4-3 1-3		0-3 K		0-0 1-H HR			0-0 4-3		3	1	1	2	0	1	2											
Reggie Jackson, L OBP: 0.667, SLG: 0.500 Ken Landreaux, L	0-3 K		4-0 BB		0-0 1B			0-0 L7		2	0	1	0	1	1	1											
Ben Oglivie, L Al Oliver, L Rich Gossage, R		4-0 1B BB	0-3 K		0-0 G3			0-0 4-3		2	0	0	0	1	1	3											
Carlton Fisk, R Darrell Porter, L Rickey Henderson, R		0-3 K		0-3 K		0-3 K		0-0 5-3		2	0	0	0	0	2	1											
Graig Nettles, L Buddy Bell, R		0-0 F5		0-0 G3		0-3 K		0-0 6-3		2	0	0	0	0	0	1											
Bucky Dent, R OBP: 0.500, SLG: 0.500 Tommy John, R Ed Farmer, R Bobby Grich, R		0-0 1B		0-3 K		0-3 K		4-0 BB		2	0	1	0	0	1	0											
Steve Stone, R Robin Yount, R Lance Parrish, R		0-3 K			0-0 6-3		0-0 F9		0-3 K	1	0	0	0	0	1	2											
Inning Stats	R: 0 E: 0 K: 1 S: 5	H: 0 LOB: 1 BB: 1 P: 9	R: 0 E: 0 K: 2 S: 8	H: 1 LOB: 2 BB: 1 P: 12	R: 0 E: 0 K: 2 S: 8	H: 2 LOB: 2 BB: 1 P: 12	R: 0 E: 0 K: 2 S: 7	H: 0 LOB: 0 BB: 0 P: 7	R: 2 E: 0 K: 3 S: 9	H: 3 LOB: 1 BB: 0 P: 9	R: 0 E: 0 K: 0 S: 3	H: 1 LOB: 0 BB: 0 P: 3	R: 0 E: 0 K: 0 S: 3	H: 0 LOB: 0 BB: 0 P: 3	R: 0 E: 0 K: 1 S: 5	H: 0 LOB: 1 BB: 1 P: 9	1B: 5 2B: 1 3B: 0 HR: 1	SF: 0 SAC: 0 DP: 1 HBP: 0	WP: 1 PB: 0 SB: 1 CS: 0	PA: 36							
PITCHER	IP	WLS	BF	H	R	ER	SO	BB	IBB	HBP	BLK	WP	HR	S	P	ERA	WHIP										
J.R. Richard, R ERA:	(1, 1)	2.0		9	1	0	0	3	2	0	0	0	0	13	21	0.00	1.500										
Bob Welch, R ERA: 6.0	(3, 1)	3.0		14	5	2	2	4	1	0	0	1	1	21	25	6.00	2.000										
Jerry Reuss, L ERA:	(6, 1)	1.0	W	3	0	0	0	3	0	0	0	0	0	9	9	0.00	0.000										
Jim Bibby, R ERA:	(7, 1)	1.0		3	1	0	0	0	0	0	0	0	0	3	3	0.00	1.000										
Bruce Sutter, R ERA:	(8, 1)	2.0	S	7	0	0	0	1	1	0	0	0	0	8	12	0.00	0.500										

American League All-Stars @ National League All-Stars
Dodger Stadium, Los Angeles, CA
Tue Jul 08 1980, 5:05 PM PDT
Att: 56,088 - Unknown

AB	32
R	2
H	7
RBI	2
BB	4
SO	11
LOB	12



Batter	1	2	3	4	5	6	7	8	9
Davey Lopes, R (1, 4) Phil Garner, R (4, 4) OBP: 0.667, SLG: 0.500	0-0 5-3			0-3 K		0-0 1B E 1B	4-0 S BB		
Reggie Smith, S (1, 8) George Hendrick, R (5, 8) Bruce Sutter, R (8, 1)	0-0 F8			0-0 6-3		0-0 1B E 1B	0-0 F8		
Dave Parker, L (1, 9) Dave Winfield, R (5, 9)	0-3 K			0-0 F8		0-0 E4 1B	0-0 L9		
Steve Garvey, R (1, 3) Keith Hernandez, L (6, PH) (7, 3) OBP: 1.000, SLG: 1.000		0-0 F2			0-0 5-3	0-0 G4-6-3 1B		0-0 G3 1B	
Johnny Bench, R (1, 2) John Stearns, R (4, 2) Pete Rose, S (6, PH) Jim Bibby, R (7, 1) Dale Murphy, R (8, 8)		0-0 6-3			0-0 4-3	0-0 G4-6-3		0-0 G3	
Dave Kingman, R (1, 7) Ken Griffey, L (4, 7) OBP: 0.667, SLG: 1.667		0-3 K			0-0 HR		0-0 FC4-6 1B	0-0 F8	
Ken Reitz, R (1, 5) Jerry Reuss, L (6, 1) Dave Concepcion, R (7, 6)			0-0 4-3		0-0 E4		0-0 FC4-6 PB WP WP		
Bill Russell, R (1, 6) Gary Carter, R (7, 2)			0-0 F7			0-0 1-3	0-0 5-3		
J.R. Richard, R (1, 1) Bob Welch, R (3, 1) Ray Knight, R (6, 5) OBP: 1.000, SLG: 1.000			0-3 K			0-0 1B 1B	4-0 WP S BB		

Inning Stats	R: 0 E: 0 K: 1 S: 5	H: 0 LOB: 0 BB: 0 P: 5	R: 0 E: 0 K: 1 S: 5	H: 0 LOB: 0 BB: 0 P: 5	R: 0 E: 0 K: 1 S: 5	H: 0 LOB: 0 BB: 0 P: 5	R: 1 E: 1 K: 0 S: 4	H: 1 LOB: 1 BB: 0 P: 4	R: 2 E: 1 K: 0 S: 7	H: 4 LOB: 2 BB: 0 P: 7	R: 1 E: 0 K: 0 S: 4	H: 1 LOB: 2 BB: 2 P: 12	R: 0 E: 0 K: 0 S: 4	H: 1 LOB: 1 BB: 0 P: 4	
1B: 6 2B: 0 3B: 0 HR: 1	SF: 0 SAC: 0 DP: 1 HBP: 0	WP: 2 PB: 1 SB: 2 CS: 0	PA: 33												

PITCHER	IP	WLS	BF	H	R	ER	SO	BB	IBB	HBP	BLK	WP	HR	S	P	ERA	WHIP
Steve Stone, R (1, 1) ERA:	3.0		9	0	0	0	3	0	0	0	0	0	0	15	15	0.00	0.000
Tommy John, L (4, 1) ERA: 11.57	2.1	L	11	4	3	3	1	0	0	0	0	0	1	13	13	11.57	1.714
Ed Farmer, R (6, 1) ERA:	0.2		3	1	0	0	0	0	0	0	0	0	0	3	3	0.00	1.500
Dave Stieb, R (7, 1) ERA:	1.0		6	1	1	0	0	2	0	0	0	2	0	4	12	0.00	3.000
Rich Gossage, R (8, 1) ERA:	1.0		4	1	0	0	0	0	0	0	0	0	0	4	4	0.00	1.000


BOTTOM

American League All-Stars @ National League All-Stars
 Dodger Stadium, Los Angeles, CA
 Tue Jul 08 1980, 5:05 PM PDT
 Att. 56,088 - Unknown

AB	R	H	RBI	BB	SO	LOB
1	0	0	0	0	0	0
2	1	1	0	1	1	0
2	0	0	0	0	0	0
2	0	1	1	0	0	2
0	0	0	0	0	0	0
2	0	0	0	0	1	0
2	0	0	1	0	0	1
2	0	0	0	0	0	0
2	0	2	0	0	0	0
1	0	0	0	0	0	0
1	0	0	0	0	0	0
1	0	0	0	0	0	3
0	0	0	0	0	0	0
1	0	0	0	0	0	1
1	0	0	0	0	1	0
3	1	2	1	0	0	1
2	0	0	0	0	0	0
0	0	0	0	0	0	0
1	1	0	0	0	0	1
2	0	0	0	0	0	0
1	0	0	0	0	0	1
0	0	0	0	0	0	0
1	0	0	0	0	1	0
1	1	1	0	1	0	0

livebaseballscorecards.com

AB	31
R	4
H	7
RBI	3
BB	2
SO	4
LOB	10



Batter	1	2	3	4	5	6	7	8	9	AB R H RBI BB SO LOB	TOP																
Pete Rose, S OBP: 0.333, SLG: 0.333 Burt Hooton, R Dick Ruthven, R Pedro Guerrero, R Vida Blue, S Bill Madlock, R	2-0 G3 1B		0-0 G4-3		3-0 G4-3		2-3 K		0-0 G6-3	3 0 1 0 0 0 0 0 0 0 0 0 0 0 0 0 0 0 0 0 0 1 0 0 0 0 0 1 0 0 0 0 0 0 0 1 0 0 0 0 0 1																	
Dave Concepcion, R Ozzie Smith, S	1-3 K		1-2 G4-3			0-1 G5-3		4-1 BB S BB	4-2 FC6-4 BB	3 0 0 0 0 1 1 0 0 0 0 2 0 0																	
Dave Parker, L OBP: 0.333, SLG: 1.333 Mike Easler, L	1-2 G3 1-2		2-3 K			1-2 HR		4-2 HR BB	1-0 FC6-4	3 1 1 1 0 1 1 1 1 0 0 1 0 2																	
Mike Schmidt, R OBP: 0.500, SLG: 1.500 Nolan Ryan, R Phil Garner, R	2-3 K			2-1 G6-3		0-1 FC5 2B		0-1 HR		4 1 2 2 0 1 1 0 0 0 0 0 0 0 0 0 0 0 0 0 0																	
George Foster, R Dusty Baker Jr., R OBP: 0.500, SLG: 0.500 Tim Raines, S		1-1 G5-3		0-1 G4-3		1-0 FC5		3-2 G1-3 E 1B		2 0 0 0 0 0 0 2 0 1 0 0 0 1 0 0 0 0 0 0 0																	
Andre Dawson, R OBP: 0.250, SLG: 0.250		1-1 S 1B		1-1 G6-3		2-3 K		2-1 G1-3		4 0 1 0 0 1 2																	
Gary Carter, R OBP: 0.667, SLG: 2.667 Bruce Benedict, R		2-1 P3 1-2			0-0 HR		0-0 HR		1-3 K	3 2 2 2 0 0 1 1 0 0 0 0 1 2																	
Davey Lopes, R Manny Trillo, R Bill Buckner, L Bruce Sutter, R		4-0 BB			1-2 L9		0-0 F9		0-1 G3-1	0 0 0 0 1 0 0 2 0 0 0 0 0 0 1 0 0 0 0 0 0 0 0 0 0 0 0 0																	
Fernando Valenzuela, L Joel Youngblood, R Tom Seaver, R Bob Knepper, L Terry Kennedy, L Steve Garvey, R OBP: 0.500, SLG: 1.000		0-0 P3			0-0 G4-3		1-1 P6		0-0 G6-3 2B	0 0 0 0 0 0 0 1 0 0 0 0 0 2 0 0 0 0 0 0 0 0 0 0 0 0 0 0 1 0 0 0 0 0 0 2 0 1 0 0 0 0																	
Inning Stats	R: 0 E: 0 K: 2 S: 11	H: 1 LOB: 1 BB: 0 P: 17	R: 0 E: 0 K: 0 S: 7	H: 1 LOB: 2 BB: 1 P: 15	R: 0 E: 0 K: 1 S: 7	H: 0 LOB: 0 BB: 0 P: 10	R: 0 E: 0 K: 0 S: 6	H: 0 LOB: 0 BB: 0 P: 9	R: 1 E: 0 K: 1 S: 12	H: 1 LOB: 0 BB: 0 P: 10	R: 1 E: 0 K: 1 S: 12	H: 2 LOB: 1 BB: 0 P: 16	R: 1 E: 0 K: 1 S: 7	H: 1 LOB: 0 BB: 0 P: 10	R: 2 E: 1 K: 1 S: 14	H: 2 LOB: 2 BB: 2 P: 28	R: 0 E: 0 K: 0 S: 8	H: 1 LOB: 2 BB: 1 P: 13	1B: 3 2B: 2 3B: 0 HR: 4	SF: 0 SAC: 0 DP: 0 HBP: 0	WP: 0 PB: 0 SB: 2 CS: 0	PA: 39					
PITCHER	IP	WLS	BF	H	R	ER	SO	BB	IBB	HBP	BLK	WP	HR	S	P	ERA	WHIP										
Jack Morris, R ERA: 9.0	(1, 1)	2.0	9	2	0	0	2	1	0	0	0	0	0	18	32	0.00	1.500										
Len Barker, R ERA: 9.0	(3, 1)	2.0	6	0	0	0	1	0	0	0	0	0	0	13	19	0.00	0.000										
Ken Forsch, R ERA: 9.0	(5, 1)	1.0	4	1	1	1	0	0	0	0	0	0	1	6	10	9.00	1.000										
Mike Norris, R ERA: 9.0	(6, 1)	1.0	5	2	1	1	1	0	0	0	0	0	1	12	16	9.00	2.000										
Ron Davis, R ERA: 9.0	(7, 1)	1.0	4	1	1	1	1	0	0	0	0	0	1	7	10	9.00	1.000										
PITCHER	IP	WLS	BF	H	R	ER	SO	BB	IBB	HBP	BLK	WP	HR	S	P	ERA	WHIP										
Rollie Fingers, R ERA: 54.0	(8, 1)	0.1	L	4	2	2	0	2	0	0	0	0	0	1	20	54.00	12.000										
Dave Stieb, R ERA: 54.0	(8, 1)	1.2	7	1	0	0	1	1	0	0	0	0	0	13	21	0.00	1.200										

National League All-Stars @ American League All-Stars
Cleveland Municipal Stadium, Cleveland, OH
Sun Aug 09 1981, 8:05 PM EDT
Att: 72,086 - Unknown

livebaseballscores.com

AB	35
R	5
H	9
RBI	5
BB	4
SO	6
LOB	14



Batter	1	2	3	4	5	6	7	8	9	AB	R	H	RBI	BB	SO	LOB
Rod Carew, L Eddie Murray, S	2-0 CS 1B	1-0 G1-3		2-3 K		0-1 FC3-6 1B		2-1 G4-3		3	0	1	0	0	1	4
Willie Randolph, R Ted Simmons, S Frank White, R	2-1 G1-3 1B		2-3 K		0-0 G5-3	0-0 1B		1-2 G5-3		3	0	1	0	0	1	0
George Brett, L Mike Norris, R Al Oliver, L Ron Davis, R Rollie Fingers, R Dave Steib, R	1-0 G1-3		3-3 K		1-3 K	0-1 F7		0-3 K		3	0	0	0	0	2	1
Dave Winfield, R	1-1 G5-3		4-2 BB		1-0 F8		1-2 F8		3-2 L7	4	0	0	0	1	0	1
Ken Singleton, S Rick Burleson, R		0-2 HR	0-0 G1-3			2-0 1B	2-2 E5			3	2	2	1	0	0	1
Reggie Jackson, L Dwight Evans, R		1-0 G1-3		4-0 2B		0-0 1B	1-2 F8			1	0	0	0	0	0	0
Carlton Fisk, R Bo Diaz, R		1-3 K		1-1 F9		1-2 FC3-6	0-3 K			3	1	1	0	0	1	1
Bucky Dent, R Fred Lynn, L Tony Armas, R		0-0 1B		0-2 2B		0-0 FC3-6	2-3 K			2	0	2	0	0	0	0
Jack Morris, R Tom Paciorek, R Len Barker, R Gorman Thomas, R Ken Forsch, R Buddy Bell, R		0-0 1B		0-1 P4		1-2 SF7	0-1 L8			1	0	1	0	0	0	0

Inning Stats	R: 0	H: 2	E: 0	K: 0	S: 6	H: 2	LOB: 1	BB: 0	P: 12	R: 1	H: 3	E: 0	K: 1	S: 11	R: 0	H: 0	E: 0	K: 2	S: 9	R: 0	H: 1	E: 0	K: 1	S: 10	R: 0	H: 0	E: 0	K: 1	S: 6	R: 3	H: 5	E: 0	K: 0	S: 15	R: 0	H: 0	E: 1	K: 1	S: 18	R: 0	H: 0	E: 0	K: 1	S: 7	R: 0	H: 0	E: 0	K: 1	S: 12	1B: 9	2B: 1	3B: 0	HR: 1	SF: 1	SAC: 0	DP: 0	HBP: 0	WP: 2	PB: 0	SB: 0	CS: 1	PA: 40
--------------	------	------	------	------	------	------	--------	-------	-------	------	------	------	------	-------	------	------	------	------	------	------	------	------	------	-------	------	------	------	------	------	------	------	------	------	-------	------	------	------	------	-------	------	------	------	------	------	------	------	------	------	-------	-------	-------	-------	-------	-------	--------	-------	--------	-------	-------	-------	-------	--------

PITCHER	IP	WLS	BF	H	R	ER	SO	BB	IBB	HBP	BLK	WP	HR	S	P	ERA	WHIP
Fernando Valenzuela, L	1.0		4	2	0	0	0	0	0	0	0	0	0	6	12	0.00	2.000
Tom Seaver, R	2.0		6	3	1	1	1	0	0	0	0	0	1	11	14	9.00	3.000
Bob Knepper, L	3.0		9	1	0	0	3	2	0	0	0	0	0	19	35	0.00	1.500
Burt Hooton, R	5.0		10	5	3	3	1	0	0	0	0	0	0	19	27	16.20	3.000
Dick Ruthven, R	6.0		1	0	0	0	0	0	0	0	0	0	0	2	2	0.00	0.000

BOTTOM

National League All-Stars @ American League All-Stars
Cleveland Municipal Stadium, Cleveland, OH

Sun Aug 09 1981, 8:05 PM EDT
 Att. 72,086 - Unknown

AB	37
R	4
H	11
RBI	4
BB	2
SO	8
LOB	16



Batter	1	2	3	4	5	6	7	8	9	AB R H RBI BB SO LOB	TOP															
Rickey Henderson, R OBP: 0.800, SLG: 0.750 (1, 7)	0-0 WP 1B SF8 1B		0-0 5-3		0-0 G1-6-3 1B		0-0 S 1B		4-0 BB BB BB BB BB	4 1 3 0 1 0 0	<p>American League All-Stars @ National League All-Stars Olympic Stadium, Montreal, QB</p> <p>Tue Jul 13 1982, 8:05 PM EDT Att: 59,057 - Unknown</p> <p>livebaseballscores.com</p>															
Fred Lynn, L Willie Wilson, S Kent Hrbek, L (1, 8) (4, 8) (9, PH)	0-0 F8		0-0 G3		0-0 G1-6-3 1-2f		0-3 K		0-0 F8	2 0 0 0 0 0 1 2 0 0 0 0 1 3 1 0 0 0 0 0 1																
George Brett, L Buddy Bell, R (1, 5) (5, PH) (5, 5)	0-0 1B WP 1-2 1B		0-0		0-3 K		0-3 K		0-0 F9	2 0 2 0 0 0 0 3 0 0 0 0 2 3																
Reggie Jackson, L Dave Winfield, R (1, 9) (5, 9)	0-0 SF8		0-0 P5		0-0 FC5-4 1B		0-0 5-3		0-0 5-3	1 0 0 1 0 0 1 2 0 1 0 0 0 0																
Cecil Cooper, L Eddie Murray, S (1, 3) (4, 3)	0-0 2-3 1B		0-3 K		0-0 F9		0-0 FC5-4 BB		4-0 FC5-4 BB	2 0 1 0 0 1 0 1 0 0 0 1 0 1																
Robin Yount, R (1, 6)	0-3 K		4-0 BB BB		0-0 FC5-4 1-2f		0-0 FC5-4 BB		0-0 FC5-4 BB	3 0 0 0 1 1 4																
Bobby Grich, R Carl Yastrzemski, L Dan Quisenberry, R Hal McRae, R Rollie Fingers, R (1, 4) (6, PH) (6, 1) (8, PH) (8, 1)		0-3 K	4-0 1-2 BB		0-3 K		0-0 1B 2B		4-0 1-2 BB	1 0 0 0 1 1 0 1 0 0 0 0 1 1 0 0 0 0 0 0 0 0 0 0 0 1 0 0 0 0 0 0 0 0 0																
Carlton Fisk, R Lance Parrish, R (1, 2) (5, 2)	0-0 F8		0-3 K		0-0 6-3		0-0 6-3		0-0 6-3	2 0 0 0 0 1 2 2 0 1 0 0 0 2																
Dennis Eckersley, R Andre Thornton, R Jim Clancy, R Floyd Bannister, L Frank White, R Ben Oglivie, L (1, 1) (4, PH) (4, 1) (5, 1) (6, 4) (9, PH)	0-0 4-3		0-3 K		0-3 K		0-3 K		0-0 F7	1 0 0 0 0 0 0 1 0 0 0 0 1 2 0 0 0 0 0 0 0 0 0 0 0 0 0 0 1 0 0 0 0 1 1 1 0 0 0 0 0 0																
Inning Stats	R: 1 E: 0 K: 1 S: 8	H: 3 LOB: 2 BB: 0 P: 8	R: 0 E: 0 K: 1 S: 5	H: 0 LOB: 0 BB: 0 P: 5	R: 0 E: 0 K: 0 S: 4	H: 1 LOB: 1 BB: 0 P: 4	R: 0 E: 0 K: 3 S: 9	H: 0 LOB: 2 BB: 2 P: 17	R: 0 E: 0 K: 1 S: 5	H: 1 LOB: 0 BB: 0 P: 5		R: 0 E: 0 K: 1 S: 6	H: 1 LOB: 1 BB: 0 P: 6	R: 0 E: 0 K: 3 S: 11	H: 2 LOB: 2 BB: 0 P: 11	R: 0 E: 0 K: 0 S: 3	H: 0 LOB: 2 BB: 2 P: 11	R: 0 E: 0 K: 0 S: 3	H: 0 LOB: 1 BB: 1 P: 7	1B: 7 2B: 1 3B: 0 HR: 0	SF: 1 SAC: 0 DP: 1 HBP: 0	WP: 1 PB: 0 SB: 1 CS: 0	PA: 39			
PITCHER	IP WLS BF H R ER SO BB IBB HBP BLK WP HR S P ERA WHIP	IP WLS BF H R ER SO BB IBB HBP BLK WP HR S P ERA WHIP	IP WLS BF H R ER SO BB IBB HBP BLK WP HR S P ERA WHIP	IP WLS BF H R ER SO BB IBB HBP BLK WP HR S P ERA WHIP	IP WLS BF H R ER SO BB IBB HBP BLK WP HR S P ERA WHIP	IP WLS BF H R ER SO BB IBB HBP BLK WP HR S P ERA WHIP	IP WLS BF H R ER SO BB IBB HBP BLK WP HR S P ERA WHIP	IP WLS BF H R ER SO BB IBB HBP BLK WP HR S P ERA WHIP	IP WLS BF H R ER SO BB IBB HBP BLK WP HR S P ERA WHIP	IP WLS BF H R ER SO BB IBB HBP BLK WP HR S P ERA WHIP		IP WLS BF H R ER SO BB IBB HBP BLK WP HR S P ERA WHIP	IP WLS BF H R ER SO BB IBB HBP BLK WP HR S P ERA WHIP	IP WLS BF H R ER SO BB IBB HBP BLK WP HR S P ERA WHIP	IP WLS BF H R ER SO BB IBB HBP BLK WP HR S P ERA WHIP	IP WLS BF H R ER SO BB IBB HBP BLK WP HR S P ERA WHIP	IP WLS BF H R ER SO BB IBB HBP BLK WP HR S P ERA WHIP	IP WLS BF H R ER SO BB IBB HBP BLK WP HR S P ERA WHIP	IP WLS BF H R ER SO BB IBB HBP BLK WP HR S P ERA WHIP	IP WLS BF H R ER SO BB IBB HBP BLK WP HR S P ERA WHIP	IP WLS BF H R ER SO BB IBB HBP BLK WP HR S P ERA WHIP	IP WLS BF H R ER SO BB IBB HBP BLK WP HR S P ERA WHIP	IP WLS BF H R ER SO BB IBB HBP BLK WP HR S P ERA WHIP	IP WLS BF H R ER SO BB IBB HBP BLK WP HR S P ERA WHIP	IP WLS BF H R ER SO BB IBB HBP BLK WP HR S P ERA WHIP	IP WLS BF H R ER SO BB IBB HBP BLK WP HR S P ERA WHIP



Batter	1	2	3	4	5	6	7	8	9
Tim Raines, S Steve Carlton, L Bob Horner, R Mario Soto, S Jason Thompson, L Fernando Valenzuela, L Greg Minton, S Steve Howe, L Tom Hume, R	0-3 K		4-0 S BB		0-0 F7		0-0 4-3		
Pete Rose, S (1, 3)	0-0 L7		0-0 SF9			0-0 E7 1B 2B		0-0 CS 1B	
Al Oliver, L (6, 3) OBP: 1.000, SLG: 1.500			1-2 3-H						
Andre Dawson, R (1, 8) OBP: 0.250, SLG: 0.250	0-0 F9		0-0 4-3			0-0 G3		0-0 G3 1B	
			2-3					1-2	
Mike Schmidt, R (1, 5) Ray Knight, R (3, 5)		0-0 F2	0-0 P4			0-3 K		0-0 G3 1-2	
Gary Carter, R (1, 2) OBP: 0.333, SLG: 0.333 Tony Peña, R (6, PR)		0-0 4-3		0-0 6-3		0-0 S 1B		0-0 F2	
John Stearns, R (9, 2)						3-H			
Dale Murphy, R (1, 9)		4-0 HR BB		0-0 F9		0-0 5-3 1-2			
Dave Concepcion, R (1, 6) OBP: 0.333, SLG: 1.333 Ozzie Smith, S (7, PR)		0-0 HR 1-H		0-0 G3			0-0 E5 CS		
Manny Trillo, R (1, 4) OBP: 0.500, SLG: 0.500 Steve Sax, R (5, PR) OBP: 1.000, SLG: 1.000		0-0 6-3			0-0 CS 1B		0-0 1-2 1B		
Steve Rogers, R (1, 1) Ruppert Jones, L (3, PH) OBP: 1.000, SLG: 3.000 Dusty Baker Jr., R (4, 7) Lonnie Smith, R (9, 7)			0-0 SF9 3B		0-0 F7 1-2		0-0 F8		

AB	R	H	RBI	BB	SO	LOB
1	0	0	0	1	1	0
1	0	0	0	0	0	1
1	0	0	0	0	0	0
1	0	0	0	0	0	1
0	0	0	0	0	0	0
0	0	0	0	0	0	0
0	0	0	0	0	0	0
0	0	0	0	0	0	0
0	0	0	0	0	0	0
0	0	0	0	0	0	0
1	0	0	1	0	0	0
2	1	2	0	0	0	0
4	0	1	0	0	0	2
1	0	0	0	0	0	0
3	0	0	0	0	1	3
3	0	1	1	0	0	0
1	0	0	0	0	0	1
0	0	0	0	0	0	0
2	1	0	0	1	0	1
3	1	1	2	0	0	0
0	0	0	0	0	0	0
2	0	1	0	0	0	0
1	0	1	0	0	0	0
0	0	0	0	0	0	0
1	1	1	0	0	0	0
2	0	0	0	0	0	2
0	0	0	0	0	0	0
1B: 5	SF: 1					
2B: 1	SAC: 0					
3B: 1	DP: 0					
HR: 1	HBP: 0					

BOTTOM

American League All-Stars @ National League All-Stars
 Olympic Stadium, Montreal, QB

Tue Jul 13 1982, 8:05 PM EDT
 Att. 59,057 - Unknown

AB	29
R	4
H	8
RBI	4
BB	2
SO	2
LOB	11



Inning Stats		R	H	E	K	S	P	BB	IBB	HBP	BLK	WP	HR	S	P	ERA	WHIP
R: 0	H: 0	0	0	0	1	5											
E: 0	LOB: 0																
K: 1	BB: 0																
S: 5	P: 5																
R: 2	H: 1	0	1	0	1	8											
E: 0	LOB: 0																
K: 0	BB: 1																
S: 4	P: 8																
R: 1	H: 1	0	1	0	1	3											
E: 0	LOB: 1																
K: 0	BB: 1																
S: 4	P: 8																
R: 0	H: 0	0	0	0	0	3											
E: 0	LOB: 0																
K: 0	BB: 0																
S: 3	P: 3																
R: 0	H: 1	0	1	0	0	7											
E: 0	LOB: 1																
K: 0	BB: 0																
S: 3	P: 3																
R: 1	H: 2	0	2	0	1	7											
E: 1	LOB: 2																
K: 1	BB: 0																
S: 7	P: 7																
R: 0	H: 1	0	1	0	0	4											
E: 1	LOB: 1																
K: 0	BB: 0																
S: 4	P: 4																
R: 0	H: 2	0	2	0	0	4											
E: 0	LOB: 1																
K: 0	BB: 0																
S: 4	P: 4																

PITCHER		IP	WLS	BF	H	R	ER	SO	BB	IBB	HBP	BLK	WP	HR	S	P	ERA	WHIP
Dennis Eckersley, R (1, 1)	ERA: 9.0	3.0	L	13	2	3	3	1	2	0	0	0	0	1	13	21	9.00	1.333
Jim Clancy, R (4, 1)	ERA:	1.0		3	0	0	0	0	0	0	0	0	0	0	3	3	0.00	0.000
Floyd Bannister, L (5, 1)	ERA:	1.0		3	1	0	0	0	0	0	0	0	0	0	3	3	0.00	1.000
Dan Quisenberry, R (6, 1)	ERA: 4.5	2.0		9	3	1	1	1	0	0	0	0	0	0	11	11	4.50	1.500
Rollie Fingers, R (8, 1)	ERA:	1.0		4	2	0	0	0	0	0	0	0	0	0	4	4	0.00	2.000

WP: 0	PA: 32
PB: 0	
SB: 2	
CS: 3	

Batter	1	2	3	4	5	6	7	8	9	AB R H RBI BB SO LOB	TOP			
Steve Sax, R (1, 4) OBP: 0.333, SLG: 0.333 Glenn Hubbard, R (5, 4) OBP: 1.000, SLG: 1.000	0-0 E1 S E		0-0 1-3		0-0 FC5-4 1B 1-2 2-H		0-0 1-2 1B			3 1 1 1 0 0 0 1 0 1 0 0 0 0	National League All-Stars @ American League All-Stars Comiskey Park, Chicago, IL Wed Jul 06 1983, 8:05 PM EDT Att: 43,801 - Unknown livebaseballscorecards.com			
Tim Raines, S (1, 7) Bill Madlock, R (7, PH) (7, 5)	0-0 E3 1-H		0-3 K		0-0 FC5-4 S 1-2 2-3		0-0 F7			3 0 0 0 0 1 2 1 0 0 0 0 0 2				
Andre Dawson, R (1, 8) Dave Dravecky, R (5, 1) Pascual Perez, R (7, 1) Jesse Orosco, R (7, 1) Johnny Bench, R (8, PH) Lee Smith, R (8, 1)	0-3 K		0-0 L9		0-0 F9 1-2		0-0 P6			3 0 0 0 0 1 2 0 1 0 0 0 0 0 0 0 0 0 0 0 0 0				
Al Oliver, L (1, 3) Darrell Evans, L (6, 3)	4-0 BB			0-0 1B 2B		0-0 5-3		0-0 L8		2 1 1 0 1 0 0 1 0 0 0 0 0 0				
Dale Murphy, R (1, 9) OBP: 0.333, SLG: 0.333 Pedro Guerrero, R (6, 5) (7, 7)	0-3 K			0-0 G6-4-3 1B 2-H		0-0 F3		0-3 K		3 0 1 1 0 1 2 1 0 0 0 0 1 0				
Mike Schmidt, R (1, 5) Bruce Benedict, R (6, 2) OBP: 1.000, SLG: 1.000	0-3 K			0-0 G6-4-3 1-2f		0-0 G3		0-0 FC5-4 1B		3 0 0 0 0 1 3 1 0 1 0 0 0 0				
Gary Carter, R (1, 2) Leon Durham, L (6, 9)		0-0 F9		0-0 F8		0-0 1-3		0-3 K		2 0 0 0 0 0 0 2 0 0 0 0 1 1				
Ozzie Smith, S (1, 6) OBP: 0.500, SLG: 0.500 Willie McGee, S (5, 8) OBP: 0.500, SLG: 0.500		0-0 F7			0-0 1B 1B		0-0 FC5-4 1B		0-0 F8	2 1 1 0 0 0 0 2 0 1 0 0 0 1				
Mario Soto, R (1, 1) Atlee Hammaker, S (3, 1) Bill Dawley, R (3, 1) Dickie Thon, R (5, PH) OBP: 0.333, SLG: 0.333 (5, 6)		0-0 5-3			0-0 FC5-4 1B 1-2 1B		0-0 FC5-4 1B 1-2f		0-0 FC5-4 1-2f	1 0 3 0 1 0 0 0 2				
Inning Stats	R: 1 H: 0 E: 2 LOB: 2 K: 3 BB: 1 S: 11 P: 15	R: 0 H: 0 E: 0 LOB: 0 K: 0 BB: 0 S: 3 P: 3	R: 0 H: 0 E: 0 LOB: 0 K: 1 BB: 0 S: 5 P: 5	R: 1 H: 2 E: 0 LOB: 0 K: 0 BB: 0 S: 4 P: 4	R: 1 H: 3 E: 0 LOB: 1 K: 0 BB: 0 S: 5 P: 5	R: 0 H: 0 E: 0 LOB: 0 K: 0 BB: 0 S: 3 P: 3	R: 0 H: 2 E: 0 LOB: 2 K: 0 BB: 0 S: 5 P: 5	R: 0 H: 0 E: 0 LOB: 0 K: 1 BB: 0 S: 5 P: 5	R: 0 H: 1 E: 0 LOB: 1 K: 1 BB: 0 S: 6 P: 6	1B: 7 SF: 0 2B: 1 SAC: 0 3B: 0 DP: 2 HR: 0 HBP: 0		WP: 0 PA: 36 PB: 0 SB: 2 CS: 0		
PITCHER	IP WLS BF H R ER SO BB IBB HBP BLK WP HR S P ERA WHIP											PITCHER	IP WLS BF H R ER SO BB IBB HBP BLK WP HR S P ERA WHIP	
Dave Stieb, R (1, 1) ERA:	3.0 W 12 0 1 0 4 1 0 0 0 0 0 0 19 23 0.00 0.333													
Rick Honeycutt, L (4, 1) ERA: 9.0	2.0 9 5 2 2 0 0 0 0 0 0 0 0 9 9 9.00 2.500													
Bob Stanley, R (6, 1) ERA:	2.0 8 2 0 0 0 0 0 0 0 0 0 0 8 8 0.00 1.000													
Matt Young, L (8, 1) ERA:	1.0 3 0 0 0 1 0 0 0 0 0 0 0 5 5 0.00 0.000													
Dan Quisenberry, R (9, 1) ERA:	1.0 4 1 0 0 1 0 0 0 0 0 0 0 6 6 0.00 1.000													



Batter	1	2	3	4	5	6	7	8	9
Rod Carew, L OBP: 0.750, SLG: 0.667 Eddie Murray, S	0-0 E BB SF8 1B	4-0 IBB	0-0 1-3 2-H HR 1B		0-0 1-3		0-0 G3	0-0 3-1	
Robin Yount, R Cal Ripken Jr., R	0-3 K	0-0 SF8	4-0 HR IBB		0-0 6-3		4-0 2B BB		
Fred Lynn, L Willie Wilson, S	4-0 E BB 1-2	0-3 K	0-0 1-H 2-H 3-H HR			0-3 K	0-0 1-3 2B		
Jim Rice, R Ben Oglivie, L Matt Young, L Dan Quisenberry, R	0-0 E5 1-2 2-3		0-0 HR P4			0-0 1B	0-3 K		
George Brett, L	0-0 SF8 3-H		0-0 1B 3B	0-0 F7		0-3 K		0-0 1B SF 2B	
Ted Simmons, S Lance Parrish, R Cecil Cooper, L Bob Boone, R	0-0 3-1		0-0 P4	0-3 K		0-0 F8		0-0 SF 6-3 1B	
Dave Winfield, R Ron Kittle, R		0-0 E SF8 2B	0-0 1B 1B	0-0 1B			0-0 3B 1B	0-3 K	
Manny Trillo, R Lou Whitaker, L		0-0 E4 SH1 2-3	0-0 1B HR 1B	0-0 F7			0-0 1-H 2B 3B	0-0 SF 1-3 3-H	
Dave Stieb, R Doug DeCinces, R Rick Honeycutt, L Gary Ward, R Bob Stanley, R Carl Yastrzemski, L Rickey Henderson, R		0-0 SH1 1-2	0-0 F8		0-0 F8		0-3 K	0-0 6-3	

Inning Stats	R: 1 E: 1 K: 1 S: 7	H: 1 LOB: 2 BB: 1 P: 11	R: 1 E: 1 K: 1 S: 7	H: 1 LOB: 2 BB: 1 P: 11	R: 7 E: 0 K: 0 S: 9	H: 6 LOB: 0 BB: 1 P: 13	R: 0 E: 0 K: 1 S: 6	H: 1 LOB: 1 BB: 0 P: 6	R: 0 E: 0 K: 0 S: 3	H: 0 LOB: 0 BB: 0 P: 3	R: 0 E: 0 K: 2 S: 8	H: 1 LOB: 1 BB: 0 P: 8	R: 2 E: 0 K: 2 S: 10	H: 3 LOB: 2 BB: 1 P: 14	R: 2 E: 1 K: 1 S: 8	H: 2 LOB: 1 BB: 0 P: 8
--------------	------------------------------	----------------------------------	------------------------------	----------------------------------	------------------------------	----------------------------------	------------------------------	---------------------------------	------------------------------	---------------------------------	------------------------------	---------------------------------	-------------------------------	----------------------------------	------------------------------	---------------------------------

PITCHER	IP	WLS	BF	H	R	ER	SO	BB	IBB	HBP	BLK	WP	HR	S	P	ERA	WHIP
Mario Soto, R ERA: 2.0	2.0	L	12	2	2	0	2	1	1	0	0	0	0	14	22	0.00	1.500
Atlee Hammaker, L ERA: 94.5	3.1		9	6	7	7	0	0	1	0	0	0	2	8	12	94.50	9.000
Bill Dawley, R ERA: 0.750	3.1		5	1	0	0	1	0	0	0	0	0	0	7	7	0.00	0.750
Dave Dravecky, L ERA: 0.500	5.1		7	1	0	0	2	0	0	0	0	0	0	11	11	0.00	0.500
Pascual Perez, R ERA: 27.0	7.1		6	3	2	2	1	1	0	0	0	0	0	7	11	27.00	6.000

BOTTOM

AB	R	H	RBI	BB	SO	LOB
3	2	2	1	1	0	0
2	0	0	0	0	0	2
2	1	0	1	1	1	1
0	0	0	0	1	0	0
3	1	1	4	1	2	2
1	0	1	1	0	0	0
4	1	2	1	0	0	2
1	0	0	0	0	1	2
0	0	0	0	0	0	0
0	0	0	0	0	0	0
4	2	2	1	0	1	1
2	0	0	0	0	0	3
2	0	0	0	0	1	1
1	1	1	0	0	0	0
0	0	0	0	0	0	0
3	2	3	1	0	0	0
2	1	1	0	0	1	2
3	1	1	0	0	0	2
1	1	1	2	0	0	0
0	0	0	0	0	0	0
1	0	0	0	0	0	0
1	0	0	0	0	1	1
1	0	0	1	0	0	1


AB 38
R 13
H 15
RBI 13
BB 4
SO 8
LOB 22

WP: 0 PA: 46
PB: 0
SB: 0
CS: 0



National League All-Stars @ American League All-Stars
Comiskey Park, Chicago, IL
 Wed Jul 06 1983, 8:05 PM EDT
 Att. 43,801 - Unknown

livebaseballscorecards.com

Batter	1	2	3	4	5	6	7	8	9	AB R H RBI BB SO LOB	TOP			
Lou Whitaker, L (1, 4) OBP: 0.667, SLG: 1.000 Damaso Garcia, R (6, 4)	0-0 2B		0-0 1-3 1B			0-0 G1		0-0 F6		3 0 2 0 0 0 0 1 0 0 0 0 0 0	<p>American League All-Stars @ National League All-Stars Candlestick Park, San Francisco, CA</p> <p>Tue Jul 10 1984, 8:05 PM EDT Att: 57,756 - Unknown</p> <p>livebaseballscores.com</p> <p>AB 32 R 1 H 7 RBI 1 BB 0 SO 11 LOB 9</p> 			
Rod Carew, L (1, 3) Eddie Murray, S (4, 3) OBP: 0.500, SLG: 1.000	0-3 K		0-0 1-2 3-Hr G3-2			0-0 2B		0-3 K		2 0 0 0 0 1 3 2 0 1 0 0 1 0				
Cal Ripken Jr., R (1, 6) Alfredo Griffin, S (6, 6) Don Mattingly, L (9, PH)	0-0 5-3		0-0 G5-3			0-0 5-3		0-0 F7		3 0 0 0 0 0 3 0 0 0 0 0 0 0 1 0 0 0 0 0 0				
Dave Winfield, R (1, 7) OBP: 0.250, SLG: 0.500 (4, 9)	0-0 5-3			0-3 K		0-0 F7		0-0 2B		4 0 1 0 0 1 2				
Reggie Jackson, L (1, 9) Rickey Henderson, R (4, 7) (8, 8)		0-0 F6		0-3 K		0-0 F9		0-3 K		2 0 0 0 0 1 0 2 0 0 0 0 1 1				
George Brett, L (1, 5) OBP: 0.333, SLG: 1.333 Bill Caudill, R (7, 1) Willie Hernandez, L (8, 1)		0-0 HR		0-3 K		0-0 F7				3 1 1 1 0 1 0 0 0 0 0 0 0 0 0 0 0 0 0 0 0				
Lance Parrish, R (1, 2) Jim Sundberg, R (5, 2)		0-3 K		0-3 K		0-0 F7				2 0 0 0 0 2 0 1 0 0 0 0 0 0				
Chet Lemon, R (1, 8) OBP: 0.500, SLG: 0.500 Jim Rice, R (8, PH) (8, 7)		0-0 PO 1B		0-3 K		0-3 K		0-3 K		2 0 1 0 0 1 0 1 0 0 0 0 1 0				
Dave Stieb, R (1, 1) Andre Thornton, R (3, PH) OBP: 1.000, SLG: 1.000 Jack Morris, R (3, 1) Alvin Davis, L (5, PH) Richard Dotson, R (5, 1) Buddy Bell, R (7, 5)		0-0 PO	0-0 1B G3-2 1B		0-3 K		0-0 F6			0 0 0 0 0 0 0 1 0 1 0 0 0 0 0 0 0 0 0 0 0 1 0 0 0 0 1 0 0 0 0 0 0 0 0 1 0 0 0 0 0 0				
Inning Stats	R: 0 H: 1 E: 0 LOB: 1 K: 1 BB: 0 S: 6 P: 6	R: 1 H: 2 E: 0 LOB: 0 K: 1 BB: 0 S: 6 P: 6	R: 0 H: 2 E: 0 LOB: 1 K: 0 BB: 0 S: 4 P: 4	R: 0 H: 0 E: 0 LOB: 0 K: 3 BB: 0 S: 9 P: 9	R: 0 H: 0 E: 0 LOB: 0 K: 3 BB: 0 S: 9 P: 9	R: 0 H: 1 E: 0 LOB: 1 K: 0 BB: 0 S: 4 P: 4	R: 0 H: 0 E: 0 LOB: 0 K: 0 BB: 0 S: 3 P: 3	R: 0 H: 0 E: 0 LOB: 0 K: 1 BB: 0 S: 5 P: 5	R: 0 H: 1 E: 0 LOB: 1 K: 2 BB: 0 S: 8 P: 8	1B: 3 SF: 0 2B: 4 SAC: 0 3B: 0 DP: 1 HR: 1 HBP: 0		WP: 0 PA: 33 PB: 0 SB: 0 CS: 0		
PITCHER	IP WLS BF H R ER SO BB IBB HBP BLK WP HR S P ERA WHIP											PITCHER	IP WLS BF H R ER SO BB IBB HBP BLK WP HR S P ERA WHIP	
Charlie Lea, R (1, 1) ERA: 4.5	2.0 W 8 3 1 1 2 0 0 0 0 0 0 1 12 12 4.50 1.500													
Fernando Valenzuela, L (3, 1) ERA:	2.0 7 2 0 0 3 0 0 0 0 0 0 0 13 13 0.00 1.000													
Dwight Gooden, R (5, 1) ERA:	2.0 7 1 0 0 3 0 0 0 0 0 0 0 13 13 0.00 0.500													
Mario Soto, R (7, 1) ERA:	2.0 6 0 0 0 1 0 0 0 0 0 0 0 8 8 0.00 0.000													
Rich Gossage, R (9, 1) ERA:	1.0 S 4 1 0 0 2 0 0 0 0 0 0 0 8 8 0.00 1.000													

Batter	1	2	3	4	5	6	7	8	9	AB	R	H	RBI	BB	SO	LOB
Rickey Henderson, R OBP: 0.333, SLG: 0.333 Paul Molitor, R	0-0 SF7 1B		0-0 5-3 1-2		0-3 K		0-3 K			3	1	1	0	0	1	3
Lou Whitaker, L Damaso Garcia, R OBP: 0.500, SLG: 0.500	0-0 F9		0-0 F9			0-0 F9		0-0 1B		2	0	0	0	0	0	2
George Brett, L Phil Bradley, R Dan Petry, R Willie Hernandez, L	0-0 SF7 1-H			0-0 4-3		4-0 1B BB		0-3 K 1-3		1	0	0	1	1	0	0
Eddie Murray, S Tom Brunansky, R	0-0 P6			0-0 F2		0-0 L7		0-0 6-3		3	0	0	0	0	0	1
Cal Ripken Jr., R OBP: 0.333, SLG: 0.333 Alan Trammell, R		0-0 6-3		0-0 6-3		0-0 1B			0-0 5-3	3	0	1	0	0	0	0
Dave Winfield, R OBP: 0.333, SLG: 0.333 Donnie Moore, L Wade Boggs, L		0-0 4-3			0-0 S 1B	0-0 4-3			4-0 BB	3	0	1	0	0	0	2
Jim Rice, R		0-0 F9			0-3 K 1-2		4-0 F8 WP BB		0-3 K	3	0	0	0	1	2	2
Carlton Fisk, R Ernie Whitt, L Gary Ward, R Rich Gedman, L			0-0 F8		0-0 F7		0-0 L3		0-3 K	2	0	0	0	0	0	1
Jack Morris, R Jimmy Key, R Harold Baines, L Bert Blyleven, R Cecil Cooper, L Dave Stieb, R Don Mattingly, L			0-0 5-3 1B		4-0 BB		0-0 F8			0	0	0	0	0	0	0

Inning Stats	R: 1	H: 1	E: 0	LOB: 0	K: 0	BB: 0	S: 4	P: 4	R: 0	H: 0	E: 0	LOB: 0	K: 0	BB: 0	S: 3	P: 3	R: 0	H: 1	E: 0	LOB: 1	K: 0	BB: 0	S: 4	P: 4	R: 0	H: 0	E: 0	LOB: 0	K: 0	BB: 0	S: 3	P: 3	R: 0	H: 1	E: 0	LOB: 2	K: 2	BB: 1	S: 8	P: 12	R: 0	H: 1	E: 0	LOB: 2	K: 0	BB: 1	S: 4	P: 8	R: 0	H: 0	E: 0	LOB: 1	K: 1	BB: 1	S: 5	P: 9	R: 0	H: 1	E: 0	LOB: 0	K: 1	BB: 0	S: 5	P: 5	R: 0	H: 0	E: 0	LOB: 1	K: 2	BB: 1	S: 7	P: 11	1B: 5	SF: 1	2B: 1	SAC: 0	3B: 0	DP: 1	HR: 0	HBP: 0
--------------	------	------	------	--------	------	-------	------	------	------	------	------	--------	------	-------	------	------	------	------	------	--------	------	-------	------	------	------	------	------	--------	------	-------	------	------	------	------	------	--------	------	-------	------	-------	------	------	------	--------	------	-------	------	------	------	------	------	--------	------	-------	------	------	------	------	------	--------	------	-------	------	------	------	------	------	--------	------	-------	------	-------	-------	-------	-------	--------	-------	-------	-------	--------


PITCHER	IP	WLS	BF	H	R	ER	SO	BB	IBB	HBP	BLK	WP	HR	S	P	ERA	WHIP
LaMarr Hoyt, R ERA:	(1, 1)	3.0	W	11	2	1	0	0	0	0	0	0	0	11	11	0.00	0.667
Nolan Ryan, R ERA:	(4, 1)	3.0		13	2	0	0	2	2	0	0	0	0	15	23	0.00	1.333
Fernando Valenzuela, L ERA:	(7, 1)	1.0		4	0	0	0	1	1	0	0	0	1	5	9	0.00	1.000
Jeff Reardon, R ERA:	(8, 1)	1.0		3	1	0	0	1	0	0	0	0	0	5	5	0.00	1.000
Rich Gossage, R ERA:	(9, 1)	1.0		4	0	0	0	2	1	0	0	0	0	7	11	0.00	1.000

BOTTOM

National League All-Stars @ American League All-Stars
Hubert H. Humphrey Metrodome, Minneapolis, MN

Tue Jul 16 1985, 8:05 PM EDT
Att. 54,960 - Unknown

AB	30
R	1
H	5
RBI	1
BB	4
SO	6
LOB	16



PITCHER	IP	WLS	BF	H	R	ER	SO	BB	IBB	HBP	BLK	WP	HR	S	P	ERA	WHIP
LaMarr Hoyt, R ERA:	(1, 1)	3.0	W	11	2	1	0	0	0	0	0	0	0	11	11	0.00	0.667
Nolan Ryan, R ERA:	(4, 1)	3.0		13	2	0	0	2	2	0	0	0	0	15	23	0.00	1.333
Fernando Valenzuela, L ERA:	(7, 1)	1.0		4	0	0	0	1	1	0	0	0	1	5	9	0.00	1.000
Jeff Reardon, R ERA:	(8, 1)	1.0		3	1	0	0	1	0	0	0	0	0	5	5	0.00	1.000
Rich Gossage, R ERA:	(9, 1)	1.0		4	0	0	0	2	1	0	0	0	0	7	11	0.00	1.000

Batter	1	2	3	4	5	6	7	8	9	AB R H RBI BB SO LOB	TOP		
Kirby Puckett, R OBP: 0.500, SLG: 0.333 (1, 8) X	0-0 FC4-6 1B		0-0 F9		0-0 6-3			4-0 S BB BB		3 0 1 0 1 0 0	<p>American League All-Stars @ National League All-Stars Astrodome, Houston, TX</p> <p>Tue Jul 15 1986, 8:05 PM EDT Att: 45,774 - Unknown</p>		
Rickey Henderson, R Lloyd Moseby, L (1, 7) X (6, 7)	0-0 FC4-6 BLK 1-2f		0-3 K			0-0 P6		4-0 S BB		3 0 0 0 0 1 1 0 0 0 0 1 0 0			
Wade Boggs, L OBP: 0.333, SLG: 0.333 (1, 5) X (8, PH) Brook Jacoby, R (8, 5)	0-0 F7 1-2		0-0 E4			0-0 1B		0-3 K		3 0 1 0 0 0 1 1 0 0 0 0 1 2			
Lance Parrish, R Jim Rice, R Rich Gedman, L (1, 2) X (8, PH) (8, 2)	0-0 F6		0-0 F8			0-0 F8		0-3 K		3 0 0 0 0 0 3 1 0 0 0 0 1 2 0 0 0 0 0 0 0			
Wally Joyner, L Don Mattingly, L (1, 3) X (4, PH) (4, 3)		0-0 P6		0-3 K		0-0 4-3		0-3 K		1 0 0 0 0 0 0 3 0 0 0 0 2 3			
Cal Ripken Jr., R Tony Fernandez, S (1, 6) X (9, 6)		0-0 6-3		0-3 K			0-3 K		0-0 1-3	4 0 0 0 0 2 0 0 0 0 0 0 0 0			
Dave Winfield, R OBP: 1.000, SLG: 2.000 (1, 9) X Jesse Barfield, R (4, PH) (4, 9)		0-0 HR 2B		0-3 K			0-3 K		0-0 F5	1 1 1 0 0 0 0 3 0 0 0 0 2 0			
Lou Whitaker, L OBP: 0.500, SLG: 2.000 (1, 4) X Frank White, R (7, PH) OBP: 0.500, SLG: 2.000 (7, 4)		0-0 HR 2-H		0-3 K		0-0 HR		0-0 F7		2 1 1 2 0 1 0 2 1 1 1 0 0 0			
Roger Clemens, R Teddy Higuera, S Harold Baines, L Charlie Hough, R Dave Righetti, L Don Aase, R (1, 1) (4, 1) (7, PH) (7, 1) (8, 1) (8, 1)		0-3 K		0-3 K		0-0 4-3				1 0 0 0 0 1 0 1 0 0 0 0 1 0 1 0			
Inning Stats	R: 0 H: 1 E: 0 LOB: 1 K: 0 BB: 0 S: 4 P: 4	R: 2 H: 2 E: 0 LOB: 0 K: 1 BB: 0 S: 7 P: 7	R: 0 H: 0 E: 1 LOB: 1 K: 1 BB: 0 S: 6 P: 6	R: 0 H: 0 E: 0 LOB: 0 K: 3 BB: 0 S: 9 P: 9	R: 0 H: 0 E: 0 LOB: 0 K: 2 BB: 0 S: 7 P: 7	R: 0 H: 1 E: 0 LOB: 1 K: 0 BB: 0 S: 4 P: 4	R: 1 H: 1 E: 0 LOB: 0 K: 2 BB: 0 S: 8 P: 8	R: 0 H: 0 E: 0 LOB: 2 K: 3 BB: 2 S: 9 P: 17	R: 0 H: 0 E: 0 LOB: 0 K: 0 BB: 0 S: 3 P: 3	1B: 2 SF: 0 2B: 1 SAC: 0 3B: 0 DP: 0 HR: 2 HBP: 0		WP: 0 PA: 35 PB: 0 SB: 2 CS: 0	
PITCHER	IP WLS BF H R ER SO BB IBB HBP BLK WP HR S P ERA WHIP											PITCHER	IP WLS BF H R ER SO BB IBB HBP BLK WP HR S P ERA WHIP
Dwight Gooden, R ERA: 6.0 (1, 1)	3.0 L 13 3 2 2 2 0 0 0 0 1 0 1 17 17 6.00 1.000												
Fernando Valenzuela, L ERA: (4, 1)	3.0 10 1 0 0 5 0 0 0 0 0 0 0 20 20 0.00 0.333												
Mike Scott, R ERA: 9.0 (7, 1)	1.0 4 1 1 1 2 0 0 0 0 0 0 1 8 8 9.00 1.000												
Sid Fernandez, L ERA: (8, 1)	1.0 5 0 0 0 3 2 0 0 0 0 0 0 9 17 0.00 2.000												
Mike Krukow, R ERA: (9, 1)	1.0 3 0 0 0 0 0 0 0 0 0 0 0 3 3 0.00 0.000												

livebaseballscores.com

AB	33
R	3
H	5
RBI	3
BB	2
SO	12
LOB	12



Batter	1	2	3	4	5	6	7	8	9	AB	R	H	RBI	BB	SO	LOB
Tony Gwynn, L (1, 7) Steve Sax, R (7, 4) OBP: 1.000, SLG: 1.000	0-0 L7			0-3 K		0-0 G3		0-0 S 1B		3	0	0	0	0	1	0
Ryne Sandberg, R (1, 4) Mike Scott, R (7, 1) Sid Fernandez, L (8, 1) Glenn Davis, R (8, PH) Mike Krukow, R (9, 1)	0-3 K			0-0 F7		0-3 K		0-0 2-H 1B		3	0	0	0	0	2	0
Keith Hernandez, L (1, 3)	0-0 3-1			0-0 F8				0-0 F9		4	0	0	0	0	0	0
Gary Carter, R (1, 2) Jody Davis, R (8, 2) Tony Peña, R (9, PR)		0-0 F8			0-0 5-3			0-0 F9		3	0	0	0	0	0	0
Darryl Strawberry, L (1, 9) Dave Parker, L (6, 9) OBP: 0.500, SLG: 0.500		0-3 K			0-0 BB 1B			0-0 G3		2	0	1	0	0	1	0
Mike Schmidt, R (1, 5) Chris Brown, R (6, 5) OBP: 0.500, SLG: 1.000		0-0 F8			4-0 1-2 BB			0-0 WP PB 2B		1	0	0	0	1	0	0
Dale Murphy, R (1, 8) Chili Davis, S (7, 8)			0-0 G6-3		0-0 F8			0-3 K 2-3		2	0	0	0	0	0	2
Ozzie Smith, S (1, 6) Hubie Brooks, R (5, PH) (6, 6)			0-0 4-3		0-0 4-3			0-3 K BLK 1B		1	0	0	0	0	0	0
Dwight Gooden, R (1, 1) Kevin Bass, S (3, PH) Fernando Valenzuela, L (4, 1) Tim Raines, S (6, PH) (7, 7)			0-0 4-3			0-0 F8		0-3 K 1-2		0	0	0	0	0	0	0

Inning Stats	R: 0	H: 0	E: 0	K: 5	S: 5	R: 0	H: 0	E: 0	K: 1	S: 5	R: 0	H: 0	E: 0	K: 0	S: 3	R: 0	H: 0	E: 0	K: 1	S: 5	R: 0	H: 1	E: 0	K: 0	S: 4	R: 0	H: 0	E: 0	K: 1	S: 5	R: 0	H: 0	E: 0	K: 0	S: 3	R: 2	H: 2	E: 0	K: 3	S: 12	R: 0	H: 2	E: 0	K: 0	S: 4	1B: 4	2B: 1	3B: 0	HR: 0	SF: 0	SAC: 0	DP: 1	HBP: 0	WP: 1	PB: 1	SB: 1	CS: 0	PA: 33
--------------	------	------	------	------	------	------	------	------	------	------	------	------	------	------	------	------	------	------	------	------	------	------	------	------	------	------	------	------	------	------	------	------	------	------	------	------	------	------	------	-------	------	------	------	------	------	-------	-------	-------	-------	-------	--------	-------	--------	-------	-------	-------	-------	--------


PITCHER	IP	WLS	BF	H	R	ER	SO	BB	IBB	HBP	BLK	WP	HR	S	P	ERA	WHIP
Roger Clemens, R (1, 1) ERA:	3.0		9	0	0	0	2	0	0	0	0	0	0	13	13	0.00	0.000
Teddy Higuera, L (4, 1) ERA:	3.0		11	1	0	0	2	1	0	0	0	0	0	14	18	0.00	0.667
Charlie Hough, R (7, 1) ERA: 5.4	1.2		8	2	2	1	3	0	0	0	1	1	0	14	14	5.40	1.200
Dave Righetti, L (8, 1) ERA:	0.2		4	2	0	0	0	0	0	0	0	0	0	4	4	0.00	3.000
Don Aase, R (9, 1) ERA:	0.2	S	1	0	0	0	0	0	0	0	0	0	0	1	1	0.00	0.000

BOTTOM

American League All-Stars @ National League All-Stars
Astrodome, Houston, TX

Tue Jul 15 1986, 8:05 PM EDT
Att. 45,774 - Unknown

AB	32
R	2
H	5
RBI	1
BB	1
SO	7
LOB	9



Batter	1	2	3	4	5	6	7	8	9	10	11	12	13	AB R H RBI BB SO LOB	TOP															
Eric Davis, R (1,7) Tim Raines, S (6,7) OBP: 1.000, SLG: 1.667	0-0 6-3		0-0 5-3			0-3 K			0-0 ES 1B		0-0 1B		0-0 3B 1-H 2-H	3 0 0 0 0 1 0 3 0 3 2 0 0 0	National League All-Stars @ American League All-Stars Oakland-Alameda County Coliseum, Oakland, CA Tue Jul 14 1987, 5:05 PM PDT Att. 49,671 - Unknown livebaseballscorecards.com															
Ryne Sandberg, R (1,4) Juan Samuel, R (4,4)	0-0 5-3			0-0 G6-3		0-0 4-3			0-0 F9 1-3		0-3 K		0-0 L4	2 0 0 0 0 0 0 4 0 0 0 0 1 3																
Andre Dawson, R (1,8) Rick Reuschel, R (7,1) Jeffrey Leonard, R (8,9)	0-0 2B			0-3 K		0-0 6-3			0-0 F2			0-0 6-3		3 0 1 0 0 1 0 0 0 0 0 0 0 0 2 0 0 0 0 0 1																
Mike Schmidt, R (1,5) Tim Wallach, R (6,5)	0-0 5-3			0-0 CS 1B		0-3 K			0-0 1-3			0-3 K		2 0 1 0 0 0 1 3 0 0 0 0 2 0																
Jack Clark, R (1,3) Keith Hernandez, L (7,3) OBP: 0.500, SLG: 0.500		0-0 F3		0-0 CS 1-2	0-3 K			0-3 K		0-0 1B		0-3 K		3 0 0 0 0 2 0 2 0 1 0 0 1 0																
Darryl Strawberry, L (1,9) Bo Diaz, R (5,2) Ozzie Virgil, R (8,2) OBP: 0.500, SLG: 0.500		0-0 4-3			0-0 4-3			0-0 F9		0-0 F7			0-0 1B 3B 1B	2 0 0 0 0 0 0 1 0 0 0 0 0 0 2 1 1 0 0 0 1																
Gary Carter, R (1,2) Orel Hershiser, R (5,1) Dale Murphy, R (7,9) John Franco, L (8,1) Steve Bedrosian, R (9,1) Pedro Guerrero, R (10,PH) Lee Smith, R (10,1) Sid Fernandez, L (13,1)		0-0 6-3			4-0 FC6-4 BB			0-0 F6		0-0 L4			0-3 K	1 0 0 0 1 0 0 0 0 0 0 0 0 0 1 0 0 0 0 0 0 0 0 0 0 0 0 0 1 0 0 0 0 0 1 1 0 0 0 0 1 1 0 0 0 0 0 0 0																
Ozzie Smith, S (1,6) Hubie Brooks, R (7,6) OBP: 0.333, SLG: 0.333			0-0 L7		0-0 FC6-4 1-2			0-3 K			0-0 F8		0-0 3B 1B 1-2	2 0 0 0 0 0 1 3 1 1 0 0 1 0																
Mike Scott, R (1,1) Tony Gwynn, L (3,PH) Rick Sutcliffe, L (3,1) Willie McGee, S (5,8)			0-0 6-3			0-0 4-3			0-0 4-3			0-0 6-3		0 0 0 0 0 0 0 1 0 0 0 0 0 0 0 0 0 0 0 0 0 4 0 0 0 0 0 2																
Inning Stats	R: 0 E: 0 K: 0 S: 4	H: 1 LOB: 1 BB: 0 P: 4	R: 0 E: 0 K: 0 S: 3	H: 0 LOB: 0 BB: 0 P: 3	R: 0 E: 0 K: 0 S: 3	H: 0 LOB: 0 BB: 0 P: 3	R: 0 E: 0 K: 1 S: 5	H: 1 LOB: 0 BB: 0 P: 5	R: 0 E: 0 K: 1 S: 5	H: 0 LOB: 0 BB: 0 P: 5	R: 0 E: 0 K: 2 S: 7	H: 0 LOB: 0 BB: 0 P: 7	R: 0 E: 0 K: 1 S: 5	H: 0 LOB: 0 BB: 0 P: 5		R: 0 E: 0 K: 0 S: 4	H: 1 LOB: 1 BB: 0 P: 4	R: 0 E: 0 K: 0 S: 4	H: 1 LOB: 1 BB: 0 P: 4	R: 0 E: 0 K: 2 S: 7	H: 0 LOB: 0 BB: 0 P: 7	R: 2 E: 0 K: 1 S: 8	H: 3 LOB: 1 BB: 0 P: 8	1B: 6 2B: 1 3B: 1 HR: 0	SF: 0 SAC: 0 DP: 0 HBP: 0	WP: 0 PB: 0 SB: 1 CS: 1	PA: 48			
PITCHER Bret Saberhagen, R (1,1) ERA:	IP 3.0 WLS 10 BF 10 H 1 R 0 ER 0 SO 0 BB 0 IBB 0 HBP 0 BLK 0 WP 0 HR 0 S 10 P 10 ERA 0.00 WHIP 0.333								PITCHER Tom Henke, R (9,1) ERA:	IP 2.2 WLS 9 BF 10 H 2 R 0 ER 0 SO 1 BB 0 IBB 0 HBP 0 BLK 0 WP 0 HR 0 S 12 P 12 ERA 0.00 WHIP 0.750																				
Jack Morris, R (4,1) ERA:	2.0 7 1 0 0 2 1 0 0 0 0 0 0 10 14 0.00 1.000								Jay Howell, R (12,1) ERA: 9.0	2.0 L 9 3 2 2 3 0 0 0 0 0 0 15 15 9.00 1.500																				
Mark Langston, L (6,1) ERA:	2.0 6 0 0 0 3 0 0 0 0 0 0 0 12 12 0.00 0.000																													
Dan Plesac, L (8,1) ERA:	1.0 3 0 0 0 1 0 0 0 0 0 0 0 5 5 0.00 0.000																													
Dave Righetti, L (9,1) ERA:	0.1 2 1 0 0 0 0 0 0 0 0 0 0 2 2 0.00 3.000																													



Batter	1	2	3	4	5	6	7	8	9
Bo Jackson, R (1, 7) Mike Greenwell, L (7, 7)	0-0 HR	0-0 FC6-4 1-2f 3-H		0-0 F8 4-3 1B		0-3 K			
Wade Boggs, L (1, 5) Gary Gaetti, R (5, 5)	0-0 HR	0-0 P6 1-3		0-0 4-3 1-2		0-3 K			
Kirby Puckett, R (1, 8) Devon White, S (7, 8)	0-0 4-3		0-0 WP 1B	0-0 F8 2-3		0-0 G3			
Harold Baines, L (1, 10) Jeffrey Leonard, R (7, PH)	0-0 1-3		0-0 4-3 1B G1-3 1B	0-3 K		0-3 K			
Julio Franco, R (1, 4) Don Mattingly, L (6, 3)	0-0 FC6-4 1B		0-0 G1-3 1-2		0-0 F9		0-0 2B		
Cal Ripken Jr., R (1, 6) Tony Fernandez, S (5, PR) (6, 6)	0-0 FC6-4 1-2f		0-0 4-3 2-3		0-0 G3 2B		0-0 G3		
Ruben Sierra, S (1, 9)		0-0 1B FC6-4 1B	0-0 1B 3-H	0-0 1B	0-0 G3 2-3		4-0 F3 BB		
Mark McGwire, R (1, 3) Steve Sax, R (6, 4)		0-0 F9	0-0 1-2 1B		0-0 G6-3		0-0 F3 1-2		
Terry Steinbach, R (1, 2) Mickey Tettleton, S (7, 2)		0-0 FC6-4 1B	0-0 F9			0-0 4-3	0-3 K		

Inning Stats	R: 2 E: 0 K: 0 S: 6	H: 3 LOB: 1 BB: 0 P: 6	R: 1 E: 0 K: 0 S: 5	H: 2 LOB: 1 BB: 0 P: 5	R: 2 E: 0 K: 0 S: 7	H: 4 LOB: 2 BB: 0 P: 7	R: 0 E: 0 K: 1 S: 6	H: 1 LOB: 1 BB: 0 P: 6	R: 0 E: 0 K: 0 S: 4	H: 1 LOB: 2 BB: 0 P: 4	R: 0 E: 0 K: 2 S: 7	H: 0 LOB: 0 BB: 0 P: 7	R: 0 E: 0 K: 1 S: 6	H: 1 LOB: 1 BB: 0 P: 6	R: 0 E: 0 K: 1 S: 4	H: 0 LOB: 0 BB: 1 P: 8
--------------	------------------------------	---------------------------------	------------------------------	---------------------------------	------------------------------	---------------------------------	------------------------------	---------------------------------	------------------------------	---------------------------------	------------------------------	---------------------------------	------------------------------	---------------------------------	------------------------------	---------------------------------

PITCHER	IP	WLS	BF	H	R	ER	SO	BB	IBB	HBP	BLK	WP	HR	S	P	ERA	WHIP
Rick Reuschel, R (1, 1) ERA: 18.0	1.0		6	3	2	2	0	0	0	0	0	0	0	6	6	18.00	3.000
John Smoltz, R (2, 1) ERA: 9.0	1.0	L	5	2	1	1	0	0	0	0	0	0	0	5	5	9.00	2.000
Rick Sutcliffe, R (3, 1) ERA: 18.0	1.0		7	4	2	2	0	0	0	0	0	1	0	7	7	18.00	4.000
Tim Burke, R (4, 1) ERA:	2.0		8	2	0	0	1	0	0	0	0	0	0	10	10	0.00	1.000
Mark Davis, L (6, 1) ERA:	1.0		3	0	0	0	2	0	0	0	0	0	0	7	7	0.00	0.000

BOTTOM

AB	R	H	RBI	BB	SO	LOB
4	1	2	2	0	1	1
0	0	0	0	0	0	0
3	1	1	1	0	0	2
1	0	0	0	0	1	0
3	1	1	0	0	0	1
1	0	0	0	0	1	0
3	0	1	0	0	0	1
1	0	1	0	0	0	0
3	0	1	0	0	0	2
1	0	0	0	0	0	1
3	1	2	1	1	0	1
3	0	1	0	0	0	3
1	0	0	0	0	0	1
3	0	1	0	0	0	2
1	0	0	0	0	1	0

AB	35
R	5
H	12
RBI	5
BB	1
SO	5
LOB	16



WP	HR	S	P	ERA	WHIP
1	0	6	6	0.00	1.000
0	0	4	8	0.00	1.000

PA: 36

National League All-Stars @ American League All-Stars
Anaheim Stadium, Anaheim, CA
 Tue Jul 11 1989, 8:05 PM EDT
 Att. 64,036 - Unknown

livebaseballscores.com

Batter	1	2	3	4	5	6	7	8	9	AB R H RBI BB SO LOB
Lenny Dykstra, L <small>(1, 8) OBP: 0.250, SLG: 0.250</small>	0-0 F7		0-0 F8			0-0 F7			0-0 1B	4 0 1 0 0 0 1
Ryne Sandberg, R Roberto Alomar, S <small>(1, 4) (7, 4)</small>	0-0 5-3		0-0 5-3			0-0 F8			0-0 F8	3 0 0 0 0 0 1 1 0 0 0 0 0 1
Will Clark, L Randy Myers, L John Franco, L Matt Williams, R <small>(1, 3) (8, 1) (9, 1) (9, PH)</small>	0-0 1B			0-0 4-3			0-0 6-3		0-3 K	3 0 1 0 0 0 0 0 0 0 0 0 0 0 0 0 0 0 0 0 0 1 0 0 0 0 1 1
Kevin Mitchell, R Frank Viola, L Tim Wallach, R <small>(1, 7) (5, 1) (6, 5)</small>	0-3 K			0-0 5-3			0-0 3-1		0-0 P3	2 0 0 0 0 1 1 0 0 0 0 0 0 0 2 0 0 0 0 0 1
Andre Dawson, R Darryl Strawberry, L <small>(1, 9) (7, 9)</small>		0-0 1-3		0-3 K			0-3 K			2 0 0 0 0 1 0 1 0 0 0 0 1 0
Chris Sabo, R Dave Smith, R Jeff Brantley, R Rob Dibble, L Bobby Bonilla, S <small>(1, 5) (6, 1) (6, 1) (7, 1) (8, 3)</small>		0-0 6-3			0-0 5-3			0-0 5-3		2 0 1 0 0 0 0 0 0
Mike Scioscia, L Greg Olson, R <small>(1, 2) (8, PH) (9, 2)</small>		0-0 L7			0-3 K			0-3 K		2 0 0 0 0 1 0 1 0 0 0 0 1 0
Ozzie Smith, S Dennis Martinez, R Barry Bonds, L <small>(1, 6) (4, 1) (5, 7)</small>			0-0 L6			0-0 F9		4-0 FC6-4 BB		1 0 0 0 0 0 0 0 0 0 0 0 0 0 1 0 0 0 1 0 0
Jack Armstrong, R Ramon Martinez, R Tony Gwynn, L Barry Larkin, R Shawon Dunston, R <small>(1, 1) (3, 1) (3, PH) (3, PH) (4, 8) (6, 8)</small>			4-0 S BB			0-0 F7		0-0 FC6-4		0 0 0 0 0 0 0 0 0 0 0 0 0 0 0 0 0 0 1 0 0 0 0 0 0 0 0 0 2 0 0 0 0 0 1

Inning Stats	R: 0 E: 0 K: 1 S: 6	H: 1 LOB: 1 BB: 0 P: 6	R: 0 E: 0 K: 0 S: 3	H: 0 LOB: 0 BB: 0 P: 3	R: 0 E: 0 K: 0 S: 3	H: 0 LOB: 2 BB: 1 P: 7	R: 0 E: 0 K: 1 S: 5	H: 0 LOB: 0 BB: 0 P: 5	R: 0 E: 0 K: 1 S: 5	H: 0 LOB: 0 BB: 0 P: 5	R: 0 E: 0 K: 0 S: 3	H: 0 LOB: 0 BB: 0 P: 3	R: 0 E: 0 K: 1 S: 5	H: 0 LOB: 1 BB: 1 P: 9	R: 0 E: 0 K: 1 S: 6	H: 1 LOB: 1 BB: 0 P: 6	1B: 2 2B: 0 3B: 0 HR: 0	SF: 0 SAC: 0 DP: 0 HBP: 0
--------------	------------------------------	---------------------------------	------------------------------	---------------------------------	------------------------------	---------------------------------	------------------------------	---------------------------------	------------------------------	---------------------------------	------------------------------	---------------------------------	------------------------------	---------------------------------	------------------------------	---------------------------------	----------------------------------	------------------------------------


PITCHER	IP	WLS	BF	H	R	ER	SO	BB	IBB	HBP	BLK	WP	HR	S	P	ERA	WHIP
Bob Welch, R <small>(1, 1) ERA:</small>	2.0		7	1	0	0	1	0	0	0	0	0	0	9	9	0.00	0.500
Dave Stieb, R <small>(3, 1) ERA:</small>	2.0		7	0	0	0	1	1	0	0	0	0	0	8	12	0.00	0.500
Bret Saberhagen, R <small>(5, 1) ERA:</small>	2.0	W	6	0	0	0	1	0	0	0	0	0	0	8	8	0.00	0.000
Bobby Thigpen, R <small>(7, 1) ERA:</small>	1.0		3	0	0	0	1	0	0	0	0	0	0	5	5	0.00	0.000
Chuck Finley, L <small>(8, 1) ERA:</small>	1.0		4	0	0	0	1	1	0	0	0	0	0	5	9	0.00	1.000

BOTTOM

American League All-Stars @ National League All-Stars
Wrigley Field, Chicago, IL
 Tue Jul 10 1990, 7:05 PM CDT
 Att: 39,071 - Unknown - 68 F

AB	29
R	0
H	2
RBI	0
BB	2
SO	6
LOB	7

livebaseballscorecards.com



PITCHER	IP	WLS	BF	H	R	ER	SO	BB	IBB	HBP	BLK	WP	HR	S	P	ERA	WHIP
Dennis Eckersley, R <small>(9, 1) ERA:</small>	1.0		4	1	0	0	1	0	0	0	0	0	0	6	6	0.00	1.000

Batter	1	2	3	4	5	6	7	8	9
Rickey Henderson, R (1, 7) Joe Carter, R (4, 7) OBP: 0.500, SLG: 1.000	0-0 F3		0-0 HR 1B		4-0 FC6-4 BB		0-0 SH1-4 CI SF9 1B		
Wade Boggs, L (1, 5) Paul Molitor, R (7, PH) OBP: 0.667, SLG: 0.500	4-0 1B BB		0-0 HR 1B		0-0 F8		0-1 CI SF9 SH1-4 1-2		
Cal Ripken Jr., R (1, 6) Ozzie Guillen, L (7, PH) OBP: 0.667, SLG: 1.667	0-0 1-2 1B		0-0 HR		0-0 FC6-4 1-2f		0-0 SH1-4 1-2 2-3		
Cecil Fielder, R (1, 3) Rafael Palmeiro, L (7, PH) OBP: 0.667, SLG: 1.667	0-3 K		0-0 4-3		0-0 F8		4-0 IBB		
Danny Tartabull, R (1, 10) Harold Baines, L (6, PH)	0-3 K		0-0 L5		0-0 4-3		0-0 SF9		
Dave Henderson, R (1, 9) Ruben Sierra, S (6, PH) OBP: 0.667, SLG: 0.667	0-3 K		0-0 F8		0-3 K		0-3 K		
Ken Griffey Jr., L (1, 8) Kirby Puckett, R (7, 8)	0-0 F8		0-0 FC6-4 1B		0-0 1B 1B		0-0 6-3		
Sandy Alomar Jr., R (1, 2) Carlton Fisk, R (5, 2) OBP: 0.500, SLG: 0.500	0-0 F8		0-0 FC6-4 1-2f		0-0 1-3 1B		0-3 K		
Roberto Alomar, S (1, 4)			0-0 F7		0-0 L4		0-0 F8		


Inning Stats	R: 0 E: 0 K: 2 S: 8	H: 1 LOB: 2 BB: 1 P: 12	R: 0 E: 0 K: 1 S: 5	H: 0 LOB: 0 BB: 0 P: 5	R: 3 E: 0 K: 0 S: 6	H: 3 LOB: 0 BB: 0 P: 6	R: 0 E: 0 K: 0 S: 4	H: 1 LOB: 1 BB: 0 P: 4	R: 0 E: 0 K: 0 S: 3	H: 0 LOB: 1 BB: 1 P: 7	R: 1 E: 1 K: 1 S: 7	H: 1 LOB: 2 BB: 1 P: 11	R: 0 E: 0 K: 1 S: 5	H: 0 LOB: 0 BB: 0 P: 5
1B: 7 2B: 0 3B: 0 HR: 1	SF: 1 SAC: 1 DP: 0 HBP: 0	WP: 0 PB: 0 SB: 0 CS: 0	PA: 36											

PITCHER	IP	WLS	BF	H	R	ER	SO	BB	IBB	HBP	BLK	WP	HR	S	P	ERA	WHIP
Tom Glavine, L (1, 1) ERA: 0.00	2.0		8	1	0	0	3	1	0	0	0	0	0	13	17	0.00	1.000
Dennis Martinez, R (3, 1) ERA: 13.5	2.0	L	10	4	3	3	0	0	0	0	0	0	1	10	10	13.50	2.000
Frank Viola, L (5, 1) ERA: 0.00	1.0		4	0	0	0	0	1	0	0	0	0	0	3	7	0.00	1.000
Pete Harnisch, R (6, 1) ERA: 0.00	1.0		5	2	0	0	1	0	0	0	0	0	0	7	7	0.00	2.000
John Smiley, L (7, 1) ERA: 0.00	0.0		2	1	1	1	0	0	0	0	0	0	0	2	2	∞	∞

BOTTOM

National League All-Stars @ American League All-Stars
SkyDome, Toronto, ON
Tue Jul 09 1991, 8:05 PM EDT
Att. 52,383 - Dome

AB	30
R	4
H	8
RBI	4
BB	3
SO	6
LOB	13



Batter	1	2	3	4	5	6	7	8	9	AB	R	H	RBI	BB	SO	LOB
Ozzie Smith, S (1, 6) Tony Fernandez, S (6, 6) OBP: 0.333, SLG: 0.667 OBP: 0.500, SLG: 0.500	0-3 K		0-0 2B		0-0 6-3			0-0 G3	0-0 1B 1B	3	0	1	0	0	1	0
Tony Gwynn, L (1, 9) John Kruk, L (7, 9) OBP: 1.000, SLG: 1.000	0-0 F7		4-0 BB			0-0 6-3		0-0 1B HR 1B	0-0 1B 1B	2	0	0	0	1	0	0
Barry Bonds, L (1, 7) Bip Roberts, S (7, 7) OBP: 0.333, SLG: 0.667 OBP: 1.000, SLG: 1.000	0-0 F7		0-0 F5			0-0 1B 2B		0-0 1B HR 1B	0-0 1B 1B	3	1	1	0	0	0	3
Fred McGriff, L (1, 3) Dennis Martinez, R (7, 1) Doug Jones, R (8, 1) Tom Pagnozzi, R (8, PH) Norm Charlton, S (9, 1)		0-0 F9		0-0 1B 1B		0-0 1B		0-0 F9	0-3 K	3	0	2	1	0	0	0
Terry Pendleton, S (1, 5) Bob Tewksbury, R (5, 1) John Smoltz, R (6, 1) Will Clark, L (6, PH) OBP: 0.500, SLG: 2.000		0-0 4-3		0-0 1B		0-3 K		0-0 HR		2	0	1	0	0	0	0
Andy Van Slyke, L (1, 8) Ron Gant, R (6, PH) (7, 8)		0-0 F8		0-0 1B		0-0 5-3		0-0 F5		2	0	0	0	0	0	2
Ryne Sandberg, R (1, 4) Craig Biggio, R (7, 4)			0-3 K		0-0 4-3		0-3 K		0-0 L8	2	0	0	0	0	1	1
Benito Santiago, R (1, 2) Darren Daulton, L (5, 2)			0-3 K			0-0 F4		0-0 G3	0-0 1B 1B 1B	1	0	0	0	0	1	0
Tom Glavine, L (1, 1) Greg Maddux, R (2, 1) Larry Walker, L (3, PH) David Cone, L (4, 1) Gary Sheffield, R (5, 5) Mike Sharperson, R (8, 5)			0-0 2B 1B			0-0 L7		0-0 6-3	0-3 K	0	0	0	0	0	0	0

Inning Stats	R: 0	H: 0	E: 0	LOB: 0	K: 1	BB: 0	S: 5	R: 0	H: 0	E: 0	LOB: 0	K: 0	BB: 0	S: 3	R: 0	H: 2	E: 0	LOB: 3	K: 2	BB: 1	S: 9	R: 0	H: 2	E: 0	LOB: 1	K: 0	BB: 0	S: 4	R: 0	H: 0	E: 0	LOB: 0	K: 0	BB: 0	S: 3	R: 1	H: 2	E: 0	LOB: 1	K: 1	BB: 0	S: 7	R: 0	H: 0	E: 0	LOB: 0	K: 1	BB: 0	S: 5	R: 3	H: 3	E: 0	LOB: 0	K: 0	BB: 0	S: 6	R: 2	H: 3	E: 1	LOB: 2	K: 2	BB: 0	S: 11	1B: 9	SF: 0	2B: 2	SAC: 0	3B: 0	DP: 1	HR: 1	HBP: 0
PITCHER	IP	WLS	BF	H	R	ER	SO	BB	IBB	HBP	BLK	WP	HR	S	P	ERA	WHIP																			PITCHER	IP	WLS	BF	H	R	ER	SO	BB	IBB	HBP	BLK	WP	HR	S	P	ERA	WHIP																		
Kevin Brown, R (1, 1) ERA:	1.0		3	0	0	0	1	0	0	0	0	0	0	0	5	5	0.00	0.000																			Mark Langston, L (6, 1) ERA: 9.0	1.0		5	2	1	1	1	0	0	0	0	0	0	7	7	9.00	2.000																	
Jack McDowell, R (2, 1) ERA:	1.0		3	0	0	0	0	0	0	0	0	0	0	0	3	3	0.00	0.000																			Charles Nagy, R (7, 1) ERA:	1.0		3	0	0	0	1	0	0	0	0	0	0	0	5	5	0.00	0.000																
Juan Guzman, R (3, 1) ERA:	1.0		6	2	0	0	2	1	0	0	0	0	0	0	9	13	0.00	3.000																			Jeff Montgomery, R (8, 1) ERA: 27.0	0.2		4	2	2	2	0	0	0	0	0	0	4	4	27.00	3.000																		
Roger Clemens, R (4, 1) ERA:	1.0		4	2	0	0	0	0	0	0	0	0	0	0	4	4	0.00	2.000																			Rick Aguilera, R (8, 1) ERA: 13.5	0.2		3	1	1	1	0	0	0	0	0	1	3	3	13.50	1.500																		
Mike Mussina, R (5, 1) ERA:	1.0		3	0	0	0	0	0	0	0	0	0	0	0	3	3	0.00	0.000																			Dennis Eckersley, R (9, 1) ERA:	0.2		6	3	2	0	2	0	0	0	0	0	10	10	0.00	4.500																		

BOTTOM

American League All-Stars @ National League All-Stars
Jack Murphy Stadium, San Diego, CA

Tue Jul 14 1992, 8:05 PM EDT
Att. 59,372 - Unknown

AB	39
R	6
H	12
RBI	6
BB	1
SO	7
LOB	13



WP: 0	PA: 40
PB: 0	
SB: 0	
CS: 0	

livebaseballscores.com

Batter	1	2	3	4	5	6	7	8	9
Roberto Alomar, S (1, 4) OBP: 0.333, SLG: 1.333 Carlos Baerga, S (6, 4)	0-0 5-3		0-0 HR		0-0 4-3	0-0 E6 BB 2B		0-3 K	
Paul Molitor, R (1, 10) Albert Belle, R (5, PH) Frank Thomas, R (8, PH) OBP: 1.000, SLG: 1.000	4-0 G3 BB		0-0 F7		0-0 E9 1B	4-0 2B 1-2 WP BB		0-0 FC6-4 1B	
Ken Griffey Jr., L (1, 8) Devon White, S (6, 8) OBP: 0.333, SLG: 0.333	0-0 G3 1-2		0-3 K		0-0 2B 1B	0-0 WP 1-3 2-H 2B		0-0 FC6-4 1-2f S	
Joe Carter, R (1, 9) Juan Gonzalez, R (6, 9) OBP: 0.333, SLG: 0.333	0-0 F6		0-0 FC6 1B		0-3 K	4-0 WP 2-3 3-H BB		0-3 K 1-2	
John Olerud, L (1, 3) Cecil Fielder, R (5, 3)		0-0 4-3	0-0 FC6 1-2f		1-0 2B HBP	0-0 F7			
Kirby Puckett, R (1, 7) Greg Vaughn, R (6, 7) OBP: 0.667, SLG: 2.000		0-0 HR		0-0 4-3	0-0 2B		0-0 2B 1B		
Cal Ripken Jr., R (1, 6) Travis Fryman, R (7, 6)		0-0 6-3		0-3 K	0-0 5-3		0-0 F6		
Wade Boggs, L (1, 5) Scott Cooper, L (6, 5)		4-0 BB		0-0 L7		0-0 F7	0-3 K		
Ivan Rodriguez, R (1, 2) Terry Steinbach, R (6, 2) OBP: 0.500, SLG: 1.000		0-0 F9			0-0 E 2B	0-3 K	0-0 1-H 2B		


Inning Stats	R: 0 E: 0 K: 3	H: 0 LOB: 1 BB: 1 P: 7	R: 1 E: 0 K: 4 S: 4	H: 1 LOB: 1 BB: 1 P: 8	R: 1 E: 0 K: 1 S: 7	H: 2 LOB: 1 BB: 0 P: 7	R: 0 E: 0 K: 1 S: 5	H: 0 LOB: 0 BB: 0 P: 5	R: 3 E: 1 K: 1 S: 9	H: 4 LOB: 2 BB: 0 P: 10	R: 3 E: 1 K: 1 S: 7	H: 1 LOB: 1 BB: 2 P: 15	R: 1 E: 0 K: 1 S: 6	H: 2 LOB: 1 BB: 0 P: 6	R: 0 E: 0 K: 2 S: 8	H: 1 LOB: 1 BB: 0 P: 8
--------------	----------------------	---------------------------------	------------------------------	---------------------------------	------------------------------	---------------------------------	------------------------------	---------------------------------	------------------------------	----------------------------------	------------------------------	----------------------------------	------------------------------	---------------------------------	------------------------------	---------------------------------

PITCHER	IP	WLS	BF	H	R	ER	SO	BB	IBB	HBP	BLK	WP	HR	S	P	ERA	WHIP
Terry Mulholland, L (1, 1) ERA: 4.5	2.0		9	1	1	1	0	2	0	0	0	0	1	7	15	4.50	1.500
Andy Benes, R (3, 1) ERA: 4.5	2.0		8	2	1	1	2	0	0	0	0	0	1	12	12	4.50	1.000
John Burkett, R (5, 1) ERA: 40.5	0.2	L	7	4	3	3	1	0	0	1	0	0	0	8	9	40.50	6.000
Steve Avery, L (5, 1) ERA:	1.0		6	1	3	0	1	1	0	0	0	0	0	7	11	0.00	2.000
John Smoltz, R (6, 1) ERA:	0.1		2	0	0	0	0	1	0	0	0	2	0	1	5	0.00	3.000

BOTTOM

AB	R	H	RBI	BB	SO	LOB
3	1	1	1	0	0	1
2	1	0	0	0	1	0
1	0	0	0	1	0	0
1	2	1	1	1	0	0
1	0	1	0	0	0	0
3	1	1	1	0	1	1
2	1	1	1	0	0	1
3	0	1	0	0	1	2
1	0	0	0	1	1	1
2	0	0	0	0	0	1
1	0	0	0	0	0	1
3	1	2	2	0	0	0
1	1	1	0	0	0	0
3	0	0	0	0	1	2
1	0	0	0	0	0	1
1	0	0	0	1	0	0
2	0	0	0	0	1	1
2	1	1	0	0	0	1
2	0	1	1	0	1	0

AB 35
R 9
H 11
RBI 7
BB 4
SO 7
LOB 13



WP	HR	S	P	ERA	WHIP
2	0	6	6	9.00	2.000
0	0	8	8	0.00	1.000

PA: 40

National League All-Stars @ American League All-Stars
Oriole Park at Camden Yards, Baltimore, MD
 Tue Jul 13 1993, 8:05 PM EDT
 Att. 48,147 - Unknown

BOTTOM

American League All-Stars @ National League All-Stars
Three Rivers Stadium, Pittsburgh, PA

Tue Jul 12 1994, 8:05 PM EDT
Att: 59,568 - Unknown

livebaseballscorecards.com

AB 36
R 8
H 12
RBI 8
BB 1
SO 5
LOB 10



WP: 0 PA: 39
PB: 0
SB: 0
CS: 0

AB	R	H	RBI	BB	SO	LOB
1	2	1	0	0	0	0
0	0	0	0	0	0	0
1	0	1	0	0	0	0
0	0	0	0	0	0	0
0	0	0	0	0	0	0
0	0	0	0	0	0	0
2	0	0	0	0	0	1
0	0	0	0	0	0	0
5	2	2	2	0	0	2
3	0	0	1	0	2	2
1	0	1	1	0	0	0
4	0	1	1	0	0	1
0	0	0	0	0	0	0
3	0	0	0	0	2	1
1	0	0	0	0	0	0
2	0	0	0	0	0	0
1	1	1	1	1	0	0
1	0	0	0	0	0	0
2	0	1	0	0	0	0
0	0	0	0	0	0	0
1	1	1	2	0	0	0
0	0	0	0	0	0	0
4	1	2	0	0	1	1
0	0	0	0	0	0	0

Batter	1	2	3	4	5	6	7	8	9	10																	
Gregg Jefferies, S (1, 3) Ken Hill, R (4, 1) Dante Bichette, R (5, PH) Doug Drabek, R (6, 1) John Hudek, S (6, 1) Danny Jackson, R (7, 1) Wil Cordero, R (7, 6) Rod Beck, R (7, 1)	0-0 G3 SF9 2B		H 1-0 2B HBP		X 0-0 1B		X 0-0 G6-3 1-2f		X 0-0 5-3																		
Tony Gwynn, L (1, 8) OBP: 0.400, SLG: 0.600 (5, 9)	0-0 G3 2-3		X 0-0 1B 2B 1-H 2-H		X 0-0 F7		X 0-0 G3		X 0-0 2B 1B																		
Barry Bonds, L (1, 7) Moises Alou, R (9, 7) OBP: 1.000, SLG: 2.000	0-0 SF9 3-H		S 0-3 K		S 0-3 K		X 0-0 F8		X 0-0 2B 1-H																		
Mike Piazza, R (1, 2) OBP: 0.250, SLG: 0.250 Darrin Fletcher, L (9, 2)	0-0 L3		X 0-0 1B 2-H		X 0-0 F3		X 0-0 4-3		X 0-0 4-3																		
Matt Williams, R (1, 5) Ken Caminiti, S (7, 5)		S 0-3 K	S 0-3 K		X 0-0 F9		X 0-0 F7		X 0-0 F7																		
David Justice, L (1, 9) Marquis Grissom, R (5, 8) OBP: 1.000, SLG: 4.000		X 0-0 F8		X 0-0 5-3		X 0-0 HR		X 0-0 FC5-4 BB		X 0-0 FC5-4 BB																	
Mariano Duncan, R (1, 4) Carlos Garcia, R (4, 4) OBP: 0.500, SLG: 0.500 Craig Biggio, R (7, 4)		X 0-0 5-3		X 0-0 6-3		X 0-0 G5-3 1B		X 0-0 FC5-4 HR		X 0-0 FC5-4 HR																	
Ozzie Smith, S (1, 6) OBP: 0.333, SLG: 0.333 Randy Myers, L (9, 1) Fred McGriff, L (9, PH) OBP: 1.000, SLG: 4.000 (10, 3)			X 0-0 F8		X 0-0 1B		X 0-0 G5-3 1-2		X 0-0 1-H HR																		
Greg Maddux, R (1, 1) Jeff Bagwell, R (3, PH) OBP: 0.500, SLG: 0.500 (4, 3) Doug Jones, R (10, 1)			X 0-0 HBP 2B 1B		S 0-3 K		X 0-0 G6-3 1B		X 0-0 4-3																		
Inning Stats	R: 1 E: 0 K: 0 S: 4	H: 1 LOB: 0 BB: 0 P: 4	R: 0 E: 0 K: 1 S: 5	H: 0 LOB: 0 BB: 0 P: 5	R: 3 E: 0 K: 2 S: 10	H: 3 LOB: 1 BB: 0 P: 11	R: 0 E: 0 K: 1 S: 6	H: 1 LOB: 1 BB: 0 P: 6	R: 0 E: 0 K: 1 S: 6	H: 1 LOB: 0 BB: 0 P: 4	R: 0 E: 0 K: 0 S: 3	H: 1 LOB: 0 BB: 0 P: 3	R: 0 E: 0 K: 0 S: 3	H: 0 LOB: 0 BB: 0 P: 3	R: 2 E: 0 K: 0 S: 4	H: 1 LOB: 0 BB: 1 P: 8	R: 1 E: 0 K: 0 S: 2	H: 2 LOB: 1 BB: 0 P: 2	1B: 7 2B: 3 3B: 0 HR: 2	SF: 1 SAC: 0 DP: 1 HBP: 1							
PITCHER	IP	WLS	BF	H	R	ER	SO	BB	IBB	HBP	BLK	WP	HR	S	P	ERA	WHIP										
Jimmy Key, L ERA: 4.5	(1, 1) 2.0		7	1	1	1	1	0	0	0	0	0	0	9	9	4.50	0.500										
David Cone, R ERA: 13.5	(3, 1) 2.0		11	4	3	3	3	0	0	1	0	0	0	16	17	13.50	2.000										
Mike Mussina, R ERA:	(5, 1) 1.0		4	1	0	0	1	0	0	0	0	0	0	6	6	0.00	1.000										
Randy Johnson, L ERA: 9.0	(6, 1) 1.0		4	2	1	1	0	0	0	0	0	0	1	4	4	9.00	2.000										
Pat Hentgen, R ERA:	(7, 1) 1.0		3	1	0	0	0	0	0	0	0	0	0	3	3	0.00	1.000										
PITCHER	IP	WLS	BF	H	R	ER	SO	BB	IBB	HBP	BLK	WP	HR	S	P	ERA	WHIP										
Wilson Alvarez, L ERA:	(8, 1) 1.0		3	0	0	0	0	0	0	0	0	0	0	3	3	0.00	0.000										
Lee Smith, R ERA: 18.0	(9, 1) 1.0		5	1	2	2	0	1	0	0	0	0	1	4	8	18.00	2.000										
Jason Bere, R ERA:	(10, 1) 0.0	L	2	2	1	1	0	0	0	0	0	0	0	2	2	∞	∞										

Batter	1	2	3	4	5	6	7	8	9	AB R H RBI BB SO LOB	TOP		
Lenny Dykstra, L (1, 8) Sammy Sosa, R (6, 8)	4-0 CS BB			x 0-0 4-3		x 0-0 1-3			x 0-0 F9	2 0 0 0 1 0 0 1 0 0 0 0 0 0	National League All-Stars @ American League All-Stars The Ballpark at Arlington, Arlington, TX Tue Jul 11 1995, 8:05 PM EDT Att: 50,920 - Unknown livebaseballscorecards.com		
Tony Gwynn, L (1, 9) Reggie Sanders, R (5, 9) Raul Mondesi, R (7, 9)	x 0-0 F7		x 0-0 G3			0-3 K		x 0-0 F9	2 0 0 0 0 0 1 1 0 0 0 0 1 0 1 0 0 0 0 0 0				
Barry Bonds, L (1, 7) Dante Bichette, R (7, 7)	0-3 K 1-2		x 0-0 1-3			x 0-0 F9		x 0-3 K	3 0 0 0 0 1 1 1 0 0 0 0 1 0				
Mike Piazza, R (1, 2) OBP: 0.333, SLG: 1.333 Darren Daulton, L (7, 2)		x 0-0 3-1		x 0-0 L6		x 0-0 HR			3 1 1 1 0 0 0 0 0 0 0 0 0 0				
Fred McGriff, L (1, 3) Mark Grace, L (7, 3)		0-3 K		x 0-0 F9		0-3 K			3 0 0 0 0 2 0 0 0 0 0 0 0 0				
Ron Gant, R (1, 10) Jeff Conine, R (8, PH) OBP: 1.000, SLG: 4.000		0-3 K		x 0-0 F3				0-0 HR	2 0 0 0 0 1 0 1 1 1 1 0 0 0				
Barry Larkin, R (1, 6) Jose Offerman, S (8, 6)			x 0-0 4-3		x 0-0 L4			x 0-0 1-3	3 0 0 0 0 0 0 0 0 0 0 0 0 0				
Vinny Castilla, R (1, 5) Bobby Bonilla, S (6, 5)			0-3 K		x 0-0 5-3			0-3 K	2 0 0 0 0 1 0 1 0 0 0 0 1 0				
Craig Biggio, R (1, 4) OBP: 0.500, SLG: 2.000 Mickey Morandini, L (7, 4)			x 0-0 6-3		x 0-0 HR			0-3 K	2 1 1 1 0 0 0 1 0 0 0 0 1 0				
Inning Stats	R: 0 H: 0 E: 0 LOB: 0 K: 1 BB: 1 S: 4 P: 8	R: 0 H: 0 E: 0 LOB: 0 K: 2 BB: 0 S: 7 P: 7	R: 0 H: 0 E: 0 LOB: 0 K: 1 BB: 0 S: 5 P: 5	R: 0 H: 0 E: 0 LOB: 0 K: 0 BB: 0 S: 3 P: 3	R: 0 H: 0 E: 0 LOB: 0 K: 0 BB: 0 S: 3 P: 3	R: 1 H: 1 E: 0 LOB: 0 K: 0 BB: 0 S: 4 P: 4	R: 1 H: 1 E: 0 LOB: 0 K: 2 BB: 0 S: 8 P: 8	R: 1 H: 1 E: 0 LOB: 0 K: 2 BB: 0 S: 8 P: 8	R: 0 H: 0 E: 0 LOB: 0 K: 1 BB: 0 S: 5 P: 5	1B: 0 SF: 0 2B: 0 SAC: 0 3B: 0 DP: 0 HR: 3 HBP: 0		WP: 0 PA: 30 PB: 0 SB: 0 CS: 1	
PITCHER	IP WLS BF H R ER SO BB IBB HBP BLK WP HR S P ERA WHIP											PITCHER	IP WLS BF H R ER SO BB IBB HBP BLK WP HR S P ERA WHIP
Randy Johnson, L (1, 1) ERA: 4.5	2.0 6 0 0 0 3 1 0 0 0 0 0 0 11 15 0.00 0.500											David Wells, L (8, 1) ERA: 9.0	0.1 1 0 0 0 1 0 0 0 0 0 0 0 3 3 0.00 0.000
Kevin Appier, R (3, 1) ERA: 13.5	2.0 6 0 0 0 1 0 0 0 0 0 0 0 8 8 0.00 0.000											Jose Mesa, R (9, 1) ERA: 4.5	1.0 3 0 0 0 1 0 0 0 0 0 0 0 5 5 0.00 0.000
Dennis Martinez, R (5, 1) ERA: 9.0	2.0 7 1 1 1 0 0 0 0 0 0 0 1 7 7 4.50 0.500												
Kenny Rogers, L (7, 1)	1.0 4 1 1 1 2 0 0 0 0 0 0 1 8 8 9.00 1.000												
Steve Ontiveros, R (8, 1)	0.2 L 3 1 1 1 1 0 0 0 0 0 0 1 5 5 13.50 1.500												

Batter	1	2	3	4	5	6	7	8	9	AB	R	H	RBI	BB	SO	LOB
Kenny Lofton, L Jim Edmonds, L	0-3 K			0-0 4-3	0-0 1-3		0-3 K			3	0	0	0	0	1	2
Carlos Baerga, S Roberto Alomar, S	0-0 CS 1B			0-0 HR 1B		0-0 S 2B		0-0 F7		3	1	3	0	0	0	0
Edgar Martinez, R Tino Martinez, L	0-3 K 1-2			0-0 F6		0-0 F8 2-3		0-0 1B		3	0	0	0	0	1	3
Frank Thomas, R Mo Vaughn, L		0-0 F2		0-0 HR		0-3 K		0-3 K		2	1	1	2	0	0	0
Albert Belle, R Paul O'Neill, L		0-3 K		0-0 F6		0-0 6-3		0-0 F8		3	0	0	0	0	1	2
Cal Ripken Jr., R Gary Disarcina, R		0-0 L9			0-0 FC6-4 1B 1B		0-0 BB 1B		0-0 F7	3	0	2	0	0	0	0
Wade Boggs, L Kevin Seitzer, R			0-0 F8		0-0 FC6-4 1B 1-2		0-0 F9		0-0 4-3	2	0	1	0	0	0	0
Kirby Puckett, R Manny Ramirez, R			0-0 1-3		0-3 K		4-0 BB 1-2		4-0 BB	2	0	0	0	0	1	2
Ivan Rodriguez, R Mike Stanley, R			0-0 6-3		0-0 FC6-4 1-2 2-3		0-3 K		0-0 L9	3	0	0	0	0	1	4

Inning Stats	R: 0	H: 1	E: 0	LOB: 0	K: 2	BB: 0	S: 7	P: 7	R: 0	H: 0	E: 0	LOB: 0	K: 1	BB: 0	S: 5	P: 5	R: 0	H: 0	E: 0	LOB: 0	K: 0	BB: 0	S: 3	P: 3	R: 2	H: 2	E: 0	LOB: 0	K: 0	BB: 0	S: 5	P: 5	R: 0	H: 2	E: 0	LOB: 2	K: 1	BB: 0	S: 7	P: 7	R: 0	H: 1	E: 0	LOB: 2	K: 1	BB: 0	S: 6	P: 6	R: 0	H: 1	E: 0	LOB: 2	K: 2	BB: 1	S: 8	P: 12	R: 0	H: 1	E: 0	LOB: 1	K: 1	BB: 0	S: 6	P: 6	R: 0	H: 0	E: 0	LOB: 1	K: 0	BB: 1	S: 3	P: 7	1B: 6	SF: 0	2B: 1	SAC: 0	3B: 0	DP: 0	HR: 1	HBP: 0
--------------	------	------	------	--------	------	-------	------	------	------	------	------	--------	------	-------	------	------	------	------	------	--------	------	-------	------	------	------	------	------	--------	------	-------	------	------	------	------	------	--------	------	-------	------	------	------	------	------	--------	------	-------	------	------	------	------	------	--------	------	-------	------	-------	------	------	------	--------	------	-------	------	------	------	------	------	--------	------	-------	------	------	-------	-------	-------	--------	-------	-------	-------	--------

PITCHER	IP	WLS	BF	H	R	ER	SO	BB	IBB	HBP	BLK	WP	HR	S	P	ERA	WHIP
Hideo Nomo, R ERA: 2.00	2.0		6	1	0	0	3	0	0	0	0	0	0	12	12	0.00	0.500
John Smiley, L ERA: 9.00	2.0		8	2	2	2	0	0	0	0	0	0	1	8	8	9.00	1.000
Tyler Green, R ERA: 0.00	1.0		5	2	0	0	1	0	0	0	0	0	0	7	7	0.00	2.000
Denny Neagle, L ERA: 0.00	1.0		4	1	0	0	1	0	0	0	0	0	0	6	6	0.00	1.000
Carlos Perez, L ERA: 0.00	0.1		3	1	0	0	0	1	0	0	0	0	0	2	6	0.00	6.000


BOTTOM

National League All-Stars @ American League All-Stars
The Ballpark at Arlington, Arlington, TX

Tue Jul 11 1995, 8:05 PM EDT
Att. 50,920 - Unknown

livebaseballscores.com

AB	34
R	2
H	8
RBI	2
BB	2
SO	8
LOB	21



PITCHER	IP	WLS	BF	H	R	ER	SO	BB	IBB	HBP	BLK	WP	HR	S	P	ERA	WHIP
Heathcliff Slocumb, R ERA: 0.00	1.0		4	1	0	0	2	0	0	0	0	0	0	8	8	0.00	1.000
Tom Henke, R ERA: 0.00	0.2		2	0	0	0	1	0	0	0	0	0	0	4	4	0.00	0.000
Randy Myers, L ERA: 0.00	1.0	S	4	0	0	0	0	1	0	0	0	0	0	3	7	0.00	1.000

Batter	1	2	3	4	5	6	7	8	9	AB R H RBI BB SO LOB	TOP		
Kenny Lofton, L OBP: 0.667, SLG: 0.667 Joe Carter, R OBP: 1.000, SLG: 1.000	2-1 F8 S 1B		3-2 F8			2-0 1B S 1B		1-1 1B 1B		3 0 2 0 0 0 0 1 0 1 0 0 0 0	<p>American League All-Stars @ National League All-Stars Veterans Stadium, Philadelphia, PA</p> <p>Tue Jul 09 1996, 8:05 PM EDT Att: 62,670 - Cloudy</p>		
Wade Boggs, L Travis Fryman, R	2-1 P5 1-2		1-2 6-3			1-1 F7		1-3 K		3 0 0 0 0 0 2 1 0 0 0 0 1 1			
Roberto Alomar, S Chuck Knoblauch, R	1-2 F8 2-3			0-2 5-3		2-2 SAFE 1-3 1B		1-1 1B 1-2 1B		3 0 1 0 0 0 1 1 0 1 0 0 0 0			
Albert Belle, R	1-3 K			3-3 K		2-3 K		1-0 L8		4 0 0 0 0 3 5			
Mo Vaughn, L Mark McGwire, R		0-0 2B		1-2 4-3		1-0 6-3		1-2 G6-4-3 1B		3 0 1 0 0 0 2 1 0 1 0 0 0 0			
Ivan Rodriguez, R Sandy Alomar Jr., R		0-1 P4		1-3 K			0-0 P8	1-2 G6-4-3 1-2		2 0 0 0 0 1 1 2 0 0 0 0 0 1			
Cal Ripken Jr., R Troy Percival, R Roberto Hernandez, R Dan Wilson, R		3-1 L7		3-2 F7		2-1 6-3		2-2 F9		3 0 0 0 0 0 1 0 0 0 0 0 0 0 0 0 0 0 0 0 0 1 0 0 0 0 0 0			
Brady Anderson, L Roger Pavlik, R Alex Rodriguez, R		0-0 3-1		0-0 E5		1-1 F9				2 0 0 0 0 0 1 0 0 0 0 0 0 0 1 0 0 0 0 0 0			
Charles Nagy, L Edgar Martinez, R Chuck Finley, L Jay Buhner, R			2-1 6-3		1-1 L8			0-0 P4		0 0 0 0 0 0 0 1 0 0 0 0 0 0 0 0 0 0 0 0 0 2 0 0 0 0 0 1			
Inning Stats	R: 0 H: 1 E: 0 LOB: 1 K: 1 BB: 0 S: 11 P: 17	R: 0 H: 1 E: 0 LOB: 1 K: 0 BB: 0 S: 6 P: 9	R: 0 H: 0 E: 0 LOB: 0 K: 0 BB: 0 S: 11 P: 17	R: 0 H: 0 E: 0 LOB: 0 K: 1 BB: 0 S: 11 P: 15	R: 0 H: 0 E: 1 LOB: 1 K: 1 BB: 0 S: 9 P: 14	R: 0 H: 2 E: 0 LOB: 2 K: 0 BB: 0 S: 10 P: 18	R: 0 H: 0 E: 0 LOB: 0 K: 0 BB: 0 S: 5 P: 8	R: 0 H: 2 E: 0 LOB: 2 K: 1 BB: 0 S: 9 P: 13	R: 0 H: 1 E: 0 LOB: 0 K: 0 BB: 0 S: 13 P: 17	1B: 6 SF: 0 2B: 1 SAC: 0 3B: 0 DP: 1 HR: 0 HBP: 0		WP: 0 PA: 34 PB: 0 SB: 2 CS: 0	
PITCHER	IP WLS BF H R ER SO BB IBB HBP BLK WP HR S P ERA WHIP											PITCHER	IP WLS BF H R ER SO BB IBB HBP BLK WP HR S P ERA WHIP
John Smoltz, R ERA:	(1, 1) 2.0 W 8 2 0 0 1 0 0 0 0 0 0 0 17 26 0.00 1.000											Steve Trachsel, R ERA:	(7, 1) 1.0 3 0 0 0 0 0 0 0 0 0 0 5 8 0.00 0.000
Kevin Brown, R ERA:	(3, 1) 1.0 3 0 0 0 0 0 0 0 0 0 0 0 11 17 0.00 0.000											Todd Worrell, R ERA:	(8, 1) 1.0 5 2 0 0 1 0 0 0 0 0 0 9 13 0.00 2.000
Tom Glavine, L ERA:	(4, 1) 1.0 3 0 0 0 1 0 0 0 0 0 0 0 11 15 0.00 0.000											Mark Wohlers, R ERA:	(9, 1) 0.2 2 1 0 0 0 0 0 0 0 0 0 6 8 0.00 1.500
Ricky Bottalico, R ERA:	(5, 1) 1.0 4 0 0 0 1 0 0 0 0 0 0 0 9 14 0.00 0.000											Al Leiter, L ERA:	(9, 1) 0.1 1 0 0 0 0 0 0 0 0 0 0 7 9 0.00 0.000
Pedro Martinez, R ERA:	(6, 1) 1.0 5 2 0 0 1 0 0 0 0 0 0 0 10 18 0.00 2.000												

livebaseballscores.com

AB	34
R	0
H	7
RBI	0
BB	0
SO	5
LOB	16



Batter	1	2	3	4	5	6	7	8	9	AB	R	H	RBI	BB	SO	LOB
Lance Johnson, L OBP: 0.750, SLG: 1.000 (1, 8)	0-0 4-3 3-1 2B	3-2 4-3			1-2 CS 1B		0-0 4-3 1B			4	1	3	0	0	0	1
Barry Larkin, R OBP: 0.333, SLG: 0.333 Ozzie Smith, S (1, 6) (6, 6)	1-1 4-3 2-3		0-2 1B 2B 1B		1-0 F9 1-2		2-2 4-3 1-2			3	1	1	0	0	0	2
Barry Bonds, L OBP: 0.333, SLG: 0.333 Pedro Martinez, R Gary Sheffield, R (1, 7) (6, 1) (7, 9)	0-0 3-1 3-H		2-0 1-3 CS 1B		3-2 G3 2-3		2-2 P4			3	0	1	1	0	0	1
Fred McGriff, L Tom Glavine, L Ken Caminiti, S Todd Worrell, R Mark Wohlers, R Al Leiter, L (1, 3) (4, 1) (5, 9) (8, 1) (9, 1) (9, 1)	3-3 K		2-3 SAFE 1-2		0-2 HR		0-3 K			2	0	0	0	0	2	2
Mike Piazza, R OBP: 0.667, SLG: 2.000 Todd Hundley, S Jason Kendall, R (1, 2) (8, 2) (9, 2)		2-1 HR	1-0 3-H 2B		1-3 K		1-1 F8			3	1	2	2	0	1	0
Dante Bichette, R OBP: 0.333, SLG: 0.667 Steve Trachsel, R Mark Grudzielanek, R (1, 9) (7, 1) (8, 5)		1-1 4-3	3-3 K		1-2 WP FC6-4 2B		1-0 5-3			3	1	1	0	0	1	1
Chipper Jones, S OBP: 0.500, SLG: 0.500 Ricky Bottalico, L Ellis Burks, R OBP: 0.500, SLG: 1.500 (1, 5) (5, 1) (6, 7)		1-0 5-3 1B 1B		0-0 L7		1-3 K FC6-4 2-3		0-0 3B		2	1	1	0	0	0	0
Craig Biggio, R Eric Young Sr., R (1, 4) (6, PR) (7, 4)		0-2 5-3	0-3 K		0-0 FC6-4 FC5-4 1-2f 3-H		0-1 3-1			3	0	0	1	0	1	2
John Smoltz, R Henry Rodriguez, L OBP: 1.000, SLG: 1.000 Kevin Brown, R Jeff Bagwell, R (1, 1) (2, PH) (3, 1) (4, 3)		1-0 2-H 1B	1-3 K		0-1 FC5-4 1-2f					0	0	0	0	0	0	0

Inning Stats	R: 1	H: 1	E: 0	K: 1	S: 7	LOB: 0	BB: 0	P: 11	R: 2	H: 3	E: 0	K: 0	S: 17	LOB: 1	BB: 0	P: 25	R: 1	H: 3	E: 0	K: 2	S: 13	LOB: 0	BB: 0	P: 21	R: 0	H: 0	E: 0	K: 2	S: 10	LOB: 0	BB: 0	P: 11	R: 0	H: 1	E: 0	K: 1	S: 7	LOB: 0	BB: 0	P: 12	R: 2	H: 2	E: 0	K: 2	S: 20	LOB: 1	BB: 0	P: 23	R: 0	H: 1	E: 0	K: 1	S: 11	LOB: 1	BB: 0	P: 15	R: 0	H: 1	E: 0	K: 0	S: 6	LOB: 1	BB: 0	P: 8
1B: 6	SF: 0	2B: 4	SAC: 0	3B: 1	DP: 1	HR: 2	HBP: 0	WP: 1	PA: 35	PB: 0	SB: 1	CS: 2																																																				


PITCHER	IP	WLS	BF	H	R	ER	SO	BB	IBB	HBP	BLK	WP	HR	S	P	ERA	WHIP
Charles Nagy, R ERA: 13.5 (1, 1)	2.0	L	10	4	3	3	1	0	0	0	0	0	0	24	36	13.50	2.000
Chuck Finley, L ERA: 4.5 (3, 1)	2.0		8	3	1	1	4	0	0	0	0	0	0	23	32	4.50	1.500
Roger Pavlik, R ERA: 9.0 (5, 1)	2.0		9	3	2	2	2	0	0	0	0	1	1	27	35	9.00	1.500
Troy Percival, R ERA: (7, 1)	1.0		4	1	0	0	1	0	0	0	0	0	0	11	15	0.00	1.000
Roberto Hernandez, R ERA: (8, 1)	1.0		4	1	0	0	0	0	0	0	0	0	0	6	8	0.00	1.000

BOTTOM

American League All-Stars @ National League All-Stars
Veterans Stadium, Philadelphia, PA

Tue Jul 09 1996, 8:05 PM EDT
Att: 62,670 - Cloudy

AB	35
R	6
H	12
RBI	6
BB	0
SO	8
LOB	15



PITCHER	IP	WLS	BF	H	R	ER	SO	BB	IBB	HBP	BLK	WP	HR	S	P	ERA	WHIP
Charles Nagy, R ERA: 13.5 (1, 1)	2.0	L	10	4	3	3	1	0	0	0	0	0	0	24	36	13.50	2.000
Chuck Finley, L ERA: 4.5 (3, 1)	2.0		8	3	1	1	4	0	0	0	0	0	0	23	32	4.50	1.500
Roger Pavlik, R ERA: 9.0 (5, 1)	2.0		9	3	2	2	2	0	0	0	0	1	1	27	35	9.00	1.500
Troy Percival, R ERA: (7, 1)	1.0		4	1	0	0	1	0	0	0	0	0	0	11	15	0.00	1.000
Roberto Hernandez, R ERA: (8, 1)	1.0		4	1	0	0	0	0	0	0	0	0	0	6	8	0.00	1.000

Batter	1	2	3	4	5	6	7	8	9	AB	R	H	RBI	BB	SO	LOB
Brady Anderson, L OBP: 0.500, SLG: 0.750 (1, 7) (6, 9)	0-0 4-3 ①		0-0 WP 2B		0-0 F7			0-0 FC5-4 1B		4	0	2	0	0	0	2
Alex Rodriguez, R OBP: 0.333, SLG: 0.333 Nomar Garciaparra, R (1, 6) (7, 6)	0-0 1B		0-3 K 2-3			0-3 K		0-0 FC5-4 1-2f		3	0	1	0	0	2	1
Ken Griffey Jr., L (1, 8)	0-0 F7		0-3 K			0-0 L9		0-3 K		4	0	0	0	0	2	3
Tino Martinez, L Mark McGwire, R (1, 3) (6, 3)	0-0 4-3			0-0 3-1		0-3 K		0-3 K		2	0	0	0	0	0	1
Edgar Martinez, R OBP: 1.000, SLG: 2.500 Jim Thome, L (7, PH)		0-0 HR		0-0 CS 1B				0-0 6-3		2	1	2	1	0	0	0
Paul O'Neill, L Bernie Williams, S (1, 9) (6, 7)		0-0 1-3		0-3 K 1-2				4-0 WP HR BB		2	0	0	0	0	1	1
Cal Ripken Jr., R OBP: 0.500, SLG: 0.500 Joey Cora, S (5, PR) (6, 4) Chuck Knoblauch, R (8, 4)		0-0 4-3			0-0 PB 4-3 1B			0-0 F7		2	0	1	0	0	0	0
Ivan Rodriguez, R Sandy Alomar Jr., R OBP: 1.000, SLG: 4.000 (1, 2) (6, 2)		0-0 1-3			0-0 4-3 1-2			0-0 1-H HR		2	0	0	0	0	0	1
Roberto Alomar, S Jeff Cirillo, R (1, 4) (6, 5)			0-0 6-3		0-0 1-3 2-3			0-3 K		1	1	1	2	0	0	0

Inning Stats	R: 0	H: 1	E: 0	LOB: 1	K: 0	BB: 0	S: 4	P: 4	R: 1	H: 1	E: 0	LOB: 0	K: 0	BB: 0	S: 4	P: 4	R: 0	H: 1	E: 0	LOB: 1	K: 2	BB: 0	S: 8	P: 8	R: 0	H: 1	E: 0	LOB: 2	K: 0	BB: 0	S: 4	P: 4	R: 0	H: 0	E: 0	LOB: 0	K: 2	BB: 0	S: 7	P: 7	R: 2	H: 1	E: 0	LOB: 0	K: 1	BB: 1	S: 6	P: 10	R: 0	H: 1	E: 0	LOB: 1	K: 2	BB: 0	S: 8	P: 8
--------------	------	------	------	--------	------	-------	------	------	------	------	------	--------	------	-------	------	------	------	------	------	--------	------	-------	------	------	------	------	------	--------	------	-------	------	------	------	------	------	--------	------	-------	------	------	------	------	------	--------	------	-------	------	-------	------	------	------	--------	------	-------	------	------

PITCHER	IP	WLS	BF	H	R	ER	SO	BB	IBB	HBP	BLK	WP	HR	S	P	ERA	WHIP
Greg Maddux, R ERA: 4.5	(1, 1)	2.0	8	2	1	1	0	0	0	0	0	0	0	8	8	4.50	1.000
Curt Schilling, R ERA:	(3, 1)	2.0	7	2	0	0	3	0	0	0	0	1	0	13	13	0.00	1.000
Kevin Brown, R ERA:	(5, 1)	1.0	4	1	0	0	0	0	0	0	0	0	0	4	4	0.00	1.000
Pedro Martinez, R ERA:	(6, 1)	1.0	3	0	0	0	2	0	0	0	0	0	0	7	7	0.00	0.000
Shawn Estes, L ERA: 18.0	(7, 1)	1.0	L 5	1	2	2	1	1	0	0	0	1	1	6	10	18.00	2.000

BOTTOM

National League All-Stars @ American League All-Stars
Jacobs Field, Cleveland, OH
 Tue Jul 08 1997, 8:05 PM EDT
 Att. 44,916 - Unknown

AB	30
R	3
H	7
RBI	3
BB	1
SO	8
LOB	14

livebaseballscorecards.com

1B:	4	SF:	0	WP:	2	PA:	31
2B:	1	SAC:	0	PB:	1		
3B:	0	DP:	0	SB:	0		
HR:	2	HBP:	0	CS:	1		



BOTTOM

American League All-Stars @ National League All-Stars
Coors Field, Denver, CO
Tue Jul 07 1998, 6:05 PM MDT
Att: 51,267 - Cloudy - 84 F

AB 36
R 8
H 12
RBI 8
BB 5
SO 8
LOB 18



WP: 0 PA: 43
PB: 0
SB: 0
CS: 0

3 0 0 0 0 3 3
0 0 0 0 0 0 0
0 0 0 0 0 0 0
1 0 1 2 0 0 0

2 0 1 2 0 0 0
3 1 3 0 0 0 0
0 0 0 0 0 0 0

2 1 0 0 1 1 2
2 0 0 0 0 0 4

2 1 1 3 1 0 2
2 0 0 0 0 1 0

2 1 0 0 1 0 1
2 0 0 0 0 0 0

3 0 1 0 0 0 0
1 0 0 0 0 1 0
1 0 1 0 0 0 0

1 1 0 0 1 0 2
3 1 1 0 0 2 1

3 1 2 1 0 0 0
1 1 0 0 0 0 1

0 0 0 0 0 0 0
0 0 0 0 0 0 0
0 0 0 0 0 0 0
1 0 0 0 0 0 2
0 0 0 0 0 0 0
0 0 0 0 0 0 0
1 0 1 0 1 0 0

1B: 10 SF: 0
2B: 0 2B: 0
3B: 1 DP: 2
HR: 1 HBP: 1

Table with 9 columns (Innings 1-9) and 18 rows of batter data. Each cell contains a batting order diagram with player initials, counts, and pitch types. Batter names and stats are listed on the left of each row.

Inning Stats table with columns for R, H, E, K, S, LOB, BB, P, and SO for each of the 9 innings.

Pitcher stats table with columns for IP, WLS, BF, H, R, ER, SO, BB, IBB, HBP, BLK, WP, HR, S, P, ERA, WHIP for David Wells, Roger Clemens, Brad Radke, Bartolo Colon, Rolando Arrojo, John Wetteland, Tom Gordon, and Troy Percival.

Batter	1	2	3	4	5	6	7	8	9	AB R H RBI BB SO LOB	TOP									
Barry Larkin, R (1, 6) OBP: 0.333, SLG: 0.333 Alex Gonzalez, R (7, PH) (7, 6)	2-2 K		1-1 2-H 1B		1-2 FC4-6 20 2B		2-2 P4			3 0 1 1 0 1 1 1 0 0 0 0 0 1	<p>National League All-Stars @ American League All-Stars</p> <p>Fenway Park, Boston, MA</p> <p>Tue Jul 13 1999, 8:00 PM EDT</p> <p>Att. 34,187 - Unknown - 68 F</p>									
33 Larry Walker, L (1, 9) 20 Luis Gonzalez, L (4, 7) OBP: 0.500, SLG: 1.000	1-3 K		0-0 1-3		2-0 1-3 2B		1-1 E4 FC6-4			2 0 0 0 0 1 1 2 0 1 0 0 0 1										
Sammy Sosa, R (1, 8) Vladimir Guerrero, R (5, 9)	2-3 K			0-0 P3	1-3 K		0-2 FC6-4 1-2f			3 0 0 0 0 2 2 1 0 0 0 0 0 2										
25 Mark McGwire, R (1, 3) Sean Casey, L (5, 3)		1-3 K		4-2 1B 1B BB	0-3 K		0-1 G6-3			2 0 0 0 1 2 2 1 0 0 0 0 0 0										
Matt Williams, R (1, 5) OBP: 0.333, SLG: 0.333 Ed Sprague, R (6, 5)		0-0 E4 CS		1-3 K		1-2 G5-4-3 1B		0-2 G5-3		3 0 1 0 0 1 1 1 0 0 0 0 0 0										
Jeff Bagwell, R (1, 10) OBP: 0.333, SLG: 0.333 Gary Sheffield, R (8, PH)		3-3 K SAFE 1-2		2-2 1B 1-2 1B		3-3 K		1-0 G6-3		3 0 1 0 0 2 2 1 0 0 0 0 0 0										
Mike Piazza, R (1, 2) OBP: 0.500, SLG: 0.500 Mike Lieberthal, R (5, 2) Dave Nilsson, L (8, 2)			1-3 K	0-0 SAFE 1-2 2-3 1B		1-1 G5-4-3 1-2f				2 0 1 0 0 1 0 1 0 0 0 0 0 1 1 0 0 0 0 1 0										
Jeremy Burnitz, L (1, 7) OBP: 0.500, SLG: 1.000 33 Brian Jordan, R (5, 8) OBP: 1.000, SLG: 1.000			2-2 1B 2B	0-0 G3			4-0 CS BB			2 1 1 0 0 0 3 1 0 1 0 1 0 0										
33 Jay Bell, R (1, 4) Jeff Kent, R (5, 4)			2-3 K		4-1 FC4-6 BB		4-1 20 E BB 1-2			1 0 0 0 1 1 1 1 0 0 0 1 0 1										
Inning Stats	R: 0 H: 0 E: 0 K: 3 S: 12	H: 0 LOB: 0 BB: 0 P: 17	R: 0 H: 0 E: 1 K: 2 S: 7	H: 0 LOB: 1 BB: 0 P: 11	R: 1 H: 2 E: 0 K: 2 S: 15	H: 2 LOB: 1 BB: 0 P: 21	R: 0 H: 2 E: 0 K: 1 S: 11	H: 2 LOB: 3 BB: 1 P: 18	R: 0 H: 1 E: 0 K: 2 S: 13	H: 1 LOB: 2 BB: 1 P: 21		R: 0 H: 1 E: 0 K: 1 S: 9	H: 1 LOB: 0 BB: 0 P: 14	R: 0 H: 0 E: 1 K: 0 S: 9	H: 0 LOB: 2 BB: 2 P: 20	R: 0 H: 0 E: 0 K: 0 S: 6	H: 0 LOB: 0 BB: 0 P: 7	R: 0 H: 1 E: 0 K: 1 S: 14	H: 1 LOB: 0 BB: 0 P: 19	1B: 5 SF: 0 2B: 3 SAC: 0 3B: 0 DP: 3 HR: 0 HBP: 0
PITCHER	IP WLS BF H R ER SO BB IBB HBP BLK WP HR S P ERA WHIP																			
Pedro Martinez, R (1, 1) ERA:	2.0 W 6 0 0 0 5 0 0 0 0 0 0 0 19 28 0.00 0.000																			
David Cone, R (3, 1) ERA: 4.5	2.0 H 11 4 1 1 3 1 0 0 0 0 0 0 26 39 4.50 2.500																			
Mike Mussina, R (5, 1) ERA:	1.0 H 5 1 0 0 2 1 0 0 0 0 0 0 13 21 0.00 2.000																			
José Rosado, L (6, 1) ERA:	1.0 H 3 1 0 0 1 0 0 0 0 0 0 0 9 14 0.00 1.000																			
Jeff Zimmerman, R (7, 1) ERA:	1.0 H 5 0 0 0 0 2 0 0 0 0 0 0 9 20 0.00 2.000																			
PITCHER	IP WLS BF H R ER SO BB IBB HBP BLK WP HR S P ERA WHIP																			
Roberto Hernandez, R (8, 1) ERA:	1.0 H 3 0 0 0 0 0 0 0 0 0 0 0 6 7 0.00 0.000																			
John Wetteland, R (9, 1) ERA:	1.0 S 3 1 0 0 1 0 0 0 0 0 0 0 14 19 0.00 1.000																			

AB	32
R	1
H	7
RBI	1
BB	4
SO	12
LOB	19



Batter	1	2	3	4	5	6	7	8	9	AB	R	H	RBI	BB	SO	LOB
Kenny Lofton, L OBP: 0.333, SLG: 0.333 Bernie Williams, S	1-2 24 S 25 1B 1B	2-3 K		0-0 P5		3-3 K				3	1	1	0	0	1	2
Nomar Garciaparra, R Derek Jeter, R 13 Omar Vizquel, S	0-1 L9		0-0 P8	2-3 K			1-2 G3			2	0	0	0	0	0	1
Ken Griffey Jr., L B.J. Surhoff, L	2-3 K		2-1 G3		0-0 G3		1-0 G4-3			2	0	0	0	0	1	1
24 Manny Ramirez, R Shawn Green, L Magglio Ordonez, R	4-2 25 1B 1B BB		1-3 K		1-2 FC4-6 1B		1-0 P6			1	1	0	0	1	1	0
25 Jim Thome, L 8 Ron Coomer, R	1-0 1B 1-2 2-H 1B			4-2 25 1B HBP BB	0-1 F9		1-3 K			2	1	1	1	1	0	1
Cal Ripken Jr., R Tony Fernandez, S	0-0 1-2 2-H 1B			2-2 25 1B E HBP	2-1 FC4-6		1-2 K			1	1	1	1	0	0	0
25 Rafael Palmeiro, L Harold Baines, L John Jaha, R	1-1 G3			0-0 E 1-3 2-H 1B		2-1 FC6-4 1B		2-3 K		2	0	1	1	0	0	2
Ivan Rodriguez, R Brad Ausmus, R		1-1 G4-3		2-3 K		3-2 FC6-4 30 1-3				2	0	0	0	0	1	2
Roberto Alomar, S 30 Jose Offerman, S		0-3 K		0-1 E5		2-2 1-3				1	0	0	0	0	0	1

Inning Stats	R: 2	H: 3	E: 0	LOB: 2	K: 1	P: 25	R: 0	H: 0	E: 0	LOB: 0	K: 2	P: 12	R: 0	H: 0	E: 0	LOB: 0	K: 1	P: 9	R: 2	H: 1	E: 1	LOB: 2	K: 2	P: 29	R: 0	H: 1	E: 0	LOB: 1	K: 0	P: 12	R: 0	H: 1	E: 0	LOB: 1	K: 1	P: 25	R: 0	H: 0	E: 0	LOB: 0	K: 0	P: 9	R: 0	H: 0	E: 0	LOB: 0	K: 3	P: 15
--------------	------	------	------	--------	------	-------	------	------	------	--------	------	-------	------	------	------	--------	------	------	------	------	------	--------	------	-------	------	------	------	--------	------	-------	------	------	------	--------	------	-------	------	------	------	--------	------	------	------	------	------	--------	------	-------


PITCHER	IP	WLS	BF	H	R	ER	SO	BB	IBB	HBP	BLK	WP	HR	S	P	ERA	WHIP
Curt Schilling, R ERA: 9.0	(1, 1)	2.0	L	10	3	2	3	1	0	0	0	0	0	25	37	9.00	2.000
Randy Johnson, L ERA:	(3, 1)	1.0		3	0	0	1	0	0	0	0	0	0	6	9	0.00	0.000
Kent Bottenfield, R ERA: 18.0	(4, 1)	1.0		7	1	2	2	1	0	1	0	0	0	19	29	18.00	2.000
42 Jose Lima, R ERA:	(5, 1)	1.0		4	1	0	0	0	0	0	0	0	0	9	12	0.00	1.000
34 Kevin Millwood, R ERA:	(6, 1)	1.0		4	1	0	1	0	0	0	0	0	0	15	25	0.00	1.000

BOTTOM

National League All-Stars @ American League All-Stars
Fenway Park, Boston, MA
 Tue Jul 13 1999, 8:00 PM EDT
 Att: 34,187 - Unknown - 68 F

AB	31
R	4
H	6
RBI	4
BB	2
SO	10
LOB	16

WP: 0 PA: 34
 PB: 0 SB: 1
 CS: 0



PITCHER	IP	WLS	BF	H	R	ER	SO	BB	IBB	HBP	BLK	WP	HR	S	P	ERA	WHIP
Andy Ashby, R ERA:	(7, 1)	0.1		1	0	0	0	0	0	0	0	0	0	4	5	0.00	0.000
Mike Hampton, L ERA:	(7, 1)	0.2		2	0	0	0	0	0	0	0	0	0	2	4	0.00	0.000
Trevor Hoffman, R ERA:	(8, 1)	0.1		1	0	0	1	0	0	0	0	0	0	4	5	0.00	0.000
Billy Wagner, L ERA:	(8, 1)	0.2		2	0	0	2	0	0	0	0	0	0	7	10	0.00	0.000

Batter	1	2	3	4	5	6	7	8	9	AB R H RBI BB SO LOB	TOP																		
Roberto Alomar, S (1, 4) Ray Durham, S (5, 4) OBP: 0.500, SLG: 0.500	0-0 G6-3		4-2 FC5 1B BB	0-0 P3		0-0 P5			3-1 1B 1B	2 0 0 0 1 0 3 2 1 1 0 0 0 1	<p>American League All-Stars @ National League All-Stars Turner Field, Atlanta, GA</p> <p>Tue Jul 11 2000, 8:35 PM EDT Att. 51,323 - Unknown - 86 F</p> <p>livebaseballscores.com</p>																		
Derek Jeter, R (1, 6) Nomar Garciaparra, R (5, 6) OBP: 1.000, SLG: 1.333 OBP: 0.500, SLG: 0.500	1-1		0-0 BB FC5 1B	0-0 G2-3 1B		0-0 L7			0-0 1B SF8 1B	3 1 3 2 0 0 0 2 1 1 0 0 0 1																			
Bernie Williams, S (1, 8) Matt Lawton, L (6, 8) OBP: 0.500, SLG: 0.500	0-0 G6-3		2-2 FC5 BB BB 1-2 2-3f	0-0 G2-3 1B			2-2 G1-3		2-2 SF8 S E 1B	3 0 0 0 0 0 5 2 1 1 1 0 0 0																			
Jason Giambi, L (1, 3) Aaron Sele, R (4, 1) Magglio Ordonez, R (5, 9) OBP: 0.500, SLG: 2.000	0-3 K		4-2 BB BB	1-3 K			3-2 G6-3 2B		1-1 SF8 1B	2 0 0 0 1 2 3 0 0 0 0 0 0 0 1 0 1 1 0 0 0																			
Carl Everett, S (1, 7) Darin Erstad, L (5, 7)		1-2 F8	4-2 BB BB		0-0 G4-3		1-0 G6-3 2B		0-1 E4	2 0 0 1 1 0 0 2 0 0 1 0 0 1																			
Ivan Rodriguez, R (1, 2) Jorge Posada, S (6, 2)		1-2 1B	1-0 L8		3-0 F9		1-1 G5-3		1-3 K	3 0 1 0 0 0 3 2 0 0 0 0 1 2																			
Jermaine Dye, R (1, 9) Jason Isringhausen, R (5, 1) Derek Lowe, R (6, 1) Fred McGriff, L (7, 3)		0-0 F7		4-1 E 1B BB	2-3 K			1-1 P5	2-3 K	2 1 0 0 1 1 1 0 0 0 0 0 0 0 0 0 0 0 0 0 0 2 0 0 0 0 1 1																			
Travis Fryman, R (1, 5) Troy Glaus, R (4, 5) Tony Batista, R (8, PH) (8, 5)		1-3 K		0-0 E 1B 1B		1-0 G6-3		2-3 K		2 1 1 0 0 1 1 1 0 0 0 0 0 0 1 0 0 0 0 1 0																			
David Wells, L Mike Bordick, R James Baldwin, R Mike Sweeney, R Carlos Delgado, L Todd Jones, L Edgar Martinez, R Tim Hudson, R Mariano Rivera, R			0-0 L8	1-2 E6 G2-3 1B		3-2 2B		1-0 L8		0 0 0 0 0 0 0 1 0 0 0 0 0 0 0 0 0 0 0 0 0 1 0 1 0																			
Inning Stats	R: 0 H: 1 E: 0 LOB: 1 K: 1 BB: 0 S: 7 P: 8	R: 0 H: 1 E: 0 LOB: 1 K: 1 BB: 0 S: 11 P: 14	R: 1 H: 1 E: 0 LOB: 3 K: 0 BB: 3 S: 18 P: 33	R: 2 H: 2 E: 1 LOB: 2 K: 1 BB: 1 S: 11 P: 17	R: 0 H: 0 E: 0 LOB: 0 K: 1 BB: 0 S: 6 P: 11	R: 0 H: 1 E: 0 LOB: 1 K: 0 BB: 0 S: 9 P: 13	R: 0 H: 1 E: 0 LOB: 1 K: 0 BB: 0 S: 13 P: 20	R: 0 H: 0 E: 0 LOB: 0 K: 1 BB: 0 S: 7 P: 11	R: 3 H: 3 E: 1 LOB: 1 K: 2 BB: 0 S: 16 P: 25	1B: 7 SF: 1 2B: 3 SAC: 0 3B: 0 DP: 0 HR: 0 HBP: 0		WP: 0 PA: 43 PB: 0 SB: 1 CS: 0																	
PITCHER	IP WLS BF H R ER SO BB IBB HBP BLK WP HR S P ERA WHIP											PITCHER	IP WLS BF H R ER SO BB IBB HBP BLK WP HR S P ERA WHIP																
Randy Johnson, L (1, 1) ERA:	1.0	4	1	0	0	1	0	0	0	0	0	0	7	8	0.00	1.000	Darryl Kile, R (6, 1) ERA:	2.0	8	2	0	0	0	0	0	22	33	0.00	1.000
Danny Graves, R (2, 1) ERA:	1.0	4	1	0	0	1	0	0	0	0	0	0	11	14	0.00	1.000	Bob Wickman, R (8, 1) ERA:	1.0	3	0	0	0	1	0	0	7	11	0.00	0.000
Kevin Brown, R (3, 1) ERA: 9.0	1.0	7	1	1	1	0	3	0	0	0	0	0	18	33	9.00	4.000	Trevor Hoffman, R (9, 1) ERA: 27.0	1.0	7	3	3	3	2	0	0	16	25	27.00	3.000
Al Leiter, L (4, 1) ERA: 9.0	1.0	L	7	2	2	1	1	0	0	0	0	0	11	17	9.00	3.000													
Tom Glavine, L (5, 1) ERA:	1.0	3	0	0	0	1	0	0	0	0	0	0	6	11	0.00	0.000													



Batter	1	2	3	4	5	6	7	8	9	AB	R	H	RBI	BB	SO	LOB
Barry Larkin, R (1, 6) Edgar Renteria, R (6, 6)	0-2 P3		2-2 P4		3-2 F2		0-1 G4-3		1-2 G6-4-3	3	0	0	0	0	0	1
Chipper Jones, S (1, 5) Jeff Cirillo, R (6, 5)	0-1 1B		2-0 HR		0-2 F9 1B		3-1 P3			3	1	3	1	0	0	0
Vladimir Guerrero, R (1, 7) Al Leiter, L (4, 1) Andruw Jones, R (5, 8)	0-1 L4		0-0 1B		1-0 1-2 2-H 1B		3-3 K			2	0	1	0	0	0	1
Sammy Sosa, R (1, 9) Darryl Kile, R (6, 1) Bob Wickman, R (8, 1) Jose Vidro, S (9, 4)	1-3 K		0-2 F4		1-1 F9		1-1 P6			3	0	0	0	0	1	4
Jeff Kent, R (1, 4) Edgardo Alfonzo, R (5, 4) Trevor Hoffman, R (9, 1)		1-2 G3		3-2 G4-3		3-1 P3		2-3 K		2	0	0	0	0	0	0
Andres Galarraga, R (1, 3) Todd Helton, L (4, PR) (5, 3)		0-0 L7		0-0 1B		0-0 L6		2-2 G4-3		2	0	1	0	0	0	0
Jim Edmonds, L (1, 8) Mike Lieberthal, R (5, 2)		1-2 1B		2-0 P5		0-1 P5			1-1 E6	2	0	1	0	0	0	1
Jason Kendall, R (1, 2) Tom Glavine, L (5, 1) Brian Giles, L (6, 9)		1-3 K		0-1 G6-3		1-0 E6			1-0 G1-3	2	0	0	0	0	1	2
Randy Johnson, R (1, 1) Danny Graves, R (2, 1) Kevin Brown, R (3, 1) Jeffrey Hammonds, R (3, PH) (4, 7) Steve Finley, L (7, 7)			3-1 F9		4-2 1B BB		0-1 G6-3		2-2 G6-4-3 1B	0	0	0	0	0	0	0


Inning Stats	R: 0	H: 1	E: 0	LOB: 1	K: 1	BB: 0	S: 10	R: 0	H: 1	E: 0	LOB: 1	K: 1	BB: 0	S: 13	R: 1	H: 2	E: 0	LOB: 1	K: 0	BB: 0	S: 10	R: 0	H: 1	E: 0	LOB: 1	K: 0	BB: 0	S: 7	R: 1	H: 2	E: 1	LOB: 1	K: 0	BB: 0	S: 6	R: 0	H: 0	E: 0	LOB: 0	K: 1	BB: 0	S: 7	R: 0	H: 0	E: 0	LOB: 0	K: 1	BB: 0	S: 8	R: 0	H: 0	E: 1	LOB: 0	K: 0	BB: 0	S: 11	R: 1	H: 2	E: 1	LOB: 0	K: 0	BB: 0	S: 11	1B: 8	2B: 0	3B: 0	HR: 1	SF: 0	SAC: 0	DP: 1	HBP: 0	WP: 0	PA: 37
--------------	------	------	------	--------	------	-------	-------	------	------	------	--------	------	-------	-------	------	------	------	--------	------	-------	-------	------	------	------	--------	------	-------	------	------	------	------	--------	------	-------	------	------	------	------	--------	------	-------	------	------	------	------	--------	------	-------	------	------	------	------	--------	------	-------	-------	------	------	------	--------	------	-------	-------	-------	-------	-------	-------	-------	--------	-------	--------	-------	--------

PITCHER	IP	WLS	BF	H	R	ER	SO	BB	IBB	HBP	BLK	WP	HR	S	P	ERA	WHIP
David Wells, L (1, 1) ERA: 2.00	2.0		8	2	0	0	2	0	0	0	0	0	0	23	27	0.00	1.000
James Baldwin, R (3, 1) ERA: 9.00	1.0	W	5	2	1	1	0	0	0	0	0	0	1	10	17	9.00	2.000
Aaron Sele, R (4, 1) ERA: 9.00	1.0	H	4	1	0	0	0	0	0	0	0	0	0	7	12	0.00	1.000
Jason Isringhausen, R (5, 1) ERA: 9.00	1.0	H	6	2	1	1	0	1	0	0	0	0	0	14	26	9.00	3.000
Derek Lowe, R (6, 1) ERA:	1.0	H	4	0	0	0	0	0	0	0	0	0	0	6	7	0.00	0.000

BOTTOM

American League All-Stars @ National League All-Stars
Turner Field, Atlanta, GA
 Tue Jul 11 2000, 8:35 PM EDT
 Att: 51,323 - Unknown - 86 F

AB	36
R	3
H	9
RBI	3
BB	1
SO	4
LOB	14



PITCHER	IP	WLS	BF	H	R	ER	SO	BB	IBB	HBP	BLK	WP	HR	S	P	ERA	WHIP
Todd Jones, R (7, 1) ERA:	1.0		3	0	0	0	1	0	0	0	0	0	0	7	13	0.00	0.000
Tim Hudson, R (8, 1) ERA:	1.0	H	3	0	0	0	1	0	0	0	0	0	0	8	13	0.00	0.000
Mariano Rivera, R (9, 1) ERA:	1.0		4	2	1	0	0	0	0	0	0	0	0	11	16	0.00	2.000

Batter	1	2	3	4	5	6	7	8	9	AB R H RBI BB SO LOB	TOP																																																																																																			
Luis Gonzalez, L (1, 8) OBP: 0.500, SLG: 0.500 Lance Berkman, S (5, 8) OBP: 0.500, SLG: 0.500	2-1 P5			2-2 FC6-4 1B		2-2 1B		1-1 G5-3		2 0 1 0 0 0 0 2 0 1 0 0 0 1	National League All-Stars @ American League All-Stars Safeco Field, Seattle, WA Tue Jul 10 2001, 5:05 PM PDT Att. 47,364 - Sunny - 80 F																																																																																																			
Todd Helton, L (1, 3) Ryan Klesko, L (4, 3)	0-3 K			0-1 P5		0-0 SF8		3-2 K		2 0 0 0 0 1 1 1 0 0 1 0 1 1																																																																																																				
Barry Bonds, L (1, 7) Vladimir Guerrero, R (6, PH) Brian Giles, L (9, PH)	2-2 1-3			3-3 K		3-H 2-2 SAFE F7		1-2 G4-3		2 0 0 0 0 1 1 1 0 0 0 0 0 1 1 0 0 0 0 0 0																																																																																																				
Sammy Sosa, R (1, 9) Moises Alou, R (4, 9) Sean Casey, L (9, PH)		0-0 G6-3		0-2 FC6-4 1-2f			3-3 K		2-3 K	2 0 0 0 0 0 1 1 0 0 0 0 1 0 1 0 0 0 0 1 0																																																																																																				
Larry Walker, L (1, 10) Cliff Floyd, L (7, PH)		2-1 F7		1-2 F7			0-2 L8		0-2 G3-1	2 0 0 0 0 0 0 2 0 0 0 0 0 0																																																																																																				
Mike Piazza, R (1, 2) Albert Pujols, R (5, 5) (8, 4)		3-2 F9		2-2 G5-3			4-2 BB			2 0 0 0 0 0 0 0 0 0 0 1 0 0																																																																																																				
Chipper Jones, S (1, 5) Charles Johnson, R (5, 2)			0-0 F7		1-2 F7		2-2 F7			2 0 0 0 0 0 0 1 0 0 0 0 0 1																																																																																																				
Jeff Kent, R (1, 4) OBP: 0.500, SLG: 1.000 Phil Nevin, R (8, PH) (8, 5)			3-1 F7		2-0 1B SF8 2B		2-0 F9			2 1 1 0 0 0 0 1 0 0 0 0 0 0																																																																																																				
Rich Aurilia, R (1, 6) Jimmy Rollins, S (6, 6)			0-0 G5-3		0-2 G5-3		4-1 BB			2 0 0 0 0 0 1 0 0 0 0 1 0 0																																																																																																				
Inning Stats	R: 0 E: 0 K: 1 S: 8	H: 0 LOB: 0 BB: 0 P: 12	R: 0 E: 0 K: 0 S: 7	H: 0 LOB: 0 BB: 0 P: 12	R: 0 E: 0 K: 0 S: 4	H: 1 LOB: 1 BB: 0 P: 7	R: 0 E: 0 K: 1 S: 14	H: 0 LOB: 0 BB: 0 P: 19	R: 0 E: 0 K: 1 S: 9	H: 0 LOB: 0 BB: 0 P: 13		R: 1 E: 0 K: 0 S: 13	H: 2 LOB: 1 BB: 0 P: 19	R: 0 E: 0 K: 1 S: 14	H: 0 LOB: 1 BB: 1 P: 23	R: 0 E: 0 K: 1 S: 7	H: 0 LOB: 1 BB: 1 P: 17	R: 0 E: 0 K: 1 S: 9	H: 0 LOB: 0 BB: 0 P: 12	1B: 2 2B: 1 3B: 0 HR: 0	SF: 1 SAC: 0 DP: 0 HBP: 0	WP: 0 PB: 0 SB: 1 CS: 0	PA: 32																																																																																							
PITCHER	IP WLS BF H R ER SO BB IBB HBP BLK WP HR S P ERA WHIP	<table border="0"> <tr> <td>Roger Clemens, R (1, 1) ERA:</td> <td>2.0</td> <td></td> <td>6</td> <td>0</td> <td>0</td> <td>0</td> <td>1</td> <td>0</td> <td>0</td> <td>0</td> <td>0</td> <td>0</td> <td>0</td> <td>15</td> <td>24</td> <td>0.00</td> <td>0.000</td> </tr> <tr> <td>Freddy Garcia, R (3, 1) ERA:</td> <td>1.0</td> <td>W</td> <td>3</td> <td>0</td> <td>0</td> <td>0</td> <td>0</td> <td>0</td> <td>0</td> <td>0</td> <td>0</td> <td>0</td> <td>0</td> <td>4</td> <td>7</td> <td>0.00</td> <td>0.000</td> </tr> <tr> <td>Andy Pettitte, L (4, 1) ERA:</td> <td>1.0</td> <td></td> <td>4</td> <td>1</td> <td>0</td> <td>0</td> <td>1</td> <td>0</td> <td>0</td> <td>0</td> <td>0</td> <td>0</td> <td>0</td> <td>14</td> <td>19</td> <td>0.00</td> <td>1.000</td> </tr> <tr> <td>Joe Mays, R (5, 1) ERA:</td> <td>1.0</td> <td></td> <td>3</td> <td>0</td> <td>0</td> <td>0</td> <td>0</td> <td>0</td> <td>0</td> <td>0</td> <td>0</td> <td>0</td> <td>0</td> <td>9</td> <td>13</td> <td>0.00</td> <td>0.000</td> </tr> <tr> <td>Paul Quantrill, R (6, 1) ERA: 27.0</td> <td>0.1</td> <td>H</td> <td>3</td> <td>2</td> <td>1</td> <td>1</td> <td>0</td> <td>0</td> <td>0</td> <td>0</td> <td>0</td> <td>0</td> <td>0</td> <td>7</td> <td>11</td> <td>27.00</td> <td>6.000</td> </tr> </table>																			Roger Clemens, R (1, 1) ERA:	2.0		6	0	0	0	1	0	0	0	0	0	0	15	24	0.00	0.000	Freddy Garcia, R (3, 1) ERA:	1.0	W	3	0	0	0	0	0	0	0	0	0	0	4	7	0.00	0.000	Andy Pettitte, L (4, 1) ERA:	1.0		4	1	0	0	1	0	0	0	0	0	0	14	19	0.00	1.000	Joe Mays, R (5, 1) ERA:	1.0		3	0	0	0	0	0	0	0	0	0	0	9	13	0.00	0.000	Paul Quantrill, R (6, 1) ERA: 27.0	0.1	H	3	2	1	1	0	0	0	0	0	0	0	7	11	27.00	6.000
Roger Clemens, R (1, 1) ERA:	2.0		6	0	0	0	1	0	0	0	0	0	0	15	24	0.00	0.000																																																																																													
Freddy Garcia, R (3, 1) ERA:	1.0	W	3	0	0	0	0	0	0	0	0	0	0	4	7	0.00	0.000																																																																																													
Andy Pettitte, L (4, 1) ERA:	1.0		4	1	0	0	1	0	0	0	0	0	0	14	19	0.00	1.000																																																																																													
Joe Mays, R (5, 1) ERA:	1.0		3	0	0	0	0	0	0	0	0	0	0	9	13	0.00	0.000																																																																																													
Paul Quantrill, R (6, 1) ERA: 27.0	0.1	H	3	2	1	1	0	0	0	0	0	0	0	7	11	27.00	6.000																																																																																													
PITCHER	IP WLS BF H R ER SO BB IBB HBP BLK WP HR S P ERA WHIP	<table border="0"> <tr> <td>Mike Stanton, L (6, 1) ERA:</td> <td>0.2</td> <td></td> <td>2</td> <td>0</td> <td>0</td> <td>0</td> <td>0</td> <td>0</td> <td>0</td> <td>0</td> <td>0</td> <td>0</td> <td>0</td> <td>0</td> <td>6</td> <td>8</td> <td>0.00</td> <td>0.000</td> </tr> <tr> <td>Jeff Nelson, R (7, 1) ERA:</td> <td>1.0</td> <td>H</td> <td>4</td> <td>0</td> <td>0</td> <td>0</td> <td>1</td> <td>1</td> <td>0</td> <td>0</td> <td>0</td> <td>0</td> <td>0</td> <td>14</td> <td>23</td> <td>0.00</td> <td>1.000</td> </tr> <tr> <td>Troy Percival, R (8, 1) ERA:</td> <td>1.0</td> <td>H</td> <td>4</td> <td>0</td> <td>0</td> <td>0</td> <td>1</td> <td>1</td> <td>0</td> <td>0</td> <td>0</td> <td>0</td> <td>0</td> <td>7</td> <td>17</td> <td>0.00</td> <td>1.000</td> </tr> <tr> <td>Kazuhiko Sasaki, R (9, 1) ERA:</td> <td>1.0</td> <td>S</td> <td>3</td> <td>0</td> <td>0</td> <td>0</td> <td>1</td> <td>0</td> <td>0</td> <td>0</td> <td>0</td> <td>0</td> <td>0</td> <td>9</td> <td>12</td> <td>0.00</td> <td>0.000</td> </tr> </table>																			Mike Stanton, L (6, 1) ERA:	0.2		2	0	0	0	0	0	0	0	0	0	0	0	6	8	0.00	0.000	Jeff Nelson, R (7, 1) ERA:	1.0	H	4	0	0	0	1	1	0	0	0	0	0	14	23	0.00	1.000	Troy Percival, R (8, 1) ERA:	1.0	H	4	0	0	0	1	1	0	0	0	0	0	7	17	0.00	1.000	Kazuhiko Sasaki, R (9, 1) ERA:	1.0	S	3	0	0	0	1	0	0	0	0	0	0	9	12	0.00	0.000																	
Mike Stanton, L (6, 1) ERA:	0.2		2	0	0	0	0	0	0	0	0	0	0	0	6	8	0.00	0.000																																																																																												
Jeff Nelson, R (7, 1) ERA:	1.0	H	4	0	0	0	1	1	0	0	0	0	0	14	23	0.00	1.000																																																																																													
Troy Percival, R (8, 1) ERA:	1.0	H	4	0	0	0	1	1	0	0	0	0	0	7	17	0.00	1.000																																																																																													
Kazuhiko Sasaki, R (9, 1) ERA:	1.0	S	3	0	0	0	1	0	0	0	0	0	0	9	12	0.00	0.000																																																																																													

livebaseballscores.com

AB	29
R	1
H	3
RBI	1
BB	2
SO	5
LOB	8



Batter	1	2	3	4	5	6	7	8	9
Ichiro Suzuki, L <small>(1, 8) OBP: 0.333, SLG: 0.333</small> Bernie Williams, S <small>(6, 8)</small>	1-0 1B		1-0 G4-3		0-2 G5-3		0-2 G4-3		
Alex Rodriguez, R <small>(1, 5) SAFE</small> Derek Jeter, R <small>(6, 6) OBP: 1.000, SLG: 4.000</small> Cristian Guzman, S <small>(7, PH) (8, 6)</small>	3-3 K		2-3 K			3-0 HR		0-2 K	
24 Manny Ramirez, R <small>(1, 7)</small> Magglio Ordonez, R <small>(4, 7) OBP: 0.667, SLG: 1.667</small>	0-3 K			2-0 G6-3		0-1 HR		2-1 1B	
Bret Boone, R <small>(1, 4)</small> Roberto Alomar, S <small>(6, 4)</small>	3-2 P6			0-1 G5-3		2-0 F7		0-1 F8	
Juan Gonzalez, R <small>(1, 9)</small> Mike Cameron, R <small>(4, 8) (6, 9)</small>		1-1 F9		1-3 K		3-2 G6-3 2B		1-1 P2	
John Olerud, L <small>(1, 3)</small> Jason Giambi, L <small>(5, PR) (6, 3) (7, 3)</small> Mike Sweeney, R <small>(7, 3)</small>		3-2 G4-3			0-2 HR 1B	3-1 G6-3		1-2 F9	
Edgar Martinez, R <small>(1, 10)</small> Tony Clark, S <small>(6, PH)</small>		2-3 K			2-2 G6-3	1-3 K			
Cal Ripken Jr., R <small>(1, 6) OBP: 0.500, SLG: 2.000</small> Troy Glaus, R <small>(6, 5)</small>			0-0 HR		2-2 G6-3		1-2 F8		
Ivan Rodriguez, R <small>(1, 2) OBP: 0.500, SLG: 0.500</small> Jorge Posada, S <small>(6, 2) OBP: 1.000, SLG: 2.000</small>			2-0 G4-3		1-2 1B		1-0 G4-3 2B		

AB	R	H	RBI	BB	SO	LOB
3	0	1	0	0	0	2
1	0	0	0	0	0	1
2	0	0	0	0	2	1
1	1	1	1	0	0	0
1	0	0	0	0	1	1
1	0	0	0	0	1	1
3	1	2	1	0	0	0
2	0	0	0	0	0	1
2	0	0	0	0	0	1
1	0	0	0	0	0	0
3	0	1	0	0	1	1
2	0	0	0	0	0	0
1	1	0	0	0	0	1
1	0	0	0	0	0	1
2	0	0	0	0	1	1
1	0	0	0	0	1	1
2	1	1	1	0	0	1
1	0	0	0	0	0	0
2	0	1	1	0	0	0
1	0	1	0	0	0	0

AB	R	H	RBI	BB	SO	LOB
33	4	8	4	0	7	14

Inning Stats		R: 0	H: 1	E: 0	K: 2	S: 11	R: 0	H: 0	E: 0	K: 1	S: 8	R: 1	H: 1	E: 0	K: 1	S: 6	R: 0	H: 0	E: 0	K: 1	S: 6	R: 1	H: 1	E: 1	K: 0	S: 15	R: 2	H: 3	E: 0	K: 1	S: 14	R: 0	H: 1	E: 0	K: 1	S: 9	R: 0	H: 1	E: 0	K: 0	S: 9	1B: 3	2B: 2	3B: 0	HR: 3	SF: 0	SAC: 0	DP: 0	HBP: 0	WP: 0	PB: 0	SB: 1	CS: 0	PA: 33
PITCHER		IP	WLS	BF	H	R	ER	SO	BB	IBB	HBP	BLK	WP	HR	S	P	ERA	WHIP	PITCHER		IP	WLS	BF	H	R	ER	SO	BB	IBB	HBP	BLK	WP	HR	S	P	ERA	WHIP																	
Randy Johnson, L		(1, 1)		7	1	0	0	3	0	0	0	0	0	0	19	32	0.00	0.500	Matt Morris, R		(7, 1)	1.0	4	1	0	0	1	0	0	0	0	0	9	11	0.00	1.000																		
Chan Ho Park, R		(3, 1)	L	4	1	1	1	1	0	0	0	0	0	0	6	11	9.00	1.000	Jeff Shaw, R		(8, 1)	0.1	2	1	0	0	0	0	0	0	0	0	4	6	0.00	3.000																		
John Burkett, R		(4, 1)		3	0	0	0	1	0	0	0	0	0	0	6	9	0.00	0.000	Billy Wagner, L		(8, 1)	0.1	1	0	0	0	0	0	0	0	0	2	3	0.00	0.000																			
Mike Hampton, L		(5, 1)		5	1	1	0	0	0	0	0	0	0	0	15	20	0.00	1.000	Ben Sheets, R		(8, 1)	0.1	1	0	0	0	0	0	0	0	0	3	4	0.00	0.000																			
Jon Lieber, R		(6, 1)		6	3	2	2	1	0	0	0	0	0	0	14	26	18.00	3.000																																				

National League All-Stars @ American League All-Stars
Safeco Field, Seattle, WA
 Tue Jul 10 2001, 5:05 PM PDT
 Att. 47,364 - Sunny - 80 F



Batter	1	2	3	4	5	6	7	8	9	10	11	AB R H RBI BB SO LOB	BOTTOM	
3 Jose Vidro, S 37 Junior Spivey, R 31 Robb Nen, R 29 John Smoltz, R 33 Benito Santiago, R OBP: 0.500, SLG: 0.500	0-1 G6-3		1-1 L7		1-3 K		0-0 G5-3		1-2 1B		2-3 K	2 0 0 0 0 0 1 2 0 0 0 0 0 1 3 0 0 0 0 0 0 0 0 0 0 0 0 0 0 0 0 2 0 1 0 0 0 1 1	American League All-Stars @ National League All-Stars Miller Park, Milwaukee, WI Tue Jul 09 2002, 7:05 PM CDT Att. 41,871 - Unknown - 68 F	
17 Todd Helton, L 17 Lance Berkman, S OBP: 0.333, SLG: 0.333	1-2 G6-3		0-0 25 HR 1B		1-2 G4-3		0-1 44 S 1B		0-1 L4			2 1 1 1 0 0 0 3 0 1 2 0 0 2		
25 Barry Bonds, L 11 Richie Sexson, R 44 Adam Dunn, L	1-1 F8		3-0 1H HR		1-0 G5-3		4-1 1-2 BB					2 1 1 2 0 0 0 1 0 0 0 0 0 1 1 0 0 0 1 0 0		
21 Sammy Sosa, R 15 Shawn Green, L OBP: 0.500, SLG: 0.500 OBP: 0.333, SLG: 0.333		0-0 27 1B	3-3 K		2-0 G6-3		2-3 K					2 0 1 0 0 1 0 3 0 1 0 0 1 2		
27 Vladimir Guerrero, R 25 Andruw Jones, R OBP: 0.500, SLG: 0.500 (6, PH)	2-0 31 BLK 31 G4-3 1B			3-3 K		1-3 K		1-2 G5-3				2 1 1 0 0 1 0 3 0 0 0 0 2 1		
31 Mike Piazza, R 38 Eric Gagne, R 18 José Hernández, R	3-1 G4-3		0-2 L9		1-3 K2-3			0-3 K				2 0 0 1 0 0 0 0 0 0 0 0 0 0 3 0 0 0 0 2 1		
17 Scott Rolen, R 1 Luis Castillo, S	2-2 F8		2-1 L4				1-3 K		2-1 F8			3 0 0 0 0 1 0 2 0 0 0 0 0 0		
11 Jimmy Rollins, S 51 Trevor Hoffman, R 37 Mike Remlinger, L 49 Byung-Hyun Kim, R 19 Mike Lowell, R OBP: 0.667, SLG: 0.667			0-0 20 G3 17 1B 1B		0-1 26 2B 17 1B 1B		1-2 26 2B 17 1B 1B		2-2 F9			2 2 2 0 3 1 2 0 0 0 0		
38 Curt Schilling, R 43 Mike Williams, R 20 Luis Gonzalez, L 45 Odalis Perez, L 26 Damian Miller, R 44 Vicente Padilla, R	0-1 G3		0-1 G4-3 2B				1-0 17 1B 2B		0-1 G5-3			0 0 0 0 0 0 0 0 0 0 0 0 0 0 1 0 0 0 0 0 1 0 0 0 0 0 0 0 3 1 2 1 0 0 0 1 0 0 0 0 1 1		
Inning Stats	R: 0 H: 0 E: 0 LOB: 0 K: 0 BB: 0 S: 10 P: 12	R: 1 H: 2 E: 0 LOB: 0 K: 0 BB: 0 S: 7 P: 14	R: 3 H: 3 E: 0 LOB: 0 K: 1 BB: 0 S: 11 P: 18	R: 0 H: 0 E: 0 LOB: 0 K: 1 BB: 0 S: 8 P: 13	R: 1 H: 2 E: 0 LOB: 1 K: 1 BB: 0 S: 14 P: 18	R: 0 H: 0 E: 0 LOB: 0 K: 2 BB: 0 S: 10 P: 14	R: 2 H: 3 E: 0 LOB: 2 K: 2 BB: 1 S: 14 P: 23	R: 0 H: 0 E: 0 LOB: 0 K: 1 BB: 0 S: 8 P: 11	R: 0 H: 1 E: 0 LOB: 1 K: 0 BB: 0 S: 11 P: 14	R: 0 H: 1 E: 0 LOB: 1 K: 1 BB: 0 S: 8 P: 16	R: 0 H: 1 E: 0 LOB: 1 K: 2 BB: 0 S: 11 P: 15	1B: 10 SF: 0 2B: 2 SAC: 0 3B: 0 DP: 0 HR: 1 HBP: 0		WP: 1 PA: 46 PB: 0 SB: 2 CS: 0
PITCHER	IP WLS BF H R ER SO BB IBB HBP BLK WP HR S P ERA WHIP													
32 Derek Lowe, R ERA: 4.5	(1, 1) 2.0 7 2 1 1 0 0 0 0 0 0 0 17 26 4.50 1.000													
32 Roy Halladay, R ERA: 27.0	(3, 1) 1.0 6 3 3 3 1 0 0 0 0 0 1 11 18 27.00 3.000													
56 Mark Buehrle, L ERA: 4.5	(4, 1) 2.0 8 2 1 1 2 0 0 0 0 0 0 22 31 4.50 1.000													
75 Barry Zito, L ERA:	(6, 1) 0.1 1 0 0 0 0 0 0 0 0 0 0 1 3 0.00 0.000													
18 Eddie Guardado, L ERA:	(6, 1) 0.2 2 0 0 0 2 0 0 0 0 0 0 9 11 0.00 0.000													
PITCHER	IP WLS BF H R ER SO BB IBB HBP BLK WP HR S P ERA WHIP													
22 Kazuhiro Sasaki, R ERA: 18.0	(7, 1) 1.0 B 7 3 2 2 2 1 0 0 0 0 0 0 18.00 4.000													
41 Ugueth Urbina, R ERA:	(8, 1) 1.0 3 0 0 0 1 0 0 0 0 0 0 8 11 0.00 0.000													
42 Mariano Rivera, R ERA:	(9, 1) 1.0 4 1 0 0 0 0 0 0 0 0 0 11 14 0.00 1.000													
34 Freddy Garcia, R ERA:	(10, 1) 2.0 8 2 0 0 3 0 0 0 0 0 1 0 19 31 0.00 1.000													

livebaseballscores.com



Batter	1	2	3	4	5	6	7	8	9	AB R H RBI BB SO LOB	TOP																						
3 Edgar Renteria, R (1, 6) 1 Rafael Furcal, S (5, PH) OBP: 0.333, SLG: 0.333 (5, 6)	3-2 G6-3 ①		1-3 K ③		2-1 25 2B 1-2 1B		1-3 K ①		3-2 F9 ③	2 0 0 0 0 1 0 3 1 1 0 0 1 0	National League All-Stars @ American League All-Stars U.S. Cellular Field, Chicago, IL Tue Jul 15 2003, 8:05 PM EDT Att. 47,609 - Sunny - 83 F livebaseballscores.com																						
15 Jim Edmonds, L (1, 8) 25 Andruw Jones, R (5, PH) OBP: 1.000, SLG: 3.000 (5, 8)	2-1 1B			2-3 K ①	1-0 5 1B 1-H 2-H 2B		2-2 HR		2 0 1 0 0 1 0 2 2 2 3 0 0 0																								
5 Albert Pujols, R (1, 7) 20 Luis Gonzalez, L (5, 7) OBP: 1.000, SLG: 1.000	0-2 F8 ② 1 SAFE			0-0 F9 ②	2-1 1B 2-H		1-2 27 G6-3 1B		3 0 1 1 0 0 1 1 0 1 0 0 0 0																								
25 Barry Bonds, L (1, 10) 27 Rondell White, R (7, PH)	1-2 L9 ③			2-1 F8 ③	1-0 G3 ③		0-0 G6-3 ② ③ 1-2f		3 0 0 0 0 0 2 1 0 0 0 0 0 1																								
11 Gary Sheffield, R (1, 9) 44 Preston Wilson, R (5, 9) OBP: 0.500, SLG: 0.500		1-0 P3 ①			4-1 17 HR BB	2-2 11 G6-4-3 1B		1-3 K ①	1 1 0 0 1 0 0 2 0 1 0 0 1 0																								
17 Todd Helton, L (1, 3) 11 Richie Sexson, R (5, 3)		3-3 K ②			0-0 HR 1-H	2-1 G6-4-3 ① ② 1-2f		2-0 F9 ②	2 1 1 2 0 1 0 2 0 0 0 0 0 1																								
27 Scott Rolen, R (1, 5) 19 Mike Lowell, R (5, 5) 17 Aaron Boone, R (8, PH) (8, 5)		1-0 P3 ③			1-1 1 1B 25 2B 1B	2-2 16 1B 2B		0-1 L9 ③	2 1 1 0 0 0 0 1 0 1 0 0 0 0 1 0 0 0 0 0 0																								
8 Javy Lopez, R (1, 2) 16 Paul Lo Duca, R (6, PH) OBP: 0.500, SLG: 0.500 (6, 2)		2-2 G5-3 ①			2-2 F8 ①	0-0 2-3 1B		1-2 F8 ①	2 0 0 0 0 0 1 2 0 1 0 0 0 0																								
3 Jose Vidro, S (1, 4) 1 Luis Castillo, S (5, 4)			2-3 K ②		2-3 K ②	1-1 G1-3 ③		1-1 F8 ②	2 0 0 0 0 2 1 2 0 0 0 0 0 2																								
Inning Stats	R: 0 E: 0 K: 0 S: 11	H: 1 LOB: 1 BB: 0 P: 17	R: 0 E: 0 K: 1 S: 5	H: 0 LOB: 0 BB: 0 P: 10	R: 0 E: 0 K: 2 S: 10	H: 0 LOB: 0 BB: 0 P: 15	R: 0 E: 0 K: 1 S: 6	H: 0 LOB: 0 BB: 0 P: 10	R: 5 E: 0 K: 1 S: 16	H: 5 LOB: 1 BB: 1 P: 31		R: 0 E: 0 K: 0 S: 12	H: 3 LOB: 2 BB: 0 P: 19	R: 1 E: 0 K: 1 S: 10	H: 2 LOB: 0 BB: 0 P: 14	R: 0 E: 0 K: 1 S: 8	H: 0 LOB: 0 BB: 0 P: 11	R: 0 E: 0 K: 0 S: 9	H: 0 LOB: 0 BB: 0 P: 14	1B: 7 2B: 2 3B: 0 HR: 2	SF: 0 SAC: 0 DP: 2 HBP: 0	WP: 0 PB: 0 SB: 0 CS: 0	PA: 37										
PITCHER	IP WLS BF H R ER SO BB IBB HBP BLK WP HR S P ERA WHIP	IP WLS BF H R ER SO BB IBB HBP BLK WP HR S P ERA WHIP	IP WLS BF H R ER SO BB IBB HBP BLK WP HR S P ERA WHIP	IP WLS BF H R ER SO BB IBB HBP BLK WP HR S P ERA WHIP	IP WLS BF H R ER SO BB IBB HBP BLK WP HR S P ERA WHIP	IP WLS BF H R ER SO BB IBB HBP BLK WP HR S P ERA WHIP	IP WLS BF H R ER SO BB IBB HBP BLK WP HR S P ERA WHIP	IP WLS BF H R ER SO BB IBB HBP BLK WP HR S P ERA WHIP	IP WLS BF H R ER SO BB IBB HBP BLK WP HR S P ERA WHIP	IP WLS BF H R ER SO BB IBB HBP BLK WP HR S P ERA WHIP	IP WLS BF H R ER SO BB IBB HBP BLK WP HR S P ERA WHIP	IP WLS BF H R ER SO BB IBB HBP BLK WP HR S P ERA WHIP	IP WLS BF H R ER SO BB IBB HBP BLK WP HR S P ERA WHIP	IP WLS BF H R ER SO BB IBB HBP BLK WP HR S P ERA WHIP	IP WLS BF H R ER SO BB IBB HBP BLK WP HR S P ERA WHIP	IP WLS BF H R ER SO BB IBB HBP BLK WP HR S P ERA WHIP	IP WLS BF H R ER SO BB IBB HBP BLK WP HR S P ERA WHIP	IP WLS BF H R ER SO BB IBB HBP BLK WP HR S P ERA WHIP	IP WLS BF H R ER SO BB IBB HBP BLK WP HR S P ERA WHIP	IP WLS BF H R ER SO BB IBB HBP BLK WP HR S P ERA WHIP	IP WLS BF H R ER SO BB IBB HBP BLK WP HR S P ERA WHIP	IP WLS BF H R ER SO BB IBB HBP BLK WP HR S P ERA WHIP	IP WLS BF H R ER SO BB IBB HBP BLK WP HR S P ERA WHIP	IP WLS BF H R ER SO BB IBB HBP BLK WP HR S P ERA WHIP	IP WLS BF H R ER SO BB IBB HBP BLK WP HR S P ERA WHIP								
21 Esteban Loaiza, R (1, 1) ERA: 2.0	2.0	7	1	0	0	1	0	0	0	0	0	0	0	16	27	0.00	0.500	20 Mark Mulder, L (6, 1) ERA: 4.5	2.0	9	5	1	1	1	0	0	0	0	1	22	33	4.50	2.500
22 Roger Clemens, R (3, 1) ERA: 3.1	1.0	3	0	0	0	2	0	0	0	0	0	0	0	10	15	0.00	0.000	53 Brendan Donnelly, R (8, 1) ERA: 8.1	1.0	W	3	0	0	0	1	0	0	0	8	11	0.00	0.000	
50 Jamie Moyer, L (4, 1) ERA: 4.1	1.0	3	0	0	0	1	0	0	0	0	0	0	0	6	10	0.00	0.000	29 Keith Foulke, R (9, 1) ERA: 9.1	1.0	S	3	0	0	0	0	0	0	9	14	0.00	0.000		
17 Shigetoshi Hasegawa, R (5, 1) ERA: 54.0	0.2	6	3	4	4	1	1	0	0	0	0	0	1	12	23	54.00	6.000																
18 Eddie Guardado, L (5, 1) ERA: 27.0	0.1	3	2	1	1	0	0	0	0	0	0	0	0	4	8	27.00	6.000																



Batter	1	2	3	4	5	6	7	8	9
18 Johnny Damon, L OBP: 0.500, SLG: 0.500 51 Ichiro Suzuki, L OBP: 0.500, SLG: 0.500 (1, 8) (4, 8) (9, 9)	0-1 G6-3		0-2 13 BB 34 1B	3-1 34 PO 1B		3-2 F8			
13 Alex Rodriguez, R OBP: 0.667, SLG: 0.500 6 Melvin Mora, R 29 Shea Hillenbrand, R (1, 5) (5, 5) (8, 5)	1-0 34 1B 1B		1 SAFE 4-2 34 1B 10 G6-3 BB	1 SAFE 0-1 F8			1-3 K2-3		
34 David Ortiz, L OBP: 0.667, SLG: 0.667 29 Mike Sweeney, R (1, 10) (7, PH) (8, 10)	0-1 24 G6-4-3 1B		1-0 10 G6-3 1B	1 SAFE 0-1 PO	3-1 F7		0-3 K		
24 Manny Ramirez, R 16 Garret Anderson, L (1, 7) (4, 7)	1-0 G6-4-3		1-3 K		1-1 G4-3		1-2 K		
10 Miguel Tejada, R OBP: 0.333, SLG: 1.333 10 Michael Young, R OBP: 1.000, SLG: 2.000 (1, 6) (6, 6)		0-1 HR	0-2 G6-3		1-2 G4-3		1-0 2B		
27 Vladimir Guerrero, R OBP: 0.333, SLG: 0.333 12 Alfonso Soriano, R (1, 9) (6, PR) (7, 4)		0-0 P6	2-1 G5-3		1-1 23 HR 1B		0-1 P6		
23 Mark Teixeira, S OBP: 0.333, SLG: 1.333 14 Paul Konerko, R (1, 3) (7, 3)		0-2 G3-1		0-1 P4		3-2 1-H HR	0-3 K		
33 Jason Varitek, S OBP: 1.000, SLG: 1.000 7 Ivan Rodriguez, R (1, 2) (6, 2)		1-1 1B		4-1 1 2B 51 1B BB		4-2 B 11 G6-4-3 BB	2-3 K		
1 Brian Roberts, S OBP: 0.500, SLG: 1.000 11 Gary Sheffield, R (1, 4) (6, PH) (7, 9)		2-2 F7		0-0 51 1B 2B		2-1 G6-4-3			
22 Scott Podsednik, L (9, 8)				1-3 51 1B 2B		1-2f			

Inning Stats	R: 0	H: 2	E: 0	LOB: 1	K: 0	BB: 0	S: 6	P: 8
	R: 1	H: 2	E: 0	LOB: 1	K: 0	BB: 0	S: 11	P: 14
	R: 2	H: 2	E: 0	LOB: 1	K: 1	BB: 1	S: 14	P: 22
	R: 2	H: 2	E: 0	LOB: 0	K: 0	BB: 1	S: 9	P: 16
	R: 0	H: 0	E: 0	LOB: 0	K: 0	BB: 0	S: 7	P: 12
	R: 2	H: 2	E: 0	LOB: 1	K: 0	BB: 1	S: 19	P: 32
	R: 0	H: 0	E: 0	LOB: 0	K: 3	BB: 0	S: 9	P: 11
	R: 0	H: 1	E: 0	LOB: 1	K: 2	BB: 0	S: 11	P: 14

PITCHER	IP	WLS	BF	H	R	ER	SO	BB	IBB	HBP	BLK	WP	HR	S	P	ERA	WHIP
29 Chris Carpenter, R ERA: 18.0	1.0		4	2	0	0	0	0	0	0	0	0	0	6	8	0.00	2.000
29 John Smoltz, R ERA: 9.0	1.0	L	5	2	1	1	0	0	0	0	0	0	1	11	14	9.00	2.000
44 Roy Oswalt, R ERA: 18.0	1.0		6	2	2	2	1	1	0	0	0	0	0	14	22	18.00	3.000
61 Livan Hernandez, R ERA: 18.0	1.0		5	2	2	2	0	1	0	0	0	0	0	9	16	18.00	3.000
22 Roger Clemens, R ERA:	1.0		3	0	0	0	0	0	0	0	0	0	0	7	12	0.00	0.000


AB	R	H	RBI	BB	SO	LOB
2	1	1	0	0	0	0
2	0	1	2	0	0	1
2	1	1	0	1	0	1
1	0	0	0	0	1	0
0	0	0	0	0	0	0
3	0	2	1	0	0	0
1	0	0	0	0	1	0
2	0	0	0	0	1	4
2	0	0	0	0	1	0
3	1	1	2	0	0	1
1	0	1	0	0	0	0
3	0	1	0	0	0	1
1	1	0	0	0	0	1
3	1	1	2	0	0	0
1	0	0	0	0	1	1
1	1	1	0	1	0	0
1	0	0	0	1	1	1
2	1	1	0	0	0	1
1	0	0	0	0	0	1
0	0	0	0	0	0	0

WP	HR	S	P	ERA	WHIP
0	0	19	32	18.00	3.000
0	0	9	11	0.00	0.000
0	0	6	7	0.00	1.500
0	0	5	7	0.00	0.000

1B	2B	3B	HR	SF	SAC	DP	HBP	WP	HR	S	P	ERA	WHIP
7	2	0	2	0	0	2	0	0	1	19	32	18.00	3.000
0	0	0	0	0	0	0	0	0	0	9	11	0.00	0.000
0	0	0	0	0	0	0	0	0	0	6	7	0.00	1.500
0	0	0	0	0	0	0	0	0	0	5	7	0.00	0.000

National League All-Stars @ American League All-Stars
Comerica Park, Detroit, MI
 Tue Jul 12 2005, 8:05 PM EDT
 Att. 41,617 - Clear - 84 F

AB	32
R	7
H	11
RBI	7
BB	3
SO	6
LOB	13



WP	HR	S	P	ERA	WHIP
0	0	19	32	18.00	3.000
0	0	9	11	0.00	0.000
0	0	6	7	0.00	1.500
0	0	5	7	0.00	0.000

Batter	1	2	3	4	5	6	7	8	9	AB R H RBI BB SO LOB
12 Alfonso Soriano, R (1, 7) 17 Brandon Webb, R (4, 1) 12 Freddy Sanchez, R (5, 6) (6, 4)	0-0 F9		1-0 15 S 15 1B			0-0 G6-3			1-2 G5-3	2 0 1 0 0 0 0 0 0 0 0 0 0 0 2 0 0 0 0 0 0
15 Carlos Beltrán, S (1, 8) OBP: 0.500, SLG: 0.750	2-2 2B		0-1 5 S 5 WP 1B			3-2 F7			2-2 E5 6 G4-3	4 1 2 0 0 0 0
5 Albert Pujols, R (1, 3) 6 Ryan Howard, L (7, 3)	0-1 P6		2-3 K			0-1 F8			1-1 G4-3 SAFE	3 0 0 0 0 1 1 1 0 0 0 0 0 1
38 Jason Bay, R (1, 9) OBP: 0.333, SLG: 0.333 45 Carlos Lee, R (8, 7)	2-3 K			1-2 11 G4-6-3 1B			1-3 K		1-2 P4	3 0 1 0 0 2 1 1 0 0 0 0 0 1
11 Edgar Renteria, R (1, 8) 61 Bronson Arroyo, R (5, 1) 40 Brian Fuentes, L (6, 1) 59 Derrick Turnbow, R (7, 1) 17 Lance Berkman, S (7, PH) 24 Miguel Cabrera, R (8, 5)		3-2 G1-3		1-0 G4-6-3 1-2f			4-0 5 G4-6-3 BB			2 0 0 0 0 0 1 0 1 0 0 0 0 0 0 0 0 0
5 David Wright, R (1, 5) OBP: 0.333, SLG: 1.333 45 Tom Gordon, R (8, 1) 51 Trevor Hoffman, R (9, 1)		0-0 HR		3-1 G6-3			1-1 G4-6-3 1-2f			3 1 1 1 0 0 1 0 0 0 0 0 0 0 0 0 0 0 0 0 0
26 Chase Utley, L (1, 4) OBP: 0.500, SLG: 0.500 16 Brian McCann, L (6, 2)		2-2 16 G1-6-3 1B			1-2 P4			0-2 G6-3		2 0 1 0 0 0 0 1 0 0 0 0 0 0
16 Paul Lo Duca, R (1, 2) 6 David Eckstein, R (6, 6)		1-1 G1-6-3 1-2f			0-0 G5-3			0-3 K		2 0 0 0 0 0 1 1 0 0 0 0 1 0
31 Brad Penny, R (1, 1) 44 Roy Oswalt, R (3, 1) 5 Matt Holliday, R (3, PH) (4, 9)			1-0 G6-3			0-2 F7			0-0 L5	0 0 0 0 0 0 0 0 0 0 0 0 0 0 3 0 0 0 0 0 0


Inning Stats	R: 0 E: 0 K: 10 S: 10	H: 1 LOB: 1 BB: 0 P: 14	R: 1 E: 0 K: 10 S: 10	H: 2 LOB: 0 BB: 0 P: 16	R: 1 E: 0 K: 1 S: 7	H: 2 LOB: 0 BB: 0 P: 11	R: 0 E: 0 K: 0 S: 6	H: 1 LOB: 0 BB: 0 P: 11	R: 0 E: 0 K: 0 S: 7	H: 0 LOB: 0 BB: 0 P: 8	R: 0 E: 0 K: 0 S: 6	H: 0 LOB: 0 BB: 1 P: 9	R: 0 E: 0 K: 1 S: 5	H: 0 LOB: 0 BB: 1 P: 11	R: 0 E: 0 K: 10 S: 10	H: 0 LOB: 0 BB: 0 P: 10	R: 0 E: 1 K: 0 S: 12	H: 0 LOB: 1 BB: 0 P: 17	1B: 4 2B: 1 3B: 0 HR: 1	SF: 0 SAC: 0 DP: 3 HBP: 0	WP: 1 PB: 0 SB: 2 CS: 0	PA: 31
--------------	--------------------------------	----------------------------------	--------------------------------	----------------------------------	------------------------------	----------------------------------	------------------------------	----------------------------------	------------------------------	---------------------------------	------------------------------	---------------------------------	------------------------------	----------------------------------	--------------------------------	----------------------------------	-------------------------------	----------------------------------	----------------------------------	------------------------------------	----------------------------------	--------

PITCHER	IP	WLS	BF	H	R	ER	SO	BB	IBB	HBP	BLK	WP	HR	S	P	ERA	WHIP
37 Kenny Rogers, L (1, 1) ERA: 4.5	2.0		8	3	1	1	1	0	0	0	0	0	1	20	30	4.50	1.500
32 Roy Halladay, R (3, 1) ERA: 4.5	2.0		7	3	1	1	1	0	0	0	0	1	0	13	22	4.50	1.500
75 Barry Zito, L (5, 1) ERA:	1.0		3	0	0	0	0	0	0	0	0	0	0	7	8	0.00	0.000
26 Scott Kazmir, L (6, 1) ERA:	1.0		3	0	0	0	0	0	0	0	0	0	0	6	9	0.00	0.000
57 Johan Santana, L (7, 1) ERA:	1.0		3	0	0	0	1	1	0	0	0	0	0	5	11	0.00	1.000

BOTTOM

American League All-Stars @ National League All-Stars
PNC Park, Pittsburgh, PA
Tue Jul 11 2006, 8:00 PM EDT
Att: 38,904 - Cloudy - 79 F

AB	30
R	2
H	6
RBI	1
BB	1
SO	4
LOB	7



PITCHER	IP	WLS	BF	H	R	ER	SO	BB	IBB	HBP	BLK	WP	HR	S	P	ERA	WHIP
52 B.J. Ryan, L (8, 1) ERA:	1.0		3	0	0	0	1	0	0	0	0	0	0	10	10	0.00	0.000
42 Mariano Rivera, R (9, 1) ERA:	1.0		4	0	0	0	0	0	0	0	0	0	0	12	17	0.00	0.000

BOTTOM

American League All-Stars @ National League All-Stars
AT&T Park, San Francisco, CA
Tue Jul 10 2007, 5:00 PM PDT
Att. 43,965 - Overcast - 68 F

livebaseballscorecards.com

AB 35
R 4
H 9
RBI 4
BB 4
SO 9
LOB 18



WP: 0 PA: 40
PB: 1
SB: 2
CS: 0

4 1 3 0 0 0 0
0 0 0 0 1 0 0

2 0 0 0 0 0 2
0 0 0 0 0 0 0
2 0 1 0 1 0 1

3 1 1 0 0 1 2
1 0 0 0 1 1 1

2 0 1 2 0 1 1
2 0 0 0 0 1 4

3 0 1 0 0 0 1
1 0 0 0 0 0 1

1 0 0 0 1 0 0
0 0 0 0 0 0 0
0 0 0 0 0 0 0
2 0 0 0 0 1 1

3 0 0 0 0 1 2
1 0 0 0 0 0 0

2 0 0 0 0 0 1
0 0 0 0 0 0 0
1 0 0 0 0 1 0
0 0 0 0 0 0 0
0 0 0 0 0 0 0
1 1 1 0 0 0 0

0 0 0 0 0 0 0
0 0 0 0 0 0 0
1 0 0 0 0 1 1
0 0 0 0 0 0 0
3 1 1 2 0 1 0

1B: 6 SF: 1
2B: 1 SAC: 0
3B: 1 DP: 0
HR: 1 HBP: 0

IP WLS BF H R ER SO BB IBB HBP BLK WP HR S P ERA WHIP
15 Dan Haren, R (1, 1) 2.0 2 9 2 1 1 2 1 0 0 0 0 0 0 0 0 4.50 1.500
19 Josh Beckett, R (3, 1) 2.0 W 7 1 0 0 2 0 0 0 0 0 0 0 0 0 0 0.00 0.500
52 CC Sabathia, L (5, 1) 1.0 H 4 1 0 0 0 0 0 0 0 0 0 0 0 0 0 0.00 1.000
35 Justin Verlander, R (6, 1) 1.0 H 5 2 1 1 0 0 0 0 0 0 0 0 0 0 0 9.00 2.000
57 Johan Santana, L (7, 1) 1.0 H 3 0 0 0 0 2 0 0 0 0 0 0 0 0 0 0.00 0.000

IP WLS BF H R ER SO BB IBB HBP BLK WP HR S P ERA WHIP
58 Jonathan Papelbon, R (8, 1) 1.0 H 4 1 0 0 2 0 0 0 0 0 0 0 0 0 0 0.00 1.000
20 J.J. Putz, R (9, 1) 0.2 H 5 2 2 2 1 1 0 0 0 0 0 0 0 0 0 27.00 4.500
57 Francisco Rodriguez, R (9, 1) 0.1 S 3 0 0 0 0 0 2 0 0 0 0 0 0 0 0 0.00 6.000

Main table containing batter statistics, pitch counts, and game diagrams for each batter across 9 innings.

Inning Stats
R: 1 H: 2 E: 0 LOB: 1 K: 1 BB: 0 S: 14 P: 21
R: 0 H: 0 E: 0 LOB: 1 K: 1 BB: 1 S: 11 P: 18
R: 0 H: 1 E: 0 LOB: 1 K: 1 BB: 0 S: 9 P: 13
R: 0 H: 0 E: 0 LOB: 0 K: 1 BB: 0 S: 9 P: 17
R: 0 H: 1 E: 0 LOB: 1 K: 0 BB: 0 S: 5 P: 9
R: 1 H: 2 E: 0 LOB: 1 K: 0 BB: 0 S: 13 P: 21
R: 0 H: 0 E: 0 LOB: 0 K: 2 BB: 0 S: 9 P: 10
R: 0 H: 1 E: 0 LOB: 1 K: 1 BB: 0 S: 14 P: 17
R: 2 H: 2 E: 0 LOB: 3 K: 1 BB: 3 S: 20 P: 38

PITCHER
IP WLS BF H R ER SO BB IBB HBP BLK WP HR S P ERA WHIP
15 Dan Haren, R (1, 1) 2.0 2 9 2 1 1 2 1 0 0 0 0 0 0 0 0 4.50 1.500
19 Josh Beckett, R (3, 1) 2.0 W 7 1 0 0 2 0 0 0 0 0 0 0 0 0 0 0.00 0.500
52 CC Sabathia, L (5, 1) 1.0 H 4 1 0 0 0 0 0 0 0 0 0 0 0 0 0 0.00 1.000
35 Justin Verlander, R (6, 1) 1.0 H 5 2 1 1 0 0 0 0 0 0 0 0 0 0 0 9.00 2.000
57 Johan Santana, L (7, 1) 1.0 H 3 0 0 0 0 2 0 0 0 0 0 0 0 0 0 0.00 0.000

Batter	1	2	3	4	5	6	7	8	9	10	11	12	13	14	15	AB	R	H	RBI	BB	SO	LOB	BOTTOM
51 Ichiro Suzuki, L OBP: 0.333, SLG: 0.333 7 J.D. Drew, L OBP: 0.600, SLG: 1.250	F9		1B		K		HR		K		1B		E4		BB	3	0	1	0	0	1	2	National League All-Stars @ American League All-Stars Yankee Stadium, Bronx, NY Tue Jul 15 2008, 8:00 PM EDT Att. 55,632 - Clear - 82 F livebaseballscorecards.com
2 Derek Jeter, R OBP: 0.333, SLG: 0.333 10 Michael Young, R OBP: 0.200, SLG: 0.250	1B	1B	G6-4-3		G1-3		K			E4	1B		K		SF9	3	0	1	0	0	3	4	
32 Josh Hamilton, L OBP: 0.333, SLG: 0.333 20 Carlos Quentin, R	K		G4-3		G4-3		1B		F8		G5-3		K			3	0	1	0	0	1	1	
13 Alex Rodriguez, R 24 Joe Crede, R 9 Carlos Guillen, S OBP: 0.500, SLG: 0.667	P2				K		P4		K		IBB		2B		L6	2	0	0	0	0	1	1	
24 Manny Ramirez, R 24 Grady Sizemore, L OBP: 0.200, SLG: 0.200		K			G4-3		K		1B		FC4-2		G4-3		K	2	0	0	0	0	1	0	
21 Milton Bradley, S 3 Evan Longoria, R OBP: 0.250, SLG: 0.500		BB			E6		F8		2B		FC5-2		K		K	2	0	0	0	1	0	1	
20 Kevin Youkilis, R 33 Justin Morneau, L OBP: 0.600, SLG: 0.750	K				PO		F9		2B		G6-3		IBB		1B	2	0	0	0	0	1	1	
7 Joe Mauer, L 5 Ian Kinsler, R OBP: 0.200, SLG: 0.200		BB					G6-3		K				G5-3		L7	1	0	1	0	1	0	0	
15 Dustin Pedroia, R 33 Jason Varitek, S 30 Dioner Navarro, S OBP: 0.400, SLG: 0.250	F8						HR		K				G4-3		1B	1	0	0	0	1	0	2	
																4	2	2	0	1	0	4	
																5	0	1	0	0	1	4	
																1	0	0	0	1	0	2	
																4	0	1	0	1	2	1	
																1B: 10	SF: 1						
																2B: 3	SAC: 0						
																3B: 0	DP: 1						
																HR: 1	HBP: 0						
																WP: 0	PA: 66						
																ER: 0							
																ERA: 0.000							
																WHIP: 0.000							
																ERA: 0.000							
																ERA: 0.000							
																ERA: 13.50							
																ERA: 4.500							

National League All-Stars @ American League All-Stars
 Yankee Stadium, Bronx, NY
 Tue Jul 15 2008, 8:00 PM EDT
 Att. 55,632 - Clear - 82 F

AB 57
 R 4
 H 14
 RBI 4
 BB 7
 SO 17
 LOB 35



PITCHER	IP	WLS	BF	H	R	ER	SO	BB	IBB	HBP	BLK	WP	HR	S	P	ERA	WHIP
15 Ben Sheets, R	2.0		9	1	0	0	24	42	0.00	1.500							
38 Carlos Zambrano, R	2.0		6	1	0	0	1	0	0	0	0	0	0	12	20	0.00	0.500
15 Dan Haren, R	2.0	H	9	2	0	0	2	1	0	0	0	0	0	22	36	0.00	1.500
36 Edinson Volquez, R	1.0	B	5	2	2	2	2	0	0	0	0	0	1	11	18	18.00	2.000
38 Brian Wilson, R	0.2	H	2	0	0	0	1	0	0	0	0	0	0	7	12	0.00	0.000
13 Billy Wagner, L	0.1	B	3	2	1	1	0	0	0	0	0	0	0	6	9	27.00	6.000
46 Ryan Dempster, R	1.0		3	0	0	0	3	0	0	0	0	0	0	10	18	0.00	0.000
28 Aaron Cook, R	3.0		16	4	0	0	1	1	2	0	0	0	0	22	42	0.00	1.667

PITCHER	IP	WLS	BF	H	R	ER	SO	BB	IBB	HBP	BLK	WP	HR	S	P	ERA	WHIP
49 Carlos Marmol, R	1.0		4	0	0	0	2	0	0	0	0	0	0	12	19	0.00	0.000
17 Brandon Webb, R	1.0		3	0	0	0	2	0	0	0	0	0	0	8	13	0.00	0.000
54 Brad Lidge, R	0.2	L	5	2	1	1	0	1	0	0	0	0	0	12	19	13.50	4.500

Batter	1	2	3	4	5	6	7	8	9	AB	R	H	RBI	BB	SO	LOB
51 Ichiro Suzuki, L 48 Torii Hunter, R										2	0	0	0	0	1	0
2 Derek Jeter, R 1 Elvis Andrus, R										2	0	1	0	1	1	0
24 Miguel Cabrera, R 14 Paul Konerko, R										2	0	1	0	0	0	0
32 Josh Hamilton, L 19 José Bautista, R										3	0	1	0	0	0	2
27 Vladimir Guerrero, R 34 David Ortiz, L										2	0	0	0	0	1	0
3 Evan Longoria, R 23 Ty Wigginton, R 33 Nick Swisher, S 29 Adrián Beltré, R										1	1	1	0	1	0	0
7 Joe Mauer, L 14 John Buck, R										2	0	0	0	0	0	2
24 Robinson Canó, L 5 Ian Kinsler, R										1	0	0	1	0	0	1
13 Carl Crawford, L 10 Vernon Wells, R										2	0	0	0	0	0	1

Inning Stats	R: 0	H: 1	E: 0	LOB: 1	K: 0	BB: 1	S: 7	R: 0	H: 1	E: 0	LOB: 1	K: 1	BB: 0	S: 8	R: 0	H: 0	E: 0	LOB: 0	K: 2	BB: 0	S: 11	R: 0	H: 0	E: 0	LOB: 0	K: 0	BB: 0	S: 7	R: 1	H: 0	E: 1	LOB: 1	K: 0	BB: 1	S: 11	R: 0	H: 2	E: 0	LOB: 1	K: 2	BB: 0	S: 15	R: 0	H: 1	E: 0	LOB: 2	K: 2	BB: 1	S: 10	R: 0	H: 0	E: 0	LOB: 0	K: 1	BB: 0	S: 8	R: 0	H: 1	E: 0	LOB: 1	K: 1	BB: 0	S: 8	1B: 4	SF: 1	2B: 3	SAC: 0	3B: 0	DP: 2	HR: 0	HBP: 0	WP: 0	PA: 35
--------------	------	------	------	--------	------	-------	------	------	------	------	--------	------	-------	------	------	------	------	--------	------	-------	-------	------	------	------	--------	------	-------	------	------	------	------	--------	------	-------	-------	------	------	------	--------	------	-------	-------	------	------	------	--------	------	-------	-------	------	------	------	--------	------	-------	------	------	------	------	--------	------	-------	------	-------	-------	-------	--------	-------	-------	-------	--------	-------	--------

PITCHER	IP	WLS	BF	H	R	ER	SO	BB	IBB	HBP	BLK	WP	HR	S	P	ERA	WHIP
38 Ubaldo Jiménez, R	(1, 1)	2.0	8	2	0	0	1	1	0	0	0	0	0	15	25	0.00	1.500
55 Josh Johnson, R	(3, 1)	2.0	6	0	0	0	2	0	0	0	0	0	0	18	29	0.00	0.000
56 Hung-Chih Kuo, L	(5, 1)	0.2	4	0	1	0	0	1	0	0	0	0	0	10	18	0.00	1.500
21 Heath Bell, R	(5, 1)	0.1	1	0	0	0	0	0	0	0	0	0	0	1	3	0.00	0.000
34 Roy Halladay, R	(6, 1)	0.2	3	2	0	0	1	0	0	0	0	0	0	12	17	0.00	3.000

BOTTOM

National League All-Stars @ American League All-Stars
Angel Stadium of Anaheim, Anaheim, CA

Tue Jul 13 2010, 5:51 PM - 8:49 PM PDT
 Att. 45,408 - Clear - 85 F

livebaseballscorecards.com

AB	31
R	1
H	6
RBI	1
BB	3
SO	8
LOB	16

Batter	1	2	3	4	5	6	7	8	9	AB	R	H	RBI	BB	SO	LOB
23 Rickie Weeks Jr., R (1, 4) 4 Brandon Phillips, R (6, 4)	G3		K		FC1-2 16 S 16 1B		F8			3	1	0	0	0	1	2
15 Carlos Beltrán, S (1, 10) 16 Andre Ethier, L (5, PH) 15 Gaby Sanchez, R (7, PH)	K			27 1B 28 HR 1B			P4			2	1	1	0	0	1	0
27 Matt Kemp, R (1, 8) 22 Andrew McCutchen, R (7, 8)	BB			28 HR 1B			F9		G1-3	2	1	1	0	1	0	0
28 Prince Fielder, L (1, 3) 19 Joey Votto, L (5, 3)	L7			HR			K		G5-3	2	1	1	3	0	0	1
16 Brian McCann, L (1, 2) 4 Yadier Molina, R (5, 2) 32 Jay Bruce, L (8, PH)	F9			P5			2B		K	2	0	0	0	0	0	0
12 Lance Berkman, S (1, 9) 10 Justin Upton, R (4, 9) 26 Miguel Montero, L (9, 2)	7 CS 1B			L4			L7			1	0	1	0	0	0	0
7 Matt Holliday, R (1, 7) 9 Hunter Pence, R (4, 7)	K			K			48 PB 48 2B 1B			1	0	0	0	0	1	1
2 Troy Tulowitzki, R (1, 6) 13 Starlin Castro, R (5, PR)	F8			23 S 23 S FC1-2 1B			K			2	0	1	0	0	0	0
27 Scott Rolen, R (1, 5) 48 Pablo Sandoval, S (6, 5)	K			K			1-H 2B			1	0	0	1	0	0	0

Inning Stats	R: 0	H: 0	E: 0	K: 1	S: 8	R: 0	H: 1	E: 0	K: 1	S: 7	R: 0	H: 0	E: 0	K: 2	S: 8	R: 3	H: 3	E: 0	K: 1	S: 14	R: 1	H: 2	E: 0	K: 1	S: 13	R: 0	H: 1	E: 0	K: 1	S: 9	R: 1	H: 2	E: 0	K: 1	S: 13	R: 0	H: 0	E: 0	K: 1	S: 8	1B: 6	2B: 3	3B: 0	HR: 1	SF: 0	SAC: 0	DP: 1	HBP: 0	WP: 0	PB: 2	SB: 3	CS: 1	PA: 32
--------------	------	------	------	------	------	------	------	------	------	------	------	------	------	------	------	------	------	------	------	-------	------	------	------	------	-------	------	------	------	------	------	------	------	------	------	-------	------	------	------	------	------	-------	-------	-------	-------	-------	--------	-------	--------	-------	-------	-------	-------	--------

PITCHER	IP	WLS	BF	H	R	ER	SO	BB	IBB	HBP	BLK	WP	HR	S	P	ERA	WHIP
36 Jered Weaver, R (1, 1)	1.0		4	0	0	0	1	1	0	0	0	0	0	8	14	0.00	1.000
30 David Robertson, R (2, 1)	1.0		3	1	0	0	1	0	0	0	0	0	0	7	14	0.00	1.000
36 Michael Pineda, R (3, 1)	1.0		3	0	0	0	2	0	0	0	0	0	0	8	10	0.00	0.000
36 C.J. Wilson, L (4, 1)	1.0	L	6	3	3	3	1	0	0	0	0	0	1	14	22	27.00	3.000
51 Jordan Walden, R (5, 1)	1.0		4	2	1	1	1	0	0	0	0	0	0	13	20	9.00	2.000
PITCHER	IP	WLS	BF	H	R	ER	SO	BB	IBB	HBP	BLK	WP	HR	S	P	ERA	WHIP
54 Chris Perez, R (6, 1)	1.0		4	1	0	0	1	0	0	0	0	0	0	9	15	0.00	1.000
43 Brandon League, R (7, 1)	1.0		5	2	1	1	1	0	0	0	0	0	0	13	19	9.00	2.000
41 Alexi Ogando, R (8, 1)	0.2		2	0	0	0	0	0	0	0	0	0	0	5	6	0.00	0.000
47 Gio González, L (8, 1)	0.1		1	0	0	0	1	0	0	0	0	0	0	3	6	0.00	0.000

BOTTOM

American League All-Stars @ National League All-Stars
Chase Field, Phoenix, AZ
Tue Jul 12 2011, 5:38 PM - 8:28 PM MST
Att: 47,994 - Roof Closed - 72 F

AB 31
R 5
H 9
RBI 5
BB 1
SO 9
LOB 9



WP	HR	S	P	ERA	WHIP
0	0	9	15	0.00	1.000
0	0	13	19	9.00	2.000
0	0	5	6	0.00	0.000
0	0	3	6	0.00	0.000

Batter	1	2	3	4	5	6	7	8	9	AB	R	H	RBI	BB	SO	LOB
2 Derek Jeter, R OBP: 0.500, SLG: 0.500 13 Asdrúbal Cabrera, S (1, 6) (5, PH) (6, 6)	2-2 1B		1-0 G4-3		4-1 BB			1-3 K		2	0	1	0	0	0	0
24 Robinson Canó, L OBP: 0.500, SLG: 0.500 5 Ian Kinsler, R (1, 4) (5, PH) (6, 4)	3-2 P5			3-2 32 G6-3 1B	3-2 F7			0-3 K		2	0	1	0	0	0	1
32 Josh Hamilton, L 27 Mike Trout, R OBP: 1.000, SLG: 1.000 (1, 7) (6, 7)	3-1 F7			1-1 G6-3		0-1 44 S 1B		4-2 44 DI BB		2	0	0	0	0	0	2
19 José Bautista, R 44 Mark Trumbo, R (1, 9) (6, 9)	2-2 K			4-2 BB		2-3 K		2-3 K		1	0	0	0	1	1	1
28 Prince Fielder, L 14 Paul Konerko, R 7 Joe Mauer, L OBP: 1.000, SLG: 1.000 (1, 3) (6, 3) (8, 3)		0-1 F8		1-0 L7		1-1 24 G6-4-3 HBP			1-2 1 FC6-4 1B	2	0	0	0	0	0	1
29 Adrian Beltré, R 24 Miguel Cabrera, R 1 Elvis Andrus, R (1, 5) (6, 5) (9, 5)		1-0 P6			0-0 G6-3	1-2 G6-4-3			3-2 16 WP 16 DI 1B	2	0	0	0	0	0	0
34 David Ortiz, L OBP: 0.500, SLG: 0.500 16 Billy Butler, R (1, 10) (7, PH) (8, 10)		0-1 F7			2-2 14 G1-3 25 1B		1-2 G5-3		3-3 K	2	0	1	0	0	0	0
25 Mike Napoli, R OBP: 0.500, SLG: 0.500 32 Matt Wieters, S (1, 2) (6, 2)			1-3 K		0-2 14 G1-3 1B		1-2 F7		1-1 F9	2	0	1	0	0	1	0
14 Curtis Granderson, L 10 Adam Jones, R (1, 8) (6, 8)			2-1 F7		3-1 G1-3		1-2 G3-1			2	0	0	0	0	0	2

Inning Stats	R: 0	H: 1	LOB: 1	K: 1	S: 13	R: 0	H: 0	LOB: 0	K: 0	S: 5	R: 0	H: 0	LOB: 0	K: 1	S: 7	R: 0	H: 1	LOB: 1	K: 0	S: 8	R: 0	H: 2	LOB: 3	K: 0	S: 15	R: 0	H: 1	LOB: 1	K: 1	S: 11	R: 0	H: 0	LOB: 0	K: 0	S: 11	R: 0	H: 0	LOB: 1	K: 1	S: 14	R: 0	H: 1	LOB: 1	K: 1	S: 14	1B: 6	SF: 0	2B: 0	SAC: 0	3B: 0	DP: 2	HR: 0	HBP: 1
--------------	------	------	--------	------	-------	------	------	--------	------	------	------	------	--------	------	------	------	------	--------	------	------	------	------	--------	------	-------	------	------	--------	------	-------	------	------	--------	------	-------	------	------	--------	------	-------	------	------	--------	------	-------	-------	-------	-------	--------	-------	-------	-------	--------

PITCHER	IP	WLS	BF	H	R	ER	SO	BB	IBB	HBP	BLK	WP	HR	S	P	ERA	WHIP
18 Matt Cain, R ERA:	(1, 1)	2.0	W	7	1	0	0	1	0	0	0	0	0	18	29	0.00	0.500
47 Gio González, L ERA:	(3, 1)	1.0		3	0	0	1	0	0	0	0	0	0	7	11	0.00	0.000
37 Stephen Strasburg, R ERA:	(4, 1)	1.0		4	1	0	0	1	0	0	0	0	0	8	17	0.00	2.000
22 Clayton Kershaw, L ERA:	(5, 1)	1.0		6	2	0	0	1	0	0	0	0	0	15	27	0.00	3.000
43 R.A. Dickey, R ERA:	(6, 1)	1.0		4	1	0	1	0	0	1	0	0	0	11	15	0.00	1.000
35 Cole Hamels, L ERA:	(7, 1)	1.0		3	0	0	0	0	0	0	0	0	0	11	14	0.00	0.000
46 Craig Kimbrel, R ERA:	(8, 1)	0.2		2	0	0	2	0	0	0	0	0	0	6	7	0.00	0.000
54 Aroldis Chapman, L ERA:	(8, 1)	0.1		2	0	0	0	1	0	0	0	0	0	6	12	0.00	3.000

BOTTOM

National League All-Stars @ American League All-Stars
Kauffman Stadium, Kansas City, MO

Tue Jul 10 2012, 7:20 PM - 10:17 PM CDT
Att. 40,933 - Clear - 90 F

AB 31
R 0
H 6
RBI 0
BB 3
SO 7
LOB 17

WP: 1 PA: 35
PB: 0
SB: 1
CS: 0



livebaseballscores.com

Batter	1	2	3	4	5	6	7	8	9	AB R H RBI BB SO LOB	TOP		
27 Mike Trout, R OBP: 0.333, SLG: 0.667 (1, 7)	X FF 97 0-0 		B FF 93 B FF 93 X FF 93 2-0 F9 		C FF 90 F CU 74 X FC 66 0-2 G6-4-3 			S FF 98 B FF 98 S FF 98 F FF 98 X FF 98 1-2 G6-3 		3 0 1 0 0 0 1	<p>American League All-Stars @ National League All-Stars</p> <p>Citi Field, Flushing, NY</p> <p>Tue Jul 16 2013, 8:20 PM - 11:25 PM EDT</p> <p>Att: 45,186 - Clear - 90 F</p>		
48 Torii Hunter, R (8, PH) (8, 8)								1-2f 		1 0 0 0 0 0 2			
24 Robinson Canó, L (1, 4)	B SI 97 H FF 96 2-0 		C FF 93 F FF 93 B FF 94 F CU 74 F CU 74 X SL 88 1-2 L9 		B FF 95 C FF 95 B CU 85 S FF 97 C SI 96 2-3 			C KC 86 B KC 86 X FF 96 1-1 13 WP 		0 0 0 0 0 0 0			
15 Dustin Pedroia, R (1, PR) (1, 4)								3-H 		2 0 0 0 0 1 0			
22 Jason Kipnis, L OBP: 1.000, SLG: 2.000 (7, 4)								S KC 88 S FF 98 B FF 96 S KC 87 1-3 		1 0 1 1 0 0 0			
24 Miguel Cabrera, R OBP: 0.333, SLG: 0.667 13 Manny Machado, R (1, 5) (6, 5)	F SL 91 S CH 87 B SL 90 D CH 88 S SL 92 2-3 			B FF 95 F SI 94 S SL 82 X SL 82 1-2 		F FF 98 F FF 98 X FF 98 0-2 P3 				3 1 1 0 0 1 2			
19 Chris Davis, L OBP: 0.333, SLG: 0.333 28 Prince Fielder, L OBP: 1.000, SLG: 3.000 (1, 3) (6, 3)	S FF 98 C SI 87 X CH 89 0-2 F8 			B FF 95 F SI 92 F SL 81 B FF 94 X SL 81 2-2 		S CU 82 B CU 82 S FF 96 B SI 95 S CU 84 2-3 			B SI 92 F SL 82 S FF 94 B FF 94 F FF 94 X SL 82 2-2 	3 0 1 0 0 1 2			
19 José Bautista, R 17 Nelson Cruz, R (1, 9) (6, 9)	C FF 96 C SL 92 B SL 92 F FF 99 B SL 91 S SL 92 2-3 			B SI 94 B SI 93 X SI 93 2-0 SF8 			B FF 100 B FF 96 B FF 96 C FF 95 B FF 95 4-1 		B SI 81 F FF 94 F SL 83 F FF 94 B FF 95 X SL 83 2-2 G4-3 	1 0 0 1 0 1 2			
34 David Ortiz, L 10 Edwin Encarnación, R (1, 10) (7, PH) (7, 10)	C CU 84 S CH 87 X FF 97 0-2 F8 			C FF 95 C FF 94 X FF 94 0-2 G6-3 		B FF 98 B FF 97 C FF 96 B FF 94 X FF 98 3-1 G6-4-3 			C SL 81 X FF 93 0-1 G6-3 	2 0 0 0 0 0 1			
10 Adam Jones, R OBP: 0.333, SLG: 0.667 4 Alex Gordon, L (1, 8) (7, 7)	B SL 91 S SI 97 S CH 88 CU 84 B FF 97 F CH 87 F SL 91 B CH 89 F SL 90 3-3 S FF 98 			B SI 91 F FC 86 S SI 90 B SI 91 F SI 91 X FC 87 2-2 		C SL 83 S FF 99 B FF 101 S FF 100 1-3 			B FF 93 S SI 93 F FF 93 B FF 94 F FF 94 X SL 82 2-2 F8 	3 1 1 0 0 2 0			
7 Joe Mauer, L OBP: 0.500, SLG: 0.500 13 Salvador Perez, R OBP: 1.000, SLG: 1.000 (1, 2) (7, 2)	B CU 84 X FF 96 1-0 L7 			B FF 89 C FC 86 C SI 90 B SI 91 X SI 90 2-2 			X FF 98 0-0 48 G6-3 27 1B 22 2B 			2 0 1 0 0 0 0			
2 J.J. Hardy, R 27 Jhonny Peralta, R OBP: 1.000, SLG: 1.000 (1, 6) (7, 6)	C FF 93 B SL 86 B FF 93 F FF 92 X SL 88 2-2 L8 			B CU 73 C SI 90 B CH 84 F SI 90 X CH 84 2-2 27 G6-4-3 			S FF 98 B FF 98 B FF 98 F FF 98 X KC 86 2-2 48 G6-3 			1 1 1 0 0 0 0			
Inning Stats	R: 0 E: 0 K: 2 S: 11 H: 1 LOB: 2 BB: 0 P: 17	R: 0 E: 0 K: 1 S: 11 H: 0 LOB: 0 BB: 0 P: 15	R: 0 E: 0 K: 0 S: 9 H: 0 LOB: 0 BB: 0 P: 14	R: 1 E: 0 K: 0 S: 10 H: 2 LOB: 0 BB: 0 P: 15	R: 1 E: 0 K: 0 S: 13 H: 2 LOB: 0 BB: 0 P: 19	R: 0 E: 0 K: 2 S: 9 H: 0 LOB: 0 BB: 0 P: 13	R: 0 E: 0 K: 1 S: 6 H: 0 LOB: 0 BB: 1 P: 14	R: 1 E: 0 K: 1 S: 13 H: 3 LOB: 1 BB: 0 P: 18	R: 0 E: 0 K: 0 S: 14 H: 1 LOB: 1 BB: 0 P: 20	1B: 4 2B: 4 3B: 1 HR: 0 SF: 1 SAC: 0 DP: 4 HBP: 1	WP: 1 PB: 0 SB: 0 CS: 0 PA: 34		
PITCHER	IP WLS BF H R ER SO BB IBB HBP BLK WP HR S P ERA WHIP											PITCHER	IP WLS BF H R ER SO BB IBB HBP BLK WP HR S P ERA WHIP
33 Matt Harvey, R ERA: 9.0	(1, 1) 2.0 8 1 0 0 3 0 0 1 0 0 0 0 22 32 0.00 0.500											54 Aroldis Chapman, L ERA: 9.0	(7, 1) 1.0 3 0 0 0 1 1 0 0 0 0 0 9 14 0.00 1.000
22 Clayton Kershaw, L ERA: 9.0	(3, 1) 1.0 3 0 0 0 0 0 0 0 0 0 0 9 14 0.00 0.000											46 Craig Kimbrel, R ERA: 9.0	(8, 1) 1.0 5 3 1 1 1 0 0 0 0 1 0 13 18 9.00 3.000
46 Patrick Corbin, L ERA: 9.0	(4, 1) 1.0 L 4 2 1 1 0 0 0 0 0 0 0 10 15 9.00 2.000											39 Jason Grilli, R ERA: 9.0	(9, 1) 1.0 4 1 0 0 0 0 0 0 0 0 0 14 20 0.00 1.000
33 Cliff Lee, L ERA: 9.0	(5, 1) 1.0 4 2 1 1 0 0 0 0 0 0 0 13 19 9.00 2.000												
16 José Fernández, R ERA: 9.0	(6, 1) 1.0 3 0 0 0 2 0 0 0 0 0 0 9 13 0.00 0.000												

livebaseballscores.com

AB 31
R 3
H 9
RBI 3
BB 1
SO 7
LOB 16



Batter	1	2	3	4	5	6	7	8	9	AB R H RBI BB SO LOB
4 Brandon Phillips, R 13 Matt Carpenter, L	(1, 4) (6, 4) B FF 93 X FF 92 F7			B SI 91 F SI 91 X SL 83 1-1 G5-3		B FF 93 C SL 83 F FF 92 X CU 82 1-2 F8			C FF 92 C CU 82 B FF 92 C FF 94 2-3 K	2 0 0 0 0 0 0 2 0 0 0 0 1 1
3 Carlos Beltrán, S 22 Andrew McCutchen, R	(1, 9) (4, PR) (5, 8) B FF 95 C CH 87 B CH 88 F CH 86 F FF 97 X FF 96 G3-1			B FF 92 X CH 89 1-0 G4-3 19 S 1B		D SL 86 S SL 85 B SI 93 F SL 85 S SL 84 2-3 K			S FF 93 C SL 87 B SL 87 B SL 88 S FF 93 2-3 K	2 0 1 0 0 0 0 2 0 0 0 0 2 1
19 Joey Votto, L 44 Paul Goldschmidt, R	(1, 3) (5, 3) C CU 78 C FF 96 F FF 98 C FF 99 K			B CU 80 B SI 91 S SI 92 X CH 90 2-1 G4-3		F FF 95 X SL 85 0-1 G5-3		X FF 93 0-0 K 2B	2 0 0 0 0 1 1 2 0 1 0 0 0 0	
5 David Wright, R 24 Pedro Alvarez, L	(1, 5) (8, 5) X SI 96 0-0 G5-3			B SI 92 S SI 91 X SL 84 2-1 G5-3		S FF 96 F FF 96 F SL 85 X FF 96 0-2 K 1B		C FF 93 B SI 92 B FF 93 S SL 88 F FF 93 D SL 88 X SL 88 3-2 P4	3 0 1 0 0 0 2 1 0 0 0 0 0 1	
5 Carlos González, L 9 Domonic Brown, L	(1, 7) (6, 7) B SI 95 C SL 80 F SI 95 S SL 82 1-3 K			C FF 92 X CH 84 0-1 G4-3		C FF 90 C FF 92 S FF 93 0-3 K			2 0 0 0 0 1 0 1 0 0 0 0 1 1	
4 Yadier Molina, R 28 Buster Posey, R	(1, 2) (6, 2) F SI 95 B SI 96 B CH 84 X CH 86 2-1 F8			B FF 94 B FF 92 C FF 94 F FF 93 F CH 85 X CH 85 2-2 G6-3		B FF 93 C SL 83 C FF 94 B SL 86 S SL 85 2-3 K			2 0 0 0 0 0 0 1 0 0 0 0 1 1	
2 Troy Tulowitzki, R 9 Jean Segura, R	(1, 6) (6, 6) B SI 95 C CH 83 S SI 96 F SI 95 S SL 80 1-3 K			X FF 91 0-0 P4		C FC 90 B FC 90 F FC 91 X FC 89 1-2 G4-3			2 0 0 0 0 1 0 1 0 0 0 0 0 0	
3 Michael Cuddyer, R 21 Allen Craig, R	(1, 10) (8, PH) (9, 10) C SI 95 S CH 84 B CH 84 F SI 95 X CH 85 1-2 G1-3			B FF 94 B SL 88 B FF 93 4-0 BB		B FC 91 C FC 91 S FC 91 F FC 91 B FC 90 X FC 90 2-2 L7			1 0 0 0 1 0 0 1 0 0 0 0 0 0	
34 Bryce Harper, L 27 Carlos Gómez, R	(1, 8) (5, 9) (7, 9) B SL 78 B SL 80 C SI 95 F SL 80 X SI 95 2-2 L5			C FF 93 X FF 94 0-1 P6		B FC 91 C FC 91 S FC 91 F FC 91 B FC 90 X FC 89 2-2 G6-3			2 0 0 0 0 0 1 1 0 0 0 0 0 0	

Inning Stats	R: 0 E: 0 K: 1 S: 8	H: 0 LOB: 0 BB: 0 P: 12	R: 0 E: 0 K: 1 S: 6	H: 0 LOB: 0 BB: 0 P: 9	R: 0 E: 0 K: 1 S: 11	H: 0 LOB: 0 BB: 0 P: 15	R: 0 E: 0 K: 0 S: 7	H: 1 LOB: 2 BB: 0 P: 13	R: 0 E: 0 K: 0 S: 7	H: 0 LOB: 0 BB: 0 P: 9	R: 0 E: 0 K: 1 S: 8	H: 0 LOB: 1 BB: 1 P: 15	R: 0 E: 0 K: 2 S: 12	H: 1 LOB: 1 BB: 0 P: 14	R: 0 E: 0 K: 0 S: 11	H: 0 LOB: 0 BB: 0 P: 16	R: 0 E: 0 K: 2 S: 11	H: 1 LOB: 1 BB: 0 P: 18	1B: 2 2B: 1 3B: 0 HR: 0	SF: 0 SAC: 0 DP: 0 HBP: 0	WP: 0 PB: 0 SB: 1 CS: 0	PA: 31
--------------	------------------------------	----------------------------------	------------------------------	---------------------------------	-------------------------------	----------------------------------	------------------------------	----------------------------------	------------------------------	---------------------------------	------------------------------	----------------------------------	-------------------------------	----------------------------------	-------------------------------	----------------------------------	-------------------------------	----------------------------------	----------------------------------	------------------------------------	----------------------------------	--------

PITCHER	IP	WLS	BF	H	R	ER	SO	BB	IBB	HBP	BLK	WP	HR	S	P	ERA	WHIP
37 Max Scherzer, R	(1, 1)		1.0	0	0	0	1	0	0	0	0	0	0	8	12	0.00	0.000
49 Chris Sale, L	(2, 1)	W	6	0	0	0	2	0	0	0	0	0	0	17	24	0.00	0.000
34 Félix Hernández, R	(4, 1)	H	4	1	0	0	0	0	0	0	0	0	0	7	13	0.00	1.000
55 Matt Moore, L	(5, 1)	H	3	0	0	0	0	0	0	0	0	0	0	7	9	0.00	0.000
59 Grant Balfour, R	(6, 1)	H	4	0	0	0	1	1	0	0	0	0	0	8	15	0.00	1.000
PITCHER	IP	WLS	BF	H	R	ER	SO	BB	IBB	HBP	BLK	WP	HR	S	P	ERA	WHIP
56 Greg Holland, R	(7, 1)		0.1	0	0	0	0	0	0	0	0	0	0	1	2	0.00	3.000
27 Brett Cecil, L	(7, 1)	H	1	0	0	0	1	0	0	0	0	0	0	3	3	0.00	0.000
50 Steve Delabar, R	(7, 1)	H	1	0	0	0	1	0	0	0	0	0	0	3	5	0.00	0.000
42 Mariano Rivera, R	(8, 1)	H	3	0	0	0	0	0	0	0	0	0	0	11	16	0.00	0.000
36 Joe Nathan, R	(9, 1)	S	4	1	0	0	2	0	0	0	0	0	0	11	18	0.00	1.000

BOTTOM

American League All-Stars @ National League All-Stars
Citi Field, Flushing, NY

AB 30
R 0
H 3
RBI 0
BB 1
SO 8
LOB 9



WP: 0
PB: 0
SB: 1
CS: 0

Tue Jul 16 2013, 8:20 PM - 11:25 PM EDT
Att. 45,186 - Clear - 90 F

livebaseballscores.com

Batter	1	2	3	4	5	6	7	8	9	AB R H RBI BB SO LOB	TOP																	
22 Andrew McCutchen, R (1, 8) 19 Charlie Blackmon, L (6, 8)	1-0 1B 66 WP 2 S	0-2 F8			2-2 G5-3		2-2 K		1-0 G4-3	3 0 1 0 0 0 1 2 0 0 0 0 1 0																		
66 Yasiel Puig, R (1, 9) 8 Hunter Pence, R (6, 9)	2-3 K 1-2		3-3 K		3-3 K		0-1 G5-3			3 0 0 0 0 3 1 1 0 0 0 0 0 0																		
2 Troy Tulowitzki, R (1, 6) 13 Starlin Castro, R (6, 6)	1-3 K 2-3		3-2 L7		2-1 2B			1-2 K		3 0 1 0 0 1 1 1 0 0 0 0 1 0																		
44 Paul Goldschmidt, R (1, 3) 5 Freddie Freeman, L (6, 3)	1-1 G5-3		0-0 L4		0-3 K			1-1 21 BB 1B		3 0 0 0 0 1 2 1 0 1 0 0 0 0																		
27 Giancarlo Stanton, R (1, 10) 44 Anthony Rizzo, L (8, PH) (8, 10)		1-1 P4		1-0 F8		1-3 K		1-2 K		3 0 0 0 0 1 0 1 0 0 0 0 1 1																		
16 Aramis Ramirez, R (1, 5) 21 Todd Frazier, R (6, 5)		0-0 26 2B 1B		0-2 L5		1-2 9 G4-3 2B		4-0 BB		3 1 2 0 0 0 0 0 0 0 0 1 0 0																		
26 Chase Utley, L (1, 4) 9 Dee Strange-Gordon, L (4, PR) (4, 4)		2-2 20 2B 2B		3-0 20 2B HBP		0-1 G4-3		0-3 K		1 1 1 1 0 0 0 1 1 0 0 0 0 1 1 0 0 0 0 1 2																		
28 Daniel Murphy, L (7, 4)		1-2 2B		3-1 SAFE SAFE SAFE SAFE 1-H 2B		0-3 K																						
20 Jonathan Lucroy, R (1, 2) 39 Devin Mesoraco, R (4, 2) 26 Miguel Montero, L (8, 2)		1-2 2B		0-3 K																								
27 Carlos Gómez, R (1, 7) 5 Josh Harrison, R (6, 7)		1-2 P2					1-0 F9		1-3 K	2 0 2 2 0 0 0 1 0 0 0 0 1 1 1 0 0 0 0 0 0																		
										2 0 0 0 0 1 3 2 0 0 0 0 1 0																		
Inning Stats	R: 0 H: 1 E: 0 K: 2 S: 9	H: 1 LOB: 1 BB: 0 P: 14	R: 2 H: 3 E: 0 K: 0 S: 17	H: 3 LOB: 1 BB: 0 P: 22	R: 0 H: 0 E: 0 K: 1 S: 8	H: 0 LOB: 0 BB: 0 P: 14	R: 1 H: 1 E: 0 K: 1 S: 9	H: 1 LOB: 2 BB: 0 P: 16	R: 0 H: 1 E: 0 K: 2 S: 14	H: 1 LOB: 1 BB: 0 P: 16	R: 0 H: 0 E: 0 K: 1 S: 6	H: 0 LOB: 0 BB: 0 P: 9	R: 0 H: 1 E: 0 K: 3 S: 14	H: 1 LOB: 2 BB: 1 P: 21	R: 0 H: 0 E: 0 K: 1 S: 7	H: 0 LOB: 0 BB: 0 P: 9	1B: 3 SF: 0 2B: 5 SAC: 0 3B: 0 DP: 0 HR: 0 HBP: 1	WP: 1 PA: 37 PB: 0 SB: 1 CS: 0										
PITCHER	IP WLS BF H R ER SO BB IBB HBP BLK WP HR S P ERA WHIP																	IP WLS BF H R ER SO BB IBB HBP BLK WP HR S P ERA WHIP										
34 Félix Hernández, R (1, 1) 31 Jon Lester, L (2, 1) 11 Yu Darvish, R (3, 1) 49 Chris Sale, L (4, 1) 37 Max Scherzer, R (5, 1) 26 Scott Kazmir, L (6, 1) 19 Koji Uehara, R (6, 1) 56 Greg Holland, R (7, 1)	1.0 4 1 0 0 2 0 0 0 0 0 0 0 9 14 0.00 1.000	1.0 6 3 2 2 0 0 0 0 0 0 0 0 17 22 18.00 3.000	1.0 3 0 0 0 1 0 0 0 0 0 0 0 8 14 0.00 0.000	1.0 5 1 1 1 1 0 0 0 1 0 0 0 9 16 9.00 1.000	1.0 4 1 0 0 2 0 0 0 0 0 0 0 11 18 0.00 1.000	0.2 3 1 0 0 1 0 0 0 0 0 0 0 10 12 0.00 1.500	0.1 1 0 0 0 1 0 0 0 0 0 0 4 4 0.00 0.000	1.0 3 0 0 0 1 0 0 0 0 0 0 6 9 0.00 0.000	62 Sean Doolittle, L (8, 1) 56 Fernando Rodney, R (8, 1) 15 Glen Perkins, L (9, 1)	0.2 H 3 1 0 0 2 0 0 0 0 0 0 10 13 0.00 1.500	0.1 H 2 0 0 0 1 1 0 0 0 0 0 4 8 0.00 3.000	1.0 S 3 0 0 0 1 0 0 0 0 0 0 7 9 0.00 0.000																

National League All-Stars @ American League All-Stars
Target Field, Minneapolis, MN
Tue Jul 15 2014, 7:20 PM - 10:32 PM CDT
Att. 41,048 - Partly Cloudy - 72 F

AB	35
R	3
H	8
RBI	3
BB	1
SO	13
LOB	13



Batter	1	2	3	4	5	6	7	8	9	AB	R	H	RBI	BB	SO	LOB
2 Derek Jeter, R OBP: 1.000, SLG: 1.500 10 Alexei Ramirez, R OBP: 0.500, SLG: 0.500 2 Erick Aybar, S	1-0 2B		3-2 1B		3-2 1B		1-2 E3			2	1	2	0	0	0	0
27 Mike Trout, R OBP: 0.667, SLG: 1.667 37 Brandon Moss, L	3-2 3B		1-2 L7		2-0 2B		1-3 K			3	1	2	2	0	0	1
22 Robinson Canó, L 27 Jose Altuve, R 3 Ian Kinsler, R	1-3 K		1-3 K		1-1 SF7		1-3 K			2	0	0	0	0	2	2
24 Miguel Cabrera, R OBP: 0.333, SLG: 1.333 79 José Abreu, R	0-1 HR		3-2 L6		2-2 F8		0-0 F7			3	1	1	2	0	0	2
19 José Bautista, R 52 Yoenis Cespedes, R	2-3 K			1-1 G5-3		1-1 G5-3		1-0 G6-3		2	0	0	0	0	1	0
23 Nelson Cruz, R 15 Kyle Seager, L	0-0 G6-3			1-3 K		2-0 G3		0-2 G3-1		2	0	0	0	0	1	0
10 Adam Jones, R 29 Adrian Beltré, R		1-0 P5		1-3 K		4-0 BB				2	0	0	0	0	1	0
20 Josh Donaldson, R 23 Michael Brantley, L		3-3 K			1-2 G3-1		1-0 G4-3			2	0	0	0	0	1	0
13 Salvador Perez, R 36 Derek Norris, R 8 Kurt Suzuki, R		0-2 G5-3			0-1 1B					1	0	0	0	0	0	0


Inning Stats	R: 3	H: 3	E: 0	K: 2	S: 14	H: 3	LOB: 1	K: 0	P: 26	R: 0	H: 0	E: 0	K: 2	S: 9	R: 0	H: 0	E: 0	K: 3	S: 14	R: 0	H: 0	E: 0	K: 0	S: 5	R: 0	H: 0	E: 0	K: 0	S: 6	
	0	0	0	0	0	0	0	0	0	0	0	0	0	0	0	0	0	0	0	0	0	0	0	0	0	0	0	0	0	0

PITCHER	IP	WLS	BF	H	R	ER	SO	BB	IBB	HBP	BLK	WP	HR	S	P	ERA	WHIP
50 Adam Wainwright, R ERA: 27.0	1.0		6	3	3	3	2	0	0	0	0	0	0	14	21	27.00	3.000
22 Clayton Kershaw, L ERA:	1.0		3	0	0	0	1	0	0	0	0	0	0	7	11	0.00	0.000
31 Alfredo Simon, R ERA:	1.0		4	1	0	0	1	0	0	0	0	1	0	14	22	0.00	1.000
21 Zack Greinke, R ERA:	1.0		3	0	0	0	2	0	0	0	0	0	0	9	12	0.00	0.000
41 Pat Neshek, R ERA: 54.0	0.1	L	4	3	2	2	0	0	0	0	0	0	0	9	15	54.00	9.000

BOTTOM

National League All-Stars @ American League All-Stars
Target Field, Minneapolis, MN
Tue Jul 15 2014, 7:20 PM - 10:32 PM CDT
Att. 41,048 - Partly Cloudy - 72 F

AB	31
R	5
H	7
RBI	5
BB	1
SO	9
LOB	8



1B	2B	3B	HR	SF	SAC	DP	HBP	WP	HR	S	P	ERA	WHIP
3	2	1	1	1	0	0	0	0	0	8	11	0.00	0.000
0	0	0	0	0	0	0	0	0	0	4	12	0.00	1.000
0	0	0	0	0	0	0	0	0	0	14	19	0.00	0.000
0	0	0	0	0	0	0	0	0	0	1	1	0.00	0.000
0	0	0	0	0	0	0	0	0	0	4	5	0.00	0.000

Batter	1	2	3	4	5	6	7	8	9	AB	R	H	RBI	BB	SO	LOB	TOP								
51 Ichiro Suzuki, L (1, 8) OBP: 0.250, SLG: 0.500 33 Javier Vazquez, R (5, 1) 20 Ronnie Belliard, R (6, 4)	2-0 7 3B 2B	1-2 G3	1-2 G3-1		1-2 FC5-4			0-3 K		4	1	1	0	0	0	4									
7 Ivan Rodriguez, R (1, 2) OBP: 0.500, SLG: 1.000 41 Victor Martinez, S (6, 2)	1-1 24 HR 3B	1-0 24 FC6-4 1B		1-2 G5-3		0-1 F9		0-2 G4-3		4	1	2	1	0	0	0									
27 Vladimir Guerrero, R (1, 9) OBP: 0.250, SLG: 0.250 31 Ted Lilly, L (6, 1) 10 Miguel Tejada, R (7, 6)	0-0 G1-3	2-0 F8		0-0 P3		1-1 34 HR 1B		3-2 G4-3		4	1	1	0	0	0	2									
24 Manny Ramirez, R (1, 7) OBP: 0.500, SLG: 2.000 34 David Ortiz, L (4, PH) (4, 3)	0-2 HR	3-1 FC6-4		4-1 13 3B BB		2-2 HR		4-2 BB		2	1	1	2	0	0	1									
13 Alex Rodriguez, R (1, 5) OBP: 0.333, SLG: 1.000 9 Hank Blalock, L (6, PH) (6, 5)	3-3 K		3-1 G4-3	3-2 3B		2-1 G4-3		0-0 P6		3	0	1	1	0	1	0									
25 Jason Giambi, L (1, 3) OBP: 0.500, SLG: 0.500 13 Carl Crawford, L (4, PH) (4, 7) 55 Hideki Matsui, L (9, PH) (9, 7)	3-2 E4 2 1B 12 HR		2-0 12 1B 2 1B 1B	1-3 K		0-1 G4-3		3-3 K		2	1	1	0	0	0	0									
2 Derek Jeter, R (1, 6) OBP: 1.000, SLG: 1.000 11 Matt Lawton, L (5, 8)	1-2 12 HR 1B		0-2 12 1B		0-2 10 FC4-6 1B		1-0 11 G6-4-3 1B		2-3 K	3	1	3	0	0	0	0									
12 Alfonso Soriano, R (1, 4) OBP: 0.667, SLG: 1.667 11 Gary Sheffield, R (6, 9)	0-0 HR		1-2 1B		0-3 K		2-0 G6-4-3			3	1	2	3	0	1	1									
20 Mark Mulder, L 28 Ken Harvey, R 21 Esteban Loaiza, R 52 CC Sabathia, L 10 Michael Young, R 36 Joe Nathan, R 36 Tom Gordon, R 57 Francisco Rodriguez, R 42 Mariano Rivera, R	2-3 K		2-3 K		2-1 FC4-6 51 FC5-4		3-2 G3			1	0	0	0	0	1	0									
Inning Stats	R: 6 E: 1 K: 2 S: 23	H: 5 LOB: 0 BB: 0 P: 35	R: 0 E: 0 K: 0 S: 7	H: 1 LOB: 1 BB: 0 P: 14	R: 0 E: 0 K: 1 S: 16	H: 3 LOB: 3 BB: 0 P: 25	R: 1 E: 0 K: 1 S: 13	H: 1 LOB: 1 BB: 1 P: 22	R: 0 E: 0 K: 1 S: 11	H: 1 LOB: 1 BB: 0 P: 14	R: 2 E: 0 K: 0 S: 14	H: 2 LOB: 0 BB: 0 P: 19	R: 0 E: 0 K: 0 S: 6	H: 1 LOB: 0 BB: 0 P: 12	R: 0 E: 0 K: 1 S: 10	H: 0 LOB: 0 BB: 0 P: 13	R: 0 E: 0 K: 2 S: 10	H: 0 LOB: 1 BB: 1 P: 19	1B: 8 2B: 1 3B: 2 HR: 3	SF: 0 SAC: 0 DP: 1 HBP: 0	WP: 0 PB: 0 SB: 0 CS: 0	PA: 43			
PITCHER	IP WLS BF H R ER SO BB IBB HBP BLK WP HR S P ERA WHIP	IP WLS BF H R ER SO BB IBB HBP BLK WP HR S P ERA WHIP	IP WLS BF H R ER SO BB IBB HBP BLK WP HR S P ERA WHIP	IP WLS BF H R ER SO BB IBB HBP BLK WP HR S P ERA WHIP	IP WLS BF H R ER SO BB IBB HBP BLK WP HR S P ERA WHIP	IP WLS BF H R ER SO BB IBB HBP BLK WP HR S P ERA WHIP	IP WLS BF H R ER SO BB IBB HBP BLK WP HR S P ERA WHIP	IP WLS BF H R ER SO BB IBB HBP BLK WP HR S P ERA WHIP	IP WLS BF H R ER SO BB IBB HBP BLK WP HR S P ERA WHIP	IP WLS BF H R ER SO BB IBB HBP BLK WP HR S P ERA WHIP	IP WLS BF H R ER SO BB IBB HBP BLK WP HR S P ERA WHIP	IP WLS BF H R ER SO BB IBB HBP BLK WP HR S P ERA WHIP	IP WLS BF H R ER SO BB IBB HBP BLK WP HR S P ERA WHIP	IP WLS BF H R ER SO BB IBB HBP BLK WP HR S P ERA WHIP	IP WLS BF H R ER SO BB IBB HBP BLK WP HR S P ERA WHIP	IP WLS BF H R ER SO BB IBB HBP BLK WP HR S P ERA WHIP	IP WLS BF H R ER SO BB IBB HBP BLK WP HR S P ERA WHIP	IP WLS BF H R ER SO BB IBB HBP BLK WP HR S P ERA WHIP	IP WLS BF H R ER SO BB IBB HBP BLK WP HR S P ERA WHIP	IP WLS BF H R ER SO BB IBB HBP BLK WP HR S P ERA WHIP	IP WLS BF H R ER SO BB IBB HBP BLK WP HR S P ERA WHIP	IP WLS BF H R ER SO BB IBB HBP BLK WP HR S P ERA WHIP	IP WLS BF H R ER SO BB IBB HBP BLK WP HR S P ERA WHIP	IP WLS BF H R ER SO BB IBB HBP BLK WP HR S P ERA WHIP	
22 Roger Clemens, R (1, 1) ERA: 27.0	1.0 L	9 5 6 3 2 0 0 0 0 0 0 0 2 23 35 27.00 5.000	1.0 4 1 0 0 0 0 0 0 0 0 0 0 7 14 0.00 1.000	1.0 6 3 0 0 1 0 0 0 0 0 0 0 16 25 0.00 3.000	1.0 5 1 1 1 1 1 0 0 0 0 0 0 13 22 9.00 2.000	2.0 9 3 2 2 1 0 0 0 0 0 0 1 25 33 9.00 1.500	1.0 3 0 0 0 0 0 0 0 0 0 0 0 4 10 0.00 1.000	1.0 3 0 0 0 1 0 0 0 0 0 0 0 10 13 0.00 0.000	1.0 4 0 0 0 2 1 0 0 0 0 0 0 10 19 0.00 1.000																

American League All-Stars @ National League All-Stars
Minute Maid Park, Houston, TX
Sat Jun 27 2015, 10:54 PM - 1:15 AM CDT
Att: 41,886 - Dome - 74 F

AB	41
R	9
H	14
RBI	9
BB	2
SO	8
LOB	17



Batter	1	2	3	4	5	6	7	8	9	AB	R	H	RBI	BB	SO	LOB
3 Edgar Renteria, R OBP: 0.333, SLG: 0.667 2 Jack Wilson, R	0-0 G5-3		0-1 G5-3	1-2 5 2B		0-1 L7			1-1 P4	3	1	1	1	0	0	0
5 Albert Pujols, R OBP: 0.667, SLG: 1.333 25 Jim Thome, L	0-1 21 1B		0-0 G1-3	0-1 2B		2-3 K			0-1 P6	3	1	2	2	0	0	0
25 Barry Bonds, L 45 Carl Pavano, R 47 Tom Glavine, L 53 Bobby Abreu, L 15 Ben Sheets, R 16 Paul Lo Duca, R	1-0 F8		4-1 27 1B	1-0 P6						2	0	0	0	1	0	2
27 Scott Rolen, R OBP: 1.000, SLG: 1.000 19 Mike Lowell, R	4-2 21 1B		3-2 1B			2-3 K			2-2 F9	1	0	1	0	0	0	0
21 Sammy Sosa, R OBP: 0.500, SLG: 0.500 24 Miguel Cabrera, R	0-0 1B		1-2 G4-3			0-0 G6-3			2-3 K	2	0	1	1	0	0	2
31 Mike Piazza, R 23 Johnny Estrada, S 38 Eric Gagne, R	3-3 K			0-0 F7		0-3 K			0-1 G1-4-3	2	0	0	0	0	1	2
17 Lance Berkman, S 18 Moises Alou, R OBP: 0.500, SLG: 0.500		1-2 G3		1-2 F7		0-0 8 1B			1-1 G3-1	2	0	0	0	0	0	0
12 Jeff Kent, R OBP: 0.500, SLG: 0.500 8 Mark Loretta, R OBP: 0.500, SLG: 0.500		0-0 L4		2-0 15 1B		0-1 1B			1-0 P6	2	1	1	0	0	0	0
22 Roger Clemens, R 41 Dan Kolb, R 11 Barry Larkin, R 51 Randy Johnson, R 38 Carlos Zambrano, S 15 Carlos Beltrán, S 17 Todd Helton, L		1-2 G5-3		3-1 3 2B		2-1 F6			2-2 P3	0	0	0	0	0	0	0

Inning Stats	R: 1	H: 2	E: 0	K: 1	S: 10	R: 0	H: 0	E: 0	K: 0	S: 8	R: 0	H: 1	E: 0	K: 0	S: 13	R: 3	H: 4	E: 0	K: 0	S: 13	R: 0	H: 0	E: 0	K: 2	S: 8	R: 0	H: 2	E: 0	K: 1	S: 11	R: 0	H: 0	E: 0	K: 2	S: 13	R: 0	H: 0	E: 0	K: 0	S: 5	R: 0	H: 0	E: 0	K: 0	S: 8	R: 0	H: 0	E: 0	K: 0	S: 8	1B: 6	2B: 3	3B: 0	HR: 0	SF: 0	SAC: 0	DP: 0	HBP: 1	WP: 0	PB: 0	SB: 0	CS: 0	PA: 38
--------------	------	------	------	------	-------	------	------	------	------	------	------	------	------	------	-------	------	------	------	------	-------	------	------	------	------	------	------	------	------	------	-------	------	------	------	------	-------	------	------	------	------	------	------	------	------	------	------	------	------	------	------	------	-------	-------	-------	-------	-------	--------	-------	--------	-------	-------	-------	-------	--------

PITCHER	IP	WLS	BF	H	R	ER	SO	BB	IBB	HBP	BLK	WP	HR	S	P	ERA	WHIP
20 Mark Mulder, L ERA: 4.5	2.0		9	2	1	1	1							18	28	4.50	1.000
21 Esteban Loaiza, R ERA:	1.0		5	1	0	0	0	1	0	0	0	0	0	13	21	0.00	2.000
52 CC Sabathia, L ERA: 27.0	1.0	H	7	4	3	3	0	0	0	0	0	0	0	8	10	27.00	4.000
33 Javier Vazquez, R ERA:	1.0		3	0	0	0	2	0	0	0	0	0	0	8	10	0.00	0.000
31 Ted Lilly, L ERA:	1.0		5	2	0	0	1	0	0	0	0	0	0	11	15	0.00	2.000
PITCHER	IP	WLS	BF	H	R	ER	SO	BB	IBB	HBP	BLK	WP	HR	S	P	ERA	WHIP
36 Joe Nathan, R ERA:	1.0		3	0	0	0	2	0	0	0	0	0	0	13	19	0.00	0.000
36 Tom Gordon, R ERA:	0.1		1	0	0	0	0	0	0	0	0	0	0	2	2	0.00	0.000
57 Francisco Rodríguez, R ERA:	0.2		2	0	0	0	0	0	0	0	0	0	0	3	5	0.00	0.000
42 Mariano Rivera, R ERA:	1.0		3	0	0	0	0	0	0	0	0	0	0	8	11	0.00	0.000

BOTTOM

American League All-Stars @ National League All-Stars
Minute Maid Park, Houston, TX
 Sat Jun 27 2015, 10:54 PM - 1:15 AM CDT
 Att: 41,886 - Dome - 74 F

AB 36
R 4
H 9
RBI 4
BB 1
SO 6
LOB 12



WP	HR	S	P	ERA	WHIP
0	0	13	19	0.00	0.000
0	0	2	2	0.00	0.000
0	0	3	5	0.00	0.000
0	0	8	11	0.00	0.000

Batter	1	2	3	4	5	6	7	8	9	AB	R	H	RBI	BB	SO	LOB
27 Jose Altuve, R (1, 4) 22 Robinson Canó, L (6, 4) 9 Eduardo Núñez, R (9, 4)	0-0 P4	1-3 K		0-1 F8			4-2 FC5-4 BB			3	0	0	0	0	1	2
27 Mike Trout, R (1, 8) 20 Ian Desmond, R (6, 8)	2-2 1B	3-3 K		0-1 FC5-4			0-0 FC5-4			3	0	1	0	0	1	2
13 Manny Machado, R (1, 5) 20 Josh Donaldson, R (6, 5)	0-0 F7						1-2 F7			3	0	0	0	0	0	1
34 David Ortiz, L (1, 10) 10 Edwin Encarnación, R (3, PR) (4, 10)	2-2 G3			4-2 2B 35 1B BB			1-2 P2			1	0	0	0	1	0	1
2 Xander Bogaerts, R (1, 6) 12 Francisco Lindor, S (5, PH) (6, 6)		0-1 G5-3		0-1 35 1B 2B			1-2 P6			2	0	1	0	0	0	0
35 Eric Hosmer, L (1, 3) 24 Miguel Cabrera, R (7, 3)	1-1 HR			1-1 50 G1-4-3 1B			2-2 G4-3			3	1	2	2	0	0	0
50 Mookie Betts, R (1, 9) 36 Carlos Beltrán, S (6, 9) 21 Michael Saunders, L (8, 9)	0-1 13 HR 1B			2-2 G1-4-3 1B			2-1 F8			2	1	1	0	0	0	2
13 Salvador Perez, R (1, 2) 32 Matt Wieters, S (6, 2)	1-1 HR			2-1 G5-3			2-3 K			2	1	1	2	0	0	0
25 Jackie Bradley Jr., L (1, 7) 45 Mark Trumbo, R (6, 7)	0-1 1B			0-2 27 FC5-4 1B			1-2 E6 20 FC5-4 22 BB			2	0	2	0	0	0	0

Inning Stats	R: 0	H: 1	E: 0	LOB: 1	K: 0	P: 16	R: 3	H: 4	E: 0	LOB: 1	K: 2	P: 22	R: 1	H: 2	E: 0	LOB: 2	K: 0	P: 13	R: 0	H: 1	E: 0	LOB: 1	K: 0	P: 12	R: 0	H: 0	E: 0	LOB: 0	K: 0	P: 12	R: 0	H: 0	E: 1	LOB: 3	K: 0	P: 21	R: 0	H: 0	E: 0	LOB: 0	K: 2	P: 10	R: 0	H: 0	E: 0	LOB: 0	K: 2	P: 10
1B: 5	SF: 0	2B: 1	SAC: 0	3B: 0	DP: 1	HR: 2	HBP: 0	WP: 0	PA: 35																																							

PITCHER	IP	WLS	BF	H	R	ER	SO	BB	IBB	HBP	BLK	WP	HR	S	P	ERA	WHIP
47 Johnny Cueto, R (1, 1) ERA: 16.2	1.2	L	10	5	3	3	1	0	0	0	0	0	2	25	32	16.20	3.000
16 José Fernández, R (2, 1) ERA: 6.75	1.1		6	2	1	1	1	1	0	0	0	0	0	16	26	6.75	2.250
13 Drew Pomeranz, L (4, 1) ERA:	1.0		4	1	0	0	0	0	0	0	0	0	0	10	12	0.00	1.000
49 Julio Teheran, R (5, 1) ERA:	1.0		3	0	0	0	0	0	0	0	0	0	0	9	12	0.00	0.000
31 Max Scherzer, R (6, 1) ERA:	1.0		3	0	0	0	1	0	0	0	0	0	0	12	18	0.00	0.000
PITCHER	IP	WLS	BF	H	R	ER	SO	BB	IBB	HBP	BLK	WP	HR	S	P	ERA	WHIP
34 Jon Lester, L (7, 1) ERA:	0.2		4	0	0	0	0	1	0	0	0	0	0	9	15	0.00	1.500
35 Mark Melancon, R (7, 1) ERA:	0.1		2	0	0	0	0	1	0	0	0	0	0	2	6	0.00	3.000
56 Fernando Rodney, R (8, 1) ERA:	0.2		2	0	0	0	1	0	0	0	0	0	0	4	7	0.00	0.000
74 Kenley Jansen, R (8, 1) ERA:	0.1		1	0	0	0	1	0	0	0	0	0	0	3	3	0.00	0.000

BOTTOM

National League All-Stars @ American League All-Stars
Petco Park, San Diego, CA
Tue Jul 12 2016, 5:22 PM - 8:27 PM PDT
Att. 42,386 - Clear - 72 F

livebaseballscores.com

AB	32
R	4
H	8
RBI	4
BB	3
SO	5
LOB	15



BOTTOM

American League All-Stars @ National League All-Stars
Marlins Park, Miami, FL
Tue Jul 11 2017, 8:23 PM - 11:38 PM EDT
Att. 37,188 - Roof Closed - 73 F

livebaseballscores.com

AB 34
R 1
H 7
RBI 1
BB 5
SO 9
LOB 17



WP: 2 PA: 39
PB: 1
SB: 0
CS: 0

AB R H RBI BB SO LOB

3	0	0	0	0	1	1
2	0	0	0	0	0	0
3	0	0	0	0	2	1
1	0	0	0	1	1	0
1	0	1	0	1	0	0
3	0	0	0	0	1	1
1	0	0	0	1	0	1
1	1	1	1	1	0	0
2	0	1	0	0	0	3
2	0	0	0	0	2	1
2	0	2	0	0	0	0
1	0	0	0	0	0	0
0	0	0	0	1	0	0
2	0	0	0	0	0	3
2	0	0	0	0	0	2
2	0	0	0	0	1	1
2	0	1	0	0	1	2
2	0	1	0	0	0	0
2	0	0	0	0	0	1

Batter	1	2	3	4	5	6	7	8	9	10
19 Charlie Blackmon, L 11 Ender Inciarte, L	F9		K		G4-3			L3		G6-3
27 Giancarlo Stanton, R 19 Joey Votto, L	K		K		G2-3			K		BB
34 Bryce Harper, L 35 Cody Bellinger, L	1B		28 WP BB			G4-3		G4-3		K
28 Buster Posey, R 4 Yadier Molina, R	F8		BB			HR		44 F8 22 PB BB		
20 Daniel Murphy, L 5 Josh Harrison, R		11 28 1B G4-6-3 1B	G5-3			K		K		
28 Nolan Arenado, R 10 Justin Turner, R 22 Jake Lamb, L		11 G4-6-3 1B		11 F8-4 1B		P4		30 DI BB		
11 Ryan Zimmerman, R 44 Paul Goldschmidt, R		G4-6-3		F8-4		F9		F8		
13 Marcell Ozuna, R 30 Michael Conforto, L		K2-3		G6-3			5 G4-6-3 1B	K		
2 Zack Cozart, R 5 Corey Seager, L			28 WP 34 WP 1B		G6-3		G4-6-3			L9

Inning Stats	R: 0 H: 1 E: 0 K: 1 S: 11	R: 0 H: 2 E: 0 K: 1 S: 9	R: 0 H: 1 E: 0 K: 2 S: 12	R: 0 H: 1 E: 0 K: 0 S: 6	R: 0 H: 0 E: 0 K: 0 S: 9	R: 1 H: 1 E: 0 K: 1 S: 10	R: 0 H: 1 E: 0 K: 0 S: 7	R: 0 H: 0 E: 0 K: 1 S: 8	R: 0 H: 0 E: 0 K: 2 S: 12	R: 0 H: 0 E: 0 K: 1 S: 10
	LOB: 1 BB: 0 P: 16	LOB: 1 BB: 0 P: 12	LOB: 3 BB: 2 P: 23	LOB: 0 BB: 0 P: 10	LOB: 0 BB: 0 P: 11	LOB: 0 BB: 0 P: 18	LOB: 0 BB: 0 P: 9	LOB: 0 BB: 0 P: 14	LOB: 2 BB: 2 P: 25	LOB: 1 BB: 1 P: 21

PITCHER	IP	WLS	BF	H	R	ER	SO	BB	IBB	HBP	BLK	WP	HR	S	P	ERA	WHIP
41 Chris Sale, L	2.0		8	3	0	0	2	0	0	0	0	0	0	20	28	0.00	1.500
68 Dellin Betances, R	1.0		6	1	0	0	2	2	0	0	0	2	0	12	23	0.00	3.000
51 Jason Vargas, L	1.0		3	1	0	0	0	0	0	0	0	0	0	6	10	0.00	1.000
27 Brandon Kintzler, R	1.0	H	3	0	0	0	0	0	0	0	0	0	0	9	11	0.00	0.000
54 Ervin Santana, R	1.0	B	4	1	1	1	1	0	0	0	0	0	1	10	18	9.00	1.000
PITCHER	IP	WLS	BF	H	R	ER	SO	BB	IBB	HBP	BLK	WP	HR	S	P	ERA	WHIP
54 Roberto Osuna, R	1.0		3	1	0	0	0	0	0	0	0	0	0	7	9	0.00	1.000
47 Chris Devenski, R	1.0		3	0	0	0	1	0	0	0	0	0	0	8	14	0.00	0.000
46 Craig Kimbrel, R	1.0	W	5	0	0	0	2	2	0	0	0	0	0	12	25	0.00	2.000
24 Andrew Miller, L	1.0	S	4	0	0	0	1	1	0	0	0	0	0	10	21	0.00	1.000

Batter	1	2	3	4	5	6	7	8	9	10	AB	R	H	RBI	BB	SO	LOB
9 Javier Báez, R (1, 4) <small>OBP: 0.333, SLG: 0.333</small> 1 Ozzie Albies, S (6, 4) 3 Scooter Gennett, L (9, PH) <small>OBP: 1.000, SLG: 4.000</small>	 1B		 G1-3		 F9		 G4-3		 HR		3	0	1	0	0	0	0
28 Nolan Arenado, R (1, 5) 7 Eugenio Suárez, R (6, 5)	 F7		 K2-3		 BB		 24 WP HBP		 K		2	0	0	0	1	1	1
44 Paul Goldschmidt, R (1, 10) 4 Yadier Molina, R (5, PH) 24 Jesús Aguilar, R (7, PH)	 K		 BB		 F8		 P6		 F8		1	0	0	0	1	1	1
5 Freddie Freeman, L (1, 3) 19 Joey Votto, L (6, 3)	 F8		 G4-3		 F9		 G4-3		 HR		2	0	0	0	0	0	2
27 Matt Kemp, R (1, 7) 22 Christian Yelich, L (6, 7)	 2B		 K		 G4-3		 HR		 K		2	0	1	0	0	1	0
34 Bryce Harper, L (1, 8) 19 Charlie Blackmon, L (6, 8)	 K		 K		 F7		 K		 G3		2	0	0	0	0	2	1
22 Nick Markakis, L (1, 9) 6 Lorenzo Cain, R (6, 9)	 F7		 BB		 K		 L9		 F9		1	0	0	0	1	0	1
35 Brandon Crawford, L (1, 6) 27 Trevor Story, R (6, 6)	 K		 K		 HR		 HR		 K		2	0	0	0	0	2	2
40 Wilson Contreras, R (1, 2) 11 J.T. Realmuto, R (6, 2)	 HR		 HR		 G6-3		 24 WP 1 G4-3 BB		 3 HR BB		2	1	1	1	0	0	0

Inning Stats	R: 0	H: 1	E: 0	K: 1	S: 7	R: 0	H: 1	E: 0	K: 2	S: 9	R: 1	H: 1	E: 0	K: 1	S: 11	R: 0	H: 0	E: 0	K: 3	S: 13	R: 0	H: 0	E: 0	K: 0	S: 10	R: 1	H: 1	E: 0	K: 0	S: 16	R: 1	H: 1	E: 0	K: 2	S: 11	R: 2	H: 1	E: 0	K: 2	S: 12	R: 1	H: 1	E: 0	K: 1	S: 9	R: 0	H: 1	E: 0	K: 1	S: 9	1B: 1	2B: 1	3B: 0	HR: 5	SF: 0	SAC: 0	DP: 0	HBP: 1	WP: 1	PA: 43
--------------	------	------	------	------	------	------	------	------	------	------	------	------	------	------	-------	------	------	------	------	-------	------	------	------	------	-------	------	------	------	------	-------	------	------	------	------	-------	------	------	------	------	-------	------	------	------	------	------	------	------	------	------	------	-------	-------	-------	-------	-------	--------	-------	--------	-------	--------

PITCHER	IP	WLS	BF	H	R	ER	SO	BB	IBB	HBP	BLK	WP	HR	S	P	ERA	WHIP
41 Chris Sale, L (1, 1)	1.0		4	1	0	0	1	0	0	0	0	0	0	7	9	0.00	1.000
40 Luis Severino, R (2, 1)	1.0	H	4	1	0	0	2	0	0	0	0	0	0	9	14	0.00	1.000
4 Blake Snell, L (3, 1)	1.2	H	8	1	1	1	3	2	0	0	0	0	1	19	39	5.40	1.800
77 Joe Jiménez, R (4, 1)	0.1	H	1	0	0	0	1	0	0	0	0	0	0	5	8	0.00	0.000
17 José Berríos, R (5, 1)	1.0	H	4	0	0	0	0	1	0	0	0	0	0	5	13	0.00	1.000

BOTTOM

American League All-Stars @ National League All-Stars
Nationals Park, Washington, DC

Tue Jul 17 2018, 8:24 PM - 11:57 PM EDT
Att. 43,843 - Partly Cloudy - 82 F

AB	37
R	6
H	7
RBI	6
BB	5
SO	12
LOB	12

Batter	1	2	3	4	5	6	7	8	9	AB	R	H	RBI	BB	SO	LOB
4 George Springer, R OBP: 0.500, SLG: 0.500 12 Francisco Lindor, S	(1, 9) (5, PH) (6, 6) C SI 90 X SI 91 0-1 45 G4-3 26 G1-3 1B		F FF 99 B FF 98 S FF 99 S SL 94 1-3 K		S FF 97 C FC 93 B FF 97 S KC 82 1-3 K		C CU 77 X SL 81 0-1 G5-3			2	0	1	0	0	1	0
26 DJ LeMahieu, R 25 Gleyber Torres, R OBP: 0.500, SLG: 0.500	(1, 4) (5, PH) (6, 4) B FF 89 B FF 88 F FC 88 X CH 80 2-1 G1-3 1-2		X FF 99 0-0 G1-3		C FC 92 S FF 96 S SL 84 0-3 K		S SI 96 X SI 96 0-1 79 G6-4-3 1B			2	0	0	0	0	0	1
45 Mike Trout, R 15 Whit Merrifield, R	(1, 8) (6, 8) B FF 89 X FC 89 1-0 G4-3 2-3		B CH 93 X FF 98 1-0 P3		B FF 93 B SI 92 B SI 92 X FF 92 3-0 F7		B FF 98 S SI 96 F SL 89 B FF 99 S FF 99 2-3 K			2	0	0	0	0	0	1
41 Carlos Santana, S 79 José Abreu, R	(1, 3) (7, 3) B CU 74 B FC 89 S CH 81 X FC 89 2-1 G6-3		B SI 97 S CH 88 S CH 87 S CH 88 2-3 K		X SI 94 0-0 G4-3		B SI 98 F FF 99 X SL 89 1-1 G6-4-3 1-2f			3	0	0	0	0	1	1
28 J.D. Martinez, R 20 Daniel Vogelbach, L	(1, 10) (6, PH) (7, 10) B FF 91 F SL 88 X SL 87 1-1 F7		S SI 98 B SL 87 S CH 88 1-3 K		B FF 95 B CH 83 B SI 92 S FF 93 X FF 94 3-1 F7					2	0	0	0	0	1	0
5 Alex Bregman, R 26 Matt Chapman, R	(1, 5) (6, 5) F FF 91 B CU 72 S SL 87 X SL 86 2-2 23 2B 1B		B SL 86 B SI 98 C FF 97 S FF 98 X FF 97 3-2 G4-3		C FF 99 C SI 99 B CH 90 F SI 99 B CH 89 B FF 99 4-2 33 1B 2 G6-4-3 BB					2	1	1	0	0	0	0
24 Gary Sánchez, R 33 James McCann, R	(1, 2) (6, 2) B SL 86 X FF 91 1-0 F8		S FF 96 F FF 96 F FF 97 B KC 83 B FF 97 B SI 97 X FF 96 3-2 17 G3-1 11 1B 2B		F SI 98 X SI 98 0-1 2 G6-4-3 1B					2	1	1	0	0	0	1
23 Michael Brantley, L 17 Austin Meadows, L	(1, 7) (4, 7) (6, 9) (7, PH) (8, 9) B FF 91 X FF 91 1-0 2B		B FF 98 B FC 93 X FF 97 2-0 G3-1		F SI 97 F FF 97 X FF 98 0-2 G6-4-3 1-2f 3-H					1	0	1	1	0	0	0
11 Jorge Polanco, S 13 Joey Gallo, L	(1, 6) (6, 7) C FF 90 B CU 72 F SL 87 S CU 72 1-3 K		B FF 98 B FC 93 X FF 97 2-0 G3-1		C FC 94 X FC 93 0-1 3-H 1B					1	0	0	0	0	0	0
	R: 0 H: 1 E: 0 LOB: 1 K: 0 BB: 0 S: 7 P: 12	R: 1 H: 2 E: 0 LOB: 1 K: 1 BB: 0 S: 10 P: 16	R: 0 H: 0 E: 0 LOB: 0 K: 2 BB: 0 S: 5 P: 7	R: 0 H: 0 E: 0 LOB: 0 K: 2 BB: 0 S: 9 P: 15	R: 1 H: 2 E: 0 LOB: 1 K: 2 BB: 0 S: 13 P: 19	R: 0 H: 0 E: 0 LOB: 0 K: 0 BB: 0 S: 4 P: 10	R: 2 H: 2 E: 0 LOB: 0 K: 0 BB: 1 S: 11 P: 15	R: 0 H: 1 E: 0 LOB: 0 K: 1 BB: 0 S: 7 P: 10		1B: 5 SF: 0 2B: 2 SAC: 0 3B: 0 DP: 2 HR: 1 HBP: 0	WP: 0 PA: 31 PB: 0 SB: 0 CS: 0					

National League All-Stars @ American League All-Stars
Progressive Field, Cleveland, OH
Tue Jul 09 2019, 8:16 PM - 11:03 PM EDT
Att. 36,747 - Clear - 75 F

AB	30
R	4
H	8
RBI	3
BB	1
SO	7
LOB	11



PITCHER															IP	WLS	BF	H	R	ER	SO	BB	IBB	HBP	BLK	WP	HR	S	P	ERA	WHIP
99 Hyun Jin Ryu, L ERA: 1.00															1.0		4	1	0	0	0	0	0	0	0	0	0	7	12	0.00	1.000
22 Clayton Kershaw, L ERA: 9.0															1.0	L	5	2	1	1	1	0	0	0	0	0	0	10	16	9.00	2.000
48 Jacob deGrom, R ERA: 9.0															1.0		3	0	0	0	1	0	0	0	0	0	0	5	7	0.00	0.000
58 Luis Castillo, R ERA: 9.0															1.0		3	0	0	0	2	0	0	0	0	0	0	9	15	0.00	0.000
21 Walker Buehler, R ERA: 9.0															1.0		5	2	1	1	2	0	0	0	0	0	0	13	19	9.00	2.000
PITCHER															IP	WLS	BF	H	R	ER	SO	BB	IBB	HBP	BLK	WP	HR	S	P	ERA	WHIP
40 Michael Soroka, R ERA: 13.5															1.0		3	0	0	0	0	0	0	0	0	0	0	4	10	0.00	0.000
53 Brandon Woodruff, R ERA: 27.0															0.2		3	1	1	1	0	1	0	0	0	0	0	8	12	13.50	3.000
13 Will Smith, L ERA: 27.0															0.1		2	1	1	1	0	0	0	0	0	0	1	3	3	27.00	3.000
22 Sandy Alcantara, R ERA: 27.0															1.0		3	1	0	0	1	0	0	0	0	0	0	7	10	0.00	1.000

Batter	1	2	3	4	5	6	7	8	9	AB	R	H	RBI	BB	SO	LOB
13 Ronald Acuña Jr., R OBP: 0.333, SLG: 0.667 8 Ian Happ, S	1-0 50 1B 2B	1-3 K			3-2 G4-3		4-2 22 FC5-6 BB			3	1	1	0	0	1	1
50 Mookie Betts, R OBP: 1.000, SLG: 1.000 22 Juan Soto, L	3-1 13 G4-6-3 1B 2-H		3-2 G4-3		2-1 G5-3		0-0 FC5-6 1-2f			1	0	1	1	0	0	0
13 Manny Machado, R 27 Austin Riley, R OBP: 0.500, SLG: 0.500	0-2 G4-6-3 1-2f		1-0 G6-3			3-3 K		2-1 25 FC5-4 1B		2	0	0	0	0	0	1
46 Paul Goldschmidt, R OBP: 1.000, SLG: 4.000 5 Freddie Freeman, L 20 Pete Alonso, R 25 C.J. Cron, R	2-0 HR		1-0 G4-3		4-2 16 HBP BB		0-1 FC5-4 1-2f			1	1	1	1	0	0	0
6 Trea Turner, R OBP: 0.500, SLG: 0.500 7 Dansby Swanson, R	1-1 1B			2-2 P3		2-2 L8		2-2 F8		2	0	1	0	0	0	0
40 Willson Contreras, R 16 Travis d'Arnaud, R	2-3 K			2-2 E5		2-1 HBP		2-0 F8		2	0	0	0	0	1	1
24 William Contreras, R 5 Albert Pujols, R 26 Garrett Cooper, R	2-3 K		2-2 F7		2-2 K		2-3 K		0-3 K	1	0	0	0	0	1	0
23 Joc Pederson, L 12 Kyle Schwarber, L	1-2 K		2-3 K				0-0 G6-3		0-3 K	2	0	0	0	0	2	1
1 Jeff McNeil, L 9 Jake Cronenworth, L	1-2 HBP				3-1 G4-3		1-0 G4-3		1-2 K	1	0	0	0	0	0	0

Inning Stats	R: 2	H: 4	E: 0	LOB: 1	K: 14	S: 14	R: 0	H: 0	E: 0	LOB: 1	K: 3	S: 13	R: 0	H: 0	E: 0	LOB: 0	K: 0	S: 6	R: 0	H: 0	E: 1	LOB: 1	K: 1	S: 14	R: 0	H: 0	E: 0	LOB: 0	K: 0	S: 8	R: 0	H: 0	E: 0	LOB: 2	K: 2	S: 14	R: 0	H: 0	E: 0	LOB: 1	K: 0	S: 5	R: 0	H: 1	E: 0	LOB: 1	K: 0	S: 8	R: 0	H: 0	E: 0	LOB: 0	K: 3	S: 9	R: 0	H: 0	E: 0	LOB: 0	K: 3	S: 9	1B: 3	SF: 0	2B: 1	SAC: 0	3B: 0	DP: 1	HR: 1	HBP: 2	WP: 0	PA: 36
--------------	------	------	------	--------	-------	-------	------	------	------	--------	------	-------	------	------	------	--------	------	------	------	------	------	--------	------	-------	------	------	------	--------	------	------	------	------	------	--------	------	-------	------	------	------	--------	------	------	------	------	------	--------	------	------	------	------	------	--------	------	------	------	------	------	--------	------	------	-------	-------	-------	--------	-------	-------	-------	--------	-------	--------

PITCHER	IP	WLS	BF	H	R	ER	SO	BB	IBB	HBP	BLK	WP	HR	S	P	ERA	WHIP
18 Shane Bieber, L ERA: 18.0	1.0		6	4	2	2	1	0	0	0	0	0	1	14	23	18.00	4.000
6 Alek Manoah, R ERA:	2.1		4	0	0	0	3	0	0	1	0	0	0	13	18	0.00	0.000
59 Framber Valdez, L ERA:	3.1	W	3	0	0	0	0	0	0	0	0	0	0	6	11	0.00	0.000
58 Paul Blackburn, R ERA:	4.1	H	4	0	0	0	1	0	0	0	0	0	0	14	22	0.00	0.000
54 Martín Pérez, L ERA:	5.1	H	3	0	0	0	0	0	0	0	0	0	0	8	16	0.00	0.000
65 Nestor Cortes, L ERA:	6.1	H	5	0	0	0	2	1	0	1	0	0	0	14	27	0.00	1.000
48 Jorge López, R ERA:	7.1	H	2	0	0	0	0	0	0	0	0	0	0	2	3	0.00	0.000
65 Gregory Soto, L ERA:	7.1	H	2	0	0	0	0	1	0	0	0	0	0	3	7	0.00	3.000

BOTTOM

American League All-Stars @ National League All-Stars

Dodger Stadium, Los Angeles, CA

Tue Jul 19 2022, 5:21 PM - 8:31 PM PDT
Att. 52,518 - Clear - 84 F

AB	32
R	2
H	5
RBI	2
BB	2
SO	10
LOB	12



livebaseballscores.com

Batter	1	2	3	4	5	6	7	8	9	AB	R	H	RBI	BB	SO	LOB
2 Marcus Semien, R (1, 4) 15 Whit Merrifield, R (6, 4) OBP: 0.500, SLG: 0.500	2-0 G5-3		1-0 G5-3			0-1 F9		0-1 L5-3 1B		2	0	0	0	0	0	0
17 Shohei Ohtani, L (1, 10) 13 Salvador Perez, R (6, PH) OBP: 0.500, SLG: 0.500	3-3 K			4-2 11 F9 56 WP BB		1-2 25 2B 11 SF9 1B		1-0 F9 1B		1	0	0	0	1	1	0
56 Randy Arozarena, R (1, 7) 25 Brent Rooker, R (6, 7) OBP: 0.500, SLG: 1.000	3-1 5 CS 1B			3-3 K		0-1 2B		0-0 L5-3 1-1		2	0	1	0	0	1	1
5 Corey Seager, L (1, 6) 11 Bo Bichette, R (4, 6) 5 Wander Franco, S (7, 6)	1-0 CS	0-0 L5		0-1 F9		0-0 SF9		2-2 F9		1	0	0	0	0	0	0
2 Yandy Diaz, R (1, 3) 27 Vladimir Guerrero Jr., R (6, 3) OBP: 0.500, SLG: 2.000			0-1 HR		1-1 G3		0-2 G5-3		0-3 K	2	1	1	1	0	0	1
53 Adolis Garcia, R (1, 9) 30 Kyle Tucker, L (6, 9)			1-3 K		2-1 F9		0-0 F7		4-2 44 BB BB	2	0	0	0	0	1	0
21 Austin Hays, R (1, 8) 44 Julio Rodriguez, R (6, 8)			2-1 G4-3		0-0 6 G5-3 1B		1-3 K		4-2 BB BB	2	0	1	0	0	0	0
6 Josh Jung, R (1, 5) 11 José Ramirez, S (6, 5) OBP: 0.500, SLG: 1.000			3-2 F8		1-0 G5-3		2-2 2B		2-3 K	2	0	0	0	0	0	1
28 Jonah Heim, S (1, 2) 35 Adley Rutschman, S (6, 2)			2-2 K		0-3 K		2-1 L9			2	0	0	0	0	2	1

Inning Stats	R: 0	H: 1	E: 0	LOB: 0	K: 1	S: 6	R: 1	H: 1	E: 0	LOB: 0	K: 1	S: 8	R: 0	H: 0	E: 0	LOB: 0	K: 1	S: 9	R: 0	H: 1	E: 0	LOB: 1	K: 1	S: 7	R: 1	H: 2	E: 0	LOB: 1	K: 0	S: 11	R: 0	H: 1	E: 0	LOB: 1	K: 1	S: 11	R: 0	H: 1	E: 0	LOB: 0	K: 0	S: 4	R: 0	H: 0	E: 0	LOB: 2	K: 2	S: 18	1B: 4	SF: 1	2B: 3	SAC: 0	3B: 0	DP: 1	HR: 1	HBP: 0
--------------	------	------	------	--------	------	------	------	------	------	--------	------	------	------	------	------	--------	------	------	------	------	------	--------	------	------	------	------	------	--------	------	-------	------	------	------	--------	------	-------	------	------	------	--------	------	------	------	------	------	--------	------	-------	-------	-------	-------	--------	-------	-------	-------	--------

PITCHER	IP	WLS	BF	H	R	ER	SO	BB	IBB	HBP	BLK	WP	HR	S	P	ERA	WHIP
23 Zac Gallen, R (1, 1) ERA:	1.0		3	1	0	0	1	0	0	0	0	0	0	6	15	0.00	1.000
23 Mitch Keller, R (2, 1) ERA: 9.0	1.0		4	1	1	1	1	0	0	0	0	0	1	8	11	9.00	1.000
40 Josiah Gray, R (3, 1) ERA:	1.0		3	0	0	0	1	0	0	0	0	0	0	9	15	0.00	0.000
38 Alex Cobb, R (4, 1) ERA:	1.0		4	0	0	0	1	1	0	0	0	1	0	9	17	0.00	1.000
35 Justin Steele, L (5, 1) ERA:	1.0		4	1	0	0	1	0	0	0	0	0	0	7	10	0.00	1.000

BOTTOM

National League All-Stars @ American League All-Stars
T-Mobile Park, Seattle, WA
 Tue Jul 11 2023, 5:24 PM - 8:26 PM PDT
 Att. 47,159 - Clear - 74 F

livebaseballscorecards.com

AB	31
R	2
H	7
RBI	2
BB	3
SO	8
LOB	11

WP: 1 PA: 36
 PB: 0 SB: 0 CS: 1

