

National League All-Stars

Batter	1	2	3	4	5	6	7	8	9	10	11	12	13	14	AB	R	H	RBI	BB	SO	LOB	TOP				
Willie Jones, R OBP: 0.143, SLG: 0.143 (1, 5)	L8		F5			G6-4-3		6-3			5-3		F8	F8	7	0	1	0	0	0	3					
Ralph Kiner, R OBP: 0.333, SLG: 1.000 (1, 7)	F7		L7			K					HR		F9		6	1	2	1	0	1	2					
Stan Musial, L (1, 3)	F8									4-3	3-1		F8		5	0	0	0	1	0	1					
Jackie Robinson, R OBP: 0.250, SLG: 0.250 Johnny Wyrostek, L (11, PH) (11, 9)			3B			F8		F8		F6	F8		F9		4	1	1	0	0	0	0					
Enos Slaughter, L OBP: 0.000, SLG: 1.000 (5, 9)			1B			3-1									4	1	2	1	1	0	2					
Red Schoendienst, S OBP: 1.000, SLG: 4.000 (11, 4)			F9			3B					E4				1	1	1	1	0	0	0					
Hank Sauer, R (1, 9)			F9							5-3					2	0	0	1	0	0	0					
Andy Pafko, R OBP: 0.500, SLG: 0.500 (5, 9)											1B				4	0	2	0	0	0	4					
Roy Campanella, R (1, 2)			4-3			K2-3									6	0	0	0	0	2	3					
Marty Marion, R Jim Konstanty, R Larry Jansen, R Duke Snider, L (12, PH) Ewell Blackwell, R (12, 1)			F2							4-3					2	0	0	0	0	0	0					
Robin Roberts, S Don Newcombe, L (4, 1)															1	0	0	0	0	0	1					
Dick Slater, L OBP: 1.000, SLG: 1.000 Pee Wee Reese, R (6, PH) (6, PR) (6, 6)			K								F5				1	0	0	0	0	0	0					
															3	0	0	0	1	1	0					
Inning Stats	R: 0 E: 0 K: 0 S: 3	H: 0 LOB: 0 BB: 0 P: 3	R: 2 E: 0 K: 0 S: 5	H: 2 LOB: 0 BB: 0 P: 5	R: 0 E: 0 K: 1 S: 5	H: 0 LOB: 0 BB: 0 P: 5	R: 0 E: 0 K: 1 S: 5	H: 0 LOB: 0 BB: 0 P: 5	R: 0 E: 0 K: 1 S: 5	H: 1 LOB: 1 BB: 0 P: 5	R: 0 E: 0 K: 0 S: 3	H: 1 LOB: 2 BB: 1 P: 8	R: 0 E: 0 K: 1 S: 5	H: 0 LOB: 0 BB: 0 P: 5	R: 0 E: 1 K: 0 S: 5	H: 1 LOB: 3 BB: 1 P: 9	R: 0 E: 0 K: 1 S: 5	H: 0 LOB: 0 BB: 0 P: 5	R: 0 E: 0 K: 2 S: 4	H: 1 LOB: 1 BB: 0 P: 4	R: 1 E: 0 K: 2 S: 9	H: 2 LOB: 2 BB: 1 P: 13	1B: 6 2B: 1 3B: 1 HR: 2	SF: 0 SAC: 0 DP: 1 HBP: 0	WP: 0 PB: 1 SB: 0 CS: 0	PA: 55
PITCHER	IP: 3.0 WLS: 11 BF: 11 H: 2 R: 2 ER: 2 SO: 1 BB: 0 IBB: 0 HBP: 0 BLK: 0 WP: 0 HR: 0 S: 13 P: 13 ERA: 6.00 WHIP: 0.667	IP: 3.0 WLS: 9 BF: 13 H: 1 R: 1 ER: 1 SO: 1 BB: 0 IBB: 0 HBP: 0 BLK: 0 WP: 0 HR: 0 S: 12 P: 16 ERA: 3.00 WHIP: 1.333	IP: 3.0 WLS: 12 BF: 12 H: 1 R: 0 ER: 0 SO: 2 BB: 1 IBB: 0 HBP: 0 BLK: 0 WP: 0 HR: 1 S: 15 P: 19 ERA: 0.00 WHIP: 0.333	IP: 1.1 WLS: 7 BF: 7 H: 3 R: 1 ER: 1 SO: 1 BB: 0 IBB: 0 HBP: 0 BLK: 0 WP: 0 HR: 1 S: 9 P: 9 ERA: 6.75 WHIP: 2.250	PITCHER	IP: 0.2 WLS: 3 BF: 3 H: 0 R: 0 ER: 0 SO: 1 BB: 1 IBB: 0 HBP: 0 BLK: 0 WP: 0 HR: 0 S: 4 P: 8 ERA: 0.00 WHIP: 1.500																				

National League All-Stars @ American League All-Stars
Comiskey Park, Chicago, IL
Tue Jul 11 1950, 4:33 AM EDT
Att: 46,127 - Unknown


AB: 52
R: 4
H: 10
RBI: 4
BB: 3
SO: 7
LOB: 19



Batter	1	2	3	4	5	6	7	8	9	10	11	12	13	14	AB	R	H	RBI	BB	SO	LOB	BOTTOM				
Phil Rizzuto, R OBP: 0.333, SLG: 0.333 (1, 6)	4-3		F8		K					F6			F8		6	0	2	0	0	1	1					
Larry Doby, L OBP: 0.333, SLG: 0.500 (1, 8)	4-3		K2-3		F8								G3		6	1	2	0	0	2	3					
George Kell, R (1, 5)	F8		F8		F8								6-3		6	0	0	2	0	1	4					
Ted Williams, L OBP: 0.250, SLG: 0.250 Dom DiMaggio, R (9, 7)	4-3		F7												4	0	1	1	0	1	2					
Walt Dropo, R OBP: 0.333, SLG: 1.000 Ferns Fain, L OBP: 0.333, SLG: 0.333 (8, PH) (9, 3)			F8		F5										3	0	1	0	0	0	1					
Hoot Evers, R Joe DiMaggio, R (9, 9)															3	0	1	0	0	0	0					
Yogi Berra, L Jim Hegan, R (4, PR) (5, 2)															2	0	0	0	0	2						
Bobby Doerr, R Jerry Coleman, R (9, 4)															3	0	0	0	0	2						
Vic Raschi, R Cary Michaels, R Bob Ebbetts, R Art Houtteman, R Allie Reynolds, R Tommy Henrich, L Ted Gray, S Bob Feller, R (11, 15) (5, PH) (4, 15) (7, 15) (10, 15) (12, PH) (10, 15) (14, 15)															0	0	0	0	0	0	0					
Inning Stats	R: 0 E: 0 K: 0 S: 4	H: 1 LOB: 1 BB: 0 P: 4	R: 0 E: 0 K: 0 S: 3	H: 0 LOB: 1 BB: 1 P: 7	R: 1 E: 0 K: 1 S: 7	H: 2 LOB: 1 BB: 1 P: 7	R: 0 E: 0 K: 0 S: 4	H: 1 LOB: 1 BB: 0 P: 4	R: 0 E: 0 K: 2 S: 7	H: 0 LOB: 0 BB: 0 P: 7	R: 0 E: 0 K: 2 S: 7	H: 0 LOB: 0 BB: 0 P: 7	R: 0 E: 0 K: 1 S: 4	H: 0 LOB: 0 BB: 0 P: 3	R: 0 E: 0 K: 2 S: 7	H: 0 LOB: 0 BB: 0 P: 7	R: 0 E: 0 K: 0 S: 3	H: 0 LOB: 0 BB: 0 P: 3	R: 0 E: 0 K: 2 S: 3	H: 0 LOB: 0 BB: 0 P: 3	R: 0 E: 0 K: 0 S: 3	H: 1 LOB: 0 BB: 0 P: 3	1B: 5 2B: 2 3B: 1 HR: 0	SF: 0 SAC: 0 DP: 1 HBP: 0	WP: 1 PB: 0 SB: 0 CS: 0	PA: 51
PITCHER	IP: 3.0 WLS: 13 BF: 13 H: 3 R: 1 ER: 1 SO: 1 BB: 1 IBB: 0 HBP: 0 BLK: 0 WP: 1 HR: 0 S: 14 P: 18 ERA: 3.00 WHIP: 1.333	IP: 2.0 WLS: 10 BF: 3 H: 2 R: 2 ER: 2 SO: 1 BB: 0 IBB: 0 HBP: 0 BLK: 0 WP: 0 HR: 1 S: 11 P: 15 ERA: 9.00 WHIP: 2.000	IP: 1.0 WLS: 3 BF: 0 H: 0 R: 0 ER: 0 SO: 2 BB: 0 IBB: 0 HBP: 0 BLK: 0 WP: 0 HR: 7 S: 7 P: 7 ERA: 0.00 WHIP: 0.000	IP: 5.0 WLS: 16 BF: 1 H: 0 R: 0 ER: 0 SO: 6 BB: 0 IBB: 0 HBP: 0 BLK: 0 WP: 0 HR: 28 S: 28 P: 28 ERA: 0.00 WHIP: 0.200	IP: 3.0 WLS: 9 BF: 1 H: 0 R: 0 ER: 0 SO: 2 BB: 0 IBB: 0 HBP: 0 BLK: 0 WP: 0 HR: 13 S: 13 P: 13 ERA: 0.00 WHIP: 0.333	PITCHER	IP: 0.0 WLS: 0 BF: 0 H: 0 R: 0 ER: 0 SO: 0 BB: 0 IBB: 0 HBP: 0 BLK: 0 WP: 0 HR: 0 S: 0 P: 0 ERA: 0.00 WHIP: 0.000																			

National League All-Stars @ American League All-Stars
Comiskey Park, Chicago, IL
Tue Jul 11 1950, 4:33 AM EDT
Att: 46,127 - Unknown

AB: 49
R: 3
H: 8
RBI: 3
BB: 2
SO: 12
LOB: 17



Batter	1	2	3	4	5	6	7	8	9	AB	R	H	RBI	BB	SO	LOB	TOP																		
Richie Ashburn, L (1,8) Duke Snider, L (8,8)										4	2	2	0	1	0	1	National League All-Stars @ American League All-Stars Briggs Stadium, Detroit, MI Tue Jul 10 1951, 4:33 AM EDT Att: 52,075 - Unknown livebaseballscorecards.com																		
Alvin Dark, R (1,6) Pee Wee Reese, R (8,6)										5	0	1	0	0	0	4																			
Stan Musial, L (1,7) Wally Westlake, R (9,7)										4	1	2	1	1	0	3																			
Jackie Robinson, R (1,4) Red Schoendienst, S (9,4)										4	1	2	1	1	0	2																			
Gil Hodges, R (1,3)										5	2	2	2	0	1	5																			
Bob Elliott, R (1,5) Willie Jones, R (4,5)										2	1	1	2	0	0	0																			
Del Ennis, R (1,9) Ralph Kiner, R (4,7) Johnny Wyrostek, L (8,9)										2	0	0	0	0	1	0																			
Roy Campanella, R (1,2)										4	0	0	0	0	0	0																			
Robin Roberts, S (1,1) Enos Slaughter, L (3,PH) Sal Maglie, R (3,1) Don Newcombe, L (6,1) Ewell Blackwell, R (9,1)										0	0	0	0	0	0	0																			
Inning Stats	R: 1 E: 0 K: 0 S: 4	H: 1 LOB: 1 BB: 1 P: 8	R: 0 E: 0 K: 1 S: 5	H: 0 LOB: 0 BB: 0 P: 5	R: 0 E: 0 K: 0 S: 3	H: 0 LOB: 0 BB: 0 P: 3	R: 3 E: 0 K: 0 S: 6	H: 3 LOB: 0 BB: 0 P: 6	R: 0 E: 1 K: 0 S: 4	H: 0 LOB: 1 BB: 1 P: 4	R: 2 E: 0 K: 0 S: 4	H: 1 LOB: 0 BB: 1 P: 8	R: 1 E: 0 K: 0 S: 5	H: 2 LOB: 2 BB: 1 P: 9	R: 1 E: 0 K: 1 S: 8	H: 3 LOB: 2 BB: 0 P: 8		R: 0 E: 0 K: 1 S: 6	H: 2 LOB: 2 BB: 1 P: 10	1B: 7 2B: 2 3B: 0 HR: 4	SF: 0 SAC: 0 DP: 1 HBP: 0	WP: 0 PB: 0 SB: 0 CS: 4	PA: 43												
PITCHER	IP WLS BF H R ER SO BB IBB HBP BLK WP HR S P ERA WHIP																																		
Ned Garver, R (1,1) ERA: 4.5	3.0		11	1	1	0	1	1	0	0	0	0	0	0	0	0	0.00	0.667																	
Ed Lopat, L (4,1) ERA: 27.0	1.0	L	6	3	3	3	0	0	0	0	0	0	2	6	6	27.00	3.000																		
Fred Hutchinson, R (5,1) ERA: 9.0	3.0		15	3	3	3	0	2	0	0	0	0	0	1	13	21	9.00	1.667																	
Mel Parnell, L (8,1) ERA: 9.0	1.0		6	3	1	1	1	0	0	0	0	0	0	1	8	8	9.00	3.000																	
Bob Lemon, R (9,1) ERA:	1.0		5	2	0	0	1	1	0	0	0	0	0	0	6	10	0.00	3.000																	
Dom DiMaggio, R (1,8) OBP: 0.200, SLG: 0.200										5	0	1	0	0	2	1	National League All-Stars @ American League All-Stars Briggs Stadium, Detroit, MI Tue Jul 10 1951, 4:33 AM EDT Att: 52,075 - Unknown livebaseballscorecards.com																		
Nellie Fox, L (1,4) Bobby Doerr, R (7,PH) George Kell, R (1,5) Ted Williams, L (1,7) Jim Busby, R (9,7)										3	0	1	0	0	0	1																			
Yogi Berra, L (1,2) Vic Wertz, L (1,9) Phil Rizzuto, R (7,6)										3	1	1	1	1	1	3																			
Ferris Fain, L (1,3) Eddie Robinson, L (8,PH)										3	0	1	0	1	1	2																			
Chico Carrasquel, R (1,6) Minnie Minoso, R (6,PH)										3	1	1	1	0	0	1																			
Ned Garver, R (1,1) Ed Lopat, L (4,1) Larry Doby, L (4,PH) Fred Hutchinson, L (5,1) Vern Stephens, R (7,PH) Mel Parnell, L (8,1) Bob Lemon, L (9,1) Jim Hegan, R (9,PH)										3	0	1	1	0	1	0																			
Inning Stats	R: 0 E: 0 K: 0 S: 3	H: 1 LOB: 1 BB: 1 P: 7	R: 1 E: 0 K: 1 S: 7	H: 3 LOB: 1 BB: 0 P: 7	R: 0 E: 0 K: 1 S: 6	H: 1 LOB: 1 BB: 0 P: 6	R: 1 E: 1 K: 0 S: 5	H: 1 LOB: 1 BB: 0 P: 5	R: 1 E: 0 K: 0 S: 4	H: 1 LOB: 1 BB: 1 P: 8	R: 0 E: 0 K: 2 S: 8	H: 0 LOB: 0 BB: 0 P: 5	R: 0 E: 0 K: 2 S: 8	H: 1 LOB: 1 BB: 0 P: 8	R: 0 E: 0 K: 0 S: 4	H: 1 LOB: 1 BB: 0 P: 4		R: 0 E: 0 K: 2 S: 8	H: 1 LOB: 2 BB: 1 P: 12	1B: 5 2B: 1 3B: 2 HR: 2	SF: 0 SAC: 1 DP: 0 HBP: 0	WP: 0 PB: 1 SB: 0 CS: 1	PA: 39												
PITCHER	IP WLS BF H R ER SO BB IBB HBP BLK WP HR S P ERA WHIP																																		
Robin Roberts, R (1,1) ERA: 4.5	3.0	W	14	3	2	2	1	1	0	0	0	0	0	2	15	19		6.00	1.333																
Sal Maglie, R (3,1) ERA: 6.0	3.0		11	2	0	0	3	0	0	0	0	0	0	0	17	17		0.00	0.667																
Don Newcombe, R (6,1) ERA:	1.0	S	5	1	0	0	2	1	0	0	0	0	0	0	8	12	0.00	2.000																	

Batter	1	2	3	4	5	6	7	8	9	AB	R	H	RBI	BB	SO	LOB	TOP					
Dom DiMaggio, R OBP: 0.667, SLG: 1.000 Larry Doby, L (5, 8)	4-0 FC6-4 BB		0-0 2B		0-3 K					2	0	1	0	1	1	0	American League All-Stars @ National League All-Stars Shibe Park, Philadelphia, PA Tue Jul 08, 1952, 3:33 AM EDT Att: 32,785 - Cloudy					
Hank Bauer, R OBP: 0.333, SLG: 0.333 Jackie Jensen, R (5, 9)	0-3 K		0-0 F2		0-0 CS 1B					3	0	1	0	0	1	2						
Dale Mitchell, L Minnie Minoso, R OBP: 1.000, SLG: 2.000 (4, PH) (4, 7)	0-3 K			0-0 1B 2B	0-0 CS					1	0	0	0	0	1	1						
Al Rosen, R (1, 5)	0-0 FC6-4 1-2			4-0 1B 1B BB						1	1	0	0	1	0	1						
Yogi Berra, L (1, 2)		0-0 L8		0-0 F3						2	0	0	0	0	0	2						
Eddie Robinson, L OBP: 0.500, SLG: 0.500 (1, 3)	0-3 K			0-0 1B 1-3 2-H 1B						2	0	1	1	0	1	0						
Bobby Avila, R OBP: 0.500, SLG: 0.500 (1, 4)	0-0 6-3			0-0 1-2 3-H 1B G6-4-3 1B						2	0	1	1	0	0	0						
Phil Rizzuto, R (1, 6)			0-0 F5	0-0 G6-4-3 1-2						2	0	0	0	0	0	2						
Vic Raschi, R Gil McDougald, R (3, PH) Bob Lemon, L (3, 1) Bobby Shantz, R (5, 1)			0-0 5-3		0-0 4-3					0	0	0	0	0	0	0						
Inning Stats	R: 0 E: 0 K: 2 S: 7	H: 0 LOB: 1 BB: 1 P: 11	R: 0 E: 0 K: 1 S: 5	H: 0 LOB: 0 BB: 0 P: 5	R: 0 E: 0 K: 0 S: 4	H: 1 LOB: 1 BB: 0 P: 4	R: 2 E: 0 K: 0 S: 5	H: 3 LOB: 1 BB: 1 P: 9	R: 0 E: 0 K: 1 S: 5	H: 1 LOB: 0 BB: 0 P: 5						1B: 3 2B: 2 3B: 0 HR: 0		SF: 0 SAC: 0 DP: 1 HBP: 0	WP: 0 PA: 21 PB: 0 SB: 0 CS: 1			
PITCHER	IP	WLS	BF	H	R	ER	SO	BB	IBB	HBP	BLK	WP	HR	S	P	ERA	WHIP	PITCHER				
Curt Simmons, L ERA: 9.0 Bob Rush, R ERA: 9.0	(1, 1) 3.0		11	1	0	0	3	1	0	0	0	0	0	16	20	0.00	0.667					

Batter	1	2	3	4	5	6	7	8	9	AB	R	H	RBI	BB	SO	LOB	BOTTOM					
Whitey Lockman, L (1, 3)	0-0 P6		0-0 F8		0-3 K					3	0	0	0	0	1	0	American League All-Stars @ National League All-Stars Shibe Park, Philadelphia, PA Tue Jul 08, 1952, 3:33 AM EDT Att: 32,785 - Cloudy					
Jackie Robinson, R OBP: 0.333, SLG: 1.333 (1, 4)	0-0 HR			0-0 P5	0-3 K					3	1	1	1	0	1	0						
Stan Musial, L (1, 8)	0-3 K			1-0 HR HBP	0-3 K					2	1	0	0	0	2	0						
Hank Sauer, R OBP: 0.500, SLG: 2.000 (1, 7)	0-3 K			0-0 1-H HR						2	1	1	2	0	1	0						
Roy Campanella, R (1, 2)		0-0 F5		4-0 2B BB						1	0	0	0	1	0	0						
Enos Slaughter, L OBP: 0.500, SLG: 1.000 (1, 9)	0-3 K			0-0 1-3 2B						2	0	1	0	0	1	0						
Bobby Thomson, R (1, 5)	0-0 F9			0-0 F5						2	0	0	0	0	0	2						
Granny Hamner, R (1, 6)			0-0 F9	4-0 IBB						1	0	0	0	1	0	0						
Curt Simmons, L Pee Wee Reese, R (3, PH) Bob Rush, R (4, 1)			0-0 F7	0-0 5-3						0	0	0	0	0	0	0						
Inning Stats	R: 1 E: 0 K: 2 S: 8	H: 1 LOB: 0 BB: 0 P: 8	R: 0 E: 0 K: 1 S: 5	H: 0 LOB: 0 BB: 0 P: 5	R: 0 E: 0 K: 0 S: 3	H: 0 LOB: 0 BB: 0 P: 3	R: 2 E: 0 K: 0 S: 5	H: 2 LOB: 2 BB: 2 P: 14	R: 0 E: 0 K: 3 S: 9	H: 0 LOB: 0 BB: 0 P: 9						1B: 0 2B: 1 3B: 0 HR: 2		SF: 0 SAC: 0 DP: 0 HBP: 1	WP: 0 PA: 21 PB: 0 SB: 0 CS: 0			
PITCHER	IP	WLS	BF	H	R	ER	SO	BB	IBB	HBP	BLK	WP	HR	S	P	ERA	WHIP	PITCHER				
Vic Raschi, R ERA: 4.5 Bob Lemon, R ERA: 9.0 Bobby Shantz, L ERA:	(1, 1) 2.0	L	11	2	2	2	0	1	1	1	0	0	1	8	17	9.00	1.500					

Batter	1	2	3	4	5	6	7	8	9	AB	R	H	RBI	BB	SO	LOB	TOP		
Billy Goodman, L Nellie Fox, L	(1,4) (6,4)	4-0 CS BB	X	0-0 F8	X	0-0 4-3	X	0-0 F9	X	2	0	0	0	1	0	0			
Mickey Vernon, L Ferris Fain, L	(1,3) (7,3)	0-0 F9	X	0-3 K	X	0-3 K	X	0-0 F8 1B	X	3	0	0	0	0	2	1			
Hank Bauer, R Johnny Mize, L	(1,9) (9,PH)	0-3 K	X	0-0 F7	X	4-0 FC6-4 BB	X	0-0 FC6-4 BB	X	2	0	0	0	1	1	1			
Mickey Mantle, S Billy Hunter, R Larry Doby, L	(1,8) (7,PR) (7,8)	0-0 CS 1-2	X	0-0 1-3	X	4-0 BB	X	0-0 FC6-4 1B	X	2	0	0	0	1	0	1			
Al Rosen, R	(1,5)	X	0-0 F7	X	0-0 F8	X	0-0 F2	X	0-0 P3	4	0	0	0	0	0	4			
Gus Zernial, R Minnie Minoso, R	(1,7) (5,7)	X	0-0 1B	X	0-3 K	X	0-0 1-3 1B	X	0-0 1-2 1B	2	0	1	0	0	1	0			
Yogi Berra, L	(1,2)	X	0-0 F8	X	0-0 4-3	X	0-0 F8	X	0-0 P4	4	0	0	0	0	0	5			
Chico Carrasquel, R George Kell, R Phil Rizzuto, R	(1,6) (8,PH) (8,6)	X	0-0 F2	X	0-0 4-3	X	0-0 F7	X	0-0 F9	2	0	0	0	0	0	0			
Billy Pierce, L Allie Reynolds, R Harvey Kuenn, R Mike Garcia, R Eddie Robinson, L Satchel Paige, R	(1,1) (4,1) (6,PH) (6,1) (8,PH) (8,1)	X	0-3 K2-3	X	0-0 L9	X	0-0 F9	X	0-0 F9	1	0	0	0	0	0	1			
Inning Stats	R: 0 E: 0 K: 1 S: 4	H: 0 LOB: 0 BB: 1 P: 8	R: 0 E: 0 K: 0 S: 4	H: 1 LOB: 1 BB: 0 P: 4	R: 0 E: 0 K: 1 S: 5	H: 0 LOB: 0 BB: 0 P: 5	R: 0 E: 0 K: 1 S: 5	H: 0 LOB: 1 BB: 1 P: 9	R: 0 E: 0 K: 1 S: 5	H: 0 LOB: 0 BB: 0 P: 5	R: 0 E: 0 K: 0 S: 4	H: 1 LOB: 2 BB: 1 P: 8	R: 0 E: 0 K: 0 S: 3	H: 0 LOB: 0 BB: 0 P: 3	R: 1 E: 0 K: 0 S: 6	H: 3 LOB: 2 BB: 0 P: 6	1B: 5 2B: 0 3B: 0 HR: 0	SF: 0 SAC: 0 DP: 0 HBP: 0	WP: 0 PA: 35 PB: 0 CS: 1
PITCHER	IP WLS BF H R ER SO BB IBB HBP BLK WP HR S P ERA WHIP	3.0 W 7 1 0 0 2 1 0 0 0 0 0 13 17 0.00 0.667	2.0 W 7 0 0 0 2 1 0 0 0 0 0 10 14 0.00 0.500	2.0 S 9 3 1 1 0 0 0 0 0 0 0 9 9 4.50 1.500															

American League All-Stars @ National League All-Stars
Crosley Field, Cincinnati, OH
Tue Jul 14 1953, 3:33 AM EDT
Att: 30,846 - Unknown

AB 31
R 1
H 5
RBI 1
BB 3
SO 5
LOB 14



Batter	1	2	3	4	5	6	7	8	9	AB	R	H	RBI	BB	SO	LOB	BOTTOM		
Pee Wee Reese, R Granny Hamner, R	(1,6) (9,6)	0-0 5-3	X	0-0 5-3	X	0-0 1-2 2H 1B	X	0-0 2B	X	4	0	2	2	0	0	0			
Red Schoendienst, S Davey Williams, R	(1,4) (7,4)	0-0 F9	X	0-0 F9	X	0-0 F9	X	4-0 BB	X	3	0	0	0	0	0	2			
Stan Musial, L	(1,7)	X	0-0 1B	X	0-0 L6	X	0-0 1B	X	0-3 K	4	0	2	0	0	1	2			
Ted Kluszewski, L Gil Hodges, R	(1,3) (6,PR) (7,3)	0-0 F2	X	0-0 G3	X	0-0 G6-3 1B	X	0-0 L8	X	3	0	1	0	0	0	1			
Roy Campanella, R	(1,2)	X	0-0 5-3	X	0-0 F5	X	0-3 K	X	0-0 BB 1B	4	1	1	0	0	1	2			
Eddie Mathews, L	(1,5)	X	0-0 4-3	X	1-0 BB 1B HBP	X	0-0 G6-3	X	0-0 P6	3	1	0	0	0	0	3			
Gus Bell, L Duke Snider, L	(1,8) (8,PH) (9,8)	0-0 F7	X	0-0 F7	X	0-0 P4	X	4-0 1B BB	X	3	0	0	0	0	0	1			
Enos Slaughter, L	(1,9)	X	0-0 P5	X	4-0 1B 1B BB	X	0-0 S 2B 1B	X	0-0 1B 1B	3	2	2	1	1	0	0			
Robin Roberts, S Ralph Kiner, R Warren Spahn, L Richie Ashburn, L Curt Simmons, L Jackie Robinson, R Murry Dickson, R	(1,1) (3,PH) (4,1) (5,PH) (8,1) (7,PH) (8,1)	X	0-3 K	X	0-0 K	X	0-0 1B	X	0-0 P3	0	0	0	0	0	0	0			
Inning Stats	R: 0 E: 0 K: 0 S: 4	H: 1 LOB: 1 BB: 0 P: 4	R: 0 E: 0 K: 0 S: 3	H: 0 LOB: 0 BB: 0 P: 3	R: 0 E: 0 K: 1 S: 5	H: 0 LOB: 0 BB: 0 P: 5	R: 0 E: 0 K: 0 S: 3	H: 0 LOB: 0 BB: 0 P: 3	R: 2 E: 0 K: 0 S: 5	H: 2 LOB: 2 BB: 1 P: 10	R: 0 E: 0 K: 1 S: 6	H: 2 LOB: 2 BB: 0 P: 6	R: 1 E: 0 K: 1 S: 7	H: 2 LOB: 1 BB: 1 P: 11	R: 2 E: 0 K: 0 S: 5	H: 3 LOB: 2 BB: 1 P: 9	1B: 9 2B: 1 3B: 0 HR: 0	SF: 0 SAC: 0 DP: 1 HBP: 1	WP: 0 PA: 36 PB: 0 CS: 0
PITCHER	IP WLS BF H R ER SO BB IBB HBP BLK WP HR S P ERA WHIP	3.0 L 10 2 2 2 0 1 0 0 0 0 0 8 13 9.00 1.500	2.0 L 10 4 1 1 2 1 0 0 0 0 0 13 17 4.50 2.500	1.0 L 6 3 2 2 0 1 0 0 0 0 0 5 9 18.00 4.000															

American League All-Stars @ National League All-Stars
Crosley Field, Cincinnati, OH
Tue Jul 14 1953, 3:33 AM EDT
Att: 30,846 - Unknown


AB 32
R 5
H 10
RBI 5
BB 3
SO 3
LOB 12



Batter	1	2	3	4	5	6	7	8	9	10	11	12	AB	R	H	RBI	BB	SO	LOB	TOP				
Harvey Kuenn, R OBP: 0.333, SLG: 0.333 Chico Carrasquel, R OBP: 0.667, SLG: 0.667	0-0 1B WP	0-0 L8			0-0 5-3		0-0 1B		0-0 F8 SH1-4 1B		0-0 F8		3 3	1 0	1 0	0 0	0 0	0 1						
Nellie Fox, L OBP: 0.333, SLG: 0.333 Bobby Avila, R	0-0 1B WP HR	0-0 L4			0-0 1-4-3		0-3 K		0-0 SH1-4		4-0 1B BB		3 1	1 0	1 0	0 0	0 1	1 1						
Ted Williams, L OBP: 0.500, SLG: 0.333 Al Smith, R	4-0 1B HR BB				0-0 1-3		0-0 F8		4-0 BB		0-3 K		3 1	1 0	1 0	1 0	1 1							
Mickey Mantle, S OBP: 0.333, SLG: 0.833	0-0 HR				0-0 F8		0-0 6-3		0-3 K		0-0 F8		6 1	2 3	0 1	3								
Yogi Berra, L OBP: 0.167, SLG: 0.167	0-0 L7				0-0 G3-6-1		0-0 2B G3 1B		0-0 F2		0-0 P6		6 1	1 0	0 0	5								
Al Kaline, R OBP: 0.500, SLG: 0.500	0-0 L5-3				0-0 K		0-0 G3 2B		1-0 BB BB HBP		4-0 BB		4 0	1 0	1 2	0								
Mickey Vernon, L OBP: 0.333, SLG: 0.200	0-0 F8				0-0 PB 1B		0-0 G3		4-0 BB BB		0-3 K		5 0	1 1	1 2	2								
Jim Finigan, R Al Rosen, R	0-0 E5 SH1-4				0-0 5-3		0-0 K		4-0 BB BB		0-3 K		3 0	0 0	0 0	1 2								
Billy Pierce, L Jackie Jensen, R Early Wynn, S Vic Power, R Whitey Ford, L Frank Sullivan, R	0-0 SH1-4				0-0 P6		0-0 P3		0-3 K		0-3 K		0 0	0 0	0 0	0 0	0 0	0 0	0 0					
Inning Stats	R: 4 E: 0 K: 6 S: 6	H: 3 LOB: 0 BB: 1 P: 10	R: 0 E: 1 K: 0 S: 4	H: 0 LOB: 1 BB: 0 P: 4	R: 0 E: 0 K: 0 S: 3	H: 1 LOB: 0 BB: 0 P: 3	R: 0 E: 0 K: 1 S: 6	H: 1 LOB: 0 BB: 0 P: 6	R: 0 E: 0 K: 0 S: 3	H: 0 LOB: 1 BB: 0 P: 7	R: 0 E: 1 K: 1 S: 7	H: 1 LOB: 1 BB: 0 P: 6	R: 0 E: 0 K: 0 S: 3	H: 0 LOB: 2 BB: 1 P: 8	R: 0 E: 0 K: 3 S: 9	H: 1 LOB: 1 BB: 1 P: 13	R: 0 E: 0 K: 1 S: 6	H: 1 LOB: 2 BB: 1 P: 10	R: 0 E: 0 K: 3 S: 9	H: 0 LOB: 0 BB: 0 P: 9	1B: 8 2B: 1 3B: 0 HR: 1	SF: 0 SAC: 2 DP: 1 HBP: 1	WP: 1 PB: 1 SB: 0 CS: 0	PA: 53
PITCHER	IP WLS BF H R ER SO BB IBB HBP BLK WP HR S P ERA WHIP	3.0 14 4 4 0 0 0 0 0 0 0 0 13 17 12.00 1.667	3.0 12 3 1 1 2 0 0 0 0 0 0 16 16 3.00 1.000	1.0 4 1 0 0 1 0 0 0 0 0 6 6 0.00 1.000	0.2 5 0 0 0 1 2 0 1 0 0 4 13 0.00 3.000	3.1 15 2 0 0 5 3 0 0 0 0 0 22 34 0.00 1.500	PITCHER	IP WLS BF H R ER SO BB IBB HBP BLK WP HR S P ERA WHIP	12.1 1.0 3 0 0 0 3 0 0 0 0 0 13 9 0.00 0.000															

American League All-Stars @ National League All-Stars
Milwaukee County Stadium, Milwaukee, WI
Tue Jul 12 1955, 4:33 AM EDT
Att. 45,643 - Sunny

AB 44
R 5
H 10
RBI 4
BB 6
SO 12
LOB 23



Batter	1	2	3	4	5	6	7	8	9	10	11	12	AB	R	H	RBI	BB	SO	LOB	BOTTOM						
Red Schoendienst, S OBP: 0.333, SLG: 0.333	0-0 K2-3 1B				0-0 F7		0-0 F9		0-0 1-3		0-0 4-3		6 0	2 0	0 0	0 1										
Del Ennis, R Stan Musial, L OBP: 0.400, SLG: 1.000	0-3 K2-3				0-3 K		0-0 G1-6-3		0-0 4-3		4-0 BB 1B		1 0	0 0	0 0	1 1										
Duke Snider, L Willie Mays, R OBP: 0.667, SLG: 0.667	0-3 K				0-0 F9				0-0 BB 1B 1B 1B		0-3 K		2 3	0 2	0 0	1 2										
Ted Kluszewski, L OBP: 0.400, SLG: 0.800					0-0 P6				0-0 L8 2B		0-0 F9		5 1	2 0	0 0	1										
Eddie Mathews, L Randy Jackson, R OBP: 0.333, SLG: 0.333					0-0 F5				0-0 L8 1B 1B		0-3 K		2 0	0 0	0 0	1										
Don Mueller, L Hank Aaron, R OBP: 1.000, SLG: 1.000					0-0 F5				4-0 1B BB E 1B		0-0 K		2 1	2 1	1 1	0 0										
Ernie Banks, R Johnny Logan, R OBP: 0.333, SLG: 0.333					0-0 K				0-0 BB E 1B		0-3 K		2 0	0 0	0 1	2										
Del Crandall, R Smoky Burgess, L Stan Lopata, R					0-0 F9				0-0 E6		0-3 K		1 0	0 0	0 0	2										
Bobo Roberts, S Frank Thomas, R Harvey Haddix, L Earl Hughes, R Don Newcombe, L Gene Bearden, R Gary Jones, R Joe Nuxhall, L Gene Conley, R					0-0 P3				0-0 BB E 1B		0-0 F9		0 0	0 0	0 0	0 0	0 0	0 0	0 0							
Inning Stats	R: 0 E: 0 K: 2 S: 7	H: 1 LOB: 0 BB: 0 P: 7	R: 0 E: 0 K: 0 S: 3	H: 0 LOB: 0 BB: 0 P: 3	R: 0 E: 0 K: 1 S: 5	H: 0 LOB: 0 BB: 0 P: 5	R: 0 E: 0 K: 0 S: 3	H: 0 LOB: 0 BB: 0 P: 6	R: 0 E: 0 K: 0 S: 3	H: 2 LOB: 2 BB: 0 P: 5	R: 2 E: 1 K: 1 S: 6	H: 2 LOB: 1 BB: 1 P: 10	R: 3 E: 1 K: 0 S: 7	H: 4 LOB: 1 BB: 0 P: 7	R: 0 E: 0 K: 1 S: 6	H: 1 LOB: 1 BB: 1 P: 10	R: 0 E: 0 K: 2 S: 8	H: 1 LOB: 1 BB: 0 P: 8	R: 0 E: 0 K: 1 S: 5	H: 0 LOB: 0 BB: 0 P: 5	R: 1 E: 0 K: 0 S: 1	H: 1 LOB: 0 BB: 0 P: 1	1B: 11 2B: 1 3B: 0 HR: 1	SF: 0 SAC: 0 DP: 1 HBP: 0	WP: 0 PB: 0 SB: 0 CS: 0	PA: 47
PITCHER	IP WLS BF H R ER SO BB IBB HBP BLK WP HR S P ERA WHIP	3.0 9 1 0 0 3 0 0 0 0 0 0 15 15 0.00 0.333	3.0 11 3 0 0 1 0 0 0 0 0 0 13 13 0.00 1.000	1.2 12 5 5 3 0 1 0 0 0 0 0 11 15 16.20 3.600	3.1 15 4 1 1 4 1 0 0 0 0 0 22 26 2.70 1.500	12.1 1.0 3 0 0 0 3 0 0 0 0 0 13 9 0.00 0.000																				

American League All-Stars @ National League All-Stars
Milwaukee County Stadium, Milwaukee, WI
Tue Jul 12 1955, 4:33 AM EDT
Att. 45,643 - Sunny

AB 45
R 6
H 13
RBI 4
BB 2
SO 8
LOB 17



Batter	1	2	3	4	5	6	7	8	9	AB	R	H	RBI	BB	SO	LOB	TOP			
Willie Mays, R OBP: 0.250, SLG: 0.250 (1, 8)										4	2	1	0	0	0	1	National League All-Stars @ American League All-Stars Memorial Stadium, Baltimore, MD Tue Jul 08 1958, 3:33 AM EDT Att: 48,829 - Unknown 			
Bob Skinner, L OBP: 0.333, SLG: 0.333 Lee Walls, R (7, PH) (7, 7)										3	0	1	1	0	0	1				
Stan Musial, L OBP: 0.250, SLG: 0.250 (1, 3)										4	1	1	0	0	0	2				
Hank Aaron, R (1, 9)										2	0	0	1	1	0	1				
Ernie Banks, R (1, 6)										3	0	0	0	0	1	2				
Frank Thomas, R OBP: 0.500, SLG: 0.333 (1, 5)										3	0	1	0	1	0	0				
Bill Mazeroski, R (1, 4)										4	0	0	0	0	1	4				
Del Crandall, R (1, 2)										4	0	0	0	0	0	0				
Warren Spahn, L Don Blasingame, L Bob Friend, R Larry Jackson, R Johnny Logan, R Turk Farrell, R (1, 1) (4, PH) (4, 1) (6, 1) (7, PH) (7, 1)										0	0	0	0	1	0	0				
Inning Stats	R: 2 E: 0 K: 0 S: 5	H: 2 LOB: 2 BB: 1 P: 10	R: 1 E: 0 K: 0 S: 4	H: 1 LOB: 1 BB: 1 P: 8	R: 0 E: 0 K: 0 S: 3	H: 1 LOB: 1 BB: 1 P: 7	R: 0 E: 0 K: 0 S: 3	H: 0 LOB: 0 BB: 0 P: 3	R: 0 E: 1 K: 0 S: 4	H: 0 LOB: 1 BB: 0 P: 4	R: 0 E: 0 K: 0 S: 3	H: 0 LOB: 0 BB: 0 P: 3	R: 0 E: 0 K: 1 S: 5	H: 0 LOB: 0 BB: 0 P: 5	R: 0 E: 0 K: 1 S: 5	H: 0 LOB: 0 BB: 0 P: 5		1B: 4 2B: 0 3B: 0 HR: 0	SF: 1 SAC: 0 DP: 1 HBP: 1	WP: 1 PB: 0 SB: 1 CS: 0
PITCHER	IP WLS BF H R ER SO BB IBB HBP BLK WP HR S P ERA WHIP																			
Bob Turley, R ERA: 16.2 (1, 1)	1.2	11	3	3	3	0	2	0	1	0	0	0	0	1	0	8	17	16.20	3.000	
Ray Narleski, R ERA: (2, 1)	3.1	12	1	0	0	0	1	0	0	0	0	0	0	0	0	11	15	0.00	0.600	
Early Wynn, R ERA: (6, 1)	1.0	W	3	0	0	0	0	0	0	0	0	0	0	0	0	3	3	0.00	0.000	
Billy O'Dell, L ERA: (7, 1)	3.0	S	9	0	0	0	2	0	0	0	0	0	0	0	0	13	13	0.00	0.000	

Batter	1	2	3	4	5	6	7	8	9	AB	R	H	RBI	BB	SO	LOB	BOTTOM	
Nellie Fox, L OBP: 0.500, SLG: 0.500 (1, 4)										4	1	2	1	0	0	2	National League All-Stars @ American League All-Stars Memorial Stadium, Baltimore, MD Tue Jul 08 1958, 3:33 AM EDT Att: 48,829 - Unknown 	
Mickey Mantle, S OBP: 0.750, SLG: 0.500 (1, 8)										2	0	1	0	2	0	2		
Jackie Jensen, R (1, 9)										4	0	0	1	0	1	4		
Bob Cerv, R OBP: 0.667, SLG: 0.500 Billy O'Dell, S (1, 7) (7, 1)										2	0	1	0	1	0	0		
Bill Skowron, R (1, 3)										4	0	0	0	0	1	5		
Frank Malzone, R OBP: 0.250, SLG: 0.250 (1, 5)										4	1	1	0	0	1	0		
Gus Triandos, R OBP: 0.500, SLG: 0.500 Yogi Berra, L (1, 2) (6, PH) (7, 2)										2	0	1	0	0	0	0		
Luis Aparicio, R Ted Williams, L (1, 6) (6, PH) (7, 7)										2	1	0	0	0	0	1		
Al Kaline, R (9, 7)										2	0	0	0	0	1	1		
Bob Turley, R Ray Narleski, R Mickey Vernon, L Early Wynn, S Gil McDougald, R (1, 1) (2, 1) (5, PH) (6, 1) (6, PH) (7, 6)										0	0	0	0	0	0	0		
Inning Stats	R: 1 E: 1 K: 0 S: 5	H: 2 LOB: 1 BB: 0 P: 5	R: 1 E: 0 K: 0 S: 6	H: 3 LOB: 2 BB: 0 P: 6	R: 0 E: 0 K: 0 S: 3	H: 0 LOB: 0 BB: 0 P: 3	R: 0 E: 0 K: 0 S: 3	H: 0 LOB: 0 BB: 0 P: 3	R: 1 E: 1 K: 0 S: 5	H: 2 LOB: 1 BB: 2 P: 5	R: 0 E: 0 K: 2 S: 7	H: 0 LOB: 1 BB: 1 P: 11	R: 0 E: 0 K: 2 S: 7	H: 0 LOB: 0 BB: 0 P: 7	1B: 9 2B: 0 3B: 0 HR: 0	SF: 0 SAC: 1 DP: 3 HBP: 0	WP: 0 PB: 0 SB: 0 CS: 0	PA: 35
PITCHER	IP WLS BF H R ER SO BB IBB HBP BLK WP HR S P ERA WHIP																	
Warren Spahn, L ERA: 3.0 (1, 1)	3.0	14	5	2	1	0	0	0	0	0	0	0	0	0	14	14	3.00	1.667
Bob Friend, R ERA: 3.86 (4, 1)	2.1	L	13	4	2	1	0	1	1	0	0	0	0	0	11	19	3.86	2.143
Larry Jackson, R ERA: (6, 1)	0.2	1	0	0	0	0	0	0	0	0	0	0	0	1	1	0.00	0.000	
Turk Farrell, R ERA: (7, 1)	2.0	7	0	0	0	4	1	0	0	0	0	0	0	14	18	0.00	0.500	

Batter	1	2	3	4	5	6	7	8	9	AB	R	H	RBI	BB	SO	LOB	TOP	
Minnie Minoso, R (1,7)	F8			4-3		K		F2	K	5	0	0	0	0	2	0	American League All-Stars @ National League All-Stars Forbes Field, Pittsburgh, PA Tue Jul 07 1959, 3:33 AM EDT Att: 35,277 - Unknown livebaseballscorecards.com	
Nelle Fox, L (1,4) OBP: 0.400, SLG: 0.400	K			F5		4-3		BB 1B	WP 1B	5	1	2	0	0	1	0		
Al Kaline, R (1,8) Harvey Kuenn, R (6,8)	K			HR		L5 1B		BB 1B 2B	F5	3	1	1	1	0	1	0		
Bill Skowron, R (1,3) Vic Power, R (6,3) OBP: 1.000, SLG: 1.000		4-3		1B 1B		FC6-4 1B		BB 2B 1B		3	0	2	0	0	0	0		
Rocky Colavito, R (1,9) Ted Williams, L (8,PH)	K			1B		FC6-4		4-0 2B 1B		3	0	1	0	0	1	2		
Gil McDougald, R (8,PR)				1B		1-2		1-2 2-3 BB		0	0	0	0	0	1	0		
Gus Triandos, R (1,2) Mickey Mantle, S (8,PR)	P3			F9				FC5 2B		4	0	1	2	0	0	2		
Harmon Killebrew, R (1,9) Jim Bunning, R (7,1) Pete Runnels, L (8,PH) Roy Sievers, R (8,PH) Whitey Ford, L (8,1) Bud Daley, L (8,1)			F8		6-3			BB		3	0	0	0	0	1	0		
Luis Aparicio, R (1,6) Sherm Lollar, R (8,PH)			F9		F7			FC5		3	0	0	0	0	1	0		
Early Wynn, S (1,1) Ryne Duren, R (4,1) Frank Malzone, R (7,5)			K		K			P4	P6	1	0	0	0	0	1	0		
										2	0	0	0	0	0	0		
Inning Stats	R: 0 E: 0 K: 2 S: 7	H: 0 LOB: 0 BB: 7 P: 7	R: 0 E: 0 K: 1 S: 5	H: 0 LOB: 0 BB: 0 P: 5	R: 0 E: 0 K: 1 S: 5	H: 0 LOB: 2 BB: 0 P: 6	R: 0 E: 0 K: 1 S: 6	H: 1 LOB: 0 BB: 0 P: 7	R: 0 E: 0 K: 2 S: 7	H: 0 LOB: 0 BB: 0 P: 7	R: 3 E: 0 K: 0 S: 6	H: 3 LOB: 3 BB: 3 P: 18	R: 0 E: 0 K: 1 S: 6	H: 1 LOB: 1 BB: 0 P: 6	1B: 6 2B: 1 3B: 0 HR: 1	SF: 0 SAC: 0 DP: 0 HBP: 0		WP: 1 PA: 39 PB: 0 CS: 0
PITCHER	IP WLS BF H R ER SO BB IBB HBP BLK WP HR S P ERA WHIP	IP WLS BF H R ER SO BB IBB HBP BLK WP HR S P ERA WHIP	IP WLS BF H R ER SO BB IBB HBP BLK WP HR S P ERA WHIP	IP WLS BF H R ER SO BB IBB HBP BLK WP HR S P ERA WHIP	IP WLS BF H R ER SO BB IBB HBP BLK WP HR S P ERA WHIP	IP WLS BF H R ER SO BB IBB HBP BLK WP HR S P ERA WHIP	IP WLS BF H R ER SO BB IBB HBP BLK WP HR S P ERA WHIP	IP WLS BF H R ER SO BB IBB HBP BLK WP HR S P ERA WHIP	IP WLS BF H R ER SO BB IBB HBP BLK WP HR S P ERA WHIP	IP WLS BF H R ER SO BB IBB HBP BLK WP HR S P ERA WHIP	IP WLS BF H R ER SO BB IBB HBP BLK WP HR S P ERA WHIP	IP WLS BF H R ER SO BB IBB HBP BLK WP HR S P ERA WHIP	IP WLS BF H R ER SO BB IBB HBP BLK WP HR S P ERA WHIP	IP WLS BF H R ER SO BB IBB HBP BLK WP HR S P ERA WHIP	IP WLS BF H R ER SO BB IBB HBP BLK WP HR S P ERA WHIP	IP WLS BF H R ER SO BB IBB HBP BLK WP HR S P ERA WHIP	IP WLS BF H R ER SO BB IBB HBP BLK WP HR S P ERA WHIP	
Don Drysdale, R (1,1) ERA: 3.0	3.0	9	0	0	0	4	0	0	0	0	0	0	0	0	0	0	0.00	0.000
Lew Burdette, R (4,1) ERA: 3.0	3.0	14	4	1	1	2	0	0	0	0	0	1	18	18	3.00	1.333		
Roy Face, R (7,1) ERA: 16.2	1.2	10	3	3	3	2	2	0	0	0	0	0	0	12	20	16.20	3.000	
Johnny Antonelli, L (8,1) ERA: 0.0	0.1	W	2	0	0	0	1	0	0	0	0	0	0	1	5	0.00	3.000	
Don Elston, R (9,1) ERA: 0.0	1.0	S	4	1	0	0	1	0	0	0	0	1	0	6	6	0.00	1.000	
Johnny Temple, R (1,4) Stan Musial, L (8,PH) Roy Face, R (7,1) Johnny Antonelli, L (8,1) Ken Boyer, R (8,PH)	F8			F9		P3		SH1-3 1B		2	0	0	0	0	0	0	American League All-Stars @ National League All-Stars Forbes Field, Pittsburgh, PA Tue Jul 07 1959, 3:33 AM EDT Att: 35,277 - Unknown livebaseballscorecards.com	
Eddie Mathews, L (1,5) Dick Groat, R (8,PH)	K			F3		K		SH1-3 1B		3	1	1	1	0	1	0		
Don Elston, R (9,1) ERA: 0.0	HR							1-2		0	0	0	0	0	0	0		
Hank Aaron, R (1,9) OBP: 0.500, SLG: 0.500	K			L6		FC6-4 1B		2H 3B 1B		4	1	2	1	0	1	0		
Willie Mays, R (1,8) OBP: 0.250, SLG: 0.750	L1			K		FC6-4		1H 3B		4	0	1	1	0	1	1		
Ernie Banks, R (1,6) OBP: 0.750, SLG: 1.333				G6-3 BB				1B 2B		3	1	2	0	1	1	1		
Orlando Cepeda, R (1,3)				G6-3		P6		P6	F3	4	0	0	0	0	4			
Wally Moon, L (1,7)						K		K		2	0	0	0	1	2	1		
Del Crandall, R (1,2) OBP: 0.333, SLG: 0.333				K		5-3		2H 1B 1B		3	1	1	1	0	1	2		
Don Drysdale, R (1,1) Lew Burdette, R (4,1)				K		K				1	0	0	0	0	1	2		
Bill Mazerowski, R (7,4) OBP: 1.000, SLG: 1.000				K		K		2H 1B		1	0	0	0	0	1	0		
										1	0	1	1	0	0	0		
Inning Stats	R: 1 E: 0 K: 1 S: 6	H: 1 LOB: 0 BB: 0 P: 6	R: 0 E: 0 K: 2 S: 8	H: 1 LOB: 1 BB: 1 P: 12	R: 0 E: 0 K: 0 S: 3	H: 0 LOB: 0 BB: 0 P: 3	R: 0 E: 0 K: 1 S: 4	H: 0 LOB: 1 BB: 1 P: 8	R: 0 E: 0 K: 1 S: 6	H: 1 LOB: 1 BB: 0 P: 6	R: 2 E: 0 K: 1 S: 7	H: 3 LOB: 1 BB: 0 P: 7	R: 2 E: 0 K: 1 S: 8	H: 3 LOB: 1 BB: 0 P: 8	1B: 5 2B: 2 3B: 1 HR: 1	SF: 0 SAC: 1 DP: 1 HBP: 0	WP: 0 PA: 33 PB: 0 CS: 0	
PITCHER	IP WLS BF H R ER SO BB IBB HBP BLK WP HR S P ERA WHIP	IP WLS BF H R ER SO BB IBB HBP BLK WP HR S P ERA WHIP	IP WLS BF H R ER SO BB IBB HBP BLK WP HR S P ERA WHIP	IP WLS BF H R ER SO BB IBB HBP BLK WP HR S P ERA WHIP	IP WLS BF H R ER SO BB IBB HBP BLK WP HR S P ERA WHIP	IP WLS BF H R ER SO BB IBB HBP BLK WP HR S P ERA WHIP	IP WLS BF H R ER SO BB IBB HBP BLK WP HR S P ERA WHIP	IP WLS BF H R ER SO BB IBB HBP BLK WP HR S P ERA WHIP	IP WLS BF H R ER SO BB IBB HBP BLK WP HR S P ERA WHIP	IP WLS BF H R ER SO BB IBB HBP BLK WP HR S P ERA WHIP	IP WLS BF H R ER SO BB IBB HBP BLK WP HR S P ERA WHIP	IP WLS BF H R ER SO BB IBB HBP BLK WP HR S P ERA WHIP	IP WLS BF H R ER SO BB IBB HBP BLK WP HR S P ERA WHIP	IP WLS BF H R ER SO BB IBB HBP BLK WP HR S P ERA WHIP	IP WLS BF H R ER SO BB IBB HBP BLK WP HR S P ERA WHIP	IP WLS BF H R ER SO BB IBB HBP BLK WP HR S P ERA WHIP		
Early Wynn, R (1,1) ERA: 3.0	3.0	12	2	1	1	3	1	0	0	0	0	0	1	17	21	3.00	1.000	
Ryne Duren, R (4,1) ERA: 0.0	3.0	10	1	0	0	4	1	0	0	0	0	0	0	17	21	0.00	0.667	
Jim Bunning, R (7,1) ERA: 18.0	1.0	5	3	2	2	1	0	0	0	0	0	0	0	7	7	18.00	3.000	
Whitey Ford, L (8,1) ERA: 54.0	0.1	L	4	3	2	2	0	0	0	0	0	0	0	4	4	54.00	9.000	
Bud Daley, L (8,1) ERA: 0.0	0.2	2	0	0	0	1	0	0	0	0	0	0	0	4	4	0.00	0.000	

Batter	1	2	3	4	5	6	7	8	9	AB	R	H	RBI	BB	SO	LOB	TOP				
Pete Runnels, L Vic Power, R OBP: 0.500, SLG: 0.500	0-3 K		0-3 K		4-0 FC4-6 BB		0-0 E6 E 1B		0-0 G3	3	0	0	0	1	2	1	American League All-Stars @ National League All-Stars Los Angeles Memorial Coliseum, Los Angeles, CA Mon Aug 03 1959, 6:33 AM EDT Att: 55,705 - Sunny				
Nelle Fox, L OBP: 0.500, SLG: 0.444	4-0 BB		0-0 HR 1B		0-0 FC4-6 1-2		0-0 BB 1B		0-0 4-3	4	1	2	1	1	0	1					
Ted Williams, L Al Kaline, R OBP: 0.200, SLG: 0.800	0-0 3-4 1-2		0-0 F7		0-3 K		0-0 F8		0-3 K	3	0	0	0	0	1	3					
Yogi Berra, L Sherm Lollar, R	0-3 K		0-0 HR		0-3 K		4-0 BB			3	1	1	2	0	2	2					
Mickey Mantle, S Billy O'Dell, S Cal McLish, S		0-0 CS 1B	4-0 BB		0-0 F8		0-3 K			3	0	1	0	1	1	3					
Roger Maris, L Rocky Colavito, R OBP: 0.400, SLG: 1.000		0-3 K 1-2	0-0 L9		0-3 K		0-0 HR			2	0	0	0	0	1	2					
Frank Malzone, R		0-0 HR		0-0 1-3		0-0 L8		0-0 4-3		4	1	1	1	0	0	0					
Luis Aparicio, R		4-0 S BB		0-0 5-3			0-3 K		0-0 F9	3	0	0	0	1	1	0					
Jerry Walker, S Gene Woodling, L Early Wynn, S Hoyt Wilhelm, R Tony Kubek, L	0-3 K 1-2		0-3 G3		0-0 E E 1B BB		0-3 K			1	0	0	0	0	1	1					
Inning Stats	R: 0 E: 0 K: 2 S: 7	H: 0 LOB: 1 BB: 1 P: 11	R: 1 E: 0 K: 2 S: 8	H: 2 LOB: 1 BB: 1 P: 12	R: 2 E: 0 K: 1 S: 7	H: 2 LOB: 1 BB: 1 P: 11	R: 0 E: 0 K: 0 S: 3	H: 0 LOB: 0 BB: 0 P: 3	R: 0 E: 0 K: 2 S: 5	H: 0 LOB: 0 BB: 0 P: 5	R: 1 E: 3 K: 2 S: 9	H: 1 LOB: 3 BB: 2 P: 17	R: 1 E: 0 K: 1 S: 6	H: 1 LOB: 0 BB: 0 P: 6	R: 0 E: 0 K: 1 S: 5	H: 0 LOB: 0 BB: 0 P: 5		1B: 3 2B: 0 3B: 0 HR: 3	SF: 0 SAC: 0 DP: 0 HBP: 0	WP: 0 PA: 39 PB: 0 CS: 1	
PITCHER	IP WLS BF H R ER SO BB IBB HBP BLK WP HR S P ERA WHIP	IP WLS BF H R ER SO BB IBB HBP BLK WP HR S P ERA WHIP	IP WLS BF H R ER SO BB IBB HBP BLK WP HR S P ERA WHIP	IP WLS BF H R ER SO BB IBB HBP BLK WP HR S P ERA WHIP	IP WLS BF H R ER SO BB IBB HBP BLK WP HR S P ERA WHIP	IP WLS BF H R ER SO BB IBB HBP BLK WP HR S P ERA WHIP	IP WLS BF H R ER SO BB IBB HBP BLK WP HR S P ERA WHIP	IP WLS BF H R ER SO BB IBB HBP BLK WP HR S P ERA WHIP	IP WLS BF H R ER SO BB IBB HBP BLK WP HR S P ERA WHIP	IP WLS BF H R ER SO BB IBB HBP BLK WP HR S P ERA WHIP	IP WLS BF H R ER SO BB IBB HBP BLK WP HR S P ERA WHIP	IP WLS BF H R ER SO BB IBB HBP BLK WP HR S P ERA WHIP	IP WLS BF H R ER SO BB IBB HBP BLK WP HR S P ERA WHIP	IP WLS BF H R ER SO BB IBB HBP BLK WP HR S P ERA WHIP	IP WLS BF H R ER SO BB IBB HBP BLK WP HR S P ERA WHIP	IP WLS BF H R ER SO BB IBB HBP BLK WP HR S P ERA WHIP	IP WLS BF H R ER SO BB IBB HBP BLK WP HR S P ERA WHIP	IP WLS BF H R ER SO BB IBB HBP BLK WP HR S P ERA WHIP	IP WLS BF H R ER SO BB IBB HBP BLK WP HR S P ERA WHIP		
Don Drysdale, R ERA: 4.5	3.0 L	15 4	3 3	5 3	3 3	0 0	0 0	0 0	0 0	0 0	10 14	0.00 0.500									
Gene Conley, R ERA	2.0	7	0	0	2	1	0	0	0	0	0	0.00	0.500								
Sam Jones, R ERA	2.0	10	1	1	0	3	2	0	0	0	14	2.00	1.500								
Roy Face, R ERA: 9.82	2.0	7	1	1	1	2	0	0	0	0	11	4.50	0.500								
Batter	1	2	3	4	5	6	7	8	9	AB	R	H	RBI	BB	SO	LOB	BOTTOM				
Johnny Temple, R OBP: 0.250, SLG: 0.500 Jim Gilliam, S OBP: 0.667, SLG: 2.000	0-0 4-3 SF9 2B		0-0 F8		4-0 BB BB		0-0 HR		0-0 G3	2	1	1	0	0	0	1	American League All-Stars @ National League All-Stars Los Angeles Memorial Coliseum, Los Angeles, CA Mon Aug 03 1959, 6:33 AM EDT Att: 55,705 - Sunny				
Ken Boyer, R OBP: 0.500, SLG: 0.333 Charlie Neal, R	0-0 4-3 2-3		0-0 P6		4-0 BB BB		0-0 5-3			2	0	0	0	1	0	2					
Hank Aaron, R OBP: 0.250, SLG: 0.286	0-0 SF9		0-0 P5		0-0 G3		0-0 5-3			3	0	0	1	0	0	3					
Willie Mays, R OBP: 0.125, SLG: 0.375	0-0 5-3		0-0 P4		0-0 F3		0-0 5-3			4	0	0	0	0	0	0					
Ernie Banks, R OBP: 0.375, SLG: 0.571		0-0 5-3		0-3 K		0-0 L8		0-3 K		4	0	0	0	0	2	0					
Stan Musial, L Frank Robinson, R OBP: 1.000, SLG: 2.000		4-0 L3 BB		0-0 HR		0-0 1B		0-0 5-3 BB 1B		0	0	0	0	1	0	0					
Wally Moon, L		0-0 L3 1-2		4-0 FC6-4 BB		0-0 F8		4-0 5-3 BB		2	0	0	0	2	0	2					
Del Crandall, R Hal Smith, R			0-0 1B		0-0 B1		0-0 P4		0-3 K	2	0	1	0	0	0	1					
Don Drysdale, R Eddie Mathews, L Gene Conley, R Joe Cunningham, L Vada Pinson, L Sam Jones, R Dick Groat, R Roy Face, R Emory Burgess, L			0-3 K		0-0 FC6-4 BB BB		0-0 6-3		0-0 5-3	0	0	0	0	0	0	0					
Inning Stats	R: 1 E: 0 K: 0 S: 4	H: 1 LOB: 0 BB: 0 P: 4	R: 0 E: 0 K: 0 S: 2	H: 0 LOB: 0 BB: 1 P: 6	R: 0 E: 0 K: 1 S: 6	H: 1 LOB: 0 BB: 0 P: 6	R: 0 E: 0 K: 1 S: 5	H: 0 LOB: 0 BB: 0 P: 5	R: 1 E: 0 K: 0 S: 4	H: 1 LOB: 3 BB: 3 P: 16	R: 0 E: 0 K: 0 S: 4	H: 1 LOB: 1 BB: 0 P: 4	R: 1 E: 0 K: 0 S: 4	H: 1 LOB: 0 BB: 0 P: 4	R: 0 E: 0 K: 1 S: 5	H: 0 LOB: 0 BB: 0 P: 5		R: 0 E: 0 K: 1 S: 6	H: 1 LOB: 2 BB: 1 P: 10	1B: 3 2B: 2 3B: 0 HR: 2	SF: 1 SAC: 0 DP: 1 HBP: 0
PITCHER	IP WLS BF H R ER SO BB IBB HBP BLK WP HR S P ERA WHIP	IP WLS BF H R ER SO BB IBB HBP BLK WP HR S P ERA WHIP	IP WLS BF H R ER SO BB IBB HBP BLK WP HR S P ERA WHIP	IP WLS BF H R ER SO BB IBB HBP BLK WP HR S P ERA WHIP	IP WLS BF H R ER SO BB IBB HBP BLK WP HR S P ERA WHIP	IP WLS BF H R ER SO BB IBB HBP BLK WP HR S P ERA WHIP	IP WLS BF H R ER SO BB IBB HBP BLK WP HR S P ERA WHIP	IP WLS BF H R ER SO BB IBB HBP BLK WP HR S P ERA WHIP	IP WLS BF H R ER SO BB IBB HBP BLK WP HR S P ERA WHIP	IP WLS BF H R ER SO BB IBB HBP BLK WP HR S P ERA WHIP	IP WLS BF H R ER SO BB IBB HBP BLK WP HR S P ERA WHIP	IP WLS BF H R ER SO BB IBB HBP BLK WP HR S P ERA WHIP	IP WLS BF H R ER SO BB IBB HBP BLK WP HR S P ERA WHIP	IP WLS BF H R ER SO BB IBB HBP BLK WP HR S P ERA WHIP	IP WLS BF H R ER SO BB IBB HBP BLK WP HR S P ERA WHIP	IP WLS BF H R ER SO BB IBB HBP BLK WP HR S P ERA WHIP	IP WLS BF H R ER SO BB IBB HBP BLK WP HR S P ERA WHIP	IP WLS BF H R ER SO BB IBB HBP BLK WP HR S P ERA WHIP	IP WLS BF H R ER SO BB IBB HBP BLK WP HR S P ERA WHIP		
Jerry Walker, R ERA: 3.0	3.0 W	11 2	1 1	1 1	1 1	3 0	0 0	0 0	0 0	0 0	1 9	3.00 2.000									
Early Wynn, R ERA: 3.6	2.0	10	1	1	1	1	3	0	0	0	0	4.50	2.000								
Hoyt Wilhelm, R ERA	1.0	4	1	0	0	0	0	0	0	0	4	0.00	1.000								
Billy O'Dell, L ERA: 9.0	1.0	4	1	1	1	0	0	0	0	0	1	9.00	1.000								
Cal McLish, R ERA	2.0	S 8	1	0	0	2	1	0	0	0	11	0.00	1.000								

Batter	1	2	3	4	5	6	7	8	9	AB	R	H	RBI	BB	SO	LOB	TOP			
Willie Mays, R OBP: 0.750, SLG: 1.500 Vada Pinson, L (8, 8)										4	1	3	1	0	0	0	National League All-Stars @ American League All-Stars Yankee Stadium, Bronx, NY Wed Jul 13 1960, 3:33 AM EDT Att: 38,362 - Unknown livebaseballscorecards.com			
Bob Skinner, L OBP: 0.286, SLG: 0.286 Orlando Cepeda, R (1, 7) (7, 7)										3	0	1	0	0	1	0				
Hank Aaron, R Roberto Clemente, R (1, 9) (8, PH) (8, 9)										3	0	0	0	0	0	2				
Ernie Banks, R OBP: 0.429, SLG: 1.000 Dick Groat, R (1, 6) (8, PH) (8, 6)										3	0	1	0	0	0	2				
Joe Adcock, R OBP: 0.600, SLG: 0.800 Bill White, L Norm Larker, L (1, 3) (4, 3) (9, PH) (9, 3)										2	1	1	0	0	1	0				
Eddie Mathews, L OBP: 0.143, SLG: 0.571 Ken Boyer, R OBP: 1.000, SLG: 4.000 (1, 5) (7, 5)										3	1	1	2	0	0	0				
Bill Mazerowski, R OBP: 0.400, SLG: 0.250 Charlie Neal, R Tony Taylor, R OBP: 1.000, SLG: 1.000 (1, 4) (4, 4) (8, 4)										2	0	0	0	0	0	0				
Del Crandall, R OBP: 0.400, SLG: 1.000 Stan Williams, R Stan Musial, L OBP: 1.000, SLG: 2.500 Ed Bailey, L (1, 2) (5, PH) (7, PH) (7, 2)										2	0	0	0	0	0	0				
Vern Law, R Johnny Podres, L Smoky Burgess, L Larry Jackson, R Bill Henry, L Lindy McDaniel, R (1, 1) (3, 1) (5, PH) (5, 2) (7, 1) (8, 1) (9, 1)										1	0	0	0	0	0	0				
Inning Stats	R: 0 E: 0 K: 0 S: 4	H: 2 LOB: 1 BB: 0 P: 4	R: 2 E: 0 K: 0 S: 5	H: 2 LOB: 0 BB: 0 P: 5	R: 1 E: 0 K: 1 S: 6	H: 1 LOB: 0 BB: 0 P: 6	R: 0 E: 0 K: 1 S: 5	H: 0 LOB: 0 BB: 0 P: 5	R: 0 E: 0 K: 1 S: 5	H: 1 LOB: 1 BB: 0 P: 4	R: 1 E: 0 K: 0 S: 4	H: 1 LOB: 0 BB: 0 P: 4	R: 0 E: 0 K: 0 S: 3	H: 1 LOB: 1 BB: 1 P: 7	R: 2 E: 0 K: 0 S: 5	H: 2 LOB: 2 BB: 2 P: 13		1B: 6 2B: 0 3B: 0 HR: 4	SF: 0 SAC: 1 DP: 1 HBP: 0	WP: 0 PB: 0 SB: 1 CS: 1
PITCHER	IP WLS BF H R ER SO BB IBB HBP BLK WP HR S P ERA WHIP	3.0 L 13 5 3 3 1 0 0 0 0 0 2 15 15 9.00 1.667	2.0 6 0 0 0 2 0 0 0 0 0 0 10 10 0.00 0.000	2.0 8 2 1 1 0 0 0 0 0 0 1 8 8 4.50 1.000	1.0 4 1 0 0 0 1 0 0 0 0 0 3 7 0.00 2.000	1.0 7 2 2 2 0 2 0 0 0 0 1 5 13 18.00 4.000														

Batter	1	2	3	4	5	6	7	8	9	AB	R	H	RBI	BB	SO	LOB	BOTTOM			
Minnie Minoso, R Ted Williams, L OBP: 0.500, SLG: 0.500 Brooks Robinson, R (1, 7) (7, PH) (7, PH) (8, 5)										2	0	0	0	1	1	2	National League All-Stars @ American League All-Stars Yankee Stadium, Bronx, NY Wed Jul 13 1960, 3:33 AM EDT Att: 38,362 - Unknown livebaseballscorecards.com			
Pete Runnels, L Gerry Staley, R Al Kaline, R OBP: 0.750, SLG: 1.667 (1, 4) (6, 1) (7, PH) (8, 7)										2	0	0	0	1	1	1				
Roger Maris, L (1, 9)										4	0	0	0	1	0	7				
Mickey Mantle, S OBP: 0.500, SLG: 0.250 (1, 8)										4	0	1	0	0	1	1				
Bill Skowron, R OBP: 0.600, SLG: 0.500 Vic Power, R (1, 3) (6, 3)										1	0	1	0	1	0	0				
Yogi Berra, L Sherm Lollar, R OBP: 0.333, SLG: 0.667 (1, 2) (6, 2)										2	0	0	0	0	1	2				
Frank Malzone, R Frank Lary, R Al Smith, R Gary Bell, R (1, 5) (8, 1) (8, PH) (9, 1)										2	0	0	0	1	0	1				
Ron Hansen, R OBP: 0.500, SLG: 0.500 (1, 6)										4	0	2	0	0	0	3				
Whitey Ford, L Harvey Kuenn, R OBP: 0.250, SLG: 0.250 Early Wynn, S Nellie Fox, L OBP: 0.400, SLG: 0.400 (1, 1) (3, PH) (4, 1) (5, PH) (6, 4)										0	0	0	0	0	0	0				
Inning Stats	R: 0 E: 0 K: 1 S: 5	H: 0 LOB: 0 BB: 0 P: 5	R: 0 E: 0 K: 0 S: 3	H: 1 LOB: 0 BB: 0 P: 3	R: 0 E: 0 K: 0 S: 4	H: 1 LOB: 2 BB: 2 P: 12	R: 0 E: 0 K: 1 S: 5	H: 0 LOB: 1 BB: 1 P: 9	R: 0 E: 0 K: 1 S: 5	H: 2 LOB: 1 BB: 0 P: 6	R: 0 E: 0 K: 0 S: 4	H: 1 LOB: 3 BB: 2 P: 12	R: 0 E: 0 K: 0 S: 5	H: 2 LOB: 2 BB: 0 P: 5	R: 0 E: 0 K: 0 S: 4	H: 1 LOB: 1 BB: 0 P: 4		1B: 7 2B: 1 3B: 0 HR: 0	SF: 0 SAC: 0 DP: 2 HBP: 0	WP: 0 PB: 0 SB: 0 CS: 0
PITCHER	IP WLS BF H R ER SO BB IBB HBP BLK WP HR S P ERA WHIP	2.0 W 6 1 0 0 1 3 0 0 0 0 0 9 21 0.00 2.000	2.0 8 2 0 0 2 1 0 0 0 0 0 11 15 0.00 1.500	1.0 6 1 0 0 0 2 0 0 0 0 0 4 12 0.00 3.000	1.0 5 2 0 0 0 0 0 0 0 0 0 5 5 0.00 2.000															

Batter	1	2	3	4	5	6	7	8	9	10	AB	R	H	RBI	BB	SO	LOB	TOP					
Johnny Temple, R Jim Gentle, L	F9			E7		B5-3			K	K	3	0	0	0	0	0	0						
Norm Cash, L Nellie Fox, L	K			4-3		K			1B	E	4	0	1	0	0	2	1						
Mickey Mantle, S Al Kaline, R	K			4-3				K	BLK 1B	L5	3	0	0	0	0	2	1						
Roger Maris, L		K		3-1				BB	E	K	4	0	1	0	1	2	2						
Rocky Colavito, R	F4						F8		E5		4	0	0	1	0	0	2						
Tony Kubek, L	4-3						F8		1-2 2H	K	4	0	0	0	0	1	3						
John Romano, R Yogi Berra, L			6-3				K		F9	E4	3	0	0	0	0	1	0						
Eiston Howard, R									1-2 3		0	0	0	0	0	0	0						
Brooks Robinson, R Jim Bunning, R			6-3				F7		K	F7	2	0	0	0	0	0	0						
Jackie Brandt, R Mike Fomieles, R											1	0	0	0	0	1	0						
Hoyt Wilhelm, R											0	0	0	0	0	0	0						
Whitley Ford, L Frank Lary, R Dick Donovan, L Harmon Killebrew, R Dick Howser, R			1-3				HR		F2		1	0	0	0	0	0	0						
Inning Stats	R: 0 E: 0 K: 2 S: 7	H: 0 LOB: 0 BB: 0 P: 7	R: 0 E: 0 K: 1 S: 5	H: 0 LOB: 0 BB: 0 P: 5	R: 0 E: 0 K: 0 S: 3	H: 0 LOB: 1 BB: 0 P: 4	R: 0 E: 0 K: 1 S: 5	H: 0 LOB: 0 BB: 0 P: 5	R: 1 E: 0 K: 1 S: 6	H: 1 LOB: 0 BB: 0 P: 6	R: 0 E: 0 K: 1 S: 5	H: 0 LOB: 1 BB: 1 P: 9	R: 0 E: 0 K: 1 S: 5	H: 0 LOB: 0 BB: 0 P: 5	R: 2 E: 2 K: 2 S: 12	H: 3 LOB: 3 BB: 0 P: 12	R: 1 E: 1 K: 3 S: 10	H: 0 LOB: 1 BB: 1 P: 14	1B: 2 2B: 1 3B: 0 HR: 1	SF: 0 SAC: 0 DP: 0 HBP: 0	WP: 0 PA: 40		
PITCHER	IP WLS BF H R ER SO BB IBB HBP BLK WP HR S P ERA WHIP	IP WLS BF H R ER SO BB IBB HBP BLK WP HR S P ERA WHIP	IP WLS BF H R ER SO BB IBB HBP BLK WP HR S P ERA WHIP	IP WLS BF H R ER SO BB IBB HBP BLK WP HR S P ERA WHIP	IP WLS BF H R ER SO BB IBB HBP BLK WP HR S P ERA WHIP	IP WLS BF H R ER SO BB IBB HBP BLK WP HR S P ERA WHIP	IP WLS BF H R ER SO BB IBB HBP BLK WP HR S P ERA WHIP	IP WLS BF H R ER SO BB IBB HBP BLK WP HR S P ERA WHIP	IP WLS BF H R ER SO BB IBB HBP BLK WP HR S P ERA WHIP	IP WLS BF H R ER SO BB IBB HBP BLK WP HR S P ERA WHIP	IP WLS BF H R ER SO BB IBB HBP BLK WP HR S P ERA WHIP	IP WLS BF H R ER SO BB IBB HBP BLK WP HR S P ERA WHIP	IP WLS BF H R ER SO BB IBB HBP BLK WP HR S P ERA WHIP	IP WLS BF H R ER SO BB IBB HBP BLK WP HR S P ERA WHIP	IP WLS BF H R ER SO BB IBB HBP BLK WP HR S P ERA WHIP	IP WLS BF H R ER SO BB IBB HBP BLK WP HR S P ERA WHIP	IP WLS BF H R ER SO BB IBB HBP BLK WP HR S P ERA WHIP	IP WLS BF H R ER SO BB IBB HBP BLK WP HR S P ERA WHIP	IP WLS BF H R ER SO BB IBB HBP BLK WP HR S P ERA WHIP	IP WLS BF H R ER SO BB IBB HBP BLK WP HR S P ERA WHIP			
Warren Spahn, L Bob Purkey, R Mike McCormick, L Roy Face, R Sandy Koufax, L	3.0 9 7 11 0.1 0.0	0 0 1 1 3 2 1 1	0 0 1 2 1 0	3 3 1 0 0	0 0 0 0 0	15 9 16 5 1	15 9 20 5 1	0.00 0.00 3.00 54.00 ∞	0.000 0.000 0.667 6.000 ∞	Stu Miller, R ERA: 10.8	1.2 9 10 0 1 0 4	1 0 0 0 0	0 0 0 0 0	0 0 0 0 0	0 0 0 0 0	0 0 0 0 0	0 0 0 0 0	0 0 0 0 0	0 0 0 0 0	0 0 0 0 0	0 0 0 0 0	0.00 0.600	0.000 0.000 0.667 6.000 ∞

AB	38
R	4
H	4
RBI	3
BB	2
SO	12
LOB	14



WP: 0 PA: 40
PB: 0
SB: 0
CS: 0

Batter	1	2	3	4	5	6	7	8	9	10	AB	R	H	RBI	BB	SO	LOB	BOTTOM				
Maury Wills, S	G6-3		1-4-3		1B		4-3		F4		5	0	1	0	0	0	2					
Eddie Mathews, L Bob Furry, R Mike McCormick, L George Altman, L Roy Face, R Sandy Koufax, R Stu Miller, R Harmon Killebrew, R	G5-3		F2		F7			HR		PB	2	0	0	0	0	0	1					
Willie Mays, R	K			E6	SF9		L8		1B	2B	5	2	2	1	0	1	0					
Orlando Cepeda, R Frank Robinson, R		F8		5-3	P6				1B	1B	3	0	0	0	0	0	4					
Roberto Clemente, R		SF8		SF9		F8		K		1B	4	1	2	2	0	1	1					
Bill White, L		SF8		3H	1B		K		F9		3	0	1	1	0	1	1					
Frank Bolling, R Don Zimmer, R		K			L4		G3			6-3	3	0	0	0	0	1	1					
Smoky Burgess, L			F9		1B		3-1			5-3	4	0	1	0	0	0	0					
Warren Spahn, L Dick Stuart, R Ken Boyer, R			1-4-3		K		K		E	BB	0	0	0	0	0	0	0					
Inning Stats	R: 0 E: 0 K: 1 S: 5	H: 0 LOB: 1 BB: 0 P: 6	R: 1 E: 0 K: 1 S: 6	H: 1 LOB: 1 BB: 0 P: 6	R: 0 E: 0 K: 0 S: 4	H: 1 LOB: 1 BB: 0 P: 5	R: 0 E: 0 K: 1 S: 5	H: 0 LOB: 0 BB: 0 P: 5	R: 0 E: 0 K: 1 S: 5	H: 0 LOB: 0 BB: 0 P: 5	R: 1 E: 0 K: 0 S: 3	H: 0 LOB: 1 BB: 1 P: 7	R: 0 E: 1 K: 0 S: 3	H: 0 LOB: 1 BB: 0 P: 7	R: 2 E: 0 K: 0 S: 3	H: 3 LOB: 2 BB: 0 P: 4	R: 2 E: 0 K: 0 S: 3	H: 3 LOB: 2 BB: 0 P: 4	1B: 7 2B: 2 3B: 1 HR: 1	SF: 2 SAC: 0 DP: 0 HBP: 1	WP: 0 PA: 41	
PITCHER	IP WLS BF H R ER SO BB IBB HBP BLK WP HR S P ERA WHIP	IP WLS BF H R ER SO BB IBB HBP BLK WP HR S P ERA WHIP	IP WLS BF H R ER SO BB IBB HBP BLK WP HR S P ERA WHIP	IP WLS BF H R ER SO BB IBB HBP BLK WP HR S P ERA WHIP	IP WLS BF H R ER SO BB IBB HBP BLK WP HR S P ERA WHIP	IP WLS BF H R ER SO BB IBB HBP BLK WP HR S P ERA WHIP	IP WLS BF H R ER SO BB IBB HBP BLK WP HR S P ERA WHIP	IP WLS BF H R ER SO BB IBB HBP BLK WP HR S P ERA WHIP	IP WLS BF H R ER SO BB IBB HBP BLK WP HR S P ERA WHIP	IP WLS BF H R ER SO BB IBB HBP BLK WP HR S P ERA WHIP	IP WLS BF H R ER SO BB IBB HBP BLK WP HR S P ERA WHIP	IP WLS BF H R ER SO BB IBB HBP BLK WP HR S P ERA WHIP	IP WLS BF H R ER SO BB IBB HBP BLK WP HR S P ERA WHIP	IP WLS BF H R ER SO BB IBB HBP BLK WP HR S P ERA WHIP	IP WLS BF H R ER SO BB IBB HBP BLK WP HR S P ERA WHIP	IP WLS BF H R ER SO BB IBB HBP BLK WP HR S P ERA WHIP	IP WLS BF H R ER SO BB IBB HBP BLK WP HR S P ERA WHIP	IP WLS BF H R ER SO BB IBB HBP BLK WP HR S P ERA WHIP	IP WLS BF H R ER SO BB IBB HBP BLK WP HR S P ERA WHIP	IP WLS BF H R ER SO BB IBB HBP BLK WP HR S P ERA WHIP		
Whitey Ford, L Frank Lary, R Dick Donovan, R Jim Bunning, R Mike Fomieles, R	3.0 11 10 6 0.1	2 4 0 0	1 0 0 2	2 0 0 0	0 0 0 0	15 12 10 3	15 12 10 3	3.00 0.00 0.00 27.00	0.667 ∞ 2.000 0.000 6.000	Hoyt Wilhelm, R ERA: 10.8	1.2 10 10 3 2 2 1	0 0 0 0	0 0 0 0	0 0 0 0	0 0 0 0	0 0 0 0	0 0 0 0	0 0 0 0	0 0 0 0	0 0 0 0	0 0 0 0	10.80 2.400


AB	37
R	5
H	11
RBI	5
BB	1
SO	6
LOB	13




WP: 0 PA: 41
PB: 1
SB: 1
CS: 0

American League All-Stars @ National League All-Stars
Candlestick Park, San Francisco, CA
Tue Jul 11 1961, 6:33 AM EDT
Att. 44,115 - Unknown

livebaseballscores.com

Batter	1	2	3	4	5	6	7	8	9	AB	R	H	RBI	BB	SO	LOB	TOP				
Maury Wills, S OBP: 0.286, SLG: 0.286 Hank Aaron, R OBP: 0.333, SLG: 0.333 Stu Miller, R (7, 1)	L3			1B		6-3	L7			2	0	1	0	0	0	0	National League All-Stars @ American League All-Stars Fenway Park, Boston, MA Mon Jul 31 1961, 3:33 AM EDT Att: 31,851 - Unknown 				
Eddie Mathews, L (1, 5)	P4			F7		1B HBP 1B BB		K		3	1	0	0	1	1						
Willie Mays, R OBP: 0.444, SLG: 0.500 (1, 8)	5-3			1B		F9		4-3 BB		3	0	1	0	1	0	1					
Orlando Cepeda, R (1, 7)		L6		F4		1B 1-2 HBP		4-3 BB		3	0	0	0	0	0	3					
Roberto Clemente, R OBP: 0.286, SLG: 0.667 Eddie Kasko, R OBP: 1.000, SLG: 1.000 Ernie Banks, R (8, 6)	F8			6-3		1-2 2-3 1B		K		2	0	0	0	0	0	2					
Bill White, L OBP: 0.375, SLG: 0.571 (1, 3)	4-3				4-3 2B	1-2 2-3 3-H 1B			G3		4	0	2	1	0	0					
Frank Bolling, R (1, 4)			5-3		4-3	F7		5-3		4	0	0	0	0	0	4					
Smoky Burgess, L OBP: 0.200, SLG: 0.200 John Roseboro, L (4, 2)			K		K		K		K		1	0	0	0	1	0					
Bob Purkey, R Dick Stuart, R Art Mahaffey, R Stan Musial, L Sandy Koufax, R George Allman, L (7, 9)	6-3			6-3			F8				0	0	0	0	0	0					
Inning Stats	R: 0 E: 0 K: 0 S: 3	H: 0 LOB: 0 BB: 0 P: 3	R: 0 E: 0 K: 0 S: 3	H: 0 LOB: 0 BB: 0 P: 3	R: 0 E: 0 K: 1 S: 5	H: 2 LOB: 2 BB: 0 P: 5	R: 0 E: 0 K: 2 S: 5	H: 1 LOB: 1 BB: 0 P: 8	R: 1 E: 0 K: 0 S: 5	H: 2 LOB: 3 BB: 1 P: 10	R: 0 E: 0 K: 1 S: 5	H: 0 LOB: 0 BB: 0 P: 5	R: 0 E: 0 K: 1 S: 7	H: 0 LOB: 1 BB: 1 P: 11	R: 0 E: 0 K: 1 S: 5	H: 0 LOB: 0 BB: 0 P: 5		1B: 4 2B: 1 3B: 0 HR: 0	SF: 0 SAC: 0 DP: 0 HBP: 1	WP: 0 PB: 0 CS: 0	PA: 35
PITCHER	IP	WLS	BF	H	R	ER	SO	BB	IBB	HBP	BLK	WP	HR	S	P	ERA	WHIP				
Jim Bunning, R ERA: 3.0	3.0		9	0	0	0	1	0	0	0	0	0	0	11	11	0.00	0.000				
Don Schwall, R ERA: 3.0	3.0		16	5	1	1	2	1	0	1	0	0	0	18	23	3.00	2.000				
Camilo Pascual, R ERA: 3.0	3.0		10	0	0	0	4	1	0	0	0	0	0	17	21	0.00	0.333				

Batter	1	2	3	4	5	6	7	8	9	AB	R	H	RBI	BB	SO	LOB	BOTTOM					
Norm Cash, L OBP: 0.125, SLG: 0.250 (1, 3)	K		F3		6-3			4-3		4	0	0	0	0	1	0	National League All-Stars @ American League All-Stars Fenway Park, Boston, MA Mon Jul 31 1961, 3:33 AM EDT Att: 31,851 - Unknown 					
Rocky Colavito, R OBP: 0.125, SLG: 0.500 (1, 7)	HR		P6			F9		5-3		4	1	1	1	0	0	0						
Al Kaline, R OBP: 0.500, SLG: 0.500 (1, 9)	L1-3		L6-3			1B			S 1B	4	0	2	0	0	0	0						
Mickey Mantle, S (1, 8)	F8			E BB		K		K		3	0	0	0	1	2	2						
John Romano, R Roger Maris, L Elston Howard, R (4, PH)		F4		F4		5-3		K		1	0	0	0	0	0	0						
Luis Aparicio, R Roy Sievers, R (9, PH)		PB BB		E4 G4-6-3			K		K	2	0	0	0	1	1	1						
Johnny Temple, R (1, 4)		BB		G4-6-3			K		K	2	0	0	0	1	1	2						
Brooks Robinson, R OBP: 0.200, SLG: 0.200 (1, 5)		K			G3-6-4 1B		6-3			3	0	1	0	0	1	2						
Jim Bunning, R Don Schwall, R Camilo Pascual, R (7, 1)		F3			G3-6-4 1-2			F3		1	0	0	0	0	0	0						
Inning Stats	R: 1 E: 0 K: 1 S: 6	H: 1 LOB: 0 BB: 0 P: 6	R: 0 E: 0 K: 1 S: 5	H: 0 LOB: 2 BB: 2 P: 13	R: 0 E: 0 K: 0 S: 3	H: 0 LOB: 0 BB: 0 P: 3	R: 0 E: 1 K: 0 S: 3	H: 0 LOB: 1 BB: 1 P: 7	R: 0 E: 0 K: 0 S: 3	H: 1 LOB: 0 BB: 0 P: 3	R: 0 E: 0 K: 1 S: 6	H: 1 LOB: 1 BB: 0 P: 6	R: 0 E: 0 K: 2 S: 7	H: 0 LOB: 0 BB: 0 P: 7	R: 0 E: 0 K: 0 S: 3	H: 0 LOB: 0 BB: 0 P: 3		R: 0 E: 0 K: 3 S: 10	H: 1 LOB: 1 BB: 0 P: 10	1B: 3 2B: 0 3B: 0 HR: 1	SF: 0 SAC: 0 DP: 2 HBP: 0	WP: 0 PB: 1 CS: 0
PITCHER	IP	WLS	BF	H	R	ER	SO	BB	IBB	HBP	BLK	WP	HR	S	P	ERA	WHIP					
Bob Purkey, R ERA: 2.25	2.0		7	0	0	0	0	1	0	0	0	0	0	6	10	0.00	0.500					
Art Mahaffey, R ERA: 2.0	2.0		7	2	0	0	1	0	0	0	0	0	0	9	9	0.00	1.000					
Stu Miller, R ERA: 3.0	3.0		10	1	0	0	5	0	0	0	0	0	0	20	20	0.00	0.333					

Batter	1	2	3	4	5	6	7	8	9	AB	R	H	RBI	BB	SO	LOB	TOP								
Dick Groat, R OBP: 0.333, SLG: 0.333 Jim Davenport, R OBP: 1.000, SLG: 1.000	6-3		5-3			F8 1B 1-H		1B		3	1	1	1	0	0	0	National League All-Stars @ American League All-Stars D.C. Stadium, Washington, DC Tue Jul 10 1962, 3:33 AM EDT Att: 45,480 - Unknown livebaseballscorecards.com								
Roberto Clemente, R OBP: 1.000, SLG: 1.333 Felipe Alou, R	2B			CS BB		5-3 F8		SF9		3	0	3	0	0	0	0									
Willie Mays, R	F3			S CS		F8		F2		3	0	0	0	1	0	4									
Orlando Cepeda, R Bob Purkey, R Johnny Callison, L OBP: 1.000, SLG: 1.000 Bob Shaw, R	F2			1-2 BB		5-3		1B		3	0	0	1	0	1	5									
Tommy Davis, R	L8			1-2 BB		5-3		F8		4	0	0	0	0	0	5									
Ken Boyer, R Ernie Banks, R	K			2-3		6-3		F7		2	0	0	0	0	1	0									
Del Crandall, R	F7					1-3		P4		4	0	0	0	0	0	0									
Bill Mazeroski, R Frank Bolling, R						P6		F8		2	0	0	0	0	0	0									
Don Drysdale, R Juan Marichal, R Stan Musial, L OBP: 1.000, SLG: 1.000 Maury Wills, S OBP: 1.000, SLG: 1.000	K					S		1B SF9		1	0	0	0	0	1	0									
Inning Stats	R: 0 E: 0 K: 0 S: 4	H: 1 LOB: 1 BB: 0 P: 4	R: 0 E: 0 K: 1 S: 5	H: 0 LOB: 0 BB: 0 P: 5	R: 0 E: 0 K: 1 S: 5	H: 0 LOB: 0 BB: 0 P: 5	R: 0 E: 0 K: 1 S: 5	H: 1 LOB: 1 BB: 1 P: 9	R: 0 E: 0 K: 0 S: 3	H: 0 LOB: 0 BB: 0 P: 3	R: 2 E: 0 K: 0 S: 6	H: 3 LOB: 2 BB: 0 P: 6	R: 0 E: 0 K: 0 S: 3	H: 0 LOB: 0 BB: 0 P: 3	R: 1 E: 0 K: 0 S: 6	H: 3 LOB: 2 BB: 0 P: 6		R: 0 E: 0 K: 0 S: 3	H: 0 LOB: 0 BB: 0 P: 3	1B: 7 2B: 2 3B: 0 HR: 0	SF: 1 SAC: 0 DP: 1 HBP: 0	WP: 0 PB: 0 SB: 2 CS: 2	PA: 35		
PITCHER	IP	WLS	BF	H	R	ER	SO	BB	IBB	HBP	BLK	WP	HR	S	P	ERA	WHIP								
Jim Bunning, R ERA: 6.0	3.0	L	13	4	2	2	1	1	0	0	0	0	0	14	18	6.00	1.667								
Dick Donovan, R ERA: 4.5	2.0		3	1	1	0	0	0	0	0	0	0	0	9	9	4.50	1.500								
Mitt Pappas, R ERA: 4.5	1.0		3	0	0	0	0	0	0	0	0	0	0	3	3	0.00	0.000								


Batter	1	2	3	4	5	6	7	8	9	AB	R	H	RBI	BB	SO	LOB	BOTTOM								
Rich Rollins, R OBP: 0.667, SLG: 0.500 Brooks Robinson, R	HBP		P4			1B SF8		FC6-4		2	1	1	0	0	0	1	National League All-Stars @ American League All-Stars D.C. Stadium, Washington, DC Tue Jul 10 1962, 3:33 AM EDT Att: 45,480 - Unknown livebaseballscorecards.com								
Billy Moran, R OBP: 0.333, SLG: 0.333 Bobby Richardson, R	F9		K			1-3		FC6-4		3	0	1	0	0	1	2									
Roger Maris, L Jim Landis, R	K					SF8		K		2	0	0	1	0	1	1									
Mickey Mantle, S Rocky Colavito, R	K					1-3		1B		1	0	0	0	1	1	1									
Jim Gentile, L	FC3-6					K		FC4-6		3	0	0	0	1	1	3									
Leon Wagner, L	FC3-6					F5		F7		4	0	0	0	0	0	3									
Earl Battey, R John Romano, R OBP: 0.500, SLG: 0.500	G3-6-1					L9		1B		2	0	0	0	0	0	1									
Luis Aparicio, R OBP: 0.250, SLG: 0.750						6-3		F8		4	0	1	0	0	0	2									
Jim Bunning, R Lee Thomas, L Camilo Pascual, R Dick Donovan, L Norm Siebern, L Mitt Pappas, R	P6					6-3		3-1		0	0	0	0	0	0	0									
Inning Stats	R: 0 E: 0 K: 2 S: 7	H: 0 LOB: 1 BB: 0 P: 8	R: 0 E: 0 K: 0 S: 2	H: 0 LOB: 0 BB: 1 P: 6	R: 0 E: 0 K: 1 S: 6	H: 1 LOB: 1 BB: 0 P: 6	R: 0 E: 0 K: 0 S: 3	H: 0 LOB: 1 BB: 1 P: 7	R: 0 E: 0 K: 0 S: 3	H: 0 LOB: 0 BB: 0 P: 3	R: 1 E: 0 K: 1 S: 7	H: 2 LOB: 1 BB: 0 P: 7	R: 0 E: 0 K: 0 S: 3	H: 0 LOB: 0 BB: 0 P: 3	R: 0 E: 0 K: 1 S: 5	H: 0 LOB: 1 BB: 0 P: 6		R: 0 E: 0 K: 0 S: 4	H: 1 LOB: 2 BB: 1 P: 8	1B: 3 2B: 0 3B: 1 HR: 0	SF: 1 SAC: 0 DP: 1 HBP: 2	WP: 0 PB: 0 SB: 0 CS: 0	PA: 35		
PITCHER	IP	WLS	BF	H	R	ER	SO	BB	IBB	HBP	BLK	WP	HR	S	P	ERA	WHIP								
Don Drysdale, R ERA: 3.0	3.0		11	1	0	0	3	1	0	1	0	0	0	15	20	0.00	0.667								
Juan Marichal, R ERA: 4.5	2.0	W	7	0	0	0	0	1	0	0	0	0	0	6	10	0.00	0.500								
Bob Purkey, R ERA: 4.5	2.0		8	2	1	1	1	0	0	0	0	0	0	10	10	4.50	1.000								
Bob Shaw, R ERA: 4.5	2.0	S	9	1	0	0	1	1	0	1	0	0	0	9	14	0.00	1.000								

Batter	1	2	3	4	5	6	7	8	9	AB	R	H	RBI	BB	SO	LOB	TOP								
Tommy Davis, R OBP: 0.500, SLG: 0.333 Duke Snider, L (9, PH) (9, 7)	5-3		FC5-4 1B		E G3 BB		F8		K	3	1	1	0	1	0	0									
Hank Aaron, R (1, 9)	5-3		FC5-4 G3 1-2 1B		F8		P8			4	1	0	0	0	0	2									
Bill White, L OBP: 0.250, SLG: 0.250 (1, 3)	4-3		G3		E4 G3				S 1B 1B	4	1	1	0	0	0	2									
Willie Mays, R OBP: 0.500, SLG: 0.333 Roberto Clemente, R (9, 8)		S 1B BB	S 1B		G3				K	3	2	1	2	1	1	2									
Ed Bailey, L OBP: 1.000, SLG: 1.000 Stan Musial, L (5, PH)		S BB	2H 1B		L9					1	0	1	1	1	0	0									
Ray Culp, R (5, 1)		1B BB	1B							1	0	0	0	0	0	1									
Ron Santo, R OBP: 1.000, SLG: 1.000 (6, 5)		1-2 BB	1-H 1B						2H 1B	1	0	1	1	0	0	0									
Ken Boyer, R (1, 5)										3	0	0	0	0	0	3									
Hal Woodeshick, R (6, 1)		P4	F7							0	0	0	0	0	0	0									
Willie McCovey, L (8, PH)										1	0	0	0	0	1	1									
Don Drysdale, R (8, 1)										0	0	0	0	0	0	0									
Dick Groat, R OBP: 0.250, SLG: 0.250 (1, 6)					F9					4	0	1	1	0	1	1									
Julian Javier, R (1, 4)		K	P5							4	0	0	0	0	2	2									
Jim O'Toole, S (1, 1)										1	0	0	0	0	0	2									
Larry Jackson, R (3, 1)		FC6-4			F8					1	0	0	0	0	0	0									
Johnny Edwards, L (5, 2)		1-2 1B							F7	2	0	0	0	0	0	0									
Inning Stats	R: 0 E: 0 K: 0 S: 3	H: 0 LOB: 0 BB: 0 P: 3	R: 1 E: 0 K: 1 S: 6	H: 1 LOB: 2 BB: 2 P: 14	R: 2 E: 0 K: 0 S: 6	H: 3 LOB: 1 BB: 0 P: 6	R: 0 E: 0 K: 0 S: 3	H: 0 LOB: 0 BB: 0 P: 3	R: 1 E: 1 K: 0 S: 4	H: 0 LOB: 1 BB: 1 P: 8	R: 0 E: 0 K: 0 S: 3	H: 0 LOB: 0 BB: 0 P: 3	R: 0 E: 0 K: 0 S: 3	H: 0 LOB: 0 BB: 0 P: 3	R: 1 E: 0 K: 3 S: 11	H: 2 LOB: 1 BB: 0 P: 11	R: 0 E: 0 K: 2 S: 7	H: 0 LOB: 0 BB: 0 P: 7	1B: 6 2B: 0 3B: 0 HR: 0	SF: 0 SAC: 0 DP: 0 HBP: 0	WP: 0 PB: 0 SB: 0 CS: 3	PA: 37			
PITCHER	IP	WLS	BF	H	R	ER	SO	BB	IBB	HBP	BLK	WP	HR	S	P	ERA	WHIP								
Ken McBride, R ERA: 9.0 (1, 1)	3.0		15	4	3	3	1	2	0	0	0	0	0	15	23	9.00	2.000								
Jim Bunning, R ERA: (4, 1)	2.0	L	8	0	1	0	0	1	0	0	0	0	0	7	11	0.00	0.500								
Jim Bouton, R ERA: (6, 1)	1.0		3	0	0	0	0	0	0	0	0	0	0	3	3	0.00	0.000								
Juan Pizarro, L ERA: (7, 1)	1.0		3	0	0	0	0	0	0	0	0	0	0	3	3	0.00	0.000								
Dick Radatz, R ERA: 4.5 (8, 1)	2.0		8	2	1	1	5	0	0	0	0	0	0	18	18	4.50	1.000								

National League All-Stars @ American League All-Stars
Cleveland Municipal Stadium, Cleveland, OH
Tue Jul 09 1963, 3:33 AM EDT
Att: 44,160 - Unknown

livebaseballscorecards.com

AB 34
R 5
H 6
RBI 5
BB 3
SO 6
LOB 16




Batter	1	2	3	4	5	6	7	8	9	AB	R	H	RBI	BB	SO	LOB	BOTTOM								
Nellie Fox, L OBP: 0.333, SLG: 0.333 Bobby Richardson, R (5, 4)	1B FC7-2 1B	F7		K2-3		G6-4-3 1-2 1B			G3-6-3 1-2 1B	3	0	1	0	0	1	3									
Albie Pearson, L OBP: 0.500, SLG: 0.750 Tom Tresh, S (8, 8)	FC7-2 1-3 1B		1B		K		1-3			4	1	2	0	0	1	1									
Al Kaline, R (1, 9)	FC7-2 1-2 3H		K		L1-3		K			3	0	0	0	0	1	3									
Bob Allison, R (6, 9)	FC7-2 1-2 3H		K		L1-3		K			1	0	0	0	0	1	0									
Frank Malzone, R OBP: 0.333, SLG: 0.333 Jim Bouton, R (6, 1)	P6				F9		K			3	1	1	1	0	0	1									
Juan Pizarro, L (7, 1)										0	0	0	0	0	0	0									
Harmon Killebrew, R (7, PH)										0	0	0	0	0	1	0									
Dick Radatz, R (8, 1)			2H 1B		3-1 1B		K			0	0	0	0	0	0	0									
Leon Wagner, L OBP: 0.667, SLG: 0.667 Elston Howard, R (6, 2)		HBP 1B			3-1		1B			3	1	2	0	0	0	1									
Earl Battey, R OBP: 0.500, SLG: 0.500 Carl Yastrzemski, L (6, 7)		F9					F4			2	0	1	1	0	0	1									
Joe Pepitone, L (1, 3)			2H 1B							2	0	0	0	0	1	1									
Zoilo Versalles, R OBP: 1.000, SLG: 1.000 Luis Aparicio, R (7, 6)		1B HBP								4	0	0	0	0	2	2									
Ken McBride, R OBP: 1.000, SLG: 1.000 Jim Bunning, R (4, 1)										1	0	1	1	0	0	0									
Brooks Robinson, R OBP: 1.000, SLG: 1.000 (6, 5)										0	0	0	0	0	0	0									
Inning Stats	R: 0 E: 0 K: 0 S: 4	H: 2 LOB: 1 BB: 0 P: 4	R: 1 E: 0 K: 1 S: 7	H: 2 LOB: 0 BB: 0 P: 8	R: 2 E: 0 K: 1 S: 8	H: 3 LOB: 1 BB: 0 P: 8	R: 0 E: 0 K: 2 S: 8	H: 1 LOB: 0 BB: 0 P: 8	R: 0 E: 0 K: 0 S: 4	H: 1 LOB: 1 BB: 0 P: 4	R: 0 E: 0 K: 1 S: 5	H: 1 LOB: 0 BB: 1 P: 9	R: 0 E: 0 K: 2 S: 7	H: 0 LOB: 0 BB: 0 P: 7	R: 0 E: 0 K: 2 S: 7	H: 0 LOB: 0 BB: 0 P: 7	R: 0 E: 0 K: 0 S: 3	H: 1 LOB: 0 BB: 0 P: 3	1B: 10 2B: 2 3B: 0 HR: 0	SF: 0 SAC: 1 DP: 3 HBP: 1	WP: 0 PB: 0 SB: 0 CS: 0	PA: 37			
PITCHER	IP	WLS	BF	H	R	ER	SO	BB	IBB	HBP	BLK	WP	HR	S	P	ERA	WHIP								
Jim O'Toole, L ERA: 4.5 (1, 1)	2.0		10	4	1	1	1	0	0	0	0	0	0	11	12	4.50	2.000								
Larry Jackson, R ERA: 9.0 (3, 1)	2.0	W	10	4	2	2	3	0	0	0	0	0	0	16	16	9.00	2.000								
Ray Culp, R ERA: (5, 1)	1.0		4	1	0	0	0	0	0	0	0	0	0	4	4	0.00	1.000								
Hal Woodeshick, L ERA: (6, 1)	2.0		7	1	0	0	3	1	0	0	0	0	0	12	16	0.00	1.000								
Don Drysdale, R ERA: (8, 1)	2.0	S	6	1	0	0	2	0	0	0	0	0	0	10	10	0.00	0.500								

National League All-Stars @ American League All-Stars
Cleveland Municipal Stadium, Cleveland, OH
Tue Jul 09 1963, 3:33 AM EDT
Att: 44,160 - Unknown

livebaseballscorecards.com

AB 34
R 3
H 11
RBI 3
BB 1
SO 9
LOB 16



Batter	1	2	3	4	5	6	7	8	9	AB	R	H	RBI	BB	SO	LOB	TOP					
Jim Fregosi, R OBP: 0.200, SLG: 0.250 (1, 6)										4	1	1	1	0	1	0	American League All-Stars @ National League All-Stars Shea Stadium, Flushing, NY Tue Jul 07 1964, 3:33 AM EDT Att: 50,850 - Unknown livebaseballscores.com					
Tony Oliva, L Dick Radatz, R (1, 9) (7, 1)										4	0	0	0	0	1	2						
Mickey Mantle, S Jimmie Hall, L (1, 8) (9, 8)										4	1	1	0	0	2	2						
Harmon Killebrew, R Chuck Hinton, R (1, 7) (8, 7)										4	1	3	1	0	0	0						
Bob Allison, R Joe Pepitone, L (1, 3) (8, PR) (8, 3)										3	0	0	0	1	2	4						
Brooks Robinson, R (1, 5)										4	0	2	2	0	0	1						
Bobby Richardson, R (1, 4)										4	0	1	0	0	1	3						
Elston Howard, R (1, 2)										3	1	0	0	0	2	2						
Dean Chance, R John Wyatt, R Norm Siebern, L Camilo Pascual, R Rocky Colavito, R (1, 1) (4, 1) (5, PH) (5, 1) (7, PH) (7, 9)										1	0	0	0	0	0	0						
Inning Stats	R: 1 E: 0 K: 2 S: 9	H: 2 LOB: 1 BB: 0 P: 9	R: 0 E: 0 K: 1 S: 5	H: 0 LOB: 0 BB: 0 P: 5	R: 0 E: 0 K: 0 S: 3	H: 0 LOB: 0 BB: 0 P: 3	R: 0 E: 0 K: 2 S: 9	H: 2 LOB: 2 BB: 0 P: 9	R: 0 E: 0 K: 2 S: 7	H: 0 LOB: 0 BB: 0 P: 7	R: 2 E: 0 K: 1 S: 8	H: 3 LOB: 1 BB: 0 P: 8	R: 1 E: 0 K: 1 S: 6	H: 1 LOB: 1 BB: 0 P: 7	R: 0 E: 0 K: 0 S: 4	H: 1 LOB: 2 BB: 1 P: 8		R: 0 E: 0 K: 1 S: 5	H: 0 LOB: 0 BB: 0 P: 5	1B: 7 2B: 1 3B: 1 HR: 0	SF: 1 SAC: 0 DP: 0 HBP: 1	WP: 1 PB: 1 CS: 0
PITCHER	IP WLS BF H R ER SO BB IBB HBP BLK WP HR S P ERA WHIP																					
Don Drysdale, R ERA: 0.00 (1, 1)	3.0 11 2 1 0 3 0 0 0 0 0 1 0 17 17 0.00 0.667																					
Jim Bunning, R ERA: 18.0 (4, 1)	2.0 8 2 0 0 4 0 0 0 0 0 0 0 16 16 0.00 1.000																					
Chris Short, L ERA: 18.0 (6, 1)	1.0 6 3 2 2 1 0 0 0 0 0 0 0 8 8 18.00 3.000																					
Turk Farrell, R ERA: 4.5 (7, 1)	2.0 10 2 1 1 1 1 0 1 0 0 0 0 10 15 4.50 1.500																					
Juan Marichal, R ERA: 0.00 (9, 1)	1.0 W 3 0 0 0 1 0 0 0 0 0 0 0 5 5 0.00 0.000																					

Batter	1	2	3	4	5	6	7	8	9	AB	R	H	RBI	BB	SO	LOB	BOTTOM					
Roberto Clemente, R Chris Short, R Turk Farrell, R Bill White, L Juan Marichal, R (1, 9) (6, 1) (7, 1) (8, PH) (9, 1)										3	1	1	0	0	1	1	American League All-Stars @ National League All-Stars Shea Stadium, Flushing, NY Tue Jul 07 1964, 3:33 AM EDT Att: 50,850 - Unknown livebaseballscores.com					
Dick Groat, R Leo Cardenas, R (1, 6) (5, PR) (6, 6)									3	0	1	1	0	1	1							
Billy Williams, L OBP: 0.250, SLG: 1.000 (1, 7)									4	1	1	1	0	0	1							
Willie Mays, R (1, 8)										3	1	0	0	1	0							
Orlando Cepeda, R Curt Flood, R (1, 3) (9, PR)										4	0	1	0	0	0	0						
Ken Boyer, R OBP: 0.500, SLG: 1.250 (1, 5)										4	1	2	1	0	1	1						
Joe Torre, R Johnny Edwards, L (1, 2) (5, 2)										2	0	0	0	0	0	1						
Ron Hunt, R Hank Aaron, R (1, 4) (9, PH)										3	0	1	0	0	1	0						
Don Drysdale, R Willie Stargell, L Jim Bunning, R Johnny Callison, L (1, 1) (3, PH) (4, 1) (5, PH) (6, 9)										1	0	0	0	0	0	1						
Inning Stats	R: 0 E: 0 K: 2 S: 7	H: 0 LOB: 0 BB: 0 P: 7	R: 0 E: 0 K: 0 S: 4	H: 1 LOB: 1 BB: 0 P: 4	R: 0 E: 0 K: 0 S: 4	H: 1 LOB: 1 BB: 0 P: 4	R: 2 E: 0 K: 0 S: 5	H: 2 LOB: 0 BB: 0 P: 5	R: 1 E: 0 K: 0 S: 5	H: 2 LOB: 1 BB: 0 P: 5	R: 0 E: 0 K: 1 S: 5	H: 0 LOB: 0 BB: 0 P: 5	R: 0 E: 0 K: 2 S: 7	H: 0 LOB: 0 BB: 0 P: 7	R: 0 E: 0 K: 1 S: 6	H: 0 LOB: 2 BB: 2 P: 14		R: 4 E: 1 K: 1 S: 6	H: 2 LOB: 1 BB: 2 P: 14	1B: 4 2B: 1 3B: 0 HR: 3	SF: 0 SAC: 0 DP: 0 HBP: 0	WP: 0 PB: 0 CS: 0
PITCHER	IP WLS BF H R ER SO BB IBB HBP BLK WP HR S P ERA WHIP																					
Dean Chance, R ERA: 0.00 (1, 1)	3.0 11 2 0 0 2 0 0 0 0 0 0 2 5 5 0.00 0.667																					
John Wyatt, R ERA: 18.0 (4, 1)	1.0 5 2 2 2 0 0 0 0 0 0 0 2 5 5 18.00 2.000																					
Camilo Pascual, R ERA: 4.5 (5, 1)	2.0 8 2 1 1 1 0 0 0 0 0 0 0 10 10 4.50 1.000																					
Dick Radatz, R ERA: 13.5 (7, 1)	2.2 L 12 2 4 4 5 1 1 0 0 0 1 20 28 13.50 1.125																					

Batter	1	2	3	4	5	6	7	8	9	AB	R	H	RBI	BB	SO	LOB	TOP																			
Willie Mays, R OBP: 0.800, SLG: 1.333										3	2	1	1	2	1	2																				
Hank Aaron, R OBP: 0.200, SLG: 0.200										5	0	1	0	0	0	2																				
Willie Stargell, L Roberto Clemente, R										3	2	2	2	0	1	0																				
Dick Allen, R Ron Santo, R										3	0	1	0	0	1	1																				
Joe Torre, R										4	1	1	2	0	0	3																				
Ernie Banks, R										4	0	2	0	0	1	0																				
Pete Rose, S										2	0	0	0	1	2	0																				
Maury Wills, S Leo Cardenas, R										4	0	1	0	0	0	4																				
Juan Marichal, R Coke Rios, R Jim Maloney, L Don Drysdale, R Frank Robinson, R Sandy Koufax, R Turk Farrell, R Bobby Richardson, R										1	1	1	0	0	0	0																				
Inning Stats	R: 3 E: 0 K: 0 S: 7	H: 4 LOB: 2 BB: 1 P: 11	R: 2 E: 0 K: 1 S: 6	H: 2 LOB: 0 BB: 1 P: 10	R: 0 E: 0 K: 2 S: 7	H: 0 LOB: 0 BB: 0 P: 7	R: 0 E: 0 K: 1 S: 5	H: 0 LOB: 0 BB: 0 P: 5	R: 0 E: 0 K: 1 S: 6	H: 1 LOB: 1 BB: 0 P: 6	R: 0 E: 0 K: 2 S: 8	H: 1 LOB: 1 BB: 0 P: 8	R: 1 E: 0 K: 0 S: 4	H: 2 LOB: 1 BB: 1 P: 8	R: 0 E: 0 K: 0 S: 5	H: 1 LOB: 2 BB: 0 P: 5	R: 0 E: 0 K: 0 S: 3	H: 0 LOB: 0 BB: 0 P: 3	1B: 8 2B: 0 3B: 0 HR: 3	SF: 0 SAC: 1 DP: 2 HBP: 0	WP: 0 PB: 0 SB: 0 CS: 0	PA: 40														
PITCHER	IP WLS BF H R ER SO BB IBB HBP BLK WP HR S P ERA WHIP																																			
Milt Pappas, R ERA: 27.0	1.0	8	4	3	3	0	1	0	0	0	0	0	2	7	11	27.00	5.000																			
Mudcat Grant, R ERA: 9.0	2.0	7	2	2	2	3	1	0	0	0	0	0	1	13	17	9.00	1.500																			
Pete Richert, L ERA:	2.0	7	1	0	0	2	0	0	0	0	0	0	0	11	11	0.00	0.500																			
Sam McDowell, L ERA: 4.5	2.0	L	9	3	1	1	2	1	0	0	0	0	0	12	16	4.50	2.000																			
Eddie Fisher, R ERA:	2.0	8	1	0	0	0	0	0	0	0	0	0	0	8	8	0.00	0.500																			

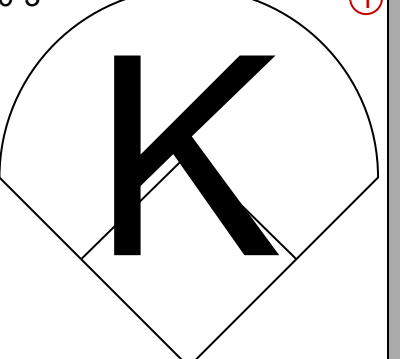
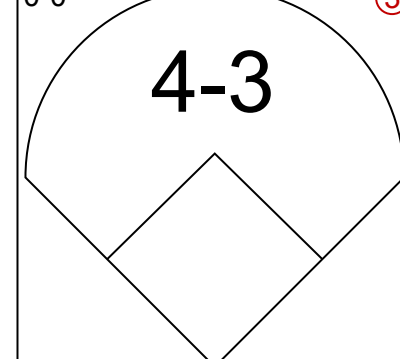
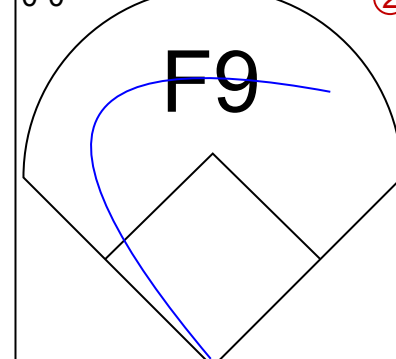
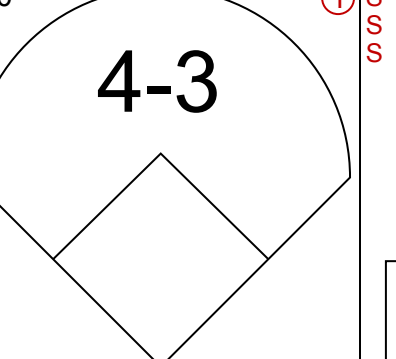
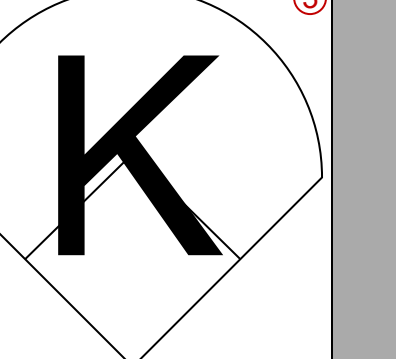
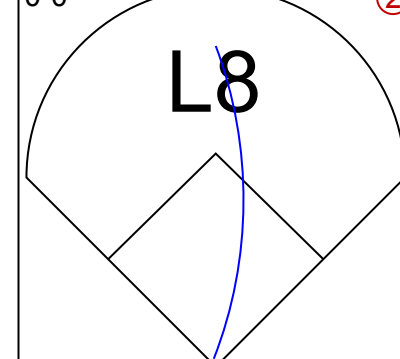
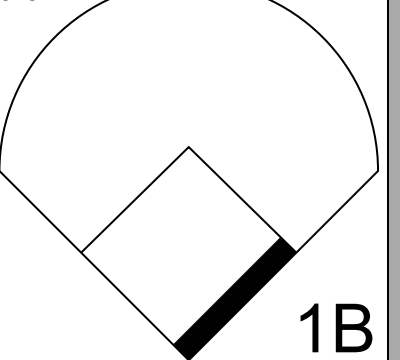
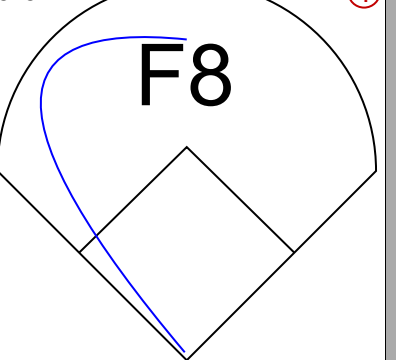
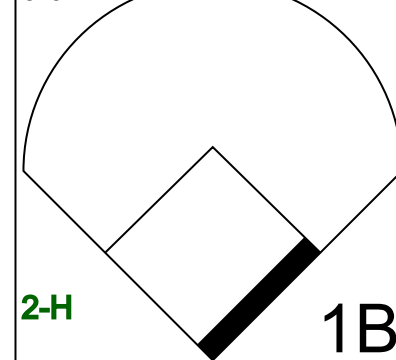
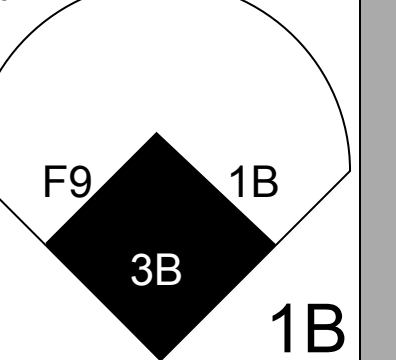
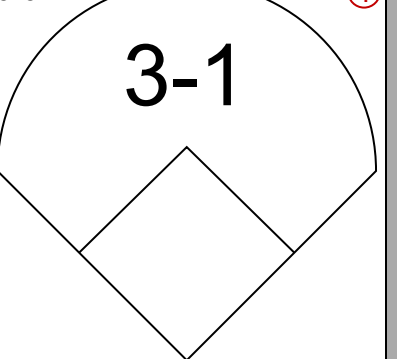
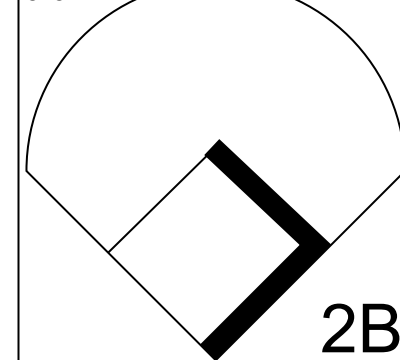
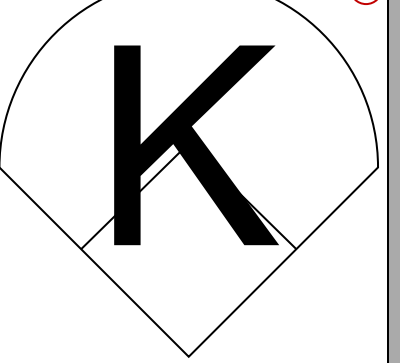
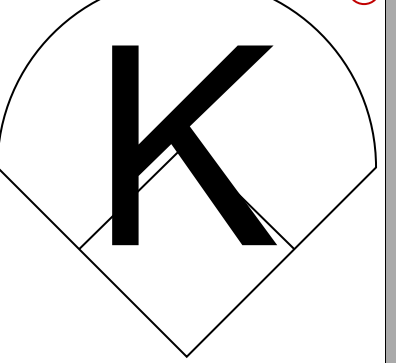
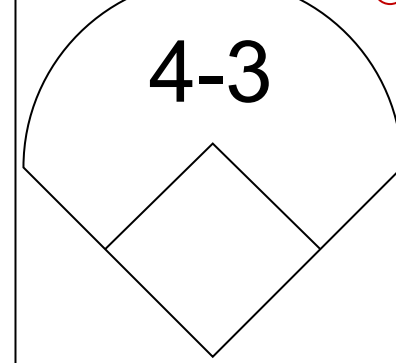
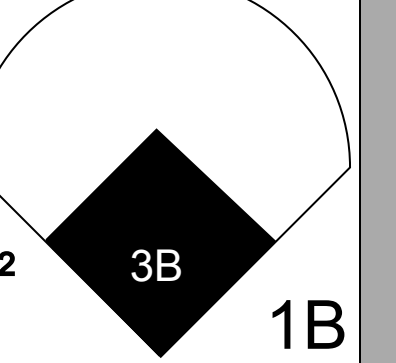
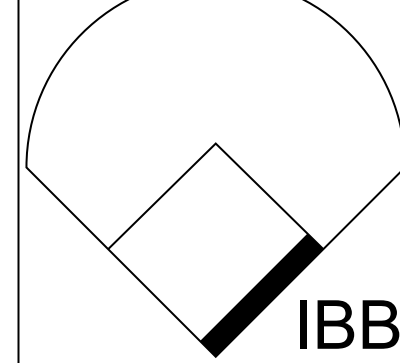
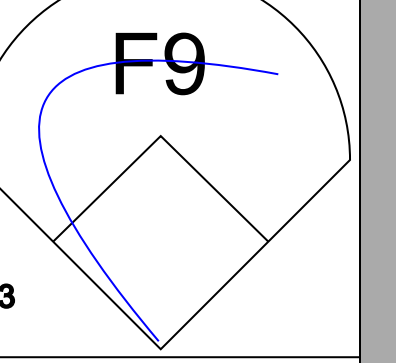
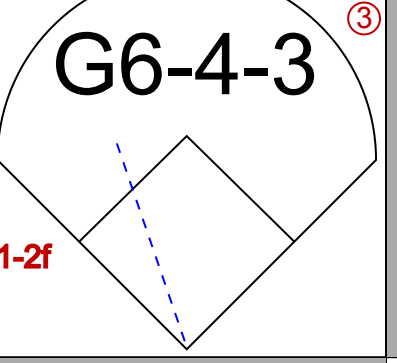
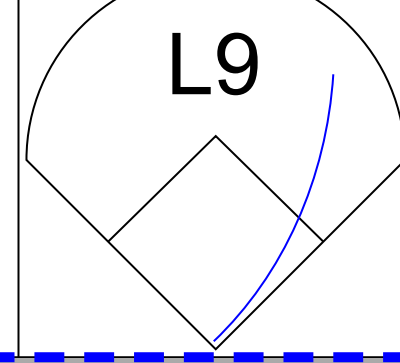
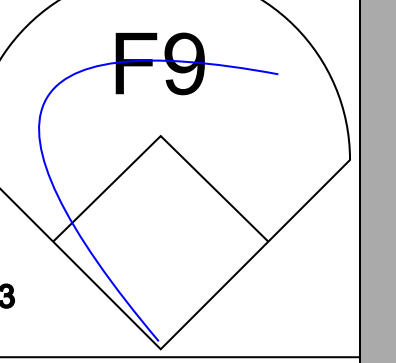
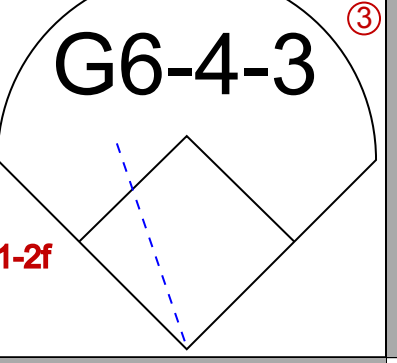
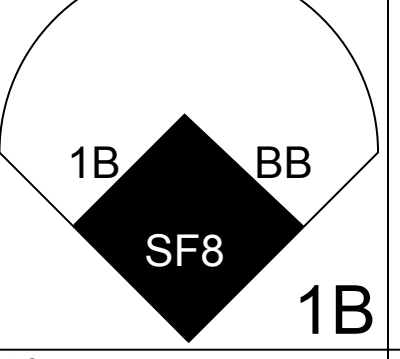
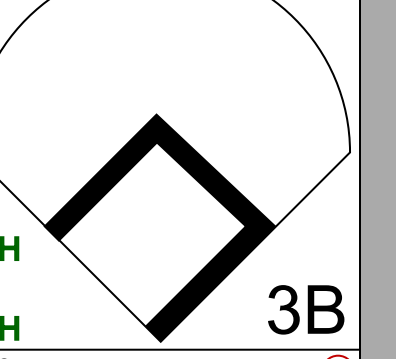

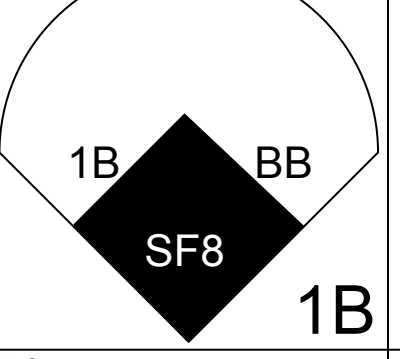
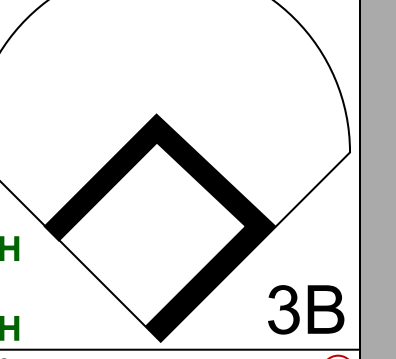
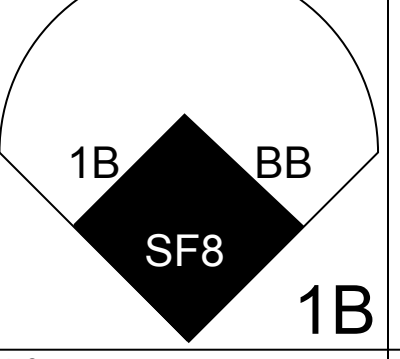
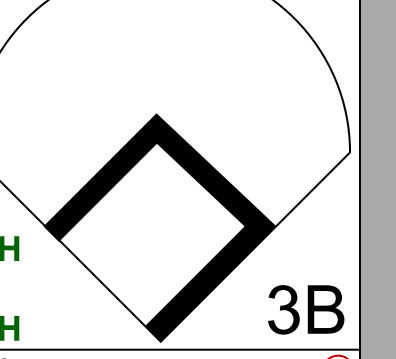
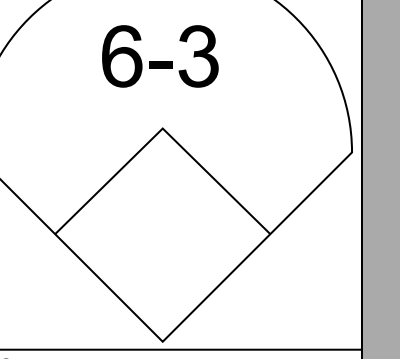
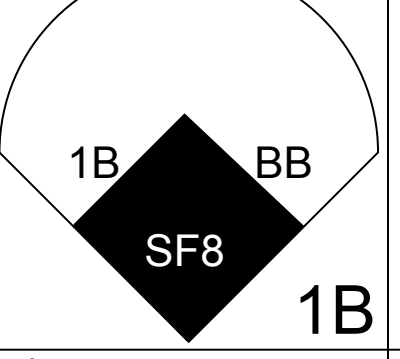
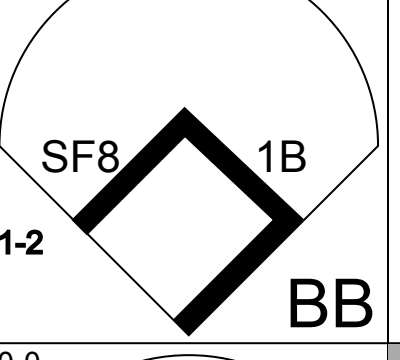
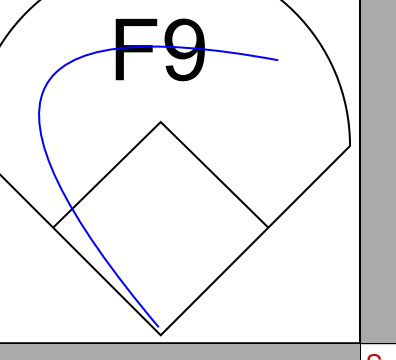
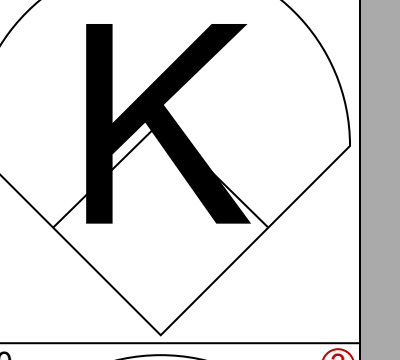
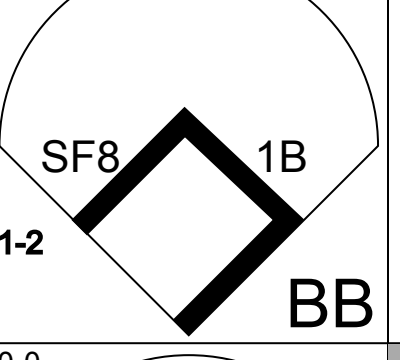
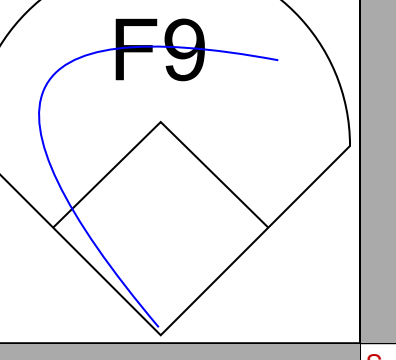
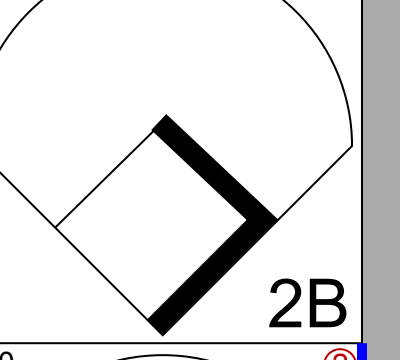
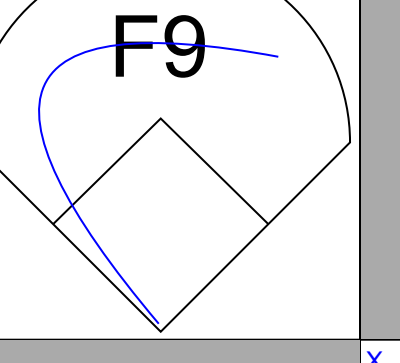
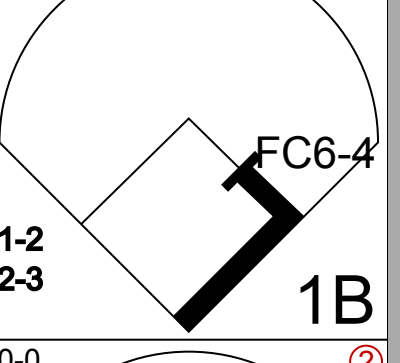

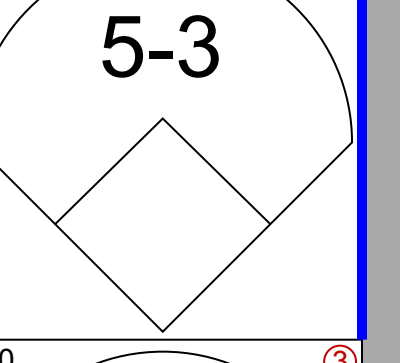

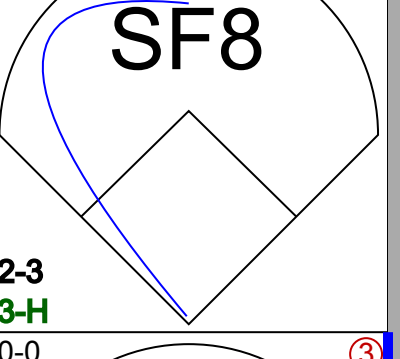
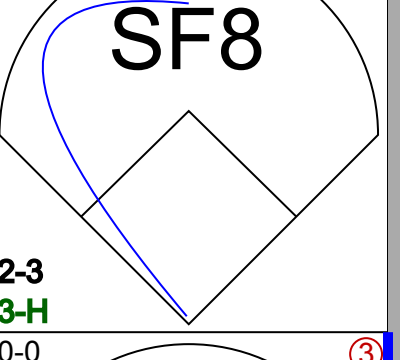
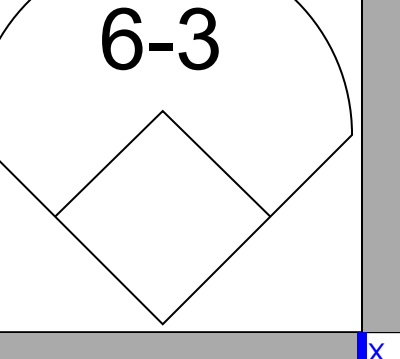

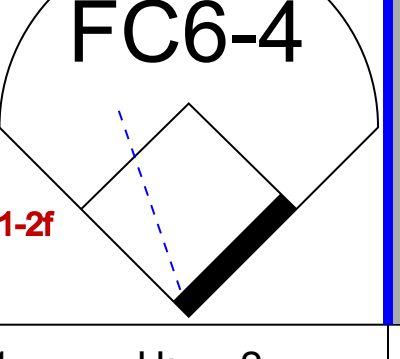
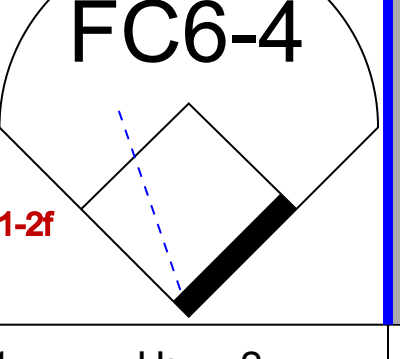

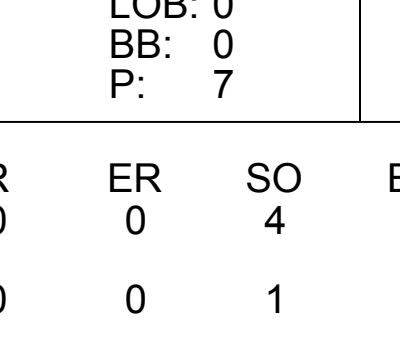
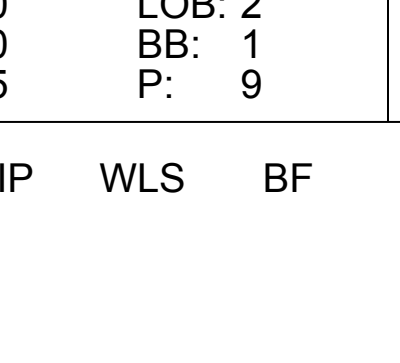
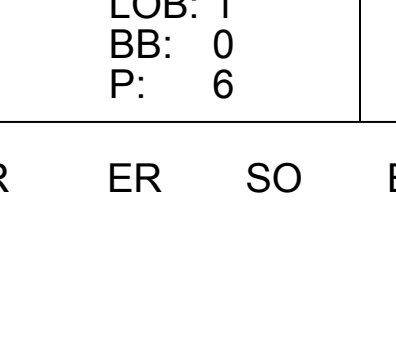
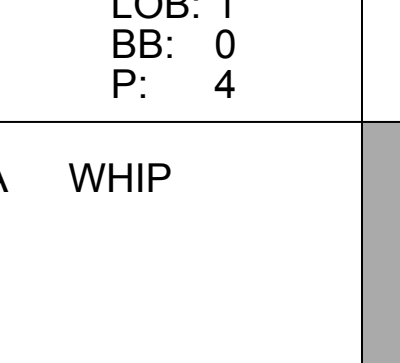




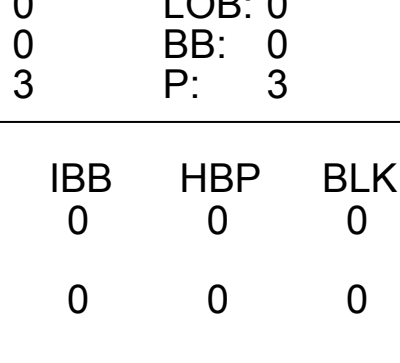
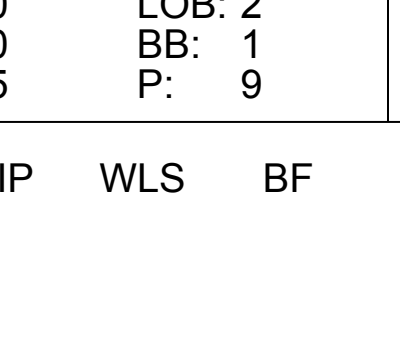
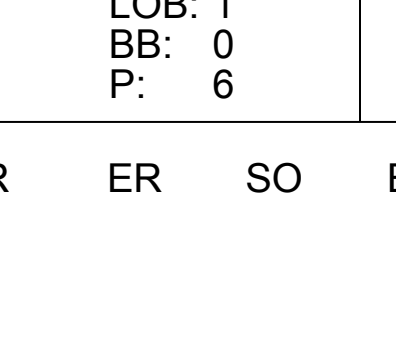
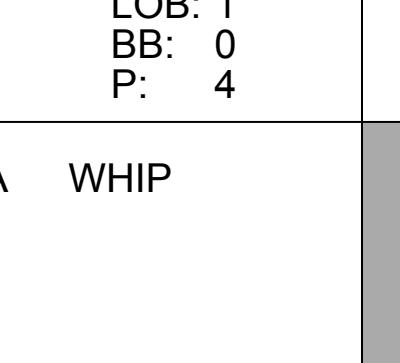




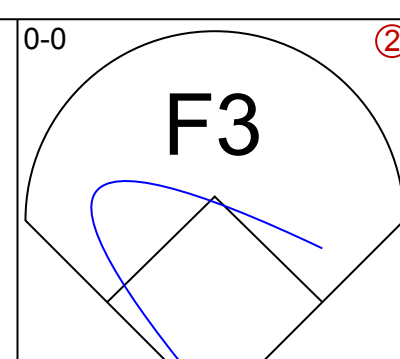
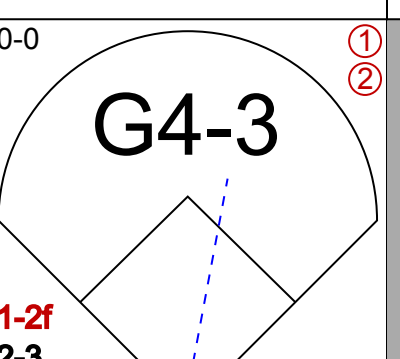

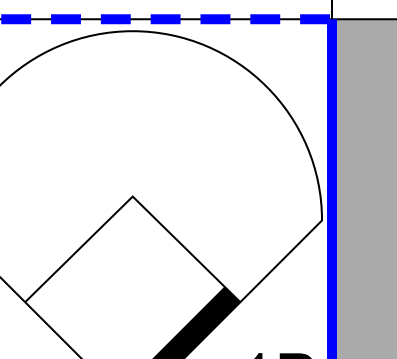
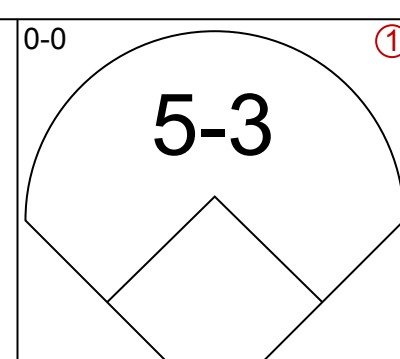
National League All-Stars @ American League All-Stars
Metropolitan Stadium, Bloomington, MI
Tue Jul 13 1965, 4:33 AM EDT
Att: 46,706 - Unknown

AB 36
R 6
H 11
RBI 6
BB 3
SO 7
LOB 17

Batter	1	2	3	4	5	6	7	8	9	AB	R	H	RBI	BB	SO	LOB	BOTTOM																				
Dick McAuliffe, L Sam McDowell, L										3	2	2	2	0	0	0																					
Tony Oliva, L										4	1	1	0	0	1	1																					
Brooks Robinson, R Max Alvis, R										3	1	1	2	2	1	1																					
Harmon Killebrew, R										4	0	1	1	0	0	1																					
Rocky Colavito, R Eddie Fisher, R										0	0	0	0	0	0	0																					
Joe Pepitone, L										1	0	0	0	0	1	1																					
Willie Horton, R										3	0	0	0	1	1	2																					
Felix Mantilla, R Bobby Richardson, R										2	0	0	0	0	0	2																					
Vic Davalillo, L Zolio Versalles, R										2	0	1	0	0	0	0																					
Earl Batley, R										2	0	0	0	0	0	1																					
Bill Freehan, R										1	0	1	0	1	0	0																					
Milt Pappas, R Mudcat Grant, R Al Kaline, R Pete Richert, L Jimmie Hall, L										0	0	0	0	0	0	0																					
Inning Stats	R: 0 E: 0 K: 0 S: 3	H: 0 LOB: 0 BB: 0 P: 3	R: 0 E: 0 K: 0 S: 3	H: 0 LOB: 0 BB: 0 P: 3	R: 0 E: 0 K: 1 S: 7	H: 1 LOB: 0 BB: 0 P: 3	R: 1 E: 0 K: 1 S: 7	H: 2 LOB: 1 BB: 1 P: 11	R: 4 E: 0 K: 0 S: 6	H: 3 LOB: 0 BB: 1 P: 10	R: 0 E: 0 K: 1 S: 5	H: 0 LOB: 2 BB: 2 P: 13	R: 0 E: 0 K: 0 S: 3	H: 0 LOB: 1 BB: 1 P: 7	R: 0 E: 0 K: 1 S: 6	H: 1 LOB: 2 BB: 1 P: 10	R: 0 E: 0 K: 2 S: 8	H: 1 LOB: 1 BB: 0 P: 8	1B: 5 2B: 1 3B: 0 HR: 2	SF: 0 SAC: 0 DP: 1 HBP: 0	WP: 1 PB: 0 SB: 0 CS: 0	PA: 40															
PITCHER	IP WLS BF H R ER SO BB IBB HBP BLK WP HR S P ERA WHIP																																				
Juan Marichal, R ERA:	1.1	3	0	0	0	0	0	0	0	0	0	0	0	0	0	0	0.00	0.333																			
Jim Maloney, R ERA: 27.0	1.2	12	5	5	5	1	2	0	0	0	1	2	12	20	27.00	4.200																					
Don Drysdale, R ERA:	0.1	1	0	0	0	0	0	0	0	0	0	1	1	0.00	0.000																						
Sandy Koufax, L ERA:	1.0	W	5	0	0	0	2	0	0	0	0	0	5	13	0.00	2.000																					
Turk Farrell, R ERA:	1.0	4	0	0	0	0	1	0	0	0	0	0	3	7	0.00	1.000																					


National League All-Stars @ American League All-Stars
Metropolitan Stadium, Bloomington, MI
Tue Jul 13 1965, 4:33 AM EDT
Att: 46,706 - Unknown

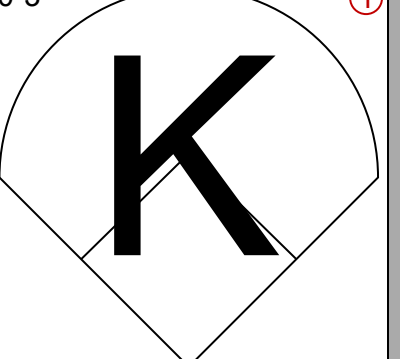
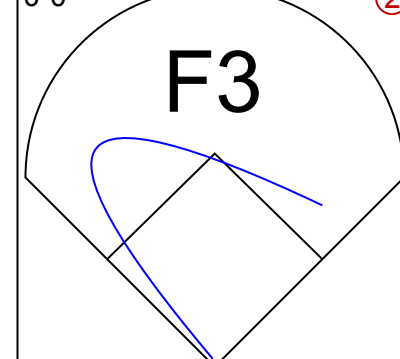
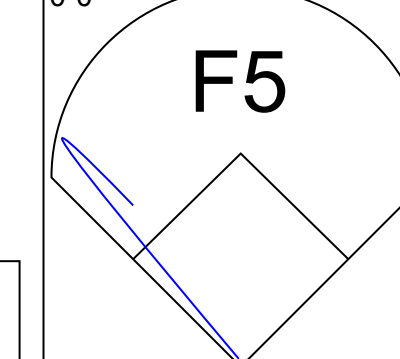
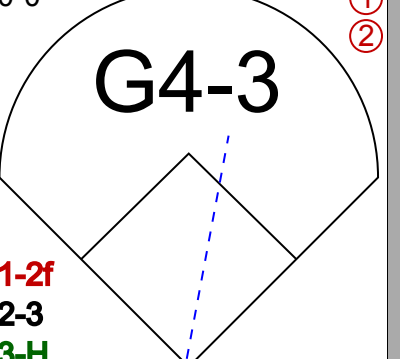
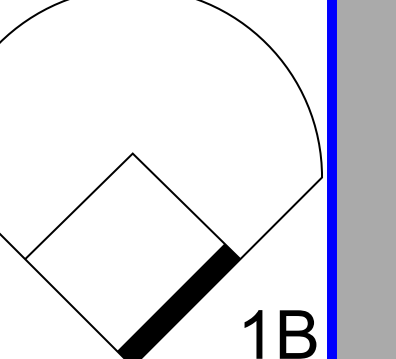
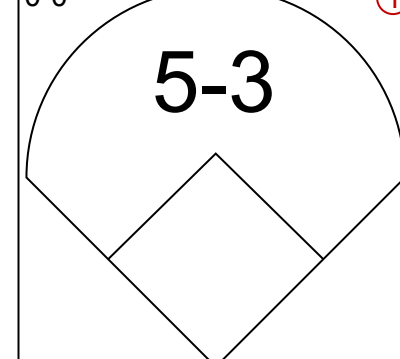
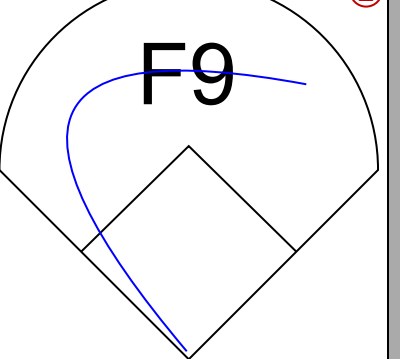
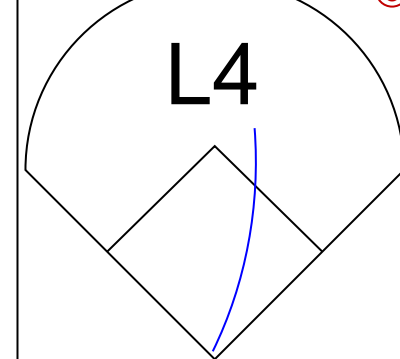

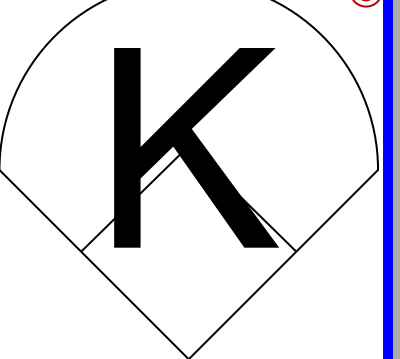
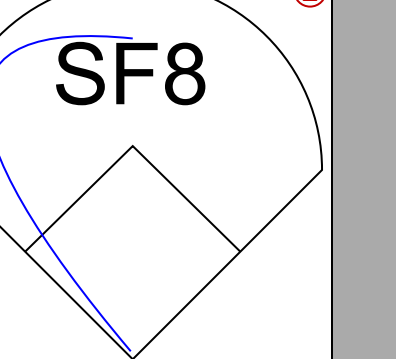
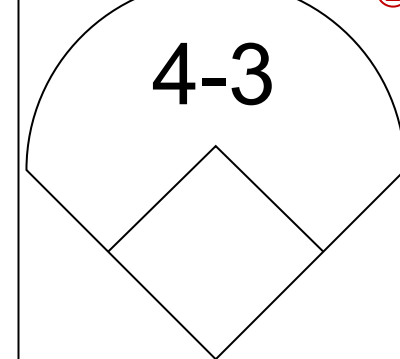
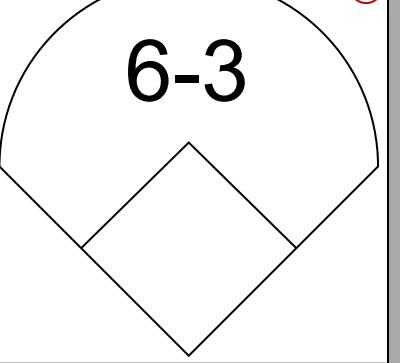



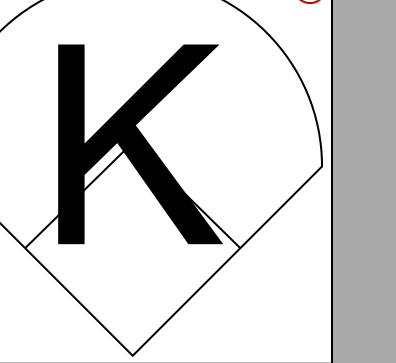
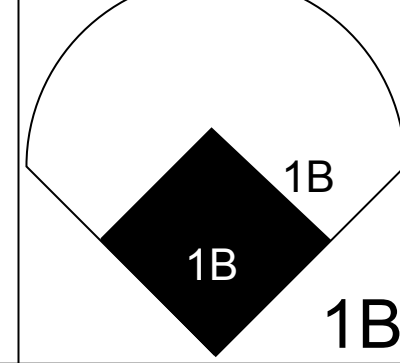




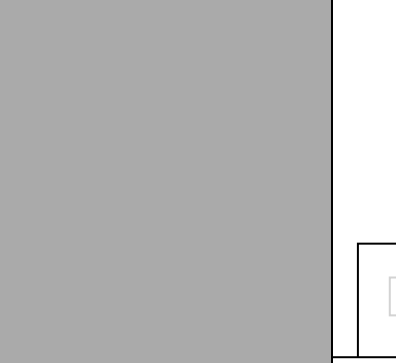
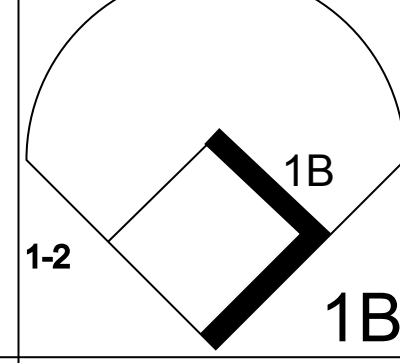





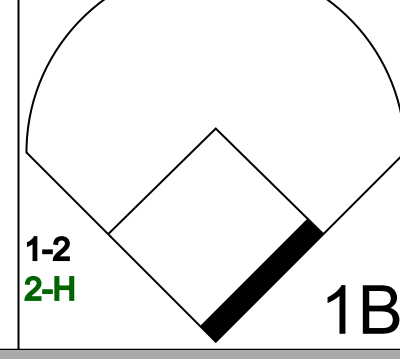


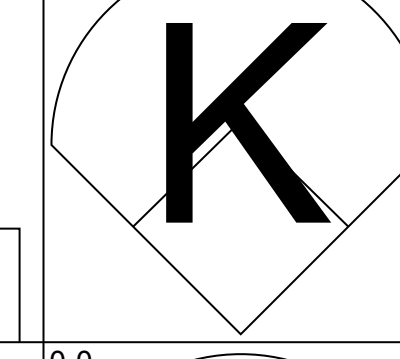

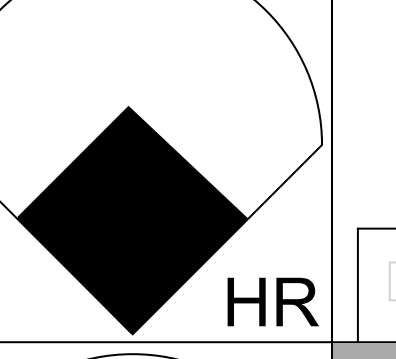

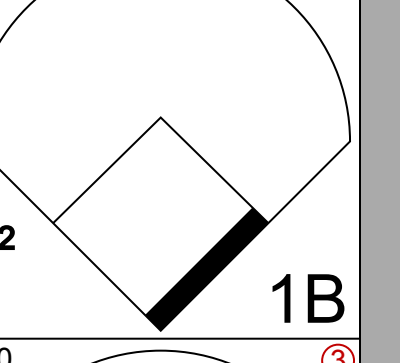

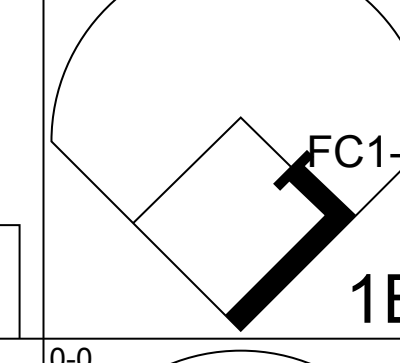
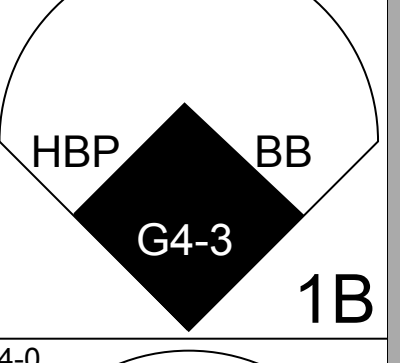
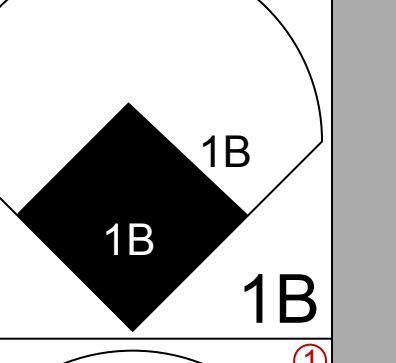
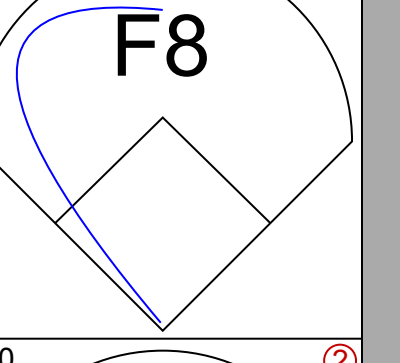
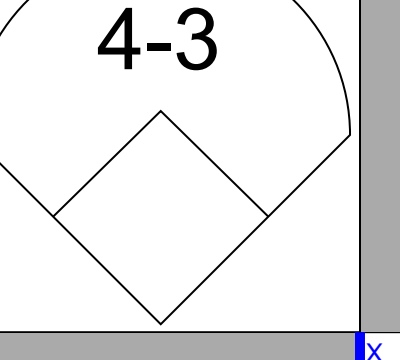

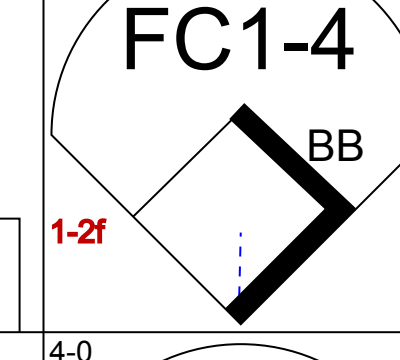
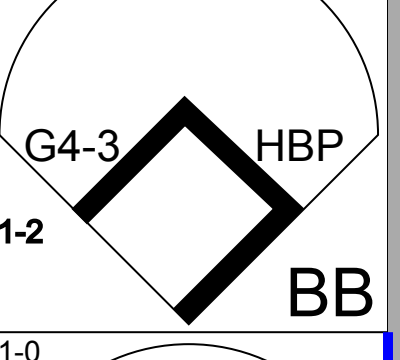
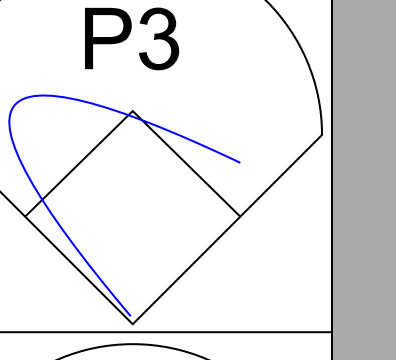
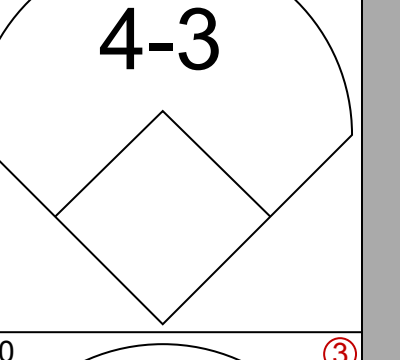


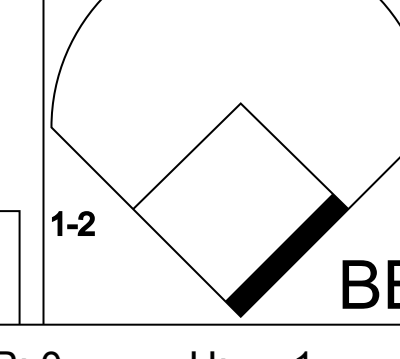
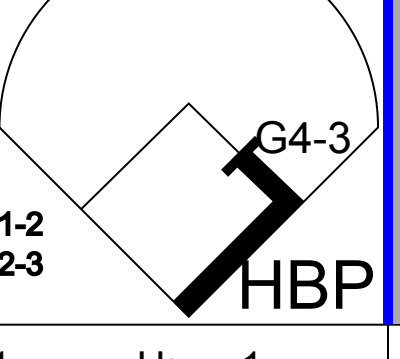
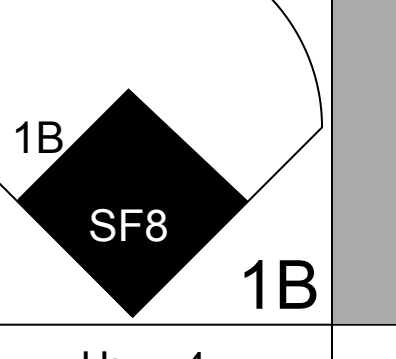
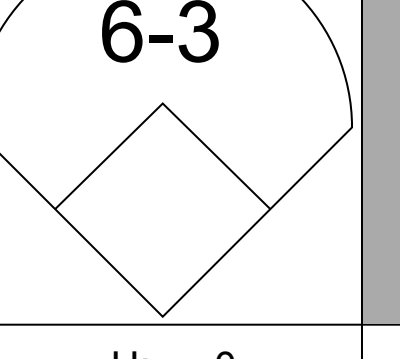
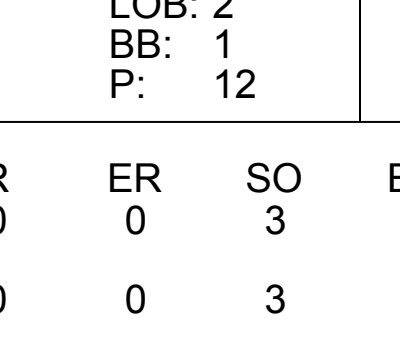
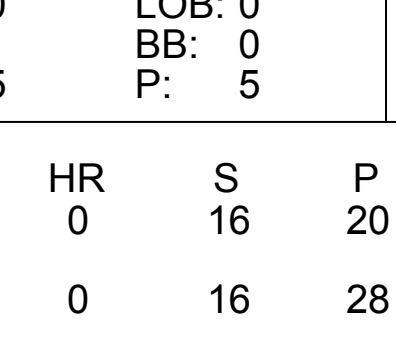
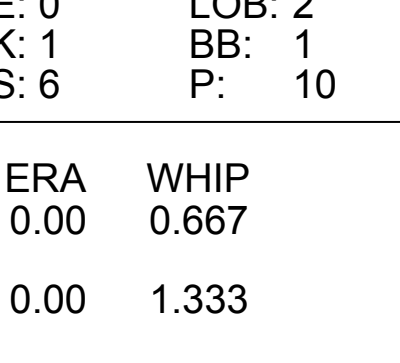
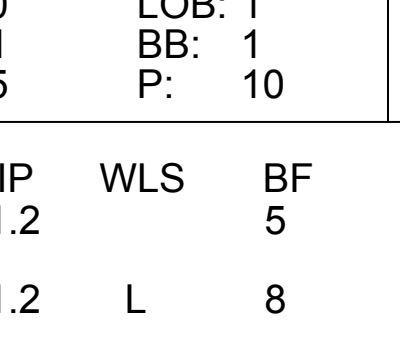
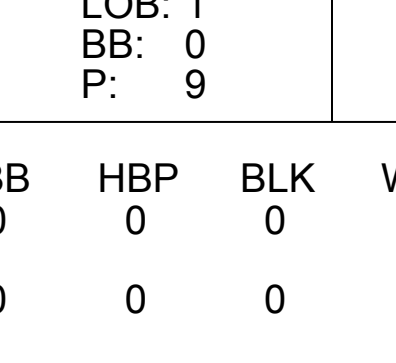
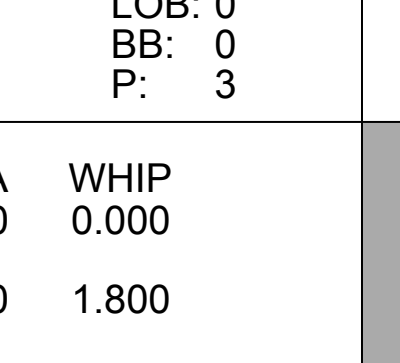


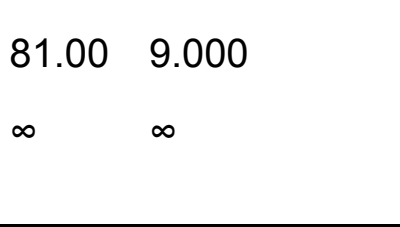



AB 34
R 5
H 8
RBI 5
BB 6
SO 5
LOB 16

Batter	1	2	3	4	5	6	7	8	9	10	11	12	AB	R	H	RBI	BB	SO	LOB	TOP										
Luis Aparicio, R (1.6)													6	0	0	0	0	2	2											
Carl Yastrzemski, L OBP: 0.667, SLG: 0.833 (1.8)													6	1	4	1	0	0	0											
Frank Robinson, R (1.9)													3	0	0	0	0	2	2											
Willie Horton, R OBP: 1.000, SLG: 1.000 (5.7)													2	1	2	0	1	0	0											
Boog Powell, L Amos Otis, R (7.8)													3	0	0	0	0	0	1											
Harmon Killebrew, R OBP: 0.500, SLG: 0.500 (5.9)													2	0	1	0	0	1	0											
Tommy Harper, R (5.9)													0	0	0	0	0	0	0											
Brooks Robinson, R OBP: 0.667, SLG: 1.333 (5.5)													3	1	2	2	0	0	0											
Frank Howard, R (1.7)													2	0	0	0	0	1	1											
Tony Oliva, L OBP: 0.667, SLG: 1.000 (5.9)													2	0	1	0	1	0	1											
Davey Johnson, R OBP: 0.200, SLG: 0.200 (1.4)													5	0	1	0	0	1	2											
Clyde Wright, R (11.1)													0	0	0	0	0	0	0											
Bill Freehan, R (1.2)													1	0	0	0	0	0	0											
Ray Fosse, R OBP: 0.500, SLG: 0.500 (5.2)													2	1	1	1	1	0	1											
Jim Palmer, R Don Minick, L Alex Johnson, R Jim Perry, R Jim Fregue, R Curtis Kasper, R Fritz Peterson, R Mel Stottlemyre, R Eddie Murray, R (1.1)														1	0	0	0	0	0	0										
Inning Stats	R: 0 E: 0 K: 2 S: 8	H: 1 LOB: 1 BB: 0 P: 8	R: 0 E: 0 K: 2 S: 7	H: 0 LOB: 0 BB: 0 P: 7	R: 0 E: 0 K: 0 S: 3	H: 0 LOB: 0 BB: 0 P: 3	R: 0 E: 0 K: 1 S: 5	H: 0 LOB: 0 BB: 0 P: 6	R: 0 E: 0 K: 0 S: 3	H: 1 LOB: 1 BB: 0 P: 3	R: 1 E: 0 K: 0 S: 5	H: 2 LOB: 2 BB: 1 P: 5	R: 1 E: 0 K: 0 S: 5	H: 2 LOB: 2 BB: 1 P: 9	R: 2 E: 0 K: 2 S: 6	H: 3 LOB: 1 BB: 0 P: 6	R: 0 E: 0 K: 2 S: 7	H: 1 LOB: 0 BB: 0 P: 3	R: 0 E: 0 K: 0 S: 4	H: 1 LOB: 1 BB: 0 P: 4	R: 0 E: 0 K: 0 S: 3	H: 1 LOB: 0 BB: 0 P: 3	R: 0 E: 0 K: 0 S: 4	H: 1 LOB: 1 BB: 0 P: 4	R: 0 E: 0 K: 0 S: 4	H: 1 LOB: 2 BB: 1 P: 8	1B: 9 2B: 2 3B: 1 HR: 0	SF: 1 SAC: 1 DP: 1 HBP: 0	WP: 0 PB: 0 CS: 0	PA: 50
PITCHER	IP	WLS	BF	H	R	ER	SO	BB	IBB	HBP	BLK	WP	HR	S	P	ERA	WHIP													
Tom Seaver, R ERA: 0.00 (1.1)	3.0		10	1	0	0	4	0	0	0	0	0	0	8	8	0.00	0.500													
Jim Merritt, L ERA: 0.00 (4.1)	2.0		6	1	0	0	1	0	0	0	0	0	0	8	8	0.00	0.500													
Gaylord Perry, R ERA: 9.0 (6.1)	2.0		11	4	2	2	0	1	0	0	0	0	0	10	14	9.00	2.500													
Bob Gibson, R ERA: 9.0 (8.1)	2.0		10	3	2	2	2	1	0	0	0	0	0	13	17	9.00	2.000													
Claude Osteen, L ERA: 0.00 (10.1)	3.0	W	12	3	0	0	0	0	1	0	0	0	0	11	15	0.00	1.000													

American League All-Stars @ National League All-Stars
Riverfront Stadium, Cincinnati, OH
Tue Jul 14 1970, 8:05 PM EDT
Att. 51,838 - Unknown - 80 F

AB 44
R 4
H 12
RBI 4
BB 3
SO 7
LOB 18



Batter	1	2	3	4	5	6	7	8	9	10	11	12	AB	R	H	RBI	BB	SO	LOB	BOTTOM								
Willie Mays, R (1.8)													3	0	0	0	0	1	2									
Gaylord Perry, R Willie McCovey, L OBP: 0.500, SLG: 0.500 (7.9)													2	0	0	1	1	0	0	2								
Claude Osteen, L (9.9)													0	0	0	0	0	0	0	0								
Joe Torre, R (12.9)													1	0	0	0	0	0	0	0								
Dick Allen, R Bob Gibson, R Roberto Clemente, R (1.3)													3	0	0	0	1	1	1	1								
Hank Aaron, R Pete Rose, S OBP: 0.500, SLG: 0.333 (1.9)													2	0	0	0	0	0	0	0								
Tony Perez, R Billy Grabarkewitz, R OBP: 0.333, SLG: 0.333 (7.5)													3	0	0	0	0	2	2									
Rico Carty, R Jim Hickman, R OBP: 0.250, SLG: 0.250 (1.7)													3	0	1	0	0	0	0	0								
Johnny Bench, R Dick Dietz, R OBP: 0.500, SLG: 2.000 (1.2)													3	0	0	0	0	3	3									
Don Kessinger, S Bud Harrelson, S OBP: 0.667, SLG: 0.667 (1.6)													2	0	2	0	0	0	0	0								
Glenn Beckert, R Cito Gaston, R (6.8)													2	0	0	0	0	0	3									
Tom Seaver, R Randy Stabo, L Jim Merritt, L Denis Menke, R Joe Morgan, L OBP: 0.500, SLG: 0.500 (1.1)													0	0	0	0	0	0	0	0								
Inning Stats	R: 0 E: 0 K: 1 S: 5	H: 0 LOB: 0 BB: 0 P: 5	R: 0 E: 0 K: 2 S: 8	H: 1 LOB: 2 BB: 1 P: 12	R: 0 E: 0 K: 0 S: 3	H: 0 LOB: 0 BB: 0 P: 3	R: 0 E: 0 K: 1 S: 5	H: 0 LOB: 0 BB: 0 P: 6	R: 0 E: 0 K: 1 S: 6	H: 1 LOB: 2 BB: 1 P: 10	R: 1 E: 0 K: 1 S: 5	H: 1 LOB: 1 BB: 1 P: 13	R: 0 E: 0 K: 0 S: 3	H: 0 LOB: 0 BB: 0 P: 6	R: 3 E: 0 K: 1 S: 9	H: 4 LOB: 1 BB: 0 P: 9	R: 0 E: 0 K: 1 S: 5	H: 0 LOB: 0 BB: 0 P: 5	R: 0 E: 0 K: 0 S: 3	H: 0 LOB: 0 BB: 0 P: 3	R: 0 E: 0 K: 0 S: 4	H: 0 LOB: 0 BB: 0 P: 4	R: 1 E: 0 K: 0 S: 5	H: 3 LOB: 2 BB: 1 P: 6	1B: 9 2B: 0 3B: 0 HR: 1	SF: 1 SAC: 0 DP: 1 HBP: 1	WP: 0 PB: 0 CS: 0	PA: 50
PITCHER	IP	WLS	BF	H	R	ER	SO	BB	IBB	HBP	BLK	WP	HR	S	P	ERA	WHIP											
Jim Palmer, R ERA: 0.00 (1.1)	3.0		11	1	0	0	3	1	0	0	0	0	0	16	20	0.00	0.667											
Sam McDowell, L ERA: 0.00 (4.1)	3.0		13	1	0	0	3	3	0	0	0	0	0	16	28	0.00	1.333											
Jim Perry, R ERA: 4.5 (7.1)	2.0		8	1	1	1	3	1	0	1	0	0	0	12	17	4.50	1.000											
Catfish Hunter, R ERA: 81.0 (9.1)	0.1		4	3	3	3	0	0	0	0	0	0	1	4	4	81.00	9.000											
Fritz Peterson, L ERA: 0.00 (9.1)	0.0		1	1	0	0	0	0	0	0	0	0	0	1	1	∞	∞											
PITCHER	IP	WLS	BF	H	R	ER	SO	BB	IBB	HBP	BLK	WP	HR	S	P	ERA	WHIP											
Mel Stottlemyre, R ERA: 5.4 (9.1)	1.2		5	0	0	0	2	0	0	0	0	0	0	9	9	0.00	0.000											
Clyde Wright, L ERA																												

Batter	1	2	3	4	5	6	7	8	9	AB	R	H	RBI	BB	SO	LOB	TOP					
Willie Mays, R Roberto Clemente, R Felix Millan, R	6-3		F9		K			HR		2	0	0	0	0	0	0	National League All-Stars @ American League All-Stars Tiger Stadium, Detroit, MI Tue Jul 13 1971, 8:05 PM EDT Att: 53,559 - Unknown livebaseballscorecards.com					
Hank Aaron, R Lee May, R	5-3		HR			G5-4-3 BB		1-3		2	1	1	1	0	0	0						
Joe Torre, R Ron Santo, R	P4		K			G5-4-3 1-2		1-3		3	0	0	0	0	1	1						
Willie Stargell, L Lou Brock, L		HR HBP		K2-3		K			B1-3	2	1	0	0	0	2	0						
Willie McCovey, L Juan Marichal, R Don Kessinger, S		K		4-3			F9		F9	2	0	0	0	0	1	1						
Johnny Bench, R		HR		5-3					P5	4	1	2	2	0	0	0						
Glenn Beckert, R Pete Rose, S		F9			4-3				P6	3	0	0	0	0	0	1						
Bud Harrelson, S Fergie Jenkins, R Nate Colbert, R Don Wilson, R		F9			6-3				K	2	0	0	0	0	0	0						
Dock Ellis, S Willie Davis, L Bobby Bonds, R			K						K	1	0	0	0	0	0	0						
										1	0	0	0	0	1	0						
Inning Stats	R: 0 E: 0 K: 0 S: 3	H: 0 LOB: 0 BB: 0 P: 3	R: 2 E: 0 K: 1 S: 6	H: 1 LOB: 0 BB: 0 P: 7	R: 1 E: 0 K: 2 S: 8	H: 1 LOB: 0 BB: 0 P: 8	R: 0 E: 0 K: 1 S: 5	H: 0 LOB: 0 BB: 0 P: 5	R: 0 E: 0 K: 1 S: 6	H: 1 LOB: 0 BB: 0 P: 6	R: 0 E: 0 K: 1 S: 4	H: 0 LOB: 0 BB: 1 P: 8	R: 0 E: 0 K: 1 S: 6	H: 1 LOB: 0 BB: 0 P: 6	R: 1 E: 0 K: 1 S: 6	H: 1 LOB: 0 BB: 0 P: 6	R: 0 E: 0 K: 0 S: 3	H: 0 LOB: 0 BB: 0 P: 3	1B: 2 2B: 0 3B: 0 HR: 3	SF: 0 SAC: 0 DP: 1 HBP: 1	WP: 0 PB: 0 SB: 0 CS: 0	PA: 33
PITCHER	IP WLS BF H R ER SO BB IBB HBP BLK WP HR S P ERA WHIP																					
Vida Blue, L ERA: 9.0	3.0 W 12 2 3 3 3 0 0 0 0 0 2 17 18 9.00 0.667																					
Jim Palmer, R ERA	2.0 7 1 0 0 2 0 0 0 0 0 0 11 11 0.00 0.500																					
Mike Cuellar, L ERA	2.0 7 1 0 0 2 1 0 0 0 0 0 10 14 0.00 1.000																					
Mickey Lolich, L ERA: 4.5	2.0 S 7 1 1 1 1 0 0 0 0 0 1 9 9 4.50 0.500																					

Batter	1	2	3	4	5	6	7	8	9	AB	R	H	RBI	BB	SO	LOB	BOTTOM					
Rod Carew, L Cookie Rojas, R	4-3		HR				F9			1	1	0	0	2	0	0	National League All-Stars @ American League All-Stars Tiger Stadium, Detroit, MI Tue Jul 13 1971, 8:05 PM EDT Att: 53,559 - Unknown livebaseballscorecards.com					
Bobby Murcer, L Mike Cuellar, L			BB			BB				3	0	1	0	0	1	2						
Don Buford, S Mickey Lolich, S			P5			K			K	0	0	0	0	0	0	0						
Carl Yastrzemski, L	4-3		P6			4-3				3	0	0	0	1	0	3						
Frank Robinson, R Al Kaline, R	6-3		HR				HR		K	2	1	1	2	0	0	1						
Norm Cash, L Harmon Killebrew, R		K	K				HR		G5-4-3	2	0	0	0	0	2	0						
Brooks Robinson, R		6-3								3	0	1	0	0	0	0						
Bill Freehan, R Thurman Munson, R		F7					F8			3	0	0	0	0	0	1						
Luis Aparicio, R			HR						G4-6-3	3	1	1	0	0	0	1						
Vida Blue, S Reggie Jackson, L Jim Palmer, R Frank Howard, R Amos Otis, R			HR				4-3		F7	0	0	0	0	0	0	0						
										1	1	1	2	0	0	0						
Inning Stats	R: 0 E: 0 K: 0 S: 4	H: 1 LOB: 1 BB: 0 P: 4	R: 0 E: 0 K: 1 S: 5	H: 0 LOB: 0 BB: 0 P: 5	R: 4 E: 0 K: 1 S: 8	H: 3 LOB: 1 BB: 1 P: 12	R: 0 E: 0 K: 0 S: 3	H: 0 LOB: 0 BB: 0 P: 3	R: 0 E: 0 K: 1 S: 5	H: 0 LOB: 0 BB: 0 P: 9	R: 2 E: 0 K: 0 S: 5	H: 3 LOB: 0 BB: 0 P: 5	R: 0 E: 0 K: 1 S: 5	H: 0 LOB: 0 BB: 0 P: 5	R: 0 E: 0 K: 1 S: 4	H: 0 LOB: 0 BB: 1 P: 8	R: 0 E: 0 K: 1 S: 4	H: 0 LOB: 0 BB: 1 P: 8	1B: 4 2B: 0 3B: 0 HR: 3	SF: 0 SAC: 0 DP: 2 HBP: 0	WP: 0 PB: 0 SB: 0 CS: 0	PA: 32
PITCHER	IP WLS BF H R ER SO BB IBB HBP BLK WP HR S P ERA WHIP																					
Dock Ellis, R ERA: 12.0	3.0 L 14 4 4 4 2 1 0 0 0 0 0 2 17 21 12.00 1.667																					
Juan Marichal, R ERA	2.0 7 0 0 0 1 1 0 0 0 0 0 8 12 0.00 0.500																					
Fergie Jenkins, R ERA: 18.0	1.0 5 3 2 2 0 0 0 0 0 0 1 5 5 18.00 3.000																					
Don Wilson, R ERA	2.0 6 0 0 0 2 1 0 0 0 0 0 9 13 0.00 0.500																					

Batter	1	2	3	4	5	6	7	8	9	AB	R	H	RBI	BB	SO	LOB	TOP			
Pete Rose, S Wayne Twitchell, R Dave Giusti, R Manny Mota, R Jim Brewer, L	4-3		FC6-4 1B	5-3		G4-6-3 BB		FC4		3	1	0	0	1	0	2	National League All-Stars @ American League All-Stars Royals Stadium, Kansas City, MO Tue Jul 24 1973, 8:05 PM EDT Att: 40,849 - Unknown livebaseballscorecards.com			
Joe Morgan, L OBP: 0.500, SLG: 0.667 Davey Johnson, R	P4		1B		HR	G4-6-3 BB		F2		3	2	1	0	1	0	1				
Cesar Cedeno, R OBP: 0.333, SLG: 0.333 Bill Russell, R	K		1B		K		5-3	L8		3	0	1	1	0	2	1				
Hank Aaron, R OBP: 0.500, SLG: 0.500 Joe Torre, R		P6			P3		2-3	P2		2	0	1	1	0	0	0				
Billy Williams, L OBP: 0.500, SLG: 0.500 Bobby Bonds, R OBP: 1.000, SLG: 3.000			G3							2	0	1	0	0	0	1				
Johnny Bench, R OBP: 0.333, SLG: 1.333 Ted Simmons, S										2	1	2	2	0	0	0				
Ron Santo, R Nate Colbert, R Ron Fairly, L										3	1	1	1	0	0	1				
Chris Speier, R Willie Stargell, L Willie Mays, R Tom Seaver, R Bob Watson, R										1	1	1	0	2	0	0				
Rick Wise, R Darrell Evans, L Claude Osteen, L Don Sutton, R Willie Davis, L OBP: 1.000, SLG: 2.500										1	0	0	0	0	0	0				
Inning Stats	R: 0 E: 0 K: 1 S: 5	H: 0 LOB: 0 BB: 0 P: 5	R: 0 E: 0 K: 0 S: 5	H: 2 LOB: 2 BB: 0 P: 5	R: 2 E: 0 K: 0 S: 4	H: 2 LOB: 1 BB: 2 P: 12	R: 1 E: 0 K: 1 S: 6	H: 1 LOB: 1 BB: 1 P: 10	R: 2 E: 0 K: 1 S: 7	H: 2 LOB: 0 BB: 0 P: 7	R: 0 E: 0 K: 1 S: 6	H: 1 LOB: 1 BB: 0 P: 6	R: 0 E: 0 K: 1 S: 6	H: 1 LOB: 1 BB: 0 P: 6	R: 0 E: 0 K: 0 S: 3	H: 0 LOB: 0 BB: 0 P: 3		1B: 5 2B: 2 3B: 0 HR: 3	SF: 0 SAC: 1 DP: 1 HBP: 0	WP: 0 PB: 1 SB: 0 CS: 0
PITCHER	IP WLS BF H R ER SO	IP WLS BF H R ER SO	IP WLS BF H R ER SO	IP WLS BF H R ER SO	IP WLS BF H R ER SO	IP WLS BF H R ER SO	IP WLS BF H R ER SO	IP WLS BF H R ER SO	IP WLS BF H R ER SO	IP WLS BF H R ER SO	IP WLS BF H R ER SO	IP WLS BF H R ER SO	IP WLS BF H R ER SO	IP WLS BF H R ER SO	IP WLS BF H R ER SO	IP WLS BF H R ER SO	ERA WHIP	ERA WHIP		
Catfish Hunter, R ERA: 0.00	1.1 5 1 0 0 1	1.1 5 1 0 0 1	1.1 5 1 0 0 1	1.1 5 1 0 0 1	1.1 5 1 0 0 1	1.1 5 1 0 0 1	1.1 5 1 0 0 1	1.1 5 1 0 0 1	1.1 5 1 0 0 1	1.1 5 1 0 0 1	1.1 5 1 0 0 1	1.1 5 1 0 0 1	1.1 5 1 0 0 1	1.1 5 1 0 0 1	1.1 5 1 0 0 1	1.1 5 1 0 0 1	0.00 0.750	0.00 1.000		
Ken Holtzman, L ERA: 18.0	0.2 3 1 0 0 0	0.2 3 1 0 0 0	0.2 3 1 0 0 0	0.2 3 1 0 0 0	0.2 3 1 0 0 0	0.2 3 1 0 0 0	0.2 3 1 0 0 0	0.2 3 1 0 0 0	0.2 3 1 0 0 0	0.2 3 1 0 0 0	0.2 3 1 0 0 0	0.2 3 1 0 0 0	0.2 3 1 0 0 0	0.2 3 1 0 0 0	0.2 3 1 0 0 0	0.2 3 1 0 0 0	0.00 1.500	0.00 0.000		
Bert Blyleven, R ERA: 13.5	1.0 6 2 2 2 2	1.0 6 2 2 2 2	1.0 6 2 2 2 2	1.0 6 2 2 2 2	1.0 6 2 2 2 2	1.0 6 2 2 2 2	1.0 6 2 2 2 2	1.0 6 2 2 2 2	1.0 6 2 2 2 2	1.0 6 2 2 2 2	1.0 6 2 2 2 2	1.0 6 2 2 2 2	1.0 6 2 2 2 2	1.0 6 2 2 2 2	1.0 6 2 2 2 2	1.0 6 2 2 2 2	18.00 4.000	13.50 2.000		
Bill Singer, R ERA: 9.0	2.0 9 2 2 2 2	2.0 9 2 2 2 2	2.0 9 2 2 2 2	2.0 9 2 2 2 2	2.0 9 2 2 2 2	2.0 9 2 2 2 2	2.0 9 2 2 2 2	2.0 9 2 2 2 2	2.0 9 2 2 2 2	2.0 9 2 2 2 2	2.0 9 2 2 2 2	2.0 9 2 2 2 2	2.0 9 2 2 2 2	2.0 9 2 2 2 2	2.0 9 2 2 2 2	2.0 9 2 2 2 2	9.00 2.000	9.00 2.000		
Nolan Ryan, R ERA: 9.0	2.0 9 2 2 2 2	2.0 9 2 2 2 2	2.0 9 2 2 2 2	2.0 9 2 2 2 2	2.0 9 2 2 2 2	2.0 9 2 2 2 2	2.0 9 2 2 2 2	2.0 9 2 2 2 2	2.0 9 2 2 2 2	2.0 9 2 2 2 2	2.0 9 2 2 2 2	2.0 9 2 2 2 2	2.0 9 2 2 2 2	2.0 9 2 2 2 2	2.0 9 2 2 2 2	2.0 9 2 2 2 2	9.00 2.000	9.00 2.000		
Bert Campaneris, R Ed Brinkman, R	K		K		5-3			6-3		3	0	0	0	2	1	National League All-Stars @ American League All-Stars Royals Stadium, Kansas City, MO Tue Jul 24 1973, 8:05 PM EDT Att: 40,849 - Unknown livebaseballscorecards.com				
Rod Carew, L Cookie Rojas, R	6-3		4-3		1-3			4-3 BB		3	0	0	0	0	1					
John Mayberry, L OBP: 0.500, SLG: 0.667	3-1							4-3		3	0	1	0	1	0					
Reggie Jackson, L OBP: 0.250, SLG: 0.500 Paul Blair, R			4-3					1-3		4	1	1	0	0	1					
Amos Otis, R OBP: 1.000, SLG: 1.000 Dave May, L										2	0	2	1	0	0					
Bobby Murcer, L		L8			P4			6-3		3	0	0	0	1	0					
Carlton Fisk, R Thurman Munson, R		F7			L8					2	0	0	0	0	2					
Brooks Robinson, R Sal Bando, R Davey Nelson, R Willie Horton, R		F8			1-3					2	0	0	0	0	2					
Carlton Hunter, R Ken Holtzman, R Bert Blyleven, R Bill Singer, R Paul Blair, L Nolan Ryan, R Jim Spencer, L Sparky Lyle, L Rollie Fingers, R										0	0	0	0	0	0					
Inning Stats	R: 0 E: 0 K: 1 S: 5	H: 0 LOB: 0 BB: 0 P: 5	R: 1 E: 0 K: 0 S: 5	H: 2 LOB: 1 BB: 0 P: 5	R: 0 E: 0 K: 1 S: 6	H: 1 LOB: 2 BB: 1 P: 10	R: 0 E: 0 K: 0 S: 4	H: 1 LOB: 1 BB: 0 P: 4	R: 0 E: 0 K: 1 S: 6	H: 0 LOB: 0 BB: 0 P: 3	R: 0 E: 0 K: 1 S: 3	H: 0 LOB: 0 BB: 0 P: 3	R: 0 E: 0 K: 0 S: 3	H: 0 LOB: 1 BB: 1 P: 7	R: 0 E: 0 K: 2 S: 7		H: 0 LOB: 1 BB: 1 P: 11	1B: 2 2B: 2 3B: 1 HR: 0	SF: 0 SAC: 0 DP: 0 HBP: 0	WP: 0 PB: 0 SB: 1 CS: 0
PITCHER	IP WLS BF H R ER SO	IP WLS BF H R ER SO	IP WLS BF H R ER SO	IP WLS BF H R ER SO	IP WLS BF H R ER SO	IP WLS BF H R ER SO	IP WLS BF H R ER SO	IP WLS BF H R ER SO	IP WLS BF H R ER SO	IP WLS BF H R ER SO	IP WLS BF H R ER SO	IP WLS BF H R ER SO	IP WLS BF H R ER SO	IP WLS BF H R ER SO	IP WLS BF H R ER SO	IP WLS BF H R ER SO	ERA WHIP	ERA WHIP		
Rick Wise, R ERA: 4.5	2.0 8 2 0 0 1	2.0 8 2 0 0 1	2.0 8 2 0 0 1	2.0 8 2 0 0 1	2.0 8 2 0 0 1	2.0 8 2 0 0 1	2.0 8 2 0 0 1	2.0 8 2 0 0 1	2.0 8 2 0 0 1	2.0 8 2 0 0 1	2.0 8 2 0 0 1	2.0 8 2 0 0 1	2.0 8 2 0 0 1	2.0 8 2 0 0 1	2.0 8 2 0 0 1	2.0 8 2 0 0 1	4.50 1.000	4.50 1.000		
Claude Osteen, L ERA: 0.00	2.0 9 2 0 0 1	2.0 9 2 0 0 1	2.0 9 2 0 0 1	2.0 9 2 0 0 1	2.0 9 2 0 0 1	2.0 9 2 0 0 1	2.0 9 2 0 0 1	2.0 9 2 0 0 1	2.0 9 2 0 0 1	2.0 9 2 0 0 1	2.0 9 2 0 0 1	2.0 9 2 0 0 1	2.0 9 2 0 0 1	2.0 9 2 0 0 1	2.0 9 2 0 0 1	2.0 9 2 0 0 1	0.00 1.500	0.00 1.500		
Don Sutton, R ERA: 0.00	1.0 3 0 0 0 0	1.0 3 0 0 0 0	1.0 3 0 0 0 0	1.0 3 0 0 0 0	1.0 3 0 0 0 0	1.0 3 0 0 0 0	1.0 3 0 0 0 0	1.0 3 0 0 0 0	1.0 3 0 0 0 0	1.0 3 0 0 0 0	1.0 3 0 0 0 0	1.0 3 0 0 0 0	1.0 3 0 0 0 0	1.0 3 0 0 0 0	1.0 3 0 0 0 0	1.0 3 0 0 0 0	0.00 0.000	0.00 0.000		
Wayne Twitchell, R ERA: 0.00	1.0 4 1 0 0 1	1.0 4 1 0 0 1	1.0 4 1 0 0 1	1.0 4 1 0 0 1	1.0 4 1 0 0 1	1.0 4 1 0 0 1	1.0 4 1 0 0 1	1.0 4 1 0 0 1	1.0 4 1 0 0 1	1.0 4 1 0 0 1	1.0 4 1 0 0 1	1.0 4 1 0 0 1	1.0 4 1 0 0 1	1.0 4 1 0 0 1	1.0 4 1 0 0 1	1.0 4 1 0 0 1	0.00 1.000	0.00 1.000		
Dave Giusti, R ERA: 0.00	1.0 3 0 0 0 0	1.0 3 0 0 0 0	1.0 3 0 0 0 0	1.0 3 0 0 0 0	1.0 3 0 0 0 0	1.0 3 0 0 0 0	1.0 3 0 0 0 0	1.0 3 0 0 0 0	1.0 3 0 0 0 0	1.0 3 0 0 0 0	1.0 3 0 0 0 0	1.0 3 0 0 0 0	1.0 3 0 0 0 0	1.0 3 0 0 0 0	1.0 3 0 0 0 0	1.0 3 0 0 0 0	0.00 0.000	0.00 0.000		

Batter	1	2	3	4	5	6	7	8	9	AB	R	H	RBI	BB	SO	LOB	TOP										
Rod Carew, L (1,4) Bobby Grich, R (3,4) OBP: 0.333, SLG: 0.333	4-3		4-0 E S 1B BB		0-0 FC4-6 1B		0-0 5-3		0-0 G3	1	1	0	0	1	0	0	American League All-Stars @ National League All-Stars Three Rivers Stadium, Pittsburgh, PA Tue Jul 23 1974, 8:05 PM EDT Att: 50,706 - Unknown livebaseballscorecards.com										
Bert Campaneris, R (1,6)	K		0-3 K		0-0 F8		0-0 F9			4	0	0	0	0	2	2											
Reggie Jackson, L (1,9)	K		0-3 3-H 4-0 1B BB		0-0 FC4-6 1-2		0-3 K			3	0	0	0	1	2	1											
Dick Allen, R (1,3) Carl Yastrzemski, L (3,3)		0-3 K	0-0 1-2 3-H 1B		0-0 4-3			4-0 FC1-6 BB		2	0	1	1	0	1	0											
Bobby Murcer, L (1,8) George Hendrick, R (5,8) OBP: 0.500, SLG: 0.500		0-0 3-1	0-0 3-1			0-0 BB 1B		0-0 FC1-6 1-2		2	0	0	0	0	0	2											
Jeff Burroughs, R (1,7) Joe Rudi, R (4,7)		4-0 BB		4-0 BB		0-0 F9		0-3 K		0	0	0	0	2	0	0											
Brooks Robinson, R (1,5) John Mayberry, L (8, PH) Rollie Fingers, R (8, 1)		0-0 L7		0-0 P4		0-0 F8		0-0 G3		3	0	0	0	0	0	3											
Thurman Munson, R (1,2) OBP: 0.500, SLG: 0.667			0-0 SH1-4 E 2B		0-0 P4		4-0 FC4-6 1-2 BB		0-0 4-3	3	1	1	0	1	0	1											
Gaylord Perry, R (4, PH) Al Kaline, R (4, 1) Luis Tiant, R (4, 1) Frank Robinson, R (6, PH) Catfish Hunter, R (8, 1) Dave Chalk, R (8, 5)			0-0 SH1-4		0-0 F2		0-0 FC4-6 1-2		0-3 K	0	0	0	0	0	0	0											
Inning Stats	R: 0 E: 0 K: 2 S: 7	H: 0 LOB: 0 BB: 0 P: 7	R: 0 E: 0 K: 1 S: 5	H: 0 LOB: 1 BB: 1 P: 9	R: 2 E: 1 K: 1 S: 7	H: 2 LOB: 2 BB: 2 P: 15	R: 0 E: 0 K: 0 S: 3	H: 0 LOB: 1 BB: 1 P: 7	R: 0 E: 0 K: 0 S: 4	H: 1 LOB: 1 BB: 0 P: 4	R: 0 E: 0 K: 0 S: 4	H: 1 LOB: 2 BB: 1 P: 8	R: 0 E: 0 K: 1 S: 5	H: 0 LOB: 0 BB: 0 P: 5	R: 0 E: 0 K: 1 S: 5	H: 0 LOB: 1 BB: 1 P: 9		R: 0 E: 0 K: 1 S: 5	H: 0 LOB: 0 BB: 0 P: 5	1B: 3 2B: 1 3B: 0 HR: 0	SF: 0 SAC: 1 DP: 0 HBP: 0	WP: 0 PB: 0 SB: 1 CS: 0	PA: 37				
PITCHER	IP	WLS	BF	H	R	ER	SO	BB	IBB	HBP	BLK	WP	HR	S	P	ERA	WHIP										
Andy Messersmith, R (1, 1) ERA: 6.0	3.0		14	2	2	2	4	3	0	0	0	0	0	19	31	6.00	1.667										
Ken Brett, L (4, 1) ERA: 6.0	2.0	W	8	1	0	0	0	1	0	0	0	0	0	7	11	0.00	1.000										
Jon Matlack, L (6, 1) ERA: 2.000	1.0		5	1	0	0	0	1	0	0	0	0	0	4	8	0.00	2.000										
Lynn McGlothen, R (7, 1) ERA: 0.000	1.0		3	0	0	0	1	0	0	0	0	0	0	5	5	0.00	0.000										
Mike Marshall, R (8, 1) ERA: 0.500	2.0		7	0	0	0	2	1	0	0	0	0	0	10	14	0.00	0.500										

Batter	1	2	3	4	5	6	7	8	9	AB	R	H	RBI	BB	SO	LOB	BOTTOM										
Pete Rose, S (1,7) Ken Brett, L (4, 1) Lou Brock, L (5, PH) Reggie Smith, S (6, 9) OBP: 1.000, SLG: 1.000 OBP: 0.500, SLG: 2.000	K		4-3		0-0 E S SF8 1B		0-0 HR		0-0 F9	2	0	0	0	0	1	0	American League All-Stars @ National League All-Stars Three Rivers Stadium, Pittsburgh, PA Tue Jul 23 1974, 8:05 PM EDT Att: 50,706 - Unknown livebaseballscorecards.com										
Joe Morgan, L (1, 4) Dave Cash, R (7, PH) OBP: 0.333, SLG: 1.000	K		0-0 2B		0-0 SF8 1-H		0-0 F8			2	0	1	1	0	1	0											
Hank Aaron, R (1, 9) Cesar Cedeno, R (4, 8)	F7		0-0 6-3		0-0 F8		0-3 K			2	0	0	0	0	0	1											
Johnny Bench, R (1, 2) Jerry Grote, R (9, 2) OBP: 0.750, SLG: 0.667		0-3 K		0-0 1B 2B 1B		4-0 BB		0-0 1B		3	1	2	0	1	1	0											
Jimmy Wynn, R (1, 8) Jon Matlack, L (4, 9) Johnny Grubb, L (7, 7) OBP: 0.333, SLG: 0.333		0-0 6-3		0-0 2B 4-3 1B		0-0 L9		0-0 P6		3	1	1	0	0	0	1											
Steve Garvey, R (1, 3) OBP: 0.500, SLG: 0.750		0-0 2B 1B		0-0 4-3 1-3 3-H 2B		0-3 K		0-0 F7		4	1	2	1	0	1	0											
Ron Cey, R (1, 5) Mike Schmidt, R (6, PH) OBP: 0.500, SLG: 1.000		0-0 1-H 2B		0-0 4-3		4-0 BB		4-0 3B BB		2	0	1	2	0	0	1											
Larry Bowa, S (1, 6) Tony Perez, R (6, PH) Don Kessinger, S (7, 6) OBP: 1.000, SLG: 3.000		0-0 4-3		0-0 6-3		0-3 K		0-0 1-H WP 3B		2	0	0	0	0	0	2											
Andy Messersmith, R (1, 1) Ralph Garr, L (3, PH) Lynn McGlothen, L (7, 1) Mike Marshall, R (8, 1)			0-3 K		0-0 F6		0-0 G3		0-0 L9 3-H	0	0	0	0	0	0	0											
Inning Stats	R: 0 E: 0 K: 2 S: 7	H: 0 LOB: 0 BB: 0 P: 7	R: 1 E: 0 K: 1 S: 7	H: 2 LOB: 1 BB: 0 P: 7	R: 0 E: 0 K: 1 S: 6	H: 1 LOB: 1 BB: 0 P: 6	R: 2 E: 0 K: 0 S: 6	H: 3 LOB: 1 BB: 0 P: 6	R: 1 E: 0 K: 0 S: 4	H: 1 LOB: 1 BB: 1 P: 8	R: 0 E: 0 K: 2 S: 7	H: 0 LOB: 1 BB: 1 P: 11	R: 1 E: 0 K: 1 S: 7	H: 2 LOB: 1 BB: 0 P: 7	R: 2 E: 0 K: 0 S: 4	H: 1 LOB: 0 BB: 1 P: 8		1B: 5 2B: 3 3B: 1 HR: 1	SF: 1 SAC: 0 DP: 0 HBP: 0	WP: 1 PB: 0 SB: 1 CS: 0	PA: 37						
PITCHER	IP	WLS	BF	H	R	ER	SO	BB	IBB	HBP	BLK	WP	HR	S	P	ERA	WHIP										
Gaylord Perry, R (1, 1) ERA: 3.0	3.0		12	3	1	1	4	3	0	0	0	0	0	20	20	3.00	1.000										
Luis Tiant, R (4, 1) ERA: 9.0	2.0	L	11	4	3	2	0	1	0	0	0	0	0	10	14	9.00	2.500										
Catfish Hunter, R (6, 1) ERA: 4.5	2.0		9	2	1	1	3	1	0	0	0	0	1	14	18	4.50	1.500										
Rollie Fingers, R (8, 1) ERA: 18.0	1.0		5	1	2	2	0	1	0	0	0	1	0	4	8	18.00	2.000										

Batter	1	2	3	4	5	6	7	8	9	AB	R	H	RBI	BB	SO	LOB	TOP				
Pete Rose, S OBP: 0.400, SLG: 0.500 (1, 9)										4	0	2	1	0	0	1	National League All-Stars @ American League All-Stars Milwaukee County Stadium, Milwaukee, WI Tue Jul 15 1975, 8:05 PM EDT Att: 51,480 - Unknown				
Gary Carter, R (9, 7)										0	0	0	0	0	0	0					
Lou Brock, L OBP: 0.333, SLG: 0.333 Bobby Murcer, L Randy Jones, R (1, 7) (5, 9) (9, 1)										3	1	1	0	0	0	1					
Joe Morgan, L OBP: 0.250, SLG: 0.250 Dave Cash, R (1, 4) (8, 4)										4	0	1	0	0	0	1					
Johnny Bench, R OBP: 0.250, SLG: 0.250 (1, 2)										4	0	1	1	0	0	1					
Steve Garvey, R OBP: 0.667, SLG: 1.667 Tony Perez, R (8, PH) (8, 3)										3	1	2	1	0	0	0					
Jimmy Wynn, R OBP: 0.500, SLG: 2.000 Reggie Smith, S OBP: 0.500, SLG: 0.500 (1, 8) (5, 8) (9, 9)										2	1	1	1	0	0	2					
Ron Cey, R OBP: 0.333, SLG: 0.333 Tom Seaver, R Jon Matlack, L (1, 5) (6, 1) (7, 1)										3	0	1	0	0	0	2					
Al Oliver, L OBP: 1.000, SLG: 2.000 (9, PH) (9, 8)										1	1	1	0	0	0	0					
Dave Concepcion, R OBP: 0.500, SLG: 0.500 Greg Luzinski, R Larry Bowa, S (1, 6) (7, PH) (7, 6)										2	0	1	0	0	1	1					
Jerry Reuss, L Bob Watson, R Don Sutton, R Bill Madlock, R OBP: 0.500, SLG: 0.500 (1, 1) (4, PH) (4, 1) (6, 5)										1	0	0	0	0	0	1					
Inning Stats	R: 0 E: 0 K: 0 S: 4	H: 2 LOB: 1 BB: 0 P: 4	R: 2 E: 0 K: 1 S: 8	H: 3 LOB: 1 BB: 0 P: 8	R: 1 E: 0 K: 0 S: 6	H: 3 LOB: 2 BB: 0 P: 6	R: 0 E: 0 K: 0 S: 3	H: 1 LOB: 0 BB: 0 P: 3	R: 0 E: 0 K: 0 S: 3	H: 0 LOB: 0 BB: 0 P: 3	R: 0 E: 0 K: 1 S: 6	H: 1 LOB: 1 BB: 0 P: 6	R: 0 E: 0 K: 1 S: 5	H: 0 LOB: 0 BB: 0 P: 5	R: 3 E: 1 K: 0 S: 6	H: 3 LOB: 1 BB: 0 P: 7	1B: 10 2B: 1 3B: 0 HR: 2	SF: 1 SAC: 0 DP: 0 HBP: 1	WP: 0 PB: 0 SB: 1 CS: 1	PA: 39	
PITCHER	IP WLS BF H R ER SO BB IBB HBP BLK WP HR S P ERA WHIP																				
Vida Blue, L ERA: 9.0 Steve Busby, R ERA: 4.5 Jim Kaat, L ERA: Caffish Hunter, R ERA: 9.0 Rich Gossage, R ERA: 9.0	(1, 1) (3, 1) (5, 1) (7, 1) (9, 1)	2.0 2.0 2.0 2.0 1.0	10 9 6 9 5	5 4 0 3 1	2 1 0 2 1	2 1 0 2 1	1 0 0 2 0	0 0 0 0 0	0 0 0 0 0	0 0 0 0 0	0 0 0 0 0	0 0 0 0 0	0 0 0 0 0	0 0 0 0 0	0 0 0 0 0	0 0 0 0 0	9.00 4.50 0.00 9.00 9.00	2.500 2.000 0.000 1.500 1.000			

Batter	1	2	3	4	5	6	7	8	9	AB	R	H	RBI	BB	SO	LOB	BOTTOM					
Bobby Bonds, R George Scott, R (1, 8) (6, 3)										3	0	0	0	0	1	0	National League All-Stars @ American League All-Stars Milwaukee County Stadium, Milwaukee, WI Tue Jul 15 1975, 8:05 PM EDT Att: 51,480 - Unknown					
Rod Carew, L OBP: 0.200, SLG: 0.200 (1, 4)										5	0	1	0	0	1	0						
Thurman Munson, R OBP: 0.667, SLG: 0.500 Claudell Washington, L OBP: 1.000, SLG: 1.000 (1, 2) (5, PR) (6, 8) (7, 7)										2	0	1	0	0	0	1						
Reggie Jackson, L OBP: 0.333, SLG: 0.333 Bucky Dent, R (1, 9) (7, 6)										3	0	1	0	0	2	2						
Joe Rudi, R OBP: 0.333, SLG: 0.333 George Hendrick, R OBP: 1.000, SLG: 1.000 (1, 7) (6, PR) (7, 9)										3	0	1	0	0	0	2						
Graig Nettles, L OBP: 0.250, SLG: 0.250 (1, 5)										4	0	1	0	0	1	2						
Gene Tenace, R (1, 3) (6, 2)										3	1	0	0	1	1	2						
Bert Campaneris, R OBP: 1.000, SLG: 1.000 Fred Lynn, L (1, 6) (6, PH) (7, 8)										2	0	2	0	0	0	0						
Vada Blue, S Hank Aaron, R Steve Busby, R Mike Hargrove, L Jim Kaat, L Carl Yastrzemski, L Cotton Thurman, R Rich Gossage, R Hal Nottke, R										0	0	0	0	0	0	0						
Inning Stats	R: 0 E: 0 K: 1 S: 5	H: 0 LOB: 1 BB: 0 P: 6	R: 0 E: 1 K: 0 S: 5	H: 1 LOB: 2 BB: 0 P: 5	R: 0 E: 0 K: 1 S: 7	H: 2 LOB: 1 BB: 0 P: 7	R: 0 E: 0 K: 0 S: 4	H: 2 LOB: 1 BB: 0 P: 4	R: 0 E: 0 K: 1 S: 6	H: 1 LOB: 2 BB: 0 P: 6	R: 3 E: 0 K: 2 S: 9	H: 2 LOB: 1 BB: 1 P: 13	R: 0 E: 0 K: 2 S: 7	H: 1 LOB: 0 BB: 0 P: 7	R: 0 E: 0 K: 2 S: 8	H: 1 LOB: 0 BB: 0 P: 8		R: 0 E: 0 K: 1 S: 5	H: 0 LOB: 0 BB: 0 P: 5	1B: 9 2B: 0 3B: 0 HR: 1	SF: 0 SAC: 0 DP: 0 HBP: 1	WP: 0 PB: 1 SB: 3 CS: 1
PITCHER	IP WLS BF H R ER SO BB IBB HBP BLK WP HR S P ERA WHIP																					
Jerry Reuss, L ERA: Don Sutton, R ERA: Tom Seaver, R ERA: 27.0 Jon Matlack, L ERA: Randy Jones, L ERA:	(1, 1) (4, 1) (6, 1) (7, 1) (9, 1)	3.0 2.0 1.0 2.0 1.0	14 8 6 7 3	3 0 2 2 0	0 0 3 0 0	0 0 3 0 0	2 1 0 4 1	0 0 0 0 0	0 0 0 0 0	0 0 0 0 0	0 0 0 0 0	0 0 0 0 0	0 0 0 0 0	0 0 0 0 0	0 0 0 0 0	0 0 0 0 0	27.00 0.00 3.000 0.00 0.000					

Batter	1	2	3	4	5	6	7	8	9	AB	R	H	RBI	BB	SO	LOB	TOP					
Ron LeFlore, R OBP: 1.000, SLG: 0.500 Carl Yastrzemski, L (1, 7)										2	0	1	0	0	1	0	American League All-Stars @ National League All-Stars Veterans Stadium, Philadelphia, PA Tue Jul 13 1976, 8:05 PM EDT Att: 63,974 - Unknown					
Rod Carew, L (1, 3)										3	0	0	0	1	0							
George Brett, L Don Money, R (1, 5)										2	0	0	0	1	0							
Thurman Munson, R Carlton Fisk, R Chris Chambliss, L (1, 2)										2	0	0	0	0	1							
Fred Lynn, L Amos Otis, R (1, 8)										3	1	1	1	0	1							
Toby Harrah, R Mark Belanger, R Freddie Patek, R (1, 6)										2	0	0	0	0	0							
Rusty Staub, L Luis Tiant, R (1, 9)										2	0	2	0	0	0							
Butch Wynegar, S Frank Tanana, L (7, PH)										0	0	0	0	1	0							
Bobby Grich, R Phil Garner, R (1, 4)										2	0	0	0	0	2							
Mark Fidrych, R Hal McRae, R Catfish Hunter, R Mickey Rivers, L OBP: 0.500, SLG: 0.500 (1, 1)										0	0	0	0	0	0							
Inning Stats	R: 0 E: 0 K: 0 S: 3	H: 1 LOB: 1 BB: 1 P: 7	R: 0 E: 0 K: 0 S: 4	H: 1 LOB: 1 BB: 0 P: 4	R: 0 E: 0 K: 1 S: 5	H: 0 LOB: 0 BB: 0 P: 5	R: 1 E: 0 K: 0 S: 4	H: 1 LOB: 0 BB: 0 P: 4	R: 0 E: 0 K: 1 S: 5	H: 1 LOB: 0 BB: 0 P: 5	R: 0 E: 0 K: 0 S: 3	H: 0 LOB: 1 BB: 1 P: 7	R: 0 E: 0 K: 2 S: 7	H: 0 LOB: 1 BB: 1 P: 11	R: 0 E: 0 K: 0 S: 3	H: 1 LOB: 0 BB: 0 P: 3	R: 0 E: 0 K: 1 S: 5	H: 0 LOB: 0 BB: 0 P: 5	1B: 4 2B: 0 3B: 0 HR: 1	SF: 0 SAC: 0 DP: 3 HBP: 0	WP: 0 PB: 0 SB: 1 CS: 1	PA: 32
PITCHER	IP WLS BF H R ER SO BB IBB HBP BLK WP HR S P ERA WHIP																					
Randy Jones, L ERA: 4.5	3.0 W 11 2 0 0 1 1 0 0 0 0 0 0 12 16 0.00 1.000																					
Tom Seaver, R ERA: 4.5	2.0 7 2 1 1 1 0 0 0 0 0 0 1 9 9 4.50 1.000																					
John Montefusco, R ERA: 4.5	2.0 8 0 0 0 2 2 0 0 0 0 0 0 10 18 0.00 1.000																					
Rick Rhoden, R ERA: 4.5	1.0 3 1 0 0 0 0 0 0 0 0 0 0 3 3 0.00 1.000																					
Ken Forsch, R ERA: 4.5	1.0 3 0 0 0 1 0 0 0 0 0 0 0 5 5 0.00 0.000																					

Batter	1	2	3	4	5	6	7	8	9	AB	R	H	RBI	BB	SO	LOB	BOTTOM			
Pete Rose, S OBP: 0.667, SLG: 1.333 Al Oliver, L (1, 5)										3	1	2	0	0	0	2	American League All-Stars @ National League All-Stars Veterans Stadium, Philadelphia, PA Tue Jul 13 1976, 8:05 PM EDT Att: 63,974 - Unknown			
Steve Garvey, R OBP: 0.333, SLG: 1.000 Dave Cash, R OBP: 1.000, SLG: 1.000 (1, 3)										3	1	1	1	0	0	1				
Joe Morgan, L OBP: 0.333, SLG: 0.333 Tony Perez, R (1, 4)										3	1	1	0	0	0	2				
George Foster, R OBP: 0.333, SLG: 1.333 (1, 8)										3	1	1	3	0	0	1				
John Montefusco, R Bill Russell, R (6, 1)										0	0	0	0	0	0	0				
Greg Luzinski, R Ken Griffey, L OBP: 1.000, SLG: 1.000 (1, 7)										3	0	0	0	0	0	0				
Johnny Bench, R OBP: 0.500, SLG: 0.500 Cesar Cedeno, R OBP: 0.500, SLG: 2.000 (1, 2)										2	0	1	0	0	1	0				
Dave Kingman, R Bob Boone, R (1, 9)										2	0	0	0	1	1	0				
Dave Concepcion, R OBP: 0.500, SLG: 0.500 Larry Bowa, S Rick Rhoden, R Ron Cey, R (1, 6)										2	0	1	0	0	0	0				
Randy Jones, R Tom Seaver, R Mike Schmidt, R Ken Forsch, R (1, 1)										1	0	0	0	1	2	0				
Inning Stats	R: 2 E: 0 K: 0 S: 5	H: 2 LOB: 2 BB: 0 P: 7	R: 0 E: 0 K: 1 S: 7	H: 2 LOB: 0 BB: 0 P: 7	R: 2 E: 0 K: 2 S: 7	H: 2 LOB: 0 BB: 0 P: 7	R: 0 E: 0 K: 0 S: 4	H: 1 LOB: 1 BB: 0 P: 4	R: 0 E: 0 K: 1 S: 5	H: 0 LOB: 0 BB: 0 P: 5	R: 0 E: 0 K: 0 S: 3	H: 0 LOB: 0 BB: 0 P: 3	R: 3 E: 0 K: 0 S: 5	H: 3 LOB: 0 BB: 1 P: 9	R: 0 E: 0 K: 0 S: 5	H: 0 LOB: 0 BB: 0 P: 9	1B: 6 2B: 0 3B: 2 HR: 2	SF: 0 SAC: 0 DP: 1 HBP: 0	WP: 0 PB: 1 SB: 0 CS: 0	PA: 34
PITCHER	IP WLS BF H R ER SO BB IBB HBP BLK WP HR S P ERA WHIP																			
Mark Fidrych, R ERA: 9.0	2.0 L 10 4 2 2 1 0 0 0 0 0 0 1 14 14 9.00 2.000																			
Catfish Hunter, R ERA: 9.0	2.0 8 2 2 2 3 0 0 0 0 0 0 1 14 14 9.00 1.000																			
Luis Tiant, R ERA: 9.0	2.0 7 1 0 0 1 0 0 0 0 0 0 0 9 9 0.00 0.500																			
Frank Tanana, L ERA: 13.5	2.0 9 3 3 3 0 1 0 0 0 0 0 1 8 12 13.50 2.000																			

AB	29
R	1
H	5
RBI	1
BB	3
SO	5
LOB	8



Batter	1	2	3	4	5	6	7	8	9	AB	R	H	RBI	BB	SO	LOB	TOP			
Joe Morgan, L OBP: 0.250, SLG: 1.000 Manny Trillo, R										4	1	1	1	0	1	2	National League All-Stars @ American League All-Stars Yankee Stadium, Bronx, NY Tue Jul 19 1977, 8:05 PM EDT Att: 56,683 - Unknown			
Steve Garvey, R OBP: 0.333, SLG: 1.333 Willie Montanez, L										3	1	1	1	0	2	0				
Dave Parker, L OBP: 0.333, SLG: 0.333 Garry Templeton, S										3	1	1	0	0	1	0				
George Foster, R OBP: 0.333, SLG: 0.667 Jerry Morales, R										3	1	1	1	0	1	0				
Greg Luzinski, R OBP: 0.500, SLG: 2.000 Dave Winfield, R OBP: 1.000, SLG: 1.500										2	1	1	2	0	0	0				
Ron Cey, R Tom Seaver, R Reggie Smith, S Mike Schmidt, R Rick Reuschel, R John Stearns, R										2	0	0	0	1	1	0				
Johnny Bench, R Gary Lavelle, S Pete Rose, S										2	0	0	0	0	1	0				
Dave Concepcion, R Ellis Valentine, R										1	0	0	0	1	0	0				
Don Sutton, R Ted Simmons, S Rich Gossage, R										0	0	0	0	0	0	0				
Inning Stats	R: 4 E: 0 K: 3 S: 13	H: 4 LOB: 0 BB: 0 P: 16	R: 0 E: 0 K: 0 S: 2	H: 0 LOB: 0 BB: 1 P: 6	R: 1 E: 0 K: 2 S: 8	H: 1 LOB: 0 BB: 0 P: 8	R: 0 E: 0 K: 0 S: 3	H: 0 LOB: 0 BB: 0 P: 3	R: 0 E: 0 K: 1 S: 5	H: 1 LOB: 2 BB: 1 P: 8	R: 0 E: 0 K: 0 S: 7	H: 0 LOB: 1 BB: 1 P: 11	R: 2 E: 0 K: 0 S: 5	H: 3 LOB: 2 BB: 0 P: 6	R: 0 E: 0 K: 1 S: 5	H: 0 LOB: 0 BB: 0 P: 5		1B: 3 2B: 3 3B: 0 HR: 3	SF: 0 SAC: 1 DP: 1 HBP: 1	WP: 2 PB: 0 SB: 0 CS: 0
PITCHER	IP WLS BF H R ER SO BB IBB HBP BLK WP HR S P ERA WHIP	Jim Palmer, R (1, 1) 2.0 L 11 5 5 5 3 1 0 0 0 0 1 3 16 23 22.50 3.000 Jim Kern, R (3, 1) 1.0 3 0 0 0 2 0 0 0 0 0 0 7 7 0.00 0.000 Dennis Eckersley, R (4, 1) 2.0 6 0 0 0 1 0 0 0 0 0 0 8 8 0.00 0.000 Dave LaRoche, L (6, 1) 1.0 5 1 0 0 0 1 0 0 0 0 0 4 8 0.00 2.000 Bill Campbell, R (7, 1) 1.0 4 0 0 0 2 1 0 0 0 0 0 7 11 0.00 1.000 Sparky Lyle, L (8, 1) 2.0 9 3 2 2 1 0 0 1 0 0 0 11 11 9.00 2.500																		

Batter	1	2	3	4	5	6	7	8	9	AB	R	H	RBI	BB	SO	LOB	BOTTOM					
Rod Carew, L OBP: 0.333, SLG: 0.333 George Scott, R OBP: 0.500, SLG: 2.000										3	1	1	0	0	0	0	National League All-Stars @ American League All-Stars Yankee Stadium, Bronx, NY Tue Jul 19 1977, 8:05 PM EDT Att: 56,683 - Unknown					
Willie Randolph, R OBP: 0.200, SLG: 0.200										5	0	1	1	0	2	1						
George Brett, L Bill Campbell, R Ron Fairly, L Sparky Lyle, L Thurman Munson, R										2	0	0	0	1	0	1						
Carl Yastrzemski, L Fred Lynn, L										2	0	0	0	0	1	1						
Richie Zisk, R Ken Singleton, S										3	0	2	2	0	1	0						
Reggie Jackson, L Jim Rice, R										2	0	1	0	0	1	1						
Carlton Fisk, R Butch Wynegar, S										2	1	1	0	0	0	2						
Rick Burleson, R Bert Campaneris, R										2	0	0	0	0	1	1						
Jim Palmer, R Jim Kern, R Ruppert Jones, L Dennis Eckersley, R Larry Hise, R Dave LaRoche, L Graig Nettles, L										0	0	0	0	0	0	0						
Inning Stats	R: 0 E: 0 K: 1 S: 5	H: 0 LOB: 1 BB: 1 P: 9	R: 0 E: 0 K: 2 S: 8	H: 1 LOB: 1 BB: 0 P: 8	R: 0 E: 0 K: 1 S: 5	H: 0 LOB: 0 BB: 0 P: 5	R: 0 E: 0 K: 2 S: 8	H: 1 LOB: 1 BB: 0 P: 8	R: 0 E: 0 K: 0 S: 3	H: 1 LOB: 0 BB: 0 P: 3	R: 2 E: 0 K: 0 S: 5	H: 2 LOB: 1 BB: 1 P: 9	R: 1 E: 1 K: 2 S: 10	H: 2 LOB: 2 BB: 0 P: 10	R: 0 E: 0 K: 0 S: 3	H: 1 LOB: 1 BB: 0 P: 4		R: 2 E: 0 K: 2 S: 8	H: 1 LOB: 0 BB: 1 P: 12	1B: 6 2B: 1 3B: 0 HR: 1	SF: 0 SAC: 0 DP: 1 HBP: 1	WP: 0 PB: 0 SB: 0 CS: 0
PITCHER	IP WLS BF H R ER SO BB IBB HBP BLK WP HR S P ERA WHIP	Don Sutton, R (1, 1) 3.0 W 11 1 0 0 4 1 0 0 0 0 0 0 18 22 0.00 0.667 Gary Lavelle, L (4, 1) 2.0 7 1 0 0 2 0 0 0 0 0 0 11 11 0.00 0.500 Tom Seaver, R (6, 1) 2.0 12 4 3 2 2 1 0 0 0 0 0 0 15 19 9.00 2.500 Rick Reuschel, R (8, 1) 1.0 4 1 0 0 0 0 0 1 0 0 0 3 4 0.00 1.000 Rich Gossage, R (9, 1) 1.0 5 1 2 2 2 1 0 0 0 0 1 8 12 18.00 2.000																				

Batter	1	2	3	4	5	6	7	8	9	AB	R	H	RBI	BB	SO	LOB	TOP			
Rod Carew, L OBP: 0.500, SLG: 1.500 (1, 3)										4	2	2	0	0	0	1	American League All-Stars @ National League All-Stars San Diego Stadium, San Diego, CA Tue Jul 11 1978, 8:05 PM EDT Att: 51,549 - Unknown			
George Brett, L OBP: 0.500, SLG: 1.000 Rich Gossage, R (8, 1)										3	1	2	2	0	0	0				
Jim Rice, R Chet Lemon, R (1, 7) (8, 7)										4	0	0	0	0	2	2				
Richie Zisk, R Dwight Evans, R (1, 9) (5, 9)										2	0	1	0	1	1	1				
Carlton Fisk, R Jim Sundberg, R Jason Thompson, L (1, 2) (6, 2) (9, PH)										2	0	0	1	0	0	1				
Fred Lynn, L OBP: 0.250, SLG: 0.250 (1, 8)										4	0	1	0	0	1	0				
Don Money, R Frank White, R Darrell Porter, L (1, 4) (4, 4) (9, PH)										2	0	0	0	0	1	1				
Freddie Patek, R OBP: 0.333, SLG: 0.333 (1, 6)										3	0	1	0	0	1	1				
Jim Palmer, R Matt Keough, R Roy Howell, L Lary Sorensen, R Larry Hiale, R Jim Kern, R Ron Guidry, L Graig Nettles, L (1, 1) (3, 1) (4, PH) (4, 1) (7, PH) (7, 1) (7, 1) (8, 5)										1	0	0	0	0	0	1				
Inning Stats	R: 2 E: 0 K: 0 S: 4	H: 2 LOB: 0 BB: 1 P: 8	R: 0 E: 0 K: 2 S: 8	H: 1 LOB: 1 BB: 0 P: 8	R: 1 E: 0 K: 0 S: 5	H: 2 LOB: 1 BB: 0 P: 5	R: 0 E: 0 K: 0 S: 4	H: 1 LOB: 1 BB: 0 P: 4	R: 0 E: 0 K: 2 S: 3	H: 0 LOB: 0 BB: 0 P: 3	R: 0 E: 0 K: 1 S: 5	H: 1 LOB: 0 BB: 0 P: 5	R: 0 E: 0 K: 2 S: 7	H: 0 LOB: 0 BB: 0 P: 7	R: 0 E: 0 K: 0 S: 3	H: 0 LOB: 0 BB: 0 P: 3		1B: 5 2B: 1 3B: 2 HR: 0	SF: 2 SAC: 0 DP: 0 HBP: 0	WP: 1 PB: 0 CS: 1 CS: 2
PITCHER	IP WLS BF H R ER SO BB IBB HBP BLK WP HR S P ERA WHIP																			
Vida Blue, L ERA: 9.0 (1, 1)	3.0	14	5	3	3	2	1	0	0	0	0	0	0	0	17	21	9.00	2.000		
Steve Rogers, R ERA: (4, 1)	2.0	8	2	0	0	2	0	0	0	0	1	0	12	12	0.00	1.000				
Rollie Fingers, R ERA: (6, 1)	2.0	6	1	0	0	1	0	0	0	0	0	0	8	8	0.00	0.500				
Bruce Sutter, R ERA: (8, 1)	1.2	W	5	0	0	0	2	0	0	0	0	0	9	9	0.00	0.000				
Phil Niekro, R ERA: (9, 1)	0.1	1	0	0	0	0	0	0	0	0	0	0	1	1	0.00	0.000				
Batter	1	2	3	4	5	6	7	8	9	AB	R	H	RBI	BB	SO	LOB	BOTTOM			
Pete Rose, S OBP: 0.250, SLG: 0.500 Davey Lopes, R OBP: 1.000, SLG: 1.000 (1, 5) (7, PR) (8, 4)										4	0	1	0	0	0	2	American League All-Stars @ National League All-Stars San Diego Stadium, San Diego, CA Tue Jul 11 1978, 8:05 PM EDT Att: 51,549 - Unknown			
Joe Morgan, L Jack Clark, R (1, 4) (8, 9)										3	1	0	0	1	1	2				
George Foster, R (1, 8)										2	1	0	0	2	1	0				
Greg Luzinski, R OBP: 0.667, SLG: 0.500 Rollie Fingers, R Willie Stargell, L Bruce Sutter, R Phil Niekro, R (1, 7) (6, 1) (7, PH) (8, 1) (9, 1)										2	0	1	1	1	0	0				
Steve Garvey, R OBP: 0.750, SLG: 1.333 (1, 3)										3	1	2	2	1	0	0				
Ted Simmons, S OBP: 0.333, SLG: 0.333 Dave Concepcion, R (1, 2) (7, 6)										3	0	1	0	0	1	2				
Rick Monday, L Steve Rogers, R Dave Winfield, R OBP: 0.500, SLG: 0.500 (1, 9) (4, 1) (6, 7)										2	0	0	0	0	0	5				
Larry Bowa, S OBP: 0.667, SLG: 0.667 Bob Boone, R Biff Pocoroba, S (1, 6) (7, 2) (9, 2)										3	1	2	0	0	0	0				
Vida Blue, S Reggie Smith, S Ron Cey, R (1, 1) (3, PH) (4, 9) (8, 5)										0	0	0	0	0	0	0				
Inning Stats	R: 0 E: 0 K: 2 S: 7	H: 0 LOB: 0 BB: 0 P: 7	R: 0 E: 0 K: 1 S: 5	H: 1 LOB: 1 BB: 1 P: 9	R: 3 E: 0 K: 1 S: 8	H: 3 LOB: 3 BB: 3 P: 20	R: 0 E: 0 K: 0 S: 4	H: 1 LOB: 1 BB: 0 P: 4	R: 0 E: 0 K: 0 S: 3	H: 0 LOB: 0 BB: 0 P: 3	R: 0 E: 0 K: 0 S: 3	H: 0 LOB: 0 BB: 0 P: 3	R: 0 E: 0 K: 1 S: 6	H: 1 LOB: 2 BB: 1 P: 10	R: 4 E: 1 K: 1 S: 8	H: 4 LOB: 0 BB: 1 P: 12		1B: 8 2B: 1 3B: 1 HR: 0	SF: 0 SAC: 0 DP: 1 HBP: 0	WP: 1 PB: 1 CS: 1 CS: 1
PITCHER	IP WLS BF H R ER SO BB IBB HBP BLK WP HR S P ERA WHIP																			
Jim Palmer, R ERA: 10.13 Matt Keough, R Lary Sorensen, R Jim Kern, R Ron Guidry, L (1, 1) (3, 1) (4, 1) (7, 1) (7, 1)	2.2	14	3	3	3	4	4	0	0	0	0	0	0	0	2	2	0.00	3.000		
Rich Gossage, R ERA: 36.0 (8, 1)	1.0	L	7	4	4	4	1	0	0	0	0	0	8	12	36.00	5.000				

Batter	1	2	3	4	5	6	7	8	9	AB	R	H	RBI	BB	SO	LOB	TOP					
Davey Lopes, R OBP: 0.333, SLG: 0.333 Joe Morgan, L (7, PH) (7, 4)	0-3 K	0-0 1B		6-3			0-3 K		4-0 BB, BLK, BB	3	0	1	0	0	1	0						
Dave Parker, L OBP: 0.400, SLG: 0.333 (1, 9)	0-3 K	0-0 SF8			0-0 F8		0-0 5-3 1B		4-0 BB, BB, IBB	3	0	1	1	1	1	0						
Steve Garvey, R Gaylord Perry, R Joe Sambito, L Craig Reynolds, L (1, 3) (6, 1) (6, 1) (6, 6)	4-0 3B, BB	0-0 F3			0-0 L9		0-0 5-3 2		0-0 F5	2	1	0	0	1	0	2						
Mike Schmidt, R OBP: 0.667, SLG: 1.667 Ron Cey, R Larry Parrish, R (1, 5) (5, 5) (9, 5)	0-0 2B, 3B		0-0 FC3, FC5-4 2B		0-0 F7		0-0 5-3		4-0 BB, BB	3	2	2	1	0	0	0						
George Foster, R OBP: 1.000, SLG: 2.000 Gary Matthews, R (1, 7) (2, 7)	0-0		0-0 FC3		0-0 P3			0-0	4-1 BB, BB	1	0	1	1	0	0	0						
Lee Mazzilli, S OBP: 1.000, SLG: 4.000 (8, PH) (8, 8)	0-0 2B		0-0 FC5-4		0-0 1B			0-0 HR	1-2, 2-3, 3-H BB	1	1	1	2	1	0	0						
Dave Winfield, R OBP: 0.200, SLG: 0.400 (1, 8) (8, 7)	0-0 L9		0-0 FC5-4		0-0 1B			0-3 K	0-0 FC6-4	5	1	1	1	0	1	5						
Bob Boone, R OBP: 0.500, SLG: 0.500 Gary Carter, R OBP: 0.500, SLG: 0.500 (1, 2) (5, 2)		0-0 1B, 1B, SF8 1B	0-0 G5-4-3		0-0 1B			0-0 P4		2	1	1	0	0	0	1						
Larry Bowa, S Michael LaCoss, R Keith Hernandez, L Bruce Sutter, R (1, 6) (6, 1) (8, PH) (8, 1)		0-0 F5		0-0 L6		4-0 BB		0-3 K		2	0	0	0	1	0	1						
Steve Carlton, L Lou Brock, L OBP: 1.000, SLG: 1.000 Joaquin Andujar, S Jack Clark, R Steve Rogers, R Pete Rose, S (1, 1) (2, PH) (2, 1) (4, PH) (4, 1) (6, PH) (6, 3)		0-0 1B		0-0 3-1		0-0 G4-6-3 BB		0-0 G4-6-3		0	0	0	0	0	0	0						
Inning Stats	R: 2 E: 0 K: 2 S: 9	H: 2 LOB: 1 BB: 1 P: 13	R: 1 E: 0 K: 0 S: 6	H: 3 LOB: 2 BB: 0 P: 6	R: 1 E: 0 K: 0 S: 4	H: 1 LOB: 0 BB: 0 P: 4	R: 0 E: 0 K: 0 S: 3	H: 0 LOB: 0 BB: 0 P: 3	R: 0 E: 0 K: 0 S: 4	H: 2 LOB: 1 BB: 1 P: 8	R: 0 E: 0 K: 1 S: 6	H: 1 LOB: 1 BB: 0 P: 6	R: 1 E: 0 K: 2 S: 8	H: 1 LOB: 3 BB: 4 P: 8	R: 1 E: 0 K: 0 S: 4	H: 0 LOB: 3 BB: 4 P: 20	1B: 5 2B: 3 3B: 1 HR: 1	SF: 1 SAC: 0 DP: 2 HBP: 0	WP: 0 PB: 0 SB: 0 CS: 0	PA: 42		
PITCHER	IP WLS BF H R ER SO BB IBB HBP BLK WP HR S P ERA WHIP																					
Nolan Ryan, R ERA: 13.5 Bob Stanley, R ERA: 4.5 Mark Clear, R ERA: 4.5 Jim Kern, R ERA: 6.75 Ron Guidry, L ERA:	(1, 1) (3, 1) (5, 1) (7, 1) (9, 1)	2.0 7 8 2.2 0.1	12 1 2 13 2	5 1 2 2 0	3 1 1 2 0	2 0 1 3 0	2 0 0 2 0	0 0 0 1 0	0 0 0 1 0	15 7 11 16 2	19 7 11 28 6	13.50 4.50 4.50 6.75 0.00	3.000 0.500 1.500 1.500 3.000									
Batter	1	2	3	4	5	6	7	8	9	AB	R	H	RBI	BB	SO	LOB	BOTTOM					
Roy Smalley, S Bobby Grich, R (1, 6) (7, 4)	0-0 P6	0-0 F7		0-0 F5		4-0 FC6-4 IBB		0-3 K		3	0	0	0	1	0	1						
George Brett, L Graig Nettles, L OBP: 1.000, SLG: 1.000 (1, 5) (7, 5)	4-0 2B, BB		0-0 G3	0-0 6-3		0-0 F8		0-0 1B		3	1	0	0	1	0	3						
Don Baylor, R OBP: 0.500, SLG: 0.750 Jim Kern, R Ron Guidry, L Ken Singleton, S (1, 7) (7, 1) (9, 1) (9, PH)	0-0 HR 2B		0-0 6-3 WP 1B	0-0 6-3	0-0 6-3	0-0 FC6-4 1-2		0-0 4-3		4	2	2	1	0	0	3						
Jim Rice, R OBP: 0.200, SLG: 0.400 (1, 9) (7, 7)	0-0 P4		0-0 6-3	0-3 K	0-0 K	0-0 2B		0-3 K		5	0	1	0	0	2	2						
Fred Lynn, L OBP: 1.000, SLG: 4.000 Chet Lemon, R (1, 8) (2, 8)	0-0 HR		1-0 1B HBP	0-3 K	0-3 K	0-0 5-3		4-0 BB		1	1	1	2	0	0	0						
Carl Yastrzemski, L OBP: 0.667, SLG: 0.667 Rick Burleson, R (1, 3) (6, PH) (7, 6)	0-0 F8		0-0 E 1B	0-0 2B 1B	0-0 2B 1B	0-0 F8		0-3 K		3	0	2	1	0	0	0						
Darrell Porter, L OBP: 0.667, SLG: 0.667 Brian Downing, R OBP: 1.000, SLG: 1.000 (1, 2) (7, 2)		0-0 F7	0-0 E5 FC5-4	0-0 1B 2B	0-0 1B 2B	0-0 1B 2B		0-0 SH1-4 1B 1B		3	0	1	0	0	0	1						
Frank White, R Bruce Bochte, L OBP: 1.000, SLG: 1.000 (1, 4) (6, PH) (7, 3)		0-0 F3	0-0 FC5-4	0-0 FC5-4	0-0 L4	0-0 FC4-2-5		0-0 SH1-4		2	0	0	0	0	0	2						
Nolan Ryan, R Cecil Cooper, L Bob Stanley, R Steve Kemp, L Mark Clear, R Reggie Jackson, L (1, 1) (2, PH) (3, 1) (4, PH) (5, 1) (6, PH) (7, 9)		4-0 BB		0-0 L4		0-0 FC4-2-5		4-0 1B IBB		0	0	0	0	0	0	0						
Inning Stats	R: 3 E: 0 K: 0 S: 5	H: 2 LOB: 0 BB: 1 P: 9	R: 0 E: 0 K: 0 S: 3	H: 0 LOB: 1 BB: 1 P: 7	R: 2 E: 1 K: 0 S: 6	H: 2 LOB: 2 BB: 0 P: 7	R: 0 E: 0 K: 0 S: 3	H: 0 LOB: 0 BB: 0 P: 3	R: 0 E: 0 K: 2 S: 7	H: 0 LOB: 0 BB: 0 P: 7	R: 0 E: 0 K: 0 S: 6	H: 1 LOB: 0 BB: 0 P: 3	R: 0 E: 0 K: 1 S: 6	H: 2 LOB: 2 BB: 1 P: 10	R: 0 E: 0 K: 2 S: 7	H: 0 LOB: 1 BB: 1 P: 11	1B: 6 2B: 3 3B: 0 HR: 1	SF: 0 SAC: 1 DP: 0 HBP: 1	WP: 1 PB: 0 SB: 0 CS: 0	PA: 42		
PITCHER	IP WLS BF H R ER SO BB IBB HBP BLK WP HR S P ERA WHIP																					
Steve Carlton, L ERA: 27.0 Joaquin Andujar, R Steve Rogers, R ERA: 4.5 Gaylord Perry, R ERA: 6.1 Joe Sambito, L ERA:	(1, 1) (2, 1) (4, 1) (6, 1) (6, 1)	1.0 2.0 2.0 0.0 0.2	11 2 6 3 3	2 2 0 1 0	3 1 1 0 0	0 0 0 0 0	0 0 0 0 0	0 0 0 0 0	0 0 0 0 0	0 0 0 0 0	14 10 3 3 6	4.50 0.00 ∞ ∞ 0.00	1.500 0.000 ∞ ∞ 0.000									
PITCHER	IP WLS BF H R ER SO BB IBB HBP BLK WP HR S P ERA WHIP																					
Michael LaCoss, R ERA: Bruce Sutter, R ERA:	(6, 1) (8, 1)	1.1 2.0	9 9	2 2	0 0	0 0	0 0	0 0	0 0	0 0	3 3	0.00 0.00	0.750 1.500									

National League All-Stars @ American League All-Stars
The Kingdome, Seattle, WA
Tue Jul 17 1979, 8:05 PM EDT
Att: 58,905 - Dome

AB 35
R 7
H 10
RBI 7
BB 6
SO 5
LOB 16

WP: 0
PB: 0
SB: 0
CS: 0

AB 35
R 6
H 10
RBI 5
BB 5
SO 5
LOB 17

WP: 1
PB: 0
SB: 0
CS: 0

AB 35
R 6
H 10
RBI 5
BB 5
SO 5
LOB 17

WP: 0
PB: 0
SB: 0
CS: 0

AB 35
R 6
H 10
RBI 5
BB 5
SO 5
LOB 17

WP: 0
PB: 0
SB: 0
CS: 0

WP: 1
PB: 0
SB: 0
CS: 0

Batter	1	2	3	4	5	6	7	8	9	AB	R	H	RBI	BB	SO	LOB	TOP			
Willie Randolph, R OBP: 0.500, SLG: 0.500 Dave Stieb, R (7.1)	4-3																4 0 2 0 0 0 0 0 0 0 0 0 0 0 0 0 0 0 0 0 0			
Alan Trammell, R (8.6)																	2 1 2 0 1 0 0 1 0 0 0 0 0 1			
Rod Carew, L OBP: 1.000, SLG: 1.500 Cecil Cooper, L (5.3)	4-3																3 1 1 2 0 1 2 1 0 0 0 0 0 0			
Fred Lynn, L OBP: 0.333, SLG: 1.333 Al Bumbry, L (5.8)	4-3																2 0 1 0 1 1 1 1 0 0 0 0 0 0			
Reggie Jackson, L OBP: 0.667, SLG: 0.500 Ken Landreaux, L (5.9)	K																2 0 0 0 1 1 3 1 0 0 0 0 0 0			
Ben Oglivie, L (1.7) Al Oliver, L (5.7) Rich Gossage, R (8.1)																	2 0 0 0 0 2 1 1 0 0 0 0 1 0 1 0 0 0 0 0 0			
Carlton Fisk, R (1.2) Darrell Porter, L (5.2) Rickey Henderson, R (8.7)																	2 0 0 0 0 0 1 2 0 0 0 0 1 0			
Graig Nettles, L (1.5) Buddy Bell, R (5.5)																	2 0 0 0 0 0 1 2 0 0 0 0 1 0			
Bucky Dent, R OBP: 0.500, SLG: 0.500 Tommy John, R (4.1) Ed Farmer, R (6.1) Bobby Grich, R (7.4)																	2 0 1 0 0 1 0 1 0 0 0 0 1 0 0 0 0 0 0 0 0 0 0 0 0 1 0 0			
Steve Stone, R (1.1) Robin Yount, R (4.6) Lance Parrish, R (8.2)																	1 0 0 0 0 1 2 2 0 0 0 0 0 0 1 0 0 0 0 1 1			
Inning Stats	R: 0 E: 0 K: 1 S: 5	H: 0 LOB: 1 BB: 1 P: 9	R: 0 E: 0 K: 2 S: 8	H: 1 LOB: 2 BB: 1 P: 12	R: 0 E: 0 K: 2 S: 8	H: 2 LOB: 2 BB: 1 P: 12	R: 0 E: 0 K: 2 S: 7	H: 0 LOB: 0 BB: 0 P: 7	R: 2 E: 0 K: 0 S: 6	H: 3 LOB: 1 BB: 0 P: 6	R: 0 E: 0 K: 3 S: 9	H: 0 LOB: 0 BB: 0 P: 9	R: 0 E: 0 K: 0 S: 3	H: 1 LOB: 0 BB: 0 P: 3	R: 0 E: 0 K: 0 S: 3	H: 0 LOB: 0 BB: 0 P: 3	R: 0 E: 0 K: 1 S: 5	H: 0 LOB: 1 BB: 1 P: 9	1B: 5 SF: 0 2B: 1 SAC: 0 3B: 0 DP: 1 HR: 1 HBP: 0	WP: 1 PA: 36 PB: 0 SB: 1 CS: 0
PITCHER	IP WLS BF H R ER SO BB IBB HBP BLK WP HR S P ERA WHIP																			
J.R. Richard, R ERA (1.1)	2.0	9	1	0	0	3	2	0	0	0	0	0	0	0	13	21	25	0.00	1.500	
Bob Welch, R ERA 6.0 (3.1)	3.0	14	5	2	2	4	1	0	0	0	1	1	21	25	6.00	2.000				
Jerry Reuss, L ERA (6.1)	1.0	W	3	0	0	4	0	0	0	0	0	0	9	9	0.00	0.000				
Jim Bibby, R ERA (7.1)	1.0	S	3	1	0	0	0	0	0	0	0	0	3	3	0.00	1.000				
Bruce Sutter, R ERA (8.1)	2.0	S	7	0	0	1	1	0	0	0	0	0	8	12	0.00	0.500				

American League All-Stars @ National League All-Stars
Dodger Stadium, Los Angeles, CA
Tue Jul 08 1980, 5:05 PM PDT
Att: 56,088 - Unknown

AB 32
R 2
H 7
RBI 2
BB 4
SO 11
LOB 12



Batter	1	2	3	4	5	6	7	8	9	AB	R	H	RBI	BB	SO	LOB	BOTTOM		
Davey Lopes, R (1.4) Phil Garner, R OBP: 0.667, SLG: 0.500 (4.4)	5-3																1 0 0 0 0 0 0 2 1 1 0 1 1 0		
Reggie Smith, S (1.8) George Hendrick, R OBP: 0.500, SLG: 0.500 Bruce Sutter, R (8.1)	F8																2 0 0 0 0 0 0 2 0 1 1 0 0 2 0 0 0 0 0 0 0		
Dave Parker, L (1.9) Dave Winfield, R (5.9)																	2 0 0 0 0 1 0 2 0 0 1 0 0 1		
Steve Garvey, R (1.3) Keith Hernandez, L OBP: 1.000, SLG: 1.000 (6, PH) (7.3)																	2 0 0 0 0 0 0 2 0 2 0 0 0 0		
Johnny Bench, R (1.2) John Stearns, R (4.2) Pete Rose, S (6, PH) Jim Bibby, R (7.1) Dale Murphy, R (8.8)																	1 0 0 0 0 0 0 1 0 0 0 0 0 0 1 0 0 0 0 0 3 0 0 0 0 0 0 0 1 0 0 0 0 0 1		
Dave Kingman, R (1.7) Ken Griffey, L OBP: 0.667, SLG: 1.667 (4.7)																	1 0 0 0 0 1 0 3 1 2 1 0 0 1		
Ken Reitz, R (1.5) Jerry Reuss, L (6.1) Dave Concepcion, R (7.6)																	2 0 0 0 0 0 0 0 0 0 0 0 0 0 1 1 0 0 0 0 1		
Bill Russell, R (1.6) Gary Carter, R (7.2)																	2 0 0 0 0 0 0 1 0 0 0 0 0 1		
J.R. Richard, R (1.1) Bob Welch, R (3.1) Ray Knight, R OBP: 1.000, SLG: 1.000 (6.5)																	0 0 0 0 0 0 0 1 0 0 0 0 1 0 1 1 1 0 1 0 0		
Inning Stats	R: 0 E: 0 K: 1 S: 5	H: 0 LOB: 0 BB: 0 P: 5	R: 0 E: 0 K: 1 S: 5	H: 0 LOB: 0 BB: 0 P: 5	R: 0 E: 0 K: 1 S: 5	H: 0 LOB: 0 BB: 0 P: 5	R: 1 E: 0 K: 0 S: 4	H: 1 LOB: 1 BB: 0 P: 4	R: 2 E: 1 K: 0 S: 7	H: 4 LOB: 2 BB: 0 P: 7	R: 1 E: 0 K: 0 S: 4	H: 1 LOB: 2 BB: 2 P: 12	R: 0 E: 0 K: 0 S: 4	H: 1 LOB: 1 BB: 0 P: 4	R: 0 E: 0 K: 0 S: 4	H: 0 LOB: 0 BB: 0 P: 4	1B: 6 SF: 0 2B: 0 SAC: 0 3B: 0 DP: 1 HR: 1 HBP: 0	WP: 2 PA: 33 PB: 1 SB: 2 CS: 0	
PITCHER	IP WLS BF H R ER SO BB IBB HBP BLK WP HR S P ERA WHIP																		
Steve Stone, R ERA (1.1)	3.0	L	11	4	3	3	1	0	0	0	0	1	13	13	11.57	1.714			
Tommy John, L ERA 11.57 (4.1)	2.1		4	3	3	1	0	0	0	0	0	3	3	0.00	1.500				
Ed Farmer, R ERA (6.1)	0.2		3	1	0	0	0	0	0	0	0	0	4	12	0.00	3.000			
Dave Stieb, R ERA (7.1)	1.0		6	1	1	0	0	2	0	0	2	0	4	4	0.00	1.000			
Rich Gossage, R ERA (8.1)	1.0		4	1	0	0	0	0	0	0	0	0	4	4	0.00	1.000			

American League All-Stars @ National League All-Stars
Dodger Stadium, Los Angeles, CA
Tue Jul 08 1980, 5:05 PM PDT
Att: 56,088 - Unknown

AB 31
R 4
H 7
RBI 3
BB 2
SO 4
LOB 10



Batter	1	2	3	4	5	6	7	8	9	AB	R	H	RBI	BB	SO	LOB	TOP						
Pete Rose, S Burt Hooton, R Dick Ruthven, R Pedro Guerrero, R Vida Blue, S Bill Madlock, R	2-0 G3 1B		0-0 G4-3		3-0 G4-3		2-3 K		0-0 G6-3	3	0	1	0	0	0	0	National League All-Stars @ American League All-Stars Cleveland Municipal Stadium, Cleveland, OH Sun Aug 09 1981, 8:05 PM EDT Att: 72,086 - Unknown livebaseballscorecards.com						
Dave Concepcion, R Ozzie Smith, S	1-3 K		1-2 G4-3		0-1 G5-3		4-1 BB S BB	4-2 FC6-4 BB	3	0	0	0	0	1	1	0							
Dave Parker, L Mike Easter, L	1-2 G3		2-3 K		1-2 HR		4-2 BB HR	1-0 FC6-4	3	1	1	1	0	1	1	1							
Mike Schmidt, R Nolan Ryan, R Phil Garner, R	2-3 K			2-1 G6-3		0-1 FC5 2B	0-1 HR		4	1	2	2	0	1	1	0							
George Foster, R Dusty Baker Jr., R Tim Raines, S		1-1 G5-3		0-1 G4-3		1-0 FC5	3-2 G1-3 E 1B		2	0	0	0	0	0	0	0							
Andre Dawson, R	1-1 S 1B			1-1 G6-3		2-3 K	2-1 G1-3		4	0	1	0	0	1	2	0							
Gary Carter, R Bruce Benedict, R	2-1 P3				0-0 HR		1-3 K		3	2	2	2	0	0	1	1							
Davey Lopes, R Manny Trillo, R Bill Buckner, L Bruce Sutter, R	4-0 BB				1-2 L9		0-0 F9	0-1 G3-1	0	0	0	0	1	0	0	0							
Fernando Valenzuela, L Joel Youngblood, R Tom Seaver, R Bob Knepper, L Terry Kennedy, L Steve Garvey, R	0-0 P3				0-0 G4-3		1-1 P6	0-0 G6-3 2B	0	0	0	0	0	0	0	2							
Inning Stats	R: 0 E: 0 K: 2 S: 11	H: 1 LOB: 1 BB: 0 P: 17	R: 0 E: 0 K: 0 S: 7	H: 1 LOB: 2 BB: 1 P: 15	R: 0 E: 0 K: 1 S: 7	H: 0 LOB: 0 BB: 0 P: 10	R: 0 E: 0 K: 0 S: 6	H: 0 LOB: 0 BB: 0 P: 9	R: 1 E: 0 K: 1 S: 12	H: 2 LOB: 1 BB: 0 P: 16	R: 1 E: 0 K: 1 S: 7	H: 1 LOB: 0 BB: 0 P: 10	R: 2 E: 1 K: 1 S: 14	H: 2 LOB: 2 BB: 2 P: 28	R: 0 E: 0 K: 0 S: 8	H: 1 LOB: 2 BB: 1 P: 13		1B: 3 2B: 2 3B: 0 HR: 4	SF: 0 SAC: 0 DP: 0 HBP: 0	WP: 0 PB: 0 SB: 2 CS: 0	PA: 39		
PITCHER	IP WLS BF H R ER SO	IP WLS BF H R ER SO	IP WLS BF H R ER SO	IP WLS BF H R ER SO	IP WLS BF H R ER SO	IP WLS BF H R ER SO	IP WLS BF H R ER SO	IP WLS BF H R ER SO	IP WLS BF H R ER SO	IP WLS BF H R ER SO	IP WLS BF H R ER SO	IP WLS BF H R ER SO	IP WLS BF H R ER SO	IP WLS BF H R ER SO	IP WLS BF H R ER SO	IP WLS BF H R ER SO		ERA WHIP	ERA WHIP	ERA WHIP			
Jack Morris, R ERA: 54.0	2.0 9 2 0 0 0 2	2.0 6 0 0 0 1 0	1.0 4 1 1 1 0 0	1.0 5 2 1 1 1 0	1.0 4 1 1 1 1 0	0.1 L 4 2 2 2 0	1.2 7 1 0 0 1 1	0.1 L 4 2 2 2 0	0.1 L 4 2 2 2 0	0.1 L 4 2 2 2 0	0.1 L 4 2 2 2 0	0.1 L 4 2 2 2 0	0.1 L 4 2 2 2 0	0.1 L 4 2 2 2 0	0.1 L 4 2 2 2 0	0.1 L 4 2 2 2 0		0.00 1.500	54.00 12.000	0.00 1.200			
Len Barker, R ERA: 9.0	2.0 6 0 0 0 1 0	2.0 6 0 0 0 1 0	1.0 4 1 1 1 0 0	1.0 5 2 1 1 1 0	1.0 4 1 1 1 1 0	1.2 7 1 0 0 1 1	0.1 L 4 2 2 2 0	1.2 7 1 0 0 1 1	0.1 L 4 2 2 2 0	0.1 L 4 2 2 2 0	0.1 L 4 2 2 2 0	0.1 L 4 2 2 2 0	0.1 L 4 2 2 2 0	0.1 L 4 2 2 2 0	0.1 L 4 2 2 2 0	0.1 L 4 2 2 2 0		0.00 1.000	9.00 2.000	9.00 1.000			
Ken Forsch, R ERA: 9.0	1.0 5 2 1 1 1 0	1.0 4 1 1 1 1 0	1.0 4 1 1 1 1 0	1.0 4 1 1 1 1 0	1.0 4 1 1 1 1 0	1.0 4 1 1 1 1 0	1.0 4 1 1 1 1 0	1.0 4 1 1 1 1 0	1.0 4 1 1 1 1 0	1.0 4 1 1 1 1 0	1.0 4 1 1 1 1 0	1.0 4 1 1 1 1 0	1.0 4 1 1 1 1 0	1.0 4 1 1 1 1 0	1.0 4 1 1 1 1 0	1.0 4 1 1 1 1 0	9.00 2.000	9.00 1.000	9.00 1.000				
Mike Norris, R ERA: 9.0	1.0 5 2 1 1 1 0	1.0 4 1 1 1 1 0	1.0 4 1 1 1 1 0	1.0 4 1 1 1 1 0	1.0 4 1 1 1 1 0	1.0 4 1 1 1 1 0	1.0 4 1 1 1 1 0	1.0 4 1 1 1 1 0	1.0 4 1 1 1 1 0	1.0 4 1 1 1 1 0	1.0 4 1 1 1 1 0	1.0 4 1 1 1 1 0	1.0 4 1 1 1 1 0	1.0 4 1 1 1 1 0	1.0 4 1 1 1 1 0	1.0 4 1 1 1 1 0	9.00 2.000	9.00 1.000	9.00 1.000				
Ron Davis, R ERA: 9.0	1.0 4 1 1 1 1 0	1.0 4 1 1 1 1 0	1.0 4 1 1 1 1 0	1.0 4 1 1 1 1 0	1.0 4 1 1 1 1 0	1.0 4 1 1 1 1 0	1.0 4 1 1 1 1 0	1.0 4 1 1 1 1 0	1.0 4 1 1 1 1 0	1.0 4 1 1 1 1 0	1.0 4 1 1 1 1 0	1.0 4 1 1 1 1 0	1.0 4 1 1 1 1 0	1.0 4 1 1 1 1 0	1.0 4 1 1 1 1 0	1.0 4 1 1 1 1 0	9.00 1.000	9.00 1.000	9.00 1.000				
Batter	1	2	3	4	5	6	7	8	9	AB	R	H	RBI	BB	SO	LOB	BOTTOM						
Rod Carew, L Eddie Murray, S	2-0 CS 1B	1-0 G1-3		2-3 K		0-1 FC3-6 1B		2-1 G4-3		3	0	1	0	0	1	4	National League All-Stars @ American League All-Stars Cleveland Municipal Stadium, Cleveland, OH Sun Aug 09 1981, 8:05 PM EDT Att: 72,086 - Unknown livebaseballscorecards.com						
Willie Randolph, R Ted Simmons, S Frank White, R	2-1 G1-3 1B		2-3 K		0-0 G5-3		1-2 1B	1-2 G5-3	3	0	1	0	0	1	0	0							
George Brett, L Mike Norris, R Al Oliver, L Ron Davis, R Rolie Fingers, R Dave Stieb, R	1-0 G1-3		3-3 K		1-3 K		0-1 F7	0-3 K	3	0	0	0	0	2	1	0							
Dave Winfield, R	1-1 G5-3		4-2 BB		1-0 F8		1-2 F8	3-2 L7	4	0	0	0	1	0	1	0							
Ken Singleton, S Rick Burleson, R		0-2 HR	0-0 G1-3		2-0 1B 1B		2-2 E5 WP		3	2	2	1	0	0	1	0							
Reggie Jackson, L Dwight Evans, R	1-0 G1-3			4-0 2B BB		0-0 1B 1B	1-2 F8	1-3 F8	1	0	0	0	0	0	0	0							
Carlton Fisk, R Bo Diaz, R	1-3 K			1-1 F9		1-2 FC3-6 1B 1B	0-3 K		3	1	1	0	0	1	1	1							
Bucky Dent, R Fred Lynn, L Tony Armas, R	0-0 1B			0-2 2B		0-0 FC3-6 1B	2-3 K		2	0	2	0	0	0	0	0							
Jack Morris, R Tom Paciorek, R Len Barker, R Gorman Thomas, R Ken Forsch, R Buddy Bell, R	0-0 1B			0-1 P4		1-2 SF7 1B	3-2 L8		0	0	0	0	0	0	0	0							
Inning Stats	R: 0 E: 0 K: 0 S: 6	H: 2 LOB: 1 BB: 0 P: 12	R: 1 E: 0 K: 1 S: 11	H: 3 LOB: 2 BB: 0 P: 14	R: 0 E: 0 K: 2 S: 9	H: 0 LOB: 1 BB: 1 P: 18	R: 0 E: 0 K: 1 S: 10	H: 1 LOB: 2 BB: 1 P: 17	R: 0 E: 0 K: 1 S: 6	H: 0 LOB: 0 BB: 0 P: 8	R: 3 E: 0 K: 0 S: 15	H: 5 LOB: 2 BB: 0 P: 21	R: 0 E: 1 K: 1 S: 18	H: 0 LOB: 1 BB: 0 P: 22	R: 0 E: 0 K: 1 S: 7	H: 0 LOB: 0 BB: 0 P: 11		R: 0 E: 0 K: 1 S: 12	H: 0 LOB: 0 BB: 0 P: 16	1B: 9 2B: 1 3B: 0 HR: 1	SF: 1 SAC: 0 DP: 0 HBP: 0	WP: 2 PB: 0 SB: 0 CS: 1	PA: 40
PITCHER	IP WLS BF H R ER SO	IP WLS BF H R ER SO	IP WLS BF H R ER SO	IP WLS BF H R ER SO	IP WLS BF H R ER SO	IP WLS BF H R ER SO	IP WLS BF H R ER SO	IP WLS BF H R ER SO	IP WLS BF H R ER SO	IP WLS BF H R ER SO	IP WLS BF H R ER SO	IP WLS BF H R ER SO	IP WLS BF H R ER SO	IP WLS BF H R ER SO	IP WLS BF H R ER SO	IP WLS BF H R ER SO		ERA WHIP	ERA WHIP	ERA WHIP			
Fernando Valenzuela, L Tom Seaver, R Bob Knepper, L Burt Hooton, R Dick Ruthven, R	1.0 4 2 3 1 0 0	1.0 6 3 1 1 1 0	2.0 9 1 0 0 3 2	1.2 10 5 3 3 1 0	1.0 5 2 1 1 1 0	1.0 4 1 1 1 1 0	0.1 L 4 2 2 2 0	1.0 5 3 0 0 0 1	1.0 5 3 0 0 0 1	1.0 5 3 0 0 0 1	1.0 5 3 0 0 0 1	1.0 5 3 0 0 0 1	1.0 5 3 0 0 0 1	1.0 5 3 0 0 0 1	1.0 5 3 0 0 0 1	1.0 5 3 0 0 0 1		0.00 0.000	0.00 0.000	0.00 0.000			
Vida Blue, L ERA: 16.2	1.0 4 2 3 1 0 0	1.0 6 3 1 1 1 0	2.0 9 1 0 0 3 2	1.2 10 5 3 3 1 0	1.0 5 2 1 1 1 0	1.0 4 1 1 1 1 0	0.1 L 4 2 2 2 0	1.0 5 3 0 0 0 1	1.0 5 3 0 0 0 1	1.0 5 3 0 0 0 1	1.0 5 3 0 0 0 1	1.0 5 3 0 0 0 1	1.0 5 3 0 0 0 1	1.0 5 3 0 0 0 1	1.0 5 3 0 0 0 1	1.0 5 3 0 0 0 1		0.00 0.000	0.00 0.000	0.00 0.000			
Nolan Ryan, R Bruce Sutter, R	1.0 4 2 3 1 0 0	1.0 6 3 1 1 1 0	2.0 9 1 0 0 3 2	1.2 10 5 3 3 1 0	1.0 5 2 1 1 1 0	1.0 4 1 1 1 1 0	0.1 L 4 2 2 2 0	1.0 5 3 0 0 0 1	1.0 5 3 0 0 0 1	1.0 5 3 0 0 0 1	1.0 5 3 0 0 0 1	1.0 5 3 0 0 0 1	1.0 5 3 0 0 0 1	1.0 5 3 0 0 0 1	1.0 5 3 0 0 0 1	1.0 5 3 0 0 0 1	0.00 0.000	0.00 0.000	0.00 0.000				

Batter	1	2	3	4	5	6	7	8	9	AB	R	H	RBI	BB	SO	LOB	TOP							
Steve Sax, R OBP: 0.333, SLG: 0.333 Glenn Hubbard, R OBP: 1.000, SLG: 1.000	(1,4) X E1 S E		(1,4) X 1-3		(1,4) X FC5-4 1B		(1,4) X 1-2 2H 1B		(1,4) X 1-2 1B	3	1	1	1	0	0	0	National League All-Stars @ American League All-Stars Comiskey Park, Chicago, IL Wed Jul 06 1983, 8:05 PM EDT Att: 43,801 - Unknown livebaseballscorecards.com							
Tim Raines, S Bill Madlock, R	(1,7) X E3 1-H		(1,7) S 0-3 K		(1,7) X FC5-4 S 1-2 2-3		(1,7) X 0-0 F7		(1,7) X 0-0 P6	3	0	0	0	0	1	2								
Andre Dawson, R Dave Dravecky, R Pascual Perez, R Jesse Orosco, R Johnny Bench, R Lee Smith, R	(1,8) S (5,1) S (7,1) S (7,1) S (8,PH) S (8,1) S	(1,8) S 0-3 K		(1,8) X 0-0 L9		(1,8) X 0-0 F9 1-2			(1,8) X 0-0 P6	3	0	0	0	0	0	1		2						
Al Oliver, L Darrell Evans, L	(1,3) S (6,3) S	(1,3) S 4-0 BB		(1,3) X 0-0 1B 2B		(1,3) X 0-0 5-3		(1,3) X 0-0 L8	2	1	1	0	1	0	0	0								
Dale Murphy, R Pedro Guerrero, R	(1,9) S (6,5) S (7,7) S	(1,9) S 0-3 K		(1,9) X 0-0 G6-4-3 2H 1B		(1,9) X 0-0 F3		(1,9) S 0-3 K	3	0	1	1	0	1	0	2								
Mike Schmidt, R Bruce Benedict, R OBP: 1.000, SLG: 1.000	(1,5) S (6,2) S	(1,5) S 0-3 K		(1,5) X 0-0 G6-4-3 1-2		(1,5) X 0-0 G3		(1,5) X 0-0 FC5-4 1B	3	0	0	0	0	1	3	0								
Gary Carter, R Leon Durham, L	(1,2) X (6,9) X		(1,2) X 0-0 F9		(1,2) X 0-0 F8		(1,2) X 0-0 1-3		(1,2) S 0-3 K	2	0	0	0	0	0	0								
Ozzie Smith, S Willie McGee, S OBP: 0.500, SLG: 0.500	(1,6) S (5,8) S	(1,6) X 0-0 F7			(1,6) X 0-0 1B 1B		(1,6) X 0-0 FC5-4 1B		(1,6) X 0-0 F8	2	1	1	0	0	0	0								
Mario Soto, R Atlee Hammaker, S Bill Dawley, R Dickie Thon, R OBP: 0.333, SLG: 0.333	(1,1) X (3,1) X (3,1) X (5,PH) S (5,6) S		(1,1) X 0-0 5-3		(1,1) X 0-0 FC5-4 1B		(1,1) X 0-0 FC5-4 1B		(1,1) X 0-0 FC5-4	1	0	0	0	0	0	0								
Inning Stats	R: 1 E: 2 K: 3 S: 11	H: 0 LOB: 2 BB: 1 P: 15	R: 0 E: 0 K: 0 S: 3	H: 0 LOB: 0 BB: 0 P: 3	R: 0 E: 0 K: 1 S: 5	H: 0 LOB: 0 BB: 0 P: 5	R: 1 E: 0 K: 0 S: 4	H: 2 LOB: 0 BB: 0 P: 4	R: 1 E: 0 K: 0 S: 5	H: 3 LOB: 1 BB: 0 P: 5	R: 0 E: 0 K: 0 S: 3	H: 0 LOB: 0 BB: 0 P: 3	R: 0 E: 0 K: 0 S: 5	H: 2 LOB: 2 BB: 0 P: 5	R: 0 E: 0 K: 1 S: 6	H: 1 LOB: 1 BB: 0 P: 6		1B: 7 2B: 1 3B: 0 HR: 0	SF: 0 SAC: 0 DP: 2 HBP: 0	WP: 0 PB: 0 SB: 2 CS: 0	PA: 36			
PITCHER	IP WLS BF H R ER SO BB IBB HBP BLK WP HR S P ERA WHIP	IP WLS BF H R ER SO BB IBB HBP BLK WP HR S P ERA WHIP																						
Dave Stieb, R ERA: 9.0	(1,1)	3.0	W	12	0	1	0	4	1	0	0	0	0	0	0	0	0	0	0	0	19	23	0.00	0.333
Rick Honeycutt, L ERA: 9.0	(4,1)	2.0		9	5	2	2	0	0	0	0	0	0	0	0	0	0	0	0	0	9	9	9.00	2.500
Bob Stanley, R ERA: 9.0	(6,1)	2.0		8	2	0	0	0	0	0	0	0	0	0	0	0	0	0	0	0	8	8	0.00	1.000
Matt Young, L ERA: 9.0	(8,1)	1.0		3	0	0	0	1	0	0	0	0	0	0	0	0	0	0	0	0	5	5	0.00	0.000
Dan Quisenberry, R ERA: 9.0	(9,1)	1.0		4	1	0	0	1	0	0	0	0	0	0	0	0	0	0	0	0	6	6	0.00	1.000

Batter	1	2	3	4	5	6	7	8	9	AB	R	H	RBI	BB	SO	LOB	BOTTOM							
Rod Carew, L OBP: 0.750, SLG: 0.667 Eddie Murray, S	(1,3) X E SF8 BB 1B		(1,3) X 0-0 HR 1B		(1,3) X 0-0 1-3 2H 1B		(1,3) X 0-0 1-3		(1,3) X 0-0 G3	3	2	2	1	1	0	0	National League All-Stars @ American League All-Stars Comiskey Park, Chicago, IL Wed Jul 06 1983, 8:05 PM EDT Att: 43,801 - Unknown livebaseballscorecards.com							
Robin Yount, R Cal Ripken Jr., R	(1,6) S (6,6) S	(1,6) S 0-3 K		(1,6) X 0-0 HR IBB		(1,6) X 0-0 6-3		(1,6) S 4-0 2B BB	2	1	0	1	1	1	1	0								
Fred Lynn, L Willie Wilson, S OBP: 1.000, SLG: 2.000	(1,8) S (7,8) S	(1,8) S 4-0 BB		(1,8) X 0-0 HR		(1,8) X 0-0 1-3 2H 3H HR		(1,8) S 0-3 K	3	1	1	4	1	2	2	0								
Jim Rice, R Ben Oglivie, L Matt Young, L Dan Quisenberry, R	(1,7) X (7,9) X (8,1) X (9,1) X	(1,7) X 0-0 E5		(1,7) X 0-0 HR		(1,7) X 0-0 P4		(1,7) X 0-0 1B	4	1	2	1	0	0	2	0								
George Brett, L OBP: 0.400, SLG: 1.250	(1,5) X 0-0 SF8		(1,5) X 0-0 1B 3B		(1,5) X 0-0 F7		(1,5) X 0-3 K	4	2	2	1	0	1	1	0	0								
Ted Simmons, S Lance Parrish, R Cecil Cooper, L Bob Boone, R	(1,2) X (4,2) X (8,PH) S (9,2) S	(1,2) X 0-0 3-1		(1,2) X 0-0 P4		(1,2) X 0-0 K		(1,2) X 0-0 F8	2	0	0	0	0	0	3	0								
Dave Winfield, R Ron Kittle, R OBP: 0.500, SLG: 0.500	(1,9) X (7,7) X (8,9) X	(1,9) X 0-0 E SF8 2B		(1,9) X 0-0 1B 1B		(1,9) X 0-0 1B		(1,9) X 0-0 3B 1B	3	2	3	1	0	0	0	0								
Manny Trillo, R Lou Whitaker, L OBP: 0.333, SLG: 3.000	(1,4) X (7,PH) S (8,4) S	(1,4) X 0-0 E4 SH1		(1,4) X 0-0 1B HR 1B		(1,4) X 0-0 F7		(1,4) X 0-0 2B 3B	3	1	1	0	0	0	2	0								
Dave Stieb, R Doug DeCinces, R Rick Honeycutt, L Gary Ward, R Bob Stanley, R Carl Yastrzemski, L Rickey Henderson, R	(1,1) X (3,PH) S (4,1) S (5,PH) S (6,1) S (7,PH) S (8,7) S	(1,1) X 0-0 SH1		(1,1) X 0-0 F8		(1,1) X 0-0 F8		(1,1) X 0-3 K	0	0	0	0	0	0	0	0								
Inning Stats	R: 1 E: 1 K: 1 S: 7	H: 1 LOB: 2 BB: 1 P: 11	R: 1 E: 1 K: 1 S: 7	H: 1 LOB: 2 BB: 1 P: 11	R: 7 E: 0 K: 0 S: 9	H: 6 LOB: 0 BB: 1 P: 13	R: 0 E: 0 K: 1 S: 6	H: 1 LOB: 1 BB: 0 P: 6	R: 0 E: 0 K: 2 S: 8	H: 1 LOB: 1 BB: 0 P: 8	R: 2 E: 0 K: 2 S: 10	H: 3 LOB: 2 BB: 1 P: 14	R: 2 E: 1 K: 1 S: 8	H: 2 LOB: 1 BB: 0 P: 8	1B: 8 2B: 3 3B: 2 HR: 2	SF: 3 SAC: 1 DP: 0 HBP: 0		WP: 0 PB: 0 SB: 0 CS: 0	PA: 46					
PITCHER	IP WLS BF H R ER SO BB IBB HBP BLK WP HR S P ERA WHIP	IP WLS BF H R ER SO BB IBB HBP BLK WP HR S P ERA WHIP																						
Mario Soto, R ERA: 94.5	(1,1)	2.0	L	12	2	2	0	2	1	0	0	0	0	0	0	0	0	0	0	14	22	0.00	1.500	
Atlee Hammaker, L ERA: 94.5	(3,1)	0.2		9	6	7	7	0	0	1	0	0	0	0	0	0	0	0	0	2	8	12	94.50	9.000
Bill Dawley, R ERA: 94.5	(3,1)	1.1		5	1	0	0	1	0	0	0	0	0	0	0	0	0	0	0	7	7	0.00	0.750	
Dave Dravecky, L ERA: 27.0	(5,1)	2.0		7	1	0	0	2	0	0	0	0	0	0	0	0	0	0	0	11	11	0.00	0.500	
Pascual Perez, R ERA: 27.0	(7,1)	0.2		6	3	2	2	1	1	0	0	0	0	0	0	0	0	0	0	7	11	27.00	6.000	

Batter	1	2	3	4	5	6	7	8	9	AB	R	H	RBI	BB	SO	LOB	TOP										
Lou Whitaker, L OBP: 0.697, SLG: 1.000 Damaso Garcia, R (1,4) X (6,4)	0-0 2B		0-0 1-3 1B			0-0 G1		0-0 F6		3	0	2	0	0	0	0											
Rod Carew, L (1,3) S Eddie Murray, S OBP: 0.500, SLG: 1.000 (4,3)	0-3 K		0-0 G3-2			0-0 2B		0-3 K		2	0	0	0	0	1	3											
Cal Ripken Jr., R Alfredo Griffin, S Don Mattingly, L (1,6) X (6,6) (9, FH)	0-0 5-3		0-0 3-H G5-3			0-0 5-3		0-0 F7		3	0	0	0	0	0	3											
Dave Winfield, R OBP: 0.250, SLG: 0.500 (1,7) X (4,9)	0-0 5-3			0-3 K		0-0 F7		0-0 2B		4	0	1	0	0	1	2											
Reggie Jackson, L Rickey Henderson, R (1,9) (4,7) (8,8)		0-0 F6		0-3 K		0-0 F9		0-3 K		2	0	0	0	0	1	0											
George Brett, L OBP: 0.333, SLG: 1.333 Bill Caudill, R Willie Hernandez, L (1,5) (7,1) (8,1)		0-0 HR		0-3 K		0-0 F7				3	1	1	1	0	1	0											
Lance Parrish, R Jim Sundberg, R (1,2) (5,2)		0-3 K			0-3 K		0-0 F7			2	0	0	0	0	2	0											
Chet Lemon, R OBP: 0.500, SLG: 0.500 Jim Rice, R (1,8) (8, FH) (8,7)		0-0 PO 1B			0-3 K			0-3 K		2	0	1	0	0	1	0											
Dave Stieb, R Andre Thornton, R Jack Morris, R Alvin Davis, L Richard Dotson, R Buddy Bell, R (1,1) (3, PH) (3,1) (5, PH) (5,1) (7,9)		0-0 PO	0-0 1-2 1B	0-0 G3-2 1B		0-3 K		0-0 F6		0	0	0	0	0	0	0											
Inning Stats	R: 0 E: 0 K: 1 S: 6	H: 1 LOB: 1 P: 6	R: 1 E: 0 K: 1 S: 6	H: 2 LOB: 0 BB: 0 P: 6	R: 0 E: 0 K: 0 S: 4	H: 2 LOB: 1 BB: 0 P: 4	R: 0 E: 0 K: 3 S: 9	H: 0 LOB: 0 BB: 0 P: 9	R: 0 E: 0 K: 0 S: 4	H: 1 LOB: 1 BB: 0 P: 4	R: 0 E: 0 K: 0 S: 3	H: 0 LOB: 0 BB: 0 P: 3	R: 0 E: 0 K: 1 S: 5	H: 0 LOB: 0 BB: 0 P: 5	R: 0 E: 0 K: 2 S: 8	H: 1 LOB: 1 BB: 0 P: 8	1B: 3 2B: 4 3B: 0 HR: 1	SF: 0 SAC: 0 DP: 1 HBP: 0	WP: 0 PB: 0 CS: 0	PA: 33							
PITCHER	IP	WLS	BF	H	R	ER	SO	BB	IBB	HBP	BLK	WP	HR	S	P	ERA	WHIP										
Charlie Lea, R ERA: 4.5 Fernando Valenzuela, L ERA: Dwight Gooden, R ERA: Mario Soto, R ERA: Rich Gossage, R ERA:	2.0	W	8	3	1	1	2	0	0	0	0	0	1	12	12	4.50	1.500										
IP	WLS	BF	H	R	ER	SO	BB	IBB	HBP	BLK	WP	HR	S	P	ERA	WHIP											
2.0	7	2	0	0	3	0	0	0	0	0	0	0	0	13	13	0.00	1.000										
2.0	7	1	0	0	3	0	0	0	0	0	0	0	0	13	13	0.00	0.500										
2.0	6	0	0	0	1	0	0	0	0	0	0	0	0	8	8	0.00	0.000										
1.0	S	4	1	0	0	2	0	0	0	0	0	0	0	8	8	0.00	1.000										

American League All-Stars @ National League All-Stars
Candlestick Park, San Francisco, CA
Tue Jul 10 1984, 8:05 PM EDT
Att: 57,756 - Unknown

AB 32
R 1
H 7
RBI 1
BB 0
SO 11
LOB 9



Batter	1	2	3	4	5	6	7	8	9	AB	R	H	RBI	BB	SO	LOB	BOTTOM										
Tony Gwynn, L OBP: 0.333, SLG: 0.333 Tim Raines, S (1,7) X (6,7)	0-0 4-3		0-3 K		0-0 4-3 1B		0-3 K			3	0	1	0	0	1	0											
Ryne Sandberg, R OBP: 0.250, SLG: 0.250 (1,4) X	0-0 4-3		0-0 S 1B		0-0 4-3 1-3 1B		0-3 K			4	0	1	0	0	1	1											
Steve Garvey, R OBP: 0.333, SLG: 0.333 Keith Hernandez, L (1,3) X (6,3)	0-0 E9 1B		0-0 F7		0-0 4-3		0-3 K			3	1	1	0	0	0	2											
Dale Murphy, R OBP: 0.750, SLG: 1.667 (1,8) X	0-0 E2 2H 1B		4-0 BB		0-0 F9			0-0 HR		3	1	2	1	1	0	1											
Mike Schmidt, R Tim Wallach, R (1,5) S (7,5)	0-3 K2-3		0-0 1-3		0-3 K		0-0 5-3			3	0	0	0	0	2	3											
Darryl Strawberry, L OBP: 0.500, SLG: 0.500 Claudell Washington, L OBP: 0.500, SLG: 1.000 (1,9) (5,9)		0-3 K		0-0 S 1B		0-0 FC6-4 2B		0-3 K		2	0	1	0	0	1	0											
Gary Carter, R OBP: 0.667, SLG: 2.000 Jody Davis, R Rich Gossage, R (1,2) (7,2) (9,1)		0-0 HR		0-0 F5		4-0 FC6-4 BB		0-0 F7		2	1	1	1	1	0	1											
Ozzie Smith, S (1,6)		0-0 4-3		0-0 F5		0-0 FC6-4 S 1-2 2-3				3	0	0	0	0	3												
Charlie Lea, R Chili Davis, S Fernando Valenzuela, L Jerry Mumphrey, S Dwight Gooden, R Bob Brenly, R Mario Soto, R Tony Peña, R (1,1) (2, PH) (3,1) (4, PH) (5,1) (6, PH) (7,1) (8,2)		0-0 L5		0-3 K		0-3 K				0	0	0	0	0	0	0											
Inning Stats	R: 1 E: 2 K: 1 S: 7	H: 2 LOB: 1 P: 7	R: 1 E: 0 K: 1 S: 6	H: 1 LOB: 0 BB: 0 P: 6	R: 0 E: 0 K: 1 S: 6	H: 1 LOB: 2 BB: 1 P: 10	R: 0 E: 0 K: 0 S: 6	H: 1 LOB: 1 BB: 0 P: 6	R: 0 E: 0 K: 2 S: 8	H: 1 LOB: 2 BB: 1 P: 12	R: 0 E: 0 K: 3 S: 9	H: 0 LOB: 0 BB: 0 P: 9	R: 0 E: 0 K: 1 S: 6	H: 1 LOB: 0 BB: 0 P: 6	R: 1 E: 0 K: 2 S: 8	H: 1 LOB: 0 BB: 0 P: 6	1B: 5 2B: 1 3B: 0 HR: 2	SF: 0 SAC: 0 DP: 0 HBP: 0	WP: 0 PB: 0 CS: 0	PA: 34							
PITCHER	IP	WLS	BF	H	R	ER	SO	BB	IBB	HBP	BLK	WP	HR	S	P	ERA	WHIP										
Dave Stieb, R ERA: 4.5 Jack Morris, R ERA: Richard Dotson, R ERA: Bill Caudill, R ERA: Willie Hernandez, L ERA: 9.0	2.0	L	9	3	2	1	2	1	0	0	0	0	0	12	16	0.00	1.500										
IP	WLS	BF	H	R	ER	SO	BB	IBB	HBP	BLK	WP	HR	S	P	ERA	WHIP											
2.0	9	2	0	0	2	1	0	0	0	0	0	0	0	12	16	0.00	1.500										
2.0	9	2	0	0	2	1	0	0	0	0	0	0	0	12	16	0.00	1.500										
1.0	3	0	0	0	3	0	0	0	0	0	0	0	0	9	9	0.00	0.000										
1.0	4	1	1	1	1	1	0	0	0	0	0	0	1	6	6	9.00	1.000										

American League All-Stars @ National League All-Stars
Candlestick Park, San Francisco, CA
Tue Jul 10 1984, 8:05 PM EDT
Att: 57,756 - Unknown

AB 32
R 3
H 8
RBI 2
BB 2
SO 10
LOB 14



Batter	1	2	3	4	5	6	7	8	9	AB	R	H	RBI	BB	SO	LOB	TOP						
Tony Gwynn, L (1,7)	0-0 4-3		0-0 3-1	4-0		4-0			4-0	1	0	0	0	0	0	0	National League All-Stars @ American League All-Stars Hubert H. Humphrey Metrodome, Minneapolis, MN Tue Jul 16 1985, 8:05 PM EDT Att: 54,960 - Unknown livebaseballscores.com						
Jose Cruz, L (2,7)	4-3		3-1	BB		BB			BB	1	0	0	0	2	0								
Tim Raines, S (9,PH)				1-2 BB		S BB			1-2 BB	0	1	0	0	1	0								
Tom Herr, S (1,4)	0-0		0-0		0-0	0-3			0-3	3	1	1	0	0	2								
Nolan Ryan, R (4,1)	F6			3-1		K			K	1	0	0	0	1	1								
Tony Peña, R (7,2)			1B			1-2				1	0	0	0	1	2								
Steve Garvey, R (1,3)	0-0		0-0		0-0	G6-3			1-3	3	0	1	1	0	0								
Jack Clark, R (5,3)	5-3		2B			2B			2B	1	0	0	0	1	0								
Dale Murphy, R (1,8)		0-0	0-0		0-3				0-0	3	0	1	0	0	1								
Willie McGee, S (5,8)	F6			1-3		K				2	0	1	2	0	0								
Darryl Strawberry, L (1,9)		0-0	4-0		1-0				0-0	1	2	1	0	1	0								
Dave Parker, L (5,9)				BB		2B				2	0	0	0	0	1								
Graig Nettles, L (1,5)		0-0		1B		HBP			4-3	2	0	0	0	0	4								
Tim Wallach, R (4,5)	F7		F5			1B				2	1	1	0	1	1								
Terry Kennedy, L (1,2)		0-0			0-0				0-0	2	0	1	1	0	0								
Ozzie Virgil, L (4,2)									0-3	1	0	1	2	0	0								
Fernando Valenzuela, L (7,1)										0	0	0	0	0	0								
Pete Rose, S (6,PH)										1	0	0	0	0	0								
Jeff Reardon, R (8,PH)										0	0	0	0	0	0								
Glenn Wilson, R (8,PH)										1	0	0	0	1	3								
Rich Gossage, R (8,PH)										0	0	0	0	0	0								
Ozzie Smith, S (1,6)		0-0			0-0				0-0	4	0	0	0	0	1								
LaMarr Hoyt, R (1,1)									4-0	1	0	0	0	1	0								
Garry Templeton, S (4,PH)										1	0	1	0	0	0								
Ryne Sandberg, R (4,4)									BB	1	1	0	0	1	1								
Inning Stats	R: 0 E: 0 K: 0 S: 3	H: 0 LOB: 0 BB: 0 P: 3	R: 1 E: 0 K: 0 S: 5	H: 2 LOB: 1 BB: 0 P: 5	R: 1 E: 0 K: 1 S: 8	H: 3 LOB: 3 BB: 1 P: 12	R: 0 E: 0 K: 0 S: 4	H: 1 LOB: 2 BB: 1 P: 8	R: 2 E: 0 K: 1 S: 6	H: 2 LOB: 1 BB: 0 P: 7	R: 0 E: 0 K: 2 S: 7	H: 0 LOB: 1 BB: 1 P: 11	R: 0 E: 0 K: 0 S: 3	H: 0 LOB: 0 BB: 0 P: 3	R: 0 E: 0 K: 1 S: 5	H: 0 LOB: 0 BB: 0 P: 5	R: 2 E: 0 K: 3 S: 10	H: 1 LOB: 3 BB: 4 P: 26	1B: 5 2B: 4 3B: 0 HR: 0	SF: 0 SAC: 0 DP: 0 HBP: 1	WP: 0 PB: 0 CS: 2	PA: 43	
PITCHER	IP WLS BF H R ER SO BB IBB HBP BLK WP HR S P ERA WHIP											PITCHER	IP WLS BF H R ER SO BB IBB HBP BLK WP HR S P ERA WHIP										
Jack Morris, R (1,1)	2.2 L 14 5 2 2 1 1 0 0 0 0 0 0 15 19 6.75 2.250											Dan Petry, R (9,1)	0.1 4 0 2 2 1 3 0 0 0 0 0 0 3 15 54.00 9.000										
Jimmy Key, L (3,1)	0.1 1 0 0 0 0 0 0 0 0 0 0 0 1 1 0.00 0.000											Willie Hernandez, L (9,1)	0.2 4 1 0 0 2 0 1 0 0 0 0 0 7 11 0.00 1.500										
Bert Blyleven, R (4,1)	2.0 10 3 2 2 1 1 0 1 0 0 0 0 10 15 9.00 2.000																						
Dave Stieb, R (6,1)	1.0 4 0 0 0 2 1 0 0 0 0 0 0 7 11 0.00 1.000																						
Donnie Moore, R (7,1)	2.0 6 0 0 0 1 0 0 0 0 0 0 0 8 8 0.00 0.000																						

Batter	1	2	3	4	5	6	7	8	9	AB	R	H	RBI	BB	SO	LOB	BOTTOM						
Rickey Henderson, R (1,8)	0-0		0-0		0-3				0-3	3	1	1	0	0	1	3	National League All-Stars @ American League All-Stars Hubert H. Humphrey Metrodome, Minneapolis, MN Tue Jul 16 1985, 8:05 PM EDT Att: 54,960 - Unknown livebaseballscores.com						
Paul Molitor, R (7,5)			5-3							1	0	0	0	0	1								
Lou Whitaker, L (1,4)	0-0								0-0	2	0	0	0	0	2								
Damaso Garcia, R (6,4)	F9		F9							2	0	1	0	0	0								
George Brett, L (1,5)										1	0	0	1	1	0								
Phil Bradley, R (7,8)										1	0	0	0	0	1								
Dan Petry, R (9,1)										0	0	0	0	0	0								
Willie Hernandez, L (9,1)										0	0	0	0	0	0								
Eddie Murray, S (1,3)										3	0	0	0	0	1								
Tom Brunansky, R (7,9)	P6									1	0	0	0	0	0								
Cal Ripken Jr., R (1,6)		0-0			0-0				0-0	3	0	1	0	0	0								
Alan Trammell, R (7,6)			6-3							1	0	0	0	0	0								
Dave Winfield, R (1,9)		0-0			0-0				4-0	3	0	1	0	0	2								
Donnie Moore, L (7,1)	4-3									0	0	0	0	0	0								
Wade Boggs, L (9,5)										0	0	0	0	1	0								
Jim Rice, R (1,7)										3	0	0	0	1	2								
Carlton Fisk, R (1,2)										2	0	0	0	0	1								
Ernie Whitt, L (6,2)										0	0	0	0	0	0								
Gary Ward, R (7,PH)										1	0	0	0	0	1								
Rich Gedman, L (8,2)										1	0	0	0	1	1								
Jack Morris, R (1,1)										0	0	0	0	0	0								
Jimmy Key, R (3,1)										0	0	0	0	0	0								
Harold Baines, L (3,PH)										1	0	1	0	0	0								
Bert Blyleven, R (4,1)										0	0	0	0	0	0								
Cecil Cooper, L (5,PH)										0	0	0	0	1	0								
Dave Stieb, R (6,1)										0	0	0	0	0	0								
Don Mattingly, L (7,3)										1	0	0	0	0	1								
Inning Stats	R: 1 E: 0 K: 0 S: 4	H: 1 LOB: 0 BB: 0 P: 4	R: 0 E: 0 K: 0 S: 3	H: 0 LOB: 0 BB: 0 P: 3	R: 0 E: 0 K: 0 S: 4	H: 1 LOB: 1 BB: 0 P: 4	R: 0 E: 0 K: 0 S: 3	H: 0 LOB: 0 BB: 0 P: 3	R: 0 E: 0 K: 2 S: 8	H: 1 LOB: 2 BB: 1 P: 12	R: 0 E: 0 K: 0 S: 4	H: 1 LOB: 1 BB: 1 P: 8	R: 0 E: 0 K: 1 S: 5	H: 0 LOB: 1 BB: 1 P: 9	R: 0 E: 0 K: 1 S: 5	H: 1 LOB: 0 BB: 0 P: 5	R: 0 E: 0 K: 2 S: 7	H: 0 LOB: 1 BB: 1 P: 11	1B: 5 2B: 1 3B: 0 HR: 0	SF: 1 SAC: 0 DP: 1 HBP: 0	WP: 1 PB: 0 CS: 4	PA: 35	
PITCHER	IP WLS BF H R ER SO BB IBB HBP BLK WP HR S P ERA WHIP											PITCHER	IP WLS BF H R ER SO BB IBB HBP BLK WP HR S P ERA WHIP										
LaMarr Hoyt, R (1,1)	3.0 W 11 2 1 0 0 0 0 0 0 0 0 0 11 11 0.00 0.667																						
Nolan Ryan, R (4,1)	3.0 13 2 0 0 2 2 0 0 0 0 0 0 15 23 0.00 1.333																						
Fernando Valenzuela, L (7,1)	1.0 4 0 0 0 1 1 0 0 0 0 1 0 5 9 0.00 1.000																						
Jeff Reardon, R (8,1)	1.0 3 1 0 0 1 0 0 0 0 0 0 0 5 5 0.00 1.000																						
Rich Gossage, R (9,1)	1.0 4 0 0 0 2 1 0 0 0 0 0 0 7 11 0.00 1.000																						

Batter	1	2	3	4	5	6	7	8	9	10	11	12	13	AB	R	H	RBI	BB	SO	LOB	TOP	
Eric Davis, R (1.7) Tim Raines, S OBP: 1.000, SLG: 1.667	6-3		5-3			K			1B		1B		3B	3	0	0	0	0	1	0		
Ryne Sandberg, R Juan Samuel, R	5-3		G6-3			4-3			F9		K		L4	2	0	0	0	0	0	0		
Andre Dawson, R Rick Reuschel, R Jeffrey Leonard, R	2B		K			6-3			F2		6-3			3	0	1	0	0	1	0		
Mike Schmidt, R Tim Wallach, R	5-3		1B			K			K		1-3		K	2	0	1	0	0	0	1		
Jack Clark, R Keith Hernandez, L	F3		CS			K			K		1B		K	3	0	0	0	0	2	0		
Darryl Strawberry, L Bo Diaz, R Ozzie Virgil, R	4-3		4-3			4-3			F9		F7		1B	2	0	0	0	0	0	0		
Gary Carter, R Orel Hershiser, R Dale Murphy, R John Franco, L Steve Bedrosian, R Pedro Guerrero, R Lee Smith, R Sid Fernandez, L	6-3					FC6-4			F6		L4		K	1	0	0	0	1	0	0		
Ozzie Smith, S Hubie Brooks, R			L7			FC6-4			K		F8		1B	3	1	1	0	0	1	0		
Mike Scott, R Tony Gwynn, L Rick Sutcliffe, L Willie McGee, S	6-3		6-3			4-3			4-3		6-3		L7	0	0	0	0	0	0	0		
Inning Stats	R: 0 E: 0 K: 0 S: 4	H: 1 LOB: 1 BB: 0 P: 4	R: 0 E: 0 K: 0 S: 3	H: 0 LOB: 0 BB: 0 P: 3	R: 0 E: 0 K: 1 S: 5	H: 1 LOB: 0 BB: 0 P: 5	R: 0 E: 0 K: 1 S: 5	H: 0 LOB: 0 BB: 0 P: 7	R: 0 E: 0 K: 1 S: 5	H: 0 LOB: 0 BB: 0 P: 5	R: 0 E: 0 K: 0 S: 4	H: 1 LOB: 1 BB: 0 P: 4	R: 0 E: 0 K: 1 S: 6	H: 1 LOB: 1 BB: 0 P: 6	R: 0 E: 0 K: 2 S: 7	H: 0 LOB: 0 BB: 0 P: 7	R: 2 E: 0 K: 1 S: 8	H: 3 LOB: 1 BB: 0 P: 8	1B: 6 2B: 1 3B: 1 HR: 0	SF: 0 SAC: 0 DP: 0 HBP: 0	WIP: 0 PB: 0 SB: 1 CS: 1	PA: 48
PITCHER	IP WLS BF H R ER SO BB IBB HBP BLK WP HR S P ERA WHIP	3.0 10 10 1 0 0 2 0 0 0 0 0 0 10 14 0.00 0.333	4.1 7 7 1 0 0 2 1 0 0 0 0 0 10 14 0.00 1.000	6.1 2.0 6 0 0 0 3 0 0 0 0 0 0 12 12 0.00 0.000	8.1 1.0 3 0 0 0 1 0 0 0 0 0 0 5 5 0.00 0.000	9.1 0.1 2 1 0 0 0 0 0 0 0 0 0 2 2 0.00 3.000	PITCHER	IP WLS BF H R ER SO BB IBB HBP BLK WP HR S P ERA WHIP	2.2 10 10 2 0 0 1 0 0 0 0 0 0 3 3 0.00 0.750	12.1 2.0 L 9 3 2 2 3 0 0 0 0 0 0 15 15 9.00 1.500												

National League All-Stars @ American League All-Stars
Oakland-Alameda County Coliseum, Oakland, CA
Tue Jul 14 1987, 5:05 PM PDT
Att. 49,671 - Unknown

AB 46
R 2
H 8
RBI 2
BB 1
SO 10
LOB 11



Batter	1	2	3	4	5	6	7	8	9	10	11	12	13	AB	R	H	RBI	BB	SO	LOB	BOTTOM	
Rickey Henderson, R Mark McGwire, R	G4-3		F8			1B			F9		K		1-3	3	0	1	0	0	0	1		
Don Mattingly, L Kevin Seitzer, R	E1		FC4-6			FC5-4			F4		F8		BB	1	0	0	0	2	0	0		
Walt Bogle, L Mark Langston, L Dan Plesac, L Dave Righetti, L John Franco, L Steve Bedrosian, R Pedro Guerrero, R Lee Smith, R Sid Fernandez, L	FC4-6		F8			FC5-4			F4		SH1-3		K	3	0	0	0	0	0	0		
George Bell, R Matt Nokes, L	P6					G3			F7		SH1-3		F2	3	0	0	0	0	1			
Dave Winfield, R	L3-6		G4-3			L9			SH1-4		6-3		FC5-4	5	0	1	0	1	0	2		
Cal Ripken Jr., R Tony Fernandez, S	L3-6		L3-6			F8			SH1-4		K			2	0	1	0	0	1			
Terry Kennedy, L Dwight Evans, R	K		FC6-4			FC6-4			SH3-4		BB		1B	2	0	2	0	1	0	0		
Willie Randolph, R Harold Reynolds, S			F7			6-3			SH3-4		FC3-6-1-2		B3	1	0	0	0	0	0	0		
Bret Saberhagen, R Alan Trammell, R Jack Morris, R Kirby Puckett, R	E6		E6			4-3			K		K		K	0	0	0	0	0	0	0		
Inning Stats	R: 0 E: 1 K: 0 S: 4	H: 0 LOB: 1 BB: 0 P: 4	R: 0 E: 0 K: 1 S: 5	H: 1 LOB: 0 BB: 0 P: 5	R: 0 E: 0 K: 0 S: 4	H: 1 LOB: 1 BB: 0 P: 4	R: 0 E: 0 K: 0 S: 3	H: 0 LOB: 0 BB: 0 P: 3	R: 0 E: 0 K: 1 S: 6	H: 1 LOB: 1 BB: 0 P: 6	R: 0 E: 0 K: 0 S: 3	H: 0 LOB: 0 BB: 0 P: 7	R: 0 E: 0 K: 1 S: 6	H: 1 LOB: 1 BB: 0 P: 6	R: 0 E: 0 K: 1 S: 6	H: 1 LOB: 1 BB: 0 P: 6	R: 0 E: 0 K: 1 S: 5	H: 0 LOB: 1 BB: 1 P: 9	1B: 5 2B: 3 3B: 0 HR: 0	SF: 0 SAC: 3 DP: 2 HBP: 0	WIP: 0 PB: 0 SB: 0 CS: 0	PA: 50
PITCHER	IP WLS BF H R ER SO BB IBB HBP BLK WP HR S P ERA WHIP	2.0 7 7 1 0 0 1 0 0 0 0 0 0 9 9 0.00 0.500	3.1 9 9 1 0 0 0 1 0 0 0 0 0 8 12 0.00 1.000	5.1 2.0 8 1 0 0 0 1 0 0 0 0 0 7 11 0.00 1.000	7.1 1.1 5 1 0 0 1 0 0 0 0 0 0 7 7 0.00 0.750	8.1 0.2 2 0 0 0 0 0 0 0 0 0 0 2 2 0.00 0.000	PITCHER	IP WLS BF H R ER SO BB IBB HBP BLK WP HR S P ERA WHIP	1.0 4 4 0 0 0 0 2 0 0 0 0 0 0 2 2 0.00 2.000	10.1 3.0 W 11 2 0 0 4 0 0 0 0 0 0 19 19 0.00 0.667												

National League All-Stars @ American League All-Stars
Oakland-Alameda County Coliseum, Oakland, CA
Tue Jul 14 1987, 5:05 PM PDT
Att. 49,671 - Unknown

AB 42
R 0
H 6
RBI 0
BB 5
SO 7
LOB 21





Batter	1	2	3	4	5	6	7	8	9	AB	R	H	RBI	BB	SO	LOB	TOP									
Marquis Grissom, R Roberto Kelly, R	F5	K			F8			K		3	0	0	0	0	1	2	National League All-Stars @ American League All-Stars Oriole Park at Camden Yards, Baltimore, MD Tue Jul 13 1993, 8:05 PM EDT Att: 48,147 - Unknown livebaseballscorecards.com									
Barry Bonds, L Bobby Bonilla, S	HR		6-3			1B SF8		2B		3	2	2	0	0	0	0										
Gary Sheffield, R Dave Hollins, S	HR		F6			1B		2B		3	1	2	2	0	0	0										
John Kruk, L Andres Galarraga, R	F7		K			K		F6		3	0	0	0	0	2	2										
Barry Larkin, R Jeff Blauser, R	K				F9	SF8		K		2	0	0	1	0	1	0										
Mark Grace, L Gregg Jefferies, S		4-3		1-3		G3			K	3	0	0	0	0	0	1										
David Justice, L Tony Gwynn, L					F8			F9		3	0	1	0	0	0	0										
Darren Daulton, L Mike Piazza, R		1-3				G3		K		3	0	0	0	0	1	1										
Ryne Sandberg, R Jay Bell, R					6-3			F5		1	0	0	0	1	0	0										
Inning Stats	R: 2 E: 0 K: 1 S: 7	H: 2 LOB: 0 BB: 0 P: 7	R: 0 E: 0 K: 1 S: 6	H: 1 LOB: 2 BB: 1 P: 10	R: 0 E: 0 K: 1 S: 2	H: 0 LOB: 0 BB: 0 P: 3	R: 0 E: 0 K: 0 S: 3	H: 0 LOB: 0 BB: 0 P: 3	R: 0 E: 0 K: 1 S: 3	H: 2 LOB: 1 BB: 0 P: 7	R: 0 E: 0 K: 1 S: 5	H: 0 LOB: 0 BB: 0 P: 5	R: 0 E: 0 K: 2 S: 9	H: 2 LOB: 2 BB: 0 P: 9	R: 0 E: 0 K: 2 S: 7	H: 0 LOB: 0 BB: 0 P: 7		1B: 3 2B: 3 3B: 0 HR: 1	SF: 1 SAC: 0 DP: 0 HBP: 0	WP: 0 PB: 0 SB: 0 CS: 0	PA: 35					
PITCHER	IP WLS BF H R ER SO BB IBB HBP BLK WP HR S P ERA WHIP	IP WLS BF H R ER SO BB IBB HBP BLK WP HR S P ERA WHIP																								
Mark Langston, L Randy Johnson, L Jack McDowell, R Jimmy Key, L Jeff Montgomery, R	2.0 3.1 5.1 6.1 7.1	10 6 3 5 3	3 0 0 2 0	2 0 0 1 0	2 0 0 1 0	2 0 0 1 0	1 0 0 0 0	0 0 0 0 0	0 0 0 0 0	0 0 0 0 0	1 5 3 7 5	13 6 3 7 5	17 0 0 7 5	9.00 0.00 0.00 9.00 0.00	2.000 0.000 0.000 2.000 0.000											
Rick Aguilera, R Duane Ward, R	8.1 9.1	1.0 1.0	5 3	2 0	0 0	2 2	0 0	0 0	0 0	0 0	0 0	9 7	9 7	0.00 0.00	2.000 0.000											

Batter	1	2	3	4	5	6	7	8	9	AB	R	H	RBI	BB	SO	LOB	BOTTOM									
Roberto Alomar, S Carlos Baerga, S	5-3		HR		4-3	E6 2B		K		3	1	1	1	0	0	1	National League All-Stars @ American League All-Stars Oriole Park at Camden Yards, Baltimore, MD Tue Jul 13 1993, 8:05 PM EDT Att: 48,147 - Unknown livebaseballscorecards.com									
Paul Molitor, R Albert Belle, R Frank Thomas, R			F7		E9 1B	2B WP		FC6-4 1B		1	0	0	0	1	0	0										
Ken Griffey Jr., L Devon White, S			K		2B	WP WP		FC6-4 S		3	1	1	1	0	1	1										
Joe Carter, R Juan Gonzalez, R			FC6 1B		K	WP BB		K		3	0	1	0	0	1	2										
John Olerud, L Cecil Fielder, R		4-3	FC6		2B HBP	F7				2	0	0	0	0	0	1										
Kirby Puckett, R Greg Vaughn, R				4-3	2B	2B		2B		3	1	2	2	0	0	0										
Cal Ripken Jr., R Travis Fryman, R				K	5-3			F6		3	0	0	0	0	1	2										
Wade Boggs, L Scott Cooper, L				L7		F7		K		1	0	0	0	1	0	0										
Ivan Rodriguez, R Terry Steinbach, R			F9		4-3 E	K		2B		2	1	1	0	0	0	1										
Inning Stats	R: 0 E: 0 K: 0 S: 3	H: 0 LOB: 1 BB: 1 P: 7	R: 1 E: 0 K: 0 S: 4	H: 1 LOB: 1 BB: 1 P: 8	R: 1 E: 0 K: 1 S: 7	H: 2 LOB: 1 BB: 0 P: 7	R: 0 E: 0 K: 1 S: 5	H: 0 LOB: 0 BB: 0 P: 5	R: 3 E: 1 K: 1 S: 9	H: 4 LOB: 2 BB: 0 P: 10	R: 3 E: 1 K: 1 S: 7	H: 1 LOB: 1 BB: 2 P: 15	R: 1 E: 0 K: 1 S: 6	H: 2 LOB: 1 BB: 0 P: 6	R: 0 E: 0 K: 2 S: 8	H: 1 LOB: 1 BB: 0 P: 8		1B: 5 2B: 4 3B: 0 HR: 2	SF: 0 SAC: 0 DP: 0 HBP: 1	WP: 2 PB: 0 SB: 1 CS: 0	PA: 40					
PITCHER	IP WLS BF H R ER SO BB IBB HBP BLK WP HR S P ERA WHIP	IP WLS BF H R ER SO BB IBB HBP BLK WP HR S P ERA WHIP																								
Terry Mulholland, L Andy Benes, R John Burkett, R Steve Avery, L John Smoltz, R	2.0 3.1 5.1 6.1 6.1	9 8 7 6 2	1 2 4 1 0	1 1 3 0 0	1 1 0 1 0	0 0 0 1 0	0 0 0 0 1	0 0 0 0 0	0 0 0 0 0	0 0 0 0 2	1 12 8 11 5	15 12 9 11 5	15 12 9 11 5	4.50 4.50 40.50 0.00 0.00	1.500 1.000 6.000 2.000 3.000											
Rod Beck, R Bryan Harvey, R	7.1 8.1	1.0 1.0	4 1	1 0	1 0	1 2	0 0	0 0	0 0	0 0	0 8	8 8	0 8	0.00 0.00	1.000 1.000											

Batter	1	2	3	4	5	6	7	8	9	AB	R	H	RBI	BB	SO	LOB	TOP									
Kenny Lofton, L OBP: 0.667, SLG: 0.667 Joe Carter, R OBP: 1.000, SLG: 1.000	2-1 F8 S 1B		3-2 F8			2-0 1B S 1B		1-1 1B		3	0	2	0	0	0	0	American League All-Stars @ National League All-Stars Veterans Stadium, Philadelphia, PA Tue Jul 09 1996, 8:05 PM EDT Att: 62,670 - Cloudy									
Wade Boggs, L Travis Fryman, R	2-1 P5 1-2		1-2 6-3			1-1 F7		1-3 K		3	0	0	0	0	0	2										
Roberto Alomar, S Chuck Knoblauch, R	1-2 F8 2-3			0-2 5-3		2-2 SAFE SAFE 1B		1-1 1B		3	0	1	0	0	0	1										
Albert Belle, R	1-3 K			3-3 K		2-3 K		1-0 L8		4	0	0	0	0	3	5										
Mo Vaughn, L Mark McGwire, R		0-0 2B		1-2 4-3		1-0 6-3		1-2 G6-4-3 1B		3	0	1	0	0	0	2										
Ivan Rodriguez, R Sandy Alomar Jr., R	0-1 P4			1-3 K		0-0 P8		1-2 G6-4-3 1B		2	0	0	0	0	1	1										
Cal Ripken Jr., R Troy Percival, R Roberto Hernandez, R Dan Wilson, R	3-1 L7			3-2 F7		2-1 6-3		2-2 F9		3	0	0	0	0	0	1										
Brady Anderson, L Roger Pavlik, R Alex Rodriguez, R	0-0 3-1			0-0 E5		1-1 F9				2	0	0	0	0	0	1										
Charles Nagy, L Edgar Martinez, R Chuck Finley, L Jay Buhner, R			2-1 6-3		1-1 L8			0-0 P4		0	0	0	0	0	0	0										
Inning Stats	R: 0 E: 0 K: 1 S: 11	H: 1 LOB: 1 BB: 0 P: 17	R: 0 E: 0 K: 0 S: 6	H: 1 LOB: 1 BB: 0 P: 9	R: 0 E: 0 K: 0 S: 11	H: 0 LOB: 0 BB: 0 P: 17	R: 0 E: 0 K: 1 S: 11	H: 0 LOB: 0 BB: 0 P: 15	R: 0 E: 0 K: 1 S: 9	H: 0 LOB: 1 BB: 0 P: 14	R: 0 E: 0 K: 1 S: 10	H: 2 LOB: 2 BB: 0 P: 18	R: 0 E: 0 K: 0 S: 5	H: 0 LOB: 0 BB: 0 P: 8	R: 0 E: 0 K: 1 S: 9	H: 2 LOB: 2 BB: 0 P: 13		R: 0 E: 0 K: 0 S: 13	H: 1 LOB: 0 BB: 0 P: 17	1B: 6 2B: 1 3B: 0 HR: 0	SF: 0 SAC: 0 DP: 1 HBP: 0	WP: 0 PB: 0 CS: 2	PA: 34			
PITCHER	IP WLS BF H R ER SO BB IBB HBP BLK WP HR S P ERA WHIP	IP WLS BF H R ER SO BB IBB HBP BLK WP HR S P ERA WHIP	IP WLS BF H R ER SO BB IBB HBP BLK WP HR S P ERA WHIP	IP WLS BF H R ER SO BB IBB HBP BLK WP HR S P ERA WHIP	IP WLS BF H R ER SO BB IBB HBP BLK WP HR S P ERA WHIP	IP WLS BF H R ER SO BB IBB HBP BLK WP HR S P ERA WHIP	IP WLS BF H R ER SO BB IBB HBP BLK WP HR S P ERA WHIP	IP WLS BF H R ER SO BB IBB HBP BLK WP HR S P ERA WHIP	IP WLS BF H R ER SO BB IBB HBP BLK WP HR S P ERA WHIP	IP WLS BF H R ER SO BB IBB HBP BLK WP HR S P ERA WHIP	IP WLS BF H R ER SO BB IBB HBP BLK WP HR S P ERA WHIP	IP WLS BF H R ER SO BB IBB HBP BLK WP HR S P ERA WHIP	IP WLS BF H R ER SO BB IBB HBP BLK WP HR S P ERA WHIP	IP WLS BF H R ER SO BB IBB HBP BLK WP HR S P ERA WHIP	IP WLS BF H R ER SO BB IBB HBP BLK WP HR S P ERA WHIP	IP WLS BF H R ER SO BB IBB HBP BLK WP HR S P ERA WHIP	IP WLS BF H R ER SO BB IBB HBP BLK WP HR S P ERA WHIP	IP WLS BF H R ER SO BB IBB HBP BLK WP HR S P ERA WHIP	IP WLS BF H R ER SO BB IBB HBP BLK WP HR S P ERA WHIP	IP WLS BF H R ER SO BB IBB HBP BLK WP HR S P ERA WHIP	IP WLS BF H R ER SO BB IBB HBP BLK WP HR S P ERA WHIP	IP WLS BF H R ER SO BB IBB HBP BLK WP HR S P ERA WHIP	IP WLS BF H R ER SO BB IBB HBP BLK WP HR S P ERA WHIP	IP WLS BF H R ER SO BB IBB HBP BLK WP HR S P ERA WHIP		
John Smoltz, R ERA: 0.00	2.0 W 8 2 0 0 1 0 0 0 0 0 0 0 17 26 0.00 1.000	2.0 W 8 2 0 0 1 0 0 0 0 0 0 0 17 26 0.00 1.000	2.0 W 8 2 0 0 1 0 0 0 0 0 0 0 17 26 0.00 1.000	2.0 W 8 2 0 0 1 0 0 0 0 0 0 0 17 26 0.00 1.000	2.0 W 8 2 0 0 1 0 0 0 0 0 0 0 17 26 0.00 1.000	2.0 W 8 2 0 0 1 0 0 0 0 0 0 0 17 26 0.00 1.000	2.0 W 8 2 0 0 1 0 0 0 0 0 0 0 17 26 0.00 1.000	2.0 W 8 2 0 0 1 0 0 0 0 0 0 0 17 26 0.00 1.000	2.0 W 8 2 0 0 1 0 0 0 0 0 0 0 17 26 0.00 1.000	2.0 W 8 2 0 0 1 0 0 0 0 0 0 0 17 26 0.00 1.000	2.0 W 8 2 0 0 1 0 0 0 0 0 0 0 17 26 0.00 1.000	2.0 W 8 2 0 0 1 0 0 0 0 0 0 0 17 26 0.00 1.000	2.0 W 8 2 0 0 1 0 0 0 0 0 0 0 17 26 0.00 1.000	2.0 W 8 2 0 0 1 0 0 0 0 0 0 0 17 26 0.00 1.000	2.0 W 8 2 0 0 1 0 0 0 0 0 0 0 17 26 0.00 1.000	2.0 W 8 2 0 0 1 0 0 0 0 0 0 0 17 26 0.00 1.000	2.0 W 8 2 0 0 1 0 0 0 0 0 0 0 17 26 0.00 1.000	2.0 W 8 2 0 0 1 0 0 0 0 0 0 0 17 26 0.00 1.000	2.0 W 8 2 0 0 1 0 0 0 0 0 0 0 17 26 0.00 1.000	2.0 W 8 2 0 0 1 0 0 0 0 0 0 0 17 26 0.00 1.000	2.0 W 8 2 0 0 1 0 0 0 0 0 0 0 17 26 0.00 1.000	2.0 W 8 2 0 0 1 0 0 0 0 0 0 0 17 26 0.00 1.000	2.0 W 8 2 0 0 1 0 0 0 0 0 0 0 17 26 0.00 1.000	2.0 W 8 2 0 0 1 0 0 0 0 0 0 0 17 26 0.00 1.000		
Kevin Brown, R ERA: 0.00	1.0 3 0 0 0 0 0 0 0 0 0 0 11 17 0.00 0.000	1.0 3 0 0 0 0 0 0 0 0 0 0 11 17 0.00 0.000	1.0 3 0 0 0 0 0 0 0 0 0 0 11 17 0.00 0.000	1.0 3 0 0 0 0 0 0 0 0 0 0 11 17 0.00 0.000	1.0 3 0 0 0 0 0 0 0 0 0 0 11 17 0.00 0.000	1.0 3 0 0 0 0 0 0 0 0 0 0 11 17 0.00 0.000	1.0 3 0 0 0 0 0 0 0 0 0 0 11 17 0.00 0.000	1.0 3 0 0 0 0 0 0 0 0 0 0 11 17 0.00 0.000	1.0 3 0 0 0 0 0 0 0 0 0 0 11 17 0.00 0.000	1.0 3 0 0 0 0 0 0 0 0 0 0 11 17 0.00 0.000	1.0 3 0 0 0 0 0 0 0 0 0 0 11 17 0.00 0.000	1.0 3 0 0 0 0 0 0 0 0 0 0 11 17 0.00 0.000	1.0 3 0 0 0 0 0 0 0 0 0 0 11 17 0.00 0.000	1.0 3 0 0 0 0 0 0 0 0 0 0 11 17 0.00 0.000	1.0 3 0 0 0 0 0 0 0 0 0 0 11 17 0.00 0.000	1.0 3 0 0 0 0 0 0 0 0 0 0 11 17 0.00 0.000	1.0 3 0 0 0 0 0 0 0 0 0 0 11 17 0.00 0.000	1.0 3 0 0 0 0 0 0 0 0 0 0 11 17 0.00 0.000	1.0 3 0 0 0 0 0 0 0 0 0 0 11 17 0.00 0.000	1.0 3 0 0 0 0 0 0 0 0 0 0 11 17 0.00 0.000	1.0 3 0 0 0 0 0 0 0 0 0 0 11 17 0.00 0.000	1.0 3 0 0 0 0 0 0 0 0 0 0 11 17 0.00 0.000	1.0 3 0 0 0 0 0 0 0 0 0 0 11 17 0.00 0.000	1.0 3 0 0 0 0 0 0 0 0 0 0 11 17 0.00 0.000	1.0 3 0 0 0 0 0 0 0 0 0 0 11 17 0.00 0.000	
Tom Glavine, L ERA: 0.00	1.0 3 0 0 0 1 0 0 0 0 0 0 11 15 0.00 0.000	1.0 3 0 0 0 1 0 0 0 0 0 0 11 15 0.00 0.000	1.0 3 0 0 0 1 0 0 0 0 0 0 11 15 0.00 0.000	1.0 3 0 0 0 1 0 0 0 0 0 0 11 15 0.00 0.000	1.0 3 0 0 0 1 0 0 0 0 0 0 11 15 0.00 0.000	1.0 3 0 0 0 1 0 0 0 0 0 0 11 15 0.00 0.000	1.0 3 0 0 0 1 0 0 0 0 0 0 11 15 0.00 0.000	1.0 3 0 0 0 1 0 0 0 0 0 0 11 15 0.00 0.000	1.0 3 0 0 0 1 0 0 0 0 0 0 11 15 0.00 0.000	1.0 3 0 0 0 1 0 0 0 0 0 0 11 15 0.00 0.000	1.0 3 0 0 0 1 0 0 0 0 0 0 11 15 0.00 0.000	1.0 3 0 0 0 1 0 0 0 0 0 0 11 15 0.00 0.000	1.0 3 0 0 0 1 0 0 0 0 0 0 11 15 0.00 0.000	1.0 3 0 0 0 1 0 0 0 0 0 0 11 15 0.00 0.000	1.0 3 0 0 0 1 0 0 0 0 0 0 11 15 0.00 0.000	1.0 3 0 0 0 1 0 0 0 0 0 0 11 15 0.00 0.000	1.0 3 0 0 0 1 0 0 0 0 0 0 11 15 0.00 0.000	1.0 3 0 0 0 1 0 0 0 0 0 0 11 15 0.00 0.000	1.0 3 0 0 0 1 0 0 0 0 0 0 11 15 0.00 0.000	1.0 3 0 0 0 1 0 0 0 0 0 0 11 15 0.00 0.000	1.0 3 0 0 0 1 0 0 0 0 0 0 11 15 0.00 0.000	1.0 3 0 0 0 1 0 0 0 0 0 0 11 15 0.00 0.000	1.0 3 0 0 0 1 0 0 0 0 0 0 11 15 0.00 0.000	1.0 3 0 0 0 1 0 0 0 0 0 0 11 15 0.00 0.000	1.0 3 0 0 0 1 0 0 0 0 0 0 11 15 0.00 0.000	
Ricky Bottalico, R ERA: 0.00	1.0 4 0 0 0 1 0 0 0 0 0 0 9 14 0.00 0.000	1.0 4 0 0 0 1 0 0 0 0 0 0 9 14 0.00 0.000	1.0 4 0 0 0 1 0 0 0 0 0 0 9 14 0.00 0.000	1.0 4 0 0 0 1 0 0 0 0 0 0 9 14 0.00 0.000	1.0 4 0 0 0 1 0 0 0 0 0 0 9 14 0.00 0.000	1.0 4 0 0 0 1 0 0 0 0 0 0 9 14 0.00 0.000	1.0 4 0 0 0 1 0 0 0 0 0 0 9 14 0.00 0.000	1.0 4 0 0 0 1 0 0 0 0 0 0 9 14 0.00 0.000	1.0 4 0 0 0 1 0 0 0 0 0 0 9 14 0.00 0.000	1.0 4 0 0 0 1 0 0 0 0 0 0 9 14 0.00 0.000	1.0 4 0 0 0 1 0 0 0 0 0 0 9 14 0.00 0.000	1.0 4 0 0 0 1 0 0 0 0 0 0 9 14 0.00 0.000	1.0 4 0 0 0 1 0 0 0 0 0 0 9 14 0.00 0.000	1.0 4 0 0 0 1 0 0 0 0 0 0 9 14 0.00 0.000	1.0 4 0 0 0 1 0 0 0 0 0 0 9 14 0.00 0.000	1.0 4 0 0 0 1 0 0 0 0 0 0 9 14 0.00 0.000	1.0 4 0 0 0 1 0 0 0 0 0 0 9 14 0.00 0.000	1.0 4 0 0 0 1 0 0 0 0 0 0 9 14 0.00 0.000	1.0 4 0 0 0 1 0 0 0 0 0 0 9 14 0.00 0.000	1.0 4 0 0 0 1 0 0 0 0 0 0 9 14 0.00 0.000	1.0 4 0 0 0 1 0 0 0 0 0 0 9 14 0.00 0.000	1.0 4 0 0 0 1 0 0 0 0 0 0 9 14 0.00 0.000	1.0 4 0 0 0 1 0 0 0 0 0 0 9 14 0.00 0.000	1.0 4 0 0 0 1 0 0 0 0 0 0 9 14 0.00 0.000	1.0 4 0 0 0 1 0 0 0 0 0 0 9 14 0.00 0.000	1.0 4 0 0 0 1 0 0 0 0 0 0 9 14 0.00 0.000
Pedro Martinez, R ERA: 0.00	1.0 5 2 0 0 1 0 0 0 0 0 0 10 18 0.00 2.000	1.0 5 2 0 0 1 0 0 0 0 0 0 10 18 0.00 2.000	1.0 5 2 0 0 1 0 0 0 0 0 0 10 18 0.00 2.000	1.0 5 2 0 0 1 0 0 0 0 0 0 10 18 0.00 2.000	1.0 5 2 0 0 1 0 0 0 0 0 0 10 18 0.00 2.000	1.0 5 2 0 0 1 0 0 0 0 0 0 10 18 0.00 2.000	1.0 5 2 0 0 1 0 0 0 0 0 0 10 18 0.00 2.000	1.0 5 2 0 0 1 0 0 0 0 0 0 10 18 0.00 2.000	1.0 5 2 0 0 1 0 0 0 0 0 0 10 18 0.00 2.000	1.0 5 2 0 0 1 0 0 0 0 0 0 10 18 0.00 2.000	1.0 5 2 0 0 1 0 0 0 0 0 0 10 18 0.00 2.000	1.0 5 2 0 0 1 0 0 0 0 0 0 10 18 0.00 2.000	1.0 5 2 0 0 1 0 0 0 0 0 0 10 18 0.00 2.000	1.0 5 2 0 0 1 0 0 0 0 0 0 10 18 0.00 2.000	1.0 5 2 0 0 1 0 0 0 0 0 0 10 18 0.00 2.000	1.0 5 2 0 0 1 0 0 0 0 0 0 10 18 0.00 2.000	1.0 5 2 0 0 1 0 0 0 0 0 0 10 18 0.00 2.000	1.0 5 2 0 0 1 0 0 0 0 0 0 10 18 0.00 2.000	1.0 5 2 0 0 1 0 0 0 0 0 0 10 18 0.00 2.000	1.0 5 2 0 0 1 0 0 0 0 0 0 10 18 0.00 2.000	1.0 5 2 0 0 1 0 0 0 0 0 0 10 18 0.00 2.000	1.0 5 2 0 0 1 0 0 0 0 0 0 10 18 0.00 2.000	1.0 5 2 0 0 1 0 0 0 0 0 0 10 18 0.00 2.000	1.0 5 2 0 0 1 0 0 0 0 0 0 10 18 0.00 2.000	1.0 5 2 0 0 1 0 0 0 0 0 0 10 18 0.00 2.000	1.0 5 2 0 0 1 0 0 0 0 0 0 10 18 0.00 2.000

Batter	1	2	3	4	5	6	7	8	9	AB	R	H	RBI	BB	SO	LOB	BOTTOM							
Lance Johnson, L OBP: 0.750, SLG: 1.000	0-0 4-3 3-1 2B		3-2 4-3		1-2 CS S 1B		0-0 4-3 1B			4	1	3	0	0	0	1	American League All-Stars @ National League All-Stars Veterans Stadium, Philadelphia, PA Tue Jul 09 1996, 8:05 PM EDT Att: 62,670 - Cloudy							
Barry Larkin, R Ozzie Smith, S	1-1 4-3 2-3		0-2 1B 2B		1-0 F9 1-2		2-2 4-3 1-2			3	1	1	0	0	2									
Barry Bonds, L Pedro Martinez, R Gary Sheffield, R	0-0 3-1 3-H		2-0 CS 1B		3-2 G3 2-3		2-2 P4			3	0	1	1	0	1									
Fred McGriff, L Tom Glavine, L Ken Caminiti, S Todd Worrell, R Mark Wohlers, R Al Leiter, L	3-3 K		2-3 K		0-2 HR		0-3 K			2	0	0	0	0	2									
Mike Piazza, R Todd Hundley, S Jason Kendall, R		2-1 HR	1-0 2B		1-3 K		1-1 F8			3	1	2	2	0	1									
Dante Bichette, R Steve Trachsel, R Mark Grudzielanek, R	1-1 4-3		3-3 K		1-2 WP FC6-4 2B		1-0 5-3			3	1	1	0	0	1									
Chipper Jones, S Ricky Bottalico, L Ellis Burks, R	1-0 1B		0-0 L7		1-3 K FC6-4		0-0 3B			2	1	1	0	0	1									
Craig Biggio, R Eric Young Sr., R	0-2 5-3		0-3 K		0-0 FC6-4 FC5-4		0-1 3-1			3	0	0	1	0	2									
John Smoltz, R Henry Rodriguez, L Kevin Brown, R Jeff Bagwell, R	1-0 1B		1-3 K		0-1 FC5-4					0	0	0	0	0	0									
Inning Stats	R: 1 E: 0 K: 1 S: 7	H: 1 LOB: 0 BB: 0 P: 11	R: 2 E: 0 K: 0 S: 17	H: 3 LOB: 1 BB: 0 P: 25	R: 1 E: 0 K: 2 S: 13	H: 3 LOB: 1 BB: 0 P: 21	R: 0 E: 0 K: 2 S: 10	H: 0 LOB: 0 BB: 0 P: 11	R: 0 E: 0 K: 0 S: 7	H: 1 LOB: 0 BB: 0 P: 12	R: 2 E: 0 K: 2 S: 20	H: 2 LOB: 1 BB: 0 P: 23	R: 0 E: 0 K: 1 S: 11	H: 1 LOB: 1 BB: 0 P: 15	R: 0 E: 0 K: 0 S: 6	H: 1 LOB: 1 BB: 0 P: 8		R: 0 E: 0 K: 0 S: 13	H: 1 LOB: 0 BB: 0 P: 17	1B: 6 2B: 4 3B: 1 HR: 2	SF: 0 SAC: 0 DP: 1 HBP: 0	WP: 1 PB: 0 SB: 1 CS: 2	PA: 35	
PITCHER	IP WLS BF H R ER SO BB IBB HBP BLK WP HR S P ERA WHIP	IP WLS BF H R ER SO BB IBB HBP BLK WP HR S P ERA WHIP	IP WLS BF H R ER SO BB IBB HBP BLK WP HR S P ERA WHIP	IP WLS BF H R ER SO BB IBB HBP BLK WP HR S P ERA WHIP	IP WLS BF H R ER SO BB IBB HBP BLK WP HR S P ERA WHIP	IP WLS BF H R ER SO BB IBB HBP BLK WP HR S P ERA WHIP	IP WLS BF H R ER SO BB IBB HBP BLK WP HR S P ERA WHIP	IP WLS BF H R ER SO BB IBB HBP BLK WP HR S P ERA WHIP	IP WLS BF H R ER SO BB IBB HBP BLK WP HR S P ERA WHIP	IP WLS BF H R ER SO BB IBB HBP BLK WP HR S P ERA WHIP	IP WLS BF H R ER SO BB IBB HBP BLK WP HR S P ERA WHIP	IP WLS BF H R ER SO BB IBB HBP BLK WP HR S P ERA WHIP	IP WLS BF H R ER SO BB IBB HBP BLK WP HR S P ERA WHIP	IP WLS BF H R ER SO BB IBB HBP BLK WP HR S P ERA WHIP	IP WLS BF H R ER SO BB IBB HBP BLK WP HR S P ERA WHIP	IP WLS BF H R ER SO BB IBB HBP BLK WP HR S P ERA WHIP	IP WLS BF H R ER SO BB IBB HBP BLK WP HR S P ERA WHIP	IP WLS BF H R ER SO BB IBB HBP BLK WP HR S P ERA WHIP	IP WLS BF H R ER SO BB IBB HBP BLK WP HR S P ERA WHIP	IP WLS BF H R ER SO BB IBB HBP BLK WP HR S P ERA WHIP	IP WLS BF H R ER SO BB IBB HBP BLK WP HR S P ERA WHIP	IP WLS BF H R ER SO BB IBB HBP BLK WP HR S P ERA WHIP	IP WLS BF H R ER SO BB IBB HBP BLK WP HR S P ERA WHIP	IP WLS BF H R ER SO BB IBB HBP BLK WP HR S P ERA WHIP
Charles Nagy, R ERA: 4.5	2.0 L 10 4 3 3 1 4 0 0 0 0 0 0 23 32 4.50 1.500	2.0 L 10 4 3 3 1 4 0 0 0 0 0 0 23 32 4																						

Batter	1	2	3	4	5	6	7	8	9	AB	R	H	RBI	BB	SO	LOB	TOP				
Barry Larkin, R Alex Gonzalez, R	2-2 K		1-1 2H 1B		1-2 FC4-6 20 2B		2-2 P4			3	0	1	1	0	1	1	National League All-Stars @ American League All-Stars Fenway Park, Boston, MA Tue Jul 13 1999, 8:00 PM EDT Att: 34,187 - Unknown - 68 F AB 32 R 1 H 7 RBI 1 BB 4 SO 12 LOB 19 				
33 Larry Walker, L 20 Luis Gonzalez, L	1-3 K		0-0 1-3		2-0 2B		1-1 E4 FC6-4			2	0	0	0	0	1	1					
Sammy Sosa, R Vladimir Guerrero, R	2-3 K			0-0 P3	1-3 K		0-2 FC6-4			3	0	0	0	0	2	2					
25 Mark McGwire, R Sean Casey, L		1-3 K		4-2 1B 1B BB	0-3 K			0-1 G6-3		2	0	0	0	1	2	2					
Matt Williams, R Ed Sprague, R		0-0 E4 CS		1-3 K		1-2 G5-4-3 1B		0-2 G5-3		3	0	1	0	0	1	1					
Jeff Bagwell, R Gary Sheffield, R		3-3 K		2-2 1B	1-2 1B		3-3 K	1-0 G6-3		3	0	1	0	0	2	2					
Mike Piazza, R Mike Lieberthal, R Dave Nilsson, L			1-3 K	0-0 1B	1-1 G5-4-3			2-3 K		2	0	1	0	0	1	0					
Jeromy Burnitz, L 33 Brian Jordan, R			2-2 1B 2B	0-0 G3		4-0 CS BB		2-2 G1-6-3 1B		2	1	1	0	0	0	3					
33 Jay Bell, R Jeff Kent, R			2-3 K		4-1 FC4-6 BB		4-1 20 E BB	0-1 G1-6-3		1	0	0	0	1	1	1					
										1	0	0	0	1	0	1					
Inning Stats	R: 0 E: 0 K: 3 S: 12	H: 0 LOB: 0 BB: 0 P: 17	R: 0 E: 1 K: 2 S: 7	H: 0 LOB: 1 BB: 0 P: 11	R: 1 E: 0 K: 2 S: 15	H: 2 LOB: 1 BB: 0 P: 21	R: 0 E: 0 K: 1 S: 11	H: 2 LOB: 3 BB: 1 P: 18	R: 0 E: 0 K: 1 S: 9	H: 1 LOB: 2 BB: 0 P: 14	R: 0 E: 1 K: 0 S: 9	H: 0 LOB: 2 BB: 2 P: 20	R: 0 E: 0 K: 0 S: 6	H: 0 LOB: 0 BB: 0 P: 7	R: 0 E: 0 K: 1 S: 14	H: 1 LOB: 0 BB: 0 P: 19	1B: 5 2B: 3 3B: 0 HR: 0	SF: 0 SAC: 0 DP: 3 HBP: 0	WP: 0 PB: 0 CS: 2	PA: 36	
PITCHER	IP WLS BF H R ER SO	IP WLS BF H R ER SO	IP WLS BF H R ER SO	IP WLS BF H R ER SO	IP WLS BF H R ER SO	IP WLS BF H R ER SO	IP WLS BF H R ER SO	IP WLS BF H R ER SO	IP WLS BF H R ER SO	IP WLS BF H R ER SO	IP WLS BF H R ER SO	IP WLS BF H R ER SO	IP WLS BF H R ER SO	IP WLS BF H R ER SO	IP WLS BF H R ER SO	IP WLS BF H R ER SO	ERA WHIP	ERA WHIP	ERA WHIP	ERA WHIP	
Pedro Martinez, R David Cone, R Mike Mussina, R José Rosado, L Jeff Zimmerman, R	(1, 1) 2.0 W 6 0 0 0 5	(3, 1) 2.0 H 11 4 1 1 3	(5, 1) 1.0 H 5 1 0 0 2	(6, 1) 1.0 H 3 1 0 0 1	(7, 1) 1.0 H 5 0 0 0 0													0.00 0.000	0.00 0.000	0.00 0.000	0.00 0.000
Roberto Hernandez, R John Wetteland, R	(8, 1) 1.0 H 3 0 0 0 0	(9, 1) 1.0 S 3 1 0 0 1																0.00 0.000	0.00 0.000	0.00 0.000	0.00 0.000

Batter	1	2	3	4	5	6	7	8	9	AB	R	H	RBI	BB	SO	LOB	BOTTOM				
Kenny Lofton, L Bernie Williams, S	1-2 K 24 S 1B			0-0 P5						3	1	1	0	0	1	2	National League All-Stars @ American League All-Stars Fenway Park, Boston, MA Tue Jul 13 1999, 8:00 PM EDT Att: 34,187 - Unknown - 68 F AB 31 R 4 H 6 RBI 4 BB 2 SO 10 LOB 16 				
Nomar Garciaparra, R Derek Jeter, R 13 Omar Vizquel, S	0-1 L9		0-0 P8	2-3 K		3-3 K				2	0	0	0	0	0	1					
Ken Griffey Jr., L B.J. Surhoff, L	2-3 K		2-1 G3		0-0 G3		1-0 G4-3			2	0	0	0	0	1	1					
24 Manny Ramirez, R Shawn Green, L Magglio Ordonez, R	4-2 K 25 1B BB		1-3 K		1-2 FC4-6 1B		1-0 P6			1	1	0	0	1	1	0					
25 Jim Thome, L 8 Ron Coomer, R	1-0 1B			4-2 HBP 1B BB	0-1 F9			1-3 K		2	1	1	1	1	0	1					
Cal Ripken Jr., R Tony Fernandez, S	0-0 1B			2-2 25 1B HBP	2-1 FC4-6			1-2 K		1	1	1	1	0	0	0					
25 Rafael Palmeiro, L Harold Baines, L John Jaha, R	1-1 G3			1-3 2H 1B		2-1 FC6-4 1B		2-3 K		2	0	1	1	0	0	2					
Ivan Rodriguez, R Brad Ausmus, R		1-1 G4-3				3-2 FC6-4 30 1-3				2	0	0	0	0	1	2					
Roberto Alomar, S 30 Jose Offerman, S		0-3 K		0-1 E5		2-2 1-3				2	0	0	1	0	1	1					
										1	0	0	0	0	0	1					
Inning Stats	R: 2 E: 0 K: 1 S: 16	H: 3 LOB: 2 BB: 1 P: 25	R: 0 E: 0 K: 2 S: 9	H: 0 LOB: 0 BB: 0 P: 12	R: 0 E: 0 K: 1 S: 6	H: 0 LOB: 0 BB: 0 P: 9	R: 2 E: 1 K: 2 S: 19	H: 1 LOB: 2 BB: 1 P: 29	R: 0 E: 0 K: 0 S: 9	H: 1 LOB: 1 BB: 0 P: 12	R: 0 E: 0 K: 1 S: 15	H: 1 LOB: 1 BB: 0 P: 25	R: 0 E: 0 K: 0 S: 6	H: 0 LOB: 0 BB: 0 P: 9	R: 0 E: 0 K: 3 S: 11	H: 0 LOB: 0 BB: 0 P: 15	1B: 6 2B: 0 3B: 0 HR: 0	SF: 0 SAC: 0 DP: 0 HBP: 1	WP: 0 PB: 1 CS: 0	PA: 34	
PITCHER	IP WLS BF H R ER SO	IP WLS BF H R ER SO	IP WLS BF H R ER SO	IP WLS BF H R ER SO	IP WLS BF H R ER SO	IP WLS BF H R ER SO	IP WLS BF H R ER SO	IP WLS BF H R ER SO	IP WLS BF H R ER SO	IP WLS BF H R ER SO	IP WLS BF H R ER SO	IP WLS BF H R ER SO	IP WLS BF H R ER SO	IP WLS BF H R ER SO	IP WLS BF H R ER SO	IP WLS BF H R ER SO	ERA WHIP	ERA WHIP	ERA WHIP	ERA WHIP	
Curt Schilling, R Randy Johnson, L Kent Bottenfield, R 42 Jose Lima, R 34 Kevin Millwood, R	(1, 1) 2.0 L 10 3 2 2 3	(3, 1) 1.0 3 0 0 0 1	(4, 1) 1.0 7 1 2 2 2	(5, 1) 1.0 4 1 0 0 0	(6, 1) 1.0 4 1 0 0 1													0.00 0.000	0.00 0.000	0.00 0.000	0.00 0.000
Andy Ashby, R Mike Hampton, L Trevor Hoffman, R Billy Wagner, L	(7, 1) 0.1 2 0 0 0 0	(7, 1) 0.2 2 0 0 0 0	(8, 1) 0.1 1 0 0 0 1	(8, 1) 0.2 2 0 0 0 2														0.00 0.000	0.00 0.000	0.00 0.000	0.00 0.000

Batter	1	2	3	4	5	6	7	8	9	10	11	12	13	14	15	AB	R	H	RBI	BB	SO	LOB	TOP									
2 Hanley Ramirez, R OBP: 0.667, SLG: 0.867 10 Miguel Tejada, R OBP: 0.750, SLG: 0.967																3	1	2	0	0	1	0										
26 Chase Utley, L OBP: 0.333, SLG: 0.333 6 Dan Uggla, R																3	0	1	0	0	1	1										
17 Lance Berkman, S 23 Adrián González, L OBP: 0.250, SLG: 0.333																2	0	0	1	0	1	0										
5 Albert Pujols, R OBP: 0.667, SLG: 0.867 5 David Wright, R OBP: 0.500, SLG: 0.333																3	0	2	0	0	0	0										
10 Chipper Jones, S OBP: 0.333, SLG: 0.333 16 Aramis Ramirez, R 15 Cristian Guzman, S OBP: 0.333, SLG: 0.333																3	0	1	0	0	1	2										
5 Matt Holliday, R OBP: 0.333, SLG: 1.333 1 Corey Hart, R																3	1	1	1	0	0	3										
8 Ryan Braun, R 47 Ryan Ludwick, R																3	0	0	0	0	2	1										
1 Kosuke Fukudome, L 13 Nate McLouth, L OBP: 0.250, SLG: 0.250																2	0	0	0	0	1	0										
18 Geovany Soto, R 55 Russell Martin, R OBP: 0.333, SLG: 0.333 16 Brian McCann, L OBP: 0.250, SLG: 0.250																3	0	1	0	0	0	0										
Inning Stats	R: 0 E: 0 K: 2 S: 8	H: 0 LOB: 0 BB: 0 P: 10	R: 0 E: 0 K: 1 S: 8	H: 1 LOB: 1 BB: 0 P: 10	R: 0 E: 0 K: 0 S: 8	H: 1 LOB: 1 BB: 0 P: 12	R: 0 E: 0 K: 1 S: 8	H: 0 LOB: 0 BB: 0 P: 9	R: 1 E: 0 K: 2 S: 15	H: 1 LOB: 2 BB: 0 P: 20	R: 1 E: 0 K: 1 S: 15	H: 3 LOB: 2 BB: 0 P: 22	R: 0 E: 0 K: 1 S: 5	H: 0 LOB: 0 BB: 0 P: 8	R: 1 E: 0 K: 2 S: 9	H: 1 LOB: 0 BB: 0 P: 11	R: 0 E: 0 K: 1 S: 7	H: 0 LOB: 1 BB: 1 P: 14	R: 0 E: 0 K: 1 S: 11	H: 1 LOB: 1 BB: 0 P: 16	R: 0 E: 0 K: 2 S: 9	H: 1 LOB: 3 BB: 2 P: 17	R: 0 E: 0 K: 1 S: 10	H: 1 LOB: 1 BB: 0 P: 15	R: 0 E: 0 K: 0 S: 5	H: 0 LOB: 0 BB: 0 P: 7	R: 0 E: 0 K: 1 S: 7	H: 0 LOB: 1 BB: 1 P: 14	1B: 12 2B: 1 3B: 0 HR: 1	SF: 2 SAC: 1 DP: 2 HBP: 0	WP: 0 PB: 0 SI: 1 CS: 1	PA: 59
PITCHER	IP	WLS	BF	H	R	ER	SO	BB	IBB	HBP	BLK	WP	HR	S	P	ERA	WHIP															
31 Cliff Lee, L 11 Joe Saunders, L 32 Roy Halladay, R 54 Frank Santana, R 68 Justin Duchesneer, R 36 Joe Nathan, R 58 Jonathan Papelbon, R 57 Francisco Rodriguez, R	2.0 1.0 1.0 1.0 1.0 0.1	2.0 1.0 3 4 6 4	7 4 1 1 3 2	0 0 0 0 0 0	0 0 0 1 1 1	0 0 0 0 0 0	0 0 0 0 0 0	0 0 0 1 1 0	0 0 0 0 0 0	0 0 0 0 0 0	0 0 0 0 0 0	0 0 0 0 0 0	0 0 0 0 0 0	0 0 0 1 0 0	16 8 9 15 15 5 9 4	20 13 9 22 22 5 11 8	0.00 0.00 0.00 0.00 0.00 0.00 0.00	1.000 1.000 1.000 1.000 3.000 0.000 1.000 3.000														
42 Magno Rivera, R 48 Jhonny Solano, R 52 Edgar Serrano, L 19 Scott Kazmir, L	0.1 1.1 1.2 1.0	0 0 2 4	0 0 8 4	0 0 0 0	0 0 0 0	0 0 0 0	0 0 0 0	0 0 0 1	0 0 0 0	0 0 0 0	0 0 0 0	0 0 0 0	0 0 0 0	0 0 0 0	2 2 2 0	26 30 25 14	0.00 0.00 0.00 0.00	1.200 1.800 0.429 0.000														

National League All-Stars @ American League All-Stars
Yankee Stadium, Bronx, NY
Tue Jul 15 2008, 8:00 PM EDT
Att: 55,632 - Clear - 82 F

livebaseballscorecards.com

AB 52
R 3
H 13
RBI 3
BB 4
SO 17
LOB 25

Batter	1	2	3	4	5	6	7	8	9	10	11	12	13	14	15	AB	R	H	RBI	BB	SO	LOB	BOTTOM							
51 Ichiro Suzuki, L OBP: 0.333, SLG: 0.333 7 J.D. Drew, L OBP: 0.500, SLG: 1.250																3	0	1	0	0	1	2								
2 Derek Jeter, R OBP: 0.333, SLG: 0.333 10 Michael Young, R OBP: 0.200, SLG: 0.250																3	0	1	0	0	3									
32 Josh Hamilton, L OBP: 0.333, SLG: 0.333 20 Carlos Quentin, R																3	0	1	0	0	1									
13 Alex Rodriguez, R 24 Joe Crede, R 9 Carlos Guillen, S OBP: 0.500, SLG: 0.667																2	0	0	0	0	1									
24 Manny Ramirez, R 24 Grady Sizemore, L OBP: 0.200, SLG: 0.200																2	0	0	0	0	1									
21 Milton Bradley, S 3 Evan Longoria, R OBP: 0.250, SLG: 0.500																2	0	0	0	1	1									
20 Kevin Youkilis, R 33 Justin Morneau, L OBP: 0.600, SLG: 0.750																2	0	0	0	1	1									
7 Joe Mauer, L OBP: 1.000, SLG: 1.000 5 Ian Kinsler, R OBP: 0.200, SLG: 0.200																1	0	1	0	1	0									
15 Dustin Pedroia, R 33 Jason Varitek, S OBP: 0.400, SLG: 0.250																4	0	0	0	0	0									
Inning Stats	R: 0 E: 0 K: 1 S: 10	H: 1 LOB: 1 BB: 0 P: 14	R: 0 E: 0 K: 2 S: 14	H: 0 LOB: 2 BB: 2 P: 28	R: 0 E: 0 K: 0 S: 4	H: 1 LOB: 0 BB: 0 P: 7	R: 0 E: 1 K: 1 S: 8	H: 0 LOB: 0 BB: 0 P: 13	R: 0 E: 0 K: 1 S: 11	H: 1 LOB: 2 BB: 1 P: 20	R: 0 E: 0 K: 2 S: 11	H: 2 LOB: 0 BB: 0 P: 18	R: 2 E: 0 K: 2 S: 13	H: 2 LOB: 1 BB: 0 P: 21	R: 0 E: 0 K: 3 S: 10	H: 0 LOB: 0 BB: 0 P: 18	R: 0 E: 2 K: 0 S: 7	H: 0 LOB: 3 BB: 1 P: 13	R: 0 E: 0 K: 1 S: 7	H: 1 LOB: 2 BB: 1 P: 13	R: 0 E: 1 K: 2 S: 12	H: 0 LOB: 1 BB: 0 P: 19	R: 0 E: 0 K: 0 S: 6	H: 0 LOB: 0 BB: 0 P: 13	R: 0 E: 0 K: 2 S: 6	H: 2 LOB: 2 BB: 1 P: 19	1B: 10 2B: 3 3B: 0 HR: 1	SF: 1 SAC: 0 DP: 1 HBP: 0	WP: 0 PB: 0 SI: 1 CS: 1	PA: 66
PITCHER	IP	WLS	BF	H	R	ER	SO	BB	IBB	HBP	BLK	WP	HR	S	P	ERA	WHIP													
15 Ben Sheets, R 35 Carlos Zambrano, R 15 Dan Haren, R 36 Edinson Velez, R 38 Brian Wilson, R 13 Billy Wagner, L 46 Ryan Dempster, R 26 Aaron Cook, R	2.0 1.0 1.0 1.0 1.0 0.1 3.0	0 0 2 2 2 0 0	9 4 2 5 2 3 16	1 0 0 0 0 0	0 0 0 2 2 1	0 0 0 0 0 0	0 0 0 0 0 0	0 0 0 1 1 0	0 0 0 0 0 0	0 0 0 0 0 0	0 0 0 0 0 0	0 0 0 0 0 0	0 0 0 0 0 0	0 0 0 0 0 0	24 20 22 11 12 9 22	42 20 36 2,000 12 27,500 16 42	0.00 0.00 0.00 1,500 0.000 27,500 0.000	0.500 0.500 1.500 2,000 12 6,000 16 1,667												
46 Carlos Marmol, R 11 Brandon Webb, R 54 Ross Lidge, R	1.0 1.0 1.0	0 0 0	4 3 5	0 0 2	0 0 1	0 0 0	0 0 0	0 0 0	0 0 0	0 0 0	0 0 0	0 0 0	0 0 0	0 0 0	12 19 13	0.00 0.00 1,350	0.000 0.000 4,500													

National League All-Stars @ American League All-Stars
Yankee Stadium, Bronx, NY
Tue Jul 15 2008, 8:00 PM EDT
Att: 55,632 - Clear - 82 F

livebaseballscorecards.com

AB 57
R 4
H 14
RBI 4
BB 7
SO 17
LOB 35

Batter	1	2	3	4	5	6	7	8	9	AB	R	H	RBI	BB	SO	LOB	TOP					
51 Ichiro Suzuki, L (1,9) OBP: 0.333, SLG: 0.333 36 Edwin Jackson, R (5,1) 33 Justin Morneau, L (6,3)										3	0	1	0	0	0	1	American League All-Stars @ National League All-Stars Busch Stadium, St. Louis, MO Tue Jul 14 2009, 7:00 PM CDT Att: 46,760 - Partly Cloudy - 79 F livebaseballscorecards.com					
2 Derek Jeter, R (1,6) 8 Jason Bartlett, R (6,6)										2	2	0	0	0	0	1						
7 Joe Mauer, L (1,2) 28 Curtis Granderson, L (6,8)										3	1	1	1	0	0	2						
25 Mark Teixeira, S (1,3) 41 Victor Martinez, S (6,2)										3	0	0	0	0	0	2						
44 Jason Bay, R (1,7) 10 Adam Jones, R (5,9)										2	0	1	0	0	0	0						
32 Josh Hamilton, L (1,8) 34 Félix Hernández, R (7,1) 58 Jonathan Papelbon, R (7,1) 20 Kevin Youkilis, R (8,PH) 36 Joe Nathan, R (8,1) 42 Mariano Rivera, R (9,1)										3	0	1	1	0	0	2						
10 Michael Young, R (1,5) 18 Ben Zobrist, S (8,PH)										3	0	1	0	0	0	3						
2 Aaron Hill, R (1,4) 15 Brandon Inge, R (8,5)										3	0	0	0	0	0	1						
32 Roy Halladay, R (1,1) 56 Mark Buehrle, L (3,1) 23 Zack Greinke, R (4,1) 13 Carl Crawford, L (5,PH)										1	0	0	0	0	1	0						
Inning Stats	R: 2 H: 2 E: 1 K: 0 S: 13	H: 2 LOB: 2 BB: 0 P: 22	R: 0 H: 0 E: 0 K: 1 S: 9	H: 0 LOB: 0 BB: 0 P: 13	R: 0 H: 0 E: 0 K: 0 S: 7	H: 0 LOB: 0 BB: 0 P: 9	R: 0 H: 1 E: 0 K: 0 S: 7	H: 1 LOB: 1 BB: 0 P: 12	R: 1 H: 2 E: 0 K: 0 S: 15	H: 2 LOB: 1 BB: 0 P: 21	R: 0 H: 1 E: 0 K: 0 S: 5	H: 1 LOB: 0 BB: 0 P: 5	R: 0 H: 0 E: 0 K: 0 S: 5	H: 0 LOB: 0 BB: 0 P: 9	R: 1 H: 2 E: 0 K: 1 S: 13	H: 2 LOB: 2 BB: 1 P: 21		R: 0 H: 0 E: 0 K: 1 S: 5	H: 0 LOB: 0 BB: 0 P: 6	1B: 6 2B: 1 3B: 1 HR: 0	SF: 1 DP: 1 HBP: 1	WP: 0 PB: 0 CS: 0
PITCHER	IP WLS BF H R ER SO BB IBB HBP BLK WP HR S P ERA WHIP	55 Tim Lincecum, R (1,1) ERA: 4.5	2.0 10 2 2 1 1 0 0 0 1 0 0 0 0 4.50 1.000	31 Ryan Franklin, R (4,1) ERA: 9.0	1.0 H 3 0 0 0 0 0 0 0 0 0 0 7 9 0.00 0.000	15 Dan Haren, R (5,1) ERA: 9.0	1.0 H 4 1 0 0 0 0 0 0 0 0 0 7 12 0.00 1.000	58 Chad Billingsley, R (6,1) ERA: 9.0	1.0 B 5 2 1 1 0 0 0 0 0 0 0 15 21 9.00 2.000	51 Trevor Hoffman, R (6,1) ERA: 9.0	1.0 3 1 0 0 0 0 0 0 0 0 0 5 5 0.00 1.000	PITCHER	IP WLS BF H R ER SO BB IBB HBP BLK WP HR S P ERA WHIP	48 Francisco Cordero, R (7,1) ERA: 9.0	1.0 3 0 0 0 0 0 0 0 0 0 0 0 5 9 0.00 0.000	21 Heath Bell, R (8,1) ERA: 9.0	1.0 L 6 2 1 1 1 0 0 0 0 0 0 13 21 9.00 2.000	75 Francisco Rodríguez, R (9,1) ERA: 9.0	1.0 3 0 0 0 0 0 0 0 0 0 0 5 6 0.00 0.000			

Batter	1	2	3	4	5	6	7	8	9	AB	R	H	RBI	BB	SO	LOB	BOTTOM		
2 Hanley Ramirez, R (1,6) 51 Trevor Hoffman, R (6,1) 23 Adrián González, L (7,3)										3	0	0	0	0	0	1	American League All-Stars @ National League All-Stars Busch Stadium, St. Louis, MO Tue Jul 14 2009, 7:00 PM CDT Att: 46,760 - Partly Cloudy - 79 F livebaseballscorecards.com		
26 Chase Utley, L (1,4) 13 Orlando Hudson, S (6,PH)										2	0	0	0	0	0	0			
5 Albert Pujols, R (1,3) 48 Francisco Cordero, R (7,1) 21 Heath Bell, R (8,1) 6 Ryan Howard, L (8,PH) 75 Francisco Rodríguez, R (9,1)										3	0	0	0	0	0	0			
8 Ryan Braun, R (1,9) 10 Justin Upton, R (6,PH)											2	0	0	0	0	0			
29 Raul Ibanez, L (1,7) 11 Brad Hawpe, L (5,9)										2	0	0	0	0	0	1			
5 David Wright, R (1,5) 58 Chad Billingsley, R (5,1) 10 Miguel Tejada, R (6,6)										2	1	1	0	0	1	0			
8 Shane Victorino, S (1,8) 28 Jayson Werth, R (7,8)										2	1	1	0	0	1	0			
4 Yadier Molina, R (1,2) 16 Brian McCann, L (8,PH)										2	1	1	1	0	0	0			
55 Tim Lincecum, L (1,1) 28 Prince Fielder, L (2,PH) 31 Ryan Franklin, R (3,1) 15 Dan Haren, R (4,1) 11 Ryan Zimmerman, R (5,5)										0	0	0	0	0	0	0			
Inning Stats	R: 0 H: 0 E: 0 K: 0 S: 7	H: 4 LOB: 1 BB: 0 P: 21	R: 3 H: 3 E: 1 K: 0 S: 16	H: 0 LOB: 0 BB: 0 P: 13	R: 0 H: 0 E: 0 K: 2 S: 8	H: 0 LOB: 0 BB: 0 P: 10	R: 0 H: 0 E: 0 K: 0 S: 4	H: 0 LOB: 0 BB: 0 P: 8	R: 0 H: 0 E: 0 K: 1 S: 7	H: 0 LOB: 0 BB: 0 P: 10	R: 0 H: 1 E: 0 K: 1 S: 11	H: 1 LOB: 2 BB: 1 P: 19	R: 0 H: 0 E: 0 K: 1 S: 8	H: 0 LOB: 0 BB: 0 P: 13	1B: 4 2B: 1 3B: 0 HR: 0	SF: 0 DP: 0 HBP: 0		WP: 0 PB: 0 CS: 0	PA: 33
PITCHER	IP WLS BF H R ER SO BB IBB HBP BLK WP HR S P ERA WHIP	32 Roy Halladay, R (1,1) ERA: 9.0	2.0 10 4 3 2 0 0 0 0 0 0 0 0 0 9.00 2.000	56 Mark Buehrle, L (3,1) ERA: 9.0	1.0 3 0 0 0 0 0 0 0 0 0 0 7 9 0.00 0.000	23 Zack Greinke, R (4,1) ERA: 9.0	1.0 3 0 0 0 0 2 0 0 0 0 0 8 10 0.00 0.000	36 Edwin Jackson, R (5,1) ERA: 9.0	1.0 3 0 0 0 0 0 0 0 0 0 0 4 4 0.00 0.000	34 Félix Hernández, R (6,1) ERA: 9.0	1.0 3 0 0 0 0 0 0 0 0 0 0 4 8 0.00 0.000	PITCHER	IP WLS BF H R ER SO BB IBB HBP BLK WP HR S P ERA WHIP	58 Jonathan Papelbon, R (7,1) ERA: 9.0	1.0 W 3 0 0 0 0 0 0 0 0 0 0 0 7 10 0.00 0.000	36 Joe Nathan, R (8,1) ERA: 9.0	1.0 H 5 1 0 0 0 1 1 0 0 0 0 11 19 0.00 2.000	42 Mariano Rivera, R (9,1) ERA: 9.0	1.0 S 3 0 0 0 0 1 0 0 0 0 0 0 0 8 13 0.00 0.000

Batter	1	2	3	4	5	6	7	8	9	10	AB	R	H	RBI	BB	SO	LOB	TOP									
27 Jose Altuve, R (1.4)	G1-3 (1.2)		K (1.2)		2B (2.2)		K (0.3)			K (1.1)	2	0	0	0	1	0		American League All-Stars @ National League All-Stars Marlins Park, Miami, FL Tue Jul 11 2017, 8:23 PM - 11:38 PM EDT Att. 37,188 - Roof Closed - 73 F									
6 Jonathan Schoop, R (4.4)										HR (1.2)	1	1	1	0	0	0											
22 Robinson Cano, L (7.4)											2	1	1	1	0	1											
11 José Ramírez, S (1.5)											2	0	2	0	0	0											
22 Miguel Sanó, R (4.5)											1	0	1	1	0	0											
8 Mike Moustakas, L (7.5)	1B (1.2)										2	0	0	0	0	1											
99 Aaron Judge, R (1.9)											3	0	0	0	0	1	3										
8 Justin Upton, R (5.9)	K (1.2)										2	0	1	0	0	1											
4 George Springer, R (1.7)											3	0	0	0	0	2	1										
23 Michael Brantley, L (6.7)	K (1.2)										2	0	1	0	0	0	1										
1 Carlos Correa, R (1.6)		L8 (0.0)									2	0	0	0	0	1	0										
12 Francisco Lindor, S (5.6)											2	0	0	0	0	2	1										
14 Justin Smoak, S (1.3)											1	0	1	0	1	0	0										
17 Yonder Alonso, L (4.3)											2	0	2	0	0	0	0										
10 Corey Dickerson, L (1.10)											2	0	0	0	0	1	2										
23 Nelson Cruz, R (6.10)											2	0	0	0	0	1	2										
13 Salvador Perez, R (1.2)											2	0	0	0	0	1											
24 Gary Sánchez, R (6.2)											2	0	0	0	0	1	1										
50 Mookie Betts, R (1.8)											2	0	0	0	0	0	0										
26 Avisail Garcia, R (6.8)											2	0	0	0	0	1	1										
Inning Stats	R: 0 E: 0 K: 2 S: 10	H: 1 LOB: 1 BB: 0 P: 15	R: 0 E: 0 K: 0 S: 9	H: 1 LOB: 1 BB: 0 P: 11	R: 0 E: 0 K: 1 S: 10	H: 1 LOB: 1 BB: 0 P: 14	R: 0 E: 0 K: 3 S: 11	H: 0 LOB: 1 BB: 1 P: 20	R: 1 E: 0 K: 0 S: 14	H: 2 LOB: 1 BB: 0 P: 17	R: 0 E: 0 K: 1 S: 9	H: 0 LOB: 0 BB: 0 P: 14	R: 0 E: 0 K: 2 S: 12	H: 1 LOB: 1 BB: 0 P: 17	R: 0 E: 0 K: 3 S: 13	H: 1 LOB: 1 BB: 0 P: 19	R: 1 E: 0 K: 1 S: 10	H: 2 LOB: 0 BB: 0 P: 13	1B: 8 2B: 1 3B: 0 HR: 1	SF: 0 SAC: 0 DP: 1 HBP: 0	WP: 0 PB: 0 SB: 2 CS: 0	PA: 40					
PITCHER	IP WLS BF H R ER SO BB IBB HBP BLK WP HR S P ERA WHIP	1.0 1.0 4 1 0 0 2 0 0 0 0 0 0 9 11 0.00 1.000	1.0 1.0 4 1 0 0 0 0 0 0 0 0 0 9 11 0.00 1.000	2.0 2.0 8 1 0 0 4 1 0 0 0 0 0 21 34 0.00 1.000	1.0 1.0 5 2 1 1 0 0 0 0 0 0 0 14 17 9.00 2.000	1.0 1.0 4 1 0 0 1 0 0 0 0 0 0 9 13 0.00 1.000	7.1 1.0 4 1 0 0 2 0 0 0 0 0 0 12 17 0.00 1.000	8.1 1.0 4 1 0 0 3 0 0 0 0 1 0 0 13 19 0.00 1.000	9.1 1.0 4 1 0 0 1 1 1 0 0 0 0 0 10 13 9.00 2.000	10.1 1.0 L 4 2 1 1 1 0 0 0 0 0 1 10 13 9.00 2.000	52 Brad Hand, L (7.1)	56 Greg Holland, R (8.1)	74 Kentley Jansen, R (9.1)	57 Wade Davis, R (10.1)	ERA WHIP	0.00 1.000	0.00 1.000	0.00 1.000	9.00 2.000	0.00 1.000	9.00 2.000	0.00 0.000	0.00 1.000	9.00 2.000	0.00 1.000	9.00 2.000	

Batter	1	2	3	4	5	6	7	8	9	10	AB	R	H	RBI	BB	SO	LOB	BOTTOM									
19 Charlie Blackmon, L (1.8)	F9 (1.1)										3	0	0	0	0	1	1	American League All-Stars @ National League All-Stars Marlins Park, Miami, FL Tue Jul 11 2017, 8:23 PM - 11:38 PM EDT Att. 37,188 - Roof Closed - 73 F									
11 Ender Inciarte, L (6.8)											2	0	0	0	0	0	0										
27 Giancarlo Stanton, R (1.10)											3	0	0	0	0	2	1										
19 Joey Votto, L (9.10)											1	0	0	0	1	1	0										
34 Bryce Harper, L (1.9)											1	0	1	0	1	0	0										
35 Cody Bellinger, L (6.9)	1B (3.1)										3	0	0	0	0	1	1										
28 Buster Posey, R (1.2)											1	0	0	0	1	0	1										
4 Yadier Molina, R (6.2)	F8 (0.2)										1	1	1	1	1	0	0										
20 Daniel Murphy, L (1.4)											2	0	1	0	0	0	3										
5 Josh Harrison, R (6.4)											2	0	0	0	0	2	1										
28 Nolan Arenado, R (1.5)											2	0	2	0	0	0	0										
10 Justin Turner, R (6.5)											1	0	0	0	0	0	0										
22 Jake Lamb, L (7.5)											0	0	0	0	1	0	0										
11 Ryan Zimmerman, R (1.3)											2	0	0	0	0	0	3										
44 Paul Goldschmidt, R (6.3)											2	0	0	0	0	0	2										
13 Marcell Ozuna, R (1.7)											2	0	0	0	0	1	1										
30 Michael Conforto, L (6.7)											2	0	1	0	0	1	2										
2 Zack Cozart, R (1.6)											2	0	1	0	0	0	0										
5 Corey Seager, L (6.6)											2	0	0	0	0	0	1										
Inning Stats	R: 0 E: 0 K: 1 S: 11	H: 1 LOB: 1 BB: 0 P: 16	R: 0 E: 0 K: 1 S: 9	H: 2 LOB: 1 BB: 0 P: 12	R: 0 E: 0 K: 2 S: 12	H: 1 LOB: 3 BB: 2 P: 23	R: 0 E: 0 K: 0 S: 6	H: 1 LOB: 0 BB: 0 P: 10	R: 0 E: 0 K: 0 S: 9	H: 0 LOB: 0 BB: 0 P: 11	R: 1 E: 0 K: 1 S: 10	H: 1 LOB: 0 BB: 0 P: 18	R: 0 E: 0 K: 0 S: 7	H: 1 LOB: 0 BB: 0 P: 9	R: 0 E: 0 K: 1 S: 8	H: 0 LOB: 0 BB: 0 P: 14	R: 0 E: 0 K: 2 S: 12	H: 0 LOB: 2 BB: 0 P: 25	R: 0 E: 0 K: 1 S: 10	H: 0 LOB: 1 BB: 1 P: 21	1B: 6 2B: 1 3B: 0 HR: 1	SF: 0 SAC: 0 DP: 3 HBP: 0	WP: 2 PB: 1 SB: 0 CS: 0	PA: 39			
PITCHER	IP WLS BF H R ER SO BB IBB HBP BLK WP HR S P ERA WHIP	2.0 1.0 6 1 0 0 2 2 0 0 0 0 2 0 12 23 0.00 3.000	1.0 1.0 3 1 0 0 0 0 0 0 0 0 0 6 10 0.00 1.000	1.0 1.0 3 0 0 0 0 0 0 0 0 0 0 9 11 0.00 0.000	1.0 1.0 H 3 0 0 0 0 0 0 0 0 0 10 18 9.00 1.000	7.1 1.0 3 0 0 0 1 0 0 0 0 0 0 12 14 0.00 0.000	8.1 1.0 W 5 0 0 0 2 2 0 0 0 0 0 12 25 0.00 2.000	9.1 1.0 S 4 0 0 0 1 1 0 0 0 0 0 0 10 21 0.00 1.000	10.1 1.0 S 4 0 0 0 1 1 0 0 0 0 0 0 10 21 0.00 1.000	54 Roberto Osuna, R (7.1)	47 Chris Devenski, R (8.1)	46 Craig Kimbrel, R (9.1)	24 Andrew Miller, L (10.1)	ERA WHIP	0.00 1.500	0.00 3.000	0.00 1.000	0.00 0.000	0.00 2.000	0.00 1.000	0.00 1.000	0.00 0.000	0.00 2.000	0.00 1.000	0.00 0.000	0.00 1.000	

Batter	1	2	3	4	5	6	7	8	9	10	AB	R	H	RBI	BB	SO	LOB	TOP														
50 Mookie Betts, R 23 Michael Brantley, L OBP: 0.333, SLG: 0.500			F8		K			G4-3		SF7	3	0	0	0	0	2	0	American League All-Stars														
27 Jose Altuve, R 8 Jed Lowrie, S			P5						P3	G3	3	0	1	0	0	1	0	National League All-Stars														
27 Mike Trout, R 17 Mitch Haniger, R					P3				G6-3	G6-3	2	1	1	1	1	0	1	Nationals Park, Washington, DC														
28 J.D. Martinez, R 23 Nelson Cruz, R			K						G6-3	G6-3	2	0	1	0	0	1	0	Tue Jul 17 2018, 8:24 PM - 11:57 PM EDT														
17 Shin-Soo Choo, L 11 José Ramirez, S 2 Alex Bregman, R OBP: 0.333, SLG: 1.333											2	0	0	0	0	1	2	Att. 43,843 - Partly Cloudy - 82 F														
99 Aaron Judge, R 4 George Springer, R OBP: 1.000, SLG: 2.500											2	1	1	1	1	0	1	livebaseballscorecards.com														
13 Manny Machado, R 12 Francisco Lindor, S			F7		P5		F8				2	0	0	0	0	0	1	AB 42														
2 Jean Segura, R 79 José Abreu, R					F8						2	2	2	3	0	0	0	R 8														
18 Mitch Moreland, L 13 Salvador Perez, R 7 Yan Gomes, R											2	0	0	0	0	1	1	H 13														
Inning Stats	R: 0 E: 0 K: 2 S: 13	H: 1 LOB: 2 BB: 1 P: 19	R: 1 E: 0 K: 2 S: 12	H: 1 LOB: 0 BB: 0 P: 13	R: 1 E: 0 K: 1 S: 10	H: 1 LOB: 0 BB: 0 P: 15	R: 0 E: 0 K: 2 S: 10	H: 0 LOB: 1 BB: 1 P: 15	R: 0 E: 0 K: 2 S: 14	H: 1 LOB: 2 BB: 1 P: 23	R: 3 E: 0 K: 2 S: 22	H: 4 LOB: 1 BB: 0 P: 34	R: 0 E: 0 K: 0 S: 12	H: 0 LOB: 0 BB: 0 P: 17	R: 3 E: 0 K: 1 S: 19	H: 4 LOB: 1 BB: 0 P: 26	1B: 8 2B: 0 3B: 0 HR: 5	SF: 1 SAC: 0 DP: 0 HBP: 0	WP: 0 PB: 0 SB: 0 CS: 0	PA: 47												
PITCHER	IP WLS BF H R ER SO	IP WLS BF H R ER SO	IP WLS BF H R ER SO	IP WLS BF H R ER SO	IP WLS BF H R ER SO	IP WLS BF H R ER SO	IP WLS BF H R ER SO	IP WLS BF H R ER SO	IP WLS BF H R ER SO	IP WLS BF H R ER SO	IP WLS BF H R ER SO	IP WLS BF H R ER SO	IP WLS BF H R ER SO	IP WLS BF H R ER SO	IP WLS BF H R ER SO	IP WLS BF H R ER SO	ERA WHIP	PITCHER	IP WLS BF H R ER SO	IP WLS BF H R ER SO	IP WLS BF H R ER SO	IP WLS BF H R ER SO	IP WLS BF H R ER SO	IP WLS BF H R ER SO	IP WLS BF H R ER SO	IP WLS BF H R ER SO	IP WLS BF H R ER SO	IP WLS BF H R ER SO	IP WLS BF H R ER SO	IP WLS BF H R ER SO	ERA WHIP	ERA WHIP
31 Max Scherzer, R 48 Jacob deGrom, R 26 Mike Foltynewicz, R 27 Aaron Nola, R 32 Jeremy Jeffress, R	2.0 1.0 1.0 1.0 1.0	2.0 1.0 1.0 1.0 1.0	2.0 1.0 1.0 1.0 1.0	2.0 1.0 1.0 1.0 1.0	2.0 1.0 1.0 1.0 1.0	2.0 1.0 1.0 1.0 1.0	2.0 1.0 1.0 1.0 1.0	2.0 1.0 1.0 1.0 1.0	2.0 1.0 1.0 1.0 1.0	2.0 1.0 1.0 1.0 1.0	2.0 1.0 1.0 1.0 1.0	4.50 9.00 17.00 0.00 0.00	1.500 1.000 1.000 1.000 1.000	73 Felipe Vázquez, L 71 Josh Hader, L 52 Brad Hand, L 22 Ross Stripling, R	1.0 0.1 1.0 1.2	1.0 0.1 1.0 1.2	5.0 4.0 3.0 9.0	1.0 0.0 0.0 0.0	0.0 0.0 0.0 0.0	2.0 1.0 1.0 3.0	0.0 16.0 9.0 28.0	23.0 27.00 12.00 16.20	2.000 12.000 0.000 2.400									

Batter	1	2	3	4	5	6	7	8	9	10	AB	R	H	RBI	BB	SO	LOB	BOTTOM															
9 Javier Báez, R 1 Ozzie Albies, S 3 Scooter Gennett, L			G1-3		F9		G4-3				3	0	1	0	0	0	0	American League All-Stars															
28 Nolan Arenado, R 7 Eugenio Suárez, R			K2-3								2	0	0	0	1	1	1	National League All-Stars															
44 Paul Goldschmidt, R 4 Yadier Molina, R					F8					F8	1	0	0	0	1	1	1	Nationals Park, Washington, DC															
24 Jesús Aguilar, R											2	0	0	0	0	2	0	Tue Jul 17 2018, 8:24 PM - 11:57 PM EDT															
5 Freddie Freeman, L 19 Joey Votto, L			G4-3		G4-3		F9		G4-3		2	0	0	0	0	2	0	Att. 43,843 - Partly Cloudy - 82 F															
27 Matt Kemp, R 22 Christian Yelich, L							G4-3				2	0	1	0	0	1	0	livebaseballscorecards.com															
34 Bryce Harper, L 19 Charlie Blackmon, L							F7			G3	2	0	0	0	0	2	1	AB 37															
22 Nick Markakis, L 6 Lorenzo Cain, R			F7				L9			F9	3	0	0	0	0	1	0	R 6															
35 Brandon Crawford, L 27 Trevor Story, R											2	0	0	0	0	2	2	H 7															
40 Wilson Contreras, R 11 J.T. Realmuto, R					G6-3						2	1	1	1	0	0	0	RBI 6															
Inning Stats	R: 0 E: 0 K: 1 S: 7	H: 1 LOB: 1 BB: 0 P: 9	R: 0 E: 0 K: 2 S: 9	H: 1 LOB: 1 BB: 0 P: 14	R: 1 E: 0 K: 1 S: 11	H: 1 LOB: 1 BB: 1 P: 21	R: 0 E: 0 K: 3 S: 13	H: 0 LOB: 1 BB: 1 P: 26	R: 0 E: 0 K: 0 S: 5	H: 0 LOB: 1 BB: 0 P: 13	R: 0 E: 0 K: 0 S: 10	H: 0 LOB: 0 BB: 0 P: 11	R: 1 E: 0 K: 0 S: 16	H: 1 LOB: 2 BB: 1 P: 24	R: 1 E: 0 K: 2 S: 11	H: 1 LOB: 0 BB: 0 P: 16	R: 2 E: 0 K: 2 S: 12	H: 1 LOB: 0 BB: 0 P: 23	R: 1 E: 0 K: 1 S: 9	H: 1 LOB: 0 BB: 0 P: 12	1B: 1 2B: 1 3B: 0 HR: 5	SF: 0 SAC: 0 DP: 0 HBP: 1	WP: 1 PB: 0 SB: 0 CS: 0	PA: 43									
PITCHER	IP WLS BF H R ER SO	IP WLS BF H R ER SO	IP WLS BF H R ER SO	IP WLS BF H R ER SO	IP WLS BF H R ER SO	IP WLS BF H R ER SO	IP WLS BF H R ER SO	IP WLS BF H R ER SO	IP WLS BF H R ER SO	IP WLS BF H R ER SO	IP WLS BF H R ER SO	IP WLS BF H R ER SO	IP WLS BF H R ER SO	IP WLS BF H R ER SO	IP WLS BF H R ER SO	IP WLS BF H R ER SO	IP WLS BF H R ER SO	IP WLS BF H R ER SO	IP WLS BF H R ER SO	IP WLS BF H R ER SO	IP WLS BF H R ER SO	IP WLS BF H R ER SO	IP WLS BF H R ER SO	IP WLS BF H R ER SO	IP WLS BF H R ER SO	IP WLS BF H R ER SO	IP WLS BF H R ER SO	IP WLS BF H R ER SO	IP WLS BF H R ER SO	IP WLS BF H R ER SO	ERA WHIP	ERA WHIP	ERA WHIP
41 Chris Sale, L 40 Luis Severino, R 4 Blake Snell, L 77 Joe Jiménez, R 17 José Berrios, R	1.0 2.1 3.1 4.1 5.1	1.0 2.1 3.1 4.1 5.1	1.0 2.1 3.1 4.1 5.1	1.0 2.1 3.1 4.1 5.1	1.0 2.1 3.1 4.1 5.1	1.0 2.1 3.1 4.1 5.1	1.0 2.1 3.1 4.1 5.1	1.0 2.1 3.1 4.1 5.1	1.0 2.1 3.1 4.1 5.1	1.0 2.1 3.1 4.1 5.1	1.0 2.1 3.1 4.1 5.1	0.00 0.00 5.40 0.00 0.00	1.000 1.500 1.800 0.000 0.000	39 Blake Treinen, R 50 Charlie Morton, R 39 Edwin Díaz, R 33 J.A. Happ, L	6.1 (7, 1) (8, 1) (10, 1)	6.1 (7, 1) (8, 1) (10, 1)	3.0 10.0 5.0 4.0	0.0 2.0 2.0 1.0	0.0 2.0 2.0 1.0	0.0 2.0 2.0 1.0	0.0 1.0 1.0 1.0	0.0 27.0 18.00 9.00	0.000 1.500 2.000 9.000										

