

**New York Giants - 1950**



Batter	1	2	3	4	5	6	7	8	9	AB R H RBI BB SO LOB	TOP											
<b>Connie Ryan, R</b> (1, 4) <small>OBP: 0.333, SLG: 0.800</small>	0-0 2-3		0-3 K		4-0 1B F8 BB	0-0 1-H HR		0-0 F8	0-0 G6-3	5 2 1 2 1 1 0												
<b>Sam Jethroe, S</b> (1, 8) <small>OBP: 0.600, SLG: 1.250</small>	0-3 K		4-0 BB		0-0 1-3 2-H HR 1B	0-3 K		0-0 HR		4 2 2 2 1 2 0												
<b>Willard Marshall, L</b> (1, 9) <small>OBP: 0.200, SLG: 0.200</small>	0-0 1-3		0-0 G3		0-0 1-2 3-H F8	0-0 1-6-3		0-0 BLK BB 1B		5 1 1 1 0 0 2												
<b>Bob Elliott, R</b> (1, 5) <small>OBP: 0.600, SLG: 1.333</small>		0-3 K		0-0 1-3	0-0 2-H HR	4-0 BB		4-0 BB BLK BB		3 1 1 2 2 1 0												
<b>Sid Gordon, R</b> (1, 7) 		0-0 L7		4-0 1B BB	4-0 1B BB	0-3 K		4-0 1-2 2-3 BB		2 1 0 0 3 1 1												
<b>Earl Torgeson, L</b> (1, 3) <small>OBP: 0.400, SLG: 0.250</small>		0-3 K		0-0 P4	0-0 1-2 1B		0-0 F9	4-0 1-2 2-3 3-H BB		4 0 1 1 1 1 1												
<b>Del Crandall, R</b> (1, 2) <small>OBP: 0.600, SLG: 0.600</small>			0-0 3B 1B	0-0 1-2 1B	0-0 1-2 2-H 1B		0-0 F7	0-0 P5		5 1 3 1 0 0 3												
<b>Buddy Kerr, R</b> (1, 6) <small>OBP: 0.200, SLG: 0.600</small>			0-0 1-H G3-4 3B	0-0 F8	0-0 G5-4-3		0-0 P5		0-0 1-3	5 1 1 1 0 0 4												
<b>Warren Spahn, L</b> (1, 1) <small>OBP: 0.400, SLG: 0.400</small>			0-0 G3-4		0-0 1B BB 1B	0-0 HR 1B		0-3 K2-3	0-0 P3	5 2 2 1 0 1 0												
<b>Inning Stats</b>	R: 0 E: 0 K: 1 S: 5	H: 0 LOB: 0 BB: 0 P: 5	R: 0 E: 0 K: 2 S: 7	H: 0 LOB: 0 BB: 0 P: 7	R: 2 E: 0 K: 1 S: 7	H: 2 LOB: 1 BB: 1 P: 11	R: 0 E: 0 K: 0 S: 4	H: 1 LOB: 2 BB: 1 P: 8	R: 5 E: 0 K: 0 S: 7	H: 5 LOB: 1 BB: 2 P: 15	R: 2 E: 0 K: 2 S: 9	H: 2 LOB: 1 BB: 1 P: 13	R: 0 E: 0 K: 0 S: 3	H: 0 LOB: 0 BB: 0 P: 3	R: 2 E: 0 K: 1 S: 7	H: 2 LOB: 3 BB: 3 P: 19	R: 0 E: 0 K: 0 S: 3	H: 0 LOB: 0 BB: 0 P: 3	1B: 8 2B: 0 3B: 1 HR: 3	SF: 0 SAC: 0 DP: 1 HBP: 0	WP: 0 PB: 0 SB: 0 CS: 0	PA: 46
<b>PITCHER</b>	IP WLS BF H R ER SO BB IBB HBP BLK WP HR S P ERA WHIP																					
<b>Larry Jansen, R</b> (1, 1) <small>ERA: 12.46</small>	4.1 L 22 6 6 6 4 3 0 0 0 0 1 27 39 12.46 2.077																					
<b>Sal Maglie, R</b> (5, 1) <small>ERA: 16.2</small>	1.2 10 4 3 3 2 2 0 0 0 0 1 12 20 16.20 3.600																					
<b>Kirby Higbe, R</b> (7, 1) <small>ERA: 10.8</small>	1.2 10 2 2 2 1 3 0 0 1 0 1 9 21 10.80 3.000																					
<b>Clint Hartung, R</b> (8, 1) <small>ERA:</small>	1.1 4 0 0 0 0 0 0 0 0 0 0 4 4 0.00 0.000																					

**Boston Braves @ New York Giants**  
 Polo Grounds, New York, NY  
 Tue Apr 18 1950, 3:33 AM EST  
 Att. 32,441 - Unknown

[livebaseballscorecards.com](http://livebaseballscorecards.com)

<b>AB</b>	38
<b>R</b>	11
<b>H</b>	12
<b>RBI</b>	11
<b>BB</b>	8
<b>SO</b>	7
<b>LOB</b>	11



BOTTOM

Boston Braves @ New York Giants  
Polo Grounds, New York, NY  
Tue Apr 18 1950, 3:33 AM EST  
Att. 32,441 - Unknown

livebaseballscorecards.com

AB	34
R	4
H	8
RBI	4
BB	6
SO	6
LOB	16



WP:	1	PA:	40
PB:	0		
SB:	0		
CS:	0		

AB R H RBI BB SO LOB

3	2	0	0	2	1	0
5	1	2	2	0	0	1
5	0	2	0	0	0	1
5	0	1	1	0	0	2
4	1	1	1	0	2	2
4	0	2	0	0	1	2
1	0	0	0	3	1	0
3	0	0	0	1	0	3
2	0	0	0	0	0	1
0	0	0	0	0	0	0
1	0	0	0	0	0	1
0	0	0	0	0	0	0
1	0	0	0	0	1	3

Batter	1	2	3	4	5	6	7	8	9
Eddie Stanky, R (1, 4) BBB	4-0 1B 1B BB		0-3 K		4-0 HR BB		0-0 4-3		0-0 5-3
Whitey Lockman, L (1, 7) OBP: 0.400, SLG: 1.000	0-0 F8		0-0 P4		0-0 HR		0-0 1-3		0-0 FC6-4 1B
Bobby Thomson, R (1, 8) OBP: 0.400, SLG: 0.400	0-0 1B 1-2 1B		0-0 1B		0-0 P2		0-0 F8		0-0 L7
Don Mueller, L (1, 9) OBP: 0.200, SLG: 0.200	0-0 1B 1-3 2-H		0-0 L6		0-0 F8		0-0 3-1		0-0 FC6-4 1-2f
Hank Thompson, L (1, 5) OBP: 0.250, SLG: 1.000	0-0 F2			0-0 HR	0-3 K			0-3 K	
Alvin Dark, R (1, 6) OBP: 0.500, SLG: 0.500	0-3 K			0-0 5-3		0-0 BB 1B		0-0 BB WP 1B	
Wes Westrum, R (1, 2)		0-3 K		4-0 BB		4-0 G3 BB		4-0 BB BB	
Jack Harshman, L (1, 3)			0-0 5-3		0-0 P6		0-0 G3		4-0 BB 1-2 2-3
Larry Jansen, R (1, 1)			0-0 L3		0-0 4-3		0-0 F8		0-3 K
Sal Maglie, R (5, 1)									
Jack Maguire, R (6, PH)									
Kirby Higbe, R (7, 1)									
Clint Hartung, R (8, 1)									

Inning Stats	R: 1 E: 0 K: 1 S: 7	H: 2 LOB: 2 BB: 1 P: 11	R: 0 E: 0 K: 1 S: 5	H: 0 LOB: 0 BB: 0 P: 5	R: 0 E: 0 K: 1 S: 6	H: 1 LOB: 1 BB: 0 P: 6	R: 1 E: 0 K: 0 S: 4	H: 1 LOB: 1 BB: 1 P: 8	R: 2 E: 0 K: 1 S: 6	H: 1 LOB: 0 BB: 1 P: 10	R: 0 E: 0 K: 0 S: 3	H: 1 LOB: 1 BB: 1 P: 7	R: 0 E: 0 K: 0 S: 3	H: 0 LOB: 0 BB: 0 P: 3	R: 0 E: 0 K: 2 S: 8	H: 1 LOB: 3 BB: 2 P: 16	R: 0 E: 0 K: 0 S: 4	H: 1 LOB: 1 BB: 0 P: 4	1B: 6 2B: 0 3B: 0 HR: 2	SF: 0 SAC: 0 DP: 1 HBP: 0
--------------	------------------------------	----------------------------------	------------------------------	---------------------------------	------------------------------	---------------------------------	------------------------------	---------------------------------	------------------------------	----------------------------------	------------------------------	---------------------------------	------------------------------	---------------------------------	------------------------------	----------------------------------	------------------------------	---------------------------------	----------------------------------	------------------------------------

PITCHER	IP	WLS	BF	H	R	ER	SO	BB	IBB	HBP	BLK	WP	HR	S	P	ERA	WHIP
Warren Spahn, L (1, 1) ERA: 4.0	9.0	W	40	8	4	4	6	6	0	0	0	1	2	46	70	4.00	1.556

PITCHER	IP	WLS	BF	H	R	ER	SO	BB	IBB	HBP	BLK	WP	HR	S	P	ERA	WHIP
---------	----	-----	----	---	---	----	----	----	-----	-----	-----	----	----	---	---	-----	------



Batter	1	2	3	4	5	6	7	8	9	AB R H RBI BB SO LOB	TOP											
<b>Connie Ryan, R</b> (1, 4) OBP: 0.364, SLG: 0.700	0-3 K		0-0 6-3			FC5-6 1B		0-0 E5		5 1 2 1 0 1 0												
<b>Sam Jethroe, S</b> (1, 8) OBP: 0.300, SLG: 0.556	0-0 G3			0-0 4-3		FC5-6 BB FC 1-2 HR	1-3		0-0 1-3	5 1 0 0 0 0 3												
<b>Willard Marshall, L</b> (1, 9) OBP: 0.200, SLG: 0.200	0-0 4-3			0-0 F8		FC BB HR			0-0 F7	5 1 1 2 0 0 1												
<b>Bob Elliott, R</b> (1, 5) OBP: 0.500, SLG: 0.714		0-0 1B		0-0 F7		HR BB	F8		0-0 F3	4 1 1 0 1 0 1												
<b>Sid Gordon, R</b> (1, 7) OBP: 0.667, SLG: 1.600		0-0 F7			0-0 HR	HR	1-H 2-H 3-H		4-0 G3-6 BB	3 2 2 5 1 0 1												
<b>Earl Torgeson, L</b> (1, 3) OBP: 0.444, SLG: 0.167		0-0 F3			4-0 CS BB	2B BB			0-0 G3-6 1-2f	2 1 0 0 2 0 2												
<b>Del Crandall, R</b> (1, 2) OBP: 0.444, SLG: 0.556		0-0 1-3			0-0 F3 1-2	1B 2B			0-3 K	4 1 1 1 0 1 2												
<b>Buddy Kerr, R</b> (1, 6) OBP: 0.333, SLG: 0.778			0-0 F2		0-0 3B	SH 2B 1B			0-0 F9	4 1 2 1 0 0 0												
<b>Johnny Sain, R</b> (1, 1)			0-0 4-3		0-0 1-3	SH 2B 1B 1-2			0-0 1-3	3 1 0 0 0 0 1												
<b>Inning Stats</b>	R: 0 E: 0 K: 1 S: 5	H: 0 LOB: 0 BB: 0 P: 5	R: 0 E: 0 K: 0 S: 4	H: 1 LOB: 1 BB: 0 P: 4	R: 0 E: 0 K: 0 S: 3	H: 0 LOB: 0 BB: 0 P: 3	R: 0 E: 0 K: 0 S: 3	H: 0 LOB: 0 BB: 1 P: 3	R: 1 E: 0 K: 0 S: 4	H: 2 LOB: 1 BB: 1 P: 8	R: 9 E: 0 K: 0 S: 11	H: 6 LOB: 1 BB: 2 P: 19	R: 0 E: 0 K: 1 S: 4	H: 0 LOB: 0 BB: 1 P: 8	R: 0 E: 1 K: 0 S: 3	H: 0 LOB: 1 BB: 0 P: 3	R: 0 E: 0 K: 0 S: 3	H: 0 LOB: 0 BB: 0 P: 3	1B: 4 2B: 2 3B: 1 HR: 2	SF: 0 SAC: 1 DP: 1 HBP: 0	WP: 0 PB: 0 SB: 0 CS: 1	PA: 40
<b>PITCHER</b>	IP WLS BF H R ER SO BB IBB HBP BLK WP HR S P ERA WHIP																					
<b>Sheldon Jones, R</b> (1, 1) ERA: 10.13	5.1 L 24 5 6 6 1 3 0 0 0 0 0 2 23 35 10.12 1.500																					
<b>Clint Hartung, R</b> (6, 1) ERA: 7.2	3.2 16 4 4 4 1 1 0 0 0 0 0 0 17 21 9.82 1.364																					

**Boston Braves @ New York Giants**  
 Polo Grounds, New York, NY  
 Wed Apr 19 1950, 3:33 AM EST  
 Att. 9,425 - Unknown

[livebaseballscorecards.com](http://livebaseballscorecards.com)

<b>AB</b>	35
<b>R</b>	10
<b>H</b>	9
<b>RBI</b>	10
<b>BB</b>	4
<b>SO</b>	2
<b>LOB</b>	11



BOTTOM

Boston Braves @ New York Giants  
Polo Grounds, New York, NY  
Wed Apr 19 1950, 3:33 AM EST  
Att. 9,425 - Unknown

livebaseballscorecards.com

AB	38
R	6
H	12
RBI	6
BB	4
SO	3
LOB	14



AB R H RBI BB SO LOB

5	0	2	0	0	0	0
5	1	3	0	0	0	1
5	0	0	0	0	0	5
5	1	3	1	0	0	0
2	2	1	1	3	0	2
5	1	1	3	0	1	3
4	0	1	0	0	0	1
1	0	0	0	1	0	0
2	0	0	0	0	0	1
2	0	0	0	0	1	1
2	1	1	1	0	1	0

1B:	8	SF:	0
2B:	1	SAC:	0
3B:	0	DP:	0
HR:	3	HBP:	0

WP:	0	PA:	42
PB:	0		
SB:	1		
CS:	1		

1B:	8	SF:	0
2B:	1	SAC:	0
3B:	0	DP:	0
HR:	3	HBP:	0

WP:	0	PA:	42
PB:	0		
SB:	1		
CS:	1		

1B:	8	SF:	0
2B:	1	SAC:	0
3B:	0	DP:	0
HR:	3	HBP:	0

WP:	0	PA:	42
PB:	0		
SB:	1		
CS:	1		

1B:	8	SF:	0
2B:	1	SAC:	0
3B:	0	DP:	0
HR:	3	HBP:	0

WP:	0	PA:	42
PB:	0		
SB:	1		
CS:	1		

1B:	8	SF:	0
2B:	1	SAC:	0
3B:	0	DP:	0
HR:	3	HBP:	0

WP:	0	PA:	42
PB:	0		
SB:	1		
CS:	1		

1B:	8	SF:	0
2B:	1	SAC:	0
3B:	0	DP:	0
HR:	3	HBP:	0

WP:	0	PA:	42
PB:	0		
SB:	1		
CS:	1		

1B:	8	SF:	0
2B:	1	SAC:	0
3B:	0	DP:	0
HR:	3	HBP:	0

WP:	0	PA:	42
PB:	0		
SB:	1		
CS:	1		

1B:	8	SF:	0
2B:	1	SAC:	0
3B:	0	DP:	0
HR:	3	HBP:	0

WP:	0	PA:	42
PB:	0		
SB:	1		
CS:	1		

1B:	8	SF:	0
2B:	1	SAC:	0
3B:	0	DP:	0
HR:	3	HBP:	0

WP:	0	PA:	42
PB:	0		
SB:	1		
CS:	1		

1B:	8	SF:	0
2B:	1	SAC:	0
3B:	0	DP:	0
HR:	3	HBP:	0

WP:	0	PA:	42
PB:	0		
SB:	1		
CS:	1		

1B:	8	SF:	0
2B:	1	SAC:	0
3B:	0	DP:	0
HR:	3	HBP:	0

WP:	0	PA:	42
PB:	0		
SB:	1		
CS:	1		

1B:	8	SF:	0
2B:	1	SAC:	0
3B:	0	DP:	0
HR:	3	HBP:	0

WP:	0	PA:	42
PB:	0		
SB:	1		
CS:	1		

1B:	8	SF:	0
2B:	1	SAC:	0
3B:	0	DP:	0
HR:	3	HBP:	0

WP:	0	PA:	42
PB:	0		
SB:	1		
CS:	1		

1B:	8	SF:	0
2B:	1	SAC:	0
3B:	0	DP:	0
HR:	3	HBP:	0

WP:	0	PA:	42
PB:	0		
SB:	1		
CS:	1		

1B:	8	SF:	0
2B:	1	SAC:	0
3B:	0	DP:	0
HR:	3	HBP:	0

WP:	0	PA:	42
PB:	0		
SB:	1		
CS:	1		

1B:	8	SF:	0
2B:	1	SAC:	0
3B:	0	DP:	0
HR:	3	HBP:	0

WP:	0	PA:	42
PB:	0		
SB:	1		
CS:	1		

1B:	8	SF:	0
2B:	1	SAC:	0
3B:	0	DP:	0
HR:	3	HBP:	0

WP:	0	PA:	42
PB:	0		
SB:	1		
CS:	1		

1B:	8	SF:	0
2B:	1	SAC:	0
3B:	0	DP:	0
HR:	3	HBP:	0

WP:	0	PA:	42
PB:	0		
SB:	1		
CS:	1		

1B:	8	SF:	0
2B:	1	SAC:	0
3B:	0	DP:	0
HR:	3	HBP:	0

WP:	0	PA:	42
PB:	0		
SB:	1		
CS:	1		

1B:	8	SF:	0
2B:	1	SAC:	0
3B:	0	DP:	0
HR:	3	HBP:	0

WP:	0	PA:	42
PB:	0		
SB:	1		
CS:	1		

1B:	8	SF:	0
2B:	1	SAC:	0
3B:	0	DP:	0
HR:	3	HBP:	0

WP:	0	PA:	42
PB:	0		
SB:	1		
CS:	1		

1B:	8	SF:	0
2B:	1	SAC:	0
3B:	0	DP:	0
HR:	3	HBP:	0

WP:	0	PA:	42
PB:	0		
SB:	1		
CS:	1		

1B:	8	SF:	0
2B:	1	SAC:	0
3B:	0	DP:	0
HR:	3	HBP:	0

WP:	0	PA:	42
PB:	0		
SB:	1		
CS:	1		

1B:	8	SF:	0
2B:	1	SAC:	0
3B:	0	DP:	0
HR:	3	HBP:	0

WP:	0	PA:	42
PB:	0		
SB:	1		
CS:	1		

1B:	8	SF:	0
2B:	1	SAC:	0
3B:	0	DP:	0
HR:	3	HBP:	0

WP:	0	PA:	42
PB:	0		
SB:	1		
CS:	1		

1B:	8	SF:	0
2B:	1	SAC:	0
3B:	0	DP:	0
HR:	3	HBP:	0

WP:	0	PA:	42
PB:	0		
SB:	1		
CS:	1		

1B:	8	SF:	0
2B:	1	SAC:	0
3B:	0	DP:	0
HR:	3	HBP:	0

WP:	0	PA:	42
PB:	0		
SB:	1		
CS:	1		

1B:	8	SF:	0
2B:	1	SAC:	0
3B:	0	DP:	0
HR:	3	HBP:	0

WP:	0	PA:	42
PB:	0		
SB:	1		
CS:	1		

1B:	8	SF:	0
2B:	1	SAC:	0
3B:	0	DP:	0
HR:	3	HBP:	0

WP:	0	PA:	42
PB:	0		
SB:	1		
CS:	1		

1B:	8	SF:	0
2B:	1	SAC:	0
3B:	0	DP:	0
HR:	3	HBP:	0

WP:	0	PA:	42
PB:	0		
SB:	1		
CS:	1		

1B:	8	SF:	0
2B:	1	SAC:	0
3B:	0	DP:	0
HR:	3	HBP:	0

WP:	0	PA:	42
PB:	0		
SB:	1		
CS:	1		

1B:	8	SF:	0
2B:	1	SAC:	0
3B:	0	DP:	0
HR:	3	HBP:	0

WP:	0	PA:	42
PB:	0		
SB:	1		
CS:	1		

1B:	8	SF:	0
2B:	1	SAC:	0
3B:	0	DP:	0
HR:	3	HBP:	0

WP:	0	PA:	42
PB:	0		
SB:	1		
CS:	1		

1B:	8	SF:	0
2B:	1	SAC:	0
3B:	0	DP:	0
HR:	3	HBP:	0

WP:	0	PA:	42
PB:	0		
SB:	1		
CS:	1		

1B:	8	SF:	0
2B:	1	SAC:	0
3B:	0	DP:	0
HR:	3	HBP:	0

WP:	0	PA:	42
PB:	0		
SB:	1		
CS:	1		

1B:	8	SF:	0
2B:	1	SAC:	0
3B:	0	DP:	0
HR:	3	HBP:	0


WP:	0	PA:	42
PB:	0		
SB:	1		
CS:	1		

1B:	8	SF:	0
2B:	1	SAC:	0
3B:	0	DP:	0
HR:	3	HBP:	0

WP:	0	PA:	42
PB:	0		
SB:	1		
CS:	1		

1B:	8	SF:	0
2B:	1	SAC:	0
3B:			



Batter	1	2	3	4	5	6	7	8	9	AB R H RBI BB SO LOB	TOP																						
<b>Eddie Stanky, R</b> (1, 4) OBP: 0.400, SLG: 0.250	0-1 F3		4-0 FC5-6 BB		1-1 4-3		1-2 FC4-6 1B		2-3 K	4 0 1 0 1 1 1																							
<b>Whitey Lockman, L</b> (1, 7) OBP: 0.333, SLG: 0.533	2-2 1-3		1-0 FC5-6 FC6-4		2-0 F5		1-1 FC4-6		3-2 F7	5 0 0 0 0 0 4																							
<b>Bobby Thomson, R</b> (1, 8) OBP: 0.214, SLG: 0.214	3-2 6-3		0-0 FC6-4		0-0 1B 1B		2-0 F9			4 1 1 0 0 0 3																							
<b>Don Mueller, L</b> (1, 9) OBP: 0.429, SLG: 0.500		1-2 FC1-5 BB 1B		0-0 L5		0-0 FC5-4 1B 1B		0-1 F7		4 0 2 0 0 0 0																							
<b>Hank Thompson, L</b> (1, 5) OBP: 0.615, SLG: 1.125		4-2 FC1-5 BB		0-1 F3		2-1 FC5-4 1B		4-2 1B BB		2 0 1 1 2 0 0																							
<b>Alvin Dark, R</b> (1, 6) OBP: 0.417, SLG: 0.417		0-1 FC1-5		1-2 1B		2-2 FC5-4 L9-3		1-2 1B		4 0 2 0 0 0 4																							
<b>Wes Westrum, R</b> (1, 2)		2-1 F8		2-0 F6		1-0 L9-3		3-2 F4		4 0 0 0 0 0 7																							
<b>Jack Harshman, L</b> (1, 3) OBP: 0.308, SLG: 0.455		1-3 K		0-0 2B 1B		4-1 FC4-6 1B BB		3-2 3-1		3 0 1 0 1 1 4																							
<b>Dave Koslo, L</b> (1, 1) <b>Jack Maguire, R</b> (5, PH) <b>Sal Maglie, R</b> (5, 1) <b>Mike McCormick, R</b> (7, PH) <b>Andy Hansen, R</b> (7, 1) <b>Bill Rigney, R</b> (9, PH)		1-1 4-3		1-2 4-3 2B		2-1 F6		3-3 K		1 0 0 0 0 0 0 1 0 1 0 0 0 0 0 0 0 0 0 0 0 1 0 0 0 0 0 1 0 0 0 0 0 0 0 1 0 0 0 0 1 0																							
<b>Inning Stats</b>	R: 0 E: 0 K: 0 S: 8	H: 0 LOB: 0 BB: 0 P: 13	R: 0 E: 0 K: 1 S: 14	H: 1 LOB: 2 BB: 1 P: 22	R: 0 E: 0 K: 0 S: 4	H: 0 LOB: 1 BB: 1 P: 10	R: 0 E: 0 K: 0 S: 7	H: 1 LOB: 1 BB: 0 P: 10	R: 0 E: 0 K: 0 S: 8	H: 2 LOB: 1 BB: 0 P: 12	R: 1 E: 0 K: 0 S: 8	H: 3 LOB: 1 BB: 0 P: 13	R: 0 E: 0 K: 0 S: 9	H: 1 LOB: 2 BB: 1 P: 19	R: 0 E: 0 K: 0 S: 16	H: 1 LOB: 2 BB: 1 P: 27	R: 0 E: 0 K: 2 S: 9	H: 0 LOB: 0 BB: 0 P: 17	1B: 8 2B: 2 3B: 0 HR: 0	SF: 0 SAC: 0 DP: 1 HBP: 0	WP: 0 PB: 0 SB: 0 CS: 0	PA: 38											
<b>PITCHER</b> <b>Preacher Roe, L</b> (1, 1) ERA: 1.0	IP 9.0	WLS W	BF 38	H 9	R 1	ER 1	SO 3	BB 4	IBB 0	HBP 0	BLK 0	WP 0	HR 0	S 83	P 143	ERA 1.00	WHIP 1.444																
											<b>PITCHER</b>	IP	WLS	BF	H	R	ER	SO	BB	IBB	HBP	BLK	WP	HR	S	P	ERA	WHIP					

**New York Giants @ Brooklyn Dodgers**  
**Ebbets Field, Brooklyn, NY**  
 Fri Apr 21 1950, 3:33 AM EST  
 Att. 24,033 - Unknown

[livebaseballscorecards.com](http://livebaseballscorecards.com)

<b>AB</b>	<b>34</b>
<b>R</b>	<b>1</b>
<b>H</b>	<b>9</b>
<b>RBI</b>	<b>1</b>
<b>BB</b>	<b>4</b>
<b>SO</b>	<b>3</b>
<b>LOB</b>	<b>24</b>





Batter	1	2	3	4	5	6	7	8	9	AB R H RBI BB SO LOB	TOP																
<b>Eddie Stanky, R</b> (1, 4) OBP: 0.450, SLG: 0.267	4-0 1B BB		4-2 F8 BB	2-3 K			1-1 L3 1B		1-2 F8	3 1 1 0 2 1 0																	
<b>Whitey Lockman, L</b> (1, 7) OBP: 0.300, SLG: 0.450	0-1 1B G4-6-3 1B		2-2 F8		0-0 F6		2-0 L3		0-0 F8	5 1 1 0 0 0 2																	
<b>Hank Thompson, L</b> (1, 5) OBP: 0.706, SLG: 1.400	3-2 G4-6-3 1B		4-1 BB		4-0 1B 4-3 BB		1-0 HR			2 1 2 2 2 0 0																	
<b>Don Mueller, L</b> (1, 9) OBP: 0.333, SLG: 0.389	2-1 G4-6-3		1-0 F6		1-1 4-3		1-2 L9			4 0 0 0 0 0 4																	
<b>Bobby Thomson, R</b> (1, 8) OBP: 0.222, SLG: 0.222	0-3 K			2-2 5-3		0-0 FC6-4 1B		1-1 F8		4 0 1 0 0 1 0																	
<b>Alvin Dark, R</b> (1, 6) OBP: 0.438, SLG: 0.400		0-3 K		4-1 2B BLK BB		1-0 FC6-4		1-1 1B		3 1 1 0 1 1 2																	
<b>Jack Harshman, L</b> (1, 3) OBP: 0.235, SLG: 0.333		3-3 K		1-0 F9		2-3 K		0-1 F8		4 0 0 0 0 2 2																	
<b>Wes Westrum, R</b> (1, 2) OBP: 0.357, SLG: 0.200		3-2 F8		2-2 BLK HR 2B		1-3 K		0-0 5-3		4 1 1 0 0 1 1																	
<b>Jack Kramer, R</b> (1, 1) OBP: 0.500, SLG: 2.000			2-2 F7		2-1 HR		2-2 6-3		1-1 G3	2 1 1 2 0 0 0																	
<b>Sheldon Jones, R</b> (5, 1)										1 0 0 0 0 0 0																	
<b>Pete Milne, L</b> (9, PH)										1 0 0 0 0 0 0																	
<b>Inning Stats</b>	R: 2 E: 0 K: 1 S: 11	H: 2 LOB: 0 BB: 1 P: 20	R: 0 E: 0 K: 2 S: 12	H: 0 LOB: 0 BB: 0 P: 18	R: 0 E: 0 K: 0 S: 11	H: 0 LOB: 2 BB: 2 P: 24	R: 3 E: 0 K: 1 S: 13	H: 2 LOB: 0 BB: 1 P: 26	R: 0 E: 0 K: 0 S: 5	H: 1 LOB: 2 BB: 1 P: 11	R: 0 E: 0 K: 2 S: 11	H: 0 LOB: 0 BB: 0 P: 16	R: 1 E: 0 K: 0 S: 7	H: 2 LOB: 0 BB: 0 P: 12	R: 0 E: 0 K: 0 S: 7	H: 1 LOB: 1 BB: 0 P: 9	R: 0 E: 0 K: 0 S: 7	H: 0 LOB: 0 BB: 0 P: 9	1B: 5 2B: 2 3B: 0 HR: 2	SF: 0 SAC: 0 DP: 2 HBP: 0	WP: 0 PB: 0 SB: 0 CS: 0	PA: 38					
<b>PITCHER</b>	IP WLS BF H R ER SO BB IBB HBP BLK WP HR S P ERA WHIP																										
<b>Dan Bankhead, R</b> (1, 1) ERA: 11.25	4.0		19	4	5	5	4	4	0	0	1	0	1	47	88	11.25	2.000										
<b>Ralph Branca, R</b> (5, 1) ERA:	1.0		5	1	0	0	0	1	0	0	0	0	0	5	11	0.00	2.000										
<b>Jack Banta, R</b> (6, 1) ERA: 2.25	4.0	W	14	3	1	1	2	0	0	0	0	0	1	32	46	2.25	0.750										

**New York Giants @ Brooklyn Dodgers**  
**Ebbets Field, Brooklyn, NY**  
 Sat Apr 22 1950, 3:33 AM EST  
 Att. 19,067 - Unknown

[livebaseballscorecards.com](http://livebaseballscorecards.com)

<b>AB</b>	<b>33</b>
<b>R</b>	<b>6</b>
<b>H</b>	<b>8</b>
<b>RBI</b>	<b>4</b>
<b>BB</b>	<b>5</b>
<b>SO</b>	<b>6</b>
<b>LOB</b>	<b>11</b>



Batter	1	2	3	4	5	6	7	8	9
<b>Pee Wee Reese, R</b> OBP: 0.263, SLG: 0.333 (1, 6)	0-2 F7		2-2 FC6-5 BB		4-1 1B BB	2-0 FC3-2 2B		3-2 F6	
<b>George Shuba, L</b> OBP: 0.308, SLG: 0.364 (1, 7)	2-2 F8		4-0 G4-6-3 BB		2-2 F3	4-0 FC3-2 IBB		3-2 2B	
<b>Jim Russell, S</b> OBP: 0.500, SLG: 1.000 (1, 8)	4-1 BB		1-1 G4-6-3		4-2 1B BB	1-1 FC3-2 FC5-4		0-3 K	
<b>Jackie Robinson, R</b> OBP: 0.529, SLG: 0.800 (1, 4)	2-2 4-3			2-1 5-3	2-2 1B	0-0 FC5-4			
<b>Carl Furillo, R</b> OBP: 0.235, SLG: 0.471 (1, 9)		3-1 6-3		0-0 6-3	0-1 1B		3-3 K		
<b>Gil Hodges, R</b> OBP: 0.625, SLG: 1.214 (1, 3)		1-1 HR		1-3 K	3-3 K		1-1 6-3		
<b>Bobby Morgan, R</b> OBP: 0.529, SLG: 0.500 (1, 5)		1-2 L7			2-2 BB 1B	4-0 BB 2B	3-3 K		
<b>Roy Campanella, R</b> OBP: 0.273, SLG: 0.545 (1, 2)		2-2 F9			2-1 E5 BB 1B	2-3 K		2-3 K	
<b>Dan Bankhead, R</b> OBP: 1.000, SLG: 2.000 (1, 1)			0-0 FC6-5 2B		2-3 K	4-0 2B FC3-2 BB		0-1 E3 WP 2B	
<b>Ralph Branca, R</b> (5, 1)									
<b>Cal Abrams, L</b> (5, PH)									
<b>Jack Banta, L</b> (6, 1)									

Inning Stats	R: 0	H: 0	E: 0	K: 0	S: 10	R: 1	H: 1	E: 0	K: 0	S: 11	R: 0	H: 1	E: 0	K: 0	S: 6	R: 0	H: 0	E: 0	K: 1	S: 6	R: 4	H: 3	E: 1	K: 2	S: 24	R: 1	H: 1	E: 0	K: 1	S: 10	R: 0	H: 0	E: 0	K: 2	S: 8	R: 1	H: 1	E: 1	K: 2	S: 16
	LOB: 1	BB: 1	P: 18	LOB: 0	BB: 0	P: 18	LOB: 1	BB: 1	P: 13	LOB: 0	BB: 0	P: 9	LOB: 2	BB: 2	P: 45	LOB: 3	BB: 3	P: 27	LOB: 0	BB: 0	P: 15	LOB: 1	BB: 1	P: 24	LOB: 1	BB: 0	P: 24	LOB: 0	BB: 0	P: 24	LOB: 0	BB: 0	P: 24	LOB: 1	BB: 1	P: 24				

										PITCHER										PITCHER																													
										IP	WLS	BF	H	R	ER	SO	BB	IBB	HBP	BLK	WP	HR	S	P	ERA	WHIP	IP	WLS	BF	H	R	ER	SO	BB	IBB	HBP	BLK	WP	HR	S	P	ERA	WHIP						
										4.2		23	5	5	1	2	4	0	0	0	0	0	54	97	1.93	1.929	3.1	L	16	2	2	1	6	2	1	0	0	1	0	37	72	2.70	1.200						
										<b>Jack Kramer, R</b> ERA: 1.93 <b>Sheldon Jones, R</b> ERA: 7.27																																							

AB R H RBI BB SO LOB

4	1	1	1	1	0	2
3	0	1	1	2	0	3
3	1	0	1	2	1	6
4	0	1	2	0	0	4
4	0	1	1	0	1	0
4	1	1	1	0	2	2
3	2	1	0	1	1	0
4	1	0	0	0	2	2
1	0	1	0	0	0	0
0	0	0	0	0	0	0
1	0	0	0	0	1	2
1	1	0	0	1	0	0

1B: 3	SF: 0	WP: 1	PA: 39
2B: 3	SAC: 0	PB: 0	
3B: 0	DP: 1	SB: 0	
HR: 1	HBP: 0	CS: 0	

**New York Giants @ Brooklyn Dodgers**  
Ebbets Field, Brooklyn, NY  
Sat Apr 22 1950, 3:33 AM EST  
Att. 19,067 - Unknown

AB	32
R	7
H	7
RBI	7
BB	7
SO	8
LOB	21





Batter	1	2	3	4	5	6	7	8	9	AB R H RBI BB SO LOB	TOP
Richie Ashburn, L (1, 8) OBP: 0.387, SLG: 0.321	0-0 F8			0-0 1B	0-0 FC5-4		0-0 1-3			4 1 1 0 0 0 2	<p>Philadelphia Phillies @ New York Giants</p> <p>Polo Grounds, New York, NY</p> <p>Tue Apr 25 1950, 3:33 AM EST</p> <p>Att. 4,940 - Unknown</p> <p>livebaseballscorecards.com</p>
Granny Hamner, R (1, 6) OBP: 0.321, SLG: 0.370	0-0 5-3			0-0 1-3 1B	0-0 1-3		0-0 5-3			4 0 1 0 0 0 2	
Eddie Waitkus, L (1, 3) OBP: 0.448, SLG: 0.400	0-3 K			0-0 1-3 1B		0-0 F8		4-0 FC5-4 BB		3 0 1 1 1 1 0	
Del Ennis, R (1, 9) OBP: 0.379, SLG: 0.759		0-0 F8		0-3 K		0-0 1B HR		0-0 FC5-4 5-3		4 1 1 0 0 1 3	
Willie Jones, R (1, 5) OBP: 0.464, SLG: 0.630		0-0 F8		0-0 1-3		0-0 1B HR		0-0 5-3		4 1 1 0 0 0 3	
Dick Sister, L (1, 7) OBP: 0.273, SLG: 0.381		0-0 4-3		0-0 4-3		0-0 1B HR		0-0 F7		4 1 1 3 0 0 3	
Putsy Caballero, R (1, 4)			0-0 6-3		0-0 6-3	0-0 F9		0-0 5-3		4 0 0 0 0 0 0	
Stan Lopata, R (1, 2) OBP: 0.333, SLG: 0.200			0-0 F8		0-0 FC5-4 1B	0-0 F5		0-0 4-3		4 0 1 0 0 0 0	
Russ Meyer, S (1, 1) Johnny Blatnik, R (5, PH) Bob Miller, R (5, 1) Dick Whitman, L (7, PH) Milo Candini, R (7, 1) Mike Goliat, R (9, PH)			0-3 K		0-0 FC5-4 1B		0-0 4-3		0-0 4-3	1 0 0 0 0 0 1 0 1 0 1 0 0 0 0 0 0 0 0 0 0 0 0 0 1 0 0 0 0 0 0 0 0 0 0 0 0 0 0 0 1 0 0 0 0 0 0 0	
<b>Inning Stats</b>	R: 0 H: 0 E: 0 LOB: 0 K: 1 BB: 0 S: 5 P: 5	R: 0 H: 0 E: 0 LOB: 0 K: 0 BB: 0 S: 3 P: 3	R: 0 H: 0 E: 0 LOB: 0 K: 1 BB: 0 S: 5 P: 5	R: 1 H: 3 E: 0 LOB: 2 K: 1 BB: 0 S: 8 P: 8	R: 0 H: 2 E: 0 LOB: 2 K: 0 BB: 0 S: 5 P: 5	R: 3 H: 3 E: 0 LOB: 0 K: 0 BB: 0 S: 6 P: 6	R: 0 H: 0 E: 0 LOB: 0 K: 0 BB: 0 S: 3 P: 3	R: 0 H: 0 E: 0 LOB: 1 K: 0 BB: 1 S: 3 P: 7	R: 0 H: 0 E: 0 LOB: 0 K: 0 BB: 0 S: 3 P: 3	1B: 7 SF: 0 2B: 0 SAC: 0 3B: 0 DP: 0 HR: 1 HBP: 0	WP: 0 PA: 36 PB: 0 SB: 0 CS: 0
<b>PITCHER</b> Larry Jansen, R (1, 1) ERA: 6.75	IP WLS BF H R ER SO BB IBB HBP BLK WP HR S P ERA WHIP										

Batter	1	2	3	4	5	6	7	8	9
<b>Eddie Stanky, R</b> OBP: 0.480, SLG: 0.278 (1, 4) X	0-0 E 1B	4-0 2B E BB	0-0 1-3			4-0 SH3-4 BB	0-3 K		
<b>Alvin Dark, R</b> OBP: 0.450, SLG: 0.632 (1, 6) X	0-0 F9	0-0 E 1-3 2B		0-0 HR		0-0 SH3-4 1-2	0-0 F9		
<b>Hank Thompson, L</b> OBP: 0.636, SLG: 1.143 (1, 5) X	0-0 E6 1B 1-2 E	4-0 E BB		0-0 6-3		0-0 F2		0-0 G4 1B 2B	
<b>Don Mueller, L</b> OBP: 0.304, SLG: 0.348 (1, 9) X	0-0 E5 F8 1B 1-H 2-H	0-0 E4 1-2 2-3 3-H		0-0 F8		0-0 P6		0-0 G4 2-3	
<b>Whitey Lockman, L</b> OBP: 0.280, SLG: 0.400 (1, 7) X	0-0 F8 1B	0-0 G3		0-0 1-3			0-0 P6	0-0 L4	
<b>Bobby Thomson, R</b> OBP: 0.261, SLG: 0.227 (1, 8) X	0-0 F8 1-2 3-H		0-0 F2		0-3 K	4-0 1B BB	0-0 BLK 1B 3-H		
<b>Jack Harshman, L</b> OBP: 0.273, SLG: 0.500 (1, 3) X	0-0 F9		0-0 HR		0-0 3-1	0-0 1B 1B 1B 1-3	0-0 4-3 1-2		
<b>Wes Westrum, R</b> OBP: 0.444, SLG: 0.385 (1, 2) X		0-0 F4	4-0 SH1-3 BB		0-0 2B	0-0 1B 1B 1-2 3-H			
<b>Larry Jansen, R</b> OBP: 0.200, SLG: 0.200 (1, 1) X		0-0 F9	0-0 SH1-3 1-2		0-0 6-3	0-0 1B 1-2 2-3			

Inning Stats	R: 3	H: 3	E: 2	LOB: 1	K: 0	S: 7	P: 7	R: 1	H: 1	E: 1	LOB: 3	K: 0	S: 5	P: 13	R: 1	H: 1	E: 0	LOB: 1	K: 0	S: 4	P: 8	R: 1	H: 1	E: 0	LOB: 0	K: 0	S: 4	R: 0	H: 1	E: 0	LOB: 1	K: 1	S: 6	P: 6	R: 0	H: 0	E: 0	LOB: 1	K: 0	S: 3	P: 7	R: 1	H: 3	E: 0	LOB: 3	K: 1	S: 8	P: 12	R: 1	H: 2	E: 0	LOB: 1	K: 0	S: 5	P: 5
--------------	------	------	------	--------	------	------	------	------	------	------	--------	------	------	-------	------	------	------	--------	------	------	------	------	------	------	--------	------	------	------	------	------	--------	------	------	------	------	------	------	--------	------	------	------	------	------	------	--------	------	------	-------	------	------	------	--------	------	------	------

PITCHER	IP	WLS	BF	H	R	ER	SO	BB	IBB	HBP	BLK	WP	HR	S	P	ERA	WHIP
<b>Russ Meyer, R</b> ERA: 8.38 (1, 1)	4.0	L	23	6	6	3	0	3	0	0	0	0	2	20	32	6.75	2.250
<b>Bob Miller, R</b> ERA: (5, 1)	2.0		8	1	0	0	1	1	0	0	0	0	0	9	13	0.00	1.000
<b>Milo Candini, R</b> ERA: 9.0 (7, 1)	2.0		12	5	2	2	1	1	0	0	1	0	0	13	17	9.00	3.000


**BOTTOM**

**Philadelphia Phillies @ New York Giants**  
Polo Grounds, New York, NY

Tue Apr 25 1950, 3:33 AM EST  
Att. 4,940 - Unknown

AB	R	H	RBI	BB	SO	LOB
3	2	1	0	2	1	4
4	1	2	1	0	0	4
4	2	1	0	1	0	2
5	1	1	1	0	0	4
5	0	1	0	0	0	4
4	1	1	2	1	1	1
5	1	2	1	0	0	2
3	0	2	1	1	0	0
3	0	1	0	0	0	1

AB	36
R	8
H	12
RBI	6
BB	5
SO	2
LOB	22



WP: 0	PA: 43
PB: 0	SB: 0
CS: 0	

PITCHER	IP	WLS	BF	H	R	ER	SO	BB	IBB	HBP	BLK	WP	HR	S	P	ERA	WHIP
---------	----	-----	----	---	---	----	----	----	-----	-----	-----	----	----	---	---	-----	------



Batter	1	2	3	4	5	6	7	8	9	10	AB R H RBI BB SO LOB	TOP									
Eddie Stanky, R (1, 4) OBP: 0.448, SLG: 0.273	0-0 F8		0-0 4-3			0-0 L4-6 SH1-3 1B		0-0 F9			4 0 1 0 0 0 0	<p><b>New York Giants @ Boston Braves</b>            Braves Field, Boston, MA            Thu Apr 27 1950, 3:33 AM EST            Att: 5,780 - Unknown</p>									
Alvin Dark, R (1, 6) OBP: 0.435, SLG: 0.591	0-0 5-3			0-0 SH5-3 1B		0-0 SH1-3			0-0		3 0 1 0 0 0 0										
Hank Thompson, L (1, 5) OBP: 0.600, SLG: 1.000	0-3 K			0-0 SH5-3 1-2		0-0 L4-6 2-3			4-0 BB		2 0 0 0 1 1 1										
Don Mueller, L (1, 9) OBP: 0.259, SLG: 0.296		0-0 6-3		0-3 K			0-0 1-3		0-0		4 0 0 0 0 1 2										
Bobby Thomson, R (1, 8) OBP: 0.259, SLG: 0.231		0-0 F8		0-0 6-3			0-0 G4-6-3 1B		0-0		4 0 1 0 0 0 2										
Whitey Lockman, L (1, 7) OBP: 0.276, SLG: 0.379		0-0 1B			0-0 1-3		0-0 G4-6-3 1-2f			0-0 F8	4 0 1 0 0 0 1										
Wes Westrum, R (1, 2) OBP: 0.455, SLG: 0.529		0-0 6-3			0-0 1B			0-0 F9 3B		0-3 K	4 1 2 0 0 1 1										
Jack Harshman, L (1, 3) OBP: 0.250, SLG: 0.455 Jack Maguire, R (8, PH) OBP: 0.333, SLG: 0.667 Nap Reyes, R (8, 3)			0-0 F9		0-3 K			0-0 F9 3-H		0-0 F9	2 0 0 0 0 1 1 1 0 0 1 0 0 0 1 0 0 0 0 0 0										
Monty Kennedy, R (1, 1) Dave Koslo, L (8, 1)			0-0 G3		0-0 1-4-3			0-0 F3			3 0 0 0 0 0 1 0 0 0 0 0 0 0										
<b>Inning Stats</b>	R: 0 E: 0 K: 1 S: 5	H: 0 LOB: 0 BB: 0 P: 5	R: 0 E: 0 K: 0 S: 4	H: 1 LOB: 1 BB: 0 P: 4	R: 0 E: 0 K: 0 S: 3	H: 0 LOB: 0 BB: 0 P: 3	R: 0 E: 0 K: 1 S: 6	H: 1 LOB: 1 BB: 0 P: 6	R: 0 E: 0 K: 1 S: 6	H: 1 LOB: 0 BB: 0 P: 3	R: 0 E: 0 K: 0 S: 3		H: 1 LOB: 0 BB: 0 P: 7	R: 0 E: 0 K: 1 S: 5	H: 0 LOB: 1 BB: 1 P: 5	R: 0 E: 0 K: 1 S: 5	H: 0 LOB: 0 BB: 0 P: 5	1B: 5 2B: 1 3B: 1 HR: 0	SF: 0 SAC: 2 DP: 2 HBP: 0	WP: 0 PB: 0 SB: 0 CS: 0	PA: 35
<b>PITCHER</b> Warren Spahn, L (1, 1) ERA: 2.25	IP 10.0	WLS W	BF 35	H 6	R 1	ER 1	SO 4	BB 1	IBB 0	HBP 0	BLK 0	WP 0	HR 0	S 42	P 46	ERA 0.90	WHIP 0.700				

livebaseballscorecards.com

<b>AB</b>	<b>32</b>
<b>R</b>	<b>1</b>
<b>H</b>	<b>6</b>
<b>RBI</b>	<b>1</b>
<b>BB</b>	<b>1</b>
<b>SO</b>	<b>4</b>
<b>LOB</b>	<b>9</b>



BOTTOM

New York Giants @ Boston Braves  
Braves Field, Boston, MA  
Thu Apr 27 1950, 3:33 AM EST  
Att. 5,780 - Unknown

livebaseballscorecards.com

AB 31  
R 2  
H 4  
RBI 2  
BB 6  
SO 3  
LOB 13



WP: 0 PA: 39  
PB: 0  
SB: 0  
CS: 0

AB R H RBI BB SO LOB

2	0	0	0	0	2	0	1
4	0	2	0	1	0	2	
4	0	1	2	1	0	3	
4	0	0	0	0	1	3	
3	0	0	0	1	0	0	
4	0	0	0	0	0	1	
4	0	0	0	0	1	1	
3	0	0	0	1	0	0	
3	2	1	0	0	1	2	
1B: 4	SF: 0	2B: 0	SAC: 1	3B: 0	DP: 2	HR: 0	HBP: 1

Batter	1	2	3	4	5	6	7	8	9	10
Connie Ryan, R OBP: 0.231, SLG: 0.235 (1, 4)	F8		F5			G1-6-3 1B BB		FC6-4 BB		SH BB
Sam Jethroe, S OBP: 0.436, SLG: 0.485 (1, 8)	F7			B3-6-4 1B		G1-6-3 1B		FC6-4 1B		BB
Willard Marshall, L OBP: 0.263, SLG: 0.222 (1, 9)	1-3			B3-6-4 1-2f		G1-6-3 1-2f 2-3		1B		BB
Bob Elliott, R OBP: 0.270, SLG: 0.394 (1, 5)		F8		1-3		K		F8		
Sid Gordon, R OBP: 0.400, SLG: 0.593 (1, 7)		F3			BB		5-3			
Del Crandall, R OBP: 0.353, SLG: 0.375 (1, 2)		F4			F7		5-3			
Earl Torgeson, L OBP: 0.343, SLG: 0.233 (1, 3)			F9		F7		K			
Buddy Kerr, R OBP: 0.303, SLG: 0.452 (1, 6)			5-3		BB			F8		F9
Warren Spahn, L OBP: 0.333, SLG: 0.273 (1, 1)					K			E1 FC6-4 BB 1B		BB SH HBP

Inning Stats	R: 0 E: 0 K: 0 S: 3	H: 0 LOB: 0 BB: 0 P: 3	R: 0 E: 0 K: 0 S: 3	H: 0 LOB: 0 BB: 0 P: 3	R: 0 E: 0 K: 0 S: 4	H: 1 LOB: 1 BB: 0 P: 4	R: 0 E: 0 K: 1 S: 5	H: 0 LOB: 2 BB: 2 P: 13	R: 0 E: 0 K: 1 S: 5	H: 1 LOB: 1 BB: 1 P: 9	R: 0 E: 0 K: 1 S: 5	H: 0 LOB: 0 BB: 0 P: 5	R: 1 E: 1 K: 0 S: 5	H: 1 LOB: 2 BB: 1 P: 9	R: 0 E: 0 K: 0 S: 3	H: 0 LOB: 0 BB: 0 P: 3	R: 1 E: 1 K: 0 S: 2	H: 0 LOB: 3 BB: 2 P: 11	1B: 4 2B: 0 3B: 0 HR: 0	SF: 0 SAC: 1 DP: 2 HBP: 1
--------------	------------------------------	---------------------------------	------------------------------	---------------------------------	------------------------------	---------------------------------	------------------------------	----------------------------------	------------------------------	---------------------------------	------------------------------	---------------------------------	------------------------------	---------------------------------	------------------------------	---------------------------------	------------------------------	----------------------------------	----------------------------------	------------------------------------

PITCHER	IP	WLS	BF	H	R	ER	SO	BB	IBB	HBP	BLK	WP	HR	S	P	ERA	WHIP
Monty Kennedy, L ERA: 7.1	(1, 1)	7.1	28	3	1	0	3	4	0	0	0	0	0	30	46	0.00	0.955
Dave Koslo, L ERA: 9.0	(8, 1)	2.0	11	1	1	0	0	2	0	1	0	0	0	8	17	0.00	1.500

PITCHER	IP	WLS	BF	H	R	ER	SO	BB	IBB	HBP	BLK	WP	HR	S	P	ERA	WHIP
Monty Kennedy, L ERA: 7.1	(1, 1)	7.1	28	3	1	0	3	4	0	0	0	0	0	30	46	0.00	0.955
Dave Koslo, L ERA: 9.0	(8, 1)	2.0	11	1	1	0	0	2	0	1	0	0	0	8	17	0.00	1.500



Batter	1	2	3	4	5	6	7	8	9	AB R H RBI BB SO LOB	TOP
<b>Pee Wee Reese, R</b> OBP: 0.395, SLG: 0.474 (1, 6)	1-1 G3		4-2 3B 1B BB		1-3 K		3-2 F8 S 1B		1-1 F7	4 1 1 0 1 1 0	
<b>George Shuba, L</b> OBP: 0.250, SLG: 0.241 (1, 7)	0-1 S 1B		3-2 3B 1B		2-1 3-1		2-1 B1		1-2 L1-3	5 1 2 1 0 0 1	
<b>Duke Snider, L</b> OBP: 0.457, SLG: 0.500 (1, 8)	3-2 F7		2-1 2B 3B 1-H 2-H		1-1 CS 1B		1-1 F8		1-2 FC6-4 1B	5 1 3 2 0 0 2	
<b>Jackie Robinson, R</b> OBP: 0.375, SLG: 0.500 (1, 4)	3-2 F8		0-1 6-3		1-1 CS		2-2 1-3		1-2 FC6-4	5 0 0 0 0 0 4	
<b>Carl Furillo, R</b> OBP: 0.308, SLG: 0.421 (1, 9)		0-0 F8	1-1 2B		1-0 E F4 1B		0-1 SH1-4 1B			4 1 3 1 0 0 0	
<b>Gil Hodges, R</b> OBP: 0.500, SLG: 0.742 (1, 3)		0-2 L9	2-3 K		1-0 E5 1B		0-0 SH1-4			3 0 1 0 0 1 1	
<b>Bobby Morgan, R</b> OBP: 0.368, SLG: 0.294 (1, 5)		2-3 K		1-2 6-3		4-2 BB		2-1 1-3		3 0 0 0 1 1 1	
<b>Roy Campanella, R</b> OBP: 0.406, SLG: 0.793 (1, 2)			0-0 S 1B		3-2 5-3		0-2 F4		4-0 FC6-4 IBB	3 1 1 1 1 0 2	
<b>Don Newcombe, L</b> OBP: 0.400, SLG: 0.250 (1, 1)			2-2 F7		3-2 F9		0-0 G3		1-1 FC6-4	1 0 0 0 0 0 1	
<b>Dan Bankhead, R</b> OBP: 0.250, SLG: 0.500 (3, 1)									1-2f	3 0 0 0 0 0 4	
<b>Inning Stats</b>	R: 0 E: 0 K: 0 S: 14 H: 1 LOB: 1 BB: 0 P: 21	R: 0 E: 0 K: 1 S: 7 H: 0 LOB: 0 BB: 0 P: 9	R: 4 E: 0 K: 1 S: 21 H: 4 LOB: 1 BB: 1 P: 35	R: 0 E: 0 K: 0 S: 15 H: 0 LOB: 0 BB: 0 P: 22	R: 0 E: 0 K: 1 S: 8 H: 1 LOB: 0 BB: 0 P: 13	R: 1 E: 1 K: 0 S: 9 H: 2 LOB: 2 BB: 1 P: 15	R: 0 E: 0 K: 0 S: 10 H: 1 LOB: 1 BB: 0 P: 18	R: 0 E: 0 K: 0 S: 7 H: 1 LOB: 2 BB: 1 P: 14	R: 0 E: 0 K: 0 S: 11 H: 1 LOB: 1 BB: 0 P: 15	1B: 9 2B: 1 3B: 1 HR: 0 SF: 0 SAC: 1 DP: 0 HBP: 0	WP: 0 PB: 0 SB: 3 CS: 1 PA: 41
<b>PITCHER</b>	IP WLS BF H R ER SO BB IBB HBP BLK WP HR S P ERA WHIP										
<b>Jack Kramer, R</b> ERA: 5.87 (1, 1)	3.0 L 15 5 4 4 2 1 0 0 0 0 0 0 42 65 12.00 2.000										
<b>Andy Hansen, R</b> ERA: (4, 1)	1.0 3 0 0 0 0 0 0 0 0 0 0 0 15 22 0.00 0.000										
<b>Clint Hartung, R</b> ERA: 4.5 (5, 1)	5.0 22 6 1 1 1 1 1 0 0 0 0 0 45 75 1.80 1.400										

Brooklyn Dodgers @ New York Giants  
Polo Grounds, New York, NY  
Fri Apr 28 1950, 3:33 AM EST  
Att: 39,090 - Unknown

livebaseballscorecards.com

AB	36
R	5
H	11
RBI	5
BB	3
SO	3
LOB	16



BOTTOM

Brooklyn Dodgers @ New York Giants  
Polo Grounds, New York, NY  
Fri Apr 28 1950, 3:33 AM EST  
Att. 39,090 - Unknown

livebaseballscorecards.com

AB 34  
R 3  
H 10  
RBI 2  
BB 5  
SO 5  
LOB 23



WP: 0 PA: 39  
PB: 0  
SB: 0  
CS: 0

AB R H RBI BB SO LOB

5	0	1	0	0	1	5
4	0	0	0	1	1	2
5	0	2	0	0	0	2
4	0	0	0	0	1	3
3	1	2	0	1	0	1
3	0	0	0	1	0	2
4	0	2	1	0	0	2
2	1	2	0	2	0	0
0	0	0	0	0	0	0
1	1	1	1	0	0	0
0	0	0	0	0	0	0
1	0	0	0	0	1	3
1	0	0	0	0	0	2
1	0	0	0	0	1	1

Batter	1	2	3	4	5	6	7	8	9
Eddie Stanky, R OBP: 0.412, SLG: 0.259 (1, 4)	3-2 4-3 1B		1-3 3-H K	0-1 F8		3-2 4-3			2-2 1-3 1B
Whitey Lockman, L OBP: 0.265, SLG: 0.333 (1, 7)	4-1 1B BB		1-0 4-3		1-3 K		1-2 3-1		0-1 F4
Don Mueller, L OBP: 0.281, SLG: 0.313 (1, 9)	0-1 G4-6-3 1-3 1B		3-2 5-3		0-0 1B		2-2 F7		0-0 4-3
Hank Thompson, L OBP: 0.517, SLG: 0.800 (1, 5)	0-0 G4-6-3 1-2f			2-2 F8	0-1 F8		2-3 K		
Bobby Thomson, R OBP: 0.323, SLG: 0.276 (1, 8)		3-2 G1-6-3 1B		4-1 BB 1B BB	3-2 6-3			1-0 FC3-6 1B	
Jack Harshman, L OBP: 0.250, SLG: 0.400 (1, 3)		0-2 F6		4-2 BB 1B BB		0-0 F9		1-2 FC3-6 G6-4-3 1-2f	
Alvin Dark, R OBP: 0.444, SLG: 0.577 (1, 6)		2-2 G1-6-3 1-2f		0-1 BB 1B 1-2 2-H		0-1 E9 1B		2-1 G6-4-3 1-2f	
Wes Westrum, R OBP: 0.538, SLG: 0.579 (1, 2)			3-2 BB 1B 3B	4-1 1-2 2-3 BB		4-1 BB		2-2 1B 1B	
Jack Kramer, R Pete Milne, L Andy Hansen, R Roy Weatherly, L Clint Hartung, R Bill Rigney, R (1, 1) (3, PH) (4, 1) (4, PH) (5, 1) (9, PH)			1-0 BLK 3B	0-3 K		1-2 F6		0-3 K	

Inning Stats	R: 0 E: 0 K: 0 S: 9	H: 1 LOB: 1 BB: 1 P: 16	R: 0 E: 0 K: 0 S: 9	H: 1 LOB: 0 BB: 0 P: 14	R: 2 E: 0 K: 1 S: 17	H: 2 LOB: 0 BB: 0 P: 26	R: 1 E: 0 K: 1 S: 16	H: 1 LOB: 3 BB: 3 P: 30	R: 0 E: 0 K: 1 S: 10	H: 1 LOB: 1 BB: 0 P: 14	R: 0 E: 1 K: 0 S: 11	H: 1 LOB: 2 BB: 1 P: 19	R: 0 E: 0 K: 1 S: 10	H: 0 LOB: 0 BB: 0 P: 15	R: 0 E: 0 K: 0 S: 6	H: 1 LOB: 0 BB: 0 P: 10	R: 0 E: 0 K: 1 S: 13	H: 2 LOB: 2 BB: 0 P: 17	1B: 9 2B: 0 3B: 1 HR: 0	SF: 0 SAC: 0 DP: 3 HBP: 0
--------------	------------------------------	----------------------------------	------------------------------	----------------------------------	-------------------------------	----------------------------------	-------------------------------	----------------------------------	-------------------------------	----------------------------------	-------------------------------	----------------------------------	-------------------------------	----------------------------------	------------------------------	----------------------------------	-------------------------------	----------------------------------	----------------------------------	------------------------------------

PITCHER	IP	WLS	BF	H	R	ER	SO	BB	IBB	HBP	BLK	WP	HR	S	P	ERA	WHIP
Don Newcombe, R ERA: 7.94 (1, 1)	2.0		9	4	2	2	0	1	0	0	0	0	0	23	39	9.00	2.500
Dan Bankhead, R ERA: 4.91 (3, 1)	7.0	W	30	6	1	1	5	4	0	0	1	0	0	78	122	1.29	1.429

PITCHER	IP	WLS	BF	H	R	ER	SO	BB	IBB	HBP	BLK	WP	HR	S	P	ERA	WHIP
---------	----	-----	----	---	---	----	----	----	-----	-----	-----	----	----	---	---	-----	------



Batter	1	2	3	4	5	6	7	8	9	AB R H RBI BB SO LOB	TOP											
<b>Eddie Stanky, R</b> (1, 4) OBP: 0.410, SLG: 0.323	0-0 L4		0-0 F5		0-0 1-H 3-H 3B		4-0 1B 1B BB		0-0 4-3	4 1 1 2 1 0 0	<b>New York Giants @ Cincinnati Reds</b> Crosley Field, Cincinnati, OH Wed May 03 1950, 3:33 AM EDT Att. 3,214 - Sunny - 82 F											
<b>Alvin Dark, R</b> (1, 6) OBP: 0.375, SLG: 0.484	0-0 F8			0-0 F3	0-0 5-3		0-0 F8		0-0 1-3	5 0 0 0 0 0 2												
<b>Don Mueller, L</b> (1, 9) OBP: 0.351, SLG: 0.405	0-0 4-3			0-0 1B		0-0 1B 2B	0-0 1B 1-2 1B		0-0 FC6-4 1B	5 0 4 0 0 0 0												
<b>Bobby Thomson, R</b> (1, 8) OBP: 0.333, SLG: 0.294		0-0 6-3		0-0 F3		0-0 G3 1B 2-3	0-0 1-3 2-H 1B		0-0 FC6-4 1-2f	5 1 2 1 0 0 2												
<b>Hank Thompson, L</b> (1, 5) OBP: 0.485, SLG: 0.750		0-0 F6		0-0 F8		0-0 G3 2-3		0-0 SH1-3 1B 2B		4 1 1 0 0 0 2												
<b>Whitey Lockman, L</b> (1, 7) OBP: 0.297, SLG: 0.343		4-0 BB			0-0 6-3	0-0 1B 3-H 1B		0-0 SH1-3 2-3		2 0 1 1 1 0 0												
<b>Wes Westrum, R</b> (1, 2) OBP: 0.533, SLG: 0.565		0-0 F6			0-0 5-3	0-0 1-3 1B		0-0 FC4-6 3-H 1B		4 0 2 1 0 0 1												
<b>Jack Harshman, L</b> (1, 3) OBP: 0.219, SLG: 0.345			0-0 4-3		0-0 E3 1B 3B	0-3 K		0-0 FC4-6 1-2f		4 1 0 0 0 1 3												
<b>Monty Kennedy, R</b> (1, 1) OBP: 0.143, SLG: 0.143			0-0 F9		0-0 1-3 3B 1B		0-0 F4		0-0 4-3	4 1 1 0 0 0 1												
<b>Inning Stats</b>	R: 0 E: 0 K: 0 S: 3	H: 0 LOB: 0 BB: 0 P: 3	R: 0 E: 0 K: 0 S: 3	H: 0 LOB: 1 BB: 1 P: 7	R: 0 E: 0 K: 0 S: 3	H: 0 LOB: 0 BB: 0 P: 3	R: 0 E: 0 K: 0 S: 4	H: 1 LOB: 1 BB: 0 P: 4	R: 2 E: 1 K: 0 S: 6	H: 2 LOB: 1 BB: 0 P: 6		R: 1 E: 0 K: 1 S: 8	H: 4 LOB: 2 BB: 0 P: 8	R: 1 E: 0 K: 0 S: 4	H: 2 LOB: 2 BB: 1 P: 8	R: 1 E: 0 K: 0 S: 5	H: 2 LOB: 1 BB: 0 P: 5	R: 0 E: 0 K: 0 S: 4	H: 1 LOB: 1 BB: 0 P: 4	1B: 9 2B: 2 3B: 1 HR: 0	SF: 0 SAC: 1 DP: 0 HBP: 0	WP: 0 PB: 0 SB: 0 CS: 0
<b>PITCHER</b>	IP WLS BF H R ER SO BB IBB HBP BLK WP HR S P ERA WHIP																					
<b>Ken Raffensberger, L</b> (1, 1) ERA: 3.38	7.0 L 31 9 4 2 1 2 0 0 0 0 0 0 31 39 2.57 1.571																					
<b>Harry Perkowski, L</b> (8, 1) ERA: 4.5	2.0 9 3 1 1 0 0 0 0 0 0 0 0 9 9 4.50 1.500																					

livebaseballscorecards.com

<b>AB</b>	37
<b>R</b>	5
<b>H</b>	12
<b>RBI</b>	5
<b>BB</b>	2
<b>SO</b>	1
<b>LOB</b>	11



Batter	1	2	3	4	5	6	7	8	9	AB	R	H	RBI	BB	SO	LOB
Bobby Adams, R (1, 4) OBP: 0.457, SLG: 0.467	0-0 FC6-4 1B		0-0 SH2-3		0-0 6-3		0-0 F7			3	0	1	0	0	0	0
Peanuts Lowrey, R (1, 7) OBP: 0.316, SLG: 0.333	0-0 F6		0-0 4-3		0-0 2B		0-0 F3			4	0	1	0	0	0	2
Johnny Wyrostek, L (1, 8) OBP: 0.340, SLG: 0.405	0-0 L4		0-0 F8		0-0 F8			0-0 G6-4-3 1B		4	0	1	0	0	0	3
Joe Adcock, R (1, 3) OBP: 0.250, SLG: 0.261	0-0 FC6-4 1-2f			0-0 6-3		0-0 4-3		0-0 G6-4-3 1-2f		4	0	0	0	0	0	2
Walker Cooper, R (1, 2) OBP: 0.182, SLG: 0.212		0-0 5-3		0-0 1B		0-0 F6		0-0 6-3		4	0	1	0	0	0	0
Danny Litwhiler, R (1, 9) OBP: 0.259, SLG: 0.292		0-0 F8		0-0 F9		4-0 1B BB			0-0 DI F7 1B	3	1	1	0	1	0	1
Grady Hatton, L (1, 5) OBP: 0.275, SLG: 0.270		0-0 2B		0-0 F7		0-0 FC6-4 1B			0-0 4-1 1-2	4	0	2	0	0	0	2
Virgil Stallcup, R (1, 6) OBP: 0.300, SLG: 0.351		0-0 6-3			0-0 HR	0-0 FC6-4 1-2f			0-0 F7 2-H	4	1	1	2	0	0	3
Ken Raffensberger, R (1, 1) OBP: 0.167, SLG: 0.167			0-0 4-3 SH2-3 1B				0-0 F8		0-3 K	2	0	1	0	0	0	0
Bob Usher, R (7, PH) OBP: 0.263, SLG: 0.632										1	0	0	0	0	0	0
Harry Perkowski, L (8, 1)										0	0	0	0	0	0	0
Ted Kluszewski, L (9, PH) OBP: 0.333, SLG: 0.400										1	0	0	0	0	0	1


Inning Stats	R: 0	H: 1	E: 0	K: 0	S: 4	R: 0	H: 1	E: 0	K: 0	S: 4	R: 0	H: 1	E: 0	K: 0	S: 4	R: 1	H: 2	E: 0	K: 0	S: 5	R: 0	H: 1	E: 0	K: 0	S: 4	R: 0	H: 0	E: 0	K: 0	S: 3	R: 0	H: 1	E: 0	K: 0	S: 3	R: 1	H: 1	E: 0	K: 1	S: 6	
	LOB: 1	BB: 0	P: 4	LOB: 1	BB: 0	P: 4	LOB: 1	BB: 0	P: 4	LOB: 1	BB: 0	P: 4	LOB: 1	BB: 0	P: 4	LOB: 2	BB: 1	P: 8	LOB: 0	BB: 0	P: 3	LOB: 0	BB: 0	P: 3	LOB: 0	BB: 0	P: 3	LOB: 1	BB: 0	P: 6	LOB: 0	BB: 0	P: 6	1B: 6	SF: 0	2B: 2	SAC: 1	3B: 0	DP: 1	HR: 1	HBP: 0

PITCHER	IP	WLS	BF	H	R	ER	SO	BB	IBB	HBP	BLK	WP	HR	S	P	ERA	WHIP
Monty Kennedy, L (1, 1) ERA: 1.1	9.0	W	36	9	2	2	1	1	0	0	0	0	1	37	41	2.00	1.111

**NEW YORK GIANTS @ CINCINNATI REDS**  
Crosley Field, Cincinnati, OH

Wed May 03 1950, 3:33 AM EDT  
Att. 3,214 - Sunny - 82 F

<b>AB</b>	<b>34</b>
<b>R</b>	<b>2</b>
<b>H</b>	<b>9</b>
<b>RBI</b>	<b>2</b>
<b>BB</b>	<b>1</b>
<b>SO</b>	<b>1</b>
<b>LOB</b>	<b>13</b>



<b>WP: 0</b>	<b>PA: 36</b>
<b>PB: 0</b>	
<b>SB: 0</b>	
<b>CS: 0</b>	



Batter	1	2	3	4	5	6	7	8	9	AB R H RBI BB SO LOB	TOP																								
<b>Eddie Stanky, R</b> OBP: 0.419, SLG: 0.324 (1, 4) X	0-0 G6-4-3 1B		0-0 F7			0-0 6-3		4-0 BB		3 0 1 0 1 0 0																									
<b>Alvin Dark, R</b> OBP: 0.333, SLG: 0.429 (1, 6) X	0-0 G6-4-3 1-2f		0-0 4-3			0-0 F9		0-0 F9		4 0 0 0 0 0 2																									
<b>Don Mueller, L</b> OBP: 0.341, SLG: 0.390 (1, 9) X	0-0 FC6-4 1B		0-3 K			0-0 4-3			0-0 4-3	4 0 1 0 0 1 0																									
<b>Bobby Thomson, R</b> OBP: 0.300, SLG: 0.263 (1, 8) X	0-0 FC6-4 1-2f				0-0 5-3				0-0 5-3	4 0 0 0 0 0 1																									
<b>Hank Thompson, L</b> OBP: 0.459, SLG: 0.679 (1, 5) X		0-3 K			0-0 F8				0-0 4-3	4 0 1 0 0 1 0																									
<b>Whitey Lockman, L</b> OBP: 0.341, SLG: 0.385 (1, 7) X		0-0 1B 1B			0-0 F9				0-0 1B 1B	4 0 3 0 0 0 0																									
<b>Wes Westrum, R</b> OBP: 0.545, SLG: 0.577 (1, 2) X		0-0 BLK E 1B				0-0 FC1-6 1B			0-3 K	3 1 2 0 0 1 1																									
<b>Jack Harshman, L</b> OBP: 0.200, SLG: 0.313 (1, 3) X		0-0 E3 1-H				0-0 FC1-6 G6-4-3 1-2f			0-0 F6	3 0 0 0 0 0 1																									
<b>Larry Jansen, R</b> OBP: 0.125, SLG: 0.125 (1, 1) X		0-0 F8				0-0 G6-4-3 1-2f			0-0 F9	3 0 0 0 0 0 2																									
<b>Inning Stats</b>	R: 0 E: 0 K: 0 S: 4 H: 2 LOB: 1 BB: 0 P: 4	R: 1 E: 1 K: 1 S: 7 H: 2 LOB: 1 BB: 0 P: 7	R: 0 E: 0 K: 1 S: 5 H: 0 LOB: 0 BB: 0 P: 5	R: 0 E: 0 K: 0 S: 3 H: 0 LOB: 0 BB: 0 P: 3	R: 0 E: 0 K: 0 S: 3 H: 1 LOB: 0 BB: 0 P: 3	R: 0 E: 0 K: 0 S: 3 H: 0 LOB: 0 BB: 0 P: 3	R: 0 E: 0 K: 1 S: 6 H: 1 LOB: 1 BB: 0 P: 6	R: 0 E: 0 K: 0 S: 3 H: 0 LOB: 1 BB: 1 P: 7	R: 0 E: 0 K: 0 S: 4 H: 2 LOB: 2 BB: 0 P: 4	1B: 8 2B: 0 3B: 0 HR: 0 SF: 0 SAC: 0 DP: 2 HBP: 0	WP: 0 PB: 0 SB: 0 CS: 0 PA: 33																								
<b>PITCHER</b> <b>Cliff Chambers, L</b> ERA: 2.1 (1, 1)	IP 9.0	WLS W	BF 33	H 8	R 1	ER 0	SO 3	BB 1	IBB 0	HBP 0	BLK 1	WP 0	HR 0	S 38	P 42	ERA 0.00	WHIP 1.000	<b>PITCHER</b>	IP 9.0	WLS W	BF 33	H 8	R 1	ER 0	SO 3	BB 1	IBB 0	HBP 0	BLK 1	WP 0	HR 0	S 38	P 42	ERA 0.00	WHIP 1.000

**New York Giants @ Pittsburgh Pirates**  
**Forbes Field, Pittsburgh, PA**  
 Thu May 04 1950, 3:33 AM EDT  
 Att. 6,680 - Unknown

[livebaseballscorecards.com](http://livebaseballscorecards.com)

<b>AB</b>	<b>32</b>
<b>R</b>	<b>1</b>
<b>H</b>	<b>8</b>
<b>RBI</b>	<b>0</b>
<b>BB</b>	<b>1</b>
<b>SO</b>	<b>3</b>
<b>LOB</b>	<b>7</b>



Batter	1	2	3	4	5	6	7	8	9	AB R H RBI BB SO LOB
--------	---	---	---	---	---	---	---	---	---	----------------------

<b>Ted Beard, L</b> <small>OBP: 0.306, SLG: 0.407</small> <small>(1, 9)</small>	0-0 <b>4-3</b> 		0-0 <b>5-3</b> 			0-3 <b>K</b> 			0-0 <b>F8</b> 	4 0 0 0 0 1 0
---	-----------------------	--	-----------------------	--	--	---------------------	--	--	----------------------	---------------

<b>Johnny Hopp, L</b> <small>OBP: 0.380, SLG: 0.478</small> <small>(1, 3)</small>	0-0 <b>1-3</b> 			0-0 <b>P3-4</b> <b>2B</b> 			0-0 <b>HR</b> 		0-0 <b>1-3</b> 	4 1 2 1 0 0 0
---	-----------------------	--	--	-------------------------------------	--	--	----------------------	--	-----------------------	---------------

<b>Ralph Kiner, R</b> <small>OBP: 0.426, SLG: 0.435</small> <small>(1, 7)</small>	4-0 <b>BB</b> 			0-0 <b>P3-4</b> <b>2-3f</b> 			0-3 <b>K</b> 		4-0 <b>HR</b> <b>BB</b> 	2 1 0 0 2 1 1
---	----------------------	--	--	---------------------------------------	--	--	---------------------	--	-----------------------------------	---------------

<b>Nanny Fernandez, R</b> <small>OBP: 0.286, SLG: 0.491</small> <small>(1, 5)</small>	0-0 <b>F9</b> 			0-3 <b>K</b> 			0-0 <b>5-3</b> 		0-0 <b>HR</b> <b>1-H</b> 	4 1 1 2 0 1 1
---	----------------------	--	--	---------------------	--	--	-----------------------	--	------------------------------------	---------------

<b>Wally Westlake, R</b> <small>OBP: 0.388, SLG: 0.634</small> <small>(1, 8)</small>		0-0 <b>F8</b> 			0-0 <b>5-3</b> 			0-0 <b>5-3</b> 		3 0 0 0 0 0 0
--	--	----------------------	--	--	-----------------------	--	--	-----------------------	--	---------------

<b>Danny Murtaugh, R</b> <small>OBP: 0.411, SLG: 0.426</small> <small>(1, 4)</small>		0-0 <b>5-3</b> 			0-0 <b>6-3</b> 			0-0 <b>5-3</b> 		3 0 0 0 0 0 0
--	--	-----------------------	--	--	-----------------------	--	--	-----------------------	--	---------------

<b>Pete Castiglione, R</b> <small>OBP: 0.235, SLG: 0.188</small> <small>(1, 6)</small>		0-0 <b>F6</b> 			0-0 <b>F8</b> 			0-0 <b>F4</b> 		3 0 0 0 0 0 0
--	--	----------------------	--	--	----------------------	--	--	----------------------	--	---------------

<b>Clyde McCullough, R</b> <small>OBP: 0.161, SLG: 0.167</small> <small>(1, 2)</small>			0-0 <b>F8</b> 			0-0 <b>B5-6-4</b> <b>1B</b> 		0-0 <b>1B</b> 		3 0 2 0 0 0 0
--	--	--	----------------------	--	--	---------------------------------------	--	----------------------	--	---------------

<b>Cliff Chambers, L</b> <small>OBP: 0.231, SLG: 0.091</small> <small>(1, 1)</small>			0-0 <b>1-6-3</b> 			0-0 <b>B5-6-4</b> <b>1-2f</b> 		0-3 <b>K</b> 		3 0 0 0 0 1 2
--	--	--	-------------------------	--	--	---	--	---------------------	--	---------------

Inning Stats	R: 0 H: 0 E: 0 K: 3 S: 3	R: 0 H: 0 E: 0 K: 0 S: 3	R: 0 H: 0 E: 0 K: 0 S: 3	R: 0 H: 1 E: 0 K: 1 S: 5	R: 0 H: 0 E: 0 K: 0 S: 3	R: 0 H: 1 E: 0 K: 1 S: 5	R: 1 H: 1 E: 0 K: 1 S: 6	R: 0 H: 1 E: 0 K: 1 S: 6	R: 2 H: 1 E: 0 K: 0 S: 3	1B: 2 2B: 2 3B: 0 HR: 2	SF: 0 SAC: 0 DP: 2 HBP: 0	WP: 0 PB: 0 SB: 0 CS: 0	PA: 31
--------------	--------------------------	--------------------------	--------------------------	--------------------------	--------------------------	--------------------------	--------------------------	--------------------------	--------------------------	-------------------------	---------------------------	-------------------------	--------

PITCHER	IP: 8.2 WLS: L BF: 31 H: 5 R: 3 ER: 3 SO: 4 BB: 2 IBB: 0 HBP: 0 BLK: 0 WP: 0 HR: 2 S: 37 P: 45 ERA: 3.12 WHIP: 0.808	PITCHER	IP: WLS: BF: H: R: ER: SO: BB: IBB: HBP: BLK: WP: HR: S: P: ERA: WHIP
---------	--	---------	---

**BOTTOM**

**New York Giants @ Pittsburgh Pirates**  
 Forbes Field, Pittsburgh, PA  
 Thu May 04 1950, 3:33 AM EDT  
 Att. 6,680 - Unknown

[livebaseballscorecards.com](http://livebaseballscorecards.com)

<b>AB</b>	<b>29</b>
<b>R</b>	<b>3</b>
<b>H</b>	<b>5</b>
<b>RBI</b>	<b>3</b>
<b>BB</b>	<b>2</b>
<b>SO</b>	<b>4</b>
<b>LOB</b>	<b>4</b>



Batter	1	2	3	4	5	6	7	8	9	AB	R	H	RBI	BB	SO	LOB	TOP											
Eddie Stanky, R (1, 4) OBP: 0.419, SLG: 0.324											0	0	0	0	0	0	0											
Whitey Lockman, L (1, 7) OBP: 0.341, SLG: 0.385											0	0	0	0	0	0	0	0										
Don Mueller, L (1, 9) OBP: 0.341, SLG: 0.390											0	0	0	0	0	0	0	0										
Bobby Thomson, R (1, 8) OBP: 0.300, SLG: 0.263											0	0	0	0	0	0	0	0										
Hank Thompson, L (1, 5) OBP: 0.459, SLG: 0.679											0	0	0	0	0	0	0	0										
Tookie Gilbert, L (1, 3)											0	0	0	0	0	0	0	0										
Alvin Dark, R (1, 6) OBP: 0.333, SLG: 0.429											0	0	0	0	0	0	0	0										
Wes Westrum, R (1, 2) OBP: 0.545, SLG: 0.577											0	0	0	0	0	0	0	0										
Sheldon Jones, R (1, 1)	0	0	0	0	0	0	0	0																				
Inning Stats											1B: 0	SF: 0	WP: 0	PA: 0														
											2B: 0	SAC: 0	PB: 0															
											3B: 0	DP: 0	SB: 0															
											HR: 0	HBP: 0	CS: 0															
PITCHER Mel Queen, R (1, 1) ERA: 2.25	IP	WLS	BF	H	R	ER	SO	BB	IBB	HBP	BLK	WP	HR	S	P	ERA	WHIP											
	0.0	W	0	0	0	0	0	0	0	0	0	0	0	0	0	∞	∞											
											PITCHER	IP	WLS	BF	H	R	ER	SO	BB	IBB	HBP	BLK	WP	HR	S	P	ERA	WHIP

**New York Giants @ Pittsburgh Pirates**  
 Forbes Field, Pittsburgh, PA  
 Fri May 05 1950, 3:33 AM EDT  
 Att: 31,785 - Unknown

**AB** 0  
**R** 0  
**H** 0  
**RBI** 0  
**BB** 0  
**SO** 0  
**LOB** 0




WP: 0 PA: 0  
 PB: 0  
 SB: 0  
 CS: 0

[livebaseballscorecards.com](http://livebaseballscorecards.com)





Batter	1	2	3	4	5	6	7	8	9	AB R H RBI BB SO LOB	TOP							
Eddie Stanky, R (1, 4) OBP: 0.417, SLG: 0.410										0 0 0 0 0 0 0 0	<p><b>New York Giants @ Pittsburgh Pirates</b>  <b>Forbes Field, Pittsburgh, PA</b>            Sat May 06 1950, 3:33 AM EDT            Att. 13,577 - Unknown</p> <p><a href="http://livebaseballscorecards.com">livebaseballscorecards.com</a></p> <p><b>AB 0</b>  <b>R 0</b>  <b>H 0</b>  <b>RBI 0</b>  <b>BB 0</b>  <b>SO 0</b>  <b>LOB 0</b></p>  <p>WP: 0 PA: 0            PB: 0            SB: 0            CS: 0</p>							
Whitey Lockman, L (1, 7) OBP: 0.326, SLG: 0.364										0 0 0 0 0 0 0 0								
Hank Thompson, L (1, 5) OBP: 0.450, SLG: 0.633										0 0 0 0 0 0 0 0								
Bobby Thomson, R (1, 8) OBP: 0.356, SLG: 0.275										0 0 0 0 0 0 0 0								
Tookie Gilbert, L (1, 3) OBP: 0.750, SLG: 1.667										0 0 0 0 0 0 0 0								
Roy Weatherly, L (1, 9)										0 0 0 0 0 0 0 0								
Alvin Dark, R (1, 6) OBP: 0.325, SLG: 0.410										0 0 0 0 0 0 0 0								
Wes Westrum, R (1, 2) OBP: 0.541, SLG: 0.552										0 0 0 0 0 0 0 0								
Clint Hartung, R (1, 1) OBP: 0.250, SLG: 1.000	0 0 0 0 0 0 0 0																	
<b>Inning Stats</b>										1B: 0 SF: 0 2B: 0 SAC: 0 3B: 0 DP: 0 HR: 0 HBP: 0								
<b>PITCHER</b> Bob Chesnes, R (1, 1) ERA: 3.94	IP	WLS	BF	H	R	ER	SO	BB	IBB	HBP	BLK	WP	HR	S	P	ERA	WHIP	<b>PITCHER</b> IP WLS BF H R ER SO BB IBB HBP BLK WP HR S P ERA WHIP

Batter	1	2	3	4	5	6	7	8	9	AB R H RBI BB SO LOB	BOTTOM
--------	---	---	---	---	---	---	---	---	---	----------------------	--------

<b>Ted Beard, L</b> (1, 9) <small>OBP: 0.318, SLG: 0.404</small>										0 0 0 0 0 0 0 0	<b>New York Giants @ Pittsburgh Pirates</b> Forbes Field, Pittsburgh, PA Sat May 06 1950, 3:33 AM EDT Att. 13,577 - Unknown  <a href="http://livebaseballscorecards.com">livebaseballscorecards.com</a>
<b>Johnny Hopp, L</b> (1, 3) <small>OBP: 0.389, SLG: 0.490</small>										0 0 0 0 0 0 0 0	
<b>Ralph Kiner, R</b> (1, 7) <small>OBP: 0.415, SLG: 0.408</small>										0 0 0 0 0 0 0 0	
<b>Nanny Fernandez, R</b> (1, 5) <small>OBP: 0.300, SLG: 0.482</small>										0 0 0 0 0 0 0 0	
<b>Wally Westlake, R</b> (1, 8) <small>OBP: 0.377, SLG: 0.600</small>										0 0 0 0 0 0 0 0	
<b>Danny Murtaugh, R</b> (1, 4) <small>OBP: 0.383, SLG: 0.392</small>										0 0 0 0 0 0 0 0	
<b>Pete Castiglione, R</b> (1, 6) <small>OBP: 0.250, SLG: 0.167</small>										0 0 0 0 0 0 0 0	
<b>Clyde McCullough, R</b> (1, 2) <small>OBP: 0.176, SLG: 0.212</small>										0 0 0 0 0 0 0 0	
<b>Bob Chesnes, S</b> (1, 1) <small>OBP: 0.286, SLG: 0.167</small>										0 0 0 0 0 0 0 0	

<b>Inning Stats</b>	1B: 0	SF: 0	WP: 0	PA: 0
	2B: 0	SAC: 0	PB: 0	
	3B: 0	DP: 0	SB: 0	
	HR: 0	HBP: 0	CS: 0	

<b>PITCHER</b> <b>Clint Hartung, R</b> (1, 1) <small>ERA: 4.5</small>	IP	WLS	BF	H	R	ER	SO	BB	IBB	HBP	BLK	WP	HR	S	P	ERA	WHIP		<b>PITCHER</b> IP WLS BF H R ER SO BB IBB HBP BLK WP HR S P ERA WHIP
	0.0		0	0	0	0	0	0	0	0	0	0	0	0	0	∞	∞		



Batter	1	2	3	4	5	6	7	8	9	AB R H RBI BB SO LOB	TOP																
<b>Eddie Stanky, R</b> OBP: 0.424, SLG: 0.396 (1, 4) X	0-0 F9	0-0 FC4-6 1B		X 0-0 1B			X 0-0 F7		BB 4-0 BB	4 0 2 1 1 0 0																	
<b>Whitey Lockman, L</b> OBP: 0.393, SLG: 0.412 (1, 7) X	0-0 1-3 3B 1B	0-0 FC4-6 1-2f		BB 4-0 FC6-4 BB			X 0-0 1B		X 0-0 F7	4 1 2 0 1 0 2																	
<b>Don Mueller, L</b> OBP: 0.327, SLG: 0.367 (1, 9) X	0-0 1-3 1-2	0-0 P4		X 0-0 FC6-4 1-2f			X 0-0 F8			4 0 0 0 0 0 4																	
<b>Bobby Thomson, R</b> OBP: 0.333, SLG: 0.313 (1, 8) BB	4-0 3B BB		X 0-0 P6		SS 0-3 K			X 0-0 F8		3 1 0 0 1 1 0																	
<b>Hank Thompson, L</b> OBP: 0.458, SLG: 0.629 (1, 5) X	0-0 1B 3B 1-H 2-H		BB 4-0 CS BB		X 0-0 F7			BB 4-0 4-3 BB		2 1 1 2 2 0 0																	
<b>Tookie Gilbert, L</b> OBP: 0.385, SLG: 0.583 (1, 3) X	0-0 1B 1B 3-H		X 0-0 F7		X 0-0 3-1			X 0-0 4-3 1-2		4 0 1 1 0 0 2																	
<b>Alvin Dark, R</b> OBP: 0.347, SLG: 0.391 (1, 6) X	0-0 1B 1-3		SS 0-0 CS 1-2	0-3 K		X 0-0 G6-4-3 1B		X 0-0 F8		4 0 2 0 0 1 1																	
<b>Wes Westrum, R</b> OBP: 0.522, SLG: 0.500 (1, 2) SS	0-3 K		X 0-0 SH2-4 1B 1B			X 0-0 G6-4-3 1-2f		X 0-0 P4		4 1 1 0 0 1 3																	
<b>Monty Kennedy, R</b> OBP: 0.125, SLG: 0.125 (1, 1) SS		0-3 K		X 0-0 SH2-4 1-2		SS 0-3 K		X 0-0 5-3		1 0 0 0 0 1 0																	
<b>Sheldon Jones, R</b> (3, 1)										2 0 0 0 0 1 0																	
<b>Jack Kramer, R</b> OBP: 0.500, SLG: 2.000 (9, 1)										0 0 0 0 0 0 0																	
<b>Inning Stats</b>	R: 3 E: 0 K: 1 S: 9	H: 4 LOB: 2 BB: 1 P: 13	R: 0 E: 0 K: 1 S: 6	H: 1 LOB: 1 BB: 0 P: 6	R: 0 E: 0 K: 0 S: 2	H: 0 LOB: 0 BB: 1 P: 6	R: 1 E: 0 K: 1 S: 7	H: 2 LOB: 2 BB: 1 P: 11	R: 0 E: 0 K: 1 S: 5	H: 0 LOB: 0 BB: 0 P: 5	R: 0 E: 0 K: 1 S: 5	H: 1 LOB: 0 BB: 0 P: 5	R: 0 E: 0 K: 0 S: 3	H: 1 LOB: 0 BB: 1 P: 3	R: 0 E: 0 K: 0 S: 3	H: 0 LOB: 1 BB: 1 P: 7	R: 0 E: 0 K: 0 S: 3	H: 0 LOB: 1 BB: 1 P: 7	1B: 8 2B: 0 3B: 1 HR: 0	SF: 0 SAC: 1 DP: 1 HBP: 0	WP: 0 PB: 0 SB: 0 CS: 1	PA: 39					
<b>PITCHER</b>	IP WLS BF H R ER SO BB IBB HBP BLK WP HR S P ERA WHIP																										
<b>Bob Rush, R</b> ERA: 4.24 (1, 1)	0.2		7	4	3	3	0	1	0	0	0	0	0	6	10	40.50	7.500										
<b>Monk Dubiel, R</b> ERA: 3.48 (1, 1)	3.0	L	13	3	1	1	3	2	0	0	0	0	0	17	25	3.00	1.667										
<b>Paul Minner, L</b> ERA: 4.3 (4, 1)	4.1		14	2	0	0	2	1	0	0	0	0	0	17	21	0.00	0.692										
<b>Frank Hiller, R</b> ERA: 1.13 (9, 1)	1.0		4	0	0	0	0	1	0	0	0	0	0	3	7	0.00	1.000										

**New York Giants @ Chicago Cubs**  
Wrigley Field, Chicago, IL  
Sun May 07 1950, 3:33 AM CDT  
Unknown

AB	32
R	4
H	9
RBI	4
BB	5
SO	5
LOB	12





Batter	1	2	3	4	5	6	7	8	9	AB	R	H	RBI	BB	SO	LOB
Wayne Terwilliger, R (1, 4) OBP: 0.365, SLG: 0.400	0-0 4-3		0-3 K	0-0 L7			0-0 FC3-6 HBP BB 1-2f		0-0 F8	5	0	0	0	0	0	1
Hal Jeffcoat, R (1, 9) OBP: 0.242, SLG: 0.424 Hank Edwards, L (9, PH) OBP: 0.538, SLG: 1.100	0-0 FC6-4 1B		0-0 1B 2B	0-3 K			0-0 F9		0-0 1-3	4	1	2	0	0	1	1
Preston Ward, L (1, 3) OBP: 0.420, SLG: 0.605	0-0 F5		0-0 1B BB 1B				4-0 L8-4 S 1B		4-0 1B BB	3	1	2	1	2	0	1
Hank Sauer, R (1, 7) OBP: 0.475, SLG: 0.545	0-0 FC6-4 1-2f		0-0 BB HBP BB 1B				0-0 F8		0-0 1-3 1B	4	1	2	0	0	0	2
Andy Pafko, R (1, 8) OBP: 0.542, SLG: 0.730		0-0 1B	1-0 BB BB HBP				0-0 L8-4 1-3		0-0 F9	4	0	1	0	0	1	6
Roy Smalley, R (1, 6) OBP: 0.348, SLG: 0.488		0-0 F8	4-0 BB BB				0-0 4-3		0-0 F8	3	0	0	1	1	0	1
Bill Serena, R (1, 5) OBP: 0.143, SLG: 0.148 Phil Cavarretta, L (3, PH) OBP: 0.500, SLG: 0.400 Bob Ramazzotti, R (4, 5) OBP: 0.250, SLG: 0.250		0-0 F8	4-0 BB BB				0-0 F2		0-0 P4	1	0	0	0	0	0	1
Mickey Owen, R (1, 2) OBP: 0.241, SLG: 0.154 Rube Walker, L (3, PH) OBP: 0.091, SLG: 0.091		0-0 4-3	0-0 3-1				0-0 4-3		0-0 1B	0	0	0	0	0	0	0
Emil Verban, R (8, PR) Frank Hiller, R (9, 1)										0	0	0	0	0	0	0
Bob Rush, R (1, 1) OBP: 0.143, SLG: 0.143 Monk Dubiel, R (1, 1) Paul Minner, L (4, 1) Carl Sawatski, L (8, PH) (9, 2)			0-0 1-3	0-0 F8					0-0 4-3	0	0	0	0	0	0	0
										1	0	0	0	1	0	0
										1	0	0	0	0	0	0
										1	0	0	0	1	0	0
										1	0	0	0	0	0	1

Inning Stats	R: 0	H: 1	E: 0	LOB: 1	K: 0	BB: 0	S: 4	P: 4
	R: 0	H: 1	E: 0	LOB: 1	K: 0	BB: 0	S: 4	P: 4
	R: 3	H: 3	E: 0	LOB: 3	K: 1	BB: 2	S: 8	P: 17
	R: 0	H: 0	E: 0	LOB: 0	K: 1	BB: 0	S: 5	P: 5
	R: 0	H: 1	E: 0	LOB: 0	K: 0	BB: 0	S: 3	P: 3
	R: 0	H: 0	E: 0	LOB: 0	K: 0	BB: 0	S: 3	P: 3
	R: 0	H: 0	E: 0	LOB: 3	K: 0	BB: 2	S: 3	P: 12
	R: 0	H: 1	E: 0	LOB: 1	K: 0	BB: 0	S: 4	P: 4
	R: 0	H: 1	E: 0	LOB: 2	K: 1	BB: 1	S: 6	P: 10


PITCHER	IP	WLS	BF	H	R	ER	SO	BB	IBB	HBP	BLK	WP	HR	S	P	ERA	WHIP
Monty Kennedy, L (1, 1) ERA: 2.37	2.2		15	5	3	3	1	1	0	1	0	0	0	15	20	10.12	2.250
Sheldon Jones, R (3, 1) ERA: 5.03	6.0	W	23	2	0	0	1	3	0	1	0	0	0	21	34	0.00	0.833
Jack Kramer, R (9, 1) ERA: 5.4	0.1	S	3	1	0	0	1	1	0	0	0	0	0	4	8	0.00	6.000

**BOTTOM**

**New York Giants @ Chicago Cubs**  
Wrigley Field, Chicago, IL  
Sun May 07 1950, 3:33 AM CDT  
Unknown

AB	R	H	RBI	BB	SO	LOB
34	3	8	3	5	3	18

livebaseballscores.com



WP	PA	ERA	WHIP
0	41		





Batter	1	2	3	4	5	6	7	8	9	AB R H RBI BB SO LOB	BOTTOM
--------	---	---	---	---	---	---	---	---	---	----------------------	--------

Wayne Terwilliger, R (1, 4) OBP: 0.365, SLG: 0.400										0 0 0 0 0 0 0 0	<p style="text-align: center;"><b>New York Giants @ Chicago Cubs</b>  Wrigley Field, Chicago, IL  Sun May 07 1950, 3:38 AM CDT  Att. 40,748 - Unknown</p> <p style="text-align: right;"><a href="http://livebaseballscorecards.com">livebaseballscorecards.com</a></p>
Hal Jeffcoat, R (1, 9) OBP: 0.242, SLG: 0.424										0 0 0 0 0 0 0 0	
Preston Ward, L (1, 3) OBP: 0.420, SLG: 0.605										0 0 0 0 0 0 0 0	
Hank Sauer, R (1, 7) OBP: 0.475, SLG: 0.545										0 0 0 0 0 0 0 0	
Andy Pafko, R (1, 8) OBP: 0.542, SLG: 0.730										0 0 0 0 0 0 0 0	
Roy Smalley, R (1, 6) OBP: 0.348, SLG: 0.488										0 0 0 0 0 0 0 0	
Bill Serena, R (1, 5) OBP: 0.143, SLG: 0.148										0 0 0 0 0 0 0 0	
Bob Scheffing, R (1, 2)										0 0 0 0 0 0 0 0	
Johnny Klippstein, R (1, 1)	0 0 0 0 0 0 0 0	<b>AB</b> 0 <b>R</b> 0 <b>H</b> 0 <b>RBI</b> 0 <b>BB</b> 0 <b>SO</b> 0 <b>LOB</b> 0									

<b>Inning Stats</b>	1B: 0	SF: 0	WP: 0	PA: 0
	2B: 0	SAC: 0	PB: 0	
	3B: 0	DP: 0	SB: 0	
	HR: 0	HBP: 0	CS: 0	

<b>PITCHER</b> <b>Dave Koslo, L</b> (1, 1) ERA: 9.0	<b>IP</b> 0.0 <b>WLS</b> W <b>BF</b> 0 <b>H</b> 0 <b>R</b> 0 <b>ER</b> 0 <b>SO</b> 0 <b>BB</b> 0 <b>IBB</b> 0 <b>HBP</b> 0 <b>BLK</b> 0 <b>WP</b> 0 <b>HR</b> 0 <b>S</b> 0 <b>P</b> 0 <b>ERA</b> ∞ <b>WHIP</b> ∞	<b>PITCHER</b> <b>IP</b> WLS BF H R ER SO BB IBB HBP BLK WP HR S P ERA WHIP
---	--	--



Batter	1	2	3	4	5	6	7	8	9	AB R H RBI BB SO LOB	TOP	
Eddie Stanky, R (1, 4) OBP: 0.433, SLG: 0.377 Bill Rigney, R (7, 4)	4-0 FC1-6 BB		0-0 1B			4-0 G1-6-3 BB			0-0 6-3	1 0 1 0 2 0 0 1 0 0 0 0 0 0		
Whitey Lockman, L (1, 7) OBP: 0.400, SLG: 0.424	0-0 FC1-6 1B 1-2f		0-0 L8			0-0 G1-6-3 1-2f			0-0 4-3	4 0 0 0 0 0 3		
Don Mueller, L (1, 9) OBP: 0.328, SLG: 0.362	0-0 L6-3 1B			0-0 G3			0-0 F9		0-3 K	4 0 1 0 0 1 0		
Bobby Thomson, R (1, 8) OBP: 0.355, SLG: 0.364	0-0 L6-3 1-2			0-0 6-3			0-0 1B			3 0 1 0 0 0 2		
Hank Thompson, L (1, 5) OBP: 0.436, SLG: 0.571		0-3 K		0-3 K			0-3 K			3 0 0 0 0 3 1		
Alvin Dark, R (1, 6) OBP: 0.339, SLG: 0.377		0-0 F9			0-0 6-3		0-0 F8			3 0 0 0 0 0 1		
Wes Westrum, R (1, 2) OBP: 0.490, SLG: 0.462		0-0 6-3			0-0 6-3			0-0 F9		3 0 0 0 0 0 0		
Tookie Gilbert, L (1, 3) OBP: 0.350, SLG: 0.412			0-3 K		0-0 4-3			0-0 4-3		3 0 0 0 0 1 0		
Larry Jansen, R (1, 1) OBP: 0.111, SLG: 0.111 Sal Maglie, R (4, 1) Jack Lohrke, R (6, PH) Andy Hansen, R (6, 1) Mike McCormick, R (8, PH) Clint Hartung, R (8, 1) OBP: 0.286, SLG: 0.714			0-0 4-3			0-0 5-3		0-0 5-3		1 0 0 0 0 0 0 0 0 0 0 0 0 0 1 0 0 0 0 0 0 0 0 0 0 0 0 0 1 0 0 0 0 0 0 0 0 0 0 0 0 0		
<b>Inning Stats</b>	R: 0 H: 1 E: 0 LOB: 1 K: 0 BB: 1 S: 3 P: 7	R: 0 H: 0 E: 0 LOB: 0 K: 1 BB: 0 S: 5 P: 5	R: 0 H: 1 E: 0 LOB: 1 K: 1 BB: 0 S: 6 P: 6	R: 0 H: 0 E: 0 LOB: 0 K: 1 BB: 0 S: 5 P: 5	R: 0 H: 0 E: 0 LOB: 0 K: 0 BB: 0 S: 3 P: 3	R: 0 H: 0 E: 0 LOB: 0 K: 0 BB: 1 S: 2 P: 6	R: 0 H: 1 E: 0 LOB: 1 K: 1 BB: 0 S: 6 P: 6	R: 0 H: 0 E: 0 LOB: 0 K: 0 BB: 0 S: 3 P: 3	R: 0 H: 0 E: 0 LOB: 0 K: 1 BB: 0 S: 5 P: 5	1B: 3 SF: 0 2B: 1 SAC: 0 3B: 0 DP: 2 HR: 0 HBP: 0	WP: 0 PA: 30 PB: 0 SB: 0 CS: 0	
<b>PITCHER</b> Johnny Schmitz, L (1, 1) ERA: 2.17	IP WLS BF H R ER SO BB IBB HBP BLK WP HR S P ERA WHIP	9.0 W 30 3 0 0 5 2 0 0 0 0 0 0 38 46 0.00 0.556										

**New York Giants @ Chicago Cubs**  
Wrigley Field, Chicago, IL  
Tue May 09 1950, 3:33 AM CDT  
Att. 4,212 - Unknown

[livebaseballscorecards.com](http://livebaseballscorecards.com)

<b>AB</b>	28
<b>R</b>	0
<b>H</b>	3
<b>RBI</b>	0
<b>BB</b>	2
<b>SO</b>	5
<b>LOB</b>	7



Batter	1	2	3	4	5	6	7	8	9
Wayne Terwilliger, R OBP: 0.361, SLG: 0.453 (1, 4)	0-0 5-3 ①		0-0 K HR	0-3 K ③		0-0 L7		4-0 FC6-4 BB	
Hal Jeffcoat, R OBP: 0.190, SLG: 0.333 (1, 8)	0-0 6-3 ②		0-3 K ①		0-0 4-3 ①		0-0 5-3 ①	0-0 FC6-4 ③	
Preston Ward, L OBP: 0.379, SLG: 0.520 (1, 3)	0-3 K ③		0-0 P3 ②		0-0 F2 ②		4-0 1B BB		
Hank Sauer, R OBP: 0.438, SLG: 0.462 (1, 7)		4-0 HR BB	0-3 K ③		4-0 1B E BB		0-0 L6 ②		
Hank Edwards, L OBP: 0.529, SLG: 0.929 (1, 9)		0-0 F9 ①		0-3 K ①	0-0 E 1B		0-0 1B		
Roy Smalley, R OBP: 0.352, SLG: 0.520 (1, 6)		0-0 HR 1-H		4-0 CS BB	0-0 E5		0-0 F8 ③		
Bill Serena, R OBP: 0.306, SLG: 0.485 (1, 5)		0-0 HR		4-0 BB 1B BB ②	0-3 K ③		0-0 E 3B		
Rube Walker, L OBP: 0.133, SLG: 0.133 (1, 2)		0-3 K ②		0-0 BB 1B		0-0 F8 ①		0-3 K ①	
Johnny Schmitz, R OBP: 0.133, SLG: 0.071 (1, 1)		0-3 K ③		4-0 BB 1B BB ②		0-0 P6 ②		0-3 K ②	

Inning Stats	R: 0	H: 0	E: 0	K: 5	S: 5	R: 3	H: 2	E: 0	K: 2	S: 9	R: 1	H: 1	E: 0	K: 2	S: 8	R: 0	H: 1	E: 0	K: 2	S: 7	R: 1	H: 1	E: 1	K: 1	S: 7	R: 0	H: 0	E: 0	K: 0	S: 3	R: 1	H: 1	E: 1	K: 0	S: 4	R: 0	H: 1	E: 1	K: 2	S: 8					
	0	0	0	5	5	3	2	0	2	9	1	1	0	2	8	0	1	0	3	7	1	1	1	1	1	0	0	0	0	0	1	1	1	0	4	0	1	1	1	1	0	1	2	1	2

PITCHER	IP	WLS	BF	H	R	ER	SO	BB	IBB	HBP	BLK	WP	HR	S	P	ERA	WHIP
Larry Jansen, R ERA: 5.96 (1, 1)	3.2	L	18	4	4	4	6	4	0	0	0	0	3	26	42	9.82	2.182
Sal Maglie, R ERA: 6.0 (4, 1)	1.1		7	1	1	0	2	1	0	0	0	0	0	10	14	0.00	1.500
Andy Hansen, R ERA: (6, 1)	2.0		8	1	1	0	0	1	0	0	0	1	0	7	11	0.00	1.000
Clint Hartung, R ERA: 6.19 (8, 1)	1.0		5	1	0	0	2	1	0	0	0	0	0	8	12	0.00	2.000

**BOTTOM**


**New York Giants @ Chicago Cubs**  
 Wrigley Field, Chicago, IL  
 Tue May 09 1950, 3:33 AM CDT  
 Att. 4,212 - Unknown

AB	R	H	RBI	BB	SO	LOB
4	1	1	1	1	1	3
5	0	0	0	0	1	2
3	1	0	0	1	1	0
2	2	0	0	2	1	1
4	0	2	1	0	1	1
3	1	1	2	1	0	2
3	1	2	1	1	1	2
4	0	1	0	0	2	1
3	0	0	0	1	2	1


AB	31
R	6
H	7
RBI	5
BB	7
SO	10
LOB	13

livebaseballscorecards.com

1B:	3	SF:	0	WP:	1	PA:	38
2B:	0	SAC:	0	PB:	0		
3B:	1	DP:	0	SB:	0		
HR:	3	HBP:	0	CS:	1		





Batter	1	2	3	4	5	6	7	8	9	AB R H RBI BB SO LOB	TOP
Eddie Stanky, R (1, 4) OBP: 0.437, SLG: 0.393 Bill Rigney, R (7, 4)	0-0 F8		0-0 2B			4-0 FC3-2 1B BB	0-0 F2			3 1 1 0 1 0 1 0 0 0 0 0 0 0	
Whitey Lockman, L (1, 7) OBP: 0.406, SLG: 0.444	0-0 1B		0-0 2B 2-H			0-0 F8		0-0 4-3		4 0 2 1 0 0 1	
Don Mueller, L (1, 9) OBP: 0.323, SLG: 0.355	0-3 K		0-0 F8			0-0 FC3-2 1-2 1B		0-0 6-3		4 0 1 0 0 1 2	
Bobby Thomson, R (1, 8) OBP: 0.333, SLG: 0.339	0-3 K			0-0 F9		0-0 E5 FC3-2 1-2 2-3		0-0 F3		4 0 0 0 0 1 3	
Wes Westrum, R (1, 2) OBP: 0.453, SLG: 0.419		0-3 K		0-0 F2		0-0 FC3-2 1-2 2-3 3-Hf		0-0 F3		4 0 0 0 0 1 3	
Alvin Dark, R (1, 6) OBP: 0.317, SLG: 0.351		0-0 4-3		0-0 F8		0-3 K		0-0 F9		4 0 0 0 0 1 3	
Hank Thompson, L (1, 5) OBP: 0.424, SLG: 0.543		0-0 F9			0-3 K		0-0 5-3		0-0 1B 1B	4 0 1 0 0 1 0	AB 35 R 1 H 7 RBI 1 BB 1 SO 8 LOB 16
Tookie Gilbert, L (1, 3) OBP: 0.375, SLG: 0.429			0-0 F5		0-0 F5		0-0 BLK 1B		0-0 1-2 1B	4 0 2 0 0 0 0	
Monty Kennedy, R (1, 1) OBP: 0.100, SLG: 0.100 Mike McCormick, R (7, PH) Jack Kramer, R (7, 1) OBP: 0.500, SLG: 2.000 Jack Maguire, R (9, PH) OBP: 0.375, SLG: 0.429			0-0 4-3		0-3 K		0-3 K		0-3 K	2 0 0 0 0 1 0 1 0 0 0 0 1 1 0 0 0 0 0 0 0 1 0 0 0 0 1 2	
Inning Stats	R: 0 E: 0 K: 2 S: 8 H: 1 LOB: 1 BB: 0 P: 8	R: 0 E: 0 K: 1 S: 5 H: 0 LOB: 0 BB: 0 P: 5	R: 1 E: 0 K: 0 S: 5 H: 2 LOB: 1 BB: 0 P: 5	R: 0 E: 0 K: 0 S: 3 H: 0 LOB: 0 BB: 0 P: 3	R: 0 E: 0 K: 2 S: 7 H: 0 LOB: 0 BB: 0 P: 7	R: 0 E: 1 K: 1 S: 7 H: 1 LOB: 3 BB: 1 P: 11	R: 0 E: 0 K: 1 S: 6 H: 1 LOB: 1 BB: 0 P: 6	R: 0 E: 0 K: 0 S: 3 H: 0 LOB: 0 BB: 0 P: 3	R: 0 E: 0 K: 1 S: 7 H: 2 LOB: 2 BB: 0 P: 7	1B: 5 2B: 2 3B: 0 HR: 0 SF: 0 SAC: 0 DP: 0 HBP: 0	WP: 0 PB: 0 SB: 0 CS: 0 PA: 36
PITCHER Max Lanier, L (1, 1) ERA: 2.05	IP 9.0 WLS W BF 36 H 7 R 1 ER 1 SO 8 BB 1 IBB 0 HBP 0 BLK 1 WP 0 HR 0 S 51 P 55 ERA 1.00 WHIP 0.889	PITCHER IP WLS BF H R ER SO BB IBB HBP BLK WP HR S P ERA WHIP									

**New York Giants @ St. Louis Cardinals**  
 Sportsman's Park, St. Louis, MO  
 Wed May 10 1950, 4:33 AM EDT  
 Att. 8,850 - Unknown

[livebaseballscorecards.com](http://livebaseballscorecards.com)

Batter	1	2	3	4	5	6	7	8	9
Tommy Glaviano, R OBP: 0.507, SLG: 0.500 (1, 5)	0-0 1-3 ①		0-0 1B 1-2 1B		0-3 K ②	4-0 BB		0-0 SH3 ①	
Chuck Diering, R OBP: 0.385, SLG: 0.422 (1, 8)	0-0 1-3 ②		0-3 K ②		0-0 BB 1B	0-0 F5 ③		4-0 BB 1B	
Stan Musial, L OBP: 0.651, SLG: 0.733 (1, 3)	0-0 1B		0-0 1B 1-3 2-H		4-0 BB 1-2 BB		0-0 SH 1B G5-2-3	0-0 1B 1-2 2-3	
Enos Slaughter, L OBP: 0.372, SLG: 0.333 (1, 9)	0-0 F4 ③		0-0 1B 2-H 3-H		4-0 BB 1-2 2-3		0-0 SH 1B G5-2-3	0-0 F8 ②	
Red Schoendienst, S OBP: 0.259, SLG: 0.333 (1, 4)		0-0 3-1 ①	0-0 F3 ③		0-0 F8 ③		0-0 SH 1B G5-2-3 1-2 2-3	0-0 F7 ③	
Marty Marion, R OBP: 0.409, SLG: 0.421 (1, 6)		0-0 F7 ②		0-0 F7 ①		4-0 SH3-1 1B SH1-3 BB	0-0 G5-2-3 ① ②		
Johnny Blatnik, R OBP: 0.296, SLG: 0.174 (1, 7)		0-3 K ③		4-0 L6-3 BB		0-0 SH1-3 SH3-1 1B			
Bill Howerton, L OBP: 0.519, SLG: 0.565 (7, 7)						1-2 BB			
Del Rice, R OBP: 0.212, SLG: 0.344 (1, 2)			0-0 1B 1B	0-0 L6-3 ② ③		0-0 SH3-1 1-2 2-3	0-0 F7 ③		
Max Lanier, R OBP: 0.500, SLG: 0.500 (1, 1)			0-3 K ①		0-0 F9 ①	0-0 SH1-3 ②		4-0 1B SH3 F8 BB	

Inning Stats	R: 0	H: 1	E: 0	K: 0	S: 4	LOB: 1	BB: 0	P: 4
	R: 0	H: 0	E: 0	K: 1	S: 5	LOB: 0	BB: 0	P: 5
	R: 3	H: 4	E: 0	K: 2	S: 11	LOB: 1	BB: 0	P: 11
	R: 0	H: 0	E: 0	K: 0	S: 2	LOB: 0	BB: 1	P: 6
	R: 0	H: 1	E: 0	K: 1	S: 6	LOB: 3	BB: 2	P: 14
	R: 1	H: 1	E: 0	K: 0	S: 4	LOB: 2	BB: 2	P: 12
	R: 0	H: 2	E: 0	K: 0	S: 5	LOB: 3	BB: 1	P: 9
	R: 1	H: 1	E: 0	K: 0	S: 4	LOB: 2	BB: 2	P: 12

PITCHER	IP	WLS	BF	H	R	ER	SO	BB	IBB	HBP	BLK	WP	HR	S	P	ERA	WHIP
Monty Kennedy, L ERA: 3.24 (1, 1)	6.0	L	29	7	4	4	4	5	0	0	0	0	0	32	52	6.00	2.000
Jack Kramer, R ERA: 5.25 (7, 1)	2.0		12	3	1	1	0	3	0	0	0	0	0	9	21	4.50	3.000

**BOTTOM**

**New York Giants @ St. Louis Cardinals**  
Sportsman's Park, St. Louis, MO

Wed May 10 1950, 4:33 AM EDT  
Att. 8,850 - Unknown

AB	R	H	RBI	BB	SO	LOB
3	1	1	0	1	1	0
4	0	1	0	1	1	4
4	1	4	1	1	0	0
4	0	2	3	1	0	3
4	0	0	0	0	0	6
3	1	0	0	1	0	3
2	0	1	0	1	1	0
0	0	0	0	1	0	0
3	1	1	0	0	0	4
2	1	0	1	1	1	1

AB	29
R	5
H	10
RBI	5
BB	8
SO	4
LOB	21



1B	2B	3B	HR	SF	SAC	DP	HBP	WP	PA
10	1	0	0	0	4	2	0	0	41
0	0	0	0	0	0	0	0	0	0

WP	HR	S	P	ERA	WHIP
0	0	0	0	0	0



Batter	1	2	3	4	5	6	7	8	9	AB R H RBI BB SO LOB	TOP
Eddie Stanky, R (1, 4) OBP: 0.453, SLG: 0.397	4-0 4-3 BLK 6-3 BB		0-0 6-3		0-0 1-2 1B			4-0 FC6-4 BB		2 1 1 0 2 0 0	<b>New York Giants @ Philadelphia Phillies</b> Shibe Park, Philadelphia, PA Sat May 13 1950, 3:33 AM EDT Att. 12,596 - Unknown
Whitey Lockman, L (1, 7) OBP: 0.384, SLG: 0.418	0-0 4-3 1-3		0-0 4-3		0-0 1-3		0-0 FC6-4 L1-3 1-2f		4 0 0 0 0 0 4		
Don Mueller, L (1, 9) OBP: 0.303, SLG: 0.333	0-0 6-3 3-H		0-0 6-3		0-0 6-3		0-0 L1-3 1-2		4 0 0 1 0 0 1		
Bobby Thomson, R (1, 8) OBP: 0.329, SLG: 0.333	0-0 F2			0-0 L6		0-0 F8		0-0 1B	4 0 1 0 0 0 0		
Wes Westrum, R (1, 2) OBP: 0.456, SLG: 0.400		4-0 BB BB		0-3 K		4-0 FC6-4 BB		0-3 K	2 0 0 0 2 2 1		
Alvin Dark, R (1, 6) OBP: 0.297, SLG: 0.328		0-3 K		0-0 F9		0-0 FC6-4 1-2f		0-3 K	4 0 0 0 0 2 3		
Tookie Gilbert, L (1, 3) OBP: 0.357, SLG: 0.400		0-3 K			0-0 1B 1B		0-0 1-3	0-0 F8	4 0 1 0 0 1 2		
Hank Thompson, L (1, 5) OBP: 0.419, SLG: 0.521		4-0 BB 1-2 BB			0-0 F7		0-3 K		2 0 0 0 1 1 1		
Dave Koslo, L (1, 1) Jack Maguire, R (5, PH) Sal Maglie, R (5, 1) Mike McCormick, R (7, PH) Kirby Higbe, R (7, 1)		0-3 K			0-0 F9		0-3 K		1 0 0 0 0 1 2 1 0 0 0 0 0 1 0 0 0 0 0 0 0 1 0 0 0 0 1 0 0 0 0 0 0 0 0		
<b>Inning Stats</b>	R: 1 H: 0 E: 0 LOB: 0 K: 0 BB: 1 S: 3 P: 7	R: 0 H: 0 E: 0 LOB: 2 K: 3 BB: 2 S: 9 P: 17	R: 0 H: 0 E: 0 LOB: 0 K: 0 BB: 0 S: 3 P: 3	R: 0 H: 0 E: 0 LOB: 0 K: 1 BB: 0 S: 5 P: 5	R: 0 H: 2 E: 0 LOB: 2 K: 0 BB: 0 S: 5 P: 5	R: 0 H: 0 E: 0 LOB: 1 K: 0 BB: 1 S: 3 P: 7	R: 0 H: 0 E: 0 LOB: 0 K: 2 BB: 0 S: 7 P: 7	R: 0 H: 0 E: 0 LOB: 0 K: 0 BB: 1 S: 2 P: 6	R: 0 H: 1 E: 0 LOB: 1 K: 2 BB: 0 S: 8 P: 8	1B: 3 SF: 0 2B: 1 SAC: 0 3B: 0 DP: 1 HR: 0 HBP: 0	WP: 0 PA: 34 PB: 0 SB: 0 CS: 0
<b>PITCHER</b> Curt Simmons, L (1, 1) ERA: 2.45	IP WLS BF H R ER SO BB IBB HBP BLK WP HR S P ERA WHIP										

<b>AB</b>	29
<b>R</b>	1
<b>H</b>	3
<b>RBI</b>	1
<b>BB</b>	5
<b>SO</b>	8
<b>LOB</b>	15



Batter	1	2	3	4	5	6	7	8	9
Richie Ashburn, L (1, 8) OBP: 0.421, SLG: 0.365	0-0 4-3			0-0 G3 1B 2B	4-0 CS BB			4-0 FC6-4 BB	
Granny Hamner, R (1, 6) OBP: 0.327, SLG: 0.347	0-0 F8			0-0 G3	0-0 CS	0-0 6-3		0-0 FC6-4 1B L7	
Eddie Waitkus, L (1, 3) OBP: 0.413, SLG: 0.419	0-0 L8			0-0 2B 1B		0-0 HR 1B		0-0 1-3 1B	
Del Ennis, R (1, 9) OBP: 0.350, SLG: 0.551		0-0 F3		0-0 F6		0-0 HR		0-0 L7	
Willie Jones, R (1, 5) OBP: 0.358, SLG: 0.598		0-0 6-3		0-0 HR 2B		0-0 F9		0-0 F7	
Dick Sisler, L (1, 7) OBP: 0.457, SLG: 0.613		0-0 G3		0-0 HR		0-0 G3			
Mike Goliat, R (1, 4) OBP: 0.319, SLG: 0.360			0-3 K	0-3 K			0-0 1-3		
Andy Seminick, R (1, 2) OBP: 0.222, SLG: 0.250			0-3 K		0-3 K		0-0 L5		
Curt Simmons, L (1, 1) OBP: 0.188, SLG: 0.133			0-0 6-3		0-0 F7		0-0 F8		

Inning Stats	R: 0 E: 0 K: 0 S: 3	H: 0 LOB: 0 BB: 0 P: 3	R: 0 E: 0 K: 0 S: 3	H: 0 LOB: 0 BB: 0 P: 3	R: 0 E: 0 K: 2 S: 7	H: 0 LOB: 0 BB: 0 P: 7	R: 4 E: 0 K: 1 S: 9	H: 4 LOB: 0 BB: 0 P: 9	R: 0 E: 0 K: 1 S: 4	H: 0 LOB: 0 BB: 1 P: 8	R: 2 E: 0 K: 0 S: 5	H: 2 LOB: 0 BB: 0 P: 5	R: 0 E: 0 K: 0 S: 3	H: 0 LOB: 0 BB: 0 P: 3	R: 1 E: 0 K: 0 S: 4	H: 1 LOB: 1 BB: 1 P: 8
--------------	------------------------------	---------------------------------	------------------------------	---------------------------------	------------------------------	---------------------------------	------------------------------	---------------------------------	------------------------------	---------------------------------	------------------------------	---------------------------------	------------------------------	---------------------------------	------------------------------	---------------------------------

PITCHER	IP	WLS	BF	H	R	ER	SO	BB	IBB	HBP	BLK	WP	HR	S	P	ERA	WHIP
Dave Koslo, L (1, 1) ERA: 5.68	4.0	L	16	4	4	4	3	0	0	0	0	0	1	22	22	9.00	1.000
Sal Maglie, R (5, 1) ERA: 6.55	2.0		8	2	2	2	1	1	0	0	0	0	1	9	13	9.00	1.500
Kirby Higbe, R (7, 1) ERA: 7.36	2.0		8	1	1	1	0	1	0	0	0	0	0	7	11	4.50	1.000


**BOTTOM**

**New York Giants @ Philadelphia Phillies**  
 Shibe Park, Philadelphia, PA  
 Sat May 13 1950, 3:33 AM EDT  
 Att. 12,596 - Unknown

AB	R	H	RBI	BB	SO	LOB
2	1	1	0	2	0	0
4	1	0	0	0	0	2
4	2	3	1	0	0	0
4	1	1	3	0	0	2
4	1	1	1	0	0	1
3	1	1	2	0	0	0
3	0	0	0	0	2	0
3	0	0	0	0	2	0
3	0	0	0	0	0	0

<b>AB</b>	<b>30</b>
<b>R</b>	<b>7</b>
<b>H</b>	<b>7</b>
<b>RBI</b>	<b>7</b>
<b>BB</b>	<b>2</b>
<b>SO</b>	<b>4</b>
<b>LOB</b>	<b>5</b>

WP: 0 PA: 33  
 PB: 0  
 SB: 0  
 CS: 1



WP	HR	S	P	ERA	WHIP
0	0	0	0	0	0



Batter	1	2	3	4	5	6	7	8	9	AB R H RBI BB SO LOB	TOP							
<b>Eddie Stanky, R</b> (1, 4) OBP: 0.475, SLG: 0.426	4-0 6-3 HR BB	0-0 1-3 2B			4-0 1B F9 BB		0-0 1-3 1B		0-3 K	3 2 2 0 2 1 1	<b>New York Giants @ Philadelphia Phillies</b> Shibe Park, Philadelphia, PA Sun May 14 1950, 3:33 AM EDT Unknown <a href="http://livebaseballscorecards.com">livebaseballscorecards.com</a>							
<b>Alvin Dark, R</b> (1, 6) OBP: 0.290, SLG: 0.318	0-0 6-3 1-2	0-0 B1-3			0-0 F9 1-3 1B		0-0 1-3 1-2	0-0 L4	5 0 1 0 0 0 5									
<b>Bill Rigney, R</b> (1, 5) OBP: 0.250, SLG: 0.273	4-0 HR BB				0-0 F9 2-3 3-H		0-0 6-3		3 1 0 1 1 0 2									
<b>Bobby Thomson, R</b> (1, 8) OBP: 0.324, SLG: 0.373	0-0 1-H 2-H HR				0-0 6-3			0-0 6-3	4 1 1 3 0 0 1									
<b>Jack Maguire, R</b> (1, 9) OBP: 0.250, SLG: 0.273	0-3 K				0-0 F9			0-0 1B	3 0 0 0 0 1 1									
<b>Don Mueller, L</b> (8, PH) OBP: 0.313, SLG: 0.343					0-0 F3				1 0 1 0 0 0 0									
<b>Tookie Gilbert, L</b> (1, 3) OBP: 0.344, SLG: 0.357	0-0 F9				4-0 BB			0-0 F8	3 0 0 0 1 0 1									
<b>Whitey Lockman, L</b> (1, 7) OBP: 0.377, SLG: 0.400		4-0 FC6-4 BB			0-0 F2			0-0 F4	3 0 0 0 1 0 2									
<b>Ray Mueller, R</b> (1, 2) OBP: 0.125, SLG: 0.250		0-0 FC6-4 2B 1-2f			0-0 P6			0-0 2B	4 0 1 0 0 0 2									
<b>Larry Jansen, R</b> (1, 1) OBP: 0.077, SLG: 0.077		0-3 K			0-0 F9			0-3 K	4 0 0 0 0 2 3									
<b>Inning Stats</b>	R: 3 E: 0 K: 1 S: 6	H: 1 LOB: 0 BB: 2 P: 14	R: 0 E: 0 K: 1 S: 6	H: 1 LOB: 2 BB: 1 P: 10	R: 0 E: 0 K: 0 S: 3	H: 0 LOB: 1 BB: 1 P: 7	R: 1 E: 0 K: 0 S: 4	H: 1 LOB: 1 BB: 1 P: 8	R: 0 E: 0 K: 0 S: 3	H: 0 LOB: 0 BB: 0 P: 3	R: 0 E: 0 K: 0 S: 4	H: 1 LOB: 1 BB: 0 P: 4	R: 0 E: 0 K: 2 S: 8	H: 1 LOB: 1 BB: 0 P: 8	1B: 3 2B: 2 3B: 0 HR: 1	SF: 0 SAC: 0 DP: 0 HBP: 0	WP: 0 PB: 0 SB: 0 CS: 0	PA: 38
<b>PITCHER</b>	IP WLS BF H R ER SO BB IBB HBP BLK WP HR S P ERA WHIP																	
<b>Ken Heintzelman, L</b> (1, 1) ERA: 3.41	7.0 L 30 4 4 4 2 5 0 0 0 0 0 1 29 49 5.14 1.286																	
<b>Jim Konstanty, R</b> (8, 1) ERA: 2.7	2.0 8 2 0 0 2 0 0 0 0 0 0 0 12 12 0.00 1.000																	

Batter	1	2	3	4	5	6	7	8	9	AB R H RBI BB SO LOB
Richie Ashburn, L (1, 8) OBP: 0.400, SLG: 0.343	0-0 G3	0-3 K			0-0 4-3			0-0 F8		4 0 0 0 0 1 2
Granny Hamner, R (1, 6) OBP: 0.324, SLG: 0.343	0-0 1B	0-0 F5			0-3 K			0-3 K		4 1 1 0 0 2 2
Eddie Waitkus, L (1, 3) OBP: 0.407, SLG: 0.412	0-0 1B		0-0 4-3		0-3 K			0-0 F8		4 0 1 0 0 1 0
Del Ennis, R (1, 9) OBP: 0.346, SLG: 0.539	0-0 1B		0-0 F7		0-3 K			0-3 K		4 0 1 1 0 2 0
Willie Jones, R (1, 5) OBP: 0.354, SLG: 0.604	0-0 G5-4-3		0-0 5-3		0-0 5-3			0-0 3B		4 1 1 0 0 0 2
Dick Sisler, L (1, 7) OBP: 0.448, SLG: 0.619		0-3 K		0-0 4-3		0-0 4-3		0-0 3B		4 0 1 1 0 1 0
Mike Goliat, R (1, 4) OBP: 0.316, SLG: 0.378		0-0 1B		0-0 F9			0-0 L8	0-0 5-3		4 1 1 0 0 0 1
Stan Lopata, R (1, 2) OBP: 0.349, SLG: 0.286		4-0 1B		0-0 2B			0-3 K	0-0 6-3		3 0 1 0 1 1 1
Ken Heintzelman, R (1, 1) OBP: 0.091, SLG: 0.091		0-0 BB		0-3 K			0-0 F8			2 0 1 1 0 1 1
Dick Whitman, L (7, PH) OBP: 0.286, SLG: 0.231										1 0 0 0 0 0 0
Jim Konstanty, R (8, 1)										0 0 0 0 0 0 0


<b>Inning Stats</b>	R: 1 E: 0 K: 5 S: 5	H: 3 LOB: 1 BB: 0 P: 5	R: 1 E: 0 K: 2 S: 9	H: 2 LOB: 2 BB: 1 P: 13	R: 0 E: 0 K: 0 S: 3	H: 0 LOB: 0 BB: 0 P: 3	R: 0 E: 0 K: 1 S: 6	H: 1 LOB: 1 BB: 0 P: 6	R: 0 E: 0 K: 2 S: 7	H: 0 LOB: 0 BB: 0 P: 7	R: 0 E: 0 K: 1 S: 5	H: 0 LOB: 0 BB: 0 P: 5	R: 0 E: 0 K: 1 S: 5	H: 0 LOB: 0 BB: 0 P: 5	R: 0 E: 0 K: 1 S: 5	H: 0 LOB: 0 BB: 0 P: 5	R: 1 E: 0 K: 1 S: 7	H: 2 LOB: 1 BB: 0 P: 7	1B: 4 2B: 1 3B: 3 HR: 0	SF: 0 SAC: 0 DP: 1 HBP: 0	WP: 0 PB: 0 SB: 0 CS: 0	PA: 35
<b>PITCHER</b> Larry Jansen, R (1, 1) ERA: 5.19	IP 9.0 WLS W BF 35 H 8 R 3 ER 3 SO 9 BB 1 IBB 0 HBP 0 BLK 0 WP 0 HR 0 S 52 P 56 ERA 3.00 WHIP 1.000																					

**BOTTOM**

**New York Giants @ Philadelphia Phillies**  
 Shibe Park, Philadelphia, PA  
 Sun May 14 1950, 3:33 AM EDT  
 Unknown

livebaseballscorecards.com

<b>AB</b>	<b>34</b>
<b>R</b>	<b>3</b>
<b>H</b>	<b>8</b>
<b>RBI</b>	<b>3</b>
<b>BB</b>	<b>1</b>
<b>SO</b>	<b>9</b>
<b>LOB</b>	<b>9</b>





Batter	1	2	3	4	5	6	7	8	9	AB R H RBI BB SO LOB	TOP									
Wayne Terwilliger, R (1, 4) OBP: 0.409, SLG: 0.543	0-3 K		0-0 1-H HR	0-0 1-2f		0-0 1-2 1B			0-0 1-2 SH5-3	4 1 2 2 0 1 1										
Bob Borkowski, R (1, 9) OBP: 0.300, SLG: 0.125	4-0 BB		0-0 F5 SH 1B		0-0 6-3	0-0 F8			0-0 2-3 4-3	4 0 1 0 1 0 3										
Preston Ward, L (1, 3) OBP: 0.349, SLG: 0.453	0-3 K		0-0 1-2 SH HR		0-3 K				0-0 1-3 F7	4 1 0 0 0 2 2										
Hank Sauer, R (1, 7) OBP: 0.423, SLG: 0.485	0-0 F8		0-0 2-3 F5		0-0 1B 1B				0-0 6-3	4 0 1 0 0 0 3										
Andy Pafko, R (1, 8) OBP: 0.488, SLG: 0.691		0-0 6-3 PB E6	0-0 1-H HR		0-0 1-2 FC5-4 1B				0-3 K	4 1 2 2 0 1 0										
Roy Smalley, R (1, 6) OBP: 0.293, SLG: 0.408		0-3 1-2 K	0-0 F2		0-0 1-2f FC5-4				0-0 6-3	4 0 0 0 0 1 3										
Bill Serena, R (1, 5) OBP: 0.302, SLG: 0.368		0-0 2-3 6-3		0-0 6-3		0-3 K			0-0 4-3	4 0 0 0 0 1 1										
Mickey Owen, R (1, 2) OBP: 0.267, SLG: 0.268		0-0 F7		0-0 FC5-4 1B		0-0 P5			0-3 K	4 0 1 0 0 1 1										
Bob Rush, R (1, 1) OBP: 0.250, SLG: 0.250			0-0 E4 HR	0-0 F9		0-0 1B 1B			0-0 4-3 SH5-3 1B	4 1 2 0 0 0 1										
<b>Inning Stats</b>	R: 0 E: 0 K: 2 S: 7	H: 0 LOB: 1 BB: 1 P: 11	R: 0 E: 1 K: 1 S: 6	H: 0 LOB: 1 BB: 0 P: 6	R: 4 E: 1 K: 0 S: 7	H: 3 LOB: 0 BB: 0 P: 7	R: 0 E: 0 K: 0 S: 4	H: 1 LOB: 1 BB: 0 P: 4	R: 0 E: 0 K: 1 S: 7	H: 2 LOB: 2 BB: 0 P: 7	R: 0 E: 0 K: 1 S: 5	H: 0 LOB: 0 BB: 0 P: 5	R: 0 E: 0 K: 1 S: 5	H: 0 LOB: 0 BB: 0 P: 5	R: 0 E: 0 K: 0 S: 4	H: 1 LOB: 1 BB: 0 P: 4	1B: 7 2B: 0 3B: 0 HR: 2	SF: 0 SAC: 2 DP: 0 HBP: 0	WP: 0 PB: 1 SB: 0 CS: 0	PA: 39
<b>PITCHER</b>	IP WLS BF H R ER SO BB IBB HBP BLK WP HR S P ERA WHIP																			
Dave Koslo, L (1, 1) ERA: 4.68	6.0 L 29 8 4 1 5 1 0 0 0 0 0 2 38 42 1.50 1.500																			
Clint Hartung, R (7, 1) ERA: 5.5	2.0 6 0 0 0 2 0 0 0 0 0 0 0 10 10 0.00 0.000																			
Jack Kramer, R (9, 1) ERA: 4.3	1.0 4 1 0 0 0 0 0 0 0 0 0 0 4 4 0.00 1.000																			

Chicago Cubs @ New York Giants  
Polo Grounds, New York, NY  
Tue May 16 1950, 3:33 AM EDT  
Att. 14,312 - Unknown

livebaseballscorecards.com

AB	36
R	4
H	9
RBI	4
BB	1
SO	7
LOB	15











Batter	1	2	3	4	5	6	7	8	9	AB	R	H	RBI	BB	SO	LOB
Eddie Stanky, R OBP: 0.473, SLG: 0.391 (1, 4)	0-0 4-3 S	0-3 K S		0-3 K S			4-0 WP G3 1-2 BB			3	0	0	0	1	2	0
Whitey Lockman, L OBP: 0.348, SLG: 0.390 (1, 7)	0-0 E4 FC5-4		0-0 5-3	0-0 F2			0-0 G3 1-2			4	0	0	0	0	0	1
Monte Irvin, R OBP: 0.200, SLG: 0.200 (1, 9)	0-0 FC5-4 1-2f IHR		0-0 BB 2B 1B		0-0 F8		0-0 6-3 2-3			4	2	1	0	0	0	2
Bobby Thomson, R OBP: 0.333, SLG: 0.423 (1, 8)	0-0 1-H IHR		4-0 BB 1-2 BB		0-0 5-3		0-0 F3			3	1	1	2	1	0	0
Hank Thompson, L OBP: 0.432, SLG: 0.536 (1, 5)	4-0 BB		4-0 2B 1-2 BB		4-0 CS BB		0-0 1-3			1	0	0	0	3	0	0
Tookie Gilbert, L OBP: 0.289, SLG: 0.317 (1, 3)	0-0 P4		0-0 1-3 2-H 2B		0-0 CS 1-2	0-0 4-3	0-0 6-3			4	0	1	1	0	0	1
Wes Westrum, R OBP: 0.468, SLG: 0.469 (1, 2)		0-0 2B 2B	4-0 BB		0-0 6-3		0-0 F8			2	1	1	0	1	0	0
Alvin Dark, R OBP: 0.296, SLG: 0.333 (1, 6)		0-0 K 2-H 2B	0-0 F2		0-0 F8					3	0	1	1	0	0	3
Sheldon Jones, R (1, 1)		0-3 K 2-3		0-0 6-3			4-0 CS BB			2	0	0	0	1	1	1

Inning Stats	R: 2	H: 1	E: 1	LOB: 1	K: 0	BB: 1	S: 5	P: 9	R: 1	H: 2	E: 0	LOB: 0	K: 2	BB: 0	S: 8	P: 8	R: 1	H: 2	E: 0	LOB: 3	K: 0	BB: 3	S: 4	P: 16	R: 0	H: 0	E: 0	LOB: 0	K: 1	BB: 0	S: 5	P: 5	R: 0	H: 0	E: 0	LOB: 0	K: 0	BB: 1	S: 2	P: 6	R: 0	H: 0	E: 0	LOB: 0	K: 0	BB: 0	S: 3	P: 3	R: 0	H: 0	E: 0	LOB: 1	K: 0	BB: 2	S: 2	P: 10	R: 0	H: 0	E: 0	LOB: 0	K: 0	BB: 0	S: 3	P: 3	R: 0	H: 0	E: 0	LOB: 0	K: 0	BB: 0	S: 3	P: 3
--------------	------	------	------	--------	------	-------	------	------	------	------	------	--------	------	-------	------	------	------	------	------	--------	------	-------	------	-------	------	------	------	--------	------	-------	------	------	------	------	------	--------	------	-------	------	------	------	------	------	--------	------	-------	------	------	------	------	------	--------	------	-------	------	-------	------	------	------	--------	------	-------	------	------	------	------	------	--------	------	-------	------	------

PITCHER	IP	WLS	BF	H	R	ER	SO	BB	IBB	HBP	BLK	WP	HR	S	P	ERA	WHIP
Bill Voiselle, R ERA: 3.43 (1, 1)	6.0	L	26	5	4	2	3	5	0	0	0	0	0	27	47	3.00	1.667
Paul Minner, L ERA: 3.32 (7, 1)	2.0		7	0	0	0	0	2	0	0	0	1	0	5	13	0.00	1.000

**BOTTOM**

**Chicago Cubs @ New York Giants**  
**Polo Grounds, New York, NY**  
 Wed May 17 1950, 3:33 AM EDT  
 Att. 5,631 - Unknown

AB	26
R	4
H	5
RBI	4
BB	7
SO	3
LOB	8



WP	HR	S	P	ERA	WHIP							
1B: 1	SF: 0	2B: 3	SAC: 0	3B: 0	DP: 0	HR: 1	HBP: 0	WP: 1	PA: 34	PB: 0	SB: 0	CS: 2

livebaseballscorecards.com



Batter	1	2	3	4	5	6	7	8	9	AB R H RBI BB SO LOB	TOP
Wayne Terwilliger, R (1, 4) OBP: 0.406, SLG: 0.534	0-0 CS 1B		0-0 E5 1B		0-3 K	0-0 F5				4 0 1 0 0 1 2	
Hank Edwards, L (1, 9) OBP: 0.533, SLG: 0.769	0-0 F9		0-0 F8		0-0 F8					3 0 0 0 0 0 3	
Preston Ward, L (1, 3) OBP: 0.333, SLG: 0.427	0-0 1-3		0-0 G6-4-3 1B			0-0 3-1				3 0 1 0 0 0 0	
Hank Sauer, R (1, 7) OBP: 0.424, SLG: 0.472		0-0 P3	0-0 G6-4-3			0-0 1B HR 1B				3 1 1 0 0 0 3	
Andy Pafko, R (1, 8) OBP: 0.472, SLG: 0.649		4-0 BB BB		0-0 F7		0-0 1-3 HR 1B				2 1 1 0 1 0 0	
Roy Smalley, R (1, 6) OBP: 0.261, SLG: 0.378		0-3 K		0-0 1-3		4-0 1-2 HR BB				2 1 0 0 1 1 1	
Randy Jackson, R (1, 5) OBP: 0.304, SLG: 0.545		4-0 1-2 BB		0-0 1B		0-0 F6				2 0 1 0 1 0 3	
Rube Walker, L (1, 2) OBP: 0.172, SLG: 0.250	0-0 4-3		0-0 G3			0-0 1-H 2-H 3-H HR				3 1 1 4 0 0 3	
Johnny Schmitz, R (1, 1) OBP: 0.158, SLG: 0.111			0-0 1B E 1B		0-0 6-3	4-0 BB BB				2 0 1 0 0 0 0	
Monk Dubiel, R (5, 1)										0 0 0 0 1 0 0	
Johnny Vander Meer, S (6, 1)										0 0 0 0 0 0 0	
Dutch Leonard, R (6, 1)										0 0 0 0 0 0 0	
<b>Inning Stats</b>	R: 0 E: 0 K: 0 S: 3 H: 1 LOB: 0 BB: 0 P: 3	R: 0 E: 0 K: 1 S: 5 H: 0 LOB: 2 BB: 2 P: 13	R: 0 E: 1 K: 0 S: 5 H: 2 LOB: 2 BB: 0 P: 5	R: 0 E: 0 K: 0 S: 4 H: 1 LOB: 1 BB: 0 P: 4	R: 0 E: 0 K: 1 S: 5 H: 0 LOB: 0 BB: 0 P: 5	R: 4 E: 0 K: 0 S: 6 H: 3 LOB: 1 BB: 2 P: 14					
<b>PITCHER</b> Clint Hartung, R (1, 1) ERA: 5.63	IP: 6.0 WLS: W BF: 28 H: 7 R: 4 ER: 4 SO: 2 BB: 4 IBB: 0 HBP: 0 BLK: 0 WP: 0 HR: 1 S: 28 P: 44 ERA: 6.00 WHIP: 1.833					<b>PITCHER</b>	IP: 0.0 WLS: 0 BF: 0 H: 0 R: 0 ER: 0 SO: 0 BB: 0 IBB: 0 HBP: 0 BLK: 0 WP: 0 HR: 0 S: 0 P: 0 ERA: 0.00 WHIP: 0.000				
										1B: 6 2B: 0 3B: 0 HR: 1 SF: 0 SAC: 0 DP: 1 HBP: 0	WP: 0 PA: 28 PB: 0 SB: 0 CS: 1

Chicago Cubs @ New York Giants  
Polo Grounds, New York, NY  
Thu May 18 1950, 3:33 AM EDT  
Att. 1,542 - Unknown

[livebaseballscorecards.com](http://livebaseballscorecards.com)

AB	24
R	4
H	7
RBI	4
BB	4
SO	2
LOB	15





Batter	1	2	3	4	5	6	7	8	9	AB R H RBI BB SO LOB	TOP																
<b>Bobby Adams, R</b> (1, 4) OBP: 0.316, SLG: 0.300	0-0 F9		0-0 L7-4-6			0-0 5-3		0-3 K		4 0 0 0 0 1 1																	
<b>Johnny Wrostek, L</b> (1, 8) OBP: 0.364, SLG: 0.438	0-3 K			0-0 F6		0-0 1-3		0-0 5-3		4 0 0 0 0 1 0																	
<b>Peanuts Lowrey, R</b> (1, 7) OBP: 0.358, SLG: 0.311	0-0 F7			0-0 F4		0-0 E6			0-0 F3	4 0 0 0 0 0 0																	
<b>Ron Northey, L</b> (1, 9) OBP: 0.429, SLG: 0.681		4-0 BB		0-0 E3 1B		0-0 F9			4-0 BB	2 0 0 0 2 0 1																	
<b>Grady Hatton, L</b> (1, 5) OBP: 0.330, SLG: 0.407		0-0 F3		0-0 1B			4-0 BB		0-0 F7	3 0 1 0 1 0 2																	
<b>Virgil Stallcup, R</b> (1, 6) OBP: 0.287, SLG: 0.369		0-0 F7		0-0 F6			0-0 L5-3		0-0 F4	4 0 0 0 0 0 5																	
<b>Joe Adcock, R</b> (1, 3) OBP: 0.189, SLG: 0.194		0-0 F6			0-0 L5					3 0 1 0 0 0 1																	
<b>Dixie Howell, R</b> (1, 2) OBP: 0.385, SLG: 0.286			4-0 L7-4-6 SH1-4 BB		0-0 6-3					2 0 0 0 1 0 1																	
<b>Ewell Blackwell, R</b> (1, 1) OBP: 0.231, SLG: 0.091			0-0 SH1-4		0-0 1-3				0-0 F9	1 0 0 0 0 0 0																	
<b>Sammy Meeks, R</b> (8, PH)										1 0 0 0 0 0 0																	
<b>Eddie Erault, R</b> (8, 1)										0 0 0 0 0 0 0																	
<b>Johnny Hetki, R</b> (8, 1)										0 0 0 0 0 0 0																	
<b>Inning Stats</b>	R: 0 E: 0 K: 1 S: 5	H: 0 LOB: 0 BB: 0 P: 5	R: 0 E: 0 K: 0 S: 3	H: 0 LOB: 1 BB: 1 P: 7	R: 0 E: 0 K: 0 S: 2	H: 0 LOB: 0 BB: 1 P: 6	R: 0 E: 1 K: 0 S: 5	H: 1 LOB: 2 BB: 0 P: 5	R: 0 E: 0 K: 0 S: 3	H: 0 LOB: 0 BB: 0 P: 3	R: 0 E: 1 K: 0 S: 4	H: 0 LOB: 1 BB: 0 P: 4	R: 0 E: 0 K: 0 S: 3	H: 1 LOB: 1 BB: 1 P: 7	R: 0 E: 0 K: 1 S: 5	H: 0 LOB: 0 BB: 0 P: 5	R: 0 E: 0 K: 0 S: 3	H: 0 LOB: 1 BB: 1 P: 7	1B: 2 2B: 2 3B: 0 HR: 0	SF: 0 SAC: 1 DP: 2 HBP: 0	WP: 0 PB: 0 SB: 0 CS: 0	PA: 33					
<b>PITCHER</b>	IP WLS BF H R ER SO BB IBB HBP BLK WP HR S P ERA WHIP																										
<b>Monty Kennedy, L</b> (1, 1) ERA: 3.2	0.1	1	0	0	0	0	0	0	0	0	0	0	0	1	1	0.00	0.000										
<b>Dave Koslo, L</b> (1, 1) ERA: 3.48	8.2	W	32	2	0	0	2	4	0	0	0	0	0	32	48	0.00	0.692										

Cincinnati Reds @ New York Giants  
Polo Grounds, New York, NY  
Sat May 20 1950, 3:33 AM EDT  
Cloudy - 55 F

livebaseballscorecards.com

AB	28
R	0
H	2
RBI	0
BB	4
SO	2
LOB	11







Batter	1	2	3	4	5	6	7	8	9	AB R H RBI BB SO LOB	TOP
<b>Bobby Adams, R</b> (1, 4) OBP: 0.313, SLG: 0.338	0-0 F3		0-0 F4			0-0 F3			0-0 HR	4 1 1 1 0 0 0	<b>Cincinnati Reds @ New York Giants</b> Polo Grounds, New York, NY Sat May 20 1950, 3:38 AM EDT Att. 9,302 - Overcast - 66 F
<b>Peanuts Lowrey, R</b> (1, 7) OBP: 0.368, SLG: 0.327	0-0 FC6-4 1B			0-0 6-3			0-0 HR 1B	0-0 F9	4 1 2 0 0 0 0		
<b>Bob Usher, R</b> (1, 8) OBP: 0.320, SLG: 0.565	0-0 FC6-4 1-2f			0-0 6-3			0-0 1-H HR	0-0 6-3	4 1 1 2 0 0 1		
<b>Ron Northey, L</b> (1, 9) OBP: 0.400, SLG: 0.627	0-0 G3			0-0 G3			0-0 F9	0-0 F4	4 0 0 0 0 0 1		
<b>Johnny Pramesa, R</b> (1, 2) OBP: 0.300, SLG: 0.667		4-0 BB G6-4-3 BB			0-0 F3		0-0 6-3		2 0 0 0 1 0 0		
<b>Sammy Meeks, R</b> (1, 5)		0-0 G6-4-3 1-2f			0-0 1-3		0-0 F8		3 0 0 0 0 0 1		
<b>Virgil Stallcup, R</b> (1, 6) OBP: 0.278, SLG: 0.356		0-0 F2			0-0 4-3		0-0 F8		3 0 0 0 0 0 0		
<b>Joe Adcock, R</b> (1, 3) OBP: 0.175, SLG: 0.179			0-0 F7			0-0 F2		0-0 F8	3 0 0 0 0 0 0		
<b>Ken Raffensberger, R</b> (1, 1) OBP: 0.077, SLG: 0.077 <b>Danny Litwhiler, R</b> (8, PH) OBP: 0.286, SLG: 0.290 <b>Willie Ramsdell, R</b> (8, 1)			0-0 F7			0-0 5-3		0-3 K	2 0 0 0 0 0 0 1 0 0 0 0 1 0 0 0 0 0 0 0 0		
<b>Inning Stats</b>	R: 0 E: 0 K: 0 S: 4 H: 1 LOB: 1 BB: 0 P: 4	R: 0 E: 0 K: 0 S: 2 H: 0 LOB: 0 BB: 1 P: 6	R: 0 E: 0 K: 0 S: 3 H: 0 LOB: 0 BB: 0 P: 3	R: 0 E: 0 K: 0 S: 3 H: 0 LOB: 0 BB: 0 P: 3	R: 0 E: 0 K: 0 S: 3 H: 0 LOB: 0 BB: 0 P: 3	R: 0 E: 0 K: 0 S: 3 H: 0 LOB: 0 BB: 0 P: 3	R: 2 E: 0 K: 0 S: 5 H: 2 LOB: 0 BB: 0 P: 5	R: 0 E: 0 K: 1 S: 5 H: 0 LOB: 0 BB: 0 P: 5	R: 1 E: 0 K: 0 S: 4 H: 1 LOB: 0 BB: 0 P: 4	1B: 2 2B: 0 3B: 0 HR: 2 SF: 0 SAC: 0 DP: 1 HBP: 0	WP: 0 PB: 0 SB: 0 CS: 0 PA: 31
<b>PITCHER</b> <b>Monty Kennedy, L</b> (1, 1) ERA: 3.15	IP: 9.0 WLS: W BF: 31 H: 4 R: 3 ER: 3 SO: 1 BB: 1 IBB: 0 HBP: 0 BLK: 0 WP: 0 HR: 2 S: 32 P: 36 ERA: 3.00 WHIP: 0.556							<b>PITCHER</b>	IP: 0.0 WLS: 0 BF: 0 H: 0 R: 0 ER: 0 SO: 0 BB: 0 IBB: 0 HBP: 0 BLK: 0 WP: 0 HR: 0 S: 0 P: 0 ERA: 0.00 WHIP: 0.000		

livebaseballscorecards.com

<b>AB</b>	30
<b>R</b>	3
<b>H</b>	4
<b>RBI</b>	3
<b>BB</b>	1
<b>SO</b>	1
<b>LOB</b>	3





















Batter	1	2	3	4	5	6	7	8	9	AB R H RBI BB SO LOB	TOP
Tommy Glaviano, R (1, 5) OBP: 0.430, SLG: 0.444	4-0 BB		0-0 5-3		0-0 6-3		0-0 P4		4-0 BB	3 0 0 0 2 0 0	
Chuck Diering, R (1, 8) OBP: 0.300, SLG: 0.333	0-0 F9		0-0 6-3		0-3 K			0-0 1-3	0-0 5-3	5 0 0 0 0 1 3	
Stan Musial, L (1, 3) OBP: 0.500, SLG: 0.693	0-3 K		4-0 BB		0-0 G3			0-0 WP E S 1B		3 1 1 0 1 1 1	
Johnny Lindell, R (1, 7) OBP: 0.277, SLG: 0.244	0-0 F7		0-0 P3			0-3 K		0-0 E5		4 0 0 0 0 1 3	
Enos Slaughter, L (1, 9) OBP: 0.403, SLG: 0.398		0-0 E6 F9 1B		0-0 6-3 1B		0-0 F8		0-0 F5		4 1 1 0 0 0 2	
Marty Marion, R (1, 6) OBP: 0.383, SLG: 0.333		0-0 1-2 1B		0-0 6-3		4-0 FC6-4 BB		0-0 1-3		3 0 1 0 1 0 2	
Red Schoendienst, S (1, 4) OBP: 0.289, SLG: 0.325		0-0 F9		0-0 L6-4 BB 1B		0-0 FC6-4			0-0 WP SH5-4 1B	4 0 2 1 0 0 3	AB 32 R 2 H 5 RBI 1 BB 5 SO 4 LOB 21
Del Rice, R (1, 2) OBP: 0.218, SLG: 0.269		0-0 P4		4-0 1-2 BB		0-3 K			0-0 SH5-4	2 0 0 0 1 1 2	
Max Lanier, R (1, 1) OBP: 0.417, SLG: 0.333 Cloyd Boyer, R (2, 1)		0-0 1-3		0-0 L6-4		0-0 2-3			0-0 1-3	1 0 0 0 0 0 2 3 0 0 0 0 0 3	
Inning Stats	R: 0 H: 0 E: 0 LOB: 1 K: 1 BB: 1 S: 5 P: 9	R: 0 H: 1 E: 1 LOB: 2 K: 0 BB: 0 S: 5 P: 5	R: 0 H: 0 E: 0 LOB: 1 K: 0 BB: 1 S: 3 P: 7	R: 1 H: 2 E: 0 LOB: 1 K: 0 BB: 1 S: 4 P: 8	R: 0 H: 0 E: 0 LOB: 0 K: 1 BB: 0 S: 5 P: 5	R: 0 H: 0 E: 0 LOB: 1 K: 1 BB: 1 S: 5 P: 9	R: 0 H: 0 E: 0 LOB: 0 K: 1 BB: 0 S: 5 P: 5	R: 1 H: 1 E: 1 LOB: 1 K: 0 BB: 0 S: 5 P: 5	R: 0 H: 1 E: 0 LOB: 2 K: 0 BB: 1 S: 4 P: 8	1B: 5 SF: 0 2B: 1 SAC: 1 3B: 0 DP: 1 HR: 0 HBP: 0	WP: 2 PA: 38 PB: 0 SB: 1 CS: 0
PITCHER Monty Kennedy, L (1, 1) ERA: 2.7	IP WLS BF H R ER SO BB IBB HBP BLK WP HR S P ERA WHIP										

St. Louis Cardinals @ New York Giants  
Polo Grounds, New York, NY  
Wed May 24 1950, 3:33 AM EDT  
Att. 2,990 - Unknown

livebaseballscorecards.com









Batter	1	2	3	4	5	6	7	8	9	10	11	12	13	AB R H RBI BB SO LOB	TOP													
Tommy Glaviano, R OBP: 0.430, SLG: 0.448	(1, 5) X 0-0 F9		X 0-0 4-3 2B	X 0-0 1B 1B		X 0-0 F8		BB 4-0 WP BB			X 0-0 1-3	X 0-0 P5		6 2 2 0 1 0 2														
Red Schoendienst, S OBP: 0.304, SLG: 0.333	(1, 4) X 0-0 1B		X 0-0 4-3	X 0-0 HBP 1B 1B		X 0-0 3-1		X 0-0 P5			X 0-0 WP 1B		X 4-0 1B BB	6 1 3 0 1 0 2														
Stan Musial, L OBP: 0.521, SLG: 0.705	(1, 3) X 0-0 F9		X 0-0 HR 2B	X 0-0 HBP 1B			BB 4-0 WP WP BB		BB 4-0 SH1-3 BB		BB 4-0 1-2 BB		X 0-0 2B 1B 1B	4 2 3 2 3 0 1														
Johnny Lindell, R OBP: 0.302, SLG: 0.348	(1, 7) X 0-0 F2		X 0-0 3-H HR	X 0-0 1-2 2-3 HBP			BB 0-3 K		X 0-0 SH1-3		X 0-0 F8		X 0-0 1B 2B	5 1 2 3 0 1 4														
Enos Slaughter, L OBP: 0.412, SLG: 0.421	(1, 9) 0-0	X 0-0 G1-6-3 1B	X 0-0 1B 3B	X 0-3 K			X 0-0 F2		BB 4-0 G6-4-3 BB		X 0-0 1-3		X 0-0 2-3 3-H 1B	6 1 3 1 1 1 6														
Marty Marion, R OBP: 0.388, SLG: 0.321	(1, 6) 0-0	X 0-0 G1-6-3 1-2f	X 0-0 3-H 1B	X 0-0 4-3			BB 4-0 BB		X 0-0 G6-4-3 1-2f			BB 4-0 FC4 1-3 BB	X 0-3 K	5 0 1 1 2 1 5														
Chuck Diering, R OBP: 0.313, SLG: 0.329	(1, 8) 4-0 BB	BB 4-0	X 0-0 1-3				BB 0-3 K			X 0-0 3-1		X 0-0 1-3	X 4-0 FC6-4 BB	1 0 0 0 2 0 1	AB 49													
Bill Howerton, L OBP: 0.370, SLG: 0.400 (7, PH)	(7, 8) 0-0	BB 4-0	X 0-0 1-3				BB 0-3 K					X 1-2	X 1-2 BB	1 0 0 0 0 1 2	R 7													
Harry Walker, L OBP: 0.254, SLG: 0.164 (7, 8)	(7, 8) 0-0	BB 4-0	X 0-0 1-3				BB 0-3 K						X 0-0 BB	2 0 0 0 1 0 1	H 14													
Joe Garagiola, L OBP: 0.426, SLG: 0.441 (1, 2)	(1, 2) 0-0 1-3		X 0-0 1-3				X 0-0 G3-6-1			X 0-0 4-3		BB 4-0 FC4 BB	X 0-0 F6	6 0 0 0 1 1 5	RBI 7													
Howie Pollet, L OBP: 0.083, SLG: 0.083 (1, 1)	(1, 1) 0-0		X 0-0 6-3				X 0-0 1-3			BB 0-3 K		X 0-0 FC4	X 0-0 FC6-4	3 0 0 0 0 0 0	BB 12													
Al Brazle, L OBP: 0.200, SLG: 0.200 (6, 1)	(6, 1) 0-0		X 0-0 6-3				X 0-0 1-3			BB 0-3 K		X 1-2f 2-3	X 1-2f	4 0 0 0 0 2 5	SO 7													
<b>Inning Stats</b>	R: 0 E: 0 K: 0 S: 4	H: 1 LOB: 1 BB: 0 P: 4	R: 0 E: 0 K: 0 S: 3	H: 1 LOB: 1 BB: 1 P: 7	R: 4 E: 0 K: 0 S: 8	H: 5 LOB: 1 BB: 0 P: 8	R: 1 E: 0 K: 1 S: 8	H: 3 LOB: 3 BB: 0 P: 9	R: 0 E: 0 K: 0 S: 2	H: 0 LOB: 0 BB: 1 P: 6	R: 0 E: 0 K: 2 S: 7	H: 0 LOB: 2 BB: 2 P: 15	R: 0 E: 0 K: 1 S: 5	H: 0 LOB: 1 BB: 1 P: 9	R: 0 E: 0 K: 0 S: 2	H: 0 LOB: 0 BB: 0 P: 10	R: 0 E: 0 K: 2 S: 7	H: 0 LOB: 0 BB: 0 P: 7	R: 0 E: 0 K: 0 S: 4	H: 1 LOB: 2 BB: 1 P: 8	R: 0 E: 0 K: 0 S: 3	H: 0 LOB: 2 BB: 2 P: 11	R: 2 E: 0 K: 1 S: 8	H: 3 LOB: 3 BB: 2 P: 16	1B: 9 2B: 3 3B: 1 HR: 1	SF: 0 SAC: 1 DP: 3 HBP: 1	WP: 4 PB: 0 SB: 0 CS: 0	PA: 63
<b>PITCHER</b>	IP WLS BF H R ER SO BB IBB HBP BLK WP HR S P ERA WHIP															IP WLS BF H R ER SO BB IBB HBP BLK WP HR S P ERA WHIP												
Dave Koslo, L ERA: 3.89 (1, 1)	2.2		15	7	4	4	0	1	0	0	0	0	0	0	11	16	3.86	1.714										
Andy Hansen, R ERA: 3.29 (3, 1)	2.1		11	3	1	1	1	1	0	1	0	0	0	0	11	16	3.86	1.714										
Kirby Higbe, R ERA: 3.95 (6, 1)	7.0	L	32	3	2	2	5	9	0	0	0	0	0	0	33	69	2.57	1.714										
Monty Kennedy, L ERA: 2.7 (13, 1)	0.0		1	1	0	0	0	0	0	0	0	0	0	0	1	1	∞	∞										
Sheldon Jones, R ERA: 5.97 (13, 1)	1.0		4	0	0	0	1	1	0	0	0	0	0	0	5	9	0.00	1.000										

St. Louis Cardinals @ New York Giants  
Polo Grounds, New York, NY  
Thu May 25 1950, 3:33 AM EDT  
Att. 4,949 - Unknown

livebaseballscorecards.com

AB	49
R	7
H	14
RBI	7
BB	12
SO	7
LOB	34



Batter	1	2	3	4	5	6	7	8	9	10	11	12	13
Eddie Stanky, R (1, 4) Bill Rigney, R (7, 4) OBP: 0.443, SLG: 0.368 OBP: 0.350, SLG: 0.188	0-0 6-3		0-0 6-3		0-3 K		0-0 1-3		0-0 5-3		4-0 FC1-2 BB		
Jack Lohrke, R (1, 5) OBP: 0.400, SLG: 0.250	0-0 1B 7-2 1B		0-0 F7		0-0 F8		0-0 6-3		0-0 P3		0-0 FC1-2		
Bobby Thomson, R (1, 8) OBP: 0.345, SLG: 0.439	0-0 1-3 1B		0-0 F7			0-0 2B HR 1B	4-0 1B BB		0-0 5-3		0-0 F7		
Monte Irvin, R (1, 9) OBP: 0.405, SLG: 0.516	0-0 7-2			0-0 F8		0-0 1-3 HR 2B	0-0 FC5 BB 1B		0-0 P6			0-0 5-3	
Wes Westrum, R (1, 2) OBP: 0.405, SLG: 0.412		0-0 6-3		0-0 E5 1B		0-0 2-3 3-H HR	4-0 1-2 BB		0-3 K			0-0 F8	
Alvin Dark, R (1, 6) OBP: 0.288, SLG: 0.352		0-0 1-3		0-0 F8		0-0 5-3	0-0 FC5		0-0 P4			0-0 P3	
Whitey Lockman, L (1, 7) OBP: 0.331, SLG: 0.351		0-0 3B 1B		0-0 1-3 1B		0-0 F9		0-0 4-3			0-0 F9		0-3 K
Tookie Gilbert, L (1, 3) OBP: 0.360, SLG: 0.439		0-0 1-H 3B		0-0 4-3		0-0 HR		0-3 K			0-0 BB FC1-2 1B 1B		0-0 6-3
Dave Koslo, L (1, 1) Andy Hansen, R (3, 1) Jack Maguire, R (5, PH) Kirby Higbe, R (6, 1) Monty Kennedy, R (13, 1) Sheldon Jones, R (13, 1) Sam Calderone, R (13, PH) OBP: 0.459, SLG: 0.545		0-0 1-3		0-0 4-3		0-0 4-3		0-0 F4			0-0 FC1-2 BB 1B		0-0 5-3

AB	R	H	RBI	BB	SO	LOB
3	0	0	0	0	1	0
2	0	0	0	1	0	0
6	0	1	0	0	0	3
5	1	2	0	1	0	3
6	1	2	0	0	0	2
5	1	1	3	1	1	0
6	0	0	0	0	0	4
6	1	2	0	0	1	0
6	1	3	2	0	1	2
1	0	0	0	0	0	1
0	0	0	0	0	0	0
1	0	0	0	0	0	0
3	0	1	0	0	0	0
0	0	0	0	0	0	0
0	0	0	0	0	0	0
1	0	0	0	0	0	0

AB	R	H	RBI	BB	SO	LOB
51	5	12	5	3	4	15

WP	PA
0	54

Inning Stats	R	H	E	K	S	LOB	BB	P
1	0	2	0	0	4	1	0	4
2	1	2	0	0	5	1	0	5
3	0	0	0	0	3	0	0	3
4	0	1	0	0	5	2	0	5
5	0	0	0	1	5	0	0	5
6	4	4	0	0	7	0	0	7
7	0	1	0	0	12	3	0	12
8	0	0	0	1	5	0	0	5
9	0	0	0	0	3	0	0	3
10	0	0	0	1	5	0	0	5
11	0	2	0	0	9	3	0	9
12	0	0	0	0	3	0	0	3
13	0	0	0	1	5	0	0	5

PITCHER	IP	WLS	BF	H	R	ER	SO	BB	IBB	HBP	BLK	WP	HR	S	P	ERA	WHIP
Howie Pollet, L (1, 1) ERA: 3.08	5.2		26	9	5	5	1	0	0	0	0	0	2	28	28	7.94	1.588
Al Brazle, L (6, 1) ERA: 1.93	7.1	W	28	3	0	0	3	3	0	0	0	0	0	31	43	0.00	0.818

**St. Louis Cardinals @ New York Giants**  
Polo Grounds, New York, NY  
Thu May 25 1950, 3:33 AM EDT  
Att. 4,949 - Unknown

livebaseballscorecards.com





Batter	1	2	3	4	5	6	7	8	9	AB R H RBI BB SO LOB	TOP											
<b>Richie Ashburn, L</b> (1, 8) OBP: 0.400, SLG: 0.393	4-0 BB 4-3		0-0 6-3		0-0 F7		0-0 F8		0-0 3-1	4 0 0 0 1 0 4												
<b>Granny Hamner, R</b> (1, 6) OBP: 0.311, SLG: 0.299	0-0 F2			4-0 BB		0-0 F8		0-0 F3	4-0 BB	3 0 0 0 2 0 1												
<b>Dick Sisler, L</b> (1, 7) OBP: 0.422, SLG: 0.580	0-0 4-3			0-3 K		0-0 F8		0-0 E4 2B F8	0-0 F8	5 1 0 0 0 1 4												
<b>Willie Jones, R</b> (1, 5) OBP: 0.358, SLG: 0.556	0-0 P4			0-0 F7		0-0 6-3		0-0 2B		4 0 1 0 0 0 2												
<b>Jimmy Bloodworth, R</b> (1, 3) OBP: 0.243, SLG: 0.229		0-0 1-3		0-3 K			0-3 K	0-0 F8		4 0 0 1 0 2 2												
<b>Dick Whitman, L</b> (1, 9) OBP: 0.345, SLG: 0.353		0-3 K			0-0 2B		0-0 1B 2B	0-0 FC6-4 BB		3 2 2 0 1 1 0												
<b>Mike Goliat, R</b> (1, 4) OBP: 0.304, SLG: 0.391		0-0 6-3			0-0 4-3 2B		0-3 K	0-0 FC6-4		4 0 1 1 0 1 3												
<b>Andy Seminick, R</b> (1, 2) OBP: 0.370, SLG: 0.462			0-0 4-3		0-0 1-3		4-0 1B BB	0-0 E5 SH1-4		3 0 0 0 1 0 1												
<b>Robin Roberts, S</b> (1, 1) OBP: 0.172, SLG: 0.077			0-3 K		0-0 4-3		0-0 1-3 2-H 1B	0-0 SH1-4		3 0 1 1 0 1 1												
<b>Inning Stats</b>	R: 0 E: 0 K: 0 S: 3	H: 0 LOB: 1 BB: 1 P: 7	R: 0 E: 0 K: 1 S: 5	H: 0 LOB: 0 BB: 0 P: 5	R: 0 E: 0 K: 1 S: 5	H: 0 LOB: 0 BB: 0 P: 5	R: 0 E: 0 K: 2 S: 7	H: 0 LOB: 1 BB: 1 P: 11	R: 1 E: 0 K: 0 S: 5	H: 2 LOB: 1 BB: 0 P: 5	R: 0 E: 0 K: 0 S: 3	H: 0 LOB: 0 BB: 0 P: 3	R: 1 E: 0 K: 2 S: 9	H: 2 LOB: 2 BB: 1 P: 13	R: 1 E: 1 K: 0 S: 5	H: 1 LOB: 2 BB: 1 P: 9	R: 0 E: 1 K: 0 S: 4	H: 0 LOB: 2 BB: 1 P: 8	1B: 1 2B: 4 3B: 0 HR: 0	SF: 0 SAC: 1 DP: 0 HBP: 0	WP: 0 PB: 0 SB: 0 CS: 0	PA: 39
<b>PITCHER</b>	IP WLS BF H R ER SO BB IBB HBP BLK WP HR S P ERA WHIP																					
<b>Larry Jansen, R</b> (1, 1) ERA: 4.5	7.0	28	4	2	2	6	3	0	0	0	0	0	0	37	49	2.57	1.000					
<b>Jack Kramer, R</b> (8, 1) ERA: 3.57	1.0	L	6	1	1	0	1	0	0	0	0	0	0	5	9	0.00	2.000					
<b>Andy Hansen, R</b> (9, 1) ERA: 3.07	1.0		5	0	0	0	1	0	0	0	0	0	0	4	8	0.00	1.000					

Philadelphia Phillies @ New York Giants  
Polo Grounds, New York, NY  
Fri May 26 1950, 3:33 AM EDT  
Att. 17,782 - Unknown

AB	33
R	3
H	5
RBI	3
BB	5
SO	6
LOB	18





Batter	1	2	3	4	5	6	7	8	9	AB	R	H	RBI	BB	SO	LOB
Eddie Stanky, R OBP: 0.437, SLG: 0.357 (1, 4)	0-0 F9		4-0 BB CS BB			0-0 F3	0-0 FC5-4 1-2f			3	0	0	0	1	0	2
Whitey Lockman, L OBP: 0.328, SLG: 0.357 (1, 7) (8, 8)	0-3 K		0-0 F5 1-2			0-0 2B		0-0 F8		4	0	1	0	0	1	1
Bobby Thomson, R OBP: 0.352, SLG: 0.450 Jack Kramer, R OBP: 0.500, SLG: 2.000 Spider Jorgensen, L Andy Hansen, R	0-0 2B			0-0 F5		1-0 G5-4-3 HBP		0-3 K		2	0	1	0	0	0	0
Hank Thompson, L OBP: 0.432, SLG: 0.486 (1, 5)	0-0 L6			0-3 K		0-0 G5-4-3 1-2f		0-0 F7		4	0	0	0	0	1	3
Don Mueller, L OBP: 0.309, SLG: 0.370 (1, 9)		0-0 HR		0-0 4-3			0-0 G3		0-0 BB 1B	4	1	2	1	0	0	0
Tookie Gilbert, L OBP: 0.342, SLG: 0.414 (1, 3)		0-0 F8			0-3 K		0-3 K		0-3 K	4	0	0	0	0	3	1
Wes Westrum, R OBP: 0.409, SLG: 0.408 Jack Maguire, R OBP: 0.214, SLG: 0.231 (1, 2) (9, PR)		0-3 K			0-3 K		0-0 1B 1B		4-0 BB 1-2 BB	3	1	1	0	1	2	0
Alvin Dark, R OBP: 0.296, SLG: 0.357 (1, 6)		0-0 6-3			0-0 WP 1B		0-0 1B 1B		0-0 F3	4	0	2	0	0	0	2
Larry Jansen, R OBP: 0.118, SLG: 0.176 Roy Weatherly, L OBP: 0.600, SLG: 0.625 (1, 1) (7, PH) (8, 7)			0-3 K			0-3 K 1-2		0-0 FC5-4 1-2 2-H 1B		2	0	0	0	0	2	1
									0-3 K	2	0	1	1	0	1	2

<b>Inning Stats</b>	R: 0 E: 0 K: 1 S: 6	H: 1 LOB: 1 BB: 0 P: 6	R: 1 E: 0 K: 1 S: 6	H: 1 LOB: 0 BB: 0 P: 6	R: 0 E: 0 K: 1 S: 4	H: 0 LOB: 0 BB: 1 P: 8	R: 0 E: 0 K: 1 S: 5	H: 0 LOB: 0 BB: 0 P: 5	R: 0 E: 0 K: 3 S: 10	H: 1 LOB: 1 BB: 0 P: 10	R: 0 E: 0 K: 0 S: 3	H: 1 LOB: 1 BB: 0 P: 4	R: 1 E: 0 K: 1 S: 8	H: 3 LOB: 2 BB: 0 P: 8	R: 0 E: 0 K: 1 S: 5	H: 0 LOB: 0 BB: 0 P: 5	R: 0 E: 0 K: 2 S: 8	H: 1 LOB: 2 BB: 1 P: 12	1B: 5 2B: 2 3B: 0 HR: 1	SF: 0 SAC: 0 DP: 1 HBP: 1	
<b>PITCHER</b> Robin Roberts, R ERA: 2.52 (1, 1)	IP 9.0	WLS W	BF 36	H 8	R 2	ER 2	SO 11	BB 2	IBB 0	HBP 1	BLK 0	WP 1	HR 1	S 55	P 64	ERA 2.00	WHIP 1.111				
<b>PITCHER</b>	IP	WLS	BF	H	R	ER	SO	BB	IBB	HBP	BLK	WP	HR	S	P	ERA	WHIP				

**BOTTOM**


**Philadelphia Phillies @ New York Giants**  
Polo Grounds, New York, NY

Fri May 26 1950, 3:33 AM EDT  
Att. 17,782 - Unknown

livebaseballscorecards.com

<b>AB</b>	<b>33</b>
<b>R</b>	<b>2</b>
<b>H</b>	<b>8</b>
<b>RBI</b>	<b>2</b>
<b>BB</b>	<b>2</b>
<b>SO</b>	<b>11</b>
<b>LOB</b>	<b>12</b>

WP: 1 PA: 36  
PB: 0  
SB: 0  
CS: 1



Batter	1	2	3	4	5	6	7	8	9	AB R H RBI BB SO LOB	TOP											
Richie Ashburn, L (1, 8) OBP: 0.392, SLG: 0.402	0-0 F7		0-0 E 3B	0-3 K		0-0 F4			0-0 1-3	5 1 1 0 0 1 1												
Granny Hamner, R (1, 6) OBP: 0.314, SLG: 0.324	0-0 1B		0-0 5-3	0-0 F6		0-0 F6			0-0 HR	5 1 2 1 0 0 2												
Eddie Waitkus, L (1, 3) OBP: 0.380, SLG: 0.395	0-0 F5		4-0 E 1B BB	0-0 1B			0-3 K		0-0 BLK 1B	4 1 2 0 1 1 1												
Willie Jones, R (1, 5) OBP: 0.345, SLG: 0.535	0-0 F8		0-0 E6 HBP 1B HR 1-2 3-H	0-0 F3			0-0 5-3		0-0 1-3	5 1 0 1 0 0 4												
Dick Sisler, L (1, 7) OBP: 0.421, SLG: 0.569		4-0 1B F8 BB	0-0 HBP HR 1B 1-2 2-H		0-0 F9		0-0 5-3		0-0 F9	4 2 1 1 1 0 1												
Dick Whitman, L (1, 9) OBP: 0.356, SLG: 0.352		0-0 1B	1-0 HR HBP 1-2 2-3		0-0 4-3			0-0 4-3		3 1 1 0 0 0 0												
Mike Goliat, R (1, 4) OBP: 0.295, SLG: 0.378		0-0 F8 3-H	0-3 K		0-0 5-3			0-0 F6		4 0 0 1 0 1 4												
Andy Seminick, R (1, 2) OBP: 0.400, SLG: 0.558		0-0 F8	0-0 HR 1-H 2-H 3-H			0-0 1B		0-0 1B		4 1 3 4 0 0 1												
Curt Simmons, L (1, 1) OBP: 0.182, SLG: 0.143		0-0 6-3	0-0 F9			0-0 F7		0-3 K2-3		4 0 0 0 0 1 3												
Jim Konstanty, R (8, 1) OBP: 0.200, SLG: 0.200										0 0 0 0 0 0 0												
<b>Inning Stats</b>	R: 0 E: 0 K: 0 S: 4	H: 1 LOB: 1 BB: 0 P: 4	R: 1 E: 0 K: 0 S: 4	H: 1 LOB: 1 BB: 1 P: 8	R: 6 E: 1 K: 1 S: 9	H: 3 LOB: 0 BB: 1 P: 14	R: 0 E: 0 K: 1 S: 6	H: 1 LOB: 1 BB: 0 P: 6	R: 0 E: 0 K: 0 S: 3	H: 0 LOB: 0 BB: 0 P: 3	R: 0 E: 0 K: 0 S: 4	H: 1 LOB: 1 BB: 0 P: 4	R: 0 E: 0 K: 1 S: 5	H: 0 LOB: 0 BB: 0 P: 5	R: 0 E: 0 K: 1 S: 6	H: 1 LOB: 1 BB: 0 P: 6	R: 1 E: 0 K: 0 S: 5	H: 2 LOB: 1 BB: 0 P: 5	1B: 7 2B: 0 3B: 1 HR: 2	SF: 0 SAC: 0 DP: 0 HBP: 1	WP: 0 PB: 0 SB: 0 CS: 0	PA: 41
<b>PITCHER</b>	IP WLS BF H R ER SO BB IBB HBP BLK WP HR S P ERA WHIP																					
Sheldon Jones, R (1, 1) ERA: 6.03	2.2 L 17 5 7 2 1 2 0 0 1 0 0 1 16 25 6.75 2.625																					
Andy Hansen, R (3, 1) ERA: 2.65	2.1 8 1 0 0 1 0 0 0 0 0 0 0 10 10 0.00 0.429																					
Sal Maglie, R (6, 1) ERA: 5.27	2.0 7 1 0 0 1 0 0 0 0 0 0 0 9 9 0.00 0.500																					
Kirby Higbe, R (8, 1) ERA: 4.02	2.0 9 3 1 1 1 0 0 0 0 1 0 1 11 11 4.50 1.500																					

Philadelphia Phillies @ New York Giants  
Polo Grounds, New York, NY  
Sat May 27 1950, 3:33 AM EDT  
Att: 13,273 - Unknown

livebaseballscores.com

AB	38
R	8
H	10
RBI	8
BB	2
SO	4
LOB	17







Batter	1	2	3	4	5	6	7	8	9	10	11	AB R H RBI BB SO LOB	TOP			
Richie Ashburn, L (1, 8) OBP: 0.393, SLG: 0.397	F3		1B BB		P4		1B 1-3 2-H			F9		4 0 1 1 1 0 0	Philadelphia Phillies @ New York Giants Polo Grounds, New York, NY Sun May 28 1950, 3:33 AM EDT Unknown			
Granny Hamner, R (1, 6) OBP: 0.323, SLG: 0.333	5-3		1B 1-3			1B 1B	FC4-6 1B			K		5 0 3 1 0 1 0				
Eddie Waitkus, L (1, 3) OBP: 0.374, SLG: 0.388	3-1		K			1B 1-3	FC4-6 1-2f			F8		5 0 1 0 0 1 4				
Willie Jones, R (1, 5) OBP: 0.347, SLG: 0.530		FC3-6 1B		1-3 WP 1B		F7		F5		F9		5 0 2 0 0 0 1				
Dick Sisler, L (1, 7) OBP: 0.414, SLG: 0.551	FC3-6 G3		G3 1-2f	4-6-3 1-2		G3		P6		1B BB		4 1 0 0 1 0 3				
Dick Whitman, L (1, 9) OBP: 0.344, SLG: 0.339	G3 1-2		G3 1-2	1-3 2-3		E1 1B		P5		E9 HR 1B		5 2 1 0 0 0 2				
Mike Goliat, R (1, 4) OBP: 0.299, SLG: 0.403	5-3		5-3	4-3		1B 1-2 1B		F5		HR		5 2 2 2 0 0 2				
Andy Seminick, R (1, 2) OBP: 0.364, SLG: 0.500			5-6-3		1-3	P4		K		K		5 0 0 0 0 2 2				
Ken Johnson, L (1, 1) OBP: 0.083, SLG: 0.083			4-3		F3	F5		4-3		K		2 0 0 0 0 0 0				
Del Ennis, R (7, PH) OBP: 0.336, SLG: 0.500												1 0 0 0 0 0 2				
Jim Konstanty, R (7, 1) OBP: 0.143, SLG: 0.143												2 0 0 0 0 1 0				
<b>Inning Stats</b>	R: 0 H: 0 E: 0 LOB: 0 K: 0 BB: 0 S: 3 P: 3	R: 0 H: 1 E: 0 LOB: 1 K: 0 BB: 0 S: 4 P: 4	R: 0 H: 1 E: 0 LOB: 2 K: 1 BB: 1 S: 6 P: 10	R: 0 H: 1 E: 0 LOB: 1 K: 0 BB: 0 S: 4 P: 4	R: 0 H: 0 E: 0 LOB: 0 K: 0 BB: 0 S: 3 P: 3	R: 0 H: 2 E: 0 LOB: 1 K: 0 BB: 0 S: 4 P: 4	R: 2 H: 3 E: 1 LOB: 2 K: 0 BB: 0 S: 7 P: 7	R: 0 H: 0 E: 0 LOB: 0 K: 0 BB: 0 S: 3 P: 3	R: 0 H: 0 E: 0 LOB: 0 K: 1 BB: 0 S: 5 P: 5	R: 0 H: 0 E: 0 LOB: 0 K: 2 BB: 1 S: 9 P: 13	R: 3 H: 2 E: 1 LOB: 0 K: 2 BB: 1 S: 9 P: 13	1B: 9 SF: 0 2B: 0 SAC: 0 3B: 0 DP: 0 HR: 1 HBP: 0	WP: 1 PA: 45 PB: 0 SB: 0 CS: 0			
<b>PITCHER</b>	IP WLS BF H R ER SO BB IBB HBP BLK WP HR S P ERA WHIP															
Clint Hartung, R (1, 1) ERA: 4.7	6.2	29	8	2	0	1	1	0	0	0	1	0	30	34	0.00	1.350
Andy Hansen, R (7, 1) ERA: 3.38	4.1	L 16	2	3	3	4	1	0	0	0	0	1	23	27	6.23	0.692

livebaseballscorecards.com

AB	43
R	5
H	10
RBI	4
BB	2
SO	5
LOB	16





Batter	1	2	3	4	5	6	7	8	9	10	11	AB R H RBI BB SO LOB	BOTTOM												
Eddie Stanky, R OBP: 0.444, SLG: 0.419 (1, 4)	0-3 K		4-0 E BB		0-0 F7		4-0 SH2-4 BB		0-3 K			3 0 0 0 2 2 0	Philadelphia Phillies @ New York Giants Polo Grounds, New York, NY Sun May 28 1950, 3:33 AM EDT Unknown												
Alvin Dark, R OBP: 0.293, SLG: 0.345 (1, 6)	0-0 F7		0-0 E5		0-0 6-3		0-0 SH2-4		0-0 5-3			4 0 0 0 0 0 1													
Bobby Thomson, R OBP: 0.351, SLG: 0.444 (1, 8)	0-0 2B		0-3 K			4-0 BB 1B	0-0 F7		0-0 5-3			4 1 1 0 1 1 3													
Monte Irvin, R OBP: 0.372, SLG: 0.444 Don Mueller, L OBP: 0.310, SLG: 0.369 (1, 9) (7, 9)	0-0 6-3		0-0 5-3			4-0 BB 1B E	0-0 L3		0-0 4-3			2 1 0 0 1 0 3 2 0 0 0 0 0 1													
Bill Rigney, R OBP: 0.370, SLG: 0.227 Hank Thompson, L OBP: 0.423, SLG: 0.474 (1, 5) (11, PH)		4-0 1-3 BB		0-0 SH3-4 1B		0-0 FC3-6 E 1B		0-0 5-3			0-0 F8	3 0 2 1 1 0 0 1 0 0 0 0 0 0													
Sam Calderone, R OBP: 0.385, SLG: 0.462 Spider Jorgensen, L OBP: 0.402, SLG: 0.392 (1, 2) (8, PH) (9, 2)		0-3 K		0-0 SH3-4		0-3 K		0-0 4-3			0-3 K	2 0 0 0 0 2 3 1 0 0 0 0 0 0 1 0 0 0 0 1 0													
Whitey Lockman, L OBP: 0.328, SLG: 0.363 (1, 7)		0-0 1-3		0-0 F8		0-0 E4 FC3-6		0-0 4-3			0-0 1B	5 0 1 1 0 0 3													
Tookie Gilbert, L OBP: 0.307, SLG: 0.367 (1, 3)		0-0 P6		0-3 K		0-0 FC3-6			0-0 4-3		0-0 P5	5 0 0 0 0 1 5													
Clint Hartung, R OBP: 0.167, SLG: 0.417 Andy Hansen, R (7, 1)			0-0 F9		0-3 K	0-0 1-3			0-3 K			3 0 0 0 0 1 2 1 0 0 0 0 1 0													
<b>Inning Stats</b>	R: 0 E: 0 K: 1 S: 6	H: 1 LOB: 1 BB: 0 P: 6	R: 0 E: 0 K: 1 S: 5	H: 0 LOB: 1 BB: 1 P: 9	R: 0 E: 1 K: 1 S: 6	H: 0 LOB: 2 BB: 1 P: 10	R: 0 E: 0 K: 1 S: 5	H: 0 LOB: 0 BB: 0 P: 5	R: 2 E: 1 K: 0 S: 7	H: 1 LOB: 2 BB: 2 P: 15	R: 0 E: 0 K: 0 S: 3	H: 0 LOB: 0 BB: 1 P: 7		R: 0 E: 0 K: 0 S: 3	H: 0 LOB: 0 BB: 0 P: 3	R: 0 E: 0 K: 2 S: 7	H: 0 LOB: 0 BB: 0 P: 7	R: 0 E: 0 K: 0 S: 3	H: 0 LOB: 0 BB: 0 P: 3	R: 0 E: 0 K: 1 S: 6	H: 1 LOB: 1 BB: 0 P: 6	1B: 3 2B: 1 3B: 0 HR: 0	SF: 0 SAC: 2 DP: 0 HBP: 0	WP: 0 PB: 0 SB: 0 CS: 0	PA: 44
<b>PITCHER</b>	IP WLS BF H R ER SO BB IBB HBP BLK WP HR S P ERA WHIP	IP WLS BF H R ER SO BB IBB HBP BLK WP HR S P ERA WHIP																							
Ken Johnson, L ERA: 3.77 Jim Konstanty, R ERA: 2.15 (1, 1) (7, 1)	6.0 W 27 3 2 2 6 4 0 0 0 0 0 35 51 3.00 1.167	5.0 W 17 1 0 0 3 1 0 0 0 0 0 22 26 0.00 0.400																							

livebaseballscorecards.com

AB	37
R	2
H	4
RBI	2
BB	5
SO	9
LOB	21



Batter	1	2	3	4	5	6	7	8	9	AB R H RBI BB SO LOB	TOP
Richie Ashburn, L (1, 8) OBP: 0.388, SLG: 0.392	0-3 K		0-0 P4		0-0 4-3			0-0 G6-3 1B		4 0 1 0 0 1 0	<b>Philadelphia Phillies @ New York Giants</b> Polo Grounds, New York, NY Sun May 28 1950, 3:38 AM EDT Att. 23,986 - Unknown <a href="http://livebaseballscorecards.com">livebaseballscorecards.com</a>
Granny Hamner, R (1, 6) OBP: 0.321, SLG: 0.331	0-0 1-3 1B		0-0 F9		0-0 P5			0-0 G6-3 1-2f		4 0 1 0 0 0 1	
Eddie Waitkus, L (1, 3) OBP: 0.364, SLG: 0.377	0-0 1-3 1-2			0-0 F8	0-0 F7			0-0 6-3		4 0 0 0 0 0 1	
Willie Jones, R (1, 5) OBP: 0.351, SLG: 0.526	0-0 1-3			0-0 1B 1B		0-0 F7		4-0 G4-6-3 BB	BBB	3 1 1 0 1 0 1	
Dick Sisler, L (1, 7) OBP: 0.416, SLG: 0.550		0-0 FC1-6 1B		0-0 FC1-4 1-2 1B		0-0 F9		0-0 G4-6-3 1-2f	BBB	4 0 2 0 0 0 1	
Dick Whitman, L (1, 9) OBP: 0.343, SLG: 0.339 Andy Seminick, R (9, PH) OBP: 0.357, SLG: 0.490		0-0 FC1-6 FC4-6 1-2f		0-0 FC1-4 1-2 2-H 1B		0-0 4-3		0-0 3-1		3 0 1 1 0 0 1 1 0 0 0 0 0 0	
Mike Goliat, R (1, 4) OBP: 0.292, SLG: 0.394		0-3 K		0-0 FC1-4 1-2f 2-3 BB		0-0 6-3				3 0 0 0 0 1 3	
Stan Lopata, R (1, 2) OBP: 0.338, SLG: 0.258		0-0 FC4-6 1-2f		4-0 BB 1-2 BB		0-0 1-3				2 0 0 0 1 0 1	
Ken Heintzelman, R (1, 1) OBP: 0.067, SLG: 0.067 Jimmy Bloodworth, R (7, PH) OBP: 0.237, SLG: 0.222 Bubba Church, R (7, 1) Bob Miller, R (8, 1) OBP: 0.200, SLG: 0.200			0-0 1-3	0-3 K		0-0 G3				2 0 0 0 0 1 3 1 0	
<b>Inning Stats</b>	R: 0 E: 0 K: 1 S: 6 H: 1 LOB: 1 BB: 0 P: 6	R: 0 E: 0 K: 1 S: 6 H: 1 LOB: 1 BB: 0 P: 6	R: 0 E: 0 K: 0 S: 3 H: 0 LOB: 0 BB: 0 P: 3	R: 1 E: 0 K: 1 S: 8 H: 3 LOB: 3 BB: 1 P: 12	R: 0 E: 0 K: 0 S: 3 H: 0 LOB: 0 BB: 0 P: 3	R: 0 E: 0 K: 0 S: 3 H: 0 LOB: 0 BB: 0 P: 3	R: 0 E: 0 K: 0 S: 3 H: 0 LOB: 0 BB: 0 P: 3	R: 0 E: 0 K: 0 S: 3 H: 1 LOB: 0 BB: 0 P: 3	R: 0 E: 0 K: 0 S: 2 H: 0 LOB: 0 BB: 1 P: 6	1B: 6 2B: 0 3B: 0 HR: 0 SF: 0 SAC: 0 DP: 2 HBP: 0	WP: 0 PB: 0 SB: 0 CS: 0 PA: 33
<b>PITCHER</b> Dave Koslo, L (1, 1) ERA: 3.35	IP: 9.0 WLS: W BF: 33 H: 6 R: 1 ER: 1 SO: 3 BB: 2 IBB: 0 HBP: 0 BLK: 0 WP: 0 HR: 0 S: 37 P: 45 ERA: 1.00 WHIP: 0.889										

AB	31
R	1
H	6
RBI	1
BB	2
SO	3
LOB	12





Batter	1	2	3	4	5	6	7	8	9
Eddie Stanky, R OBP: 0.457, SLG: 0.426 (1, 4)	4-0 BB E BB		0-0 4-3		0-0 FC1-6 1B		4-0 4-3 SH1-4 BB	0-0 BB 1B	
Alvin Dark, R OBP: 0.299, SLG: 0.352 (1, 6)	0-0 F7		0-0 2B		0-0 FC1-6 1-2		0-0 SH1-4	4-0 1-2 3-H BB	
Bobby Thomson, R OBP: 0.346, SLG: 0.430 (1, 8)	0-0 E6 1-2 BB		0-0 F8		0-0 F7		4-0 4-3 BB	0-0 F8	
Monte Irvin, R OBP: 0.362, SLG: 0.410 (1, 9)	0-0 F7		4-0 BB		0-0 F7		0-0 4-3		
Wes Westrum, R OBP: 0.406, SLG: 0.382 (1, 2)	4-0 1-2 2-3 BB		0-0 F8		4-0 2B 1B BB		0-0 F8		
Bill Rigney, R OBP: 0.355, SLG: 0.269 (1, 5)	0-0 P4		0-0 F8		0-0 1B 2B		0-0 F7		
Whitey Lockman, L OBP: 0.333, SLG: 0.367 (1, 7)		0-0 F9		0-0 F9		0-0 2H 3H 1B	0-0 FC3-6 BB 1B		
Tookie Gilbert, L OBP: 0.304, SLG: 0.354 (1, 3)		0-0 F9		0-0 G3		0-0 F3	4-0 1-2 FC3-6 BB		
Dave Koslo, L (1, 1)		0-0 F9		0-3 K	0-3 K		0-0 FC3-6 BB 1B 1-2 2-3		

AB	R	H	RBI	BB	SO	LOB
3	0	2	1	2	0	0
3	0	1	0	1	0	2
4	0	0	0	1	0	6
3	0	0	0	1	0	4
2	1	0	0	2	0	4
4	1	1	0	0	0	3
4	1	2	2	0	0	0
3	0	0	0	1	0	1
4	0	0	0	0	2	3

BOTTOM

Philadelphia Phillies @ New York Giants  
Polo Grounds, New York, NY  
Sun May 28 1950, 3:38 AM EDT  
Att. 23,986 - Unknown

livebaseballscores.com

AB	30
R	3
H	6
RBI	3
BB	8
SO	2
LOB	23



1B:	4	SF:	0
2B:	2	SAC:	1
3B:	0	DP:	0
HR:	0	HBP:	0

WP:	0	PA:	39
PB:	0		
SB:	0		
CS:	0		

Inning Stats														
R	H	E	K	S	P	IP	WLS	BF	H	R	ER	SO	BB	LOB
0	0	1	4	27	6.0	Ken Heintzelman, L (1, 1)	3.22							
0	3	0	1	8	1.1	Bubba Church, R (7, 1)	3.0							
0	0	0	1	4	0.2	Bob Miller, R (8, 1)	1.5							

PITCHER														
R	H	E	K	S	P	IP	WLS	BF	H	R	ER	SO	BB	LOB
2	2	0	1	7	3.00	Ken Heintzelman, L (1, 1)	3.22							
0	1	0	5	17	6.75	Bubba Church, R (7, 1)	3.00							
0	1	0	3	7	0.00	Bob Miller, R (8, 1)	1.5							

Batter	1	2	3	4	5	6	7	8	9	AB R H RBI BB SO LOB	TOP
Eddie Stanky, R (1, 4) OBP: 0.451, SLG: 0.414	0-0 F7		4-0 BB 1B BB		0-0 F5			0-0 F7		3 0 0 0 1 0 0	<b>New York Giants @ Boston Braves</b> Braves Field, Boston, MA Tue May 30 1950, 3:33 AM EDT Unknown
Whitey Lockman, L (1, 7) OBP: 0.338, SLG: 0.366	4-0 HR BB		0-0 BB 1B		0-0 4-3			0-0 4-3		3 1 1 0 1 0 0	
Don Mueller, L (1, 9) OBP: 0.318, SLG: 0.409	0-0 1-H HR		0-0 F2		0-0 F8			0-0 1B		4 1 2 2 0 0 2	
Hank Thompson, L (1, 5) OBP: 0.416, SLG: 0.456	0-3 K		4-0 1-2 2-3 BB		0-0 F8			0-0 F6		3 0 0 0 1 1 1	
Bobby Thomson, R (1, 8) OBP: 0.343, SLG: 0.424	0-0 1B		0-3 K		0-0 6-3			0-3 K		4 0 1 0 0 2 3	
Tookie Gilbert, L (1, 3) OBP: 0.292, SLG: 0.337	0-0 F4		0-0 F6		0-0 F2			0-0 F8		4 0 0 0 0 0 4	
Wes Westrum, R (1, 2) OBP: 0.400, SLG: 0.375		0-0 5-3		0-0 F7			0-0 F5	0-0 1B		4 0 1 0 0 0 0	
Alvin Dark, R (1, 6) OBP: 0.290, SLG: 0.341		0-0 F8		0-3 K			0-0 F6	0-0 F4		4 0 0 0 0 1 1	
Monty Kennedy, R (1, 1) OBP: 0.067, SLG: 0.067 Sal Maglie, R (1, 1) Spider Jorgensen, L (7, PH) Jack Kramer, R (7, 1) OBP: 0.900, SLG: 2.000		0-3 K		0-0 F4			0-0 F6			0 0 0 0 0 0 0 2 0 0 0 0 1 0 1 0 0 0 0 0 0 0 0 0 0 0 0 0	
<b>Inning Stats</b>	R: 2 H: 2 E: 0 LOB: 1 K: 1 BB: 1 S: 7 P: 11	R: 0 H: 0 E: 0 LOB: 0 K: 1 BB: 0 S: 5 P: 5	R: 0 H: 1 E: 0 LOB: 3 K: 1 BB: 2 S: 6 P: 14	R: 0 H: 0 E: 0 LOB: 0 K: 1 BB: 0 S: 5 P: 5	R: 0 H: 0 E: 0 LOB: 0 K: 0 BB: 0 S: 3 P: 3	R: 0 H: 0 E: 0 LOB: 0 K: 0 BB: 0 S: 3 P: 3	R: 0 H: 0 E: 0 LOB: 0 K: 0 BB: 0 S: 3 P: 3	R: 0 H: 1 E: 0 LOB: 1 K: 0 BB: 0 S: 4 P: 4	R: 0 H: 1 E: 0 LOB: 1 K: 1 BB: 0 S: 6 P: 6	1B: 4 SF: 0 2B: 0 SAC: 0 3B: 0 DP: 0 HR: 1 HBP: 0	WP: 0 PA: 35 PB: 0 SB: 0 CS: 0
<b>PITCHER</b> Johnny Sain, R (1, 1) ERA: 3.74	IP WLS BF H R ER SO BB IBB HBP BLK WP HR S P ERA WHIP										
	9.0 W 35 5 2 2 5 3 0 0 0 0 0 1 42 54 2.00 0.889										

<b>AB</b>	32
<b>R</b>	2
<b>H</b>	5
<b>RBI</b>	2
<b>BB</b>	3
<b>SO</b>	5
<b>LOB</b>	11







Batter	1	2	3	4	5	6	7	8	9	AB R H RBI BB SO LOB	TOP											
<b>Eddie Stanky, R</b> (1, 4) OBP: 0.467, SLG: 0.416	4-0 BB G4-6-3	1-0 HBP		0-0 F2		4-0 BB		0-0 E 1B	4-0 BB 1-2 2-3 3-H	2 1 1 2 3 0 0												
<b>Whitey Lockman, L</b> (1, 8) OBP: 0.331, SLG: 0.365	0-0 G4-6-3 1-2f	0-0 F7		0-0 F5		0-0 F3		0-0 E5 1-H	0-0 F4	6 0 1 1 0 0 6												
<b>Don Mueller, L</b> (1, 9) OBP: 0.333, SLG: 0.407	0-0 3B 1B		4-0 1B 4-3 BB		0-3 K		1-0 SH2-3 HBP	0-0 F4		3 2 1 0 1 1 1												
<b>Roy Weatherly, L</b> (1, 7) OBP: 0.667, SLG: 0.818	0-0 1B 3B		0-0 1B 4-3 FC5-2 1B		4-0 HR BB		0-0 SH2-3		4-0 BB BB BB	2 3 2 1 2 0 0												
<b>Hank Thompson, L</b> (1, 5) OBP: 0.425, SLG: 0.494	0-0 1B		0-0 4-3		0-0 HR		0-3 K		4-0 BB BB BB	4 2 2 4 1 1 2												
<b>Wes Westrum, R</b> (1, 2) OBP: 0.390, SLG: 0.365	0-3 K		0-0 FC5-2 1B		0-0 F2		0-3 K		0-0 F8	5 0 1 0 0 2 4												
<b>Tookie Gilbert, L</b> (1, 3) OBP: 0.307, SLG: 0.337		4-0 2B 8-5 BB	0-0 FC5-2		0-0 4-3			0-0 FC3-6 1B	4-0 BB BB BB	3 1 1 0 2 0 2												
<b>Alvin Dark, R</b> (1, 6) <b>Rudy Rufer, R</b> (9, 6)		0-0 8-5 2B	0-0 F9		0-3 K			0-0 FC3-6 SH1-4 1B	0-3 K	5 1 1 0 0 2 6 0 0 0 0 0 0 0												
<b>Larry Jansen, R</b> (1, 1) OBP: 0.143, SLG: 0.150		0-0 8-5		0-3 K		0-0 F9		0-0 SH1-4	4-0 BB BB	3 0 0 2 1 1 1												
<b>Inning Stats</b>	R: 2 E: 0 K: 1 S: 7	H: 3 LOB: 1 BB: 1 P: 11	R: 1 E: 0 K: 0 S: 3	H: 1 LOB: 1 BB: 1 P: 8	R: 1 E: 0 K: 0 S: 5	H: 2 LOB: 2 BB: 1 P: 9	R: 0 E: 0 K: 1 S: 5	H: 0 LOB: 0 BB: 0 P: 5	R: 2 E: 0 K: 1 S: 6	H: 1 LOB: 0 BB: 1 P: 10	R: 0 E: 0 K: 1 S: 5	H: 0 LOB: 1 BB: 1 P: 9	R: 0 E: 0 K: 2 S: 7	H: 0 LOB: 1 BB: 0 P: 8	R: 2 E: 1 K: 0 S: 6	H: 3 LOB: 1 BB: 0 P: 6	R: 2 E: 0 K: 1 S: 5	H: 0 LOB: 3 BB: 5 P: 25	1B: 6 2B: 3 3B: 1 HR: 1	SF: 0 SAC: 2 DP: 2 HBP: 2	WP: 0 PB: 0 SB: 0 CS: 0	PA: 47
<b>PITCHER</b>	IP WLS BF H R ER SO BB IBB HBP BLK WP HR S P ERA WHIP																				<b>PITCHER</b>	IP WLS BF H R ER SO BB IBB HBP BLK WP HR S P ERA WHIP
<b>Normie Roy, R</b> (1, 1) ERA: 5.72	2.0 L 11 4 3 3 1 2 0 1 0 0 0 0 10 19 13.50 3.000																					
<b>Bob Chipman, L</b> (3, 1) ERA: 4.76	3.0 14 3 3 3 2 2 0 0 0 0 0 1 16 24 9.00 1.667																					
<b>Johnny Antonelli, L</b> (6, 1) ERA: 14.29	3.0 14 3 2 2 3 1 0 1 0 0 0 0 18 23 6.00 1.333																					
<b>Bob Hall, R</b> (9, 1) ERA: 8.53	0.2 7 0 2 2 1 5 0 0 0 0 0 0 4 24 27.00 7.500																					
<b>Ernie Johnson, R</b> (9, 1) ERA: 8.44	0.1 1 0 0 0 0 0 0 0 0 0 0 0 0 1 0.00 0.000																					

**New York Giants @ Boston Braves**  
 Braves Field, Boston, MA  
 Tue May 30 1950, 3:38 AM EDT  
 Att. 16,112 - Unknown

<b>AB</b>	33
<b>R</b>	10
<b>H</b>	10
<b>RBI</b>	10
<b>BB</b>	10
<b>SO</b>	7
<b>LOB</b>	22







**New York Giants @ Cincinnati Reds**  
 Crosley Field, Cincinnati, OH  
 Thu Jun 01 1950, 3:33 AM EDT  
 Sunny - 80 F

livebaseballscorecards.com

<b>AB</b>	<b>34</b>
<b>R</b>	<b>8</b>
<b>H</b>	<b>9</b>
<b>RBI</b>	<b>8</b>
<b>BB</b>	<b>8</b>
<b>SO</b>	<b>1</b>
<b>LOB</b>	<b>18</b>



Batter	1	2	3	4	5	6	7	8	9	AB R H RBI BB SO LOB
<b>Eddie Stanky, R</b> OBP: 0.474, SLG: 0.417 (1, 4) X	0-0 L5-4 1B		4-0 BB HR 1B BB	0-0 4-3			0-0 SH2-4 1-2		4-0 BB BB 1B 2B	2 2 1 0 2 0 1
<b>Whitey Lockman, L</b> OBP: 0.333, SLG: 0.366 (1, 8) X (9, 7)	0-0 F7		0-0 BB HR 1B			0-0 3-1	0-0 F7	0-0 F7	0-0 1-2 2B 1B	5 2 2 1 0 0 2
<b>Don Mueller, L</b> OBP: 0.337, SLG: 0.417 (1, 9) X	0-0 1-2 1B		0-0 F7			0-0 F7	0-0 5-3		0-0 1-H 2-H BB 2B	5 1 2 2 0 0 3
<b>Roy Weatherly, L</b> OBP: 0.579, SLG: 0.643 (1, 7) X <b>Monte Irvin, R</b> OBP: 0.375, SLG: 0.410 (9, PH) <b>Kirby Higbe, R</b> OBP: 0.333, SLG: 0.333 (9, 1) <b>Larry Jansen, R</b> OBP: 0.143, SLG: 0.150 (9, 1)	0-0 L5-4 2-3		4-0 1-2 2-3 HR BB			0-0 L7		0-0 F8	4-0 BB BB IBB	3 1 0 0 1 0 2 0 0 0 0 1 0 0 0 0 0 0 0 0 0 0 0 0 0 0 0 0
<b>Hank Thompson, L</b> OBP: 0.432, SLG: 0.529 (1, 5) X		0-0 G3 1B	0-0 1-H 2-H 3-H HR			0-0 6-3		0-0 F9	4-0 1-2 2-3 BB BB	4 1 2 4 1 0 0
<b>Wes Westrum, R</b> OBP: 0.382, SLG: 0.348 (1, 2) X		0-0 F3	0-0 F6			0-0 F8		0-0 F5	4-0 1-2 2-3 3-H BB	4 0 0 1 1 0 1
<b>Tookie Gilbert, L</b> OBP: 0.311, SLG: 0.344 (1, 3) X		0-0 G3 1-2		0-0 G3		4-0 BB			0-0 G3 2B 3-1	4 1 1 0 1 0 4
<b>Alvin Dark, R</b> OBP: 0.286, SLG: 0.341 (1, 6) X		0-0 G3		0-0 1B		0-0 L6			0-0 G3 2-3	4 0 1 0 0 0 3
<b>Dave Koslo, L</b> (1, 1) <b>Andy Hansen, R</b> (6, 1) <b>Spider Jorgensen, L</b> (7, PH) <b>Jack Kramer, R</b> OBP: 0.590, SLG: 2.000 (7, 1) <b>Sal Maglie, R</b> (8, 1) <b>Bobby Thomson, R</b> OBP: 0.340, SLG: 0.421 (9, PH) (9, 8)			0-0 F4	0-3 K		4-0 SH2-4 BB			0-0 1-3	2 0 0 0 0 0 1 1 0 0 0 0 0 0 0 0 0 0 0 0 0 1 0 0 0 0 0 0 0 0 0 0 0 0 0 0 0 0 0 0 1 0 0 0 0 0 0 1

Inning Stats	R: 0	H: 2	E: 0	LOB: 1	K: 0	BB: 0	S: 4	P: 4	R: 0	H: 1	E: 0	LOB: 1	K: 0	BB: 0	S: 4	P: 4	R: 4	H: 2	E: 0	LOB: 0	K: 0	BB: 2	S: 5	P: 13	R: 0	H: 1	E: 0	LOB: 1	K: 1	BB: 0	S: 6	P: 6	R: 0	H: 0	E: 0	LOB: 0	K: 0	BB: 0	S: 3	P: 3	R: 0	H: 0	E: 0	LOB: 1	K: 0	BB: 1	S: 3	P: 7	R: 0	H: 0	E: 0	LOB: 1	K: 0	BB: 1	S: 3	P: 7	R: 0	H: 0	E: 0	LOB: 0	K: 0	BB: 0	S: 3	P: 3	R: 4	H: 3	E: 0	LOB: 3	K: 0	BB: 4	S: 6	P: 22	1B: 6	SF: 0	2B: 3	SAC: 1	3B: 0	DP: 1	HR: 1	HBP: 0	WP: 0	PA: 43
--------------	------	------	------	--------	------	-------	------	------	------	------	------	--------	------	-------	------	------	------	------	------	--------	------	-------	------	-------	------	------	------	--------	------	-------	------	------	------	------	------	--------	------	-------	------	------	------	------	------	--------	------	-------	------	------	------	------	------	--------	------	-------	------	------	------	------	------	--------	------	-------	------	------	------	------	------	--------	------	-------	------	-------	-------	-------	-------	--------	-------	-------	-------	--------	-------	--------

PITCHER	IP	WLS	BF	H	R	ER	SO	BB	IBB	HBP	BLK	WP	HR	S	P	ERA	WHIP
<b>Howie Fox, R</b> ERA: 6.08 (1, 1)	8.2	L	39	9	8	8	1	5	0	0	0	0	1	36	56	8.31	1.615
<b>Harry Perkowski, L</b> ERA: 4.5 (9, 1)	0.0		2	0	0	0	0	1	1	0	0	0	0	0	8	∞	∞
<b>Eddie Erault, R</b> ERA: 8.44 (9, 1)	0.1		2	0	0	0	0	1	0	0	0	0	0	1	5	0.00	3.000





Batter	1	2	3	4	5	6	7	8	9	AB R H RBI BB SO LOB	TOP	
Eddie Stanky, R (1, 4) OBP: 0.475, SLG: 0.415	4-0 3B BB		0-0 6-3		0-3 K			0-0 1B 1B		3 1 1 0 1 1 0		
Whitey Lockman, L (1, 8) OBP: 0.331, SLG: 0.363	0-0 F8		0-0 3-1			0-0 4-3		0-0 1-2 1B		4 0 1 0 0 0 1		
Don Mueller, L (1, 9) OBP: 0.343, SLG: 0.450	0-0 1-H FC5-2-5 3B			0-0 1B 2B		0-0 4-3		0-0 F8		4 1 2 1 0 0 2		
Roy Weatherly, L (1, 7) OBP: 0.522, SLG: 0.556	0-0 FC5-2-5 PO			0-0 FC3 1B		0-0 L6		0-0 F6		4 0 1 1 0 0 3		
Hank Thompson, L (1, 5) OBP: 0.435, SLG: 0.527	0-0 PO 1-2	0-0 4-3		0-0 L6			0-0 1B		0-0 1B 1B	4 0 2 0 0 0 1		
Wes Westrum, R (1, 2) OBP: 0.386, SLG: 0.355		0-0 1B		0-0 FC3 G3-6-3 1-2			0-0 F4		0-0 1-2 G5-4-3 1B	4 0 2 0 0 0 2		
Tookie Gilbert, L (1, 3) OBP: 0.300, SLG: 0.330		0-0 F8		0-0 G3-6-3 1-2f		0-3 K		0-0 F9		4 0 0 0 0 1 6		
Alvin Dark, R (1, 6) OBP: 0.278, SLG: 0.331		0-0 F7			0-0 F9		0-0 1-3		0-0 1-2f G5-4-3	4 0 0 0 0 0 4		
Sheldon Jones, R (1, 1) Kirby Higbe, R (1, 1) Jack Lohrke, R (5, PH) Andy Hansen, R (5, 1) Spider Jorgensen, L (8, PH) Sal Maglie, R (8, 1)			0-0 3-1		0-0 F8			0-0 F5		0 0 0 0 0 0 0 1 0 0 0 0 0 0 1 0 0 0 0 0 0 0 0 0 0 0 0 0 1 0 0 0 0 0 0 0 0 0 0 0 0 0		
<b>Inning Stats</b>	R: 1 H: 1 E: 0 LOB: 0 K: 0 BB: 1 S: 3 P: 7	R: 0 H: 1 E: 0 LOB: 1 K: 0 BB: 0 S: 4 P: 4	R: 0 H: 0 E: 0 LOB: 0 K: 0 BB: 0 S: 3 P: 3	R: 1 H: 2 E: 0 LOB: 1 K: 0 BB: 0 S: 5 P: 5	R: 0 H: 0 E: 0 LOB: 0 K: 1 BB: 0 S: 5 P: 5	R: 0 H: 0 E: 0 LOB: 0 K: 0 BB: 0 S: 3 P: 3	R: 0 H: 1 E: 0 LOB: 1 K: 1 BB: 0 S: 6 P: 6	R: 0 H: 2 E: 0 LOB: 2 K: 0 BB: 0 S: 5 P: 5	R: 0 H: 2 E: 0 LOB: 1 K: 0 BB: 0 S: 4 P: 4	1B: 7 SF: 0 2B: 1 SAC: 0 3B: 1 DP: 2 HR: 0 HBP: 0	WP: 0 PA: 36 PB: 0 SB: 0 CS: 0	
<b>PITCHER</b> Ewell Blackwell, R (1, 1) ERA: 2.91	IP WLS BF H R ER SO BB IBB HBP BLK WP HR S P ERA WHIP	9.0 W 35 9 2 2 2 2 1 0 0 0 0 0 0 38 42 2.00 1.111										

**New York Giants @ Cincinnati Reds**  
 Crosley Field, Cincinnati, OH  
 Thu Jun 01 1950, 3:38 AM EDT  
 Att. 7,727 - Unknown

[livebaseballscorecards.com](http://livebaseballscorecards.com)

**AB 34**  
**R 2**  
**H 9**  
**RBI 2**  
**BB 1**  
**SO 2**  
**LOB 19**





BOTTOM

New York Giants @ Cincinnati Reds  
Crosley Field, Cincinnati, OH  
Thu Jun 01 1950, 3:38 AM EDT  
Att. 7,727 - Unknown

livebaseballscorecards.com

AB 34  
R 5  
H 11  
RBI 5  
BB 9  
SO 4  
LOB 21



WP: 1 PA: 43  
PB: 0  
SB: 1  
CS: 0

AB R H RBI BB SO LOB

4 1 1 0 1 1 1

4 1 1 0 1 0 2

4 0 1 1 1 0 1

5 1 3 1 0 0 2

3 1 1 0 2 1 3  
0 0 0 0 0 0 0

2 0 1 3 3 0 1

4 0 1 0 1 1 7

4 0 1 0 0 1 2

4 1 1 0 0 0 2

1B: 9 SF: 0  
2B: 2 SAC: 0  
3B: 0 DP: 0  
HR: 0 HBP: 0

Batter	1	2	3	4	5	6	7	8	9
Bobby Adams, R OBP: 0.336, SLG: 0.347 (1, 4)	0-3 K	0-0 F7		0-0 WP 1B 2B 1B	0-0 4-3		4-0 FC5-4 BB		
Peanuts Lowrey, R OBP: 0.371, SLG: 0.322 (1, 7)	0-0 BB 1B	4-0 1B BB		0-0 F9	0-0 4-3		0-0 FC5-4 1-2f		
Johnny Wyrostek, L OBP: 0.394, SLG: 0.432 (1, 8) (9, 9)	4-0 BB 1B 1-2 BB	0-0 1-2 2-H 1B		0-0 F7		0-0 G3		0-0 4-3	
Ted Kluszewski, L OBP: 0.327, SLG: 0.505 (1, 3)	0-0 BB 1B 1-2 2-H	0-0 L4		0-0 WP 2B 1B		0-0 BB 1B		0-0 4-3	
Ron Northey, L OBP: 0.379, SLG: 0.534 Bob Usher, R OBP: 0.275, SLG: 0.446 (8, PR) (9, 8)	0-3 K		4-0 2B FC5-2 BB	4-0 2B IBB		0-0 F9		0-0 S 1B	
Grady Hatton, L OBP: 0.326, SLG: 0.381 (1, 5)	4-0 1-2 2-3 BB		0-0 F8	0-0 1B 2B 1-H 2-H 3-H		4-0 1-2 BB		4-0 FC5-4 IBB	
Virgil Stallcup, R OBP: 0.286, SLG: 0.410 (1, 6)	0-0 F7		0-0 FC5-2 1-3 2B	4-0 1B BB		0-3 K		0-0 FC5-4 1-2f	
Dixie Howell, R OBP: 0.364, SLG: 0.261 (1, 2)		0-0 1-3	0-0 FC5-2 2-3 3-H	0-0 1-2 2-H 1B			0-3 K		
Ewell Blackwell, R OBP: 0.211, SLG: 0.118 (1, 1)		0-0 BB 1B	0-0 5-3		0-0 1-3		0-0 1-3		

Inning Stats	R: 1	H: 2	E: 0	K: 2	S: 9	LOB: 3	BB: 2	P: 17
	R: 1	H: 2	E: 0	K: 0	S: 5	LOB: 2	BB: 1	P: 9
	R: 0	H: 1	E: 0	K: 0	S: 4	LOB: 2	BB: 1	P: 8
	R: 3	H: 4	E: 0	K: 0	S: 6	LOB: 2	BB: 2	P: 14
	R: 0	H: 0	E: 0	K: 0	S: 3	LOB: 0	BB: 0	P: 3
	R: 0	H: 1	E: 0	K: 1	S: 6	LOB: 2	BB: 1	P: 10
	R: 0	H: 0	E: 0	K: 1	S: 5	LOB: 1	BB: 1	P: 9
	R: 0	H: 1	E: 0	K: 0	S: 4	LOB: 2	BB: 1	P: 8

PITCHER	IP	WLS	BF	H	R	ER	SO	BB	IBB	HBP	BLK	WP	HR	S	P	ERA	WHIP
Sheldon Jones, R ERA: 6.23 (1, 1)	0.1		4	2	1	1	1	1	1	0	0	0	0	5	9	27.00	9.000
Kirby Higbe, R ERA: 4.95 (1, 1)	3.2	L	22	7	4	4	1	4	1	0	0	1	0	19	39	9.82	3.000
Andy Hansen, R ERA: 2.92 (5, 1)	3.0		12	1	0	0	2	2	0	0	0	0	0	14	22	0.00	1.000
Sal Maglie, R ERA: 4.87 (8, 1)	1.0		5	1	0	0	0	0	1	0	0	0	0	4	8	0.00	1.000

1B: 9 SF: 0  
2B: 2 SAC: 0  
3B: 0 DP: 0  
HR: 0 HBP: 0

WP: 1 PA: 43  
PB: 0  
SB: 1  
CS: 0

ERA WHIP

Batter	1	2	3	4	5	6	7	8	9	AB R H RBI BB SO LOB	TOP														
<b>Eddie Stanky, R</b> (1, 4) OBP: 0.472, SLG: 0.418	0-0 2B		0-3 K	4-0 1B BB		0-0 4-3			0-0 E4 1B G6-4-3	4 1 1 0 1 1 0															
<b>Whitey Lockman, L</b> (1, 7) OBP: 0.340, SLG: 0.367	0-0 F6		4-0 S BB	0-0 1-2 2-3 3-H 1B			0-0 F7		0-0 G6-4-3 1B	4 0 2 1 1 0 1															
<b>Don Mueller, L</b> (1, 9) OBP: 0.327, SLG: 0.429	0-3 K		0-3 K	0-0 F9			0-0 E3 FC3-6		0-0 G6-4-3 1-2f 3-H	5 0 0 1 0 2 5															
<b>Hank Thompson, L</b> (1, 5) OBP: 0.433, SLG: 0.526	0-0 4-3			0-0 2B F9			0-0 FC3-6 1-2f		4-0 E S BB	4 2 1 0 1 0 4															
<b>Bobby Thomson, R</b> (1, 8) OBP: 0.336, SLG: 0.408		0-0 L4		0-0 1-3	0-0 F7			0-3 K	4-0 BB S BB	4 0 0 0 1 1 2															
<b>Wes Westrum, R</b> (1, 2) OBP: 0.387, SLG: 0.344		0-0 F4		4-0 E 1B BB	0-0 F6			0-3 K	4-0 BB BB	3 1 0 0 2 1 0															
<b>Tookie Gilbert, L</b> (1, 3) OBP: 0.304, SLG: 0.320		4-0 PB BB		0-0 E3 E 1B	0-0 6-3			0-0 6-3	4-0 1-2 2-3 3-H BB	3 1 0 2 2 0 1															
<b>Alvin Dark, R</b> (1, 6) OBP: 0.282, SLG: 0.329		0-0 5-3		0-0 E 1B 1B		0-3 K		4-0 S BB	0-0 F9	4 1 1 1 1 1 4															
<b>Monty Kennedy, R</b> (1, 1) OBP: 0.056, SLG: 0.056			0-0 F7		0-0 E1 1B F9		0-0 P3		0-0 F9	3 1 0 0 0 0 1															
<b>Andy Hansen, R</b> (6, 1)										0 0 0 0 0 0 0															
<b>Sal Maglie, R</b> (6, 1)										0 0 0 0 0 0 0															
<b>Roy Weatherly, L</b> (8, PH) OBP: 0.000, SLG: 0.000										1 0 0 0 0 0 1															
<b>Sheldon Jones, R</b> (8, 1)										0 0 0 0 0 0 0															
<b>Dave Koslo, L</b> (9, 1)										0 0 0 0 0 0 0															
<b>Inning Stats</b>	R: 0 E: 0 K: 1 S: 6	H: 1 LOB: 1 BB: 0 P: 6	R: 0 E: 0 K: 2 S: 3	H: 0 LOB: 1 BB: 1 P: 7	R: 0 E: 0 K: 2 S: 7	H: 0 LOB: 1 BB: 1 P: 11	R: 5 E: 2 K: 0 S: 8	H: 3 LOB: 2 BB: 2 P: 16	R: 0 E: 0 K: 0 S: 3	H: 0 LOB: 0 BB: 0 P: 3	R: 0 E: 0 K: 1 S: 5	H: 0 LOB: 0 BB: 0 P: 5	R: 0 E: 1 K: 1 S: 6	H: 0 LOB: 1 BB: 0 P: 6	R: 0 E: 0 K: 1 S: 5	H: 0 LOB: 1 BB: 1 P: 9	R: 2 E: 1 K: 0 S: 4	H: 1 LOB: 3 BB: 4 P: 20	1B: 3 2B: 2 3B: 0 HR: 0	SF: 0 SAC: 0 DP: 1 HBP: 0	WP: 0 PB: 2 SB: 4 CS: 0	PA: 44			
<b>PITCHER</b>	IP	WLS	BF	H	R	ER	SO	BB	IBB	HBP	BLK	WP	HR	S	P	ERA	WHIP								
<b>Willie Ramsdell, R</b> (1, 1) ERA: 3.03	8.2	L	43	5	7	1	6	9	0	0	0	0	0	46	82	1.04	1.615								
<b>Herm Wehmeier, R</b> (9, 1) ERA: 6.68	0.1		1	0	0	0	0	0	0	0	0	0	0	1	1	0.00	0.000								

**New York Giants @ Cincinnati Reds**  
Crosley Field, Cincinnati, OH

livebaseballscorecards.com

<b>AB</b>	<b>35</b>
<b>R</b>	<b>7</b>
<b>H</b>	<b>5</b>
<b>RBI</b>	<b>5</b>
<b>BB</b>	<b>9</b>
<b>SO</b>	<b>6</b>
<b>LOB</b>	<b>19</b>



Fri Jun 02 1950, 3:33 AM EDT  
Att. 5,152 - Unknown



BOTTOM

New York Giants @ Cincinnati Reds  
Crosley Field, Cincinnati, OH  
Fri Jun 02 1950, 3:33 AM EDT  
Att. 5,152 - Unknown

livebaseballscorecards.com

AB 33  
R 6  
H 9  
RBI 6  
BB 4  
SO 1  
LOB 17



WP: 0 PA: 40  
PB: 0  
SB: 0  
CS: 0

AB R H RBI BB SO LOB

3 0 0 1 2 0 4

2 0 0 0 1 0 0

3 1 1 0 0 0 1  
0 0 0 0 0 0 0  
1 0 0 0 0 0 1

4 0 0 0 1 0 3

4 3 3 1 0 0 2

4 1 1 1 0 0 3

4 1 1 0 0 1 1

4 0 2 2 0 0 0

4 0 1 1 0 0 2  
0 0 0 0 0 0 0

1B: 8 SF: 0  
2B: 1 SAC: 3  
3B: 0 DP: 1  
HR: 1 HBP: 0

Batter	1	2	3	4	5	6	7	8	9
Bobby Adams, R OBP: 0.339, SLG: 0.337 (1, 4)	4-0 SH1-4 BB	0-0 F9			0-0 F7	0-0 FC6-4-3-2-5			4-0 SH3 BB
Peanuts Lowrey, R OBP: 0.370, SLG: 0.315 (1, 7)	0-0 SH1-4 1-2		0-0 5-3		0-0 F7		4-0 SH5-4 BB		0-0 SH3 1-2
Bob Usher, R OBP: 0.278, SLG: 0.441 Ron Northey, L OBP: 0.379, SLG: 0.534 Danny Litwhiler, R OBP: 0.349, SLG: 0.371 (1, 8) (9, PH) (9, PH)	0-0 F9		0-0 F2			0-0 1B 1B	0-0 SH5-4 1-2		0-0 F8
Ted Kluszewski, L OBP: 0.321, SLG: 0.485 (1, 3)	0-0 1-3		0-0 G3			0-0 L8	4-0 IBB		0-0 F7
Johnny Wyrostek, L OBP: 0.404, SLG: 0.465 (1, 9)		0-0 1B 1B		0-0 HR		0-0 1B 1B 1B	0-0 F7		
Virgil Stallcup, R OBP: 0.285, SLG: 0.405 (1, 6)		0-0 F8		0-0 5-3		0-0 1B 1B 1B	0-0 F8		
Grady Hatton, L OBP: 0.324, SLG: 0.377 (1, 5)		0-0 E6 1B 1-2		0-3 K		0-0 1B 1B 1B		0-0 F8	
Dixie Howell, R OBP: 0.373, SLG: 0.280 (1, 2)		0-0 1B 1-2 2-H		0-0 F2		0-0 1B 1B		0-0 L7	
Willie Ramsdell, R OBP: 0.154, SLG: 0.154 Herm Wehmeier, R OBP: 0.259, SLG: 0.308 (1, 1) (9, 1)		0-0 L3			0-0 F5	0-0 1B		0-0 1-3	

Inning Stats	R: 0	H: 0	E: 0	K: 0	S: 3	H: 0	LOB: 1	BB: 1	P: 7	R: 1	H: 2	E: 1	K: 0	S: 6	H: 0	LOB: 0	BB: 0	P: 6	R: 0	H: 0	E: 0	K: 0	S: 3	R: 1	H: 1	E: 0	K: 1	S: 6	R: 0	H: 0	E: 0	K: 0	S: 3	R: 4	H: 6	E: 0	K: 0	S: 8	R: 0	H: 0	E: 0	K: 0	S: 3	R: 0	H: 0	E: 0	K: 0	S: 3	R: 0	H: 0	E: 0	K: 0	S: 3	R: 0	H: 0	E: 0	K: 0	S: 3	1B: 8	SF: 0	2B: 1	SAC: 3	3B: 0	DP: 1	HR: 1	HBP: 0	WP: 0	PA: 40
--------------	------	------	------	------	------	------	--------	-------	------	------	------	------	------	------	------	--------	-------	------	------	------	------	------	------	------	------	------	------	------	------	------	------	------	------	------	------	------	------	------	------	------	------	------	------	------	------	------	------	------	------	------	------	------	------	------	------	------	------	------	-------	-------	-------	--------	-------	-------	-------	--------	-------	--------

PITCHER	IP	WLS	BF	H	R	ER	SO	BB	IBB	HBP	BLK	WP	HR	S	P	ERA	WHIP
Monty Kennedy, L ERA: 4.01 (1, 1)	5.1		25	7	6	5	1	1	0	0	0	0	1	26	30	8.44	1.500
Andy Hansen, R ERA: 2.92 (6, 1)	0.0		2	2	0	0	0	0	0	0	0	0	0	2	2	∞	∞
Sal Maglie, R ERA: 4.5 (6, 1)	1.2		6	0	0	0	0	1	1	0	0	0	0	4	12	0.00	0.600
Sheldon Jones, R ERA: 6.0 (8, 1)	1.1	W	5	0	0	0	0	1	0	0	0	0	0	4	8	0.00	0.750
Dave Koslo, L ERA: 3.46 (9, 1)	0.2	S	2	0	0	0	0	0	0	0	0	0	0	2	2	0.00	0.000







Batter	1	2	3	4	5	6	7	8	9	10	AB R H RBI BB SO LOB	TOP									
Eddie Stanky, R (1, 4) OBP: 0.480, SLG: 0.423	0-0 FC1-5 BB 1B		0-0 4-3		4-0 BB		0-0 F9		0-0 FC6-4 1B		4 0 2 1 1 0 2	<p><b>New York Giants @ Pittsburgh Pirates</b>  <b>Forbes Field, Pittsburgh, PA</b>            Mon Jun 05 1950, 3:33 AM EDT            Att. 16,733 - Unknown</p>									
Whitey Lockman, L (1, 7) OBP: 0.349, SLG: 0.380	4-0 FC1-5 1B BB		0-0 F7		0-0 4-3			0-0 FC4-6 1B	0-0 FC6-4 1B		4 1 1 0 1 0 2										
Don Mueller, L (1, 9) OBP: 0.330, SLG: 0.422	0-0 FC1-5 1B 4-3 1-2 2-3f		0-0 1B		0-0 G4-1			0-0 F9		4-0 4-3 1B BB	4 2 1 0 1 0 3										
Hank Thompson, L (1, 5) OBP: 0.411, SLG: 0.490	0-0 4-3 1B 1-3 2-H		0-0 L3		0-0 4-3			0-0 FC4-6 1B		0-0 4-3 1-2	5 0 1 1 0 0 3										
Bobby Thomson, R (1, 8) OBP: 0.321, SLG: 0.393	0-0 4-3 2-3 3-H		0-0 P5		0-0 F9			0-0 F7		0-0 P6	5 0 0 1 0 0 3										
Tookie Gilbert, L (1, 3) OBP: 0.323, SLG: 0.327	0-0 P5		0-0 3-1		4-0 1B BB			0-0 1B 1B		4-0 1B IBB	3 1 1 0 2 0 1										
Wes Westrum, R (1, 2) OBP: 0.368, SLG: 0.324		0-0 L7		0-0 6-3		0-0 F8		0-3 K		0-0 1B	2 0 0 0 0 0 0										
Roy Weatherly, L (7, PH) OBP: 0.480, SLG: 0.500										0-3 K	1 0 0 0 0 0 1										
Sam Calderone, R (7, 2) OBP: 0.400, SLG: 0.467										0-0 1B 1B	2 0 1 1 0 1 1										
Alvin Dark, R (1, 6) OBP: 0.291, SLG: 0.336		0-0 L4			0-0 F8		0-3 K		0-0 1B 1B	0-0 L7	5 1 1 0 0 1 3										
Clint Hartung, R (1, 1) OBP: 0.250, SLG: 0.438			0-0 F8		0-3 K		0-0 1B		0-0 1B		4 0 2 1 0 1 0										
Larry Jansen, R (9, 1) OBP: 0.130, SLG: 0.136											0 0 0 0 0 0 0										
Dave Koslo, L (9, 1)											0 0 0 0 0 0 0										
Andy Hansen, R (10, 1)											0 0 0 0 0 0 0										
<b>Inning Stats</b>	R: 2 E: 0 K: 0 S: 5	H: 2 LOB: 1 BB: 1 P: 9	R: 0 E: 0 K: 0 S: 3	H: 0 LOB: 0 BB: 0 P: 3	R: 0 E: 0 K: 0 S: 4	H: 1 LOB: 1 BB: 0 P: 4	R: 0 E: 0 K: 0 S: 3	H: 0 LOB: 0 BB: 0 P: 3	R: 0 E: 0 K: 1 S: 5	H: 1 LOB: 2 BB: 1 P: 10	R: 0 E: 0 K: 0 S: 4	H: 1 LOB: 1 BB: 0 P: 4	R: 2 E: 0 K: 1 S: 8	H: 4 LOB: 1 BB: 0 P: 8	R: 1 E: 0 K: 0 S: 4	H: 1 LOB: 2 BB: 2 P: 12	1B: 10 2B: 0 3B: 0 HR: 0	SF: 0 SAC: 0 DP: 0 HBP: 0	WP: 0 PB: 0 SB: 0 CS: 0	PA: 44	
<b>PITCHER</b>	IP WLS BF H R ER SO BB IBB HBP BLK WP HR S P ERA WHIP																				
Murry Dickson, R (1, 1) ERA: 4.14	9.0	L	38	9	4	4	3	3	0	0	0	0	0	0	41	53	4.00	1.333			
Junior Walsh, R (10, 1) ERA: 4.19	1.0	L	6	1	1	1	0	1	1	0	0	0	0	0	4	12	9.00	2.000			

AB	39
R	5
H	10
RBI	5
BB	5
SO	3
LOB	19







Batter	1	2	3	4	5	6	7	8	9	AB R H RBI BB SO LOB	TOP		
<b>Eddie Stanky, R</b> (1, 4) OBP: 0.478, SLG: 0.425	0-3 K		0-0 1B		4-0 G4-6-3 1B HR BB		0-0 F7	0-0 F7		4 2 1 0 1 1 2			
<b>Whitey Lockman, L</b> (1, 7) OBP: 0.350, SLG: 0.380	0-0 4-3		0-0 2-H 1B		0-0 G4-6-3 1B		0-0 1-3		0-0 F3	5 0 2 1 0 0 0			
<b>Don Mueller, L</b> (1, 9) OBP: 0.325, SLG: 0.412	0-0 1B		0-0 F7		0-0 G4-6-3 1-2f 2-3		0-0 3-1		0-0 4-3	5 0 1 0 0 0 2			
<b>Hank Thompson, L</b> (1, 5) OBP: 0.418, SLG: 0.491	0-0 F9			0-0 HR 1B	4-0 HR BB			0-0 3B 1B	0-0 4-3	4 3 2 0 1 0 1			
<b>Bobby Thomson, R</b> (1, 8) OBP: 0.331, SLG: 0.458		0-0 6-3		0-0 1-H HR	0-0 1-H HR			0-0 1-H 1B 3B		4 3 3 6 0 0 0			
<b>Tookie Gilbert, L</b> (1, 3) OBP: 0.320, SLG: 0.318		0-0 3-1		4-0 1B F9 BB	0-3 K			0-3 K		3 1 0 0 1 2 1			
<b>Wes Westrum, R</b> (1, 2) OBP: 0.372, SLG: 0.358		0-0 HR		0-0 1-3 1B		0-0 F6		0-0 1-3		4 1 2 1 0 0 1			
<b>Alvin Dark, R</b> (1, 6) OBP: 0.296, SLG: 0.340		0-0 F3		0-0 F9		0-0 1-4 1B		0-0 1B 1B		4 0 2 2 0 0 1			
<b>Jack Kramer, R</b> (1, 1) OBP: 0.333, SLG: 0.833			0-3 K	0-0 G6-4-3 1-2f		0-0 1-4		0-0 1-2 1B		4 0 1 0 0 1 2			
<b>Inning Stats</b>	R: 0 E: 0 K: 1 S: 6 H: 1 LOB: 1 BB: 0 P: 6	R: 1 E: 0 K: 0 S: 4 H: 1 LOB: 0 BB: 0 P: 4	R: 1 E: 0 K: 0 S: 6 H: 2 LOB: 0 BB: 0 P: 6	R: 3 E: 0 K: 0 S: 5 H: 3 LOB: 0 BB: 1 P: 9	R: 3 E: 0 K: 1 S: 6 H: 2 LOB: 0 BB: 2 P: 14	R: 0 E: 0 K: 0 S: 3 H: 1 LOB: 0 BB: 0 P: 3	R: 0 E: 0 K: 0 S: 3 H: 0 LOB: 0 BB: 0 P: 3	R: 2 E: 0 K: 1 S: 9 H: 4 LOB: 2 BB: 0 P: 9	R: 0 E: 0 K: 0 S: 3 H: 0 LOB: 0 BB: 0 P: 3	1B: 9 2B: 2 3B: 1 HR: 3 SF: 0 SAC: 0 DP: 3 HBP: 0	WP: 0 PB: 0 SB: 0 CS: 0 PA: 40		
<b>PITCHER</b>	IP WLS BF H R ER SO BB IBB HBP BLK WP HR S P ERA WHIP											<b>PITCHER</b>	IP WLS BF H R ER SO BB IBB HBP BLK WP HR S P ERA WHIP
<b>Mel Queen, R</b> (1, 1) ERA: 7.45	3.0 L 16 7 5 5 2 1 0 0 0 0 0 2 19 23 15.00 2.667												
<b>Vic Lombardi, L</b> (4, 1) ERA: 8.56	6.0 24 7 5 5 2 2 0 0 0 0 0 1 26 34 7.50 1.500												

**New York Giants @ Pittsburgh Pirates**  
**Forbes Field, Pittsburgh, PA**  
 Tue Jun 06 1950, 3:33 AM EDT  
 Att. 5,111 - Unknown

[livebaseballscorecards.com](http://livebaseballscorecards.com)

<b>AB</b>	37
<b>R</b>	10
<b>H</b>	14
<b>RBI</b>	10
<b>BB</b>	3
<b>SO</b>	4
<b>LOB</b>	10





BOTTOM

New York Giants @ Pittsburgh Pirates  
Forbes Field, Pittsburgh, PA

Tue Jun 06 1950, 3:33 AM EDT  
Att: 5,111 - Unknown

livebaseballscorecards.com

AB	33
R	4
H	8
RBI	4
BB	2
SO	4
LOB	11



AB	R	H	RBI	BB	SO	LOB
4	0	1	0	0	1	0
3	2	1	0	1	0	1
3	1	1	1	1	0	0
4	0	1	1	0	0	2
4	1	3	2	0	0	1
4	0	1	0	0	0	1
2	0	0	0	0	0	0
1	0	0	0	0	0	2
1	0	0	0	0	0	0
2	0	0	0	0	2	0
2	0	0	0	0	0	2
1	0	0	0	0	0	0
2	0	0	0	0	1	2

Batter	1	2	3	4	5	6	7	8	9
Hank Schenz, R (1, 4) OBP: 0.319, SLG: 0.455	0-3 K			0-0 F3		0-0 4-3		0-0 G2-6-3 1B	
Dale Coogan, L (1, 3) OBP: 0.333, SLG: 0.320	0-0 F7			4-0 PB BB 6-3 BB		0-0 F9 3B		0-0 G2-6-3 1-2f	
Ralph Kiner, R (1, 7) OBP: 0.450, SLG: 0.549	0-0 F7			4-0 6-3 PB 1-2 3B BB		0-0 F9 3-H		0-0 2B	
Gus Bell, L (1, 9) OBP: 0.395, SLG: 0.559		0-0 G6-4-3 1B		0-0 6-3 1-3 2-H		0-0 F7		0-0 4-1	
Wally Westlake, R (1, 8) OBP: 0.355, SLG: 0.550		0-0 G6-4-3 1-2f		0-0 3B 3-H		0-0 1B 2B		0-0 HR	
Nanny Fernandez, R (1, 5) OBP: 0.315, SLG: 0.410		0-0 1-3		0-0 F7		0-0 2-3 1B		0-0 F4	
Stan Rojek, R (1, 6) OBP: 0.238, SLG: 0.220			0-0 F4		0-0 F3		0-0 F6		0-0 6-3
Johnny Hopp, L (7, PH) OBP: 0.430, SLG: 0.517									
Pete Castiglione, R (8, 6) OBP: 0.265, SLG: 0.297									
Clyde McCullough, R (1, 2) OBP: 0.303, SLG: 0.381			0-3 K		0-3 K		0-0 F4		0-0 5-3
Earl Turner, R (6, 2) OBP: 0.250, SLG: 0.200									
Mel Queen, R (1, 1) OBP: 0.429, SLG: 0.429			0-0 6-3		0-0 4-3		0-3 K		

Inning	R	H	E	K	S	P	BB	LOB
1	0	0	0	1	0	0	0	0
2	0	1	0	0	0	0	0	0
3	0	0	0	0	0	0	0	0
4	2	1	0	1	0	0	2	12
5	0	0	0	0	0	0	0	0
6	1	1	0	0	0	0	0	0
7	0	2	0	1	0	0	0	0
8	0	2	0	0	0	0	0	0
9	1	1	0	0	0	0	0	0

PITCHER	IP	WLS	BF	H	R	ER	SO	BB	IBB	HBP	BLK	WP	HR	S	P	ERA	WHIP
Jack Kramer, R (1, 1) ERA: 3.86	9.0	W	35	8	4	4	4	2	0	0	0	0	1	41	49	4.00	1.111







**New York Giants @ Chicago Cubs**  
 Wrigley Field, Chicago, IL  
 Thu Jun 08 1950, 3:33 AM CDT  
 Att. 9,154 - Unknown

[livebaseballscorecards.com](http://livebaseballscorecards.com)

<b>AB</b>	<b>38</b>
<b>R</b>	<b>6</b>
<b>H</b>	<b>12</b>
<b>RBI</b>	<b>4</b>
<b>BB</b>	<b>3</b>
<b>SO</b>	<b>4</b>
<b>LOB</b>	<b>18</b>



AB R H RBI BB SO LOB

4	1	1	0	1	0	0
4	2	3	1	1	0	0
4	0	2	2	0	0	1
1	0	0	0	0	1	2
5	0	2	0	0	0	4
4	1	0	0	1	1	6
4	0	0	0	0	1	3
4	0	0	0	0	0	1
4	1	2	0	0	0	0
3	1	1	0	0	1	1
0	0	0	0	0	0	0
1	0	1	1	0	0	0
0	0	0	0	0	0	0

1B:	9	SF:	0
2B:	3	SAC:	0
3B:	1	DP:	1
HR:	0	HBP:	0
WP:	0	PA:	42
PB:	0	SB:	1
CS:	1		

Batter	1	2	3	4	5	6	7	8	9
<b>Eddie Stanky, R</b> OBP: 0.481, SLG: 0.455 (1, 4) X	0-0 5-3 BBB	4-0 1B E BB		0-0 F4		0-0 4-3		0-0 CS	0-0 1B 2B
<b>Whitey Lockman, L</b> OBP: 0.372, SLG: 0.395 (1, 7) BBB	4-0 1B BLK BB	0-0 E8 3B 1B 1-H 2-H		0-0 1B		0-0 4-3		0-0 2-3 1B	
<b>Don Mueller, L</b> OBP: 0.339, SLG: 0.435 (1, 9) X	0-0 1B 1B 1-H	0-0 3B		0-0 F8		0-0 E6 1B		0-3 K	
<b>Monte Irvin, R</b> OBP: 0.352, SLG: 0.364 (9, PH) X	0-0 1B 1B	0-0 3B		0-0 F4		0-0 1-3 1B		0-0 F2	
<b>Hank Thompson, L</b> OBP: 0.414, SLG: 0.475 (1, 5) X	0-0 1-2 1B	0-0 4-1		0-0 F4		0-0 4 1-2f		0-0 F7	
<b>Bobby Thomson, R</b> OBP: 0.347, SLG: 0.477 (1, 8) SSS	0-3 K		4-0 4-3 E BB		0-0 F9		0-0 4	0-0 F7	
<b>Tookie Gilbert, L</b> OBP: 0.301, SLG: 0.297 (1, 3) X	0-0 F6		0-0 4-3 1-2		0-3 K		0-0	0-0	
<b>Wes Westrum, R</b> OBP: 0.362, SLG: 0.342 (1, 2) X		0-0 F4	0-0 F6		0-0 F8		0-0	0-0	
<b>Alvin Dark, R</b> OBP: 0.310, SLG: 0.382 (1, 6) X		0-0 F7	0-0 2B 2-H		0-0 F7		0-0 1B S 1B		
<b>Monty Kennedy, R</b> OBP: 0.095, SLG: 0.095 (1, 1) X		0-0 F7	0-0 2B		0-0 F7		0-0 1B S 1B		
<b>Clint Hartung, R</b> OBP: 0.250, SLG: 0.438 (6, 1) X		0-0 E BB 1B	0-0 5-3		0-3 K2-3		0-0 CS 1B		
<b>Roy Weatherly, L</b> OBP: 0.500, SLG: 0.524 (8, PH) X		0-0 E BB 1B	0-0 5-3		0-3 K2-3		0-0 CS 1B		
<b>Andy Hansen, R</b> (8, 1) X		0-0 E BB 1B	0-0 5-3		0-3 K2-3		0-0 CS 1B		

Inning Stats	R: 1	H: 2	E: 0	K: 1	S: 7	P: 11	R: 3	H: 3	E: 1	K: 0	S: 6	P: 10	R: 1	H: 1	E: 1	K: 0	S: 4	P: 8	R: 0	H: 1	E: 0	K: 0	S: 4	P: 4	R: 0	H: 0	E: 0	K: 1	S: 5	P: 5	R: 0	H: 0	E: 0	K: 1	S: 5	P: 5	R: 0	H: 1	E: 1	K: 0	S: 4	P: 4	R: 1	H: 2	E: 0	K: 0	S: 4	P: 4	R: 0	H: 2	E: 0	K: 1	S: 7	P: 7
--------------	------	------	------	------	------	-------	------	------	------	------	------	-------	------	------	------	------	------	------	------	------	------	------	------	------	------	------	------	------	------	------	------	------	------	------	------	------	------	------	------	------	------	------	------	------	------	------	------	------	------	------	------	------	------	------

PITCHER	IP	WLS	BF	H	R	ER	SO	BB	IBB	HBP	BLK	WP	HR	S	P	ERA	WHIP
<b>Doyle Lade, R</b> ERA: 5.4 (1, 1)	2.0		14	5	5	5	1	3	0	0	1	0	0	13	25	22.50	4.000
<b>Bill Voiselle, R</b> ERA: 4.76 (3, 1)	3.0		11	2	0	0	1	0	0	0	0	0	0	13	13	0.00	0.667
<b>Frank Hiller, R</b> ERA: 3.31 (6, 1)	1.0		3	0	0	0	1	0	0	0	0	0	0	5	5	0.00	0.000
<b>Bob Rush, R</b> ERA: 3.57 (7, 1)	2.0	L	8	3	1	1	0	0	0	0	0	0	0	8	8	4.50	1.500
<b>Johnny Vander Meer, L</b> ERA: 4.0 (9, 1)	1.0		5	2	0	0	1	0	0	0	0	0	0	7	7	0.00	2.000

PITCHER	IP	WLS	BF	H	R	ER	SO	BB	IBB	HBP	BLK	WP	HR	S	P	ERA	WHIP
---------	----	-----	----	---	---	----	----	----	-----	-----	-----	----	----	---	---	-----	------



BOTTOM

New York Giants @ Chicago Cubs

Wrigley Field, Chicago, IL

Thu Jun 08 1950, 3:33 AM CDT

Att. 9,154 - Unknown

livebaseballscorecards.com

AB	38
R	5
H	13
RBI	5
BB	2
SO	5
LOB	16



WP:	0	PA:	40
PB:	0	SB:	0
CS:	0		

AB R H RBI BB SO LOB

5	0	0	1	0	0	1
4	0	2	0	0	0	1
0	0	0	0	0	0	0
1	0	0	0	0	0	0
4	1	2	1	1	0	1
5	1	1	1	0	1	4
4	1	1	1	0	1	2
3	1	2	0	1	0	0
4	0	2	0	0	1	2
4	1	2	1	0	0	3
0	0	0	0	0	0	0
1	0	0	0	0	1	0
1	0	1	0	0	0	0
0	0	0	0	0	0	0
0	0	0	0	0	0	0
1	0	0	0	0	0	1
0	0	0	0	0	0	0
1	0	0	0	0	1	1
0	0	0	0	0	0	0

1B:	8	SF:	0
2B:	2	SAC:	0
3B:	0	DP:	2
HR:	3	HBP:	0

Batter	1	2	3	4	5	6	7	8	9
Wayne Terwilliger, R (1, 4) OBP: 0.335, SLG: 0.396	0-0 5-3		0-0 1-3		0-0 FC6-4		0-0 F7		0-0 F4
Mickey Owen, R (1, 2) OBP: 0.224, SLG: 0.225	0-0		0-0 F6		0-0 G4-6-3		0-0		0-0 F7
Emil Verban, R (7, PR) OBP: 0.167, SLG: 0.091	1B				1-2f		1B		
Rube Walker, L (8, 2) OBP: 0.250, SLG: 0.277					3-H		1B		
Phil Cavarretta, L (1, 3) OBP: 0.415, SLG: 0.488	0-0 F6			0-0 F8		HR	1-3 1B		4-0 FC6-4 BB
Hank Sauer, R (1, 7) OBP: 0.425, SLG: 0.599	0-0 F8			0-0 F7		HR	0-3 K		0-0 FC6-4
Andy Pafko, R (1, 8) OBP: 0.441, SLG: 0.570		0-0 F1		0-0 HR		0-3 K	0-0 F5		
Bill Serena, R (1, 5) OBP: 0.366, SLG: 0.454		4-0 1B BB		0-0 1B		0-0 1B 2B		0-0 F9	
Roy Smalley, R (1, 6) OBP: 0.301, SLG: 0.383		0-0 1B		0-0 F3		0-3 K		0-0 2B	
Bob Borkowski, R (1, 9) OBP: 0.395, SLG: 0.500		0-0 G1-6-3			0-0 1B FC6-4	0-0 1B	0-0 6-3		0-0 K
Doyle Lade, R (1, 1) OBP: 0.500, SLG: 0.500			0-3 K		0-0 1B	0-0 F6		0-3 K	
Bill Voiselle, R (3, 1) OBP: 0.111, SLG: 0.111					0-0 FC6-4				
Bob Ramazzotti, R (5, PH) OBP: 0.292, SLG: 0.304					1-3 1B				
Frank Hillier, R (6, 1) OBP: 0.415, SLG: 0.569									
Hank Edwards, L (6, PH) OBP: 0.250, SLG: 0.222									
Bob Rush, R (7, 1) OBP: 0.313, SLG: 0.308									
Paul Minner, L (8, PH) OBP: 0.313, SLG: 0.308									
Johnny Vander Meer, S (9, 1) OBP: 0.313, SLG: 0.308									

Inning Stats	R: 0	H: 1	E: 0	K: 0	S: 4	LOB: 1	BB: 0	P: 4	R: 0	H: 1	E: 0	K: 0	S: 3	LOB: 1	BB: 1	P: 7	R: 0	H: 0	E: 0	K: 1	S: 5	LOB: 0	BB: 0	P: 5	R: 1	H: 2	E: 0	K: 0	S: 5	LOB: 1	BB: 0	P: 5	R: 1	H: 2	E: 0	K: 0	S: 4	LOB: 0	BB: 0	P: 4	R: 3	H: 4	E: 0	K: 2	S: 11	LOB: 1	BB: 0	P: 11	R: 0	H: 2	E: 0	K: 1	S: 7	LOB: 2	BB: 0	P: 7	R: 0	H: 1	E: 0	K: 1	S: 6	LOB: 1	BB: 0	P: 6	R: 0	H: 0	E: 0	K: 0	S: 3	LOB: 1	BB: 1	P: 7	1B: 8	SF: 0	2B: 2	SAC: 0	3B: 0	DP: 2	HR: 3	HBP: 0	WP: 0	PA: 40
--------------	------	------	------	------	------	--------	-------	------	------	------	------	------	------	--------	-------	------	------	------	------	------	------	--------	-------	------	------	------	------	------	------	--------	-------	------	------	------	------	------	------	--------	-------	------	------	------	------	------	-------	--------	-------	-------	------	------	------	------	------	--------	-------	------	------	------	------	------	------	--------	-------	------	------	------	------	------	------	--------	-------	------	-------	-------	-------	--------	-------	-------	-------	--------	-------	--------

PITCHER	IP	WLS	BF	H	R	ER	SO	BB	IBB	HBP	BLK	WP	HR	S	P	ERA	WHIP
Monty Kennedy, L (1, 1) ERA: 4.28	5.0		22	8	4	4	1	1	0	0	0	0	3	23	27	7.20	1.800
Clint Hartung, R (6, 1) ERA: 4.43	2.0	W	10	4	1	1	3	0	0	0	0	0	0	16	16	4.50	2.000
Andy Hansen, R (8, 1) ERA: 2.63	2.0	S	8	1	0	0	1	1	0	0	0	0	0	9	13	0.00	1.000

PITCHER	IP	WLS	BF	H	R	ER	SO	BB	IBB	HBP	BLK	WP	HR	S	P	ERA	WHIP
---------	----	-----	----	---	---	----	----	----	-----	-----	-----	----	----	---	---	-----	------

**New York Giants @ Chicago Cubs**  
 Wrigley Field, Chicago, IL  
 Fri Jun 09 1950, 3:33 AM CDT  
 Att. 7,641 - Unknown

AB	40
R	9
H	16
RBI	9
BB	1
SO	1
LOB	12



Batter	1	2	3	4	5	6	7	8	9	AB R H RBI BB SO LOB	TOP																		
<b>Eddie Stanky, R</b> (1, 4) OBP: 0.495, SLG: 0.469	0-0 G1-6-3 1B		4-0 BB		0-0 1-2 2-3 1B		0-0 1-3 2B 1B		0-0 FC5-6 1B	4 1 4 0 1 0 0																			
<b>Whitey Lockman, L</b> (1, 7) OBP: 0.368, SLG: 0.390	0-0 G1-6-3 1-2f		0-0 P4		0-0 F9		0-0 1-2 3-H 2B 1B		0-0 FC5-6 2B 1-2f 2-3	5 2 1 1 0 0 6																			
<b>Monte Irvin, R</b> (1, 9) OBP: 0.345, SLG: 0.375 <b>Don Mueller, L</b> (9, PH) OBP: 0.344, SLG: 0.448	0-0 P6				0-0 P3		0-0 P6 1-H 2-H 2B		0-0 HR 2B 1-H 3-H	4 0 1 2 0 0 0 1 1 1 2 0 0 0																			
<b>Bobby Thomson, R</b> (1, 8) OBP: 0.343, SLG: 0.468		0-0 F8		0-0 1B		0-0 6-3		0-0 6-3	0-0 F7	5 0 1 0 0 0 2																			
<b>Wes Westrum, R</b> (1, 2) OBP: 0.371, SLG: 0.403		0-0 1-3		0-0 1B		0-0 HR		0-3 K	0-0 HR 2-H	5 2 3 3 0 1 0																			
<b>Hank Thompson, L</b> (1, 5) OBP: 0.407, SLG: 0.463		0-0 E8 1B		0-0 P4		0-0 P4		0-0 4-3	0-0 F7	5 0 1 0 0 0 1																			
<b>Alvin Dark, R</b> (1, 6) OBP: 0.309, SLG: 0.385		0-0 1-3			0-0 E5 FC1-5		0-0 1B 2B	0-0 5-3		4 0 1 0 0 0 1																			
<b>Tookie Gilbert, L</b> (1, 3) OBP: 0.307, SLG: 0.311			0-0 G3		0-0 FC1-5 1B SH 2-3		0-0 1B 1B 2-3		0-0 E 1B 2B	4 2 2 0 0 0 1																			
<b>Larry Jansen, R</b> (1, 1) OBP: 0.154, SLG: 0.160			0-0 1-6-3		0-0 SH 1B 1-2		0-0 F9		0-0 FC5-6 1B 2B 2-H	3 1 1 1 0 0 1																			
<b>Inning Stats</b>	R: 0 E: 0 K: 0 S: 3	H: 1 LOB: 0 BB: 0 P: 3	R: 0 E: 1 K: 0 S: 4	H: 1 LOB: 1 BB: 0 P: 4	R: 0 E: 0 K: 0 S: 3	H: 0 LOB: 1 BB: 1 P: 7	R: 0 E: 1 K: 0 S: 5	H: 2 LOB: 1 BB: 0 P: 4	R: 0 E: 1 K: 0 S: 5	H: 1 LOB: 2 BB: 0 P: 5	R: 1 E: 0 K: 0 S: 4	H: 1 LOB: 0 BB: 0 P: 4	R: 3 E: 0 K: 0 S: 7	H: 5 LOB: 1 BB: 0 P: 7	R: 0 E: 0 K: 1 S: 5	H: 0 LOB: 0 BB: 0 P: 5	R: 5 E: 1 K: 0 S: 8	H: 5 LOB: 0 BB: 0 P: 8	1B: 10 2B: 4 3B: 0 HR: 2	SF: 0 SAC: 1 DP: 1 HBP: 0	WP: 0 PB: 0 SB: 0 CS: 0	PA: 42							
<b>PITCHER</b> <b>Johnny Schmitz, L</b> (1, 1) ERA: 3.55 <b>Frank Hiller, R</b> (8, 1) ERA: 4.41	IP 7.0	WLS L	BF 31	H 11	R 4	ER 4	SO 0	BB 1	IBB 0	HBP 0	BLK 0	WP 0	HR 1	S 30	P 34	ERA 5.14	WHIP 1.714												
						<b>PITCHER</b>	IP 2.0	WLS L	BF 11	H 5	R 5	ER 5	SO 1	BB 0	IBB 0	HBP 0	BLK 0	WP 0	HR 1	S 13	P 13	ERA 22.50	WHIP 2.500						

livebaseballscorecards.com



Batter	1	2	3	4	5	6	7	8	9	AB	R	H	RBI	BB	SO	LOB
Wayne Terwilliger, R OBP: 0.328, SLG: 0.387 (1, 4)	0-0 6-3 ①		0-0 F9 ②		0-0 P3 ③		0-0 F7 ②			4	0	0	0	0	0	1
Rube Walker, L OBP: 0.236, SLG: 0.261 (1, 2)	0-0 4-3 ②		0-0 4-3 ③			0-0 4-3 ①	0-0 4-3 ③			4	0	0	0	0	0	0
Phil Cavarretta, L OBP: 0.418, SLG: 0.523 (1, 3)	0-0 HR			0-0 FC1-5 1B		0-0 L9		0-0 4-3 ①		4	1	2	1	0	0	0
Hank Sauer, R OBP: 0.433, SLG: 0.600 (1, 7)	4-0 BB			0-0 FC1-5 1B		0-0 BB 1B		0-3 K ②		3	0	2	0	1	1	0
Andy Pafko, R OBP: 0.443, SLG: 0.566 (1, 8)	0-0 F9 ③			0-0 FC1-5 G6-4-3		4-0 BB 1B		0-0 1B		3	0	1	0	1	0	3
Hank Edwards, L OBP: 0.398, SLG: 0.539 (1, 9)		0-0 4-3 ①		0-0 G6-4-3 ② ③		0-0 4-3 ③		0-0 3-1 ③		4	0	0	0	0	0	5
Bill Serena, R OBP: 0.362, SLG: 0.455 (1, 5)		0-0 P3 ②			0-0 F8 ①		0-0 3B 2B		0-0 F5 ①	4	1	1	0	0	0	0
Roy Smalley, R OBP: 0.306, SLG: 0.405 (1, 6)		0-0 3-1 ③			0-0 FC6-5 2B		0-0 F9 3B		0-0 F7 ②	4	1	2	1	0	0	0
Johnny Schmitz, R OBP: 0.188, SLG: 0.194 (1, 1)			0-0 5-3 ①		0-0 FC6-5 ②		0-0 F9 ①		0-0 F9 ③	2	0	0	0	0	0	1
Ron Northey, L OBP: 0.376, SLG: 0.513 (7, PH)					2-3					1	0	0	1	0	0	0
Frank Hiller, R (8, 1)										0	0	0	0	0	0	0
Bob Borkowski, R OBP: 0.386, SLG: 0.487 (9, PH)										1	0	0	0	0	0	0

Inning Stats	R: 1	H: 1	E: 0	K: 0	S: 4	LOB: 1	BB: 1	P: 8	R: 0	H: 0	E: 0	K: 0	S: 3	LOB: 0	BB: 0	P: 3	R: 0	H: 0	E: 0	K: 0	S: 3	LOB: 0	BB: 0	P: 3	R: 0	H: 2	E: 0	K: 0	S: 4	LOB: 1	BB: 0	P: 4	R: 0	H: 1	E: 0	K: 0	S: 4	LOB: 1	BB: 0	P: 4	R: 0	H: 1	E: 0	K: 0	S: 4	LOB: 2	BB: 1	P: 8	R: 2	H: 2	E: 0	K: 0	S: 5	LOB: 0	BB: 0	P: 5	R: 0	H: 1	E: 0	K: 1	S: 6	LOB: 1	BB: 0	P: 6	R: 0	H: 0	E: 0	K: 0	S: 3	LOB: 0	BB: 0	P: 3	1B: 4	SF: 0	2B: 2	SAC: 0	3B: 1	DP: 1	HR: 1	HBP: 0	WP: 0	PA: 36	ERA	WHIP
PITCHER Larry Jansen, R ERA: 3.86 (1, 1)	IP	WLS	BF	H	R	ER	SO	BB	IBB	HBP	BLK	WP	HR	S	P	ERA	WHIP	IP	WLS	BF	H	R	ER	SO	BB	IBB	HBP	BLK	WP	HR	S	P	ERA	WHIP	IP	WLS	BF	H	R	ER	SO	BB	IBB	HBP	BLK	WP	HR	S	P	ERA	WHIP																																	

**BOTTOM**

**New York Giants @ Chicago Cubs**  
 Wrigley Field, Chicago, IL  
 Fri Jun 09 1950, 3:33 AM CDT  
 Att. 7,641 - Unknown

[livebaseballscorecards.com](http://livebaseballscorecards.com)

AB	34
R	3
H	8
RBI	3
BB	2
SO	1
LOB	10



**New York Giants @ St. Louis Cardinals**  
 Sportsman's Park, St. Louis, MO

Sat Jun 10 1950, 4:33 AM EDT  
 Att: 10,601 - Unknown

[livebaseballscorecards.com](http://livebaseballscorecards.com)

<b>AB</b>	<b>35</b>
<b>R</b>	<b>2</b>
<b>H</b>	<b>8</b>
<b>RBI</b>	<b>2</b>
<b>BB</b>	<b>4</b>
<b>SO</b>	<b>2</b>
<b>LOB</b>	<b>19</b>



AB	R	H	RBI	BB	SO	LOB
5	0	1	0	0	0	2
5	0	0	0	0	0	2
5	0	1	0	0	0	2
4	0	1	0	0	0	3
4	0	0	0	0	0	2
3	2	1	0	1	0	1
3	0	2	1	1	0	0
3	0	1	0	1	1	4
1	0	0	0	0	1	2
0	0	0	0	1	0	0
1	0	1	1	0	0	0
0	0	0	0	0	0	0
0	0	0	0	0	0	0
0	0	0	0	0	0	0
0	0	0	0	0	0	0
1	0	0	0	0	0	1
0	0	0	0	0	0	0

Batter	1	2	3	4	5	6	7	8	9
<b>Eddie Stanky, R</b> (1, 4) OBP: 0.487, SLG: 0.461	0-0 F5		0-0 4-3		0-0 1-2 1B	0-0 5-3			0-0 4-3
<b>Whitey Lockman, L</b> (1, 7) OBP: 0.359, SLG: 0.379	0-0 F3		0-0 6-3		0-0 F7		0-0 F3		0-0 4-3
<b>Don Mueller, L</b> (1, 9) OBP: 0.338, SLG: 0.438	0-0 4-3		0-0 6-3		0-0 F6		0-0 FC6-4 1B		0-0 F8
<b>Hank Thompson, L</b> (1, 5) OBP: 0.403, SLG: 0.457		0-0 4-3		0-0 1B 1B	0-0 F2		0-0 F7		
<b>Bobby Thomson, R</b> (1, 8) OBP: 0.335, SLG: 0.456		0-0 6-3		0-0 F9		0-0 6-3	0-0 FC6-4 1-2f		
<b>Wes Westrum, R</b> (1, 2) OBP: 0.374, SLG: 0.402		4-0 2B BB		0-0 F8		0-0 BB 1B		0-0 F8	
<b>Tookie Gilbert, L</b> (1, 3) OBP: 0.319, SLG: 0.328		0-0 1-H 2B		0-0 1-3 1B		4-0 BB BB 1B BB		0-0 F6	
<b>Alvin Dark, R</b> (1, 6) OBP: 0.313, SLG: 0.390		4-0 BB		0-0 6-3		0-3 K		0-0 2B	
<b>Clint Hartung, R</b> (1, 1) OBP: 0.235, SLG: 0.412		0-3 K			4-0 1B BB	0-0 1B		0-0 F5	
<b>Sheldon Jones, R</b> (3, 1)									
<b>Roy Weatherly, L</b> (6, PH) OBP: 0.619, SLG: 0.545									
<b>Rudy Rufer, R</b> (6, PR)									
<b>Andy Hansen, R</b> (6, 1)									
<b>Sal Maglie, R</b> (7, 1)									
<b>Spider Jorgensen, L</b> (8, PH)									
<b>Kirby Higbe, R</b> (8, 1) OBP: 0.250, SLG: 0.250									

Inning Stats	R: 0	H: 0	E: 0	K: 0	S: 3	P: 3	R: 1	H: 1	E: 0	K: 1	S: 6	P: 14	R: 0	H: 2	E: 0	K: 0	S: 5	P: 5	R: 0	H: 1	E: 0	K: 1	S: 7	P: 11	R: 0	H: 1	E: 0	K: 0	S: 4	P: 4	R: 0	H: 1	E: 0	K: 0	S: 4	P: 4	R: 0	H: 0	E: 0	K: 0	S: 3	P: 3	1B: 6	SF: 0	2B: 2	SAC: 0	3B: 0	DP: 0	HR: 0	HBP: 0	WP: 0	PA: 39
--------------	------	------	------	------	------	------	------	------	------	------	------	-------	------	------	------	------	------	------	------	------	------	------	------	-------	------	------	------	------	------	------	------	------	------	------	------	------	------	------	------	------	------	------	-------	-------	-------	--------	-------	-------	-------	--------	-------	--------

PITCHER	IP	WLS	BF	H	R	ER	SO	BB	IBB	HBP	BLK	WP	HR	S	P	ERA	WHIP
<b>Red Munger, R</b> (1, 1) ERA: 3.49	9.0	W	39	8	2	2	2	4	0	0	0	0	0	39	55	2.00	1.333

















Batter	1	2	3	4	5	6	7	8	9	AB R H RBI BB SO LOB	TOP																													
Stan Rojek, R (1, 6) OBP: 0.239, SLG: 0.250	0-0 F8		0-3 K			0-0 F7		0-0 FC5-4		4 0 0 0 0 1 2																														
Johnny Hopp, L (1, 3) Vic Lombardi, L (8, 1) OBP: 0.409, SLG: 0.482 OBP: 0.429, SLG: 0.429	0-3 K		0-0 F9			0-0 4-1 1B		0-0 F8		4 0 1 0 0 1 2 0 0 0 0 0 0 0																														
Gus Bell, L (1, 9) OBP: 0.369, SLG: 0.508	0-0 G3			0-3 K		0-0 4-1			0-3 K	4 0 0 0 0 2 1																														
Ralph Kiner, R (1, 7) OBP: 0.423, SLG: 0.553		0-3 K2-3		0-3 K		0-0 6-3			0-0 E5 2B	4 0 0 0 0 2 1																														
Wally Westlake, R (1, 8) OBP: 0.354, SLG: 0.542		0-0 F8		0-0 6-3			0-0 F5		0-0 1-3 2B	4 0 1 0 0 0 0																														
Pete Castiglione, R (1, 5) OBP: 0.288, SLG: 0.342		0-0 E1 1B		0-3 K		0-3 K		0-3 F5		4 0 1 0 0 2 2																														
Danny Murtaugh, R (1, 4) OBP: 0.405, SLG: 0.417		0-3 K		0-0 5-3		0-0 F2		0-0 1-3		4 0 0 0 0 1 3																														
Clyde McCullough, R (1, 2) OBP: 0.324, SLG: 0.402			0-0 6-3		0-0 1B			0-0 1-3		3 0 1 0 0 0 0																														
Cliff Chambers, L (1, 1) Earl Turner, R (5, PH) Junior Walsh, R (5, 1) Dale Coogan, L (8, PH) OBP: 0.316, SLG: 0.361 OBP: 0.235, SLG: 0.188 OBP: 0.800, SLG: 1.000 OBP: 0.322, SLG: 0.300			0-0 1B		0-0 F2			4-0 FC5-4 BB		1 0 1 0 0 0 0 1 0 0 0 0 0 1 0 0 0 0 0 0 0 0 0 0 0 1 0 0																														
<b>Inning Stats</b>	R: 0 E: 0 K: 1 S: 5	H: 0 LOB: 0 BB: 0 P: 5	R: 0 E: 1 K: 2 S: 8	H: 1 LOB: 1 BB: 0 P: 8	R: 0 E: 0 K: 1 S: 6	H: 1 LOB: 1 BB: 0 P: 6	R: 0 E: 0 K: 2 S: 7	H: 0 LOB: 0 BB: 0 P: 7	R: 0 E: 0 K: 1 S: 6	H: 1 LOB: 1 BB: 0 P: 6	R: 0 E: 0 K: 0 S: 4	H: 1 LOB: 1 BB: 0 P: 4	R: 0 E: 0 K: 1 S: 5	H: 0 LOB: 0 BB: 0 P: 5	R: 0 E: 0 K: 0 S: 3	H: 0 LOB: 1 BB: 1 P: 7	R: 0 E: 1 K: 1 S: 7	H: 1 LOB: 2 BB: 0 P: 7	1B: 4 2B: 1 3B: 0 HR: 0	SF: 0 SAC: 0 DP: 0 HBP: 0	WP: 0 PB: 0 SB: 0 CS: 0	PA: 34																		
PITCHER Larry Jansen, R (1, 1) ERA: 3.44	IP 9.0	WLS W	BF 34	H 5	R 0	ER 0	SO 9	BB 1	IBB 0	HBP 0	BLK 0	WP 0	HR 0	S 51	P 55	ERA 0.00	WHIP 0.667						PITCHER	IP	WLS	BF	H	R	ER	SO	BB	IBB	HBP	BLK	WP	HR	S	P	ERA	WHIP

Pittsburgh Pirates @ New York Giants  
Polo Grounds, New York, NY  
Tue Jun 13 1950, 3:33 AM EDT  
Att. 15,088 - Unknown

livebaseballscorecards.com

AB	33
R	0
H	5
RBI	0
BB	1
SO	9
LOB	12





Batter	1	2	3	4	5	6	7	8	9
<b>Eddie Stanky, R</b> OBP: 0.491, SLG: 0.460 (1, 4) BBB	4-0 1B FC6-4 BB	0-0 F7		4-0 E S BB			0-3 K	0-0 L4	
<b>Whitey Lockman, L</b> OBP: 0.365, SLG: 0.378 (1, 7) X	0-0 FC6-4 1-3 1B		0-0 F3	0-0 4-3			0-0 F8		
<b>Don Mueller, L</b> OBP: 0.328, SLG: 0.425 (1, 9) X	0-0 FC6-4 FC1-4 1-2f 3-H		0-0 L3		0-3 K		0-0 F7		
<b>Bobby Thomson, R</b> OBP: 0.335, SLG: 0.438 (1, 8) X	0-0 FC1-4 1-2f		0-0 BB		0-0 F2		4-0 1B BB		
<b>Wes Westrum, R</b> OBP: 0.373, SLG: 0.389 (1, 2) X	0-0 F5		0-0 4-3		0-0 F9		0-0 1B 1B		
<b>Hank Thompson, L</b> OBP: 0.410, SLG: 0.453 (1, 5) BBB		4-0 HR BB		0-0 1B 6-3 1B		0-0 5-3 1B	0-0 1B FC6-2-5 1B		
<b>Alvin Dark, R</b> OBP: 0.314, SLG: 0.386 (1, 6) X		0-0 F7		0-0 6-3 F9 E 1B		0-0 5-3	0-0 FC6-2-5 1-3 2-H 1B		
<b>Tookie Gilbert, L</b> OBP: 0.316, SLG: 0.353 (1, 3) X		0-0 HR		0-0 F9		0-3 K	0-0 FC6-2-5		
<b>Larry Jansen, R</b> OBP: 0.133, SLG: 0.138 (1, 1) X		0-0 G3		0-0 6-3		0-3 K	0-3 K		

Inning Stats	R: 1	H: 1	E: 0	K: 0	S: 4	LOB: 1	BB: 1	P: 8	R: 2	H: 1	E: 0	K: 0	S: 4	LOB: 0	BB: 1	P: 8	R: 0	H: 0	E: 0	K: 0	S: 3	LOB: 1	BB: 1	P: 7	R: 2	H: 2	E: 0	K: 0	S: 5	LOB: 1	BB: 1	P: 9	R: 0	H: 0	E: 0	K: 1	S: 5	LOB: 0	BB: 0	P: 5	R: 0	H: 1	E: 0	K: 2	S: 8	LOB: 1	BB: 0	P: 8	R: 0	H: 0	E: 0	K: 1	S: 5	LOB: 0	BB: 0	P: 5	R: 2	H: 3	E: 0	K: 1	S: 8	LOB: 2	BB: 1	P: 12
--------------	------	------	------	------	------	--------	-------	------	------	------	------	------	------	--------	-------	------	------	------	------	------	------	--------	-------	------	------	------	------	------	------	--------	-------	------	------	------	------	------	------	--------	-------	------	------	------	------	------	------	--------	-------	------	------	------	------	------	------	--------	-------	------	------	------	------	------	------	--------	-------	-------

PITCHER		IP	WLS	BF	H	R	ER	SO	BB	IBB	HBP	BLK	WP	HR	S	P	ERA	WHIP
<b>Cliff Chambers, L</b> ERA: 3.38 (1, 1)		4.0	L	20	4	5	4	0	4	0	0	0	0	1	16	32	9.00	2.000
<b>Junior Walsh, R</b> ERA: 3.65 (5, 1)		3.0		10	1	0	0	4	0	0	0	0	0	0	18	18	0.00	0.333
<b>Vic Lombardi, L</b> ERA: 8.89 (8, 1)		1.0		7	3	2	2	1	1	0	0	0	0	0	8	12	18.00	4.000


**BOTTOM**

**Pittsburgh Pirates @ New York Giants**  
Polo Grounds, New York, NY

Tue Jun 13 1950, 3:33 AM EDT  
Att. 15,088 - Unknown

AB	R	H	RBI	BB	SO	LOB
3	1	0	0	2	1	2
4	0	1	0	0	0	1
4	0	0	1	0	1	1
2	1	0	0	2	0	1
4	1	1	0	0	0	2
3	2	3	1	1	0	0
4	1	2	1	0	0	2
4	1	1	2	0	1	5
4	0	0	1	0	2	4

AB	32
R	7
H	8
RBI	6
BB	5
SO	5
LOB	18



WP	PA
0	37

Batter	1	2	3	4	5	6	7	8	9	AB R H RBI BB SO LOB	TOP											
Bob Ramazzotti, R (1, 4) OBP: 0.327, SLG: 0.370	0-0 4-3		0-0 G3		0-0 G4-6-3 1B			0-3 K		4 0 1 0 0 1 0												
Rube Walker, L (1, 2) OBP: 0.280, SLG: 0.356	0-3 K		0-0 1B 1B		0-0 G4-6-3 1-2f			0-0 F9		4 0 1 0 0 1 1												
Phil Cavarretta, L (1, 3) OBP: 0.431, SLG: 0.519	0-0 F7		0-0 1B 1-3				0-0 P6		0-0 4-3	4 0 1 0 0 0 0												
Hank Sauer, R (1, 7) OBP: 0.405, SLG: 0.539		0-0 6-3	0-3 K				0-0 P4		4-0 FC5-6-4 BB	3 0 0 0 1 1 2												
Bob Borkowski, R (1, 8) OBP: 0.393, SLG: 0.554		0-0 F8 3B		0-0 1B		0-3 K		0-0 FC5-6-4 1-2f	0-0 FC5-6-4	4 1 2 0 0 1 1												
Ron Northey, L (1, 9) OBP: 0.393, SLG: 0.559		4-0 BB		0-0 F9 1			0-0 F9		0-0 F9	3 0 0 0 1 0 2												
Bill Serena, R (1, 5) OBP: 0.356, SLG: 0.415		0-0 F8		0-0 F9			4-0 G6-4-3 BB			2 0 0 1 1 0 2												
Roy Smalley, R (1, 6) OBP: 0.314, SLG: 0.415		0-0 P6		0-3 K			0-0 G6-4-3 1-2f			3 0 0 0 0 1 3												
Bob Rush, R (1, 1) OBP: 0.273, SLG: 0.250			0-0 5-3		0-0 4-3			0-0 P4		2 0 0 0 0 0 0												
Wayne Terwilliger, R (8, PH) OBP: 0.326, SLG: 0.385										1 0 0 0 0 0 0												
Paul Minner, L (8, 1) OBP: 0.294, SLG: 0.286										0 0 0 0 0 0 0												
<b>Inning Stats</b>	R: 0 E: 0 K: 1 S: 5	H: 0 LOB: 0 BB: 0 P: 5	R: 1 E: 0 K: 0 S: 4	H: 1 LOB: 1 BB: 1 P: 8	R: 0 E: 0 K: 1 S: 7	H: 2 LOB: 2 BB: 0 P: 7	R: 0 E: 0 K: 1 S: 6	H: 1 LOB: 1 BB: 0 P: 6	R: 0 E: 0 K: 0 S: 3	H: 1 LOB: 0 BB: 0 P: 3	R: 0 E: 0 K: 1 S: 5	H: 0 LOB: 0 BB: 0 P: 5	R: 0 E: 0 K: 0 S: 2	H: 0 LOB: 0 BB: 1 P: 6	R: 0 E: 0 K: 1 S: 5	H: 0 LOB: 0 BB: 0 P: 5	R: 0 E: 0 K: 0 S: 3	H: 0 LOB: 1 BB: 1 P: 7	1B: 4 2B: 0 3B: 1 HR: 0	SF: 0 SAC: 0 DP: 2 HBP: 0	WP: 0 PB: 0 SB: 0 CS: 0	PA: 33
<b>PITCHER</b> Sheldon Jones, R (1, 1) ERA: 4.82	IP: 9.0 WLS: W BF: 33 H: 5 R: 1 ER: 1 SO: 5 BB: 3 IBB: 0 HBP: 0 BLK: 0 WP: 0 HR: 0 S: 40 P: 52 ERA: 1.00 WHIP: 0.889																					

Chicago Cubs @ New York Giants  
Polo Grounds, New York, NY  
Fri Jun 16 1950, 3:33 AM EDT  
Att. 13,756 - Unknown

livebaseballscorecards.com

AB	30
R	1
H	5
RBI	1
BB	3
SO	5
LOB	11





Batter	1	2	3	4	5	6	7	8	9
<b>Eddie Stanky, R</b> OBP: 0.482, SLG: 0.449 (1, 4) X	0-0 F7 ①		0-3 K ③		0-0 5-3 ②		0-0 5-3 ②		
<b>Whitey Lockman, L</b> OBP: 0.363, SLG: 0.381 (1, 7) X	0-0 F8 ②			0-0 4-3 ① X	0-0 4-3 ③		0-0 2B ③		
<b>Don Mueller, L</b> OBP: 0.326, SLG: 0.420 (1, 9) X	0-0 1B			0-0 F9 ②		0-0 4-3 ① X	0-0 F9 ③		
<b>Hank Thompson, L</b> OBP: 0.406, SLG: 0.468 (1, 5) X	0-0 L4 ③			0-0 HR		0-0 F2 ②		0-0 4-3 ①	
<b>Bobby Thomson, R</b> OBP: 0.328, SLG: 0.428 (1, 8) X		0-0 5-3 ①		0-0 6-3 ③		0-0 5-3 ③		0-0 6-3 ②	
<b>Wes Westrum, R</b> OBP: 0.383, SLG: 0.403 (1, 2) X		0-0 P6 ②			0-0 1B 2B 1B		0-0 1B BB ①	0-0 2B	
<b>Tookie Gilbert, L</b> OBP: 0.314, SLG: 0.350 (1, 3) X		0-0 3-1 ③			0-0 E4 2B 1B 1-3		0-0 F9 ①	0-3 K ③	
<b>Alvin Dark, R</b> OBP: 0.320, SLG: 0.396 (1, 6) X			0-0 4-3 ①		0-0 SH3-4 2B 2-H 3-H		0-0 1B 2B 1B		
<b>Sheldon Jones, R</b> OBP: 0.200, SLG: 0.077 (1, 1) X			0-3 K ②		0-0 SH3-4 2B 2-3		0-0 2B 1B 1-3 2-H		

Inning Stats	R: 0	H: 1	E: 0	K: 0	S: 4	LOB: 1	BB: 0	P: 4
	R: 0	H: 0	E: 0	K: 0	S: 3	LOB: 0	BB: 0	P: 3
	R: 0	H: 0	E: 0	K: 2	S: 7	LOB: 0	BB: 0	P: 7
	R: 1	H: 1	E: 0	K: 0	S: 4	LOB: 0	BB: 0	P: 4
	R: 2	H: 3	E: 1	K: 0	S: 6	LOB: 1	BB: 0	P: 6
	R: 0	H: 0	E: 0	K: 0	S: 3	LOB: 0	BB: 0	P: 3
	R: 3	H: 3	E: 0	K: 0	S: 6	LOB: 1	BB: 1	P: 10
	R: 0	H: 1	E: 0	K: 1	S: 6	LOB: 1	BB: 0	P: 6

PITCHER	IP	WLS	BF	H	R	ER	SO	BB	IBB	HBP	BLK	WP	HR	S	P	ERA	WHIP
<b>Bob Rush, R</b> ERA: 3.63 (1, 1)	7.0	L	30	8	6	6	2	1	0	0	0	0	1	33	37	7.71	1.286
<b>Paul Minner, L</b> ERA: 4.84 (8, 1)	1.0		4	1	0	0	1	0	0	0	0	0	0	6	6	0.00	1.000

**BOTTOM**

**Chicago Cubs @ New York Giants**  
Polo Grounds, New York, NY

Fri Jun 16 1950, 3:33 AM EDT  
Att. 13,756 - Unknown

livebaseballscorecards.com

<b>AB</b>	<b>32</b>
<b>R</b>	<b>6</b>
<b>H</b>	<b>9</b>
<b>RBI</b>	<b>6</b>
<b>BB</b>	<b>1</b>
<b>SO</b>	<b>3</b>
<b>LOB</b>	<b>8</b>



<b>WP: 0</b>	<b>PA: 34</b>
<b>PB: 0</b>	
<b>SB: 1</b>	
<b>CS: 0</b>	

Batter	1	2	3	4	5	6	7	8	9	AB R H RBI BB SO LOB	TOP											
<b>Bob Ramazzotti, R</b> (1, 4) OBP: 0.296, SLG: 0.333	0-0 6-3	0-0 L4		0-3 K		0-0 5-3		0-0 2-3		5 0 0 0 0 1 2												
<b>Rube Walker, L</b> (1, 2) OBP: 0.276, SLG: 0.379	0-0 E3 BB BB 2B	0-0 P6		0-0 G3		0-3 K		0-0 HR		5 2 1 1 0 1 1												
<b>Phil Cavarretta, L</b> (1, 3) OBP: 0.422, SLG: 0.500	4-0 BB BB 1-2 2B BB	0-0 F9		0-0 P5		0-0 G3		0-0 P2		4 1 0 0 1 0 0												
<b>Hank Sauer, R</b> (1, 7) OBP: 0.405, SLG: 0.550	4-0 BB BB 1-2 2-3 2B 1B BB		0-0 HR		0-3 K		0-0 F7		0-0 E3 1B	4 2 1 1 1 1 0												
<b>Bob Borkowski, R</b> (1, 8) OBP: 0.424, SLG: 0.600	0-0 1B 2B 1-3 2-H 3-H		0-3 K		0-0 4-3 2B		4-0 BB		0-0 G4-6-3 1B	4 1 3 2 1 1 0												
<b>Ron Northey, L</b> (1, 9) OBP: 0.385, SLG: 0.536	4-0 BB BB 1B BB		0-0 F2		0-0 4-3		0-0 F7		0-0 G4-6-3 1-2	4 1 0 0 1 0 4												
<b>Bill Serena, R</b> (1, 5) OBP: 0.362, SLG: 0.413	0-0 1B 1B 1-3 2-H 3-H		4-0 HR BB		0-0 F9		0-0 4-3			3 1 1 2 1 0 1												
<b>Roy Smalley, R</b> (1, 6) OBP: 0.328, SLG: 0.443	0-0 1B 1-3 3-H		0-0 HR		0-0 SH3-4 1B		4-0 BB			3 1 3 3 1 0 0												
<b>Johnny Schmitz, R</b> (1, 1) OBP: 0.176, SLG: 0.182	0-0 F8		0-3 K		0-0 SH3-4		0-3 K			1 0 0 0 0 0 1												
<b>Dutch Leonard, R</b> (1, 1) OBP: 0.200, SLG: 0.200										1 0 0 0 0 0 1 0												
<b>Emil Verban, R</b> (6, PH) OBP: 0.197, SLG: 0.091										0 0 0 0 0 0 0 0												
<b>Frank Hiller, R</b> (6, 1) OBP: 0.364, SLG: 0.364										0 0 0 0 0 0 0 0												
<b>Doyle Lade, R</b> (7, 1) OBP: 0.364, SLG: 0.364										1 0 0 0 0 0 1 1												
<b>Paul Winzer, L</b> (8, 1) OBP: 0.294, SLG: 0.286										0 0 0 0 0 0 0 0												
<b>Inning Stats</b>	R: 5 E: 1 K: 0 S: 6	H: 3 LOB: 1 BB: 3 P: 18	R: 0 E: 0 K: 0 S: 3	H: 0 LOB: 0 BB: 0 P: 3	R: 3 E: 0 K: 2 S: 9	H: 2 LOB: 0 BB: 1 P: 13	R: 0 E: 0 K: 1 S: 5	H: 0 LOB: 0 BB: 0 P: 5	R: 0 E: 0 K: 1 S: 6	H: 1 LOB: 1 BB: 0 P: 6	R: 0 E: 0 K: 1 S: 6	H: 1 LOB: 1 BB: 0 P: 6	R: 0 E: 0 K: 0 S: 3	H: 0 LOB: 1 BB: 1 P: 7	R: 0 E: 0 K: 1 S: 5	H: 0 LOB: 1 BB: 1 P: 9	R: 1 E: 1 K: 0 S: 5	H: 2 LOB: 1 BB: 0 P: 5	1B: 4 2B: 2 3B: 0 HR: 3	SF: 0 SAC: 1 DP: 1 HBP: 0	WP: 0 PB: 0 SB: 0 CS: 0	PA: 42
<b>PITCHER</b>	IP WLS BF H R ER SO BB IBB HBP BLK WP HR S P ERA WHIP																					
<b>Jack Kramer, R</b> (1, 1) ERA: 5.35	0.1 L 5 1 4 3 0 2 0 0 0 0 0 0 3 11 81.00 9.000																					
<b>Andy Hansen, R</b> (1, 1) ERA: 4.06	2.1 12 4 4 4 1 2 0 0 0 0 0 2 12 20 15.43 2.571																					
<b>Sal Maglie, R</b> (3, 1) ERA: 3.64	6.1 25 4 1 1 5 2 0 0 0 0 0 1 33 41 1.42 0.947																					

**Chicago Cubs @ New York Giants**  
Polo Grounds, New York, NY  
Sat Jun 17 1950, 3:33 AM EDT  
Att. 9,724 - Unknown

AB	35
R	9
H	9
RBI	9
BB	6
SO	6
LOB	10



1	0	0	0	0	0	0	1
1	0	0	0	0	0	1	0
0	0	0	0	0	0	0	0
0	0	0	0	0	0	0	0
1	0	0	0	0	0	1	1
0	0	0	0	0	0	0	0

WP	0	PA	42
----	---	----	----



BOTTOM

Chicago Cubs @ New York Giants  
Polo Grounds, New York, NY

livebaseballscorecards.com

AB	35
R	7
H	10
RBI	7
BB	7
SO	0
LOB	16



WP:	0	PA:	44
PB:	0		
SB:	0		
CS:	0		

Sat Jun 17 1950, 3:33 AM EDT  
Att. 9,724 - Unknown

AB R H RBI BB SO LOB

2	1	1	1	2	0	0
4	0	2	0	1	0	2
5	1	1	0	0	0	7
4	1	2	3	1	0	0
2	2	1	0	2	0	0
0	0	0	0	0	0	0
1	0	0	0	0	0	3
4	1	2	2	1	0	0
5	0	0	1	0	0	3
5	1	0	0	0	0	1
0	0	0	0	0	0	0
0	0	0	0	0	0	0
3	0	1	0	0	0	0

Batter	1	2	3	4	5	6	7	8	9
Eddie Stanky, R OBP: 0.489, SLG: 0.450 (1, 4)	4-0 1B 2B BB	0-0 G3 1B 2-H		1-0 BB HBP		0-0 F8		4-0 1B BB FC5-2-5	
Whitey Lockman, L OBP: 0.368, SLG: 0.383 (1, 7)	0-0 F8	0-0 G3 1-2		4-0 FC5-4 BB 1-2 2-3		0-0 1B		0-0 1B FC5-2-5 9-2 1-3	
Bobby Thomson, R OBP: 0.325, SLG: 0.421 (1, 8)	0-0 2B 1B 1-2	0-0 P6		0-0 FC5-4 1-2f		0-0 P5		0-0 BB FC5-2-5 1-3 3-H	
Wes Westrum, R OBP: 0.389, SLG: 0.435 (1, 2)	0-0 2B 1-H 2-H		0-0 6-3		0-0 F5		0-0 HR	4-0 BB 1-2 BB	
Jack Maguire, R OBP: 0.300, SLG: 0.235 (1, 9)	4-0 BB		0-0 F8		0-0 1B G3 1B		4-0 HR BB	0-0 9-2 3-Hf	
Don Mueller, L OBP: 0.326, SLG: 0.420 (8, PH)									
Bill Rigney, R OBP: 0.324, SLG: 0.241 (8, PH)									
Hank Thompson, L OBP: 0.411, SLG: 0.490 (1, 5)	4-0 BB 1-2		0-0 F2		0-0 G3 1B 1-3		0-0 HR 1-H		0-0 4-3
Alvin Dark, R OBP: 0.312, SLG: 0.385 (1, 6)	0-0 F2			0-0 G3	0-0 G3		0-0 F8		0-0 P3
Tookie Gilbert, L OBP: 0.305, SLG: 0.338 (1, 3)		0-0 E6 1B SH1-3		0-0 F8	0-0 F9		0-0 F9		0-0 F7
Jack Kramer, R OBP: 0.250, SLG: 0.625 (1, 1)		0-0 SH1-3		0-0 BB 2B		0-0 P4		0-0 F8	
Andy Hansen, R (1, 1)									
Sal Maglie, R OBP: 0.167, SLG: 0.333 (3, 1)									

Inning Stats	R: 2	H: 2	E: 0	K: 0	S: 4	LOB: 2	BB: 3	P: 16	R: 1	H: 1	E: 1	K: 0	S: 5	LOB: 1	BB: 0	P: 5	R: 0	H: 0	E: 0	K: 0	S: 3	LOB: 0	BB: 0	P: 3	R: 0	H: 1	E: 0	K: 0	S: 4	LOB: 1	BB: 0	P: 5	R: 0	H: 1	E: 0	K: 0	S: 4	LOB: 1	BB: 0	P: 4	R: 3	H: 2	E: 0	K: 0	S: 5	LOB: 0	BB: 1	P: 9	R: 0	H: 1	E: 0	K: 0	S: 3	LOB: 2	BB: 2	P: 11	R: 0	H: 0	E: 0	K: 0	S: 3	LOB: 0	BB: 0	P: 3	1B: 6	2B: 3	3B: 0	HR: 2	SF: 0	SAC: 1	DP: 1	HBP: 1	WP: 0	PA: 44
--------------	------	------	------	------	------	--------	-------	-------	------	------	------	------	------	--------	-------	------	------	------	------	------	------	--------	-------	------	------	------	------	------	------	--------	-------	------	------	------	------	------	------	--------	-------	------	------	------	------	------	------	--------	-------	------	------	------	------	------	------	--------	-------	-------	------	------	------	------	------	--------	-------	------	-------	-------	-------	-------	-------	--------	-------	--------	-------	--------

PITCHER	IP	WLS	BF	H	R	ER	SO	BB	IBB	HBP	BLK	WP	HR	S	P	ERA	WHIP
Johnny Schmitz, L ERA: 3.61 (1, 1)	0.2		6	2	2	2	0	3	0	0	0	0	0	3	15	27.00	7.500
Dutch Leonard, R ERA: 4.88 (1, 1)	4.1	W	20	4	2	1	0	1	0	1	0	0	0	18	23	2.08	1.154
Frank Hiller, R ERA: 4.66 (6, 1)	1.0		7	3	3	3	0	1	0	0	0	0	2	6	10	27.00	4.000
Doyle Lade, R ERA: 4.96 (7, 1)	1.1		7	1	0	0	0	2	0	0	0	0	0	5	13	0.00	2.250
Paul Minner, L ERA: 4.66 (8, 1)	1.2	S	4	0	0	0	0	0	0	0	0	0	0	4	4	0.00	0.000

Batter	1	2	3	4	5	6	7	8	9	AB R H RBI BB SO LOB	TOP	
<b>Bob Ramazzotti, R</b> (1, 4) <small>OBP: 0.293, SLG: 0.327</small>	0-0 			0-0 4-3 			0-0 6-3 		0-0 F7 	4 0 1 0 0 0 2	<b>Chicago Cubs @ New York Giants</b> Polo Grounds, New York, NY Sun Jun 18 1950, 3:33 AM EDT Unknown	
<b>Rube Walker, L</b> (1, 2) <small>OBP: 0.265, SLG: 0.364</small>	0-3 K 1-2 			0-0 4-3 			0-0 2-3 		0-0 F8 	4 0 0 0 0 1 3		
<b>Phil Cavarretta, L</b> (1, 3) <small>OBP: 0.412, SLG: 0.486</small>	0-3 K 			0-0 F8 			0-0 P5 			3 0 0 0 0 1 0		
<b>Hank Sauer, R</b> (1, 7) <small>OBP: 0.399, SLG: 0.541</small>		0-3 K 			0-0 P6 			0-0 6-3 		3 0 0 0 0 1 0		
<b>Bob Borkowski, R</b> (1, 8) <small>OBP: 0.418, SLG: 0.590</small> <b>Andy Paiko, R</b> (3, 8) <small>OBP: 0.443, SLG: 0.569</small>					0-3 K 			0-0 5-3 		1 0 0 0 0 0 0 2 0 0 0 0 1 0		
<b>Ron Northey, L</b> (1, 9) <small>OBP: 0.375, SLG: 0.520</small>					0-0 F8 			0-0 P5 		3 0 0 0 0 0 0		
<b>Bill Serena, R</b> (1, 5) <small>OBP: 0.361, SLG: 0.411</small>				0-0 1-3 		0-0 6-3 		0-0 		3 0 1 0 0 0 0		
<b>Roy Smalley, R</b> (1, 6) <small>OBP: 0.328, SLG: 0.441</small>				0-0 F7 		0-3 K 		0-0 		3 0 1 0 0 1 0		
<b>Johnny Vander Meer, S</b> (1, 1) <small>OBP: 0.167, SLG: 0.167</small> <b>Johnny Klippstein, R</b> (1, 1) <small>OBP: 0.167, SLG: 0.167</small> <b>Wayne Terwilliger, R</b> (9, PH) <small>OBP: 0.325, SLG: 0.382</small>				0-0 F7 		0-3 K 		0-3 K 		0 0 0 0 0 0 0 2 0 0 0 0 1 0 1 0 0 0 0 1 2		
<b>Inning Stats</b>	R: 0 H: 1 E: 0 LOB: 0 K: 2 BB: 0 S: 7 P: 7	R: 0 H: 0 E: 0 LOB: 0 K: 1 BB: 0 S: 5 P: 5	R: 0 H: 0 E: 0 LOB: 0 K: 0 BB: 0 S: 3 P: 3	R: 0 H: 0 E: 0 LOB: 0 K: 0 BB: 0 S: 3 P: 3	R: 0 H: 0 E: 0 LOB: 0 K: 1 BB: 0 S: 5 P: 5	R: 0 H: 0 E: 0 LOB: 0 K: 2 BB: 0 S: 7 P: 7	R: 0 H: 0 E: 0 LOB: 0 K: 0 BB: 0 S: 3 P: 3	R: 0 H: 0 E: 0 LOB: 0 K: 1 BB: 0 S: 3 P: 3	R: 0 H: 2 E: 0 LOB: 2 K: 1 BB: 0 S: 7 P: 7	1B: 3 SF: 0 2B: 1 SAC: 0 3B: 0 DP: 1 HR: 0 HBP: 0	WP: 0 PA: 29 PB: 0 SB: 0 CS: 1	
<b>PITCHER</b> <b>Larry Jansen, R</b> (1, 1) <small>ERA: 3.11</small>	IP WLS BF H R ER SO BB IBB HBP BLK WP HR S P ERA WHIP 9.0 W 29 3 0 0 7 0 0 0 0 0 0 0 43 43 0.00 0.333											<b>PITCHER</b> IP WLS BF H R ER SO BB IBB HBP BLK WP HR S P ERA WHIP

AB	29
R	0
H	3
RBI	0
BB	0
SO	7
LOB	7



livebaseballscorecards.com





Batter	1	2	3	4	5	6	7	8	9	AB R H RBI BB SO LOB	TOP											
<b>Bob Ramazzotti, R</b> (1, 4) OBP: 0.286, SLG: 0.350	0-0 1-3		0-0 4-3		0-0 1B 3B		0-0 6-3		0-0 F8	5 1 1 0 0 0 1												
<b>Mickey Owen, R</b> (1, 2) OBP: 0.234, SLG: 0.247	0-0 4-3			0-0 1B 1B	0-0 1B		0-0 5-3		0-0 FC6-4	5 1 2 1 0 0 1												
<b>Phil Cavarretta, L</b> (1, 3) OBP: 0.407, SLG: 0.478	0-0 3-1			0-0 1-2 G3	0-0 F7			0-0 2B 1B		4 0 1 0 0 0 2												
<b>Hank Sauer, R</b> (1, 7) OBP: 0.396, SLG: 0.534		0-0 F8		0-0 2-H HR 1B		0-0 F8		0-0 P6		4 1 1 1 0 0 1												
<b>Andy Pafko, R</b> (1, 8) OBP: 0.444, SLG: 0.564		4-0 BB		0-0 F8		0-0 BB 1B		0-0 F8		3 1 1 0 1 0 2												
<b>Ron Northey, L</b> (1, 9) OBP: 0.387, SLG: 0.563		0-0 F8		0-0 1-H HR		4-0 PC 1B BB		0-0 1-3 2B		3 1 2 2 1 0 1												
<b>Bill Serena, R</b> (1, 5) OBP: 0.351, SLG: 0.398		0-0 F9		0-0 4-3		0-3 K		0-0 6-3		4 0 0 0 0 1 5												
<b>Roy Smalley, R</b> (1, 6) OBP: 0.332, SLG: 0.442			0-0 F9		0-0 F8	0-0 1-2 2-H 1B			0-0 FC6-4 1B	4 0 2 1 0 0 0												
<b>Bill Voiselle, R</b> (1, 1) OBP: 0.083, SLG: 0.083			0-0 1-3		0-0 F5	0-0 PO	0-3 K		0-3 K	0 0 0 0 0 0 0												
<b>Johnny Schmitz, R</b> (1, 1) OBP: 0.171, SLG: 0.176										1 0 0 0 0 0 0												
<b>Johnny Vander Meer, S</b> (3, 1)										0 0 0 0 0 0 0												
<b>Emil Verban, R</b> (5, PH) OBP: 0.194, SLG: 0.083										1 0 0 0 0 0 0												
<b>Doyle Lade, R</b> (5, 1) OBP: 0.304, SLG: 0.304										0 0 0 0 0 0 0												
<b>Wayne Terwilliger, R</b> (6, PH) OBP: 0.325, SLG: 0.382										0 0 0 0 0 0 0												
<b>Paul Winster, L</b> (6, 1) OBP: 0.278, SLG: 0.267										1 0 0 0 0 1 0												
<b>Bob Rush, R</b> (9, PH) OBP: 0.269, SLG: 0.242										1 0 0 0 0 1 1												
<b>Inning Stats</b>	R: 0 E: 0 K: 0 S: 3	H: 0 LOB: 0 BB: 0 P: 3	R: 0 E: 0 K: 0 S: 3	H: 0 LOB: 1 BB: 1 P: 7	R: 0 E: 0 K: 0 S: 3	H: 0 LOB: 0 BB: 0 P: 3	R: 3 E: 0 K: 0 S: 6	H: 3 LOB: 0 BB: 0 P: 6	R: 1 E: 0 K: 1 S: 5	H: 2 LOB: 1 BB: 0 P: 5	R: 1 E: 0 K: 1 S: 6	H: 2 LOB: 1 BB: 1 P: 10	R: 0 E: 0 K: 1 S: 5	H: 0 LOB: 0 BB: 0 P: 5	R: 0 E: 0 K: 0 S: 5	H: 2 LOB: 2 BB: 0 P: 5	R: 0 E: 0 K: 1 S: 6	H: 1 LOB: 1 BB: 0 P: 6	1B: 7 2B: 1 3B: 1 HR: 1	SF: 0 SAC: 0 DP: 0 HBP: 0	WP: 0 PB: 0 SB: 0 CS: 0	PA: 39
<b>PITCHER</b> <b>Dave Koslo, L</b> (1, 1) ERA: 4.01	IP 9.0	WLS W	BF 38	H 10	R 5	ER 5	SO 3	BB 2	IBB 0	HBP 0	BLK 0	WP 0	HR 1	S 42	P 50	ERA 5.00	WHIP 1.333					

**Chicago Cubs @ New York Giants**  
Polo Grounds, New York, NY  
Sun Jun 18 1950, 3:38 AM EDT  
Att. 24,640 - Unknown

[livebaseballscorecards.com](http://livebaseballscorecards.com)

<b>AB</b>	36
<b>R</b>	5
<b>H</b>	10
<b>RBI</b>	5
<b>BB</b>	2
<b>SO</b>	3
<b>LOB</b>	14





BOTTOM

Chicago Cubs @ New York Giants  
Polo Grounds, New York, NY  
Sun Jun 18 1950, 3:38 AM EDT  
Att. 24,640 - Unknown

livebaseballscorecards.com

AB	41
R	10
H	16
RBI	10
BB	7
SO	5
LOB	35



WP:	0	PA:	48
PB:	0	SB:	1
CS:	0		

AB R H RBI BB SO LOB

6	1	3	2	0	0	5	
6	1	4	0	0	0	3	
6	1	1	1	0	1	7	
5	2	3	2	0	1	3	
0	0	0	0	0	0	0	
4	1	1	1	1	0	4	
3	2	2	2	2	0	2	
4	1	1	1	1	0	4	
4	1	1	0	1	1	5	
3	0	0	1	2	2	2	
1B:	10	SF:	0	WP:	0	PA:	48
2B:	3	SAC:	0	PB:	0	SB:	1
3B:	1	DP:	0	CS:	0		
HR:	2	HBP:	0				

9

R: 0	H: 1	E: 0	LOB: 2	K: 0	BB: 1	S: 4
R: 0	H: 1	E: 0	LOB: 1	K: 0	BB: 0	P: 4

8

R: 0	H: 1	E: 0	LOB: 2	K: 0	BB: 1	S: 4
R: 0	H: 1	E: 0	LOB: 1	K: 0	BB: 0	P: 4

7

R: 0	H: 1	E: 0	LOB: 2	K: 0	BB: 1	S: 4
R: 0	H: 1	E: 0	LOB: 2	K: 0	BB: 1	P: 8

6

R: 1	H: 2	E: 1	LOB: 2	K: 2	BB: 0	S: 10
R: 1	H: 2	E: 1	LOB: 2	K: 1	BB: 10	P: 10

5

R: 0	H: 2	E: 0	LOB: 2	K: 1	BB: 0	S: 7
R: 0	H: 2	E: 0	LOB: 2	K: 1	BB: 0	P: 7

4

R: 1	H: 1	E: 0	LOB: 3	K: 1	BB: 3	S: 6
R: 1	H: 1	E: 0	LOB: 3	K: 1	BB: 3	P: 18

3

R: 3	H: 3	E: 0	LOB: 2	K: 0	BB: 2	S: 6
R: 3	H: 3	E: 0	LOB: 2	K: 0	BB: 2	P: 14

2

R: 0	H: 2	E: 0	LOB: 1	K: 0	BB: 0	P: 4
R: 0	H: 2	E: 0	LOB: 1	K: 0	BB: 0	P: 4

1

R: 5	H: 4	E: 1	LOB: 1	K: 10	BB: 1	S: 14
R: 5	H: 4	E: 1	LOB: 1	K: 10	BB: 1	P: 14

Batter

1

R: 5	H: 4	E: 1	LOB: 1	K: 10	BB: 1	S: 14
R: 5	H: 4	E: 1	LOB: 1	K: 10	BB: 1	P: 14

2

R: 0	H: 2	E: 0	LOB: 1	K: 0	BB: 0	P: 4
R: 0	H: 2	E: 0	LOB: 1	K: 0	BB: 0	P: 4

3

R: 3	H: 3	E: 0	LOB: 2	K: 0	BB: 2	S: 6
R: 3	H: 3	E: 0	LOB: 2	K: 0	BB: 2	P: 14

4

R: 1	H: 1	E: 0	LOB: 3	K: 1	BB: 3	S: 6
R: 1	H: 1	E: 0	LOB: 3	K: 1	BB: 3	P: 18

5

R: 0	H: 2	E: 0	LOB: 2	K: 1	BB: 0	S: 7
R: 0	H: 2	E: 0	LOB: 2	K: 1	BB: 0	P: 7

6

R: 1	H: 2	E: 1	LOB: 2	K: 2	BB: 0	S: 10
R: 1	H: 2	E: 1	LOB: 2	K: 1	BB: 10	P: 10

7

R: 0	H: 1	E: 0	LOB: 2	K: 0	BB: 1	S: 4
R: 0	H: 1	E: 0	LOB: 2	K: 0	BB: 1	P: 8

8

R: 0	H: 1	E: 0	LOB: 1	K: 0	BB: 0	P: 4
R: 0	H: 1	E: 0	LOB: 1	K: 0	BB: 0	P: 4

PITCHER		IP	WLS	BF	H	R	ER	SO	BB	IBB	HBP	BLK	WP	HR	S	P	ERA	WHIP
Bill Voiselle, R	(1, 1)	0.0	L	4	3	4	4	0	0	0	0	0	0	0	4	4	∞	∞
Johnny Schmitz, L	(1, 1)	2.0		13	6	4	3	1	2	0	0	0	0	1	13	21	13.50	4.000
Johnny Vander Meer, L	(3, 1)	2.0		11	1	1	1	1	4	0	0	0	0	1	9	25	4.50	2.500
Doyle Lade, R	(5, 1)	1.0		5	2	0	0	1	0	0	0	0	0	0	7	7	0.00	2.000
Paul Minner, L	(6, 1)	3.0		15	4	1	1	2	1	0	0	0	0	0	18	22	3.00	1.667

<b>Eddie Stanky, R</b> OBP: 0.494, SLG: 0.452 (1, 4)	0-0 2B E 1B	0-0 1B 1B	0-0 F8 3-H	0-0 FC5-4 1-2f		0-0 E S 1B	0-0 4-3		6 1 3 2 0 0 5
<b>Whitey Lockman, L</b> OBP: 0.390, SLG: 0.414 (1, 8)	0-0 E 1B 2B	0-0 FC4-6 1B	0-0 3-1 1-2 2-3		0-0 1B 1B	0-0 E6 1-3	0-0 2B	6 1 4 0 0 0 3	
<b>Don Mueller, L</b> OBP: 0.320, SLG: 0.410 (1, 9)	0-0 E9 1B F7 2-3 3-H	0-0 FC4-6 1-2f	0-0 P4		0-0 1B	0-3 K	0-0 6-3	6 1 1 1 0 1 7	
<b>Hank Thompson, L</b> OBP: 0.418, SLG: 0.523 (1, 5)	0-0 1-3 HR 1B 3-H	0-0 F9		0-0 HR	0-3 K	0-0 3B		5 2 3 2 0 1 3	
<b>Roy Weatherly, L</b> OBP: 0.500, SLG: 0.522 (1, 7)	0-0 F7 3-H		0-0 1B 1B	4-0 FC1-5 BB BB	0-0 F2	0-0 6-3		0 0 0 0 0 0 0	
<b>Monte Irvin, R</b> OBP: 0.342, SLG: 0.333 (1, PH) (2, 7)			0-0 1B 1B	4-0 FC1-5 BB BB	0-0 F9	4-0 BB		4 1 1 1 1 0 4	
<b>Wes Westrum, R</b> OBP: 0.407, SLG: 0.483 (1, 2)	0-0 HR 2-H		0-0 BB 1B 1B	4-0 FC1-5 BB BB	0-0 F9	4-0 BB		3 2 2 2 2 0 2	
<b>Tookie Gilbert, L</b> OBP: 0.312, SLG: 0.336 (1, 3)	4-0 BB		0-0 BB BB F8 1B 1-2 3-H	0-0 FC1-5 BB 1-2 2-3f		0-0 P3	0-0 P4	4 1 1 1 1 0 4	
<b>Alvin Dark, R</b> OBP: 0.308, SLG: 0.380 (1, 6)	0-0 F8		4-0 3-1 BB 1-2 2-3 BB	0-3 K	0-0 1B 2B	0-0 4-3		4 1 1 0 1 1 5	
<b>Dave Koslo, L</b> (1, 1)	0-3 K		4-0 3-1 BB 1-2 2-3 3-H	4-0 FC5-4 BB 1-2 2-3	0-3 K		0-0 F9	3 0 0 1 2 2 2	







Batter	1	2	3	4	5	6	7	8	9	AB R H RBI BB SO LOB	TOP	
Harry Walker, L (1, 8) OBP: 0.284, SLG: 0.236	0-0 L3 1B		0-0 P5			0-0 F7	0-0 F7			4 0 1 0 0 0 2		
Red Schoendienst, S (1, 4) OBP: 0.324, SLG: 0.407	0-0 L3 1-2			0-0 P5		0-0 F3		0-0 F2		4 0 0 0 0 0 1		
Stan Musial, L (1, 3) OBP: 0.471, SLG: 0.645	0-0 F7			4-0 BB		4-0 E BB		0-0 HR		2 1 1 1 2 0 0		
Enos Slaughter, L (1, 9) OBP: 0.431, SLG: 0.498		4-0 BB		0-0 F7		0-0 E4 1-2		0-0 G5-4-3 1B		3 0 1 0 1 0 2		
Eddie Kazak, R (1, 5) OBP: 0.375, SLG: 0.442		0-0 F9		0-0 P4		0-0 F8		0-0 G5-4-3 1-2f		4 0 0 0 0 0 5		
Bill Howerton, L (1, 7) OBP: 0.420, SLG: 0.482		0-0 P3			0-0 HR		0-0 F7		0-0 P6	4 1 1 1 0 0 1		
Marty Marion, R (1, 6) OBP: 0.345, SLG: 0.409		0-3 K			0-0 4-3		0-3 K		0-0 F8	4 0 0 0 0 2 1		
Del Rice, R (1, 2) OBP: 0.313, SLG: 0.340 Tommy Glaviano, R (9, PH) OBP: 0.439, SLG: 0.453			0-3 K		0-0 6-3		0-0 1B 1B		0-0 F9	3 0 1 0 0 1 0 1 0 0 0 0 0 0		
Harry Brecheen, L (1, 1) OBP: 0.269, SLG: 0.240			0-0 4-3		0-0 F9		0-0 1B			3 0 1 0 0 0 0		
<b>Inning Stats</b>	R: 0 E: 0 K: 0 S: 3 H: 1 LOB: 0 BB: 0 P: 3	R: 0 E: 0 K: 1 S: 5 H: 0 LOB: 1 BB: 1 P: 9	R: 0 E: 0 K: 1 S: 5 H: 0 LOB: 0 BB: 0 P: 5	R: 0 E: 0 K: 0 S: 3 H: 0 LOB: 1 BB: 1 P: 7	R: 1 E: 0 K: 0 S: 4 H: 1 LOB: 0 BB: 0 P: 4	R: 0 E: 1 K: 0 S: 4 H: 0 LOB: 2 BB: 1 P: 8	R: 0 E: 0 K: 1 S: 7 H: 2 LOB: 2 BB: 0 P: 7	R: 1 E: 0 K: 0 S: 4 H: 2 LOB: 0 BB: 0 P: 4	R: 0 E: 0 K: 0 S: 3 H: 0 LOB: 0 BB: 0 P: 3	1B: 4 2B: 1 3B: 0 HR: 2 SF: 0 SAC: 0 DP: 2 HBP: 0	WP: 0 PB: 0 SB: 0 CS: 0 PA: 35	
<b>PITCHER</b> Sheldon Jones, R (1, 1) ERA: 4.4	IP WLS BF H R ER SO BB IBB HBP BLK WP HR S P ERA WHIP											<b>PITCHER</b> IP WLS BF H R ER SO BB IBB HBP BLK WP HR S P ERA WHIP

St. Louis Cardinals @ New York Giants  
Polo Grounds, New York, NY  
Tue Jun 20 1950, 3:33 AM EDT  
Att: 27,479 - Unknown

livebaseballscores.com

AB	32
R	2
H	6
RBI	2
BB	3
SO	3
LOB	12







Batter	1	2	3	4	5	6	7	8	9	AB R H RBI BB SO LOB	TOP			
Tommy Glaviano, R (1, 5) OBP: 0.435, SLG: 0.444	0-3 K	0-0 1B L5 2-H 1B		0-0 F7	0-0 FC5-6 2B 1B 1-2f 2-3	0-3 K		4-0 FC4-6 1B 7-4 BB		5 2 1 1 1 2 3				
Red Schoendienst, S (1, 4) OBP: 0.332, SLG: 0.413	0-0 P6	4-0 1B BB		4-0 BB 1B BB	0-0 1B 2B 1-3 3-H		0-0 1-3 BB	0-0 FC4-6 1B 1-2		4 2 2 1 2 0 0				
Stan Musial, L (1, 3) OBP: 0.480, SLG: 0.646	4-0 BLK 1B BB	0-0 1B 1-2 2-3		4-0 1B F8 BB 1-2	4-0 WP 1B BB		0-0 S 1B BB	0-0 FC4-6 7-4		3 3 2 0 3 0 2				
Enos Slaughter, L (1, 9) OBP: 0.433, SLG: 0.495	0-0 1B 1B 1-H	0-0 L5 3-H		0-0 BB 1B 1-3 2-H	0-0 P6		4-0 1B 3B BB 1-2	0-0 7-4 1-2f 2-3 3-H		5 1 2 3 1 0 7				
Bill Howerton, L (1, 8) OBP: 0.434, SLG: 0.489	0-0 1-2 1B		4-0 3B BB	0-0 F8 3-H	0-0 1-2 2-H 3-H 1B		0-0 3B 1B 1-3 2-H	0-0 F9		5 2 3 4 1 0 1				
Johnny Lindell, R (1, 7) OBP: 0.299, SLG: 0.330	0-0 P3		0-0 3B 1-H	4-0 BB 1-2	0-3 K 2-3		4-0 3B BB 1-2	0-0 4-3		4 1 1 1 2 1 4				
Marty Marion, R (1, 6) OBP: 0.351, SLG: 0.414		0-0 E8 1B SH5-3 1B	0-3 K	0-0 F5		0-0 FC4-6 1B	0-3 K	0-0 FC6-4 1B		6 1 3 0 0 2 6				
Del Rice, R (1, 2) OBP: 0.322, SLG: 0.367		0-0 SH5-3 1B 2-3 1B	0-0 F9		0-0 FC5-6 2B 1B FC	0-0 F5	0-0 1-1 2-H 3-H 3B	0-0 FC6-4 1-2f		6 2 3 3 0 0 3				
Max Lanier, R (1, 1) OBP: 0.310, SLG: 0.346		0-0 SH5-3	0-0 F3		0-0 FC FC5-6	0-0 FC4-6	0-0 F5			2 0 0 1 0 0 2				
Gerry Staley, R (5, 1) OBP: 0.300, SLG: 0.222										2 0 0 0 0 0 2				
<b>Inning Stats</b>	R: 1 E: 0 K: 1 S: 7 H: 2 LOB: 2 P: 11	R: 2 E: 1 K: 0 S: 6 H: 4 LOB: 2 BB: 1 P: 10	R: 1 E: 0 K: 1 S: 6 H: 1 LOB: 1 BB: 1 P: 10	R: 2 E: 0 K: 0 S: 4 H: 1 LOB: 2 BB: 3 P: 16	R: 3 E: 0 K: 1 S: 9 H: 3 LOB: 2 BB: 1 P: 13	R: 0 E: 0 K: 1 S: 6 H: 1 LOB: 1 BB: 0 P: 6	R: 4 E: 0 K: 1 S: 8 H: 3 LOB: 1 BB: 2 P: 16	R: 1 E: 0 K: 0 S: 3 H: 1 LOB: 0 BB: 1 P: 7	R: 0 E: 0 K: 0 S: 4 H: 1 LOB: 1 BB: 0 P: 4	1B: 14 2B: 3 3B: 2 HR: 0 SF: 0 SAC: 1 DP: 2 HBP: 0	WP: 1 PB: 0 SB: 1 CS: 0 PA: 53			
<b>PITCHER</b>	IP WLS BF H R ER SO BB IBB HBP BLK WP HR S P ERA WHIP												<b>PITCHER</b>	IP WLS BF H R ER SO BB IBB HBP BLK WP HR S P ERA WHIP
Kirby Higbe, R (1, 1) ERA: 4.66	1.1 L 10 5 3 3 1 1 0 0 0 1 0 0 11 15 20.25 4.500													
Monty Kennedy, L (2, 1) ERA: 4.85	3.1 22 6 6 6 1 6 0 0 0 0 0 0 18 42 16.20 3.600													
Sal Maglie, R (5, 1) ERA: 3.27	0.1 1 0 0 0 1 0 0 0 0 0 1 0 3 3 0.00 0.000													
Andy Hansen, R (6, 1) ERA: 3.82	1.0 4 1 0 0 1 0 0 0 0 0 0 0 6 6 0.00 1.000													
Clint Hartung, R (7, 1) ERA: 5.94	3.0 16 5 5 5 1 3 0 0 0 0 0 0 15 27 15.00 2.667													

St. Louis Cardinals @ New York Giants  
Polo Grounds, New York, NY  
Wed Jun 21 1950, 3:33 AM EDT  
Att. 8,715 - Unknown

livebaseballscores.com

AB	42
R	14
H	17
RBI	14
BB	10
SO	5
LOB	30





BOTTOM

St. Louis Cardinals @ New York Giants  
Polo Grounds, New York, NY  
Wed Jun 21 1950, 3:33 AM EDT  
Att. 8,715 - Unknown

livebaseballscorecards.com

AB 36  
R 6  
H 9  
RBI 5  
BB 4  
SO 8  
LOB 15



WP: 1 PA: 41  
PB: 0  
SB: 0  
CS: 0

AB R H RBI BB SO LOB  
5 2 2 0 0 0 2  
0 0 0 0 0 0 0

5 1 3 3 0 0 1

2 0 0 1 0 1 0  
3 1 0 0 0 0 2

3 0 1 0 0 1 1  
1 1 0 0 0 0 0

4 0 1 0 1 1 1

3 0 0 1 1 0 2

2 0 0 0 2 1 2  
0 0 0 0 0 0 0

4 0 0 0 0 3 4

0 0 0 0 0 0 0  
1 0 0 0 0 0 1  
0 0 0 0 0 0 0  
1 1 1 0 0 0 0  
0 0 0 0 0 0 0  
1 0 1 0 0 0 0  
1 0 0 0 0 0 0

1B: 5 SF: 0  
2B: 3 SAC: 0  
3B: 0 DP: 0  
HR: 1 HBP: 1

Batter	1	2	3	4	5	6	7	8	9
Eddie Stanky, R (1, 4) Bill Rigney, R (9, 4) OBP: 0.482, SLG: 0.445 OBP: 0.324, SLG: 0.241	0-0 4-3 6-3 2B		0-0 4-3 1B		0-0 E2 2B 1B	0-0 F8		0-0 1-3	
Whitey Lockman, L (1, 7) OBP: 0.400, SLG: 0.460	0-0 4-3 2-3		0-0 HR		0-0 2B		0-0 FC4-6 1B	0-0 4-3	
Monte Irvin, R (1, 9) Don Mueller, L (5, 9) OBP: 0.341, SLG: 0.313 OBP: 0.316, SLG: 0.401	0-0 6-3 3-H		0-3 K		0-0 6-3		0-0 FC4-6 1B HBP BB	0-0 1-3	
Wes Westrum, R (1, 2) Sam Calderone, R (7, PR) OBP: 0.407, SLG: 0.506 OBP: 0.375, SLG: 0.438	0-0 2B		0-3 K		0-0 F8		1-0 BB 1B WP HBP	0-0 5-3	
Bobby Thomson, R (1, 8) OBP: 0.325, SLG: 0.419	4-0 BB			0-0 F2	0-0 L3		0-0 BB 1B	0-3 K	
Hank Thompson, L (1, 5) OBP: 0.401, SLG: 0.488	0-0 P4			0-0 4-3		0-0 L1	4-0 BB		
Alvin Dark, R (1, 6) Rudy Rufer, R (9, 6) OBP: 0.318, SLG: 0.389		0-0 6-3		4-0 BB		4-0 BB	0-3 K		
Tookie Gilbert, L (1, 3) OBP: 0.308, SLG: 0.329		0-3 K		0-3 K		0-0 F8	0-3 K		
Kirby Higbe, R (1, 1) Monty Kennedy, R (2, 1) Sal Maglie, R (5, 1) Jack Maguire, R (5, PH) Andy Hansen, R (6, 1) Roy Weatherly, L (6, PH) Clint Hartung, R (7, 1) OBP: 0.230, SLG: 0.250 OBP: 0.091, SLG: 0.091 OBP: 0.143, SLG: 0.286 OBP: 0.320, SLG: 0.318 OBP: 0.471, SLG: 0.483 OBP: 0.222, SLG: 0.389		0-3 K		0-0 E 2B 1B		0-0 1B		0-0 P4	

Inning Stats	R: 1	H: 2	E: 0	LOB: 2	K: 0	BB: 1	S: 5	P: 9
	R: 0	H: 0	E: 0	LOB: 0	K: 2	BB: 0	S: 7	P: 7
	R: 1	H: 1	E: 0	LOB: 0	K: 2	BB: 0	S: 8	P: 8
	R: 0	H: 0	E: 0	LOB: 1	K: 1	BB: 1	S: 5	P: 9
	R: 2	H: 3	E: 1	LOB: 1	K: 0	BB: 0	S: 6	P: 6
	R: 0	H: 1	E: 0	LOB: 2	K: 0	BB: 1	S: 4	P: 8
	R: 2	H: 2	E: 0	LOB: 2	K: 2	BB: 1	S: 9	P: 14
	R: 0	H: 0	E: 0	LOB: 0	K: 0	BB: 0	S: 3	P: 3
	R: 0	H: 0	E: 0	LOB: 0	K: 1	BB: 0	S: 5	P: 5

PITCHER	IP	WLS	BF	H	R	ER	SO	BB	IBB	HBP	BLK	WP	HR	S	P	ERA	WHIP
Max Lanier, L (1, 1) ERA: 3.07	4.0		20	6	4	3	5	2	0	0	0	0	1	28	36	6.75	2.000
Gerry Staley, R (5, 1) ERA: 6.02	5.0	W	21	3	2	2	3	2	0	1	0	1	0	24	33	3.60	1.000

Batter	1	2	3	4	5	6	7	8	9	AB R H RBI BB SO LOB	TOP											
Tommy Glaviano, R (1, 5) OBP: 0.442, SLG: 0.448	0-0 1-3		0-0 1-2 1B			0-0 4-3 1B		4-0 G3 1B BB		3 0 2 0 1 0 0	<b>St. Louis Cardinals @ New York Giants</b> Polo Grounds, New York, NY Thu Jun 22 1950, 3:33 AM EDT Unknown											
Red Schoendienst, S (1, 4) OBP: 0.331, SLG: 0.410	0-0 F7		0-0 F2			0-0 4-3		0-0 1-2 G3 1B		4 0 1 0 0 0 3												
Stan Musial, L (1, 3) OBP: 0.472, SLG: 0.632	0-0 6-3		0-3 K			0-0 P6		0-0 G3		4 0 0 0 0 1 5												
Enos Slaughter, L (1, 9) OBP: 0.430, SLG: 0.491		0-0 1B		0-0 F9		0-0 F8		0-3 K		4 0 1 0 0 1 3												
Bill Howerton, L (1, 8) OBP: 0.418, SLG: 0.467		0-3 K		0-0 F3		0-0 F8		0-0 4-3		4 0 0 0 0 1 1												
Johnny Lindell, R (1, 7) OBP: 0.306, SLG: 0.340		0-0 F9		0-3 K		0-0 2B		4-0 FC5-4 BB		3 0 1 0 1 1 1												
Eddie Miller, R (1, 6) OBP: 0.337, SLG: 0.361		0-0 F2			0-0 F7		0-0 F8		0-0 F9			4 0 0 0 0 0 3										
Del Rice, R (1, 2) OBP: 0.311, SLG: 0.354			0-0 F9		0-0 F9		0-0 F8		0-0 FC5-4			4 0 0 0 0 0 2										
Howie Pollet, L (1, 1) OBP: 0.128, SLG: 0.154			0-0 1B		0-0 4-3		0-3 K			3 0 1 0 0 1 0												
<b>Inning Stats</b>	R: 0 E: 0 K: 0 S: 3	H: 0 LOB: 0 BB: 0 P: 3	R: 0 E: 0 K: 1 S: 6	H: 1 LOB: 1 BB: 0 P: 6	R: 0 E: 0 K: 1 S: 7	H: 2 LOB: 2 BB: 0 P: 7	R: 0 E: 0 K: 1 S: 5	H: 0 LOB: 0 BB: 0 P: 5	R: 0 E: 0 K: 0 S: 3	H: 0 LOB: 0 BB: 0 P: 3	R: 0 E: 0 K: 0 S: 4	H: 1 LOB: 1 BB: 0 P: 4	R: 0 E: 0 K: 0 S: 4	H: 1 LOB: 1 BB: 0 P: 4	R: 0 E: 0 K: 2 S: 8	H: 1 LOB: 2 BB: 1 P: 12	R: 0 E: 0 K: 0 S: 3	H: 0 LOB: 1 BB: 1 P: 7	1B: 5 2B: 1 3B: 0 HR: 0	SF: 0 SAC: 0 DP: 0 HBP: 0	WP: 0 PB: 0 SB: 0 CS: 0	PA: 35
<b>PITCHER</b> Larry Jansen, R (1, 1) ERA: 2.83	IP: 9.0 WLS: W BF: 35 H: 6 R: 0 ER: 0 SO: 5 BB: 2 IBB: 0 HBP: 0 BLK: 0 WP: 0 HR: 0 S: 43 P: 51 ERA: 0.00 WHIP: 0.889											<b>PITCHER</b>	IP: 9.0 WLS: W BF: 35 H: 6 R: 0 ER: 0 SO: 5 BB: 2 IBB: 0 HBP: 0 BLK: 0 WP: 0 HR: 0 S: 43 P: 51 ERA: 0.00 WHIP: 0.889									

livebaseballscores.com

<b>AB</b>	<b>33</b>
<b>R</b>	<b>0</b>
<b>H</b>	<b>6</b>
<b>RBI</b>	<b>0</b>
<b>BB</b>	<b>2</b>
<b>SO</b>	<b>5</b>
<b>LOB</b>	<b>18</b>







Batter	1	2	3	4	5	6	7	8	9	AB R H RBI BB SO LOB	TOP									
Tommy Glaviano, R (1, 5) OBP: 0.438, SLG: 0.443	0-3 K		0-0 1B			0-0 6-3			0-0 5-3	4 0 1 0 0 1 0										
Red Schoendienst, S (1, 4) OBP: 0.325, SLG: 0.403	0-0 5-3		0-0 F8			0-0 P3			0-0 F9	4 0 0 0 0 0 2										
Stan Musial, L (1, 3) OBP: 0.468, SLG: 0.622	0-0 G3				0-0 G3				4-0 BB	3 0 0 0 1 0 0										
Enos Slaughter, L (1, 9) OBP: 0.427, SLG: 0.484		4-0 BB			0-0 4-3				0-0 F8	3 0 0 0 1 0 1										
Johnny Lindell, R (1, 7) OBP: 0.298, SLG: 0.330		0-0 G5-4-3			0-3 K				0-0 6-3	3 0 0 0 0 1 1										
Bill Howerton, L (1, 8) OBP: 0.416, SLG: 0.457		0-0 G3			4-0 BB				0-0 4-3	2 0 0 0 1 0 0										
Eddie Miller, R (1, 6) OBP: 0.337, SLG: 0.360			0-0 1B		0-0 FC5-4				0-0 F8	3 0 1 0 0 0 1										
Del Rice, R (1, 2) OBP: 0.304, SLG: 0.345			0-0 F7		0-3 K				0-0 F2	3 0 0 0 0 1 2										
Al Brazle, L (1, 1) OBP: 0.182, SLG: 0.182			0-3 K		0-0 FC6-4				0-0 F9	2 0 0 0 0 1 2										
Cloyd Boyer, R (7, 1)										0 0 0 0 0 0 0										
Eddie Kazak, R (8, PH) OBP: 0.371, SLG: 0.436										1 0 0 0 0 0 0										
Jim Hearn, R (8, 1)										0 0 0 0 0 0 0										
<b>Inning Stats</b>	R: 0 E: 0 K: 1 S: 5	H: 0 LOB: 0 BB: 0 P: 5	R: 0 E: 0 K: 0 S: 2	H: 0 LOB: 0 BB: 1 P: 6	R: 0 E: 0 K: 1 S: 7	H: 2 LOB: 2 BB: 0 P: 7	R: 0 E: 0 K: 1 S: 5	H: 0 LOB: 0 BB: 0 P: 5	R: 0 E: 0 K: 1 S: 5	H: 0 LOB: 1 BB: 1 P: 9	R: 0 E: 0 K: 0 S: 3	H: 0 LOB: 0 BB: 0 P: 3	R: 0 E: 0 K: 0 S: 3	H: 0 LOB: 0 BB: 0 P: 3	R: 0 E: 0 K: 0 S: 3	H: 0 LOB: 1 BB: 1 P: 7	1B: 2 2B: 0 3B: 0 HR: 0	SF: 0 SAC: 0 DP: 1 HBP: 0	WP: 0 PB: 0 SB: 0 CS: 0	PA: 31
<b>PITCHER</b> Dave Koslo, L (1, 1) ERA: 3.59	IP: 9.0 WLS: W BF: 31 H: 2 R: 0 ER: 0 SO: 4 BB: 3 IBB: 0 HBP: 0 BLK: 0 WP: 0 HR: 0 S: 36 P: 48 ERA: 0.00 WHIP: 0.556																			

St. Louis Cardinals @ New York Giants  
Polo Grounds, New York, NY  
Thu Jun 22 1950, 3:38 AM EDT  
Att. 25,883 - Unknown

AB	28
R	0
H	2
RBI	0
BB	3
SO	4
LOB	9







Batter	1	2	3	4	5	6	7	8	9	AB R H RBI BB SO LOB	TOP																					
Lloyd Merriman, L (1, 8) OBP: 0.357, SLG: 0.365 Bob Usher, R (9, PH) OBP: 0.315, SLG: 0.379	0-0 G3		0-0 5-3		0-3 K		0-0 SH3-4		0-0 P6	3 0 0 0 0 1 0 1 0 0 0 0 0 1	<p>Cincinnati Reds @ New York Giants</p> <p>Polo Grounds, New York, NY</p> <p>Fri Jun 23 1950, 3:33 AM EDT</p> <p>Att. 16,957 - Unknown</p>																					
Peanuts Lowrey, R (1, 7) OBP: 0.376, SLG: 0.333	0-0 CS 1B		0-0 5-3		0-0 F9		0-0 F7		0-0 F7	5 0 1 0 0 0 2																						
Johnny Wyrostek, L (1, 9) OBP: 0.406, SLG: 0.462	0-3 K		0-0 1B		0-0 1B		0-0 F8			4 0 2 0 0 1 2																						
Bob Scheffing, R (1, 2) OBP: 0.315, SLG: 0.400		0-0 P3	0-0 F9		0-3 K			0-0 1B		4 0 1 0 0 1 2																						
Ted Kluszewski, L (1, 3) OBP: 0.349, SLG: 0.568		0-0 1B F8 1B		0-0 HR		0-0 4-3		0-0 P4		4 2 2 1 0 0 1																						
Connie Ryan, R (1, 4) OBP: 0.360, SLG: 0.401		0-0 1B 1B		0-0 E6 S 1B		0-0 F5		0-0 F8		4 0 2 0 0 0 1																						
Grady Hatton, L (1, 5) OBP: 0.347, SLG: 0.418		0-0 1B		0-3 K		0-0 1B		0-0 F2		4 0 2 0 0 1 2																						
Virgil Stallcup, R (1, 6) OBP: 0.265, SLG: 0.339		0-0 F8		0-0 E6 FC4-6		0-0 F8		4-0 BB		3 0 0 1 1 0 4																						
Howie Fox, R (1, 1) OBP: 0.238, SLG: 0.286 Frank Smith, R (7, 1) OBP: 0.100, SLG: 0.100 Bobby Adams, R (9, PH) OBP: 0.323, SLG: 0.311		0-3 K		0-0 FC4-6		0-0 SH3-4 1B		0-0 F8		3 0 1 0 0 1 3 0 0 0 0 0 0 0 1 0 0 0 0 0 1																						
Inning Stats	R: 0 E: 0 K: 1 S: 5	H: 1 LOB: 1 BB: 0 P: 5	R: 1 E: 0 K: 1 S: 8	H: 3 LOB: 2 BB: 0 P: 8	R: 0 E: 0 K: 0 S: 4	H: 1 LOB: 1 BB: 0 P: 4	R: 1 E: 1 K: 1 S: 7	H: 2 LOB: 1 BB: 0 P: 7	R: 0 E: 0 K: 2 S: 8	H: 1 LOB: 1 BB: 0 P: 8	R: 0 E: 0 K: 0 S: 4	H: 1 LOB: 1 BB: 0 P: 4	R: 0 E: 0 K: 0 S: 4	H: 1 LOB: 1 BB: 0 P: 4	R: 0 E: 0 K: 0 S: 3	H: 0 LOB: 1 BB: 1 P: 7	1B: 10 2B: 1 3B: 0 HR: 1	SF: 0 SAC: 1 DP: 1 HBP: 0	WP: 0 PB: 0 SB: 1 CS: 1	PA: 38												
PITCHER Monty Kennedy, L (1, 1) ERA: 4.48	IP 9.0	WLS W	BF 38	H 11	R 2	ER 2	SO 5	BB 1	IBB 0	HBP 0	BLK 0	WP 0	HR 1	S 47	P 51	ERA 2.00	WHIP 1.333															
											PITCHER	IP	WLS	BF	H	R	ER	SO	BB	IBB	HBP	BLK	WP	HR	S	P	ERA	WHIP				

livebaseballscorecards.com

AB	36
R	2
H	11
RBI	2
BB	1
SO	5
LOB	19







Batter	1	2	3	4	5	6	7	8	9	AB R H RBI BB SO LOB	TOP									
Lloyd Merriman, L (1, 8) OBP: 0.352, SLG: 0.359	0-3 K		0-0 4-3			0-0 1B		0-0 F7		4 0 1 0 0 1 1										
Peanuts Lowrey, R (1, 7) OBP: 0.379, SLG: 0.345 Jim Bolger, R (8, 7)	0-0 1B		0-0 5-3			0-0 F9		0-0 WP 4-3 2B		4 1 2 0 0 0 1 0 0 0 0 0 0 0										
Johnny Wyrostek, L (1, 9) OBP: 0.412, SLG: 0.465 Bob Usher, R (8, 9)	0-0 1B			0-0 F4		0-0 1B		4-0 2-3 3-H 4-3 BB		3 0 2 0 1 0 0 0 0 0 0 0 0 0										
Ted Kluszewski, L (1, 3) OBP: 0.342, SLG: 0.556	0-0 P3			0-0 F6		0-0 F5		0-0 4-3		4 0 0 1 0 0 4										
Grady Hatton, L (1, 5) OBP: 0.345, SLG: 0.415	0-0 F8			0-0 F8			0-0 G5-4-3 1B	0-0 F9		4 0 1 0 0 0 3										
Connie Ryan, R (1, 4) OBP: 0.354, SLG: 0.394 Sammy Meeks, R (7, 6) OBP: 0.265, SLG: 0.355		0-0 F6		0-3 K		0-0 G5-4-3 1-2f		0-0 F3		3 0 0 0 0 1 1 1 0 0 0 0 0 0										
Dixie Howell, R (1, 2) OBP: 0.330, SLG: 0.282		0-3 K		0-3 K		0-0 3B		0-0 5-3		4 0 1 0 0 2 0										
Virgil Stallcup, R (1, 6) OBP: 0.261, SLG: 0.333 Bobby Adams, R (7, 4) OBP: 0.321, SLG: 0.309		0-0 F7		0-0 E5		0-0 F8		0-0 F9		3 0 0 0 0 0 1 1 0 0 0 0 0 0										
Ken Raffensberger, R (1, 1) OBP: 0.250, SLG: 0.242 Eddie Erault, R (3, 1) Joe Adcock, R (5, PH) OBP: 0.191, SLG: 0.178 Johnny Hetki, R (5, 1) Harry Perkowski, L (8, PH) OBP: 0.417, SLG: 0.417 (8, 1)			0-0 6-3		0-0 4-3			0-0 2B WP 1B		1 0 0 0 0 0 0 0 0 0 0 0 0 0 1 0 0 0 0 0 1 0 0 0 0 0 0 0 1 1 1 0 0 0 0										
<b>Inning Stats</b>	R: 0 E: 0 K: 1 S: 7	H: 2 LOB: 2 BB: 0 P: 7	R: 0 E: 0 K: 1 S: 5	H: 0 LOB: 0 BB: 0 P: 5	R: 0 E: 0 K: 0 S: 3	H: 0 LOB: 0 BB: 0 P: 3	R: 0 E: 1 K: 2 S: 8	H: 0 LOB: 1 BB: 0 P: 8	R: 0 E: 0 K: 0 S: 4	H: 2 LOB: 1 BB: 0 P: 4	R: 0 E: 0 K: 0 S: 4	H: 2 LOB: 1 BB: 0 P: 4	R: 2 E: 0 K: 0 S: 5	H: 2 LOB: 1 BB: 1 P: 9	R: 0 E: 0 K: 0 S: 3	H: 0 LOB: 0 BB: 0 P: 3	1B: 6 2B: 1 3B: 1 HR: 0	SF: 0 SAC: 0 DP: 1 HBP: 0	WP: 1 PB: 0 SB: 0 CS: 0	PA: 35
<b>PITCHER</b> Sheldon Jones, R (1, 1) ERA: 4.09	IP: 9.0 WLS: W BF: 35 H: 8 R: 2 ER: 2 SO: 4 BB: 1 IBB: 0 HBP: 0 BLK: 0 WP: 1 HR: 0 S: 42 P: 46 ERA: 2.00 WHIP: 1.000																			
<b>PITCHER</b>	IP: 9.0 WLS: W BF: 35 H: 8 R: 2 ER: 2 SO: 4 BB: 1 IBB: 0 HBP: 0 BLK: 0 WP: 1 HR: 0 S: 42 P: 46 ERA: 2.00 WHIP: 1.000																			

Cincinnati Reds @ New York Giants  
Polo Grounds, New York, NY  
Sat Jun 24 1950, 3:33 AM EDT  
Att: 10,434 - Unknown

livebaseballscorecards.com

AB	34
R	2
H	8
RBI	1
BB	1
SO	4
LOB	12







Batter	1	2	3	4	5	6	7	8	9	AB R H RBI BB SO LOB	TOP		
Lloyd Merriman, L (1, 8) OBP: 0.348, SLG: 0.354	0-0 3-1		0-3 K		0-0 3B 1B		0-0 4-3		0-0 SH3-4	4 1 1 1 0 1 0			
Peanuts Lowrey, R (1, 7) OBP: 0.374, SLG: 0.340	0-0 6-3			0-0 6-3	0-0 F7			0-0 F8	0-0 1B 1B	5 0 1 0 0 0 2			
Johnny Wyrostek, L (1, 9) OBP: 0.421, SLG: 0.488	0-0 2B			0-0 3-1	0-0 3B			0-0 FC1-6 1B	0-0 1B	5 0 4 3 0 0 0			
Ted Kluszewski, L (1, 3) OBP: 0.338, SLG: 0.551 Joe Adcock, R (9, 3) OBP: 0.191, SLG: 0.178	0-0 F8			0-0 2B	0-0 F7			0-0 FC1-6 1B	0-0 F7	5 1 1 0 0 0 5 0 0 0 0 0 0 0			
Grady Hatton, L (1, 5) OBP: 0.342, SLG: 0.406		0-0 4-3		0-0 G3		0-0 3-1		4-0 1B 1B BB	0-3 K	4 0 0 0 1 1 3			
Connie Ryan, R (1, 4) OBP: 0.357, SLG: 0.396		0-0 F8			0-0 F5	0-0 G1-6-3 1B		0-0 FC5 1B		4 0 2 1 0 0 0			
Dixie Howell, R (1, 2) OBP: 0.326, SLG: 0.280		0-0 6-3			0-0 E5 1B	0-0 G1-6-3		0-0 1B		4 1 1 0 0 0 1			
Virgil Stallcup, R (1, 6) OBP: 0.255, SLG: 0.326			0-0 6-3		0-0 E5 1B		0-0 F8	0-0 FC5		4 1 0 0 0 0 4			
Ewell Blackwell, R (1, 1) OBP: 0.161, SLG: 0.103 Bobby Adams, R (9, PH) OBP: 0.325, SLG: 0.309 Herm Wehmeier, R (9, 1) OBP: 0.231, SLG: 0.263			0-0 F8		0-0 3B 1B		0-0 6-3		4-0 1B SH3-4 BB	3 1 1 1 0 0 0 0 1 0 0 1 0 0 0 0 0 0 0 0 0			
<b>Inning Stats</b>	R: 0 H: 1 E: 0 LOB: 1 K: 0 BB: 0 S: 4 P: 4	R: 0 H: 0 E: 0 LOB: 0 K: 0 BB: 0 S: 3 P: 3	R: 0 H: 0 E: 0 LOB: 0 K: 1 BB: 0 S: 5 P: 5	R: 0 H: 1 E: 0 LOB: 1 K: 0 BB: 0 S: 4 P: 4	R: 4 H: 3 E: 2 LOB: 1 K: 0 BB: 0 S: 8 P: 8	R: 0 H: 1 E: 0 LOB: 0 K: 0 BB: 0 S: 3 P: 3	R: 0 H: 0 E: 0 LOB: 0 K: 0 BB: 0 S: 3 P: 3	R: 1 H: 3 E: 0 LOB: 3 K: 0 BB: 1 S: 6 P: 10	R: 1 H: 2 E: 0 LOB: 2 K: 1 BB: 1 S: 7 P: 11	1B: 8 SF: 0 2B: 2 SAC: 1 3B: 1 DP: 1 HR: 0 HBP: 0	WP: 0 PA: 41 PB: 0 SB: 0 CS: 0		
<b>PITCHER</b>	IP WLS BF H R ER SO BB IBB HBP BLK WP HR S P ERA WHIP											<b>PITCHER</b>	IP WLS BF H R ER SO BB IBB HBP BLK WP HR S P ERA WHIP
Jack Kramer, R (1, 1) ERA: 4.36	7.0 L 28 6 4 0 1 0 0 0 0 0 0 0 0 30 30 0.00 0.857												
Andy Hansen, R (8, 1) ERA: 3.97	1.0 7 3 1 1 0 1 0 0 0 0 0 0 0 6 10 9.00 4.000												
Kirby Higbe, R (9, 1) ERA: 4.91	0.1 4 2 1 1 0 1 0 0 0 0 0 0 0 3 7 27.00 9.000												
Dave Koslo, L (9, 1) ERA: 3.56	0.2 2 0 0 0 0 1 0 0 0 0 0 0 0 4 4 0.00 0.000												

Cincinnati Reds @ New York Giants  
Polo Grounds, New York, NY  
Sun Jun 25 1950, 3:33 AM EDT  
Unknown

livebaseballscorecards.com

AB	38
R	6
H	11
RBI	6
BB	2
SO	2
LOB	15







Batter	1	2	3	4	5	6	7	8	9	AB R H RBI BB SO LOB	TOP		
Lloyd Merriman, L (1, 8) OBP: 0.354, SLG: 0.360 Bob Usher, R (8, 8) OBP: 0.313, SLG: 0.376	0-0 G1-6-3 1B		0-0 6-3 1B		0-0 F5		0-0 E2		0-0 F8	4 0 2 1 0 0 0 1 0 0 0 0 0 0			
Peanuts Lowrey, R (1, 7) OBP: 0.363, SLG: 0.329	0-0 G1-6-3 1-2f		0-0 6-3		0-0 F7		0-0 F2		0-0 6-3	5 0 0 0 0 0 3			
Johnny Wyrostek, L (1, 9) OBP: 0.416, SLG: 0.495	0-0 F8		0-0 3-1			0-0 HR	0-0 E6 G4-3		0-0 F9	5 1 1 1 0 0 2			
Ted Kluszewski, L (1, 3) OBP: 0.342, SLG: 0.566		0-0 HR		0-0 1B S		0-0 L3	0-0 G4-3			4 2 2 1 0 0 2			
Grady Hatton, L (1, 5) OBP: 0.341, SLG: 0.403		0-0 4-3		0-3 K 1-2		0-0 IHR S		0-0 E4 1B		4 1 1 0 0 1 1			
Connie Ryan, R (1, 4) OBP: 0.349, SLG: 0.387		0-0 F9		0-3 K 1-2		0-0 P5		0-0 F7		4 0 0 0 0 1 3			
Johnny Pramesa, R (1, 2) OBP: 0.323, SLG: 0.439		0-3 K		0-0 1B 2-H		0-0 IHR		0-0 1B 1-2		4 1 3 3 0 1 0			
Virgil Stallcup, R (1, 6) OBP: 0.260, SLG: 0.340			0-0 4-3 1B 2B		0-0 4-3		0-0 2B		0-0 P3	4 1 2 0 0 0 3			
Willie Ramsdell, R (1, 1) OBP: 0.200, SLG: 0.200 Frank Smith, R (4, 1) OBP: 0.077, SLG: 0.077			0-0 4-3		0-0 F8		0-0 6-3		0-3 K	1 0 0 0 0 0 1 3 0 0 0 0 1 3			
<b>Inning Stats</b>	R: 0 H: 1 E: 0 LOB: 0 K: 0 BB: 0 S: 3 P: 3	R: 1 H: 1 E: 0 LOB: 0 K: 1 BB: 0 S: 6 P: 6	R: 1 H: 2 E: 0 LOB: 1 K: 0 BB: 0 S: 5 P: 5	R: 1 H: 2 E: 0 LOB: 1 K: 2 BB: 0 S: 9 P: 9	R: 0 H: 0 E: 0 LOB: 0 K: 0 BB: 0 S: 3 P: 3	R: 3 H: 4 E: 0 LOB: 1 K: 0 BB: 0 S: 7 P: 7	R: 0 H: 0 E: 2 LOB: 1 K: 0 BB: 0 S: 4 P: 4	R: 0 H: 1 E: 1 LOB: 2 K: 1 BB: 0 S: 7 P: 7	R: 0 H: 0 E: 0 LOB: 0 K: 0 BB: 0 S: 3 P: 3	1B: 6 SF: 0 2B: 2 SAC: 0 3B: 0 DP: 2 HR: 3 HBP: 0	WP: 0 PA: 39 PB: 0 SB: 2 CS: 0		
<b>PITCHER</b>	IP WLS BF H R ER SO BB IBB HBP BLK WP HR S P ERA WHIP											<b>PITCHER</b>	IP WLS BF H R ER SO BB IBB HBP BLK WP HR S P ERA WHIP
Sal Maglie, R (1, 1) ERA: 4.15 Dave Koslo, L (7, 1) ERA: 3.44	6.0 L 27 10 6 6 3 0 0 0 0 0 0 2 33 33 9.00 1.667												3.0 12 1 0 0 1 0 0 0 0 0 0 0 14 14 0.00 0.333

Cincinnati Reds @ New York Giants  
Polo Grounds, New York, NY  
Sun Jun 25 1950, 3:38 AM EDT  
Att. 22,464 - Unknown

livebaseballscorecards.com

AB 39  
R 6  
H 11  
RBI 6  
BB 0  
SO 4  
LOB 18





Batter	1	2	3	4	5	6	7	8	9	AB R H RBI BB SO LOB
Alvin Dark, R (1, 6) OBP: 0.326, SLG: 0.425 Spider Jorgensen, L (9, PH) OBP: 0.211, SLG: 0.063	0-3 K		0-0 FC3-6 1B 2B	0-0 FC1-5-2		0-3 K			0-0 FC4-6	4 1 1 0 0 2 3 1 0 0 0 0 0 1
Whitey Lockman, L (1, 7) OBP: 0.382, SLG: 0.452	0-3 K		4-0 FC3-6 BB	0-0 F5			0-0 F7		0-0 F7	4 0 0 0 1 1 3
Don Mueller, L (1, 9) OBP: 0.308, SLG: 0.404	0-0 G3		0-0 FC3-6 1B 1-2f 2-3		0-0 F9		0-0 F7		0-0 F7	5 0 1 0 0 0 3
Hank Thompson, L (1, 5) OBP: 0.426, SLG: 0.546		0-0 IHR	0-0 F2		0-0 F7		0-0 F8			4 1 1 1 0 0 3
Bobby Thomson, R (1, 8) OBP: 0.335, SLG: 0.421		0-0 F2	0-0 F2 1-2 3-H 1B		0-0 F3		0-0 F8			4 0 1 1 0 0 1
Tookie Gilbert, L (1, 3) OBP: 0.325, SLG: 0.337		4-0 2B F8 BB	0-3 K			0-0 E3 F9		0-0 F9		3 2 0 0 1 1 2
Bill Rigney, R (1, 4) OBP: 0.333, SLG: 0.294		0-0 F8 1-3 2B		0-0 E FC1-5-2 1B 1B		0-0 F9		0-0 L5		4 0 2 1 0 0 0
Sam Calderone, R (1, 2) OBP: 0.350, SLG: 0.400		0-0 F8 3-H		0-0 E7 FC1-5-2 1-3 1B		0-0 E6		0-0 F9		4 0 1 1 0 0 1
Sal Maglie, R (1, 1) OBP: 0.111, SLG: 0.222 Roy Weatherly, L (6, PH) OBP: 0.472, SLG: 0.548 Dave Koslo, L (7, 1) OBP: 0.091, SLG: 0.032 Eddie Stanky, R (9, PH) OBP: 0.478, SLG: 0.430		0-3 K		0-0 P4		0-0 F2		1-0 FC4-6 HBP		2 0 0 0 0 0 1 3 1 0 0 0 0 0 0 1 0 0 0 0 0 0 0 0 0 0 0 0 0 0 0 0

Inning Stats	R: 0 E: 0 K: 2 S: 7	H: 0 LOB: 0 BB: 0 P: 7	R: 2 E: 0 K: 1 S: 7	H: 2 LOB: 1 BB: 1 P: 11	R: 1 E: 0 K: 1 S: 7	H: 2 LOB: 2 BB: 1 P: 11	R: 0 E: 1 K: 0 S: 5	H: 2 LOB: 2 BB: 0 P: 5	R: 0 E: 0 K: 0 S: 3	H: 0 LOB: 0 BB: 0 P: 3	R: 1 E: 2 K: 1 S: 7	H: 0 LOB: 1 BB: 0 P: 7	R: 0 E: 0 K: 0 S: 4	H: 1 LOB: 1 BB: 0 P: 4	R: 0 E: 0 K: 0 S: 3	H: 0 LOB: 0 BB: 0 P: 3	R: 0 E: 0 K: 0 S: 3	H: 0 LOB: 1 BB: 0 P: 4	1B: 4 2B: 2 3B: 0 HR: 1	SF: 0 SAC: 0 DP: 0 HBP: 1	WP: 0 PB: 0 SB: 0 CS: 0	PA: 39
--------------	------------------------------	---------------------------------	------------------------------	----------------------------------	------------------------------	----------------------------------	------------------------------	---------------------------------	------------------------------	---------------------------------	------------------------------	---------------------------------	------------------------------	---------------------------------	------------------------------	---------------------------------	------------------------------	---------------------------------	----------------------------------	------------------------------------	----------------------------------	--------

PITCHER	IP	WLS	BF	H	R	ER	SO	BB	IBB	HBP	BLK	WP	HR	S	P	ERA	WHIP
Willie Ramsdell, R (1, 1) ERA: 4.5	3.0		17	6	3	3	4	2	0	0	0	0	0	23	31	9.00	2.667
Frank Smith, R (4, 1) ERA: 2.3	6.0	W	22	1	1	0	1	0	0	1	0	0	0	23	24	0.00	0.167

**BOTTOM**

**Cincinnati Reds @ New York Giants**  
Polo Grounds, New York, NY

Sun Jun 25 1950, 3:38 AM EDT  
Att. 22,464 - Unknown

[livebaseballscorecards.com](http://livebaseballscorecards.com)

<b>AB</b>	<b>36</b>
<b>R</b>	<b>4</b>
<b>H</b>	<b>7</b>
<b>RBI</b>	<b>4</b>
<b>BB</b>	<b>2</b>
<b>SO</b>	<b>5</b>
<b>LOB</b>	<b>21</b>







**New York Giants @ Brooklyn Dodgers**  
**Ebbets Field, Brooklyn, NY**  
 Wed Jun 28 1950, 3:33 AM EDT  
 Att. 15,492 - Unknown

[livebaseballscorecards.com](http://livebaseballscorecards.com)

<b>AB</b>	<b>33</b>
<b>R</b>	<b>3</b>
<b>H</b>	<b>9</b>
<b>RBI</b>	<b>3</b>
<b>BB</b>	<b>4</b>
<b>SO</b>	<b>3</b>
<b>LOB</b>	<b>17</b>



WP: 0	PA: 37
PB: 0	
SB: 0	
CS: 0	

AB	R	H	RBI	BB	SO	LOB
5	0	1	0	0	0	1
4	1	3	0	0	0	0
3	0	0	0	1	0	3
4	0	1	1	0	0	4
3	0	0	0	1	0	2
3	0	1	0	1	1	2
3	1	1	0	1	0	2
3	1	1	0	0	0	2
1	0	0	0	0	0	0
3	0	1	2	0	2	1
1	0	0	0	0	0	0

Batter	1	2	3	4	5	6	7	8	9									
<b>Eddie Stanky, R</b> OBP: 0.475, SLG: 0.423 (1, 4)	3-2 F9 1		1-1 F4 1		1-1 1B 1B 1B	1-1 F3 3			1-1 F7 3									
<b>Whitey Lockman, L</b> OBP: 0.384, SLG: 0.459 (1, 7)	2-1 F9 2B 2B		1-1 2B		0-1 G5-4-3 1B 1-2			2-1 F7 1										
<b>Monte Irvin, R</b> OBP: 0.360, SLG: 0.390 (1, 9)	2-0 F9 2-3		4-0 FC5-4 BB		2-1 F6			1-2 F8 2										
<b>Wes Westrum, R</b> OBP: 0.398, SLG: 0.530 (1, 2)	2-0 2B 3-H		1-1 F9 2		2-2 G5-4-3 1-2f			0-0 F8 3										
<b>Bobby Thomson, R</b> OBP: 0.331, SLG: 0.424 (1, 8)	4-2 BB		2-0 FC5-4 1-2f			0-0 5-3 1		1-1 6-3 1										
<b>Alvin Dark, R</b> OBP: 0.335, SLG: 0.427 (1, 6)	0-0 F2 3			4-1 FC6-4 BB		0-3 K 2		0-0 L6 2B 2-3										
<b>Hank Thompson, L</b> OBP: 0.422, SLG: 0.531 (1, 5)		4-0 G6-4-3 BB		3-2 FC6-4 1-2f		0-1 1B 1B		2-1 L6 2-3										
<b>Tookie Gilbert, L</b> OBP: 0.332, SLG: 0.349 <b>Bill Rigney, R</b> OBP: 0.325, SLG: 0.266 (9, PH)		1-0 G6-4-3 1-2f		0-2 F8		1-1 1B 1B		1-1 F4										
<b>Sheldon Jones, R</b> OBP: 0.160, SLG: 0.087 <b>Jack Maguire, R</b> OBP: 0.308, SLG: 0.304 (9, PH)		2-3 K		0-3 K		0-0 1B 1-H 2-H		1-0 F8										
<b>Inning Stats</b>	R: 1 E: 0 K: 0 S: 12	H: 2 LOB: 2 BB: 1 P: 25	R: 0 E: 0 K: 1 S: 4	H: 0 LOB: 0 BB: 1 P: 11	R: 0 E: 0 K: 1 S: 7	H: 1 LOB: 2 BB: 1 P: 16	R: 0 E: 0 K: 1 S: 10	H: 0 LOB: 1 BB: 1 P: 17	R: 0 E: 0 K: 1 S: 9	H: 2 LOB: 1 BB: 0 P: 14	R: 2 E: 0 K: 1 S: 11	H: 3 LOB: 1 BB: 0 P: 13	R: 0 E: 0 K: 0 S: 6	H: 0 LOB: 0 BB: 0 P: 9	R: 0 E: 0 K: 0 S: 5	H: 1 LOB: 0 BB: 0 P: 8	R: 0 E: 0 K: 0 S: 5	H: 0 LOB: 0 BB: 0 P: 8

<b>PITCHER</b> <b>Preacher Roe, L</b> ERA: 3.05 (1, 1)	IP: 9.0 WLS: W BF: 37 H: 9 R: 3 ER: 3 SO: 3 BB: 4 IBB: 0 HBP: 0 BLK: 0 WP: 0 HR: 0 S: 69 P: 121 ERA: 3.00 WHIP: 1.444
---	---

<b>PITCHER</b>	IP: 0 WLS: 0 BF: 0 H: 0 R: 0 ER: 0 SO: 0 BB: 0 IBB: 0 HBP: 0 BLK: 0 WP: 0 HR: 0 S: 0 P: 0 ERA: 0 WHIP: 0
----------------	--





**New York Giants @ Brooklyn Dodgers**  
 Ebbets Field, Brooklyn, NY

Thu Jun 29 1950, 3:33 AM EDT  
 Att. 14,229 - Unknown

livebaseballscorecards.com

AB	40
R	11
H	14
RBI	9
BB	3
SO	3
LOB	10



Batter	1	2	3	4	5	6	7	8	9	AB	R	H	RBI	BB	SO	LOB	TOP								
<b>Eddie Stanky, R</b> (1, 4) OBP: 0.470, SLG: 0.432	0-1 F7		3-2 HR		1-2 F6		0-1 F2	3-2 4-3		5	1	1	1	0	0	2									
<b>Jack Maguire, R</b> (1, 7) OBP: 0.276, SLG: 0.269 <b>Don Mueller, L</b> (8, PH) OBP: 0.318, SLG: 0.407 (8, 9)	0-1 F9		0-1 5-3		0-0 6-3			4-0 G4-6-3 2B BB	0-0 4-3	3	0	0	0	0	0	0									
<b>Monte Irvin, R</b> (1, 9) OBP: 0.362, SLG: 0.391 (8, 7)	0-1 1B			2-2 F7	0-0 F8			0-1 G4-6-3 1B	0-1 F5	5	0	2	0	0	0	0									
<b>Wes Westrum, R</b> (1, 2) OBP: 0.397, SLG: 0.527 <b>Roy Weatherly, L</b> (8, PH) OBP: 0.459, SLG: 0.531 <b>Sam Calderone, R</b> (8, 2) OBP: 0.381, SLG: 0.429	2-2 F6			1-0 1B 1B 1B	0-2 F7			2-1 G4-6-3 1-2f 2-3 1B	1-2 E 3B 1B	3	1	1	0	0	0	1									
<b>Bobby Thomson, R</b> (1, 8) OBP: 0.336, SLG: 0.430		2-0 5-3		1-0 1B 1B	4-2 FC6-4 BB			1-2 1B 2B	1-2 E5 3B	4	3	2	1	1	0	1									
<b>Alvin Dark, R</b> (1, 6) OBP: 0.340, SLG: 0.437		0-1 5-3		0-2 1B E 1B	2-1 FC6-4			4-1 1B BB 1B	2-2 1B 3B	4	3	2	2	1	0	1									
<b>Hank Thompson, L</b> (1, 5) OBP: 0.426, SLG: 0.533 <b>Jack Lohrke, R</b> (9, PR) OBP: 0.267, SLG: 0.154 (9, 5)		1-0 L6		0-0 E6 1B	3-3 K			0-0 1B 1B 1B	0-2 2B 1B	5	1	3	4	0	1	1									
<b>Tookie Gilbert, L</b> (1, 3) OBP: 0.333, SLG: 0.356			1-0 5-3	3-1 G3			1-0 4-3	0-1 1B 1B 1B	0-0 2B	5	0	2	1	0	0	1									
<b>Dave Koslo, L</b> (1, 1) OBP: 0.083, SLG: 0.029 <b>Spider Jorgensen, L</b> (8, PH) OBP: 0.250, SLG: 0.118 <b>Larry Jansen, R</b> (8, 1) OBP: 0.190, SLG: 0.175			0-0 1-3	1-3 K			0-3 K	0-0 1B		3	0	0	0	0	0	2									
<b>Inning Stats</b>	R: 0 E: 0 K: 0 S: 9	H: 1 LOB: 1 BB: 0 P: 11	R: 0 E: 0 K: 0 S: 4	H: 0 LOB: 0 BB: 0 P: 7	R: 1 E: 0 K: 0 S: 7	H: 1 LOB: 0 BB: 0 P: 11	R: 3 E: 1 K: 1 S: 14	H: 4 LOB: 1 BB: 0 P: 22	R: 0 E: 0 K: 0 S: 6	H: 0 LOB: 0 BB: 0 P: 7	R: 0 E: 0 K: 1 S: 11	H: 0 LOB: 1 BB: 1 P: 20	R: 0 E: 0 K: 1 S: 6	H: 0 LOB: 0 BB: 0 P: 7	R: 4 E: 0 K: 0 S: 17	H: 5 LOB: 2 BB: 2 P: 31	R: 3 E: 1 K: 0 S: 16	H: 4 LOB: 3 BB: 0 P: 20	1B: 11 2B: 2 3B: 1 HR: 1	SF: 0 SAC: 0 DP: 1 HBP: 0	WP: 0 PB: 0 SB: 0 CS: 0	PA: 44			
<b>PITCHER</b>	IP	WLS	BF	H	R	ER	SO	BB	IBB	HBP	BLK	WP	HR	S	P	ERA	WHIP								
<b>Joe Hatten, L</b> (1, 1) ERA: 4.06	4.0		18	6	4	3	1	0	0	0	0	0	1	34	51	6.75	1.500								
<b>Ralph Branca, R</b> (5, 1) ERA: 5.88	3.0		12	1	2	2	2	2	0	0	0	0	0	25	40	6.00	1.000								
<b>Dan Bankhead, R</b> (8, 1) ERA: 4.91	0.2	L	4	2	0	0	0	1	0	0	0	0	0	8	15	0.00	4.500								
<b>Erv Palica, R</b> (8, 1) ERA: 5.46	0.1		3	2	2	2	0	0	0	0	0	0	0	7	10	54.00	6.000								
<b>Al Epperly, R</b> (9, 1) ERA: 9.0	1.0		7	4	3	0	0	0	0	0	0	0	0	16	20	0.00	4.000								



Batter	1	2	3	4	5	6	7	8	9	AB	R	H	RBI	BB	SO	LOB
<b>Billy Cox, R</b> OBP: 0.323, SLG: 0.453 (1, 5)	2-2 F9		0-0 HR	1-1 6-3		1-2 FC5-4		2-3 K		5	1	1	1	0	1	2
<b>Jim Russell, S</b> OBP: 0.357, SLG: 0.567 (1, 7)	0-0 2B		1-0 F6	1-0 F2		1-1 F3			2-3 K	5	0	1	0	0	1	2
<b>Duke Snider, L</b> OBP: 0.389, SLG: 0.559 (1, 8)	0-2 F8		0-0 1B		0-0 4-3	0-0 4-3			0-0 L1-4 1B	5	0	2	0	0	0	2
<b>Jackie Robinson, R</b> OBP: 0.463, SLG: 0.609 (1, 4)	3-1 5-3		2-0 1B	1-3 1B	0-0 HR		1-2 HR		0-0 1B	5	2	4	2	0	0	1
<b>Gil Hodges, R</b> OBP: 0.372, SLG: 0.458 (1, 3)		2-2 6-3	2-2 F8		0-0 F6		2-0 F7		2-2 L1-4	5	0	0	0	0	0	4
<b>Roy Campanella, R</b> OBP: 0.415, SLG: 0.646 (1, 2)		0-0 1B		1-1 1B	3-2 E	2-2 F8				4	1	3	0	0	0	0
<b>Pee Wee Reese, R</b> OBP: 0.345, SLG: 0.331 (1, 6)		0-1 1B		4-1 E	3-1 E4	3-3 K				3	1	1	0	1	1	1
<b>Gene Hermanski, L</b> OBP: 0.392, SLG: 0.486 (1, 9)		1-2 G6-4-3		1-0 E9	0-2 F6			0-0 4-3		4	0	1	1	0	0	4
<b>Joe Hatten, R</b> OBP: 0.091, SLG: 0.091 (1, 1)			0-2 6-3	0-1 L7		4-2 FC5-4		0-3 K		1	0	0	0	0	0	0
<b>Tommy Brown, R</b> OBP: 0.294, SLG: 0.625 (4, PH)										1	0	0	1	0	0	1
<b>Ralph Branca, R</b> OBP: 0.188, SLG: 0.286 (5, 1)										0	0	0	1	0	0	0
<b>Dan Bankhead, R</b> OBP: 0.310, SLG: 0.321 (8, 1)										0	0	0	0	0	0	0
<b>Erv Palica, R</b> OBP: 0.250, SLG: 0.250 (8, 1)										0	0	0	0	0	0	0
<b>George Shuba, L</b> OBP: 0.392, SLG: 0.396 (8, PH)										1	0	0	0	0	1	0
<b>Al Epperly, L</b> (9, 1)										0	0	0	0	0	0	0

Inning Stats	R: 0	H: 1	E: 0	K: 0	S: 10	LOB: 1	BB: 0	P: 15
	R: 0	H: 2	E: 0	K: 0	S: 9	LOB: 1	BB: 0	P: 12
	R: 1	H: 3	E: 0	K: 0	S: 12	LOB: 2	BB: 0	P: 17
	R: 2	H: 2	E: 1	K: 0	S: 9	LOB: 1	BB: 1	P: 17
	R: 1	H: 2	E: 1	K: 0	S: 11	LOB: 2	BB: 0	P: 17
	R: 0	H: 0	E: 0	K: 0	S: 8	LOB: 1	BB: 1	P: 14
	R: 1	H: 1	E: 0	K: 1	S: 10	LOB: 0	BB: 0	P: 18
	R: 0	H: 0	E: 0	K: 2	S: 7	LOB: 0	BB: 0	P: 9
	R: 0	H: 2	E: 0	K: 1	S: 10	LOB: 1	BB: 0	P: 14
	1B: 8	SF: 0	2B: 3	SAC: 0	3B: 0	DP: 2	HR: 3	HBP: 0

PITCHER	IP	WLS	BF	H	R	ER	SO	BB	IBB	HBP	BLK	WP	HR	S	P	ERA	WHIP
<b>Dave Koslo, L</b> ERA: 3.56 (1, 1)	7.0	W	34	11	5	4	1	2	0	0	0	0	3	69	110	5.14	1.857
<b>Larry Jansen, R</b> ERA: 2.8 (8, 1)	2.0	S	7	2	0	0	3	0	0	0	0	0	0	17	23	0.00	1.000

**BOTTOM**

**New York Giants @ Brooklyn Dodgers**  
Ebbets Field, Brooklyn, NY  
Thu Jun 29 1950, 3:33 AM EDT  
Att. 14,229 - Unknown

livebaseballscorecards.com

<b>AB</b>	<b>39</b>
<b>R</b>	<b>5</b>
<b>H</b>	<b>13</b>
<b>RBI</b>	<b>5</b>
<b>BB</b>	<b>2</b>
<b>SO</b>	<b>4</b>
<b>LOB</b>	<b>17</b>



WP	PA
0	41
0	0
0	0
0	0

Batter	1	2	3	4	5	6	7	8	9	AB R H RBI BB SO LOB	TOP																									
Roy Hartsfield, R (1, 4) OBP: 0.382, SLG: 0.410	4-0 HR BB	0-3 K	0-3 K		0-0 1B 1B		0-0 6-3		4-0 BB HR BB	3 3 1 0 2 1 0																										
Sam Jethroe, S (1, 8) OBP: 0.346, SLG: 0.447	0-3 K	0-0 F2			0-0 1B CS 1B		0-0 F9		0-0 F7	5 0 1 0 0 1 2																										
Earl Torgeson, L (1, 3) OBP: 0.413, SLG: 0.464	0-0 HR		0-0 F8		0-3 K		4-0 BB		4-0 BB HR BB	3 2 1 2 2 1 2																										
Bob Elliott, R (1, 5) OBP: 0.335, SLG: 0.462	0-0 F8 3B		0-3 K		0-0 S 1B		0-3 K		4-0 HR BB	4 2 2 1 1 2 1																										
Sid Gordon, R (1, 7) Luis Olmo, R (8, PR) Ernie Johnson, R (8, 1) Pete Reiser, L (9, PH) Sibby Sisti, R (9, PH) Normie Roy, R (9, 1) OBP: 0.267, SLG: 0.214	0-0 F8 3-H		0-0 L5		0-0 CS 1-2 3-H	0-3 K		4-0 SH3-4 BB	0-0 HR	3 0 0 1 1 1 0 1 1 1 4 0 0 0 0 0 0 0 0 0 0																										
Walker Cooper, R (1, 2) OBP: 0.321, SLG: 0.448	4-0 1B BB		0-3 K			0-0 P3		0-0 SH3-4	0-0 F3	3 0 0 0 1 1 0																										
Tommy Holmes, L (1, 9) OBP: 0.446, SLG: 0.561	0-0 1-2 1B		0-0 G3			4-0 1B BB		4-0 BB	0-0 F7	3 0 1 0 2 0 0																										
Buddy Kerr, R (1, 6) OBP: 0.271, SLG: 0.277	0-0 1-3		0-0 F9			0-0 1-2 1B		0-0 F8		4 0 1 0 0 0 4																										
Bob Hall, R (1, 1) Bobby Hogue, R (6, 1) Willard Marshall, L (8, PH) OBP: 0.310, SLG: 0.337		0-0 F2			0-0 F7	0-3 K		0-0 P6		3 0 0 0 0 1 2 0 0 0 0 0 0 0 1 0 0 0 0 0 2																										
<b>Inning Stats</b>	R: 3 E: 0 K: 1 S: 8	H: 3 LOB: 2 BB: 2 P: 16	R: 0 E: 0 K: 1 S: 5	H: 0 LOB: 0 BB: 0 P: 5	R: 0 E: 0 K: 1 S: 5	H: 0 LOB: 0 BB: 0 P: 5	R: 1 E: 0 K: 1 S: 7	H: 3 LOB: 1 BB: 0 P: 7	R: 0 E: 0 K: 2 S: 8	H: 1 LOB: 2 BB: 1 P: 12	R: 0 E: 0 K: 1 S: 5	H: 0 LOB: 1 BB: 1 P: 9	R: 0 E: 0 K: 0 S: 3	H: 0 LOB: 2 BB: 2 P: 11	R: 4 E: 0 K: 0 S: 4	H: 1 LOB: 0 BB: 3 P: 16	1B: 5 2B: 0 3B: 1 HR: 2	SF: 0 SAC: 1 DP: 0 HBP: 0	WP: 0 PB: 0 SB: 1 CS: 1	PA: 44																
<b>PITCHER</b>	IP WLS BF H R ER SO BB IBB HBP BLK WP HR S P ERA WHIP																																			
Monty Kennedy, L (1, 1) ERA: 4.83	0.2		7	3	3	3	1	2	0	0	0	0	1	7	15	40.50	7.500																			
Sal Maglie, R (1, 1) ERA: 3.77	6.1		24	4	1	1	7	2	0	0	0	0	0	36	44	1.42	0.947																			
Andy Hansen, R (8, 1) ERA: 3.86	1.0		5	0	0	0	0	2	0	0	0	0	0	3	11	0.00	2.000																			
Sheldon Jones, R (9, 1) ERA: 4.58	0.1	L	4	0	3	3	0	3	0	0	0	0	0	1	13	81.00	9.000																			
Dave Koslo, L (9, 1) ERA: 3.63	0.2		3	1	1	1	0	0	0	0	0	0	1	3	3	13.50	1.500																			

**Boston Braves @ New York Giants**  
Polo Grounds, New York, NY  
Fri Jun 30 1950, 3:33 AM EDT  
Att. 24,137 - Unknown

livebaseballscorecards.com

AB 33  
R 8  
H 8  
RBI 8  
BB 9  
SO 8  
LOB 13





BOTTOM

Boston Braves @ New York Giants  
Polo Grounds, New York, NY  
Fri Jun 30 1950, 3:33 AM EDT  
Att. 24,137 - Unknown

livebaseballscorecards.com

AB 31  
R 4  
H 6  
RBI 3  
BB 9  
SO 3  
LOB 22



WP: 1 PA: 41  
PB: 0  
SB: 0  
CS: 1


AB R H RBI BB SO LOB

2	1	0	3	0	0	
3	1	0	0	2	1	4
5	1	3	3	0	0	1
4	0	1	0	1	1	5
3	0	0	0	1	0	3
1	0	0	0	0	0	2
3	0	1	0	1	0	1
3	0	0	0	0	0	2
4	0	0	0	0	0	3
0	0	0	0	0	0	0
2	0	0	0	0	1	0
0	1	0	0	1	0	0
0	0	0	0	0	0	0
0	0	0	0	0	0	0
1	0	0	0	0	0	1
0	0	0	0	0	0	0
0	0	0	0	0	0	0

Batter	1	2	3	4	5	6	7	8	9
Eddie Stanky, R OBP: 0.476, SLG: 0.437 (1, 4)	4-0 FC5-4 BB		0-0 2B			4-0 BLK 2B BB	4-0 1-2 1B BB		0-0 F5
Don Mueller, L OBP: 0.320, SLG: 0.400 (1, 9)	0-0 P6		0-0 P5			4-0 1-2 BLK 2B BB	0-3 K		4-0 2B BB
Monte Irvin, R OBP: 0.373, SLG: 0.424 (1, 7)	0-0 FC5-4 1-2f			0-0 F3		0-0 1-1 1B WP 2B	0-0 1-2 2-H 1B		0-0 1-3 2B
Hank Thompson, L OBP: 0.426, SLG: 0.527 (1, 5)	0-0 4-3			4-0 BB		0-0 CS WP 1B	0-0 F7		0-3 K
Wes Westrum, R OBP: 0.395, SLG: 0.519 Roy Weatherly, L OBP: 0.447, SLG: 0.515 (9, PH)		0-0 6-3		0-0 P3		4-0 1-2 3-H 1B BB	0-0 P6		0-0 4-3
Bobby Thomson, R OBP: 0.339, SLG: 0.429 (1, 8)		0-0 F8		0-0 F7		0-0 1-2 2-3 1B		4-0 SH1-3 BB	
Tookie Gilbert, L OBP: 0.329, SLG: 0.350 (1, 3)		0-0 P6			0-0 F8	0-0 F5		0-0 SH1-3	
Alvin Dark, R OBP: 0.335, SLG: 0.430 (1, 6)			0-0 F8		0-0 1-3	0-0 F9		0-0 1-3	
Monty Kennedy, R OBP: 0.077, SLG: 0.077 Sal Maglie, R OBP: 0.091, SLG: 0.192 Spider Jorgensen, L OBP: 0.286, SLG: 0.118 Andy Hansen, R OBP: 0.117, SLG: 0.278 Bill Rigney, R OBP: 0.160, SLG: 0.087 Sheldon Jones, R OBP: 0.083, SLG: 0.029 (9, 1)			0-0 6-3		0-3 K		4-0 1B BB BB	0-0 6-3	

Inning Stats	R: 0	H: 0	E: 0	K: 3	S: 3	LOB: 1	BB: 1	P: 7
	R: 0	H: 0	E: 0	K: 0	S: 3	LOB: 0	BB: 0	P: 3
	R: 0	H: 1	E: 0	K: 0	S: 4	LOB: 1	BB: 0	P: 4
	R: 0	H: 0	E: 0	K: 0	S: 3	LOB: 1	BB: 1	P: 7
	R: 0	H: 0	E: 0	K: 1	S: 5	LOB: 0	BB: 0	P: 5
	R: 3	H: 3	E: 0	K: 0	S: 5	LOB: 2	BB: 3	P: 17
	R: 1	H: 1	E: 0	K: 1	S: 6	LOB: 2	BB: 2	P: 14
	R: 0	H: 0	E: 0	K: 0	S: 3	LOB: 1	BB: 1	P: 7
	R: 0	H: 1	E: 0	K: 1	S: 6	LOB: 2	BB: 1	P: 10

PITCHER	IP	WLS	BF	H	R	ER	SO	BB	IBB	HBP	BLK	WP	HR	S	P	ERA	WHIP
Bob Hall, R ERA: 5.84 (1, 1)	5.0		21	2	3	3	1	4	0	0	1	0	0	19	35	5.40	1.200
Bobby Hogue, R ERA: 3.16 (6, 1)	2.0		11	3	1	1	1	3	0	0	0	1	0	10	22	4.50	3.000
Ernie Johnson, R ERA: 7.43 (8, 1)	1.0	W	4	0	0	0	0	1	0	0	0	0	0	3	7	0.00	1.000
Normie Roy, R ERA: 4.89 (9, 1)	1.0	S	5	1	0	0	1	1	0	0	0	0	0	6	10	0.00	2.000

Batter	1	2	3	4	5	6	7	8	9	AB R H RBI BB SO LOB	TOP														
Roy Hartsfield, R (1, 4) OBP: 0.372, SLG: 0.390	4-0 BB BB	0-0 G5-4-3 1-2f		0-0 P2			0-0 5-3		0-3 K	4 0 0 0 1 1 4	<p><b>Boston Braves @ New York Giants</b> Polo Grounds, New York, NY</p> <p>Sat Jul 01 1950, 3:33 AM EDT Att. 12,090 - Unknown</p> <p>livebaseballscorecards.com</p> <table> <tr><td>AB</td><td>31</td></tr> <tr><td>R</td><td>2</td></tr> <tr><td>H</td><td>9</td></tr> <tr><td>RBI</td><td>2</td></tr> <tr><td>BB</td><td>8</td></tr> <tr><td>SO</td><td>3</td></tr> <tr><td>LOB</td><td>18</td></tr> </table> 	AB	31	R	2	H	9	RBI	2	BB	8	SO	3	LOB	18
AB	31																								
R	2																								
H	9																								
RBI	2																								
BB	8																								
SO	3																								
LOB	18																								
Sam Jethroe, S (1, 8) OBP: 0.343, SLG: 0.442	0-0 F9		0-0 F9		0-0 G4-6-3 1B		0-0 P1		0-0 1-3	5 0 1 0 0 0 1															
Earl Torgeson, L (1, 3) OBP: 0.413, SLG: 0.459	4-0 BB 1-2		0-0 F9		0-0 G4-6-3 1-2f		4-0 1B BB		0-0 4-3	3 0 0 0 2 0 1															
Bob Elliott, R (1, 5) OBP: 0.338, SLG: 0.468	0-3 K		0-0		0-0 6-3		0-0			4 0 2 0 0 1 2															
Sid Gordon, R (1, 7) OBP: 0.430, SLG: 0.642	0-0 1-3			4-0 G4-3 BB		0-0 5-3		0-0 F8		3 0 0 0 1 0 4															
Tommy Holmes, L (1, 9) OBP: 0.448, SLG: 0.564		0-0 PB F9 2B		0-0 G4-3 1-2f		4-0 1B BB		0-0 5-3		3 1 1 0 1 0 1															
Walker Cooper, R (1, 2) OBP: 0.333, SLG: 0.461		4-0 BB 2-3 BB		0-0 1B 1B		0-0 1-3 1B		0-0 2B		3 1 3 0 1 0 0															
Buddy Kerr, R (1, 6) OBP: 0.275, SLG: 0.278		0-0 F9		0-0 1B 1-2 1B		4-0 1-2 BB		0-0 6-3		3 0 1 1 1 0 2															
Warren Spahn, L (1, 1) OBP: 0.304, SLG: 0.278		4-0 3-H		0-0 1B		0-0 3-1		0-3 K		2 0 1 1 1 0 2															
Pete Reiser, L (8, PH) OBP: 0.386, SLG: 0.326										1 0 0 0 0 1 1															
Normie Roy, R (8, 1) OBP: 0.267, SLG: 0.214										0 0 0 0 0 0 0															
Bobby Hogue, R (8, 1) OBP: 0.333, SLG: 0.500		1-2 BB		1-2 2-H 1B						0 0 0 0 0 0 0															
<b>Inning Stats</b>	R: 0 E: 0 K: 1 S: 5	H: 0 LOB: 2 BB: 2 P: 13	R: 1 E: 0 K: 0 S: 3	H: 1 LOB: 1 BB: 2 P: 11	R: 0 E: 0 K: 0 S: 3	H: 1 LOB: 1 BB: 0 P: 3	R: 1 E: 0 K: 0 S: 5	H: 3 LOB: 2 BB: 1 P: 9	R: 0 E: 0 K: 0 S: 3	H: 1 LOB: 0 BB: 0 P: 3	R: 0 E: 0 K: 0 S: 4	H: 1 LOB: 2 BB: 2 P: 11	R: 0 E: 0 K: 0 S: 6	H: 1 LOB: 1 BB: 0 P: 6	R: 0 E: 0 K: 1 S: 5	H: 0 LOB: 0 BB: 0 P: 5	1B: 6 2B: 3 3B: 0 HR: 0	SF: 0 SAC: 0 DP: 3 HBP: 0	WP: 0 PB: 1 SB: 0 CS: 0	PA: 39					
<b>PITCHER</b>	IP WLS BF H R ER SO BB IBB HBP BLK WP HR S P ERA WHIP																								
Clint Hartung, R (1, 1) ERA: 5.3	7.1 W 34 9 2 1 1 8 0 0 0 0 0 0 28 60 1.23 2.318																								
Larry Jansen, R (8, 1) ERA: 2.76	1.2 S 5 0 0 0 2 0 0 0 0 0 0 0 9 9 0.00 0.000																								





Batter	1	2	3	4	5	6	7	8	9	AB R H RBI BB SO LOB	TOP			
Roy Hartsfield, R OBP: 0.374, SLG: 0.391 (1, 4)	0-0 BB 1B 1B	0-0 P4			0-0 F9	0-0 1B		0-0 FC5-6 2B 1-2f 2-3		5 2 2 0 0 0 2				
Sam Jethroe, S OBP: 0.347, SLG: 0.456 (1, 8)	0-0 1-2 BB 1B		0-0 4-3		0-0 HR 3B	0-0 P6		0-0 1-3 3-H 2B		5 2 3 1 0 0 1				
Earl Torgeson, L OBP: 0.416, SLG: 0.455 (1, 3)	4-0 1-2 2-3 BB 1B		0-0 G3		4-0 HR BB		4-0 BB BB BB 1B BB	0-0 G3		2 2 0 1 3 0 1				
Bob Elliott, R OBP: 0.344, SLG: 0.484 (1, 5)	0-0 1-2 2-H 3-H 1B		4-0 FC5-4 BB		0-0 1-H 3-H HR		0-0 F8	0-0 5-3		4 1 2 5 1 0 2				
Sid Gordon, R OBP: 0.435, SLG: 0.641 (1, 7)	0-0 F6		0-0 FC5-4		0-0 1B		0-0 1B 1-2 F8-6-4 1B	0-0 SH3-4 1B		5 1 3 0 0 0 3				
Walker Cooper, R OBP: 0.336, SLG: 0.476 Del Crandall, R OBP: 0.250, SLG: 0.232 (1, 2) (7, 2)	0-0 G4-3 1-2f			0-0 HR	0-0 F8		0-0 1-3 2-H F8-6-4 1B	0-0 SH3-4 1-2		4 1 2 2 0 0 3 0 0 0 0 0 0 0				
Tommy Holmes, L OBP: 0.432, SLG: 0.541 (1, 9)		0-0 F7		0-0 F8	0-0 4-3		0-0 1-2 3-H F8-6-4	0-0 6-3		5 0 0 1 0 0 3				
Buddy Kerr, R OBP: 0.276, SLG: 0.292 Sibby Sisti, R OBP: 0.355, SLG: 0.320 (1, 6) (5, 6)		0-0 HR		0-0 F3		0-0 4-3		0-0 FC5-6 2B HBP 1B	0-3 K	2 1 1 1 0 0 0 3 1 1 0 0 1 1				
Johnny Sain, R OBP: 0.250, SLG: 0.244 (1, 1)		0-0 6-3		0-0 P6		0-0 F8		1-0 FC5-6 HBP		3 0 0 0 0 0 0				
<b>Inning Stats</b>	R: 2 H: 3 E: 0 LOB: 1 K: 0 BB: 1 S: 5 P: 9	R: 1 H: 1 E: 0 LOB: 0 K: 0 BB: 0 S: 4 P: 4	R: 0 H: 0 E: 0 LOB: 1 K: 0 BB: 1 S: 3 P: 7	R: 1 H: 1 E: 0 LOB: 0 K: 0 BB: 0 S: 4 P: 4	R: 3 H: 3 E: 0 LOB: 1 K: 0 BB: 1 S: 6 P: 10	R: 0 H: 1 E: 0 LOB: 1 K: 0 BB: 0 S: 4 P: 4	R: 2 H: 2 E: 0 LOB: 0 K: 0 BB: 1 S: 4 P: 8	R: 2 H: 2 E: 0 LOB: 1 K: 0 BB: 0 S: 5 P: 6	R: 0 H: 1 E: 0 LOB: 1 K: 1 BB: 0 S: 6 P: 6	1B: 9 SF: 0 2B: 2 SAC: 1 3B: 1 DP: 2 HR: 3 HBP: 1	WP: 0 PA: 44 PB: 0 SB: 0 CS: 0			
<b>PITCHER</b>	IP WLS BF H R ER SO BB IBB HBP BLK WP HR S P ERA WHIP												<b>PITCHER</b>	IP WLS BF H R ER SO BB IBB HBP BLK WP HR S P ERA WHIP
Dave Koslo, L ERA: 3.82 (1, 1)	0.0 L 4 3 2 2 0 1 0 0 0 0 0 0 3 7 ∞ ∞													
Andy Hansen, R ERA: 4.5 (1, 1)	5.0 21 5 5 5 0 2 0 0 0 0 0 3 19 27 9.00 1.400													
Kirby Higbe, R ERA: 5.17 (6, 1)	2.0 9 3 2 2 0 1 0 0 0 0 0 0 8 12 9.00 2.000													
Sal Maglie, R ERA: 3.99 (8, 1)	2.0 10 3 2 2 1 0 0 1 0 0 0 0 11 12 9.00 1.500													

**Boston Braves @ New York Giants**  
 Polo Grounds, New York, NY  
 Sun Jul 02 1950, 3:33 AM EDT  
 Unknown

AB	38
R	11
H	14
RBI	11
BB	4
SO	1
LOB	16



livebaseballscorecards.com



Batter	1	2	3	4	5	6	7	8	9	AB R H RBI BB SO LOB
Eddie Stanky, R (1, 4) OBP: 0.472, SLG: 0.428 Bill Rigney, R (8, 4) OBP: 0.302, SLG: 0.263	0-0 G3		4-0 FC6-4 BB		0-0 E4		0-0 1-3		0-0 F7	3 0 0 1 1 0 1 1 0 0 0 0 0 1
Alvin Dark, R (1, 6) OBP: 0.332, SLG: 0.424	0-0 F9		0-0 FC6-4		0-0 F7			0-0 HR 1B		4 1 1 1 0 0 3
Roy Weatherly, L (1, 7) OBP: 0.429, SLG: 0.486	0-0 1B		0-0 P6		0-3 K			0-0 L3		4 0 1 0 0 1 4
Hank Thompson, L (1, 5) OBP: 0.424, SLG: 0.531	0-0 L3			0-0 P6		0-0 6-3 3B		0-0 F9		4 1 1 0 0 0 2
Bobby Thomson, R (1, 8) OBP: 0.336, SLG: 0.440		0-0 F8		0-0 F8		0-0 6-3		0-0 HR		4 1 1 3 0 0 0
Monte Irvin, R (1, 9) OBP: 0.364, SLG: 0.440		0-0 L5		0-0 6-3		0-3 K		0-0 F3		4 0 0 0 0 1 0
Wes Westrum, R (1, 2) OBP: 0.395, SLG: 0.510		0-3 K			4-0 FC3-6 BB E BB	0-0 5-3			0-0 6-3	3 1 0 0 1 1 0
Tookie Gilbert, L (1, 3) OBP: 0.343, SLG: 0.360			0-0 FC6-4 BB 1B		4-0 FC3-6 BB		0-0 6-3		0-0 1B	3 0 2 0 1 0 0
Dave Koslo, L (1, 1) OBP: 0.083, SLG: 0.029 Andy Hansen, R (1, 1) OBP: 0.273, SLG: 0.111 Spider Jorgensen, L (5, PH) OBP: 0.250, SLG: 0.250 Kirby Hulse, R (6, 1) OBP: 0.250, SLG: 0.250 Don Mueller, L (7, PH) OBP: 0.091, SLG: 0.182 Sal Maglie, R (8, 1) OBP: 0.091, SLG: 0.182 Jack Lohrke, R (9, PH) OBP: 0.250, SLG: 0.143			0-3 K		0-0 FC3-6 E F7		0-0 F8		0-3 K	0 0 0 0 0 0 0 1 0 0 0 0 1 1 1 1 0 0 0 0 2 0 0 0 0 0 0 0 1 0 0 0 0 0 0 0 0 0 0 0 0 0 1 0 0 0 0 1 1

<b>Inning Stats</b>	R: 0 H: 1 E: 0 K: 4 S: 4	H: 1 LOB: 1 BB: 0 P: 4	R: 0 H: 0 E: 0 K: 1 S: 5	H: 0 LOB: 0 BB: 0 P: 5	R: 0 H: 1 E: 0 K: 1 S: 6	H: 1 LOB: 2 BB: 1 P: 10	R: 0 H: 0 E: 0 K: 0 S: 3	H: 0 LOB: 0 BB: 0 P: 3	R: 2 H: 0 E: 1 K: 1 S: 6	H: 0 LOB: 1 BB: 2 P: 14	R: 1 H: 1 E: 0 K: 1 S: 6	H: 1 LOB: 0 BB: 0 P: 6	R: 0 H: 0 E: 0 K: 0 S: 3	H: 0 LOB: 0 BB: 0 P: 3	R: 2 H: 2 E: 0 K: 0 S: 5	H: 2 LOB: 0 BB: 0 P: 5	R: 0 H: 1 E: 0 K: 1 S: 6	H: 1 LOB: 1 BB: 0 P: 6	1B: 4 2B: 0 3B: 1 SF: 0 SAC: 0 DP: 0 HBP: 0	WP: 0 PA: 37 PB: 0 SB: 0 CS: 0
<b>PITCHER</b> Johnny Sain, R (1, 1) ERA: 4.71	IP 9.0 WLS W BF 37 H 6 R 5 ER 4 SO 5 BB 3 IBB 0 HBP 0 BLK 0 WP 0 HR 1 S 44 P 56 ERA 4.00 WHIP 1.000																			


**BOTTOM**

**Boston Braves @ New York Giants**  
Polo Grounds, New York, NY

Sun Jul 02 1950, 3:33 AM EDT  
Unknown

livebaseballscorecards.com

<b>AB</b>	<b>34</b>
<b>R</b>	<b>5</b>
<b>H</b>	<b>6</b>
<b>RBI</b>	<b>5</b>
<b>BB</b>	<b>3</b>
<b>SO</b>	<b>5</b>
<b>LOB</b>	<b>15</b>



Batter	1	2	3	4	5	6	7	8	9	AB R H RBI BB SO LOB	TOP											
Roy Hartsfield, R (1, 4) OBP: 0.379, SLG: 0.418	0-3 K			0-0 F7		0-0 1-H 3B			0-0 1B 1B	4 1 2 1 0 1 0												
Sam Jethroe, S (1, 8) OBP: 0.346, SLG: 0.453	0-0 F2			0-0 F7		0-0 4-3			0-0 1B 1-2 HR 1B	4 1 1 0 0 0 1												
Earl Torgeson, L (1, 3) OBP: 0.414, SLG: 0.452	0-0 3-1			0-0 F9		0-0 F9			0-0 1-3 2-H HR 1B	4 1 1 1 0 0 1												
Bob Elliott, R (1, 5) OBP: 0.342, SLG: 0.495		0-0 5-3			0-0 HR		0-0 P4		0-3 K	4 1 1 1 0 1 2												
Sid Gordon, R (1, 7) OBP: 0.431, SLG: 0.650		0-0 F2			0-0 5-3		0-3 K		0-0 1-H HR	4 1 1 3 0 1 0												
Tommy Holmes, L (1, 9) OBP: 0.427, SLG: 0.532		0-0 F7			0-0 G5-4-3 1B		0-0 F9		0-3 K	4 0 1 0 0 1 0												
Del Crandall, R (1, 2) OBP: 0.250, SLG: 0.233			0-0 G4-6-3 1B		0-0 G5-4-3 1-2f			0-0 F2	0-0 F7	4 0 1 0 0 0 1												
Buddy Kerr, R (1, 6) OBP: 0.273, SLG: 0.289		0-3 K				0-0 P4		0-0 F8		3 0 0 0 0 1 1												
Bob Chipman, L (1, 1) OBP: 0.313, SLG: 0.214			0-0 G4-6-3 1-2f			0-0 3B 1B		0-0 P6		3 1 1 0 0 0 1												
<b>Inning Stats</b>	R: 0 E: 0 K: 1 S: 5	H: 0 LOB: 0 BB: 0 P: 5	R: 0 E: 0 K: 0 S: 3	H: 0 LOB: 0 BB: 0 P: 3	R: 0 E: 0 K: 1 S: 5	H: 1 LOB: 0 BB: 0 P: 5	R: 0 E: 0 K: 0 S: 3	H: 0 LOB: 0 BB: 0 P: 3	R: 1 E: 0 K: 0 S: 4	H: 2 LOB: 0 BB: 0 P: 4	R: 1 E: 0 K: 0 S: 5	H: 2 LOB: 1 BB: 0 P: 5	R: 0 E: 0 K: 1 S: 5	H: 0 LOB: 0 BB: 0 P: 5	R: 0 E: 0 K: 0 S: 3	H: 0 LOB: 0 BB: 0 P: 3	R: 4 E: 0 K: 2 S: 11	H: 4 LOB: 0 BB: 0 P: 11	1B: 6 2B: 0 3B: 1 HR: 2	SF: 0 SAC: 0 DP: 2 HBP: 0	WP: 0 PB: 0 SB: 0 CS: 0	PA: 34
PITCHER Sheldon Jones, R (1, 1) ERA: 4.72	IP 9.0	WLS L	BF 34	H 9	R 6	ER 6	SO 5	BB 0	IBB 0	HBP 0	BLK 0	WP 0	HR 2	S 44	P 44	ERA 6.00	WHIP 1.000					

**Boston Braves @ New York Giants**  
Polo Grounds, New York, NY  
Sun Jul 02 1950, 3:38 AM EDT  
Att. 32,862 - Unknown

AB	34
R	6
H	9
RBI	6
BB	0
SO	5
LOB	7







Batter	1	2	3	4	5	6	7	8	9	10	11	AB R H RBI BB SO LOB	TOP														
<b>Billy Cox, R</b> OBP: 0.314, SLG: 0.422 (1, 5)	1-2 5-3		1-1 F2		1-1 6-3			0-2 SH1-4 1B		3-2 5-3		5 0 1 0 0 0 0	<b>Brooklyn Dodgers @ New York Giants</b> Polo Grounds, New York, NY Mon Jul 03 1950, 3:33 AM EDT Att. 32,669 - Unknown														
<b>Gene Hermanski, L</b> OBP: 0.402, SLG: 0.544 (1, 7)	2-2 1-3 BB 1B		1-1 HR			0-0 1B 8-2-1 1B		0-0 SH1-4 1-2		0-0 F5		4 1 3 1 0 0 0															
<b>Duke Snider, L</b> OBP: 0.374, SLG: 0.550 (1, 8)	4-0 1-3 BB		1-3 K			0-3 K		2-3 K			2-3 K	4 0 0 0 1 4 2															
<b>Jackie Robinson, R</b> OBP: 0.464, SLG: 0.604 (1, 4)	0-1 1-3			0-0 G5-4-3 1B		2-1 1-3 1B		4-0 IBB		0-2 6-3		4 0 2 0 1 0 2															
<b>Carl Furillo, R</b> OBP: 0.349, SLG: 0.448 (1, 9)	2-1 4-3			3-1 G5-4-3 1-2f		0-1 8-2-1 3-Hf		3-1 5-3		0-0 1B		5 0 1 0 0 0 7															
<b>Roy Campanella, R</b> OBP: 0.396, SLG: 0.601 (1, 2)		2-2 6-3		1-2 F4			1-3 K		1-3 K		1-0 F7	5 0 0 0 0 2 1															
<b>Gil Hodges, R</b> OBP: 0.381, SLG: 0.486 (1, 3)		1-2 6-3			2-0 HR		4-0 BB		2-2 F2			3 1 1 1 1 0 0															
<b>Pee Wee Reese, R</b> OBP: 0.344, SLG: 0.330 (1, 6)		0-1 4-3			2-2 3-1		0-0 F9		3-2 F7			4 0 0 0 0 0 1															
<b>Preacher Roe, R</b> OBP: 0.140, SLG: 0.143 (1, 1)			0-1 B1-3		0-1 5-3		0-1 F5			0-0 4-3		4 0 0 0 0 0 1															
<b>Inning Stats</b>	R: 0 E: 0 K: 0 S: 10	H: 1 LOB: 2 BB: 1 P: 19	R: 0 E: 0 K: 0 S: 9	H: 0 LOB: 0 BB: 0 P: 12	R: 1 E: 0 K: 1 S: 9	H: 1 LOB: 0 BB: 0 P: 12	R: 0 E: 0 K: 0 S: 6	H: 1 LOB: 0 BB: 0 P: 10	R: 1 E: 0 K: 0 S: 8	H: 1 LOB: 0 BB: 0 P: 13	R: 0 E: 0 K: 1 S: 8	H: 2 LOB: 1 BB: 0 P: 10		R: 0 E: 0 K: 1 S: 6	H: 0 LOB: 1 BB: 1 P: 11	R: 0 E: 0 K: 1 S: 9	H: 1 LOB: 2 BB: 1 P: 18	R: 0 E: 0 K: 1 S: 12	H: 0 LOB: 0 BB: 0 P: 18	R: 0 E: 0 K: 0 S: 5	H: 0 LOB: 0 BB: 0 P: 8	R: 0 E: 0 K: 1 S: 8	H: 1 LOB: 1 BB: 0 P: 11	1B: 6 2B: 1 3B: 0 HR: 2	SF: 0 SAC: 1 DP: 2 HBP: 0	WP: 0 PB: 0 SB: 0 CS: 0	PA: 42
<b>PITCHER</b> <b>Larry Jansen, R</b> ERA: 2.66 (1, 1)	IP 11.0	WLS W	BF 42	H 8	R 2	ER 2	SO 6	BB 2	IBB 1	HBP 0	BLK 0	WP 0		HR 2	S 90	P 142	ERA 1.64	WHIP 0.909									

livebaseballscores.com

<b>AB</b>	<b>38</b>
<b>R</b>	<b>2</b>
<b>H</b>	<b>8</b>
<b>RBI</b>	<b>2</b>
<b>BB</b>	<b>3</b>
<b>SO</b>	<b>6</b>
<b>LOB</b>	<b>14</b>





Batter	1	2	3	4	5	6	7	8	9	10	11	AB R H RBI BB SO LOB	BOTTOM												
<b>Eddie Stanky, R</b> OBP: 0.468, SLG: 0.429 (1, 4)	2-2 6-3 ①		3-3 K ①		X 0-0 1B		L 2-1 G1-6-3 ①② 1-2f		X 0-0 1B			5 0 2 0 0 1 1	<b>Brooklyn Dodgers @ New York Giants</b> Polo Grounds, New York, NY Mon Jul 03 1950, 3:33 AM EDT Att. 32,669 - Unknown												
<b>Bill Rigney, R</b> OBP: 0.292, SLG: 0.256 (1, 5)	1-2 6-3 ②		1-2 1B		X 0-0 B2 ①		B 1-2 5-3 ③		B 0-3 K ③			5 0 1 0 0 1 2													
<b>Monte Irvin, R</b> OBP: 0.370, SLG: 0.444 (1, 7)	2-2 1B 2B		1-2 F5 ②		X 0-0 F8 ②		X 0-0 F3 ①		B 4-0 BB			4 1 1 0 1 0 2													
<b>Bobby Thomson, R</b> OBP: 0.337, SLG: 0.435 (1, 8)	2-2 2-H 1B		2-1 5-3 ③		X 0-0 F2 ③		F 3-2 E8 1B FC4-6		C 1-2 F5 ①			5 0 2 1 0 0 3													
<b>Wes Westrum, R</b> OBP: 0.393, SLG: 0.497 (1, 2)	0-0 F4 ③			B 4-2 2B BB		B 2-2 F2 ①		I 4-0 FC4-6 IBB		B 1-0 F3 ②		3 0 0 0 2 0 2													
<b>Hank Thompson, L</b> OBP: 0.421, SLG: 0.541 (1, 9)		B 2-2 G3 ①		C 0-1 F8 ①		X 0-0 HR		B 2-0 FC4-6 ② 1-2f 2-3		X 0-0 F9 ③		5 1 1 1 0 0 4													
<b>Alvin Dark, R</b> OBP: 0.339, SLG: 0.459 (1, 6)		F 3-2 1-3 ②		B 2-0 1-3 2B		B 1-0 F5 ②		X 0-0 B5-3 ③		F 1-2 HR		5 1 2 1 0 0 2													
<b>Tookie Gilbert, L</b> OBP: 0.336, SLG: 0.348 (1, 3)		B 4-2 BB		F 1-1 1-3 ②		X 0-0 3-1 ③		C 0-1 F9 ①				3 0 0 0 1 0 2													
<b>Larry Jansen, R</b> OBP: 0.191, SLG: 0.178 (1, 1)		X 0-0 F8 ③		S 0-3 K ③		X 0-0 G1-6-3 1B		F 0-1 4-3 ②				4 0 1 0 0 1 3													
<b>Inning Stats</b>	R: 1 E: 0 K: 0 S: 14	H: 2 LOB: 1 BB: 0 P: 21	R: 0 E: 0 K: 0 S: 9	H: 0 LOB: 1 BB: 1 P: 18	R: 0 E: 0 K: 1 S: 11	H: 1 LOB: 1 BB: 0 P: 18	R: 0 E: 0 K: 1 S: 10	H: 1 LOB: 2 BB: 1 P: 17	R: 0 E: 0 K: 0 S: 4	H: 1 LOB: 1 BB: 0 P: 4	R: 1 E: 0 K: 0 S: 6	H: 1 LOB: 0 BB: 0 P: 9		R: 0 E: 1 K: 0 S: 10	H: 1 LOB: 2 BB: 1 P: 19	R: 0 E: 0 K: 1 S: 9	H: 1 LOB: 1 BB: 0 P: 9	R: 0 E: 0 K: 0 S: 6	H: 0 LOB: 1 BB: 1 P: 12	R: 1 E: 0 K: 0 S: 3	H: 1 LOB: 0 BB: 0 P: 4	1B: 6 2B: 2 3B: 0 HR: 2	SF: 0 SAC: 0 DP: 1 HBP: 0	WP: 0 PB: 0 SB: 0 CS: 0	PA: 43
<b>PITCHER</b> <b>Preacher Roe, L</b> ERA: 3.0 (1, 1)	IP 10.0	WLS L	BF 43	H 10	R 3	ER 3	SO 3	BB 3	IBB 1	HBP 0	BLK 0	WP 0		HR 2	S 88	P 140	ERA 2.70	WHIP 1.300							

livebaseballscores.com

AB	39
R	3
H	10
RBI	3
BB	4
SO	3
LOB	21



Batter	1	2	3	4	5	6	7	8	9	AB R H RBI BB SO LOB	TOP																
<b>Billy Cox, R</b> OBP: 0.312, SLG: 0.424 (1, 5) X	0-0 G3		0-0 4-3 2B		1-0 5-3		0-0 FC1-6 CS			4 0 1 0 0 0 1																	
<b>Jim Russell, S</b> OBP: 0.352, SLG: 0.528 (1, 7) B C X	2-1 F9		1-1 F8		4-0 HR BB		3-3 K			2 1 0 0 1 0 1 1 0 0 0 0 1 1																	
<b>Gene Hermanski, L</b> OBP: 0.398, SLG: 0.538 (6, 7) B C X																											
<b>Duke Snider, L</b> OBP: 0.372, SLG: 0.557 (1, 8) B S F B S	2-3 K		1-1 4-3		0-0 HR			1-2 L8		4 1 1 2 0 1 1																	
<b>Jackie Robinson, R</b> OBP: 0.457, SLG: 0.594 (1, 4) X		0-0 F9	0-0 F8		0-0 F9			3-2 5-3		4 0 0 0 0 0 1																	
<b>Carl Furillo, R</b> OBP: 0.344, SLG: 0.442 (1, 9) B F X		1-1 4-3		1-0 6-3	2-0 5-3			0-2 5-3		4 0 0 0 0 0 0																	
<b>Roy Campanella, R</b> OBP: 0.393, SLG: 0.592 (1, 2) B B B B X		4-0 1B BB		3-1 F2		3-1 L9		3-2 F9		3 0 0 0 1 0 0																	
<b>Gil Hodges, R</b> OBP: 0.383, SLG: 0.484 (1, 3) B X		1-0 1-2 1B		4-1 2B BB		1-1 F9		0-0 F6		3 1 1 0 1 0 0																	
<b>Pee Wee Reese, R</b> OBP: 0.342, SLG: 0.333 (1, 6) B B B B X		3-1 L8		1-0 1-H 2B		2-3 K		2-2 L7		4 0 1 1 0 1 2																	
<b>Don Newcombe, L</b> OBP: 0.333, SLG: 0.371 (1, 1) S B X			1-1 HR		2-1 F6		1-2 FC1-6 1B			3 1 2 1 0 0 1 0 0 0 0 0 0 0																	
<b>Erv Palica, R</b> OBP: 0.167, SLG: 0.167 (8, 1) B C X																											
<b>Inning Stats</b>	R: 0 E: 0 K: 1 S: 6	H: 0 LOB: 0 BB: 0 P: 10	R: 0 E: 0 K: 0 S: 6	H: 1 LOB: 2 BB: 1 P: 15	R: 1 E: 0 K: 0 S: 8	H: 2 LOB: 1 BB: 0 P: 11	R: 1 E: 0 K: 0 S: 7	H: 1 LOB: 1 BB: 1 P: 18	R: 2 E: 0 K: 0 S: 4	H: 1 LOB: 0 BB: 1 P: 11	R: 0 E: 0 K: 1 S: 7	H: 0 LOB: 0 BB: 0 P: 13	R: 0 E: 0 K: 1 S: 10	H: 1 LOB: 0 BB: 0 P: 14	R: 0 E: 0 K: 0 S: 9	H: 0 LOB: 0 BB: 0 P: 13	R: 0 E: 0 K: 0 S: 12	H: 0 LOB: 0 BB: 0 P: 17	1B: 2 2B: 2 3B: 0 HR: 2	SF: 0 SAC: 0 DP: 0 HBP: 0	WP: 0 PB: 0 SB: 0 CS: 1	PA: 35					
<b>PITCHER</b>	IP WLS BF H R ER SO BB IBB HBP BLK WP HR S P ERA WHIP																										
<b>Monty Kennedy, L</b> ERA: 4.99 (1, 1)	5.0		23	5	4	4	1	3	0	0	0	0	2	31	65	7.20	1.600										
<b>Andy Hansen, R</b> ERA: 4.29 (6, 1)	2.0		6	1	0	0	2	0	0	0	0	0	0	17	27	0.00	0.500										
<b>Sal Maglie, R</b> ERA: 3.91 (8, 1)	1.0	W	3	0	0	0	0	0	0	0	0	0	0	9	13	0.00	0.000										
<b>Sheldon Jones, R</b> ERA: 4.67 (9, 1)	1.0	S	3	0	0	0	0	0	0	0	0	0	0	12	17	0.00	0.000										

**Brooklyn Dodgers @ New York Giants**  
 Polo Grounds, New York, NY  
 Tue Jul 04 1950, 3:33 AM EDT  
 Unknown

livebaseballscorecards.com

**AB** 32  
**R** 4  
**H** 6  
**RBI** 4  
**BB** 3  
**SO** 3  
**LOB** 8





Batter	1	2	3	4	5	6	7	8	9
<b>Eddie Stanky, R</b> OBP: 0.463, SLG: 0.424 (1, 4)	2-2 F5		0-0 F2		1-0 F5		2-2 5-3	2-2 1B	
<b>Spider Jorgensen, L</b> OBP: 0.296, SLG: 0.174 (1, 5)	2-2 1-3		0-1 4-3			2-2 1B	1-1 1B	2-2 F8	
<b>Monte Irvin, R</b> OBP: 0.359, SLG: 0.429 (1, 7)	0-1 L7			1-1 F8		1-1 F3	3-3 K		
<b>Hank Thompson, L</b> OBP: 0.418, SLG: 0.541 (1, 9)		2-3 K		2-2 1-3		1-0 BB 1-3 2B		1-1 F8	
<b>Bobby Thomson, R</b> OBP: 0.336, SLG: 0.430 (1, 8)		1-2 6-3		1-0 5-3		2-3 K		4-0 BB 2B BB	
<b>Wes Westrum, R</b> OBP: 0.398, SLG: 0.505 (1, 2)		0-0 WP 2B			0-0 1B 1B	4-0 BB BB		0-0 F5	
<b>Tookie Gilbert, L</b> OBP: 0.343, SLG: 0.349 (1, 3)		1-3 K			2-1 1B 1-2 1B	4-1 BB 1-2 2-3 3-H BB		4-2 2B 1B BB	
<b>Alvin Dark, R</b> OBP: 0.342, SLG: 0.475 (1, 6)			0-0 HR		1-2 L9	0-0 L7		1-0 1B 2B	
<b>Monty Kennedy, R</b> OBP: 0.074, SLG: 0.0374 (1, 1)			2-1 5-3			1-2 F7		2-0 1B 1B	
<b>Roy Weatherly, L</b> OBP: 0.419, SLG: 0.474 (5, PH)									
<b>Andy Hansen, R</b> OBP: 0.081, SLG: 0.182 (6, 1)									
<b>Bill Roney, R</b> OBP: 0.288, SLG: 0.250 (7, PH)									
<b>Sal Maglie, R</b> OBP: 0.081, SLG: 0.182 (8, 1)									
<b>Don Mueller, L</b> OBP: 0.322, SLG: 0.401 (8, PH)									
<b>Sheldon Jones, R</b> OBP: 0.185, SLG: 0.120 (9, 1)									

Inning Stats	R: 0	H: 0	E: 0	K: 0	S: 8	P: 12	R: 0	H: 1	E: 0	K: 2	S: 11	R: 0	H: 1	E: 0	K: 0	S: 6	R: 1	H: 1	E: 0	K: 0	S: 6	R: 0	H: 0	E: 0	K: 0	S: 6	R: 0	H: 2	E: 0	K: 1	S: 10	R: 1	H: 2	E: 0	K: 1	S: 13	R: 0	H: 1	E: 0	K: 1	S: 14	R: 3	H: 3	E: 0	K: 0	S: 15	
	LOB: 0	BB: 0		LOB: 1	BB: 0		LOB: 1	BB: 0		LOB: 0	BB: 0	LOB: 1	BB: 0		LOB: 0	BB: 0	LOB: 2	BB: 0		LOB: 3	BB: 2		LOB: 1	BB: 0	LOB: 1	BB: 0		LOB: 2	BB: 0		LOB: 3	BB: 2		LOB: 1	BB: 0		LOB: 1	BB: 0		LOB: 2	BB: 2		LOB: 3	SF: 0	SAC: 0	DP: 0	HBP: 0

PITCHER	IP	WLS	BF	H	R	ER	SO	BB	IBB	HBP	BLK	WP	HR	S	P	ERA	WHIP
<b>Don Newcombe, R</b> ERA: 4.55 (1, 1)	7.2	L	36	9	5	5	4	4	0	0	0	1	1	75	127	5.87	1.696
<b>Erv Palica, R</b> ERA: 5.35 (8, 1)	0.1		2	1	0	0	0	0	0	0	0	0	0	8	12	0.00	3.000

**BOTTOM**

AB R H RBI BB SO LOB

5 0 1 0 0 0 2

5 0 2 0 0 0 2

4 0 0 0 0 1 2

4 0 1 0 0 1 0

3 1 0 0 1 1 2

3 0 2 0 1 0 1

2 1 1 1 2 1 1

4 2 2 2 0 0 5

1 0 0 0 0 0 0

1 0 0 0 0 0 2

0 0 0 0 0 0 0

1 0 0 0 0 0 0

0 0 0 0 0 0 0

1 0 1 2 0 0 0

0 0 0 0 0 0 0

**AB 34**

**R 4**


**H 10**

**RBI 5**

**BB 4**

**SO 4**

**LOB 17**



**WP: 1** **PA: 38**

**PB: 0**

**SB: 0**

**CS: 0**

**Brooklyn Dodgers @ New York Giants**

Polo Grounds, New York, NY

Tue Jul 04 1950, 3:33 AM EDT

Unknown

[livebaseballscorecards.com](http://livebaseballscorecards.com)

Batter	1	2	3	4	5	6	7	8	9	AB R H RBI BB SO LOB	TOP
<b>Billy Cox, R</b> OBP: 0.320, SLG: 0.440 (1, 5) C F X	1-2 F9		0-0 B5-3 1B		1-0 1B WP HBP 1B	0-0 FC6-4 1B		0-1 3B		5 1 3 0 0 0 1	
<b>Jim Russell, S</b> OBP: 0.359, SLG: 0.527 <b>Gene Hermanski, L</b> OBP: 0.400, SLG: 0.538 (6, PH) (6, 7) B B C B	4-1 1B BB		3-2 F8		3-2 HBP G3 FC5-4 1B	1-0 1-2 1B		0-0 3-1		2 1 1 0 1 0 1 2 0 1 0 0 0 0	
<b>Duke Snider, L</b> OBP: 0.370, SLG: 0.550 (1, 8) F X	0-1 G6-4-3 1B		0-0 B5-3		0-0 G3	0-0 4-3		0-0 F5		5 0 1 0 0 0 5	
<b>Jackie Robinson, R</b> OBP: 0.456, SLG: 0.590 <b>Eddie Miksis, R</b> OBP: 0.184, SLG: 0.152 (1, 4) (5, 4) F B X	1-1 G6-4-3				0-0 F6	4-0 HBP FC5-4 IBB		4-2 S BB		2 1 0 0 1 0 2 1 0 1 0 1 0 0	
<b>Carl Furillo, R</b> OBP: 0.348, SLG: 0.446 (1, 9) F B X			1-1 1-3		2-0 HR 2B	1-0 FC5-4 HBP		2-3 K		4 1 2 1 0 1 1	
<b>Gil Hodges, R</b> OBP: 0.383, SLG: 0.480 (1, 3) X			0-0 F8 1B		0-1 5-3	0-1 FC5-4		1-0 F7		4 0 1 2 1 0 3	
<b>Bruce Edwards, R</b> OBP: 0.207, SLG: 0.382 (1, 2) C X			0-1 F8		0-0 HR	0-0 B1-3		3-3 K		5 1 1 2 0 1 6	
<b>Pee Wee Reese, R</b> OBP: 0.349, SLG: 0.335 (1, 6) B B B			4-0 FC6-4 IBB		4-0 BB			2-2 F8		2 0 1 0 2 0 0	
<b>Bud Podbielan, R</b> OBP: 0.138, SLG: 0.143 <b>Erv Palica, R</b> OBP: 0.125, SLG: 0.125 (1, 1) (5, 1) C X			0-1 FC6-4		0-1 4-3			0-0 5-3		2 0 0 0 0 0 3 2 0 0 0 0 1 1	
<b>Inning Stats</b>	R: 0 E: 0 K: 0 S: 8 H: 1 LOB: 1 BB: 1 P: 14	R: 0 E: 0 K: 0 S: 7 H: 1 LOB: 2 BB: 1 P: 12	R: 0 E: 0 K: 0 S: 5 H: 1 LOB: 0 BB: 0 P: 8	R: 2 E: 0 K: 0 S: 7 H: 2 LOB: 1 BB: 1 P: 13	R: 3 E: 0 K: 0 S: 8 H: 2 LOB: 1 BB: 1 P: 17	R: 0 E: 0 K: 1 S: 8 H: 2 LOB: 2 BB: 0 P: 10	R: 0 E: 0 K: 2 S: 11 H: 0 LOB: 1 BB: 1 P: 21	R: 0 E: 0 K: 0 S: 6 H: 1 LOB: 1 BB: 0 P: 8	R: 0 E: 0 K: 0 S: 10 H: 2 LOB: 3 BB: 1 P: 17	1B: 9 2B: 2 3B: 1 HR: 1 SF: 0 SAC: 0 DP: 2 HBP: 1	WP: 1 PB: 0 SB: 2 CS: 0 PA: 43
<b>PITCHER</b> <b>Dave Koslo, L</b> ERA: 4.1 <b>Sal Maglie, R</b> ERA: 3.71 <b>Andy Hansen, R</b> ERA: 4.09	IP WLS BF H R ER SO BB IBB HBP BLK WP HR S P ERA WHIP	4.1 L 23 7 5 5 0 2 2 1 0 1 1 32 61 10.38 2.077	2.2 11 2 0 0 3 1 0 0 0 0 0 0 22 34 0.00 1.125	2.0 9 3 0 0 0 1 0 0 0 0 0 16 25 0.00 2.000	<b>PITCHER</b> IP WLS BF H R ER SO BB IBB HBP BLK WP HR S P ERA WHIP						

**Brooklyn Dodgers @ New York Giants**  
 Polo Grounds, New York, NY  
 Tue Jul 04 1950, 3:38 AM EDT  
 Att: 49,316 - Unknown

AB	36
R	5
H	12
RBI	5
BB	6
SO	3
LOB	23



livebaseballscorecards.com



BOTTOM

Brooklyn Dodgers @ New York Giants  
Polo Grounds, New York, NY  
Tue Jul 04 1950, 3:38 AM EDT  
Att. 49,316 - Unknown

livebaseballscorecards.com

AB 34  
R 3  
H 7  
RBI 3  
BB 2  
SO 4  
LOB 10



WP: 0 PA: 36  
PB: 0  
SB: 0  
CS: 0

AB R H RBI BB SO LOB

3 0 1 0 1 0 0

3 0 0 0 1 0 1

4 0 0 0 0 0 2

4 0 0 0 0 0 2

4 0 1 0 0 1 0

4 1 2 0 0 2 1

4 1 1 0 0 0 2

4 1 2 3 0 1 1

1 0 0 0 0 0 0

1 0 0 0 0 0 0

1 0 0 0 0 0 0

0 0 0 0 0 0 0

1 0 0 0 0 0 1

1B: 5 SF: 0  
2B: 0 SAC: 0  
3B: 1 DP: 0  
HR: 1 HBP: 0

Batter	1	2	3	4	5	6	7	8	9
Eddie Stanky, R OBP: 0.464, SLG: 0.423 (1, 4)	2-2 1-3		1-0 1B		4-0 FC6-4 BB		2-2 F8		
Spider Jorgensen, L OBP: 0.290, SLG: 0.154 (1, 5)	0-0 L3		1-1 F4		4-1 BB		1-2 F7		
Monte Irvin, R OBP: 0.348, SLG: 0.414 (1, 7)	0-0 6-3			0-1 F7	0-0 FC6-4			0-2 F2	
Hank Thompson, L OBP: 0.412, SLG: 0.531 (1, 9)		1-0 F2		2-2 F7	3-1 F6			1-0 F6	
Bobby Thomson, R OBP: 0.335, SLG: 0.427 (1, 8)		1-0 F8		1-0 F7		0-0 1B		1-3 K	
Wes Westrum, R OBP: 0.400, SLG: 0.505 (1, 2)		0-0 1B			3-2 1B HR	1-3 K		2-3 K	
Tookie Gilbert, L OBP: 0.341, SLG: 0.347 (1, 3)		1-0 4-3			1-0 1B HR	0-0 F6		2-2 F7	
Alvin Dark, R OBP: 0.344, SLG: 0.494 (1, 6)			2-2 F6		1-0 1B HR	1-3 K		2-2 3B	
Dave Koslo, L OBP: 0.081, SLG: 0.029 (1, 1)			1-0 F9		0-0 5-3		2-2 F8		0-1 F6
Sal Maglie, R OBP: 0.083, SLG: 0.167 (5, 1)									
Roy Weatherly, L OBP: 0.409, SLG: 0.462 (7, PH)									
Andy Hansen, R (8, 1)									
Don Mueller, L OBP: 0.321, SLG: 0.399 (9, PH)									

Inning Stats	R: 0	H: 0	E: 0	K: 0	S: 5	H: 0	LOB: 0	BB: 0	P: 7	R: 0	H: 1	E: 0	K: 0	S: 4	H: 1	LOB: 1	BB: 0	P: 7	R: 0	H: 1	E: 0	K: 0	S: 7	H: 0	LOB: 0	BB: 0	P: 12	R: 0	H: 0	E: 0	K: 0	S: 6	R: 3	H: 3	E: 0	K: 0	S: 12	R: 0	H: 1	E: 0	K: 2	S: 8	R: 0	H: 0	E: 0	K: 0	S: 11	R: 0	H: 0	E: 0	K: 1	S: 7	R: 0	H: 1	E: 0	K: 1	S: 14	1B: 5	SF: 0	2B: 0	SAC: 0	3B: 1	DP: 0	HR: 1	HBP: 0	WP: 0	PA: 36
--------------	------	------	------	------	------	------	--------	-------	------	------	------	------	------	------	------	--------	-------	------	------	------	------	------	------	------	--------	-------	-------	------	------	------	------	------	------	------	------	------	-------	------	------	------	------	------	------	------	------	------	-------	------	------	------	------	------	------	------	------	------	-------	-------	-------	-------	--------	-------	-------	-------	--------	-------	--------

PITCHER	IP	WLS	BF	H	R	ER	SO	BB	IBB	HBP	BLK	WP	HR	S	P	ERA	WHIP
Bud Podbielan, R ERA: 5.35 (1, 1)	4.1		20	5	3	3	0	2	0	0	0	0	1	31	57	6.23	1.615
Erv Palica, R ERA: 4.78 (5, 1)	4.2	W	16	2	0	0	4	0	0	0	0	0	0	43	61	0.00	0.429

Batter	1	2	3	4	5	6	7	8	9	AB R H RBI BB SO LOB	TOP												
<b>Eddie Stanky, R</b> OBP: 0.469, SLG: 0.436 (1, 4) X	0-0 FC5-4 1B		0-0 BB 1B		0-0 F8 3B		4-0 4-3 BB		0-3 K	4 1 3 0 1 1 1													
<b>Spider Jorgensen, L</b> OBP: 0.276, SLG: 0.133 (1, 5) X	0-0 FC5-4 5-3 1-2f		4-0 G6-4-3 BB		0-0 F8		0-0 4-3		0-0 4-3	4 0 0 1 1 0 3													
<b>Monte Irvin, R</b> OBP: 0.343, SLG: 0.405 (1, 7) X	0-0 5-3 1-2		0-0 G6-4-3		0-0 1B		0-0 L9		0-0 F3	5 0 1 0 0 0 6													
<b>Hank Thompson, L</b> OBP: 0.413, SLG: 0.528 (1, 9) X	0-0 L8			4-0 G5-4-3 1B 3B BB		0-0 F9		0-0 FC5-4 1B		3 1 1 0 1 0 2													
<b>Bobby Thomson, R</b> OBP: 0.337, SLG: 0.440 (1, 8)		0-0 5-3		0-0 G5-4-3 1B		0-0 HR		0-0 FC5-4 1B 1-2f		4 1 2 1 0 0 1													
<b>Wes Westrum, R</b> OBP: 0.394, SLG: 0.495 (1, 2)		0-3 K		0-0 G5-4-3 1-2f 2-3		0-0 5-3		0-0 L7		4 0 0 0 0 1 3													
<b>Tookie Gilbert, L</b> OBP: 0.344, SLG: 0.359 (1, 3)		0-0 P2		0-0 3B		0-0 G3		0-0 1B 1-3		4 0 2 1 0 0 0													
<b>Alvin Dark, R</b> OBP: 0.343, SLG: 0.491 (1, 6)			0-0 FC1-6 1B		0-0 F8		0-0 F3		0-0 F7	4 0 1 0 0 0 3													
<b>Clint Hartung, R</b> OBP: 0.236, SLG: 0.524 (1, 1)			0-0 FC1-6		0-0 F7		0-0 F9		0-0 4-3 1B	0 0 0 0 0 0 0 2 0 0 0 0 0 0 1 1 0 1 0 1 0 0 0 0 0													
<b>Sal Maglie, R</b> OBP: 0.071, SLG: 0.143 (7, PH)			BB 1B																				
<b>Roy Weatherly, L</b> OBP: 0.450, SLG: 0.450 (7, 1)			1-2f																				
<b>Andy Hansen, R</b> OBP: 0.250, SLG: 0.250 (7, 1)																							
<b>Kirby Higbe, R</b> OBP: 0.250, SLG: 0.250 (8, PH)																							
<b>Don Mueller, L</b> OBP: 0.324, SLG: 0.402 (8, PH)																							
<b>Inning Stats</b>	R: 0 E: 0 K: 0 S: 4	H: 1 LOB: 1 BB: 0 P: 4	R: 0 E: 0 K: 1 S: 5	H: 0 LOB: 0 BB: 0 P: 5	R: 0 E: 0 K: 0 S: 4	H: 2 LOB: 2 BB: 1 P: 8	R: 1 E: 0 K: 0 S: 4	H: 2 LOB: 1 BB: 1 P: 8	R: 1 E: 0 K: 0 S: 5	H: 2 LOB: 1 BB: 0 P: 5	R: 1 E: 0 K: 0 S: 4	H: 1 LOB: 0 BB: 0 P: 4	R: 0 E: 0 K: 0 S: 3	H: 0 LOB: 1 BB: 1 P: 7	R: 0 E: 0 K: 0 S: 5	H: 2 LOB: 2 BB: 0 P: 5	R: 0 E: 0 K: 1 S: 6	H: 1 LOB: 1 BB: 0 P: 6	1B: 8 2B: 0 3B: 2 HR: 1	SF: 0 SAC: 0 DP: 2 HBP: 0	WP: 0 PB: 0 SB: 0 CS: 0	PA: 39	
<b>PITCHER</b> <b>Russ Meyer, R</b> ERA: 5.54 (1, 1)	IP 9.0	WLS W	BF 39	H 11	R 3	ER 3	SO 2	BB 3	IBB 0	HBP 0	BLK 0	WP 0	HR 1	S 40	P 52	ERA 3.00	WHIP 1.556						<b>PITCHER</b> IP WLS BF H R ER SO BB IBB HBP BLK WP HR S P ERA WHIP

**New York Giants @ Philadelphia Phillies**  
**Shibe Park, Philadelphia, PA**  
 Wed Jul 05 1950, 3:33 AM EDT  
 Att: 17,771 - Unknown

livebaseballscorecards.com

<b>AB</b>	<b>36</b>
<b>R</b>	<b>3</b>
<b>H</b>	<b>11</b>
<b>RBI</b>	<b>3</b>
<b>BB</b>	<b>3</b>
<b>SO</b>	<b>2</b>
<b>LOB</b>	<b>20</b>











BOTTOM

New York Giants @ Philadelphia Phillies  
Shibe Park, Philadelphia, PA

livebaseballscorecards.com

AB	38
R	9
H	14
RBI	7
BB	7
SO	4
LOB	33



WP	0	PA	46
PB	0		
SB	0		
CS	0		

ERA	WHIP
-----	------

Wed Jul 05 1950, 3:33 AM EDT  
Att. 25,769 - Unknown

AB R H RBI BB SO LOB

5 2 3 0 1 0 2

4 1 1 2 0 1 2

5 1 1 0 0 0 3

3 2 2 3 2 0 1

4 2 2 1 1 0 2

5 0 3 1 0 0 3

3 0 1 0 2 1 3

4 0 0 0 1 0 8

1B	8	SF	0
2B	4	SAC	1
3B	1	DP	1
HR	1	HBP	0

1B	8	SF	0
2B	4	SAC	1
3B	1	DP	1
HR	1	HBP	0

Batter	1	2	3	4	5	6	7	8	9
Richie Ashburn, L (1, 8) OBP: 0.419, SLG: 0.389	0-0 F3 ①		0-0 FC6-4 1B 2-3		0-0 1B 3B	4-0 1B SH1-4 HR BB	0-0 FC5-4 6-3 1B	0-0 3-1 ③	
Granny Hamner, R (1, 6) OBP: 0.321, SLG: 0.340	0-0 F6 ②		0-0 FC6-4 FC3-6 1-2f 3-H		0-0 1B 1B 3-H	0-0 SH1-4 1-2	0-3 K ①		
Eddie Waitkus, L (1, 3) OBP: 0.398, SLG: 0.402	0-0 F8 ③		0-0 FC3-6 1-2f		0-0 F6 ①	0-0 HR 1B	0-0 6-3 1-2		
Del Ennis, R (1, 9) OBP: 0.366, SLG: 0.571		0-0 1B 1B	0-0 F7 ③		4-0 1B E BB 1-2	0-0 HR 1-H 3-H	4-0 IBB		
Willie Jones, R (1, 5) OBP: 0.365, SLG: 0.600		0-0 FC5-4 1B 1-2		0-0 P4 ①	0-0 E7 2B 1B 1-H 2-H	4-0 1B E E BB	0-0 FC5 2-3f		
Dick Sisler, L (1, 7) OBP: 0.455, SLG: 0.652		0-0 P6 ①		0-0 2B	0-0 2B 3-H	0-0 E4 E 1B 1-2		0-0 2B	
Mike Goliat, R (1, 4) OBP: 0.330, SLG: 0.376		0-3 K ②		4-0 BB	0-0 F3 ②	0-0 E 1-2 2-3 1B		4-0 BB	
Andy Seminick, R (1, 2) OBP: 0.217, SLG: 0.200		0-0 FC5-4 1-2f		0-0 F2 ②	4-0 IBB	0-0 E6 G6-4-3 1-2 2-3 3-H		0-0 F9 ①	
Russ Meyer, S Bob Miller, R Dick Whitman, L Frank Brouhard, R Bill Nicholson, L Bubba Church, R Jimmy Bloodworth, R Jim Konstanty, R Robbie Roberts, S			0-0 1B FC6-4 2B	0-0 G3 ③	0-3 K ③	0-0 G6-4-3 ③		0-3 K ②	

Inning Stats	R: 0 H: 0 E: 0 K: 3	H: 0 LOB: 0 BB: 3 P: 3	R: 0 H: 2 E: 0 K: 1 S: 7	H: 2 LOB: 2 BB: 0 P: 7	R: 1 H: 2 E: 0 K: 0 S: 5	H: 2 LOB: 1 BB: 0 P: 5	R: 0 H: 1 E: 0 K: 0 S: 4	H: 1 LOB: 2 BB: 1 P: 8	R: 4 H: 4 E: 1 K: 1 S: 9	H: 4 LOB: 2 BB: 2 P: 17	R: 4 H: 3 E: 2 K: 1 S: 7	H: 3 LOB: 2 BB: 2 P: 15	R: 0 H: 1 E: 0 K: 1 S: 6	H: 1 LOB: 2 BB: 1 P: 10	R: 0 H: 1 E: 0 K: 1 S: 6	H: 1 LOB: 2 BB: 1 P: 10
--------------	---------------------	------------------------	--------------------------	------------------------	--------------------------	------------------------	--------------------------	------------------------	--------------------------	-------------------------	--------------------------	-------------------------	--------------------------	-------------------------	--------------------------	-------------------------

PITCHER	IP	WLS	BF	H	R	ER	SO	BB	IBB	HBP	BLK	WP	HR	S	P	ERA	WHIP
Andy Hansen, R (1, 1) ERA: 3.48	4.1		23	8	5	4	1	2	2	0	0	0	0	23	31	8.31	2.308
Sheldon Jones, R (5, 1) ERA: 6.53	1.0	L	9	3	4	4	1	2	1	0	0	0	1	8	20	36.00	5.000
Monty Kennedy, L (6, 1) ERA: 3.24	0.0		2	1	0	0	0	0	0	0	0	0	0	2	2	∞	∞
Jack Kramer, R (6, 1) ERA: 4.61	1.2		7	1	0	0	1	0	1	0	0	0	0	8	12	0.00	0.600
Kirby Higbe, R (8, 1) ERA: 5.79	1.0		5	1	0	0	1	1	0	0	0	0	0	6	10	0.00	2.000

Batter	1	2	3	4	5	6	7	8	9	AB R H RBI BB SO LOB	TOP									
Eddie Stanky, R (1, 4) OBP: 0.471, SLG: 0.437	0-0 F9		0-0 1-3		4-0 BB		0-0 3-1 1B		0-0 FC6 1B	4 1 2 1 1 0 0										
Spider Jorgensen, L (1, 5) OBP: 0.268, SLG: 0.143	0-0 2B F7 1B		0-0 F7		0-0 G3		0-0 3-1		0-0 FC6 4-3	5 1 1 1 0 0 5										
Don Mueller, L (1, 7) OBP: 0.326, SLG: 0.408	0-0 1-3 2B		0-0 F5				0-0 F7		0-0 4-3	5 0 2 2 0 0 1										
Hank Thompson, L (1, 9) OBP: 0.409, SLG: 0.521	0-0 F7				0-0 4-3		0-0 F6		0-0 4-3	5 0 1 1 0 0 2										
Bobby Thomson, R (1, 8) OBP: 0.336, SLG: 0.449	0-0 6-3				0-0 F6		0-0 HR			4 1 1 1 0 1 3										
Tookie Gilbert, L (1, 3) OBP: 0.339, SLG: 0.353			0-0 F6		0-0 G3		0-0 G3		0-0 5-3	4 0 0 0 0 0 0										
Wes Westrum, R (1, 2) OBP: 0.397, SLG: 0.500					0-0 F7		0-0 1B 1B 2B		0-0 F5	2 1 1 0 1 0 0										
Sam Calderone, R (7, 2) OBP: 0.375, SLG: 0.417										1 0 0 0 0 0 0										
Alvin Dark, R (1, 6) OBP: 0.338, SLG: 0.484			0-0 F7		0-0 5-3		0-0 F8		0-0 F7	4 0 0 0 0 0 2										
Sheldon Jones, R (1, 1) OBP: 0.207, SLG: 0.148			0-3 K		0-0 BB 1B		0-0 1B 1B		0-0 1B FC6 2B	2 0 1 0 0 1 1										
Monty Kennedy, R (5, 1) OBP: 0.074, SLG: 0.074										0 0 0 0 0 0 0										
Clint Hartung, R (6, 1) OBP: 0.304, SLG: 0.609										2 2 2 0 0 0 0										
<b>Inning Stats</b>	R: 1 E: 0 K: 0 S: 5	H: 2 LOB: 1 BB: 0 P: 5	R: 0 E: 0 K: 1 S: 5	H: 0 LOB: 1 BB: 1 P: 9	R: 0 E: 0 K: 0 S: 3	H: 0 LOB: 0 BB: 0 P: 3	R: 0 E: 0 K: 0 S: 4	H: 1 LOB: 2 BB: 1 P: 8	R: 1 E: 0 K: 0 S: 4	H: 1 LOB: 0 BB: 0 P: 4	R: 3 E: 0 K: 1 S: 10	H: 5 LOB: 2 BB: 0 P: 10	R: 0 E: 0 K: 0 S: 3	H: 0 LOB: 0 BB: 0 P: 3	R: 1 E: 0 K: 0 S: 5	H: 2 LOB: 1 BB: 0 P: 5	1B: 7 2B: 3 3B: 0 HR: 1	SF: 0 SAC: 0 DP: 0 HBP: 0	WP: 0 PB: 0 SB: 0 CS: 0	PA: 40
<b>PITCHER</b>	IP WLS BF H R ER SO BB IBB HBP BLK WP HR S P ERA WHIP																			
Bob Miller, R (1, 1) ERA: 2.38	6.2 W 31 9 5 5 1 2 0 0 0 0 0 1 31 39 6.75 1.650																			
Jim Konstanty, R (7, 1) ERA: 3.08	2.1 S 9 2 1 1 1 0 0 0 0 0 0 0 11 11 3.86 0.857																			

**New York Giants @ Philadelphia Phillies**  
 Shibe Park, Philadelphia, PA  
 Thu Jul 06 1950, 3:33 AM EDT  
 Att. 8,709 - Unknown

[livebaseballscorecards.com](http://livebaseballscorecards.com)

**AB 38**  
**R 6**  
**H 11**  
**RBI 6**  
**BB 2**  
**SO 2**  
**LOB 14**





Batter	1	2	3	4	5	6	7	8	9
<b>Richie Ashburn, L</b> OBP: 0.391, SLG: 0.395 (1, 8)	0-3 K		0-0 F9		0-0 HR	4-0 BB E BB		4-0 BB F9 BB	
<b>Granny Hamner, R</b> OBP: 0.327, SLG: 0.358 (1, 6)	0-0 1B		0-0 6-3		0-0 HR	4-0 BB E BB		0-0 F9	
<b>Eddie Waitkus, L</b> OBP: 0.322, SLG: 0.359 (1, 3)	0-0 F8		0-0 F2		0-0 4-3	0-0 E4		0-0 F7	
<b>Del Ennis, R</b> OBP: 0.345, SLG: 0.535 (1, 9)	0-0 F8			0-0 1-3	4-0 BB	0-3 K			
<b>Willie Jones, R</b> OBP: 0.393, SLG: 0.591 (1, 5)		0-0 2B		0-3 K	0-0 F6		0-0 HR		
<b>Dick Sisler, L</b> OBP: 0.427, SLG: 0.521 (1, 7)		0-0 F2		0-0 F7		0-0 FC1-5 1B	0-0 F4		
<b>Andy Seminick, R</b> OBP: 0.429, SLG: 0.537 (1, 2)		0-0 2B			0-0 HR	0-0 BB FC1-5 1B	0-0 BB 1B		
<b>Mike Goliat, R</b> OBP: 0.309, SLG: 0.395 (1, 4)		0-0 F7			1-0 SH1-4 3B HBP	0-0 FC1-5 BB E BB	4-0 BB		
<b>Bob Miller, R</b> OBP: 0.241, SLG: 0.241 (1, 1)		0-0 5-3			0-0 SH1-4	0-3 K	0-3 K		
<b>Jim Konstanty, R</b> OBP: 0.063, SLG: 0.063 (7, 1)					1-2				

Inning Stats	R: 0	H: 1	E: 0	K: 1	S: 6	R: 1	H: 2	E: 0	K: 0	S: 5	R: 0	H: 0	E: 0	K: 0	S: 3	R: 0	H: 0	E: 0	K: 1	S: 5	R: 4	H: 3	E: 0	K: 0	S: 6	R: 3	H: 2	E: 1	K: 2	S: 10	R: 1	H: 2	E: 0	K: 1	S: 6	R: 0	H: 0	E: 0	K: 0	S: 2
	0	1	0	1	6	1	2	0	0	5	0	0	0	0	3	0	0	0	1	5	4	3	0	0	6	3	2	2	1	0	10	1	2	0	1	6	0	0	0	2

PITCHER	IP	WLS	BF	H	R	ER	SO	BB	IBB	HBP	BLK	WP	HR	S	P	ERA	WHIP
<b>Sheldon Jones, R</b> ERA: 4.94 (1, 1)	4.1	L	20	6	5	5	2	0	0	1	0	0	2	23	24	10.38	1.385
<b>Monty Kennedy, L</b> ERA: 5.02 (5, 1)	1.1		10	2	3	1	1	3	0	0	0	0	0	9	21	6.75	3.750
<b>Clint Hartung, R</b> ERA: 5.53 (6, 1)	2.1		9	2	1	1	2	2	0	0	0	0	1	11	19	3.86	1.714

**BOTTOM**


**New York Giants @ Philadelphia Phillies**  
Shibe Park, Philadelphia, PA

Thu Jul 06 1950, 3:33 AM EDT  
Att. 8,709 - Unknown

AB	R	H	RBI	BB	SO	LOB
3	2	1	1	2	1	0
4	1	2	3	1	0	1
5	0	0	0	0	0	2
3	0	0	0	1	1	3
4	2	2	1	0	1	1
4	0	1	0	0	0	1
4	2	4	2	0	0	0
2	2	0	0	1	0	3
2	0	0	0	0	1	3
1	0	0	0	0	1	1

AB	32
R	9
H	10
RBI	7
BB	5
SO	5
LOB	15

WP: 0 PA: 39  
PB: 0  
SB: 0  
CS: 0



Batter	1	2	3	4	5	6	7	8	9	AB R H RBI BB SO LOB	TOP
<b>Eddie Stanky, R</b> (1, 4) OBP: 0.471, SLG: 0.440	0-0 E6 L4-3		4-0 BB			0-0 4-3 1B 2B		0-0 5-3		3 1 1 0 1 0 0	
<b>Spider Jorgensen, L</b> (1, 5) OBP: 0.244, SLG: 0.128	0-0 L4-3 1-2		0-0 F7			0-0 P6		0-0 F7		4 0 0 0 0 0 3	
<b>Don Mueller, L</b> (1, 7) OBP: 0.325, SLG: 0.404	0-0 1B		0-0 6-3			0-0 4-3 2-3		0-0 F7		4 0 1 0 0 0 2	
<b>Hank Thompson, L</b> (1, 9) OBP: 0.411, SLG: 0.519	0-0 F7					4-0 F8 1B BB			0-0 3-1 1B 1B	3 1 1 0 1 0 1	
<b>Bobby Thomson, R</b> (1, 8) OBP: 0.338, SLG: 0.453						0-0 F8			0-0 3-1 1-2	4 0 2 1 0 0 1	
<b>Tookie Gilbert, L</b> (1, 3) OBP: 0.333, SLG: 0.346						0-0 F8			0-0 F8 3-H	4 0 0 0 0 0 4	
<b>Wes Westrum, R</b> (1, 2) OBP: 0.394, SLG: 0.495									0-0 P4	2 0 0 0 0 1 1	
<b>Monte Irvin, R</b> (7, PH) OBP: 0.340, SLG: 0.402									0-0 K	1 0 0 0 0 0 0	
<b>Sam Calderone, R</b> (7, 2) OBP: 0.400, SLG: 0.440									0-0 1B	1 0 1 1 0 0 0	
<b>Alvin Dark, R</b> (1, 6) OBP: 0.333, SLG: 0.477									0-0 P6	4 0 0 0 0 0 2	
<b>Larry Jansen, R</b> (1, 1) OBP: 0.184, SLG: 0.170									0-0 F7	4 0 0 0 0 0 2	
<b>Andy Hansen, R</b> (5, 1)									0-0 P3	2 0 0 0 0 0 0	
<b>Bill Rigney, R</b> (7, PH) OBP: 0.280, SLG: 0.244									0-0 F9	0 0 0 0 0 0 0	
<b>Kirby Higbe, R</b> (7, 1) OBP: 0.250, SLG: 0.250									0-0 5-3	1 0 0 0 0 0 0	
<b>Inning Stats</b>	R: 0 E: 1 K: 0 S: 4 H: 1 LOB: 1 BB: 0 P: 4	R: 0 E: 0 K: 1 S: 6 H: 1 LOB: 1 BB: 0 P: 6	R: 0 E: 0 K: 0 S: 3 H: 0 LOB: 1 BB: 1 P: 7	R: 0 E: 0 K: 0 S: 3 H: 0 LOB: 0 BB: 0 P: 3	R: 0 E: 0 K: 0 S: 3 H: 0 LOB: 0 BB: 0 P: 3	R: 0 E: 0 K: 0 S: 5 H: 2 LOB: 2 BB: 1 P: 9	R: 0 E: 0 K: 0 S: 3 H: 0 LOB: 0 BB: 0 P: 3	R: 0 E: 0 K: 0 S: 3 H: 0 LOB: 0 BB: 0 P: 3	R: 1 E: 0 K: 0 S: 5 H: 2 LOB: 1 BB: 0 P: 5	1B: 4 2B: 3 3B: 0 HR: 0 SF: 0 SAC: 0 DP: 1 HBP: 0	WP: 0 PB: 0 SB: 0 CS: 0 PA: 35
<b>PITCHER</b> <b>Johnny Sain, R</b> (1, 1) ERA: 4.52	IP: 9.0 WLS: W BF: 35 H: 6 R: 2 ER: 2 SO: 1 BB: 2 IBB: 0 HBP: 0 BLK: 0 WP: 0 HR: 0 S: 35 P: 43 ERA: 2.00 WHIP: 0.889										

**New York Giants @ Boston Braves**  
 Braves Field, Boston, MA  
 Fri Jul 07 1950, 3:33 AM EDT  
 Att: 21,885 - Unknown

[livebaseballscorecards.com](http://livebaseballscorecards.com)

AB	33
R	2
H	6
RBI	2
BB	2
SO	1
LOB	14





Batter	1	2	3	4	5	6	7	8	9
Roy Hartsfield, R OBP: 0.357, SLG: 0.388 (1, 4)	0-0 6-3		0-0 F2	0-0 1-2 1B	0-0 F3			0-0 5-3	
Sam Jethroe, S OBP: 0.351, SLG: 0.441 (1, 8)	4-0 4-3 BB		0-0 4-3	0-0 P4		0-0 F8			
Earl Torgeson, L OBP: 0.396, SLG: 0.429 (1, 3)	0-0 4-3 1-2			0-3 K	0-0 4-3	0-0 F8			
Bob Elliott, R OBP: 0.357, SLG: 0.521 (1, 5)	0-3 K			1-0 1B 2B HBP	0-0 6-3	0-3 K			
Sid Gordon, R OBP: 0.419, SLG: 0.657 (1, 7)		0-0 F7		0-0 1-2 1B 2B 1B	0-0 1B 3B		4-0 WP BB		
Tommy Holmes, L OBP: 0.411, SLG: 0.514 (1, 9)		0-0 F9		0-0 1-2 2-3 1B 1B	0-0 2B 1B	0-3 K			
Del Crandall, R OBP: 0.274, SLG: 0.336 (1, 2)		0-0 E5 1B		0-0 1-3 2-H 3-H 1B 2B	0-0 1-2 2B	0-0 F7			
Buddy Kerr, R OBP: 0.270, SLG: 0.286 (1, 6)		0-0 5-3		0-3 K	0-0 1-H 2-H 1B 2B		0-0 F9		
Johnny Sain, R OBP: 0.269, SLG: 0.265 (1, 1)			0-0 P4	0-0 2-H 3-H 1B 1B	0-0 2-H 1B		0-0 F8		

Inning Stats	R: 0	H: 0	E: 0	K: 1	S: 5	LOB: 1	BB: 1	P: 9	R: 0	H: 1	E: 1	K: 0	S: 4	LOB: 1	BB: 0	P: 4	R: 0	H: 0	E: 0	K: 0	S: 3	LOB: 0	BB: 0	P: 3	R: 4	H: 5	E: 0	K: 2	S: 12	LOB: 2	BB: 2	P: 13	R: 4	H: 4	E: 1	K: 0	S: 8	LOB: 1	BB: 0	P: 8	R: 0	H: 0	E: 0	K: 1	S: 5	LOB: 0	BB: 0	P: 5	R: 0	H: 0	E: 0	K: 1	S: 4	LOB: 0	BB: 1	P: 8	R: 0	H: 0	E: 0	K: 0	S: 3	LOB: 0	BB: 0	P: 3	R: 0	H: 0	E: 0	K: 0	S: 3	LOB: 0	BB: 0	P: 3
--------------	------	------	------	------	------	--------	-------	------	------	------	------	------	------	--------	-------	------	------	------	------	------	------	--------	-------	------	------	------	------	------	-------	--------	-------	-------	------	------	------	------	------	--------	-------	------	------	------	------	------	------	--------	-------	------	------	------	------	------	------	--------	-------	------	------	------	------	------	------	--------	-------	------	------	------	------	------	------	--------	-------	------

PITCHER															PITCHER																																		
IP	WLS	BF	H	R	ER	SO	BB	IBB	HBP	BLK	WP	HR	S	P	ERA	WHIP	IP	WLS	BF	H	R	ER	SO	BB	IBB	HBP	BLK	WP	HR	S	P	ERA	WHIP																
Larry Jansen, R ERA: 2.98 (1, 1)	4.2	L	26	9	8	6	3	1	0	0	0	0	30	35	11.57	2.143	Andy Hansen, R ERA: 4.89 (5, 1)	1.1	5	1	0	0	1	0	0	0	0	0	7	7	0.00	0.750	Kirby Higbe, R ERA: 4.93 (7, 1)	2.0	6	0	0	0	1	1	0	0	0	1	0	7	11	0.00	0.500

**BOTTOM**

**New York Giants @ Boston Braves**  
Braves Field, Boston, MA

Fri Jul 07 1950, 3:33 AM EDT  
Att. 21,885 - Unknown


AB	R	H	RBI	BB	SO	LOB
5	0	1	0	0	0	1
3	0	0	0	1	0	2
4	0	0	0	0	1	1
3	1	0	0	0	2	1
3	2	2	0	1	0	0
4	2	2	1	0	1	1
4	2	2	2	0	0	2
4	1	1	2	0	1	3
4	0	2	3	0	0	0

AB	34
R	8
H	10
RBI	8
BB	2
SO	5
LOB	11

livebaseballscorecards.com


1B:	7	SF:	0	WP:	1	PA:	37
2B:	2	SAC:	0	PB:	0		
3B:	1	DP:	0	SB:	0		
HR:	0	HBP:	1	CS:	0		



Batter	1	2	3	4	5	6	7	8	9	AB	R	H	RBI	BB	SO	LOB	TOP	
<b>Eddie Stanky, R</b> (1, 4) OBP: 0.471, SLG: 0.440										0	0	0	0	0	0	0	<b>New York Giants @ Boston Braves</b> Braves Field, Boston, MA Sat Jul 08 1950, 3:33 AM EDT Att. 21,885 - Unknown  <a href="http://livebaseballscorecards.com">livebaseballscorecards.com</a>	
<b>Bill Rigney, R</b> (1, 5) OBP: 0.280, SLG: 0.244										0	0	0	0	0	0	0		
<b>Monte Irvin, R</b> (1, 7) OBP: 0.340, SLG: 0.402										0	0	0	0	0	0	0		
<b>Bobby Thomson, R</b> (1, 8) OBP: 0.338, SLG: 0.453										0	0	0	0	0	0	0		
<b>Wes Westrum, R</b> (1, 2) OBP: 0.394, SLG: 0.495										0	0	0	0	0	0	0		
<b>Alvin Dark, R</b> (1, 6) OBP: 0.333, SLG: 0.477										0	0	0	0	0	0	0		
<b>Hank Thompson, L</b> (1, 9) OBP: 0.411, SLG: 0.519										0	0	0	0	0	0	0		
<b>Tookie Gilbert, L</b> (1, 3) OBP: 0.333, SLG: 0.346										0	0	0	0	0	0	0		
<b>Dave Koslo, L</b> (1, 1) OBP: 0.081, SLG: 0.029										0	0	0	0	0	0	0		
<b>Inning Stats</b>																		1B: 0 SF: 0 2B: 0 SAC: 0 3B: 0 DP: 0 HR: 0 HBP: 0
<b>PITCHER</b> <b>Bob Chipman, L</b> (1, 1) ERA: 3.98	IP	WLS	BF	H	R	ER	SO	BB	IBB	HBP	BLK	WP	HR	S	P	ERA	WHIP	<b>PITCHER</b> IP WLS BF H R ER SO BB IBB HBP BLK WP HR S P ERA WHIP





Batter	1	2	3	4	5	6	7	8	9	AB	R	H	RBI	BB	SO	LOB	TOP																		
<a href="#">Eddie Stanky, R</a> (1, 4) OBP: 0.472, SLG: 0.441											0	0	0	0	0	0	0	<b>New York Giants @ Boston Braves</b> Braves Field, Boston, MA Sun Jul 09 1950, 3:33 AM EDT Att. 14,662 - Unknown  <a href="http://livebaseballscorecards.com">livebaseballscorecards.com</a>																	
<a href="#">Don Mueller, L</a> (1, 9) OBP: 0.325, SLG: 0.404											0	0	0	0	0	0	0		0																
<a href="#">Monte Irvin, R</a> (1, 7) OBP: 0.331, SLG: 0.389											0	0	0	0	0	0	0		0																
<a href="#">Hank Thompson, L</a> (1, 5) OBP: 0.410, SLG: 0.515											0	0	0	0	0	0	0		0																
<a href="#">Bobby Thomson, R</a> (1, 8) OBP: 0.333, SLG: 0.447											0	0	0	0	0	0	0		0																
<a href="#">Tookie Gilbert, L</a> (1, 3) OBP: 0.333, SLG: 0.343											0	0	0	0	0	0	0		0																
<a href="#">Alvin Dark, R</a> (1, 6) OBP: 0.332, SLG: 0.473											0	0	0	0	0	0	0		0																
<a href="#">Sam Calderone, R</a> (1, 2) OBP: 0.400, SLG: 0.440											0	0	0	0	0	0	0		0																
<a href="#">Jack Kramer, R</a> (1, 1) OBP: 0.300, SLG: 0.556	0	0	0	0	0	0	0	0	0	0	0	0	0	0	0																				
<b>Inning Stats</b>	1B: 0	SF: 0	2B: 0	SAC: 0	3B: 0	DP: 0	HR: 0	HBP: 0	WP: 0	PA: 0	PB: 0	SB: 0	CS: 0																						
<b>PITCHER</b> <a href="#">Vern Bickford, R</a> (1, 1) ERA: 3.21	IP	WLS	BF	H	R	ER	SO	BB	IBB	HBP	BLK	WP	HR	S	P	ERA	WHIP	<b>PITCHER</b>	IP	WLS	BF	H	R	ER	SO	BB	IBB	HBP	BLK	WP	HR	S	P	ERA	WHIP





Batter	1	2	3	4	5	6	7	8	9	AB R H RBI BB SO LOB	TOP										
<b>Eddie Stanky, R</b> OBP: 0.468, SLG: 0.435 (1, 4)										5 1 2 2 0 0 0											
<b>Don Mueller, L</b> OBP: 0.322, SLG: 0.397 (1, 9)										5 0 2 1 0 0 1											
<b>Monte Irvin, R</b> OBP: 0.333, SLG: 0.400 (1, 7)										4 1 1 0 1 1 3											
<b>Bobby Thomson, R</b> OBP: 0.329, SLG: 0.438 (1, 8)										5 1 2 1 0 2 2											
<b>Wes Westrum, R</b> OBP: 0.396, SLG: 0.505 (1, 2)										4 1 2 3 1 0 2											
<b>Hank Thompson, L</b> OBP: 0.406, SLG: 0.506 (1, 5)										5 0 2 0 0 0 2											
<b>Alvin Dark, R</b> OBP: 0.335, SLG: 0.474 (1, 6)										4 1 1 0 0 0 4											
<b>Tookie Gilbert, L</b> OBP: 0.326, SLG: 0.332 (1, 3)										3 1 0 0 1 0 0											
<b>Sheldon Jones, R</b> OBP: 0.233, SLG: 0.148 <b>Sal Maglie, R</b> OBP: 0.053, SLG: 0.105 (1, 1)										0 1 0 0 1 0 0 3 0 0 0 0 1 0											
<b>Inning Stats</b>	R: 7 E: 0 K: 0 S: 10	H: 7 LOB: 2 BB: 2 P: 18	R: 0 E: 0 K: 1 S: 5	H: 1 LOB: 1 BB: 1 P: 9	R: 0 E: 0 K: 1 S: 5	H: 0 LOB: 0 BB: 0 P: 5	R: 0 E: 0 K: 1 S: 5	H: 0 LOB: 1 BB: 1 P: 9	R: 0 E: 0 K: 0 S: 3	H: 0 LOB: 0 BB: 0 P: 3	R: 0 E: 0 K: 1 S: 7	H: 2 LOB: 2 BB: 0 P: 7	R: 0 E: 0 K: 0 S: 3	H: 0 LOB: 0 BB: 0 P: 3	R: 0 E: 0 K: 0 S: 5	H: 2 LOB: 2 BB: 0 P: 5	1B: 10 2B: 1 3B: 0 HR: 1	SF: 0 SAC: 0 DP: 1 HBP: 0	WP: 0 PB: 0 SB: 1 CS: 0	PA: 42	
<b>PITCHER</b>	IP	WLS	BF	H	R	ER	SO	BB	IBB	HBP	BLK	WP	HR	S	P	ERA	WHIP				
<b>Cliff Chambers, L</b> ERA: 4.66 (1, 1)	0.1	L	5	4	4	4	0	0	0	0	0	0	1	5	5	108.00	12.000				
<b>Bill MacDonald, R</b> ERA: 5.49 (1, 1)	0.1		5	2	2	2	0	1	1	0	0	0	0	3	11	54.00	9.000				
<b>Vic Lombardi, L</b> ERA: 8.14 (1, 1)	0.2		5	2	1	1	1	1	0	0	0	0	0	6	10	13.50	4.500				
<b>Murry Dickson, R</b> ERA: 4.26 (2, 1)	7.2		27	4	0	0	3	1	0	0	0	0	0	32	36	0.00	0.652				

**New York Giants @ Pittsburgh Pirates**  
**Forbes Field, Pittsburgh, PA**  
 Fri Jul 14 1950, 3:33 AM EDT  
 Att: 29,323 - Unknown

[livebaseballscorecards.com](http://livebaseballscorecards.com)

<b>AB</b>	<b>38</b>
<b>R</b>	<b>7</b>
<b>H</b>	<b>12</b>
<b>RBI</b>	<b>7</b>
<b>BB</b>	<b>4</b>
<b>SO</b>	<b>4</b>
<b>LOB</b>	<b>14</b>





BOTTOM

New York Giants @ Pittsburgh Pirates  
Forbes Field, Pittsburgh, PA  
Fri Jul 14 1950, 3:33 AM EDT  
Att. 29,323 - Unknown

livebaseballscorecards.com

AB	35
R	5
H	8
RBI	5
BB	4
SO	3
LOB	16



WP:	0	PA:	39
PB:	0	SB:	0
CS:	0		

AB R H RBI BB SO LOB

4	1	0	0	1	0	2
4	0	0	0	1	0	2
4	1	0	0	1	1	2
4	2	3	3	0	0	1
3	0	1	0	1	1	2
4	1	2	1	0	0	3
4	0	1	0	0	0	2
3	0	1	1	0	0	0
1	0	0	0	0	1	0
0	0	0	0	0	0	0
0	0	0	0	0	0	0
4	0	0	0	0	0	2


1B:	5	SF:	0
2B:	1	SAC:	0
3B:	1	DP:	0
HR:	1	HBP:	0

IP	WLS	BF	H	R	ER	SO	BB	IBB	HBP	BLK	WP	HR	S	P	ERA	WHIP
0.2		6	2	3	3	1	2	0	0	0	0	0	6	14	40.50	6.000
8.1	W	33	6	2	2	2	2	0	0	0	0	1	35	43	2.16	0.960

Batter	1	2	3	4	5	6	7	8	9
<b>Stan Rojek, R</b> OBP: 0.304, SLG: 0.308 (1, 6)	4-0 FC3-4 BB 3B BB	0-0 1-3		0-0 6-4-3 1-2 2-3		0-0 1-3			0-0 F8
<b>Johnny Hopp, L</b> OBP: 0.413, SLG: 0.508 (1, 3)	4-0 FC3-4 BB 1-2		0-0 P2	0-0 4-3			0-0 3-1		0-0 3-1
<b>Gus Bell, L</b> OBP: 0.333, SLG: 0.414 (1, 9)	0-0 FC3-4 1-2f 2-3 3B		4-0 BB BB BB		0-0 F8		0-3 K		0-0 4-3
<b>Ralph Kiner, R</b> OBP: 0.425, SLG: 0.637 (1, 7)	0-0 1-H 3-H 1B 3B		0-0 P6		0-0 HR		0-0 2B		
<b>Wally Westlake, R</b> OBP: 0.353, SLG: 0.492 (1, 8)	0-3 K		0-0 F8		0-0 FC6-4 1B		4-0 BB BB BB BB 2B		
<b>Danny O'Connell, R</b> OBP: 0.500, SLG: 0.500 (1, 5)	0-0 3-H 1B		0-0 1B 1B		0-0 F9		0-0 P4		
<b>Danny Murtaugh, R</b> OBP: 0.401, SLG: 0.419 (1, 4)	0-0 6-3		0-0 6-4-3 1B 1-2 1B		0-0 FC6-4 1-2f		0-0 4-3		
<b>Ray Mueller, R</b> OBP: 0.297, SLG: 0.430 <b>Ted Beard, L</b> OBP: 0.342, SLG: 0.350 (8, PH) <b>Earl Turner, R</b> OBP: 0.242, SLG: 0.242 (9, 2)		0-0 6-3		0-0 1-2 2-H 1B		0-0 1-3		0-3 K	
<b>Cliff Chambers, L</b> OBP: 0.333, SLG: 0.388 <b>Bill MacDonald, R</b> OBP: 0.174, SLG: 0.174 <b>Vic Lombardi, L</b> OBP: 0.400, SLG: 0.333 <b>Murry Dickson, R</b> OBP: 0.273, SLG: 0.256 (2, 1)		0-0 P4		0-0 F9		0-0 6-3		0-0 P2	

Inning Stats	R: 3	H: 2	E: 0	K: 1	S: 7	LOB: 1	BB: 2	P: 15	R: 0	H: 0	E: 0	K: 0	S: 3	LOB: 0	BB: 0	P: 3	R: 0	H: 0	E: 0	K: 0	S: 3	LOB: 1	BB: 1	P: 7	R: 1	H: 3	E: 0	K: 0	S: 6	LOB: 2	BB: 0	P: 6	R: 1	H: 2	E: 0	K: 0	S: 5	LOB: 1	BB: 0	P: 5	R: 0	H: 0	E: 0	K: 1	S: 3	LOB: 0	BB: 0	P: 3	R: 0	H: 1	E: 0	K: 1	S: 6	LOB: 2	BB: 1	P: 10	R: 0	H: 0	E: 0	K: 1	S: 5	LOB: 0	BB: 0	P: 5	R: 0	H: 0	E: 0	K: 0	S: 3	LOB: 0	BB: 0	P: 3
--------------	------	------	------	------	------	--------	-------	-------	------	------	------	------	------	--------	-------	------	------	------	------	------	------	--------	-------	------	------	------	------	------	------	--------	-------	------	------	------	------	------	------	--------	-------	------	------	------	------	------	------	--------	-------	------	------	------	------	------	------	--------	-------	-------	------	------	------	------	------	--------	-------	------	------	------	------	------	------	--------	-------	------

PITCHER	IP	WLS	BF	H	R	ER	SO	BB	IBB	HBP	BLK	WP	HR	S	P	ERA	WHIP
<b>Sheldon Jones, R</b> ERA: 5.19 (1, 1)	0.2		6	2	3	3	1	2	0	0	0	0	0	6	14	40.50	6.000
<b>Sal Maglie, R</b> ERA: 3.27 (1, 1)	8.1	W	33	6	2	2	2	2	0	0	0	0	1	35	43	2.16	0.960

Batter	1	2	3	4	5	6	7	8	9	AB	R	H	RBI	BB	SO	LOB	TOP														
Eddie Stanky, R (1, 4) OBP: 0.468, SLG: 0.435										0	0	0	0	0	0	0	<p><b>New York Giants @ Pittsburgh Pirates</b>  <b>Forbes Field, Pittsburgh, PA</b>  Sat Jul 15 1950, 3:33 AM EDT  Att. 11,958 - Unknown</p> <p><a href="http://livebaseballscorecards.com">livebaseballscorecards.com</a></p> <table> <tr><td><b>AB</b></td><td><b>0</b></td></tr> <tr><td><b>R</b></td><td><b>0</b></td></tr> <tr><td><b>H</b></td><td><b>0</b></td></tr> <tr><td><b>RBI</b></td><td><b>0</b></td></tr> <tr><td><b>BB</b></td><td><b>0</b></td></tr> <tr><td><b>SO</b></td><td><b>0</b></td></tr> <tr><td><b>LOB</b></td><td><b>0</b></td></tr> </table> 	<b>AB</b>	<b>0</b>	<b>R</b>	<b>0</b>	<b>H</b>	<b>0</b>	<b>RBI</b>	<b>0</b>	<b>BB</b>	<b>0</b>	<b>SO</b>	<b>0</b>	<b>LOB</b>	<b>0</b>
<b>AB</b>	<b>0</b>																														
<b>R</b>	<b>0</b>																														
<b>H</b>	<b>0</b>																														
<b>RBI</b>	<b>0</b>																														
<b>BB</b>	<b>0</b>																														
<b>SO</b>	<b>0</b>																														
<b>LOB</b>	<b>0</b>																														
Don Mueller, L (1, 9) OBP: 0.322, SLG: 0.397										0	0	0	0	0	0																
Monte Irvin, R (1, 7) OBP: 0.333, SLG: 0.400										0	0	0	0	0	0																
Bobby Thomson, R (1, 8) OBP: 0.329, SLG: 0.438										0	0	0	0	0	0																
Wes Westrum, R (1, 2) OBP: 0.396, SLG: 0.505										0	0	0	0	0	0																
Hank Thompson, L (1, 5) OBP: 0.406, SLG: 0.506										0	0	0	0	0	0																
Alvin Dark, R (1, 6) OBP: 0.335, SLG: 0.474										0	0	0	0	0	0																
Tookie Gilbert, L (1, 3) OBP: 0.326, SLG: 0.332										0	0	0	0	0	0																
Larry Jansen, R (1, 1) OBP: 0.184, SLG: 0.170										0	0	0	0	0	0																
<b>Inning Stats</b>																	1B: 0 SF: 0 2B: 0 SAC: 0 3B: 0 DP: 0 HR: 0 HBP: 0 WP: 0 PA: 0 PB: 0 SB: 0 CS: 0														
<b>PITCHER</b> Bill Werle, L (1, 1) ERA: 5.34	IP	WLS	BF	H	R	ER	SO	BB	IBB	HBP	BLK	WP	HR	S	P	ERA	WHIP	<b>PITCHER</b> IP WLS BF H R ER SO BB IBB HBP BLK WP HR S P ERA WHIP													





Batter	1	2	3	4	5	6	7	8	9	AB R H RBI BB SO LOB	TOP	
Eddie Stanky, R (1, 4) OBP: 0.466, SLG: 0.433 Bill Rigney, R (6, 4) OBP: 0.241, SLG: 0.208	0-0 F4	0-0 1-3 1B			0-0 F4		0-0 F8			3 0 1 0 0 0 0 1 0 0 0 0 0 0		
Don Mueller, L (1, 9) OBP: 0.315, SLG: 0.386	0-0 FC5-4 1B	0-0 F6			0-0 1-3		0-0 F1			4 0 1 0 0 0 2		
Monte Irvin, R (1, 7) OBP: 0.323, SLG: 0.385	0-0 F9				0-3 K			0-0 F7		4 0 0 0 0 1 1		
Bobby Thomson, R (1, 8) OBP: 0.322, SLG: 0.427	0-0 FC5-4 1-2f				0-0 F9			0-0 F8		4 0 0 0 0 0 1		
Wes Westrum, R (1, 2) OBP: 0.394, SLG: 0.518 Sam Calderone, R (6, 2) OBP: 0.387, SLG: 0.419								0-0 F7		3 2 2 1 0 0 0 1 0 0 0 0 0 0		
Hank Thompson, L (1, 5) OBP: 0.405, SLG: 0.500 Jack Lohrke, R (6, 5) OBP: 0.182, SLG: 0.100								0-0 5-3		3 1 1 0 0 0 0 1 0 0 0 0 0 0		
Alvin Dark, R (1, 6) OBP: 0.329, SLG: 0.465 Rudy Rufer, R (6, 6)								0-0 F7		3 0 0 0 0 1 2 1 0 0 0 0 0 0		
Tookie Gilbert, L (1, 3) OBP: 0.323, SLG: 0.332								0-0 G3		4 0 0 0 0 0 1		
Jack Kramer, R (1, 1) OBP: 0.286, SLG: 0.417 Sheldon Jones, R (4, 1) OBP: 0.233, SLG: 0.148 Clint Hartung, R (5, 1) OBP: 0.320, SLG: 0.720								0-0 F5		2 0 0 0 0 1 0 0 0 0 0 0 0 0 1 1 1 1 0 0 0		
								0-0 HR				
<b>Inning Stats</b>	R: 0 H: 1 E: 0 LOB: 1 K: 0 BB: 0 S: 4 P: 4	R: 2 H: 2 E: 2 LOB: 2 K: 1 BB: 0 S: 9 P: 9	R: 1 H: 1 E: 0 LOB: 0 K: 0 BB: 0 S: 4 P: 4	R: 0 H: 0 E: 0 LOB: 0 K: 1 BB: 0 S: 5 P: 5	R: 0 H: 0 E: 0 LOB: 0 K: 1 BB: 0 S: 5 P: 5	R: 0 H: 1 E: 0 LOB: 1 K: 0 BB: 0 S: 4 P: 4	R: 1 H: 1 E: 0 LOB: 0 K: 0 BB: 0 S: 4 P: 4	R: 0 H: 0 E: 0 LOB: 0 K: 0 BB: 0 S: 3 P: 3	R: 0 H: 0 E: 0 LOB: 0 K: 0 BB: 0 S: 3 P: 3	1B: 3 SF: 0 2B: 1 SAC: 0 3B: 0 DP: 0 HR: 2 HBP: 0	WP: 0 PA: 35 PB: 0 SB: 0 CS: 0	
<b>PITCHER</b> Ken Raffensberger, L (1, 1) ERA: 4.1	IP WLS BF H R ER SO BB IBB HBP BLK WP HR S P ERA WHIP	9.0 W 35 6 4 2 3 0 0 0 0 0 2 41 41 2.00 0.667										
<b>PITCHER</b>	IP WLS BF H R ER SO BB IBB HBP BLK WP HR S P ERA WHIP											

New York Giants @ Cincinnati Reds  
Crosley Field, Cincinnati, OH  
Sun Jul 16 1950, 3:33 AM EDT  
Unknown

livebaseballscorecards.com

AB 35  
R 4  
H 6  
RBI 2  
BB 0  
SO 3  
LOB 7





Batter	1	2	3	4	5	6	7	8	9	AB	R	H	RBI	BB	SO	LOB
Lloyd Merriman, L OBP: 0.317, SLG: 0.377 (1, 8)	0-0 F9	0-0 F7		0-0 HR	0-0 F7		4-0 2B 1B BB	0-0 4-3		5	2	1	2	1	0	3
Grady Hatton, L OBP: 0.348, SLG: 0.435 (1, 5)	0-0 1B		0-0 F8	4-0 BB HR BB	0-0 HR		0-0 1B 1B 2B			4	3	3	3	1	0	0
Johnny Wyrostek, L OBP: 0.401, SLG: 0.465 Danny Litwhiler, R OBP: 0.356, SLG: 0.400 (1, 9) (4, 9)	0-0 F8		4-0 1B BB	4-0 HR BB	0-3 K		0-0 1B 1B			1	0	0	0	1	0	1
Ted Kluszewski, L OBP: 0.364, SLG: 0.608 (1, 3)	0-0 F8		0-0 4-3	0-0 HR		0-0 HR	0-0 F4			5	2	2	4	0	0	4
Connie Ryan, R OBP: 0.387, SLG: 0.400 Sammy Meeks, R OBP: 0.306, SLG: 0.394 (1, 4) (7, 6)		4-0 1B BB	0-0 1B	0-0 F8		0-0 F4	0-0 E 1B 1B			3	1	1	0	1	0	0
Joe Adcock, R OBP: 0.309, SLG: 0.367 (1, 7)		0-0 E 1B 1B		0-0 1B	0-0 1B	0-3 K	0-0 E8 FC5 1B			5	1	3	1	0	1	0
Johnny Pramesa, R OBP: 0.355, SLG: 0.481 Dixie Howell, R OBP: 0.331, SLG: 0.291 (1, 2) (7, 2)		0-0 F7		0-0 2B 1B	0-0 HR	0-0 F8	0-0 FC5			4	2	2	1	0	0	2
Virgil Stallcup, R OBP: 0.303, SLG: 0.381 Bobby Adams, R OBP: 0.333, SLG: 0.327 (1, 6) (7, 4)		0-0 E8 1B		0-0 SH1-3 HR 2B	0-0 FC1-5-6 2B		0-0 5-3	0-0 F8		3	1	3	3	0	0	0
Ken Raffensberger, R OBP: 0.213, SLG: 0.186 (1, 1)		0-3 K		0-0 SH1-3	0-0 FC1-5-6 HR		4-0 2B BB	0-3 K		3	2	0	0	1	2	3

Inning Stats	R: 0	H: 1	E: 0	LOB: 1	K: 0	BB: 0	S: 4	P: 4	R: 1	H: 2	E: 1	LOB: 2	K: 1	BB: 1	S: 7	P: 11	R: 0	H: 1	E: 0	LOB: 2	K: 0	BB: 1	S: 3	P: 7	R: 7	H: 5	E: 0	LOB: 0	K: 0	BB: 2	S: 8	P: 16	R: 3	H: 3	E: 0	LOB: 0	K: 1	BB: 0	S: 8	P: 8	R: 1	H: 1	E: 0	LOB: 0	K: 1	BB: 0	S: 6	P: 6	R: 4	H: 4	E: 1	LOB: 2	K: 0	BB: 2	S: 7	P: 15	R: 0	H: 0	E: 0	LOB: 0	K: 1	BB: 0	S: 5	P: 5
--------------	------	------	------	--------	------	-------	------	------	------	------	------	--------	------	-------	------	-------	------	------	------	--------	------	-------	------	------	------	------	------	--------	------	-------	------	-------	------	------	------	--------	------	-------	------	------	------	------	------	--------	------	-------	------	------	------	------	------	--------	------	-------	------	-------	------	------	------	--------	------	-------	------	------

PITCHER	IP	WLS	BF	H	R	ER	SO	BB	IBB	HBP	BLK	WP	HR	S	P	ERA	WHIP
Jack Kramer, R ERA: 4.7 (1, 1)	3.1	L	19	8	5	5	1	2	0	0	0	0	1	19	27	13.50	3.000
Sheldon Jones, R ERA: 5.68 (4, 1)	1.1		10	4	6	6	0	2	0	0	0	0	3	8	16	40.50	4.500
Clint Hartung, R ERA: 5.97 (5, 1)	3.1		17	5	5	5	3	2	0	0	0	0	1	21	29	13.50	2.100

**BOTTOM**

**New York Giants @ Cincinnati Reds**  
Crosley Field, Cincinnati, OH

Sun Jul 16 1950, 3:33 AM EDT  
Unknown

AB	39
R	16
H	17
RBI	16
BB	6
SO	4
LOB	15



WP	PA	1B	SF	PB	SAC	SB	CS	2B	DP	3B	HBP	HR	S	P	ERA	WHIP
0	46	9	0	0	1	0	0	3	0	0	0	1	21	29	13.50	2.100

livebaseballscorecards.com

Batter	1	2	3	4	5	6	7	8	9	10	11	12	AB R H RBI BB SO LOB	TOP																
Eddie Stanky, R OBP: 0.466, SLG: 0.435 Bill Rigney, R OBP: 0.262, SLG: 0.232	4-0 1B F8 BB	0-0 G6-4-3 1-2f		0-0 1-3		0-0 1B 2B		0-0 BB BB 1B		0-3 K		0-0 1B	3 2 1 0 1 0 2 3 0 2 0 0 1 0																	
Don Mueller, L OBP: 0.318, SLG: 0.388	0-0 1-3 HR 1B		0-0 4-3		0-0 4-3	0-0 2B 1B		0-0 F3		0-0 1B 1B		0-0 F8	7 2 3 1 0 0 2																	
Monte Irvin, R OBP: 0.335, SLG: 0.399	0-0 F8		0-0 FC6-4 1B		0-3 K	0-0 1B 2B		4-0 BB BB		0-0 1-2 1B			5 0 3 2 1 1 1																	
Hank Thompson, L OBP: 0.403, SLG: 0.494	0-0 F6		0-0 F7		0-0 1B HR 1B	0-3 K		4-0 1-2 2-3 BB		0-0 F9			5 1 1 0 1 1 5																	
Bobby Thomson, R OBP: 0.325, SLG: 0.439	0-0 1-H HR		0-0 FC6-4 1-2f		0-0 1-2 HR 1B		0-0 S 1B	0-0 F8				0-3 K	6 2 3 2 0 1 4																	
Wes Westrum, R OBP: 0.393, SLG: 0.524	0-0 F9			0-0 6-3	0-0 1-H 2-H HR		0-0 F3		0-0 5-3		4-0 G6-4-3 BB		5 1 1 3 1 0 1																	
Tookie Gilbert, L OBP: 0.326, SLG: 0.337		0-0 1B 2B		0-0 HR 1B	0-3 K		4-0 1-2 G6-4-3 BB		0-0 F6		0-0 G6-4-3 1-2f		5 1 2 0 1 1 1																	
Alvin Dark, R OBP: 0.323, SLG: 0.455		0-0 F4		0-0 F5		0-0 F5	0-0 G6-4-3		0-0 L5			0-0 6-3	6 0 0 0 0 0 4																	
Dave Koslo, L OBP: 0.119, SLG: 0.150 Andy Hansen, R Sal Maglie, R OBP: 0.045, SLG: 0.091		0-0 2-3 1B		0-0 1-H HR		0-0 4-3		0-3 K		0-0 5-3		0-3 K	3 1 2 2 0 0 0 0 0 0 0 0 0 0 3 0 0 0 0 2 0																	
<b>Inning Stats</b>	R: 3 E: 0 K: 0 S: 5	H: 2 LOB: 0 BB: 1 P: 9	R: 0 E: 0 K: 0 S: 4	H: 2 LOB: 1 BB: 0 P: 4	R: 0 E: 0 K: 0 S: 4	H: 1 LOB: 1 BB: 0 P: 4	R: 2 E: 0 K: 0 S: 5	H: 2 LOB: 0 BB: 0 P: 5	R: 3 E: 0 K: 2 S: 10	H: 3 LOB: 0 BB: 0 P: 10	R: 2 E: 0 K: 1 S: 8	H: 3 LOB: 1 BB: 0 P: 8	R: 0 E: 0 K: 0 S: 3	H: 1 LOB: 1 BB: 1 P: 7	R: 0 E: 0 K: 1 S: 6	H: 1 LOB: 3 BB: 2 P: 14	R: 0 E: 0 K: 0 S: 3	H: 0 LOB: 0 BB: 0 P: 3	R: 0 E: 0 K: 1 S: 7	H: 2 LOB: 2 BB: 0 P: 7	R: 0 E: 0 K: 1 S: 4	H: 0 LOB: 0 BB: 1 P: 8	R: 0 E: 0 K: 1 S: 6	H: 1 LOB: 1 BB: 0 P: 6	1B: 12 2B: 3 3B: 0 HR: 3	SF: 0 SAC: 0 DP: 3 HBP: 0	WP: 0 PB: 0 SB: 1 CS: 0	PA: 56		
<b>PITCHER</b>	IP WLS BF H R ER SO BB IBB HBP BLK WP HR S P ERA WHIP																													
Howie Fox, R ERA: 5.58	(1, 1) 5.0	WLS 25 BF 25 H 10 R 8 ER 8 SO 2 BB 1 IBB 0 HBP 0 BLK 0 WP 0 HR 3 S 28 P 32 ERA 14.40 WHIP 2.200																												
Frank Smith, R ERA: 3.72	(6, 1) 1.0	6 3 2 2 1 0 0 0 0 0 0 0 8 8 18.00 3.000																												
Johnny Hetki, R ERA: 5.03	(7, 1) 6.0	W 25 5 0 0 4 4 0 0 0 0 0 0 29 45 0.00 1.500																												

**New York Giants @ Cincinnati Reds**  
 Crosley Field, Cincinnati, OH  
 Sun Jul 16 1950, 3:38 AM EDT  
 Att. 15,872 - Sunny - 91 F

AB	51
R	10
H	18
RBI	10
BB	5
SO	7
LOB	20



[livebaseballscorecards.com](http://livebaseballscorecards.com)



Batter	1	2	3	4	5	6	7	8	9	10	11	12	AB R H RBI BB SO LOB	
Bobby Adams, R OBP: 0.337, SLG: 0.331 Johnny Hetki, R OBP: 0.250, SLG: 0.143	0-0 F7	0-0 CS 1B			0-0 G6-4-3 1B	0-0 F8		0-0 6-3		0-0 SH1-4		0-0 SH1-4	4 0 2 0 0 0 1 1 0 0 0 0 0 0	
Connie Ryan, R OBP: 0.392, SLG: 0.406	0-0 2B 3B	0-0 4-3 1-2			0-0 G6-4-3 1-2f 3-H		0-0 4-3	4-0 1B BB		4-0 G6-4-3 IBB		4-0 FC3-6 IBB	4 1 1 0 3 0 2	
Danny Litwhiler, R OBP: 0.380, SLG: 0.455 Lloyd Merriman, L OBP: 0.315, SLG: 0.374	0-0 HR 2B		0-0 4-3		0-0 1B		0-0 1B FC6-4	0-0 1-2 1B		0-0 G6-4-3 1-2f 2-3		0-0 FC3-6 E IBB	6 2 4 1 0 0 2 1 0 0 0 0 0 2	
Ted Kluszewski, L OBP: 0.362, SLG: 0.598	0-0 F7		0-3 K		0-0 F7		0-0 FC6-4 1B	0-0 FC6-4 1-2f				0-0 F7	4-0 E IBB	6 0 1 0 1 1 4
Bob Usher, R OBP: 0.341, SLG: 0.405	4-0 HR BB		0-0 5-3			0-0 1B 1B	0-0 FC6-4 1-2f 3-H		0-3 K			0-0 2B	0-0 E5 1-2 2-3 3-H	6 3 2 1 1 1 3
Joe Adcock, R OBP: 0.340, SLG: 0.447	0-0 HR			0-0 G3		0-0 PB 1B	0-0 1B HR		4-0 K BB			4-0 IBB		4 3 3 5 2 0 0
Johnny Pramesa, R OBP: 0.388, SLG: 0.481 Herm Wehmeier, R OBP: 0.218, SLG: 0.259 Dixie Howell, R OBP: 0.325, SLG: 0.286	1-0 HBP			0-0 4-3		0-0 1B	0-0 1B BB	4-0 FC1-6		0-0 FC1-6 1-2f		0-3 K		2 0 1 2 1 0 0 0 0 0 0 0 0 0 2 0 0 0 0 1 3
Virgil Stallcup, R OBP: 0.296, SLG: 0.372	0-0 F9			0-0 F4		0-0 F8	0-0 1-4-3		0-0 F7			0-3 K		6 0 0 0 0 1 5
Howie Fox, R OBP: 0.233, SLG: 0.367 Peanuts Lowrey, R OBP: 0.325, SLG: 0.300 Frank Smith, R OBP: 0.077, SLG: 0.077 Grady Hatton, L OBP: 0.353, SLG: 0.442		0-0 5-3			0-0 1B G6-4-3 2B		0-0 2B	0-3 K		4-0 SH1-4 BB		0-0 FC3-6 E SH1-4 1B	1 0 0 0 0 0 0 1 1 1 0 0 0 0 0 0 0 0 0 0 0 3 1 2 0 1 1 0	

Inning Stats	R: 4 E: 0 K: 0 S: 6	H: 3 LOB: 1 BB: 1 P: 11	R: 0 E: 0 K: 0 S: 3	H: 1 LOB: 0 BB: 0 P: 3	R: 0 E: 0 K: 1 S: 5	H: 0 LOB: 0 BB: 0 P: 5	R: 0 E: 0 K: 0 S: 3	H: 0 LOB: 0 BB: 0 P: 3	R: 1 E: 0 K: 0 S: 5	H: 3 LOB: 1 BB: 0 P: 5	R: 2 E: 0 K: 0 S: 6	H: 4 LOB: 1 BB: 0 P: 6	R: 3 E: 0 K: 0 S: 6	H: 3 LOB: 1 BB: 1 P: 10	R: 0 E: 0 K: 1 S: 6	H: 1 LOB: 2 BB: 1 P: 10	R: 0 E: 0 K: 1 S: 5	H: 0 LOB: 1 BB: 1 P: 9	R: 0 E: 0 K: 0 S: 2	H: 0 LOB: 1 BB: 2 P: 10	R: 0 E: 0 K: 2 S: 8	H: 1 LOB: 2 BB: 1 P: 12	R: 1 E: 1 K: 0 S: 4	H: 1 LOB: 3 BB: 2 P: 12	1B: 9 2B: 5 3B: 1 HR: 2	SF: 0 DP: 2 HBP: 1	WP: 0 PB: 1 SB: 0 CS: 1	PA: 59
--------------	------------------------------	----------------------------------	------------------------------	---------------------------------	------------------------------	---------------------------------	------------------------------	---------------------------------	------------------------------	---------------------------------	------------------------------	---------------------------------	------------------------------	----------------------------------	------------------------------	----------------------------------	------------------------------	---------------------------------	------------------------------	----------------------------------	------------------------------	----------------------------------	------------------------------	----------------------------------	----------------------------------	--------------------------	----------------------------------	--------


PITCHER	IP	WLS	BF	H	R	ER	SO	BB	IBB	HBP	BLK	WP	HR	S	P	ERA	WHIP
Dave Koslo, L ERA: 4.45	5.1		25	10	7	7	1	1	0	1	0	0	1	25	30	11.81	2.062
Andy Hansen, R ERA: 5.21	1.1		8	4	3	3	0	0	0	0	0	0	1	8	8	20.25	3.000
Sal Maglie, R ERA: 3.05	5.0	L	26	3	1	0	4	4	4	0	0	0	0	26	58	0.00	1.400

**BOTTOM**

**New York Giants @ Cincinnati Reds**  
Crosley Field, Cincinnati, OH

Sun Jul 16 1950, 3:38 AM EDT  
Att: 15,872 - Sunny - 91 F

AB	47
R	11
H	17
RBI	9
BB	9
SO	5
LOB	22



WP: 0	PA: 59
PB: 1	
SB: 0	
CS: 1	

Batter	1	2	3	4	5	6	7	8	9	AB	R	H	RBI	BB	SO	LOB	TOP
Bill Rigney, R (1, 4) OBP: 0.242, SLG: 0.213	0-3 K	0-0 F8			0-0 6-3	0-3 K	0-0 P3			5	0	0	0	0	2	7	
Don Mueller, L (1, 9) OBP: 0.316, SLG: 0.384	0-0 F7		0-0 3-1		0-0 4-3	0-0 E7 HBP 2B 1B		0-0 F5		5	1	1	2	0	0	0	
Monte Irvin, R (1, 7) OBP: 0.343, SLG: 0.397	0-0 1B		0-0 5-3		4-0 2B BB	1-0 2B HBP		0-0 F8		3	2	1	0	1	0	0	
Hank Thompson, L (1, 5) OBP: 0.403, SLG: 0.500	0-3 K		0-0 1-3		0-0 2B 1-H	0-0 2B 1-H 2-H 3-H		0-0 F5		5	0	2	4	0	1	1	
Bobby Thomson, R (1, 8) OBP: 0.323, SLG: 0.445		0-0 HR		0-0 F8		K		0-0 F8		5	1	1	1	0	1	1	
Wes Westrum, R (1, 2) OBP: 0.396, SLG: 0.534		0-0 5-3		0-0 HR		4-0 1B BB	0-3 K	4-0 4-3 BB		3	2	1	1	2	1	0	
Tookie Gilbert, L (1, 3) OBP: 0.328, SLG: 0.336		4-0 E FC6-2 BB		0-0 F7		0-0 BB 1B 1B	0-0 6-3	0-0 4-3		4	1	1	0	1	0	1	
Alvin Dark, R (1, 6) OBP: 0.327, SLG: 0.468		0-0 E3 FC6-2 1-3		0-0 HR		0-0 BB 1B 1B	0-0 BB 1B	0-0 F5		5	2	3	2	0	0	2	
Jim Hearn, R (1, 1) OBP: 0.600, SLG: 0.333		0-0 FC6-2 2-3 3-H		0-0 5-3		4-0 E 1B 2B BB	4-0 BB 1B			2	1	0	0	2	0	2	
<b>Inning Stats</b>	R: 0 E: 0 K: 2 S: 8 H: 1 LOB: 1 BB: 0 P: 8	R: 1 E: 1 K: 0 S: 5 H: 1 LOB: 2 BB: 1 P: 9	R: 0 E: 0 K: 0 S: 3 H: 0 LOB: 0 BB: 0 P: 3	R: 2 E: 0 K: 0 S: 5 H: 2 LOB: 0 BB: 0 P: 5	R: 1 E: 0 K: 0 S: 3 H: 1 LOB: 1 BB: 1 P: 7	R: 6 E: 1 K: 2 S: 11 H: 4 LOB: 1 BB: 2 P: 20	R: 0 E: 0 K: 1 S: 6 H: 1 LOB: 2 BB: 1 P: 10	R: 0 E: 0 K: 0 S: 3 H: 0 LOB: 0 BB: 0 P: 3	R: 0 E: 0 K: 0 S: 3 H: 0 LOB: 1 BB: 1 P: 7	1B: 5 2B: 2 3B: 0 HR: 3 SF: 0 SAC: 0 DP: 0 HBP: 1	WP: 0 PB: 0 SB: 0 CS: 0 PA: 44						
<b>PITCHER</b> Herm Wehmeier, R (1, 1) ERA: 6.01 Eddie Erault, R (6, 1) ERA: 8.7 Frank Smith, R (6, 1) ERA: 3.48	IP 5.1 WLS L BF 27 H 7 R 8 ER 8 SO 3 BB 4 IBB 0 HBP 0 BLK 0 WP 0 HR 3 S 29 P 45 ERA 13.50 WHIP 2.062	IP 0.1 WLS L BF 4 H 2 R 2 ER 2 SO 1 BB 0 IBB 0 HBP 1 BLK 0 WP 0 HR 0 S 5 P 6 ERA 54.00 WHIP 6.000	IP 3.1 WLS L BF 13 H 1 R 0 ER 0 SO 1 BB 2 IBB 0 HBP 0 BLK 0 WP 0 HR 0 S 13 P 21 ERA 0.00 WHIP 0.900	<b>PITCHER</b> IP WLS BF H R ER SO BB IBB HBP BLK WP HR S P ERA WHIP													

**New York Giants @ Cincinnati Reds**  
 Crosley Field, Cincinnati, OH  
 Mon Jul 17 1950, 3:33 AM EDT  
 Att. 8,364 - Unknown

[livebaseballscorecards.com](http://livebaseballscorecards.com)

<b>AB</b>	37
<b>R</b>	10
<b>H</b>	10
<b>RBI</b>	10
<b>BB</b>	6
<b>SO</b>	5
<b>LOB</b>	14







Batter	1	2	3	4	5	6	7	8	9	AB R H RBI BB SO LOB	TOP
<b>Bill Rigney, R</b> (1, 4) <small>OBP: 0.246, SLG: 0.206</small> 										2 0 0 0 1 0 0	<b>New York Giants @ Cincinnati Reds</b> Crosley Field, Cincinnati, OH Tue Jul 18 1950, 3:33 AM EDT Att. 2,967 - Unknown
<b>Don Mueller, L</b> (1, 9) <small>OBP: 0.310, SLG: 0.377</small> 										4 0 0 0 0 1 3	
<b>Monte Irvin, R</b> (1, 7) <small>OBP: 0.346, SLG: 0.400</small> 										4 0 2 0 0 0 1	
<b>Hank Thompson, L</b> (1, 5) <small>OBP: 0.401, SLG: 0.494</small> 										3 0 0 0 1 0 2	
<b>Bobby Thomson, R</b> (1, 8) <small>OBP: 0.325, SLG: 0.444</small> 										3 0 1 0 1 0 1	
<b>Wes Westrum, R</b> (1, 2) <small>OBP: 0.398, SLG: 0.533</small> 										4 0 2 0 0 0 3	
<b>Alvin Dark, R</b> (1, 6) <small>OBP: 0.326, SLG: 0.465</small> 										4 0 1 0 0 0 5	
<b>Tookie Gilbert, L</b> (1, 3) <small>OBP: 0.327, SLG: 0.335</small> 										4 0 1 0 0 1 4	
<b>Monty Kennedy, R</b> (1, 1) <small>OBP: 0.069, SLG: 0.069</small> 										2 0 0 0 0 0 2	
<b>Inning Stats</b>	R: 0 H: 0 E: 0 LOB: 1 K: 0 BB: 1 S: 3 P: 7	R: 0 H: 2 E: 0 LOB: 2 K: 1 BB: 0 S: 7 P: 7	R: 0 H: 0 E: 0 LOB: 0 K: 0 BB: 0 S: 3 P: 3	R: 0 H: 2 E: 0 LOB: 2 K: 0 BB: 0 S: 5 P: 5	R: 0 H: 0 E: 0 LOB: 0 K: 1 BB: 0 S: 5 P: 5	R: 0 H: 1 E: 0 LOB: 2 K: 0 BB: 2 S: 3 P: 11	R: 0 H: 1 E: 0 LOB: 1 K: 0 BB: 0 S: 4 P: 4	R: 0 H: 1 E: 0 LOB: 0 K: 0 BB: 0 S: 3 P: 3	R: 0 H: 0 E: 0 LOB: 0 K: 0 BB: 0 S: 3 P: 3	1B: 7 SF: 0 2B: 1 SAC: 2 3B: 0 DP: 2 HR: 0 HBP: 0	WP: 0 PA: 35 PB: 0 SB: 0 CS: 0
<b>PITCHER</b> <b>Howie Fox, R</b> (1, 1) <small>ERA: 5.07</small>	IP 9.0 WLS W BF 35 H 7 R 0 ER 0 SO 2 BB 3 IBB 0 HBP 0 BLK 0 WP 0 HR 0 S 36 P 48 ERA 0.00 WHIP 1.111										

livebaseballscorecards.com

<b>AB</b>	30
<b>R</b>	0
<b>H</b>	7
<b>RBI</b>	0
<b>BB</b>	3
<b>SO</b>	2
<b>LOB</b>	21







Batter	1	2	3	4	5	6	7	8	9	AB	R	H	RBI	BB	SO	LOB	TOP
Eddie Stanky, R (1, 4) OBP: 0.462, SLG: 0.431 Bill Rigney, R (5, 4) OBP: 0.239, SLG: 0.200	0-0 L7	0-0 4-3			0-0 G4-3			0-0 6-3	0-0 E6	3	0	0	0	0	0	2	
Alvin Dark, R (1, 6) OBP: 0.330, SLG: 0.471 Rudy Rufer, R (5, 6)	0-0 1B 2B		0-0 G6-4-3			0-0 F3		0-0 F8	0-0	2	1	2	0	0	0	0	
Bobby Thomson, R (1, 8) OBP: 0.322, SLG: 0.439 Roy Weatherly, L (6, 8) OBP: 0.383, SLG: 0.429	0-0 5-3		0-0 G6-4-3			0-0 6-3			0-0	3	0	0	0	0	0	2	
Wes Westrum, R (1, 2) OBP: 0.399, SLG: 0.533 Sam Calderone, R (5, 2) OBP: 0.394, SLG: 0.424	0-0 BB 1B		0-0 F7			0-0 L6			0-0 1B 1B None 1B	2	0	1	1	0	0	0	
Monte Irvin, R (1, 7) OBP: 0.350, SLG: 0.399	4-0 BB 1-2 BB			0-0 5-3			0-0 F2		0-0 None 1B 1-2 1B 1B	3	1	1	0	1	0	0	
Don Mueller, L (1, 9) OBP: 0.313, SLG: 0.379	0-0 1-3			0-0 4-3			0-0 FC5-4 1B		0-0 1B None 1-2 2-3 1B 1B	4	1	2	0	0	0	2	
Hank Thompson, L (1, 5) OBP: 0.399, SLG: 0.491 Jack Lohrke, R (5, 5) OBP: 0.167, SLG: 0.091		0-0 F3		0-0 F2			0-3 K		0-0 1-2 2-3 3-H	2	0	0	0	0	0	0	
Tookie Gilbert, L (1, 3) OBP: 0.328, SLG: 0.336 Jack Maguire, R (5, PR) (5, 3) OBP: 0.278, SLG: 0.250		0-0 4-3			0-0 G4-3 1B		0-0 FC5-4 1-2		0-0 E 1B 1B 2-3 3-H	2	0	1	0	0	0	0	
Larry Jansen, R (1, 1) OBP: 0.192, SLG: 0.180 Clint Hartung, R (4, 1) OBP: 0.321, SLG: 0.679		0-0 1B			0-3 K			0-0 F2	0-0 1-2 3-H E 1B	1	0	1	0	0	0	0	
										3	0	1	1	0	1	1	
<b>Inning Stats</b>	R: 1 H: 2 E: 0 LOB: 2 K: 0 BB: 1 S: 5 P: 9	R: 0 H: 1 E: 0 LOB: 1 K: 0 BB: 0 S: 4 P: 4	R: 0 H: 1 E: 0 LOB: 0 K: 0 BB: 0 S: 3 P: 3	R: 0 H: 0 E: 0 LOB: 0 K: 0 BB: 0 S: 3 P: 3	R: 0 H: 1 E: 0 LOB: 1 K: 1 BB: 0 S: 5 P: 5	R: 0 H: 0 E: 0 LOB: 0 K: 0 BB: 0 S: 3 P: 3	R: 0 H: 1 E: 0 LOB: 1 K: 1 BB: 0 S: 6 P: 6	R: 0 H: 0 E: 0 LOB: 0 K: 0 BB: 0 S: 3 P: 3	R: 3 H: 5 E: 1 LOB: 3 K: 0 BB: 0 S: 9 P: 9	1B: 10 SF: 0 2B: 1 SAC: 0 3B: 0 DP: 2 HR: 0 HBP: 0	WP: 0 PA: 38 PB: 0 SB: 0 CS: 0						
<b>PITCHER</b>	IP WLS BF H R ER SO BB IBB HBP BLK WP HR S P ERA WHIP																
Max Lanier, L (1, 1) ERA: 2.95	7.0 W 26 6 1 1 2 1 0 0 0 0 0 0 29 33 1.29 1.000																
Erv Dusak, R (8, 1) ERA: 3.52	2.0 S 12 5 3 3 0 0 0 0 0 0 0 0 12 12 13.50 2.500																

**New York Giants @ St. Louis Cardinals**  
 Sportsman's Park, St. Louis, MO  
 Wed Jul 19 1950, 4:33 AM EDT  
 Att. 6,690 - Unknown

AB	37
R	4
H	11
RBI	4
BB	1
SO	2
LOB	16



[livebaseballscorecards.com](http://livebaseballscorecards.com)



Batter	1	2	3	4	5	6	7	8	9	AB	R	H	RBI	BB	SO	LOB
Rocky Nelson, L OBP: 0.300, SLG: 0.347 (1, 3)	0-0 L9	0-3 K		1B			1B			4	1	1	0	1	1	4
Red Schoendienst, S OBP: 0.331, SLG: 0.420 (1, 4)	0-0 G3	0-0 HR		2B	1B	0-0 F7	1B	1B		5	3	3	3	0	0	0
Stan Musial, L OBP: 0.441, SLG: 0.592 (1, 7)	0-0 4-3	0-0 6-3		1B	2B	0-0 1B	1B			3	0	1	2	0	0	0
Harry Walker, L OBP: 0.297, SLG: 0.254 (4, PR) (5, 7)				1B	2B	0-0 6-3	1B			2	1	1	0	0	0	0
Enos Slaughter, L OBP: 0.407, SLG: 0.457 (1, 9)		0-0 HR	0-0 1B	HR	1B	0-0 6-3	1B	1B	0-0 1-3	4	3	3	2	0	0	1
Chuck Diering, R OBP: 0.357, SLG: 0.336 (6, 8)				1B	1B	0-0 3-1	1B	1B	0-0 1-2	1	0	0	0	0	0	0
Bill Howerton, L OBP: 0.417, SLG: 0.537 (1, 8) (6, 9)		0-0 1B	0-0 HR	1B	1B	0-0 3-1		0-0 P3	0-0 G3	5	2	2	0	0	0	3
Tommy Glaviano, R OBP: 0.415, SLG: 0.402 (1, 5)		0-0 1B	0-0 P4	HR	1B	0-0 HR	1B	0-0 E6	0-0 BB	4	3	2	1	1	0	2
Eddie Miller, R OBP: 0.354, SLG: 0.400 (1, 6)		0-0 F7	0-0 F7	HR	1B	0-0 G6-4-3	BB	0-0 2B	0-0 BB	4	2	1	2	1	0	5
Del Rice, R OBP: 0.315, SLG: 0.335 (1, 2)		4-0 HR	0-0 HR	HR	1B	0-0 F8		0-0 2B	0-0 2B	3	2	2	5	1	0	0
Max Lanier, R OBP: 0.244, SLG: 0.262 (1, 1)		0-0 HR	0-0 F8	HR	1B	0-0 F3		0-0 6-3	0-0 F7	3	1	1	2	0	0	2
Eddie Kazak, R OBP: 0.367, SLG: 0.464 (7, PH)										1	0	0	0	0	0	0
Erv Dusak, R (8, 1)										1	0	0	0	0	0	1

Inning Stats	R: 0	H: 0	E: 0	K: 0	S: 3	P: 3	R: 6	H: 5	E: 0	K: 1	S: 10	R: 3	H: 3	E: 0	K: 0	S: 6	R: 6	H: 6	E: 0	K: 0	S: 9	R: 0	H: 1	E: 0	K: 0	S: 4	R: 0	H: 0	E: 0	K: 0	S: 2	R: 1	H: 1	E: 0	K: 0	S: 3	R: 2	H: 1	E: 1	K: 0	S: 5
	LOB: 0	BB: 0	LOB: 0	BB: 0			LOB: 0	BB: 1	LOB: 0	BB: 1		LOB: 2	BB: 0	LOB: 1	BB: 0		LOB: 0	BB: 1	LOB: 0	BB: 1		LOB: 0	LOB: 0	LOB: 1	BB: 1		LOB: 0	LOB: 0	LOB: 0	BB: 1		LOB: 0	LOB: 1	LOB: 1	BB: 1		LOB: 1	LOB: 1	BB: 1		LOB: 1

PITCHER	IP	WLS	BF	H	R	ER	SO	BB	IBB	HBP	BLK	WP	HR	S	P	ERA	WHIP
Larry Jansen, R ERA: 3.47 (1, 1)	3.0	L	18	8	9	9	1	1	0	0	0	0	3	19	23	27.00	3.000
Clint Hartung, R ERA: 6.34 (4, 1)	5.0		27	9	9	6	0	3	0	1	0	1	1	23	36	10.80	2.400

**BOTTOM**

**New York Giants @ St. Louis Cardinals**  
Sportsman's Park, St. Louis, MO

Wed Jul 19 1950, 4:33 AM EDT  
Att. 6,690 - Unknown

AB	40
R	18
H	17
RBI	17
BB	4
SO	1
LOB	18



WP	PA	1B	SF	2B	SAC	3B	DP	HR	HBP	CS
1	45	11	0	2	0	0	1	4	1	0

Batter	1	2	3	4	5	6	7	8	9	AB R H RBI BB SO LOB	TOP																													
Eddie Stanky, R OBP: 0.464, SLG: 0.430 (1, 4) X	0-0 5-3		4-0 BB		0-0 1B	4-0 HBP BB		0-3 K		3 0 1 0 2 1 0	<b>New York Giants @ St. Louis Cardinals</b> Sportsman's Park, St. Louis, MO Wed Jul 19 1950, 4:38 AM EDT Att: 13,602 - Unknown																													
Alvin Dark, R OBP: 0.328, SLG: 0.465 (1, 6) X	0-0 L3		0-0 F9		0-0 F7	1-0 FC6-4 HBP		0-3 K	4 0 0 0 0 1 2																															
Bobby Thomson, R OBP: 0.320, SLG: 0.435 (1, 8) X	0-0 F3		0-0 P5		0-0 1B	0-0 FC6-4 1-2f		0-0 F8	5 0 1 0 0 0 4																															
Wes Westrum, R OBP: 0.400, SLG: 0.529 Sam Calderone, R OBP: 0.382, SLG: 0.412 (1, 2) (8, 2)		4-0 1B BB		0-0 F5	0-0 L3		4-0 FC6-4 BB	0-3 K	2 1 0 0 2 0 2 1 0 0 0 0 1 0																															
Monte Irvin, R OBP: 0.353, SLG: 0.398 (1, 9) X		0-0 F9		0-0 BB 1B		4-0 3B BB	0-0 FC6-4 1-2f		3 1 1 0 1 0 2																															
Clint Hartung, R OBP: 0.281, SLG: 0.594 (1, 7) X		0-0 1-3		0-0 P3		0-3 K	0-0 F7		4 0 0 0 0 1 4																															
Hank Thompson, L OBP: 0.403, SLG: 0.500 (1, 5) X		0-0 2-H 1B		4-0 1-2 BB		0-0 1B 3B	0-3 K		3 1 2 2 1 1 1																															
Jack Maguire, R OBP: 0.275, SLG: 0.250 (1, 3) X		0-0 1-3		0-3 K		0-0 HBP BB 1B	0-0 F8		4 0 1 1 0 1 3																															
Sheldon Jones, R OBP: 0.233, SLG: 0.148 Andy Hansen, R (2, 1) Jack Lohrke, R OBP: 0.180, SLG: 0.087 Jack Kramer, R OBP: 0.267, SLG: 0.385 (6, 1)			0-3 K		0-0 6-3	0-0 F5		0-0 5-3	0 0 0 0 0 0 0 2 0 0 0 0 1 0 1 0 0 0 0 0 1 1 0 0 0 0 0 0																															
<b>Inning Stats</b>	R: 0 E: 0 K: 0 S: 3	H: 0 LOB: 0 BB: 0 P: 3	R: 1 E: 0 K: 0 S: 4	H: 1 LOB: 1 BB: 1 P: 8	R: 0 E: 0 K: 1 S: 5	H: 0 LOB: 1 BB: 1 P: 9	R: 0 E: 0 K: 1 S: 6	H: 1 LOB: 2 BB: 1 P: 10	R: 0 E: 0 K: 0 S: 5	H: 2 LOB: 2 BB: 0 P: 5		R: 2 E: 0 K: 1 S: 7	H: 2 LOB: 3 BB: 2 P: 16	R: 0 E: 0 K: 1 S: 5	H: 0 LOB: 1 BB: 1 P: 9	R: 0 E: 0 K: 1 S: 5	H: 0 LOB: 0 BB: 0 P: 5	R: 0 E: 0 K: 2 S: 7	H: 0 LOB: 0 BB: 0 P: 7	1B: 5 2B: 0 3B: 1 HR: 0	SF: 0 SAC: 0 DP: 0 HBP: 1	WP: 0 PB: 0 SB: 0 CS: 0	PA: 40																	
<b>PITCHER</b> Harry Brecheen, L ERA: 3.13 (1, 1)	IP 9.0	WLS W	BF 40	H 6	R 3	ER 3	SO 7	BB 6	IBB 0	HBP 1	BLK 0	WP 0	HR 0	S 47	P 72	ERA 3.00	WHIP 1.333						<b>PITCHER</b>	IP 9.0	WLS W	BF 40	H 6	R 3	ER 3	SO 7	BB 6	IBB 0	HBP 1	BLK 0	WP 0	HR 0	S 47	P 72	ERA 3.00	WHIP 1.333

livebaseballscorecards.com

<b>AB</b>	33
<b>R</b>	3
<b>H</b>	6
<b>RBI</b>	3
<b>BB</b>	6
<b>SO</b>	7
<b>LOB</b>	19





Batter	1	2	3	4	5	6	7	8	9	AB	R	H	RBI	BB	SO	LOB
Rocky Nelson, L (1, 3) OBP: 0.318, SLG: 0.355	0-0 F7	0-0 4-3 1B		0-0 2B 1B	4-0 1B BB			0-0 3-1		4	2	2	1	1	0	0
Red Schoendienst, S (1, 4) OBP: 0.332, SLG: 0.422	0-0 5-3	0-0 4-3		0-0 1B 2B	0-0 1B			0-0 3-1		5	1	2	1	0	0	2
Stan Musial, L (1, 7) OBP: 0.443, SLG: 0.591 Harry Walker, L (8, PR) OBP: 0.297, SLG: 0.254 (9, 7)	0-0 F7	4-0 1B IBB		0-0 FC4-6 1B	0-0 4-3			0-0 1B		4	0	2	2	1	0	2
Enos Slaughter, L (1, 9) OBP: 0.409, SLG: 0.462				0-0 FC4-6 1B				0-0 F8		5	1	3	2	0	0	2
Bill Howerton, L (1, 8) OBP: 0.414, SLG: 0.527				0-0 G4-6-3 1B				0-0 F8		3	1	0	0	1	0	4
Tommy Glaviano, R (1, 5) OBP: 0.412, SLG: 0.403					0-0 F7			0-0 6-3		4	0	1	0	0	1	2
Eddie Miller, R (1, 6) OBP: 0.358, SLG: 0.407					4-0 1B 4-3 BB			0-0 6-3		3	2	1	2	1	0	1
Del Rice, R (1, 2) OBP: 0.318, SLG: 0.348					0-0 4-3			0-0 5-3		4	2	2	1	0	0	1
Harry Brecheen, L (1, 1) OBP: 0.270, SLG: 0.229					0-0 4-3 1B BB			0-0 G3		3	1	0	1	1	0	2

Inning Stats	R: 0	H: 0	E: 0	K: 0	S: 3	H: 0	LOB: 0	BB: 0	P: 3	R: 6	H: 5	E: 0	K: 1	S: 10	H: 1	LOB: 1	BB: 0	P: 4	R: 0	H: 3	E: 0	K: 0	S: 5	R: 2	H: 2	E: 0	K: 0	S: 5	H: 1	LOB: 0	BB: 0	P: 3	R: 0	H: 0	E: 0	K: 0	S: 3	R: 0	H: 1	E: 0	K: 0	S: 4	H: 1	LOB: 1	BB: 0	P: 4	R: 0	H: 0	E: 0	K: 0	S: 3	R: 0	H: 1	E: 0	K: 0	S: 4	H: 1	LOB: 1	BB: 0	P: 4
--------------	------	------	------	------	------	------	--------	-------	------	------	------	------	------	-------	------	--------	-------	------	------	------	------	------	------	------	------	------	------	------	------	--------	-------	------	------	------	------	------	------	------	------	------	------	------	------	--------	-------	------	------	------	------	------	------	------	------	------	------	------	------	--------	-------	------

PITCHER	IP	WLS	BF	H	R	ER	SO	BB	IBB	HBP	BLK	WP	HR	S	P	ERA	WHIP
Sheldon Jones, R (1, 1) ERA: 6.17	1.1	L	10	4	6	6	1	2	0	0	0	0	0	10	18	40.50	4.500
Andy Hansen, R (2, 1) ERA: 5.54	3.2		20	7	4	4	0	2	1	0	0	0	0	17	29	9.82	2.455
Jack Kramer, R (6, 1) ERA: 4.45	3.0		10	2	0	0	0	0	0	0	0	0	0	10	10	0.00	0.667

**BOTTOM**

**New York Giants @ St. Louis Cardinals**  
Sportsman's Park, St. Louis, MO


Wed Jul 19 1950, 4:38 AM EDT  
Att. 13,602 - Unknown

livebaseballscorecards.com

<b>AB</b>	<b>35</b>
<b>R</b>	<b>10</b>
<b>H</b>	<b>13</b>
<b>RBI</b>	<b>10</b>
<b>BB</b>	<b>5</b>
<b>SO</b>	<b>1</b>
<b>LOB</b>	<b>16</b>



WP: 0	PA: 40
PB: 0	
SB: 0	
CS: 1	

Batter	1	2	3	4	5	6	7	8	9	AB R H RBI BB SO LOB	TOP																												
<a href="#">Eddie Stanky, R</a> (1, 4) OBP: 0.464, SLG: 0.430											0 0 0 0 0 0 0 0	<p style="text-align: center;"><b>New York Giants @ St. Louis Cardinals</b></p> <p style="text-align: center;">Sportsman's Park, St. Louis, MO</p> <p style="text-align: center;">Thu Jul 20 1950, 4:33 AM EDT Att. 9,190 - Unknown</p> <p style="text-align: right;"><a href="http://livebaseballscorecards.com">livebaseballscorecards.com</a></p> <table border="0"> <tr><td><b>AB</b></td><td><b>0</b></td></tr> <tr><td><b>R</b></td><td><b>0</b></td></tr> <tr><td><b>H</b></td><td><b>0</b></td></tr> <tr><td><b>RBI</b></td><td><b>0</b></td></tr> <tr><td><b>BB</b></td><td><b>0</b></td></tr> <tr><td><b>SO</b></td><td><b>0</b></td></tr> <tr><td><b>LOB</b></td><td><b>0</b></td></tr> </table> 	<b>AB</b>	<b>0</b>	<b>R</b>	<b>0</b>	<b>H</b>	<b>0</b>	<b>RBI</b>	<b>0</b>	<b>BB</b>	<b>0</b>	<b>SO</b>	<b>0</b>	<b>LOB</b>	<b>0</b>													
<b>AB</b>											<b>0</b>																												
<b>R</b>											<b>0</b>																												
<b>H</b>											<b>0</b>																												
<b>RBI</b>											<b>0</b>																												
<b>BB</b>											<b>0</b>																												
<b>SO</b>											<b>0</b>																												
<b>LOB</b>											<b>0</b>																												
<a href="#">Don Mueller, L</a> (1, 9) OBP: 0.313, SLG: 0.379	0 0 0 0 0 0 0 0																																						
<a href="#">Hank Thompson, L</a> (1, 5) OBP: 0.403, SLG: 0.500	0 0 0 0 0 0 0 0																																						
<a href="#">Roy Weatherly, L</a> (1, 7) OBP: 0.383, SLG: 0.429	0 0 0 0 0 0 0 0																																						
<a href="#">Wes Westrum, R</a> (1, 2) OBP: 0.400, SLG: 0.529	0 0 0 0 0 0 0 0																																						
<a href="#">Bobby Thomson, R</a> (1, 8) OBP: 0.320, SLG: 0.435	0 0 0 0 0 0 0 0																																						
<a href="#">Tookie Gilbert, L</a> (1, 3) OBP: 0.328, SLG: 0.336	0 0 0 0 0 0 0 0																																						
<a href="#">Alvin Dark, R</a> (1, 6) OBP: 0.328, SLG: 0.465	0 0 0 0 0 0 0 0																																						
<a href="#">Dave Koslo, L</a> (1, 1) OBP: 0.119, SLG: 0.150	0 0 0 0 0 0 0 0	<table border="0"> <tr><td>1B: 0</td><td>SF: 0</td><td>WP: 0</td><td>PA: 0</td></tr> <tr><td>2B: 0</td><td>SAC: 0</td><td>PB: 0</td><td></td></tr> <tr><td>3B: 0</td><td>DP: 0</td><td>SB: 0</td><td></td></tr> <tr><td>HR: 0</td><td>HBP: 0</td><td>CS: 0</td><td></td></tr> </table>	1B: 0	SF: 0	WP: 0	PA: 0	2B: 0	SAC: 0	PB: 0		3B: 0	DP: 0	SB: 0		HR: 0	HBP: 0	CS: 0																						
1B: 0	SF: 0		WP: 0	PA: 0																																			
2B: 0	SAC: 0	PB: 0																																					
3B: 0	DP: 0	SB: 0																																					
HR: 0	HBP: 0	CS: 0																																					
<b>Inning Stats</b>																																							
<b>PITCHER</b> <a href="#">Red Munger, R</a> (1, 1) ERA: 3.74	IP	WLS	BF	H	R	ER	SO	BB	IBB	HBP	BLK	WP	HR	S	P	ERA	WHIP	0.0	L	0	0	0	0	0	0	0	0	∞	∞										
<b>PITCHER</b>	IP	WLS	BF	H	R	ER	SO	BB	IBB	HBP	BLK	WP	HR	S	P	ERA	WHIP																						





Batter	1	2	3	4	5	6	7	8	9	10	11	AB R H RBI BB SO LOB	TOP							
Eddie Stanky, R OBP: 0.456, SLG: 0.420 (1, 4)	5-3		1B	G6-4-3			4-3		6-3		E6	6 1 1 0 0 0 1	<b>New York Giants @ St. Louis Cardinals</b> Sportsman's Park, St. Louis, MO Fri Jul 21 1950, 4:33 AM EDT Att. 11,770 - Unknown							
Don Mueller, L OBP: 0.318, SLG: 0.381 (1, 9)	G3		1B	K			P3			SH1-3	F8	6 1 2 1 0 1 1								
Hank Thompson, L OBP: 0.406, SLG: 0.504 (1, 5)	BB		1B				K			SH1-3		3 1 1 0 1 1 0								
Roy Weatherly, L OBP: 0.397, SLG: 0.460 (1, 7)	P4		IBB							BB		3 0 0 0 2 0 1								
Wes Westrum, R OBP: 0.397, SLG: 0.518 (1, 2)												3 0 0 1 1 2 0								
Whitey Lockman, L (10, PH) OBP: 0.383, SLG: 0.458												1 0 0 0 0 0 2								
Sam Calderone, R OBP: 0.382, SLG: 0.412 (10, 2)												0 0 0 0 0 0 0								
Bobby Thomson, R OBP: 0.328, SLG: 0.438 (1, 8)												4 0 1 1 1 1 4								
Tookie Gilbert, L OBP: 0.330, SLG: 0.331 (1, 3)												3 0 0 0 2 0 4								
Alvin Dark, R OBP: 0.333, SLG: 0.477 (1, 6)												5 2 2 0 0 2 2								
Sal Maglie, R OBP: 0.074, SLG: 0.077 (1, 1)												4 0 0 0 1 2 2								
<b>Inning Stats</b>	R: 0 H: 0 E: 0 K: 0 S: 3	H: 0 LOB: 1 BB: 1 P: 7	R: 0 H: 0 E: 0 K: 2 S: 7	H: 0 LOB: 1 BB: 1 P: 11	R: 3 H: 3 E: 0 K: 1 S: 8	H: 3 LOB: 2 BB: 2 P: 16	R: 1 H: 1 E: 0 K: 1 S: 5	H: 1 LOB: 0 BB: 1 P: 9	R: 0 H: 0 E: 0 K: 0 S: 3	H: 0 LOB: 0 BB: 0 P: 3	R: 0 H: 0 E: 0 K: 1 S: 5	H: 0 LOB: 1 BB: 1 P: 9	R: 0 H: 0 E: 0 K: 2 S: 7	H: 0 LOB: 0 BB: 0 P: 7	R: 0 H: 1 E: 0 K: 0 S: 4	H: 1 LOB: 2 BB: 1 P: 8	R: 1 H: 1 E: 1 K: 0 S: 4	H: 1 LOB: 1 BB: 1 P: 8	1B: 3 SF: 0 2B: 3 SAC: 1 3B: 1 DP: 1 HR: 0 HBP: 0	WP: 0 PA: 47 PB: 0 SB: 1 CS: 1
<b>PITCHER</b> Cloyd Boyer, R ERA: 3.28 (1, 1)	IP 11.0 WLS L BF 47 H 7 R 5 ER 4 SO 9 BB 7 IBB 1 HBP 0 BLK 0 WP 0 HR 0 S 57 P 89 ERA 3.27 WHIP 1.273																			

AB	38
R	5
H	7
RBI	3
BB	8
SO	9
LOB	17



livebaseballscorecards.com



Batter	1	2	3	4	5	6	7	8	9	10	11	AB	R	H	RBI	BB	SO	LOB	BOTTOM							
Rocky Nelson, L (1, 3) OBP: 0.311, SLG: 0.338	4-0 E S 1B BB	0-0 L5		0-0 1-3			0-0 F2		0-0 F8			4	1	0	0	1	0	3								
Red Schoendienst, S (1, 4) OBP: 0.333, SLG: 0.424	0-0 E3 FC5-4 1B		0-3 K			0-0 4-3	0-0 4-3		0-0 4-3			5	0	0	0	0	1	2								
Stan Musial, L (1, 7) OBP: 0.451, SLG: 0.604	0-0 FC5-4 1-2 3-H 1B		4-0 3-1 1B BB			0-0 1B	0-0 HR			0-0 F7		4	2	3	2	1	0	0								
Enos Slaughter, L (1, 9) OBP: 0.405, SLG: 0.454	0-0 FC5-4 1-2 2-3 CS		4-0 3-1 1B BB			0-0 F8	0-0 F7			0-0 4-3		4	1	0	0	1	0	3								
Bill Howerton, L (1, 8) OBP: 0.403, SLG: 0.512	0-3 K		0-0 3-1			0-0 G3		0-0 3-1		0-3 K		5	0	0	0	0	2	5								
Tommy Glaviano, R (1, 5) OBP: 0.413, SLG: 0.404	0-0 CS 1-2	0-0 5-3	0-0 1B			4-0 SH1-4 BB		0-3 K			0-0 F7	4	0	1	2	1	1	0								
Eddie Miller, R (1, 6) OBP: 0.362, SLG: 0.403		0-0 2B 1B	0-0 5-3			0-0 SH1-4 1-2		0-0 P6			0-0 5-3 1B	4	0	2	0	0	0	1								
Del Rice, R (1, 2) OBP: 0.318, SLG: 0.345		0-3 K		0-0 5-3		0-0 5-3			H 1-0 SH1-4 HBP		0-0 5-3	4	0	0	0	0	1	3								
Cloyd Boyer, R (1, 1) OBP: 0.333, SLG: 0.375		0-0 1-3 2B		0-0 5-3		0-0 L6			0-0 SH1-4		0-3 K	3	0	1	0	0	0	1								
Eddie Kazak, R (11, PH) OBP: 0.369, SLG: 0.465												1	0	0	0	0	1	1								
<b>Inning Stats</b>	R: 1 E: 1 K: 1 S: 6	H: 1 LOB: 1 BB: 1 P: 10	R: 0 E: 0 K: 1 S: 7	H: 2 LOB: 2 BB: 0 P: 7	R: 2 E: 0 K: 1 S: 6	H: 1 LOB: 1 BB: 2 P: 14	R: 0 E: 0 K: 0 S: 3	H: 0 LOB: 0 BB: 0 P: 3	R: 0 E: 0 K: 0 S: 4	H: 1 LOB: 1 BB: 0 P: 4	R: 0 E: 0 K: 0 S: 3	H: 0 LOB: 1 BB: 1 P: 7	R: 1 E: 0 K: 0 S: 4	H: 1 LOB: 0 BB: 0 P: 4	R: 0 E: 0 K: 1 S: 5	H: 0 LOB: 0 BB: 0 P: 5	R: 0 E: 0 K: 0 S: 3	H: 0 LOB: 1 BB: 0 P: 4	R: 0 E: 0 K: 1 S: 5	H: 0 LOB: 0 BB: 0 P: 5	R: 0 E: 0 K: 1 S: 6	H: 1 LOB: 1 BB: 0 P: 6	1B: 5 2B: 1 3B: 0 HR: 1	SF: 0 SAC: 2 DP: 0 HBP: 1	WP: 0 PB: 0 SB: 1 CS: 1	PA: 46
<b>PITCHER</b> Sal Maglie, R (1, 1) ERA: 3.08	IP: 11.0 WLS: W BF: 45 H: 7 R: 4 ER: 4 SO: 6 BB: 4 IBB: 0 HBP: 1 BLK: 0 WP: 0 HR: 1 S: 52 P: 69 ERA: 3.27 WHIP: 1.000																									

**New York Giants @ St. Louis Cardinals**  
 Sportsman's Park, St. Louis, MO  
 Fri Jul 21 1950, 4:33 AM EDT  
 Att. 11,770 - Unknown

AB	38
R	4
H	7
RBI	4
BB	4
SO	6
LOB	19



**New York Giants @ Chicago Cubs**  
 Wrigley Field, Chicago, IL  
 Sat Jul 22 1950, 3:33 AM CDT  
 Att: 20,972 - Unknown

AB	37
R	7
H	11
RBI	7
BB	4
SO	4
LOB	13



WP	0	PA	42
PB	0		
SB	0		
CS	1		

Batter	1	2	3	4	5	6	7	8	9	AB	R	H	RBI	BB	SO	LOB
Eddie Stanky, R (1, 4) OBP: 0.463, SLG: 0.428	0-0 FC5-2 2B	0-0 1B		0-0 F9			4-0 E 1B BB	0-0 CS 1B		4	1	3	0	1	0	0
Don Mueller, L (1, 9) OBP: 0.320, SLG: 0.385	0-0 2B	0-0 1B		0-0 1-3			0-0 F3	0-0 P5		5	1	2	0	0	0	2
Hank Thompson, L (1, 5) OBP: 0.403, SLG: 0.496	0-0 FC5-2 2B	4-0 1-2 BB			0-0 6-3		0-0 E6 1B F7	0-0 CS 1-2	0-0 6-3	4	2	0	0	1	0	3
Roy Weatherly, L (1, 7) OBP: 0.393, SLG: 0.472	0-0 1B	0-0 P4			0-0 P6		0-0 BB 1B		0-0 F7	3	1	1	2	0	0	3
Monte Irvin, R (7, PH) OBP: 0.354, SLG: 0.399	0-0 2B						1-3 3-H 1B			2	1	1	1	0	0	0
Wes Westrum, R (1, 2) OBP: 0.394, SLG: 0.512	0-0 P2			0-0 F7		0-0 FC5-4 1B	0-0 F7		0-0 F7	5	0	1	1	0	0	2
Bobby Thomson, R (1, 8) OBP: 0.330, SLG: 0.437	0-0 1B			0-0 P4		0-0 FC5-4	3-H 4-0 1B BB			3	1	1	1	1	0	1
Tookie Gilbert, L (1, 3) OBP: 0.332, SLG: 0.331	0-0 G3			4-0 BB			0-0 1B 1B			3	0	1	1	1	1	1
Alvin Dark, R (1, 6) OBP: 0.332, SLG: 0.474		0-0 F8		0-0 P4			0-0 4-3		0-0 1-3 3-H 1B	4	0	1	1	0	0	1
Jim Hearn, R (1, 1) OBP: 0.333, SLG: 0.143		0-3 K		0-3 K			0-0 F9		0-3 K	4	0	0	0	0	3	0

Batter	1	2	3	4	5	6	7	8	9	AB	R	H	RBI	BB	SO	LOB
Eddie Stanky, R (1, 4) OBP: 0.463, SLG: 0.428	0-0 FC5-2 2B	0-0 1B		0-0 F9			4-0 E 1B BB	0-0 CS 1B		4	1	3	0	1	0	0
Don Mueller, L (1, 9) OBP: 0.320, SLG: 0.385	0-0 2B	0-0 1B		0-0 1-3			0-0 F3	0-0 P5		5	1	2	0	0	0	2
Hank Thompson, L (1, 5) OBP: 0.403, SLG: 0.496	0-0 FC5-2 2B	4-0 1-2 BB			0-0 6-3		0-0 E6 1B F7	0-0 CS 1-2	0-0 6-3	4	2	0	0	1	0	3
Roy Weatherly, L (1, 7) OBP: 0.393, SLG: 0.472	0-0 1B	0-0 P4			0-0 P6		0-0 BB 1B		0-0 F7	3	1	1	2	0	0	3
Monte Irvin, R (7, PH) OBP: 0.354, SLG: 0.399	0-0 2B						1-3 3-H 1B			2	1	1	1	0	0	0
Wes Westrum, R (1, 2) OBP: 0.394, SLG: 0.512	0-0 P2			0-0 F7		0-0 FC5-4 1B	0-0 F7		0-0 F7	5	0	1	1	0	0	2
Bobby Thomson, R (1, 8) OBP: 0.330, SLG: 0.437	0-0 1B			0-0 P4		0-0 FC5-4	3-H 4-0 1B BB			3	1	1	1	1	0	1
Tookie Gilbert, L (1, 3) OBP: 0.332, SLG: 0.331	0-0 G3			4-0 BB			0-0 1B 1B			3	0	1	1	1	1	1
Alvin Dark, R (1, 6) OBP: 0.332, SLG: 0.474		0-0 F8		0-0 P4			0-0 4-3		0-0 1-3 3-H 1B	4	0	1	1	0	0	1
Jim Hearn, R (1, 1) OBP: 0.333, SLG: 0.143		0-3 K		0-3 K			0-0 F9		0-3 K	4	0	0	0	0	3	0

Inning Stats	R	H	E	K	S	WLS	BF	H	R	ER	SO	BB	IBB	HBP	BLK	WP	HR	S	P	ERA	WHIP
1	3	4	0	0	7	L	6	4	3	3	0	0	0	0	0	0	0	6	6	40.50	6.000
2	0	2	0	1	7		35	7	4	0	4	4	0	0	0	0	0	39	55	0.00	1.320

PITCHER	IP	WLS	BF	H	R	ER	SO	BB	IBB	HBP	BLK	WP	HR	S	P	ERA	WHIP
Doyle Lade, R (1, 1) ERA: 4.21	0.2	L	6	4	3	3	0	0	0	0	0	0	0	6	6	40.50	6.000
Johnny Vander Meer, L (1, 1) ERA: 4.36	8.1		35	7	4	0	4	4	0	0	0	0	0	39	55	0.00	1.320





**New York Giants @ Chicago Cubs**  
 Wrigley Field, Chicago, IL  
 Sun Jul 23 1950, 3:33 AM CDT  
 Unknown

livebaseballscorecards.com

<b>AB</b>	<b>39</b>
<b>R</b>	<b>5</b>
<b>H</b>	<b>13</b>
<b>RBI</b>	<b>4</b>
<b>BB</b>	<b>6</b>
<b>SO</b>	<b>2</b>
<b>LOB</b>	<b>24</b>



AB R H RBI BB SO LOB

5	2	3	0	0	0	0
5	1	2	0	0	0	1
4	0	1	0	1	0	1
4	2	2	3	1	0	4
2	0	1	0	2	0	0
1	0	0	0	0	0	2
4	0	1	0	1	1	4
4	0	1	1	1	1	5
5	0	2	0	0	0	4
5	0	0	0	0	0	3

1B:	11	SF:	0
2B:	1	SAC:	0
3B:	0	DP:	1
HR:	1	HBP:	0
WP:	0	PA:	45
PB:	0		
SB:	0		
CS:	0		

Batter	1	2	3	4	5	6	7	8	9
<b>Eddie Stanky, R</b> OBP: 0.465, SLG: 0.430 (1, 4) X	0-0 FC4-6 1B	0-0 E 1B		0-0 F6		0-0 6-3		0-0 BB F7 1B	
<b>Don Mueller, L</b> OBP: 0.322, SLG: 0.386 (1, 9) X	0-0 FC4-6 1B 1-2f	0-0 E 1B		0-0 F8		0-0 L7		0-0 F7 BB 1B	
<b>Bobby Thomson, R</b> OBP: 0.331, SLG: 0.435 (1, 8) X	0-0 E 1B	0-0 E6 1-3 2-H		0-0 F3			0-0 F8	4-0 BB BB 1-2 2-3 BB	
<b>Wes Westrum, R</b> OBP: 0.397, SLG: 0.523 (1, 2) X	0-0 E7 1B 1-3 3-H	0-0 L7			0-0 HR		4-0 BB BB 1B	0-0 F7 1-2 2-3 3-H	
<b>Monte Irvin, R</b> OBP: 0.363, SLG: 0.400 <b>Roy Weatherly, L</b> OBP: 0.387, SLG: 0.463 (8, PH) (8, 7)	4-0 IBB		4-0 FC6-4 BB		0-0 F9		0-0 BB BB 1B	0-0 F7	
<b>Hank Thompson, L</b> OBP: 0.403, SLG: 0.493 (1, 5) X	0-0 P6		0-0 FC6-4 1B 1-2f		0-3 K		4-0 BB BB	0-0 1B	
<b>Alvin Dark, R</b> OBP: 0.333, SLG: 0.475 (1, 6) S S S	0-3 K		0-0 F7		0-0 2B		4-0 BB BB G4-6-3 BB	0-0 F7	
<b>Tookie Gilbert, L</b> OBP: 0.333, SLG: 0.332 (1, 3) X		0-0 F8	0-0 1B		0-0 4-3		0-0 G4-6-3 BB 1-2f	0-0 1B	
<b>Larry Jansen, R</b> OBP: 0.175, SLG: 0.164 (1, 1) X		0-0 1-3	0-0 1-6-3			0-0 L9		0-0 6-3	0-0 F9

Inning Stats	R: 1	H: 3	R: 1	H: 2	R: 0	H: 1	R: 0	H: 0	R: 1	H: 2	R: 0	H: 0	R: 1	H: 1	R: 1	H: 2	R: 0	H: 2
	E: 1	LOB: 3	E: 1	LOB: 2	E: 0	LOB: 2	E: 0	LOB: 0	E: 0	LOB: 1	E: 0	LOB: 0	E: 0	LOB: 2	E: 0	LOB: 2	E: 0	LOB: 1
	K: 1	BB: 1	K: 0	BB: 0	K: 0	BB: 1	K: 0	BB: 0	K: 1	BB: 0	K: 0	BB: 0	K: 0	BB: 3	K: 0	BB: 1	K: 0	BB: 0
	S: 8	P: 12	S: 6	P: 6	S: 4	P: 8	S: 3	P: 3	S: 7	P: 7	S: 3	P: 3	S: 3	P: 15	S: 5	P: 9	S: 4	P: 4

PITCHER	IP	WLS	BF	H	R	ER	SO	BB	IBB	HBP	BLK	WP	HR	S	P	ERA	WHIP
<b>Paul Minner, L</b> ERA: 3.58 (1, 1)	6.1	L	33	9	4	3	2	3	1	0	0	0	1	33	49	4.26	1.895
<b>Monk Dubiel, R</b> ERA: 2.88 (7, 1)	1.2		8	2	1	1	0	2	0	0	0	0	0	6	14	5.40	2.400
<b>Frank Hiller, R</b> ERA: 4.96 (9, 1)	1.0		4	2	0	0	0	0	0	0	0	0	0	4	4	0.00	2.000



Batter	1	2	3	4	5	6	7	8	9	AB R H RBI BB SO LOB
Wayne Terwilliger, R (1, 4) OBP: 0.305, SLG: 0.366	0-0 6-3			0-0 BB 2B 1B	0-0 6-3			0-0 F9		4 1 1 0 0 0 2
Bob Borkowski, R (1, 8) OBP: 0.340, SLG: 0.406	0-0 F8			4-0 BB 1-2 2B BB	0-0 G3			0-0 2B		3 0 1 0 1 0 2
Roy Smalley, R (1, 6) OBP: 0.332, SLG: 0.505	0-3 K			0-0 F7		0-0 G3		0-3 K		4 0 0 0 0 2 3
Hank Sauer, R (1, 3) OBP: 0.377, SLG: 0.540		0-0 CS 1B		0-0 F5		0-0 P6		0-3 K		4 0 1 0 0 1 2
Andy Pafko, R (1, 9) OBP: 0.421, SLG: 0.610		0-3 K		0-0 1-H 2-H 2B		0-0 6-3		0-0 HR		4 1 2 2 0 1 1
Bill Serena, R (1, 5) OBP: 0.366, SLG: 0.462		0-3 K			0-0 1B 2B		0-0 6-3		0-0 6-3	4 1 1 0 0 1 1
Carmen Mauro, L (1, 7) OBP: 0.400, SLG: 0.500			0-0 F9		0-0 1B FC1-5 1B		0-0 2B		0-0 1B	4 0 3 1 0 0 0
Mickey Owen, R (1, 2) OBP: 0.245, SLG: 0.248			0-0 P6		0-0 FC1-5 1-3 1B		0-0 6-3		0-0 F9	3 0 1 0 0 0 0 1 0 0 0 0 0 1
Ron Northey, L (9, PH) OBP: 0.356, SLG: 0.493										
Paul Minner, L (1, 1) OBP: 0.308, SLG: 0.286			0-3 K		0-0 FC1-5 1-3 3-H 1B			0-0 F7		2 0 0 0 0 1 2 0 0 0 0 0 0 0 1 0 0 0 0 0 0 0 0 0 0 0 0 0
Monk Dubiel, R (7, 1) OBP: 0.125, SLG: 0.045										
Hal Jeffcoat, R (8, PH) OBP: 0.186, SLG: 0.293										
Frank Hiller, R (9, 1)										


Inning Stats	R: 0 E: 0 K: 1 S: 5	H: 0 LOB: 0 BB: 0 P: 5	R: 0 E: 0 K: 2 S: 7	H: 1 LOB: 1 BB: 0 P: 7	R: 0 E: 0 K: 1 S: 5	H: 0 LOB: 0 BB: 0 P: 5	R: 1 E: 0 K: 0 S: 4	H: 2 LOB: 2 BB: 1 P: 8	R: 1 E: 0 K: 0 S: 6	H: 3 LOB: 2 BB: 0 P: 6	R: 0 E: 0 K: 0 S: 3	H: 0 LOB: 0 BB: 0 P: 3	R: 0 E: 0 K: 0 S: 3	H: 1 LOB: 0 BB: 0 P: 3	R: 0 E: 0 K: 1 S: 6	H: 1 LOB: 1 BB: 0 P: 6	R: 1 E: 0 K: 1 S: 7	H: 2 LOB: 1 BB: 0 P: 7	1B: 5 2B: 5 3B: 0 HR: 1	SF: 0 SAC: 0 DP: 1 HBP: 0	WP: 0 PB: 0 SB: 0 CS: 1	PA: 35
--------------	------------------------------	---------------------------------	------------------------------	---------------------------------	------------------------------	---------------------------------	------------------------------	---------------------------------	------------------------------	---------------------------------	------------------------------	---------------------------------	------------------------------	---------------------------------	------------------------------	---------------------------------	------------------------------	---------------------------------	----------------------------------	------------------------------------	----------------------------------	--------

PITCHER	IP	WLS	BF	H	R	ER	SO	BB	IBB	HBP	BLK	WP	HR	S	P	ERA	WHIP
Larry Jansen, R (1, 1) ERA: 3.44	9.0	W	35	10	3	3	6	1	0	0	0	0	1	46	50	3.00	1.222

**BOTTOM**

**New York Giants @ Chicago Cubs**  
Wrigley Field, Chicago, IL  
Sun Jul 23 1950, 3:33 AM CDT  
Unknown

<b>AB</b>	<b>34</b>
<b>R</b>	<b>3</b>
<b>H</b>	<b>10</b>
<b>RBI</b>	<b>3</b>
<b>BB</b>	<b>1</b>
<b>SO</b>	<b>6</b>
<b>LOB</b>	<b>14</b>



livebaseballscores.com







Batter	1	2	3	4	5	6	7	8	9	AB R H RBI BB SO LOB	TOP																
<b>Bobby Adams, R</b> OBP: 0.328, SLG: 0.337 (1, 5) X	0-0 F8		0-0 G4-6-3 SH 1B		0-0 1-3		0-0 1B		0-0 F6	5 1 2 0 0 0 0																	
<b>Peanuts Lowrey, R</b> OBP: 0.327, SLG: 0.300 (1, 9) X	0-0 1B		0-0 SH G4-6-3		0-0 F4		0-0 F7		0-0 2B 1B	4 1 2 0 0 0 1																	
<b>Bob Usher, R</b> OBP: 0.335, SLG: 0.410 (1, 8) X	0-0 F9		0-0 G4-6-3		4-0 BB			0-0 BB F9 1B	0-0 F2	4 1 1 0 1 0 4																	
<b>Ted Kluszewski, L</b> OBP: 0.355, SLG: 0.570 (1, 3) X	0-0 F7		0-0 FC5-4 1B		0-0 F8			4-0 F9 BB 5-3 BB	0-0 2B	4 1 2 2 1 0 2																	
<b>Connie Ryan, R</b> OBP: 0.383, SLG: 0.397 (1, 4) X		0-0 HR	0-0 FC5-4 1B		0-0 5-3			4-0 F9 BB 5-3 BB	4-0 IBB	3 1 1 1 2 0 1																	
<b>Joe Adcock, R</b> OBP: 0.297, SLG: 0.379 (1, 7) X		0-0 4-3		0-0 F3		0-0 F9		0-0 F9	0-0 F9	5 0 0 1 0 0 4																	
<b>Dixie Howell, R</b> OBP: 0.303, SLG: 0.256 (1, 2) X		0-3 K		0-0 F8		0-0 P2		0-0 5-3		4 0 0 1 0 1 1																	
<b>Virgil Stallcup, R</b> OBP: 0.293, SLG: 0.371 (1, 6) X		0-0 F4		0-0 1B			0-0 6-3	4-0 BB		3 0 1 0 1 0 0																	
<b>Herm Wehmeier, R</b> OBP: 0.210, SLG: 0.246 (1, 1) X			0-0 SH G4-6-3 1B		0-3 K		0-3 K	0-0 P3		4 1 1 0 0 2 3																	
<b>Ewell Blackwell, R</b> OBP: 0.156, SLG: 0.073 (8, 1) X										0 0 0 0 0 0 0																	
<b>Inning Stats</b>	R: 0 E: 0 K: 0 S: 4	H: 1 LOB: 1 BB: 0 P: 4	R: 1 E: 0 K: 1 S: 6	H: 1 LOB: 0 BB: 0 P: 6	R: 2 E: 0 K: 0 S: 6	H: 3 LOB: 1 BB: 0 P: 6	R: 0 E: 0 K: 1 S: 6	H: 1 LOB: 1 BB: 0 P: 6	R: 0 E: 0 K: 0 S: 3	H: 0 LOB: 1 BB: 1 P: 7	R: 0 E: 0 K: 0 S: 3	H: 0 LOB: 0 BB: 0 P: 3	R: 0 E: 0 K: 1 S: 6	H: 1 LOB: 1 BB: 0 P: 6	R: 2 E: 0 K: 0 S: 4	H: 1 LOB: 2 BB: 3 P: 16	R: 1 E: 0 K: 0 S: 5	H: 2 LOB: 2 BB: 1 P: 9	1B: 8 2B: 1 3B: 0 HR: 1	SF: 0 SAC: 1 DP: 1 HBP: 0	WP: 0 PB: 0 SB: 0 CS: 0	PA: 42					
<b>PITCHER</b>	IP WLS BF H R ER SO BB IBB HBP BLK WP HR S P ERA WHIP																										
<b>Monty Kennedy, L</b> ERA: 4.8 (1, 1)	3.0		14	5	3	3	1	0	0	0	0	0	1	16	16	9.00	1.667										
<b>Andy Hansen, R</b> ERA: 5.46 (4, 1)	4.0		18	3	2	2	2	3	0	0	0	0	0	19	31	4.50	1.500										
<b>Dave Koslo, L</b> ERA: 4.34 (8, 1)	2.0	W	10	2	1	1	0	1	1	0	0	0	0	8	16	4.50	1.500										

Cincinnati Reds @ New York Giants  
Polo Grounds, New York, NY  
Tue Jul 25 1950, 3:33 AM EDT  
Att. 8,838 - Unknown

livebaseballscorecards.com

AB	36
R	6
H	10
RBI	5
BB	5
SO	3
LOB	16







Batter	1	2	3	4	5	6	7	8	9	AB R H RBI BB SO LOB	TOP	
Lloyd Merriman, L (1, 8) OBP: 0.317, SLG: 0.360	0-0 3-1		0-0 F8		0-0 1B			0-0 F7		4 0 1 1 0 0 1		
Connie Ryan, R (1, 4) OBP: 0.381, SLG: 0.392	0-3 K		0-0 G3		0-0 F7			4-0 BB		3 0 0 1 1 1 3		
Grady Hatton, L (1, 5) OBP: 0.348, SLG: 0.423	0-0 3-1			0-0 4-3	0-0 G3			0-0 G4-6-3		4 0 0 0 0 0 3		
Ted Kluszewski, L (1, 3) OBP: 0.354, SLG: 0.566		0-0 F7		0-0 4-3		0-0 FC5-4 1B		0-0 F7		4 0 1 0 0 0 0		
Bob Usher, R (1, 9) OBP: 0.333, SLG: 0.407		0-0 F3		0-0 F2		0-0 FC5-4 CS		0-0 1-3 1B		4 0 1 0 0 0 1		
Joe Adcock, R (1, 7) OBP: 0.303, SLG: 0.378		4-0 BB			0-0 BB 1B 1B	0-0 F8		0-0 1-3		3 1 1 0 1 0 2		
Virgil Stallcup, R (1, 6) OBP: 0.294, SLG: 0.370 Bob Scheffing, R (9, PH) OBP: 0.310, SLG: 0.389		0-0 FC6-4		0-0 FC6-4	0-0 1B BB F7 1B	0-0 CS	0-0 F2	0-0 5-3		3 1 1 0 0 0 1 1 0 0 0 0 0 1	AB 31 R 2 H 6 RBI 2 BB 3 SO 2 LOB 16	
Dixie Howell, R (1, 2) OBP: 0.310, SLG: 0.260			0-0 1B		4-0 F7 1B BB		0-0 4-3			2 0 1 0 1 0 0		
Howie Fox, R (1, 1) OBP: 0.211, SLG: 0.316			0-3 K		0-0 L4		0-0 6-3			3 0 0 0 0 1 4		
<b>Inning Stats</b>	R: 0 E: 0 K: 1 S: 5 H: 0 LOB: 0 BB: 0 P: 5	R: 0 E: 0 K: 0 S: 3 H: 0 LOB: 1 BB: 1 P: 7	R: 0 E: 0 K: 1 S: 6 H: 1 LOB: 1 BB: 0 P: 6	R: 0 E: 0 K: 0 S: 3 H: 0 LOB: 0 BB: 0 P: 3	R: 2 E: 0 K: 0 S: 6 H: 3 LOB: 2 BB: 1 P: 10	R: 0 E: 0 K: 0 S: 3 H: 1 LOB: 0 BB: 0 P: 3	R: 0 E: 0 K: 0 S: 3 H: 0 LOB: 0 BB: 0 P: 3	R: 0 E: 0 K: 0 S: 2 H: 0 LOB: 0 BB: 1 P: 6	R: 0 E: 0 K: 0 S: 4 H: 1 LOB: 1 BB: 0 P: 4	1B: 6 2B: 0 3B: 0 HR: 0 SF: 0 SAC: 0 DP: 1 HBP: 0	WP: 0 PB: 0 SB: 0 CS: 1 PA: 35	
<b>PITCHER</b> Sal Maglie, R (1, 1) ERA: 2.98	IP 9.0 WLS W BF 34 H 6 R 2 ER 2 SO 2 BB 3 IBB 0 HBP 0 BLK 0 WP 0 HR 0 S 35 P 47 ERA 2.00 WHIP 1.000											<b>PITCHER</b> IP WLS BF H R ER SO BB IBB HBP BLK WP HR S P ERA WHIP

Cincinnati Reds @ New York Giants  
Polo Grounds, New York, NY  
Wed Jul 26 1950, 3:33 AM EDT  
Att. 4,852 - Cloudy - 78 F

livebaseballscorecards.com






Batter	1	2	3	4	5	6	7	8	9	AB	R	H	RBI	BB	SO	LOB
Eddie Stanky, R OBP: 0.457, SLG: 0.420 (1, 4)	0-0 6-3		0-0 5-3		0-0 1-3		0-0 FC4-6 BB 1-2f			4	0	0	0	0	0	2
Whitey Lockman, L OBP: 0.381, SLG: 0.451 (1, 7)	0-0 F4		0-0 G3		0-0 F7-3-6 3-H		4-0 BB BB BB 1-2 BB			3	0	0	0	1	0	1
Don Mueller, L OBP: 0.317, SLG: 0.375 (1, 9)	0-0 F5		0-0 4-3			0-0 FC5-4 1B	0-0 F9			4	0	1	0	0	0	2
Hank Thompson, L OBP: 0.401, SLG: 0.485 (1, 5)		0-0 E 1B 1B		0-0 6-4-3 1B		0-0 F4		0-0 4-3		4	1	2	0	0	0	1
Wes Westrum, R OBP: 0.391, SLG: 0.507 (1, 2)		0-0 F9		0-0 F7		0-0 FC5-4 1-2f		0-0 E7 1B		4	0	0	0	0	0	3
Bobby Thomson, R OBP: 0.327, SLG: 0.434 (1, 8)		0-0 E6 1B 1-3		0-0 6-4-3 1-2		0-0 F8		0-3 K		4	1	0	0	0	1	4
Alvin Dark, R OBP: 0.341, SLG: 0.486 (1, 6)		0-0 2-H 3-H 1B		4-0 IBB			0-0 SH3 1B 1B	0-0 1-2 1B		3	1	3	2	1	0	0
Tookie Gilbert, L OBP: 0.331, SLG: 0.331 (1, 3)		0-0 G3		0-0 G3			0-0 SH3 1-2	0-3 K		3	0	0	0	0	1	5
Sal Maglie, R OBP: 0.133, SLG: 0.207 (1, 1)		0-0 1-3			0-0 F7-3-6 3B		0-0 FC4-6 2-H 1B			3	0	2	1	0	0	1

Inning Stats	R: 0	H: 0	E: 0	K: 0	S: 3	R: 2	H: 2	E: 1	K: 0	S: 6	R: 0	H: 0	E: 0	K: 0	S: 3	R: 0	H: 1	E: 0	K: 0	S: 4	R: 0	H: 1	E: 0	K: 0	S: 3	R: 0	H: 1	E: 0	K: 0	S: 4	R: 1	H: 2	E: 0	K: 0	S: 5	R: 0	H: 1	E: 1	K: 2	S: 9	1B: 7	2B: 1	3B: 1	HR: 0	SF: 0	SAC: 1	DP: 1	HBP: 0	WP: 0	PB: 0	SB: 0	CS: 0	PA: 35
PITCHER Howie Fox, R ERA: 4.47 (1, 1)	IP	WLS	BF	H	R	ER	SO	BB	IBB	HBP	BLK	WP	HR	S	P	ERA	WHIP																																				

**BOTTOM**

**Cincinnati Reds @ New York Giants**  
Polo Grounds, New York, NY  
Wed Jul 26 1950, 3:33 AM EDT  
Att. 4,852 - Cloudy - 78 F

<b>AB</b>	<b>32</b>
<b>R</b>	<b>3</b>
<b>H</b>	<b>8</b>
<b>RBI</b>	<b>3</b>
<b>BB</b>	<b>2</b>
<b>SO</b>	<b>2</b>
<b>LOB</b>	<b>19</b>



Batter	1	2	3	4	5	6	7	8	9	AB	R	H	RBI	BB	SO	LOB	TOP		
Rocky Nelson, L (1, 3) OBP: 0.348, SLG: 0.400											0	0	0	0	0	0	0		
Red Schoendienst, S (1, 4) OBP: 0.333, SLG: 0.427											0	0	0	0	0	0	0	0	
Stan Musial, L (1, 7) OBP: 0.451, SLG: 0.616											0	0	0	0	0	0	0	0	
Enos Slaughter, L (1, 9) OBP: 0.401, SLG: 0.476											0	0	0	0	0	0	0	0	
Bill Howerton, L (1, 8) OBP: 0.402, SLG: 0.497											0	0	0	0	0	0	0	0	
Tommy Glaviano, R (1, 5) OBP: 0.418, SLG: 0.422											0	0	0	0	0	0	0	0	
Marty Marion, R (1, 6) OBP: 0.355, SLG: 0.389											0	0	0	0	0	0	0	0	
Del Rice, R (1, 2) OBP: 0.328, SLG: 0.377											0	0	0	0	0	0	0	0	
Al Brazle, L (1, 1) OBP: 0.211, SLG: 0.211	0	0	0	0	0	0	0	0											
<b>Inning Stats</b>											1B: 0	SF: 0	WP: 0	PA: 0					
											2B: 0	SAC: 0	PB: 0						
											3B: 0	DP: 0	SB: 0						
											HR: 0	HBP: 0	CS: 0						
PITCHER Larry Jansen, R (1, 1) ERA: 3.44	IP	WLS	BF	H	R	ER	SO	BB	IBB	HBP	BLK	WP	HR	S	P	ERA	WHIP		
	0.0	W	0	0	0	0	0	0	0	0	0	0	0	0	0	∞	∞		
PITCHER	IP	WLS	BF	H	R	ER	SO	BB	IBB	HBP	BLK	WP	HR	S	P	ERA	WHIP		

**St. Louis Cardinals @ New York Giants**  
 Polo Grounds, New York, NY  
 Fri Jul 28 1950, 3:33 AM EDT  
 Att. 12,927 - Unknown

**AB** 0  
**R** 0  
**H** 0  
**RBI** 0  
**BB** 0  
**SO** 0  
**LOB** 0



[livebaseballscorecards.com](http://livebaseballscorecards.com)





Batter	1	2	3	4	5	6	7	8	9	AB	R	H	RBI	BB	SO	LOB	TOP		
Rocky Nelson, L (1, 3) OBP: 0.336, SLG: 0.385											0	0	0	0	0	0	0		
Red Schoendienst, S (1, 4) OBP: 0.329, SLG: 0.423											0	0	0	0	0	0	0	0	
Stan Musial, L (1, 7) OBP: 0.451, SLG: 0.618											0	0	0	0	0	0	0	0	
Enos Slaughter, L (1, 9) OBP: 0.401, SLG: 0.476											0	0	0	0	0	0	0	0	
Bill Howerton, L (1, 8) OBP: 0.404, SLG: 0.497											0	0	0	0	0	0	0	0	
Tommy Glaviano, R (1, 5) OBP: 0.422, SLG: 0.430											0	0	0	0	0	0	0	0	
Marty Marion, R (1, 6) OBP: 0.349, SLG: 0.381											0	0	0	0	0	0	0	0	
Del Rice, R (1, 2) OBP: 0.323, SLG: 0.371											0	0	0	0	0	0	0	0	
Howie Pollet, L (1, 1) OBP: 0.140, SLG: 0.127	0	0	0	0	0	0	0	0											
<b>Inning Stats</b>											1B: 0	SF: 0	WP: 0	PA: 0					
											2B: 0	SAC: 0	PB: 0						
											3B: 0	DP: 0	SB: 0						
											HR: 0	HBP: 0	CS: 0						
PITCHER Jim Hearn, R (1, 1) ERA: 3.67	IP	WLS	BF	H	R	ER	SO	BB	IBB	HBP	BLK	WP	HR	S	P	ERA	WHIP		
	0.0		0	0	0	0	0	0	0	0	0	0	0	0	0	∞	∞		
PITCHER	IP	WLS	BF	H	R	ER	SO	BB	IBB	HBP	BLK	WP	HR	S	P	ERA	WHIP		

**St. Louis Cardinals @ New York Giants**  
 Polo Grounds, New York, NY  
 Sat Jul 29 1950, 3:33 AM EDT  
 Att. 13,511 - Unknown

[livebaseballscorecards.com](http://livebaseballscorecards.com)

**AB** 0  
**R** 0  
**H** 0  
**RBI** 0  
**BB** 0  
**SO** 0  
**LOB** 0







Batter	1	2	3	4	5	6	7	8	9	AB R H RBI BB SO LOB	TOP											
Tommy Glaviano, R (1, 5) OBP: 0.419, SLG: 0.423	0-0 G1		0-0 F7			0-0 SH3-4 1B		4-0 FC4-6 BB	1-0 2B HBP	3 2 1 0 1 0 0												
Red Schoendienst, S (1, 4) OBP: 0.325, SLG: 0.417	0-0 F8			0-0 F7		0-0 SH3-4		0-0 FC4-6 BB	0-0 F8	4 0 0 1 0 0 3												
Stan Musial, L (1, 7) OBP: 0.454, SLG: 0.613	4-0 BB			0-0 4-3		0-0 3B 1B		0-0 F4	4-0 2B BB	3 1 1 1 2 0 1												
Enos Slaughter, L (1, 9) OBP: 0.405, SLG: 0.485	0-0 F7			4-0 BB		0-0 F7 3B		0-0 BB 1B	0-0 2B	4 1 3 3 1 0 1												
Bill Howerton, L (1, 8) OBP: 0.408, SLG: 0.492		4-0 5-3 BB		0-3 K		0-0 F7		4-0 FC6-4 BB	0-0 F9	2 0 0 1 2 1 1												
Eddie Kazak, R (9, PH) OBP: 0.368, SLG: 0.452										1 0 0 0 0 0 2												
Chuck Diering, R (9, 8) OBP: 0.391, SLG: 0.392										0 0 0 0 0 0 0												
Marty Marion, R (1, 6) OBP: 0.350, SLG: 0.378		0-0 5-3		0-0 1-2		4-0 1B S BB		0-0 5-3		3 0 0 0 1 0 4												
Rocky Nelson, L (1, 3) OBP: 0.358, SLG: 0.394			0-0 P6-2-5-3		0-0 1-3 1B		0-0 F8		0-0 HBP S F8 1B	4 1 2 0 0 0 1												
Del Rice, R (1, 2) OBP: 0.324, SLG: 0.365				0-0 F7		0-0 FC6-4-2-5 1-2 3-H		0-0 F9	1-0 BB HBP 2B HBP	3 1 0 0 0 0 2												
Gerry Staley, R (1, 1) OBP: 0.189, SLG: 0.171				0-0 F2		0-0 1-3		0-0 F7	0-0 F7	4 0 0 0 0 0 3												
<b>Inning Stats</b>	R: 0 E: 0 K: 0 S: 3	H: 0 LOB: 1 BB: 1 P: 7	R: 0 E: 0 K: 0 S: 2	H: 0 LOB: 0 BB: 1 P: 6	R: 0 E: 0 K: 0 S: 3	H: 0 LOB: 0 BB: 0 P: 3	R: 0 E: 0 K: 1 S: 5	H: 0 LOB: 1 BB: 1 P: 9	R: 0 E: 0 K: 0 S: 3	H: 1 LOB: 1 BB: 1 P: 7	R: 3 E: 0 K: 0 S: 6	H: 3 LOB: 0 BB: 0 P: 6	R: 0 E: 0 K: 0 S: 3	H: 0 LOB: 0 BB: 0 P: 3	R: 0 E: 0 K: 0 S: 4	H: 1 LOB: 3 BB: 2 P: 12	R: 3 E: 0 K: 0 S: 5	H: 2 LOB: 2 BB: 1 P: 11	1B: 5 2B: 3 3B: 1 HR: 0	SF: 0 SAC: 1 DP: 2 HBP: 2	WP: 0 PB: 0 SB: 2 CS: 0	PA: 41
<b>PITCHER</b>	IP WLS BF H R ER SO BB IBB HBP BLK WP HR S P ERA WHIP											<b>PITCHER</b>	IP WLS BF H R ER SO BB IBB HBP BLK WP HR S P ERA WHIP									
Sheldon Jones, R (1, 1) ERA: 5.48	8.0 L 33 5 3 3 1 6 0 0 0 0 0 29 53 3.38 1.375																					
Sal Maglie, R (9, 1) ERA: 3.24	0.2 6 1 3 3 0 1 0 0 2 0 0 0 3 9 40.50 3.000																					
Monty Kennedy, L (9, 1) ERA: 4.78	0.1 2 1 0 0 0 0 0 0 0 0 0 0 2 2 0.00 3.000																					

St. Louis Cardinals @ New York Giants  
Polo Grounds, New York, NY  
Sun Jul 30 1950, 3:33 AM EDT  
Att: 35,073 - Unknown

livebaseballscorecards.com

AB	31
R	6
H	7
RBI	6
BB	7
SO	1
LOB	18





Batter	1	2	3	4	5	6	7	8	9	AB	R	H	RBI	BB	SO	LOB
Eddie Stanky, R (1, 4) OBP: 0.461, SLG: 0.426	0-0 4-3 ①		0-0 1B		0-0 6-3 ③			0-0 L3 ①②		4	0	1	0	0	0	4
Whitey Lockman, L (1, 7) OBP: 0.383, SLG: 0.448	0-0 6-3 ②		0-0 F4 ③			0-0 F9 ①		0-0 FC4-6 1B ③		4	0	1	1	0	0	1
Don Mueller, L (1, 9) OBP: 0.318, SLG: 0.374	0-0 4-3 ③			0-0 P1 ①		0-0 G3 ②		0-0 FC4-6 1B ③		4	0	0	0	0	0	1
Hank Thompson, L (1, 5) OBP: 0.401, SLG: 0.474		BB BB BB 4-0		0-0 F7 ②		0-0 F4 ③		BB BB BB 4-0	BB BB BB 4-0	2	0	0	0	2	0	0
Wes Westrum, R (1, 2) OBP: 0.392, SLG: 0.502		X 0-0 FC6-4 ①		X 0-0 5-3 ③			X 0-0 G6-4-3 1B ①②		X 0-0 G6-4-3 ①②	2	0	0	0	0	0	1
Bill Rigney, R (7, PH) OBP: 0.250, SLG: 0.212		X 0-0 FC6-4 ①							X 0-0 G6-4-3 ①②	1	0	1	0	0	0	0
Sam Calderone, R (8, 2) OBP: 0.371, SLG: 0.400		X 0-0 FC6-4 ①							X 0-0 G6-4-3 ①②	1	0	0	0	0	0	1
Bobby Thomson, R (1, 8) OBP: 0.319, SLG: 0.421		X 0-0 FC6-4 ②			X 0-0 1-3 ①		X 0-0 G6-4-3 ①②		X 0-0 E 1B ①	4	1	1	0	0	0	2
Monte Irvin, R (1, 3) OBP: 0.356, SLG: 0.397		X 0-0 F8 ③			X 0-0 SH1-3 HBP 1B ①		X 0-0 F8 ③		X 0-0 E4 3B ①	4	1	2	1	0	0	1
Alvin Dark, R (1, 6) OBP: 0.344, SLG: 0.479			X 0-0 4-3 ①		X 1-0 SH1-3 HBP 1B ①			BB BB BB 4-0	X 0-0 1-3 ③	2	1	0	0	1	0	0
Sheldon Jones, R (1, 1) OBP: 0.235, SLG: 0.161			SO 0-3		X 0-0 SH1-3 ②			X 0-0 L3 1B ①		1	0	0	0	0	1	0
Roy Weatherly, L (8, PH) OBP: 0.397, SLG: 0.473										1	0	1	0	0	0	0
Sal Maglie, R (9, 1) OBP: 0.133, SLG: 0.207										0	0	0	0	0	0	0
Monty Kennedy, R (9, 1) OBP: 0.069, SLG: 0.069										0	0	0	0	0	0	0


Inning Stats	R: 0	H: 0	E: 0	LOB: 0	K: 0	BB: 0	S: 3	P: 3	R: 0	H: 0	E: 0	LOB: 0	K: 0	BB: 0	S: 3	P: 3	R: 0	H: 0	E: 0	LOB: 0	K: 0	BB: 0	S: 3	P: 3	R: 0	H: 1	E: 0	LOB: 2	K: 0	BB: 0	S: 4	P: 5	R: 0	H: 0	E: 0	LOB: 0	K: 0	BB: 0	S: 3	P: 3	R: 0	H: 1	E: 0	LOB: 0	K: 0	BB: 0	S: 3	P: 3	R: 1	H: 2	E: 0	LOB: 1	K: 0	BB: 1	S: 4	P: 8	R: 2	H: 2	E: 1	LOB: 0	K: 0	BB: 1	S: 4	P: 8	1B: 6	SF: 0	2B: 1	SAC: 1	3B: 1	DP: 3	HR: 0	HBP: 1	WP: 0	PA: 35
PITCHER Gerry Staley, R (1, 1) ERA: 5.7	IP	WLS	BF	H	R	ER	SO	BB	IBB	HBP	BLK	WP	HR	S	P	ERA	WHIP	IP	WLS	BF	H	R	ER	SO	BB	IBB	HBP	BLK	WP	HR	S	P	ERA	WHIP																																								

**BOTTOM**

**St. Louis Cardinals @ New York Giants**  
Polo Grounds, New York, NY

Sun Jul 30 1950, 3:33 AM EDT  
Att. 35,073 - Unknown

<b>AB</b>	<b>30</b>
<b>R</b>	<b>3</b>
<b>H</b>	<b>7</b>
<b>RBI</b>	<b>2</b>
<b>BB</b>	<b>3</b>
<b>SO</b>	<b>1</b>
<b>LOB</b>	<b>11</b>







Batter	1	2	3	4	5	6	7	8	9
Eddie Stanky, R OBP: 0.464, SLG: 0.425 Bill Rigney, R OBP: 0.260, SLG: 0.224	4-0 1-3 1B IHR BB	0-3 K		4-0 2B BB		1-0 2B HBP	0-0 1B		
Whitey Lockman, L OBP: 0.386, SLG: 0.458	0-0 1-3 1B IHR	0-0 L8		0-0 2B 2B		0-0 2B 1-H	0-0 6-3		
Don Mueller, L OBP: 0.316, SLG: 0.374	0-0 1-3 1-2 2-3		0-0 F8	0-0 2B 2-H 3-H		0-0 4-3	0-0 F5		
Hank Thompson, L OBP: 0.398, SLG: 0.468	4-0 IHR IBB		0-0 4-3	0-0 6-3		0-3 K	0-0 4-3		
Wes Westrum, R OBP: 0.392, SLG: 0.509	0-0 IHR		4-0 BB		0-0 F7	0-0 5-3	0-0 P4		
Monte Irvin, R OBP: 0.359, SLG: 0.397 Tookie Gilbert, L OBP: 0.331, SLG: 0.329	1-0 HBP		0-0 F8		4-0 1B S 3-1 BB		0-0 F9		
Alvin Dark, R OBP: 0.345, SLG: 0.479	0-3 K			0-0 S 1-3 SH1-3 1B	0-0 1-3 1B		0-0 E5		
Bobby Thomson, R OBP: 0.318, SLG: 0.422	0-0 F7			0-0 1-3 1-2	0-0 3-1 1-2 3-H		0-0 E8 F8 2B		
Larry Jansen, R OBP: 0.188, SLG: 0.213		0-0 1-3		0-0 SH1-3 2-H	0-3 K2-3		0-0 F8 3-H		

Inning Stats	R: 4 E: 0 K: 1 S: 7	H: 2 LOB: 1 BB: 2 P: 16	R: 0 E: 0 K: 1 S: 5	H: 0 LOB: 0 BB: 0 P: 5	R: 0 E: 0 K: 0 S: 3	H: 0 LOB: 1 BB: 1 P: 7	R: 3 E: 0 K: 0 S: 6	H: 3 LOB: 1 BB: 1 P: 10	R: 1 E: 0 K: 1 S: 6	H: 1 LOB: 1 BB: 1 P: 10	R: 1 E: 0 K: 1 S: 6	H: 1 LOB: 1 BB: 0 P: 7	R: 2 E: 2 K: 0 S: 6	H: 2 LOB: 1 BB: 0 P: 6	R: 0 E: 0 K: 0 S: 3	H: 0 LOB: 0 BB: 0 P: 3
1B: 4 2B: 4 3B: 0 HR: 1	SF: 0 SAC: 1 DP: 0 HBP: 2	WP: 0 PB: 0 SB: 2 CS: 0														

PITCHER	IP	WLS	BF	H	R	ER	SO	BB	IBB	HBP	BLK	WP	HR	S	P	ERA	WHIP
Monk Dubiel, R ERA: 3.86	(1, 1)	4.0	L	22	5	7	2	3	1	1	0	0	0	21	38	15.75	2.000
Johnny Vander Meer, L ERA: 4.22	(5, 1)	4.0		19	4	4	2	1	0	1	0	0	0	21	26	4.50	1.250

**BOTTOM**

AB	R	H	RBI	BB	SO	LOB
1	3	0	0	2	1	0
1	0	1	0	0	0	0

5	2	3	1	0	0	1
---	---	---	---	---	---	---

5	0	1	2	0	0	3
---	---	---	---	---	---	---

4	1	0	0	1	1	2
---	---	---	---	---	---	---

4	1	1	4	1	0	1
---	---	---	---	---	---	---

0	0	0	0	0	0	0
2	1	0	0	1	0	1

4	2	2	0	0	1	1
---	---	---	---	---	---	---

4	1	1	2	0	0	3
---	---	---	---	---	---	---

3	0	0	2	0	1	1
---	---	---	---	---	---	---

AB	33
R	11
H	9
RBI	11
BB	5
SO	4
LOB	13



**Chicago Cubs @ New York Giants**  
Polo Grounds, New York, NY  
Wed Aug 02 1950, 3:33 AM EDT  
Unknown

livebaseballscorecards.com

Batter	1	2	3	4	5	6	7	8	9	AB R H RBI BB SO LOB	TOP	
Wayne Terwilliger, R (1, 4) OBP: 0.311, SLG: 0.368 Carmen Mauro, L (9, PH) OBP: 0.319, SLG: 0.375	4-0 1B HR BB		0-0 1B		0-0 P6		0-0 2B		0-0 1-3	3 1 2 1 1 0 0 1 0 0 0 0 0 1		
Bill Serena, R (1, 5) OBP: 0.349, SLG: 0.436	0-3 K		0-3 K		0-0 F8		0-0 6-3		0-0 G3	5 0 0 0 0 2 4		
Preston Ward, L (1, 3) OBP: 0.333, SLG: 0.444	0-0 1-2 HR 1B		0-0 F7		0-3 K		0-0 F5			4 1 1 0 0 1 1		
Hank Sauer, R (1, 7) OBP: 0.359, SLG: 0.494	0-0 P5		0-3 K		0-0 5-3		0-0 5-3			4 0 0 0 0 1 3		
Andy Pafko, R (1, 8) OBP: 0.425, SLG: 0.651	0-0 1-1 2-1 HR			4-0 BB BB BB	0-0 HR		0-0 HR		0-0 HR	3 3 3 5 1 0 0		
Ron Northey, L (1, 9) OBP: 0.360, SLG: 0.488	0-0 F9		0-0 F8		0-0 4-3		0-0 1B			4 0 1 0 0 0 1		
Roy Smalley, R (1, 6) OBP: 0.316, SLG: 0.461		0-0 6-3		0-3 K		0-0 5-3		0-3 K		4 0 0 0 0 2 2		
Mickey Owen, R (1, 2) OBP: 0.232, SLG: 0.251 Rube Walker, L (9, PH) OBP: 0.286, SLG: 0.341		0-0 F9		0-0 F7		0-0 P4		0-0 3-1		3 0 0 0 0 0 1 1 0 0 0 0 0 0		
Johnny Klippstein, R (1, 1) OBP: 0.409, SLG: 0.591 Doyle Lade, R (3, 1) OBP: 0.357, SLG: 0.407 Bob Borkowski, R (9, PH) OBP: 0.324, SLG: 0.399		0-0 F7		0-0 4-3		0-0 2B		0-0 1-3 1B		1 0 0 0 0 0 0 2 1 1 0 0 0 0 1 0 1 0 0 0 0		
<b>Inning Stats</b>	R: 3 H: 2 E: 0 LOB: 0 K: 1 BB: 1 S: 7 P: 11	R: 0 H: 0 E: 0 LOB: 0 K: 0 BB: 0 S: 3 P: 3	R: 0 H: 1 E: 0 LOB: 1 K: 2 BB: 0 S: 8 P: 8	R: 0 H: 0 E: 0 LOB: 1 K: 1 BB: 1 S: 5 P: 9	R: 0 H: 0 E: 0 LOB: 0 K: 0 BB: 0 S: 3 P: 3	R: 1 H: 1 E: 0 LOB: 0 K: 1 BB: 0 S: 6 P: 6	R: 1 H: 2 E: 0 LOB: 1 K: 0 BB: 0 S: 5 P: 5	R: 1 H: 2 E: 0 LOB: 1 K: 1 BB: 0 S: 7 P: 7	R: 0 H: 1 E: 0 LOB: 1 K: 0 BB: 0 S: 4 P: 4	1B: 4 SF: 0 2B: 2 SAC: 0 3B: 0 DP: 0 HR: 3 HBP: 0	WP: 0 PA: 38 PB: 0 SB: 0 CS: 0	
<b>PITCHER</b> Sal Maglie, R (1, 1) ERA: 3.47	IP WLS BF H R ER SO BB IBB HBP BLK WP HR S P ERA WHIP	9.0 W 38 9 6 6 6 2 0 0 0 0 0 3 48 56 6.00 1.222										
<b>PITCHER</b>	IP WLS BF H R ER SO BB IBB HBP BLK WP HR S P ERA WHIP											

Chicago Cubs @ New York Giants  
Polo Grounds, New York, NY  
Wed Aug 02 1950, 3:38 AM EDT  
Att. 8,918 - Unknown

livebaseballscorecards.com

AB 36  
R 6  
H 9  
RBI 6  
BB 2  
SO 6  
LOB 13





Batter	1	2	3	4	5	6	7	8	9	AB	R	H	RBI	BB	SO	LOB
Eddie Stanky, R OBP: 0.462, SLG: 0.421 (1, 4)	0-0 P4	0-0 G3		0-0 3-1		4-0 BB				3	0	0	0	1	0	1
Whitey Lockman, L OBP: 0.385, SLG: 0.453 (1, 7)	0-0 F7		4-0 1B F8 BB	0-0 F7		0-0 P4				3	1	0	0	1	0	2
Don Mueller, L OBP: 0.322, SLG: 0.379 (1, 9)	0-0 BB BB 3B 1B		0-0 1B WP F8 1B	0-0 2-H 1B		0-0 6-3				4	2	3	1	0	0	0
Hank Thompson, L OBP: 0.397, SLG: 0.463 (1, 5)	4-0 BB 3B BB		0-0 F8	0-0 L7		0-0 F5				3	1	0	1	1	0	2
Wes Westrum, R OBP: 0.393, SLG: 0.507 (1, 2)	4-0 BB 3B BB		0-0 3-H F8 HR 1B		0-3 K		0-0 6-3			3	2	1	0	1	1	0
Alvin Dark, R OBP: 0.344, SLG: 0.482 (1, 6)	0-0 1-H 2-H 3-H 3B		0-0 F8	0-0 F8		0-0 F7				4	0	1	4	0	0	1
Bobby Thomson, R OBP: 0.320, SLG: 0.430 (1, 8)	0-0 6-3		0-0 2-H HR	0-0 F7		0-0 F7		4-0 BB		3	1	1	2	1	0	1
Tookie Gilbert, L OBP: 0.327, SLG: 0.324 (1, 3)		0-0 E1	0-0 F7		0-3 K		0-0 F8			4	0	0	0	0	1	1
Sal Maglie, R OBP: 0.147, SLG: 0.212 (1, 1)		0-0 5-3		0-0 PB 3-1 1B 1B		0-3 K		0-3 K		4	1	1	0	0	2	1
<b>Inning Stats</b>	R: 3 H: 2 E: 0 K: 5 S: 5	H: 2 LOB: 1 BB: 2 P: 13	R: 0 H: 0 E: 1 K: 0 S: 3	H: 0 LOB: 0 BB: 0 P: 3	R: 4 H: 3 E: 0 K: 0 S: 6	H: 3 LOB: 0 BB: 1 P: 10	R: 1 H: 2 E: 0 K: 0 S: 5	H: 2 LOB: 1 BB: 0 P: 5	R: 0 H: 0 E: 0 K: 1 S: 5	H: 0 LOB: 0 BB: 0 P: 5	R: 0 H: 0 E: 0 K: 0 S: 3	H: 0 LOB: 0 BB: 0 P: 3	R: 0 H: 0 E: 0 K: 1 S: 5	H: 0 LOB: 1 BB: 1 P: 9	1B: 5 2B: 0 3B: 1 HR: 1	SF: 0 SAC: 0 DP: 0 HBP: 0

**BOTTOM**


**Chicago Cubs @ New York Giants**  
 Polo Grounds, New York, NY  
 Wed Aug 02 1950, 3:38 AM EDT  
 Att. 8,918 - Unknown

livebaseballscorecards.com

<b>AB</b>	<b>31</b>
<b>R</b>	<b>8</b>
<b>H</b>	<b>7</b>
<b>RBI</b>	<b>8</b>
<b>BB</b>	<b>5</b>
<b>SO</b>	<b>4</b>
<b>LOB</b>	<b>9</b>



PITCHER	IP	WLS	BF	H	R	ER	SO	BB	IBB	HBP	BLK	WP	HR	S	P	ERA	WHIP
Johnny Klippstein, R ERA: 4.62 (1, 1)	2.1	L	14	4	6	6	0	3	0	0	0	1	0	11	23	23.14	3.000
Doyle Lade, R ERA: 4.43 (3, 1)	5.2		22	3	2	2	4	2	0	0	0	0	1	28	36	3.18	0.882

Batter	1	2	3	4	5	6	7	8	9	AB R H RBI BB SO LOB	TOP							
<a href="#">Bob Dillinger, R</a> (1, 5) OBP: 0.362, SLG: 0.433										0 0 0 0 0 0 0 0	<b>Pittsburgh Pirates @ New York Giants</b> Polo Grounds, New York, NY Sat Aug 05 1950, 3:33 AM EDT Att. 9,264 - Unknown  <a href="http://livebaseballscorecards.com">livebaseballscorecards.com</a>							
<a href="#">Gus Bell, L</a> (1, 9) OBP: 0.310, SLG: 0.404										0 0 0 0 0 0 0 0								
<a href="#">Johnny Hopp, L</a> (1, 3) OBP: 0.416, SLG: 0.504										0 0 0 0 0 0 0 0								
<a href="#">Ralph Kiner, R</a> (1, 7) OBP: 0.412, SLG: 0.610										0 0 0 0 0 0 0 0								
<a href="#">Wally Westlake, R</a> (1, 8) OBP: 0.351, SLG: 0.463										0 0 0 0 0 0 0 0								
<a href="#">Danny O'Connell, R</a> (1, 6) OBP: 0.267, SLG: 0.414										0 0 0 0 0 0 0 0								
<a href="#">Pete Castiglione, R</a> (1, 4) OBP: 0.289, SLG: 0.328										0 0 0 0 0 0 0 0								
<a href="#">Ray Mueller, R</a> (1, 2) OBP: 0.339, SLG: 0.486										0 0 0 0 0 0 0 0								
<a href="#">Mel Queen, R</a> (1, 1) OBP: 0.074, SLG: 0.038	0 0 0 0 0 0 0 0	<b>AB</b> 0 <b>R</b> 0 <b>H</b> 0 <b>RBI</b> 0 <b>BB</b> 0 <b>SO</b> 0 <b>LOB</b> 0  																
<b>Inning Stats</b>										1B: 0 SF: 0 2B: 0 SAC: 0 3B: 0 DP: 0 HR: 0 HBP: 0 WP: 0 PA: 0 PB: 0 SB: 0 CS: 0								
<b>PITCHER</b> <a href="#">Jim Hearn, R</a> (1, 1) ERA: 4.3	IP	WLS	BF	H	R	ER	SO	BB	IBB	HBP	BLK	WP	HR	S	P	ERA	WHIP	<b>PITCHER</b> IP WLS BF H R ER SO BB IBB HBP BLK WP HR S P ERA WHIP





Batter	1	2	3	4	5	6	7	8	9	AB R H RBI BB SO LOB	TOP														
Bob Dillinger, R (1, 5) OBP: 0.357, SLG: 0.427	0-0 E5 SH5-3		0-0 4-3			0-0 6-3		0-0 4-3		4 0 0 0 0 0 0	<b>Pittsburgh Pirates @ New York Giants</b> Polo Grounds, New York, NY Sun Aug 06 1950, 3:33 AM EDT Unknown														
Ted Beard, L (1, 8) OBP: 0.337, SLG: 0.360	0-0 SH5-3			0-0 4-3		0-3 K2-3		0-0 1B		3 0 1 0 0 1 0															
Johnny Hopp, L (1, 3) OBP: 0.415, SLG: 0.500	0-0 L5			0-3 K		0-0 2B		0-0 L4		4 0 1 0 0 1 2															
Ralph Kiner, R (1, 7) OBP: 0.409, SLG: 0.601	0-0 F7			0-0 F8		0-0 P5			0-0 G6-4-3 1B	4 0 1 0 0 0 2															
Gus Bell, L (1, 9) OBP: 0.304, SLG: 0.394		0-3 K			0-3 K		0-0 1B		0-0 F7	4 0 1 0 0 2 1															
Danny O'Connell, R (1, 6) OBP: 0.258, SLG: 0.387		0-0 6-3			0-0 E6 1B		0-0 F2		0-0 G6-4-3 1-2f	4 0 0 0 0 0 2															
Danny Murtaugh, R (1, 4) OBP: 0.378, SLG: 0.403		0-3 K2-3			0-3 K		0-0 F7			3 0 0 0 0 2 2															
Clyde McCullough, R (1, 2) OBP: 0.340, SLG: 0.408			0-0 F3		0-0 1B		0-0 F8			3 0 1 0 0 0 1															
Bill Werle, L (1, 1) OBP: 0.267, SLG: 0.220			0-0 F7		0-0 F9			0-3 K		2 0 0 0 0 0 2															
Pete Castiglione, R (8, PH) OBP: 0.298, SLG: 0.322										1 0 0 0 0 1 0															
Bill Pierro, R (8, 1) OBP: 0.286, SLG: 0.286										0 0 0 0 0 0 0															
<b>Inning Stats</b>	R: 0 E: 1 K: 0 S: 4	H: 0 LOB: 1 BB: 0 P: 4	R: 0 E: 0 K: 2 S: 7	H: 0 LOB: 0 BB: 0 P: 7	R: 0 E: 0 K: 0 S: 3	H: 0 LOB: 0 BB: 0 P: 3	R: 0 E: 0 K: 1 S: 5	H: 0 LOB: 0 BB: 0 P: 5	R: 0 E: 1 K: 2 S: 9	H: 1 LOB: 2 BB: 0 P: 9	R: 0 E: 0 K: 1 S: 6	H: 1 LOB: 1 BB: 0 P: 6	R: 0 E: 0 K: 0 S: 4	H: 1 LOB: 1 BB: 0 P: 4	R: 0 E: 0 K: 1 S: 6	H: 1 LOB: 1 BB: 0 P: 6	R: 0 E: 0 K: 0 S: 3	H: 1 LOB: 0 BB: 0 P: 3	R: 0 E: 0 K: 0 S: 3	H: 1 LOB: 0 BB: 0 P: 3	1B: 4 2B: 1 3B: 0 HR: 0	SF: 0 SAC: 1 DP: 1 HBP: 0	WP: 0 PB: 0 SB: 0 CS: 0	PA: 33	
<b>PITCHER</b> Larry Jansen, R (1, 1) ERA: 3.12	IP 9.0	WLS W	BF 33	H 5	R 0	ER 0	SO 7	BB 0	IBB 0	HBP 0	BLK 0	WP 0	HR 0	S 47	P 47	ERA 0.00	WHIP 0.556								

livebaseballscorecards.com

<b>AB</b>	32
<b>R</b>	0
<b>H</b>	5
<b>RBI</b>	0
<b>BB</b>	0
<b>SO</b>	7
<b>LOB</b>	12





Batter	1	2	3	4	5	6	7	8	9
Eddie Stanky, R OBP: 0.459, SLG: 0.416 Bill Rigney, R OBP: 0.260, SLG: 0.224	0-0 5-3		0-0 E E 1B		0-0 1-2 1B		0-0 5-3		
Whitey Lockman, L OBP: 0.383, SLG: 0.462	0-0 L5		0-0 E5 1-H 1B		0-0 L4-6 2-3		0-0 HR		
Monte Irvin, R OBP: 0.369, SLG: 0.422	0-0 HR		0-0 F2			0-0 1B 2B 1B	0-0 6-3		
Wes Westrum, R OBP: 0.391, SLG: 0.497	0-0 F8		0-0 F7			0-0 2B 1-2 1B	0-0 F2		
Alvin Dark, R OBP: 0.342, SLG: 0.475		0-0 1-3		0-0 6-3		0-0 G1-2-3 1-3 2-H 2B	0-0 F9		
Bobby Thomson, R OBP: 0.319, SLG: 0.424		0-0 F7		0-0 5-3		4-0 BB BB BB	0-3 K		
Don Mueller, L OBP: 0.327, SLG: 0.386		0-0 1B		0-3 K		0-3 K			
Hank Thompson, L OBP: 0.396, SLG: 0.463		0-0 P3			0-0 F9	0-0 G1-2-3 2-3f			
Larry Jansen, R OBP: 0.194, SLG: 0.219			0-0 5-3		0-0 L4-6 1B 1B		0-0 P6		

Inning Stats	R: 1	H: 1	E: 0	LOB: 0	K: 0	P: 4	R: 0	H: 1	E: 0	LOB: 1	K: 0	P: 4	R: 2	H: 2	E: 1	LOB: 0	K: 0	P: 5	R: 0	H: 0	E: 0	LOB: 0	K: 1	P: 5	R: 0	H: 2	E: 0	LOB: 1	K: 0	P: 4	R: 1	H: 3	E: 0	LOB: 2	K: 1	P: 11	R: 1	H: 1	E: 0	LOB: 0	K: 0	P: 4	R: 0	H: 0	E: 0	LOB: 0	K: 1	P: 5
	1	1	0	0	0	4	0	1	0	1	0	4	2	2	1	0	0	5	0	0	0	0	1	5	0	0	0	3	1	0	2	3	7	3	0	2	1	11	1	0	0	0	4	0	5			

PITCHER	IP	WLS	BF	H	R	ER	SO	BB	IBB	HBP	BLK	WP	HR	S	P	ERA	WHIP
Bill Werle, L ERA: 4.6	7.0	L	30	10	5	3	2	1	0	0	0	0	2	33	37	3.86	1.571
Bill Piero, R ERA: 9.31	1.0		3	0	0	0	1	0	0	0	0	0	0	5	5	0.00	0.000

AB R H RBI BB SO LOB

4 1 2 0 0 0 0  
0 0 0 0 0 0 0

4 2 2 1 0 0 2

4 2 2 1 0 0 0

4 0 1 0 0 0 0

4 0 1 1 0 0 0

3 0 0 0 1 1 0

3 0 1 0 0 2 3

3 0 0 0 0 0 4


3 0 1 0 0 0 0

1B: 7 SF: 0  
2B: 2 SAC: 0  
3B: 0 DP: 2  
HR: 2 HBP: 0

WP: 0 PA: 33  
PB: 0  
SB: 0  
CS: 0

AB 32  
R 5  
H 10  
RBI 3  
BB 1  
SO 3  
LOB 9

livebaseballscorecards.com



**Pittsburgh Pirates @ New York Giants**

Polo Grounds, New York, NY

Sun Aug 06 1950, 3:33 AM EDT

Unknown

Batter	1	2	3	4	5	6	7	8	9	AB R H RBI BB SO LOB	TOP
Pete Castiglione, R OBP: 0.305, SLG: 0.330 (1, 5) X	0-0 BB PB 1B		0-0 CS 1B		0-0 1B 1B		0-0 P3		0-0 4-3	5 0 3 0 0 0 2	<b>Pittsburgh Pirates @ New York Giants</b> Polo Grounds, New York, NY Sun Aug 06 1950, 3:38 AM EDT Att: 17,182 - Unknown <a href="http://livebaseballscorecards.com">livebaseballscorecards.com</a>
Gus Bell, L OBP: 0.303, SLG: 0.391 (1, 9) SSS	0-3 K 1-2		0-3 K 1-2		0-0 1B			0-3 K		4 0 1 0 0 3 2	
Johnny Hopp, L OBP: 0.416, SLG: 0.498 (1, 3) BBB	4-0 BB BB		0-0 F7		0-0 4-3			0-0 FC6-4 1B		3 0 1 0 1 0 2	
Ralph Kiner, R OBP: 0.408, SLG: 0.595 (1, 7) X	0-0 F3			4-0 BB		0-0 F2		0-0 F7		3 0 0 0 1 0 3	
Wally Westlake, R OBP: 0.347, SLG: 0.454 (1, 8) BBB	4-0 FC6-4 BB 1-2 2-3			0-3 K		0-3 K		0-0 FC6-4 1-2f		3 0 0 0 1 2 2	
Danny O'Connell, R OBP: 0.257, SLG: 0.375 (1, 6) X	0-0 FC6-4 1-2f			0-0 F8		4-0 FC5-4 BB		0-0 L5		3 0 0 0 1 0 4	
Danny Murtaugh, R OBP: 0.377, SLG: 0.401 (1, 4) X		0-0 F2		0-0 1-3		0-0 FC5-4 1-2f		0-0 1B 1B		4 0 1 0 0 0 2	
Ray Mueller, R OBP: 0.325, SLG: 0.466 Ted Beard, L OBP: 0.340, SLG: 0.364 (1, 2) (9, PH)		0-0 F7			0-0 5-3		0-0 5-3	0-0 1B 1B		0 0 0 0 0 0 0 1 0 1 0 0 0 0	
Murry Dickson, R OBP: 0.264, SLG: 0.269 Clyde McCullough, R OBP: 0.337, SLG: 0.405 (1, 1) (9, PH)		0-0 5-3			0-3 K		0-0 1-3	0-3 K		3 0 0 0 0 1 0 1 0 0 0 0 1 2	
<b>Inning Stats</b>	R: 0 H: 1 E: 0 LOB: 3 K: 1 BB: 2 S: 6 P: 14	R: 0 H: 0 E: 0 LOB: 0 K: 0 BB: 0 S: 3 P: 3	R: 0 H: 1 E: 0 LOB: 0 K: 1 BB: 0 S: 5 P: 5	R: 0 H: 0 E: 0 LOB: 1 K: 1 BB: 1 S: 5 P: 9	R: 0 H: 2 E: 0 LOB: 2 K: 1 BB: 0 S: 7 P: 7	R: 0 H: 0 E: 0 LOB: 1 K: 1 BB: 1 S: 5 P: 9	R: 0 H: 0 E: 0 LOB: 0 K: 0 BB: 0 S: 3 P: 3	R: 0 H: 1 E: 0 LOB: 1 K: 1 BB: 0 S: 6 P: 6	R: 0 H: 2 E: 0 LOB: 2 K: 1 BB: 0 S: 7 P: 7	1B: 7 SF: 0 2B: 0 SAC: 0 3B: 0 DP: 0 HR: 0 HBP: 0	WP: 0 PA: 37 PB: 1 SB: 0 CS: 1
<b>PITCHER</b> Sal Maglie, R ERA: 3.2 (1, 1)	IP WLS BF H R ER SO BB IBB HBP BLK WP HR S P ERA WHIP										
	9.0 W 37 7 0 0 7 4 0 0 0 0 0 0 47 63 0.00 1.222										

AB	30
R	0
H	7
RBI	0
BB	4
SO	7
LOB	19






Batter	1	2	3	4	5	6	7	8	9
Eddie Stanky, R OBP: 0.460, SLG: 0.415 (1, 4)	0-0 1B		0-0 4-3			4-0 BB 1B	0-3 K		
Whitey Lockman, L OBP: 0.378, SLG: 0.455 (1, 7)	0-0 F8		0-0 F9			0-0 G3		0-0 F2	
Don Mueller, L OBP: 0.329, SLG: 0.387 (1, 9)	0-0 F8			0-0 4-3		0-0 FC5-4 1B		0-0 CS 1B	
Hank Thompson, L OBP: 0.397, SLG: 0.460 (1, 5)	0-0 1-3			0-0 G6-4-3 1B		0-3 K		0-0 5-3	
Wes Westrum, R OBP: 0.388, SLG: 0.492 (1, 2)		0-3 K		0-0 G6-4-3		0-0 FC5-4			
Monte Irvin, R OBP: 0.364, SLG: 0.415 (1, 3)		0-0 P4			0-0 F9		0-0 L4		
Alvin Dark, R OBP: 0.344, SLG: 0.475 (1, 6)		0-0 1B			0-0 E5		4-0 HR BB		
Bobby Thomson, R OBP: 0.319, SLG: 0.431 (1, 8)		0-0 F3			0-0 P4		0-0 HR		
Sal Maglie, R OBP: 0.135, SLG: 0.194 (1, 1)			0-3 K		0-3 K		0-0 F2		

<b>Inning Stats</b>	R: 0 E: 0 K: 0 S: 4	H: 1 LOB: 1 BB: 0 P: 4	R: 0 E: 0 K: 1 S: 6	H: 1 LOB: 1 BB: 0 P: 6	R: 0 E: 0 K: 1 S: 5	H: 0 LOB: 0 BB: 0 P: 5	R: 0 E: 0 K: 0 S: 3	H: 1 LOB: 0 BB: 0 P: 3	R: 0 E: 1 K: 1 S: 6	H: 0 LOB: 1 BB: 0 P: 6	R: 1 E: 0 K: 1 S: 6	H: 1 LOB: 1 BB: 1 P: 10	R: 2 E: 0 K: 1 S: 6	H: 1 LOB: 0 BB: 1 P: 10	R: 0 E: 0 K: 0 S: 3	H: 1 LOB: 0 BB: 0 P: 3
<b>PITCHER</b> Murry Dickson, R ERA: 4.14 (1, 1)	IP: 8.0 WLS: L BF: 31 H: 6 R: 3 ER: 3 SO: 5 BB: 2 IBB: 0 HBP: 0 BLK: 0 WP: 0 HR: 1 S: 39 P: 47 ERA: 3.38 WHIP: 1.000	IP: 8.0 WLS: L BF: 31 H: 6 R: 3 ER: 3 SO: 5 BB: 2 IBB: 0 HBP: 0 BLK: 0 WP: 0 HR: 1 S: 39 P: 47 ERA: 3.38 WHIP: 1.000	IP: 8.0 WLS: L BF: 31 H: 6 R: 3 ER: 3 SO: 5 BB: 2 IBB: 0 HBP: 0 BLK: 0 WP: 0 HR: 1 S: 39 P: 47 ERA: 3.38 WHIP: 1.000	IP: 8.0 WLS: L BF: 31 H: 6 R: 3 ER: 3 SO: 5 BB: 2 IBB: 0 HBP: 0 BLK: 0 WP: 0 HR: 1 S: 39 P: 47 ERA: 3.38 WHIP: 1.000	IP: 8.0 WLS: L BF: 31 H: 6 R: 3 ER: 3 SO: 5 BB: 2 IBB: 0 HBP: 0 BLK: 0 WP: 0 HR: 1 S: 39 P: 47 ERA: 3.38 WHIP: 1.000	IP: 8.0 WLS: L BF: 31 H: 6 R: 3 ER: 3 SO: 5 BB: 2 IBB: 0 HBP: 0 BLK: 0 WP: 0 HR: 1 S: 39 P: 47 ERA: 3.38 WHIP: 1.000	IP: 8.0 WLS: L BF: 31 H: 6 R: 3 ER: 3 SO: 5 BB: 2 IBB: 0 HBP: 0 BLK: 0 WP: 0 HR: 1 S: 39 P: 47 ERA: 3.38 WHIP: 1.000	IP: 8.0 WLS: L BF: 31 H: 6 R: 3 ER: 3 SO: 5 BB: 2 IBB: 0 HBP: 0 BLK: 0 WP: 0 HR: 1 S: 39 P: 47 ERA: 3.38 WHIP: 1.000	IP: 8.0 WLS: L BF: 31 H: 6 R: 3 ER: 3 SO: 5 BB: 2 IBB: 0 HBP: 0 BLK: 0 WP: 0 HR: 1 S: 39 P: 47 ERA: 3.38 WHIP: 1.000	IP: 8.0 WLS: L BF: 31 H: 6 R: 3 ER: 3 SO: 5 BB: 2 IBB: 0 HBP: 0 BLK: 0 WP: 0 HR: 1 S: 39 P: 47 ERA: 3.38 WHIP: 1.000	IP: 8.0 WLS: L BF: 31 H: 6 R: 3 ER: 3 SO: 5 BB: 2 IBB: 0 HBP: 0 BLK: 0 WP: 0 HR: 1 S: 39 P: 47 ERA: 3.38 WHIP: 1.000	IP: 8.0 WLS: L BF: 31 H: 6 R: 3 ER: 3 SO: 5 BB: 2 IBB: 0 HBP: 0 BLK: 0 WP: 0 HR: 1 S: 39 P: 47 ERA: 3.38 WHIP: 1.000	IP: 8.0 WLS: L BF: 31 H: 6 R: 3 ER: 3 SO: 5 BB: 2 IBB: 0 HBP: 0 BLK: 0 WP: 0 HR: 1 S: 39 P: 47 ERA: 3.38 WHIP: 1.000	IP: 8.0 WLS: L BF: 31 H: 6 R: 3 ER: 3 SO: 5 BB: 2 IBB: 0 HBP: 0 BLK: 0 WP: 0 HR: 1 S: 39 P: 47 ERA: 3.38 WHIP: 1.000	IP: 8.0 WLS: L BF: 31 H: 6 R: 3 ER: 3 SO: 5 BB: 2 IBB: 0 HBP: 0 BLK: 0 WP: 0 HR: 1 S: 39 P: 47 ERA: 3.38 WHIP: 1.000	IP: 8.0 WLS: L BF: 31 H: 6 R: 3 ER: 3 SO: 5 BB: 2 IBB: 0 HBP: 0 BLK: 0 WP: 0 HR: 1 S: 39 P: 47 ERA: 3.38 WHIP: 1.000

**BOTTOM**

**Pittsburgh Pirates @ New York Giants**  
Polo Grounds, New York, NY  
Sun Aug 06 1950, 3:38 AM EDT  
Att. 17,182 - Unknown

AB	29
R	3
H	6
RBI	3
BB	2
SO	5
LOB	11



1B:	5	SF:	0
2B:	0	SAC:	0
3B:	0	DP:	1
HR:	1	HBP:	0
WP:	0	PA:	31
PB:	0	SB:	0
CS:	1		

















Batter	1	2	3	4	5	6	7	8	9
Roy Hartsfield, R OBP: 0.315, SLG: 0.356 (1, 4)	0-0 E6		0-0 F6		0-0 1B		0-0 F9		
Sam Jethroe, S OBP: 0.362, SLG: 0.463 (1, 8)	0-0 F7			0-0 G3-6 1B	0-0 F8			0-0 6-3	
Earl Torgeson, L OBP: 0.404, SLG: 0.472 (1, 3)	0-0 F6			0-0 G3-6 1-2f		4-0 BB 2B		0-3 SS K	
Bob Elliott, R OBP: 0.381, SLG: 0.515 (1, 5)	0-3 K			0-0 2B		0-0 F8 1-H 2B		0-3 SS K	
Sid Gordon, R OBP: 0.423, SLG: 0.591 (1, 7)		0-3 K		0-0 2B 2-H		0-0 F8 2-3			
Tommy Holmes, L OBP: 0.389, SLG: 0.459 (1, 9)		0-0 G6-4-3 1B		4-0 IBB		0-0 F8 3-H			
Del Crandall, R OBP: 0.281, SLG: 0.351 (1, 2)		0-0 G6-4-3 1-2f		0-0 L6		0-0 F6			
Buddy Kerr, R OBP: 0.273, SLG: 0.272 (1, 6)			0-0 6-3		0-0 6-3		0-0 6-3		
Bob Chipman, L OBP: 0.182, SLG: 0.129 (1, 1)			0-0 5-3		0-0 6-3		0-3 SS K2-3		

Inning Stats	R: 0	H: 0	E: 1	K: 1	S: 6	LOB: 1	BB: 0	P: 6
	R: 0	H: 1	E: 0	K: 1	S: 5	LOB: 0	BB: 0	P: 5
	R: 0	H: 0	E: 0	K: 0	S: 3	LOB: 0	BB: 0	P: 3
	R: 1	H: 3	E: 0	K: 0	S: 5	LOB: 2	BB: 1	P: 9
	R: 0	H: 1	E: 0	K: 0	S: 4	LOB: 1	BB: 0	P: 4
	R: 2	H: 1	E: 0	K: 0	S: 4	LOB: 0	BB: 1	P: 8
	R: 0	H: 0	E: 0	K: 1	S: 5	LOB: 0	BB: 0	P: 5
	R: 0	H: 0	E: 0	K: 2	S: 7	LOB: 0	BB: 0	P: 7

PITCHER	IP	WLS	BF	H	R	ER	SO	BB	IBB	HBP	BLK	WP	HR	S	P	ERA	WHIP
Jim Hearn, R ERA: 3.38 (1, 1)	7.0	L	28	6	3	3	3	1	1	0	0	0	0	32	40	3.86	1.000
Dave Koslo, L ERA: 4.07 (8, 1)	1.0		3	0	0	0	2	0	0	0	0	0	0	7	7	0.00	0.000

**BOTTOM**

**New York Giants @ Boston Braves**  
 Braves Field, Boston, MA  
 Wed Aug 09 1950, 3:33 AM EDT  
 Att. 10,367 - Unknown

AB	R	H	RBI	BB	SO	LOB
4	0	1	0	0	0	0
4	0	1	0	0	0	2
3	1	0	0	1	1	2
4	2	2	1	0	2	1
3	0	1	1	0	1	1
2	0	1	1	1	0	0
3	0	0	0	0	0	3
3	0	0	0	0	0	0
3	0	0	0	0	1	0

<b>AB</b>	<b>29</b>
<b>R</b>	<b>3</b>
<b>H</b>	<b>6</b>
<b>RBI</b>	<b>3</b>
<b>BB</b>	<b>2</b>
<b>SO</b>	<b>5</b>
<b>LOB</b>	<b>9</b>



1B	2B	3B	HR	SF	SAC	DP	HBP	WP	PA
3	3	0	0	0	2	0	0	0	31

TOP

New York Giants @ Philadelphia Phillies  
Shibe Park, Philadelphia, PA  
Thu Aug 10 1950, 3:33 AM EDT  
Att. 33,032 - Unknown

livebaseballscorecards.com

AB 41  
R 5  
H 10  
RBI 4  
BB 4  
SO 4  
LOB 24



WP: 0 PA: 46  
PB: 1  
SB: 0  
CS: 0

AB R H RBI BB SO LOB

5 1 2 1 1 0 3

5 2 2 1 0 0 2

5 0 1 0 0 0 3

4 0 1 1 1 0 2

4 0 1 1 1 0 1

3 0 0 0 0 1 4  
1 0 0 0 0 0 2  
1 0 0 0 0 0 0

5 0 0 0 0 2 4

5 1 2 0 0 0 3

2 0 0 0 0 1 0  
1 1 1 0 0 0 0  
0 0 0 0 0 0 0  
0 0 0 0 1 0 0

1B: 9 SF: 0  
2B: 0 SAC: 1  
3B: 1 DP: 0  
HR: 0 HBP: 0

Batter	1	2	3	4	5	6	7	8	9	10
Eddie Stanky, R OBP: 0.466, SLG: 0.416	4-0 FC1 1B BB BB	0-0 1B		0-0 L1		0-0 4-3		0-0 1B 1-H		0-0 F7
Whitey Lockman, L OBP: 0.375, SLG: 0.453	0-0 BB FC1 BB 1B	0-0 F5		0-0 E 3B 2-H			0-0 P4	0-0 L4		
Don Mueller, L OBP: 0.332, SLG: 0.387	0-0 FC1 BB BB 1-2 2-3	0-0 G3		0-0 E6			0-0 1B 1B 3-H		0-0 1-3	
Hank Thompson, L OBP: 0.400, SLG: 0.460	4-0 BB BB 1-2 2-3 3-H		0-0 1B	0-0 G3			0-0 F9		0-0 1-3	
Wes Westrum, R OBP: 0.385, SLG: 0.497	4-0 BB 1-2 2-3 3-H		0-0 P4		0-0 F8		0-0 1B 1-2		0-0 L6	
Monte Irvin, R OBP: 0.352, SLG: 0.404	0-3 K		0-0 F3		0-0 5-3		0-0 4-3		0-0 F9	
Roy Weatherly, L OBP: 0.400, SLG: 0.464										
Tookie Gilbert, L OBP: 0.326, SLG: 0.323										
Alvin Dark, R OBP: 0.336, SLG: 0.461	0-3 K		0-0 3-1		0-0 1-3			0-0 6-3		0-3 K
Bobby Thomson, R OBP: 0.315, SLG: 0.418	0-0 F8			0-0 SH1-4 3B 1B		0-0 F9		0-0 P3		0-0 BB 1B
Larry Jansen, R OBP: 0.188, SLG: 0.212		0-0 F9		0-0 SH1-4		0-3 K		0-0 PB 1B 1B		4-0 BB
Clint Hartung, R OBP: 0.294, SLG: 0.588										
Jack Kramer, R OBP: 0.316, SLG: 0.333										
Dave Koslo, L OBP: 0.173, SLG: 0.184										

Inning Stats	R: 2	H: 1	E: 0	K: 2	S: 9	LOB: 3	BB: 3	P: 21	R: 0	H: 1	E: 0	K: 0	S: 4	LOB: 1	BB: 0	P: 4	R: 0	H: 1	E: 0	K: 0	S: 4	LOB: 1	BB: 0	P: 4	R: 2	H: 2	E: 1	K: 0	S: 6	LOB: 1	BB: 0	P: 6	R: 0	H: 0	E: 0	K: 0	S: 3	LOB: 0	BB: 0	P: 3	R: 0	H: 0	E: 0	K: 1	S: 5	LOB: 0	BB: 0	P: 5	R: 0	H: 2	E: 0	K: 0	S: 5	LOB: 2	BB: 0	P: 5	R: 1	H: 2	E: 0	K: 0	S: 5	LOB: 1	BB: 0	P: 5	R: 0	H: 0	E: 0	K: 0	S: 3	LOB: 0	BB: 0	P: 3	R: 0	H: 1	E: 0	K: 1	S: 6	LOB: 2	BB: 1	P: 10	1B: 9	2B: 0	3B: 1	HR: 0	SF: 0	SAC: 1	DP: 0	HBP: 0
--------------	------	------	------	------	------	--------	-------	-------	------	------	------	------	------	--------	-------	------	------	------	------	------	------	--------	-------	------	------	------	------	------	------	--------	-------	------	------	------	------	------	------	--------	-------	------	------	------	------	------	------	--------	-------	------	------	------	------	------	------	--------	-------	------	------	------	------	------	------	--------	-------	------	------	------	------	------	------	--------	-------	------	------	------	------	------	------	--------	-------	-------	-------	-------	-------	-------	-------	--------	-------	--------

PITCHER	IP	WLS	BF	H	R	ER	SO	BB	IBB	HBP	BLK	WP	HR	S	P	ERA	WHIP
Bubba Church, R ERA: 2.4	(1, 1)	0.0	5	1	2	2	0	3	0	0	0	0	0	2	14	∞	∞
Bob Miller, R ERA: 3.13	(1, 1)	7.2	32	8	3	1	3	0	0	0	0	0	0	38	38	1.17	1.043
Jim Konstanty, R ERA: 2.58	(8, 1)	2.1	9	1	0	0	1	1	0	0	0	0	0	10	14	0.00	0.857





Batter	1	2	3	4	5	6	7	8	9	AB R H RBI BB SO LOB	TOP	
Eddie Stanky, R (1, 4) OBP: 0.466, SLG: 0.413	0-0 P2		0-0 P6		4-0 BB			4-0 BB BB		2 1 0 0 2 0 0	<b>New York Giants @ Philadelphia Phillies</b> Shibe Park, Philadelphia, PA Fri Aug 11 1950, 3:33 AM EDT Att. 15,895 - Unknown	
Whitey Lockman, L (1, 7) OBP: 0.373, SLG: 0.451	0-3 K		0-0 4-3		0-0 FC1-4-6			0-0 BB BB		4 0 1 0 0 1 1		
Bobby Thomson, R (1, 8) OBP: 0.314, SLG: 0.415	0-0 6-3				0-0 5-3			4-0 BB BB		3 0 0 0 1 0 0		
Wes Westrum, R (1, 2) OBP: 0.384, SLG: 0.492		4-0 1B BB		0-3 K				0-0 F2		3 0 0 0 1 2 3		
Monte Irvin, R (1, 3) OBP: 0.354, SLG: 0.400		0-3 K		4-0 HR BB				4-0 BB		2 1 0 1 2 1 1		
Tookie Gilbert, L (8, 3) OBP: 0.326, SLG: 0.323								1-2 2-3 3-H BB		0 0 0 0 0 0 0		
Alvin Dark, R (1, 6) OBP: 0.336, SLG: 0.466		0-3 K		0-0 HR				0-0 FC5		4 1 1 2 0 1 4		
Don Mueller, L (1, 9) OBP: 0.334, SLG: 0.388		0-0 1B		0-0 F8						4 0 2 0 0 0 0		
Hank Thompson, L (1, 5) OBP: 0.396, SLG: 0.455		0-0 1-3		0-0 K						4 0 0 0 0 1 3		
Sal Maglie, R (1, 1) OBP: 0.122, SLG: 0.175			0-3 K		0-3 K			0-0 B1-3		4 0 0 0 0 3 0		
<b>Inning Stats</b>	R: 0 H: 0 E: 0 LOB: 0 K: 1 BB: 0 S: 5 P: 5	R: 0 H: 1 E: 0 LOB: 2 K: 2 BB: 1 S: 8 P: 12	R: 0 H: 0 E: 0 LOB: 0 K: 1 BB: 0 S: 5 P: 5	R: 2 H: 1 E: 0 LOB: 0 K: 1 BB: 1 S: 6 P: 10	R: 0 H: 0 E: 0 LOB: 1 K: 2 BB: 1 S: 7 P: 11	R: 0 H: 0 E: 0 LOB: 0 K: 1 BB: 0 S: 5 P: 5	R: 0 H: 1 E: 0 LOB: 0 K: 0 BB: 0 S: 3 P: 3	R: 1 H: 1 E: 0 LOB: 3 K: 0 BB: 3 S: 4 P: 16	R: 0 H: 0 E: 0 LOB: 0 K: 1 BB: 0 S: 5 P: 5	1B: 3 SF: 0 2B: 0 SAC: 0 3B: 0 DP: 1 HR: 1 HBP: 0	WP: 0 PA: 36 PB: 0 SB: 0 CS: 0	
<b>PITCHER</b> Curt Simmons, L (1, 1) ERA: 3.54	IP WLS BF H R ER SO BB IBB HBP BLK WP HR S P ERA WHIP	9.0 L 36 4 3 3 9 6 0 0 0 0 1 48 72 3.00 1.111										

livebaseballscorecards.com

<b>AB</b>	30
<b>R</b>	3
<b>H</b>	4
<b>RBI</b>	3
<b>BB</b>	6
<b>SO</b>	9
<b>LOB</b>	12





Batter	1	2	3	4	5	6	7	8	9	AB R H RBI BB SO LOB
Eddie Waitkus, L (1, 3) OBP: 0.331, SLG: 0.351	0-0 6-3 1B		0-0 FC5-6 1B		0-0 G4-3 1B		0-0 FC1-6 E		0-0 G3	5 0 1 0 0 0 2
Richie Ashburn, L (1, 8) OBP: 0.378, SLG: 0.414	0-0 CS 1B		0-0 G6-4-3 1B		0-0 G4-3 1-2f		0-0 E4 BB		0-0 1B	5 0 3 0 0 0 2
Willie Jones, R (1, 5) OBP: 0.381, SLG: 0.541	0-0 FC6-4 1B		0-0 G6-4-3 1-2f		4-0 BB		4-0 G5-4-3 BB		0-0 P4	3 0 1 0 2 0 3
Del Ennis, R (1, 7) OBP: 0.347, SLG: 0.560	0-0 FC6-4 1-2f			0-0 F8	0-0 4-3		0-0 G5-4-3 1-2f			4 0 0 0 0 0 5
Bill Nicholson, L (1, 9) OBP: 0.327, SLG: 0.500		0-3 K		0-0 P5		0-3 K		0-3 K		4 0 0 0 0 3 0
Granny Hamner, R (1, 6) OBP: 0.324, SLG: 0.405		0-0 F9		0-0 2B		0-0 P4		0-0 4-3		4 0 1 0 0 0 0
Andy Seminick, R (1, 2) OBP: 0.412, SLG: 0.533		4-0 FC6-4 BB		4-0 BB		4-0 BB		1-0 HBP		0 0 0 0 3 0 0
Putsy Caballero, R (8, PR) OBP: 0.182, SLG: 0.100										0 0 0 0 0 0 0
Stan Lopata, R (9, 2) OBP: 0.318, SLG: 0.248										0 0 0 0 0 0 0
Mike Goliat, R (1, 4) OBP: 0.318, SLG: 0.399	0-0 FC6-4 1-2f		0-0 FC6-4 BB		0-0 F7		0-0 P4		0-0 F8	4 0 0 0 0 0 5
Curt Simmons, L (1, 1) OBP: 0.286, SLG: 0.211			0-0 FC5-6 1B		4-0 1B G4-3 BB		4-0 FC1-6 BB		0-0 1-3	1 1 1 0 2 0 0
Dick Whitman, L (9, PH) OBP: 0.317, SLG: 0.303										1 0 0 0 0 0 0

Inning Stats	R: 0 E: 0 K: 0 S: 4	H: 2 LOB: 1 BB: 0 P: 4	R: 0 E: 0 K: 1 S: 5	H: 0 LOB: 1 BB: 1 P: 9	R: 0 E: 0 K: 0 S: 4	H: 2 LOB: 1 BB: 0 P: 4	R: 0 E: 0 K: 0 S: 4	H: 1 LOB: 2 BB: 1 P: 8	R: 1 E: 0 K: 0 S: 3	H: 1 LOB: 1 BB: 2 P: 11	R: 0 E: 0 K: 1 S: 5	H: 0 LOB: 1 BB: 1 P: 9	R: 0 E: 1 K: 0 S: 3	H: 0 LOB: 2 BB: 2 P: 11	R: 0 E: 0 K: 1 S: 5	H: 0 LOB: 1 BB: 0 P: 6	R: 0 E: 0 K: 0 S: 4	H: 1 LOB: 1 BB: 0 P: 4	1B: 6 2B: 1 3B: 0 HR: 0	SF: 0 SAC: 0 DP: 3 HBP: 1
--------------	------------------------------	---------------------------------	------------------------------	---------------------------------	------------------------------	---------------------------------	------------------------------	---------------------------------	------------------------------	----------------------------------	------------------------------	---------------------------------	------------------------------	----------------------------------	------------------------------	---------------------------------	------------------------------	---------------------------------	----------------------------------	------------------------------------

PITCHER	IP	WLS	BF	H	R	ER	SO	BB	IBB	HBP	BLK	WP	HR	S	P	ERA	WHIP
Sal Maglie, R (1, 1) ERA: 3.04	9.0	W	39	7	1	1	3	7	0	1	0	0	0	37	66	1.00	1.556


**BOTTOM**

**New York Giants @ Philadelphia Phillies**  
Shibe Park, Philadelphia, PA


Fri Aug 11 1950, 3:33 AM EDT  
Att. 15,895 - Unknown

AB	31
R	1
H	7
RBI	0
BB	7
SO	3
LOB	17

[livebaseballscorecards.com](http://livebaseballscorecards.com)



WP: 0	PA: 39
PB: 0	
SB: 0	
CS: 1	

Batter	1	2	3	4	5	6	7	8	9	10	11	AB R H RBI BB SO LOB	TOP														
Eddie Stanky, R OBP: 0.465, SLG: 0.411 Jack Lohrke, R OBP: 0.214, SLG: 0.154	4-0 FC1-5 1B BB	0-0 F8		0-0 F5		0-0 1B 1B	0-0 1B			0-0 F2		2 0 0 1 1 0 3 3 1 2 0 0 0 0	<p><b>New York Giants @ Philadelphia Phillies</b> Shibe Park, Philadelphia, PA</p> <p>Sat Aug 12 1950, 3:33 AM EDT Att. 14,955 - Unknown</p> <p>livebaseballscorecards.com</p> <table border="0"> <tr><td>AB</td><td>44</td></tr> <tr><td>R</td><td>4</td></tr> <tr><td>H</td><td>13</td></tr> <tr><td>RBI</td><td>4</td></tr> <tr><td>BB</td><td>6</td></tr> <tr><td>SO</td><td>4</td></tr> <tr><td>LOB</td><td>27</td></tr> </table> 	AB	44	R	4	H	13	RBI	4	BB	6	SO	4	LOB	27
AB	44																										
R	4																										
H	13																										
RBI	4																										
BB	6																										
SO	4																										
LOB	27																										
Whitey Lockman, L OBP: 0.375, SLG: 0.450	0-0 E FC1-5 1B	0-0 F4			0-0 F6	1-2 2-3 BB	0-0 1B			0-0 F8		5 0 2 0 1 0 1															
Don Mueller, L OBP: 0.337, SLG: 0.390	0-0 FC1-5 E 1-2 2-3f		0-0 F6		0-0 BB 1B	0-0 1B		0-0 G4-3 1B		0-0 3-1		6 0 3 2 0 0 2															
Hank Thompson, L OBP: 0.395, SLG: 0.454 Bill Rigney, R OBP: 0.257, SLG: 0.221 Monte Irvin, R OBP: 0.361, SLG: 0.401	0-0 E4		0-0 F3		4-0 1-2 BB	4-0 BB		0-0 G4-3 1-2f		0-0 1B		1 0 0 0 0 0 2 1 0 0 0 0 0 0 2 0 1 0 2 0 1															
Wes Westrum, R OBP: 0.378, SLG: 0.483	0-3 K		0-0 F8		0-0 F2	0-0 F7		0-0 F8		0-0 F8		6 0 0 0 0 1 9															
Bobby Thomson, R OBP: 0.315, SLG: 0.421	0-0 5-1			0-0 WP 1B 1B	0-0 F8		0-0 HR		0-0 F2		0-0 F3	6 1 2 1 0 0 6															
Alvin Dark, R OBP: 0.334, SLG: 0.463		0-0 SH1-3 1B F8 1B		0-3 K		0-0 F7	0-0 F9		0-0 F7			5 1 1 0 0 1 1															
Tookie Gilbert, L OBP: 0.327, SLG: 0.324		0-0 SH1-3 1-2 1B		0-0 WP 1B		0-0 F9	0-0 6-3		0-0 F3			5 0 2 0 0 0 0															
Sheldon Jones, R OBP: 0.205, SLG: 0.139 Roy Weatherly, L OBP: 0.394, SLG: 0.456 Jack Kramer, R OBP: 0.381, SLG: 0.333 Dave Koslo, L OBP: 0.170, SLG: 0.180		0-0 SH1-3		0-3 K		4-0 BB 1B BB	4-0 1B BB		0-3 K			0 0 0 0 0 0 0 1 0 0 0 0 1 2 0 1 0 0 2 0 0 1 0 0 0 0 1 0															
<b>Inning Stats</b>	R: 0 H: 1 E: 1 LOB: 3 K: 1 BB: 1 S: 7 P: 11	R: 1 H: 2 E: 0 LOB: 1 K: 0 BB: 0 S: 5 P: 5	R: 0 H: 0 E: 0 LOB: 0 K: 0 BB: 0 S: 3 P: 3	R: 0 H: 2 E: 0 LOB: 2 K: 2 BB: 0 S: 9 P: 9	R: 0 H: 1 E: 0 LOB: 2 K: 0 BB: 1 S: 4 P: 8	R: 2 H: 2 E: 0 LOB: 3 K: 0 BB: 3 S: 5 P: 17	R: 1 H: 3 E: 0 LOB: 3 K: 0 BB: 1 S: 5 P: 9	R: 0 H: 1 E: 0 LOB: 0 K: 0 BB: 0 S: 3 P: 3	R: 0 H: 0 E: 0 LOB: 0 K: 0 BB: 0 S: 3 P: 3	R: 0 H: 0 E: 0 LOB: 0 K: 1 BB: 0 S: 5 P: 5	R: 0 H: 1 E: 0 LOB: 1 K: 0 BB: 0 S: 4 P: 4	1B: 12 SF: 0 2B: 0 SAC: 1 3B: 0 DP: 1 HR: 1 HBP: 0	WP: 1 PA: 51 PB: 0 SB: 0 CS: 0														
<b>PITCHER</b>	IP WLS BF H R ER SO BB IBB HBP BLK WP HR S P ERA WHIP																										
Robin Roberts, R ERA: 3.08 Jim Konstanty, R ERA: 2.47	(1, 1) 7.0 W 38 11 4 4 3 6 0 0 0 1 1 38 62 5.14 2.429	(8, 1) 4.0 W 13 2 0 0 1 0 0 0 0 0 0 15 15 0.00 0.500																									



BOTTOM

New York Giants @ Philadelphia Phillies

Shibe Park, Philadelphia, PA

Sat Aug 12 1950, 3:33 AM EDT

Att. 14,955 - Unknown

livebaseballscores.com

AB	39
R	5
H	9
RBI	4
BB	6
SO	2
LOB	14



WP	0	PA	46
PB	0		
SB	1		
CS	0		

AB R H RBI BB SO LOB

4	0	1	2	2	1	3
4	0	0	0	1	0	5
5	0	0	0	0	0	3
5	0	1	0	0	1	0
5	0	0	0	0	0	1
5	1	2	0	0	0	0
1	1	0	0	1	0	0
3	1	1	0	0	0	1
4	2	2	1	1	0	1
2	0	1	1	0	0	0
1	0	1	0	0	0	0
0	0	0	0	0	0	0
0	0	0	0	0	0	0
0	0	0	0	1	0	0
0	0	0	0	0	0	0

11

F8
3-H
F8
F9
F8
F8
3B
IBB
IBB
IBB

10

F6
F6
F3
F8
F9
F8
IBB
IBB
IBB

9

G6-4-3
IBB
G6-4-3
G6-4-3
F6
F3
F8
F9
F8
IBB
IBB

8

FC5-4
1B
FC5-4
FC5-4
F6
K
F5
F6
F6
SH3-1
1B
SH3-1

7

FC5-4
1B
FC5-4
FC5-4
F7
F7
E3
1B
1B
FC5-4
1B
1B

6

3-1
3-1
BB
BB
F1
F1
5-3
5-3
6-3
6-3
1-3
1-3
E6
FC6-4
FC6-4
FC6-4
E3
1B
1B
FC5-4
1B
1B

5

3-1
3-1
BB
BB
F1
F1
5-3
5-3
6-3
6-3
1-3
1-3
E6
FC6-4
FC6-4
FC6-4
E3
1B
1B
FC5-4
1B
1B

4

3-1
3-1
BB
BB
F1
F1
5-3
5-3
6-3
6-3
1-3
1-3
E6
FC6-4
FC6-4
FC6-4
E3
1B
1B
FC5-4
1B
1B

3

3-1
3-1
BB
BB
F1
F1
5-3
5-3
6-3
6-3
1-3
1-3
E6
FC6-4
FC6-4
FC6-4
E3
1B
1B
FC5-4
1B
1B

2

K
K
G4-6-3
G4-6-3
F4
F4
G5-4-3
G5-4-3
G5-4-3
G5-4-3
1B
1B
E6
FC6-4
FC6-4
E3
1B
1B
FC5-4
1B
1B

1

G4-6-3
G4-6-3
F4
F4
G5-4-3
G5-4-3
G5-4-3
G5-4-3
1B
1B
E6
FC6-4
FC6-4
E3
1B
1B
FC5-4
1B
1B

Batter

Eddie Waitkus, L (1, 3)
Richie Ashburn, L (1, 8)
Dick Sisler, L (1, 7)
Del Ennis, R (1, 9)
Willie Jones, R (1, 5)
Granny Hamner, R (1, 6)
Andy Seminick, R (1, 2)
Stan Lopata, R (5, 2)
Mike Goliat, R (1, 4)
Robin Roberts, S (1, 1)
Bill Nicholson, L (7, PH)
Putsy Caballero, R (7, PH)
Jim Konstanty, R (8, 1)
Jimmy Bloodworth, R (11, PH)
Ken Johnson, L (11, PH)

Inning Stats

R: 0	H: 0	R: 3	H: 4	R: 0	H: 0	R: 0	H: 0	R: 1	H: 2	R: 0	H: 1	R: 0	H: 0	R: 1	H: 1	R: 0	H: 0	R: 1	H: 1
E: 0	LOB: 0	E: 1	LOB: 1	E: 0	LOB: 0	E: 1	LOB: 1	E: 1	LOB: 3	E: 0	LOB: 1	E: 0	LOB: 0	E: 0	LOB: 3	E: 0	LOB: 0	E: 0	LOB: 3
K: 0	BB: 1	K: 1	BB: 1	K: 0	BB: 0	K: 0	BB: 0	K: 0	BB: 0	K: 1	BB: 0	K: 0	BB: 0	K: 0	BB: 2	K: 0	BB: 0	K: 0	BB: 2
S: 2	P: 6	S: 8	P: 12	S: 3	P: 3	S: 4	P: 4	S: 3	P: 7	S: 6	P: 6	S: 3	P: 3	S: 3	P: 7	S: 3	P: 3	S: 3	P: 11

PITCHER	IP	WLS	BF	H	R	ER	SO	BB	IBB	HBP	BLK	WP	HR	S	P	ERA	WHIP
Sheldon Jones, R (1, 1)	3.0		13	4	3	2	1	2	0	0	0	0	0	13	21	6.00	2.000
Jack Kramer, R (4, 1)	3.1		14	1	1	0	0	1	0	0	0	0	0	13	17	0.00	0.600
Dave Koslo, L (7, 1)	4.1	L	19	4	1	1	1	0	3	0	0	0	0	18	30	2.08	0.923

Batter	1	2	3	4	5	6	7	8	9	AB R H RBI BB SO LOB	TOP																						
<b>Eddie Stanky, R</b> OBP: 0.465, SLG: 0.415 (1, 4)	0-3 K		0-0 F7		4-0 1B FC4 BB	0-0 FC5-4			0-0 1B 3B	4 1 1 0 1 1 2																							
<b>Whitey Lockman, L</b> OBP: 0.373, SLG: 0.444 (1, 7)	0-0 L8		0-0 4-3		0-0 F2			4-0 5-3 BB	0-0 P6	4 0 0 0 1 0 3																							
<b>Don Mueller, L</b> OBP: 0.335, SLG: 0.387 (1, 9)	0-0 4-3			0-0 F8	0-0 FC4 1B			0-0 F3	0-0 1B	5 0 1 1 0 0 3																							
<b>Wes Westrum, R</b> OBP: 0.381, SLG: 0.483 (1, 2)		0-0 S 1B		4-0 WP BB	0-0 1B			0-0 5-3	0-0 F5	4 0 2 1 1 0 2																							
<b>Bobby Thomson, R</b> OBP: 0.311, SLG: 0.416 (1, 8)		0-0 F9		0-3 K	0-0 F9			0-0 5-3	0-0 F8	5 0 0 0 0 1 7																							
<b>Monte Irvin, R</b> OBP: 0.359, SLG: 0.395 (1, 3)		0-3 K		4-0 BB		0-0 5-3		0-0 F3		3 0 0 0 1 1 1																							
<b>Tookie Gilbert, L</b> OBP: 0.327, SLG: 0.324 (8, 3)										0 0 0 0 0 0 0																							
<b>Alvin Dark, R</b> OBP: 0.336, SLG: 0.460 (1, 6)		4-0 BB		0-0 4-3		0-0 5-3		4-0 6-3 BB		2 0 0 0 2 0 2																							
<b>Jack Lohrke, R</b> OBP: 0.219, SLG: 0.167 (1, 5)		0-0 F8			0-0 F7	0-0 1B 1B		0-0 6-3		4 0 1 0 0 0 3																							
<b>Jim Hearn, R</b> OBP: 0.316, SLG: 0.188 (1, 1)			0-0 5-3		4-0 FC4 BB 1B	0-0 FC5-4 1B		0-3 K		3 1 1 0 1 1 1																							
<b>Inning Stats</b>	R: 0 E: 0 K: 1 S: 5	H: 0 LOB: 0 BB: 0 P: 5	R: 0 E: 0 K: 1 S: 6	H: 1 LOB: 2 BB: 1 P: 10	R: 0 E: 0 K: 0 S: 3	H: 0 LOB: 0 BB: 0 P: 3	R: 0 E: 0 K: 1 S: 5	H: 0 LOB: 2 BB: 2 P: 13	R: 1 E: 0 K: 0 S: 5	H: 1 LOB: 3 BB: 2 P: 13	R: 0 E: 0 K: 0 S: 5	H: 2 LOB: 2 BB: 0 P: 5	R: 0 E: 0 K: 0 S: 3	H: 0 LOB: 1 BB: 1 P: 7	R: 0 E: 0 K: 1 S: 5	H: 0 LOB: 1 BB: 1 P: 9	R: 1 E: 0 K: 0 S: 5	H: 2 LOB: 1 BB: 0 P: 5	1B: 5 2B: 0 3B: 1 HR: 0	SF: 0 SAC: 0 DP: 0 HBP: 0	WP: 1 PB: 0 SB: 1 CS: 0	PA: 41											
<b>PITCHER</b> <b>Ken Johnson, L</b> ERA: 3.32 (1, 1)	IP 9.0	WLS L	BF 41	H 6	R 2	ER 2	SO 4	BB 7	IBB 0	HBP 0	BLK 0	WP 1	HR 0	S 42	P 70	ERA 2.00	WHIP 1.444																
											<b>PITCHER</b>	IP	WLS	BF	H	R	ER	SO	BB	IBB	HBP	BLK	WP	HR	S	P	ERA	WHIP					

**New York Giants @ Philadelphia Phillies**  
 Shibe Park, Philadelphia, PA  
 Sun Aug 13 1950, 3:33 AM EDT  
 Att: 19,644 - Unknown

[livebaseballscorecards.com](http://livebaseballscorecards.com)

<b>AB</b>	<b>34</b>
<b>R</b>	<b>2</b>
<b>H</b>	<b>6</b>
<b>RBI</b>	<b>2</b>
<b>BB</b>	<b>7</b>
<b>SO</b>	<b>4</b>
<b>LOB</b>	<b>24</b>







Batter	1	2	3	4	5	6	7	8	9	AB R H RBI BB SO LOB	TOP	
<b>Pee Wee Reese, R</b> OBP: 0.359, SLG: 0.357 (1, 6)	1-1 4-3 1B	1-1 6-3		0-1 4-3			0-3 K			4 0 1 0 0 1 2		
<b>Gene Hermanski, L</b> OBP: 0.376, SLG: 0.458 (1, 7)	1-3 K		0-0 F8		0-3 K			1-2 G3		4 0 0 0 0 2 1		
<b>Duke Snider, L</b> OBP: 0.370, SLG: 0.536 (1, 8)	0-0 4-3		0-0 BB G3 1B		1-3 K			1-0 4-3		4 0 1 0 0 1 1		
<b>Jackie Robinson, R</b> OBP: 0.427, SLG: 0.533 (1, 4)	2-1 5-3		1-0 G3		0-0 F5			1-0 F9		4 0 0 0 0 0 2		
<b>Carl Furillo, R</b> OBP: 0.358, SLG: 0.494 (1, 9)		1-0 E 1B	4-1 BB BB		4-2 FC1-6 BB			1-1 F8		2 1 1 0 2 0 0		
<b>Gil Hodges, R</b> OBP: 0.387, SLG: 0.489 (1, 3)		2-0 E4 SH5-4 1B	4-2 BB		0-0 FC1-6 CS			0-1 F6		3 0 0 0 1 0 2		
<b>Roy Campanella, R</b> OBP: 0.373, SLG: 0.565 (1, 2)		0-0 SH5-4 1B	1-2 L6		1-0 L7			0-1 F2		4 0 1 1 0 0 4		
<b>Billy Cox, R</b> OBP: 0.300, SLG: 0.375 (1, 5)		1-3 K		2-3 K		1-0 CS	0-1 F8			3 0 0 0 0 2 2		
<b>Preacher Roe, R</b> OBP: 0.162, SLG: 0.164 (1, 1)		0-0 SH5-4		0-2 5-3			2-2 F4			2 0 0 0 0 0 0		
<b>Inning Stats</b>	R: 0 H: 1 E: 0 LOB: 1 K: 1 BB: 0 S: 8 P: 12	R: 1 H: 2 E: 1 LOB: 2 K: 1 BB: 0 S: 9 P: 14	R: 0 H: 1 E: 0 LOB: 3 K: 0 BB: 2 S: 10 P: 20	R: 0 H: 0 E: 0 LOB: 0 K: 1 BB: 0 S: 8 P: 10	R: 0 H: 0 E: 0 LOB: 0 K: 2 BB: 0 S: 7 P: 8	R: 0 H: 0 E: 0 LOB: 0 K: 0 BB: 1 S: 5 P: 11	R: 0 H: 0 E: 0 LOB: 0 K: 1 BB: 0 S: 9 P: 11	R: 0 H: 0 E: 0 LOB: 0 K: 0 BB: 0 S: 5 P: 8	R: 0 H: 0 E: 0 LOB: 0 K: 0 BB: 0 S: 6 P: 7	R: 0 H: 0 E: 0 LOB: 0 K: 0 BB: 0 S: 6 P: 7	1B: 4 SF: 0 2B: 0 SAC: 1 3B: 0 DP: 0 HR: 0 HBP: 0	WP: 0 PA: 35 PB: 0 SB: 0 CS: 1
<b>PITCHER</b> <b>Larry Jansen, R</b> ERA: 3.09 (1, 1)	IP WLS BF H R ER SO BB IBB HBP BLK WP HR S P ERA WHIP											
	9.0 L 34 4 1 0 6 3 0 0 0 0 0 0 67 101 0.00 0.778											

Brooklyn Dodgers @ New York Giants  
Polo Grounds, New York, NY  
Tue Aug 15 1950, 3:33 AM EDT  
Att: 49,021 - Unknown

AB	30
R	1
H	4
RBI	1
BB	3
SO	6
LOB	14






Batter	1	2	3	4	5	6	7	8	9	AB R H RBI BB SO LOB
Eddie Stanky, R OBP: 0.461, SLG: 0.410 (1, 4)	1-2 F8		2-2 F7		0-0 5-3			2-2 4-3		4 0 0 0 0 0 3
Whitey Lockman, L OBP: 0.369, SLG: 0.439 (1, 7)	0-1 L5		0-1 3-1			0-0 F4		2-2 4-3		4 0 0 0 0 0 1
Don Mueller, L OBP: 0.332, SLG: 0.384 (1, 9)	0-1 L4			2-1 4-3		0-0 4-3		1-0 F6		3 0 0 0 0 0 0
Clint Hartung, R OBP: 0.286, SLG: 0.571 (8, PH)										1 0 0 0 0 0 1
Jack Maguire, R OBP: 0.268, SLG: 0.243 (9, 9)										0 0 0 0 0 0 0
Wes Westrum, R OBP: 0.379, SLG: 0.480 (1, 2)		1-1 G4-6-3 1B		2-3 K		1-1 F6			1-1 5-3	4 0 1 0 0 1 0
Bobby Thomson, R OBP: 0.308, SLG: 0.412 (1, 8)		0-1 G4-6-3 1-2f		1-1 5-3			1-3 K		1-3 K	4 0 0 0 0 2 1
Alvin Dark, R OBP: 0.335, SLG: 0.458 (1, 6)		0-1 1B 1B			2-1 6-3		0-0 F6		0-0 F2	4 0 1 0 0 0 0
Monte Irvin, R OBP: 0.363, SLG: 0.396 (1, 3)		1-0 1B 1B			1-1 F8		4-1 BB			2 0 1 0 1 0 0
Jack Lohrke, R OBP: 0.229, SLG: 0.156 (1, 5)		1-3 K			4-0 2B BB		1-1 F3			2 0 0 0 1 1 3
Larry Jansen, R OBP: 0.208, SLG: 0.246 (1, 1)			0-3 K		0-0 1-3 2B			1-2 4-3 4-3 1B		3 0 2 0 0 1 0

Inning Stats	R: 0	H: 0	E: 0	K: 0	S: 7	R: 0	H: 3	E: 0	K: 1	S: 10	R: 0	H: 0	E: 0	K: 1	S: 8	R: 0	H: 0	E: 0	K: 1	S: 8	R: 0	H: 1	E: 0	K: 0	S: 6	R: 0	H: 0	E: 0	K: 1	S: 4	R: 0	H: 0	E: 0	K: 1	S: 8	R: 0	H: 1	E: 0	K: 0	S: 12	R: 0	H: 0	E: 0	K: 1	S: 6	1B: 4	SF: 0	2B: 1	SAC: 0	3B: 0	DP: 1	HR: 0	HBP: 0	WP: 0	PA: 33
PITCHER Preacher Roe, L ERA: 3.26 (1, 1)	IP	WLS	BF	H	R	ER	SO	BB	IBB	HBP	BLK	WP	HR	S	P	ERA	WHIP													IP	WLS	BF	H	R	ER	SO	BB	IBB	HBP	BLK	WP	HR	S	P	ERA	WHIP									

**BOTTOM**

**Brooklyn Dodgers @ New York Giants**  
Polo Grounds, New York, NY  
Tue Aug 15 1950, 3:33 AM EDT  
Att. 49,021 - Unknown

AB	31
R	0
H	5
RBI	0
BB	2
SO	5
LOB	9



Batter	1	2	3	4	5	6	7	8	9	AB R H RBI BB SO LOB	TOP	
<b>Pee Wee Reese, R</b> OBP: 0.360, SLG: 0.360 (1, 6) F X	0-2 BB 1B		2-1 G3 E 2B	1-1 F5			3-3 K		2-1 1-3	5 1 2 0 0 1 1		
<b>Gene Hermanski, L</b> OBP: 0.367, SLG: 0.446 (1, 7) B X	1-0 F8		2-0 G3 2-3		1-2 4-1		2-0 G3		1-1 G3	5 0 0 0 0 0 3		
<b>Duke Snider, L</b> OBP: 0.374, SLG: 0.536 (8, PR) Cal Abrams, L (8, 8)	4-0 G5-4-3 1-2 BB		4-1 E HR BB		0-1 F9			1-1 1B HR 1B		2 1 1 0 2 0 0 0 1 0 0 0 0 0		
<b>Jackie Robinson, R</b> OBP: 0.425, SLG: 0.530 <b>Eddie Miksis, R</b> OBP: 0.224, SLG: 0.255 (8, PR) (8, 4) X	0-0 G5-4-3 1-2f		2-1 F9		0-0 F9			1-0 1B HR 1B		4 0 1 0 0 0 4 0 1 0 0 0 0 0		
<b>Carl Furillo, R</b> OBP: 0.359, SLG: 0.493 (1, 9)		4-2 WP BB BB	0-1 E7 HR 1B		2-1 F9			0-0 F7		3 1 1 1 1 0 2		
<b>Gil Hodges, R</b> OBP: 0.391, SLG: 0.507 (1, 3)		4-1 WP BB	3-2 HR		1-3 K			2-1 HR		3 2 2 6 1 1 0		
<b>Roy Campanella, R</b> OBP: 0.369, SLG: 0.558 (1, 2)		0-1 L7	0-3 K		2-2 6-3			3-2 6-3		4 0 0 0 0 1 3		
<b>Billy Cox, R</b> OBP: 0.300, SLG: 0.373 (1, 5)		0-3 K		0-0 G4-6-3 1B			2-2 6-3	2-1 6-3		4 0 1 0 0 1 3		
<b>Carl Erskine, R</b> OBP: 0.250, SLG: 0.250 <b>Joe Hatten, R</b> OBP: 0.083, SLG: 0.083 <b>Chris Van Cuyk, L</b> <b>Wayne Belardi, L</b> (2, PH) <b>Rex Barney, R</b> OBP: 0.222, SLG: 0.250 <b>Dan Bankhead, R</b> OBP: 0.306, SLG: 0.294 <b>Billy Loes, R</b> <b>Tommy Brown, R</b> OBP: 0.310, SLG: 0.593 (9, PH)	1-2 4-3		1-2 G4-6-3		1-2 G4-6-3		H 1-0 HBP		1-1 L5	0 1 0 0 0 0 0 2 0 0 0 0 0 0 0 1 0 0 0 0 0 1 0 0 0 0 0 0 0 1 0 0 0 0 0 0		
<b>Inning Stats</b>	R: 0 H: 1 E: 0 LOB: 1 K: 0 BB: 1 S: 5 P: 10	R: 0 H: 0 E: 0 LOB: 2 K: 1 BB: 2 S: 12 P: 21	R: 4 H: 3 E: 1 LOB: 0 K: 1 BB: 1 S: 16 P: 29	R: 0 H: 1 E: 0 LOB: 0 K: 0 BB: 0 S: 6 P: 8	R: 0 H: 0 E: 0 LOB: 0 K: 0 BB: 0 S: 6 P: 7	R: 0 H: 0 E: 0 LOB: 0 K: 1 BB: 0 S: 9 P: 14	R: 0 H: 0 E: 0 LOB: 1 K: 1 BB: 0 S: 8 P: 16	R: 3 H: 3 E: 0 LOB: 1 K: 0 BB: 0 S: 11 P: 20	R: 0 H: 0 E: 0 LOB: 0 K: 0 BB: 0 S: 6 P: 10	1B: 5 SF: 0 2B: 1 SAC: 0 3B: 0 DP: 2 HR: 2 HBP: 1	WP: 1 PA: 38 PB: 0 SB: 0 CS: 0	
<b>PITCHER</b> <b>Sal Maglie, R</b> ERA: 3.31 (1, 1)	IP WLS BF H R ER SO BB IBB HBP BLK WP HR S P ERA WHIP	9.0 W 38 8 7 7 4 4 0 1 0 1 2 79 135 7.00 1.333										

Brooklyn Dodgers @ New York Giants  
Polo Grounds, New York, NY  
Wed Aug 16 1950, 3:33 AM EDT  
Att: 22,675 - Unknown

AB	33
R	7
H	8
RBI	7
BB	4
SO	4
LOB	19





Batter	1	2	3	4	5	6	7	8	9
Eddie Stanky, R OBP: 0.462, SLG: 0.417 Bill Rigney, R OBP: 0.253, SLG: 0.217									
Whitey Lockman, L OBP: 0.369, SLG: 0.437									
Don Mueller, L OBP: 0.339, SLG: 0.397									
Hank Thompson, L OBP: 0.400, SLG: 0.474 Jack Lohrke, R OBP: 0.229, SLG: 0.156									
Tookie Gilbert, L OBP: 0.329, SLG: 0.321									
Alvin Dark, R OBP: 0.333, SLG: 0.455 Rudy Rufer, R									
Bobby Thomson, R OBP: 0.309, SLG: 0.414									
Sam Calderone, R OBP: 0.400, SLG: 0.410									
Sal Maglie, R OBP: 0.152, SLG: 0.182									

Inning Stats	R: 9	H: 10	E: 1	LOB: 2	K: 1	P: 25	R: 0	H: 1	E: 0	LOB: 2	K: 1	P: 7	R: 2	H: 0	E: 0	LOB: 1	K: 1	P: 10	R: 0	H: 0	E: 0	LOB: 0	K: 1	P: 10	R: 0	H: 0	E: 0	LOB: 0	K: 2	P: 9	R: 5	H: 3	E: 1	LOB: 0	K: 1	P: 15	R: 0	H: 1	E: 0	LOB: 1	K: 0	P: 8							
	S: 25	BB: 2					S: 7	BB: 1					S: 10	BB: 4					S: 10	BB: 0					S: 9	BB: 0																							

PITCHER	IP	WLS	BF	H	R	ER	SO	BB	IBB	HBP	BLK	WP	HR	S	P	ERA	WHIP
Carl Erskine, R ERA: 8.2	(1, 1)	0.1	L	7	5	6	6	0	1	0	0	0	0	11	15	162.00	18.000
Joe Hatten, L ERA: 5.3	(1, 1)	0.1		5	4	3	3	0	1	0	0	0	0	9	16	81.00	15.000
Chris Van Cuyk, L ERA: 4.73	(1, 1)	0.1		2	1	0	0	1	0	0	0	0	0	5	6	0.00	3.000
Rex Barney, R ERA: 6.61	(2, 1)	1.0		8	1	2	2	1	4	0	0	0	0	9	27	18.00	5.000
Dan Bankhead, R ERA: 5.68	(3, 1)	5.0		20	3	5	4	5	2	0	0	0	1	1	48	7.20	1.000

**BOTTOM**

AB	R	H	RBI	BB	SO	LOB
4	3	2	3	1	1	2
1	0	0	0	0	0	1
4	1	1	0	1	1	4
4	3	3	4	1	0	0
4	2	3	4	1	1	0
0	0	0	0	0	0	0
3	1	0	1	2	2	2
5	1	1	0	0	1	3
0	0	0	0	0	0	0
5	1	2	1	0	0	2
4	2	2	1	1	0	0
4	2	1	0	1	1	3

**AB 38**  
**R 16**  
**H 15**  
**RBI 14**  
**BB 8**  
**SO 7**  
**LOB 17**

**Brooklyn Dodgers @ New York Giants**  
Polo Grounds, New York, NY  
Wed Aug 16 1950, 3:33 AM EDT  
Att. 22,675 - Unknown

livebaseballscores.com

WP	HR	S	P	ERA	WHIP
1	0	8	15	0.00	1.000

Batter	1	2	3	4	5	6	7	8	9	AB R H RBI BB SO LOB	TOP											
<b>Pee Wee Reese, R</b> OBP: 0.365, SLG: 0.372 (1, 6)	4-0 BB BB		2-0 HR 3B	1-1 F3		1-2 FC3-2 2B		4-0 3B BB		3 2 2 1 2 0 1	<b>Brooklyn Dodgers @ New York Giants</b> Polo Grounds, New York, NY Thu Aug 17 1950, 3:33 AM EDT Unknown											
<b>Gene Hermanski, L</b> OBP: 0.373, SLG: 0.473 (1, 7)	4-1 BB 1-2 BB		3-1 HR	1-1 L7		3-2 4-3		2-1 3B		4 1 2 3 1 0 2												
<b>Duke Snider, L</b> OBP: 0.372, SLG: 0.532 (1, 8)	0-1 F8		3-2 F8		1-1 PB HR 1B	3-1 FC3-2		0-1 G3		5 1 1 0 0 0 4												
<b>Jackie Robinson, R</b> OBP: 0.423, SLG: 0.524 (1, 4)	2-2 F9		1-1 HBP		1-2 F6	1-0 F8		0-1 5-3		4 0 0 0 0 0 5												
<b>Carl Furillo, R</b> OBP: 0.358, SLG: 0.488 (1, 9)	1-0 F8		0-0 F7		2-2 4-3		4-0 SH1-4 BB		2-3 K	4 0 0 0 1 1 4												
<b>Gil Hodges, R</b> OBP: 0.394, SLG: 0.517 (1, 3)		0-0 FC4-6 1B	1-2 F5		2-1 HR		1-0 SH1-4		0-1 1B 1B	4 1 3 2 0 0 1												
<b>Roy Campanella, R</b> OBP: 0.369, SLG: 0.556 (1, 2)		2-2 L6		0-0 SH1-3 1B		0-0 6-3		2-2 F8		5 1 2 0 0 0 2												
<b>Billy Cox, R</b> OBP: 0.299, SLG: 0.381 (1, 5)		1-1 F8		0-0 SH1-3		1-2 HR		1-1 F9		4 1 1 1 0 0 4												
<b>Don Newcombe, L</b> OBP: 0.338, SLG: 0.355 (1, 1)		1-0 FC4-6		1-0 E4		1-0 2B 2B		3-2 F8		4 1 1 0 0 0 1												
<b>Ralph Branca, R</b> OBP: 0.194, SLG: 0.296 (8, 1)										0 0 0 0 0 0 0	<b>B</b>											
<b>Preacher Roe, R</b> OBP: 0.162, SLG: 0.164 (8, 1)										0 0 0 0 0 0 0												
<b>Inning Stats</b>	R: 0 E: 0 K: 0 S: 7	H: 0 LOB: 2 BB: 2 P: 18	R: 0 E: 0 K: 0 S: 8	H: 1 LOB: 1 BB: 0 P: 12	R: 2 E: 0 K: 0 S: 11	H: 2 LOB: 1 BB: 0 P: 21	R: 1 E: 1 K: 0 S: 7	H: 1 LOB: 1 BB: 0 P: 10	R: 2 E: 0 K: 0 S: 11	H: 2 LOB: 0 BB: 0 P: 17	R: 2 E: 0 K: 0 S: 13	H: 3 LOB: 1 BB: 0 P: 23	R: 0 E: 0 K: 0 S: 6	H: 0 LOB: 1 BB: 1 P: 14	R: 1 E: 0 K: 0 S: 10	H: 1 LOB: 1 BB: 1 P: 19	R: 0 E: 0 K: 1 S: 9	H: 2 LOB: 1 BB: 0 P: 11	1B: 5 2B: 2 3B: 2 HR: 3	SF: 0 SAC: 2 DP: 1 HBP: 1	WP: 0 PB: 1 SB: 0 CS: 0	PA: 44
<b>PITCHER</b>	IP WLS BF H R ER SO BB IBB HBP BLK WP HR S P ERA WHIP																					
<b>Sheldon Jones, R</b> ERA: 5.07 (1, 1)	5.0 L 25 6 5 4 0 2 0 0 0 0 0 2 44 78 7.20 1.600																					
<b>Clint Hartung, R</b> ERA: 6.61 (6, 1)	0.0 3 3 2 2 0 0 0 0 0 0 0 1 7 10 ∞ ∞																					
<b>Monty Kennedy, L</b> ERA: 4.99 (6, 1)	1.0 3 0 0 0 0 0 0 0 0 0 0 0 6 13 0.00 0.000																					
<b>George Spencer, R</b> ERA: 4.5 (7, 1)	2.0 9 1 1 1 0 2 0 0 0 0 0 0 16 33 4.50 1.500																					
<b>Larry Jansen, R</b> ERA: 3.08 (9, 1)	1.0 4 2 0 0 0 1 0 0 0 0 0 0 9 11 0.00 2.000																					



BOTTOM

Brooklyn Dodgers @ New York Giants  
Polo Grounds, New York, NY  
Thu Aug 17 1950, 3:33 AM EDT  
Unknown

livebaseballscorecards.com

AB 35  
R 6  
H 8  
RBI 6  
BB 4  
SO 5  
LOB 24



WP: 0 PA: 42  
PB: 0  
SB: 0  
CS: 0

AB R H RBI BB SO LOB

3 1 1 0 1 0 2

4 0 0 2 1 1 3

4 0 0 0 0 0 7

5 0 0 1 0 1 2

3 2 1 0 1 1 1

4 0 1 0 0 0 2

1 0 0 0 0 0 1

4 1 2 1 0 0 1

4 1 2 2 0 0 2

1B: 5 SF: 0  
2B: 3 SAC: 0  
3B: 0 DP: 2  
HR: 0 HBP: 3

Batter	1	2	3	4	5	6	7	8	9
Eddie Stanky, R OBP: 0.463, SLG: 0.416 (1, 4)	0-1 5-3 ①		2-2 FC3-6 1-2 HBP		0-2 E 6-3 1B	0-2 F4		4-2 BB 1-2 2-3 BB	
Whitey Lockman, L OBP: 0.367, SLG: 0.432 (1, 7)	2-2 2-3 ②		0-0 FC3-6 1-2f 2-3		0-1 E1 1-3		0-3 K	4-0 G4-6-3 1-2 2-3 3-H BB	
Don Mueller, L OBP: 0.337, SLG: 0.392 (1, 9)	1-0 HBP		2-2 G3 ③		0-0 1-3 1-2		0-1 F6	0-1 G4-6-3 1-2f	
Hank Thompson, L OBP: 0.395, SLG: 0.468 (1, 5)	1-0 F5 ③			0-3 K	1-0 6-3 ②		2-1 L8 ③	1-0 F2 ①	
Alvin Dark, R OBP: 0.336, SLG: 0.457 (1, 6)		0-3 K ①		1-2 F8 1B 2B	0-1 5-3 ③			4-1 2B 1B BB HBP	1-2 G6-4-3 HBP
Tookie Gilbert, L OBP: 0.328, SLG: 0.324 Bill Rigney, R OBP: 0.250, SLG: 0.214 (1, 3) (9, PH)		2-1 F9 ②		2-1 F8 2-3		0-1 E 2B	0-0 F7 ①	0-1 G6-4-3 ② ③ 1-2f	
Bobby Thomson, R OBP: 0.311, SLG: 0.418 (1, 8)		1-0 6-3 ③		0-0 3-H 1B		0-1 5-3 ①	0-0 1B 2B		
Sam Calderone, R OBP: 0.409, SLG: 0.419 (1, 2)			0-0 FC3-6 HBP 1B		3-2 F8 ③		1-0 E6 2-3	0-0 BB 1B BB 1B	
Sheldon Jones, R OBP: 0.200, SLG: 0.135 Clint Hartung, R OBP: 0.306, SLG: 0.571 (5, PH) Monty Kennedy, R OBP: 0.069, SLG: 0.069 Roy Weatherly, L OBP: 0.386, SLG: 0.448 George Spencer, R Monte Irvin, R OBP: 0.365, SLG: 0.399 Larry Jansen, R OBP: 0.208, SLG: 0.246 (6, 1) (6, 1) (6, PH) (7, 1) (8, PH) (9, 1)			1-3 K ①		4-0 1B E BB	0-3 K ②	0-0 BB BB 1B		

Inning Stats	R: 0	H: 0	E: 0	K: 0	S: 8	R: 0	H: 0	E: 0	K: 1	S: 7	R: 0	H: 1	E: 0	K: 1	S: 11	R: 1	H: 2	E: 0	K: 1	S: 14	R: 2	H: 1	E: 1	K: 0	S: 9	R: 0	H: 1	E: 1	K: 1	S: 11	R: 0	H: 0	E: 0	K: 1	S: 7	R: 3	H: 3	E: 0	K: 0	S: 10	R: 0	H: 0	E: 0	K: 0	S: 5	
	0	0	0	0	8	0	0	0	0	7	0	0	0	0	11	1	2	0	1	14	2	1	1	0	9	0	0	0	0	0	0	0	0	0	0	0	3	3	0	0	10	0	0	0	0	5

PITCHER	IP	WLS	BF	H	R	ER	SO	BB	IBB	HBP	BLK	WP	HR	S	P	ERA	WHIP
Don Newcombe, R ERA: 4.39 (1, 1)	7.1	W	36	8	6	5	5	2	0	2	0	0	0	72	102	6.14	1.364
Ralph Branca, R ERA: 4.76 (8, 1)	0.0		2	0	0	0	0	2	0	0	0	0	0	3	11	∞	∞
Preacher Roe, L ERA: 3.23 (8, 1)	1.2	S	4	0	0	0	0	0	0	1	0	0	0	7	9	0.00	0.000

Batter	1	2	3	4	5	6	7	8	9	AB R H RBI BB SO LOB	TOP											
<b>Pee Wee Reese, R</b> OBP: 0.366, SLG: 0.379 (1, 6)	4-2 1B F8 BB	1-1 FC4-6 1-2f			3-2 5-3		2-2 IHR		2-2 F8	4 2 1 1 1 0 2												
<b>Jim Russell, S</b> OBP: 0.343, SLG: 0.465 (1, 7)	2-3 K		2-0 5-3		3-3 K		0-0 5-3		4-0 1B BB	4 0 0 0 1 2 1												
<b>Duke Snider, L</b> OBP: 0.372, SLG: 0.530 (1, 8)	0-1 1-3 1B		0-0 E3 1B BB		0-2 E6		0-0 F8		0-2 1-3 2-H 1B	5 1 2 1 0 0 0												
<b>Jackie Robinson, R</b> OBP: 0.423, SLG: 0.520 (1, 4)	4-0 1B IBB		4-1 1B 1-2 BB		1-0 F4		3-2 F8		1-2 1-3	3 0 0 0 2 0 3												
<b>Carl Furillo, R</b> OBP: 0.359, SLG: 0.495 (1, 9)	1-1 F8 3-H		1-2 G5-4-3 1-3 2-H 1B		2-2 HR		2-2 F9			4 1 2 3 0 0 2												
<b>Gil Hodges, R</b> OBP: 0.393, SLG: 0.514 (1, 3)	2-1 F7		1-0 G5-4-3 1-2f		1-0 FC6-5 6-3 1B		2-2 F4			4 0 1 0 0 0 4												
<b>Bruce Edwards, R</b> OBP: 0.191, SLG: 0.365 (1, 2)		0-0 5-3		1-1 F8		3-1 6-3 1-2		0-0 5-3		4 0 0 0 0 0 1												
<b>Billy Cox, R</b> OBP: 0.302, SLG: 0.381 (1, 5)		1-2 FC6-4 1B		1-1 F6		2-0 F9			4-1 SH3-4 1B BB	3 1 1 0 1 0 1												
<b>Erv Palica, R</b> OBP: 0.250, SLG: 0.333 (1, 1)		0-1 FC6-4 FC4-6 1-2f		0-0 1-3		0-0 FC6-5 2-3			1-0 SH3-4	3 0 0 0 0 0 2												
<b>Inning Stats</b>	R: 1 E: 0 K: 1 S: 11	H: 1 LOB: 2 BB: 2 P: 24	R: 0 E: 0 K: 0 S: 9	H: 1 LOB: 1 BB: 0 P: 11	R: 1 E: 1 K: 0 S: 7	H: 1 LOB: 1 BB: 1 P: 15	R: 0 E: 0 K: 0 S: 5	H: 0 LOB: 0 BB: 0 P: 7	R: 0 E: 1 K: 1 S: 11	H: 0 LOB: 1 BB: 0 P: 18	R: 1 E: 0 K: 0 S: 8	H: 2 LOB: 1 BB: 0 P: 16	R: 1 E: 0 K: 0 S: 10	H: 1 LOB: 0 BB: 0 P: 15	R: 0 E: 0 K: 0 S: 8	H: 0 LOB: 0 BB: 0 P: 12	R: 1 E: 0 K: 0 S: 13	H: 1 LOB: 2 BB: 2 P: 25	1B: 5 2B: 0 3B: 0 HR: 2	SF: 0 SAC: 1 DP: 1 HBP: 0	WP: 0 PB: 0 SB: 0 CS: 0	PA: 40
<b>PITCHER</b>	IP WLS BF H R ER SO BB IBB HBP BLK WP HR S P ERA WHIP																					
<b>Dave Koslo, L</b> ERA: 3.93 (1, 1)	8.0 L 34 6 4 3 2 2 1 0 0 0 1 69 118 3.38 1.000																					
<b>Jack Kramer, R</b> ERA: 3.73 (9, 1)	1.0 6 1 1 1 0 2 0 0 0 0 0 0 13 25 9.00 3.000																					

**Brooklyn Dodgers @ New York Giants**  
 Polo Grounds, New York, NY  
 Thu Aug 17 1950, 3:38 AM EDT  
 Att: 47,148 - Unknown

AB	34
R	5
H	7
RBI	5
BB	5
SO	2
LOB	16



WP: 0	PA: 40
PB: 0	
SB: 0	
CS: 0	





Batter	1	2	3	4	5	6	7	8	9	AB R H RBI BB SO LOB	TOP	
Eddie Waitkus, L (1, 3) OBP: 0.333, SLG: 0.345	0-0 E3 1B FC6-4		0-0 F9		0-0 4-3		0-0 4-3			4 1 0 0 0 0 0		
Richie Ashburn, L (1, 8) OBP: 0.379, SLG: 0.415 Dick Whitman, L (2, 8) OBP: 0.309, SLG: 0.295	0-3 K		0-0 F2		0-0 F8			0-0 1-3		1 0 0 0 0 1 1 3 0 0 0 0 0 0		
Dick Sisler, L (1, 7) OBP: 0.387, SLG: 0.463	0-0 FC6-4 1-3 1B		0-0 F7			0-0 FC4-6 1B		0-0 F8		4 0 2 0 0 0 0		
Del Ennis, R (1, 9) OBP: 0.348, SLG: 0.561	0-0 FC6-4 1-2f 3-H			4-0 F9 1B BB		0-0 FC4-6 1-2f HR		0-0 5-3		3 1 0 1 1 0 2		
Willie Jones, R (1, 5) OBP: 0.373, SLG: 0.531	0-0 F8			0-0 P5		0-0 HR 1-H		0-0 6-3		4 1 1 2 0 0 2		
Granny Hamner, R (1, 6) OBP: 0.320, SLG: 0.401		0-0 6-3		0-0 FC6-4 1-2 1B		0-0 2-3		0-0 P6		4 0 1 0 0 0 0		
Andy Seminick, R (1, 2) OBP: 0.412, SLG: 0.541		0-0 HR		0-0 F9 2-3		0-0 4-3		0-0 F5		4 1 1 1 0 0 2		
Mike Goliat, R (1, 4) OBP: 0.318, SLG: 0.389		0-0 1-3		0-0 FC6-4 1-2f			0-0 F8			3 0 0 0 0 0 2		
Russ Meyer, S (1, 1) OBP: 0.179, SLG: 0.184 Bob Miller, R (5, 1) OBP: 0.239, SLG: 0.244 Stan Hollmig, R (7, PH) OBP: 0.125, SLG: 0.250 Ken Heintzelman, R (7, 1) OBP: 0.067, SLG: 0.034	0-3 K				0-3 K		0-3 K			2 0 0 0 0 2 0 0 0 0 0 0 0 0 1 0 0 0 0 1 0 0 0 0 0 0 0 0		
<b>Inning Stats</b>	R: 1 H: 1 E: 1 LOB: 1 K: 1 BB: 0 S: 7 P: 7	R: 1 H: 1 E: 0 LOB: 0 K: 1 BB: 0 S: 6 P: 6	R: 0 H: 0 E: 0 LOB: 0 K: 0 BB: 0 S: 3 P: 3	R: 0 H: 1 E: 0 LOB: 2 K: 0 BB: 1 S: 4 P: 8	R: 0 H: 0 E: 0 LOB: 0 K: 1 BB: 0 S: 5 P: 5	R: 2 H: 2 E: 1 LOB: 0 K: 0 BB: 0 S: 5 P: 5	R: 0 H: 0 E: 0 LOB: 0 K: 1 BB: 0 S: 5 P: 5	R: 0 H: 0 E: 0 LOB: 0 K: 0 BB: 0 S: 3 P: 3	R: 0 H: 0 E: 0 LOB: 0 K: 0 BB: 0 S: 3 P: 3	1B: 3 SF: 0 2B: 0 SAC: 0 3B: 0 DP: 0 HR: 2 HBP: 0	WP: 0 PA: 34 PB: 0 SB: 0 CS: 0	
<b>PITCHER</b> Jim Hearn, R (1, 1) ERA: 2.7	IP WLS BF H R ER SO BB IBB HBP BLK WP HR S P ERA WHIP	9.0 W 34 5 4 2 4 1 0 0 0 0 2 41 45 2.00 0.667										

Philadelphia Phillies @ New York Giants  
Polo Grounds, New York, NY  
Fri Aug 18 1950, 3:33 AM EDT  
Att: 26,086 - Unknown

livebaseballscores.com

AB 33  
R 4  
H 5  
RBI 4  
BB 1  
SO 4  
LOB 9







Batter	1	2	3	4	5	6	7	8	9	AB R H RBI BB SO LOB	TOP												
Eddie Waitkus, L OBP: 0.330, SLG: 0.341 (1, 3) X	0-0 F9		0-0 G3		0-0 F9		0-0 E4 1B		0-0 6-3	5 1 0 0 0 0 1													
Richie Ashburn, L OBP: 0.382, SLG: 0.417 (1, 8) B B B	4-0 FC6-4 BB		0-0 1B		0-0 G3		0-0 1B 2-H 3-H			3 0 2 2 1 0 0													
Dick Sisler, L OBP: 0.384, SLG: 0.458 (1, 7) X	0-0 FC6-4 1B 1-2f		0-0 F9		0-0 F8		0-0 4-3			4 0 0 0 0 0 3													
Del Ennis, R OBP: 0.352, SLG: 0.563 (1, 9) X	0-0 FC6-4 1B 1-2		0-0 F9		0-0 G1-6-3 1B		0-0 5-3 1B			4 0 3 0 0 0 1													
Willie Jones, R OBP: 0.372, SLG: 0.535 (1, 5) X	0-0 FC6-4 1-2f			0-0 HR	0-0 G1-6-3 1-2f		0-0 P2			4 1 1 1 0 0 4													
Granny Hamner, R OBP: 0.318, SLG: 0.397 (1, 6)		0-0 F9		0-0 P4		0-0 6-3	0-0 5-3			4 0 0 0 0 0 1													
Andy Seminick, R OBP: 0.413, SLG: 0.551 (1, 2)		0-3 K		0-0 G5-4-3 1B		0-0 HR	0-0 5-3			4 1 2 1 0 1 1													
Mike Goliat, R OBP: 0.319, SLG: 0.390 (1, 4)		0-0 1B		0-0 G5-4-3 1-2f		0-0 E 1B		0-3 K		4 1 2 0 0 1 1													
Curt Simmons, L OBP: 0.254, SLG: 0.185 (1, 1)		0-0 1-3			0-0 4-3		0-3 K		0-0 1-3	4 0 0 0 0 1 2													
<b>Inning Stats</b>	R: 0 E: 0 K: 0 S: 4	H: 1 LOB: 2 BB: 1 P: 8	R: 0 E: 0 K: 1 S: 6	H: 1 LOB: 1 BB: 0 P: 6	R: 0 E: 0 K: 0 S: 4	H: 1 LOB: 1 BB: 0 P: 4	R: 1 E: 0 K: 0 S: 4	H: 2 LOB: 0 BB: 0 P: 4	R: 0 E: 0 K: 0 S: 3	H: 0 LOB: 0 BB: 0 P: 3	R: 0 E: 0 K: 0 S: 3	H: 1 LOB: 0 BB: 0 P: 3	R: 3 E: 1 K: 1 S: 9	H: 3 LOB: 1 BB: 0 P: 9	R: 0 E: 0 K: 0 S: 4	H: 1 LOB: 1 BB: 0 P: 4	R: 0 E: 0 K: 1 S: 5	H: 0 LOB: 0 BB: 0 P: 5	1B: 8 2B: 0 3B: 0 HR: 2	SF: 0 SAC: 0 DP: 2 HBP: 0	WP: 0 PB: 0 SB: 1 CS: 0	PA: 37	
<b>PITCHER</b> Larry Jansen, R ERA: 3.04 Monty Kennedy, L ERA: 4.94	IP WLS BF H R ER SO BB IBB HBP BLK WP HR S P ERA WHIP	(1, 1) 8.0 L 34 10 4 2 2 1 0 0 0 0 0 2 37 41 2.25 1.375	(9, 1) 1.0 3 0 0 0 0 1 0 0 0 0 0 0 5 5 0.00 0.000	<b>PITCHER</b> IP WLS BF H R ER SO BB IBB HBP BLK WP HR S P ERA WHIP	(1, 1) 8.0 L 34 10 4 2 2 1 0 0 0 0 0 2 37 41 2.25 1.375	(9, 1) 1.0 3 0 0 0 0 1 0 0 0 0 0 0 5 5 0.00 0.000																	

Philadelphia Phillies @ New York Giants  
Polo Grounds, New York, NY  
Mon Aug 21 1950, 3:33 AM EDT  
Att: 19,320 - Unknown

livebaseballscorecards.com

AB	36
R	4
H	10
RBI	4
BB	1
SO	3
LOB	14





Batter	1	2	3	4	5	6	7	8	9	AB	R	H	RBI	BB	SO	LOB	
Eddie Stanky, R OBP: 0.459, SLG: 0.413 (1, 4)	0-0 FC4-6 1B		0-0 4-3			0-3 K		0-0 BB 1B		4	0	2	0	0	1	0	
Whitey Lockman, L OBP: 0.363, SLG: 0.433 (1, 7)	0-0 FC4-6 FC6-4 1-2f		0-0 F7			0-0 F8		4-0 BB BB BB 1-2 2-3 BB		3	0	0	0	1	0	1	
Don Mueller, L OBP: 0.329, SLG: 0.382 (1, 9)	0-0 FC6-4 FC6-4 1-2f			0-0 4-3		0-0 5-3		0-0 4-3		4	0	0	0	0	0	4	
Monte Irvin, R OBP: 0.363, SLG: 0.395 (1, 3)	0-0 FC6-4 1-2f			0-3 K			0-0 6-3		0-3 K	4	0	0	0	0	2	1	
Alvin Dark, R OBP: 0.335, SLG: 0.451 (1, 6)		0-0 F9		0-0 5-3			0-0 F3		0-0 6-3	4	0	0	0	0	0	0	
Bobby Thomson, R OBP: 0.305, SLG: 0.407 (1, 8)		0-0 F9			0-0 6-3		0-0 F2		0-0 F8	4	0	0	0	0	0	0	
Sam Calderone, R OBP: 0.389, SLG: 0.442 (1, 2)		4-0 BB			0-0 6-3			0-0 6-3		2	0	0	0	1	0	0	
Hank Thompson, L OBP: 0.392, SLG: 0.470 (1, 5)		0-3 K			0-0 1B			0-0 L1		3	0	1	0	0	1	1	
Larry Jansen, R OBP: 0.203, SLG: 0.239 (1, 1)			0-0 F8		0-3 K			0-0 BB 1B 1B		2	0	0	0	0	1	1	
Bill Rigney, R OBP: 0.260, SLG: 0.225 (8, PH)										1	0	1	0	0	0	0	
Monty Kennedy, R OBP: 0.069, SLG: 0.069 (9, 1)										0	0	0	0	0	0	0	
<b>Inning Stats</b>	R: 0 E: 0 K: 0 S: 4	H: 1 LOB: 1 BB: 0 P: 4	R: 0 E: 0 K: 1 S: 5	H: 0 LOB: 1 BB: 1 P: 9	R: 0 E: 0 K: 0 S: 3	H: 0 LOB: 0 BB: 0 P: 3	R: 0 E: 0 K: 1 S: 5	H: 0 LOB: 0 BB: 0 P: 5	R: 0 E: 0 K: 0 S: 3	H: 0 LOB: 0 BB: 0 P: 3	R: 0 E: 0 K: 0 S: 5	H: 2 LOB: 3 BB: 1 P: 9	R: 0 E: 0 K: 1 S: 5	H: 0 LOB: 0 BB: 0 P: 5	1B: 4 2B: 0 3B: 0 HR: 0	SF: 0 SAC: 0 DP: 0 HBP: 0	
<b>PITCHER</b> Curt Simmons, L ERA: 3.27 (1, 1)	IP 9.0	WLS W	BF 33	H 4	R 0	ER 0	SO 5	BB 2	IBB 0	HBP 0	BLK 0	WP 0	HR 0	S 41	P 49	ERA 0.00	WHIP 0.667

**BOTTOM**

**Philadelphia Phillies @ New York Giants**  
Polo Grounds, New York, NY  
Mon Aug 21 1950, 3:33 AM EDT  
Att. 19,320 - Unknown

livebaseballscores.com

<b>AB</b>	<b>31</b>
<b>R</b>	<b>0</b>
<b>H</b>	<b>4</b>
<b>RBI</b>	<b>0</b>
<b>BB</b>	<b>2</b>
<b>SO</b>	<b>5</b>
<b>LOB</b>	<b>8</b>



WP: 0	PA: 33
PB: 0	
SB: 0	
CS: 0	





Batter	1	2	3	4	5	6	7	8	9	AB	R	H	RBI	BB	SO	LOB
Wayne Terwilliger, R (1, 4) OBP: 0.303, SLG: 0.348	0-3 K2-3		0-0 F8		0-0 G5-4-3			0-3 K		4	0	0	0	0	2	2
Carmen Mauro, L (1, 9) OBP: 0.272, SLG: 0.337	0-0 1-3			0-0 B3		0-0 G3		0-0 2B		4	1	1	0	0	0	0
Preston Ward, L (1, 3) OBP: 0.328, SLG: 0.398	0-0 F9			4-0 HR		0-0 4-3		0-0 F8		3	1	0	0	1	0	1
Hank Sauer, R (1, 7) OBP: 0.353, SLG: 0.484		0-0 F7		4-0 HR		0-0 5-3		0-0 2B		3	1	1	1	1	0	0
Andy Pafko, R (1, 8) OBP: 0.411, SLG: 0.630		0-0 F7		0-0 HR			0-0 6-3	4-0 IBB		3	1	1	3	1	0	0
Bill Serena, R (1, 5) OBP: 0.333, SLG: 0.421	0-3 K			0-0 P6			0-0 HR	0-0 6-3		4	1	1	1	0	1	2
Roy Smalley, R (1, 6) OBP: 0.307, SLG: 0.439			0-0 E6		0-3 K		4-0 2-3		0-3 K	3	0	0	0	1	2	0
Mickey Owen, R (1, 2) OBP: 0.274, SLG: 0.314			0-0 F7			0-0 G5-4-3	0-0 2-3		0-3 K	2	0	1	0	0	0	1
Ron Northey, L (7, PH) OBP: 0.362, SLG: 0.491							1-2 1B			1	0	0	0	0	0	1
Monk Dubiel, R (8, 1) OBP: 0.156, SLG: 0.133										0	0	0	0	0	0	0
Phil Cavarretta, L (9, PH) OBP: 0.367, SLG: 0.444										1	0	0	0	0	1	0
Bob Rush, R (1, 1) OBP: 0.211, SLG: 0.271			0-3 K			0-3 K			0-0	2	0	0	0	0	2	2
Johnny Vander Meer, S (6, 1) OBP: 0.143, SLG: 0.231										0	0	0	0	0	0	0
Rube Walker, L (7, PH) OBP: 0.283, SLG: 0.346										2	0	0	0	0	1	1

Inning Stats	R: 0	H: 0	R: 0	H: 0	R: 0	H: 0	R: 0	H: 1	R: 0	H: 1	R: 0	H: 0	R: 1	H: 2	R: 0	H: 0	1B: 2	SF: 0	WP: 0	PA: 36
Jim Hearn, R (1, 1) ERA: 2.99	E: 0	LOB: 0	E: 0	LOB: 0	E: 1	LOB: 1	E: 0	LOB: 0	E: 0	LOB: 0	E: 0	LOB: 0	E: 0	LOB: 1	E: 0	LOB: 0	2B: 1	SAC: 0	PB: 0	
	K: 1	BB: 0	K: 1	BB: 0	K: 1	BB: 0	K: 1	BB: 2	K: 1	BB: 0	K: 1	BB: 0	K: 1	BB: 1	K: 2	BB: 0	3B: 0	DP: 1	SB: 0	
	S: 5	P: 5	S: 5	P: 5	S: 6	P: 6	S: 6	P: 14	S: 5	P: 5	S: 3	P: 3	S: 6	P: 10	S: 7	P: 7	HR: 2	HBP: 0	CS: 0	
PITCHER	IP	WLS	BF	H	R	ER	SO	BB	IBB	HBP	BLK	WP	HR	S	P	ERA	WHIP			
Jim Hearn, R (1, 1) ERA: 2.99	9.0	W	36	5	5	5	9	3	1	0	0	0	2	50	66	5.00	0.889			

**NEW YORK GIANTS @ CHICAGO CUBS**  
 Wrigley Field, Chicago, IL  
 Tue Aug 22 1950, 3:33 AM CDT  
 Att. 16,578 - Unknown

<b>AB</b>	<b>32</b>
<b>R</b>	<b>5</b>
<b>H</b>	<b>5</b>
<b>RBI</b>	<b>5</b>
<b>BB</b>	<b>4</b>
<b>SO</b>	<b>9</b>
<b>LOB</b>	<b>10</b>

livebaseballscores.com

**New York Giants @ Chicago Cubs**  
 Wrigley Field, Chicago, IL  
 Wed Aug 23 1950, 3:33 AM CDT  
 Att: 13,350 - Unknown

[livebaseballscorecards.com](http://livebaseballscorecards.com)

<b>AB</b>	<b>36</b>
<b>R</b>	<b>5</b>
<b>H</b>	<b>10</b>
<b>RBI</b>	<b>5</b>
<b>BB</b>	<b>1</b>
<b>SO</b>	<b>5</b>
<b>LOB</b>	<b>13</b>



WP: 0	PA: 39
PB: 0	
SB: 0	
CS: 0	

AB R H RBI BB SO LOB

4	1	1	0	1	1	0
4	1	1	1	0	1	0
5	0	1	1	0	0	2
4	1	1	0	0	0	1
4	1	3	1	0	1	0
0	0	0	0	0	0	0
4	0	1	1	0	0	1
3	1	2	1	0	0	1
4	0	0	0	0	0	5
4	0	0	0	0	2	3
0	0	0	0	0	0	0
0	0	0	0	0	0	0

1B: 6	SF: 0
2B: 1	SAC: 0
3B: 1	DP: 1
HR: 2	HBP: 2

Batter	1	2	3	4	5	6	7	8	9
<b>Eddie Stanky, R</b> (1, 4) OBP: 0.458, SLG: 0.411	0-3 K		0-0 F7		0-0 2B		0-0 3B BB		0-0
<b>Whitey Lockman, L</b> (1, 7) OBP: 0.367, SLG: 0.441	0-0 4-3		0-3 K		1-0 HBP		0-0 1-H 3B		0-0
<b>Don Mueller, L</b> (1, 9) OBP: 0.328, SLG: 0.380	0-0 1B			0-0 F8	0-0 F7		0-0 F8		0-0
<b>Hank Thompson, L</b> (1, 5) OBP: 0.393, SLG: 0.472	0-0 F8			0-0 F7		0-0 1B F8 1B		0-0 5-3	
<b>Monte Irvin, R</b> (1, 3) OBP: 0.371, SLG: 0.419		0-3 K		0-0 HR		0-0 FC1-6 1B		0-0 HBP 1B 1B	
<b>Tookie Gilbert, L</b> (8, 3) OBP: 0.322, SLG: 0.317									
<b>Alvin Dark, R</b> (1, 6) OBP: 0.333, SLG: 0.446		0-0 F9		0-0 4-3		0-0 F8		0-0 HBP 1B	
<b>Bobby Thomson, R</b> (1, 8) OBP: 0.308, SLG: 0.412					0-0 HR	0-0 FC1-6		1-0 G6-4-3 HBP	
<b>Sam Calderone, R</b> (1, 2) OBP: 0.350, SLG: 0.397		0-0 5-3			0-0 F7	0-0 6-3		0-0 P4	
<b>Sheldon Jones, R</b> (1, 1) OBP: 0.182, SLG: 0.122			0-3 K			0-0 F9		0-0 G6-4-3	
<b>Sal Maglie, R</b> (8, 1) OBP: 0.152, SLG: 0.182									
<b>Monty Kennedy, R</b> (8, 1) OBP: 0.069, SLG: 0.069									


Inning Stats	R: 0 E: 0 K: 1 S: 6	H: 1 LOB: 1 BB: 0 P: 6	R: 0 E: 0 K: 1 S: 6	H: 1 LOB: 1 BB: 0 P: 6	R: 0 E: 0 K: 2 S: 7	H: 0 LOB: 0 BB: 0 P: 7	R: 1 E: 0 K: 0 S: 4	H: 1 LOB: 0 BB: 0 P: 4	R: 1 E: 0 K: 0 S: 5	H: 2 LOB: 2 BB: 0 P: 6	R: 1 E: 0 K: 0 S: 5	H: 2 LOB: 1 BB: 0 P: 5	R: 2 E: 0 K: 1 S: 6	H: 1 LOB: 0 BB: 1 P: 10	R: 0 E: 0 K: 0 S: 4	H: 2 LOB: 2 BB: 0 P: 5	R: 0 E: 0 K: 0 S: 3	H: 0 LOB: 0 BB: 0 P: 3
--------------	------------------------------	---------------------------------	------------------------------	---------------------------------	------------------------------	---------------------------------	------------------------------	---------------------------------	------------------------------	---------------------------------	------------------------------	---------------------------------	------------------------------	----------------------------------	------------------------------	---------------------------------	------------------------------	---------------------------------

PITCHER	IP	WLS	BF	H	R	ER	SO	BB	IBB	HBP	BLK	WP	HR	S	P	ERA	WHIP
<b>Johnny Klippstein, R</b> (1, 1) ERA: 5.55	7.0	L	31	8	5	5	5	1	0	1	0	0	2	39	44	6.43	1.286
<b>Johnny Schmitz, L</b> (8, 1) ERA: 4.75	1.0		5	2	0	0	0	0	0	1	0	0	0	4	5	0.00	2.000
<b>Dutch Leonard, R</b> (9, 1) ERA: 4.5	1.0		3	0	0	0	0	0	0	0	0	0	0	3	3	0.00	0.000

PITCHER	IP	WLS	BF	H	R	ER	SO	BB	IBB	HBP	BLK	WP	HR	S	P	ERA	WHIP
<b>Johnny Klippstein, R</b> (1, 1) ERA: 5.55	7.0	L	31	8	5	5	5	1	0	1	0	0	2	39	44	6.43	1.286
<b>Johnny Schmitz, L</b> (8, 1) ERA: 4.75	1.0		5	2	0	0	0	0	0	1	0	0	0	4	5	0.00	2.000
<b>Dutch Leonard, R</b> (9, 1) ERA: 4.5	1.0		3	0	0	0	0	0	0	0	0	0	0	3	3	0.00	0.000





Batter	1	2	3	4	5	6	7	8	9	AB R H RBI BB SO LOB	TOP	
<b>Eddie Stanky, R</b> (1, 4) OBP: 0.458, SLG: 0.411											0 0 0 0 0 0 0 0	<b>New York Giants @ St. Louis Cardinals</b> Sportsman's Park, St. Louis, MO Thu Aug 24 1950, 4:33 AM EDT Att: 12,812 - Unknown  <a href="http://livebaseballscorecards.com">livebaseballscorecards.com</a>
<b>Whitey Lockman, L</b> (1, 7) OBP: 0.367, SLG: 0.441											0 0 0 0 0 0 0 0	
<b>Alvin Dark, R</b> (1, 6) OBP: 0.333, SLG: 0.446											0 0 0 0 0 0 0 0	
<b>Wes Westrum, R</b> (1, 2) OBP: 0.379, SLG: 0.480											0 0 0 0 0 0 0 0	
<b>Monte Irvin, R</b> (1, 3) OBP: 0.371, SLG: 0.419											0 0 0 0 0 0 0 0	
<b>Don Mueller, L</b> (1, 9) OBP: 0.328, SLG: 0.380											0 0 0 0 0 0 0 0	
<b>Bobby Thomson, R</b> (1, 8) OBP: 0.308, SLG: 0.412											0 0 0 0 0 0 0 0	
<b>Hank Thompson, L</b> (1, 5) OBP: 0.383, SLG: 0.472											0 0 0 0 0 0 0 0	
<b>Dave Koslo, L</b> (1, 1) OBP: 0.200, SLG: 0.180	0 0 0 0 0 0 0 0											
<b>Inning Stats</b>	1B: 0 SF: 0 2B: 0 SAC: 0 3B: 0 DP: 0 HR: 0 HBP: 0		WP: 0 PA: 0 PB: 0 SB: 0 CS: 0									
<b>PITCHER</b> <b>Max Lanier, L</b> (1, 1) ERA: 2.55	IP: 0.0 WLS: L BF: 0 H: 0 R: 0 ER: 0 SO: 0 BB: 0 IBB: 0 HBP: 0 BLK: 0 WP: 0 HR: 0 S: 0 P: 0 ERA: ∞ WHIP: ∞	<b>PITCHER</b> IP: WLS: BF: H: R: ER: SO: BB: IBB: HBP: BLK: WP: HR: S: P: ERA: WHIP:										





Batter	1	2	3	4	5	6	7	8	9	AB R H RBI BB SO LOB	TOP											
<b>Eddie Stanky, R</b> OBP: 0.461, SLG: 0.413 (1, 4) X	0-0 5-3 BBB	4-0 BB		0-0 1B 1-2 1B		0-0 1B		0-0 1B	0-0 5-3	4 1 2 0 1 0 0												
<b>Whitey Lockman, L</b> OBP: 0.368, SLG: 0.443 (1, 7) X	0-0 1B 1B	0-0 F9		0-0 1B 1-2 1B		0-0 4-3		0-0	0-0	5 1 2 0 0 0 3												
<b>Alvin Dark, R</b> OBP: 0.339, SLG: 0.451 (1, 6) X	0-0 1B 1-2 WP 1B		0-0 2B	0-0 1B 1-2 2-H		0-0 1B		0-0 5-3	0-0	5 2 3 1 0 0 0												
<b>Wes Westrum, R</b> OBP: 0.375, SLG: 0.474 <b>Sam Calderone, R</b> OBP: 0.344, SLG: 0.390 (1, 2) X (4, 2) X	0-0 WP 1-3 2-H 1B		0-0 P2	0-0 5-3		0-0		0-0 4-3	0-0	3 0 1 1 0 0 3 1 0 0 0 0 0 0												
<b>Monte Irvin, R</b> OBP: 0.373, SLG: 0.415 (1, 3) X	0-0 P3		0-0 F7		0-0 F8		0-0 1B	0-0	0-0	4 0 1 0 0 0 3												
<b>Don Mueller, L</b> OBP: 0.331, SLG: 0.386 (1, 9) X	0-0 F8 1-2 3-H		0-0 2B 2-H		0-0 P2		0-0 4-3	0-0	0-0	4 0 1 1 0 0 2												
<b>Bobby Thomson, R</b> OBP: 0.305, SLG: 0.407 (1, 8) X		0-0 F8	0-0 P5		0-0 5-3			0-0 P4	0-0	4 0 0 0 0 0 1												
<b>Hank Thompson, L</b> OBP: 0.394, SLG: 0.472 <b>Jack Lohrke, R</b> OBP: 0.250, SLG: 0.156 (1, 5) X (6, 5) X		0-0 2B		0-3 K		0-3 K		4-0 BB G4-6-3	4-0	3 0 1 0 0 2 0 0 0 0 0 1 0 0												
<b>Larry Jansen, R</b> OBP: 0.211, SLG: 0.247 <b>George Spencer, R</b> OBP: 0.067, SLG: 0.067 <b>Monty Kennedy, R</b> OBP: 0.253, SLG: 0.219 <b>Bill Rigney, R</b> OBP: 0.381, SLG: 0.333 (1, 1) X (4, 1) X (4, 1) X (8, PH) X (8, 1) X		0-0 4-3		0-0 1B		0-0 P3		0-0 G4-6-3 1-2f	0-0	2 0 1 0 0 0 1 0 0 0 0 0 0 0 1 0 0 0 0 0 0 1 0 0 0 0 0 1 0 0 0 0 0 0 0												
<b>Inning Stats</b>	R: 2 E: 0 K: 0 S: 6	H: 3 LOB: 1 BB: 0 P: 6	R: 0 E: 0 K: 0 S: 4	H: 1 LOB: 2 BB: 1 P: 8	R: 1 E: 0 K: 0 S: 5	H: 2 LOB: 1 BB: 0 P: 5	R: 1 E: 0 K: 1 S: 8	H: 4 LOB: 2 BB: 0 P: 8	R: 0 E: 0 K: 0 S: 3	H: 0 LOB: 0 BB: 0 P: 3	R: 0 E: 0 K: 1 S: 6	H: 1 LOB: 1 BB: 0 P: 6	R: 0 E: 0 K: 0 S: 4	H: 1 LOB: 1 BB: 0 P: 4	R: 0 E: 0 K: 0 S: 2	H: 0 LOB: 0 BB: 1 P: 6	R: 0 E: 0 K: 0 S: 3	H: 0 LOB: 0 BB: 0 P: 3	1B: 9 2B: 3 3B: 0 HR: 0	SF: 0 SAC: 0 DP: 1 HBP: 0	WP: 1 PB: 0 SB: 0 CS: 0	PA: 39
<b>PITCHER</b> <b>Howie Pollet, L</b> ERA: 3.42 <b>Al Brazle, L</b> ERA: 4.55 (1, 1) X (4, 1) X	IP 3.2 5.1	WLS 21 18	H 10 2	R 4 0	ER 4 0	SO 1 1	BB 1 1	IBB 0 0	HBP 0 0	BLK 0 0	WP 1 0	HR 0 0	S 22 19	P 26 23	ERA 9.82 0.00	WHIP 3.000 0.562						

**New York Giants @ St. Louis Cardinals**  
**Sportsman's Park, St. Louis, MO**  
 Fri Aug 25 1950, 4:33 AM EDT  
 Att: 13,335 - Unknown

<b>AB</b>	37
<b>R</b>	4
<b>H</b>	12
<b>RBI</b>	3
<b>BB</b>	2
<b>SO</b>	2
<b>LOB</b>	14



WP: 1	PA: 39
PB: 0	
SB: 0	
CS: 0	

ERA	WHIP
-----	------

1B: 9	SF: 0
2B: 3	SAC: 0
3B: 0	DP: 1
HR: 0	HBP: 0

WP: 1	PA: 39
PB: 0	
SB: 0	
CS: 0	

ERA	WHIP
-----	------



Batter	1	2	3	4	5	6	7	8	9	AB	R	H	RBI	BB	SO	LOB
Tommy Glaviano, R (1, 5) OBP: 0.423, SLG: 0.439	0-0 1B	0-0 F9		0-0 6-3	0-0 F8		0-0 SH3-4 1B	0-0 FC5-4		6	1	2	0	0	0	3
Red Schoendienst, S (1, 4) OBP: 0.315, SLG: 0.408	0-3 K	0-0 FC6-4		0-0 2B	0-0 4-3		0-0 SH3-4			4	1	1	0	0	1	3
Stan Musial, L (1, 7) OBP: 0.440, SLG: 0.588	0-0 P4		0-0 F9	0-0 P2		0-0 1B E	0-0 1B			5	1	2	1	0	0	2
Enos Slaughter, L (1, 9) OBP: 0.376, SLG: 0.438	0-0 F8		0-0 F9	4-0 2B BB		0-0 1-2 1B	0-0 F9			4	1	1	0	1	0	2
Bill Howerton, L (1, 8) OBP: 0.392, SLG: 0.493		0-0 F8	0-0 2B	0-0 2B		0-0 P5	0-0 FC5-4 1B			5	1	3	2	0	0	2
Marty Marion, R (1, 6) OBP: 0.351, SLG: 0.360		0-0 2B 1B	4-0 2B BB	4-0 BB		0-0 FC6 BB	0-0 FC5-4			3	1	1	0	2	0	3
Rocky Nelson, L (1, 3) OBP: 0.324, SLG: 0.354		4-0 2B BB	0-0 2B	4-0 BB		1-0 BB HBP		0-0 F7		2	1	1	1	2	0	0
Del Rice, R (1, 2) OBP: 0.337, SLG: 0.388		0-0 1B 2B	4-0 BB	0-0 F8		4-0 FC6-4 BB		1-0 FC5-4 HBP		2	0	1	2	2	0	3
Chuck Diering, R (8, PR) OBP: 0.370, SLG: 0.358										0	0	0	0	0	0	0
Johnny Bucha, R (9, 2) OBP: 0.241, SLG: 0.192		1-H 2-H								0	0	0	0	0	0	0
Howie Pollet, L (1, 1) OBP: 0.189, SLG: 0.157		0-0 FC6-4 1B	0-0 F8			0-0 F7	0-0 FC6-4		0-3 K	2	0	1	0	0	0	3
Al Brazle, L (4, 1) OBP: 0.196, SLG: 0.196										3	0	0	0	0	1	4

Inning Stats	R: 0	H: 1	E: 0	K: 1	S: 6	H: 1	LOB: 1	BB: 0	P: 6	R: 2	H: 3	E: 0	K: 0	S: 6	H: 3	LOB: 2	BB: 1	P: 10	R: 1	H: 2	E: 0	K: 0	S: 5	H: 2	LOB: 3	BB: 2	P: 13	R: 2	H: 2	E: 0	K: 0	S: 5	H: 2	LOB: 0	BB: 0	P: 3	R: 1	H: 2	E: 1	K: 0	S: 5	H: 2	LOB: 3	BB: 1	P: 10	R: 1	H: 3	E: 0	K: 0	S: 6	H: 3	LOB: 2	BB: 0	P: 6	R: 0	H: 0	E: 0	K: 1	S: 5	H: 0	LOB: 1	BB: 0	P: 6
	0	1	0	1	6	1	1	0	6	2	3	0	0	6	3	2	1	10	1	2	0	0	5	2	3	2	0	13	2	2	0	0	5	2	0	3	1	2	0	0	5	2	3	1	10	1	3	0	0	6	3	2	0	0	6	0	1	0	6				

PITCHER	IP	WLS	BF	H	R	ER	SO	BB	IBB	HBP	BLK	WP	HR	S	P	ERA	WHIP
Larry Jansen, R (1, 1) ERA: 3.21	3.2	L	23	8	5	5	1	4	0	0	0	0	0	21	37	12.27	3.273
George Spencer, R (4, 1) ERA: 4.5	0.0		1	0	0	0	1	0	0	0	0	0	0	4	4	∞	∞
Monty Kennedy, L (4, 1) ERA: 4.87	3.1		18	5	2	2	0	2	0	1	0	0	0	15	24	5.40	2.100
Jack Kramer, R (8, 1) ERA: 3.66	1.0		4	0	0	0	1	0	0	1	0	0	0	5	6	0.00	0.000

**BOTTOM**

**New York Giants @ St. Louis Cardinals**  
 Sportsman's Park, St. Louis, MO  
 Fri Aug 25 1950, 4:33 AM EDT  
 Att. 13,335 - Unknown

AB	36
R	7
H	13
RBI	6
BB	7
SO	2
LOB	25



WP	PA	46
PB	0	
SB	0	
CS	0	

Batter	1	2	3	4	5	6	7	8	9	AB R H RBI BB SO LOB	TOP
Eddie Stanky, R (1, 4) OBP: 0.463, SLG: 0.417	0-0 CS 1B		4-0 FC6-4 BB		0-0 2-H 2B			0-0 P4		3 0 2 1 1 0 0	<b>New York Giants @ St. Louis Cardinals</b> Sportsman's Park, St. Louis, MO Sat Aug 26 1950, 4:33 AM EDT Att: 15,598 - Unknown
Whitey Lockman, L (1, 7) OBP: 0.367, SLG: 0.443	0-0 1-2 2B		0-0 FC6-4		0-0 F7			0-0 6-3		4 0 1 0 0 0 2	
Alvin Dark, R (1, 6) OBP: 0.340, SLG: 0.459	0-0 P6			0-0 HR				0-0 1-3		4 2 2 1 0 0 1	
Monte Irvin, R (1, 3) OBP: 0.371, SLG: 0.412 Tookie Gilbert, L (8, 3) OBP: 0.322, SLG: 0.317	0-0 F9			0-0 5-3				0-0 P4		4 0 1 1 0 0 1 0 0 0 0 0 0 0	
Wes Westrum, R (1, 2) OBP: 0.372, SLG: 0.468		0-0 P4		0-0 6-3				0-0 E7 1B		4 0 0 0 0 1 1	
Don Mueller, L (1, 9) OBP: 0.327, SLG: 0.382		0-0 F7		0-0 F9				0-0 F7		4 0 0 0 0 2 0	
Bobby Thomson, R (1, 8) OBP: 0.307, SLG: 0.408					0-0 P6			0-0 K		4 0 2 0 0 0 0	
Hank Thompson, L (1, 5) OBP: 0.392, SLG: 0.469			0-0 4-3		4-0 SH1-4 2B BB			0-0 F9		3 1 0 0 1 0 2	
Sal Maglie, R (1, 1) OBP: 0.146, SLG: 0.174			0-3 K		0-0 SH1-4			0-0 F7		2 0 0 0 0 1 1	
<b>Inning Stats</b>	R: 0 E: 0 K: 0 S: 4 H: 2 LOB: 1 BB: 0 P: 4	R: 0 E: 0 K: 0 S: 3 H: 0 LOB: 0 BB: 0 P: 3	R: 0 E: 0 K: 1 S: 5 H: 0 LOB: 1 BB: 1 P: 9	R: 1 E: 0 K: 0 S: 4 H: 1 LOB: 0 BB: 0 P: 4	R: 1 E: 0 K: 0 S: 4 H: 1 LOB: 1 BB: 1 P: 8	R: 0 E: 0 K: 1 S: 5 H: 0 LOB: 0 BB: 0 P: 5	R: 0 E: 0 K: 1 S: 6 H: 1 LOB: 1 BB: 0 P: 6	R: 1 E: 1 K: 0 S: 5 H: 2 LOB: 1 BB: 0 P: 5	R: 0 E: 0 K: 1 S: 5 H: 1 LOB: 0 BB: 0 P: 5	1B: 5 2B: 3 3B: 0 HR: 1 SF: 0 SAC: 1 DP: 1 HBP: 0	WP: 1 PB: 0 SB: 0 CS: 1 PA: 35
<b>PITCHER</b> Harry Brecheen, L (1, 1) ERA: 3.73	IP: 9.0 WLS: L BF: 35 H: 8 R: 3 ER: 3 SO: 4 BB: 2 IBB: 0 HBP: 0 BLK: 0 WP: 1 HR: 1 S: 41 P: 49 ERA: 3.00 WHIP: 1.111										

livebaseballscores.com

<b>AB</b>	32
<b>R</b>	3
<b>H</b>	8
<b>RBI</b>	3
<b>BB</b>	2
<b>SO</b>	4
<b>LOB</b>	8







**New York Giants @ Cincinnati Reds**  
 Crosley Field, Cincinnati, OH  
 Sun Aug 27 1950, 3:33 AM EDT  
 Sunny - 89 F

livebaseballscorecards.com

<b>AB</b>	<b>43</b>
<b>R</b>	<b>11</b>
<b>H</b>	<b>17</b>
<b>RBI</b>	<b>11</b>
<b>BB</b>	<b>4</b>
<b>SO</b>	<b>6</b>
<b>LOB</b>	<b>26</b>



<b>WP:</b>	0	<b>PA:</b>	50
<b>PB:</b>	0		
<b>SB:</b>	0		
<b>CS:</b>	1		

AB R H RBI BB SO LOB

3	3	2	2	2	0	1
1	0	0	0	0	1	1
5	0	2	0	0	0	3
6	3	5	3	0	0	1
5	1	3	3	0	0	4
1	0	0	0	0	0	2
5	0	0	1	0	1	3
5	1	3	1	0	1	1
0	0	0	0	0	0	0
2	1	0	0	2	0	2
1	0	0	0	0	0	0
5	1	2	1	0	2	4
1	0	0	0	0	0	0
3	1	0	0	0	1	4

Batter	1	2	3	4	5	6	7	8	9
<b>Eddie Stanky, R</b> (1, 4) OBP: 0.466, SLG: 0.419 <b>Bill Rigney, R</b> (8, 4) OBP: 0.250, SLG: 0.216	0-0 1B 1B	4-0 FC4-6 BB		4-0 1B 2B BB	0-0 SH1-3 E 1B		0-0 F8		0-3 K
<b>Whitey Lockman, L</b> (1, 7) OBP: 0.367, SLG: 0.443	0-0 1B 1-2 FC5-2-5 1B	0-0 FC4-6 1B		0-0 F5	0-0 SH1-3		0-0 4-3		0-0 1B 1B
<b>Don Mueller, L</b> (1, 9) OBP: 0.335, SLG: 0.389	0-0 FC5-2-5 1-3 2-H 1B	0-0 1-2 1B		0-0 1-3 2B 1B	0-0 E5 1B 1B		0-0 6-3		0-0 1-3 2-H 1B
<b>Hank Thompson, L</b> (1, 5) OBP: 0.395, SLG: 0.478 <b>Jack Lohrke, R</b> (8, 5) OBP: 0.243, SLG: 0.152	0-0 F5	0-0 F9		0-0 4-3 1-H 3-H 2B	0-0 CS 1B			0-0 F9 3B	0-0 5-3
<b>Alvin Dark, R</b> (1, 6) OBP: 0.337, SLG: 0.454	0-0 FC5-2-5 1B 1-3 3-H		0-3 K	0-0 4-3	0-0 CS	0-0 5-3		0-0 F9 3-H	
<b>Monte Irvin, R</b> (1, 3) OBP: 0.375, SLG: 0.424 <b>Tookie Gilbert, L</b> (8, 3) OBP: 0.322, SLG: 0.317	0-0 BB 2-3 3-H 1B		0-0 3B 1B	0-3 K		0-0 3B		0-0 F7	
<b>Wes Westrum, R</b> (1, 2) OBP: 0.373, SLG: 0.465 <b>Sam Calderone, R</b> (8, PH) OBP: 0.339, SLG: 0.383	4-0 1-2 BB		0-0 F9		4-0 2B 1B BB	0-0 F3		0-0 F8	
<b>Bobby Thomson, R</b> (1, 8) OBP: 0.308, SLG: 0.415	0-3 K		0-0 1-H 3B		0-0 1B 2B	0-3 K		0-0 E1 FC5-1-6	
<b>Jim Hearn, R</b> (1, 1) OBP: 0.286, SLG: 0.167 <b>Monty Kennedy, R</b> (2, 1) OBP: 0.088, SLG: 0.061		0-0 F4	0-0 5-3		0-3 K		H 1-0 4-3 HBP	0-0 FC5-1-6 1-2 1B	

Inning Stats	R: 2	H: 4	E: 0	K: 1	S: 9	P: 13	R: 0	H: 1	E: 0	K: 0	S: 4	P: 8	R: 1	H: 2	E: 0	K: 1	S: 7	P: 7	R: 2	H: 2	E: 0	K: 1	S: 7	P: 11	R: 4	H: 4	E: 1	K: 1	S: 8	P: 12	R: 0	H: 1	E: 0	K: 1	S: 6	P: 6	R: 0	H: 0	E: 0	K: 0	S: 3	P: 4	R: 1	H: 1	E: 0	K: 0	S: 4	P: 4	R: 1	H: 2	E: 1	K: 1	S: 8	P: 8	1B: 12	2B: 2	3B: 3	HR: 0	SF: 0	SAC: 1	DP: 0	HBP: 1	WP: 0	PA: 50
--------------	------	------	------	------	------	-------	------	------	------	------	------	------	------	------	------	------	------	------	------	------	------	------	------	-------	------	------	------	------	------	-------	------	------	------	------	------	------	------	------	------	------	------	------	------	------	------	------	------	------	------	------	------	------	------	------	--------	-------	-------	-------	-------	--------	-------	--------	-------	--------

PITCHER	IP	WLS	BF	H	R	ER	SO	BB	IBB	HBP	BLK	WP	HR	S	P	ERA	WHIP
<b>Herm Wehmeier, R</b> (1, 1) ERA: 5.7	3.1	L	22	9	5	5	2	3	0	0	0	0	0	23	35	13.50	3.600
<b>Johnny Hetki, R</b> (4, 1) ERA: 5.48	1.1		9	4	4	3	2	1	0	0	0	0	0	12	16	20.25	3.750
<b>Eddie Erault, R</b> (5, 1) ERA: 7.36	2.1		8	1	0	0	1	0	0	1	0	0	0	9	10	0.00	0.429
<b>Harry Perkowski, L</b> (8, 1) ERA: 4.96	1.0		4	1	1	1	0	0	0	0	0	0	0	4	4	9.00	1.000
<b>Frank Smith, R</b> (9, 1) ERA: 3.48	1.0		6	2	1	0	1	0	0	0	0	0	0	8	8	0.00	2.000



BOTTOM

New York Giants @ Cincinnati Reds  
Crosley Field, Cincinnati, OH  
Sun Aug 27 1950, 3:33 AM EDT  
Sunny - 89 F

livebaseballscorecards.com

AB	35
R	6
H	11
RBI	6
BB	6
SO	1
LOB	8



WP:	0	PA:	41
PB:	0		
SB:	2		
CS:	0		

AB	2	1	1	0	0	0	0
R	3	0	0	0	0	1	1
H							
RBI							
BB							
SO							
LOB							

AB	4	1	0	0	1	0	0
R							
H							
RBI							
BB							
SO							
LOB							

AB	5	2	3	1	0	0	0
R							
H							
RBI							
BB							
SO							
LOB							

AB	4	0	3	2	1	0	0
R							
H							
RBI							
BB							
SO							
LOB							

AB	4	1	1	0	1	0	1
R							
H							
RBI							
BB							
SO							
LOB							

AB	3	1	1	2	1	0	0
R							
H							
RBI							
BB							
SO							
LOB							

AB	2	0	0	0	2	0	3
R							
H							
RBI							
BB							
SO							
LOB							

AB	4	0	1	1	0	0	1
R							
H							
RBI							
BB							
SO							
LOB							

AB	1	0	0	0	0	0	0
R	1	0	1	0	0	0	0
H	0	0	0	0	0	0	0
RBI	1	0	0	0	0	0	0
BB	0	0	0	0	0	0	0
SO	0	0	0	0	0	0	0
LOB	1	0	0	0	0	0	2
	0	0	0	0	0	0	0

1B:	6	SF:	0
2B:	4	SAC:	0
3B:	1	DP:	1
HR:	0	HBP:	0

WP:	0	PA:	41
PB:	0		
SB:	2		
CS:	0		

1B:	6	SF:	0
2B:	4	SAC:	0
3B:	1	DP:	1
HR:	0	HBP:	0

Batter	1	2	3	4	5	6	7	8	9
Lloyd Merriman, L (1, 8) OBP: 0.333, SLG: 0.358 Bob Usher, R (4, PH) OBP: 0.317, SLG: 0.372 (5, 8)	0-0 3-1 1B 3B	0-0 1B 3B		0-0 G5-4-3 1-2f			0-0 5-3		0-3 K
Grady Hatton, L (1, 5) OBP: 0.365, SLG: 0.398	0-0 4-3 1B BB	4-0 1B BB		0-0 F8			0-0 F9		0-0 F8
Johnny Wyrostek, L (1, 9) OBP: 0.389, SLG: 0.453	0-0 S BB 2B	0-0 1B 1-2 1B						0-0 F7	0-0 1B 2B
Ted Kluszewski, L (1, 3) OBP: 0.365, SLG: 0.571	4-0 BB S BB	0-0 3-H 1-3 2-H 1B						0-0 2B 1B	0-0 FC4-6 2-H 1B
Johnny Pramesa, R (1, 2) OBP: 0.382, SLG: 0.460	4-0 BB 1-2 2-3 BB							0-0 2B 1-H 2B	0-0 FC4-6 1-2f
Joe Adcock, R (1, 7) OBP: 0.306, SLG: 0.386	4-0 1-2 2-3 3-H BB							0-0 1B 2-H 2B	
Connie Ryan, R (1, 4) OBP: 0.363, SLG: 0.375	0-0 5-3							0-0 1B BB	
Virgil Stallcup, R (1, 6) OBP: 0.280, SLG: 0.354								0-0 1-2 2-H 1B	
Herm Wehmeier, R (1, 1) OBP: 0.183, SLG: 0.210 Johnny Hetki, R (4, 1) OBP: 0.300, SLG: 0.222 Eddie Erault, R (5, 1) OBP: 0.286, SLG: 0.429 Peanuts Lowrey, R (7, PH) OBP: 0.291, SLG: 0.293 Harry Perkowski, L (8, 1) OBP: 0.303, SLG: 0.333 Bob Scheffing, R (8, PH) OBP: 0.303, SLG: 0.371 Frank Smith, R (9, 1) OBP: 0.063, SLG: 0.063		0-0 4-3		0-0 G5-4-3 1B			0-0 F7	0-0 F8	

Inning Stats	R: 1	H: 1	E: 0	K: 0	S: 4	LOB: 3	BB: 3	P: 16
	R: 2	H: 3	E: 0	K: 0	S: 5	LOB: 2	BB: 1	P: 9
	R: 0	H: 0	E: 0	K: 0	S: 3	LOB: 1	BB: 1	P: 7
	R: 0	H: 1	E: 0	K: 0	S: 3	LOB: 0	BB: 0	P: 3
	R: 0	H: 0	E: 0	K: 0	S: 3	LOB: 0	BB: 0	P: 3
	R: 0	H: 0	E: 0	K: 0	S: 3	LOB: 0	BB: 0	P: 3
	R: 2	H: 4	E: 0	K: 0	S: 6	LOB: 2	BB: 1	P: 10
	R: 1	H: 2	E: 0	K: 1	S: 7	LOB: 1	BB: 0	P: 7

PITCHER	IP	WLS	BF	H	R	ER	SO	BB	IBB	HBP	BLK	WP	HR	S	P	ERA	WHIP
Jim Hearn, R (1, 1) ERA: 3.28	1.2		12	3	3	3	0	4	0	0	0	0	0	8	24	16.20	4.200
Monty Kennedy, L (2, 1) ERA: 4.78	7.1	W	29	8	3	3	1	2	0	0	0	0	0	29	37	3.68	1.364

Batter	1	2	3	4	5	6	7	8	9	AB R H RBI BB SO LOB	TOP
<b>Eddie Stanky, R</b> OBP: 0.465, SLG: 0.416 (1, 4) X	0-0 G3		0-0 L3			4-0 L4-3 BB			0-0 4-3	3 0 0 0 1 0 0	
<b>Whitey Lockman, L</b> OBP: 0.363, SLG: 0.438 (1, 7) X	0-0 F7			0-3 K		0-0 L4-3 1-2			0-0 6-3	4 0 0 0 0 1 1	
<b>Don Mueller, L</b> OBP: 0.334, SLG: 0.388 (1, 9) X	0-0 1B			0-0 6-3			0-0 F9		0-0 1-3	4 0 1 0 0 0 0	
<b>Hank Thompson, L</b> OBP: 0.394, SLG: 0.477 (1, 5) X	0-0 1B			0-0 F9			0-0 F5			3 0 1 0 0 0 0	
<b>Alvin Dark, R</b> OBP: 0.337, SLG: 0.455 (1, 6)		0-0 2B			0-0 F8			0-0 F7		3 0 1 0 0 0 0	
<b>Monte Irvin, R</b> OBP: 0.378, SLG: 0.437 (1, 3)		0-0 6-3 2-3			4-0 BB			0-0 HR		2 1 1 1 1 0 1	
<b>Wes Westrum, R</b> OBP: 0.371, SLG: 0.463 (1, 2)		0-0 F3			0-0 F8			0-0 4-3		2 0 0 0 0 0 1	
<b>Tookie Gilbert, L</b> OBP: 0.321, SLG: 0.316 (8, PH)										1 0 0 0 0 0 0	
<b>Sam Calderone, R</b> OBP: 0.339, SLG: 0.383 (8, 2)										0 0 0 0 0 0 0	
<b>Bobby Thomson, R</b> OBP: 0.306, SLG: 0.412 (1, 8)			0-0 F8			0-0 F9			0-0 F8	3 0 0 0 0 0 1	
<b>Sheldon Jones, R</b> OBP: 0.174, SLG: 0.116 (1, 1)			0-0 4-3						0-0 F7	2 0 0 0 0 0 0	
<b>Monty Kennedy, R</b> OBP: 0.088, SLG: 0.061 (7, 1)										0 0 0 0 0 0 0	
<b>Roy Weatherly, L</b> OBP: 0.391, SLG: 0.450 (8, PH)										1 0 0 0 0 0 0	
<b>Jack Kramer, R</b> OBP: 0.381, SLG: 0.333 (8, 1)										0 0 0 0 0 0 0	
<b>Inning Stats</b>	R: 0 E: 0 K: 0 S: 4 H: 2 LOB: 2 BB: 0 P: 4	R: 0 E: 0 K: 0 S: 3 H: 1 LOB: 0 BB: 0 P: 3	R: 0 E: 0 K: 0 S: 3 H: 0 LOB: 0 BB: 0 P: 3	R: 0 E: 0 K: 1 S: 5 H: 0 LOB: 0 BB: 0 P: 5	R: 0 E: 0 K: 0 S: 3 H: 0 LOB: 1 BB: 1 P: 7	R: 0 E: 0 K: 0 S: 2 H: 0 LOB: 0 BB: 1 P: 6	R: 0 E: 0 K: 0 S: 3 H: 0 LOB: 0 BB: 0 P: 3	R: 1 E: 0 K: 0 S: 4 H: 1 LOB: 0 BB: 0 P: 4	R: 0 E: 0 K: 0 S: 3 H: 0 LOB: 0 BB: 0 P: 3	1B: 2 2B: 2 3B: 0 HR: 1 SF: 0 SAC: 0 DP: 1 HBP: 0	WP: 0 PB: 0 SB: 0 CS: 0 PA: 30
<b>PITCHER</b> <b>Howie Fox, R</b> ERA: 4.9 (1, 1)	IP: 9.0 WLS: W BF: 30 H: 4 R: 1 ER: 1 SO: 1 BB: 2 IBB: 0 HBP: 0 BLK: 0 WP: 0 HR: 1 S: 30 P: 38 ERA: 1.00 WHIP: 0.667										

**New York Giants @ Cincinnati Reds**  
Crosley Field, Cincinnati, OH  
Sun Aug 27 1950, 3:38 AM EDT  
Att. 15,676 - Sunny - 89 F

[livebaseballscorecards.com](http://livebaseballscorecards.com)

AB	28
R	1
H	4
RBI	1
BB	2
SO	1
LOB	4





BOTTOM

New York Giants @ Cincinnati Reds  
Crosley Field, Cincinnati, OH  
Sun Aug 27 1950, 3:38 AM EDT  
Att. 15,676 - Sunny - 89 F

livebaseballscorecards.com

AB	31
R	3
H	8
RBI	3
BB	3
SO	6
LOB	13



WP:	0	PA:	34
PB:	1	SB:	0
CS:	0		

AB R H RBI BB SO LOB

4 1 1 1 0 2 0

4 0 3 1 0 0 0

4 0 1 0 0 0 3

3 1 1 0 1 0 2

3 0 0 0 1 0 3

4 0 1 1 0 1 1

4 0 1 0 0 1 2

2 0 0 0 1 1 0

3 1 0 0 0 1 2

1B:	3	SF:	0
2B:	5	SAC:	0
3B:	1	DP:	2
HR:	0	HBP:	0

Batter	1	2	3	4	5	6	7	8	9
Bobby Adams, R OBP: 0.348, SLG: 0.402 (1, 4)	0-3 K		0-0 6-3		0-3 K		0-0 2B 3B		
Lloyd Merriman, L OBP: 0.340, SLG: 0.369 (1, 8)	0-0 FC4-6 1B		0-0 F6		0-0 1B		0-0 FC6-5-6 2B		
Johnny Wyrostek, L OBP: 0.388, SLG: 0.453 (1, 9)	0-0 FC4-6 FC5-4 1-2f		0-0 PB 2B		0-0 F8		0-0 FC6-5-6 FC4-6 2-3		
Ted Kluszewski, L OBP: 0.366, SLG: 0.572 (1, 3)	0-0 FC5-4 1-2f		4-0 PB IBB		0-0 3-4-3 1B 2B		0-0 FC4-6 1-2f		
Grady Hatton, L OBP: 0.363, SLG: 0.395 (1, 5)		0-0 3-1	0-0 F6 1-2 2-3		0-0 3-4-3		4-0 L4-3 BB		
Joe Adcock, R OBP: 0.306, SLG: 0.384 (1, 7)		0-0 F4		0-0 6-3		0-0 G6-4-3 1B	0-3 K		
Virgil Stallcup, R OBP: 0.280, SLG: 0.356 (1, 6)		0-0 2B		0-3 K		0-0 G6-4-3 1-2f	0-0 L4-3		
Dixie Howell, R OBP: 0.326, SLG: 0.280 (1, 2)		4-0 BB		0-3 K		0-0 F6			
Howie Fox, R OBP: 0.209, SLG: 0.302 (1, 1)		0-0 F5		0-3 K		0-0 E3 3B			

Inning Stats	R: 0	H: 1	E: 0	K: 1	S: 6	LOB: 1	BB: 0	P: 6
	R: 0	H: 1	E: 0	K: 0	S: 4	LOB: 2	BB: 1	P: 8
	R: 0	H: 1	E: 0	K: 0	S: 4	LOB: 2	BB: 1	P: 8
	R: 0	H: 0	E: 0	K: 2	S: 7	LOB: 0	BB: 0	P: 7
	R: 0	H: 1	E: 0	K: 2	S: 8	LOB: 1	BB: 0	P: 8
	R: 1	H: 2	E: 0	K: 0	S: 4	LOB: 0	BB: 0	P: 4
	R: 2	H: 2	E: 1	K: 0	S: 6	LOB: 1	BB: 0	P: 6
	R: 0	H: 0	E: 0	K: 1	S: 4	LOB: 0	BB: 1	P: 8

PITCHER	IP	WLS	BF	H	R	ER	SO	BB	IBB	HBP	BLK	WP	HR	S	P	ERA	WHIP
Sheldon Jones, R ERA: 4.98 (1, 1)	6.1	L	29	8	3	2	5	1	1	0	0	0	0	37	45	2.84	1.421
Monty Kennedy, L ERA: 4.75 (7, 1)	0.2		2	0	0	0	0	0	0	0	0	0	0	2	2	0.00	0.000
Jack Kramer, R ERA: 3.61 (8, 1)	1.0		3	0	0	0	1	1	0	0	0	0	0	4	8	0.00	1.000

WP	HR	S	P	ERA	WHIP
0	0	6	3	3.61	1.000

Batter	1	2	3	4	5	6	7	8	9	AB R H RBI BB SO LOB	TOP																								
<b>Eddie Stanky, R</b> (1, 4) OBP: 0.467, SLG: 0.416	0-0 F4		0-0 BB 1B F7	4-0 1-2 BB			4-0 BB BB			2 1 1 0 2 0 0	<b>New York Giants @ Cincinnati Reds</b> Crosley Field, Cincinnati, OH Mon Aug 28 1950, 3:33 AM EDT Att: 1,547 - Cloudy - 90 F																								
<b>Whitey Lockman, L</b> (1, 7) OBP: 0.365, SLG: 0.437	4-0 4-3 BB		0-0 1-2 BB 1B	0-0 F8			0-0 F7			3 1 1 0 1 0 3																									
<b>Don Mueller, L</b> (1, 9) OBP: 0.333, SLG: 0.385	0-0 4-3		4-0 1-2 2-3 BB				0-0 G3			3 0 0 0 1 0 2																									
<b>Hank Thompson, L</b> (1, 5) OBP: 0.393, SLG: 0.477	0-0 F8		0-0 F7				0-0 L3-6 2B			4 0 1 1 0 0 3																									
<b>Alvin Dark, R</b> (1, 6) OBP: 0.336, SLG: 0.453		0-3 K	0-0 1-3 2-H 1B				0-0 L3-6			4 0 1 1 0 1 1																									
<b>Tookie Gilbert, L</b> (1, 3) OBP: 0.318, SLG: 0.312		0-0 4-3	0-0 4-3				0-0 F6			4 0 0 0 0 0 2																									
<b>Bobby Thomson, R</b> (1, 8) OBP: 0.307, SLG: 0.414		0-0 2B		0-3 K			4-0 G6-4-3 BB			3 0 1 0 1 1 0																									
<b>Sam Calderone, R</b> (1, 2) OBP: 0.318, SLG: 0.359	0-0 F4		0-0 5-3				0-0 G6-4-3			4 0 0 0 0 0 2																									
<b>Dave Koslo, L</b> (1, 1) OBP: 0.194, SLG: 0.175			0-0 F9				0-3 K			4 0 1 0 0 2 0																									
<b>Inning Stats</b>	R: 0 E: 0 K: 0 S: 3	H: 0 LOB: 1 BB: 1 P: 7	R: 0 E: 0 K: 1 S: 6	H: 1 LOB: 1 BB: 0 P: 6	R: 2 E: 0 K: 0 S: 6	H: 3 LOB: 2 BB: 1 P: 10	R: 0 E: 0 K: 1 S: 6	H: 1 LOB: 2 BB: 1 P: 10	R: 0 E: 0 K: 0 S: 3	H: 1 LOB: 0 BB: 0 P: 3	R: 0 E: 0 K: 0 S: 2	H: 0 LOB: 0 BB: 1 P: 6	R: 0 E: 0 K: 1 S: 5	H: 0 LOB: 1 BB: 1 P: 9	R: 0 E: 0 K: 0 S: 3	H: 0 LOB: 0 BB: 0 P: 3	R: 0 E: 0 K: 1 S: 5	H: 0 LOB: 0 BB: 0 P: 5	1B: 4 2B: 3 3B: 0 HR: 0	SF: 0 SAC: 0 DP: 2 HBP: 0	WP: 0 PB: 0 SB: 0 CS: 0	PA: 36													
<b>PITCHER</b> <b>Ewell Blackwell, R</b> (1, 1) ERA: 3.55	IP 9.0	WLS W	BF 36	H 6	R 2	ER 2	SO 4	BB 5	IBB 0	HBP 0	BLK 0	WP 0	HR 0	S 39	P 59	ERA 2.00	WHIP 1.222	<b>PITCHER</b>	IP 9.0	WLS W	BF 36	H 6	R 2	ER 2	SO 4	BB 5	IBB 0	HBP 0	BLK 0	WP 0	HR 0	S 39	P 59	ERA 2.00	WHIP 1.222

<b>AB</b>	31
<b>R</b>	2
<b>H</b>	6
<b>RBI</b>	2
<b>BB</b>	5
<b>SO</b>	4
<b>LOB</b>	13



livebaseballscorecards.com



Batter	1	2	3	4	5	6	7	8	9	AB R H RBI BB SO LOB
<b>Bobby Adams, R</b> OBP: 0.350, SLG: 0.403 (1, 4)	0-0 SH1-3 1B		0-0 5-3		0-0 1B		0-0 F9			4 1 2 1 0 0 1
<b>Bob Usher, R</b> OBP: 0.313, SLG: 0.368 (1, 8)	0-0 SH1-3 1-2		0-0 6-3		0-0 F7		0-0 F7			3 0 0 0 0 0 2
<b>Johnny Wyrostek, L</b> OBP: 0.389, SLG: 0.454 (1, 9)	0-0 FC6-4 2-H 1B			0-0 G4-6-3 1B		0-0 F7		0-0 1-3		4 0 2 1 0 0 0
<b>Ted Kluszewski, L</b> OBP: 0.362, SLG: 0.566 (1, 3)	0-3 K		0-0 G4-6-3 1-2f		0-0 4-3		0-0 6-3			4 0 0 0 0 1 2
<b>Joe Adcock, R</b> OBP: 0.309, SLG: 0.386 (1, 7)	0-0 FC6-4 1-2f		0-0 1B		0-0 1B		0-0 F8			4 0 2 0 0 0 1
<b>Grady Hatton, L</b> OBP: 0.362, SLG: 0.393 (1, 5)		0-0 F9		0-0 1-3 1B		0-3 K		0-0 4-3		4 0 1 0 0 1 1
<b>Virgil Stallcup, R</b> OBP: 0.280, SLG: 0.354 (1, 6)		0-0 F8		0-0 F2		0-0 1B SH1-4 F9 1B		0-0 F4		4 1 1 0 0 0 2
<b>Dixie Howell, R</b> OBP: 0.327, SLG: 0.298 (1, 2)		0-0 F8			0-0 1-3		0-0 SH1-4 1-2		0-0 HR	3 1 1 1 0 0 0
<b>Ewell Blackwell, R</b> OBP: 0.137, SLG: 0.087 (1, 1)			0-0 4-3		0-0 F9		0-0 1B			3 0 1 0 0 0 0

Inning Stats	R: 1	H: 2	E: 0	K: 1	S: 7	LOB: 1	BB: 0	P: 7	R: 0	H: 0	E: 0	K: 0	S: 3	LOB: 0	BB: 0	P: 3	R: 0	H: 0	E: 0	K: 0	S: 3	LOB: 0	BB: 0	P: 3	R: 0	H: 3	E: 0	K: 0	S: 5	LOB: 2	BB: 0	P: 5	R: 0	H: 1	E: 0	K: 0	S: 4	LOB: 1	BB: 0	P: 4	R: 0	H: 1	E: 0	K: 1	S: 6	LOB: 1	BB: 0	P: 6	R: 1	H: 2	E: 0	K: 0	S: 5	LOB: 1	BB: 0	P: 5	R: 0	H: 0	E: 0	K: 0	S: 3	LOB: 0	BB: 0	P: 3	R: 1	H: 1	E: 0	K: 0	S: 3	LOB: 0	BB: 0	P: 3	1B: 9	2B: 0	3B: 0	HR: 1	SF: 0	SAC: 2	DP: 1	HBP: 0	WP: 0	PA: 35
<b>PITCHER</b> <b>Dave Koslo, L</b> ERA: 3.8 (1, 1)	IP	WLS	BF	H	R	ER	SO	BB	IBB	HBP	BLK	WP	HR	S	P	ERA	WHIP																																																																	
	8.2	L	35	10	3	3	2	0	0	0	0	0	1	39	39	3.12	1.154																																																																	


**BOTTOM**


**New York Giants @ Cincinnati Reds**  
Crosley Field, Cincinnati, OH

Mon Aug 28 1950, 3:33 AM EDT  
Att. 1,547 - Cloudy - 90 F

livebaseballscorecards.com


<b>AB</b>	<b>33</b>
<b>R</b>	<b>3</b>
<b>H</b>	<b>10</b>
<b>RBI</b>	<b>3</b>
<b>BB</b>	<b>0</b>
<b>SO</b>	<b>2</b>
<b>LOB</b>	<b>9</b>



Batter	1	2	3	4	5	6	7	8	9	AB	R	H	RBI	BB	SO	LOB	TOP	
<b>Eddie Stanky, R</b> (1, 4) OBP: 0.467, SLG: 0.416										0	0	0	0	0	0	0	<b>New York Giants @ Pittsburgh Pirates</b> Forbes Field, Pittsburgh, PA Tue Aug 29 1950, 3:33 AM EDT Att: 13,850 - Unknown  <a href="http://livebaseballscorecards.com">livebaseballscorecards.com</a>	
<b>Whitey Lockman, L</b> (1, 7) OBP: 0.365, SLG: 0.437										0	0	0	0	0	0	0		
<b>Don Mueller, L</b> (1, 9) OBP: 0.333, SLG: 0.385										0	0	0	0	0	0	0		
<b>Hank Thompson, L</b> (1, 5) OBP: 0.393, SLG: 0.477										0	0	0	0	0	0	0		
<b>Monte Irvin, R</b> (1, 3) OBP: 0.378, SLG: 0.437										0	0	0	0	0	0	0		
<b>Alvin Dark, R</b> (1, 6) OBP: 0.336, SLG: 0.453										0	0	0	0	0	0	0		
<b>Bobby Thomson, R</b> (1, 8) OBP: 0.307, SLG: 0.414										0	0	0	0	0	0	0		
<b>Wes Westrum, R</b> (1, 2) OBP: 0.371, SLG: 0.463										0	0	0	0	0	0	0		
<b>Larry Jansen, R</b> (1, 1) OBP: 0.211, SLG: 0.247										0	0	0	0	0	0	0		
<b>Inning Stats</b>																		1B: 0 SF: 0 2B: 0 SAC: 0 3B: 0 DP: 0 HR: 0 HBP: 0 WP: 0 PA: 0 PB: 0 SB: 0 CS: 0
<b>PITCHER</b> <b>Vern Law, R</b> (1, 1) ERA: 5.29	IP	WLS	BF	H	R	ER	SO	BB	IBB	HBP	BLK	WP	HR	S	P	ERA	WHIP	<b>PITCHER</b> IP WLS BF H R ER SO BB IBB HBP BLK WP HR S P ERA WHIP
	0.0	L	0	0	0	0	0	0	0	0	0	0	0	0	0	∞	∞	





Batter	1	2	3	4	5	6	7	8	9	AB	R	H	RBI	BB	SO	LOB	TOP																	
<a href="#">Eddie Stanky, R</a> (1, 4) OBP: 0.471, SLG: 0.417																	0	0	0	0	0	0	0	0	0	0	0	<b>New York Giants @ Pittsburgh Pirates</b> Forbes Field, Pittsburgh, PA Wed Aug 30 1950, 3:33 AM EDT Att. 7,794 - Unknown  <a href="http://livebaseballscorecards.com">livebaseballscorecards.com</a>						
<a href="#">Whitey Lockman, L</a> (1, 7) OBP: 0.367, SLG: 0.437																	0	0	0	0	0	0	0	0	0	0	0		0	0	0	0	0	
<a href="#">Alvin Dark, R</a> (1, 6) OBP: 0.337, SLG: 0.455																	0	0	0	0	0	0	0	0	0	0	0		0	0	0	0	0	
<a href="#">Monte Irvin, R</a> (1, 3) OBP: 0.382, SLG: 0.442																	0	0	0	0	0	0	0	0	0	0	0		0	0	0	0	0	
<a href="#">Don Mueller, L</a> (1, 9) OBP: 0.332, SLG: 0.383																	0	0	0	0	0	0	0	0	0	0	0		0	0	0	0	0	
<a href="#">Bobby Thomson, R</a> (1, 8) OBP: 0.310, SLG: 0.413																	0	0	0	0	0	0	0	0	0	0	0		0	0	0	0	0	
<a href="#">Hank Thompson, L</a> (1, 5) OBP: 0.397, SLG: 0.486																	0	0	0	0	0	0	0	0	0	0	0		0	0	0	0	0	
<a href="#">Wes Westrum, R</a> (1, 2) OBP: 0.370, SLG: 0.461																	0	0	0	0	0	0	0	0	0	0	0		0	0	0	0	0	
<a href="#">Sal Maglie, R</a> (1, 1) OBP: 0.146, SLG: 0.174	0	0	0	0	0	0	0	0	0	0	0	0	0	0	0	0																		
<b>Inning Stats</b>	1B: 0	SF: 0	2B: 0	SAC: 0	3B: 0	DP: 0	HR: 0	HBP: 0	WP: 0	PA: 0	PB: 0	SB: 0	CS: 0	ERA: ∞	WHIP: ∞	ERA: ∞		WHIP: ∞																
<b>PITCHER</b> <a href="#">Cliff Chambers, L</a> (1, 1) ERA: 4.69	IP	WLS	BF	H	R	ER	SO	BB	IBB	HBP	BLK	WP	HR	S	P	ERA	WHIP	<b>PITCHER</b> IP	WLS	BF	H	R	ER	SO	BB	IBB	HBP	BLK	WP	HR	S	P	ERA	WHIP





**New York Giants @ Pittsburgh Pirates**  
 Forbes Field, Pittsburgh, PA  
 Thu Aug 31 1950, 3:33 AM EDT  
 Att. 3,552 - Unknown

[livebaseballscorecards.com](http://livebaseballscorecards.com)

AB	32
R	2
H	6
RBI	2
BB	4
SO	2
LOB	17



WP:	0	PA:	36
PB:	0		
SB:	0		
CS:	0		

Batter	1	2	3	4	5	6	7	8	9	AB R H RBI BB SO LOB	TOP		
<b>Eddie Stanky, R</b> (1, 4) OBP: 0.474, SLG: 0.418	0-0 4-3 FC4-5-2-6 2B		0-0 F7			4-0 2B BB	0-0 F8			3 1 1 0 1 0 3			
<b>Whitey Lockman, L</b> (1, 7) OBP: 0.362, SLG: 0.433	0-0 4-3 2-3		0-0 F8			0-0 2B 1-H		0-0 L5		4 0 1 1 0 0 2			
<b>Don Mueller, L</b> (1, 9) OBP: 0.332, SLG: 0.384	0-0 FC4-5-2-6 3-H			0-0 4-3		0-0 4-3		0-0 1B FC3-8		4 0 1 0 0 0 1			
<b>Hank Thompson, L</b> (1, 5) OBP: 0.396, SLG: 0.480	0-0 F9			0-0 F8		0-0 P5		0-0 FC3-6 FC6-4 1-2f		4 0 0 0 0 0 2			
<b>Monte Irvin, R</b> (1, 3) OBP: 0.382, SLG: 0.438		0-0 F8		0-0 FC5-4 1B		4-0 F9 1B BB		0-0 FC6-4 1-2f		3 1 1 0 1 0 1			
<b>Tookie Gilbert, L</b> (8, 3) OBP: 0.317, SLG: 0.311										0 0 0 0 0 0 0			
<b>Alvin Dark, R</b> (1, 6) OBP: 0.335, SLG: 0.450		0-3 K		0-0 FC5-4 1-2f		0-0 E 1B FC6-2-5-2 1B		0-0 6-3		4 0 1 0 0 1 1			
<b>Bobby Thomson, R</b> (1, 8) OBP: 0.309, SLG: 0.409		0-0 P4			0-0 6-3		0-0 F9		4-0 BB	3 0 0 0 1 0 2			
<b>Wes Westrum, R</b> (1, 2) OBP: 0.373, SLG: 0.459			4-0 B3-4 BB		0-3 K		0-0 E7 FC6-2-5-2 1B 3-H		0-0 F9	3 0 1 1 1 1 1			
<b>Jim Hearn, R</b> (1, 1) OBP: 0.250, SLG: 0.143			0-0 B3-4		0-0 F9		0-0 FC6-2-5-2		0-0 F8	4 0 0 0 0 0 4			
<b>Inning Stats</b>	R: 0 E: 0 K: 0 S: 4 H: 1 LOB: 1 BB: 0 P: 4	R: 0 E: 0 K: 1 S: 5 H: 0 LOB: 0 BB: 0 P: 5	R: 0 E: 0 K: 0 S: 3 H: 0 LOB: 1 BB: 1 P: 7	R: 0 E: 0 K: 0 S: 4 H: 1 LOB: 1 BB: 0 P: 4	R: 0 E: 0 K: 1 S: 5 H: 0 LOB: 0 BB: 0 P: 5	R: 1 E: 0 K: 0 S: 3 H: 1 LOB: 0 BB: 1 P: 7	R: 1 E: 1 K: 0 S: 5 H: 2 LOB: 2 BB: 1 P: 9	R: 0 E: 0 K: 0 S: 4 H: 1 LOB: 1 BB: 0 P: 4	R: 0 E: 0 K: 0 S: 3 H: 0 LOB: 1 BB: 1 P: 7	1B: 4 2B: 2 3B: 0 HR: 0 SF: 0 SAC: 0 DP: 0 HBP: 0	WP: 0 PA: 36		
<b>PITCHER</b>	IP WLS BF H R ER SO BB IBB HBP BLK WP HR S P ERA WHIP											<b>PITCHER</b>	IP WLS BF H R ER SO BB IBB HBP BLK WP HR S P ERA WHIP
<b>Bill MacDonald, R</b> (1, 1) ERA: 4.46	8.0 L 32 6 2 2 2 3 0 0 0 0 0 0 33 45 2.25 1.125												
<b>Murry Dickson, R</b> (9, 1) ERA: 4.04	1.0 4 0 0 0 0 1 0 0 0 0 0 0 3 7 0.00 1.000												



BOTTOM

New York Giants @ Pittsburgh Pirates  
Forbes Field, Pittsburgh, PA  
Thu Aug 31 1950, 3:33 AM EDT  
Att. 3,552 - Unknown

livebaseballscorecards.com

AB	26
R	1
H	4
RBI	0
BB	3
SO	4
LOB	6



WP:	1	PA:	30
PB:	0	SB:	1
CS:	2		

AB R H RBI BB SO LOB

4	1	1	0	0	0	0
3	0	0	0	1	1	0
4	0	1	0	0	0	1
3	0	0	0	0	1	1
2	0	0	0	1	1	1
2	0	1	0	1	0	0
2	0	0	0	0	0	1
0	0	0	0	0	0	0
0	0	0	0	0	0	0
2	0	0	0	0	0	0
1	0	1	0	0	0	0
0	0	0	0	0	0	0
2	0	0	0	0	1	0
1	0	0	0	0	0	2

Batter	1	2	3	4	5	6	7	8	9
Bob Dillinger, R OBP: 0.353, SLG: 0.416 (1, 5)	0-0 WP S G5-4-3 1B		0-0 4-3			0-0 F9			0-0 1-3
Danny O'Connell, R OBP: 0.330, SLG: 0.423 (1, 6)	4-0 G5-4-3 1-3 BB			0-0 5-3		0-3 K			0-0 5-3
Ralph Kiner, R OBP: 0.423, SLG: 0.620 (1, 7)	0-0 G5-4-3 1-2f 3-H			0-0 2B			0-0 6-3		0-0 P2
Gus Bell, L OBP: 0.308, SLG: 0.403 (1, 9)	0-0 4-3			0-3 K			0-0 G3		
Wally Westlake, R OBP: 0.340, SLG: 0.442 (1, 8)		4-0 CS BB		0-0 F7			0-3 K		
Jack Phillips, R OBP: 0.333, SLG: 0.443 (1, 3)		0-0 CS 1B			0-0 6-3			4-0 1B SH3-4 BB	
Johnny Berardino, R OBP: 0.327, SLG: 0.195 (1, 4)		0-0 5-3			0-0 F7			0-0 SH3-4 1-2	
Tom Saffell, L OBP: 0.248, SLG: 0.239 (8, PH)		1-2							
Hank Schenz, R OBP: 0.269, SLG: 0.333 (9, 4)		1-2							
Ray Mueller, R OBP: 0.302, SLG: 0.413 (1, 2)			0-0 1-3			0-0 F2		0-0 G5-4-3 1B 2-3	
Johnny Hopp, L OBP: 0.420, SLG: 0.525 (8, PH)									
Murry Dickson, R OBP: 0.250, SLG: 0.286 (9, 1)									
Bill MacDonald, R OBP: 0.195, SLG: 0.132 (1, 1)			0-0 5-3			0-3 K		0-0 G5-4-3 1-2f	
Clyde McCullough, R OBP: 0.347, SLG: 0.442 (8, PH)									

Inning Stats	R: 1	H: 1	R: 0	H: 1	R: 0	H: 0	R: 0	H: 0	R: 0	H: 0	R: 0	H: 1	R: 0	H: 0	R: 0	H: 0	R: 0	H: 0	R: 0	H: 1	R: 0	H: 0	1B: 3	SF: 0
	E: 0	LOB: 0	E: 0	LOB: 0	E: 0	LOB: 1	E: 0	LOB: 0	E: 0	LOB: 0	E: 0	LOB: 0	E: 0	LOB: 0	E: 0	LOB: 0	E: 0	LOB: 0	E: 0	LOB: 1	E: 0	LOB: 0	2B: 1 <td>SAC: 1</td>	SAC: 1
	K: 0	BB: 1	K: 0	BB: 1	K: 0	BB: 0	K: 1	BB: 0	K: 0	BB: 0	K: 1	BB: 0	K: 0	BB: 0	K: 0	BB: 0	K: 0	BB: 0	K: 0	BB: 1	K: 0	BB: 0	3B: 0	DP: 2
	S: 3	P: 7	S: 2	P: 6	S: 3	P: 3	S: 6	P: 6	S: 3	P: 3	S: 7	P: 7	S: 5	P: 5	S: 3	P: 7	S: 3	P: 3	S: 3	P: 3	S: 3	P: 3	HR: 0	HBP: 0

PITCHER	IP	WLS	BF	H	R	ER	SO	BB	IBB	HBP	BLK	WP	HR	S	P	ERA	WHIP
Jim Hearn, R ERA: 3.04 (1, 1)	9.0	W	30	4	1	1	4	3	0	0	0	1	0	35	47	1.00	0.778

PITCHER	IP	WLS	BF	H	R	ER	SO	BB	IBB	HBP	BLK	WP	HR	S	P	ERA	WHIP
---------	----	-----	----	---	---	----	----	----	-----	-----	-----	----	----	---	---	-----	------

Batter	1	2	3	4	5	6	7	8	9	AB R H RBI BB SO LOB	TOP														
<b>Eddie Stanky, R</b> OBP: 0.475, SLG: 0.420 (1, 4)	1-2 F8 1B		2-1 FC5-4 1B	0-0 1-3 1B			0-1 F5		2-3 K	5 1 3 0 0 1 0															
<b>Whitey Lockman, L</b> OBP: 0.363, SLG: 0.436 (1, 7)	3-1 E 1B		1-0 F8	1-1 4-3			3-2 2B			4 1 2 0 0 0 3															
<b>Alvin Dark, R</b> OBP: 0.335, SLG: 0.451 (1, 6)	2-3 K		0-0 FC5-4 HR		0-0 L6		1-0 2B			4 1 1 1 0 1 3															
<b>Monte Irvin, R</b> OBP: 0.384, SLG: 0.448 <b>Tookie Gilbert, L</b> OBP: 0.317, SLG: 0.311 (1, 3) (7, 3)	1-0 F8 1-2 3-H		1-2 HR		4-2 BB		1-0 F5			3 1 1 3 1 0 2 0 0 0 0 0 0 0															
<b>Wes Westrum, R</b> OBP: 0.371, SLG: 0.455 (1, 2)	3-2 1-3		4-2 BB		1-1 G4-6-3			0-3 K		3 0 0 0 1 1 2															
<b>Don Mueller, L</b> OBP: 0.331, SLG: 0.383 (1, 9)		1-1 F6	2-3 K		1-0 G4-6-3 1B		2-2 6-3			4 0 1 0 0 1 1															
<b>Bobby Thomson, R</b> OBP: 0.309, SLG: 0.407 (1, 8)		0-0 CS 1B		1-1 5-3		0-1 G4-6-3		1-3 K		4 0 1 0 0 1 1															
<b>Hank Thompson, L</b> OBP: 0.399, SLG: 0.480 (1, 5)		0-0 1-2 1B		4-1 1B BB		0-1 4-3		4-2 BB		2 0 1 0 2 0 0															
<b>Sheldon Jones, R</b> OBP: 0.160, SLG: 0.106 (1, 1)		3-3 K		1-3 K		0-0 5-3		0-1 B3-6-4		4 0 0 0 0 2 4															
<b>Inning Stats</b>	R: 1 E: 1 K: 1 S: 13	H: 2 LOB: 1 BB: 0 P: 23	R: 0 E: 0 K: 1 S: 9	H: 2 LOB: 2 BB: 0 P: 13	R: 2 E: 0 K: 1 S: 13	H: 2 LOB: 1 BB: 1 P: 23	R: 0 E: 0 K: 1 S: 9	H: 1 LOB: 2 BB: 1 P: 16	R: 0 E: 0 K: 0 S: 6	H: 0 LOB: 0 BB: 1 P: 11	R: 0 E: 0 K: 0 S: 5	H: 1 LOB: 0 BB: 0 P: 6	R: 1 E: 0 K: 0 S: 8	H: 2 LOB: 1 BB: 0 P: 13	R: 0 E: 0 K: 2 S: 11	H: 0 LOB: 0 BB: 0 P: 14	R: 0 E: 0 K: 1 S: 8	H: 0 LOB: 0 BB: 1 P: 14	1B: 7 2B: 3 3B: 0 HR: 1	SF: 0 SAC: 0 DP: 4 HBP: 0	WP: 0 PB: 0 SB: 0 CS: 1	PA: 37			
<b>PITCHER</b> <b>Preacher Roe, L</b> ERA: 3.19 <b>Dan Bankhead, R</b> ERA: 5.99	IP 6.2 2.1	WLS L	BF 30 7	H 10 0	R 4 0	ER 4 0	SO 4 3	BB 3 1	IBB 0 0	HBP 0 0	BLK 0 0	WP 0 0	HR 1 0	S 62 20	P 103 30	ERA 5.40 0.00	WHIP 1.950 0.429								

**New York Giants @ Brooklyn Dodgers**  
Ebbets Field, Brooklyn, NY  
Fri Sep 01 1950, 3:33 AM EDT  
Att. 20,517 - Unknown

livebaseballscorecards.com

AB	33
R	4
H	10
RBI	4
BB	4
SO	7
LOB	16





Batter	1	2	3	4	5	6	7	8	9	AB R H RBI BB SO LOB
<b>Pee Wee Reese, R</b> OBP: 0.363, SLG: 0.365 (1, 6)	2-2 F9	4-0 BB		1-3 K			2-2 2B 1B		2-1 4-3	4 1 1 0 1 1 2
<b>Gene Hermanski, L</b> OBP: 0.361, SLG: 0.463 (1, 7)	3-2 L7	0-2 F7		2-0 L1			0-0 1-H 2B		0-1 F4	5 0 1 1 0 0 5
<b>Duke Snider, L</b> OBP: 0.381, SLG: 0.545 (1, 8)	3-2 1B 1B			1-0 5-3 SH1-3 1B		0-1 F7	0-0 3-1		1-3 K	5 0 2 0 0 1 2
<b>Jackie Robinson, R</b> OBP: 0.421, SLG: 0.501 (1, 4)	0-0 1-3 1B			0-0 SH1-3		1-0 F8	2-3 K			3 0 1 0 0 1 1
<b>Carl Furillo, R</b> OBP: 0.364, SLG: 0.489 (1, 9)	1-0 F5			2-2 5-3		0-0 1B	1-1 6-3			4 0 1 0 0 0 4
<b>Gil Hodges, R</b> OBP: 0.382, SLG: 0.510 (1, 3)				0-3 K		0-1 L1-3		0-1 L8		3 0 0 0 1 1 1
<b>Bruce Edwards, R</b> OBP: 0.208, SLG: 0.358 (1, 2)				0-0 F2		3-2 F8		2-2 F3		4 0 0 0 0 1 2
<b>Billy Cox, R</b> OBP: 0.311, SLG: 0.377 (1, 5)				0-2 BB 1B 1B		0-3 K		1-1 L4		4 0 2 0 0 1 0
<b>Preacher Roe, R</b> OBP: 0.158, SLG: 0.160 (1, 1)				0-2 BB 1B		0-1 B2		4-1 4-3 BB		3 0 1 0 0 0 1
<b>Dan Bankhead, R</b> OBP: 0.289, SLG: 0.278 (7, 1)				1-2 1B						0 0 0 0 0 0 0
<b>Cal Abrams, L</b> (9, PH)										0 0 0 0 1 0 0

Inning Stats	R: 0	H: 2	E: 0	LOB: 2	K: 0	P: 20	R: 0	H: 2	E: 0	LOB: 3	K: 1	P: 19	R: 0	H: 1	E: 0	LOB: 2	K: 1	P: 18	R: 0	H: 1	E: 0	LOB: 1	K: 1	P: 11	R: 0	H: 1	E: 0	LOB: 1	K: 0	P: 7	R: 0	H: 0	E: 0	LOB: 0	K: 1	P: 13	R: 1	H: 2	E: 0	LOB: 1	K: 1	P: 15	R: 0	H: 0	E: 0	LOB: 0	K: 0	P: 11	R: 0	H: 0	E: 0	LOB: 1	K: 1	P: 15	1B: 8	SF: 0	2B: 1	SAC: 1	3B: 0	DP: 0	HR: 0	HBP: 0	WP: 0	PA: 39
<b>PITCHER</b> <b>Sheldon Jones, R</b> ERA: 4.76 (1, 1)	IP	WLS	BF	H	R	ER	SO	BB	IBB	HBP	BLK	WP	HR	S	P	ERA	WHIP	IP	WLS	BF	H	R	ER	SO	BB	IBB	HBP	BLK	WP	HR	S	P	ERA	WHIP	IP	WLS	BF	H	R	ER	SO	BB	IBB	HBP	BLK	WP	HR	S	P	ERA	WHIP													
	9.0	W	39	9	1	1	6	3	0	0	0	0	0	84	129	1.00	1.333																																															


**BOTTOM**

**New York Giants @ Brooklyn Dodgers**  
Ebbets Field, Brooklyn, NY

Fri Sep 01 1950, 3:33 AM EDT  
Att. 20,517 - Unknown

livebaseballscorecards.com

<b>AB</b>	<b>35</b>
<b>R</b>	<b>1</b>
<b>H</b>	<b>9</b>
<b>RBI</b>	<b>1</b>
<b>BB</b>	<b>3</b>
<b>SO</b>	<b>6</b>
<b>LOB</b>	<b>18</b>



Batter	1	2	3	4	5	6	7	8	9	AB R H RBI BB SO LOB	TOP
<b>Eddie Stanky, R</b> OBP: 0.476, SLG: 0.418 (1, 4) X	0-0 L4		4-0 BB			4-0 G3 BB		0-0 4-3		2 0 0 0 2 0 0	
<b>Whitey Lockman, L</b> OBP: 0.360, SLG: 0.432 (1, 7) S S S	0-3 K		0-0 F3			0-0 G3		0-0 F6		4 0 0 0 0 1 3	
<b>Don Mueller, L</b> OBP: 0.328, SLG: 0.379 (1, 9) X	0-0 4-3					0-0 F9				4 0 0 0 0 0 1	
<b>Hank Thompson, L</b> OBP: 0.398, SLG: 0.478 (1, 5)		0-0 F8				0-0 6-3		0-0 FC6-4 1B		4 0 1 0 0 0 0	
<b>Monte Irvin, R</b> OBP: 0.382, SLG: 0.443 (1, 3)		0-0 6-3				0-0 6-3		0-0 F6		3 0 0 0 1 0 1	
<b>Alvin Dark, R</b> OBP: 0.332, SLG: 0.447 (1, 6)		0-0 6-3				0-0 L4		0-0 FC6-4 1B		4 0 0 0 0 0 2	
<b>Wes Westrum, R</b> OBP: 0.374, SLG: 0.457 (1, 2)			0-0 SH1-4 1B			0-0 5-3		0-0 FC5-4 1B		3 0 2 0 0 0 0	
<b>Bobby Thomson, R</b> OBP: 0.307, SLG: 0.405 (1, 8)			0-0 F3			0-0 5-3		0-0 FC5-4		3 0 0 0 0 0 3	
<b>Larry Jansen, R</b> OBP: 0.210, SLG: 0.244 <b>Roy Weatherly, L</b> OBP: 0.380, SLG: 0.435 (8, PH) <b>Monty Kennedy, R</b> OBP: 0.088, SLG: 0.061 (8, 1)			0-0 SH1-4			0-3 K		0-0 3-1		1 0 0 0 0 1 0 1 0 0 0 0 0 0 0 0 0 0 0 0 0	
<b>Inning Stats</b>	R: 0 E: 0 K: 1 S: 5 H: 0 LOB: 0 BB: 0 P: 5	R: 0 E: 0 K: 0 S: 3 H: 0 LOB: 0 BB: 0 P: 3	R: 0 E: 0 K: 0 S: 4 H: 1 LOB: 2 BB: 1 P: 8	R: 0 E: 0 K: 0 S: 3 H: 0 LOB: 0 BB: 0 P: 3	R: 0 E: 0 K: 0 S: 3 H: 0 LOB: 0 BB: 0 P: 3	R: 0 E: 0 K: 1 S: 5 H: 0 LOB: 1 BB: 1 P: 9	R: 0 E: 0 K: 0 S: 5 H: 2 LOB: 2 BB: 0 P: 5	R: 0 E: 0 K: 0 S: 3 H: 0 LOB: 0 BB: 0 P: 3	R: 0 E: 0 K: 0 S: 3 H: 0 LOB: 1 BB: 1 P: 7	1B: 3 SF: 0 2B: 0 SAC: 1 3B: 0 DP: 0 HR: 0 HBP: 0	WP: 0 PA: 33 PB: 0 SB: 0 CS: 0
<b>PITCHER</b> <b>Don Newcombe, R</b> ERA: 3.71 (1, 1)	IP WLS BF H R ER SO BB IBB HBP BLK WP HR S P ERA WHIP										
	9.0 W 33 3 0 0 2 3 0 0 0 0 0 0 34 46 0.00 0.667										

**New York Giants @ Brooklyn Dodgers**  
**Ebbets Field, Brooklyn, NY**  
 Sat Sep 02 1950, 3:33 AM EDT  
 Att: 15,410 - Unknown

[livebaseballscorecards.com](http://livebaseballscorecards.com)

<b>AB</b>	<b>29</b>
<b>R</b>	<b>0</b>
<b>H</b>	<b>3</b>
<b>RBI</b>	<b>0</b>
<b>BB</b>	<b>3</b>
<b>SO</b>	<b>2</b>
<b>LOB</b>	<b>10</b>





Batter	1	2	3	4	5	6	7	8	9
<b>Pee Wee Reese, R</b> OBP: 0.364, SLG: 0.371 (1, 6)	0-0 F9		0-0 PB 3B		0-0 G4-6-3 1B		0-0 6-3		
<b>Gene Hermanski, L</b> OBP: 0.360, SLG: 0.457 (1, 7)	0-0 3-1		0-0 6-3		0-0 G4-6-3 1-2f		4-0 SH1-4 BB		
<b>Duke Snider, L</b> OBP: 0.380, SLG: 0.543 (1, 8)	0-0 CS 1B		0-0 L9		0-0 F7		0-0 SH1-4 1-2		
<b>Jackie Robinson, R</b> OBP: 0.422, SLG: 0.499 (1, 4)	0-0 CS 1-2	4-0 E 1B BB	0-0 F8		4-0 G6-4-3 BB		0-0 F9		
<b>Carl Furillo, R</b> OBP: 0.363, SLG: 0.487 (1, 9)		0-0 L8		0-0 1B 1B		0-0 G6-4-3 1-2f		0-0 F3	
<b>Gil Hodges, R</b> OBP: 0.379, SLG: 0.507 (1, 3)		0-0 F7		0-0 F7		0-0 F9			
<b>Roy Campanella, R</b> OBP: 0.379, SLG: 0.573 (1, 2)		0-0 E3 1B 1-3		0-0 P7			0-0 SH2-4 1B		
<b>Billy Cox, R</b> OBP: 0.315, SLG: 0.381 (1, 5)		0-0 1-2 3-H 1B		0-0 1-2 1B			0-0 SH2-4 1-2		
<b>Don Newcombe, L</b> OBP: 0.325, SLG: 0.329 (1, 1)		0-0 1-3		0-0 4-3			0-3 K		

AB	R	H	RBI	BB	SO	LOB
4	1	2	0	0	0	1
3	0	0	0	1	0	1
3	0	1	0	0	0	0
2	1	0	0	2	0	1
4	0	1	0	0	0	3
3	0	0	0	0	0	2
3	0	1	0	0	0	2
2	0	2	1	0	0	0
3	0	0	0	0	1	5

**BOTTOM**


**New York Giants @ Brooklyn Dodgers**  
Ebbets Field, Brooklyn, NY  
Sat Sep 02 1950, 3:33 AM EDT  
Att. 15,410 - Unknown

<b>AB</b>	<b>27</b>
<b>R</b>	<b>2</b>
<b>H</b>	<b>7</b>
<b>RBI</b>	<b>1</b>
<b>BB</b>	<b>3</b>
<b>SO</b>	<b>1</b>
<b>LOB</b>	<b>15</b>



Inning Stats	R: 0	H: 1	E: 0	LOB: 0	K: 0	S: 3	P: 3	R: 1	H: 1	E: 1	LOB: 2	K: 0	S: 5	R: 0	H: 1	E: 0	LOB: 0	K: 0	S: 4	R: 0	H: 2	E: 0	LOB: 2	K: 0	S: 5	R: 0	H: 1	E: 0	LOB: 0	K: 0	S: 2	R: 0	H: 1	E: 0	LOB: 1	K: 1	S: 6	R: 0	H: 0	E: 0	LOB: 1	K: 0	S: 3							
<b>PITCHER</b>	<b>IP</b>	<b>WLS</b>	<b>BF</b>	<b>H</b>	<b>R</b>	<b>ER</b>	<b>SO</b>	<b>BB</b>	<b>IBB</b>	<b>HBP</b>	<b>BLK</b>	<b>WP</b>	<b>HR</b>	<b>S</b>	<b>P</b>	<b>ERA</b>	<b>WHIP</b>													<b>PITCHER</b>	<b>IP</b>	<b>WLS</b>	<b>BF</b>	<b>H</b>	<b>R</b>	<b>ER</b>	<b>SO</b>	<b>BB</b>	<b>IBB</b>	<b>HBP</b>	<b>BLK</b>	<b>WP</b>	<b>HR</b>	<b>S</b>	<b>P</b>	<b>ERA</b>	<b>WHIP</b>			
<b>Larry Jansen, R</b> ERA: 3.22 (1, 1)	7.0	L	28	7	2	1	1	2	0	0	0	0	0	28	36	1.29	1.286																																	
<b>Monty Kennedy, L</b> ERA: 4.7 (8, 1)	1.0		4	0	0	0	0	1	0	0	0	0	0	3	7	0.00	1.000																																	

<b>WP: 0</b>	<b>PA: 33</b>
<b>PB: 1</b>	
<b>SB: 0</b>	
<b>CS: 1</b>	

Batter	1	2	3	4	5	6	7	8	9	AB R H RBI BB SO LOB	TOP														
Eddie Stanky, R (1, 4) OBP: 0.471, SLG: 0.413	0-0 6-3			0-0 L8		0-0 5-3	0-0 4-3		0-0 P3	5 0 0 0 0 0 2	<p><b>New York Giants @ Philadelphia Phillies</b>            Shibe Park, Philadelphia, PA            Mon Sep 04 1950, 3:33 AM EDT            Unknown</p> <p>livebaseballscorecards.com</p> <table border="1"> <tr><td>AB</td><td>33</td></tr> <tr><td>R</td><td>2</td></tr> <tr><td>H</td><td>8</td></tr> <tr><td>RBI</td><td>2</td></tr> <tr><td>BB</td><td>2</td></tr> <tr><td>SO</td><td>3</td></tr> <tr><td>LOB</td><td>14</td></tr> </table> 	AB	33	R	2	H	8	RBI	2	BB	2	SO	3	LOB	14
AB	33																								
R	2																								
H	8																								
RBI	2																								
BB	2																								
SO	3																								
LOB	14																								
Whitey Lockman, L (1, 7) OBP: 0.359, SLG: 0.430	0-3 K			0-0 F7		0-0 F9		0-0 SH5-3 F8 1B		4 1 1 0 0 1 0															
Don Mueller, L (1, 9) OBP: 0.332, SLG: 0.383	0-0 L8			0-0 1B		0-0 1B		0-0 SH5-3 1B		4 0 3 0 0 0 0															
Hank Thompson, L (1, 5) OBP: 0.395, SLG: 0.475		0-0 4-3		0-0 4-3		0-0 F8		0-0 SH5-3		3 0 0 0 0 0 2															
Monte Irvin, R (1, 3) OBP: 0.387, SLG: 0.449		0-0 G6-4-3 1B			0-0 FC1-5 2B		0-0 E9 1B	4-0 BB BB BB		3 1 2 0 1 0 0															
Tookie Gilbert, L (8, 3) OBP: 0.317, SLG: 0.311										0 0 0 0 0 0 0															
Wes Westrum, R (1, 2) OBP: 0.370, SLG: 0.452		0-0 G6-4-3 1-2f			0-0 FC1-5 FC4-6 2-3		0-0 F5	0-0 F8 3-H		4 0 0 1 0 0 5															
Alvin Dark, R (1, 6) OBP: 0.331, SLG: 0.445			0-0 5-3		0-0 FC4-6 1-2f		0-0 SH1-3 1-2 1B	0-0 F2		4 0 1 0 0 0 3															
Bobby Thomson, R (1, 8) OBP: 0.309, SLG: 0.404			0-0 5-3		4-0 BB BB BB		0-0 SH1-3 1-2 2-H 1B		0-0 F6	3 0 1 1 1 0 0															
Jim Hearn, R (1, 1) OBP: 0.229, SLG: 0.129			0-3 K		0-3 K		0-0 SH1-3		0-0 G	3 0 0 0 0 2 2															
<b>Inning Stats</b>	R: 0 E: 0 K: 1 S: 5	H: 0 LOB: 0 BB: 0 P: 5	R: 0 E: 0 K: 0 S: 3	H: 1 LOB: 0 BB: 0 P: 3	R: 0 E: 0 K: 1 S: 5	H: 0 LOB: 0 BB: 0 P: 5	R: 0 E: 0 K: 0 S: 4	H: 1 LOB: 1 BB: 0 P: 4	R: 0 E: 1 K: 1 S: 6	H: 1 LOB: 2 BB: 1 P: 10	R: 0 E: 0 K: 0 S: 4	H: 1 LOB: 1 BB: 0 P: 4	R: 1 E: 1 K: 0 S: 6	H: 2 LOB: 2 BB: 0 P: 6	R: 1 E: 0 K: 0 S: 5	H: 2 LOB: 2 BB: 1 P: 9	R: 0 E: 0 K: 0 S: 3	H: 0 LOB: 0 BB: 0 P: 3	1B: 7 2B: 1 3B: 0 HR: 0	SF: 0 SAC: 2 DP: 1 HBP: 0	WP: 0 PB: 0 SB: 0 CS: 0	PA: 37			
<b>PITCHER</b>	IP WLS BF H R ER SO BB IBB HBP BLK WP HR S P ERA WHIP																								
Robin Roberts, R (1, 1) ERA: 3.08	8.0 L 34 8 2 1 3 2 0 0 0 0 0 0 38 46 1.12 1.250																								
Jim Konstanty, R (9, 1) ERA: 2.24	1.0 3 0 0 0 0 0 0 0 0 0 0 0 3 3 0.00 0.000																								



Batter	1	2	3	4	5	6	7	8	9	AB	R	H	RBI	BB	SO	LOB
Eddie Waitkus, L (1, 3) OBP: 0.339, SLG: 0.355	0-0 P6		0-0 1B		0-0 F7			0-0 1-3		4	0	1	0	0	0	1
Richie Ashburn, L (1, 8) OBP: 0.385, SLG: 0.426	0-0 5-3		0-0 1B			0-0 6-3		0-0 6-3		4	0	1	0	0	0	0
Willie Jones, R (1, 5) OBP: 0.361, SLG: 0.505	4-0 BB		0-0 L8			0-0 F2			0-0 5-3	3	0	0	0	1	0	2
Del Ennis, R (1, 7) OBP: 0.361, SLG: 0.550	0-3 K			0-0 F9		0-0 F8			0-0 F5	4	0	0	0	0	1	1
Bill Nicholson, L (1, 9) OBP: 0.323, SLG: 0.456		0-0 F7		0-0 1B		0-0 F7			0-0 F7	4	0	1	0	0	0	0
Granny Hamner, R (1, 6) OBP: 0.322, SLG: 0.399		0-0 1B		0-0 G6-3		0-3 K				3	0	1	0	0	1	1
Andy Seminick, R (1, 2) OBP: 0.416, SLG: 0.565 Putsy Caballero, R (7, PR) OBP: 0.217, SLG: 0.143 Stan Lopata, R (8, 2) OBP: 0.319, SLG: 0.263		0-0 G5-4-3			0-0 F7		0-0 E4			3	0	0	0	0	0	1
Mike Goliat, R (1, 4) OBP: 0.314, SLG: 0.370			0-0 F7		0-0 F9		0-0 G2			3	0	0	0	0	0	1
Robin Roberts, S (1, 1) OBP: 0.174, SLG: 0.106 Dick Whitman, L (8, PH) OBP: 0.315, SLG: 0.310 Jim Konstanty, R (9, 1) OBP: 0.080, SLG: 0.080			0-0 F8					0-0 L6		2	0	1	0	0	0	0


Inning Stats	R: 0	H: 0	E: 0	K: 1	S: 5	R: 0	H: 1	E: 0	K: 0	S: 3	R: 0	H: 2	E: 0	K: 0	S: 5	R: 0	H: 1	E: 0	K: 0	S: 3	R: 0	H: 1	E: 0	K: 0	S: 4	R: 0	H: 0	E: 1	K: 1	S: 6	R: 0	H: 0	E: 0	K: 0	S: 3	R: 0	H: 0	E: 0	K: 0	S: 3	R: 0	H: 0	E: 0	K: 0	S: 3
	LOB: 1	BB: 1	P: 9	LOB: 0	BB: 0	P: 3	LOB: 2	BB: 0	P: 5	LOB: 0	BB: 0	P: 5	LOB: 1	BB: 0	P: 4	LOB: 0	BB: 0	P: 3	LOB: 1	BB: 0	P: 4	LOB: 1	BB: 0	P: 4	LOB: 0	BB: 0	P: 3	LOB: 1	BB: 0	P: 6	LOB: 0	BB: 0	P: 3	LOB: 0	BB: 0	P: 3	LOB: 0	BB: 0	P: 3	LOB: 0	BB: 0	P: 3	LOB: 0	BB: 0	P: 3

PITCHER	IP	WLS	BF	H	R	ER	SO	BB	IBB	HBP	BLK	WP	HR	S	P	ERA	WHIP
Jim Hearn, R (1, 1) ERA: 2.74	9.0	W	32	5	0	0	2	1	0	0	0	0	0	35	39	0.00	0.667

**BOTTOM**

**New York Giants @ Philadelphia Phillies**  
 Shibe Park, Philadelphia, PA  
 Mon Sep 04 1950, 3:33 AM EDT  
 Unknown

AB	31
R	0
H	5
RBI	0
BB	1
SO	2
LOB	7



WP	PA	32
PB	0	
SB	0	
CS	0	







Batter	1	2	3	4	5	6	7	8	9	10	AB R H RBI BB SO LOB	TOP										
Eddie Stanky, R (1, 4) OBP: 0.470, SLG: 0.410	0-0 FC6-4 1B		0-0 F8		0-0 F2		0-0 6-3		0-0 3-1		5 0 1 0 0 0 0											
Whitey Lockman, L (1, 7) OBP: 0.360, SLG: 0.427	0-0 FC6-4 1-2f		0-3 K		0-0 F8			4-0 SH5-4 3B BB		0-0 5-3	4 1 0 0 1 1 1											
Alvin Dark, R (1, 6) OBP: 0.331, SLG: 0.445	0-3 K		0-0 3-1		0-0 SH 1B G4-6-3			0-0 SH5-4 1-2		0-0 BB 2B 1B	4 2 2 0 0 1 1											
Monte Irvin, R (1, 3) OBP: 0.394, SLG: 0.484 Tookie Gilbert, L (10, 3) OBP: 0.316, SLG: 0.310	0-0 F7			0-0 HR		0-0 SH 1B G4-6-3 1-2		0-0 F7 3B 2-H		4-0 BB 2B BB	4 3 3 2 1 0 1 0 0 0 0 0 0 0											
Wes Westrum, R (1, 2) OBP: 0.369, SLG: 0.450		0-0 F2		0-0 F7		0-0 SH G4-6-3 1-2 2-3		4-0 BB		0-0 BB 2B	3 1 1 1 1 0 0											
Don Mueller, L (1, 9) OBP: 0.333, SLG: 0.395		0-0 3-1		0-0 F8 3B		0-0 G4-6-3 1-2f 2-3 3-H		0-0 F7 3-H		0-0 2B	5 1 2 3 0 0 3											
Hank Thompson, L (1, 5) OBP: 0.395, SLG: 0.474		0-0 2B		0-0 F8		0-0 F4		0-3 K		4-0 BB	4 0 1 1 1 1 2											
Bobby Thomson, R (1, 8) OBP: 0.312, SLG: 0.404		4-0 BB		0-0 5-3			0-3 K		0-0 BB 1B	0-0 F3	4 0 1 0 1 1 2											
Sheldon Jones, R (1, 1) OBP: 0.151, SLG: 0.100 Jack Kramer, R (8, 1) OBP: 0.348, SLG: 0.294		0-3 K		0-3 K			0-3 K		0-0 BB 1B	0-0 P7	3 0 0 0 0 3 2 2 0 0 0 0 0 3											
<b>Inning Stats</b>	R: 0 E: 0 K: 1 S: 6	H: 1 LOB: 1 BB: 0 P: 6	R: 0 E: 0 K: 1 S: 6	H: 1 LOB: 2 BB: 1 P: 10	R: 0 E: 0 K: 1 S: 5	H: 0 LOB: 0 BB: 0 P: 5	R: 2 E: 0 K: 0 S: 5	H: 2 LOB: 0 BB: 0 P: 5	R: 1 E: 0 K: 0 S: 5	H: 2 LOB: 1 BB: 0 P: 5	R: 0 E: 0 K: 2 S: 7	H: 0 LOB: 0 BB: 0 P: 7	R: 2 E: 0 K: 1 S: 6	H: 1 LOB: 1 BB: 2 P: 14	R: 0 E: 0 K: 0 S: 3	H: 1 LOB: 0 BB: 0 P: 3	R: 3 E: 0 K: 0 S: 6	H: 3 LOB: 2 BB: 2 P: 14	1B: 5 2B: 3 3B: 2 HR: 1	SF: 0 SAC: 2 DP: 2 HBP: 0	WP: 0 PB: 0 SB: 0 CS: 0	PA: 45
<b>PITCHER</b>	IP WLS BF H R ER SO BB IBB HBP BLK WP HR S P ERA WHIP												ERA WHIP									
Preacher Roe, L (1, 1) ERA: 3.22	7.0	28	6	3	3	6	1	0	0	0	0	0	0	43	3.86	1.000						
Ralph Branca, R (8, 1) ERA: 4.51	0.1	4	1	2	2	0	2	0	0	0	0	0	2	10	54.00	9.000						
Chris Van Cuyk, L (8, 1) ERA: 4.5	0.2	2	0	0	0	1	0	0	0	0	0	0	4	4	0.00	0.000						
Erv Palica, R (9, 1) ERA: 4.05	2.0	L 11	4	3	3	0	2	0	0	0	0	0	9	17	13.50	3.000						

**New York Giants @ Brooklyn Dodgers**  
 Ebbets Field, Brooklyn, NY  
 Tue Sep 05 1950, 3:33 AM EDT  
 Att. 17,871 - Unknown

livebaseballscorecards.com

**AB 38**  
**R 8**  
**H 11**  
**RBI 7**  
**BB 5**  
**SO 7**  
**LOB 15**





**New York Giants @ Brooklyn Dodgers**  
 Ebbets Field, Brooklyn, NY  
 Tue Sep 05 1950, 3:33 AM EDT  
 Att: 17,871 - Unknown

[livebaseballscorecards.com](http://livebaseballscorecards.com)

<b>AB</b>	42
<b>R</b>	5
<b>H</b>	13
<b>RBI</b>	5
<b>BB</b>	0
<b>SO</b>	8
<b>LOB</b>	12



<b>WP:</b>	0	<b>PA:</b>	42
<b>PB:</b>	0		
<b>SB:</b>	0		
<b>CS:</b>	1		

Batter	1	2	3	4	5	6	7	8	9	10	AB	R	H	RBI	BB	SO	LOB				
Cal Abrams, L (1, 8) OBP: 0.227, SLG: 0.056	K		L8		G4-6-3 1B		K		3-1		5	0	1	0	0	2	1				
Pee Wee Reese, R (1, 6) OBP: 0.364, SLG: 0.379	K		4-3 1B		F6		K		3-1		5	0	1	0	0	2	2				
Gene Hermanski, L (1, 7) OBP: 0.357, SLG: 0.467	2B		4-3 1-2		G4-6-3 1-2f			HR	L9		5	2	2	1	0	0	2				
Jackie Robinson, R (1, 4) OBP: 0.423, SLG: 0.503	2B		F5				F7	HR		F4	5	1	2	1	0	0	1				
Carl Furillo, R (1, 9) OBP: 0.365, SLG: 0.490	F6			4-3			5-3	HR		L4	5	1	1	2	0	0	1				
Gil Hodges, R (1, 3) OBP: 0.376, SLG: 0.498		F6			CS 1B			L7		K	5	1	2	0	0	1	0				
Roy Campanella, R (1, 2) OBP: 0.374, SLG: 0.562		F5			1B		K	5-3			4	0	0	0	0	2	2				
Billy Cox, R (1, 5) OBP: 0.319, SLG: 0.383							4-3			1B	4	0	3	1	0	0	0				
Preacher Roe, R (1, 1) Duke Snider, L (7, PH) Eddie Miksis, K (7, PR) Ralph Branca, R (8, 1) Chris Van Cuyk, L (8, 1) Jim Russell, S (8, PH) Erv Palica, R (9, 1)		F5			F6			K			2	0	0	0	0	0	2				
<b>Inning Stats</b>	R: 1 E: 0 K: 2 S: 9	H: 2 LOB: 1 BB: 0 P: 9	R: 0 E: 0 K: 0 S: 4	H: 1 LOB: 1 BB: 0 P: 4	R: 0 E: 0 K: 0 S: 4	H: 1 LOB: 1 BB: 0 P: 4	R: 1 E: 0 K: 1 S: 7	H: 2 LOB: 1 BB: 0 P: 7	R: 0 E: 0 K: 0 S: 3	H: 1 LOB: 0 BB: 0 P: 3	R: 0 E: 0 K: 2 S: 8	H: 1 LOB: 1 BB: 0 P: 8	R: 3 E: 0 K: 1 S: 9	H: 4 LOB: 1 BB: 0 P: 9	R: 0 E: 0 K: 0 S: 3	H: 0 LOB: 0 BB: 0 P: 3	R: 0 E: 0 K: 1 S: 5	H: 0 LOB: 0 BB: 0 P: 5	1B: 8 2B: 3 3B: 0 HR: 2	SF: 0 SAC: 0 DP: 1 HBP: 0	WP: 0 PB: 0 SB: 0 CS: 1
<b>PITCHER</b>	<b>PITCHER</b>																				
Sheldon Jones, R (1, 1) ERA: 4.78	IP: 7.0	WLS: 32	BF: 12	H: 5	R: 4	ER: 6	SO: 0	BB: 0	IBB: 0	HBP: 0	BLK: 0	WP: 0	HR: 2	S: 44	P: 44	ERA: 5.14	WHIP: 1.714				
Jack Kramer, R (8, 1) ERA: 3.46	IP: 3.0	WLS: 10	BF: 1	H: 0	R: 0	ER: 0	SO: 2	BB: 0	IBB: 0	HBP: 0	BLK: 0	WP: 0	HR: 0	S: 14	P: 14	ERA: 0.00	WHIP: 0.333				

<b>WP:</b>	0	<b>PA:</b>	42
<b>PB:</b>	0		
<b>SB:</b>	0		
<b>CS:</b>	1		

Batter	1	2	3	4	5	6	7	8	9	AB R H RBI BB SO LOB	TOP									
Roy Hartsfield, R (1, 4) OBP: 0.317, SLG: 0.369	0-3 K		0-3 K		0-0 FC6-4		0-0 1B			4 0 1 0 0 2 2										
Sam Jethroe, S (1, 8) OBP: 0.351, SLG: 0.457	0-0 F8			0-0 3B		0-0 3-1	0-3 K			4 0 1 0 0 1 1										
Earl Torgeson, L (1, 3) OBP: 0.404, SLG: 0.449	0-3 K			0-0 P4		0-0 3-1		0-3 K		4 0 0 0 0 2 1										
Bob Elliott, R (1, 5) OBP: 0.389, SLG: 0.505		4-0 BB		0-3 K		0-0 1B		0-0 1B		3 1 2 0 1 1 1										
Walker Cooper, R (1, 2) OBP: 0.365, SLG: 0.506		0-0 G5-4-3		0-0 6-3		0-0 1B		0-0 G5-4-3		4 0 1 0 0 0 3										
Sid Gordon, R (1, 7) OBP: 0.426, SLG: 0.600		0-0 2B			0-0 2B	0-0 1B			0-0 F7	4 0 3 1 0 0 0										
Tommy Holmes, L (1, 9) OBP: 0.383, SLG: 0.449		0-0 6-3			0-3 K	0-0 F7			0-0 1B	4 0 1 0 0 1 4										
Gene Mauch, R (9, PR) OBP: 0.316, SLG: 0.287										0 0 0 0 0 0 0	AB 34									
Buddy Kerr, R (1, 6) OBP: 0.288, SLG: 0.302			0-0 4-3		4-0 BB		0-0 1-3		0-0 P5	1 0 0 0 1 0 0	R 1									
Bob Addis, L (7, PH) OBP: 0.333, SLG: 0.200										1 0 0 0 0 0 0	H 9									
Sibby Sisti, R (7, 6) OBP: 0.303, SLG: 0.269										0 0 0 0 0 0 0	RBI 1									
Pete Reiser, L (9, PH) OBP: 0.363, SLG: 0.260										1 0 0 0 0 0 1	BB 2									
Johnny Sain, R (1, 1) OBP: 0.263, SLG: 0.236			0-0 3-1		0-0 F9		0-0 6-3		0-0 L3	3 0 0 0 0 0 2	SO 7									
Willard Marshall, L (9, PH) OBP: 0.326, SLG: 0.345										1 0 0 0 0 0 1	LOB 16									
<b>Inning Stats</b>	R: 0 E: 0 K: 2 S: 7	H: 0 LOB: 0 BB: 0 P: 7	R: 0 E: 0 K: 0 S: 3	H: 1 LOB: 1 BB: 1 P: 7	R: 0 E: 0 K: 1 S: 5	H: 0 LOB: 0 BB: 0 P: 5	R: 0 E: 0 K: 1 S: 6	H: 1 LOB: 1 BB: 0 P: 6	R: 1 E: 0 K: 0 S: 6	H: 3 LOB: 2 BB: 0 P: 6	R: 0 E: 0 K: 1 S: 6	H: 1 LOB: 1 BB: 0 P: 6	R: 0 E: 0 K: 1 S: 5	H: 1 LOB: 0 BB: 0 P: 5	R: 0 E: 0 K: 0 S: 4	H: 1 LOB: 1 BB: 0 P: 4	1B: 6 2B: 2 3B: 1 HR: 0	SF: 0 SAC: 0 DP: 2 HBP: 0	WP: 0 PB: 0 SB: 0 CS: 0	PA: 36
<b>PITCHER</b> Larry Jansen, R (1, 1) ERA: 3.13	IP 9.0 WLS W BF 36 H 9 R 1 ER 1 SO 7 BB 2 IBB 0 HBP 0 BLK 0 WP 0 HR 0 S 48 P 56 ERA 1.00 WHIP 1.222																			<b>PITCHER</b> IP WLS BF H R ER SO BB IBB HBP BLK WP HR S P ERA WHIP

**Boston Braves @ New York Giants**  
Polo Grounds, New York, NY  
Wed Sep 06 1950, 3:33 AM EDT  
Att. 19,474 - Unknown

livebaseballscorecards.com





Batter	1	2	3	4	5	6	7	8	9
<b>Eddie Stanky, R</b> OBP: 0.470, SLG: 0.410 (1, 4) BBB	4-0 4-3 1B BB		0-0 6-3		0-0 E6 6-3			0-0 CS 1B	
<b>Whitey Lockman, L</b> OBP: 0.359, SLG: 0.425 (1, 7) X	0-0 4-3 1-2		0-0 4-3 1B		0-0 6-3 1-2			0-0 P1 1-2	
<b>Don Mueller, L</b> OBP: 0.333, SLG: 0.393 (1, 9) X	0-0 FC6-4 2-H 1B		0-0 4-3 1-2		0-0 F9			0-0 F9	
<b>Hank Thompson, L</b> OBP: 0.395, SLG: 0.473 (1, 5) X	0-0 FC6-4 1-2f		0-0 F8					0-0 G6-4-3 1B	
<b>Monte Irvin, R</b> OBP: 0.391, SLG: 0.478 (1, 3) X	0-0 5-3				0-0 6-3			0-0 G6-4-3 1-2f	
<b>Alvin Dark, R</b> OBP: 0.331, SLG: 0.444 (1, 6) X					0-0 F8			0-0 F7	
<b>Wes Westrum, R</b> OBP: 0.369, SLG: 0.457 (1, 2) X					0-0 K 1-3 HR			0-0 P6	
<b>Bobby Thomson, R</b> OBP: 0.310, SLG: 0.401 (1, 8) X					0-0 F7 3-H			0-0 5-3	
<b>Larry Jansen, R</b> OBP: 0.202, SLG: 0.235 (1, 1) X					0-0 6-3			0-0 P4 4-3	

Inning Stats	R: 1 E: 0 K: 0 S: 4	H: 1 LOB: 1 BB: 1 P: 8	R: 1 E: 0 K: 1 S: 6	H: 1 LOB: 0 BB: 0 P: 6	R: 0 E: 0 K: 0 S: 4	H: 1 LOB: 1 BB: 0 P: 4	R: 1 E: 0 K: 0 S: 4	H: 1 LOB: 0 BB: 0 P: 4	R: 0 E: 1 K: 0 S: 4	H: 1 LOB: 1 BB: 0 P: 4	R: 0 E: 0 K: 0 S: 3	H: 0 LOB: 1 BB: 0 P: 3	R: 0 E: 0 K: 0 S: 3	H: 1 LOB: 0 BB: 0 P: 3	R: 0 E: 0 K: 0 S: 3	H: 1 LOB: 0 BB: 0 P: 3
	1B: 5 2B: 0 3B: 0 HR: 1	SF: 0 SAC: 0 DP: 1 HBP: 0	WP: 0 PB: 0 SB: 1 CS: 1	PA: 30												

PITCHER	IP	WLS	BF	H	R	ER	SO	BB	IBB	HBP	BLK	WP	HR	S	P	ERA	WHIP
<b>Johnny Sain, R</b> ERA: 4.0 (1, 1)	8.0	L	30	6	3	2	1	1	0	0	0	0	1	31	35	2.25	0.875

**BOTTOM**

**Boston Braves @ New York Giants**  
Polo Grounds, New York, NY

Wed Sep 06 1950, 3:33 AM EDT  
Att. 19,474 - Unknown

livebaseballscorecards.com

<b>AB</b>	<b>29</b>
<b>R</b>	<b>3</b>
<b>H</b>	<b>6</b>
<b>RBI</b>	<b>3</b>
<b>BB</b>	<b>1</b>
<b>SO</b>	<b>1</b>
<b>LOB</b>	<b>10</b>



Batter	1	2	3	4	5	6	7	8	9	AB R H RBI BB SO LOB	TOP																						
Roy Hartsfield, R (1, 4) OBP: 0.319, SLG: 0.373	0-0 L3		0-0 L6-4 2B			0-0 G1-6-3 1B	0-0 F7			4 0 2 0 0 0 1																							
Sam Jethroe, S (1, 8) OBP: 0.350, SLG: 0.461	0-0 F9		0-0 L6-4 2-3			0-0 G1-6-3 1-2f	0-0 HR			4 1 1 2 0 0 2																							
Earl Torgeson, L (1, 3) OBP: 0.403, SLG: 0.448	0-0 4-3			0-0 G6-4-3 1B		0-0 4-3	0-0 4-3			4 0 1 0 0 0 0																							
Bob Elliott, R (1, 5) OBP: 0.389, SLG: 0.512		0-0 CS 1B 1B		0-0 G6-4-3 1-2f			0-0 HR	0-0 P6		4 1 2 1 0 0 1																							
Walker Cooper, R (1, 2) OBP: 0.369, SLG: 0.514		0-0 CS 1B 1-2		0-0 3B			0-0 HR 1B	0-0 6-3		4 1 3 0 0 0 0																							
Sid Gordon, R (1, 7) OBP: 0.425, SLG: 0.604		0-0 F8 1-2 2-3		0-0 P3			0-0 HR 1-H	0-0 F7		4 1 1 2 0 0 3																							
Tommy Holmes, L (1, 9) OBP: 0.388, SLG: 0.451		4-0 BB			0-0 G5-4-3 1B		4-0 SH3-4 1B BB		0-0 P4	1 0 1 0 1 0 0	AB 33																						
Luis Olmo, R (6, 9) OBP: 0.311, SLG: 0.386										0 1 0 0 1 0 0	R 6																						
Willard Marshall, L (8, 9) OBP: 0.325, SLG: 0.344										1 0 0 0 0 0 0	H 12																						
Buddy Kerr, R (1, 6) OBP: 0.286, SLG: 0.300		0-0 F9			0-0 G5-4-3 1-2f		0-0 SH3-4 1-2		0-0 F8	3 0 0 0 0 0 3	RBI 6																						
Vern Bickford, R (1, 1) OBP: 0.163, SLG: 0.139			0-0 1-3		0-0 F7		0-0 HR 2-H 1B		0-0 P6	4 1 1 1 0 0 0	BB 2																						
											SO 0																						
											LOB 10																						
<b>Inning Stats</b>	R: 0 H: 0 E: 0 K: 0 S: 3	H: 0 LOB: 0 BB: 0 P: 3	R: 0 H: 2 E: 0 K: 0 S: 4	H: 2 LOB: 2 BB: 1 P: 8	R: 0 H: 1 E: 0 K: 0 S: 3	H: 1 LOB: 0 BB: 0 P: 3	R: 0 H: 2 E: 0 K: 0 S: 4	H: 2 LOB: 1 BB: 0 P: 4	R: 0 H: 1 E: 0 K: 0 S: 3	H: 1 LOB: 0 BB: 0 P: 3	R: 6 H: 5 E: 0 K: 0 S: 8	H: 5 LOB: 0 BB: 1 P: 12	R: 0 H: 0 E: 0 K: 0 S: 3	H: 0 LOB: 0 BB: 0 P: 3	R: 0 H: 0 E: 0 K: 0 S: 3	H: 0 LOB: 0 BB: 0 P: 3	1B: 7 SF: 0 2B: 2 SAC: 1 3B: 1 DP: 4 HR: 3 HBP: 0	WP: 0 PA: 36 PB: 0 SB: 0 CS: 2															
<b>PITCHER</b>	IP WLS BF H R ER SO BB IBB HBP BLK WP HR S P ERA WHIP																																
Jack Kramer, R (1, 1) ERA: 3.54	6.0	24	10	3	3	0	1	0	0	0	0	2	23	27	4.50	1.833																	
Dave Koslo, L (7, 1) ERA: 3.9	0.1	L	3	1	1	1	0	1	0	0	0	0	2	6	27.00	6.000																	
George Spencer, R (7, 1) ERA: 3.86	2.2		9	1	2	2	0	0	0	0	0	1	9	9	6.75	0.375																	

**Boston Braves @ New York Giants**  
Polo Grounds, New York, NY  
Thu Sep 07 1950, 3:33 AM EDT  
Att. 8,849 - Unknown

livebaseballscorecards.com





Batter	1	2	3	4	5	6	7	8	9	AB R H RBI BB SO LOB
Eddie Stanky, R OBP: 0.470, SLG: 0.408 (1, 4)	4-0 FC6-4 BB		0-0 6-3	0-0 3-1			0-0 2B F7 1B		0-0 6-3	4 1 1 0 1 0 0
Whitey Lockman, L OBP: 0.357, SLG: 0.425 (1, 7)	0-0 FC6-4 1B 1-2f		0-0 E4 CS		0-0 F7		0-0 1-3 2B		0-0 F8	5 0 1 0 0 0 1
Don Mueller, L OBP: 0.332, SLG: 0.392 (1, 9)	0-0 1-2 1B		0-0 E3 1-2		0-0 4-3		0-3 K			4 0 1 0 0 1 3
Hank Thompson, L OBP: 0.392, SLG: 0.469 (1, 5)	0-3 K		0-0 4-3		0-3 K		0-0 F7			4 0 0 1 0 2 4
Monte Irvin, R OBP: 0.392, SLG: 0.479 (1, 3)	0-0 F2			0-0 E HR 1B		0-0 SH1-3 1B		0-0 6-3		4 1 2 0 0 0 3
Alvin Dark, R OBP: 0.330, SLG: 0.442 (1, 6)		0-3 K		0-0 E4 1-3 HR		0-0 SH1-3 1-2		0-0 P4		3 1 0 0 0 1 1
Wes Westrum, R OBP: 0.373, SLG: 0.467 (1, 2)		0-0 1B		0-0 2-H 3-H HR		4-0 BB		0-0 F7		3 1 2 3 1 0 0
Bobby Thomson, R OBP: 0.308, SLG: 0.398 (1, 8)		0-3 K		0-3 K		0-0 F7		0-0 F3		4 0 0 0 0 2 3
Jack Kramer, R OBP: 0.308, SLG: 0.250 (1, 1)		0-0 6-3		0-3 K		0-0 5-3			0-0 G3	3 0 0 0 0 1 3
Dave Koslo, L OBP: 0.194, SLG: 0.175 (7, 1)										0 0 0 0 0 0 0
George Spencer, R OBP: 0.194, SLG: 0.175 (7, 1)										0 0 0 0 0 0 0
Roy Weatherly, L OBP: 0.375, SLG: 0.429 (9, PH)										1 0 0 0 0 0 0


Inning Stats	R: 0 E: 0 K: 1 S: 6	H: 1 LOB: 2 BB: 1 P: 10	R: 0 E: 0 K: 2 S: 8	H: 1 LOB: 1 BB: 0 P: 8	R: 0 E: 2 K: 0 S: 4	H: 0 LOB: 1 BB: 0 P: 4	R: 3 E: 1 K: 2 S: 10	H: 2 LOB: 0 BB: 0 P: 10	R: 0 E: 0 K: 1 S: 5	H: 0 LOB: 0 BB: 0 P: 5	R: 0 E: 0 K: 0 S: 4	H: 1 LOB: 2 BB: 1 P: 8	R: 1 E: 0 K: 1 S: 7	H: 2 LOB: 1 BB: 0 P: 7	R: 0 E: 0 K: 0 S: 3	H: 0 LOB: 0 BB: 0 P: 3	R: 0 E: 0 K: 0 S: 3	H: 0 LOB: 0 BB: 0 P: 3	1B: 5 2B: 1 3B: 0 HR: 1	SF: 0 SAC: 1 DP: 0 HBP: 0	WP: 0 PB: 0 SB: 0 CS: 1	PA: 38
PITCHER Vern Bickford, R ERA: 3.16 (1, 1)	IP 9.0 WLS W BF 38 H 7 R 4 ER 3 SO 7 BB 2 IBB 0 HBP 0 BLK 0 WP 0 HR 1 S 50 P 58 ERA 3.00 WHIP 1.000																					

**BOTTOM**

**Boston Braves @ New York Giants**  
Polo Grounds, New York, NY  
Thu Sep 07 1950, 3:33 AM EDT  
Att. 8,849 - Unknown

livebaseballscorecards.com

AB	35
R	4
H	7
RBI	4
BB	2
SO	7
LOB	18



Batter	1	2	3	4	5	6	7	8	9	AB R H RBI BB SO LOB	TOP											
Roy Hartsfield, R (1, 4) OBP: 0.316, SLG: 0.369	0-0 4-3		0-0 G4-3			0-0 E6	0-0 3-1			4 0 0 0 0 0 1												
Sam Jethroe, S (1, 8) OBP: 0.347, SLG: 0.458	0-0 F7		0-0 6-3			0-0 FC3-6		0-0 5-3		4 0 0 0 0 1 1												
Earl Torgeson, L (1, 3) OBP: 0.404, SLG: 0.451	0-0 F8			0-0 E		4-0 CS		0-3 K		3 1 1 0 1 1 0												
Bob Elliott, R (1, 5) OBP: 0.386, SLG: 0.507		0-0 5-3		0-0 1-3		0-0 CS		0-3 K		4 0 0 0 0 0 1												
Sibby Sisti, R (9, 5) OBP: 0.303, SLG: 0.269						1-2 3-H				0 0 0 0 0 0 0												
Walker Cooper, R (1, 2) OBP: 0.371, SLG: 0.513		0-0 1B		0-0 E5			0-0 F7		0-0 F7	3 1 1 0 1 0 0												
Sid Gordon, R (1, 7) OBP: 0.423, SLG: 0.599		0-3 K		0-0 G5-4-3			4-0 HR		0-0 F7	3 1 0 0 1 1 2												
Tommy Holmes, L (1, 9) OBP: 0.391, SLG: 0.466					0-3 K		4-0 HR		0-0 F7	3 1 2 3 0 1 0												
Buddy Kerr, R (1, 6) OBP: 0.286, SLG: 0.300		0-0 F8					0-0 HR			3 0 1 0 0 0 2												
Warren Spahn, L (1, 1) OBP: 0.283, SLG: 0.228			0-0 G4-3		0-0 2-4		0-0 F8			3 0 1 0 0 0 1												
<b>Inning Stats</b>	R: 0 E: 0 K: 0 S: 3	H: 0 LOB: 0 BB: 0 P: 3	R: 0 E: 0 K: 1 S: 7	H: 2 LOB: 2 BB: 0 P: 7	R: 0 E: 0 K: 0 S: 3	H: 1 LOB: 0 BB: 0 P: 3	R: 1 E: 1 K: 0 S: 4	H: 1 LOB: 0 BB: 0 P: 4	R: 0 E: 0 K: 1 S: 5	H: 1 LOB: 0 BB: 0 P: 5	R: 0 E: 1 K: 0 S: 2	H: 0 LOB: 1 BB: 1 P: 6	R: 3 E: 0 K: 0 S: 4	H: 1 LOB: 0 BB: 2 P: 12	R: 0 E: 0 K: 2 S: 7	H: 0 LOB: 0 BB: 0 P: 7	R: 0 E: 0 K: 0 S: 3	H: 0 LOB: 0 BB: 0 P: 3	1B: 4 2B: 2 3B: 1 HR: 1	SF: 0 SAC: 0 DP: 4 HBP: 0	WP: 0 PB: 0 SB: 2 CS: 1	PA: 34
<b>PITCHER</b>	IP WLS BF H R ER SO BB IBB HBP BLK WP HR S P ERA WHIP																					
Jim Hearn, R (1, 1) ERA: 2.79	8.0 L 30 6 4 3 4 3 0 0 0 0 0 1 35 47 3.38 1.125																					
Sal Maglie, R (9, 1) ERA: 2.72	1.0 3 0 0 0 0 0 0 0 0 0 0 0 3 3 0.00 0.000																					

**Boston Braves @ New York Giants**  
Polo Grounds, New York, NY  
Fri Sep 08 1950, 3:33 AM EDT  
Att. 6,560 - Unknown

[livebaseballscorecards.com](http://livebaseballscorecards.com)

AB	30
R	4
H	6
RBI	3
BB	3
SO	4
LOB	8





Batter	1	2	3	4	5	6	7	8	9	AB R H RBI BB SO LOB
Eddie Stanky, R OBP: 0.467, SLG: 0.406 (1, 4)	0-0 4-3		0-0 F9			0-0 E5 FC6-4		0-0 BB 1B	0-0 F7	5 1 1 0 0 0 1
Whitey Lockman, L OBP: 0.354, SLG: 0.421 (1, 7)	0-0 3-1			0-3 K		0-0 FC6-4 2B 1-2f		0-0 F2		4 0 0 0 0 1 3
Alvin Dark, R OBP: 0.331, SLG: 0.443 (1, 6)	0-0 6-3			0-3 K		0-0 2B 1-3		4-0 BB 1B 1B 1-2 2-3		3 1 1 0 1 1 0
Monte Irvin, R OBP: 0.393, SLG: 0.479 (1, 3)		0-0 G5-4-3 1B		0-0 F3		0-0 F3		0-0 1B 1-3 2-H 3-H		4 0 2 2 0 0 2
Wes Westrum, R OBP: 0.376, SLG: 0.467 (1, 2)		0-0 G5-4-3 1-2f			4-0 BB		4-0 FC6-4 1B BB	0-0 FC6-4 1B 2-3 3-H		2 0 1 1 2 0 1
Don Mueller, L OBP: 0.331, SLG: 0.391 (1, 9)		0-0 F9		0-0 F8		0-0 F8	0-0 FC6-4 1B 1-2	0-0 K		4 0 1 0 0 1 3
Bobby Thomson, R OBP: 0.306, SLG: 0.395 (1, 8)			0-0 5-3		0-0 F3		0-0 FC6-4 G5-4-3 1-2f 2-3	0-0 FC6-4		4 0 0 0 0 0 5
Jack Lohrke, R OBP: 0.244, SLG: 0.162 (1, 5)			0-0 1B		0-3 K		0-0 G5-4-3 1-2f		0-0 6-3	4 0 1 0 0 1 3
Jim Hearn, R OBP: 0.216, SLG: 0.121 (1, 1)			0-3 K			0-0 F8		4-0 BB 1B BB	0-3 K	2 0 0 0 0 1 1
Bill Rigney, R OBP: 0.259, SLG: 0.216 (8, PH)										0 1 0 0 1 0 0
Sal Maglie, R OBP: 0.161, SLG: 0.189 (9, 1)										0 0 0 0 0 0 0
Clint Hartung, R OBP: 0.308, SLG: 0.579 (9, PH)										1 0 0 0 0 1 0

Inning Stats	R: 0	H: 0	E: 0	K: 0	S: 3	R: 0	H: 1	E: 0	K: 0	S: 3	R: 0	H: 1	E: 0	K: 1	S: 6	R: 0	H: 0	E: 0	K: 2	S: 7	R: 0	H: 0	E: 0	K: 1	S: 5	R: 0	H: 1	E: 1	K: 0	S: 5	R: 0	H: 1	E: 0	K: 0	S: 3	R: 3	H: 3	E: 0	K: 1	S: 8	R: 0	H: 0	E: 0	K: 1	S: 5	1B: 6	SF: 0	3B: 0	HR: 0	WP: 0	PA: 37
	LOB: 0	BB: 0	P: 3	LOB: 0	BB: 0	LOB: 0	BB: 0	LOB: 0	BB: 0	P: 3	LOB: 1	BB: 0	LOB: 1	BB: 1	P: 6	LOB: 0	BB: 0	LOB: 0	BB: 0	P: 7	LOB: 1	BB: 1	LOB: 1	BB: 1	P: 9	LOB: 2	BB: 0	P: 5	LOB: 1	BB: 1	P: 7	LOB: 2	BB: 2	P: 16	LOB: 0	BB: 0	P: 5	SAC: 0	DP: 2	HBP: 0	ERA	WHIP									
PITCHER Warren Spahn, L ERA: 3.27 (1, 1)	IP: 9.0	WLS: W	BF: 37	H: 7	R: 3	ER: 3	SO: 6	BB: 4	IBB: 0	HBP: 0	BLK: 0	WP: 0	HR: 0	S: 45	P: 61	ERA: 3.00	WHIP: 1.222																																		

**BOTTOM**

**Boston Braves @ New York Giants**  
 Polo Grounds, New York, NY  
 Fri Sep 08 1950, 3:33 AM EDT  
 Att. 6,560 - Unknown

<b>AB</b>	<b>33</b>
<b>R</b>	<b>3</b>
<b>H</b>	<b>7</b>
<b>RBI</b>	<b>3</b>
<b>BB</b>	<b>4</b>
<b>SO</b>	<b>6</b>
<b>LOB</b>	<b>19</b>



Batter	1	2	3	4	5	6	7	8	9	AB R H RBI BB SO LOB	TOP
<b>Pee Wee Reese, R</b> (1, 6) OBP: 0.363, SLG: 0.375	0-0 5-3			0-0 F7		4-0 BB		0-0 5-3		3 0 0 0 1 0 1	
<b>Gene Hermanski, L</b> (1, 7) OBP: 0.358, SLG: 0.463	0-0 4-3			0-0 FC4-6 1B		0-0 G3		0-0 FC1-5 1B		4 0 2 0 0 0 1	
<b>Duke Snider, L</b> (1, 8) OBP: 0.380, SLG: 0.542	4-0 CS BB			0-0 FC4-6 1-2f		0-0 F8		0-0 1-2 FC1-5 1B		3 0 1 0 1 0 1	
<b>Gil Hodges, R</b> (1, 3) OBP: 0.374, SLG: 0.495	0-0 CS 1-2	0-3 K		0-0 1-3		0-0 E5		0-0 1-2 2-3f FC1-5		4 0 0 0 0 1 3	
<b>Carl Furillo, R</b> (1, 9) OBP: 0.355, SLG: 0.474			0-0 5-3		0-0 5-3		0-3 K		0-0 2 F7	4 0 0 0 0 1 3	
<b>Bobby Morgan, R</b> (1, 5) <b>Cal Abrams, L</b> (9, PH) OBP: 0.281, SLG: 0.115			0-0 F7		4-0 G5-4-3 BB		0-3 K		0-3 3 K	2 0 0 0 1 1 1 1 0 0 0 0 1 2	
<b>Bruce Edwards, R</b> (1, 2) OBP: 0.224, SLG: 0.413				0-0 6-3		0-0 G5-4-3 1-2f		0-0 2B		3 0 1 0 0 0 1	
<b>Billy Cox, R</b> (1, 4) OBP: 0.308, SLG: 0.368				0-0 5-3		0-0 F8		0-0 5-3		3 0 0 0 0 0 1	
<b>Preacher Roe, R</b> (1, 1) <b>Tommy Brown, R</b> (8, PH) <b>Dan Bankhead, R</b> (8, 1) OBP: 0.289, SLG: 0.278				0-0 F8		0-3 K		0-0 2 6-3		2 0 0 0 0 1 0 1 0 0 0 0 0 1 0 0 0 0 0 0 0	
<b>Inning Stats</b>	R: 0 E: 0 K: 0 S: 2 H: 0 LOB: 0 BB: 1 P: 6	R: 0 E: 0 K: 1 S: 5 H: 0 LOB: 0 BB: 0 P: 5	R: 0 E: 0 K: 0 S: 3 H: 0 LOB: 0 BB: 0 P: 3	R: 0 E: 0 K: 0 S: 4 H: 1 LOB: 1 BB: 0 P: 4	R: 0 E: 0 K: 0 S: 2 H: 0 LOB: 0 BB: 1 P: 6	R: 0 E: 0 K: 1 S: 5 H: 0 LOB: 1 BB: 1 P: 9	R: 0 E: 1 K: 2 S: 8 H: 0 LOB: 1 BB: 0 P: 8	R: 0 E: 0 K: 0 S: 4 H: 1 LOB: 1 BB: 0 P: 4	R: 0 E: 0 K: 1 S: 7 H: 2 LOB: 2 BB: 0 P: 7	1B: 3 2B: 1 3B: 0 HR: 0 SF: 0 SAC: 0 DP: 1 HBP: 0	WP: 0 PB: 0 SB: 0 CS: 1 PA: 34
<b>PITCHER</b> <b>Sal Maglie, R</b> (1, 1) ERA: 2.57	IP: 9.0 WLS: W BF: 33 H: 4 R: 0 ER: 0 SO: 5 BB: 3 IBB: 0 HBP: 0 BLK: 0 WP: 0 HR: 0 S: 40 P: 52 ERA: 0.00 WHIP: 0.778										

**Brooklyn Dodgers @ New York Giants**  
 Polo Grounds, New York, NY  
 Sat Sep 09 1950, 3:33 AM EDT  
 Att: 25,506 - Unknown

<b>AB</b>	30
<b>R</b>	0
<b>H</b>	4
<b>RBI</b>	0
<b>BB</b>	3
<b>SO</b>	5
<b>LOB</b>	15



WP: 0	PA: 34
PB: 0	
SB: 0	
CS: 1	



Batter	1	2	3	4	5	6	7	8	9
<b>Eddie Stanky, R</b> OBP: 0.466, SLG: 0.403 (1, 4) X	0-0 4-3		0-3 K		0-0 F7			4-0 SH1-4 1B BB	
<b>Whitey Lockman, L</b> OBP: 0.354, SLG: 0.420 (1, 7) X	0-0 3-1		0-0 4-1		0-0 4-3			0-0 SH1-4 1B 1-2	
<b>Alvin Dark, R</b> OBP: 0.333, SLG: 0.456 (1, 6) X	0-0 HR		0-0 F2			0-0 HR		0-0 SH1-4 1-2 2-3	
<b>Monte Irvin, R</b> OBP: 0.392, SLG: 0.474 (1, 3) X <b>Tookie Gilbert, L</b> OBP: 0.316, SLG: 0.310 (9, 3)	0-0 5-3			0-0 6-3		0-0 F4		4-0 IBB	
<b>Wes Westrum, R</b> OBP: 0.375, SLG: 0.464 (1, 2)		0-3 K		4-0 1B BB		0-0 F6		0-3 K	
<b>Don Mueller, L</b> OBP: 0.333, SLG: 0.392 (1, 9)		0-0 2B 1B		0-0 1-2 1B		0-0 L4		0-0 4-3	
<b>Bobby Thomson, R</b> OBP: 0.306, SLG: 0.396 (1, 8)		0-0 2B 1-2		0-0 L7			0-0 F8		
<b>Hank Thompson, L</b> OBP: 0.391, SLG: 0.467 (1, 5)		4-0 BB		0-0 6-3			0-3 K		
<b>Sal Maglie, R</b> OBP: 0.153, SLG: 0.179 (1, 1)		0-3 K			0-3 K		0-3 K		

Inning Stats	R: 1	H: 1	E: 0	K: 0	S: 4	LOB: 0	BB: 0	P: 4
	R: 0	H: 2	E: 0	K: 2	S: 8	LOB: 2	BB: 1	P: 12
	R: 0	H: 0	E: 0	K: 1	S: 5	LOB: 0	BB: 0	P: 5
	R: 0	H: 1	E: 0	K: 0	S: 4	LOB: 2	BB: 1	P: 8
	R: 0	H: 0	E: 0	K: 1	S: 5	LOB: 0	BB: 0	P: 5
	R: 1	H: 1	E: 0	K: 0	S: 4	LOB: 0	BB: 0	P: 4
	R: 0	H: 0	E: 0	K: 2	S: 7	LOB: 0	BB: 0	P: 7
	R: 0	H: 1	E: 0	K: 1	S: 6	LOB: 3	BB: 2	P: 14

PITCHER	IP	WLS	BF	H	R	ER	SO	BB	IBB	HBP	BLK	WP	HR	S	P	ERA	WHIP
<b>Preacher Roe, L</b> ERA: 3.2 (1, 1)	7.0	L	27	5	2	2	6	2	0	0	0	0	2	37	45	2.57	1.000
<b>Dan Bankhead, R</b> ERA: 5.86 (8, 1)	1.0		6	1	0	0	1	1	1	0	0	0	0	6	14	0.00	2.000

**BOTTOM**


**Brooklyn Dodgers @ New York Giants**  
Polo Grounds, New York, NY

Sat Sep 09 1950, 3:33 AM EDT  
Att. 25,506 - Unknown

AB	R	H	RBI	BB	SO	LOB
3	0	0	0	1	1	0
4	0	1	0	0	0	0
3	2	2	2	0	0	0
3	0	0	0	1	0	0
0	0	0	0	0	0	0
3	0	0	0	1	2	3
4	0	2	0	0	0	3
3	0	1	0	0	0	2
2	0	0	0	1	1	2
3	0	0	0	0	3	2

AB	28
R	2
H	6
RBI	2
BB	4
SO	7
LOB	12

WP: 0 PA: 33  
PB: 0  
SB: 0  
CS: 0



1B	SF	WP	PA
3	0	0	33
2B	0	PB	0
3B	0	SB	0
HR	2	CS	0

Batter	1	2	3	4	5	6	7	8	9	AB R H RBI BB SO LOB	TOP									
<b>Pee Wee Reese, R</b> (1, 6) OBP: 0.362, SLG: 0.374	0-0 4-3		0-0 F8		0-0 1-3 3-H 1B			0-0 4-3		4 0 1 1 0 0 0	<b>Brooklyn Dodgers @ New York Giants</b> Polo Grounds, New York, NY Sun Sep 10 1950, 3:33 AM EDT Att: 27,602 - Unknown									
<b>Gene Hermanski, L</b> (1, 7) OBP: 0.357, SLG: 0.463	0-0 3-1		0-0 3-1		0-0 G3-2			0-0 2B		4 0 1 0 0 0 2										
<b>Duke Snider, L</b> (1, 8) OBP: 0.378, SLG: 0.538	0-0 4-3			0-0 F8				0-0 1-3		4 0 0 0 0 0 1										
<b>Gil Hodges, R</b> (1, 3) OBP: 0.376, SLG: 0.502		0-0 HR 1B		4-0 FC1-6 BB		0-0 F5		0-0 HR		3 2 2 1 1 0 0										
<b>Carl Furillo, R</b> (1, 9) OBP: 0.352, SLG: 0.471		0-0 F2		0-0 FC1-6 FC5-4 1-2f		0-3 K		0-0 5-3		4 0 0 0 0 1 2										
<b>Bobby Morgan, R</b> (1, 5) OBP: 0.345, SLG: 0.416		0-0 HR		0-0 FC5-4 1-2f			0-0 5-3		0-0 6-3	4 1 1 2 0 0 1										
<b>Bruce Edwards, R</b> (1, 2) OBP: 0.225, SLG: 0.407		0-0 5-3			0-0 FC6-4 E 1B 1B		0-0 F8		0-0 F8	4 1 1 0 0 0 0										
<b>Billy Cox, R</b> (1, 4) OBP: 0.306, SLG: 0.365		0-0 5-3			0-0 E4 FC6-4 1-2		0-3 K			3 0 0 0 0 1 1										
<b>Don Newcombe, L</b> (1, 1) OBP: 0.319, SLG: 0.337			0-3 K		0-0 FC6-4 1B G3-2 1-2f 2-3			0-0 1B		2 0 0 0 0 1 2										
<b>Erv Palica, R</b> (5, PR) OBP: 0.224, SLG: 0.306										0 0 0 0 0 0 0										
<b>Chris Van Cuyk, L</b> (5, 1)										0 0 0 0 0 0 0										
<b>Cal Abrams, L</b> (8, PH) OBP: 0.303, SLG: 0.148										1 0 1 0 0 0 0										
<b>Joe Hatten, R</b> (8, 1) OBP: 0.125, SLG: 0.125										0 0 0 0 0 0 0										
<b>Inning Stats</b>	R: 0 E: 0 K: 0 S: 3	H: 0 LOB: 0 BB: 0 P: 3	R: 2 E: 0 K: 0 S: 5	H: 2 LOB: 0 BB: 0 P: 5	R: 0 E: 0 K: 1 S: 5	H: 0 LOB: 1 BB: 1 P: 7	R: 1 E: 1 K: 0 S: 5	H: 2 LOB: 1 BB: 0 P: 5	R: 0 E: 0 K: 1 S: 5	H: 0 LOB: 0 BB: 0 P: 5	R: 0 E: 0 K: 1 S: 5	H: 0 LOB: 0 BB: 0 P: 5	R: 0 E: 0 K: 0 S: 4	H: 2 LOB: 1 BB: 0 P: 4	R: 1 E: 0 K: 0 S: 4	H: 1 LOB: 0 BB: 0 P: 4	1B: 4 2B: 2 3B: 0 HR: 2	SF: 0 SAC: 0 DP: 1 HBP: 0	WP: 0 PB: 0 SB: 0 CS: 0	PA: 34
<b>PITCHER</b> <b>Larry Jansen, R</b> (1, 1) ERA: 3.13	IP: 9.0 WLS: W BF: 34 H: 7 R: 4 ER: 3 SO: 3 BB: 1 IBB: 0 HBP: 0 BLK: 0 WP: 0 HR: 2 S: 39 P: 43 ERA: 3.00 WHIP: 0.889																			

livebaseballscorecards.com

<b>AB</b>	33
<b>R</b>	4
<b>H</b>	7
<b>RBI</b>	4
<b>BB</b>	1
<b>SO</b>	3
<b>LOB</b>	9





Batter	1	2	3	4	5	6	7	8	9
<b>Eddie Stanky, R</b> OBP: 0.464, SLG: 0.400 (1, 4)	0-0 L7		4-0 F8 1B FC4-6 BB	0-3 K			0-0 F7		
<b>Whitey Lockman, L</b> OBP: 0.355, SLG: 0.419 (1, 7)	4-0 2B BB		0-0 FC4-6 1B		0-0 F1		0-3 K2-3		
<b>Don Mueller, L</b> OBP: 0.332, SLG: 0.393 (1, 9)	0-0 1-H HR 2B		0-0 F8		0-0 F8		0-0 F3		
<b>Hank Thompson, L</b> OBP: 0.388, SLG: 0.462 (1, 5)	0-0 F5		0-0 FC4-6		0-0 L8		0-0 F5		
<b>Monte Irvin, R</b> OBP: 0.393, SLG: 0.485 (1, 3)	0-0 2-H HR		0-0 F4		0-0 F8		0-0 BB 1B		
<b>Tookie Gilbert, L</b> OBP: 0.316, SLG: 0.310 (9, 3)									
<b>Wes Westrum, R</b> OBP: 0.376, SLG: 0.470 (1, 2)	0-0 6-3			0-0 HR		0-0 F5		4-0 1-2 BB	
<b>Alvin Dark, R</b> OBP: 0.332, SLG: 0.455 (1, 6)		0-0 5-3		0-0 6-3		0-0 1B		0-0 F7	
<b>Bobby Thomson, R</b> OBP: 0.308, SLG: 0.404 (1, 8)			0-0 CS 1B		0-0 HR	0-3 K			
<b>Larry Jansen, R</b> OBP: 0.195, SLG: 0.226 (1, 1)			0-3 K		0-0 1-3		0-3 K		

Inning Stats	R: 3	H: 2	E: 0	K: 0	S: 5	LOB: 0	BB: 1	P: 9
	R: 0	H: 1	E: 0	K: 1	S: 5	LOB: 0	BB: 0	P: 5
	R: 1	H: 1	E: 0	K: 0	S: 4	LOB: 1	BB: 1	P: 8
	R: 2	H: 2	E: 0	K: 1	S: 7	LOB: 0	BB: 0	P: 7
	R: 0	H: 0	E: 0	K: 0	S: 3	LOB: 0	BB: 0	P: 3
	R: 0	H: 1	E: 0	K: 1	S: 6	LOB: 1	BB: 0	P: 6
	R: 0	H: 0	E: 0	K: 2	S: 7	LOB: 0	BB: 0	P: 7
	R: 0	H: 1	E: 0	K: 0	S: 4	LOB: 2	BB: 1	P: 8

PITCHER	IP	WLS	BF	H	R	ER	SO	BB	IBB	HBP	BLK	WP	HR	S	P	ERA	WHIP
<b>Don Newcombe, R</b> ERA: 3.7 (1, 1)	4.0	L	19	6	6	6	2	2	0	0	0	0	3	21	29	13.50	2.000
<b>Chris Van Cuyk, L</b> ERA: 4.06 (5, 1)	3.0		10	1	0	0	3	0	0	0	0	0	0	16	16	0.00	0.333
<b>Joe Hatten, L</b> ERA: 4.66 (8, 1)	1.0		5	1	0	0	0	1	0	0	0	0	0	4	8	0.00	2.000

AB R H RBI BB SO LOB

3	1	0	0	1	1	0
3	1	1	0	1	1	0
4	1	1	1	0	0	2
4	0	0	1	0	0	2
4	1	2	2	0	0	1
0	0	0	0	0	0	0
3	1	1	1	1	0	0
4	0	1	0	0	0	2
3	1	2	1	0	1	1
3	0	0	0	0	2	1

1B: 4	SF: 0	WP: 0	PA: 34
2B: 1	SAC: 0	PB: 0	
3B: 0	DP: 0	SB: 0	
HR: 3	HBP: 0	CS: 1	

**Brooklyn Dodgers @ New York Giants**  
Polo Grounds, New York, NY  
Sun Sep 10 1950, 3:33 AM EDT  
Att. 27,602 - Unknown

AB	31
R	6
H	8
RBI	6
BB	3
SO	5
LOB	9



PITCHER	IP	WLS	BF	H	R	ER	SO	BB	IBB	HBP	BLK	WP	HR	S	P	ERA	WHIP
---------	----	-----	----	---	---	----	----	----	-----	-----	-----	----	----	---	---	-----	------

Batter	1	2	3	4	5	6	7	8	9	AB R H RBI BB SO LOB	TOP									
Bob Dillinger, R (1, 5) OBP: 0.363, SLG: 0.432	0-3 K		0-3 K		0-0 SH3-4 1B		0-0 1B			4 0 2 0 0 2 0	<b>Pittsburgh Pirates @ New York Giants</b> Polo Grounds, New York, NY Tue Sep 12 1950, 3:33 AM EDT Att. 4,112 - Unknown <a href="http://livebaseballscorecards.com">livebaseballscorecards.com</a>									
Tom Saffell, L (1, 8) OBP: 0.261, SLG: 0.270	0-0 CS 1B		0-0 P5		0-0 SH3-4 1-2		0-3 K			3 0 1 0 0 1 1										
Ralph Kiner, R (1, 7) OBP: 0.421, SLG: 0.615	0-0 F7 1-2		4-0 BB		0-0 6-3			0-3 K		3 0 0 0 1 1 2										
Wally Westlake, R (1, 9) OBP: 0.356, SLG: 0.471		0-3 K	0-0 4-3		0-0 P5			0-0 5-3		4 0 0 0 0 1 2										
Danny O'Connell, R (1, 6) OBP: 0.344, SLG: 0.442		4-0 BB BB BB BB		0-0 E6 HBP FC5-2 1B		0-0 CS 1B		0-0 1B		3 0 3 0 1 0 0										
Jack Phillips, R (1, 3) OBP: 0.335, SLG: 0.412	0-0 F2		0-0 F2		0-0 F9 1-2		0-0 F7			2 0 0 0 0 0 2										
Ed Stevens, L (5, 3)										2 0 0 0 0 0 2										
Johnny Berardino, R (1, 4) OBP: 0.274, SLG: 0.241		4-0 BB 1-2 BB		4-0 FC5-2 HBP BB		0-0 F7			0-0 P4	2 0 0 0 2 0 0										
Clyde McCullough, R (1, 2) OBP: 0.348, SLG: 0.434		4-0 BB BB BB		1-0 H			0-0 6-3		0-3 K	1 0 0 0 1 0 0										
Pete Castiglione, R (9, PH) OBP: 0.315, SLG: 0.352		1-2 2-3 BB		1-2 2-3 HBP						1 0 0 0 0 1 0										
Bill Werle, L (1, 1) OBP: 0.269, SLG: 0.258	0-3 K		0-0 FC5-2 2-3 3-H				0-3 K		0-0 F9	3 0 0 0 0 2 6										
Gus Bell, L (9, PH) OBP: 0.313, SLG: 0.416										1 0 0 0 0 0 0										
<b>Inning Stats</b>	R: 0 E: 0 K: 1 S: 5	H: 1 LOB: 0 BB: 0 P: 5	R: 0 E: 0 K: 2 S: 7	H: 0 LOB: 3 BB: 3 P: 19	R: 0 E: 0 K: 1 S: 5	H: 0 LOB: 1 BB: 1 P: 9	R: 0 E: 1 K: 0 S: 3	H: 1 LOB: 1 BB: 1 P: 8	R: 0 E: 0 K: 0 S: 4	H: 1 LOB: 1 BB: 0 P: 4	R: 0 E: 0 K: 2 S: 8	H: 1 LOB: 1 BB: 0 P: 8	R: 0 E: 0 K: 1 S: 6	H: 1 LOB: 1 BB: 0 P: 6	R: 0 E: 0 K: 1 S: 5	H: 0 LOB: 0 BB: 0 P: 5	1B: 6 2B: 0 3B: 0 HR: 0	SF: 0 SAC: 1 DP: 1 HBP: 1	WP: 0 PB: 0 SB: 0 CS: 2	PA: 36
<b>PITCHER</b> Sheldon Jones, R (1, 1) ERA: 4.53	IP: 9.0 WLS: W BF: 36 H: 6 R: 0 ER: 0 SO: 8 BB: 5 IBB: 0 HBP: 1 BLK: 0 WP: 0 HR: 0 S: 46 P: 67 ERA: 0.00 WHIP: 1.222																			




Batter	1	2	3	4	5	6	7	8	9
<b>Eddie Stanky, R</b> OBP: 0.466, SLG: 0.401 (1, 4) BBB	4-0 G3 BB		4-0 FC4-6 BB		0-0 5-3		0-0 2B 1B		
<b>Whitey Lockman, L</b> OBP: 0.354, SLG: 0.420 (1, 7) X	0-0 G3 1-2		0-0 FC4-6 5-3 1-2f			0-0 F8	0-0 1-H 2B		
<b>Alvin Dark, R</b> OBP: 0.333, SLG: 0.456 (1, 6) X	0-0 5-3		0-0 5-3 1-2			4-0 1B BB		0-0 1B 2B	
<b>Monte Irvin, R</b> OBP: 0.391, SLG: 0.481 (1, 3) X	0-0 6-3		0-0 6-3			0-0 1-3 1B		0-0 P5	
<b>Wes Westrum, R</b> OBP: 0.377, SLG: 0.468 (1, 2) X		0-0 F7		0-0 F3		4-0 FC6-4 BB		4-0 1B BB	
<b>Don Mueller, L</b> OBP: 0.331, SLG: 0.391 (1, 9) X		0-0 E 1B 1B		0-0 4-3		0-0 F2		0-0 F9	
<b>Bobby Thomson, R</b> OBP: 0.308, SLG: 0.403 (1, 8) X		0-0 E5 CS 1B 1-2		0-0 5-3		0-0 FC6-4 1-2f		0-0 1-3 2-H 1B	
<b>Hank Thompson, L</b> OBP: 0.388, SLG: 0.461 (1, 5) X		0-0 1-2 2-H 1B			0-0 F9		0-0 F8		
<b>Sheldon Jones, R</b> OBP: 0.143, SLG: 0.094 (1, 1) X		0-0 5-3 2-3			0-0 F9		0-0 5-3		

Inning Stats	R: 0	H: 0	E: 0	K: 0	S: 3	R: 1	H: 2	E: 1	K: 0	S: 5	R: 0	H: 0	E: 0	K: 0	S: 3	R: 0	H: 0	E: 0	K: 0	S: 3	R: 0	H: 1	E: 0	K: 0	S: 4	R: 1	H: 2	E: 0	K: 0	S: 4	R: 1	H: 2	E: 0	K: 0	S: 4	
<b>AB</b>	2	4	3	4	2	4	4	4	3	3	4	4	3	3	3	4	3	3	4	3	3	4	4	3	3	4	3	3	4	3	3	4	3	3		
<b>R</b>	1	0	1	1	0	1	1	1	1	0	1	1	1	1	0	1	1	1	1	0	0	1	1	1	1	1	1	1	1	1	1	1	1	1	1	
<b>H</b>	1	0	1	1	0	1	1	1	1	0	1	1	1	1	0	1	1	1	1	0	0	1	1	1	1	1	1	1	1	1	1	1	1	1	1	
<b>RBI</b>	0	0	0	0	0	0	0	0	0	0	0	0	0	0	0	0	0	0	0	0	0	0	0	0	0	0	0	0	0	0	0	0	0	0	0	
<b>BB</b>	2	0	0	0	0	0	0	0	0	0	0	0	0	0	0	0	0	0	0	0	0	0	0	0	0	0	0	0	0	0	0	0	0	0	0	
<b>SO</b>	0	0	0	0	0	0	0	0	0	0	0	0	0	0	0	0	0	0	0	0	0	0	0	0	0	0	0	0	0	0	0	0	0	0	0	0
<b>LOB</b>	0	1	1	0	0	0	0	0	0	0	0	0	0	0	0	0	0	0	0	0	0	0	0	0	0	0	0	0	0	0	0	0	0	0	0	0

**BOTTOM**

**Pittsburgh Pirates @ New York Giants**  
Polo Grounds, New York, NY  
Tue Sep 12 1950, 3:33 AM EDT  
Att: 4,112 - Unknown

**AB 29**  
**R 3**  
**H 7**  
**RBI 3**  
**BB 5**  
**SO 0**  
**LOB 18**



**WP: 0 PA: 34**  
**PB: 0 SB: 0 CS: 1**

**PITCHER**  
**Bill Werle, L** (1, 1)  
ERA: 4.22

**PITCHER**  
IP: 8.0 WLS: L BF: 34 H: 7 R: 3 ER: 2 SO: 0 BB: 5 IBB: 0 HBP: 0 BLK: 0 WP: 0 HR: 0 S: 29 P: 49 ERA: 2.25 WHIP: 1.500





Batter	1	2	3	4	5	6	7	8	9	AB R H RBI BB SO LOB
<b>Eddie Stanky, R</b> OBP: 0.467, SLG: 0.399 (1, 4) SS	0-3 K			4-0 BB SH5-3 BB	0-0 F7		4-0 FC6-4 BB			2 0 0 1 2 1 1
<b>Whitey Lockman, L</b> OBP: 0.354, SLG: 0.419 (1, 7) SS	0-3 K2-3			0-0 SH5-3	0-0 1B		0-0 FC6-4			3 0 1 1 0 1 1
<b>Don Mueller, L</b> OBP: 0.328, SLG: 0.388 (1, 9) X	0-0 L4			0-0 F5	0-0 1-3		0-0 P4			4 0 0 0 0 0 3
<b>Hank Thompson, L</b> OBP: 0.390, SLG: 0.462 (1, 5)		X	0-0 4-3	4-0 BB BB		X	0-0 1B FC3-6 1B			2 1 1 0 1 0 0
<b>Monte Irvin, R</b> OBP: 0.394, SLG: 0.481 (1, 3)		X	0-0 5-3	4-0 BB		X	0-0 FC3-6 1B			2 0 1 0 1 0 0
<b>Wes Westrum, R</b> OBP: 0.374, SLG: 0.464 (1, 2)		X	0-0 5-3	0-0 F8		X	0-0 F2			3 0 0 0 0 0 5
<b>Alvin Dark, R</b> OBP: 0.333, SLG: 0.454 (1, 6)			X	0-0 L5	4-0 1B F7 BB	X	0-0 FC3-6 FC5-4			2 1 0 1 1 0 1
<b>Bobby Thomson, R</b> OBP: 0.308, SLG: 0.402 (1, 8)			X	0-0 6-3	0-0 4-3 1B	X	0-0 FC5-4			3 1 1 0 0 0 1
<b>Sal Maglie, R</b> OBP: 0.145, SLG: 0.169 (1, 1) SS			X	0-3 K	0-0 4-3		0-0 1-3			3 0 0 0 0 1 2

Inning Stats	R: 0 E: 0 K: 2 S: 7	H: 0 LOB: 0 BB: 0 P: 7	R: 0 E: 0 K: 0 S: 3	H: 0 LOB: 0 BB: 0 P: 3	R: 0 E: 0 K: 1 S: 5	H: 0 LOB: 0 BB: 0 P: 5	R: 0 E: 0 K: 0 S: 3	H: 0 LOB: 3 BB: 3 P: 15	R: 2 E: 0 K: 0 S: 5	H: 2 LOB: 1 BB: 1 P: 9	R: 1 E: 0 K: 0 S: 5	H: 2 LOB: 1 BB: 0 P: 5	R: 0 E: 0 K: 0 S: 3	H: 0 LOB: 1 BB: 1 P: 7	1B: 4 2B: 0 3B: 0 HR: 0	SF: 0 SAC: 1 DP: 0 HBP: 0	WP: 0 PB: 0 SB: 0 CS: 0	PA: 30
--------------	------------------------------	---------------------------------	------------------------------	---------------------------------	------------------------------	---------------------------------	------------------------------	----------------------------------	------------------------------	---------------------------------	------------------------------	---------------------------------	------------------------------	---------------------------------	----------------------------------	------------------------------------	----------------------------------	--------


PITCHER	IP	WLS	BF	H	R	ER	SO	BB	IBB	HBP	BLK	WP	HR	S	P	ERA	WHIP	PITCHER	IP	WLS	BF	H	R	ER	SO	BB	IBB	HBP	BLK	WP	HR	S	P	ERA	WHIP		
<b>Vern Law, R</b> ERA: 4.66 (1, 1)	7.0	L	30	4	3	3	3	5	0	0	0	0	0	31	51	3.86	1.286																				

**BOTTOM**

**Pittsburgh Pirates @ New York Giants**  
Polo Grounds, New York, NY

Wed Sep 13 1950, 3:33 AM EDT  
Att. 11,684 - Unknown

<b>AB</b>	<b>24</b>
<b>R</b>	<b>3</b>
<b>H</b>	<b>4</b>
<b>RBI</b>	<b>3</b>
<b>BB</b>	<b>5</b>
<b>SO</b>	<b>3</b>
<b>LOB</b>	<b>14</b>



Batter	1	2	3	4	5	6	7	8	9	AB R H RBI BB SO LOB	TOP	
Bob Dillinger, R OBP: 0.363, SLG: 0.431 (1, 5) X	0-0 SH3-4 1B		0-0 2-3 1B		0-0 G1-6-3 1-2f 2-3		0-0 1-3		0-0 1B 1B	5 1 3 0 0 0 3		
Danny O'Connell, R OBP: 0.342, SLG: 0.435 (1, 6) X	0-0 SH3-4 1-2		0-0 F9		0-0 F7		4-0 BB		0-0 1B E 1B	3 1 1 1 1 0 2		
Ralph Kiner, R OBP: 0.419, SLG: 0.609 (1, 7) X	0-0 5-3		0-0 F7		0-3 K		0-3 K		0-0 E9 1-H 2-H 2B 1B	5 1 1 1 0 2 4		
Gus Bell, L OBP: 0.319, SLG: 0.433 (1, 9) X	0-0 3-1			0-0 FC1-5-6 2B		0-0 HR 1B		0-0 P6	0-0 1B 2B	5 2 3 1 0 0 1		
Wally Westlake, R OBP: 0.356, SLG: 0.478 (1, 8) X		0-0 5-3		0-0 F8		0-0 HR 1B		0-3 K	0-0 2-3 1B	5 1 2 3 0 1 1		
Ed Stevens, L OBP: 0.125, SLG: 0.125 (1, 3) X		0-0 5-3		0-0 FC1-5-6 2-3		0-3 K		0-0 E 1B	0-0 2-3	5 0 1 0 0 1 2		
Johnny Berardino, R OBP: 0.275, SLG: 0.227 (1, 4) X		0-3 K		0-0 P6		0-0 F9		0-0 E6 FC6-4 1-2	4-0 BB	4 0 0 0 1 1 2		
Clyde McCullough, R OBP: 0.350, SLG: 0.434 (1, 2) X			0-0 P4		0-0 G1-6-3 1B 1B		0-0 4-3 1B		0-3 FC6-4 K	5 0 2 0 0 1 4		
Murry Dickson, R OBP: 0.253, SLG: 0.297 (1, 1) X			0-0 1B F9 2B		0-0 G1-6-3 1B		0-0 4-3		0-0 1-3	4 1 2 0 0 0 1		
<b>Inning Stats</b>	R: 0 E: 0 K: 0 S: 4 H: 1 LOB: 1 BB: 0 P: 4	R: 0 E: 0 K: 1 S: 5 H: 0 LOB: 0 BB: 0 P: 5	R: 1 E: 0 K: 0 S: 5 H: 2 LOB: 1 BB: 0 P: 5	R: 0 E: 0 K: 0 S: 4 H: 1 LOB: 1 BB: 0 P: 4	R: 0 E: 0 K: 0 S: 4 H: 2 LOB: 1 BB: 0 P: 4	R: 2 E: 0 K: 2 S: 9 H: 2 LOB: 0 BB: 0 P: 9	R: 0 E: 0 K: 1 S: 6 H: 1 LOB: 2 BB: 1 P: 10	R: 0 E: 1 K: 1 S: 7 H: 1 LOB: 2 BB: 0 P: 7	R: 4 E: 1 K: 1 S: 10 H: 5 LOB: 2 BB: 1 P: 14	1B: 11 2B: 3 3B: 0 HR: 1 SF: 0 SAC: 1 DP: 1 HBP: 0	WP: 0 PB: 0 SB: 0 CS: 0 PA: 44	
<b>PITCHER</b>	IP WLS BF H R ER SO BB IBB HBP BLK WP HR S P ERA WHIP											
Larry Jansen, R ERA: 3.16 (1, 1)	6.0 L 25 8 3 3 3 0 0 0 0 0 0 1 31 31 4.50 1.333											
Jack Kramer, R ERA: 3.46 (7, 1)	2.0 10 2 0 0 2 1 0 0 0 0 0 0 13 17 0.00 1.500											
Sheldon Jones, R ERA: 4.73 (9, 1)	0.1 5 4 4 4 0 0 0 0 0 0 0 0 5 5 108.00 12.000											
George Spencer, R ERA: 3.38 (9, 1)	0.2 4 1 0 0 1 1 0 0 0 0 0 0 5 9 0.00 3.000											

Pittsburgh Pirates @ New York Giants  
Polo Grounds, New York, NY  
Thu Sep 14 1950, 3:33 AM EDT  
Unknown

livebaseballscorecards.com

AB	41
R	7
H	15
RBI	6
BB	2
SO	6
LOB	20





Batter	1	2	3	4	5	6	7	8	9	AB R H RBI BB SO LOB	BOTTOM	
Eddie Stanky, R OBP: 0.467, SLG: 0.405 (1, 4)	0-3 K			0-0 HR		0-0 G1-6-3 1-2f			4-0 FC3-6 1B BB	3 1 1 1 1 1 1	<b>Pittsburgh Pirates @ New York Giants</b> Polo Grounds, New York, NY Thu Sep 14 1950, 3:33 AM EDT Unknown	
Whitey Lockman, L OBP: 0.355, SLG: 0.420 (1, 7)	0-0 G3-6-3 1B			0-0 4-3		0-0 P6			0-0 FC3-6 1-2 1B	4 0 2 0 0 0 0		
Don Mueller, L OBP: 0.325, SLG: 0.385 (1, 9)	0-0 G3-6-3 1-2f			0-0 F7			0-0 F8		0-0 FC3-6 1-2f 2-3	4 0 0 0 0 0 3		
Hank Thompson, L OBP: 0.387, SLG: 0.457 (1, 5)		0-0 F7		0-0 F9			0-0 L4		0-3 K	4 0 0 0 0 1 2		
Monte Irvin, R OBP: 0.389, SLG: 0.475 (1, 3)		0-0 F9			0-0 F7		0-0 F9		0-0 F3	4 0 0 0 0 0 2		
Wes Westrum, R OBP: 0.374, SLG: 0.463 (1, 2)		0-0 1-3			0-0 FC4-6 1B			0-0 F7		3 0 1 0 0 0 0		
Alvin Dark, R OBP: 0.333, SLG: 0.453 (1, 6)			0-0 F7		0-0 FC4-6 1-2f			0-0 1B		3 0 1 0 0 0 1		
Bobby Thomson, R OBP: 0.306, SLG: 0.400 (1, 8)			0-0 F7		0-0 F8			0-0 F8		3 0 0 0 0 0 2		
Larry Jansen, R OBP: 0.150, SLG: 0.224 (6, PH)			0-3 K			0-0 G1-6-3 1B		0-0 F8		1 0 0 0 0 0 1 0 1 0 1 0 0 0 0 0 0 0 0 0 0 0 0 0 1 0 0 0 0 0 0 1 0 0 0 0 0 0 0 0 0 0 0 0 0 0 0 0		
George Spencer, R (9, 1)												
<b>Inning Stats</b>	R: 0 H: 1 E: 0 LOB: 0 K: 1 BB: 0 S: 5 P: 5	R: 0 H: 0 E: 0 LOB: 0 K: 0 BB: 0 S: 3 P: 3	R: 0 H: 0 E: 0 LOB: 0 K: 1 BB: 0 S: 5 P: 5	R: 1 H: 1 E: 0 LOB: 0 K: 0 BB: 0 S: 4 P: 4	R: 0 H: 1 E: 0 LOB: 1 K: 0 BB: 0 S: 4 P: 4	R: 0 H: 1 E: 0 LOB: 0 K: 0 BB: 0 S: 3 P: 3	R: 0 H: 0 E: 0 LOB: 0 K: 0 BB: 0 S: 3 P: 3	R: 0 H: 1 E: 0 LOB: 1 K: 0 BB: 0 S: 4 P: 4	R: 0 H: 1 E: 0 LOB: 2 K: 1 BB: 1 S: 6 P: 10	1B: 5 SF: 0 2B: 0 SAC: 0 3B: 0 DP: 2 HR: 1 HBP: 0	WP: 0 PA: 32 PB: 0 SB: 0 CS: 0	
<b>PITCHER</b> Murry Dickson, R ERA: 3.97 (1, 1)	IP WLS BF H R ER SO BB IBB HBP BLK WP HR S P ERA WHIP	9.0 W 32 6 1 1 3 1 0 0 0 0 1 37 41 1.00 0.778										

livebaseballscorecards.com

AB	31
R	1
H	6
RBI	1
BB	1
SO	3
LOB	12



Batter	1	2	3	4	5	6	7	8	9	AB R H RBI BB SO LOB	TOP	
Bob Dillinger, R (1, 5) OBP: 0.362, SLG: 0.429	0-0 F9		0-3 K			0-0 F7		4-0 BB		3 0 0 0 1 1 0	<b>Pittsburgh Pirates @ New York Giants</b> Polo Grounds, New York, NY Thu Sep 14 1950, 3:38 AM EDT Att. 4,272 - Unknown	
Danny O'Connell, R (1, 6) OBP: 0.341, SLG: 0.437	0-0 1B 2B		0-0 F3			0-3 K		0-0 3-1		4 1 1 0 0 1 2		
Ralph Kiner, R (1, 7) OBP: 0.417, SLG: 0.606	0-0 6-3				0-0 G1-4-3 1B	0-0 P4		0-0 F7		4 0 1 0 0 0 1		
Gus Bell, L (1, 9) OBP: 0.324, SLG: 0.435	4-0 1B CS BB				0-0 G1-4-3 1B	0-0 F8		0-0 5-3 1B		3 0 2 0 1 0 0		
Wally Westlake, R (1, 8) OBP: 0.356, SLG: 0.476	0-0 1-3 2-H 1B				0-0 G1-4-3 1-2f 2-3	0-3 K		0-0 5-3 1-2		4 0 1 1 0 1 3		
Jack Phillips, R (1, 3) OBP: 0.333, SLG: 0.408	0-0 CS 3-H	0-0 G5-4-3 1B			0-0 F7 1-2f 2-3	0-0 F9		0-0 F2		4 0 1 0 0 0 2		
Johnny Berardino, R (1, 4) OBP: 0.269, SLG: 0.222		0-0 G5-4-3 1-2f			0-0 F7			0-0 1-3		2 0 0 0 0 0 1		
Pete Castiglione, R (8, PH) OBP: 0.313, SLG: 0.349		0-0 G5-4-3 1-2f			4-0 BB			0-0 F7		1 0 0 0 0 0 0		
Ray Mueller, R (1, 2) OBP: 0.309, SLG: 0.423		0-0 4-3						4-0 BB BB		0 0 0 0 0 0 0		
Tom Saffell, L (8, PH) OBP: 0.254, SLG: 0.263										1 0 0 0 0 0 0		
Clyde McCullough, R (8, 2) OBP: 0.350, SLG: 0.434										0 0 0 0 0 0 0		
Bill MacDonald, R (1, 1) OBP: 0.200, SLG: 0.152			0-3 K			0-0 G5-4-3 1-2f		4-0 BB BB		2 0 0 0 0 1 1		
Ed Stevens, L (8, PH) OBP: 0.176, SLG: 0.125										0 0 0 0 1 0 0		
Vic Lombardi, L (8, 1) OBP: 0.313, SLG: 0.333										0 0 0 0 0 0 0		
<b>Inning Stats</b>	R: 1 H: 2 E: 0 LOB: 1 K: 0 BB: 1 S: 4 P: 8	R: 0 H: 1 E: 0 LOB: 0 K: 0 BB: 0 S: 3 P: 3	R: 0 H: 0 E: 0 LOB: 0 K: 2 BB: 0 S: 7 P: 7	R: 0 H: 2 E: 0 LOB: 1 K: 0 BB: 0 S: 4 P: 4	R: 0 H: 0 E: 0 LOB: 0 K: 0 BB: 1 S: 2 P: 6	R: 0 H: 0 E: 0 LOB: 0 K: 1 BB: 0 S: 5 P: 5	R: 0 H: 0 E: 0 LOB: 0 K: 1 BB: 0 S: 5 P: 5	R: 0 H: 0 E: 0 LOB: 2 K: 0 BB: 2 S: 3 P: 11	R: 0 H: 1 E: 0 LOB: 1 K: 0 BB: 0 S: 4 P: 4	1B: 5 SF: 0 2B: 1 SAC: 0 3B: 0 DP: 3 HR: 0 HBP: 0	WP: 0 PA: 34 PB: 0 SB: 0 CS: 1	
<b>PITCHER</b> Jim Hearn, R (1, 1) ERA: 2.64	IP WLS BF H R ER SO BB IBB HBP BLK WP HR S P ERA WHIP	9.0 W 33 6 1 1 4 4 0 0 0 0 0 0 37 53 1.00 1.111										

livebaseballscorecards.com

AB	28
R	1
H	6
RBI	1
BB	3
SO	4
LOB	10





Batter	1	2	3	4	5	6	7	8	9
<b>Eddie Stanky, R</b> OBP: 0.467, SLG: 0.408 (1, 4)	0-0 4-3		0-0 1-3 1B		0-3 K		0-0 1B 2B		
<b>Whitey Lockman, L</b> OBP: 0.356, SLG: 0.419 (1, 7)	4-0 G4-6-3 BB		0-0 1-3		0-0 G3		0-0 2-H 1B		
<b>Don Mueller, L</b> OBP: 0.323, SLG: 0.381 (1, 9)	0-0 G4-6-3 1-2f		0-0 F2		0-0 F9		0-0 G3		
<b>Hank Thompson, L</b> OBP: 0.387, SLG: 0.463 (1, 5)		0-0 4-3	4-0 1B BB		0-0 4-3		0-0 HR		
<b>Monte Irvin, R</b> OBP: 0.390, SLG: 0.485 (1, 3)		0-0 HR	0-0 1-2 2-H 3-H 1B		0-0 6-3		0-0 6-3		
<b>Wes Westrum, R</b> OBP: 0.373, SLG: 0.460 (1, 2)		0-0 4-3	0-0 F7		4-0 BB FC5-4 BB		0-0 F7		
<b>Alvin Dark, R</b> OBP: 0.332, SLG: 0.451 (1, 6)		0-0 6-3		0-0 4-3		0-0 FC5-4 1-2f			
<b>Bobby Thomson, R</b> OBP: 0.306, SLG: 0.400 (1, 8)			0-0 1B E 1-3 1B		0-0 6-3		0-0 F8		
<b>Jim Hearn, R</b> OBP: 0.200, SLG: 0.111 (1, 1)			0-0 E3 1-3 1B		0-3 K		0-0 F8		

Inning Stats	R: 0	H: 0	E: 0	LOB: 0	K: 0	BB: 1	S: 2	P: 6
	R: 1	H: 1	E: 0	LOB: 0	K: 0	BB: 0	S: 4	P: 4
	R: 3	H: 3	E: 1	LOB: 2	K: 0	BB: 1	S: 7	P: 11
	R: 0	H: 0	E: 0	LOB: 0	K: 1	BB: 0	S: 5	P: 5
	R: 0	H: 0	E: 0	LOB: 1	K: 0	BB: 1	S: 3	P: 7
	R: 1	H: 2	E: 0	LOB: 1	K: 0	BB: 0	S: 4	P: 4
	R: 1	H: 1	E: 0	LOB: 0	K: 0	BB: 0	S: 4	P: 4

PITCHER	IP	WLS	BF	H	R	ER	SO	BB	IBB	HBP	BLK	WP	HR	S	P	ERA	WHIP
<b>Bill MacDonald, R</b> ERA: 3.93 (1, 1)	7.0	L	29	6	5	2	2	3	0	0	0	0	1	30	42	2.57	1.286
<b>Vic Lombardi, L</b> ERA: 7.05 (8, 1)	1.0		4	1	1	1	0	0	0	0	0	0	1	4	4	9.00	1.000

AB R H RBI BB SO LOB

4	2	2	0	0	1	0
3	0	1	2	1	0	2
4	0	0	0	0	0	3
3	1	1	1	1	0	0
4	1	2	3	0	0	0
3	0	0	0	1	0	2
3	0	0	0	0	0	1
3	1	1	0	0	0	0
3	1	0	0	0	1	1

<b>AB</b>	<b>30</b>
<b>R</b>	<b>6</b>
<b>H</b>	<b>7</b>
<b>RBI</b>	<b>6</b>
<b>BB</b>	<b>3</b>
<b>SO</b>	<b>2</b>
<b>LOB</b>	<b>9</b>



WP	HR	S	P	ERA	WHIP
0	1	0	33		

**Pittsburgh Pirates @ New York Giants**  
Polo Grounds, New York, NY  
Thu Sep 14 1950, 3:38 AM EDT  
Att. 4,272 - Unknown

livebaseballscorecards.com

Batter	1	2	3	4	5	6	7	8	9	10	AB R H RBI BB SO LOB	TOP										
Randy Jackson, R (1, 5) OBP: 0.210, SLG: 0.310	0-0 5-3			0-0 5-3	0-3 K		0-0 F7			0-0 SH 1B	4 0 0 0 0 1 3	<b>Chicago Cubs @ New York Giants</b> Polo Grounds, New York, NY Fri Sep 15 1950, 3:33 AM EDT Att: 2,860 - Unknown										
Hal Jeffcoat, R (1, 9) OBP: 0.266, SLG: 0.338	0-3 K			0-0 F8		0-3 K		0-0 L6		0-0 G5-4-3 1B	5 0 1 1 0 2 0											
Preston Ward, L (1, 3) OBP: 0.320, SLG: 0.371	0-0 4-3			0-0 FC6-4 1B		0-3 K		0-0 CS 1B		0-0 F7	5 0 2 0 0 1 2											
Hank Sauer, R (1, 7) OBP: 0.348, SLG: 0.514		0-0 F8		0-0 FC6-4 1-2f		0-0 F8		0-3 K 1-2		0-0 G5-4-3 1-2f	5 0 0 0 0 1 4											
Andy Pafko, R (1, 8) OBP: 0.404, SLG: 0.615		0-0 6-3			0-0 1-3		0-0 5-3		0-0 F8		4 0 0 0 0 0 0											
Roy Smalley, R (1, 6) OBP: 0.297, SLG: 0.412		0-0 P4			4-0 1B BB		0-0 F9		0-0 F2		3 1 0 0 1 0 0											
Wayne Terwilliger, R (1, 4) OBP: 0.311, SLG: 0.358			0-0 F8		0-0 1B FC6-4 1B		0-0 1B 1B		0-0 FC6-4 1B		4 2 3 0 0 0 0											
Mickey Owen, R (1, 2) OBP: 0.278, SLG: 0.307			0-0 4-1		0-0 FC6-4 1B		0-0 1B 1B		0-0 FC6-4 1-2f		4 0 2 1 0 0 1											
Warren Hacker, R (1, 1) Bob Borkowski, R (5, PH) Dutch Leonard, R (5, 1) Bob Ramazzotti, R (7, PH) Johnny Klippstein, R (7, 1) OBP: 0.333, SLG: 0.515			0-0 5-3		0-0 FC6-4 1-2f 3-H		0-0 1B 3-H			0-0 SH 1B 2B	1 0 0 0 0 0 0 1 0 0 1 0 0 1 0 0 0 0 0 0 0 1 0 1 1 0 0 0 1 1 1 0 0 0 0											
<b>Inning Stats</b>	R: 0 E: 0 K: 1 S: 5	H: 0 LOB: 0 BB: 0 P: 5	R: 0 E: 0 K: 0 S: 3	H: 0 LOB: 0 BB: 0 P: 3	R: 0 E: 0 K: 0 S: 3	H: 1 LOB: 1 BB: 0 P: 4	R: 2 E: 0 K: 1 S: 7	H: 2 LOB: 1 BB: 1 P: 11	R: 0 E: 0 K: 2 S: 7	H: 0 LOB: 0 BB: 0 P: 7	R: 1 E: 0 K: 0 S: 6		H: 3 LOB: 2 BB: 0 P: 6	R: 0 E: 0 K: 1 S: 5	H: 1 LOB: 0 BB: 0 P: 5	R: 0 E: 0 K: 0 S: 4	H: 1 LOB: 1 BB: 0 P: 4	R: 1 E: 0 K: 0 S: 5	H: 2 LOB: 1 BB: 0 P: 5	1B: 9 2B: 1 3B: 0 HR: 0	SF: 0 SAC: 1 DP: 1 HBP: 0	WP: 0 PB: 0 SB: 0 CS: 1
<b>PITCHER</b> Dave Koslo, L (1, 1) ERA: 3.89	IP 10.0 WLS L BF 40 H 10 R 4 ER 4 SO 5 BB 1 IBB 0 HBP 0 BLK 0 WP 0 HR 0 S 49 P 53 ERA 3.60 WHIP 1.100											<b>PITCHER</b>	IP WLS BF H R ER SO BB IBB HBP BLK WP HR S P ERA WHIP									

livebaseballscorecards.com

AB	38
R	4
H	10
RBI	4
BB	1
SO	5
LOB	11





BOTTOM

Chicago Cubs @ New York Giants  
Polo Grounds, New York, NY  
Fri Sep 15 1950, 3:33 AM EDT  
Att. 2,860 - Unknown

livebaseballscorecards.com

AB	38
R	3
H	9
RBI	3
BB	5
SO	7
LOB	17



WP	0	PA	44
PB	0		
SB	0		
CS	1		

AB R H RBI BB SO LOB

4 2 2 2 0 1 2

4 0 0 0 1 0 3

5 0 0 0 0 0 2

5 1 2 1 0 1 2

5 0 2 0 0 2 1

2 0 0 0 2 1 0

0 0 0 0 1 0 0

5 0 1 0 0 0 4

5 0 1 0 0 1 2

5 0 1 0 1 1 1

1B: 3 SF: 0  
2B: 4 SAC: 1  
3B: 0 DP: 1  
HR: 3 HBP: 0

Batter	1	2	3	4	5	6	7	8	9	10
Eddie Stanky, R OBP: 0.467, SLG: 0.422 (1, 4)	0-0 HR	0-0 HR		0-0 F2		0-3 K			0-0 SH3-4	
Whitey Lockman, L OBP: 0.355, SLG: 0.416 (1, 7)	0-0 F7	4-0 BB		0-0 F2		0-0 F9			0-0 6-3	
Don Mueller, L OBP: 0.319, SLG: 0.377 (1, 9)	0-0 4-3	0-0 E4			0-0 G3		0-0 6-3		0-0 F7	
Hank Thompson, L OBP: 0.388, SLG: 0.469 (1, 5)	0-0 HR	0-0 1-3			0-0 P3		0-0 CS 1B		0-0 K	
Monte Irvin, R OBP: 0.391, SLG: 0.487 (1, 3)	0-0 2B		0-3 K		0-0 BB 1B		0-3 K		0-0 5-3	
Wes Westrum, R OBP: 0.374, SLG: 0.458 (1, 2)	4-0 FC6-4 BB		0-0 6-3		4-0 BB 1-2		0-3 K		4-0 1B BB	
Roy Weatherly, L OBP: 0.378, SLG: 0.422 (10, PH)										
Alvin Dark, R OBP: 0.330, SLG: 0.448 (1, 6)	0-0 FC6-4 1-2r		0-0 F9		0-0 5-3		0-0 3-1		0-0 1-3 1B	
Bobby Thomson, R OBP: 0.305, SLG: 0.400 (1, 8)		0-3 K		0-0 P4		0-0 4-3 2B		0-0 F8		0-0 6-3
Dave Koslo, L OBP: 0.212, SLG: 0.200 (1, 1)		0-3 K		0-0 2B		0-0 4-3		4-0 6-3 SH3-4 BB		

Inning Stats	R: 2	H: 3	E: 0	K: 0	S: 6	WLS	BF	H	R	ER	SO	BB	IBB	HBP	BLK	WP	HR	S	P	ERA	WHIP
	2	3	0	0	6		5	3	3	3	3	2	0	0	0	0	3	24	32	6.75	1.750
	1	2	1	2	9		2	0	0	1	1	0	0	0	0	0	0	10	14	0.00	1.500
	1	10	13	5	9		2	0	0	3	2	0	0	0	0	0	0	19	27	0.00	1.000

PITCHER	IP	WLS	BF	H	R	ER	SO	BB	IBB	HBP	BLK	WP	HR	S	P	ERA	WHIP
Warren Hacker, R ERA: 3.75 (1, 1)	4.0		20	5	3	3	3	2	0	0	0	0	3	24	32	6.75	1.750
Dutch Leonard, R ERA: 4.04 (5, 1)	2.0		9	2	0	0	1	1	0	0	0	0	0	10	14	0.00	1.500
Johnny Klippstein, R ERA: 5.22 (7, 1)	4.0	W	15	2	0	0	3	2	0	0	0	0	0	19	27	0.00	1.000

Batter	1	2	3	4	5	6	7	8	9	AB R H RBI BB SO LOB	TOP											
Randy Jackson, R OBP: 0.212, SLG: 0.323 (1, 5) X	0-0 1B 2B	0-0 P4			0-0 F8		0-0 SH3-4		0-3 K	4 1 1 0 0 1 0												
Hal Jeffcoat, R OBP: 0.266, SLG: 0.336 (1, 9) X	0-0 HBP 1-6-3 1B		0-0 F8		0-0 1-3		0-0 F8			4 1 1 2 0 0 1												
Preston Ward, L OBP: 0.323, SLG: 0.390 (1, 3) X	0-0 P5 1-2		0-0 F7			0-0 HR	0-0 2B			4 1 2 2 0 0 1												
Hank Sauer, R OBP: 0.350, SLG: 0.519 (1, 7) B B B B	4-0 1-6-3 HBP BB		0-0 HR		0-3 K	0-0 F7				3 1 1 1 1 1 1												
Andy Pafko, R OBP: 0.403, SLG: 0.611 (1, 8) H	1-0 1-6-3 HBP		0-0 F7		0-0 P6		0-0 5-3			3 0 0 0 0 0 0												
Carl Sawatski, L OBP: 0.271, SLG: 0.187 (1, 2) X	0-0 1-6-3 1-2 2-3 3-H		0-3 K		4-0 BB		0-0 1-3			3 0 0 1 1 1 2												
Roy Smalley, R OBP: 0.295, SLG: 0.409 (1, 6) X	0-0 F7		0-0 F8		0-3 K		0-0 5-3			4 0 0 0 0 1 3												
Wayne Terwilliger, R OBP: 0.311, SLG: 0.355 (1, 4) X		0-0 1-3		0-0 1-3		4-0 SH3-4 F8 SH BB		0-0 F8		3 1 0 0 1 0 0												
Johnny Schmitz, R OBP: 0.136, SLG: 0.154 (1, 1) X		0-3 K		0-0 1-3		0-0 SH SH3-4 2B		0-0 1-3		3 1 0 0 0 1 0												
<b>Inning Stats</b>	R: 2 E: 0 K: 0 S: 5	H: 2 LOB: 2 BB: 1 P: 10	R: 0 E: 0 K: 1 S: 5	H: 0 LOB: 0 BB: 0 P: 5	R: 1 E: 0 K: 0 S: 4	H: 1 LOB: 0 BB: 0 P: 4	R: 0 E: 0 K: 1 S: 5	H: 0 LOB: 0 BB: 0 P: 5	R: 0 E: 0 K: 0 S: 3	H: 0 LOB: 0 BB: 0 P: 3	R: 1 E: 0 K: 2 S: 8	H: 1 LOB: 1 BB: 1 P: 12	R: 2 E: 0 K: 0 S: 5	H: 1 LOB: 1 BB: 1 P: 9	R: 0 E: 0 K: 0 S: 3	H: 0 LOB: 0 BB: 0 P: 3	R: 0 E: 0 K: 1 S: 5	H: 0 LOB: 0 BB: 0 P: 5	1B: 1 2B: 2 3B: 0 HR: 2	SF: 0 SAC: 2 DP: 0 HBP: 1	WP: 0 PB: 0 SB: 1 CS: 0	PA: 37
<b>PITCHER</b>	IP WLS BF H R ER SO BB IBB HBP BLK WP HR S P ERA WHIP																					
Sheldon Jones, R ERA: 4.82 (1, 1)	6.0 L 26 4 5 5 4 3 0 1 0 0 2 30 43 7.50 1.167																					
Jack Kramer, R ERA: 3.52 (7, 1)	1.0 5 1 1 1 0 0 0 0 0 0 0 5 5 9.00 1.000																					
George Spencer, R ERA: 2.45 (8, 1)	2.0 6 0 0 0 0 1 0 0 0 0 0 0 8 8 0.00 0.000																					

Chicago Cubs @ New York Giants  
Polo Grounds, New York, NY  
Sat Sep 16 1950, 3:33 AM EDT  
Att. 7,002 - Unknown

livebaseballscorecards.com

AB	31
R	6
H	5
RBI	6
BB	3
SO	5
LOB	8





Batter	1	2	3	4	5	6	7	8	9	AB	R	H	RBI	BB	SO	LOB
<b>Eddie Stanky, R</b> OBP: 0.463, SLG: 0.417 (1, 4) X	0-0 4-3 ①			0-0 5-3 ① X	0-0 P5 ③		0-3 K ②		0-0 6-3 ②	5	0	0	0	0	1	1
<b>Whitey Lockman, L</b> OBP: 0.355, SLG: 0.418 (1, 7) X	0-0 3-1 ②			0-0 HR 1B		0-0 1-6-3 ① X	0-0 2B		0-0 F7 ③	5	1	2	0	0	0	0
<b>Alvin Dark, R</b> OBP: 0.333, SLG: 0.454 (1, 6) X	0-0 5-3 ③			0-0 HR 1-H		1-0 HBP F9 HBP	4-0 BB			2	2	1	2	1	0	0
<b>Monte Irvin, R</b> OBP: 0.389, SLG: 0.484 (1, 3) (7, 9) (9, 3)		0-0 F7 ①		0-0 1-3 ②		0-0 BB HBP 1B 1-2	0-0 P6 ③			4	0	1	0	0	0	2
<b>Bobby Thomson, R</b> OBP: 0.307, SLG: 0.405 (1, 8)		0-0 F9 ②		0-0 HR		1-0 BB HBP 1-2 2-3		0-0 1-3 ①		3	1	1	1	0	0	0
<b>Don Mueller, L</b> OBP: 0.318, SLG: 0.376 (1, 9) <b>Bill Rigney, R</b> OBP: 0.265, SLG: 0.224 (6, PH) <b>Tookie Gilbert, L</b> OBP: 0.316, SLG: 0.310 (7, 3) <b>Jack Lohrke, R</b> OBP: 0.238, SLG: 0.158 (8, PH) (9, 5)		0-0 F9 ③		0-0 P4 ③		0-0 F9 ②		0-0 1-3 ②		2	0	0	0	0	0	0
<b>Hank Thompson, L</b> OBP: 0.388, SLG: 0.468 (1, 5) (9, 9)			0-0 F7 ①		0-0 P4 ①	4-0 BB 1-2 2-3		0-0 1B		3	0	1	0	1	0	0
<b>Sal Yvars, R</b> (1, 2)			0-0 5-3 ②		4-0 SH1-4 BB	0-0 P4 ③		0-0 P3 ③		3	0	0	0	1	0	4
<b>Sheldon Jones, R</b> OBP: 0.140, SLG: 0.093 (1, 1) <b>Jack Kramer, R</b> OBP: 0.308, SLG: 0.250 (7, 1) <b>Jack Maguire, R</b> OBP: 0.262, SLG: 0.237 (7, PH) <b>George Spencer, R</b> (8, 1) <b>Rudy Rufer, R</b> (9, PH)			0-3 K ③		0-0 SH1-4 ②		0-0 F8 ①		0-3 K ①	1	0	0	0	0	1	0

Inning Stats	R: 0	H: 0	E: 0	K: 0	S: 3	R: 0	H: 0	E: 0	K: 0	S: 3	R: 0	H: 0	E: 0	K: 1	S: 5	R: 3	H: 3	E: 0	K: 0	S: 6	R: 0	H: 0	E: 0	K: 0	S: 3	R: 1	H: 1	E: 0	K: 1	S: 4	R: 0	H: 1	E: 0	K: 1	S: 6	R: 0	H: 1	E: 0	K: 0	S: 4	R: 0	H: 0	E: 0	K: 1	S: 5	1B: 3	SF: 0	2B: 1	SAC: 1	3B: 0	DP: 0	HR: 2	HBP: 2	WP: 0	PA: 38
	0	0	0	0	3	0	0	0	0	3	0	0	0	1	5	3	3	0	0	6	0	0	0	0	1	7	0	1	0	3	4	0	1	10	0	1	10	0	1	4	0	0	5	3	0	0	0	0	2	0	38				


PITCHER	IP	WLS	BF	H	R	ER	SO	BB	IBB	HBP	BLK	WP	HR	S	P	ERA	WHIP
<b>Johnny Schmitz, L</b> ERA: 4.94 (1, 1)	9.0	W	38	6	4	4	3	3	0	2	0	0	2	39	53	4.00	1.000


**BOTTOM**

**Chicago Cubs @ New York Giants**  
Polo Grounds, New York, NY

Sat Sep 16 1950, 3:33 AM EDT  
Att. 7,002 - Unknown

<b>AB</b>	<b>32</b>
<b>R</b>	<b>4</b>
<b>H</b>	<b>6</b>
<b>RBI</b>	<b>4</b>
<b>BB</b>	<b>3</b>
<b>SO</b>	<b>3</b>
<b>LOB</b>	<b>9</b>




Batter	1	2	3	4	5	6	7	8	9	AB R H RBI BB SO LOB	TOP																								
Tommy Glaviano, R (1, 5) OBP: 0.424, SLG: 0.452 Eddie Kazak, R (9, 5) OBP: 0.311, SLG: 0.343	0-0 4-3	0-3 K		0-0 F8		1-0 HBP			0-3 K	4 0 0 0 0 2 1 0 0 0 0 0 0 0																									
Red Schoendienst, S (1, 4) OBP: 0.317, SLG: 0.414	0-0 F2	0-0 1B		0-0 F8		0-0 F8			0-0 WP F7 1B	5 1 2 0 0 0 4																									
Stan Musial, L (1, 3) OBP: 0.441, SLG: 0.602	0-0 BB 2B 1B	0-0 4-3			0-3 K				0-0 F7	5 1 1 1 0 2 1																									
Enos Slaughter, L (1, 9) OBP: 0.370, SLG: 0.418	4-0 BB 1-2 2B BB		0-0 6-3		0-0 1-3				0-0 F7	3 2 0 0 2 0 0																									
Hal Rice, L (1, 7) OBP: 0.293, SLG: 0.289	4-0 BB 1-2 2-3 2B BB		0-0 G3 1B		0-0 F7				0-0 1-H 3B	3 1 2 1 1 0 0																									
Bill Howerton, L (1, 8) OBP: 0.394, SLG: 0.529 Chuck Diering, R (9, 8) OBP: 0.365, SLG: 0.349	0-0 1-H 2-H 3-H 1B 2B		0-0 G3		4-0 FC1-5 E BB				0-3 K	3 1 1 3 1 1 1 0 0 0 0 0 0 0																									
Marty Marion, R (1, 6) OBP: 0.335, SLG: 0.328	0-0 2-H 1B		0-0 5-3		0-0 E1 HBP FC1-5				0-0 5-3	4 0 1 1 0 0 2	AB 34 R 6 H 8 RBI 6 BB 4 SO 6 LOB 14																								
Del Rice, R (1, 2) OBP: 0.325, SLG: 0.383	0-0 F9			0-0 F8 SH3-4 1B		0-0 FC1-5 HBP			0-3 K	4 0 1 0 0 1 3																									
Howie Pollet, L (1, 1) OBP: 0.195, SLG: 0.156 Al Brazle, L (5, 1) OBP: 0.196, SLG: 0.196		0-0 1-3		0-0 SH3-4		0-0 F8			0-0 P4	1 0 0 0 0 0 0 2 0 0 0 0 0 2																									
Inning Stats	R: 4 E: 0 K: 0 S: 6	H: 3 LOB: 1 BB: 2 P: 14	R: 0 E: 0 K: 1 S: 6	H: 1 LOB: 1 BB: 0 P: 6	R: 0 E: 0 K: 0 S: 4	H: 1 LOB: 1 BB: 0 P: 4	R: 0 E: 0 K: 0 S: 4	H: 0 LOB: 0 BB: 0 P: 5	R: 1 E: 0 K: 2 S: 7	H: 1 LOB: 0 BB: 1 P: 11	R: 0 E: 0 K: 1 S: 5	H: 0 LOB: 0 BB: 0 P: 5	R: 1 E: 0 K: 1 S: 6	H: 1 LOB: 0 BB: 0 P: 6	1B: 6 2B: 1 3B: 1 HR: 0	SF: 0 SAC: 1 DP: 0 HBP: 1	WP: 2 PB: 0 SB: 0 CS: 0	PA: 40																	
PITCHER	IP WLS BF H R ER SO BB IBB HBP BLK WP HR S P ERA WHIP																																		
Sal Maglie, R (1, 1) ERA: 2.66	8.0	36	7	5	5	5	4	0	1	0	0	0	41	58	5.62	1.375																			
Monty Kennedy, L (9, 1) ERA: 4.74	1.0	W	4	1	1	1	0	0	0	0	1	0	6	6	9.00	1.000																			

St. Louis Cardinals @ New York Giants  
Polo Grounds, New York, NY  
Sun Sep 17 1950, 3:33 AM EDT  
Att: 21,892 - Unknown

livebaseballscorecards.com





Batter	1	2	3	4	5	6	7	8	9	AB R H RBI BB SO LOB	TOP											
Tommy Glaviano, R (1, 5) OBP: 0.420, SLG: 0.447	0-3 K			0-0 5-3		0-3 K			0-0 F8	4 0 0 0 0 2 1	<b>St. Louis Cardinals @ New York Giants</b> Polo Grounds, New York, NY Mon Sep 18 1950, 3:33 AM EDT Att. 5,022 - Unknown  <a href="http://livebaseballscorecards.com">livebaseballscorecards.com</a>  <b>AB 29</b> <b>R 0</b> <b>H 2</b> <b>RBI 0</b> <b>BB 1</b> <b>SO 6</b> <b>LOB 5</b>  											
Red Schoendienst, S (1, 4) OBP: 0.315, SLG: 0.411	0-0 4-3			0-0 4-3		0-0 4-3			0-0 E3 PO	4 0 0 0 0 0 1												
Stan Musial, L (1, 3) OBP: 0.438, SLG: 0.597	0-0 4-3			0-0 2-3			0-0 F2		0-0 P4	4 0 0 0 0 0 1												
Enos Slaughter, L (1, 9) OBP: 0.368, SLG: 0.416		0-0 4-1			0-0 6-3		0-0 6-3		0-0 PO	3 0 0 0 0 0 0												
Hal Rice, L (1, 7) OBP: 0.284, SLG: 0.280		0-0 3-1			0-0 F7		0-0 F9			3 0 0 0 0 0 0												
Bill Howerton, L (1, 8) OBP: 0.393, SLG: 0.531		0-3 K			0-0 2B			0-0 5-3		3 0 1 0 0 1 0												
Marty Marion, R (1, 6) OBP: 0.332, SLG: 0.325			0-3 K		0-0 F7			0-0 5-3		3 0 0 0 0 1 1												
Del Rice, R (1, 2) OBP: 0.325, SLG: 0.382			0-0 F8			0-0 3-1		4-0 BB		1 0 0 0 0 0 0												
Joe Garagiola, L (4, 2) OBP: 0.385, SLG: 0.477										1 0 0 0 1 0 0												
Max Lanier, R (1, 1) OBP: 0.203, SLG: 0.212			0-3 K					0-3 K		0 0 0 0 0 0 0												
Al Papai, R (1, 1) OBP: 0.261, SLG: 0.150										1 0 0 0 0 1 0												
Erv Dusak, R (4, 1) OBP: 0.091, SLG: 0.182										1 0 1 0 0 0 0												
Ed Mickelson, R (8, PH)										1 0 0 0 0 1 1												
Fred Martin, R (8, 1) OBP: 0.231, SLG: 0.385										0 0 0 0 0 0 0												
<b>Inning Stats</b>	R: 0 E: 0 K: 1 S: 5	H: 0 LOB: 0 BB: 0 P: 5	R: 0 E: 0 K: 1 S: 5	H: 0 LOB: 0 BB: 0 P: 5	R: 0 E: 0 K: 2 S: 7	H: 0 LOB: 0 BB: 0 P: 7	R: 0 E: 0 K: 0 S: 3	H: 0 LOB: 0 BB: 0 P: 3	R: 0 E: 0 K: 0 S: 4	H: 1 LOB: 1 BB: 0 P: 4	R: 0 E: 0 K: 1 S: 6	H: 1 LOB: 1 BB: 0 P: 6	R: 0 E: 0 K: 0 S: 3	H: 0 LOB: 0 BB: 0 P: 3	R: 0 E: 0 K: 1 S: 5	H: 0 LOB: 1 BB: 1 P: 9	R: 0 E: 1 K: 0 S: 3	H: 0 LOB: 0 BB: 0 P: 3	1B: 0 2B: 2 3B: 0 HR: 0	SF: 0 SAC: 0 DP: 0 HBP: 0	WP: 0 PB: 0 SB: 0 CS: 0	PA: 31
<b>PITCHER</b> Larry Jansen, R (1, 1) ERA: 3.05	IP: 9.0 WLS: W BF: 30 H: 2 R: 0 ER: 0 SO: 6 BB: 1 IBB: 0 HBP: 0 BLK: 0 WP: 0 HR: 0 S: 41 P: 45 ERA: 0.00 WHIP: 0.333											<b>PITCHER</b>	IP: WLS: BF: H: R: ER: SO: BB: IBB: HBP: BLK: WP: HR: S: P: ERA: WHIP:									



Batter	1	2	3	4	5	6	7	8	9	AB	R	H	RBI	BB	SO	LOB
Eddie Stanky, R OBP: 0.464, SLG: 0.415 (1, 4)	0-0 1B BB 1B	0-3 K	4-0 1B E BB		4-0 1B F7 BB	0-0 G3				3	3	1	0	2	1	2
Whitey Lockman, L OBP: 0.356, SLG: 0.416 (1, 7)	0-0 BB 1B 2B 1B	0-0 G3	0-0 E 1B		0-0 F2		4-0 L4-6 5-3 BB			4	1	2	1	1	0	2
Alvin Dark, R OBP: 0.334, SLG: 0.452 (1, 6)	0-0 1-2 2-3 2B 1B	0-3 K	0-0 4-3		0-0 1-3 1B		0-0 5-3			5	1	2	0	0	1	3
Monte Irvin, R OBP: 0.395, SLG: 0.489 (1, 3)	4-0 1-2 2-3 3-H 2B BB		0-0 1B 3B	4-0 BB BB F8 BB		0-0 F7		0-0 L4-6		3	3	1	2	2	0	2
Wes Westrum, R OBP: 0.378, SLG: 0.458 (1, 2)	0-0 1-H 2-H 3-H 2B		0-0 F8 1B 1B	4-0 1-2 BB BB		0-0 F8		0-3 K		3	1	2	4	1	0	1
Sal Yvars, R (6, 2)										1	0	0	0	0	1	0
Bobby Thomson, R OBP: 0.315, SLG: 0.415 (1, 8)	0-0 4-3		0-0 1-2 1B 1B F8	4-0 1-2 2-3 BB		4-0 1B FC4-6 BB		0-0 HR		3	3	2	1	2	0	1
Hank Thompson, L OBP: 0.387, SLG: 0.464 (1, 5)	0-0 1-3		0-0 1-2 2-3 F8	0-0 3-H F8		0-0 1-3 FC4-6 1B		0-0 G3		5	0	1	1	0	0	5
Don Mueller, L OBP: 0.314, SLG: 0.369 (1, 9)	0-0 6-3		4-0 1B BB	0-0 3-H F9		0-0 1-2 3-H FC4-6		0-0 F7		4	0	0	1	1	0	4
Larry Jansen, R OBP: 0.207, SLG: 0.236 (1, 1)		0-0 G3 1B	0-0 1-3 2-H 3-H 1B 1B	0-3 K		0-3 K				4	1	2	2	0	2	3


Inning Stats	R: 4	H: 4	E: 0	K: 0	S: 7	L: 1	LOB: 1	BB: 1	P: 11	R: 0	H: 1	E: 0	K: 2	S: 8	L: 1	LOB: 1	BB: 0	P: 8	R: 5	H: 5	E: 1	K: 0	S: 7	L: 1	LOB: 1	BB: 2	P: 15	R: 1	H: 0	E: 0	K: 1	S: 5	L: 1	LOB: 2	BB: 3	P: 17	R: 1	H: 1	E: 0	K: 0	S: 4	L: 1	LOB: 1	BB: 1	P: 8	R: 0	H: 0	E: 0	K: 0	S: 2	L: 0	LOB: 0	BB: 1	P: 6	R: 1	H: 1	E: 0	K: 1	S: 6	L: 1	LOB: 0	BB: 0	P: 6	R: 0	H: 0	E: 0	K: 0	S: 2	L: 0	LOB: 0	BB: 1	P: 6	R: 1	H: 1	E: 0	K: 1	S: 6	L: 1	LOB: 0	BB: 0	P: 6
--------------	------	------	------	------	------	------	--------	-------	-------	------	------	------	------	------	------	--------	-------	------	------	------	------	------	------	------	--------	-------	-------	------	------	------	------	------	------	--------	-------	-------	------	------	------	------	------	------	--------	-------	------	------	------	------	------	------	------	--------	-------	------	------	------	------	------	------	------	--------	-------	------	------	------	------	------	------	------	--------	-------	------	------	------	------	------	------	------	--------	-------	------

PITCHER	IP	WLS	BF	H	R	ER	SO	BB	IBB	HBP	BLK	WP	HR	S	P	ERA	WHIP
Max Lanier, L ERA: 2.92 (1, 1)	0.0	L	4	3	4	4	0	1	0	0	0	0	0	19	27	12.00	3.000
Al Papai, R ERA: 6.2 (1, 1)	3.0		17	7	5	4	2	2	0	0	0	0	0	17	41	6.75	2.000
Erv Dusak, R ERA: 3.78 (4, 1)	4.0		19	2	3	3	2	6	0	0	0	0	0	6	6	9.00	1.000
Fred Martin, R ERA: 4.73 (8, 1)	1.0		4	1	1	1	1	0	0	0	0	0	1	6	6	9.00	1.000

**BOTTOM**

**St. Louis Cardinals @ New York Giants**  
Polo Grounds, New York, NY  
Mon Sep 18 1950, 3:33 AM EDT  
Att. 5,022 - Unknown

AB	35
R	13
H	13
RBI	12
BB	9
SO	5
LOB	23



WP	HR	S	P	ERA	WHIP
0	0	0	0	0	0

Batter	1	2	3	4	5	6	7	8	9	AB R H RBI BB SO LOB	TOP
<b>Bobby Adams, R</b> (1, 5) OBP: 0.373, SLG: 0.431	0-0 P2		0-0 F8		0-0 F3		0-0 FC6-4		0-0 1B	5 1 1 0 0 0 1	
<b>Bob Usher, R</b> (1, 8) OBP: 0.305, SLG: 0.344	0-0 P6		0-0 P6		0-0 F7		4-0 BB		0-0 1B	4 0 1 1 1 0 0	
<b>Johnny Wyrostek, L</b> (1, 9) OBP: 0.375, SLG: 0.441	0-0 G3		0-0 1B				0-0 F9		0-0 F5	5 0 2 0 0 0 4	
<b>Ted Kluszewski, L</b> (1, 3) OBP: 0.354, SLG: 0.531		0-0 1-3	0-0 F7				0-0 F5		0-0 1-3	5 0 1 1 0 0 2	
<b>Joe Adcock, R</b> (1, 7) OBP: 0.314, SLG: 0.390					0-0 FC5-4		0-0 F9		0-0 5-3	5 1 2 0 0 1 3	
<b>Johnny Pramesa, R</b> (1, 2) OBP: 0.373, SLG: 0.448					0-0 F7		0-0 FC6-4		0-0 F7	4 0 2 1 0 0 1	
<b>Connie Ryan, R</b> (1, 4) OBP: 0.349, SLG: 0.361					0-0 P6		0-0 FC6-4		0-0 SH1-4	3 1 1 0 1 0 3	
<b>Virgil Stallcup, R</b> (1, 6) OBP: 0.276, SLG: 0.354					0-0 FC5-4		0-0 F7		0-0 SH1-4	3 0 0 0 0 0 3	
<b>Ewell Blackwell, R</b> (1, 1) OBP: 0.189, SLG: 0.153					0-0 F3		0-0 FC6-4		0-0 1B	4 1 2 1 0 0 2	
<b>Inning Stats</b>	R: 0 H: 0 E: 0 LOB: 0 K: 0 BB: 0 S: 3 P: 3	R: 1 H: 2 E: 0 LOB: 2 K: 0 BB: 1 S: 5 P: 9	R: 0 H: 1 E: 0 LOB: 1 K: 0 BB: 0 S: 4 P: 4	R: 0 H: 1 E: 0 LOB: 1 K: 0 BB: 0 S: 4 P: 4	R: 0 H: 0 E: 0 LOB: 0 K: 0 BB: 0 S: 3 P: 3	R: 0 H: 2 E: 0 LOB: 2 K: 0 BB: 0 S: 5 P: 5	R: 0 H: 1 E: 0 LOB: 2 K: 0 BB: 1 S: 4 P: 8	R: 0 H: 0 E: 0 LOB: 0 K: 0 BB: 0 S: 3 P: 3	R: 3 H: 5 E: 0 LOB: 2 K: 1 BB: 0 S: 10 P: 10	1B: 11 SF: 0 2B: 1 SAC: 1 3B: 0 DP: 0 HR: 0 HBP: 0	WP: 0 PA: 41 PB: 0 SB: 0 CS: 0
<b>PITCHER</b>	IP WLS BF H R ER SO BB IBB HBP BLK WP HR S P ERA WHIP										
<b>Dave Koslo, L</b> (1, 1) ERA: 3.91	8.1 L 38 11 4 4 0 2 0 0 0 0 0 0 36 44 4.32 1.560										
<b>Monty Kennedy, L</b> (9, 1) ERA: 4.71	0.2 3 1 0 0 1 0 0 0 0 0 0 0 5 5 0.00 1.500										

Cincinnati Reds @ New York Giants  
Polo Grounds, New York, NY  
Wed Sep 20 1950, 3:33 AM EDT  
Unknown

livebaseballscorecards.com

<b>AB</b>	<b>38</b>
<b>R</b>	<b>4</b>
<b>H</b>	<b>12</b>
<b>RBI</b>	<b>4</b>
<b>BB</b>	<b>2</b>
<b>SO</b>	<b>1</b>
<b>LOB</b>	<b>19</b>





Batter	1	2	3	4	5	6	7	8	9	AB	R	H	RBI	BB	SO	LOB
Eddie Stanky, R OBP: 0.463, SLG: 0.413 (1, 4)	0-0 F8		0-0 F2		4-0 E BB		0-3 K			3	0	0	0	1	1	0
Whitey Lockman, L OBP: 0.357, SLG: 0.415 (1, 7)	4-0 1B 6-3 BB		0-0 1B		0-0 E4 1-2		0-0 F5			3	0	1	0	1	0	1
Don Mueller, L OBP: 0.312, SLG: 0.366 (1, 9)	0-0 6-3 1-2		0-0 P4		0-0 F7			0-0 F7		4	0	0	0	0	0	4
Hank Thompson, L OBP: 0.389, SLG: 0.464 (1, 5)	0-0 2-3 1B			4-0 1B FC4-6 BB	0-0 F9			4-0 FC5-4 BB		2	1	1	0	2	0	2
Monte Irvin, R OBP: 0.393, SLG: 0.486 (1, 3)	0-0 F7			0-0 FC4-6 1-3 1B		0-0 5-3		0-0 FC5-4 1-2f FC5-4		4	0	1	0	0	0	3
Wes Westrum, R OBP: 0.374, SLG: 0.454 (1, 2)		0-3 K		0-0 F3		0-0 5-3		0-0 FC5-4 1-2f		4	0	0	0	0	1	3
Alvin Dark, R OBP: 0.334, SLG: 0.451 (1, 6)		0-0 F9		0-0 FC4-6 1-2f 3-H		0-0 E4 1B			0-0 1-3	4	0	1	1	0	0	1
Bobby Thomson, R OBP: 0.313, SLG: 0.412 (1, 8)		0-0 F7		0-0 F5		0-0 F5			0-0 6-3	4	0	0	0	0	0	2
Dave Koslo, L OBP: 0.203, SLG: 0.190 (1, 1)			0-0 G3		0-0 4-3		0-3 K		0-0 1-3	3	0	0	0	0	1	0
Monty Kennedy, R OBP: 0.088, SLG: 0.061 (9, 1)										0	0	0	0	0	0	0
Roy Weatherly, L OBP: 0.373, SLG: 0.415 (9, PH)										1	0	0	0	0	0	0


Inning Stats	R: 0	H: 1	R: 0	H: 0	R: 0	H: 1	R: 1	H: 1	R: 0	H: 0	R: 0	H: 1	R: 0	H: 0	R: 0	H: 0	R: 0	H: 0	R: 0	H: 0	R: 0	H: 0	1B: 4	SF: 0	WP: 0	PA: 36
	E: 0	LOB: 2	E: 0	LOB: 0	E: 0	LOB: 1	E: 0	LOB: 1	E: 1	LOB: 2	E: 0	LOB: 1	E: 0	LOB: 0	E: 0	LOB: 1	E: 0	LOB: 0	E: 0	LOB: 0	E: 0	LOB: 0	2B: 0	SAC: 0	PB: 0	
	K: 0	BB: 1	K: 1	BB: 0	K: 0	BB: 0	K: 0	BB: 1	K: 0	BB: 1	K: 2	BB: 0	K: 0	BB: 1	K: 0	BB: 1	K: 0	BB: 0	K: 0	BB: 0	K: 0	BB: 0	3B: 0	DP: 0	SB: 0	
	S: 4	P: 8	S: 5	P: 5	S: 4	P: 4	S: 4	P: 8	S: 4	P: 8	S: 7	P: 7	S: 3	P: 7	S: 3	P: 3	S: 3	P: 3	S: 3	P: 3	S: 3	P: 3	HR: 0	HBP: 0	CS: 0	

PITCHER	IP	WLS	BF	H	R	ER	SO	BB	IBB	HBP	BLK	WP	HR	S	P	ERA	WHIP	PITCHER	IP	WLS	BF	H	R	ER	SO	BB	IBB	HBP	BLK	WP	HR	S	P	ERA	WHIP	
Ewell Blackwell, R ERA: 3.11 (1, 1)	9.0	W	36	4	1	1	3	4	0	0	0	0	0	38	54	1.00	0.889																			

**BOTTOM**

**Cincinnati Reds @ New York Giants**  
Polo Grounds, New York, NY  
Wed Sep 20 1950, 3:33 AM EDT  
Unknown

<b>AB</b>	<b>32</b>
<b>R</b>	<b>1</b>
<b>H</b>	<b>4</b>
<b>RBI</b>	<b>1</b>
<b>BB</b>	<b>4</b>
<b>SO</b>	<b>3</b>
<b>LOB</b>	<b>16</b>



livebaseballscorecards.com

Batter	1	2	3	4	5	6	7	8	9	AB R H RBI BB SO LOB	TOP									
<b>Bobby Adams, R</b> (1, 4) OBP: 0.371, SLG: 0.427	0-0 E5 WP E		0-0 5-3		0-0 F9			4-0 CS BB		3 1 0 0 1 0 2										
<b>Grady Hatton, L</b> (1, 5) OBP: 0.363, SLG: 0.379	0-0 F7		0-0 4-3			0-0 3-1		0-0 1-2 1B		4 0 1 0 0 0 1										
<b>Johnny Wyrostek, L</b> (1, 9) OBP: 0.372, SLG: 0.438	0-0 E7 2-H			0-0 G3		0-3 K		0-0 F9		4 0 0 1 0 1 1										
<b>Ted Kluszewski, L</b> (1, 3) OBP: 0.353, SLG: 0.535	0-0 L6			0-0 F8		0-0 HR			0-0 6-3	4 1 1 1 0 0 1										
<b>Lloyd Merriman, L</b> (1, 8) OBP: 0.321, SLG: 0.337	0-0 6-3			0-3 K2-3		0-0 4-3			0-3 K	4 0 0 0 0 2 1										
<b>Joe Adcock, R</b> (1, 7) OBP: 0.313, SLG: 0.392		0-0 5-3			0-0 F7 2B		0-0 F7		0-0 4-3	4 0 1 0 0 0 0										
<b>Virgil Stallcup, R</b> (1, 6) OBP: 0.275, SLG: 0.351		0-0 F7			0-0 E3		0-0 P4			3 0 0 0 0 0 1										
<b>Dixie Howell, R</b> (1, 2) OBP: 0.319, SLG: 0.288		0-3 K			0-0 F2		0-0 F7			3 0 0 0 0 1 2										
<b>Ken Raffensberger, R</b> (1, 1) OBP: 0.181, SLG: 0.203			0-0 5-3		0-0 F7 2-3			0-3 K		3 0 0 0 0 1 2										
<b>Inning Stats</b>	R: 1 E: 2 K: 0 S: 5	H: 0 LOB: 1 BB: 0 P: 5	R: 0 E: 0 K: 1 S: 5	H: 0 LOB: 0 BB: 0 P: 5	R: 0 E: 0 K: 0 S: 3	H: 0 LOB: 0 BB: 0 P: 3	R: 0 E: 0 K: 1 S: 5	H: 0 LOB: 0 BB: 0 P: 5	R: 1 E: 0 K: 1 S: 6	H: 1 LOB: 0 BB: 0 P: 6	R: 0 E: 0 K: 0 S: 3	H: 0 LOB: 0 BB: 0 P: 3	R: 0 E: 0 K: 1 S: 5	H: 1 LOB: 1 BB: 1 P: 9	R: 0 E: 0 K: 1 S: 5	H: 0 LOB: 0 BB: 0 P: 5	1B: 1 2B: 1 3B: 0 HR: 1	SF: 0 SAC: 0 DP: 0 HBP: 0	WP: 1 PB: 0 SB: 0 CS: 1	PA: 33
<b>PITCHER</b>	IP WLS BF H R ER SO BB IBB HBP BLK WP HR S P ERA WHIP																			
<b>Jim Hearn, R</b> (1, 1) ERA: 2.56	7.0 L 26 2 2 1 3 0 0 0 0 1 1 32 32 1.29 0.286																			
<b>Monty Kennedy, L</b> (8, 1) ERA: 4.63	2.0 7 1 0 0 2 1 0 0 0 0 0 10 14 0.00 1.000																			

Cincinnati Reds @ New York Giants  
Polo Grounds, New York, NY  
Wed Sep 20 1950, 3:38 AM EDT  
Att. 3,182 - Unknown

[livebaseballscorecards.com](http://livebaseballscorecards.com)

AB 32  
R 2  
H 3  
RBI 2  
BB 1  
SO 5  
LOB 11







Batter	1	2	3	4	5	6	7	8	9	AB R H RBI BB SO LOB	TOP									
<b>Bobby Adams, R</b> (1, 4) OBP: 0.369, SLG: 0.422	0-0 F8		0-0 E5 1B	4-0 1B E BB		0-0 5-3		0-0 1-3		4 2 0 0 1 0 1										
<b>Grady Hatton, L</b> (1, 5) OBP: 0.365, SLG: 0.382	0-0 G4-6-3 1B		0-0 1B 1-2 3-H	0-0 1B E 1B		0-0 F2		0-0 F8	5 1 3 3 0 0 0											
<b>Johnny Wyrostek, L</b> (1, 9) OBP: 0.375, SLG: 0.439	0-0 G4-6-3 1-2f		0-0 1B 1-3 2-H	0-0 E3 1B			0-0 1B F7 1B	0-0 BB 1B	5 1 3 1 0 0 2											
<b>Ted Kluszewski, L</b> (1, 3) OBP: 0.353, SLG: 0.533		0-0 F2	0-0 F8	0-0 1B 1-2 2-H			0-0 FC5-4 1B	0-0 F5	5 0 2 1 0 0 3											
<b>Lloyd Merriman, L</b> (1, 8) OBP: 0.326, SLG: 0.339		0-0 CS 1B		0-0 FC1-6 1B			0-0 F7	4-0 BB BB BB 1-2 BB	4 0 2 1 1 0 3											
<b>Joe Adcock, R</b> (1, 7) OBP: 0.310, SLG: 0.387				0-0 FC1-6 1B			0-0 FC5-4	0-3 SS SS SS K	4 1 0 0 0 0 3											
<b>Ted Tappe, L</b> (9, PH) OBP: 0.333, SLG: 1.333				0-0 SH1-3		0-0 5-3			1 0 0 0 0 1 2											
<b>Bob Usher, R</b> (9, 7) OBP: 0.305, SLG: 0.344				0-0 SH1-3			0-0 F7		0 0 0 0 0 0 0											
<b>Virgil Stallcup, R</b> (1, 6) OBP: 0.274, SLG: 0.353			0-0 F7	0-0 SH1-3 1B 2B		0-0 F7	0-0 F7		4 1 1 0 0 0 1											
<b>Dixie Howell, R</b> (1, 2) OBP: 0.322, SLG: 0.293			0-0 E 1B 2B	4-0 SH1-3 1B BB		0-0 1-3		0-0 F5	3 2 1 0 1 0 0											
<b>Howie Fox, R</b> (1, 1) OBP: 0.211, SLG: 0.255			0-3 K	0-0 SH1-3			0-0 5-3	0-0 1-3	3 0 0 1 0 1 1											
<b>Frank Smith, R</b> (8, 1) OBP: 0.100, SLG: 0.100				1-2 2-3 3-H					0 0 0 0 0 0 0											
<b>Inning Stats</b>	R: 0 E: 0 K: 0 S: 3	H: 1 LOB: 0 BB: 0 P: 3	R: 0 E: 0 K: 0 S: 3	H: 1 LOB: 0 BB: 0 P: 3	R: 2 E: 1 K: 1 S: 9	H: 3 LOB: 2 BB: 0 P: 9	R: 5 E: 1 K: 0 S: 8	H: 4 LOB: 2 BB: 2 P: 16	R: 0 E: 0 K: 0 S: 3	H: 0 LOB: 0 BB: 0 P: 3	R: 1 E: 0 K: 0 S: 5	H: 2 LOB: 1 BB: 0 P: 5	R: 0 E: 0 K: 0 S: 3	H: 0 LOB: 0 BB: 0 P: 3	R: 0 E: 0 K: 1 S: 6	H: 1 LOB: 2 BB: 1 P: 10	1B: 10 2B: 2 3B: 0 HR: 0	SF: 0 SAC: 1 DP: 1 HBP: 0	WP: 0 PB: 0 SB: 0 CS: 1	PA: 42
<b>PITCHER</b>	IP WLS BF H R ER SO BB IBB HBP BLK WP HR S P ERA WHIP																			
<b>Sal Maglie, R</b> (1, 1) ERA: 2.75	3.2 L 20 8 7 3 1 2 0 0 0 0 0 0 20 28 7.36 2.727																			
<b>Monty Kennedy, L</b> (4, 1) ERA: 4.61	0.1 3 1 0 0 0 0 0 0 0 0 0 0 3 3 0.00 3.000																			
<b>George Spencer, R</b> (5, 1) ERA: 2.61	3.0 11 2 1 1 0 0 0 0 0 0 0 0 11 11 3.00 0.667																			
<b>Jack Kramer, R</b> (8, 1) ERA: 3.44	2.0 8 1 0 0 0 1 1 0 0 0 0 0 9 13 0.00 1.000																			

Cincinnati Reds @ New York Giants  
Polo Grounds, New York, NY  
Thu Sep 21 1950, 3:33 AM EDT  
Att. 3,996 - Unknown

livebaseballscorecards.com

AB	38
R	8
H	12
RBI	7
BB	3
SO	2
LOB	16





Batter	1	2	3	4	5	6	7	8	9	AB R H RBI BB SO LOB
Eddie Stanky, R OBP: 0.458, SLG: 0.406 (1, 4)	0-0 P5		0-0 F9		0-0 F9		0-0 6-3		1-0 HBP	4 0 0 0 0 0 0
Whitey Lockman, L OBP: 0.355, SLG: 0.412 (1, 7)	0-0 F9		0-0 F8		0-0 4-3			0-0 BB 3B 1B	0-3 K	5 1 1 0 0 1 1
Alvin Dark, R OBP: 0.332, SLG: 0.448 (1, 6)	0-0 5-3		0-0 E5 1B		4-0 BB			0-3 K	0-0 4-3	4 0 0 0 1 1 2
Hank Thompson, L OBP: 0.389, SLG: 0.460 (1, 5)		0-0 1-3	0-0 1-3 1B		0-0 G3			4-0 BB 1-2 3B BB		3 1 1 0 1 0 1
Monte Irvin, R OBP: 0.395, SLG: 0.502 (1, 3)		0-0 HR	0-0 L6			0-0 4-3		0-0 1-H 2-H F8 3B		4 2 2 3 0 0 2
Bobby Thomson, R OBP: 0.314, SLG: 0.411 (1, 8)		0-0 6-3		0-0 4-3 1-3 1B		0-0 F8		0-0 F8 3-H		4 0 1 1 0 0 0
Don Mueller, L OBP: 0.312, SLG: 0.372 (1, 9)		0-0 1B 1B		0-0 1-3 1-2		0-0 F7		0-0 HR		4 1 2 1 0 0 1
Sal Yvars, R OBP: 0.167, SLG: 0.091 (1, 2)		0-0 1-3 1B		0-0 4-3 2-3		0-0 F7		0-0 5-3		4 0 1 0 0 0 1
Sal Maglie, R OBP: 0.180, SLG: 0.194 (1, 1)		0-0 1-3		0-3 K		0-3 K			0-0 4-3	1 0 0 0 0 0 2
Monty Kennedy, R OBP: 0.088, SLG: 0.061 (4, 1)										0 0 0 0 0 0 0
Bill Riney, R OBP: 0.267, SLG: 0.218 (4, PH)										1 0 0 0 0 1 1
George Spencer, R OBP: 0.267, SLG: 0.218 (5, 1)										0 0 0 0 0 0 0
Roy Weatherly, L OBP: 0.266, SLG: 0.409 (7, PH)										1 0 0 0 0 1 0
Jack Kramer, R OBP: 0.326, SLG: 0.250 (8, 1)										0 0 0 0 0 0 0
Tookie Gilbert, L OBP: 0.315, SLG: 0.309 (9, PH)										1 0 0 0 0 0 0

**BOTTOM**

**Cincinnati Reds @ New York Giants**  
**Polo Grounds, New York, NY**  
 Thu Sep 21 1950, 3:33 AM EDT  
 Att. 3,996 - Unknown

[livebaseballscorecards.com](http://livebaseballscorecards.com)

<b>AB</b>	<b>36</b>
<b>R</b>	<b>5</b>
<b>H</b>	<b>8</b>
<b>RBI</b>	<b>5</b>
<b>BB</b>	<b>2</b>
<b>SO</b>	<b>4</b>
<b>LOB</b>	<b>11</b>



Inning Stats	R: 0	H: 0	E: 0	K: 0	S: 3	H: 0	LOB: 0	BB: 0	P: 3	R: 1	H: 3	E: 0	K: 0	S: 6	R: 0	H: 1	E: 1	K: 0	S: 5	R: 0	H: 0	E: 0	K: 0	S: 3	R: 0	H: 0	E: 0	K: 1	S: 5	R: 0	H: 0	E: 0	K: 0	S: 3	R: 4	H: 3	E: 0	K: 1	S: 8	R: 0	H: 0	E: 0	K: 1	S: 5	R: 0	H: 0	E: 0	K: 1	S: 5	1B: 5	2B: 0	3B: 1	HR: 2	SF: 0	SAC: 0	DP: 0	HBP: 1	WP: 0	PB: 0	SB: 0	CS: 0	PA: 39
--------------	------	------	------	------	------	------	--------	-------	------	------	------	------	------	------	------	------	------	------	------	------	------	------	------	------	------	------	------	------	------	------	------	------	------	------	------	------	------	------	------	------	------	------	------	------	------	------	------	------	------	-------	-------	-------	-------	-------	--------	-------	--------	-------	-------	-------	-------	--------

PITCHER	IP	WLS	BF	H	R	ER	SO	BB	IBB	HBP	BLK	WP	HR	S	P	ERA	WHIP
Howie Fox, R ERA: 4.42 (1, 1)	7.2	W	34	8	5	5	3	2	0	0	0	0	2	38	46	5.87	1.304
Frank Smith, R ERA: 3.72 (8, 1)	1.1	S	5	0	0	0	1	0	0	1	0	0	0	6	7	0.00	0.000

Batter	1	2	3	4	5	6	7	8	9	10	AB R H RBI BB SO LOB	TOP										
Eddie Stanky, R (1, 4) OBP: 0.456, SLG: 0.404	0-0 F7		0-0 1B		0-0 L7		0-0 5-3			0-0 F9	5 1 1 0 0 0 2	<b>New York Giants @ Boston Braves</b> Braves Field, Boston, MA Sat Sep 23 1950, 3:33 AM EDT Att: 4,690 - Sunny										
Whitey Lockman, L (1, 7) OBP: 0.353, SLG: 0.410	0-0 P6		0-0 G3		0-0 F9			0-0 SH1-3 1B		0-0 G3	5 0 1 0 0 0 2											
Don Mueller, L (1, 9) OBP: 0.315, SLG: 0.378	0-0 F9		0-0 FC5 S 2-H 3-H			0-0 P5		0-0 SH1-3 1B		0-0 1B	5 1 3 2 0 0 0											
Hank Thompson, L (1, 5) OBP: 0.390, SLG: 0.459		0-0 P6	0-0 1-2 BB			0-0 F8		0-0 SH1-3		0-0 1B	3 0 1 1 1 0 0											
Monte Irvin, R (1, 3) OBP: 0.390, SLG: 0.494		0-0 5-3	0-0 FC5 2-3f			0-0 1-3		0-0 6-3		0-0 F9	5 0 0 0 0 0 5											
Bobby Thomson, R (1, 8) OBP: 0.313, SLG: 0.410		0-0 5-3			0-0 5-3		0-0 1B	0-3 K			4 0 1 0 0 1 2											
Alvin Dark, R (1, 6) OBP: 0.335, SLG: 0.448			4-0 E S F9 BB	4-0 CS BB		0-0 S 1-3 1B			0-0 E3 CS		2 1 1 0 2 0 0											
Wes Westrum, R (1, 2) OBP: 0.376, SLG: 0.450			4-0 1B 1-3 1B BB	0-3 K 1-2		4-0 BB 2-3 BB		0-3 K 1-2			2 1 0 0 2 2 2											
Larry Jansen, R (1, 1) OBP: 0.198, SLG: 0.226			0-0 F9 3-H		0-0 6-3		0-3 K 2		0-0 P3		4 0 0 1 0 1 3											
<b>Inning Stats</b>	R: 0 E: 0 K: 0 S: 3	H: 0 LOB: 0 BB: 0 P: 3	R: 0 E: 0 K: 0 S: 3	H: 0 LOB: 0 BB: 0 P: 3	R: 3 E: 1 K: 0 S: 5	H: 2 LOB: 2 BB: 3 P: 17	R: 0 E: 0 K: 1 S: 4	H: 0 LOB: 0 BB: 1 P: 8	R: 0 E: 0 K: 0 S: 3	H: 0 LOB: 0 BB: 0 P: 3	R: 0 E: 0 K: 1 S: 3		H: 2 LOB: 2 BB: 1 P: 10	R: 0 E: 0 K: 1 S: 7	H: 2 LOB: 2 BB: 0 P: 7	R: 0 E: 1 K: 1 S: 5	H: 0 LOB: 0 BB: 0 P: 5	R: 1 E: 0 K: 0 S: 5	H: 2 LOB: 1 BB: 0 P: 5	1B: 7 2B: 0 3B: 1 HR: 0	SF: 0 SAC: 1 DP: 0 HBP: 0	WP: 0 PB: 0 SB: 4 CS: 2
<b>PITCHER</b> Johnny Sain, R (1, 1) ERA: 3.96	IP 10.0	WLS L	BF 41	H 8	R 4	ER 4	SO 4	BB 5	IBB 0	HBP 0	BLK 0	WP 0	HR 0	S 44	P 64	ERA 3.60	WHIP 1.300					

livebaseballscorecards.com

AB	35
R	4
H	8
RBI	4
BB	5
SO	4
LOB	16







**New York Giants @ Boston Braves**  
 Braves Field, Boston, MA  
 Sun Sep 24 1950, 3:33 AM EST  
 Att. 8,922 - Unknown

AB	41
R	12
H	15
RBI	11
BB	5
SO	2
LOB	27



WP:	0	PA:	48
PB:	0		
SB:	4		
CS:	1		

AB R H RBI BB SO LOB

2	2	1	0	4	0	0
5	2	2	0	1	1	4
6	3	3	3	0	0	6
4	2	2	5	0	0	4
5	2	2	1	0	0	0
4	0	1	0	0	0	4
5	0	2	2	0	0	2
5	0	0	0	0	1	6
5	1	2	0	0	0	1

1B:	12	SF:	0
2B:	3	SAC:	0
3B:	0	DP:	3
HR:	2	HBP:	2

Batter	1	2	3	4	5	6	7	8	9
<b>Eddie Stanky, R</b> (1, 4) OBP: 0.459, SLG: 0.404	0-0 F2		4-0 E HR BB	0-0 1B 1B	4-0 4-3 1B BB		4-0 F8-6-5 BB BB		4-0 CS BB
<b>Whitey Lockman, L</b> (1, 7) OBP: 0.355, SLG: 0.410	0-0 1B HR 1B		0-0 E6 HR	0-0 F7	0-0 4-3 1B		4-0 1-2 2-3 BB		0-3 K
<b>Don Mueller, L</b> (1, 9) OBP: 0.317, SLG: 0.386	0-0 1-2 HR 1B		0-0 HR	0-0 1B 1B	0-0 4-3		0-0 P4		0-0 4-3
<b>Hank Thompson, L</b> (1, 5) OBP: 0.392, SLG: 0.466	0-0 1-H 2-H HR		1-0 S 1B HBP	0-0 1B FC5-2 1B	0-0 F7		0-0 F8-6-5		
<b>Monte Irvin, R</b> (1, 3) OBP: 0.390, SLG: 0.493	0-0 6-3		0-0 1B S FC6-4 1B	0-0 FC5-2 1B 1B		0-0 P4		0-0 F7	
<b>Bobby Thomson, R</b> (1, 8) OBP: 0.314, SLG: 0.409	0-0 6-3		0-0 F7	0-0 FC5-2 1B		0-0 S 1B		1-0 E FC5 HBP	
<b>Alvin Dark, R</b> (1, 6) OBP: 0.336, SLG: 0.448		0-0 F9	0-0 FC6-4 1B	0-0 1-2 2-H 1B		0-0 P4		0-0 FC5 G5-4-3	
<b>Wes Westrum, R</b> (1, 2) OBP: 0.372, SLG: 0.445		0-0 F7	0-0 FC6-4	0-3 K		0-0 5-3		0-0 G5-4-3	
<b>Jim Hearn, R</b> (1, 1) OBP: 0.213, SLG: 0.163		0-0 6-3	0-0 P4		0-0 F8		0-0 BB BB F8-6-5 1B		0-0 S 2B

Inning Stats	R: 3 E: 0 K: 0 S: 6	H: 3 LOB: 0 BB: 0 P: 6	R: 0 E: 0 K: 0 S: 3	H: 0 LOB: 0 BB: 0 P: 3	R: 5 E: 2 K: 0 S: 7	H: 3 LOB: 1 BB: 1 P: 12	R: 3 E: 0 K: 1 S: 10	H: 5 LOB: 2 BB: 0 P: 10	R: 0 E: 0 K: 0 S: 4	H: 1 LOB: 2 BB: 1 P: 8	R: 0 E: 0 K: 0 S: 4	H: 1 LOB: 1 BB: 0 P: 4	R: 1 E: 0 K: 0 S: 3	H: 1 LOB: 1 BB: 2 P: 11	R: 0 E: 1 K: 0 S: 3	H: 0 LOB: 1 BB: 0 P: 4	R: 0 E: 0 K: 1 S: 5	H: 1 LOB: 1 BB: 1 P: 9
--------------	------------------------------	---------------------------------	------------------------------	---------------------------------	------------------------------	----------------------------------	-------------------------------	----------------------------------	------------------------------	---------------------------------	------------------------------	---------------------------------	------------------------------	----------------------------------	------------------------------	---------------------------------	------------------------------	---------------------------------

PITCHER	IP	WLS	BF	H	R	ER	SO	BB	IBB	HBP	BLK	WP	HR	S	P	ERA	WHIP
<b>Vern Bickford, R</b> (1, 1) ERA: 3.24	2.1	L	16	6	8	6	0	1	0	1	0	0	2	14	19	23.14	3.000
<b>Johnny Antonelli, L</b> (3, 1) ERA: 6.39	1.2		10	5	3	3	1	0	0	0	0	0	0	12	12	16.20	3.000
<b>Dick Donovan, R</b> (5, 1) ERA: 8.16	3.0		14	3	1	1	0	3	0	0	0	0	0	11	23	3.00	2.000
<b>Dave Cole, R</b> (8, 1) ERA: 3.0	2.0		8	1	0	0	1	1	0	1	0	0	0	8	13	0.00	1.000



Batter	1	2	3	4	5	6	7	8	9	AB	R	H	RBI	BB	SO	LOB
Emil Verban, R OBP: 0.159, SLG: 0.122 (1, 4)	0-0 5-3	0-0 6-3			0-0 F7			0-0 5-3		4	0	0	0	0	0	1
Sam Jethroe, S OBP: 0.344, SLG: 0.462 (1, 8)	0-0 1-3		0-0 F8			0-0 P6		0-0 4-3		4	0	0	0	0	0	0
Earl Torgeson, L OBP: 0.408, SLG: 0.467 (1, 3)	0-0 FC5-4 1B		0-0 F8			0-0 F9		0-0 3-1		4	0	1	0	0	0	0
Bob Elliott, R OBP: 0.385, SLG: 0.507 (1, 5)	0-0 FC5-4 1-2f		0-0 5-3			0-0 4-3			0-0 1B 1B	4	0	1	0	0	0	1
Sid Gordon, R OBP: 0.411, SLG: 0.564 (1, 7)		0-0 1-3		0-0 P5			0-0 FC6-4 1B		0-0 F2	4	0	1	0	0	0	1
Walker Cooper, R OBP: 0.370, SLG: 0.500 (1, 2)		0-0 HR 1B		0-0 F7			0-0 FC6-4 1-2f HR		0-0 G6-4-3 1B	2	1	1	0	0	0	0
Del Crandall, R OBP: 0.264, SLG: 0.318 (5, 2)										2	1	1	0	0	0	1
Tommy Holmes, L OBP: 0.375, SLG: 0.459 (1, 9)		0-0 HR		0-0 F8			0-0 HR		0-0 G6-4-3 1-2f	4	2	2	4	0	0	2
Buddy Kerr, R OBP: 0.299, SLG: 0.311 (1, 6)		4-0 SH1-3 BB			0-0 4-3		0-0 4-3			1	0	0	0	1	0	0
Sibby Sisti, R OBP: 0.297, SLG: 0.263 (6, 6)										1	0	0	0	0	0	0
Vern Bickford, R OBP: 0.149, SLG: 0.126 (1, 1)		0-0 SH1-3			0-3 K			0-0 F7		0	0	0	0	0	0	0
Johnny Antonelli, L OBP: 0.143, SLG: 0.143 (3, 1)										0	0	0	0	0	0	0
Dick Donovan, L OBP: 0.500, SLG: 0.167 (5, 1)										1	0	0	0	0	1	0
Bob Addis, L OBP: 0.391, SLG: 0.350 (7, PH)										1	0	0	0	0	0	0
Dave Cole, R (8, 1)										0	0	0	0	0	0	0

Inning Stats	R: 0	H: 1	E: 0	LOB: 1	K: 0	BB: 0	S: 4	P: 4	R: 2	H: 2	E: 0	LOB: 1	K: 0	BB: 1	S: 5	P: 9	R: 0	H: 0	E: 0	LOB: 0	K: 0	BB: 0	S: 3	P: 3	R: 0	H: 0	E: 0	LOB: 0	K: 1	BB: 0	S: 5	P: 5	R: 0	H: 0	E: 0	LOB: 0	K: 0	BB: 0	S: 3	P: 3	R: 2	H: 2	E: 0	LOB: 0	K: 0	BB: 0	S: 5	P: 5	R: 0	H: 0	E: 0	LOB: 0	K: 0	BB: 0	S: 3	P: 3	R: 0	H: 2	E: 0	LOB: 1	K: 0	BB: 0	S: 4	P: 4	1B: 5	SF: 0	2B: 0	SAC: 1	3B: 0	DP: 1	HR: 2	HBP: 0	WP: 0	PA: 34
--------------	------	------	------	--------	------	-------	------	------	------	------	------	--------	------	-------	------	------	------	------	------	--------	------	-------	------	------	------	------	------	--------	------	-------	------	------	------	------	------	--------	------	-------	------	------	------	------	------	--------	------	-------	------	------	------	------	------	--------	------	-------	------	------	------	------	------	--------	------	-------	------	------	-------	-------	-------	--------	-------	-------	-------	--------	-------	--------

PITCHER	IP	WLS	BF	H	R	ER	SO	BB	IBB	HBP	BLK	WP	HR	S	P	ERA	WHIP
Jim Hearn, R ERA: 2.66 (1, 1)	9.0	W	34	7	4	4	1	1	0	0	0	0	2	35	39	4.00	0.889

**BOTTOM**

**New York Giants @ Boston Braves**  
Braves Field, Boston, MA

Sun Sep 24 1950, 3:33 AM EST  
Att. 8,922 - Unknown

<b>AB</b>	<b>32</b>
<b>R</b>	<b>4</b>
<b>H</b>	<b>7</b>
<b>RBI</b>	<b>4</b>
<b>BB</b>	<b>1</b>
<b>SO</b>	<b>1</b>
<b>LOB</b>	<b>6</b>



PITCHER	IP	WLS	BF	H	R	ER	SO	BB	IBB	HBP	BLK	WP	HR	S	P	ERA	WHIP
---------	----	-----	----	---	---	----	----	----	-----	-----	-----	----	----	---	---	-----	------

Batter	1	2	3	4	5	6	7	8	9	AB R H RBI BB SO LOB	TOP																				
<b>Eddie Stanky, R</b> (1, 4) OBP: 0.459, SLG: 0.411	2-2 F4			2-3 K		2-2 2B			0-0 1B	4 1 2 0 0 1 0																					
<b>Whitey Lockman, L</b> (1, 7) OBP: 0.354, SLG: 0.408	0-0 4-3			0-1 2-3		1-3 K2-3			0-1 1B	4 1 1 1 0 1 2																					
<b>Alvin Dark, R</b> (1, 6) OBP: 0.335, SLG: 0.446	1-0 5-3			1-2 F6			0-0 1B		2-2 5-3	4 0 1 0 0 0 1																					
<b>Monte Irvin, R</b> (1, 3) OBP: 0.389, SLG: 0.490 (8, 9)		0-0 F8			1-0 1B		1-0 G6-4-3		2-3 K	4 0 1 0 0 1 2																					
<b>Bobby Thomson, R</b> (1, 8) OBP: 0.315, SLG: 0.413		0-0 F8			3-2 L7		1-2 3B		0-2 1B	4 0 2 1 0 0 1																					
<b>Hank Thompson, L</b> (1, 5) OBP: 0.389, SLG: 0.462		1-2 F7			1-0 G6-3		0-0 3-1		2-1 6-3	4 0 0 0 0 0 3																					
<b>Don Mueller, L</b> (1, 9) OBP: 0.316, SLG: 0.384			0-1 F6			0-0 F6			1-1 6-3	2 0 0 0 0 0 0																					
<b>Bill Rigney, R</b> (8, PH) OBP: 0.284, SLG: 0.215										1 0 0 0 0 0 0																					
<b>Tookie Gilbert, L</b> (8, 3) OBP: 0.315, SLG: 0.309										0 0 0 0 0 0 0																					
<b>Wes Westrum, R</b> (1, 2) OBP: 0.371, SLG: 0.443		0-0 F4				1-1 F9			0-0 F8	2 0 0 0 0 0 0																					
<b>Jack Lohrke, R</b> (8, PH) OBP: 0.244, SLG: 0.171										1 0 0 0 0 0 0																					
<b>Sal Yvars, R</b> (8, 2) OBP: 0.167, SLG: 0.091										0 0 0 0 0 0 0																					
<b>Sheldon Jones, R</b> (1, 1) OBP: 0.153, SLG: 0.091			0-3 K			4-1 2B			3-3 K	1 0 0 0 1 1 0																					
<b>Clint Hartung, R</b> (8, PH) OBP: 0.310, SLG: 0.561										1 0 0 0 0 1 0																					
<b>George Spencer, R</b> (8, 1)										0 0 0 0 0 0 0																					
<b>Inning Stats</b>	R: 0 E: 0 K: 0 S: 6	H: 0 LOB: 0 BB: 0 P: 9	R: 0 E: 0 K: 0 S: 5	H: 0 LOB: 0 BB: 0 P: 6	R: 0 E: 0 K: 1 S: 6	H: 0 LOB: 0 BB: 0 P: 6	R: 0 E: 0 K: 1 S: 10	H: 0 LOB: 0 BB: 0 P: 13	R: 0 E: 0 K: 0 S: 5	H: 1 LOB: 0 BB: 0 P: 10	R: 0 E: 0 K: 1 S: 10	H: 1 LOB: 2 BB: 1 P: 18	R: 0 E: 0 K: 0 S: 6	H: 2 LOB: 1 BB: 0 P: 8	R: 0 E: 0 K: 1 S: 6	H: 0 LOB: 0 BB: 0 P: 10	R: 2 E: 0 K: 1 S: 14	H: 3 LOB: 1 BB: 0 P: 20	1B: 4 2B: 1 3B: 2 HR: 0	SF: 0 SAC: 0 DP: 2 HBP: 0	WP: 1 PB: 0 SB: 0 CS: 0	PA: 33									
<b>PITCHER</b> <b>Preacher Roe, L</b> (1, 1) ERA: 3.29	IP 9.0	WLS W	BF 33	H 7	R 2	ER 2	SO 5	BB 1	IBB 0	HBP 0	BLK 0	WP 1	HR 0	S 68	P 100	ERA 2.00	WHIP 0.889														
											<b>PITCHER</b>	IP	WLS	BF	H	R	ER	SO	BB	IBB	HBP	BLK	WP	HR	S	P	ERA	WHIP			

**New York Giants @ Brooklyn Dodgers**  
**Ebbets Field, Brooklyn, NY**  
 Mon Sep 25 1950, 3:33 AM EST  
 Att. 3,181 - Unknown

[livebaseballscorecards.com](http://livebaseballscorecards.com)

<b>AB</b>	<b>32</b>
<b>R</b>	<b>2</b>
<b>H</b>	<b>7</b>
<b>RBI</b>	<b>2</b>
<b>BB</b>	<b>1</b>
<b>SO</b>	<b>5</b>
<b>LOB</b>	<b>9</b>





Batter	1	2	3	4	5	6	7	8	9	AB	R	H	RBI	BB	SO	LOB
<b>Pee Wee Reese, R</b> OBP: 0.363, SLG: 0.370 (1, 6)	0-1 5-3 1-B 1-C 1-X	1-2 L4 1-B 1-C 1-X		2-0 1-H HR 1-B 1-C 1-X		1-2 F8 1-B 1-C 1-X				4	1	1	2	0	0	3
<b>Gene Hermanski, L</b> OBP: 0.373, SLG: 0.447 (1, 7)	4-1 1-3 BB 1-B 1-C 1-X		4-0 G4-6-3 BB 1-B 1-C 1-X	4-2 BB 1-B 1-C 1-X		4-0 1-2 BB 1-B 1-C 1-X				0	0	0	0	4	0	0
<b>Duke Snider, L</b> OBP: 0.375, SLG: 0.547 (1, 8)	3-2 1-3 1-2 1-B 1-C 1-X		0-0 G4-6-3 1-2f 1-B 1-C 1-X	3-1 F6 1-B 1-C 1-X		2-1 1-3 1-B 1-C 1-X				4	0	0	0	0	0	5
<b>Jackie Robinson, R</b> OBP: 0.429, SLG: 0.511 (1, 4)	4-1 BB 1-B 1-C 1-X		1-1 E 2B 1-B 1-C 1-X		2-1 4-3 1-B 1-C 1-X		0-2 5-3 1-B 1-C 1-X			3	1	1	0	1	0	0
<b>Carl Furillo, R</b> OBP: 0.355, SLG: 0.466 (1, 9)	1-0 1-3 1-B 1-C 1-X		0-0 E8 2-H 1B 1-B 1-C 1-X		2-1 5-3 1-B 1-C 1-X		2-3 K 1-B 1-C 1-X			4	0	1	1	0	1	2
<b>Gil Hodges, R</b> OBP: 0.373, SLG: 0.512 (1, 3)		1-0 L7 1-B 1-C 1-X	0-0 F6 1-B 1-C 1-X		2-2 2B 1-B 1-C 1-X		3-2 1-3 1-B 1-C 1-X			4	0	1	0	0	0	1
<b>Roy Campanella, R</b> OBP: 0.361, SLG: 0.533 (1, 2)		2-2 E 6-3 1B 1-B 1-C 1-X		0-0 F5 1-B 1-C 1-X	1-3 K 1-B 1-C 1-X			1-3 K 1-B 1-C 1-X		4	0	1	0	0	2	1
<b>Billy Cox, R</b> OBP: 0.305, SLG: 0.356 (1, 5)		1-2 6-3 1-2 1-B 1-C 1-X		2-2 1-3 1-B 1-C 1-X		0-0 FC3-6 1B 1-B 1-C 1-X		1-1 F9 1-B 1-C 1-X		4	0	1	0	0	0	1
<b>Preacher Roe, R</b> OBP: 0.165, SLG: 0.157 (1, 1)		0-0 E6 2-3 1-B 1-C 1-X		0-1 HR 1B 1-B 1-C 1-X		1-1 FC3-6 BB 1-2f 1-B 1-C 1-X		2-3 K 1-B 1-C 1-X		4	1	1	0	0	1	2

Inning Stats	R: 0	H: 0	E: 0	K: 0	S: 8	R: 0	H: 1	E: 1	K: 0	S: 11	R: 1	H: 2	E: 1	K: 0	S: 5	R: 2	H: 2	E: 0	K: 0	S: 11	R: 0	H: 1	E: 0	K: 1	S: 10	R: 0	H: 0	E: 0	K: 1	S: 10	R: 0	H: 0	E: 0	K: 2	S: 8	R: 0	H: 0	E: 0	K: 2	S: 12
	LOB: 2	BB: 2	P: 20	LOB: 2	BB: 0	P: 16	LOB: 1	BB: 1	P: 10	LOB: 1	BB: 1	LOB: 1	BB: 1	P: 10	LOB: 2	BB: 1	LOB: 2	BB: 0	P: 17	LOB: 0	BB: 0	LOB: 0	BB: 0	P: 15	LOB: 0	BB: 0	LOB: 0	BB: 0	P: 12	LOB: 0	SF: 0	SAC: 0	DP: 1	HBP: 0	1B: 4	2B: 2	3B: 0	HR: 1		


PITCHER	IP	WLS	BF	H	R	ER	SO	BB	IBB	HBP	BLK	WP	HR	S	P	ERA	WHIP
<b>Sheldon Jones, R</b> ERA: 4.78 (1, 1)	7.0	L	33	7	3	3	2	5	0	0	0	0	1	63	116	3.86	1.714
<b>George Spencer, R</b> ERA: 2.38 (8, 1)	1.0		3	0	0	0	2	0	0	0	0	0	0	8	12	0.00	0.000

**BOTTOM**

**New York Giants @ Brooklyn Dodgers**  
Ebbets Field, Brooklyn, NY  
Mon Sep 25 1950, 3:33 AM EST  
Att. 3,181 - Unknown

livebaseballscorecards.com

<b>AB</b>	<b>31</b>
<b>R</b>	<b>3</b>
<b>H</b>	<b>7</b>
<b>RBI</b>	<b>3</b>
<b>BB</b>	<b>5</b>
<b>SO</b>	<b>4</b>
<b>LOB</b>	<b>15</b>



<b>WP: 0</b>	<b>PA: 36</b>
<b>PB: 0</b>	
<b>SB: 0</b>	
<b>CS: 0</b>	

Batter	1	2	3	4	5	6	7	8	9	AB R H RBI BB SO LOB	TOP		
Eddie Stanky, R (1, 4) OBP: 0.460, SLG: 0.411 Bill Rigney, R (8, PR) OBP: 0.261, SLG: 0.213 (8, 4)	1-1 6-3 1B		2-1 G6-4-3 1-2f		2-1 5-3			1-0 1B F9 HBP	2-3 K2-3	3 0 1 0 0 0 1 1 1 0 0 0 1 1			
Whitey Lockman, L (1, 7) OBP: 0.356, SLG: 0.410	1-0 6-3 1-2		0-1 1B				1-1 1B	1-0 F9 1B 1B	1-2 4-3	5 1 3 0 0 0 3			
Don Mueller, L (1, 9) OBP: 0.315, SLG: 0.383	1-2 F5		0-1 F8				0-0 F6	0-2 1B 1B		4 0 1 1 0 0 3			
Hank Thompson, L (1, 5) OBP: 0.386, SLG: 0.458	0-0 F8				2-3 K		0-0 F7	1-2 F9		4 0 0 1 0 1 4			
Monte Irvin, R (1, 3) OBP: 0.390, SLG: 0.493					3-2 PB 1B 2B		3-1 4-3	0-0 1B		4 0 2 1 0 1 1			
Bobby Thomson, R (1, 8) OBP: 0.317, SLG: 0.418					1-1 1B		1-0 F2	1-3 K		4 1 2 0 0 1 2			
Alvin Dark, R (1, 6) OBP: 0.333, SLG: 0.443					3-2 F7		1-3 K	3-1 1-3		4 0 0 0 0 2 4			
Wes Westrum, R (1, 2) OBP: 0.372, SLG: 0.441 Rudy Rufer, R (9, PR) Sal Yvars, R (9, 2) OBP: 0.167, SLG: 0.091							2-1 F4		4-1 S BB	2 0 0 0 2 0 0 0 0 0 0 0 0 0 0 0 0 0 0 0 0			
Sal Maglie, R (1, 1) OBP: 0.179, SLG: 0.190 Roy Weatherly, L (8, PH) OBP: 0.377, SLG: 0.409 Jack Kramer, R (8, 1) OBP: 0.308, SLG: 0.250 George Spencer, R (8, 1) Dave Koslo, L (8, 1) OBP: 0.200, SLG: 0.188					4-1 G6-4-3 BB		0-1 G6-3 1-2f	4-1 1B HBP BB	0-3 K	1 0 0 0 1 0 1 0 1 0 0 1 0 0 0 0 0 0 0 0 0 0 0 0 0 0 0 0 1 0 0 0 0 1 1			
<b>Inning Stats</b>	R: 0 H: 1 E: 0 LOB: 1 K: 0 BB: 0 S: 8 P: 11	R: 1 H: 1 E: 0 LOB: 0 K: 2 BB: 0 S: 12 P: 20	R: 0 H: 1 E: 0 LOB: 1 K: 0 BB: 1 S: 7 P: 13	R: 0 H: 2 E: 0 LOB: 1 K: 1 BB: 0 S: 12 P: 21	R: 0 H: 0 E: 0 LOB: 0 K: 0 BB: 1 S: 6 P: 12	R: 0 H: 1 E: 0 LOB: 1 K: 0 BB: 0 S: 6 P: 10	R: 0 H: 0 E: 0 LOB: 0 K: 1 BB: 0 S: 6 P: 10	R: 3 H: 3 E: 0 LOB: 2 K: 1 BB: 1 S: 15 P: 26	R: 0 H: 0 E: 0 LOB: 2 K: 2 BB: 1 S: 11 P: 18	1B: 7 SF: 0 2B: 1 SAC: 0 3B: 1 DP: 2 HR: 0 HBP: 1	WP: 0 PA: 38 PB: 1 SB: 1 CS: 1		
<b>PITCHER</b>	IP WLS BF H R ER SO BB IBB HBP BLK WP HR S P ERA WHIP											<b>PITCHER</b>	IP WLS BF H R ER SO BB IBB HBP BLK WP HR S P ERA WHIP
Carl Erskine, R (1, 1) ERA: 4.81	7.0 L 28 6 3 2 4 3 0 1 0 0 0 0 58 103 2.57 1.286												
Don Newcombe, R (8, 1) ERA: 3.65	0.1 4 3 1 1 0 0 0 0 0 0 0 0 9 11 27.00 9.000												
Dan Bankhead, R (8, 1) ERA: 5.58	0.2 2 0 0 0 0 1 0 0 0 0 0 0 5 9 0.00 0.000												
Mal Mallette, L (9, 1) ERA:	1.0 4 0 0 0 0 2 1 0 0 0 0 0 0 11 18 0.00 1.000												

**New York Giants @ Brooklyn Dodgers**  
 Ebbets Field, Brooklyn, NY  
 Mon Sep 25 1950, 3:38 AM EST  
 Att. 16,781 - Unknown

[livebaseballscorecards.com](http://livebaseballscorecards.com)

<b>AB</b>	<b>33</b>
<b>R</b>	<b>4</b>
<b>H</b>	<b>9</b>
<b>RBI</b>	<b>3</b>
<b>BB</b>	<b>4</b>
<b>SO</b>	<b>7</b>
<b>LOB</b>	<b>21</b>





BOTTOM

New York Giants @ Brooklyn Dodgers  
Ebbets Field, Brooklyn, NY  
Mon Sep 25 1950, 3:38 AM EST  
Att. 16,781 - Unknown

livebaseballscores.com

AB	34
R	3
H	7
RBI	3
BB	7
SO	2
LOB	25



WP:	0	PA:	41
PB:	0		
SB:	0		
CS:	1		

AB	R	H	RBI	BB	SO	LOB
4	1	1	0	1	0	0
2	1	0	0	2	0	0
1	0	0	0	0	3	
0	0	0	0	0	0	
5	0	1	0	0	0	4
3	0	1	1	2	0	1
4	0	1	1	1	0	4
4	0	0	0	0	0	7
3	1	1	0	1	0	3
3	0	0	0	0	0	3
1	0	1	0	0	0	0
0	0	0	0	0	0	0
0	0	0	0	0	0	0
1	0	1	1	0	0	0

R	H	ER	SO	BB	IBB	HBP	BLK	WP	HR	S	P	ERA	WHIP
1	1	0	2	0	0	0	0	0	0	63	113	1.29	1.143
0	1	0	0	0	0	0	0	0	0	13	22	27.00	9.000
0	0	0	0	0	0	0	0	0	0	4	∞	∞	
1	2	0	0	0	0	0	0	0	0	10	14	0.00	0.000

R	H	ER	SO	BB	IBB	HBP	BLK	WP	HR	S	P	ERA	WHIP
1	3	2	2	1	0	0	0	0	0	28	28		
0	0	0	0	0	0	0	0	0	0	0	0		
0	0	0	0	0	0	0	0	0	0	0	0		
0	0	0	0	0	0	0	0	0	0	0	0		
1	0	1	1	0	0	0	0	0	0	0	0		

R	H	ER	SO	BB	IBB	HBP	BLK	WP	HR	S	P	ERA	WHIP
0	0	0	0	0	0	0	0	0	0	0	0		
0	0	0	0	0	0	0	0	0	0	0	0		
0	0	0	0	0	0	0	0	0	0	0	0		
0	0	0	0	0	0	0	0	0	0	0	0		
0	0	0	0	0	0	0	0	0	0	0	0		

R	H	ER	SO	BB	IBB	HBP	BLK	WP	HR	S	P	ERA	WHIP
0	2	1	0	0	0	0	0	0	0	14	14		
0	0	0	0	0	0	0	0	0	0	0	0		
0	0	0	0	0	0	0	0	0	0	0	0		
0	0	0	0	0	0	0	0	0	0	0	0		
0	0	0	0	0	0	0	0	0	0	0	0		

R	H	ER	SO	BB	IBB	HBP	BLK	WP	HR	S	P	ERA	WHIP
0	0	0	0	0	0	0	0	0	0	0	0		
0	0	0	0	0	0	0	0	0	0	0	0		
0	0	0	0	0	0	0	0	0	0	0	0		
0	0	0	0	0	0	0	0	0	0	0	0		
0	0	0	0	0	0	0	0	0	0	0	0		

R	H	ER	SO	BB	IBB	HBP	BLK	WP	HR	S	P	ERA	WHIP
0	0	0	0	0	0	0	0	0	0	0	0		
0	0	0	0	0	0	0	0	0	0	0	0		
0	0	0	0	0	0	0	0	0	0	0	0		
0	0	0	0	0	0	0	0	0	0	0	0		
0	0	0	0	0	0	0	0	0	0	0	0		

R	H	ER	SO	BB	IBB	HBP	BLK	WP	HR	S	P	ERA	WHIP
0	0	0	0	0	0	0	0	0	0	0	0		
0	0	0	0	0	0	0	0	0	0	0	0		
0	0	0	0	0	0	0	0	0	0	0	0		
0	0	0	0	0	0	0	0	0	0	0	0		
0	0	0	0	0	0	0	0	0	0	0	0		

R	H	ER	SO	BB	IBB	HBP	BLK	WP	HR	S	P	ERA	WHIP
0	0	0	0	0	0	0	0	0	0	0	0		
0	0	0	0	0	0	0	0	0	0	0	0		
0	0	0	0	0	0	0	0	0	0	0	0		
0	0	0	0	0	0	0	0	0	0	0	0		
0	0	0	0	0	0	0	0	0	0	0	0		

R	H	ER	SO	BB	IBB	HBP	BLK	WP	HR	S	P	ERA	WHIP
1	1	0	2	0	0	0	0	0	0	22	22		
0	0	0	0	0	0	0	0	0	0	0	0		
0	0	0	0	0	0	0	0	0	0	0	0		
0	0	0	0	0	0	0	0	0	0	0	0		
0	0	0	0	0	0	0	0	0	0	0	0		

R	H	ER	SO	BB	IBB	HBP	BLK	WP	HR	S	P	ERA	WHIP
1	1	0	2	0	0	0	0	0	0	22	22		
0	0	0	0	0	0	0	0	0	0	0	0		
0	0	0	0	0	0	0	0	0	0	0	0		
0	0	0	0	0	0	0	0	0	0	0	0		
0	0	0	0	0	0	0	0	0	0	0	0		

R	H	ER	SO	BB	IBB	HBP	BLK	WP	HR	S	P	ERA	WHIP
1	1	0	2	0	0	0	0	0	0	22	22		
0	0	0	0	0	0	0	0	0	0	0	0		
0	0	0	0	0	0	0	0	0	0	0	0		
0	0	0	0	0	0	0	0	0	0	0	0		
0	0	0	0	0	0	0	0	0	0	0	0		

Batter	1	2	3	4	5	6	7	8	9	AB	R	H	RBI	BB	SO	LOB						
Pee Wee Reese, R (1, 6)	1-0	2-2		0-2			1-1	4-0		4	1	1	0	1	0	0						
Gene Hermanski, L (1, 7)	4-2		0-0	0-2			4-0	0-1		2	1	0	0	2	0	0						
Tommy Brown, R (8, PH)										1	0	0	0	0	0	3						
Mal Mallette, L (9, 1)										0	0	0	0	0	0	0						
Duke Snider, L (1, 8)	0-1		3-2			0-0	2-1		1-1	5	0	1	0	0	0	4						
Jackie Robinson, R (1, 4)	4-0		3-2			1-1	4-0		2-2	3	0	1	1	2	0	1						
Carl Furillo, R (1, 9)	1-2		4-1			1-2	0-0		1-2	4	0	1	1	1	0	4						
Gil Hodges, R (1, 3)	0-0		3-2			3-2			2-2	4	0	0	0	0	0	7						
Billy Cox, R (1, 5)	1-0		4-0			0-2			2-2	3	1	1	0	1	0	3						
Bruce Edwards, R (1, 2)		1-0	0-0			2-0			3-2	3	0	0	0	0	0	3						
Roy Campanella, R (8, 2)										1	0	1	0	0	0	0						
Joe Hatten, R (8, PR)										0	0	0	0	0	0	0						
Steve Lembo, R (9, 2)										0	0	0	0	0	0	0						
Carl Erskine, R (1, 1)		0-3				0-3			2-2	3	0	0	0	0	2	0						
Don Newcombe, L (8, 1)										0	0	0	0	0	0	0						
Dan Bankhead, R (8, 1)										0	0	0	0	0	0	0						
Cal Abrams, L (8, PH)									1-2	1	0	1	1	0	0	0						
Inning Stats	R: 1 E: 1 K: 0 S: 11	H: 1 LOB: 3 BB: 2 P: 22	R: 0 E: 0 K: 1 S: 7	H: 0 LOB: 0 BB: 0 P: 10	R: 1 E: 1 K: 0 S: 13	H: 1 LOB: 3 BB: 2 P: 30	R: 0 E: 0 K: 0 S: 11	H: 0 LOB: 0 BB: 0 P: 12	R: 0 E: 0 K: 0 S: 9	H: 2 LOB: 1 BB: 0 P: 14	R: 0 E: 0 K: 1 S: 7	H: 0 LOB: 0 BB: 0 P: 9	R: 0 E: 0 K: 0 S: 5	H: 0 LOB: 2 BB: 2 P: 16	R: 1 E: 0 K: 0 S: 15	H: 3 LOB: 2 BB: 1 P: 28	R: 0 E: 0 K: 0 S: 8	H: 0 LOB: 0 BB: 0 P: 12	1B: 6 2B: 1 3B: 0 HR: 0	SF: 0 SAC: 0 DP: 1 HBP: 0	WP: 0 PB: 0 SB: 0 CS: 1	PA: 41 ERA WHIP
PITCHER	IP WLS BF	H R ER SO	BB IBB HBP BLK	WP HR S P	ERA WHIP																	
Sal Maglie, R (1, 1)	7.0 2 32	4 2 1 2	4 2 0 0	0 0 0 0	113 1.29 1.143																	
Jack Kramer, R (8, 1)	0.1 0 4	3 1 1 0	0 0 0 0	0 0 0 0	27.00 9.000																	
George Spencer, R (8, 1)	0.0 0 1	0 0 0 0	1 0 0 0	0 0 0 0	∞ ∞																	
Dave Koslo, L (8, 1)	1.2 S 4	0 0 0 0	0 0 0 0	0 0 0 0	0.00 0.000																	

**New York Giants @ Brooklyn Dodgers**  
 Ebbets Field, Brooklyn, NY  
 Tue Sep 26 1950, 3:33 AM EST  
 Att. 4,427 - Unknown

[livebaseballscorecards.com](http://livebaseballscorecards.com)

<b>AB</b>	<b>32</b>
<b>R</b>	<b>4</b>
<b>H</b>	<b>8</b>
<b>RBI</b>	<b>3</b>
<b>BB</b>	<b>2</b>
<b>SO</b>	<b>9</b>
<b>LOB</b>	<b>12</b>



WP: 0	PA: 34
PB: 0	
SB: 0	
CS: 2	

Batter	1	2	3	4	5	6	7	8	9	AB	R	H	RBI	BB	SO	LOB
<b>Eddie Stanky, R</b> (1, 4) OBP: 0.458, SLG: 0.408	4-2 L5-3 BB		1-3 K			1-1 F8		1-1 FC1-6 1-2f		3	0	0	0	1	1	1
<b>Whitey Lockman, L</b> (1, 7) OBP: 0.354, SLG: 0.407	1-1 L5-3 1-2			3-2 1-3		0-1 1-3		1-0 F4		4	0	0	0	0	0	2
<b>Don Mueller, L</b> (1, 9) OBP: 0.315, SLG: 0.388	0-0 F4			1-0 F6			1-0 HR	0-0 F3		4	1	1	1	0	0	1
<b>Hank Thompson, L</b> (1, 5) OBP: 0.387, SLG: 0.458		2-3 K		2-3 K		0-1 1B FC6-4 1B		2-1 1B		4	1	2	0	0	2	0
<b>Monte Irvin, R</b> (1, 3) OBP: 0.391, SLG: 0.493		2-0 6-3			2-3 K	1-0 1B FC6-4 1B		1-1 1B G1-6-3 1B		4	0	2	0	0	1	0
<b>Bobby Thomson, R</b> (1, 8) OBP: 0.316, SLG: 0.418		1-3 K		1-0 2B		1-0 1B FC6-4 CS		2-1 1B F9		4	1	1	1	0	1	3
<b>Alvin Dark, R</b> (1, 6) OBP: 0.332, SLG: 0.442			1-2 6-3		2-3 K	1-1 1B CS		0-2 1B G1-6-3		4	0	1	0	0	1	3
<b>Wes Westrum, R</b> (1, 2) OBP: 0.372, SLG: 0.448			1-1 HR		2-3 K	3-3 1B K				2	1	1	1	0	1	1
<b>Sal Yvars, R</b> (6, 2) OBP: 0.154, SLG: 0.083						1-2 3-H				1	0	0	0	0	1	1
<b>Larry Jansen, R</b> (1, 1) OBP: 0.198, SLG: 0.226			2-2 F5			3-3 K		4-2 1B FC1-6 BB		0	0	0	0	0	0	0
<b>Marv Blaylock, L</b> (3, PH)										1	0	0	0	0	0	0
<b>George Spencer, R</b> (3, 1)										1	0	0	0	0	1	0
<b>Roy Weatherly, L</b> (8, PH) OBP: 0.385, SLG: 0.409										0	0	0	0	1	0	0
<b>Monty Kennedy, R</b> (8, 1) OBP: 0.088, SLG: 0.061										0	0	0	0	0	0	0

Inning Stats	R: 0	H: 0	E: 0	K: 0	S: 5	R: 0	H: 0	E: 0	K: 2	S: 9	R: 1	H: 1	E: 0	K: 1	S: 12	R: 0	H: 0	E: 0	K: 1	S: 7	R: 0	H: 1	E: 0	K: 3	S: 11	R: 0	H: 0	E: 0	K: 1	S: 8	R: 3	H: 4	E: 0	K: 1	S: 10	R: 0	H: 0	E: 0	K: 0	S: 6	R: 0	H: 2	E: 0	K: 0	S: 9	1B: 5	SF: 0	2B: 3	SAC: 0	3B: 0	DP: 3	HR: 2	HBP: 0	WP: 0	PA: 34
	0	0	0	1	5	0	0	0	2	9	1	1	0	1	12	0	0	0	1	7	0	1	0	3	11	0	0	0	0	8	3	4	0	1	10	0	0	1	12	0	0	1	14	5	0	3	0	3	2	0	34				

PITCHER	IP	WLS	BF	H	R	ER	SO	BB	IBB	HBP	BLK	WP	HR	S	P	ERA	WHIP
<b>Ralph Branca, R</b> (1, 1) ERA: 4.54	8.0	W	32	8	4	4	9	2	0	0	0	0	2	72	120	4.50	1.250
<b>Dan Bankhead, R</b> (9, 1) ERA: 5.53	1.0	S	2	0	0	0	0	0	0	0	0	0	0	5	7	0.00	0.000





TOP

Philadelphia Phillies @ New York Giants  
Polo Grounds, New York, NY  
Wed Sep 27 1950, 3:33 AM EST  
Unknown

livebaseballscores.com

AB 42  
R 7  
H 13  
RBI 7  
BB 1  
SO 2  
LOB 9



WP: 0 PA: 44  
PB: 0  
SB: 1  
CS: 0

AB R H RBI BB SO LOB

5	0	0	1	0	0	1
5	1	2	0	0	0	1
5	1	2	0	0	0	1
5	1	2	2	0	0	1
5	1	1	0	0	1	1
5	1	2	1	0	0	0
4	1	2	0	0	0	0
4	1	1	1	1	0	2
1	0	0	0	0	0	1
1	0	0	0	0	0	0
0	0	0	0	0	0	0
1	0	0	0	0	0	0
0	0	0	0	0	0	0
1	0	1	2	0	0	0
0	0	0	0	0	0	0

Batter	1	2	3	4	5	6	7	8	9	10
Eddie Waitkus, L (1, 3) OBP: 0.345, SLG: 0.358	0-0 4-3		0-0 L4		0-0 1-3		0-0 P6	0-0 F8		
Richie Ashburn, L (1, 8) OBP: 0.376, SLG: 0.408	0-0 F7		0-0 5-3		0-0 2B 1B 1B		0-0 1B	0-0 8-4		
Willie Jones, R (1, 5) OBP: 0.340, SLG: 0.464	0-0 FC6-4 1B		0-0 1-3		0-0 1-3 1B 2B		0-0 P4		0-0 6-3	
Del Ennis, R (1, 9) OBP: 0.374, SLG: 0.557	0-0 FC6-4 1-2f		0-0 4-3		0-0 2-H 3-H 1B			0-0 1B 1B	0-0 F2	
Dick Sisler, L (1, 7) OBP: 0.371, SLG: 0.433		0-0 6-3		0-0 F9		0-0 1-3		0-0 1B 1B	0-3 K	
Granny Hamner, R (1, 6) OBP: 0.324, SLG: 0.392		0-0 5-3		0-0 1B 1B		0-0 G3		0-0 1B 1B HBP	0-0 6-3	
Andy Seminick, R (1, 2) OBP: 0.405, SLG: 0.537		0-0 2B		0-0 1-2 1B		0-0 5-3		1-0 1-2 1B HBP	0-0 F8	
Mike Goliat, R (1, 4) OBP: 0.315, SLG: 0.373		4-0 BB BB		0-0 F9		0-0 6-3		0-0 1-2 2-3 3-H 1B 1B	0-0 4-3	
Robin Roberts, S (1, 1) OBP: 0.163, SLG: 0.103		0-3 K		0-0 4-3		0-0 6-3		0-0 8-4 S 1B		
Putsy Caballero, R (5, PH) OBP: 0.221, SLG: 0.167										
Jack Brittin, R (5, 1)										
Jimmy Bloodworth, R (7, PH) OBP: 0.288, SLG: 0.255										
Milo Candini, R (7, 1) OBP: 0.200, SLG: 0.200										
Dick Wittman, L (8, PH) OBP: 0.315, SLG: 0.300										
Jim Konstanty, R (8, 1) OBP: 0.063, SLG: 0.083										

Inning Stats	R: 0	H: 1	E: 0	LOB: 1	K: 0	BB: 0	S: 4	P: 4	R: 0	H: 1	E: 0	LOB: 2	K: 1	BB: 1	S: 6	P: 10	R: 0	H: 0	E: 0	LOB: 0	K: 0	BB: 0	S: 3	P: 3	R: 0	H: 2	E: 0	LOB: 2	K: 0	BB: 0	S: 5	P: 5	R: 2	H: 3	E: 0	LOB: 1	K: 0	BB: 0	S: 6	P: 6	R: 0	H: 0	E: 0	LOB: 0	K: 0	BB: 0	S: 3	P: 3	R: 0	H: 1	E: 0	LOB: 1	K: 0	BB: 0	S: 4	P: 4	R: 5	H: 5	E: 0	LOB: 0	K: 0	BB: 0	S: 7	P: 8	R: 0	H: 0	E: 0	LOB: 0	K: 1	BB: 0	S: 5	P: 5	R: 0	H: 0	E: 0	LOB: 0	K: 0	BB: 0	S: 3	P: 3	1B: 11	SF: 0	2B: 3	SAC: 0	3B: 0	DP: 1	HR: 0	HBP: 1	WP: 0	PA: 44
--------------	------	------	------	--------	------	-------	------	------	------	------	------	--------	------	-------	------	-------	------	------	------	--------	------	-------	------	------	------	------	------	--------	------	-------	------	------	------	------	------	--------	------	-------	------	------	------	------	------	--------	------	-------	------	------	------	------	------	--------	------	-------	------	------	------	------	------	--------	------	-------	------	------	------	------	------	--------	------	-------	------	------	------	------	------	--------	------	-------	------	------	--------	-------	-------	--------	-------	-------	-------	--------	-------	--------

PITCHER	IP	WLS	BF	H	R	ER	SO	BB	IBB	HBP	BLK	WP	HR	S	P	ERA	WHIP
Monty Kennedy, L (1, 1) ERA: 4.68	7.0		33	11	5	5	1	1	0	0	0	0	0	34	38	6.43	1.714
Sal Maglie, R (8, 1) ERA: 2.79	0.0		3	2	1	1	0	0	0	1	0	0	0	2	3	∞	∞
Dave Koslo, L (8, 1) ERA: 3.81	3.0	W	8	0	1	1	1	0	0	0	0	0	0	10	10	3.00	0.000



BOTTOM

Philadelphia Phillies @ New York Giants  
Polo Grounds, New York, NY  
Wed Sep 27 1950, 3:33 AM EST  
Unknown

livebaseballscorecards.com

AB 36  
R 8  
H 10  
RBI 8  
BB 6  
SO 4  
LOB 17



WP: 0 PA: 43  
PB: 0  
SB: 2  
CS: 0

AB R H RBI BB SO LOB

4 0 2 1 1 0 0

4 1 0 0 1 1 5

5 0 1 2 0 0 2

5 1 1 1 0 0 2

4 2 2 1 1 1 1

3 2 2 0 1 0 1

5 1 2 2 0 0 3

2 1 0 0 2 1 0

3 0 0 1 0 1 3

0 0 0 0 0 0 0

1 0 0 0 0 0 0

1B: 4 SF: 0  
2B: 3 SAC: 1  
3B: 2 DP: 1  
HR: 2 HBP: 0

Batter	1	2	3	4	5	6	7	8	9	10
Eddie Stanky, R OBP: 0.459, SLG: 0.411 (1.4)	0-0 3-1		0-0 F8 FC8-2 2B	0-0 1-2 2-H 1B		4-0 1-2 FC6-4 BB		0-0 P6		
Whitey Lockman, L OBP: 0.352, SLG: 0.404 (1.7)	4-0 5-3 BB		0-0 F8	0-0 3-1		0-0 1-2 2-3 FC6-4 3B		0-0 0-3 K		
Don Mueller, L OBP: 0.314, SLG: 0.390 (1.9)	0-0 5-3 1-2		0-0 FC8-2		0-0 E4 FC1-6	0-0 1-H 3-H 3B		0-0 4-3		
Hank Thompson, L OBP: 0.386, SLG: 0.462 (1.5)	0-0 F5			0-0 HR	0-0 FC1-6		0-0 F9	0-0 F2		
Monte Irvin, R OBP: 0.394, SLG: 0.501 (1.3)		0-0 HR		0-0 1-3	0-3 K		0-0 S 1B		4-0 SH3-4 1B BB	
Bobby Thomson, R OBP: 0.319, SLG: 0.423 (1.8)		0-0 F8 3B		0-0 2B F8 1B	4-0 BB BB BB BB BB		0-0 F2 1-2	0-0 SH3-4 1-2		
Alvin Dark, R OBP: 0.333, SLG: 0.443 (1.6)		0-0 F8		0-0 1B 2B	0-0 G3		0-0 F2	0-0 1B		
Wes Westrum, R OBP: 0.373, SLG: 0.446 (1.2)		0-3 K		4-0 1B BB		4-0 FC6-4 3B BB		0-0 F8		
Monty Kennedy, R OBP: 0.081, SLG: 0.056 (1.1)		0-3 K		0-0 F8		0-0 P3		0-0 3-1		
Sal Maglie, R OBP: 0.179, SLG: 0.190 (8.1)										
Dave Koslo, L OBP: 0.197, SLG: 0.185 (8.1)										

Inning Stats	R: 0	H: 0	E: 0	K: 0	S: 3	P: 7	R: 2	H: 2	E: 0	K: 2	S: 9	P: 9	R: 0	H: 1	E: 0	K: 0	S: 3	R: 3	H: 4	E: 0	K: 0	S: 7	P: 11	R: 0	H: 0	E: 1	K: 1	S: 6	P: 10	R: 2	H: 1	E: 0	K: 0	S: 3	R: 0	H: 1	E: 0	K: 0	S: 4	P: 4	R: 0	H: 0	E: 0	K: 0	S: 3	P: 3	R: 0	H: 0	E: 0	K: 1	S: 5	P: 5	R: 1	H: 1	E: 0	K: 0	S: 2	P: 6	1B: 4	2B: 3	3B: 2	HR: 2	SF: 0	SAC: 1	DP: 1	HBP: 0	WP: 0	PA: 43
--------------	------	------	------	------	------	------	------	------	------	------	------	------	------	------	------	------	------	------	------	------	------	------	-------	------	------	------	------	------	-------	------	------	------	------	------	------	------	------	------	------	------	------	------	------	------	------	------	------	------	------	------	------	------	------	------	------	------	------	------	-------	-------	-------	-------	-------	--------	-------	--------	-------	--------

PITCHER	IP	WLS	BF	H	R	ER	SO	BB	IBB	HBP	BLK	WP	HR	S	P	ERA	WHIP
Robin Roberts, R ERA: 3.05 (1.1)	4.0		20	7	5	5	2	2	0	0	0	0	2	22	30	11.25	2.250
Jack Brittin, R ERA: 4.5 (5.1)	2.0		10	1	2	2	1	3	0	0	0	0	0	9	21	9.00	2.000
Milo Candini, R ERA: 3.04 (7.1)	1.0		4	1	0	0	0	0	0	0	0	0	0	4	4	0.00	1.000
Jim Konstanty, R ERA: 2.39 (8.1)	2.1	L	9	1	1	1	1	1	0	0	0	0	0	10	14	3.86	0.857

Batter	1	2	3	4	5	6	7	8	9	AB R H RBI BB SO LOB	TOP	
Eddie Waitkus, L (1, 3) OBP: 0.343, SLG: 0.356	0-0 F7		0-0 P6		0-0 P5			0-0 6-3		4 0 0 0 0 0 3	<b>Philadelphia Phillies @ New York Giants</b> Polo Grounds, New York, NY Wed Sep 27 1950, 3:38 AM EST Att: 10,004 - Unknown  <a href="http://livebaseballscorecards.com">livebaseballscorecards.com</a>	
Richie Ashburn, L (1, 8) OBP: 0.375, SLG: 0.407	0-0 1B			0-0 F7		0-0 1-3		0-0 F8		4 0 1 0 0 0 0		
Dick Sisler, L (1, 7) OBP: 0.372, SLG: 0.434	0-0 F7			0-0 G5-4-3 1B		0-0 F9		0-0 FC6-4 1B		4 0 2 0 0 0 1		
Del Ennis, R (1, 9) OBP: 0.372, SLG: 0.553	0-0 F9			0-0 G5-4-3 1-2f		0-0 6-3		0-0 F8		4 0 0 0 0 0 3		
Willie Jones, R (1, 5) OBP: 0.339, SLG: 0.463		0-0 F9			0-0 6-3		0-0 P4		0-0 FC6-4 1-2 1B	4 0 1 0 0 0 0		
Granny Hamner, R (1, 6) OBP: 0.322, SLG: 0.390		0-0 6-3			0-0 F8		0-0 F9		0-0 FC6-4 1-2f 2-3	4 0 0 0 0 0 2		
Stan Lopata, R (1, 2) OBP: 0.327, SLG: 0.281		0-0 1-3			0-0 1B BB 1B		0-0 1B		0-0 F9	4 0 2 0 0 0 2		
Mike Goliat, R (1, 4) OBP: 0.316, SLG: 0.372			0-0 P5		4-0 1B BB BB BB		0-0 6-3			2 0 0 0 1 0 1		
Bubba Church, R (1, 1) OBP: 0.200, SLG: 0.227 Milo Candini, R (1, 1) OBP: 0.167, SLG: 0.167 Dick Whitman, L (5, PH) OBP: 0.319, SLG: 0.305 Jocko Thompson, L (5, 1) Jackie Mayo, L (8, PH) OBP: 0.263, SLG: 0.306 Paul Stuffer, R (8, 1)			0-3 K		0-0 1-2 2-3 1B		0-0 4-3			0 0 0 0 0 0 0 1 0 0 0 0 1 0 1 0 1 0 0 0 0 0 0 0 0 0 0 0 1 0 0 0 0 0 0 0 0 0 0 0 0 0		
<b>Inning Stats</b>	R: 0 H: 1 E: 0 LOB: 1 K: 0 BB: 0 S: 4 P: 4	R: 0 H: 0 E: 0 LOB: 0 K: 0 BB: 0 S: 3 P: 3	R: 0 H: 0 E: 0 LOB: 0 K: 1 BB: 0 S: 5 P: 5	R: 0 H: 1 E: 0 LOB: 0 K: 0 BB: 0 S: 3 P: 3	R: 0 H: 2 E: 0 LOB: 3 K: 0 BB: 1 S: 5 P: 9	R: 0 H: 0 E: 0 LOB: 0 K: 0 BB: 0 S: 3 P: 3	R: 0 H: 1 E: 0 LOB: 1 K: 0 BB: 0 S: 4 P: 4	R: 0 H: 0 E: 0 LOB: 0 K: 0 BB: 0 S: 3 P: 3	R: 0 H: 2 E: 0 LOB: 2 K: 0 BB: 0 S: 5 P: 5	1B: 7 SF: 0 2B: 0 SAC: 0 3B: 0 DP: 1 HR: 0 HBP: 0	WP: 0 PA: 34 PB: 0 SB: 0 CS: 0	
<b>PITCHER</b> Jim Hearn, R (1, 1) ERA: 2.49	IP WLS BF H R ER SO BB IBB HBP BLK WP HR S P ERA WHIP											<b>PITCHER</b> IP WLS BF H R ER SO BB IBB HBP BLK WP HR S P ERA WHIP







Batter	1	2	3	4	5	6	7	8	9	AB R H RBI BB SO LOB	TOP	
Eddie Waitkus, L (1, 3) OBP: 0.342, SLG: 0.355	0-0 BB 1B 1B	0-0 G3			0-0 F8		0-0 P4			4 0 1 0 0 0 1		
Richie Ashburn, L (1, 8) OBP: 0.378, SLG: 0.410	0-0 BB 1-2 1B		0-0 F9 BB FC5-4 1B		0-0 WP S 1B			0-0 F8		4 1 3 0 0 0 0		
Dick Sisler, L (1, 7) OBP: 0.371, SLG: 0.431	0-0 P3		4-0 BB 1-2 FC5-4 BB		0-0 P6 1-3			0-0 F9		3 0 0 0 1 0 3		
Del Ennis, R (1, 9) OBP: 0.371, SLG: 0.551	4-0 BB 1-2 2-3 BB		0-0 F9 2-3		0-0 6-3			0-0 F5		3 0 0 0 1 0 3		
Willie Jones, R (1, 5) OBP: 0.337, SLG: 0.460	0-3 K		0-0 FC5-4 1-2f 3-H		0-0 F9			0-0 5-3		4 0 0 1 0 1 4		
Granny Hamner, R (1, 6) OBP: 0.320, SLG: 0.387	0-0 F8		0-0 1-3		0-0 F8			0-3 K		4 0 0 0 0 1 4		
Andy Seminick, R (1, 2) OBP: 0.401, SLG: 0.531		0-3 K		0-0 5-3		0-0 P3		0-0 6-3		4 0 0 0 0 1 0		
Mike Goliat, R (1, 4) OBP: 0.316, SLG: 0.371			0-0 FC4-6 1B		0-0 P6			0-0 F2		3 0 1 0 0 0 0		
Ken Heintzelman, R (1, 1) OBP: 0.077, SLG: 0.053 Dick Whitman, L (7, PH) OBP: 0.317, SLG: 0.303 Jim Konstanty, R (7, 1) OBP: 0.083, SLG: 0.083		0-0 FC4-6		0-0 5-3			0-0 F8			2 0 0 0 0 0 1 1 0 0 0 0 0 0 0 0 0 0 0 0 0		
<b>Inning Stats</b>	R: 0 H: 2 E: 0 LOB: 3 K: 1 BB: 1 S: 7 P: 11	R: 0 H: 1 E: 0 LOB: 1 K: 1 BB: 0 S: 6 P: 6	R: 1 H: 1 E: 0 LOB: 1 K: 0 BB: 1 S: 4 P: 8	R: 0 H: 0 E: 0 LOB: 0 K: 0 BB: 0 S: 3 P: 3	R: 0 H: 1 E: 0 LOB: 1 K: 0 BB: 0 S: 4 P: 4	R: 0 H: 0 E: 0 LOB: 0 K: 0 BB: 0 S: 3 P: 3	R: 0 H: 0 E: 0 LOB: 0 K: 0 BB: 0 S: 3 P: 3	R: 0 H: 0 E: 0 LOB: 0 K: 1 BB: 0 S: 5 P: 5	R: 0 H: 0 E: 0 LOB: 0 K: 1 BB: 0 S: 5 P: 5	1B: 5 SF: 0 2B: 0 SAC: 0 3B: 0 DP: 0 HR: 0 HBP: 0	WP: 1 PA: 34 PB: 0 SB: 1 CS: 0	
<b>PITCHER</b> Sal Maglie, R (1, 1) ERA: 2.71	IP WLS BF H R ER SO BB IBB HBP BLK WP HR S P ERA WHIP	9.0 W 34 5 1 1 3 2 0 0 0 1 0 38 46 1.00 0.778										

Philadelphia Phillies @ New York Giants  
Polo Grounds, New York, NY  
Thu Sep 28 1950, 3:33 AM EST  
Unknown

livebaseballscorecards.com

AB 32  
R 1  
H 5  
RBI 1  
BB 2  
SO 3  
LOB 16





Batter	1	2	3	4	5	6	7	8	9	AB	R	H	RBI	BB	SO	LOB
Eddie Stanky, R OBP: 0.457, SLG: 0.406 (1, 4)	0-0 F9		4-0 5-3 2B BB	0-0 G3			0-0 6-3			3	1	0	0	1	0	0
Whitey Lockman, L OBP: 0.349, SLG: 0.398 (1, 7)	0-0 5-3		0-0 F8		0-0 4-3		4-0 CS BB			3	0	0	0	1	0	1
Alvin Dark, R OBP: 0.332, SLG: 0.442 (1, 6)	0-3 K		0-0 5-3		0-0 5-3		0-0 CS 1-2	0-0 G6-4-3 1B		4	0	1	0	0	1	1
Monte Irvin, R OBP: 0.391, SLG: 0.497 (1, 3)		0-0 F9	0-0 BB 2B 2-H		0-0 F7			0-0 F9		4	0	1	1	0	0	1
Bobby Thomson, R OBP: 0.325, SLG: 0.442 (1, 8)		0-0 HR	4-0 BB BB			0-0 HR		0-0 G6-4-3 1-2f		3	2	2	2	1	0	1
Hank Thompson, L OBP: 0.389, SLG: 0.463 (1, 5)		0-0 G3 1B	4-0 BB 1-2 2-3			0-0 6-3				2	0	1	0	1	0	0
Don Mueller, L OBP: 0.311, SLG: 0.387 (1, 9)		0-0 G3 1-2	0-3 K			0-0 1-6-3				3	0	0	0	0	1	4
Wes Westrum, R OBP: 0.371, SLG: 0.441 (1, 2)		4-0 BB		0-0 F9		0-0 F7				2	0	0	0	1	0	0
Sal Maglie, R OBP: 0.171, SLG: 0.182 (1, 1)		0-0 P6		0-0 P6			0-0 F7			3	0	0	0	0	0	2


Inning Stats	R: 0	H: 0	E: 0	K: 1	S: 5	LOB: 0	BB: 0	P: 5
	R: 1	H: 2	E: 0	K: 0	S: 5 <td>LOB: 2</td> <td>BB: 1</td> <td>P: 9 </td>	LOB: 2	BB: 1	P: 9
	R: 1	H: 1	E: 0	K: 1	S: 6 <td>LOB: 3</td> <td>BB: 3</td> <td>P: 18 </td>	LOB: 3	BB: 3	P: 18
	R: 0	H: 0	E: 0	K: 0	S: 3 <td>LOB: 0</td> <td>BB: 0</td> <td>P: 3 </td>	LOB: 0	BB: 0	P: 3
	R: 0	H: 0	E: 0	K: 0	S: 3 <td>LOB: 0</td> <td>BB: 0</td> <td>P: 3 </td>	LOB: 0	BB: 0	P: 3
	R: 1	H: 1	E: 0	K: 0	S: 4 <td>LOB: 0</td> <td>BB: 0</td> <td>P: 4 </td>	LOB: 0	BB: 0	P: 4
	R: 0	H: 0	E: 0	K: 0	S: 2 <td>LOB: 0</td> <td>BB: 1</td> <td>P: 6 </td>	LOB: 0	BB: 1	P: 6
	R: 0	H: 1	E: 0	K: 0	S: 3 <td>LOB: 0</td> <td>BB: 0</td> <td>P: 3 </td>	LOB: 0	BB: 0	P: 3

PITCHER	IP	WLS	BF	H	R	ER	SO	BB	IBB	HBP	BLK	WP	HR	S	P	ERA	WHIP
Ken Heintzelman, L ERA: 4.09 (1, 1)	6.0	L	26	4	3	3	2	4	0	0	0	0	2	26	42	4.50	1.333
Jim Konstanty, R ERA: 2.36 (7, 1)	2.0		6	1	0	0	0	1	0	0	0	0	0	5	9	0.00	1.000

**BOTTOM**

**Philadelphia Phillies @ New York Giants**  
Polo Grounds, New York, NY  
Thu Sep 28 1950, 3:33 AM EST  
Unknown

<b>AB</b>	<b>27</b>
<b>R</b>	<b>3</b>
<b>H</b>	<b>5</b>
<b>RBI</b>	<b>3</b>
<b>BB</b>	<b>5</b>
<b>SO</b>	<b>2</b>
<b>LOB</b>	<b>10</b>



WP	HR	S	P	ERA	WHIP
WP: 0	HR: 2	S: 0	P: 33	ERA: 4.50	WHIP: 1.333
PB: 0	SF: 0	DP: 1			
SB: 0	SAC: 0	HBP: 0			
CS: 1					

Batter	1	2	3	4	5	6	7	8	9	AB R H RBI BB SO LOB	TOP											
Eddie Waitkus, L (1, 3) OBP: 0.343, SLG: 0.361	0-0 HR		0-0 G4-6-3 1B		0-0 L6			0-0 F9		4 1 2 1 0 0 1												
Richie Ashburn, L (1, 8) OBP: 0.375, SLG: 0.407	0-0 4-3		0-0 G4-6-3 1-2f			0-0 P4		0-0 6-3		4 0 0 0 0 0 1												
Dick Sisler, L (1, 7) OBP: 0.369, SLG: 0.428	0-0 P3		0-0 F8			0-0 4-3		0-0 G3		4 0 0 0 0 0 0												
Del Ennis, R (1, 9) OBP: 0.374, SLG: 0.553	0-0 PB 2B			0-0 6-3		4-0 BB			0-0 1B 1B	3 0 2 0 1 0 0												
Willie Jones, R (1, 5) OBP: 0.337, SLG: 0.458	0-3 K 2-3			0-0 5-3		0-0 F3			0-0 1-2 L3 1B	4 0 1 0 0 1 2												
Granny Hamner, R (1, 6) OBP: 0.318, SLG: 0.385		0-0 6-3		0-3 K			0-0 4-3		0-0 1-2 L3	4 0 0 0 0 1 2												
Andy Seminick, R (1, 2) OBP: 0.400, SLG: 0.528					0-0 F7		0-0 P6		0-0 F8	4 0 1 0 0 0 1												
Mike Goliat, R (1, 4) OBP: 0.316, SLG: 0.370		0-3 K			0-3 K		4-0 BB			2 0 0 0 1 2 1												
Robin Roberts, S (1, 1) OBP: 0.168, SLG: 0.110			0-0 F9			0-0 1B		0-0 4-3		3 0 1 0 0 0 2												
<b>Inning Stats</b>	R: 1 E: 0 K: 1 S: 7	H: 2 LOB: 1 BB: 0 P: 7	R: 0 E: 0 K: 1 S: 6	H: 1 LOB: 1 BB: 0 P: 6	R: 0 E: 0 K: 0 S: 3	H: 1 LOB: 0 BB: 0 P: 3	R: 0 E: 0 K: 1 S: 5	H: 0 LOB: 0 BB: 0 P: 5	R: 0 E: 0 K: 1 S: 6	H: 1 LOB: 1 BB: 0 P: 6	R: 0 E: 0 K: 0 S: 3	H: 0 LOB: 1 BB: 1 P: 7	R: 0 E: 0 K: 0 S: 3	H: 0 LOB: 1 BB: 1 P: 7	R: 0 E: 0 K: 0 S: 3	H: 0 LOB: 0 BB: 0 P: 3	R: 0 E: 0 K: 0 S: 4	H: 2 LOB: 1 BB: 0 P: 4	1B: 5 2B: 2 3B: 0 HR: 1	SF: 0 SAC: 0 DP: 2 HBP: 0	WP: 0 PB: 1 SB: 0 CS: 0	PA: 34
<b>PITCHER</b> Sheldon Jones, R (1, 1) ERA: 4.61	IP: 9.0 WLS: W BF: 34 H: 7 R: 1 ER: 1 SO: 4 BB: 2 IBB: 0 HBP: 0 BLK: 0 WP: 0 HR: 1 S: 40 P: 48 ERA: 1.00 WHIP: 1.000											<b>PITCHER</b>	IP: 9.0 WLS: W BF: 34 H: 7 R: 1 ER: 1 SO: 4 BB: 2 IBB: 0 HBP: 0 BLK: 0 WP: 0 HR: 1 S: 40 P: 48 ERA: 1.00 WHIP: 1.000									

Philadelphia Phillies @ New York Giants  
Polo Grounds, New York, NY  
Thu Sep 28 1950, 3:38 AM EST  
Att. 7,984 - Unknown


livebaseballscorecards.com

AB 32  
R 1  
H 7  
RBI 1  
BB 2  
SO 4  
LOB 10








Batter	1	2	3	4	5	6	7	8	9	AB R H RBI BB SO LOB	TOP							
Sibby Sisti, R (1, 4) OBP: 0.298, SLG: 0.258											0 0 0 0 0 0 0 0	<b>Boston Braves @ New York Giants</b> Polo Grounds, New York, NY Sat Sep 30 1950, 3:33 AM EST Att. 5,559 - Unknown  <a href="http://livebaseballscorecards.com">livebaseballscorecards.com</a>						
Sam Jethroe, S (1, 8) OBP: 0.340, SLG: 0.447											0 0 0 0 0 0 0 0							
Earl Torgeson, L (1, 3) OBP: 0.415, SLG: 0.475											0 0 0 0 0 0 0 0							
Bob Elliott, R (1, 5) OBP: 0.386, SLG: 0.512											0 0 0 0 0 0 0 0							
Sid Gordon, R (1, 7) OBP: 0.403, SLG: 0.552											0 0 0 0 0 0 0 0							
Tommy Holmes, L (1, 9) OBP: 0.372, SLG: 0.453											0 0 0 0 0 0 0 0							
Del Crandall, R (1, 2) OBP: 0.263, SLG: 0.317											0 0 0 0 0 0 0 0							
Buddy Kerr, R (1, 6) OBP: 0.301, SLG: 0.313											0 0 0 0 0 0 0 0							
Johnny Antonelli, L (1, 1) OBP: 0.143, SLG: 0.143	0 0 0 0 0 0 0 0	<b>AB</b> 0 <b>R</b> 0 <b>H</b> 0 <b>RBI</b> 0 <b>BB</b> 0 <b>SO</b> 0 <b>LOB</b> 0  																
<b>Inning Stats</b>											1B: 0 SF: 0 2B: 0 SAC: 0 3B: 0 DP: 0 HR: 0 HBP: 0 WP: 0 PA: 0 PB: 0 SB: 0 CS: 0							
<b>PITCHER</b> Larry Jansen, R (1, 1) ERA: 3.15	IP	WLS	BF	H	R	ER	SO	BB	IBB	HBP	BLK	WP	HR	S	P	ERA	WHIP	<b>PITCHER</b> IP WLS BF H R ER SO BB IBB HBP BLK WP HR S P ERA WHIP





Batter	1	2	3	4	5	6	7	8	9	AB R H RBI BB SO LOB	TOP							
Sibby Sisti, R (1, 4) OBP: 0.288, SLG: 0.248										0 0 0 0 0 0 0 0	<b>Boston Braves @ New York Giants</b> Polo Grounds, New York, NY Sun Oct 01 1950, 3:33 AM EST Att. 9,446 - Unknown  <a href="http://livebaseballscorecards.com">livebaseballscorecards.com</a>							
Sam Jethroe, S (1, 8) OBP: 0.339, SLG: 0.445										0 0 0 0 0 0 0 0								
Earl Torgeson, L (1, 3) OBP: 0.414, SLG: 0.473										0 0 0 0 0 0 0 0								
Bob Elliott, R (1, 5) OBP: 0.386, SLG: 0.514										0 0 0 0 0 0 0 0								
Sid Gordon, R (1, 7) OBP: 0.403, SLG: 0.559										0 0 0 0 0 0 0 0								
Tommy Holmes, L (1, 9) OBP: 0.369, SLG: 0.449										0 0 0 0 0 0 0 0								
Del Crandall, R (1, 2) OBP: 0.260, SLG: 0.313										0 0 0 0 0 0 0 0								
Buddy Kerr, R (1, 6) OBP: 0.299, SLG: 0.311										0 0 0 0 0 0 0 0								
Warren Spahn, L (1, 1) OBP: 0.270, SLG: 0.250	0 0 0 0 0 0 0 0	<b>AB</b> 0 <b>R</b> 0 <b>H</b> 0 <b>RBI</b> 0 <b>BB</b> 0 <b>SO</b> 0 <b>LOB</b> 0  																
<b>Inning Stats</b>										1B: 0 SF: 0 2B: 0 SAC: 0 3B: 0 DP: 0 HR: 0 HBP: 0 WP: 0 PA: 0 PB: 0 SB: 0 CS: 0								
<b>PITCHER</b> George Spencer, R (1, 1) ERA: 3.31	IP	WLS	BF	H	R	ER	SO	BB	IBB	HBP	BLK	WP	HR	S	P	ERA	WHIP	<b>PITCHER</b> IP WLS BF H R ER SO BB IBB HBP BLK WP HR S P ERA WHIP
0.0	W	0	0	0	0	0	0	0	0	0	0	0	0	0	0	∞	∞	



