New York Mets - 1962

New York Mets @ St. Louis Cardinals

Sportsman's Park, St. Louis, MO

Wed Apr 11 1962, 7:05 PM EST

Att. 16,147 - Unknown - 55 F

TOP

livebaseballscorecards.com

Batter	1	2	3	4	5	6	7	8	9	AB	R	H	RBI	BB	SO	LOB
Richie Ashburn, L (1, 8) OBP: 0.200, SLG: 0.200	F8		BB, 1B	G3			F2		F8	5	1	1	0	0	0	2
Felix Mantilla, R (1, 6) OBP: 0.400, SLG: 0.500	5-3		BBBB, 1B, 1-2, SF8		L8		1B, 2B		5-3	4	1	1	0	1	0	1
Charlie Neal, R (1, 4) OBP: 0.750, SLG: 1.500	F9		1-3, 2-H, 1B		HR		G1-4-3, 2-3, 1B			4	1	3	2	0	0	0
Frank Thomas, R (1, 7)		6-3	SF8, 3-H		E5		G1-4-3, 1-2f			3	0	0	1	0	0	2
Gus Bell, L (1, 9) OBP: 0.500, SLG: 0.333		1B	F9		F7			BBBB, G6-4-3		3	0	1	0	1	0	2
Gil Hodges, R (1, 3) OBP: 0.250, SLG: 1.000		F5		HR	SSS, K			G6-4-3, 1-2f		4	1	1	1	0	1	3
Don Zimmer, R (1, 5) OBP: 0.250, SLG: 0.250		1-2, 1B		4-3		5-3		F7		4	0	1	0	0	0	0
Hobie Landrith, L (1, 2)		F4		F7		4-3			F8	4	0	0	0	0	0	2
Roger Craig, R (1, 1) Ed Bouchee, L (4, PH) Bob Moorhead, R (4, 1) Herb Moford, R (7, 1) Clem Labine, R (8, 1) Jim Marshall, L (9, PH)			SSS, K	BBBB, BB		F6			BBBB, BB	1 0 1 0 0 0	0 0 0 0 0 0	0 0 0 0 0 0	0 1 0 0 0 1	0 0 0 0 0 0	1 0 0 0 0 0	0 0 0 0 0 0
Inning Stats	R: 0 E: 0 K: 0 S: 3 H: 0 LOB: 0 BB: 0 P: 3	R: 0 E: 0 K: 0 S: 5 H: 2 LOB: 2 BB: 0 P: 5	R: 2 E: 0 K: 1 S: 7 H: 2 LOB: 1 BB: 1 P: 11	R: 1 E: 0 K: 0 S: 4 H: 1 LOB: 1 BB: 1 P: 8	R: 1 E: 1 K: 1 S: 7 H: 1 LOB: 1 BB: 0 P: 7	R: 0 E: 0 K: 0 S: 3 H: 0 LOB: 0 BB: 0 P: 3	R: 0 E: 0 K: 0 S: 4 H: 2 LOB: 1 BB: 0 P: 4	R: 0 E: 0 K: 0 S: 2 H: 0 LOB: 0 BB: 1 P: 6	R: 0 E: 0 K: 0 S: 3 H: 0 LOB: 1 BB: 1 P: 7	1B: 5 2B: 1 3B: 0 HR: 2 SF: 1 SAC: 0 DP: 2 HBP: 0	WP: 0 PB: 0 SB: 0 CS: 0 PA: 38					

	AB	33
	R	4
	H	8
	RBI	4
	BB	4
	SO	2
	LOB	12

PITCHER	IP	WLS	BF	H	R	ER	SO	BB	IBB	HBP	BLK	WP	HR	S	P	ERA	WHIP
Larry Jackson, R (1, 1) ERA: 4.0	9.0	W	38	8	4	4	2	4	0	0	0	0	2	38	54	4.00	1.333

PITCHER	IP	WLS	BF	H	R	ER	SO	BB	IBB	HBP	BLK	WP	HR	S	P	ERA	WHIP

Batter	1	2	3	4	5	6	7	8	9	AB	R	H	RBI	BB	SO	LOB
Curt Flood, R (1, 8) OBP: 0.400, SLG: 0.500	F8		1B S 1B 1B		G3 2B 1B	SF9 2-3 3-H		E6 1B S FC4-6		4	3	2	1	0	0	0
Julian Javier, R (1, 4) OBP: 0.800, SLG: 0.800	1B 1B 1B		1B 1-3 2B 1B		G3 1-2	E S SF9 3-H 1B		FC4-6 1-3 1B		5	3	4	1	0	0	1
Bill White, L (1, 3) OBP: 0.400, SLG: 0.500	BLK 1B 1-3 5-3 1B		1-3 2B 3-H 1B		F6	SF9 1-H		FC4-6 1-2f 3-H		4	1	2	3	0	0	2
Stan Musial, L (1, 9) OBP: 1.000, SLG: 1.333 Don Landrum, L (7, 9)	BLK 1-2 3-H 1B		1-H 1B 3-H 2B		BBBB 2B BB	1B		G3		3 1	1 0	3 0	2 0	1 0	0 0	0 1
Ken Boyer, R (1, 5) OBP: 0.250, SLG: 0.500	5-3 1-2 2-H		5-3		1-3 2-H 2B		L4			4	0	1	2	0	0	2
Minnie Minoso, R (1, 7) OBP: 0.250, SLG: 0.250	F2		2-H 1B		SSS K		6-3			4	0	1	1	0	1	3
Gene Oliver, R (1, 2) OBP: 0.500, SLG: 1.000		SSS K		L6		E 1B 2B	2B			4	1	2	0	0	1	0
Julio Gotay, R (1, 6)		5-3		4-3		E4 1B SF9 2-3	L3			4	1	0	0	0	0	2
Larry Jackson, R (1, 1) OBP: 0.250, SLG: 0.250		F7		F8		SF9 1-3 1B 3-H 1B		F8		4	1	1	1	0	0	0
Inning Stats	R: 2 H: 3 E: 0 LOB: 1 K: 0 BB: 0 S: 6 P: 6		R: 0 H: 0 E: 0 LOB: 0 K: 1 BB: 0 S: 5 P: 5		R: 3 H: 5 E: 0 LOB: 1 K: 0 BB: 0 S: 6 P: 6	R: 0 H: 0 E: 0 LOB: 0 K: 0 BB: 0 S: 3 P: 3	R: 1 H: 2 E: 0 LOB: 2 K: 1 BB: 1 S: 7 P: 11	R: 4 H: 4 E: 1 LOB: 1 K: 0 BB: 0 S: 7 P: 7	R: 0 H: 1 E: 0 LOB: 1 K: 0 BB: 0 S: 4 P: 4	R: 1 H: 1 E: 1 LOB: 1 K: 0 BB: 0 S: 5 P: 5		1B: 12 SF: 2 2B: 4 SAC: 0 3B: 0 DP: 0 HR: 0 HBP: 0					

BOTTOM

New York Mets @ St. Louis Cardinals

Sportsman's Park, St. Louis, MO

Wed Apr 11 1962, 7:05 PM EST

Att. 16,147 - Unknown - 55 F

livebaseballscorecards.com

AB	37
R	11
H	16
RBI	11
BB	1
SO	2
LOB	11

PITCHER		IP	WLS	BF	H	R	ER	SO	BB	IBB	HBP	BLK	WP	HR	S	P	ERA	WHIP
Roger Craig, R ERA: 15.0	(1, 1)	3.0	L	15	8	5	5	1	0	0	0	1	0	0	17	17	15.00	2.667
Bob Moorhead, R ERA: 6.0	(4, 1)	3.0		16	6	5	2	1	1	0	0	0	0	0	17	21	6.00	2.333
Herb Moford, R ERA:	(7, 1)	1.0		4	1	0	0	0	0	0	0	0	0	0	4	4	0.00	1.000
Clem Labine, R ERA:	(8, 1)	1.0		5	1	1	0	0	0	0	0	0	0	0	5	5	0.00	1.000

PITCHER	IP	WLS	BF	H	R	ER	SO	BB	IBB	HBP	BLK	WP	HR	S	P	ERA	WHIP

Batter	1	2	3	4	5	6	7	8	9	AB	R	H	RBI	BB	SO	LOB
Bill Virdon, L (1, 8)	0-0 ① 6-3		0-0 ① 6-3		0-0 ② F7		0-0 ③ 5-3		4-0 BB 1-2 2-3	4	0	0	0	1	0	2
Dick Groat, R (1, 6) OBP: 0.333, SLG: 0.250	0-0 ② 6-3		0-0 G4-6-3 1B		0-0 ③ F5			4-0 G3 WP WP BB	0-3 ③ K	4	1	1	0	1	1	5
Bob Skinner, L (1, 7) OBP: 0.250, SLG: 0.143	0-3 ③ K		0-0 ② ③ G4-6-3 1-2f			0-0 G6-4-3 1B		0-0 ① G3 1-3		4	0	1	0	0	1	2
Roy Face, R (8, 1)										0	0	0	0	0	0	0
Dick Stuart, R (1, 3) OBP: 0.250, SLG: 0.143		0-0 ① F2		0-0 ① F2		0-0 ① ② G6-4-3 1-2f		0-3 ② K 3-H		4	0	0	0	0	1	1
Roberto Clemente, R (1, 9) OBP: 0.375, SLG: 0.714		0-0 ② 4-3		0-3 ② K		0-0 WP 1B 1B		0-0 ③ 6-3		4	1	1	0	0	1	0
Smoky Burgess, L (1, 2) OBP: 0.375, SLG: 0.375		0-0 2B 1B		0-0 ③ F7		0-0 1-H 1B			0-0 ① 4-3	4	1	2	1	0	0	0
Don Hoak, R (1, 5) OBP: 0.625, SLG: 1.200		0-0 1-H 3B 2B			4-0 FC2-5 1B BB	0-0 ③ F7			4-0 FC4 BB	2	1	1	1	2	0	1
Bill Mazeroski, R (1, 4) OBP: 0.375, SLG: 0.625		0-0 3-H 3B			0-0 FC2-5 1-2 1B		0-3 ① K		0-0 ② FC4 BB BB 1-2f	4	0	2	1	0	1	1
Tom Sturdivant, L (1, 1)		0-0 ③ L6			0-0 ① FC2-5 1-2 2-3f		0-0 ② F6		4-0 BB 1-2 BB	3	0	0	0	0	0	3
Howie Goss, R (8, 7)										0	0	0	0	1	0	0
Inning Stats	R: 0 E: 0 K: 1 S: 5 H: 0 LOB: 0 BB: 0 P: 5	R: 2 E: 0 K: 0 S: 6 H: 3 LOB: 1 BB: 0 P: 6	R: 0 E: 0 K: 0 S: 3 H: 1 LOB: 0 BB: 0 P: 3	R: 0 E: 0 K: 1 S: 5 H: 0 LOB: 0 BB: 0 P: 5	R: 0 E: 0 K: 0 S: 4 H: 1 LOB: 2 BB: 1 P: 8	R: 1 E: 0 K: 0 S: 5 H: 3 LOB: 1 BB: 0 P: 5	R: 0 E: 0 K: 1 S: 5 H: 0 LOB: 0 BB: 0 P: 5	R: 1 E: 0 K: 1 S: 5 H: 0 LOB: 0 BB: 1 P: 9	R: 0 E: 0 K: 1 S: 5 H: 0 LOB: 3 BB: 3 P: 17	1B: 6 2B: 1 3B: 1 HR: 0	SF: 0 SAC: 0 DP: 2 HBP: 0						

PITCHER	IP	WLS	BF	H	R	ER	SO	BB	IBB	HBP	BLK	WP	HR	S	P	ERA	WHIP
Sherman Jones, R (1, 1) ERA: 3.6	5.0	L	20	5	2	2	2	1	0	0	0	0	0	23	27	3.60	1.200
Herb Moford, R (6, 1) ERA: 3.0	2.0		8	3	1	1	1	0	0	0	0	1	0	10	10	4.50	1.500
Ray Daviault, R (8, 1) ERA: 4.5	2.0		10	0	1	1	2	4	0	0	0	2	0	10	26	4.50	2.000

PITCHER	IP	WLS	BF	H	R	ER	SO	BB	IBB	HBP	BLK	WP	HR	S	P	ERA	WHIP

TOP

Pittsburgh Pirates @ New York Mets

Polo Grounds, New York, NY

Fri Apr 13 1962, 3:33 AM EST

Att. 12,447 - Unknown

livebaseballscorecards.com

AB	33
R	4
H	8
RBI	3
BB	5
SO	5
LOB	15

Batter	1	2	3	4	5	6	7	8	9	AB	R	H	RBI	BB	SO	LOB
Richie Ashburn, L (1, 8) OBP: 0.200, SLG: 0.200	4-3		F9		FC6-4 1-2 3-H 1B		L6		F8	5	0	1	1	0	0	3
Felix Mantilla, R (1, 6) OBP: 0.333, SLG: 0.375	K		6-3		FC6-4 1-2f			4-3 E 1B 1B		4	1	1	0	0	1	3
Charlie Neal, R (1, 4) OBP: 0.375, SLG: 0.750	K			F3		5-3		4-3 1-3		4	0	0	0	0	1	1
Frank Thomas, R (1, 7) OBP: 0.250, SLG: 0.714		K		K		HR		1B 3-H		4	1	2	2	0	2	0
Gus Bell, L (1, 9) OBP: 0.250, SLG: 0.143		K		L3		F3		F8		4	0	0	0	0	1	1
Jim Marshall, L (1, 3) OBP: 0.600, SLG: 0.667		BB			1B 2B	F3		4-3		3	1	1	0	1	0	1
Don Zimmer, R (1, 5) OBP: 0.250, SLG: 0.250		F6			K		K		FC5-4 1B	4	0	1	0	0	2	2
Joe Ginsberg, L (1, 2)			F9		F7		F2		F4	4	0	0	0	0	0	2
Sherman Jones, L (1, 1) OBP: 1.000, SLG: 1.000 Ed Bouchee, L (5, PH) OBP: 1.000, SLG: 1.000 Elio Chacon, R (5, PR) Herb Moford, R (6, 1) OBP: 1.000, SLG: 1.000 John DeMerit, R (7, PR) Ray Daviault, R (8, 1) Bobby Gene Smith, R (9, PH)			1B		1B 2-3		1B		FC5-4 1-2f	1 1 0 1 0 0 0 1	0 0 0 0 0 0 0 0	1 1 0 1 0 0 0 1	0 0 0 0 0 0 0 0	0 0 0 0 0 0 0 0	0 0 0 0 0 0 0 0	0 0 0 0 0 0 0 1
Inning Stats	R: 0 E: 0 K: 2 S: 7 H: 0 LOB: 0 BB: 0 P: 7	R: 0 E: 0 K: 2 S: 7 H: 0 LOB: 1 BB: 1 P: 11	R: 0 E: 0 K: 0 S: 4 H: 1 LOB: 1 BB: 0 P: 4	R: 0 E: 0 K: 1 S: 5 H: 0 LOB: 0 BB: 0 P: 5	R: 1 E: 0 K: 1 S: 8 H: 3 LOB: 2 BB: 0 P: 8	R: 1 E: 0 K: 0 S: 4 H: 1 LOB: 0 BB: 0 P: 4	R: 0 E: 0 K: 1 S: 6 H: 1 LOB: 1 BB: 0 P: 6	R: 1 E: 1 K: 0 S: 5 H: 2 LOB: 1 BB: 0 P: 5	R: 0 E: 0 K: 0 S: 4 H: 1 LOB: 1 BB: 0 P: 4	1B: 7 2B: 1 3B: 0 HR: 1	SF: 0 SAC: 0 DP: 0 HBP: 0				WP: 0 PB: 0 SB: 0 CS: 0	PA: 37	

PITCHER		IP	WLS	BF	H	R	ER	SO	BB	IBB	HBP	BLK	WP	HR	S	P	ERA	WHIP
Tom Sturdivant, R ERA: 2.57	(1, 1)	7.0	W	28	6	2	2	7	1	0	0	0	0	1	41	45	2.57	1.000
Roy Face, R ERA:	(8, 1)	2.0	S	9	3	1	0	0	0	0	0	0	0	0	9	9	0.00	1.500

PITCHER	IP	WLS	BF	H	R	ER	SO	BB	IBB	HBP	BLK	WP	HR	S	P	ERA	WHIP

BOTTOM

Pittsburgh Pirates @ New York Mets

Polo Grounds, New York, NY

Fri Apr 13 1962, 3:33 AM EST

Att. 12,447 - Unknown

livebaseballscorecards.com

AB	36
R	3
H	9
RBI	3
BB	1
SO	7
LOB	14

Pittsburgh Pirates @ New York Mets

Polo Grounds, New York, NY

Sat Apr 14 1962, 3:33 AM EST

Att. 9,231 - Cloudy

TOP

livebaseballscorecards.com

Batter	1	2	3	4	5	6	7	8	9	AB	R	H	RBI	BB	SO	LOB
Bill Virdon, L (1, 8) OBP: 0.143, SLG: 0.154	S S S 0-3 ① K	x 0-0 ② G3		x 0-0 1-3 1B 2B		x 0-0 ② 3-1		x 0-0 ③ FC4-6 1-2f		5	1	1	0	0	1	1
Dick Groat, R (1, 6) OBP: 0.357, SLG: 0.308	x 0-0 2B 1B 1B	x 0-0 ③ 5-3		x 0-0 2B 3B 2-H 3-H 1B		x 0-0 ③ 4-3			x 0-0 ① F8	5	2	2	2	0	0	0
Roberto Clemente, R (1, 9) OBP: 0.615, SLG: 1.000	x 0-0 1B 1-3 2B		x 0-0 FC1-5 BB 1B	x 0-0 1-3 3B 2B			B B B B 4-0 FC4-6 BB		B B B B 4-0 BB 1B BB	3	1	3	0	2	0	0
Dick Stuart, R (1, 3) OBP: 0.308, SLG: 0.364	S S S 0-3 ② K		B B B B 4-0 G5-3 FC1-5 1-2 BB	x 0-0 FC5-2 2-H 3-H 3B			S S S 0-3 ① K		x 0-0 ② F3	4	0	1	2	1	2	4
Donn Clendenon, R (1, 7) OBP: 0.250, SLG: 0.250 Howie Goss, R (7, 7) OBP: 1.000, SLG: 1.000	x 0-0 BB 2-3 3-H 1B		x 0-0 ① FC1-5 1-2 2-3f	x 0-0 ③ FC5-2 3-H			S S S 0-3 ② K		x 0-0 BB 1-2 1B	4 1	0 0	1 1	1 0	0 0	1 0	4 0
Don Hoak, R (1, 5) OBP: 0.538, SLG: 0.750	B B B B 4-0 1-2 BB		x 0-0 ② ③ G5-3 2-3f		x 0-0 ① 3-1		x 0-0 ③ FC4-6 1-2f		B B B B 4-0 1-2 2-3 BB	3	0	0	0	2	0	3
Don Leppert, R (1, 2)	x 0-0 ③ F8			x 0-0 ① 5-3	x 0-0 ② F3			x 0-0 ① F4	x 0-0 ③ F7	5	0	0	0	0	0	6
Bill Mazeroski, R (1, 4) OBP: 0.417, SLG: 0.833		x 0-0 HR		S S S 0-3 ② K	x 0-0 ③ G3			x 0-0 FC2-6 1B		4	1	2	1	0	1	0
Vinegar Bend Mizell, R (1, 1) Roy Face, R (8, 1)		x 0-0 ① 1-3		B B B B 4-0 2B 1B BB		x 0-0 ① F9		x 0-0 ② FC2-6 FC4-6 1-2f		3 0	1 0	0 0	0 0	1 0	0 0	1 0
Inning Stats	R: 1 E: 0 K: 2 S: 10 H: 3 LOB: 3 BB: 1 P: 14	R: 1 E: 0 K: 0 S: 4 H: 1 LOB: 0 BB: 0 P: 4	R: 0 E: 0 K: 0 S: 3 H: 1 LOB: 1 BB: 1 P: 7	R: 4 E: 0 K: 1 S: 9 H: 4 LOB: 1 BB: 1 P: 13	R: 0 E: 0 K: 0 S: 3 H: 0 LOB: 0 BB: 0 P: 3	R: 0 E: 0 K: 0 S: 3 H: 0 LOB: 1 BB: 1 P: 11	R: 0 E: 0 K: 2 S: 7 H: 0 LOB: 1 BB: 1 P: 11	R: 0 E: 0 K: 0 S: 4 H: 1 LOB: 1 BB: 0 P: 4	R: 0 E: 0 K: 0 S: 4 H: 1 LOB: 3 BB: 2 P: 12	1B: 6 2B: 3 3B: 1 HR: 1 SF: 0 SAC: 0 DP: 1 HBP: 0						

	AB	37
	R	6
	H	11
	RBI	6
	BB	6
	SO	5
	LOB	19

WP: 0 PB: 0 SB: 0 CS: 0 PA: 43

PITCHER		IP	WLS	BF	H	R	ER	SO	BB	IBB	HBP	BLK	WP	HR	S	P	ERA	WHIP
Al Jackson, L ERA: 7.71	(1, 1)	7.0	L	33	9	6	6	5	4	0	0	0	0	1	39	55	7.71	1.857
Craig Anderson, R ERA:	(8, 1)	2.0		10	2	0	0	0	2	0	0	0	0	0	8	16	0.00	2.000

PITCHER		IP	WLS	BF	H	R	ER	SO	BB	IBB	HBP	BLK	WP	HR	S	P	ERA	WHIP

BOTTOM

Pittsburgh Pirates @ New York Mets

Polo Grounds, New York, NY

Sat Apr 14 1962, 3:33 AM EST

Att. 9,231 - Cloudy

livebaseballscorecards.com

Batter	1	2	3	4	5	6	7	8	9	AB	R	H	RBI	BB	SO	LOB
Felix Mantilla, R (1, 6) OBP: 0.385, SLG: 0.364	6-3		4-3 PB 6-3 1B		6-3			H 1-6 1B HBP		3	1	1	0	0	0	0
Don Zimmer, R (1, 5) OBP: 0.250, SLG: 0.250	F8		4-3 1-3		5-3			1-2 1B		4	0	1	0	0	0	1
Charlie Neal, R (1, 4) OBP: 0.417, SLG: 0.636	BB 2B		6-3 3-H			FC6-4 1B		1-6 2-3f		3	0	1	1	1	0	2
Frank Thomas, R (1, 7) OBP: 0.333, SLG: 0.700	FC5 1-3 2B		BB			FC6-4 FC1-4 1-2f		F8		3	0	1	0	1	0	2
Bobby Gene Smith, R (1, 9)	BB		F2			FC1-4 1-2f			2-3	3	0	0	0	1	0	2
Gil Hodges, R (1, 3) OBP: 0.167, SLG: 0.667	FC5 2-3f			K		K			HR	2	0	0	0	0	1	3
Jim Marshall, L (5, 3) OBP: 0.571, SLG: 1.200										2	1	1	1	0	1	1
John DeMerit, R (1, 8)		K		F4			F8		K	3	0	0	0	0	1	0
Ed Bouchee, L (9, PH) OBP: 0.667, SLG: 0.500										1	0	0	0	0	1	0
Chris Cannizzaro, R (1, 2)		5-3		6-3			5-3		G3	3	0	0	0	0	0	0
Gus Bell, L (9, PH) OBP: 0.222, SLG: 0.125										1	0	0	0	0	0	0
Al Jackson, L (1, 1)		F8			K		F6			2	0	0	0	0	1	0
Jim Hickman, R (7, PH)										1	0	0	0	0	0	0
Craig Anderson, R (8, 1)										0	0	0	0	0	0	0
Inning Stats	R: 0 H: 1 E: 0 LOB: 3 K: 0 BB: 2 S: 4 P: 12	R: 0 H: 0 E: 0 LOB: 0 K: 1 BB: 0 S: 5 P: 5	R: 1 H: 1 E: 0 LOB: 1 K: 0 BB: 1 S: 4 P: 8	R: 0 H: 0 E: 0 LOB: 0 K: 1 BB: 0 S: 5 P: 5	R: 0 H: 0 E: 0 LOB: 0 K: 1 BB: 0 S: 5 P: 5	R: 0 H: 1 E: 0 LOB: 1 K: 1 BB: 0 S: 6 P: 6	R: 0 H: 0 E: 0 LOB: 0 K: 0 BB: 0 S: 3 P: 3	R: 0 H: 1 E: 0 LOB: 1 K: 0 BB: 0 S: 3 P: 4	R: 1 H: 1 E: 0 LOB: 0 K: 1 BB: 0 S: 6 P: 6							

AB	31
R	2
H	5
RBI	2
BB	3
SO	5
LOB	11

PITCHER		IP	WLS	BF	H	R	ER	SO	BB	IBB	HBP	BLK	WP	HR	S	P	ERA	WHIP	PITCHER	IP	WLS	BF	H	R	ER	SO	BB	IBB	HBP	BLK	WP	HR	S	P	ERA	WHIP
Vinegar Bend Mizell, L ERA:	(1, 1)	7.0	W	29	4	1	0	4	3	0	1	0	0	0	33	46	0.00	1.000																	
Roy Face, R ERA: 2.25	(8, 1)	2.0	S	6	1	1	1	1	0	0	0	0	0	1	8	8	4.50	0.500																	

1B: 3	SF: 0	WP: 0	PA: 35
2B: 2	SAC: 0	PB: 1	
3B: 0	DP: 1	SB: 0	
HR: 1	HBP: 1	CS: 0	

Batter	1	2	3	4	5	6	7	8	9	AB	R	H	RBI	BB	SO	LOB
Bill Virdon, L (1, 8) OBP: 0.333, SLG: 0.438	BBBB 4-0 1B G1-2-3 BB		x 0-0 1B SF7 1B	x 0-0 SF9 2-H 3B			x 0-0 F9 1B			3	2	3	1	1	0	0
Dick Groat, R (1, 6) OBP: 0.389, SLG: 0.375	x 0-0 BB 1-3 1B		x 0-0 1B 1-3 1B	x 0-0 ② SF9 3-H			x 0-0 ①② F9 1-2			3	1	2	1	0	0	1
Bob Skinner, L (1, 7) OBP: 0.250, SLG: 0.111	BBBB 4-0 1-2 BB		x 0-0 ② SF7 3-H	x 0-0 ③ F5			x 0-0 ③ G3			2	0	0	1	1	0	0
Dick Stuart, R (1, 3) OBP: 0.353, SLG: 0.400	x 0-0 ① F3		x 0-0 1B HR 1-3 1B		x 0-0 G5-4-3 1B			SSS 0-3 ① K		4	1	2	0	0	1	3
Roberto Clemente, R (1, 9) OBP: 0.529, SLG: 0.786	x 0-0 ②③ G1-2-3 3-Hf		x 0-0 HR 1-2 3-H 1B		x 0-0 ①② G5-4-3 1-2f			x 0-0 ② 6-3		4	1	1	1	0	0	4
Smoky Burgess, L (1, 2) OBP: 0.333, SLG: 0.583		x 0-0 ① F6	x 0-0 HR 1-H 2-H		x 0-0 ③ 1-3			x 0-0 ③ 3-1		4	1	1	3	0	0	0
Don Hoak, R (1, 5) OBP: 0.471, SLG: 0.583		x 0-0 ② 5-3	x 0-0 ③ 5-3			x 0-0 L1-4 1B			x 0-0 ① 4-3	4	0	1	0	0	0	0
Bill Mazeroski, R (1, 4) OBP: 0.375, SLG: 0.688		x 0-0 ③ F8		x 0-0 SH5-4 3B 1B		x 0-0 ① L4			x 0-0 ② F7	4	1	1	0	0	0	1
Bob Friend, R (1, 1) OBP: 0.167, SLG: 0.167			SSS 0-3 ① K	x 0-0 ① SH5-4 1-2		x 0-0 ②③ L1-4 1-2			x 0-0 ③ P6	3	0	0	0	0	1	1
Inning Stats	R: 0 E: 0 K: 0 S: 3 H: 1 LOB: 2 BB: 0 P: 11	R: 0 E: 0 K: 0 S: 3 H: 0 LOB: 0 BB: 0 P: 3	R: 5 E: 0 K: 1 S: 10 H: 5 LOB: 0 BB: 0 P: 10	R: 2 E: 0 K: 0 S: 5 H: 2 LOB: 0 BB: 0 P: 5	R: 0 E: 0 K: 0 S: 3 H: 1 LOB: 0 BB: 0 P: 3	R: 0 E: 0 K: 0 S: 3 H: 1 LOB: 0 BB: 0 P: 3	R: 0 E: 0 K: 0 S: 3 H: 1 LOB: 0 BB: 0 P: 3	R: 0 E: 0 K: 1 S: 5 H: 0 LOB: 0 BB: 0 P: 5	R: 0 E: 0 K: 0 S: 3 H: 0 LOB: 0 BB: 0 P: 3	1B: 9 2B: 1 3B: 1 HR: 1	SF: 2 SAC: 1 DP: 3 HBP: 0						

PITCHER	IP	WLS	BF	H	R	ER	SO	BB	IBB	HBP	BLK	WP	HR	S	P	ERA	WHIP
Roger Craig, R (1, 1) ERA: 15.0	3.0	L	16	6	5	5	1	2	0	0	0	0	1	16	24	15.00	2.667
Ken MacKenzie, L (4, 1) ERA: 9.0	2.0		8	3	2	2	0	0	0	0	0	0	0	8	8	9.00	1.500
Bob Moorhead, R (6, 1) ERA: 2.57	4.0		12	2	0	0	1	0	0	0	0	0	0	14	14	0.00	0.500

PITCHER	IP	WLS	BF	H	R	ER	SO	BB	IBB	HBP	BLK	WP	HR	S	P	ERA	WHIP

TOP

Pittsburgh Pirates @ New York Mets

Polo Grounds, New York, NY

Sun Apr 15 1962, 3:33 AM EST

Att. 11,278 - Cloudy

livebaseballscorecards.com

AB	31
R	7
H	11
RBI	7
BB	2
SO	2
LOB	10

1B: 9	SF: 2	WP: 0	PA: 36
2B: 1	SAC: 1	PB: 0	
3B: 1	DP: 3	SB: 0	
HR: 1	HBP: 0	CS: 0	

BOTTOM

Pittsburgh Pirates @ New York Mets

Polo Grounds, New York, NY

Sun Apr 15 1962, 3:33 AM EST

Att. 11,278 - Cloudy

livebaseballscorecards.com

Batter	1	2	3	4	5	6	7	8	9	AB	R	H	RBI	BB	SO	LOB
Felix Mantilla, R (1, 6) OBP: 0.353, SLG: 0.533	HR		6-3		1-3 1-2		F8			4	1	1	1	0	0	1
Don Zimmer, R (1, 5) OBP: 0.188, SLG: 0.188	F8		F8		F2 2-3		5-3			4	0	0	0	0	0	1
Charlie Neal, R (1, 4) OBP: 0.375, SLG: 0.500	F6			4-3	BB FC5-4					3	0	0	0	1	0	0
Frank Thomas, R (1, 7) OBP: 0.250, SLG: 0.500	L5			5-3	FC5-4 1-2f			P5		4	0	0	0	0	0	2
Jim Marshall, L (1, 3) OBP: 0.455, SLG: 1.111		4-3		HR		3-1		4-3		4	1	1	1	0	0	0
Gus Bell, L (1, 9) OBP: 0.308, SLG: 0.250		4-3		BB 1B		WP 1B			F8	4	0	2	0	0	0	0
John DeMerit, R (1, 8) OBP: 0.286, SLG: 0.167		1B		BB 1-2		K 1-2			6-3	3	0	1	0	1	1	1
Joe Ginsberg, L (1, 2) Ed Bouchee, L (4, PH) OBP: 0.500, SLG: 0.333 Chris Cannizzaro, R (5, 2)	K		4-3			4-3			BB FC6-4	1 1 1	0 0 0	0 0 0	0 0 0	0 0 1	1 0 0	1 2 1
Roger Craig, R (1, 1) Rod Kanehl, R (3, PH) Ken MacKenzie, R (4, 1) Richie Ashburn, L (5, PH) OBP: 0.273, SLG: 0.273 Bob Moorhead, R (6, 1) Bobby Gene Smith, R (9, PH)			5-3		WP 1-3 1B		K		FC6-4 1-2f	0 1 0 1 1 1	0 0 0 0 0 0	0 0 0 1 0 0	0 0 0 0 0 0	0 0 0 0 1 0	0 0 0 0 0 0	0 0 0 0 0 1
Inning Stats	R: 1 E: 0 K: 0 S: 4 H: 1 LOB: 0 BB: 0 P: 4	R: 0 E: 0 K: 1 S: 6 H: 1 LOB: 1 BB: 0 P: 6	R: 0 E: 0 K: 0 S: 3 H: 0 LOB: 0 BB: 0 P: 3	R: 1 E: 0 K: 0 S: 5 H: 2 LOB: 2 BB: 1 P: 9	R: 0 E: 0 K: 0 S: 4 H: 1 LOB: 2 BB: 1 P: 8	R: 0 E: 0 K: 1 S: 6 H: 1 LOB: 1 BB: 0 P: 6	R: 0 E: 0 K: 1 S: 5 H: 0 LOB: 0 BB: 0 P: 5	R: 0 E: 0 K: 0 S: 3 H: 0 LOB: 0 BB: 0 P: 3	R: 0 E: 0 K: 0 S: 3 H: 0 LOB: 1 BB: 1 P: 7	1B: 4 2B: 0 3B: 0 HR: 2 SF: 0 SAC: 0 DP: 0 HBP: 0						

AB	33
R	2
H	6
RBI	2
BB	3
SO	3
LOB	10

WP: 2 PA: 36
PB: 0
SB: 0
CS: 0

PITCHER	IP	WLS	BF	H	R	ER	SO	BB	IBB	HBP	BLK	WP	HR	S	P	ERA	WHIP
Bob Friend, R (1, 1) ERA: 1.0	9.0	W	36	6	2	2	3	3	0	0	0	2	2	39	51	2.00	1.000

PITCHER	IP	WLS	BF	H	R	ER	SO	BB	IBB	HBP	BLK	WP	HR	S	P	ERA	WHIP

Batter	1	2	3	4	5	6	7	8	9	10	11	AB	R	H	RBI	BB	SO	LOB
Bob Aspromonte, R (1, 5) OBP: 0.333, SLG: 0.292	0-0 3-1 2B		0-0 6-3			0-0 5-3		0-0 L8		0-0 F3		5	0	1	0	0	0	0
Al Spangler, L (1, 8) OBP: 0.273, SLG: 0.263	0-0 3-1 2-3			0-0 L3		0-0 1-3		0-0 L6		0-0 F8		5	0	0	0	0	0	1
Roman Mejias, R (1, 9) OBP: 0.480, SLG: 0.720	0-3 K			0-0 1B 1B		0-0 HR 1B		0-0 FC6-4 1B		0-3 K		5	1	3	0	0	2	1
Norm Larker, L (1, 3) OBP: 0.455, SLG: 0.650	0-0 4-3			0-0 1-2 1B		0-0 1-H HR		0-0 FC6-4 1-2f			0-0 P4	5	1	2	2	0	0	2
Jim Pendleton, R (1, 7) OBP: 0.208, SLG: 0.136		0-0 E4 G1-6-3		0-0 P3		0-0 4-3			0-0 WP 3-1 1B		0-0 4-1	5	0	1	0	0	0	2
Hal Smith, R (1, 2) OBP: 0.208, SLG: 0.375		0-0 G1-6-3 1-2f		0-0 6-3			0-3 K		0-3 K		0-0 1B HR 1B	5	1	1	0	0	2	4
Joey Amalfitano, R (1, 4) OBP: 0.391, SLG: 0.350		0-0 6-3			0-0 5-3		0-0 5-3		0-0 3-1 1-2		0-0 1-2 HR 1B	5	1	1	0	0	0	1
Don Buddin, R (1, 6) OBP: 0.400, SLG: 0.400			0-0 L3		0-3 K		B B B B 4-0 BB		B B B B 4-0 2-3 BB		0-0 1-H 2-H HR	3	1	1	3	2	1	0
Bobby Shantz, R (1, 1) Jim Golden, L (6, 1) Pidge Browne, L (11, PH) Bobby Tiefenauer, R (11, 1)			0-3 K		0-3 K		0-0 5-3		0-3 K		0-0 F7	2 2 1 0	0 0 0 0	0 0 0 0	0 0 0 0	0 0 0 0	2 1 0 0	0 3 0 0
Inning Stats	R: 0 E: 0 K: 1 S: 6 H: 1 LOB: 1 BB: 0 P: 6	R: 0 E: 1 K: 0 S: 3 H: 0 LOB: 0 BB: 0 P: 3	R: 0 E: 0 K: 1 S: 5 H: 0 LOB: 0 BB: 0 P: 5	R: 0 E: 0 K: 0 S: 5 H: 2 LOB: 2 BB: 0 P: 5	R: 0 E: 0 K: 2 S: 7 H: 0 LOB: 0 BB: 0 P: 7	R: 2 E: 0 K: 0 S: 5 H: 2 LOB: 0 BB: 0 P: 5	R: 0 E: 0 K: 1 S: 5 H: 0 LOB: 1 BB: 1 P: 9	R: 0 E: 0 K: 0 S: 4 H: 1 LOB: 1 BB: 0 P: 4	R: 0 E: 0 K: 2 S: 8 H: 1 LOB: 2 BB: 1 P: 12	R: 0 E: 0 K: 1 S: 5 H: 0 LOB: 0 BB: 0 P: 5	R: 3 E: 0 K: 0 S: 6 H: 3 LOB: 0 BB: 0 P: 6	1B: 7 2B: 1 3B: 0 HR: 2 SF: 0 SAC: 0 DP: 1 HBP: 0						

PITCHER		IP	WLS	BF	H	R	ER	SO	BB	IBB	HBP	BLK	WP	HR	S	P	ERA	WHIP
Jay Hook, R ERA: 2.25	(1, 1)	8.0		31	6	2	2	5	1	0	0	0	0	1	40	44	2.25	0.875
Herb Moford, R ERA: 6.0	(9, 1)	3.0	L	14	4	3	3	3	1	0	0	0	1	1	19	23	9.00	1.667

PITCHER	IP	WLS	BF	H	R	ER	SO	BB	IBB	HBP	BLK	WP	HR	S	P	ERA	WHIP

TOP

Houston Colt 45's @ New York Mets

Polo Grounds, New York, NY

Tue Apr 17 1962, 3:33 AM EST

Att. 3,191 - Sunny

livebaseballscorecards.com

AB	43
R	5
H	10
RBI	5
BB	2
SO	8
LOB	14

WP: 1 PB: 0 SB: 0 CS: 0 PA: 45

Houston Colt 45's @ New York Mets

Polo Grounds, New York, NY

Tue Apr 17 1962, 3:33 AM EST

Att. 3,191 - Sunny

livebaseballscorecards.com

BOTTOM

Batter	1	2	3	4	5	6	7	8	9	10	11	AB	R	H	RBI	BB	SO	LOB
Felix Mantilla, R (1, 6) OBP: 0.455, SLG: 0.611	1-3		BB			FC1-6 1B		1B E BB		FC6-5-4 2B		3	1	2	0	2	0	0
Rod Kanehl, R (1, 4) Ed Bouchee, L (8, PH) OBP: 0.600, SLG: 0.500 Elio Chacon, R (8, PR) (9, 4)	P6		4-3			FC1-6 1-3		E FC5-2 1B		FC6-5-4		3 1 1	0 0 0	0 1 0	0 0 0	0 0 0	0 0 0	3 0 1
Don Zimmer, R (1, 5) OBP: 0.143, SLG: 0.143	K			6-3		1-3		FC1 FC5-2 CS		F8		5	0	0	0	0	1	3
Frank Thomas, R (1, 7) OBP: 0.286, SLG: 0.444		5-3		K		1B		FC5-2			HBP	4	0	1	0	0	1	3
Gil Hodges, R (1, 3) OBP: 0.182, SLG: 0.455		K		1B		P5		CS	F5		K	5	0	1	0	0	2	3
Bobby Gene Smith, R (1, 9) OBP: 0.182, SLG: 0.100 (8, 8)		1-3		1-3 1B			F9		F8		P6	5	0	1	0	0	0	1
Jim Hickman, R (1, 8) Gus Bell, L (7, PH) OBP: 0.313, SLG: 0.467 (8, 9)			K		1-3		F7		HR		F5	2 3	0 1	0 1	0 1	0 0	1 0	0 1
Chris Cannizzaro, R (1, 2) Jim Marshall, L (9, PH) OBP: 0.417, SLG: 1.000 Hobie Landrith, L (10, 2)			F7		K		K		K			3 1 0	0 0 0	0 0 0	0 0 0	0 1 0	2 0 0	0 0 0
Jay Hook, L (1, 1) OBP: 0.500, SLG: 0.500 Richie Ashburn, L (8, PH) OBP: 0.250, SLG: 0.250 Herb Moford, R (9, 1) OBP: 0.500, SLG: 0.500			BB 1B		1-3			5-3		1-3		2 1 1	0 0 0	1 0 0	0 0 0	0 0 0	0 0 0	0 0 0
Inning Stats	R: 0 E: 0 K: 1 S: 5 H: 0 LOB: 0 BB: 0 P: 5	R: 0 E: 0 K: 1 S: 5 H: 0 LOB: 0 BB: 0 P: 5	R: 0 E: 0 K: 1 S: 6 H: 1 LOB: 2 BB: 1 P: 10	R: 0 E: 0 K: 1 S: 6 H: 2 LOB: 2 BB: 0 P: 6	R: 0 E: 0 K: 1 S: 5 H: 0 LOB: 0 BB: 0 P: 5	R: 0 E: 0 K: 0 S: 5 H: 2 LOB: 2 BB: 0 P: 5	R: 0 E: 0 K: 1 S: 5 H: 0 LOB: 0 BB: 0 P: 5	R: 1 E: 1 K: 0 S: 4 H: 1 LOB: 1 BB: 1 P: 8	R: 1 E: 0 K: 1 S: 6 H: 1 LOB: 0 BB: 0 P: 6	R: 0 E: 0 K: 0 S: 4 H: 1 LOB: 1 BB: 0 P: 4	R: 0 E: 0 K: 1 S: 5 H: 0 LOB: 1 BB: 0 P: 6							

AB	40
R	2
H	8
RBI	1
BB	2
SO	8
LOB	15

1B: 6 SF: 0
2B: 1 SAC: 0
3B: 0 DP: 0
HR: 1 HBP: 1

WP: 0 PA: 44
PB: 0
SB: 0
CS: 1

PITCHER		IP	WLS	BF	H	R	ER	SO	BB	IBB	HBP	BLK	WP	HR	S	P	ERA	WHIP
Bobby Shantz, L ERA: 1.23	(1, 1)	5.2		21	4	0	0	5	1	0	0	0	0	0	30	34	0.00	0.882
Jim Golden, R ERA: 2.08	(6, 1)	4.1	W	18	4	2	1	2	1	0	0	0	0	1	21	25	2.08	1.154
Bobby Tiefenauer, R ERA: 3.0	(11, 1)	1.0	S	4	0	0	0	1	0	0	1	0	0	0	5	6	0.00	0.000

PITCHER	IP	WLS	BF	H	R	ER	SO	BB	IBB	HBP	BLK	WP	HR	S	P	ERA	WHIP

St. Louis Cardinals @ New York Mets

Polo Grounds, New York, NY

Wed Apr 18 1962, 3:33 AM EST

Att. 4,725 - Cloudy

TOP

livebaseballscorecards.com

Batter	1	2	3	4	5	6	7	8	9	AB	R	H	RBI	BB	SO	LOB
Don Landrum, L (1, 8) OBP: 0.421, SLG: 0.375	S S S 0-3 ① K		x 0-0 ② 1B 1-3 SF8 1B	x 0-0 ② SF7 3-H		x 0-0 ② P4		x 0-0 ② 1B E 1B	x 0-0 ② F7	5	2	2	1	0	1	0
Julian Javier, R (1, 4) OBP: 0.296, SLG: 0.385	x 0-0 ② G3		S S S 0-3 ① K	x 0-0 E5 S 2-3		x 0-0 HR		x 0-0 E7 1-H 1-3 1B	x 0-0 ③ 1-3	6	2	2	1	0	1	3
Bill White, L (1, 3) OBP: 0.444, SLG: 0.720	x 0-0 1B 1B		x 0-0 PO 1-3 3-H 1B	x 0-0 ③ F5 1-2 3-H		x 0-0 CS 1B		x 0-0 ① 4-3		5	0	3	1	0	0	2
Stan Musial, L (1, 7) OBP: 0.522, SLG: 0.684 Charlie James, R (8, 7)	x 0-0 1-3 1B		x 0-0 ② SF8 3-H		x 0-0 HR 1B	0-0 ③ CS 1-2	x 0-0 ① 3-1	x 0-0 ② 1-3 3-H		4 0	1 0	2 0	2 0	0 0	0 0	0 0
Ken Boyer, R (1, 5) OBP: 0.400, SLG: 0.762	x 0-0 ③ F8		0-0 ③ PO 1-2	x 0-0 1B BB 1B 1B	x 0-0 1-H HR		x 0-0 HR	B B B B 4-0 2B HR BB		4	4	3	3	1	0	2
Gene Oliver, R (1, 2) OBP: 0.450, SLG: 0.842 Jimmie Schaffer, R (8, 2)		x 0-0 ① 6-3		B B B B 4-0 1B 1-2 1B BB	x 0-0 ① 5-3		x 0-0 ② P6	x 0-0 1-3 HR 2B		4 0	2 0	1 0	0 0	1 0	0 0	0 0
Doug Clemens, L (1, 9) OBP: 0.455, SLG: 0.375 Carl Warwick, R (7, PH) OBP: 0.667, SLG: 1.200 (7, 9)	x 0-0 ② F7		x 0-0 WP 1B 1-2 SF7 2-3 1B	x 0-0 ② G3		x 0-0 BB 1B	x 0-0 2-H HR 3-H			3 2	1 1	1 2	0 3	0 0	0 0	0 0
Julio Gotay, R (1, 6) OBP: 0.350, SLG: 0.235 Alex Grammas, R (7, 6) OBP: 0.250, SLG: 0.250	x 0-0 ③ F9		x 0-0 E WP E 1-2 2-H 3-H 1B	x 0-0 ③ 5-3		B B B B 4-0 1-2 BB	x 0-0 ③ 5-3			3 1	1 0	1 0	2 0	1 0	0 0	0 0
Larry Jackson, R (1, 1) OBP: 0.222, SLG: 0.222 Ray Sadecki, L (9, 1)		x 0-0 1B 1B	x 0-0 ① F8 1-2 2-3		x 0-0 ① 4-3	x 0-0 ③ 4-3			x 0-0 ① 6-3	5 0	1 0	1 0	0 0	0 0	0 0	4 0

Inning Stats										
	R: 0 H: 2 E: 0 LOB: 2 K: 1 BB: 0 S: 7 P: 7	R: 0 H: 0 E: 0 LOB: 0 K: 0 BB: 0 S: 3 P: 3	R: 2 H: 3 E: 0 LOB: 0 K: 1 BB: 0 S: 7 P: 7	R: 4 H: 3 E: 1 LOB: 1 K: 0 BB: 1 S: 7 P: 11	R: 2 H: 2 E: 0 LOB: 0 K: 0 BB: 0 S: 5 P: 5	R: 1 H: 2 E: 0 LOB: 2 K: 0 BB: 1 S: 4 P: 9	R: 1 H: 2 E: 0 LOB: 0 K: 0 BB: 0 S: 5 P: 4	R: 5 H: 4 E: 1 LOB: 0 K: 0 BB: 1 S: 7 P: 11	R: 0 H: 0 E: 0 LOB: 0 K: 0 BB: 0 S: 3 P: 3	1B: 13 SF: 2 2B: 1 SAC: 0 3B: 0 DP: 0 HR: 4 HBP: 0	WP: 1 PA: 49 PB: 0 SB: 1 CS: 1

	AB	42
	R	15
	H	18
	RBI	13
	BB	3
	SO	2
	LOB	11

PITCHER		IP	WLS	BF	H	R	ER	SO	BB	IBB	HBP	BLK	WP	HR	S	P	ERA	WHIP
Sherman Jones, R ERA: 7.0	(1, 1)	4.0	L	21	8	6	5	2	1	0	0	0	1	0	24	28	11.25	2.250
Ray Daviault, R ERA: 9.0	(5, 1)	1.0		5	2	2	2	0	0	0	0	0	0	1	5	5	18.00	2.000
Ken MacKenzie, L ERA: 9.0	(6, 1)	2.0		10	4	2	2	0	1	0	0	0	0	2	9	13	9.00	2.500
Clem Labine, R ERA: 15.0	(8, 1)	2.0		11	4	5	5	0	1	0	0	0	0	1	10	14	22.50	2.500

PITCHER		IP	WLS	BF	H	R	ER	SO	BB	IBB	HBP	BLK	WP	HR	S	P	ERA	WHIP

Batter	1	2	3	4	5	6	7	8	9	AB	R	H	RBI	BB	SO	LOB
Felix Mantilla, R (1, 6) OBP: 0.385, SLG: 0.500	1-3		G5-4-3 1-2f		6-3			P4		4	0	0	0	0	0	1
Elio Chacon, R (1, 4) OBP: 0.333, SLG: 0.667	2B			5-3	F9			K		2	0	1	0	0	0	0
Rod Kanehl, R (5, PH) (6, 4)										2	0	0	0	0	1	0
Gus Bell, L (1, 9) OBP: 0.300, SLG: 0.389	BB G5-4-3			K		K		P4		3	0	0	0	1	2	0
Frank Thomas, R (1, 7) OBP: 0.280, SLG: 0.545	G5-4-3 1-2f			1-3		K			HR	4	1	1	1	0	1	2
Jim Marshall, L (1, 3) OBP: 0.438, SLG: 0.857		F9			BB BB SF8 1B	1B			K	4	1	2	0	0	1	0
Bobby Gene Smith, R (1, 8) OBP: 0.200, SLG: 0.077		K			SF8 BB 1-2 HR BB	F7			F8	3	1	0	0	1	1	1
Don Zimmer, R (1, 5) OBP: 0.160, SLG: 0.125		F8			HR 1-2 2-3 BB		5-3		P2	3	1	0	0	1	0	0
Hobie Landrith, L (1, 2) OBP: 0.143, SLG: 0.167			FC2-6 1B		SF8 2-3 3-H		1-3			2	0	1	1	0	0	0
Sherman Jones, L (1, 1) OBP: 0.500, SLG: 0.500 Ray Daviault, R (5, 1) Ed Bouchee, L (5, PH) OBP: 0.667, SLG: 1.200 Ken MacKenzie, R (6, 1) Richie Ashburn, L (7, PH) OBP: 0.231, SLG: 0.231 Clem Labine, R (8, 1)			FC2-6 G5-4-3 1-2f		HR 1-H 3-H		1-3			1 0 1 0 1 0	0 0 1 0 0 0	0 0 3 0 0 0	0 0 0 0 0 0	0 0 0 0 0 0	0 0 0 0 0 0	1 0 0 0 0 0
Inning Stats	R: 0 E: 0 K: 0 S: 3 H: 1 LOB: 1 BB: 1 P: 7	R: 0 E: 0 K: 1 S: 5 H: 0 LOB: 0 BB: 0 P: 5	R: 0 E: 0 K: 0 S: 3 H: 1 LOB: 0 BB: 0 P: 3	R: 0 E: 0 K: 1 S: 5 H: 0 LOB: 0 BB: 0 P: 5	R: 4 E: 0 K: 0 S: 5 H: 2 LOB: 0 BB: 2 P: 13	R: 0 E: 0 K: 2 S: 8 H: 1 LOB: 1 BB: 0 P: 8	R: 0 E: 0 K: 0 S: 3 H: 0 LOB: 0 BB: 0 P: 3	R: 0 E: 0 K: 1 S: 5 H: 0 LOB: 0 BB: 0 P: 5	R: 1 E: 0 K: 1 S: 6 H: 1 LOB: 0 BB: 0 P: 6	1B: 3 2B: 1 3B: 0 HR: 2	SF: 1 SAC: 0 DP: 2 HBP: 0			WP: 0 PB: 0 SB: 0 CS: 0	PA: 34		

PITCHER		IP	WLS	BF	H	R	ER	SO	BB	IBB	HBP	BLK	WP	HR	S	P	ERA	WHIP
Larry Jackson, R ERA: 4.24	(1, 1)	8.0	W	30	5	4	4	5	3	0	0	0	0	1	37	49	4.50	1.000
Ray Sadecki, L ERA: 6.75	(9, 1)	1.0	S	4	1	1	1	1	0	0	0	0	0	1	6	6	9.00	1.000

PITCHER	IP	WLS	BF	H	R	ER	SO	BB	IBB	HBP	BLK	WP	HR	S	P	ERA	WHIP

BOTTOM

St. Louis Cardinals @ New York Mets

Polo Grounds, New York, NY

Wed Apr 18 1962, 3:33 AM EST

Att. 4,725 - Cloudy

livebaseballscorecards.com

AB	30
R	5
H	6
RBI	5
BB	3
SO	6
LOB	5

Batter	1	2	3	4	5	6	7	8	9	AB	R	H	RBI	BB	SO	LOB
Curt Flood, R (1, 8) OBP: 0.500, SLG: 0.733	G3 1B		1B		HBP 1B 1B	SH1-4 1-2		1-H HR		4	2	4	2	0	0	0
Julian Javier, R (1, 4) OBP: 0.281, SLG: 0.333	F9		L7		1B 1B 1-2 HBP	F7		S S S K		4	1	0	0	0	1	3
Bill White, L (1, 3) OBP: 0.406, SLG: 0.633	G3 1-2		3-4-1		BB 1B 1B 1-3 2-H 1B	S S S K		P3		5	1	1	1	0	1	3
Ken Boyer, R (1, 5) OBP: 0.400, SLG: 0.808	1-3			HR	BB 1B 1-2 3-H 1B		S S S K		F8	5	2	2	2	0	1	1
Gene Oliver, R (1, 2) OBP: 0.458, SLG: 0.773 Jimmie Schaffer, R (7, 2)		6-3		WP 1B 1B	B B B B 1B 1-2 2-3 BB		6-3		1-3	3 1	1 0	1 0	0 0	1 0	0 0	0 0
Stan Musial, L (1, 7) OBP: 0.500, SLG: 0.625 Lindy McDaniel, R (9, 1)		4-3		G5-4-3 1-H 1B	1B 1-2 2-H 3-H 1B		4-3		F5	5 0	0 0	2 0	3 0	0 0	0 0	0 0
Carl Warwick, R (1, 9) OBP: 0.600, SLG: 0.889	1B		G5-4-3 1-2f		F7			5-3 S 1B 1B		4	1	2	0	0	0	3
Julio Gotay, R (1, 6) OBP: 0.292, SLG: 0.190 Don Landrum, L (9, 7) OBP: 0.421, SLG: 0.375	F8		5-3		1-3			5-3 1-3		4 0	0 0	0 0	0 0	0 0	0 0	4 0
Ray Washburn, R (1, 1) OBP: 0.333, SLG: 0.333 Alex Grammas, R (9, 6) OBP: 0.250, SLG: 0.250		6-3		G3	SH1-4 1B			WP HR 3-H 1B		4 0	1 0	2 0	1 0	0 0	0 0	0 0
Inning Stats	R: 0 E: 0 K: 0 S: 4 H: 1 LOB: 1 BB: 0 P: 4	R: 0 E: 0 K: 0 S: 4 H: 1 LOB: 1 BB: 0 P: 4	R: 0 E: 0 K: 0 S: 4 H: 1 LOB: 1 BB: 0 P: 4	R: 2 E: 0 K: 0 S: 5 H: 3 LOB: 0 BB: 0 P: 5	R: 4 E: 0 K: 0 S: 7 H: 4 LOB: 2 BB: 1 P: 12	R: 0 E: 0 K: 1 S: 6 H: 1 LOB: 1 BB: 0 P: 6	R: 0 E: 0 K: 1 S: 5 H: 0 LOB: 0 BB: 0 P: 5	R: 3 E: 0 K: 1 S: 8 H: 3 LOB: 0 BB: 0 P: 8	R: 0 E: 0 K: 0 S: 3 H: 0 LOB: 0 BB: 0 P: 3	1B: 12 2B: 0 3B: 0 HR: 2 SF: 0 SAC: 1 DP: 1 HBP: 1						

PITCHER	IP	WLS	BF	H	R	ER	SO	BB	IBB	HBP	BLK	WP	HR	S	P	ERA	WHIP
Al Jackson, L (1, 1) ERA: 9.53	4.1	L	24	10	6	6	0	1	0	1	0	1	1	22	27	12.46	2.538
Craig Anderson, R (5, 1) ERA:	2.2		9	1	0	0	2	0	0	0	0	0	0	13	13	0.00	0.375
Bob Moorhead, R (8, 1) ERA: 5.0	2.0		9	3	3	3	1	0	0	0	0	1	1	11	11	13.50	1.500

PITCHER	IP	WLS	BF	H	R	ER	SO	BB	IBB	HBP	BLK	WP	HR	S	P	ERA	WHIP

TOP

St. Louis Cardinals @ New York Mets

Polo Grounds, New York, NY

Thu Apr 19 1962, 3:33 AM EST

Att. 9,060 - Unknown

livebaseballscorecards.com

AB	39
R	9
H	14
RBI	9
BB	1
SO	3
LOB	14

WP: 2 PA: 42
PB: 0
SB: 1
CS: 0

BOTTOM

St. Louis Cardinals @ New York Mets

Polo Grounds, New York, NY

Thu Apr 19 1962, 3:33 AM EST

Att. 9,060 - Unknown

livebaseballscorecards.com

Batter	1	2	3	4	5	6	7	8	9	AB	R	H	RBI	BB	SO	LOB
Richie Ashburn, L (1, 8) OBP: 0.333, SLG: 0.200	BBBB 4-0 4-3 BB		x 0-0 F9 ②		BBBB 4-0 BB		BBBB 4-0 1-2 BB		x 0-0 6-3 ②	2	0	0	0	3	0	0
Don Zimmer, R (1, 5) OBP: 0.133, SLG: 0.103	SSS 0-3 K ①		x 0-0 F7 ③		SSS 0-3 K ③		x 0-0 F8 ②		x 0-0 F7 ③	5	0	0	0	0	2	4
Gus Bell, L (1, 9) OBP: 0.292, SLG: 0.333	x 0-0 4-3 ② 1-2			BBBB 4-0 HR BB		x 0-0 G3 ①	x 0-0 F7 ③			3	1	0	0	1	0	3
Frank Thomas, R (1, 7) OBP: 0.310, SLG: 0.769	x 0-0 5-3 ③			x 0-0 F5 ①		x 0-0 HR		x 0-0 HR		4	2	2	2	0	0	2
Ed Bouchee, L (1, 3) OBP: 0.700, SLG: 1.444		x 0-0 FC1-6 1B		x 0-0 1-H HR		x 0-0 2B		x 0-0 F7 ①		4	1	3	2	0	0	0
Charlie Neal, R (1, 4) OBP: 0.350, SLG: 0.412		x 0-0 FC1-6 ① WP 1-2f		SSS 0-3 K ②		x 0-0 5-3 ②		BBBB 4-0 1-3 BB		3	0	0	0	1	1	2
Felix Mantilla, R (1, 6) OBP: 0.333, SLG: 0.423		x 0-0 P4 ② 1-2		x 0-0 F8 ③		x 0-0 6-3 ③		x 0-0 1-3 ② 1-2		4	0	0	0	0	0	3
Chris Cannizzaro, R (1, 2) OBP: 0.182, SLG: 0.100 Jim Marshall, L (8, PH) OBP: 0.412, SLG: 0.800 Hobie Landrith, L (9, 2) OBP: 0.143, SLG: 0.167	SSS 0-3 K ③			x 0-0 F7 ①		x 0-0 BB 1B	x 0-0 L4 ③			3 1 0	0 0 0	1 0 0	0 0 0	0 0 0	1 0 0	1 1 0
Al Jackson, L (1, 1) Craig Anderson, R (5, 1) Elio Chacon, R (7, PH) OBP: 0.250, SLG: 0.500 Bob Moorhead, R (8, 1) Gil Hodges, R (9, PH) OBP: 0.167, SLG: 0.417			x 0-0 1-3 ①	x 0-0 1-3 ②		x 0-0 F5 ①	SSS 0-3 K ①			1 1 1 0 1	0 0 0 0 0	0 0 0 0 0	0 0 0 0 0	0 0 0 0 1	0 0 0 0 0	0 0 1 0 0
Inning Stats	R: 0 H: 0 E: 0 LOB: 1 K: 1 BB: 1 S: 5 P: 9	R: 0 H: 1 E: 0 LOB: 1 K: 1 BB: 0 S: 6 P: 6	R: 0 H: 0 E: 0 LOB: 0 K: 0 BB: 0 S: 3 P: 3	R: 2 H: 1 E: 0 LOB: 0 K: 1 BB: 1 S: 6 P: 10	R: 0 H: 0 E: 0 LOB: 1 K: 1 BB: 1 S: 5 P: 9	R: 1 H: 2 E: 0 LOB: 1 K: 0 BB: 0 S: 5 P: 5	R: 0 H: 1 E: 0 LOB: 2 K: 0 BB: 1 S: 4 P: 8	R: 1 H: 1 E: 0 LOB: 1 K: 0 BB: 1 S: 4 P: 8	R: 0 H: 0 E: 0 LOB: 0 K: 1 BB: 0 S: 5 P: 5	1B: 2 2B: 1 3B: 0 HR: 3	SF: 0 SAC: 0 DP: 0 HBP: 0					

AB	33
R	4
H	6
RBI	4
BB	5
SO	5
LOB	17

WP: 1 PA: 38
PB: 0
SB: 0
CS: 0

PITCHER		IP	WLS	BF	H	R	ER	SO	BB	IBB	HBP	BLK	WP	HR	S	P	ERA	WHIP
Ray Washburn, R ERA: 4.91	(1, 1)	8.0	W	35	6	4	4	4	5	0	0	0	1	3	38	58	4.50	1.375
Lindy McDaniel, R ERA: 1.13	(9, 1)	1.0	S	3	0	0	0	1	0	0	0	0	0	0	5	5	0.00	0.000

PITCHER	IP	WLS	BF	H	R	ER	SO	BB	IBB	HBP	BLK	WP	HR	S	P	ERA	WHIP

Batter	1	2	3	4	5	6	7	8	9	AB	R	H	RBI	BB	SO	LOB
Richie Ashburn, L (1, 8) OBP: 0.435, SLG: 0.368	B B B B 4-0 E BB	0-0 6-3 ③		0-0 1-H 2-H 2B		0-0 E 1B		0-0 1-2 1B		4	0	3	2	1	0	1
Don Zimmer, R (1, 5) OBP: 0.118, SLG: 0.091 Jim Marshall, L (8, PH) OBP: 0.389, SLG: 0.750 Bob Moorhead, R (8, 1)	S S S 0-3 K ①		0-0 6-3 ①	0-0 6-3 ③		0-0 E5 1-2		0-0 F9 ①		4 1 0	0 0 0	0 0 0	0 0 0	0 0 0	1 0 0	3 2 0
Gus Bell, L (1, 9) OBP: 0.241, SLG: 0.269	S S S 0-3 K ②	0-0 F8 ②			0-0 6-3 ①	0-0 3-1 ③		0-0 F8 ②		5	0	0	0	0	1	5
Frank Thomas, R (1, 7) OBP: 0.353, SLG: 0.767	0-0 E7 1-3 1B	0-0 2B			B B B B 4-0 1B BB		0-0 E5 FC1-6	0-0 P6 ③		4	0	2	0	1	0	2
Ed Bouchee, L (1, 3) OBP: 0.600, SLG: 1.083	I I I I 4-0 IBB	0-0 3-1 ③			0-0 F7 ②		0-0 FC1-6 ① F9 1B 1-2f		B B B B 4-0 1B E BB	3	1	0	0	2	0	3
Charlie Neal, R (1, 4) OBP: 0.400, SLG: 0.455	S S S 0-3 K ③			0-0 6-3 ①	0-0 1-2 1B		0-0 1-2 1B		0-0 1-H E8 1B 1B	5	1	3	0	0	1	3
Felix Mantilla, R (1, 6) OBP: 0.343, SLG: 0.419		0-0 6-3 ①		0-0 2B 1B	0-0 F9 ③		0-0 F9 ② 2-3		0-0 G6-4-3 2-H 1B	5	1	2	1	0	0	4
Hobie Landrith, L (1, 2) OBP: 0.273, SLG: 0.300 Chris Cannizzaro, R (7, 2) OBP: 0.167, SLG: 0.091		0-0 SH3-4 1B		0-0 1-2 2B 1B		0-0 1-3 ①	0-0 P6 ③		0-0 ① ② G6-4-3 1-2f	4 1	1 0	2 0	0 0	0 0	0 0	2 1
Bob Miller, R (1, 1) Herb Moford, R (6, 1) OBP: 0.500, SLG: 0.500 Ken MacKenzie, R (7, 1) Rod Kanehl, R (8, PH) OBP: 0.125, SLG: 0.125 (8, 5)		0-0 SH3-4 ② 1-2	S S S 0-3 K ②			0-0 1-3 ②		0-0 1B 1B		2 0 0 2	0 0 0 0	0 0 0 1	0 0 0 0	1 0 0 0	2 0 0 0	2 0 0 0
Inning Stats	R: 0 E: 1 K: 3 S: 10 H: 1 LOB: 3 BB: 2 P: 18	R: 0 E: 0 K: 0 S: 4 H: 1 LOB: 1 BB: 0 P: 4	R: 0 E: 0 K: 0 S: 4 H: 1 LOB: 1 BB: 0 P: 4	R: 2 E: 0 K: 1 S: 8 H: 3 LOB: 1 BB: 0 P: 8	R: 0 E: 0 K: 0 S: 4 H: 1 LOB: 2 BB: 1 P: 8	R: 0 E: 1 K: 0 S: 5 H: 1 LOB: 2 BB: 0 P: 5	R: 0 E: 1 K: 0 S: 5 H: 1 LOB: 2 BB: 0 P: 5	R: 0 E: 0 K: 0 S: 5 H: 2 LOB: 2 BB: 0 P: 5	R: 2 E: 1 K: 0 S: 4 H: 2 LOB: 0 BB: 1 P: 8	1B: 11 2B: 2 3B: 0 HR: 0 SF: 0 SAC: 1 DP: 1 HBP: 0						

TOP

New York Mets @ Pittsburgh Pirates

Forbes Field, Pittsburgh, PA

Sat Apr 21 1962, 3:33 AM EST

Att. 17,927 - Sunny

livebaseballscorecards.com

AB	40
R	4
H	13
RBI	3
BB	4
SO	4
LOB	28

PITCHER		IP	WLS	BF	H	R	ER	SO	BB	IBB	HBP	BLK	WP	HR	S	P	ERA	WHIP
Bob Friend, R ERA: 1.48	(1, 1)	6.1	W	32	8	2	2	4	2	1	0	0	0	0	37	49	2.84	1.579
Roy Face, R ERA: 3.24	(7, 1)	2.2	S	13	5	2	2	0	1	0	0	0	0	0	12	16	6.75	2.250

PITCHER	IP	WLS	BF	H	R	ER	SO	BB	IBB	HBP	BLK	WP	HR	S	P	ERA	WHIP

WP: 0 PB: 0 SB: 0 CS: 0 PA: 45

New York Mets @ Pittsburgh Pirates

Forbes Field, Pittsburgh, PA

Sat Apr 21 1962, 3:33 AM EST

Att. 17,927 - Sunny

livebaseballscorecards.com

BOTTOM

Batter	1	2	3	4	5	6	7	8	9	AB	R	H	RBI	BB	SO	LOB
Bill Virdon, L (1, 8) OBP: 0.381, SLG: 0.405	F8		F7		1-6-3		E 1B 1-2 2-3 1B			4	1	1	0	0	0	0
Dick Groat, R (1, 6) OBP: 0.415, SLG: 0.405	E7 4-3 1B		4-3			6-3	E6 1B 1-2 2-3 3-H			4	0	1	0	0	0	2
Bob Skinner, L (1, 7) OBP: 0.323, SLG: 0.500	4-3 2-3			3B 2B		HR 1B S S S	K			4	2	2	0	0	1	4
Dick Stuart, R (1, 3) OBP: 0.400, SLG: 0.514	F7			F8		HR 1-H	9-6-3 1-2 2-H 3-H 1B			4	1	2	4	0	0	2
Roberto Clemente, R (1, 9) OBP: 0.425, SLG: 0.606		B B B B 1B G6-4-3 BB		SF8 2-H 3B		B B B B 4-3 S BB	9-6-3 1-2f			2	2	1	1	2	0	2
Smoky Burgess, L (1, 2) OBP: 0.286, SLG: 0.421		G6-4-3 1-3 1B		SF8 3-H		4-3 1-3		F7		3	0	1	1	0	0	1
Don Hoak, R (1, 5) OBP: 0.425, SLG: 0.469		G6-4-3 1-2f 3-H		6-3		5-3		K S S S		4	0	0	0	0	1	2
Bill Mazeroski, R (1, 4) OBP: 0.405, SLG: 0.765		K S S S			F9		1B SH E 1B	P3		4	1	1	0	0	1	0
Bob Friend, R (1, 1) OBP: 0.125, SLG: 0.125 Roy Face, R (7, 1)			F7		F5		SH E 1B 1B 1-2			2 0	0 1	0 0	0 0	0 0	0 0	0 0
Inning Stats	R: 0 H: 1 E: 1 LOB: 1 K: 0 BB: 0 S: 4 P: 4	R: 1 H: 1 E: 0 LOB: 0 K: 1 BB: 1 S: 5 P: 9	R: 0 H: 0 E: 0 LOB: 0 K: 0 BB: 0 S: 3 P: 3	R: 2 H: 2 E: 0 LOB: 0 K: 0 BB: 0 S: 5 P: 5	R: 0 H: 0 E: 0 LOB: 0 K: 0 BB: 0 S: 3 P: 3	R: 2 H: 2 E: 0 LOB: 1 K: 0 BB: 1 S: 5 P: 9	R: 3 H: 3 E: 1 LOB: 1 K: 1 BB: 0 S: 9 P: 9	R: 0 H: 0 E: 0 LOB: 0 K: 1 BB: 0 S: 5 P: 5		1B: 6 SF: 1 2B: 2 SAC: 1 3B: 1 DP: 2 HR: 1 HBP: 0						

	AB	31
	R	8
	H	9
	RBI	6
	BB	2
	SO	3
	LOB	13

WP: 0 PB: 0 SB: 1 CS: 0 PA: 35

PITCHER		IP	WLS	BF	H	R	ER	SO	BB	IBB	HBP	BLK	WP	HR	S	P	ERA	WHIP
Bob Miller, R ERA: 8.44	(1, 1)	5.1	L	23	6	5	5	1	2	0	0	0	0	1	23	31	8.44	1.500
Herb Moford, R ERA: 8.1	(6, 1)	0.2		6	2	3	2	0	0	0	0	0	0	0	6	6	27.00	3.000
Ken MacKenzie, L ERA: 7.2	(7, 1)	1.0		3	1	0	0	1	0	0	0	0	0	0	5	5	0.00	1.000
Bob Moorhead, R ERA: 4.5	(8, 1)	1.0		3	0	0	0	1	0	0	0	0	0	0	5	5	0.00	0.000

PITCHER	IP	WLS	BF	H	R	ER	SO	BB	IBB	HBP	BLK	WP	HR	S	P	ERA	WHIP

Batter	1	2	3	4	5	6	7	8	9	AB	R	H	RBI	BB	SO	LOB
Don Zimmer, R (1, 5) OBP: 0.132, SLG: 0.083	BBBB 4-0 G4-6-3 BB		x 0-0 ① P6		x 0-0 ② F7		x 0-0 ③ P6			3	0	0	0	1	0	0
Elio Chacon, R (1, 6) OBP: 0.125, SLG: 0.250	x 0-0 ① F9		SSS 0-3 ② K		x 0-0 ③ 5-3			x 0-0 ① 5-3		4	0	0	0	0	1	1
Bobby Gene Smith, R (1, 9) OBP: 0.211, SLG: 0.118	x 0-0 ②③ G4-6-3 1-2f		x 0-0 ③ F9			x 0-0 CS 1B		x 0-0 ② F9		4	0	1	0	0	0	1
Frank Thomas, R (1, 7) OBP: 0.316, SLG: 0.676		SSS 0-3 ① K		x 0-0 ① 6-3		x 0-0 ① P6		x 0-0 ③ 6-3		4	0	0	0	0	1	1
Charlie Neal, R (1, 4) OBP: 0.414, SLG: 0.440		x 0-0 1B 1B 1B		x 0-0 ② F8		BBBB 4-0 ② FC6-4 1-2 BB			SSS 0-3 ① K	3	1	1	0	1	1	0
Gil Hodges, R (1, 3) OBP: 0.250, SLG: 0.438		x 0-0 G3 1B 1-3 1B		x 0-0 PB 1B 1B		x 0-0 ③ FC6-4 1-2f			x 0-0 ② 6-3	4	1	2	0	0	0	1
Jim Hickman, R (1, 8) OBP: 0.429, SLG: 0.429		x 0-0 G3 1-2 3-H 1B		x 0-0 1-H 1B			x 0-0 E9 SF8 1B		x 0-0 ③ 6-3	4	1	3	2	0	0	0
Chris Cannizzaro, R (1, 2) OBP: 0.133, SLG: 0.077		x 0-0 ② G3 1-2 2-3		x 0-0 ③ F9			x 0-0 ① SF8 3-H			2	0	0	1	0	0	3
Roger Craig, R (1, 1) Sherman Jones, L (6, 1) OBP: 0.333, SLG: 0.333 Al Jackson, L (8, 1)		SSS 0-3 ③ K			SSS 0-3 ① K		SSS 0-3 ② K			2 1 0	0 0 0	0 0 0	0 0 0	0 0 0	2 1 0	2 0 0
Inning Stats	R: 0 H: 0 E: 0 LOB: 0 K: 0 BB: 1 S: 2 P: 6	R: 1 H: 3 E: 0 LOB: 2 K: 2 BB: 0 S: 10 P: 10	R: 0 H: 0 E: 0 LOB: 0 K: 1 BB: 0 S: 5 P: 5	R: 1 H: 2 E: 0 LOB: 1 K: 0 BB: 0 S: 5 P: 5	R: 0 H: 0 E: 0 LOB: 0 K: 1 BB: 0 S: 5 P: 5	R: 0 H: 1 E: 0 LOB: 1 K: 0 BB: 1 S: 3 P: 7	R: 1 H: 1 E: 1 LOB: 0 K: 1 BB: 0 S: 6 P: 6	R: 0 H: 0 E: 0 LOB: 0 K: 0 BB: 0 S: 3 P: 3	R: 0 H: 0 E: 0 LOB: 0 K: 1 BB: 0 S: 5 P: 5	1B: 7 SF: 1 2B: 0 SAC: 0 3B: 0 DP: 1 HR: 0 HBP: 0						

PITCHER	IP	WLS	BF	H	R	ER	SO	BB	IBB	HBP	BLK	WP	HR	S	P	ERA	WHIP
Bob Veale, L (1, 1) ERA: 3.97	9.0	W	34	7	3	2	6	2	0	0	0	0	0	44	52	2.00	1.000

PITCHER	IP	WLS	BF	H	R	ER	SO	BB	IBB	HBP	BLK	WP	HR	S	P	ERA	WHIP

TOP

New York Mets @ Pittsburgh Pirates

Forbes Field, Pittsburgh, PA

Sun Apr 22 1962, 3:33 AM EST

Att. 13,780 - Unknown

livebaseballscorecards.com

AB	31
R	3
H	7
RBI	3
BB	2
SO	6
LOB	9

WP: 0	PA: 34		
PB: 1			
SB: 0			
CS: 1			

BOTTOM

New York Mets @ Pittsburgh Pirates

Forbes Field, Pittsburgh, PA

Sun Apr 22 1962, 3:33 AM EST

Att. 13,780 - Unknown

Batter	1	2	3	4	5	6	7	8	9	AB	R	H	RBI	BB	SO	LOB
Bill Virdon, L (1, 8) OBP: 0.348, SLG: 0.366	F7		F3		1-3		4-3			4	0	0	0	0	0	2
Dick Groat, R (1, 6) OBP: 0.422, SLG: 0.439	FC3-6 1B		F8			5-3	2B			4	0	2	0	0	0	0
Bob Skinner, L (1, 7) OBP: 0.343, SLG: 0.581	FC3-6 1-2f			F8		HR	IBB			3	1	1	1	1	0	1
Dick Stuart, R (1, 3) OBP: 0.386, SLG: 0.487	K			F9		1B 1B 1B	F6			4	1	1	0	0	1	3
Roberto Clemente, R (1, 9) OBP: 0.455, SLG: 0.649		2B		4-3		1B 1-2 SF8 1B		FC5-6 1B 3B 1B		4	2	3	0	0	0	0
Smoky Burgess, L (1, 2) OBP: 0.360, SLG: 0.478		F9			FC1-5 1B	1-3 2-H 1B		FC5-6 1-2 1B		4	0	3	1	0	0	1
Don Hoak, R (1, 5) OBP: 0.386, SLG: 0.429		K			F9	SF8 3-H		FC5-6 1-2f 3B 2-3		3	0	0	1	0	1	4
Bill Mazeroski, R (1, 4) OBP: 0.415, SLG: 0.789		6-3			FC1-5 1-2 1B	4-3		1-H 3-H 3B		4	0	2	1	0	0	2
Bob Veale, S (1, 1)			K		FC1-5 1-2 2-3f		1-3	4-3		4	0	0	0	0	1	3
Inning Stats	R: 0 H: 1 E: 0 LOB: 1 K: 1 BB: 0 S: 6 P: 6	R: 0 H: 1 E: 0 LOB: 1 K: 1 BB: 0 S: 6 P: 6	R: 0 H: 0 E: 0 LOB: 0 K: 1 BB: 0 S: 5 P: 5	R: 0 H: 0 E: 0 LOB: 0 K: 0 BB: 0 S: 3 P: 3	R: 0 H: 2 E: 0 LOB: 2 K: 0 BB: 0 S: 5 P: 5	R: 3 H: 4 E: 0 LOB: 1 K: 0 BB: 0 S: 7 P: 7	R: 0 H: 1 E: 0 LOB: 2 K: 0 BB: 1 S: 4 P: 8	R: 1 H: 3 E: 0 LOB: 1 K: 0 BB: 0 S: 5 P: 5		1B: 8 SF: 1 2B: 2 SAC: 0 3B: 1 DP: 0 HR: 1 HBP: 0						

	AB	34
	R	4
	H	12
	RBI	4
	BB	1
	SO	3
	LOB	16

WP: 0 PA: 36
PB: 0
SB: 0
CS: 0

livebaseballscorecards.com

PITCHER		IP	WLS	BF	H	R	ER	SO	BB	IBB	HBP	BLK	WP	HR	S	P	ERA	WHIP
Roger Craig, R ERA: 10.32	(1, 1)	5.1		24	8	3	3	3	0	0	0	0	0	1	30	30	5.06	1.500
Sherman Jones, R ERA: 6.35	(6, 1)	2.1	L	11	4	1	1	0	0	1	0	0	0	0	10	14	3.86	1.714
Al Jackson, L ERA: 9.26	(8, 1)	0.1		1	0	0	0	0	0	0	0	0	0	0	1	1	0.00	0.000

PITCHER	IP	WLS	BF	H	R	ER	SO	BB	IBB	HBP	BLK	WP	HR	S	P	ERA	WHIP

Batter	1	2	3	4	5	6	7	8	9	AB	R	H	RBI	BB	SO	LOB
Felix Mantilla, R (1, 5) OBP: 0.385, SLG: 0.500	E7 1B SF7 1B	SF8 2-3 3-H		F8 2B		SH1-4 1-2		BB 3B 1B		3	2	3	1	0	0	0
Elio Chacon, R (1, 6) OBP: 0.385, SLG: 0.417	SF7 WP SF7 2-3 1B	1B 3-H 1B		F8 2-3		P3 2-H 1B		B B B B 4-0 3B 1-2 BB		4	2	3	2	1	0	1
Gus Bell, L (1, 9) OBP: 0.242, SLG: 0.276 Bobby Gene Smith, R (7, 9) OBP: 0.250, SLG: 0.278	SF7 1-3 3-H	BB 1-3 1B		6-3		P3 1-H		1-H 2-H 3B		3 1	0 0	1 1	1 2	0 0	0 0	2 0
Frank Thomas, R (1, 7) OBP: 0.326, SLG: 0.676 John DeMerit, R (8, 7) OBP: 0.286, SLG: 0.167	SF7 3-H	B B B 4-0 1-2 BB			S S S K	2B	K	P4		3 0	0 0	1 0	1 0	1 0	1 0	1 0
Ed Bouchee, L (1, 3) OBP: 0.529, SLG: 0.929 Gil Hodges, R (4, 3) OBP: 0.316, SLG: 0.474	3-1	4-3			1B	K	K		K2-4-2 1B	2 3	0 0	0 2	0 0	0 0	0 1	2 1
Charlie Neal, R (1, 4) OBP: 0.412, SLG: 0.467		BB 1B 2B	F8		1-2 1B	6-3			S S S K	5	1	2	0	0	1	2
Jim Hickman, R (1, 8) OBP: 0.333, SLG: 0.273		B B B 4-0 BB 1B BB	5-3		F9	F8		S S S K2-4-2 1-2f	2 3	4	1	0	0	1	1	4
Chris Cannizzaro, R (1, 2) OBP: 0.158, SLG: 0.063		B B B B 4-0 1B 1-2 2-3 SF8 BB	F1		F7			S S S K		3	1	0	0	1	1	2
Jay Hook, L (1, 1) OBP: 0.333, SLG: 0.333		SF8 1-3 2-H 3-H 1B		S S S K		E6 SH1-4 1B		S S S K		4	2	1	2	0	2	0
Inning Stats	R: 2 E: 1 K: 0 S: 5 H: 2 LOB: 0 BB: 0 P: 5	R: 4 E: 0 K: 0 S: 6 H: 4 LOB: 2 BB: 3 P: 18	R: 0 E: 0 K: 0 S: 3 H: 0 LOB: 0 BB: 0 P: 3	R: 0 E: 0 K: 1 S: 6 H: 1 LOB: 1 BB: 0 P: 6	R: 0 E: 0 K: 1 S: 7 H: 2 LOB: 2 BB: 0 P: 7	R: 1 E: 2 K: 0 S: 4 H: 1 LOB: 1 BB: 0 P: 4	R: 0 E: 0 K: 1 S: 6 H: 1 LOB: 1 BB: 0 P: 6	R: 2 E: 0 K: 2 S: 9 H: 2 LOB: 1 BB: 1 P: 13	R: 0 E: 0 K: 2 S: 7 H: 1 LOB: 1 BB: 0 P: 7	1B: 10 2B: 4 3B: 1 HR: 0 SF: 3 SAC: 1 DP: 1 HBP: 0						

TOP

New York Mets @ Pittsburgh Pirates

Forbes Field, Pittsburgh, PA

Mon Apr 23 1962, 6:05 PM EST

Att. 16,176 - Unknown

livebaseballscorecards.com

AB	35
R	9
H	14
RBI	9
BB	4
SO	7
LOB	15

WP: 1 PB: 0 SB: 0 CS: 0 PA: 43

PITCHER		IP	WLS	BF	H	R	ER	SO	BB	IBB	HBP	BLK	WP	HR	S	P	ERA	WHIP
Tom Sturdivant, R ERA: 12.0	(1, 1)	1.0	L	8	3	5	5	0	2	0	0	0	1	0	6	14	45.00	5.000
Diomedes Olivo, L ERA: 1.93	(2, 1)	5.0		22	7	2	1	2	1	0	0	0	0	0	25	29	1.80	1.600
Jack Lamabe, R ERA: 2.7	(7, 1)	2.0		10	3	2	2	3	1	0	0	0	0	0	15	19	9.00	2.000
Harvey Haddix, L ERA: 2.25	(9, 1)	1.0		3	1	0	0	2	0	0	0	0	0	0	7	7	0.00	1.000

PITCHER	IP	WLS	BF	H	R	ER	SO	BB	IBB	HBP	BLK	WP	HR	S	P	ERA	WHIP

New York Mets @ Pittsburgh Pirates

Forbes Field, Pittsburgh, PA

Mon Apr 23 1962, 6:05 PM EST

Att. 16,176 - Unknown

livebaseballscorecards.com

BOTTOM

Batter	1	2	3	4	5	6	7	8	9	AB	R	H	RBI	BB	SO	LOB
Bill Virdon, L (1, 8) OBP: 0.320, SLG: 0.333	6-3		F9			P6		P3		4	0	0	0	0	0	2
Dick Groat, R (1, 6) OBP: 0.408, SLG: 0.422	K			F9		G3 1-3 1B			6-3	4	0	1	0	0	1	0
Bob Skinner, L (1, 7) OBP: 0.333, SLG: 0.543	P6			P6		G3 1-2 3-H			FC5-4 1B	4	0	1	1	0	0	1
Dick Stuart, R (1, 3) OBP: 0.354, SLG: 0.442		F7		P6		L7			FC5-4 FC5-4 1-2f	4	0	0	0	0	0	2
Roberto Clemente, R (1, 9) OBP: 0.417, SLG: 0.585		F7			K		L9		FC5-4 1-2f	4	0	0	0	0	1	1
Smoky Burgess, L (1, 2) OBP: 0.346, SLG: 0.458		6-3			L5		P4			1	0	0	0	0	0	0
Orlando McFarlane, R (3, 2)										2	0	0	0	0	0	0
Don Hoak, R (1, 5) OBP: 0.404, SLG: 0.432			G6-4-3 1B		BB		5-3			2	0	1	0	1	0	0
Bill Mazeroski, R (1, 4) OBP: 0.386, SLG: 0.732			G6-4-3 1-2f		F8			5-3		3	0	0	0	0	0	2
Tom Sturdivant, L (1, 1)			2B			1B G3 1B		5-3		0	0	0	0	0	0	0
Diomedes Olivo, L (2, 1) OBP: 0.667, SLG: 1.000										1	0	1	0	0	0	0
Dick Schofield, S (6, PH) OBP: 0.500, SLG: 0.500										1	1	1	0	0	0	0
Jack Lamabe, R (7, 1)										0	0	0	0	0	0	0
Johnny Logan, R (8, PH)										1	0	0	0	0	0	0
Harvey Haddix, L (9, 1)										0	0	0	0	0	0	0
Inning Stats	R: 0 E: 0 K: 1 S: 5 H: 0 LOB: 0 BB: 0 P: 5	R: 0 E: 0 K: 0 S: 3 H: 0 LOB: 0 BB: 0 P: 3	R: 0 E: 0 K: 0 S: 4 H: 2 LOB: 1 BB: 0 P: 4	R: 0 E: 0 K: 0 S: 3 H: 0 LOB: 0 BB: 0 P: 3	R: 0 E: 0 K: 1 S: 5 H: 0 LOB: 1 BB: 1 P: 9	R: 1 E: 0 K: 0 S: 5 H: 2 LOB: 1 BB: 0 P: 5	R: 0 E: 0 K: 0 S: 3 H: 0 LOB: 0 BB: 0 P: 3	R: 0 E: 0 K: 0 S: 3 H: 0 LOB: 0 BB: 0 P: 3	R: 0 E: 0 K: 0 S: 4 H: 1 LOB: 1 BB: 0 P: 4	1B: 4 2B: 1 3B: 0 HR: 0 SF: 0 SAC: 0 DP: 1 HBP: 0	WP: 0 PB: 0 SB: 0 CS: 0 PA: 32					

PITCHER	IP	WLS	BF	H	R	ER	SO	BB	IBB	HBP	BLK	WP	HR	S	P	ERA	WHIP
Jay Hook, R (1, 1) ERA: 1.59	9.0	W	32	5	1	1	2	1	0	0	0	0	0	35	39	1.00	0.667

PITCHER	IP	WLS	BF	H	R	ER	SO	BB	IBB	HBP	BLK	WP	HR	S	P	ERA	WHIP

AB	31
R	1
H	5
RBI	1
BB	1
SO	2
LOB	8

Batter	1	2	3	4	5	6	7	8	9	AB	R	H	RBI	BB	SO	LOB
Felix Mantilla, R (1, 5) OBP: 0.364, SLG: 0.462	6-3		K	F3		G1-6-3 1-3 2-H 1B		FC3-6 1-2f		5	0	1	1	0	1	4
Elio Chacon, R (1, 6) OBP: 0.444, SLG: 0.357	G4-6-3 BB		1-4-3 BB		BB 1B BB	G1-6-3 1-2f 3-H		5-3		2	1	0	0	3	0	2
Gus Bell, L (1, 9) OBP: 0.263, SLG: 0.303	G4-6-3 1-2f		1-4-3 1-2		1B 1-2 BB	2B			F8	4	0	1	0	1	0	2
Frank Thomas, R (1, 7) OBP: 0.313, SLG: 0.619		K	5-3		K	F7			BB 1B	5	0	1	0	0	2	4
Ed Bouchee, L (1, 3) OBP: 0.545, SLG: 0.813 Jim Hickman, R (9, PR) OBP: 0.333, SLG: 0.273		BB BB BB		FC6-4 BB	K		P6		FC6-4 1-2 BB	2 0	0 0	0 0	0 0	3 0	1 0	2 0
Charlie Neal, R (1, 4) OBP: 0.385, SLG: 0.429	F7		FC6-4 E 1-2f		FC6-4 1-3 2-H 1B		F4		K	5	0	1	1	0	1	4
Bobby Gene Smith, R (1, 8) OBP: 0.240, SLG: 0.227		BB 1-2 BB		E3 BB 1-3	FC6-4 1-2f		K		FC6-4 1-2f	4	0	0	0	1	1	5
Chris Cannizzaro, R (1, 2) OBP: 0.158, SLG: 0.063 Jim Marshall, L (2, PH) OBP: 0.421, SLG: 0.750 Ray Daviault, R (2, 1) Herb Moford, R (3, 1) OBP: 0.333, SLG: 0.333 Richie Ashburn, L (6, PH) OBP: 0.458, SLG: 0.368 Ken MacKenzie, R (6, 1) Rod Kanehl, R (8, PH) OBP: 0.111, SLG: 0.111 Clem Labine, R (8, 1)		BB 1-2 2-3 BB		K		BB 1B BB		K		0 0 0 1 0 0 1 0	0 0 0 0 1 0 0 0	0 0 0 0 0 0 0 0	0 0 0 0 1 0 0 0	0 1 0 0 0 0 0 0	0 0 0 1 1 0 0 0	0 0 0 2 0 0 1 0
Craig Anderson, R (1, 1) Hobie Landrith, L (2, PH) OBP: 0.400, SLG: 0.333 (2, 2)		K		BB 1-2		1B G1-6-3 1-2 BB		FC3-6 1B		0 2	0 1	0 1	0 0	0 2	0 1	0 3
Inning Stats	R: 0 E: 0 K: 0 S: 2 H: 0 LOB: 0 BB: 1 P: 6	R: 0 E: 0 K: 2 S: 7 H: 0 LOB: 3 BB: 3 P: 19	R: 0 E: 0 K: 1 S: 5 H: 0 LOB: 1 BB: 1 P: 9	R: 0 E: 1 K: 1 S: 6 H: 0 LOB: 3 BB: 2 P: 14	R: 1 E: 0 K: 2 S: 8 H: 1 LOB: 2 BB: 2 P: 16	R: 2 E: 0 K: 0 S: 4 H: 2 LOB: 1 BB: 2 P: 12	R: 0 E: 0 K: 1 S: 5 H: 0 LOB: 0 BB: 0 P: 5	R: 0 E: 0 K: 1 S: 6 H: 1 LOB: 1 BB: 0 P: 6	R: 0 E: 0 K: 1 S: 6 H: 1 LOB: 2 BB: 1 P: 10	1B: 4 2B: 1 3B: 0 HR: 0 SF: 0 SAC: 0 DP: 2 HBP: 0						

PITCHER		IP	WLS	BF	H	R	ER	SO	BB	IBB	HBP	BLK	WP	HR	S	P	ERA	WHIP
Sammy Ellis, R ERA: 4.97	(1, 1)	5.0	W	27	1	3	3	6	11	0	0	0	0	0	28	72	5.40	2.400
Moe Drabowsky, R ERA: 7.71	(6, 1)	4.0	S	16	4	0	0	3	1	0	0	0	0	0	21	25	0.00	1.250

PITCHER	IP	WLS	BF	H	R	ER	SO	BB	IBB	HBP	BLK	WP	HR	S	P	ERA	WHIP

TOP

New York Mets @ Cincinnati Reds

Crosley Field, Cincinnati, OH

Tue Apr 24 1962, 6:05 PM EST

Att. 5,027 - Unknown

livebaseballscorecards.com

AB	31
R	3
H	5
RBI	2
BB	12
SO	9
LOB	28

WP: 0 PB: 0 SB: 0 CS: 0 PA: 43

New York Mets @ Cincinnati Reds

Crosley Field, Cincinnati, OH

Tue Apr 24 1962, 6:05 PM EST

Att. 5,027 - Unknown

BOTTOM

Batter	1	2	3	4	5	6	7	8	9	AB	R	H	RBI	BB	SO	LOB
Don Blasingame, L (1, 4) OBP: 0.385, SLG: 0.300	BBBB 4-0 1B E BB	x 0-0 2B 1B		x 0-0 ① 1-3		SSS 0-3 ② K		x 0-0 ② F8		4	2	1	0	1	1	0
Eddie Kasko, R (1, 5) OBP: 0.328, SLG: 0.387	x 0-0 E 1-3 WP 1B	x 0-0 F9 1-H 2B		x 0-0 ② L8		x 0-0 1B 2B		SSS 0-3 ③ K		5	1	3	1	0	1	0
Vada Pinson, L (1, 8) OBP: 0.387, SLG: 0.702	x 0-0 E4 WP 1-3 1B 3-H	x 0-0 ② F9 2-3		x 0-0 HR		x 0-0 2-3 1B				4	2	2	2	0	0	2
Frank Robinson, R (1, 9) OBP: 0.295, SLG: 0.275	x 0-0 ① 5-3 2-3 3-H	BBBB 4-0 BB		x 0-0 ③ F8		SSS 0-3 ③ K				3	0	0	0	1	1	3
Gordy Coleman, L (1, 3) OBP: 0.322, SLG: 0.370	x 0-0 2B 3-H 1B	x 0-0 ③ F7			x 0-0 ① G3		SSS 0-3 ① K			4	0	1	1	0	1	2
Wally Post, R (1, 7) OBP: 0.404, SLG: 0.689	x 0-0 ② 1-H 1B 2B		x 0-0 HR		x 0-0 2B		BBBB 4-0 BB			3	2	3	1	1	0	0
Johnny Edwards, L (1, 2) OBP: 0.333, SLG: 0.368	x 0-0 3-H 1B		x 0-0 ① F7		x 0-0 ② L7		x 0-0 ② F7			4	0	1	1	0	0	2
Leo Cardenas, R (1, 6) OBP: 0.286, SLG: 0.194	x 0-0 ③ F7		x 0-0 ② F7		x 0-0 ③ 1-3		x 0-0 ③ 5-3			4	0	0	0	0	0	3
Sammy Ellis, L (1, 1) OBP: 0.200, SLG: 0.200 Moe Drabowsky, R (6, 1)		SSS 0-3 ① K	x 0-0 ③ F7			SSS 0-3 ① K		SSS 0-3 ① K		2 2	0 0	0 0	0 0	0 0	1 2	0 0
Inning Stats	R: 4 H: 4 E: 1 LOB: 1 K: 0 BB: 1 S: 7 P: 11	R: 1 H: 2 E: 0 LOB: 2 K: 1 BB: 1 S: 7 P: 11	R: 1 H: 1 E: 0 LOB: 0 K: 0 BB: 0 S: 4 P: 4	R: 1 H: 1 E: 0 LOB: 0 K: 0 BB: 0 S: 4 P: 4	R: 0 H: 1 E: 0 LOB: 1 K: 0 BB: 0 S: 4 P: 4	R: 0 H: 2 E: 0 LOB: 2 K: 3 BB: 0 S: 11 P: 11	R: 0 H: 0 E: 0 LOB: 1 K: 1 BB: 1 S: 5 P: 9	R: 0 H: 0 E: 0 LOB: 0 K: 2 BB: 0 S: 7 P: 7		1B: 5 SF: 0 2B: 4 SAC: 0 3B: 0 DP: 0 HR: 2 HBP: 0						

livebaseballscorecards.com

AB	35
R	7
H	11
RBI	6
BB	3
SO	7
LOB	12

WP: 1 PA: 38
PB: 0
SB: 0
CS: 0

PITCHER		IP	WLS	BF	H	R	ER	SO	BB	IBB	HBP	BLK	WP	HR	S	P	ERA	WHIP
Craig Anderson, R ERA: 3.18	(1, 1)	1.0	L	8	4	4	2	0	1	0	0	0	1	0	7	11	18.00	5.000
Ray Daviault, R ERA: 9.0	(2, 1)	1.0		6	2	1	1	1	1	0	0	0	0	0	7	11	9.00	3.000
Herb Moford, R ERA: 7.45	(3, 1)	3.0		12	3	2	2	0	0	0	0	0	0	2	12	12	6.00	1.000
Ken MacKenzie, L ERA: 5.14	(6, 1)	2.0		9	2	0	0	4	1	0	0	0	0	0	16	20	0.00	1.500
Clem Labine, R ERA: 11.25	(8, 1)	1.0		3	0	0	0	2	0	0	0	0	0	0	7	7	0.00	0.000

PITCHER	IP	WLS	BF	H	R	ER	SO	BB	IBB	HBP	BLK	WP	HR	S	P	ERA	WHIP

New York Mets @ Cincinnati Reds

Crosley Field, Cincinnati, OH

Wed Apr 25 1962, 6:05 PM EST

Att. 5,563 - Unknown

TOP

livebaseballscorecards.com

Batter	1	2	3	4	5	6	7	8	9	AB	R	H	RBI	BB	SO	LOB
Richie Ashburn, L (1, 8) OBP: 0.464, SLG: 0.391	0-0 1B 6-3 1B		0-0 S 1B			0-0 ① F5		0-0 ③ P3		4	1	2	0	0	0	0
Elio Chacon, R (1, 6) OBP: 0.455, SLG: 0.353	0-0 ① 1-3 1B		SSS 0-3 ③ K 1-2			BBBB 4-0 BB			0-0 ① P4	3	0	1	0	1	1	1
Gus Bell, L (1, 9) OBP: 0.238, SLG: 0.270	0-0 ② 6-3 3-H			0-0 ① F8		0-0 ② F8			0-0 ② 3-1	4	0	0	1	0	0	1
Frank Thomas, R (1, 7) OBP: 0.308, SLG: 0.587	0-0 ③ 6-3			0-0 1B		0-0 ③ 1-3			0-0 E7	4	0	1	0	0	0	1
Ed Bouchee, L (1, 3) OBP: 0.462, SLG: 0.650		0-0 ① 4-3		0-0 ② P6			SSS 0-3 ① K2-3		SSS 0-3 ③ K	4	0	0	0	0	2	2
Charlie Neal, R (1, 4) OBP: 0.357, SLG: 0.395		SSS 0-3 ② K		SSS 0-3 ③ K			0-0 ② 1-3			3	0	0	0	0	2	1
Don Zimmer, R (1, 5) OBP: 0.122, SLG: 0.077		0-0 ③ 6-3			0-0 ① F7		0-0 ③ F8			3	0	0	0	0	0	0
Chris Cannizzaro, R (1, 2) OBP: 0.136, SLG: 0.053			SSS 0-3 ① K		0-0 ② 1-3			SSS 0-3 ① K2-3		3	0	0	0	0	2	0
Bob Miller, R (1, 1)			0-0 ② 1-3		0-0 ③ 5-3			0-0 ② P6		1	0	0	0	0	0	0
Bob Moorhead, R (3, 1)										1	0	0	0	0	0	0
Al Jackson, L (6, 1)										0	0	0	0	0	0	0
Jim Marshall, L (8, PH) OBP: 0.400, SLG: 0.706										1	0	0	0	0	0	0
Sherman Jones, L (8, 1) OBP: 0.333, SLG: 0.333										0	0	0	0	0	0	0

	AB	31
	R	1
	H	4
	RBI	1
	BB	1
	SO	7
	LOB	6

Inning Stats	1	2	3	4	5	6	7	8	9	1B: 4 SF: 0	WP: 0 PA: 32
	R: 1 H: 2 E: 0 LOB: 0 K: 0 BB: 0 S: 4 P: 4	R: 0 H: 0 E: 0 LOB: 0 K: 1 BB: 0 S: 5 P: 5	R: 0 H: 1 E: 0 LOB: 1 K: 2 BB: 0 S: 8 P: 8	R: 0 H: 1 E: 0 LOB: 1 K: 1 BB: 0 S: 6 P: 6	R: 0 H: 0 E: 0 LOB: 0 K: 0 BB: 0 S: 3 P: 3	R: 0 H: 0 E: 0 LOB: 1 K: 0 BB: 1 S: 3 P: 7	R: 0 H: 0 E: 0 LOB: 0 K: 1 BB: 0 S: 5 P: 5	R: 0 H: 0 E: 0 LOB: 0 K: 1 BB: 0 S: 5 P: 5	R: 0 H: 0 E: 1 LOB: 1 K: 1 BB: 0 S: 6 P: 6	2B: 0 SAC: 0 3B: 0 DP: 0 HR: 0 HBP: 0	PB: 0 SB: 1 CS: 0

PITCHER	IP	WLS	BF	H	R	ER	SO	BB	IBB	HBP	BLK	WP	HR	S	P	ERA	WHIP
Bob Purkey, R (1, 1) ERA: 3.26	9.0	W	32	4	1	1	7	1	0	0	0	0	0	45	49	1.00	0.556

PITCHER	IP	WLS	BF	H	R	ER	SO	BB	IBB	HBP	BLK	WP	HR	S	P	ERA	WHIP

Batter	1	2	3	4	5	6	7	8	9	AB	R	H	RBI	BB	SO	LOB
Don Blasingame, L (1, 4) OBP: 0.409, SLG: 0.281	L8		HBP	F8		BB		BB		2	2	0	0	2	0	0
Eddie Kasko, R (1, 5) OBP: 0.324, SLG: 0.379	5-3		G4-6-3	F7		F9		G5-4		4	1	1	0	0	0	2
Cliff Cook, R (7, 5)										1	0	0	0	0	0	1
Vada Pinson, L (1, 8) OBP: 0.403, SLG: 0.710	2B		G4-6-3 BB		P4	E9		4-3		5	1	3	2	0	0	1
Frank Robinson, R (1, 9) OBP: 0.292, SLG: 0.259	5-3		G4-6-3 BB		F7	F8				3	0	0	0	1	0	2
Gordy Coleman, L (1, 3) OBP: 0.317, SLG: 0.362		F7	G4-6-3		1B		3-1			4	0	1	0	0	0	2
Wally Post, R (1, 7) OBP: 0.429, SLG: 0.688		1-3	1B		K		FC1-6 BB			3	1	2	1	1	1	1
Johnny Edwards, L (1, 2) OBP: 0.347, SLG: 0.405		1-3	1B			3B	FC1-6			4	1	2	0	0	0	2
Leo Cardenas, R (1, 6) OBP: 0.308, SLG: 0.286		1B	F8			1B	5-3			4	1	2	2	0	0	3
Bob Purkey, R (1, 1) OBP: 0.231, SLG: 0.167		K		F8		K		6-3		4	0	0	0	0	2	2
Inning Stats	R: 0 H: 1 E: 0 LOB: 1 K: 0 BB: 0 S: 4 P: 4	R: 1 H: 2 E: 0 LOB: 1 K: 1 BB: 0 S: 7 P: 7	R: 3 H: 4 E: 0 LOB: 2 K: 0 BB: 1 S: 6 P: 11	R: 0 H: 0 E: 0 LOB: 0 K: 0 BB: 0 S: 3 P: 3	R: 0 H: 1 E: 0 LOB: 1 K: 1 BB: 0 S: 6 P: 6	R: 3 H: 3 E: 1 LOB: 1 K: 1 BB: 1 S: 8 P: 12	R: 0 H: 0 E: 0 LOB: 1 K: 0 BB: 1 S: 3 P: 7	R: 0 H: 0 E: 0 LOB: 1 K: 0 BB: 1 S: 3 P: 7		1B: 8 SF: 0 2B: 2 SAC: 0 3B: 1 DP: 1 HR: 0 HBP: 1						

PITCHER		IP	WLS	BF	H	R	ER	SO	BB	IBB	HBP	BLK	WP	HR	S	P	ERA	WHIP
Bob Miller, R ERA: 10.13	(1, 1)	2.2	L	15	6	4	4	1	1	0	1	0	0	0	15	20	13.50	2.625
Bob Moorhead, R ERA: 4.85	(3, 1)	3.0		14	4	3	2	2	1	0	0	0	0	0	17	21	6.00	1.667
Al Jackson, L ERA: 8.31	(6, 1)	1.1		6	1	0	0	0	1	0	0	0	0	0	5	9	0.00	1.500
Sherman Jones, R ERA: 5.84	(8, 1)	1.0		4	0	0	0	0	1	0	0	0	0	0	3	7	0.00	1.000

PITCHER	IP	WLS	BF	H	R	ER	SO	BB	IBB	HBP	BLK	WP	HR	S	P	ERA	WHIP

BOTTOM

New York Mets @ Cincinnati Reds

Crosley Field, Cincinnati, OH

Wed Apr 25 1962, 6:05 PM EST

Att. 5,563 - Unknown

livebaseballscorecards.com

AB	34
R	7
H	11
RBI	5
BB	4
SO	3
LOB	16

Philadelphia Phillies @ New York Mets

Polo Grounds, New York, NY

Fri Apr 27 1962, 3:33 AM EST

Att. 9,043 - Sunny

TOP

livebaseballscorecards.com

Batter	1	2	3	4	5	6	7	8	9	AB	R	H	RBI	BB	SO	LOB
Tony Taylor, R (1, 4) OBP: 0.379, SLG: 0.292	B B B B 4-0 PB 1B BB	1B 1B 1B		0-0 S 1B 1B		0-0 1B 1B 1-2	S S S 0-3 ③ K			4	4	3	0	1	1	0
Johnny Callison, L (1, 9) OBP: 0.282, SLG: 0.289	0-0 F8 1B 1-H 1B	PB 1B E 1B 1-3		0-0 G4-6-3 1-H 1B		0-0 1B SF 1B 1-2 2-3		0-0 ① 4-3		5	3	4	2	0	0	0
Tony Gonzalez, L (1, 8) OBP: 0.340, SLG: 0.438	0-0 ① F8 1-2	0-0 E PB 1B 1-2 3-H		0-0 ② ③ G4-6-3 1-2f		0-0 SF 3B 1B 1-3 2-H 3-H		0-0 ② F7		5	1	2	3	0	0	2
Roy Sievers, R (1, 3) OBP: 0.304, SLG: 0.135 Frank Torre, L (3, 3) OBP: 0.364, SLG: 0.143	0-0 ② P6	0-0 E5 1-3 2-H			0-0 ① L3	0-0 SF 3B 1-3 3-H		0-0 ③ 6-3		2 2	0 1	0 0	0 1	0 0	0 0	2 0
Wes Covington, L (1, 7) OBP: 0.270, SLG: 0.278 Billy Klaus, L (5, 5) OBP: 0.333, SLG: 0.091 Mel Roach, R (9, PH) OBP: 0.417, SLG: 0.333 (9, 5)	0-0 ③ 1-3 2-H 1B	0-0 1-3			0-0 ② F9	S S S 0-3 ② K			X 0-0 ① F3	3 1 1	0 0 0	1 0 0	1 0 0	0 0 0	0 1 0	2 2 0
Don Demeter, R (1, 5) OBP: 0.255, SLG: 0.364 (5, 7)	S S S 0-3 ③ K		0-0 ① F1		0-0 1B	0-0 2-H 3-H 3B			S S S 0-3 ② K	5	0	2	2	0	2	1
Clay Dalrymple, L (1, 2) OBP: 0.385, SLG: 0.486 Sammy White, R (9, PH) OBP: 0.200, SLG: 0.200 (9, 2)		0-0 WP 1B 1B	0-0 ② F7		0-0 ③ G3	0-0 ③ G3			S S S 0-3 ③ K	4 1	1 0	1 0	0 0	0 0	0 1	2 0
Ruben Amaro, R (1, 6) OBP: 0.354, SLG: 0.341		0-0 G4-6-3 1-H 1B	0-0 ③ F5			0-0 ① 6-3	0-0 ① F8			4	0	1	1	0	0	0
Cal McLish, S (1, 1) OBP: 0.167, SLG: 0.167 Ted Savage, R (7, PH) OBP: 0.375, SLG: 0.211 Frank Sullivan, R (7, 1) Jack Baldschun, R (9, 1)		0-0 ① ② G4-6-3 1-2f		0-0 ① 5-3		0-0 1B 1B 1B S S S	0-3 ② K			3 1 0 0	1 0 0 0	1 0 0 0	0 0 0 0	0 1 0 0	0 0 0 0	1 0 0 0
Inning Stats	R: 2 E: 0 K: 1 S: 7 H: 2 LOB: 1 BB: 1 P: 11	R: 3 E: 1 K: 0 S: 8 H: 5 LOB: 2 BB: 0 P: 8	R: 0 E: 0 K: 0 S: 3 H: 0 LOB: 0 BB: 0 P: 3	R: 1 E: 0 K: 0 S: 4 H: 2 LOB: 0 BB: 0 P: 4	R: 0 E: 0 K: 0 S: 4 H: 1 LOB: 1 BB: 0 P: 4	R: 5 E: 1 K: 1 S: 11 H: 5 LOB: 1 BB: 0 P: 11	R: 0 E: 0 K: 2 S: 7 H: 0 LOB: 0 BB: 0 P: 7	R: 0 E: 0 K: 0 S: 3 H: 0 LOB: 0 BB: 0 P: 3	R: 0 E: 0 K: 2 S: 7 H: 0 LOB: 0 BB: 0 P: 7	1B: 14 2B: 0 3B: 1 HR: 0 SF: 1 SAC: 0 DP: 2 HBP: 0						

	AB	41
	R	11
	H	15
	RBI	10
	BB	1
	SO	6
	LOB	12

WP: 1 PB: 2 SB: 1 CS: 0 PA: 43

PITCHER		IP	WLS	BF	H	R	ER	SO	BB	IBB	HBP	BLK	WP	HR	S	P	ERA	WHIP
Roger Craig, R ERA: 11.68	(1, 1)	1.0	L	8	4	4	4	1	1	0	0	0	1	0	9	13	36.00	5.000
Craig Anderson, R ERA: 4.05	(2, 1)	1.0		6	3	1	0	0	0	0	0	0	0	0	6	6	0.00	3.000
Herb Moford, R ERA: 8.31	(3, 1)	3.1		17	7	6	4	0	0	0	0	0	0	0	17	17	10.80	2.100
Bob Moorhead, R ERA: 4.02	(6, 1)	2.2		9	1	0	0	3	0	0	0	0	0	0	15	15	0.00	0.375
Ken MacKenzie, L ERA: 4.5	(9, 1)	1.0		3	0	0	0	2	0	0	0	0	0	0	7	7	0.00	0.000

PITCHER	IP	WLS	BF	H	R	ER	SO	BB	IBB	HBP	BLK	WP	HR	S	P	ERA	WHIP

BOTTOM

Philadelphia Phillies @ New York Mets

Polo Grounds, New York, NY

Fri Apr 27 1962, 3:33 AM EST

Att. 9,043 - Sunny

livebaseballscorecards.com

Batter	1	2	3	4	5	6	7	8	9	AB	R	H	RBI	BB	SO	LOB
Richie Ashburn, L (1, 8) OBP: 0.394, SLG: 0.321	4-3	G3			P6	L3		F9		5	0	0	0	0	0	2
Elio Chacon, R (1, 6) OBP: 0.407, SLG: 0.286	BB FC4-6		5-3		F8		P6	K		4	0	0	0	1	1	0
Gus Bell, L (1, 9) OBP: 0.213, SLG: 0.238	FC4-6 1B 1-2f		4-3		3-1		F8		F3	5	0	0	0	0	0	1
Jim Marshall, L (1, 3) OBP: 0.440, SLG: 0.682	1B 1-3		1B			2B 3B 1B	K		K	5	1	3	0	0	2	0
Frank Thomas, R (1, 7) OBP: 0.351, SLG: 0.620	P6		1B 1-3			3B 1-3 2B		BB 2B 1B	1B DI	4	2	3	0	1	0	2
Jim Hickman, R (9, PR) OBP: 0.333, SLG: 0.273										0	1	0	0	0	0	0
Charlie Neal, R (1, 4) OBP: 0.383, SLG: 0.465		K	1-3			6-3 2-H 3-H		HR 2B 1-2	1B 1-H	5	2	3	3	0	1	2
Don Zimmer, R (1, 5) OBP: 0.109, SLG: 0.068	F7		K			6-3 3-H		P6	K	5	0	0	1	0	2	3
Hobie Landrith, L (1, 2) OBP: 0.421, SLG: 0.500	2B		4-3			3-1		HR 1-3 2-H		4	2	2	1	0	0	0
Roger Craig, R (1, 1)										0	0	0	0	0	0	0
Craig Anderson, R (2, 1)										0	0	0	0	0	0	0
Rod Kanehl, R (2, PH) OBP: 0.200, SLG: 0.300										1	0	1	1	0	0	0
Herb Moford, R (3, 1) OBP: 0.250, SLG: 0.250										1	0	0	0	0	0	0
Bob Moorhead, R (6, 1)										0	0	0	0	1	0	0
Ed Bouchee, L (8, PH) OBP: 0.481, SLG: 0.810										1	1	1	3	0	0	0
Ken MacKenzie, R (9, 1)	2B		5-3			BB		HR 2-H 3-H		0	0	0	0	0	0	0
Inning Stats	R: 0 E: 0 K: 0 S: 4 H: 1 LOB: 2 BB: 1 P: 8	R: 1 E: 0 K: 1 S: 7 H: 2 LOB: 1 BB: 0 P: 7	R: 0 E: 0 K: 0 S: 5 H: 2 LOB: 2 BB: 0 P: 5	R: 0 E: 0 K: 1 S: 5 H: 0 LOB: 0 BB: 0 P: 5	R: 0 E: 0 K: 0 S: 3 H: 0 LOB: 0 BB: 0 P: 3	R: 3 E: 0 K: 0 S: 6 H: 3 LOB: 1 BB: 1 P: 10	R: 0 E: 0 K: 1 S: 5 H: 0 LOB: 0 BB: 0 P: 5	R: 4 E: 0 K: 1 S: 8 H: 3 LOB: 0 BB: 1 P: 12	R: 1 E: 0 K: 2 S: 9 H: 2 LOB: 1 BB: 0 P: 9	1B: 7 2B: 4 3B: 1 HR: 1 SF: 0 SAC: 0 DP: 0 HBP: 0						

AB	40
R	9
H	13
RBI	9
BB	3
SO	6
LOB	10

PITCHER		IP	WLS	BF	H	R	ER	SO	BB	IBB	HBP	BLK	WP	HR	S	P	ERA	WHIP
Cal McLish, R ERA: 6.59	(1, 1)	6.0	W	28	8	4	4	2	2	0	0	0	0	0	30	38	6.00	1.667
Frank Sullivan, R ERA: 6.75	(7, 1)	2.2		14	5	5	5	3	1	0	0	0	0	1	19	23	16.88	2.250
Jack Baldschun, R ERA: 2.45	(9, 1)	0.1	S	1	0	0	0	1	0	0	0	0	0	0	3	3	0.00	0.000

PITCHER	IP	WLS	BF	H	R	ER	SO	BB	IBB	HBP	BLK	WP	HR	S	P	ERA	WHIP

Batter	1	2	3	4	5	6	7	8	9	AB	R	H	RBI	BB	SO	LOB
Tony Taylor, R (1, 4) OBP: 0.365, SLG: 0.269	BBBB 4-0 1B HR BB	x 0-0 ② 4-3		SSS 0-3 ②③ K 1-2		x 0-0 ③ F9		x 0-0 ③ FC6-4 1-2f		4	1	0	0	1	1	3
Johnny Callison, L (1, 9) OBP: 0.295, SLG: 0.302	x 0-0 1-3 HR 1B	x 0-0 S 1B			x 0-0 ① 4-3		x 0-0 ① 3-1		x 0-0 ① F3	5	1	2	0	0	0	0
Tony Gonzalez, L (1, 8) OBP: 0.362, SLG: 0.509	x 0-0 1-H 3-H HR	SSS 0-3 ③ K 1-2			x 0-0 CS 1B		x 0-0 4-3 1B		x 0-0 ② 4-3	5	1	3	3	0	1	1
Frank Torre, L (1, 3) OBP: 0.375, SLG: 0.182	x 0-0 ① 4-3	x 0-0 FC6-4 1B			BBB 4-0 ② 1-2 BB		x 0-0 ② 4-3 1-2		x 0-0 ③ G3	4	0	1	0	1	0	1
Wes Covington, L (1, 7) OBP: 0.250, SLG: 0.256 Billy Klaus, L (6, 5) OBP: 0.375, SLG: 0.091	SSS 0-3 ② K	SSS 0-3 ① K			SSS 0-3 ③ K		BBB 4-0 BB			3 0	0 0	0 0	0 0	0 1	3 0	2 0
Don Demeter, R (1, 5) (6, 7) OBP: 0.275, SLG: 0.500	x 0-0 HR	x 0-0 ② FC6-4 PO 1-2f				x 0-0 HR	SSS 0-3 ③ K			4	2	2	2	0	1	3
Clay Dalrymple, L (1, 2) OBP: 0.419, SLG: 0.579	x 0-0 FC6-4 1B	0-0 ③ PO 1-2	x 0-0 HR			BBBB 4-0 SH1-4 BB		x 0-0 ① L9		3	1	2	1	1	0	0
Ruben Amaro, R (1, 6) OBP: 0.327, SLG: 0.313	x 0-0 ③ FC6-4 1-2f		SSS 0-3 ① K			x 0-0 ① F5		x 0-0 ② 5-3		4	0	0	0	0	1	2
Jim Owens, R (1, 1) OBP: 0.250, SLG: 0.250 Jack Hamilton, R (6, 1) OBP: 0.333, SLG: 0.200 Frank Sullivan, R (6, 1) Chris Short, R (6, 1) Roy Sievers, R (8, PH) OBP: 0.319, SLG: 0.135 Billy Consolo, R (8, PR) OBP: 0.250, SLG: 0.250 Ed Keegan, R (8, 1)		x 0-0 ① 1-4		x 0-0 CS 1B		x 0-0 ② SH1-4 1-2		BBBB 4-0 FC6-4 BB		2 0 0 0 0 0 0 0	0 0 0 0 0 0 0 0	1 0 0 0 0 0 0 0	0 0 0 0 1 0 0 0	0 0 0 0 0 0 0 0	0 0 0 0 0 0 0 0	0 0 0 0 0 0 0 0
Inning Stats	R: 4 H: 4 E: 0 LOB: 1 K: 1 BB: 1 S: 9 P: 13	R: 0 H: 1 E: 0 LOB: 1 K: 1 BB: 0 S: 6 P: 6	R: 0 H: 1 E: 0 LOB: 0 K: 1 BB: 0 S: 5 P: 5	R: 1 H: 2 E: 0 LOB: 1 K: 2 BB: 0 S: 8 P: 8	R: 0 H: 1 E: 0 LOB: 1 K: 1 BB: 1 S: 5 P: 9	R: 1 H: 1 E: 0 LOB: 2 K: 0 BB: 1 S: 4 P: 8	R: 0 H: 1 E: 0 LOB: 1 K: 1 BB: 1 S: 6 P: 10	R: 0 H: 0 E: 0 LOB: 1 K: 0 BB: 1 S: 3 P: 7	R: 0 H: 0 E: 0 LOB: 0 K: 0 BB: 0 S: 3 P: 3	1B: 7 SF: 0 2B: 1 SAC: 1 3B: 0 DP: 1 HR: 4 HBP: 0						

TOP

Philadelphia Phillies @ New York Mets

Polo Grounds, New York, NY

Sat Apr 28 1962, 3:33 AM EST

Att. 10,492 - Sunny

livebaseballscorecards.com

AB	34
R	6
H	11
RBI	6
BB	5
SO	7
LOB	12

WP: 0 PA: 41
PB: 0
SB: 1
CS: 2

PITCHER		IP	WLS	BF	H	R	ER	SO	BB	IBB	HBP	BLK	WP	HR	S	P	ERA	WHIP
Jay Hook, R ERA: 3.57	(1, 1)	0.2		7	4	4	4	1	1	0	0	0	0	2	8	12	54.00	7.500
Bob Miller, R ERA: 7.3	(1, 1)	4.1		16	5	1	1	5	1	0	0	0	0	1	25	29	2.08	1.385
Dave Hillman, R ERA: 9.64	(6, 1)	1.0		5	1	1	1	0	1	0	0	0	0	1	4	8	9.00	2.000
Roger Craig, R ERA: 9.39	(7, 1)	3.0	W	12	1	0	0	1	2	0	0	0	0	0	12	20	0.00	1.000

PITCHER	IP	WLS	BF	H	R	ER	SO	BB	IBB	HBP	BLK	WP	HR	S	P	ERA	WHIP

Batter	1	2	3	4	5	6	7	8	9	AB	R	H	RBI	BB	SO	LOB
Richie Ashburn, L (1, 8) OBP: 0.378, SLG: 0.313	CS 1B		P6		L5	3-1 1-2 2-3		1-2 HR		4	0	1	0	0	0	4
Jim Hickman, R (8, 8) OBP: 0.385, SLG: 0.583										1	1	1	1	0	0	0
Elio Chacon, R (1, 6) OBP: 0.367, SLG: 0.250	L8 1-2		F7		P4	F5 2-H 3-H		BBBB 1B BB		3	0	0	0	0	0	3
Ed Bouchee, L (6, PH) OBP: 0.464, SLG: 0.773										1	0	0	0	0	0	1
Roger Craig, R (7, 1)										0	0	0	0	1	0	0
Gus Bell, L (1, 9) OBP: 0.231, SLG: 0.239	1B			4-1		BBBB HR BB	SSS K	F9		4	1	1	0	1	1	1
Frank Thomas, R (1, 7) OBP: 0.371, SLG: 0.673	P6			FC5-4 1B		1-H HR	5-3	1-2 1B		5	1	3	2	0	0	1
Charlie Neal, R (1, 4) OBP: 0.404, SLG: 0.604		HR		FC5-4 1-2f		HR	BB BB 1B	P4		5	2	3	2	0	0	3
Gil Hodges, R (1, 3) OBP: 0.348, SLG: 0.591		F7		SSS K		BBBB HR	1-2 BB			3	1	1	1	1	1	1
Felix Mantilla, R (1, 5) OBP: 0.375, SLG: 0.452		F3			PB 1B 1B	BBBB F7	1-2 2-3 BB			3	0	1	0	1	0	0
(7, 6)																
Chris Cannizzaro, R (1, 2) OBP: 0.200, SLG: 0.095		6-3			PB 1-2 1B	BBBB 3-1 BB WP BB	SSS K			2	0	1	0	1	0	0
John DeMerit, R (6, PR) OBP: 0.286, SLG: 0.167										0	1	0	0	0	0	0
Harry Chiti, R (7, 2)										1	0	0	0	0	1	3
Jay Hook, L (1, 1) OBP: 0.333, SLG: 0.333			SSS K		SSS K 1-2 2-3	BBBB 3-1 1-2 WP BB		CS 1B		0	0	0	0	0	0	0
Bob Miller, R (1, 1)										1	0	0	0	0	1	0
Jim Marshall, L (5, PH) OBP: 0.423, SLG: 0.652										1	0	0	0	0	1	2
Dave Hillman, R (6, 1)										0	0	0	0	0	0	0
Sammy Taylor, L (6, PH) OBP: 0.316, SLG: 0.200										0	0	0	0	1	0	0
Rod Kanehl, R (6, PR) OBP: 0.273, SLG: 0.364										1	1	1	0	0	0	0
(7, 5)																
Inning Stats	R: 0 E: 0 K: 0 S: 4 H: 2 LOB: 1 BB: 0 P: 4	R: 1 E: 0 K: 0 S: 4 H: 1 LOB: 0 BB: 0 P: 4	R: 0 E: 0 K: 1 S: 5 H: 0 LOB: 0 BB: 0 P: 5	R: 0 E: 0 K: 1 S: 6 H: 1 LOB: 1 BB: 0 P: 6	R: 0 E: 0 K: 1 S: 7 H: 2 LOB: 2 BB: 0 P: 7	R: 6 E: 0 K: 0 S: 6 H: 3 LOB: 1 BB: 3 P: 18	R: 0 E: 0 K: 2 S: 8 H: 1 LOB: 3 BB: 2 P: 16	R: 1 E: 0 K: 0 S: 5 H: 3 LOB: 2 BB: 1 P: 9								

BOTTOM

Philadelphia Phillies @ New York Mets

Polo Grounds, New York, NY

Sat Apr 28 1962, 3:33 AM EST

Att. 10,492 - Sunny

livebaseballscorecards.com

AB	35
R	8
H	13
RBI	6
BB	6
SO	5
LOB	19

1B: 8 SF: 0 WP: 2 PA: 41
2B: 0 SAC: 0 PB: 1
3B: 0 DP: 0 SB: 0
HR: 5 HBP: 0 CS: 2

PITCHER		IP	WLS	BF	H	R	ER	SO	BB	IBB	HBP	BLK	WP	HR	S	P	ERA	WHIP
Jim Owens, R ERA: 5.79	(1, 1)	5.0		23	8	4	4	3	1	0	0	0	0	3	28	32	7.20	1.800
Jack Hamilton, R ERA: 6.75	(6, 1)	0.1		3	1	1	1	0	1	0	0	0	0	1	2	6	27.00	6.000
Frank Sullivan, R ERA: 7.45	(6, 1)	0.1	L	2	0	0	0	0	1	0	0	0	0	0	1	5	0.00	3.000
Chris Short, L ERA: 2.45	(6, 1)	1.1		7	1	2	2	2	2	0	0	0	1	0	9	17	13.50	2.250
Ed Keegan, R ERA: 3.0	(8, 1)	1.0		6	3	1	1	0	1	0	0	0	0	1	5	9	9.00	4.000

PITCHER	IP	WLS	BF	H	R	ER	SO	BB	IBB	HBP	BLK	WP	HR	S	P	ERA	WHIP

Philadelphia Phillies @ New York Mets

Polo Grounds, New York, NY

Sun Apr 29 1962, 3:33 AM EDT

Unknown

TOP

livebaseballscorecards.com

Batter	1	2	3	4	5	6	7	8	9	AB	R	H	RBI	BB	SO	LOB
Tony Taylor, R (1, 4) OBP: 0.358, SLG: 0.268	6-3		6-3		FC4-6 1-2f			FC6-4 1B		4	0	1	0	0	0	2
Ted Savage, R (1, 7) OBP: 0.321, SLG: 0.174	1-3		F9			6-3		FC6-4 G6-4-3 1-2f		4	0	0	0	0	0	1
Don Demeter, R (1, 5) OBP: 0.291, SLG: 0.500	F9			CS 1B		FC5-4 1B		G6-4-3 1-2f		4	0	2	0	0	0	1
Roy Sievers, R (1, 3) OBP: 0.294, SLG: 0.122		L4		K 1-2		F8			L7	4	0	0	0	0	1	2
Jacke Davis, R (1, 9) OBP: 0.333, SLG: 0.429		3B		K		FC5-4 1-2f			P6	4	0	1	0	0	1	1
Tony Gonzalez, L (1, 8) OBP: 0.371, SLG: 0.509		P6			1B 1B		G5-4-3 1B		K	4	0	2	0	0	1	1
Sammy White, R (1, 2) OBP: 0.231, SLG: 0.167		BB			F8		G5-4-3 1-2f			2	0	0	0	1	0	2
Ruben Amaro, R (1, 6) OBP: 0.327, SLG: 0.333		5-3			K		2B			3	0	1	0	0	1	3
Art Mahaffey, R (1, 1) OBP: 0.300, SLG: 0.125			F8		FC4-6 1-2 1B		P4			1	0	0	0	0	0	0
Frank Sullivan, R (4, 1)										0	0	0	0	0	0	0
Billy Consolo, R (5, PH) OBP: 0.400, SLG: 0.400										1	0	1	0	0	0	0
Chris Short, R (5, 1)										0	0	0	0	0	0	0
Bobby Malkmus, R (7, PH)										1	0	0	0	0	0	1
Ed Keegan, R (7, 1)										0	0	0	0	0	0	0

	AB	32
	R	0
	H	8
	RBI	0
	BB	1
	SO	4
	LOB	14

Inning Stats	1	2	3	4	5	6	7	8	9	1B	SF	WP	PA	33
R	0	0	0	0	0	0	0	0	0	6	0	0		
E	0	0	0	0	0	0	0	0	0	2B: 2	SAC: 0	PB: 0		
K	0	0	0	2	1	0	0	0	1	3B: 1	DP: 3	SB: 0		
S	3	4	3	7	7	4	4	3	5	HR: 0	HBP: 0	CS: 1		
H	0	1	0	1	2	1	2	1	0					
LOB	0	2	0	0	0	1	1	0	0					
BB	0	1	0	0	0	0	0	0	0					
P	3	8	3	7	7	4	4	3	5					

PITCHER		IP	WLS	BF	H	R	ER	SO	BB	IBB	HBP	BLK	WP	HR	S	P	ERA	WHIP
Al Jackson, L ERA: 4.91	(1, 1)	9.0	W	33	8	0	0	4	1	0	0	0	0	0	40	44	0.00	1.000

PITCHER		IP	WLS	BF	H	R	ER	SO	BB	IBB	HBP	BLK	WP	HR	S	P	ERA	WHIP

Batter	1	2	3	4	5	6	7	8	9	AB	R	H	RBI	BB	SO	LOB
Jim Hickman, R (1, 8) OBP: 0.333, SLG: 0.647	K		F7	1-H HR	K			E5 BB		5	1	1	2	0	2	3
Elio Chacon, R (1, 6) OBP: 0.371, SLG: 0.250	6-3		F7	3-1 S 1B		F9		BBBB 4-0 1-2 BB		4	0	1	0	1	0	1
Gus Bell, L (1, 9) OBP: 0.232, SLG: 0.240	F7		HBP SH 1B			G3		P3		4	1	1	0	0	0	1
John DeMerit, R (7, 9) OBP: 0.250, SLG: 0.143			3-1 1-3							1	0	0	0	0	0	2
Frank Thomas, R (1, 7) OBP: 0.394, SLG: 0.719		HR	SH E 1-2 HBP			F8				2	2	1	1	0	0	0
Rod Kanehl, R (7, 7) OBP: 0.273, SLG: 0.364			FC5-4 HBP							0	0	0	0	0	0	0
Charlie Neal, R (1, 4) OBP: 0.382, SLG: 0.569		K	SH E E 1-3 2-H				K			3	1	0	0	0	2	2
Gil Hodges, R (1, 3) OBP: 0.333, SLG: 0.538		K	FC5-4 1-2	FC5 E 4-3 2-3 3-H	E 1B		K			4	1	1	0	0	2	1
Felix Mantilla, R (1, 5) OBP: 0.365, SLG: 0.435		K		E3 4-3 WP 1-3 3-H 1B	E5 1-3		F8			4	1	1	1	0	1	1
Sammy Taylor, L (1, 2) OBP: 0.304, SLG: 0.211			SH3-4 1B	4-3 2-3 3-H	G3			F8		4	0	1	1	0	0	3
Al Jackson, L (1, 1)			SH3-4 1-2	BBBB 4-0 HR 3-H BB	K			F8		2	1	0	0	1	1	2
Inning Stats	R: 0 E: 0 K: 1 S: 5 H: 0 LOB: 0 BB: 0 P: 5	R: 1 E: 0 K: 3 S: 10 H: 1 LOB: 0 BB: 0 P: 10	R: 0 E: 0 K: 0 S: 4 H: 1 LOB: 1 BB: 0 P: 4	R: 7 E: 3 K: 0 S: 9 H: 4 LOB: 2 BB: 1 P: 15	R: 0 E: 1 K: 2 S: 9 H: 1 LOB: 2 BB: 0 P: 9	R: 0 E: 0 K: 0 S: 3 H: 0 LOB: 0 BB: 0 P: 3	R: 0 E: 0 K: 2 S: 7 H: 0 LOB: 0 BB: 0 P: 7	R: 0 E: 1 K: 0 S: 4 H: 0 LOB: 2 BB: 1 P: 8		1B: 5 2B: 0 3B: 0 HR: 2 SF: 0 SAC: 2 DP: 0 HBP: 2						

BOTTOM

Philadelphia Phillies @ New York Mets

Polo Grounds, New York, NY

Sun Apr 29 1962, 3:33 AM EDT

Unknown

livebaseballscorecards.com

AB	33
R	8
H	7
RBI	5
BB	2
SO	8
LOB	16

WP: 1 PB: 0 SB: 1 CS: 0 PA: 39

PITCHER		IP	WLS	BF	H	R	ER	SO	BB	IBB	HBP	BLK	WP	HR	S	P	ERA	WHIP
Art Mahaffey, R ERA: 4.88	(1, 1)	3.1	L	19	5	8	7	4	1	0	1	0	1	2	25	30	18.90	1.800
Frank Sullivan, R ERA: 6.97	(4, 1)	0.2		4	1	0	0	0	0	0	1	0	0	0	3	4	0.00	1.500
Chris Short, L ERA: 1.93	(5, 1)	2.0		8	1	0	0	2	0	0	0	0	0	0	12	12	0.00	0.500
Ed Keegan, R ERA: 2.25	(7, 1)	2.0		8	0	0	0	2	1	0	0	0	0	0	11	15	0.00	0.500

PITCHER	IP	WLS	BF	H	R	ER	SO	BB	IBB	HBP	BLK	WP	HR	S	P	ERA	WHIP

Batter	1	2	3	4	5	6	7	8	9	AB	R	H	RBI	BB	SO	LOB
Tony Taylor, R (1, 4) OBP: 0.347, SLG: 0.279	S S S 0-3 ① K		x 0-0 ② F8	x 0-0 ③ 1-3		x 0-0 4-3 E 2B		S S S 0-3 ① K		5	1	1	0	0	2	2
Johnny Callison, L (1, 9) OBP: 0.306, SLG: 0.298	x 0-0 ② 1-3		x 0-0 HR 1B		H 1-0 1B HBP HBP	x 0-0 ② 4-3 2-3		x 0-0 ② F8		4	2	1	0	0	0	1
Tony Gonzalez, L (1, 8) OBP: 0.418, SLG: 0.583	x 0-0 BLK 1B		x 0-0 1-H HR		H 1-0 1B SF7 1-2 HBP	B B B B 4-0 S HR BB		x 0-0 1B		3	3	3	2	1	0	0
Wes Covington, L (1, 7) OBP: 0.267, SLG: 0.341 Ted Savage, R (8, 7) OBP: 0.321, SLG: 0.174	x 0-0 ③ 3-1 1-2		x 0-0 ③ F8		x 0-0 BB BB 1-3 2-H 1B	x 0-0 1-H 3-H HR		x 0-0 ③ F8		5 0	1 0	2 0	3 0	0 0	0 0	2 0
Frank Torre, L (1, 3) OBP: 0.381, SLG: 0.267		x 0-0 ① F2		x 0-0 ① P4	B B B B 4-0 BB 1-2 BB	x 0-0 FC5 2B			x 0-0 ① G3	4	0	1	0	1	0	0
Don Demeter, R (1, 5) OBP: 0.300, SLG: 0.589		x 0-0 HR		S S S 0-3 ② K	x 0-0 ① SF7 3-H	x 0-0 ③ FC5 2-3			x 0-0 2B 3B	4	2	2	2	0	1	1
Clay Dalrymple, L (1, 2) OBP: 0.438, SLG: 0.595		x 0-0 ② 4-3		x 0-0 1B 1B 1B	B B B 4-0 ② 1-2 2-3 BB		x 0-0 ① F8		x 0-0 3-H 2B	4	1	2	1	1	0	0
Ruben Amaro, R (1, 6) OBP: 0.317, SLG: 0.321	S S S 0-3 ③ K			x 0-0 1B 1-2 1B	x 0-0 F3		x 0-0 ② F7		x 0-0 ② 6-3	5	0	1	0	0	1	3
Paul Brown, R (1, 1) Bobby Locke, R (2, 1) OBP: 0.250, SLG: 0.250 Jack Baldschun, R (7, 1)			x 0-0 ① 3-1	x 0-0 1-3 2-H 1B		S S S 0-3 ① K	x 0-0 ③ 6-3		x 0-0 ③ F2	0 4 1	0 0 0	0 1 0	0 1 0	0 0 0	0 1 0	0 0 1
Inning Stats	R: 0 H: 1 E: 0 LOB: 1 K: 1 BB: 0 S: 6 P: 6	R: 1 H: 1 E: 0 LOB: 0 K: 1 BB: 0 S: 6 P: 6	R: 2 H: 2 E: 0 LOB: 0 K: 0 BB: 0 S: 5 P: 5	R: 1 H: 3 E: 0 LOB: 2 K: 1 BB: 0 S: 8 P: 8	R: 2 H: 1 E: 0 LOB: 2 K: 0 BB: 2 S: 3 P: 13	R: 3 H: 3 E: 0 LOB: 1 K: 1 BB: 1 S: 8 P: 12	R: 0 H: 0 E: 0 LOB: 0 K: 0 BB: 0 S: 3 P: 3	R: 0 H: 1 E: 0 LOB: 1 K: 1 BB: 0 S: 6 P: 6	R: 1 H: 2 E: 0 LOB: 1 K: 0 BB: 0 S: 5 P: 5	1B: 7 SF: 1 2B: 3 SAC: 0 3B: 1 DP: 0 HR: 3 HBP: 2						

PITCHER		IP	WLS	BF	H	R	ER	SO	BB	IBB	HBP	BLK	WP	HR	S	P	ERA	WHIP
Sherman Jones, R ERA: 7.71	(1, 1)	4.0	L	22	8	6	6	3	0	0	2	1	0	2	26	28	13.50	2.000
Ken MacKenzie, L ERA: 6.3	(5, 1)	2.0		11	3	3	3	1	3	0	0	0	0	1	10	22	13.50	3.000
Herb Moford, R ERA: 7.2	(7, 1)	2.0		7	1	0	0	1	0	0	0	0	0	0	9	9	0.00	0.500
Craig Anderson, R ERA: 4.7	(9, 1)	1.0		5	2	1	1	0	0	0	0	0	0	0	5	5	9.00	2.000

PITCHER	IP	WLS	BF	H	R	ER	SO	BB	IBB	HBP	BLK	WP	HR	S	P	ERA	WHIP

TOP

Philadelphia Phillies @ New York Mets

Polo Grounds, New York, NY

Sun Apr 29 1962, 7:05 PM EDT

Att. 19,925 - Unknown

livebaseballscorecards.com

AB	39
R	10
H	14
RBI	9
BB	3
SO	5
LOB	10

WP: 0 PA: 45
PB: 0
SB: 1
CS: 0

Batter	1	2	3	4	5	6	7	8	9	AB	R	H	RBI	BB	SO	LOB
Jim Hickman, R (1, 8) OBP: 0.348, SLG: 0.550	5-3	FC5-2-5 1-2 3-H		BB		BB 1-2 2-3		4-3		3	0	0	0	2	0	2
Elio Chacon, R (1, 6) OBP: 0.325, SLG: 0.212	5-3	L6		F7		F3		E6 S		5	0	0	0	0	0	6
Jim Marshall, L (1, 9) OBP: 0.387, SLG: 0.679	HR	G3		P5		P6		F8 1-2		5	1	1	1	0	0	7
Frank Thomas, R (1, 7) OBP: 0.380, SLG: 0.677	BB 1B	E6 FC1-6		6-3		F2		6-3		5	0	1	0	0	0	0
Ed Bouchee, L (1, 3) OBP: 0.485, SLG: 0.720	BB 1-2	BB FC1-6		K		BB 1B		4-3		3	0	1	0	2	1	0
Charlie Neal, R (1, 4) OBP: 0.367, SLG: 0.527	6-3	F8		F8		BB 1-2		1-3		4	0	0	0	1	0	4
Felix Mantilla, R (1, 5) OBP: 0.375, SLG: 0.429		E1 1B 1B	FC1-6 1-2f 2-3			BB BB BB		F8		3	1	1	0	1	0	4
Harry Chiti, R (1, 2) Richie Ashburn, L (6, PR) OBP: 0.378, SLG: 0.313 Chris Cannizzaro, R (7, 2) OBP: 0.200, SLG: 0.095 Sammy Taylor, L (7, PH) OBP: 0.292, SLG: 0.200 (8, 2)	1B FC5-2-5 HBP	F9				BB 1-2		F2		1 0 0 1	0 0 0 0	0 0 0 0	0 0 0 0	1 0 0 0	0 0 0 0	2 0 0 2
Sherman Jones, L (1, 1) OBP: 0.400, SLG: 0.400 Ken MacKenzie, R (5, 1) Gus Bell, L (6, PH) OBP: 0.228, SLG: 0.235 Herb Moford, R (7, 1) OBP: 0.250, SLG: 0.250 Rod Kanehl, R (8, PH) OBP: 0.250, SLG: 0.333 Craig Anderson, R (9, 1)	1-3 3-H FC5-2-5 1B			K		K		K		2 0 1 0 1 0	0 0 0 0 0 0	1 0 0 0 0 0	1 0 0 0 0 0	0 0 1 0 0 0	1 0 0 0 0 0	0 0 2 0 0 0
Inning Stats	R: 1 E: 0 K: 0 S: 5 H: 2 LOB: 2 BB: 1 P: 9	R: 1 E: 1 K: 0 S: 5 H: 2 LOB: 2 BB: 0 P: 6	R: 0 E: 1 K: 0 S: 4 H: 0 LOB: 2 BB: 1 P: 8	R: 0 E: 0 K: 1 S: 5 H: 0 LOB: 1 BB: 1 P: 9	R: 0 E: 0 K: 1 S: 5 H: 0 LOB: 0 BB: 0 P: 5	R: 0 E: 0 K: 1 S: 5 H: 0 LOB: 3 BB: 3 P: 17	R: 0 E: 0 K: 0 S: 4 H: 1 LOB: 2 BB: 1 P: 8	R: 0 E: 1 K: 1 S: 6 H: 0 LOB: 1 BB: 0 P: 6	R: 0 E: 0 K: 0 S: 3 H: 0 LOB: 0 BB: 0 P: 3	1B: 4 2B: 0 3B: 0 HR: 1 SF: 0 SAC: 0 DP: 0 HBP: 1						

PITCHER		IP	WLS	BF	H	R	ER	SO	BB	IBB	HBP	BLK	WP	HR	S	P	ERA	WHIP
Paul Brown, R ERA: 2.08	(1, 1)	1.2		11	4	2	2	0	1	0	1	0	0	1	9	14	10.80	3.000
Bobby Locke, R ERA:	(2, 1)	4.2	W	22	1	0	0	3	6	0	0	0	0	0	22	46	0.00	1.500
Jack Baldschun, R ERA: 1.8	(7, 1)	2.2	S	9	0	0	0	1	0	0	0	0	0	0	11	11	0.00	0.000

PITCHER	IP	WLS	BF	H	R	ER	SO	BB	IBB	HBP	BLK	WP	HR	S	P	ERA	WHIP

BOTTOM

Philadelphia Phillies @ New York Mets

Polo Grounds, New York, NY

Sun Apr 29 1962, 7:05 PM EDT

Att. 19,925 - Unknown

livebaseballscorecards.com

AB	34
R	2
H	5
RBI	2
BB	7
SO	4
LOB	29

WP: 0	PA: 42					
PB: 0						
SB: 1						
CS: 0						

Batter	1	2	3	4	5	6	7	8	9	AB	R	H	RBI	BB	SO	LOB
Don Blasingame, L (1, 4) OBP: 0.408, SLG: 0.297	0-0 1-3 1B		0-0 4-3		0-0 9-3 1B	0-3 K2-3			0-0 4-3	5	0	2	0	0	1	0
Eddie Kasko, R (1, 5) OBP: 0.303, SLG: 0.388	0-3 K			0-3 K	0-0 9-3 1-2f		0-0 5-3		0-0 P6	5	0	0	0	0	2	2
Vada Pinson, L (1, 8) OBP: 0.352, SLG: 0.651	0-0 1-3 1-2			0-0 1B 1B	0-3 K		0-0 F7			4	1	1	0	0	1	1
Frank Robinson, R (1, 9) OBP: 0.302, SLG: 0.315	0-0 F8			0-0 1B 1B 1-3 1B		0-3 K	4-0 BB			3	1	1	0	1	1	1
Gordy Coleman, L (1, 3) OBP: 0.341, SLG: 0.425		0-0 3-1		0-0 1B 2B 1-3 3-H 1B		4-0 2B SF7 BB	0-0 F7			3	2	1	1	1	0	1
Wally Post, R (1, 7) OBP: 0.417, SLG: 0.667		0-0 L6		0-0 2B SF7 1-2 3-H 1B		0-0 HR 1-3 2B		4-0 FC4-6 BB		3	2	2	1	1	0	0
Johnny Edwards, L (1, 2) OBP: 0.362, SLG: 0.469		0-0 F7		0-0 1-3 2-H 2B		0-0 SF7 3-H		0-0 FC4-6 G4-3 1-2f		3	0	1	2	0	0	1
Leo Cardenas, R (1, 6) OBP: 0.279, SLG: 0.296			0-0 F8	0-0 SF7 3-H		4-0 HR IBB		0-0 G4-3 1-2f		2	1	0	1	1	0	1
Joey Jay, S (1, 1) OBP: 0.231, SLG: 0.417			0-3 K	0-0 F8		0-0 1-H 2-H HR			0-3 K	4	1	1	3	0	2	1
Inning Stats	R: 0 E: 0 K: 1 S: 6 H: 1 LOB: 1 BB: 0 P: 6	R: 0 E: 0 K: 0 S: 3 H: 0 LOB: 0 BB: 0 P: 3	R: 0 E: 0 K: 1 S: 5 H: 0 LOB: 0 BB: 0 P: 5	R: 4 E: 0 K: 1 S: 10 H: 5 LOB: 1 BB: 0 P: 10	R: 0 E: 0 K: 1 S: 5 H: 1 LOB: 0 BB: 0 P: 5	R: 4 E: 0 K: 2 S: 9 H: 2 LOB: 0 BB: 2 P: 17	R: 0 E: 0 K: 0 S: 3 H: 0 LOB: 1 BB: 1 P: 7	R: 0 E: 0 K: 0 S: 2 H: 0 LOB: 0 BB: 1 P: 6	R: 0 E: 0 K: 1 S: 5 H: 0 LOB: 0 BB: 0 P: 5	1B: 6 2B: 3 3B: 0 HR: 1	SF: 2 SAC: 0 DP: 2 HBP: 0						

Cincinnati Reds @ New York Mets

Polo Grounds, New York, NY

Tue May 01 1962, 7:05 PM EDT

Att. 5,959 - Unknown

TOP

livebaseballscorecards.com

AB	32
R	8
H	9
RBI	8
BB	4
SO	7
LOB	8

WP: 0 PB: 0 SB: 0 CS: 0 PA: 38

PITCHER		IP	WLS	BF	H	R	ER	SO	BB	IBB	HBP	BLK	WP	HR	S	P	ERA	WHIP
Jay Hook, R ERA: 4.71	(1, 1)	3.1	L	16	6	4	4	3	0	0	0	0	0	0	22	22	10.80	1.800
Dave Hillman, R ERA: 7.11	(4, 1)	1.2		5	1	0	0	1	0	0	0	0	0	0	7	7	0.00	0.600
Sherman Jones, R ERA: 9.35	(6, 1)	1.0		7	2	4	4	2	1	1	0	0	0	1	9	17	36.00	3.000
Craig Anderson, R ERA: 4.15	(7, 1)	1.0		4	0	0	0	0	1	0	0	0	0	0	3	7	0.00	1.000
Ken MacKenzie, L ERA: 5.25	(8, 1)	2.0		6	0	0	0	1	1	0	0	0	0	0	7	11	0.00	0.500

PITCHER	IP	WLS	BF	H	R	ER	SO	BB	IBB	HBP	BLK	WP	HR	S	P	ERA	WHIP

Batter	1	2	3	4	5	6	7	8	9	AB	R	H	RBI	BB	SO	LOB
Jim Hickman, R (1, 8) OBP: 0.370, SLG: 0.667	F7		K		1B			HR		4	1	2	1	0	1	0
Elio Chacon, R (1, 6) OBP: 0.295, SLG: 0.189	P6		K		G1-2-3			F9		4	0	0	0	0	1	3
Gus Bell, L (1, 9) OBP: 0.213, SLG: 0.218	3-1		K			F7		4-3		4	0	0	0	0	1	0
Frank Thomas, R (1, 7) OBP: 0.373, SLG: 0.697		HR	K			5-3		K		4	1	1	1	0	2	0
Charlie Neal, R (1, 4) OBP: 0.375, SLG: 0.525		G3 1B		G4-6-3 1B		F3			K	4	0	2	0	0	1	0
Sammy Taylor, L (1, 2) OBP: 0.250, SLG: 0.167		G3 1-2		G4-6-3 1-2f			F7		F3	4	0	0	0	0	0	2
Gil Hodges, R (1, 3) OBP: 0.355, SLG: 0.500		5-3			F9		FC6-4 BB		1B BB	2	0	0	0	2	0	1
Felix Mantilla, R (1, 5) OBP: 0.400, SLG: 0.442		HBP			1B G1-2-3 1B		FC6-4 1-2f		1-2 1B	3	0	2	0	0	0	1
Jay Hook, L (1, 1) OBP: 0.286, SLG: 0.286		K			1-2 1B		P6		6-3	1	0	0	0	0	1	2
Dave Hillman, R (4, 1)										0	0	0	0	0	0	0
Jim Marshall, L (5, PH) OBP: 0.406, SLG: 0.690										1	0	1	0	0	0	0
Sherman Jones, L (6, 1) OBP: 0.400, SLG: 0.400										0	0	0	0	0	0	0
Craig Anderson, R (7, 1)										0	0	0	0	0	0	0
Ed Bouchee, L (7, PH) OBP: 0.471, SLG: 0.692										1	0	0	0	0	0	1
Ken MacKenzie, R (8, 1)										0	0	0	0	0	0	0
Richie Ashburn, L (9, PH) OBP: 0.368, SLG: 0.303										1	0	0	0	0	0	2
Inning Stats	R: 0 E: 0 K: 0 S: 3 H: 0 LOB: 0 BB: 0 P: 3	R: 1 E: 0 K: 1 S: 7 H: 2 LOB: 2 BB: 0 P: 8	R: 0 E: 0 K: 3 S: 9 H: 0 LOB: 0 BB: 0 P: 9	R: 0 E: 0 K: 1 S: 5 H: 1 LOB: 0 BB: 0 P: 5	R: 0 E: 0 K: 0 S: 5 H: 3 LOB: 2 BB: 0 P: 5	R: 0 E: 0 K: 0 S: 3 H: 0 LOB: 0 BB: 0 P: 3	R: 0 E: 1 K: 0 S: 3 H: 0 LOB: 1 BB: 1 P: 7	R: 1 E: 0 K: 1 S: 6 H: 1 LOB: 0 BB: 0 P: 6	R: 0 E: 0 K: 1 S: 6 H: 1 LOB: 2 BB: 1 P: 10	1B: 6 2B: 0 3B: 0 HR: 2	SF: 0 SAC: 0 DP: 2 HBP: 1						

PITCHER	IP	WLS	BF	H	R	ER	SO	BB	IBB	HBP	BLK	WP	HR	S	P	ERA	WHIP
Joey Jay, R (1, 1) ERA: 4.46	9.0	W	36	8	2	2	7	2	0	1	0	0	2	47	56	2.00	1.111

PITCHER	IP	WLS	BF	H	R	ER	SO	BB	IBB	HBP	BLK	WP	HR	S	P	ERA	WHIP

BOTTOM

Cincinnati Reds @ New York Mets

Polo Grounds, New York, NY

Tue May 01 1962, 7:05 PM EDT

Att. 5,959 - Unknown

livebaseballscorecards.com

AB	33
R	2
H	8
RBI	2
BB	2
SO	7
LOB	12

WP: 0	PB: 0	SB: 0	CS: 0
PA: 36			

Batter	1	2	3	4	5	6	7	8	9	AB	R	H	RBI	BB	SO	LOB
Jim Hickman, R (1, 8) OBP: 0.406, SLG: 0.655	4-3 HR 1B 1B		1B SF8 1B	FC6-4 1-2f		E5 S 3-H			1B 1B	5	2	3	0	0	0	1
Felix Mantilla, R (1, 6) OBP: 0.415, SLG: 0.456	4-3 HR 1-2 1B		F9 BB 1-3 1B	F8		K 1-2			BB 1-3 1B	5	1	3	0	0	1	2
Charlie Neal, R (1, 4) OBP: 0.353, SLG: 0.500 Richie Ashburn, L (9, PH) OBP: 0.385, SLG: 0.303	4-3 1-2 2-3		SF8 3-H	F9	K		G6-4-3 1-2 BB			3 0	0 0	0 0	1 0	0 1	1 0	2 0
Frank Thomas, R (1, 7) OBP: 0.388, SLG: 0.729	HR 2-H 3-H		F9 1-2 BB	1B	K		P3			4	1	2	3	1	1	3
Gil Hodges, R (1, 3) OBP: 0.333, SLG: 0.455	6-3		F9 1-2 2-3	K	1B		G6-4-3 1-2f			5	0	1	0	0	1	6
Gus Bell, L (1, 9) OBP: 0.215, SLG: 0.207	1-3		BB	F8	1-3					3	0	0	0	1	0	2
Sammy Taylor, L (1, 2) OBP: 0.250, SLG: 0.148		G6-4-3 BB	G1	4-3	3-1					3	0	0	0	1	0	3
Don Zimmer, R (1, 5) OBP: 0.120, SLG: 0.104		G6-4-3 1-2f		1-3	PB E 2B		F8			4	1	1	0	0	0	1
Roger Craig, R (1, 1) Sherman Jones, L (1, 1) OBP: 0.429, SLG: 0.429 Ed Bouchee, L (6, PH) OBP: 0.457, SLG: 0.667 Ken MacKenzie, R (6, 1) Jim Marshall, L (8, PH) OBP: 0.384, SLG: 0.667 Dave Hillman, R (8, 1)		5-3		FC6-4 1B	K 2-3			F8		0 2 1 0 1 0	0 0 0 0 0 0	0 1 0 0 0 0	0 0 0 0 0 0	0 0 1 0 0 0	0 0 1 0 0 0	0 0 1 0 0 0
Inning Stats	R: 3 E: 0 K: 0 S: 6 H: 3 LOB: 0 BB: 0 P: 6	R: 0 E: 0 K: 0 S: 2 H: 0 LOB: 0 BB: 1 P: 6	R: 1 E: 0 K: 0 S: 5 H: 2 LOB: 3 BB: 2 P: 13	R: 0 E: 0 K: 0 S: 4 H: 1 LOB: 1 BB: 0 P: 4	R: 0 E: 0 K: 1 S: 6 H: 1 LOB: 1 BB: 0 P: 6	R: 1 E: 1 K: 2 S: 9 H: 1 LOB: 1 BB: 0 P: 9	R: 0 E: 0 K: 2 S: 8 H: 1 LOB: 1 BB: 0 P: 8	R: 0 E: 0 K: 0 S: 3 H: 0 LOB: 0 BB: 0 P: 3	R: 0 E: 0 K: 0 S: 4 H: 2 LOB: 2 BB: 1 P: 8	1B: 9 2B: 1 3B: 0 HR: 1 SF: 1 SAC: 0 DP: 2 HBP: 0						

PITCHER		IP	WLS	BF	H	R	ER	SO	BB	IBB	HBP	BLK	WP	HR	S	P	ERA	WHIP
Jim Owens, R ERA: 7.31	(1, 1)	2.0		11	5	4	4	0	1	0	0	0	0	1	10	14	18.00	3.000
Dallas Green, R ERA:	(3, 1)	7.0	W	30	6	1	0	5	3	0	0	0	0	0	37	49	0.00	1.286

PITCHER	IP	WLS	BF	H	R	ER	SO	BB	IBB	HBP	BLK	WP	HR	S	P	ERA	WHIP

TOP

New York Mets @ Philadelphia Phillies

Connie Mack Stadium, Philadelphia, PA

Fri May 04 1962, 7:05 PM EDT
Att. 16,393 - Unknown

livebaseballscorecards.com

AB	36
R	5
H	11
RBI	4
BB	4
SO	5
LOB	21

WP: 0	PA: 41																	
PB: 1																		
SB: 1																		
CS: 0																		

New York Mets @ Philadelphia Phillies

Connie Mack Stadium, Philadelphia, PA

Fri May 04 1962, 7:05 PM EDT

Att. 16,393 - Unknown

BOTTOM

livebaseballscorecards.com

Batter	1	2	3	4	5	6	7	8	9	AB	R	H	RBI	BB	SO	LOB
Tony Taylor, R (1, 4) OBP: 0.349, SLG: 0.278	BBBB 4-0 HR BB	x 0-0 ② F8		BBBB 4-0 1-2 BB		x 0-0 2-H 2B				2	1	1	1	2	0	0
Ted Savage, R (1, 8) OBP: 0.317, SLG: 0.273	x 0-0 1-H HR	x 0-0 ③ F7		SSS 0-3 ② K		x 0-0 ③ 4-3				4	1	1	2	0	1	3
Johnny Callison, L (1, 9) (8, 7) OBP: 0.339, SLG: 0.397	x 0-0 WP BB 1B 1B		x 0-0 E3 3B	SSS 0-3 ③ K			x 0-0 ① L7			4	2	1	0	0	1	2
Wes Covington, L (1, 7) OBP: 0.283, SLG: 0.320 Jacke Davis, R (8, 9) OBP: 0.400, SLG: 0.500	BBBB 4-0 1B 1-2 WP BB		x 0-0 ① F9		x 0-0 ① F9		x 0-0 ② F9			3 0	1 0	0 0	0 0	1 0	0 0	1 0
Clay Dalrymple, L (1, 2) OBP: 0.426, SLG: 0.577	x 0-0 1-3 2-H 1B		x 0-0 1-H 3B		x 0-0 ② F2		x 0-0 ③ 6-3			4	0	2	2	0	0	0
Don Demeter, R (1, 5) OBP: 0.306, SLG: 0.538	x 0-0 ① P4 3-H		x 0-0 ② F9		x 0-0 ③ 6-3			x 0-0 ① 5-3		4	0	0	0	0	0	2
Frank Torre, L (1, 3) OBP: 0.448, SLG: 0.435	x 0-0 ② F9		x 0-0 ③ F8			x 0-0 SH1-4 2B 1B		x 0-0 9-3 1B		4	1	2	0	0	0	2
Ruben Amaro, R (1, 6) OBP: 0.324, SLG: 0.333	x 0-0 ③ 4-3			x 0-0 ① 5-3		x 0-0 ① SH1-4 1-2		x 0-0 ②③ 9-3 1-2f		3	0	0	0	0	0	2
Jim Owens, R (1, 1) OBP: 0.200, SLG: 0.200 Dallas Green, L (3, 1) OBP: 0.500, SLG: 0.500		x 0-0 ① 3-1		x 0-0 BB 1B		SSS 0-3 ② K				1 2	0 0	0 1	0 0	0 0	0 1	0 1
Inning Stats	R: 4 H: 3 E: 0 LOB: 1 K: 0 BB: 2 S: 6 P: 14	R: 0 H: 0 E: 0 LOB: 0 K: 0 BB: 0 S: 3 P: 3	R: 1 H: 1 E: 1 LOB: 1 K: 0 BB: 0 S: 5 P: 5	R: 0 H: 1 E: 0 LOB: 2 K: 2 BB: 1 S: 8 P: 12	R: 0 H: 0 E: 0 LOB: 0 K: 0 BB: 0 S: 3 P: 3	R: 1 H: 2 E: 0 LOB: 1 K: 1 BB: 0 S: 7 P: 7	R: 0 H: 0 E: 0 LOB: 0 K: 0 BB: 0 S: 3 P: 3	R: 0 H: 1 E: 0 LOB: 0 K: 0 BB: 0 S: 3 P: 3		1B: 5 SF: 0 2B: 2 SAC: 1 3B: 1 DP: 1 HR: 1 HBP: 0						

AB	31
R	6
H	8
RBI	5
BB	3
SO	3
LOB	13

PITCHER		IP	WLS	BF	H	R	ER	SO	BB	IBB	HBP	BLK	WP	HR	S	P	ERA	WHIP
Roger Craig, R ERA: 11.74	(1, 1)	0.0		4	2	4	4	0	2	0	0	0	0	1	2	10	∞	∞
Sherman Jones, R ERA: 7.25	(1, 1)	5.0		20	3	1	0	2	1	0	0	0	2	0	23	27	0.00	0.800
Ken MacKenzie, L ERA: 5.14	(6, 1)	2.0	L	8	2	1	1	1	0	0	0	0	0	0	10	10	4.50	1.000
Dave Hillman, R ERA: 6.14	(8, 1)	1.0		3	1	0	0	0	0	0	0	0	0	0	3	3	0.00	1.000

PITCHER	IP	WLS	BF	H	R	ER	SO	BB	IBB	HBP	BLK	WP	HR	S	P	ERA	WHIP

WP: 2 PA: 35
PB: 0
SB: 0
CS: 0

Batter	1	2	3	4	5	6	7	8	9	AB	R	H	RBI	BB	SO	LOB
Jim Hickman, R (1, 8) OBP: 0.389, SLG: 0.606	P6		6-3			G3		1B		4	0	1	0	0	0	0
Felix Mantilla, R (1, 6) OBP: 0.420, SLG: 0.450	F7			F2		BB		1-2 1B		3	0	1	0	1	0	0
Charlie Neal, R (1, 4) OBP: 0.347, SLG: 0.485	1B			1-3		F8		K		4	0	1	0	0	1	3
Frank Thomas, R (1, 7) OBP: 0.381, SLG: 0.703	K			F7			1B SF8	K		4	1	1	0	0	2	3
Sammy Taylor, L (1, 2) OBP: 0.286, SLG: 0.172		F9			5-3 BB		1-3 1B		6-3	2	0	1	0	1	0	0
Elio Chacon, R (7, PR) (7, 5) OBP: 0.289, SLG: 0.184										1	0	0	0	0	0	0
Gil Hodges, R (1, 3) OBP: 0.300, SLG: 0.405		L7			1-2 5-3		P7		K	4	0	0	0	0	1	3
Gus Bell, L (1, 9) OBP: 0.217, SLG: 0.230		F7			1-3		SF8 3-H	1B 2B		3	0	1	1	0	0	1
Rod Kanehl, R (9, PR) OBP: 0.250, SLG: 0.333										0	0	0	0	0	0	0
Don Zimmer, R (1, 5) OBP: 0.115, SLG: 0.100			K		L8		F8	2-H 1B		2	0	0	0	0	1	1
Ed Bouchee, L (7, PH) OBP: 0.444, SLG: 0.643										1	0	0	0	0	0	1
Harry Chiti, R (7, 2) OBP: 0.600, SLG: 0.333										1	0	1	0	0	0	0
Al Jackson, L (1, 1)			4-3			K		L9		2	0	0	0	0	1	0
Jim Marshall, L (8, PH) OBP: 0.382, SLG: 0.645										1	0	0	0	0	0	0
Craig Anderson, R (8, 1)										0	0	0	0	0	0	0
Inning Stats	R: 0 E: 0 K: 1 S: 6 / H: 1 LOB: 1 BB: 0 P: 6	R: 0 E: 0 K: 0 S: 3 / H: 0 LOB: 0 BB: 0 P: 3	R: 0 E: 0 K: 1 S: 5 / H: 0 LOB: 0 BB: 0 P: 5	R: 0 E: 0 K: 0 S: 3 / H: 0 LOB: 0 BB: 0 P: 3	R: 0 E: 0 K: 0 S: 3 / H: 0 LOB: 1 BB: 1 P: 7	R: 0 E: 0 K: 1 S: 5 / H: 0 LOB: 1 BB: 1 P: 9	R: 1 E: 0 K: 0 S: 5 / H: 2 LOB: 1 BB: 0 P: 5	R: 0 E: 0 K: 2 S: 9 / H: 2 LOB: 2 BB: 0 P: 9	R: 0 E: 0 K: 1 S: 6 / H: 2 LOB: 2 BB: 0 P: 6	1B: 6 2B: 1 3B: 0 HR: 0	SF: 1 SAC: 0 DP: 0 HBP: 0					

TOP

New York Mets @ Philadelphia Phillies

Connie Mack Stadium, Philadelphia, PA

Sat May 05 1962, 3:33 AM EDT

Att. 7,993 - Sunny

livebaseballscorecards.com

AB	32
R	1
H	7
RBI	1
BB	2
SO	6
LOB	12

PITCHER		IP	WLS	BF	H	R	ER	SO	BB	IBB	HBP	BLK	WP	HR	S	P	ERA	WHIP
Cal McLish, R ERA: 4.71	(1, 1)	7.1	W	28	4	1	1	3	2	0	0	0	0	0	32	40	1.23	0.818
Jack Baldschun, R ERA: 2.63	(8, 1)	1.2	S	7	3	0	0	3	0	0	0	0	0	0	13	13	0.00	1.800

PITCHER	IP	WLS	BF	H	R	ER	SO	BB	IBB	HBP	BLK	WP	HR	S	P	ERA	WHIP

Batter	1	2	3	4	5	6	7	8	9	AB	R	H	RBI	BB	SO	LOB
Tony Taylor, R (1, 4) OBP: 0.344, SLG: 0.276	0-0 2B 5-3 1B		0-0 ① 5-3			0-0 ① 6-3		0-0 ① P6		4	1	1	0	0	0	0
Johnny Callison, L (1, 7) OBP: 0.333, SLG: 0.403	0-0 1-3 2B		0-0 ② 4-3			0-0 ② L9		0-0 ② F8		4	0	1	0	0	0	0
Ted Savage, R (1, 8) OBP: 0.289, SLG: 0.243	0-0 ① 5-3 3-H		0-0 ③ 6-3			0-0 ③ 5-3		S S S 0-3 ③ K		4	0	0	1	0	1	1
Don Demeter, R (1, 5) OBP: 0.307, SLG: 0.522	0-0 ② 1-3			B B B B 4-0 G6-4-3 BB			0-0 ① F7			2	0	0	0	1	0	1
Mel Roach, R (1, 3) OBP: 0.400, SLG: 0.417 Billy Consolo, R (7, PR) OBP: 0.400, SLG: 0.400 Frank Torre, L (8, 3) OBP: 0.448, SLG: 0.435	0-0 ③ 4-3			0-0 ① F2			0-0 1B 2B			3 0 0	0 1 0	1 0 0	0 0 0	0 0 0	0 0 0	2 0 0
Jacke Davis, R (1, 9) OBP: 0.385, SLG: 0.455		0-0 ① F8		0-0 ②③ G6-4-3 1-2f			0-0 S 2-H 1B			3	0	1	1	0	0	1
Clay Dalrymple, L (1, 2) OBP: 0.406, SLG: 0.545		0-0 ② 3-1			0-0 ① G3		0-0 ② 1-3 1-2			3	0	0	0	0	0	2
Ruben Amaro, R (1, 6) OBP: 0.351, SLG: 0.343		0-0 1B			B B B B 4-0 1-4 BB		I I I 4-0 IBB			1	0	1	0	2	0	0
Cal McLish, S (1, 1) OBP: 0.111, SLG: 0.111 Jack Baldschun, R (8, 1)	S S S 0-3 ③ K				0-0 ②③ 1-4 1-2f		0-0 ③ 1-3			3 0	0 0	0 0	0 0	0 0	1 0	4 0
Inning Stats	R: 1 H: 2 E: 0 LOB: 1 K: 0 BB: 0 S: 5 P: 5	R: 0 H: 1 E: 0 LOB: 1 K: 1 BB: 0 S: 6 P: 6	R: 0 H: 0 E: 0 LOB: 0 K: 0 BB: 0 S: 3 P: 3	R: 0 H: 0 E: 0 LOB: 0 K: 0 BB: 1 S: 2 P: 6	R: 0 H: 0 E: 0 LOB: 0 K: 0 BB: 1 S: 2 P: 6	R: 0 H: 0 E: 0 LOB: 0 K: 0 BB: 0 S: 3 P: 3	R: 1 H: 2 E: 0 LOB: 2 K: 0 BB: 1 S: 5 P: 9	R: 0 H: 0 E: 0 LOB: 0 K: 1 BB: 0 S: 5 P: 5		1B: 3 SF: 0 2B: 3 SAC: 0 3B: 0 DP: 2 HR: 0 HBP: 0						WP: 0 PA: 30 PB: 0 SB: 1 CS: 0

PITCHER		IP	WLS	BF	H	R	ER	SO	BB	IBB	HBP	BLK	WP	HR	S	P	ERA	WHIP
Al Jackson, L ERA: 4.34	(1, 1)	7.0	L	27	5	2	2	1	2	1	0	0	0	0	26	38	2.57	1.000
Craig Anderson, R ERA: 3.72	(8, 1)	1.0		3	0	0	0	1	0	0	0	0	0	0	5	5	0.00	0.000

PITCHER	IP	WLS	BF	H	R	ER	SO	BB	IBB	HBP	BLK	WP	HR	S	P	ERA	WHIP

BOTTOM

New York Mets @ Philadelphia Phillies

Connie Mack Stadium, Philadelphia, PA

Sat May 05 1962, 3:33 AM EDT

Att. 7,993 - Sunny

livebaseballscorecards.com

AB	27
R	2
H	5
RBI	2
BB	3
SO	2
LOB	11

New York Mets @ Philadelphia Phillies

Connie Mack Stadium, Philadelphia, PA

Sun May 06 1962, 3:33 AM EDT

Att. 28,215 - Sunny

TOP

livebaseballscorecards.com

Batter	1	2	3	4	5	6	7	8	9	10	11	12	AB	R	H	RBI	BB	SO	LOB
Jim Hickman, R (1, 8) OBP: 0.381, SLG: 0.541	BBBB 4-0 S 2B BB	SSS 0-3 K			x 0-0 G4-3 1-2f		x 0-0 SH1-4 1-2 2-3		BBB 4-0 WP BB	SSS 0-3 K		SSS 0-3 K	4	1	0	0	2	3	6
Felix Mantilla, R (1, 6) OBP: 0.395, SLG: 0.433	x 0-0 F8	x 0-0 P3				x 0-0 4-3 SF8 2B	x 0-0 FC6-2 3-H		x 0-0 B1 1-2		x 0-0 5-3	x 0-0 L9	7	1	1	0	0	0	6
Charlie Neal, R (1, 4) OBP: 0.359, SLG: 0.493	x 0-0 1B 1-H 2B	x 0-0 L9				x 0-0 4-3 2-3	x 0-0 F9		BBBB 4-0 BB		x 0-0 CS 1B		5	0	2	1	1	0	3
Frank Thomas, R (1, 7) OBP: 0.367, SLG: 0.696	x 0-0 5-3	SSS 0-3 K				x 0-0 SF8 3-H		x 0-0 E 3B	x 0-0 P3		SSS 0-3 K 1-2		5	1	1	1	0	2	4
Ed Bouchee, L (1, 3) OBP: 0.450, SLG: 0.613 Rod Kanehl, R (8, PR) OBP: 0.286, SLG: 0.357 (8, 5)	x 0-0 2-3 1B	x 0-0 1-6-3				BBBB 4-0 BB	x 0-0 E3 SH1-3 1B 3-H		x 0-0 6-3			x 0-0 BB BB 1B 1B	3 2	0 2	1 1	1 0	1 0	0 0	0 2
Gus Bell, L (1, 9) OBP: 0.230, SLG: 0.219	x 0-0 2-3	x 0-0 4-3				x 0-0 L6	x 0-0 SH1-3 2-3			BBBB 4-0 G3 SH3-4 BB		BBBB 4-0 BB 1-2 1B BB	3	1	0	0	2	0	3
Don Zimmer, R (1, 5) OBP: 0.127, SLG: 0.096 Jim Marshall, L (8, PH) OBP: 0.400, SLG: 0.656 Craig Anderson, R (8, 1) Elio Chacon, R (12, PH) OBP: 0.283, SLG: 0.179 Roger Craig, R (12, 1)	x 0-0 5-3	SSS 0-3 K					BBBB 4-0 2B BB	x 0-0 3-H 1B		x 0-0 SH3-4 1-2		x 0-0 B5	2 1 0 1 0	1 0 0 0 0	0 1 0 0 0	1 1 0 0 0	1 0 0 0 0	1 0 0 2 0	0 0 0 0 0
Hobie Landrith, L (1, 2) OBP: 0.455, SLG: 0.556 John DeMerit, R (7, PR) OBP: 0.250, SLG: 0.143 Sammy Taylor, L (7, 2) OBP: 0.289, SLG: 0.161	BBBB 4-0 FC6-4 BB				x 0-0 6-3		x 0-0 SH1-4 FC6-2 1-H 2B	x 0-0 F8		x 0-0 G3 2-3		BBBB 4-0 1B 1-2 2-3 BB	2 0 2	0 0 0	1 0 0	1 0 0	1 0 1	0 0 3	0 0 3
Bob Moorhead, R (1, 1) Richie Ashburn, L (7, PH) OBP: 0.400, SLG: 0.303 Bob Miller, R (7, 1) Ken MacKenzie, R (7, 1) Gil Hodges, R (8, PH) OBP: 0.326, SLG: 0.410 (8, 3)	x 0-0 FC6-4 1-2f				BBBB 4-0 G4-3 BB		BBBB 4-0 SH1-4 BB	x 0-0 P7		BBBB 4-0 BB		x 0-0 1-2 2-H 3-H 1B	1 0 0 0 2	0 0 0 0 0	0 0 0 0 1	0 1 0 0 2	1 0 0 0 0	0 0 0 0 2	1 0 0 0 2
Inning Stats	R: 1 H: 2 E: 0 LOB: 2 K: 0 BB: 1 S: 5 P: 9	R: 0 H: 0 E: 0 LOB: 1 K: 1 BB: 1 S: 5 P: 9	R: 0 H: 0 E: 0 LOB: 0 K: 1 BB: 0 S: 5 P: 5	R: 0 H: 0 E: 0 LOB: 0 K: 1 BB: 0 S: 5 P: 5	R: 0 H: 0 E: 0 LOB: 0 K: 0 BB: 1 S: 2 P: 6	R: 1 H: 1 E: 0 LOB: 1 K: 0 BB: 1 S: 4 P: 8	R: 1 H: 1 E: 0 LOB: 2 K: 0 BB: 2 S: 4 P: 12	R: 2 H: 2 E: 1 LOB: 2 K: 0 BB: 0 S: 6 P: 6	R: 0 H: 0 E: 0 LOB: 2 K: 0 BB: 2 S: 3 P: 11	R: 0 H: 0 E: 0 LOB: 2 K: 1 BB: 2 S: 5 P: 13	R: 0 H: 1 E: 0 LOB: 1 K: 1 BB: 0 S: 5 P: 5	R: 2 H: 2 E: 0 LOB: 2 K: 1 BB: 2 S: 7 P: 15	1B: 5 2B: 4 3B: 1 HR: 0	SF: 1 SAC: 3 DP: 2 HBP: 0			WP: 1 PB: 0 SB: 1 CS: 1	PA: 56	

PITCHER		IP	WLS	BF	H	R	ER	SO	BB	IBB	HBP	BLK	WP	HR	S	P	ERA	WHIP
Jack Hamilton, R ERA: 5.45	(1, 1)	6.0		26	4	3	3	3	5	0	0	0	0	0	27	47	4.50	1.500
Bobby Locke, R ERA: 2.92	(7, 1)	1.0		6	1	2	1	0	1	0	0	0	0	0	5	9	9.00	2.000
Jack Baldschun, R ERA: 3.0	(8, 1)	4.1	L	21	3	2	2	2	6	0	0	0	1	0	19	43	4.15	2.077
Art Mahaffey, R ERA: 5.14	(12, 1)	0.2		3	1	0	0	1	0	0	0	0	0	0	5	5	0.00	1.500

PITCHER		IP	WLS	BF	H	R	ER	SO	BB	IBB	HBP	BLK	WP	HR	S	P	ERA	WHIP

AB	40
R	7
H	9
RBI	7
BB	12
SO	6
LOB	32

New York Mets @ Philadelphia Phillies

Connie Mack Stadium, Philadelphia, PA

Sun May 06 1962, 3:33 AM EDT

Att. 28,215 - Sunny

BOTTOM

livebaseballscorecards.com

Batter	1	2	3	4	5	6	7	8	9	10	11	12	AB	R	H	RBI	BB	SO	LOB
Tony Taylor, R (1, 4) OBP: 0.344, SLG: 0.272	K		BB 2B 1-2	L4			G3	1B PB S		F3			5	1	1	0	1	1	1
Ted Savage, R (1, 8) (10, 7) OBP: 0.314, SLG: 0.333	5-3		2B FC3-6 1-H 2-H		F3		WP 3B	BB 1-3 S			F8		5	1	2	2	1	0	0
Johnny Callison, L (1, 9) OBP: 0.361, SLG: 0.409	1B		HBP FC3-6		K		BB E SF8 3-H	K 1-2			L3 1B		4	1	2	0	1	2	2
Wes Covington, L (1, 7) OBP: 0.263, SLG: 0.296	1-3		FC3-6 1-2f 2-3		G3		E1 BB 1-3		F8		L3 1-2		4	0	0	0	0	0	4
Billy Klaus, L (7, PR) (8, 5) OBP: 0.333, SLG: 0.077													2	0	0	0	0	0	1
Art Mahaffey, R (12, 1) OBP: 0.250, SLG: 0.100													0	0	0	0	0	0	0
Clay Dalrymple, L (1, 2) OBP: 0.400, SLG: 0.567		P5	F8			2B	SF8 3-H		G3			WP 2B	5	0	2	1	0	0	2
Don Demeter, R (1, 5) (8, 7) (10, 8) (12, 5) OBP: 0.321, SLG: 0.528	1-3	1B 2B			P6	BB 1-2			1B	F7			5	1	2	0	1	0	2
Frank Torre, L (1, 3) OBP: 0.424, SLG: 0.407	F9	1-3 1B 2-H			5-3	1-3			5-3			K	4	0	1	1	0	0	3
Jacke Davis, R (12, 8) OBP: 0.357, SLG: 0.417													1	0	0	0	0	1	1
Ruben Amaro, R (1, 6) OBP: 0.354, SLG: 0.338		1-3 1-2	BB 2B 1B			BB		P3		4-3		K 2-3	4	1	1	0	1	0	1
Roy Sievers, R (12, PH) OBP: 0.286, SLG: 0.111													1	0	0	0	0	1	1
Jack Hamilton, R (1, 1) OBP: 0.167, SLG: 0.091			K	6-3		K		4-3		K			3	0	0	0	0	2	4
Bobby Locke, R (7, 1) OBP: 0.200, SLG: 0.200													0	0	0	0	0	0	0
Jack Baldschun, R (8, 1)													1	0	0	0	0	0	1
Mel Roach, R (8, 3) OBP: 0.353, SLG: 0.357													2	0	0	0	0	1	0

Inning Stats	1	2	3	4	5	6	7	8	9	10	11	12
	R: 0 E: 0 K: 1 S: 6	H: 1 LOB: 1 BB: 0 P: 6	R: 0 E: 0 K: 0 S: 3	H: 0 LOB: 0 BB: 0 P: 3	R: 2 E: 0 K: 1 S: 7	H: 2 LOB: 2 BB: 1 P: 12	R: 1 E: 0 K: 0 S: 5	H: 2 LOB: 1 BB: 0 P: 5	R: 0 E: 0 K: 1 S: 5	H: 0 LOB: 0 BB: 0 P: 5	R: 0 E: 0 K: 1 S: 6	H: 1 LOB: 2 BB: 1 P: 10
	R: 2 E: 1 K: 0 S: 5	H: 1 LOB: 2 BB: 2 P: 13	R: 0 E: 0 K: 1 S: 6	H: 1 LOB: 2 BB: 1 P: 10	R: 0 E: 0 K: 0 S: 4	H: 1 LOB: 1 BB: 0 P: 4	R: 0 E: 0 K: 1 S: 5	H: 0 LOB: 0 BB: 0 P: 5	R: 0 E: 0 K: 0 S: 3	H: 1 LOB: 0 BB: 0 P: 3	R: 0 E: 0 K: 2 S: 8	H: 1 LOB: 1 BB: 0 P: 8

1B: 6	SF: 1	WP: 2	PA: 53
2B: 5	SAC: 0	PB: 1	
3B: 1	DP: 1	SB: 2	
HR: 0	HBP: 1	CS: 0	

PITCHER	IP	WLS	BF	H	R	ER	SO	BB	IBB	HBP	BLK	WP	HR	S	P	ERA	WHIP
Bob Moorhead, R (1, 1) ERA: 4.15	6.0		27	6	3	3	4	2	0	1	0	0	0	32	41	4.50	1.333
Bob Miller, R (7, 1) ERA: 7.62	0.2		6	1	2	1	0	2	0	0	0	1	0	4	12	13.50	4.500
Ken MacKenzie, L (7, 1) ERA: 5.02	0.1		1	0	0	0	0	0	0	0	0	0	0	1	1	0.00	0.000
Craig Anderson, R (8, 1) ERA: 2.63	4.0	W	15	3	0	0	2	1	0	0	0	0	0	18	22	0.00	1.000
Roger Craig, R (12, 1) ERA: 11.02	1.0	S	4	1	0	0	2	0	0	0	0	1	0	8	8	0.00	1.000

PITCHER	IP	WLS	BF	H	R	ER	SO	BB	IBB	HBP	BLK	WP	HR	S	P	ERA	WHIP

AB	46
R	5
H	11
RBI	4
BB	5
SO	8
LOB	23

Batter	1	2	3	4	5	6	7	8	9	AB	R	H	RBI	BB	SO	LOB
Jim Hickman, R (1, 8) OBP: 0.391, SLG: 0.513	BBBB 4-0 G5-4-3 BB		SSS 0-3 ② K			SSS 0-3 ① K2-3	BBBB 4-0 1B 1-2 E BB		x 0-0 ① SH3-4 1-2	2	1	0	0	2	2	1
Felix Mantilla, R (1, 6) (8, 5) OBP: 0.395, SLG: 0.423	x 0-0 ①② G5-4-3 1-2f		x 0-0 ③ 1-3			BBBB 4-0 1B E BB	x 0-0 E9 1-H 2-H 1B		SSS 0-3 ② K 2-3	4	1	1	1	1	1	3
Charlie Neal, R (1, 4) OBP: 0.349, SLG: 0.474	x 0-0 ③ 1-3			x 0-0 ① 4-3		x 0-0 6-3 E 1-2 1B	x 0-0 ③ F8		x 0-0 ③ 1-3	5	0	1	0	0	0	2
Frank Thomas, R (1, 7) OBP: 0.372, SLG: 0.679		x 0-0 ① 5-3		BBBB 4-0 G4-6-3 BB		x 0-0 E7 6-3 1-2 2-H		BBBB 4-0 1B FC3-2-5 BB		2	0	0	0	2	0	1
John DeMerit, R (9, 7) OBP: 0.250, SLG: 0.143										0	0	0	0	0	0	0
Ed Bouchee, L (1, 3) OBP: 0.409, SLG: 0.543		x 0-0 E7		x 0-0 ②③ G4-6-3 1-2f		x 0-0 ② 6-3 1-2 2-3		SSS 0-3 ① K		4	0	0	0	0	1	4
Gil Hodges, R (8, 3) OBP: 0.326, SLG: 0.410										0	0	0	0	0	0	0
Cliff Cook, R (1, 5) OBP: 0.111, SLG: 0.111		SSS 0-3 ② K			x 0-0 ① F8	x 0-0 ③ 5-3		x 0-0 FC3-2-5 1-3 1B		4	0	1	0	0	1	3
Elio Chacon, R (8, PR) (8, 6) OBP: 0.283, SLG: 0.179										0	0	0	0	0	0	0
Gus Bell, L (1, 9) OBP: 0.231, SLG: 0.221		x 0-0 ③ 4-1			x 0-0 ② 4-3		x 0-0 CS 1B	x 0-0 ② FC3-2-5 1-2 3-H		4	0	1	0	0	0	3
Sammy Taylor, L (1, 2) OBP: 0.310, SLG: 0.200			x 0-0 SH1-4 1B		x 0-0 1B		x 0-0 ①② P6 1-2	x 0-0 ③ F8		4	0	2	0	0	0	3
Jay Hook, L (1, 1) OBP: 0.400, SLG: 0.333			x 0-0 ① SH1-4 1-2		x 0-0 ③ 1-3		BBBB 4-0 BB 1B BB		x 0-0 WP SH3-4 1B	2	1	1	0	1	0	1
Inning Stats	R: 0 E: 0 K: 0 S: 2 H: 0 LOB: 0 BB: 1 P: 6	R: 0 E: 1 K: 1 S: 6 H: 0 LOB: 1 BB: 0 P: 6	R: 0 E: 0 K: 1 S: 6 H: 1 LOB: 1 BB: 0 P: 6	R: 0 E: 0 K: 0 S: 2 H: 0 LOB: 0 BB: 1 P: 6	R: 0 E: 0 K: 0 S: 4 H: 1 LOB: 1 BB: 0 P: 4	R: 1 E: 1 K: 1 S: 7 H: 1 LOB: 2 BB: 1 P: 11	R: 2 E: 1 K: 0 S: 4 H: 2 LOB: 1 BB: 2 P: 12	R: 0 E: 0 K: 1 S: 6 H: 1 LOB: 2 BB: 1 P: 10	R: 0 E: 0 K: 1 S: 6 H: 1 LOB: 1 BB: 0 P: 6	1B: 7 2B: 0 3B: 0 HR: 0	SF: 0 SAC: 2 DP: 2 HBP: 0						

New York Mets @ Chicago Cubs

Wrigley Field, Chicago, IL

Tue May 08 1962, 3:33 AM CDT

Att. 1,369 - Overcast - 48 F

livebaseballscorecards.com

AB	31
R	3
H	7
RBI	1
BB	6
SO	5
LOB	21

PITCHER		IP	WLS	BF	H	R	ER	SO	BB	IBB	HBP	BLK	WP	HR	S	P	ERA	WHIP
Don Cardwell, R ERA: 6.94	(1, 1)	5.1		21	3	1	0	3	3	0	0	0	0	0	24	36	0.00	1.125
Bob Anderson, R ERA: 5.21	(6, 1)	2.0	L	12	3	2	1	1	3	0	0	0	0	0	11	23	4.50	3.000
Barney Schultz, R ERA: 5.4	(8, 1)	0.2		2	0	0	0	0	0	0	0	0	0	0	2	2	0.00	0.000
Glen Hobbie, R ERA: 6.25	(9, 1)	1.0		4	1	0	0	1	0	0	0	0	1	0	6	6	0.00	1.000

PITCHER	IP	WLS	BF	H	R	ER	SO	BB	IBB	HBP	BLK	WP	HR	S	P	ERA	WHIP

WP: 1 PB: 0 SB: 0 CS: 1 PA: 39

Batter	1	2	3	4	5	6	7	8	9	AB	R	H	RBI	BB	SO	LOB
Lou Brock, L (1, 8) OBP: 0.313, SLG: 0.453	WP S SF8 1B		G4-6-3 1-2f			F7		G3		4	1	1	0	0	0	1
Ron Santo, R (1, 5) OBP: 0.292, SLG: 0.390	F7 1-3			5-3		BBBB 4-0 FC3-6 BB			FC3-6 1B	3	0	1	0	1	0	1
Billy Williams, L (1, 7) OBP: 0.381, SLG: 0.600	SF8 3-H			3-1		FC3-6 1-2f			FC3-6 FC3-6 1-2f	3	0	0	1	0	0	2
George Altman, L (1, 9) OBP: 0.327, SLG: 0.344	6-3			14 FC6-4 1B		4-3			FC3-6 1-2f	4	0	1	0	0	0	2
14 Ernie Banks, R (1, 3) OBP: 0.278, SLG: 0.457		5-3		FC6-4 1-2f			6-3		P4	4	0	0	0	0	0	2
Andre Rodgers, R (1, 6) OBP: 0.313, SLG: 0.387 Daryl Robertson, R (7, 6)		SSS K			SSS K		F9			2 1	0 0	0 0	0 0	0 0	2 0	0 0
Ken Hubbs, R (1, 4) OBP: 0.271, SLG: 0.327		F9			2B		SSS K			3	0	1	0	0	1	0
Dick Bertell, R (1, 2) OBP: 0.355, SLG: 0.321 Bob Will, L (8, PH) OBP: 0.421, SLG: 0.333 Moe Thacker, R (9, 2) OBP: 0.345, SLG: 0.308			P4		F7			F8		2 1 0	0 0 0	0 0 0	0 0 0	0 0 0	0 0 0	1 0 0
Don Cardwell, R (1, 1) OBP: 0.333, SLG: 0.200 Bob Anderson, R (6, 1) Barney Schultz, R (8, 1) Moe Morhardt, L (8, PH) OBP: 0.231, SLG: 0.167 Glen Hobbie, R (9, 1) OBP: 0.400, SLG: 0.250			BBBB 4-0 G4-6-3 BB		5-3			F8		1 0 0 1 0	0 0 0 0 0	0 0 0 0 0	0 0 0 0 0	1 0 0 0 0	0 0 0 0 0	1 0 0 0 0
Inning Stats	R: 1 H: 1 E: 0 LOB: 0 K: 0 BB: 0 S: 4 P: 4	R: 0 H: 0 E: 0 LOB: 0 K: 1 BB: 0 S: 5 P: 5	R: 0 H: 0 E: 0 LOB: 0 K: 0 BB: 1 S: 2 P: 6	R: 0 H: 1 E: 0 LOB: 1 K: 0 BB: 0 S: 4 P: 4	R: 0 H: 1 E: 0 LOB: 1 K: 1 BB: 0 S: 6 P: 6	R: 0 H: 0 E: 0 LOB: 1 K: 0 BB: 1 S: 3 P: 7	R: 0 H: 0 E: 0 LOB: 0 K: 1 BB: 0 S: 5 P: 5	R: 0 H: 0 E: 0 LOB: 0 K: 0 BB: 0 S: 3 P: 3	R: 0 H: 1 E: 0 LOB: 1 K: 0 BB: 0 S: 4 P: 4	1B: 3 SF: 1 2B: 1 SAC: 0 3B: 0 DP: 1 HR: 0 HBP: 0						

PITCHER	IP	WLS	BF	H	R	ER	SO	BB	IBB	HBP	BLK	WP	HR	S	P	ERA	WHIP
Jay Hook, R (1, 1) ERA: 3.6	9.0	W	32	4	1	1	3	2	0	0	0	1	0	36	44	1.00	0.667

PITCHER	IP	WLS	BF	H	R	ER	SO	BB	IBB	HBP	BLK	WP	HR	S	P	ERA	WHIP

BOTTOM

New York Mets @ Chicago Cubs

Wrigley Field, Chicago, IL

Tue May 08 1962, 3:33 AM CDT

Att. 1,369 - Overcast - 48 F

livebaseballscorecards.com

AB	29
R	1
H	4
RBI	1
BB	2
SO	3
LOB	10

Batter	1	2	3	4	5	6	7	8	9	AB	R	H	RBI	BB	SO	LOB
Tommie Aaron, R (1, 3) OBP: 0.308, SLG: 0.390	5-3	1-3		FC4-6 1-2f		E5 1-2			E5 WP 2B	5	1	0	0	0	0	3
Mike Krsnich, R (1, 7) OBP: 0.100, SLG: 0.200 Howie Bedell, L (9, 7) OBP: 0.282, SLG: 0.247	K2-3		1-3	F9		K			K	5 0	0 0	0 0	0 0	0 0	3 0	4 0
Mack Jones, L (1, 9) OBP: 0.429, SLG: 0.520	4-3		1B 1B		BB 1B		E4 G5-4-3		2B 1-2 1B BB	3	2	1	0	2	0	0
Hank Aaron, R (1, 8) OBP: 0.336, SLG: 0.469		1B 2B 1B	F2		F9		G5-4-3 1-2f		1-3 2-H 1B 2B	5	2	2	1	0	0	3
Frank Bolling, R (1, 4) OBP: 0.376, SLG: 0.420		2B 1-3 1B 1B	1B 1-2 1B		G5-4-3 1-2 1B		P5		1B 1B BB	4	2	3	0	1	0	0
Del Crandall, R (1, 2) OBP: 0.396, SLG: 0.540		1B 1-3 3-H 2B	1-2 2-H 1B		G5-4-3 1-2f			6-3	1-3 2-H 3-H 1B	5	1	3	4	0	0	2
Denis Menke, R (1, 5) OBP: 0.250, SLG: 0.220		P4	K			K		K	3-H 1B	5	0	1	1	0	3	4
Roy McMillan, R (1, 6) OBP: 0.353, SLG: 0.292		2-H 3-H 1B	FC4-6 1B			E BB		BB	G3	3	0	2	2	2	0	1
Bob Shaw, R (1, 1) OBP: 0.176, SLG: 0.125 Hank Fischer, R (9, 1) Don Nottebart, R (9, 1) OBP: 0.667, SLG: 0.500		K	K			F8		1-3		4 0 0	0 0 0	0 0 0	0 0 0	0 0 0	2 0 0	4 0 0
Inning Stats	R: 0 E: 0 K: 1 S: 5 H: 0 LOB: 0 BB: 0 P: 5	R: 3 E: 0 K: 1 S: 9 H: 4 LOB: 1 BB: 0 P: 9	R: 1 E: 0 K: 1 S: 8 H: 3 LOB: 2 BB: 0 P: 8	R: 0 E: 0 K: 1 S: 6 H: 1 LOB: 1 BB: 0 P: 6	R: 0 E: 0 K: 0 S: 3 H: 1 LOB: 1 BB: 1 P: 7	R: 0 E: 1 K: 2 S: 8 H: 0 LOB: 2 BB: 1 P: 12	R: 0 E: 1 K: 0 S: 3 H: 0 LOB: 0 BB: 0 P: 3	R: 0 E: 0 K: 1 S: 5 H: 0 LOB: 1 BB: 1 P: 9	R: 4 E: 1 K: 1 S: 8 H: 3 LOB: 1 BB: 2 P: 16	1B: 10 2B: 2 3B: 0 HR: 0 SF: 0 SAC: 0 DP: 2 HBP: 0						

PITCHER	IP	WLS	BF	H	R	ER	SO	BB	IBB	HBP	BLK	WP	HR	S	P	ERA	WHIP
Al Jackson, L (1, 1) ERA: 4.74	9.0	L	44	12	8	6	8	5	0	0	0	1	0	55	75	6.00	1.889

PITCHER	IP	WLS	BF	H	R	ER	SO	BB	IBB	HBP	BLK	WP	HR	S	P	ERA	WHIP

Milwaukee Braves @ New York Mets

Polo Grounds, New York, NY

Fri May 11 1962, 7:05 PM EDT

Att. 15,562 - Unknown

TOP

livebaseballscorecards.com

AB	39
R	8
H	12
RBI	8
BB	5
SO	8
LOB	21

Milwaukee Braves @ New York Mets

Polo Grounds, New York, NY

Fri May 11 1962, 7:05 PM EDT

Att. 15,562 - Unknown

BOTTOM

Batter	1	2	3	4	5	6	7	8	9	AB	R	H	RBI	BB	SO	LOB
Jim Hickman, R (1, 8) OBP: 0.431, SLG: 0.605	K		HR		BB			1B	1B	4	1	3	2	1	1	0
Felix Mantilla, R (1, 6) OBP: 0.395, SLG: 0.421	1B		P4		G5-4-3			F7	1B	5	0	2	0	0	0	2
Charlie Neal, R (1, 4) OBP: 0.341, SLG: 0.450	BB		5-3			F8		G5-4-3	K	4	0	0	0	1	1	4
Frank Thomas, R (1, 7) OBP: 0.357, SLG: 0.647	K		P5			K			5-3	4	0	0	0	0	2	2
Gus Bell, L (1, 9) OBP: 0.232, SLG: 0.222	L3			P6		L9			1B	4	1	1	0	0	0	2
Marv Throneberry, L (1, 3) OBP: 0.353, SLG: 0.083		F5		BB			F5		1B	3	1	1	0	1	0	0
Cliff Cook, R (1, 5) OBP: 0.308, SLG: 0.417		SF7		G4-6-3			6-3		1B	3	2	2	1	1	0	0
Sammy Taylor, L (1, 2) OBP: 0.326, SLG: 0.237		SF7		G4-6-3			FC6		1B	3	0	2	2	0	0	2
Elio Chacon, R (9, PR) OBP: 0.283, SLG: 0.179										0	0	0	0	0	0	0
Al Jackson, L (1, 1)		F9			1-3		FC6		P6	3	0	0	0	0	0	1
Ed Bouchee, L (9, PH) OBP: 0.400, SLG: 0.528										1	0	0	0	0	0	2

livebaseballscorecards.com

AB	34
R	5
H	11
RBI	5
BB	4
SO	4
LOB	15

Inning Stats	1	2	3	4	5	6	7	8	9
	R: 0 E: 0 K: 2 S: 8	H: 1 LOB: 2 BB: 1 P: 12	R: 1 E: 0 K: 0 S: 4	H: 1 LOB: 0 BB: 0 P: 4	R: 1 E: 0 K: 0 S: 4	H: 1 LOB: 0 BB: 0 P: 4	R: 0 E: 0 K: 0 S: 2	H: 0 LOB: 1 BB: 2 P: 10	R: 0 E: 0 K: 0 S: 2	H: 0 LOB: 0 BB: 1 P: 6	R: 0 E: 0 K: 1 S: 5	H: 0 LOB: 0 BB: 0 P: 5	R: 0 E: 0 K: 0 S: 4	H: 1 LOB: 1 BB: 0 P: 4	R: 0 E: 0 K: 0 S: 3	H: 1 LOB: 0 BB: 0 P: 3	R: 3 E: 0 K: 1 S: 11	H: 6 LOB: 3 BB: 0 P: 11

| | | | | | | | | | |

Milwaukee Braves @ New York Mets

Polo Grounds, New York, NY

Sat May 12 1962, 3:33 AM EDT

Sunny

TOP

livebaseballscorecards.com

Batter	1	2	3	4	5	6	7	8	9	AB	R	H	RBI	BB	SO	LOB
Howie Bedell, L (1, 7) OBP: 0.268, SLG: 0.234	F7		3-1		F8			1-3		4	0	0	0	0	0	2
Tommie Aaron, R (1, 3) OBP: 0.290, SLG: 0.365	5-3		K			P6		F2		4	0	0	0	0	1	1
Mack Jones, L (1, 9) OBP: 0.415, SLG: 0.500	4-3			K		K		K		4	0	0	0	0	3	1
Hank Aaron, R (1, 8) OBP: 0.342, SLG: 0.465		K		F7		1B			BB 4-3 FC6-5-4	3	0	1	0	1	1	0
Del Crandall, R (1, 2) OBP: 0.386, SLG: 0.574		HR		P5		1-3			4-3 1-2	4	1	1	1	0	0	2
Frank Bolling, R (1, 4) OBP: 0.381, SLG: 0.424		1B			1B E S		4-3		FC6-5-4 2-3	4	1	2	0	0	0	1
Denis Menke, R (1, 5) OBP: 0.229, SLG: 0.200		F5			K 1-3		F8		1-3	4	0	0	0	0	1	3
Roy McMillan, R (1, 6) OBP: 0.341, SLG: 0.280		K			F2		K			3	0	0	0	0	2	2
Warren Spahn, L (1, 1) OBP: 0.389, SLG: 0.500			G3		1B 3-H			2B		3	0	2	1	0	0	0
Inning Stats	R: 0 E: 0 K: 0 S: 3 H: 0 LOB: 0 BB: 0 P: 3	R: 1 E: 0 K: 2 S: 9 H: 2 LOB: 1 BB: 0 P: 9	R: 0 E: 0 K: 1 S: 5 H: 0 LOB: 0 BB: 0 P: 5	R: 0 E: 0 K: 1 S: 5 H: 0 LOB: 0 BB: 0 P: 5	R: 1 E: 0 K: 1 S: 7 H: 2 LOB: 1 BB: 0 P: 7	R: 0 E: 0 K: 1 S: 6 H: 1 LOB: 1 BB: 0 P: 6	R: 0 E: 0 K: 1 S: 5 H: 0 LOB: 0 BB: 0 P: 5	R: 0 E: 0 K: 1 S: 6 H: 1 LOB: 1 BB: 0 P: 6	R: 0 E: 0 K: 0 S: 3 H: 0 LOB: 1 BB: 1 P: 7	1B: 4 2B: 1 3B: 0 HR: 1 SF: 0 SAC: 0 DP: 0 HBP: 0							

	AB	33
	R	2
	H	6
	RBI	2
	BB	1
	SO	8
	LOB	12

WP: 0 PB: 0 SB: 1 CS: 0 PA: 34

PITCHER		IP	WLS	BF	H	R	ER	SO	BB	IBB	HBP	BLK	WP	HR	S	P	ERA	WHIP
Roger Craig, R ERA: 8.49	(1, 1)	7.0		26	5	2	2	7	0	0	0	0	0	1	40	40	2.57	0.714
Craig Anderson, R ERA: 2.3	(8, 1)	2.0	W	8	1	0	0	1	1	0	0	0	0	0	9	13	0.00	1.000

PITCHER	IP	WLS	BF	H	R	ER	SO	BB	IBB	HBP	BLK	WP	HR	S	P	ERA	WHIP

Batter	1	2	3	4	5	6	7	8	9	AB	R	H	RBI	BB	SO	LOB
Jim Hickman, R (1, 8) OBP: 0.418, SLG: 0.574	P4		1B			K		5-3		4	0	1	0	0	1	0
Elio Chacon, R (1, 6) OBP: 0.300, SLG: 0.209	K		G3			5-3 2B 1B		L8 1B 1B		4	1	2	0	0	1	1
Felix Mantilla, R (1, 5) OBP: 0.389, SLG: 0.413	K			L7		5-3 1-2		1-2 1B		4	0	1	0	0	1	1
Frank Thomas, R (1, 7) OBP: 0.363, SLG: 0.652		K		1B		2-H 2B		L8 2-3		4	0	2	1	0	1	2
Charlie Neal, R (1, 4) OBP: 0.326, SLG: 0.429		P4		P6		P7		P6		4	0	0	0	0	0	4
Gil Hodges, R (1, 3) OBP: 0.340, SLG: 0.419		1B		P9			F9		HR 1B	4	0	2	0	0	0	1
Rod Kanehl, R (9, PR) OBP: 0.286, SLG: 0.357										0	1	0	0	0	0	0
Harry Chiti, R (1, 2) OBP: 0.500, SLG: 0.333									K	3	0	1	0	0	0	1
Richie Ashburn, L (7, PR) OBP: 0.400, SLG: 0.303		4-3			L8		1B			0	0	0	0	0	0	0
Craig Anderson, R (8, 1)										0	0	0	0	0	0	0
Cliff Cook, R (9, PH) OBP: 0.286, SLG: 0.385										1	0	0	0	0	1	1
John DeMerit, R (1, 9) OBP: 0.182, SLG: 0.100			K		F7		F9		P4	3	0	0	0	0	1	1
Gus Bell, L (9, PH) OBP: 0.229, SLG: 0.219										1	0	0	0	0	0	1
Roger Craig, R (1, 1)			F8		K		P5		HR 1-H	2	0	0	0	0	1	0
Ed Bouchee, L (7, PH) OBP: 0.391, SLG: 0.514										1	0	0	0	0	0	1
Hobie Landrith, L (8, 2) OBP: 0.478, SLG: 0.737										1	1	1	2	0	0	0
Inning Stats	R: 0 E: 0 K: 2 S: 7 H: 0 LOB: 0 BB: 0 P: 7	R: 0 E: 0 K: 1 S: 6 H: 1 LOB: 1 BB: 0 P: 6	R: 0 E: 0 K: 1 S: 6 H: 1 LOB: 1 BB: 0 P: 6	R: 0 E: 0 K: 0 S: 4 H: 1 LOB: 1 BB: 0 P: 4	R: 0 E: 0 K: 1 S: 5 H: 0 LOB: 0 BB: 0 P: 5	R: 1 E: 0 K: 1 S: 7 H: 2 LOB: 1 BB: 0 P: 7	R: 0 E: 0 K: 0 S: 4 H: 1 LOB: 1 BB: 0 P: 4	R: 0 E: 0 K: 0 S: 5 H: 2 LOB: 2 BB: 0 P: 5	R: 2 E: 0 K: 1 S: 6 H: 2 LOB: 1 BB: 0 P: 6	1B: 8 2B: 1 3B: 0 HR: 1 SF: 0 SAC: 0 DP: 0 HBP: 0						

PITCHER	IP	WLS	BF	H	R	ER	SO	BB	IBB	HBP	BLK	WP	HR	S	P	ERA	WHIP
Warren Spahn, L (1, 1) ERA: 4.44	8.2	L	36	10	3	3	7	0	0	0	0	0	1	50	50	3.12	1.154

PITCHER	IP	WLS	BF	H	R	ER	SO	BB	IBB	HBP	BLK	WP	HR	S	P	ERA	WHIP

BOTTOM

Milwaukee Braves @ New York Mets

Polo Grounds, New York, NY

Sat May 12 1962, 3:33 AM EDT

Sunny

livebaseballscorecards.com

AB	36
R	3
H	10
RBI	3
BB	0
SO	7
LOB	14

Batter	1	2	3	4	5	6	7	8	9	AB	R	H	RBI	BB	SO	LOB
Tommie Aaron, R (1, 7) OBP: 0.270, SLG: 0.343	6-3		L8		SF9 3-H		K		1-3 2-3	4	0	0	1	0	1	1
Mack Jones, L (1, 9) OBP: 0.422, SLG: 0.527	4-3			BB E SF7	HR 1-H 3B			2B 2B	3-1	4	3	2	1	1	0	1
Hank Aaron, R (1, 8) OBP: 0.356, SLG: 0.515	BB S			SF7 1-H	HR 3-H			SH3 SF9 2-H 2B		2	2	2	4	1	0	0
Joe Adcock, R (1, 3) OBP: 0.350, SLG: 0.419	P4 1-2			K	K			SH3 2-3		3	0	0	0	0	2	1
Frank Bolling, R (1, 4) OBP: 0.376, SLG: 0.420		F7		FC6-4 1B		E5 G4-3		SF9 3-H		3	0	1	1	0	0	0
Joe Torre, R (1, 2) OBP: 0.347, SLG: 0.302		1-3		FC6-4 1-2f		P3		1B		4	0	1	0	0	0	2
Amado Samuel, R (1, 5) OBP: 0.063, SLG: 0.063		K			F4	G4-3 1-2f		F5		4	0	0	0	0	1	2
Roy McMillan, R (1, 6) OBP: 0.359, SLG: 0.295			1-3		1B SF9 1B	G1-6-3 1B			WP SH1-4 BB	3	1	2	0	1	0	0
Carl Willey, R (1, 1)										0	0	0	0	0	0	0
Tony Cloninger, R (1, 1)										1	0	0	0	0	0	0
Jack Curtis, L (5, PH) OBP: 0.375, SLG: 0.286 (5, 1)										1	1	1	0	0	0	0
Mike Krsnich, R (7, PH) OBP: 0.091, SLG: 0.182										1	0	0	0	0	0	1
Don Nottebart, R (7, 1) OBP: 0.667, SLG: 0.500										0	0	0	0	0	0	0
Del Crandall, R (9, PH) OBP: 0.386, SLG: 0.574										0	0	0	0	0	0	0
Hank Fischer, R (9, 1)					3B 1-3 1B	G1-6-3 1-2f	SH1-4 1-2			0	0	0	0	0	0	0
Inning Stats	R: 0 E: 0 K: 0 S: 3 H: 0 LOB: 1 BB: 1 P: 7	R: 0 E: 0 K: 1 S: 5 H: 0 LOB: 0 BB: 0 P: 5	R: 0 E: 0 K: 0 S: 3 H: 0 LOB: 0 BB: 0 P: 3	R: 1 E: 1 K: 1 S: 6 H: 1 LOB: 1 BB: 1 P: 10	R: 4 E: 0 K: 1 S: 9 H: 4 LOB: 0 BB: 0 P: 9	R: 0 E: 1 K: 0 S: 3 H: 0 LOB: 0 BB: 0 P: 3	R: 0 E: 0 K: 1 S: 5 H: 1 LOB: 0 BB: 0 P: 5	R: 2 E: 0 K: 0 S: 6 H: 3 LOB: 1 BB: 0 P: 6	R: 0 E: 0 K: 0 S: 3 H: 0 LOB: 1 BB: 1 P: 7	1B: 5 2B: 2 3B: 1 HR: 1	SF: 3 SAC: 2 DP: 2 HBP: 0					

PITCHER		IP	WLS	BF	H	R	ER	SO	BB	IBB	HBP	BLK	WP	HR	S	P	ERA	WHIP
Bob Moorhead, R ERA: 4.73	(1, 1)	5.0		22	5	5	4	3	2	0	0	0	0	1	26	34	7.20	1.400
Bob Miller, R ERA: 7.07	(6, 1)	1.0		3	0	0	0	0	0	0	0	0	0	0	3	3	0.00	0.000
Ken MacKenzie, L ERA: 5.87	(7, 1)	1.0		5	3	2	2	1	0	0	0	0	0	0	7	7	18.00	3.000
Dave Hillman, R ERA: 5.4	(8, 1)	1.0		4	1	0	0	0	0	0	0	0	0	0	4	4	0.00	1.000
Vinegar Bend Mizell, L ERA: 4.96	(9, 1)	0.0		1	0	0	0	0	1	0	0	0	0	0	0	4	∞	∞

PITCHER		IP	WLS	BF	H	R	ER	SO	BB	IBB	HBP	BLK	WP	HR	S	P	ERA	WHIP
Craig Anderson, R ERA: 2.16	(9, 1)	1.0	W	3	0	0	0	0	0	0	0	0	1	0	3	3	0.00	0.000

Milwaukee Braves @ New York Mets

Polo Grounds, New York, NY

Sat May 12 1962, 3:38 AM EDT

Att. 19,748 - Sunny

TOP

livebaseballscorecards.com

AB	30
R	7
H	9
RBI	7
BB	3
SO	4
LOB	8

WP: 1	PA: 38
PB: 0	
SB: 1	
CS: 0	

BOTTOM

Milwaukee Braves @ New York Mets

Polo Grounds, New York, NY

Sat May 12 1962, 3:38 AM EDT

Att. 19,748 - Sunny

livebaseballscorecards.com

Batter	1	2	3	4	5	6	7	8	9	AB	R	H	RBI	BB	SO	LOB
Jim Hickman, R (1, 8) OBP: 0.424, SLG: 0.620	HR	F9		K		3B BB		SH3-4 1-2		3	2	1	1	1	1	3
Elio Chacon, R (1, 6) OBP: 0.364, SLG: 0.304	F8 1B BB	1-2 2-H 1B		1-2 2B BB		1-H 1B 3B		2-H CS 1B		3	2	3	3	2	0	0
Felix Mantilla, R (1, 5) OBP: 0.389, SLG: 0.424	1-2 1B	1-3		1-H 2-H 2B		P6		1-2 L8		5	0	2	2	0	0	4
Frank Thomas, R (1, 7) OBP: 0.355, SLG: 0.628	P6	F5	K	K		3-H FC5-4 1B			1-3	5	0	1	1	0	1	3
Marv Throneberry, L (1, 3) OBP: 0.316, SLG: 0.071 Gil Hodges, R (5, PH) OBP: 0.360, SLG: 0.500 (6, 3)	F8 2-3	K			G2-6-3 1B	FC5-4 1-2f			HR	2 3	0 1	0 2	0 1	0 0	1 0	2 1
Gus Bell, L (1, 9) OBP: 0.230, SLG: 0.221	F7	FC5-4 1B			G2-6-3 1-2f		F7			4	0	1	0	0	0	3
Charlie Neal, R (1, 4) OBP: 0.333, SLG: 0.425		CS 1B	FC5-4 1-2f			FC4-6 BB	K			3	0	1	0	1	1	1
Hobie Landrith, L (1, 2) OBP: 0.481, SLG: 0.682		SH 1B 1-2 BB			FC1-6 1B	FC4-6 1-2f	2-3			3	1	1	0	1	0	1
Bob Moorhead, R (1, 1) Bob Miller, R (6, 1) Cliff Cook, R (5, PH) OBP: 0.357, SLG: 0.500 Ken MacKenzie, R (7, 1) Dave Hillman, R (8, 1) Ed Bouchee, L (8, PH) OBP: 0.444, SLG: 0.614 Rod Kanehl, R (8, PR) OBP: 0.286, SLG: 0.357 Vinegar Bend Mizell, R (9, 1) Craig Anderson, R (9, 1)		SH 1B 1-2		FC1-6 BB 1-2f 2B		L8		SH3-4 1B BB		1 0 1 0 0 0 0 0 0 0	1 0 0 0 0 0 0 1 0 0	0 0 0 0 0 0 0 0 0 0	0 0 0 0 0 0 1 0 0 0	0 0 0 0 0 0 0 0 0 0	0 0 0 0 0 0 0 0 0 0	1 0 0 0 0 0 0 0 0 0
Inning Stats	R: 1 E: 0 K: 0 S: 5 H: 2 LOB: 2 BB: 1 P: 9	R: 1 E: 0 K: 0 S: 5 H: 2 LOB: 2 BB: 1 P: 9	R: 0 E: 0 K: 1 S: 6 H: 1 LOB: 1 BB: 0 P: 6	R: 2 E: 0 K: 2 S: 9 H: 2 LOB: 1 BB: 1 P: 13	R: 0 E: 0 K: 0 S: 3 H: 1 LOB: 1 BB: 1 P: 7	R: 2 E: 0 K: 0 S: 5 H: 2 LOB: 1 BB: 1 P: 9	R: 0 E: 0 K: 1 S: 5 H: 0 LOB: 0 BB: 0 P: 5	R: 1 E: 0 K: 0 S: 3 H: 1 LOB: 1 BB: 1 P: 7	R: 1 E: 0 K: 0 S: 2 H: 1 LOB: 0 BB: 0 P: 2	1B: 8 2B: 1 3B: 1 HR: 2 SF: 0 SAC: 2 DP: 1 HBP: 0						

	AB	33
	R	8
	H	12
	RBI	8
	BB	6
	SO	4
	LOB	19

PITCHER		IP	WLS	BF	H	R	ER	SO	BB	IBB	HBP	BLK	WP	HR	S	P	ERA	WHIP
Carl Willey, R ERA: 6.75	(1, 1)	0.0		3	2	1	1	0	1	0	0	0	0	1	2	6	∞	∞
Tony Cloninger, R ERA: 6.75	(1, 1)	4.0		19	5	3	3	3	2	0	0	0	0	0	23	31	6.75	1.750
Jack Curtis, L ERA: 3.38	(5, 1)	2.0		10	3	2	2	0	2	0	0	0	0	0	8	16	9.00	2.500
Don Nottebart, R ERA: 2.16	(7, 1)	2.0		7	1	1	1	1	1	0	0	0	0	0	8	12	4.50	1.000
Hank Fischer, R ERA: 3.86	(9, 1)	0.1	L	2	1	1	1	0	0	0	0	0	0	1	2	2	27.00	3.000

PITCHER	IP	WLS	BF	H	R	ER	SO	BB	IBB	HBP	BLK	WP	HR	S	P	ERA	WHIP

Batter	1	2	3	4	5	6	7	8	9	AB	R	H	RBI	BB	SO	LOB
Howie Bedell, L (1, 7) OBP: 0.276, SLG: 0.235	x 0-0 FC6-4 1B		BBB 4-0 1-2 BB		x 0-0 ② 6-3		x 0-0 ① F8		x 0-0 ① 4-3	4	0	1	0	1	0	0
Mack Jones, L (1, 9) OBP: 0.421, SLG: 0.518	x 0-0 ① FC6-4 G6-4-3 1-2f		SSS 0-3 ② K		x 0-0 1B 1B		x 0-0 ② 4-3		BBBB 4-0 BB	4	0	1	0	1	1	3
Hank Aaron, R (1, 8) OBP: 0.358, SLG: 0.519	x 0-0 ②③ G6-4-3 1-2f		x 0-0 ③ 5-3		x 0-0 1-2 1B		x 0-0 2B		x 0-0 ② P6	5	0	2	0	0	0	4
Joe Adcock, R (1, 3) OBP: 0.333, SLG: 0.396 Tommie Aaron, R (9, 3) OBP: 0.270, SLG: 0.343		SSS 0-3 ① K		x 0-0 ① 6-3	SSS 0-3 ③ K		x 0-0 ③ L8		SSS 0-3 ③ K	5 0	0 0	0 0	0 0	0 0	3 0	4 0
Del Crandall, R (1, 2) OBP: 0.393, SLG: 0.561	x 0-0 E6 WP			x 0-0 ② 5-3		BBBB 4-0 E S BB		x 0-0 HR 1B		3	1	1	0	1	0	0
Frank Bolling, R (1, 4) OBP: 0.381, SLG: 0.457	x 0-0 ② P4 1-2			x 0-0 1B 1B		x 0-0 ① F8 1-3		x 0-0 1-H HR		4	1	2	2	0	0	2
Amado Samuel, R (1, 5) OBP: 0.050, SLG: 0.050	x 0-0 ③ 5-3			SSS 0-3 ③ K		x 0-0 ② F8		x 0-0 E5 G4-3		4	0	0	0	0	1	3
Roy McMillan, R (1, 6) OBP: 0.375, SLG: 0.346			x 0-0 BB 1B		x 0-0 HR		BBBB 4-0 BB		x 0-0 ①② G4-3 1-2f	3	1	2	1	1	0	1
Cecil Butler, R (1, 1)			SSS 0-3 ① K		SSS 0-3 ① K		SSS 0-3 ③ K		x 0-0 ③ 4-3	4	0	0	0	0	3	3
Inning Stats	R: 0 H: 1 E: 0 LOB: 0 K: 0 BB: 0 S: 3 P: 3	R: 0 H: 0 E: 1 LOB: 1 K: 1 BB: 0 S: 6 P: 6	R: 0 H: 1 E: 0 LOB: 2 K: 2 BB: 1 S: 8 P: 12	R: 0 H: 1 E: 0 LOB: 1 K: 1 BB: 0 S: 6 P: 6	R: 1 H: 3 E: 0 LOB: 2 K: 2 BB: 0 S: 10 P: 10	R: 0 H: 0 E: 0 LOB: 2 K: 1 BB: 2 S: 5 P: 13	R: 0 H: 1 E: 0 LOB: 1 K: 0 BB: 0 S: 4 P: 4	R: 2 H: 2 E: 1 LOB: 0 K: 0 BB: 0 S: 5 P: 5	R: 0 H: 0 E: 0 LOB: 1 K: 1 BB: 1 S: 5 P: 9	1B: 6 SF: 0 2B: 1 SAC: 0 3B: 0 DP: 2 HR: 2 HBP: 0					WP: 1 PA: 40 PB: 0 SB: 1 CS: 0	

TOP

Milwaukee Braves @ New York Mets

Polo Grounds, New York, NY

Sun May 13 1962, 3:33 AM EDT

Att. 13,447 - Sunny

livebaseballscorecards.com

AB	36
R	3
H	9
RBI	3
BB	4
SO	8
LOB	20

PITCHER		IP	WLS	BF	H	R	ER	SO	BB	IBB	HBP	BLK	WP	HR	S	P	ERA	WHIP
Jay Hook, R ERA: 3.55	(1, 1)	8.0	L	36	9	3	3	7	3	0	0	0	1	2	47	59	3.38	1.500
Craig Anderson, R ERA: 2.04	(9, 1)	1.0		4	0	0	0	1	1	0	0	0	0	0	5	9	0.00	1.000

PITCHER	IP	WLS	BF	H	R	ER	SO	BB	IBB	HBP	BLK	WP	HR	S	P	ERA	WHIP

Milwaukee Braves @ New York Mets

Polo Grounds, New York, NY

Sun May 13 1962, 3:33 AM EDT

Att. 13,447 - Sunny

BOTTOM

Batter	1	2	3	4	5	6	7	8	9	AB	R	H	RBI	BB	SO	LOB
Jim Hickman, R (1, 8) OBP: 0.429, SLG: 0.623	P6		BB		K		1B 2B			3	2	1	0	1	1	0
Elio Chacon, R (1, 6) OBP: 0.373, SLG: 0.306	K		1-2 BB		F8		FC6-4 1B			3	0	1	1	1	1	0
Felix Mantilla, R (1, 5) OBP: 0.374, SLG: 0.404	K		F3		F9		FC6-4			4	0	0	0	0	1	3
Frank Thomas, R (1, 7) OBP: 0.351, SLG: 0.612		K2-3	1-2 G4-6-3			F7		5-3		4	0	1	1	0	1	0
Marv Throneberry, L (1, 3) OBP: 0.304, SLG: 0.111		E4	G4-6-3			1B		K		4	0	1	0	0	1	2
Gus Bell, L (1, 9) OBP: 0.220, SLG: 0.210		F5		G3		P6		F5		4	0	0	0	0	0	2
Charlie Neal, R (1, 4) OBP: 0.340, SLG: 0.429		BB 1-3 1B		5-3 1B		P4			L7	4	0	2	0	0	0	1
Hobie Landrith, L (1, 2) OBP: 0.452, SLG: 0.600		1-2 FC6-4 BB		5-3 1-2			6-3		4-3	3	0	0	0	1	0	1
Jay Hook, L (1, 1) OBP: 0.308, SLG: 0.250		FC6-4		K			F7		K	3	0	0	0	0	1	4
Craig Anderson, R (9, 1)										0	0	0	0	0	0	0
Ed Bouchee, L (9, PH) OBP: 0.396, SLG: 0.500										1	0	0	0	0	1	0

Inning Stats										
	R: 0 H: 0 E: 0 LOB: 0 K: 2 BB: 0 S: 7 P: 7	R: 0 H: 1 E: 1 LOB: 3 K: 1 BB: 1 S: 7 P: 11	R: 1 H: 1 E: 0 LOB: 1 K: 0 BB: 2 S: 3 P: 11	R: 0 H: 1 E: 0 LOB: 1 K: 1 BB: 0 S: 6 P: 6	R: 0 H: 0 E: 0 LOB: 0 K: 1 BB: 0 S: 5 P: 5	R: 0 H: 1 E: 0 LOB: 1 K: 0 BB: 0 S: 4 P: 4	R: 1 H: 2 E: 0 LOB: 1 K: 0 BB: 0 S: 5 P: 5	R: 0 H: 0 E: 0 LOB: 0 K: 1 BB: 0 S: 5 P: 5	R: 0 H: 0 E: 0 LOB: 0 K: 1 BB: 0 S: 5 P: 5	1B: 5 SF: 0 2B: 1 SAC: 0 3B: 0 DP: 1 HR: 0 HBP: 0	WP: 0 PA: 36 PB: 0 SB: 0 CS: 0

livebaseballscorecards.com

AB	33
R	2
H	6
RBI	2
BB	3
SO	7
LOB	13

PITCHER	IP	WLS	BF	H	R	ER	SO	BB	IBB	HBP	BLK	WP	HR	S	P	ERA	WHIP
Cecil Butler, R (1, 1) ERA: 2.01	9.0	W	36	6	2	2	7	3	0	0	0	0	0	47	59	2.00	1.000

PITCHER	IP	WLS	BF	H	R	ER	SO	BB	IBB	HBP	BLK	WP	HR	S	P	ERA	WHIP

Batter	1	2	3	4	5	6	7	8	9	10	11	12	13	AB	R	H	RBI	BB	SO	LOB
Lou Brock, L (1, 8) OBP: 0.321, SLG: 0.490	E4 3-1 4-3		SF8 3-H		6-3		K		K		F9			5	0	0	1	0	2	3
Ken Hubbs, R (1, 4) OBP: 0.286, SLG: 0.364	4-3 1-2		F8			4-3		FC3-6 1B		K		F8		6	0	1	0	0	1	1
Billy Williams, L (1, 7) OBP: 0.406, SLG: 0.635	3-1 2-3			F8		K		FC3-6 1B 1-2f		HR		14 E8 1B		6	1	2	1	0	1	2
14 Ernie Banks, R (1, 3) OBP: 0.302, SLG: 0.504	L5			1B		HR		F7		1B		E8 1-2		6	1	3	1	0	0	3
George Altman, L (1, 9) OBP: 0.361, SLG: 0.477		1-3		HR		HR		1-3 1B		S 1B		3-1		6	2	4	2	0	0	1
Ron Santo, R (1, 6) OBP: 0.301, SLG: 0.375		L5		1B		F7		P6		BB 1-2			5-3	5	0	1	0	1	0	2
Cuno Barragan, R (1, 2) OBP: 0.316, SLG: 0.294		P4		P4			E 1B		WP 6-3 1B	1-3			6-3	6	0	2	0	0	0	3
Jim McKnight, R (1, 5) OBP: 0.222, SLG: 0.250			E6 SH3 SF8 1B		P3		K		6-3 1-2		K		K	3	1	1	0	0	1	1
Daryl Robertson, R (8, 5) OBP: 0.250, SLG: 0.182			SH3 2-3		K		SH1-4 1-3		K 2-3		4-3			3	0	0	0	0	2	1
Bob Buhl, R (1, 1)														1	0	0	0	0	1	0
Don Elston, R (7, 1)														1	0	0	0	0	1	1
Bob Anderson, R (10, 1)														0	0	0	0	0	0	0
Bob Will, L (11, PH) OBP: 0.364, SLG: 0.278														1	0	0	0	0	0	0
Barney Schultz, R (11, 1)														0	0	0	0	0	0	0
Tony Balsamo, R (12, 1)														0	0	0	0	0	0	0
Jim Brewer, L (13, 1)														0	0	0	0	0	0	0
Cal Koonce, R (13, 1) OBP: 0.125, SLG: 0.125														0	0	0	0	0	0	0
Inning Stats	R: 0 E: 1 K: 0 S: 4 H: 0 LOB: 1 BB: 0 P: 4	R: 0 E: 0 K: 0 S: 3 H: 0 LOB: 0 BB: 0 P: 3	R: 1 E: 1 K: 0 S: 4 H: 1 LOB: 0 BB: 0 P: 4	R: 1 E: 0 K: 0 S: 5 H: 3 LOB: 1 BB: 0 P: 5	R: 0 E: 0 K: 1 S: 5 H: 0 LOB: 0 BB: 0 P: 5	R: 2 E: 0 K: 1 S: 7 H: 2 LOB: 0 BB: 0 P: 7	R: 0 E: 1 K: 2 S: 8 H: 1 LOB: 2 BB: 0 P: 8	R: 0 E: 0 K: 0 S: 5 H: 2 LOB: 2 BB: 0 P: 5	R: 0 E: 0 K: 2 S: 8 H: 1 LOB: 1 BB: 0 P: 8	R: 1 E: 0 K: 1 S: 7 H: 3 LOB: 2 BB: 1 P: 11	R: 0 E: 0 K: 1 S: 5 H: 0 LOB: 0 BB: 0 P: 5	R: 0 E: 1 K: 0 S: 4 H: 1 LOB: 1 BB: 0 P: 4	R: 0 E: 0 K: 1 S: 5 H: 0 LOB: 0 BB: 0 P: 5	1B: 10 2B: 0 3B: 0 HR: 4	SF: 1 SAC: 2 DP: 0 HBP: 0	WP: 1 PB: 0 SB: 1 CS: 0	PA: 53

PITCHER	IP	WLS	BF	H	R	ER	SO	BB	IBB	HBP	BLK	WP	HR	S	P	ERA	WHIP
Vinegar Bend Mizell, L (1, 1) ERA: 4.84	6.0		24	6	4	3	2	0	0	0	0	0	3	28	28	4.50	1.000
Ken MacKenzie, L (7, 1) ERA: 5.19	2.0		9	3	0	0	2	0	0	0	0	0	0	13	13	0.00	1.500
Craig Anderson, R (9, 1) ERA: 2.29	2.0		10	4	1	1	3	1	0	0	0	1	1	15	19	4.50	2.500
Roger Craig, R (11, 1) ERA: 7.52	3.0	W	10	1	0	0	2	0	0	0	0	0	0	14	14	0.00	0.333

PITCHER	IP	WLS	BF	H	R	ER	SO	BB	IBB	HBP	BLK	WP	HR	S	P	ERA	WHIP

Chicago Cubs @ New York Mets

Polo Grounds, New York, NY

Tue May 15 1962, 7:05 PM EDT

Att. 8,463 - Unknown

TOP

livebaseballscorecards.com

AB	49
R	5
H	14
RBI	5
BB	1
SO	9
LOB	18

Batter	1	2	3	4	5	6	7	8	9	10	11	12	13	AB	R	H	RBI	BB	SO	LOB
Jim Hickman, R (1, 8) OBP: 0.414, SLG: 0.593	0-3 K		0-3 K		0-3 K	0-0 F5		4-0 F9 FC1-5 1-2 BB		0-0 1B 2B		0-0 P6		6	1	1	0	1	3	2
Elio Chacon, R (1, 6) OBP: 0.394, SLG: 0.345	0-0 E S 1B		4-0 WP BB 1-2 BB		0-0 PB 2B		0-0 1B PB SF9 1B	0-0 FC1-5 CS 1-2 2-3f		0-0 P3		0-0 1-3		6	1	3	0	1	0	3
Charlie Neal, R (1, 4) OBP: 0.355, SLG: 0.421	4-0 G6-4-3 1-3 BB		4-0 WP 1-2 2-3 BB		0-0 F8		4-0 SF9 1B 1-2 BB	0-0 F9 2-3		0-0 BB BB 2-H 1B		0-0 P4		4	1	1	1	3	0	3
Frank Thomas, R (1, 7) OBP: 0.362, SLG: 0.608 Rod Kanehl, R (9, PR) (10, 7) OBP: 0.375, SLG: 0.400	0-0 G6-4-3 1-2f		0-3 K 1-2 2-3 3-H		4-0 PB BB		0-0 1B 1-2 2-3 1B	0-0 CS 1-2	0-0 E S 1B 1B	4-0 BB 1-2 BB			0-0 BB BB FC5-2 1B	4 1	0 1	2 1	0 0	1 1	1 0	4 0
Ed Bouchee, L (1, 3) OBP: 0.407, SLG: 0.475 John DeMerit, R (10, PR) OBP: 0.182, SLG: 0.100 Gil Hodges, R (11, 3) OBP: 0.373, SLG: 0.500		0-0 G3	4-0 BB		4-0 1-2 2-3 IBB		0-0 SF9 2-3 3-H		0-3 K 1-3	4-0 1-2 2-3 BB			4-0 FC5-2 BB 1-2 BB	2 0 0	0 0 1	0 0 0	1 0 0	3 0 1	1 0 0	1 0 0
Cliff Cook, R (1, 5) OBP: 0.273, SLG: 0.333	0-0 FC4-6 1B	0-0 F8			0-3 K		0-0 1-2 3-H 1B		0-0 F8 2-3	0-0 F8			0-3 K	7	0	2	1	0	2	13
Gus Bell, L (1, 9) OBP: 0.224, SLG: 0.207	0-0 FC4-6 1-2f	0-0 F3			0-0 F8	0-0 F8		0-0 1B 3-H		0-0 P5			4-0 BB FC5-2 1-2 2-3 BB	6	0	1	1	1	0	3
Sammy Taylor, L (1, 2) OBP: 0.288, SLG: 0.205 Harry Chiti, R (13, PH) OBP: 0.444, SLG: 0.286	0-0 P3	0-0 G3			0-0 G3	0-0 F7		0-0 2-3		0-3 K			0-0 FC5-2 BB 1-2 2-3 3-Hf	6 1	0 0	0 0	0 0	1 0	0 0	4 3
Vinegar Bend Mizell, R (1, 1) OBP: 0.222, SLG: 0.125 Marv Throneberry, L (6, PH) OBP: 0.233, SLG: 0.111 Ken MacKenzie, R (7, 1) Richie Ashburn, L (8, PH) OBP: 0.415, SLG: 0.303 Craig Anderson, R (9, 1) Felix Mantilla, R (10, PH) OBP: 0.370, SLG: 0.400 Roger Craig, R (11, 1) Hobie Landrith, L (13, PH) OBP: 0.469, SLG: 0.600			0-0 BB BB WP 1B	0-0 4-3		4-0 BB		4-0 FC1-5 BB		0-0 F5			4-0 1-2 2-3 3-H BB	2 0 0 0 0 0 1 1 0	1 0 0 0 0 0 0 0 0	1 0 0 0 0 0 0 0 0	0 0 0 0 0 0 0 0 1	0 1 0 0 0 0 0 0 0	0 0 0 0 0 0 0 0 0	0 0 0 0 0 0 0 0 0
Inning Stats	R: 0 E: 0 K: 1 S: 5 — H: 1 LOB: 1 BB: 1 P: 9	R: 0 E: 0 K: 0 S: 4 — H: 1 LOB: 1 BB: 0 P: 4	R: 1 E: 0 K: 2 S: 8 — H: 1 LOB: 3 BB: 3 P: 20	R: 0 E: 0 K: 0 S: 3 — H: 0 LOB: 0 BB: 0 P: 3	R: 0 E: 0 K: 2 S: 8 — H: 1 LOB: 3 BB: 2 P: 16	R: 0 E: 0 K: 0 S: 3 — H: 0 LOB: 1 BB: 1 P: 7	R: 2 E: 0 K: 0 S: 6 — H: 3 LOB: 2 BB: 1 P: 10	R: 0 E: 0 K: 0 S: 2 — H: 0 LOB: 1 BB: 2 P: 10	R: 1 E: 0 K: 1 S: 7 — H: 2 LOB: 1 BB: 0 P: 7	R: 1 E: 0 K: 0 S: 5 — H: 2 LOB: 3 BB: 2 P: 13	R: 0 E: 0 K: 2 S: 7 — H: 0 LOB: 0 BB: 0 P: 7	R: 0 E: 0 K: 0 S: 3 — H: 0 LOB: 0 BB: 0 P: 3	R: 1 E: 0 K: 1 S: 5 — H: 1 LOB: 3 BB: 3 P: 17	1B: 10 2B: 2 3B: 0 HR: 0	SF: 1 SAC: 0 DP: 1 HBP: 0				

PITCHER		IP	WLS	BF	H	R	ER	SO	BB	IBB	HBP	BLK	WP	HR	S	P	ERA	WHIP
Bob Buhl, R ERA: 7.32	(1, 1)	6.1		33	7	3	3	5	7	1	0	0	1	0	35	67	4.26	2.211
Don Elston, R ERA: 1.06	(7, 1)	3.1		16	4	2	2	1	3	0	0	0	0	0	15	27	5.40	2.100
Bob Anderson, R ERA: 4.81	(10, 1)	0.1		2	0	0	0	0	1	0	0	0	0	0	1	5	0.00	3.000
Barney Schultz, R ERA: 4.1	(11, 1)	1.2		5	0	0	0	2	0	0	0	0	0	0	9	9	0.00	0.000
Tony Balsamo, R ERA: 5.94	(12, 1)	0.2	L	4	1	1	1	1	1	0	0	0	0	0	5	9	13.50	3.000

PITCHER		IP	WLS	BF	H	R	ER	SO	BB	IBB	HBP	BLK	WP	HR	S	P	ERA	WHIP
Jim Brewer, L ERA: 10.13	(13, 1)	0.0		1	0	0	0	0	1	0	0	0	0	0	0	4	∞	∞
Cal Koonce, R ERA: 4.86	(13, 1)	0.1		2	0	0	0	0	1	0	0	0	0	0	1	5	0.00	3.000

BOTTOM

Chicago Cubs @ New York Mets

Polo Grounds, New York, NY

Tue May 15 1962, 7:05 PM EDT

Att. 8,463 - Unknown

livebaseballscorecards.com

AB	47
R	6
H	12
RBI	5
BB	15
SO	9
LOB	36

WP: 1 PA: 64
PB: 2
SB: 2
CS: 1

Chicago Cubs @ New York Mets

Polo Grounds, New York, NY

Wed May 16 1962, 3:33 AM EDT

Att. 3,273 - Unknown

TOP

livebaseballscorecards.com

Batter	1	2	3	4	5	6	7	8	9	10	11	AB	R	H	RBI	BB	SO	LOB
Lou Brock, L (1, 8) OBP: 0.322, SLG: 0.490	K		E1 SF8 2B	F8			K		G3 1B		K	6	1	2	0	0	3	1
Ken Hubbs, R (1, 4) OBP: 0.275, SLG: 0.353	F8		SF8 3-H		1-3		5-3		G3 1-2			4	0	0	1	0	0	1
Billy Williams, L (1, 7) OBP: 0.405, SLG: 0.623	K		14 HR 1B		FC6-4 BB		4-3		1-3			4	1	1	0	1	1	1
14 Ernie Banks, R (1, 3) OBP: 0.306, SLG: 0.523		1B 1B SF7 1B	1-H HR		K			E5 S 1B		F7		5	3	2	2	0	1	1
George Altman, L (1, 9) OBP: 0.346, SLG: 0.457		L4	4-3		FC6-4 1-2f			F7 1-2		3-1		5	0	0	0	0	0	3
Ron Santo, R (1, 5) OBP: 0.305, SLG: 0.376		1B 1-2 1B	1B			5-3		L3		K		5	0	2	0	0	1	1
Cuno Barragan, R (1, 2) OBP: 0.349, SLG: 0.359		1B 1-2 2-3 1B	F8			F2		1B 2-H			2B	5	0	3	1	0	0	1
Daryl Robertson, R (1, 6) OBP: 0.235, SLG: 0.143		SF7 3-H		F5		BB		F9			K	3	0	0	1	1	1	2
Dick Ellsworth, L (1, 1) OBP: 0.286, SLG: 0.118		K		K		K			1-3		K	3	0	0	0	0	3	3
Bob Will, L (9, PH) OBP: 0.348, SLG: 0.263												1	0	0	0	0	0	0
Bob Anderson, R (9, 1)												0	0	0	0	0	0	0
Moe Morhardt, L (11, PH) OBP: 0.188, SLG: 0.133												1	0	0	0	0	1	1
Don Elston, R (11, 1)												0	0	0	0	0	0	0
Glen Hobbie, R (11, 1) OBP: 0.400, SLG: 0.250												0	0	0	0	0	0	0
Inning Stats	R: 0 E: 0 K: 2 S: 7 H: 0 LOB: 0 BB: 0 P: 7	R: 1 E: 0 K: 1 S: 8 H: 3 LOB: 2 BB: 0 P: 8	R: 3 E: 1 K: 0 S: 7 H: 4 LOB: 1 BB: 0 P: 7	R: 0 E: 0 K: 1 S: 5 H: 0 LOB: 0 BB: 0 P: 5	R: 0 E: 0 K: 1 S: 5 H: 0 LOB: 0 BB: 1 P: 9	R: 0 E: 0 K: 1 S: 5 H: 0 LOB: 1 BB: 1 P: 9	R: 0 E: 0 K: 1 S: 5 H: 0 LOB: 0 BB: 0 P: 5	R: 1 E: 1 K: 0 S: 5 H: 1 LOB: 1 BB: 0 P: 5	R: 0 E: 0 K: 0 S: 4 H: 1 LOB: 1 BB: 0 P: 4	R: 0 E: 0 K: 1 S: 5 H: 0 LOB: 0 BB: 0 P: 5	R: 0 E: 0 K: 3 S: 10 H: 1 LOB: 1 BB: 0 P: 10	1B: 7 2B: 2 3B: 0 HR: 1	SF: 2 SAC: 0 DP: 0 HBP: 0					

PITCHER		IP	WLS	BF	H	R	ER	SO	BB	IBB	HBP	BLK	WP	HR	S	P	ERA	WHIP
Al Jackson, L (1, 1) ERA: 5.13		2.1		12	5	3	3	3	0	0	0	0	0	0	18	18	11.57	2.143
Dave Hillman, R (3, 1) ERA: 6.0		0.2		4	2	1	1	0	0	0	0	0	0	1	4	4	13.50	3.000
Bob Miller, R (4, 1) ERA: 4.95		6.0		23	2	1	0	4	2	0	0	0	0	0	29	37	0.00	0.667
Jay Hook, R (10, 1) ERA: 3.38	W	2.0		7	1	0	0	4	0	0	0	0	0	0	15	15	0.00	0.500

AB	42
R	5
H	10
RBI	5
BB	2
SO	11
LOB	15

WP: 0	PA: 46
PB: 0	
SB: 1	
CS: 0	

Batter	1	2	3	4	5	6	7	8	9	10	11	AB	R	H	RBI	BB	SO	LOB
Jim Hickman, R (1, 8) OBP: 0.387, SLG: 0.547	6-3		6-3 3-H		K		6-3		1-3		SH1-4 1-2 2-3	5	0	0	1	0	1	3
Elio Chacon, R (1, 6) OBP: 0.389, SLG: 0.322	F8		HBP BB		FC1-4 2B 1-2f 1B		F8			5-3	1B IBB	4	1	0	0	2	0	1
Cliff Cook, R (1, 5) OBP: 0.333, SLG: 0.400 Richie Ashburn, L (10, PR) OBP: 0.415, SLG: 0.303 Felix Mantilla, R (11, 5) OBP: 0.376, SLG: 0.407	L4		1-2 2-3 HBP		1-3 1B 2B			5-3		BB BB 1B	1-2 2-3 3-H 1B	4 0 1	1 0 0	2 0 1	0 0 0	0 0 1	0 0 0	0 0 0
Frank Thomas, R (1, 7) OBP: 0.364, SLG: 0.594		5-3	L7		2-H 3-H 1B			P6		BB 1-2 BB		4	0	1	2	1	0	3
Gil Hodges, R (1, 3) OBP: 0.375, SLG: 0.540		6-3		K	L7			IHR		BB 1-2 2-3 BB		4	1	1	1	1	1	1
Charlie Neal, R (1, 4) OBP: 0.348, SLG: 0.410		4-3		F9		G1-4-3 1B		5-3			K	5	0	1	0	0	1	3
Harry Chiti, R (1, 2) OBP: 0.462, SLG: 0.364 Rod Kanehl, R (9, PR) OBP: 0.375, SLG: 0.400 Hobie Landrith, L (10, 2) OBP: 0.455, SLG: 0.577			SH1-3 1B 6-3 1B	F8	G1-4-3 1-2f				1B	4-3		4 0 1	1 0 0	2 0 0	0 0 0	0 0 0	0 0 0	1 0 3
John DeMerit, R (1, 9) OBP: 0.313, SLG: 0.429			HBP SH1-3 1-2 1B		HR	F9			K		SH1-4 1B 1B BB	4	2	2	1	1	1	1
Al Jackson, L (1, 1) Dave Hillman, R (3, 1) Gus Bell, L (3, PH) OBP: 0.224, SLG: 0.207 Bob Miller, R (4, 1) OBP: 0.167, SLG: 0.167 Ed Bouchee, L (9, PH) OBP: 0.400, SLG: 0.463 Jay Hook, L (10, 1) OBP: 0.357, SLG: 0.308			SH1-3 1-2 2-3		FC1-4 1B		F7		F8		1B SH1-4 1-2 1B	0 0 0 2 1 1	0 0 0 0 0 0	0 0 0 1 0 1	0 0 0 0 0 0	0 0 0 0 0 0	0 0 0 0 0 0	0 0 0 0 1 0
Inning Stats	R: 0 H: 0 E: 0 LOB: 0 K: 0 BB: 0 S: 3 P: 3	R: 0 H: 0 E: 0 LOB: 0 K: 0 BB: 0 S: 3 P: 3	R: 1 H: 2 E: 0 LOB: 3 K: 0 BB: 1 S: 5 P: 10	R: 0 H: 0 E: 0 LOB: 0 K: 1 BB: 0 S: 5 P: 5	R: 3 H: 4 E: 0 LOB: 1 K: 1 BB: 0 S: 9 P: 9	R: 0 H: 1 E: 0 LOB: 0 K: 0 BB: 0 S: 3 P: 3	R: 0 H: 0 E: 0 LOB: 0 K: 0 BB: 0 S: 3 P: 3	R: 1 H: 1 E: 0 LOB: 0 K: 0 BB: 0 S: 4 P: 4	R: 0 H: 1 E: 0 LOB: 1 K: 1 BB: 0 S: 6 P: 6	R: 0 H: 1 E: 0 LOB: 3 K: 1 BB: 2 S: 6 P: 14	R: 1 H: 2 E: 0 LOB: 3 K: 0 BB: 2 S: 3 P: 11	1B: 9 SF: 0 2B: 1 SAC: 2 3B: 0 DP: 1 HR: 2 HBP: 1						

PITCHER		IP	WLS	BF	H	R	ER	SO	BB	IBB	HBP	BLK	WP	HR	S	P	ERA	WHIP
Dick Ellsworth, L ERA: 6.22	(1, 1)	8.0		33	8	5	5	2	1	0	1	0	0	1	35	40	5.62	1.125
Bob Anderson, R ERA: 4.44	(9, 1)	2.0		10	2	0	0	2	2	0	0	0	0	0	12	20	0.00	2.000
Don Elston, R ERA: 1.56	(11, 1)	0.1	L	3	1	1	1	0	1	0	0	0	0	0	2	6	27.00	6.000
Glen Hobbie, R ERA: 7.44	(11, 1)	0.0		2	1	0	0	0	0	1	0	0	0	0	1	5	∞	∞

PITCHER	IP	WLS	BF	H	R	ER	SO	BB	IBB	HBP	BLK	WP	HR	S	P	ERA	WHIP

BOTTOM

Chicago Cubs @ New York Mets

Polo Grounds, New York, NY

Wed May 16 1962, 3:33 AM EDT

Att. 3,273 - Unknown

livebaseballscorecards.com

AB	40
R	6
H	12
RBI	6
BB	5
SO	4
LOB	17

WP: 0	PA: 48		
PB: 0			
SB: 0			
CS: 0			

Batter	1	2	3	4	5	6	7	8	9	AB	R	H	RBI	BB	SO	LOB
Jim Hickman, R (1, 8) OBP: 0.385, SLG: 0.530	BBBB 4-0 FC4-6 BB		x 0-0 ① F9		x 0-0 ① SH5-4 2-3		x 0-0 ③ FC6-4 1-2f			2	0	0	0	1	0	2
Elio Chacon, R (1, 6) OBP: 0.382, SLG: 0.306	x 0-0 ① F5		BBBB 4-0 G6-4-3 1-2 BB		x 0-0 ② F7			x 0-0 ① 5-3		3	0	0	0	1	0	2
Charlie Neal, R (1, 4) OBP: 0.336, SLG: 0.394	x 0-0 ② FC4-6 1-2f		x 0-0 ②③ G6-4-3 1-2f		x 0-0 ③ 4-3			SSS 0-3 ② K		4	0	0	0	0	1	4
Frank Thomas, R (1, 7) OBP: 0.360, SLG: 0.609	x 0-0 ③ L7			x 0-0 HR		x 0-0 ① 5-3		SSS 0-3 ③ K		4	1	1	1	0	1	1
Gil Hodges, R (1, 3) OBP: 0.367, SLG: 0.574		x 0-0 HR		x 0-0 E5 F8		x 0-0 ② F7			x 0-0 ① F8	4	1	1	1	0	0	0
Felix Mantilla, R (1, 5) OBP: 0.371, SLG: 0.394		H 1-0 FC4-6 HBP		x 0-0 ① F2		x 0-0 ③ F7			x 0-0 ② 5-3	3	0	0	0	0	0	1
Gus Bell, L (1, 9) OBP: 0.216, SLG: 0.198		x 0-0 ① FC4-6 L6-3 1-2f		x 0-0 ② F8 1-2			x 0-0 ① L4		x 0-0 ③ F8	4	0	0	0	0	0	2
Hobie Landrith, L (1, 2) OBP: 0.444, SLG: 0.552		x 0-0 ②③ L6-3 1-2		x 0-0 ③ 5-3			x 0-0 FC6-4 1B			3	0	1	0	0	0	2
Roger Craig, R (1, 1)			H 1-0 BB HBP		x 0-0 E5 SH5-4		SSS 0-3 ② K			2	0	0	0	0	1	1
Inning Stats	R: 0 E: 0 K: 0 S: 3 H: 0 LOB: 1 BB: 1 P: 7	R: 1 E: 0 K: 0 S: 3 H: 1 LOB: 0 BB: 0 P: 4	R: 0 E: 0 K: 0 S: 2 H: 0 LOB: 1 BB: 1 P: 7	R: 1 E: 1 K: 0 S: 5 H: 1 LOB: 1 BB: 0 P: 5	R: 0 E: 1 K: 0 S: 4 H: 0 LOB: 1 BB: 0 P: 4	R: 0 E: 0 K: 0 S: 3 H: 0 LOB: 0 BB: 0 P: 3	R: 0 E: 0 K: 1 S: 6 H: 1 LOB: 1 BB: 0 P: 6	R: 0 E: 0 K: 2 S: 7 H: 0 LOB: 0 BB: 0 P: 7	R: 0 E: 0 K: 0 S: 3 H: 0 LOB: 0 BB: 0 P: 3	1B: 1 2B: 1 3B: 0 HR: 2	SF: 0 SAC: 1 DP: 2 HBP: 2						

TOP

New York Mets @ Milwaukee Braves

Milwaukee County Stadium, Milwaukee, WI

Fri May 18 1962, 8:05 PM EDT
Att. 9,655 - Unknown

livebaseballscorecards.com

AB	29
R	2
H	3
RBI	2
BB	2
SO	3
LOB	15

PITCHER		IP	WLS	BF	H	R	ER	SO	BB	IBB	HBP	BLK	WP	HR	S	P	ERA	WHIP
Warren Spahn, L ERA: 4.06	(1, 1)	9.0	W	34	3	2	2	3	2	0	2	0	0	2	36	46	2.00	0.556

PITCHER	IP	WLS	BF	H	R	ER	SO	BB	IBB	HBP	BLK	WP	HR	S	P	ERA	WHIP

New York Mets @ Milwaukee Braves

Milwaukee County Stadium, Milwaukee, WI

Fri May 18 1962, 8:05 PM EDT

Att. 9,655 - Unknown

BOTTOM

Batter	1	2	3	4	5	6	7	8	9	AB	R	H	RBI	BB	SO	LOB
Howie Bedell, L (1, 7) OBP: 0.274, SLG: 0.253	S 1B	P6			6-3		F8			4	0	1	0	0	0	2
Roy McMillan, R (1, 6) OBP: 0.381, SLG: 0.351	K 1-2		F7			5-3		HR 1B		4	1	1	0	0	1	1
Mack Jones, L (1, 9) OBP: 0.411, SLG: 0.511	K		K			E 1B		1-H HR		4	1	2	2	0	2	1
Eddie Mathews, L (1, 3) Tommie Aaron, R (9, 3) OBP: 0.260, SLG: 0.329	F8		K			1-3 1-3		HR		4 0	1 0	1 0	1 0	0 0	1 0	2 0
Hank Aaron, R (1, 8) OBP: 0.355, SLG: 0.512		HR		L5		FC5-4 IBB		6-3		3	1	1	1	1	0	0
Joe Torre, R (1, 2) OBP: 0.333, SLG: 0.280		5-3		6-3		FC5-4 1-2f		K		4	0	0	0	0	1	2
Frank Bolling, R (1, 4) OBP: 0.372, SLG: 0.425		E 1B 1B		F8			E1	1B		4	1	2	0	0	0	0
Denis Menke, R (1, 5) OBP: 0.250, SLG: 0.267		E8 1-H 1B			1-3		K	K		4	0	1	0	0	2	2
Warren Spahn, L (1, 1) OBP: 0.333, SLG: 0.421		F9			F9		K			3	0	0	0	0	1	2
Inning Stats	R: 0 E: 0 K: 2 S: 8 H: 1 LOB: 1 BB: 0 P: 8	R: 2 E: 1 K: 0 S: 6 H: 3 LOB: 1 BB: 0 P: 6	R: 0 E: 0 K: 2 S: 7 H: 0 LOB: 0 BB: 0 P: 7	R: 0 E: 0 K: 0 S: 3 H: 0 LOB: 0 BB: 0 P: 3	R: 0 E: 0 K: 0 S: 3 H: 0 LOB: 0 BB: 0 P: 3	R: 0 E: 1 K: 0 S: 4 H: 1 LOB: 2 BB: 1 P: 8	R: 0 E: 1 K: 2 S: 8 H: 0 LOB: 1 BB: 0 P: 8	R: 3 E: 0 K: 2 S: 11 H: 4 LOB: 1 BB: 0 P: 11		1B: 6 2B: 0 3B: 0 HR: 3 SF: 0 SAC: 0 DP: 0 HBP: 0						

PITCHER	IP	WLS	BF	H	R	ER	SO	BB	IBB	HBP	BLK	WP	HR	S	P	ERA	WHIP
Roger Craig, R (1, 1) ERA: 6.82	8.0	L	35	9	5	4	8	0	1	0	0	0	3	50	54	4.50	1.125

PITCHER	IP	WLS	BF	H	R	ER	SO	BB	IBB	HBP	BLK	WP	HR	S	P	ERA	WHIP

AB	34
R	5
H	9
RBI	4
BB	1
SO	8
LOB	12

WP: 0 PB: 0 SB: 1 CS: 0 PA: 35

livebaseballscorecards.com

Batter	1	2	3	4	5	6	7	8	9	AB	R	H	RBI	BB	SO	LOB
Jim Hickman, R (1, 8) OBP: 0.373, SLG: 0.507	K		B2-6-3 1-2f		BB		5-3	SF8 1-2 3-H		3	0	0	1	1	1	1
Elio Chacon, R (1, 6) OBP: 0.383, SLG: 0.328	5-3		2B		1-2 1B		K	5-3		5	0	2	0	0	1	2
Cliff Cook, R (1, 5) OBP: 0.281, SLG: 0.333	K		F9		4-3		F8		P4	5	0	0	0	0	1	3
Felix Mantilla, R (9, 5) OBP: 0.371, SLG: 0.394										0	0	0	0	0	0	0
Frank Thomas, R (1, 7) OBP: 0.369, SLG: 0.652		HR		6-3		5-3		1B 3B	G5-4-3 1B	5	2	3	1	0	0	0
John DeMerit, R (9, PR) OBP: 0.313, SLG: 0.429 (9, 7)										0	0	0	0	0	0	0
Ed Bouchee, L (1, 3) OBP: 0.383, SLG: 0.435	K			4-3		E E 1B		F8	G5-4-3 1-2f	5	1	1	0	0	1	2
Gil Hodges, R (9, 3) OBP: 0.367, SLG: 0.574										0	0	0	0	0	0	0
Gus Bell, L (1, 9) OBP: 0.226, SLG: 0.202	P8			FC4-6 BB		F9		1B 1B 3-H 1B		3	1	1	1	1	0	1
Charlie Neal, R (1, 4) OBP: 0.342, SLG: 0.398	1B			FC4-6 1-2f		E6 E 1-2		1B 1B 1-2 1B		4	1	2	0	0	0	2
Sammy Taylor, L (1, 2) OBP: 0.286, SLG: 0.208	4-3				4-3	E7 1-3 2-H		1B SF8 1-3 2-H 1B		4	0	1	1	0	0	2
Rod Kanehl, R (8, PR) OBP: 0.375, SLG: 0.400										0	1	0	0	0	0	0
Hobie Landrith, L (8, 2) OBP: 0.444, SLG: 0.552										0	0	0	0	0	0	0
Jay Hook, L (1, 1) OBP: 0.400, SLG: 0.357			B2-6-3 1B		1-3	6-3		SF8 1-3 3-H 1B		1	0	1	0	0	0	0
Bob Moorhead, R (4, 1)										1	0	0	0	0	0	0
Marv Throneberry, L (6, PH) OBP: 0.320, SLG: 0.105										1	0	0	0	0	0	2
Ken MacKenzie, R (6, 1)										0	0	0	0	0	0	0
Richie Ashburn, L (8, PH) OBP: 0.429, SLG: 0.324										1	0	1	1	0	0	0
Craig Anderson, R (8, 1)										0	0	0	0	0	0	0
Inning Stats	R: 0 E: 0 K: 2 S: 7 H: 0 LOB: 0 BB: 0 P: 7	R: 1 E: 0 K: 1 S: 7 H: 2 LOB: 1 BB: 0 P: 7	R: 0 E: 0 K: 0 S: 4 H: 2 LOB: 0 BB: 0 P: 4	R: 0 E: 0 K: 0 S: 3 H: 0 LOB: 1 BB: 1 P: 7	R: 0 E: 0 K: 0 S: 4 H: 1 LOB: 2 BB: 1 P: 8	R: 1 E: 2 K: 0 S: 6 H: 1 LOB: 2 BB: 0 P: 6	R: 0 E: 0 K: 1 S: 5 H: 0 LOB: 0 BB: 0 P: 5	R: 4 E: 0 K: 0 S: 8 H: 5 LOB: 2 BB: 0 P: 8	R: 0 E: 0 K: 0 S: 3 H: 1 LOB: 1 BB: 0 P: 3	1B: 9 2B: 1 3B: 1 HR: 1 SF: 1 SAC: 0 DP: 2 HBP: 0						

PITCHER		IP	WLS	BF	H	R	ER	SO	BB	IBB	HBP	BLK	WP	HR	S	P	ERA	WHIP
Cecil Butler, R ERA: 2.73	(1, 1)	7.1		34	9	5	4	4	2	0	0	0	0	1	40	48	4.91	1.500
Lew Burdette, R ERA: 6.08	(8, 1)	1.2	L	7	3	1	1	0	0	0	0	0	0	0	7	7	5.40	1.800

PITCHER	IP	WLS	BF	H	R	ER	SO	BB	IBB	HBP	BLK	WP	HR	S	P	ERA	WHIP

TOP

New York Mets @ Milwaukee Braves

Milwaukee County Stadium, Milwaukee, WI

Sat May 19 1962, 4:33 AM EDT
Att. 8,471 - Unknown

AB	38
R	6
H	12
RBI	5
BB	2
SO	4
LOB	15

WP: 0 PA: 41
PB: 0
SB: 0
CS: 0

livebaseballscorecards.com

Batter	1	2	3	4	5	6	7	8	9	AB	R	H	RBI	BB	SO	LOB
Howie Bedell, L (1, 7) OBP: 0.270, SLG: 0.250	0-0 1B 2B 1B		0-0 ① 3-1	0-0 ② F9 2-3			0-0 ① F7		S S S 0-3 ② K	5	1	1	0	0	1	2
Roy McMillan, R (1, 6) OBP: 0.373, SLG: 0.337	0-0 ① F3		0-0 ② F8	S S S 0-3 ③ K			B B B B 4-0 CS 1B BB		S S S 0-3 ③ K	4	0	0	0	1	2	3
Mack Jones, L (1, 9) OBP: 0.413, SLG: 0.507	S S S 0-3 ② K		S S S 0-3 ③ K		H 1-0 1-3 HBP		0-0 CS 1-2 1B			3	0	1	0	0	2	1
Hank Aaron, R (1, 8) OBP: 0.359, SLG: 0.512	0-0 1-2 2B 1B			0-0 SH BB 2B 1B	S S S 0-3 ① K		0-0 ②③ 6-3 1-2 2-3			4	2	2	0	0	1	3
Eddie Mathews, L (1, 3) OBP: 0.361, SLG: 0.543 Tommie Aaron, R (8, 3) OBP: 0.256, SLG: 0.324	0-0 1-H 2-H 2B			B B B B 4-0 SH 1-2 2B BB	0-0 ② 1-3 1-2			0-0 ① F8		2 1	1 0	1 0	2 0	1 0	0 0	1 0
Del Crandall, R (1, 2) OBP: 0.370, SLG: 0.493	0-0 ③ 1-3			0-0 SH 2B 1-2 2-3 6-3	0-0 ③ F8			0-0 ② L7		3	1	0	0	0	0	2
Denis Menke, R (1, 5) OBP: 0.279, SLG: 0.290 (9, 4)		S S S 0-3 ① K		0-0 F9 1-3 2-H 3-H 2B		B B B B 4-0 G1-6-3 BB		B B B B 4-0 BB		2	0	1	2	2	1	0
Amado Samuel, R (1, 4) OBP: 0.074, SLG: 0.038 Joe Adcock, R (8, PH) OBP: 0.339, SLG: 0.402 Mike Krsnich, R (9, 5) OBP: 0.083, SLG: 0.167		S S S 0-3 ② K		0-0 ① 6-3 3-H		0-0 ①② G1-6-3 1-2f		0-0 ③ 1-3		3 1 0	0 0 0	0 0 0	1 0 0	0 0 0	1 0 0	2 1 0
Cecil Butler, R (1, 1) Lew Burdette, R (8, 1) OBP: 0.333, SLG: 0.333 Joe Torre, R (9, PH) OBP: 0.328, SLG: 0.275		0-0 ③ 4-3		B B B B 4-0 BB		0-0 ③ F9			0-0 ① 4-3	2 0 1	0 0 0	0 0 0	0 0 0	1 0 0	0 0 0	0 0 0
Inning Stats	R: 2 E: 0 K: 1 S: 8 H: 3 LOB: 1 BB: 0 P: 8	R: 0 E: 0 K: 2 S: 7 H: 0 LOB: 0 BB: 0 P: 7	R: 0 E: 0 K: 1 S: 5 H: 0 LOB: 0 BB: 0 P: 5	R: 3 E: 0 K: 1 S: 8 H: 2 LOB: 2 BB: 2 P: 16	R: 0 E: 0 K: 1 S: 5 H: 0 LOB: 1 BB: 0 P: 6	R: 0 E: 0 K: 0 S: 2 H: 0 LOB: 0 BB: 1 P: 6	R: 0 E: 0 K: 0 S: 3 H: 1 LOB: 1 BB: 1 P: 7	R: 0 E: 0 K: 0 S: 3 H: 0 LOB: 1 BB: 1 P: 7	R: 0 E: 0 K: 2 S: 7 H: 0 LOB: 0 BB: 0 P: 7	1B: 4 2B: 2 3B: 0 HR: 0	SF: 0 SAC: 1 DP: 1 HBP: 1						

PITCHER		IP	WLS	BF	H	R	ER	SO	BB	IBB	HBP	BLK	WP	HR	S	P	ERA	WHIP
Jay Hook, R ERA: 4.19	(1, 1)	3.0		16	5	5	5	4	1	0	0	0	0	0	23	27	15.00	2.000
Bob Moorhead, R ERA: 4.4	(4, 1)	2.0		8	0	0	0	2	1	0	1	0	0	0	10	15	0.00	0.500
Ken MacKenzie, L ERA: 4.66	(6, 1)	2.0	W	7	1	0	0	0	2	0	0	0	0	0	5	13	0.00	1.500
Craig Anderson, R ERA: 2.08	(8, 1)	2.0	S	7	0	0	0	2	1	0	0	0	0	0	10	14	0.00	0.500

PITCHER	IP	WLS	BF	H	R	ER	SO	BB	IBB	HBP	BLK	WP	HR	S	P	ERA	WHIP

BOTTOM

New York Mets @ Milwaukee Braves

Milwaukee County Stadium, Milwaukee, WI

Sat May 19 1962, 4:33 AM EDT

Att. 8,471 - Unknown

livebaseballscorecards.com

AB	31
R	5
H	6
RBI	5
BB	5
SO	8
LOB	15

WP: 0	PB: 0	SB: 0	CS: 2
PA: 38			

Batter	1	2	3	4	5	6	7	8	9	AB	R	H	RBI	BB	SO	LOB
Jim Hickman, R (1, 8) OBP: 0.375, SLG: 0.507	6-3		BB		P3		P4		1-3 1B 2B	4	1	1	0	1	0	2
Elio Chacon, R (1, 6) OBP: 0.400, SLG: 0.343 Ed Bouchee, L (9, PH) OBP: 0.393, SLG: 0.435 Rod Kanehl, R (9, PR) OBP: 0.375, SLG: 0.400 (9, 5)	2B BB		F8		1-2 1B			2B 1B 1B	1B E BB	3 0 0	2 0 1	2 0 0	0 0 0	1 1 0	0 0 0	1 0 0
Cliff Cook, R (1, 5) OBP: 0.270, SLG: 0.343 Felix Mantilla, R (9, 6) OBP: 0.371, SLG: 0.394	K		K		5-3			1B 1-3 FC5-4 2B	K	5 0	1 0	1 0	0 0	0 0	3 0	7 0
Frank Thomas, R (1, 7) OBP: 0.370, SLG: 0.650	1-H 2B			6-3	K			L4	BB 1-3 2-H 3-H E 1B	5	1	2	3	0	1	2
Gil Hodges, R (1, 3) OBP: 0.385, SLG: 0.561	6-3			FC3-6 BB	6-3			FC5-4 2-3 3-H 1B	E 1-2 BB	3	0	1	1	2	0	1
Charlie Neal, R (1, 4) OBP: 0.336, SLG: 0.389		G6-4-3 1B		FC3-6 1-2f	F8			FC5-4 1-2f 3-H	E6 1-3 2-H 3-H	5	0	1	1	0	0	3
Gus Bell, L (1, 9) OBP: 0.216, SLG: 0.192	F7			G3			F8	4-3	1-3	5	0	0	0	0	0	5
Harry Chiti, R (1, 2) OBP: 0.412, SLG: 0.400	G6-4-3 1-2f				F7		2B		5-3	4	0	1	0	0	0	1
Bob Miller, R (1, 1) OBP: 0.250, SLG: 0.250 John DeMerit, R (7, PH) OBP: 0.294, SLG: 0.400 Ken MacKenzie, R (7, 1) Richie Ashburn, L (9, PH) OBP: 0.442, SLG: 0.343 Craig Anderson, R (9, 1)			F7		1B 1B		F7		2B 1B 1B	2 1 0 1 0	0 0 0 1 0	1 0 0 1 0	0 0 0 1 0	0 0 0 0 0	0 0 0 0 0	0 1 0 0 0

Inning Stats	1	2	3	4	5	6	7	8	9
	R: 1 E: 0 K: 1 S: 6	R: 0 E: 0 K: 0 S: 3	R: 0 E: 0 K: 1 S: 5	R: 0 E: 1 K: 0 S: 3	R: 0 E: 0 K: 0 S: 5	R: 0 E: 0 K: 1 S: 5	R: 0 E: 0 K: 0 S: 4	R: 2 E: 0 K: 0 S: 6	R: 4 E: 1 K: 1 S: 9
	H: 1 LOB: 1 BB: 1 P: 10	H: 1 LOB: 0 BB: 0 P: 3	H: 0 LOB: 1 BB: 1 P: 9	H: 0 LOB: 1 BB: 1 P: 7	H: 2 LOB: 2 BB: 0 P: 5	H: 0 LOB: 0 BB: 0 P: 5	H: 1 LOB: 1 BB: 0 P: 4	H: 3 LOB: 1 BB: 0 P: 6	H: 3 LOB: 2 BB: 2 P: 17

PITCHER	IP	WLS	BF	H	R	ER	SO	BB	IBB	HBP	BLK	WP	HR	S	P	ERA	WHIP
Jack Curtis, L (1, 1) ERA: 3.97	8.1		37	10	5	5	3	3	0	0	0	0	0	40	52	5.40	1.560
Hank Fischer, R (9, 1) ERA: 3.72	0.1	L	4	1	0	0	1	2	0	0	0	0	0	4	12	0.00	9.000
Don Nottebart, R (9, 1) ERA: 2.12	0.1		2	0	2	0	0	0	0	0	0	0	0	2	2	0.00	0.000

PITCHER	IP	WLS	BF	H	R	ER	SO	BB	IBB	HBP	BLK	WP	HR	S	P	ERA	WHIP

TOP

New York Mets @ Milwaukee Braves

Milwaukee County Stadium, Milwaukee, WI

Sun May 20 1962, 4:33 AM EDT

Unknown

livebaseballscorecards.com

AB	38
R	7
H	11
RBI	5
BB	5
SO	4
LOB	23

1B: 7	SF: 0	WP: 0	PA: 43
2B: 4	SAC: 0	PB: 0	
3B: 0	DP: 1	SB: 0	
HR: 0	HBP: 0	CS: 0	

Batter	1	2	3	4	5	6	7	8	9	AB	R	H	RBI	BB	SO	LOB
Howie Bedell, L (1, 7) OBP: 0.276, SLG: 0.257	F8 BLK 1B 1B	4-3 1-2			B1-3 1B	G3			K	5	1	2	0	0	1	3
Roy McMillan, R (1, 6) OBP: 0.366, SLG: 0.324	BBBB 1B HR 1-2 BB	F8			B1-3 1-2f		F7		1-3	4	1	0	0	1	0	2
Eddie Mathews, L (1, 3) OBP: 0.357, SLG: 0.526 Tommie Aaron, R (8, 3) OBP: 0.266, SLG: 0.324	F8 2-3	K			BB		F8		BB S 2B	3 0	0 1	0 0	0 0	1 1	1 0	2 0
Hank Aaron, R (1, 8) OBP: 0.360, SLG: 0.515	HR 1-3 3-H 1B	6-3			K		K		2B 1-H	5	1	2	2	0	2	1
Mack Jones, L (1, 9) OBP: 0.419, SLG: 0.529	HR 1-H 3-H	1B				F9		P5	HBP	4	1	2	3	0	0	0
Del Crandall, R (1, 2) OBP: 0.372, SLG: 0.479	CS 1B	5-3				F9		FC6-4 BB	F8	4	0	1	0	1	0	3
Denis Menke, R (1, 5) OBP: 0.278, SLG: 0.277	K 1-2	4-3				HBP 1B 1B		FC6-4 1-2f 1B		3	1	0	0	0	1	2
Amado Samuel, R (1, 4) OBP: 0.129, SLG: 0.100		E5 4-3		P6		E 1B 1-3 1B		1-2 1B		4	0	2	0	0	0	0
Jack Curtis, L (1, 1) OBP: 0.333, SLG: 0.273 Hank Fischer, R (9, 1) Don Nottebart, R (9, 1) OBP: 0.667, SLG: 0.500		K		1-3		E8 1-3 3-H 1B		4-3		4 0 0	0 0 0	1 0 0	1 0 0	0 0 0	1 0 0	3 0 0
Inning Stats	R: 4 E: 0 K: 1 S: 8 H: 4 LOB: 1 BB: 1 P: 12	R: 0 E: 1 K: 1 S: 6 H: 0 LOB: 1 BB: 0 P: 6	R: 0 E: 0 K: 1 S: 6 H: 1 LOB: 1 BB: 0 P: 6	R: 0 E: 0 K: 0 S: 3 H: 0 LOB: 0 BB: 0 P: 3	R: 0 E: 0 K: 1 S: 5 H: 1 LOB: 1 BB: 1 P: 9	R: 1 E: 1 K: 0 S: 5 H: 2 LOB: 2 BB: 0 P: 6	R: 0 E: 0 K: 1 S: 5 H: 0 LOB: 0 BB: 0 P: 5	R: 0 E: 0 K: 0 S: 4 H: 1 LOB: 2 BB: 1 P: 8	R: 1 E: 0 K: 1 S: 6 H: 1 LOB: 2 BB: 1 P: 11	1B: 8 2B: 3 3B: 0 HR: 1	SF: 0 SAC: 0 DP: 2 HBP: 2						

PITCHER		IP	WLS	BF	H	R	ER	SO	BB	IBB	HBP	BLK	WP	HR	S	P	ERA	WHIP
Bob Miller, R ERA: 5.54	(1, 1)	6.0		28	8	5	5	4	2	0	1	1	0	1	33	42	7.50	1.667
Ken MacKenzie, L ERA: 4.22	(7, 1)	2.0	W	8	1	0	0	1	1	0	0	0	0	0	9	13	0.00	1.000
Craig Anderson, R ERA: 2.38	(9, 1)	1.0	S	6	1	1	1	1	1	0	1	0	0	0	6	11	9.00	2.000

PITCHER	IP	WLS	BF	H	R	ER	SO	BB	IBB	HBP	BLK	WP	HR	S	P	ERA	WHIP

BOTTOM

New York Mets @ Milwaukee Braves

Milwaukee County Stadium, Milwaukee, WI

Sun May 20 1962, 4:33 AM EDT

Unknown

livebaseballscorecards.com

AB	36
R	6
H	10
RBI	6
BB	4
SO	6
LOB	16

WP: 0 PA: 42
PB: 0
SB: 1
CS: 1

Batter	1	2	3	4	5	6	7	8	9	AB	R	H	RBI	BB	SO	LOB
Jim Hickman, R (1, 8) OBP: 0.387, SLG: 0.526	SH5-3 1B 2B		6-3		CS 1B		E7 1-H HR 1B		5-3	5	2	3	0	0	0	0
Elio Chacon, R (1, 6) OBP: 0.393, SLG: 0.329	SH5-3 2-3		5-3		6-3 1-2		HR BB		F3	3	1	0	0	1	0	1
Felix Mantilla, R (1, 5) OBP: 0.373, SLG: 0.424	6-3			BB 2B 1B		F8	1-H 2-H HR		F7	5	2	2	3	0	0	1
Frank Thomas, R (1, 7) OBP: 0.374, SLG: 0.669	3-H 1B			F5		5-3	HR			4	1	2	2	0	0	1
Ed Bouchee, L (1, 3) OBP: 0.385, SLG: 0.408 Gil Hodges, R (8, 3) OBP: 0.385, SLG: 0.561	F7			1-2 2B BB		1-3	K			3 0	1 0	0 0	0 0	1 0	1 0	1 0
Charlie Neal, R (1, 4) OBP: 0.341, SLG: 0.427		F9		1-H 2-H 2B			HR		F8	4	1	2	3	0	0	0
John DeMerit, R (1, 9) OBP: 0.278, SLG: 0.375 Marv Throneberry, L (4, PH) OBP: 0.308, SLG: 0.100 Gus Bell, L (4, 9) OBP: 0.221, SLG: 0.198 Rod Kanehl, R (8, 9) OBP: 0.375, SLG: 0.400		1-3		K			E 1B 1B		E4 G3	1 1 2 0	0 0 1 0	0 0 1 0	0 0 0 0	0 0 0 0	0 1 0 0	0 1 0 0
Sammy Taylor, L (1, 2) OBP: 0.267, SLG: 0.192		K		3-1			F2		G3 1-2	4	0	0	0	0	1	3
Al Jackson, L (1, 1) Richie Ashburn, L (8, PH) OBP: 0.432, SLG: 0.333 Bob Moorhead, R (8, 1) Roger Craig, R (9, 1)			1-3		6-3		K		F9	3 1 0 0	0 0 0 0	0 0 0 0	0 0 0 0	1 0 0 0	1 0 0 0	1 1 0 0
Inning Stats	R: 1 E: 0 K: 0 S: 5 H: 2 LOB: 1 BB: 0 P: 5	R: 0 E: 0 K: 1 S: 5 H: 0 LOB: 0 BB: 0 P: 5	R: 0 E: 0 K: 0 S: 3 H: 0 LOB: 0 BB: 0 P: 3	R: 2 E: 0 K: 1 S: 7 H: 2 LOB: 1 BB: 1 P: 11	R: 0 E: 0 K: 0 S: 3 H: 1 LOB: 0 BB: 0 P: 3	R: 0 E: 0 K: 0 S: 3 H: 0 LOB: 0 BB: 0 P: 3	R: 6 E: 1 K: 2 S: 12 H: 5 LOB: 0 BB: 1 P: 16	R: 0 E: 1 K: 0 S: 4 H: 0 LOB: 1 BB: 0 P: 4	R: 0 E: 0 K: 0 S: 3 H: 0 LOB: 0 BB: 0 P: 3	1B: 5 2B: 2 3B: 0 HR: 3 SF: 0 SAC: 1 DP: 0 HBP: 0						

PITCHER		IP	WLS	BF	H	R	ER	SO	BB	IBB	HBP	BLK	WP	HR	S	P	ERA	WHIP
Tony Cloninger, R ERA: 8.44	(1, 1)	6.2	L	29	8	7	7	3	2	0	0	0	0	1	33	41	9.45	1.500
Bob Hendley, L ERA: 3.75	(7, 1)	0.1		3	2	2	2	1	0	0	0	0	0	2	5	5	54.00	6.000
Don Nottebart, R ERA: 1.89	(8, 1)	2.0		7	0	0	0	0	0	0	0	0	0	0	7	7	0.00	0.000

PITCHER	IP	WLS	BF	H	R	ER	SO	BB	IBB	HBP	BLK	WP	HR	S	P	ERA	WHIP

TOP

New York Mets @ Milwaukee Braves

Milwaukee County Stadium, Milwaukee, WI

Sun May 20 1962, 4:38 AM EDT

Att. 12,672 - Unknown

livebaseballscorecards.com

AB	36
R	9
H	10
RBI	8
BB	2
SO	4
LOB	10

WP: 0 PB: 0 SB: 0 CS: 1

PA: 39

Batter	1	2	3	4	5	6	7	8	9	AB	R	H	RBI	BB	SO	LOB
Tommie Aaron, R (1, 7) OBP: 0.262, SLG: 0.307	5-3	5-3			L6		G6-4-3 1-2f		E BB 1-2 BB	4	0	0	0	1	0	2
Roy McMillan, R (1, 6) OBP: 0.378, SLG: 0.327 Joe Adcock, R (9, PH) OBP: 0.345, SLG: 0.402 Ron Piche, R (9, PR)	1B FC5-4 BB		P4			BB		FC4-6 1B	E 1-2 2-3 BB	2 0 0	1 0 0	1 0 0	0 0 0	2 1 0	0 0 0	0 0 0
Eddie Mathews, L (1, 3) OBP: 0.350, SLG: 0.510	FC5-4 1-3 1B		F8			F8		FC4-6 1-3 1-2f	E3 1-2 2-3 3-H	5	0	1	0	0	0	4
Hank Aaron, R (1, 8) OBP: 0.348, SLG: 0.496	FC5-4 1-2f 3-H		5-3			P5		1-3 1-2	F8	5	0	0	1	0	0	6
Mack Jones, L (1, 9) OBP: 0.409, SLG: 0.514	P6			1-3		K		K		4	0	0	0	0	2	3
Joe Torre, R (1, 2) OBP: 0.339, SLG: 0.309		HR 1B		5-3			6-3		S 1B 2B	4	2	2	0	0	0	0
Denis Menke, R (1, 5) OBP: 0.303, SLG: 0.348		1-H HR		5-3			1B 1B 1B		BB BB E 2-H 1B	4	3	3	3	0	0	0
Amado Samuel, R (1, 4) OBP: 0.143, SLG: 0.118		6-3			K2-3		1B 1-2 1B		F9	4	0	1	0	0	1	1
Tony Cloninger, R (1, 1) Bob Hendley, R (7, 1) OBP: 0.375, SLG: 0.167 Del Crandall, R (7, PH) OBP: 0.380, SLG: 0.486 Don Nottebart, R (8, 1) OBP: 0.667, SLG: 0.500 Howie Bedell, L (9, PH) OBP: 0.274, SLG: 0.255		5-3			F7		G6-4-3 1-2 2-H 1B		F9	2 0 1 0 1	0 0 0 0 0	0 0 1 0 0	0 0 1 0 0	0 0 0 0 0	0 0 0 0 0	0 0 0 0 1
Inning Stats	R: 1 E: 0 K: 0 S: 4 H: 1 LOB: 1 BB: 1 P: 8	R: 2 E: 0 K: 0 S: 5 H: 2 LOB: 0 BB: 0 P: 5	R: 0 E: 0 K: 0 S: 3 H: 0 LOB: 0 BB: 0 P: 3	R: 0 E: 0 K: 0 S: 3 H: 0 LOB: 0 BB: 0 P: 3	R: 0 E: 0 K: 1 S: 5 H: 0 LOB: 0 BB: 0 P: 5	R: 0 E: 0 K: 1 S: 5 H: 0 LOB: 1 BB: 1 P: 9	R: 1 E: 0 K: 0 S: 5 H: 3 LOB: 1 BB: 0 P: 5	R: 0 E: 0 K: 1 S: 6 H: 1 LOB: 1 BB: 0 P: 6	R: 2 E: 1 K: 0 S: 6 H: 2 LOB: 3 BB: 2 P: 14	1B: 7 2B: 1 3B: 0 HR: 1 SF: 0 SAC: 0 DP: 1 HBP: 0				WP: 0 PB: 0 SB: 1 CS: 0		PA: 40

PITCHER		IP	WLS	BF	H	R	ER	SO	BB	IBB	HBP	BLK	WP	HR	S	P	ERA	WHIP
Al Jackson, L ERA: 5.13	(1, 1)	7.0	W	28	6	4	4	2	2	0	0	0	0	1	30	38	5.14	1.143
Bob Moorhead, R ERA: 4.45	(8, 1)	1.2		10	3	2	1	1	2	0	0	0	0	0	10	18	5.40	3.000
Roger Craig, R ERA: 6.75	(9, 1)	0.1	S	2	0	0	0	0	0	0	0	0	0	0	2	2	0.00	0.000

PITCHER	IP	WLS	BF	H	R	ER	SO	BB	IBB	HBP	BLK	WP	HR	S	P	ERA	WHIP

BOTTOM

New York Mets @ Milwaukee Braves

Milwaukee County Stadium, Milwaukee, WI

Sun May 20 1962, 4:38 AM EDT

Att. 12,672 - Unknown

livebaseballscorecards.com

AB	36
R	6
H	9
RBI	5
BB	4
SO	3
LOB	17

Batter	1	2	3	4	5	6	7	8	9	AB	R	H	RBI	BB	SO	LOB
Jim Hickman, R (1, 8) OBP: 0.371, SLG: 0.500	S S S 0-3 ① K	x 0-0 ③ F7			x 0-0 ② F3			S S S 0-3 ① K	x 0-0 ② F5	4	0	0	0	0	2	3
Hobie Landrith, L (9, PH) OBP: 0.432, SLG: 0.533										1	0	0	0	0	0	2
Elio Chacon, R (1, 6) OBP: 0.383, SLG: 0.312	x 0-0 ② P4		B B B B 4-0 G5-4-3 BB		x 0-0 ③ F3			x 0-0 ② F7	x 0-0 ③ F8	4	0	0	0	1	0	3
Joe Christopher, R (1, 9) OBP: 0.250, SLG: 0.500	x 0-0 ③ P4		S S S 0-3 ① K			x 0-0 ① 6-3		x 0-0 WP 2B		4	0	1	0	0	1	1
Frank Thomas, R (1, 7) OBP: 0.378, SLG: 0.661		x 0-0 E 1B 1B	x 0-0 ② ③ G5-4-3 1-2f			x 0-0 ② P6		B B B B 4-0 BB 2-3 BB		3	1	1	0	1	0	1
Ed Bouchee, L (1, 3) OBP: 0.377, SLG: 0.385		x 0-0 E1 1B 1-2 SF7		x 0-0 ① 2-3		x 0-0 ③ L4		B B B B 4-0 FC5-4 1-2 BB		3	1	0	0	1	0	1
Charlie Neal, R (1, 4) OBP: 0.338, SLG: 0.421		x 0-0 1-3 2-H 1B		x 0-0 ② L6			x 0-0 ① F7	x 0-0 ③ FC5-4 1-2f		4	0	1	1	0	0	3
Felix Mantilla, R (1, 5) OBP: 0.368, SLG: 0.412		B B B B 4-0 BB		x 0-0 ③ 5-3			S S S 0-3 ② K		x 0-0 ① F7	3	0	0	0	1	1	0
Sammy Taylor, L (1, 2) OBP: 0.281, SLG: 0.218	x 0-0 ① SF7 3-H				S S S 0-3 ① K		x 0-0 1B		x 0-0 1B	3	0	2	1	0	1	0
Rod Kanehl, R (9, PR) OBP: 0.375, SLG: 0.400										0	0	0	0	0	0	0
Dave Hillman, R (1, 1)		S S S 0-3 ② K			x 0-0 1B		S S S 0-3 ③ K		x 0-0 1-2 1B	1	0	0	0	0	1	2
Vinegar Bend Mizell, R (3, 1) OBP: 0.273, SLG: 0.200										2	0	1	0	0	1	1
Richie Ashburn, L (9, PH) OBP: 0.444, SLG: 0.351										1	0	1	0	0	0	0
Inning Stats	R: 0 E: 0 K: 1 S: 5 H: 0 LOB: 0 BB: 0 P: 5	R: 2 E: 1 K: 1 S: 8 H: 2 LOB: 2 BB: 1 P: 12	R: 0 E: 0 K: 1 S: 4 H: 0 LOB: 0 BB: 1 P: 8	R: 0 E: 0 K: 0 S: 3 H: 0 LOB: 0 BB: 0 P: 3	R: 0 E: 0 K: 1 S: 6 H: 1 LOB: 1 BB: 0 P: 6	R: 0 E: 0 K: 0 S: 3 H: 0 LOB: 0 BB: 0 P: 3	R: 0 E: 0 K: 2 S: 8 H: 1 LOB: 1 BB: 0 P: 8	R: 0 E: 0 K: 1 S: 6 H: 1 LOB: 3 BB: 2 P: 14	R: 0 E: 0 K: 0 S: 5 H: 2 LOB: 2 BB: 0 P: 5	1B: 6 2B: 1 3B: 0 HR: 0 SF: 1 SAC: 0 DP: 1 HBP: 0						

PITCHER	IP	WLS	BF	H	R	ER	SO	BB	IBB	HBP	BLK	WP	HR	S	P	ERA	WHIP
Jim Golden, R (1, 1) ERA: 2.18	9.0	W	38	7	2	1	7	4	0	0	0	1	0	48	64	1.00	1.222

PITCHER	IP	WLS	BF	H	R	ER	SO	BB	IBB	HBP	BLK	WP	HR	S	P	ERA	WHIP

TOP

New York Mets @ Houston Colt 45's

Colt Stadium, Houston, TX

Mon May 21 1962, 8:05 PM EDT

Att. 16,317 - Unknown

livebaseballscorecards.com

AB	33
R	2
H	7
RBI	2
BB	4
SO	7
LOB	17

WP: 1	PA: 38
PB: 0	
SB: 0	
CS: 0	

Batter	1	2	3	4	5	6	7	8	9	AB	R	H	RBI	BB	SO	LOB
Al Spangler, L (1, 7) OBP: 0.362, SLG: 0.323	P6		S, 1B		PB, SH5-4, BB		PO, 1B			3	1	2	0	1	0	0
Billy Goodman, L (1, 5) OBP: 0.217, SLG: 0.182	F7		F8, 1-H, 1B		SH5-4, 1-2		PO, 1-2	SF8, 3B		2	0	1	1	0	0	0
Jim Pendleton, R (8, PH) (9, 5) OBP: 0.289, SLG: 0.440										1	1	1	0	0	0	0
Roman Mejias, R (1, 9) OBP: 0.308, SLG: 0.490	1-3		F8, 2-3		G4-6-3, 2-3, BB			SF8, 3-H		2	0	0	1	1	0	1
Norm Larker, L (1, 3) OBP: 0.333, SLG: 0.430		4-3	4-3		G4-6-3, 1-2f			4-3		4	0	0	0	0	0	3
Carl Warwick, R (1, 8) OBP: 0.341, SLG: 0.436		E2, 1B		1-3		G5-4-3, 1B		BB, 1B		4	0	3	0	0	0	0
Hal Smith, R (1, 2) OBP: 0.293, SLG: 0.407		F5		F8		G5-4-3, 1-2f		FC6-4, 1-2, BB		3	0	0	0	1	0	2
Bob Aspromonte, R (1, 4) (9, 6) OBP: 0.368, SLG: 0.409		F2		E, S, 1B		F8		FC6-4, 1-2f		4	0	1	0	0	0	3
Don Buddin, R (1, 6) OBP: 0.388, SLG: 0.324			3-1, 3B	FC3-6, 1-3, BB			F7			2	1	1	0	1	0	0
Bob Lillis, R (9, 4) OBP: 0.193, SLG: 0.167										0	0	0	0	0	0	0
Jim Golden, L (1, 1) OBP: 0.133, SLG: 0.200			3-1, 3-H	FC3-6, 1-2f			P6			3	0	0	1	0	0	2
Inning Stats	R: 0 E: 0 K: 0 S: 3 H: 0 LOB: 0 BB: 0 P: 3	R: 0 E: 1 K: 0 S: 4 H: 1 LOB: 1 BB: 0 P: 4	R: 2 E: 0 K: 0 S: 6 H: 3 LOB: 1 BB: 0 P: 6	R: 0 E: 0 K: 0 S: 4 H: 1 LOB: 2 BB: 1 P: 8	R: 0 E: 0 K: 0 S: 2 H: 0 LOB: 1 BB: 2 P: 10	R: 0 E: 0 K: 0 S: 3 H: 1 LOB: 0 BB: 0 P: 3	R: 0 E: 0 K: 0 S: 3 H: 1 LOB: 0 BB: 0 P: 3	R: 1 E: 0 K: 0 S: 5 H: 2 LOB: 2 BB: 1 P: 9		1B: 7 2B: 0 3B: 2 HR: 0 SF: 1 SAC: 1 DP: 2 HBP: 0						

PITCHER		IP	WLS	BF	H	R	ER	SO	BB	IBB	HBP	BLK	WP	HR	S	P	ERA	WHIP
Dave Hillman, R ERA: 6.17	(1, 1)	2.2		12	4	2	2	0	0	0	0	0	0	0	12	12	6.75	1.500
Vinegar Bend Mizell, L ERA: 4.23	(3, 1)	5.1	L	22	5	1	1	0	4	0	0	0	0	0	18	34	1.69	1.688

PITCHER	IP	WLS	BF	H	R	ER	SO	BB	IBB	HBP	BLK	WP	HR	S	P	ERA	WHIP

BOTTOM

New York Mets @ Houston Colt 45's

Colt Stadium, Houston, TX

Mon May 21 1962, 8:05 PM EDT

Att. 16,317 - Unknown

livebaseballscorecards.com

AB	28
R	3
H	9
RBI	3
BB	4
SO	0
LOB	11

WP: 0 PA: 35
PB: 1
SB: 2
CS: 0

New York Mets @ Houston Colt 45's

Colt Stadium, Houston, TX

Tue May 22 1962, 8:05 PM EDT

Att. 11,980 - Unknown

TOP

livebaseballscorecards.com

Batter	1	2	3	4	5	6	7	8	9	AB	R	H	RBI	BB	SO	LOB
Richie Ashburn, L (1, 8) OBP: 0.440, SLG: 0.341	B B B B 4-0 S BB		x 0-0 ② P6		x 0-0 ② F3		S S S 0-3 ③ K		x 0-0 1-3 2-H 1B	4	0	1	1	1	1	2
Elio Chacon, R (1, 6) OBP: 0.374, SLG: 0.305	x 0-0 ① F8 1-2		x 0-0 1B		x 0-0 ③ 5-3			x 0-0 ① 4-3	x 0-0 ③ 5-3	5	0	1	0	0	0	4
Joe Christopher, R (1, 9) OBP: 0.125, SLG: 0.250	S S S 0-3 ② K		x 0-0 ③ L7			x 0-0 ① L6		S S S 0-3 ② K		4	0	0	0	0	2	2
Frank Thomas, R (1, 7) OBP: 0.381, SLG: 0.664	S S S 0-3 ③ K			x 0-0 F8 SF7 2B		x 0-0 ② F5		x 0-0 FC6 1B		4	1	2	0	0	1	1
Ed Bouchee, L (1, 3) OBP: 0.370, SLG: 0.393		x 0-0 ① F8		x 0-0 ① F8 2-3		x 0-0 2B		x 0-0 ③ FC6 1-2f		4	0	1	0	0	0	2
Charlie Neal, R (1, 4) OBP: 0.350, SLG: 0.427		x 0-0 1B		B B B B 4-0 CS BB		x 0-0 ③ F8			x 0-0 1B 1B 1B	3	1	2	0	1	0	1
Felix Mantilla, R (1, 5) OBP: 0.364, SLG: 0.410		x 0-0 ② F8		x 0-0 ② SF7 3-H			x 0-0 ① F9		x 0-0 1B 1-2 1B	3	0	1	1	0	0	1
Sammy Taylor, L (1, 2) OBP: 0.294, SLG: 0.237		x 0-0 ③ F8		0-0 ③ CS 1-2	x 0-0 1B		x 0-0 1-3 1B		x 0-0 ① F7	4	0	2	0	0	0	3
Jay Hook, L (1, 1) OBP: 0.316, SLG: 0.278			S S S 0-3 ① K		x 0-0 ① F3		x 0-0 ② 1-3 1-2		S S S 0-3 ② K	4	0	0	0	0	2	4
Inning Stats	R: 0 E: 0 K: 2 S: 7 H: 0 LOB: 1 BB: 1 P: 11	R: 0 E: 0 K: 0 S: 4 H: 1 LOB: 1 BB: 0 P: 4	R: 0 E: 0 K: 1 S: 6 H: 1 LOB: 1 BB: 0 P: 6	R: 1 E: 0 K: 0 S: 3 H: 1 LOB: 0 BB: 1 P: 7	R: 0 E: 0 K: 0 S: 4 H: 1 LOB: 1 BB: 0 P: 4	R: 0 E: 0 K: 0 S: 4 H: 1 LOB: 1 BB: 0 P: 4	R: 0 E: 0 K: 1 S: 6 H: 1 LOB: 1 BB: 0 P: 6	R: 0 E: 0 K: 1 S: 6 H: 1 LOB: 1 BB: 0 P: 6	R: 1 E: 0 K: 1 S: 8 H: 3 LOB: 2 BB: 0 P: 8	1B: 8 2B: 2 3B: 0 HR: 0 SF: 1 SAC: 0 DP: 0 HBP: 0						

PITCHER	IP	WLS	BF	H	R	ER	SO	BB	IBB	HBP	BLK	WP	HR	S	P	ERA	WHIP
Turk Farrell, R (1, 1) ERA: 1.88	9.0	W	38	10	2	2	6	2	0	0	0	0	0	48	56	2.00	1.333

PITCHER	IP	WLS	BF	H	R	ER	SO	BB	IBB	HBP	BLK	WP	HR	S	P	ERA	WHIP

AB	35
R	2
H	10
RBI	2
BB	2
SO	6
LOB	20

WP: 0 PA: 39
PB: 0
SB: 1
CS: 1

Batter	1	2	3	4	5	6	7	8	9	AB	R	H	RBI	BB	SO	LOB
Al Spangler, L (1, 7) OBP: 0.367, SLG: 0.323	BBBB 4-0 G6-3 BB	x 0-0 1B	SSS 0-3 ③ K					x 0-0 ② 3-1		3	0	1	0	1	1	0
Billy Goodman, L (1, 4) (6, 5) OBP: 0.259, SLG: 0.200	x 0-0 ①② G6-3 1-2f	x 0-0 ③ G3				BBBB 4-0 FC BB		x 0-0 1B 3B 1B		3	1	1	0	1	0	2
Roman Mejias, R (1, 9) OBP: 0.313, SLG: 0.510	SSS 0-3 ③ K			x 0-0 HR		x 0-0 ① P6		x 0-0 1-2 3B 1B		4	2	2	1	0	1	1
Norm Larker, L (1, 3) OBP: 0.339, SLG: 0.450		x 0-0 1B		x 0-0 ① 4-3		x 0-0 ② F7		x 0-0 1-H 2-H 3B		4	0	2	2	0	0	1
Carl Warwick, R (1, 8) OBP: 0.326, SLG: 0.415		SSS 0-3 ① K		x 0-0 ② F7		x 0-0 ③ FC 1-2f		SSS 0-3 ③ K		4	0	0	0	0	2	3
Hal Smith, R (1, 2) OBP: 0.295, SLG: 0.404		x 0-0 ② P5		x 0-0 FC5-4 1B			x 0-0 ① 1-3			3	0	1	0	0	0	1
Bob Aspromonte, R (1, 5) OBP: 0.364, SLG: 0.403 Bob Lillis, R (6, 4) OBP: 0.191, SLG: 0.165		x 0-0 ③ F8		x 0-0 ③ FC5-4 1-2f			x 0-0 ② 6-3			2 1	0 0	0 0	0 0	0 0	0 0	2 0
Don Buddin, R (1, 6) OBP: 0.365, SLG: 0.300		x 0-0 ① F8			x 0-0 ① F7		SSS 0-3 ③ K			3	0	0	0	0	1	0
Turk Farrell, R (1, 1) OBP: 0.188, SLG: 0.375		x 0-0 ② 6-3			x 0-0 ② 6-3			SSS 0-3 ① K		3	0	0	0	0	1	0
Inning Stats	R: 0 E: 0 K: 1 S: 4 H: 0 LOB: 0 BB: 1 P: 8	R: 0 E: 0 K: 1 S: 6 H: 1 LOB: 1 BB: 0 P: 6	R: 0 E: 0 K: 0 S: 4 H: 1 LOB: 1 BB: 0 P: 4	R: 1 E: 0 K: 0 S: 5 H: 2 LOB: 1 BB: 0 P: 5	R: 0 E: 0 K: 1 S: 5 H: 0 LOB: 0 BB: 0 P: 5	R: 0 E: 0 K: 0 S: 3 H: 0 LOB: 1 BB: 1 P: 7	R: 0 E: 0 K: 1 S: 5 H: 0 LOB: 0 BB: 0 P: 5	R: 2 E: 0 K: 2 S: 10 H: 3 LOB: 1 BB: 0 P: 10		1B: 5 2B: 0 3B: 1 HR: 1	SF: 0 SAC: 0 DP: 1 HBP: 0					

PITCHER	IP	WLS	BF	H	R	ER	SO	BB	IBB	HBP	BLK	WP	HR	S	P	ERA	WHIP
Jay Hook, R (1, 1) ERA: 4.06	8.0	L	32	7	3	3	6	2	0	0	0	0	1	42	50	3.38	1.125

PITCHER	IP	WLS	BF	H	R	ER	SO	BB	IBB	HBP	BLK	WP	HR	S	P	ERA	WHIP

BOTTOM

New York Mets @ Houston Colt 45's

Colt Stadium, Houston, TX

Tue May 22 1962, 8:05 PM EDT

Att. 11,980 - Unknown

livebaseballscorecards.com

AB	30
R	3
H	7
RBI	3
BB	2
SO	6
LOB	10

PA: 32

WP: 0
PB: 0
SB: 0
CS: 0

Batter	1	2	3	4	5	6	7	8	9	AB	R	H	RBI	BB	SO	LOB
Richie Ashburn, L (1, 8) OBP: 0.426, SLG: 0.378	F6			1B 3B		K2-3			G3	4	1	1	0	0	1	0
Elio Chacon, R (1, 6) OBP: 0.369, SLG: 0.302	F5			F2			B5-3		G6-4-3 1B	4	0	1	0	0	0	1
Joe Christopher, R (1, 9) OBP: 0.167, SLG: 0.250	K			CS 1B 3-H			F8		G6-4-3 1-2f	4	0	1	1	0	1	1
Frank Thomas, R (1, 7) OBP: 0.380, SLG: 0.657		F4		F7			BB 1B			3	0	1	0	0	0	1
Ed Bouchee, L (1, 3) OBP: 0.368, SLG: 0.379		E1 G1-6-3		CS 1-2	G3		BB 1-2			2	0	0	0	1	0	0
Charlie Neal, R (1, 4) OBP: 0.343, SLG: 0.417		G1-6-3 1-2f			K		K			3	0	0	0	0	2	3
Sammy Taylor, L (1, 2) OBP: 0.282, SLG: 0.226			1-6-3		1-6-3			F9		3	0	0	0	0	0	0
Felix Mantilla, R (1, 5) OBP: 0.355, SLG: 0.398			K			K		1-3		3	0	0	0	0	2	0
Roger Craig, R (1, 1)			4-3			K		1-3		3	0	0	0	0	1	0
Inning Stats	R: 0 E: 0 K: 1 S: 9 H: 0 LOB: 0 BB: 0 P: 12	R: 0 E: 1 K: 0 S: 6 H: 0 LOB: 0 BB: 0 P: 8	R: 0 E: 0 K: 1 S: 7 H: 0 LOB: 0 BB: 0 P: 10	R: 1 E: 0 K: 0 S: 7 H: 2 LOB: 0 BB: 0 P: 12	R: 0 E: 0 K: 1 S: 9 H: 0 LOB: 0 BB: 0 P: 15	R: 0 E: 0 K: 3 S: 10 H: 0 LOB: 0 BB: 0 P: 11	R: 0 E: 0 K: 1 S: 10 H: 1 LOB: 2 BB: 1 P: 19	R: 0 E: 0 K: 0 S: 5 H: 0 LOB: 0 BB: 0 P: 7	R: 0 E: 0 K: 0 S: 9 H: 1 LOB: 0 BB: 0 P: 15	1B: 3 2B: 0 3B: 1 HR: 0	SF: 0 SAC: 0 DP: 2 HBP: 0						

PITCHER	IP	WLS	BF	H	R	ER	SO	BB	IBB	HBP	BLK	WP	HR	S	P	ERA	WHIP
Don Drysdale, R (1, 1) ERA: 3.36	9.0	W	30	4	1	1	7	1	0	0	0	0	0	72	109	1.00	0.556

PITCHER	IP	WLS	BF	H	R	ER	SO	BB	IBB	HBP	BLK	WP	HR	S	P	ERA	WHIP

TOP

New York Mets @ Los Angeles Dodgers

Dodger Stadium, Los Angeles, CA

Wed May 23 1962, 7:05 PM PDT

Att. 19,885 - Unknown

livebaseballscorecards.com

AB	29
R	1
H	4
RBI	1
BB	1
SO	7
LOB	6

WP: 0 PB: 0 SB: 0 CS: 1 PA: 31

Batter	1	2	3	4	5	6	7	8	9	AB	R	H	RBI	BB	SO	LOB
Maury Wills, S (1, 6) OBP: 0.291, SLG: 0.275	G1		BLK, 2B, 1B		6-3		6-3, 1-2			4	1	1	0	0	0	1
Jim Gilliam, S (1, 5) OBP: 0.351, SLG: 0.327	2-3, BB		4-3, 1-H, 2B					E, SF7, 1B		3	1	3	1	1	0	0
Willie Davis, L (1, 8) OBP: 0.399, SLG: 0.528	2-3, 1-2		4-3, 2-3		F4			E8, SF7, 1-3, FC5-4, 1B		4	1	1	0	0	0	3
Tommy Davis, R (1, 7) OBP: 0.345, SLG: 0.601	6-3		F6			2B, 1B		FC5-4, IBB		3	0	1	0	1	0	2
Ron Fairly, L (1, 3) (9, 9) OBP: 0.418, SLG: 0.310		1B		G6-3, 1B		F7		SF7, 2-3, 3-H		3	0	2	1	0	0	1
Frank Howard, R (1, 9) OBP: 0.314, SLG: 0.385 Tim Harkness, L (8, PR) OBP: 0.324, SLG: 0.387 (9, 3)	F6		G6-3, 1-2, 1B			L3-6, 1-3, 2B		FC5-4, WP, 1-2f, 3-H		4 0	0 0	2 0	1 0	0 0	0 0	2 0
John Roseboro, L (1, 2) OBP: 0.369, SLG: 0.355	L6		G6-3, 1-2f, 2-3			L3-6, 2-3		F8, 1-2		4	0	0	0	0	0	6
Larry Burright, R (1, 4) OBP: 0.366, SLG: 0.530	F9		3-1				6-3			3	0	0	0	0	0	2
Don Drysdale, R (1, 1) OBP: 0.370, SLG: 0.423			1-3		5-3		CS, 1B			3	0	1	0	0	0	0
Inning Stats	R: 0 E: 0 K: 0 S: 10 H: 0 LOB: 1 BB: 1 P: 18	R: 0 E: 0 K: 0 S: 6 H: 1 LOB: 1 BB: 0 P: 7	R: 1 E: 0 K: 0 S: 12 H: 2 LOB: 1 BB: 0 P: 20	R: 0 E: 0 K: 0 S: 8 H: 2 LOB: 1 BB: 0 P: 10	R: 0 E: 0 K: 0 S: 9 H: 1 LOB: 1 BB: 0 P: 14	R: 0 E: 0 K: 0 S: 7 H: 2 LOB: 1 BB: 0 P: 10	R: 0 E: 0 K: 0 S: 4 H: 1 LOB: 0 BB: 0 P: 7	R: 2 E: 1 K: 0 S: 10 H: 2 LOB: 2 BB: 1 P: 20		1B: 9 2B: 3 3B: 0 HR: 0 SF: 1 SAC: 0 DP: 2 HBP: 0						

PITCHER	IP	WLS	BF	H	R	ER	SO	BB	IBB	HBP	BLK	WP	HR	S	P	ERA	WHIP
Roger Craig, R (1, 1) ERA: 6.12	8.0	L	34	11	3	3	0	1	1	0	1	1	0	66	106	3.38	1.500

PITCHER	IP	WLS	BF	H	R	ER	SO	BB	IBB	HBP	BLK	WP	HR	S	P	ERA	WHIP

BOTTOM

New York Mets @ Los Angeles Dodgers

Dodger Stadium, Los Angeles, CA

Wed May 23 1962, 7:05 PM PDT

Att. 19,885 - Unknown

livebaseballscorecards.com

AB	31
R	3
H	11
RBI	3
BB	2
SO	0
LOB	17

Batter	1	2	3	4	5	6	7	8	9	AB	R	H	RBI	BB	SO	LOB
Jim Hickman, R (1, 9) OBP: 0.366, SLG: 0.482	B B C B B 4-1 BB		B C B X 2-1 ① F4		B F B F C 2-3 ② K			C C S 0-3 ② K		3	0	0	0	1	2	0
Elio Chacon, R (1, 6) OBP: 0.355, SLG: 0.289	C C B S 1-3 ① K		C F X 0-2 E5 HR		C B L F B X 2-2 ③ F8			B X 1-0 ③ 5-3		4	1	0	0	0	1	1
Joe Christopher, R (1, 8) OBP: 0.133, SLG: 0.200 Richie Ashburn, L (9, PH) OBP: 0.436, SLG: 0.378	B B X 2-0 ② F8		X 0-0 ② F4			C C B B X 2-2 ① 5-3			C C B B F B F F 4-2 B FC1-6 BB	3 0	0 0	0 0	0 0	0 1	0 0	2 0
Frank Thomas, R (1, 7) OBP: 0.377, SLG: 0.667 Rod Kanehl, R (9, PR) OBP: 0.375, SLG: 0.400	C B S X 1-2 ③ 5-3		F X 0-1 1-H HR			C F F C 0-3 ② K			C S F B X 1-2 ① FC1-6 G5-4-3 1-2f	4 0	1 0	1 0	2 0	0 0	1 0	2 0
Gil Hodges, R (1, 3) OBP: 0.377, SLG: 0.541		B S X 1-1 ① 6-3	B C X 1-1 ③ 1B			B C X 1-1 ③ 6-3			B C F X 1-2 ②③ G5-4-3 1-2f	4	0	1	0	0	0	1
Charlie Neal, R (1, 4) OBP: 0.343, SLG: 0.415		C X 0-1 FC5-4 1B		S X 0-1 ① L4			B X 1-0 ① F4			3	0	1	0	0	0	0
Felix Mantilla, R (1, 5) OBP: 0.347, SLG: 0.387		B C B X 2-1 ② FC5-4 1B 1-2f		B B X 2-0 ② F2			X 0-0 ② F8			3	0	0	0	0	0	1
Harry Chiti, R (1, 2) OBP: 0.400, SLG: 0.389		C X 0-1 1-3 1B		C B F S 1-3 ③ K			C B X 1-1 ③ 6-3			3	0	1	0	0	1	0
Bob Miller, R (1, 1) OBP: 0.200, SLG: 0.200 Craig Anderson, R (7, 1)		X 0-0 ③ 5-3			B B C C S 2-3 ① K			B X 1-0 ① F8		2 1	0 0	0 0	0 0	0 0	1 0	2 0
Inning Stats	R: 0 H: 0 E: 0 LOB: 1 K: 1 BB: 1 S: 8 P: 16	R: 0 H: 2 E: 0 LOB: 2 K: 0 BB: 0 S: 9 P: 12	R: 2 H: 2 E: 1 LOB: 1 K: 0 BB: 0 S: 10 P: 13	R: 0 H: 0 E: 0 LOB: 0 K: 1 BB: 0 S: 6 P: 9	R: 0 H: 0 E: 0 LOB: 0 K: 2 BB: 0 S: 10 P: 16	R: 0 H: 0 E: 0 LOB: 0 K: 1 BB: 0 S: 9 P: 12	R: 0 H: 0 E: 0 LOB: 0 K: 0 BB: 0 S: 4 P: 6	R: 0 H: 0 E: 0 LOB: 0 K: 1 BB: 0 S: 5 P: 7	R: 0 H: 0 E: 0 LOB: 1 K: 0 BB: 1 S: 13 P: 19	1B: 3 SF: 0 2B: 0 SAC: 0 3B: 0 DP: 1 HR: 1 HBP: 0						WP: 0 PA: 32 PB: 0 SB: 0 CS: 0	

PITCHER		IP	WLS	BF	H	R	ER	SO	BB	IBB	HBP	BLK	WP	HR	S	P	ERA	WHIP
Johnny Podres, L ERA: 3.94	(1, 1)	7.0		26	4	2	0	5	1	0	0	0	0	1	56	84	0.00	0.714
Larry Sherry, R ERA: 3.25	(8, 1)	2.0	W	6	0	0	0	1	1	0	0	0	0	0	18	26	0.00	0.500

PITCHER	IP	WLS	BF	H	R	ER	SO	BB	IBB	HBP	BLK	WP	HR	S	P	ERA	WHIP

TOP

New York Mets @ Los Angeles Dodgers

Dodger Stadium, Los Angeles, CA

Thu May 24 1962, 7:05 PM PDT

Att. 17,448 - Unknown

livebaseballscorecards.com

AB	30
R	2
H	4
RBI	2
BB	2
SO	6
LOB	9

BOTTOM

New York Mets @ Los Angeles Dodgers

Dodger Stadium, Los Angeles, CA

Thu May 24 1962, 7:05 PM PDT

Att. 17,448 - Unknown

livebaseballscorecards.com

Batter	1	2	3	4	5	6	7	8	9	AB	R	H	RBI	BB	SO	LOB
Maury Wills, S (1, 6) OBP: 0.290, SLG: 0.271	BBBCB 4-1 CS BB		FSX 0-2 ② F7		CBFBFS 2-3 ③ K		X 0-0 ③ FC4-6 1-2f			3	0	0	0	1	1	2
Jim Gilliam, S (1, 5) OBP: 0.354, SLG: 0.323	BBBCCX 3-2 ①② 4-3 1-2		BFBX 2-1 ③ 6-3			BBBCB 4-1 8-6 SH1-3 BB		BBBB 4-0 SH1-3 1B BB		2	1	0	0	2	0	1
Willie Davis, L (1, 8) OBP: 0.400, SLG: 0.523	CCBBFBFB 4-2 BB			X 0-0 ① G3		X 0-0 ① SH1-3 1-2		BLX 1-1 ① SH1-3 1-2		1	0	0	0	1	0	0
Tommy Davis, R (1, 7) OBP: 0.337, SLG: 0.586	X 0-0 ③ F9			FLBC 1-3 ② K		X 0-0 ②③ 8-6 2-3f		BCBFBC 3-3 ② K		4	0	0	0	0	2	3
Ron Fairly, L (1, 3) OBP: 0.422, SLG: 0.311 (9, 9)		X 0-0 ① 6-3		CX 0-1 1B 1B			X 0-0 E4 1B 1B	IIII 4-0 1B 1B IBB		3	2	1	0	1	0	0
Frank Howard, R (1, 9) OBP: 0.338, SLG: 0.449 Tim Harkness, L (8, PR) OBP: 0.324, SLG: 0.387 (9, 3)		BCBX 2-1 HR		CBX 1-1 1-2 1B			FX 0-1 ① F6	X 0-0 1B 1-2 2-H FC5-2 1B		4	1	3	2	0	0	1
										0	0	0	0	0	0	0
John Roseboro, L (1, 2) OBP: 0.374, SLG: 0.361		BBCBBFX 3-2 ② 4-3		SFBC 1-3 ③ K			BBX 2-0 1B 1-2 1B	CFBX 1-2 FC5-2 1-3 2-H 1B		4	0	2	1	0	1	2
Larry Burright, R (1, 4) OBP: 0.347, SLG: 0.500	CSX 0-2 ③ 6-3				FFX 0-2 ① L6		X 0-0 ② F9	BX 1-0 ③ FC5-2 1-2 3-H		4	0	0	0	0	0	4
Johnny Podres, L (1, 1) OBP: 0.227, SLG: 0.286 Wally Moon, L (7, PH) OBP: 0.374, SLG: 0.350 Duke Snider, L (7, PR) OBP: 0.456, SLG: 0.565 Larry Sherry, R (8, 1) OBP: 0.400, SLG: 0.400			BBBCCX 3-2 ① 6-3		LSX 0-2 ② B1-3		BBX 2-0 FC4-6 1-2 2-H 1B			2	0	0	0	0	0	0
										1	0	1	1	0	0	0
										0	0	0	0	0	0	0
										0	0	0	0	0	0	0
Inning Stats	R: 0 H: 0 E: 0 LOB: 1 K: 0 BB: 2 S: 9 P: 20	R: 1 H: 1 E: 0 LOB: 0 K: 0 BB: 0 S: 9 P: 14	R: 0 H: 0 E: 0 LOB: 0 K: 0 BB: 0 S: 8 P: 13	R: 0 H: 2 E: 0 LOB: 2 K: 2 BB: 0 S: 11 P: 14	R: 0 H: 0 E: 0 LOB: 0 K: 1 BB: 0 S: 10 P: 12	R: 0 H: 0 E: 0 LOB: 0 K: 0 BB: 1 S: 3 P: 7	R: 1 H: 2 E: 1 LOB: 2 K: 0 BB: 0 S: 7 P: 11	R: 2 H: 2 E: 0 LOB: 2 K: 1 BB: 2 S: 10 P: 24		1B: 6 SF: 0 2B: 1 SAC: 2 3B: 0 DP: 1 HR: 1 HBP: 0				WP: 0 PA: 35 PB: 0 SB: 0 CS: 1		

PITCHER		IP	WLS	BF	H	R	ER	SO	BB	IBB	HBP	BLK	WP	HR	S	P	ERA	WHIP
Bob Miller, R ERA: 4.68	(1, 1)	6.2		27	5	2	1	3	3	0	0	0	0	1	56	90	1.35	1.200
Craig Anderson, R ERA: 3.0	(7, 1)	1.1	L	8	2	2	2	1	1	1	0	0	0	0	11	25	13.50	2.250

PITCHER	IP	WLS	BF	H	R	ER	SO	BB	IBB	HBP	BLK	WP	HR	S	P	ERA	WHIP

Batter	1	2	3	4	5	6	7	8	9	AB	R	H	RBI	BB	SO	LOB
Richie Ashburn, L (1, 8) OBP: 0.483, SLG: 0.404	B C C F B F B F F 4-2 F B G6-4-3 BB		B X 1-0 E9 1-3 1B		B B C B B 4-1 G6-4-3 BB		C X 0-1 FC6-4 1B	B B B 4-0 1-2 BB		2	1	2	0	3	0	0
Joe Christopher, R (1, 9) OBP: 0.100, SLG: 0.150	C X 0-1 ① ② G6-4-3 1-2f		B B X 2-0 ② 1-3 3-H		C X 0-1 ① ② G6-4-3 1-2f		B B C B F X 3-2 ② FC6-4 1-2f	C B B X 2-2 ③ 4-3		5	0	0	1	0	0	5
Cliff Cook, R (1, 5) OBP: 0.286, SLG: 0.450	C B F S 1-3 ③ K		B X 1-0 ③ L8		S B B X 2-1 HR		B F C 1-3 ③ K		C X 0-1 WP 1B 2B	5	2	2	1	0	2	1
Frank Thomas, R (1, 7) OBP: 0.386, SLG: 0.704 Rod Kanehl, R (8, 7) OBP: 0.353, SLG: 0.375		X 0-0 BB 1B		X 0-0 1B 3B	F B X 1-1 ③ F2			X 0-0 HR	X 0-0 E5 WP 1B	4 1	2 1	3 0	1 0	0 0	0 0	0 1
Marv Throneberry, L (1, 3) OBP: 0.290, SLG: 0.083		S S F F B S 1-3 ① K		C B F B X 2-2 ① F1		X 0-0 ① F8		B C F B B B 4-2 FC6-4 BB	F F B F S 1-3 ① K	4	0	0	0	1	2	4
Charlie Neal, R (1, 4) OBP: 0.331, SLG: 0.400		B F F X 1-2 ② F7		B X 1-0 ② F7		C X 0-1 ② L8		C B B F X 2-2 ① FC6-4 1-2f 3B	S B C B X 2-2 ② 5-3 1-2 2-3	5	1	0	0	0	0	5
Elio Chacon, R (1, 6) OBP: 0.361, SLG: 0.289 Felix Mantilla, R (3, 6) OBP: 0.367, SLG: 0.435	B F S B B B 4-2 1-2 BB		S C B X 1-2 BB 3-H 1B		B B X 2-0 2B			X 0-0 1-H 1B 3B	B X 1-0 1B 2-H 3-H 1B	0 4	0 1	0 4	0 4	1 0	0 0	0 0
Hobie Landrith, L (1, 2) OBP: 0.452, SLG: 0.529	B C S S 1-3 ③ K		F B C B B B 4-2 1-2 BB		X 0-0 ③ F6			B X 1-0 BB 3-H 1B	B X 1-0 1-2 1B	4	0	2	1	1	1	3
Al Jackson, L (1, 1) Bob Moorhead, R (3, 1) Ed Bouchee, L (4, PH) OBP: 0.364, SLG: 0.373 Ken MacKenzie, R (4, 1) Dave Hillman, R (6, 1) Jim Hickman, R (7, PH) OBP: 0.363, SLG: 0.477 Vinegar Bend Mizell, R (7, 1) OBP: 0.250, SLG: 0.182 Sammy Taylor, L (9, PH) OBP: 0.278, SLG: 0.222			B L B F S 2-3 ① K	B B C X 2-1 ③ F7			X 0-0 ① F7	S C C 0-3 ② C S B X 1-2 ③ F7		1 0 1 0 0 0 1 1 1	0 0 0 0 0 0 0 0 0	0 0 0 0 0 0 0 1 0	0 0 0 0 0 0 0 1 0	1 0 2 0 0 0 0 1 2	0 0 0 0 0 0 0 1 0	0 0 0 0 0 0 0 1 2
Inning Stats	R: 0 E: 0 K: 1 S: 12 H: 0 LOB: 0 BB: 1 P: 17	R: 0 E: 0 K: 2 S: 14 H: 1 LOB: 2 BB: 1 P: 21	R: 1 E: 1 K: 1 S: 6 H: 1 LOB: 0 BB: 0 P: 12	R: 1 E: 0 K: 0 S: 12 H: 2 LOB: 2 BB: 1 P: 22	R: 1 E: 0 K: 0 S: 7 H: 1 LOB: 0 BB: 1 P: 14	R: 0 E: 0 K: 0 S: 5 H: 1 LOB: 1 BB: 0 P: 7	R: 0 E: 0 K: 1 S: 9 H: 1 LOB: 1 BB: 0 P: 13	R: 3 E: 0 K: 1 S: 14 H: 3 LOB: 2 BB: 2 P: 27	R: 2 E: 1 K: 1 S: 15 H: 3 LOB: 2 BB: 0 P: 21	1B: 7 2B: 2 3B: 2 HR: 2 SF: 0 SAC: 0 DP: 2 HBP: 0						

PITCHER		IP	WLS	BF	H	R	ER	SO	BB	IBB	HBP	BLK	WP	HR	S	P	ERA	WHIP
Joe Moeller, R ERA: 4.4	(1, 1)	8.0	W	38	10	6	5	6	6	0	0	0	0	2	79	133	5.62	2.000
Ed Roebuck, R ERA: 2.84	(9, 1)	1.0	S	7	3	2	0	1	0	0	0	0	1	0	15	21	0.00	3.000

PITCHER	IP	WLS	BF	H	R	ER	SO	BB	IBB	HBP	BLK	WP	HR	S	P	ERA	WHIP

TOP

New York Mets @ Los Angeles Dodgers

Dodger Stadium, Los Angeles, CA

Fri May 25 1962, 7:05 PM PDT

Att. 26,907 - Unknown

livebaseballscorecards.com

AB	39
R	8
H	13
RBI	8
BB	6
SO	7
LOB	24

WP: 1 PA: 45
PB: 0
SB: 0
CS: 0

Batter	1	2	3	4	5	6	7	8	9	AB	R	H	RBI	BB	SO	LOB
Maury Wills, S (1, 6) OBP: 0.302, SLG: 0.285	L B B L X 2-2 S 3B 1B		B F B C X 2-2 ① FC6-4 S 1-2f 1B	C B B X 2-1 CS 1B		B X 1-1 S 1B B X 1-0 1-2 1B		B B S F S 2-3 ① K		5	3	4	0	0	0	1
Daryl Spencer, R (7, 6) OBP: 0.383, SLG: 0.367										1	0	0	0	0	1	0
Jim Gilliam, S (1, 5) OBP: 0.352, SLG: 0.317	B F B B F F F B X 3-2 ① F9		B B B B 4-0 1B 1-2 1B BB	B F X 1-1 ① F9		B X 2-1 ① F9 C B X 1-3 ③ K		B B B B 4-0 BB		3	1	0	0	1	0	3
Andy Carey, R (6, PH) OBP: 0.359, SLG: 0.393 (7, 5)										1	0	0	0	1	1	2
Willie Davis, L (1, 8) OBP: 0.404, SLG: 0.519	S L B B S 2-3 ② K 1-2		B 2 SAFE S S C X 1-2 1B 1-2 2B 1B 2-H	C X 0-1 ② ③ 6-3 1-2		B L P S B B 4-2 1B 1-2 E BB	C B X 1-1 1B SF8 1B	B C X 1-1 ② L8		5	3	2	1	1	1	3
Tommy Davis, R (1, 7) OBP: 0.348, SLG: 0.601	C B S B F B X 3-2 2-H 3B		B C B B F X 3-2 2B 1-3 1B 2-H	C B X 1-1 ① 4-3		F B S X 1-2 BB 1-3 E 1B 2-H	C X 0-1 1B 1-3 1B 1B	B B X 2-0 ③ F9		6	3	4	3	0	0	1
Frank Howard, R (1, 9) OBP: 0.342, SLG: 0.437	B B X 2-0 ③ 5-3		B X 1-0 ② F4		B B C S B 4-2 1B 2B BB	B B B 4-0 E 1-2 HR BB	B B S B X 3-1 ① SF8 3-H			2	2	0	1	2	0	3
Ron Fairly, L (1, 3) OBP: 0.432, SLG: 0.348		B C X 1-1 ① L8	X 0-0 1-H 2B 3-H 2B		B B C S X 2-2 2B 1-2 FC1-5-2 1B	F B S F F B F X 2-2 E3 1-3 HR 2-H 3-H	C B B F X 2-2 1-3 1B 1B			5	3	3	3	0	0	1
Larry Burright, R (1, 4) OBP: 0.363, SLG: 0.554		B F B S B S 3-3 ② K	B B B B 4-0 2B BB		X 0-0 FC1-5-2 1-3 2B 2-H	B B B C C F X 3-2 1-H HR 3-H	F B B S S 2-3 ② K			4	2	2	4	1	2	2
Norm Sherry, R (1, 2) OBP: 0.293, SLG: 0.243		B B S S B F X 3-2 ③ 4-3	C B X 1-1 1-H 2B 2-H		B F B F B X 3-2 ② FC1-5-2 2-3 3-H	B H 2-0 1B HBP	F X 0-1 2-H 1B 3-H			4	0	2	4	0	0	2
Joe Moeller, R (1, 1) OBP: 0.111, SLG: 0.111			F X 0-1 FC6-4 1B		S S X 0-2 ③ L9	B S F S 1-3 ② K	C F C 0-3 ③ K			5	0	1	0	0	2	5
Ed Roebuck, R (9, 1)			x 0-0 ③ F9							0	0	0	0	0	0	0
Inning Stats	R: 1 H: 2 E: 0 LOB: 1 K: 1 BB: 0 S: 16 P: 28	R: 0 H: 0 E: 0 LOB: 0 K: 1 BB: 0 S: 9 P: 16	R: 6 H: 5 E: 0 LOB: 1 K: 0 BB: 2 S: 16 P: 32	R: 0 H: 1 E: 0 LOB: 0 K: 0 BB: 0 S: 6 P: 9	R: 1 H: 2 E: 0 LOB: 2 K: 0 BB: 1 S: 14 P: 24	R: 6 H: 4 E: 1 LOB: 2 K: 2 BB: 2 S: 27 P: 48	R: 3 H: 4 E: 0 LOB: 1 K: 2 BB: 0 S: 17 P: 25	R: 0 H: 0 E: 0 LOB: 1 K: 1 BB: 1 S: 6 P: 15		1B: 13 SF: 1 2B: 3 SAC: 0 3B: 1 DP: 0 HR: 1 HBP: 1						

BOTTOM

New York Mets @ Los Angeles Dodgers

Dodger Stadium, Los Angeles, CA

Fri May 25 1962, 7:05 PM PDT

Att. 26,907 - Unknown

livebaseballscorecards.com

AB	41
R	17
H	18
RBI	16
BB	6
SO	7
LOB	23

PITCHER		IP	WLS	BF	H	R	ER	SO	BB	IBB	HBP	BLK	WP	HR	S	P	ERA	WHIP
Al Jackson, L ERA: 5.8	(1, 1)	2.1	L	13	5	5	5	2	1	0	0	0	0	0	36	65	19.29	2.571
Bob Moorhead, R ERA: 4.94	(3, 1)	0.2		5	2	2	2	0	1	0	0	0	0	0	5	11	27.00	4.500
Ken MacKenzie, L ERA: 5.32	(4, 1)	2.1		13	5	4	4	0	2	0	0	0	0	0	30	50	15.43	3.000
Dave Hillman, R ERA: 7.3	(6, 1)	0.2		7	2	3	2	2	1	0	1	0	0	1	17	31	27.00	4.500
Vinegar Bend Mizell, L ERA: 4.85	(7, 1)	2.0		11	4	3	3	3	1	0	0	0	0	0	23	40	13.50	2.500

PITCHER	IP	WLS	BF	H	R	ER	SO	BB	IBB	HBP	BLK	WP	HR	S	P	ERA	WHIP

WP: 0 PA: 49
PB: 0
SB: 3
CS: 1

Batter	1	2	3	4	5	6	7	8	9	10	AB	R	H	RBI	BB	SO	LOB
Jim Hickman, R (1, 8) OBP: 0.355, SLG: 0.462	F8	K		1B		G6-4-3 1-2f			4-3		5	0	1	0	0	1	2
Charlie Neal, R (1, 4) OBP: 0.327, SLG: 0.396	1B 1B	5-3		SF9 3-H			5-3			F9	4	1	1	1	0	0	0
Cliff Cook, R (1, 5) OBP: 0.261, SLG: 0.409	K	6-3		F9			K			HR	4	0	0	0	0	2	2
Felix Mantilla, R (7, 5) OBP: 0.372, SLG: 0.466											1	1	1	1	0	0	0
Frank Thomas, R (1, 7) OBP: 0.387, SLG: 0.694	1B 1-2 1B	2B 1B			5-3		6-3			B1-3	5	1	2	0	0	0	0
Gil Hodges, R (1, 3) OBP: 0.392, SLG: 0.561	1-3 2-H 1B	1-3 1B 2B			K			5-3		1B	5	1	3	1	0	1	0
Elio Chacon, R (1, 6) OBP: 0.354, SLG: 0.284	K	2-H 3-H 1B			F4			G3		F8	5	0	1	2	0	1	3
Joe Christopher, R (1, 9) OBP: 0.125, SLG: 0.292		K	F9			HR		6-3			4	1	1	1	0	1	1
Harry Chiti, R (1, 2) OBP: 0.409, SLG: 0.400		F9		1B SF9 1B		FC6-5 2B			K		2	0	1	0	0	0	0
Rod Kanehl, R (4, PR) OBP: 0.353, SLG: 0.375											0	1	0	0	0	0	0
Sammy Taylor, L (4, 2) OBP: 0.284, SLG: 0.246											2	0	1	0	0	1	0
Jay Hook, L (1, 1) OBP: 0.304, SLG: 0.273	1B			K		FC6-5 G6-4-3 2-3			K		4	0	1	0	0	2	2
Inning Stats	R: 1 E: 0 K: 2 S: 10 H: 3 LOB: 2 BB: 0 P: 10	R: 0 E: 0 K: 2 S: 8 H: 1 LOB: 1 BB: 0 P: 8	R: 2 E: 0 K: 0 S: 6 H: 3 LOB: 1 BB: 0 P: 6	R: 1 E: 0 K: 1 S: 7 H: 2 LOB: 1 BB: 0 P: 7	R: 0 E: 0 K: 1 S: 5 H: 0 LOB: 0 BB: 0 P: 5	R: 1 E: 0 K: 0 S: 4 H: 2 LOB: 0 BB: 0 P: 4	R: 0 E: 0 K: 1 S: 5 H: 0 LOB: 0 BB: 0 P: 5	R: 0 E: 0 K: 0 S: 3 H: 0 LOB: 0 BB: 0 P: 3	R: 0 E: 0 K: 2 S: 7 H: 0 LOB: 0 BB: 0 P: 7	R: 1 E: 0 K: 0 S: 5 H: 2 LOB: 1 BB: 0 P: 5	1B: 9 2B: 2 3B: 0 HR: 2	SF: 1 SAC: 0 DP: 1 HBP: 0					

PITCHER	IP	WLS	BF	H	R	ER	SO	BB	IBB	HBP	BLK	WP	HR	S	P	ERA	WHIP
Billy O'Dell, L (1, 1) ERA: 3.1	3.0		16	7	3	3	4	0	0	0	0	0	0	24	24	9.00	2.333
Gaylord Perry, R (4, 1) ERA: 5.61	4.0		15	4	2	2	3	0	0	0	0	0	1	21	21	4.50	1.000
Don Larsen, R (8, 1) ERA: 5.6	3.0	W	11	2	1	1	2	0	0	0	0	0	1	15	15	3.00	0.667

PITCHER	IP	WLS	BF	H	R	ER	SO	BB	IBB	HBP	BLK	WP	HR	S	P	ERA	WHIP

TOP

New York Mets @ San Francisco Giants

Candlestick Park, San Francisco, CA

Sat May 26 1962, 6:33 AM EDT
Att. 18,791 - Unknown

livebaseballscorecards.com

AB	41
R	6
H	13
RBI	6
BB	0
SO	9
LOB	10

1B: 9	SF: 1	WP: 0	PA: 42
2B: 2	SAC: 0	PB: 0	
3B: 0	DP: 1	SB: 0	
HR: 2	HBP: 0	CS: 0	

New York Mets @ San Francisco Giants

Candlestick Park, San Francisco, CA

Sat May 26 1962, 6:33 AM EDT
Att. 18,791 - Unknown

livebaseballscorecards.com

BOTTOM

Batter	1	2	3	4	5	6	7	8	9	10	AB	R	H	RBI	BB	SO	LOB
Harvey Kuenn, R (1, 7) OBP: 0.397, SLG: 0.412 Ernie Bowman, R (10, PR)	6-3	2B 2-H 3-H			4-3		6-3			FC3-6 1B	5 0	0 0	2 0	2 0	0 0	0 0	0 0
Chuck Hiller, L (1, 4) OBP: 0.335, SLG: 0.309	4-3	1-3			F7		4-3			FC3-6 HR 1-2f	5	1	0	0	0	0	2
Willie Mays, R (1, 8) OBP: 0.423, SLG: 0.679	BB 1B		3B 6-3		F9			HR		HR 1-H	4	3	3	3	1	0	0
Orlando Cepeda, R (1, 3) OBP: 0.378, SLG: 0.626	1B 1-3		6-3 3-H			K		F9			4	0	1	1	0	1	0
Felipe Alou, R (1, 9) OBP: 0.358, SLG: 0.507	F8		F4			E4 G3 S 1B		F7			4	1	0	0	0	0	2
Ed Bailey, L (1, 2) OBP: 0.369, SLG: 0.513		1B FC1-2-5 1B	4-3			G3 1-3		F9			4	0	1	0	0	0	1
Jim Davenport, R (1, 5) OBP: 0.360, SLG: 0.453 Manny Mota, R (9, PR) OBP: 0.263, SLG: 0.226 (10, 5)	SH2-3 FC1-2-5 1-3 2B 1B			F5		1B 3-H			CS 1B		4 0	1 0	3 0	1 0	0 0	0 0	0 0
Jose Pagan, R (1, 6) OBP: 0.307, SLG: 0.373	FC1-2-5 SH2-3 1-2 2B 3-H			6-3		1-3			4-3 1-2		4	1	0	0	0	0	4
Billy O'Dell, S (1, 1) OBP: 0.200, SLG: 0.130 Gaylord Perry, R (4, 1) Matty Alou, L (7, PH) OBP: 0.318, SLG: 0.282 Don Larsen, R (8, 1) OBP: 0.273, SLG: 0.273	SH2-3 1-2 2-3			1-3			4-3		6-3		0 1 1 1	0 0 0 0	0 0 0 0	0 0 0 0	0 0 0 0	0 0 0 0	0 0 0 1
Inning Stats	R: 0 E: 0 K: 0 S: 4 H: 1 LOB: 2 BB: 1 P: 8	R: 2 E: 0 K: 0 S: 6 H: 3 LOB: 1 BB: 0 P: 6	R: 1 E: 0 K: 0 S: 4 H: 1 LOB: 0 BB: 0 P: 4	R: 0 E: 0 K: 0 S: 3 H: 0 LOB: 0 BB: 0 P: 3	R: 0 E: 0 K: 0 S: 3 H: 0 LOB: 0 BB: 0 P: 3	R: 1 E: 1 K: 1 S: 7 H: 1 LOB: 1 BB: 0 P: 7	R: 0 E: 0 K: 0 S: 3 H: 0 LOB: 0 BB: 0 P: 3	R: 1 E: 0 K: 0 S: 4 H: 1 LOB: 0 BB: 0 P: 4	R: 0 E: 0 K: 0 S: 3 H: 1 LOB: 1 BB: 0 P: 3	R: 2 E: 0 K: 0 S: 3 H: 2 LOB: 1 BB: 0 P: 3	1B: 6 2B: 1 3B: 1 HR: 2	SF: 0 SAC: 1 DP: 0 HBP: 0	WP: 0 PB: 0 SB: 1 CS: 1	PA: 39

	AB	37
	R	7
	H	10
	RBI	7
	BB	1
	SO	1
	LOB	10

PITCHER	IP	WLS	BF	H	R	ER	SO	BB	IBB	HBP	BLK	WP	HR	S	P	ERA	WHIP
Jay Hook, R (1, 1) ERA: 4.33	9.1	L	39	10	7	6	1	1	0	0	0	0	2	40	44	5.79	1.179

PITCHER	IP	WLS	BF	H	R	ER	SO	BB	IBB	HBP	BLK	WP	HR	S	P	ERA	WHIP

New York Mets @ San Francisco Giants

Candlestick Park, San Francisco, CA

Sun May 27 1962, 6:33 AM EDT

Unknown

TOP

livebaseballscorecards.com

Batter	1	2	3	4	5	6	7	8	9	AB	R	H	RBI	BB	SO	LOB
Richie Ashburn, L (1, 8) OBP: 0.484, SLG: 0.431	K		2B (2-H)			E5		FC6-4 1B		4	0	2	1	0	1	0
Felix Mantilla, R (1, 4) OBP: 0.361, SLG: 0.450	F8		K			F4		P1		4	0	0	0	0	1	3
Cliff Cook, R (1, 5) OBP: 0.240, SLG: 0.375	K			F8		K		FC6-4 (1-2f)		4	0	0	0	0	2	2
Frank Thomas, R (1, 7) OBP: 0.383, SLG: 0.682		CS 1B		F7		K			1-3	4	0	1	0	0	1	1
Ed Bouchee, L (1, 3) OBP: 0.346, SLG: 0.349		F8		K			4-3		3-1	4	0	0	0	0	1	1
Joe Christopher, R (1, 9) OBP: 0.148, SLG: 0.269 Jim Hickman, R (7, PR) OBP: 0.352, SLG: 0.457 (7, 9)	K (1-2)				K		BB G3		5-3	2	0	0	0	1	2	1
										1	0	0	0	0	0	0
Elio Chacon, R (1, 6) OBP: 0.362, SLG: 0.296 Rod Kanehl, R (7, 6) OBP: 0.353, SLG: 0.375			FC3-6 1B		FC4-6 1B		G3 (1-2)			3	0	2	0	0	0	1
										0	0	0	0	0	0	0
Sammy Taylor, L (1, 2) OBP: 0.273, SLG: 0.235			FC3-6 WP 2B (1-2f)		FC4-6 (1-2f)		F4			3	1	0	0	0	0	4
Roger Craig, R (1, 1)								K		2	0	0	0	0	1	2
Mary Throneberry, L (8, PH) OBP: 0.281, SLG: 0.080										1	0	0	0	0	1	0
Bob Moorhead, R (8, 1)										0	0	0	0	0	0	0
Inning Stats	R: 0 E: 0 K: 2 S: 7	H: 0 LOB: 0 BB: 0 P: 7	R: 0 E: 0 K: 1 S: 5	H: 1 LOB: 1 BB: 0 P: 5	R: 1 E: 0 K: 1 S: 7	H: 2 LOB: 1 BB: 0 P: 7	R: 0 E: 0 K: 1 S: 5	H: 0 LOB: 0 BB: 0 P: 5	R: 0 E: 0 K: 2 S: 8	H: 1 LOB: 1 BB: 0 P: 8	R: 0 E: 1 K: 2 S: 8	H: 0 LOB: 1 BB: 0 P: 8	R: 0 E: 0 K: 0 S: 3	H: 0 LOB: 2 BB: 1 P: 7	R: 0 E: 0 K: 1 S: 6	H: 1 LOB: 1 BB: 0 P: 6	R: 0 E: 0 K: 0 S: 3	H: 0 LOB: 0 BB: 0 P: 3

| | | | | | | | | | |

BOTTOM

New York Mets @ San Francisco Giants

Candlestick Park, San Francisco, CA

Sun May 27 1962, 6:33 AM EDT

Unknown

Batter	1	2	3	4	5	6	7	8	9	AB	R	H	RBI	BB	SO	LOB
Harvey Kuenn, R (1, 7) OBP: 0.396, SLG: 0.405	6-3		BB		G3		SH3-4			2	0	0	0	1	0	0
Chuck Hiller, L (1, 4) OBP: 0.328, SLG: 0.302	F8		F7		1-3		4-3			4	0	0	0	0	0	2
Willie Mays, R (1, 8) OBP: 0.424, SLG: 0.675	3-1			1B	F4		E HBP			4	2	2	1	0	0	0
Orlando Cepeda, R (1, 3) OBP: 0.385, SLG: 0.626		FC5-4		E		F8		HBP		3	2	2	0	0	0	0
Felipe Alou, R (1, 9) OBP: 0.367, SLG: 0.513		FC5-4		E6		FC5 S	CS			4	1	3	3	0	0	1
Jim Davenport, R (1, 5) OBP: 0.358, SLG: 0.447		F8		SF7		BB	CS	F7		2	0	0	1	1	0	1
Tom Haller, L (1, 2) OBP: 0.360, SLG: 0.535		6-3		4-3		F5		HR		4	1	1	1	0	0	3
Jose Pagan, R (1, 6) OBP: 0.306, SLG: 0.371			F4	FC6-4		FC5		K2-3		4	0	1	0	0	1	2
Jack Sanford, R (1, 1) OBP: 0.222, SLG: 0.200			F4	FC6-4			4-3 SH3-4	F9		2	0	0	0	0	0	1
Matty Alou, L (7, PH) OBP: 0.333, SLG: 0.300										1	1	1	0	0	0	0
Stu Miller, R (8, 1) OBP: 0.250, SLG: 0.250										1	0	0	0	0	0	0
Inning Stats	R: 0 E: 0 K: 0 S: 3 H: 0 LOB: 0 BB: 0 P: 3	R: 0 E: 0 K: 0 S: 4 H: 1 LOB: 1 BB: 0 P: 4	R: 0 E: 0 K: 0 S: 3 H: 0 LOB: 1 BB: 1 P: 7	R: 3 E: 1 K: 0 S: 7 H: 4 LOB: 1 BB: 0 P: 7	R: 0 E: 0 K: 0 S: 3 H: 0 LOB: 0 BB: 0 P: 3	R: 0 E: 0 K: 0 S: 4 H: 1 LOB: 2 BB: 1 P: 8	R: 3 E: 1 K: 0 S: 5 H: 3 LOB: 0 BB: 0 P: 6	R: 1 E: 0 K: 1 S: 6 H: 1 LOB: 0 BB: 0 P: 6		1B: 9 2B: 0 3B: 0 HR: 1	SF: 1 SAC: 1 DP: 0 HBP: 1			WP: 0 PB: 0 SB: 2 CS: 1	PA: 37		

livebaseballscorecards.com

	AB	31
	R	7
	H	10
	RBI	6
	BB	2
	SO	1
	LOB	10

PITCHER	IP	WLS	BF	H	R	ER	SO	BB	IBB	HBP	BLK	WP	HR	S	P	ERA	WHIP
Roger Craig, R (1, 1) ERA: 5.62	7.0	L	32	9	6	2	0	2	0	1	0	0	0	29	38	2.57	1.571
Bob Moorhead, R (8, 1) ERA: 5.06	1.0		4	1	1	1	1	0	0	0	0	0	1	6	6	9.00	1.000

PITCHER	IP	WLS	BF	H	R	ER	SO	BB	IBB	HBP	BLK	WP	HR	S	P	ERA	WHIP

Batter	1	2	3	4	5	6	7	8	9	AB	R	H	RBI	BB	SO	LOB
Richie Ashburn, L (1, 8) OBP: 0.493, SLG: 0.473	BBBB 4-0 F8 BB		x 0-0 6-3 ①		x 0-0 1-H PO 3B		SSS 0-3 K2-3 ②		x 0-0 1-2 1B	4	0	2	1	1	1	0
Rod Kanehl, R (1, 5) OBP: 0.273, SLG: 0.286	x 0-0 F8 ①② 1-2		x 0-0 6-3 ②		0-0 PO ③ 3-H	x 0-0 E6 E BB	x 0-0 F4 ③		x 0-0 F7 ③	5	1	0	0	0	0	3
Felix Mantilla, R (1, 4) OBP: 0.358, SLG: 0.439	x 0-0 6-3 ③		x 0-0 5-3 ③			BBBB 4-0 BB E BB		x 0-0 F3 ①		3	0	0	0	1	0	0
Frank Thomas, R (1, 7) OBP: 0.380, SLG: 0.671		x 0-0 F7 ①		x 0-0 5-3 ①		x 0-0 E5 BB 1-2 2-3		x 0-0 1B		4	0	1	0	0	0	2
Gil Hodges, R (1, 3) OBP: 0.377, SLG: 0.536 Ed Bouchee, L (8, PH) (8, 3) OBP: 0.341, SLG: 0.344		x 0-0 F9 ②		x 0-0 F3 ②		SSS 0-3 K ①		x 0-0 F8 ②		3 1	0 0	0 0	0 0	0 0	1 0	3 1
Harry Chiti, R (1, 2) OBP: 0.385, SLG: 0.375		x 0-0 BB HR 1B		x 0-0 6-3 ③		SSS 0-3 K ②		x 0-0 6-3 ③		4	1	1	0	0	1	4
Elio Chacon, R (1, 6) OBP: 0.367, SLG: 0.290		BBBB 4-0 1-2 HR BB			x 0-0 1-3 ①	BBBB 4-0 1-2 2-3 3-H BB			x 0-0 F2 ①	2	1	0	1	2	0	0
Jim Hickman, R (1, 9) OBP: 0.348, SLG: 0.479		x 0-0 1-H 2-H HR			x 0-0 F8 ②	x 0-0 F7 ③			x 0-0 6-3 ②	4	1	1	3	0	0	3
Al Jackson, L (1, 1) OBP: 0.111, SLG: 0.059 Craig Anderson, R (8, 1) Bob Miller, R (8, 1) OBP: 0.200, SLG: 0.200 Marv Throneberry, L (9, PH) OBP: 0.303, SLG: 0.115		SSS 0-3 K ③			x 0-0 3B 1B		SSS 0-3 K ①		x 0-0 1B 1B	3 0 0 1	1 0 0 0	1 0 0 1	0 0 0 0	0 0 0 0	2 0 0 0	0 0 0 0
Inning Stats	R: 0 E: 0 K: 0 S: 2 H: 0 LOB: 0 BB: 1 P: 6	R: 3 E: 0 K: 1 S: 7 H: 2 LOB: 0 BB: 1 P: 11	R: 0 E: 0 K: 0 S: 3 H: 0 LOB: 0 BB: 0 P: 3	R: 0 E: 0 K: 0 S: 3 H: 0 LOB: 0 BB: 0 P: 3	R: 1 E: 0 K: 0 S: 4 H: 2 LOB: 0 BB: 0 P: 4	R: 1 E: 2 K: 2 S: 9 H: 0 LOB: 3 BB: 2 P: 17	R: 0 E: 0 K: 2 S: 7 H: 0 LOB: 0 BB: 0 P: 7	R: 0 E: 0 K: 0 S: 4 H: 1 LOB: 1 BB: 0 P: 4	R: 0 E: 0 K: 0 S: 5 H: 2 LOB: 2 BB: 0 P: 5	1B: 5 2B: 0 3B: 1 HR: 1	SF: 0 SAC: 0 DP: 0 HBP: 0						

TOP

New York Mets @ San Francisco Giants

Candlestick Park, San Francisco, CA

Sun May 27 1962, 6:38 AM EDT

Att. 39,551 - Unknown

livebaseballscorecards.com

AB	34
R	5
H	7
RBI	5
BB	4
SO	5
LOB	16

WP: 0 PB: 0 SB: 0 CS: 0 PA: 39

PITCHER		IP	WLS	BF	H	R	ER	SO	BB	IBB	HBP	BLK	WP	HR	S	P	ERA	WHIP
Mike McCormick, L ERA: 6.31	(1, 1)	5.0		19	4	4	4	1	2	0	0	0	0	1	19	27	7.20	1.200
Jim Duffalo, R ERA: 2.45	(6, 1)	3.0	W	14	1	1	0	4	2	0	0	0	0	0	20	28	0.00	1.000
Stu Miller, R ERA: 2.01	(9, 1)	1.0	S	5	2	0	0	0	0	0	0	0	0	0	5	5	0.00	2.000

PITCHER	IP	WLS	BF	H	R	ER	SO	BB	IBB	HBP	BLK	WP	HR	S	P	ERA	WHIP

Batter	1	2	3	4	5	6	7	8	9	AB	R	H	RBI	BB	SO	LOB
Harvey Kuenn, R (1, 7) OBP: 0.391, SLG: 0.400	4-3		F7-8		F3			1B 2B 1B		4	1	1	0	0	0	0
Manny Mota, R (1, 4) Matty Alou, L (8, PH) Tom Haller, L (9, 2) OBP: 0.250, SLG: 0.214 OBP: 0.326, SLG: 0.293 OBP: 0.360, SLG: 0.535	F8		5-3		1-3			F7		3 1 0	0 0 0	0 0 0	0 0 0	0 0 0	0 0 0	0 1 0
Willie Mays, R (1, 8) OBP: 0.426, SLG: 0.677	F3			F9 1B 2B		F4		2B 1-3 1B 1B		4	2	2	0	0	0	0
Orlando Cepeda, R (1, 3) OBP: 0.392, SLG: 0.634		FC5-4 1B		F9 2-3		FC1-6-4 1B		1-3 3-H 1B 2B		4	1	3	1	0	0	1
Felipe Alou, R (1, 9) OBP: 0.371, SLG: 0.513		FC5-4 1B 1-2f		2B 3-H 1B		FC1-6-4 1-2f		S WP PB 2-H 3-H 1B		4	2	2	3	0	0	2
Jim Davenport, R (1, 5) OBP: 0.367, SLG: 0.458		1-3 1B		1-H 2B	SSS K			BBBB PB 1-3 BB		3	0	2	1	1	1	1
Ed Bailey, L (1, 2) Joe Pignatano, R (7, PH) (8, 2) Willie McCovey, L (8, PH) Stu Miller, R (9, 1) OBP: 0.364, SLG: 0.504 OBP: 0.432, SLG: 0.784 OBP: 0.250, SLG: 0.250	SSS K		SSS K			5-3		F7 1-2 3-H		2 1 1 0	0 0 0 0	0 0 0 0	0 0 0 0	0 0 0 0	2 0 0 0	3 0 1 0
Jose Pagan, R (1, 6) OBP: 0.299, SLG: 0.362	5-3			1-3		6-3		F9		4	0	0	0	0	0	4
Mike McCormick, L (1, 1) Ernie Bowman, R (5, PH) Jim Duffalo, R (6, 1) Chuck Hiller, L (9, 4) OBP: 0.250, SLG: 0.571 OBP: 0.328, SLG: 0.302			4-3		SSS K		5-3			1 1 1 0	0 0 0 0	0 0 0 0	0 0 0 0	0 1 0 0	0 0 0 0	0 0 0 0
Inning Stats	R: 0 E: 0 K: 0 S: 3 H: 0 LOB: 0 BB: 0 P: 3	R: 0 E: 0 K: 1 S: 7 H: 2 LOB: 2 BB: 0 P: 7	R: 0 E: 0 K: 0 S: 3 H: 0 LOB: 0 BB: 0 P: 3	R: 2 E: 0 K: 1 S: 8 H: 3 LOB: 1 BB: 0 P: 8	R: 0 E: 0 K: 1 S: 5 H: 0 LOB: 0 BB: 0 P: 5	R: 0 E: 0 K: 1 S: 6 H: 1 LOB: 1 BB: 0 P: 6	R: 0 E: 0 K: 0 S: 3 H: 0 LOB: 0 BB: 0 P: 3	R: 4 E: 0 K: 0 S: 7 H: 4 LOB: 1 BB: 1 P: 11		1B: 7 2B: 3 3B: 0 HR: 0	SF: 0 SAC: 0 DP: 0 HBP: 0					

BOTTOM

New York Mets @ San Francisco Giants

Candlestick Park, San Francisco, CA

Sun May 27 1962, 6:38 AM EDT

Att. 39,551 - Unknown

livebaseballscorecards.com

AB	34
R	6
H	10
RBI	5
BB	1
SO	4
LOB	13

WP: 1 PB: 1 SB: 1 CS: 0 PA: 35

PITCHER		IP	WLS	BF	H	R	ER	SO	BB	IBB	HBP	BLK	WP	HR	S	P	ERA	WHIP
Al Jackson, L ERA: 5.56	(1, 1)	7.0		28	7	3	3	4	0	0	0	0	0	0	36	36	3.86	1.000
Craig Anderson, R ERA: 3.7	(8, 1)	0.1	L	4	3	2	2	0	0	0	0	0	0	0	4	4	54.00	9.000
Bob Miller, R ERA: 4.59	(8, 1)	0.2		3	0	1	0	0	1	0	0	0	1	0	2	6	0.00	1.500

PITCHER	IP	WLS	BF	H	R	ER	SO	BB	IBB	HBP	BLK	WP	HR	S	P	ERA	WHIP

Batter	1	2	3	4	5	6	7	8	9	AB	R	H	RBI	BB	SO	LOB
Maury Wills, S (1, 6) OBP: 0.313, SLG: 0.320	C B X 1-1 4-3 1B	B B X 2-0 ③ 3-1		X 0-0 S 1B	B X 1-0 IHR		B C X 1-1 ① 4-3		F F B X 1-2 HR	6	3	4	2	0	0	1
Jim Gilliam, S (1, 5) OBP: 0.357, SLG: 0.316	B B C B X 3-1 ① F7		B F B F B B 4-2 HR BB	B B X 2-0 1B 1-H FC1-4 1B	B C B C B F B 4-2 FC4 BB		B C X 1-1 2B		F F B B F F S 2-3 ② K	2	2	1	1	2	0	1
Andy Carey, R (5, 5) OBP: 0.364, SLG: 0.414										2	0	1	0	0	1	0
Willie Davis, L (1, 8) OBP: 0.399, SLG: 0.545	X 0-0 ② 4-3 1-2		F B X 1-1 1-H HR	X 0-0 FC1-4 1-3 1B	X 0-0 ② FC4 S 1-2f 1B		X 0-0 ② F7		X 0-0 1B 1B	6	2	3	2	0	0	3
Tommy Davis, R (1, 7) OBP: 0.365, SLG: 0.592	X 0-0 ③ F3		B B B C B 4-1 HR BB	B X 1-0 ① FC1-4 1B 1-2f 2B 3-H	S S B X 1-2 1-H 1B		B C F B F B F X 3-2 ③ F4		B B F C X 2-2 1-2 1B	5	2	2	2	1	0	3
Ron Fairly, L (1, 3) OBP: 0.457, SLG: 0.457		S X 0-1 1B 3B	B F X 1-1 1-H HR	F B C F F F B X 2-2 1-3 2B 1B	X 0-0 ③ F4			B F X 1-1 ① G3	C B C S 1-3 ③ K	6	3	3	2	0	1	3
Frank Howard, R (1, 9) OBP: 0.379, SLG: 0.488		X 0-0 C X 2B 5-3 3-H 1B	0-1 ① F9	X 0-0 4-3 1-H 3-H 2B		C B S S 1-3 ① K		B S X 1-1 1B		5	1	3	3	0	1	0
John Roseboro, L (1, 2) OBP: 0.352, SLG: 0.373		X 0-0 S B B B X 5-3 1-3 2B	3-1 ② G3	B X 1-0 ② 4-3 2-3		C B S X 1-2 ② 6-3		F B B F F F X 2-2 ② F8		4	0	1	0	0	0	1
Norm Sherry, R (6, 2) OBP: 0.286, SLG: 0.237										1	0	0	0	0	0	1
Larry Burright, R (1, 4) OBP: 0.340, SLG: 0.494	C X 0-1 ① 1-3	B S X 1-1 1B	B S C C 1-3 ③ K			B X 1-0 E3		C S B C 1-3 ③ K		5	0	1	0	0	2	4
Sandy Koufax, R (1, 1) OBP: 0.128, SLG: 0.081	C C B F B X 2-2 ② 5-3 2-3 3-H	B C S B S 2-3 ③ K			C B X 1-1 ① 4-3	C S C 0-3 ③ K			X 0-0 ① 5-3	5	0	0	1	0	2	3

TOP

Los Angeles Dodgers @ New York Mets

Polo Grounds, New York, NY

Wed May 30 1962, 3:33 AM EDT

Unknown

livebaseballscorecards.com

AB	47
R	13
H	19
RBI	13
BB	3
SO	7
LOB	20

Inning Stats	1	2	3	4	5	6	7	8	9
	R: 0 E: 0 K: 0 S: 6	R: 2 E: 0 K: 0 S: 11	R: 4 E: 0 K: 1 S: 16	R: 4 E: 0 K: 1 S: 15	R: 2 E: 0 K: 0 S: 11	R: 0 E: 1 K: 2 S: 10	R: 0 E: 0 K: 0 S: 10	R: 0 E: 0 K: 1 S: 12	R: 1 E: 0 K: 2 S: 16
	H: 1 LOB: 1 BB: 0 P: 10	H: 3 LOB: 1 BB: 0 P: 15	H: 3 LOB: 1 BB: 2 P: 32	H: 5 LOB: 1 BB: 0 P: 22	H: 2 LOB: 1 BB: 1 P: 18	H: 0 LOB: 1 BB: 0 P: 13	H: 1 LOB: 1 BB: 0 P: 15	H: 1 LOB: 1 BB: 0 P: 17	H: 3 LOB: 2 BB: 0 P: 22

1B: 11	SF: 0	WP: 0
2B: 3	SAC: 0	PB: 0
3B: 1	DP: 0	SB: 2
HR: 4	HBP: 0	CS: 0
		PA: 50

PITCHER		IP	WLS	BF	H	R	ER	SO	BB	IBB	HBP	BLK	WP	HR	S	P	ERA	WHIP
Jay Hook, R ERA: 4.91	(1, 1)	2.0	L	13	5	5	5	0	2	0	0	0	0	1	22	39	22.50	3.500
Dave Hillman, R ERA: 9.45	(3, 1)	1.0		8	5	4	4	1	0	0	0	0	0	1	14	23	36.00	5.000
Bob Moorhead, R ERA: 5.11	(4, 1)	5.0		23	6	3	3	4	1	0	0	0	0	0	55	80	5.40	1.400
Vinegar Bend Mizell, L ERA: 4.99	(9, 1)	1.0		6	3	1	1	2	0	0	0	0	0	1	16	22	9.00	3.000

PITCHER		IP	WLS	BF	H	R	ER	SO	BB	IBB	HBP	BLK	WP	HR	S	P	ERA	WHIP

Batter	1	2	3	4	5	6	7	8	9	AB	R	H	RBI	BB	SO	LOB
Joe Christopher, R (1, 9) OBP: 0.219, SLG: 0.323	C B B X 2-1 F5 ①		F C B B X 2-2 F7 ①	C X 0-1 1B 2-H 1B			B B C X 2-1 BB 2B 1B		C B C B B X 3-2 1B 1B 1B	5	2	3	1	0	0	0
Elio Chacon, R (1, 6) OBP: 0.392, SLG: 0.311	B B F C B B 4-2 E 1B BB		B X 1-0 1B	B B B C C X 3-2 1-3 1B			B C B B C B 4-2 2B 1-2 BB		X 0-0 1B 1-2 1B 1B	3	1	3	0	2	0	0
Cliff Cook, R (1, 5) OBP: 0.236, SLG: 0.358	X 0-0 E7 1-3 1B		S F B B S 2-3 K ②	X 0-0 F6 ③			B C X 1-1 F7 ①		B B C X 2-1 F3 ①	5	0	1	0	0	1	7
Frank Thomas, R (1, 7) OBP: 0.381, SLG: 0.667	I I I I 4-0 IBB		B C S F B B B F F C 3-3 K ③		S B X 1-1 5-3 ①		F B B X 2-1 1-3 2H 2B		B C X 1-1 F5 ②	4	0	1	1	1	1	3
Gil Hodges, R (1, 3) OBP: 0.375, SLG: 0.569 Rod Kanehl, R (6, 3) OBP: 0.292, SLG: 0.304	B B X 2-0 F6 ②			B C X 1-1 HR	B C X 1-1 5-3 ②		B F F C 1-3 K ②		B C X 1-1 WP 1B 1-2 2H 1B	3 2	1 0	1 1	1 1	0 0	0 1	3 2
Jim Hickman, R (1, 8) OBP: 0.350, SLG: 0.485	S F B F B F F F B 3-3 K ③			B X 1-0 E 2B	C B B S X 2-2 F8 ③		S C X 0-2 F2 ③		C B X 1-1 WP 1-2 2H 1B	5	1	2	1	0	1	5
Felix Mantilla, R (1, 4) OBP: 0.352, SLG: 0.430		F B B S F X 2-2 F7 ①		B X 1-0 E6 1B 2-H 1B		B X 1-0 F7 ①		X 0-0 5-3 ①	B X 1-0 F7 ③ 1-2 2-3	5	1	1	0	0	0	2
Sammy Taylor, L (1, 2) OBP: 0.269, SLG: 0.232 Harry Chiti, R (4, PH) OBP: 0.345, SLG: 0.333 (5, 2) Hobie Landrith, L (9, 2) OBP: 0.452, SLG: 0.529		B S C C 1-3 K ②		C B F B S 2-3 K ①		C F S 0-3 K ②		C B C B S 2-3 K ②		1 3 0	0 0 0	0 0 0	0 0 0	0 0 0	1 3 0	0 1 0
Jay Hook, L (1, 1) OBP: 0.292, SLG: 0.261 Dave Hillman, R (3, 1) Bob Moorhead, R (4, 1) Richie Ashburn, L (8, PH) OBP: 0.486, SLG: 0.464 Vinegar Bend Mizell, R (9, 1) OBP: 0.250, SLG: 0.182		C C C 0-3 K ③		C C F S 0-3 K ②		X 0-0 F2 ③		X 0-0 F9 ③		1 0 2 1 0	0 0 0 0 0	0 0 0 0 0	0 0 0 0 0	0 0 0 0 0	1 0 1 0 0	0 0 1 0 0
Inning Stats	R: 0 E: 1 K: 1 S: 15 H: 1 LOB: 3 BB: 2 P: 30	R: 0 E: 0 K: 2 S: 10 H: 0 LOB: 0 BB: 0 P: 13	R: 0 E: 0 K: 2 S: 13 H: 1 LOB: 1 BB: 0 P: 21	R: 3 E: 1 K: 2 S: 17 H: 5 LOB: 2 BB: 0 P: 25	R: 0 E: 0 K: 0 S: 7 H: 0 LOB: 0 BB: 0 P: 11	R: 0 E: 0 K: 1 S: 5 H: 0 LOB: 0 BB: 0 P: 6	R: 1 E: 0 K: 1 S: 14 H: 2 LOB: 2 BB: 1 P: 24	R: 0 E: 0 K: 1 S: 5 H: 0 LOB: 0 BB: 0 P: 7	R: 2 E: 0 K: 0 S: 13 H: 4 LOB: 2 BB: 0 P: 22	1B: 10 2B: 2 3B: 0 HR: 1		SF: 0 SAC: 0 DP: 0 HBP: 0				WP: 1 PB: 0 SB: 0 CS: 0	PA: 43

PITCHER		IP	WLS	BF	H	R	ER	SO	BB	IBB	HBP	BLK	WP	HR	S	P	ERA	WHIP
Sandy Koufax, L ERA: 3.03	(1, 1)	9.0	W	43	13	6	6	10	2	1	0	0	1	1	99	159	6.00	1.667

PITCHER	IP	WLS	BF	H	R	ER	SO	BB	IBB	HBP	BLK	WP	HR	S	P	ERA	WHIP

BOTTOM

Los Angeles Dodgers @ New York Mets

Polo Grounds, New York, NY

Wed May 30 1962, 3:33 AM EDT

Unknown

livebaseballscorecards.com

AB	40
R	6
H	13
RBI	5
BB	3
SO	10
LOB	24

Batter	1	2	3	4	5	6	7	8	9	AB	R	H	RBI	BB	SO	LOB
Maury Wills, S (1, 6) OBP: 0.311, SLG: 0.319	C C B B B X 3-2 ① 4-3		X 0-0 ① 6-3			B X 1-0 ① L6-4-3 1B 1B		B F M S 1-3 ② K		4	0	1	0	0	1	0
Jim Gilliam, S (1, 5) OBP: 0.360, SLG: 0.316	B C B B B 4-1 FC3-6 BB		B B C C F F X 2-2 ② 4-3			B B X 2-0 L6-4-3 1-2 1B		C B B B X 3-1 ③ F7		3	0	1	0	1	0	0
Willie Davis, L (1, 8) OBP: 0.395, SLG: 0.557	F B F X 1-2 ② FC3-6 E, HR 1-2f		X 0-0 ③ F2			L B L B X 2-2 ① ② ③ L6-4-3 1-2 2-3			B F B F F F B X 3-2 HR	4	2	1	1	0	0	3
Tommy Davis, R (1, 7) OBP: 0.358, SLG: 0.580	B X 1-0 E6 HR 1-2			C X 0-1 ① 6-3			B X 1-0 ① F2		C C B X 1-2 ① F6	4	1	0	0	0	0	1
Ron Fairly, L (1, 3) (9, 9) OBP: 0.459, SLG: 0.488	B B B B F X 3-1 1-H 2-H HR			B F X 1-1 ② F9			B C B B C B 4-2 HR BB		C F B B B X 2-2 ② L7	3	2	1	3	1	0	0
Frank Howard, R (1, 9) OBP: 0.374, SLG: 0.511 Tim Harkness, L (9, 3) OBP: 0.333, SLG: 0.368	C B S S F S 1-3 ③ K			F B F S 1-3 ③ K			B S B S F X 2-2 1-H HR		B B B C X 3-1 ③ F6	4 0	1 0	1 0	2 0	0 0	2 0	0 0
John Roseboro, L (1, 2) OBP: 0.344, SLG: 0.363		B C C F B C 2-3 ① K			C B X 1-1 ① F7		B F B X 2-1 ② 4-3			3	0	0	0	0	1	0
Larry Burright, R (1, 4) OBP: 0.330, SLG: 0.478		C S B B F X 2-2 ② F9			X 0-0 ② 4-3		C X 0-1 ③ 1-3			3	0	0	0	0	0	0
Johnny Podres, L (1, 1) OBP: 0.208, SLG: 0.261 Larry Sherry, R (7, 1) OBP: 0.333, SLG: 0.333		C X 0-1 ③ G3			F X 0-1 ③ 3-1			B B C S S 2-3 ① K		2 1	0 0	0 0	0 0	0 0	0 1	0 0
Inning Stats	R: 3 H: 1 E: 1 LOB: 0 K: 1 BB: 1 S: 14 P: 27	R: 0 H: 0 E: 0 LOB: 0 K: 1 BB: 0 S: 10 P: 14	R: 0 H: 0 E: 0 LOB: 0 K: 0 BB: 0 S: 7 P: 9	R: 0 H: 0 E: 0 LOB: 0 K: 1 BB: 0 S: 7 P: 9	R: 0 H: 0 E: 0 LOB: 0 K: 0 BB: 0 S: 5 P: 6	R: 0 H: 2 E: 0 LOB: 0 K: 0 BB: 0 S: 5 P: 10	R: 2 H: 1 E: 0 LOB: 0 K: 0 BB: 1 S: 11 P: 20	R: 0 H: 0 E: 0 LOB: 0 K: 2 BB: 0 S: 8 P: 14	R: 1 H: 1 E: 0 LOB: 0 K: 0 BB: 0 S: 13 P: 22	1B: 2 SF: 0 2B: 0 SAC: 0 3B: 1 DP: 0 HR: 3 HBP: 0						

TOP

Los Angeles Dodgers @ New York Mets

Polo Grounds, New York, NY

Wed May 30 1962, 3:38 AM EDT

Att. 55,704 - Unknown

livebaseballscorecards.com

AB	31
R	6
H	5
RBI	6
BB	2
SO	5
LOB	4

PITCHER		IP	WLS	BF	H	R	ER	SO	BB	IBB	HBP	BLK	WP	HR	S	P	ERA	WHIP
Bob Miller, R ERA: 4.24	(1, 1)	7.0		26	4	5	2	3	2	0	0	0	0	2	59	95	2.57	0.857
Craig Anderson, R ERA: 3.76	(8, 1)	2.0	L	7	1	1	1	2	0	0	0	0	0	1	21	36	4.50	0.500

PITCHER	IP	WLS	BF	H	R	ER	SO	BB	IBB	HBP	BLK	WP	HR	S	P	ERA	WHIP

Batter	1	2	3	4	5	6	7	8	9	AB	R	H	RBI	BB	SO	LOB
Elio Chacon, R (1, 6) OBP: 0.395, SLG: 0.311	BBBB 4-0 E BB		CX 0-1 ① L7		CX 0-1 ① 6-3		X 0-0 WP 3-H 1B		BX 1-0 S 1B	3	0	1	1	1	0	0
Sammy Taylor, L (9, PH) OBP: 0.278, SLG: 0.243										1	0	1	0	0	0	0
Rod Kanehl, R (9, PR) OBP: 0.292, SLG: 0.304										0	0	0	0	0	0	0
Felix Mantilla, R (1, 5) OBP: 0.347, SLG: 0.421	BCSTFBFX 2-2 F6 ①		X 0-0 HR 1B		SBFC 1-3 K ②		FSBBBS 2-3 K 1-2 ②		SFBBBS 2-3 K 1-2 ③	5	1	1	0	0	3	3
Gil Hodges, R (1, 3) OBP: 0.381, SLG: 0.645	BBCCBFX 3-2 E5 1-2		X 0-0 HR 1-H		CX 0-1 HR		X 0-0 F5 ③			4	2	2	3	0	0	2
Frank Thomas, R (1, 7) OBP: 0.372, SLG: 0.650	CBFS 1-3 K ②		BCBX 2-1 6-3 ②		FBSX 1-2 F4 ③			SSBBBFX 3-2 F6 ①		4	0	0	0	0	1	2
Jim Hickman, R (1, 8) OBP: 0.355, SLG: 0.514	X 0-0 5-3 ③		BX 1-0 HR			BBCSX 2-2 5-3 ①		BCBBX 3-1 1B		4	1	2	1	0	0	2
Charlie Neal, R (1, 4) OBP: 0.331, SLG: 0.390		BBCBB 4-1 FC6-4 BB	BSCBX 2-2 6-3 ③			BBSSBB 4-2 K BB		BBCSX 2-2 F9 ②		2	0	0	0	2	0	1
Harry Chiti, R (1, 2) OBP: 0.303, SLG: 0.290	FCBX 1-2 L4 ①		BBX 2-0 L8 ①			FBSBFBS 2-3 K 1-2 ②③		FSBC 1-3 K ③		4	0	0	0	0	2	3
Joe Christopher, R (1, 9) OBP: 0.229, SLG: 0.382	FFBBBBX 3-2 FC6-4 1-2f ②		BFBFBBC 3-3 K ②			BFX 1-1 1B 3B			BX 1-0 1B ①	3	1	1	0	0	1	1
Richie Ashburn, L (9, PH) OBP: 0.493, SLG: 0.474										1	0	1	0	0	0	0
Bob Miller, R (1, 1) OBP: 0.167, SLG: 0.167	FBX 1-1 F5 ③		CX 0-1 1-3 ③			SFBBBS 3-3 K ①			BBX 2-0 6-3 ②	2	0	0	0	0	0	1
Ed Bouchee, L (7, PH) OBP: 0.337, SLG: 0.338										1	0	0	0	0	1	1
Craig Anderson, R (8, 1)										0	0	0	0	0	0	0
Marv Throneberry, L (9, PH) OBP: 0.294, SLG: 0.111										1	0	0	0	0	0	0
Inning Stats	R: 0 E: 1 K: 1 S: 14 H: 0 LOB: 2 BB: 1 P: 24	R: 0 E: 0 K: 0 S: 9 H: 0 LOB: 1 BB: 1 P: 18	R: 3 E: 0 K: 0 S: 10 H: 3 LOB: 0 BB: 0 P: 15	R: 0 E: 0 K: 1 S: 6 H: 0 LOB: 0 BB: 0 P: 11	R: 1 E: 0 K: 1 S: 10 H: 1 LOB: 0 BB: 0 P: 12	R: 0 E: 0 K: 1 S: 8 H: 0 LOB: 0 BB: 1 P: 16	R: 1 E: 0 K: 2 S: 10 H: 2 LOB: 1 BB: 0 P: 16	R: 0 E: 0 K: 1 S: 12 H: 1 LOB: 1 BB: 0 P: 21	R: 0 E: 0 K: 1 S: 6 H: 2 LOB: 2 BB: 0 P: 12	1B: 5 2B: 0 3B: 1 HR: 3	SF: 0 SAC: 0 DP: 0 HBP: 0						

PITCHER	IP	WLS	BF	H	R	ER	SO	BB	IBB	HBP	BLK	WP	HR	S	P	ERA	WHIP
Johnny Podres, L (1, 1) ERA: 4.24	6.0		26	5	5	5	4	3	0	0	0	0	3	59	99	7.50	1.333
Larry Sherry, R (7, 1) ERA: 2.93	3.0	W	12	4	0	0	4	0	0	0	0	1	0	26	46	0.00	1.333

PITCHER	IP	WLS	BF	H	R	ER	SO	BB	IBB	HBP	BLK	WP	HR	S	P	ERA	WHIP

BOTTOM

Los Angeles Dodgers @ New York Mets

Polo Grounds, New York, NY

Wed May 30 1962, 3:38 AM EDT

Att. 55,704 - Unknown

livebaseballscorecards.com

AB	35
R	5
H	9
RBI	5
BB	3
SO	8
LOB	16

1B: 5	SF: 0	WP: 1	PA: 38
2B: 0	SAC: 0	PB: 0	
3B: 1	DP: 0	SB: 1	
HR: 3	HBP: 0	CS: 0	

Batter	1	2	3	4	5	6	7	8	9	AB	R	H	RBI	BB	SO	LOB
Maury Wills, S (1, 6) OBP: 0.318, SLG: 0.325	B X 1-0 WP S 1B		C B X 1-1 6-3 S 1B 1B		X 0-0 ① 6-3		F X 0-1 SH1-4 S 1B 1B		B X 1-0 ② F2	5	2	3	0	0	0	0
Jim Gilliam, S (1, 5) OBP: 0.357, SLG: 0.320	B X 1-0 ① F2		B B B C X 3-1 ② 6-3 1-3		C B F S 1-3 ② K		B C X 1-1 ① SH1-4 1-3		B B C F B X 3-2 ③ 2B	4	0	1	0	0	1	2
Willie Davis, L (1, 8) OBP: 0.392, SLG: 0.546	M B C S 1-3 ② K 1-3		B B B C B 4-1 1B BB		B S X 1-1 ③ 1-3		S X 0-1 ② F3			3	0	0	0	1	1	2
Tommy Davis, R (1, 7) OBP: 0.366, SLG: 0.583	S B S X 1-2 ③ 1-3		X 0-0 1-2 3-H 1B			S X 0-1 SH1-4 BB 3B 1B	X 0-0 WP 3-H 1B			4	1	3	2	0	0	1
Frank Howard, R (1, 9) OBP: 0.369, SLG: 0.495		S B F B S 2-3 ① K	X 0-0 ③ 1-3			B B S B B 4-1 SH1-4 1-2 3B BB	B S X 1-1 ③ 6-3 1-2			3	1	0	0	1	1	3
Ron Fairly, L (1, 3) OBP: 0.464, SLG: 0.529		F B S X 1-2 HR	B C X 1-1 SH1-4 1B			C B X 1-1 ① SH1-4 1-2 2-3		C B F B S 2-3 ① K		3	1	2	1	0	1	0
Larry Burright, R (1, 4) OBP: 0.330, SLG: 0.495		F B C X 1-2 ② F8	B L B X 2-1 ① SH1-4 1-2			X 0-0 SF9 2-H 3-H 3B		F B S B F X 2-2 ② 6-3		3	1	1	2	0	0	0
Norm Sherry, R (1, 2) OBP: 0.261, SLG: 0.220		S F B X 1-2 ③ 1-3	C X 0-1 ② 6-3			B F B X 2-1 ② SF9 3-H		X 0-0 ③ 6-3		3	0	0	1	0	0	1
Joe Moeller, R (1, 1) OBP: 0.105, SLG: 0.105			C C S 0-3 ① K		C S F B S 1-3 ③ K		B F B X 2-1 ③ 6-3		B F S S 1-3 ① K	1	0	0	0	0	1	0
Lee Walls, R (4, PH) OBP: 0.308, SLG: 0.265										1	0	0	0	0	1	1
Ed Roebuck, R (4, 1)										2	0	0	0	0	1	0
Ron Perranoski, L (9, 1)										0	0	0	0	0	0	0
Inning Stats	R: 0 E: 0 K: 1 S: 8 H: 1 LOB: 1 BB: 0 P: 12	R: 1 E: 0 K: 1 S: 12 H: 1 LOB: 0 BB: 0 P: 17	R: 1 E: 0 K: 1 S: 10 H: 2 LOB: 2 BB: 1 P: 18	R: 0 E: 0 K: 1 S: 10 H: 1 LOB: 1 BB: 0 P: 14	R: 0 E: 0 K: 1 S: 6 H: 0 LOB: 0 BB: 0 P: 8	R: 3 E: 0 K: 0 S: 10 H: 2 LOB: 0 BB: 1 P: 19	R: 1 E: 0 K: 0 S: 9 H: 2 LOB: 1 BB: 0 P: 11	R: 0 E: 0 K: 1 S: 8 H: 0 LOB: 0 BB: 0 P: 12	R: 0 E: 0 K: 1 S: 7 H: 1 LOB: 1 BB: 0 P: 12	1B: 7 2B: 1 3B: 1 HR: 1 SF: 1 SAC: 3 DP: 0 HBP: 0						

PITCHER		IP	WLS	BF	H	R	ER	SO	BB	IBB	HBP	BLK	WP	HR	S	P	ERA	WHIP
Al Jackson, L ERA: 5.71	(1, 1)	8.0	L	35	9	6	6	6	2	0	0	0	2	1	73	111	6.75	1.375
Ken MacKenzie, L ERA: 5.11	(9, 1)	1.0		3	1	0	0	1	0	0	0	0	0	0	7	12	0.00	1.000

PITCHER		IP	WLS	BF	H	R	ER	SO	BB	IBB	HBP	BLK	WP	HR	S	P	ERA	WHIP

TOP

Los Angeles Dodgers @ New York Mets

Polo Grounds, New York, NY

Thu May 31 1962, 7:05 PM EDT

Att. 22,884 - Unknown

livebaseballscorecards.com

AB	32
R	6
H	10
RBI	6
BB	2
SO	7
LOB	10

WP: 2	PA: 38
PB: 0	
SB: 3	
CS: 0	

Batter	1	2	3	4	5	6	7	8	9	AB	R	H	RBI	BB	SO	LOB
Jim Hickman, R (1, 8) OBP: 0.358, SLG: 0.509 Richie Ashburn, L (6, PH) OBP: 0.479, SLG: 0.458 (7, 8)	F3		G1-6-3 2-3 BB			6-3		6-3		1 2	0 0	0 0	0 0	1 0	0 0	0 0
Elio Chacon, R (1, 6) OBP: 0.391, SLG: 0.306	6-3		SF8 3-H			F9			BB E FC5-4 BB	2	1	0	1	1	0	0
Charlie Neal, R (1, 4) OBP: 0.329, SLG: 0.382	1B 1B BB		G1-6-3 1-2f			K			FC6 FC5-4 BB 1-2	3	1	0	0	1	1	2
Frank Thomas, R (1, 7) OBP: 0.375, SLG: 0.645 Rod Kanehl, R (9, PR) OBP: 0.292, SLG: 0.304	1-H 1B			K		K			FC5-4 1-2 2-3 BB	3 0	0 0	1 0	1 0	1 0	2 0	1 0
Marv Throneberry, L (1, 3) OBP: 0.270, SLG: 0.100 Gil Hodges, R (9, PH) OBP: 0.376, SLG: 0.636 Bob Miller, R (9, PR) OBP: 0.167, SLG: 0.167	F7			F8			4-3		FC5-4 1-2f 2-3 3-H	3 1 0	0 0 0	0 0 0	0 1 0	0 0 0	0 0 0	1 2 0
Joe Christopher, R (1, 9) OBP: 0.205, SLG: 0.342		F4		1-3			5-3		F3	4	0	0	0	0	0	2
Felix Mantilla, R (1, 5) OBP: 0.338, SLG: 0.409		4-3			5-3		K		F9	4	0	0	0	0	1	2
Sammy Taylor, L (1, 2) OBP: 0.280, SLG: 0.247		F8			G4-6-3 1B			4-3		3	0	1	0	0	0	0
Al Jackson, L (1, 1) OBP: 0.150, SLG: 0.158 Ed Bouchee, L (8, PH) OBP: 0.333, SLG: 0.333 Ken MacKenzie, R (9, 1)			WP SF8 2B		G4-6-3 1-2f			4-3		2 1 0	1 0 0	1 0 0	0 0 0	0 0 0	0 0 0	1 0 0
Inning Stats	R: 1 H: 1 E: 0 LOB: 1 K: 0 BB: 1 S: 8 P: 14	R: 0 H: 0 E: 0 LOB: 0 K: 0 BB: 0 S: 7 P: 11	R: 1 H: 1 E: 0 LOB: 0 K: 0 BB: 1 S: 7 P: 12	R: 0 H: 0 E: 0 LOB: 0 K: 1 BB: 0 S: 6 P: 8	R: 0 H: 1 E: 0 LOB: 0 K: 0 BB: 0 S: 5 P: 5	R: 0 H: 0 E: 0 LOB: 1 K: 2 BB: 0 S: 11 P: 17	R: 0 H: 0 E: 0 LOB: 0 K: 1 BB: 0 S: 6 P: 10	R: 0 H: 0 E: 0 LOB: 0 K: 0 BB: 0 S: 5 P: 8	R: 1 H: 0 E: 1 LOB: 2 K: 0 BB: 2 S: 9 P: 19	1B: 2 SF: 1 2B: 1 SAC: 0 3B: 0 DP: 2 HR: 0 HBP: 0						WP: 1 PA: 34 PB: 1 SB: 0 CS: 0	

PITCHER	IP	WLS	BF	H	R	ER	SO	BB	IBB	HBP	BLK	WP	HR	S	P	ERA	WHIP
Joe Moeller, R (1, 1) ERA: 4.5	3.0		12	2	2	2	0	2	0	0	0	1	0	22	37	6.00	1.333
Ed Roebuck, R (4, 1) ERA: 2.37	5.0	W	19	1	1	0	4	2	0	0	0	0	0	37	60	0.00	0.600
Ron Perranoski, L (9, 1) ERA: 1.5	1.0	S	3	0	0	0	0	0	0	0	0	0	0	5	7	0.00	0.000

PITCHER	IP	WLS	BF	H	R	ER	SO	BB	IBB	HBP	BLK	WP	HR	S	P	ERA	WHIP

BOTTOM

Los Angeles Dodgers @ New York Mets

Polo Grounds, New York, NY

Thu May 31 1962, 7:05 PM EDT

Att. 22,884 - Unknown

livebaseballscorecards.com

AB	29
R	3
H	3
RBI	3
BB	4
SO	4
LOB	11

Batter	1	2	3	4	5	6	7	8	9	AB	R	H	RBI	BB	SO	LOB
Chuck Hiller, L (1, 4) OBP: 0.327, SLG: 0.303	F9		HR 1B	G3		4-3	BB		BB	4	1	1	0	2	0	5
Willie McCovey, L (1, 9) OBP: 0.423, SLG: 0.844	HR		1-H HR		F3				L1	3	2	2	3	0	0	0
Harvey Kuenn, R (7, PH) OBP: 0.382, SLG: 0.386 (7, 7)							1B 1B K			3	1	1	0	0	1	4
Willie Mays, R (1, 8) OBP: 0.432, SLG: 0.683	L5		6-3		HR		1B HR 1B	F9		5	2	2	1	0	0	0
Orlando Cepeda, R (1, 3) OBP: 0.381, SLG: 0.610	6-3		6-3		6-3		K	1-3		5	0	0	0	0	1	2
Felipe Alou, R (1, 7) (7, 9) OBP: 0.370, SLG: 0.508		K		FC5-4 1B	F6		BB HR 1B	2B		5	1	3	1	0	1	0
Tom Haller, L (1, 2) OBP: 0.359, SLG: 0.519		F3		F9		F9 BB HBP	HR BB	K		3	1	0	0	1	1	2
Jim Davenport, R (1, 5) OBP: 0.385, SLG: 0.497		1B		FC5-4 1B BB		1-3 BB	1-H 2-H 3-H HR		BB	3	1	2	4	2	0	1
Jose Pagan, R (1, 6) OBP: 0.312, SLG: 0.368		1-3		1B BB		F9	SH1-4 1B		F5	4	0	1	0	1	0	4
Billy Pierce, L (1, 1) OBP: 0.375, SLG: 0.286			3-1	1B		1-3	SH1-4		K	3	0	1	0	0	0	2
Bobby Bolin, R (8, 1)										1	0	0	0	0	1	1
Stu Miller, R (9, 1) OBP: 0.200, SLG: 0.200										0	0	0	0	0	0	0
Inning Stats	R: 1 E: 0 K: 0 S: 4 H: 1 LOB: 0 BB: 0 P: 4	R: 0 E: 0 K: 1 S: 6 H: 1 LOB: 1 BB: 0 P: 6	R: 2 E: 0 K: 0 S: 5 H: 2 LOB: 0 BB: 0 P: 5	R: 0 E: 0 K: 0 S: 5 H: 2 LOB: 3 BB: 1 P: 9	R: 1 E: 0 K: 0 S: 4 H: 1 LOB: 0 BB: 0 P: 4	R: 0 E: 0 K: 0 S: 3 H: 0 LOB: 2 BB: 1 P: 8	R: 5 E: 0 K: 2 S: 12 H: 5 LOB: 2 BB: 2 P: 20	R: 0 E: 0 K: 1 S: 6 H: 1 LOB: 1 BB: 0 P: 6	R: 0 E: 0 K: 1 S: 5 H: 0 LOB: 2 BB: 2 P: 13	1B: 8 2B: 1 3B: 0 HR: 4	SF: 0 SAC: 1 DP: 0 HBP: 1						

TOP

San Francisco Giants @ New York Mets

Polo Grounds, New York, NY

Fri Jun 01 1962, 7:05 PM EDT

Att. 43,742 - Unknown

livebaseballscorecards.com

AB	39
R	9
H	13
RBI	9
BB	6
SO	5
LOB	21

PITCHER		IP	WLS	BF	H	R	ER	SO	BB	IBB	HBP	BLK	WP	HR	S	P	ERA	WHIP
Roger Craig, R ERA: 5.76	(1, 1)	5.0	L	23	7	4	4	1	1	0	0	0	0	3	24	28	7.20	1.600
Willard Hunter, L ERA: 25.2	(6, 1)	3.0		19	6	5	5	3	3	0	1	0	0	1	21	34	15.00	3.000
Dave Hillman, R ERA: 8.79	(9, 1)	1.0		5	0	0	0	1	2	0	0	0	0	0	5	13	0.00	2.000

PITCHER	IP	WLS	BF	H	R	ER	SO	BB	IBB	HBP	BLK	WP	HR	S	P	ERA	WHIP

Batter	1	2	3	4	5	6	7	8	9	AB	R	H	RBI	BB	SO	LOB
Elio Chacon, R (1, 6) OBP: 0.384, SLG: 0.310	2B		F9		G4-3 1-2f			E6 1B 2B	F7	5	1	1	0	0	0	2
Rod Kanehl, R (1, 3) (9, 9) OBP: 0.310, SLG: 0.429	6-3		4-3			HR		2B 1-2 1B	FC6-4 1-2f 1B	5	2	2	1	0	0	2
Charlie Neal, R (1, 4) OBP: 0.337, SLG: 0.409	F9		3B			F9		1-3 2-H 1B	FC5-4 1-2 1B	5	1	3	1	0	0	1
Frank Thomas, R (1, 7) OBP: 0.370, SLG: 0.632	K		5-3			F4		2-H 3-H HR 1B	FC5-4 1-2f	5	1	1	2	0	1	4
Felix Mantilla, R (1, 5) OBP: 0.335, SLG: 0.426		3-1		F2		F8		1-H HR		4	1	1	2	0	0	0
Harry Chiti, R (1, 2) OBP: 0.278, SLG: 0.265 Ed Bouchee, L (8, PH) OBP: 0.329, SLG: 0.328 Hobie Landrith, L (9, 2) OBP: 0.452, SLG: 0.529		E6 BB		5-3			F8	K		3 1 0	0 0 0	0 0 0	0 0 0	0 1 0	0 0 0	0 0 0
Joe Christopher, R (1, 8) OBP: 0.233, SLG: 0.325		BBBB 1-2 BB		5-3			F5	BBBB BB		2	0	0	0	2	0	0
Jim Hickman, R (1, 9) OBP: 0.357, SLG: 0.505 Marv Throneberry, L (8, PH) OBP: 0.263, SLG: 0.097 (9, 3)		F3			G4-3 1B		F7	F2		3 1	0 0	1 0	0 0	0 0	0 0	2 1
Roger Craig, R (1, 1) Richie Ashburn, L (5, PH) OBP: 0.473, SLG: 0.450 Willard Hunter, R (6, 1) Cliff Cook, R (8, PH) OBP: 0.232, SLG: 0.352 Dave Hillman, R (9, 1) Sammy Taylor, L (9, PH) OBP: 0.250, SLG: 0.247 Bob Miller, R (9, PR) OBP: 0.167, SLG: 0.167		F3			F4			K2-3	BBBB FC6-4 BB	1 1 0 1 0 0 0	0 0 0 0 0 0 0	0 0 0 0 0 0 0	0 0 0 0 1 0 0	0 0 0 1 0 0 0	0 0 0 0 0 0 0	2 1 0 0 0 0 0
Inning Stats	R: 0 E: 0 K: 1 S: 6 H: 1 LOB: 1 BB: 0 P: 6	R: 0 E: 1 K: 0 S: 4 H: 0 LOB: 2 BB: 1 P: 8	R: 0 E: 0 K: 0 S: 4 H: 1 LOB: 1 BB: 0 P: 4	R: 0 E: 0 K: 0 S: 3 H: 0 LOB: 0 BB: 0 P: 3	R: 0 E: 0 K: 0 S: 3 H: 1 LOB: 0 BB: 0 P: 3	R: 1 E: 0 K: 0 S: 4 H: 1 LOB: 0 BB: 0 P: 4	R: 0 E: 0 K: 0 S: 3 H: 0 LOB: 0 BB: 0 P: 3	R: 5 E: 1 K: 2 S: 12 H: 4 LOB: 1 BB: 1 P: 16	R: 0 E: 0 K: 0 S: 4 H: 1 LOB: 2 BB: 1 P: 8	1B: 4 2B: 2 3B: 1 HR: 2 SF: 0 SAC: 0 DP: 1 HBP: 0						

PITCHER	IP	WLS	BF	H	R	ER	SO	BB	IBB	HBP	BLK	WP	HR	S	P	ERA	WHIP
Billy Pierce, L (1, 1) ERA: 3.43	7.1	W	31	7	5	4	2	1	0	0	0	0	1	34	38	4.91	1.091
Bobby Bolin, R (8, 1) ERA: 4.09	0.2		4	1	1	1	1	1	0	0	0	0	1	5	9	13.50	3.000
Stu Miller, R (9, 1) ERA: 1.65	1.0	S	5	1	0	0	0	1	0	0	0	0	0	4	8	0.00	2.000

PITCHER	IP	WLS	BF	H	R	ER	SO	BB	IBB	HBP	BLK	WP	HR	S	P	ERA	WHIP

BOTTOM

San Francisco Giants @ New York Mets

Polo Grounds, New York, NY

Fri Jun 01 1962, 7:05 PM EDT

Att. 43,742 - Unknown

livebaseballscorecards.com

AB	37
R	6
H	9
RBI	6
BB	3
SO	3
LOB	15

WP: 0 PB: 0 SB: 0 CS: 0 PA: 40

San Francisco Giants @ New York Mets

Polo Grounds, New York, NY

Sat Jun 02 1962, 3:33 AM EDT

Unknown

TOP

livebaseballscorecards.com

Batter	1	2	3	4	5	6	7	8	9	AB	R	H	RBI	BB	SO	LOB
Chuck Hiller, L (1, 4) OBP: 0.328, SLG: 0.301	BBBB 4-0 BB 1B BB	x 0-0 ① 1-3	x 0-0 ① 1-3		x 0-0 ③ F8		x 0-0 1B 1B		x 0-0 E4 1B	5	1	1	0	1	0	1
Willie McCovey, L (1, 7) OBP: 0.448, SLG: 0.816 (9, 3)	BBBB 4-0 1B 1-2 1B BB	BBB 4-0 HR BB	x 0-0 ② ③ FC8-4 2-3			SSS 0-3 ① K	x 0-0 G5-4-3 1-2 1B		x 0-0 1-3 1B	4	2	2	0	2	1	1
Willie Mays, R (1, 8) OBP: 0.434, SLG: 0.691 Harvey Kuenn, R (9, 9) OBP: 0.382, SLG: 0.386	x 0-0 1B 1B SF8 1-3 2-H 1B	x 0-0 1-H HR		x 0-0 ① 1-3		BBBB 4-0 HR BB	x 0-0 ② ③ G5-4-3 1-2f		x 0-0 ③ F9	5 0	3 0	2 0	3 0	1 0	0 0	4 0
Orlando Cepeda, R (1, 3) OBP: 0.386, SLG: 0.624 Ernie Bowman, R (9, 5)	x 0-0 SF8 1B 1B 1-2 3-H 1B	x 0-0 1B 1B 1B		x 0-0 ② F7		x 0-0 1-H HR		x 0-0 ① F2		5 0	3 0	3 0	3 0	0 0	0 0	0 0
Felipe Alou, R (1, 9) OBP: 0.376, SLG: 0.508 (9, 7)	x 0-0 SF8 1B 1-2 2-3 1B	x 0-0 ② F8		BBBB 4-0 1B BB		x 0-0 HBP 1B		x 0-0 ② F7		4	1	2	0	1	0	1
Jim Davenport, R (1, 5) OBP: 0.386, SLG: 0.500 Manny Mota, R (4, PH) OBP: 0.266, SLG: 0.220 (4, 5) (9, 8)	x 0-0 ① SF8 1-2 2-3 3-H	x 0-0 1B 1-3 1B		x 0-0 1-2 1B		H 1-0 1-2 HBP		x 0-0 E5		1 2	0 0	1 1	1 0	0 0	0 0	0 0
Tom Haller, L (1, 2) OBP: 0.362, SLG: 0.500	H 1-0 1B HBP	x 0-0 1-3 3-H 1B		x 0-0 ③ F6		SSS 0-3 ② K		x 0-0 ③ F7		4	0	1	1	0	1	5
Jose Pagan, R (1, 6) OBP: 0.310, SLG: 0.364	x 0-0 G6-3 1-2 2-H 3-H 1B	x 0-0 ③ 1-3			x 0-0 ① F7	x 0-0 ③ F4			SSS 0-3 ① K	5	0	1	2	0	1	4
Jack Sanford, R (1, 1) OBP: 0.219, SLG: 0.233	x 0-0 ② ③ G6-3 1-2f		x 0-0 FC8-4 2B		SSS 0-3 ② K		x 0-0 ① 5-3		x 0-0 ② F2	5	0	1	0	0	1	2
Inning Stats	R: 5 H: 4 E: 0 LOB: 1 K: 0 BB: 2 S: 6 P: 15	R: 3 H: 4 E: 0 LOB: 2 K: 0 BB: 1 S: 7 P: 11	R: 0 H: 1 E: 0 LOB: 0 K: 0 BB: 0 S: 3 P: 3	R: 0 H: 1 E: 0 LOB: 2 K: 0 BB: 1 S: 4 P: 8	R: 0 H: 0 E: 0 LOB: 0 K: 1 BB: 0 S: 5 P: 5	R: 2 H: 2 E: 0 LOB: 2 K: 2 BB: 1 S: 9 P: 14	R: 0 H: 2 E: 0 LOB: 1 K: 0 BB: 0 S: 4 P: 4	R: 0 H: 0 E: 1 LOB: 1 K: 0 BB: 0 S: 4 P: 4	R: 0 H: 1 E: 1 LOB: 2 K: 1 BB: 0 S: 7 P: 7	1B: 12 SF: 1 2B: 2 SAC: 0 3B: 0 DP: 3 HR: 2 HBP: 2						

	AB	40
	R	10
	H	15
	RBI	10
	BB	5
	SO	4
	LOB	18

WP: 0 PA: 48
PB: 0
SB: 0
CS: 0

PITCHER		IP	WLS	BF	H	R	ER	SO	BB	IBB	HBP	BLK	WP	HR	S	P	ERA	WHIP
Jay Hook, R ERA: 5.6	(1, 1)	0.1	L	8	4	5	5	0	2	0	1	0	0	0	5	14	135.00	18.000
Bob Moorhead, R ERA: 5.31	(1, 1)	3.2		17	6	3	3	0	2	0	0	0	0	1	15	23	7.36	2.182
Ken MacKenzie, L ERA: 4.85	(5, 1)	5.0		23	5	2	2	4	1	0	1	0	0	1	29	34	3.60	1.200

PITCHER	IP	WLS	BF	H	R	ER	SO	BB	IBB	HBP	BLK	WP	HR	S	P	ERA	WHIP

BOTTOM

San Francisco Giants @ New York Mets

Polo Grounds, New York, NY

Sat Jun 02 1962, 3:33 AM EDT

Unknown

livebaseballscorecards.com

Batter	1	2	3	4	5	6	7	8	9	AB	R	H	RBI	BB	SO	LOB
Richie Ashburn, L (1, 8) OBP: 0.462, SLG: 0.438	E8 6-3 1B		K		F9		4-3			4	1	1	0	0	1	1
Elio Chacon, R (1, 6) OBP: 0.387, SLG: 0.316	6-3 3-H		1-2 1B		FC4-6 1B		F8			4	0	2	1	0	0	0
Charlie Neal, R (1, 4) OBP: 0.331, SLG: 0.401	3-1		F8		FC4-6 1B 1-2f			2B		3	0	0	0	0	0	3
Rod Kanehl, R (7, 4) OBP: 0.333, SLG: 0.483										1	0	1	0	0	0	0
Frank Thomas, R (1, 7) OBP: 0.373, SLG: 0.629	K			2B 1B	1-2 1B			6-3		4	0	2	0	0	1	1
Joe Christopher, R (9, 7) OBP: 0.233, SLG: 0.325										0	0	0	0	0	0	0
Marv Throneberry, L (1, 3) OBP: 0.238, SLG: 0.086		K		F9	F8			K		4	0	0	0	0	2	4
Felix Mantilla, R (1, 5) OBP: 0.327, SLG: 0.414		1-3		F6		F7		F4		4	0	0	0	0	0	2
Jim Hickman, R (1, 9) OBP: 0.354, SLG: 0.504		K		1-3 2B		K			5-3	4	0	1	0	0	2	0
Hobie Landrith, L (1, 2) OBP: 0.435, SLG: 0.486			F4	BB		F6			K	3	0	0	0	1	1	0
Jay Hook, L (1, 1) OBP: 0.292, SLG: 0.261			1B BB	F8			K		K	0	0	0	0	0	0	0
Bob Moorhead, R (1, 1)										0	0	0	0	1	0	0
Ed Bouchee, L (4, PH) OBP: 0.326, SLG: 0.324										1	0	0	0	0	0	3
Ken MacKenzie, R (5, 1)										1	0	0	0	0	1	0
Cliff Cook, R (9, PH) OBP: 0.228, SLG: 0.345										1	0	0	0	0	1	0

Inning Stats	1	2	3	4	5	6	7	8	9
	R: 1 E: 1 K: 1 S: 6 H: 1 LOB: 0 BB: 0 P: 6	R: 0 E: 0 K: 2 S: 7 H: 0 LOB: 0 BB: 0 P: 7	R: 0 E: 0 K: 1 S: 6 H: 1 LOB: 2 BB: 1 P: 10	R: 0 E: 0 K: 0 S: 5 H: 2 LOB: 3 BB: 1 P: 9	R: 0 E: 0 K: 0 S: 5 H: 2 LOB: 2 BB: 0 P: 5	R: 0 E: 0 K: 1 S: 5 H: 0 LOB: 0 BB: 0 P: 5	R: 0 E: 0 K: 1 S: 5 H: 0 LOB: 0 BB: 0 P: 5	R: 0 E: 0 K: 1 S: 6 H: 1 LOB: 1 BB: 0 P: 6	R: 0 E: 0 K: 2 S: 7 H: 0 LOB: 0 BB: 0 P: 7

AB	34
R	1
H	7
RBI	1
BB	2
SO	9
LOB	14

PITCHER		IP	WLS	BF	H	R	ER	SO	BB	IBB	HBP	BLK	WP	HR	S	P	ERA	WHIP	PITCHER	IP	WLS	BF	H	R	ER	SO	BB	IBB	HBP	BLK	WP	HR	S	P	ERA	WHIP
Jack Sanford, R (1, 1) ERA: 3.14		9.0	W	36	7	1	0	9	2	0	0	0	0	0	52	60	0.00	1.000																	

1B: 5 2B: 2 3B: 0 HR: 0	SF: 0 SAC: 0 DP: 0 HBP: 0	WP: 0 PB: 0 SB: 0 CS: 0	PA: 36
---	---	---	---

Batter	1	2	3	4	5	6	7	8	9	AB	R	H	RBI	BB	SO	LOB
Harvey Kuenn, R (1, 9) OBP: 0.389, SLG: 0.412	5-3	BBB 1-2 BB		1B		F8		1-H HR		4	1	2	2	1	0	0
Jose Pagan, R (1, 6) OBP: 0.302, SLG: 0.355	6-3	5-3		F8		1-3		F8		5	0	0	0	0	0	4
Willie Mays, R (1, 8) OBP: 0.429, SLG: 0.679	F2		G6-4-3 1B	SSS K		SSS K			SSS K	5	0	1	0	0	3	1
Orlando Cepeda, R (1, 3) OBP: 0.382, SLG: 0.614		2B SF9 1B	G6-4-3 1-2f	F8			F7		SSS K	5	1	1	0	0	1	2
Felipe Alou, R (1, 7) OBP: 0.382, SLG: 0.514		SF9 1-3 HR 2B	BB 1B 1B		BBBB FC5 S BB		F9		G3	4	2	2	0	1	0	0
Manny Mota, R (1, 5) OBP: 0.265, SLG: 0.213		SF9 2-3 3-H	BBBB BB 1B 1-2 BB		F8		SSS K			2	0	0	1	1	1	1
Chuck Hiller, L (1, 4) OBP: 0.331, SLG: 0.301		4-3	BB 1B 1-2 2-H		F6 1-2			BBBB FC6-4 BB		3	0	1	1	1	0	2
Tom Haller, L (1, 2) OBP: 0.384, SLG: 0.550		HR 3-H	BBBB BB 1-2 2-3		BBBB BB			F2		2	1	1	2	2	0	1
Jim Duffalo, R (1, 1) Don Larsen, R (3, 1) OBP: 0.231, SLG: 0.231 Billy O'Dell, S (7, 1) OBP: 0.192, SLG: 0.125 Ed Bailey, L (8, PH) OBP: 0.362, SLG: 0.492 Stu Miller, R (8, PR) OBP: 0.200, SLG: 0.200 (8, 1)		BBBB BB BB	SSS K		FC5 2-3f			FC6-4 1-2f HR		1 1 0 1 0	0 0 0 0 1	0 0 0 0 0	0 0 0 0 0	1 0 0 0 0	1 0 0 0 0	3 2 0 1 0
Inning Stats	R: 0 E: 0 K: 0 S: 3 H: 0 LOB: 0 BB: 0 P: 3	R: 3 E: 0 K: 0 S: 6 H: 3 LOB: 2 BB: 2 P: 14	R: 1 E: 0 K: 1 S: 7 H: 3 LOB: 3 BB: 2 P: 15	R: 0 E: 0 K: 1 S: 6 H: 1 LOB: 1 BB: 0 P: 6	R: 0 E: 0 K: 0 S: 3 H: 0 LOB: 2 BB: 2 P: 11	R: 0 E: 0 K: 1 S: 5 H: 0 LOB: 0 BB: 0 P: 5	R: 0 E: 0 K: 1 S: 5 H: 0 LOB: 0 BB: 0 P: 5	R: 2 E: 0 K: 0 S: 4 H: 1 LOB: 1 BB: 1 P: 8	R: 0 E: 0 K: 2 S: 7 H: 0 LOB: 0 BB: 0 P: 7	1B: 5 2B: 1 3B: 0 HR: 2 SF: 1 SAC: 0 DP: 1 HBP: 0	WP: 0 PB: 0 SB: 1 CS: 0 PA: 41					

TOP

San Francisco Giants @ New York Mets

Polo Grounds, New York, NY

Sat Jun 02 1962, 3:38 AM EDT

Att. 41,001 - Unknown

livebaseballscorecards.com

AB	33
R	6
H	8
RBI	6
BB	7
SO	6
LOB	17

PITCHER		IP	WLS	BF	H	R	ER	SO	BB	IBB	HBP	BLK	WP	HR	S	P	ERA	WHIP
Vinegar Bend Mizell, L ERA: 5.67	(1, 1)	2.2		17	6	4	4	0	4	0	0	0	0	1	13	29	13.50	3.750
Craig Anderson, R ERA: 3.69	(3, 1)	5.1	L	21	2	2	2	4	3	0	0	0	0	1	26	38	3.38	0.938
Al Jackson, L ERA: 5.62	(9, 1)	1.0		3	0	0	0	2	0	0	0	0	0	0	7	7	0.00	0.000

PITCHER		IP	WLS	BF	H	R	ER	SO	BB	IBB	HBP	BLK	WP	HR	S	P	ERA	WHIP

BOTTOM

San Francisco Giants @ New York Mets

Polo Grounds, New York, NY

Sat Jun 02 1962, 3:38 AM EDT

Att. 41,001 - Unknown

livebaseballscorecards.com

Batter	1	2	3	4	5	6	7	8	9	AB	R	H	RBI	BB	SO	LOB
Joe Christopher, R (1, 8) OBP: 0.250, SLG: 0.333	4-3		S, E 2-H 1B	WP 1-2 1B		F8		K		5	1	2	1	0	1	1
Rod Kanehl, R (1, 5) (8, 3) OBP: 0.400, SLG: 0.515	1B		E7 1-H 1B	BBB 1-2 2-3 BB			K		G5-3 1B	4	1	3	1	1	1	0
Charlie Neal, R (1, 4) OBP: 0.339, SLG: 0.408	K		FC5-4 2-H 1B	F9			BB G5-2-3 1B		1-2 1B	5	0	3	1	0	1	4
Frank Thomas, R (1, 7) OBP: 0.369, SLG: 0.617	F2		FC5-4 1-2f		5-3		BB 1-2 1B		F8	5	0	1	0	0	0	4
Ed Bouchee, L (1, 3) OBP: 0.315, SLG: 0.310		3-1	4-3		K		BBBB 1-2 2-3 BB		G5-3 2-3f	3	0	0	0	0	1	1
Felix Mantilla, R (7, PH) (8, 5) OBP: 0.329, SLG: 0.411										1	0	0	0	1	0	2
Elio Chacon, R (1, 6) OBP: 0.390, SLG: 0.317		F9		BBB BB E BB	1B		G5-2-3 3-Hf			3	1	1	0	1	0	3
Sammy Taylor, L (1, 2) OBP: 0.276, SLG: 0.234		F5		F5	F8			6-3		4	0	0	0	0	0	2
Jim Hickman, R (1, 9) OBP: 0.358, SLG: 0.509			1B 2B	BBB 1-2 FC5-4 BB		K		K		3	1	1	0	1	2	0
Vinegar Bend Mizell, R (1, 1) OBP: 0.250, SLG: 0.182			K	WP 1-2f 2-H		K		2B		0	0	0	0	0	0	0
Craig Anderson, R (3, 1)										3	0	0	0	0	2	2
Marv Throneberry, L (8, PH) OBP: 0.256, SLG: 0.139										1	0	1	0	0	0	0
Al Jackson, L (9, 1) OBP: 0.150, SLG: 0.158										0	0	0	0	0	0	0
Inning Stats	R: 0 E: 0 K: 1 S: 6 / H: 1 LOB: 1 BB: 0 P: 6	R: 0 E: 0 K: 0 S: 3 / H: 0 LOB: 0 BB: 0 P: 3	R: 3 E: 1 K: 1 S: 9 / H: 4 LOB: 1 BB: 0 P: 9	R: 1 E: 1 K: 0 S: 4 / H: 1 LOB: 3 BB: 3 P: 16	R: 0 E: 0 K: 1 S: 6 / H: 1 LOB: 1 BB: 0 P: 6	R: 0 E: 0 K: 2 S: 7 / H: 0 LOB: 0 BB: 0 P: 7	R: 0 E: 0 K: 1 S: 6 / H: 2 LOB: 2 BB: 1 P: 10	R: 0 E: 0 K: 2 S: 8 / H: 1 LOB: 1 BB: 0 P: 8	R: 0 E: 0 K: 0 S: 4 / H: 2 LOB: 1 BB: 0 P: 4	1B: 10 2B: 2 3B: 0 HR: 0	SF: 0 SAC: 0 DP: 2 HBP: 0					

	AB	37
	R	4
	H	12
	RBI	3
	BB	4
	SO	8
	LOB	19

WP: 1 PB: 0 SB: 1 CS: 0 PA: 41

PITCHER		IP	WLS	BF	H	R	ER	SO	BB	IBB	HBP	BLK	WP	HR	S	P	ERA	WHIP
Jim Duffalo, R ERA: 3.05	(1, 1)	2.1		12	5	3	2	2	0	0	0	0	0	0	16	16	7.71	2.143
Don Larsen, R ERA: 4.59	(3, 1)	4.0		19	4	1	0	4	3	0	0	0	1	0	24	36	0.00	1.750
Billy O'Dell, L ERA: 3.02	(7, 1)	0.2	W	2	0	0	0	0	1	0	0	0	0	0	1	5	0.00	1.500
Stu Miller, R ERA: 1.53	(8, 1)	2.0	S	8	3	0	0	2	0	0	0	0	0	0	12	12	0.00	1.500

PITCHER	IP	WLS	BF	H	R	ER	SO	BB	IBB	HBP	BLK	WP	HR	S	P	ERA	WHIP

San Francisco Giants @ New York Mets

Polo Grounds, New York, NY

Sun Jun 03 1962, 3:33 AM EDT

Att. 34,102 - Unknown

TOP

livebaseballscorecards.com

Batter	1	2	3	4	5	6	7	8	9	AB	R	H	RBI	BB	SO	LOB
Harvey Kuenn, R (1, 5) (6, 9) OBP: 0.395, SLG: 0.418	0-0 FC3-6 1B		0-0 4-3 ②		0-3 K ③		0-0 FC5-4 1-3 2-H 3-H 1B		0-0 FC5-4 1B	5	0	3	2	0	1	2
Willie McCovey, L (1, 7) OBP: 0.419, SLG: 0.755	0-0 FC3-6 FC6-4 1-2f ①		0-0 3-1 ③			0-3 K ①	0-0 F6 ①		0-0 F2 ①	4	0	0	0	0	1	3
Manny Mota, R (8, 7) OBP: 0.261, SLG: 0.210										1	0	0	0	0	0	1
Willie Mays, R (1, 8) OBP: 0.424, SLG: 0.682	0-3 K ②			0-3 K ①		0-0 HR	0-0 FC5-4 1B 1-2f 3-H 1B ②		0-3 K ②	5	2	1	2	0	3	3
Orlando Cepeda, R (1, 3) OBP: 0.378, SLG: 0.605	0-0 FC6-4 1-2f ③			0-0 F5 ②		0-3 K ②	0-0 1B 1-3 1B		0-0 FC5-4 1-2f ③	5	0	1	0	0	1	2
Felipe Alou, R (1, 9) OBP: 0.376, SLG: 0.505		0-0 4-3 ①		0-3 K ③		0-3 K ③	0-0 1-3 3-H 1B			3	0	0	0	0	2	0
Ernie Bowman, R (6, 5) OBP: 0.200, SLG: 0.200										1	0	1	1	0	0	0
Tom Haller, L (1, 2) OBP: 0.390, SLG: 0.540		0-0 4-3 ②			4-0 1B BB		1B HBP BB 1B 0-0 F2 ②			3	1	1	0	1	0	2
Chuck Hiller, L (1, 4) OBP: 0.342, SLG: 0.311		0-0 1B			0-0 1-2 1B		H 1-0 BB 1B 1-2 1B HBP		0-0 CS 1B	3	1	3	0	0	0	0
Jose Pagan, R (1, 6) OBP: 0.301, SLG: 0.353		0-0 F7 ③			0-3 K ①		0-0 BB 1B 1-2 2-3 1B		0-3 K ① ② 1-2	4	1	1	0	0	2	4
Juan Marichal, R (1, 1) OBP: 0.324, SLG: 0.290			0-0 G3 ①		0-0 F9 ②		4-0 1B FC5-4 1-2 2-3 3-H BB		0-0 F8 ③	3	1	0	1	1	0	2

	AB	37
	R	6
	H	11
	RBI	6
	BB	2
	SO	10
	LOB	19

Inning Stats	1	2	3	4	5	6	7	8	9
	R: 0 H: 1 E: 0 LOB: 1 K: 1 BB: 0 S: 6 P: 6	R: 0 H: 1 E: 0 LOB: 1 K: 0 BB: 0 S: 4 P: 4	R: 0 H: 0 E: 0 LOB: 0 K: 0 BB: 0 S: 3 P: 3	R: 0 H: 0 E: 0 LOB: 0 K: 2 BB: 0 S: 7 P: 7	R: 0 H: 1 E: 0 LOB: 2 K: 2 BB: 1 S: 8 P: 12	R: 1 H: 1 E: 0 LOB: 0 K: 3 BB: 0 S: 10 P: 10	R: 5 H: 5 E: 0 LOB: 2 K: 0 BB: 1 S: 8 P: 13	R: 0 H: 1 E: 0 LOB: 0 K: 1 BB: 0 S: 5 P: 5	R: 0 H: 1 E: 0 LOB: 1 K: 1 BB: 0 S: 6 P: 6

	1B: 10	SF: 0	WP: 0	PA: 40
	2B: 0	SAC: 0	PB: 0	
	3B: 0	DP: 0	SB: 0	
	HR: 1	HBP: 1	CS: 1	

PITCHER		IP	WLS	BF	H	R	ER	SO	BB	IBB	HBP	BLK	WP	HR	S	P	ERA	WHIP
Bob Miller, R ERA: 4.79	(1, 1)	6.2	L	32	9	6	6	8	2	0	1	0	0	1	45	54	8.10	1.650
Jay Hook, R ERA: 5.48	(7, 1)	1.1		4	1	0	0	1	0	0	0	0	0	0	6	6	0.00	0.750
Willard Hunter, L ERA: 21.0	(9, 1)	1.0		4	1	0	0	1	0	0	0	0	0	0	6	6	0.00	1.000

PITCHER		IP	WLS	BF	H	R	ER	SO	BB	IBB	HBP	BLK	WP	HR	S	P	ERA	WHIP

Batter	1	2	3	4	5	6	7	8	9	AB	R	H	RBI	BB	SO	LOB
Joe Christopher, R (1, 8) OBP: 0.231, SLG: 0.306	F8		F9			K		F9		4	0	0	0	0	1	0
Rod Kanehl, R (1, 9) (9, 5) OBP: 0.410, SLG: 0.514	5-3 1B 1B		K			4-3			1B 1B	4	1	2	0	0	1	0
Felix Mantilla, R (1, 5) (9, 6) OBP: 0.327, SLG: 0.407	5-3 1-2			F9		1B			F2	4	0	1	0	0	0	2
Frank Thomas, R (1, 7) OBP: 0.371, SLG: 0.620	2-H 1B			4-3 2B		F6			F5	4	0	2	1	0	0	2
Marv Throneberry, L (1, 3) OBP: 0.255, SLG: 0.150	K			4-3 2-3			F2		1-3 1B	4	0	1	0	0	1	2
Hobie Landrith, L (1, 2) OBP: 0.400, SLG: 0.439		1-3		1-3			F8		F4	4	0	0	0	0	0	3
Charlie Neal, R (1, 4) OBP: 0.333, SLG: 0.400		F9			4-3		6-3			3	0	0	0	0	0	0
Elio Chacon, R (1, 6) OBP: 0.392, SLG: 0.314	K				BB			F6		1	0	0	0	1	1	0
Richie Ashburn, L (8, PH) (9, 9) OBP: 0.456, SLG: 0.431										1	0	0	0	0	0	0
Bob Miller, R (1, 1) OBP: 0.143, SLG: 0.143			K		6-3 1-2			1-3		2	0	0	0	0	1	1
Jay Hook, L (7, 1) OBP: 0.292, SLG: 0.261										0	0	0	0	0	0	0
Ed Bouchee, L (8, PH) OBP: 0.311, SLG: 0.306										1	0	0	0	0	0	0
Willard Hunter, R (9, 1)										0	0	0	0	0	0	0
Inning Stats	R: 1 H: 2 E: 1 LOB: 1 K: 1 BB: 0 S: 7 P: 7	R: 0 H: 0 E: 0 LOB: 0 K: 1 BB: 0 S: 5 P: 5	R: 0 H: 0 E: 0 LOB: 0 K: 2 BB: 0 S: 7 P: 7	R: 0 H: 1 E: 0 LOB: 1 K: 0 BB: 0 S: 4 P: 4	R: 0 H: 0 E: 0 LOB: 0 K: 0 BB: 1 S: 2 P: 6	R: 0 H: 1 E: 0 LOB: 1 K: 1 BB: 0 S: 6 P: 6	R: 0 H: 0 E: 0 LOB: 0 K: 0 BB: 0 S: 3 P: 3	R: 0 H: 0 E: 0 LOB: 0 K: 0 BB: 0 S: 3 P: 3	R: 0 H: 2 E: 0 LOB: 2 K: 0 BB: 0 S: 5 P: 5	1B: 5 SF: 0 2B: 1 SAC: 0 3B: 0 DP: 0 HR: 0 HBP: 0						

PITCHER	IP	WLS	BF	H	R	ER	SO	BB	IBB	HBP	BLK	WP	HR	S	P	ERA	WHIP
Juan Marichal, R (1, 1) ERA: 2.46	9.0	W	33	6	1	0	5	1	0	0	0	0	0	42	46	0.00	0.778

PITCHER	IP	WLS	BF	H	R	ER	SO	BB	IBB	HBP	BLK	WP	HR	S	P	ERA	WHIP

BOTTOM

San Francisco Giants @ New York Mets

Polo Grounds, New York, NY

Sun Jun 03 1962, 3:33 AM EDT

Att. 34,102 - Unknown

livebaseballscorecards.com

AB	32
R	1
H	6
RBI	1
BB	1
SO	5
LOB	10

PA: 33

WP: 0
PB: 0
SB: 0
CS: 1

Batter	1	2	3	4	5	6	7	8	9	AB	R	H	RBI	BB	SO	LOB
Elio Chacon, R (1, 6) OBP: 0.392, SLG: 0.312	C B C B C 2-3 K		B B B B 4-0 G5-4-3 BB		B C B B F X 3-2 5-3		B X 1-0 FC6-4 1B 1-2 2-3		B B F C B X 3-2 F9	4	0	1	0	1	1	1
Rod Kanehl, R (1, 5) OBP: 0.419, SLG: 0.512 Felix Mantilla, R (9, PH) OBP: 0.325, SLG: 0.404	S B X 1-1 1-4-3 1B		B C X 1-1 G5-4-3 1-2f		X 0-0 1B		X 0-0 P6		B B B F C X 2-2 F6	4 1	0 0	2 0	0 0	0 0	0 0	4 1
Charlie Neal, R (1, 4) OBP: 0.331, SLG: 0.393	X 0-0 1-4-3 1-2		C B F B B B 4-2 BB		X 0-0 6-3		F L B B F S 2-3 K			3	0	0	0	1	1	5
Frank Thomas, R (1, 7) OBP: 0.369, SLG: 0.612	X 0-0 5-3		B B B S F S 3-3 K			X 0-0 G4-6-3 1B	B X 1-0 FC6-4 1-2f			4	0	1	0	0	1	5
Marv Throneberry, L (1, 3) OBP: 0.275, SLG: 0.186		B B B B 4-0 FC5-4 BB		X 0-0 2B		X 0-0 G4-6-3 1-2f		X 0-0 4-3		3	0	1	0	1	0	1
Joe Christopher, R (1, 8) OBP: 0.232, SLG: 0.321		C B B X 2-1 FC5-4 S 1-2f		B B F C F F B X 3-2 P5		C C X 0-2 2B		B C X 1-1 5-3		4	0	1	0	0	0	2
Jim Hickman, R (1, 9) OBP: 0.355, SLG: 0.496		B B B C T E S 3-3 K 1-2		B B B 4-0 G3-6-1 BB		B C F F B B F C 3-3 K		S S S 0-3 K		3	0	0	0	1	3	2
Sammy Taylor, L (1, 2) OBP: 0.289, SLG: 0.231 Bob Miller, R (7, PR) OBP: 0.143, SLG: 0.143 Hobie Landrith, L (7, 2) OBP: 0.412, SLG: 0.452 Jay Hook, L (9, PR) OBP: 0.292, SLG: 0.261		I I I I 4-0 IBB		X 0-0 G3-6-1 1-2f			B B B B 4-0 1B E BB		C B X 1-1 1B	1 0 1 0	0 0 0 0	0 0 1 0	0 0 0 0	2 0 0 0	0 0 0 0	2 0 0 0
Roger Craig, R (1, 1) Richie Ashburn, L (9, PH) OBP: 0.450, SLG: 0.424		C X 0-1 P4			X 0-0 6-3		L X 0-1 FC1 1B 1-2		C X 0-1 F7	3 1	0 0	0 0	0 0	0 0	0 0	3 1
Inning Stats	R: 0 H: 1 E: 0 LOB: 1 K: 1 BB: 0 S: 7 P: 10	R: 0 H: 0 E: 0 LOB: 2 K: 1 BB: 2 S: 8 P: 21	R: 0 H: 0 E: 0 LOB: 1 K: 1 BB: 2 S: 7 P: 19	R: 0 H: 1 E: 0 LOB: 1 K: 0 BB: 1 S: 7 P: 14	R: 0 H: 1 E: 0 LOB: 1 K: 0 BB: 0 S: 6 P: 9	R: 0 H: 2 E: 0 LOB: 1 K: 1 BB: 0 S: 10 P: 13	R: 0 H: 1 E: 1 LOB: 3 K: 1 BB: 1 S: 9 P: 17	R: 0 H: 0 E: 0 LOB: 0 K: 1 BB: 0 S: 6 P: 7	R: 0 H: 1 E: 0 LOB: 1 K: 0 BB: 0 S: 10 P: 16	1B: 5 2B: 2 3B: 0 HR: 0	SF: 0 SAC: 0 DP: 3 HBP: 0					

PITCHER	IP	WLS	BF	H	R	ER	SO	BB	IBB	HBP	BLK	WP	HR	S	P	ERA	WHIP
Cal McLish, R (1, 1) ERA: 4.32	9.0	W	38	7	0	0	6	5	1	0	0	0	0	70	126	0.00	1.333

PITCHER	IP	WLS	BF	H	R	ER	SO	BB	IBB	HBP	BLK	WP	HR	S	P	ERA	WHIP

TOP

New York Mets @ Philadelphia Phillies

Connie Mack Stadium, Philadelphia, PA

Wed Jun 06 1962, 7:05 PM EDT

Unknown

livebaseballscorecards.com

AB	32
R	0
H	7
RBI	0
BB	6
SO	6
LOB	27

WP: 0 PA: 38
PB: 0
SB: 1
CS: 0

New York Mets @ Philadelphia Phillies

Connie Mack Stadium, Philadelphia, PA

Wed Jun 06 1962, 7:05 PM EDT

Unknown

BOTTOM

Batter	1	2	3	4	5	6	7	8	9	AB	R	H	RBI	BB	SO	LOB
Tony Taylor, R (1, 4) OBP: 0.363, SLG: 0.376	5-3		1B FC4-6 BB		BB F8		1-3 2B			2	1	1	0	2	0	0
Johnny Callison, L (1, 9) OBP: 0.362, SLG: 0.515	2B		1-3 FC4-6 1B		F8		F9			4	0	2	0	0	0	3
Tony Gonzalez, L (1, 8) OBP: 0.406, SLG: 0.554	E5 G4-6-3		FC4-6 1B 1-2f 3-H		SAFE F8 1-2		BB			3	0	0	1	1	0	3
Wes Covington, L (1, 7) OBP: 0.305, SLG: 0.381 Jacke Davis, R (8, 7) OBP: 0.333, SLG: 0.413	G4-6-3 1-2f		2B 1B 1-3			F9	SF9 3-H			3 0	0 0	1 0	1 0	0 0	0 0	2 0
Clay Dalrymple, L (1, 2) OBP: 0.414, SLG: 0.455		K	1-3 2B			3-1	F7			4	0	1	0	0	1	2
Don Demeter, R (1, 5) OBP: 0.329, SLG: 0.458		F9	5-3			1B		K		4	0	1	0	0	1	2
Frank Torre, L (1, 3) OBP: 0.386, SLG: 0.356		1B BB	3-1			1-3 1B		G6-4-3 BB		2	0	1	0	2	0	0
Bobby Wine, R (1, 6) OBP: 0.262, SLG: 0.375		1-2 1B	F2			F7		G6-4-3 1-2f		4	0	1	0	0	0	3
Cal McLish, S (1, 1) OBP: 0.143, SLG: 0.053		P3	P6				2B SF9 BB			2	1	0	0	1	0	2
Inning Stats	R: 0 E: 1 K: 0 S: 5 H: 1 LOB: 1 BB: 0 P: 6	R: 0 E: 0 K: 1 S: 9 H: 1 LOB: 2 BB: 1 P: 13	R: 1 E: 0 K: 0 S: 10 H: 3 LOB: 2 BB: 1 P: 18	R: 0 E: 0 K: 0 S: 6 H: 0 LOB: 0 BB: 0 P: 10	R: 0 E: 0 K: 0 S: 2 H: 0 LOB: 0 BB: 1 P: 6	R: 0 E: 0 K: 0 S: 6 H: 2 LOB: 2 BB: 0 P: 8	R: 1 E: 0 K: 0 S: 11 H: 1 LOB: 2 BB: 2 P: 24	R: 0 E: 0 K: 1 S: 6 H: 0 LOB: 0 BB: 1 P: 10		1B: 5 2B: 3 3B: 0 HR: 0 SF: 1 SAC: 0 DP: 2 HBP: 0						

livebaseballscorecards.com

	AB	28
	R	2
	H	8
	RBI	2
	BB	6
	SO	2
	LOB	17

PITCHER	IP	WLS	BF	H	R	ER	SO	BB	IBB	HBP	BLK	WP	HR	S	P	ERA	WHIP
Roger Craig, R (1, 1) ERA: 5.31	8.0	L	35	8	2	2	2	6	0	0	0	0	0	55	95	2.25	1.750

PITCHER	IP	WLS	BF	H	R	ER	SO	BB	IBB	HBP	BLK	WP	HR	S	P	ERA	WHIP

Batter	1	2	3	4	5	6	7	8	9	AB	R	H	RBI	BB	SO	LOB
Richie Ashburn, L (1, 8) (9, 7) OBP: 0.452, SLG: 0.420	B B B C B 4-1 E S 1B BB		S S S 0-3 ③ K		X 0-0 1-2 1B			X 0-0 ① L8		3	1	1	0	1	1	0
Elio Chacon, R (1, 6) OBP: 0.389, SLG: 0.305	B B B C C S 3-3 ① K 1-3			B B B B 4-0 BB BB	B B F C F C 2-3 ③ K			S S S 0-3 ② K		3	0	0	0	1	3	3
Charlie Neal, R (1, 4) OBP: 0.335, SLG: 0.395	C S X 0-2 G5-4-3 3-H 1B			S S S 0-3 ① K		X 0-0 ① F8		X 0-0 WP 1B		4	0	2	1	0	1	1
Frank Thomas, R (1, 7) OBP: 0.362, SLG: 0.599 Jim Hickman, R (9, 8) OBP: 0.355, SLG: 0.496	B C X 1-1 ② ③ G5-4-3 1-2f			X 0-0 ② F6		X 0-0 ② L8		B S X 1-1 ③ P6 1-2		4 0	0 0	0 0	0 0	0 0	0 0	3 0
Marv Throneberry, L (1, 3) OBP: 0.273, SLG: 0.174		S S S 0-3 ① K		B B B B 4-0 1-2 BB		X 0-0 ③ P5			S C X 0-2 ① L4	3	0	0	0	1	1	0
Joe Christopher, R (1, 9) OBP: 0.233, SLG: 0.316		S S S 0-3 ② K		S S S 0-3 ③ K			X 0-0 SH1-4 1B		B S F F F B C 2-3 ② K	4	0	1	0	0	3	2
Rod Kanehl, R (1, 5) OBP: 0.391, SLG: 0.477		X 0-0 ③ F9			X 0-0 ① P1		X 0-0 ① SH1-4 1-2		S C X 0-2 ③ 4-3	3	0	0	0	0	0	0
Hobie Landrith, L (1, 2) OBP: 0.389, SLG: 0.422			X 0-0 ① L9		X 0-0 ② L8		X 0-0 ② F7			3	0	0	0	0	0	1
Al Jackson, L (1, 1) OBP: 0.174, SLG: 0.143 Craig Anderson, R (9, 1)			X 0-0 ② P6		B B B B 4-0 1B BB		X 0-0 ③ 3-1			2 0	0 0	0 0	0 0	1 0	0 0	1 0
Inning Stats	R: 1 H: 1 E: 0 LOB: 0 K: 1 BB: 1 S: 9 P: 17	R: 0 H: 0 E: 0 LOB: 0 K: 2 BB: 0 S: 7 P: 7	R: 0 H: 0 E: 0 LOB: 0 K: 1 BB: 0 S: 5 P: 5	R: 0 H: 0 E: 0 LOB: 2 K: 2 BB: 2 S: 7 P: 15	R: 0 H: 1 E: 0 LOB: 2 K: 1 BB: 1 S: 7 P: 13	R: 0 H: 0 E: 0 LOB: 0 K: 0 BB: 0 S: 3 P: 3	R: 0 H: 1 E: 0 LOB: 1 K: 0 BB: 0 S: 4 P: 4	R: 0 H: 1 E: 0 LOB: 1 K: 1 BB: 0 S: 7 P: 8	R: 0 H: 0 E: 0 LOB: 0 K: 1 BB: 0 S: 11 P: 13	1B: 4 SF: 0 2B: 0 SAC: 1 3B: 0 DP: 1 HR: 0 HBP: 0						

TOP

New York Mets @ Philadelphia Phillies

Connie Mack Stadium, Philadelphia, PA

Wed Jun 06 1962, 7:05 PM EDT

Att. 8,681 - Unknown

livebaseballscorecards.com

AB	29
R	1
H	4
RBI	1
BB	4
SO	9
LOB	11

PITCHER	IP	WLS	BF	H	R	ER	SO	BB	IBB	HBP	BLK	WP	HR	S	P	ERA	WHIP
Art Mahaffey, R (1, 1) ERA: 4.18	9.0	W	34	4	1	1	9	4	0	0	0	1	0	60	85	1.00	0.889

PITCHER	IP	WLS	BF	H	R	ER	SO	BB	IBB	HBP	BLK	WP	HR	S	P	ERA	WHIP

New York Mets @ Philadelphia Phillies

Connie Mack Stadium, Philadelphia, PA

Wed Jun 06 1962, 7:05 PM EDT

Att. 8,681 - Unknown

livebaseballscorecards.com

BOTTOM

Batter	1	2	3	4	5	6	7	8	9	AB	R	H	RBI	BB	SO	LOB
Tony Taylor, R (1, 4) OBP: 0.365, SLG: 0.393	K		HBP 1-2		L9			HR		4	1	2	1	0	1	0
Johnny Callison, L (1, 9) OBP: 0.364, SLG: 0.510	1B HBP		1-2 2-3 HBP		4-3			K		2	0	0	0	0	1	0
Don Demeter, R (1, 5) OBP: 0.333, SLG: 0.459	G5-4-3 1-3 1B		F9			6-3		FC5-4 1B		4	0	2	0	0	0	3
Roy Sievers, R (1, 3) OBP: 0.315, SLG: 0.304	G5-4-3 1-2f		K			1B		FC5-4 1-2f		4	0	1	0	0	1	6
Jacke Davis, R (1, 7) OBP: 0.327, SLG: 0.388		6-3		4-3 PB BB		P4		5-3		3	0	0	0	1	0	2
Tony Gonzalez, L (1, 8) OBP: 0.397, SLG: 0.540		3-1		K 1-2		L7			F7	4	0	0	0	0	1	2
Bob Oldis, R (1, 2) OBP: 0.231, SLG: 0.167 Ted Savage, R (9, PR) OBP: 0.357, SLG: 0.402		5-3		4-3 2-3			4-3		1B 1B	4 0	0 1	1 0	0 0	0 0	0 0	1 0
Bobby Wine, R (1, 6) OBP: 0.261, SLG: 0.368			K	F8			6-3		1B 1-3 1B	4	0	1	0	0	1	1
Art Mahaffey, R (1, 1) OBP: 0.219, SLG: 0.241 Wes Covington, L (9, PH) OBP: 0.311, SLG: 0.388			HBP 1B		6-3		F9		1-2 3-H 1B	3 1	0 0	1 1	0 1	0 0	0 0	0 0
Inning Stats	R: 0 E: 0 K: 1 S: 7 H: 1 LOB: 1 BB: 0 P: 11	R: 0 E: 0 K: 0 S: 3 H: 0 LOB: 0 BB: 0 P: 6	R: 0 E: 0 K: 2 S: 9 H: 2 LOB: 3 BB: 0 P: 10	R: 0 E: 0 K: 1 S: 5 H: 0 LOB: 1 BB: 1 P: 10	R: 0 E: 0 K: 0 S: 3 H: 0 LOB: 0 BB: 0 P: 3	R: 0 E: 0 K: 0 S: 8 H: 1 LOB: 1 BB: 0 P: 11	R: 0 E: 0 K: 0 S: 7 H: 0 LOB: 0 BB: 0 P: 11	R: 1 E: 0 K: 1 S: 11 H: 2 LOB: 1 BB: 0 P: 15	R: 1 E: 0 K: 0 S: 6 H: 3 LOB: 2 BB: 0 P: 8	1B: 8 2B: 0 3B: 0 HR: 1	SF: 0 SAC: 0 DP: 1 HBP: 2	WP: 0 PB: 1 SB: 0 CS: 0	PA: 36			

| | | |

Batter	1	2	3	4	5	6	7	8	9	AB	R	H	RBI	BB	SO	LOB
Richie Ashburn, L (1, 8) OBP: 0.443, SLG: 0.403	6-3		BBB 4-0 FC5 1B 1-2 BB		6-3		6-3		SH SF9 1-2 2-3	3	0	0	0	1	0	0
Elio Chacon, R (1, 6) OBP: 0.383, SLG: 0.301	4-3		0-0 1-2 2-H 1B		SSS 0-3 K		5-3		SSS 0-3 K	5	0	1	1	0	2	3
Charlie Neal, R (1, 4) OBP: 0.332, SLG: 0.398	6-3		F9		2B		F7		SF9 1-2 2-3 3-H	4	0	1	1	0	0	2
Frank Thomas, R (1, 7) OBP: 0.353, SLG: 0.584 Joe Christopher, R (9, 7) OBP: 0.233, SLG: 0.316		SSS 0-3 K	FC5 2-3f		5-3			SSS 0-3 K	F5	5 0	0 0	0 0	0 0	0 0	2 0	5 0
Marv Throneberry, L (1, 3) OBP: 0.271, SLG: 0.180		1-3		P4		S 1B		P6		4	0	1	0	0	0	0
Felix Mantilla, R (1, 5) OBP: 0.329, SLG: 0.413		5-3		1B SF8 1B		P4		2B		4	1	2	0	0	0	1
Sammy Taylor, L (1, 2) OBP: 0.287, SLG: 0.232			L3	1-3 1B		L9		F9		4	0	1	0	0	0	2
Jim Hickman, R (1, 9) OBP: 0.366, SLG: 0.512			1B 2B	SF8 3-H		BBI 4-0 1-2 IBB			SH SH SF9 1B	2	2	2	1	1	0	0
Jay Hook, L (1, 1) OBP: 0.296, SLG: 0.269 Craig Anderson, R (9, 1)			BB 1B 2-H 1B	F7		5-3			SH SF9 SH 1-2	3 0	1 0	1 0	1 0	0 0	0 0	3 0
Inning Stats	R: 0 E: 0 K: 0 S: 3 H: 0 LOB: 0 BB: 0 P: 3	R: 0 E: 0 K: 1 S: 5 H: 0 LOB: 0 BB: 0 P: 5	R: 2 E: 0 K: 0 S: 6 H: 3 LOB: 2 BB: 1 P: 10	R: 1 E: 0 K: 0 S: 5 H: 2 LOB: 1 BB: 0 P: 5	R: 0 E: 0 K: 1 S: 6 H: 1 LOB: 1 BB: 0 P: 6	R: 0 E: 0 K: 0 S: 4 H: 1 LOB: 2 BB: 1 P: 8	R: 0 E: 0 K: 0 S: 3 H: 0 LOB: 0 BB: 0 P: 3	R: 0 E: 0 K: 1 S: 6 H: 1 LOB: 1 BB: 0 P: 6	R: 1 E: 1 K: 1 S: 8 H: 1 LOB: 2 BB: 0 P: 8	1B: 6 2B: 3 3B: 0 HR: 0	SF: 2 SAC: 2 DP: 0 HBP: 0						

TOP

New York Mets @ Chicago Cubs

Wrigley Field, Chicago, IL

Fri Jun 08 1962, 3:33 AM CDT

Cloudy - 70 F

livebaseballscorecards.com

AB	34
R	4
H	9
RBI	4
BB	2
SO	4
LOB	16

PITCHER	IP	WLS	BF	H	R	ER	SO	BB	IBB	HBP	BLK	WP	HR	S	P	ERA	WHIP
Glen Hobbie, R (1, 1) ERA: 5.14	8.0	L	36	9	4	3	3	1	1	0	0	0	0	40	48	3.38	1.250
Don Elston, R (9, 1) ERA: 1.88	1.0		4	0	0	0	1	0	0	0	0	0	0	6	6	0.00	0.000

PITCHER	IP	WLS	BF	H	R	ER	SO	BB	IBB	HBP	BLK	WP	HR	S	P	ERA	WHIP

WP: 0 PB: 0 SB: 1 CS: 0 PA: 40

New York Mets @ Chicago Cubs

Wrigley Field, Chicago, IL

Fri Jun 08 1962, 3:33 AM CDT

Cloudy - 70 F

livebaseballscorecards.com

BOTTOM

Batter	1	2	3	4	5	6	7	8	9	AB	R	H	RBI	BB	SO	LOB
Ron Santo, R (1, 5) OBP: 0.326, SLG: 0.415	6-3		FC6-4 1B		6-3		1-H HR		1-3	5	1	2	2	0	0	2
Ken Hubbs, R (1, 4) OBP: 0.297, SLG: 0.373	6-3		FC6-4 1-2f			5-3	K			4	0	0	0	0	1	1
Billy Williams, L (1, 7) OBP: 0.412, SLG: 0.582	F7		1-3			L4		4-3		4	0	0	0	0	0	1
14 Ernie Banks, R (1, 3) OBP: 0.303, SLG: 0.514		1B 4-3 1B		P5-2		1B 1B		K		4	1	2	0	0	1	0
George Altman, L (1, 9) OBP: 0.399, SLG: 0.554		4-3 1-3 1B		1B 1B		1-3 1B		CS 1B		4	0	4	0	0	0	0
Lou Brock, L (1, 8) OBP: 0.330, SLG: 0.466		K		G5-4-3 1-2 1B		F8		CS 1-2	4-3	4	0	1	0	0	1	4
El Tappe, R (1, 2) OBP: 0.370, SLG: 0.320		4-3 1-2 3-H		G5-4-3 1-2f			L6		F7	2	0	0	1	0	0	3
Don Landrum, L (7, PH) OBP: 0.370, SLG: 0.282										1	0	0	0	0	0	0
Moe Thacker, R (8, 2) OBP: 0.314, SLG: 0.313										0	0	0	0	0	0	0
Bob Will, L (9, PH) OBP: 0.308, SLG: 0.394										1	0	0	0	0	0	0
Andre Rodgers, R (1, 6) OBP: 0.331, SLG: 0.410		F9			L1		L9		1B 1B	4	0	1	0	0	0	1
Glen Hobbie, R (1, 1) OBP: 0.273, SLG: 0.200			K		L9		HR 1B		1-2 1B	3	1	1	0	0	1	0
Don Elston, R (9, 1)										0	0	0	0	0	0	0
Jim McKnight, R (9, PH) OBP: 0.263, SLG: 0.286										1	0	1	0	0	0	0
Inning Stats	R: 0 E: 0 K: 0 S: 3 H: 0 LOB: 0 BB: 0 P: 3	R: 1 E: 0 K: 1 S: 7 H: 2 LOB: 1 BB: 0 P: 7	R: 0 E: 0 K: 1 S: 6 H: 1 LOB: 1 BB: 0 P: 6	R: 0 E: 0 K: 0 S: 4 H: 2 LOB: 1 BB: 0 P: 4	R: 0 E: 0 K: 0 S: 3 H: 0 LOB: 0 BB: 0 P: 3	R: 0 E: 0 K: 0 S: 5 H: 2 LOB: 2 BB: 0 P: 5	R: 2 E: 0 K: 1 S: 7 H: 2 LOB: 0 BB: 0 P: 7	R: 0 E: 0 K: 1 S: 5 H: 1 LOB: 0 BB: 0 P: 5	R: 0 E: 0 K: 0 S: 5 H: 2 LOB: 2 BB: 0 P: 5	1B: 11 2B: 0 3B: 0 HR: 1 SF: 0 SAC: 0 DP: 1 HBP: 0						

	AB	37
	R	3
	H	12
	RBI	3
	BB	0
	SO	4
	LOB	12

PITCHER		IP	WLS	BF	H	R	ER	SO	BB	IBB	HBP	BLK	WP	HR	S	P	ERA	WHIP
Jay Hook, R ERA: 5.25	(1, 1)	8.0	W	32	10	3	3	4	0	0	0	0	0	1	40	40	3.38	1.250
Craig Anderson, R ERA: 3.58	(9, 1)	1.0	S	5	2	0	0	0	0	0	0	0	0	0	5	5	0.00	2.000

PITCHER	IP	WLS	BF	H	R	ER	SO	BB	IBB	HBP	BLK	WP	HR	S	P	ERA	WHIP

Batter	1	2	3	4	5	6	7	8	9	AB	R	H	RBI	BB	SO	LOB
Richie Ashburn, L (1, 8) OBP: 0.446, SLG: 0.392	3-1	BBBB 1-2 BB		BBBB G6-4-3 1-2 BB			4-3			2	0	0	0	2	0	0
Elio Chacon, R (1, 6) OBP: 0.386, SLG: 0.301	S 1B 1B	F7		G6-4-3 1-2f			BBBB 1B BB			3	1	1	0	1	0	4
Charlie Neal, R (1, 4) OBP: 0.335, SLG: 0.400	BB HBP 1-H 1B		P5		F8		1-3 1B			4	0	2	1	0	0	0
Frank Thomas, R (1, 7) OBP: 0.356, SLG: 0.578	BB 1-2 HBP		SSS K		BBBB BB		6-3			2	0	0	0	1	1	1
Marv Throneberry, L (1, 3) OBP: 0.302, SLG: 0.192 Joe Christopher, R (8, PR) OBP: 0.233, SLG: 0.316 Gil Hodges, R (8, 3) OBP: 0.376, SLG: 0.636	BBBB G5-4-3 1-2 2-3 BB		1B 1B		F5			BBBB SH3-4 BB 4-1 BB		2 0 0	0 1 0	1 0 0	0 0 0	2 0 0	0 0 0	1 0 0
Felix Mantilla, R (1, 5) OBP: 0.333, SLG: 0.411	G5-4-3 1-2f		1-2 1B		5-3			BBBB 4-1 SH3-4 1-2 BB		3	0	1	0	1	0	4
Jim Hickman, R (1, 9) OBP: 0.359, SLG: 0.500		SSS K	F9			SSS K		1-2 2-3 SH3-4		3	0	0	0	0	2	2
Harry Chiti, R (1, 2) OBP: 0.256, SLG: 0.243 Sammy Taylor, L (8, PH) OBP: 0.284, SLG: 0.229 (8, 2)		P6		F9		6-3		2-3 3-H 4-1		3 1	0 0	0 0	0 1	0 0	0 0	0 2
Bob Miller, R (1, 1) OBP: 0.176, SLG: 0.176 Jay Hook, L (8, PH) OBP: 0.286, SLG: 0.259 Ken MacKenzie, R (8, 1)		BB 1B		E1 BB		SSS K		SSS K		3 1 0	0 0 0	1 0 0	0 0 0	0 0 0	1 1 0	0 2 0
Inning Stats	R: 1 E: 0 K: 0 S: 4 H: 2 LOB: 2 BB: 1 P: 9	R: 0 E: 0 K: 1 S: 6 H: 1 LOB: 2 BB: 1 P: 10	R: 0 E: 0 K: 1 S: 7 H: 2 LOB: 2 BB: 0 P: 7	R: 0 E: 1 K: 0 S: 3 H: 0 LOB: 1 BB: 1 P: 7	R: 0 E: 0 K: 0 S: 3 H: 0 LOB: 1 BB: 1 P: 7	R: 0 E: 0 K: 2 S: 7 H: 0 LOB: 0 BB: 0 P: 7	R: 0 E: 0 K: 0 S: 3 H: 1 LOB: 1 BB: 1 P: 7	R: 1 E: 0 K: 1 S: 5 H: 0 LOB: 2 BB: 2 P: 13		1B: 6 2B: 0 3B: 0 HR: 0 SF: 0 SAC: 1 DP: 2 HBP: 1						

TOP

New York Mets @ Chicago Cubs

Wrigley Field, Chicago, IL

Fri Jun 08 1962, 3:38 AM CDT

Att. 6,483 - Cloudy - 70 F

livebaseballscorecards.com

AB	27
R	2
H	6
RBI	2
BB	7
SO	5
LOB	16

WP: 0 PB: 0 SB: 1 CS: 0 PA: 36

PITCHER		IP	WLS	BF	H	R	ER	SO	BB	IBB	HBP	BLK	WP	HR	S	P	ERA	WHIP
Cal Koonce, R ERA: 4.13	(1, 1)	7.0	W	31	6	1	1	4	5	0	1	0	0	0	33	54	1.29	1.571
Bob Anderson, R ERA: 4.93	(8, 1)	0.0		2	0	1	1	0	2	0	0	0	0	0	0	8	∞	∞
Don Elston, R ERA: 1.82	(8, 1)	1.0	S	3	0	0	0	1	0	0	0	0	0	0	5	5	0.00	0.000

PITCHER		IP	WLS	BF	H	R	ER	SO	BB	IBB	HBP	BLK	WP	HR	S	P	ERA	WHIP

Batter	1	2	3	4	5	6	7	8	9	AB	R	H	RBI	BB	SO	LOB
Ron Santo, R (1, 5) OBP: 0.329, SLG: 0.414	1-3		G6-4-3 1-2f			HBP BB	1-2 2-H 3-H 1B			3	0	1	2	1	0	1
Alex Grammas, R (1, 6) OBP: 0.130, SLG: 0.091	5-3			6-3		K	F8			4	0	0	0	0	1	3
Billy Williams, L (1, 7) OBP: 0.414, SLG: 0.577	F9			14 6-3 1B BB		14 G6-4-3 1-2 HBP		L4		2	1	0	0	1	0	0
14 Ernie Banks, R (1, 3) OBP: 0.297, SLG: 0.505		6-3		6-3 1-2		G6-4-3 1-2f		K		4	0	0	0	0	1	3
George Altman, L (1, 9) OBP: 0.403, SLG: 0.554		FC4-6 BB		FC4 2-H 1B			F9			3	0	1	1	1	0	0
Lou Brock, L (1, 8) OBP: 0.330, SLG: 0.469		FC4-6 S 1-2f		FC4 1-2f			6-3 1B 2B			3	1	1	0	0	0	2
Ken Hubbs, R (1, 4) OBP: 0.293, SLG: 0.368		6-3 1-2			3-1		6-3 2-3			3	0	0	0	0	0	2
Cuno Barragan, R (1, 2) OBP: 0.297, SLG: 0.276 Bob Will, L (7, PH) OBP: 0.325, SLG: 0.394 El Tappe, R (8, 2) OBP: 0.370, SLG: 0.320			G6-4-3 1B		K		BB 1B IBB			2 0 0	0 1 0	1 0 0	0 0 0	0 1 0	1 0 0	0 0 0
Cal Koonce, R (1, 1) OBP: 0.115, SLG: 0.115 Don Landrum, L (7, PH) OBP: 0.383, SLG: 0.282 Bob Anderson, R (8, 1) Don Elston, R (8, 1)			K		K		1B 1-2 BB			2 0 0 0	0 0 0 0	0 0 0 0	0 0 0 0	0 1 0 0	2 0 0 0	1 0 0 0
Inning Stats	R: 0 E: 0 K: 0 S: 3 H: 0 LOB: 0 BB: 0 P: 3	R: 0 E: 0 K: 0 S: 3 H: 0 LOB: 1 BB: 1 P: 7	R: 0 E: 0 K: 1 S: 5 H: 1 LOB: 0 BB: 0 P: 5	R: 1 E: 0 K: 0 S: 4 H: 1 LOB: 1 BB: 1 P: 8	R: 0 E: 0 K: 2 S: 7 H: 0 LOB: 0 BB: 0 P: 7	R: 0 E: 0 K: 1 S: 4 H: 0 LOB: 1 BB: 1 P: 9	R: 2 E: 0 K: 0 S: 5 H: 2 LOB: 2 BB: 2 P: 13	R: 0 E: 0 K: 1 S: 4 H: 0 LOB: 0 BB: 0 P: 4		1B: 3 2B: 1 3B: 0 HR: 0 SF: 0 SAC: 0 DP: 2 HBP: 1						

PITCHER		IP	WLS	BF	H	R	ER	SO	BB	IBB	HBP	BLK	WP	HR	S	P	ERA	WHIP
Bob Miller, R ERA: 4.67	(1, 1)	7.0	L	29	4	3	3	4	4	1	1	0	0	0	31	52	3.86	1.143
Ken MacKenzie, L ERA: 4.75	(8, 1)	0.2		3	0	0	0	1	0	0	0	0	0	0	4	4	0.00	0.000

PITCHER	IP	WLS	BF	H	R	ER	SO	BB	IBB	HBP	BLK	WP	HR	S	P	ERA	WHIP

BOTTOM

New York Mets @ Chicago Cubs

Wrigley Field, Chicago, IL

Fri Jun 08 1962, 3:38 AM CDT

Att. 6,483 - Cloudy - 70 F

livebaseballscorecards.com

AB	26
R	3
H	4
RBI	3
BB	5
SO	5
LOB	12

PA: 32
WP: 0
PB: 0
SB: 1
CS: 0

Batter	1	2	3	4	5	6	7	8	9	AB	R	H	RBI	BB	SO	LOB
Richie Ashburn, L (1, 8) OBP: 0.429, SLG: 0.375	1-3	FC4-6 2B 1-2f 2-3		4-3		F3	1B 2B 1-2 1B		L6	6	1	1	0	0	0	2
Elio Chacon, R (1, 6) OBP: 0.395, SLG: 0.324	1B BB E 1B	1-3 3-H 2B			P5	5-3	2B SF8 1-2 2-3 1B		E E 1B	6	3	4	1	0	0	0
Cliff Cook, R (1, 5) OBP: 0.242, SLG: 0.400 Rod Kanehl, R (8, 5) OBP: 0.404, SLG: 0.489	F9	K			1B 1B 1B	HR	K		E4 1-H 1B	5 1	2 0	2 1	1 0	0 0	2 0	6 0
Frank Thomas, R (1, 7) OBP: 0.362, SLG: 0.581 Joe Christopher, R (8, 7) OBP: 0.230, SLG: 0.310	1B 1-2 BB	F2			F5	1B HBP 1B	SF8 1-3 2-H 3-H 2B		P4	4 1	1 0	2 0	2 0	1 0	0 0	1 1
Marv Throneberry, L (1, 3) OBP: 0.324, SLG: 0.232 Gil Hodges, R (8, 3) OBP: 0.372, SLG: 0.628	E4 1-2 2-H 1B	F9			1B BB 1-3 1B	HBP BB 1-3 FC1-2 1B	SF8 2-3 3-H		K	4 1	1 0	3 0	1 0	0 0	0 1	0 1
Charlie Neal, R (1, 4) OBP: 0.342, SLG: 0.395	K	BB		1B 1B 1-2 BB		HBP 1-2 BB	4-3			2	1	0	0	3	1	3
Sammy Taylor, L (1, 2) OBP: 0.290, SLG: 0.230	F8	4-3		5-3	1B 1-3 2-H 3-H 1B	HBP 1-2 2-3 3-H		F8		4	0	1	3	0	0	1
Jim Hickman, R (1, 9) OBP: 0.360, SLG: 0.492	FC4-6 BB 2B BB			5-3	1-2 3-H 1B	FC1-2 3-Hf		K		4	1	1	1	1	1	3
Bob Moorhead, R (1, 1) Willard Hunter, R (2, 1) OBP: 0.250, SLG: 0.250 Dave Hillman, R (8, 1)	FC4-6 1-2 BB			K	1-3	1B 1B 2B 1B		K		0 4 0	0 1 0	0 1 0	0 0 0	1 0 0	0 2 0	0 2 0
Inning Stats	R: 1 E: 1 K: 1 S: 7 H: 2 LOB: 2 BB: 1 P: 11	R: 1 E: 0 K: 1 S: 6 H: 1 LOB: 2 BB: 2 P: 14	R: 0 E: 0 K: 0 S: 3 H: 0 LOB: 1 BB: 1 P: 7	R: 0 E: 0 K: 1 S: 5 H: 0 LOB: 0 BB: 0 P: 5	R: 3 E: 0 K: 0 S: 7 H: 4 LOB: 2 BB: 1 P: 11	R: 2 E: 0 K: 0 S: 6 H: 3 LOB: 3 BB: 1 P: 11	R: 3 E: 0 K: 1 S: 9 H: 4 LOB: 1 BB: 0 P: 9	R: 0 E: 0 K: 2 S: 7 H: 0 LOB: 0 BB: 0 P: 7	R: 1 E: 1 K: 1 S: 7 H: 2 LOB: 1 BB: 0 P: 7	1B: 13 2B: 2 3B: 0 HR: 1 SF: 1 SAC: 0 DP: 0 HBP: 1						

PITCHER		IP	WLS	BF	H	R	ER	SO	BB	IBB	HBP	BLK	WP	HR	S	P	ERA	WHIP
Bob Buhl, R ERA: 5.3	(1, 1)	4.2	L	25	6	5	4	3	5	0	0	0	0	0	26	46	7.71	2.357
Barney Schultz, R ERA: 5.08	(5, 1)	1.0		7	4	2	2	0	0	0	0	0	0	1	7	7	18.00	4.000
Dave Gerard, R ERA: 6.17	(6, 1)	0.1		6	3	3	3	0	1	0	1	0	0	0	4	9	81.00	12.000
Tony Balsamo, R ERA: 5.88	(7, 1)	2.0		7	1	0	0	3	0	0	0	0	0	0	13	13	0.00	0.500
Don Elston, R ERA: 1.76	(9, 1)	1.0		5	2	1	0	1	0	0	0	0	0	0	7	7	0.00	2.000

PITCHER	IP	WLS	BF	H	R	ER	SO	BB	IBB	HBP	BLK	WP	HR	S	P	ERA	WHIP

TOP

New York Mets @ Chicago Cubs

Wrigley Field, Chicago, IL

Sat Jun 09 1962, 3:33 AM CDT

Att. 7,544 - Cloudy - 70 F

livebaseballscorecards.com

AB	42
R	11
H	16
RBI	9
BB	6
SO	7
LOB	20

WP: 0 PB: 0 SB: 0 CS: 0 PA: 50

New York Mets @ Chicago Cubs

Wrigley Field, Chicago, IL

Sat Jun 09 1962, 3:33 AM CDT

Att. 7,544 - Cloudy - 70 F

livebaseballscorecards.com

BOTTOM

Batter	1	2	3	4	5	6	7	8	9	AB	R	H	RBI	BB	SO	LOB
Ron Santo, R (1, 5) OBP: 0.329, SLG: 0.414	0-0 3B 2B	0-0 F9		0-0 F9		0-0 F9		0-3 K	4-0 FC6-4 BB 1-2 2-3	5	1	1	0	1	1	4
Ken Hubbs, R (1, 4) OBP: 0.290, SLG: 0.363	0-3 K SSS	0-0 1B 1-3 3-H		0-0 6-3			0-0 5-3	0-0 FC4-6 1B 1-2f	0-0 FC6-4 1-2f	6	1	1	1	0	1	5
Billy Williams, L (1, 7) OBP: 0.421, SLG: 0.578	4-0 3B BB BBB	4-0 BB BBB			0-0 14 FC5-4 1B		0-0 3-1	0-0 1B 1-2		3	1	2	0	2	0	0
George Altman, L (1, 9) OBP: 0.407, SLG: 0.565	0-0 3B 1-H 2-H	0-3 K SSS			0-3 K SSS		0-0 14 1B 1B 1B	0-0 1B 1-2 2-H		5	1	3	3	0	2	4
14 Ernie Banks, R (1, 3) OBP: 0.295, SLG: 0.498	0-3 K SSS		0-0 F9		0-0 FC5-4 1-2f		0-0 1B 1B 1-2 1B	0-0 P4		5	1	1	0	0	1	4
Lou Brock, L (1, 8) OBP: 0.327, SLG: 0.463	0-3 K SSS		0-3 K SSS		0-0 F8		0-0 1B 1-2 2-H		0-0 F7	5	0	1	1	0	2	2
Dick Bertell, R (1, 2) OBP: 0.300, SLG: 0.286 Don Landrum, L (9, PH) OBP: 0.396, SLG: 0.300		0-0 1B 1B 1B	0-0 2B			0-0 6-3	0-0 1B 1-2 2-H		0-0 BB BB 1B	4 1	1 0	3 1	1 0	0 0	0 0	0 0
Andre Rodgers, R (1, 6) OBP: 0.329, SLG: 0.405 Bob Will, L (9, PH) OBP: 0.341, SLG: 0.394	0-0 1B 1B 1-3	0-3 K SSS				0-0 6-3 SSS	0-3 K		4-0 BB 1-2	4 0	0 0	1 0	0 0	0 1	2 0	3 0
Bob Buhl, R (1, 1) Barney Schultz, R (5, 1) Dave Gerard, R (6, 1) OBP: 1.000, SLG: 1.000 Tony Balsamo, R (7, 1) OBP: 0.200, SLG: 0.400 Jim McKnight, R (8, PH) OBP: 0.276, SLG: 0.286 Don Elston, R (9, 1) Alex Grammas, R (9, PH) OBP: 0.125, SLG: 0.087	0-3 K SSS	0-0 4-3				4-0 BB BBB		4-0 FC4-6 BB BBB	0-3 K SSS	2 0 0 0 0 0 1	0 0 0 0 0 0 0	0 0 0 0 0 0 0	0 0 1 0 0 0 0	1 0 0 0 0 0 0	2 0 0 0 0 0 1	2 0 0 0 0 0 2
Inning Stats	R: 2 E: 0 K: 3 S: 11 H: 2 LOB: 1 BB: 1 P: 15	R: 1 E: 0 K: 2 S: 10 H: 3 LOB: 3 BB: 1 P: 14	R: 0 E: 0 K: 2 S: 8 H: 1 LOB: 1 BB: 0 P: 8	R: 0 E: 0 K: 0 S: 3 H: 0 LOB: 0 BB: 0 P: 3	R: 0 E: 0 K: 1 S: 6 H: 1 LOB: 1 BB: 0 P: 6	R: 0 E: 0 K: 0 S: 3 H: 0 LOB: 1 BB: 1 P: 7	R: 2 E: 0 K: 1 S: 9 H: 4 LOB: 2 BB: 0 P: 9	R: 1 E: 0 K: 1 S: 7 H: 2 LOB: 2 BB: 1 P: 11	R: 0 E: 0 K: 1 S: 6 H: 1 LOB: 3 BB: 2 P: 14	1B: 11 2B: 2 3B: 1 HR: 0 SF: 0 SAC: 0 DP: 0 HBP: 0						

AB	41
R	6
H	14
RBI	6
BB	6
SO	11
LOB	26

WP: 0 PA: 47
PB: 0
SB: 0
CS: 0

PITCHER		IP	WLS	BF	H	R	ER	SO	BB	IBB	HBP	BLK	WP	HR	S	P	ERA	WHIP
Bob Moorhead, R ERA: 5.74	(1, 1)	1.2		11	5	3	3	4	1	0	0	0	0	0	18	22	16.20	3.600
Willard Hunter, L ERA: 12.75	(2, 1)	6.0	W	29	8	3	3	6	3	0	0	0	0	0	38	50	4.50	1.833
Dave Hillman, R ERA: 8.04	(8, 1)	1.1	S	7	1	0	0	1	2	0	0	0	0	0	7	15	0.00	2.250

PITCHER	IP	WLS	BF	H	R	ER	SO	BB	IBB	HBP	BLK	WP	HR	S	P	ERA	WHIP

New York Mets @ Chicago Cubs

Wrigley Field, Chicago, IL

Sun Jun 10 1962, 3:33 AM CDT

Cloudy - 80 F

TOP

livebaseballscorecards.com

Batter	1	2	3	4	5	6	7	8	9	AB	R	H	RBI	BB	SO	LOB
Elio Chacon, R (1, 6) OBP: 0.386, SLG: 0.315	F9		L1		5-3		G5-4-3 1-2f		4-3	4	0	0	0	0	0	1
Sammy Taylor, L (9, PH) OBP: 0.287, SLG: 0.227										1	0	0	0	0	0	3
Felix Mantilla, R (9, 6) OBP: 0.333, SLG: 0.411										0	0	0	0	0	0	0
Charlie Neal, R (1, 4) OBP: 0.340, SLG: 0.409	HR		F7		K			F9		4	1	1	1	0	1	0
Joe Christopher, R (1, 8) OBP: 0.262, SLG: 0.328	G4-3 1B		BB			1B WP 1B		F8		3	1	2	0	1	0	0
Frank Thomas, R (1, 7) OBP: 0.355, SLG: 0.570	G4-3 1-2f		P6			K		6-3		4	0	0	0	0	1	3
Gil Hodges, R (1, 3) OBP: 0.378, SLG: 0.622		1B 1B		P6		K			BB 1B 1B	4	0	2	0	0	1	1
Cliff Cook, R (1, 5) OBP: 0.242, SLG: 0.391		F9		6-3		WP 1-3 1B			F7	4	0	1	0	0	0	2
Rod Kanehl, R (9, 5) OBP: 0.404, SLG: 0.489										0	0	0	0	0	0	0
Jim Hickman, R (1, 9) OBP: 0.370, SLG: 0.508		FC6-4 1-2 1B		2B		F3 1-2 3-H			BB 1-2 1B	4	0	3	0	0	0	1
Harry Chiti, R (1, 2) OBP: 0.233, SLG: 0.220		F7		5-3			P6		F8	4	0	0	0	0	0	5
Roger Craig, R (1, 1) OBP: 0.174, SLG: 0.050		FC6-4 1-2f			6-3		G5-4-3 1B		BB 1-2 2-3	3	0	1	0	1	0	2
Ken MacKenzie, R (9, 1)										0	0	0	0	0	0	0
Inning Stats	R: 1 E: 0 K: 0 S: 4 H: 2 LOB: 0 BB: 0 P: 4	R: 0 E: 0 K: 0 S: 5 H: 2 LOB: 2 BB: 0 P: 5	R: 0 E: 0 K: 0 S: 3 H: 0 LOB: 1 BB: 1 P: 7	R: 0 E: 0 K: 0 S: 4 H: 1 LOB: 1 BB: 0 P: 4	R: 0 E: 0 K: 1 S: 5 H: 0 LOB: 0 BB: 0 P: 5	R: 1 E: 0 K: 2 S: 9 H: 2 LOB: 1 BB: 0 P: 9	R: 0 E: 0 K: 0 S: 3 H: 1 LOB: 0 BB: 0 P: 3	R: 0 E: 0 K: 0 S: 3 H: 0 LOB: 0 BB: 0 P: 3	R: 0 E: 0 K: 0 S: 5 H: 2 LOB: 3 BB: 1 P: 9	1B: 8 2B: 1 3B: 0 HR: 1 SF: 0 SAC: 0 DP: 2 HBP: 0						

	AB	35
	R	2
	H	10
	RBI	1
	BB	2
	SO	3
	LOB	18

WP: 1 PB: 0 SB: 0 CS: 0 PA: 37

PITCHER		IP	WLS	BF	H	R	ER	SO	BB	IBB	HBP	BLK	WP	HR	S	P	ERA	WHIP
Dick Ellsworth, L ERA: 5.46	(1, 1)	8.2	L	36	10	2	2	3	2	0	0	0	1	1	40	48	2.08	1.385
Don Elston, R ERA: 1.74	(9, 1)	0.1		1	0	0	0	0	0	0	0	0	0	0	1	1	0.00	0.000

PITCHER	IP	WLS	BF	H	R	ER	SO	BB	IBB	HBP	BLK	WP	HR	S	P	ERA	WHIP

New York Mets @ Chicago Cubs

Wrigley Field, Chicago, IL

Sun Jun 10 1962, 3:33 AM CDT

Cloudy - 80 F

BOTTOM

livebaseballscorecards.com

Batter	1	2	3	4	5	6	7	8	9	AB	R	H	RBI	BB	SO	LOB
Lou Brock, L (1, 8) OBP: 0.330, SLG: 0.473	P3		3B		1B		1-3			4	1	2	0	0	0	0
Ken Hubbs, R (1, 4) OBP: 0.294, SLG: 0.373	K		3B		3-6 1-2			6-3		4	0	2	1	0	1	0
Billy Williams, L (1, 7) OBP: 0.419, SLG: 0.572	1B		3-1		3-6 1-2f			4-3		4	0	1	0	0	0	2
George Altman, L (1, 3) OBP: 0.400, SLG: 0.554	4-3		P5			K		4-3		4	0	0	0	0	1	2
Ron Santo, R (1, 5) OBP: 0.332, SLG: 0.413		3-1 1B	F7			5-3			BB 14 1B	3	0	1	0	1	0	1
Don Landrum, L (1, 9) OBP: 0.404, SLG: 0.318		3-1 1-2		FC6-4 1B		1B			F2	4	0	2	0	0	0	2
El Tappe, R (1, 2) OBP: 0.367, SLG: 0.296		BB 1B		FC6-4 1-2f		6-3			G6-4-3 1-3 1B	2	0	0	0	1	0	2
14 Ernie Banks, R (9, PH) OBP: 0.298, SLG: 0.500										1	0	1	0	0	0	0
Alex Grammas, R (1, 6) OBP: 0.148, SLG: 0.115		1-2 1B		F7			F3		G6-4-3 1-2f	3	0	1	0	0	0	1
Bob Will, L (9, PH) OBP: 0.341, SLG: 0.394										0	0	0	0	0	0	0
Jim McKnight, R (9, PH) OBP: 0.271, SLG: 0.281										1	0	0	0	0	0	2
Dick Ellsworth, L (1, 1) OBP: 0.265, SLG: 0.074		6-3		K			K			3	0	0	0	0	2	3
Don Elston, R (9, 1)										0	0	0	0	0	0	0

	AB	33
	R	1
	H	10
	RBI	1
	BB	2
	SO	4
	LOB	15

Inning Stats	1	2	3	4	5	6	7	8	9	1B: 8	SF: 0	WP: 0	PA: 35
	R: 0 E: 0 K: 1 S: 6	H: 1 LOB: 1 BB: 0 P: 6	R: 0 E: 0 K: 0 S: 4	H: 2 LOB: 2 BB: 1 P: 8	R: 1 E: 0 K: 0 S: 5	H: 2 LOB: 1 BB: 0 P: 5	R: 0 E: 0 K: 1 S: 6	H: 1 LOB: 1 BB: 0 P: 6	R: 0 E: 0 K: 0 S: 3	H: 2 LOB: 0 BB: 0 P: 3	R: 0 E: 0 K: 1 S: 6	H: 1 LOB: 1 BB: 0 P: 6	R: 0 E: 0 K: 1 S: 5	H: 0 LOB: 0 BB: 0 P: 5	R: 0 E: 0 K: 0 S: 3	H: 0 LOB: 0 BB: 0 P: 3	R: 0 E: 0 K: 0 S: 3	H: 1 LOB: 1 BB: 1 P: 7	2B: 1 3B: 2 HR: 0	SAC: 0 DP: 2 HBP: 0	PB: 0 SB: 0 CS: 0	

PITCHER		IP	WLS	BF	H	R	ER	SO	BB	IBB	HBP	BLK	WP	HR	S	P	ERA	WHIP
Roger Craig, R ERA: 4.82	(1, 1)	8.1	W	34	10	1	1	4	2	0	0	0	0	0	40	48	1.08	1.440
Ken MacKenzie, L ERA: 4.65	(9, 1)	0.2	S	1	0	0	0	0	0	0	0	0	0	0	1	1	0.00	0.000

PITCHER	IP	WLS	BF	H	R	ER	SO	BB	IBB	HBP	BLK	WP	HR	S	P	ERA	WHIP

Batter	1	2	3	4	5	6	7	8	9	10	AB	R	H	RBI	BB	SO	LOB
Richie Ashburn, L (1, 8) OBP: 0.427, SLG: 0.412	G3-6-3 1B		F9		K			HR		K	5	1	2	1	0	2	0
Elio Chacon, R (1, 6) OBP: 0.378, SLG: 0.307	G3-6-3 1-2f			K		K		6-3			4	0	0	0	0	2	1
Charlie Neal, R (1, 4) OBP: 0.338, SLG: 0.402	F8			E 4-3 BB		4-3		K			3	1	0	0	1	1	0
Frank Thomas, R (1, 7) OBP: 0.353, SLG: 0.564		5-3		E5 4-3 1-3 1B		5-3			2B 1B		4	1	1	0	0	0	1
Joe Christopher, R (9, PR) OBP: 0.262, SLG: 0.328 (9, 7)											0	1	0	0	0	0	0
Mary Throneberry, L (1, 3) OBP: 0.319, SLG: 0.233		1B		4-3 2-3 3-H			K		P6		4	0	1	1	0	1	2
Gil Hodges, R (9, 3) OBP: 0.378, SLG: 0.622											0	0	0	0	0	0	0
Cliff Cook, R (1, 5) OBP: 0.257, SLG: 0.412		F3		S 3-H 1B			5-3		1-H 2B		4	0	2	2	0	0	1
Rod Kanehl, R (9, 5) OBP: 0.404, SLG: 0.489											0	0	0	0	0	0	0
Sammy Taylor, L (1, 2) OBP: 0.286, SLG: 0.228		4-3		K 1-2			1B		K		4	0	1	0	0	2	3
Jim Hickman, R (1, 9) OBP: 0.361, SLG: 0.493			K		L7		F9			K	4	0	0	0	0	2	1
Ray Daviault, R (1, 1)										6-3	2	0	0	0	0	2	0
Craig Anderson, R (6, 1)											1	0	0	0	0	1	0
Ken MacKenzie, R (9, 1)			K		K			K			1	0	0	0	0	0	0
Inning Stats	R: 0 E: 0 K: 0 S: 3 H: 1 LOB: 0 BB: 0 P: 3	R: 0 E: 0 K: 0 S: 4 H: 1 LOB: 1 BB: 0 P: 4	R: 0 E: 0 K: 2 S: 7 H: 0 LOB: 0 BB: 0 P: 7	R: 2 E: 1 K: 2 S: 9 H: 1 LOB: 1 BB: 1 P: 13	R: 0 E: 0 K: 2 S: 7 H: 0 LOB: 0 BB: 0 P: 7	R: 0 E: 0 K: 1 S: 5 H: 0 LOB: 0 BB: 0 P: 5	R: 0 E: 0 K: 1 S: 6 H: 1 LOB: 1 BB: 0 P: 6	R: 1 E: 0 K: 2 S: 8 H: 1 LOB: 0 BB: 0 P: 8	R: 1 E: 0 K: 1 S: 6 H: 2 LOB: 1 BB: 0 P: 6	R: 0 E: 0 K: 2 S: 7 H: 0 LOB: 0 BB: 0 P: 7	1B: 5 2B: 1 3B: 0 HR: 1	SF: 0 SAC: 0 DP: 1 HBP: 0					

PITCHER	IP	WLS	BF	H	R	ER	SO	BB	IBB	HBP	BLK	WP	HR	S	P	ERA	WHIP
Bob Anderson, R (1, 1) ERA: 4.41	9.0		34	7	4	2	11	1	0	0	0	0	1	55	59	2.00	0.889
Barney Schultz, R (10, 1) ERA: 4.93	1.0	W	3	0	0	0	2	0	0	0	0	0	0	7	7	0.00	0.000

PITCHER	IP	WLS	BF	H	R	ER	SO	BB	IBB	HBP	BLK	WP	HR	S	P	ERA	WHIP

TOP

New York Mets @ Chicago Cubs

Wrigley Field, Chicago, IL

Sun Jun 10 1962, 3:38 AM CDT

Att. 16,232 - Cloudy - 80 F

livebaseballscorecards.com

AB	36
R	4
H	7
RBI	4
BB	1
SO	13
LOB	9

1B: 5	SF: 0	WP: 0	PA: 37
2B: 1	SAC: 0	PB: 0	
3B: 0	DP: 1	SB: 1	
HR: 1	HBP: 0	CS: 0	

Batter	1	2	3	4	5	6	7	8	9	10	AB	R	H	RBI	BB	SO	LOB
Lou Brock, L (1, 8) OBP: 0.328, SLG: 0.471	P3		6-3		2B		1-3		P6		5	0	1	0	0	0	1
Ken Hubbs, R (1, 4) OBP: 0.292, SLG: 0.370	K			K		FC3-6 1B		6-3		F9	5	0	1	0	0	2	0
Billy Williams, L (1, 7) OBP: 0.418, SLG: 0.573	3-1			BB BB 1B		FC3-6 1B 1-2f 1B		L3		2B	5	2	2	0	0	0	1
George Altman, L (1, 3) OBP: 0.400, SLG: 0.548 (10, 9)		4-3		BB 1-2 BB		6-3 1B 1-3 1B		6-3		L7	4	0	1	0	1	0	1
Ron Santo, R (1, 5) OBP: 0.333, SLG: 0.410		F3		F9		6-3 1-2 3-H 1B			6-3	2B IBB	4	0	1	1	1	0	2
Don Landrum, L (1, 9) OBP: 0.393, SLG: 0.298											3	0	0	0	1	1	2
Andre Rodgers, R (10, 6) OBP: 0.333, SLG: 0.417		L9		BB 1-2 2-3		6-3 1-2 2-3			K	2B 1-3 2-H	1	0	1	1	0	0	0
Dick Bertell, R (1, 2) OBP: 0.281, SLG: 0.267			P8	K		6-3			E5 BB 14 HR		4	1	0	0	0	1	5
Moe Thacker, R (10, 2) OBP: 0.314, SLG: 0.313											0	0	0	0	0	0	0
Alex Grammas, R (1, 6) OBP: 0.167, SLG: 0.172			2B		6-3		4-3		BB 1-2 14 HR		3	0	1	0	0	0	0
Bob Will, L (9, PH) OBP: 0.357, SLG: 0.394											0	1	0	0	1	0	0
Barney Schultz, R (10, 1)											0	0	0	0	0	0	0
Bob Anderson, R (1, 1)			K		K		K		HR 1-H 2-H		3	0	0	0	0	3	1
14 Ernie Banks, R (9, PH) OBP: 0.301, SLG: 0.516 (10, 3)											1	1	1	3	0	0	0
Inning Stats	R: 0 E: 0 K: 1 S: 5 H: 0 LOB: 0 BB: 0 P: 5	R: 0 E: 0 K: 0 S: 3 H: 0 LOB: 0 BB: 0 P: 3	R: 0 E: 0 K: 1 S: 6 H: 1 LOB: 1 BB: 0 P: 6	R: 0 E: 0 K: 2 S: 8 H: 1 LOB: 3 BB: 2 P: 16	R: 0 E: 0 K: 1 S: 5 H: 1 LOB: 1 BB: 0 P: 5	R: 1 E: 0 K: 0 S: 6 H: 3 LOB: 2 BB: 0 P: 6	R: 0 E: 0 K: 1 S: 5 H: 0 LOB: 0 BB: 0 P: 5	R: 0 E: 0 K: 0 S: 3 H: 0 LOB: 0 BB: 0 P: 3	R: 3 E: 1 K: 1 S: 7 H: 1 LOB: 0 BB: 1 P: 11	R: 1 E: 0 K: 0 S: 4 H: 2 LOB: 2 BB: 1 P: 8	1B: 4 2B: 4 3B: 0 HR: 1	SF: 0 SAC: 0 DP: 0 HBP: 0						

PITCHER	IP	WLS	BF	H	R	ER	SO	BB	IBB	HBP	BLK	WP	HR	S	P	ERA	WHIP
Ray Daviault, R (1, 1) ERA: 4.82	5.1		23	6	1	1	5	2	0	0	0	0	0	31	39	1.69	1.500
Craig Anderson, R (6, 1) ERA: 3.25	3.1		13	1	3	0	2	1	0	0	0	0	1	16	20	0.00	0.600
Ken MacKenzie, L (9, 1) ERA: 4.78	1.0	L	6	2	1	1	0	0	1	0	0	0	0	5	9	9.00	2.000

PITCHER	IP	WLS	BF	H	R	ER	SO	BB	IBB	HBP	BLK	WP	HR	S	P	ERA	WHIP

BOTTOM

New York Mets @ Chicago Cubs

Wrigley Field, Chicago, IL

Sun Jun 10 1962, 3:38 AM CDT

Att. 16,232 - Cloudy - 80 F

livebaseballscorecards.com

AB	38
R	5
H	9
RBI	5
BB	4
SO	7
LOB	13

WP: 0 PA: 42
PB: 0
SB: 0
CS: 0

Batter	1	2	3	4	5	6	7	8	9	AB	R	H	RBI	BB	SO	LOB
Richie Ashburn, L (1, 8) OBP: 0.421, SLG: 0.398	SSS 0-3 ① K		x 0-0 ③ P5		x 0-0 ② F2		BBB 4-0 1B BB			3	0	0	0	1	1	1
Joe Christopher, R (8, 8) OBP: 0.262, SLG: 0.328										0	0	0	0	0	0	0
Elio Chacon, R (1, 6) OBP: 0.375, SLG: 0.305	x 0-0 ② 5-3			SSS 0-3 ① K	x 0-0 ③ F2		x 0-0 1-3 1B			4	0	1	0	0	1	1
Cliff Cook, R (1, 5) OBP: 0.243, SLG: 0.389	SSS 0-3 ③ K			SSS 0-3 ② K		x 0-0 ① P6	SSS 0-3 ③ K			4	0	0	0	0	3	2
Rod Kanehl, R (8, 5) OBP: 0.404, SLG: 0.489				x 0-0 2B		BBB 4-0 6-3 1B BB				0	0	0	0	0	0	0
Frank Thomas, R (1, 7) OBP: 0.356, SLG: 0.565		x 0-0 E6 1B						x 0-0 ① F7		3	1	1	0	1	0	0
Marv Throneberry, L (1, 3) OBP: 0.303, SLG: 0.219	SSS 0-3 ① K			SSS 0-3 ③ K		x 0-0 ② 6-3 1-2		x 0-0 ② F8		4	0	0	0	0	2	3
Gil Hodges, R (8, 3) OBP: 0.378, SLG: 0.622										0	0	0	0	0	0	0
Charlie Neal, R (1, 4) OBP: 0.351, SLG: 0.409		x 0-0 1-2 G4-6-3 1B			BBB 4-0 3B BB	x 0-0 2-H 1B		BBB 4-0 2-6 BB		2	1	2	1	2	0	0
Sammy Taylor, L (1, 2) OBP: 0.284, SLG: 0.250		x 0-0 ② ③ G4-6-3 1-2f			x 0-0 1-H 1B 3B	x 0-0 ③ 6-3		x 0-0 ③ 2-6 1-2	SSS 0-3 ① K	4	1	1	1	0	1	3
Jim Hickman, R (1, 9) OBP: 0.358, SLG: 0.486			SSS 0-3 ① K		x 0-0 3-H SH1-4 1B		x 0-0 ① 5-3		SSS 0-3 ② K	4	0	1	1	0	2	0
Al Jackson, L (1, 1) OBP: 0.154, SLG: 0.125			x 0-0 ② L6		x 0-0 ① SH1-4 1-2		SSS 0-3 ② K		SSS 0-3 ③ K	3	0	0	0	0	2	0
Inning Stats	R: 0 E: 0 K: 2 S: 7 H: 0 LOB: 0 BB: 0 P: 7	R: 0 E: 1 K: 1 S: 6 H: 1 LOB: 1 BB: 0 P: 6	R: 0 E: 0 K: 1 S: 5 H: 0 LOB: 0 BB: 0 P: 5	R: 0 E: 0 K: 3 S: 10 H: 1 LOB: 1 BB: 0 P: 10	R: 2 E: 0 K: 0 S: 5 H: 2 LOB: 1 BB: 1 P: 9	R: 1 E: 0 K: 0 S: 4 H: 1 LOB: 1 BB: 1 P: 8	R: 0 E: 0 K: 2 S: 8 H: 1 LOB: 2 BB: 1 P: 12	R: 0 E: 0 K: 0 S: 2 H: 0 LOB: 1 BB: 1 P: 6	R: 0 E: 0 K: 3 S: 9 H: 0 LOB: 0 BB: 0 P: 9	1B: 4 2B: 1 3B: 1 HR: 0	SF: 0 SAC: 1 DP: 1 HBP: 0						

PITCHER		IP	WLS	BF	H	R	ER	SO	BB	IBB	HBP	BLK	WP	HR	S	P	ERA	WHIP
Turk Farrell, R ERA: 2.67	(1, 1)	8.0	L	34	6	3	3	9	4	0	0	0	0	0	47	63	3.38	1.250
Don McMahon, R ERA: 1.54	(9, 1)	1.0		3	0	0	0	3	0	0	0	0	0	0	9	9	0.00	0.000

PITCHER	IP	WLS	BF	H	R	ER	SO	BB	IBB	HBP	BLK	WP	HR	S	P	ERA	WHIP

TOP

New York Mets @ Houston Colt 45's

Colt Stadium, Houston, TX

Mon Jun 11 1962, 8:05 PM EDT

Att. 8,920 - Sunny - 85 F

livebaseballscorecards.com

AB	31
R	3
H	6
RBI	3
BB	4
SO	12
LOB	10

WP: 0 PB: 0 SB: 0 CS: 0 PA: 36

Batter	1	2	3	4	5	6	7	8	9	AB	R	H	RBI	BB	SO	LOB
Jim Busby, R (1, 8) OBP: 0.571, SLG: 0.400	F9			F8		1B			BB, G6-4-3	3	0	1	0	1	0	0
Joey Amalfitano, R (1, 4) OBP: 0.280, SLG: 0.262	2B			4-3		4-3			G6-4-3, 1-2f	4	0	1	0	0	0	2
Jim Pendleton, R (1, 9) OBP: 0.303, SLG: 0.438	6-3			K			K		6-3	4	0	0	0	0	2	0
Norm Larker, L (1, 3) OBP: 0.371, SLG: 0.413		4-3			6-3, 2B		1-4-3			3	1	2	0	0	0	0
Carl Warwick, R (1, 7) OBP: 0.335, SLG: 0.427		G3-6, 1B			6-3, 2-3		1-4-3, 1-2			3	0	1	0	0	0	2
Merritt Ranew, L (1, 2) OBP: 0.313, SLG: 0.459		G3-6, 1-2f			FC6-4, 3-H, 2B		4-3			3	0	1	1	0	0	2
Bob Aspromonte, R (1, 5) OBP: 0.356, SLG: 0.397			K		FC6-4, 2-4, 2-3			FC4, 1B		3	0	1	0	0	1	1
Bob Lillis, R (1, 6) OBP: 0.253, SLG: 0.241			6-3		2-4, 1-2	F8		FC4, G5-4-3, 1-2f		3	0	0	0	0	0	1
Turk Farrell, R (1, 1) OBP: 0.182, SLG: 0.318 Roman Mejias, R (8, PH) OBP: 0.333, SLG: 0.540 Don McMahon, R (9, 1)			K			5-3		G5-4-3, 1-2f		2 1 0	0 0 0	0 0 0	0 0 0	0 0 0	1 0 0	0 1 0
Inning Stats	R: 0 E: 0 K: 0 S: 3 H: 1 LOB: 0 BB: 0 P: 3	R: 0 E: 0 K: 0 S: 3 H: 1 LOB: 0 BB: 0 P: 3	R: 0 E: 0 K: 2 S: 7 H: 0 LOB: 0 BB: 0 P: 7	R: 0 E: 0 K: 1 S: 5 H: 0 LOB: 0 BB: 0 P: 5	R: 1 E: 0 K: 0 S: 4 H: 2 LOB: 1 BB: 0 P: 4	R: 0 E: 0 K: 0 S: 4 H: 1 LOB: 1 BB: 0 P: 4	R: 0 E: 0 K: 1 S: 6 H: 1 LOB: 1 BB: 0 P: 6	R: 0 E: 0 K: 0 S: 3 H: 1 LOB: 0 BB: 0 P: 3	R: 0 E: 0 K: 0 S: 2 H: 0 LOB: 0 BB: 1 P: 6	1B: 4 2B: 3 3B: 0 HR: 0 SF: 0 SAC: 0 DP: 3 HBP: 0						

PITCHER	IP	WLS	BF	H	R	ER	SO	BB	IBB	HBP	BLK	WP	HR	S	P	ERA	WHIP
Al Jackson, L (1, 1) ERA: 4.77	9.0	W	31	7	1	1	4	1	0	0	0	0	0	37	41	1.00	0.889

PITCHER	IP	WLS	BF	H	R	ER	SO	BB	IBB	HBP	BLK	WP	HR	S	P	ERA	WHIP

BOTTOM

New York Mets @ Houston Colt 45's

Colt Stadium, Houston, TX

Mon Jun 11 1962, 8:05 PM EDT

Att. 8,920 - Sunny - 85 F

livebaseballscorecards.com

AB	29
R	1
H	7
RBI	1
BB	1
SO	4
LOB	9

Batter	1	2	3	4	5	6	7	8	9	AB	R	H	RBI	BB	SO	LOB
Richie Ashburn, L (1, 8) OBP: 0.414, SLG: 0.407	G3		P6-3-4 1-2f			SF8 3-H		2B		3	0	1	1	0	0	1
Elio Chacon, R (1, 6) OBP: 0.367, SLG: 0.297	E6		5-3			G3		K		4	0	0	0	0	1	1
Cliff Cook, R (1, 5) OBP: 0.231, SLG: 0.368	K			5-3		K		F7		4	0	0	0	0	2	2
Rod Kanehl, R (8, 5) OBP: 0.404, SLG: 0.489										0	0	0	0	0	0	0
Frank Thomas, R (1, 7) OBP: 0.351, SLG: 0.558	K			F7			F2		3-1	3	0	0	0	0	1	1
Joe Christopher, R (8, 7) OBP: 0.258, SLG: 0.323										1	0	0	0	0	0	0
Marv Throneberry, L (1, 3) OBP: 0.304, SLG: 0.224		G3		K			E 1B		K	3	1	1	0	0	1	0
Gil Hodges, R (8, 3) OBP: 0.374, SLG: 0.614							1B			1	0	0	0	0	1	0
Charlie Neal, R (1, 4) OBP: 0.353, SLG: 0.407		BB			2-3		E6 1-H		K	3	0	1	0	1	1	0
Sammy Taylor, L (1, 2) OBP: 0.277, SLG: 0.242		F5			P6		F7			3	0	0	0	0	0	2
Jim Hickman, R (1, 9) OBP: 0.352, SLG: 0.476		K			F8		F5			3	0	0	0	0	1	2
Bob Miller, R (1, 1) OBP: 0.263, SLG: 0.368			P6-3-4 1B			SF8 3B		K		2	1	2	0	0	0	0
Craig Anderson, R (6, 1)										1	0	0	0	0	1	0
Inning Stats	R: 0 E: 1 K: 2 S: 8 H: 0 LOB: 1 BB: 0 P: 8	R: 0 E: 0 K: 1 S: 5 H: 0 LOB: 1 BB: 1 P: 9	R: 0 E: 0 K: 0 S: 3 H: 1 LOB: 0 BB: 0 P: 3	R: 0 E: 0 K: 1 S: 5 H: 0 LOB: 0 BB: 0 P: 5	R: 0 E: 0 K: 0 S: 3 H: 0 LOB: 0 BB: 0 P: 3	R: 1 E: 0 K: 1 S: 6 H: 1 LOB: 0 BB: 0 P: 6	R: 1 E: 1 K: 0 S: 5 H: 2 LOB: 1 BB: 0 P: 5	R: 0 E: 0 K: 2 S: 8 H: 1 LOB: 1 BB: 0 P: 8	R: 0 E: 0 K: 2 S: 7 H: 0 LOB: 0 BB: 0 P: 7	1B: 3 2B: 2 3B: 1 HR: 0 SF: 1 SAC: 0 DP: 1 HBP: 0						

PITCHER	IP	WLS	BF	H	R	ER	SO	BB	IBB	HBP	BLK	WP	HR	S	P	ERA	WHIP
Ken Johnson, R (1, 1) ERA: 2.77	9.0	W	33	5	2	1	9	1	0	0	0	0	0	50	54	1.00	0.667

PITCHER	IP	WLS	BF	H	R	ER	SO	BB	IBB	HBP	BLK	WP	HR	S	P	ERA	WHIP

TOP

New York Mets @ Houston Colt 45's

Colt Stadium, Houston, TX

Tue Jun 12 1962, 8:05 PM EDT

Att. 7,344 - Cloudy - 82 F

livebaseballscorecards.com

AB	31
R	2
H	5
RBI	1
BB	1
SO	9
LOB	9

Batter	1	2	3	4	5	6	7	8	9	AB	R	H	RBI	BB	SO	LOB
Al Spangler, L (1, 7) OBP: 0.372, SLG: 0.357	F8		E1 G3		4-3 1B BB		G3		1B IBB	3	0	0	0	2	0	0
Joey Amalfitano, R (1, 4) OBP: 0.288, SLG: 0.267	K		6-3		1-2 4-3 1B		G1-6-3 BB		1-2 3-H 1B	4	0	2	1	1	1	1
Jim Pendleton, R (1, 9) OBP: 0.302, SLG: 0.430	K		G3 BB		K		G1-6-3 1-2f			3	0	0	0	1	2	3
Norm Larker, L (1, 3) OBP: 0.364, SLG: 0.404		P4	G3 1-2 2-3		4-3 1-2 2-3			P6		4	0	0	0	0	0	4
Carl Warwick, R (1, 8) OBP: 0.333, SLG: 0.419		FC4-6 BB	5-3		L6			F2		3	0	0	0	1	0	4
Merritt Ranew, L (1, 2) OBP: 0.304, SLG: 0.444		FC4-6 E 1B 1-2f		K		F7		F5		4	1	0	0	0	1	1
Bob Aspromonte, R (1, 5) OBP: 0.349, SLG: 0.388		E5 1B 1-3		1-3		6-3			P4	4	0	0	0	0	0	1
Bob Lillis, R (1, 6) OBP: 0.265, SLG: 0.250		FC6 1-2 3-H 1B		BB		1B			3B 1B	2	0	2	1	1	0	0
Billy Goodman, L (9, PH) OBP: 0.342, SLG: 0.314										1	0	1	0	0	0	0
Jim Busby, R (9, PR) OBP: 0.571, SLG: 0.400										0	1	0	0	0	0	0
Ken Johnson, R (1, 1) OBP: 0.071, SLG: 0.071		FC6 1-2f		K		F7			1-H 3B	3	0	0	0	0	1	4
Pidge Browne, L (9, PH) OBP: 0.356, SLG: 0.422										1	0	1	1	0	0	0
Roman Mejias, R (9, PR) OBP: 0.333, SLG: 0.540										0	1	0	0	0	0	0
Inning Stats	R: 0 E: 0 K: 2 S: 7 H: 0 LOB: 0 BB: 0 P: 7	R: 1 E: 1 K: 0 S: 5 H: 1 LOB: 2 BB: 1 P: 9	R: 0 E: 1 K: 0 S: 4 H: 0 LOB: 2 BB: 1 P: 8	R: 0 E: 0 K: 2 S: 7 H: 0 LOB: 1 BB: 1 P: 11	R: 0 E: 0 K: 1 S: 6 H: 1 LOB: 2 BB: 1 P: 10	R: 0 E: 0 K: 0 S: 4 H: 1 LOB: 1 BB: 0 P: 4	R: 0 E: 0 K: 0 S: 2 H: 0 LOB: 0 BB: 1 P: 6	R: 0 E: 0 K: 0 S: 3 H: 0 LOB: 0 BB: 0 P: 3	R: 2 E: 0 K: 0 S: 4 H: 3 LOB: 3 BB: 1 P: 8	1B: 5 2B: 0 3B: 1 HR: 0	SF: 0 SAC: 0 DP: 1 HBP: 0					

PITCHER		IP	WLS	BF	H	R	ER	SO	BB	IBB	HBP	BLK	WP	HR	S	P	ERA	WHIP
Bob Miller, R ERA: 4.27	(1, 1)	5.0		23	2	1	0	5	4	0	0	0	0	0	29	45	0.00	1.200
Craig Anderson, R ERA: 3.43	(6, 1)	3.1	L	15	4	2	2	0	1	1	0	0	0	0	13	21	5.40	1.500

PITCHER	IP	WLS	BF	H	R	ER	SO	BB	IBB	HBP	BLK	WP	HR	S	P	ERA	WHIP

BOTTOM

New York Mets @ Houston Colt 45's

Colt Stadium, Houston, TX

Tue Jun 12 1962, 8:05 PM EDT

Att. 7,344 - Cloudy - 82 F

livebaseballscorecards.com

AB	32
R	3
H	6
RBI	3
BB	6
SO	5
LOB	18

Batter	1	2	3	4	5	6	7	8	9	AB	R	H	RBI	BB	SO	LOB
Richie Ashburn, L (1, 8) OBP: 0.397, SLG: 0.385	5-3		K	4-3	G3		F7			5	0	0	0	0	1	0
Elio Chacon, R (1, 6) OBP: 0.378, SLG: 0.300	K		1B	BB	S BB		BB BB			2	0	1	0	3	1	0
Cliff Cook, R (1, 5) OBP: 0.229, SLG: 0.350	K		F8	P4	K 1-2		BB 1-2			4	0	0	0	1	2	3
Frank Thomas, R (1, 7) OBP: 0.348, SLG: 0.548		P6	F5	E2 1B 6-3			3-1 1-2 2-3		BB	4	1	0	0	1	0	0
Marv Throneberry, L (1, 3) OBP: 0.333, SLG: 0.296		HR	G3 1B BB	6-3 1-3			FC5-4	3-1		4	1	3	1	1	0	3
Charlie Neal, R (1, 4) OBP: 0.356, SLG: 0.409		G5-3 BB 1B	G3 1-2	K			FC5-4 1-2f BB			4	0	2	0	0	1	3
Sammy Taylor, L (1, 2) OBP: 0.284, SLG: 0.238		BB 1-2	G3 1-2 2-3	6-3 2-3 3-H			BB 1-2			2	0	0	1	2	0	3
Jim Hickman, R (1, 9) OBP: 0.343, SLG: 0.463		G5-3 2-3f	P4	5-3			K			4	0	0	0	0	1	7
Jay Hook, L (1, 1) OBP: 0.286, SLG: 0.259			6-3	F8		P5	K			0	0	0	0	0	0	0
Vinegar Bend Mizell, R (1, 1) OBP: 0.214, SLG: 0.154										2	0	0	0	0	0	0
Joe Christopher, R (7, PH) OBP: 0.254, SLG: 0.317										1	0	0	0	0	0	0
Bob Moorhead, R (7, 1)										0	0	0	0	0	0	0
Felix Mantilla, R (9, PH) OBP: 0.331, SLG: 0.409										1	0	0	0	0	1	0
Inning Stats	R: 0 E: 0 K: 2 S: 7 H: 0 LOB: 0 BB: 0 P: 7	R: 1 E: 0 K: 0 S: 4 H: 2 LOB: 1 BB: 1 P: 8	R: 0 E: 0 K: 1 S: 6 H: 1 LOB: 1 BB: 0 P: 6	R: 0 E: 0 K: 0 S: 4 H: 1 LOB: 2 BB: 1 P: 8	R: 0 E: 0 K: 0 S: 3 H: 0 LOB: 1 BB: 1 P: 7	R: 1 E: 1 K: 1 S: 7 H: 1 LOB: 1 BB: 0 P: 7	R: 0 E: 0 K: 1 S: 5 H: 0 LOB: 1 BB: 1 P: 9	R: 0 E: 0 K: 1 S: 6 H: 1 LOB: 2 BB: 1 P: 10	R: 0 E: 0 K: 1 S: 5 H: 0 LOB: 3 BB: 3 P: 17	1B: 5 2B: 0 3B: 0 HR: 1	SF: 0 SAC: 0 DP: 1 HBP: 0					

PITCHER	IP	WLS	BF	H	R	ER	SO	BB	IBB	HBP	BLK	WP	HR	S	P	ERA	WHIP
Bob Bruce, R (1, 1) ERA: 3.08	9.0	W	41	6	2	1	7	8	0	0	0	0	1	47	79	1.00	1.556

PITCHER	IP	WLS	BF	H	R	ER	SO	BB	IBB	HBP	BLK	WP	HR	S	P	ERA	WHIP

TOP

New York Mets @ Houston Colt 45's

Colt Stadium, Houston, TX

Thu Jun 14 1962, 8:05 PM EDT

Att. 10,761 - Cloudy

livebaseballscorecards.com

AB	33
R	2
H	6
RBI	2
BB	8
SO	7
LOB	19

WP: 0 PA: 41
PB: 0
SB: 1
CS: 0

BOTTOM

New York Mets @ Houston Colt 45's

Colt Stadium, Houston, TX

Thu Jun 14 1962, 8:05 PM EDT

Att. 10,761 - Cloudy

livebaseballscorecards.com

Batter	1	2	3	4	5	6	7	8	9	AB	R	H	RBI	BB	SO	LOB
Al Spangler, L (1, 7) OBP: 0.372, SLG: 0.354	E1 1B E	1B		F8	F2	F2		1B FC5-2 1-2 2-3 BB		4	1	1	2	1	0	1
Joey Amalfitano, R (1, 4) OBP: 0.290, SLG: 0.266	E 1-3 1B 1B	1-3		G6-4-3 1-2f			SH1-3 BB	FC5-2 1B 1-2 2-3 3-Hf		4	1	1	0	1	0	5
Jim Pendleton, R (1, 9) OBP: 0.307, SLG: 0.431	E8 1-3 1B 3-H 1B	F8			F2		SH1-3 1-2	FC4-6 1-2 2-3 3-H 1B		4	1	2	2	0	0	0
Norm Larker, L (1, 3) OBP: 0.365, SLG: 0.404	HR 2-H 3-H 1B	P6			E 1B 1B		F7	FC4-6 1-2f		5	2	2	2	0	0	4
Carl Warwick, R (1, 8) OBP: 0.332, SLG: 0.433	HR 1-H	F7			F7		K			4	1	1	2	0	1	2
Merritt Ranew, L (1, 2) OBP: 0.307, SLG: 0.445 Hal Smith, R (5, PH) OBP: 0.303, SLG: 0.398 (6, 2)	6-3 BB 1B 1B		4-3		E8 1-H 1B			F7		2 2	1 0	1 1	0 0	0 0	0 0	0 0
Bob Aspromonte, R (1, 5) OBP: 0.343, SLG: 0.380	F8		F8		F8			E4 BB 1B		4	1	0	0	0	0	2
Bob Lillis, R (1, 6) OBP: 0.270, SLG: 0.247	6-3 1-2 1B BB		4-3			F8		BB 1B 1-2 FC5-2 BB		2	1	0	0	2	0	0
Bob Bruce, R (1, 1) OBP: 0.469, SLG: 0.227	6-3 1-2 2-3			G6-4-3 BB		5-3		FC5-2 BB 1-2 2-H 1B		3	1	1	1	1	0	2
Inning Stats	R: 7 E: 2 K: 0 S: 10 H: 6 LOB: 1 BB: 1 P: 14	R: 0 E: 0 K: 0 S: 3 H: 0 LOB: 0 BB: 0 P: 3	R: 0 E: 0 K: 0 S: 3 H: 0 LOB: 0 BB: 0 P: 3	R: 0 E: 0 K: 0 S: 2 H: 0 LOB: 0 BB: 1 P: 6	R: 1 E: 1 K: 0 S: 5 H: 2 LOB: 1 BB: 0 P: 5	R: 0 E: 0 K: 0 S: 3 H: 0 LOB: 0 BB: 0 P: 3	R: 0 E: 0 K: 1 S: 5 H: 0 LOB: 1 BB: 1 P: 9	R: 2 E: 1 K: 0 S: 6 H: 2 LOB: 3 BB: 2 P: 14		1B: 9 2B: 0 3B: 0 HR: 1 SF: 0 SAC: 1 DP: 1 HBP: 0					

	AB	34
	R	10
	H	10
	RBI	9
	BB	5
	SO	1
	LOB	16

PITCHER		IP	WLS	BF	H	R	ER	SO	BB	IBB	HBP	BLK	WP	HR	S	P	ERA	WHIP
Jay Hook, R ERA: 5.75	(1, 1)	0.0	L	6	5	6	4	0	0	0	0	0	0	1	6	6	∞	∞
Vinegar Bend Mizell, L ERA: 4.81	(1, 1)	6.0		22	3	2	0	0	2	0	0	0	0	0	20	28	0.00	0.833
Bob Moorhead, R ERA: 5.48	(7, 1)	2.0		12	2	2	0	1	3	0	0	0	0	0	11	23	0.00	2.500

PITCHER	IP	WLS	BF	H	R	ER	SO	BB	IBB	HBP	BLK	WP	HR	S	P	ERA	WHIP

1B: 9	SF: 0	WP: 0	PA: 40
2B: 0	SAC: 1	PB: 0	
3B: 0	DP: 1	SB: 0	
HR: 1	HBP: 0	CS: 0	

Chicago Cubs @ New York Mets

Polo Grounds, New York, NY

Fri Jun 15 1962, 7:05 PM EDT

Att. 8,983 - Unknown

TOP

livebaseballscorecards.com

Batter	1	2	3	4	5	6	7	8	9	AB	R	H	RBI	BB	SO	LOB
Don Landrum, L (1, 9) OBP: 0.417, SLG: 0.317	FC1-6 1B	L3			E6 1B 2-3		E S 1B			4	1	2	0	0	0	2
Ken Hubbs, R (1, 4) OBP: 0.291, SLG: 0.358	K	5-3			K		K 1-3			4	0	0	0	0	3	4
Billy Williams, L (1, 7) OBP: 0.417, SLG: 0.585	FC1-6 1-2f	1-3			14 CS 1B 2-H 3-H		K			4	0	1	2	0	1	2
14 Ernie Banks, R (1, 3) OBP: 0.292, SLG: 0.500	F8	5-3			CS 1-2	HR		6-3		4	1	1	1	0	0	1
Ron Santo, R (1, 5) OBP: 0.332, SLG: 0.416		5-3	6-3			4-3 BB 2B		6-3		4	0	1	0	0	0	0
Lou Brock, L (1, 8) OBP: 0.317, SLG: 0.451		S 2B 1B	1-3			4-3 2-3		K		4	1	1	0	0	1	1
Andre Rodgers, R (1, 6) OBP: 0.349, SLG: 0.431		1-H 3B 2B	H 1-0 CS HBP			BBBB 4-0 3-H BB			CS 1B	2	1	2	1	1	0	0
Moe Thacker, R (1, 2) OBP: 0.310, SLG: 0.308	K	CS 1-2		E SH1-4 1B 1B		K			K 1-2	4	1	1	0	0	3	3
Bob Anderson, R (1, 1) OBP: 0.083, SLG: 0.250 Dave Gerard, R (7, 1) OBP: 0.667, SLG: 0.500		2-H 3B			SH1-4 1-2		K		P6	2 1	0 0	1 0	1 0	0 0	1 0	0 0
Inning Stats	R: 0 H: 1 E: 0 LOB: 1 K: 1 BB: 0 S: 6 P: 6	R: 2 H: 3 E: 0 LOB: 1 K: 1 BB: 0 S: 8 P: 8	R: 0 H: 0 E: 0 LOB: 0 K: 0 BB: 0 S: 3 P: 3	R: 0 H: 0 E: 0 LOB: 0 K: 0 BB: 0 S: 2 P: 3	R: 2 H: 2 E: 1 LOB: 0 K: 1 BB: 0 S: 7 P: 7	R: 1 H: 2 E: 0 LOB: 1 K: 1 BB: 1 S: 6 P: 10	R: 0 H: 1 E: 0 LOB: 1 K: 3 BB: 0 S: 10 P: 10	R: 0 H: 0 E: 0 LOB: 0 K: 1 BB: 0 S: 5 P: 5	R: 0 H: 1 E: 0 LOB: 0 K: 1 BB: 0 S: 5 P: 5	1B: 6 SF: 0 2B: 2 SAC: 1 3B: 1 DP: 0 HR: 1 HBP: 1					WP: 0 PA: 38 PB: 0 SB: 2 CS: 3	

	AB	33
	R	5
	H	10
	RBI	5
	BB	1
	SO	9
	LOB	13

PITCHER		IP	WLS	BF	H	R	ER	SO	BB	IBB	HBP	BLK	WP	HR	S	P	ERA	WHIP
Roger Craig, R ERA: 4.79	(1, 1)	6.0	L	26	8	5	3	4	1	0	1	0	0	1	32	37	4.50	1.500
Ken MacKenzie, L ERA: 4.64	(7, 1)	1.0		4	1	0	0	3	0	0	0	0	0	0	10	10	0.00	1.000
Craig Anderson, R ERA: 3.27	(8, 1)	2.0		6	1	0	0	2	0	0	0	0	0	0	10	10	0.00	0.500

PITCHER	IP	WLS	BF	H	R	ER	SO	BB	IBB	HBP	BLK	WP	HR	S	P	ERA	WHIP

Chicago Cubs @ New York Mets

Polo Grounds, New York, NY

Fri Jun 15 1962, 7:05 PM EDT

Att. 8,983 - Unknown

BOTTOM

livebaseballscorecards.com

Batter	1	2	3	4	5	6	7	8	9	AB	R	H	RBI	BB	SO	LOB
Jim Hickman, R (1, 9) OBP: 0.335, SLG: 0.450	6-3			L8		K	G1			4	0	0	0	0	1	4
Elio Chacon, R (1, 6) OBP: 0.371, SLG: 0.293	F9			4-3		L8		5-3		4	0	0	0	0	0	1
Charlie Neal, R (1, 4) OBP: 0.350, SLG: 0.401	6-3			K		L7		6-3		4	0	0	0	0	1	1
Frank Thomas, R (1, 7) OBP: 0.351, SLG: 0.547		P4			E5 FC5-4 1B		G3 1B 1B 1B	FC6-4 1B		4	1	2	0	0	0	0
Felix Mantilla, R (1, 5) OBP: 0.335, SLG: 0.411		L6			FC5-4 1-2 1B		1B G3 1-2 1B	FC6-4 1-2f		4	0	2	0	0	0	1
Sammy Taylor, L (1, 2) OBP: 0.275, SLG: 0.229		P7			K		G3 1-2 2-3		4-3	4	0	0	0	0	1	4
Gil Hodges, R (1, 3) OBP: 0.372, SLG: 0.605 Rod Kanehl, R (7, PR) OBP: 0.404, SLG: 0.489 Craig Anderson, R (8, 1) Cliff Cook, R (9, PH) OBP: 0.226, SLG: 0.346		F5			FC5-4 1-2f 2-3		BB 2-3 3-H 1B		1-3	3 0 0 1	0 0 0 0	1 0 0 0	1 0 0 0	0 0 0 0	0 0 0 0	2 0 0 0
Joe Christopher, R (1, 8) OBP: 0.268, SLG: 0.308		B B B B 4-0 F9-3 BB			1-3		B B B B 4-0 1-2 BB		4-3	2	0	0	0	2	0	2
Roger Craig, R (1, 1) OBP: 0.167, SLG: 0.048 Richie Ashburn, L (6, PH) OBP: 0.402, SLG: 0.392 Ken MacKenzie, R (7, 1) Marv Throneberry, L (7, PH) OBP: 0.329, SLG: 0.292 (8, 3)		F9-3 1-2				1B	K			1 1 0 1	0 0 0 0	0 1 0 0	0 0 0 0	0 0 0 0	0 0 0 1	1 0 0 3
Inning Stats	R: 0 E: 0 K: 0 S: 3 H: 0 LOB: 0 BB: 0 P: 3	R: 0 E: 0 K: 0 S: 3 H: 0 LOB: 0 BB: 0 P: 3	R: 0 E: 0 K: 0 S: 2 H: 0 LOB: 0 BB: 1 P: 6	R: 0 E: 0 K: 1 S: 5 H: 0 LOB: 0 BB: 0 P: 5	R: 0 E: 1 K: 1 S: 7 H: 1 LOB: 2 BB: 0 P: 7	R: 0 E: 0 K: 1 S: 6 H: 1 LOB: 1 BB: 0 P: 6	R: 1 E: 0 K: 1 S: 8 H: 3 LOB: 3 BB: 1 P: 12	R: 0 E: 0 K: 0 S: 4 H: 1 LOB: 1 BB: 0 P: 4	R: 0 E: 0 K: 0 S: 3 H: 0 LOB: 0 BB: 0 P: 3	1B: 6 2B: 1 3B: 0 HR: 0 SF: 0 SAC: 0 DP: 1 HBP: 0						

	AB	33
	R	1
	H	6
	RBI	1
	BB	2
	SO	4
	LOB	19

WP: 0 PB: 0 SB: 0 CS: 0 PA: 35

PITCHER		IP	WLS	BF	H	R	ER	SO	BB	IBB	HBP	BLK	WP	HR	S	P	ERA	WHIP
Bob Anderson, R ERA: 4.08	(1, 1)	6.1	W	26	5	1	1	3	2	0	0	0	0	0	30	38	1.42	1.105
Dave Gerard, R ERA: 4.6	(7, 1)	2.2	S	9	1	0	0	1	0	0	0	0	0	0	11	11	0.00	0.375

PITCHER	IP	WLS	BF	H	R	ER	SO	BB	IBB	HBP	BLK	WP	HR	S	P	ERA	WHIP

Chicago Cubs @ New York Mets

Polo Grounds, New York, NY

Sat Jun 16 1962, 3:33 AM EDT

Att. 9,175 - Sunny - 80 F

livebaseballscorecards.com

TOP

Batter	1	2	3	4	5	6	7	8	9	AB	R	H	RBI	BB	SO	LOB
Don Landrum, L (1, 9) OBP: 0.416, SLG: 0.323	F9		F9		1B 14 1B 1B 3-H		BB PB 14 SF7 1B		4-3	5	2	2	1	0	0	1
Ken Hubbs, R (1, 4) OBP: 0.297, SLG: 0.361	F8			5-3	BB 14 1B 1B 1-3		BBBB 4-0 BB 1-2 BB		1B	4	1	2	0	1	0	0
Billy Williams, L (1, 7) OBP: 0.417, SLG: 0.578	3-1			4-3	BBBB 4-0 14 1B 1-2 BB		BBBB 4-0 1-2 2-3 BB		F7	3	0	0	0	2	0	1
14 Ernie Banks, R (1, 3) OBP: 0.298, SLG: 0.516		L6-3 1B		HR	1-3 2-H 3-H 1B		SF7 3-H		6-3	4	1	3	4	0	0	1
Ron Santo, R (1, 5) OBP: 0.327, SLG: 0.409		F9		P6	SSS K2-3		4-3			4	0	0	0	0	1	5
Lou Brock, L (1, 8) OBP: 0.320, SLG: 0.452		L6-3 1-2			FC1-6 1B	F7		1B		4	0	2	0	0	0	1
Andre Rodgers, R (1, 6) OBP: 0.360, SLG: 0.432			1B		FC1-6 E 1-2f E	H 1-0 K HBP		BBBB 4-0 BB		2	1	1	0	1	0	1
Moe Thacker, R (1, 2) OBP: 0.304, SLG: 0.302			SSS K		E7 1B 1-H 1B	SSS 0-3 K 1-2		L6		4	1	1	0	0	2	3
Don Cardwell, R (1, 1) OBP: 0.111, SLG: 0.040			F9		5-3		1-3	F9		3	0	0	0	0	0	2
Don Elston, R (7, 1)										1	0	0	0	0	0	1

	AB	34
	R	6
	H	11
	RBI	5
	BB	4
	SO	3
	LOB	16

Inning Stats	1	2	3	4	5	6	7	8	9
	R: 0 E: 0 K: 0 S: 3	H: 0 LOB: 0 BB: 0 P: 3	R: 0 E: 0 K: 0 S: 3	H: 1 LOB: 0 BB: 0 P: 3	R: 0 E: 0 K: 1 S: 6	H: 1 LOB: 1 BB: 0 P: 6	R: 1 E: 0 K: 0 S: 4	H: 1 LOB: 0 BB: 0 P: 4	R: 4 E: 1 K: 1 S: 10	H: 5 LOB: 2 BB: 1 P: 14	R: 0 E: 0 K: 1 S: 4	H: 0 LOB: 0 BB: 0 P: 5	R: 1 E: 0 K: 0 S: 4	H: 1 LOB: 2 BB: 2 P: 12	R: 0 E: 0 K: 0 S: 3	H: 1 LOB: 1 BB: 1 P: 7	R: 0 E: 0 K: 0 S: 4	H: 1 LOB: 1 BB: 0 P: 4

	1B: 10	SF: 1
	2B: 1	SAC: 0
	3B: 0	DP: 1
	HR: 1	HBP: 1

	WP: 0	PA: 40
	PB: 1	
	SB: 0	
	CS: 0	

PITCHER		IP	WLS	BF	H	R	ER	SO	BB	IBB	HBP	BLK	WP	HR	S	P	ERA	WHIP
Willard Hunter, L ERA: 11.88	(1, 1)	4.2	L	21	7	5	5	1	1	0	0	0	0	1	22	26	9.64	1.714
Ray Daviault, R ERA: 4.63	(5, 1)	2.1		11	2	1	1	2	2	0	1	0	0	0	12	21	3.86	1.714
Bob Moorhead, R ERA: 5.24	(8, 1)	2.0		8	2	0	0	0	1	0	0	0	0	0	7	11	0.00	1.500

PITCHER	IP	WLS	BF	H	R	ER	SO	BB	IBB	HBP	BLK	WP	HR	S	P	ERA	WHIP

Batter	1	2	3	4	5	6	7	8	9	AB	R	H	RBI	BB	SO	LOB
Richie Ashburn, L (1, 8) OBP: 0.402, SLG: 0.392	F9		1-3 3B 1B		K		F8		1-2 1B	5	1	2	0	0	1	2
Elio Chacon, R (1, 6) OBP: 0.368, SLG: 0.287	BBBB FC6-4 BB		1-3 1-2		K		5-3 1-2 2-3		K	3	0	0	0	1	1	3
Cliff Cook, R (9, PH) OBP: 0.224, SLG: 0.341										1	0	0	0	0	1	2
Charlie Neal, R (1, 4) OBP: 0.352, SLG: 0.413	F8		2-H 3B			1-3 1B	F9			4	1	2	1	0	0	3
Frank Thomas, R (1, 7) OBP: 0.345, SLG: 0.537	FC6-4 1-2f		5-3			F2		P4		4	0	0	0	0	0	3
Felix Mantilla, R (1, 5) OBP: 0.333, SLG: 0.407		G5-3 FC 1B	5-3			1-3 1-2		F5		4	0	1	0	0	0	2
Sammy Taylor, L (1, 2) OBP: 0.274, SLG: 0.229		FC G5-3 2B 1-2		F3		2-H 1B		K		4	1	1	1	0	1	1
Gil Hodges, R (1, 3) OBP: 0.357, SLG: 0.578		G5-3 1-2 2-3f		5-3		F8			F2	4	0	0	0	0	0	3
Jim Hickman, R (1, 9) OBP: 0.339, SLG: 0.455		2-H 2B		K			5-3 FC HBP		F7	3	0	1	1	0	1	0
Willard Hunter, R (1, 1) OBP: 0.200, SLG: 0.200		K			L6		FC 5-3 1-2		1B BB	1	0	0	0	0	1	1
Ray Daviault, R (5, 1)										1	0	0	0	0	0	0
Rod Kanehl, R (7, PH) OBP: 0.396, SLG: 0.478										1	0	0	0	0	0	1
Bob Moorhead, R (8, 1)										0	0	0	0	0	0	0
Marv Throneberry, L (9, PH) OBP: 0.337, SLG: 0.292										0	0	0	0	1	0	0
Joe Christopher, R (9, PR) OBP: 0.288, SLG: 0.308										0	0	0	0	0	0	0
Inning Stats	R: 0 E: 0 K: 0 S: 3 H: 0 LOB: 1 BB: 1 P: 7	R: 1 E: 0 K: 1 S: 7 H: 2 LOB: 1 BB: 0 P: 7	R: 1 E: 0 K: 0 S: 5 H: 2 LOB: 1 BB: 0 P: 5	R: 0 E: 0 K: 1 S: 5 H: 0 LOB: 0 BB: 0 P: 5	R: 0 E: 0 K: 2 S: 7 H: 0 LOB: 0 BB: 0 P: 7	R: 1 E: 0 K: 0 S: 5 H: 2 LOB: 1 BB: 0 P: 5	R: 0 E: 0 K: 0 S: 4 H: 0 LOB: 2 BB: 0 P: 5	R: 0 E: 0 K: 1 S: 5 H: 0 LOB: 0 BB: 0 P: 5	R: 0 E: 0 K: 1 S: 6 H: 1 LOB: 2 BB: 1 P: 10	1B: 5 2B: 1 3B: 1 HR: 0	SF: 0 SAC: 0 DP: 1 HBP: 1						

BOTTOM

Chicago Cubs @ New York Mets

Polo Grounds, New York, NY

Sat Jun 16 1962, 3:33 AM EDT

Att. 9,175 - Sunny - 80 F

livebaseballscorecards.com

AB	35
R	3
H	7
RBI	3
BB	2
SO	6
LOB	21

PITCHER		IP	WLS	BF	H	R	ER	SO	BB	IBB	HBP	BLK	WP	HR	S	P	ERA	WHIP
Don Cardwell, R ERA: 6.11	(1, 1)	6.0	W	27	6	3	3	4	1	0	1	0	0	0	33	38	4.50	1.167
Don Elston, R ERA: 1.5	(7, 1)	3.0	S	11	1	0	0	2	1	0	0	0	0	0	14	18	0.00	0.667

PITCHER	IP	WLS	BF	H	R	ER	SO	BB	IBB	HBP	BLK	WP	HR	S	P	ERA	WHIP

Chicago Cubs @ New York Mets

Polo Grounds, New York, NY

Sun Jun 17 1962, 3:33 AM EDT

Sunny - 90 F

TOP

livebaseballscorecards.com

Batter	1	2	3	4	5	6	7	8	9	AB	R	H	RBI	BB	SO	LOB
Don Landrum, L (1, 9) OBP: 0.425, SLG: 0.328	BBBB 4-0 3-1 CS 3B BB	SSS 0-3 ② K		x 0-0 FC6-4 1-2 1B			x 0-0 ② P6		x 0-0 ① SH3-4 1-2	2	1	1	0	1	1	0
Bob Will, L (4, PR) (4, 9) OBP: 0.348, SLG: 0.378										1	0	0	0	0	0	0
Ken Hubbs, R (1, 4) OBP: 0.295, SLG: 0.355	SSS 0-3 ① K2-4-2 1-2	x 0-0 ③ 1-3		x 0-0 ③ FC6-4 1-2f			x 0-0 ③ L6		BBBB 4-0 3B BB	4	1	0	0	1	1	3
Billy Williams, L (1, 7) OBP: 0.413, SLG: 0.579	x 0-0 ② 3-1 2-3	x 0-0 ① F8	x 0-0 ① F8		x 0-0 ① F8			x 0-0 ① P4	x 0-0 1-H 2-H 3B	5	0	1	2	0	0	1
14 Ernie Banks, R (1, 3) OBP: 0.304, SLG: 0.532	BBBB 4-0 3B BB	x 0-0 HR		x 0-0 ② 6-3				x 0-0 SSS 6-3 2B 2B	SSS 0-3 ② K	4	3	2	1	1	1	1
Ron Santo, R (1, 5) OBP: 0.325, SLG: 0.413	x 0-0 1-H HR 3-H 3B	x 0-0 ② 5-3		x 0-0 ③ 6-3				x 0-0 ② 6-3 2-3	SSS 0-3 ③ K	5	1	1	2	0	1	2
Lou Brock, L (1, 8) OBP: 0.323, SLG: 0.470	x 0-0 3-H HR	x 0-0 ③ 1-3			SSS 0-3 ① K			x 0-0 3-H 2B		4	1	2	3	0	1	0
Andre Rodgers, R (1, 6) OBP: 0.364, SLG: 0.430	x 0-0 S 1B			x 0-0 ① 6-3	SSS 0-3 ② K			BBBB 4-0 FC6-4 BB		3	0	1	0	1	1	0
Moe Thacker, R (1, 2) OBP: 0.280, SLG: 0.277	SSS 0-3 ③ K 1-2			SSS 0-3 ② K	x 0-0 ③ 6-3			x 0-0 ③ FC6-4 1-2f		4	0	0	0	0	2	3
Glen Hobbie, R (1, 1) OBP: 0.240, SLG: 0.174		x 0-0 ① F8		BBBB 4-0 1B BB			SSS 0-3 ① K		x 0-0 SH3-4 3B 1B	1	0	0	0	0	0	0
Barney Schultz, R (2, 1)										0	0	0	0	1	0	0
Dave Gerard, R (6, 1) OBP: 0.500, SLG: 0.333										1	0	0	0	0	1	0
Bob Anderson, R (8, 1) OBP: 0.154, SLG: 0.308										1	1	1	0	0	0	0
Don Elston, R (9, 1)										0	0	0	0	0	0	0

	AB	35
	R	8
	H	9
	RBI	8
	BB	5
	SO	9
	LOB	10

Inning Stats										
	R: 4	H: 3	R: 0	H: 0	R: 1	H: 1	R: 0	H: 1	R: 0	H: 0
	E: 0	LOB: 1	E: 0	LOB: 0	E: 0	LOB: 0	E: 0	LOB: 2	E: 0	LOB: 0
	K: 2	BB: 2	K: 1	BB: 0	K: 0	BB: 0	K: 1	BB: 1	K: 0	BB: 0
	S: 10	P: 18	S: 5	P: 5	S: 4	P: 4	S: 6	P: 10	S: 3	P: 3

Inning Stats										
	R: 0	H: 0	R: 0	H: 0	R: 1	H: 2	R: 2	H: 2	1B: 3	SF: 0
	E: 0	LOB: 0	E: 0	LOB: 2	E: 0	LOB: 1	E: 0	LOB: 1	2B: 2	SAC: 1
	K: 2	BB: 0	K: 1	BB: 1	K: 0	BB: 1	K: 2	BB: 1	3B: 2	DP: 0
	S: 7	P: 7	S: 5	P: 5	S: 5	P: 9	S: 9	P: 13	HR: 2	HBP: 0

	WP: 0	PA: 41
	PB: 0	
	SB: 1	
	CS: 1	

PITCHER		IP	WLS	BF	H	R	ER	SO	BB	IBB	HBP	BLK	WP	HR	S	P	ERA	WHIP
Al Jackson, L ERA: 4.73	(1, 1)	8.1	L	38	8	8	4	7	5	0	0	0	0	2	47	67	4.32	1.560
Ken MacKenzie, L ERA: 4.54	(9, 1)	0.2		3	1	0	0	2	0	0	0	0	0	0	7	7	0.00	1.500

PITCHER		IP	WLS	BF	H	R	ER	SO	BB	IBB	HBP	BLK	WP	HR	S	P	ERA	WHIP

Chicago Cubs @ New York Mets

Polo Grounds, New York, NY

Sun Jun 17 1962, 3:33 AM EDT

Sunny - 90 F

livebaseballscorecards.com

BOTTOM

Batter	1	2	3	4	5	6	7	8	9	AB	R	H	RBI	BB	SO	LOB
Richie Ashburn, L (1, 8) OBP: 0.409, SLG: 0.425	SH1-3 1B 1B	F9			HR	1-2 BB			5-3	4	2	2	1	1	0	1
Elio Chacon, R (1, 6) OBP: 0.368, SLG: 0.284 Cliff Cook, R (9, PH) OBP: 0.233, SLG: 0.341	SH1-3 1-2	1-2 BB			5-3	F8			PB 2B BB	2 0	0 1	0 0	0 0	1 1	0 0	2 0
Gene Woodling, L (1, 7) OBP: 0.428, SLG: 0.468	1B G3 BB	G3			E 1B		K		1-H 1B 2B	4	2	2	1	1	1	2
Frank Thomas, R (1, 5) OBP: 0.346, SLG: 0.534 Jay Hook, L (9, PR) OBP: 0.286, SLG: 0.259	G3 G3 1-2 2-H 1B		K		K		5-3		2-H 1B	5 0	1 0	2 0	2 0	0 0	2 0	1 0
Marv Throneberry, L (1, 3) OBP: 0.319, SLG: 0.273	G3 1-H 2-H	G3			E1 1-2		K		K	5	0	0	2	0	2	2
Charlie Neal, R (1, 4) OBP: 0.351, SLG: 0.424	HR	P6			2-3			F8		4	1	1	1	0	0	2
Sammy Taylor, L (1, 2) OBP: 0.281, SLG: 0.225 Joe Christopher, R (8, PR) OBP: 0.268, SLG: 0.308 Chris Cannizzaro, R (9, 2) OBP: 0.200, SLG: 0.095	G3	G3				BB BB		G6-4-3 BB		2 0 0	0 0 0	0 0 0	0 0 0	2 0 0	0 0 0	0 0 0
Jim Hickman, R (1, 9) OBP: 0.331, SLG: 0.443		K		K	K			G6-4-3 1-2f		4	0	0	0	0	3	2
Al Jackson, L (1, 1) OBP: 0.172, SLG: 0.148 Ken MacKenzie, R (9, 1) Felix Mantilla, R (9, PH) OBP: 0.332, SLG: 0.405		BB 1B		P7		P1			6-3	3 0 1	0 0 0	1 0 0	0 0 0	0 0 0	0 0 0	1 0 0
Inning Stats	R: 4 E: 0 K: 0 S: 6 H: 3 LOB: 0 BB: 1 P: 10	R: 0 E: 0 K: 1 S: 6 H: 1 LOB: 2 BB: 1 P: 10	R: 0 E: 0 K: 1 S: 5 H: 0 LOB: 0 BB: 0 P: 5	R: 0 E: 0 K: 1 S: 5 H: 0 LOB: 0 BB: 0 P: 5	R: 1 E: 1 K: 1 S: 8 H: 2 LOB: 2 BB: 0 P: 8	R: 0 E: 0 K: 1 S: 5 H: 0 LOB: 2 BB: 2 P: 13	R: 0 E: 0 K: 2 S: 7 H: 0 LOB: 0 BB: 0 P: 7	R: 0 E: 0 K: 0 S: 2 H: 0 LOB: 1 BB: 1 P: 6	R: 2 E: 0 K: 1 S: 7 H: 2 LOB: 1 BB: 1 P: 11	1B: 5 2B: 1 3B: 0 HR: 2 SF: 0 SAC: 1 DP: 1 HBP: 0						

	AB	34
	R	7
	H	8
	RBI	7
	BB	6
	SO	8
	LOB	13

WP: 0 PB: 1 SB: 0 CS: 0 PA: 41

PITCHER		IP	WLS	BF	H	R	ER	SO	BB	IBB	HBP	BLK	WP	HR	S	P	ERA	WHIP
Glen Hobbie, R ERA: 5.38	(1, 1)	1.2		11	4	4	4	1	2	0	0	0	0	1	11	19	21.60	3.600
Barney Schultz, R ERA: 4.54	(2, 1)	4.0		17	2	1	1	4	2	0	0	0	0	1	23	31	2.25	1.000
Dave Gerard, R ERA: 4.24	(6, 1)	1.1	W	4	0	0	0	2	0	0	0	0	0	0	8	8	0.00	0.000
Bob Anderson, R ERA: 4.27	(8, 1)	1.2		7	1	2	2	0	2	0	0	0	0	0	5	13	10.80	1.800
Don Elston, R ERA: 1.49	(9, 1)	0.1	S	2	1	0	0	1	0	0	0	0	0	0	4	4	0.00	3.000

PITCHER	IP	WLS	BF	H	R	ER	SO	BB	IBB	HBP	BLK	WP	HR	S	P	ERA	WHIP

Batter	1	2	3	4	5	6	7	8	9	AB	R	H	RBI	BB	SO	LOB
Bob Will, L (1, 9) OBP: 0.353, SLG: 0.390	E3 4-6-3		L9		4-3 2B	3-1		BB		4	0	1	0	1	0	2
Alex Grammas, R (1, 4) OBP: 0.204, SLG: 0.213	4-6-3 1-2		2B		4-3 2-3		F9	P5		5	0	1	0	0	0	4
Billy Williams, L (1, 7) OBP: 0.413, SLG: 0.585	F7		BB		4-3		HR		K	4	1	1	1	1	1	2
14 Ernie Banks, R (1, 3) OBP: 0.305, SLG: 0.532	BB		F7		P5		2B		F9	4	0	1	0	1	0	3
Ron Santo, R (1, 5) OBP: 0.323, SLG: 0.420	F9			F7		E5 1B	5-3		HR	5	2	1	1	0	0	3
Lou Brock, L (1, 8) OBP: 0.320, SLG: 0.466		L7		E6 G2-3		P6	K		4-3	2	1	0	0	0	0	0
George Altman, L (5, 8) OBP: 0.388, SLG: 0.527										3	0	0	0	0	1	2
Andre Rodgers, R (1, 6) OBP: 0.367, SLG: 0.428		K		G2-3 2-H		1B CS 2-H 1B		SH3-4 BB		3	0	1	2	1	1	0
Dick Bertell, R (1, 2) OBP: 0.299, SLG: 0.317		6-3		3B		CS 1-3 1B		SH3-4 1-2		3	0	2	0	0	0	0
Bob Buhl, R (1, 1)			K	F8		BB 1-2 3-H		K		2	0	0	0	1	1	1
Jim McKnight, R (8, PH) OBP: 0.281, SLG: 0.290										1	0	0	0	0	1	1
Don Cardwell, R (8, 1) OBP: 0.111, SLG: 0.040										0	0	0	0	0	0	0
Inning Stats	R: 0 E: 1 K: 0 S: 4 H: 0 LOB: 2 BB: 1 P: 8	R: 0 E: 0 K: 1 S: 5 H: 0 LOB: 0 BB: 0 P: 5	R: 0 E: 0 K: 1 S: 6 H: 1 LOB: 2 BB: 1 P: 10	R: 1 E: 1 K: 0 S: 5 H: 1 LOB: 1 BB: 0 P: 5	R: 0 E: 0 K: 0 S: 4 H: 1 LOB: 1 BB: 0 P: 4	R: 1 E: 1 K: 0 S: 5 H: 2 LOB: 2 BB: 1 P: 9	R: 1 E: 0 K: 1 S: 7 H: 2 LOB: 1 BB: 0 P: 7	R: 0 E: 0 K: 1 S: 5 H: 0 LOB: 2 BB: 2 P: 13	R: 1 E: 0 K: 1 S: 6 H: 1 LOB: 0 BB: 0 P: 6	1B: 2 2B: 3 3B: 1 HR: 2 SF: 0 SAC: 1 DP: 0 HBP: 0						

PITCHER		IP	WLS	BF	H	R	ER	SO	BB	IBB	HBP	BLK	WP	HR	S	P	ERA	WHIP
Bob Miller, R ERA: 3.92	(1, 1)	5.1		26	5	2	0	2	2	0	0	0	0	0	28	36	0.00	1.312
Craig Anderson, R ERA: 3.38	(6, 1)	1.1		6	2	1	1	0	1	0	0	0	0	1	5	9	6.75	2.250
Vinegar Bend Mizell, L ERA: 4.75	(7, 1)	2.1	L	10	1	1	1	3	2	0	0	0	0	1	14	22	3.86	1.286

PITCHER	IP	WLS	BF	H	R	ER	SO	BB	IBB	HBP	BLK	WP	HR	S	P	ERA	WHIP

TOP

Chicago Cubs @ New York Mets

Polo Grounds, New York, NY

Sun Jun 17 1962, 3:38 AM EDT
Att. 13,128 - Cloudy - 90 F

livebaseballscorecards.com

AB	36
R	4
H	8
RBI	4
BB	5
SO	5
LOB	18

PA: 42

WP: 0
PB: 0
SB: 0
CS: 2

Chicago Cubs @ New York Mets

Polo Grounds, New York, NY

Sun Jun 17 1962, 3:38 AM EDT

Att. 13,128 - Cloudy - 90 F

livebaseballscorecards.com

Batter	1	2	3	4	5	6	7	8	9	AB	R	H	RBI	BB	SO	LOB
Richie Ashburn, L (1, 8) OBP: 0.394, SLG: 0.405	5-3		3-1		1-3	K		4-3		5	0	0	0	0	1	4
Elio Chacon, R (1, 6) OBP: 0.368, SLG: 0.283	F3			SF9, 1B, BB, 1B	BB, 1B, BB		F7		F8	4	2	1	0	1	0	0
Gene Woodling, L (1, 7) OBP: 0.427, SLG: 0.456	4-3			SF9, 1B, 1B, BB 1-2	1B, BB 1-2		F8		4-3	3	1	0	0	2	0	0
Frank Thomas, R (1, 5) OBP: 0.351, SLG: 0.534		K		SF9, 1B, 1B 1-2 2-3	1B 1-3 2-H		1B, BB		5-3	4	0	2	1	1	1	0
Marv Throneberry, L (1, 3) OBP: 0.316, SLG: 0.275		1-3		~~SF9~~ 3-H	K		1-3 1B			3	0	1	1	0	1	2
Charlie Neal, R (1, 4) OBP: 0.349, SLG: 0.421		K		SF9, 1B 1-2 2-3		P3	F7			4	0	1	0	0	1	2
Cliff Cook, R (1, 9) OBP: 0.233, SLG: 0.341			P6	SF9 1-2 2-3 3-H		BB, 1B		F3		3	0	1	1	0	0	0
Chris Cannizzaro, R (1, 2) OBP: 0.276, SLG: 0.091			WP, SH3-4, BB	F7		1-2 BB		FC3-6, BB		1	0	0	0	3	0	2
Bob Miller, R (1, 1) OBP: 0.250, SLG: 0.350 Craig Anderson, R (6, 1) Vinegar Bend Mizell, R (7, 1) OBP: 0.200, SLG: 0.143			SH3-4 1-2		K	K		1-2f FC3-6		1 1 1	0 0 0	0 0 0	0 0 0	0 0 0	1 1 0	0 2 1

BOTTOM

AB	30
R	3
H	6
RBI	3
BB	7
SO	6
LOB	13

Inning Stats	1	2	3	4	5	6	7	8	9
	R: 0 E: 0 K: 0 S: 3	H: 0 LOB: 0 BB: 0 P: 3	R: 0 E: 0 K: 2 S: 7	H: 0 LOB: 0 BB: 0 P: 7	R: 0 E: 0 K: 0 S: 3	H: 0 LOB: 1 BB: 1 P: 7	R: 2 E: 0 K: 0 S: 6	H: 3 LOB: 2 BB: 1 P: 10	R: 1 E: 0 K: 2 S: 8	H: 1 LOB: 2 BB: 2 P: 16	R: 0 E: 0 K: 2 S: 8	H: 1 LOB: 2 BB: 1 P: 12	R: 0 E: 0 K: 0 S: 4	H: 1 LOB: 2 BB: 1 P: 8	R: 0 E: 0 K: 0 S: 3	H: 0 LOB: 1 BB: 1 P: 7	R: 0 E: 0 K: 0 S: 3	H: 0 LOB: 0 BB: 0 P: 3

| | | |

Batter	1	2	3	4	5	6	7	8	9	AB	R	H	RBI	BB	SO	LOB
Roy McMillan, R (1, 6) OBP: 0.351, SLG: 0.363	4-3		HR, BB	F5		F7			6-3	4	1	0	0	1	0	2
Del Crandall, R (1, 2) OBP: 0.355, SLG: 0.432	6-3		BB, HR, 1-3, 1B	F7			6-3		6-3	5	1	1	0	0	0	1
Eddie Mathews, L (1, 5) OBP: 0.357, SLG: 0.452	F7		HR, 1-2, BB		G3		E1, 1B		BB	3	2	1	0	2	0	0
Hank Aaron, R (1, 8) OBP: 0.390, SLG: 0.593		5-3	HR, 1-H, 2-H, 3-H		1-3, 1B		G1-6-3, 2-H, 1B		F8	5	1	3	5	0	0	1
Gus Bell, L (1, 7) OBP: 0.277, SLG: 0.331		SF8, 3B	FC4-6, BB		1-3, 1-2		G1-6-3, 1-2f			3	1	1	0	1	0	2
Howie Bedell, L (7, 7) OBP: 0.255, SLG: 0.237										0	0	0	0	0	0	0
Joe Adcock, R (1, 3) OBP: 0.348, SLG: 0.466		SF8, 3-H	FC4-6, 1-2f		F3			G3, 1B		3	0	1	1	0	0	2
Tommie Aaron, R (8, PR) (8, 3) OBP: 0.277, SLG: 0.340										0	0	0	0	0	0	0
Mack Jones, L (1, 9) OBP: 0.380, SLG: 0.463		4-3	K			E4, FC5-4		G3, 1-2		4	0	0	0	0	1	2
Frank Bolling, R (1, 4) OBP: 0.366, SLG: 0.479			HR	5-3		FC5-4, 1-2f		F8		4	1	1	1	0	0	3
Bob Shaw, R (1, 1) OBP: 0.244, SLG: 0.190			1-3	1B		K		K		4	0	1	0	0	2	3
Inning Stats	R: 0 E: 0 K: 0 S: 3 H: 0 LOB: 0 BB: 0 P: 3	R: 1 E: 0 K: 0 S: 4 H: 1 LOB: 0 BB: 0 P: 4	R: 5 E: 0 K: 1 S: 8 H: 3 LOB: 3 BB: 3 P: 20	R: 0 E: 0 K: 0 S: 4 H: 1 LOB: 1 BB: 0 P: 4	R: 0 E: 0 K: 0 S: 4 H: 1 LOB: 1 BB: 0 P: 4	R: 0 E: 1 K: 1 S: 6 H: 0 LOB: 1 BB: 0 P: 6	R: 1 E: 1 K: 0 S: 4 H: 2 LOB: 0 BB: 0 P: 4	R: 0 E: 0 K: 1 S: 6 H: 1 LOB: 2 BB: 0 P: 6	R: 0 E: 0 K: 0 S: 3 H: 0 LOB: 1 BB: 1 P: 7	1B: 6 2B: 0 3B: 1 HR: 2 SF: 1 SAC: 0 DP: 1 HBP: 0							

TOP

Milwaukee Braves @ New York Mets

Polo Grounds, New York, NY

Mon Jun 18 1962, 7:05 PM EDT

Att. 9,132 - Unknown

livebaseballscorecards.com

AB	35
R	7
H	9
RBI	7
BB	4
SO	3
LOB	16

PA: 40

WP: 0 PB: 0 SB: 0 CS: 0

PITCHER		IP	WLS	BF	H	R	ER	SO	BB	IBB	HBP	BLK	WP	HR	S	P	ERA	WHIP
Jay Hook, R ERA: 6.24	(1, 1)	3.0	L	16	4	6	6	1	3	0	0	0	0	2	15	27	18.00	2.333
Bob Moorhead, R ERA: 4.83	(4, 1)	4.0		16	4	1	0	1	0	0	0	0	0	0	18	18	0.00	1.000
Dave Hillman, R ERA: 7.13	(8, 1)	2.0		8	1	0	0	1	1	0	0	0	0	0	9	13	0.00	1.000

PITCHER	IP	WLS	BF	H	R	ER	SO	BB	IBB	HBP	BLK	WP	HR	S	P	ERA	WHIP

Batter	1	2	3	4	5	6	7	8	9	AB	R	H	RBI	BB	SO	LOB
Joe Christopher, R (1, 8) OBP: 0.280, SLG: 0.309	H 1-0 L3 HBP		x 0-0 ①② G5-4-3 1-2f		x 0-0 ② SH5-3 1-2			S S S 0-3 ① K	x 0-0 FC6-4 1-2 2-H 1B	3	0	1	1	0	1	1
Elio Chacon, R (1, 6) OBP: 0.369, SLG: 0.287	x 0-0 ①② L3 1-2		x 0-0 1B 1B		x 0-0 ③ F9			x 0-0 1B 1B	x 0-0 ② FC6-4 1-2f 2-3	5	0	2	0	0	0	4
Gene Woodling, L (1, 7) OBP: 0.426, SLG: 0.454	x 0-0 1B		x 0-0 1-3 1B			x 0-0 ① 5-3		x 0-0 ② F7	x 0-0 ③ L4	5	0	2	0	0	0	3
Frank Thomas, R (1, 5) OBP: 0.350, SLG: 0.529	x 0-0 ③ 5-3		x 0-0 ③ 5-3			S S S 0-3 ② K		x 0-0 BB 1-3 1B		4	0	1	0	0	1	3
Marv Throneberry, L (1, 3) OBP: 0.323, SLG: 0.289		x 0-0 ① F2		x 0-0 ① F8		x 0-0 2B		B B B B 4-0 1-2 BB		3	0	1	0	1	0	0
Charlie Neal, R (1, 4) OBP: 0.343, SLG: 0.413		x 0-0 ② 5-3		x 0-0 ② F7		x 0-0 ③ 2-3		x 0-0 ③ 5-3		4	0	0	0	0	0	4
Cliff Cook, R (1, 9) OBP: 0.234, SLG: 0.337		x 0-0 1B		x 0-0 ③ 5-3			x 0-0 ① 5-3		x 0-0 ① L7	4	0	1	0	0	0	0
Sammy Taylor, L (1, 2) OBP: 0.288, SLG: 0.235 Jim Hickman, R (9, PR) OBP: 0.331, SLG: 0.443		x 0-0 ③ L7			x 0-0 SH5-3 1B		x 0-0 ② 1-3		x 0-0 BB 1B 1B	4	0	2	0	0	0	1
										0	1	0	0	0	0	0
Jay Hook, L (1, 1) OBP: 0.286, SLG: 0.259 Richie Ashburn, L (3, PH) OBP: 0.398, SLG: 0.411 Bob Moorhead, R (4, 1) Felix Mantilla, R (7, PH) OBP: 0.330, SLG: 0.402 Dave Hillman, R (8, 1) Rod Kanehl, R (9, PH) OBP: 0.408, SLG: 0.478			x 0-0 G5-4-3 1B		S S S 0-3 ① K		x 0-0 ③ 1-3	B B B B	4-0 FC6-4 1-2 1B BB	0	0	0	0	0	0	0
										1	0	1	0	0	0	0
										1	0	0	0	0	1	1
										1	0	0	0	0	0	0
										0	0	0	0	0	0	0
										0	0	0	0	1	0	0
Inning Stats	R: 0 E: 0 K: 0 S: 3 H: 1 LOB: 1 BB: 0 P: 4	R: 0 E: 0 K: 0 S: 4 H: 1 LOB: 1 BB: 0 P: 4	R: 0 E: 0 K: 0 S: 5 H: 3 LOB: 2 BB: 0 P: 5	R: 0 E: 0 K: 0 S: 3 H: 0 LOB: 0 BB: 0 P: 3	R: 0 E: 0 K: 1 S: 6 H: 1 LOB: 1 BB: 0 P: 6	R: 0 E: 0 K: 1 S: 6 H: 1 LOB: 1 BB: 0 P: 6	R: 0 E: 0 K: 0 S: 3 H: 0 LOB: 0 BB: 0 P: 3	R: 0 E: 0 K: 1 S: 7 H: 2 LOB: 3 BB: 1 P: 11	R: 1 E: 0 K: 0 S: 5 H: 2 LOB: 2 BB: 1 P: 9	1B: 10 2B: 2 3B: 0 HR: 0		SF: 0 SAC: 1 DP: 2 HBP: 1		WP: 0 PB: 0 SB: 0 CS: 0	PA: 39		

PITCHER		IP	WLS	BF	H	R	ER	SO	BB	IBB	HBP	BLK	WP	HR	S	P	ERA	WHIP
Bob Shaw, R ERA: 1.84	(1, 1)	9.0	W	39	11	1	1	3	2	0	1	0	0	0	42	51	1.00	1.444

PITCHER	IP	WLS	BF	H	R	ER	SO	BB	IBB	HBP	BLK	WP	HR	S	P	ERA	WHIP

BOTTOM

Milwaukee Braves @ New York Mets

Polo Grounds, New York, NY

Mon Jun 18 1962, 7:05 PM EDT

Att. 9,132 - Unknown

livebaseballscorecards.com

AB	35
R	1
H	11
RBI	1
BB	2
SO	3
LOB	17

Batter	1	2	3	4	5	6	7	8	9	AB	R	H	RBI	BB	SO	LOB
Roy McMillan, R (1, 6) OBP: 0.350, SLG: 0.365	3B 2B		K		F8		F7			4	1	1	0	0	1	0
Mack Jones, L (1, 9) OBP: 0.382, SLG: 0.469	4-3 3B 2-H		4-3		BB			F8		3	1	1	1	1	0	0
Eddie Mathews, L (1, 5) OBP: 0.355, SLG: 0.463	4-3 3-H			HR	F2			K		4	1	1	2	0	1	1
Hank Aaron, R (1, 8) OBP: 0.388, SLG: 0.592	5-3			1B 2B	F7			5-3		4	1	1	0	0	0	1
Lee Maye, L (1, 7) OBP: 0.208, SLG: 0.217	F9			F8		3-1			4-3	4	0	0	0	0	0	1
Joe Adcock, R (1, 3) OBP: 0.346, SLG: 0.455 Tommie Aaron, R (9, PR) OBP: 0.277, SLG: 0.340		6-3		K		F9			2B SF9 BB	3 0	0 1	0 0	0 0	1 0	1 0	1 0
Frank Bolling, R (1, 4) OBP: 0.370, SLG: 0.486 Denis Menke, R (9, PR) OBP: 0.261, SLG: 0.269		K		1B 2-H 1B		P4			1-3 2B	4 0	0 0	2 0	1 0	0 0	1 0	0 0
Joe Torre, R (1, 2) OBP: 0.336, SLG: 0.323 Bob Uecker, R (3, 2) OBP: 0.316, SLG: 0.188 Del Crandall, R (9, PH) OBP: 0.353, SLG: 0.432		5-3		1-2 1B			F7		SF9 3-H	1 2 0	0 0 0	0 1 0	0 0 1	0 0 0	0 0 0	0 0 0
Ron Piche, R (1, 1) OBP: 0.111, SLG: 0.059 Jack Curtis, L (3, 1) OBP: 0.222, SLG: 0.176 Howie Bedell, L (7, PH) OBP: 0.254, SLG: 0.235 Don Nottebart, R (7, 1) OBP: 0.750, SLG: 0.667 Gus Bell, L (9, PH) OBP: 0.276, SLG: 0.329			5-3	K			P4		G3	1 1 1 0 1	0 0 0 0 0	0 0 0 0 0	0 0 0 0 0	0 1 0 0 0	0 2 0 0 2	0 0 0 0 0
Inning Stats	R: 2 E: 0 K: 0 S: 5 H: 2 LOB: 0 BB: 0 P: 5	R: 0 E: 0 K: 1 S: 5 H: 0 LOB: 0 BB: 0 P: 5	R: 0 E: 0 K: 1 S: 5 H: 0 LOB: 0 BB: 0 P: 5	R: 2 E: 0 K: 2 S: 11 H: 4 LOB: 2 BB: 0 P: 11	R: 0 E: 0 K: 0 S: 3 H: 0 LOB: 1 BB: 1 P: 7	R: 0 E: 0 K: 0 S: 3 H: 0 LOB: 0 BB: 0 P: 3	R: 0 E: 0 K: 0 S: 3 H: 0 LOB: 0 BB: 0 P: 3	R: 0 E: 0 K: 1 S: 5 H: 0 LOB: 0 BB: 0 P: 5	R: 1 E: 0 K: 0 S: 4 H: 1 LOB: 2 BB: 1 P: 8	1B: 2 2B: 3 3B: 1 HR: 1	SF: 1 SAC: 0 DP: 0 HBP: 0					

TOP

Milwaukee Braves @ New York Mets

Polo Grounds, New York, NY

Tue Jun 19 1962, 3:33 AM EDT

Att. 3,862 - Unknown

livebaseballscorecards.com

AB	33
R	5
H	7
RBI	5
BB	2
SO	5
LOB	8

PITCHER		IP	WLS	BF	H	R	ER	SO	BB	IBB	HBP	BLK	WP	HR	S	P	ERA	WHIP
Roger Craig, R ERA: 4.81	(1, 1)	9.0	W	36	7	5	5	5	2	0	0	0	0	1	44	52	5.00	1.000

PITCHER	IP	WLS	BF	H	R	ER	SO	BB	IBB	HBP	BLK	WP	HR	S	P	ERA	WHIP

Milwaukee Braves @ New York Mets

Polo Grounds, New York, NY

Tue Jun 19 1962, 3:33 AM EDT

Att. 3,862 - Unknown

BOTTOM

Batter	1	2	3	4	5	6	7	8	9	AB	R	H	RBI	BB	SO	LOB
Joe Christopher, R (1, 8) OBP: 0.288, SLG: 0.356	HR	5-3 WP 1B		F7		P6		5-3		5	1	2	1	0	0	0
Elio Chacon, R (1, 6) OBP: 0.365, SLG: 0.295	FC 3B	5-3 1-3		F9		F8		1-3		5	1	1	0	0	0	1
Gene Woodling, L (1, 7) OBP: 0.428, SLG: 0.475	1B FC 1B BB	F9		4-3		HR				3	2	1	1	1	0	1
Frank Thomas, R (1, 5) OBP: 0.352, SLG: 0.527 Rod Kanehl, R (9, 5) OBP: 0.408, SLG: 0.478	K	F8			2B FC6-4 1B	HBP				3	1	1	0	0	1	2
										0	0	0	0	0	0	0
Marv Throneberry, L (1, 3) OBP: 0.330, SLG: 0.310 Gil Hodges, R (9, 3) OBP: 0.357, SLG: 0.578	FC 1B 1-2 1B 3-H	PB 1B 1B			FC6-4 2B 1-3	F9				4	1	2	1	0	0	2
										0	0	0	0	0	0	0
Charlie Neal, R (1, 4) OBP: 0.350, SLG: 0.414	1B 1-2 2-3 1B	1B BB 1-2			FC6-4 IBB	F9				2	0	1	0	2	0	0
Cliff Cook, R (1, 9) OBP: 0.224, SLG: 0.323 Jim Hickman, R (8, 9) OBP: 0.331, SLG: 0.443	K	F8		FC6-4 1-2f 2-3 3-H		K				4	0	0	1	0	2	7
										0	0	0	0	0	0	0
Chris Cannizzaro, R (1, 2) OBP: 0.303, SLG: 0.154	1-2 2-H 3-H 1B	1-3 2-H 1B		P6		4-3				4	0	2	2	0	0	2
Roger Craig, R (1, 1) OBP: 0.143, SLG: 0.040		5-3	3-1		4-3			K		4	0	0	0	0	1	4
Inning Stats	R: 3 H: 4 E: 0 LOB: 3 K: 2 BB: 1 S: 11 P: 15	R: 0 H: 1 E: 0 LOB: 1 K: 0 BB: 0 S: 4 P: 4	R: 1 H: 2 E: 0 LOB: 2 K: 0 BB: 1 S: 5 P: 9	R: 0 H: 0 E: 0 LOB: 0 K: 0 BB: 0 S: 3 P: 3	R: 1 H: 2 E: 0 LOB: 2 K: 0 BB: 1 S: 5 P: 9	R: 1 H: 1 E: 0 LOB: 1 K: 0 BB: 0 S: 4 P: 5	R: 0 H: 0 E: 0 LOB: 0 K: 1 BB: 0 S: 5 P: 5	R: 0 H: 0 E: 0 LOB: 0 K: 1 BB: 0 S: 5 P: 5		1B: 6 SF: 0 2B: 1 SAC: 0 3B: 1 DP: 0 HR: 2 HBP: 1						

	AB	34
	R	6
	H	10
	RBI	6
	BB	3
	SO	4
	LOB	19

WP: 1 PB: 1 SB: 0 CS: 0 PA: 38

livebaseballscorecards.com

PITCHER		IP	WLS	BF	H	R	ER	SO	BB	IBB	HBP	BLK	WP	HR	S	P	ERA	WHIP
Ron Piche, R ERA: 4.78	(1, 1)	2.2		17	7	4	3	2	2	0	0	0	1	1	19	27	10.12	3.375
Jack Curtis, L ERA: 4.05	(3, 1)	3.1	L	15	3	2	2	0	0	1	1	0	0	1	13	18	5.40	0.900
Don Nottebart, R ERA: 4.2	(7, 1)	2.0		6	0	0	0	2	0	0	0	0	0	0	10	10	0.00	0.000

PITCHER	IP	WLS	BF	H	R	ER	SO	BB	IBB	HBP	BLK	WP	HR	S	P	ERA	WHIP

Batter	1	2	3	4	5	6	7	8	9	AB	R	H	RBI	BB	SO	LOB
Roy McMillan, R (1, 6) OBP: 0.347, SLG: 0.362	F5		F8	WP 1B 2-3 1B	5-3		F7			5	1	1	0	0	0	2
Mack Jones, L (1, 9) OBP: 0.389, SLG: 0.476	G5-3 1B HBP		PB 1B BB	K		PB 1B 2B		FC4-6 1B		3	2	2	0	1	1	2
Eddie Mathews, L (1, 5) OBP: 0.364, SLG: 0.466	1-2 1B		1-2 HR 1B 2-3 BB	1-2 1B 3-H BB		1B 2-H 1B		FC4-6 1-2f		3	1	2	1	2	0	1
Hank Aaron, R (1, 8) OBP: 0.392, SLG: 0.592	G5-3 2-3f		1-2 HR 1B 2-H 3-H	1-2 1B 2-H		FC6-4 1-2 1B		K		5	1	3	3	0	1	3
Gus Bell, L (1, 7) OBP: 0.280, SLG: 0.351 Howie Bedell, L (6, 7) OBP: 0.252, SLG: 0.233		G6-4-3 1B	1-H 2-H HR	K		K		F7		4 1	1 0	2 0	3 0	0 0	2 0	4 1
Del Crandall, R (1, 2) OBP: 0.355, SLG: 0.431		G6-4-3 1-2f	1B		CS 1B	K			6-3	5	0	2	0	0	1	3
Joe Adcock, R (1, 3) OBP: 0.341, SLG: 0.468 Tommie Aaron, R (9, 3) OBP: 0.277, SLG: 0.340	6-3		K	1-2 HR	1-2	FC6-4 1-2f			6-3	5 0	1 0	1 0	1 0	0 0	1 0	3 0
Amado Samuel, R (1, 4) OBP: 0.231, SLG: 0.233		PB SH5-4 1B 1B	1B SH3-4 WP BB	F3			5-3		BB	3	2	1	0	2	0	0
Tony Cloninger, R (1, 1) OBP: 0.077, SLG: 0.077		SH5-4 1-2	SH3-4 1-2	1B			4-3		F3	3	0	1	0	0	0	1
Inning Stats	R: 0 E: 0 K: 0 S: 3 H: 1 LOB: 1 BB: 0 P: 4	R: 0 E: 0 K: 0 S: 3 H: 1 LOB: 0 BB: 0 P: 3	R: 5 E: 0 K: 1 S: 9 H: 4 LOB: 1 BB: 2 P: 17	R: 2 E: 0 K: 2 S: 9 H: 2 LOB: 2 BB: 2 P: 17	R: 1 E: 0 K: 0 S: 5 H: 3 LOB: 1 BB: 0 P: 5	R: 1 E: 0 K: 2 S: 10 H: 3 LOB: 2 BB: 0 P: 10	R: 0 E: 0 K: 0 S: 3 H: 0 LOB: 0 BB: 0 P: 3	R: 0 E: 0 K: 1 S: 6 H: 1 LOB: 1 BB: 0 P: 6	R: 0 E: 0 K: 0 S: 3 H: 0 LOB: 1 BB: 1 P: 7	1B: 12 2B: 1 3B: 0 HR: 2 SF: 0 SAC: 2 DP: 2 HBP: 1						

PITCHER	IP	WLS	BF	H	R	ER	SO	BB	IBB	HBP	BLK	WP	HR	S	P	ERA	WHIP
Ray Daviault, R (1, 1) ERA: 6.75	3.0	L	16	6	5	5	1	2	0	1	0	0	1	15	24	15.00	2.667
Vinegar Bend Mizell, L (4, 1) ERA: 5.15	2.0		12	5	3	3	2	2	0	0	0	1	1	14	22	13.50	3.500
Bob Moorhead, R (6, 1) ERA: 4.82	2.0		9	3	1	1	2	0	0	0	0	0	0	13	13	4.50	1.500
Dave Hillman, R (8, 1) ERA: 6.75	1.0		4	1	0	0	1	0	0	0	0	0	0	6	6	0.00	1.000
Jay Hook, R ERA: 6.16	(9, 1) 1.0		4	0	0	0	0	1	0	0	0	0	0	3	7	0.00	1.000

PITCHER	IP	WLS	BF	H	R	ER	SO	BB	IBB	HBP	BLK	WP	HR	S	P	ERA	WHIP

TOP

Milwaukee Braves @ New York Mets

Polo Grounds, New York, NY

Wed Jun 20 1962, 3:33 AM EDT

Overcast

livebaseballscorecards.com

AB	37
R	9
H	15
RBI	8
BB	5
SO	6
LOB	20

WP: 1	PA: 45								
PB: 2									
SB: 0									
CS: 1									

Milwaukee Braves @ New York Mets

Polo Grounds, New York, NY

Wed Jun 20 1962, 3:33 AM EDT

Overcast

livebaseballscorecards.com

BOTTOM

Batter	1	2	3	4	5	6	7	8	9	AB	R	H	RBI	BB	SO	LOB
Joe Christopher, R (1, 8) OBP: 0.298, SLG: 0.368	BBBB 4-0 FC4-6 BB		x 0-0 ① SH1-3 2-3		x 0-0 ③ P4		x 0-0 ① P4		x 0-0 1-H 2B	3	0	1	1	1	0	3
Elio Chacon, R (1, 6) OBP: 0.362, SLG: 0.293	SSS 0-3 ① K		x 0-0 ② FC1-2-5-1 3-H			x 0-0 1B SF9 1B	x 0-0 ② P4		x 0-0 ② F9	5	1	1	0	0	1	5
Gene Woodling, L (1, 7) OBP: 0.433, SLG: 0.476	x 0-0 ② FC4-6 1-2f		x 0-0 ③ 4-3			x 0-0 1-3 1B	x 0-0 1-2 2-3 1B		BBBB 4-0 BB	4	0	2	0	1	0	2
Frank Thomas, R (1, 5) OBP: 0.345, SLG: 0.516	SSS 0-3 ③ K			x 0-0 ① 6-3		x 0-0 ① P6	SSS 0-3 ③ K		x 0-0 ③ F5	5	0	0	0	0	2	8
Marv Throneberry, L (1, 3) OBP: 0.327, SLG: 0.344		x 0-0 HR		x 0-0 ② F8		x 0-0 ② SF9 3-H		SSS 0-3 ① K2-3		3	1	1	2	0	1	0
Charlie Neal, R (1, 4) OBP: 0.344, SLG: 0.406		x 0-0 ① 6-3		x 0-0 ③ 6-3		x 0-0 ③ F8		x 0-0 ② 5-3		4	0	0	0	0	0	1
Cliff Cook, R (1, 9) OBP: 0.222, SLG: 0.319 Vinegar Bend Mizell, R (4, 1) OBP: 0.200, SLG: 0.143 Jim Hickman, R (5, PH) OBP: 0.335, SLG: 0.447 Bob Moorhead, R (6, 1) Felix Mantilla, R (7, PH) OBP: 0.333, SLG: 0.424 Dave Hillman, R (8, 1) Rod Kanehl, R (8, PH) OBP: 0.400, SLG: 0.468 Jay Hook, L (9, 1) OBP: 0.286, SLG: 0.259		x 0-0 ② F2			x 0-0 G1-6-3 1B		x 0-0 HR	x 0-0 ③ P4		1 0 1 0 1 0 0 1 0	0 0 0 0 1 0 0 0 0	0 0 1 0 1 0 0 0 0	0 0 0 0 1 0 0 0 0	0 0 0 0 0 0 0 0 0	0 0 0 0 0 0 0 0 0	0 0 0 0 0 0 0 0 0
Chris Cannizzaro, R (1, 2) OBP: 0.324, SLG: 0.200		x 0-0 ③ F9			x 0-0 ① ② G1-6-3 1-2f		x 0-0 1B BB 1B		x 0-0 2B 1B	4	1	2	0	0	0	1
Ray Daviault, R (1, 1) Richie Ashburn, L (3, PH) OBP: 0.409, SLG: 0.421 (4, 9)			x 0-0 SH1-3 FC1-2-5-1 2B		BBBB 4-0 BB		BBBB 4-0 1B 1-2 BB		x 0-0 ① L6	0 2	0 0	0 1	0 0	0 2	0 0	0 1
Inning Stats	R: 0 H: 0 E: 0 LOB: 1 K: 2 BB: 1 S: 7 P: 11	R: 1 H: 1 E: 0 LOB: 0 K: 0 BB: 0 S: 4 P: 4	R: 0 H: 1 E: 0 LOB: 1 K: 0 BB: 0 S: 4 P: 4	R: 0 H: 0 E: 0 LOB: 0 K: 0 BB: 0 S: 3 P: 3	R: 0 H: 1 E: 0 LOB: 1 K: 0 BB: 1 S: 3 P: 7	R: 1 H: 2 E: 0 LOB: 1 K: 0 BB: 0 S: 5 P: 5	R: 1 H: 3 E: 0 LOB: 3 K: 1 BB: 1 S: 8 P: 12	R: 0 H: 0 E: 0 LOB: 0 K: 1 BB: 0 S: 5 P: 5	R: 1 H: 2 E: 0 LOB: 2 K: 0 BB: 1 S: 5 P: 9	1B: 6 SF: 1 2B: 2 SAC: 1 3B: 0 DP: 1 HR: 2 HBP: 0						

	AB	34
	R	4
	H	10
	RBI	4
	BB	4
	SO	4
	LOB	21

PITCHER		IP	WLS	BF	H	R	ER	SO	BB	IBB	HBP	BLK	WP	HR	S	P	ERA	WHIP
Tony Cloninger, R ERA: 5.14	(1, 1)	9.0	W	40	10	4	4	4	4	0	0	0	0	2	44	60	4.00	1.556

PITCHER	IP	WLS	BF	H	R	ER	SO	BB	IBB	HBP	BLK	WP	HR	S	P	ERA	WHIP

Batter	1	2	3	4	5	6	7	8	9	AB	R	H	RBI	BB	SO	LOB
Denis Menke, R (1, 6) OBP: 0.255, SLG: 0.262	K		F8		K					3	0	0	0	0	2	0
Mack Jones, L (1, 9) OBP: 0.385, SLG: 0.470	K		K		4-3					3	0	0	0	0	2	0
Eddie Mathews, L (1, 5) OBP: 0.368, SLG: 0.464	BB		HR		P6					1	1	0	0	2	0	0
Hank Aaron, R (1, 8) OBP: 0.398, SLG: 0.619	BB		HR			HR				2	2	2	3	1	0	0
Gus Bell, L (1, 7) OBP: 0.276, SLG: 0.345	F7		5-3			4-3				3	0	0	0	0	0	2
Howie Bedell, L (6, 7) OBP: 0.252, SLG: 0.233										0	0	0	0	0	0	0
Frank Bolling, R (1, 4) OBP: 0.363, SLG: 0.477		F7		P3		5-3				3	0	0	0	0	0	0
Joe Adcock, R (1, 3) OBP: 0.335, SLG: 0.458		F8		5-3		K				3	0	0	0	0	1	0
Bob Uecker, R (1, 2) OBP: 0.381, SLG: 0.188		FC6-4 BB		BB						0	0	0	0	2	0	0
Bob Hendley, R (1, 1) OBP: 0.250, SLG: 0.167		FC6-4		K2-3						2	0	0	0	0	1	2
Lew Burdette, R (6, 1) OBP: 0.240, SLG: 0.240										0	0	0	0	0	0	0
Inning Stats	R: 0 H: 0 E: 0 LOB: 2 K: 2 BB: 2 S: 7 P: 15	R: 0 H: 0 E: 0 LOB: 1 K: 0 BB: 1 S: 3 P: 7	R: 2 H: 1 E: 0 LOB: 0 K: 1 BB: 1 S: 6 P: 10	R: 0 H: 0 E: 0 LOB: 1 K: 1 BB: 1 S: 5 P: 9	R: 0 H: 0 E: 0 LOB: 0 K: 1 BB: 0 S: 5 P: 5	R: 1 H: 1 E: 0 LOB: 0 K: 1 BB: 0 S: 6 P: 6				1B: 0 SF: 0 2B: 0 SAC: 0 3B: 0 DP: 0 HR: 2 HBP: 0						

PITCHER	IP	WLS	BF	H	R	ER	SO	BB	IBB	HBP	BLK	WP	HR	S	P	ERA	WHIP
Willard Hunter, L (1, 1) ERA: 9.93	6.0	L	25	2	3	3	6	5	0	0	0	0	2	32	52	4.50	1.167

PITCHER	IP	WLS	BF	H	R	ER	SO	BB	IBB	HBP	BLK	WP	HR	S	P	ERA	WHIP

TOP

Milwaukee Braves @ New York Mets

Polo Grounds, New York, NY

Wed Jun 20 1962, 3:38 AM EDT

Att. 6,643 - Overcast

livebaseballscorecards.com

AB	20
R	3
H	2
RBI	3
BB	5
SO	6
LOB	4

Batter	1	2	3	4	5	6	7	8	9	AB	R	H	RBI	BB	SO	LOB
Joe Christopher, R (1, 8) OBP: 0.299, SLG: 0.359	F8		BB		F9					2	0	0	0	1	0	1
Felix Mantilla, R (1, 5) OBP: 0.328, SLG: 0.416	5-3		K 1-2		P5					3	0	0	0	0	1	2
Charlie Neal, R (1, 4) OBP: 0.340, SLG: 0.401	4-3		6-3			L9				3	0	0	0	0	0	1
Frank Thomas, R (1, 7) OBP: 0.345, SLG: 0.512		6-3		BB 1B		P5				2	0	0	0	1	0	0
Gil Hodges, R (1, 3) OBP: 0.356, SLG: 0.565		K		K		BB 1B 1B				2	1	0	0	1	2	1
Jim Hickman, R (1, 9) OBP: 0.342, SLG: 0.453		CI 1B		G5-4-3 1-2 1B		1B 1-2 2B				2	1	2	0	0	0	0
Elio Chacon, R (1, 6) OBP: 0.363, SLG: 0.295 Cliff Cook, R (6, PH) OBP: 0.230, SLG: 0.326		FC6-4 1-2 1B		G5-4-3 1-2f		2B 1-2 2-H 1B				2 1	0 0	1 1	0 1	0 0	0 0	2 0
Chris Cannizzaro, R (1, 2) OBP: 0.325, SLG: 0.242 Rod Kanehl, R (6, PR) OBP: 0.400, SLG: 0.468		FC6-4 1-2f			F8	2B 1-3 2-H				3 0	0 0	1 0	1 0	0 0	0 0	2 0
Willard Hunter, R (1, 1) OBP: 0.429, SLG: 0.429 Gene Woodling, L (6, PH) OBP: 0.430, SLG: 0.472			1B		E6 1B	P4				2 1	0 0	2 0	0 0	0 0	0 0	0 2
Inning Stats	R: 0 E: 0 K: 0 S: 3 H: 0 LOB: 0 BB: 0 P: 3	R: 0 E: 1 K: 1 S: 7 H: 1 LOB: 2 BB: 0 P: 7	R: 0 E: 0 K: 1 S: 5 H: 1 LOB: 1 BB: 1 P: 9	R: 0 E: 0 K: 1 S: 5 H: 1 LOB: 1 BB: 1 P: 9	R: 0 E: 1 K: 0 S: 4 H: 1 LOB: 1 BB: 0 P: 4	R: 2 E: 0 K: 0 S: 6 H: 3 LOB: 2 BB: 1 P: 10				1B: 6 2B: 1 3B: 0 HR: 0 SF: 0 SAC: 0 DP: 1 HBP: 0						

PITCHER		IP	WLS	BF	H	R	ER	SO	BB	IBB	HBP	BLK	WP	HR	S	P	ERA	WHIP
Bob Hendley, L ERA: 3.59	(1, 1)	5.2	W	26	7	2	2	3	3	0	0	0	0	0	29	41	3.18	1.765
Lew Burdette, R ERA: 4.29	(6, 1)	0.1	S	1	0	0	0	0	0	0	0	0	0	0	1	1	0.00	0.000

PITCHER	IP	WLS	BF	H	R	ER	SO	BB	IBB	HBP	BLK	WP	HR	S	P	ERA	WHIP

BOTTOM

Milwaukee Braves @ New York Mets

Polo Grounds, New York, NY

Wed Jun 20 1962, 3:38 AM EDT

Att. 6,643 - Overcast

livebaseballscorecards.com

AB	23
R	2
H	7
RBI	2
BB	3
SO	3
LOB	11

Batter	1	2	3	4	5	6	7	8	9	AB	R	H	RBI	BB	SO	LOB
Bob Lillis, R (1, 6) OBP: 0.281, SLG: 0.268	6-3		5-3			F7			F7	4	0	0	0	0	0	1
Joey Amalfitano, R (1, 4) OBP: 0.312, SLG: 0.295	BB 1B		K			6-3			K	4	0	1	0	0	2	1
Roman Mejias, R (1, 9) OBP: 0.328, SLG: 0.536	K			6-3			F3		K	4	0	0	0	0	2	2
Norm Larker, L (1, 3) OBP: 0.360, SLG: 0.397	BB			K			F9			2	0	0	0	1	1	0
Carl Warwick, R (1, 8) OBP: 0.311, SLG: 0.404	K			5-3			6-3			3	0	0	0	0	1	2
Jim Pendleton, R (1, 7) OBP: 0.301, SLG: 0.424		1-3			F9			L6		3	0	0	0	0	0	0
Bob Aspromonte, R (1, 5) OBP: 0.347, SLG: 0.388		L5			K			6-3		3	0	0	0	0	1	0
Hal Smith, R (1, 2) OBP: 0.292, SLG: 0.400		6-3			F9			6-4-3		3	0	0	0	0	0	0
Turk Farrell, R (1, 1) OBP: 0.179, SLG: 0.286			K			K			BB	2	0	0	0	0	2	0
Pidge Browne, L (9, PH) OBP: 0.368, SLG: 0.439										0	0	0	0	1	0	0
Al Spangler, L (9, PR) OBP: 0.374, SLG: 0.351										0	0	0	0	0	0	0
Inning Stats	R: 0 E: 0 K: 2 S: 8 H: 1 LOB: 2 BB: 1 P: 12	R: 0 E: 0 K: 0 S: 3 H: 0 LOB: 0 BB: 0 P: 3	R: 0 E: 0 K: 2 S: 7 H: 0 LOB: 0 BB: 0 P: 7	R: 0 E: 0 K: 1 S: 5 H: 0 LOB: 0 BB: 0 P: 5	R: 0 E: 0 K: 1 S: 5 H: 0 LOB: 0 BB: 0 P: 5	R: 0 E: 0 K: 1 S: 5 H: 0 LOB: 0 BB: 0 P: 5	R: 0 E: 0 K: 0 S: 3 H: 0 LOB: 0 BB: 0 P: 3	R: 0 E: 0 K: 0 S: 3 H: 0 LOB: 0 BB: 0 P: 3	R: 0 E: 0 K: 2 S: 7 H: 0 LOB: 1 BB: 1 P: 11	1B: 1 2B: 0 3B: 0 HR: 0 SF: 0 SAC: 0 DP: 0 HBP: 0						

PITCHER		IP	WLS	BF	H	R	ER	SO	BB	IBB	HBP	BLK	WP	HR	S	P	ERA	WHIP
Al Jackson, L ERA: 4.31	(1, 1)	9.0	W	30	1	0	0	9	2	0	0	0	0	0	46	54	0.00	0.333

PITCHER	IP	WLS	BF	H	R	ER	SO	BB	IBB	HBP	BLK	WP	HR	S	P	ERA	WHIP

TOP

Houston Colt 45's @ New York Mets

Polo Grounds, New York, NY

Fri Jun 22 1962, 7:05 PM EDT

Cloudy - 75 F

livebaseballscorecards.com

AB	28
R	0
H	1
RBI	0
BB	2
SO	9
LOB	6

PA: 30

Batter	1	2	3	4	5	6	7	8	9	AB	R	H	RBI	BB	SO	LOB
Richie Ashburn, L (1, 9) OBP: 0.411, SLG: 0.444	HR		E5 S			BBB 4-0 SH3-4 1B BB		F8 ②		3	2	1	1	1	0	0
Charlie Neal, R (1, 4) OBP: 0.336, SLG: 0.396	SSS 0-3 K ①		0-0 G3 ③ 1-2			0-0 SH3-4 ① 1-2		0-0 F7 ③		3	0	0	0	0	1	1
Felix Mantilla, R (1, 5) OBP: 0.328, SLG: 0.415	SSS 0-3 K2-3 ②			0-0 F8 ①		0-0 2-H 1B				3	0	1	1	0	1	0
Gene Woodling, L (1, 7) OBP: 0.422, SLG: 0.462 Jim Hickman, R (9, 7) OBP: 0.342, SLG: 0.453	0-0 4-3 ③			0-0 F8 ②		0-0 F9 ②				3 0	0 0	0 0	0 0	0 0	0 0	1 0
Marv Throneberry, L (1, 3) OBP: 0.318, SLG: 0.333 Gil Hodges, R (8, 3) OBP: 0.356, SLG: 0.565		0-0 P5 ①		SSS 0-3 K ③		SSS 0-3 K ③				3 0	0 0	0 0	0 0	0 0	2 0	1 0
Sammy Taylor, L (1, 2) OBP: 0.289, SLG: 0.237		SSS 0-3 K ②			0-0 FC6-4 1B		0-0 F5 ①			3	0	1	0	0	1	0
Joe Christopher, R (1, 8) OBP: 0.289, SLG: 0.346		0-0 F9 ③			0-0 FC6-4 ① S 1-2f		0-0 F8 ②			3	0	0	0	0	0	1
Elio Chacon, R (1, 6) OBP: 0.362, SLG: 0.292			0-0 F2 ①		BBB 4-0 G4-6-3 1-2 BB		SSS 0-3 K ③			2	0	0	0	1	1	0
Al Jackson, L (1, 1) OBP: 0.156, SLG: 0.133			0-0 F8 ②		0-0 G4-6-3 ②③ 1-2f			0-0 6-3 ①		3	0	0	0	0	0	2
Inning Stats	R: 1 E: 0 K: 2 S: 8 H: 1 LOB: 0 BB: 0 P: 8	R: 0 E: 0 K: 1 S: 5 H: 0 LOB: 0 BB: 0 P: 5	R: 0 E: 1 K: 0 S: 4 H: 0 LOB: 1 BB: 0 P: 4	R: 0 E: 0 K: 1 S: 5 H: 0 LOB: 0 BB: 0 P: 5	R: 0 E: 0 K: 0 S: 3 H: 1 LOB: 1 BB: 1 P: 7	R: 1 E: 0 K: 1 S: 6 H: 1 LOB: 1 BB: 1 P: 10	R: 0 E: 0 K: 1 S: 5 H: 0 LOB: 0 BB: 0 P: 5	R: 0 E: 0 K: 0 S: 3 H: 0 LOB: 0 BB: 0 P: 3		1B: 2 2B: 0 3B: 0 HR: 1 SF: 0 SAC: 1 DP: 1 HBP: 0						

PITCHER	IP	WLS	BF	H	R	ER	SO	BB	IBB	HBP	BLK	WP	HR	S	P	ERA	WHIP
Turk Farrell, R (1, 1) ERA: 2.45	8.0	L	29	3	2	2	6	2	0	0	0	0	1	39	47	2.25	0.625

PITCHER	IP	WLS	BF	H	R	ER	SO	BB	IBB	HBP	BLK	WP	HR	S	P	ERA	WHIP

BOTTOM

Houston Colt 45's @ New York Mets

Polo Grounds, New York, NY

Fri Jun 22 1962, 7:05 PM EDT

Cloudy - 75 F

livebaseballscorecards.com

AB	26
R	2
H	3
RBI	2
BB	2
SO	6
LOB	6

WP: 0 PB: 0 SB: 2 CS: 0 PA: 29

Houston Colt 45's @ New York Mets

Polo Grounds, New York, NY

Fri Jun 22 1962, 7:05 PM EDT

Att. 11,484 - Cloudy - 67 F

livebaseballscorecards.com

TOP

Batter	1	2	3	4	5	6	7	8	9	AB	R	H	RBI	BB	SO	LOB
Al Spangler, L (1, 7) OBP: 0.377, SLG: 0.354	0-0 G3-6-3 1B		0-0 ③ 4-3		0-0 SH1-3 HR 3-H 1B	0-0 E4		0-0 1-H HR	0-0 ② 6-3	4	1	2	1	0	0	0
Jim Pendleton, R (7, 7) OBP: 0.303, SLG: 0.443										2	1	1	2	0	0	1
Joey Amalfitano, R (1, 4) OBP: 0.314, SLG: 0.298	0-0 ① ② G3-6-3 1-2f			0-0 E 1B BB 1B	0-0 ① SH1-3 1-2	0-0 ② F3		0-0 ② P4	0-0 E8 3-H 1B	5	2	2	1	0	0	2
Billy Goodman, L (9, 4) OBP: 0.338, SLG: 0.310										0	0	0	0	0	0	0
Roman Mejias, R (1, 9) OBP: 0.332, SLG: 0.547	0-0 ③ F8			0-0 BB E 1-2 SF8-5 1B	0-0 2-H HR	0-0 ③ F8		0-0 1B	0-0 ③ P6	6	2	3	2	0	0	1
Norm Larker, L (1, 3) OBP: 0.361, SLG: 0.397		0-0 ① 4-3		0-0 FC3 SF8-5 BB 1-2 2-3	0-0 FC5-4 1B		0-0 G3 1B	0-0 ③ F8		5	0	2	0	0	0	3
Pidge Browne, L (8, 3) OBP: 0.368, SLG: 0.439										0	0	0	0	0	0	0
Carl Warwick, R (1, 8) OBP: 0.318, SLG: 0.418		0-0 HR		B B B B 4-0 1B WP 1-2 2-3 3-H BB	0-0 ② FC5-4 1-2f HR		S S S 0-3 ① K		B B B B 4-0 E 1B BB	3	4	1	2	2	1	2
Merritt Ranew, L (1, 2) OBP: 0.297, SLG: 0.434		0-0 E3 FC6-4		0-0 ① ② SF8-5 2-3 3-H	0-0 1-H HR		0-0 ② G3 1-2		0-0 ① F9	4	1	1	3	0	0	2
Bob Aspromonte, R (1, 5) OBP: 0.353, SLG: 0.388	0-0 ② FC6-4 CS 1-2f			0-0 E 1-2 1B	B B B 4-0 BB		0-0 ③ 4-3		H 1-0 1B 3B 1-2 HBP	3	1	1	0	1	0	2
Bob Lillis, R (1, 6) OBP: 0.276, SLG: 0.263	0-0 ③ CS 1-2	0-0 ① P6		0-0 ③ F7 1-3 2-H	0-0 F8			0-0 ① 5-3	0-0 1-2 2-H 3B 1B	4	0	0	0	0	0	2
Don Buddin, R (9, PH) OBP: 0.350, SLG: 0.359										1	1	1	1	0	0	0
(9, 6)																
Jim Golden, L (1, 1) OBP: 0.207, SLG: 0.379		0-0 ② 3-1			0-0 1B 3B	0-0 ① 3-1		0-0 HR 1B	0-0 1-H 2-H E 3B	5	3	3	2	0	0	0
Inning Stats	R: 0 E: 0 K: 0 S: 3 H: 1 LOB: 0 BB: 0 P: 3	R: 1 E: 1 K: 0 S: 4 H: 1 LOB: 0 BB: 0 P: 4	R: 0 E: 0 K: 0 S: 3 H: 0 LOB: 0 BB: 0 P: 3	R: 3 E: 1 K: 0 S: 6 H: 3 LOB: 1 BB: 1 P: 10	R: 5 E: 0 K: 0 S: 8 H: 5 LOB: 1 BB: 1 P: 12	R: 0 E: 1 K: 0 S: 4 H: 0 LOB: 1 BB: 0 P: 4	R: 0 E: 0 K: 1 S: 6 H: 1 LOB: 1 BB: 0 P: 6	R: 2 E: 0 K: 0 S: 6 H: 3 LOB: 1 BB: 0 P: 6	R: 5 E: 2 K: 0 S: 6 H: 3 LOB: 0 BB: 1 P: 11	1B: 11 2B: 1 3B: 2 HR: 4 SF: 1 SAC: 1 DP: 2 HBP: 1						

	AB	42
	R	16
	H	17
	RBI	14
	BB	3
	SO	1
	LOB	15

		PA: 49
WP: 2		
PB: 0		
SB: 0		
CS: 1		

PITCHER		IP	WLS	BF	H	R	ER	SO	BB	IBB	HBP	BLK	WP	HR	S	P	ERA	WHIP
Bob Miller, R ERA: 4.46	(1, 1)	4.1	L	22	9	8	6	0	1	0	0	0	1	2	21	25	12.46	2.308
Dave Hillman, R ERA: 6.98	(5, 1)	0.2		4	1	1	1	0	1	0	0	0	0	1	3	7	13.50	3.000
Bob Moorhead, R ERA: 4.64	(6, 1)	2.0		8	1	0	0	1	0	0	0	0	0	0	10	10	0.00	0.500
Vinegar Bend Mizell, L ERA: 6.11	(8, 1)	2.0		14	6	7	6	0	1	0	1	0	0	1	12	17	27.00	3.500

PITCHER		IP	WLS	BF	H	R	ER	SO	BB	IBB	HBP	BLK	WP	HR	S	P	ERA	WHIP

Batter	1	2	3	4	5	6	7	8	9	AB	R	H	RBI	BB	SO	LOB
Richie Ashburn, L (1, 9) OBP: 0.418, SLG: 0.451	F9			FC4-6 1B		FC5-4 BB 2B 1B	1-2 1B		G5-4-3 1-2f	5	1	3	0	0	0	1
Charlie Neal, R (1, 4) OBP: 0.336, SLG: 0.392 Rod Kanehl, R (7, 4) OBP: 0.392, SLG: 0.458	F8			FC4-6 BLK 1-2f		FC5-4 BB 1-2	K			2 1	0 0	0 0	0 0	1 0	0 1	1 2
Felix Mantilla, R (1, 5) OBP: 0.321, SLG: 0.406	F7			F8		FC5-4 2B 1-2f 2-3	P4			4	1	0	0	0	0	5
Gene Woodling, L (1, 7) OBP: 0.412, SLG: 0.448		K		K 1-2		F5		4-3		4	0	0	0	0	2	3
Marv Throneberry, L (1, 3) OBP: 0.325, SLG: 0.344		3-1			1-3	2B 1-H 3-H		PB BB		3	0	1	2	1	0	0
Joe Christopher, R (1, 8) OBP: 0.277, SLG: 0.329		K			K	P6		P6 1-2		4	0	0	0	0	2	2
Elio Chacon, R (1, 6) OBP: 0.365, SLG: 0.296			K		BB 1B		WP BB SF7 1B	1-3		4	1	2	0	0	1	1
Chris Cannizzaro, R (1, 2) OBP: 0.364, SLG: 0.257			F8		1-2 BB		1-3 1B BB		G5-4-3 1B	2	0	1	0	2	0	0
Bob Miller, R (1, 1) OBP: 0.238, SLG: 0.333 Dave Hillman, R (5, 1) Frank Thomas, R (5, PH) OBP: 0.344, SLG: 0.510 Bob Moorhead, R (6, 1) Jim Hickman, R (7, PH) OBP: 0.341, SLG: 0.453 Vinegar Bend Mizell, R (8, 1) PBP: 0.200, SLG: 0.143 Gil Hodges, R (9, PH) OBP: 0.353, SLG: 0.559			4-3		6-3		SF7 3-H		K	1 0 1 0 0 0 1	0 0 0 0 0 0 0	0 0 0 0 1 0 0	0 0 0 0 0 0 0	0 0 0 0 0 0 1	0 0 2 0 0 0 1	0 0 0 0 0 0 1
Inning Stats	R: 0 H: 0 E: 0 LOB: 0 K: 0 BB: 0 S: 3 P: 3	R: 0 H: 0 E: 0 LOB: 0 K: 2 BB: 0 S: 7 P: 7	R: 0 H: 0 E: 0 LOB: 0 K: 1 BB: 0 S: 5 P: 5	R: 0 H: 1 E: 0 LOB: 1 K: 1 BB: 0 S: 6 P: 6	R: 0 H: 1 E: 0 LOB: 2 K: 1 BB: 1 S: 6 P: 10	R: 2 H: 2 E: 0 LOB: 1 K: 0 BB: 1 S: 5 P: 9	R: 1 H: 2 E: 0 LOB: 2 K: 1 BB: 1 S: 7 P: 11	R: 0 H: 0 E: 0 LOB: 1 K: 0 BB: 1 S: 3 P: 7	R: 0 H: 1 E: 0 LOB: 0 K: 1 BB: 0 S: 5 P: 5	1B: 6 2B: 1 3B: 0 HR: 0	SF: 1 SAC: 0 DP: 1 HBP: 0			WP: 1 PB: 1 SB: 0 CS: 0	PA: 37		

PITCHER	IP	WLS	BF	H	R	ER	SO	BB	IBB	HBP	BLK	WP	HR	S	P	ERA	WHIP
Jim Golden, R (1, 1) ERA: 2.58	9.0	W	37	7	3	3	7	4	0	0	1	1	0	47	63	3.00	1.222

PITCHER	IP	WLS	BF	H	R	ER	SO	BB	IBB	HBP	BLK	WP	HR	S	P	ERA	WHIP

BOTTOM

Houston Colt 45's @ New York Mets

Polo Grounds, New York, NY

Fri Jun 22 1962, 7:05 PM EDT

Att. 11,484 - Cloudy - 67 F

livebaseballscorecards.com

AB	32
R	3
H	7
RBI	3
BB	4
SO	7
LOB	18

Batter	1	2	3	4	5	6	7	8	9	AB	R	H	RBI	BB	SO	LOB
Al Spangler, L (1, 7) OBP: 0.377, SLG: 0.372	HR	P6			4-3		1B		L7	5	1	2	1	0	0	2
Billy Goodman, L (1, 4) OBP: 0.317, SLG: 0.289	F9		L9		1-3		F7		6-3	5	0	0	0	0	0	2
Roman Mejias, R (1, 9) OBP: 0.329, SLG: 0.541	F7		5-3			6-3	F8			3	0	0	0	0	0	0
Jim Pendleton, R (6, 9) OBP: 0.301, SLG: 0.440										1	0	0	0	0	0	2
Norm Larker, L (1, 3) OBP: 0.365, SLG: 0.395	HBP		BB FC6-4			G3	1-3			1	0	0	0	1	0	0
Pidge Browne, L (6, 3) OBP: 0.364, SLG: 0.433										1	0	0	0	0	0	2
Carl Warwick, R (1, 8) OBP: 0.318, SLG: 0.417	F8		FC6-4 1-2f			E8 1B		6-3		3	1	1	0	0	0	2
Jim Busby, R (6, 8) OBP: 0.333, SLG: 0.200										1	0	0	0	0	0	0
Merritt Ranew, L (1, 2) OBP: 0.302, SLG: 0.449		3B		4-3		1B 2-H 1B		F9		4	0	2	1	0	0	0
Bob Aspromonte, R (1, 5) OBP: 0.359, SLG: 0.399		L5		L4-3 1B		1-2 1B		2B		4	0	3	0	0	0	1
Bobby Tiefenauer, R (8, 1)										0	0	0	0	0	0	0
Bob Lillis, R (1, 6) OBP: 0.276, SLG: 0.260		BB		L4-3 1-2		6-3		F8		2	0	0	0	1	0	3
John Anderson, R (6, 1)										0	0	0	0	0	0	0
Hal Smith, R (8, PH) OBP: 0.290, SLG: 0.397										1	0	0	0	0	0	1
(8, 5)																
Ken Johnson, R (1, 1) OBP: 0.065, SLG: 0.065		P6			F8		BB 1B		P6	1	0	0	0	0	0	2
Dean Stone, L (3, 1) OBP: 0.294, SLG: 0.250										1	0	0	0	0	0	0
Don Buddin, R (6, 6) OBP: 0.354, SLG: 0.354										1	0	0	0	1	0	0
Inning Stats	R: 1 E: 0 K: 0 S: 4 H: 1 LOB: 1 BB: 0 P: 5	R: 0 E: 0 K: 0 S: 4 H: 1 LOB: 2 BB: 1 P: 8	R: 0 E: 0 K: 0 S: 3 H: 0 LOB: 1 BB: 1 P: 7	R: 0 E: 0 K: 0 S: 3 H: 1 LOB: 0 BB: 0 P: 3	R: 0 E: 0 K: 0 S: 3 H: 0 LOB: 0 BB: 0 P: 3	R: 1 E: 1 K: 0 S: 6 H: 3 LOB: 2 BB: 0 P: 6	R: 0 E: 0 K: 0 S: 4 H: 1 LOB: 2 BB: 1 P: 8	R: 0 E: 0 K: 0 S: 4 H: 1 LOB: 1 BB: 0 P: 4	R: 0 E: 0 K: 0 S: 3 H: 0 LOB: 0 BB: 0 P: 3	1B: 5 2B: 2 3B: 1 HR: 1 SF: 0 SAC: 0 DP: 1 HBP: 1	WP: 0 PB: 0 SB: 0 CS: 0 PA: 38					

PITCHER	IP	WLS	BF	H	R	ER	SO	BB	IBB	HBP	BLK	WP	HR	S	P	ERA	WHIP
Jay Hook, R (1, 1) ERA: 5.72	9.0	W	38	8	2	2	0	3	0	1	0	0	1	34	47	2.00	1.222

PITCHER	IP	WLS	BF	H	R	ER	SO	BB	IBB	HBP	BLK	WP	HR	S	P	ERA	WHIP

TOP

Houston Colt 45's @ New York Mets

Polo Grounds, New York, NY

Sat Jun 23 1962, 3:33 AM EDT

Att. 6,425 - Cloudy

livebaseballscorecards.com

AB	34
R	2
H	8
RBI	2
BB	3
SO	0
LOB	17

Batter	1	2	3	4	5	6	7	8	9	AB	R	H	RBI	BB	SO	LOB
Richie Ashburn, L (1, 9) OBP: 0.430, SLG: 0.508	2B 1B 1B		1-H HR	IHR	K 1-2			BB 1B E 6-3 1-2		4	4	3	3	1	1	1
Charlie Neal, R (1, 4) OBP: 0.341, SLG: 0.403	1-3 1B 2B		F7	E FC6-4 2B	F8			BB 6-3 1B 1-2 2-3		4	2	2	0	1	0	1
Felix Mantilla, R (1, 5) OBP: 0.323, SLG: 0.404	F9		BB 3B BB	E1 FC6-4 2-3		G3-6-3 1B		SF7 3-H		3	1	1	1	1	0	3
Frank Thomas, R (1, 7) OBP: 0.346, SLG: 0.508 Jim Hickman, R (8, 7) OBP: 0.344, SLG: 0.457	G4-6-3 2-H 3-H 1B		1-2 3B BB	FC6-4 1-2f 3-H		K		6-3 1-2 2-3 1B		3 1	1 0	1 1	3 0	1 0	1 0	2 0
Marv Throneberry, L (1, 3) OBP: 0.322, SLG: 0.360 Gil Hodges, R (8, 3) OBP: 0.350, SLG: 0.553	G4-6-3 1-2f		1-H 2-H 2B 3B	F9		G3-6-3 1-2f		6-3 1-2 2-3 3-H		4 1	1 0	1 0	2 1	0 0	0 0	3 2
Sammy Taylor, L (1, 2) OBP: 0.293, SLG: 0.252		4-3	E 2B 3-H	K			1B	F9		5	1	2	1	0	1	3
Joe Christopher, R (1, 8) OBP: 0.276, SLG: 0.360		6-3	4-3	HR			P6			4	1	1	1	0	0	1
Elio Chacon, R (1, 6) OBP: 0.367, SLG: 0.300		5-3	E7 2-H 1B	FC1-6 1B			6-3			4	0	2	1	0	0	0
Jay Hook, L (1, 1) OBP: 0.313, SLG: 0.290		HR 1B 1-3	FC1-6 WP 1-2f					E BB SF7 1B		4	2	2	0	0	0	2
Inning Stats	R: 2 H: 3 E: 0 LOB: 0 K: 0 BB: 0 S: 5 P: 5	R: 0 H: 0 E: 0 LOB: 0 K: 0 BB: 0 S: 3 P: 3	R: 6 H: 5 E: 1 LOB: 1 K: 0 BB: 2 S: 8 P: 16	R: 2 H: 2 E: 1 LOB: 1 K: 1 BB: 0 S: 8 P: 8	R: 1 H: 2 E: 0 LOB: 1 K: 1 BB: 0 S: 7 P: 7	R: 0 H: 1 E: 0 LOB: 0 K: 1 BB: 0 S: 5 P: 5	R: 0 H: 1 E: 0 LOB: 0 K: 0 BB: 0 S: 3 P: 3	R: 2 H: 2 E: 1 LOB: 2 K: 0 BB: 2 S: 5 P: 13		1B: 9 SF: 1 2B: 3 SAC: 0 3B: 1 DP: 2 HR: 3 HBP: 0						

PITCHER		IP	WLS	BF	H	R	ER	SO	BB	IBB	HBP	BLK	WP	HR	S	P	ERA	WHIP
Ken Johnson, R ERA: 3.57	(1, 1)	2.1	L	14	6	7	7	0	2	0	0	0	0	1	12	20	27.00	3.429
Dean Stone, L ERA: 4.47	(3, 1)	2.2		15	6	4	4	2	0	0	0	0	1	1	19	19	13.50	2.250
John Anderson, R ERA: 4.13	(6, 1)	2.0		6	2	0	0	1	0	0	0	0	0	0	8	8	0.00	1.000
Bobby Tiefenauer, R ERA: 4.79	(8, 1)	1.0		7	2	2	2	0	2	0	0	0	0	0	5	13	18.00	4.000

PITCHER	IP	WLS	BF	H	R	ER	SO	BB	IBB	HBP	BLK	WP	HR	S	P	ERA	WHIP

BOTTOM

Houston Colt 45's @ New York Mets

Polo Grounds, New York, NY

Sat Jun 23 1962, 3:33 AM EDT

Att. 6,425 - Cloudy

livebaseballscorecards.com

AB	37
R	13
H	16
RBI	13
BB	4
SO	3
LOB	18

WP: 1 PA: 42
PB: 0
SB: 0
CS: 0

Batter	1	2	3	4	5	6	7	8	9	AB	R	H	RBI	BB	SO	LOB
Richie Ashburn, L (1, 9) OBP: 0.429, SLG: 0.504	F7		E BB 1B	K			K		1B	5	0	2	0	0	2	1
Charlie Neal, R (1, 4) OBP: 0.340, SLG: 0.397	5-3		E BB 1-2		6-3		K		FC5-4 1B 1-2	3	0	0	0	1	1	0
Vinegar Bend Mizell, R (7, 1) OBP: 0.200, SLG: 0.143										0	0	0	0	0	0	0
Cliff Cook, R (9, PH) OBP: 0.238, SLG: 0.333										1	0	1	0	0	0	0
Gene Woodling, L (1, 7) OBP: 0.408, SLG: 0.442	4-3		E1 1-2 2-3		F2			2B SF8 1B	FC5-4 1-2f	4	0	1	0	0	0	2
Rod Kanehl, R (8, PR) (8, 7) OBP: 0.385, SLG: 0.449										1	1	0	0	0	0	2
Frank Thomas, R (1, 5) OBP: 0.345, SLG: 0.508		E1 S 3B	K		5-3			1-3 2B		4	1	1	0	0	1	3
Marv Throneberry, L (1, 3) OBP: 0.311, SLG: 0.346		K 1-2	K			F8		K		4	0	0	0	0	3	7
Sammy Taylor, L (1, 2) OBP: 0.299, SLG: 0.278		1B 2-H 3B	1-3			1B		SF8 3-H		3	1	2	2	0	0	3
Joe Christopher, R (1, 8) OBP: 0.275, SLG: 0.355		FC3-6 3-H 1B		L5		K		F9		4	0	1	1	0	1	3
Elio Chacon, R (1, 6) OBP: 0.365, SLG: 0.296		FC3-6 FC6-4 1-2f		BB		K			K	3	0	0	0	1	2	2
Craig Anderson, R (1, 1)										0	0	0	0	0	0	0
Ray Daviault, R (1, 1)									5-3	2	0	0	0	0	1	2
Felix Mantilla, R (7, PH) (7, 4) OBP: 0.320, SLG: 0.400		FC6-4 1-2f		K		F8				2	0	0	0	0	0	0
Inning Stats	R: 0 E: 0 K: 0 S: 3 H: 0 LOB: 0 BB: 0 P: 3	R: 2 E: 1 K: 1 S: 8 H: 2 LOB: 1 BB: 0 P: 8	R: 0 E: 1 K: 2 S: 9 H: 1 LOB: 3 BB: 1 P: 13	R: 0 E: 0 K: 2 S: 7 H: 0 LOB: 1 BB: 1 P: 11	R: 0 E: 0 K: 0 S: 3 H: 0 LOB: 0 BB: 0 P: 3	R: 0 E: 0 K: 2 S: 8 H: 1 LOB: 1 BB: 0 P: 8	R: 0 E: 0 K: 2 S: 7 H: 0 LOB: 0 BB: 0 P: 7	R: 1 E: 0 K: 1 S: 7 H: 2 LOB: 2 BB: 0 P: 7	R: 0 E: 0 K: 1 S: 7 H: 2 LOB: 2 BB: 0 P: 7	1B: 6 2B: 1 3B: 1 HR: 0 SF: 1 SAC: 0 DP: 0 HBP: 0							

PITCHER	IP	WLS	BF	H	R	ER	SO	BB	IBB	HBP	BLK	WP	HR	S	P	ERA	WHIP
Vern Law, R (1, 1) ERA: 2.74	9.0	W	39	8	3	2	11	2	0	0	0	0	0	59	67	2.00	1.111

PITCHER	IP	WLS	BF	H	R	ER	SO	BB	IBB	HBP	BLK	WP	HR	S	P	ERA	WHIP

TOP

New York Mets @ Pittsburgh Pirates

Forbes Field, Pittsburgh, PA

Mon Jun 25 1962, 7:05 PM EDT

Att. 9,310 - Unknown

livebaseballscorecards.com

AB	36
R	3
H	8
RBI	3
BB	2
SO	11
LOB	25

WP: 0 PA: 39
PB: 0
SB: 1
CS: 0

Batter	1	2	3	4	5	6	7	8	9	AB	R	H	RBI	BB	SO	LOB
Bill Virdon, L (1, 8) OBP: 0.296, SLG: 0.401	1B F8			1-3 2-3		FC6 1B	F8			5	1	2	0	0	0	2
Dick Groat, R (1, 6) OBP: 0.355, SLG: 0.358	1B 1-3 1B F9			L4		FC6 BB 1-2f 1B	F8			5	2	1	0	0	0	2
Bob Skinner, L (1, 7) OBP: 0.398, SLG: 0.500	1B 1-3 E 3-H 1B F8			BBBB 1B 3B BB		BBBB 1B 1-2 E BB	L4			3	3	1	1	2	0	0
Roberto Clemente, R (1, 9) OBP: 0.361, SLG: 0.465	E 1-3 1B 3-H 1B 4-3			1-2 3B 3-H 1B		E8 1-H 2-H 2B 1B		SSS K		5	3	3	3	0	1	0
Smoky Burgess, L (1, 2) OBP: 0.399, SLG: 0.449	E3 2-3 1B 3-H		FC5-4 1B	1-H 2-H 3B		1B SF9 2-H 2B		6-3		5	2	3	4	0	0	1
Donn Clendenon, R (1, 3) OBP: 0.321, SLG: 0.326 Jim Marshall, L (6, PR) OBP: 0.309, SLG: 0.459 (7, 3)	SSS K		FC5-4 S 1-2f	4-3		1B 2-3 1B		4-3		4 1	0 0	1 0	0 0	0 0	1 0	4 0
Don Hoak, R (1, 5) OBP: 0.343, SLG: 0.398 Johnny Logan, R (7, 5) OBP: 0.448, SLG: 0.360	1B SF8 2-H 3-H 1B		SSS K 1-2	6-3		SF9 3-H				3 0	1 0	1 0	3 0	0 0	1 0	1 0
Bill Mazeroski, R (1, 4) OBP: 0.292, SLG: 0.424	1-3 1B		P4	6-3		1-2 1B				4	0	2	0	0	0	1
Vern Law, R (1, 1) OBP: 0.182, SLG: 0.263	SF8 3-H			PB 1B 2B	3-1	5-3				3	1	1	1	0	0	2
Inning Stats	R: 6 E: 1 K: 1 S: 12 H: 6 LOB: 1 BB: 0 P: 12	R: 0 E: 0 K: 0 S: 3 H: 0 LOB: 0 BB: 0 P: 3	R: 0 E: 0 K: 1 S: 6 H: 1 LOB: 1 BB: 0 P: 6	R: 3 E: 0 K: 0 S: 6 H: 3 LOB: 1 BB: 1 P: 10	R: 0 E: 0 K: 0 S: 3 H: 0 LOB: 0 BB: 0 P: 3	R: 4 E: 1 K: 0 S: 8 H: 5 LOB: 2 BB: 1 P: 12	R: 0 E: 0 K: 0 S: 3 H: 0 LOB: 0 BB: 0 P: 3	R: 0 E: 0 K: 1 S: 5 H: 0 LOB: 0 BB: 0 P: 5								

PITCHER		IP	WLS	BF	H	R	ER	SO	BB	IBB	HBP	BLK	WP	HR	S	P	ERA	WHIP
Craig Anderson, R ERA: 4.19	(1, 1)	0.1	L	7	5	6	4	1	0	0	0	0	0	0	9	9	108.00	15.000
Ray Daviault, R ERA: 7.97	(1, 1)	5.2		29	10	7	7	1	2	0	0	0	0	0	29	37	11.12	2.118
Vinegar Bend Mizell, L ERA: 5.85	(7, 1)	2.0		6	0	0	0	1	0	0	0	0	0	0	8	8	0.00	0.000

PITCHER	IP	WLS	BF	H	R	ER	SO	BB	IBB	HBP	BLK	WP	HR	S	P	ERA	WHIP

BOTTOM

New York Mets @ Pittsburgh Pirates

Forbes Field, Pittsburgh, PA

Mon Jun 25 1962, 7:05 PM EDT

Att. 9,310 - Unknown

livebaseballscorecards.com

AB	38
R	13
H	15
RBI	12
BB	2
SO	3
LOB	13

1B: 12	SF: 2	WP: 0	PA: 42
2B: 2	SAC: 0	PB: 1	
3B: 1	DP: 0	SB: 1	
HR: 0	HBP: 0	CS: 0	

Batter	1	2	3	4	5	6	7	8	9	AB	R	H	RBI	BB	SO	LOB
Joe Christopher, R (1, 8) OBP: 0.264, SLG: 0.340	6-3		K		F5			5-3		4	0	0	0	0	1	2
Elio Chacon, R (1, 6) OBP: 0.371, SLG: 0.302	E 1B BB		6-3		1-2 2-3 IBB			PB SF8 2B		2	2	1	0	2	0	0
Felix Mantilla, R (1, 5) OBP: 0.314, SLG: 0.394	F3 1-2		5-3		F7			SF8 2-H		3	0	0	1	0	0	4
Frank Thomas, R (1, 7) OBP: 0.351, SLG: 0.510	2-H 1B			G4-6-3 BB		K		1B 1B		3	0	2	1	1	1	0
Charlie Neal, R (1, 4) OBP: 0.338, SLG: 0.395	F8			G4-6-3 1-2f		6-3		1-2 1B		4	0	1	0	0	0	2
Gil Hodges, R (1, 3) OBP: 0.336, SLG: 0.531		L6		F8		6-3		K		4	0	0	0	0	1	2
Jim Hickman, R (1, 9) OBP: 0.342, SLG: 0.454		K			FC1-5 BB 1B		F8		4-3	1	0	0	0	0	1	0
Richie Ashburn, L (5, PH) OBP: 0.428, SLG: 0.500 (5, 9)										3	0	1	0	0	0	0
Chris Cannizzaro, R (1, 2) OBP: 0.383, SLG: 0.250		BB			IBB FC1-5 1-2 BB		6-3		G3	1	0	0	0	2	0	0
Sammy Taylor, L (9, PH) OBP: 0.297, SLG: 0.276										1	0	0	0	0	0	0
Willard Hunter, R (1, 1) OBP: 0.333, SLG: 0.333		K			FC1-5 IBB 1-2 2-3f		F9		F7	2	0	0	0	0	1	3
Marv Throneberry, L (7, PH) OBP: 0.309, SLG: 0.343										1	0	0	0	0	0	0
Ken MacKenzie, R (7, 1)										0	0	0	0	0	0	0
Gene Woodling, L (9, PH) OBP: 0.406, SLG: 0.439										1	0	0	0	0	0	0
Inning Stats	R: 1 E: 1 K: 0 S: 4 H: 1 LOB: 1 BB: 1 P: 8	R: 0 E: 0 K: 2 S: 7 H: 0 LOB: 1 BB: 1 P: 11	R: 0 E: 0 K: 1 S: 5 H: 0 LOB: 0 BB: 0 P: 5	R: 0 E: 0 K: 0 S: 2 H: 0 LOB: 0 BB: 1 P: 6	R: 0 E: 0 K: 0 S: 4 H: 1 LOB: 3 BB: 2 P: 12	R: 0 E: 0 K: 1 S: 5 H: 0 LOB: 0 BB: 0 P: 5	R: 0 E: 0 K: 0 S: 3 H: 0 LOB: 0 BB: 0 P: 3	R: 1 E: 0 K: 1 S: 8 H: 3 LOB: 2 BB: 0 P: 8	R: 0 E: 0 K: 0 S: 3 H: 0 LOB: 0 BB: 0 P: 3	1B: 4 2B: 1 3B: 0 HR: 0	SF: 1 SAC: 0 DP: 1 HBP: 0					

TOP

New York Mets @ Pittsburgh Pirates

Forbes Field, Pittsburgh, PA

Tue Jun 26 1962, 7:05 PM EDT

Att. 9,534 - Unknown

livebaseballscorecards.com

AB	30
R	2
H	5
RBI	2
BB	5
SO	5
LOB	13

WP: 0 PB: 1 SB: 0 CS: 0 PA: 36

PITCHER		IP	WLS	BF	H	R	ER	SO	BB	IBB	HBP	BLK	WP	HR	S	P	ERA	WHIP
Joe Gibbon, L ERA: 3.29	(1, 1)	2.0		9	1	1	0	2	2	0	0	0	0	0	11	19	0.00	1.500
Earl Francis, R ERA: 3.06	(3, 1)	5.2	W	23	4	1	1	2	2	1	0	0	0	0	24	36	1.59	1.059
Roy Face, R ERA: 1.35	(8, 1)	1.1	S	4	0	0	0	1	0	0	0	0	0	0	6	6	0.00	0.000

PITCHER	IP	WLS	BF	H	R	ER	SO	BB	IBB	HBP	BLK	WP	HR	S	P	ERA	WHIP

BOTTOM

New York Mets @ Pittsburgh Pirates

Forbes Field, Pittsburgh, PA

Tue Jun 26 1962, 7:05 PM EDT

Att. 9,534 - Unknown

livebaseballscorecards.com

Batter	1	2	3	4	5	6	7	8	9	AB	R	H	RBI	BB	SO	LOB
Bill Virdon, L (1, 8) OBP: 0.296, SLG: 0.399	F9	FC4-6 1B		6-3		F8				4	0	1	0	0	0	1
Dick Groat, R (1, 6) OBP: 0.357, SLG: 0.357	BB 2B BB	FC4-6			FC4-6 1B		6-3			3	1	1	0	1	0	2
Bob Skinner, L (1, 7) OBP: 0.392, SLG: 0.492	K	F5			K		K			4	0	0	0	0	3	5
Howie Goss, R (9, 7) OBP: 0.317, SLG: 0.375										0	0	0	0	0	0	0
Roberto Clemente, R (1, 9) OBP: 0.363, SLG: 0.463	BB 2B		6-3		FC4-6 1B		CS 1B			3	1	1	0	1	0	1
Don Hoak, R (1, 5) OBP: 0.342, SLG: 0.400	2B 3B		F9		P6		CS	4-3		4	1	1	2	0	0	1
Donn Clendenon, R (1, 3) OBP: 0.351, SLG: 0.449	3B		HR			BB 1B 5-3 WP		5-3		3	2	2	2	1	0	0
Don Leppert, R (1, 2) OBP: 0.256, SLG: 0.347	F3		P3			5-3		L5		4	0	0	0	0	0	2
Bill Mazeroski, R (1, 4) OBP: 0.296, SLG: 0.426		FC1-6 1B		K		WP 1B				3	0	2	0	0	1	0
Joe Gibbon, R (1, 1) OBP: 0.200, SLG: 0.200		FC1-6 FC4-6 1B		K		K				1	0	0	0	0	0	1
Al McBean, R (2, PR) OBP: 0.207, SLG: 0.310										0	0	0	0	0	0	0
Earl Francis, R (3, 1) OBP: 0.172, SLG: 0.207										2	0	0	0	0	2	1
Roy Face, R (8, 1)										0	0	0	0	0	0	0
Inning Stats	R: 3 H: 2 E: 0 LOB: 1 K: 1 BB: 2 S: 7 P: 15	R: 0 H: 2 E: 0 LOB: 3 K: 0 BB: 0 S: 5 P: 5	R: 1 H: 1 E: 0 LOB: 0 K: 0 BB: 0 S: 4 P: 4	R: 0 H: 0 E: 0 LOB: 0 K: 2 BB: 0 S: 7 P: 7	R: 0 H: 1 E: 0 LOB: 1 K: 1 BB: 0 S: 6 P: 6	R: 1 H: 1 E: 0 LOB: 1 K: 1 BB: 1 S: 6 P: 10	R: 0 H: 1 E: 0 LOB: 0 K: 1 BB: 0 S: 5 P: 5	R: 0 H: 0 E: 0 LOB: 0 K: 0 BB: 0 S: 3 P: 3		1B: 5 SF: 0 2B: 1 SAC: 0 3B: 1 DP: 0 HR: 1 HBP: 0						

	AB	31
	R	5
	H	8
	RBI	4
	BB	3
	SO	6
	LOB	14

WP: 1 PA: 35
PB: 0
SB: 0
CS: 1

PITCHER		IP	WLS	BF	H	R	ER	SO	BB	IBB	HBP	BLK	WP	HR	S	P	ERA	WHIP
Willard Hunter, L ERA: 9.42	(1, 1)	6.0	L	28	7	5	5	5	3	0	0	0	1	1	35	47	7.50	1.667
Ken MacKenzie, L ERA: 4.29	(7, 1)	2.0		6	1	0	0	1	0	0	0	0	0	0	8	8	0.00	0.500

PITCHER	IP	WLS	BF	H	R	ER	SO	BB	IBB	HBP	BLK	WP	HR	S	P	ERA	WHIP

Batter	1	2	3	4	5	6	7	8	9	10	AB	R	H	RBI	BB	SO	LOB
Richie Ashburn, L (1, 9) OBP: 0.427, SLG: 0.496	4-3	F8		1B			HR 4-3 1B		P8		5	1	2	0	0	0	1
Elio Chacon, R (1, 6) OBP: 0.364, SLG: 0.295	F3		4-3	G5-3 2-3f			K		F7		5	0	0	0	0	1	4
Gene Woodling, L (1, 7) OBP: 0.406, SLG: 0.434 Joe Christopher, R (10, 7) OBP: 0.264, SLG: 0.340	1B		6-3		BBBB G5-4-3 BB		4-3 1-2			F2	4 0	0 0	1 0	0 0	1 0	0 0	1 0
Frank Thomas, R (1, 5) OBP: 0.351, SLG: 0.522	K		1B 2B		G5-4-3 1-2f		HR 2-H			P3	5	2	2	2	0	1	2
Charlie Neal, R (1, 4) OBP: 0.336, SLG: 0.391		G3	2-H 1B		F8		F8			F9	5	0	1	1	0	0	0
Gil Hodges, R (1, 3) OBP: 0.333, SLG: 0.520		5-3	L7			K		B2-4 1B			4	0	1	0	0	1	1
Sammy Taylor, L (1, 2) OBP: 0.311, SLG: 0.281 Chris Cannizzaro, R (8, PH) OBP: 0.375, SLG: 0.243 (8, 2)	BBBB 1B 1B BB			1B 1B 1B		BBBB PB BB		B2-4 1-2f			1 1	1 0	1 0	0 0	2 0	0 0	0 1
Jim Hickman, R (1, 8) OBP: 0.346, SLG: 0.455		1-3 1B		G5-3 1B 1-2		K 1-2		K			4	1	2	0	0	2	1
Roger Craig, R (1, 1) OBP: 0.156, SLG: 0.069		2-H 3-H		P4		K			K		4	0	1	2	0	2	3
Inning Stats	R: 0 E: 0 K: 1 S: 6 H: 1 LOB: 1 BB: 0 P: 6	R: 2 E: 0 K: 0 S: 5 H: 2 LOB: 1 BB: 1 P: 9	R: 1 E: 0 K: 0 S: 5 H: 2 LOB: 1 BB: 0 P: 5	R: 0 E: 0 K: 0 S: 5 H: 3 LOB: 2 BB: 0 P: 5	R: 0 E: 0 K: 0 S: 2 H: 0 LOB: 0 BB: 1 P: 6	R: 0 E: 0 K: 3 S: 9 H: 0 LOB: 1 BB: 1 P: 13	R: 2 E: 0 K: 1 S: 7 H: 2 LOB: 0 BB: 0 P: 7	R: 0 E: 0 K: 1 S: 5 H: 1 LOB: 0 BB: 0 P: 5	R: 0 E: 0 K: 1 S: 5 H: 0 LOB: 0 BB: 0 P: 5	R: 0 E: 0 K: 0 S: 3 H: 0 LOB: 0 BB: 0 P: 3	1B: 9 2B: 2 3B: 0 HR: 1 SF: 0 SAC: 0 DP: 3 HBP: 0						

PITCHER		IP	WLS	BF	H	R	ER	SO	BB	IBB	HBP	BLK	WP	HR	S	P	ERA	WHIP
Bob Friend, R ERA: 3.92	(1, 1)	7.0		32	10	5	5	5	3	0	0	0	0	1	39	51	6.43	1.857
Diomedes Olivo, L ERA: 2.12	(8, 1)	3.0	W	9	1	0	0	2	0	0	0	0	0	0	13	13	0.00	0.333

PITCHER	IP	WLS	BF	H	R	ER	SO	BB	IBB	HBP	BLK	WP	HR	S	P	ERA	WHIP

TOP

New York Mets @ Pittsburgh Pirates

Forbes Field, Pittsburgh, PA

Wed Jun 27 1962, 7:05 PM EDT

Att. 12,468 - Unknown

livebaseballscorecards.com

AB	38
R	5
H	11
RBI	5
BB	3
SO	7
LOB	14

1B: 9	SF: 0	WP: 0	PA: 41
2B: 2	SAC: 0	PB: 1	
3B: 0	DP: 3	SB: 0	
HR: 1	HBP: 0	CS: 0	

New York Mets @ Pittsburgh Pirates

Forbes Field, Pittsburgh, PA

Wed Jun 27 1962, 7:05 PM EDT
Att. 12,468 - Unknown

livebaseballscorecards.com

BOTTOM

Batter	1	2	3	4	5	6	7	8	9	10	AB	R	H	RBI	BB	SO	LOB
Bill Virdon, L (1, 8) OBP: 0.304, SLG: 0.405	HBP 1B 1B		G3 1-3		CS 2-H 1B			4-3 WP 1B 1B		BB 1B 1B	5	3	4	1	0	0	1
Dick Groat, R (1, 6) OBP: 0.357, SLG: 0.354	1B FC4 1-2 HBP		F3		CS 1-2	6-3		4-3 1-3		1B 1-2 BB	3	1	0	0	1	0	2
Bob Skinner, L (1, 7) OBP: 0.396, SLG: 0.494	FC4 1-3 2-H 1B		K			6-3		G1-6-3 3-H 1B		1-2 2-H 1B	5	0	3	3	0	1	1
Roberto Clemente, R (1, 9) OBP: 0.358, SLG: 0.456	FC4 L7 1-2f 3-H			4-3		F9		G1-6-3 1-2f			4	0	0	1	0	0	2
Smoky Burgess, L (1, 2) OBP: 0.401, SLG: 0.457 Howie Goss, R (9, PR) OBP: 0.317, SLG: 0.375 Don Leppert, R (10, 2) OBP: 0.256, SLG: 0.347	L7 1-2			F3			1B 2B		G1-6-3 SH 1B		4 0 0	1 0 0	2 0 0	0 0 0	0 0 0	0 0 0	1 0 0
Donn Clendenon, R (1, 3) OBP: 0.350, SLG: 0.442		F9		K			SH1-4 2-H 1B		SH G1-6-3 1-2		3	0	1	1	0	1	0
Don Hoak, R (1, 5) OBP: 0.337, SLG: 0.394		K			F7		SH1-4 1-2		G1-6-3 1-2f 2-3		3	0	0	0	0	1	2
Bill Mazeroski, R (1, 4) OBP: 0.295, SLG: 0.424		1-3			SH2-4 1B 1B		F7		P4		4	1	1	0	0	0	3
Bob Friend, R (1, 1) OBP: 0.167, SLG: 0.190 Jim Marshall, L (7, PH) OBP: 0.305, SLG: 0.453 Diomedes Olivo, L (8, 1) OBP: 0.300, SLG: 0.333 Dick Stuart, R (10, PH) OBP: 0.280, SLG: 0.389			E5 E		SH2-4 1-2		F7			F8	1 1 0 1	0 0 0 0	0 0 0 0	0 0 0 0	0 0 0 0	0 0 0 0	0 1 0 0
Inning Stats	R: 2 H: 2 E: 0 LOB: 0 K: 0 BB: 0 S: 4 P: 5	R: 0 H: 0 E: 0 LOB: 0 K: 1 BB: 0 S: 5 P: 5	R: 0 H: 0 E: 2 LOB: 1 K: 1 BB: 0 S: 6 P: 6	R: 0 H: 0 E: 0 LOB: 0 K: 1 BB: 0 S: 5 P: 5	R: 1 H: 2 E: 0 LOB: 0 K: 0 BB: 0 S: 4 P: 4	R: 0 H: 0 E: 0 LOB: 0 K: 0 BB: 0 S: 3 P: 3	R: 1 H: 2 E: 0 LOB: 1 K: 0 BB: 0 S: 5 P: 5	R: 1 H: 2 E: 0 LOB: 0 K: 0 BB: 0 S: 4 P: 4	R: 0 H: 1 E: 1 LOB: 2 K: 0 BB: 0 S: 4 P: 4	R: 1 H: 2 E: 0 LOB: 2 K: 0 BB: 1 S: 3 P: 7	1B: 10 SF: 0 2B: 1 SAC: 3 3B: 0 DP: 2 HR: 0 HBP: 1						WP: 1 PA: 40 PB: 0 SB: 0 CS: 1

	AB	34
	R	6
	H	11
	RBI	6
	BB	1
	SO	3
	LOB	13

PITCHER	IP	WLS	BF	H	R	ER	SO	BB	IBB	HBP	BLK	WP	HR	S	P	ERA	WHIP
Roger Craig, R (1, 1) ERA: 4.91	9.1	L	39	11	6	6	3	1	0	1	0	1	0	43	48	5.79	1.286

Batter	1	2	3	4	5	6	7	8	9	10	11	12	13	AB	R	H	RBI	BB	SO	LOB
Elio Chacon, R OBP: 0.362, SLG: 0.288 (1, 6)	K		F8		G4-6-3 BB		K	FC6-4 BB		F7		6-3		5	0	0	0	2	2	4
Charlie Neal, R OBP: 0.338, SLG: 0.390 (1, 4)	WP 4-3 1B		FC6-4 1B		G4-6-3		6-3	FC6-4			FC3-6 SH1-4 BB		K	6	1	2	0	1	1	5
Cliff Cook, R OBP: 0.248, SLG: 0.340 (1, 9) Ken MacKenzie, R (8, 1)	4-3		FC6-4						K		SH1-4		K	4	1	2	0	0	0	2
														2	0	0	0	0	2	0
Frank Thomas, R OBP: 0.360, SLG: 0.524 (1, 7) (8, 3)	FC4-6				1-3			BB BB	K		FC3-6 IBB		BB	5	1	3	1	2	1	1
Felix Mantilla, R OBP: 0.310, SLG: 0.387 (1, 5) Gene Woodling, L OBP: 0.397, SLG: 0.425 (8, PH) (8, 7)	FC4-6		K			5-3		SF8	4-3		FC3-6 FC6-4		K	3	0	0	0	0	1	3
														3	0	0	1	0	1	3
Gil Hodges, R OBP: 0.339, SLG: 0.510 (1, 3) Joe Christopher, R OBP: 0.259, SLG: 0.333 (8, PR) (8, 8)		BB		5-3		F8		BB		K	FC6-4			2	0	0	0	2	0	0
														2	1	0	0	0	1	2
Jim Hickman, R OBP: 0.345, SLG: 0.450 (1, 8) Richie Ashburn, L OBP: 0.425, SLG: 0.493 (8, PH) (8, 9)	K			BB	K			F7		FC6-5 WP 1B		1-3		2	0	0	0	1	2	1
														3	0	1	0	0	0	2
Sammy Taylor, L OBP: 0.311, SLG: 0.277 (1, 2) Jay Hook, L OBP: 0.313, SLG: 0.290 (7, PR) Chris Cannizzaro, R OBP: 0.392, SLG: 0.237 (7, 2)	K			K			BB	1B BB		FC6-5 1B		5-3 BB		2	0	0	0	1	2	2
														0	0	0	0	0	0	0
														1	0	0	0	2	0	1
Al Jackson, L OBP: 0.143, SLG: 0.121 (1, 1) Mary Throneberry, L OBP: 0.309, SLG: 0.343 (8, PH) Rod Kanehl, R OBP: 0.400, SLG: 0.462 (8, PH) (8, 5)	K		K	K			K	BB		FC6-5 1B		5-3		3	0	0	0	0	3	3
														0	0	0	0	0	0	0
														3	0	2	2	0	0	1
Inning Stats	R: 1 E: 0 K: 1 S: 9 H: 2 LOB: 1 BB: 0 P: 16	R: 0 E: 0 K: 3 S: 10 H: 0 LOB: 1 BB: 1 P: 15	R: 0 E: 0 K: 1 S: 10 H: 2 LOB: 2 BB: 0 P: 16	R: 0 E: 0 K: 2 S: 8 H: 0 LOB: 1 BB: 1 P: 14	R: 0 E: 0 K: 0 S: 9 H: 1 LOB: 1 BB: 1 P: 15	R: 0 E: 0 K: 1 S: 6 H: 0 LOB: 0 BB: 0 P: 9	R: 0 E: 0 K: 2 S: 12 H: 0 LOB: 1 BB: 1 P: 19	R: 3 E: 0 K: 0 S: 22 H: 3 LOB: 3 BB: 3 P: 43	R: 0 E: 0 K: 2 S: 7 H: 0 LOB: 0 BB: 0 P: 10	R: 0 E: 0 K: 1 S: 14 H: 2 LOB: 2 BB: 0 P: 24	R: 0 E: 0 K: 0 S: 6 H: 0 LOB: 2 BB: 2 P: 16	R: 0 E: 0 K: 0 S: 7 H: 0 LOB: 1 BB: 1 P: 14	R: 0 E: 0 K: 3 S: 15 H: 0 LOB: 1 BB: 1 P: 22	1B: 10 2B: 0 3B: 0 HR: 0 SF: 1 SAC: 1 DP: 1 HBP: 0	WP: 2 PB: 0 SB: 0 CS: 0 PA: 59						

PITCHER		IP	WLS	BF	H	R	ER	SO	BB	IBB	HBP	BLK	WP	HR	S	P	ERA	WHIP
Johnny Podres, L ERA: 5.24	(1, 1)	7.0		31	7	3	3	10	4	0	0	0	1	0	69	112	3.86	1.571
Larry Sherry, R ERA: 2.54	(8, 1)	0.2		4	0	0	0	0	2	0	0	0	0	0	12	25	0.00	3.000
Ron Perranoski, L ERA: 2.05	(8, 1)	0.0		2	1	1	1	0	1	0	0	0	0	0	4	9	∞	∞
Ed Roebuck, R ERA: 3.14	(8, 1)	5.1	W	22	2	0	0	6	3	1	0	0	1	0	50	87	0.00	0.938

PITCHER		IP	WLS	BF	H	R	ER	SO	BB	IBB	HBP	BLK	WP	HR	S	P	ERA	WHIP

TOP

New York Mets @ Los Angeles Dodgers

Dodger Stadium, Los Angeles, CA

Thu Jun 28 1962; 7:05 PM PDT

Att. 19,080 - Unknown

livebaseballscorecards.com

AB	46
R	4
H	10
RBI	4
BB	11
SO	16
LOB	30

Batter	1	2	3	4	5	6	7	8	9	10	11	12	13	AB	R	H	RBI	BB	SO	LOB
Maury Wills, S (1, 6) OBP: 0.323, SLG: 0.340	0-1 1B S 2B 1B		1-1 ① 6-3		0-1 ② SH1-3 1-2			1-2 1B 3B		2-2 ① L8		1-0 ③ F9		5	2	2	0	0	0	0
Jim Gilliam, S (1, 4) OBP: 0.371, SLG: 0.339	3-2 2B 6-3 1-3 1B		2-1 ② 6-3		1-0 ③ F8			0-0 3-H 1B		0-1 FC6 1B			4-0 G3 2B BB	5	2	3	1	1	0	1
Willie Davis, L (1, 8) OBP: 0.361, SLG: 0.487	0-1 ① F3		2-1 ③ G3			2-3 ① K		1-2 ① F8		0-1 ② FC6 1-2f			0-0 ① G3 1-2	6	0	0	0	0	1	5
Tommy Davis, R (1, 7) OBP: 0.369, SLG: 0.545	2-1 1-3 3-H 2B			1-0 ① 5-3		1-0 3B		1-1 ② F3		0-1 ③ 6-3			4-0 2B IBB	5	0	2	1	1	0	2
Frank Howard, R (1, 9) OBP: 0.337, SLG: 0.445	0-0 ② 6-3 3-H			0-1 ② 4-3		1-2 ② F3		1-1 ③ F2			2-2 ① F8		0-1 ② 1-3 2-H 2B	6	0	1	2	0	0	3
Ron Fairly, L (1, 3) OBP: 0.383, SLG: 0.448	1-1 ③ 6-3			3-2 ③ 4-3		0-1 ③ 5-3		X 0-0 FC1-6 1B			2-2 ② F7			5	0	1	0	0	0	2
Daryl Spencer, R (1, 5) OBP: 0.381, SLG: 0.373		0-3 ① K			X 0-0 SH1-3 E 1B		X 0-0 ① 1-3		M 1-1 ① FC1-6 FC5-4 1-2f		2-2 ③ F9			5	1	1	0	0	1	1
Norm Sherry, R (1, 2) OBP: 0.238, SLG: 0.324		1-3 ② K			1-1 ① SH1-3 1-2		2-1 ② F7		B 1-3 ② K			0-1 ① L7		4	0	0	0	0	2	1
Johnny Podres, L (1, 1) OBP: 0.167, SLG: 0.176 Larry Sherry, R (8, 1) OBP: 0.200, SLG: 0.200 Ron Perranoski, L (8, 1) Ed Roebuck, R (8, 1) OBP: 0.273, SLG: 0.273		0-2 ③ G3			1-1 E3 SH1-3 2-H		3-2 ③ 6-3		C 1-2 ③ FC5-4 1-2f			0-1 ② F7		3 0 0 2	0 0 0 0	0 0 0 0	0 0 0 0	0 0 0 0	0 0 0 0	0 0 0 1
Inning Stats	R: 2 H: 3 E: 0 LOB: 1 K: 0 BB: 0 S: 16 P: 22	R: 0 H: 0 E: 0 LOB: 0 K: 2 BB: 0 S: 9 P: 10	R: 0 H: 0 E: 0 LOB: 0 K: 0 BB: 0 S: 6 P: 11	R: 0 H: 0 E: 0 LOB: 0 K: 0 BB: 0 S: 6 P: 10	R: 1 H: 1 E: 1 LOB: 1 K: 0 BB: 0 S: 8 P: 11	R: 0 H: 1 E: 0 LOB: 1 K: 1 BB: 0 S: 9 P: 13	R: 0 H: 0 E: 0 LOB: 0 K: 0 BB: 0 S: 8 P: 13	R: 1 H: 2 E: 0 LOB: 1 K: 0 BB: 0 S: 14 P: 18	R: 0 H: 1 E: 0 LOB: 1 K: 1 BB: 0 S: 10 P: 13	R: 0 H: 1 E: 0 LOB: 1 K: 0 BB: 0 S: 10 P: 12	R: 0 H: 0 E: 0 LOB: 0 K: 0 BB: 0 S: 11 P: 17	R: 0 H: 0 E: 0 LOB: 0 K: 0 BB: 0 S: 5 P: 6	R: 1 H: 1 E: 0 LOB: 2 K: 0 BB: 2 S: 3 P: 11	1B: 6 SF: 0 2B: 2 SAC: 2 3B: 2 DP: 0 HR: 0 HBP: 0	WP: 0 PA: 50 PB: 0 SB: 1 CS: 0				

PITCHER		IP	WLS	BF	H	R	ER	SO	BB	IBB	HBP	BLK	WP	HR	S	P	ERA	WHIP
Al Jackson, L ERA: 4.19	(1, 1)	7.0		27	5	3	2	3	0	0	0	0	0	0	62	90	2.57	0.714
Ken MacKenzie, L ERA: 4.17	(8, 1)	5.1	L	23	5	2	2	1	1	1	0	0	0	0	53	77	3.38	1.125

PITCHER	IP	WLS	BF	H	R	ER	SO	BB	IBB	HBP	BLK	WP	HR	S	P	ERA	WHIP

BOTTOM

New York Mets @ Los Angeles Dodgers

Dodger Stadium, Los Angeles, CA

Thu Jun 28 1962, 7:05 PM PDT

Att. 19,080 - Unknown

livebaseballscorecards.com

AB	46
R	5
H	10
RBI	4
BB	2
SO	4
LOB	16

Batter	1	2	3	4	5	6	7	8	9	AB	R	H	RBI	BB	SO	LOB
Richie Ashburn, L (1, 9) OBP: 0.428, SLG: 0.490 Jim Hickman, R (9, 9) OBP: 0.345, SLG: 0.450	4-2 BB BB BB BB 3-2 1B		2-2 FC6-4 CS 1-2f ②			2-2 F7 ①		1-1 6-3 ②	0-0 FC6-4 1B 1-2 2-H	5	1	2	3	1	0	2
										0	0	0	0	0	0	0
Rod Kanehl, R (1, 8) OBP: 0.393, SLG: 0.429	F9 0-0 F3 ③		1-0 CS ③ 1-2	2-1 F2 ①		4-0 BB		4-2 2B BB 2-3	1-0 FC6-4 ③ 1-2f	4	1	0	0	2	0	5
Gene Woodling, L (1, 7) OBP: 0.397, SLG: 0.427 Joe Christopher, R (8, PR) OBP: 0.259, SLG: 0.333 (8, 7)	4-1 BB BB BB BB 1-2	2-0 F7 ①		3-2 F3 ②		1-3 K ②		2-1 2B 1-H 3-H		4	1	1	2	1	1	1
										0	0	0	0	0	0	0
Frank Thomas, R (1, 3) OBP: 0.362, SLG: 0.520 Marv Throneberry, L (6, 3) OBP: 0.315, SLG: 0.343	4-1 BB BB BB BB 1-2 2-3	1-0 HBP		3-2 L6 ③		1-2 5-3 ③		4-2 FC6-4 BB		2	1	0	0	1	0	1
										0	0	0	0	1	0	0
Charlie Neal, R (1, 4) OBP: 0.336, SLG: 0.383	4-1 BB BB BB BB 1-2 2-3 3-H	0-0 F9 ②			1-3 K ①		2-2 4-3 ①	1-0 FC6-4 ③ 1-2f		4	1	0	1	1	1	3
Sammy Taylor, L (1, 2) OBP: 0.314, SLG: 0.271	4-2 BB BB 1B BB 1-2 2-3 3-H	2-2 F9 ③			4-2 FC6-4 BB		2-3 K ②		1-1 4-3 ①	3	1	0	1	2	1	1
Felix Mantilla, R (1, 5) OBP: 0.312, SLG: 0.400	4-1 BB 1B BB 1-2 2-3 3-H		2-1 HR		0-1 FC6-4 ② BB 1-2f		2-1 L7 ③		2-1 5-3 ②	4	2	1	2	1	0	1
										0	0	0	0	0	0	0
Elio Chacon, R (1, 6) OBP: 0.366, SLG: 0.286	0-3 K ②		3-3 K ①		4-1 BB 1-2			4-1 S SH1-4 2B BB	4-2 S 1B BB	2	2	0	0	3	2	3
Jay Hook, L (1, 1) OBP: 0.361, SLG: 0.281	4-1 1B BB 1-2 2-3 3-H		4-2 FC6-4 BB		1-3 K ③			0-0 SH1-4 ① 1-2	4-0 1B BB 1-2	1	0	0	1	3	1	2
										0	0	0	0	0	0	0
Inning Stats	R: 6 E: 0 K: 1 S: 18 H: 1 LOB: 2 BB: 7 P: 49	R: 0 E: 0 K: 0 S: 5 H: 0 LOB: 1 BB: 0 P: 10	R: 1 E: 0 K: 1 S: 11 H: 1 LOB: 0 BB: 1 P: 23	R: 0 E: 0 K: 0 S: 13 H: 0 LOB: 0 BB: 0 P: 21	R: 0 E: 0 K: 2 S: 13 H: 0 LOB: 2 BB: 2 P: 23	R: 0 E: 0 K: 1 S: 9 H: 0 LOB: 1 BB: 1 P: 17	R: 0 E: 0 K: 1 S: 9 H: 0 LOB: 0 BB: 0 P: 15	R: 2 E: 0 K: 0 S: 11 H: 1 LOB: 2 BB: 3 P: 27	R: 1 E: 0 K: 0 S: 8 H: 1 LOB: 2 BB: 2 P: 20	1B: 2 2B: 1 3B: 0 HR: 1 SF: 0 SAC: 1 DP: 0 HBP: 1							

PITCHER		IP	WLS	BF	H	R	ER	SO	BB	IBB	HBP	BLK	WP	HR	S	P	ERA	WHIP
Joe Moeller, R ERA: 4.89	(1, 1)	0.1	L	5	0	4	4	0	4	0	0	0	0	0	7	23	108.00	12.000
Ron Perranoski, L ERA: 2.44	(1, 1)	0.1		5	1	2	2	1	3	0	0	0	0	0	10	25	54.00	12.000
Phil Ortega, R ERA: 8.46	(1, 1)	3.1		12	1	1	1	1	1	0	1	0	0	1	30	55	2.70	0.600
Stan Williams, R ERA: 5.76	(5, 1)	5.0		25	2	3	3	4	8	0	0	0	0	0	50	102	5.40	2.000

PITCHER	IP	WLS	BF	H	R	ER	SO	BB	IBB	HBP	BLK	WP	HR	S	P	ERA	WHIP

TOP

New York Mets @ Los Angeles Dodgers

Dodger Stadium, Los Angeles, CA

Fri Jun 29 1962, 7:05 PM PDT

Att. 24,366 - Unknown

livebaseballscorecards.com

AB	29
R	10
H	4
RBI	10
BB	16
SO	6
LOB	19

WP: 0 PB: 0 SB: 2 CS: 1 PA: 48

Batter	1	2	3	4	5	6	7	8	9	AB	R	H	RBI	BB	SO	LOB
Maury Wills, S (1, 6) OBP: 0.319, SLG: 0.335	C B F B C 2-3 K ①		X 0-0 B1-3 ① 1B 2B	B B C B C X 3-2 FC4-6 ② 1-2f 2-3 3-H			B C X 1-1 5-3 ① G4-6-3	B C B B C X 3-2 G4-6-3 ①② 1-2f		5	0	0	1	0	1	3
Jim Gilliam, S (1, 4) OBP: 0.372, SLG: 0.341	X 0-0 F7 ②		B B X 2-0 1B 2B	B B X 2-0 F9 ③			B C B C B F B 4-2 G4-6-3 BB	F B F F B X 2-2 F6 ③		4	1	1	0	1	0	2
Willie Davis, L (1, 8) OBP: 0.360, SLG: 0.484	F B F X 1-2 1B		X 0-0 F4 ②		C B B B F X 3-2 F8 ①		C F B X 1-2 G4-6-3 ②③ 1-2f			4	0	1	0	0	0	2
Tommy Davis, R (1, 7) OBP: 0.368, SLG: 0.541	B F X 1-1 6-3 ③		C B C X 1-2 2-H 1B		C B C B X 2-2 4-3 ②			X 0-0 F3 ①		4	0	1	1	0	0	1
Ron Fairly, L (1, 3) OBP: 0.389, SLG: 0.454		B B B C C X 3-2 E4 F9 1B	X 0-0 F9 ③		B X 1-0 FC6-4 1B			B B B C F X 3-2 HR 1B		4	1	3	0	0	0	1
Frank Howard, R (1, 9) OBP: 0.341, SLG: 0.464		B C S S B X 2-2 F9 ① 2-3	X 0-0 E BB FC4-6 1B	X 0-0 FC6-4 ③ 1-2f				F B B F X 2-2 1-H HR		4	2	2	2	0	0	2
Daryl Spencer, R (1, 5) OBP: 0.377, SLG: 0.362		B S S C 1-3 K ②	B B B C B 4-1 FC4-6 E 1-2 BB			F C F X 0-2 5-3 ①		X 0-0 5-3 ②		3	0	0	0	1	1	1
Norm Sherry, R (1, 2) OBP: 0.238, SLG: 0.312		B B B C S F B 4-2 FC4 BB	F F B C 1-3 K ①			X 0-0 5-3 ②		B X 1-0 F6 ③		3	0	0	0	1	1	2
Joe Moeller, R (1, 1) OBP: 0.172, SLG: 0.172 Ron Perranoski, L (1, 1) Phil Ortega, R (1, 1) Wally Moon, L (4, PH) OBP: 0.364, SLG: 0.359 Stan Williams, R (5, 1) OBP: 0.087, SLG: 0.045 Tim Harkness, L (9, PH) OBP: 0.380, SLG: 0.409		F B B S X 2-2 FC4 ③ 1-2f	S B B F X 2-2 FC1 FC4-6 1-2 2-3			B S B C B X 3-2 6-3 ③			B B C B B 4-1 G4-6-3 BB	0 0 1 1 1 0	0 0 0 0 0 0	0 0 0 0 0 0	0 0 0 0 0 1	0 0 0 0 0 0	0 0 0 0 0 0	0 0 2 2 0 0
Inning Stats	R: 0 E: 0 K: 1 S: 9 H: 1 LOB: 1 BB: 0 P: 13	R: 0 E: 1 K: 1 S: 15 H: 1 LOB: 2 BB: 1 P: 27	R: 1 E: 0 K: 0 S: 7 H: 2 LOB: 1 BB: 0 P: 10	R: 1 E: 1 K: 1 S: 12 H: 1 LOB: 2 BB: 1 P: 24	R: 0 E: 0 K: 0 S: 8 H: 1 LOB: 1 BB: 0 P: 14	R: 0 E: 0 K: 0 S: 8 H: 0 LOB: 0 BB: 0 P: 11	R: 0 E: 0 K: 0 S: 8 H: 0 LOB: 0 BB: 1 P: 14	R: 2 E: 0 K: 0 S: 9 H: 2 LOB: 0 BB: 0 P: 15	R: 0 E: 0 K: 0 S: 8 H: 0 LOB: 0 BB: 1 P: 17	1B: 6 2B: 1 3B: 0 HR: 1 SF: 0 SAC: 0 DP: 2 HBP: 0						

PITCHER	IP	WLS	BF	H	R	ER	SO	BB	IBB	HBP	BLK	WP	HR	S	P	ERA	WHIP
Jay Hook, R (1, 1) ERA: 5.46	9.0	W	38	8	4	3	3	4	0	0	0	0	1	84	145	3.00	1.333

PITCHER	IP	WLS	BF	H	R	ER	SO	BB	IBB	HBP	BLK	WP	HR	S	P	ERA	WHIP

BOTTOM

New York Mets @ Los Angeles Dodgers

Dodger Stadium, Los Angeles, CA

Fri Jun 29 1962, 7:05 PM PDT

Att. 24,366 - Unknown

livebaseballscorecards.com

AB	34
R	4
H	8
RBI	4
BB	4
SO	3
LOB	18

Batter	1	2	3	4	5	6	7	8	9	AB	R	H	RBI	BB	SO	LOB
Richie Ashburn, L (1, 7) OBP: 0.424, SLG: 0.480	C F S 0-3 ① K			B C B B F F B 4-2 G5-4-3 BB		C F X 0-2 ③ L7			C B F F X 1-2 ① FC6-4 FC5-4 1-2f	3	0	0	0	1	1	1
Rod Kanehl, R (1, 5) OBP: 0.369, SLG: 0.400	C C S 0-3 ② K			B B F F C 2-3 ① K			S B F X 1-2 ① 6-3		S L X 0-2 ② FC5-4 FC6-4 1-2f	4	0	0	0	0	2	2
Felix Mantilla, R (1, 4) OBP: 0.311, SLG: 0.394	C C C 0-3 ③ K			B B F B X 3-1 ② ③ G5-4-3 1-2f			B B B B 4-0 G5-4-3 BB		B B F X 2-1 ③ FC6-4 1-2f	3	0	0	0	1	1	2
Frank Thomas, R (1, 3) OBP: 0.361, SLG: 0.516		X 0-0 ① 6-3			B B B C B 4-1 BB		B X 1-0 ② ③ G5-4-3 1-2f			2	0	0	0	1	0	1
Cliff Cook, R (1, 9) OBP: 0.241, SLG: 0.330		B B C S C 2-3 ② K			F X 0-1 ① F7			B B S S F B F C 3-3 ① K		3	0	0	0	0	2	1
Jim Hickman, R (1, 8) OBP: 0.340, SLG: 0.442		B B F B F C 3-3 ③ K			F B C X 1-2 ② F8			B B C S F B X 3-2 ② F8		3	0	0	0	0	1	1
Elio Chacon, R (1, 6) OBP: 0.366, SLG: 0.283			B C B B F S 3-3 ① K		B C B S B S 3-3 ③ K			F B B S F B B 4-2 BB		2	0	0	0	1	2	1
Chris Cannizzaro, R (1, 2) OBP: 0.370, SLG: 0.220			B F B F B X 3-2 ② F8			C B B C B S 3-3 ① K		B B C S S 2-3 ③ K		3	0	0	0	0	2	1
Bob Miller, R (1, 1) OBP: 0.238, SLG: 0.333 Ray Daviault, R (1, 1) Gene Woodling, L (9, PH) OBP: 0.400, SLG: 0.427 Joe Christopher, R (9, PR) OBP: 0.259, SLG: 0.333			S S S 0-3 ③ K		C S B B S 2-3 ② K				C B B B B 4-1 FC6-4 BB	0 2 0 0	0 0 0 0	0 0 0 0	0 0 0 0	0 0 1 0	0 2 0 0	0 0 0 0
Inning Stats	R: 0 H: 0 E: 0 LOB: 0 K: 3 BB: 0 S: 9 P: 9	R: 0 H: 0 E: 0 LOB: 0 K: 2 BB: 0 S: 7 P: 12	R: 0 H: 0 E: 0 LOB: 0 K: 2 BB: 0 S: 9 P: 15	R: 0 H: 0 E: 0 LOB: 0 K: 1 BB: 1 S: 8 P: 17	R: 0 H: 0 E: 0 LOB: 1 K: 1 BB: 1 S: 9 P: 17	R: 0 H: 0 E: 0 LOB: 0 K: 2 BB: 0 S: 9 P: 14	R: 0 H: 0 E: 0 LOB: 0 K: 0 BB: 1 S: 4 P: 10	R: 0 H: 0 E: 0 LOB: 1 K: 2 BB: 1 S: 15 P: 27	R: 0 H: 0 E: 0 LOB: 1 K: 0 BB: 1 S: 10 P: 17	1B: 0 SF: 0 2B: 0 SAC: 0 3B: 0 DP: 2 HR: 0 HBP: 0						

PITCHER	IP	W/L/S	BF	H	R	ER	SO	BB	IBB	HBP	BLK	WP	HR	S	P	ERA	WHIP
Sandy Koufax, L (1, 1) ERA: 2.33	9.0	W	30	0	0	0	13	5	0	0	0	0	0	80	138	0.00	0.556

PITCHER	IP	W/L/S	BF	H	R	ER	SO	BB	IBB	HBP	BLK	WP	HR	S	P	ERA	WHIP

TOP

New York Mets @ Los Angeles Dodgers

Dodger Stadium, Los Angeles, CA

Sat Jun 30 1962, 7:05 PM PDT

Att. 29,797 - Unknown

livebaseballscorecards.com

AB	25
R	0
H	0
RBI	0
BB	5
SO	13
LOB	10

WP: 0 PA: 30
PB: 0
SB: 0
CS: 0

Batter	1	2	3	4	5	6	7	8	9	AB	R	H	RBI	BB	SO	LOB
Maury Wills, S (1, 6) OBP: 0.317, SLG: 0.333	3-2 4-3	1-2 F8	3-2 F7			0-0 B3		2-2 S 1B		5	0	1	0	0	0	2
Jim Gilliam, S (1, 5) OBP: 0.375, SLG: 0.341	2-2 L8	2-1 1B 1B		4-0 G3-6 BB		0-1 F9		4-0 CS 1-2 BB		3	0	1	0	2	0	0
Willie Davis, L (1, 8) OBP: 0.364, SLG: 0.491	1-1 1B 3B	3-1 S 1-3 1B		1-0 G3-6 1-2f		4-2 FC6-4 BB		3-2 F4		4	1	2	0	1	0	3
Tommy Davis, R (1, 7) OBP: 0.370, SLG: 0.540	2-1 S 1B 1B 3-H	3-3 K 1-2		0-1 1B		1-0 FC6-4 1-2f		3-1 CS 1-2		4	1	2	1	0	1	3
Ron Fairly, L (1, 3) (9, 9) OBP: 0.387, SLG: 0.447	4-0 1B 2B 1-2 BB	1-0 F7		1-0 1-3			1-3 K			3	1	0	0	1	1	3
Frank Howard, R (1, 9) OBP: 0.349, SLG: 0.485 Tim Harkness, L (9, 3) OBP: 0.380, SLG: 0.409	1-0 2B 1-2 2-H 1B		4-2 1B BB		2-2 F8		0-1 HR			3 0	2 0	2 0	2 0	1 0	0 0	0 0
John Roseboro, L (1, 2) OBP: 0.375, SLG: 0.396	3-1 1B 1-H 2-H 2B		2-3 K		4-0 WP BB		2-2 F7			3	0	1	2	1	1	1
Larry Burright, R (1, 4) OBP: 0.305, SLG: 0.396	2-2 2-3 1B		3-1 1-2 1B		0-3 K		2-2 F4			4	0	2	0	0	1	1
Sandy Koufax, R (1, 1) OBP: 0.123, SLG: 0.145	0-2 F3		0-3 K		2-3 K 1-2			1-3 K		4	0	0	0	0	3	5
Inning Stats	R: 4 H: 5 E: 0 LOB: 2 K: 0 BB: 1 S: 24 P: 42	R: 0 H: 2 E: 0 LOB: 2 K: 1 BB: 0 S: 11 P: 21	R: 0 H: 1 E: 0 LOB: 2 K: 2 BB: 1 S: 13 P: 25	R: 0 H: 1 E: 0 LOB: 1 K: 0 BB: 1 S: 4 P: 10	R: 0 H: 0 E: 0 LOB: 1 K: 2 BB: 1 S: 11 P: 19	R: 0 H: 0 E: 0 LOB: 1 K: 0 BB: 1 S: 6 P: 11	R: 1 H: 1 E: 0 LOB: 0 K: 1 BB: 0 S: 14 P: 19	R: 0 H: 1 E: 0 LOB: 1 K: 1 BB: 1 S: 15 P: 28		1B: 8 SF: 0 2B: 1 SAC: 0 3B: 1 DP: 1 HR: 1 HBP: 0				WP: 1 PA: 40 PB: 0 SB: 3 CS: 1		

PITCHER		IP	WLS	BF	H	R	ER	SO	BB	IBB	HBP	BLK	WP	HR	S	P	ERA	WHIP
Bob Miller, R ERA: 4.93	(1, 1)	0.2	L	8	5	4	4	0	1	0	0	0	0	0	21	39	54.00	9.000
Ray Daviault, R ERA: 6.18	(1, 1)	7.1		31	6	1	1	7	5	0	0	0	1	1	77	136	1.23	1.500

PITCHER	IP	WLS	BF	H	R	ER	SO	BB	IBB	HBP	BLK	WP	HR	S	P	ERA	WHIP

BOTTOM

New York Mets @ Los Angeles Dodgers

Dodger Stadium, Los Angeles, CA

Sat Jun 30 1962, 7:05 PM PDT

Att. 29,797 - Unknown

livebaseballscorecards.com

AB	33
R	5
H	11
RBI	5
BB	6
SO	7
LOB	18

Batter	1	2	3	4	5	6	7	8	9	AB	R	H	RBI	BB	SO	LOB
Richie Ashburn, L (1, 9) OBP: 0.420, SLG: 0.471	B F F F F F B S 2-3 K ①		F F F B B B B 4-2 BB			C B F F X 1-2 6-3 ①		B F B C F F C 2-3 K ③		3	0	0	0	1	2	1
Felix Mantilla, R (1, 4) OBP: 0.305, SLG: 0.386	B S C B S 2-3 K ②		F B F B F X 2-2 F7 ②			B B C F B C 3-3 K ②			X 0-0 5-3 ①	4	0	0	0	0	2	1
Gene Woodling, L (1, 7) OBP: 0.402, SLG: 0.429 Charlie Neal, R (9, PR) OBP: 0.336, SLG: 0.383	B X 1-0 FC5-4 1B		B B X 2-0 F7 ③			S C B B S 2-3 K ③			X 0-0 1B	4 0	0 0	2 0	0 0	0 0	1 0	1 0
Frank Thomas, R (1, 5) OBP: 0.357, SLG: 0.509	B F F X 1-2 FC5-4 ③ 1-2f			C C X 0-2 F9 ①			F B X 1-1 6-3 ①		S B F S 1-3 K ②	4	0	0	0	0	1	2
Sammy Taylor, L (1, 2) OBP: 0.319, SLG: 0.307		F B B X 2-1 HR		F F B X 1-2 F7 ②			C B S B X 2-2 L6-4 2B		C F F X 0-2 F4 ③	4	1	2	1	0	0	1
Marv Throneberry, L (1, 3) OBP: 0.307, SLG: 0.333		B B B C S C 3-3 K2-3 ①		C C B S 1-3 K ③			C B X 1-1 L6-4 ② ③ 2-3			3	0	0	0	0	2	1
Joe Christopher, R (1, 8) OBP: 0.252, SLG: 0.324		C C B F C 1-3 K ②			C B C B X 2-2 6-3 ①			B F B X 2-1 L5 ①		3	0	0	0	0	1	0
Elio Chacon, R (1, 6) OBP: 0.363, SLG: 0.281 Cliff Cook, R (8, PH) OBP: 0.248, SLG: 0.346 Rod Kanehl, R (8, 6) OBP: 0.369, SLG: 0.400		B C B B C F F X 3-2 L8 ③			F C S 0-3 K ②			B S B F B X 3-2 2B		2 1 0	0 0 0	0 1 0	0 0 0	0 0 0	1 0 0	0 0 0
Roger Craig, R (1, 1) OBP: 0.147, SLG: 0.065 Jim Hickman, R (8, PH) OBP: 0.338, SLG: 0.439 Bob Moorhead, R (8, 1)			C C S 0-3 K ①		F C B C 1-3 K ③			C C C 0-3 K ②		2 1 0	0 0 0	0 0 0	0 0 0	0 0 0	2 1 0	0 1 0
Inning Stats	R: 0 H: 1 E: 0 LOB: 1 K: 2 BB: 0 S: 12 P: 18	R: 1 H: 1 E: 0 LOB: 0 K: 2 BB: 0 S: 14 P: 23	R: 0 H: 0 E: 0 LOB: 1 K: 1 BB: 1 S: 11 P: 19	R: 0 H: 0 E: 0 LOB: 0 K: 1 BB: 0 S: 9 P: 11	R: 0 H: 0 E: 0 LOB: 0 K: 2 BB: 0 S: 9 P: 12	R: 0 H: 0 E: 0 LOB: 0 K: 2 BB: 0 S: 10 P: 16	R: 0 H: 1 E: 0 LOB: 0 K: 0 BB: 0 S: 7 P: 11	R: 0 H: 1 E: 0 LOB: 1 K: 2 BB: 0 S: 13 P: 20	R: 0 H: 1 E: 0 LOB: 1 K: 1 BB: 0 S: 9 P: 10	1B: 2 SF: 0 2B: 3 SAC: 0 3B: 0 DP: 1 HR: 1 HBP: 0						

PITCHER		IP	WLS	BF	H	R	ER	SO	BB	IBB	HBP	BLK	WP	HR	S	P	ERA	WHIP
Don Drysdale, R ERA: 2.89	(1, 1)	9.0	W	32	5	1	1	13	1	0	0	0	0	1	94	140	1.00	0.667

PITCHER	IP	WLS	BF	H	R	ER	SO	BB	IBB	HBP	BLK	WP	HR	S	P	ERA	WHIP

TOP

New York Mets @ Los Angeles Dodgers

Dodger Stadium, Los Angeles, CA

Sun Jul 01 1962, 3:33 AM PDT

Att. 23,241 - Unknown

livebaseballscorecards.com

AB	31
R	1
H	5
RBI	1
BB	1
SO	13
LOB	8

Batter	1	2	3	4	5	6	7	8	9	AB	R	H	RBI	BB	SO	LOB
Maury Wills, S (1, 6) OBP: 0.319, SLG: 0.335	B C F B X 2-2 1B 1B		L B B X 2-1 ③ L4		F B X 1-1 2-H 1B			B F X 1-1 ① 5-3		4	0	2	1	0	0	0
Jim Gilliam, S (1, 5) OBP: 0.376, SLG: 0.341	B 1 B C C B F F X SAFE 3-2 ① G4-6-3 1-2 1B			L B L X 1-2 ① L4	B F F X 1-2 ③ F7			B B C B F B 4-2 WP BB		3	0	1	0	1	0	1
Willie Davis, L (1, 8) OBP: 0.365, SLG: 0.489	X 0-0 ② ③ G4-6-3 1-2f			B F B C B F X 3-2 ② F4		B F B X 2-1 B2-3 1B		B F B B B 4-1 G4-3 1-2 BB		3	0	1	0	1	0	1
Tommy Davis, R (1, 7) OBP: 0.368, SLG: 0.543		X 0-0 5-3 3B		B X 1-0 E6 HR		B S X 1-1 ① ② B2-3 1-2f		S X 0-1 ② ③ G4-3 1-2f		4	2	1	0	0	0	3
Ron Fairly, L (1, 3) OBP: 0.386, SLG: 0.460		X 0-0 ① G3		C X 0-1 1-H HR		X 0-0 ③ 4-3				3	1	1	2	0	0	1
Frank Howard, R (1, 9) OBP: 0.349, SLG: 0.500		B B X 2-0 ② 5-3 3-H		C B B S B S 3-3 ③ K			X 0-0 HR			3	1	1	2	0	1	0
John Roseboro, L (1, 2) OBP: 0.374, SLG: 0.395		F B B X 2-1 ③ F7			X 0-0 S 1B 1B		F F X 0-2 ① 6-3			3	1	1	0	0	0	0
Larry Burright, R (1, 4) OBP: 0.299, SLG: 0.388			L X 0-1 ① 4-3		L B C B X 2-2 ① 5-3 1-2		L B C C 1-3 ② K			3	0	0	0	0	1	1
Don Drysdale, R (1, 1) OBP: 0.298, SLG: 0.315			C B X 1-1 ② 4-3		B F C S 1-3 ② K		C B F B X 2-2 ③ F9			3	0	0	0	0	1	1
Inning Stats	R: 0 E: 0 K: 0 S: 9 H: 2 LOB: 0 BB: 0 P: 14	R: 1 E: 0 K: 0 S: 5 H: 1 LOB: 0 BB: 0 P: 9	R: 0 E: 0 K: 0 S: 6 H: 0 LOB: 0 BB: 0 P: 9	R: 2 E: 1 K: 1 S: 13 H: 1 LOB: 0 BB: 0 P: 21	R: 1 E: 0 K: 1 S: 12 H: 2 LOB: 1 BB: 0 P: 17	R: 0 E: 0 K: 0 S: 5 H: 1 LOB: 0 BB: 0 P: 8	R: 1 E: 0 K: 1 S: 10 H: 1 LOB: 0 BB: 0 P: 13	R: 0 E: 0 K: 0 S: 7 H: 0 LOB: 1 BB: 2 P: 16		1B: 5 2B: 1 3B: 1 HR: 2	SF: 0 SAC: 0 DP: 3 HBP: 0			WP: 1 PB: 0 SB: 1 CS: 0	PA: 31	

PITCHER		IP	WLS	BF	H	R	ER	SO	BB	IBB	HBP	BLK	WP	HR	S	P	ERA	WHIP
Roger Craig, R ERA: 4.84	(1, 1)	7.0	L	27	8	5	3	3	0	0	0	0	0	2	60	91	3.86	1.143
Bob Moorhead, R ERA: 4.55	(8, 1)	1.0		4	0	0	0	0	2	0	0	0	1	0	7	16	0.00	2.000

PITCHER	IP	WLS	BF	H	R	ER	SO	BB	IBB	HBP	BLK	WP	HR	S	P	ERA	WHIP

BOTTOM

New York Mets @ Los Angeles Dodgers

Dodger Stadium, Los Angeles, CA

Sun Jul 01 1962, 3:33 AM PDT

Att. 23,241 - Unknown

livebaseballscorecards.com

AB	29
R	5
H	8
RBI	5
BB	2
SO	3
LOB	8

New York Mets @ San Francisco Giants

Candlestick Park, San Francisco, CA

Mon Jul 02 1962, 10:05 PM EDT

Att. 11,058 - Unknown

TOP

livebaseballscorecards.com

Batter	1	2	3	4	5	6	7	8	9	AB	R	H	RBI	BB	SO	LOB
Richie Ashburn, L (1, 9) OBP: 0.414, SLG: 0.459	BBBB 4-0 1B G3 BB	x 0-0 ③ P5		x 0-0 ② F7		x 0-0 ③ F9		x 0-0 ② FC6-2 BB 2B 1-2 2-3 3-Hf		4	2	0	0	1	0	4
Felix Mantilla, R (1, 5) OBP: 0.307, SLG: 0.383	x 0-0 G3 1B 1-3 1B	x 0-0 ① F8	SSS 0-3 ③ K				x 0-0 ① F7	BBBB 4-0 2B 1-2 2-3 3-H BB		4	2	1	1	1	1	0
Gene Woodling, L (1, 7) OBP: 0.402, SLG: 0.434	x 0-0 ① G3 2-3 3-H	SSS 0-3 ② K			x 0-0 FC1-5 E 1B		x 0-0 ② F9	x 0-0 1-H 2-H 3-H 2B		5	0	2	4	0	1	1
Sammy Taylor, L (1, 2) OBP: 0.321, SLG: 0.300	x 0-0 ② 1-3	BBBB 4-0 BB 1B BB			x 0-0 E1 FC1-5 1-2		BBBB 4-0 BB	SSS 0-3 ③ K		3	1	0	0	2	1	4
Charlie Neal, R (1, 4) OBP: 0.337, SLG: 0.381	x 0-0 3-H 1B	BBBB 4-0 1B 1-2 1B BB			x 0-0 ① FC1-5 1-2 2-3f		SSS 0-3 ③ K		x 0-0 ① 5-3	4	1	1	1	1	1	3
Marv Throneberry, L (1, 3) OBP: 0.311, SLG: 0.336	x 0-0 ③ G3	x 0-0 1B 1-3 2-H 1B			SSS 0-3 ② K			x 0-0 E 1B FC6-2 1B	SSS 0-3 ② K	5	0	2	1	0	2	3
Jim Hickman, R (1, 8) OBP: 0.338, SLG: 0.438 Frank Thomas, R (8, PH) OBP: 0.359, SLG: 0.511 Joe Christopher, R (8, PR) OBP: 0.250, SLG: 0.320 (8, 8)		SSS 0-3 ① K	x 0-0 1-2 3-H 1B		SSS 0-3 ③ K			x 0-0 FC6-2 E 1-2 BB 1B	SSS 0-3 ③ K	3 1 1	0 0 1	1 1 0	1 0 0	0 0 1	2 0 0	2 0 0
Elio Chacon, R (1, 6) OBP: 0.358, SLG: 0.276		x 0-0 ② G3	x 0-0 ③ F8			SSS 0-3 ① K		x 0-0 ① F5		4	0	0	0	0	1	4
Craig Anderson, R (1, 1) Ken MacKenzie, R (7, 1) Rod Kanehl, R (8, PH) OBP: 0.364, SLG: 0.393 Vinegar Bend Mizell, R (8, 1) OBP: 0.200, SLG: 0.143 Bob Miller, R (8, 1) OBP: 0.238, SLG: 0.333		x 0-0 E6		x 0-0 ① 6-3		x 0-0 ② 5-3		x 0-0 E5 BB FC6-2 1-2 2-3 2B		3 0 1 0 0	0 0 1 0 0	0 0 1 0 0	0 0 1 0 0	0 0 0 0 0	0 0 0 0 0	0 0 2 0 0
Inning Stats	R: 2 E: 0 K: 0 S: 5 H: 2 LOB: 1 BB: 1 P: 9	R: 0 E: 1 K: 1 S: 6 H: 0 LOB: 1 BB: 0 P: 6	R: 2 E: 0 K: 1 S: 7 H: 2 LOB: 2 BB: 2 P: 15	R: 0 E: 0 K: 1 S: 5 H: 0 LOB: 0 BB: 0 P: 5	R: 0 E: 1 K: 2 S: 9 H: 1 LOB: 2 BB: 0 P: 9	R: 0 E: 0 K: 1 S: 5 H: 0 LOB: 0 BB: 0 P: 5	R: 0 E: 0 K: 1 S: 5 H: 0 LOB: 1 BB: 1 P: 9	R: 4 E: 1 K: 1 S: 9 H: 3 LOB: 2 BB: 1 P: 13	R: 0 E: 0 K: 2 S: 7 H: 0 LOB: 0 BB: 0 P: 7	1B: 7 2B: 1 3B: 0 HR: 0		SF: 0 SAC: 0 DP: 0 HBP: 0				

AB	38
R	8
H	8
RBI	8
BB	5
SO	10
LOB	23

WP: 0 PB: 0 SB: 0 CS: 0 PA: 43

PITCHER		IP	WLS	BF	H	R	ER	SO	BB	IBB	HBP	BLK	WP	HR	S	P	ERA	WHIP
Juan Marichal, R ERA: 2.98	(1, 1)	4.0		22	5	4	4	3	3	0	0	0	0	0	25	37	9.00	2.000
Jim Duffalo, R ERA: 3.9	(5, 1)	3.0		10	0	0	0	4	1	0	0	0	0	0	17	21	0.00	0.333
Stu Miller, R ERA: 4.01	(8, 1)	2.0	L	11	3	4	0	3	1	0	0	0	0	0	16	20	0.00	2.000

PITCHER	IP	WLS	BF	H	R	ER	SO	BB	IBB	HBP	BLK	WP	HR	S	P	ERA	WHIP

Batter	1	2	3	4	5	6	7	8	9	AB	R	H	RBI	BB	SO	LOB
Chuck Hiller, L (1, 4) OBP: 0.330, SLG: 0.311	FC1-4 1B		F8		K		1-3 3B 1B	FC5-4 1-2f 2-3		5	1	2	0	0	1	2
Jim Davenport, R (1, 5) OBP: 0.362, SLG: 0.481	F2		K			HR	1-H HR 3-H 3B	F2		5	2	2	3	0	1	3
Willie Mays, R (1, 8) OBP: 0.394, SLG: 0.607	F9		1-3			F8	HR 3-H		4-3	5	1	1	2	0	0	1
Willie McCovey, L (1, 7) OBP: 0.396, SLG: 0.604	FC1-4 1-2f			G6-4-3 1B		F8	F8		1-3	3	0	1	0	0	0	1
Bob Nieman, R (7, PH) OBP: 0.235, SLG: 0.333										1	0	0	0	0	0	0
Stu Miller, R (8, 1) OBP: 0.300, SLG: 0.222										0	0	0	0	0	0	0
Harvey Kuenn, R (9, PH) OBP: 0.394, SLG: 0.411										1	0	0	0	0	0	0
Felipe Alou, R (1, 9) OBP: 0.370, SLG: 0.547		6-3		G6-4-3 1-2f		1B BB	BB		F6	3	0	0	0	2	0	1
Orlando Cepeda, R (1, 3) OBP: 0.353, SLG: 0.533		S 1B		1B		1-2 1B	K			4	0	3	0	0	1	1
Ed Bailey, L (1, 2) OBP: 0.357, SLG: 0.530		L4		1-3		K		FC5-4 E BB		3	0	0	0	0	1	4
Joe Pignatano, R (8, PH) OBP: 0.625, SLG: 0.250										0	0	0	0	1	0	0
(9, 2)																
Jose Pagan, R (1, 6) OBP: 0.324, SLG: 0.342		1-2 BB			6-3		FC5-4 1B	F8		3	0	1	0	1	0	1
Juan Marichal, R (1, 1) OBP: 0.300, SLG: 0.277		5-3			K		1-2f FC5-4 1B 3B	E3 1-2 FC5-4		1	0	0	0	0	0	2
Jim Duffalo, R (5, 1)										1	0	0	0	0	1	0
Matty Alou, L (7, PH) OBP: 0.329, SLG: 0.324										2	1	0	0	0	0	2
(8, 7)																
Inning Stats	R: 0 E: 0 K: 0 S: 4 H: 1 LOB: 1 BB: 0 P: 4	R: 0 E: 0 K: 0 S: 4 H: 1 LOB: 2 BB: 1 P: 8	R: 0 E: 0 K: 1 S: 5 H: 0 LOB: 0 BB: 0 P: 5	R: 0 E: 0 K: 0 S: 4 H: 2 LOB: 1 BB: 0 P: 4	R: 0 E: 0 K: 2 S: 7 H: 0 LOB: 0 BB: 0 P: 7	R: 1 E: 0 K: 1 S: 7 H: 2 LOB: 2 BB: 1 P: 11	R: 4 E: 0 K: 1 S: 9 H: 4 LOB: 1 BB: 1 P: 13	R: 0 E: 1 K: 0 S: 4 H: 0 LOB: 2 BB: 1 P: 8	R: 0 E: 0 K: 0 S: 3 H: 0 LOB: 0 BB: 0 P: 3	1B: 7 2B: 0 3B: 1 HR: 2	SF: 0 SAC: 0 DP: 1 HBP: 0						

PITCHER		IP	WLS	BF	H	R	ER	SO	BB	IBB	HBP	BLK	WP	HR	S	P	ERA	WHIP
Craig Anderson, R ERA: 4.56	(1, 1)	6.1		30	10	5	5	4	2	0	0	0	0	2	36	44	7.11	1.895
Ken MacKenzie, L ERA: 4.1	(7, 1)	0.2	W	3	0	0	0	1	1	0	0	0	0	0	4	8	0.00	1.500
Vinegar Bend Mizell, L ERA: 5.85	(8, 1)	0.0		1	0	0	0	0	1	0	0	0	0	0	0	4	∞	∞
Bob Miller, R ERA: 4.79	(8, 1)	2.0	S	7	0	0	0	0	0	0	0	0	0	0	7	7	0.00	0.000

PITCHER	IP	WLS	BF	H	R	ER	SO	BB	IBB	HBP	BLK	WP	HR	S	P	ERA	WHIP

BOTTOM

New York Mets @ San Francisco Giants

Candlestick Park, San Francisco, CA

Mon Jul 02 1962, 10:05 PM EDT

Att. 11,058 - Unknown

livebaseballscorecards.com

AB	37
R	5
H	10
RBI	5
BB	4
SO	5
LOB	18

WP: 0	PA: 41					
PB: 0						
SB: 1						
CS: 0						

Batter	1	2	3	4	5	6	7	8	9	AB	R	H	RBI	BB	SO	LOB
Richie Ashburn, L (1, 9) OBP: 0.416, SLG: 0.456	F5		5-3			FC1-6 1B		BBBB 2B BB		3	0	1	0	1	0	1
Rod Kanehl, R (1, 8) OBP: 0.343, SLG: 0.369	4-3		4-3			FC1-6 1-2f		L6-4 2-3		4	0	0	0	0	0	4
Gene Woodling, L (1, 7) OBP: 0.396, SLG: 0.426	6-3			F8		F8		1-3 2B		3	0	0	0	0	0	1
Jim Hickman, R (6, 7) OBP: 0.342, SLG: 0.446										1	0	1	0	0	0	0
Sammy Taylor, L (1, 2) OBP: 0.314, SLG: 0.292		F4		G3		F8		F9		4	0	0	0	0	0	3
Charlie Neal, R (1, 4) OBP: 0.339, SLG: 0.383		F8		1B			G5-4-3 1B		F9	4	0	2	0	0	0	0
Marv Throneberry, L (1, 3) OBP: 0.309, SLG: 0.333		F5		F3			1-2 G5-4-3 1B		F4	4	0	1	0	0	0	1
Felix Mantilla, R (1, 5) OBP: 0.310, SLG: 0.386			2B G3 1B		FC5-4 1B		G5-4-3 1-2f 2-3		4-3	4	1	2	0	0	0	2
Elio Chacon, R (1, 6) OBP: 0.358, SLG: 0.281			G3 1-3 2B		FC5-4 G4-6-3 1-2f		F7			3	0	1	0	0	0	2
Al Jackson, L (1, 1) OBP: 0.135, SLG: 0.114			G3 2-3 3-H		G4-6-3 1-2f			L6-4 2B		2	0	0	1	0	0	2
Bob Moorhead, R (5, 1)										0	0	0	0	0	0	0
Cliff Cook, R (8, PH) OBP: 0.255, SLG: 0.362										1	0	1	0	0	0	0
Vinegar Bend Mizell, R (8, 1) OBP: 0.200, SLG: 0.143										0	0	0	0	0	0	0
Inning Stats	R: 0 E: 0 K: 0 S: 3 H: 0 LOB: 0 BB: 0 P: 3	R: 0 E: 0 K: 0 S: 3 H: 0 LOB: 0 BB: 0 P: 3	R: 1 E: 0 K: 0 S: 5 H: 2 LOB: 0 BB: 0 P: 5	R: 0 E: 0 K: 0 S: 4 H: 1 LOB: 1 BB: 0 P: 4	R: 0 E: 0 K: 0 S: 3 H: 1 LOB: 0 BB: 0 P: 3	R: 0 E: 0 K: 0 S: 4 H: 1 LOB: 1 BB: 0 P: 4	R: 0 E: 0 K: 0 S: 4 H: 2 LOB: 1 BB: 0 P: 4	R: 0 E: 0 K: 0 S: 4 H: 2 LOB: 2 BB: 1 P: 8	R: 0 E: 0 K: 0 S: 3 H: 0 LOB: 0 BB: 0 P: 3	1B: 6 2B: 4 3B: 0 HR: 0	SF: 0 SAC: 0 DP: 3 HBP: 0						

TOP

New York Mets @ San Francisco Giants

Candlestick Park, San Francisco, CA

Tue Jul 03 1962, 6:33 AM EDT

Att. 7,083 - Unknown

livebaseballscorecards.com

AB	33
R	1
H	9
RBI	1
BB	1
SO	0
LOB	16

PITCHER	IP	WLS	BF	H	R	ER	SO	BB	IBB	HBP	BLK	WP	HR	S	P	ERA	WHIP
Jack Sanford, R (1, 1) ERA: 3.62	9.0	W	34	9	1	1	0	1	0	0	0	0	0	33	37	1.00	1.111

PITCHER	IP	WLS	BF	H	R	ER	SO	BB	IBB	HBP	BLK	WP	HR	S	P	ERA	WHIP

Batter	1	2	3	4	5	6	7	8	9	AB	R	H	RBI	BB	SO	LOB
Harvey Kuenn, R (1, 7) OBP: 0.398, SLG: 0.416	0-0 1B SF8 1B	0-0 1-3 3B 3-H 1B		0-0 FC4-6 1B		0-0 ① F8		0-0 ① F9		5	2	3	1	0	0	1
Jim Davenport, R (1, 5) OBP: 0.366, SLG: 0.491	0-0 1-3 1B	0-0 1-H FC1-5-2-1 3B 3-H		0-0 ③ FC4-6 1-2f		0-0 ② F8		0-0 WP 1B 1B		5	1	3	2	0	0	2
Willie Mays, R (1, 8) OBP: 0.391, SLG: 0.606	0-0 ① SF8 3-H	0-0 ② FC1-5-2-1 3-H			0-0 4-3 1B 2B	0-0 ③ F6		0-0 ② 5-3 1-2		4	1	1	1	0	0	3
Orlando Cepeda, R (1, 3) OBP: 0.351, SLG: 0.528	S S S 0-3 ② K	0-0 ③ 5-3			0-0 ① 4-3 2-3		0-0 ① F7	0-0 2-H HR 1B		5	1	1	1	0	1	3
Felipe Alou, R (1, 9) OBP: 0.374, SLG: 0.559	0-0 ③ F4		0-0 ① 6-3		0-0 1B WP 3-H 1B		0-0 E 1B	0-0 1-H HR		5	2	3	3	0	0	1
Ed Bailey, L (1, 2) OBP: 0.358, SLG: 0.524		B B B 4-0 1B 1B BB	0-0 ② 4-3		0-0 WP 1-3 1B 1B		0-0 ② F7	0-0 ③ 4-3		4	1	1	0	1	0	1
Jose Pagan, R (1, 6) OBP: 0.326, SLG: 0.344		0-0 1B 1-2 1B 1B	0-0 ③ F9		0-0 ② 1-H 3-H 1B		0-0 E6 1-3			4	1	2	0	0	0	1
Chuck Hiller, L (1, 4) OBP: 0.332, SLG: 0.311		0-0 1B 1-3 2-H 3B 1B		0-0 ① 4-3	0-0 ③ F9		I I I 4-0 FC6-4 IBB			3	1	1	1	1	0	1
Jack Sanford, R (1, 1) OBP: 0.222, SLG: 0.214		S S S 0-3 ① K		0-0 ② 5-3		B B B 4-0 BB	0-0 ③ FC6-4 1-2f			3	0	0	0	1	1	5
Inning Stats	R: 1 H: 2 E: 0 LOB: 1 K: 1 BB: 0 S: 7 P: 7	R: 4 H: 4 E: 0 LOB: 1 K: 1 BB: 1 S: 9 P: 13	R: 0 H: 0 E: 0 LOB: 0 K: 0 BB: 0 S: 3 P: 3	R: 0 H: 1 E: 0 LOB: 1 K: 0 BB: 0 S: 4 P: 4	R: 2 H: 4 E: 0 LOB: 1 K: 0 BB: 0 S: 6 P: 6	R: 0 H: 0 E: 0 LOB: 1 K: 0 BB: 1 S: 3 P: 7	R: 0 H: 1 E: 1 LOB: 3 K: 0 BB: 1 S: 5 P: 9	R: 3 H: 3 E: 0 LOB: 0 K: 0 BB: 0 S: 6 P: 6		1B: 12 SF: 1 2B: 1 SAC: 0 3B: 1 DP: 0 HR: 1 HBP: 0						WP: 2 PA: 42 PB: 0 SB: 0 CS: 0

PITCHER		IP	WLS	BF	H	R	ER	SO	BB	IBB	HBP	BLK	WP	HR	S	P	ERA	WHIP
Al Jackson, L ERA: 4.59	(1, 1)	4.1	L	24	10	7	7	2	1	0	0	0	0	0	27	31	14.54	2.538
Bob Moorhead, R ERA: 4.34	(5, 1)	2.2		12	2	0	0	0	1	1	0	0	1	0	10	18	0.00	1.125
Vinegar Bend Mizell, L ERA: 6.29	(8, 1)	1.0		6	3	3	3	0	0	0	0	0	1	1	6	6	27.00	3.000

PITCHER	IP	WLS	BF	H	R	ER	SO	BB	IBB	HBP	BLK	WP	HR	S	P	ERA	WHIP

BOTTOM

New York Mets @ San Francisco Giants

Candlestick Park, San Francisco, CA

Tue Jul 03 1962, 6:33 AM EDT

Att. 7,083 - Unknown

livebaseballscorecards.com

AB	38
R	10
H	15
RBI	9
BB	3
SO	2
LOB	18

New York Mets @ San Francisco Giants

Candlestick Park, San Francisco, CA

Wed Jul 04 1962, 10:05 PM EDT

Unknown

TOP

livebaseballscorecards.com

Batter	1	2	3	4	5	6	7	8	9	AB	R	H	RBI	BB	SO	LOB
Richie Ashburn, L (1, 9) OBP: 0.423, SLG: 0.457	F8		G6-4-3 BB		BB			1B 1B		2	1	1	0	2	0	0
Rod Kanehl, R (1, 8) OBP: 0.324, SLG: 0.348	F4		G6-4-3 1-2f		F8			F8		4	0	0	0	0	0	3
Gene Woodling, L (1, 7) OBP: 0.390, SLG: 0.418	F8		F6			F2		4-3 1-3		3	0	0	0	0	0	0
Joe Christopher, R (7, 7) OBP: 0.257, SLG: 0.327								1B		1	0	1	0	0	0	0
Frank Thomas, R (1, 5) OBP: 0.361, SLG: 0.521		HR		F6		5-3		4-3 1-2 3-H		4	1	2	2	0	0	0
Charlie Neal, R (1, 4) OBP: 0.338, SLG: 0.381		HR 1B		K		F8		4-3 1-2 2-3		4	1	1	0	0	1	2
Sammy Taylor, L (1, 2) OBP: 0.320, SLG: 0.301		F5		BB			G3 2B	F8		2	0	1	0	1	0	1
Chris Cannizzaro, R (7, 2) OBP: 0.364, SLG: 0.214										1	0	0	0	0	0	2
Marv Throneberry, L (1, 3) OBP: 0.300, SLG: 0.322		F5		F9			G3 2-3		K	4	0	0	0	0	1	3
Elio Chacon, R (1, 6) OBP: 0.357, SLG: 0.294		HR 1-H			5-3		F9		5-3	3	1	1	2	0	0	1
Ken MacKenzie, R (7, 1)										0	0	0	0	0	0	0
Jim Hickman, R (9, PH) OBP: 0.340, SLG: 0.444										1	0	0	0	0	0	0
Jay Hook, L (1, 1) OBP: 0.361, SLG: 0.281	K				F7		K		K	0	0	0	0	0	0	0
Bob Miller, R (1, 1) OBP: 0.227, SLG: 0.318										1	0	0	0	0	1	0
Gil Hodges, R (5, PH) OBP: 0.336, SLG: 0.505										1	0	0	0	0	0	0
Bob Moorhead, R (5, 1)										0	0	0	0	0	0	0
Felix Mantilla, R (7, PH) OBP: 0.308, SLG: 0.382										2	0	0	0	0	2	1
(7, 6)																

	AB	33
	R	4
	H	7
	RBI	4
	BB	3
	SO	5
	LOB	13

Inning Stats	1	2	3	4	5	6	7	8	9
	R: 0 E: 0 K: 0 S: 3	H: 0 LOB: 0 BB: 0 P: 3	R: 3 E: 0 K: 1 S: 8	H: 3 LOB: 0 BB: 0 P: 8	R: 0 E: 0 K: 0 S: 2	H: 0 LOB: 0 BB: 1 P: 6	R: 0 E: 0 K: 1 S: 5	H: 0 LOB: 1 BB: 1 P: 9	R: 0 E: 0 K: 0 S: 3	H: 0 LOB: 1 BB: 1 P: 7	R: 0 E: 0 K: 0 S: 3	H: 0 LOB: 0 BB: 0 P: 3	R: 0 E: 0 K: 1 S: 6	H: 1 LOB: 1 BB: 0 P: 6	R: 1 E: 0 K: 0 S: 6	H: 3 LOB: 2 BB: 0 P: 6	R: 0 E: 0 K: 2 S: 7	H: 0 LOB: 0 BB: 0 P: 7

	1B: 4	SF: 0	WP: 0	PA: 36
	2B: 1	SAC: 0	PB: 0	
	3B: 0	DP: 1	SB: 0	
	HR: 2	HBP: 0	CS: 0	

PITCHER		IP	WLS	BF	H	R	ER	SO	BB	IBB	HBP	BLK	WP	HR	S	P	ERA	WHIP
Bobby Bolin, R ERA: 2.88	(1, 1)	9.0	W	36	7	4	4	5	3	0	0	0	0	2	43	55	4.00	1.111

PITCHER		IP	WLS	BF	H	R	ER	SO	BB	IBB	HBP	BLK	WP	HR	S	P	ERA	WHIP

Batter	1	2	3	4	5	6	7	8	9	AB	R	H	RBI	BB	SO	LOB
Chuck Hiller, L (1, 4) OBP: 0.336, SLG: 0.314	0-0 1B 3B 1B	0-0 SH1-4 1-2 1B		0-0 4-3	1-0 HBP 2-3		0-0 F7			4	1	2	0	0	0	2
Jim Davenport, R (1, 5) OBP: 0.371, SLG: 0.504	0-0 3B 1-2 1B	0-0 SH1-4 1-2 2-3		0-0 HR	0-0 FC9-2 3-H			BBBB 4-0 E HR BB		3	3	2	1	1	0	2
Willie Mays, R (1, 8) OBP: 0.394, SLG: 0.611 Matty Alou, L (9, 8) OBP: 0.329, SLG: 0.324	0-0 SF8 1-H 2-H 3B	BBBB 4-0 FC6-4 BB		0-0 E7 HR		0-0 3-1		0-0 E8 1-3 HR 1B		4 0	3 0	2 0	2 0	1 0	0 0	0 0
Willie McCovey, L (1, 7) (9, 3) OBP: 0.405, SLG: 0.677	0-0 SF8 3-H	0-0 SF7 3-H		0-0 HR 2-H		0-0 CS 1B		0-0 HR 2-H 3-H		3	2	3	7	0	0	0
Felipe Alou, R (1, 9) OBP: 0.371, SLG: 0.552	0-0 1B 1B	0-0 FC6-4 1-2f		0-0 F5		0-0 F3 1-2		0-0 F8		5	0	1	0	0	0	3
Orlando Cepeda, R (1, 3) OBP: 0.351, SLG: 0.528 Manny Mota, R (9, 7) OBP: 0.276, SLG: 0.209	0-0 F9	0-0 G3 2B		0-0 5-3			1-0 FC4-6 HBP	0-0 6-3		4 0	0 0	1 0	0 0	0 0	0 0	1 0
Ed Bailey, L (1, 2) OBP: 0.359, SLG: 0.538	0-0 1-3 1B	0-0 G3 2-3			0-0 HR		0-0 FC4-6 E 1-2f	0-0 1-3		5	1	2	1	0	0	2
Jose Pagan, R (1, 6) OBP: 0.326, SLG: 0.342 Ernie Bowman, R (7, 6) OBP: 0.100, SLG: 0.100	0-0 1-3	0-0 6-3		BBBB 4-0 S F3 FC9-2 BB			0-0 F7			2 1	0 0	0 0	0 0	1 0	0 0	3 1
Bobby Bolin, R (1, 1) OBP: 0.200, SLG: 0.111		BBBB 4-0 SH1-4 1B SF7 BB		0-0 G3	0-0 F3 1-2		0-0 E1 1-2			3	1	0	0	1	0	3
Inning Stats	R: 3 H: 5 E: 0 LOB: 2 K: 0 BB: 0 S: 8 P: 8	R: 1 H: 1 E: 0 LOB: 2 K: 0 BB: 2 S: 4 P: 12	R: 0 H: 1 E: 0 LOB: 1 K: 0 BB: 0 S: 4 P: 4	R: 3 H: 2 E: 1 LOB: 0 K: 0 BB: 0 S: 6 P: 6	R: 1 H: 1 E: 0 LOB: 1 K: 0 BB: 1 S: 3 P: 8	R: 0 H: 1 E: 0 LOB: 0 K: 0 BB: 0 S: 3 P: 3	R: 0 H: 0 E: 1 LOB: 2 K: 0 BB: 0 S: 4 P: 5	R: 3 H: 2 E: 1 LOB: 0 K: 0 BB: 1 S: 5 P: 9		1B: 7 SF: 2 2B: 2 SAC: 1 3B: 1 DP: 1 HR: 4 HBP: 2						

PITCHER		IP	WLS	BF	H	R	ER	SO	BB	IBB	HBP	BLK	WP	HR	S	P	ERA	WHIP
Jay Hook, R ERA: 5.7	(1, 1)	0.2		7	5	3	3	0	0	0	0	0	0	0	7	7	40.50	7.500
Bob Miller, R ERA: 4.94	(1, 1)	3.1	L	17	4	4	3	0	2	0	0	0	0	2	15	23	8.10	1.800
Bob Moorhead, R ERA: 4.35	(5, 1)	2.0		8	2	1	1	0	1	0	1	0	0	1	6	11	4.50	1.500
Ken MacKenzie, L ERA: 4.53	(7, 1)	2.0		11	2	3	3	0	1	0	1	0	0	1	9	14	13.50	1.500

PITCHER	IP	WLS	BF	H	R	ER	SO	BB	IBB	HBP	BLK	WP	HR	S	P	ERA	WHIP

BOTTOM

New York Mets @ San Francisco Giants

Candlestick Park, San Francisco, CA

Wed Jul 04 1962, 10:05 PM EDT

Unknown

livebaseballscorecards.com

AB	34
R	11
H	13
RBI	11
BB	4
SO	0
LOB	17

Batter	1	2	3	4	5	6	7	8	9	AB	R	H	RBI	BB	SO	LOB
Richie Ashburn, L (1, 9) OBP: 0.423, SLG: 0.454	F9			BB	6-3		HBP		F8	1	1	0	0	1	0	0
Cliff Cook, R (4, 9) OBP: 0.257, SLG: 0.355										2	0	0	0	0	0	2
Felix Mantilla, R (1, 6) OBP: 0.314, SLG: 0.387	G4-6-3 1B			BB 1B		F3	4-3		1B	5	0	3	1	0	0	2
Charlie Neal, R (1, 4) OBP: 0.336, SLG: 0.378	G4-6-3			BB		E4 1B		K	G5-3	5	1	1	0	0	1	3
Frank Thomas, R (1, 3) OBP: 0.362, SLG: 0.521		F4		F6		G5-3 1B		1B		4	0	2	0	0	0	3
Joe Christopher, R (1, 7) OBP: 0.274, SLG: 0.336		G5-4-3 1B		FC6-4 BB				F8		3	0	2	2	1	0	1
Jim Hickman, R (1, 8) OBP: 0.338, SLG: 0.440		G5-4-3		K		G5-3		FC5-4 1B		4	0	1	0	0	1	6
Rod Kanehl, R (1, 5) OBP: 0.308, SLG: 0.329			F9	FC6-4			6-3	FC5-4		4	0	0	0	0	0	5
Chris Cannizzaro, R (1, 2) OBP: 0.345, SLG: 0.200			6-3	K			6-3		E 1B BB	3	0	0	0	0	1	0
Gene Woodling, L (9, PH) OBP: 0.393, SLG: 0.418										0	1	0	0	1	0	0
Willard Hunter, R (1, 1) OBP: 0.273, SLG: 0.273			K	K			HBP 1B		E1 G5-3 1B	2	0	0	0	0	2	0
Gil Hodges, R (7, PH) OBP: 0.342, SLG: 0.509										1	0	1	0	0	0	0
Al Jackson, L (7, PR) OBP: 0.135, SLG: 0.114										0	0	0	0	0	0	0
Ray Daviault, R (7, 1)										0	0	0	0	0	0	0
Vinegar Bend Mizell, R (8, 1) OBP: 0.200, SLG: 0.143										0	0	0	0	0	0	0
Marv Throneberry, L (9, PH) OBP: 0.298, SLG: 0.320										1	0	0	0	0	0	1
Inning Stats	R: 0 E: 0 K: 0 S: 3 H: 1 LOB: 0 BB: 0 P: 3	R: 0 E: 0 K: 0 S: 3 H: 1 LOB: 0 BB: 0 P: 3	R: 0 E: 0 K: 1 S: 5 H: 0 LOB: 0 BB: 0 P: 5	R: 1 E: 0 K: 1 S: 7 H: 2 LOB: 3 BB: 2 P: 15	R: 0 E: 0 K: 2 S: 7 H: 0 LOB: 0 BB: 0 P: 7	R: 1 E: 1 K: 0 S: 5 H: 2 LOB: 1 BB: 0 P: 5	R: 0 E: 0 K: 0 S: 4 H: 1 LOB: 2 BB: 0 P: 5	R: 0 E: 0 K: 1 S: 7 H: 2 LOB: 2 BB: 0 P: 7	R: 1 E: 1 K: 0 S: 4 H: 1 LOB: 1 BB: 1 P: 8	1B: 10 2B: 0 3B: 0 HR: 0 SF: 0 SAC: 0 DP: 4 HBP: 1							

PITCHER	IP	W/L/S	BF	H	R	ER	SO	BB	IBB	HBP	BLK	WP	HR	S	P	ERA	WHIP
Billy O'Dell, L (1, 1) ERA: 3.14	9.0	W	39	10	3	2	5	3	0	1	0	0	0	45	58	2.00	1.444

PITCHER	IP	W/L/S	BF	H	R	ER	SO	BB	IBB	HBP	BLK	WP	HR	S	P	ERA	WHIP

TOP

New York Mets @ San Francisco Giants

Candlestick Park, San Francisco, CA

Wed Jul 04 1962, 10:10 PM EDT

Att. 33,253 - Unknown

livebaseballscorecards.com

AB	35
R	3
H	10
RBI	3
BB	3
SO	5
LOB	23

WP: 0 PB: 0 SB: 0 CS: 0 PA: 39

BOTTOM

Batter	1	2	3	4	5	6	7	8	9	AB	R	H	RBI	BB	SO	LOB
Harvey Kuenn, R (1, 7) OBP: 0.394, SLG: 0.411	E3 BB HR	K		1B 1-2 1B		G4-3 1-2f		E2 5-3 1B 1B		5	2	1	0	0	1	3
Jim Davenport, R (1, 5) OBP: 0.378, SLG: 0.507	BBBB 1-2 HR BB		HR 1B	G6-4-3 1-3 2-3 1B		K		5-3 1-2 2-H 1B 1B		4	3	3	1	1	1	0
Willie Mays, R (1, 8) OBP: 0.394, SLG: 0.626	1-H 2-H HR		1-H HR	G6-4-3 1-2f			F7	5-3 1-2 2-3		5	2	2	5	0	0	4
Felipe Alou, R (1, 9) OBP: 0.375, SLG: 0.550	F8		FC4-6 1B		BBBB 4-3 S BB		BBBB BB 1B SF7 BB	F5		3	1	1	0	2	0	2
Orlando Cepeda, R (1, 3) OBP: 0.352, SLG: 0.526	F7		FC4-6 1-2f 1B	F6			SF7 BB 1-2 1B	BB 2-H 3-H 1B 1B		5	1	2	2	0	0	2
Ed Bailey, L (1, 2) OBP: 0.360, SLG: 0.528	G3		K	4-3 1-3			BBBB SF7 1-2 2-3 BB	BBBB BB 1B 1-2 BB		3	0	0	0	2	1	2
Jose Pagan, R (1, 6) OBP: 0.333, SLG: 0.347		BBBB SH5-4 BB	1-2 1B	BBBB BB			SF7 1-2 2-3 3-H	BB 1-2 2-H 1B		2	0	2	2	2	0	0
Chuck Hiller, L (1, 4) OBP: 0.334, SLG: 0.310 Ernie Bowman, R (9, 4) OBP: 0.100, SLG: 0.100		F8	4-3		4-3		SSS K	BBBB 1-2 2-3 BB		4 0	0 0	0 0	0 0	1 0	1 0	7 0
Billy O'Dell, S (1, 1) OBP: 0.217, SLG: 0.100		SH5-4 1-2		BBBB 1B 1B BB		BBBB G4-3 BB		E9 1B F7		2	1	0	0	2	0	3
Inning Stats	R: 3 E: 1 K: 0 S: 5 H: 1 LOB: 0 BB: 1 P: 9	R: 0 E: 0 K: 1 S: 5 H: 0 LOB: 1 BB: 1 P: 9	R: 2 E: 0 K: 1 S: 9 H: 4 LOB: 2 BB: 0 P: 9	R: 0 E: 0 K: 0 S: 3 H: 2 LOB: 1 BB: 1 P: 7	R: 0 E: 0 K: 0 S: 3 H: 0 LOB: 2 BB: 2 P: 11	R: 0 E: 0 K: 1 S: 4 H: 0 LOB: 0 BB: 1 P: 8	R: 1 E: 0 K: 1 S: 6 H: 1 LOB: 2 BB: 2 P: 14	R: 4 E: 2 K: 0 S: 8 H: 3 LOB: 3 BB: 2 P: 16		1B: 9 2B: 0 3B: 0 HR: 2 SF: 1 SAC: 1 DP: 2 HBP: 0						

PITCHER		IP	WLS	BF	H	R	ER	SO	BB	IBB	HBP	BLK	WP	HR	S	P	ERA	WHIP
Willard Hunter, L ERA: 8.83	(1, 1)	6.0	L	29	7	5	4	3	6	0	0	0	0	2	29	53	6.00	2.167
Ray Daviault, R ERA: 6.14	(7, 1)	1.2		14	4	5	1	1	3	0	0	0	0	0	13	25	5.40	4.200
Vinegar Bend Mizell, L ERA: 6.24	(8, 1)	0.1		2	0	0	0	0	1	0	0	0	0	0	1	5	0.00	3.000

PITCHER	IP	WLS	BF	H	R	ER	SO	BB	IBB	HBP	BLK	WP	HR	S	P	ERA	WHIP

New York Mets @ San Francisco Giants

Candlestick Park, San Francisco, CA

Wed Jul 04 1962, 10:10 PM EDT

Att. 33,253 - Unknown

livebaseballscorecards.com

AB	33
R	10
H	11
RBI	10
BB	10
SO	4
LOB	23

WP: 0	PA: 45		
PB: 0			
SB: 1			
CS: 0			

Batter	1	2	3	4	5	6	7	8	9	AB	R	H	RBI	BB	SO	LOB
Curt Flood, R (1, 8) OBP: 0.345, SLG: 0.427	S S S 0-3 K	x 0-0 1-2 2-3 1B		x 0-0 6-3			x 0-0 G6-4-3 1-3 1B		x 0-0 6-3	5	0	2	0	0	1	1
Julian Javier, R (1, 4) OBP: 0.315, SLG: 0.345	B B B B 4-0 BB BB	x 0-0 F8			S S S 0-3 K		x 0-0 G6-4-3 1-2f 3-H		x 0-0 2-H HR	4	1	1	2	1	1	4
Bill White, L (1, 3) OBP: 0.346, SLG: 0.460	B B B B 4-0 1-2 BB		x 0-0 F8		x 0-0 3-1		x 0-0 1B		x 0-0 G3	4	0	1	0	1	0	0
Stan Musial, L (1, 7) OBP: 0.391, SLG: 0.459	x 0-0 F7		B B B B 4-0 FC4-6 HBP BB		x 0-0 2-3		x 0-0 F9			3	0	0	0	1	0	3
Ken Boyer, R (1, 5) OBP: 0.385, SLG: 0.495	x 0-0 6-3		H 1-0 1-2 FC4-6 HBP			x 0-0 P4		x 0-0 6-3		3	0	0	0	0	0	2
Carl Sawatski, L (1, 2) OBP: 0.401, SLG: 0.514		B B B B 4-0 1B 1B BB	x 0-0 1-2f 2-3 FC4-6			x 0-0 4-1		S S S 0-3 K		3	0	0	0	1	1	2
Charlie James, R (1, 9) OBP: 0.326, SLG: 0.432		x 0-0 F7	x 0-0 P3			x 0-0 1B		S S S 0-3 K		4	0	1	0	0	1	3
Julio Gotay, R (1, 6) OBP: 0.341, SLG: 0.329		x 0-0 1-2 1B 1B		x 0-0 4-3		x 0-0 4-1			x 0-0 3-1 HR 1B	4	1	2	0	0	0	1
Ray Sadecki, L (1, 1) OBP: 0.094, SLG: 0.188 Bob Duliba, R (3, 1) Red Schoendienst, S (7, PH) OBP: 0.417, SLG: 0.481 Bobby Shantz, R (7, 1) Fred Whitfield, L (9, PH) OBP: 0.367, SLG: 0.561		S S S 0-3 K		S S S 0-3 K			x 0-0 1B G6-4-3 1B		x 0-0 1-2 3-1	1 1 1 0 1	0 0 1 0 0	0 0 1 0 0	0 0 0 0 0	0 0 0 0 0	1 1 0 0 0	2 0 0 0 1
Inning Stats	R: 0 E: 0 K: 1 S: 5 H: 0 LOB: 2 BB: 2 P: 13	R: 0 E: 0 K: 1 S: 7 H: 2 LOB: 3 BB: 1 P: 11	R: 0 E: 0 K: 0 S: 3 H: 0 LOB: 2 BB: 1 P: 8	R: 0 E: 0 K: 1 S: 5 H: 0 LOB: 0 BB: 0 P: 5	R: 0 E: 0 K: 1 S: 5 H: 0 LOB: 0 BB: 0 P: 5	R: 0 E: 0 K: 0 S: 4 H: 1 LOB: 1 BB: 0 P: 4	R: 1 E: 0 K: 0 S: 5 H: 3 LOB: 1 BB: 0 P: 5	R: 0 E: 0 K: 2 S: 7 H: 0 LOB: 0 BB: 0 P: 7	R: 2 E: 0 K: 0 S: 5 H: 2 LOB: 0 BB: 0 P: 5	1B: 7 2B: 0 3B: 0 HR: 1	SF: 0 SAC: 0 DP: 1 HBP: 1						

PITCHER	IP	WLS	BF	H	R	ER	SO	BB	IBB	HBP	BLK	WP	HR	S	P	ERA	WHIP
Roger Craig, R (1, 1) ERA: 4.69	9.0	W	39	8	3	3	6	4	0	1	0	0	1	46	63	3.00	1.333

PITCHER	IP	WLS	BF	H	R	ER	SO	BB	IBB	HBP	BLK	WP	HR	S	P	ERA	WHIP

TOP

St. Louis Cardinals @ New York Mets

Polo Grounds, New York, NY

Fri Jul 06 1962, 7:05 PM EDT

Att. 14,515 - Unknown

livebaseballscorecards.com

AB	34
R	3
H	8
RBI	2
BB	4
SO	6
LOB	19

WP: 0 PA: 39
PB: 0
SB: 0
CS: 0

Batter	1	2	3	4	5	6	7	8	9	AB	R	H	RBI	BB	SO	LOB
Elio Chacon, R (1, 6) OBP: 0.355, SLG: 0.289	B B B B 4-0 G3 BB	x 0-0 ③ F9		x 0-0 ② 4-3		x 0-0 ② 6-3		x 0-0 E6 1B FC1-5 HR 3-H		4	1	0	0	1	0	3
Joe Christopher, R (1, 8) OBP: 0.270, SLG: 0.339	x 0-0 ① G3 1-2		x 0-0 ① 6-3	x 0-0 2B		x 0-0 ③ P3		x 0-0 ① FC1-5 1B HR 1-2 2-3f		5	1	1	0	0	0	3
Cliff Cook, R (1, 9) OBP: 0.256, SLG: 0.351 Jim Hickman, R (8, 9) OBP: 0.341, SLG: 0.443	S S S 0-3 ② K		x 0-0 1B WP 1B	x 0-0 ③ F7			x 0-0 ① F7	x 0-0 HR 1-2 2-3 1B		4 1	1 1	1 1	0 0	0 0	1 0	2 0
Frank Thomas, R (1, 7) OBP: 0.361, SLG: 0.517 Rod Kanehl, R (8, 7) OBP: 0.316, SLG: 0.378	S S S 0-3 ③ K		x 0-0 WP PB 2B 1-3 1B		S S S 0-3 ① K		x 0-0 ② 1-3	x 0-0 HR 1-H 2-H 3-H		4 1	1 1	1 1	0 4	0 0	2 0	1 0
Charlie Neal, R (1, 4) OBP: 0.337, SLG: 0.389		x 0-0 ① F8	x 0-0 ② F2 1-2		x 0-0 HR		x 0-0 S 1B	x 0-0 5-3		5	1	2	1	0	0	2
Gil Hodges, R (1, 3) OBP: 0.344, SLG: 0.527		x 0-0 HR	I I I I 4-0 2B 2-3 3-H IBB		x 0-0 ② 4-3		S S S 0-3 ③ K 1-2	x 0-0 ③ F9		4	1	1	1	1	1	1
Felix Mantilla, R (1, 5) OBP: 0.325, SLG: 0.403		x 0-0 1B 1B	x 0-0 1-3 3-H 2B		x 0-0 1B			x 0-0 1B SH 1B		4	1	4	1	0	0	0
Chris Cannizzaro, R (1, 2) OBP: 0.355, SLG: 0.224		x 0-0 1-3 1B	x 0-0 ③ F8		x 0-0 ③ F9			x 0-0 SH 1-3 E 1B		4	1	2	0	0	0	3
Roger Craig, R (1, 1) OBP: 0.135, SLG: 0.059		S S S 0-3 ② K		x 0-0 ① 6-3		S S S 0-3 ① K		x 0-0 SH FC1-5 1-3 3-H		3	0	0	0	0	2	2
Inning Stats	R: 0 E: 0 K: 2 S: 7 H: 0 LOB: 1 BB: 1 P: 11	R: 1 E: 0 K: 1 S: 8 H: 3 LOB: 2 BB: 0 P: 8	R: 2 E: 0 K: 0 S: 6 H: 3 LOB: 2 BB: 1 P: 10	R: 0 E: 0 K: 0 S: 4 H: 1 LOB: 1 BB: 0 P: 4	R: 1 E: 0 K: 1 S: 7 H: 2 LOB: 1 BB: 0 P: 7	R: 0 E: 0 K: 1 S: 5 H: 0 LOB: 0 BB: 0 P: 5	R: 0 E: 0 K: 1 S: 6 H: 1 LOB: 1 BB: 0 P: 6	R: 6 E: 2 K: 0 S: 9 H: 4 LOB: 0 BB: 0 P: 9		1B: 9 2B: 2 3B: 0 HR: 3 SF: 0 SAC: 1 DP: 0 HBP: 0					WP: 1 PB: 1 SB: 1 CS: 0 PA: 42	

PITCHER		IP	WLS	BF	H	R	ER	SO	BB	IBB	HBP	BLK	WP	HR	S	P	ERA	WHIP
Ray Sadecki, L ERA: 5.44	(1, 1)	2.2	L	16	6	3	3	3	1	1	0	0	1	1	20	28	10.12	2.625
Bob Duliba, R ERA: 1.69	(3, 1)	3.1		13	3	1	1	2	0	0	0	0	0	1	17	17	2.70	0.900
Bobby Shantz, L ERA: 1.84	(7, 1)	2.0		13	5	6	1	1	0	0	0	0	0	1	15	15	4.50	2.500

PITCHER	IP	WLS	BF	H	R	ER	SO	BB	IBB	HBP	BLK	WP	HR	S	P	ERA	WHIP

BOTTOM

St. Louis Cardinals @ New York Mets

Polo Grounds, New York, NY

Fri Jul 06 1962, 7:05 PM EDT

Att. 14,515 - Unknown

livebaseballscorecards.com

AB	39
R	10
H	14
RBI	7
BB	2
SO	6
LOB	17

St. Louis Cardinals @ New York Mets

Polo Grounds, New York, NY

Sat Jul 07 1962, 3:33 AM EDT

Unknown

TOP

livebaseballscorecards.com

Batter	1	2	3	4	5	6	7	8	9	AB	R	H	RBI	BB	SO	LOB
Curt Flood, R (1, 8) OBP: 0.343, SLG: 0.432	F8		E6 F8 1B 1-2		F9	F7			HR	5	2	1	1	0	0	4
Julian Javier, R (1, 4) OBP: 0.313, SLG: 0.346	2B		F8 1-2 2-3		K		6-3		K	5	0	1	0	0	2	2
Bobby Gene Smith, R (1, 7) OBP: 0.281, SLG: 0.303	6-3		P6		6-3		F9		K	5	0	0	0	0	1	3
Ken Boyer, R (1, 5) OBP: 0.385, SLG: 0.494	F9		2-H 3-H 1B			FC1-5 1B 1B	F7		K	5	0	2	2	0	1	1
Charlie James, R (1, 9) OBP: 0.324, SLG: 0.428		5-3	L3			1-2 FC1-5 1B 1B		K		4	1	1	0	0	1	1
Bill White, L (1, 3) OBP: 0.348, SLG: 0.460		1B 1B		1B		FC1-5 1B 1-2 2-3f		P6		4	0	2	0	0	0	2
Jimmie Schaffer, R (1, 2) OBP: 0.364, SLG: 0.310		G5-4-3 1-2 1B		K		IBB 1-3 2-H 1B		BB FC9-2-5 1B		3	0	2	1	0	1	1
Stan Musial, L (8, PH) OBP: 0.393, SLG: 0.462										1	0	1	0	0	0	0
Dal Maxvill, R (8, PR) OBP: 0.244, SLG: 0.231										0	0	0	0	0	0	0
(8, 6)																
Julio Gotay, R (1, 6) OBP: 0.341, SLG: 0.326		G5-4-3 1-2f		P6		IBB 1-2		BB 1-2		2	0	0	0	1	0	3
Carl Sawatski, L (8, PH) OBP: 0.404, SLG: 0.514										0	0	0	0	1	0	0
(8, 2)																
Larry Jackson, R (1, 1) OBP: 0.275, SLG: 0.261			F8 E 1B 1B	5-3		K		FC9-2-5 2-3f		3	1	1	0	0	1	4
Lindy McDaniel, R (7, 1)										0	0	0	0	0	0	0
Red Schoendienst, S (8, PH) OBP: 0.412, SLG: 0.475										1	0	0	0	0	0	2
Curt Simmons, L (8, 1) OBP: 0.282, SLG: 0.235										0	0	0	0	0	0	0
Ernie Broglio, R (9, 1) OBP: 0.179, SLG: 0.148										0	0	0	0	0	0	0
Inning Stats	R: 0 E: 0 K: 0 S: 4 H: 1 LOB: 1 BB: 0 P: 4	R: 0 E: 0 K: 0 S: 4 H: 2 LOB: 1 BB: 0 P: 4	R: 2 E: 1 K: 0 S: 6 H: 2 LOB: 1 BB: 0 P: 6	R: 0 E: 0 K: 1 S: 6 H: 1 LOB: 1 BB: 0 P: 6	R: 0 E: 0 K: 1 S: 5 H: 0 LOB: 0 BB: 0 P: 5	R: 1 E: 0 K: 1 S: 8 H: 3 LOB: 3 BB: 1 P: 12	R: 0 E: 0 K: 0 S: 3 H: 0 LOB: 0 BB: 0 P: 3	R: 0 E: 0 K: 1 S: 6 H: 1 LOB: 2 BB: 1 P: 10	R: 1 E: 0 K: 3 S: 10 H: 1 LOB: 0 BB: 0 P: 10	1B: 9 2B: 1 3B: 0 HR: 1 SF: 0 SAC: 0 DP: 1 HBP: 0						

	AB	38
	R	4
	H	11
	RBI	4
	BB	2
	SO	7
	LOB	23

WP: 0 PB: 0 SB: 0 CS: 0 PA: 40

PITCHER		IP	WLS	BF	H	R	ER	SO	BB	IBB	HBP	BLK	WP	HR	S	P	ERA	WHIP
Al Jackson, L ERA: 4.4	(1, 1)	7.0		31	9	3	1	3	0	1	0	0	0	0	36	40	1.29	1.286
Ray Daviault, R ERA: 6.03	(8, 1)	2.0	W	9	2	1	1	4	1	0	0	0	0	1	16	20	4.50	1.500

PITCHER		IP	WLS	BF	H	R	ER	SO	BB	IBB	HBP	BLK	WP	HR	S	P	ERA	WHIP

St. Louis Cardinals @ New York Mets

Polo Grounds, New York, NY

Sat Jul 07 1962, 3:33 AM EDT

Unknown

BOTTOM

Batter	1	2	3	4	5	6	7	8	9	AB	R	H	RBI	BB	SO	LOB
Richie Ashburn, L (1, 9) OBP: 0.415, SLG: 0.446	G3		6-3		P6		SF7 1-2 3-H			3	0	0	1	0	0	0
Felix Mantilla, R (1, 5) (1, 4) OBP: 0.324, SLG: 0.400	F9		FC4-6 1B			F7 S S S	K			4	0	1	0	0	1	2
Gene Woodling, L (1, 7) OBP: 0.390, SLG: 0.411	B B B B BB		FC4-6 1-2f			G3		F9		3	0	0	0	1	0	1
Sammy Taylor, L (1, 2) OBP: 0.318, SLG: 0.320	1-3		1-3			HR		P6		4	1	1	1	0	0	2
Charlie Neal, R (1, 4) OBP: 0.337, SLG: 0.389		4-3		K 1B		6-3		P3		0	0	0	0	0	0	0
Rod Kanehl, R (1, 5) OBP: 0.313, SLG: 0.372										4	0	1	0	0	0	0
Joe Christopher, R (1, 8) OBP: 0.286, SLG: 0.348	B B B B 1B BB			1-2 K 1B			S S S K		HR 1B	3	1	2	0	1	1	0
Gil Hodges, R (1, 3) OBP: 0.341, SLG: 0.518	F9		S S S 1-2 2-3 K				BB 1B		F7	4	1	1	0	0	1	4
Elio Chacon, R (1, 6) OBP: 0.358, SLG: 0.291					4-3		B B B B 1B 1-2 SF7 BB		1-H HR	2	1	1	0	1	0	0
Marv Throneberry, L (9, PH) OBP: 0.303, SLG: 0.350										1	1	1	2	0	0	0
Al Jackson, L (1, 1) OBP: 0.128, SLG: 0.108		S S S K								2	0	0	0	0	1	2
Frank Thomas, R (7, PH) OBP: 0.363, SLG: 0.519										1	0	1	1	0	0	0
Jim Hickman, R (7, PR) OBP: 0.341, SLG: 0.443										0	0	0	0	0	0	0
Ray Daviault, R (8, 1)										0	0	0	0	0	0	0
Inning Stats	R: 0 E: 0 K: 0 S: 3 H: 0 LOB: 1 BB: 1 P: 7	R: 0 E: 0 K: 1 S: 6 H: 1 LOB: 2 BB: 1 P: 10	R: 0 E: 0 K: 0 S: 4 H: 1 LOB: 1 BB: 0 P: 4	R: 0 E: 0 K: 1 S: 5 H: 2 LOB: 1 BB: 0 P: 5	R: 0 E: 0 K: 0 S: 3 H: 0 LOB: 0 BB: 0 P: 3	R: 1 E: 0 K: 0 S: 4 H: 1 LOB: 0 BB: 0 P: 4	R: 2 E: 0 K: 2 S: 9 H: 2 LOB: 2 BB: 1 P: 13	R: 0 E: 0 K: 0 S: 3 H: 0 LOB: 0 BB: 0 P: 3	R: 2 E: 0 K: 0 S: 3 H: 2 LOB: 0 BB: 0 P: 3	1B: 7 2B: 0 3B: 0 HR: 2 SF: 1 SAC: 0 DP: 0 HBP: 0						

	AB	31
	R	5
	H	9
	RBI	5
	BB	3
	SO	4
	LOB	11

WP: 0 PA: 35
PB: 0
SB: 0
CS: 0

livebaseballscorecards.com

PITCHER		IP	WLS	BF	H	R	ER	SO	BB	IBB	HBP	BLK	WP	HR	S	P	ERA	WHIP
Larry Jackson, R ERA: 4.3	(1, 1)	6.1		27	7	3	3	3	3	0	0	0	0	1	30	42	4.26	1.579
Lindy McDaniel, R ERA: 2.15	(7, 1)	0.2		2	0	0	0	1	0	0	0	0	0	0	4	4	0.00	0.000
Curt Simmons, L ERA: 3.2	(8, 1)	1.0		4	1	1	1	0	0	0	0	0	0	0	4	4	9.00	1.000
Ernie Broglio, R ERA: 3.39	(9, 1)	0.1	L	2	1	1	1	0	0	0	0	0	0	1	2	2	27.00	3.000

PITCHER		IP	WLS	BF	H	R	ER	SO	BB	IBB	HBP	BLK	WP	HR	S	P	ERA	WHIP

Batter	1	2	3	4	5	6	7	8	9	AB	R	H	RBI	BB	SO	LOB
Curt Flood, R (1, 8) OBP: 0.339, SLG: 0.427	6-3		1-3		4-3		F8			4	0	0	0	0	0	0
Red Schoendienst, S (1, 4) OBP: 0.404, SLG: 0.464	1B		F9		G3			F9		4	0	1	0	0	0	0
Julian Javier, R (8, 4) OBP: 0.313, SLG: 0.346										0	0	0	0	0	0	0
Bill White, L (1, 3) OBP: 0.347, SLG: 0.458	F9			F8		BB 1B		3-1		4	0	1	0	0	0	1
Stan Musial, L (1, 7) OBP: 0.395, SLG: 0.476	P4			HR 1B		F9		HR		4	2	2	1	0	0	2
Bobby Gene Smith, R (8, 7) OBP: 0.281, SLG: 0.303										0	0	0	0	0	0	0
Ken Boyer, R (1, 5) OBP: 0.389, SLG: 0.503		5-3		1-H HR	BBBB	1-2 FC6-4 BB		BBBB CS BB		2	1	1	2	2	0	0
Charlie James, R (1, 9) OBP: 0.322, SLG: 0.420		6-3		6-3		F9		1-2 CS	BBBB FC3-6 BB	3	0	0	0	1	0	2
Gene Oliver, R (1, 2) OBP: 0.360, SLG: 0.405		E5 FC6-*4*	BBBB	4-0 BB		1-2f FC6-4			FC3-6 SH1-*3*	2	0	0	0	1	0	2
Jimmie Schaffer, R (6, 2) OBP: 0.353, SLG: 0.300									1-2f	1	0	0	0	0	0	1
Julio Gotay, R (1, 6) OBP: 0.337, SLG: 0.322		1-2f FC6-4		P3			SSS K		1-2 SH1-3	3	0	0	0	0	1	2
Ray Washburn, R (1, 1) OBP: 0.273, SLG: 0.290			1-3		G3		6-3		SSS K	4	0	0	0	0	1	1
Lindy McDaniel, R (9, 1)										0	0	0	0	0	0	0
Inning Stats	R: 0 E: 0 K: 0 S: 4 H: 1 LOB: 1 BB: 0 P: 4	R: 0 E: 1 K: 0 S: 4 H: 0 LOB: 1 BB: 0 P: 4	R: 0 E: 0 K: 0 S: 3 H: 0 LOB: 0 BB: 0 P: 3	R: 2 E: 0 K: 0 S: 5 H: 2 LOB: 1 BB: 1 P: 9	R: 0 E: 0 K: 0 S: 3 H: 0 LOB: 0 BB: 0 P: 3	R: 0 E: 0 K: 0 S: 4 H: 1 LOB: 2 BB: 1 P: 8	R: 0 E: 0 K: 1 S: 5 H: 0 LOB: 0 BB: 0 P: 5	R: 1 E: 0 K: 0 S: 3 H: 1 LOB: 0 BB: 1 P: 7	R: 0 E: 0 K: 1 S: 5 H: 0 LOB: 1 BB: 1 P: 9	1B: 3 2B: 0 3B: 0 HR: 2 SF: 0 SAC: 1 DP: 0 HBP: 0						

TOP

St. Louis Cardinals @ New York Mets

Polo Grounds, New York, NY

Sat Jul 07 1962, 3:38 AM EDT

Att. 16,530 - Unknown

livebaseballscorecards.com

AB	31
R	3
H	5
RBI	3
BB	4
SO	2
LOB	11

PITCHER		IP	WLS	BF	H	R	ER	SO	BB	IBB	HBP	BLK	WP	HR	S	P	ERA	WHIP
Craig Anderson, R ERA: 4.32	(1, 1)	9.0	L	36	5	3	3	2	4	0	0	0	0	2	36	52	3.00	1.000

PITCHER	IP	WLS	BF	H	R	ER	SO	BB	IBB	HBP	BLK	WP	HR	S	P	ERA	WHIP

Batter	1	2	3	4	5	6	7	8	9	AB	R	H	RBI	BB	SO	LOB
Richie Ashburn, L (1, 9) OBP: 0.407, SLG: 0.435	F9		F7		4-3			P6		4	0	0	0	0	0	1
Rod Kanehl, R (1, 5) OBP: 0.310, SLG: 0.366	5-3		F8			FC3-6, 1B		F8		4	0	1	0	0	0	0
Felix Mantilla, R (1, 4) OBP: 0.319, SLG: 0.393	6-3			F8		FC3-6 1-2f		F8		4	0	0	0	0	0	1
Frank Thomas, R (1, 7) OBP: 0.361, SLG: 0.515		1-3		1B		L6			F3	4	0	1	0	0	0	1
Sammy Taylor, L (1, 2) OBP: 0.317, SLG: 0.338		HR		F7		F3			F8	4	1	1	1	0	0	2
Marv Throneberry, L (1, 3) OBP: 0.308, SLG: 0.394		3-1		G3			HR		3B	4	1	2	1	0	0	1
Joe Christopher, R (1, 8) OBP: 0.287, SLG: 0.342 Gene Woodling, L (9, PH) OBP: 0.388, SLG: 0.408	BBBB S, BB		F3				K		1-3	2 1	0 0	0 0	0 0	1 0	1 0	0 1
Elio Chacon, R (1, 6) OBP: 0.358, SLG: 0.289	SSS K 1-2		H SH3, HBP				K			2	0	0	0	0	2	1
Craig Anderson, R (1, 1)			F8		SH3 1-2		K			2	0	0	0	0	1	0
Inning Stats	R: 0 E: 0 K: 0 S: 3 H: 0 LOB: 0 BB: 0 P: 3	R: 1 E: 0 K: 1 S: 6 H: 1 LOB: 1 BB: 1 P: 10	R: 0 E: 0 K: 0 S: 3 H: 0 LOB: 0 BB: 0 P: 3	R: 0 E: 0 K: 0 S: 4 H: 1 LOB: 1 BB: 1 P: 4	R: 0 E: 0 K: 0 S: 3 H: 0 LOB: 1 BB: 0 P: 4	R: 0 E: 0 K: 0 S: 4 H: 1 LOB: 1 BB: 0 P: 4	R: 1 E: 0 K: 3 S: 10 H: 1 LOB: 0 BB: 0 P: 10	R: 0 E: 0 K: 0 S: 3 H: 0 LOB: 0 BB: 0 P: 3	R: 0 E: 0 K: 0 S: 4 H: 1 LOB: 1 BB: 0 P: 4	1B: 2 2B: 0 3B: 1 HR: 2 SF: 0 SAC: 1 DP: 0 HBP: 1						

PITCHER	IP	WLS	BF	H	R	ER	SO	BB	IBB	HBP	BLK	WP	HR	S	P	ERA	WHIP
Ray Washburn, R (1, 1) ERA: 4.32	8.2	W	33	5	2	2	4	1	0	1	0	0	2	39	44	2.08	0.692
Lindy McDaniel, R (9, 1) ERA: 2.14	0.1	S	1	0	0	0	0	0	0	0	0	0	0	1	1	0.00	0.000

PITCHER	IP	WLS	BF	H	R	ER	SO	BB	IBB	HBP	BLK	WP	HR	S	P	ERA	WHIP

BOTTOM

St. Louis Cardinals @ New York Mets

Polo Grounds, New York, NY

Sat Jul 07 1962, 3:38 AM EDT

Att. 16,530 - Unknown

livebaseballscorecards.com

AB	31
R	2
H	5
RBI	2
BB	1
SO	4
LOB	8

WP: 0 PB: 0 SB: 1 CS: 0 PA: 34

St. Louis Cardinals @ New York Mets

Polo Grounds, New York, NY

Sun Jul 08 1962, 3:33 AM EDT

Att. 12,460 - Unknown

TOP

livebaseballscorecards.com

Batter	1	2	3	4	5	6	7	8	9	AB	R	H	RBI	BB	SO	LOB
Curt Flood, R (1, 8) OBP: 0.342, SLG: 0.429	1-3		F8 S 1B 1B	5-3 2-3		1B		HR 1B	E4 1B 1-2 2-H	6	2	3	0	0	0	2
Julian Javier, R (1, 4) OBP: 0.307, SLG: 0.339	1-3		F8 1-3	E5 2B 3-H		F8		K	K	6	1	0	0	0	2	5
Bill White, L (1, 3) OBP: 0.350, SLG: 0.472 Fred Whitfield, L (4, 3) OBP: 0.381, SLG: 0.617	HR		K	HR 2B 2-H		K		HR 1-H	1B 1-2 2-H	3 3	2 1	2 2	2 3	0 0	1 1	1 1
Stan Musial, L (1, 7) OBP: 0.403, SLG: 0.523 Bobby Gene Smith, R (8, PR) (8, 7) OBP: 0.279, SLG: 0.300	HR		1B BB	HR 2-H			HR	K	F7	4 1	3 0	3 0	4 0	1 0	1 0	0 2
Ken Boyer, R (1, 5) OBP: 0.389, SLG: 0.502	K		1B 1-2 3-H	P3			1B	K		5	0	2	1	0	2	1
Carl Sawatski, L (1, 2) OBP: 0.396, SLG: 0.500 Jimmie Schaffer, R (7, 2) OBP: 0.343, SLG: 0.290		F9	5-3		K		F8		5-3	4 1	0 0	0 0	0 0	0 0	1 0	3 0
Charlie James, R (1, 9) OBP: 0.319, SLG: 0.425		6-3		6-3	F7		F7		1B 3B	5	1	1	0	0	0	1
Dal Maxvill, R (1, 6) OBP: 0.222, SLG: 0.209 Julio Gotay, R (7, 6) OBP: 0.339, SLG: 0.322		K	E6 E	3-1		F3			1B E HBP	4 0	1 1	0 0	0 0	0 0	1 0	1 0
Bob Gibson, R (1, 1) OBP: 0.356, SLG: 0.375			HR	E5 5-3 E 1B 2-H		P3		P7	E 1B 1B 1-2 3-H	5	3	3	2	0	0	0

Inning Stats	R: 2 E: 0 K: 1 S: 7	H: 2 LOB: 0 BB: 0 P: 7	R: 0 E: 0 K: 1 S: 5	H: 0 LOB: 0 BB: 0 P: 5	R: 2 E: 0 K: 1 S: 8	H: 3 LOB: 2 BB: 1 P: 12	R: 5 E: 3 K: 0 S: 8	H: 3 LOB: 0 BB: 0 P: 8	R: 0 E: 0 K: 1 S: 5	H: 0 LOB: 0 BB: 0 P: 5	R: 0 E: 0 K: 1 S: 6	H: 1 LOB: 1 BB: 0 P: 6	R: 1 E: 0 K: 0 S: 5	H: 2 LOB: 1 BB: 0 P: 5	R: 2 E: 0 K: 3 S: 12	H: 2 LOB: 1 BB: 0 P: 12	R: 3 E: 1 K: 1 S: 9	H: 3 LOB: 2 BB: 0 P: 10	1B: 8 2B: 1 3B: 1 HR: 6	SF: 0 SAC: 0 DP: 0 HBP: 1	WP: 1 PB: 0 SB: 1 CS: 0	PA: 49

	AB	47
	R	15
	H	16
	RBI	12
	BB	1
	SO	9
	LOB	17

PITCHER		IP	WLS	BF	H	R	ER	SO	BB	IBB	HBP	BLK	WP	HR	S	P	ERA	WHIP
Jay Hook, R ERA: 5.84	(1, 1)	4.0	L	23	8	9	4	3	1	0	0	0	0	4	28	32	9.00	2.250
Willard Hunter, L ERA: 8.36	(5, 1)	3.0		12	3	1	1	2	0	0	0	0	0	1	16	16	3.00	1.000
Bob Miller, R ERA: 5.17	(8, 1)	2.0		14	5	5	3	4	0	0	1	0	1	1	21	22	13.50	2.500

PITCHER	IP	WLS	BF	H	R	ER	SO	BB	IBB	HBP	BLK	WP	HR	S	P	ERA	WHIP

BOTTOM

St. Louis Cardinals @ New York Mets

Polo Grounds, New York, NY

Sun Jul 08 1962, 3:33 AM EDT

Att. 12,460 - Unknown

livebaseballscorecards.com

Batter	1	2	3	4	5	6	7	8	9	AB	R	H	RBI	BB	SO	LOB
Richie Ashburn, L (1, 9) OBP: 0.402, SLG: 0.425	SSS 0-3 ① K		BBBB 4-0 1-3 HBP BB		x 0-0 ① 4-3		x 0-0 ① F8		x 0-0 ③ F8	4	0	0	0	1	1	2
Rod Kanehl, R (1, 4) OBP: 0.308, SLG: 0.353	x 0-0 ② 6-3		H 1-0 1-3 1-2 HBP		x 0-0 ② 4-3		x 0-0 ② F3			3	0	0	0	0	0	2
Gene Woodling, L (1, 7) OBP: 0.386, SLG: 0.401 Jim Hickman, R (8, 7) OBP: 0.341, SLG: 0.443	BBBB 4-0 BB		x 0-0 ① 1-3 1-2 2-3		x 0-0 ③ 1-3		x 0-0 ③ 1-3			3 0	0 0	0 0	0 0	1 0	0 0	4 0
Frank Thomas, R (1, 5) OBP: 0.357, SLG: 0.508	x 0-0 ③ L7		x 0-0 ② F3			x 0-0 ① 5-3		SSS 0-3 ① K		4	0	0	0	0	1	3
Sammy Taylor, L (1, 2) OBP: 0.317, SLG: 0.333 Chris Cannizzaro, R (7, 2) OBP: 0.349, SLG: 0.220		x 0-0 ① F8	x 0-0 ③ L4			BBBB 4-0 PB 1-3 BB		x 0-0 ② 6-3		2 1	0 0	0 0	0 0	1 0	0 0	2 0
Marv Throneberry, L (1, 3) OBP: 0.307, SLG: 0.389		x 0-0 ② F9		x 0-0 FC6-4 1B		x 0-0 ② 1-3 1-2		x 0-0 ③ 4-3		4	0	1	0	0	0	1
Felix Mantilla, R (1, 6) OBP: 0.322, SLG: 0.401		BBBB 4-0 1B BB	x 0-0 ① FC6-4 1-2f			x 0-0 ③ F5 2-3			x 0-0 4-3 3B	3	1	1	0	1	0	2
Joe Christopher, R (1, 8) OBP: 0.293, SLG: 0.342		x 0-0 1-3 1B	x 0-0 ② F9				BBBB 4-0 BB		x 0-0 ① 4-3 3-H	3	0	1	1	1	0	1
Jay Hook, L (1, 1) OBP: 0.342, SLG: 0.265 Willard Hunter, R (5, 1) OBP: 0.273, SLG: 0.273 Gil Hodges, R (7, PH) OBP: 0.346, SLG: 0.518 Bob Miller, R (8, 1) OBP: 0.227, SLG: 0.318 Cliff Cook, R (9, PH) OBP: 0.254, SLG: 0.348		x 0-0 ③ 6-3		SSS 0-3 ③ K			BBBB 4-0 1-2 BB		SSS 0-3 ② K	2 0 0 0 1	0 0 0 0 0	0 0 0 0 0	0 0 1 0 0	0 0 0 0 1	1 0 0 0 0	3 0 0 0 0

	AB	30
	R	1
	H	3
	RBI	1
	BB	6
	SO	4
	LOB	20

Inning Stats	1	2	3	4	5	6	7	8	9
	R: 0 E: 0 K: 1 S: 5	H: 0 LOB: 1 BB: 1 P: 9	R: 0 E: 0 K: 0 S: 4	H: 1 LOB: 2 BB: 1 P: 8	R: 0 E: 0 K: 0 S: 3	H: 0 LOB: 2 BB: 1 P: 8	R: 0 E: 0 K: 1 S: 6	H: 1 LOB: 1 BB: 0 P: 6	R: 0 E: 0 K: 0 S: 3	H: 0 LOB: 0 BB: 0 P: 3	R: 0 E: 0 K: 0 S: 3	H: 0 LOB: 1 BB: 1 P: 7	R: 0 E: 0 K: 0 S: 3	H: 0 LOB: 2 BB: 2 P: 11	R: 0 E: 0 K: 1 S: 5	H: 0 LOB: 0 BB: 0 P: 5	R: 1 E: 0 K: 1 S: 6	H: 1 LOB: 0 BB: 0 P: 6

	1B: 2	SF: 0	WP: 0	PA: 37
	2B: 0	SAC: 0	PB: 1	
	3B: 1	DP: 0	SB: 0	
	HR: 0	HBP: 1	CS: 0	

PITCHER	IP	WLS	BF	H	R	ER	SO	BB	IBB	HBP	BLK	WP	HR	S	P	ERA	WHIP
Bob Gibson, R (1, 1) ERA: 3.05	9.0	W	37	3	1	1	4	6	0	1	0	0	0	38	63	1.00	1.000

PITCHER	IP	WLS	BF	H	R	ER	SO	BB	IBB	HBP	BLK	WP	HR	S	P	ERA	WHIP

Batter	1	2	3	4	5	6	7	8	9	AB	R	H	RBI	BB	SO	LOB
Maury Wills, S (1, 6) OBP: 0.329, SLG: 0.344	C S B B S 2-3 ① K		F B B X 2-1 ③ 4-3		L B X 1-1 ② 6-3			B C C X 1-2 WP SH1-4 1B		4	0	1	0	0	1	0
Jim Gilliam, S (1, 5) OBP: 0.370, SLG: 0.345	C X 0-1 ② L4			F B X 1-1 2B 2B	B B B C B 4-1 BB			B X 1-0 ① SH1-4 1-2		2	1	1	0	1	0	0
Willie Davis, L (1, 8) OBP: 0.359, SLG: 0.500	B F B C B F F C 3-3 ③ K			F X 0-1 ③ 2-H 1B 2B	S X 0-1 F6			F B X 1-1 ② 1-3 2-3		4	1	1	1	0	1	2
Tommy Davis, R (1, 7) OBP: 0.385, SLG: 0.564		B F B B B 4-1 G6-4-3 1B BB		C B X 1-1 2-H HBP 1B		B X 1-0 ① 5-3		F C B F X 1-2 ③ 6-3		3	0	1	1	1	0	1
Ron Fairly, L (1, 3) OBP: 0.394, SLG: 0.466		B F X 1-1 G6-4-3 1-2 1B		H 1-0 1-2 HBP		X 0-0 ② G3			C F X 0-2 3B 2B	3	1	2	0	0	0	0
Frank Howard, R (1, 9) OBP: 0.349, SLG: 0.512		B B B C X 3-1 ① ② G6-4-3 1-2f 2-3		F B B B S X 3-2 ① F4		X 0-0 ③ 5-3			F S B X 1-2 ① 6-3	4	0	0	0	0	0	5
John Roseboro, L (1, 2) OBP: 0.365, SLG: 0.420		B C X 1-1 ③ 4-3		B B F F B X 3-2 ② F8			B X 1-0 ① L9		X 0-0 2-H CS 3B	4	0	1	1	0	0	3
Larry Burright, R (1, 4) OBP: 0.272, SLG: 0.363		X 0-0 ① 4-3		S B B S S C 2-3 ③ K			B S S S B X 2-2 ② F8		B B X 2-0 ② ③ 5-3 3-H	4	0	0	0	0	1	3
Sandy Koufax, R (1, 1) OBP: 0.116, SLG: 0.134 Larry Sherry, R (8, 1) OBP: 0.200, SLG: 0.200		C S C 0-3 ② K			C X 0-1 ① B2		C S C 0-3 ③ K			3 0	0 0	0 0	0 0	0 0	2 0	0 0
Inning Stats	R: 0 H: 0 E: 0 LOB: 0 K: 2 BB: 0 S: 10 P: 15	R: 0 H: 1 E: 0 LOB: 1 K: 0 BB: 1 S: 7 P: 16	R: 0 H: 0 E: 0 LOB: 0 K: 1 BB: 0 S: 6 P: 8	R: 2 H: 3 E: 0 LOB: 2 K: 1 BB: 0 S: 15 P: 26	R: 0 H: 0 E: 0 LOB: 1 K: 0 BB: 1 S: 7 P: 12	R: 0 H: 0 E: 0 LOB: 0 K: 0 BB: 0 S: 3 P: 4	R: 0 H: 0 E: 0 LOB: 0 K: 1 BB: 0 S: 7 P: 10	R: 0 H: 1 E: 0 LOB: 1 K: 0 BB: 0 S: 10 P: 14	R: 1 H: 2 E: 0 LOB: 0 K: 0 BB: 0 S: 8 P: 11	1B: 3 SF: 0 2B: 3 SAC: 1 3B: 1 DP: 1 HR: 0 HBP: 1						

PITCHER	IP	WLS	BF	H	R	ER	SO	BB	IBB	HBP	BLK	WP	HR	S	P	ERA	WHIP
Roger Craig, R (1, 1) ERA: 4.56	9.0	L	35	7	3	3	5	2	0	1	0	1	0	73	116	3.00	1.000

PITCHER	IP	WLS	BF	H	R	ER	SO	BB	IBB	HBP	BLK	WP	HR	S	P	ERA	WHIP

TOP

Los Angeles Dodgers @ New York Mets

Polo Grounds, New York, NY

Thu Jul 12 1962, 7:05 PM EDT

Att. 15,719 - Unknown

livebaseballscorecards.com

AB	31
R	3
H	7
RBI	3
BB	2
SO	5
LOB	14

1B: 3	SF: 0	WP: 1	PA: 35
2B: 3	SAC: 1	PB: 0	
3B: 1	DP: 1	SB: 0	
HR: 0	HBP: 1	CS: 1	

Batter	1	2	3	4	5	6	7	8	9	AB	R	H	RBI	BB	SO	LOB
Richie Ashburn, L (1, 9) OBP: 0.404, SLG: 0.424	6-3		BB FC1-4		1B		4-3			3	0	1	0	1	0	1
Rod Kanehl, R (1, 5) OBP: 0.298, SLG: 0.341 Gene Woodling, L (8, PH) OBP: 0.384, SLG: 0.399 Felix Mantilla, R (9, 5) OBP: 0.322, SLG: 0.401	F3		FC1-4 1-2f		L7			6-3		3 1 0	0 0 0	0 0 0	0 0 0	0 0 0	0 0 0	2 0 0
Charlie Neal, R (1, 4) OBP: 0.332, SLG: 0.384	6-3		F8			K		F9		4	0	0	0	0	1	1
Frank Thomas, R (1, 7) OBP: 0.356, SLG: 0.508		E5 1B FC5-2-5		K		2B		F5		4	0	1	0	0	1	0
Joe Christopher, R (1, 8) OBP: 0.294, SLG: 0.341 Marv Throneberry, L (9, PH) OBP: 0.305, SLG: 0.386		FC5-2-5 2-3 1B		K		K			F3	3 1	0 0	1 0	0 0	0 0	2 0	1 0
Gil Hodges, R (1, 3) OBP: 0.344, SLG: 0.504		FC5-2-5 1-2 3-H		BB		F7			K	3	0	0	0	1	1	3
Elio Chacon, R (1, 6) OBP: 0.354, SLG: 0.285 Sammy Taylor, L (9, PH) OBP: 0.321, SLG: 0.333		F2		K			6-3		HBP BB	3 0	0 0	0 0	0 0	0 1	1 0	3 0
Chris Cannizzaro, R (1, 2) OBP: 0.348, SLG: 0.212 Cliff Cook, R (9, PH) OBP: 0.261, SLG: 0.348		F2			1-3		BB		FC5-4 1-2 HBP	2 0	0 0	0 0	0 0	1 0	0 0	2 0
Roger Craig, R (1, 1) OBP: 0.125, SLG: 0.054 Jim Hickman, R (9, PH) OBP: 0.340, SLG: 0.440			F3		F2		K		FC5-4 1-2f	3 1	0 0	0 0	0 0	0 0	1 0	1 2
Inning Stats	R: 0 E: 0 K: 0 S: 7 H: 0 LOB: 0 BB: 0 P: 11	R: 0 E: 1 K: 0 S: 11 H: 1 LOB: 2 BB: 0 P: 14	R: 0 E: 0 K: 0 S: 8 H: 0 LOB: 1 BB: 1 P: 13	R: 0 E: 0 K: 3 S: 12 H: 0 LOB: 1 BB: 1 P: 23	R: 0 E: 0 K: 0 S: 10 H: 1 LOB: 1 BB: 0 P: 15	R: 0 E: 0 K: 2 S: 11 H: 1 LOB: 1 BB: 0 P: 14	R: 0 E: 0 K: 1 S: 9 H: 0 LOB: 1 BB: 1 P: 14	R: 0 E: 0 K: 0 S: 8 H: 0 LOB: 0 BB: 0 P: 15	R: 0 E: 0 K: 1 S: 6 H: 0 LOB: 2 BB: 1 P: 16	1B: 2 2B: 1 3B: 0 HR: 0 SF: 0 SAC: 0 DP: 0 HBP: 1						

PITCHER		IP	WLS	BF	H	R	ER	SO	BB	IBB	HBP	BLK	WP	HR	S	P	ERA	WHIP
Sandy Koufax, L ERA: 2.06	(1, 1)	7.0	W	28	3	0	0	6	3	0	0	0	0	0	68	104	0.00	0.857
Larry Sherry, R ERA: 2.89	(8, 1)	2.0	S	8	0	0	0	1	1	0	1	0	0	0	14	31	0.00	0.500

PITCHER	IP	WLS	BF	H	R	ER	SO	BB	IBB	HBP	BLK	WP	HR	S	P	ERA	WHIP

BOTTOM

Los Angeles Dodgers @ New York Mets

Polo Grounds, New York, NY

Thu Jul 12 1962, 7:05 PM EDT

Att. 15,719 - Unknown

livebaseballscorecards.com

AB	31
R	0
H	3
RBI	0
BB	4
SO	7
LOB	16

Batter	1	2	3	4	5	6	7	8	9	AB	R	H	RBI	BB	SO	LOB
Maury Wills, S (1, 6) OBP: 0.330, SLG: 0.353	5-3		WP, 1B 1B		HR		6-3			4	1	2	1	0	0	0
Jim Gilliam, S (1, 5) OBP: 0.371, SLG: 0.350	2B		1-H 3B 1B		6-3			6-3		4	1	2	0	0	0	0
Willie Davis, L (1, 8) OBP: 0.358, SLG: 0.503	K2-3		E 2-H 3B		G3			3-1		4	1	1	1	0	1	1
Tommy Davis, R (1, 7) OBP: 0.383, SLG: 0.560	4-3		E6, S 3-H			F8		FC6-4 1B		4	0	1	0	0	0	1
Frank Howard, R (1, 9) OBP: 0.352, SLG: 0.512 Tim Harkness, L (9, 3) OBP: 0.377, SLG: 0.391		1B, FC4-6 1B	L4 1-2			1B		FC6-4 1-2f		4 0	1 0	2 0	0 0	0 0	0 0	2 0
Ron Fairly, L (1, 3) OBP: 0.399, SLG: 0.481 (9, 9)		FC4-6 1-3 1B		G6-3 BB		F8			HR	3	1	2	1	1	0	1
John Roseboro, L (1, 2) OBP: 0.358, SLG: 0.411		FC4-6, G5-4-3 1-2f 3-H		F7		F2			L7	4	0	0	1	0	0	3
Larry Burright, R (1, 4) OBP: 0.266, SLG: 0.355		G5-4-3 1-2f		G6-3 1-2f			5-3		5-3	4	0	0	0	0	0	2
Don Drysdale, R (1, 1) OBP: 0.262, SLG: 0.274			5-3		F3		F8		5-3	4	0	0	0	0	0	0
Inning Stats	R: 0 H: 1 E: 0 LOB: 1 K: 1 BB: 0 S: 13 P: 20	R: 1 H: 2 E: 0 LOB: 0 K: 0 BB: 0 S: 8 P: 14	R: 2 H: 3 E: 1 LOB: 1 K: 0 BB: 0 S: 12 P: 20	R: 0 H: 0 E: 0 LOB: 0 K: 0 BB: 1 S: 3 P: 7	R: 1 H: 1 E: 0 LOB: 0 K: 0 BB: 0 S: 7 P: 11	R: 0 H: 1 E: 0 LOB: 1 K: 0 BB: 0 S: 6 P: 8	R: 0 H: 0 E: 0 LOB: 0 K: 0 BB: 0 S: 8 P: 12	R: 0 H: 1 E: 0 LOB: 1 K: 0 BB: 0 S: 13 P: 17	R: 1 H: 1 E: 0 LOB: 0 K: 0 BB: 0 S: 10 P: 18	1B: 6 SF: 0 2B: 1 SAC: 0 3B: 1 DP: 2 HR: 2 HBP: 0						

PITCHER	IP	WLS	BF	H	R	ER	SO	BB	IBB	HBP	BLK	WP	HR	S	P	ERA	WHIP
Al Jackson, L (1, 1) ERA: 4.37	9.0	L	36	10	5	4	1	1	0	0	0	1	2	80	127	4.00	1.222

PITCHER	IP	WLS	BF	H	R	ER	SO	BB	IBB	HBP	BLK	WP	HR	S	P	ERA	WHIP

TOP

Los Angeles Dodgers @ New York Mets

Polo Grounds, New York, NY

Fri Jul 13 1962, 7:05 PM EDT

Att. 23,910 - Unknown

livebaseballscorecards.com

AB	35
R	5
H	10
RBI	4
BB	1
SO	1
LOB	10

Batter	1	2	3	4	5	6	7	8	9	AB	R	H	RBI	BB	SO	LOB
Richie Ashburn, L (1, 9) OBP: 0.406, SLG: 0.422	B F B B B 4-1 E S HR BB	F X 0-1 3-1 ③			B X 1-0 1B SF8 1B		F B B F F X 2-2 F5 ②			3	2	1	0	1	0	1
Charlie Neal, R (1, 4) OBP: 0.331, SLG: 0.382	S S B S 1-3 K ① 1-3	F S X 0-2 1-3 ①			B B C X 2-1 4-3 1-3 1B		X 0-0 5-3 ③			4	0	1	0	0	1	1
Gene Woodling, L (1, 7) OBP: 0.386, SLG: 0.411 Jim Hickman, R (8, PR) OBP: 0.340, SLG: 0.440 (9, 7)	B S S S 1-3 K ②	B B B B 4-0 1B BB			X 0-0 SF8 ① 3-H			B F F X 1-2 FC1-2 3B		2 0	0 0	1 0	1 0	1 0	1 0	1 0
Sammy Taylor, L (1, 2) OBP: 0.321, SLG: 0.329 Chris Cannizzaro, R (6, 2) OBP: 0.343, SLG: 0.208	B B B F C F B 4-2 HR BB	X 0-0 F8 ②			X 0-0 4-3 ② 2-3			C B B F S 2-3 K ①		2 1	1 0	0 0	0 0	1 0	0 1	2 1
Felix Mantilla, R (1, 5) OBP: 0.324, SLG: 0.415	X 0-0 1-H 3-H HR	B B X 2-0 1-2 1B			B B F B X 3-1 F6 ③			F C B B F B X 3-2 FC1-2 ② 3-H		4	1	2	3	0	0	2
Marv Throneberry, L (1, 3) OBP: 0.303, SLG: 0.382	C F S 0-3 K ③	B S B C S 2-3 K ③				B B F F F X 2-2 FC1-6 1B		S F B B S 2-3 K ③		4	0	1	0	0	3	4
Joe Christopher, R (1, 8) OBP: 0.286, SLG: 0.331		B X 1-0 F4 ①		F B C X 1-2 6-3 ①		F X 0-1 FC1-6 K ① 1-2f		B C X 1-1 4-3 ①		4	0	0	0	0	0	1
Elio Chacon, R (1, 6) OBP: 0.350, SLG: 0.282 Frank Thomas, R (9, PH) OBP: 0.355, SLG: 0.506		X 0-0 5-3 ②		X 0-0 F9 ②		S 1 SAFE B F F S 1-3 K ② ③ 1-2		B B F F F X 2-2 F5 ②		3 1	0 0	0 0	0 0	0 0	1 0	1 0
Al Jackson, L (1, 1) OBP: 0.143, SLG: 0.150 Gil Hodges, R (9, PH) OBP: 0.341, SLG: 0.500		X 0-0 2B		S S S 0-3 K ③			C S S 0-3 K ①		S B X 1-1 5-3 ③	3 1	0 0	1 0	0 0	0 0	2 0	0 0
Inning Stats	R: 3 H: 1 E: 0 LOB: 0 K: 3 BB: 2 S: 14 P: 24	R: 0 H: 1 E: 0 LOB: 1 K: 0 BB: 0 S: 5 P: 6	R: 0 H: 1 E: 0 LOB: 2 K: 1 BB: 1 S: 8 P: 16	R: 0 H: 0 E: 0 LOB: 0 K: 1 BB: 0 S: 7 P: 8	R: 1 H: 2 E: 0 LOB: 1 K: 0 BB: 0 S: 7 P: 13	R: 0 H: 1 E: 0 LOB: 0 K: 1 BB: 0 S: 10 P: 13	R: 0 H: 0 E: 0 LOB: 0 K: 1 BB: 0 S: 8 P: 10	R: 0 H: 1 E: 0 LOB: 2 K: 2 BB: 0 S: 14 P: 22	R: 0 H: 0 E: 0 LOB: 0 K: 0 BB: 0 S: 7 P: 11	1B: 4 2B: 1 3B: 1 HR: 1	SF: 1 SAC: 0 DP: 0 HBP: 0			WP: 0 PB: 0 SB: 1 CS: 0	PA: 36		

PITCHER	IP	WLS	BF	H	R	ER	SO	BB	IBB	HBP	BLK	WP	HR	S	P	ERA	WHIP
Don Drysdale, R (1, 1) ERA: 2.94	9.0	W	36	7	4	4	9	3	0	0	0	0	1	80	123	4.00	1.111

PITCHER	IP	WLS	BF	H	R	ER	SO	BB	IBB	HBP	BLK	WP	HR	S	P	ERA	WHIP

BOTTOM

Los Angeles Dodgers @ New York Mets

Polo Grounds, New York, NY

Fri Jul 13 1962, 7:05 PM EDT

Att. 23,910 - Unknown

livebaseballscorecards.com

AB	32
R	4
H	7
RBI	4
BB	3
SO	9
LOB	14

Batter	1	2	3	4	5	6	7	8	9	AB	R	H	RBI	BB	SO	LOB
Maury Wills, S (1, 6) OBP: 0.336, SLG: 0.365	1-1 5-3	X 0-0 BB; 1-2 2-3 3-H; 1B	B F B X 2-1 HR		B C F B B X 3-2 1B	B B B S B 4-1 3B; BB		B B F B B 4-1 BB		4	3	3	2	1	0	0
Daryl Spencer, R (6, 6) OBP: 0.391, SLG: 0.355										0	0	0	0	1	0	0
Jim Gilliam, S (1, 5) OBP: 0.370, SLG: 0.346	B B C F X 2-2 4-3	B S B F B B 4-2 1B; 1-2 2-3 3-H; 1B BB	F X 0-1 F5		B B C X 2-1 F3	B F F B B B 4-2 3B; 1-2 BB		B C X 1-1 5-3		3	1	0	1	1	0	1
Andy Carey, R (6, PH) OBP: 0.358, SLG: 0.400 (6, 5)										1	1	0	0	1	0	1
Willie Davis, L (1, 8) OBP: 0.360, SLG: 0.512	B S X 1-1 HR	X 0-0 1B; SF5; 1-2 2-H 3-H 1B		B X 1-0 1B; 2B 1B	C F X 0-2 F8	C F F B B X 1-2 F2			C X 0-1 F6	6	3	3	3	0	0	3
Tommy Davis, R (1, 7) OBP: 0.383, SLG: 0.559	B C C B C 2-3 K	X 0-0 F6		X 0-0 2B; 1-3 1B	B X 1-0 1-3	C F X 0-2 1-H 2-H 3B			B B C B C X 3-2 F9	3	0	1	0	0	1	2
Wally Moon, L (4, PR) OBP: 0.363, SLG: 0.366 (4, 7)										3	0	1	2	0	0	1
Ron Fairly, L (1, 3) OBP: 0.404, SLG: 0.481		B B B B 4-2 2B; 1B BB	B F B X 2-1 1-3 2-H 1B	C B X 1-1 F5		B B B B 4-0 3B; BB	X 0-0 F4		C C B X 1-2 F6	2	2	1	1	2	0	2
Tim Harkness, L (7, PH) OBP: 0.364, SLG: 0.375 (7, 3)										2	0	0	0	0	0	0
Frank Howard, R (1, 9) OBP: 0.353, SLG: 0.521		C B X 1-1 1-3 1B 2B; SF5		S X 0-1 1-3 3-H 2B		B B X 2-0 F2	C F S 0-3 K			4	1	2	2	0	1	1
John Roseboro, L (1, 2) OBP: 0.361, SLG: 0.423		B S B X 3-2 1B; 2-H 3-H 1B		C S X 0-2 F4		B X 1-0 1-H 1B 3B	B X 1-0 F7			4	2	2	3	0	0	3
Doug Camilli, R (6, 2) OBP: 0.360, SLG: 0.500		B X 1-0 F4								1	0	0	0	0	0	0
Larry Burright, R (1, 4) OBP: 0.275, SLG: 0.358	X 0-0 1B; 1-3 BB 1B	C F C 0-3 K	B B B B 4-0 BB			X 0-0 HR; 3-H 1B		B X 1-0 5-3		4	2	2	1	1	1	0
Stan Williams, R (1, 1) OBP: 0.156, SLG: 0.300	S C B B B B 4-2 BB; 1B 1B BB	B F S S 1-3 K	S S S 0-3 K			B X 1-0 1-H HR		X 0-0 F5		4	2	1	2	1	2	3
Inning Stats	R: 1 H: 1 E: 0 LOB: 0 K: 1 BB: 0 S: 10 P: 16	R: 8 H: 6 E: 0 LOB: 1 K: 0 BB: 3 S: 20 P: 39	R: 1 H: 1 E: 0 LOB: 0 K: 2 BB: 0 S: 10 P: 13	R: 1 H: 3 E: 0 LOB: 3 K: 1 BB: 1 S: 12 P: 18	R: 0 H: 1 E: 0 LOB: 1 K: 0 BB: 0 S: 9 P: 15	R: 6 H: 4 E: 0 LOB: 0 K: 0 BB: 3 S: 14 P: 31	R: 0 H: 0 E: 0 LOB: 1 K: 1 BB: 0 S: 5 P: 6	R: 0 H: 0 E: 0 LOB: 1 K: 0 BB: 1 S: 5 P: 11	R: 0 H: 0 E: 0 LOB: 0 K: 0 BB: 0 S: 8 P: 12	1B: 9 SF: 1 2B: 2 SAC: 0 3B: 2 DP: 0 HR: 3 HBP: 0						

TOP

Los Angeles Dodgers @ New York Mets

Polo Grounds, New York, NY

Sat Jul 14 1962, 3:33 AM EDT

Att. 37,253 - Unknown

livebaseballscorecards.com

AB	41
R	17
H	16
RBI	17
BB	8
SO	5
LOB	17

PITCHER		IP	WLS	BF	H	R	ER	SO	BB	IBB	HBP	BLK	WP	HR	S	P	ERA	WHIP
Craig Anderson, R ERA: 5.01	(1, 1)	1.0	L	8	4	5	5	1	1	0	0	0	0	1	19	33	45.00	5.000
Ray Daviault, R ERA: 6.89	(2, 1)	0.0		3	1	0	0	0	2	0	0	0	0	0	5	13	∞	∞
Ken MacKenzie, L ERA: 5.63	(2, 1)	4.1		26	10	11	11	3	3	0	0	0	0	2	42	72	22.85	3.000
Bob Moorhead, R ERA: 4.38	(6, 1)	1.2		6	1	1	1	1	1	0	0	0	0	0	14	20	5.40	1.200
Vinegar Bend Mizell, L ERA: 6.0	(8, 1)	2.0		7	0	0	0	0	1	0	0	0	0	0	13	23	0.00	0.500

PITCHER	IP	WLS	BF	H	R	ER	SO	BB	IBB	HBP	BLK	WP	HR	S	P	ERA	WHIP

																		WP: 0	PA: 50
																		PB: 0	
																		SB: 0	
																		CS: 0	

BOTTOM

Batter	1	2	3	4	5	6	7	8	9	AB	R	H	RBI	BB	SO	LOB
Richie Ashburn, L (1, 9) OBP: 0.407, SLG: 0.440	B B C C X 2-2 ① 4-3		X 0-0 ③ 6-3			B C B C B X 3-2 1-H HR		B B B C C X 3-2 G6-4-3 1B		4	1	2	2	0	0	1
Cliff Cook, R (9, 9) OBP: 0.261, SLG: 0.348										0	0	0	0	0	0	0
Charlie Neal, R (1, 4) OBP: 0.327, SLG: 0.376	C X 0-1 ② F4			F S B F F B X 2-2 ① F8		X 0-0 ② 5-3		B S X 1-1 ①② G6-4-3 1-2f		4	0	0	0	0	0	1
Gene Woodling, L (1, 7) OBP: 0.381, SLG: 0.404	B X 1-0 ③ 1-4-3			F S B X 1-2 ② F8		B C X 1-1 ③ F8		C C B B B C 3-3 ③ K		3	0	0	0	0	0	0
Jim Hickman, R (7, 7) OBP: 0.338, SLG: 0.438										1	0	0	0	0	1	0
Felix Mantilla, R (1, 5) OBP: 0.321, SLG: 0.410		B F X 1-1 ① F3		X 0-0 ③ 5-3			X 0-0 ① 5-3		B C F B X 2-2 S 1B	3	0	0	0	0	0	0
Rod Kanehl, R (8, 5) OBP: 0.305, SLG: 0.348										1	0	1	0	0	0	0
Marv Throneberry, L (1, 3) OBP: 0.304, SLG: 0.381		S X 0-1 ② B5-3			X 0-0 ① 3-1		B B X 2-0 BB 1B 1B		X 0-0 ① F7	3	1	1	0	0	0	0
Gil Hodges, R (8, 3) OBP: 0.338, SLG: 0.496										1	0	0	0	0	0	1
Joe Christopher, R (1, 8) OBP: 0.285, SLG: 0.323		C B C X 1-2 ③ 5-3			X 0-0 E5 G5-4-3		C B B B B 4-1 1B 1-2 BB		C B C B X 2-2 ② 6-3 1-2	3	0	0	0	1	0	1
Elio Chacon, R (1, 6) OBP: 0.349, SLG: 0.281			X 0-0 ① L8		C B X 1-1 ②③ G5-4-3 1-2f		B F B X 2-1 1-2 2-H 1B		C B C X 1-2 ③ F3	4	0	1	1	0	0	2
Joe Pignatano, R (1, 2) OBP: 0.500, SLG: 0.375			B S X 1-1 2B			B C F B F S 2-3 ① K	B C X 1-1 ② F2			3	0	1	0	0	1	2
Craig Anderson, R (1, 1)			C B X 1-1 ② 6-3			C B B B B 4-1 HR BB	C C B F S 1-3 ③ K			0	0	0	0	0	0	0
Ray Daviault, R (2, 1)										0	0	0	0	0	0	0
Ken MacKenzie, R (2, 1)										1	0	0	0	0	0	1
Bob Moorhead, R (6, 1)										0	1	0	0	1	0	0
Frank Thomas, R (7, PH) OBP: 0.354, SLG: 0.505										1	0	0	0	0	1	2
Vinegar Bend Mizell, R (8, 1) OBP: 0.200, SLG: 0.143										0	0	0	0	0	0	0
Inning Stats	R: 0 H: 0 E: 0 LOB: 0 K: 0 BB: 0 S: 6 P: 9	R: 0 H: 0 E: 0 LOB: 0 K: 0 BB: 0 S: 7 P: 9	R: 0 H: 1 E: 0 LOB: 1 K: 0 BB: 0 S: 6 P: 8	R: 0 H: 0 E: 0 LOB: 0 K: 0 BB: 0 S: 9 P: 12	R: 0 H: 0 E: 1 LOB: 0 K: 0 BB: 0 S: 4 P: 5	R: 2 H: 1 E: 0 LOB: 0 K: 1 BB: 1 S: 11 P: 21	R: 1 H: 2 E: 0 LOB: 2 K: 1 BB: 1 S: 11 P: 21	R: 0 H: 1 E: 0 LOB: 0 K: 1 BB: 0 S: 8 P: 15	R: 0 H: 1 E: 0 LOB: 1 K: 0 BB: 0 S: 10 P: 15							

PITCHER	IP	WLS	BF	H	R	ER	SO	BB	IBB	HBP	BLK	WP	HR	S	P	ERA	WHIP
Stan Williams, R (1, 1) ERA: 5.12	9.0	W	34	6	3	3	3	2	0	0	0	0	1	72	115	3.00	0.889

PITCHER	IP	WLS	BF	H	R	ER	SO	BB	IBB	HBP	BLK	WP	HR	S	P	ERA	WHIP

1B: 4 SF: 0
2B: 1 SAC: 0
3B: 0 DP: 2
HR: 1 HBP: 0

WP: 0 PA: 34
PB: 0
SB: 1
CS: 0

AB	32
R	3
H	6
RBI	3
BB	2
SO	3
LOB	11

Los Angeles Dodgers @ New York Mets

Polo Grounds, New York, NY

Sat Jul 14 1962, 3:33 AM EDT

Att. 37,253 - Unknown

livebaseballscorecards.com

Batter	1	2	3	4	5	6	7	8	9	AB	R	H	RBI	BB	SO	LOB
Chuck Hiller, L (1, 4) OBP: 0.332, SLG: 0.314	F9		G4-3 1-2f			4-3 2B		4-3		4	0	1	0	0	0	1
Jim Davenport, R (1, 5) OBP: 0.392, SLG: 0.524	WP SF8 2B		F6			5-3		1B 2B		4	1	2	0	0	0	1
Matty Alou, L (1, 9) OBP: 0.344, SLG: 0.333	SF8 WP 1B HBP			F8 PB 1B		4-3 2-3		2-3 1B		3	1	2	0	0	0	1
Willie Mays, R (1, 8) OBP: 0.384, SLG: 0.597	SF8 1-3 2-H			F2		K		F7		3	0	0	1	0	1	4
Willie McCovey, L (1, 3) OBP: 0.381, SLG: 0.617	PO 1B 3-H			F8 1-3			P6		G3	4	0	1	1	0	0	1
Felipe Alou, R (1, 7) OBP: 0.365, SLG: 0.522	PO 1-2	F5		F7			K		6-3	4	0	0	0	0	1	1
Tom Haller, L (1, 2) OBP: 0.413, SLG: 0.517		3-1			G5-4-3 1B		BB		HR	3	1	2	1	1	0	0
Jose Pagan, R (1, 6) OBP: 0.331, SLG: 0.353 Ed Bailey, L (9, PH) OBP: 0.347, SLG: 0.503		F8			G5-4-3 1-2f		1-3		K	3 1	0 0	0 0	0 0	0 0	0 1	2 0
Billy Pierce, L (1, 1) OBP: 0.385, SLG: 0.304 Jim Duffalo, R (4, 1) Don Larsen, R (4, 1) OBP: 0.263, SLG: 0.368 Bob Nieman, R (5, PH) OBP: 0.300, SLG: 0.389 Mike McCormick, L (5, 1) OBP: 0.208, SLG: 0.273 Harvey Kuenn, R (8, PH) OBP: 0.385, SLG: 0.420 Bob Garibaldi, L (8, 1)			G4-3 1B		K			4-3		1 0 0 1 0 1 0	0 0 0 0 0 0 0	1 0 0 0 0 0 0	0 0 0 0 0 1 0	0 0 0 0 0 0 0	0 0 0 0 0 0 0	0 0 0 0 0 0 0
Inning Stats	R: 2 E: 0 K: 0 S: 4 H: 2 LOB: 0 BB: 0 P: 5	R: 0 E: 0 K: 0 S: 3 H: 0 LOB: 0 BB: 0 P: 3	R: 0 E: 0 K: 0 S: 3 H: 1 LOB: 0 BB: 0 P: 3	R: 0 E: 0 K: 0 S: 4 H: 1 LOB: 1 BB: 0 P: 4	R: 0 E: 0 K: 1 S: 5 H: 1 LOB: 0 BB: 0 P: 5	R: 0 E: 0 K: 1 S: 6 H: 1 LOB: 1 BB: 0 P: 6	R: 0 E: 0 K: 1 S: 5 H: 0 LOB: 1 BB: 1 P: 9	R: 0 E: 0 K: 0 S: 5 H: 2 LOB: 2 BB: 0 P: 5	R: 1 E: 0 K: 1 S: 6 H: 1 LOB: 0 BB: 0 P: 6	1B: 5 2B: 3 3B: 0 HR: 1 SF: 1 SAC: 0 DP: 2 HBP: 1						

PITCHER	IP	WLS	BF	H	R	ER	SO	BB	IBB	HBP	BLK	WP	HR	S	P	ERA	WHIP
Jay Hook, R (1, 1) ERA: 5.6	9.0	W	35	9	3	3	4	1	0	1	0	1	1	41	46	3.00	1.111

PITCHER	IP	WLS	BF	H	R	ER	SO	BB	IBB	HBP	BLK	WP	HR	S	P	ERA	WHIP

TOP

San Francisco Giants @ New York Mets

Polo Grounds, New York, NY

Sun Jul 15 1962, 3:33 AM EDT

Unknown

livebaseballscorecards.com

AB	32
R	3
H	9
RBI	3
BB	1
SO	4
LOB	11

PA: 36

WP: 1
PB: 1
SB: 0
CS: 0

BOTTOM

San Francisco Giants @ New York Mets

Polo Grounds, New York, NY

Sun Jul 15 1962, 3:33 AM EDT

Unknown

livebaseballscorecards.com

Batter	1	2	3	4	5	6	7	8	9	AB	R	H	RBI	BB	SO	LOB
Richie Ashburn, L (1, 8) OBP: 0.413, SLG: 0.438	BBBB 4-0 G4-6-3 BB		x 0-0 ②③ G4-3 1-2f	BBBB 4-0 G5-4-3 1-2 2-3 3-H BB		BBBB 4-0 E BB				1	0	0	1	3	0	2
Charlie Neal, R (1, 4) OBP: 0.326, SLG: 0.372	x 0-0 ①② G4-6-3 1-2f			BBB 4-0 1B 2B BB		SSS 0-3 ③ K 1-2				3	1	0	0	1	1	5
Cliff Cook, R (1, 9) OBP: 0.260, SLG: 0.345	x 0-0 ③ F3			x 0-0 2B 1B 1-2	x 0-0 ① 6-3		x 0-0 ① 5-3			4	1	1	0	0	0	0
Frank Thomas, R (1, 3) OBP: 0.358, SLG: 0.514		x 0-0 ① 4-3		x 0-0 1B 1B 2B 1-H 2-H	x 0-0 1B G1-2-3 2B		x 0-0 G4-6-3 1B			4	1	3	2	0	0	0
Felix Mantilla, R (1, 5) OBP: 0.327, SLG: 0.411		BBBB 4-0 FC5-4 BB		x 0-0 1B 2-3	BBB 4-0 1B BB		x 0-0 ②③ G4-6-3 1-2f			2	1	1	0	2	0	1
Joe Christopher, R (1, 7) OBP: 0.283, SLG: 0.321 Gene Woodling, L (4, PH) OBP: 0.384, SLG: 0.404 Rod Kanehl, R (5, 7) OBP: 0.309, SLG: 0.352		x 0-0 ② FC5-4 CS 1-2f		4-0 E 1B FC4-2 IBB	x 0-0 1-2 2-3 1B			x 0-0 ① B2-3		1 0 2	0 0 0	0 0 1	0 0 0	0 1 0	0 0 0	1 0 0
Elio Chacon, R (1, 6) OBP: 0.351, SLG: 0.282		0-0 ③ CS 1-2	BBB 4-0 1B S BB	x 0-0 FC4-2 E BB 1-2 2-H 3-H 1B	x 0-0 ②③ G1-2-3 3-Hf			x 0-0 ② F9		3	1	1	2	1	0	3
Chris Cannizzaro, R (1, 2) OBP: 0.338, SLG: 0.211			x 0-0 G4-3 1-3 1B	x 0-0 E1 BB FC4-2 1-2 2-3		x 0-0 ① 6-3		SSS 0-3 ③ K2-3		4	0	1	0	0	1	2
Jay Hook, L (1, 1) OBP: 0.317, SLG: 0.243			SSS 0-3 ① K	x 0-0 ① FC4-2 BB 1-2 2-3 3-Hf		x 0-0 ② B1-3				3	0	0	0	0	1	5
Inning Stats	R: 0 H: 0 E: 0 LOB: 0 K: 0 BB: 1 S: 2 P: 6	R: 0 H: 0 E: 0 LOB: 0 K: 0 BB: 1 S: 2 P: 6	R: 0 H: 1 E: 0 LOB: 1 K: 1 BB: 1 S: 5 P: 9	R: 5 H: 4 E: 1 LOB: 2 K: 0 BB: 3 S: 7 P: 19	R: 0 H: 2 E: 0 LOB: 2 K: 0 BB: 1 S: 4 P: 8	R: 0 H: 0 E: 1 LOB: 1 K: 1 BB: 0 S: 5 P: 9	R: 0 H: 1 E: 0 LOB: 0 K: 0 BB: 0 S: 3 P: 3	R: 0 H: 0 E: 0 LOB: 0 K: 1 BB: 0 S: 5 P: 5		1B: 6 SF: 0 2B: 2 SAC: 0 3B: 0 DP: 5 HR: 0 HBP: 0				WP: 0 PA: 36 PB: 0 SB: 1 CS: 1		

	AB	27
	R	5
	H	8
	RBI	5
	BB	8
	SO	3
	LOB	19

PITCHER		IP	WLS	BF	H	R	ER	SO	BB	IBB	HBP	BLK	WP	HR	S	P	ERA	WHIP
Billy Pierce, L ERA: 4.14	(1, 1)	3.0	L	14	4	4	4	1	4	0	0	0	0	0	12	28	12.00	2.667
Jim Duffalo, R ERA: 3.6	(4, 1)	0.1		5	1	1	0	0	1	1	0	0	0	0	3	11	0.00	6.000
Don Larsen, R ERA: 5.37	(4, 1)	0.2		1	0	0	0	0	0	0	0	0	0	0	1	1	0.00	0.000
Mike McCormick, L ERA: 4.84	(5, 1)	3.0		12	3	0	0	1	2	0	0	0	0	0	12	20	0.00	1.667
Bob Garibaldi, R ERA:	(8, 1)	1.0		3	0	0	0	1	0	0	0	0	0	0	5	5	0.00	0.000

PITCHER	IP	WLS	BF	H	R	ER	SO	BB	IBB	HBP	BLK	WP	HR	S	P	ERA	WHIP

San Francisco Giants @ New York Mets

Polo Grounds, New York, NY

Sun Jul 15 1962, 3:38 AM EDT

Att. 35,463 - Unknown

TOP

livebaseballscorecards.com

Batter	1	2	3	4	5	6	7	8	9	AB	R	H	RBI	BB	SO	LOB
Harvey Kuenn, R (1, 9) OBP: 0.385, SLG: 0.432	4-3	HR		F6		F4		WP 1B		5	1	2	2	0	0	0
Jim Davenport, R (1, 5) OBP: 0.389, SLG: 0.519	5-3	5-3		F8			WP HR 1B	K		5	1	1	0	0	1	2
Willie Mays, R (1, 8) OBP: 0.386, SLG: 0.596	1B		BBB S 1B BB		K		F2			4	1	2	0	1	1	1
Orlando Cepeda, R (1, 3) OBP: 0.351, SLG: 0.514		F8	F3		E 1B		HR	F4		5	2	2	2	0	0	4
Felipe Alou, R (1, 7) OBP: 0.368, SLG: 0.527		BB FC5-4 1B	F8		E4 2B		F8 E 1B		F8	5	1	3	1	0	0	1
John Orsino, R (1, 2) OBP: 0.400, SLG: 0.250		BBBB FC5-4 BB	1B		K		F8		F3	4	0	1	1	1	1	2
Jose Pagan, R (1, 6) OBP: 0.332, SLG: 0.353		FC5-4 2B	1B		6-3		F9		1B	5	1	2	1	0	0	3
Ernie Bowman, R (1, 4) OBP: 0.133, SLG: 0.133 Willie McCovey, L (9, PH) OBP: 0.379, SLG: 0.612 Chuck Hiller, L (9, 4) OBP: 0.332, SLG: 0.314		2B 1B	F7			F5		F7	G3	4 1 0	1 0 0	1 0 0	0 0 0	0 0 0	0 0 0	2 1 0
Bobby Bolin, R (1, 1) OBP: 0.286, SLG: 0.308 Stu Miller, R (8, 1) OBP: 0.250, SLG: 0.182 Juan Marichal, R (8, 1) OBP: 0.291, SLG: 0.275		HR 2B		F6		K		WP 1B		4 0 0	1 0 0	2 0 0	2 0 0	0 0 0	1 0 0	0 0 0
Inning Stats	R: 0 E: 0 K: 0 S: 3 H: 1 LOB: 1 BB: 0 P: 3	R: 5 E: 0 K: 0 S: 7 H: 4 LOB: 0 BB: 1 P: 11	R: 1 E: 0 K: 0 S: 5 H: 2 LOB: 2 BB: 1 P: 9	R: 0 E: 0 K: 0 S: 3 H: 0 LOB: 0 BB: 0 P: 3	R: 1 E: 1 K: 2 S: 9 H: 2 LOB: 1 BB: 0 P: 9	R: 0 E: 0 K: 1 S: 5 H: 0 LOB: 0 BB: 0 P: 5	R: 2 E: 1 K: 0 S: 6 H: 3 LOB: 1 BB: 0 P: 6	R: 0 E: 0 K: 1 S: 8 H: 3 LOB: 3 BB: 0 P: 8	R: 0 E: 0 K: 0 S: 4 H: 1 LOB: 1 BB: 0 P: 4	1B: 12 2B: 2 3B: 0 HR: 2 SF: 0 SAC: 0 DP: 0 HBP: 0						

AB	42
R	9
H	16
RBI	9
BB	2
SO	4
LOB	16

WP: 2 PB: 0 SB: 1 CS: 0 PA: 44

PITCHER		IP	WLS	BF	H	R	ER	SO	BB	IBB	HBP	BLK	WP	HR	S	P	ERA	WHIP
Willard Hunter, L ERA: 9.08	(1, 1)	2.0	L	11	5	5	5	0	1	0	0	0	0	1	10	14	22.50	3.000
Ray Daviault, R ERA: 6.96	(3, 1)	1.0		6	2	1	1	0	1	0	0	0	0	0	5	9	9.00	3.000
Bob Moorhead, R ERA: 4.52	(4, 1)	4.0		17	5	3	3	3	0	0	0	0	1	1	23	23	6.75	1.250
Vinegar Bend Mizell, L ERA: 5.88	(8, 1)	1.0		6	3	0	0	1	0	0	0	0	1	0	8	8	0.00	3.000
Bob Miller, R ERA: 5.1	(9, 1)	1.0		4	1	0	0	0	0	0	0	0	0	0	4	4	0.00	1.000

PITCHER	IP	WLS	BF	H	R	ER	SO	BB	IBB	HBP	BLK	WP	HR	S	P	ERA	WHIP

Batter	1	2	3	4	5	6	7	8	9	AB	R	H	RBI	BB	SO	LOB
Richie Ashburn, L (1, 9) (9, 8) OBP: 0.417, SLG: 0.439	BBBB 4-0 2B FC5-2-6-1 BB		x 0-0 ① 4-3		x 0-0 ② F7			1B 2B 1B 0-0 1-2 1B		4	1	2	0	1	0	0
Rod Kanehl, R (1, 8) (9, 5) OBP: 0.314, SLG: 0.365	x 0-0 FC5-2-6-1 1-3 1B 2B		x 0-0 ② G3		SSS 0-3 ③ K			0-0 2B 1-2 SF9 1B 0-0 F8		5	2	2	0	0	1	2
Felix Mantilla, R (1, 5) (9, 6) OBP: 0.328, SLG: 0.412	x 0-0 ① FC5-2-6-1 2-3 3-H 1B		BBBB 4-0 BB BB			x 0-0 ① 6-3		x 0-0 SF9 1-3 2-H 1B 2B	x 0-0 ① 6-3	4	2	1	1	1	0	2
Frank Thomas, R (1, 7) OBP: 0.359, SLG: 0.511	x 0-0 G3 2-H 3-H 1B		BBBB 4-0 1-2 BB			x 0-0 ② F7		x 0-0 ① F5	x 0-0 ② 6-3	4	0	1	2	1	0	2
Marv Throneberry, L (1, 3) OBP: 0.307, SLG: 0.378	x 0-0 ② G3 1-2		x 0-0 ③ F4			x 0-0 1B		BBBBB 4-0 1B 2B BB	x 0-0 ③ 4-3	4	1	1	0	1	0	3
Charlie Neal, R (1, 4) OBP: 0.322, SLG: 0.369	x 0-0 ③ F8			x 0-0 ① 1-3		x 0-0 ③ F8		x 0-0 ② SF9 2-3 3-H		3	0	0	1	0	0	2
Elio Chacon, R (1, 6) OBP: 0.351, SLG: 0.280 Gene Woodling, L (8, PH) (9, 9) OBP: 0.386, SLG: 0.408		x 0-0 ① F7		BBBB 4-0 G6-4-3 BB			x 0-0 ① F9	x 0-0 2B 1-3 3-H 1B		2 1	0 1	0 1	0 1	1 0	0 0	0 0
Joe Pignatano, R (1, 2) OBP: 0.438, SLG: 0.417		x 0-0 ② F8		x 0-0 ②③ G6-4-3 1-2f			x 0-0 ② 5-3	x 0-0 1-3 3-H 1B 2B		4	1	1	1	0	0	1
Willard Hunter, R (1, 1) OBP: 0.429, SLG: 0.273 Cliff Cook, R (2, PH) OBP: 0.000, SLG: 0.342 Ray Daviault, R (3, 1) Bob Moorhead, R (4, 1) Joe Christopher, R (7, PH) OBP: 0.000, SLG: 0.143 Vinegar Bend Mizell, R (8, 1) OBP: 0.000, SLG: 0.143 Chris Cannizzaro, R (8, PH) OBP: 0.347, SLG: 0.224 Al Jackson, L (8, PR) OBP: 0.125, SLG: 0.150 Bob Miller, R (9, 1) OBP: 0.227, SLG: 0.318	SSS 0-3 ③ K				SSS 0-3 ① K		x 0-0 ③ F7	x 0-0 2-H 3-H 1B		0 1 0 1 1 0 1 0 0	0 0 0 0 0 0 0 1 0	0 0 0 0 0 0 0 0 0	0 0 0 0 0 0 1 0 0	0 0 0 0 0 0 0 0 0	0 0 0 0 0 0 0 0 0	0 0 0 0 0 0 0 0 0
Inning Stats	R: 2 H: 2 E: 0 LOB: 1 K: 0 BB: 1 S: 5 P: 9	R: 0 H: 0 E: 0 LOB: 0 K: 1 BB: 0 S: 5 P: 5	R: 0 H: 0 E: 0 LOB: 2 K: 0 BB: 2 S: 3 P: 11	R: 0 H: 0 E: 0 LOB: 0 K: 0 BB: 1 S: 2 P: 6	R: 0 H: 0 E: 0 LOB: 0 K: 2 BB: 0 S: 7 P: 7	R: 0 H: 1 E: 0 LOB: 1 K: 0 BB: 0 S: 4 P: 4	R: 0 H: 0 E: 0 LOB: 0 K: 0 BB: 0 S: 3 P: 3	R: 6 H: 7 E: 0 LOB: 2 K: 0 BB: 1 S: 10 P: 14	R: 0 H: 0 E: 0 LOB: 0 K: 0 BB: 0 S: 3 P: 3	1B: 7 2B: 3 3B: 0 HR: 0	SF: 1 SAC: 0 DP: 1 HBP: 0						

PITCHER		IP	WLS	BF	H	R	ER	SO	BB	IBB	HBP	BLK	WP	HR	S	P	ERA	WHIP
Bobby Bolin, R ERA: 3.91	(1, 1)	7.2	W	35	8	8	8	3	5	0	0	0	0	0	36	56	9.39	1.696
Stu Miller, R ERA: 3.77	(8, 1)	0.0		2	2	0	0	0	0	0	0	0	0	0	2	2	∞	∞
Juan Marichal, R ERA: 3.11	(8, 1)	1.1	S	4	0	0	0	0	0	0	0	0	0	0	4	4	0.00	0.000

PITCHER	IP	WLS	BF	H	R	ER	SO	BB	IBB	HBP	BLK	WP	HR	S	P	ERA	WHIP

BOTTOM

San Francisco Giants @ New York Mets

Polo Grounds, New York, NY

Sun Jul 15 1962, 3:38 AM EDT

Att. 35,463 - Unknown

livebaseballscorecards.com

AB	35
R	8
H	10
RBI	8
BB	5
SO	3
LOB	12

1B: 7	SF: 1	WP: 0	PA: 41
2B: 3	SAC: 0	PB: 0	
3B: 0	DP: 1	SB: 0	
HR: 0	HBP: 0	CS: 0	

Batter	1	2	3	4	5	6	7	8	9	AB	R	H	RBI	BB	SO	LOB
Chuck Hiller, L (1, 4) OBP: 0.332, SLG: 0.319	1B 3B		F8			E4 FC4-6		4-3		4	1	1	0	0	0	0
Jim Davenport, R (1, 5) OBP: 0.390, SLG: 0.519	K2-6-2 1B 3-H			G5-4-3 1B		FC4-6 1-2f		F4		4	0	2	1	0	0	1
Willie McCovey, L (1, 7) OBP: 0.375, SLG: 0.600 Manny Mota, R (9, PR) OBP: 0.263, SLG: 0.197 (9, 7)	K2-6-2 1-2f			K		F8			F8 WP WP 1B	4 0	0 1	1 0	0 0	0 0	2 0	3 0
Willie Mays, R (1, 8) OBP: 0.385, SLG: 0.592	F2			G5-4-3 1-2f			1B 1B		F7	4	0	1	0	0	0	2
Orlando Cepeda, R (1, 3) OBP: 0.352, SLG: 0.512		F5			6-3		E S 1B 1-2		WP IBB 1-2	3	1	1	0	1	0	0
Felipe Alou, R (1, 9) OBP: 0.367, SLG: 0.523		K			6-3		E6 1-H		F8 2-3	4	0	1	0	0	1	2
Tom Haller, L (1, 2) OBP: 0.416, SLG: 0.512		4-3			1B		K		BB 1-2 3-H	3	0	1	0	1	1	1
Jose Pagan, R (1, 6) OBP: 0.329, SLG: 0.349			5-3		F4		K		1-3	4	0	0	0	0	1	4
Jack Sanford, R (1, 1) OBP: 0.204, SLG: 0.200 Don Larsen, R (7, 1) OBP: 0.250, SLG: 0.350 Stu Miller, R (9, 1) OBP: 0.250, SLG: 0.182 Bob Garibaldi, L (9, 1)			G3			K		6-3		2 1 0 0	0 0 0 0	0 0 0 0	0 0 0 0	0 0 0 0	1 0 0 0	0 0 0 0
Inning Stats	R: 1 E: 0 K: 1 S: 6 H: 2 LOB: 0 BB: 0 P: 6	R: 0 E: 0 K: 1 S: 5 H: 0 LOB: 0 BB: 0 P: 5	R: 0 E: 0 K: 0 S: 3 H: 0 LOB: 0 BB: 0 P: 3	R: 0 E: 0 K: 1 S: 5 H: 1 LOB: 0 BB: 0 P: 5	R: 0 E: 0 K: 0 S: 4 H: 1 LOB: 1 BB: 0 P: 4	R: 0 E: 1 K: 1 S: 6 H: 0 LOB: 1 BB: 0 P: 6	R: 1 E: 1 K: 2 S: 9 H: 3 LOB: 1 BB: 0 P: 9	R: 0 E: 0 K: 0 S: 3 H: 0 LOB: 0 BB: 0 P: 3	R: 1 E: 0 K: 0 S: 4 H: 1 LOB: 2 BB: 2 P: 12	1B: 7 2B: 1 3B: 1 HR: 0 SF: 0 SAC: 0 DP: 2 HBP: 0						

PITCHER	IP	WLS	BF	H	R	ER	SO	BB	IBB	HBP	BLK	WP	HR	S	P	ERA	WHIP
Roger Craig, R (1, 1) ERA: 4.38	7.0	L	26	7	2	1	6	0	0	0	0	0	0	38	38	1.29	1.000
Bob Miller, R (8, 1) ERA: 5.08	2.0		9	1	1	1	0	1	1	0	0	2	0	7	15	4.50	1.000

PITCHER	IP	WLS	BF	H	R	ER	SO	BB	IBB	HBP	BLK	WP	HR	S	P	ERA	WHIP

TOP

San Francisco Giants @ New York Mets

Polo Grounds, New York, NY

Mon Jul 16 1962, 7:05 PM EDT

Att. 23,280 - Unknown

livebaseballscorecards.com

AB	33
R	3
H	8
RBI	1
BB	2
SO	6
LOB	13

WP: 2	PA: 35		
PB: 0			
SB: 1			
CS: 0			

BOTTOM

Batter	1	2	3	4	5	6	7	8	9	AB	R	H	RBI	BB	SO	LOB
Richie Ashburn, L (1, 9) OBP: 0.413, SLG: 0.433	K		6-3			F9	F3		1-3 2-H 1B	5	0	1	1	0	1	3
Rod Kanehl, R (1, 8) OBP: 0.318, SLG: 0.366	K			F9		1B		PB 1B	F8	5	0	2	0	0	1	2
Felix Mantilla, R (1, 5) OBP: 0.324, SLG: 0.406	5-3			6-3		F7		F9		4	0	0	0	0	0	2
Frank Thomas, R (1, 7) (8, 3) OBP: 0.355, SLG: 0.505		K		F3		G3		K 1-2		4	0	0	0	0	2	2
Marv Throneberry, L (1, 3) OBP: 0.313, SLG: 0.384 Joe Christopher, R (7, PR) OBP: 0.281, SLG: 0.318 Chris Cannizzaro, R (8, 2) OBP: 0.342, SLG: 0.220		F8			SH3-4 1B 1B		SH1-3 1B 1B	6-3		3 0 1	1 0 0	2 0 0	0 0 0	0 0 0	0 0 0	0 0 1
Charlie Neal, R (1, 4) OBP: 0.328, SLG: 0.376		2B			SH3-4 1-2		SH1-3 1-2 1B		BB 1B BB	2	1	2	0	1	0	0
Elio Chacon, R (1, 6) OBP: 0.354, SLG: 0.281		K			WP 2-H 1B		SH1-3 1-2 2-3		1B 1-2 BB	2	0	1	1	1	1	1
Joe Pignatano, R (1, 2) OBP: 0.444, SLG: 0.385 Gene Woodling, L (7, PH) OBP: 0.389, SLG: 0.408 Al Jackson, L (7, PR) OBP: 0.143, SLG: 0.150 Bob Miller, R (8, 1) OBP: 0.227, SLG: 0.318 Choo-Choo Coleman, L (9, PH)			K		B1-4 2-3 BB		IBB		B2	1 0 0 0 1	0 0 0 0 0	0 0 0 0 0	0 1 0 0 0	1 0 0 0 0	1 0 0 0 0	0 0 0 0 2
Roger Craig, R (1, 1) OBP: 0.119, SLG: 0.051 Jim Hickman, R (7, PH) OBP: 0.335, SLG: 0.433 (8, 7)			K		B1-4 1-2f		K		K	2 2	0 0	0 0	0 0	0 0	1 2	2 5
Inning Stats	R: 0 E: 0 K: 2 S: 7 H: 0 LOB: 0 BB: 0 P: 7	R: 0 E: 0 K: 2 S: 8 H: 1 LOB: 1 BB: 0 P: 8	R: 0 E: 0 K: 2 S: 7 H: 0 LOB: 0 BB: 0 P: 7	R: 0 E: 0 K: 0 S: 3 H: 0 LOB: 0 BB: 0 P: 3	R: 1 E: 0 K: 0 S: 4 H: 2 LOB: 1 BB: 1 P: 8	R: 0 E: 0 K: 0 S: 4 H: 1 LOB: 1 BB: 0 P: 4	R: 0 E: 0 K: 1 S: 7 H: 2 LOB: 3 BB: 1 P: 11	R: 0 E: 0 K: 1 S: 6 H: 1 LOB: 1 BB: 0 P: 6	R: 1 E: 0 K: 1 S: 6 H: 1 LOB: 2 BB: 2 P: 14	1B: 7 2B: 2 3B: 0 HR: 0 SF: 0 SAC: 2 DP: 1 HBP: 0			WP: 1 PB: 1 SB: 0 CS: 0		PA: 38	

PITCHER	IP	WLS	BF	H	R	ER	SO	BB	IBB	HBP	BLK	WP	HR	S	P	ERA	WHIP
Jack Sanford, R (1, 1) ERA: 3.5	6.0	W	24	6	1	1	6	1	0	0	0	1	0	35	39	1.50	1.167
Don Larsen, R (7, 1) ERA: 5.34	2.0		10	1	1	1	2	2	1	0	0	0	0	11	23	4.50	1.500
Stu Miller, R (9, 1) ERA: 3.73	0.2		3	1	0	0	1	0	0	0	0	0	0	5	5	0.00	1.500
Bob Garibaldi, R (9, 1) ERA:	0.1	S	1	0	0	0	0	0	0	0	0	0	0	1	1	0.00	0.000

PITCHER	IP	WLS	BF	H	R	ER	SO	BB	IBB	HBP	BLK	WP	HR	S	P	ERA	WHIP

San Francisco Giants @ New York Mets

Polo Grounds, New York, NY

Mon Jul 16 1962, 7:05 PM EDT

Att. 23,280 - Unknown

livebaseballscorecards.com

AB	32
R	2
H	8
RBI	2
BB	4
SO	9
LOB	20

Batter	1	2	3	4	5	6	7	8	9	AB	R	H	RBI	BB	SO	LOB
Bill Virdon, L (1, 8) OBP: 0.290, SLG: 0.378	G5-4-3 1B; 1B		K	SF9; 3-H		P6			1-3; 2-3	4	1	1	1	0	1	1
Dick Groat, R (1, 6) OBP: 0.356, SLG: 0.359	G5-4-3; 1-2 1B		F9	BB			5-3		4-3	4	0	1	0	1	0	1
Roberto Clemente, R (1, 9) OBP: 0.384, SLG: 0.505	G5-4-3; 1-2f 2-3		HR 1B	L9			K			4	1	1	0	0	1	4
Dick Stuart, R (1, 3) OBP: 0.290, SLG: 0.423	3-H 1B		1-H HR		CS 1B		5-3			4	1	3	3	0	0	0
Bob Skinner, L (1, 7) OBP: 0.416, SLG: 0.528	K		PB BB		K; 1-2			6-3		3	0	0	0	1	2	2
Don Hoak, R (1, 5) OBP: 0.339, SLG: 0.396		4-3	F8; 1-2		6-3			5-3		4	0	0	0	0	0	1
Don Leppert, R (1, 2) OBP: 0.314, SLG: 0.362		FC6-4 BB	SH1-4 SF9 1B BB			K		F9		2	1	0	0	2	1	0
Bill Mazeroski, R (1, 4) OBP: 0.279, SLG: 0.412		FC6-4; 1-2f	SH1-4; 1-2 1B			HR			1-3 SH3-4 1B	4	1	3	1	0	0	1
Bob Friend, R (1, 1) OBP: 0.135, SLG: 0.154		F9	SH1-4; 1-2 2-3			K			SH3-4; 1-2	2	0	0	0	0	1	1
Inning Stats	R: 1 E: 0 K: 1 S: 7 H: 3 LOB: 1 BB: 0 P: 7	R: 0 E: 0 K: 0 S: 3 H: 0 LOB: 1 BB: 1 P: 7	R: 2 E: 0 K: 1 S: 7 H: 2 LOB: 1 BB: 1 P: 11	R: 1 E: 0 K: 0 S: 4 H: 1 LOB: 2 BB: 2 P: 12	R: 0 E: 0 K: 1 S: 5 H: 1 LOB: 0 BB: 0 P: 5	R: 1 E: 0 K: 2 S: 8 H: 1 LOB: 0 BB: 0 P: 8	R: 0 E: 0 K: 1 S: 5 H: 0 LOB: 0 BB: 0 P: 5	R: 0 E: 0 K: 0 S: 3 H: 0 LOB: 0 BB: 0 P: 3	R: 0 E: 0 K: 0 S: 4 H: 1 LOB: 1 BB: 0 P: 4	1B: 7 2B: 1 3B: 0 HR: 2 SF: 1 SAC: 2 DP: 2 HBP: 0							

Pittsburgh Pirates @ New York Mets

Polo Grounds, New York, NY

Thu Jul 19 1962, 7:05 PM EDT

Unknown

TOP

livebaseballscorecards.com

AB	31
R	5
H	9
RBI	5
BB	4
SO	6
LOB	11

WP: 0 PB: 1 SB: 0 CS: 1 PA: 38

PITCHER		IP	WLS	BF	H	R	ER	SO	BB	IBB	HBP	BLK	WP	HR	S	P	ERA	WHIP
Al Jackson, L ERA: 4.52	(1, 1)	3.2	L	20	6	4	4	2	4	0	0	0	0	1	20	36	9.82	2.727
Bob Moorhead, R ERA: 4.43	(4, 1)	3.1		11	2	1	1	4	0	0	0	0	0	1	19	19	2.70	0.600
Willard Hunter, L ERA: 8.85	(8, 1)	1.0		3	0	0	0	0	0	0	0	0	0	0	3	3	0.00	0.000
Ray Daviault, R ERA: 6.75	(9, 1)	1.0		4	1	0	0	0	0	0	0	0	0	0	4	4	0.00	1.000

PITCHER	IP	WLS	BF	H	R	ER	SO	BB	IBB	HBP	BLK	WP	HR	S	P	ERA	WHIP

Pittsburgh Pirates @ New York Mets

Polo Grounds, New York, NY

Thu Jul 19 1962, 7:05 PM EDT

Unknown

livebaseballscorecards.com

BOTTOM

Batter	1	2	3	4	5	6	7	8	9	AB	R	H	RBI	BB	SO	LOB
Richie Ashburn, L (1, 9) (8, 8) OBP: 0.406, SLG: 0.424	4-3 ①		4-3 ②			G3 ①		5-3 ①		4	0	0	0	0	0	0
Rod Kanehl, R (1, 8) OBP: 0.318, SLG: 0.394	F7 ②		F7 ③			HR		4-3 ②		3	1	1	1	0	0	0
Willard Hunter, R (8, 1) OBP: 0.273, SLG: 0.273										0	0	0	0	0	0	0
Ed Bouchee, L (8, PH) OBP: 0.308, SLG: 0.301										1	0	0	0	0	0	0
Ray Daviault, R (9, 1)										0	0	0	0	0	0	0
Felix Mantilla, R (1, 5) OBP: 0.323, SLG: 0.411	K ③			6-3 ①		3B		K ③		4	0	1	0	0	2	0
Frank Thomas, R (1, 7) OBP: 0.354, SLG: 0.502		5-3 1B		1-3 ②		K ②			P3 ①	4	0	1	0	0	1	1
Marv Throneberry, L (1, 3) OBP: 0.306, SLG: 0.373		F9 ①		3-1 ③		F9 ③			K ②	4	0	0	0	0	1	2
Charlie Neal, R (1, 4) OBP: 0.324, SLG: 0.371		5-3 1-2 ②			K ①	K ①			K ③	4	0	0	0	0	3	1
Elio Chacon, R (1, 6) OBP: 0.357, SLG: 0.283		BB			6-3 ②		1B			2	0	1	0	1	0	0
Joe Pignatano, R (1, 2) OBP: 0.429, SLG: 0.375		1-3 ③			1B		K ②			3	0	1	0	0	1	3
Al Jackson, L (1, 1) OBP: 0.140, SLG: 0.146			1-3 ①		K ③		4-3 ③			1	0	0	0	0	0	0
Bob Moorhead, R (4, 1)										1	0	0	0	0	1	1
Gene Woodling, L (7, PH) OBP: 0.387, SLG: 0.406										1	0	0	0	0	0	1
(8, 9)																

Inning Stats									
	R: 0 E: 0 K: 1 S: 5	H: 0 LOB: 0 BB: 0 P: 5	R: 0 E: 0 K: 0 S: 4	H: 1 LOB: 2 BB: 1 P: 8	R: 0 E: 0 K: 0 S: 3	H: 0 LOB: 0 BB: 0 P: 3	R: 0 E: 0 K: 0 S: 3	H: 0 LOB: 0 BB: 0 P: 3	R: 0 E: 0 K: 2 S: 8	H: 1 LOB: 1 BB: 0 P: 8
	R: 1 E: 0 K: 1 S: 7	H: 2 LOB: 1 BB: 0 P: 7	R: 0 E: 0 K: 2 S: 8	H: 1 LOB: 1 BB: 0 P: 8	R: 0 E: 0 K: 1 S: 5	H: 0 LOB: 0 BB: 0 P: 5	R: 0 E: 0 K: 2 S: 7	H: 0 LOB: 0 BB: 0 P: 7	1B: 3 2B: 0 3B: 1 HR: 1	SF: 0 SAC: 0 DP: 0 HBP: 0
	WP: 0 PB: 0 SB: 0 CS: 0	PA: 33								

PITCHER		IP	WLS	BF	H	R	ER	SO	BB	IBB	HBP	BLK	WP	HR	S	P	ERA	WHIP
Bob Friend, R ERA: 3.5	(1, 1)	9.0	W	33	5	1	1	9	1	0	0	0	0	1	50	54	1.00	0.667

PITCHER		IP	WLS	BF	H	R	ER	SO	BB	IBB	HBP	BLK	WP	HR	S	P	ERA	WHIP

AB	32
R	1
H	5
RBI	1
BB	1
SO	9
LOB	9

Batter	1	2	3	4	5	6	7	8	9	10	AB	R	H	RBI	BB	SO	LOB
Bill Virdon, L (1, 8) OBP: 0.293, SLG: 0.381	BBBB 4-0 CS BB	BBBB 4-0 FC6-4 BB			x 0-0 ① F9	x 0-0 2B	x 0-0 ② SF7 3-H				2	0	1	1	2	0	0
Dick Groat, R (1, 6) OBP: 0.352, SLG: 0.355	SSS 0-3 ①② K 1-2	x 0-0 ③ FC6-4 1-2f			x 0-0 ② F7		SSS 0-3 ① K		x 0-0 ③ F8		5	0	0	0	0	2	3
Bob Skinner, L (1, 7) OBP: 0.413, SLG: 0.532	SSS 0-3 ③ K		x 0-0 ① 4-3		x 0-0 ③ F8		SSS 0-3 ② K			x 0-0 HR	5	1	1	1	0	2	1
Dick Stuart, R (1, 3) OBP: 0.292, SLG: 0.419		BBBB 4-0 1B 1B BB	BBBB 4-0 WP BB			x 0-0 E3 FC4	SSS 0-3 ③ K			x 0-0 ① F9	3	1	0	0	2	1	1
Roberto Clemente, R (1, 9) OBP: 0.381, SLG: 0.500		x 0-0 1B 1-3 PB 1B	x 0-0 ② P4 1-2			x 0-0 ① FC4 1B 1-2f SF9		x 0-0 ① 4-3		SSS 0-3 ② K	5	2	1	0	0	1	2
Smoky Burgess, L (1, 2) OBP: 0.404, SLG: 0.530		x 0-0 1-3 HR 1B 3-H	x 0-0 ③ P4			x 0-0 1B 1-3 1B		x 0-0 ② F2		x 0-0 ③ P6	5	1	2	1	0	0	1
Dick Schofield, S (1, 5) OBP: 0.385, SLG: 0.416		SSS 0-3 ① K 3-H		x 0-0 G4-6-3 1B		x 0-0 ② SF9 3-H		SSS 0-3 ③ K			3	0	1	1	0	2	1
Bill Mazeroski, R (1, 4) OBP: 0.284, SLG: 0.423		x 0-0 1-H HR		SSS 0-3 ① K		x 0-0 1-2 1B			BBBB 4-0 F8 WP SF7 BB		3	2	2	2	1	1	1
Tommie Sisk, R (1, 1)		SSS 0-3 ② K		x 0-0 ②③ G4-6-3 1-2f		x 0-0 ③ 4-3			x 0-0 ① F8 1-3		1	0	0	0	0	1	0
Earl Francis, R (2, 1) OBP: 0.189, SLG: 0.243											1	0	0	0	0	0	1
Tom Sturdivant, L (5, 1) OBP: 0.071, SLG: 0.071											1	0	0	0	0	0	2
Jim Marshall, L (9, PH) OBP: 0.301, SLG: 0.440											1	0	0	0	0	0	1
Roy Face, R (9, 1)											0	0	0	0	0	0	0
Inning Stats	R: 0 E: 0 K: 2 S: 6 H: 0 LOB: 0 BB: 1 P: 10	R: 4 E: 0 K: 2 S: 10 H: 3 LOB: 1 BB: 2 P: 18	R: 0 E: 0 K: 0 S: 3 H: 0 LOB: 1 BB: 1 P: 7	R: 0 E: 0 K: 1 S: 5 H: 1 LOB: 0 BB: 0 P: 5	R: 0 E: 0 K: 0 S: 3 H: 0 LOB: 0 BB: 0 P: 3	R: 1 E: 1 K: 0 S: 6 H: 2 LOB: 2 BB: 0 P: 6	R: 0 E: 0 K: 3 S: 10 H: 1 LOB: 1 BB: 0 P: 10	R: 0 E: 0 K: 1 S: 5 H: 0 LOB: 0 BB: 0 P: 5	R: 1 E: 0 K: 0 S: 3 H: 0 LOB: 0 BB: 1 P: 7	R: 1 E: 0 K: 1 S: 6 H: 1 LOB: 0 BB: 0 P: 6	1B: 5 2B: 2 3B: 0 HR: 2 SF: 2 SAC: 0 DP: 2 HBP: 0	WP: 2 PB: 1 SB: 0 CS: 1 PA: 42					

PITCHER	IP	WLS	BF	H	R	ER	SO	BB	IBB	HBP	BLK	WP	HR	S	P	ERA	WHIP
Jay Hook, R (1, 1) ERA: 5.58	10.0	L	42	8	7	6	10	5	0	0	0	2	2	57	77	5.40	1.300

PITCHER	IP	WLS	BF	H	R	ER	SO	BB	IBB	HBP	BLK	WP	HR	S	P	ERA	WHIP

TOP

Pittsburgh Pirates @ New York Mets

Polo Grounds, New York, NY

Thu Jul 19 1962, 7:05 PM EDT

Att. 16,540 - Unknown

livebaseballscorecards.com

AB	35
R	7
H	8
RBI	6
BB	5
SO	10
LOB	14

Pittsburgh Pirates @ New York Mets

Polo Grounds, New York, NY

Thu Jul 19 1962, 7:05 PM EDT

Att. 16,540 - Unknown

livebaseballscorecards.com

BOTTOM

Batter	1	2	3	4	5	6	7	8	9	10	AB	R	H	RBI	BB	SO	LOB
Richie Ashburn, L (1, 8) OBP: 0.410, SLG: 0.423	BBBB 4-0 4-3 1-3 BB	BBBB 4-0 BB 1-2 2-3 3-H BB			x 0-0 1B E 1B	x 0-0 ③ P4		x 0-0 ③ P4			3	1	1	1	2	0	3
Felix Mantilla, R (1, 5)	x 0-0 ① 1-3 1-2	BBBB 4-0 G4-6-3 1-2 2-3 3-H BB			x 0-0 E 1-3 1B		x 0-0 ① 6-3		x 0-0 ① P4		4	1	1	1	1	0	1
Gene Woodling, L (1, 9) OBP: 0.385, SLG: 0.402 Jim Hickman, R (9, 9) OBP: 0.338, SLG: 0.436	x 0-0 ② 4-3 2-3	x 0-0 ② ③ G4-6-3 1-2f			x 0-0 E7 1B G5-3 2-H 3-H 1B		x 0-0 ② P4		x 0-0 CS 1B		4 1	0 0	1 1	2 0	0 0	0 0	4 0
Frank Thomas, R (1, 7) OBP: 0.353, SLG: 0.498 Joe Pignatano, R (9, 2) OBP: 0.409, SLG: 0.353	x 0-0 ③ 5-3		x 0-0 ① F7		x 0-0 2-3 1B		x 0-0 ③ 5-3		x 0-0 ② ③ F9 1-2		4 1	0 0	1 0	0 0	0 0	0 0	1 1
Ed Bouchee, L (1, 3) OBP: 0.305, SLG: 0.299 Rod Kanehl, R (8, PR) OBP: 0.315, SLG: 0.390 (9, 7)		x 0-0 ① 1-3	x 0-0 ② 4-3		SSS 0-3 ① K			x 0-0 SH1-4 1B 1B		x 0-0 ① F8	4 1	0 1	1 0	0 0	0 0	1 0	2 0
Charlie Neal, R (1, 4) OBP: 0.324, SLG: 0.376		x 0-0 1B 3B	SSS 0-3 ③ K		x 0-0 ② ③ G5-3 3-Hf			x 0-0 ① SH1-4 1-2		x 0-0 ② F2	4	1	1	0	0	1	2
Elio Chacon, R (1, 6) OBP: 0.358, SLG: 0.286		x 0-0 E1 1B BB		x 0-0 ① F7		SSS 0-3 ① K		4-0 1B IBB		x 0-0 2B	4	1	1	0	1	1	1
Chris Cannizzaro, R (1, 2) OBP: 0.355, SLG: 0.242 Marv Throneberry, L (8, PH) OBP: 0.314, SLG: 0.377 (9, 3) Al Jackson, L (10, PR) OBP: 0.140, SLG: 0.146		x 0-0 BB BB BB 1-3 3-H 1B		x 0-0 ② 1-3		x 0-0 1B		x 0-0 1-3 2-H 1B		4-0 IBB	3 1 0	1 0 0	2 1 0	1 1 0	0 1 0	0 0 0	0 0 0
Jay Hook, L (1, 1) OBP: 0.311, SLG: 0.225 Joe Christopher, R (10, PH) OBP: 0.279, SLG: 0.316	BBBB 4-0 BB BB 1-2 BB		SSS 0-3 ③ K			SSS 0-3 ② K		SSS 0-3 ② K		x 0-0 ③ F8	3 1	0 0	0 0	0 0	1 0	3 0	3 2
Inning Stats	R: 0 H: 0 E: 0 LOB: 1 K: 0 BB: 1 S: 3 P: 7	R: 3 H: 2 E: 1 LOB: 2 K: 0 BB: 3 S: 5 P: 17	R: 0 H: 0 E: 0 LOB: 0 K: 1 BB: 0 S: 5 P: 5	R: 0 H: 0 E: 0 LOB: 0 K: 1 BB: 0 S: 5 P: 5	R: 2 H: 4 E: 1 LOB: 1 K: 1 BB: 0 S: 8 P: 8	R: 0 H: 1 E: 0 LOB: 1 K: 2 BB: 0 S: 8 P: 8	R: 0 H: 0 E: 0 LOB: 0 K: 0 BB: 0 S: 3 P: 3	R: 1 H: 2 E: 0 LOB: 2 K: 1 BB: 1 S: 7 P: 11	R: 0 H: 1 E: 0 LOB: 0 K: 0 BB: 0 S: 3 P: 3	R: 0 H: 1 E: 0 LOB: 2 K: 0 BB: 1 S: 4 P: 8	1B: 9 2B: 1 3B: 1 HR: 0	SF: 0 SAC: 1 DP: 2 HBP: 0					

	AB	38
	R	6
	H	11
	RBI	6
	BB	6
	SO	6
	LOB	20

WP: 0 PA: 45
PB: 0
SB: 0
CS: 1

PITCHER		IP	WLS	BF	H	R	ER	SO	BB	IBB	HBP	BLK	WP	HR	S	P	ERA	WHIP
Tommie Sisk, R ERA: 13.5	(1, 1)	1.1		10	2	3	2	0	3	0	0	0	0	0	7	19	13.50	3.750
Earl Francis, R ERA: 3.29	(2, 1)	2.2		12	4	2	2	2	1	0	0	0	0	0	15	19	6.75	1.875
Tom Sturdivant, R ERA: 5.49	(5, 1)	4.0		15	3	1	1	4	0	1	0	0	0	0	22	26	2.25	0.750
Roy Face, R ERA: 1.46	(9, 1)	2.0	W	8	2	0	0	0	0	1	0	0	0	0	7	11	0.00	1.000

PITCHER	IP	WLS	BF	H	R	ER	SO	BB	IBB	HBP	BLK	WP	HR	S	P	ERA	WHIP

Batter	1	2	3	4	5	6	7	8	9	AB	R	H	RBI	BB	SO	LOB
Richie Ashburn, L (1, 8) OBP: 0.411, SLG: 0.422	6-3 1B		1B BB		F9		F9			3	0	1	0	1	0	0
Charlie Neal, R (1, 4) OBP: 0.323, SLG: 0.373	6-3 1-2		K		G4-6-3 BB			F4		3	0	0	0	1	1	2
Gene Woodling, L (1, 9) OBP: 0.387, SLG: 0.404	1B		1-2 1B		G4-6-3 1-2f			F7		4	0	2	0	0	0	1
Frank Thomas, R (1, 7) OBP: 0.351, SLG: 0.505	F6		F8			HR		E5		4	1	1	1	0	0	3
Marv Throneberry, L (1, 3) OBP: 0.307, SLG: 0.368		3-1	K			F9		K		4	0	0	0	0	2	3
Felix Mantilla, R (1, 6) OBP: 0.323, SLG: 0.406		1B 1B		6-3		4-3			6-3	4	0	1	0	0	0	0
Rod Kanehl, R (1, 5) OBP: 0.325, SLG: 0.398 Choo-Choo Coleman, L (9, PH)	1-2 1B			1B 1B		4-3			K	3 1	0 0	2 0	0 0	0 0	0 1	0 0
Joe Pignatano, R (1, 2) OBP: 0.400, SLG: 0.350 Ed Bouchee, L (9, PH) OBP: 0.302, SLG: 0.295	F8			B3-6-4 1-2 1B			F8		F7	3 1	0 0	1 0	0 0	0 0	0 0	2 0
Roger Craig, R (1, 1) OBP: 0.111, SLG: 0.048	5-3			B3-6-4 1-2f			K			3	0	0	0	0	1	4
Inning Stats	R: 0 H: 2 E: 0 LOB: 1 K: 0 BB: 0 S: 4 P: 4	R: 0 H: 2 E: 0 LOB: 2 K: 0 BB: 0 S: 5 P: 5	R: 0 H: 1 E: 0 LOB: 2 K: 2 BB: 1 S: 8 P: 12	R: 0 H: 2 E: 0 LOB: 1 K: 0 BB: 0 S: 4 P: 4	R: 0 H: 0 E: 0 LOB: 0 K: 0 BB: 1 S: 2 P: 6	R: 1 H: 1 E: 0 LOB: 0 K: 0 BB: 0 S: 4 P: 4	R: 0 H: 0 E: 0 LOB: 0 K: 1 BB: 0 S: 5 P: 5	R: 0 H: 0 E: 1 LOB: 1 K: 1 BB: 0 S: 6 P: 6	R: 0 H: 0 E: 0 LOB: 0 K: 1 BB: 0 S: 5 P: 5	1B: 7 SF: 0 2B: 0 SAC: 0 3B: 0 DP: 2 HR: 1 HBP: 0						WP: 0 PA: 35 PB: 0 SB: 0 CS: 0	

PITCHER	IP	WLS	BF	H	R	ER	SO	BB	IBB	HBP	BLK	WP	HR	S	P	ERA	WHIP
Joey Jay, R (1, 1) ERA: 3.76	9.0	W	35	8	1	1	5	2	0	0	0	0	1	43	51	1.00	1.111

PITCHER	IP	WLS	BF	H	R	ER	SO	BB	IBB	HBP	BLK	WP	HR	S	P	ERA	WHIP

TOP

New York Mets @ Cincinnati Reds

Crosley Field, Cincinnati, OH

Fri Jul 20 1962, 7:05 PM EDT

Att. 12,764 - Unknown

livebaseballscorecards.com

AB	33
R	1
H	8
RBI	1
BB	2
SO	5
LOB	15

Batter	1	2	3	4	5	6	7	8	9	AB	R	H	RBI	BB	SO	LOB
Eddie Kasko, R (1, 5) OBP: 0.281, SLG: 0.332	5-3		F9		1B 1-2 1B			F8		4	0	1	0	0	0	0
Don Blasingame, L (1, 4) OBP: 0.356, SLG: 0.340	F6 1B		1-3		F9			BBBB 4-0 1B BB		3	0	1	0	1	0	2
Vada Pinson, L (1, 8) OBP: 0.332, SLG: 0.506	F6 1-2		F9		1-3 2-H 1B			F9		4	0	1	1	0	0	2
Jerry Lynch, L (1, 7) OBP: 0.346, SLG: 0.497		F7		F8		SSS K		1-2 1B		4	0	1	0	0	1	0
Wally Post, R (9, 7) OBP: 0.336, SLG: 0.484										0	0	0	0	0	0	0
Frank Robinson, R (1, 9) OBP: 0.410, SLG: 0.573		HR 1B		SSS K		6-3		F9		4	1	1	0	0	1	2
Gordy Coleman, L (1, 3) OBP: 0.329, SLG: 0.488		1-H HR		BBBB 4-0 BB		F8				2	1	1	2	1	0	0
Johnny Edwards, L (1, 2) OBP: 0.322, SLG: 0.396		F9		4-3				F8		3	0	0	0	0	0	1
Leo Cardenas, R (1, 6) OBP: 0.315, SLG: 0.383		1B			BBBB 4-0 1B 1B BB			SSS K		2	1	1	0	1	1	0
Joey Jay, S (1, 1) OBP: 0.200, SLG: 0.258		3-1			SSS K			F2		3	0	0	0	0	1	2
Inning Stats	R: 0 E: 0 K: 0 S: 3 H: 1 LOB: 0 BB: 0 P: 3	R: 2 E: 0 K: 0 S: 6 H: 3 LOB: 1 BB: 0 P: 6	R: 0 E: 0 K: 0 S: 3 H: 0 LOB: 0 BB: 0 P: 3	R: 0 E: 0 K: 1 S: 5 H: 0 LOB: 1 BB: 1 P: 9	R: 1 E: 0 K: 1 S: 6 H: 2 LOB: 2 BB: 1 P: 10	R: 0 E: 0 K: 1 S: 5 H: 0 LOB: 0 BB: 0 P: 5	R: 0 E: 0 K: 1 S: 5 H: 0 LOB: 0 BB: 0 P: 5	R: 0 E: 0 K: 0 S: 4 H: 1 LOB: 2 BB: 1 P: 8		1B: 6 2B: 0 3B: 0 HR: 1 SF: 0 SAC: 0 DP: 0 HBP: 0					

PITCHER	IP	WLS	BF	H	R	ER	SO	BB	IBB	HBP	BLK	WP	HR	S	P	ERA	WHIP
Roger Craig, R (1, 1) ERA: 4.32	8.0	L	32	7	3	3	4	3	0	0	0	0	1	37	49	3.38	1.250

PITCHER	IP	WLS	BF	H	R	ER	SO	BB	IBB	HBP	BLK	WP	HR	S	P	ERA	WHIP

BOTTOM

New York Mets @ Cincinnati Reds

Crosley Field, Cincinnati, OH

Fri Jul 20 1962, 7:05 PM EDT

Att. 12,764 - Unknown

livebaseballscorecards.com

AB	29
R	3
H	7
RBI	3
BB	3
SO	4
LOB	9

Batter	1	2	3	4	5	6	7	8	9	AB	R	H	RBI	BB	SO	LOB
Richie Ashburn, L (1, 8) OBP: 0.411, SLG: 0.421	G4-6-3 1B		F7		G5-3 1B 1-2		F9		G3	5	0	2	0	0	0	1
Felix Mantilla, R (1, 6) OBP: 0.322, SLG: 0.404	F4		5-3 1-2 2-3					F2		4	0	1	0	0	0	1
Gene Woodling, L (1, 9) OBP: 0.389, SLG: 0.408	G4-6-3 1-2f		WP 1B		SF7 3-H			1B 1B		3	0	2	1	0	0	1
Joe Christopher, R (8, PR) OBP: 0.279, SLG: 0.316 (8, 9)										0	0	0	0	0	0	0
Frank Thomas, R (1, 7) OBP: 0.353, SLG: 0.513		HR	K2-3 1-2		G5-3 2-3f			1-2 1B		4	1	2	1	0	1	3
Marv Throneberry, L (1, 3) OBP: 0.306, SLG: 0.384		K		HR		4-3		F9		4	1	1	1	0	1	2
Charlie Neal, R (1, 4) OBP: 0.322, SLG: 0.371		1B 1B		1-3		F8		6-3		4	0	1	0	0	0	2
Rod Kanehl, R (1, 5) OBP: 0.322, SLG: 0.387		F9		F8		G3			4-3 BB	3	0	0	0	1	0	1
Chris Cannizzaro, R (1, 2) OBP: 0.354, SLG: 0.246		1-2 1B		G3			F7		4-3 1-2	3	0	1	0	0	0	0
Ed Bouchee, L (9, PH) OBP: 0.299, SLG: 0.291										1	0	0	0	0	0	1
Craig Anderson, R (1, 1) OBP: 0.063, SLG: 0.063		1-3			1B 1B SF7 1B		1-3		F9	3	1	1	0	0	0	2
Jim Hickman, R (9, PH) OBP: 0.336, SLG: 0.434										1	0	0	0	0	0	1
Inning Stats	R: 0 E: 0 K: 0 S: 3 H: 1 LOB: 0 BB: 0 P: 3	R: 1 E: 0 K: 1 S: 8 H: 3 LOB: 2 BB: 0 P: 8	R: 0 E: 0 K: 1 S: 6 H: 1 LOB: 1 BB: 0 P: 6	R: 1 E: 0 K: 0 S: 4 H: 1 LOB: 0 BB: 0 P: 4	R: 1 E: 0 K: 0 S: 5 H: 3 LOB: 1 BB: 0 P: 5	R: 0 E: 0 K: 0 S: 3 H: 0 LOB: 0 BB: 0 P: 3	R: 0 E: 0 K: 0 S: 3 H: 0 LOB: 0 BB: 0 P: 3	R: 0 E: 0 K: 0 S: 5 H: 2 LOB: 2 BB: 0 P: 5	R: 0 E: 0 K: 0 S: 3 H: 0 LOB: 1 BB: 1 P: 7	1B: 9 2B: 0 3B: 0 HR: 2 SF: 1 SAC: 0 DP: 2 HBP: 0						

PITCHER	IP	WLS	BF	H	R	ER	SO	BB	IBB	HBP	BLK	WP	HR	S	P	ERA	WHIP
Bob Purkey, R (1, 1) ERA: 2.71	9.0	W	37	11	3	3	2	1	0	0	0	1	2	40	44	3.00	1.333

PITCHER	IP	WLS	BF	H	R	ER	SO	BB	IBB	HBP	BLK	WP	HR	S	P	ERA	WHIP

TOP

New York Mets @ Cincinnati Reds

Crosley Field, Cincinnati, OH

Sat Jul 21 1962, 3:33 AM EDT

Att. 8,381 - Unknown

livebaseballscorecards.com

AB	35
R	3
H	11
RBI	3
BB	1
SO	2
LOB	15

WP: 1 PA: 37
PB: 0
SB: 0
CS: 0

New York Mets @ Cincinnati Reds

Crosley Field, Cincinnati, OH

Sat Jul 21 1962, 3:33 AM EDT

Att. 8,381 - Unknown

BOTTOM

Batter	1	2	3	4	5	6	7	8	9	AB	R	H	RBI	BB	SO	LOB
Eddie Kasko, R (1, 5) OBP: 0.281, SLG: 0.329	BBBB 4-0 4-3 1B BB		x 0-0 ① 6-3		x 0-0 ② 6-3		x 0-0 ① 5-3			3	1	0	0	1	0	0
Don Blasingame, L (1, 4) OBP: 0.355, SLG: 0.338	x 0-0 ① 4-3 1-2		x 0-0 ② F1		x 0-0 E3 HR		x 0-0 1B 1B			4	1	1	0	0	0	1
Vada Pinson, L (1, 8) OBP: 0.337, SLG: 0.515	BBBB 4-0 1B SF7 BB		BBBB 4-0 BB		x 0-0 1-H HR		x 0-0 ② F2			2	2	1	2	2	0	1
Jerry Lynch, L (1, 7) OBP: 0.355, SLG: 0.503	x 0-0 1-3 2-H 1B		x 0-0 ③ F5		x 0-0 1B		x 0-0 1-2 1B			4	0	3	1	0	0	1
Wally Post, R (8, 7) OBP: 0.336, SLG: 0.484										0	0	0	0	0	0	0
Frank Robinson, R (1, 9) OBP: 0.405, SLG: 0.568	x 0-0 ② SF7 3-H			x 0-0 E6 G4-6-3	x 0-0 ③ F8		x 0-0 ③ F8			3	0	0	1	0	0	3
Gordy Coleman, L (1, 3) OBP: 0.328, SLG: 0.485	x 0-0 ③ F9			x 0-0 ① ② G4-6-3 1-2f		x 0-0 ① 4-3		x 0-0 G3 WP SF8 1B		4	0	1	0	0	0	2
Joe Gaines, R (8, PR) OBP: 0.412, SLG: 0.464										0	1	0	0	0	0	0
Marty Keough, L (9, 3) OBP: 0.372, SLG: 0.400										0	0	0	0	0	0	0
Johnny Edwards, L (1, 2) OBP: 0.321, SLG: 0.398		x 0-0 ① F7		x 0-0 2B		x 0-0 ② F7		x 0-0 ① G3 1-3		4	0	1	0	0	0	1
Leo Cardenas, R (1, 6) OBP: 0.314, SLG: 0.381		x 0-0 ② 1-3		x 0-0 ③ F8		BBBB 4-0 BB		x 0-0 ② SF8 3-H		2	0	0	1	1	0	1
Bob Purkey, R (1, 1) OBP: 0.153, SLG: 0.229		x 0-0 ③ F8			x 0-0 ① F7	x 0-0 ③ F3		SSS 0-3 ③ K		4	0	0	0	0	1	2
Inning Stats	R: 2 E: 0 K: 0 S: 4 H: 1 LOB: 1 BB: 2 P: 12	R: 0 E: 0 K: 0 S: 3 H: 0 LOB: 0 BB: 0 P: 3	R: 0 E: 0 K: 0 S: 3 H: 0 LOB: 1 BB: 1 P: 7	R: 0 E: 1 K: 0 S: 4 H: 1 LOB: 1 BB: 0 P: 4	R: 2 E: 1 K: 0 S: 6 H: 2 LOB: 1 BB: 0 P: 6	R: 0 E: 0 K: 0 S: 3 H: 0 LOB: 1 BB: 1 P: 7	R: 0 E: 0 K: 0 S: 5 H: 2 LOB: 2 BB: 0 P: 5	R: 1 E: 0 K: 1 S: 6 H: 1 LOB: 1 BB: 0 P: 6		1B: 5 2B: 1 3B: 0 HR: 1	SF: 2 SAC: 0 DP: 1 HBP: 0		WP: 1 PB: 0 SB: 0 CS: 0	PA: 36		

livebaseballscorecards.com

	AB	30
	R	5
	H	7
	RBI	5
	BB	4
	SO	1
	LOB	12

PITCHER	IP	WLS	BF	H	R	ER	SO	BB	IBB	HBP	BLK	WP	HR	S	P	ERA	WHIP
Craig Anderson, R (1, 1) ERA: 4.81	8.0	L	36	7	5	3	1	4	0	0	0	1	1	34	50	3.38	1.375

PITCHER	IP	WLS	BF	H	R	ER	SO	BB	IBB	HBP	BLK	WP	HR	S	P	ERA	WHIP

Batter	1	2	3	4	5	6	7	8	9	AB	R	H	RBI	BB	SO	LOB
Richie Ashburn, L (1, 8) OBP: 0.410, SLG: 0.417	B B B B 4-0 S F2 WP BB	0-0 ③ 6-3			0-0 ① 6-3		0-0 1B 1-2 1B		0-0 E8 1-3 1B	2	1	0	0	1	0	0
Jim Hickman, R (7, PH) OBP: 0.343, SLG: 0.440 (7, 8)										2	0	2	0	0	0	0
Felix Mantilla, R (1, 4) OBP: 0.323, SLG: 0.415	0-0 ① F2 1-2		0-0 HR		0-0 ② F6		0-0 ② 1B 1-2 2-H		0-0 ② F8	5	1	2	1	0	0	3
Gene Woodling, L (1, 9) OBP: 0.385, SLG: 0.403	0-0 ② 4-3 2-H		0-0 ① F4		0-0 FC5-4 1B		0-0 ③ 3-1		0-0 ③ 6-3	5	0	1	0	0	0	4
Frank Thomas, R (1, 7) OBP: 0.352, SLG: 0.509	B B B B 4-0 BB		0-0 ② F8		0-0 ③ FC5-4 1-2f			0-0 ① 5-3		3	0	0	0	1	0	1
Marv Throneberry, L (1, 3) OBP: 0.304, SLG: 0.380	S S S 0-3 ③ K		0-0 ③ F9			0-0 G1-6-3 1B		0-0 ② 4-3		4	0	1	0	0	1	1
Rod Kanehl, R (1, 5) OBP: 0.328, SLG: 0.391		0-0 S 2B 1B		0-0 ① 4-3		0-0 ① F8		0-0 FC5-4 1B		4	1	2	0	0	0	1
Elio Chacon, R (1, 6) OBP: 0.356, SLG: 0.289		0-0 S WP 1-H 2B		S S S 0-3 ② K		0-0 ②③ G1-6-3 1-2f		0-0 ③ FC5-4 1-2f		4	1	1	1	0	1	2
Joe Pignatano, R (1, 2) OBP: 0.429, SLG: 0.391	S S S 0-3 ① K 2-3			0-0 1B			0-0 1B 1B 1B		S S S 0-3 ① K	3	0	2	0	0	1	1
Choo-Choo Coleman, L (7, PR) (7, 2)										1	0	0	0	0	1	0
Al Jackson, L (1, 1) OBP: 0.133, SLG: 0.140	S S S 0-3 ② K 3-H			S S S 0-3 ③ K			S S S 0-3 ① K		0-0 E 1B	2	0	0	0	0	2	1
Ken MacKenzie, R (6, 1)										0	0	0	0	0	0	0
Joe Christopher, R (7, PH) OBP: 0.277, SLG: 0.313										1	0	0	0	0	1	1
Bob Miller, R (7, 1) OBP: 0.227, SLG: 0.318										0	0	0	0	0	0	0
Ed Bouchee, L (9, PH) OBP: 0.306, SLG: 0.300										1	0	1	0	0	0	0
Inning Stats	R: 1 E: 0 K: 1 S: 5 H: 0 LOB: 1 BB: 2 P: 13	R: 2 E: 0 K: 2 S: 9 H: 2 LOB: 0 BB: 0 P: 9	R: 1 E: 0 K: 0 S: 4 H: 1 LOB: 0 BB: 0 P: 4	R: 0 E: 0 K: 2 S: 8 H: 1 LOB: 1 BB: 0 P: 8	R: 0 E: 0 K: 0 S: 4 H: 1 LOB: 1 BB: 0 P: 4	R: 0 E: 0 K: 0 S: 3 H: 1 LOB: 0 BB: 0 P: 3	R: 0 E: 0 K: 1 S: 7 H: 3 LOB: 2 BB: 0 P: 7	R: 0 E: 0 K: 0 S: 4 H: 1 LOB: 1 BB: 0 P: 4	R: 0 E: 1 K: 1 S: 7 H: 2 LOB: 2 BB: 0 P: 7	1B: 10 2B: 1 3B: 0 HR: 1	SF: 0 SAC: 0 DP: 1 HBP: 0						

PITCHER		IP	WLS	BF	H	R	ER	SO	BB	IBB	HBP	BLK	WP	HR	S	P	ERA	WHIP
Jim Maloney, R ERA: 6.15	(1, 1)	3.0		14	3	4	4	3	2	0	0	0	2	1	18	26	12.00	1.667
Joe Nuxhall, L ERA: 6.23	(4, 1)	3.1	W	14	5	0	0	3	0	0	0	0	0	0	20	20	0.00	1.500
Johnny Klippstein, R ERA: 4.43	(7, 1)	2.2	S	11	4	0	0	1	0	0	0	0	0	0	13	13	0.00	1.500

PITCHER	IP	WLS	BF	H	R	ER	SO	BB	IBB	HBP	BLK	WP	HR	S	P	ERA	WHIP

TOP

New York Mets @ Cincinnati Reds

Crosley Field, Cincinnati, OH

Sun Jul 22 1962, 3:33 AM EDT

Unknown

livebaseballscorecards.com

AB	37
R	4
H	12
RBI	2
BB	2
SO	7
LOB	15

WP: 2 PA: 39
PB: 0
SB: 3
CS: 0

Batter	1	2	3	4	5	6	7	8	9	AB	R	H	RBI	BB	SO	LOB
Leo Cardenas, R (1, 6) OBP: 0.313, SLG: 0.376	F8		E4 G6-4-3 1-2 3-H			2B FC BB F9		K		4	1	0	0	1	1	2
Eddie Kasko, R (1, 5) OBP: 0.283, SLG: 0.331	G3		G6-4-3 1-2f			1B 2B 1-3	F4	2B BB		4	1	1	0	1	0	2
Vada Pinson, L (1, 8) OBP: 0.340, SLG: 0.517	5-3			WP F9 1B		FC 1B FC5-2-5-2 3-H	E 1B 2B HBP H	1-3 2B		4	1	2	1	0	0	1
Frank Robinson, R (1, 9) OBP: 0.405, SLG: 0.565		F9		F9 1-2		FC5-2-5-2 3B 1B 1-3 2-H	E 2B 1B 1-2	F2		5	2	2	1	0	0	3
Wally Post, R (1, 7) OBP: 0.332, SLG: 0.477 Jerry Lynch, L (7, PH) OBP: 0.353, SLG: 0.500 Joe Gaines, R (8, 7) OBP: 0.400, SLG: 0.448		F6		K 2-3		FC5-2-5-2 3B 1-2 3-H	E5 2B 1B 1-2 2-3	K		3 1 1	1 1 0	0 0 0	0 0 0	0 0 1	1 0 0	3 2 2
Hank Foiles, R (1, 2) OBP: 0.366, SLG: 0.560 Johnny Edwards, L (7, PH) OBP: 0.324, SLG: 0.404 (8, 2)		5-3		K		2B 3B 1-H 2-H	1B 2B 1-3 2-H 3-H			3 1	1 1	1 1	2 2	0 0	1 0	1 0
Gordy Coleman, L (1, 3) OBP: 0.330, SLG: 0.484			F5		K	S 2B BB 4-0	FC4-6 1B 2-H 3-H			3	1	1	2	1	1	0
Don Blasingame, L (1, 4) OBP: 0.353, SLG: 0.337			1B E 1B		3-1	K 1-2	FC4-6 1-2f			4	1	1	0	0	1	3
Jim Maloney, L (1, 1) OBP: 0.294, SLG: 0.313 Don Pavletich, R (3, PH) OBP: 0.351, SLG: 0.226 Joe Nuxhall, L (4, 1) OBP: 0.500, SLG: 1.000 Johnny Klippstein, R (7, 1) OBP: 0.200, SLG: 0.143			E 1-3		4-1	2B 2-H 3-H	K			0 1 2 1	0 0 0 0	0 1 1 0	0 0 2 0	0 0 0 0	0 0 0 1	0 0 0 1
Inning Stats	R: 0 E: 0 K: 0 S: 3 H: 0 LOB: 0 BB: 0 P: 3	R: 0 E: 0 K: 0 S: 3 H: 0 LOB: 0 BB: 0 P: 3	R: 1 E: 1 K: 0 S: 5 H: 2 LOB: 1 BB: 0 P: 5	R: 0 E: 0 K: 2 S: 8 H: 1 LOB: 1 BB: 0 P: 8	R: 0 E: 0 K: 1 S: 5 H: 0 LOB: 0 BB: 0 P: 5	R: 6 E: 0 K: 1 S: 10 H: 4 LOB: 1 BB: 2 P: 18	R: 4 E: 1 K: 1 S: 9 H: 3 LOB: 1 BB: 0 P: 10	R: 0 E: 0 K: 2 S: 8 H: 1 LOB: 2 BB: 1 P: 12		1B: 6 2B: 4 3B: 1 HR: 0 SF: 0 SAC: 0 DP: 1 HBP: 1						

PITCHER		IP	WLS	BF	H	R	ER	SO	BB	IBB	HBP	BLK	WP	HR	S	P	ERA	WHIP
Al Jackson, L ERA: 4.68	(1, 1)	5.1	L	24	6	6	5	3	1	0	0	0	1	0	29	33	8.44	1.312
Ken MacKenzie, L ERA: 5.73	(6, 1)	0.2		4	1	1	1	1	1	0	0	0	0	0	5	9	13.50	3.000
Bob Miller, R ERA: 5.29	(7, 1)	2.0		13	4	4	3	3	1	0	1	0	0	0	17	22	13.50	2.500

PITCHER	IP	WLS	BF	H	R	ER	SO	BB	IBB	HBP	BLK	WP	HR	S	P	ERA	WHIP

BOTTOM

New York Mets @ Cincinnati Reds

Crosley Field, Cincinnati, OH

Sun Jul 22 1962, 3:33 AM EDT

Unknown

livebaseballscorecards.com

AB	37
R	11
H	11
RBI	10
BB	3
SO	7
LOB	20

Batter	1	2	3	4	5	6	7	8	9	AB	R	H	RBI	BB	SO	LOB
Richie Ashburn, L (1, 9) OBP: 0.414, SLG: 0.419	4-3 1B		F9		F7		E7 1-3 2B		BBBB 4-0 G6-4-3 BB	4	2	2	0	1	0	0
Charlie Neal, R (1, 4) OBP: 0.319, SLG: 0.367 Marv Throneberry, L (7, PH) OBP: 0.303, SLG: 0.378 Felix Mantilla, R (7, 4) OBP: 0.322, SLG: 0.413	4-3 1-2		SSS 0-3 K		F4		SSS 0-3 K		G6-4-3 1-2f	3 1 1	0 0 0	0 0 0	0 0 0	0 0 0	1 1 0	1 2 1
Jim Hickman, R (1, 8) OBP: 0.355, SLG: 0.454	2-H 1B		1B			BBBB 4-0 FC4-6 1B FC5-2 BB	2-H 3-H 2B			3	0	3	3	1	0	0
Frank Thomas, R (1, 7) OBP: 0.351, SLG: 0.506	F7		5-3			1-2 FC4-6 1B	SSS 0-3 K			4	0	1	0	0	1	3
Ed Bouchee, L (1, 3) OBP: 0.294, SLG: 0.286	1-3			6-3		1-2f 2-3 FC4-6 FC5-2		SSS 0-3 K		4	0	0	0	0	1	3
Rod Kanehl, R (1, 5) OBP: 0.333, SLG: 0.390		BBBB 4-0 1B CS BB		6-3		1-2 3-H FC5-2		4-3 1B		3	0	1	0	1	0	2
Elio Chacon, R (1, 6) OBP: 0.355, SLG: 0.289		F9		E7 1B		F5		4-3 1-2		4	0	1	0	0	0	4
Chris Cannizzaro, R (1, 2) OBP: 0.349, SLG: 0.246		1-3 1B		E7 1-H			SSS 0-3 K	F9		4	0	1	0	0	1	2
Bob Moorhead, R (1, 1) Gene Woodling, L (7, PH) OBP: 0.383, SLG: 0.401 Willard Hunter, R (7, 1) OBP: 0.273, SLG: 0.273 Joe Christopher, R (9, PH) OBP: 0.275, SLG: 0.311 Roger Craig, R (9, 1) OBP: 0.111, SLG: 0.048		SSS 0-3 K 3-H			F5		E5 E 2B		F8	2 1 0 1 0	0 1 0 0 0	0 0 0 0 0	0 0 0 0 0	0 0 0 0 0	1 0 0 0 0	2 0 0 0 0
Inning Stats	R: 1 E: 0 K: 0 S: 5 H: 2 LOB: 1 BB: 0 P: 5	R: 0 E: 0 K: 1 S: 5 H: 1 LOB: 2 BB: 1 P: 9	R: 0 E: 0 K: 1 S: 6 H: 1 LOB: 1 BB: 0 P: 6	R: 0 E: 1 K: 0 S: 4 H: 1 LOB: 1 BB: 0 P: 4	R: 0 E: 0 K: 0 S: 3 H: 0 LOB: 0 BB: 0 P: 3	R: 0 E: 0 K: 0 S: 4 H: 1 LOB: 2 BB: 1 P: 8	R: 2 E: 2 K: 3 S: 12 H: 2 LOB: 1 BB: 0 P: 12	R: 0 E: 0 K: 1 S: 6 H: 1 LOB: 1 BB: 0 P: 6	R: 0 E: 0 K: 0 S: 2 H: 0 LOB: 0 BB: 1 P: 6	1B: 8 2B: 2 3B: 0 HR: 0 SF: 0 SAC: 0 DP: 2 HBP: 0						

PITCHER	IP	WLS	BF	H	R	ER	SO	BB	IBB	HBP	BLK	WP	HR	S	P	ERA	WHIP
Moe Drabowsky, R (1, 1) ERA: 4.71	6.0		25	6	1	1	2	2	0	0	0	0	0	27	35	1.50	1.333
Jim Brosnan, R (7, 1) ERA: 3.32	3.0	W	13	3	2	0	4	1	0	0	0	0	0	20	24	0.00	1.333

PITCHER	IP	WLS	BF	H	R	ER	SO	BB	IBB	HBP	BLK	WP	HR	S	P	ERA	WHIP

TOP

New York Mets @ Cincinnati Reds

Crosley Field, Cincinnati, OH

Sun Jul 22 1962, 3:38 AM EDT

Att. 16,756 - Unknown

livebaseballscorecards.com

AB	35
R	3
H	9
RBI	3
BB	3
SO	6
LOB	20

PA:	38

BOTTOM

New York Mets @ Cincinnati Reds

Crosley Field, Cincinnati, OH

Sun Jul 22 1962, 3:38 AM EDT

Att. 16,756 - Unknown

livebaseballscorecards.com

Batter	1	2	3	4	5	6	7	8	9	AB	R	H	RBI	BB	SO	LOB
Eddie Kasko, R (1, 5) OBP: 0.283, SLG: 0.330	F8			F8		HR, FC1-5-2 1-3		6-3		4	1	1	0	0	0	0
Don Blasingame, L (1, 4) OBP: 0.352, SLG: 0.336	G6-4-3 1B			K		FC1-5-2 HR 1-2 3-H		K		4	1	1	0	0	2	2
Vada Pinson, L (1, 8) OBP: 0.342, SLG: 0.526	G6-4-3 1-2f			CS, S 1B		HR 1-H 2-H		6-3		4	1	2	3	0	0	1
Jerry Lynch, L (1, 7) OBP: 0.347, SLG: 0.490 Jim Brosnan, R (7, 1) Marty Keough, L (9, PH) OBP: 0.376, SLG: 0.427		F8		CS 1-3	F6	P5			HR	3 0 1	0 0 1	0 0 1	0 0 1	0 0 0	0 0 0	0 0 0
Frank Robinson, R (1, 9) OBP: 0.402, SLG: 0.561		F9			5-3		F2			3	0	0	0	0	0	0
Gordy Coleman, L (1, 3) OBP: 0.333, SLG: 0.492		K			3B		FC3-6 1B			3	0	2	0	0	1	0
Johnny Edwards, L (1, 2) OBP: 0.320, SLG: 0.399			3-1		3-1		FC3-6 1B 1-2f			3	0	0	0	0	0	2
Leo Cardenas, R (1, 6) OBP: 0.313, SLG: 0.375			1-3			K	1-2 1B			3	0	1	0	0	1	0
Moe Drabowsky, R (1, 1)			K			1B FC1-5-2 BB	K			1	0	0	0	0	1	0
Wally Post, R (6, PH) OBP: 0.333, SLG: 0.474 (7, 7)										1	0	0	0	1	1	2
Inning Stats	R: 0 E: 0 K: 0 S: 3 H: 1 LOB: 0 BB: 0 P: 3	R: 0 E: 0 K: 1 S: 5 H: 0 LOB: 0 BB: 0 P: 5	R: 0 E: 0 K: 1 S: 5 H: 0 LOB: 0 BB: 0 P: 5	R: 0 E: 0 K: 1 S: 5 H: 1 LOB: 0 BB: 0 P: 5	R: 0 E: 0 K: 0 S: 4 H: 1 LOB: 1 BB: 0 P: 4	R: 3 E: 0 K: 1 S: 7 H: 2 LOB: 0 BB: 1 P: 11	R: 0 E: 0 K: 1 S: 7 H: 2 LOB: 2 BB: 0 P: 7	R: 0 E: 0 K: 1 S: 5 H: 0 LOB: 0 BB: 0 P: 5	R: 1 E: 0 K: 0 S: 1 H: 1 LOB: 0 BB: 0 P: 1	1B: 5 2B: 0 3B: 1 HR: 2 SF: 0 SAC: 0 DP: 1 HBP: 0						

	AB	30
	R	4
	H	8
	RBI	4
	BB	1
	SO	6
	LOB	7

PITCHER		IP	WLS	BF	H	R	ER	SO	BB	IBB	HBP	BLK	WP	HR	S	P	ERA	WHIP
Bob Moorhead, R ERA: 4.44	(1, 1)	6.0		22	5	3	3	4	1	0	0	0	0	1	29	33	4.50	1.000
Willard Hunter, L ERA: 8.44	(7, 1)	2.0		8	2	0	0	2	0	0	0	0	0	0	12	12	0.00	1.000
Roger Craig, R ERA: 4.39	(9, 1)	0.0	L	1	1	1	1	0	0	0	0	0	0	1	1	1	∞	∞

PITCHER		IP	WLS	BF	H	R	ER	SO	BB	IBB	HBP	BLK	WP	HR	S	P	ERA	WHIP

Batter	1	2	3	4	5	6	7	8	9	10	11	12	AB	R	H	RBI	BB	SO	LOB
Richie Ashburn, L (1, 8) OBP: 0.410, SLG: 0.414	6-3		CS 1B		F2			4-3		G4-6-3 1-2f			5	0	1	0	0	0	1
Rod Kanehl, R (1, 4) (8, 5) OBP: 0.336, SLG: 0.393	HR 2B		F4 1-2		K			F3			BBBB CS BB		4	1	1	0	1	1	1
Felix Mantilla, R (1, 5) OBP: 0.328, SLG: 0.427 Charlie Neal, R (8, 4) OBP: 0.318, SLG: 0.366	2-H HR		F9			G6-4-3 1B		BBBB BB			SSS K 1-2		3 1	1 0	2 0	2 0	1 0	0 1	0 1
Frank Thomas, R (1, 7) OBP: 0.352, SLG: 0.513	HR			5-3		G6-4-3 1-2f		F5			BB 1B		5	1	2	1	0	0	2
Marv Throneberry, L (1, 3) OBP: 0.305, SLG: 0.371	SSS K			F9		BBBB FC5-4 BB			SSS K		BBBB 1-2 BB		3	0	0	0	2	2	0
Jim Hickman, R (1, 9) OBP: 0.351, SLG: 0.462	F9			HR		FC5-4 1-2f			1-3		F7		5	1	1	1	0	0	3
Elio Chacon, R (1, 6) OBP: 0.353, SLG: 0.287		F9		1B			SSS K		SSS K			6-3	5	0	1	0	0	2	0
Chris Cannizzaro, R (1, 2) OBP: 0.345, SLG: 0.247 Joe Christopher, R (10, PR) OBP: 0.275, SLG: 0.311 Willard Hunter, R (10, 1) OBP: 0.273, SLG: 0.273 Ed Bouchee, L (12, PH) OBP: 0.301, SLG: 0.294 Al Jackson, L (12, PR) OBP: 0.133, SLG: 0.140 Bob Miller, R (12, 1) OBP: 0.227, SLG: 0.318		F5		F8			F6			G4-6-3 1B		K2-4-2 1B	4 0 0 1 0 0 0	0 0 0 0 0 0 0	1 0 0 1 0 0 0	0 0 0 0 0 0 0	0 0 0 0 0 0 0	0 0 0 0 0 0 0	1 0 0 0 0 0 0
Jay Hook, L (1, 1) OBP: 0.298, SLG: 0.214 Ray Daviault, R (6, 1) Craig Anderson, R (8, 1) OBP: 0.063, SLG: 0.063 Gene Woodling, L (10, PH) OBP: 0.382, SLG: 0.399 Joe Pignatano, R (10, 2) OBP: 0.414, SLG: 0.375		1-3			4-3		5-3			SSS K		K2-4-2 1-2f	2 1 0 1 1	0 0 0 0 0	0 0 0 0 0	0 0 0 0 0	0 0 0 1 1	0 0 0 1 1	0 0 0 1 1
Inning Stats	R: 3 H: 3 E: 0 LOB: 0 K: 1 BB: 0 S: 8 P: 8	R: 0 H: 0 E: 0 LOB: 0 K: 0 BB: 0 S: 3 P: 3	R: 0 H: 1 E: 0 LOB: 0 K: 0 BB: 0 S: 3 P: 3	R: 1 H: 2 E: 0 LOB: 1 K: 0 BB: 0 S: 5 P: 5	R: 0 H: 0 E: 0 LOB: 0 K: 1 BB: 0 S: 5 P: 5	R: 0 H: 1 E: 0 LOB: 1 K: 0 BB: 1 S: 3 P: 7	R: 0 H: 0 E: 0 LOB: 0 K: 1 BB: 0 S: 5 P: 5	R: 0 H: 0 E: 0 LOB: 1 K: 0 BB: 1 S: 3 P: 7	R: 0 H: 0 E: 0 LOB: 0 K: 2 BB: 0 S: 7 P: 7	R: 0 H: 1 E: 0 LOB: 1 K: 1 BB: 0 S: 5 P: 5	R: 0 H: 1 E: 0 LOB: 2 K: 1 BB: 2 S: 5 P: 13	R: 0 H: 1 E: 0 LOB: 1 K: 1 BB: 0 S: 5 P: 5	1B: 6 2B: 3 3B: 0 HR: 3	SF: 0 SAC: 0 DP: 4 HBP: 0		WP: 0 PB: 0 SB: 0 CS: 2		PA: 45	

PITCHER		IP	WLS	BF	H	R	ER	SO	BB	IBB	HBP	BLK	WP	HR	S	P	ERA	WHIP
Lew Burdette, R ERA: 4.43	(1, 1)	8.0		31	7	4	4	3	2	0	0	0	0	3	35	43	4.50	1.125
Bob Shaw, R ERA: 2.3	(9, 1)	4.0	W	14	3	0	0	5	2	0	0	0	0	0	22	30	0.00	1.250

PITCHER	IP	WLS	BF	H	R	ER	SO	BB	IBB	HBP	BLK	WP	HR	S	P	ERA	WHIP

TOP

New York Mets @ Milwaukee Braves

Milwaukee County Stadium, Milwaukee, WI

Tue Jul 24 1962, 8:05 PM EDT

Att. 9,971 - Unknown

livebaseballscorecards.com

AB	41
R	4
H	10
RBI	4
BB	4
SO	8
LOB	11

New York Mets @ Milwaukee Braves

Milwaukee County Stadium, Milwaukee, WI

Tue Jul 24 1962, 8:05 PM EDT

Att. 9,971 - Unknown

livebaseballscorecards.com

BOTTOM

Batter	1	2	3	4	5	6	7	8	9	10	11	12	AB	R	H	RBI	BB	SO	LOB
Roy McMillan, R (1, 6) OBP: 0.350, SLG: 0.388	1B, BB, 1B 1B	1B 1B		1B			6-3	K		K			6	1	3	0	0	2	4
Lee Maye, L (1, 7) OBP: 0.319, SLG: 0.395	1B 1-2 1B BB	1-2 1B		F4			G4-6-3 BB		1B 2B		4-3		4	2	2	0	2	0	1
Eddie Mathews, L (1, 5) OBP: 0.371, SLG: 0.476	K	F7			K		G4-6-3 1-2f		S 2-H 1B		E4 S		6	0	1	1	0	2	5
Hank Aaron, R (1, 9) OBP: 0.384, SLG: 0.620	S, 1B 1-2 2-3 1B		G6-4-3 1B		F8			6-3	F9 1-2		F8 1-2		6	0	2	0	0	0	2
Joe Adcock, R (1, 3) OBP: 0.333, SLG: 0.482 Tommie Aaron, R (8, PR) OBP: 0.260, SLG: 0.317 (9, 3)	S 1-2 2-H 3-H 1B		G6-4-3 1-2f		1B			1B 1B	K		F4		4 2	0 1	3 0	2 0	0 0	0 1	1 2
Del Crandall, R (1, 2) OBP: 0.338, SLG: 0.401	F3 1-2 2-3		1B 1B		K			BB, 1B 1-2 1B	F7			HR	6	1	3	1	0	1	4
Frank Bolling, R (1, 4) OBP: 0.337, SLG: 0.426	6-3		CS 1-3 1B			G6-4-3 BB		F7		F9			4	0	1	0	1	0	4
Lou Johnson, R (1, 8) OBP: 0.333, SLG: 0.238 Gus Bell, L (8, PH) OBP: 0.263, SLG: 0.313 (9, 8)		K	CS 1-2	F8		K		BB 1-2 2-H 1B		G1			3 2	0 1	0 1	0 1	0 0	2 0	1 0
Lew Burdette, R (1, 1) OBP: 0.227, SLG: 0.190 Ken Aspromonte, R (8, PH) OBP: 0.375, SLG: 0.317 Bob Shaw, R (9, 1) OBP: 0.274, SLG: 0.182		5-3		K		G6-4-3 1-2f		BB 1-2 2-3		BB			3 0 0	0 0 0	0 0 0	0 0 0	0 1 1	1 0 0	1 0 0
Inning Stats	R: 2 E: 0 K: 1 S: 8 H: 3 LOB: 2 BB: 1 P: 12	R: 0 E: 0 K: 1 S: 7 H: 2 LOB: 2 BB: 0 P: 7	R: 0 E: 0 K: 0 S: 4 H: 3 LOB: 1 BB: 0 P: 4	R: 0 E: 0 K: 1 S: 6 H: 1 LOB: 1 BB: 0 P: 6	R: 0 E: 0 K: 2 S: 8 H: 1 LOB: 1 BB: 0 P: 8	R: 0 E: 0 K: 1 S: 4 H: 0 LOB: 0 BB: 1 P: 8	R: 0 E: 0 K: 0 S: 2 H: 0 LOB: 0 BB: 1 P: 6	R: 1 E: 0 K: 1 S: 8 H: 3 LOB: 3 BB: 1 P: 12	R: 1 E: 0 K: 1 S: 7 H: 2 LOB: 1 BB: 0 P: 7	R: 0 E: 0 K: 1 S: 5 H: 0 LOB: 1 BB: 1 P: 9	R: 0 E: 1 K: 0 S: 4 H: 0 LOB: 1 BB: 0 P: 4	R: 1 E: 0 K: 0 S: 1 H: 1 LOB: 0 BB: 0 P: 1	1B: 14 2B: 1 3B: 0 HR: 1 SF: 0 SAC: 0 DP: 3 HBP: 0						

	AB	46
	R	5
	H	16
	RBI	5
	BB	5
	SO	9
	LOB	25

PITCHER		IP	WLS	BF	H	R	ER	SO	BB	IBB	HBP	BLK	WP	HR	S	P	ERA	WHIP
Jay Hook, R ERA: 5.5	(1, 1)	5.0		25	10	2	2	5	2	0	0	0	0	0	33	41	3.60	2.400
Ray Daviault, R ERA: 6.5	(6, 1)	2.2		11	3	1	1	1	2	0	0	0	0	0	11	19	3.38	1.875
Craig Anderson, R ERA: 4.85	(8, 1)	1.1		6	2	1	1	2	0	0	0	0	0	0	10	10	6.75	1.500
Willard Hunter, L ERA: 8.06	(10, 1)	2.0		8	0	0	0	1	1	0	0	0	0	0	9	13	0.00	0.500
Bob Miller, R ERA: 5.29	(12, 1)	0.0		0	0	0	0	0	0	0	0	0	0	0	0	0	∞	∞

PITCHER	IP	WLS	BF	H	R	ER	SO	BB	IBB	HBP	BLK	WP	HR	S	P	ERA	WHIP

New York Mets @ Milwaukee Braves

Milwaukee County Stadium, Milwaukee, WI

Wed Jul 25 1962, 8:05 PM EDT

Att. 9,056 - Unknown

TOP

livebaseballscorecards.com

Batter	1	2	3	4	5	6	7	8	9	AB	R	H	RBI	BB	SO	LOB
Richie Ashburn, L (1, 8) OBP: 0.413, SLG: 0.413	1-3		K		3B BB		SH5-3 1B		FC4-6 BB 1-2	3	1	1	0	2	1	1
Rod Kanehl, R (1, 4) OBP: 0.333, SLG: 0.405	F4		FC6-4 BB 1-2f		1-H 3B		SH5-3 1-2		FC4-6 1B HR 1-2f 2-3	4	1	1	1	0	0	3
Felix Mantilla, R (1, 5) OBP: 0.332, SLG: 0.426	FC5-4 BB		BB 1-2		5-3		F9		HR 1B 1-2 3-H	3	1	1	1	2	0	2
Frank Thomas, R (1, 7) OBP: 0.350, SLG: 0.517	FC5-4 1-2f		K		F3		K		HR 1-H 2-H	5	1	1	3	0	2	5
Jim Hickman, R (1, 9) OBP: 0.348, SLG: 0.456		G4-6-3 1B		F4	6-3			5-3	K	5	0	1	0	0	1	1
Marv Throneberry, L (1, 3) OBP: 0.304, SLG: 0.368		G4-6-3 1-2f		F7		WP 1B		4-3		4	0	1	0	0	0	1
Elio Chacon, R (1, 6) OBP: 0.354, SLG: 0.290		1B		BB 1B		F2 1-2		5-3		4	0	2	0	0	0	1
Chris Cannizzaro, R (1, 2) OBP: 0.352, SLG: 0.240		K		1-2 BB		K			FC4-6 BB 1B BB	2	1	0	0	2	2	2
Roger Craig, R (1, 1) OBP: 0.128, SLG: 0.047			FC6-4 BB		K	1-3			F7	1	0	0	0	1	1	2
Joe Christopher, R (6, PH) OBP: 0.273, SLG: 0.309										1	0	0	0	0	0	1
Vinegar Bend Mizell, R (6, 1) OBP: 0.200, SLG: 0.143										0	0	0	0	0	0	0
Bob Miller, R (8, 1) OBP: 0.227, SLG: 0.318										0	0	0	0	0	0	0
Gene Woodling, L (9, PH) OBP: 0.380, SLG: 0.397										1	0	0	0	0	0	1
Inning Stats	R: 0 E: 0 K: 0 S: 3	H: 0 LOB: 1 BB: 1 P: 7	R: 0 E: 0 K: 1 S: 6	H: 2 LOB: 1 BB: 0 P: 6	R: 0 E: 0 K: 2 S: 7	H: 0 LOB: 2 BB: 2 P: 15	R: 0 E: 0 K: 1 S: 6	H: 1 LOB: 2 BB: 1 P: 10	R: 1 E: 0 K: 0 S: 4	H: 1 LOB: 1 BB: 1 P: 8	R: 0 E: 0 K: 1 S: 6	H: 1 LOB: 1 BB: 0 P: 6	R: 0 E: 0 K: 1 S: 6	H: 1 LOB: 1 BB: 0 P: 6	R: 0 E: 0 K: 0 S: 3	H: 0 LOB: 0 BB: 0 P: 3	R: 4 E: 0 K: 1 S: 7	H: 2 LOB: 0 BB: 2 P: 15

AB	33
R	5
H	8
RBI	5
BB	7
SO	7
LOB	20

1B: 6	SF: 0	WP: 1	PA: 41
2B: 0	SAC: 1	PB: 0	
3B: 1	DP: 1	SB: 0	
HR: 1	HBP: 0	CS: 0	

PITCHER		IP	WLS	BF	H	R	ER	SO	BB	IBB	HBP	BLK	WP	HR	S	P	ERA	WHIP
Bob Hendley, L ERA: 3.29	(1, 1)	8.0	W	34	6	1	1	6	5	0	0	0	1	0	41	61	1.12	1.375
Hank Fischer, R ERA: 5.29	(9, 1)	1.0	S	7	2	4	4	1	2	0	0	0	0	1	7	15	36.00	4.000

PITCHER		IP	WLS	BF	H	R	ER	SO	BB	IBB	HBP	BLK	WP	HR	S	P	ERA	WHIP

BOTTOM

New York Mets @ Milwaukee Braves

Milwaukee County Stadium, Milwaukee, WI

Wed Jul 25 1962, 8:05 PM EDT

Att. 9,056 - Unknown

Batter	1	2	3	4	5	6	7	8	9	AB	R	H	RBI	BB	SO	LOB
Roy McMillan, R (1, 6) OBP: 0.353, SLG: 0.389	1B	F8			HR 1B		F8	1B BB		4	1	2	0	1	0	3
Lee Maye, L (1, 7) OBP: 0.322, SLG: 0.396	1-3 HR 1B	F9			K		F5	FC6-4 1-2 3-H 1B		5	1	2	1	0	1	4
Eddie Mathews, L (1, 5) OBP: 0.374, SLG: 0.494	1-H HR		F9		1-H HR		BB 1-2 HR BB	F9		4	3	2	4	1	0	2
Hank Aaron, R (1, 9) OBP: 0.384, SLG: 0.615	5-3		G5-4-3 BB		F7		1-2 2-3 HR BB	FC6-4 1-2f		3	1	0	0	2	0	2
Joe Adcock, R (1, 3) OBP: 0.336, SLG: 0.506 Tommie Aaron, R (8, 3) OBP: 0.260, SLG: 0.317	HR		G5-4-3 1-2f		5-3		1-H 2-H 3-H HR			4 0	2 0	2 0	5 0	0 0	0 0	1 0
Del Crandall, R (1, 2) OBP: 0.337, SLG: 0.396 Hank Fischer, R (9, 1)	6-3			G5-4-3 BB		F7	F8			3 0	0 0	0 0	0 0	1 0	0 0	0 0
Frank Bolling, R (1, 4) OBP: 0.340, SLG: 0.429		E 2B		G5-4-3 1-2f		F6		3B BB		3	1	1	0	1	0	1
Lou Johnson, R (1, 8) OBP: 0.321, SLG: 0.320		F3		E6		F7		1-H 1B 3B		4	1	1	1	0	0	1
Bob Hendley, R (1, 1) OBP: 0.273, SLG: 0.162 Bob Uecker, R (8, PH) (9, 2) OBP: 0.370, SLG: 0.273		E5 2-3		F5			BB BB HR BB	K		2 1	1 0	0 0	0 0	1 0	0 1	2 1
Inning Stats	R: 3 H: 4 E: 0 LOB: 0 K: 0 BB: 0 S: 6 P: 6	R: 0 H: 1 E: 1 LOB: 2 K: 0 BB: 0 S: 5 P: 5	R: 0 H: 0 E: 0 LOB: 0 K: 0 BB: 1 S: 2 P: 6	R: 0 H: 0 E: 1 LOB: 1 K: 0 BB: 1 S: 3 P: 7	R: 2 H: 2 E: 0 LOB: 0 K: 1 BB: 0 S: 7 P: 7	R: 0 H: 0 E: 0 LOB: 0 K: 0 BB: 0 S: 3 P: 3	R: 4 H: 1 E: 0 LOB: 0 K: 0 BB: 3 S: 4 P: 16	R: 2 H: 2 E: 0 LOB: 2 K: 1 BB: 2 S: 7 P: 15		1B: 4 SF: 0 2B: 1 SAC: 0 3B: 1 DP: 2 HR: 4 HBP: 0						WP: 0 PA: 40 PB: 0 SB: 0 CS: 0	

PITCHER		IP	WLS	BF	H	R	ER	SO	BB	IBB	HBP	BLK	WP	HR	S	P	ERA	WHIP
Roger Craig, R ERA: 4.55	(1, 1)	5.0	L	23	7	5	5	1	2	0	0	0	0	3	23	31	9.00	1.800
Vinegar Bend Mizell, L ERA: 6.63	(6, 1)	2.1		15	3	6	6	1	5	0	0	0	0	1	12	32	23.14	3.429
Bob Miller, R ERA: 5.29	(8, 1)	0.0		0	0	0	0	0	0	0	0	0	0	0	0	0	∞	∞

PITCHER	IP	WLS	BF	H	R	ER	SO	BB	IBB	HBP	BLK	WP	HR	S	P	ERA	WHIP

AB	33
R	11
H	10
RBI	11
BB	7
SO	2
LOB	17

livebaseballscorecards.com

Batter	1	2	3	4	5	6	7	8	9	AB	R	H	RBI	BB	SO	LOB
Richie Ashburn, L (1, 8) OBP: 0.417, SLG: 0.412	SSS 0-3 ① K		x 0-0 ③ 1B 1B		BBBB 4-0 1-2 BB		BBBB 4-0 BB		x 0-0 ③ 6-3	3	0	1	0	2	1	0
Rod Kanehl, R (1, 4) OBP: 0.331, SLG: 0.400	x 0-0 ② 5-3		x 0-0 1-2 1B		x 0-0 ② F8		x 0-0 ③ 5-3			4	0	1	0	0	0	3
Felix Mantilla, R (1, 5) OBP: 0.328, SLG: 0.420	x 0-0 ③ F9		x 0-0 ③ F4		SSS 0-3 ③ K			SSS 0-3 ① K		4	0	0	0	0	2	4
Frank Thomas, R (1, 7) OBP: 0.349, SLG: 0.514		x 0-0 ① F9		SSS 0-3 ① K		x 0-0 4-3-6-3 1B		x 0-0 ② 6-3		4	0	1	0	0	1	0
Jim Hickman, R (1, 9) OBP: 0.350, SLG: 0.457		x 0-0 ② 6-3		x 0-0 1-3 1B		x 0-0 ① 4-3-6-3 1-3		x 0-0 2B 1B		4	1	2	0	0	0	1
Marv Throneberry, L (1, 3) OBP: 0.308, SLG: 0.377		x 0-0 1B		x 0-0 ② 1-3 1-2		x 0-0 ② F1		x 0-0 1-H 2B		4	0	2	1	0	0	2
Elio Chacon, R (1, 6) OBP: 0.350, SLG: 0.286		x 0-0 ③ F9		SSS 0-3 ③ K		x 0-0 ③ F3		x 0-0 ③ F9		4	0	0	0	0	1	4
Chris Cannizzaro, R (1, 2) OBP: 0.347, SLG: 0.231			x 0-0 ① F9		BBBB 4-0 1B BB		x 0-0 ① F5		x 0-0 ① F7	3	0	0	0	1	0	0
Craig Anderson, R (1, 1) OBP: 0.111, SLG: 0.111 Joe Christopher, R (7, PH) OBP: 0.272, SLG: 0.307 Ken MacKenzie, R (7, 1) Gene Woodling, L (9, PH) OBP: 0.379, SLG: 0.395			x 0-0 ② 6-3		x 0-0 ① BB 1-2 1B		x 0-0 ② F8		x 0-0 ② F9	2 1 0 1	0 0 0 0	1 0 0 0	0 0 0 0	0 0 0 0	0 0 0 0	0 0 0 0
Inning Stats	R: 0 E: 0 K: 1 S: 5 H: 0 LOB: 0 BB: 0 P: 5	R: 0 E: 0 K: 0 S: 4 H: 1 LOB: 1 BB: 0 P: 4	R: 0 E: 0 K: 0 S: 5 H: 2 LOB: 2 BB: 0 P: 5	R: 0 E: 0 K: 2 S: 8 H: 1 LOB: 1 BB: 0 P: 8	R: 0 E: 0 K: 1 S: 5 H: 1 LOB: 2 BB: 2 P: 13	R: 0 E: 0 K: 0 S: 4 H: 1 LOB: 1 BB: 0 P: 4	R: 0 E: 0 K: 0 S: 3 H: 0 LOB: 1 BB: 1 P: 7	R: 1 E: 0 K: 1 S: 7 H: 2 LOB: 1 BB: 0 P: 7	R: 0 E: 0 K: 0 S: 3 H: 0 LOB: 0 BB: 0 P: 3	1B: 7 2B: 1 3B: 0 HR: 0 SF: 0 SAC: 0 DP: 0 HBP: 0						

PITCHER	IP	WLS	BF	H	R	ER	SO	BB	IBB	HBP	BLK	WP	HR	S	P	ERA	WHIP
Warren Spahn, L (1, 1) ERA: 3.09	9.0	W	37	8	1	1	5	3	0	0	0	0	0	44	56	1.00	1.222

PITCHER	IP	WLS	BF	H	R	ER	SO	BB	IBB	HBP	BLK	WP	HR	S	P	ERA	WHIP

TOP

New York Mets @ Milwaukee Braves

Milwaukee County Stadium, Milwaukee, WI

Thu Jul 26 1962, 4:33 AM EDT

Att. 9,749 - Unknown

livebaseballscorecards.com

AB	34
R	1
H	8
RBI	1
BB	3
SO	5
LOB	14

WP: 0 PB: 0 SB: 0 CS: 0 PA: 37

BOTTOM

New York Mets @ Milwaukee Braves

Milwaukee County Stadium, Milwaukee, WI

Thu Jul 26 1962, 4:33 AM EDT

Att. 9,749 - Unknown

livebaseballscorecards.com

Batter	1	2	3	4	5	6	7	8	9	AB	R	H	RBI	BB	SO	LOB
Lou Johnson, R (1, 8) OBP: 0.333, SLG: 0.379	5-3		K		2B E BB	WP 3B		F8		4	2	1	0	1	1	1
Lee Maye, L (1, 7) OBP: 0.314, SLG: 0.384	F6		4-3		K	G3 3-H				4	0	0	0	0	1	2
Eddie Mathews, L (1, 5) OBP: 0.373, SLG: 0.494	G3			F4	1-3 1B 2B		F5			4	1	1	0	0	0	0
Hank Aaron, R (1, 9) OBP: 0.385, SLG: 0.621		HR		WP CS 1B 1B	E6 1B 3-H		E5 1B			4	2	2	1	0	0	1
Joe Adcock, R (1, 3) OBP: 0.338, SLG: 0.504 Tommie Aaron, R (8, 3) OBP: 0.260, SLG: 0.317	6-3			1B WP 1-2 FC5-2 BB	G6-4-3 1-2 2-H 1B		F8			3 0	0 0	1 0	1 0	1 0	0 0	1 0
Joe Torre, R (1, 2) OBP: 0.331, SLG: 0.331	5-3			FC5-2 BB 1-3 2-H 1B	G6-4-3 1-2f		1-2 1B			4	0	2	1	0	0	2
Frank Bolling, R (1, 4) OBP: 0.338, SLG: 0.423	5-3			FC5-2 1-2 BB		F8	1-3			3	0	0	0	1	0	2
Amado Samuel, R (1, 6) OBP: 0.248, SLG: 0.260			BB	FC5-2 1-2 2-3 3-Hf		F3		G1-6-3 BB		2	0	0	0	2	0	3
Warren Spahn, L (1, 1) OBP: 0.266, SLG: 0.317			K	3-1		HR		G1-6-3 1-2f		4	1	1	1	0	1	5

	AB	32
	R	6
	H	8
	RBI	4
	BB	5
	SO	3
	LOB	17

Inning Stats	1	2	3	4	5	6	7	8	9
	R: 0 H: 0 E: 0 LOB: 0 K: 0 BB: 0 S: 3 P: 3	R: 1 H: 1 E: 0 LOB: 0 K: 0 BB: 0 S: 4 P: 4	R: 0 H: 0 E: 0 LOB: 1 K: 2 BB: 1 S: 7 P: 11	R: 1 H: 2 E: 0 LOB: 3 K: 0 BB: 2 S: 5 P: 13	R: 2 H: 2 E: 1 LOB: 1 K: 1 BB: 1 S: 7 P: 11	R: 2 H: 2 E: 0 LOB: 0 K: 0 BB: 0 S: 5 P: 5	R: 0 H: 1 E: 1 LOB: 2 K: 0 BB: 0 S: 5 P: 5	R: 0 H: 0 E: 0 LOB: 0 K: 0 BB: 1 S: 2 P: 6	

	1B: 4	SF: 0	WP: 2	PA: 37
	2B: 1	SAC: 0	PB: 0	
	3B: 1	DP: 2	SB: 0	
	HR: 2	HBP: 0	CS: 1	

PITCHER		IP	WLS	BF	H	R	ER	SO	BB	IBB	HBP	BLK	WP	HR	S	P	ERA	WHIP
Craig Anderson, R ERA: 5.06	(1, 1)	6.0	L	29	7	6	5	3	4	0	0	0	2	2	31	47	7.50	1.833
Ken MacKenzie, L ERA: 5.51	(7, 1)	2.0		8	1	0	0	0	1	0	0	0	0	0	7	11	0.00	1.000

PITCHER	IP	WLS	BF	H	R	ER	SO	BB	IBB	HBP	BLK	WP	HR	S	P	ERA	WHIP

Batter	1	2	3	4	5	6	7	8	9	AB	R	H	RBI	BB	SO	LOB
Richie Ashburn, L (1, 8) OBP: 0.416, SLG: 0.409	K		K2-3		1B		FC6 IBB		5-3 2-3	4	0	1	0	1	2	2
Rod Kanehl, R (1, 4) OBP: 0.326, SLG: 0.393	F8		E6 2-H		1-3		P4		1-3	5	0	1	0	0	0	4
Felix Mantilla, R (1, 5) OBP: 0.327, SLG: 0.418	1B		1-3		5-3		FC6 1-2f			4	0	1	0	0	0	6
Frank Thomas, R (1, 7) OBP: 0.345, SLG: 0.508	K			P4		F7		5-3		4	0	0	0	0	1	1
Joe Christopher, R (8, 7) OBP: 0.272, SLG: 0.307										0	0	0	0	0	0	0
Marv Throneberry, L (1, 3) OBP: 0.312, SLG: 0.376		K		1B		F8		BB		3	0	1	0	1	1	0
Jim Hickman, R (1, 9) OBP: 0.349, SLG: 0.453		P6		G4-6-3 1-2		K2-3		F8		4	0	1	0	0	1	1
Elio Chacon, R (1, 6) OBP: 0.350, SLG: 0.287		P3		G4-6-3 1-2f			E1 SH1-4	K		3	0	1	0	0	0	2
Charlie Neal, R (7, PR) OBP: 0.317, SLG: 0.365							1B			1	0	0	0	0	1	1
										(7, 6)						
Choo-Choo Coleman, L (1, 2) OBP: 0.286, SLG: 0.167			SH3-4 E 1B		F7		FC SH1-4		5-3 1-3 BB	3	1	1	0	1	0	1
Al Jackson, L (1, 1) OBP: 0.128, SLG: 0.133			SH3-4 1-2		K		SH1-4 1-2 2-3		1-3 1-2	2	0	0	0	0	1	1
Inning Stats	R: 0 E: 0 K: 2 S: 8 H: 1 LOB: 1 BB: 0 P: 8	R: 0 E: 0 K: 1 S: 5 H: 0 LOB: 0 BB: 0 P: 5	R: 1 E: 1 K: 1 S: 7 H: 1 LOB: 1 BB: 0 P: 7	R: 0 E: 0 K: 0 S: 4 H: 2 LOB: 1 BB: 0 P: 4	R: 0 E: 0 K: 1 S: 7 H: 2 LOB: 2 BB: 0 P: 7	R: 0 E: 0 K: 1 S: 5 H: 0 LOB: 0 BB: 0 P: 5	R: 0 E: 1 K: 0 S: 5 H: 1 LOB: 3 BB: 1 P: 9	R: 0 E: 0 K: 1 S: 5 H: 0 LOB: 1 BB: 1 P: 9	R: 0 E: 0 K: 0 S: 3 H: 0 LOB: 1 BB: 1 P: 7	1B: 7 2B: 0 3B: 0 HR: 0 SF: 0 SAC: 2 DP: 1 HBP: 0						

PITCHER		IP	WLS	BF	H	R	ER	SO	BB	IBB	HBP	BLK	WP	HR	S	P	ERA	WHIP
Bob Gibson, R ERA: 2.51	(1, 1)	8.0	L	34	7	1	0	7	1	1	0	0	0	0	46	54	0.00	1.000
Lindy McDaniel, R ERA: 2.78	(9, 1)	1.0		4	0	0	0	0	1	0	0	0	0	0	3	7	0.00	1.000

PITCHER	IP	WLS	BF	H	R	ER	SO	BB	IBB	HBP	BLK	WP	HR	S	P	ERA	WHIP

TOP

New York Mets @ St. Louis Cardinals

Sportsman's Park, St. Louis, MO

Fri Jul 27 1962, 8:05 PM EDT

Unknown - 79 F

livebaseballscorecards.com

AB	33
R	1
H	7
RBI	0
BB	3
SO	7
LOB	19

WP: 0 PA: 38
PB: 0
SB: 0
CS: 0

BOTTOM

New York Mets @ St. Louis Cardinals

Sportsman's Park, St. Louis, MO

Fri Jul 27 1962, 8:05 PM EDT

Unknown - 79 F

livebaseballscorecards.com

Batter	1	2	3	4	5	6	7	8	9	AB	R	H	RBI	BB	SO	LOB
Curt Flood, R (1, 8) OBP: 0.335, SLG: 0.414	4-3			5-3		1B		G5-4-3		4	0	1	0	0	0	1
Julian Javier, R (1, 4) OBP: 0.315, SLG: 0.340	1-4-3			6-3		F7		1B BB		3	0	0	0	1	0	2
Bill White, L (1, 3) OBP: 0.358, SLG: 0.470	4-3			1-3		K		FC6-4 1B		4	0	1	0	0	1	2
Ken Boyer, R (1, 5) OBP: 0.391, SLG: 0.507		F8			FC4-5 2B		F8	FC6-4		4	0	1	0	0	0	2
Charlie James, R (1, 9) OBP: 0.321, SLG: 0.416		G4-6-3 1B			FC4-5 PB 5-3		2B 1B		6-3	4	0	2	0	0	0	1
Bobby Gene Smith, R (1, 7) OBP: 0.276, SLG: 0.308		G4-6-3			5-3		1-3 2B		2B	4	0	2	0	0	0	2
Gene Oliver, R (1, 2) OBP: 0.357, SLG: 0.402			6-3		5-3		G6-4-3 IBB		P5	3	0	0	0	1	0	2
Julio Gotay, R (1, 6) OBP: 0.326, SLG: 0.313 Red Schoendienst, S (7, PH) OBP: 0.383, SLG: 0.436 Dal Maxvill, R (8, 6) OBP: 0.213, SLG: 0.200			K			L9	G6-4-3		1-3	2 1 1	0 0 0	0 0 0	0 0 0	0 0 0	1 0 0	0 3 1
Bob Gibson, R (1, 1) OBP: 0.351, SLG: 0.365 Stan Musial, L (8, PH) OBP: 0.425, SLG: 0.553 Minnie Minoso, R (8, PR) OBP: 0.240, SLG: 0.243 Lindy McDaniel, R (9, 1)			P4			1B		G5-4-3		2 1 0 0	0 0 0 0	1 1 0 0	0 0 0 0	0 0 0 0	0 0 0 0	0 0 0 0
Inning Stats	R: 0 E: 0 K: 0 S: 3 H: 0 LOB: 0 BB: 0 P: 3	R: 0 E: 0 K: 0 S: 3 H: 1 LOB: 0 BB: 0 P: 3	R: 0 E: 0 K: 1 S: 5 H: 0 LOB: 0 BB: 0 P: 5	R: 0 E: 0 K: 0 S: 3 H: 0 LOB: 0 BB: 0 P: 3	R: 0 E: 0 K: 0 S: 4 H: 1 LOB: 1 BB: 0 P: 4	R: 0 E: 0 K: 1 S: 7 H: 2 LOB: 2 BB: 0 P: 7	R: 0 E: 0 K: 0 S: 4 H: 2 LOB: 2 BB: 1 P: 8	R: 0 E: 0 K: 0 S: 4 H: 2 LOB: 2 BB: 1 P: 8	R: 0 E: 0 K: 0 S: 4 H: 1 LOB: 1 BB: 0 P: 4	1B: 6 2B: 3 3B: 0 HR: 0	SF: 0 SAC: 0 DP: 3 HBP: 0						

	AB	33
	R	0
	H	9
	RBI	0
	BB	2
	SO	2
	LOB	16

PITCHER	IP	WLS	BF	H	R	ER	SO	BB	IBB	HBP	BLK	WP	HR	S	P	ERA	WHIP
Al Jackson, L (1, 1) ERA: 4.39	9.0	W	35	9	0	0	2	1	1	0	0	0	0	37	45	0.00	1.111

PITCHER	IP	WLS	BF	H	R	ER	SO	BB	IBB	HBP	BLK	WP	HR	S	P	ERA	WHIP

WP: 0 PB: 1 SB: 0 CS: 0 PA: 35

New York Mets @ St. Louis Cardinals

Sportsman's Park, St. Louis, MO

Fri Jul 27 1962, 8:05 PM EDT

Att. 18,722 - Unknown - 79 F

TOP

livebaseballscorecards.com

Batter	1	2	3	4	5	6	7	8	9	AB	R	H	RBI	BB	SO	LOB
Richie Ashburn, L (1, 8) OBP: 0.423, SLG: 0.412	5-3		BBBB 4-0 1B SF9 BB		0-0 1B FC5-2-5-1 1B	BBBB 4-0 1-2 BB		0-0 BB 1B 2-3 1B		3	1	2	0	2	0	0
Rod Kanehl, R (1, 4) OBP: 0.336, SLG: 0.400	SSS 0-3 K2-3		0-0 1B SF8 1-3 1B		0-0 FC5-2-5-1 1-3 1B	0-0 F7		0-0 BB 1-2 3-H 1B		5	1	3	1	0	1	2
Felix Mantilla, R (1, 5) OBP: 0.325, SLG: 0.413	0-0 4-3		0-0 SF9 3-H		0-0 FC5-2-5-1 G3 1-3 3-H		0-0 F8	BBBB 4-0 1-2 2-3 BB		3	0	0	1	1	0	2
Gene Woodling, L (1, 7) OBP: 0.379, SLG: 0.395 Joe Christopher, R (8, 7) OBP: 0.272, SLG: 0.307		0-0 4-3	0-0 FC5-4 1-3 1B		0-0 G3 1-2		0-0 FC5-4 1B	0-0 F9		5 0	0 0	2 0	0 0	0 0	0 0	5 0
Marv Throneberry, L (1, 3) OBP: 0.314, SLG: 0.387		0-0 6-3 3B	0-0 SF8 3-H		4-0 FC6-4 IBB		0-0 F8		0-0 P4	3	1	1	1	1	0	1
Jim Hickman, R (1, 9) OBP: 0.346, SLG: 0.452		0-0 6-3 3-H	0-0 FC5-4 1-2f		0-0 FC6-4 1-2f		0-0 FC5-4 1-2f		0-0 3-1 2B	5	0	1	1	0	0	5
Choo-Choo Coleman, L (1, 2) OBP: 0.273, SLG: 0.400 Ed Bouchee, L (9, PH) OBP: 0.298, SLG: 0.291		0-0 1B 3B		0-0 G3		0-0 L4		0-0 1-3	0-0 3-1 2-3	4 1	1 0	1 0	0 0	0 0	0 0	0 1
Charlie Neal, R (1, 6) OBP: 0.317, SLG: 0.364 Frank Thomas, R (9, PH) OBP: 0.344, SLG: 0.507		0-0 1B 3-H		0-0 6-3		0-0 L9		0-0 E4 1B WP 1B	0-0 5-3	4 1	1 0	1 0	1 0	0 0	0 0	0 1
Bob Moorhead, R (1, 1) OBP: 0.286, SLG: 0.063 Ray Daviault, R (6, 1)		SSS 0-3 K		SSS 0-3 K		0-0 BB 1B		0-0 F9 1-2		3 1	0 0	1 0	0 0	0 0	2 0	1 1
Inning Stats	R: 0 E: 0 K: 1 S: 5 H: 0 LOB: 0 BB: 0 P: 5	R: 2 E: 0 K: 1 S: 8 H: 3 LOB: 1 BB: 0 P: 8	R: 2 E: 0 K: 0 S: 5 H: 2 LOB: 1 BB: 1 P: 9	R: 0 E: 0 K: 1 S: 5 H: 0 LOB: 0 BB: 0 P: 5	R: 0 E: 0 K: 0 S: 5 H: 2 LOB: 3 BB: 1 P: 9	R: 0 E: 0 K: 0 S: 4 H: 1 LOB: 2 BB: 1 P: 8	R: 0 E: 0 K: 0 S: 4 H: 1 LOB: 1 BB: 0 P: 4	R: 1 E: 1 K: 0 S: 6 H: 2 LOB: 3 BB: 1 P: 10	R: 0 E: 0 K: 0 S: 4 H: 1 LOB: 1 BB: 0 P: 4	1B: 9 2B: 1 3B: 2 HR: 0 SF: 2 SAC: 0 DP: 0 HBP: 0						

	AB	38
	R	5
	H	12
	RBI	5
	BB	4
	SO	3
	LOB	19

WP: 1 PB: 0 SB: 0 CS: 0 PA: 44

PITCHER		IP	WLS	BF	H	R	ER	SO	BB	IBB	HBP	BLK	WP	HR	S	P	ERA	WHIP
Larry Jackson, R ERA: 4.04	(1, 1)	7.0		33	9	4	4	3	2	1	0	0	0	0	36	48	5.14	1.571
Bob Duliba, R ERA: 1.06	(8, 1)	1.1	W	9	3	1	0	0	1	0	0	0	1	0	8	12	0.00	3.000
Lindy McDaniel, R ERA: 2.75	(9, 1)	0.2	S	2	0	0	0	0	0	0	0	0	0	0	2	2	0.00	0.000

PITCHER		IP	WLS	BF	H	R	ER	SO	BB	IBB	HBP	BLK	WP	HR	S	P	ERA	WHIP

Batter	1	2	3	4	5	6	7	8	9	AB	R	H	RBI	BB	SO	LOB
Julian Javier, R (1, 4) OBP: 0.312, SLG: 0.336	P4	F5			K		6-3			4	0	0	0	0	1	0
Bill White, L (1, 3) OBP: 0.357, SLG: 0.468	1-3	F7			1B		P3			4	0	1	0	0	0	0
Curt Flood, R (1, 8) OBP: 0.338, SLG: 0.422	E 1B BB	6-3 3B			K			HR 1B BB		4	3	3	0	0	1	1
Stan Musial, L (1, 7) OBP: 0.426, SLG: 0.549	E 1B BB 1-2	6-3 3-H				BB BB		F8		2	1	0	1	2	0	1
Carl Sawatski, L (1, 2) OBP: 0.386, SLG: 0.476	E8 1B 1-3 2-H	4-3				BB 1-2		HR BB 1-2		2	0	0	0	2	0	1
Minnie Minoso, R (8, PR) OBP: 0.240, SLG: 0.243										0	1	0	0	0	0	0
Jimmie Schaffer, R (9, 2) OBP: 0.279, SLG: 0.231										0	0	0	0	0	0	0
Charlie James, R (1, 9) OBP: 0.324, SLG: 0.430	1B 1-2 3-H			P4	K			HR 1-H 2-H		4	1	2	4	0	1	2
Ken Boyer, R (1, 5) OBP: 0.392, SLG: 0.508	P5			G4-6-3 BB	F7			2B		3	0	1	0	1	0	4
Julio Gotay, R (1, 6) OBP: 0.324, SLG: 0.310		F8		G4-6-3 1-2f	K			5-3		2	0	0	0	0	0	1
Red Schoendienst, S (6, PH) OBP: 0.380, SLG: 0.431										1	0	0	0	0	1	2
Dal Maxvill, R (7, 6) OBP: 0.208, SLG: 0.196										1	0	0	0	0	0	2
Larry Jackson, R (1, 1) OBP: 0.274, SLG: 0.281		F7			K		K	K		2	0	0	0	0	1	0
Bobby Gene Smith, R (7, PH) OBP: 0.274, SLG: 0.306										1	0	0	0	0	1	0
Bob Duliba, R (8, 1)										1	0	0	0	0	1	2
Lindy McDaniel, R (9, 1)										0	0	0	0	0	0	0
Inning Stats	R: 2 E: 1 K: 0 S: 6 H: 2 LOB: 2 BB: 1 P: 10	R: 0 E: 0 K: 0 S: 3 H: 0 LOB: 0 BB: 0 P: 3	R: 1 E: 0 K: 0 S: 4 H: 1 LOB: 0 BB: 0 P: 4	R: 0 E: 0 K: 0 S: 2 H: 0 LOB: 0 BB: 1 P: 6	R: 0 E: 0 K: 3 S: 10 H: 1 LOB: 1 BB: 0 P: 10	R: 0 E: 0 K: 2 S: 7 H: 0 LOB: 2 BB: 2 P: 15	R: 0 E: 0 K: 1 S: 5 H: 0 LOB: 0 BB: 0 P: 5	R: 3 E: 0 K: 1 S: 8 H: 3 LOB: 2 BB: 1 P: 12		1B: 4 2B: 1 3B: 1 HR: 1 SF: 0 SAC: 0 DP: 1 HBP: 0						

PITCHER		IP	WLS	BF	H	R	ER	SO	BB	IBB	HBP	BLK	WP	HR	S	P	ERA	WHIP
Bob Moorhead, R ERA: 4.28	(1, 1)	5.0		23	4	3	1	3	4	0	0	0	0	0	25	41	1.80	1.600
Ray Daviault, R ERA: 6.69	(6, 1)	3.0	L	13	3	3	3	4	1	0	0	0	0	1	20	24	9.00	1.333

PITCHER		IP	WLS	BF	H	R	ER	SO	BB	IBB	HBP	BLK	WP	HR	S	P	ERA	WHIP

BOTTOM

New York Mets @ St. Louis Cardinals

Sportsman's Park, St. Louis, MO

Fri Jul 27 1962, 8:05 PM EDT

Att. 18,722 - Unknown - 79 F

livebaseballscorecards.com

AB	31
R	6
H	7
RBI	5
BB	5
SO	7
LOB	16

New York Mets @ St. Louis Cardinals

Sportsman's Park, St. Louis, MO

Sat Jul 28 1962, 8:05 PM EDT

Att. 15,008 - Unknown

TOP

livebaseballscorecards.com

Batter	1	2	3	4	5	6	7	8	9	AB	R	H	RBI	BB	SO	LOB
Richie Ashburn, L (1, 8) OBP: 0.432, SLG: 0.420	FC1-5 1B 1B	E3 S FC5-4-2-5 2-3 3-H 1B		WP S 3B 1B	1B			F8	BBBB FC6-4 1-2 BB	5	1	4	1	1	0	0
Rod Kanehl, R (1, 4) OBP: 0.342, SLG: 0.418	FC1-5 1-2 1B 1B	FC5-4-2-5 S 1-2 3-H		1-H 3B		CS 1B		E6 1B E	FC6-4 1-2f	6	2	3	1	0	0	4
Felix Mantilla, R (1, 5) OBP: 0.323, SLG: 0.410	FC1-5 1B 1-2 2-3f	5-3 1-2 2-3		6-3		F5 1-2		S 1-3 1B		5	0	1	0	0	0	6
Frank Thomas, R (1, 3) OBP: 0.342, SLG: 0.501 Marv Throneberry, L (9, 3) OBP: 0.314, SLG: 0.387	F3	5-3		F8 BBBB BB		P4 1-3 3-H				4 0	0 0	0 0	0 0	1 0	0 0	3 0
Jim Hickman, R (1, 9) OBP: 0.347, SLG: 0.450	1-3 2-H 1B	FC6 1B		E5 2B PB		P4		5-3		5	1	2	1	0	0	2
Joe Christopher, R (1, 7) OBP: 0.276, SLG: 0.317	5-3	SSS K		PB 1-3 SF9 2B			SSS K		E6 1B 1B	5	2	2	0	0	2	3
Charlie Neal, R (1, 6) OBP: 0.318, SLG: 0.365		SH2-4 1B 2B	FC6 1-2f	BBBB PB HR 2-3 3-H BB			G3		F2	4	2	1	0	1	0	2
Chris Cannizzaro, R (1, 2) OBP: 0.350, SLG: 0.235		H E SH2-4 FC5-4-2-5 HBP	SSS K	SF9 3-H			P4			3	0	1	1	0	1	1
Jay Hook, L (1, 1) OBP: 0.292, SLG: 0.209 Gene Woodling, L (5, PH) OBP: 0.382, SLG: 0.413 Ken MacKenzie, R (5, 1) OBP: 0.143, SLG: 0.143 Willard Hunter, R (9, 1) OBP: 0.273, SLG: 0.273 Craig Anderson, R (9, 1) OBP: 0.111, SLG: 0.111		SH2-4 1-2 2-3		4-3	HR 1-H		SSS K		BB 2-H 1B	1 1 2 0 0	0 1 0 0 0	0 1 1 0 0	0 2 1 0 0	0 0 1 0 0	0 0 1 0 0	0 0 1 0 0
Inning Stats	R: 1 E: 0 K: 0 S: 6 H: 3 LOB: 2 BB: 0 P: 6	R: 1 E: 1 K: 0 S: 5 H: 2 LOB: 2 BB: 0 P: 6	R: 0 E: 0 K: 1 S: 6 H: 1 LOB: 1 BB: 0 P: 6	R: 1 E: 0 K: 1 S: 7 H: 2 LOB: 1 BB: 0 P: 7	R: 4 E: 1 K: 0 S: 6 H: 3 LOB: 1 BB: 1 P: 10	R: 0 E: 0 K: 0 S: 3 H: 1 LOB: 1 BB: 1 P: 7	R: 0 E: 0 K: 2 S: 8 H: 1 LOB: 1 BB: 0 P: 8	R: 1 E: 1 K: 0 S: 5 H: 1 LOB: 1 BB: 0 P: 5	R: 1 E: 1 K: 0 S: 5 H: 2 LOB: 2 BB: 1 P: 9	1B: 12 2B: 2 3B: 1 HR: 1 SF: 1 SAC: 1 DP: 0 HBP: 1						

	AB	41
	R	9
	H	16
	RBI	7
	BB	3
	SO	4
	LOB	22

WP: 1 PB: 2 SB: 5 CS: 1 PA: 47

PITCHER		IP	WLS	BF	H	R	ER	SO	BB	IBB	HBP	BLK	WP	HR	S	P	ERA	WHIP
Ray Sadecki, L ERA: 5.54	(1, 1)	4.0		21	8	3	3	2	0	0	1	0	1	0	24	25	6.75	2.000
Curt Simmons, L ERA: 3.88	(5, 1)	0.2	L	6	2	4	0	0	1	0	0	0	0	1	5	9	0.00	4.500
Bob Duliba, R ERA: 0.98	(5, 1)	1.1		5	2	0	0	0	1	0	0	0	0	0	4	8	0.00	2.250
Lindy McDaniel, R ERA: 2.68	(7, 1)	2.0		9	2	1	0	2	0	0	0	0	0	0	13	13	0.00	1.000
Don Ferrarese, L ERA: 3.14	(9, 1)	1.0		6	2	1	0	0	1	0	0	0	0	0	5	9	0.00	3.000

PITCHER		IP	WLS	BF	H	R	ER	SO	BB	IBB	HBP	BLK	WP	HR	S	P	ERA	WHIP

Batter	1	2	3	4	5	6	7	8	9	AB	R	H	RBI	BB	SO	LOB
Julian Javier, R (1, 4) OBP: 0.311, SLG: 0.342	P4		E5 G3	HR		P4		6-3		5	1	1	1	0	0	2
Bill White, L (1, 3) OBP: 0.355, SLG: 0.463	F8		G3 2-3	1-3			F7		BB HR	4	1	0	0	1	0	1
Curt Flood, R (1, 8) OBP: 0.339, SLG: 0.429	K		F9		2B 6-3 1B		P6		HR 1-H	5	2	2	2	0	1	1
Stan Musial, L (1, 7) OBP: 0.429, SLG: 0.552		6-3		4-3	1-3 2B		FC5-4 1B		BB	4	0	2	0	1	0	0
Ken Boyer, R (1, 5) OBP: 0.388, SLG: 0.501		P6		P5	L6		FC5-4 1-2f		F8	5	0	0	0	0	0	4
Charlie James, R (1, 9) OBP: 0.329, SLG: 0.433		2B 1B		1B 1B	6-3 3-H			4-3 1B	F2	5	1	3	1	0	0	2
Gene Oliver, R (1, 2) OBP: 0.363, SLG: 0.412		1-3 2B		1B HR 1-2 1B	5-3			4-3 1-2 1B	P6	5	1	3	0	0	0	2
Julio Gotay, R (1, 6) OBP: 0.324, SLG: 0.310		F9		HR 1-3 2-H 1B		F9		4-3 1-2 2-3		4	1	1	1	0	0	4
Ray Sadecki, L (1, 1) OBP: 0.081, SLG: 0.162 Fred Whitfield, L (4, PH) OBP: 0.316, SLG: 0.554 Curt Simmons, L (5, 1) OBP: 0.282, SLG: 0.216 Bob Duliba, R (5, 1) Bobby Gene Smith, R (6, PH) OBP: 0.272, SLG: 0.304 Lindy McDaniel, R (7, 1) Red Schoendienst, S (8, PH) OBP: 0.376, SLG: 0.427 Don Ferrarese, R (9, 1) OBP: 0.500, SLG: 1.250			F8	HR 1-H 3-H		P3		F3		1 1 0 0 1 0 1 0	0 1 0 0 0 0 0 0	0 1 0 0 0 0 0 0	0 1 0 0 0 0 0 0	0 0 0 0 0 0 0 0	0 0 0 0 0 0 0 0	0 1 0 0 0 2 0 0
Inning Stats	R: 0 E: 0 K: 1 S: 5 H: 0 LOB: 0 BB: 0 P: 5	R: 0 E: 0 K: 0 S: 5 H: 2 LOB: 2 BB: 0 P: 5	R: 0 E: 1 K: 0 S: 4 H: 0 LOB: 1 BB: 0 P: 4	R: 5 E: 0 K: 0 S: 8 H: 5 LOB: 0 BB: 0 P: 8	R: 1 E: 0 K: 0 S: 5 H: 2 LOB: 1 BB: 0 P: 5	R: 0 E: 0 K: 0 S: 3 H: 0 LOB: 0 BB: 0 P: 3	R: 0 E: 0 K: 0 S: 4 H: 1 LOB: 1 BB: 0 P: 4	R: 0 E: 0 K: 0 S: 5 H: 2 LOB: 2 BB: 0 P: 5	R: 2 E: 0 K: 0 S: 4 H: 1 LOB: 1 BB: 2 P: 12	1B: 8 2B: 2 3B: 0 HR: 3 SF: 0 SAC: 0 DP: 0 HBP: 0						

PITCHER		IP	WLS	BF	H	R	ER	SO	BB	IBB	HBP	BLK	WP	HR	S	P	ERA	WHIP
Jay Hook, R ERA: 5.68	(1, 1)	4.0		20	7	5	5	1	0	0	0	0	0	2	22	22	11.25	1.750
Ken MacKenzie, L ERA: 5.6	(5, 1)	4.0	W	19	6	3	3	0	1	0	0	0	0	1	18	22	6.75	1.750
Willard Hunter, L ERA: 8.06	(9, 1)	0.0		1	0	0	0	0	1	0	0	0	0	0	0	4	∞	∞
Craig Anderson, R ERA: 5.0	(9, 1)	1.0	S	3	0	0	0	0	0	0	0	0	0	0	3	3	0.00	0.000

PITCHER	IP	WLS	BF	H	R	ER	SO	BB	IBB	HBP	BLK	WP	HR	S	P	ERA	WHIP

BOTTOM

New York Mets @ St. Louis Cardinals

Sportsman's Park, St. Louis, MO

Sat Jul 28 1962, 8:05 PM EDT

Att. 15,008 - Unknown

livebaseballscorecards.com

AB	41
R	8
H	13
RBI	8
BB	2
SO	1
LOB	18

WP: 0 PA: 43
PB: 0
SB: 0
CS: 0

New York Mets @ St. Louis Cardinals

Sportsman's Park, St. Louis, MO

Sun Jul 29 1962, 4:33 AM EDT

Unknown

TOP

livebaseballscorecards.com

Batter	1	2	3	4	5	6	7	8	9	AB	R	H	RBI	BB	SO	LOB
Richie Ashburn, L (1, 8) OBP: 0.431, SLG: 0.420	F9		2B 1B 1B		1-3			SH1 1B 1B	FC3-2-5 FC6-5-4 2-3 3-H	5	2	2	0	0	0	2
Rod Kanehl, R (1, 4) OBP: 0.346, SLG: 0.427	6-3		1-3 1B 2B			L4-3 1B		SH1 1-2	FC6-5-4 2-3 3-H	4	1	2	1	0	0	1
Felix Mantilla, R (1, 5) OBP: 0.324, SLG: 0.409	5-3		L3 2-H 3-H 1B			S S S K		1B 2-H 1B	S S S K	5	0	2	3	0	2	2
Gene Woodling, L (1, 7) OBP: 0.379, SLG: 0.410		BB 1B	L3 1-2			L4-3 1-2		L7		4	0	1	0	0	0	3
Marv Throneberry, L (1, 3) OBP: 0.322, SLG: 0.391		B B B B 1-2 BB		CS 1B			P6	FC6-4 1-3 1B		3	0	2	0	1	0	0
Jim Hickman, R (1, 9) OBP: 0.341, SLG: 0.442		F5		F8 1-2			S S S K	FC6-4 1-2f		4	0	0	0	0	1	5
Charlie Neal, R (1, 6) OBP: 0.320, SLG: 0.370		F7		6-3			BB 1B		1B 2B	4	1	2	0	0	0	2
Chris Cannizzaro, R (1, 2) OBP: 0.343, SLG: 0.229 Ed Bouchee, L (7, PH) OBP: 0.305, SLG: 0.291 Choo-Choo Coleman, L (7, PR) OBP: 0.333, SLG: 0.455 (7, 2)		1-3			S S S K		B B B B 1-2 BB		2B FC3-2-5 2-H 1B	2	0	0	0	0	1	2
										0	0	0	0	1	0	0
										1	0	1	1	0	0	0
Bob Miller, R (1, 1) OBP: 0.208, SLG: 0.292 Frank Thomas, R (7, PH) OBP: 0.342, SLG: 0.500 Ray Daviault, R (7, 1) Joe Christopher, R (9, PH) OBP: 0.280, SLG: 0.329			S S S K		F8		F8		FC3-2-5 1-3 FC6-5-4 2B	2	0	0	0	0	1	0
										1	0	0	0	0	0	2
										0	0	0	0	0	0	0
										1	1	1	0	0	0	0
Inning Stats	R: 0 E: 0 K: 0 S: 3 H: 0 LOB: 0 BB: 0 P: 3	R: 0 E: 0 K: 0 S: 4 H: 1 LOB: 2 BB: 1 P: 8	R: 2 E: 0 K: 1 S: 7 H: 3 LOB: 0 BB: 0 P: 7	R: 0 E: 0 K: 0 S: 3 H: 1 LOB: 0 BB: 0 P: 3	R: 0 E: 0 K: 1 S: 5 H: 0 LOB: 0 BB: 0 P: 5	R: 0 E: 0 K: 1 S: 5 H: 1 LOB: 0 BB: 0 P: 5	R: 0 E: 0 K: 1 S: 6 H: 1 LOB: 2 BB: 1 P: 10	R: 1 E: 0 K: 0 S: 6 H: 3 LOB: 2 BB: 0 P: 6	R: 2 E: 0 K: 1 S: 8 H: 3 LOB: 1 BB: 0 P: 8	1B: 10 2B: 5 3B: 0 HR: 0	SF: 0 SAC: 1 DP: 2 HBP: 0						

	AB	36
	R	5
	H	13
	RBI	5
	BB	2
	SO	5
	LOB	19

WP: 0 PB: 0 SB: 0 CS: 1 PA: 39

PITCHER		IP	WLS	BF	H	R	ER	SO	BB	IBB	HBP	BLK	WP	HR	S	P	ERA	WHIP
Ernie Broglio, R ERA: 3.16	(1, 1)	8.0	W	33	10	3	3	4	2	0	0	0	0	0	39	47	3.38	1.500
Bob Gibson, R ERA: 2.61	(9, 1)	1.0	S	6	3	2	2	1	0	0	0	0	0	0	8	8	18.00	3.000

PITCHER	IP	WLS	BF	H	R	ER	SO	BB	IBB	HBP	BLK	WP	HR	S	P	ERA	WHIP

Batter	1	2	3	4	5	6	7	8	9	AB	R	H	RBI	BB	SO	LOB
Curt Flood, R (1, 8) OBP: 0.338, SLG: 0.426	1-3		4-3			P4		BB		3	1	0	0	1	0	0
Julian Javier, R (1, 4) OBP: 0.312, SLG: 0.349	E6			3-1 3B		E E E 1B		FC3-5 1-2 2-3f		4	4	2	0	0	0	2
Bill White, L (1, 3) OBP: 0.354, SLG: 0.459	F7 1-3			3-1 3-H		E 1-2 BB		G3 1-2 2-3		3	0	0	1	1	0	3
Stan Musial, L (1, 7) OBP: 0.430, SLG: 0.549 Bob Gibson, R (9, 1) OBP: 0.351, SLG: 0.365	1B 3-H			K		F9 1-3 2-H		1B IBB		3 0	1 0	1 0	1 0	1 0	1 0	1 0
Ken Boyer, R (1, 5) OBP: 0.386, SLG: 0.499		4-3		K		F8		CS 1-H 2-H 3-H		4	0	1	2	0	1	1
Charlie James, R (1, 9) OBP: 0.325, SLG: 0.428		4-3			P4		L8	CS 1-2		3	0	0	0	0	0	0
Jimmie Schaffer, R (1, 2) OBP: 0.261, SLG: 0.214		K			1-3		5-3			3	0	0	0	0	1	0
Dal Maxvill, R (1, 6) OBP: 0.216, SLG: 0.204			1-3		1B		K			3	0	1	0	0	1	0
Ernie Broglio, R (1, 1) OBP: 0.150, SLG: 0.128 Fred Whitfield, L (8, PH) OBP: 0.323, SLG: 0.570 Minnie Minoso, R (8, PR) OBP: 0.240, SLG: 0.243 Bobby Gene Smith, R (9, 7) OBP: 0.272, SLG: 0.304			G3		K			FC3-5 2B		2 1 0 0	0 0 0 0	0 1 0 0	0 0 0 0	0 0 0 0	1 0 0 0	1 0 0 0
Inning Stats	R: 1 E: 1 K: 0 S: 4 H: 1 LOB: 1 BB: 0 P: 4	R: 0 E: 0 K: 1 S: 5 H: 0 LOB: 0 BB: 0 P: 5	R: 0 E: 0 K: 0 S: 3 H: 0 LOB: 0 BB: 0 P: 3	R: 1 E: 0 K: 2 S: 8 H: 1 LOB: 0 BB: 0 P: 8	R: 0 E: 0 K: 1 S: 6 H: 1 LOB: 1 BB: 0 P: 6	R: 1 E: 2 K: 0 S: 4 H: 1 LOB: 1 BB: 1 P: 8	R: 0 E: 0 K: 1 S: 5 H: 0 LOB: 0 BB: 0 P: 5	R: 3 E: 0 K: 0 S: 4 H: 2 LOB: 1 BB: 2 P: 12		1B: 4 2B: 1 3B: 1 HR: 0	SF: 0 SAC: 0 DP: 0 HBP: 0						

PITCHER		IP	WLS	BF	H	R	ER	SO	BB	IBB	HBP	BLK	WP	HR	S	P	ERA	WHIP
Bob Miller, R ERA: 5.03	(1, 1)	6.0		23	4	3	1	4	1	0	0	0	0	0	30	34	1.50	0.833
Ray Daviault, R ERA: 7.02	(7, 1)	2.0	L	9	2	3	3	1	1	1	0	0	0	0	9	17	13.50	1.500

PITCHER	IP	WLS	BF	H	R	ER	SO	BB	IBB	HBP	BLK	WP	HR	S	P	ERA	WHIP

BOTTOM

New York Mets @ St. Louis Cardinals

Sportsman's Park, St. Louis, MO

Sun Jul 29 1962, 4:33 AM EDT

Unknown

livebaseballscorecards.com

AB	29
R	6
H	6
RBI	4
BB	3
SO	5
LOB	8

1B: 4 2B: 1 3B: 1 HR: 0 SF: 0 SAC: 0 DP: 0 HBP: 0

WP: 0 PB: 0 SB: 1 CS: 1 PA: 33

New York Mets @ St. Louis Cardinals

Sportsman's Park, St. Louis, MO

Sun Jul 29 1962, 4:38 AM EDT

Att. 15,443 - Unknown

TOP

livebaseballscorecards.com

Batter	1	2	3	4	5	6	7	8	9	AB	R	H	RBI	BB	SO	LOB
Richie Ashburn, L (1, 8) (2, 9) OBP: 0.439, SLG: 0.427	4-3 BB 1B		SH1-3 1B		G6-3 BB		CS 1B			3	0	3	0	1	0	0
Felix Mantilla, R (1, 5) OBP: 0.324, SLG: 0.407	4-3 BB 1-2		SH1-3 1-2		G6-3 1-2f		K 1-2			2	0	0	0	1	1	2
Gene Woodling, L (1, 9) OBP: 0.378, SLG: 0.408	4-3 1-2 2-3		F3		2B BB			F8		1	0	0	0	0	0	2
Jim Hickman, R (2, 8) OBP: 0.341, SLG: 0.439										2	1	0	0	1	0	1
Frank Thomas, R (1, 7) OBP: 0.341, SLG: 0.500	P6		6-3		1-H 1B 2B			L4		4	0	1	1	0	0	3
Marv Throneberry, L (1, 3) OBP: 0.321, SLG: 0.388	K			6-3	2-H 1B			L8		4	0	1	0	0	1	2
Rod Kanehl, R (1, 4) OBP: 0.350, SLG: 0.429		F9 S 1B		1B 1B		4-3			6-3	4	0	2	0	0	0	0
Charlie Neal, R (1, 6) OBP: 0.319, SLG: 0.369		K 1-2		F9		G6-4-3 1B			6-3	4	0	1	0	0	1	2
Joe Pignatano, R (1, 2) OBP: 0.406, SLG: 0.370		F9 2-3		1-3 1B		G6-4-3 1-2f			3-1	3	0	1	0	0	0	2
Ed Bouchee, L (9, PH) OBP: 0.302, SLG: 0.287										1	0	0	0	0	0	0
Roger Craig, R (1, 1) OBP: 0.120, SLG: 0.043		6-3		F9			F2			3	0	0	0	0	0	3
Bob Miller, R (8, 1) OBP: 0.208, SLG: 0.292										0	0	0	0	0	0	0

	AB	31
	R	1
	H	9
	RBI	1
	BB	3
	SO	3
	LOB	17

Inning Stats	1	2	3	4	5	6	7	8	9					
	R: 0 H: 1	R: 0 H: 1	R: 0 H: 1	R: 0 H: 2	R: 1 H: 2	R: 0 H: 1	R: 0 H: 1	R: 0 H: 0	R: 0 H: 0	1B: 8	SF: 0	WP: 0	PA: 35	
	E: 0 LOB: 2	E: 0 LOB: 1	E: 0 LOB: 1	E: 0 LOB: 2	E: 0 LOB: 2	E: 0 LOB: 0	E: 0 LOB: 0	E: 0 LOB: 0	E: 0 LOB: 0	2B: 1	SAC: 1	PB: 0		
	K: 1 BB: 1	K: 1 BB: 0	K: 0 BB: 0	K: 0 BB: 0	K: 0 BB: 2	K: 0 BB: 0	K: 1 BB: 0	K: 0 BB: 0	K: 0 BB: 0	3B: 0	DP: 2	SB: 1		
	S: 6 P: 10	S: 6 P: 6	S: 4 P: 4	S: 5 P: 5	S: 3 P: 11	S: 3 P: 3	S: 5 P: 5	S: 3 P: 3	S: 3 P: 3	HR: 0	HBP: 0	CS: 1		

PITCHER		IP	WLS	BF	H	R	ER	SO	BB	IBB	HBP	BLK	WP	HR	S	P	ERA	WHIP
Ray Washburn, R ERA: 3.96	(1, 1)	7.0	W	29	9	1	1	3	3	0	0	0	0	0	32	44	1.29	1.714
Bob Duliba, R ERA: 0.89	(8, 1)	2.0	S	6	0	0	0	0	0	0	0	0	0	0	6	6	0.00	0.000

PITCHER	IP	WLS	BF	H	R	ER	SO	BB	IBB	HBP	BLK	WP	HR	S	P	ERA	WHIP

BOTTOM

New York Mets @ St. Louis Cardinals

Sportsman's Park, St. Louis, MO

Sun Jul 29 1962, 4:38 AM EDT

Att. 15,443 - Unknown

livebaseballscorecards.com

Batter	1	2	3	4	5	6	7	8	9	AB	R	H	RBI	BB	SO	LOB
Curt Flood, R (1, 8) OBP: 0.338, SLG: 0.424	1-3		F9			F2	1-3, 2-H, 3-H: 1B 1B			4	1	1	2	0	0	0
Julian Javier, R (1, 4) OBP: 0.314, SLG: 0.353	F8		F7			3-1 2B	CS 2-H, 3-H: 1B			4	0	2	2	0	0	0
Bill White, L (1, 7) (9, 3) OBP: 0.355, SLG: 0.467	HR			L4		3-1 2-3	CS 1-2	G6-4-3 1B		4	1	2	1	0	0	1
Ken Boyer, R (1, 5) OBP: 0.385, SLG: 0.499	K			4-3 2B		F2		G6-4-3 1-2f		4	0	1	0	0	1	2
Fred Whitfield, L (1, 3) OBP: 0.310, SLG: 0.546 Bobby Gene Smith, R (9, 7) OBP: 0.272, SLG: 0.304		G3		4-3 2-3			P6	K		4 0	0 0	0 0	0 0	0 0	1 0	1 0
Charlie James, R (1, 9) OBP: 0.322, SLG: 0.423		4-3		K			6-3			3	0	0	0	0	1	1
Jimmie Schaffer, R (1, 2) OBP: 0.286, SLG: 0.267		1B			K		BB 1B 2B			3	1	2	0	0	1	0
Dal Maxvill, R (1, 6) OBP: 0.208, SLG: 0.196 Red Schoendienst, S (7, PH) OBP: 0.382, SLG: 0.427 Julio Gotay, R (8, 6) OBP: 0.324, SLG: 0.310		1-3			F7		BB 1B BB			2 0 0	0 1 0	0 0 0	0 0 0	0 1 0	0 0 0	1 0 0
Ray Washburn, R (1, 1) OBP: 0.250, SLG: 0.263 Stan Musial, L (7, PH) OBP: 0.432, SLG: 0.549 Minnie Minoso, R (7, PR) OBP: 0.240, SLG: 0.243 Bob Duliba, R (8, 1)			F8		F3		1B 1-2, 2-3: 1B BB			2 0 0 0	0 0 1 0	0 0 0 0	0 0 0 0	0 1 0 0	0 0 0 0	0 0 0 0
Inning Stats	R: 1 E: 0 K: 1 S: 6 H: 1 LOB: 0 BB: 0 P: 6	R: 0 E: 0 K: 0 S: 4 H: 1 LOB: 1 BB: 0 P: 4	R: 0 E: 0 K: 0 S: 3 H: 0 LOB: 0 BB: 0 P: 3	R: 0 E: 0 K: 1 S: 6 H: 1 LOB: 1 BB: 0 P: 6	R: 0 E: 0 K: 1 S: 5 H: 0 LOB: 0 BB: 0 P: 5	R: 0 E: 0 K: 0 S: 4 H: 1 LOB: 1 BB: 0 P: 4	R: 4 E: 0 K: 0 S: 5 H: 3 LOB: 1 BB: 2 P: 13	R: 0 E: 0 K: 1 S: 5 H: 1 LOB: 0 BB: 0 P: 5		1B: 4 2B: 3 3B: 0 HR: 1 SF: 0 SAC: 0 DP: 1 HBP: 0						

	AB	30
	R	5
	H	8
	RBI	5
	BB	2
	SO	4
	LOB	6

WP: 0 PA: 33
PB: 0
SB: 0
CS: 1

PITCHER		IP	WLS	BF	H	R	ER	SO	BB	IBB	HBP	BLK	WP	HR	S	P	ERA	WHIP
Roger Craig, R ERA: 4.64	(1, 1)	7.0	L	29	7	5	5	3	2	0	0	0	0	1	33	41	6.43	1.286
Bob Miller, R ERA: 5.03	(8, 1)	0.0		0	0	0	0	0	0	0	0	0	0	0	0	0	∞	∞

PITCHER		IP	WLS	BF	H	R	ER	SO	BB	IBB	HBP	BLK	WP	HR	S	P	ERA	WHIP

Philadelphia Phillies @ New York Mets

Polo Grounds, New York, NY

Wed Aug 01 1962, 7:05 PM EDT

Att. 8,681 - Unknown

TOP

livebaseballscorecards.com

Batter	1	2	3	4	5	6	7	8	9	AB	R	H	RBI	BB	SO	LOB
Tony Taylor, R (1, 4) OBP: 0.344, SLG: 0.363	E5 HR	F8		BB 1B BB	B3		G3 1B		E1 2-3	5	2	1	0	1	0	2
Johnny Callison, L (1, 9) OBP: 0.360, SLG: 0.456	K	K		1B 1-2 BB	G4-6-3 1-2f		G3 1-2		F8	5	1	0	0	1	2	5
Don Demeter, R (1, 7) OBP: 0.332, SLG: 0.482	1-H HR		G5-4-3 BB	K		PB 1B 2B		6-3	F8	5	2	2	2	1	1	4
Roy Sievers, R (1, 3) OBP: 0.348, SLG: 0.468	FC6-4 1B 1B BB		G5-4-3 1-2f	1B E 1-2 2-H 1B		G5-4-3 2-H 1B		F8		4	2	2	2	1	0	1
Mel Roach, R (1, 5) OBP: 0.264, SLG: 0.272 Wes Covington, L (4, PH) OBP: 0.313, SLG: 0.407 Bobby Wine, R (4, 5) OBP: 0.273, SLG: 0.347	FC6-4 1-2 1B		2B 1B	E9 1-H 2-H 1B 1B		G5-4-3 1-2f		3B BB		2 1 1	1 1 1	2 1 0	0 1 0	0 0 1	0 0 0	0 0 1
Tony Gonzalez, L (1, 8) OBP: 0.390, SLG: 0.521	FC6-4 1B 1-2f 2-3		WP 1B 1-H 2B	6-3 S 2-H 1B		1B 1B		3B 1-H 3B		5	1	4	3	0	0	2
Bob Oldis, R (1, 2) OBP: 0.333, SLG: 0.250	1-2 3-H 1B		1B 2-H 1B	6-3 1-3		1-3 1B		4-3		5	0	3	2	0	0	2
Ruben Amaro, R (1, 6) OBP: 0.362, SLG: 0.330	P4		1-2 1B	K			F8		E SH1-4 1B	5	0	2	0	0	1	3
Jack Hamilton, R (1, 1) OBP: 0.093, SLG: 0.049 Dennis Bennett, L (4, 1) OBP: 0.243, SLG: 0.176 Jack Baldschun, R (9, 1)		3-1	G3		G4-6-3 1B		K		SH1-4 1-2	2 2 0	0 0 0	0 1 0	0 0 0	0 1 0	0 0 0	2 0 0

| Inning Stats | | |

Batter	1	2	3	4	5	6	7	8	9	AB	R	H	RBI	BB	SO	LOB
Richie Ashburn, L (1, 8) OBP: 0.441, SLG: 0.428	C X 0-1 1B E BB 1B	C B F S 1-3 ③ K		B B B C B 4-1 1B 1-2 HR BB	X 0-0 1B		C B B S X 2-2 ③ L6			4	2	2	0	1	1	0
Rod Kanehl, R (1, 4) OBP: 0.351, SLG: 0.424	X 0-0 E5 BB 1B 1-2 SF7		X 0-0 E 1B 1B	X 0-0 ① F7	X 0-0 ② F7			S S B B B B 4-2 G3-6-3 BB		4	2	1	0	1	0	4
Charlie Neal, R (1, 6) OBP: 0.320, SLG: 0.369	X 0-0 BB 1-2 2-3 1B		S S S 0-3 ① K	X 0-0 HR 1-2 2-3 1B	S S S 0-3 ③ K			B C S B B X 3-2 ① L9		5	1	2	0	0	2	3
Frank Thomas, R (1, 7) OBP: 0.344, SLG: 0.516	C B B B F B 4-2 1-2 2-3 3-H BB		B F S B B X 3-2 E5 1B 1-2 6-3	B C X 1-1 1-H 2-H 3-H HR		F X 0-1 HR		X 0-0 ②③ G3-6-3 1-2f		4	3	2	6	1	0	2
Marv Throneberry, L (1, 3) OBP: 0.323, SLG: 0.385	B F S X 1-2 ① F3		S F B F B X 2-2 6-3 1-3 2-H 1B	S S S 0-3 ② K		B B B B 4-0 L5-3 BB			X 0-0 ① F9	4	0	1	1	1	1	3
Felix Mantilla, R (1, 5) OBP: 0.325, SLG: 0.408	X 0-0 ② SF7 3-H		S B B B X 3-1 ② 6-3 1-2 3-H	X 0-0 E 1B		F F X 0-2 ①② L5-3 1-2			X 0-0 WP BB 1B	4	0	2	2	0	0	2
Choo-Choo Coleman, L (1, 2) OBP: 0.357, SLG: 0.417 Rick Herrscher, R (4, PH) Chris Cannizzaro, R (5, 2) OBP: 0.340, SLG: 0.226 Gene Woodling, L (9, PH) OBP: 0.380, SLG: 0.408 Bob Miller, R (9, PR) OBP: 0.208, SLG: 0.292	X 0-0 ③ G3		B B B I 4-0 IBB	B C B B S X 3-2 E4 1-2		B C C S 1-3 ③ K		B B B B 4-0 WP 1-2 BB		1 1 1 0 0	0 0 0 0 0	0 0 0 0 0	0 0 0 1 0	1 0 0 0 0	0 0 1 0 0	2 1 0 0 0
Jim Hickman, R (1, 9) OBP: 0.335, SLG: 0.429		B S F B S 2-3 ① K	X 0-0 ③ 6-3	B B S X 2-1 ③ F7			C X 0-1 ① 5-3		B B F B C S 3-3 ② K 1-2 2-3	5	0	0	0	0	2	6
Al Jackson, L (1, 1) OBP: 0.125, SLG: 0.130 Ray Daviault, R (4, 1) Joe Christopher, R (4, PH) OBP: 0.286, SLG: 0.333 Bob Miller, R (5, 1) OBP: 0.208, SLG: 0.292 Sammy Drake, S (7, PH) Willard Hunter, R (8, 1) OBP: 0.273, SLG: 0.273 Joe Pignatano, R (9, PH) OBP: 0.394, SLG: 0.357		C X 0-1 ② 6-3		X 0-0 1B BB HR 1B	X 0-0 ① 1-3		B B F B C X 3-2 ② L6		B C B C B S 3-3 ③ K	1 0 1 0 1 0 1	0 0 1 0 0 0 0	0 0 1 0 0 0 0	0 0 0 0 0 0 1	0 0 0 0 0 0 0	0 0 0 0 0 0 1	0 0 0 0 0 0 3
Inning Stats	R: 2 E: 1 K: 0 S: 11 H: 2 LOB: 2 BB: 1 P: 16	R: 0 E: 0 K: 2 S: 8 H: 0 LOB: 0 BB: 0 P: 11	R: 2 E: 1 K: 1 S: 14 H: 2 LOB: 2 BB: 1 P: 26	R: 4 E: 1 K: 1 S: 15 H: 4 LOB: 2 BB: 1 P: 25	R: 0 E: 0 K: 1 S: 6 H: 1 LOB: 1 BB: 0 P: 6	R: 1 E: 0 K: 1 S: 8 H: 1 LOB: 0 BB: 1 P: 13	R: 0 E: 0 K: 0 S: 8 H: 0 LOB: 0 BB: 0 P: 13	R: 0 E: 0 K: 0 S: 6 H: 0 LOB: 0 BB: 1 P: 13	R: 0 E: 0 K: 2 S: 8 H: 1 LOB: 3 BB: 1 P: 18	1B: 9 2B: 1 3B: 0 HR: 2 SF: 1 SAC: 0 DP: 2 HBP: 0						

PITCHER		IP	WLS	BF	H	R	ER	SO	BB	IBB	HBP	BLK	WP	HR	S	P	ERA	WHIP
Jack Hamilton, R ERA: 5.14	(1, 1)	3.1		22	7	8	5	3	2	1	0	0	0	1	39	64	13.50	2.700
Dennis Bennett, L ERA: 4.7	(4, 1)	5.0	W	21	4	1	1	3	3	0	0	0	0	1	39	65	1.80	1.400
Jack Baldschun, R ERA: 3.19	(9, 1)	0.2	S	2	0	0	0	2	0	0	0	0	1	0	6	12	0.00	0.000

PITCHER	IP	WLS	BF	H	R	ER	SO	BB	IBB	HBP	BLK	WP	HR	S	P	ERA	WHIP

BOTTOM

Philadelphia Phillies @ New York Mets

Polo Grounds, New York, NY

Wed Aug 01 1962, 7:05 PM EDT

Att. 8,681 - Unknown

livebaseballscorecards.com

AB	37
R	9
H	11
RBI	9
BB	6
SO	8
LOB	26

WP: 1	PA: 45		
PB: 0			
SB: 0			
CS: 0			

Batter	1	2	3	4	5	6	7	8	9	AB	R	H	RBI	BB	SO	LOB
Tony Taylor, R (1, 4) OBP: 0.342, SLG: 0.361	K	BB 1-3 2-H 1B	F8		5-3			E6 1B		5	1	1	1	0	1	0
Johnny Callison, L (1, 9) OBP: 0.362, SLG: 0.456	P3	BB 1-2		FC6 1B	K			2-H 1B		4	0	2	1	1	1	0
Tony Gonzalez, L (1, 8) OBP: 0.390, SLG: 0.526	HR	4-3		FC6 1-2f 2B	K			BB		4	2	1	1	1	1	4
Roy Sievers, R (1, 3) OBP: 0.352, SLG: 0.473 Frank Torre, L (8, 3) OBP: 0.398, SLG: 0.394	1B		FC3-6 1B	1B 1-H 2B	5-3			F7		5 0	1 0	3 0	1 0	0 0	0 0	1 0
Wes Covington, L (1, 7) OBP: 0.313, SLG: 0.406 Ted Savage, R (4, PR) (4, 7) OBP: 0.348, SLG: 0.407	4-3		FC3-6 1B BB 1-2f HR	BB 2-H 1B	5-3				K	3 2	1 0	1 0	1 0	0 0	0 1	2 0
Don Demeter, R (1, 5) OBP: 0.338, SLG: 0.483		CS 1B	1B 1-2 HR BB	FC6-4 1-2 BB			L9		L6-3 1B	3	1	2	0	2	0	0
Clay Dalrymple, L (1, 2) OBP: 0.420, SLG: 0.443		L7	K	K			F8		L6-3 1-2	5	0	0	0	0	2	6
Ruben Amaro, R (1, 6) OBP: 0.367, SLG: 0.330		1B 1-2 1B BB	1-0 1-2 HR 2-3 1B	FC6-4 1-2f			K			3	2	1	0	1	1	2
Art Mahaffey, R (1, 1) OBP: 0.211, SLG: 0.284		1B 1-2 1B	1-H 2-H 3-H HR	F9				K		4	1	2	4	0	1	0
Inning Stats	R: 1 E: 0 K: 1 S: 10 H: 2 LOB: 1 BB: 0 P: 14	R: 1 E: 0 K: 0 S: 15 H: 3 LOB: 3 BB: 2 P: 25	R: 4 E: 0 K: 1 S: 11 H: 3 LOB: 0 BB: 1 P: 20	R: 2 E: 0 K: 1 S: 13 H: 3 LOB: 2 BB: 1 P: 22	R: 0 E: 0 K: 1 S: 6 H: 0 LOB: 0 BB: 0 P: 8	R: 0 E: 0 K: 1 S: 11 H: 0 LOB: 0 BB: 0 P: 17	R: 0 E: 0 K: 1 S: 6 H: 0 LOB: 0 BB: 0 P: 6	R: 1 E: 1 K: 1 S: 7 H: 1 LOB: 1 BB: 1 P: 12	R: 0 E: 0 K: 1 S: 8 H: 1 LOB: 0 BB: 0 P: 12	1B: 10 2B: 2 3B: 0 HR: 2 SF: 0 SAC: 0 DP: 1 HBP: 0						

PITCHER		IP	WLS	BF	H	R	ER	SO	BB	IBB	HBP	BLK	WP	HR	S	P	ERA	WHIP
Craig Anderson, R ERA: 5.7	(1, 1)	3.1	L	23	11	8	8	2	3	0	0	0	0	2	45	73	21.60	4.200
Ken MacKenzie, L ERA: 5.16	(4, 1)	4.2		17	1	1	0	5	2	0	0	0	0	0	34	51	0.00	0.643
Ray Daviault, R ERA: 7.12	(9, 1)	1.0		3	1	0	0	1	0	0	0	0	0	0	8	12	0.00	1.000

PITCHER	IP	WLS	BF	H	R	ER	SO	BB	IBB	HBP	BLK	WP	HR	S	P	ERA	WHIP

Philadelphia Phillies @ New York Mets

Polo Grounds, New York, NY

Thu Aug 02 1962, 3:33 AM EDT

Att. 6,042 - Unknown

TOP

livebaseballscorecards.com

AB	38
R	9
H	13
RBI	9
BB	5
SO	8
LOB	15

WP: 0 PB: 0 SB: 0 CS: 1 PA: 43

BOTTOM

Philadelphia Phillies @ New York Mets

Polo Grounds, New York, NY

Thu Aug 02 1962, 3:33 AM EDT

Att. 6,042 - Unknown

livebaseballscorecards.com

Batter	1	2	3	4	5	6	7	8	9	AB	R	H	RBI	BB	SO	LOB
Richie Ashburn, L (1, 9) OBP: 0.439, SLG: 0.423	B B B C X 3-1 L5 ①		C X 0-1 P6 ③			B B B S C X 3-2 4-3 ②		B S B C F F B F B 4-2 BB		3	0	0	0	1	0	0
Rod Kanehl, R (1, 4) OBP: 0.343, SLG: 0.414	B B C X 2-1 P5 ②			C S B X 1-2 1-3 ①		B B S B S F X 3-2 F2 ③		S S C 0-3 K ③		4	0	0	0	0	1	1
Charlie Neal, R (1, 6) OBP: 0.317, SLG: 0.365	B F X 1-1 F9 ③			C F B F S 1-3 K ②			S S S 0-3 K ①		S S B B S 2-3 K ①	4	0	0	0	0	3	0
Frank Thomas, R (1, 7) OBP: 0.348, SLG: 0.534		X 0-0 HR		S C F X 0-2 1B			X 0-0 HR		F F B F F B S 2-3 K ②	4	2	3	2	0	1	0
Marv Throneberry, L (1, 3) OBP: 0.326, SLG: 0.418		F B F F B S 2-3 K ①		B B C B C F X 3-2 G3 ③			X 0-0 HR		F B X 1-1 HR	4	2	2	2	0	1	1
Jim Hickman, R (1, 8) OBP: 0.331, SLG: 0.424 Gene Woodling, L (9, PH) OBP: 0.379, SLG: 0.406		S B C B X 2-2 5-3 ②			S S S 0-3 K ①		S X 0-1 F7 ②		C B C C C 1-3 K ③	3 1	0 0	0 0	0 0	0 0	1 1	0 0
Choo-Choo Coleman, L (1, 2) OBP: 0.294, SLG: 0.333	B S F X 1-2 F4 ③				S B B S C 2-3 K ②		S S S 0-3 K ③			3	0	0	0	0	2	0
Rick Herrscher, R (1, 5)			C C X 0-2 1-6-3 ①		S S B F F F B B F 3-2 X P5 ③			X 0-0 F8 ①		3	0	0	0	0	0	0
Craig Anderson, R (1, 1) OBP: 0.105, SLG: 0.105 Ken MacKenzie, R (4, 1) OBP: 0.125, SLG: 0.125 Joe Christopher, R (8, PH) OBP: 0.283, SLG: 0.331 Ray Daviault, R (9, 1)			X 0-0 3-1 ②			S S S 0-3 K ①		S S S 0-3 K ②		1 1 1 0	0 0 0 0	0 0 0 0	0 0 0 0	0 1 1 0	0 0 0 0	0 0 0 0

Inning Stats	1	2	3	4	5	6	7	8	9
	R: 0 H: 0 E: 0 LOB: 0 K: 0 BB: 0 S: 6 P: 12	R: 1 H: 1 E: 0 LOB: 0 K: 1 BB: 0 S: 11 P: 16	R: 0 H: 0 E: 0 LOB: 0 K: 0 BB: 0 S: 6 P: 6	R: 0 H: 1 E: 0 LOB: 1 K: 1 BB: 0 S: 15 P: 20	R: 0 H: 0 E: 0 LOB: 0 K: 2 BB: 0 S: 13 P: 18	R: 0 H: 0 E: 0 LOB: 0 K: 1 BB: 0 S: 10 P: 16	R: 2 H: 2 E: 0 LOB: 0 K: 2 BB: 0 S: 10 P: 10	R: 0 H: 0 E: 0 LOB: 1 K: 2 BB: 1 S: 12 P: 16	R: 1 H: 1 E: 0 LOB: 0 K: 3 BB: 0 S: 13 P: 19

	1B: 1	SF: 0	WP: 0	PA: 33
	2B: 0	SAC: 0	PB: 0	
	3B: 0	DP: 0	SB: 0	
	HR: 4	HBP: 0	CS: 0	

PITCHER	IP	WLS	BF	H	R	ER	SO	BB	IBB	HBP	BLK	WP	HR	S	P	ERA	WHIP
Art Mahaffey, R (1, 1) ERA: 3.36	9.0	W	33	5	4	4	12	1	0	0	0	0	4	96	133	4.00	0.667

PITCHER	IP	WLS	BF	H	R	ER	SO	BB	IBB	HBP	BLK	WP	HR	S	P	ERA	WHIP

AB	32
R	4
H	5
RBI	4
BB	1
SO	12
LOB	2

Batter	1	2	3	4	5	6	7	8	9	AB	R	H	RBI	BB	SO	LOB
Eddie Kasko, R (1, 5) OBP: 0.290, SLG: 0.329	K		BB	1B		F9		P4		4	0	1	1	1	1	2
Don Blasingame, L (1, 4) OBP: 0.357, SLG: 0.345	F8		K	BB			1B BB		HR	3	2	1	1	2	1	2
Vada Pinson, L (1, 8) OBP: 0.335, SLG: 0.496	CS BB			2B 1B; 1B; F8			1B G6-4-3		3-1	4	2	2	0	1	0	2
Jerry Lynch, L (1, 7) OBP: 0.357, SLG: 0.524	CS	K		1B	P5		G6-4-3		1-3	4	1	2	1	0	1	0
Marty Keough, L (7, PR) OBP: 0.374, SLG: 0.419 (7, 9)										1	0	0	0	0	0	0
Frank Robinson, R (1, 9) OBP: 0.408, SLG: 0.582 (7, 7)		5-3		S HR 1B	6-3		G6-4-3		F8	5	1	1	2	0	0	1
Gordy Coleman, L (1, 3) OBP: 0.329, SLG: 0.486		4-3		HR	F7		3-1			4	1	1	2	0	0	1
Johnny Edwards, L (1, 2) OBP: 0.333, SLG: 0.408			F9	E4		BB		F7		3	1	0	0	1	0	0
Leo Cardenas, R (1, 6) OBP: 0.325, SLG: 0.392			6-3	K		P3		WP SH5-4 1B		4	0	1	0	0	1	2
Joey Jay, S (1, 1) OBP: 0.230, SLG: 0.261			BB	1B		K		SH5-4		2	0	1	0	1	1	1
Jim Brosnan, R (7, 1)										0	0	0	0	0	0	0
Bill Henry, L (9, 1) OBP: 0.333, SLG: 0.333										0	0	0	0	0	0	0
Inning Stats	R: 0 E: 0 K: 1 S: 4 H: 0 LOB: 0 BB: 1 P: 8	R: 0 E: 0 K: 1 S: 5 H: 0 LOB: 0 BB: 0 P: 5	R: 0 E: 0 K: 1 S: 5 H: 0 LOB: 2 BB: 2 P: 13	R: 5 E: 1 K: 1 S: 11 H: 6 LOB: 2 BB: 1 P: 15	R: 0 E: 0 K: 0 S: 3 H: 0 LOB: 0 BB: 0 P: 3	R: 0 E: 0 K: 1 S: 5 H: 0 LOB: 1 BB: 1 P: 9	R: 2 E: 0 K: 0 S: 4 H: 2 LOB: 1 BB: 1 P: 8	R: 0 E: 0 K: 0 S: 4 H: 1 LOB: 1 BB: 0 P: 4	R: 1 E: 0 K: 0 S: 4 H: 1 LOB: 0 BB: 0 P: 4	1B: 7 2B: 1 3B: 0 HR: 2 SF: 0 SAC: 1 DP: 1 HBP: 0						

PITCHER		IP	WLS	BF	H	R	ER	SO	BB	IBB	HBP	BLK	WP	HR	S	P	ERA	WHIP
Jay Hook, R ERA: 5.79	(1, 1)	4.0	L	21	6	5	4	4	4	0	0	0	0	1	25	41	9.00	2.500
Ray Daviault, R ERA: 7.04	(5, 1)	3.0		12	2	2	2	1	2	0	0	0	0	0	12	20	6.00	1.333
Craig Anderson, R ERA: 5.67	(8, 1)	2.0		8	2	1	1	0	0	0	0	0	1	1	8	8	4.50	1.000

PITCHER	IP	WLS	BF	H	R	ER	SO	BB	IBB	HBP	BLK	WP	HR	S	P	ERA	WHIP

TOP

Cincinnati Reds @ New York Mets

Polo Grounds, New York, NY

Fri Aug 03 1962, 3:33 AM EDT

Att. 8,811 - Unknown

livebaseballscorecards.com

AB	34
R	8
H	10
RBI	7
BB	6
SO	5
LOB	11

WP: 1	PA: 42		
PB: 0			
SB: 1			
CS: 1			

Cincinnati Reds @ New York Mets

Polo Grounds, New York, NY

Fri Aug 03 1962, 3:33 AM EDT

Att. 8,811 - Unknown

BOTTOM

livebaseballscorecards.com

Batter	1	2	3	4	5	6	7	8	9	AB	R	H	RBI	BB	SO	LOB
Richie Ashburn, L (1, 9) (5, 8) OBP: 0.432, SLG: 0.415	SSS 0-3 K	x 0-0 F8		x 0-0 P3		x 0-0 F7	x 0-0 L9			5	0	0	0	0	1	8
Rod Kanehl, R (1, 4) OBP: 0.333, SLG: 0.401	x 0-0 1-3		x 0-0 P6		x 0-0 P4	x 0-0 6-3		x 0-0 4-3		5	0	0	0	0	0	2
Charlie Neal, R (1, 6) OBP: 0.320, SLG: 0.383	x 0-0 4-3		x 0-0 3B		x 0-0 HR		x 0-0 4-3	x 0-0 CS 1B		5	1	3	1	0	0	0
Frank Thomas, R (1, 7) OBP: 0.351, SLG: 0.553		x 0-0 HR	x 0-0 F2		x 0-0 3-1 2B		x 0-0 HR	SS 0-3 K 1-2		5	2	3	2	0	1	2
Marv Throneberry, L (1, 3) OBP: 0.332, SLG: 0.435		x 0-0 FC1-4 1B	SSS 0-3 K		x 0-0 3-1 2-3		x 0-0 HR		BBBB 4-0 1-3 BB	4	1	2	1	1	1	2
Felix Mantilla, R (1, 5) OBP: 0.324, SLG: 0.405		x 0-0 FC1-4 1B 2-3 1-2f		x 0-0 4-3	x 0-0 F5		x 0-0 HR 1B		x 0-0 1-3 1-2	5	1	1	0	0	0	3
Jim Hickman, R (1, 8) OBP: 0.328, SLG: 0.420 Ray Daviault, R (5, 1) OBP: 0.100, SLG: 0.100 Choo-Choo Coleman, L (7, PH) OBP: 0.316, SLG: 0.529 (8, 2)		x 0-0 2-3 1-2		x 0-0 F2		x 0-0 WP BB 1B	x 0-0 1-H HR		SSS 0-3 K	2 1 2	0 0 1	0 1 1	0 0 2	0 0 1	0 0 1	1 0 1
Chris Cannizzaro, R (1, 2) OBP: 0.340, SLG: 0.226 Joe Pignatano, R (2, 2) OBP: 0.417, SLG: 0.387 Joe Christopher, R (7, PH) OBP: 0.281, SLG: 0.329 Craig Anderson, R (8, 1) OBP: 0.105, SLG: 0.105 Rick Herrscher, R (9, PH)		x 0-0 BB 2-3 1B		x 0-0 1B		x 0-0 F8	x 0-0 F7		SSS 0-3 K	0 3 1 0 1	0 0 0 0 0	0 2 0 0 0	0 0 0 0 0	0 0 0 0 0	0 0 0 0 1	0 1 0 0 1
Jay Hook, L (1, 1) OBP: 0.306, SLG: 0.209 Gene Woodling, L (4, PH) OBP: 0.382, SLG: 0.407 (5, 9)	BBBB 4-0 1-2 BB			x 0-0 1-2 1B		BBBB 4-0 1-3 BB	x 0-0 E1			0 2	0 0	0 1	0 0	1 1	0 0	0 0
Inning Stats	R: 0 E: 0 K: 1 S: 5 H: 0 LOB: 0 BB: 0 P: 5	R: 1 E: 0 K: 0 S: 6 H: 3 LOB: 3 BB: 1 P: 10	R: 0 E: 0 K: 1 S: 6 H: 1 LOB: 1 BB: 0 P: 6	R: 0 E: 0 K: 0 S: 5 H: 2 LOB: 2 BB: 0 P: 5	R: 1 E: 0 K: 0 S: 5 H: 2 LOB: 1 BB: 0 P: 5	R: 0 E: 0 K: 0 S: 4 H: 1 LOB: 2 BB: 1 P: 8	R: 4 E: 1 K: 0 S: 8 H: 4 LOB: 1 BB: 0 P: 8	R: 0 E: 0 K: 1 S: 5 H: 1 LOB: 1 BB: 0 P: 5	R: 0 E: 0 K: 2 S: 7 H: 0 LOB: 1 BB: 1 P: 11	1B: 7 2B: 2 3B: 1 HR: 5	SF: 0 SAC: 0 DP: 1 HBP: 0					WP: 1 PB: 0 SB: 0 CS: 1	PA: 44

	AB	41
	R	6
	H	14
	RBI	6
	BB	3
	SO	5
	LOB	21

PITCHER		IP	WLS	BF	H	R	ER	SO	BB	IBB	HBP	BLK	WP	HR	S	P	ERA	WHIP
Joey Jay, R (1, 1) ERA: 3.81		6.1	W	33	12	5	5	2	2	0	0	0	1	4	35	43	7.11	2.211
Jim Brosnan, R (7, 1) ERA: 3.42		2.0		9	2	1	1	1	1	0	0	0	0	1	10	14	4.50	1.500
Bill Henry, L (9, 1) ERA: 4.28		0.2	S	2	0	0	0	2	0	0	0	0	0	0	6	6	0.00	0.000

PITCHER	IP	WLS	BF	H	R	ER	SO	BB	IBB	HBP	BLK	WP	HR	S	P	ERA	WHIP

Batter	1	2	3	4	5	6	7	8	9	AB	R	H	RBI	BB	SO	LOB
Eddie Kasko, R (1, 5) OBP: 0.292, SLG: 0.328	H 1-0 G2-6-3 HBP		SSS 0-3 ③ K		x 0-0 ③ FC6-4 1-2f		x 0-0 ③ BB 1-2 1B		x 0-0 ① 5-3	4	0	1	0	0	1	1
Don Blasingame, L (1, 4) OBP: 0.355, SLG: 0.343	x 0-0 ①② G2-6-3 1-2f			x 0-0 1B 1B		x 0-0 ① 6-3	x 0-0 ② F7		x 0-0 ② 2-3	5	0	1	0	0	0	3
Vada Pinson, L (1, 8) OBP: 0.333, SLG: 0.491	SSS 0-3 ③ K			x 0-0 ① F5		x 0-0 ② 6-3	BBBB 4-0 1-2 2-3 BB		x 0-0 ③ G3	4	0	0	0	1	1	1
Jerry Lynch, L (1, 7) OBP: 0.355, SLG: 0.528		x 0-0 ① 4-3		SSS 0-3 ② K		x 0-0 1B 3B	x 0-0 ③ 4-3			4	1	1	0	0	1	4
Frank Robinson, R (1, 9) OBP: 0.410, SLG: 0.581		x 0-0 ② 6-3		x 0-0 1-3 1B		H 1-0 1B HBP		x 0-0 FC6-4 1B		2	0	1	0	0	0	0
Marty Keough, L (6, PR) OBP: 0.378, SLG: 0.423 (6, 9)										1	0	1	0	0	0	0
Gordy Coleman, L (1, 3) OBP: 0.333, SLG: 0.489		x 0-0 1B		x 0-0 ③ F8		x 0-0 1-3 3-H 1B		x 0-0 FC6-4 1-2 1B		4	0	3	1	0	0	2
Johnny Edwards, L (1, 2) OBP: 0.329, SLG: 0.403		x 0-0 ③ 4-3			x 0-0 ① L3	SSS 0-3 ③ K		x 0-0 ① FC6-4 1-2f 2-3		4	0	0	0	0	1	5
Leo Cardenas, R (1, 6) OBP: 0.324, SLG: 0.389			x 0-0 ① P6		x 0-0 ② F2		BBBB 4-0 BB 1B BB	SSS 0-3 ② K		3	0	0	0	1	1	2
Johnny Klippstein, R (1, 1) OBP: 0.222, SLG: 0.125			SSS 0-3 ② K		x 0-0 FC6-4 1B		SSS 0-3 ① K	x 0-0 ③ L5		0	0	0	0	0	0	0
Ted Wills, L (1, 1) OBP: 0.267, SLG: 0.267										3	0	1	0	0	2	1
Wally Post, R (8, PH) OBP: 0.333, SLG: 0.480										1	0	0	0	0	0	2
Dave Sisler, R (8, 1)										0	0	0	0	0	0	0
Inning Stats	R: 0 H: 0 E: 0 LOB: 0 K: 1 BB: 0 S: 4 P: 5	R: 0 H: 1 E: 0 LOB: 1 K: 0 BB: 0 S: 4 P: 4	R: 0 H: 0 E: 0 LOB: 0 K: 2 BB: 0 S: 7 P: 7	R: 0 H: 2 E: 0 LOB: 2 K: 1 BB: 0 S: 7 P: 7	R: 0 H: 1 E: 0 LOB: 1 K: 0 BB: 0 S: 4 P: 4	R: 1 H: 2 E: 0 LOB: 2 K: 1 BB: 0 S: 7 P: 8	R: 0 H: 1 E: 0 LOB: 3 K: 1 BB: 2 S: 6 P: 14	R: 0 H: 2 E: 0 LOB: 2 K: 1 BB: 0 S: 7 P: 7	R: 0 H: 0 E: 0 LOB: 0 K: 0 BB: 0 S: 3 P: 3	1B: 8 SF: 0 2B: 0 SAC: 0 3B: 1 DP: 1 HR: 0 HBP: 2						

PITCHER	IP	W/L/S	BF	H	R	ER	SO	BB	IBB	HBP	BLK	WP	HR	S	P	ERA	WHIP
Roger Craig, R (1, 1) ERA: 4.43	9.0	W	39	9	1	1	7	2	0	2	0	0	0	49	59	1.00	1.222

PITCHER IP W/L/S BF H R ER SO BB IBB HBP BLK WP HR S P ERA WHIP

Cincinnati Reds @ New York Mets

Polo Grounds, New York, NY

Sat Aug 04 1962, 3:33 AM EDT

Overcast

TOP

livebaseballscorecards.com

AB	35
R	1
H	9
RBI	1
BB	2
SO	7
LOB	21

PA: 39

WP: 0 PB: 0 SB: 0 CS: 0

Cincinnati Reds @ New York Mets

Polo Grounds, New York, NY

Sat Aug 04 1962, 3:33 AM EDT

Overcast

livebaseballscorecards.com

Batter	1	2	3	4	5	6	7	8	9	AB	R	H	RBI	BB	SO	LOB
Richie Ashburn, L (1, 9) OBP: 0.438, SLG: 0.418	BB; 1B		L5			1B; SH2-3; 1B		BB; FC5-4		3	1	2	1	2	0	1
Charlie Neal, R (1, 6) OBP: 0.320, SLG: 0.390	HR; K			1-3		SH2-3; 1-2		FC5-4; 1-2f		4	1	1	2	0	1	3
Felix Mantilla, R (1, 5) OBP: 0.322, SLG: 0.401	F7	F8		F4		G6-4-3; 2-3; 1B		F5		5	0	1	0	0	0	1
Frank Thomas, R (1, 7) OBP: 0.347, SLG: 0.548	P3	P3		F4		G6-4-3; 1-2f				4	0	0	0	0	0	2
Joe Christopher, R (9, 7) OBP: 0.281, SLG: 0.329										0	0	0	0	0	0	0
Marv Throneberry, L (1, 3) OBP: 0.330, SLG: 0.446	HR	5-3			3-1		P4			4	1	1	1	0	0	0
Jim Hickman, R (1, 8) OBP: 0.335, SLG: 0.440	1B; 1B; BB		E; 3B		HR; 3B		L5			3	3	2	0	1	0	0
Choo-Choo Coleman, L (1, 2) OBP: 0.391, SLG: 0.762	1B; 1-2; E; 1B		K		HR; 3-H		2B			4	2	3	2	0	1	1
Rod Kanehl, R (1, 4) OBP: 0.337, SLG: 0.404	E; 1-3; 2-H; 1B; 1B		E1; 3-H; 1B		K		5-3			4	1	2	2	0	1	1
Roger Craig, R (1, 1) OBP: 0.111, SLG: 0.040	E1; 1B; 1-3; 3-H		K		K			K		4	0	0	0	0	3	2

Inning Stats	1	2	3	4	5	6	7	8	9
	R: 6 E: 1 K: 1 S: 11	H: 5 LOB: 2 BB: 2 P: 19	R: 0 E: 0 K: 0 S: 3	H: 0 LOB: 0 BB: 0 P: 3	R: 1 E: 1 K: 2 S: 9	H: 2 LOB: 1 BB: 0 P: 9	R: 0 E: 0 K: 0 S: 3	H: 0 LOB: 0 BB: 0 P: 3	R: 2 E: 0 K: 2 S: 9	H: 2 LOB: 0 BB: 0 P: 9
	R: 0 E: 0 K: 0 S: 4	H: 2 LOB: 1 BB: 0 P: 4	R: 0 E: 0 K: 0 S: 4	H: 1 LOB: 1 BB: 0 P: 4	R: 0 E: 0 K: 1 S: 5	H: 0 LOB: 1 BB: 1 P: 9			

1B: 6	SF: 0	WP: 0	PA: 39															
2B: 1	SAC: 1	PB: 1																
3B: 2	DP: 1	SB: 1																
HR: 3	HBP: 0	CS: 0																

	AB	35
	R	9
	H	12
	RBI	8
	BB	3
	SO	6
	LOB	11

PITCHER		IP	WLS	BF	H	R	ER	SO	BB	IBB	HBP	BLK	WP	HR	S	P	ERA	WHIP
Johnny Klippstein, R (ERA: 4.76)	(1, 1)	0.2	L	8	4	6	4	0	2	0	0	0	0	2	6	14	54.00	9.000
Ted Wills, L (ERA: 5.86)	(1, 1)	6.1		27	8	3	3	5	0	0	0	0	0	1	37	37	4.26	1.263
Dave Sisler, R (ERA: 3.98)	(8, 1)	1.0		4	0	0	0	1	1	0	0	0	0	0	5	9	0.00	1.000

PITCHER	IP	WLS	BF	H	R	ER	SO	BB	IBB	HBP	BLK	WP	HR	S	P	ERA	WHIP

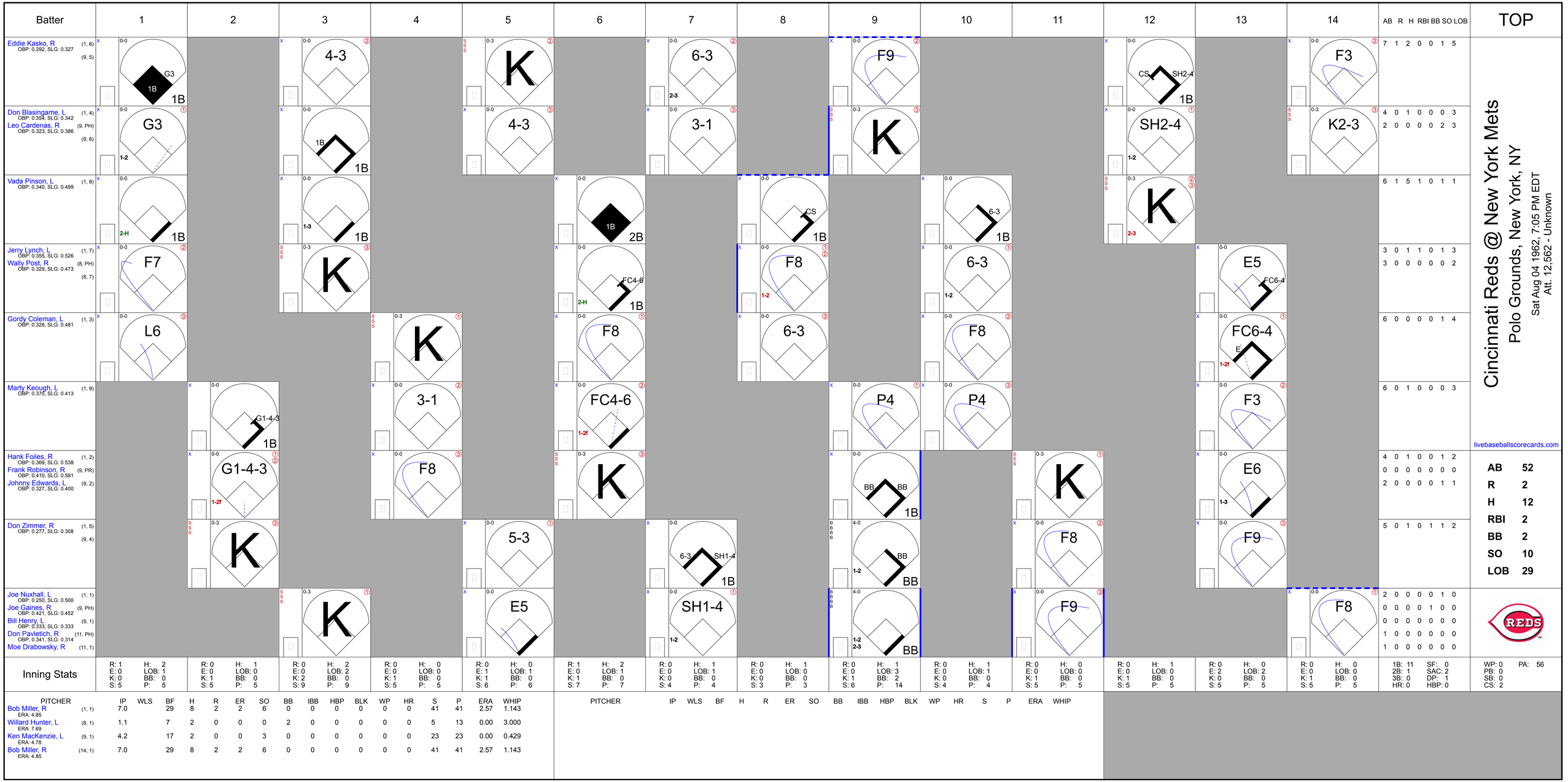

Cincinnati Reds @ New York Mets

Polo Grounds, New York, NY

Sat Aug 04 1962, 7:05 PM EDT

Att. 12,562 - Unknown

Batter	1	2	3	4	5	6	7	8	9	10	11	12	13	14	AB	R	H	RBI	BB	SO	LOB
Eddie Kasko, R (1, 6) OBP: 0.292, SLG: 0.327 (9, 5)	G3 1B 1B		4-3		K		6-3 2-3		F9			CS SH2-4 1B		F3	7	1	2	0	0	1	5
Don Blasingame, L (1, 4) OBP: 0.354, SLG: 0.342	G3 1-2		1B 1B		4-3		3-1		K			SH2-4 1-2		K2-3	4	0	1	0	0	0	3
Leo Cardenas, R (9, PH) OBP: 0.323, SLG: 0.386 (9, 6)															2	0	0	0	0	2	3
Vada Pinson, L (1, 8) OBP: 0.340, SLG: 0.499	2-H 1B		1-3 1B			1B 2B		CS 1B		6-3 1B		K 2-3			6	1	5	1	0	1	1
Jerry Lynch, L (1, 7) OBP: 0.355, SLG: 0.526	F7		K			FC4-6 2-H 1B		F8 1-2		6-3 1-2			E5 FC6-4		3	0	1	1	0	1	3
Wally Post, R (8, PH) OBP: 0.329, SLG: 0.473 (8, 7)															3	0	0	0	0	0	2
Gordy Coleman, L (1, 3) OBP: 0.328, SLG: 0.481	L6			K		F8		6-3		F8			FC6-4 E 1-2f		6	0	0	0	0	1	4
Marty Keough, L (1, 9) OBP: 0.370, SLG: 0.413		G1-4-3 1B		3-1		FC4-6 1-2f			P4	P4			F3		6	0	1	0	0	0	3
Hank Foiles, R (1, 2) OBP: 0.369, SLG: 0.538		G1-4-3 1-2f		F8		K			BB BB 1B		K		E6 1-3		4	0	1	0	0	1	2
Frank Robinson, R (9, PR) OBP: 0.410, SLG: 0.581															0	0	0	0	0	0	0
Johnny Edwards, L (9, 2) OBP: 0.327, SLG: 0.400															2	0	0	0	0	1	1
Don Zimmer, R (1, 5) OBP: 0.277, SLG: 0.308 (9, 4)		K			5-3		6-3 SH1-4 1B		BB BB 1-2		F8		F9		5	0	1	0	1	1	2
Joe Nuxhall, L (1, 1) OBP: 0.250, SLG: 0.500			K		E5		SH1-4 1-2		BB BB 1-2 2-3		F9			F8	2	0	0	0	0	1	0
Joe Gaines, R (9, PH) OBP: 0.421, SLG: 0.452															0	0	0	0	1	0	0
Bill Henry, L (9, 1) OBP: 0.333, SLG: 0.333															0	0	0	0	0	0	0
Don Pavletich, R (11, PH) OBP: 0.341, SLG: 0.314															1	0	0	0	0	0	0
Moe Drabowsky, R (11, 1)															1	0	0	0	0	0	0
Inning Stats	R: 1 E: 0 K: 0 S: 5 H: 2 LOB: 1 BB: 0 P: 5	R: 0 E: 0 K: 1 S: 5 H: 1 LOB: 0 BB: 0 P: 5	R: 0 E: 0 K: 2 S: 9 H: 2 LOB: 2 BB: 0 P: 9	R: 0 E: 0 K: 1 S: 5 H: 0 LOB: 0 BB: 0 P: 5	R: 0 E: 1 K: 1 S: 6 H: 0 LOB: 1 BB: 0 P: 6	R: 1 E: 0 K: 1 S: 7 H: 2 LOB: 1 BB: 0 P: 7	R: 0 E: 0 K: 0 S: 4 H: 1 LOB: 1 BB: 0 P: 4	R: 0 E: 0 K: 0 S: 3 H: 1 LOB: 0 BB: 0 P: 3	R: 0 E: 0 K: 1 S: 6 H: 1 LOB: 3 BB: 2 P: 14	R: 0 E: 0 K: 0 S: 4 H: 1 LOB: 1 BB: 0 P: 4	R: 0 E: 0 K: 1 S: 5 H: 0 LOB: 0 BB: 0 P: 5	R: 0 E: 0 K: 1 S: 5 H: 1 LOB: 0 BB: 0 P: 5	R: 0 E: 2 K: 0 S: 5 H: 0 LOB: 2 BB: 0 P: 5	R: 0 E: 0 K: 1 S: 5 H: 0 LOB: 0 BB: 0 P: 5	1B: 11 2B: 1 3B: 0 HR: 0 SF: 0 SAC: 2 DP: 1 HBP: 0	WP: 0 PB: 0 SB: 0 CS: 2 PA: 56

PITCHER		IP	WLS	BF	H	R	ER	SO	BB	IBB	HBP	BLK	WP	HR	S	P	ERA	WHIP
Bob Miller, R ERA: 4.85	(1, 1)	7.0		29	8	2	2	6	0	0	0	0	0	0	41	41	2.57	1.143
Willard Hunter, L ERA: 7.69	(8, 1)	1.1		7	2	0	0	0	2	0	0	0	0	0	5	13	0.00	3.000
Ken MacKenzie, L ERA: 4.78	(9, 1)	4.2		17	2	0	0	3	0	0	0	0	0	0	23	23	0.00	0.429
Bob Miller, R ERA: 4.85	(14, 1)	7.0		29	8	2	2	6	0	0	0	0	0	0	41	41	2.57	1.143

PITCHER	IP	WLS	BF	H	R	ER	SO	BB	IBB	HBP	BLK	WP	HR	S	P	ERA	WHIP

TOP	
AB	52
R	2
H	12
RBI	2
BB	2
SO	10
LOB	29

livebaseballscorecards.com

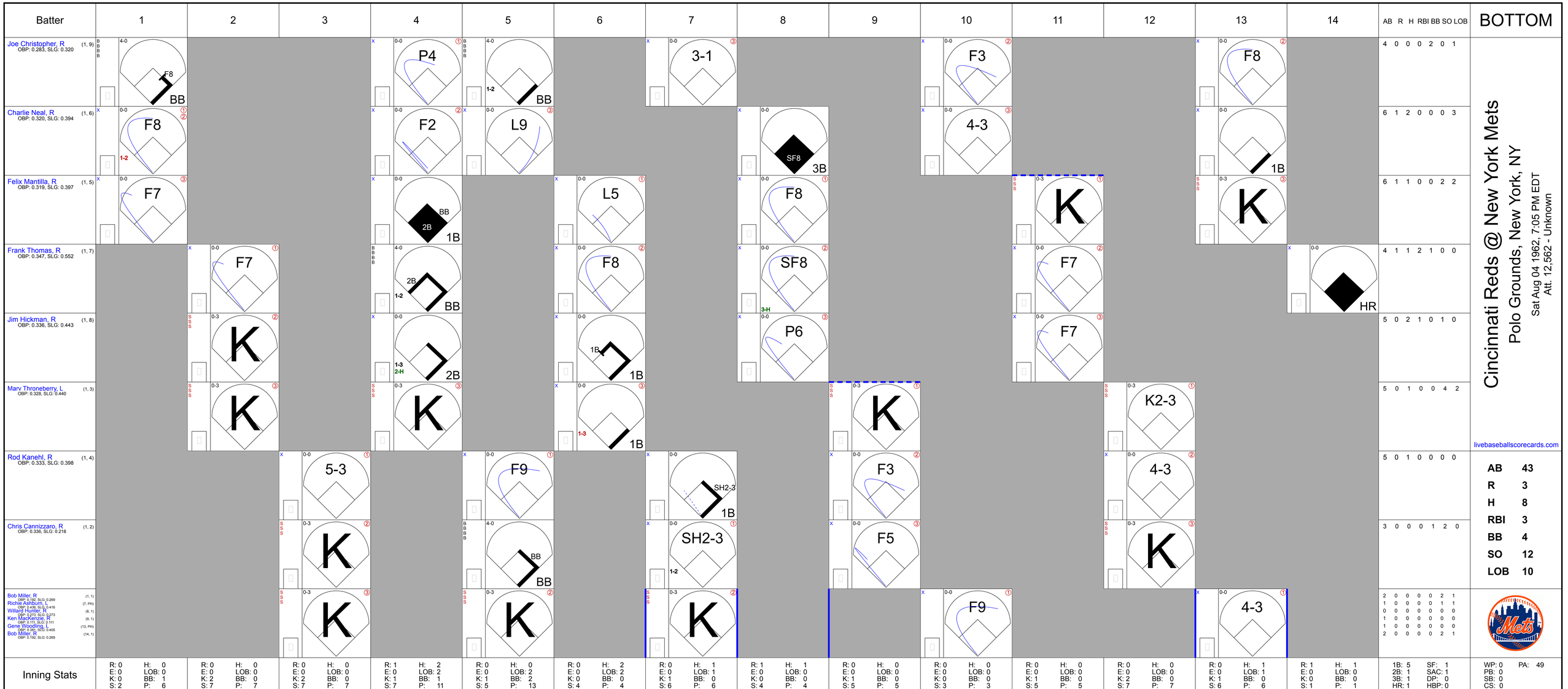
Batter
1
2
3
4
5
6
7
8
9
10
11
12
13
14
AB R H RBI BB SO LOB
BOTTOM
Joe Christopher, R (1, 9) OBP: 0.283, SLG: 0.320
4-0 F8 BB
0-0 P4
4-0 1-2 BB
0-0 3-1
0-0 F3
0-0 F8
4 0 0 0 2 0 1
Charlie Neal, R (1, 6) OBP: 0.320, SLG: 0.394
0-0 F8 1-2
0-0 F2
0-0 L9
0-0 SF8 3B
0-0 4-3
0-0 1B
6 1 2 0 0 0 3
Felix Mantilla, R (1, 5) OBP: 0.319, SLG: 0.397
0-0 F7
0-0 BB 2B 1B
0-0 L5
0-0 F8
0-3 K
0-3 K
6 1 1 0 0 2 2
Frank Thomas, R (1, 7) OBP: 0.347, SLG: 0.552
0-0 F7
4-0 2B 1-2 BB
0-0 F8
0-0 SF8 3-H
0-0 F7
0-0 HR
4 1 1 2 1 0 0
Jim Hickman, R (1, 8) OBP: 0.336, SLG: 0.443
0-3 K
0-0 1-3 2-H 2B
0-0 1B 1B
0-0 P6
0-0 F7
5 0 2 1 0 1 0
Marv Throneberry, L (1, 3) OBP: 0.328, SLG: 0.440
0-3 K
0-3 K
0-0 1-3 1B
0-3 K
0-3 K2-3
5 0 1 0 0 4 2
Rod Kanehl, R (1, 4) OBP: 0.333, SLG: 0.398
0-0 5-3
0-0 F9
0-0 SH2-3 1B
0-0 F3
0-0 4-3
5 0 1 0 0 0 0
Chris Cannizzaro, R (1, 2) OBP: 0.336, SLG: 0.218
0-3 K
4-0 BB BB
0-0 SH2-3 1-2
0-0 F5
0-3 K
3 0 0 0 1 2 0
Bob Miller, R (1, 1) OBP: 0.192, SLG: 0.269
Richie Ashburn, L (7, PH) OBP: 0.436, SLG: 0.416
Willard Hunter, R (8, 1) OBP: 0.000, SLG: 0.273
Ken MacKenzie, R (9, 1) OBP: 0.111, SLG: 0.111
Gene Woodling, L (13, PH) OBP: 0.360, SLG: 0.405
Bob Miller, R (14, 1) OBP: 0.192, SLG: 0.269
0-3 K
0-3 K
0-3 K
0-0 F9
0-0 4-3
2 0 0 0 0 2 1
1 0 0 0 0 1 1
0 0 0 0 0 0 0
1 0 0 0 0 0 0
1 0 0 0 0 0 0
2 0 0 0 0 2 1
Inning Stats
R: 0 E: 0 K: 0 S: 2 H: 0 LOB: 0 BB: 1 P: 6
R: 0 E: 0 K: 2 S: 7 H: 0 LOB: 0 BB: 0 P: 7
R: 0 E: 0 K: 2 S: 7 H: 0 LOB: 0 BB: 0 P: 7
R: 1 E: 0 K: 1 S: 7 H: 2 LOB: 2 BB: 1 P: 11
R: 0 E: 0 K: 1 S: 5 H: 0 LOB: 2 BB: 2 P: 13
R: 0 E: 0 K: 0 S: 4 H: 2 LOB: 2 BB: 0 P: 4
R: 0 E: 0 K: 1 S: 6 H: 1 LOB: 1 BB: 0 P: 6
R: 1 E: 0 K: 0 S: 4 H: 1 LOB: 0 BB: 0 P: 4
R: 0 E: 0 K: 1 S: 5 H: 0 LOB: 0 BB: 0 P: 5
R: 0 E: 0 K: 0 S: 3 H: 0 LOB: 0 BB: 0 P: 3
R: 0 E: 0 K: 1 S: 5 H: 0 LOB: 0 BB: 0 P: 5
R: 0 E: 0 K: 2 S: 7 H: 0 LOB: 0 BB: 0 P: 7
R: 0 E: 0 K: 1 S: 6 H: 1 LOB: 1 BB: 0 P: 6
R: 1 E: 0 K: 0 S: 1 H: 1 LOB: 0 BB: 0 P: 1
1B: 5 2B: 1 3B: 1 HR: 1
SF: 1 SAC: 1 DP: 0 HBP: 0
WP: 0 PB: 0 SB: 0 CS: 0
PA: 49
PITCHER IP WLS BF H R ER SO BB IBB HBP BLK WP HR S P ERA WHIP
Joe Nuxhall, L (1, 1) ERA: 3.86 8.0 32 6 2 2 7 4 0 0 0 0 0 0 42 58 2.25 1.250
Bill Henry, L (9, 1) ERA: 3.99 2.0 6 0 0 0 1 0 0 0 0 0 0 0 8 8 0.00 0.000
Moe Drabowsky, R (11, 1) ERA: 4.99 3.0 L 11 2 1 1 4 0 0 0 0 0 1 19 19 3.00 0.667
PITCHER IP WLS BF H R ER SO BB IBB HBP BLK WP HR S P ERA WHIP
Cincinnati Reds @ New York Mets
Polo Grounds, New York, NY
Sat Aug 04 1962, 7:05 PM EDT
Att. 12,562 - Unknown
livebaseballscorecards.com
AB 43
R 3
H 8
RBI 3
BB 4
SO 12
LOB 10

Batter	1	2	3	4	5	6	7	8	9	AB	R	H	RBI	BB	SO	LOB
Eddie Kasko, R (1, 5) OBP: 0.291, SLG: 0.324	BBBB 4-0 FC4-6 BB		x 0-0 ③ F4			x 0-0 ① 5-3		x 0-0 ② FC5-4 1B 1-2f		3	0	0	0	1	0	1
Don Zimmer, R (1, 4) OBP: 0.277, SLG: 0.307	x 0-0 ① FC4-6 FC4-6 1-2f			x 0-0 ① 1-3		x 0-0 ② F9		x 0-0 ③ 1-3 1B		4	0	1	0	0	0	1
Vada Pinson, L (1, 8) OBP: 0.342, SLG: 0.496	x 0-0 ② FC4-6 FC6-4 1-2f			BBBB 4-0 BB		x 0-0 ③ 4-3			BBBB 4-0 PB 1B BB	2	1	0	0	2	0	1
Frank Robinson, R (1, 9) OBP: 0.411, SLG: 0.583	x 0-0 ③ FC6-4 1-2f			x 0-0 ② F8			x 0-0 2B		x 0-0 1B 1-H 1B	4	0	2	1	0	0	2
Wally Post, R (1, 7) OBP: 0.323, SLG: 0.464		x 0-0 ① 1-3		x 0-0 ③ F7			SSS 0-3 ① K		x 0-0 ① F2	4	0	0	0	0	1	3
Hank Foiles, R (1, 2) OBP: 0.364, SLG: 0.526		SSS 0-3 ② K			x 0-0 ① 4-3		x 0-0 ② 5-3		x 0-0 FC6-4 1-2 1B	4	0	1	0	0	1	1
Don Pavletich, R (1, 3) OBP: 0.333, SLG: 0.308		x 0-0 ③ 6-3			x 0-0 E8 6-3 1B		x 0-0 ③ 6-3		x 0-0 ② F8	4	1	1	0	0	0	3
Leo Cardenas, R (1, 6) OBP: 0.322, SLG: 0.383			x 0-0 ① F6		x 0-0 ② 6-3 3-H			BBBB 4-0 FC5-4 BB	x 0-0 ③ FC6-4 1-2f	3	0	0	1	1	0	2
Jim O'Toole, S (1, 1) OBP: 0.161, SLG: 0.148			x 0-0 ② 3-1		x 0-0 ③ 5-3			x 0-0 ① F7		2	0	0	0	0	0	0
Joe Gaines, R (8, PH) OBP: 0.410, SLG: 0.438										1	0	0	0	0	0	1
Dave Sisler, R (8, 1)										0	0	0	0	0	0	0
Inning Stats	R: 0 H: 0 E: 0 LOB: 1 K: 0 BB: 1 S: 3 P: 7	R: 0 H: 0 E: 0 LOB: 0 K: 1 BB: 0 S: 5 P: 5	R: 0 H: 0 E: 0 LOB: 0 K: 0 BB: 0 S: 3 P: 3	R: 0 H: 0 E: 0 LOB: 1 K: 0 BB: 1 S: 3 P: 7	R: 1 H: 1 E: 1 LOB: 0 K: 0 BB: 0 S: 4 P: 4	R: 0 H: 0 E: 0 LOB: 0 K: 0 BB: 0 S: 3 P: 3	R: 0 H: 1 E: 0 LOB: 1 K: 1 BB: 0 S: 6 P: 6	R: 0 H: 1 E: 0 LOB: 2 K: 0 BB: 1 S: 3 P: 7	R: 1 H: 2 E: 0 LOB: 2 K: 0 BB: 1 S: 5 P: 9	1B: 4 SF: 0 2B: 1 SAC: 0 3B: 0 DP: 0 HR: 0 HBP: 0						

TOP

Cincinnati Reds @ New York Mets

Polo Grounds, New York, NY

Sun Aug 05 1962, 3:33 AM EDT

Unknown

livebaseballscorecards.com

AB	31
R	2
H	5
RBI	2
BB	4
SO	2
LOB	15

PITCHER	IP	WLS	BF	H	R	ER	SO	BB	IBB	HBP	BLK	WP	HR	S	P	ERA	WHIP
Al Jackson, L (1, 1) ERA: 4.4	9.0	W	35	5	2	1	2	4	0	0	0	0	0	35	51	1.00	1.000

PITCHER	IP	WLS	BF	H	R	ER	SO	BB	IBB	HBP	BLK	WP	HR	S	P	ERA	WHIP

WP: 0 PB: 1 SB: 0 CS: 0 PA: 35

Cincinnati Reds @ New York Mets

Polo Grounds, New York, NY

Sun Aug 05 1962, 3:33 AM EDT

Unknown

BOTTOM

livebaseballscorecards.com

Batter	1	2	3	4	5	6	7	8	9	AB	R	H	RBI	BB	SO	LOB
Joe Christopher, R (1, 9) OBP: 0.288, SLG: 0.316	F7		E SF8 BB	BB			5-3			2	1	0	0	2	0	0
Charlie Neal, R (1, 6) OBP: 0.322, SLG: 0.405	1B 1B		SF8 1-H	G5-3 2-3f			HR			3	1	2	2	0	0	2
Felix Mantilla, R (1, 5) OBP: 0.327, SLG: 0.401	1-2 1B		1B HR BB		G6-4-3 1B		BB			2	1	2	0	2	0	0
Frank Thomas, R (1, 7) OBP: 0.346, SLG: 0.549	F8		1-2 HR 1B		G6-4-3 1-2f		F9			4	1	1	0	0	0	4
Jim Hickman, R (1, 8) OBP: 0.331, SLG: 0.436	P3		K		5-3			F6		4	0	0	0	0	1	4
Rick Herrscher, R (1, 3) OBP: 0.111, SLG: 0.444		6-3	1-H 2-H HR			E5 G5-4-3		F8		4	1	1	3	0	0	0
Rod Kanehl, R (1, 4) OBP: 0.332, SLG: 0.391		PB WP BB	4-3			K		K		3	0	0	0	1	2	1
Chris Cannizzaro, R (1, 2) OBP: 0.336, SLG: 0.222		F8		G5-3 CS 1B		G5-4-3 1-2f				3	0	1	0	0	0	2
Al Jackson, L (1, 1) OBP: 0.118, SLG: 0.122		F9 1-3		1-6 1-2			K			3	0	0	0	0	1	2
Inning Stats	R: 0 H: 2 E: 0 LOB: 2 K: 0 BB: 0 S: 5 P: 5	R: 0 H: 0 E: 0 LOB: 1 K: 0 BB: 1 S: 3 P: 7	R: 4 H: 2 E: 0 LOB: 0 K: 1 BB: 2 S: 7 P: 15	R: 0 H: 1 E: 0 LOB: 1 K: 0 BB: 1 S: 3 P: 7	R: 0 H: 1 E: 0 LOB: 0 K: 0 BB: 0 S: 3 P: 3	R: 0 H: 0 E: 1 LOB: 0 K: 1 BB: 0 S: 5 P: 5	R: 1 H: 1 E: 0 LOB: 1 K: 1 BB: 1 S: 6 P: 10	R: 0 H: 0 E: 0 LOB: 0 K: 1 BB: 0 S: 5 P: 5		1B: 5 SF: 1 2B: 0 SAC: 0 3B: 0 DP: 3 HR: 2 HBP: 0						

	AB	28
	R	5
	H	7
	RBI	5
	BB	5
	SO	4
	LOB	15

WP: 1 PA: 34
PB: 1
SB: 1
CS: 1

PITCHER		IP	WLS	BF	H	R	ER	SO	BB	IBB	HBP	BLK	WP	HR	S	P	ERA	WHIP
Jim O'Toole, L ERA: 3.6	(1, 1)	7.0	L	31	7	5	5	3	5	0	0	0	1	2	32	52	6.43	1.714
Dave Sisler, R ERA: 3.86	(8, 1)	1.0		3	0	0	0	1	0	0	0	0	0	0	5	5	0.00	0.000

PITCHER	IP	WLS	BF	H	R	ER	SO	BB	IBB	HBP	BLK	WP	HR	S	P	ERA	WHIP

Cincinnati Reds @ New York Mets

Polo Grounds, New York, NY

Sun Aug 05 1962, 3:38 AM EDT

Att. 15,402 - Unknown

TOP

livebaseballscorecards.com

Batter	1	2	3	4	5	6	7	8	9	AB	R	H	RBI	BB	SO	LOB
Leo Cardenas, R (1, 6) OBP: 0.324, SLG: 0.387	4-3 1B 1B		SSS K		1-3 2-H 2B		5-3		SH3-4 2-3	4	0	2	1	0	1	0
Don Blasingame, L (1, 4) OBP: 0.353, SLG: 0.341 Wally Post, R (9, PH) OBP: 0.326, SLG: 0.476 Eddie Kasko, R (9, 5) OBP: 0.291, SLG: 0.324	4-3 1-2 1B		F7		4-3		F2		3B 3-H	4 1 0	0 0 0	1 1 0	0 1 0	0 0 0	0 0 0	2 0 0
Vada Pinson, L (1, 8) OBP: 0.338, SLG: 0.490	4-3 1-2 2-3			F8		4-3		F7	1-3	5	0	0	0	0	0	3
Jerry Lynch, L (1, 7) OBP: 0.358, SLG: 0.520 Marty Keough, L (8, 9) OBP: 0.368, SLG: 0.410	BBBB G6-4-3 BB			SSS K		BBB 1B HR BB		F8	3-1	2 1	1 0	0 0	0 0	2 0	1 0	0 1
Frank Robinson, R (1, 9) OBP: 0.412, SLG: 0.589 (8, 7)	G6-4-3 1-2f			6-3		1-2 HR 1B		HR		4	2	2	1	0	0	3
Gordy Coleman, L (1, 3) OBP: 0.332, SLG: 0.490		SSS K			BBB 1B 2B BB	1-H 2-H HR		BB 1B		3	2	2	3	1	1	0
Johnny Edwards, L (1, 2) OBP: 0.326, SLG: 0.396		F9			F7	F7		BBB 1-2 BB		3	0	0	0	1	0	1
Don Zimmer, R (1, 5) OBP: 0.276, SLG: 0.306 (9, 4)		5-3			2B 1-2 1B	1-3		F7		4	0	1	0	0	0	2
Jim Maloney, L (1, 1) OBP: 0.250, SLG: 0.263 Bill Henry, L (8, 1) OBP: 0.333, SLG: 0.333 Joe Gaines, R (9, PH) OBP: 0.425, SLG: 0.485 Jim Brosnan, R (9, 1)			1-3		F8		F6		SH3-4 3B 2B	3 0 1 0	0 0 1 0	0 0 1 0	0 0 0 0	0 0 0 0	0 0 0 0	2 0 0 0

Inning Stats	1	2	3	4	5	6	7	8	9
	R: 0 E: 0 K: 0 S: 4	H: 2 LOB: 2 BB: 1 P: 8	R: 0 E: 0 K: 1 S: 5	H: 0 LOB: 0 BB: 0 P: 5	R: 0 E: 0 K: 1 S: 5	H: 0 LOB: 0 BB: 0 P: 5	R: 0 E: 0 K: 1 S: 5	H: 0 LOB: 0 BB: 0 P: 5	R: 1 E: 0 K: 0 S: 5	H: 2 LOB: 2 BB: 1 P: 9	R: 3 E: 0 K: 0 S: 5	H: 2 LOB: 0 BB: 1 P: 9	R: 0 E: 0 K: 0 S: 3	H: 0 LOB: 0 BB: 0 P: 3	R: 1 E: 0 K: 0 S: 5	H: 2 LOB: 2 BB: 1 P: 9	R: 1 E: 0 K: 0 S: 5	H: 2 LOB: 1 BB: 0 P: 5

1B: 5 SF: 0
2B: 2 SAC: 1
3B: 1 DP: 1
HR: 2 HBP: 0

WP: 0 PA: 40
PB: 0
SB: 0
CS: 0

	AB	35
	R	6
	H	10
	RBI	6
	BB	4
	SO	3
	LOB	14

PITCHER		IP	WLS	BF	H	R	ER	SO	BB	IBB	HBP	BLK	WP	HR	S	P	ERA	WHIP
Bob Moorhead, R ERA: 4.34	(1, 1)	7.0	L	29	6	4	4	3	3	0	0	0	0	1	32	44	5.14	1.286
Ray Daviault, R ERA: 7.09	(8, 1)	1.0		6	2	1	1	0	1	0	0	0	0	1	5	9	9.00	3.000
Bob Miller, R ERA: 4.85	(9, 1)	0.0		0	0	0	0	0	0	0	0	0	0	0	0	0	∞	∞

PITCHER		IP	WLS	BF	H	R	ER	SO	BB	IBB	HBP	BLK	WP	HR	S	P	ERA	WHIP

Cincinnati Reds @ New York Mets

Polo Grounds, New York, NY

Sun Aug 05 1962, 3:38 AM EDT

Att. 15,402 - Unknown

BOTTOM

livebaseballscorecards.com

Batter	1	2	3	4	5	6	7	8	9	AB	R	H	RBI	BB	SO	LOB
Richie Ashburn, L (1, 9) (7, 8) OBP: 0.437, SLG: 0.415	F9			BB E 1B	S 2-3 BB		FC1-5-6 2-3			3	1	1	0	1	0	1
Charlie Neal, R (1, 6) OBP: 0.323, SLG: 0.403	K2-3			1B E 1-2 BB	1-2 BB		F9			2	1	0	0	2	1	1
Felix Mantilla, R (1, 5) OBP: 0.329, SLG: 0.402	5-3			E5 4-3 1-H 2-H CS 1B	K			WP 1B		4	0	2	1	0	1	3
Frank Thomas, R (1, 7) OBP: 0.343, SLG: 0.544		G1		4-3 2-3		K		5-3 1-2		4	0	0	0	0	1	2
Marv Throneberry, L (1, 3) OBP: 0.322, SLG: 0.432		K		K		3-1		K		4	0	0	0	0	3	2
Jim Hickman, R (1, 8) OBP: 0.332, SLG: 0.434		K		HBP		3-1		3-1		1	0	0	0	0	1	0
Gene Woodling, L (6, PH) (7, 9) OBP: 0.378, SLG: 0.401										2	0	0	0	0	0	1
Rod Kanehl, R (1, 4) OBP: 0.335, SLG: 0.390		6-3		CS 3-H	WP S BB		FC 1B 1B		F8	3	1	1	0	1	0	0
Choo-Choo Coleman, L (1, 2) OBP: 0.370, SLG: 0.680		1-3			F8 1-2		1-2 FC 1B		F8	4	0	1	0	0	0	1
Bob Moorhead, R (1, 1) OBP: 0.261, SLG: 0.056		K			F3		FC FC1-5-6 1-H 2-H		F4	2	0	0	0	0	1	1
Sammy Drake, S (7, PH)										1	0	0	0	0	0	1
Ray Daviault, R (8, 1) OBP: 0.100, SLG: 0.100										0	0	0	0	0	0	0
Bob Miller, R (9, 1) OBP: 0.192, SLG: 0.269										0	0	0	0	0	0	0
Joe Christopher, R (9, PH) OBP: 0.287, SLG: 0.314										1	0	0	0	0	0	0
Inning Stats	R: 0 E: 0 K: 1 S: 5 H: 0 LOB: 0 BB: 0 P: 5	R: 0 E: 0 K: 2 S: 7 H: 0 LOB: 0 BB: 0 P: 7	R: 0 E: 0 K: 1 S: 5 H: 0 LOB: 0 BB: 0 P: 5	R: 2 E: 1 K: 1 S: 6 H: 2 LOB: 1 BB: 1 P: 11	R: 0 E: 0 K: 1 S: 5 H: 0 LOB: 3 BB: 3 P: 17	R: 0 E: 0 K: 1 S: 5 H: 0 LOB: 0 BB: 0 P: 5	R: 1 E: 1 K: 0 S: 5 H: 2 LOB: 1 BB: 0 P: 5	R: 0 E: 0 K: 1 S: 6 H: 1 LOB: 1 BB: 0 P: 6	R: 0 E: 0 K: 0 S: 3 H: 0 LOB: 0 BB: 0 P: 3	1B: 5 2B: 0 3B: 0 HR: 0	SF: 0 SAC: 1 DP: 0 HBP: 1			WP: 2 PB: 0 SB: 2 CS: 1		PA: 37		

	AB	R	H	RBI	BB	SO	LOB
Totals	31	3	5	1	4	8	13

PITCHER		IP	WLS	BF	H	R	ER	SO	BB	IBB	HBP	BLK	WP	HR	S	P	ERA	WHIP
Jim Maloney, R (1, 1) ERA: 5.29		7.1	W	31	5	3	1	7	4	0	1	0	2	0	40	57	1.23	1.227
Bill Henry, L (8, 1) ERA: 3.9		0.2		2	0	0	0	1	0	0	0	0	0	0	4	4	0.00	0.000
Jim Brosnan, R (9, 1) ERA: 3.35		1.0	S	3	0	0	0	0	0	0	0	0	0	0	3	3	0.00	0.000

PITCHER	IP	WLS	BF	H	R	ER	SO	BB	IBB	HBP	BLK	WP	HR	S	P	ERA	WHIP

Batter	1	2	3	4	5	6	7	8	9	AB	R	H	RBI	BB	SO	LOB
Richie Ashburn, L (1, 9) OBP: 0.435, SLG: 0.413	F X 0-1 ① L7		B F C C 1-3 ③ K			X 0-0 ② 6-3 2-3		C C F X 0-2 1-2 1B		4	0	1	0	0	1	2
Charlie Neal, R (1, 6) OBP: 0.325, SLG: 0.402	C B X 1-1 ② 4-3			B B F B B 4-1 G6-3 BB		B B C F B F F X 3-2 3-H 1B		S F C 0-3 ③ K		3	0	1	1	1	1	2
Felix Mantilla, R (1, 5) OBP: 0.328, SLG: 0.403 Sammy Drake, S (9, PR)	C X 0-1 ③ 5-3			F X 0-1 ① ② G6-3 1-2f		C X 0-1 ③ 5-3			B B F B C X 3-2 2B	4 0	0 0	1 0	0 0	0 0	0 0	2 0
Frank Thomas, R (1, 7) OBP: 0.340, SLG: 0.538		B C B X 2-1 ① 5-3		S B C B X 2-2 ③ 5-3			C C B X 1-2 ① 4-3		B B C F F S 2-3 ① K	4	0	0	0	0	1	1
Rick Herrscher, R (1, 3) OBP: 0.167, SLG: 0.417 Gene Woodling, L (9, PH) OBP: 0.376, SLG: 0.399		C B C S 1-3 ② K			C X 0-1 F7 1B		S F B S 1-3 ② K		C B F F C 1-3 ② K	3 1	0 0	1 0	0 0	0 0	2 1	0 1
Joe Christopher, R (1, 8) OBP: 0.280, SLG: 0.306		C B B B X 3-1 ③ F7			1 SAFE B X 1-0 ① ② F7 1-2		X 0-0 ③ 6-3		B B C X 2-1 ③ F8	4	0	0	0	0	0	2
Rod Kanehl, R (1, 4) OBP: 0.330, SLG: 0.384			B C C X 1-2 ① 6-3		B F X 1-1 ③ 1-3			C B C F B X 2-2 ① F8		3	0	0	0	0	0	0
Chris Cannizzaro, R (1, 2) OBP: 0.345, SLG: 0.247			X 0-0 1B			X 0-0 6-3 1B 2B		F B F B F X 2-2 ② F7		3	1	2	0	0	0	0
Jay Hook, L (1, 1) OBP: 0.308, SLG: 0.200			B C L S 1-3 ② K			L F B F S 1-3 ① K		L B B B B 4-1 1B BB		2	0	0	0	1	2	2

TOP

New York Mets @ Los Angeles Dodgers

Dodger Stadium, Los Angeles, CA

Mon Aug 06 1962, 7:05 PM PDT

Att. 20,858 - Unknown

livebaseballscorecards.com

AB	31
R	1
H	6
RBI	1
BB	2
SO	8
LOB	12

Inning Stats	1	2	3	4	5	6	7	8	9
	R: 0 E: 0 K: 0 S: 6	R: 0 E: 0 K: 1 S: 7	R: 0 E: 0 K: 2 S: 10	R: 0 E: 0 K: 0 S: 6	R: 0 E: 0 K: 0 S: 5	R: 1 E: 0 K: 1 S: 13	R: 0 E: 0 K: 1 S: 7	R: 0 E: 0 K: 1 S: 16	R: 0 E: 0 K: 2 S: 13
	H: 0 LOB: 0 BB: 0 P: 7	H: 0 LOB: 0 BB: 0 P: 13	H: 1 LOB: 1 BB: 0 P: 13	H: 0 LOB: 0 BB: 1 P: 12	H: 1 LOB: 0 BB: 0 P: 7	H: 2 LOB: 1 BB: 0 P: 17	H: 0 LOB: 0 BB: 0 P: 9	H: 1 LOB: 2 BB: 1 P: 24	H: 1 LOB: 1 BB: 0 P: 21

| | | |

Batter	1	2	3	4	5	6	7	8	9	AB	R	H	RBI	BB	SO	LOB
Maury Wills, S (1, 6) OBP: 0.330, SLG: 0.372	4-3		F8					6-3		4	1	1	0	0	0	0
Jim Gilliam, S (1, 4) (9, 5) OBP: 0.380, SLG: 0.363	F6			F6		L9				3	0	0	0	0	0	1
Willie Davis, L (1, 8) OBP: 0.354, SLG: 0.489	K			4-3		SAFE				3	0	1	1	0	1	0
Tommy Davis, R (1, 7) OBP: 0.381, SLG: 0.533		1B G6-4-3				L5				3	1	2	0	0	0	1
Ron Fairly, L (1, 3) OBP: 0.409, SLG: 0.489		G6-4-3		L5			G3			3	0	1	0	0	0	1
Frank Howard, R (1, 9) OBP: 0.367, SLG: 0.593		G6-4-3			3-1		5-3			3	0	0	0	0	0	1
John Roseboro, L (1, 2) OBP: 0.365, SLG: 0.430		F8			K		F9			3	0	0	0	0	1	0
Daryl Spencer, R (1, 5) OBP: 0.370, SLG: 0.346			5-3		6-3			F5		2	0	0	0	0	0	0
Duke Snider, L (8, PH) OBP: 0.426, SLG: 0.494										1	0	0	0	0	0	0
Larry Burright, R (9, 4) OBP: 0.262, SLG: 0.333										0	0	0	0	0	0	0
Johnny Podres, L (1, 1) OBP: 0.169, SLG: 0.175			F7			F9		6-3		3	0	0	0	0	0	0
Ron Perranoski, L (9, 1)										0	0	0	0	0	0	0
Inning Stats	R: 0 E: 0 K: 1 S: 8 H: 0 LOB: 0 BB: 0 P: 12	R: 1 E: 0 K: 0 S: 11 H: 2 LOB: 0 BB: 0 P: 17	R: 0 E: 0 K: 0 S: 7 H: 0 LOB: 0 BB: 0 P: 11	R: 0 E: 0 K: 0 S: 8 H: 1 LOB: 1 BB: 0 P: 12	R: 0 E: 0 K: 1 S: 10 H: 0 LOB: 0 BB: 0 P: 15	R: 1 E: 1 K: 0 S: 11 H: 2 LOB: 1 BB: 0 P: 16	R: 0 E: 0 K: 0 S: 7 H: 0 LOB: 0 BB: 0 P: 13	R: 0 E: 0 K: 0 S: 6 H: 0 LOB: 0 BB: 0 P: 8		1B: 5 2B: 0 3B: 0 HR: 0 SF: 0 SAC: 0 DP: 1 HBP: 0						

PITCHER	IP	WLS	BF	H	R	ER	SO	BB	IBB	HBP	BLK	WP	HR	S	P	ERA	WHIP
Jay Hook, R (1, 1) ERA: 5.52	8.0	L	28	5	2	1	2	0	0	0	0	0	0	68	104	1.12	0.625

PITCHER	IP	WLS	BF	H	R	ER	SO	BB	IBB	HBP	BLK	WP	HR	S	P	ERA	WHIP

BOTTOM

New York Mets @ Los Angeles Dodgers

Dodger Stadium, Los Angeles, CA

Mon Aug 06 1962, 7:05 PM PDT

Att. 20,858 - Unknown

livebaseballscorecards.com

AB	28
R	2
H	5
RBI	1
BB	0
SO	2
LOB	4

WP: 0 PA: 28
PB: 0
SB: 1
CS: 0

Batter	1	2	3	4	5	6	7	8	9	AB	R	H	RBI	BB	SO	LOB
Richie Ashburn, L (1, 8) OBP: 0.432, SLG: 0.410	C C X 0-2 E4 CS	C F P 1-2 ③ CS 1-2	F B X 1-1 WP SH3 4-3 1B		C B X 1-1 ③ F7		B C X 1-1 ② ③ 4-3-6 1-2f 3-H			4	1	1	1	0	0	1
Charlie Neal, R (1, 6) OBP: 0.325, SLG: 0.402	F C P B B S 3-3 ① ② K 1-2		C X 0-1 ① SH3 1-2			F F B F F F B B F 3-2 F X 1B 1B		B B C X 2-1 ① F8		3	0	1	0	0	1	1
Gene Woodling, L (1, 9) OBP: 0.382, SLG: 0.410 Al Jackson, L (8, PR) OBP: 0.118, SLG: 0.122 Rick Herrscher, R (8, 9) OBP: 0.167, SLG: 0.417	F X 0-1 2B		C S F F B X 1-2 ② 4-3 2-H			X 0-0 L4-3 1-2 1B		B C B X 2-1 1B		4 0 0	0 0 0	3 0 0	1 0 0	0 0 0	0 0 0	0 0 0
Frank Thomas, R (1, 7) OBP: 0.337, SLG: 0.533	B F X 1-1 ③ 6-3		B S B X 2-1 ③ 5-3			B X 1-0 ① ② L4-3 1-2		B X 1-0 ② F4		4	0	0	0	0	0	4
Marv Throneberry, L (1, 3) OBP: 0.321, SLG: 0.429		B S B S X 2-2 ① 1B 2B 1B		C X 0-1 ① G3		S B B C F F S 2-3 ③ K		B F B B X 3-1 ③ F2		4	1	1	0	0	1	2
Felix Mantilla, R (1, 5) OBP: 0.330, SLG: 0.404		X 0-0 1-2 2B 1B		B X 1-0 ② F5			C S B S 1-3 ① K		X 0-0 3-6 1B	4	0	2	0	0	1	0
Choo-Choo Coleman, L (1, 2) OBP: 0.355, SLG: 0.655	F B B F F X 2-2 ① 1B 1-H 2-H 2B			X 0-0 ③ F9			F F B X 1-2 E6 BB 1B		X 0-0 ① ② 3-6 1-2f	4	2	1	1	0	0	1
Rod Kanehl, R (1, 4) OBP: 0.333, SLG: 0.383	X 0-0 CS 2-H 1B				B C B F X 2-2 ① 4-3		B B B B 4-0 1B 1-2 4-3-6 BB		C B B X 2-1 ③ F9	3	1	1	1	1	0	0
Craig Anderson, R (1, 1) OBP: 0.100, SLG: 0.100 Ken MacKenzie, R (4, 1) OBP: 0.100, SLG: 0.100 Sammy Drake, S (7, PH) OBP: 0.500, SLG: 0.500 Ray Daviault, R (7, 1) OBP: 0.100, SLG: 0.100	C X 0-1 ② L8				B C F C 1-3 ② K		C S T X 0-2 4-3-6 1-3 2-H 1B			1 1 1 0	0 0 0 0	0 0 1 0	0 0 1 0	0 1 0 0	0 0 0 0	1 0 0 0
Inning Stats	R: 0 H: 1 E: 1 LOB: 1 K: 1 BB: 0 S: 11 P: 14	R: 2 H: 4 E: 0 LOB: 0 K: 0 BB: 0 S: 14 P: 18	R: 1 H: 1 E: 0 LOB: 0 K: 0 BB: 0 S: 11 P: 15	R: 0 H: 0 E: 0 LOB: 0 K: 0 BB: 0 S: 4 P: 5	R: 0 H: 0 E: 0 LOB: 0 K: 1 BB: 0 S: 8 P: 12	R: 0 H: 2 E: 0 LOB: 1 K: 1 BB: 0 S: 15 P: 21	R: 2 H: 1 E: 1 LOB: 0 K: 1 BB: 1 S: 12 P: 19	R: 0 H: 1 E: 0 LOB: 1 K: 0 BB: 0 S: 7 P: 15	R: 0 H: 1 E: 0 LOB: 0 K: 0 BB: 0 S: 4 P: 6	1B: 9 2B: 6 3B: 0 HR: 0	SF: 0 SAC: 1 DP: 4 HBP: 0					

TOP

New York Mets @ Los Angeles Dodgers

Dodger Stadium, Los Angeles, CA

Tue Aug 07 1962, 7:05 PM PDT

Att. 26,970 - Unknown

livebaseballscorecards.com

AB	33
R	5
H	11
RBI	5
BB	1
SO	4
LOB	10

WP: 1 PA: 36
PB: 0
SB: 0
CS: 2

PITCHER		IP	WLS	BF	H	R	ER	SO	BB	IBB	HBP	BLK	WP	HR	S	P	ERA	WHIP
Don Drysdale, R ERA: 2.82	(1, 1)	9.0	W	35	11	5	3	4	1	0	0	0	1	0	86	125	3.00	1.333

PITCHER	IP	WLS	BF	H	R	ER	SO	BB	IBB	HBP	BLK	WP	HR	S	P	ERA	WHIP

Batter	1	2	3	4	5	6	7	8	9	AB	R	H	RBI	BB	SO	LOB
Maury Wills, S (1, 6) OBP: 0.329, SLG: 0.370	B C B X 2-1 F9 ①		B C B X 2-1 6-3 ③	F B B F X 2-2 FC5-2 ② 1-2 2-3 3-Hf		F B C X 1-2 1-3 ②		F S F B X 1-2 1-H 1B		5	0	1	1	0	0	4
Jim Gilliam, S (1, 4) (9, 5) OBP: 0.380, SLG: 0.362	C B B C F B B 4-2 BB			X 1-0 F8 BB 2B 1B B B B X 3-1 F7 ③		C X 0-1 F1 ③		B B C B F X 3-2 3-1 ③		4	1	1	0	1	0	5
Willie Davis, L (1, 8) OBP: 0.353, SLG: 0.486	F X 0-1 L8 ②			L B L B B F B 4-2 1-2 2B BB	B X 1-0 4-3 ①		B X 1-0 F6 ①			3	1	0	0	1	0	1
Tommy Davis, R (1, 7) OBP: 0.380, SLG: 0.530	X 0-0 F8 ③			X 0-0 F8 ① 2-3	B B B B 4-0 G3-6-3 BB		C B X 1-1 L7 ②			3	0	0	0	1	0	3
Ron Fairly, L (1, 3) OBP: 0.410, SLG: 0.491		F B C B B X 3-2 F5 ①		B X 1-0 1-H 3-H 1B 2B	C F B X 1-2 G3-6-3 ②③ 1-2f		B B S B F F B 4-2 BB			3	1	1	2	1	0	1
Frank Howard, R (1, 9) OBP: 0.369, SLG: 0.592		X 0-0 B1 ②		B C X 1-1 1B BB 2-H 1B		F B X 1-1 BB 3B 1B	B F F F B B F S 3-3 K ③			4	2	2	1	0	1	1
John Roseboro, L (1, 2) OBP: 0.364, SLG: 0.428		B X 1-0 6-3 ③		F X 0-1 BB 1-3 FC5-2 1B		L B B B X 2-1 F8 ①		X 0-0 F9 ①		4	0	1	0	0	0	1
Daryl Spencer, R (1, 5) OBP: 0.376, SLG: 0.343 Wally Moon, L (8, PH) OBP: 0.363, SLG: 0.366 Larry Burright, R (9, 4) OBP: 0.262, SLG: 0.333			B X 1-0 5-3 ①	B B I I 4-0 FC5-2 BB IBB		B B F F F B B 4-2 1-2 3B BB		C F B X 1-2 S 1B 1B		1 1 0	1 1 0	0 1 0	0 0 0	2 0 0	0 0 0	0 0 0
Don Drysdale, R (1, 1) OBP: 0.259, SLG: 0.296			C F B C 1-3 K ②	B B F B F B 4-2 FC5-2 1-2 2-3 3-H BB		B L F F F F X 1-2 1-H 2-H 3B		X 0-0 F3 ②		3	0	1	3	1	1	1
Inning Stats	R: 0 H: 0 E: 0 LOB: 1 K: 0 BB: 1 S: 8 P: 14	R: 0 H: 0 E: 0 LOB: 0 K: 0 BB: 0 S: 5 P: 9	R: 0 H: 0 E: 0 LOB: 0 K: 1 BB: 0 S: 6 P: 10	R: 4 H: 4 E: 0 LOB: 3 K: 0 BB: 3 S: 17 P: 37	R: 0 H: 0 E: 0 LOB: 0 K: 0 BB: 1 S: 4 P: 10	R: 2 H: 2 E: 0 LOB: 1 K: 0 BB: 1 S: 18 P: 27	R: 0 H: 0 E: 0 LOB: 1 K: 1 BB: 1 S: 11 P: 20	R: 1 H: 2 E: 0 LOB: 1 K: 0 BB: 0 S: 12 P: 17		1B: 6 SF: 0 2B: 1 SAC: 0 3B: 1 DP: 1 HR: 0 HBP: 0						

PITCHER		IP	WLS	BF	H	R	ER	SO	BB	IBB	HBP	BLK	WP	HR	S	P	ERA	WHIP
Craig Anderson, R ERA: 5.87	(1, 1)	3.1	L	16	4	4	4	1	2	0	0	0	0	0	29	50	10.80	1.800
Ken MacKenzie, L ERA: 4.86	(4, 1)	2.2		13	2	2	2	0	3	1	0	0	0	0	29	57	6.75	1.875
Ray Daviault, R ERA: 6.98	(7, 1)	2.0		9	2	1	1	1	1	0	0	0	0	0	23	37	4.50	1.500

PITCHER	IP	WLS	BF	H	R	ER	SO	BB	IBB	HBP	BLK	WP	HR	S	P	ERA	WHIP

BOTTOM

New York Mets @ Los Angeles Dodgers

Dodger Stadium, Los Angeles, CA

Tue Aug 07 1962, 7:05 PM PDT

Att. 26,970 - Unknown

livebaseballscorecards.com

AB	31
R	7
H	8
RBI	7
BB	7
SO	2
LOB	17

WP: 0	PA: 38		
PB: 0			
SB: 1			
CS: 0			

New York Mets @ San Francisco Giants

Candlestick Park, San Francisco, CA

Wed Aug 08 1962, 10:05 PM EDT

Att. 11,411 - Unknown

TOP

livebaseballscorecards.com

Batter	1	2	3	4	5	6	7	8	9	AB	R	H	RBI	BB	SO	LOB
Richie Ashburn, L (1, 8) (7, 9) OBP: 0.426, SLG: 0.403	6-3		F8	1-3		5-3			F7	5	0	0	0	0	0	1
Charlie Neal, R (1, 6) OBP: 0.321, SLG: 0.396	K		F9		F8 K				E3 1B	5	0	0	0	0	2	0
Gene Woodling, L (1, 9) OBP: 0.387, SLG: 0.413	HBP BB		1B 2B 1B		HR 1B		G3		1-2 1B	3	2	2	0	1	0	0
Jim Hickman, R (7, 8) OBP: 0.335, SLG: 0.437										1	0	1	0	0	0	0
Frank Thomas, R (1, 7) OBP: 0.340, SLG: 0.540	1-2 HBP		2B 1-2 1B		1-H HR		F5		F6	4	1	2	2	0	0	2
Joe Christopher, R (9, 7) OBP: 0.280, SLG: 0.306										0	0	0	0	0	0	0
Marv Throneberry, L (1, 3) OBP: 0.324, SLG: 0.432	F9		1-3 2-H 2B		HR BB		K			3	1	1	1	1	1	2
Choo-Choo Coleman, L (1, 2) OBP: 0.314, SLG: 0.576		K	G3		F9			F4		4	0	0	0	0	1	3
Felix Mantilla, R (1, 5) OBP: 0.332, SLG: 0.414		1B		F3	1-H HR			5-3		4	1	2	2	0	0	0
Rod Kanehl, R (1, 4) OBP: 0.327, SLG: 0.375		F3		K	K			1-3		4	0	0	0	0	2	1
Roger Craig, R (1, 1) OBP: 0.121, SLG: 0.056		6-3		1B		K			5-3	4	0	1	0	0	1	1

	AB	37
	R	5
	H	9
	RBI	5
	BB	2
	SO	7
	LOB	10

Inning Stats									
	R: 0 E: 0 K: 1 S: 5	H: 0 LOB: 2 BB: 1 P: 10	R: 0 E: 0 K: 1 S: 6	H: 1 LOB: 1 BB: 0 P: 6	R: 1 E: 0 K: 0 S: 6	H: 3 LOB: 2 BB: 0 P: 6	R: 0 E: 0 K: 1 S: 6	H: 1 LOB: 1 BB: 0 P: 6	R: 4 E: 0 K: 1 S: 8	H: 3 LOB: 0 BB: 1 P: 12
	R: 0 E: 0 K: 2 S: 7	H: 0 LOB: 0 BB: 0 P: 7	R: 0 E: 0 K: 1 S: 5	H: 0 LOB: 0 BB: 0 P: 5	R: 0 E: 0 K: 0 S: 3	H: 0 LOB: 0 BB: 0 P: 3	R: 0 E: 1 K: 0 S: 5	H: 1 LOB: 2 BB: 0 P: 5		

	1B: 6	SF: 0	WP: 0	PA: 40
	2B: 1	SAC: 0	PB: 0	
	3B: 0	DP: 0	SB: 0	
	HR: 2	HBP: 1	CS: 0	

PITCHER		IP	WLS	BF	H	R	ER	SO	BB	IBB	HBP	BLK	WP	HR	S	P	ERA	WHIP
Bobby Bolin, R ERA: 3.8	(1, 1)	4.2	L	25	8	5	5	3	2	0	1	0	0	2	28	37	9.64	2.143
Jim Duffalo, R ERA: 3.21	(5, 1)	0.1		1	0	0	0	1	0	0	0	0	0	0	3	3	0.00	0.000
Bob Garibaldi, R ERA: 2.45	(6, 1)	3.0		9	0	0	0	3	0	0	0	0	0	0	15	15	0.00	0.000
Mike McCormick, L ERA: 4.78	(9, 1)	1.0		5	1	0	0	0	0	0	0	0	0	0	5	5	0.00	1.000

PITCHER	IP	WLS	BF	H	R	ER	SO	BB	IBB	HBP	BLK	WP	HR	S	P	ERA	WHIP

Batter	1	2	3	4	5	6	7	8	9	AB	R	H	RBI	BB	SO	LOB
Harvey Kuenn, R (1, 7) OBP: 0.378, SLG: 0.441	HR		G4-6-3 1-2f			G5-4-3 1B 1B		G6-4-3 1-2f		4	1	2	1	0	0	2
Chuck Hiller, L (1, 4) OBP: 0.335, SLG: 0.337	F7			F7		1-2 G5-4-3 1B			G3	4	0	1	0	0	0	0
Willie Mays, R (1, 8) OBP: 0.378, SLG: 0.614	K			E6		G5-4-3 1-2f 2-3			1-3	4	0	0	0	0	1	2
Orlando Cepeda, R (1, 3) OBP: 0.359, SLG: 0.517	F4			6-3		4-3			HR	4	1	1	1	0	0	2
Ed Bailey, L (1, 2) OBP: 0.344, SLG: 0.476		F8		BB			G6-3 1B		F7	3	0	1	0	1	0	0
Matty Alou, L (1, 9) OBP: 0.313, SLG: 0.304		F4		G3			G6-3 1-2f			3	0	0	0	0	0	3
Jim Davenport, R (1, 5) OBP: 0.366, SLG: 0.486		5-3			5-3		F7			3	0	0	0	0	0	0
Jose Pagan, R (1, 6) OBP: 0.314, SLG: 0.327			4-3		BB G4-6-3			F7		2	0	0	0	1	0	0
Bobby Bolin, R (1, 1) OBP: 0.286, SLG: 0.300 Jim Duffalo, R (5, 1) Tom Haller, L (5, PH) OBP: 0.388, SLG: 0.479 Bob Garibaldi, L (6, 1) Carl Boles, R (8, PH) OBP: 0.250, SLG: 0.250 Mike McCormick, L (9, 1) OBP: 0.200, SLG: 0.261			G4-6-3 1B		G4-6-3 1-2f			G6-4-3 1B		1 0 1 0 1 0	0 0 0 0 0 0	1 0 0 0 0 0	0 0 0 0 0 0	0 0 0 0 0 0	0 0 0 0 0 0	0 0 1 0 0 0
Inning Stats	R: 1 H: 1 E: 0 LOB: 0 K: 1 BB: 0 S: 6 P: 6	R: 0 H: 0 E: 0 LOB: 0 K: 0 BB: 0 S: 3 P: 3	R: 0 H: 1 E: 0 LOB: 0 K: 0 BB: 0 S: 3 P: 3	R: 0 H: 0 E: 1 LOB: 2 K: 0 BB: 1 S: 4 P: 8	R: 0 H: 0 E: 0 LOB: 0 K: 0 BB: 1 S: 2 P: 6	R: 0 H: 2 E: 0 LOB: 1 K: 0 BB: 0 S: 4 P: 4	R: 0 H: 1 E: 0 LOB: 0 K: 0 BB: 0 S: 3 P: 3	R: 0 H: 1 E: 0 LOB: 0 K: 0 BB: 0 S: 3 P: 3	R: 1 H: 1 E: 0 LOB: 0 K: 0 BB: 0 S: 4 P: 4	1B: 5 2B: 0 3B: 0 HR: 2	SF: 0 SAC: 0 DP: 5 HBP: 0						

PITCHER		IP	WLS	BF	H	R	ER	SO	BB	IBB	HBP	BLK	WP	HR	S	P	ERA	WHIP
Roger Craig, R ERA: 4.3	(1, 1)	9.0	W	32	7	2	2	1	2	0	0	0	0	2	32	40	2.00	1.000

PITCHER	IP	WLS	BF	H	R	ER	SO	BB	IBB	HBP	BLK	WP	HR	S	P	ERA	WHIP

BOTTOM

New York Mets @ San Francisco Giants

Candlestick Park, San Francisco, CA

Wed Aug 08 1962, 10:05 PM EDT

Att. 11,411 - Unknown

livebaseballscorecards.com

AB	30
R	2
H	7
RBI	2
BB	2
SO	1
LOB	10

| | | | | | |

Batter	1	2	3	4	5	6	7	8	9	AB	R	H	RBI	BB	SO	LOB
Richie Ashburn, L (1, 8) OBP: 0.421, SLG: 0.397	S S S 0-3 ① K		x 0-0 ② 5-3		x 0-0 ③ F7			x 0-0 ② 4-3		4	0	0	0	0	1	1
Charlie Neal, R (1, 6) OBP: 0.323, SLG: 0.401	x 0-0 ② 4-3		x 0-0 3B			x 0-0 E4 1B FC5-4		B B B B 4-0 BB		3	1	1	0	1	0	0
Gene Woodling, L (1, 9) OBP: 0.389, SLG: 0.412	B B B B 4-0 FC6-4 BB		x 0-0 ③ F8			x 0-0 FC5-4 1-3 1B		S S S 0-3 ③ K		3	0	1	0	1	1	2
Frank Thomas, R (1, 7) OBP: 0.337, SLG: 0.535	x 0-0 ③ FC6-4 1-2f			x 0-0 ① 4-3		x 0-0 ① FC5-4 K 1-2f 3-H			x 0-0 ① 5-3	4	0	0	1	0	0	2
Marv Throneberry, L (1, 3) OBP: 0.319, SLG: 0.424		x 0-0 ① F7		x 0-0 ② 3-1		S S S 0-3 ② ③ K 1-2			x 0-0 ② F9	4	0	0	0	0	1	1
Felix Mantilla, R (1, 5) OBP: 0.328, SLG: 0.409		x 0-0 ② F9		x 0-0 ③ 5-3			x 0-0 ① F2		x 0-0 ③ F7	4	0	0	0	0	0	0
Rod Kanehl, R (1, 4) OBP: 0.327, SLG: 0.371 Sammy Drake, S (7, 4) OBP: 0.500, SLG: 0.500		B B B B 4-0 S BB			x 0-0 ① 4-3		x 0-0 ② 6-3			2	0	0	0	1	0	0
										0	0	0	0	0	0	0
Chris Cannizzaro, R (1, 2) OBP: 0.345, SLG: 0.250		x 0-0 ③ 1-3 1-2			x 0-0 1B		x 0-0 ③ F8			3	0	1	0	0	0	1
Bob Miller, R (1, 1) OBP: 0.179, SLG: 0.250 Bob Moorhead, R (6, 1) OBP: 0.261, SLG: 0.056 Choo-Choo Coleman, L (8, PH) OBP: 0.306, SLG: 0.559 Bob Miller, R (8, 1) OBP: 0.179, SLG: 0.250			x 0-0 ① F8		x 0-0 ② F9			x 0-0 ① F7		2	0	0	0	0	0	1
										0	0	0	0	0	0	0
										1	0	0	0	0	0	0
										2	0	0	0	0	0	1
Inning Stats	R: 0 E: 0 K: 1 S: 5 H: 0 LOB: 1 BB: 1 P: 9	R: 0 E: 0 K: 0 S: 3 H: 0 LOB: 1 BB: 1 P: 7	R: 0 E: 0 K: 0 S: 4 H: 1 LOB: 1 BB: 0 P: 4	R: 0 E: 0 K: 0 S: 3 H: 0 LOB: 0 BB: 0 P: 3	R: 0 E: 0 K: 0 S: 4 H: 1 LOB: 1 BB: 0 P: 4	R: 1 E: 1 K: 1 S: 6 H: 1 LOB: 0 BB: 0 P: 6	R: 0 E: 0 K: 0 S: 3 H: 0 LOB: 0 BB: 0 P: 3	R: 0 E: 0 K: 1 S: 5 H: 0 LOB: 1 BB: 1 P: 9	R: 0 E: 0 K: 0 S: 3 H: 0 LOB: 0 BB: 0 P: 3	1B: 2 2B: 0 3B: 1 HR: 0	SF: 0 SAC: 0 DP: 0 HBP: 0						

PITCHER	IP	WLS	BF	H	R	ER	SO	BB	IBB	HBP	BLK	WP	HR	S	P	ERA	WHIP
Jack Sanford, R (1, 1) ERA: 3.47	9.0	W	33	3	1	0	3	3	0	0	0	0	0	36	48	0.00	0.667

PITCHER	IP	WLS	BF	H	R	ER	SO	BB	IBB	HBP	BLK	WP	HR	S	P	ERA	WHIP

TOP

New York Mets @ San Francisco Giants

Candlestick Park, San Francisco, CA

Thu Aug 09 1962, 6:33 AM EDT

Att. 9,988 - Unknown

livebaseballscorecards.com

AB	30
R	1
H	3
RBI	1
BB	3
SO	3
LOB	8

1B: 2	SF: 0	WP: 0	PA: 33														
2B: 0	SAC: 0	PB: 0															
3B: 1	DP: 0	SB: 1															
HR: 0	HBP: 0	CS: 0															

Batter	1	2	3	4	5	6	7	8	9	AB	R	H	RBI	BB	SO	LOB
Harvey Kuenn, R (1, 7) OBP: 0.381, SLG: 0.443	0-0 CS 4-3 1B		0-0 SF 6-3 1-3 1B		0-0 G3-6-1 1B	0-0 F4 ③		0-0 G3 ③		5	1	3	0	0	0	1
Chuck Hiller, L (1, 4) OBP: 0.333, SLG: 0.335	0-0 4-3 ① 1-2		0-0 SF 1-3 3-H		0-0 ②③ G3-6-1 1-2f		0-0 F7 ①			3	0	0	1	0	0	2
Willie Mays, R (1, 8) OBP: 0.379, SLG: 0.612	BBBB 4-0 BB		0-0 6-3 ① 3-H			SSS 0-3 K ①	0-0 1B 1B			3	0	1	1	1	1	1
Orlando Cepeda, R (1, 3) OBP: 0.358, SLG: 0.521	0-0 F7 ②③ 2-3		0-0 F7 ②			0-0 HR	0-0 F3 ②			4	1	1	1	0	0	4
Matty Alou, L (1, 9) OBP: 0.310, SLG: 0.302		0-0 F2 ①	0-0 5-3 ③			0-0 E4 1B HR	0-0 1-3 1B			4	1	1	0	0	0	1
Jim Davenport, R (1, 5) OBP: 0.368, SLG: 0.491		0-0 3B		0-0 F8 ①		0-0 SSS 1-2 HR 1B	0-3 K ③			4	1	2	0	0	1	2
Tom Haller, L (1, 2) OBP: 0.395, SLG: 0.506		SSS 0-3 K ②		BBBB 4-0 CS BB		0-0 1-H 2-H HR		0-0 1B G1-4-3 2B		3	2	2	3	1	1	1
Jose Pagan, R (1, 6) OBP: 0.316, SLG: 0.329		SSS 0-3 K ③		0-0 6-3 ②③ 1-2		0-0 SH2-4 1B		0-0 G1-4-3 2-3 1B		4	0	2	0	0	1	2
Jack Sanford, R (1, 1) OBP: 0.227, SLG: 0.242			0-0 1B SF 1B		0-0 F4 ①	0-0 SH2-4 ② 1-2		0-0 ①② G1-4-3 1-2f 3-H		3	1	1	0	0	0	1
Inning Stats	R: 0 H: 1 E: 0 LOB: 1 K: 0 BB: 1 S: 3 P: 7	R: 0 H: 1 E: 0 LOB: 1 K: 2 BB: 0 S: 8 P: 8	R: 2 H: 2 E: 1 LOB: 1 K: 0 BB: 0 S: 6 P: 6	R: 0 H: 0 E: 0 LOB: 0 K: 0 BB: 1 S: 2 P: 6	R: 0 H: 1 E: 0 LOB: 0 K: 0 BB: 0 S: 3 P: 3	R: 4 H: 4 E: 1 LOB: 1 K: 1 BB: 0 S: 10 P: 10	R: 0 H: 2 E: 0 LOB: 2 K: 1 BB: 0 S: 7 P: 7	R: 1 H: 2 E: 0 LOB: 0 K: 0 BB: 0 S: 4 P: 4		1B: 9 SF: 1 2B: 1 SAC: 1 3B: 1 DP: 2 HR: 2 HBP: 0						

PITCHER		IP	WLS	BF	H	R	ER	SO	BB	IBB	HBP	BLK	WP	HR	S	P	ERA	WHIP
Bob Miller, R ERA: 4.95	(1, 1)	5.1	L	25	8	6	4	3	2	0	0	0	0	2	29	37	6.75	1.875
Bob Moorhead, R ERA: 4.26	(6, 1)	1.2		8	3	0	0	1	0	0	0	0	0	0	10	10	0.00	1.800
Bob Miller, R ERA: 4.95	(8, 1)	5.1	L	25	8	6	4	3	2	0	0	0	0	2	29	37	6.75	1.875

PITCHER	IP	WLS	BF	H	R	ER	SO	BB	IBB	HBP	BLK	WP	HR	S	P	ERA	WHIP

BOTTOM

New York Mets @ San Francisco Giants

Candlestick Park, San Francisco, CA

Thu Aug 09 1962, 6:33 AM EDT

Att. 9,988 - Unknown

livebaseballscorecards.com

AB	33
R	7
H	13
RBI	6
BB	2
SO	4
LOB	15

WP: 0	PA: 37		
PB: 0			
SB: 0			
CS: 2			

New York Mets @ Cincinnati Reds

Crosley Field, Cincinnati, OH

Fri Aug 10 1962, 7:05 PM EDT

Att. 14,879 - Unknown

TOP

livebaseballscorecards.com

Batter	1	2	3	4	5	6	7	8	9	AB	R	H	RBI	BB	SO	LOB
Richie Ashburn, L (1, 8) (4, 9) OBP: 0.418, SLG: 0.392	4-3		5-3			BB		F8	F7	4	0	0	0	1	0	1
Charlie Neal, R (1, 6) OBP: 0.320, SLG: 0.397	1-3			4-3		F9		K		4	0	0	0	0	1	1
Gene Woodling, L (1, 9) OBP: 0.386, SLG: 0.409	1-3			K		P6		BB HR 1B		2	0	0	0	0	1	0
Jim Hickman, R (4, 8) OBP: 0.336, SLG: 0.437										2	1	1	0	0	0	1
Frank Thomas, R (1, 7) OBP: 0.343, SLG: 0.544		HR		1B		1-2 BB		1-2 HR BB		2	2	2	1	2	0	0
Marv Throneberry, L (1, 3) OBP: 0.318, SLG: 0.434		P4		P4		P4		1-H 2-H HR		4	1	1	3	0	0	3
Felix Mantilla, R (1, 5) OBP: 0.325, SLG: 0.406		K			F8		F5	K		3	0	0	0	0	1	0
Sammy Drake, S (7, 5) OBP: 0.333, SLG: 0.333										1	0	0	0	0	1	0
Choo-Choo Coleman, L (1, 2) OBP: 0.300, SLG: 0.514		K			BB		F9		2-3	3	0	0	0	1	1	0
Rod Kanehl, R (1, 4) OBP: 0.330, SLG: 0.374			4-3		F9		1B		1B	4	0	2	0	0	0	1
Al Jackson, L (1, 1) OBP: 0.115, SLG: 0.120			K		K		F7		K	1	0	0	0	0	1	0
Ray Daviault, R (4, 1) OBP: 0.091, SLG: 0.091										1	0	0	0	0	1	1
Joe Christopher, R (7, PH) OBP: 0.278, SLG: 0.304										1	0	0	0	0	0	1
Bob Miller, R (7, 1) OBP: 0.179, SLG: 0.250										0	0	0	0	0	0	0
Rick Herrscher, R (9, PH) OBP: 0.154, SLG: 0.385										1	0	0	0	0	1	1
Inning Stats	R: 0 E: 0 K: 0 S: 3 H: 0 LOB: 0 BB: 0 P: 3	R: 1 E: 0 K: 2 S: 8 H: 1 LOB: 0 BB: 0 P: 8	R: 0 E: 0 K: 1 S: 5 H: 0 LOB: 0 BB: 0 P: 5	R: 0 E: 0 K: 1 S: 6 H: 1 LOB: 1 BB: 0 P: 6	R: 0 E: 0 K: 1 S: 5 H: 0 LOB: 1 BB: 1 P: 9	R: 0 E: 0 K: 0 S: 3 H: 0 LOB: 2 BB: 2 P: 11	R: 0 E: 0 K: 0 S: 4 H: 1 LOB: 1 BB: 0 P: 4	R: 3 E: 0 K: 2 S: 9 H: 2 LOB: 0 BB: 1 P: 13	R: 0 E: 0 K: 1 S: 6 H: 1 LOB: 1 BB: 0 P: 6	1B: 4 2B: 0 3B: 0 HR: 2	SF: 0 SAC: 0 DP: 0 HBP: 0					

	AB	33
	R	4
	H	6
	RBI	4
	BB	4
	SO	8
	LOB	10

WP: 0 PB: 0 SB: 0 CS: 0 PA: 37

PITCHER	IP	W	L	S	BF	H	R	ER	SO	BB	IBB	HBP	BLK	WP	HR	P	ERA	WHIP
Jim Maloney, R (1, 1) ERA: 5.09	9.0	W			37	6	4	4	8	4	0	0	0	0	2	65	4.00	1.111

PITCHER	IP	W	L	S	BF	H	R	ER	SO	BB	IBB	HBP	BLK	WP	HR	P	ERA	WHIP

Batter	1	2	3	4	5	6	7	8	9	AB	R	H	RBI	BB	SO	LOB
Leo Cardenas, R (1, 6) OBP: 0.319, SLG: 0.377	K	G6-4-3 1-2f	6-3 1-2 2-3 3-H		F9			G6-4-3 1B BB		4	0	0	1	1	1	4
Eddie Kasko, R (1, 5) OBP: 0.297, SLG: 0.324	6-3	F9	L4			BB BB		G6-4-3 1-2 1B		4	0	1	0	1	0	2
Frank Robinson, R (1, 9) OBP: 0.411, SLG: 0.611	HR		S FC 2B	HR		FC6-4 1-2 BB		G6-4-3 1-2f 2-3		4	3	3	2	1	0	2
Wally Post, R (1, 7) OBP: 0.325, SLG: 0.473	2B BB		1-3	G6-4-3 BB		K		F8		3	1	0	0	2	1	4
Don Pavletich, R (1, 3) OBP: 0.340, SLG: 0.326	1-H 2B		BB FC E 2-3 BB	F8		P3				3	1	1	1	1	0	3
Hank Foiles, R (1, 2) OBP: 0.360, SLG: 0.510	BB		FC E BB FC 1-2 3-H	G6-4-3 1-2f		FC6-4 1-2f				3	1	0	1	1	0	4
Vada Pinson, L (1, 8) OBP: 0.335, SLG: 0.486	F8		FC E 6-3 1-2 2-3 BB		WP S HBP		F7			2	1	0	0	1	0	2
Don Blasingame, L (1, 4) OBP: 0.353, SLG: 0.336		PB 1B 1B	E4 6-3 FC 1-2 2-3 3-H		F5		K			4	1	1	1	0	1	3
Jim Maloney, L (1, 1) OBP: 0.250, SLG: 0.261		G6-4-3 1-H 1B	FC 6-3 1-2 2-3 3-H		6-3 1-3		4-3			4	0	1	2	0	0	3
Inning Stats	R: 2 H: 2 E: 0 LOB: 2 K: 1 BB: 2 S: 7 P: 15	R: 1 H: 2 E: 0 LOB: 0 K: 0 BB: 0 S: 4 P: 4	R: 4 H: 1 E: 1 LOB: 2 K: 0 BB: 2 S: 7 P: 15	R: 1 H: 1 E: 0 LOB: 0 K: 0 BB: 1 S: 3 P: 7	R: 0 H: 0 E: 0 LOB: 1 K: 0 BB: 0 S: 3 P: 4	R: 0 H: 0 E: 0 LOB: 2 K: 1 BB: 2 S: 5 P: 13	R: 0 H: 0 E: 0 LOB: 0 K: 1 BB: 0 S: 5 P: 5	R: 0 H: 1 E: 0 LOB: 1 K: 0 BB: 1 S: 3 P: 7		1B: 3 SF: 0 2B: 2 SAC: 0 3B: 0 DP: 3 HR: 2 HBP: 1				WP: 1 PA: 40 PB: 2 SB: 2 CS: 0		

BOTTOM

New York Mets @ Cincinnati Reds

Crosley Field, Cincinnati, OH

Fri Aug 10 1962, 7:05 PM EDT

Att. 14,879 - Unknown

livebaseballscorecards.com

AB	31
R	8
H	7
RBI	8
BB	8
SO	3
LOB	27

PITCHER		IP	WLS	BF	H	R	ER	SO	BB	IBB	HBP	BLK	WP	HR	S	P	ERA	WHIP
Al Jackson, L ERA: 4.65	(1, 1)	3.0	L	20	5	7	6	1	4	0	0	0	0	1	18	34	18.00	3.000
Ray Daviault, R ERA: 6.75	(4, 1)	3.0		13	1	1	1	1	3	0	1	0	1	1	11	24	3.00	1.333
Bob Miller, R ERA: 4.95	(7, 1)	0.0		0	0	0	0	0	0	0	0	0	0	0	0	0	∞	∞

PITCHER	IP	WLS	BF	H	R	ER	SO	BB	IBB	HBP	BLK	WP	HR	S	P	ERA	WHIP

New York Mets @ Cincinnati Reds

Crosley Field, Cincinnati, OH

Sat Aug 11 1962, 7:05 PM EDT

Att. 14,903 - Unknown

TOP

livebaseballscorecards.com

Batter	1	2	3	4	5	6	7	8	9	AB	R	H	RBI	BB	SO	LOB
Richie Ashburn, L (1, 9) OBP: 0.417, SLG: 0.398	0-0 FC1-2-5-2-1 3B		0-0 F2 ①		0-3 K ②		0-0 1-2 1B		0-0 4-3 ③	3	0	1	0	0	1	1
Gene Woodling, L (5, 9) OBP: 0.387, SLG: 0.409										2	0	1	0	0	0	1
Joe Christopher, R (9, 9) OBP: 0.278, SLG: 0.304										0	0	0	0	0	0	0
Rod Kanehl, R (1, 4) OBP: 0.324, SLG: 0.366	0-0 FC1-2-5-2-1 3-H ①		0-0 6-3 ②		0-0 F8 ③		0-0 P4 ③			4	0	0	0	0	0	4
Charlie Neal, R (1, 6) OBP: 0.317, SLG: 0.393	0-3 K2-3 ②		0-0 1-3 ③			0-0 F3 ①		0-0 6-3 ①		4	0	0	0	0	1	1
Frank Thomas, R (1, 7) OBP: 0.342, SLG: 0.544	0-0 6-3 ③			0-0 5-3 ①		0-0 5-3 ②		0-0 2B		4	0	1	0	0	0	1
Marv Throneberry, L (1, 3) OBP: 0.321, SLG: 0.448		0-0 G3 ①		0-0 HR		0-0 1B		0-0 F2 ②		4	1	2	1	0	0	1
Felix Mantilla, R (1, 5) OBP: 0.325, SLG: 0.404		0-0 S 1B		0-0 F9 ②		0-0 F9 ③		0-0 5-3 ③		4	0	1	0	0	0	2
Jim Hickman, R (1, 8) OBP: 0.334, SLG: 0.432		H 1-0 1-2 HBP		0-0 F7 ③			0-0 F8 ①		0-0 F3 ①	3	0	0	0	0	0	0
Chris Cannizzaro, R (1, 2) OBP: 0.342, SLG: 0.250		0-0 F9 ②			0-0 SH1-4 1B		0-3 K ②		0-0 6-3 ②	4	0	1	0	0	1	2
Jay Hook, L (1, 1) OBP: 0.327, SLG: 0.213		0-3 K ③			0-0 1-2 SH1-4 ①		0-0 1B 1B		4-0 BB	2	0	1	0	1	1	2

	AB	34
	R	1
	H	8
	RBI	1
	BB	1
	SO	4
	LOB	15

Inning Stats																		
	R: 0	H: 1	R: 0	H: 1	R: 0	H: 0	R: 1	H: 1	R: 0	H: 1	R: 0	H: 1	R: 0	H: 2	R: 0	H: 1	R: 0	H: 0
	E: 0	LOB: 1	E: 0	LOB: 2	E: 0	LOB: 0	E: 0	LOB: 0	E: 0	LOB: 1	E: 0	LOB: 1	E: 0	LOB: 2	E: 0	LOB: 1	E: 0	LOB: 1
	K: 1	BB: 0	K: 1	BB: 0	K: 0	BB: 0	K: 0	BB: 0	K: 1	BB: 0	K: 0	BB: 0	K: 1	BB: 0	K: 0	BB: 0	K: 0	BB: 1
	S: 6	P: 6	S: 6	P: 7	S: 3	P: 3	S: 4	P: 4	S: 6	P: 6	S: 4	P: 4	S: 7	P: 7	S: 4	P: 4	S: 3	P: 7

	1B: 5	SF: 0
	2B: 1	SAC: 1
	3B: 1	DP: 0
	HR: 1	HBP: 1

	WP: 0	PA: 37
	PB: 0	
	SB: 1	
	CS: 0	

PITCHER	IP	WLS	BF	H	R	ER	SO	BB	IBB	HBP	BLK	WP	HR	S	P	ERA	WHIP
Bob Purkey, R (1, 1) ERA: 2.82	9.0	W	37	8	1	1	4	1	0	1	0	0	1	43	48	1.00	1.000

PITCHER	IP	WLS	BF	H	R	ER	SO	BB	IBB	HBP	BLK	WP	HR	S	P	ERA	WHIP

BOTTOM

New York Mets @ Cincinnati Reds

Crosley Field, Cincinnati, OH

Sat Aug 11 1962, 7:05 PM EDT

Att. 14,903 - Unknown

livebaseballscorecards.com

Batter	1	2	3	4	5	6	7	8	9	AB	R	H	RBI	BB	SO	LOB
Eddie Kasko, R (1, 5) OBP: 0.297, SLG: 0.321	BBBB 4-0 PB WP BB		x 0-0 ① L7		x 0-0 ② F9			x 0-0 ① F4		3	0	0	0	1	0	0
Don Blasingame, L (1, 4) OBP: 0.352, SLG: 0.335	x 0-0 ① F9 1-2		x 0-0 ② F9		x 0-0 ③ F9			x 0-0 CS 1B		4	0	1	0	0	0	1
Jerry Lynch, L (1, 7) OBP: 0.355, SLG: 0.514	BBBB 4-0 PB BB		x 0-0 ③ P4			x 0-0 ① 3-1		x 0-0 ②③ P4 1-2		3	0	0	0	1	0	1
Frank Robinson, R (1, 9) OBP: 0.414, SLG: 0.618	x 0-0 ② F7			x 0-0 HR		BBBB 4-0 BB			x 0-0 SH1-3 1B 1B	3	2	2	1	1	0	2
Gordy Coleman, L (1, 3) OBP: 0.327, SLG: 0.484	SSS 0-3 ③ K 1-2 2-3			x 0-0 ① F8		x 0-0 ② F8			x 0-0 ① SH1-3 1-2	3	0	0	0	0	1	3
Johnny Edwards, L (1, 2) OBP: 0.332, SLG: 0.403		x 0-0 FC4-6 1B		BBBB 4-0 BB		x 0-0 ③ 4-3			x 0-0 ② F9	3	0	1	0	1	0	2
Vada Pinson, L (1, 8) OBP: 0.335, SLG: 0.483		x 0-0 ① FC4-6 1-2f		x 0-0 ② F9			x 0-0 ① F8		IIII 4-0 1B IBB	3	0	0	0	1	0	2
Leo Cardenas, R (1, 6) OBP: 0.318, SLG: 0.375		x 0-0 ② F9		SSS 0-3 ③ K			x 0-0 ② 6-3		x 0-0 1-2 2-H 1B	4	0	1	1	0	1	2
Bob Purkey, R (1, 1) OBP: 0.129, SLG: 0.195		x 0-0 ③ P3			SSS 0-3 ① K		x 0-0 ③ F2			3	0	0	0	0	1	1
Inning Stats	R: 0 H: 0 E: 0 LOB: 2 K: 1 BB: 2 S: 5 P: 13	R: 0 H: 1 E: 0 LOB: 1 K: 0 BB: 0 S: 4 P: 4	R: 0 H: 0 E: 0 LOB: 0 K: 0 BB: 0 S: 3 P: 3	R: 1 H: 1 E: 0 LOB: 1 K: 1 BB: 1 S: 6 P: 10	R: 0 H: 0 E: 0 LOB: 0 K: 1 BB: 0 S: 5 P: 5	R: 0 H: 0 E: 0 LOB: 1 K: 0 BB: 1 S: 3 P: 7	R: 0 H: 0 E: 0 LOB: 0 K: 0 BB: 0 S: 3 P: 3	R: 0 H: 1 E: 0 LOB: 0 K: 0 BB: 0 S: 3 P: 3	R: 1 H: 2 E: 0 LOB: 2 K: 0 BB: 1 S: 4 P: 8	1B: 4 SF: 0 2B: 0 SAC: 1 3B: 0 DP: 0 HR: 1 HBP: 0							

PITCHER	IP	WLS	BF	H	R	ER	SO	BB	IBB	HBP	BLK	WP	HR	S	P	ERA	WHIP
Jay Hook, R (1, 1) ERA: 5.31	8.2	L	35	5	2	2	3	4	1	0	0	1	1	36	56	2.08	1.038

PITCHER	IP	WLS	BF	H	R	ER	SO	BB	IBB	HBP	BLK	WP	HR	S	P	ERA	WHIP

AB	29
R	2
H	5
RBI	2
BB	5
SO	3
LOB	14

WP: 1 PA: 35
PB: 1
SB: 0
CS: 1

Batter	1	2	3	4	5	6	7	8	9	AB	R	H	RBI	BB	SO	LOB
Richie Ashburn, L (1, 9) OBP: 0.417, SLG: 0.398	0-0 HR 1B 1B		0-0 ① 6-3		0-0 1B		0-0 ③ F9		0-0 ③ 5-3	5	1	2	0	0	0	1
Rod Kanehl, R (1, 4) OBP: 0.323, SLG: 0.364	1-2 HR 1B		0-3 ② K		0-0 ③ F9			0-0 ① 1-3		4	1	1	0	0	1	1
Charlie Neal, R (1, 6) OBP: 0.321, SLG: 0.403	0-0 1-H 2-H HR		0-3 ③ K			0-0 WP 1B 1B		4-0 FC5-4 BB		3	2	2	3	1	1	0
Frank Thomas, R (1, 7) OBP: 0.339, SLG: 0.539	0-3 ① K			0-3 ① K		0-0 ① F8		0-0 ② FC5-4 1B 1-2f		4	0	0	0	0	2	2
Marv Throneberry, L (1, 3) OBP: 0.320, SLG: 0.445	0-0 ② F8			0-0 ② 1-3		0-0 ② F8		0-0 FC5-4 1B 1-2		4	0	1	0	0	0	1
Felix Mantilla, R (1, 5) OBP: 0.326, SLG: 0.406	0-3 ③ K			0-0 2B		4-0 1B BB 1-2		0-0 ③ FC5-4 1-2f		3	0	1	0	1	1	2
Choo-Choo Coleman, L (1, 2) OBP: 0.295, SLG: 0.488		0-0 ① F9		0-0 ③ G3		0-0 ③ 1B 1-3 2-H			0-0 ① F7	4	0	1	1	0	0	1
Jim Hickman, R (1, 8) OBP: 0.331, SLG: 0.427 Sammy Drake, S (9, PH) OBP: 0.500, SLG: 0.333		0-0 ② F7			0-0 ① P5		0-0 ① 5-3		4-0 G3 BB	3 0	0 0	0 0	0 0	0 1	0 0	0 0
Roger Craig, R (1, 1) OBP: 0.115, SLG: 0.053 Craig Anderson, R (8, 1) OBP: 0.100, SLG: 0.100 Ken MacKenzie, R (8, 1) OBP: 0.100, SLG: 0.100 Gene Woodling, L (9, PH) OBP: 0.386, SLG: 0.408		0-3 ③ K			0-0 ② 6-3		0-3 ② K		0-0 ② G3 1-2	3 0 0 1	0 0 0 0	0 0 0 0	0 0 0 0	0 0 0 0	2 0 0 0	0 0 0 1
Inning Stats	R: 3 E: 0 K: 2 S: 10 H: 3 LOB: 0 BB: 0 P: 10	R: 0 E: 0 K: 1 S: 5 H: 0 LOB: 0 BB: 0 P: 5	R: 0 E: 0 K: 2 S: 7 H: 0 LOB: 0 BB: 0 P: 7	R: 0 E: 0 K: 1 S: 6 H: 1 LOB: 1 BB: 0 P: 6	R: 0 E: 0 K: 0 S: 4 H: 1 LOB: 1 BB: 0 P: 4	R: 1 E: 0 K: 0 S: 4 H: 2 LOB: 2 BB: 1 P: 8	R: 0 E: 0 K: 1 S: 5 H: 0 LOB: 0 BB: 0 P: 5	R: 0 E: 0 K: 0 S: 4 H: 1 LOB: 2 BB: 1 P: 8	R: 0 E: 0 K: 0 S: 3 H: 0 LOB: 1 BB: 1 P: 7	1B: 6 2B: 1 3B: 0 HR: 1	SF: 0 SAC: 0 DP: 0 HBP: 0						

PITCHER	IP	WLS	BF	H	R	ER	SO	BB	IBB	HBP	BLK	WP	HR	S	P	ERA	WHIP
Joey Jay, R (1, 1) ERA: 3.66	9.0	W	37	8	4	4	7	3	0	0	0	1	1	48	60	4.00	1.222

PITCHER	IP	WLS	BF	H	R	ER	SO	BB	IBB	HBP	BLK	WP	HR	S	P	ERA	WHIP

TOP

New York Mets @ Cincinnati Reds

Crosley Field, Cincinnati, OH

Sun Aug 12 1962, 3:33 AM EDT

Att. 11,319 - Unknown

livebaseballscorecards.com

AB	34
R	4
H	8
RBI	4
BB	3
SO	7
LOB	9

WP: 1 PA: 37
PB: 0
SB: 0
CS: 0

Batter	1	2	3	4	5	6	7	8	9	AB	R	H	RBI	BB	SO	LOB
Eddie Kasko, R (1, 5) OBP: 0.294, SLG: 0.318	L9		6-3			5-3		F3		4	0	0	0	0	0	1
Don Blasingame, L (1, 4) OBP: 0.354, SLG: 0.335	BBBB, G4-6-3, BB		4-3			1-3		1-2, HR, BB, 1B		3	1	1	0	1	0	0
Jerry Lynch, L (1, 7) OBP: 0.353, SLG: 0.507 Marty Keough, L (8, PR) OBP: 0.366, SLG: 0.407 (9, 3)	G4-6-3, 1-2f		F7			P6		BBBB, 1-2, 2-3, HR, BB		3 0	0 1	0 0	0 0	1 0	0 0	1 0
Frank Robinson, R (1, 9) OBP: 0.413, SLG: 0.616		HR, 1B	F7		G3		SF8, 3-H			3	1	1	1	0	0	0
Gordy Coleman, L (1, 3) OBP: 0.327, SLG: 0.491 Wally Post, R (8, PH) OBP: 0.328, SLG: 0.489 (9, 7)		1-H, HR	F7		P3		1-H, 2-H, HR			3 1	1 1	1 1	2 3	0 0	0 0	0 0
Vada Pinson, L (1, 8) OBP: 0.336, SLG: 0.488		F9	F8			HR, 2B		2B		4	1	2	0	0	0	0
Leo Cardenas, R (1, 6) OBP: 0.320, SLG: 0.384		1B		F9		2-H, HR		6-3		4	1	2	2	0	0	2
Hank Foiles, R (1, 2) OBP: 0.351, SLG: 0.495		P5		SSS, 0-3, K			F5			3	0	0	0	0	1	1
Joey Jay, S (1, 1) OBP: 0.235, SLG: 0.243		P4		4-3				BBBB, BB, 1B, SF8, BB		2	1	0	0	1	0	1
Inning Stats	R: 0 E: 0 K: 0 S: 2 H: 0 LOB: 0 BB: 1 P: 6	R: 2 E: 0 K: 0 S: 6 H: 3 LOB: 1 BB: 0 P: 6	R: 0 E: 0 K: 0 S: 3 H: 0 LOB: 0 BB: 0 P: 3	R: 0 E: 0 K: 0 S: 3 H: 0 LOB: 0 BB: 0 P: 3	R: 0 E: 0 K: 1 S: 5 H: 0 LOB: 0 BB: 0 P: 5	R: 0 E: 0 K: 0 S: 3 H: 0 LOB: 0 BB: 0 P: 3	R: 2 E: 0 K: 0 S: 5 H: 2 LOB: 0 BB: 0 P: 5	R: 4 E: 0 K: 0 S: 6 H: 3 LOB: 2 BB: 2 P: 14		1B: 3 2B: 2 3B: 0 HR: 3	SF: 1 SAC: 0 DP: 1 HBP: 0						

BOTTOM

New York Mets @ Cincinnati Reds

Crosley Field, Cincinnati, OH

Sun Aug 12 1962, 3:33 AM EDT

Att. 11,319 - Unknown

livebaseballscorecards.com

AB	30
R	8
H	8
RBI	8
BB	3
SO	1
LOB	6

WP: 0 PB: 0 SB: 0 CS: 0 PA: 34

PITCHER		IP	WLS	BF	H	R	ER	SO	BB	IBB	HBP	BLK	WP	HR	S	P	ERA	WHIP
Roger Craig, R ERA: 4.48	(1, 1)	7.1	L	30	6	7	7	1	3	0	0	0	0	2	29	41	8.59	1.227
Craig Anderson, R ERA: 5.85	(8, 1)	0.1		1	0	0	0	0	0	0	0	0	0	0	1	1	0.00	0.000
Ken MacKenzie, L ERA: 4.97	(8, 1)	0.1		3	2	1	1	0	0	0	0	0	0	1	3	3	27.00	6.000

PITCHER	IP	WLS	BF	H	R	ER	SO	BB	IBB	HBP	BLK	WP	HR	S	P	ERA	WHIP

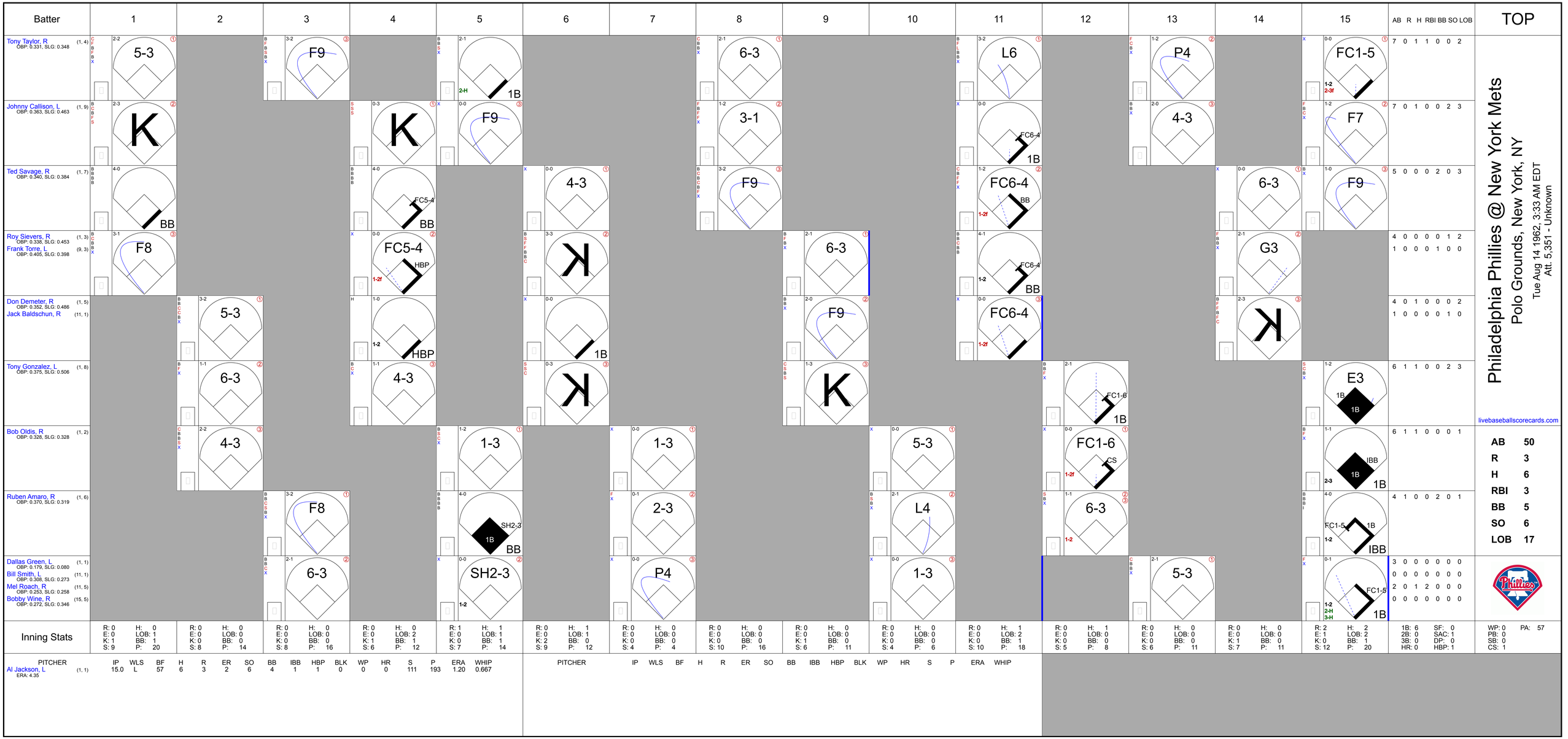
Batter
1
2
3
4
5
6
7
8
9
10
11
12
13
14
15
AB R H RBI BB SO LOB
TOP
Tony Taylor, R (1, 4)
OBP: 0.331, SLG: 0.348
7 0 1 1 0 0 2
Johnny Callison, L (1, 9)
OBP: 0.363, SLG: 0.463
7 0 1 0 0 2 3
Ted Savage, R (1, 7)
OBP: 0.340, SLG: 0.384
5 0 0 0 0 2 0 3
Roy Sievers, R (1, 3)
OBP: 0.338, SLG: 0.453
4 0 0 0 0 1 2
Frank Torre, L (9, 3)
OBP: 0.405, SLG: 0.398
1 0 0 0 1 0 0
Don Demeter, R (1, 5)
OBP: 0.352, SLG: 0.486
4 0 1 0 0 0 2
Jack Baldschun, R (11, 1)
1 0 0 0 0 1 0
Tony Gonzalez, L (1, 8)
OBP: 0.375, SLG: 0.506
6 1 1 0 0 2 3
Bob Oldis, R (1, 2)
OBP: 0.328, SLG: 0.328
6 1 1 0 0 0 1
Ruben Amaro, R (1, 6)
OBP: 0.370, SLG: 0.319
4 1 0 0 2 0 1
Dallas Green, L (1, 1)
OBP: 0.179, SLG: 0.080
3 0 0 0 0 0 0
Bill Smith, L (11, 1)
OBP: 0.308, SLG: 0.273
0 0 0 0 0 0 0
Mel Roach, R (11, 5)
OBP: 0.253, SLG: 0.258
2 0 1 2 0 0 0
Bobby Wine, R (15, 5)
OBP: 0.272, SLG: 0.346
0 0 0 0 0 0 0
Philadelphia Phillies @ New York Mets
Polo Grounds, New York, NY
Tue Aug 14 1962, 3:33 AM EDT
Att. 5,351 - Unknown
livebaseballscorecards.com
AB 50
R 3
H 6
RBI 3
BB 5
SO 6
LOB 17
Inning Stats
R: 0 H: 0 E: 0 LOB: 1 K: 1 BB: 1 S: 9 P: 20
R: 0 H: 0 E: 0 LOB: 0 K: 0 BB: 0 S: 8 P: 14
R: 0 H: 0 E: 0 LOB: 0 K: 0 BB: 0 S: 8 P: 16
R: 0 H: 0 E: 0 LOB: 2 K: 1 BB: 1 S: 6 P: 12
R: 1 H: 1 E: 0 LOB: 1 K: 0 BB: 1 S: 7 P: 14
R: 0 H: 1 E: 0 LOB: 1 K: 2 BB: 0 S: 9 P: 12
R: 0 H: 0 E: 0 LOB: 0 S: 4 K: 0 BB: 0 P: 4
R: 0 H: 0 E: 0 LOB: 0 K: 0 S: 10 BB: 0 P: 16
R: 0 H: 0 E: 0 LOB: 0 K: 1 S: 6 BB: 0 P: 11
R: 0 H: 0 E: 0 LOB: 0 K: 0 S: 4 BB: 0 P: 6
R: 0 H: 1 E: 0 LOB: 2 K: 0 S: 10 BB: 1 P: 18
R: 0 H: 1 E: 0 LOB: 0 K: 0 S: 5 BB: 0 P: 8
R: 0 H: 0 E: 0 LOB: 0 K: 0 S: 6 BB: 0 P: 11
R: 0 H: 0 E: 0 LOB: 0 K: 1 S: 7 BB: 0 P: 11
R: 2 H: 2 E: 1 LOB: 2 K: 0 S: 12 BB: 1 P: 20
1B: 6 SF: 0
2B: 0 SAC: 1
3B: 0 DP: 0
HR: 0 HBP: 1
WP: 0 PA: 57
PB: 0
SB: 0
CS: 1
PITCHER IP WLS BF H R ER SO BB IBB HBP BLK WP HR S P ERA WHIP
Al Jackson, L (1, 1)
ERA: 4.35
15.0 L 57 6 3 2 6 4 1 1 0 0 0 111 193 1.20 0.667
PITCHER IP WLS BF H R ER SO BB IBB HBP BLK WP HR S P ERA WHIP

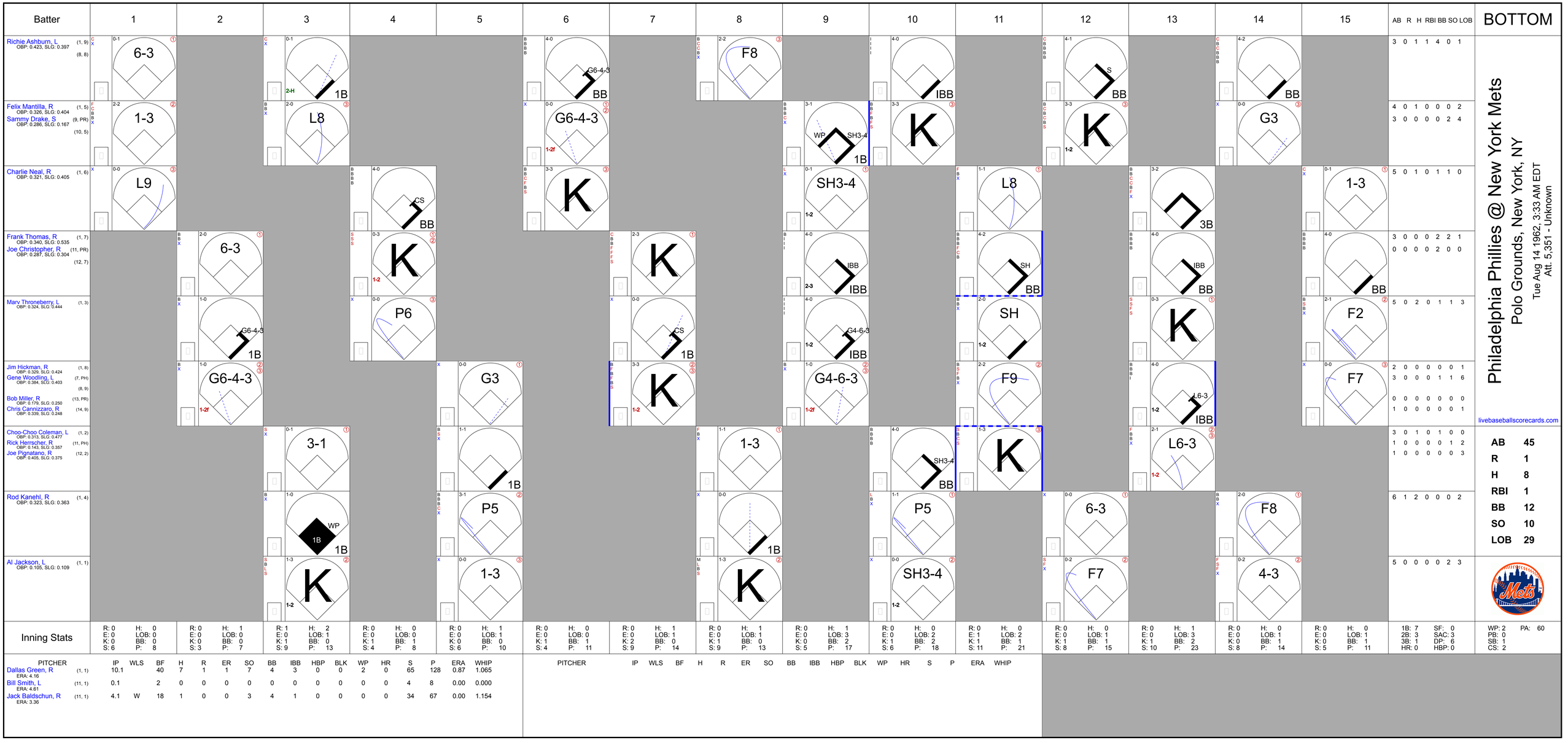
Batter
1
2
3
4
5
6
7
8
9
10
11
12
13
14
15
AB R H RBI BB SO LOB
BOTTOM
Richie Ashburn, L (1, 9) (8, 8)
OBP: 0.423, SLG: 0.397
6-3
1B
G6-4-3
BB
F8
IBB
S
BB
Felix Mantilla, R (1, 5)
OBP: 0.326, SLG: 0.404
Sammy Drake, S (9, PR) (10, 5)
OBP: 0.286, SLG: 0.167
1-3
L8
G6-4-3
WP
SH3-4
1B
K
K
G3
Charlie Neal, R (1, 6)
OBP: 0.321, SLG: 0.405
L9
CS
BB
K
SH3-4
L8
3B
1-3
Frank Thomas, R (1, 7)
OBP: 0.340, SLG: 0.535
Joe Christopher, R (11, PR) (12, 7)
OBP: 0.287, SLG: 0.304
6-3
K
IBB
IBB
SH
BB
IBB
BB
Marv Throneberry, L (1, 3)
OBP: 0.324, SLG: 0.444
G6-4-3
1B
P6
CS
1B
G4-6-3
IBB
SH
K
F2
Jim Hickman, R (1, 8)
OBP: 0.329, SLG: 0.424
Gene Woodling, L (7, PH) (8, 9)
OBP: 0.384, SLG: 0.403
Bob Miller, R (13, PR)
OBP: 0.179, SLG: 0.250
Chris Cannizzaro, R (14, 9)
OBP: 0.339, SLG: 0.248
G6-4-3
G3
K
G4-6-3
F9
L6-3
IBB
F7
Choo-Choo Coleman, L (1, 2)
OBP: 0.313, SLG: 0.477
Rick Herrscher, R (11, PH) (12, 2)
OBP: 0.143, SLG: 0.357
Joe Pignatano, R
OBP: 0.405, SLG: 0.375
3-1
1B
1-3
1B
SH3-4
BB
K
L6-3
Rod Kanehl, R (1, 4)
OBP: 0.323, SLG: 0.363
WP
1B
P5
1B
P5
6-3
F8
Al Jackson, L (1, 1)
OBP: 0.105, SLG: 0.109
K
1-3
K
SH3-4
F7
4-3
Philadelphia Phillies @ New York Mets
Polo Grounds, New York, NY
Tue Aug 14 1962, 3:33 AM EDT
Att. 5,351 - Unknown
livebaseballscorecards.com
AB 45
R 1
H 8
RBI 1
BB 12
SO 10
LOB 29
Inning Stats
PITCHER
IP WLS BF H R ER SO BB IBB HBP BLK WP HR S P ERA WHIP
Dallas Green, R (1, 1) ERA: 4.16 10.1 40 7 1 1 7 4 3 0 0 2 0 65 128 0.87 1.065
Bill Smith, L (11, 1) ERA: 4.61 0.1 2 0 0 0 0 0 0 0 0 0 0 4 8 0.00 0.000
Jack Baldschun, R (11, 1) ERA: 3.36 4.1 W 18 1 0 0 3 4 1 0 0 0 0 34 67 0.00 1.154
1B: 7 SF: 0
2B: 3 SAC: 3
3B: 1 DP: 6
HR: 0 HBP: 0
WP: 2 PA: 60
PB: 0
SB: 1
CS: 2

Philadelphia Phillies @ New York Mets

Polo Grounds, New York, NY

Wed Aug 15 1962, 3:33 AM EDT

Unknown

TOP

livebaseballscorecards.com

Batter	1	2	3	4	5	6	7	8	9	AB	R	H	RBI	BB	SO	LOB
Tony Taylor, R (1, 4) OBP: 0.336, SLG: 0.351	2-2 1B		4-0 4-3 HR BB	1-0 E8 L3 1-3 2-H 1B		4-0 FC4-6 BB			2-1 ① 6-3	2	1	2	1	2	0	0
Mel Roach, R (8, 4) OBP: 0.250, SLG: 0.256										1	0	0	0	0	0	0
Billy Klaus, L (1, 5) OBP: 0.296, SLG: 0.352	1-2 ① P5		1-1 ① 4-3 1-2	B 2 SAFE C X 1-1 ② ③ L3 2-3 3-H		C X 0-1 ② L6			X 0-0 1B 2B	2	0	0	0	0	0	2
Bobby Wine, R (4, PH) OBP: 0.273, SLG: 0.350										3	1	1	0	0	0	3
(4, 5)																
Johnny Callison, L (1, 9) OBP: 0.366, SLG: 0.470	X 0-0 ① 1-2 1B		F 2-1 2-H HR		X 0-0 ① 4-3	X 0-0 ③ FC4-6 1-2f			4-0 1B HR BB	4	2	2	2	1	0	1
Tony Gonzalez, L (1, 8) OBP: 0.372, SLG: 0.502	2-3 ② K		3-1 ② F7		X 0-0 ② 4-3		B 3-3 ① K		X 0-0 1-3 2-H HR 1B	3	0	0	0	0	1	2
Ted Savage, R (7, PH) OBP: 0.341, SLG: 0.385										2	1	1	1	0	1	0
(7, 7)																
Don Demeter, R (1, 7) OBP: 0.357, SLG: 0.504	1-1 ③ F7		2-1 HR		X 0-0 1B BB 1B		F 4-2 G4-3 BB		F 1-1 1-H 3-H HR	4	3	3	4	1	0	2
(7, 8)																
Frank Torre, L (1, 3) OBP: 0.397, SLG: 0.385		X 0-0 ① 3-1	X 0-0 ③ F9		B 4-0 1B 1-2 BB	B X 1-0 ② ③ G4-3 1-2f			X 0-0 ② 4-3	4	0	0	0	1	0	1
Clay Dalrymple, L (1, 2) OBP: 0.415, SLG: 0.439		B 4-0 BB		B S 4-2 BB E BB	X 0-0 1-3 2-H 1B			X 0-0 ① G3	S 0-3 ③ K	3	1	1	1	2	1	0
Ruben Amaro, R (1, 6) OBP: 0.367, SLG: 0.313	B 1-1 ② F9			B 4-2 E 1-2 L3 BB	X 0-0 ③ F8			X 0-0 ② F3		3	0	0	0	1	0	3
Dennis Bennett, L (1, 1) OBP: 0.200, SLG: 0.143	B 2-2 ③ 4-1			L 0-3 ① K		S 0-3 ① K		C 1-1 ③ 4-1		4	0	0	0	0	2	3
Cal McLish, S (8, 1) OBP: 0.186, SLG: 0.128										0	0	0	0	0	0	0

	AB	35
	R	9
	H	10
	RBI	9
	BB	8
	SO	5
	LOB	17

Inning Stats										
	R: 0	H: 2	R: 0	H: 0	R: 3	H: 2	R: 1	H: 1	R: 1	H: 2
	E: 0	LOB: 2	E: 0	LOB: 1	E: 0	LOB: 0	E: 1	LOB: 1	E: 0	LOB: 2
	K: 1	BB: 0	K: 0	BB: 1	K: 0	BB: 1	K: 1	BB: 2	K: 0	BB: 1
	S: 14	P: 20	S: 6	P: 13	S: 9	P: 21	S: 10	P: 20	S: 5	P: 9

Inning Stats										
	R: 0	H: 0	R: 0	H: 0	R: 0	H: 3	1B: 6	SF: 0	WP: 0	PA: 43
	E: 0	LOB: 1	E: 0	LOB: 0	E: 0	LOB: 0	2B: 1	SAC: 0	PB: 0	
	K: 1	BB: 1	K: 1	BB: 0	K: 0	BB: 1	3B: 0	DP: 1	SB: 0	
	S: 6	P: 14	S: 6	P: 5	S: 4	P: 17	HR: 3	HBP: 0	CS: 0	

PITCHER		IP	WLS	BF	H	R	ER	SO	BB	IBB	HBP	BLK	WP	HR	S	P	ERA	WHIP
Bob Miller, R ERA: 5.16	(1, 1)	3.0	L	17	4	4	4	1	4	0	0	0	0	2	33	66	12.00	2.667
Willard Hunter, L ERA: 7.27	(4, 1)	4.0		16	3	1	1	3	3	0	0	0	0	0	23	41	2.25	1.500
Bob Miller, R ERA: 5.16	(8, 1)	3.0	L	17	4	4	4	1	4	0	0	0	0	2	33	66	12.00	2.667

PITCHER	IP	WLS	BF	H	R	ER	SO	BB	IBB	HBP	BLK	WP	HR	S	P	ERA	WHIP

BOTTOM

Philadelphia Phillies @ New York Mets

Polo Grounds, New York, NY

Wed Aug 15 1962, 3:33 AM EDT

Unknown

livebaseballscorecards.com

Batter	1	2	3	4	5	6	7	8	9	AB	R	H	RBI	BB	SO	LOB
Joe Christopher, R (1, 9) (9, 8) OBP: 0.290, SLG: 0.302	C B C B C 2-3 ① K		C H 1-1 FC6-4 HBP			B B S F B X 3-2 ① 6-3		X 0-0 ① F7	X 0-0 1-2 3-H 1B	4	0	1	1	0	1	0
Charlie Neal, R (1, 6) OBP: 0.320, SLG: 0.403	B C X 1-1 ② 6-3		X 0-0 ③ FC6-4 1-2f			X 0-0 ② 5-3		B B B C X 3-1 1B 5-3 1B	S C B B B S 3-3 ③ K	5	1	1	0	0	1	3
Felix Mantilla, R (1, 5) OBP: 0.330, SLG: 0.408	S S B B X 2-2 FC4 1B			X 0-0 WP 1B		X 0-0 ③ F7		F B X 1-1 5-3 1-3 1B		4	0	3	0	0	0	0
Frank Thomas, R (1, 7) OBP: 0.339, SLG: 0.535	X 0-0 ③ FC4 1-2f			X 0-0 ① 5-3 1-2			X 0-0 1B 1B 2B	B B S B C X 3-2 ② 5-3 2-3 3-H		4	1	1	1	0	0	3
Jim Hickman, R (1, 8) OBP: 0.329, SLG: 0.423 Marv Throneberry, L (8, PH) (9, 3) OBP: 0.322, SLG: 0.442		B B F B S X 3-2 ① 5-3		X 0-0 ② F3			X 0-0 2-3 1B 1B	B B X 2-0 ③ L6		3 1	0 0	1 0	0 0	0 0	0 0	1 1
Rick Herrscher, R (1, 3) (9, 9) OBP: 0.118, SLG: 0.294 Richie Ashburn, L (9, PH) OBP: 0.421, SLG: 0.396		S X 0-1 ② 6-3		X 0-0 ③ P4			B F B F X 2-2 ① F5		X 0-0 ① F3	3 1	0 0	0 0	0 0	0 0	0 0	3 0
Rod Kanehl, R (1, 4) OBP: 0.326, SLG: 0.366		B B F C S 2-3 ③ K			X 0-0 ① F7		B B C B X 3-1 1-2 3-H 1B		X 0-0 1B 1B	4	1	2	1	0	1	0
Joe Pignatano, R (1, 2) OBP: 0.375, SLG: 0.343 Sammy Drake, S (9, PH) OBP: 0.375, SLG: 0.286			S S B B C 2-3 ① K		X 0-0 ② 5-3		S S B B S 2-3 ② K		X 0-0 1-3 1B	3 1	0 0	0 1	0 0	0 0	2 0	2 0
Bob Miller, R (1, 1) OBP: 0.172, SLG: 0.241 Willard Hunter, R (4, 1) OBP: 0.250, SLG: 0.250 Gene Woodling, L (7, PH) OBP: 0.382, SLG: 0.401 Bob Miller, R (8, 1) OBP: 0.172, SLG: 0.241 Choo-Choo Coleman, L (9, PH) OBP: 0.306, SLG: 0.467			S S X 0-2 ② F3		S S S 0-3 ③ K		C B C F S 1-3 ③ K		S S S 0-3 ② K	1 1 1 1 1	0 0 0 0 0	0 0 0 0 0	0 0 0 0 0	0 1 1 0 1	0 0 0 0 0	0 0 2 0 2
Inning Stats	R: 0 H: 1 E: 0 LOB: 1 K: 1 BB: 0 S: 9 P: 14	R: 0 H: 0 E: 0 LOB: 0 K: 1 BB: 0 S: 8 P: 13	R: 0 H: 0 E: 0 LOB: 1 K: 1 BB: 0 S: 8 P: 11	R: 0 H: 1 E: 0 LOB: 1 K: 0 BB: 0 S: 4 P: 4	R: 0 H: 0 E: 0 LOB: 0 K: 1 BB: 0 S: 5 P: 5	R: 0 H: 0 E: 0 LOB: 0 K: 0 BB: 0 S: 5 P: 8	R: 1 H: 3 E: 0 LOB: 2 K: 2 BB: 0 S: 14 P: 22	R: 1 H: 2 E: 0 LOB: 1 K: 0 BB: 0 S: 9 P: 18	R: 1 H: 3 E: 0 LOB: 2 K: 2 BB: 0 S: 10 P: 13	1B: 9 2B: 1 3B: 0 HR: 0	SF: 0 SAC: 0 DP: 0 HBP: 1						

	AB	37
	R	3
	H	10
	RBI	3
	BB	0
	SO	8
	LOB	17

WP: 1 PA: 38
PB: 0
SB: 0
CS: 0

PITCHER		IP	WLS	BF	H	R	ER	SO	BB	IBB	HBP	BLK	WP	HR	S	P	ERA	WHIP
Dennis Bennett, L ERA: 4.99	(1, 1)	7.1	W	30	7	2	2	6	0	0	1	0	1	0	58	86	2.46	0.955
Cal McLish, R ERA: 4.45	(8, 1)	1.2	S	8	3	1	1	2	0	0	0	0	0	0	14	22	5.40	1.800

PITCHER	IP	WLS	BF	H	R	ER	SO	BB	IBB	HBP	BLK	WP	HR	S	P	ERA	WHIP

Batter	1	2	3	4	5	6	7	8	9	10	11	12	13	AB	R	H	RBI	BB	SO	LOB
Tony Taylor, R OBP: 0.334, SLG: 0.351 (1, 4)	0-0 6-3		2-1 F7		0-0 F8	1-2 1-3 2-H 2B		1-0 5-3			2-3 K		2-0 SH G1-6-3 1-2	6	0	1	1	0	1	0
Billy Klaus, L (1, 5) Ted Savage, R (9, PH) OBP: 0.338, SLG: 0.381 (9, 7)	2-2 L3		2-0 P5		0-0 F8	0-0 4-3			3-2 F8		2-2 P4		0-0 G1-6-3 1-2f 2-3	4	0	0	0	0	0	2
						HR								3	0	0	0	0	0	2
Johnny Callison, L OBP: 0.367, SLG: 0.480 (1, 9)	2-3 K		0-0 G3				L8		1-3 K		2-1 2B		2-2 3-H 2B	7	1	3	2	0	2	2
Tony Gonzalez, L OBP: 0.373, SLG: 0.499 (1, 8)		0-1 F7		1-1 L8		1-2 HBP 1B 1B	0-0 F8		3-3 K		4-0 IBB		4-0 FC5-4 IBB	5	1	1	0	2	1	0
Don Demeter, R OBP: 0.356, SLG: 0.500 (1, 7) (9, 5)		1-3 K		0-0 1-3		0-1 HBP 1-2 1B	3-3 K			0-0 WP SH3-4 1B	0-0 P4		0-0 FC5-4 1-2f	7	1	2	0	0	2	4
Frank Torre, L OBP: 0.411, SLG: 0.397 (1, 3) Mel Roach, R (12, PR) OBP: 0.250, SLG: 0.256 (12, 3)	2-2 BB 1B 1B			0-0 1B 1B		1-0 1B SH 1-2 2-3 HBP	0-0 P7			0-0 SH3-4 1-2		0-0 G6-4-3 1B		4	2	3	0	0	0	0
														0	0	0	0	0	0	0
Clay Dalrymple, L OBP: 0.420, SLG: 0.454 (1, 2)	4-2 FC5 1B 1-2 BB			1-0 1-3 1B		0-0 SH 1-3 2-H 3-H 2B 1B		1-1 HR		0-0 F9		3-1 P4		5	2	3	3	1	0	2
Bobby Wine, R OBP: 0.275, SLG: 0.351 (1, 6) Wes Covington, L (6, PH) OBP: 0.316, SLG: 0.403 Ruben Amaro, R (6, 6) OBP: 0.367, SLG: 0.308	0-0 1-2 2-H 1B			1-1 P6		1-1 P4		0-1 6-3		4-0 WP IBB		0-0 G6-4-3 1-2f		2	0	1	1	0	0	2
														1	0	0	0	0	0	2
														2	0	0	0	1	0	1
Art Mahaffey, R (1, 1) OBP: 0.160, SLG: 0.253 John Boozer, R (7, 1) Bill Smith, L (8, 1) OBP: 0.308, SLG: 0.273 Jack Baldschun, R (8, 1) Roy Sievers, R (10, PH) OBP: 0.237, SLG: 0.452 Chris Short, R (10, 1) OBP: 0.167, SLG: 0.235	0-0 FC5 2-3f				0-3 K	0-0 SH 2B 1-2 3-H		2-2 P4		3-1 1-3 1-2 2-3			0-0 G1-6-3 SH 2B 1B	2	0	0	1	0	1	2
														1	0	0	0	0	0	0
														0	0	0	0	0	0	0
														0	0	0	0	0	0	0
														1	0	0	0	0	0	2
														1	1	1	0	0	0	0
Inning Stats	R: 0 E: 0 K: 1 S: 7 H: 0 LOB: 0 BB: 0 P: 11	R: 1 E: 0 K: 1 S: 13 H: 2 LOB: 2 BB: 1 P: 20	R: 0 E: 0 K: 0 S: 4 H: 0 LOB: 0 BB: 0 P: 8	R: 0 E: 0 K: 0 S: 7 H: 2 LOB: 2 BB: 0 P: 10	R: 0 E: 0 K: 1 S: 5 H: 0 LOB: 0 BB: 0 P: 5	R: 5 E: 1 K: 0 S: 17 H: 5 LOB: 2 BB: 0 P: 22	R: 0 E: 0 K: 1 S: 7 H: 0 LOB: 0 BB: 0 P: 10	R: 1 E: 0 K: 0 S: 8 H: 1 LOB: 0 BB: 0 P: 12	R: 0 E: 0 K: 2 S: 12 H: 0 LOB: 0 BB: 0 P: 19	R: 0 E: 0 K: 0 S: 5 H: 1 LOB: 2 BB: 1 P: 12	R: 0 E: 0 K: 1 S: 9 H: 1 LOB: 2 BB: 1 P: 19	R: 0 E: 0 K: 0 S: 4 H: 1 LOB: 1 BB: 0 P: 7	R: 1 E: 1 K: 0 S: 7 H: 2 LOB: 2 BB: 1 P: 15	1B: 10 2B: 3 3B: 0 HR: 2	SF: 0 SAC: 3 DP: 2 HBP: 1	WP: 1 PB: 0 SB: 0 CS: 0	PA: 59		

PITCHER		IP	WLS	BF	H	R	ER	SO	BB	IBB	HBP	BLK	WP	HR	S	P	ERA	WHIP
Jay Hook, R ERA: 5.48	(1, 1)	5.1		28	9	6	6	3	1	0	1	0	0	1	51	73	10.12	1.875
Craig Anderson, R ERA: 5.8	(6, 1)	0.2		2	0	0	0	0	0	0	0	0	0	0	2	3	0.00	0.000
Ray Daviault, R ERA: 6.67	(7, 1)	2.0		7	1	1	1	1	0	0	0	0	0	1	15	22	4.50	0.500
Ken MacKenzie, L ERA: 4.9	(9, 1)	1.0		3	0	0	0	2	0	0	0	0	0	0	12	19	0.00	0.000
Bob Moorhead, R ERA: 4.18	(10, 1)	4.0	L	19	5	1	1	1	0	3	0	0	1	0	25	53	2.25	1.250

PITCHER IP WLS BF H R ER SO BB IBB HBP BLK WP HR S P ERA WHIP

TOP

Philadelphia Phillies @ New York Mets

Polo Grounds, New York, NY

Wed Aug 15 1962, 7:05 PM EDT

Att. 9,573 - Unknown

livebaseballscorecards.com

AB	51
R	8
H	15
RBI	8
BB	4
SO	7
LOB	21

Batter	1	2	3	4	5	6	7	8	9	10	11	12	13	AB	R	H	RBI	BB	SO	LOB
Richie Ashburn, L (1, 8) OBP: 0.427, SLG: 0.399	B B C F X 2-2 G6-4-3 1B		B B B B 4-0 BB		F B B C X 2-2 BB 1-2 1B	S S B B B 4-2 BB		B S C B X 2-2 BB 1B		B C C F B B F X 3-2 5-3 ①			C B B S X 2-2 6-3 ①	5	0	3	0	2	0	0
Charlie Neal, R (1, 6) OBP: 0.321, SLG: 0.400	X 0-0 G6-4-3 ① ② 1-2f		S F B B S 2-3 K ③		B S S B S B B 4-2 BB 1-2 2-3	B B C F X 2-2 F9 ③		B F S B F B B 4-2 G4-6-3 BB 1-2		C B F X 1-2 G3<②			S B F X 1-2 F8 1B	5	0	1	0	2	1	3
Gene Woodling, L (1, 9) OBP: 0.387, SLG: 0.414 Bob Miller, R (13, PR) OBP: 0.172, SLG: 0.241	B X 1-0 2B	X 0-0 1B FC4-6 2B	B B C F S 2-3 K<②	X 0-0 G1-6-3 1B	B X 1-0 G4-6-3 ② ③ 1-2f			B S B C B X 3-2 L8<③			B X 1-0 1B 1-2	7 0	1 0	4 0	0 0	0 0	1 0	5 0
Frank Thomas, R (1, 7) OBP: 0.336, SLG: 0.528	C S F B X 1-2 5-3<③	B S B X 2-1 FC4-6 1B 2-3	B F X 1-1 F8<③		B B B F X 3-1 F7<①		S S S 0-3 K<①		B B X 2-0 F2<①		B F X 1-1 F8<② 2-3	7	0	1	0	0	1	7
Mary Throneberry, L (1, 3) OBP: 0.317, SLG: 0.433 Al Jackson, L (9, PR) OBP: 0.105, SLG: 0.109 Rick Herrscher, R (10, 3) OBP: 0.105, SLG: 0.263	S B F S 1-3 K<①	X 0-0 P2<①	X 0-0 4-3<①	S F X 0-2 G1-6-3 ② ③ 1-2f	F B B X 2-1 E3 FC6-2			B F B C 2-3 K<②		B C X 1-1 1-3<③	5 0 2	0 0 0	0 0 0	0 0 0	0 0 0	1 0 1	3 0 2
Felix Mantilla, R (1, 5) OBP: 0.330, SLG: 0.405	B B F S S 2-3 K<②	B F C F B X 2-2 FC4-6<② 1-2f 3-H	X 0-0 3B 1B			B F B B X C X 2-2 F5<①	B B B 4-0 FC6-2 IBB BB		C S B F X 1-2 F3<③				5	1	1	1	1	1	1
Rod Kanehl, R (1, 4) OBP: 0.326, SLG: 0.359	B C X 1-1 F2<③	X 0-0 F8<③	X 0-0 L7<②			C B B F B B 4-2 BB HR BB	B B I 4-0 FC6-2 1-2 IBB			B C X 1-1 5-3<①			4	1	0	0	2	0	2
Chris Cannizzaro, R (1, 2) OBP: 0.339, SLG: 0.269 Ray Daviault, R (7, 1) OBP: 0.091, SLG: 0.091 Sammy Drake, S (8, PH) OBP: 0.444, SLG: 0.286 Joe Pignatano, R (9, 2) OBP: 0.357, SLG: 0.324	B B B C C S 3-3 K<①		X 0-0 F7<①	X 0-0 1-H HR 3B		B B C F B S B 4-2 1-2 HR BB	S B X 1-1 FC6-2<② 1-2 2-3 3-H*f			C B X 1-1 1-3<②			3 0 0 2	1 0 1 0	1 0 0 0	0 0 1 0	1 0 0 0	0 0 0 3
Jay Hook, L (1, 1) OBP: 0.333, SLG: 0.224 Craig Anderson, R (6, 1) OBP: 0.100, SLG: 0.100 Choo-Choo Coleman, L (6, PH) OBP: 0.320, SLG: 0.543 (7, 2) Jim Hickman, R (8, PH) OBP: 0.231, SLG: 0.436 Ken MacKenzie, R (9, 1) OBP: 0.150, SLG: 0.100 Joe Christopher, R (9, PH) OBP: 0.288, SLG: 0.301 Bob Moorhead, R (10, 1) OBP: 0.250, SLG: 0.053	S X 0-1 1-3<②	X 0-0 BB 1B 1B	S B X 1-1 3-H HR	B M B C F L B C 3-3<K③	F B X 1-1 6-3<③	2 0 0 1 1 0	0 0 1 1 0	1 0 0 1 0	0 0 0 2 0	0 0 0 0 0	0 0 0 0 0	0 0 0 0 0							
Inning Stats	R: 0 E: 0 K: 0 S: 10 H: 2 LOB: 1 BB: 0 P: 14	R: 0 E: 0 K: 2 S: 8 H: 0 LOB: 0 BB: 0 P: 12	R: 0 E: 0 K: 2 S: 8 H: 0 LOB: 1 BB: 1 P: 17	R: 1 E: 0 K: 0 S: 9 H: 2 LOB: 1 BB: 0 P: 13	R: 0 E: 0 K: 1 S: 12 H: 2 LOB: 3 BB: 1 P: 21	R: 3 E: 0 K: 0 S: 11 H: 3 LOB: 1 BB: 1 P: 18	R: 0 E: 0 K: 0 S: 6 H: 1 LOB: 0 BB: 0 P: 9	R: 3 E: 0 K: 0 S: 17 H: 2 LOB: 1 BB: 3 P: 35	R: 0 E: 1 K: 2 S: 12 H: 0 LOB: 3 BB: 2 P: 26	R: 0 E: 0 K: 0 S: 11 H: 0 LOB: 0 BB: 0 P: 18	R: 0 E: 0 K: 1 S: 8 H: 0 LOB: 0 BB: 0 P: 13	R: 0 E: 0 K: 0 S: 6 H: 0 LOB: 0 BB: 0 P: 9	R: 0 E: 0 K: 0 S: 11 H: 2 LOB: 2 BB: 0 P: 17	1B: 9 2B: 2 3B: 1 HR: 2 SF: 0 SAC: 0 DP: 3 HBP: 0						

PITCHER		IP	WLS	BF	H	R	ER	SO	BB	IBB	HBP	BLK	WP	HR	S	P	ERA	WHIP
Art Mahaffey, R ERA: 3.42	(1, 1)	6.0		30	10	4	4	5	3	0	0	0	0	1	59	96	6.00	2.167
John Boozer, R ERA: 8.68	(7, 1)	1.1		5	0	2	2	0	2	0	0	0	0	0	12	25	13.50	1.500
Bill Smith, L ERA: 4.83	(8, 1)	0.0		2	2	1	1	0	0	0	0	0	0	1	5	8	∞	∞
Jack Baldschun, R ERA: 3.3	(8, 1)	1.2		8	0	0	0	2	2	1	0	0	0	0	17	36	0.00	1.200
Chris Short, L ERA: 3.83	(10, 1)	4.0	W	14	2	0	0	1	0	0	0	0	0	0	36	57	0.00	0.500

PITCHER	IP	WLS	BF	H	R	ER	SO	BB	IBB	HBP	BLK	WP	HR	S	P	ERA	WHIP

BOTTOM

Philadelphia Phillies @ New York Mets

Polo Grounds, New York, NY

Wed Aug 15 1962, 7:05 PM EDT

Att. 9,573 - Unknown

livebaseballscorecards.com

AB	51
R	7
H	14
RBI	7
BB	8
SO	8
LOB	29

WP: 0 PB: 0 SB: 0 CS: 0 PA: 59

St. Louis Cardinals @ New York Mets

Polo Grounds, New York, NY

Sat Aug 18 1962, 3:33 AM EDT

Att. 9,715 - Unknown

TOP

livebaseballscorecards.com

Batter	1	2	3	4	5	6	7	8	9	AB	R	H	RBI	BB	SO	LOB
Julian Javier, R (1, 4) OBP: 0.325, SLG: 0.369	5-3		FC5-4 (FC6-4, 1B) 1-2f 2-3		BBB 4-0 FC5-6 BB		6-3, 1B 1B		2B 2B	4	1	2	0	1	0	2
Bill White, L (1, 3) OBP: 0.368, SLG: 0.488	3B		FC6-4 1B 1-2 3-H		FC5-6 (1B) 1-2f HR		6-3 1B 1-2		S 6-3 2B 2-H	5	2	4	2	0	0	1
Stan Musial, L (1, 7) OBP: 0.420, SLG: 0.506 Bobby Gene Smith, R (9, PR) (9, 7) OBP: 0.273, SLG: 0.304	F7		FC6-4 1-2f 2-3		HR 1B 1-2		6-3 1-2 2-3		BBBB 4-0 6-3 S BB	4 0	1 0	1 0	0 0	1 0	0 0	5 0
Ken Boyer, R (1, 5) OBP: 0.381, SLG: 0.487	SSS 0-3 K		4-3		HR 1-H 2-H		SSS 0-3 K		6-3 1-3 2-H	5	1	1	4	0	2	6
Curt Flood, R (1, 8) OBP: 0.336, SLG: 0.429		1B 1B		6-3	P4		5-3		F8	5	0	1	0	0	0	4
Carl Sawatski, L (1, 2) OBP: 0.371, SLG: 0.461 Jimmie Schaffer, R (9, 2) OBP: 0.254, SLG: 0.226		G1-4-3 1-2 1B		1B E 1B	SSS 0-3 K			P4		4 0	1 0	2 0	0 0	0 0	1 0	0 0
Charlie James, R (1, 9) OBP: 0.313, SLG: 0.408		G1-4-3 1-2f		FC5-4 1-2 1B		L5		1-3		4	0	1	0	0	0	1
Dal Maxvill, R (1, 6) OBP: 0.212, SLG: 0.206			FC5-4 (E) 1B 1B	FC5-4 1-2f 2-H		SSS 0-3 K		L7		4	1	1	0	0	1	1
Ernie Broglio, R (1, 1) OBP: 0.132, SLG: 0.098			FC3 FC5-4 1-2	4-3		P5			6-3	4	0	0	0	0	0	2

	AB	39
	R	7
	H	13
	RBI	6
	BB	2
	SO	4
	LOB	22

Inning Stats																				
	R: 0	H: 1	R: 0	H: 2	R: 1	H: 2	R: 1	H: 2	R: 3	H: 2	R: 0	H: 0	R: 0	H: 2	R: 0	H: 0	R: 2	H: 2	1B: 9	SF: 0	WP: 0	PA: 41
	E: 0	LOB: 1	E: 0	LOB: 0	E: 1	LOB: 2	E: 1	LOB: 1	E: 0	LOB: 0	E: 0	LOB: 0	E: 0	LOB: 2	E: 0	LOB: 0	E: 0	LOB: 2	2B: 2	SAC: 0	PB: 0	
	K: 1	BB: 0	K: 0	BB: 0	K: 0	BB: 0	K: 0	BB: 0	K: 1	BB: 1	K: 1	BB: 0	K: 1	BB: 0	K: 0	BB: 0	K: 0	BB: 1	3B: 1	DP: 1	SB: 2	
	S: 6	P: 6	S: 3	P: 3	S: 6	P: 6	S: 5	P: 5	S: 7	P: 11	S: 5	P: 5	S: 7	P: 7	S: 3	P: 3	S: 5	P: 9	HR: 1	HBP: 0	CS: 0	

PITCHER	IP	WLS	BF	H	R	ER	SO	BB	IBB	HBP	BLK	WP	HR	S	P	ERA	WHIP
Roger Craig, R (1, 1) ERA: 4.51	9.0	L	41	13	7	5	4	2	0	0	0	0	1	47	55	5.00	1.667

PITCHER	IP	WLS	BF	H	R	ER	SO	BB	IBB	HBP	BLK	WP	HR	S	P	ERA	WHIP

St. Louis Cardinals @ New York Mets

Polo Grounds, New York, NY

Sat Aug 18 1962, 3:33 AM EDT

Att. 9,715 - Unknown

BOTTOM

livebaseballscorecards.com

Batter	1	2	3	4	5	6	7	8	9	AB	R	H	RBI	BB	SO	LOB
Richie Ashburn, L (1, 8) OBP: 0.429, SLG: 0.399	BBBB 4-0 CS BB		0-0 G3 S 1B 1B		SSS 0-3 ① K	BBBB 4-0 BB			x 0-0 ③ G3	3	1	1	0	2	1	1
Charlie Neal, R (1, 6) OBP: 0.319, SLG: 0.396	x 0-0 ① F9		x 0-0 ② G3 1-3		SSS 0-3 ② K	x 0-0 ② F8				4	0	0	0	0	1	4
Felix Mantilla, R (1, 5) OBP: 0.329, SLG: 0.404	x 0-0 ②③ G3 1-2		x 0-0 HR 3-H 1B		x 0-0 ③ 5-3		x 0-0 ③ L4			4	1	1	1	0	0	3
Gene Woodling, L (1, 9) OBP: 0.389, SLG: 0.427		x 0-0 BB 1B	x 0-0 1-H HR			x 0-0 ① F9		x 0-0 ① G3		4	1	2	2	0	0	0
Frank Thomas, R (1, 7) OBP: 0.333, SLG: 0.524		x 0-0 ① P5	SSS 0-3 ③ K			x 0-0 ② F7		x 0-0 ② 4-3		4	0	0	0	0	1	1
Marv Throneberry, L (1, 3) OBP: 0.316, SLG: 0.442	SSS 0-3 ② K		x 0-0 HR			x 0-0 E3		x 0-0 ③ F8		4	1	1	1	0	1	1
Choo-Choo Coleman, L (1, 2) OBP: 0.315, SLG: 0.510	BBBB 4-0 FC6-4 1-2 BB		x 0-0 ① 5-3			SSS 0-3 ③ K			x 0-0 ① F8	3	0	0	0	1	1	1
Rod Kanehl, R (1, 4) OBP: 0.329, SLG: 0.362	x 0-0 ③ FC6-4 1-2f		SSS 0-3 ② K				x 0-0 SH1-4 1B		x 0-0 FC6-4 1B	4	0	2	0	0	1	2
Roger Craig, R (1, 1) OBP: 0.111, SLG: 0.051			x 0-0 ① 6-3							2	0	0	0	0	0	0
Jim Hickman, R (9, PH) OBP: 0.330, SLG: 0.434			x 0-0 ③ P6				x 0-0 ① SH1-4 1-2		x 0-0 ② FC6-4 1-2f	1	0	0	0	0	0	1

	AB	R	H	RBI	BB	SO	LOB
	33	4	7	4	3	6	14

Inning Stats	1	2	3	4	5	6	7	8	9	1B	SF	WP	PA
R	0	0	3	1	0	0	0	0	0	5	0	0	37
E	0	0	0	0	0	1	0	0	0	2B: 0	SAC: 1	PB: 0	
K	0	1	1	1	2	0	0	0	0	3B: 0	DP: 0	SB: 1	
S	2	6	8	6	7	6	4	3	4	HR: 2	HBP: 0	CS: 1	
H	0	1	3	1	0	0	1	0	1				
LOB	0	2	0	0	0	1	2	0	1				
BB	1	1	0	0	0	0	1	0	0				
P	6	10	8	6	7	6	8	3	4				

PITCHER	IP	WLS	BF	H	R	ER	SO	BB	IBB	HBP	BLK	WP	HR	S	P	ERA	WHIP
Ernie Broglio, R (1, 1) ERA: 3.12	9.0	W	37	7	4	4	6	3	0	0	0	0	2	46	58	4.00	1.111

PITCHER	IP	WLS	BF	H	R	ER	SO	BB	IBB	HBP	BLK	WP	HR	S	P	ERA	WHIP

St. Louis Cardinals @ New York Mets

Polo Grounds, New York, NY

Sat Aug 18 1962, 7:05 PM EDT

Att. 14,309 - Unknown

TOP

livebaseballscorecards.com

Batter	1	2	3	4	5	6	7	8	9	AB	R	H	RBI	BB	SO	LOB
Julian Javier, R (1, 4) OBP: 0.325, SLG: 0.373	BBBB 4-0 BB	SSS 0-3 ② K		x 0-0 ② L8		SSS 0-3 ② K		x 0-0 ① 1-3	x 0-0 HR	5	1	1	1	1	2	4
Curt Flood, R (1, 8) OBP: 0.336, SLG: 0.427	x 0-0 ① L9	x 0-0 1-3 2-H 1B		x 0-0 ③ FC6 1-2f		x 0-0 ③ F9		BBBB 4-0 S 1B BB	x 0-0 ③ F7	4	1	1	1	1	0	3
Bobby Gene Smith, R (8, 8) OBP: 0.272, SLG: 0.302										1	0	0	0	0	0	1
Minnie Minoso, R (1, 7) OBP: 0.252, SLG: 0.263	x 0-0 ② F2	SSS 0-3 ③ K			x 0-0 HR		BBBB 4-0 1B BB FC6-4 BB	SSS 0-3 ② K 1-2		4	2	1	1	1	2	4
Ken Boyer, R (1, 5) OBP: 0.383, SLG: 0.487	x 0-0 ③ F9		x 0-0 G4 1B		x 0-0 ① 4-3		BBBB 4-0 FC6-4 1B BB 1-2 E	x 0-0 S HR 2-H 1B		4	2	2	1	1	0	1
Bill White, L (1, 3) OBP: 0.368, SLG: 0.494		x 0-0 ① P4	x 0-0 ① G4 1-2		x 0-0 ② 3-1		x 0-0 FC6-4 1B 1-2 2-3	x 0-0 1-H HR		5	1	2	2	0	0	1
Charlie James, R (1, 9) OBP: 0.318, SLG: 0.410		x 0-0 2B E 1B	x 0-0 ② F2		H 1-0 HBP		x 0-0 ① FC6-4 E 1-2f 2-3 3-H	x 0-0 1B		4	1	2	1	0	0	3
Gene Oliver, R (1, 2) OBP: 0.363, SLG: 0.406	x 0-0 E8 1-H 1B 2B	SSS 0-3 ③ K			SSS 0-3 ③ K		x 0-0 E6 1-2 3-H	SSS 0-3 ③ K		4	1	1	1	0	2	3
Jimmie Schaffer, R (7, 2) OBP: 0.250, SLG: 0.222										1	0	0	0	0	1	1
Dal Maxvill, R (1, 6) OBP: 0.222, SLG: 0.218	x 0-0 1B 1B 3-H 1B			SSS 0-3 ① K		x 0-0 1B	x 0-0 ② F3		BBBB 4-0 G5-4-3 BB	4	1	2	1	0	1	2
Stan Musial, L (9, PH) OBP: 0.421, SLG: 0.506										0	0	0	0	1	0	0
Julio Gotay, R (9, PR) (9, 6) OBP: 0.326, SLG: 0.312										0	0	0	0	0	0	0
Bob Gibson, R (1, 1) OBP: 0.352, SLG: 0.400	x 0-0 1B 1-2 1B			BBBB 4-0 FC6 BB		SSS 0-3 ① K	x 0-0 ③ 5-3		x 0-0 ① ② G5-4-3 1-2f	4	0	1	0	1	1	4
Inning Stats	R: 0 E: 0 K: 0 S: 3 H: 0 LOB: 1 BB: 1 P: 7	R: 3 E: 1 K: 2 S: 12 H: 5 LOB: 2 BB: 0 P: 12	R: 0 E: 0 K: 1 S: 6 H: 1 LOB: 1 BB: 0 P: 6	R: 0 E: 0 K: 1 S: 5 H: 0 LOB: 1 BB: 1 P: 9	R: 1 E: 0 K: 1 S: 6 H: 1 LOB: 1 BB: 0 P: 7	R: 0 E: 0 K: 2 S: 8 H: 1 LOB: 1 BB: 0 P: 8	R: 2 E: 1 K: 0 S: 5 H: 1 LOB: 2 BB: 2 P: 13	R: 3 E: 0 K: 2 S: 10 H: 3 LOB: 1 BB: 1 P: 14	R: 1 E: 0 K: 0 S: 3 H: 1 LOB: 1 BB: 1 P: 7	1B: 9 2B: 1 3B: 0 HR: 3	SF: 0 SAC: 0 DP: 1 HBP: 1						

AB	40
R	10
H	13
RBI	9
BB	6
SO	9
LOB	27

WP: 0 PB: 0 SB: 2 CS: 0 PA: 47

PITCHER		IP	WLS	BF	H	R	ER	SO	BB	IBB	HBP	BLK	WP	HR	S	P	ERA	WHIP
Ken MacKenzie, L ERA: 5.17	(1, 1)	1.2	L	11	5	3	3	1	1	0	0	0	0	0	12	16	16.20	3.600
Ray Daviault, R ERA: 6.52	(2, 1)	5.1		25	4	3	3	6	3	0	1	0	0	1	33	46	5.06	1.312
Bob Moorhead, R ERA: 4.47	(8, 1)	2.0		11	4	4	4	2	2	0	0	0	0	2	13	21	18.00	3.000

PITCHER	IP	WLS	BF	H	R	ER	SO	BB	IBB	HBP	BLK	WP	HR	S	P	ERA	WHIP

Batter	1	2	3	4	5	6	7	8	9	AB	R	H	RBI	BB	SO	LOB
Joe Christopher, R (1, 9) OBP: 0.286, SLG: 0.304	6-3	L1			E 2B		5-3		K	5	0	1	0	0	1	3
Felix Mantilla, R (1, 5) OBP: 0.325, SLG: 0.398	F8		P4		E6 2-3		K		FC5-4 1-2f	5	0	0	0	0	1	2
Marv Throneberry, L (1, 3) OBP: 0.315, SLG: 0.437	1B BB		L7		K			K		3	0	0	0	1	2	2
Frank Thomas, R (1, 7) OBP: 0.335, SLG: 0.522	1-3 1B		P4			FC5 1B BB		F2		3	0	1	0	1	0	0
Charlie Neal, R (1, 6) OBP: 0.320, SLG: 0.394	K			G4-3 BB		K		BB BB		2	0	0	0	2	2	3
Jim Hickman, R (1, 8) OBP: 0.332, SLG: 0.431		WP 5-3 BB		G4-3 1-2f		K		FC4-6 1-2 BB		2	0	0	0	2	1	2
Rod Kanehl, R (1, 4) OBP: 0.328, SLG: 0.360		5-3 1-2		K		1-2 1B		FC4-6 1-2f		4	0	1	0	0	1	3
Chris Cannizzaro, R (1, 2) OBP: 0.331, SLG: 0.262 Choo-Choo Coleman, L (9, PH) OBP: 0.309, SLG: 0.500		6-3			5-3	FC5 2-3f			F7	3 1	0 0	0 0	0 0	0 0	0 0	3 0
Ken MacKenzie, R (1, 1) OBP: 0.100, SLG: 0.100 Ray Daviault, R (2, 1) OBP: 0.154, SLG: 0.083 Richie Ashburn, L (7, PH) OBP: 0.428, SLG: 0.397 Bob Moorhead, R (8, 1) OBP: 0.250, SLG: 0.053 Gene Woodling, L (9, PH) OBP: 0.391, SLG: 0.427		2-3 BB			6-3		K		FC5-4 BB	0 1 1 0 0	0 0 0 0 0	0 0 0 0 0	0 0 0 0 0	0 1 0 0 1	0 0 1 0 0	0 0 0 0 0
Inning Stats	R: 0 H: 1 E: 0 LOB: 2 K: 1 BB: 1 S: 6 P: 10	R: 0 H: 0 E: 0 LOB: 2 K: 0 BB: 2 S: 3 P: 11	R: 0 H: 0 E: 0 LOB: 0 K: 0 BB: 0 S: 3 P: 3	R: 0 H: 0 E: 0 LOB: 0 K: 1 BB: 1 S: 4 P: 8	R: 0 H: 1 E: 1 LOB: 2 K: 1 BB: 0 S: 7 P: 7	R: 0 H: 1 E: 0 LOB: 2 K: 2 BB: 1 S: 8 P: 12	R: 0 H: 0 E: 0 LOB: 0 K: 2 BB: 0 S: 7 P: 7	R: 0 H: 0 E: 0 LOB: 2 K: 1 BB: 2 S: 5 P: 13	R: 0 H: 0 E: 0 LOB: 1 K: 1 BB: 1 S: 5 P: 9	1B: 2 2B: 1 3B: 0 HR: 0	SF: 0 SAC: 0 DP: 1 HBP: 0					

PITCHER	IP	WLS	BF	H	R	ER	SO	BB	IBB	HBP	BLK	WP	HR	S	P	ERA	WHIP
Bob Gibson, R (1, 1) ERA: 2.52	9.0	W	38	3	0	0	9	8	0	0	0	1	0	48	80	0.00	1.222

PITCHER	IP	WLS	BF	H	R	ER	SO	BB	IBB	HBP	BLK	WP	HR	S	P	ERA	WHIP

BOTTOM

St. Louis Cardinals @ New York Mets

Polo Grounds, New York, NY

Sat Aug 18 1962, 7:05 PM EDT

Att. 14,309 - Unknown

livebaseballscorecards.com

AB	30
R	0
H	3
RBI	0
BB	8
SO	9
LOB	18

St. Louis Cardinals @ New York Mets

Polo Grounds, New York, NY

Sun Aug 19 1962, 3:33 AM EDT

Att. 10,182 - Unknown

TOP

livebaseballscorecards.com

Batter	1	2	3	4	5	6	7	8	9	AB	R	H	RBI	BB	SO	LOB
Julian Javier, R (1, 4) OBP: 0.325, SLG: 0.378	HR		F7	K		6-3	BB		F8	5	1	1	1	1	1	0
Curt Flood, R (1, 8) OBP: 0.338, SLG: 0.426	WP 1-3 4-3 BB		6-3	F2		HBP 1B BB	P6		1B	4	2	1	0	2	0	2
Minnie Minoso, R (1, 7) OBP: 0.271, SLG: 0.278	1-3 1-2		BB		2B	1B 1-2 HBP	F7		4-3	2	1	1	0	1	0	1
Bobby Gene Smith, R (6, PR) (6, 7) OBP: 0.268, SLG: 0.298			BB		2B					2	0	0	0	0	0	3
Ken Boyer, R (1, 5) OBP: 0.389, SLG: 0.492	4-3 WP BB		1-2 BB		2-H 2B	1-2 2-H 1B		3B 1B		3	1	3	2	2	0	0
Bill White, L (1, 3) OBP: 0.365, SLG: 0.488	4-3 1-3 2-H		K		K	L6		1-3 1-2		5	0	0	1	0	2	7
Charlie James, R (1, 9) OBP: 0.316, SLG: 0.413	K			E6 BB HR	F3		1B 3B	F9		5	2	1	0	0	1	3
Gene Oliver, R (1, 2) OBP: 0.366, SLG: 0.404		K		HR BB 1-2	IBB		WP E 1B 3-H	2-H 3B		1	1	0	0	2	1	0
Jimmie Schaffer, R (5, 2) OBP: 0.274, SLG: 0.286										2	1	2	2	0	0	0
Dal Maxvill, R (1, 6) OBP: 0.221, SLG: 0.245		K		HR 1-H 2-H	5-3		P4 1-3	P4		5	1	1	3	0	1	4
Lindy McDaniel, R (1, 1) OBP: 0.143, SLG: 0.053		5-3		F8		K	E7 1B 3-H		F8	5	0	1	1	0	1	0
Bobby Shantz, R (9, 1) OBP: 0.118, SLG: 0.125										0	0	0	0	0	0	0

	AB	39
	R	10
	H	11
	RBI	10
	BB	8
	SO	7
	LOB	20

Inning Stats										
	R: 2 E: 0 K: 1 S: 6	H: 1 LOB: 1 BB: 2 P: 14	R: 0 E: 0 K: 2 S: 7	H: 0 LOB: 0 BB: 0 P: 7	R: 0 E: 0 K: 1 S: 5	H: 0 LOB: 2 BB: 2 P: 13	R: 3 E: 1 K: 1 S: 7	H: 1 LOB: 0 BB: 1 P: 11	R: 1 E: 0 K: 1 S: 7	H: 2 LOB: 2 BB: 1 P: 11
	R: 1 E: 0 K: 1 S: 6	H: 1 LOB: 2 BB: 1 P: 11	R: 2 E: 1 K: 0 S: 6	H: 3 LOB: 2 BB: 1 P: 10	R: 1 E: 0 K: 0 S: 5	H: 2 LOB: 1 BB: 0 P: 5	R: 0 E: 0 K: 0 S: 4	H: 1 LOB: 1 BB: 0 P: 4	1B: 5 2B: 2 3B: 2 HR: 2	SF: 0 SAC: 0 DP: 0 HBP: 1
	WP: 3 PB: 0 SB: 0 CS: 0	PA: 48								

PITCHER		IP	WLS	BF	H	R	ER	SO	BB	IBB	HBP	BLK	WP	HR	S	P	ERA	WHIP
Al Jackson, L ERA: 4.48	(1, 1)	5.0	L	26	4	6	5	6	5	1	0	0	1	2	32	56	9.00	1.800
Craig Anderson, R ERA: 5.84	(6, 1)	1.0		6	1	1	1	1	1	0	1	0	0	0	6	11	9.00	2.000
Willard Hunter, L ERA: 7.57	(7, 1)	0.1		4	3	2	2	0	0	0	0	0	1	0	4	4	54.00	9.000
Bob Miller, R ERA: 5.16	(7, 1)	0.0		0	0	0	0	0	0	0	0	0	0	0	0	0	∞	∞

PITCHER		IP	WLS	BF	H	R	ER	SO	BB	IBB	HBP	BLK	WP	HR	S	P	ERA	WHIP

BOTTOM

St. Louis Cardinals @ New York Mets

Polo Grounds, New York, NY

Sun Aug 19 1962, 3:33 AM EDT

Att. 10,182 - Unknown

Batter	1	2	3	4	5	6	7	8	9	AB	R	H	RBI	BB	SO	LOB
Richie Ashburn, L (1, 8) OBP: 0.430, SLG: 0.406	B B B B 4-0 3B BB		x 0-0 ① 6-3		x 0-0 HR		x 0-0 ① F8		B B B B 4-0 FC5 BB	3	2	1	1	2	0	0
Charlie Neal, R (1, 6) OBP: 0.323, SLG: 0.400	x 0-0 1-H FC6-5 3B		B B B B 4-0 2B BB		x 0-0 1B 1B		x 0-0 ② G3		x 0-0 ① FC5 1-2 2-3f 3-H	4	1	2	2	1	0	2
Marv Throneberry, L (1, 3) OBP: 0.313, SLG: 0.436	S S S 0-3 ① K		x 0-0 1-H 2B		S S S 0-3 ② K		x 0-0 ③ 4-3		S S S 0-3 ② K	5	0	1	1	0	3	4
Gene Woodling, L (1, 9) OBP: 0.387, SLG: 0.423	x 0-0 ② FC6-5 3-H		S S S 0-3 ② K		x 0-0 1-3 1B			x 0-0 ① 4-3	x 0-0 ③ F9	5	0	1	0	0	1	4
Frank Thomas, R (1, 7) OBP: 0.332, SLG: 0.518	x 0-0 ③ P5		x 0-0 ③ F7		S S S 0-3 ③ K			x 0-0 ② 6-3		4	0	0	0	0	1	4
Felix Mantilla, R (1, 5) OBP: 0.322, SLG: 0.394		x 0-0 ① 5-3		x 0-0 ① F7		x 0-0 ① 5-3		x 0-0 ③ P4		4	0	0	0	0	0	0
Choo-Choo Coleman, L (1, 2) OBP: 0.305, SLG: 0.537		x 0-0 ② F8		x 0-0 ② G3		x 0-0 ② 4-3			x 0-0 HR	4	1	1	1	0	0	0
Rod Kanehl, R (1, 4) OBP: 0.331, SLG: 0.362		x 0-0 E4		x 0-0 ③ 1-3		x 0-0 1B			x 0-0 2B FC5 1B	4	1	2	0	0	0	0
Al Jackson, L (1, 1) OBP: 0.103, SLG: 0.107 Joe Christopher, R (5, PH) OBP: 0.294, SLG: 0.302 Craig Anderson, R (6, 1) OBP: 0.100, SLG: 0.100 Jim Hickman, R (6, PH) OBP: 0.331, SLG: 0.430 Willard Hunter, R (7, 1) OBP: 0.250, SLG: 0.250 Bob Miller, R (7, 1) OBP: 0.172, SLG: 0.241 Rick Herrscher, R (9, PH) OBP: 0.150, SLG: 0.350		x 0-0 ③ F7			x 0-0 ① 5-3	S S S 0-3 ③ K			x 0-0 FC5 1-3 2B	1 1 0 1 0 0 1	0 0 0 0 0 0 0	0 0 0 0 0 0 1	0 0 0 0 0 0 0	0 0 0 1 0 0 0	0 0 0 0 0 0 0	1 0 0 1 0 0 0
Inning Stats	R: 1 H: 1 E: 0 LOB: 1 K: 1 BB: 1 S: 6 P: 10	R: 0 H: 0 E: 1 LOB: 1 K: 0 BB: 0 S: 4 P: 4	R: 1 H: 1 E: 0 LOB: 1 K: 1 BB: 1 S: 6 P: 10	R: 0 H: 0 E: 0 LOB: 0 K: 0 BB: 0 S: 3 P: 3	R: 1 H: 3 E: 0 LOB: 2 K: 2 BB: 0 S: 10 P: 10	R: 0 H: 1 E: 0 LOB: 1 K: 1 BB: 0 S: 6 P: 6	R: 0 H: 0 E: 0 LOB: 0 K: 0 BB: 0 S: 3 P: 3	R: 0 H: 0 E: 0 LOB: 0 K: 0 BB: 0 S: 3 P: 3	R: 2 H: 3 E: 0 LOB: 2 K: 1 BB: 1 S: 8 P: 12	1B: 4 SF: 0 2B: 2 SAC: 0 3B: 1 DP: 0 HR: 2 HBP: 0						WP: 0 PA: 40 PB: 0 SB: 0 CS: 0

	AB	37
	R	5
	H	9
	RBI	5
	BB	3
	SO	6
	LOB	16

livebaseballscorecards.com

PITCHER		IP	WLS	BF	H	R	ER	SO	BB	IBB	HBP	BLK	WP	HR	S	P	ERA	WHIP
Lindy McDaniel, R ERA: 3.61	(1, 1)	8.0	W	36	9	5	5	5	2	0	0	0	0	2	44	52	5.62	1.375
Bobby Shantz, L ERA: 2.07	(9, 1)	1.0	S	4	0	0	0	1	1	0	0	0	0	0	5	9	0.00	1.000

PITCHER	IP	WLS	BF	H	R	ER	SO	BB	IBB	HBP	BLK	WP	HR	S	P	ERA	WHIP

Pittsburgh Pirates @ New York Mets

Polo Grounds, New York, NY

Mon Aug 20 1962, 3:33 AM EDT

Unknown

TOP

livebaseballscorecards.com

Batter	1	2	3	4	5	6	7	8	9	AB	R	H	RBI	BB	SO	LOB
Bill Virdon, L (1, 8) OBP: 0.279, SLG: 0.351	F9			4-3		3-1		FC3-2-5 1-2 3-H		4	0	0	0	0	0	2
Dick Groat, R (1, 6) OBP: 0.340, SLG: 0.354	F9			F8		K		F3		4	0	0	0	0	1	2
Bob Skinner, L (1, 7) OBP: 0.400, SLG: 0.533 Howie Goss, R (9, 7) OBP: 0.319, SLG: 0.390	F9			K			F9		BB BB	3 0	0 0	0 0	0 0	1 0	1 0	0 0
Smoky Burgess, L (1, 2) OBP: 0.393, SLG: 0.534		P6			FC4-6 1B		HR		FC6-4 1-2 BB	3	1	2	1	1	0	0
Roberto Clemente, R (1, 9) OBP: 0.363, SLG: 0.468		5-3			FC4-6 1B 1-2f E		F2		P4	4	1	0	0	0	0	3
Donn Clendenon, R (1, 3) OBP: 0.363, SLG: 0.407		L4			F2		6-3		K	4	0	0	0	0	1	3
Don Hoak, R (1, 5) OBP: 0.323, SLG: 0.373			F8		1-3 1B			1B FC3-2-5 1B	FC6-4 1-2f	4	0	2	0	0	0	2
Bill Mazeroski, R (1, 4) OBP: 0.300, SLG: 0.425			B1-6-4 1B		6-3 3-H			FC3-2-5 1-3 1B		3	0	2	0	0	0	1
Bob Friend, R (1, 1) OBP: 0.097, SLG: 0.111			B1-6-4 1-2f			K		K		3	0	0	0	0	2	3
Inning Stats	R: 0 E: 0 K: 0 S: 3 H: 0 LOB: 0 BB: 0 P: 3	R: 0 E: 0 K: 0 S: 3 H: 0 LOB: 0 BB: 0 P: 3	R: 0 E: 0 K: 0 S: 3 H: 1 LOB: 0 BB: 0 P: 3	R: 0 E: 0 K: 1 S: 5 H: 0 LOB: 0 BB: 0 P: 5	R: 1 E: 0 K: 0 S: 5 H: 2 LOB: 1 BB: 0 P: 5	R: 0 E: 0 K: 2 S: 7 H: 0 LOB: 0 BB: 0 P: 7	R: 1 E: 0 K: 0 S: 4 H: 1 LOB: 0 BB: 0 P: 4	R: 0 E: 0 K: 1 S: 7 H: 2 LOB: 2 BB: 0 P: 7	R: 0 E: 0 K: 1 S: 5 H: 0 LOB: 2 BB: 2 P: 13	1B: 5 2B: 0 3B: 0 HR: 1 SF: 0 SAC: 0 DP: 1 HBP: 0	WP: 0 PB: 0 SB: 0 CS: 0 PA: 34					

	AB	32
	R	2
	H	6
	RBI	1
	BB	2
	SO	5
	LOB	16

PITCHER		IP	WLS	BF	H	R	ER	SO	BB	IBB	HBP	BLK	WP	HR	S	P	ERA	WHIP
Jay Hook, R ERA: 5.27	(1, 1)	8.0	L	29	6	2	1	4	0	0	0	0	0	1	37	37	1.12	0.750
Ken MacKenzie, L ERA: 5.09	(9, 1)	1.0		5	0	0	0	1	2	0	0	0	0	0	5	13	0.00	2.000

PITCHER	IP	WLS	BF	H	R	ER	SO	BB	IBB	HBP	BLK	WP	HR	S	P	ERA	WHIP

BOTTOM

Pittsburgh Pirates @ New York Mets

Polo Grounds, New York, NY

Mon Aug 20 1962, 3:33 AM EDT

Unknown

livebaseballscorecards.com

Batter	1	2	3	4	5	6	7	8	9	AB	R	H	RBI	BB	SO	LOB
Richie Ashburn, L (1, 9) OBP: 0.426, SLG: 0.401	6-3		F9		F9			6-3		4	0	0	0	0	0	1
Charlie Neal, R (1, 6) OBP: 0.323, SLG: 0.399	1B		4-3		F9			K		4	0	1	0	0	1	1
Marv Throneberry, L (1, 3) OBP: 0.312, SLG: 0.431	4-3			FC3-6, 1B, BB		P6			F8	3	0	0	0	1	0	0
Frank Thomas, R (1, 7) OBP: 0.333, SLG: 0.518		FC5-4, 1B		FC3-6, 1B		F5			F2	4	0	2	0	0	0	0
Jim Hickman, R (1, 8) OBP: 0.328, SLG: 0.425 Gene Woodling, L (9, PH) OBP: 0.386, SLG: 0.421		FC5-4, S		K		L8			K	3 1	0 0	0 0	0 0	0 0	1 1	3 0
Rod Kanehl, R (1, 4) OBP: 0.327, SLG: 0.357	F7			FC3-6, FC5-4			F2			3	0	0	0	0	0	3
Rick Herrscher, R (1, 5) OBP: 0.174, SLG: 0.318	BB			FC5-4			1-3			2	0	0	0	1	0	2
Chris Cannizzaro, R (1, 2) OBP: 0.323, SLG: 0.255	K				F8		K			3	0	0	0	0	2	2
Jay Hook, L (1, 1) OBP: 0.339, SLG: 0.235 Joe Christopher, R (8, PH) OBP: 0.283, SLG: 0.300 Ken MacKenzie, R (9, 1) OBP: 0.100, SLG: 0.100			K	1B				5-3		2 1 0	0 0 0	1 0 0	0 0 0	0 0 0	1 0 0	0 0 0
Inning Stats	R: 0 E: 0 K: 0 S: 3 H: 1 LOB: 0 BB: 0 P: 3	R: 0 E: 0 K: 1 S: 6 H: 1 LOB: 2 BB: 1 P: 10	R: 0 E: 0 K: 1 S: 5 H: 0 LOB: 0 BB: 0 P: 5	R: 0 E: 0 K: 1 S: 6 H: 1 LOB: 2 BB: 1 P: 10	R: 0 E: 0 K: 0 S: 4 H: 1 LOB: 1 BB: 0 P: 4	R: 0 E: 0 K: 0 S: 3 H: 0 LOB: 0 BB: 0 P: 3	R: 0 E: 0 K: 1 S: 5 H: 0 LOB: 0 BB: 0 P: 5	R: 0 E: 0 K: 1 S: 5 H: 0 LOB: 0 BB: 0 P: 5	R: 0 E: 0 K: 1 S: 5 H: 0 LOB: 0 BB: 0 P: 5	1B: 4 2B: 0 3B: 0 HR: 0 SF: 0 SAC: 0 DP: 0 HBP: 0						

	AB	30
	R	0
	H	4
	RBI	0
	BB	2
	SO	6
	LOB	12

WP: 0 PA: 32
PB: 0
SB: 1
CS: 0

PITCHER	IP	WLS	BF	H	R	ER	SO	BB	IBB	HBP	BLK	WP	HR	S	P	ERA	WHIP
Bob Friend, R (1, 1) ERA: 3.2	9.0	W	32	4	0	0	6	2	0	0	0	0	0	42	50	0.00	0.667

PITCHER	IP	WLS	BF	H	R	ER	SO	BB	IBB	HBP	BLK	WP	HR	S	P	ERA	WHIP

Pittsburgh Pirates @ New York Mets

Polo Grounds, New York, NY

Mon Aug 20 1962, 7:05 PM EDT

Att. 8,214 - Unknown

TOP

livebaseballscorecards.com

Batter	1	2	3	4	5	6	7	8	9	AB	R	H	RBI	BB	SO	LOB
Bill Virdon, L (1, 8) OBP: 0.278, SLG: 0.354	6-3		P6		4-3		F8		SF7 3B	5	1	1	0	0	0	1
Dick Groat, R (1, 6) OBP: 0.339, SLG: 0.355	HR 2B		1-3		4-3		4-3		SF7 3-H	4	1	1	1	0	0	1
Bob Skinner, L (1, 7) OBP: 0.402, SLG: 0.545			K		1B			WP 3B	K	5	2	3	2	0	2	0
Howie Goss, R (9, 7) OBP: 0.319, SLG: 0.390	2-H HR									0	0	0	0	0	0	0
Roberto Clemente, R (1, 9) OBP: 0.361, SLG: 0.465	3-1			E5 2B 1B	K			4-3	5-3	5	1	1	0	0	1	2
Jim Marshall, L (1, 3) OBP: 0.349, SLG: 0.478	BB			2B WP BB		6-3		BB HBP 1B		2	1	1	0	2	0	0
Don Hoak, R (1, 5) OBP: 0.322, SLG: 0.370	F9			L5		F7		1-2 3-H BB HBP		3	0	0	0	0	0	3
Bill Mazeroski, R (1, 4) OBP: 0.299, SLG: 0.425		F2		WP 1-3 2-H 2B	K			F7		4	0	1	1	0	1	2
Don Leppert, R (1, 2) OBP: 0.315, SLG: 0.336		K		4-3 2-3 3-H			1B	1-2 2-3 BB		3	0	1	0	1	1	1
Al McBean, R (1, 1) OBP: 0.182, SLG: 0.236		K		K			K	P6		3	0	0	0	0	3	2
Diomedes Olivo, L (7, 1) OBP: 0.250, SLG: 0.273										0	0	0	0	0	0	0
Dick Stuart, R (8, PH) OBP: 0.283, SLG: 0.393										1	0	0	0	0	0	3
Roy Face, R (8, 1)										0	0	0	0	0	0	0

Inning Stats	1	2	3	4	5	6	7	8	9
	R: 2 E: 0 K: 0 S: 5	R: 0 E: 0 K: 2 S: 7	R: 0 E: 0 K: 1 S: 5	R: 2 E: 1 K: 1 S: 7	R: 0 E: 0 K: 1 S: 6	R: 0 E: 0 K: 1 S: 5	R: 0 E: 0 K: 1 S: 6	R: 1 E: 0 K: 0 S: 5	R: 1 E: 0 K: 1 S: 6
	H: 2 LOB: 1 BB: 1 P: 9	H: 0 LOB: 0 BB: 0 P: 7	H: 0 LOB: 0 BB: 0 P: 5	H: 2 LOB: 1 BB: 1 P: 11	H: 1 LOB: 1 BB: 0 P: 6	H: 0 LOB: 0 BB: 0 P: 5	H: 1 LOB: 1 BB: 0 P: 6	H: 2 LOB: 3 BB: 1 P: 10	H: 1 LOB: 0 BB: 0 P: 6

| | | | | | | | | | |

Pittsburgh Pirates @ New York Mets

Polo Grounds, New York, NY

Mon Aug 20 1962, 7:05 PM EDT

Att. 8,214 - Unknown

BOTTOM

Batter	1	2	3	4	5	6	7	8	9	AB	R	H	RBI	BB	SO	LOB
Richie Ashburn, L (1, 8) OBP: 0.424, SLG: 0.399	0-0 2B 1B 1B		0-3 K		0-0 F2			0-0 E6 G4-6-3		4	1	1	0	0	1	1
Charlie Neal, R (1, 6) OBP: 0.320, SLG: 0.395	0-3 K		0-0 F9			0-3 K		0-0 G4-6-3 1-2f		4	0	0	0	0	2	2
Gene Woodling, L (1, 9) OBP: 0.384, SLG: 0.422 Joe Christopher, R (9, 9) OBP: 0.283, SLG: 0.300	0-0 1B 1B 1-3 2B		0-0 1-3			0-0 4-3		0-0 G3		4 0	1 0	1 0	0 0	0 0	0 0	0 0
Frank Thomas, R (1, 7) OBP: 0.333, SLG: 0.515	0-0 1B 2-3 3-H 1B			0-0 P3		0-0 F7			0-0 2-3	4	0	1	1	0	0	0
Marv Throneberry, L (1, 3) OBP: 0.308, SLG: 0.425	0-0 1-3			0-0 F9			0-0 F3		0-3 K	4	0	0	0	0	1	2
Rick Herrscher, R (1, 5) OBP: 0.222, SLG: 0.346	0-0 2-H 3-H 1B			0-3 K			0-0 WP 1B 1B		0-0 F7	4	1	2	1	0	1	0
Rod Kanehl, R (1, 4) OBP: 0.327, SLG: 0.361		0-0 F3			0-0 2B		0-0 L8			3	0	1	0	0	0	1
Joe Pignatano, R (1, 2) OBP: 0.341, SLG: 0.308 Ken MacKenzie, R (6, 1) OBP: 0.100, SLG: 0.100 Felix Mantilla, R (7, PH) OBP: 0.324, SLG: 0.396 Bob Miller, R (8, 1) OBP: 0.167, SLG: 0.233		0-0 F7			0-0 F9		0-0 FC4-6 1-H 1B			2 0 1 1	0 0 0 0	0 0 1 0	0 0 1 0	0 0 0 0	0 0 0 1	1 0 0 0
Bob Miller, R (1, 1) OBP: 0.167, SLG: 0.233 Choo-Choo Coleman, L (5, PH) OBP: 0.295, SLG: 0.518 (6, 2)		0-3 K			0-0 G3		0-0 FC4-6 1-2f			1 2	0 0	0 0	0 0	0 0	1 0	0 2
Inning Stats	R: 2 E: 0 K: 1 S: 8 H: 4 LOB: 2 BB: 0 P: 8	R: 0 E: 0 K: 1 S: 5 H: 0 LOB: 0 BB: 0 P: 5	R: 0 E: 0 K: 1 S: 5 H: 0 LOB: 0 BB: 0 P: 5	R: 0 E: 0 K: 1 S: 5 H: 0 LOB: 0 BB: 0 P: 5	R: 0 E: 0 K: 0 S: 4 H: 1 LOB: 1 BB: 0 P: 4	R: 0 E: 0 K: 1 S: 5 H: 0 LOB: 0 BB: 0 P: 5	R: 1 E: 0 K: 0 S: 5 H: 2 LOB: 1 BB: 0 P: 5	R: 0 E: 1 K: 0 S: 3 H: 0 LOB: 0 BB: 0 P: 3	R: 0 E: 0 K: 1 S: 5 H: 0 LOB: 0 BB: 0 P: 5	1B: 5 2B: 2 3B: 0 HR: 0	SF: 0 SAC: 0 DP: 1 HBP: 0						

livebaseballscorecards.com

AB	33
R	3
H	7
RBI	3
BB	0
SO	6
LOB	9

PITCHER		IP	WLS	BF	H	R	ER	SO	BB	IBB	HBP	BLK	WP	HR	S	P	ERA	WHIP
Al McBean, R ERA: 3.26	(1, 1)	6.2	W	26	7	3	3	5	0	0	0	0	1	0	36	36	4.05	1.050
Diomedes Olivo, L ERA: 2.74	(7, 1)	0.1		1	0	0	0	0	0	0	0	0	0	0	1	1	0.00	0.000
Roy Face, R ERA: 1.37	(8, 1)	2.0	S	6	0	0	0	1	0	0	0	0	0	0	8	8	0.00	0.000

PITCHER	IP	WLS	BF	H	R	ER	SO	BB	IBB	HBP	BLK	WP	HR	S	P	ERA	WHIP

Pittsburgh Pirates @ New York Mets

Polo Grounds, New York, NY

Tue Aug 21 1962, 3:33 AM EDT

Unknown

TOP

livebaseballscorecards.com

Batter	1	2	3	4	5	6	7	8	9	AB	R	H	RBI	BB	SO	LOB
Bill Virdon, L (1, 8) OBP: 0.279, SLG: 0.352	4-3	G3			4-3	FC4 1B 2-H 3-H		K	BB 1-2 2-3	5	0	1	2	1	1	0
Dick Groat, R (1, 6) OBP: 0.339, SLG: 0.358	2B 2B		F9		FC3-6 2B	FC4 1-2f			G3 F9	6	1	2	0	0	0	4
Bob Skinner, L (1, 7) OBP: 0.404, SLG: 0.544	K		K		FC3-6 HBP		2B BB		BB E BB 1B	3	2	1	0	1	2	1
Smoky Burgess, L (1, 2) OBP: 0.396, SLG: 0.536 Howie Goss, R (9, PR) OBP: 0.319, SLG: 0.390 Don Leppert, R (9, 2) OBP: 0.315, SLG: 0.336	2B BB		F9		FC3-6 1-2f 2-3		2B 1-H		BB E BB 1-2	3 0 0	0 1 0	1 0 0	1 0 0	2 0 0	0 0 0	2 0 0
Roberto Clemente, R (1, 9) OBP: 0.361, SLG: 0.465	1-3 2-H 2B			K	K		1-3		E BB 1-2 2-3	4	1	1	1	1	2	3
Donn Clendenon, R (1, 3) OBP: 0.367, SLG: 0.405 Jim Marshall, L (9, PH) OBP: 0.346, SLG: 0.474 (9, 3)	BB			5-3		G3 E 1B 1B	4-3		E5 1B 1-H 2-H 3-H	3 1	1 1	1 0	0 1	1 0	0 0	1 0
Don Hoak, R (1, 5) OBP: 0.321, SLG: 0.365	K			BB		E4 G3 1B 1-2	P3		K	4	1	0	0	1	2	7
Bill Mazeroski, R (1, 4) OBP: 0.300, SLG: 0.423		F7		BB 1-2		G3 1-2 2-3		F7	BB 1B IBB	3	0	0	0	2	0	2
Joe Gibbon, R (1, 1) OBP: 0.176, SLG: 0.176 Earl Francis, R (4, 1) OBP: 0.179, SLG: 0.231 Jack Lamabe, R (6, 1) Dick Schofield, S (8, PH) OBP: 0.387, SLG: 0.400 Diomedes Olivo, L (8, 1) OBP: 0.308, SLG: 0.333 Roy Face, R (9, 1)		F3		1-3		1-3		4-3	BB 1-2 3-H 1B	2 1 0 1 1 0	0 0 0 0 0 0	0 0 0 0 1 0	0 0 0 0 1 0	0 0 0 0 0 0	0 0 0 0 0 0	2 2 0 0 0 0
Inning Stats	R: 1 H: 2 E: 0 LOB: 3 K: 2 BB: 2 S: 9 P: 17	R: 0 H: 0 E: 0 LOB: 0 K: 0 BB: 0 S: 3 P: 3	R: 0 H: 0 E: 0 LOB: 0 K: 1 BB: 0 S: 5 P: 5	R: 0 H: 0 E: 0 LOB: 2 K: 1 BB: 2 S: 5 P: 13	R: 0 H: 1 E: 0 LOB: 2 K: 1 BB: 0 S: 6 P: 7	R: 2 H: 2 E: 1 LOB: 1 K: 0 BB: 0 S: 6 P: 6	R: 1 H: 1 E: 0 LOB: 1 K: 0 BB: 1 S: 4 P: 8	R: 0 H: 0 E: 0 LOB: 0 K: 1 BB: 0 S: 5 P: 5	R: 4 H: 2 E: 1 LOB: 3 K: 1 BB: 4 S: 8 P: 24	1B: 4 SF: 0 2B: 4 SAC: 0 3B: 0 DP: 0 HR: 0 HBP: 1						WP: 0 PA: 47 PB: 0 SB: 0 CS: 0

	AB	37
	R	8
	H	8
	RBI	6
	BB	9
	SO	7
	LOB	24

PITCHER	IP	WLS	BF	H	R	ER	SO	BB	IBB	HBP	BLK	WP	HR	S	P	ERA	WHIP
Craig Anderson, R (1, 1) ERA: 5.61	8.1		40	7	6	3	6	6	0	1	0	0	0	45	70	3.24	1.560
Roger Craig, R (9, 1) ERA: 4.5	0.1	L	6	1	2	0	1	2	1	0	0	0	0	5	17	0.00	9.000
Ray Daviault, R (9, 1) ERA: 6.49	0.1		1	0	0	0	0	0	0	0	0	0	0	1	1	0.00	0.000

PITCHER	IP	WLS	BF	H	R	ER	SO	BB	IBB	HBP	BLK	WP	HR	S	P	ERA	WHIP

Batter	1	2	3	4	5	6	7	8	9	AB	R	H	RBI	BB	SO	LOB
Joe Christopher, R (1, 9) OBP: 0.291, SLG: 0.301	BBBB 4-0 FC4-6 S BB		SSS 0-3 ② K		BBBB 4-0 E SH1-3 BB	x 0-0 1B 1-2 2-H 1B 1B		x 0-0 ① F8		3	1	1	1	2	1	1
Charlie Neal, R (1, 6) OBP: 0.321, SLG: 0.394	BBBB 4-0 FC4-6 1-2 BB		x 0-0 ③ 4-3		x 0-0 ① SH1-3 1-2	x 0-0 1B E 1-2 2-3 1B		x 0-0 ② FC5-4 1-2f		3	1	1	0	1	0	1
Felix Mantilla, R (1, 5) OBP: 0.322, SLG: 0.393	x 0-0 ① FC4-6 1-2f 2-3			x 0-0 ① 6-3	x 0-0 E5 2-3	x 0-0 E8 1-H 2-H 3-H 1B		SSS 0-3 ③ K		5	0	1	2	0	1	4
Frank Thomas, R (1, 7) OBP: 0.333, SLG: 0.520	x 0-0 ② F6			x 0-0 HR	SSS 0-3 ② K	x 0-0 ② 5-3			x 0-0 1B 1B	5	1	2	1	0	1	5
Jim Hickman, R (1, 8) OBP: 0.326, SLG: 0.422 Marv Throneberry, L (5, PH) OBP: 0.308, SLG: 0.424 (6, 3)	SSS 0-3 ③ K			x 0-0 ② F9	x 0-0 ③ F2	x 0-0 ③ F9			x 0-0 1-2 1B	2 3	0 0	0 1	0 0	0 0	1 0	2 3
Rick Herrscher, R (1, 3) OBP: 0.241, SLG: 0.333 Richie Ashburn, L (6, 8) OBP: 0.423, SLG: 0.399		x 0-0 ① F4		BBBB 4-0 BB BB BB		x 0-0 BB 1B 1B	x 0-0 ① F6		x 0-0 ① F9	1 3	0 1	0 1	0 0	1 0	0 0	0 2
Rod Kanehl, R (1, 4) OBP: 0.328, SLG: 0.357		x 0-0 ② F2		BBBB 4-0 BB 1-2 BB		BBBB 4-0 1B FC1-2-5 1-2 BB	x 0-0 ② P5		x 0-0 ② F9	3	0	0	0	2	0	2
Joe Pignatano, R (1, 2) OBP: 0.354, SLG: 0.310 Gene Woodling, L (9, PH) OBP: 0.383, SLG: 0.421		x 0-0 ③ F2		BBBB 4-0 FC6-4 1-2 2-3 BB		x 0-0 FC1-2-5 1B 1-3 2-H 1B	x 0-0 ③ 6-3		x 0-0 ③ F8	3 1	1 0	1 0	1 0	1 0	0 0	0 2
Craig Anderson, R (1, 1) OBP: 0.125, SLG: 0.087 Roger Craig, R (9, 1) OBP: 0.111, SLG: 0.051 Ray Daviault, R (9, 1) OBP: 0.154, SLG: 0.083			x 0-0 ① 3-1	x 0-0 ③ FC6-4 1-2f		x 0-0 ① FC1-2-5 1B 1B 1B 1-2 3-H		BBBB 4-0 FC5-4 BB		3 0 0	1 0 0	0 0 0	0 0 0	1 0 0	0 0 0	5 0 0
Inning Stats	R: 0 E: 0 K: 1 S: 5 H: 0 LOB: 2 BB: 2 P: 13	R: 0 E: 0 K: 0 S: 3 H: 0 LOB: 0 BB: 0 P: 3	R: 0 E: 0 K: 1 S: 5 H: 0 LOB: 0 BB: 0 P: 5	R: 1 E: 0 K: 0 S: 4 H: 1 LOB: 3 BB: 3 P: 16	R: 0 E: 1 K: 1 S: 6 H: 0 LOB: 2 BB: 1 P: 10	R: 5 E: 1 K: 0 S: 8 H: 5 LOB: 1 BB: 1 P: 12	R: 0 E: 0 K: 0 S: 3 H: 0 LOB: 0 BB: 0 P: 3	R: 0 E: 0 K: 1 S: 5 H: 0 LOB: 1 BB: 1 P: 9	R: 0 E: 0 K: 0 S: 5 H: 2 LOB: 2 BB: 0 P: 5	1B: 7 2B: 0 3B: 0 HR: 1	SF: 0 SAC: 1 DP: 0 HBP: 0					

PITCHER		IP	WLS	BF	H	R	ER	SO	BB	IBB	HBP	BLK	WP	HR	S	P	ERA	WHIP
Joe Gibbon, L ERA: 3.99	(1, 1)	3.2		17	1	1	1	2	5	0	0	0	0	1	16	36	2.46	1.636
Earl Francis, R ERA: 3.92	(4, 1)	1.2		11	3	4	4	1	2	0	0	0	0	0	11	19	21.60	3.000
Jack Lamabe, R ERA: 3.16	(6, 1)	1.2		7	2	1	0	0	0	0	0	0	0	0	7	7	0.00	1.200
Diomedes Olivo, L ERA: 2.7	(8, 1)	1.0	W	6	2	0	0	1	1	0	0	0	0	0	7	11	0.00	3.000
Roy Face, R ERA: 1.36	(9, 1)	1.0	S	3	0	0	0	0	0	0	0	0	0	0	3	3	0.00	0.000

PITCHER	IP	WLS	BF	H	R	ER	SO	BB	IBB	HBP	BLK	WP	HR	S	P	ERA	WHIP

BOTTOM

Pittsburgh Pirates @ New York Mets

Polo Grounds, New York, NY

Tue Aug 21 1962, 3:33 AM EDT

Unknown

livebaseballscorecards.com

AB	35
R	6
H	8
RBI	5
BB	8
SO	4
LOB	27

1B: 7	SF: 0	WP: 0	PA: 44
2B: 0	SAC: 1	PB: 0	
3B: 0	DP: 0	SB: 1	
HR: 1	HBP: 0	CS: 0	

Batter	1	2	3	4	5	6	7	8	9	AB	R	H	RBI	BB	SO	LOB
Bill Virdon, L (1, 8) OBP: 0.279, SLG: 0.351	PB FC 1B 1B	4-3			F7		F5			4	1	1	0	0	0	1
Dick Groat, R (1, 6) OBP: 0.336, SLG: 0.356	FC PB 1B 1-2		P5		P4		6-3			4	1	0	0	0	0	1
Bob Skinner, L (1, 7) OBP: 0.401, SLG: 0.539 Roberto Clemente, R (8, 9) OBP: 0.361, SLG: 0.465	K 1-2 2-3		K			F5		3-1		4 0	0 0	0 0	0 0	0 0	2 0	2 0
Dick Stuart, R (1, 3) OBP: 0.285, SLG: 0.394	G1-4-3 1B 2-H 3-H		1-3			BB 1B		K		4	0	2	2	0	1	0
Bill Mazeroski, R (1, 4) OBP: 0.298, SLG: 0.419	G1-4-3 1-2f			K		K		F5		4	0	0	0	0	2	2
Johnny Logan, R (1, 5) OBP: 0.353, SLG: 0.355		1B 1B 1B		P3		BB 1-2			6-3	3	1	1	0	1	0	0
Howie Goss, R (1, 9) OBP: 0.316, SLG: 0.384 (8, 7)		F7		S 1B		P2			K	4	0	1	0	0	1	3
Don Leppert, R (1, 2) OBP: 0.313, SLG: 0.360		F8		6-3 1-2			HR		4-3	4	1	1	1	0	0	2
Harvey Haddix, L (1, 1) OBP: 0.217, SLG: 0.341 Roy Face, R (9, 1)		1-H 1B			F9		4-3			3 0	0 0	1 0	1 0	0 0	0 0	0 0
Inning Stats	R: 2 E: 0 K: 1 S: 7 H: 2 LOB: 0 BB: 0 P: 7	R: 1 E: 0 K: 0 S: 5 H: 2 LOB: 1 BB: 0 P: 5	R: 0 E: 0 K: 1 S: 5 H: 0 LOB: 0 BB: 0 P: 5	R: 0 E: 0 K: 1 S: 6 H: 1 LOB: 1 BB: 0 P: 6	R: 0 E: 0 K: 0 S: 3 H: 0 LOB: 0 BB: 0 P: 3	R: 0 E: 0 K: 1 S: 6 H: 1 LOB: 2 BB: 1 P: 10	R: 1 E: 0 K: 0 S: 4 H: 1 LOB: 0 BB: 0 P: 4	R: 0 E: 0 K: 1 S: 5 H: 0 LOB: 0 BB: 0 P: 5	R: 0 E: 0 K: 1 S: 5 H: 0 LOB: 0 BB: 0 P: 5	1B: 6 2B: 0 3B: 0 HR: 1	SF: 0 SAC: 0 DP: 1 HBP: 0					

TOP

Pittsburgh Pirates @ New York Mets

Polo Grounds, New York, NY

Tue Aug 21 1962, 3:38 AM EDT

Att. 4,184 - Unknown

livebaseballscorecards.com

AB	34
R	4
H	7
RBI	4
BB	1
SO	6
LOB	11

PITCHER		IP	WLS	BF	H	R	ER	SO	BB	IBB	HBP	BLK	WP	HR	S	P	ERA	WHIP
Bob Moorhead, R ERA: 4.38	(1, 1)	6.0		25	6	3	2	4	1	0	0	0	0	0	32	36	3.00	1.167
Ray Daviault, R ERA: 6.42	(7, 1)	2.0		7	1	1	1	1	0	0	0	0	0	1	9	9	4.50	0.500
Bob Miller, R ERA: 5.25	(9, 1)	0.0		0	0	0	0	0	0	0	0	0	0	0	0	0	∞	∞

PITCHER		IP	WLS	BF	H	R	ER	SO	BB	IBB	HBP	BLK	WP	HR	S	P	ERA	WHIP

WP: 0 PA: 35
PB: 1
SB: 1
CS: 0

BOTTOM

Pittsburgh Pirates @ New York Mets

Polo Grounds, New York, NY

Tue Aug 21 1962, 3:38 AM EDT

Att. 4,184 - Unknown

Batter	1	2	3	4	5	6	7	8	9	AB	R	H	RBI	BB	SO	LOB
Joe Christopher, R (1, 9) OBP: 0.294, SLG: 0.299	P6		1B		P5		5-3		HR BB	4	1	1	0	1	0	0
Charlie Neal, R (1, 6) OBP: 0.320, SLG: 0.392	L1		K		P3		1B		K	5	0	1	0	0	2	3
Felix Mantilla, R (1, 5) OBP: 0.328, SLG: 0.398	6-3		1-3 1B		1B		1-2 1B		1-2 2-H HR	5	1	4	1	0	0	0
Frank Thomas, R (1, 7) OBP: 0.332, SLG: 0.517		5-3	F7		1-2 FC5-4 1B		P4		F8	5	0	1	0	0	0	6
Jim Hickman, R (1, 8) OBP: 0.328, SLG: 0.421 Marv Throneberry, L (9, PH) OBP: 0.310, SLG: 0.437		1B BB		2B 5-3 1B	FC5-4 1-2f		K		1-H 2-H HR	3 1	1 1	1 1	0 3	1 0	1 0	4 0
Rick Herrscher, R (1, 3) OBP: 0.242, SLG: 0.355		K		5-3 1-3 2B		P4		F7		4	0	1	0	0	1	1
Rod Kanehl, R (1, 4) OBP: 0.331, SLG: 0.357		FC6-4 1-2 1B		5-3 2-3 3-H		BB		K		3	0	1	1	1	1	1
Chris Cannizzaro, R (1, 2) OBP: 0.318, SLG: 0.250 Gene Woodling, L (6, PH) OBP: 0.382, SLG: 0.419 Ray Daviault, R (7, 1) OBP: 0.154, SLG: 0.083 Joe Pignatano, R (8, PH) OBP: 0.347, SLG: 0.302 (9, 2)		FC6-4 1-2f		K		K		6-3		2 1 0 1	0 0 0 0	0 0 0 0	0 0 0 0	1 1 0 0	3 1 0 0	
Bob Moorhead, R (1, 1) OBP: 0.231, SLG: 0.048 Choo-Choo Coleman, L (6, PH) OBP: 0.290, SLG: 0.509 (7, 2) Bob Miller, R (9, 1) OBP: 0.167, SLG: 0.233 Richie Ashburn, L (9, PH) OBP: 0.425, SLG: 0.401			K	K		K			BB 1B	2 1 0 1	0 0 0 1	0 0 0 1	0 0 0 0	0 1 0 0	2 1 0 0	1 1 0 0
Inning Stats	R: 0 E: 0 K: 0 S: 3 H: 0 LOB: 0 BB: 0 P: 3	R: 0 E: 0 K: 1 S: 6 H: 1 LOB: 2 BB: 1 P: 10	R: 0 E: 0 K: 2 S: 9 H: 2 LOB: 2 BB: 0 P: 9	R: 1 E: 0 K: 2 S: 9 H: 2 LOB: 1 BB: 0 P: 9	R: 0 E: 0 K: 0 S: 5 H: 2 LOB: 2 BB: 0 P: 5	R: 0 E: 0 K: 2 S: 7 H: 0 LOB: 1 BB: 1 P: 11	R: 0 E: 0 K: 1 S: 7 H: 2 LOB: 2 BB: 0 P: 7	R: 0 E: 0 K: 1 S: 5 H: 0 LOB: 0 BB: 0 P: 5	R: 4 E: 0 K: 1 S: 7 H: 3 LOB: 0 BB: 1 P: 11	1B: 10 2B: 1 3B: 0 HR: 1	SF: 0 SAC: 0 DP: 0 HBP: 0						

PITCHER		IP	WLS	BF	H	R	ER	SO	BB	IBB	HBP	BLK	WP	HR	S	P	ERA	WHIP
Harvey Haddix, L ERA: 4.53	(1, 1)	8.0		37	10	3	3	9	3	0	0	0	0	0	52	64	3.38	1.625
Roy Face, R ERA: 1.57	(9, 1)	0.2	L	4	2	2	2	1	0	0	0	0	0	1	6	6	27.00	3.000

PITCHER	IP	WLS	BF	H	R	ER	SO	BB	IBB	HBP	BLK	WP	HR	S	P	ERA	WHIP

AB	38
R	5
H	12
RBI	5
BB	3
SO	10
LOB	21

WP: 0	PB: 0	SB: 0	CS: 0
PA: 41			

livebaseballscorecards.com

San Francisco Giants @ New York Mets

Polo Grounds, New York, NY

Wed Aug 22 1962, 7:05 PM EDT

Att. 33,569 - Unknown

TOP

livebaseballscorecards.com

Batter	1	2	3	4	5	6	7	8	9	AB	R	H	RBI	BB	SO	LOB
Harvey Kuenn, R (1, 5) OBP: 0.370, SLG: 0.440	0-0 ① 1B		0-0 ② G3		0-0 ② 1-3			4-0 FC4-6 BB 1-2	0-0 ③ 5-3	4	0	1	0	1	0	0
Chuck Hiller, L (1, 4) OBP: 0.336, SLG: 0.340	0-0 ② G3		4-0 1B BB		0-0 ③ G3			0-0 ① FC4-6 1B 1-2f 2-3		3	1	0	0	1	0	2
Willie Mays, R (1, 8) OBP: 0.381, SLG: 0.615	0-3 ③ K		0-0 FC6-4 1B 1-2			0-0 ① 5-3		0-0 1B FC6-4 1B 1-2 3-H		4	1	2	1	0	1	0
Orlando Cepeda, R (1, 3) OBP: 0.352, SLG: 0.522		0-3 ① K	0-0 ③ FC6-4 1-2f			0-3 ② K		0-0 FC6-4 1B 1-3 2-H		4	0	1	1	0	2	2
Felipe Alou, R (1, 9) OBP: 0.359, SLG: 0.524		0-0 E8 WP 1B G3		4-0 BB		0-0 ③ 1-3		0-0 ② FC6-4 1B 1-2f 3-H		3	1	1	1	1	0	1
Matty Alou, L (1, 7) OBP: 0.326, SLG: 0.336		0-0 ② G3 2-3		0-0 ① F7			0-0 G5-4-3 1B 1-2	0-0 1B		3	0	1	0	0	0	2
Carl Boles, R (8, PH) OBP: 0.364, SLG: 0.364 (8, 7)										1	0	1	0	0	0	0
Tom Haller, L (1, 2) OBP: 0.390, SLG: 0.477		4-0 FC5-4 BB 3-H		0-3 ② K			0-3 ① K	0-0 ③ 4-3		3	0	0	0	1	2	4
Jose Pagan, R (1, 6) OBP: 0.313, SLG: 0.336		0-0 ③ FC5-4 1-2f		0-0 ③ F3			0-0 ②③ G5-4-3 1-2f		0-0 G3-6-3 1B	4	0	1	0	0	0	3
Jack Sanford, R (1, 1) OBP: 0.213, SLG: 0.229 Ed Bailey, L (8, PH) OBP: 0.341, SLG: 0.462 Jim Davenport, R (8, PR) OBP: 0.369, SLG: 0.491 Don Larsen, R (8, 1) OBP: 0.217, SLG: 0.304 Bob Garibaldi, L (8, 1) Willie McCovey, L (9, PH) OBP: 0.373, SLG: 0.646			0-3 ① K		0-3 ① K			4-0 FC4-6 BB 1B BB	0-0 ①② G3-6-3 1-2f	2 0 0 0 0 1	0 0 1 0 0 0	0 0 0 0 0 0	0 0 0 0 0 0	0 1 0 0 0 0	2 1 0 0 0 0	0 0 0 0 0 1
Inning Stats	R: 0 H: 1 E: 0 LOB: 0 K: 1 BB: 0 S: 5 P: 5	R: 1 H: 1 E: 1 LOB: 1 K: 1 BB: 1 S: 6 P: 10	R: 0 H: 1 E: 0 LOB: 2 K: 1 BB: 1 S: 6 P: 10	R: 0 H: 0 E: 0 LOB: 1 K: 1 BB: 1 S: 5 P: 9	R: 0 H: 0 E: 0 LOB: 0 K: 1 BB: 0 S: 5 P: 5	R: 0 H: 0 E: 0 LOB: 0 K: 1 BB: 0 S: 5 P: 5	R: 0 H: 1 E: 0 LOB: 0 K: 1 BB: 0 S: 5 P: 5	R: 3 H: 3 E: 0 LOB: 2 K: 0 BB: 2 S: 6 P: 14	R: 0 H: 1 E: 0 LOB: 0 K: 0 BB: 0 S: 3 P: 3	1B: 8 2B: 0 3B: 0 HR: 0	SF: 0 SAC: 0 DP: 2 HBP: 0					

	AB	32
	R	4
	H	8
	RBI	3
	BB	5
	SO	7
	LOB	15

WP: 1 PA: 37
PB: 0
SB: 0
CS: 0

PITCHER		IP	WLS	BF	H	R	ER	SO	BB	IBB	HBP	BLK	WP	HR	S	P	ERA	WHIP
Bob Miller, R ERA: 5.15	(1, 1)	7.1		30	5	4	3	7	5	0	0	0	1	0	39	59	3.68	1.364
Ken MacKenzie, L ERA: 4.91	(8, 1)	0.2	W	4	2	0	0	0	0	0	0	0	0	0	4	4	0.00	3.000
Roger Craig, R ERA: 4.48	(9, 1)	1.0	S	3	1	0	0	0	0	0	0	0	0	0	3	3	0.00	1.000

PITCHER		IP	WLS	BF	H	R	ER	SO	BB	IBB	HBP	BLK	WP	HR	S	P	ERA	WHIP

Batter	1	2	3	4	5	6	7	8	9	AB	R	H	RBI	BB	SO	LOB
Richie Ashburn, L (1, 8) OBP: 0.428, SLG: 0.403	0-0 1-3 1B 2B 1B	0-0 ③ PO 1-2	0-0 ① 6-3			0-0 6-3 1B		BBBB 4-0 1B 1-2 BB		3	1	2	0	1	0	0
Charlie Neal, R (1, 6) OBP: 0.322, SLG: 0.393	0-0 1-3 1-2 2B 1B		0-0 ② 4-3			0-0 ①② 6-3 1-2		0-0 1-2 2-H 1B		4	1	2	1	0	0	1
Felix Mantilla, R (1, 5) OBP: 0.327, SLG: 0.405 Rick Herrscher, R (9, 5) OBP: 0.242, SLG: 0.355	0-0 ① 1-3 1-2 2-3		0-0 ③ F3			0-0 HR		0-0 ① B1		4 0	1 0	1 0	1 0	0 0	0 0	4 0
Frank Thomas, R (1, 7) OBP: 0.329, SLG: 0.513 Roger Craig, R (9, 1) OBP: 0.111, SLG: 0.051	SSS 0-3 ② K			0-0 ① F6		SSS 0-3 ③ K		SSS 0-3 ② K		4 0	0 0	0 0	0 0	0 0	3 0	4 0
Marv Throneberry, L (1, 3) OBP: 0.309, SLG: 0.438	0-0 ③ 2-H 3-H 2B			0-0 ② 4-3			0-0 ① 3-1	0-0 ③ 6-3		4	0	1	2	0	0	2
Choo-Choo Coleman, L (1, 2) OBP: 0.292, SLG: 0.533		0-0 FC 3B		0-0 ③ F7			0-0 E3			3	1	1	0	0	0	0
Rod Kanehl, R (1, 4) OBP: 0.327, SLG: 0.352		0-0 FC PO 3-H			SSS 0-3 ① K		0-0 ② F8			3	0	0	1	0	1	1
Jim Hickman, R (1, 9) OBP: 0.325, SLG: 0.416		0-0 ① F6			SSS 0-3 ② K2-3		0-0 ③ F7			3	0	0	0	0	1	2
Bob Miller, R (1, 1) OBP: 0.156, SLG: 0.219 Ken MacKenzie, R (8, 1) OBP: 0.091, SLG: 0.091 Joe Christopher, R (8, PR) OBP: 0.294, SLG: 0.299 (9, 7)		0-0 ② F8			SSS 0-3 ③ K			0-0 E4 BB 1B		2 1 0	0 0 1	0 0 0	0 0 0	1 0 0	1 0 0	1 0 0
Inning Stats	R: 2 E: 0 K: 1 S: 7 H: 3 LOB: 1 BB: 0 P: 7	R: 1 E: 0 K: 0 S: 4 H: 1 LOB: 0 BB: 0 P: 4	R: 0 E: 0 K: 0 S: 3 H: 0 LOB: 0 BB: 0 P: 3	R: 0 E: 0 K: 0 S: 3 H: 0 LOB: 0 BB: 0 P: 3	R: 0 E: 0 K: 3 S: 9 H: 0 LOB: 0 BB: 0 P: 9	R: 1 E: 0 K: 1 S: 6 H: 2 LOB: 0 BB: 0 P: 6	R: 0 E: 1 K: 0 S: 4 H: 0 LOB: 1 BB: 0 P: 4	R: 1 E: 1 K: 1 S: 7 H: 1 LOB: 2 BB: 1 P: 11		1B: 4 2B: 1 3B: 1 HR: 1	SF: 0 SAC: 0 DP: 0 HBP: 0					

PITCHER		IP	WLS	BF	H	R	ER	SO	BB	IBB	HBP	BLK	WP	HR	S	P	ERA	WHIP
Jack Sanford, R ERA: 3.5	(1, 1)	7.0		26	6	4	4	5	0	0	0	0	0	1	36	36	5.14	0.857
Don Larsen, R ERA: 5.24	(8, 1)	0.0	L	2	0	1	0	0	1	0	0	0	0	0	1	5	∞	∞
Bob Garibaldi, R ERA: 2.38	(8, 1)	1.0		4	1	0	0	1	0	0	0	0	0	0	6	6	0.00	1.000

PITCHER	IP	WLS	BF	H	R	ER	SO	BB	IBB	HBP	BLK	WP	HR	S	P	ERA	WHIP

BOTTOM

San Francisco Giants @ New York Mets

Polo Grounds, New York, NY

Wed Aug 22 1962, 7:05 PM EDT

Att. 33,569 - Unknown

livebaseballscorecards.com

AB	31
R	5
H	7
RBI	5
BB	1
SO	6
LOB	15

WP: 0 PA: 33
PB: 0
SB: 0
CS: 0

Batter	1	2	3	4	5	6	7	8	9	10	AB	R	H	RBI	BB	SO	LOB
Harvey Kuenn, R (1, 5) OBP: 0.370, SLG: 0.436	F8		K 1-2		1-3		BB		1B BB		3	0	0	0	2	1	1
Carl Boles, R (1, 7) OBP: 0.375, SLG: 0.375	G6-4-3 1B		E6 FC4-6 2-3		K		F7		1-3 1B		5	0	2	0	0	1	2
Willie Mays, R (1, 8) OBP: 0.380, SLG: 0.611	G6-4-3 1-2f		FC4-6 FC6-4 1-2f			G6-4-3 1B	F4		F8		5	0	1	0	0	0	6
Orlando Cepeda, R (1, 3) OBP: 0.350, SLG: 0.520		2B	FC6-4 1-2f			G6-4-3 1-2f		F8		F8	5	0	1	0	0	0	3
Felipe Alou, R (1, 9) OBP: 0.359, SLG: 0.523		P5		G5-4-3 1B		BB 1B		6-3		F8	5	0	2	0	0	0	1
John Orsino, R (1, 2) OBP: 0.400, SLG: 0.385		BB		F8		BB 1-2 1B		2B		1B 1B	4	1	3	0	1	0	1
Jose Pagan, R (1, 6) OBP: 0.314, SLG: 0.335		F7		G5-4-3 1-2f		BB 1-2 2-3		6-3		1B 1-2 1B	4	0	1	0	1	0	4
Ernie Bowman, R (1, 4) OBP: 0.237, SLG: 0.324		G3			HR	F7			3-1	1-3 2-H 1B	5	1	2	2	0	0	5
Juan Marichal, R (1, 1) OBP: 0.244, SLG: 0.230			E E 1B		6-3		1-3		6-3	4-3	5	0	1	0	0	0	2
Inning Stats	R: 0 E: 0 K: 0 S: 3 H: 1 LOB: 0 BB: 0 P: 3	R: 0 E: 0 K: 0 S: 4 H: 1 LOB: 2 BB: 1 P: 8	R: 0 E: 1 K: 1 S: 7 H: 1 LOB: 2 BB: 0 P: 7	R: 0 E: 0 K: 0 S: 3 H: 1 LOB: 0 BB: 0 P: 3	R: 1 E: 0 K: 1 S: 6 H: 1 LOB: 0 BB: 0 P: 6	R: 0 E: 0 K: 0 S: 5 H: 3 LOB: 3 BB: 1 P: 9	R: 0 E: 0 K: 0 S: 3 H: 0 LOB: 1 BB: 1 P: 7	R: 0 E: 0 K: 0 S: 4 H: 1 LOB: 1 BB: 0 P: 4	R: 0 E: 0 K: 0 S: 4 H: 1 LOB: 2 BB: 1 P: 8	R: 1 E: 0 K: 0 S: 6 H: 3 LOB: 2 BB: 0 P: 6	1B: 10 2B: 2 3B: 0 HR: 1 SF: 0 SAC: 0 DP: 3 HBP: 0						

PITCHER	IP	WLS	BF	H	R	ER	SO	BB	IBB	HBP	BLK	WP	HR	S	P	ERA	WHIP
Al Jackson, L (1, 1) ERA: 4.34	10.0	L	45	13	2	2	2	4	0	0	0	0	1	45	61	1.80	1.700

PITCHER	IP	WLS	BF	H	R	ER	SO	BB	IBB	HBP	BLK	WP	HR	S	P	ERA	WHIP

TOP

San Francisco Giants @ New York Mets

Polo Grounds, New York, NY

Thu Aug 23 1962, 3:33 AM EDT

Att. 18,815 - Unknown

livebaseballscorecards.com

AB	41
R	2
H	13
RBI	2
BB	4
SO	2
LOB	25

WP: 0	PA: 45		
PB: 0			
SB: 0			
CS: 0			

San Francisco Giants @ New York Mets

Polo Grounds, New York, NY

Thu Aug 23 1962, 3:33 AM EDT

Att. 18,815 - Unknown

BOTTOM

Batter	1	2	3	4	5	6	7	8	9	10	AB	R	H	RBI	BB	SO	LOB
Richie Ashburn, L (1, 9) OBP: 0.430, SLG: 0.402	6-3		1B, E, BB		F9-6, BB		F2			1B	3	1	1	0	2	0	0
Charlie Neal, R (1, 6) OBP: 0.320, SLG: 0.391	F9		K		F9-6 1-2			6-3		FC6-4, 1B 1-2	5	0	1	0	0	1	2
Felix Mantilla, R (1, 5) OBP: 0.328, SLG: 0.405	1B		E7, 1B 1-H			F8		K		FC6-4 1-2f	5	0	2	0	0	1	2
Frank Thomas, R (1, 7) OBP: 0.329, SLG: 0.509	F8		5-3			E, BB		F5			3	0	0	0	1	0	2
Marv Throneberry, L (1, 3) OBP: 0.305, SLG: 0.432		E1, 4-3, BB	F6			F5			F8		4	0	0	0	0	0	2
Choo-Choo Coleman, L (1, 2) OBP: 0.304, SLG: 0.524		K		F4		E9, 1B 1-3			CS, BB		3	0	1	0	1	1	1
Rod Kanehl, R (1, 4) OBP: 0.326, SLG: 0.348		4-3, BB 1-2		F8		F8			F2 1-2		3	0	0	0	1	0	3
Jim Hickman, R (1, 8) OBP: 0.322, SLG: 0.412		4-3 1-2 2-3		K			F9			K	3	0	0	0	0	1	2
Joe Christopher, R (10, PH) OBP: 0.292, SLG: 0.298											1	0	0	0	0	1	0
Al Jackson, L (1, 1) OBP: 0.098, SLG: 0.102		B1-3			4-3		F6			K	3	0	0	0	0	0	2
Gene Woodling, L (10, PH) OBP: 0.381, SLG: 0.418											1	0	0	0	0	1	0

Inning Stats	1	2	3	4	5	6	7	8	9	10
	R: 0 E: 0 K: 0 S: 4	H: 1 LOB: 1 BB: 0 P: 4	R: 0 E: 1 K: 1 S: 6	H: 0 LOB: 2 BB: 1 P: 10	R: 1 E: 1 K: 1 S: 6	H: 1 LOB: 1 BB: 1 P: 10	R: 0 E: 0 K: 1 S: 5	H: 0 LOB: 0 BB: 0 P: 5	R: 0 E: 0 K: 0 S: 2	H: 0 LOB: 0 BB: 1 P: 6
	R: 0 E: 1 K: 0 S: 4	H: 1 LOB: 2 BB: 1 P: 8	R: 0 E: 0 K: 0 S: 3	H: 0 LOB: 0 BB: 0 P: 3	R: 0 E: 0 K: 1 S: 5	H: 0 LOB: 0 BB: 0 P: 5	R: 0 E: 0 K: 0 S: 2	H: 0 LOB: 0 BB: 1 P: 6	R: 0 E: 0 K: 2 S: 9	H: 2 LOB: 2 BB: 0 P: 9

	1B	SF	WP	PA
	5	0	0	39
	2B: 1	SAC: 0	PB: 0	
	3B: 0	DP: 1	SB: 0	
	HR: 0	HBP: 0	CS: 1	

PITCHER	IP	WLS	BF	H	R	ER	SO	BB	IBB	HBP	BLK	WP	HR	S	P	ERA	WHIP
Juan Marichal, R (1, 1) ERA: 3.15	10.0	W	39	5	1	0	6	5	0	0	0	0	0	46	66	0.00	1.000

PITCHER	IP	WLS	BF	H	R	ER	SO	BB	IBB	HBP	BLK	WP	HR	S	P	ERA	WHIP

livebaseballscorecards.com

AB	34
R	1
H	5
RBI	0
BB	5
SO	6
LOB	16

Batter	1	2	3	4	5	6	7	8	9	AB	R	H	RBI	BB	SO	LOB
Maury Wills, S (1, 6) OBP: 0.328, SLG: 0.360	F F B X 1-2 E4 S		B X 1-0 1B		B B X 2-0 ① F9		B F F S 1-3 ① K		B B C X 2-1 ① 3-1	5	0	1	0	0	1	0
Jim Gilliam, S (1, 4) OBP: 0.371, SLG: 0.345	C P B B B 4-1 G4-6-3 1-2 BB		C B F X 1-2 ② F8		B B X 2-0 ② F9		B C B C X 2-2 ② 4-3		B C X 1-1 ② 3-1	4	0	0	0	1	0	1
Willie Davis, L (1, 8) OBP: 0.354, SLG: 0.495	X 0-0 ① L9		B F B F F B F X 3-2 ③ F7		C F B X 1-2 HR		C X 0-1 E3		C B C X 1-2 ③ L3	5	1	1	1	0	0	3
Tommy Davis, R (1, 5) OBP: 0.372, SLG: 0.527	B X 1-0 ② ③ G4-6-3 1-2f			B X 1-0 WP BB SF8 1B	F B X 1-1 BB 1B		C F B X 1-2 ③ F9			4	1	2	0	0	0	3
Ron Fairly, L (1, 3) OBP: 0.407, SLG: 0.483		S F B B C 1-3 ① K		F B B B B 4-1 SF8 WP 1-2 5-3 BB	B F B B F F B 4-2 1-2 BB			F B C B B F B 4-2 G5-4-3 BB		1	1	0	0	3	1	0
Frank Howard, R (1, 7) OBP: 0.355, SLG: 0.571		C B X 1-1 ② F6		B X 1-0 ① SF8 1-3 2-H	X 0-0 ③ L7			B B C X 2-1 ① ② G5-4-3 1-2f		3	0	0	1	0	0	3
Duke Snider, L (1, 9) OBP: 0.424, SLG: 0.485		F C B B F X 2-2 1B		C B F B B B 4-2 5-3 WP BB		S X 0-1 ① 4-3		C B X 1-1 E 2B		3	0	2	0	1	0	0
John Roseboro, L (1, 2) OBP: 0.344, SLG: 0.401		B F X 1-1 ③ F4		C B X 1-1 ② 5-3 1-3 3-H		C B C X 1-2 ② F7		B F X 1-1 E5 2-3		4	0	0	1	0	0	3
Don Drysdale, R (1, 1) OBP: 0.242, SLG: 0.275			C X 0-1 ① F8	S C X 0-2 ③ 5-3		C B B C X 2-2 ③ 6-3		S F B B B X 2-2 ③ L8		4	0	0	0	0	0	3
Ron Perranoski, L (8, 1)										0	0	0	0	0	0	0
Inning Stats	R: 0 H: 0 E: 1 LOB: 1 K: 0 BB: 1 S: 7 P: 12	R: 0 H: 1 E: 0 LOB: 1 K: 1 BB: 0 S: 11 P: 16	R: 0 H: 1 E: 0 LOB: 1 K: 0 BB: 0 S: 11 P: 16	R: 2 H: 1 E: 0 LOB: 1 K: 0 BB: 2 S: 10 P: 21	R: 1 H: 2 E: 0 LOB: 2 K: 0 BB: 1 S: 11 P: 21	R: 0 H: 0 E: 0 LOB: 0 K: 0 BB: 0 S: 8 P: 11	R: 0 H: 0 E: 1 LOB: 1 K: 1 BB: 0 S: 11 P: 15	R: 0 H: 1 E: 1 LOB: 2 K: 0 BB: 1 S: 13 P: 23	R: 0 H: 0 E: 0 LOB: 0 K: 0 BB: 0 S: 7 P: 11	1B: 4 SF: 1 2B: 1 SAC: 0 3B: 0 DP: 2 HR: 1 HBP: 0						

PITCHER	IP	WLS	BF	H	R	ER	SO	BB	IBB	HBP	BLK	WP	HR	S	P	ERA	WHIP
Jay Hook, R (1, 1) ERA: 5.15	9.0	W	39	6	3	3	2	5	0	0	0	2	1	89	146	3.00	1.222

PITCHER	IP	WLS	BF	H	R	ER	SO	BB	IBB	HBP	BLK	WP	HR	S	P	ERA	WHIP

TOP

Los Angeles Dodgers @ New York Mets

Polo Grounds, New York, NY

Fri Aug 24 1962, 7:05 PM EDT

Att. 39,741 - Unknown

livebaseballscorecards.com

AB	33
R	3
H	6
RBI	3
BB	5
SO	2
LOB	16

WP: 2	PA:	39
PB: 0		
SB: 1		
CS: 0		

Batter	1	2	3	4	5	6	7	8	9	AB	R	H	RBI	BB	SO	LOB
Richie Ashburn, L (1, 9) OBP: 0.430, SLG: 0.402	B B C C X 2-2 1B 1B		C F B S 1-3 ① K		C B X 1-1 ① L7		X 0-0 ② ③ 1-2 2-3 1B	C X 0-1 ② ③ G4-3 1-2f		5	0	2	0	0	1	2
Charlie Neal, R (1, 6) OBP: 0.318, SLG: 0.387	X 0-0 ① F9		B S B B B X 3-1 ② 5-3		C B B B C C 3-3 ② K		B F B B C S 3-3 ② K			4	0	0	0	0	2	4
Felix Mantilla, R (1, 5) OBP: 0.330, SLG: 0.408	X 0-0 1-3 1B		B X 1-0 2B		B F F S 1-3 ③ K		F S B F S 1-3 ③ K			4	0	2	0	0	2	3
Frank Thomas, R (1, 7) OBP: 0.328, SLG: 0.507 Joe Christopher, R (8, PR) OBP: 0.292, SLG: 0.298 (9, 8)	S X 0-1 ② F4		F B B B S S 3-3 ③ K			B C B X 2-1 ① F6		B B B C X 3-1 E6 BB 1B 1B		4 0	0 1	1 0	0 0	0 0	1 0	3 0
Marv Throneberry, L (1, 3) OBP: 0.308, SLG: 0.441	F F B F B S 2-3 ③ K			X 0-0 HR		C F B X 1-2 ② 4-3		I I I I 4-0 BB 1B IBB		3	1	1	1	1	1	2
Choo-Choo Coleman, L (1, 2) OBP: 0.315, SLG: 0.561		S C X 0-2 HR	F B S B F X 2-2 ① G3			B X 1-0 ③ 4-3		B F F B B F B 4-2 1B 1-2 2-3 1B BB		3	2	1	1	1	0	0
Rod Kanehl, R (1, 4) OBP: 0.328, SLG: 0.362		S B B X 2-1 ① 6-3	C X 0-1 HR				C B F B B X 3-2 ① 5-3	X 0-0 ① 1B 1-2 2-H 3-H 1B		4	2	2	2	0	0	0
Jim Hickman, R (1, 8) OBP: 0.325, SLG: 0.411 Gene Woodling, L (8, PH) OBP: 0.383, SLG: 0.420 Rick Herrscher, R (8, PR) OBP: 0.242, SLG: 0.355 (9, 7)		B C X 1-1 ② 5-3	C B C B B B 4-2 CS BB				B C F B B F B 4-2 1B E BB	X 0-0 1B 1-3 2-H 1B		1 1 0	0 0 0	0 1 0	0 1 0	2 0 0	0 0 0	0 0 0
Jay Hook, L (1, 1) OBP: 0.333, SLG: 0.236		X 0-0 ③ 1-3	C C S 0-3 ② ③ K 1-2				B B B C S X 3-2 E6 1B 1-2	C X 0-1 G4-3 1-2 3-H 1B		4	0	1	1	0	1	2
Inning Stats	R: 0 E: 0 K: 1 S: 11 H: 2 LOB: 2 BB: 0 P: 15	R: 1 E: 0 K: 0 S: 8 H: 1 LOB: 0 BB: 0 P: 11	R: 0 E: 0 K: 2 S: 9 H: 1 LOB: 1 BB: 0 P: 17	R: 2 E: 0 K: 1 S: 12 H: 2 LOB: 0 BB: 1 P: 18	R: 0 E: 0 K: 2 S: 8 H: 0 LOB: 0 BB: 0 P: 13	R: 0 E: 0 K: 0 S: 6 H: 0 LOB: 0 BB: 0 P: 10	R: 0 E: 1 K: 2 S: 17 H: 1 LOB: 3 BB: 1 P: 31	R: 3 E: 1 K: 0 S: 11 H: 4 LOB: 2 BB: 2 P: 22		1B: 7 2B: 1 3B: 0 HR: 3	SF: 0 SAC: 0 DP: 1 HBP: 0			WP: 0 PB: 0 SB: 0 CS: 1	PA: 37	

PITCHER		IP	WLS	BF	H	R	ER	SO	BB	IBB	HBP	BLK	WP	HR	S	P	ERA	WHIP
Don Drysdale, R ERA: 3.07	(1, 1)	7.1	L	34	9	6	6	8	3	1	0	0	0	3	77	132	7.36	1.636
Ron Perranoski, L ERA: 2.01	(8, 1)	0.2		3	2	0	0	0	0	0	0	0	0	0	5	5	0.00	3.000

PITCHER	IP	WLS	BF	H	R	ER	SO	BB	IBB	HBP	BLK	WP	HR	S	P	ERA	WHIP

BOTTOM

Los Angeles Dodgers @ New York Mets

Polo Grounds, New York, NY

Fri Aug 24 1962, 7:05 PM EDT

Att. 39,741 - Unknown

livebaseballscorecards.com

AB	33
R	6
H	11
RBI	6
BB	4
SO	8
LOB	16

Batter	1	2	3	4	5	6	7	8	9	AB	R	H	RBI	BB	SO	LOB
Maury Wills, S (1, 6) OBP: 0.329, SLG: 0.361	C X 0-1 ① 5-3		B C C X 1-2 E4 1B SF9 1B		F B F X 1-2 1B G3-6 1B		C B B X 2-1 ② 1-3		X 0-0 B1-3	5	2	2	0	0	0	0
Jim Gilliam, S (1, 4) (8, 5) OBP: 0.377, SLG: 0.357	B B C X 2-1 4-3 1B		B B C B C X 3-2 FC1-6 2-3 1B		B B X 2-0 G3-6 1-3 1B		C B B B X 3-1 HR		B B B B 4-0 HR BB	4	2	4	1	1	0	0
Willie Davis, L (1, 8) OBP: 0.353, SLG: 0.499	B B S B F F X 3-2 ② 4-3 1-2		B B F X 2-1 ① SF9 3-H		S B B F B F X 3-2 ① ② G3-6 1-2f 3-H		X 0-0 ③ G3		X 0-0 1-H HR	4	1	1	3	0	0	2
Tommy Davis, R (1, 5) (8, 7) OBP: 0.373, SLG: 0.532	C X 0-1 ③ F7		B X 1-0 ② FC1-6 PO 1-2f		B X 1-0 HR			X 0-0 ① L5	X 0-0 1B	5	1	2	1	0	0	2
Ron Fairly, L (1, 3) OBP: 0.410, SLG: 0.496 Larry Burright, R (8, PR) OBP: 0.256, SLG: 0.325 (8, 4)		B C X 1-1 F3 2B	S 1 SAFE 0-1 ③ PO 1-2	B F S B F F F B X 3-2 HR	B X 1-0 ③ 4-3			B B B B 4-0 E 1B 1B BB	S B F S 1-3 ② K	3 1	1 1	2 0	1 0	1 0	0 1	0 1
Frank Howard, R (1, 7) (8, 9) OBP: 0.358, SLG: 0.571		B B X 2-0 ① F9		B L F X 1-2 E 1B		F S B B X 2-2 G3-6 1B		X 0-0 E6 1B 1-3 1B	B S B F S 2-3 ③ K	5	0	3	0	0	1	2
Duke Snider, L (1, 9) OBP: 0.422, SLG: 0.475 Lee Walls, R (8, PH) OBP: 0.316, SLG: 0.304 Tim Harkness, L (8, 3) OBP: 0.339, SLG: 0.345		B B B C F B 4-2 F3 BB	B B C C S 2-3 ① K		B B B X 3-0 ① ② G3-6 1-2f			B L S X 1-2 1-2 3-H 1B		2 1 0	0 0 0	0 1 0	0 1 0	1 0 0	1 0 0	2 0 0
John Roseboro, L (1, 2) OBP: 0.340, SLG: 0.396		B X 1-0 ② F3 1-2 2-3	S 1 SAFE B B C B C 2-3 ② K 1-3		C B X 1-1 ③ 4-3			X 0-0 ② F4		4	0	0	0	0	1	6
Stan Williams, R (1, 1) OBP: 0.123, SLG: 0.200 Ron Perranoski, L (5, 1)		C C B S 1-3 ③ K	S S B S 1-3 ③ K				F B C X 1-2 ① 1-3	C B F S 1-3 ③ K		2 2	0 0	0 0	0 0	0 0	2 1	3 3
Inning Stats	R: 0 H: 1 E: 0 LOB: 1 K: 0 BB: 0 S: 10 P: 15	R: 0 H: 1 E: 0 LOB: 2 K: 1 BB: 1 S: 9 P: 18	R: 1 H: 2 E: 1 LOB: 0 K: 0 BB: 0 S: 10 P: 17	R: 1 H: 2 E: 1 LOB: 1 K: 3 BB: 0 S: 18 P: 27	R: 2 H: 3 E: 0 LOB: 0 K: 0 BB: 0 S: 10 P: 18	R: 0 H: 1 E: 0 LOB: 0 K: 0 BB: 0 S: 6 P: 12	R: 1 H: 1 E: 0 LOB: 0 K: 0 BB: 0 S: 8 P: 14	R: 1 H: 2 E: 1 LOB: 3 K: 1 BB: 1 S: 9 P: 15	R: 2 H: 2 E: 0 LOB: 1 K: 2 BB: 1 S: 9 P: 16	1B: 10 SF: 1 2B: 1 SAC: 0 3B: 0 DP: 2 HR: 4 HBP: 0						

PITCHER	IP	WLS	BF	H	R	ER	SO	BB	IBB	HBP	BLK	WP	HR	S	P	ERA	WHIP
Roger Craig, R (1, 1) ERA: 4.5	7.0	L	30	11	5	4	4	1	0	0	0	0	3	71	121	5.14	1.714
Ken MacKenzie, L (8, 1) ERA: 5.14	2.0		12	4	3	3	3	2	0	0	0	0	1	18	31	13.50	3.000

PITCHER	IP	WLS	BF	H	R	ER	SO	BB	IBB	HBP	BLK	WP	HR	S	P	ERA	WHIP

TOP

Los Angeles Dodgers @ New York Mets

Polo Grounds, New York, NY

Sat Aug 25 1962, 3:33 AM EDT

Att. 21,065 - Unknown

livebaseballscorecards.com

AB	38
R	8
H	15
RBI	7
BB	3
SO	7
LOB	21

WP: 0	PA: 43
PB: 0	
SB: 0	
CS: 0	

BOTTOM

Los Angeles Dodgers @ New York Mets

Polo Grounds, New York, NY

Sat Aug 25 1962, 3:33 AM EDT

Att. 21,065 - Unknown

livebaseballscorecards.com

Batter	1	2	3	4	5	6	7	8	9	AB	R	H	RBI	BB	SO	LOB
Richie Ashburn, L (1, 9) OBP: 0.430, SLG: 0.401	4-3		FC6-4 1B		F8 BB G3 BB		4-3		F9	4	1	1	0	1	0	1
Charlie Neal, R (1, 6) OBP: 0.317, SLG: 0.384	6-3		FC6-4		G3 F8 BB		K FC6-4		G1-6-3	4	0	0	1	1	1	2
Felix Mantilla, R (1, 5) OBP: 0.329, SLG: 0.405	BB		5-3		F8		FC6-4			3	0	0	0	1	0	4
Frank Thomas, R (1, 7) OBP: 0.328, SLG: 0.504	F3			6-3	G3 BB		5-3			3	0	0	0	1	0	2
Marv Throneberry, L (1, 3) OBP: 0.307, SLG: 0.439		P1		F8	G3			FC4 1B		4	0	1	1	0	0	2
Choo-Choo Coleman, L (1, 2) OBP: 0.303, SLG: 0.536		K		E1 2B	K			F4		3	0	0	0	0	2	2
Rick Herrscher, R (8, PH) OBP: 0.235, SLG: 0.344										1	0	0	0	0	0	1
Chris Cannizzaro, R (9, 2) OBP: 0.318, SLG: 0.250										0	0	0	0	0	0	0
Rod Kanehl, R (1, 4) OBP: 0.327, SLG: 0.364		6-3				6-3		FC4		4	0	1	0	0	0	1
Jim Hickman, R (1, 8) OBP: 0.327, SLG: 0.408			1B FC6-4 BB	FC6-4 IBB	K			F3		2	1	0	0	2	1	1
Roger Craig, R (1, 1) OBP: 0.106, SLG: 0.048			K	FC6-4	1-3				G1-6-3 BB	3	0	0	0	0	1	4
Ken MacKenzie, R (8, 1) OBP: 0.091, SLG: 0.091										0	0	0	0	0	0	0
Joe Christopher, R (9, PH) OBP: 0.296, SLG: 0.298										0	0	0	0	1	0	0
Inning Stats	R: 0 E: 0 K: 0 S: 4 H: 0 LOB: 1 BB: 1 P: 9	R: 0 E: 0 K: 1 S: 6 H: 0 LOB: 0 BB: 0 P: 11	R: 1 E: 0 K: 1 S: 14 H: 1 LOB: 1 BB: 1 P: 24	R: 0 E: 1 K: 0 S: 11 H: 1 LOB: 3 BB: 1 P: 20	R: 1 E: 0 K: 1 S: 8 H: 0 LOB: 2 BB: 3 P: 25	R: 0 E: 0 K: 1 S: 5 H: 0 LOB: 0 BB: 0 P: 8	R: 0 E: 0 K: 1 S: 9 H: 0 LOB: 1 BB: 0 P: 14	R: 0 E: 0 K: 0 S: 11 H: 1 LOB: 1 BB: 0 P: 14	R: 0 E: 0 K: 0 S: 6 H: 0 LOB: 0 BB: 1 P: 11	1B: 2 2B: 1 3B: 0 HR: 0	SF: 0 SAC: 0 DP: 1 HBP: 0					

	AB	31
	R	2
	H	3
	RBI	2
	BB	7
	SO	5
	LOB	20

WP: 0 PB: 1 SB: 0 CS: 0 PA: 38

PITCHER	IP	WLS	BF	H	R	ER	SO	BB	IBB	HBP	BLK	WP	HR	S	P	ERA	WHIP
Stan Williams, R (1, 1) ERA: 4.18	4.1		22	2	2	2	2	5	1	0	0	0	0	38	80	4.15	1.615
Ron Perranoski, L (5, 1) ERA: 1.9	4.2	W	16	1	0	0	3	1	0	0	0	0	0	36	56	0.00	0.429

PITCHER	IP	WLS	BF	H	R	ER	SO	BB	IBB	HBP	BLK	WP	HR	S	P	ERA	WHIP

Batter	1	2	3	4	5	6	7	8	9	AB	R	H	RBI	BB	SO	LOB
Maury Wills, S (1, 6) OBP: 0.332, SLG: 0.364	C B B S F B B 4-2 4-3 S 1B BB		X 0-0 1B S G6-4-3 1B	B F X 1-1 FC6 1B 1-4-3 2-3 3-H		F B F B S S X 1-2 S 1B 2B 2-H ② 2-3 K			X 0-0 E4 FC5-4 1-2	3	3	2	1	1	0	1
Daryl Spencer, R (7, PH) OBP: 0.366, SLG: 0.327 (7, 6)										2	0	0	0	0	1	1
Jim Gilliam, S (1, 4) OBP: 0.378, SLG: 0.357	S B F B B S 3-3 ① K 1-2		B B C B B 4-1 G6-4-3 1B 1-2 BB	C B B B X 3-1 ② 1-4-3 1-2		C F B B B F X 3-2 BB E 1B 2-H	B B S B B 4-1 BB		B C B F X 2-2 ② FC5-4 HR 1-2f 2-3	3	1	1	1	1	1	3
Larry Burright, R (6, 4) OBP: 0.258, SLG: 0.323										1	1	0	0	1	0	2
Willie Davis, L (1, 8) OBP: 0.356, SLG: 0.506	B X 1-0 ② 4-3 2-3		X 0-0 G6-4-3 1B 1-2 2-3	X 0-0 2-3 3-H 1B		B F F B B F B B 4-2 E 1B 1-2 BB	F X 0-1 ③ 4-3		C X 0-1 1-H 3-H HR	5	2	3	4	1	0	2
Tommy Davis, R (1, 5) OBP: 0.370, SLG: 0.528	X 0-0 3-H 1B		B C F B X 2-2 ① ② G6-4-3 1-2f 2-3 3-H	X 0-0 ③ F7		F F X 0-2 E1 1B 3B 1-3 2-H		X 0-0 ① F8	F F F S 0-3 ③ K	6	1	1	1	0	1	5
Ron Fairly, L (1, 3) OBP: 0.408, SLG: 0.493	B F F B X 2-2 ③ 4-3		B B X 2-0 ③ 4-3		C F B X 2-2 ① G3	B X 1-0 1-3 3-H 3B 1B		F B X 1-1 HR		4	1	1	1	0	0	2
Tim Harkness, L (7, 3) OBP: 0.349, SLG: 0.411										1	1	1	1	0	0	0
Frank Howard, R (1, 7) OBP: 0.359, SLG: 0.573		S B F B B C 3-3 ① K		B B F B B S F B 4-2 E 1B BB	B F S F B F S 2-3 ② K	X 0-0 1-H 3-H 1B 3B		X 0-0 ② 1-3		4	2	1	2	1	2	0
Duke Snider, L (1, 9) OBP: 0.414, SLG: 0.457		S X 0-1 ② G3		F S X 0-2 FC4 1B E 1-2	B S B X 2-1 ③ 4-3	B F B B B 4-1 1B BB		C B F B X 2-2 ③ 4-3		4	1	0	0	1	0	1
John Roseboro, L (1, 2) OBP: 0.345, SLG: 0.399	B F B F H 3-2 HBP		S F X 0-2 E S 1B 1-3 2-H	x 0-0 E4 SH1-4 2B C B B S X 3-2 1-3 3-H 1B				X 0-0 FC5-4 E HR 1B		3	2	2	2	0	0	0
Doug Camilli, R (6, 2) OBP: 0.359, SLG: 0.518										1	1	1	0	0	0	0
Pete Richert, L (1, 1) OBP: 0.125, SLG: 0.067	S F B B X 2-2 ③ 1-3		S S S 0-3 ① K 1-2			X 0-0 ① SH1-4 1-2	C C B X 1-2 ① F5		B C S C 1-3 ① K	3	0	0	0	0	1	3
Wally Moon, L (9, PH) OBP: 0.347, SLG: 0.360										1	0	0	0	0	1	1
Phil Ortega, R (9, 1)										0	0	0	0	0	0	0
Inning Stats	R: 1 H: 1 E: 0 LOB: 1 K: 1 BB: 1 S: 11 P: 21	R: 0 H: 0 E: 0 LOB: 1 K: 1 BB: 0 S: 10 P: 18	R: 1 H: 2 E: 0 LOB: 1 K: 0 BB: 1 S: 7 P: 15	R: 3 H: 2 E: 2 LOB: 2 K: 1 BB: 1 S: 18 P: 26	R: 0 H: 0 E: 0 LOB: 0 K: 1 BB: 0 S: 10 P: 16	R: 7 H: 5 E: 2 LOB: 2 K: 0 BB: 2 S: 22 P: 38	R: 0 H: 0 E: 0 LOB: 1 K: 1 BB: 1 S: 9 P: 16	R: 1 H: 1 E: 0 LOB: 0 K: 0 BB: 0 S: 7 P: 10	R: 3 H: 2 E: 1 LOB: 0 K: 2 BB: 0 S: 14 P: 17	1B: 9 SF: 0 2B: 1 SAC: 1 3B: 1 DP: 1 HR: 2 HBP: 1						

PITCHER	IP	WLS	BF	H	R	ER	SO	BB	IBB	HBP	BLK	WP	HR	S	P	ERA	WHIP
Craig Anderson, R (1, 1) ERA: 5.58	5.1	L	32	8	11	3	4	4	0	1	0	0	0	73	122	5.06	2.250
Bob Moorhead, R (6, 1) ERA: 4.35	0.2		3	2	1	0	0	1	0	0	0	0	0	5	12	0.00	4.500
Bob Miller, R (7, 1) ERA: 5.15	0.0		0	0	0	0	0	0	0	0	0	0	0	0	0	∞	∞
Ray Daviault, R (8, 1) ERA: 6.36	2.0		10	3	4	1	2	0	0	0	0	0	2	21	27	4.50	1.500

PITCHER	IP	WLS	BF	H	R	ER	SO	BB	IBB	HBP	BLK	WP	HR	S	P	ERA	WHIP

TOP

Los Angeles Dodgers @ New York Mets

Polo Grounds, New York, NY

Sun Aug 26 1962, 3:33 AM EDT

Att. 26,818 - Unknown

livebaseballscorecards.com

AB	41
R	16
H	13
RBI	13
BB	6
SO	7
LOB	21

1B: 9	SF: 0	WP: 0	PA: 49
2B: 1	SAC: 1	PB: 0	
3B: 1	DP: 1	SB: 4	
HR: 2	HBP: 1	CS: 0	

Los Angeles Dodgers @ New York Mets

Polo Grounds, New York, NY

Sun Aug 26 1962, 3:33 AM EDT

Att. 26,818 - Unknown

livebaseballscorecards.com

BOTTOM

Batter	1	2	3	4	5	6	7	8	9	AB	R	H	RBI	BB	SO	LOB
Richie Ashburn, L (1, 9) OBP: 0.432, SLG: 0.405	6-3		2B			4-3		2B, 6-3, 1B	WP, BB	4	1	2	0	1	0	0
Charlie Neal, R (1, 6) OBP: 0.315, SLG: 0.385	6-3		K			E8, BB		HR, 2B	SF8	4	1	1	1	0	1	1
Felix Mantilla, R (1, 5) OBP: 0.327, SLG: 0.401	K			5-3		FC6-4, BB		6-3	F3	4	0	0	1	1	1	3
Frank Thomas, R (1, 7) OBP: 0.327, SLG: 0.502		1B, 1B		K		F8		F9		4	0	1	0	0	1	3
Joe Christopher, R (1, 8) OBP: 0.295, SLG: 0.313		K		4-3		FC6-4		HR		4	1	1	2	0	1	3
Marv Throneberry, L (1, 3) OBP: 0.307, SLG: 0.436		G6-4-3, 1B			K2-3		K	K		4	0	1	0	0	3	0
Rod Kanehl, R (1, 4) OBP: 0.326, SLG: 0.360		G6-4-3			6-3		F9		FC3-6, BB	3	0	0	0	1	0	2
Joe Pignatano, R (1, 2) OBP: 0.346, SLG: 0.304 Choo-Choo Coleman, L (9, PH) OBP: 0.299, SLG: 0.529			F6		FC6-4, 1B		E5		FC3-6, BB, BB, WP	3 1	0 1	1 0	0 0	0 0	0 0	0 1
Craig Anderson, R (1, 1) OBP: 0.115, SLG: 0.080 Bob Moorhead, R (6, 1) OBP: 0.231, SLG: 0.048 Bob Miller, R (7, 1) OBP: 0.156, SLG: 0.219 Jim Hickman, R (7, PH) OBP: 0.326, SLG: 0.406 Ray Daviault, R (8, 1) OBP: 0.154, SLG: 0.083 Gene Woodling, L (9, PH) OBP: 0.385, SLG: 0.420 Rick Herrscher, R (9, PR) OBP: 0.235, SLG: 0.344			K		FC6-4		F7		WP, BB, SF8, BB	2 0 0 1 0 0 0	0 0 0 0 0 0 1	0 0 0 0 0 0 0	0 0 0 0 0 0 1	1 0 0 0 0 0 0	1 0 0 1 0 0 0	1 0 0 0 0 0 0
Inning Stats	R: 0 E: 0 K: 1 S: 9 H: 0 LOB: 0 BB: 0 P: 16	R: 0 E: 0 K: 1 S: 8 H: 2 LOB: 1 BB: 0 P: 10	R: 0 E: 0 K: 2 S: 10 H: 1 LOB: 1 BB: 0 P: 13	R: 0 E: 0 K: 1 S: 8 H: 0 LOB: 0 BB: 0 P: 13	R: 0 E: 0 K: 1 S: 11 H: 1 LOB: 1 BB: 0 P: 17	R: 0 E: 1 K: 0 S: 11 H: 0 LOB: 2 BB: 1 P: 19	R: 0 E: 1 K: 1 S: 9 H: 0 LOB: 1 BB: 0 P: 11	R: 3 E: 0 K: 1 S: 15 H: 3 LOB: 0 BB: 0 P: 22	R: 2 E: 0 K: 0 S: 12 H: 0 LOB: 2 BB: 3 P: 27	1B: 4 2B: 2 3B: 0 HR: 1 SF: 1 SAC: 0 DP: 1 HBP: 0						

	AB	34
	R	5
	H	7
	RBI	4
	BB	4
	SO	8
	LOB	15

WP: 1 PB: 0 SB: 0 CS: 0 PA: 39

PITCHER		IP	WLS	BF	H	R	ER	SO	BB	IBB	HBP	BLK	WP	HR	S	P	ERA	WHIP
Pete Richert, L ERA: 4.33	(1, 1)	8.0	W	33	7	3	3	8	1	0	0	0	0	1	81	121	3.38	1.000
Phil Ortega, R ERA: 7.92	(9, 1)	1.0	S	6	0	2	2	0	3	0	0	0	1	0	12	27	18.00	3.000

PITCHER	IP	WLS	BF	H	R	ER	SO	BB	IBB	HBP	BLK	WP	HR	S	P	ERA	WHIP

Batter	1	2	3	4	5	6	7	8	9	AB	R	H	RBI	BB	SO	LOB
Richie Ashburn, L (1, 7) OBP: 0.431, SLG: 0.403	C B B B B C B 4-2 4-3 1B BB	C B B F B X 3-2 1B			B B C C B F X 3-2 ① 6-3		S S X 0-2 ① 6-3		X 0-0 ① F3	4	1	1	0	1	0	0
Rod Kanehl, R (1, 4) OBP: 0.324, SLG: 0.361	C B C F B X 2-2 ① 4-3 1-2	X 0-0 ③ F9			C F X 0-2 ② 3-1		B F B B X 3-1 1B 2B		X 0-0 ② 5-3	5	1	1	0	0	0	2
Charlie Neal, R (1, 6) OBP: 0.318, SLG: 0.386	B B B S S X 3-2 HBP BB 2-H 1B		X 0-0 ① F9		C B F F B B B 4-2 FC6-4 BB		X 0-0 2-H 1B		X 0-0 ③ 5-3	4	0	2	2	1	0	0
Frank Thomas, R (1, 3) OBP: 0.325, SLG: 0.498	X 0-0 ② F7		B B B C X 3-1 ② 5-3		B C X 1-1 ③ FC6-4 1-2f		S S S 0-3 ② K			4	0	0	0	0	1	3
Felix Mantilla, R (1, 5) OBP: 0.329, SLG: 0.399	B B B B C B 4-1 HBP 1-2 BB		X 0-0 ③ L4			B B B C B 4-1 6-3 E BB	S S B S 1-3 ③ K			2	0	0	0	2	1	1
Joe Christopher, R (1, 9) OBP: 0.299, SLG: 0.314	B B H 3-0 1-2 2-3 HBP			X 0-0 ① F8		S B B X 2-1 E7 6-3 1-2		X 0-0 CS 1B 1B		3	0	1	0	0	0	1
Jim Hickman, R (1, 8) OBP: 0.328, SLG: 0.408	B X 1-0 ③ P3			X 0-0 1B		X 0-0 ① 6-3 1-2 2-3		X 0-0 CS 1-2 1B		4	0	2	0	0	0	5
Joe Pignatano, R (1, 2) OBP: 0.321, SLG: 0.280		X 0-0 ① F8		X 0-0 ② F8		S C B B F B F C 3-3 ② K	S S S 0-3 ①② K 1-2 2-3			4	0	0	0	0	2	5
Al Jackson, L (1, 1) OBP: 0.092, SLG: 0.095		B S B B C S S 3-3 ② K		S S C 0-3 ③ K		S X 0-1 ③ 1-3		S S S 0-3 ③ K		4	0	0	0	0	3	4
Inning Stats	R: 1 H: 1 E: 0 LOB: 3 K: 0 BB: 2 S: 12 P: 29	R: 0 H: 1 E: 0 LOB: 1 K: 1 BB: 0 S: 8 P: 14	R: 0 H: 0 E: 0 LOB: 0 K: 0 BB: 0 S: 4 P: 7	R: 0 H: 1 E: 0 LOB: 1 K: 1 BB: 0 S: 6 P: 6	R: 0 H: 0 E: 0 LOB: 1 K: 0 BB: 1 S: 12 P: 20	R: 0 H: 0 E: 1 LOB: 2 K: 1 BB: 1 S: 11 P: 20	R: 1 H: 2 E: 0 LOB: 1 K: 2 BB: 0 S: 12 P: 16	R: 0 H: 2 E: 0 LOB: 1 K: 2 BB: 0 S: 8 P: 8	R: 0 H: 0 E: 0 LOB: 0 K: 0 BB: 0 S: 3 P: 3	1B: 6 SF: 0 2B: 1 SAC: 0 3B: 0 DP: 0 HR: 0 HBP: 1						

PITCHER		IP	WLS	BF	H	R	ER	SO	BB	IBB	HBP	BLK	WP	HR	S	P	ERA	WHIP
Chris Short, L ERA: 3.39	(1, 1)	8.0	L	36	7	2	2	7	4	0	1	0	0	0	73	120	2.25	1.375
Jack Baldschun, R ERA: 3.17	(9, 1)	1.0		3	0	0	0	0	0	0	0	0	0	0	3	3	0.00	0.000

PITCHER	IP	WLS	BF	H	R	ER	SO	BB	IBB	HBP	BLK	WP	HR	S	P	ERA	WHIP

TOP

New York Mets @ Philadelphia Phillies

Connie Mack Stadium, Philadelphia, PA

Tue Aug 28 1962, 7:05 PM EDT

Unknown

livebaseballscorecards.com

AB	34
R	2
H	7
RBI	2
BB	4
SO	7
LOB	21

Batter	1	2	3	4	5	6	7	8	9	AB	R	H	RBI	BB	SO	LOB
Tony Taylor, R (1, 4) OBP: 0.336, SLG: 0.348	BCBBFB 4-2 FC5 SH1-3 BB		BBCFBB 4-2 FC6-4 BB			CX 0-1 ① 4-3			BBBCCX 3-2 ① F3	2	0	0	0	2	0	0
Ted Savage, R (1, 9) OBP: 0.335, SLG: 0.367	SX 0-1 ① SH1-3 1-2		BFX 1-1 ② FC6-4 1-2f			BCX 1-1 ② 6-3			BSBCS 2-3 ② K	3	0	0	0	0	1	1
Don Demeter, R (1, 8) OBP: 0.365, SLG: 0.513	BX 1-0 ② P9		BCBX 2-1 ③ F8			BBFX 2-1 ③ P5			X 0-0 FC6-4 1B	4	0	1	0	0	0	2
Roy Sievers, R (1, 3) OBP: 0.335, SLG: 0.439	BCBBBCB 4-2 BB			CBBBX 3-1 ① 1-3			BX 1-0 G5-4-3 1B		X 0-0 ③ FC6-4 1-2f	3	0	1	0	1	0	1
Mel Roach, R (1, 7) OBP: 0.233, SLG: 0.237	BCBX 2-1 ③ FC5 2-3f			CBX 1-1 ② 6-3			X 0-0 ①② G5-4-3 1-2f			3	0	0	0	0	0	3
Bobby Wine, R (1, 5) OBP: 0.275, SLG: 0.344		SSS 0-3 ① K		X 0-0 ③ 6-3			X 0-0 ③ F9			3	0	0	0	0	1	0
Bob Oldis, R (1, 2) OBP: 0.349, SLG: 0.307		X 0-0 ② 5-3			SX 0-1 ① 4-3			CBX 1-1 ① 5-3		3	0	0	0	0	0	0
Ruben Amaro, R (1, 6) OBP: 0.353, SLG: 0.309		X 0-0 ③ F9			X 0-0 ② 1B			CCBBFX 2-2 ② 1-3		3	0	1	0	0	0	0
Chris Short, R (1, 1) OBP: 0.120, SLG: 0.167 Johnny Callison, L (8, PH) OBP: 0.370, SLG: 0.491 Jack Baldschun, R (9, 1)			X 0-0 ① 4-3		SSS 0-3 ③ K			BBCX 2-1 ③ L8		2 1 0	0 0 0	0 0 0	0 0 0	0 0 0	1 0 0	0 0 0
Inning Stats	R: 0 H: 0 E: 0 LOB: 2 K: 0 BB: 2 S: 9 P: 20	R: 0 H: 0 E: 0 LOB: 0 K: 1 BB: 0 S: 5 P: 5	R: 0 H: 0 E: 0 LOB: 1 K: 0 BB: 1 S: 8 P: 15	R: 0 H: 0 E: 0 LOB: 0 K: 0 BB: 0 S: 5 P: 9	R: 0 H: 1 E: 0 LOB: 0 K: 1 BB: 0 S: 6 P: 6	R: 0 H: 0 E: 0 LOB: 0 K: 0 BB: 0 S: 6 P: 9	R: 0 H: 1 E: 0 LOB: 0 K: 0 BB: 0 S: 3 P: 4	R: 0 H: 0 E: 0 LOB: 0 K: 0 BB: 0 S: 8 P: 13	R: 0 H: 1 E: 0 LOB: 1 K: 1 BB: 0 S: 8 P: 13	1B: 3 2B: 0 3B: 0 HR: 0	SF: 0 SAC: 1 DP: 1 HBP: 0					

PITCHER	IP	WLS	BF	H	R	ER	SO	BB	IBB	HBP	BLK	WP	HR	S	P	ERA	WHIP
Al Jackson, L (1, 1) ERA: 4.15	9.0	W	31	3	0	0	3	3	0	0	0	0	0	58	94	0.00	0.667

PITCHER	IP	WLS	BF	H	R	ER	SO	BB	IBB	HBP	BLK	WP	HR	S	P	ERA	WHIP

BOTTOM

New York Mets @ Philadelphia Phillies

Connie Mack Stadium, Philadelphia, PA

Tue Aug 28 1962, 7:05 PM EDT

Unknown

livebaseballscorecards.com

AB	27
R	0
H	3
RBI	0
BB	3
SO	3
LOB	7

Batter	1	2	3	4	5	6	7	8	9	AB	R	H	RBI	BB	SO	LOB
Richie Ashburn, L (1, 7) OBP: 0.432, SLG: 0.402	B B B B 4-0 E 1B BB		X 0-0 ① F9		C B X 1-1 1B		X 0-0 ③ FC6-4 1-2f			3	1	1	0	1	0	1
Rod Kanehl, R (1, 4) OBP: 0.323, SLG: 0.359	X 0-0 1-H 1B		X 0-0 ② F3		X 0-0 ③ 5-3			X 0-0 ① F7		4	0	1	1	0	0	1
Charlie Neal, R (1, 6) OBP: 0.318, SLG: 0.383 Elio Chacon, R (8, 6) OBP: 0.350, SLG: 0.287	X 0-0 ① F9		B B B B 4-0 BB			S S S 0-3 ① K		X 0-0 ② F9		3 0	0 0	0 0	0 0	1 0	1 0	1 0
Frank Thomas, R (1, 3) OBP: 0.322, SLG: 0.494	X 0-0 ② F8		B S F T R C 1-3 ③ K			X 0-0 ② F9		X 0-0 E3		4	0	0	0	0	1	2
Felix Mantilla, R (1, 5) OBP: 0.328, SLG: 0.398 Rick Herrscher, R (8, 5) OBP: 0.235, SLG: 0.344	X 0-0 ③ F2			X 0-0 ① 6-3		X 0-0 1B		X 0-0 ③ 1-3		4 0	0 0	1 0	0 0	0 0	0 0	2 0
Joe Christopher, R (1, 9) OBP: 0.298, SLG: 0.317		X 0-0 ① 5-3		X 0-0 ② F9		X 0-0 ③ F9			X 0-0 2B	4	0	1	0	0	0	1
Jim Hickman, R (1, 8) OBP: 0.327, SLG: 0.405		X 0-0 ② 6-3		X 0-0 ③ 6-3			X 0-0 FC6-4 1B		X 0-0 ① F7	4	0	1	0	0	0	1
Chris Cannizzaro, R (1, 2) OBP: 0.316, SLG: 0.250		X 0-0 1B			X 0-0 ① 1-3		X 0-0 ① F3		X 0-0 ② 6-3	4	0	1	0	0	0	2
Bob Miller, R (1, 1) OBP: 0.147, SLG: 0.206 Ken MacKenzie, R (5, 1) OBP: 0.091, SLG: 0.091 Bob Moorhead, R (6, 1) OBP: 0.222, SLG: 0.045 Choo-Choo Coleman, L (9, PH) OBP: 0.295, SLG: 0.521		X 0-0 ③ 4-3			S S S 0-3 ② K		X 0-0 ② L8		S B B B F C 3-3 ③ K	2 0 1 1	0 0 0 0	0 0 0 0	0 0 0 0	0 0 0 0	1 0 0 1	1 0 1 1
Inning Stats	R: 1 H: 1 E: 1 LOB: 1 K: 0 BB: 1 S: 4 P: 8	R: 0 H: 1 E: 0 LOB: 1 K: 0 BB: 0 S: 4 P: 4	R: 0 H: 0 E: 0 LOB: 1 K: 1 BB: 1 S: 7 P: 12	R: 0 H: 0 E: 0 LOB: 0 K: 0 BB: 0 S: 3 P: 3	R: 0 H: 1 E: 0 LOB: 1 K: 1 BB: 0 S: 7 P: 8	R: 0 H: 1 E: 0 LOB: 1 K: 1 BB: 0 S: 6 P: 6	R: 0 H: 1 E: 0 LOB: 1 K: 0 BB: 0 S: 4 P: 4	R: 0 H: 0 E: 1 LOB: 1 K: 0 BB: 0 S: 4 P: 4	R: 0 H: 1 E: 0 LOB: 1 K: 1 BB: 0 S: 6 P: 9	1B: 5 SF: 0 2B: 1 SAC: 0 3B: 0 DP: 0 HR: 0 HBP: 0						WP: 0 PA: 36 PB: 0 SB: 0 CS: 0	

PITCHER	IP	WLS	BF	H	R	ER	SO	BB	IBB	HBP	BLK	WP	HR	S	P	ERA	WHIP
Dennis Bennett, L (1, 1) ERA: 4.64	9.0	W	36	6	1	1	4	2	0	0	0	0	0	45	58	1.00	0.889

PITCHER	IP	WLS	BF	H	R	ER	SO	BB	IBB	HBP	BLK	WP	HR	S	P	ERA	WHIP

TOP

New York Mets @ Philadelphia Phillies

Connie Mack Stadium, Philadelphia, PA

Tue Aug 28 1962, 7:05 PM EDT

Att. 6,572 - Unknown

livebaseballscorecards.com

AB	34
R	1
H	6
RBI	1
BB	2
SO	4
LOB	14

Batter	1	2	3	4	5	6	7	8	9	AB	R	H	RBI	BB	SO	LOB
Tony Taylor, R (1, 4) OBP: 0.338, SLG: 0.347	4-0 1B 1B BB	4-0 2B FC4-2 BB		4-0 WP BB	0-1 5-3		1-1 F8 3-H			2	1	0	0	3	0	2
Billy Klaus, L (1, 5) OBP: 0.294, SLG: 0.352	0-0 SH3-4 1B SF8 1-3 1B	3-2 FC4-2 1-3 2-H 2B		0-0 F9 1-2		0-3 K		0-0 E G6-4-3 1B		5	2	3	1	0	1	1
Johnny Callison, L (1, 9) OBP: 0.372, SLG: 0.491	1-2 WP SH3-4 1-2 3-H 1B	3-2 FC4-2 BB 2-3 3-H		0-0 F8		4-2 PB 1B BB		0-0 E1 G6-4-3 1-3 PB 1B		4	2	2	1	1	0	3
Wes Covington, L (1, 7) OBP: 0.316, SLG: 0.410 Ted Savage, R (7, 7) OBP: 0.337, SLG: 0.367	0-0 SH3-4 1-2 2-3	4-2 1-2 BB			0-0 2B 2B	2-1 F7 1-2		4-1 G6-4-3 HBP		2 0	1 0	1 0	0 0	1 0	0 0	1 0
Don Demeter, R (1, 8) OBP: 0.365, SLG: 0.515	0-0 SF8 3-H	1-3 K			1-0 4-3 2B 2-H 2B	0-1 2-H 1B		0-0 G6-4-3 1-2f 2-3 3-H		4	1	2	3	0	1	5
Frank Torre, L (1, 3) OBP: 0.426, SLG: 0.429	4-0 2-3 BB		0-0 F9		0-2 4-3 2-3		0-0 1B 2B	0-0 F9 3-H		4	1	1	0	1	0	1
Clay Dalrymple, L (1, 2) OBP: 0.406, SLG: 0.446	0-0 F8		0-0 F7		2-1 1B FC6-2-5 3-H 2B		0-0 WP WP 2-H 1B			4	1	2	2	0	0	2
Ruben Amaro, R (1, 6) OBP: 0.356, SLG: 0.313		0-0 SH1-4 2B 1B	0-0 6-3		0-0 FC6-2-5 2-3 1B		0-3 K 1-3			4	1	2	0	0	1	1
Dennis Bennett, L (1, 1) OBP: 0.192, SLG: 0.204		0-0 SH1-4 1-2		0-3 K	0-0 FC6-2-5 1-2 3-H		0-3 K			3	0	0	0	0	2	3
Inning Stats	R: 2 E: 0 K: 0 S: 7 H: 2 LOB: 2 BB: 2 P: 16	R: 1 E: 0 K: 1 S: 17 H: 2 LOB: 3 BB: 2 P: 32	R: 0 E: 0 K: 0 S: 3 H: 0 LOB: 0 BB: 0 P: 3	R: 0 E: 0 K: 1 S: 5 H: 0 LOB: 1 BB: 1 P: 9	R: 2 E: 0 K: 0 S: 11 H: 4 LOB: 2 BB: 0 P: 14	R: 1 E: 0 K: 1 S: 9 H: 1 LOB: 1 BB: 1 P: 15	R: 2 E: 0 K: 2 S: 10 H: 2 LOB: 0 BB: 0 P: 11	R: 2 E: 1 K: 0 S: 5 H: 2 LOB: 0 BB: 0 P: 9		1B: 8 2B: 5 3B: 0 HR: 0		SF: 1 SAC: 2 DP: 1 HBP: 1		WP: 4 PB: 2 SB: 0 CS: 0		PA: 42

PITCHER		IP	WLS	BF	H	R	ER	SO	BB	IBB	HBP	BLK	WP	HR	S	P	ERA	WHIP
Bob Miller, R ERA: 5.34	(1, 1)	4.1	L	26	8	5	5	2	5	0	0	0	2	0	40	71	10.38	3.000
Ken MacKenzie, L ERA: 5.07	(5, 1)	1.0		3	0	0	0	1	0	0	0	0	0	0	6	6	0.00	0.000
Bob Moorhead, R ERA: 4.41	(6, 1)	2.2		13	5	5	2	2	1	0	1	0	2	0	21	32	6.75	2.250

PITCHER	IP	WLS	BF	H	R	ER	SO	BB	IBB	HBP	BLK	WP	HR	S	P	ERA	WHIP

BOTTOM

New York Mets @ Philadelphia Phillies

Connie Mack Stadium, Philadelphia, PA

Tue Aug 28 1962, 7:05 PM EDT

Att. 6,572 - Unknown

livebaseballscorecards.com

AB	32
R	10
H	13
RBI	7
BB	6
SO	5
LOB	19

Batter	1	2	3	4	5	6	7	8	9	10	AB	R	H	RBI	BB	SO	LOB
Richie Ashburn, L (1, 9) (9, 7) OBP: 0.433, SLG: 0.403	B X 1-0 G4-6-3 1B		B B B F C X 3-2 F5 ②			X 0-0 L4-3 1B		X 0-0 L8 ②			4	0	2	0	0	0	1
Rod Kanehl, R (1, 4) OBP: 0.319, SLG: 0.354	C X 0-1 G4-6-3 ① ② 1-2f		X 0-0 FC5 ③ 2-3			L B B B F B X 3-2 L4-3 ① ② 1-2		X 0-0 4-3 ③			4	0	0	0	0	0	3
Gene Woodling, L (1, 7) OBP: 0.386, SLG: 0.432	B S B B X 2-1 3-1 ③			S B B B B C X 3-2 L9 ①		B B B X 2-0 HR			B B S X 2-1 L4-3 1B		4	1	2	1	0	0	0
Joe Christopher, R (9, PR) (9, 9) OBP: 0.298, SLG: 0.317											0	0	0	0	0	0	0
Marv Throneberry, L (1, 3) OBP: 0.306, SLG: 0.433		S S S 0-3 K ①		B C X 1-1 L4 ②		X 0-0 FC5-4 1B			X 0-0 F9 ①		4	0	1	0	0	1	1
Charlie Neal, R (1, 5) OBP: 0.317, SLG: 0.382		F C B X 1-2 F8 ②		C T X 0-2 1B		X 0-0 FC5-4 ③ 1-2f			F T X 0-2 L4-3 ② ③ 1-2		4	0	1	0	0	0	2
Choo-Choo Coleman, L (1, 2) OBP: 0.280, SLG: 0.493		S C B S 1-3 K ③		B F F F F X 1-2 4-3 ③			X 0-0 4-3 ①			C F B S 1-3 K ①	4	0	0	0	0	2	1
Jim Hickman, R (1, 8) OBP: 0.326, SLG: 0.403			S B B C X 2-2 6-3 E 1B		B B B C F F F X 3-2 5-3 ①		X 0-0 F7 ②			X 0-0 P6 ②	4	1	1	0	0	0	0
Elio Chacon, R (1, 6) OBP: 0.346, SLG: 0.283			F B B F B F X 3-2 6-3 ① 1-2		C C B C 1-3 ②		S S S 0-3 K ③			C C B C 1-3 K ③	4	0	0	0	0	3	1
Jay Hook, L (1, 1) OBP: 0.333, SLG: 0.241			X 0-0 E4 FC5 2-H 1B		S S S 0-3 K ③			X 0-0 4-3 ①			3	0	1	0	0	1	0
Inning Stats	R: 0 E: 0 K: 0 S: 5 H: 1 LOB: 0 BB: 0 P: 8	R: 0 E: 0 K: 2 S: 9 H: 0 LOB: 0 BB: 0 P: 11	R: 1 E: 1 K: 0 S: 12 H: 2 LOB: 1 BB: 0 P: 20	R: 0 E: 0 K: 0 S: 13 H: 1 LOB: 1 BB: 0 P: 18	R: 0 E: 0 K: 2 S: 11 H: 0 LOB: 0 BB: 0 P: 15	R: 1 E: 0 K: 0 S: 7 H: 3 LOB: 1 BB: 0 P: 12	R: 0 E: 0 K: 1 S: 5 H: 0 LOB: 0 BB: 0 P: 5	R: 0 E: 0 K: 0 S: 3 H: 0 LOB: 0 BB: 0 P: 3	R: 0 E: 0 K: 0 S: 6 H: 1 LOB: 1 BB: 0 P: 8	R: 0 E: 0 K: 2 S: 7 H: 0 LOB: 0 BB: 0 P: 9	1B: 7 2B: 2 3B: 0 HR: 1 SF: 0 SAC: 0 DP: 3 HBP: 0						

PITCHER	IP	WLS	BF	H	R	ER	SO	BB	IBB	HBP	BLK	WP	HR	S	P	ERA	WHIP
Cal McLish, R (1, 1) ERA: 4.35	10.0	W	35	8	2	1	7	0	0	0	0	0	1	78	109	0.90	0.800

PITCHER	IP	WLS	BF	H	R	ER	SO	BB	IBB	HBP	BLK	WP	HR	S	P	ERA	WHIP

TOP

New York Mets @ Philadelphia Phillies

Connie Mack Stadium, Philadelphia, PA

Wed Aug 29 1962, 7:05 PM EDT

Att. 4,822 - Unknown

livebaseballscorecards.com

AB	35
R	2
H	8
RBI	1
BB	0
SO	7
LOB	9

WP: 0 PA: 35
PB: 0
SB: 0
CS: 0

Batter	1	2	3	4	5	6	7	8	9	10	AB	R	H	RBI	BB	SO	LOB
Tony Taylor, R (1, 4) OBP: 0.338, SLG: 0.347	C B B S F F B S 3-3 ① K		B S L C 1-3 ② K		B S S S 1-3 ① K		X 0-0 S 1B		X 0-0 BB 1B		5	0	2	0	0	3	1
Billy Klaus, L (1, 5) OBP: 0.292, SLG: 0.344	X 0-0 ② 5-3		X 0-0 ③ F9		C C B X 1-2 ② P4		X 0-0 ③ 3-1 1-2		B B S F F B B 4-2 BB 1-2		4	0	0	0	1	0	2
Johnny Callison, L (1, 9) OBP: 0.369, SLG: 0.486	S X 0-1 ③ F7			B B F X 2-1 ① 4-3	X 0-0 ③ 3-1			X 0-0 ① F9	B F B F S 2-3 ③ K		5	0	0	0	0	1	2
Wes Covington, L (1, 7) OBP: 0.322, SLG: 0.423 Ted Savage, R (10, PR) OBP: 0.337, SLG: 0.367		B X 1-0 FC1-6 1B		C F B C 1-3 ② K		X 0-0 4-3 2B		X 0-0 ② P4		C X 0-1 1B 2B	5 0	0 1	3 0	0 0	0 0	1 0	0 0
Don Demeter, R (1, 8) OBP: 0.366, SLG: 0.514		L X 0-1 ① FC1-6 4-3 1-2f		X 0-0 E5 BB HBP 1B		X 0-0 ① F8		X 0-0 HBP 1B		B B F C F X 2-2 2-H 1B	5	1	2	1	0	0	2
Frank Torre, L (1, 3) OBP: 0.428, SLG: 0.422	B X 1-0 ② 4-3 1-2			C H 1-1 BB 1B 1-2 HBP		X 0-0 ② 4-3 2-3		B H 2-0 HBP 1-2			2	1	0	0	0	0	2
Clay Dalrymple, L (1, 2) OBP: 0.404, SLG: 0.442	B B S X 2-1 ③ F3			B F B B B 4-1 1B BB 1-2 2-3	S S S 0-3 ③ K			F B B B X 3-1 ③ 4-3			3	0	0	0	1	1	4
Bobby Wine, R (1, 6) OBP: 0.278, SLG: 0.347			S B S B S 2-3 ① K	X 0-0 1B 1-2 2-H 3-H			S B S F X 1-2 ① 1-3		X 0-0 B2-4 1B		4	0	2	2	0	1	0
Cal McLish, S (1, 1) OBP: 0.173, SLG: 0.106			S S B B B B 4-2 BB	B S B B S S 3-3 ③ K			S S S 0-3 ② K		B L X 1-1 ① ② B2-4 1-2f		3	0	0	0	1	2	3
Inning Stats	R: 0 H: 0 E: 0 LOB: 0 K: 1 BB: 0 S: 9 P: 12	R: 0 H: 1 E: 0 LOB: 1 K: 0 BB: 0 S: 6 P: 10	R: 0 H: 0 E: 0 LOB: 1 K: 2 BB: 1 S: 9 P: 16	R: 2 H: 1 E: 1 LOB: 2 K: 2 BB: 1 S: 12 P: 23	R: 0 H: 0 E: 0 LOB: 0 K: 1 BB: 0 S: 7 P: 9	R: 0 H: 1 E: 0 LOB: 1 K: 1 BB: 0 S: 6 P: 6	R: 0 H: 1 E: 0 LOB: 1 K: 1 BB: 0 S: 9 P: 10	R: 0 H: 1 E: 0 LOB: 2 K: 0 BB: 0 S: 5 P: 10	R: 0 H: 2 E: 0 LOB: 2 K: 1 BB: 1 S: 10 P: 17	R: 1 H: 2 E: 0 LOB: 2 K: 0 BB: 0 S: 6 P: 8	1B: 7 SF: 0 2B: 3 SAC: 0 3B: 0 DP: 1 HR: 0 HBP: 2						

PITCHER	IP	WLS	BF	H	R	ER	SO	BB	IBB	HBP	BLK	WP	HR	S	P	ERA	WHIP
Jay Hook, R (1, 1) ERA: 4.94	9.0	L	41	9	3	1	9	3	0	2	0	0	0	79	121	1.00	1.333

PITCHER	IP	WLS	BF	H	R	ER	SO	BB	IBB	HBP	BLK	WP	HR	S	P	ERA	WHIP

BOTTOM

New York Mets @ Philadelphia Phillies

Connie Mack Stadium, Philadelphia, PA

Wed Aug 29 1962, 7:05 PM EDT

Att. 4,822 - Unknown

livebaseballscorecards.com

AB	36
R	3
H	9
RBI	3
BB	3
SO	9
LOB	16

WP: 0 PA: 41
PB: 0
SB: 1
CS: 0

New York Mets @ Philadelphia Phillies

Connie Mack Stadium, Philadelphia, PA

Thu Aug 30 1962, 7:05 PM EDT

Att. 5,722 - Unknown

TOP

livebaseballscorecards.com

Batter	1	2	3	4	5	6	7	8	9	AB	R	H	RBI	BB	SO	LOB
Richie Ashburn, L (1, 9) OBP: 0.431, SLG: 0.403	B B C F B X 3-2 PB 1B 2B	C B C X 1-2 ③ 3-1		B B C B B 4-1 FC1-2 BB		B C C B X 2-2 ② P3		X 0-0 ① P3	S C F X 0-2 ③ F8	5	1	1	0	1	0	3
Rod Kanehl, R (1, 4) OBP: 0.320, SLG: 0.353	F B F B X 2-2 L4-6 1B 2-H 1B		B F B B B 4-1 BB BB	B C B S F X 2-2 ② FC1-2 1-2 2-3 3-Hf		X 0-0 ③ 5-3		X 0-0 ② 6-3		4	0	1	1	1	0	5
Gene Woodling, L (1, 7) OBP: 0.388, SLG: 0.433 Joe Christopher, R (7, 7) OBP: 0.301, SLG: 0.317	C X 0-1 1-2 1B	C B X 1-1 ① F8	C B X 1-1 ③ F9				X 0-0 2B 1B	B B B B 4-0 S BB		4 0	1 0	2 0	0 0	0 1	0 0	4 0
Marv Throneberry, L (1, 3) OBP: 0.301, SLG: 0.426	B B C C X 2-2 ① ② L4-6 2-3	S F S 0-3 ② K	S B B B F C 3-3 ① K				X 0-0 ① L9	B S S S 1-3 ③ K 1-2		5	0	0	0	0	3	5
Charlie Neal, R (1, 5) OBP: 0.322, SLG: 0.387	B X 1-0 ③ P4		B B B B B 4-0 1-2 BB		X 0-0 CS 1B		X 0-0 1-H 2B 2B		X 0-0 2B 4-3 1B	4	2	3	1	1	0	1
Choo-Choo Coleman, L (1, 2) OBP: 0.287, SLG: 0.500		B X 1-0 HR 1B	C B F S 1-3 ③ K		S S X 0-2 ② ③ F9 1-2		X 0-0 ② F2		X 0-0 4-3 1-3 1B 2B	5	2	2	0	0	1	4
Jim Hickman, R (1, 8) OBP: 0.330, SLG: 0.420		C B B X 2-1 1-H HR		B C C X 1-2 PB S FC1-2 1B		B B F X 2-1 ① F7	B C X 1-1 2-H 2B		X 0-0 ① 5-3	5	1	3	3	0	0	2
Elio Chacon, R (1, 6) OBP: 0.351, SLG: 0.282 Sammy Taylor, L (9, PH) OBP: 0.319, SLG: 0.327	S S B S 1-3 ① K			B B S S B F B 4-2 FC1-2 K 1-2 BB		B B B B 4-0 PB BB	B B B B 4-0 BB	X 0-0 ② 4-3 2-3 3-H		1 1	0 0	0 0	0 1	3 0	1 0	0 1
Roger Craig, R (1, 1) OBP: 0.174, SLG: 0.046 Ray Daviault, R (8, 1) OBP: 0.154, SLG: 0.083 Bob Miller, R (8, 1) OBP: 0.147, SLG: 0.206 Bob Moorhead, R (8, 1) OBP: 0.222, SLG: 0.045 Willard Hunter, R (8, 1) OBP: 0.250, SLG: 0.250 Bob Miller, R (8, 1) OBP: 0.147, SLG: 0.206 Frank Thomas, R (9, PH) OBP: 0.324, SLG: 0.495 Rick Herrscher, R (9, PR) OBP: 0.235, SLG: 0.344	B S C C 1-3 ② K			L L S 0-3 ① K 1-2 2-3		L F B B B F B 4-2 1-2 BB	B S C X 1-2 ③ 4-3	X 0-0 3-H 1B		3 0 0 0 0 0 0 1 0	0 0 0 0 0 0 0 0 0	0 0 0 0 0 0 0 1 0	0 0 0 0 0 0 0 1 0	1 0 0 0 0 0 0 0 0	2 0 0 0 0 0 0 0 0	4 0 0 0 0 0 0 0 0
Inning Stats	R: 1 H: 3 E: 0 LOB: 1 K: 0 BB: 0 S: 12 P: 20	R: 2 H: 2 E: 0 LOB: 0 K: 2 BB: 0 S: 12 P: 18	R: 0 H: 0 E: 0 LOB: 2 K: 2 BB: 2 S: 9 P: 19	R: 0 H: 1 E: 0 LOB: 3 K: 1 BB: 2 S: 16 P: 28	R: 0 H: 1 E: 0 LOB: 0 K: 1 BB: 0 S: 7 P: 10	R: 0 H: 0 E: 0 LOB: 2 K: 0 BB: 2 S: 9 P: 21	R: 2 H: 3 E: 0 LOB: 2 K: 0 BB: 1 S: 9 P: 15	R: 0 H: 0 E: 0 LOB: 1 K: 1 BB: 1 S: 5 P: 10	R: 2 H: 3 E: 0 LOB: 1 K: 0 BB: 0 S: 9 P: 9	1B: 8 SF: 0 2B: 5 SAC: 0 3B: 0 DP: 1 HR: 1 HBP: 0						

AB	38
R	7
H	13
RBI	7
BB	8
SO	7
LOB	29

WP: 0 PA: 46
PB: 3
SB: 2
CS: 1

PITCHER	IP	WLS	BF	H	R	ER	SO	BB	IBB	HBP	BLK	WP	HR	S	P	ERA	WHIP
Art Mahaffey, R (1, 1) ERA: 3.66	6.1		32	9	5	5	6	6	0	0	0	0	1	68	119	7.11	2.368
Bill Smith, L (7, 1) ERA: 4.91	0.1		1	0	0	0	0	0	0	0	0	0	0	1	1	0.00	0.000
Jack Hamilton, R (7, 1) ERA: 5.29	0.1		3	1	0	0	0	1	0	0	0	0	0	5	11	0.00	6.000
Jack Baldschun, R (8, 1) ERA: 3.28	2.0	W	10	3	2	2	1	1	0	0	0	0	0	14	19	9.00	2.000

PITCHER	IP	WLS	BF	H	R	ER	SO	BB	IBB	HBP	BLK	WP	HR	S	P	ERA	WHIP

BOTTOM

New York Mets @ Philadelphia Phillies

Connie Mack Stadium, Philadelphia, PA

Thu Aug 30 1962, 7:05 PM EDT

Att. 5,722 - Unknown

Batter	1	2	3	4	5	6	7	8	9	AB	R	H	RBI	BB	SO	LOB
Tony Taylor, R (1, 4) OBP: 0.336, SLG: 0.344	2-1 6-3		1-0 6-3		0-1 F9		0-0 5-3	0-0 L4		5	0	0	0	0	0	4
Billy Klaus, L (1, 5) (6, 6) (9, 5) OBP: 0.291, SLG: 0.342	0-1 4-3			1-1 F7		3-2 P4		3-2 BB HR 1B 1B		4	1	1	0	0	0	0
Johnny Callison, L (1, 9) (6, 8) (9, 9) OBP: 0.370, SLG: 0.492	2-0 4-3			0-1 6-3		1-0 HR		0-1 BB HR 1-2 1B		4	2	2	1	0	0	0
Wes Covington, L (1, 7) OBP: 0.326, SLG: 0.430		0-0 4-3		2-0 2B		0-1 G6-4-3 1B		4-1 HR 1-2 2-3 BB		3	0	2	0	0	0	0
Ruben Amaro, R (8, PH) OBP: 0.359, SLG: 0.313 (9, 6)										0	1	0	0	1	0	0
Don Demeter, R (1, 8) (6, 5) (9, 8) OBP: 0.367, SLG: 0.519		0-0 6-3		4-2 BB		0-2 G6-4-3 1-2f		1-2 HR 1-H 2-H 3-H		3	1	1	4	1	0	1
Frank Torre, L (1, 3) OBP: 0.423, SLG: 0.417		3-2 4-3		2-1 G3			0-0 4-3	0-0 SH2-4 1B 1B		4	0	1	0	0	0	2
Ted Savage, R (8, PR) OBP: 0.337, SLG: 0.367 (9, 7)										0	1	0	0	0	0	0
Clay Dalrymple, L (1, 2) OBP: 0.409, SLG: 0.461			0-0 2B		2-2 5-3 1B		0-0 HR	0-0 SH2-4 1-2		3	1	3	1	0	0	0
Bobby Wine, R (1, 6) OBP: 0.277, SLG: 0.345			0-1 6-3		1-2 5-3 1-2		1-0 HR	0-0 SH1-4 2-H 1B		1	0	0	0	0	0	1
Roy Sievers, R (5, PH) OBP: 0.337, SLG: 0.448 (6, 9) (9, 3)										3	1	2	2	0	0	1
Art Mahaffey, R (1, 1) OBP: 0.176, SLG: 0.235			0-0 6-3		0-1 F7		0-3 K	0-0 SH1-4 1-2		2	0	0	0	0	0	2
Bill Smith, L (7, 1) OBP: 0.308, SLG: 0.273										0	0	0	0	0	0	0
Jack Hamilton, R (7, 1) OBP: 0.096, SLG: 0.060										0	0	0	0	0	0	0
Mel Roach, R (7, PH) OBP: 0.231, SLG: 0.235										1	0	0	0	0	1	0
Jack Baldschun, R (8, 1)										0	0	0	0	0	0	0
Inning Stats	R: 0 E: 0 K: 0 S: 5 H: 0 LOB: 0 BB: 0 P: 9	R: 0 E: 0 K: 0 S: 5 H: 0 LOB: 0 BB: 0 P: 8	R: 0 E: 0 K: 0 S: 5 H: 1 LOB: 1 BB: 0 P: 6	R: 0 E: 0 K: 0 S: 9 H: 1 LOB: 2 BB: 1 P: 18	R: 0 E: 0 K: 0 S: 11 H: 1 LOB: 1 BB: 0 P: 14	R: 1 E: 0 K: 0 S: 9 H: 2 LOB: 0 BB: 0 P: 13	R: 2 E: 0 K: 1 S: 8 H: 2 LOB: 0 BB: 0 P: 9	R: 5 E: 0 K: 0 S: 15 H: 5 LOB: 2 BB: 1 P: 23		1B: 6 2B: 2 3B: 0 HR: 4	SF: 0 SAC: 2 DP: 1 HBP: 0					

livebaseballscorecards.com

AB	33
R	8
H	12
RBI	8
BB	2
SO	1
LOB	11

WP: 0 PB: 0 SB: 0 CS: 0 PA: 37

PITCHER		IP	WLS	BF	H	R	ER	SO	BB	IBB	HBP	BLK	WP	HR	S	P	ERA	WHIP
Roger Craig, R ERA: 4.48	(1, 1)	7.0		28	7	3	3	1	1	0	0	0	0	3	52	77	3.86	1.143
Ray Daviault, R ERA: 6.5	(8, 1)	0.0		1	1	1	1	0	0	0	0	0	0	0	4	7	∞	∞
Bob Miller, R ERA: 5.31	(8, 1)	0.2		3	1	1	1	0	0	0	0	0	0	0	3	3	13.50	1.500
Bob Moorhead, R ERA: 4.5	(8, 1)	0.0		1	1	3	3	0	0	0	0	0	0	1	3	4	∞	∞
Willard Hunter, L ERA: 7.69	(8, 1)	0.1		2	1	0	0	0	0	0	0	0	0	0	2	2	0.00	3.000

PITCHER		IP	WLS	BF	H	R	ER	SO	BB	IBB	HBP	BLK	WP	HR	S	P	ERA	WHIP
Bob Miller, R ERA: 5.31	(8, 1)	0.2		3	1	1	1	0	0	0	0	0	0	0	3	3	13.50	1.500

New York Mets @ St. Louis Cardinals

Sportsman's Park, St. Louis, MO

Fri Aug 31 1962, 8:05 PM EDT

Att. 11,347 - Unknown

TOP

livebaseballscorecards.com

Batter	1	2	3	4	5	6	7	8	9	AB	R	H	RBI	BB	SO	LOB
Richie Ashburn, L (1, 7) OBP: 0.429, SLG: 0.401	6-3	PO 1-2	2B 1B		3-1		4-3 1-2		FC G6-4-3 1-2 2-3	5	1	1	0	0	0	3
Rod Kanehl, R (1, 4) OBP: 0.315, SLG: 0.346	K		P3		L9		4-3		G6-4-3 1-2f	5	0	0	0	0	1	5
Gene Woodling, L (1, 9) OBP: 0.389, SLG: 0.438	1B		1-H 2B		4-3		4-3			4	0	2	1	0	0	1
Marv Throneberry, L (1, 3) OBP: 0.301, SLG: 0.424	F8		3-1			F9 6-3 1B		3-1		4	0	1	0	0	0	2
Charlie Neal, R (1, 5) OBP: 0.319, SLG: 0.384		4-3	L8			6-3 1-2		5-3		4	0	0	0	0	0	2
Choo-Choo Coleman, L (1, 2) OBP: 0.297, SLG: 0.488		BBBB 4-0 BB 1B BB		1-3		F9 2-3		H 1-0 CS HBP		2	1	0	0	1	0	1
Jim Hickman, R (1, 8) OBP: 0.333, SLG: 0.418 Felix Mantilla, R (9, PH) OBP: 0.328, SLG: 0.397		BBBB 4-0 1B 1-2 BB		6-3		BBBB 4-0 BB		0-0 CS 1-2	6-3	1 1	0 0	0 0	0 0	2 0	0 0	0 0
Elio Chacon, R (1, 6) OBP: 0.353, SLG: 0.286 Frank Thomas, R (9, PH) OBP: 0.325, SLG: 0.496 Joe Christopher, R (9, PR) OBP: 0.301, SLG: 0.317		PO 1-3 2-H 1B		1B		F3			FC BB 1B	3 1 0	0 0 0	2 1 0	1 0 0	0 0 0	0 0 0	2 0 0
Craig Anderson, R (1, 1) OBP: 0.138, SLG: 0.107 Bob Moorhead, R (8, 1) OBP: 0.222, SLG: 0.045 Willard Hunter, R (8, 1) OBP: 0.250, SLG: 0.250 Sammy Taylor, L (9, PH) OBP: 0.323, SLG: 0.327 Rick Herrscher, R (9, PR) OBP: 0.235, SLG: 0.344		K		K			4-3 1B		FC 1-2 BB	3 0 0 0 0	0 0 0 0 0	1 0 0 0 0	0 0 0 0 0	0 0 0 1 0	2 0 0 0 0	3 0 0 0 0

AB	**33**
R	**2**
H	**8**
RBI	**2**
BB	**4**
SO	**3**
LOB	**19**

Inning Stats	1	2	3	4	5	6	7	8	9	1B: 7	SF: 0	WP: 0	PA: 40
	R: 0 E: 0 K: 1 S: 6 H: 1 LOB: 1 BB: 0 P: 6	R: 1 E: 0 K: 1 S: 5 H: 1 LOB: 1 BB: 2 P: 13	R: 1 E: 0 K: 0 S: 5 H: 2 LOB: 1 BB: 0 P: 5	R: 0 E: 0 K: 1 S: 6 H: 1 LOB: 1 BB: 0 P: 6	R: 0 E: 0 K: 0 S: 3 H: 0 LOB: 0 BB: 0 P: 3	R: 0 E: 0 K: 0 S: 4 H: 1 LOB: 2 BB: 1 P: 8	R: 0 E: 0 K: 0 S: 4 H: 1 LOB: 1 BB: 0 P: 4	R: 0 E: 0 K: 0 S: 2 H: 0 LOB: 0 BB: 0 P: 3	R: 0 E: 0 K: 0 S: 4 H: 1 LOB: 3 BB: 1 P: 8	2B: 1 3B: 0 HR: 0	SAC: 0 DP: 1 HBP: 1	PB: 0 SB: 0 CS: 1	

PITCHER	IP	WLS	BF	H	R	ER	SO	BB	IBB	HBP	BLK	WP	HR	S	P	ERA	WHIP
Larry Jackson, R (1, 1) ERA: 3.91	8.1	W	36	8	2	2	3	4	0	1	0	0	0	37	54	2.16	1.440
Bobby Shantz, L (9, 1) ERA: 1.98	0.2	S	2	0	0	0	0	0	0	0	0	0	0	2	2	0.00	0.000

PITCHER	IP	WLS	BF	H	R	ER	SO	BB	IBB	HBP	BLK	WP	HR	S	P	ERA	WHIP

BOTTOM

New York Mets @ St. Louis Cardinals

Sportsman's Park, St. Louis, MO

Fri Aug 31 1962, 8:05 PM EDT

Att. 11,347 - Unknown

Batter	1	2	3	4	5	6	7	8	9	AB	R	H	RBI	BB	SO	LOB
Julian Javier, R (1, 4) OBP: 0.320, SLG: 0.368	F8		L9		3-1 BB 1B BB		G1-6-3 1B	K		1	0	0	0	0	0	0
Dal Maxvill, R (2, 6) OBP: 0.244, SLG: 0.241										3	1	1	0	1	1	2
Curt Flood, R (1, 8) OBP: 0.339, SLG: 0.425	E6		1B 1B		3-1 1-2 1B BB		G1-6-3 1-2f	1-3 2-H 1B		4	1	2	1	1	0	1
Stan Musial, L (1, 7) OBP: 0.417, SLG: 0.500	F8		FC6-4 1-3 1B		3-1 1-2 2-3		1B 1B	P4		5	0	2	0	0	0	5
Bobby Gene Smith, R (9, 7) OBP: 0.261, SLG: 0.292										0	0	0	0	0	0	0
Bill White, L (1, 3) OBP: 0.381, SLG: 0.498	BB		F3		FC5-4 1B 2-H 3-H 1B		1-3 1B			3	0	2	2	1	0	2
Ken Boyer, R (1, 5) OBP: 0.387, SLG: 0.483	F9		FC6-4 1-2f		FC5-4 1-2 1B		F7			4	0	1	0	0	0	6
Gene Oliver, R (1, 2) OBP: 0.362, SLG: 0.413		K		FC5-4 BB	FC5-4 1-2f 2-3			K		3	0	0	0	1	2	2
Charlie James, R (1, 9) OBP: 0.315, SLG: 0.416		6-3		K		6-3		HR		4	1	1	1	0	1	1
Julio Gotay, R (1, 6) OBP: 0.322, SLG: 0.307 (2, 4)		FC6-4 1B		FC5-4 FC6-4 1-2f		1-6-3		S 1B 1B		4	1	2	0	0	0	1
Larry Jackson, R (1, 1) OBP: 0.235, SLG: 0.216		FC6-4 1-2f		FC6-4 1-2f		6-3		1B 1-2 BB		3	0	0	0	1	0	2
Bobby Shantz, R (9, 1) OBP: 0.105, SLG: 0.111										0	0	0	0	0	0	0
Inning Stats	R: 0 E: 1 K: 0 S: 4 H: 0 LOB: 2 BB: 1 P: 8	R: 0 E: 0 K: 1 S: 6 H: 1 LOB: 1 BB: 0 P: 6	R: 0 E: 0 K: 0 S: 5 H: 2 LOB: 2 BB: 0 P: 5	R: 0 E: 0 K: 1 S: 5 H: 0 LOB: 1 BB: 1 P: 9	R: 2 E: 0 K: 0 S: 4 H: 2 LOB: 1 BB: 2 P: 12	R: 0 E: 0 K: 0 S: 3 H: 0 LOB: 0 BB: 0 P: 3	R: 0 E: 0 K: 0 S: 5 H: 3 LOB: 2 BB: 0 P: 5	R: 2 E: 0 K: 2 S: 10 H: 3 LOB: 2 BB: 1 P: 14		1B: 10 2B: 0 3B: 0 HR: 1 SF: 0 SAC: 0 DP: 1 HBP: 0					

livebaseballscorecards.com

AB	34
R	4
H	11
RBI	4
BB	5
SO	4
LOB	22

WP: 0 PB: 0 SB: 1 CS: 0 PA: 39

PITCHER	IP	WLS	BF	H	R	ER	SO	BB	IBB	HBP	BLK	WP	HR	S	P	ERA	WHIP
Craig Anderson, R (1, 1) ERA: 5.53	7.1	L	35	10	4	4	3	4	0	0	0	0	1	37	53	4.91	1.909
Bob Moorhead, R (8, 1) ERA: 4.49	0.1		3	1	0	0	1	1	0	0	0	0	0	4	8	0.00	6.000
Willard Hunter, L (8, 1) ERA: 7.64	0.1		1	0	0	0	0	0	0	0	0	0	0	1	1	0.00	0.000

PITCHER	IP	WLS	BF	H	R	ER	SO	BB	IBB	HBP	BLK	WP	HR	S	P	ERA	WHIP

Batter	1	2	3	4	5	6	7	8	9	AB	R	H	RBI	BB	SO	LOB
Richie Ashburn, L (1, 7) OBP: 0.425, SLG: 0.396 Joe Christopher, R (6, 8) OBP: 0.304, SLG: 0.317	0-0 4-3		0-0 F8	0-0 F8		S S S 0-3 K		B B B 4-0 1B 1B BB		4 0	0 0	0 0	0 0	0 1	1 0	3 0
Rod Kanehl, R (1, 4) OBP: 0.313, SLG: 0.344	0-0 4-3	S S S 0-3 K			0-0 G3		0-0 F8	0-0 1B 1-2 2-H 1B		5	0	1	1	0	1	0
Gene Woodling, L (1, 9) OBP: 0.389, SLG: 0.448	S S S 0-3 K		0-0 HR		0-0 P6		0-0 F9	0-0 1-2 2-3 1B		5	1	2	1	0	1	0
Marv Throneberry, L (1, 3) OBP: 0.305, SLG: 0.423		0-0 L9	B B B B 4-0 BB		0-0 1B 1B		B B B 4-0 FC5 1B BB	S S S 0-3 K		3	0	1	0	2	1	3
Charlie Neal, R (1, 5) OBP: 0.322, SLG: 0.385		B B B B 4-0 FC4-6 BB	S S S 0-3 K		0-0 1-2 1B		0-0 1-2 1B		S S S 0-3 K	4	0	2	0	1	2	1
Choo-Choo Coleman, L (1, 2) OBP: 0.298, SLG: 0.494 Sammy Taylor, L (5, 2) OBP: 0.321, SLG: 0.325 Joe Pignatano, R (8, 2) OBP: 0.316, SLG: 0.275		0-0 FC4-6 1-2f HR		0-0 CS 2B	0-0 4-3		0-0 FC5 2-3f		0-0 6-3	3 1 1	1 0 0	1 0 0	0 0 0	0 0 0	0 0 0	3 2 0
Jim Hickman, R (1, 8) OBP: 0.340, SLG: 0.442 (6, 7)		0-0 1-H HR		B B B B 4-0 BB 2-3 BB		0-0 F8		0-0 G6-4-3 1B	0-0 HR	4	2	3	3	1	0	0
Elio Chacon, R (1, 6) OBP: 0.359, SLG: 0.291 Frank Thomas, R (8, PH) OBP: 0.324, SLG: 0.495 Rick Herrscher, R (8, 6) OBP: 0.229, SLG: 0.333		0-0 S 1B		B B B B 4-0 1-2 BB		0-0 4-3 1B		0-0 G6-4-3 1-2f	0-0 E1	2 1 1	0 0 0	2 0 0	0 0 0	1 0 0	0 0 0	0 1 0
Ray Daviault, R (1, 1) OBP: 0.133, SLG: 0.071 Bob Miller, R (4, 1) OBP: 0.147, SLG: 0.206 Willard Hunter, R (4, 1) OBP: 0.231, SLG: 0.231 Felix Mantilla, R (8, PH) OBP: 0.329, SLG: 0.400 Bob Moorhead, R (8, 1) OBP: 0.222, SLG: 0.045 Chris Cannizzaro, R (9, PH) OBP: 0.314, SLG: 0.248		S S S 0-3 K 1-2		S S S 0-3 K		0-0 4-3 1-2		S S S 0-0 1B 2B	S S S 0-3 K	2 0 1 1 0 1	0 0 0 1 0 0	0 0 0 1 0 0	0 0 0 0 0 0	0 0 0 0 0 1	2 0 0 0 0 0	3 0 1 0 0 1
Inning Stats	R: 0 E: 0 K: 1 S: 5 H: 0 LOB: 0 BB: 0 P: 5	R: 2 E: 0 K: 1 S: 7 H: 2 LOB: 1 BB: 1 P: 11	R: 1 E: 0 K: 2 S: 8 H: 1 LOB: 1 BB: 1 P: 12	R: 0 E: 0 K: 1 S: 5 H: 1 LOB: 2 BB: 2 P: 13	R: 0 E: 0 K: 0 S: 5 H: 2 LOB: 2 BB: 0 P: 5	R: 0 E: 0 K: 1 S: 6 H: 1 LOB: 2 BB: 1 P: 6	R: 0 E: 0 K: 0 S: 4 H: 1 LOB: 2 BB: 1 P: 8	R: 1 E: 0 K: 1 S: 8 H: 4 LOB: 3 BB: 1 P: 12	R: 1 E: 1 K: 2 S: 9 H: 1 LOB: 1 BB: 0 P: 9	1B: 8 2B: 2 3B: 0 HR: 3	SF: 0 SAC: 0 DP: 1 HBP: 0				WP: 0 PB: 0 SB: 1 CS: 1	PA: 45	

TOP

New York Mets @ St. Louis Cardinals

Sportsman's Park, St. Louis, MO

Sat Sep 01 1962, 8:05 PM EDT

Att. 7,961 - Unknown

livebaseballscorecards.com

AB	39
R	5
H	13
RBI	5
BB	6
SO	9
LOB	18

PITCHER		IP	WLS	BF	H	R	ER	SO	BB	IBB	HBP	BLK	WP	HR	S	P	ERA	WHIP
Ray Washburn, R ERA: 3.91	(1, 1)	7.2	W	39	12	4	4	6	6	0	0	0	0	2	45	69	4.70	2.348
Don Ferrarese, L ERA: 2.95	(8, 1)	0.1		1	0	0	0	1	0	0	0	0	0	0	3	3	0.00	0.000
Lindy McDaniel, R ERA: 4.38	(9, 1)	1.0	S	5	1	1	1	2	0	0	0	0	0	1	9	9	9.00	1.000

PITCHER	IP	WLS	BF	H	R	ER	SO	BB	IBB	HBP	BLK	WP	HR	S	P	ERA	WHIP

New York Mets @ St. Louis Cardinals

Sportsman's Park, St. Louis, MO

Sat Sep 01 1962, 8:05 PM EDT

Att. 7,961 - Unknown

livebaseballscorecards.com

Batter	1	2	3	4	5	6	7	8	9	AB	R	H	RBI	BB	SO	LOB
Curt Flood, R (1, 8) OBP: 0.341, SLG: 0.428	F8	FC6-4 1-2f		BB, 2B 1-3 2-H 3-H	1B			BB, 1B		5	2	3	2	0	0	2
Julio Gotay, R (1, 4) OBP: 0.323, SLG: 0.304	K2-3		F8	BB, 2B	5-3			1B 1-2 BB		3	1	0	0	2	1	1
Stan Musial, L (1, 7) OBP: 0.418, SLG: 0.501 Bobby Gene Smith, R (7, 7) OBP: 0.259, SLG: 0.291	WP, 2B		3-1	2B, 1B 1-2 2-3 3-H BB		P4		P6		3 1	1 0	1 0	1 0	1 0	0 0	0 2
Bill White, L (1, 3) OBP: 0.382, SLG: 0.499	5-3 2-3		F8	1B, S 1-3 2-H 3-H 2B		P5		1-3 2-H 1B		5	1	2	3	0	0	1
Ken Boyer, R (1, 5) OBP: 0.387, SLG: 0.488		HR		F9 S 2-3 3-H 1B		4-3		F8		5	1	2	2	0	0	2
Charlie James, R (1, 9) OBP: 0.318, SLG: 0.420		1B, CS 2B		BB, 1B 1B K			F2			4	1	2	0	0	1	2
Gene Oliver, R (1, 2) OBP: 0.360, SLG: 0.408 Jimmie Schaffer, R (8, 2) OBP: 0.279, SLG: 0.290	6-3			1B, 2B 1-2 BB K 1-2 3-H			F7			3 0	1 0	0 0	0 0	1 0	1 0	2 0
Dal Maxvill, R (1, 6) OBP: 0.252, SLG: 0.250		CS 2-3 1B		BB, 2B 1-3 2-H 1B	6-3		F8			4	1	2	1	0	0	0
Ray Washburn, R (1, 1) OBP: 0.255, SLG: 0.239 Don Ferrarese, R (8, 1) OBP: 0.400, SLG: 1.000 Red Schoendienst, S (8, PH) OBP: 0.360, SLG: 0.392 Lindy McDaniel, R (9, 1) OBP: 0.136, SLG: 0.050		FC6-4 1-2 3-H BB		2B 1-2 BB	K			K		1 0 1 0	1 0 0 0	0 0 0 0	0 0 0 0	2 0 0 0	1 0 0 0	0 0 0 0
Inning Stats	R: 0 E: 0 K: 1 S: 6 H: 1 LOB: 1 BB: 0 P: 6	R: 1 E: 0 K: 0 S: 5 H: 3 LOB: 2 BB: 1 P: 9	R: 0 E: 0 K: 0 S: 3 H: 0 LOB: 0 BB: 0 P: 3	R: 8 E: 0 K: 2 S: 12 H: 5 LOB: 1 BB: 4 P: 28	R: 0 E: 0 K: 1 S: 6 H: 1 LOB: 1 BB: 0 P: 6	R: 0 E: 0 K: 0 S: 3 H: 0 LOB: 0 BB: 0 P: 3	R: 0 E: 0 K: 0 S: 3 H: 0 LOB: 0 BB: 0 P: 3	R: 1 E: 0 K: 1 S: 7 H: 2 LOB: 2 BB: 1 P: 11		1B: 7 2B: 4 3B: 0 HR: 1 SF: 0 SAC: 0 DP: 0 HBP: 0						

	AB	35
	R	10
	H	12
	RBI	9
	BB	6
	SO	5
	LOB	12

WP: 1 PA: 41
PB: 0
SB: 2
CS: 2

PITCHER		IP	WLS	BF	H	R	ER	SO	BB	IBB	HBP	BLK	WP	HR	S	P	ERA	WHIP
Ray Daviault, R ERA: 6.85	(1, 1)	3.1	L	18	6	5	5	1	3	0	0	0	1	1	17	29	13.50	2.700
Bob Miller, R ERA: 5.31	(4, 1)	0.0		0	0	0	0	0	0	0	0	0	0	0	0	0	∞	∞
Willard Hunter, L ERA: 7.31	(4, 1)	3.2		14	3	4	4	3	0	0	0	0	0	0	20	20	9.82	0.818
Bob Moorhead, R ERA: 4.53	(8, 1)	1.0		6	2	1	1	1	1	0	0	0	0	0	7	11	9.00	3.000

PITCHER	IP	WLS	BF	H	R	ER	SO	BB	IBB	HBP	BLK	WP	HR	S	P	ERA	WHIP

New York Mets @ St. Louis Cardinals

Sportsman's Park, St. Louis, MO

Sun Sep 02 1962, 4:33 AM EDT

Att. 9,169 - Unknown

TOP

livebaseballscorecards.com

Batter	1	2	3	4	5	6	7	8	9	AB	R	H	RBI	BB	SO	LOB
Richie Ashburn, L (1, 9) OBP: 0.424, SLG: 0.395	F8		G3			4-3		5-3 1B	1B BB	4	0	1	0	1	0	0
Elio Chacon, R (1, 6) OBP: 0.358, SLG: 0.288	K			FC5 1B BB		5-3		5-3 1-2	1B 1-2 2-H 3-H	3	0	0	0	1	1	1
Joe Pignatano, R (8, 2) OBP: 0.316, SLG: 0.275										0	0	0	0	0	0	0
Joe Christopher, R (9, PH) (9, 7) OBP: 0.307, SLG: 0.321										1	0	1	2	0	0	0
Marv Throneberry, L (1, 3) OBP: 0.306, SLG: 0.423	G1			FC5 1-2 1B		FC6-4 1B		K	K	5	0	2	0	0	2	3
Frank Thomas, R (1, 7) OBP: 0.325, SLG: 0.500		HR		FC5 1-2 2-3f		FC6-4 1-2f		IBB		3	1	1	1	1	0	3
Sammy Taylor, L (9, 2) OBP: 0.321, SLG: 0.325										0	0	0	0	0	0	0
Chris Cannizzaro, R (9, 2) OBP: 0.314, SLG: 0.248										0	0	0	0	0	0	0
Choo-Choo Coleman, L (1, 2) OBP: 0.299, SLG: 0.489		P6		5-3			SH3-4 1B	L5		3	1	1	0	0	0	1
Felix Mantilla, R (8, PH) (8, 6) OBP: 0.328, SLG: 0.400										1	0	0	0	0	0	2
Charlie Neal, R (1, 5) OBP: 0.322, SLG: 0.385		CS 1B			K		SH3-4 1-2		F3	3	0	1	0	0	1	0
Jim Hickman, R (1, 8) OBP: 0.342, SLG: 0.443		K 1-2			F8		2-H 1B		SH1-3 E 1B 1B	4	1	2	1	0	1	1
Rod Kanehl, R (1, 4) OBP: 0.312, SLG: 0.342			F8		1B		5-3		E4 SH1-3 1-2 1B	4	1	1	0	0	0	2
Al Jackson, L (1, 1) OBP: 0.088, SLG: 0.091			4-3		F8		4-3		SH1-3 1-2 2-3	3	0	0	0	0	0	2
Inning Stats	R: 0 E: 0 K: 1 S: 5 H: 0 LOB: 0 BB: 0 P: 5	R: 1 E: 0 K: 1 S: 6 H: 2 LOB: 0 BB: 0 P: 6	R: 0 E: 0 K: 0 S: 3 H: 0 LOB: 0 BB: 0 P: 3	R: 0 E: 0 K: 0 S: 3 H: 1 LOB: 1 BB: 1 P: 7	R: 0 E: 0 K: 1 S: 6 H: 1 LOB: 1 BB: 0 P: 6	R: 0 E: 0 K: 0 S: 4 H: 1 LOB: 1 BB: 0 P: 4	R: 1 E: 0 K: 0 S: 5 H: 2 LOB: 1 BB: 0 P: 5	R: 0 E: 0 K: 1 S: 6 H: 1 LOB: 2 BB: 1 P: 10	R: 2 E: 1 K: 1 S: 8 H: 2 LOB: 2 BB: 1 P: 12	1B: 9 2B: 0 3B: 0 HR: 1 SF: 0 SAC: 2 DP: 0 HBP: 0							

	AB	34
	R	4
	H	10
	RBI	4
	BB	3
	SO	5
	LOB	15

WP: 0 PB: 0 SB: 0 CS: 1 PA: 39

PITCHER		IP	WLS	BF	H	R	ER	SO	BB	IBB	HBP	BLK	WP	HR	S	P	ERA	WHIP
Ernie Broglio, R ERA: 3.23	(1, 1)	7.0		27	7	2	2	3	1	0	0	0	0	1	32	36	2.57	1.143
Bobby Shantz, L ERA: 1.92	(8, 1)	2.0	L	12	3	2	0	2	1	1	0	0	0	0	14	22	0.00	2.000

PITCHER	IP	WLS	BF	H	R	ER	SO	BB	IBB	HBP	BLK	WP	HR	S	P	ERA	WHIP

BOTTOM

New York Mets @ St. Louis Cardinals

Sportsman's Park, St. Louis, MO

Sun Sep 02 1962, 4:33 AM EDT

Att. 9,169 - Unknown

livebaseballscorecards.com

Batter	1	2	3	4	5	6	7	8	9	AB	R	H	RBI	BB	SO	LOB
Curt Flood, R (1, 8) OBP: 0.344, SLG: 0.429	WP 1B		H 1-0 2B HBP		1-3		3-H 1B		4-3 1-2	4	1	2	1	0	0	1
Julio Gotay, R (1, 4) OBP: 0.325, SLG: 0.309	6-3 1-2		1B 1-H 2B		G5-4-3 1B		SSS K			4	0	2	1	0	1	2
Bobby Gene Smith, R (1, 7) OBP: 0.259, SLG: 0.290	1-3		2-3 1B		G5-4-3 1-2f			6-3		4	0	1	0	0	0	2
Bill White, L (1, 3) OBP: 0.381, SLG: 0.497	F7		L4			F9		6-4-3 1B		4	0	1	0	0	0	3
Ken Boyer, R (1, 5) OBP: 0.384, SLG: 0.484		P4	G1			SSS K		6-4-3 1-2		4	0	0	0	0	1	3
Charlie James, R (1, 9) OBP: 0.317, SLG: 0.418		1B 1B		F7		F9		5-3		4	0	1	0	0	0	1
Jimmie Schaffer, R (1, 2) OBP: 0.310, SLG: 0.313 Bob Gibson, R (7, PR) OBP: 0.338, SLG: 0.382 Gene Oliver, R (8, 2) OBP: 0.362, SLG: 0.422		1-3 1B		BBB 4-0 S 1B BB			PB SH1-4 1B 1B		HR	2 0 1	0 1 1	2 0 1	0 0 1	1 0 0	0 0 0	0 0 0
Dal Maxvill, R (1, 6) OBP: 0.256, SLG: 0.254 Fred Whitfield, L (9, PH) OBP: 0.319, SLG: 0.523		F8		1-H 1B			SH1-4 1-2		F7	2 1	0 0	1 0	0 0	0 0	0 0	1 0
Ernie Broglio, R (1, 1) OBP: 0.136, SLG: 0.105 Red Schoendienst, S (7, PH) OBP: 0.357, SLG: 0.389 Bobby Shantz, R (8, 1) OBP: 0.105, SLG: 0.111 Stan Musial, L (9, PH) OBP: 0.419, SLG: 0.503 Julian Javier, R (9, PR) OBP: 0.320, SLG: 0.368			3-1	SSS K			5-3 2-3		CS 1B	2 1 0 1 0	0 0 0 0 0	0 0 0 1 0	0 0 0 0 0	1 0 0 0 0	1 0 0 0 0	1 2 0 0 0
Inning Stats	R: 0 H: 1 E: 0 LOB: 1 K: 0 BB: 0 S: 4 P: 4	R: 0 H: 2 E: 0 LOB: 1 K: 0 BB: 0 S: 4 P: 4	R: 1 H: 2 E: 0 LOB: 2 K: 0 BB: 0 S: 5 P: 6	R: 0 H: 1 E: 0 LOB: 1 K: 1 BB: 1 S: 5 P: 9	R: 0 H: 1 E: 0 LOB: 0 K: 0 BB: 0 S: 3 P: 3	R: 0 H: 0 E: 0 LOB: 0 K: 1 BB: 0 S: 5 P: 5	R: 1 H: 2 E: 0 LOB: 1 K: 1 BB: 0 S: 7 P: 7	R: 0 H: 1 E: 0 LOB: 1 K: 0 BB: 0 S: 4 P: 4	R: 1 H: 2 E: 0 LOB: 1 K: 0 BB: 0 S: 4 P: 4	1B: 10 2B: 1 3B: 0 HR: 1	SF: 0 SAC: 1 DP: 1 HBP: 1						WP: 1 PB: 1 SB: 1 CS: 1	PA: 37

PITCHER	IP	WLS	BF	H	R	ER	SO	BB	IBB	HBP	BLK	WP	HR	S	P	ERA	WHIP
Al Jackson, L (1, 1) ERA: 4.1	9.0	W	37	12	3	3	3	1	0	1	0	1	1	41	46	3.00	1.444

PITCHER	IP	WLS	BF	H	R	ER	SO	BB	IBB	HBP	BLK	WP	HR	S	P	ERA	WHIP

AB	34
R	3
H	12
RBI	3
BB	1
SO	3
LOB	16

New York Mets @ Pittsburgh Pirates

Forbes Field, Pittsburgh, PA

Mon Sep 03 1962, 3:33 AM EDT

Unknown

TOP

livebaseballscorecards.com

Batter	1	2	3	4	5	6	7	8	9	AB	R	H	RBI	BB	SO	LOB
Richie Ashburn, L (1, 9) OBP: 0.423, SLG: 0.393	5-3		CS 1B		P8			K		4	0	1	0	0	1	0
Elio Chacon, R (1, 6) OBP: 0.357, SLG: 0.288	P4		1-2 1B			P4		1-3		3	0	1	0	0	0	0
Sammy Taylor, L (8, PH) OBP: 0.319, SLG: 0.323										1	0	0	0	0	0	0
Rick Herrscher, R (8, 6) OBP: 0.229, SLG: 0.333										0	0	0	0	0	0	0
Choo-Choo Coleman, L (1, 2) OBP: 0.297, SLG: 0.478	FC6-4 1B		P8			F8		F9		4	0	1	0	0	0	1
Frank Thomas, R (1, 7) OBP: 0.323, SLG: 0.496	FC6-4 1-2f		K			F9			F7	4	0	0	0	0	1	2
Marv Throneberry, L (1, 3) OBP: 0.309, SLG: 0.424		E6 FC9-6 1B		1-3			FC4-6 BB 1B		G1-6-3 1B	4	0	2	0	0	0	0
Charlie Neal, R (1, 5) OBP: 0.320, SLG: 0.382		K		3-1			F8		G1-6-3 1-2f	4	0	0	0	0	1	3
Jim Hickman, R (1, 8) OBP: 0.345, SLG: 0.443		FC9-6 1-2 1B		K			FC4-6 1-2 BB			2	0	1	0	1	1	0
Rod Kanehl, R (1, 4) OBP: 0.309, SLG: 0.339		FC9-6 1-2f 2-3			L7		FC4-6 FC6-4 1-2f 2-3			3	0	0	0	0	0	4
Jay Hook, L (1, 1) OBP: 0.324, SLG: 0.233		G3			1-3		FC6-4 1-2f			2	0	0	0	0	0	2
Gene Woodling, L (7, PH) OBP: 0.388, SLG: 0.446										1	0	0	0	0	0	2
Ray Daviault, R (7, 1) OBP: 0.133, SLG: 0.071										0	0	0	0	0	0	0

	AB	32
	R	0
	H	6
	RBI	0
	BB	1
	SO	4
	LOB	14

Inning Stats	1	2	3	4	5	6	7	8	9
	R: 0 E: 0 K: 0 S: 4	R: 0 E: 1 K: 1 S: 7	R: 0 E: 0 K: 1 S: 6	R: 0 E: 0 K: 1 S: 5	R: 0 E: 0 K: 0 S: 3	R: 0 E: 0 K: 0 S: 3	R: 0 E: 0 K: 0 S: 4	R: 0 E: 0 K: 1 S: 5	R: 0 E: 0 K: 0 S: 3
	H: 1 LOB: 1 BB: 0 P: 4	H: 1 LOB: 2 BB: 0 P: 7	H: 2 LOB: 1 BB: 0 P: 6	H: 0 LOB: 0 BB: 0 P: 5	H: 0 LOB: 0 BB: 0 P: 3	H: 0 LOB: 0 BB: 0 P: 3	H: 1 LOB: 2 BB: 1 P: 8	H: 0 LOB: 0 BB: 0 P: 5	H: 1 LOB: 0 BB: 0 P: 3

	1B: 6	SF: 0
	2B: 0	SAC: 0
	3B: 0	DP: 1
	HR: 0	HBP: 0

	WP: 0	PA: 33
	PB: 0	
	SB: 0	
	CS: 1	

PITCHER	IP	WLS	BF	H	R	ER	SO	BB	IBB	HBP	BLK	WP	HR	S	P	ERA	WHIP
Bob Friend, R (1, 1) ERA: 3.0	9.0	W	33	6	0	0	4	1	0	0	0	0	0	40	44	0.00	0.778

PITCHER	IP	WLS	BF	H	R	ER	SO	BB	IBB	HBP	BLK	WP	HR	S	P	ERA	WHIP

Batter	1	2	3	4	5	6	7	8	9	AB	R	H	RBI	BB	SO	LOB
Bill Virdon, L (1, 8) OBP: 0.278, SLG: 0.356	4-3		K		2B BB		K			3	1	0	0	1	2	1
Dick Groat, R (1, 6) OBP: 0.342, SLG: 0.376	1B 1B 1B		F7		1-H 2-H 2B			CS 1B		4	0	3	2	0	0	0
Bob Skinner, L (1, 7) OBP: 0.400, SLG: 0.538	1B 1-2 1B		P4		3-1			3-1 1-2		4	0	1	0	0	0	2
Smoky Burgess, L (1, 2) OBP: 0.385, SLG: 0.519	FC6-4 1-2 2-3 1B			F9		3-1		1B		4	0	2	0	0	0	0
Roberto Clemente, R (1, 9) OBP: 0.355, SLG: 0.456	FC6-4 1-2f			6-3		G4-6-3 1B		5-3		4	0	1	0	0	0	3
Donn Clendenon, R (1, 3) OBP: 0.370, SLG: 0.467		K		F8		G4-6-3 1-2f				3	0	0	0	0	1	1
Don Hoak, R (1, 5) OBP: 0.322, SLG: 0.359		1-3			L9		BLK 1B			3	0	1	0	0	0	0
Bill Mazeroski, R (1, 4) OBP: 0.309, SLG: 0.425		FC6-4 BB			2B 2B		F7 1-2			2	1	1	0	1	0	1
Bob Friend, R (1, 1) OBP: 0.098, SLG: 0.110		FC6-4 1-2f			P7		F8			3	0	0	0	0	0	3
Inning Stats	R: 0 E: 0 K: 0 S: 5 H: 3 LOB: 2 BB: 0 P: 5	R: 0 E: 0 K: 1 S: 5 H: 0 LOB: 1 BB: 1 P: 9	R: 0 E: 0 K: 1 S: 5 H: 0 LOB: 0 BB: 0 P: 5	R: 0 E: 0 K: 0 S: 3 H: 0 LOB: 0 BB: 0 P: 3	R: 2 E: 0 K: 0 S: 5 H: 2 LOB: 1 BB: 1 P: 9	R: 0 E: 0 K: 0 S: 3 H: 1 LOB: 0 BB: 0 P: 3	R: 0 E: 0 K: 1 S: 6 H: 1 LOB: 1 BB: 0 P: 6	R: 0 E: 0 K: 0 S: 4 H: 2 LOB: 1 BB: 0 P: 4		1B: 7 2B: 2 3B: 0 HR: 0 SF: 0 SAC: 0 DP: 1 HBP: 0						

PITCHER		IP	WLS	BF	H	R	ER	SO	BB	IBB	HBP	BLK	WP	HR	S	P	ERA	WHIP
Jay Hook, R ERA: 4.87	(1, 1)	6.0	L	24	6	2	2	2	2	0	0	0	0	0	26	34	3.00	1.333
Ray Daviault, R ERA: 6.65	(7, 1)	2.0		8	3	0	0	1	0	0	0	1	0	0	10	10	0.00	1.500

PITCHER	IP	WLS	BF	H	R	ER	SO	BB	IBB	HBP	BLK	WP	HR	S	P	ERA	WHIP

BOTTOM

New York Mets @ Pittsburgh Pirates

Forbes Field, Pittsburgh, PA

Mon Sep 03 1962, 3:33 AM EDT

Unknown

livebaseballscorecards.com

AB	30
R	2
H	9
RBI	2
BB	2
SO	3
LOB	11

Batter	1	2	3	4	5	6	7	8	9	AB	R	H	RBI	BB	SO	LOB
Joe Christopher, R (1, 9) OBP: 0.305, SLG: 0.318	4-3	4-3			6-3			L7	1B 1-2 2-H 3-H	5	0	1	2	0	0	0
Felix Mantilla, R (1, 5) OBP: 0.329, SLG: 0.397	BB 1B 1B		F8		K			HBP 1B	K 2-3	3	1	0	0	1	2	2
Marv Throneberry, L (1, 3) OBP: 0.314, SLG: 0.426	BB 1B 1-3		BB			F7		FC4-6 1-2		3	1	2	0	1	0	0
Frank Thomas, R (1, 7) OBP: 0.321, SLG: 0.492	P4		P4			6-3		P6		4	0	0	0	0	0	5
Choo-Choo Coleman, L (1, 2) OBP: 0.308, SLG: 0.479 Joe Pignatano, R (6, 2) OBP: 0.316, SLG: 0.275 Gene Woodling, L (8, PH) OBP: 0.387, SLG: 0.445 Sammy Taylor, L (8, 2) OBP: 0.319, SLG: 0.323	BB 1B 1-2		F7			FC4 1B		FC4-6 1-2f		2 0 1 0	0 0 0 0	1 0 0 0	0 0 0 0	1 0 0 0	0 0 0 0	1 0 2 0
Charlie Neal, R (1, 6) OBP: 0.319, SLG: 0.380	1B 1-3 2-H 3-H			K		FC4 1-2f			F9	4	0	1	2	0	1	1
Jim Hickman, R (1, 8) OBP: 0.343, SLG: 0.439	L5			P9			5-3		BB 1B 1B 1B	3	1	0	0	1	0	2
Rod Kanehl, R (1, 4) OBP: 0.308, SLG: 0.338	2-3			4-3			P4		1B 1-2 1B	4	1	1	0	0	0	0
Roger Craig, R (1, 1) OBP: 0.111, SLG: 0.045 Elio Chacon, R (7, PH) OBP: 0.356, SLG: 0.287 Willard Hunter, R (7, 1) OBP: 0.231, SLG: 0.231 Rick Herrscher, R (9, PH) OBP: 0.250, SLG: 0.353	K				1-3		6-3		K 1B 1-2 2-3	2 1 0 1	0 0 0 0	0 0 0 1	0 0 0 0	0 0 0 0	1 0 0 0	0 0 0 0
Inning Stats	R: 2 E: 0 K: 0 S: 5 H: 2 LOB: 2 BB: 2 P: 13	R: 0 E: 0 K: 1 S: 5 H: 0 LOB: 0 BB: 0 P: 5	R: 0 E: 0 K: 0 S: 3 H: 0 LOB: 1 BB: 1 P: 7	R: 0 E: 0 K: 1 S: 5 H: 0 LOB: 0 BB: 0 P: 5	R: 0 E: 0 K: 1 S: 5 H: 0 LOB: 0 BB: 0 P: 5	R: 0 E: 0 K: 0 S: 4 H: 1 LOB: 1 BB: 0 P: 4	R: 0 E: 0 K: 0 S: 3 H: 0 LOB: 0 BB: 0 P: 3	R: 0 E: 0 K: 0 S: 4 H: 1 LOB: 2 BB: 0 P: 5	R: 2 E: 0 K: 1 S: 7 H: 3 LOB: 1 BB: 1 P: 11	1B: 7 2B: 0 3B: 0 HR: 0 SF: 0 SAC: 0 DP: 0 HBP: 1						

PITCHER		IP	WLS	BF	H	R	ER	SO	BB	IBB	HBP	BLK	WP	HR	S	P	ERA	WHIP
Al McBean, R ERA: 3.26	(1, 1)	8.1	W	36	6	4	4	3	4	0	1	0	0	0	37	54	4.32	1.200
Roy Face, R ERA: 1.66	(9, 1)	0.2	S	2	1	0	0	1	0	0	0	0	0	0	4	4	0.00	1.500

PITCHER	IP	WLS	BF	H	R	ER	SO	BB	IBB	HBP	BLK	WP	HR	S	P	ERA	WHIP

TOP

New York Mets @ Pittsburgh Pirates

Forbes Field, Pittsburgh, PA

Mon Sep 03 1962, 3:38 AM EDT

Att. 14,289 - Unknown

livebaseballscorecards.com

AB	33
R	4
H	7
RBI	4
BB	4
SO	4
LOB	13

WP: 0 PA: 38
PB: 0
SB: 0
CS: 0

BOTTOM

New York Mets @ Pittsburgh Pirates

Forbes Field, Pittsburgh, PA

Mon Sep 03 1962, 3:38 AM EDT

Att. 14,289 - Unknown

Batter	1	2	3	4	5	6	7	8	9	AB	R	H	RBI	BB	SO	LOB
Bill Virdon, L (1, 8) OBP: 0.276, SLG: 0.353	S S S 0-3 K ①		x 0-0 P6 ②	S S S 0-3 K ①	x 0-0 F7 ③			x 0-0 5-3 ②		5	0	0	0	0	2	5
Dick Groat, R (1, 6) OBP: 0.342, SLG: 0.375	B B B B 4-0 BB		x 0-0 1B	x 0-0 4-3 ② 1-2 2-3 3-H		x 0-0 P4 ①		x 0-0 4-3 ③		4	0	1	1	1	0	2
Bob Skinner, L (1, 7) OBP: 0.401, SLG: 0.536	x 0-0 F5 ②		S S S 0-3 K ③	B B B B 4-0 BB		B B B B 4-0 S BB				2	0	0	0	2	1	2
Jim Marshall, L (1, 3) OBP: 0.348, SLG: 0.459	S S S 0-3 K ③			x 0-0 1B 2B 1B x 0-0 3-1 ③		x 0-0 L9 ②				4	1	1	0	0	1	5
Roberto Clemente, R (1, 9) OBP: 0.357, SLG: 0.456		x 0-0 BB 1B		x 0-0 1-3 2B 1B	x 0-0 4-3 ①	x 0-0 5-3 ③ 1-2				4	1	2	0	0	0	1
Bill Mazeroski, R (1, 4) OBP: 0.312, SLG: 0.428		B B B B 4-0 1-6-3 ① 1-2 BB		x 0-0 1B 1B 2B 1-H 3-H	B B B B 4-0 FC6-4 WP 1B BB		x 0-0 F8 ①			2	2	1	2	2	0	0
Dick Schofield, S (1, 5) OBP: 0.396, SLG: 0.391		x 0-0 1-6-3 ② 1-2		B B B B 4-0 1B 1B 4-3 BB	B B B B 4-0 FC6-4 1-2 BB		x 0-0 E4 G6-4-3			2	1	0	0	2	0	1
Cal Neeman, R (1, 2) OBP: 0.292, SLG: 0.522		S S S 0-3 K ③		x 0-0 4-3 1B 1-2 2-3	x 0-0 FC6-4 ② 1-2f 2-3 1B		x 0-0 G6-4-3 ②③ 1-2f			4	0	1	0	0	1	4
Al McBean, R (1, 1) OBP: 0.210, SLG: 0.258 Roy Face, R (9, 1) OBP: 0.083, SLG: 0.083			S S S 0-3 K ①	x 0-0 4-3 1-2 2-3 3-H	x 0-0 1-2 3-H			S S S 0-3 K ①		4 0	0 0	2 0	2 0	0 0	2 0	0 0
Inning Stats	R: 0 H: 0 E: 0 LOB: 1 K: 2 BB: 1 S: 7 P: 11	R: 0 H: 1 E: 0 LOB: 1 K: 1 BB: 1 S: 5 P: 9	R: 0 H: 1 E: 0 LOB: 1 K: 2 BB: 0 S: 8 P: 8	R: 4 H: 5 E: 0 LOB: 3 K: 1 BB: 2 S: 10 P: 18	R: 1 H: 1 E: 0 LOB: 2 K: 0 BB: 2 S: 4 P: 12	R: 0 H: 0 E: 0 LOB: 1 K: 0 BB: 1 S: 3 P: 7	R: 0 H: 0 E: 1 LOB: 0 K: 0 BB: 0 S: 3 P: 3	R: 0 H: 0 E: 0 LOB: 0 K: 1 BB: 0 S: 5 P: 5		1B: 7 SF: 0 2B: 1 SAC: 0 3B: 0 DP: 1 HR: 0 HBP: 0						

livebaseballscorecards.com

AB	31
R	5
H	8
RBI	5
BB	7
SO	7
LOB	20

WP: 1 PA: 38
PB: 0
SB: 1
CS: 0

PITCHER		IP	WLS	BF	H	R	ER	SO	BB	IBB	HBP	BLK	WP	HR	S	P	ERA	WHIP
Roger Craig, R ERA: 4.57	(1, 1)	6.0	L	32	8	5	5	6	7	0	0	0	1	0	37	65	7.50	2.500
Willard Hunter, L ERA: 7.06	(7, 1)	2.0		6	0	0	0	1	0	0	0	0	0	0	8	8	0.00	0.000

PITCHER	IP	WLS	BF	H	R	ER	SO	BB	IBB	HBP	BLK	WP	HR	S	P	ERA	WHIP

Batter	1	2	3	4	5	6	7	8	9	AB	R	H	RBI	BB	SO	LOB
Elio Chacon, R (1, 6) OBP: 0.352, SLG: 0.283	S S S 0-3 ① K		S S S 0-3 ② K			x 0-0 ① F8		x 0-0 ① P6		4	0	0	0	0	2	2
Rod Kanehl, R (1, 4) OBP: 0.308, SLG: 0.337	x 0-0 CS 1B		S S S 0-3 ③ K			S S S 0-3 ② K		x 0-0 ② F3		4	0	1	0	0	2	2
Felix Mantilla, R (1, 5) OBP: 0.330, SLG: 0.400	x 0-0 ② FC6-4 1-2 1B			x 0-0 2B		x 0-0 ③ F9		x 0-0 ③ F9		4	0	2	0	0	0	1
Frank Thomas, R (1, 3) OBP: 0.320, SLG: 0.492	x 0-0 ③ FC6-4 1-2f			x 0-0 ① F8			x 0-0 1B 2B		x 0-0 ① 6-3	4	1	1	0	0	0	2
Gene Woodling, L (1, 7) OBP: 0.382, SLG: 0.439		x 0-0 ① G3		x 0-0 ② L9			S S S 0-3 ① K		x 0-0 ② F7	4	0	0	0	0	1	2
Joe Christopher, R (1, 9) OBP: 0.308, SLG: 0.327		x 0-0 ② F8		x 0-0 ③ 6-3			x 0-0 ② 2-H 1B		x 0-0 2B	4	0	2	1	0	0	1
Jim Hickman, R (1, 8) OBP: 0.342, SLG: 0.435		x 0-0 ③ L6			x 0-0 ① P5		B B B 4-0 BB		x 0-0 ③ P6	3	0	0	0	1	0	1
Joe Pignatano, R (1, 2) OBP: 0.317, SLG: 0.278			x 0-0 SH1-4 1B		x 0-0 ② F7		S S S 0-3 ③ K			3	0	1	0	0	1	1
Craig Anderson, R (1, 1) OBP: 0.133, SLG: 0.103			x 0-0 ① SH1-4 1-2		S S S 0-3 ③ K			x 0-0 1B		1	0	0	0	0	1	0
Willard Hunter, R (7, 1) OBP: 0.231, SLG: 0.231										0	0	0	0	0	0	0
Richie Ashburn, L (8, PH) OBP: 0.424, SLG: 0.395										1	0	1	0	0	0	0
Ray Daviault, R (8, 1) OBP: 0.133, SLG: 0.071										0	0	0	0	0	0	0
Inning Stats	R: 0 H: 2 E: 0 LOB: 1 K: 1 BB: 0 S: 6 P: 6	R: 0 H: 0 E: 0 LOB: 0 K: 0 BB: 0 S: 3 P: 3	R: 0 H: 1 E: 0 LOB: 1 K: 2 BB: 0 S: 8 P: 8	R: 0 H: 1 E: 0 LOB: 1 K: 0 BB: 0 S: 4 P: 4	R: 0 H: 0 E: 0 LOB: 0 K: 1 BB: 0 S: 5 P: 5	R: 0 H: 0 E: 0 LOB: 0 K: 1 BB: 0 S: 5 P: 5	R: 1 H: 2 E: 0 LOB: 1 K: 2 BB: 1 S: 8 P: 12	R: 0 H: 1 E: 0 LOB: 1 K: 0 BB: 0 S: 4 P: 4	R: 0 H: 1 E: 0 LOB: 1 K: 0 BB: 0 S: 4 P: 4	1B: 5 SF: 0 2B: 3 SAC: 1 3B: 0 DP: 0 HR: 0 HBP: 0						

PITCHER	IP	WLS	BF	H	R	ER	SO	BB	IBB	HBP	BLK	WP	HR	S	P	ERA	WHIP
Harvey Haddix, L (1, 1) ERA: 4.24	9.0	W	34	8	1	1	7	1	0	0	0	0	0	47	51	1.00	1.000

PITCHER	IP	WLS	BF	H	R	ER	SO	BB	IBB	HBP	BLK	WP	HR	S	P	ERA	WHIP

New York Mets @ Pittsburgh Pirates

Forbes Field, Pittsburgh, PA

Tue Sep 04 1962, 7:05 PM EDT

Att. 4,364 - Unknown

TOP

livebaseballscorecards.com

AB	32
R	1
H	8
RBI	1
BB	1
SO	7
LOB	12

WP: 0 PA: 34
PB: 0
SB: 0
CS: 1

New York Mets @ Pittsburgh Pirates

Forbes Field, Pittsburgh, PA

Tue Sep 04 1962, 7:05 PM EDT

Att. 4,364 - Unknown

livebaseballscorecards.com

BOTTOM

Batter	1	2	3	4	5	6	7	8	9	AB	R	H	RBI	BB	SO	LOB
Bill Virdon, L (1, 8) OBP: 0.275, SLG: 0.352	5-3		4-3 2-3		G3 S 2-H 1B		FC4-6 2B 1-2f 3-H 1B			4	1	1	2	0	0	2
Dick Groat, R (1, 6) OBP: 0.342, SLG: 0.376	5-3		E6 4-3		G3 1-3		1B 1-3 2B			4	1	1	0	0	0	2
Bob Skinner, L (1, 7) OBP: 0.402, SLG: 0.534	BB BB		4-3 1-2 3-H		6-3		1B 2-H 3-H			3	0	1	3	1	0	2
Smoky Burgess, L (1, 2) OBP: 0.381, SLG: 0.512	6-3		F8			F8	4-3			4	0	0	0	0	0	3
Roberto Clemente, R (1, 9) OBP: 0.354, SLG: 0.452		1-3		5-3		1-3		6-3		4	0	0	0	0	0	0
Donn Clendenon, R (1, 3) OBP: 0.367, SLG: 0.461		1-3		6-3		CS 1B		6-3		4	0	1	0	0	0	0
Don Hoak, R (1, 5) OBP: 0.319, SLG: 0.355		E6		5-3		CS 1-2	SSS K	F3		4	0	0	0	0	1	0
Bill Mazeroski, R (1, 4) OBP: 0.312, SLG: 0.427		L6			6-3		1B FC4-6 1B			3	1	1	0	0	0	1
Harvey Haddix, L (1, 1) OBP: 0.269, SLG: 0.420			4-3 4-3 2B		1B 2B		FC4-6 1-3 1B			3	2	3	0	0	0	0
Inning Stats	R: 0 E: 0 K: 0 S: 3 H: 0 LOB: 1 BB: 1 P: 7	R: 0 E: 1 K: 0 S: 4 H: 0 LOB: 1 BB: 0 P: 4	R: 1 E: 1 K: 0 S: 5 H: 1 LOB: 1 BB: 0 P: 5	R: 0 E: 0 K: 0 S: 3 H: 0 LOB: 0 BB: 0 P: 3	R: 1 E: 0 K: 0 S: 5 H: 2 LOB: 1 BB: 0 P: 5	R: 0 E: 0 K: 0 S: 3 H: 1 LOB: 0 BB: 0 P: 3	R: 3 E: 0 K: 1 S: 9 H: 4 LOB: 1 BB: 0 P: 9	R: 0 E: 0 K: 0 S: 3 H: 0 LOB: 0 BB: 0 P: 3		1B: 5 2B: 3 3B: 0 HR: 0 SF: 0 SAC: 0 DP: 0 HBP: 0						

	AB	33
	R	5
	H	8
	RBI	5
	BB	1
	SO	1
	LOB	10

WP: 0 PB: 0 SB: 1 CS: 1 PA: 35

PITCHER		IP	WLS	BF	H	R	ER	SO	BB	IBB	HBP	BLK	WP	HR	S	P	ERA	WHIP
Craig Anderson, R ERA: 5.53	(1, 1)	6.2	L	30	8	5	4	1	1	0	0	0	0	0	31	35	5.40	1.350
Willard Hunter, L ERA: 7.02	(7, 1)	0.1		1	0	0	0	0	0	0	0	0	0	0	1	1	0.00	0.000
Ray Daviault, R ERA: 6.56	(8, 1)	1.0		3	0	0	0	0	0	0	0	0	0	0	3	3	0.00	0.000

PITCHER	IP	WLS	BF	H	R	ER	SO	BB	IBB	HBP	BLK	WP	HR	S	P	ERA	WHIP

Batter	1	2	3	4	5	6	7	8	9	AB	R	H	RBI	BB	SO	LOB
Richie Ashburn, L (1, 7) OBP: 0.425, SLG: 0.393	4-3			FC6-4 BB		K 2-H		BB		2	0	0	0	2	1	0
Rod Kanehl, R (1, 4) OBP: 0.304, SLG: 0.332	1-3			FC6-4 1B SF8 1-2f		5-3		K		4	1	0	0	0	1	2
Charlie Neal, R (1, 5) OBP: 0.320, SLG: 0.380	P4			FC6-4 1B 1-3		BB		K		3	0	1	0	1	1	1
Frank Thomas, R (1, 3) OBP: 0.318, SLG: 0.489		P4		SF8 3-H		P4		F7		3	0	0	1	0	0	2
Jim Hickman, R (1, 8) OBP: 0.341, SLG: 0.433		K		FC6-4 1-2f			1B		F5	4	0	1	0	0	1	1
Joe Christopher, R (1, 9) OBP: 0.309, SLG: 0.327		5-3			5-3		1-2 1B		K	3	0	1	0	0	0	0
Marv Throneberry, L (9, PH) OBP: 0.313, SLG: 0.425										1	0	0	0	0	1	0
Rick Herrscher, R (1, 6) OBP: 0.237, SLG: 0.333			L9		5-3		P6		P5	2	0	0	0	0	0	0
Gene Woodling, L (7, PH) OBP: 0.381, SLG: 0.437										1	0	0	0	0	0	2
Choo-Choo Coleman, L (7, 2) OBP: 0.305, SLG: 0.474										1	0	0	0	0	0	0
Joe Pignatano, R (1, 2) OBP: 0.306, SLG: 0.268			F2		5-3		K			2	0	0	0	0	0	0
Sammy Taylor, L (7, PH) OBP: 0.318, SLG: 0.321										1	0	0	0	0	1	2
Elio Chacon, R (7, 6) OBP: 0.352, SLG: 0.283										0	0	0	0	0	0	0
Al Jackson, L (1, 1) OBP: 0.099, SLG: 0.101			K			E4 WP 1B	G3			3	1	1	0	0	1	2

TOP

New York Mets @ Houston Colt 45's

Colt Stadium, Houston, TX

Fri Sep 07 1962, 8:05 PM EDT

Att. 6,208 - Cloudy - 80 F

livebaseballscorecards.com

	AB	R	H	RBI	BB	SO	LOB
	30	2	4	1	3	7	12

Inning Stats	1	2	3	4	5	6	7	8	9
R	0	0	0	1	0	1	0	0	0
E	0	0	0	0	0	1	0	0	0
K	0	1	1	0	0	1	1	2	1
S	3	5	5	4	3	6	7	7	5
H	0	0	0	1	0	1	2	0	0
LOB	0	0	0	1	0	1	2	1	0
BB	0	0	0	1	0	1	0	1	0
P	3	5	5	8	3	10	7	11	5

1B	4
2B	0
3B	0
HR	0
SF	1
SAC	0
DP	0
HBP	0
WP	2
PB	0
SB	0
CS	0
PA	34

PITCHER		IP	WLS	BF	H	R	ER	SO	BB	IBB	HBP	BLK	WP	HR	S	P	ERA	WHIP
Hal Woodeshick, L ERA: 4.29	(1, 1)	6.0		24	4	2	2	3	2	0	0	0	1	0	28	36	3.00	1.000
Jim Golden, R ERA: 3.99	(7, 1)	1.0	W	4	0	0	0	1	1	0	0	0	0	0	5	9	0.00	1.000
Don McMahon, R ERA: 1.52	(8, 1)	2.0	S	6	0	0	0	3	0	0	0	0	0	0	12	12	0.00	0.000

PITCHER		IP	WLS	BF	H	R	ER	SO	BB	IBB	HBP	BLK	WP	HR	S	P	ERA	WHIP

Batter	1	2	3	4	5	6	7	8	9	AB	R	H	RBI	BB	SO	LOB
Carl Warwick, R (1, 7) OBP: 0.304, SLG: 0.398	6-3		K		5-3		F8			4	0	0	0	0	1	3
Johnny Temple, R (1, 4) Joey Amalfitano, R (7, PR) (8, 4) OBP: 0.349, SLG: 0.318 OBP: 0.319, SLG: 0.296	K		6-3			1B 2B	S 1B 1B 2-H			4 0	1 1	2 0	1 0	0 0	1 0	0 0
Jim Pendleton, R (1, 9) (7, 3) OBP: 0.279, SLG: 0.383	2B			K2-6-2 1B		6-3	1-H 1B			4	0	3	1	0	0	1
Norm Larker, L (1, 3) Roman Mejias, R (6, PH) (7, 9) OBP: 0.354, SLG: 0.372 OBP: 0.330, SLG: 0.455	6-3		K2-6-2 1-2f			1B BB	F8			2 1	0 0	0 0	0 0	0 1	1 0	2 1
Bob Aspromonte, R (1, 5) OBP: 0.334, SLG: 0.379		K			E5 FC6 1B	F7		1-3		4	1	0	0	0	1	2
Al Heist, R (1, 8) OBP: 0.232, SLG: 0.189		2-3			F8	1-2 1B 2-H		6-3		4	0	1	1	0	0	1
Hal Smith, R (1, 2) OBP: 0.267, SLG: 0.371		5-3			FC6 SH5-4 1B 2-3	F7		6-3		4	0	0	0	0	0	3
J C Hartman, R (1, 6) OBP: 0.245, SLG: 0.245			F7		SH5-4 1-2 3-H 1B		SH1-4 1B BB			2	1	1	1	1	0	0
Hal Woodeshick, R (1, 1) Jim Golden, L (7, 1) Don McMahon, R (8, 1) OBP: 0.150, SLG: 0.081 OBP: 0.255, SLG: 0.333 OBP: 0.100, SLG: 0.100			L4		SH5-4 1-2 2-3		SH1-4 1-2			1 0 0	0 0 0	0 0 0	0 0 0	0 0 0	0 0 0	0 0 0
Inning Stats	R: 0 E: 0 K: 1 S: 6 H: 1 LOB: 1 BB: 0 P: 6	R: 0 E: 0 K: 1 S: 5 H: 0 LOB: 0 BB: 0 P: 5	R: 0 E: 0 K: 1 S: 5 H: 0 LOB: 0 BB: 0 P: 5	R: 0 E: 0 K: 1 S: 5 H: 1 LOB: 1 BB: 0 P: 5	R: 1 E: 1 K: 0 S: 6 H: 1 LOB: 2 BB: 0 P: 6	R: 1 E: 0 K: 0 S: 5 H: 2 LOB: 2 BB: 1 P: 9	R: 2 E: 0 K: 0 S: 5 H: 2 LOB: 1 BB: 1 P: 9	R: 0 E: 0 K: 0 S: 3 H: 0 LOB: 0 BB: 0 P: 3		1B: 5 2B: 3 3B: 0 HR: 0	SF: 0 SAC: 2 DP: 1 HBP: 0			WP: 0 PB: 0 SB: 1 CS: 0	PA: 34	

PITCHER	IP	WLS	BF	H	R	ER	SO	BB	IBB	HBP	BLK	WP	HR	S	P	ERA	WHIP
Al Jackson, L (1, 1) ERA: 4.07	8.0	L	34	7	4	3	4	2	0	0	0	0	0	40	48	3.38	1.125

PITCHER	IP	WLS	BF	H	R	ER	SO	BB	IBB	HBP	BLK	WP	HR	S	P	ERA	WHIP

BOTTOM

New York Mets @ Houston Colt 45's

Colt Stadium, Houston, TX

Fri Sep 07 1962, 8:05 PM EDT

Att. 6,208 - Cloudy - 80 F

livebaseballscorecards.com

AB	30
R	4
H	7
RBI	4
BB	2
SO	4
LOB	13

Batter	1	2	3	4	5	6	7	8	9	AB	R	H	RBI	BB	SO	LOB
Rod Kanehl, R (1, 4) OBP: 0.305, SLG: 0.337	SSS 0-3 ① K		x 0-0 ① 5-3		x 0-0 ① 2B		x 0-0 ②③ L5-4 2-3		x 0-0 1-2 3-H 1B	5	0	2	1	0	1	1
Choo-Choo Coleman, L (1, 2) OBP: 0.300, SLG: 0.460	x 0-0 E FC4-6 1B		x 0-0 ② 4-3		x 0-0 ② F7			x 0-0 ① 3-1	x 0-0 ③ 1-3	5	1	1	0	0	0	3
Felix Mantilla, R (1, 5) OBP: 0.332, SLG: 0.400 Rick Herrscher, R (8, PR) OBP: 0.237, SLG: 0.333 (8, 5)	x 0-0 E1 E 1-3		BBBB 4-0 BB		x 0-0 ③ F8			x 0-0 1B		3	1	1	0	1	0	2
										0	0	0	0	0	0	0
Frank Thomas, R (1, 7) OBP: 0.318, SLG: 0.487	BBBB 4-0 FC4-6 BB		x 0-0 ③ G3			x 0-0 ① 6-3		x 0-0 ② P6		3	0	0	0	1	0	2
Charlie Neal, R (1, 6) OBP: 0.322, SLG: 0.380 Elio Chacon, R (8, 6) OBP: 0.352, SLG: 0.283	x 0-0 ② FC4-6 1-2f 2-H 3-H			x 0-0 1B		BBBB 4-0 S BB		x 0-0 ③ 4-3		3	0	1	1	1	0	2
										0	0	0	0	0	0	0
Marv Throneberry, L (1, 3) OBP: 0.309, SLG: 0.419	x 0-0 ③ 1-3			SSS 0-3 ① K		x 0-0 ② 4-3 1-2			x 0-0 ① G3	4	0	0	0	0	1	3
Jim Hickman, R (1, 8) OBP: 0.338, SLG: 0.427		x 0-0 ① F5		x 0-0 ② P3		x 0-0 ③ F3			SSS 0-3 ② K	4	0	0	0	0	1	2
Joe Christopher, R (1, 9) OBP: 0.312, SLG: 0.337		x 0-0 ② P5		x 0-0 ③ F9			BBBB 4-0 L5-4 SH1-4 BB		x 0-0 1B 3B	3	1	1	0	1	0	1
Jay Hook, L (1, 1) OBP: 0.314, SLG: 0.226 Ray Daviault, R (7, 1) OBP: 0.133, SLG: 0.071 Gene Woodling, L (9, PH) OBP: 0.383, SLG: 0.437 Richie Ashburn, L (9, PR) OBP: 0.425, SLG: 0.393 Willard Hunter, R (9, 1) OBP: 0.231, SLG: 0.231 Craig Anderson, R (9, 1) OBP: 0.133, SLG: 0.103		SSS 0-3 ③ K			SSS 0-3 ① K		x 0-0 ① SH1-4 1-2		BBBB 4-0 1B BB	2	0	0	0	0	2	0
										0	0	0	0	0	0	0
										0	0	0	0	1	0	0
										0	0	0	0	0	0	0
										0	0	0	0	0	0	0
										0	0	0	0	0	0	0
Inning Stats	R: 2 E: 2 K: 1 S: 7 H: 1 LOB: 1 BB: 1 P: 11	R: 0 E: 0 K: 1 S: 5 H: 0 LOB: 0 BB: 0 P: 5	R: 0 E: 0 K: 0 S: 3 H: 0 LOB: 1 BB: 1 P: 7	R: 0 E: 0 K: 1 S: 6 H: 1 LOB: 0 BB: 0 P: 6	R: 0 E: 0 K: 1 S: 6 H: 1 LOB: 1 BB: 0 P: 6	R: 0 E: 0 K: 0 S: 3 H: 0 LOB: 1 BB: 1 P: 7	R: 0 E: 0 K: 0 S: 2 H: 0 LOB: 0 BB: 1 P: 6	R: 0 E: 0 K: 0 S: 4 H: 1 LOB: 1 BB: 0 P: 4	R: 1 E: 0 K: 1 S: 7 H: 2 LOB: 2 BB: 1 P: 11	1B: 4 2B: 2 3B: 1 HR: 0		SF: 0 SAC: 1 DP: 1 HBP: 0				

TOP

New York Mets @ Houston Colt 45's

Colt Stadium, Houston, TX

Sat Sep 08 1962, 4:33 AM EDT

Att. 1,638 - Cloudy - 85 F

livebaseballscorecards.com

AB	32
R	3
H	6
RBI	2
BB	5
SO	5
LOB	16

PITCHER		IP	WLS	BF	H	R	ER	SO	BB	IBB	HBP	BLK	WP	HR	S	P	ERA	WHIP
George Brunet, L ERA: 3.11	(1, 1)	7.0		28	3	2	0	4	4	0	0	0	0	0	32	48	0.00	1.000
Russ Kemmerer, R ERA: 3.51	(8, 1)	2.0	W	10	3	1	1	1	1	0	0	0	0	0	11	15	4.50	2.000

PITCHER	IP	WLS	BF	H	R	ER	SO	BB	IBB	HBP	BLK	WP	HR	S	P	ERA	WHIP

Batter	1	2	3	4	5	6	7	8	9	AB	R	H	RBI	BB	SO	LOB
Carl Warwick, R (1, 8) OBP: 0.301, SLG: 0.393	E3 FC1-5	K			K 1B		E6 1B E	F8		5	1	0	0	0	2	2
Al Spangler, L (1, 7) OBP: 0.389, SLG: 0.372 Bob Lillis, R (9, PH) OBP: 0.285, SLG: 0.280	BB FC1-5 BB	F8			1B		BB E 1-3 1B		G6-5-3 1B 1B	3 1	0 0	2 1	0 0	1 0	0 0	2 0
Johnny Temple, R (1, 4) OBP: 0.347, SLG: 0.316	FC1-5 BB 1-2 2-3f		6-3		F3		E5 BB 1-2 3-H		G6-5-3 1B 1B	5	1	1	1	0	0	4
Dave Roberts, L (1, 3) (8, 9) Joey Amalfitano, R (9, PH) OBP: 0.318, SLG: 0.295	P4		K		F8		K		G6-5-3 1-2 2-3f	4 1	0 0	0 0	0 0	0 0	2 0	5 2
Jim Pendleton, R (1, 9) OBP: 0.279, SLG: 0.380 Norm Larker, L (7, PH) OBP: 0.356, SLG: 0.372 (8, 3)	BB 1-2 2-3		P4			P6	BB 1-2 2-3		E 1B IBB	2 0	0 1	0 0	0 0	1 2	0 0	0 0
Bob Aspromonte, R (1, 5) OBP: 0.335, SLG: 0.379	F8			F2		FC6-4 1B	L5		E7 1-H 2-H 1B	5	0	2	1	0	0	6
Jim Campbell, R (1, 2) OBP: 0.272, SLG: 0.372 Hal Smith, R (8, PH) OBP: 0.269, SLG: 0.383 (9, 2)		FC1-5 2B		P4	FC6-4 1-2f			HR		3 1	0 1	1 1	0 1	0 0	0 0	1 0
J C Hartman, R (1, 6) OBP: 0.254, SLG: 0.264		FC1-5 1B		2B	F7			1-3		4	0	2	0	0	0	1
George Brunet, R (1, 1) OBP: 0.133, SLG: 0.071 Billy Goodman, L (7, PH) OBP: 0.304, SLG: 0.293 Russ Kemmerer, R (8, 1) OBP: 0.444, SLG: 0.286		FC1-5 1-2 2-3f		6-3			4-3	4-3		2 1 1	0 0 0	0 0 0	0 0 0	0 0 0	0 0 0	3 0 0
Inning Stats	R: 0 E: 1 K: 0 S: 4 H: 0 LOB: 3 BB: 2 P: 12	R: 0 E: 0 K: 1 S: 7 H: 2 LOB: 2 BB: 0 P: 7	R: 0 E: 0 K: 1 S: 5 H: 0 LOB: 0 BB: 0 P: 5	R: 0 E: 0 K: 0 S: 4 H: 1 LOB: 1 BB: 0 P: 4	R: 0 E: 0 K: 1 S: 6 H: 1 LOB: 1 BB: 0 P: 6	R: 0 E: 1 K: 0 S: 4 H: 1 LOB: 1 BB: 0 P: 4	R: 1 E: 2 K: 1 S: 8 H: 1 LOB: 3 BB: 1 P: 12	R: 1 E: 0 K: 0 S: 4 H: 1 LOB: 0 BB: 0 P: 4	R: 2 E: 1 K: 0 S: 4 H: 3 LOB: 1 BB: 1 P: 8	1B: 7 2B: 2 3B: 0 HR: 1 SF: 0 SAC: 0 DP: 1 HBP: 0						

PITCHER		IP	WLS	BF	H	R	ER	SO	BB	IBB	HBP	BLK	WP	HR	S	P	ERA	WHIP
Jay Hook, R ERA: 4.72	(1, 1)	6.0		26	5	0	0	3	2	0	0	0	0	0	30	38	0.00	1.167
Ray Daviault, R ERA: 6.5	(7, 1)	2.0		11	2	2	1	1	1	0	0	0	0	1	12	16	4.50	1.500
Willard Hunter, L ERA: 7.17	(9, 1)	0.0		2	2	2	1	0	0	0	0	0	0	0	2	2	∞	∞
Craig Anderson, R ERA: 5.49	(9, 1)	0.2	L	3	1	0	0	0	0	1	0	0	0	0	2	6	0.00	1.500

PITCHER		IP	WLS	BF	H	R	ER	SO	BB	IBB	HBP	BLK	WP	HR	S	P	ERA	WHIP

BOTTOM

New York Mets @ Houston Colt 45's

Colt Stadium, Houston, TX

Sat Sep 08 1962, 4:33 AM EDT

Att. 1,638 - Cloudy - 85 F

livebaseballscorecards.com

AB	38
R	4
H	10
RBI	3
BB	4
SO	4
LOB	26

WP: 0 PA: 42
PB: 0
SB: 0
CS: 0

Batter	1	2	3	4	5	6	7	8	9	10	AB	R	H	RBI	BB	SO	LOB
Elio Chacon, R (1, 6) OBP: 0.356, SLG: 0.286	K		BB, 1B, 1B 1-2 2-3 BB		1B 1B		CS 1B	G3			4	1	2	0	1	1	2
Charlie Neal, R (1, 5) OBP: 0.324, SLG: 0.382	F9		BB 1B 1-2 2-H 3-H 1B		1-2 1B		1-2 1B		F9		5	1	3	2	0	0	0
Gene Woodling, L (1, 7) OBP: 0.381, SLG: 0.433	P3		5-3-5, 1B 1-2 2-3 BB		F8		F8		F9		3	0	0	0	1	0	3
Rick Herrscher, R (9, PH) (9, 7) OBP: 0.231, SLG: 0.324											1	0	0	0	0	0	0
Marv Throneberry, L (1, 3) OBP: 0.308, SLG: 0.416		K	1-2 2-H 3-H 1B		P1		K		4-3		5	0	1	2	0	2	3
Jim Hickman, R (1, 8) OBP: 0.336, SLG: 0.427		K	5-3-5 2-3f			5-3		1B, SF9 2B		5-3	5	1	1	0	0	1	2
Joe Christopher, R (1, 9) OBP: 0.314, SLG: 0.338		K		F8		1B 1B		E 2-3 1B		1-3	5	0	2	0	0	1	0
Rod Kanehl, R (1, 4) OBP: 0.303, SLG: 0.333			P4	1-3		K		SF9 3-H		6-3	3	0	0	0	0	1	1
Choo-Choo Coleman, L (8, PH) OBP: 0.297, SLG: 0.460											0	0	0	1	0	0	0
Felix Mantilla, R (8, 4) OBP: 0.331, SLG: 0.399											1	0	0	0	0	0	0
Chris Cannizzaro, R (1, 2) OBP: 0.326, SLG: 0.264			BB, 1B, 1B 1B	K		S 1-3 1B		E9 1-3 1B			4	1	3	0	0	1	0
Roger Craig, R (1, 1) OBP: 0.118, SLG: 0.056			BB 1-2 1B	K		K 1-2		F2			4	1	1	0	0	2	4
Inning Stats	R: 0 E: 0 K: 1 S: 5	H: 0 LOB: 0 BB: 0 P: 5	R: 0 E: 0 K: 3 S: 9	H: 0 LOB: 0 BB: 0 P: 9	R: 4 E: 0 K: 0 S: 6	H: 4 LOB: 1 BB: 2 P: 14	R: 0 E: 0 K: 1 S: 5	H: 0 LOB: 0 BB: 0 P: 5	R: 0 E: 0 K: 1 S: 7	H: 2 LOB: 2 BB: 0 P: 7	R: 0 E: 0 K: 2 S: 9	H: 2 LOB: 2 BB: 0 P: 9	R: 0 E: 0 K: 1 S: 6	H: 2 LOB: 1 BB: 0 P: 6	R: 1 E: 1 K: 0 S: 6	H: 3 LOB: 2 BB: 0 P: 6	R: 0 E: 0 K: 0 S: 3	H: 0 LOB: 0 BB: 0 P: 3	R: 0 E: 0 K: 0 S: 3	H: 0 LOB: 0 BB: 0 P: 3	1B: 12 2B: 2 3B: 0 HR: 0	SF: 1 SAC: 0 DP: 1 HBP: 0	WP: 0 PB: 0 SB: 1 CS: 1	PA: 43

PITCHER	IP	WLS	BF	H	R	ER	SO	BB	IBB	HBP	BLK	WP	HR	S	P	ERA	WHIP
Turk Farrell, R (1, 1) ERA: 3.0	9.0		40	13	5	5	9	2	0	0	0	0	0	56	64	5.00	1.667
Jim Umbricht, R (10, 1) ERA: 2.05	1.0	W	3	0	0	0	0	0	0	0	0	0	0	3	3	0.00	0.000

PITCHER	IP	WLS	BF	H	R	ER	SO	BB	IBB	HBP	BLK	WP	HR	S	P	ERA	WHIP

TOP

New York Mets @ Houston Colt 45's

Colt Stadium, Houston, TX

Sat Sep 08 1962, 8:05 PM EDT

Att. 6,568 - Cloudy - 83 F

livebaseballscorecards.com

AB	40
R	5
H	13
RBI	5
BB	2
SO	9
LOB	15

New York Mets @ Houston Colt 45's

Colt Stadium, Houston, TX

Sat Sep 08 1962, 8:05 PM EDT

Att. 6,568 - Cloudy - 83 F

livebaseballscorecards.com

BOTTOM

Batter	1	2	3	4	5	6	7	8	9	10	AB	R	H	RBI	BB	SO	LOB
Bob Lillis, R (1, 6) OBP: 0.290, SLG: 0.288	F8	1-3 2-H 2B		BB 1B		4-3		SH1-4 1B 1B		5-3 SH3-4 WP 1B	6	2	4	1	0	0	0
Al Spangler, L (1, 7) OBP: 0.388, SLG: 0.369	F9 SSS	K		BBBB 1-2 BB		E4		SH1-4 1-2		SH3-4 1-2	3	0	0	0	1	1	2
Roman Mejias, R (1, 9) OBP: 0.328, SLG: 0.452	FC5 S 1B		6-3	SSS K		E4 1-2		SSS K		5-3 2-3	6	0	1	0	0	2	5
Norm Larker, L (1, 3) OBP: 0.358, SLG: 0.372 Dave Roberts, L (3, PH) OBP: 0.231, SLG: 0.250 (4, 3)	BBBB 1-2 BB		G3	F8		F2		2-H 1B		BBBB BB	0 4	0 0	0 1	0 1	1 1	0 0	0 4
Carl Warwick, R (1, 8) OBP: 0.302, SLG: 0.394	FC5 2-3f		1B 2B		F8		BBBB 1B E BB	5-3		WP 3-H	5	2	1	0	1	0	4
Bob Aspromonte, R (1, 5) OBP: 0.335, SLG: 0.380		1B 2B 1B	BB 2-H 1B		F8	F8	F8		F8		5	1	2	1	0	0	1
Hal Smith, R (1, 2) OBP: 0.271, SLG: 0.380		P3	BBBB 1-2 BB		F8	F2			BBBB BB		3	0	0	0	2	0	2
Joey Amalfitano, R (1, 4) OBP: 0.315, SLG: 0.292 Billy Goodman, L (7, PH) OBP: 0.307, SLG: 0.296 (8, 4)		F7 SSS K				6-3	E8 1-H 1B		F8		3 2	0 0	0 1	0 0	0 0	1 0	3 1
Turk Farrell, R (1, 1) OBP: 0.206, SLG: 0.284 Johnny Temple, R (9, PH) OBP: 0.346, SLG: 0.315 Jim Umbricht, R (10, 1) OBP: 0.125, SLG: 0.125		2B 1-2 1B		F7		HR	4-3		SSS K		4 1 0	1 0 0	2 0 0	1 0 0	0 0 0	0 1 0	1 1 0

Inning Stats	1	2	3	4	5	6	7	8	9	10
	R: 0 H: 1 E: 0 LOB: 2 K: 0 BB: 1 S: 4 P: 8	R: 1 H: 3 E: 0 LOB: 2 K: 1 BB: 0 S: 8 P: 8	R: 1 H: 2 E: 0 LOB: 2 K: 1 BB: 1 S: 7 P: 11	R: 0 H: 1 E: 0 LOB: 2 K: 1 BB: 1 S: 6 P: 10	R: 0 H: 0 E: 0 LOB: 0 K: 0 BB: 0 S: 3 P: 3	R: 1 H: 1 E: 2 LOB: 2 K: 0 BB: 0 S: 6 P: 6	R: 1 H: 1 E: 1 LOB: 1 K: 0 BB: 1 S: 4 P: 8	R: 1 H: 2 E: 0 LOB: 1 K: 1 BB: 0 S: 7 P: 7	R: 0 H: 0 E: 0 LOB: 1 K: 1 BB: 1 S: 5 P: 9	R: 1 H: 1 E: 0 LOB: 1 K: 0 BB: 1 S: 3 P: 7

	AB	42
	R	6
	H	12
	RBI	4
	BB	6
	SO	5
	LOB	24

1B: 9 SF: 0 PA: 50
2B: 2 SAC: 2
3B: 0 DP: 0
HR: 1 HBP: 0

WP: 1
PB: 0
SB: 1
CS: 0

PITCHER	IP	WLS	BF	H	R	ER	SO	BB	IBB	HBP	BLK	WP	HR	S	P	ERA	WHIP
Roger Craig, R (1, 1) ERA: 4.57	9.2	L	50	12	6	5	5	6	0	0	0	1	1	53	77	4.66	1.862

PITCHER	IP	WLS	BF	H	R	ER	SO	BB	IBB	HBP	BLK	WP	HR	S	P	ERA	WHIP

Batter	1	2	3	4	5	6	7	8	9	AB	R	H	RBI	BB	SO	LOB
Elio Chacon, R (1, 6) OBP: 0.359, SLG: 0.284	5-3	1B 1-2 2-3 BB		BB	K		IBB BB			2	0	0	0	3	1	2
Choo-Choo Coleman, L (1, 2) OBP: 0.310, SLG: 0.462	S 1B	1B 1-2 2-H 3-H		6-3	L6		IBB 1-2			4	0	2	2	1	0	1
Felix Mantilla, R (1, 4) OBP: 0.334, SLG: 0.403	BB 1-2	F9			E7 1B 1B	1B 2B	SF8 3-H			3	2	2	1	1	0	2
Gene Woodling, L (1, 7) OBP: 0.379, SLG: 0.429 Rod Kanehl, R (7, 7) OBP: 0.303, SLG: 0.333	K		5-3		3-1	FC5 BB 2-H 1B	1-3			5 0	0 0	1 0	1 0	0 0	1 0	5 0
Charlie Neal, R (1, 5) OBP: 0.327, SLG: 0.383	F9		6-3 1B		2B 2-H 2B 1B	K		FC1-6 BB		4	1	2	1	1	1	3
Marv Throneberry, L (1, 3) OBP: 0.309, SLG: 0.417		L9	6-3 1-2		2B 1-3 2B	BB 1-2		FC1-6 BB 1-2f		4	1	1	0	1	0	2
Jim Hickman, R (1, 8) OBP: 0.339, SLG: 0.431		BB BB 1B 1B	1-3		2B 2-H 3-H 2B	FC5 2-3f		L4-3 1-2 BB		4	1	2	2	1	0	3
Joe Christopher, R (1, 9) OBP: 0.316, SLG: 0.333		BB 1-2 1B BB	1-3	K		WP SF8 BB		L4-3 1-2		3	2	0	0	2	1	3
Craig Anderson, R (1, 1) OBP: 0.133, SLG: 0.103 Galen Cisco, R (1, 1) OBP: 0.167, SLG: 0.111 Sammy Taylor, L (5, PH) OBP: 0.321, SLG: 0.321 Al Jackson, L (5, PR) OBP: 0.099, SLG: 0.101 Sherman Jones, L (5, 1) OBP: 0.429, SLG: 0.429 Bob Miller, R (6, 1) OBP: 0.147, SLG: 0.206 Frank Thomas, R (7, PH) OBP: 0.317, SLG: 0.486 Ray Daviault, R (7, 1) OBP: 0.133, SLG: 0.071		K		4-3	HBP		K 1-3			0 2 0 0 0 0 0 1 0	0 0 0 0 0 0 0 0 0	0 0 0 0 0 0 0 0 0	0 0 0 0 0 0 0 0 0	0 1 0 0 0 0 0 1 0	0 0 0 0 0 0 0 1 0	0 2 0 0 0 0 0 1 0
Inning Stats	R: 0 E: 0 K: 1 S: 6 H: 1 LOB: 2 BB: 1 P: 10	R: 2 E: 0 K: 1 S: 7 H: 2 LOB: 2 BB: 2 P: 15	R: 0 E: 0 K: 0 S: 4 H: 1 LOB: 1 BB: 0 P: 4	R: 0 E: 0 K: 0 S: 3 H: 0 LOB: 1 BB: 1 P: 7	R: 3 E: 1 K: 2 S: 11 H: 4 LOB: 2 BB: 0 P: 12	R: 1 E: 0 K: 1 S: 7 H: 2 LOB: 2 BB: 1 P: 11	R: 1 E: 0 K: 1 S: 5 H: 0 LOB: 2 BB: 3 P: 17	R: 0 E: 0 K: 0 S: 2 H: 0 LOB: 1 BB: 2 P: 10								

1B: 7 SF: 1
2B: 4 SAC: 0
3B: 0 DP: 1
HR: 0 HBP: 1

WP: 2 PA: 44
PB: 0
SB: 1
CS: 0

PITCHER		IP	WLS	BF	H	R	ER	SO	BB	IBB	HBP	BLK	WP	HR	S	P	ERA	WHIP
Bob Bruce, R ERA: 4.03	(1, 1)	1.2		11	3	2	2	2	3	0	0	0	0	0	12	24	10.80	3.600
Russ Kemmerer, R ERA: 3.71	(2, 1)	2.2		14	5	3	3	0	1	0	0	0	0	0	13	17	10.12	2.250
Jim Umbricht, R ERA: 2.15	(5, 1)	1.2		9	2	1	1	3	1	0	1	0	0	0	13	18	5.40	1.800
Jim Golden, R ERA: 4.05	(7, 1)	0.1		4	0	1	1	1	2	1	0	0	1	0	3	15	27.00	6.000
Don McMahon, R ERA: 1.49	(7, 1)	1.2		6	0	0	0	0	2	0	0	0	0	0	4	12	0.00	1.200

PITCHER	IP	WLS	BF	H	R	ER	SO	BB	IBB	HBP	BLK	WP	HR	S	P	ERA	WHIP

TOP

New York Mets @ Houston Colt 45's

Colt Stadium, Houston, TX

Sun Sep 09 1962, 4:33 AM EDT
Att. 3,630 - Cloudy - 90 F

livebaseballscorecards.com

AB	32
R	7
H	10
RBI	7
BB	10
SO	6
LOB	24

BOTTOM

New York Mets @ Houston Colt 45's

Colt Stadium, Houston, TX

Sun Sep 09 1962, 4:33 AM EDT

Att. 3,630 - Cloudy - 90 F

livebaseballscorecards.com

Batter	1	2	3	4	5	6	7	8	9	AB	R	H	RBI	BB	SO	LOB
Bob Lillis, R (1, 6) OBP: 0.289, SLG: 0.287	1B	FC1-6		G3		F7				4	2	1	0	0	0	2
Al Spangler, L (1, 7) OBP: 0.391, SLG: 0.375	1B	2B		1B		P6				4	1	3	2	0	0	0
Johnny Temple, R (1, 4) OBP: 0.345, SLG: 0.317	2B	5-3		F7		P6				4	1	1	1	0	0	2
Dave Roberts, L (1, 3) OBP: 0.176, SLG: 0.188	E4	K		4-3			P6			4	0	0	1	0	1	2
Carl Warwick, R (1, 8) OBP: 0.302, SLG: 0.393	1B		P5		F8		F7			4	0	1	0	0	0	0
Roman Mejias, R (1, 9) OBP: 0.329, SLG: 0.451	FC6-4		S	3B	BB		P6			3	1	1	0	1	0	2
Bob Aspromonte, R (1, 5) OBP: 0.335, SLG: 0.383	FC5-2		L7	SF7	3B			F8		4	1	1	1	0	0	3
Hal Smith, R (1, 2) OBP: 0.268, SLG: 0.376	6-3		K	SF7				F8		3	0	0	1	0	1	3
Bob Bruce, R (1, 1) OBP: 0.373, SLG: 0.234		FC1-6		G3	F8			P6		0	0	0	0	0	0	0
Russ Kemmerer, R (2, 1) OBP: 0.545, SLG: 0.444										2	1	2	0	0	0	0
Jim Umbricht, R (5, 1) OBP: 0.111, SLG: 0.111										1	0	0	0	0	0	0
Jim Golden, L (7, 1) OBP: 0.255, SLG: 0.333										0	0	0	0	0	0	0
Don McMahon, R (7, 1) OBP: 0.091, SLG: 0.091										1	0	0	0	0	0	0
Inning Stats	R: 3 E: 1 K: 0 S: 8 H: 4 LOB: 2 BB: 0 P: 8	R: 1 E: 0 K: 1 S: 7 H: 2 LOB: 1 BB: 0 P: 7	R: 0 E: 0 K: 1 S: 6 H: 1 LOB: 1 BB: 0 P: 6	R: 1 E: 0 K: 0 S: 5 H: 2 LOB: 1 BB: 0 P: 5	R: 2 E: 0 K: 0 S: 4 H: 1 LOB: 0 BB: 1 P: 8	R: 0 E: 0 K: 0 S: 3 H: 0 LOB: 0 BB: 0 P: 3	R: 0 E: 0 K: 0 S: 3 H: 0 LOB: 0 BB: 0 P: 3	R: 0 E: 0 K: 0 S: 3 H: 0 LOB: 0 BB: 0 P: 3		1B: 7 2B: 2 3B: 1 HR: 0	SF: 1 SAC: 0 DP: 0 HBP: 0					

AB	34
R	7
H	10
RBI	6
BB	1
SO	2
LOB	14

WP: 0 PB: 0 SB: 1 CS: 0 PA: 36

PITCHER		IP	WLS	BF	H	R	ER	SO	BB	IBB	HBP	BLK	WP	HR	S	P	ERA	WHIP
Craig Anderson, R (1, 1) ERA: 5.73		0.0		5	4	3	3	0	0	0	0	0	0	0	5	5	∞	∞
Galen Cisco, R (1, 1) ERA: 6.62		4.0		17	5	2	2	2	0	0	0	0	0	0	21	21	4.50	1.250
Sherman Jones, R (5, 1) ERA: 7.71		1.0		5	1	2	2	0	1	0	0	0	0	0	4	8	18.00	2.000
Bob Miller, R (6, 1) ERA: 5.31		0.0		0	0	0	0	0	0	0	0	0	0	0	0	0	∞	∞
Ray Daviault, R (7, 1) ERA: 6.32		2.0		6	0	0	0	0	0	0	0	0	0	0	6	6	0.00	0.000

PITCHER	IP	WLS	BF	H	R	ER	SO	BB	IBB	HBP	BLK	WP	HR	S	P	ERA	WHIP

Milwaukee Braves @ New York Mets

Polo Grounds, New York, NY

Mon Sep 10 1962, 7:05 PM EDT

Att. 5,381 - Unknown

TOP

livebaseballscorecards.com

Batter	1	2	3	4	5	6	7	8	9	AB	R	H	RBI	BB	SO	LOB
Amado Samuel, R (1, 6) OBP: 0.243, SLG: 0.280	E6 FC5-4	1B 1-2			WP 1B		FC6-4 HR 1-2f	2-3		5	1	2	0	0	0	1
Eddie Mathews, L (1, 5) OBP: 0.379, SLG: 0.478	K	3-1			F4 1-2		HR 1-H		3-1	5	1	1	2	0	1	4
Hank Aaron, R (1, 9) OBP: 0.391, SLG: 0.609	FC5-4 1-2f		FC4-6 BB		BB		HR		F9	3	1	1	1	2	0	1
Joe Adcock, R (1, 3) OBP: 0.329, SLG: 0.504 Tommie Aaron, R (7, PR) OBP: 0.308, SLG: 0.368 (7, 3)	F7		K		K		1B BB		F7	3 1	0 0	0 0	0 0	1 0	2 0	4 0
Lee Maye, L (1, 8) OBP: 0.294, SLG: 0.372		1B FC5-2 1B	FC4-6 1-2f		P3		1B 1-2			4	0	2	0	0	0	3
Frank Bolling, R (1, 4) OBP: 0.331, SLG: 0.403		FC5-2 1B 1-3 1B	F9			5-3	F7			4	1	1	0	0	0	3
Bob Uecker, R (1, 2) OBP: 0.304, SLG: 0.205		FC5-2 1B E 1-2 3-H		5-3		6-3	F7			4	1	0	0	0	0	4
Hawk Taylor, R (1, 7) OBP: 0.167, SLG: 0.167		FC4-6 1B 1-2 2-H		6-3		4-3		5-3		4	0	1	1	0	0	0
Tony Cloninger, R (1, 1) OBP: 0.088, SLG: 0.088		FC4-6 1B 1-2f 2-H		5-3			FC6-4 1B	K		4	0	1	0	0	1	1

	AB	37
	R	5
	H	9
	RBI	4
	BB	3
	SO	4
	LOB	21

Inning Stats	1	2	3	4	5	6	7	8	9
	R: 0 E: 1 K: 1 S: 6	H: 0 LOB: 1 BB: 0 P: 6	R: 2 E: 1 K: 0 S: 7	H: 4 LOB: 2 BB: 0 P: 7	R: 0 E: 0 K: 1 S: 5	H: 0 LOB: 1 BB: 1 P: 9	R: 0 E: 0 K: 0 S: 3	H: 0 LOB: 0 BB: 0 P: 3	R: 0 E: 0 K: 1 S: 6	H: 1 LOB: 2 BB: 1 P: 10	R: 0 E: 0 K: 0 S: 3	H: 0 LOB: 0 BB: 0 P: 3	R: 3 E: 0 K: 0 S: 7	H: 4 LOB: 2 BB: 1 P: 11	R: 0 E: 0 K: 1 S: 5	H: 0 LOB: 0 BB: 0 P: 5	R: 0 E: 0 K: 0 S: 3	H: 0 LOB: 0 BB: 0 P: 3

1B: 7	SF: 0	WP: 1	PA: 40
2B: 0	SAC: 0	PB: 0	
3B: 0	DP: 0	SB: 0	
HR: 2	HBP: 0	CS: 0	

PITCHER		IP	WLS	BF	H	R	ER	SO	BB	IBB	HBP	BLK	WP	HR	S	P	ERA	WHIP
Bob Miller, R ERA: 5.4	(1, 1)	6.1	L	31	8	5	5	3	3	0	0	0	1	2	34	46	7.11	1.737
Larry Foss, R ERA:	(7, 1)	0.2		3	1	0	0	0	0	0	0	0	0	0	3	3	0.00	1.500
Willard Hunter, L ERA: 6.93	(8, 1)	2.0		6	0	0	0	1	0	0	0	0	0	0	8	8	0.00	0.000

PITCHER		IP	WLS	BF	H	R	ER	SO	BB	IBB	HBP	BLK	WP	HR	S	P	ERA	WHIP

Batter	1	2	3	4	5	6	7	8	9	AB	R	H	RBI	BB	SO	LOB
Elio Chacon, R (1, 6) OBP: 0.358, SLG: 0.284	G3 1B 1B		1-3		1-3		K			4	1	1	0	0	1	0
Choo-Choo Coleman, L (1, 2) OBP: 0.308, SLG: 0.454	G3 1-2		4-1		BB 1B 1B		F5			4	1	1	0	0	0	1
Felix Mantilla, R (1, 4) OBP: 0.335, SLG: 0.402	2-H 1B		5-3		1B 1-2 BB			F7		3	0	1	1	1	0	0
Marv Throneberry, L (1, 3) OBP: 0.308, SLG: 0.415	F8			4-1	1-2 2-H 1B			F9		4	0	1	1	0	0	1
Frank Thomas, R (1, 7) OBP: 0.317, SLG: 0.484	F6			5-3 1B	K			6-3		4	0	1	0	0	1	3
Charlie Neal, R (1, 5) OBP: 0.326, SLG: 0.382		CS 1B		5-3 1-2		F8			K	4	0	1	0	0	1	1
Jim Hickman, R (1, 8) OBP: 0.339, SLG: 0.428 Sammy Drake, S (9, PH) OBP: 0.400, SLG: 0.250	K 1-2			BB		F7			F7	2 1	0 0	0 0	0 0	1 0	1 0	1 0
Joe Christopher, R (1, 9) OBP: 0.316, SLG: 0.333 Gene Woodling, L (9, PH) OBP: 0.378, SLG: 0.427	1B			5-3		F7			1-3	3 1	0 0	1 0	0 0	0 0	0 0	2 0
Bob Miller, R (1, 1) OBP: 0.139, SLG: 0.194 Larry Foss, R (7, 1) Rod Kanehl, R (7, PH) OBP: 0.302, SLG: 0.332 Willard Hunter, R (8, 1) OBP: 0.231, SLG: 0.231	K				K		K			2 0 1 0	0 0 0 0	0 0 0 0	0 0 0 0	0 0 0 0	2 0 1 0	1 0 0 0
Inning Stats	R: 1 E: 0 K: 0 S: 5 H: 2 LOB: 1 BB: 0 P: 5	R: 0 E: 0 K: 2 S: 8 H: 2 LOB: 1 BB: 0 P: 8	R: 0 E: 0 K: 0 S: 3 H: 0 LOB: 0 BB: 0 P: 3	R: 0 E: 0 K: 0 S: 4 H: 1 LOB: 2 BB: 1 P: 8	R: 1 E: 0 K: 2 S: 9 H: 2 LOB: 2 BB: 1 P: 13	R: 0 E: 0 K: 0 S: 3 H: 0 LOB: 0 BB: 0 P: 3	R: 0 E: 0 K: 2 S: 7 H: 0 LOB: 0 BB: 0 P: 7	R: 0 E: 0 K: 0 S: 3 H: 0 LOB: 0 BB: 0 P: 3	R: 0 E: 0 K: 1 S: 5 H: 0 LOB: 0 BB: 0 P: 5	1B: 7 2B: 0 3B: 0 HR: 0 SF: 0 SAC: 0 DP: 0 HBP: 0						

PITCHER		IP	WLS	BF	H	R	ER	SO	BB	IBB	HBP	BLK	WP	HR	S	P	ERA	WHIP
Tony Cloninger, R ERA: 4.48	(1, 1)	9.0	W	35	7	2	2	7	2	0	0	0	0	0	47	55	2.00	1.000

PITCHER	IP	WLS	BF	H	R	ER	SO	BB	IBB	HBP	BLK	WP	HR	S	P	ERA	WHIP

BOTTOM

Milwaukee Braves @ New York Mets

Polo Grounds, New York, NY

Mon Sep 10 1962, 7:05 PM EDT

Att. 5,381 - Unknown

livebaseballscorecards.com

AB	33
R	2
H	7
RBI	2
BB	2
SO	7
LOB	10

Batter	1	2	3	4	5	6	7	8	9	AB	R	H	RBI	BB	SO	LOB
Eddie Kasko, R (1, 5) OBP: 0.325, SLG: 0.356	BBBB 4-0 1-3 1B BB		x 0-0 ① F8		BBBB 4-0 1B 1B BB SSS 0-3 ③ K		x 0-0 ③ 4-3		x 0-0 ③ F8	4	2	0	0	2	1	5
Don Blasingame, L (1, 4) OBP: 0.359, SLG: 0.343	x 0-0 ① 1-3 1-2		SSS 0-3 ② K		x 0-0 1B 1-2 1B 1B	x 0-0 ① 1-3		x 0-0 ① 4-3		5	1	1	0	0	1	1
Leo Cardenas, R (1, 6) OBP: 0.337, SLG: 0.414	x 0-0 2-H 1B		x 0-0 ③ 6-3		SSS 0-3 ① K	SSS 0-3 ② K		x 0-0 G1-4-3 1B		5	0	2	1	0	2	2
Frank Robinson, R (1, 9) OBP: 0.417, SLG: 0.630	SSS 0-3 ② K			x 0-0 ① 6-3	x 0-0 1B PB 1-2 2-H 1B	x 0-0 2B		x 0-0 ②③ G1-4-3 1-2f		5	1	2	1	0	1	2
Wally Post, R (1, 7) OBP: 0.327, SLG: 0.494 Marty Keough, L (8, 7) (9, 3) OBP: 0.356, SLG: 0.443	SSS 0-3 ③ K			x 0-0 1B 2B	x 0-0 PB 1-3 2-H 1B 1B	x 0-0 ③ 5-3			BBBB 4-0 3B BB	4 0	2 1	2 0	1 0	0 1	1 0	2 0
Rogelio Alvarez, R (1, 3) OBP: 0.375, SLG: 0.333 Jesse Gonder, L (9, PH) Johnny Klippstein, R (9, 1) OBP: 0.200, SLG: 0.261		x 0-0 1B	x 0-0 2-H 1B	BBBB 4-0 1B 1-2 3-H BB		x 0-0 IHR 1B			SSS 0-3 ① K	3 1 0	1 0 0	3 0 0	1 0 0	1 0 0	0 1 0	0 1 0
Vada Pinson, L (1, 8) OBP: 0.337, SLG: 0.479		SSS 0-3 ① K	BBBB 4-0 BB	x 0-0 BB 1-3 2-H 1B		x 0-0 1-H IHR			x 0-0 1-H 3B	4	1	3	4	1	1	1
Johnny Edwards, L (1, 2) OBP: 0.316, SLG: 0.394		SSS 0-3 ② K	SSS 0-3 ② K	SSS 0-3 ② K		x 0-0 ① 3-1			x 0-0 ② 4-3	5	0	0	0	0	3	6
Joe Nuxhall, L (1, 1) OBP: 0.280, SLG: 0.292 John Tsitouris, R (2, 1) Gene Freese, R (4, PH) OBP: 0.333, SLG: 0.200 Dave Sisler, R (4, 1) Jerry Lynch, L (5, PH) OBP: 0.343, SLG: 0.482 Jim Brosnan, R (5, 1) Joe Gaines, R (9, PH) OBP: 0.339, SLG: 0.353 (9, 7)		x 0-0 ③ L6		x 0-0 ③ 6-3	BBBB 4-0 1-2 BB		x 0-0 ② 1-3		BBBB 4-0 BB	1 0 1 0 0 1 0	0 0 0 0 0 0 0	0 0 0 0 0 0 0	0 0 0 0 1 0 1	0 0 0 0 0 0 0	0 0 2 0 0 0 0	1 0 0 0 0 0 0
Inning Stats	R: 1 H: 1 E: 0 LOB: 1 K: 2 BB: 1 S: 8 P: 12	R: 0 H: 1 E: 0 LOB: 1 K: 2 BB: 0 S: 8 P: 8	R: 0 H: 0 E: 0 LOB: 0 K: 1 BB: 0 S: 5 P: 5	R: 1 H: 2 E: 0 LOB: 2 K: 1 BB: 1 S: 7 P: 11	R: 4 H: 4 E: 0 LOB: 3 K: 3 BB: 3 S: 13 P: 25	R: 0 H: 1 E: 0 LOB: 1 K: 1 BB: 0 S: 6 P: 6	R: 2 H: 2 E: 0 LOB: 0 K: 0 BB: 0 S: 5 P: 5	R: 0 H: 1 E: 0 LOB: 0 K: 0 BB: 0 S: 3 P: 3	R: 1 H: 1 E: 0 LOB: 2 K: 1 BB: 2 S: 6 P: 14	1B: 9 SF: 0 2B: 2 SAC: 0 3B: 1 DP: 1 HR: 1 HBP: 0						WP: 0 PA: 46 PB: 1 SB: 0 CS: 0

TOP

Cincinnati Reds @ New York Mets

Polo Grounds, New York, NY

Fri Sep 14 1962, 7:05 PM EDT

Att. 7,791 - Unknown

livebaseballscorecards.com

AB	39
R	9
H	13
RBI	8
BB	7
SO	11
LOB	23

PITCHER		IP	WLS	BF	H	R	ER	SO	BB	IBB	HBP	BLK	WP	HR	S	P	ERA	WHIP
Al Jackson, L ERA: 4.24	(1, 1)	4.1		25	8	6	6	7	4	0	0	0	0	0	35	51	12.46	2.769
Craig Anderson, R ERA: 5.7	(5, 1)	3.2		15	4	2	2	3	1	0	0	0	0	0	20	24	4.91	1.364
Galen Cisco, R ERA: 6.7	(9, 1)	0.1		3	1	1	1	1	1	0	0	0	0	0	4	8	27.00	6.000
Roger Craig, R ERA: 4.56	(9, 1)	0.2	W	3	0	0	0	0	1	0	0	0	0	0	2	6	0.00	1.500

PITCHER	IP	WLS	BF	H	R	ER	SO	BB	IBB	HBP	BLK	WP	HR	S	P	ERA	WHIP

Cincinnati Reds @ New York Mets

Polo Grounds, New York, NY

Fri Sep 14 1962, 7:05 PM EDT

Att. 7,791 - Unknown

livebaseballscorecards.com

BOTTOM

Batter	1	2	3	4	5	6	7	8	9	AB	R	H	RBI	BB	SO	LOB
Elio Chacon, R (1, 6) OBP: 0.362, SLG: 0.297 Gene Woodling, L (8, PH) OBP: 0.379, SLG: 0.427 Sammy Drake, S (8, PR) OBP: 0.400, SLG: 0.250 (9, 4)	HR	1-2 BB, 1B	BBB, S, BB			4-3 ①		BBB, 1B 5-3, 1-2 1B, BB		3 0 0	2 0 1	2 0 0	1 0 0	1 1 0	0 0 0	0 0 0
Rod Kanehl, R (1, 4) OBP: 0.298, SLG: 0.328 Felix Mantilla, R (8, PH) OBP: 0.335, SLG: 0.401 (9, 5)	SSS, 0-3 K ①	0-0 F8 ②	0-0 5-3 ③, 1-2			SSS, 0-3 K ②		0-0 5-3 ②, 1-2, 2-3		4 1	0 0	0 0	0 0	0 0	2 0	3 2
Charlie Neal, R (1, 5) OBP: 0.330, SLG: 0.387 (9, 6)	2B	BBB, 1B, 1-2, 2-3 2B, BB		0-0 P6 ①		0-0 1B		0-0 1B, 2-3, 3-H		4	2	3	1	1	0	0
Frank Thomas, R (1, 7) OBP: 0.319, SLG: 0.487	2-H 1B, 2B	0-0 2B, 1-3, 2-H, 3-H E, 1B		0-0 6-3 ②		0-0 P3 ③		0-0 1-2, 3-H 1B		5	1	3	4	0	0	1
Jim Hickman, R (1, 8) OBP: 0.338, SLG: 0.428	SSS, 0-3 K ②	0-0 E4, 1-H, 3-H 2B		0-0 P5 ③			0-0 F9 ①	SSS, 0-3 K ③		5	1	1	1	0	2	3
Joe Christopher, R (1, 9) OBP: 0.325, SLG: 0.348	2-3 1B	2-H 2B			0-0 S 1B		0-0 3-6 1B		0-0 P4 ①	5	0	4	1	0	0	0
Choo-Choo Coleman, L (1, 2) OBP: 0.304, SLG: 0.469	0-0 5-3 ③	0-0 6-3 ③			0-0 F5 ①		0-0 3-6 ②③, 1-2f		0-0 HR	5	1	1	1	0	0	5
Rick Herrscher, R (1, 3) OBP: 0.238, SLG: 0.308 Marv Throneberry, L (8, PH) OBP: 0.307, SLG: 0.414 (9, 3)		BBB, 1-2, 2-3 FC1-6, BB	0-0 6-3 ①		SSS, 0-3 K ②, 1-2			SSS, 0-3 K ①		2 1	0 0	0 0	0 0	1 0	1 1	1 0
Al Jackson, L (1, 1) OBP: 0.096, SLG: 0.099 Craig Anderson, R (5, 1) OBP: 0.129, SLG: 0.100 Sammy Taylor, L (8, PH) OBP: 0.325, SLG: 0.325 Bob Miller, R (8, PR) OBP: 0.139, SLG: 0.194 Galen Cisco, R (9, 1) OBP: 0.167, SLG: 0.111 Roger Craig, R (9, 1) OBP: 0.118, SLG: 0.056		0-0 FC1-6 ①, BB, 1B, 1-2f 1B	0-0 4-3 ②		0-0 6-3 ③			0-0 5-3, BB, 1B 1B		2 1 1 0 0 0	1 0 0 1 0 0	0 0 1 0 0 0	0 0 0 0 0 0	0 0 0 0 0 0	0 0 0 0 0 0	1 1 0 0 0 0
Inning Stats	R: 2 E: 0 K: 2 S: 11 H: 4 LOB: 2 BB: 0 P: 11	R: 5 E: 1 K: 0 S: 7 H: 4 LOB: 1 BB: 2 P: 15	R: 0 E: 0 K: 0 S: 3 H: 0 LOB: 1 BB: 1 P: 7	R: 0 E: 0 K: 0 S: 3 H: 0 LOB: 0 BB: 0 P: 3	R: 0 E: 0 K: 1 S: 6 H: 1 LOB: 1 BB: 0 P: 6	R: 0 E: 0 K: 1 S: 6 H: 1 LOB: 1 BB: 0 P: 6	R: 0 E: 0 K: 0 S: 3 H: 1 LOB: 0 BB: 0 P: 3	R: 2 E: 0 K: 2 S: 10 H: 3 LOB: 2 BB: 1 P: 14	R: 1 E: 0 K: 0 S: 2 H: 1 LOB: 0 BB: 0 P: 2	1B: 9 2B: 5 3B: 0 HR: 2 SF: 0 SAC: 0 DP: 1 HBP: 0						

AB	39
R	10
H	15
RBI	9
BB	4
SO	6
LOB	17

PITCHER		IP	WLS	BF	H	R	ER	SO	BB	IBB	HBP	BLK	WP	HR	S	P	ERA	WHIP
Joe Nuxhall, L ERA: 3.07	(1, 1)	1.2		13	6	6	6	2	2	0	0	0	0	1	15	23	32.40	4.800
John Tsitouris, R ERA: 6.75	(2, 1)	1.1		7	2	1	1	0	1	0	0	0	0	0	6	10	6.75	2.250
Dave Sisler, R ERA: 4.2	(4, 1)	1.0		3	0	0	0	0	0	0	0	0	0	0	3	3	0.00	0.000
Jim Brosnan, R ERA: 3.34	(5, 1)	4.0		18	6	2	2	4	1	0	0	0	0	0	25	29	4.50	1.750
Johnny Klippstein, R ERA: 4.6	(9, 1)	0.1	L	2	1	1	1	0	0	0	0	0	0	1	2	2	27.00	3.000

PITCHER		IP	WLS	BF	H	R	ER	SO	BB	IBB	HBP	BLK	WP	HR	S	P	ERA	WHIP

WP: 0 PA: 43
PB: 0
SB: 2
CS: 0

Batter	1	2	3	4	5	6	7	8	9	AB	R	H	RBI	BB	SO	LOB
Eddie Kasko, R (1, 5) OBP: 0.324, SLG: 0.354	F2	6-3		E 1B 1B		G4-6-3 1-2f		6-3		5	1	1	0	0	0	2
Don Blasingame, L (1, 4) OBP: 0.362, SLG: 0.345	K		L1	E7 SF8 1B		BB		BB 1B		4	1	2	1	1	1	0
Vada Pinson, L (1, 8) OBP: 0.338, SLG: 0.482	K		S 3B	SF8		K		1-2 BB		3	1	1	1	1	2	1
Frank Robinson, R (1, 9) OBP: 0.420, SLG: 0.632		3-1 1B 2B	F9 S BB	BB			HR 1B	P3		3	2	2	0	2	0	2
Jerry Lynch, L (1, 7) OBP: 0.340, SLG: 0.488	3-1 2-3	F9 1-3 3-H	5-3				1-H HR	F8		5	1	1	2	0	0	5
Rogelio Alvarez, R (8, 3) OBP: 0.375, SLG: 0.333										0	0	0	0	0	0	0
Marty Keough, L (1, 3) (8, 7) OBP: 0.357, SLG: 0.437		1B 3B BB	HBP		K		K		K	3	1	0	0	1	3	0
Leo Cardenas, R (1, 6) OBP: 0.337, SLG: 0.414		1-2 3-H 3B 1B	P3		G4-6-3 1B		E5		K	5	1	2	1	0	1	2
Johnny Edwards, L (1, 2) OBP: 0.319, SLG: 0.398		1-H 2-H 3B	1B 1B BB	G4-6-3 1-2f			K		BB	3	1	1	2	2	1	2
Bob Purkey, R (1, 1) OBP: 0.133, SLG: 0.188	K			K		G4-6-3 1B	F5		F7	4	0	1	0	0	2	3
Jim Maloney, L (8, 1) OBP: 0.231, SLG: 0.237										1	0	0	0	0	0	1
Inning Stats	R: 0 E: 0 K: 2 S: 7 H: 0 LOB: 0 BB: 0 P: 7	R: 3 E: 0 K: 1 S: 8 H: 3 LOB: 1 BB: 1 P: 12	R: 1 E: 0 K: 0 S: 4 H: 1 LOB: 2 BB: 1 P: 9	R: 3 E: 1 K: 1 S: 7 H: 2 LOB: 1 BB: 2 P: 15	R: 0 E: 0 K: 1 S: 5 H: 1 LOB: 0 BB: 0 P: 5	R: 0 E: 0 K: 1 S: 5 H: 1 LOB: 1 BB: 1 P: 9	R: 2 E: 1 K: 2 S: 10 H: 2 LOB: 1 BB: 0 P: 10	R: 0 E: 0 K: 0 S: 4 H: 1 LOB: 2 BB: 1 P: 8	R: 0 E: 0 K: 2 S: 7 H: 0 LOB: 1 BB: 1 P: 11	1B: 7 2B: 1 3B: 2 HR: 1 SF: 1 SAC: 0 DP: 2 HBP: 1						

PITCHER		IP	WLS	BF	H	R	ER	SO	BB	IBB	HBP	BLK	WP	HR	S	P	ERA	WHIP
Jay Hook, R ERA: 4.87	(1, 1)	7.0	L	36	10	9	7	8	5	0	1	0	0	1	46	67	9.00	2.143
Larry Foss, R ERA:	(8, 1)	2.0		9	1	0	0	2	2	0	0	0	0	0	11	19	0.00	1.500

PITCHER	IP	WLS	BF	H	R	ER	SO	BB	IBB	HBP	BLK	WP	HR	S	P	ERA	WHIP

Cincinnati Reds @ New York Mets

Polo Grounds, New York, NY

Sat Sep 15 1962, 3:33 AM EDT

Att. 8,157 - Unknown

TOP

AB	36
R	9
H	11
RBI	7
BB	7
SO	10
LOB	18

1B: 7	SF: 1	WP: 0	PA: 45
2B: 1	SAC: 0	PB: 0	
3B: 2	DP: 2	SB: 2	
HR: 1	HBP: 1	CS: 0	

livebaseballscorecards.com

Cincinnati Reds @ New York Mets

Polo Grounds, New York, NY

Sat Sep 15 1962, 3:33 AM EDT

Att. 8,157 - Unknown

BOTTOM

Batter	1	2	3	4	5	6	7	8	9	AB	R	H	RBI	BB	SO	LOB
Elio Chacon, R (1, 6) OBP: 0.363, SLG: 0.299	4-3		1B PB 1B		G3			4-3 2B 1B	F7	4	2	2	0	0	0	0
Felix Mantilla, R (9, PH) OBP: 0.334, SLG: 0.400										1	0	0	0	0	0	0
Choo-Choo Coleman, L (1, 2) OBP: 0.308, SLG: 0.475	2B		PB 1-3 1B		F5			4-3 1-2	K	5	0	2	0	0	1	1
Charlie Neal, R (1, 5) OBP: 0.330, SLG: 0.388	K		1-3 2-3 3-H		1-3			HR 2-H 2B		4	1	1	1	0	1	2
Marv Throneberry, L (1, 3) OBP: 0.307, SLG: 0.421	F8		L3			G3		HR 2-H		4	1	1	2	0	0	2
Frank Thomas, R (1, 7) OBP: 0.318, SLG: 0.484		FC6-4 BB		E5 HR		6-3		K		3	1	0	0	1	1	0
Joe Christopher, R (1, 9) OBP: 0.328, SLG: 0.364		FC6-4 1-2f		HR 1-H		F7		E1 1B		4	1	2	2	0	0	1
Sammy Drake, S (1, 4) OBP: 0.357, SLG: 0.250		K		4-3			F4	1B 2-3		4	0	1	0	0	1	1
Jim Hickman, R (1, 8) OBP: 0.335, SLG: 0.424		F3		P4			F7	4-3		3	0	0	0	0	0	1
Gene Woodling, L (8, PH) OBP: 0.378, SLG: 0.426										1	0	0	0	0	0	2
Rod Kanehl, R (9, 8) OBP: 0.298, SLG: 0.328										0	0	0	0	0	0	0
Jay Hook, L (1, 1) OBP: 0.306, SLG: 0.219			4-3	3-1			F7		F5	2	0	0	0	0	0	0
Richie Ashburn, L (7, PH) OBP: 0.424, SLG: 0.392										1	0	0	0	0	0	0
Larry Foss, R (8, 1)										0	0	0	0	0	0	0
Sammy Taylor, L (9, PH) OBP: 0.323, SLG: 0.323										1	0	0	0	0	0	0
Inning Stats	R: 0 H: 1 E: 0 LOB: 1 K: 1 BB: 0 S: 6 P: 6	R: 0 H: 0 E: 0 LOB: 1 K: 1 BB: 1 S: 5 P: 9	R: 1 H: 2 E: 0 LOB: 1 K: 0 BB: 0 S: 5 P: 5	R: 2 H: 1 E: 1 LOB: 0 K: 0 BB: 0 S: 5 P: 5	R: 0 H: 0 E: 0 LOB: 0 K: 0 BB: 0 S: 3 P: 3	R: 0 H: 0 E: 0 LOB: 0 K: 0 BB: 0 S: 3 P: 3	R: 0 H: 0 E: 0 LOB: 0 K: 0 BB: 0 S: 3 P: 3	R: 3 H: 5 E: 1 LOB: 2 K: 1 BB: 0 S: 10 P: 10	R: 0 H: 0 E: 0 LOB: 0 K: 1 BB: 0 S: 5 P: 5	1B: 5 SF: 0 2B: 2 SAC: 0 3B: 0 DP: 0 HR: 2 HBP: 0						WP: 0 PA: 38 PB: 1 SB: 0 CS: 0	

livebaseballscorecards.com

	AB	37
	R	6
	H	9
	RBI	5
	BB	1
	SO	4
	LOB	10

PITCHER		IP	WLS	BF	H	R	ER	SO	BB	IBB	HBP	BLK	WP	HR	S	P	ERA	WHIP
Bob Purkey, R ERA: 2.92	(1, 1)	7.2	W	34	9	6	4	3	1	0	0	0	0	2	39	43	4.70	1.304
Jim Maloney, R ERA: 4.03	(8, 1)	1.1	S	4	0	0	0	1	0	0	0	0	0	0	6	6	0.00	0.000

PITCHER	IP	WLS	BF	H	R	ER	SO	BB	IBB	HBP	BLK	WP	HR	S	P	ERA	WHIP

Batter	1	2	3	4	5	6	7	8	9	AB	R	H	RBI	BB	SO	LOB
Eddie Kasko, R (1, 5) OBP: 0.324, SLG: 0.353	K		F8		P4			1B		4	0	1	0	0	1	0
Don Blasingame, L (1, 4) OBP: 0.364, SLG: 0.347	1-4-3 1B 1B		BB			1-3		G4-6-3 1-2		3	1	2	0	1	0	0
Vada Pinson, L (1, 8) OBP: 0.337, SLG: 0.480	1-4-3 1-2 1B		F8			1-3		G4-6-3 1-2f		4	1	1	0	0	0	3
Frank Robinson, R (1, 9) OBP: 0.417, SLG: 0.628	1-4-3 1-2 2-3		K			F8			5-3	4	0	0	0	0	1	3
Jerry Lynch, L (1, 7) OBP: 0.339, SLG: 0.485	1B 2-H 3-H			F8			K		L3	4	0	1	2	0	1	0
Marty Keough, L (1, 3) OBP: 0.355, SLG: 0.434	K			K			E1 1B		G3	4	0	1	0	0	2	1
Leo Cardenas, R (1, 6) OBP: 0.336, SLG: 0.412		F2		6-3			6-3			3	0	0	0	0	0	1
Johnny Edwards, L (1, 2) OBP: 0.317, SLG: 0.395		F7			4-3		K			3	0	0	0	0	1	1
Joey Jay, S (1, 1) OBP: 0.235, SLG: 0.233		K			F8			4-3		1	0	0	0	0	1	0
Sammy Ellis, L (2, 1) OBP: 0.167, SLG: 0.167										0	0	0	0	0	0	0
Ted Wills, L (4, 1) OBP: 0.313, SLG: 0.313										0	0	0	0	0	0	0
Dave Sisler, R (4, 1)										0	0	0	0	0	0	0
Cookie Rojas, R (5, PH) OBP: 0.250, SLG: 0.217										1	0	0	0	0	0	0
John Tsitouris, R (5, 1)										0	0	0	0	0	0	0
Jesse Gonder, L (8, PH)										1	0	0	0	0	0	0
Bill Henry, L (8, 1) OBP: 0.333, SLG: 0.333										0	0	0	0	0	0	0
Inning Stats	R: 2 E: 0 K: 2 S: 10 H: 3 LOB: 1 BB: 0 P: 10	R: 0 E: 0 K: 1 S: 5 H: 0 LOB: 0 BB: 0 P: 5	R: 0 E: 0 K: 1 S: 5 H: 0 LOB: 1 BB: 1 P: 9	R: 0 E: 0 K: 1 S: 5 H: 0 LOB: 0 BB: 0 P: 5	R: 0 E: 0 K: 0 S: 3 H: 0 LOB: 0 BB: 0 P: 3	R: 0 E: 0 K: 0 S: 3 H: 0 LOB: 0 BB: 0 P: 3	R: 0 E: 1 K: 2 S: 8 H: 1 LOB: 1 BB: 0 P: 8	R: 0 E: 0 K: 0 S: 4 H: 2 LOB: 1 BB: 0 P: 4	R: 0 E: 0 K: 0 S: 3 H: 0 LOB: 0 BB: 0 P: 3	1B: 6 2B: 0 3B: 0 HR: 0 SF: 0 SAC: 0 DP: 1 HBP: 0						

PITCHER	IP	WLS	BF	H	R	ER	SO	BB	IBB	HBP	BLK	WP	HR	S	P	ERA	WHIP
Roger Craig, R (1, 1) ERA: 4.45	9.0	W	33	6	2	2	7	1	0	0	0	0	0	46	50	2.00	0.778

PITCHER	IP	WLS	BF	H	R	ER	SO	BB	IBB	HBP	BLK	WP	HR	S	P	ERA	WHIP

TOP

Cincinnati Reds @ New York Mets

Polo Grounds, New York, NY

Sun Sep 16 1962, 3:33 AM EDT

Att. 10,884 - Unknown

livebaseballscorecards.com

AB	32
R	2
H	6
RBI	2
BB	1
SO	7
LOB	9

WP: 0 PA: 33
PB: 0
SB: 0
CS: 0

Batter	1	2	3	4	5	6	7	8	9	AB	R	H	RBI	BB	SO	LOB
Elio Chacon, R (1, 6) OBP: 0.364, SLG: 0.305	4-3	1B 3B 2-H		F3	P5			CS BB		4	1	1	1	1	0	0
Choo-Choo Coleman, L (1, 2) OBP: 0.321, SLG: 0.479	3B 1B	CS 1B 3-H		1B BB		L3		CS 1-2		3	2	2	1	1	0	0
Felix Mantilla, R (1, 5) OBP: 0.335, SLG: 0.406	1B 3B 1-H	F7		BB HBP 1B 1-3		6-3				4	2	2	1	0	0	1
Gene Woodling, L (1, 7) OBP: 0.378, SLG: 0.423 Rod Kanehl, R (4, PR) (5, 7) OBP: 0.297, SLG: 0.327	E4 1B	CS 1-2	F5	BB 1B HBP 1-2		4-3				2 1	0 1	0 0	0 0	0 0	0 0	1 0
Marv Throneberry, L (1, 3) OBP: 0.312, SLG: 0.431	1B 1-3 3-H		HR	1B BB 1-2 2-3 3-H			4-3			3	1	2	3	1	0	0
Joe Christopher, R (1, 9) OBP: 0.331, SLG: 0.367	P4	1B		1B 1-3 2-H 3-H			F7			4	0	2	2	0	0	2
Sammy Drake, S (1, 4) OBP: 0.278, SLG: 0.188	F7		K	G3			F7			4	0	0	0	0	1	5
Jim Hickman, R (1, 8) OBP: 0.334, SLG: 0.420		SH3-4 3B BB	4-3		K			P4		3	1	0	0	1	1	1
Roger Craig, R (1, 1) OBP: 0.114, SLG: 0.054		SH3-4 1-2		F3	F9			K		3	0	0	0	0	1	0
Inning Stats	R: 2 E: 1 K: 0 S: 7 H: 3 LOB: 2 BB: 0 P: 7	R: 2 E: 0 K: 0 S: 4 H: 2 LOB: 0 BB: 1 P: 8	R: 1 E: 0 K: 1 S: 7 H: 2 LOB: 1 BB: 0 P: 7	R: 3 E: 0 K: 0 S: 5 H: 2 LOB: 2 BB: 2 P: 14	R: 0 E: 0 K: 1 S: 5 H: 0 LOB: 0 BB: 0 P: 5	R: 0 E: 0 K: 0 S: 3 H: 0 LOB: 0 BB: 0 P: 3	R: 0 E: 0 K: 0 S: 3 H: 0 LOB: 0 BB: 0 P: 3	R: 0 E: 0 K: 1 S: 4 H: 0 LOB: 0 BB: 1 P: 8		1B: 6 2B: 0 3B: 2 HR: 1	SF: 0 SAC: 1 DP: 0 HBP: 1			WP: 0 PB: 0 SB: 0 CS: 2	PA: 39	

PITCHER		IP	WLS	BF	H	R	ER	SO	BB	IBB	HBP	BLK	WP	HR	S	P	ERA	WHIP
Joey Jay, R ERA: 3.62	(1, 1)	1.1	L	10	4	4	4	0	1	0	0	0	0	0	9	13	27.00	3.750
Sammy Ellis, R ERA: 8.05	(2, 1)	2.1		12	4	4	4	1	1	0	1	0	0	1	12	17	15.43	2.143
Ted Wills, L ERA: 5.49	(4, 1)	0.0		2	1	0	0	0	1	0	0	0	0	0	1	5	∞	∞
Dave Sisler, R ERA: 4.17	(4, 1)	0.1		1	0	0	0	0	0	0	0	0	0	0	1	1	0.00	0.000
John Tsitouris, R ERA: 2.08	(5, 1)	3.0		9	0	0	0	1	0	0	0	0	0	0	11	11	0.00	0.000

PITCHER		IP	WLS	BF	H	R	ER	SO	BB	IBB	HBP	BLK	WP	HR	S	P	ERA	WHIP
Bill Henry, L ERA: 4.72	(8, 1)	1.0		3	0	0	0	1	1	0	0	0	0	0	4	8	0.00	1.000

Cincinnati Reds @ New York Mets

Polo Grounds, New York, NY

Sun Sep 16 1962, 3:33 AM EDT

Att. 10,884 - Unknown

BOTTOM

livebaseballscorecards.com

AB	31
R	8
H	9
RBI	8
BB	4
SO	3
LOB	10

Batter	1	2	3	4	5	6	7	8	9	AB	R	H	RBI	BB	SO	LOB
Bob Lillis, R (1, 6) OBP: 0.291, SLG: 0.301	F8		2B		2B 1B		P4	6-3		5	0	2	0	0	0	3
Joey Amalfitano, R (1, 4) OBP: 0.321, SLG: 0.303	2B		F9		2B		1B 1B 1B 1-2 2-H		E6 E SH1-4 WP	5	2	3	1	0	0	1
Jim Pendleton, R (1, 7) OBP: 0.276, SLG: 0.373	5-3			F8	6-3		1B 1B 1-2 2-3		SH1-4 1-2	4	0	1	0	0	0	3
Norm Larker, L (1, 3) OBP: 0.360, SLG: 0.369	4-3			3-1		4-3	1B 1-2 2-H 3-H		B B B B E BB	4	0	1	2	1	0	1
Carl Warwick, R (1, 8) OBP: 0.308, SLG: 0.406		F7		B B B B 4-0 BB		S S S 0-3 K	F5		F5	4	0	0	0	1	1	4
Bob Aspromonte, R (1, 5) OBP: 0.333, SLG: 0.380		L6		5-3		F9	F8		E5 1-2 2-3	5	0	0	0	0	0	5
Roman Mejias, R (1, 9) OBP: 0.330, SLG: 0.453		6-3			SH1-4 3B		1B SH 1B	P6	F2 3-H	5	2	2	0	0	0	2
Hal Smith, R (1, 2) OBP: 0.275, SLG: 0.369			F3		F2		SH 1B 1B 1-2	B B B B 4-0 SH1-4 BB		3	1	1	0	1	0	1
Ken Johnson, R (1, 1) OBP: 0.094, SLG: 0.096			P3		SH1-4 3-H		SH 1B 1B 1B 1-2 2-H	SH1-4 1-2		1	1	0	1	0	0	0
Inning Stats	R: 0 E: 0 K: 0 S: 4 H: 1 LOB: 1 BB: 0 P: 4	R: 0 E: 0 K: 0 S: 3 H: 0 LOB: 0 BB: 0 P: 3	R: 0 E: 0 K: 0 S: 4 H: 1 LOB: 1 BB: 0 P: 4	R: 0 E: 0 K: 0 S: 3 H: 0 LOB: 1 BB: 1 P: 7	R: 1 E: 0 K: 0 S: 6 H: 3 LOB: 2 BB: 0 P: 6	R: 0 E: 0 K: 1 S: 5 H: 0 LOB: 0 BB: 0 P: 5	R: 4 E: 1 K: 0 S: 9 H: 5 LOB: 2 BB: 0 P: 9	R: 0 E: 0 K: 0 S: 3 H: 0 LOB: 1 BB: 1 P: 7	R: 1 E: 2 K: 0 S: 5 H: 0 LOB: 2 BB: 1 P: 9	1B: 6 2B: 3 3B: 1 HR: 0 SF: 0 SAC: 4 DP: 0 HBP: 0						

TOP

Houston Colt 45's @ New York Mets

Polo Grounds, New York, NY

Tue Sep 18 1962, 7:05 PM EDT

Cloudy - 75 F

livebaseballscorecards.com

AB	36
R	6
H	10
RBI	4
BB	3
SO	1
LOB	20

WP: 1 PB: 0 SB: 0 CS: 0 PA: 43

PITCHER		IP	WLS	BF	H	R	ER	SO	BB	IBB	HBP	BLK	WP	HR	S	P	ERA	WHIP
Al Jackson, L ERA: 4.24	(1, 1)	8.0	L	37	10	5	4	1	2	0	0	0	0	0	37	45	4.50	1.500
Craig Anderson, R ERA: 5.66	(9, 1)	1.0		6	0	1	0	0	1	0	0	0	1	0	5	9	0.00	1.000

PITCHER		IP	WLS	BF	H	R	ER	SO	BB	IBB	HBP	BLK	WP	HR	S	P	ERA	WHIP

Batter	1	2	3	4	5	6	7	8	9	AB	R	H	RBI	BB	SO	LOB
Elio Chacon, R (1, 6) OBP: 0.360, SLG: 0.301	F7		K		F8			F9		4	0	0	0	0	1	2
Choo-Choo Coleman, L (1, 2) OBP: 0.319, SLG: 0.472	K			P1		1B		4-3 1-2		4	0	1	0	0	1	1
Felix Mantilla, R (1, 5) OBP: 0.335, SLG: 0.403	1-3			6-3		FC6-4 HBP		F2		3	0	0	0	0	0	1
Marv Throneberry, L (1, 3) OBP: 0.311, SLG: 0.429		CS 1B		P4		K			4-3	4	0	1	0	0	1	1
Frank Thomas, R (1, 7) OBP: 0.320, SLG: 0.482		WP 1-2 BB			1B 1B BB	FC6-4 1-2f			K	2	1	0	0	2	1	1
Joe Christopher, R (1, 9) OBP: 0.333, SLG: 0.369		K 1-2			SH1-4 1B 3-4 1-2 1B		P3		1B	4	1	2	0	0	1	1
Sammy Drake, S (1, 4) OBP: 0.273, SLG: 0.200		F5			3-4 SH1-4 1-2 2-H 1B		K		K	4	0	1	1	0	2	2
Jim Hickman, R (1, 8) OBP: 0.333, SLG: 0.418			F2		SH1-4 1-2 2-3		K			2	0	0	0	0	1	0
Al Jackson, L (1, 1) OBP: 0.093, SLG: 0.096 Richie Ashburn, L (8, PH) OBP: 0.425, SLG: 0.393 Craig Anderson, R (9, 1) OBP: 0.129, SLG: 0.100			K		3-4 2-3 3-H			4-3 1B		2 1 0	0 0 0	0 1 0	1 0 0	0 0 0	1 0 0	1 0 0
Inning Stats	R: 0 E: 0 K: 1 S: 5 H: 0 LOB: 0 BB: 0 P: 5	R: 0 E: 0 K: 1 S: 5 H: 1 LOB: 1 BB: 1 P: 9	R: 0 E: 0 K: 2 S: 7 H: 0 LOB: 0 BB: 0 P: 7	R: 0 E: 0 K: 0 S: 3 H: 0 LOB: 0 BB: 0 P: 3	R: 2 E: 0 K: 0 S: 5 H: 2 LOB: 1 BB: 1 P: 9	R: 0 E: 0 K: 1 S: 5 H: 1 LOB: 1 BB: 0 P: 6	R: 0 E: 0 K: 2 S: 7 H: 0 LOB: 0 BB: 0 P: 7	R: 0 E: 0 K: 0 S: 4 H: 1 LOB: 1 BB: 0 P: 4	R: 0 E: 0 K: 2 S: 8 H: 1 LOB: 1 BB: 0 P: 8	1B: 6 2B: 0 3B: 0 HR: 0 SF: 0 SAC: 1 DP: 0 HBP: 1						

PITCHER	IP	WLS	BF	H	R	ER	SO	BB	IBB	HBP	BLK	WP	HR	S	P	ERA	WHIP
Ken Johnson, R (1, 1) ERA: 3.59	9.0	W	34	6	2	2	9	2	0	1	0	1	0	49	58	2.00	0.889

PITCHER	IP	WLS	BF	H	R	ER	SO	BB	IBB	HBP	BLK	WP	HR	S	P	ERA	WHIP

BOTTOM

Houston Colt 45's @ New York Mets

Polo Grounds, New York, NY

Tue Sep 18 1962, 7:05 PM EDT

Cloudy - 75 F

livebaseballscorecards.com

AB	30
R	2
H	6
RBI	2
BB	2
SO	9
LOB	10

WP: 1	PA: 34
PB: 0	
SB: 0	
CS: 1	

Batter	1	2	3	4	5	6	7	8	9	AB	R	H	RBI	BB	SO	LOB
Bob Lillis, R (1, 6) OBP: 0.292, SLG: 0.300	P4		P6	1B		BB, 1-3, BB, 1B		6-3		4	1	1	0	1	0	0
Al Spangler, L (1, 8) OBP: 0.396, SLG: 0.378	BB		2B, BB	G3		BB, 1-2, 1-3, 1B		E5		1	2	0	0	3	0	1
Carl Warwick, R (8, PH) OBP: 0.307, SLG: 0.405 (8, 8)										1	0	0	0	0	0	0
Dave Roberts, L (1, 7) OBP: 0.308, SLG: 0.435	BB, 1-2		P4		HR	F8		L5		3	1	1	1	1	0	3
Jim Pendleton, R (8, PH) OBP: 0.275, SLG: 0.372 (8, 7)										1	0	0	0	0	0	1
Norm Larker, L (1, 3) OBP: 0.359, SLG: 0.369	F8		1-H, 2B		4-1	1-3, 1-2, 2-3		P6		5	0	1	1	0	0	5
Roman Mejias, R (1, 9) OBP: 0.331, SLG: 0.453	P3		K		3B	FC6-4, 2-H, 3-H, 1B			1-3	5	1	2	2	0	1	3
Bob Aspromonte, R (1, 5) OBP: 0.334, SLG: 0.384		1B		1-3	1-H, SF9, 3B	1-2f, FC6-4			F7	5	1	2	1	0	0	1
Joey Amalfitano, R (1, 4) OBP: 0.322, SLG: 0.311		B2-5-4, HBP, 1B		HR, 3B	3-H, SF9		F9		6-3	4	1	2	1	0	0	0
Merritt Ranew, L (1, 2) OBP: 0.283, SLG: 0.396		1-2, HBP	3-H, HR		1B		K			3	1	2	2	0	1	0
Dick Drott, R (1, 1)		B2-5-4, 2-3f	P6		6-3		K			3	0	0	0	0	0	3
Russ Kemmerer, R (6, 1) OBP: 0.500, SLG: 0.400										1	0	0	0	0	1	0
Jim Umbricht, R (7, 1) OBP: 0.111, SLG: 0.111										0	0	0	0	0	0	0
Inning Stats	R: 0 E: 0 K: 0 S: 3 H: 0 LOB: 2 BB: 2 P: 11	R: 0 E: 0 K: 0 S: 3 H: 2 LOB: 1 BB: 0 P: 4	R: 1 E: 0 K: 1 S: 6 H: 1 LOB: 1 BB: 1 P: 10	R: 2 E: 0 K: 0 S: 6 H: 3 LOB: 1 BB: 0 P: 6	R: 3 E: 0 K: 0 S: 7 H: 4 LOB: 1 BB: 0 P: 7	R: 2 E: 0 K: 0 S: 4 H: 1 LOB: 1 BB: 2 P: 12	R: 0 E: 0 K: 2 S: 7 H: 0 LOB: 0 BB: 0 P: 7	R: 0 E: 1 K: 0 S: 4 H: 0 LOB: 1 BB: 0 P: 4	R: 0 E: 0 K: 0 S: 3 H: 0 LOB: 0 BB: 0 P: 3	1B: 6 2B: 1 3B: 2 HR: 2 SF: 1 SAC: 0 DP: 1 HBP: 1	WP: 0 PB: 0 SB: 0 CS: 0 PA: 43					

PITCHER		IP	WLS	BF	H	R	ER	SO	BB	IBB	HBP	BLK	WP	HR	S	P	ERA	WHIP
Larry Foss, R ERA: 7.04	(1, 1)	5.0	L	27	10	6	6	1	3	0	1	0	0	2	25	38	10.80	2.600
Ray Daviault, R ERA: 6.48	(6, 1)	1.0		6	1	2	2	0	2	0	0	0	0	0	4	12	18.00	3.000
Willard Hunter, L ERA: 6.71	(7, 1)	2.0		7	0	0	0	2	0	0	0	0	0	0	11	11	0.00	0.000
Bob Miller, R ERA: 5.4	(9, 1)	0.0		0	0	0	0	0	0	0	0	0	0	0	0	0	∞	∞

PITCHER	IP	WLS	BF	H	R	ER	SO	BB	IBB	HBP	BLK	WP	HR	S	P	ERA	WHIP

TOP

Houston Colt 45's @ New York Mets

Polo Grounds, New York, NY

Tue Sep 18 1962, 7:05 PM EDT

Att. 3,670 - Unknown - 60 F

livebaseballscorecards.com

AB	36
R	8
H	11
RBI	8
BB	5
SO	3
LOB	17

Batter	1	2	3	4	5	6	7	8	9	AB	R	H	RBI	BB	SO	LOB
Elio Chacon, R (1, 6) OBP: 0.358, SLG: 0.298	BBBB 4-0 BB S BB BB		SSS 0-3 ① K		x 0-0 ① F8	x 0-0 ③ P4		x 0-0 ① FC1-6-4 1-3 BB 1-2f		4	1	0	0	1	1	5
Rod Kanehl, R (1, 5) OBP: 0.302, SLG: 0.329	x 0-0 ① F2		x 0-0 FC3-6 1B		x 0-0 ② F3		x 0-0 1B WP 1B 1B	BBBB 4-0 1-3 1-2 BB		4	1	2	0	1	0	3
Marv Throneberry, L (1, 3) OBP: 0.307, SLG: 0.423	SSS 0-3 ② K		x 0-0 FC3-6 FC5-4 1-2f		x 0-0 ③ F8		x 0-0 ① P6 1-2	x 0-0 ② 1-3 1-2 2-3		5	0	0	0	0	1	7
Frank Thomas, R (1, 7) OBP: 0.320, SLG: 0.481	BBBB 4-0 S BB 1-2 BB		x 0-0 ③ FC5-4 1-2f			SSS 0-3 ① K	x 0-0 1B BB 2-3 1B	x 0-0 ③ L7		4	0	1	0	1	1	3
Joe Christopher, R (1, 9) OBP: 0.338, SLG: 0.369	BBBB 4-0 S 1-2 2-3 BB			x 0-0 ① 5-3		BBBB 4-0 WP BB 1B BB	SSS 0-3 ② K		x 0-0 HR 1B	3	2	1	0	2	1	2
Jim Hickman, R (1, 8) OBP: 0.336, SLG: 0.426	SSS 0-3 ③ K 1-2 2-3 3-H			SSS 0-3 ② K		BBBB 4-0 WP 1B 1-2 BB	BBBB 4-0 1B 1-2 BB		x 0-0 1-H HR	3	2	1	2	2	2	2
Sammy Drake, S (1, 4) OBP: 0.296, SLG: 0.240		x 0-0 ① 4-3		x 0-0 ③ P4		x 0-0 3-1 BB 1-H 2-H 1B	x 0-0 1-2 2-3 3-H 1B		SSS 0-3 ① K	5	0	2	3	0	1	0
Chris Cannizzaro, R (1, 2) OBP: 0.329, SLG: 0.264		x 0-0 ② F8			x 0-0 BB 1B	BBBB 4-0 3-1 1-2 BB	x 0-0 ③ F9		x 0-0 ② F9	4	0	1	0	1	0	3
Larry Foss, R (1, 1) Richie Ashburn, L (5, PH) OBP: 0.426, SLG: 0.393 Ray Daviault, R (6, 1) OBP: 0.133, SLG: 0.071 Sammy Taylor, L (6, PH) OBP: 0.321, SLG: 0.321 Willard Hunter, R (7, 1) OBP: 0.231, SLG: 0.231 Rick Herrscher, R (8, PH) OBP: 0.256, SLG: 0.325 Bob Miller, R (9, 1) OBP: 0.139, SLG: 0.194 Choo-Choo Coleman, L (9, PH) OBP: 0.317, SLG: 0.468		x 0-0 ③ 6-3			BBBB 4-0 1-2 BB	x 0-0 ② 3-1 1-2 2-3		x 0-0 FC1-6-4 1B	x 0-0 ③ G3	1 0 0 1 0 1 0 1 0 1	0 0 0 0 0 0 0 0 0 0	0 0 0 0 0 0 0 1 0 0	0 0 0 0 0 0 0 0 0 0	0 1 0 0 0 0 0 0 0 0	0 0 0 0 0 0 0 0 0 0	0 2 0 0 0 0 0 0 0 0
Inning Stats	R: 1 E: 0 K: 2 S: 7 H: 0 LOB: 2 BB: 3 P: 19	R: 0 E: 0 K: 0 S: 3 H: 0 LOB: 0 BB: 0 P: 3	R: 0 E: 0 K: 1 S: 6 H: 1 LOB: 1 BB: 0 P: 6	R: 0 E: 0 K: 1 S: 5 H: 0 LOB: 0 BB: 0 P: 5	R: 0 E: 0 K: 0 S: 4 H: 1 LOB: 2 BB: 1 P: 8	R: 2 E: 0 K: 1 S: 6 H: 1 LOB: 2 BB: 3 P: 18	R: 1 E: 0 K: 1 S: 8 H: 3 LOB: 3 BB: 1 P: 12	R: 0 E: 0 K: 0 S: 4 H: 1 LOB: 2 BB: 1 P: 8	R: 2 E: 0 K: 1 S: 7 H: 2 LOB: 0 BB: 0 P: 7	1B: 8 2B: 0 3B: 0 HR: 1 SF: 0 SAC: 0 DP: 0 HBP: 0				WP: 2 PB: 0 SB: 3 CS: 0	PA: 45	

PITCHER		IP	WLS	BF	H	R	ER	SO	BB	IBB	HBP	BLK	WP	HR	S	P	ERA	WHIP
Dick Drott, R ERA: 4.35	(1, 1)	5.1	W	25	3	3	3	5	6	0	0	0	1	0	29	53	5.06	1.688
Russ Kemmerer, R ERA: 3.83	(6, 1)	1.1		9	3	1	1	1	2	0	0	0	1	0	9	17	6.75	3.750
Jim Umbricht, R ERA: 2.37	(7, 1)	2.1	S	11	3	2	2	1	1	0	0	0	0	1	12	16	7.71	1.714

PITCHER	IP	WLS	BF	H	R	ER	SO	BB	IBB	HBP	BLK	WP	HR	S	P	ERA	WHIP

BOTTOM

Houston Colt 45's @ New York Mets

Polo Grounds, New York, NY

Tue Sep 18 1962, 7:05 PM EDT

Att. 3,670 - Unknown - 60 F

AB	36
R	6
H	9
RBI	5
BB	9
SO	7
LOB	27

livebaseballscorecards.com

Batter	1	2	3	4	5	6	7	8	9	AB	R	H	RBI	BB	SO	LOB
Bob Lillis, R (1, 6) OBP: 0.292, SLG: 0.300	1-3	1B			F8		6-3	F8		1	0	0	0	0	0	0
J C Hartman, R (1, 6) OBP: 0.254, SLG: 0.263										4	0	1	0	0	0	1
Al Spangler, L (1, 8) OBP: 0.393, SLG: 0.374	P4	F8			F8		E3		E4 1B	4	0	0	0	0	0	2
Carl Warwick, R (9, PH) (9, 8) OBP: 0.308, SLG: 0.406									1B	1	1	1	0	0	0	0
Dave Roberts, L (1, 7) OBP: 0.290, SLG: 0.370	P6		BBBB 4-1 BB		F5		G3		L4	4	0	0	0	1	0	2
Jim Pendleton, R (9, 7) OBP: 0.275, SLG: 0.372										0	0	0	0	0	0	0
Norm Larker, L (1, 3) OBP: 0.359, SLG: 0.369		F9	4-1 1-2			F2		SH 2B 1B	FC5-4 1B 2-H	5	1	2	1	0	0	1
Roman Mejias, R (1, 9) OBP: 0.329, SLG: 0.449		E5 1B	F8			SSS K		SH 2B 5-3 1-3	FC5-4 FC6-4 1-2f	4	2	0	0	0	1	2
Bob Aspromonte, R (1, 5) OBP: 0.333, SLG: 0.381		BBBB 1B 1B BB	SSS K			E5 HBP		F2	FC6-4 1-2f	4	1	0	0	1	1	4
Merritt Ranew, L (1, 2) OBP: 0.296, SLG: 0.407		1B SH1-3 1-3 2-H 1B		BBBB CS BB		H 1-0 1-2 HBP		2B 1-3 3-H 2B		2	2	2	2	1	0	0
Joey Amalfitano, R (1, 4) OBP: 0.319, SLG: 0.308		SH1-3 1-2		SSS 1 2 K 1-2		F7		5-3 3-H		3	0	0	1	0	1	4
Jim Golden, L (1, 1) OBP: 0.259, SLG: 0.346		1B 2-H 3-H 1B		SSS K			3-1	2B 2-H		4	0	2	3	0	1	0
Russ Kemmerer, R (8, 1) OBP: 0.500, SLG: 0.400										0	0	0	0	0	0	0
Inning Stats	R: 0 E: 0 K: 0 S: 3 H: 0 LOB: 0 BB: 0 P: 3	R: 3 E: 1 K: 0 S: 7 H: 3 LOB: 2 BB: 1 P: 11	R: 0 E: 0 K: 1 S: 5 H: 0 LOB: 1 BB: 1 P: 9	R: 0 E: 0 K: 2 S: 6 H: 0 LOB: 0 BB: 1 P: 10	R: 0 E: 0 K: 0 S: 3 H: 0 LOB: 0 BB: 0 P: 3	R: 0 E: 1 K: 1 S: 6 H: 0 LOB: 2 BB: 0 P: 7	R: 0 E: 1 K: 0 S: 4 H: 0 LOB: 1 BB: 0 P: 4	R: 3 E: 1 K: 0 S: 7 H: 3 LOB: 1 BB: 0 P: 7	R: 1 E: 1 K: 0 S: 5 H: 2 LOB: 1 BB: 0 P: 5	1B: 6 2B: 2 3B: 0 HR: 0	SF: 0 SAC: 2 DP: 0 HBP: 1						

PITCHER	IP	WLS	BF	H	R	ER	SO	BB	IBB	HBP	BLK	WP	HR	S	P	ERA	WHIP
Jay Hook, R (1, 1) ERA: 4.73	8.0	L	37	6	6	1	4	3	0	1	0	0	0	41	54	1.12	1.125
Willard Hunter, L (9, 1) ERA: 6.61	1.0		5	2	1	0	0	0	0	0	0	0	0	5	5	0.00	2.000

PITCHER	IP	WLS	BF	H	R	ER	SO	BB	IBB	HBP	BLK	WP	HR	S	P	ERA	WHIP

TOP

Houston Colt 45's @ New York Mets

Polo Grounds, New York, NY

Thu Sep 20 1962, 3:33 AM EDT

Cloudy - 61 F

livebaseballscorecards.com

AB	36
R	7
H	8
RBI	7
BB	3
SO	4
LOB	16

WP: 0 PB: 0 SB: 0 CS: 1 PA: 42

Batter	1	2	3	4	5	6	7	8	9	AB	R	H	RBI	BB	SO	LOB
Elio Chacon, R (1, 6) OBP: 0.360, SLG: 0.300	WP SH1-3 1B 1B		K		G4-6-3 1B			E5 6-3 1B 1-2		4	1	2	0	0	1	1
Choo-Choo Coleman, L (1, 2) OBP: 0.317, SLG: 0.465	SH1-3 1-2		1B S 1B		G4-6-3 1-2f			F9		3	0	1	0	0	0	3
Joe Christopher, R (1, 9) OBP: 0.344, SLG: 0.375	S 2-H 1B		G1-6-3 1-3 1B			5-3		6-3 1-2 2-H 1B		4	0	3	2	0	0	0
Marv Throneberry, L (1, 3) OBP: 0.304, SLG: 0.419	P6 1-2		G1-6-3 1-2f			K		6-3 1-2 2-3		4	0	0	0	0	1	5
Frank Thomas, R (1, 7) OBP: 0.320, SLG: 0.479	2-3			3-1 5-3 1B		K		6-3		4	0	1	0	0	1	3
Jim Hickman, R (1, 8) OBP: 0.335, SLG: 0.422		G6-4-3 1B BB		5-3 1-2			K		F9	3	0	0	0	1	1	1
Sammy Drake, S (1, 4) OBP: 0.290, SLG: 0.241		G6-4-3 1-2 1B		3-1 2-3			K		F7	4	0	1	0	0	1	1
Rod Kanehl, R (1, 5) OBP: 0.299, SLG: 0.326 Sammy Taylor, L (9, PH) OBP: 0.325, SLG: 0.325		G6-4-3 1-2f 2-3		1-3			G3		FC6-4 1B	3 1	0 0	0 1	0 0	0 0	0 0	3 0
Jay Hook, L (1, 1) OBP: 0.297, SLG: 0.212 Richie Ashburn, L (8, PH) OBP: 0.428, SLG: 0.395 Willard Hunter, R (9, 1) OBP: 0.231, SLG: 0.231 Felix Mantilla, R (9, PH) OBP: 0.334, SLG: 0.402		4-3			4-3			E 1B 1B	FC6-4 1-2f	2 1 0 1	0 1 0 0	0 1 0 0	0 0 0 0	0 0 0 0	0 0 0 0	1 0 0 1
Inning Stats	R: 1 E: 0 K: 0 S: 5 H: 2 LOB: 1 BB: 0 P: 5	R: 0 E: 0 K: 0 S: 3 H: 1 LOB: 1 BB: 1 P: 7	R: 0 E: 0 K: 1 S: 6 H: 2 LOB: 1 BB: 0 P: 6	R: 0 E: 0 K: 0 S: 4 H: 1 LOB: 1 BB: 0 P: 4	R: 0 E: 0 K: 0 S: 3 H: 1 LOB: 0 BB: 0 P: 3	R: 0 E: 0 K: 2 S: 7 H: 0 LOB: 0 BB: 0 P: 7	R: 0 E: 0 K: 2 S: 7 H: 0 LOB: 0 BB: 0 P: 7	R: 1 E: 1 K: 0 S: 6 H: 2 LOB: 2 BB: 0 P: 6	R: 0 E: 0 K: 0 S: 4 H: 1 LOB: 1 BB: 0 P: 4	1B: 10 2B: 0 3B: 0 HR: 0	SF: 0 SAC: 1 DP: 3 HBP: 0						

PITCHER		IP	WLS	BF	H	R	ER	SO	BB	IBB	HBP	BLK	WP	HR	S	P	ERA	WHIP
Jim Golden, R ERA: 3.93	(1, 1)	7.1	W	30	9	2	2	5	1	0	0	0	1	0	39	43	2.46	1.364
Russ Kemmerer, R ERA: 3.76	(8, 1)	1.2	S	6	1	0	0	0	0	0	0	0	0	0	6	6	0.00	0.600

PITCHER	IP	WLS	BF	H	R	ER	SO	BB	IBB	HBP	BLK	WP	HR	S	P	ERA	WHIP

BOTTOM

Houston Colt 45's @ New York Mets

Polo Grounds, New York, NY

Thu Sep 20 1962, 3:33 AM EDT

Cloudy - 61 F

livebaseballscorecards.com

AB	34
R	2
H	10
RBI	2
BB	1
SO	5
LOB	19

1B: 10	SF: 0	WP: 1	PA: 36
2B: 0	SAC: 1	PB: 0	
3B: 0	DP: 3	SB: 2	
HR: 0	HBP: 0	CS: 0	

Houston Colt 45's @ New York Mets

Polo Grounds, New York, NY

Thu Sep 20 1962, 3:38 AM EDT

Att. 1,481 - Cloudy - 64 F

TOP

livebaseballscorecards.com

Batter	1	2	3	4	5	6	7	8	9	10	11	12	AB	R	H	RBI	BB	SO	LOB
J C Hartman, R (1, 6) OBP: 0.248, SLG: 0.256	K		K			F7		F8	BB 1B		P6		3	0	0	0	0	2	0
Merritt Ranew, L (8, PH) OBP: 0.295, SLG: 0.405													1	0	0	0	0	0	0
George Williams, R (8, 4) OBP: 0.250, SLG: 0.250													2	0	1	0	0	0	0
Al Spangler, L (1, 8) OBP: 0.390, SLG: 0.370	K		K			F8		P6	BB 1B		4-3		5	0	0	0	1	2	0
Dave Roberts, L (1, 7) OBP: 0.270, SLG: 0.333 (8, 3)	4-3			F8			F9	E1 BB	K			FC3-6 1B	6	0	1	0	0	1	3
Norm Larker, L (1, 3) OBP: 0.358, SLG: 0.367		3-1		4-3			1-3	BB 1B		F8		FC3-6 1B	3	0	0	0	1	0	0
Jim Pendleton, R (8, PR) OBP: 0.274, SLG: 0.370 (8, 7)													2	1	0	0	0	0	1
Roman Mejias, R (1, 9) OBP: 0.329, SLG: 0.450		1B 1B		F7			1B 2B	K		F8		P4	6	1	2	0	0	1	3
Bob Aspromonte, R (1, 5) OBP: 0.338, SLG: 0.387 (8, 6)					P4		HR 1B 2-H		1B 1-3 1B	WP 1B		1B 1B 1-2	6	2	5	1	0	0	0
Hal Smith, R (1, 2) OBP: 0.282, SLG: 0.382		K			F7		HR 1-H		1B 1-3 1-3 1B	BB 1-2		1-H 1B 2-H	5	1	3	3	1	1	2
Joey Amalfitano, R (1, 4) OBP: 0.318, SLG: 0.307 (8, 5)	P3				K			1-3 1-2 3-H		3-1			5	0	1	1	0	1	5
Turk Farrell, R (1, 1) OBP: 0.192, SLG: 0.264			K			F9	F7		P6		F5		2	0	0	0	0	1	0
Billy Goodman, L (7, PH) OBP: 0.307, SLG: 0.292													1	0	0	0	0	0	1
Don McMahon, R (7, 1) OBP: 0.083, SLG: 0.083													0	0	0	0	0	0	0
Johnny Temple, R (9, PH) OBP: 0.349, SLG: 0.319													1	0	0	0	0	0	1
Russ Kemmerer, R (9, 1) OBP: 0.462, SLG: 0.364													1	0	0	0	0	0	0
Inning Stats	R: 0 E: 0 K: 2 S: 7 H: 0 LOB: 0 BB: 0 P: 7	R: 0 E: 0 K: 1 S: 7 H: 2 LOB: 2 BB: 0 P: 7	R: 0 E: 0 K: 3 S: 9 H: 0 LOB: 0 BB: 0 P: 9	R: 0 E: 0 K: 0 S: 3 H: 0 LOB: 0 BB: 0 P: 3	R: 0 E: 0 K: 1 S: 5 H: 0 LOB: 0 BB: 0 P: 5	R: 0 E: 0 K: 0 S: 3 H: 0 LOB: 0 BB: 0 P: 3	R: 3 E: 0 K: 0 S: 7 H: 4 LOB: 1 BB: 0 P: 7	R: 0 E: 1 K: 1 S: 6 H: 0 LOB: 2 BB: 1 P: 10	R: 1 E: 0 K: 1 S: 8 H: 3 LOB: 3 BB: 1 P: 12	R: 0 E: 0 K: 0 S: 4 H: 1 LOB: 2 BB: 1 P: 8	R: 0 E: 0 K: 0 S: 3 H: 0 LOB: 0 BB: 0 P: 3	R: 1 E: 0 K: 0 S: 5 H: 3 LOB: 2 BB: 0 P: 5	1B: 11 2B: 1 3B: 0 HR: 1 SF: 0 SAC: 0 DP: 0 HBP: 0	WP: 1 PB: 0 SB: 0 CS: 0 PA: 52					

	AB	49
	R	5
	H	13
	RBI	5
	BB	3
	SO	9
	LOB	16

PITCHER		IP	WLS	BF	H	R	ER	SO	BB	IBB	HBP	BLK	WP	HR	S	P	ERA	WHIP
Roger Craig, R ERA: 4.43	(1, 1)	7.0		27	6	3	3	7	0	0	0	0	0	1	41	41	3.86	0.857
Craig Anderson, R ERA: 5.64	(8, 1)	2.0		12	3	1	1	2	2	0	0	0	0	0	14	22	4.50	2.500
Ray Daviault, R ERA: 6.35	(10, 1)	3.0	L	13	4	1	1	0	1	0	0	0	1	0	12	16	3.00	1.667

PITCHER	IP	WLS	BF	H	R	ER	SO	BB	IBB	HBP	BLK	WP	HR	S	P	ERA	WHIP

Batter	1	2	3	4	5	6	7	8	9	10	11	12	AB	R	H	RBI	BB	SO	LOB
Elio Chacon, R (1, 6) OBP: 0.354, SLG: 0.295	F8		1-3		K		F9			6-3		5-3	6	0	0	0	0	1	3
Sammy Drake, S (1, 5) OBP: 0.278, SLG: 0.212	BB			G3	G3 1-2 3-H		F2			K		4-3	4	0	0	1	1	1	2
Choo-Choo Coleman, L (12, PH) OBP: 0.315, SLG: 0.462													1	0	0	0	0	0	0
Joe Christopher, R (1, 9) OBP: 0.342, SLG: 0.369	K			HR BB	F8			F8		F7			4	1	0	0	1	1	2
Frank Thomas, R (1, 7) OBP: 0.322, SLG: 0.491	P4			1-H HR		HR		K			5-3		3	2	2	3	0	0	1
Rick Herrscher, R (8, 7) OBP: 0.244, SLG: 0.310													2	0	0	0	0	1	0
Sammy Taylor, L (1, 2) OBP: 0.323, SLG: 0.324		F2		1B		4-3		4-3			FC5 BB 1B		4	0	1	0	0	0	0
Chris Cannizzaro, R (9, 2) OBP: 0.333, SLG: 0.270													1	0	1	0	0	0	0
Gil Hodges, R (1, 3) OBP: 0.333, SLG: 0.480		5-3		F7		K			5-3		1-2 BB		4	0	0	0	1	1	1
Jim Hickman, R (1, 8) OBP: 0.333, SLG: 0.419		F8		K		K			FC6 1B		F7		5	0	1	0	0	2	3
Rod Kanehl, R (1, 4) OBP: 0.301, SLG: 0.330			F9		SH G3 2B			E 1B	FC6 1-2f		FC5 2-3f		5	1	2	0	0	0	3
Roger Craig, R (1, 1) OBP: 0.113, SLG: 0.053			K		SH G3 2-3			P5 1-2	F7			F8	1	0	0	0	0	1	0
Richie Ashburn, L (7, PH) OBP: 0.407, SLG: 0.394													1	0	0	0	0	0	1
Craig Anderson, R (8, 1) OBP: 0.105, SLG: 0.100													0	0	0	0	0	0	0
Marv Throneberry, L (9, PH) OBP: 0.303, SLG: 0.417													1	0	0	0	0	0	1
Ray Daviault, R (10, 1) OBP: 0.153, SLG: 0.071													0	0	0	0	0	0	0
Felix Mantilla, R (12, PH) OBP: 0.333, SLG: 0.401													1	0	0	0	0	0	0
Inning Stats	R: 0 E: 0 K: 1 S: 5 H: 0 LOB: 1 BB: 1 P: 9	R: 0 E: 0 K: 0 S: 3 H: 0 LOB: 0 BB: 0 P: 3	R: 0 E: 0 K: 1 S: 5 H: 0 LOB: 0 BB: 0 P: 5	R: 2 E: 0 K: 1 S: 7 H: 2 LOB: 1 BB: 1 P: 11	R: 1 E: 0 K: 1 S: 7 H: 1 LOB: 1 BB: 0 P: 7	R: 1 E: 0 K: 2 S: 8 H: 1 LOB: 0 BB: 0 P: 8	R: 0 E: 0 K: 0 S: 4 H: 1 LOB: 1 BB: 0 P: 4	R: 0 E: 0 K: 1 S: 5 H: 0 LOB: 0 BB: 0 P: 5	R: 0 E: 1 K: 0 S: 4 H: 1 LOB: 1 BB: 0 P: 4	R: 0 E: 0 K: 1 S: 5 H: 0 LOB: 0 BB: 0 P: 5	R: 0 E: 0 K: 0 S: 4 H: 1 LOB: 2 BB: 1 P: 8	R: 0 E: 0 K: 0 S: 3 H: 0 LOB: 0 BB: 0 P: 3	1B: 4 2B: 1 3B: 0 HR: 2	SF: 0 SAC: 1 DP: 0 HBP: 0	WP: 0 PB: 0 SB: 0 CS: 0	PA: 47

PITCHER	IP	WLS	BF	H	R	ER	SO	BB	IBB	HBP	BLK	WP	HR	S	P	ERA	WHIP
Turk Farrell, R (1, 1) ERA: 3.1	6.0		25	4	4	4	6	2	0	0	0	0	2	35	43	6.00	1.000
Don McMahon, R (7, 1) ERA: 1.71	2.0		7	1	0	0	1	0	0	0	0	0	0	9	9	0.00	0.500
Russ Kemmerer, R (9, 1) ERA: 3.6	4.0	W	15	2	0	0	1	1	0	0	0	0	0	16	20	0.00	0.750

PITCHER	IP	WLS	BF	H	R	ER	SO	BB	IBB	HBP	BLK	WP	HR	S	P	ERA	WHIP

Houston Colt 45's @ New York Mets

Polo Grounds, New York, NY

Thu Sep 20 1962, 3:38 AM EDT

Att. 1,481 - Cloudy - 64 F

BOTTOM

livebaseballscorecards.com

AB	43
R	4
H	7
RBI	4
BB	3
SO	8
LOB	17

Chicago Cubs @ New York Mets

Polo Grounds, New York, NY

Fri Sep 21 1962, 7:05 PM EDT

Att. 3,582 - Unknown

TOP

livebaseballscorecards.com

Batter	1	2	3	4	5	6	7	8	9	AB	R	H	RBI	BB	SO	LOB
Danny Murphy, L (1, 9) OBP: 0.300, SLG: 0.429	F8	G3			L4		BB		F8	4	0	0	0	1	0	2
Ken Hubbs, R (1, 4) OBP: 0.299, SLG: 0.350	6-3		1-3		K		1-2 BB		5-3	4	0	0	0	1	1	0
14 Ernie Banks, R (1, 3) OBP: 0.311, SLG: 0.512	E4 BB		F8		F2		L8		F7	5	0	0	0	0	0	2
Billy Williams, L (1, 7) OBP: 0.374, SLG: 0.477	1-2 BB		4-3			HBP HBP 1B	P1			3	0	1	0	1	0	2
Nelson Mathews, R (1, 8) OBP: 0.214, SLG: 0.269	P6			1B 4-3 BB		F7	K			3	0	0	0	1	1	5
Ron Santo, R (1, 5) OBP: 0.299, SLG: 0.363		5-3		4-3 1-2		F9		K		4	0	0	0	0	1	2
Andre Rodgers, R (1, 6) OBP: 0.346, SLG: 0.390		3B 1B		2-3 1B		1-2 HBP HBP		WP BB		1	0	1	0	0	0	0
Alex Grammas, R (2, PR) OBP: 0.230, SLG: 0.229										1	1	1	0	1	0	0
(2, 6)																
Moe Thacker, R (1, 2) OBP: 0.286, SLG: 0.231	K				K	1-2 2-3 HBP		1-2 K		1	0	0	0	0	1	1
George Altman, L (4, PH) OBP: 0.389, SLG: 0.510										1	0	0	0	0	1	2
Dick Bertell, R (4, 2) OBP: 0.333, SLG: 0.373										0	0	0	0	0	0	0
Cuno Barragan, R (8, PH) OBP: 0.294, SLG: 0.252										1	0	0	0	0	1	1
(8, 2)																
Dick Ellsworth, L (1, 1) OBP: 0.286, SLG: 0.133		1-H 3B			K			3-1		0	0	0	0	0	0	0
Don Cardwell, R (1, 1) OBP: 0.000, SLG: 0.160										1	0	1	1	0	0	0
Bob Will (4, PH) OBP: 0.267, SLG: 0.026										1	0	0	0	0	1	2
Glen Hobbie, R (4, 1) OBP: 0.172, SLG: 0.122										0	0	0	0	0	0	0
Don Landrum, L (5, PH) OBP: 0.372, SLG: 0.331										1	0	0	0	0	1	3
Dave Gerard, R (6, 1) OBP: 0.000, SLG: 0.075										0	0	0	0	0	0	0
Don Elston, R (7, 1)										0	0	0	0	0	0	0
Billy Ott, S (8, PH) OBP: 0.240, SLG: 0.304										1	0	0	0	0	0	1
Don Prince, R (8, 1)										0	0	0	0	0	0	0

| | | | | | | | | | | | | | | | |

Chicago Cubs @ New York Mets

Polo Grounds, New York, NY

Fri Sep 21 1962, 7:05 PM EDT

Att. 3,582 - Unknown

BOTTOM

Batter	1	2	3	4	5	6	7	8	9	AB	R	H	RBI	BB	SO	LOB
Elio Chacon, R (1, 6) OBP: 0.356, SLG: 0.298	BBBB 4-0 SH E E BB	x 0-0 ② F7		x 0-0 ③ 1-3			x 0-0 1-3 2B			3	1	1	0	1	0	0
Rod Kanehl, R (1, 4) OBP: 0.300, SLG: 0.329	x 0-0 E1 E SH 1-2 BB	x 0-0 ③ 4-3			x 0-0 G4-6-3 1B		x 0-0 ②③ B6-5 3-Hf			4	1	1	0	0	0	3
Joe Christopher, R (1, 9) OBP: 0.345, SLG: 0.382	x 0-0 SH BB E 1-2 BB 2-3		x 0-0 HR		x 0-0 ①② G4-6-3 1-2f			BBBB 4-0 G1-6-3 HBP BB		2	2	1	1	1	0	1
Frank Thomas, R (1, 7) OBP: 0.321, SLG: 0.488	SSS 0-3 ① K		x 0-0 ① F7		x 0-0 ③ 5-3			H 1-0 G1-6-3 1-2 HBP		3	0	0	0	0	1	3
Jim Hickman, R (1, 8) OBP: 0.335, SLG: 0.418	x 0-0 E6 BB BB 1-2 G1-2-3 2-3 3-H		x 0-0 CS 1B 1B			BBBB 4-0 L4-3 BB		x 0-0 ①② G1-6-3 1-2f 2-3		3	0	1	1	1	0	4
Sammy Drake, S (1, 5) OBP: 0.300, SLG: 0.222	BBBB 4-0 BB 1-2 BB 2-3 3-H		x 0-0 1-2 1B			x 0-0 ①② L4-3 1-2		x 0-0 ③ 4-3		3	0	1	1	1	0	2
Rick Herrscher, R (1, 3) OBP: 0.250, SLG: 0.295	BBBB 4-0 1-2 2-3 3-H BB		x 0-0 ②③ 1-3 2-3			x 0-0 ③ 1-3				2	0	0	1	1	0	2
Joe Pignatano, R (1, 2) OBP: 0.308, SLG: 0.271	x 0-0 ②③ G1-2-3 3-Hf			x 0-0 ① 5-3			x 0-0 2B B6-5 1B			3	0	1	0	0	0	3
Galen Cisco, R (1, 1) OBP: 0.152, SLG: 0.100		x 0-0 ① 6-3		x 0-0 ② 1-3			x 0-0 ① L9			3	0	0	0	0	0	1
Inning Stats	R: 3 H: 0 E: 2 LOB: 2 K: 1 BB: 3 S: 7 P: 19	R: 0 H: 0 E: 0 LOB: 0 K: 0 BB: 0 S: 3 P: 3	R: 1 H: 3 E: 0 LOB: 1 K: 0 BB: 0 S: 5 P: 5	R: 0 H: 0 E: 0 LOB: 0 K: 0 BB: 0 S: 3 P: 3	R: 0 H: 1 E: 0 LOB: 0 K: 0 BB: 0 S: 3 P: 3	R: 0 H: 0 E: 0 LOB: 0 K: 0 BB: 1 S: 2 P: 6	R: 0 H: 2 E: 0 LOB: 1 K: 0 BB: 0 S: 4 P: 4	R: 0 H: 0 E: 0 LOB: 1 K: 0 BB: 1 S: 2 P: 7		1B: 4 SF: 0 2B: 3 SAC: 1 3B: 0 DP: 5 HR: 1 HBP: 1				WP: 0 PA: 33 PB: 0 SB: 0 CS: 1		

livebaseballscorecards.com

AB	26
R	4
H	6
RBI	4
BB	5
SO	1
LOB	19

PITCHER		IP	WLS	BF	H	R	ER	SO	BB	IBB	HBP	BLK	WP	HR	S	P	ERA	WHIP
Dick Ellsworth, L ERA: 5.18	(1, 1)	0.1	L	7	0	3	0	1	3	0	0	0	0	0	6	18	0.00	9.000
Don Cardwell, R ERA: 4.97	(1, 1)	2.2		9	3	1	1	0	0	0	0	0	0	1	9	9	3.38	1.125
Glen Hobbie, R ERA: 5.25	(4, 1)	2.0		6	1	0	0	0	0	0	0	0	0	0	6	6	0.00	0.500
Dave Gerard, R ERA: 4.97	(6, 1)	1.1		6	2	0	0	0	1	0	0	0	0	0	5	9	0.00	2.250
Don Elston, R ERA: 2.66	(7, 1)	0.2		1	0	0	0	0	0	0	0	0	0	0	1	1	0.00	0.000

PITCHER		IP	WLS	BF	H	R	ER	SO	BB	IBB	HBP	BLK	WP	HR	S	P	ERA	WHIP
Don Prince, R ERA:	(8, 1)	1.0		4	0	0	0	0	1	0	1	0	0	0	2	7	0.00	1.000

Batter	1	2	3	4	5	6	7	8	9	AB	R	H	RBI	BB	SO	LOB
Danny Murphy, L (1, 9) OBP: 0.257, SLG: 0.364	K	3-1		1-3		F8		G3		5	0	0	0	0	1	0
Ken Hubbs, R (1, 4) OBP: 0.302, SLG: 0.354	14 3B 1B		2B 2B	14 E 1B		BBBB 14 CS BB		E5 S		4	3	3	0	1	0	0
14 Ernie Banks, R (1, 3) OBP: 0.310, SLG: 0.513	1-H 1B 3B		K	E7 1-H 1B		P6 1-2		P6		5	2	1	1	0	1	3
Billy Williams, L (1, 7) OBP: 0.374, SLG: 0.478	6-3		S 2B 2-H 2B	2-H 1B			3-1	3-1 1-2		5	1	2	2	0	0	2
Nelson Mathews, R (1, 8) OBP: 0.273, SLG: 0.333	1B 3-H 1B		1B 2-H 2B	P6			F2		S S 1B HBP	4	2	2	2	0	0	1
Ron Santo, R (1, 5) OBP: 0.302, SLG: 0.364	FC6-4 1-3 1B		F8		4-3 1-2 1B HBP		1B 1B		L1 1-2	4	1	2	0	0	0	2
Alex Grammas, R (1, 6) OBP: 0.253, SLG: 0.253	FC6-4 1-2f		2-H 1B		4-3 1-2		BB 1-3 1B		CS 2-H 1B	5	0	3	2	0	0	3
Cuno Barragan, R (1, 2) OBP: 0.304, SLG: 0.260		CS 1B	P4		G6-4-3 2-H 1B		BBBB 4-0 1-2 BB		F7 1-2	4	0	2	1	1	0	2
Paul Toth, R (1, 1) OBP: 0.333, SLG: 0.286		K 1-2		L1	G6-4-3 1-2f		L9			4	0	0	0	0	1	5
Inning Stats	R: 2 E: 0 K: 1 S: 9 H: 4 LOB: 2 BB: 0 P: 9	R: 0 E: 0 K: 1 S: 5 H: 1 LOB: 0 BB: 0 P: 5	R: 3 E: 0 K: 1 S: 9 H: 4 LOB: 1 BB: 0 P: 9	R: 2 E: 1 K: 0 S: 6 H: 2 LOB: 1 BB: 0 P: 6	R: 1 E: 0 K: 0 S: 3 H: 1 LOB: 0 BB: 0 P: 4	R: 0 E: 0 K: 0 S: 2 H: 0 LOB: 0 BB: 1 P: 6	R: 0 E: 0 K: 0 S: 5 H: 2 LOB: 3 BB: 1 P: 9	R: 0 E: 1 K: 0 S: 4 H: 0 LOB: 1 BB: 0 P: 4	R: 1 E: 0 K: 0 S: 3 H: 1 LOB: 0 BB: 0 P: 4	1B: 11 2B: 3 3B: 1 HR: 0	SF: 0 SAC: 0 DP: 1 HBP: 2						

TOP

Chicago Cubs @ New York Mets

Polo Grounds, New York, NY

Sat Sep 22 1962, 3:33 AM EDT

Att. 3,744 - Unknown

livebaseballscorecards.com

AB	40
R	9
H	15
RBI	8
BB	2
SO	3
LOB	18

PITCHER		IP	WLS	BF	H	R	ER	SO	BB	IBB	HBP	BLK	WP	HR	S	P	ERA	WHIP
Al Jackson, L ERA: 4.4	(1, 1)	2.1	L	14	8	5	5	3	0	0	0	0	0	0	20	20	19.29	3.429
Ken MacKenzie, L ERA: 5.01	(3, 1)	2.2		13	4	3	1	0	0	0	1	0	0	0	12	13	3.38	1.500
Larry Foss, R ERA: 5.59	(6, 1)	2.0		9	2	0	0	0	2	0	0	0	0	0	7	15	0.00	2.000
Craig Anderson, R ERA: 5.62	(8, 1)	2.0		8	1	1	1	0	0	0	1	0	0	0	7	8	4.50	0.500

PITCHER	IP	WLS	BF	H	R	ER	SO	BB	IBB	HBP	BLK	WP	HR	S	P	ERA	WHIP

WP: 0	PB: 0	SB: 4	CS: 3
PA: 44			

Chicago Cubs @ New York Mets

Polo Grounds, New York, NY

Sat Sep 22 1962, 3:33 AM EDT

Att. 3,744 - Unknown

BOTTOM

Batter	1	2	3	4	5	6	7	8	9	AB	R	H	RBI	BB	SO	LOB
Elio Chacon, R (1, 6) OBP: 0.360, SLG: 0.299	F7		BB		1B BB		E8 1-H 1B			2	0	1	0	2	0	0
Choo-Choo Coleman, L (1, 2) OBP: 0.313, SLG: 0.455	1-3		3-1		1-3 2-H 1B		6-3			4	0	1	1	0	0	2
Joe Christopher, R (1, 9) OBP: 0.347, SLG: 0.382	BB			G3	K			1B		3	0	1	0	1	1	2
Frank Thomas, R (1, 7) OBP: 0.319, SLG: 0.485	K			L5		5-3		5-3		4	0	0	0	0	1	1
Gil Hodges, R (1, 3) OBP: 0.333, SLG: 0.476 Ed Kranepool, L (7, 3)		F8		FC6-4 1B		F7		4-3		3 1	0 0	1 0	0 0	0 0	0 0	0 0
Sammy Drake, S (1, 5) OBP: 0.273, SLG: 0.200		6-3		FC6-4 1-2f		4-3			F8	4	0	0	0	0	0	1
Jim Hickman, R (1, 8) OBP: 0.334, SLG: 0.415		6-3			F2		BB FC6-4		F7	3	0	0	0	1	0	0
Rod Kanehl, R (1, 4) OBP: 0.300, SLG: 0.329 Richie Ashburn, L (9, 4) OBP: 0.428, SLG: 0.398			F8		1-3 1B 1B		FC6-4 E 1-2f E		2B	3 1	2 0	1 1	0 0	0 0	0 0	1 0
Al Jackson, L (1, 1) OBP: 0.093, SLG: 0.096 Ken MacKenzie, R (3, 1) OBP: 0.083, SLG: 0.083 Sammy Taylor, L (5, PH) OBP: 0.322, SLG: 0.322 Larry Foss, R (6, 1) Marv Throneberry, L (7, PH) OBP: 0.302, SLG: 0.416 Craig Anderson, R (8, 1) OBP: 0.129, SLG: 0.100 Joe Pignatano, R (9, PH) OBP: 0.303, SLG: 0.267			5-3		1-3 1-2		P5		6-3	0 1 1 0 1 0 1	0 0 0 0 0 0 0	0 0 0 0 0 0 0	0 0 0 0 0 0 0	0 0 0 0 0 0 0	0 0 1 0 1 0 1	0 0 0 0 0 0 0
Inning Stats	R: 0 E: 0 K: 1 S: 5 H: 0 LOB: 1 BB: 1 P: 9	R: 0 E: 0 K: 0 S: 3 H: 0 LOB: 0 BB: 0 P: 3	R: 0 E: 0 K: 0 S: 3 H: 0 LOB: 1 BB: 1 P: 7	R: 0 E: 0 K: 0 S: 4 H: 1 LOB: 1 BB: 0 P: 4	R: 1 E: 0 K: 1 S: 7 H: 2 LOB: 2 BB: 1 P: 11	R: 0 E: 0 K: 0 S: 3 H: 0 LOB: 0 BB: 0 P: 3	R: 1 E: 1 K: 0 S: 4 H: 1 LOB: 1 BB: 1 P: 8	R: 0 E: 0 K: 0 S: 3 H: 1 LOB: 0 BB: 0 P: 3	R: 0 E: 0 K: 0 S: 4 H: 1 LOB: 1 BB: 0 P: 4	1B: 5 2B: 1 3B: 0 HR: 0	SF: 0 SAC: 0 DP: 0 HBP: 0						

livebaseballscorecards.com

AB	32
R	2
H	6
RBI	1
BB	4
SO	2
LOB	10

WP: 0 PB: 0 SB: 0 CS: 0 PA: 36

PITCHER		IP	WLS	BF	H	R	ER	SO	BB	IBB	HBP	BLK	WP	HR	S	P	ERA	WHIP
Paul Toth, R ERA: 5.04	(1, 1)	9.0	W	36	6	2	1	2	4	0	0	0	0	0	36	52	1.00	1.111

Batter	1	2	3	4	5	6	7	8	9	AB	R	H	RBI	BB	SO	LOB
Billy Ott, S (1, 9) OBP: 0.207, SLG: 0.259	3-1		G3		F8			F2		4	0	0	0	0	0	1
Ken Hubbs, R (1, 4) OBP: 0.302, SLG: 0.352	WP, 1B, BB		4-3		F9			K		3	1	0	0	1	1	1
14 Ernie Banks, R (1, 3) OBP: 0.308, SLG: 0.509	K		P3		F8			F7		4	0	0	0	0	1	1
Billy Williams, L (1, 7) OBP: 0.376, SLG: 0.479	FC5, 1B, 1-3, BB			PB, 1B	1-3				SH1-4, 1B	3	0	2	0	1	0	0
Nelson Mathews, R (1, 8) OBP: 0.278, SLG: 0.333	1-2, 3-H, 1B			K	P6				SH1-4, 1-2	3	0	1	1	0	1	1
Ron Santo, R (1, 5) OBP: 0.300, SLG: 0.361	FC5, 2-3f			K			G3		6-3	4	0	0	0	0	1	4
Alex Grammas, R (1, 6) OBP: 0.244, SLG: 0.244		F7		K, 1-2			E6		1-3	3	0	0	0	0	1	1
Bob Will, L (9, PH) OBP: 0.324, SLG: 0.322										1	0	0	0	0	0	1
Andre Rodgers, R (9, 6) OBP: 0.346, SLG: 0.390										0	0	0	0	0	0	0
Cuno Barragan, R (1, 2) OBP: 0.300, SLG: 0.256		K			K		K			2	0	0	0	0	2	0
George Altman, L (7, PH) OBP: 0.388, SLG: 0.509										1	0	0	0	0	1	1
Dick Bertell, R (7, 2) OBP: 0.333, SLG: 0.373										0	0	0	0	0	0	0
George Gerberman, R (1, 1)		P3			BB		K			1	0	0	0	1	0	0
Freddie Burdette, R (6, 1)										0	0	0	0	0	0	0
Danny Murphy, L (7, PH) OBP: 0.250, SLG: 0.353										1	0	0	0	0	1	1
Don Elston, R (7, 1)										0	0	0	0	0	0	0
Jim Brewer, L (8, 1)										0	0	0	0	0	0	0
Bob Anderson, R (9, 1) OBP: 0.200, SLG: 0.217										0	0	0	0	0	0	0
Inning Stats	R: 1 E: 0 K: 1 S: 6 H: 1 LOB: 2 BB: 2 P: 14	R: 0 E: 0 K: 1 S: 5 H: 0 LOB: 0 BB: 0 P: 5	R: 0 E: 0 K: 0 S: 3 H: 0 LOB: 0 BB: 0 P: 3	R: 0 E: 0 K: 3 S: 10 H: 1 LOB: 1 BB: 0 P: 10	R: 0 E: 0 K: 1 S: 5 H: 0 LOB: 1 BB: 1 P: 9	R: 0 E: 0 K: 0 S: 3 H: 0 LOB: 0 BB: 0 P: 3	R: 0 E: 1 K: 2 S: 8 H: 0 LOB: 1 BB: 0 P: 8	R: 0 E: 0 K: 1 S: 5 H: 0 LOB: 0 BB: 0 P: 5	R: 0 E: 0 K: 0 S: 4 H: 1 LOB: 1 BB: 0 P: 4	1B: 3 2B: 0 3B: 0 HR: 0 SF: 0 SAC: 1 DP: 0 HBP: 0						

PITCHER		IP	WLS	BF	H	R	ER	SO	BB	IBB	HBP	BLK	WP	HR	S	P	ERA	WHIP
Bob Miller, R ERA: 5.15	(1, 1)	8.0		30	2	1	1	9	3	0	0	0	1	0	45	57	1.12	0.625
Roger Craig, R ERA: 4.42	(9, 1)	1.0	W	4	1	0	0	0	0	0	0	0	0	0	4	4	0.00	1.000

PITCHER	IP	WLS	BF	H	R	ER	SO	BB	IBB	HBP	BLK	WP	HR	S	P	ERA	WHIP

TOP

Chicago Cubs @ New York Mets

Polo Grounds, New York, NY

Sun Sep 23 1962, 3:33 AM EDT

Att. 10,304 - Sunny

livebaseballscorecards.com

AB	30
R	1
H	3
RBI	1
BB	3
SO	9
LOB	12

WP: 2	PA: 34
PB: 1	
SB: 0	
CS: 0	

Chicago Cubs @ New York Mets

Polo Grounds, New York, NY

Sun Sep 23 1962, 3:33 AM EDT

Att. 10,304 - Sunny

BOTTOM

Batter	1	2	3	4	5	6	7	8	9	AB	R	H	RBI	BB	SO	LOB
Elio Chacon, R (1, 6) OBP: 0.362, SLG: 0.297	BBBB 4-0 2B FC5-2-5-4-2-6 BB		BBBB 4-0 BB		BBBB 4-0 1-2 BB		SSS 0-3 K ①		x 0-0 5-3 ①	2	0	0	0	3	1	0
Choo-Choo Coleman, L (1, 2) OBP: 0.316, SLG: 0.468	x 0-0 FC5-2-5-4-2-6 1-3 2B		x 0-0 F7 ③		x 0-0 P6 ②		x 0-0 E4 L1-3		x 0-0 WP 1B 2B	5	1	2	0	0	0	3
Joe Christopher, R (1, 9) OBP: 0.341, SLG: 0.374	x 0-0 P4 ①			x 0-0 F8 ①	x 0-0 F3 ③		x 0-0 L1-3 ②③ 1-2		x 0-0 6-3 ②	5	0	0	0	0	0	6
Frank Thomas, R (1, 7) OBP: 0.321, SLG: 0.490	x 0-0 FC5-2-5-4-2-6 ②③ 2-3 3-H			BBBB 4-0 G3 E BB		x 0-0 HR		SSS 0-3 K ①	x 0-0 2-H 1B	4	1	2	2	1	1	2
Ed Kranepool, L (1, 3) OBP: 0.200, SLG: 0.400		x 0-0 1-3 ①		x 0-0 E1 G3 1-2		x 0-0 4-3 ①		x 0-0 BB 2B		4	0	1	0	0	0	1
Rick Herrscher, R (8, PR) OBP: 0.250, SLG: 0.295										0	0	0	0	0	0	0
Roger Craig, R (9, 1) OBP: 0.113, SLG: 0.053										0	0	0	0	0	0	0
Sammy Drake, S (1, 5) OBP: 0.292, SLG: 0.209		x 0-0 L3 ②		x 0-0 G3 ② 1-2 2-3		x 0-0 FC5-4 1B		I I I 4-0 BB IBB		3	0	1	0	1	0	2
Jim Hickman, R (1, 8) OBP: 0.333, SLG: 0.412		SSS 0-3 K ③		x 0-0 P9 ③		x 0-0 FC5-4 ② 1-2f		BBBB 4-0 1-2 2-3 BB		3	0	0	0	1	1	3
Rod Kanehl, R (1, 4) OBP: 0.301, SLG: 0.327			x 0-0 6-3 ①		x 0-0 F8 ①	I I I 4-0 FC6-4 IBB		x 0-0 F5 ②		2	0	0	0	1	0	0
Marv Throneberry, L (8, PH) OBP: 0.302, SLG: 0.416										0	0	0	0	0	0	0
Felix Mantilla, R (8, PH) OBP: 0.333, SLG: 0.400										1	0	0	0	0	0	3
(9, 4)																
Bob Miller, R (1, 1) OBP: 0.154, SLG: 0.184			x 0-0 F8 ②		BBBB 4-0 BB BB	x 0-0 FC6-4 ③ 1-2f		SSS 0-3 K ③		2	0	0	0	1	0	2
Gil Hodges, R (8, PH) OBP: 0.331, SLG: 0.472										1	0	0	0	0	1	3
(9, 3)																
Inning Stats	R: 0 E: 0 K: 0 S: 3 H: 1 LOB: 1 BB: 1 P: 7	R: 0 E: 0 K: 1 S: 5 H: 0 LOB: 0 BB: 0 P: 5	R: 0 E: 0 K: 0 S: 3 H: 0 LOB: 1 BB: 1 P: 7	R: 0 E: 1 K: 0 S: 4 H: 0 LOB: 2 BB: 1 P: 8	R: 0 E: 0 K: 0 S: 3 H: 0 LOB: 2 BB: 2 P: 11	R: 1 E: 1 K: 0 S: 5 H: 2 LOB: 2 BB: 1 P: 9	R: 0 E: 1 K: 1 S: 5 H: 0 LOB: 0 BB: 0 P: 5	R: 0 E: 0 K: 2 S: 8 H: 1 LOB: 3 BB: 2 P: 16	R: 1 E: 0 K: 0 S: 4 H: 2 LOB: 1 BB: 0 P: 4	1B: 2 2B: 5 3B: 0 HR: 1	SF: 0 SAC: 0 DP: 2 HBP: 0						

livebaseballscorecards.com

AB	32
R	2
H	6
RBI	2
BB	8
SO	4
LOB	25

WP: 1 PB: 0 SB: 0 CS: 0 PA: 40

PITCHER		IP	WLS	BF	H	R	ER	SO	BB	IBB	HBP	BLK	WP	HR	S	P	ERA	WHIP
George Gerberman, R ERA: 1.69	(1, 1)	5.1		24	3	1	1	1	5	0	0	0	0	1	21	41	1.69	1.500
Freddie Burdette, R ERA: 2.35	(6, 1)	0.2		3	0	0	0	0	0	1	0	0	0	0	2	6	0.00	0.000
Don Elston, R ERA: 2.6	(7, 1)	1.1		7	1	0	0	2	1	1	0	0	0	0	9	17	0.00	1.500
Jim Brewer, L ERA: 9.53	(8, 1)	1.0	L	4	1	1	1	1	0	0	0	0	0	0	6	6	9.00	1.000
Bob Anderson, R ERA: 5.01	(9, 1)	0.1		2	1	0	0	0	0	0	0	0	1	0	2	2	0.00	3.000

PITCHER	IP	WLS	BF	H	R	ER	SO	BB	IBB	HBP	BLK	WP	HR	S	P	ERA	WHIP

Batter	1	2	3	4	5	6	7	8	9	AB	R	H	RBI	BB	SO	LOB
Elio Chacon, R (1, 6) OBP: 0.365, SLG: 0.298	BBBB 4-0 1B SF8 BB		x 0-0 ① F8		x 0-0 ② 6-3		x 0-0 E 1B		BBBB 4-0 FC1-6 1-2 BB	3	1	1	0	2	0	0
Rod Kanehl, R (1, 4) OBP: 0.299, SLG: 0.326	x 0-0 FC5 BB 1-3 1B		x 0-0 ② 1-3		x 0-0 ③ 4-3		x 0-0 FC1 1-2		x 0-0 ② FC1-6 1-2f	5	0	1	0	0	0	3
Joe Christopher, R (1, 9) OBP: 0.339, SLG: 0.372	x 0-0 ① SF8 3-H		x 0-0 ③ F8			x 0-0 SH1-3 1B 6-3 1B	x 0-0 ② F8		x 0-0 ③ 1-3	4	1	1	1	0	0	4
Frank Thomas, R (1, 7) OBP: 0.323, SLG: 0.489	BBBB 4-0 FC5 1-2 BB			x 0-0 ① F2		x 0-0 SH1-3 1B 1-2 1B	x 0-0 ③ G3			3	1	1	0	1	0	2
Felix Mantilla, R (1, 5) OBP: 0.333, SLG: 0.400	x 0-0 ② FC5 1-2 2-3f			x 0-0 WP 1B		x 0-0 ① SH1-3 1-2 2-3		x 0-0 ① 6-3		3	0	1	0	0	0	2
Jim Hickman, R (1, 8) OBP: 0.330, SLG: 0.407	x 0-0 ③ F7			SSS 0-3 ② K		x 0-0 ② 6-3 3-H		x 0-0 ② 5-3		4	0	0	1	0	1	4
Rick Herrscher, R (1, 3) OBP: 0.269, SLG: 0.298		x 0-0 ① F9		BBBB 4-0 1-2 BB		x 0-0 2-H 1B		x 0-0 ③ 6-3		3	0	1	1	1	0	0
Choo-Choo Coleman, L (1, 2) OBP: 0.314, SLG: 0.462		x 0-0 ② 3-1		x 0-0 ③ F9		x 0-0 ③ F9			x 0-0 BB 1B	4	0	1	0	0	0	3
Jay Hook, L (1, 1) OBP: 0.286, SLG: 0.203		x 0-0 ③ 3-1			x 0-0 ① F6		x 0-0 ① 1-3		x 0-0 ① F7	3	0	0	0	0	0	0
Richie Ashburn, L (9, PH) OBP: 0.427, SLG: 0.397										1	0	0	0	0	0	1
Inning Stats	R: 1 E: 0 K: 0 S: 4 H: 1 LOB: 2 BB: 2 P: 12	R: 0 E: 0 K: 0 S: 3 H: 0 LOB: 0 BB: 0 P: 3	R: 0 E: 0 K: 0 S: 3 H: 0 LOB: 0 BB: 0 P: 3	R: 0 E: 0 K: 1 S: 6 H: 1 LOB: 2 BB: 1 P: 10	R: 0 E: 0 K: 0 S: 3 H: 0 LOB: 0 BB: 0 P: 3	R: 2 E: 0 K: 0 S: 6 H: 3 LOB: 1 BB: 0 P: 6	R: 0 E: 1 K: 0 S: 5 H: 1 LOB: 2 BB: 0 P: 5	R: 0 E: 0 K: 0 S: 3 H: 0 LOB: 0 BB: 0 P: 3	R: 0 E: 0 K: 0 S: 4 H: 1 LOB: 2 BB: 1 P: 8	1B: 7 2B: 0 3B: 0 HR: 0 SF: 1 SAC: 1 DP: 0 HBP: 0							

TOP

New York Mets @ Milwaukee Braves

Milwaukee County Stadium, Milwaukee, WI

Tue Sep 25 1962, 8:05 PM EDT

Att. 3,637 - Unknown

livebaseballscorecards.com

AB	33
R	3
H	7
RBI	3
BB	4
SO	1
LOB	19

PITCHER	IP	WLS	BF	H	R	ER	SO	BB	IBB	HBP	BLK	WP	HR	S	P	ERA	WHIP
Warren Spahn, L (1, 1) ERA: 3.11	9.0	W	39	7	3	3	1	4	0	0	0	1	0	37	53	3.00	1.222

PITCHER	IP	WLS	BF	H	R	ER	SO	BB	IBB	HBP	BLK	WP	HR	S	P	ERA	WHIP

WP: 1 PB: 0 SB: 0 CS: 0 PA: 39

Batter	1	2	3	4	5	6	7	8	9	AB	R	H	RBI	BB	SO	LOB
Roy McMillan, R (1, 6) OBP: 0.336, SLG: 0.351	2-3		L7		F8			F2		4	0	0	0	0	0	1
Eddie Mathews, L (1, 5) OBP: 0.382, SLG: 0.497	WP 2B		BBBB HR BB			4-3 SF8 2B		BB 2B 2B		3	3	3	0	1	0	0
Hank Aaron, R (1, 9) OBP: 0.394, SLG: 0.621	BBBB G6-4-3 2-3 BB		1-H 2-H HR			4-3 2-3		IIII BB 2B IBB		2	2	1	3	2	0	1
Joe Adcock, R (1, 3) OBP: 0.330, SLG: 0.496 Lou Johnson, R (8, PR) OBP: 0.355, SLG: 0.464 (9, 7)	G6-4-3 1-2f		5-3			IIII PO IBB		BBBB 2B FC1 1-2 2-3 BB		2 0	0 1	0 0	0 0	2 0	0 0	2 0
Tommie Aaron, R (1, 7) (9, 3) OBP: 0.307, SLG: 0.372		5-3		F7		SF8 3-H		FC1 1-3 2-H 3-H 2B		3	0	1	3	0	0	0
Lee Maye, L (1, 8) OBP: 0.293, SLG: 0.356		F8		F8		PO 1-2	SSS K	FC1 2-3 3-H		4	0	0	1	0	1	2
Del Crandall, R (1, 2) OBP: 0.348, SLG: 0.417		F9		6-3			3B 1B	F5		4	0	1	0	0	0	2
Frank Bolling, R (1, 4) OBP: 0.335, SLG: 0.399			HR 2B		F9		1-2 3B	F7		4	1	2	0	0	0	2
Warren Spahn, L (1, 1) OBP: 0.220, SLG: 0.274			L6		4-3		F8			3	0	0	0	0	0	2
Inning Stats	R: 0 E: 0 K: 0 S: 3 H: 1 LOB: 1 BB: 1 P: 7	R: 0 E: 0 K: 0 S: 3 H: 0 LOB: 0 BB: 0 P: 3	R: 3 E: 0 K: 0 S: 5 H: 2 LOB: 0 BB: 1 P: 9	R: 0 E: 0 K: 0 S: 3 H: 0 LOB: 0 BB: 0 P: 3	R: 0 E: 0 K: 0 S: 3 H: 0 LOB: 0 BB: 0 P: 3	R: 1 E: 0 K: 0 S: 3 H: 1 LOB: 0 BB: 1 P: 7	R: 0 E: 0 K: 1 S: 6 H: 2 LOB: 1 BB: 0 P: 6	R: 3 E: 0 K: 0 S: 6 H: 2 LOB: 2 BB: 2 P: 14		1B: 1 2B: 5 3B: 1 HR: 1	SF: 1 SAC: 0 DP: 1 HBP: 0					

PITCHER	IP	WLS	BF	H	R	ER	SO	BB	IBB	HBP	BLK	WP	HR	S	P	ERA	WHIP
Jay Hook, R (1, 1) ERA: 4.84	8.0	L	35	8	7	7	1	3	2	0	0	1	1	32	52	7.88	1.375

PITCHER	IP	WLS	BF	H	R	ER	SO	BB	IBB	HBP	BLK	WP	HR	S	P	ERA	WHIP

BOTTOM

New York Mets @ Milwaukee Braves

Milwaukee County Stadium, Milwaukee, WI

Tue Sep 25 1962, 8:05 PM EDT

Att. 3,637 - Unknown

livebaseballscorecards.com

AB	29
R	7
H	8
RBI	7
BB	5
SO	1
LOB	12

1B: 1 2B: 5 3B: 1 HR: 1 SF: 1 SAC: 0 DP: 1 HBP: 0

WP: 1 PB: 0 SB: 0 CS: 0 PA: 36

Batter	1	2	3	4	5	6	7	8	9	AB	R	H	RBI	BB	SO	LOB
Elio Chacon, R (1, 6) OBP: 0.364, SLG: 0.297	S S S 0-3 ① K	x 0-0 ③ 5-3		x 0-0 ② 2-H 3-H 1B			x 0-0 ② F9			4	0	1	2	0	1	2
Rod Kanehl, R (1, 4) OBP: 0.296, SLG: 0.322	x 0-0 ② P4		x 0-0 ① F3	x 0-0 ③ F8			x 0-0 ③ L7			4	0	0	0	0	0	1
Joe Christopher, R (1, 9) OBP: 0.341, SLG: 0.372	B B B B 4-0 BB	x 0-0 ② F3			x 0-0 G5-4-3 1B			x 0-0 ① 6-3		3	0	1	0	1	0	0
Frank Thomas, R (1, 7) OBP: 0.324, SLG: 0.490	S S S 0-3 ③ K	x 0-0 2B			x 0-0 ① ② G5-4-3 1-2f			B B B B 4-0 BB		3	0	1	0	1	1	2
Felix Mantilla, R (1, 5) OBP: 0.332, SLG: 0.399		x 0-0 L5-3 1B	S S S 0-3 ③ K		x 0-0 ③ F7			x 0-0 ② F9		4	0	1	0	0	1	2
Jim Hickman, R (1, 8) OBP: 0.327, SLG: 0.403		x 0-0 ① ② L5-3 1-2		x 0-0 ① P4		S S S 0-3 ① K		S S S 0-3 ③ K		4	0	0	0	0	2	2
Rick Herrscher, R (1, 3) OBP: 0.291, SLG: 0.340 Choo-Choo Coleman, L (9, PH) OBP: 0.312, SLG: 0.458		x 0-0 1B E 1B		x 0-0 PB 1B 2B		S S S 0-3 ② K			S S S 0-3 ① K	3 1	2 0	2 0	0 0	0 0	1 1	0 0
Chris Cannizzaro, R (1, 2) OBP: 0.338, SLG: 0.277		x 0-0 E E 1-3 1B		x 0-0 PB 1B 1B		x 0-0 E8 2-6			x 0-0 ② 6-3	4	1	2	0	0	0	0
Roger Craig, R (1, 1) OBP: 0.111, SLG: 0.053 Richie Ashburn, L (4, PH) OBP: 0.426, SLG: 0.396 Craig Anderson, R (4, 1) OBP: 0.125, SLG: 0.097 Sammy Drake, S (9, PH) OBP: 0.286, SLG: 0.205		x 0-0 E6 1-3 3-H	S S S 0-3 ② K 1-2 2-3			0-0 ③ 2-6 1-2	S S S 0-3 ① K		S S S 0-3 ③ K	1 1 1 1	0 0 0 0	0 0 0 0	0 0 0 0	0 0 0 0	0 1 1 1	1 2 0 0
Inning Stats	R: 0 E: 0 K: 2 S: 7 H: 0 LOB: 1 BB: 1 P: 11	R: 1 E: 1 K: 0 S: 6 H: 3 LOB: 2 BB: 0 P: 6	R: 0 E: 0 K: 1 S: 6 H: 1 LOB: 1 BB: 0 P: 6	R: 2 E: 0 K: 1 S: 8 H: 3 LOB: 1 BB: 0 P: 8	R: 0 E: 0 K: 0 S: 3 H: 1 LOB: 0 BB: 0 P: 3	R: 0 E: 1 K: 2 S: 7 H: 0 LOB: 1 BB: 0 P: 7	R: 0 E: 0 K: 1 S: 5 H: 0 LOB: 0 BB: 0 P: 5	R: 0 E: 0 K: 1 S: 5 H: 0 LOB: 1 BB: 1 P: 9	R: 0 E: 0 K: 2 S: 7 H: 0 LOB: 0 BB: 0 P: 7	1B: 6 2B: 3 3B: 0 HR: 0 SF: 0 SAC: 0 DP: 2 HBP: 0						

PITCHER	IP	WLS	BF	H	R	ER	SO	BB	IBB	HBP	BLK	WP	HR	S	P	ERA	WHIP
Denny Lemaster, L (1, 1) ERA: 3.12	9.0	W	37	8	3	1	10	2	0	0	0	0	0	54	62	1.00	1.111

PITCHER	IP	WLS	BF	H	R	ER	SO	BB	IBB	HBP	BLK	WP	HR	S	P	ERA	WHIP

TOP

New York Mets @ Milwaukee Braves

Milwaukee County Stadium, Milwaukee, WI

Wed Sep 26 1962, 8:05 PM EDT

Att. 3,239 - Unknown

livebaseballscorecards.com

AB	34
R	3
H	8
RBI	2
BB	2
SO	10
LOB	12

WP: 0 PB: 1 SB: 0 CS: 0 PA: 36

New York Mets @ Milwaukee Braves

Milwaukee County Stadium, Milwaukee, WI

Wed Sep 26 1962, 8:05 PM EDT

Att. 3,239 - Unknown

BOTTOM

livebaseballscorecards.com

Batter	1	2	3	4	5	6	7	8	9	AB	R	H	RBI	BB	SO	LOB
Denis Menke, R (1, 6) OBP: 0.291, SLG: 0.283	BBBB 4-0 L4-3 BB		BBBB 4-0 BB HR BB		BBBB 4-0 FC6-4 BB		x 0-0 3-H 1B			1	1	1	1	3	0	0
Eddie Mathews, L (1, 5) OBP: 0.381, SLG: 0.494	x 0-0 ①② L4-3 1-2		BBBB 4-0 1-2 HR BB		x 0-0 ② P9		x 0-0 ③ G3			3	1	0	0	1	0	3
Hank Aaron, R (1, 9) OBP: 0.393, SLG: 0.624	x 0-0 ③ P5		x 0-0 1-H 2-H HR		x 0-0 ③ FC6-4 1-2f			x 0-0 ① F9		4	1	1	3	0	0	1
Joe Adcock, R (1, 3) OBP: 0.331, SLG: 0.499 Lou Johnson, R (9, 7) OBP: 0.355, SLG: 0.464		x 0-0 1B 2B	x 0-0 G5-4-3 1B			x 0-0 ① F8		x 0-0 ② L6		4 0	1 0	2 0	0 0	0 0	0 0	0 0
Tommie Aaron, R (1, 7) OBP: 0.306, SLG: 0.368 (9, 3)		x 0-0 ① F7	x 0-0 ②③ G5-4-3 1-2f			x 0-0 ② 1-3		BBBB 4-0 1B 1B BB		3	1	0	0	1	0	2
Lee Maye, L (1, 8) OBP: 0.295, SLG: 0.358		x 0-0 L9-6 1B 2-H 1B		x 0-0 ① F7		x 0-0 ③ P8		x 0-0 1B 1-3 1B		4	0	2	1	0	0	0
Bob Uecker, R (1, 2) OBP: 0.305, SLG: 0.250		x 0-0 1-2 1B		x 0-0 ② 5-3			x 0-0 ① F9	x 0-0 FC6-4 1-2 3-H 1B		4	0	2	1	0	0	0
Frank Bolling, R (1, 4) OBP: 0.332, SLG: 0.396		x 0-0 ②③ L9-6 2-3		x 0-0 ③ P6			x 0-0 E4 4-3 1B	x 0-0 ③ FC6-4 1-2f		4	1	0	0	0	0	4
Denny Lemaster, R (1, 1) OBP: 0.156, SLG: 0.129			SSS 0-3 ① K		x 0-0 ① 1-3		x 0-0 ② 4-3 2-3			3	0	0	0	0	1	1
Inning Stats	R: 0 E: 0 K: 0 S: 2 H: 0 LOB: 0 BB: 1 P: 6	R: 1 E: 0 K: 0 S: 5 H: 3 LOB: 1 BB: 0 P: 5	R: 3 E: 0 K: 1 S: 6 H: 2 LOB: 0 BB: 2 P: 14	R: 0 E: 0 K: 0 S: 3 H: 0 LOB: 0 BB: 0 P: 3	R: 0 E: 0 K: 0 S: 3 H: 0 LOB: 1 BB: 1 P: 7	R: 0 E: 0 K: 0 S: 3 H: 0 LOB: 0 BB: 0 P: 3	R: 1 E: 1 K: 0 S: 5 H: 1 LOB: 1 BB: 0 P: 5	R: 1 E: 0 K: 0 S: 5 H: 2 LOB: 2 BB: 1 P: 9		1B: 6 2B: 3 3B: 0 HR: 1	SF: 0 SAC: 0 DP: 3 HBP: 0					

	AB	30
	R	6
	H	8
	RBI	6
	BB	5
	SO	1
	LOB	11

WP: 0 PB: 0 SB: 0 CS: 0 PA: 35

PITCHER		IP	WLS	BF	H	R	ER	SO	BB	IBB	HBP	BLK	WP	HR	S	P	ERA	WHIP
Roger Craig, R ERA: 4.51	(1, 1)	3.0	L	14	5	4	4	1	3	0	0	0	0	1	13	25	12.00	2.667
Craig Anderson, R ERA: 5.47	(4, 1)	5.0		21	3	2	1	0	2	0	0	0	0	0	19	27	1.80	1.000

PITCHER	IP	WLS	BF	H	R	ER	SO	BB	IBB	HBP	BLK	WP	HR	S	P	ERA	WHIP

Batter	1	2	3	4	5	6	7	8	9	AB	R	H	RBI	BB	SO	LOB
Elio Chacon, R (1, 6) OBP: 0.367, SLG: 0.298	L7		BB CS			1B WP SF7		5-3	BB	3	1	1	0	2	0	0
Choo-Choo Coleman, L (1, 2) OBP: 0.309, SLG: 0.450	4-3		CS 1-2	K		WP 1-2		F5	F5	5	0	1	0	0	1	2
Joe Christopher, R (1, 9) OBP: 0.340, SLG: 0.367	E6			1-3		F8 1-2 2-3		HBP BB BB 1B		3	1	0	0	0	0	2
Frank Thomas, R (1, 7) OBP: 0.325, SLG: 0.490	F3			1B		SF7 3-H		BB BB 1-2 1B		2	0	1	1	1	0	1
Marv Throneberry, L (1, 3) OBP: 0.302, SLG: 0.413		3-1		F9		4-3		BB 1-2 2-3 1B		3	0	0	0	1	0	2
Felix Mantilla, R (1, 5) OBP: 0.333, SLG: 0.402		6-3			L9 2B		6-3	1B 1-2 2-H 3-H		4	0	2	1	0	0	0
Jim Hickman, R (1, 8) OBP: 0.331, SLG: 0.405		5-3			BB G6-3	1B			1B 1-3	3	0	2	0	1	0	0
Sammy Drake, S (1, 4) OBP: 0.264, SLG: 0.188			4-3		L9 2-3	K			F7	4	0	0	0	0	1	4
Galen Cisco, R (1, 1) OBP: 0.143, SLG: 0.094			6-3		G6-3 1-2f	1-3			1-3 1-2	2	0	0	0	0	0	2
Sammy Taylor, L (7, PH) OBP: 0.320, SLG: 0.320										1	0	0	0	0	0	1
Larry Foss, R (7, 1)										0	0	0	0	0	0	0
Richie Ashburn, L (9, PH) OBP: 0.425, SLG: 0.395										1	0	0	0	0	0	1
Inning Stats	R: 0 E: 1 K: 0 S: 4 H: 0 LOB: 1 BB: 0 P: 4	R: 0 E: 0 K: 0 S: 3 H: 0 LOB: 0 BB: 0 P: 3	R: 0 E: 0 K: 0 S: 2 H: 0 LOB: 0 BB: 1 P: 6	R: 0 E: 0 K: 1 S: 6 H: 1 LOB: 1 BB: 0 P: 6	R: 0 E: 0 K: 0 S: 3 H: 1 LOB: 1 BB: 1 P: 7	R: 1 E: 0 K: 0 S: 5 H: 2 LOB: 1 BB: 0 P: 5	R: 0 E: 0 K: 1 S: 6 H: 1 LOB: 1 BB: 0 P: 6	R: 1 E: 0 K: 0 S: 3 H: 1 LOB: 2 BB: 2 P: 12	R: 0 E: 0 K: 0 S: 4 H: 1 LOB: 2 BB: 1 P: 8	1B: 6 2B: 1 3B: 0 HR: 0 SF: 1 SAC: 0 DP: 1 HBP: 1	WP: 1 PB: 0 SB: 0 CS: 1 PA: 39					

PITCHER	IP	WLS	BF	H	R	ER	SO	BB	IBB	HBP	BLK	WP	HR	S	P	ERA	WHIP
Paul Toth, R (1, 1) ERA: 4.62	6.0	W	23	4	1	1	1	2	0	0	0	1	0	23	31	1.50	1.000
Bob Anderson, R (7, 1) ERA: 5.02	1.2		9	1	1	1	1	2	0	1	0	0	0	8	17	5.40	1.800
Don Cardwell, R (8, 1) ERA: 4.92	1.0		5	2	0	0	0	1	0	0	0	0	0	4	8	0.00	3.000
Barney Schultz, R (9, 1) ERA: 3.89	0.1	S	1	0	0	0	0	0	0	0	0	0	0	1	1	0.00	0.000

PITCHER	IP	WLS	BF	H	R	ER	SO	BB	IBB	HBP	BLK	WP	HR	S	P	ERA	WHIP

TOP

New York Mets @ Chicago Cubs

Wrigley Field, Chicago, IL

Fri Sep 28 1962, 3:33 AM CDT

Att. 595 - Unknown

livebaseballscorecards.com

AB	31
R	2
H	7
RBI	2
BB	5
SO	2
LOB	15

Batter	1	2	3	4	5	6	7	8	9	AB	R	H	RBI	BB	SO	LOB
Ron Santo, R (1, 5) OBP: 0.304, SLG: 0.361	4-3	F7			FC6-5, SH2-4, BB	5-3		F9		4	0	0	0	1	0	4
Ken Hubbs, R (1, 4) OBP: 0.300, SLG: 0.349	5-3		K		SH2-4		F9			3	0	0	0	0	1	0
Billy Williams, L (1, 7) OBP: 0.373, SLG: 0.472	BB		L7		FC6-5		2B, 1B			3	0	1	0	1	0	1
14 Ernie Banks, R (1, 3) OBP: 0.307, SLG: 0.502	F3		HBP		K		F9			3	0	0	0	0	1	3
George Altman, L (1, 9) OBP: 0.390, SLG: 0.510		G3, 1B, 5-3, BB	F4			F5, 2B, 1B	1-3, 2B			3	2	2	0	1	0	1
Nelson Mathews, R (1, 8) OBP: 0.313, SLG: 0.395		5-3, G3, 1-2, 1B		CS, 1B		F5, 1-2	F7			4	0	2	0	0	0	3
Andre Rodgers, R (1, 6) OBP: 0.347, SLG: 0.394		G3, 1-2, 2-3		1-2, 2B		6-3		F8		4	0	1	0	0	0	3
Dick Bertell, R (1, 2) OBP: 0.339, SLG: 0.373		5-3, IBB		6-3		2B, IBB		SH1-4, 1B		2	1	1	0	2	0	1
Moe Thacker, R (9, 2) OBP: 0.287, SLG: 0.234										0	0	0	0	0	0	0
Paul Toth, R (1, 1) OBP: 0.294, SLG: 0.250		5-3, 1-2, 2-3, 3-H		F9		1-H, 2-H, 2B		SH1-4, 1-2		2	0	0	1	0	0	3
Bob Will, L (6, PH) OBP: 0.330, SLG: 0.341										1	0	1	2	0	0	0
Bob Anderson, R (7, 1) OBP: 0.200, SLG: 0.217										0	0	0	0	0	0	0
Don Cardwell, R (8, 1) OBP: 0.200, SLG: 0.180										0	0	0	0	0	0	0
Barney Schultz, R (9, 1)										0	0	0	0	0	0	0
Inning Stats	R: 0 E: 0 K: 0 S: 3 H: 0 LOB: 1 BB: 1 P: 7	R: 1 E: 0 K: 0 S: 4 H: 1 LOB: 2 BB: 2 P: 12	R: 0 E: 0 K: 1 S: 5 H: 0 LOB: 1 BB: 0 P: 6	R: 0 E: 0 K: 0 S: 4 H: 2 LOB: 1 BB: 0 P: 4	R: 0 E: 0 K: 1 S: 5 H: 0 LOB: 1 BB: 1 P: 9	R: 2 E: 0 K: 0 S: 5 H: 2 LOB: 1 BB: 1 P: 9	R: 0 E: 0 K: 0 S: 5 H: 2 LOB: 2 BB: 0 P: 5	R: 0 E: 0 K: 0 S: 4 H: 1 LOB: 1 BB: 0 P: 4		1B: 5 2B: 3 3B: 0 HR: 0 SF: 0 SAC: 2 DP: 0 HBP: 1						

PITCHER	IP	WLS	BF	H	R	ER	SO	BB	IBB	HBP	BLK	WP	HR	S	P	ERA	WHIP
Galen Cisco, R (1, 1) ERA: 6.07	6.0	L	28	5	3	3	2	3	2	1	0	0	0	26	47	4.50	1.333
Larry Foss, R (7, 1) ERA: 4.63	2.0		9	3	0	0	0	0	0	0	0	0	0	9	9	0.00	1.500

PITCHER	IP	WLS	BF	H	R	ER	SO	BB	IBB	HBP	BLK	WP	HR	S	P	ERA	WHIP

BOTTOM

New York Mets @ Chicago Cubs

Wrigley Field, Chicago, IL

Fri Sep 28 1962, 3:33 AM CDT

Att. 595 - Unknown

livebaseballscorecards.com

AB	29
R	3
H	8
RBI	3
BB	5
SO	2
LOB	19

Batter	1	2	3	4	5	6	7	8	9	AB	R	H	RBI	BB	SO	LOB
Elio Chacon, R (1, 6) OBP: 0.368, SLG: 0.298	x 0-0 G3 1B 1B		S S S 0-3 ② K			x 0-0 ① 5-3		B B B 4-0 CS BB		3	1	1	0	1	1	0
Sammy Drake, S (1, 4) OBP: 0.263, SLG: 0.176	x 0-0 ① G3 1-2		B B B B 4-0 BB			x 0-0 ② 6-3		x 0-0 ① B1		3	0	0	0	1	0	2
Joe Christopher, R (1, 9) OBP: 0.342, SLG: 0.367	x 0-0 2-H 1B		x 0-0 ③ 5-3			x 0-0 ③ F7		B B B B 4-0 ② 1-2 BB BB		3	0	1	1	1	0	1
Frank Thomas, R (1, 7) OBP: 0.326, SLG: 0.489	x 0-0 ② 6-3			x 0-0 ① 4-3			x 0-0 6-3 1B 1B	B B B B 4-0 1-2 BB		3	0	1	0	1	0	1
Rod Kanehl, R (9, 7) OBP: 0.296, SLG: 0.322										0	0	0	0	0	0	0
Felix Mantilla, R (1, 5) OBP: 0.331, SLG: 0.398	x 0-0 ③ 6-3			x 0-0 ② 5-3			x 0-0 ① S S S 6-3 1-2	0-3 ③ K		4	0	0	0	0	1	4
Jim Hickman, R (1, 8) OBP: 0.330, SLG: 0.404		S S S 0-3 ① K		S S S 0-3 ③ K			x 0-0 ② 2-H 2B 1B		x 0-0 ① F2	4	1	1	0	0	2	0
Marv Throneberry, L (1, 3) OBP: 0.306, SLG: 0.418		x 0-0 ② 4-3			B B B 4-0 G4-6-3 BB		x 0-0 1-H 2B		x 0-0 G4-6-3 1B	3	0	2	1	1	0	0
Chris Cannizzaro, R (1, 2) OBP: 0.335, SLG: 0.271		x 0-0 ③ 6-3			x 0-0 ① ② G4-6-3 1-2f		I I I I 4-0 IBB		x 0-0 ② ③ G4-6-3 1-2f	3	0	0	0	1	0	2
Bob Miller, R (1, 1) OBP: 0.143, SLG: 0.171			S S S 0-3 ① K		S S S 0-3 ③ K		x 0-0 ③ 4-3			3	0	0	0	0	2	2
Inning Stats	R: 1 H: 2 E: 0 LOB: 1 K: 0 BB: 0 S: 5 P: 5	R: 0 H: 0 E: 0 LOB: 0 K: 1 BB: 0 S: 5 P: 5	R: 0 H: 0 E: 0 LOB: 1 K: 2 BB: 1 S: 7 P: 11	R: 0 H: 0 E: 0 LOB: 0 K: 1 BB: 0 S: 5 P: 5	R: 0 H: 0 E: 0 LOB: 0 K: 1 BB: 1 S: 4 P: 8	R: 0 H: 0 E: 0 LOB: 0 K: 0 BB: 0 S: 3 P: 3	R: 1 H: 3 E: 0 LOB: 2 K: 0 BB: 1 S: 5 P: 9	R: 0 H: 0 E: 0 LOB: 2 K: 1 BB: 3 S: 4 P: 16	R: 0 H: 1 E: 0 LOB: 0 K: 0 BB: 0 S: 3 P: 3	1B: 5 SF: 0 2B: 1 SAC: 0 3B: 0 DP: 2 HR: 0 HBP: 0						

TOP

New York Mets @ Chicago Cubs

Wrigley Field, Chicago, IL

Sat Sep 29 1962, 3:33 AM CDT

Att. 2,870 - Unknown

livebaseballscorecards.com

AB	29
R	2
H	6
RBI	2
BB	6
SO	6
LOB	12

		WP: 0	PA: 35
		PB: 0	
		SB: 0	
		CS: 1	

PITCHER		IP	WLS	BF	H	R	ER	SO	BB	IBB	HBP	BLK	WP	HR	S	P	ERA	WHIP
Dick Ellsworth, L ERA: 5.09	(1, 1)	7.0	L	27	5	2	2	5	2	1	0	0	0	0	34	46	2.57	1.000
Dave Gerard, R ERA: 4.91	(8, 1)	0.2		4	0	0	0	0	3	0	0	0	0	0	1	13	0.00	4.500
Barney Schultz, R ERA: 3.82	(8, 1)	1.1		4	1	0	0	1	0	0	0	0	0	0	6	6	0.00	0.750

PITCHER	IP	WLS	BF	H	R	ER	SO	BB	IBB	HBP	BLK	WP	HR	S	P	ERA	WHIP

Batter	1	2	3	4	5	6	7	8	9	AB	R	H	RBI	BB	SO	LOB
Ron Santo, R (1, 5) OBP: 0.302, SLG: 0.358	K		4-3		4-3		G6-4-3			4	0	0	0	0	1	1
Ken Hubbs, R (1, 4) OBP: 0.298, SLG: 0.347	F9		6-3		F4			2-3		4	0	0	0	0	0	0
Billy Williams, L (1, 7) OBP: 0.371, SLG: 0.469	4-3		F9			4-3		4-3		4	0	0	0	0	0	0
14 Ernie Banks, R (1, 3) OBP: 0.308, SLG: 0.507		HR		BB		6-3		6-3		3	1	1	1	1	0	0
George Altman, L (1, 9) OBP: 0.389, SLG: 0.508		F8		F8		1B			4-3	4	0	1	0	0	0	1
Nelson Mathews, R (1, 8) OBP: 0.346, SLG: 0.426		CS 1B		1-2 1B		1-2 1B			F6	4	0	3	0	0	0	0
Andre Rodgers, R (1, 6) OBP: 0.344, SLG: 0.391		E6 1B 1-2		K		1-3			K	4	0	0	0	0	2	5
Dick Bertell, R (1, 2) OBP: 0.343, SLG: 0.377				F7			G6-4-3			3	0	2	0	0	0	2
Lou Brock, L (7, PR) OBP: 0.319, SLG: 0.412										0	0	0	0	0	0	0
Dave Gerard, R (8, 1) OBP: 0.444, SLG: 0.375										0	0	0	0	0	0	0
Barney Schultz, R (8, 1)		1-3 1B					1B			0	0	0	0	0	0	0
Dick Ellsworth, L (1, 1) OBP: 0.276, SLG: 0.129					K		F8			2	0	0	0	0	1	2
Bob Will, L (7, PH) OBP: 0.327, SLG: 0.337										1	0	0	0	0	0	1
Moe Thacker, R (8, 2) OBP: 0.287, SLG: 0.234		1-3								0	0	0	0	0	0	0
Inning Stats	R: 0 E: 0 K: 1 S: 5 H: 0 LOB: 0 BB: 0 P: 5	R: 1 E: 1 K: 0 S: 6 H: 3 LOB: 2 BB: 0 P: 6	R: 0 E: 0 K: 0 S: 3 H: 0 LOB: 0 BB: 0 P: 3	R: 0 E: 0 K: 1 S: 6 H: 1 LOB: 2 BB: 1 P: 10	R: 0 E: 0 K: 1 S: 5 H: 0 LOB: 0 BB: 0 P: 5	R: 0 E: 0 K: 0 S: 5 H: 2 LOB: 2 BB: 0 P: 5	R: 0 E: 0 K: 0 S: 3 H: 1 LOB: 1 BB: 0 P: 3	R: 0 E: 0 K: 0 S: 3 H: 0 LOB: 0 BB: 0 P: 3	R: 0 E: 0 K: 1 S: 5 H: 0 LOB: 0 BB: 0 P: 5	1B: 6 2B: 0 3B: 0 HR: 1	SF: 0 SAC: 0 DP: 1 HBP: 0					

PITCHER	IP	WLS	BF	H	R	ER	SO	BB	IBB	HBP	BLK	WP	HR	S	P	ERA	WHIP
Bob Miller, R (1, 1) ERA: 4.89	9.0	W	34	7	1	1	4	1	0	0	0	0	1	41	45	1.00	0.889

PITCHER	IP	WLS	BF	H	R	ER	SO	BB	IBB	HBP	BLK	WP	HR	S	P	ERA	WHIP

New York Mets @ Chicago Cubs

Wrigley Field, Chicago, IL

Sat Sep 29 1962, 3:33 AM CDT

Att. 2,870 - Unknown

BOTTOM

2

livebaseballscorecards.com

AB	33
R	1
H	7
RBI	1
BB	1
SO	4
LOB	12

WP: 0 PB: 0 SB: 0 CS: 1 PA: 34

New York Mets @ Chicago Cubs

Wrigley Field, Chicago, IL

Sun Sep 30 1962, 3:33 AM CDT

Att. 3,960 - Sunny - 70 F

TOP

livebaseballscorecards.com

Batter	1	2	3	4	5	6	7	8	9	AB	R	H	RBI	BB	SO	LOB
Richie Ashburn, L (1, 4) OBP: 0.424, SLG: 0.393 Ken MacKenzie, R (8, 1) OBP: 0.083, SLG: 0.083	B C L X 1-2 ① F7		C F F F S 0-3 ② K		B F B F X 2-2 ③ G3			B B C C X 2-2 F4-3-6 1-2 1B		4 0 1 0 0 1 1 0 0 0 0 0 0 0						
Choo-Choo Coleman, L (1, 2) OBP: 0.303, SLG: 0.441 Joe Pignatano, R (6, 2) OBP: 0.299, SLG: 0.262	C L F X 0-2 ② G5-3		F F B F F S 1-3 ③ K			X 0-0 ① P9		B B C S X 2-2 ① ② ③ F4-3-6 1-2 2-3		3 0 0 0 0 1 1 1 0 0 0 0 0 2						
Joe Christopher, R (1, 9) OBP: 0.338, SLG: 0.362	C B F B F F B S 3-3 ③ K			C B B X 2-1 ① P5		C C X 0-2 ② 6-3			B B C B C X 3-2 ① P6	4 0 0 0 0 1 0						
Frank Thomas, R (1, 7) OBP: 0.329, SLG: 0.496		C B B F F B X 3-2 ① G4-3		C B S B X 2-2 HR		B S F B B B 4-2 BB			B X 1-0 FC4-6 1B	3 1 2 1 1 0 0						
Marv Throneberry, L (1, 3) OBP: 0.306, SLG: 0.415 Ed Kranepool, L (7, 3) OBP: 0.167, SLG: 0.333		B F C X 1-2 ② G5-3		B B B C F B 4-2 FC3-6 BB		B B B F X 3-1 ③ F9			S F C 0-3 ② K	2 0 0 0 1 0 1 1 0 0 0 0 1 1						
Felix Mantilla, R (1, 5) OBP: 0.330, SLG: 0.399		C F B B X 2-2 2B		C X 0-1 ② FC3-6 1-2f			C B X 1-1 ① 5-3		B C B B X 3-1 ③ FC4-6 1-2f	4 0 1 0 0 0 2						
Jim Hickman, R (1, 8) OBP: 0.328, SLG: 0.401		B X 1-0 ③ 1-3		B B C X 2-1 ③ P4			B S B S F X 2-2 ② G5-3			3 0 0 0 0 0 2						
Elio Chacon, R (1, 6) OBP: 0.368, SLG: 0.296			B C B B B 4-1 BB		B C B X 2-1 ① L8		B B F C C 2-3 ③ K			2 0 0 0 1 1 0						
Willard Hunter, R (1, 1) OBP: 0.231, SLG: 0.231 Ray Daviault, R (2, 1) OBP: 0.125, SLG: 0.067 Sammy Taylor, L (5, PH) OBP: 0.319, SLG: 0.318 Craig Anderson, R (5, 1) OBP: 0.125, SLG: 0.097 Sammy Drake, S (8, PH) OBP: 0.276, SLG: 0.192 (8, 4)			S B M C 1-3 ① K		B F X 1-1 ② 1-3			C B S B F X 2-2 F4-3-6 1B 1B		0 0 0 0 0 0 0 1 0 0 0 0 1 1 1 0 0 0 0 0 0 0 0 0 0 0 0 0 1 0 1 0 0 0 0						
Inning Stats	R: 0 H: 0 E: 0 LOB: 0 K: 1 BB: 0 S: 12 P: 16	R: 0 H: 1 E: 0 LOB: 1 K: 0 BB: 0 S: 11 P: 18	R: 0 H: 0 E: 0 LOB: 1 K: 3 BB: 1 S: 15 P: 21	R: 1 H: 1 E: 0 LOB: 1 K: 0 BB: 1 S: 11 P: 21	R: 0 H: 0 E: 0 LOB: 0 K: 0 BB: 0 S: 7 P: 12	R: 0 H: 0 E: 0 LOB: 1 K: 0 BB: 1 S: 8 P: 15	R: 0 H: 0 E: 0 LOB: 0 K: 1 BB: 0 S: 9 P: 14	R: 0 H: 2 E: 0 LOB: 0 K: 0 BB: 0 S: 10 P: 16	R: 0 H: 1 E: 0 LOB: 1 K: 1 BB: 0 S: 9 P: 16	1B: 3 SF: 0 2B: 1 SAC: 0 3B: 1 DP: 0 HR: 1 HBP: 0						

	AB	30
	R	1
	H	5
	RBI	1
	BB	3
	SO	6
	LOB	11

| | | | | | |

New York Mets @ Chicago Cubs

Wrigley Field, Chicago, IL

Sun Sep 30 1962, 3:33 AM CDT

Att. 3,960 - Sunny - 70 F

livebaseballscorecards.com

BOTTOM

Batter	1	2	3	4	5	6	7	8	9	AB	R	H	RBI	BB	SO	LOB
Ken Hubbs, R (1, 4) OBP: 0.299, SLG: 0.346	4-1 FC5-4 BB	0-0 L4-3 1-2		0-2 1B		1-1 L7		0-0 5-3		4	0	1	0	1	0	3
Ron Santo, R (1, 5) OBP: 0.302, SLG: 0.358	1-2 FC5-4 FC4-6 1-2f		2-2 14 FC6-4 1B	1-1 F8			0-0 E5 E S 1B			4	1	1	0	0	0	2
Billy Williams, L (1, 7) OBP: 0.369, SLG: 0.466	0-0 FC4-6 14 FC6-4 1-2f		1-0 F8		0-0 G4-3		1-0 E4 1B 1B 1-3			4	1	0	0	0	0	3
14 Ernie Banks, R (1, 3) OBP: 0.306, SLG: 0.503	0-1 FC6-4 1-2f		1-0 FC6-4 BB 2B 1-2f		3-1 P6		0-1 P6			4	1	0	0	0	0	4
George Altman, L (1, 9) OBP: 0.393, SLG: 0.511		3-2 BB BB BB 1B	4-1 2B BB 1-2		1-0 E9 WP 1B		2-1 S 1B 1B 1-3 3-H			3	2	3	1	1	0	0
Nelson Mathews, R (1, 8) OBP: 0.393, SLG: 0.469		4-0 BB BB BB 1-2	3-1 2B 1-3 2-H		4-1 WP BB		1-1 1B 1-H 3-H			2	0	2	2	2	0	0
Andre Rodgers, R (1, 6) OBP: 0.343, SLG: 0.388		4-0 BB 1-2 2-3 BB	0-0 6-3		2-0 6-3 1-2 3-H		1-0 6-3			3	0	0	0	1	0	4
Cuno Barragan, R (1, 2) OBP: 0.306, SLG: 0.261		4-0 L4-3 1-2 2-3 3-H BB		1-0 L7		1-3 K		1-0 P4		3	0	0	1	1	1	0
Bob Buhl, R (1, 1)		1-3 K		0-3 K		2-0 4-3		1-3 K		4	0	0	0	0	3	3

	AB	R	H	RBI	BB	SO	LOB
	31	5	7	4	6	4	19

Inning Stats	1	2	3	4	5	6	7	8	9
	R: 0 E: 0 K: 0 S: 7	H: 0 LOB: 1 BB: 1 P: 12	R: 1 E: 0 K: 1 S: 8	H: 1 LOB: 2 BB: 3 P: 24	R: 1 E: 0 K: 0 S: 10	H: 2 LOB: 2 BB: 1 P: 21	R: 0 E: 0 K: 1 S: 9	H: 1 LOB: 1 BB: 0 P: 11	R: 1 E: 1 K: 0 S: 6	H: 1 LOB: 1 BB: 1 P: 16	R: 0 E: 0 K: 1 S: 6	H: 0 LOB: 0 BB: 0 P: 10	R: 2 E: 2 K: 0 S: 9	H: 2 LOB: 1 BB: 0 P: 14	R: 0 E: 0 K: 1 S: 7	H: 0 LOB: 0 BB: 0 P: 9

	1B	2B	3B	HR	SF	SAC	DP	HBP	WP	PB	SB	CS	PA
	6	2	0	0	0	0	1	0	1	0	2	0	37

PITCHER

PITCHER		IP	WLS	BF	H	R	ER	SO	BB	IBB	HBP	BLK	WP	HR	S	P	ERA	WHIP
Willard Hunter, L ERA: 6.65	(1, 1)	1.0	L	8	1	1	1	0	4	0	0	0	0	0	11	31	9.00	5.000
Ray Daviault, R ERA: 6.22	(2, 1)	3.0		12	3	1	1	2	1	0	0	0	0	0	23	37	3.00	1.333
Craig Anderson, R ERA: 5.35	(5, 1)	3.0		14	3	3	0	1	1	0	0	0	1	0	21	40	0.00	1.333
Ken MacKenzie, L ERA: 4.95	(8, 1)	1.0		3	0	0	0	1	0	0	0	0	0	0	7	9	0.00	0.000

PITCHER	IP	WLS	BF	H	R	ER	SO	BB	IBB	HBP	BLK	WP	HR	S	P	ERA	WHIP