

New York Mets - 1962

Batter	1	2	3	4	5	6	7	8	9	AB	R	H	RBI	BB	SO	LOB	TOP					
Richie Ashburn, L OBP: 0.200, SLG: 0.200	F8		BB 1B	G3			F2		F8	5	1	1	0	0	0	2						
Felix Mantilla, R OBP: 0.400, SLG: 0.500	5-3		1B 1-2 SF8				1B		5-3	4	1	1	0	1	0	1						
Charlie Neal, R OBP: 0.750, SLG: 1.500	F9		1-3 2-H				G1-4-3			4	1	3	2	0	0	0						
Frank Thomas, R		6-3	SF8				E5			3	0	0	1	0	0	2						
Gus Bell, L OBP: 0.500, SLG: 0.333		1B 1B	F9				F7			3	0	1	0	1	0	2						
Gil Hodges, R OBP: 0.250, SLG: 1.000	F5			HR			K		G6-4-3	4	1	1	1	0	1	3						
Don Zimmer, R OBP: 0.250, SLG: 0.250		1-2 1B	4-3				5-3		F7	4	0	1	0	0	0	0						
Hobie Landrith, L	F4		F7				4-3		F8	4	0	0	0	0	0	2						
Roger Craig, R Ed Bouchee, L Bob Moorhead, R Herb Moford, R Clem Labine, R Jim Marshall, L			K				F6			1	0	0	0	0	1	0						
Inning Stats	R: 0 E: 0 K: 0 S: 3	H: 0 LOB: 0 BB: 0 P: 3	R: 0 E: 0 K: 0 S: 5	H: 2 LOB: 2 BB: 0 P: 5	R: 2 E: 0 K: 1 S: 7	H: 2 LOB: 1 BB: 1 P: 11	R: 1 E: 0 K: 0 S: 4	H: 1 LOB: 1 BB: 0 P: 8	R: 1 E: 0 K: 1 S: 7	H: 1 LOB: 1 BB: 0 P: 7	R: 0 E: 0 K: 0 S: 3	H: 0 LOB: 1 BB: 0 P: 3	R: 0 E: 0 K: 0 S: 4	H: 2 LOB: 1 BB: 0 P: 4	R: 0 E: 0 K: 0 S: 2	H: 0 LOB: 0 BB: 1 P: 6	R: 0 E: 0 K: 0 S: 3	H: 0 LOB: 1 BB: 1 P: 7	1B: 5 2B: 1 3B: 0 HR: 2	SF: 1 SAC: 0 DP: 2 HBP: 0	WP: 0 PB: 0 SB: 0 CS: 0	PA: 38
PITCHER Larry Jackson, R ERA: 4.0	IP: 9.0 WLS: W BF: 38 H: 8 R: 4 ER: 4 SO: 2 BB: 4 IBB: 0 HBP: 0 BLK: 0 WP: 0 HR: 2 S: 38 P: 54 ERA: 4.00 WHIP: 1.333																					

New York Mets @ St. Louis Cardinals
Sportsman's Park, St. Louis, MO
Wed Apr 11, 1962, 7:05 PM EST
Att: 16,147 - Unknown - 55 F

AB 33
R 4
H 8
RBI 4
BB 4
SO 2
LOB 12



Batter	1	2	3	4	5	6	7	8	9	AB	R	H	RBI	BB	SO	LOB	BOTTOM			
Curt Flood, R OBP: 0.400, SLG: 0.500	F8		1B S 1B			G3		E6		4	3	2	1	0	0	0				
Julian Javier, R OBP: 0.800, SLG: 0.800	1B		1B 1-3 2B			G3		FC4-6		5	3	4	1	0	0	1				
Bill White, L OBP: 0.400, SLG: 0.500	BLK 5-3		1-3 3-H			F6		FC4-6		4	1	2	3	0	0	2				
Stan Musial, L OBP: 1.000, SLG: 1.333 Don Landrum, L	BLK 1-2 3-H		1-4 3-H			2B		G3		3	1	3	2	1	0	0				
Ken Boyer, R OBP: 0.250, SLG: 0.500	5-3		1-4 3-H			2B				1	0	0	0	0	0	1				
Minnie Minoso, R OBP: 0.250, SLG: 0.250	F2		2-H			K				4	0	1	1	0	1	3				
Gene Oliver, R OBP: 0.500, SLG: 1.000		K				L6				4	1	2	0	0	1	0				
Julio Gotay, R	5-3					4-3		L3		4	1	0	0	0	0	2				
Larry Jackson, R OBP: 0.250, SLG: 0.250	F7					F8		F8		4	1	1	1	0	0	0				
Inning Stats	R: 2 E: 0 K: 0 S: 6	H: 3 LOB: 1 BB: 0 P: 6	R: 0 E: 0 K: 1 S: 5	H: 0 LOB: 0 BB: 0 P: 5	R: 3 E: 0 K: 0 S: 6	H: 5 LOB: 1 BB: 0 P: 6	R: 0 E: 0 K: 0 S: 3	H: 0 LOB: 0 BB: 0 P: 3	R: 1 E: 0 K: 1 S: 7	H: 2 LOB: 2 BB: 1 P: 11	R: 4 E: 1 K: 0 S: 7	H: 4 LOB: 1 BB: 0 P: 7	R: 0 E: 0 K: 0 S: 4	H: 1 LOB: 1 BB: 0 P: 4	R: 1 E: 1 K: 0 S: 5	H: 1 LOB: 1 BB: 0 P: 5	1B: 12 2B: 4 3B: 0 HR: 0	SF: 2 SAC: 0 DP: 0 HBP: 0	WP: 0 PB: 0 SB: 3 CS: 0	PA: 40
PITCHER Roger Craig, R ERA: 15.0 Bob Moorhead, R ERA: 6.0 Herb Moford, R ERA: 7.1 Clem Labine, R ERA: 8.1	IP: 3.0 WLS: L BF: 15 H: 8 R: 5 ER: 5 SO: 1 BB: 0 IBB: 0 HBP: 0 BLK: 0 WP: 0 HR: 0 S: 17 P: 17 ERA: 15.00 WHIP: 2.667																			

New York Mets @ St. Louis Cardinals
Sportsman's Park, St. Louis, MO
Wed Apr 11, 1962, 7:05 PM EST
Att: 16,147 - Unknown - 55 F


AB 37
R 11
H 16
RBI 11
BB 1
SO 2
LOB 11



Batter	1	2	3	4	5	6	7	8	9	AB	R	H	RBI	BB	SO	LOB	TOP				
Bill Virdon, L (1, 8)	6-3		6-3		F7		5-3			4	0	0	0	1	0	2					
Dick Groat, R (1, 6) OBP: 0.333, SLG: 0.250	6-3		G4-6-3 1B		F5			G3 WP BB	BB 1-2 2-3	4	1	1	0	1	1	5					
Bob Skinner, L (1, 7) Roy Face, R (8, 1)	K		G4-6-3 1-2			G6-4-3 1B		G3		4	0	1	0	0	1	2					
Dick Stuart, R (1, 3) OBP: 0.250, SLG: 0.143		F2		F2		G6-4-3 1-2		K		4	0	0	0	0	1	1					
Roberto Clemente, R (1, 9) OBP: 0.375, SLG: 0.714		4-3		K		WP 1B		6-3		4	1	1	0	0	1	0					
Smoky Burgess, L (1, 2) OBP: 0.375, SLG: 0.375		2B 1B		F7		1B			4-3	4	1	2	1	0	0	0					
Don Hoak, R (1, 5) OBP: 0.625, SLG: 1.200		1B 3B 2B			FC2-5 1B BB	F7			FC4 BB	2	1	1	1	2	0	1					
Bill Mazerowski, R (1, 4) OBP: 0.375, SLG: 0.625		3B		FC2-5 1B			K	FC4 BB BB	4	0	2	1	0	1	1						
Tom Sturdivant, L (1, 1) Howie Goss, R (8, 7)		L6		FC2-5 1-2 2-3			F6	BB	3	0	0	0	0	0	3						
Inning Stats	R: 0 E: 0 K: 1 S: 5	H: 0 LOB: 0 BB: 0 P: 5	R: 2 E: 0 K: 0 S: 6	H: 3 LOB: 1 BB: 0 P: 6	R: 0 E: 0 K: 0 S: 3	H: 1 LOB: 0 BB: 0 P: 3	R: 0 E: 0 K: 1 S: 5	H: 0 LOB: 0 BB: 0 P: 5	R: 0 E: 0 K: 0 S: 4	H: 1 LOB: 2 BB: 1 P: 8	R: 1 E: 0 K: 0 S: 5	H: 3 LOB: 1 BB: 0 P: 5	R: 0 E: 0 K: 1 S: 5	H: 0 LOB: 0 BB: 0 P: 5	R: 1 E: 0 K: 1 S: 5	H: 0 LOB: 0 BB: 1 P: 9	R: 0 E: 0 K: 1 S: 5	H: 0 LOB: 3 BB: 3 P: 17	1B: 6 2B: 1 3B: 1 HR: 0	SF: 0 SAC: 0 DP: 2 HBP: 0	WP: 3 PA: 38 CS: 0
PITCHER	IP	WLS	BF	H	R	ER	SO	BB	IBB	HBP	BLK	WP	HR	S	P	ERA	WHIP				
Sherman Jones, R (1, 1) ERA: 3.6	5.0	L	20	5	2	2	2	1	0	0	0	0	0	23	27	3.60	1.200				
Herb Moford, R (6, 1) ERA: 3.0	2.0		8	3	1	1	1	0	0	0	0	1	0	10	10	4.50	1.500				
Ray Daviault, R (8, 1) ERA: 4.5	2.0		10	0	1	1	2	4	0	0	0	2	0	10	26	4.50	2.000				

Pittsburgh Pirates @ New York Mets
Polo Grounds, New York, NY
Fri Apr 13 1962, 3:33 AM EST
Att: 12,447 - Unknown


AB 33
R 4
H 8
RBI 3
BB 5
SO 5
LOB 15



Batter	1	2	3	4	5	6	7	8	9	AB	R	H	RBI	BB	SO	LOB	BOTTOM				
Richie Ashburn, L (1, 8) OBP: 0.200, SLG: 0.200	4-3		F9		FC6-4 1B		L6		F8	5	0	1	1	0	0	3					
Felix Mantilla, R (1, 6) OBP: 0.333, SLG: 0.375	K		6-3		FC6-4 1-2			4-3 E 1B		4	1	1	0	0	1	3					
Charlie Neal, R (1, 4) OBP: 0.375, SLG: 0.750	K			F3		5-3		4-3		4	0	0	0	0	1	1					
Frank Thomas, R (1, 7) OBP: 0.250, SLG: 0.714		K		K		HR		1B		4	1	2	2	0	2	0					
Gus Bell, L (1, 9) OBP: 0.250, SLG: 0.143		K		L3		F3		F8		4	0	0	0	0	1	1					
Jim Marshall, L (1, 3) OBP: 0.600, SLG: 0.667					1B 2B	F3		4-3		3	1	1	0	1	0	1					
Don Zimmer, R (1, 5) OBP: 0.250, SLG: 0.250		F6			K		K		FC5-4 1B	4	0	1	0	0	2	2					
Joe Ginsberg, L (1, 2)			F9		F7		F2		F4	4	0	0	0	0	2	2					
Sherman Jones, L (1, 1) Ed Blouin, L (5, PH) Elio Chacón, R (5, PH) Herb Moford, R (6, 1) John DeMent, R (7, PH) Ray Daviault, R (8, 1) Bobby Gene Smith, R (8, PH)					1B				FC5-4 1-2	1	0	1	0	0	0	0					
Inning Stats	R: 0 E: 0 K: 2 S: 7	H: 0 LOB: 0 BB: 0 P: 7	R: 0 E: 0 K: 2 S: 7	H: 0 LOB: 1 BB: 1 P: 11	R: 0 E: 0 K: 0 S: 4	H: 1 LOB: 0 BB: 0 P: 4	R: 0 E: 0 K: 1 S: 5	H: 0 LOB: 0 BB: 0 P: 5	R: 1 E: 0 K: 0 S: 4	H: 3 LOB: 2 BB: 0 P: 8	R: 1 E: 0 K: 0 S: 6	H: 1 LOB: 1 BB: 0 P: 6	R: 0 E: 1 K: 0 S: 5	H: 2 LOB: 1 BB: 0 P: 5	R: 0 E: 0 K: 0 S: 4	H: 1 LOB: 1 BB: 0 P: 4	1B: 7 2B: 1 3B: 0 HR: 1	SF: 0 SAC: 0 DP: 0 HBP: 0	WP: 0 PA: 37 CS: 0		
PITCHER	IP	WLS	BF	H	R	ER	SO	BB	IBB	HBP	BLK	WP	HR	S	P	ERA	WHIP				
Tom Sturdivant, R (1, 1) ERA: 2.57	7.0	W	28	6	2	2	7	1	0	0	0	0	0	41	45	2.57	1.000				
Roy Face, R (8, 1) ERA:	2.0	S	9	3	1	0	0	0	0	0	0	0	0	9	9	0.00	1.500				

Pittsburgh Pirates @ New York Mets
Polo Grounds, New York, NY
Fri Apr 13 1962, 3:33 AM EST
Att: 12,447 - Unknown


AB 36
R 3
H 9
RBI 3
BB 1
SO 7
LOB 14



Batter	1	2	3	4	5	6	7	8	9	AB	R	H	RBI	BB	SO	LOB	TOP										
Bill Virdon, L OBP: 0.143, SLG: 0.154 (1, 8)	0-3 K	0-0 G3		0-0 1B 2B		0-0 3-1		0-0 FC4-6		5	1	1	0	0	1	1											
Dick Groat, R OBP: 0.357, SLG: 0.308 (1, 6)	0-0 2B 1B	0-0 5-3		0-0 2B 3B 1B		0-0 4-3			0-0 F8	5	2	2	2	0	0	0											
Roberto Clemente, R OBP: 0.615, SLG: 1.000 (1, 9)	0-0 1B 2B		0-0 FC1-5 BB 1B	0-0 3B 2B			4-0 FC4-6 BB		4-0 BB 1B BB	3	1	3	0	2	0	0											
Dick Stuart, R OBP: 0.308, SLG: 0.364 (1, 3)	0-3 K		4-0 G5-3 FC1-5 BB 1-2	0-0 FC5-2 3B			0-3 K		0-0 F3	4	0	1	2	1	2	4											
Donn Clendenon, R OBP: 0.250, SLG: 0.250 Howie Goss, R OBP: 1.000, SLG: 1.000 (1, 7) (7, 7)	0-0 BB 1B		0-0 FC1-5	0-0 FC5-2			0-3 K		0-0 BB 1B	4	0	1	1	0	1	4											
Don Hoak, R OBP: 0.538, SLG: 0.750 (1, 5)	4-0 1-2 BB		0-0 G5-3		0-0 3-1		0-0 FC4-6		4-0 1-2 BB	3	0	0	0	2	0	3											
Don Leppert, R (1, 2)	0-0 F8			0-0 5-3	0-0 F3			0-0 F4	0-0 F7	5	0	0	0	0	0	6											
Bill Mazerowski, R OBP: 0.417, SLG: 0.833 (1, 4)		0-0 HR		0-3 K	0-0 G3			0-0 FC2-6 1B		4	1	2	1	0	1	0											
Vinegar Bend Mizell, R Roy Face, R (1, 1) (8, 1)		0-0 1-3		4-0 2B 1B BB			0-0 F9		0-0 FC2-6 FC4-6	3	1	0	0	1	0	1											
Inning Stats	R: 1 E: 0 K: 2 S: 10	H: 3 LOB: 3 BB: 1 P: 14	R: 1 E: 0 K: 0 S: 4	H: 1 LOB: 0 BB: 0 P: 4	R: 0 E: 0 K: 0 S: 3	H: 1 LOB: 1 BB: 1 P: 7	R: 4 E: 0 K: 1 S: 9	H: 4 LOB: 1 BB: 1 P: 13	R: 0 E: 0 K: 0 S: 3	H: 0 LOB: 0 BB: 0 P: 3	R: 0 E: 0 K: 2 S: 7	H: 0 LOB: 1 BB: 1 P: 11	R: 0 E: 0 K: 0 S: 4	H: 1 LOB: 1 BB: 0 P: 4	R: 0 E: 0 K: 0 S: 4	H: 1 LOB: 3 BB: 2 P: 12	1B: 6 2B: 3 3B: 1 HR: 1	SF: 0 SAC: 0 DP: 1 HBP: 0	WP: 0 PB: 0 SB: 0 CS: 0	PA: 43							
PITCHER	IP WLS BF L	H R ER 6	SO 5	BB 4	IBB 0	HBP 0	BLK 0	WP 0	HR 1	S 39	P 55	ERA 7.71	WHIP 1.857	PITCHER	IP WLS BF L	H R ER 6	SO 5	BB 4	IBB 0	HBP 0	BLK 0	WP 0	HR 0	S 16	P 16	ERA 0.00	WHIP 2.000

Pittsburgh Pirates @ New York Mets
Polo Grounds, New York, NY
Sat Apr 14 1962, 3:33 AM EST
Att: 9,231 - Cloudy

AB	37
R	6
H	11
RBI	6
BB	6
SO	5
LOB	19



Batter	1	2	3	4	5	6	7	8	9	AB	R	H	RBI	BB	SO	LOB	BOTTOM										
Felix Mantilla, R OBP: 0.385, SLG: 0.364 (1, 6)	0-0 6-3		0-0 4-3 PB 1B		0-0 6-3			1-0 1-6 1B HBP		3	1	1	0	0	0	0											
Don Zimmer, R OBP: 0.250, SLG: 0.250 (1, 5)	0-0 F8		0-0 4-3		0-0 5-3			0-0 1-2 1B		4	0	1	0	0	0	1											
Charlie Neal, R OBP: 0.417, SLG: 0.636 (1, 4)	4-0 2B BB		0-0 6-3			0-0 FC6-4 1B		0-0 1-6		3	0	1	1	1	0	2											
Frank Thomas, R OBP: 0.333, SLG: 0.700 (1, 7)	0-0 FC5 2B		0-0 FC6-4 BB			0-0 FC6-4 FC1-4		0-0 F8		3	0	1	0	1	0	2											
Bobby Gene Smith, R (1, 9)	4-0 BB		0-0 F2			0-0 FC1-4			0-0 2-3	3	0	0	0	1	0	2											
Gil Hodges, R OBP: 0.367, SLG: 0.667 Jim Marshall, L OBP: 0.571, SLG: 1.200 (1, 3) (5, 3)	0-0 FC5			0-3 K		0-3 K			0-0 HR	2	0	0	0	0	1	3											
John DeMerit, R Ed Bouchee, L OBP: 0.667, SLG: 0.500 (9, PH) (9, PH)		0-3 K		0-0 F4			0-0 F8		0-3 K	3	0	0	0	0	1	0											
Chris Cannizzaro, R Gus Bell, L OBP: 0.222, SLG: 0.125 (9, PH) (9, PH)		0-0 5-3		0-0 6-3			0-0 5-3		0-0 G3	3	0	0	0	0	0	0											
Al Jackson, L Jim Hickman, R Craig Anderson, R (1, 1) (7, PH) (8, 1)		0-0 F8			0-3 K		0-0 F6			2	0	0	0	0	1	0											
Inning Stats	R: 0 E: 0 K: 0 S: 4	H: 1 LOB: 3 BB: 2 P: 12	R: 0 E: 0 K: 1 S: 5	H: 0 LOB: 0 BB: 0 P: 5	R: 1 E: 0 K: 0 S: 4	H: 1 LOB: 1 BB: 1 P: 8	R: 0 E: 0 K: 1 S: 5	H: 0 LOB: 0 BB: 0 P: 5	R: 0 E: 0 K: 1 S: 6	H: 1 LOB: 1 BB: 0 P: 6	R: 0 E: 0 K: 0 S: 3	H: 0 LOB: 0 BB: 0 P: 3	R: 0 E: 0 K: 0 S: 3	H: 1 LOB: 1 BB: 0 P: 4	R: 1 E: 0 K: 1 S: 6	H: 1 LOB: 0 BB: 0 P: 6	1B: 3 2B: 2 3B: 0 HR: 1	SF: 0 SAC: 0 DP: 1 HBP: 1	WP: 0 PB: 1 SB: 0 CS: 0	PA: 35							
PITCHER	IP WLS BF L	H R ER 1	SO 4	BB 3	IBB 0	HBP 0	BLK 0	WP 0	HR 0	S 33	P 46	ERA 0.00	WHIP 1.000	PITCHER	IP WLS BF L	H R ER 1	SO 4	BB 3	IBB 0	HBP 0	BLK 0	WP 0	HR 0	S 16	P 16	ERA 4.50	WHIP 0.500

Pittsburgh Pirates @ New York Mets
Polo Grounds, New York, NY
Sat Apr 14 1962, 3:33 AM EST
Att: 9,231 - Cloudy


AB	31
R	2
H	5
RBI	2
BB	3
SO	5
LOB	11



Batter	1	2	3	4	5	6	7	8	9	AB	R	H	RBI	BB	SO	LOB	TOP							
Bill Virdon, L (1, 8) OBP: 0.333, SLG: 0.438	4-0 G1-2-3 BB		0-0 1B SF7	0-0 2H SF9 3B			0-0 F9 1B			3	2	3	1	1	0	0								
Dick Groat, R (1, 6) OBP: 0.389, SLG: 0.375	0-0 BB 1-3 1B		0-0 1B 1B	0-0 3H F5			0-0 F9 1-2			3	1	2	1	0	0	1								
Bob Skinner, L (1, 7) OBP: 0.250, SLG: 0.111	4-0 1-2 BB		0-0 3H SF7	0-0 F5			0-0 G3			2	0	0	1	1	0	0								
Dick Stuart, R (1, 3) OBP: 0.353, SLG: 0.400	0-0 F3		0-0 1B HR	0-0 G5-4-3 1B			0-3 K			4	1	2	0	0	1	3								
Roberto Clemente, R (1, 9) OBP: 0.529, SLG: 0.786	0-0 G1-2-3		0-0 1-2 HR 1B	0-0 G5-4-3 1-2			0-0 6-3			4	1	1	1	0	0	4								
Smoky Burgess, L (1, 2) OBP: 0.333, SLG: 0.583		0-0 F6	0-0 1-2 3H HR	0-0 1-3			0-0 3-1			4	1	1	3	0	0	0								
Don Hoak, R (1, 5) OBP: 0.471, SLG: 0.583		0-0 5-3	0-0 5-3			0-0 L1-4 1B			0-0 4-3	4	0	1	0	0	0	0								
Bill Mazerowski, R (1, 4) OBP: 0.375, SLG: 0.688		0-0 F8		0-0 SH5-4 3B 1B			0-0 L4		0-0 F7	4	1	1	0	0	0	1								
Bob Friend, R (1, 1) OBP: 0.167, SLG: 0.167			0-3 K	0-0 SH5-4 1-2			0-0 L1-4		0-0 P6	3	0	0	0	0	1	1								
Inning Stats	R: 0 E: 0 K: 0 S: 3	H: 1 LOB: 2 BB: 2 P: 11	R: 0 E: 0 K: 0 S: 3	H: 0 LOB: 0 BB: 0 P: 3	R: 5 E: 0 K: 1 S: 10	H: 5 LOB: 0 BB: 0 P: 10	R: 2 E: 0 K: 0 S: 5	H: 2 LOB: 0 BB: 0 P: 5	R: 0 E: 0 K: 0 S: 3	H: 1 LOB: 0 BB: 0 P: 3	R: 0 E: 0 K: 0 S: 5	H: 1 LOB: 0 BB: 0 P: 3	R: 0 E: 0 K: 1 S: 5	H: 0 LOB: 0 BB: 0 P: 5	R: 0 E: 0 K: 0 S: 3	H: 0 LOB: 0 BB: 0 P: 3	1B: 9 2B: 1 3B: 1 HR: 1	SF: 2 SAC: 1 DP: 3 HBP: 0	WP: 0 PB: 0 SB: 0 CS: 0	PA: 36				
PITCHER	IP WLS BF	H R ER SO	BB IBB HBP BLK	WP HR S P	ERA WHIP	PITCHER	IP WLS BF	H R ER SO	BB IBB HBP BLK	WP HR S P	ERA WHIP													
Roger Craig, R (1, 1) ERA: 15.0	3.0	L	16	6	5	5	1	2	0	0	0	0	0	0	1	16	24	15.00	2.667					
Ken Mackenzie, L (4, 1) ERA: 9.0	2.0		8	3	2	2	0	0	0	0	0	0	0	0	8	8	9.00	1.500						
Bob Moorhead, R (6, 1) ERA: 2.57	4.0		12	2	0	0	1	0	0	0	0	0	0	0	14	14	0.00	0.500						

Pittsburgh Pirates @ New York Mets
Polo Grounds, New York, NY
Sun Apr 15 1962, 3:33 AM EST
Att: 11,278 - Cloudy


AB 31
R 7
H 11
RBI 7
BB 2
SO 2
LOB 10



Batter	1	2	3	4	5	6	7	8	9	AB	R	H	RBI	BB	SO	LOB	BOTTOM							
Felix Mantilla, R (1, 6) OBP: 0.353, SLG: 0.533	0-0 HR		0-0 6-3		0-0 1-3		0-0 F8			4	1	1	1	0	0	1								
Don Zimmer, R (1, 5) OBP: 0.188, SLG: 0.188	0-0 F8		0-0 F8		0-0 F2		0-0 5-3			4	0	0	0	0	0	1								
Charlie Neal, R (1, 4) OBP: 0.375, SLG: 0.500	0-0 F6			0-0 4-3	0-0 FC5-4 BB					3	0	0	0	1	0	0								
Frank Thomas, R (1, 7) OBP: 0.250, SLG: 0.500	0-0 L5			0-0 5-3	0-0 FC5-4			0-0 P5		4	0	0	0	0	0	2								
Jim Marshall, L (1, 3) OBP: 0.455, SLG: 1.111		0-0 4-3		0-0 HR		0-0 3-1		0-0 4-3		4	1	1	1	0	0	0								
Gus Bell, L (1, 9) OBP: 0.308, SLG: 0.250		0-0 4-3		0-0 BB 1B		0-0 WP 1B		0-0 F8		4	0	2	0	0	0	0								
John DeMerit, R (1, 8) OBP: 0.286, SLG: 0.167			0-0 1B	0-0 BB 1-2 BB		0-3 K		0-0 6-3		3	0	1	0	1	1	1								
Joe Ginsberg, L (1, 2) Ed Bouchee, L (4, PH) Chris Cannizzaro, R (5, 2)		0-3 K		0-0 4-3		0-0 4-3		4-0 FC6-4 BB		1	0	0	0	0	0	1	1							
Roger Craig, R (1, 1) Rod Kanehl, R (3, PH) Ken Mackenzie, R (4, 1) Richie Ashburn, L (5, PH) Bob Moorhead, R (6, 1) Bobby Gene Smith, R (6, PH)			0-0 5-3		0-0 WP 1-3 1B		0-3 K		0-0 FC6-4	0	0	0	0	0	0	0	1							
Inning Stats	R: 1 E: 0 K: 0 S: 4	H: 1 LOB: 0 BB: 0 P: 4	R: 0 E: 0 K: 1 S: 6	H: 1 LOB: 1 BB: 0 P: 6	R: 0 E: 0 K: 0 S: 3	H: 0 LOB: 0 BB: 0 P: 3	R: 1 E: 0 K: 0 S: 5	H: 2 LOB: 2 BB: 1 P: 9	R: 0 E: 0 K: 0 S: 4	H: 1 LOB: 1 BB: 0 P: 8	R: 0 E: 0 K: 1 S: 6	H: 1 LOB: 0 BB: 0 P: 6	R: 0 E: 0 K: 1 S: 5	H: 0 LOB: 0 BB: 0 P: 5	R: 0 E: 0 K: 0 S: 3	H: 0 LOB: 0 BB: 0 P: 3	R: 0 E: 0 K: 0 S: 3	H: 0 LOB: 1 BB: 1 P: 7	1B: 4 2B: 0 3B: 0 HR: 2	SF: 0 SAC: 0 DP: 0 HBP: 0	WP: 2 PB: 0 SB: 0 CS: 0	PA: 36		
PITCHER	IP WLS BF	H R ER SO	BB IBB HBP BLK	WP HR S P	ERA WHIP	PITCHER	IP WLS BF	H R ER SO	BB IBB HBP BLK	WP HR S P	ERA WHIP													
Bob Friend, R (1, 1) ERA: 1.0	9.0	W	36	6	2	2	3	3	0	0	0	0	0	0	2	39	51	2.00	1.000					

Pittsburgh Pirates @ New York Mets
Polo Grounds, New York, NY
Sun Apr 15 1962, 3:33 AM EST
Att: 11,278 - Cloudy

AB 33
R 2
H 6
RBI 2
BB 3
SO 3
LOB 10



Batter	1	2	3	4	5	6	7	8	9	10	11	AB	R	H	RBI	BB	SO	LOB	TOP						
Bob Aspromonte, R OBP: 0.333, SLG: 0.292 (1, 5)	0-0 3-1 2B		0-0 6-3			0-0 5-3		0-0 L8		0-0 F3		5	0	1	0	0	0	0							
Al Spangler, L OBP: 0.273, SLG: 0.263 (1, 8)	0-0 3-1			0-0 L3		0-0 1-3		0-0 L6		0-0 F8		5	0	0	0	0	0	1							
Roman Mejias, R OBP: 0.480, SLG: 0.720 (1, 9)	0-3 K			0-0 1B		0-0 HR 1B		0-0 FC6-4 1B		0-3 K		5	1	3	0	0	2	1							
Norm Larker, L OBP: 0.455, SLG: 0.650 (1, 3)	0-0 4-3			0-0 1B		0-0 HR		0-0 FC6-4 1-2r			0-0 P4	5	1	2	2	0	0	2							
Jim Pendleton, R OBP: 0.208, SLG: 0.136 (1, 7)		0-0 E4 G1-6-3		0-0 P3		0-0 4-3			0-0 WP 3-1 1B		0-0 4-1	5	0	1	0	0	0	2							
Hal Smith, R OBP: 0.208, SLG: 0.375 (1, 2)		0-0 G1-6-3 1-2r		0-0 6-3			0-3 K		0-3 K		0-0 1B HR 1B	5	1	1	0	0	2	4							
Joey Amalfitano, R OBP: 0.391, SLG: 0.350 (1, 4)		0-0 6-3			0-0 5-3		0-0 5-3		0-0 3-1		0-0 1-2 HR 1B	5	1	1	0	0	0	1							
Don Buddin, R OBP: 0.400, SLG: 0.400 (1, 6)			0-0 L3		0-3 K		4-0 BB		4-0 BB		0-0 1-2 HR 2-H	3	1	1	3	2	1	0							
Bobby Shantz, R (1, 1)			0-3 K		0-3 K		0-0 5-3		0-3 K		0-0 F7	2	0	0	0	0	2	0							
Jim Golden, L (6, 1)												2	0	0	0	0	1	3							
Pidge Browne, L (11, PH)												1	0	0	0	0	0	0							
Bobby Tiefenauer, R (11, 1)												0	0	0	0	0	0	0							
Inning Stats	R: 0 E: 0 K: 1 S: 6	H: 1 LOB: 1 BB: 0 P: 6	R: 0 E: 1 K: 0 S: 3	H: 0 LOB: 0 BB: 0 P: 3	R: 0 E: 1 K: 1 S: 5	H: 0 LOB: 0 BB: 0 P: 5	R: 0 E: 0 K: 0 S: 5	H: 2 LOB: 2 BB: 0 P: 5	R: 0 E: 0 K: 2 S: 7	H: 0 LOB: 0 BB: 0 P: 7	R: 2 E: 0 K: 0 S: 5	H: 2 LOB: 1 BB: 0 P: 9	R: 0 E: 0 K: 0 S: 4	H: 1 LOB: 1 BB: 0 P: 4	R: 0 E: 0 K: 2 S: 8	H: 1 LOB: 2 BB: 1 P: 12	R: 0 E: 0 K: 1 S: 5	H: 0 LOB: 0 BB: 0 P: 5	R: 3 E: 0 K: 0 S: 6	H: 3 LOB: 0 BB: 0 P: 6	1B: 7 2B: 1 3B: 0 HR: 2	SF: 0 SAC: 0 DP: 1 HBP: 0	WP: 1 PB: 0 SB: 0 CS: 0	PA: 45	
PITCHER	IP 8.0	WLS 31	BF 14	H 4	R 3	ER 3	SO 3	BB 1	IBB 0	HBP 0	BLK 0	WP 1	HR 1	S 19	P 23	ERA 9.00	WHIP 1.667								

Houston Colt 45's @ New York Mets
Polo Grounds, New York, NY
Tue Apr 17 1962, 3:33 AM EST
Att: 3,191 - Sunny

AB 43
R 5
H 10
RBI 5
BB 2
SO 8
LOB 14



Batter	1	2	3	4	5	6	7	8	9	10	11	AB	R	H	RBI	BB	SO	LOB	BOTTOM					
Felix Mantilla, R OBP: 0.455, SLG: 0.611 (1, 6)	0-0 1-3		4-0 1-2 BB			0-0 FC1-6 1B		4-0 1B E BB		0-0 FC6-5-4 2B		3	1	2	0	2	0	0						
Rod Kanehl, R (1, 4)	0-0 P6		0-0 4-3			0-0 FC1-6 1-3		0-0 E FC5-2 1B		0-0 FC6-5-4 2-3		3	0	0	0	0	0	3						
Ed Bouchee, L OBP: 0.600, SLG: 0.500 (8, PH)						1-2r		1-3				1	0	1	0	0	0	0						
Elio Chacon, R (8, PR)												1	0	0	0	0	0	1						
Don Zimmer, R OBP: 0.143, SLG: 0.143 (1, 5)	0-3 K			0-0 6-3		0-0 1-3		0-0 FC1 FC5-2 CS		0-0 F8		5	0	0	0	0	1	3						
Frank Thomas, R OBP: 0.286, SLG: 0.444 (1, 7)		0-0 5-3		0-3 K		0-0 1B		0-0 FC5-2		0-0 HBP		4	0	1	0	0	1	3						
Gil Hodges, R OBP: 0.182, SLG: 0.455 (1, 3)		0-3 K		0-0 1B		0-0 P5		0-0 CS	0-0 F5		0-3 K	5	0	1	0	0	2	3						
Bobby Gene Smith, R OBP: 0.182, SLG: 0.100 (1, 9)		0-0 1-3		0-0 1B		1-3 1B		0-0 F9		0-0 F8		5	0	1	0	0	0	1						
Jim Hickman, R (1, 8)			0-3 K		0-0 1-3		0-0 F7		0-0 HR		0-0 F5	2	0	0	0	0	1	0						
Gus Bell, L OBP: 0.313, SLG: 0.467 (7, PH)												3	1	1	1	0	0	1						
Chris Cannizzaro, R (1, 2)			0-0 F7		0-3 K		0-3 K		0-3 K			3	0	0	0	0	2	0						
Jim Marshall, L OBP: 0.417, SLG: 1.000 (9, PH)												1	0	0	0	0	1	0						
Hobie Landrih, L (10, 2)												0	0	0	0	0	0	0						
Jay Hook, L OBP: 0.500, SLG: 0.500 (1, 1)			0-0 1B		0-0 1-3		0-0 1-3		0-0 5-3		0-0 1-3	2	0	1	0	0	0	0						
Richie Ashburn, L OBP: 0.250, SLG: 0.250 (8, PH)												1	0	0	0	0	0	0						
Herb Moford, R OBP: 0.500, SLG: 0.500 (9, 1)												1	0	0	0	0	0	0						
Inning Stats	R: 0 E: 0 K: 1 S: 5	H: 0 LOB: 0 BB: 0 P: 5	R: 0 E: 0 K: 1 S: 5	H: 0 LOB: 0 BB: 0 P: 5	R: 0 E: 0 K: 1 S: 6	H: 1 LOB: 2 BB: 1 P: 10	R: 0 E: 0 K: 1 S: 6	H: 2 LOB: 2 BB: 0 P: 6	R: 0 E: 0 K: 1 S: 5	H: 0 LOB: 0 BB: 0 P: 5	R: 1 E: 1 K: 0 S: 4	H: 1 LOB: 1 BB: 1 P: 8	R: 0 E: 0 K: 0 S: 6	H: 1 LOB: 1 BB: 0 P: 6	R: 0 E: 0 K: 0 S: 5	H: 0 LOB: 1 BB: 0 P: 6	1B: 6 2B: 1 3B: 0 HR: 1	SF: 0 SAC: 0 DP: 0 HBP: 1	WP: 0 PB: 0 SB: 0 CS: 1	PA: 44				
PITCHER	IP 5.2	WLS 21	BF 18	H 4	R 2	ER 1	SO 5	BB 1	IBB 0	HBP 0	BLK 0	WP 0	HR 0	S 18	P 25	ERA 0.00	WHIP 0.882							

Houston Colt 45's @ New York Mets
Polo Grounds, New York, NY
Tue Apr 17 1962, 3:33 AM EST
Att: 3,191 - Sunny

AB 40
R 2
H 8
RBI 1
BB 2
SO 8
LOB 15



Batter	1	2	3	4	5	6	7	8	9	AB	R	H	RBI	BB	SO	LOB	TOP					
Curt Flood, R OBP: 0.500, SLG: 0.733 (1, 8)										4	2	4	2	0	0	0						
Julian Javier, R OBP: 0.281, SLG: 0.333 (1, 4)										4	1	0	0	0	1	3						
Bill White, L OBP: 0.406, SLG: 0.633 (1, 3)										5	1	1	1	0	1	3						
Ken Boyer, R OBP: 0.400, SLG: 0.808 (1, 5)										5	2	2	2	0	1	1						
Gene Oliver, R OBP: 0.458, SLG: 0.773 (1, 2)										3	1	1	0	1	0	0						
Jimmie Schaffer, R (7, 2)										1	0	0	0	0	0	0						
Stan Mustaj, L OBP: 0.500, SLG: 0.625 (1, 7)										5	0	2	3	0	0	0						
Lindy McDaniel, R (9, 1)										0	0	0	0	0	0	0						
Carl Warwick, R OBP: 0.600, SLG: 0.889 (1, 9)										4	1	2	0	0	0	3						
Julio Gotay, R OBP: 0.292, SLG: 0.190 (1, 6)										4	0	0	0	0	0	4						
Don Landrum, L OBP: 0.421, SLG: 0.375 (9, 7)										0	0	0	0	0	0	0						
Ray Washburn, R OBP: 0.333, SLG: 0.333 (1, 1)										4	1	2	1	0	0	0						
Alex Grammas, R OBP: 0.250, SLG: 0.250 (9, 6)										0	0	0	0	0	0	0						
Inning Stats	R: 0 E: 0 K: 0 S: 4	H: 1 LOB: 1 BB: 0 P: 4	R: 0 E: 0 K: 0 S: 4	H: 1 LOB: 1 BB: 0 P: 4	R: 0 E: 0 K: 0 S: 4	H: 1 LOB: 1 BB: 0 P: 4	R: 2 E: 0 K: 0 S: 5	H: 3 LOB: 0 BB: 0 P: 5	R: 4 E: 0 K: 1 S: 7	H: 4 LOB: 2 BB: 1 P: 12	R: 0 E: 0 K: 1 S: 6	H: 1 LOB: 1 BB: 0 P: 6	R: 0 E: 0 K: 1 S: 5	H: 0 LOB: 0 BB: 0 P: 5	R: 3 E: 0 K: 1 S: 8	H: 3 LOB: 0 BB: 0 P: 8	R: 0 E: 0 K: 0 S: 3	H: 0 LOB: 0 BB: 0 P: 3	1B: 12 2B: 0 3B: 0 HR: 2	SF: 0 SAC: 1 DP: 1 HBP: 1	WP: 2 PB: 0 SB: 1 CS: 0	PA: 42
PITCHER	IP	WLS	BF	H	R	ER	SO	BB	IBB	HBP	BLK	WP	HR	S	P	ERA	WHIP					
Al Jackson, L ERA: 9.53 (1, 1)	4.1	L	24	10	6	6	0	1	0	1	0	1	1	22	27	12.46	2.538					
Craig Anderson, R ERA: (5, 1)	2.2		9	1	0	0	2	0	0	0	0	0	0	13	13	0.00	0.375					
Bob Moorhead, R ERA: 5.0 (8, 1)	2.0		9	3	3	3	1	0	0	0	0	1	1	11	11	13.50	1.500					

St. Louis Cardinals @ New York Mets
Polo Grounds, New York, NY
Thu Apr 19 1962, 3:33 AM EST
Att: 9,060 - Unknown

AB 39
R 9
H 14
RBI 9
BB 1
SO 3
LOB 14



Batter	1	2	3	4	5	6	7	8	9	AB	R	H	RBI	BB	SO	LOB	BOTTOM					
Richie Ashburn, L OBP: 0.333, SLG: 0.200 (1, 8)										2	0	0	0	3	0	0						
Don Zimmer, R OBP: 0.133, SLG: 0.103 (1, 5)										5	0	0	0	0	2	4						
Gus Bell, L OBP: 0.292, SLG: 0.333 (1, 9)										3	1	0	0	1	0	3						
Frank Thomas, R OBP: 0.310, SLG: 0.769 (1, 7)										4	2	2	2	0	0	2						
Ed Bouchee, L OBP: 0.700, SLG: 1.444 (1, 3)										4	1	3	2	0	0	0						
Charlie Neal, R OBP: 0.350, SLG: 0.412 (1, 4)										3	0	0	0	1	1	2						
Felix Mantilla, R OBP: 0.333, SLG: 0.423 (1, 6)										4	0	0	0	0	0	3						
Chris Cannizzaro, R OBP: 0.182, SLG: 0.100 (1, 2)										3	0	1	0	0	1	1						
Jim Marshall, L OBP: 0.412, SLG: 0.800 (8, PH)										1	0	0	0	0	0	1						
Hobie Landrith, L OBP: 0.143, SLG: 0.167 (9, 2)										0	0	0	0	0	0	0						
Al Jackson, L (1, 1)										1	0	0	0	0	0	0						
Craig Anderson, R (5, 1)										1	0	0	0	0	0	0						
Elio Chacon, R OBP: 0.250, SLG: 0.500 (7, PH)										1	0	0	0	0	0	1						
Bob Moorhead, R (8, 1)										0	0	0	0	0	0	0						
Gil Hodges, R OBP: 0.167, SLG: 0.417 (9, PH)										1	0	0	0	0	1	0						
Inning Stats	R: 0 E: 0 K: 1 S: 5	H: 0 LOB: 1 BB: 1 P: 9	R: 0 E: 0 K: 1 S: 6	H: 1 LOB: 0 BB: 0 P: 6	R: 0 E: 0 K: 0 S: 3	H: 0 LOB: 0 BB: 0 P: 3	R: 2 E: 0 K: 1 S: 6	H: 1 LOB: 0 BB: 1 P: 10	R: 0 E: 0 K: 1 S: 5	H: 0 LOB: 1 BB: 1 P: 9	R: 1 E: 0 K: 0 S: 5	H: 2 LOB: 1 BB: 0 P: 5	R: 0 E: 0 K: 0 S: 4	H: 1 LOB: 2 BB: 1 P: 8	R: 1 E: 0 K: 0 S: 4	H: 1 LOB: 1 BB: 1 P: 8	R: 0 E: 0 K: 1 S: 5	H: 0 LOB: 0 BB: 0 P: 5	1B: 2 2B: 1 3B: 0 HR: 3	SF: 0 SAC: 0 DP: 0 HBP: 0	WP: 1 PB: 0 SB: 0 CS: 0	PA: 38
PITCHER	IP	WLS	BF	H	R	ER	SO	BB	IBB	HBP	BLK	WP	HR	S	P	ERA	WHIP					
Ray Washburn, R ERA: 4.91 (1, 1)	8.0	W	35	6	4	4	4	5	0	0	0	0	3	38	58	4.50	1.375					
Lindy McDaniel, R ERA: 1.13 (9, 1)	1.0	S	3	0	0	0	1	0	0	0	0	0	0	5	5	0.00	0.000					

St. Louis Cardinals @ New York Mets
Polo Grounds, New York, NY
Thu Apr 19 1962, 3:33 AM EST
Att: 9,060 - Unknown

AB 33
R 4
H 6
RBI 4
BB 5
SO 5
LOB 17



Batter	1	2	3	4	5	6	7	8	9	AB	R	H	RBI	BB	SO	LOB	TOP		
Richie Ashburn, L (1, 8) OBP: 0.435, SLG: 0.368	4-0 E BB	0-0 6-3		0-0 2B		0-0 1B		0-0 1B		4	0	3	2	1	0	1	New York Mets @ Pittsburgh Pirates Forbes Field, Pittsburgh, PA Sat Apr 21 1962, 3:33 AM EST Att: 17,927 - Sunny		
Don Zimmer, R (1, 5) OBP: 0.118, SLG: 0.091	0-3 K		0-0 6-3	0-0 6-3		0-0 E5		0-0 F9		4	0	0	0	0	1	3			
Jim Marshall, L (8, PH) OBP: 0.389, SLG: 0.750										1	0	0	0	0	0	2			
Bob Moorhead, R (8, 1)										0	0	0	0	0	0	0			
Gus Bell, L (1, 9) OBP: 0.241, SLG: 0.269	0-3 K		0-0 F8		0-0 6-3		0-0 3-1		0-0 F8	5	0	0	0	0	1	5			
Frank Thomas, R (1, 7) OBP: 0.353, SLG: 0.767	0-0 E7 1B		0-0 2B		4-0 1B BB		0-0 E5 FC1-6		0-0 P6	4	0	2	0	1	0	2			
Ed Bouchee, L (1, 3) OBP: 0.600, SLG: 1.083	4-0 IBB		0-0 3-1		0-0 F7		0-0 FC1-6 F9 1B		4-0 1B BB	3	1	0	0	2	0	3			
Charlie Neal, R (1, 4) OBP: 0.400, SLG: 0.455	0-3 K		0-0 6-3		0-0 1B		0-0 1B		0-0 E8 1B	5	1	3	0	0	1	3			
Felix Mantilla, R (1, 6) OBP: 0.343, SLG: 0.419		0-0 6-3		0-0 1B 2B		0-0 F9		0-0 F9		5	1	2	1	0	0	4			
Hobie Landrith, L (1, 2) OBP: 0.273, SLG: 0.300			0-0 SH3-4 1B		0-0 2B 1B		0-0 1-3		0-0 P6 G6-4-3	4	1	2	0	0	0	2			
Chris Cannizzaro, R (7, 2) OBP: 0.167, SLG: 0.091				0-0 2B 1B					0-0 G6-4-3	1	0	0	0	0	0	1			
Bob Miller, R (1, 1)				0-0 SH3-4					0-0 F8	2	0	0	0	0	1	2			
Herb Moford, R (6, 1) OBP: 0.500, SLG: 0.500										0	0	0	0	0	0	0			
Ken MacKenzie, R (7, 1)										0	0	0	0	0	0	0			
Rod Kanehl, R (8, PH) OBP: 0.125, SLG: 0.125										2	0	1	0	0	0	0			
Inning Stats	R: 0 E: 1 K: 3 S: 10	H: 1 LOB: 3 BB: 2 P: 18	R: 0 E: 0 K: 0 S: 4	H: 1 LOB: 1 BB: 0 P: 4	R: 0 E: 0 K: 0 S: 4	H: 1 LOB: 1 BB: 0 P: 4	R: 2 E: 0 K: 1 S: 8	H: 3 LOB: 1 BB: 0 P: 8	R: 0 E: 0 K: 0 S: 5	H: 1 LOB: 2 BB: 0 P: 5	R: 0 E: 1 K: 0 S: 5	H: 1 LOB: 2 BB: 0 P: 5	R: 0 E: 0 K: 0 S: 5	H: 2 LOB: 2 BB: 0 P: 5	R: 2 E: 1 K: 0 S: 4	H: 2 LOB: 0 BB: 1 P: 8	1B: 11 2B: 2 3B: 0 HR: 0	SF: 0 SAC: 1 DP: 1 HBP: 0	WP: 0 PA: 45 PB: 0 SB: 0 CS: 0
PITCHER	IP WLS BF H R ER SO BB IBB HBP BLK WP HR S P ERA WHIP																		
Bob Friend, R (1, 1) ERA: 1.48	6.1 W 32 8 2 2 4 2 1 0 0 0 0 0 37 49 2.84 1.579																		
Roy Face, R (7, 1) ERA: 3.24	2.2 S 13 5 2 2 0 1 0 0 0 0 0 0 12 16 6.75 2.250																		

AB	40
R	4
H	13
RBI	3
BB	4
SO	4
LOB	28




Batter	1	2	3	4	5	6	7	8	9	AB	R	H	RBI	BB	SO	LOB	BOTTOM		
Bill Virdon, L (1, 8) OBP: 0.381, SLG: 0.405	0-0 F8		0-0 F7		0-0 1-6-3		0-0 E 1B			4	1	1	0	0	0	0	New York Mets @ Pittsburgh Pirates Forbes Field, Pittsburgh, PA Sat Apr 21 1962, 3:33 AM EST Att: 17,927 - Sunny		
Dick Groat, R (1, 6) OBP: 0.415, SLG: 0.405	0-0 E7 1B		0-0 4-3			0-0 6-3	0-0 E6 1B			4	0	1	0	0	0	2			
Bob Skinner, L (1, 7) OBP: 0.323, SLG: 0.500	0-0 4-3			0-0 3B 2B		0-0 HR 1B	0-0 K			4	2	2	0	0	1	4			
Dick Stuart, R (1, 3) OBP: 0.400, SLG: 0.514	0-0 F7			0-0 F8		0-0 HR	0-0 E 1B			4	1	2	4	0	0	2			
Roberto Clemente, R (1, 9) OBP: 0.425, SLG: 0.606		4-0 1B G6-4-3 BB		0-0 SF8 3B		4-0 HR	0-0 9-6-3			2	2	1	1	2	0	2			
Smoky Burgess, L (1, 2) OBP: 0.286, SLG: 0.421		0-0 G6-4-3 1B		0-0 SF8		0-0 4-3 BB	0-0 F7			3	0	1	1	0	0	1			
Don Hoak, R (1, 5) OBP: 0.425, SLG: 0.469		0-0 G6-4-3		0-0 6-3		0-0 5-3	0-0 K			4	0	0	0	0	1	2			
Bill Mazeroski, R (1, 4) OBP: 0.405, SLG: 0.765		0-0 K		0-0 F9		0-0 1B SH E 1B	0-0 P3			4	1	1	0	0	1	0			
Bob Friend, R (1, 1) OBP: 0.125, SLG: 0.125			0-0 F7		0-0 F5		0-0 SH E 1B			2	0	0	0	0	0	0			
Roy Face, R (7, 1) ERA: 4.5										0	1	0	0	0	0	0			
Inning Stats	R: 0 E: 1 K: 0 S: 4	H: 1 LOB: 0 BB: 0 P: 4	R: 1 E: 0 K: 1 S: 5	H: 1 LOB: 1 BB: 1 P: 9	R: 0 E: 0 K: 0 S: 3	H: 0 LOB: 0 BB: 0 P: 3	R: 2 E: 0 K: 0 S: 5	H: 2 LOB: 0 BB: 0 P: 5	R: 0 E: 0 K: 0 S: 3	H: 0 LOB: 0 BB: 0 P: 3	R: 2 E: 1 K: 1 S: 9	H: 3 LOB: 1 BB: 0 P: 9	R: 0 E: 0 K: 1 S: 5	H: 0 LOB: 0 BB: 0 P: 5	R: 3 E: 1 K: 1 S: 9	H: 3 LOB: 1 BB: 0 P: 9	1B: 6 2B: 2 3B: 1 HR: 1	SF: 1 SAC: 1 DP: 2 HBP: 0	WP: 0 PA: 35 PB: 0 SB: 1 CS: 0
PITCHER	IP WLS BF H R ER SO BB IBB HBP BLK WP HR S P ERA WHIP																		
Bob Miller, R (1, 1) ERA: 8.44	5.1 L 23 6 5 5 1 2 0 0 0 0 0 0 23 31 8.44 1.500																		
Herb Moford, R (6, 1) ERA: 8.1	0.2 6 2 3 2 0 0 0 0 0 0 0 0 6 6 27.00 3.000																		
Ken MacKenzie, L (7, 1) ERA: 7.2	1.0 3 1 0 0 1 0 0 0 0 0 0 0 5 5 0.00 1.000																		
Bob Moorhead, R (8, 1) ERA: 4.5	1.0 3 0 0 0 1 0 0 0 0 0 0 0 5 5 0.00 0.000																		



Batter	1	2	3	4	5	6	7	8	9	AB	R	H	RBI	BB	SO	LOB	TOP			
Don Zimmer, R (1, 5) OBP: 0.132, SLG: 0.083										3	0	0	0	1	0	0				
Elio Chacon, R (1, 6) OBP: 0.125, SLG: 0.250										4	0	0	0	0	1	1				
Bobby Gene Smith, R (1, 9) OBP: 0.211, SLG: 0.118										4	0	1	0	0	0	1				
Frank Thomas, R (1, 7) OBP: 0.316, SLG: 0.676										4	0	0	0	0	1	1				
Charlie Neal, R (1, 4) OBP: 0.414, SLG: 0.440										3	1	1	0	1	1	0				
Gil Hodges, R (1, 3) OBP: 0.250, SLG: 0.438										4	1	2	0	0	0	1				
Jim Hickman, R (1, 8) OBP: 0.429, SLG: 0.429										4	1	3	2	0	0	0				
Chris Cannizzaro, R (1, 2) OBP: 0.133, SLG: 0.077										2	0	0	1	0	0	3				
Roger Craig, R (1, 1) Sherman Jones, L (6, 1) Al Jackson, L (6, 1)										2	0	0	0	0	2	2				
										1	0	0	0	0	1	0				
										0	0	0	0	0	0	0				
Inning Stats	R: 0 E: 0 K: 0 S: 2	H: 0 LOB: 0 BB: 1 P: 6	R: 1 E: 0 K: 2 S: 10	H: 3 LOB: 2 BB: 0 P: 10	R: 0 E: 0 K: 1 S: 5	H: 0 LOB: 0 BB: 0 P: 5	R: 1 E: 0 K: 0 S: 3	H: 2 LOB: 1 BB: 0 P: 5	R: 0 E: 0 K: 1 S: 3	H: 1 LOB: 0 BB: 1 P: 7	R: 1 E: 1 K: 1 S: 6	H: 1 LOB: 0 BB: 0 P: 6	R: 0 E: 0 K: 0 S: 3	H: 0 LOB: 0 BB: 0 P: 3	R: 0 E: 0 K: 1 S: 5	H: 0 LOB: 0 BB: 0 P: 5	1B: 7 2B: 0 3B: 0 HR: 0	SF: 1 SAC: 0 DP: 1 HBP: 0	WP: 0 PB: 1 SB: 0 CS: 1	PA: 34
PITCHER	IP: 9.0 WLS: W BF: 34 H: 7 R: 3 ER: 2 SO: 6 BB: 2 IBB: 0 HBP: 0 BLK: 0 WP: 0 HR: 0 S: 44 P: 52 ERA: 2.00 WHIP: 1.000															PITCHER	IP: 9.0 WLS: W BF: 34 H: 7 R: 3 ER: 2 SO: 6 BB: 2 IBB: 0 HBP: 0 BLK: 0 WP: 0 HR: 0 S: 44 P: 52 ERA: 2.00 WHIP: 1.000			

New York Mets @ Pittsburgh Pirates
Forbes Field, Pittsburgh, PA
Sun Apr 22 1962, 3:33 AM EST
Att: 13,780 - Unknown


AB	31
R	3
H	7
RBI	3
BB	2
SO	6
LOB	9



Batter	1	2	3	4	5	6	7	8	9	AB	R	H	RBI	BB	SO	LOB	BOTTOM			
Bill Virdon, L (1, 8) OBP: 0.348, SLG: 0.366										4	0	0	0	0	0	2				
Dick Groat, R (1, 6) OBP: 0.422, SLG: 0.439										4	0	2	0	0	0	0				
Bob Skinner, L (1, 7) OBP: 0.343, SLG: 0.581										3	1	1	1	1	0	1				
Dick Stuart, R (1, 3) OBP: 0.386, SLG: 0.487										4	1	1	0	0	1	3				
Roberto Clemente, R (1, 9) OBP: 0.455, SLG: 0.649										4	2	3	0	0	0	0				
Smoky Burgess, L (1, 2) OBP: 0.360, SLG: 0.478										4	0	3	1	0	0	1				
Don Hoak, R (1, 5) OBP: 0.386, SLG: 0.429										3	0	0	1	0	1	4				
Bill Mazerowski, R (1, 4) OBP: 0.415, SLG: 0.789										4	0	2	1	0	0	2				
Bob Veale, S (1, 1)										4	0	0	0	0	1	3				
										1B: 8 2B: 2 3B: 1 HR: 1	SF: 1 SAC: 0 DP: 0 HBP: 0	WP: 0 PB: 0 SB: 0 CS: 0	PA: 36							
Inning Stats	R: 0 E: 0 K: 1 S: 6	H: 1 LOB: 1 BB: 0 P: 6	R: 0 E: 0 K: 1 S: 6	H: 1 LOB: 1 BB: 0 P: 6	R: 0 E: 0 K: 1 S: 5	H: 0 LOB: 0 BB: 0 P: 5	R: 0 E: 0 K: 0 S: 3	H: 0 LOB: 0 BB: 0 P: 3	R: 0 E: 0 K: 0 S: 5	H: 2 LOB: 2 BB: 0 P: 5	R: 3 E: 0 K: 0 S: 7	H: 4 LOB: 1 BB: 0 P: 7	R: 0 E: 0 K: 0 S: 4	H: 1 LOB: 2 BB: 1 P: 8	R: 1 E: 0 K: 0 S: 5	H: 3 LOB: 1 BB: 0 P: 5	1B: 8 2B: 2 3B: 1 HR: 1	SF: 1 SAC: 0 DP: 0 HBP: 0	WP: 0 PB: 0 SB: 0 CS: 0	PA: 36
PITCHER	IP: 5.1 WLS: L BF: 24 H: 8 R: 3 ER: 3 SO: 3 BB: 0 IBB: 0 HBP: 0 BLK: 0 WP: 0 HR: 1 S: 30 P: 30 ERA: 5.06 WHIP: 1.500															PITCHER	IP: 2.1 WLS: L BF: 11 H: 4 R: 1 ER: 1 SO: 0 BB: 0 IBB: 0 HBP: 0 BLK: 0 WP: 0 HR: 0 S: 10 P: 14 ERA: 3.86 WHIP: 1.714			
Roger Craig, R (1, 1) ERA: 10.32																				
Sherman Jones, R (6, 1) ERA: 6.35																				
Al Jackson, L (8, 1) ERA: 9.26																				

New York Mets @ Pittsburgh Pirates
Forbes Field, Pittsburgh, PA
Sun Apr 22 1962, 3:33 AM EST
Att: 13,780 - Unknown

AB	34
R	4
H	12
RBI	4
BB	1
SO	3
LOB	16





Batter	1	2	3	4	5	6	7	8	9	AB	R	H	RBI	BB	SO	LOB	TOP					
Felix Mantilla, R OBP: 0.385, SLG: 0.500 (1, 5)	E7 1B SF7	SF8 2-3 3-H		F8 2B		SH1-4 1-2		BB 3B 1B		3	2	3	1	0	0	0	New York Mets @ Pittsburgh Pirates Forbes Field, Pittsburgh, PA Mon Apr 23 1962, 6:05 PM EST Att: 16,176 - Unknown					
Elio Chacon, R OBP: 0.395, SLG: 0.417 (1, 6)	SF7 2-3 1B	1B 3-H		F8 2-3		P3 2-H		BB 3B BB		4	2	3	2	1	0	1						
Gus Bell, L OBP: 0.242, SLG: 0.276 Bobby Gene Smith, R OBP: 0.290, SLG: 0.278 (1, 9) (7, 9)	SF7 1-3 3-H	BB 1B		6-3		P3 1-H		1-H 2-H		3	0	1	1	0	0	2						
Frank Thomas, R OBP: 0.529, SLG: 0.676 John DeMerit, R OBP: 0.296, SLG: 0.167 (1, 7) (8, 7)	SF7 3-H	BB 1B		K				P4		3	0	1	1	1	1	1						
Ed Bouchee, L OBP: 0.529, SLG: 0.929 Gil Hodges, R OBP: 0.316, SLG: 0.474 (1, 3) (4, 3)	3-1	4-3		1B 1B		K		K2-4-2 1B		2	0	0	0	0	0	2						
Charlie Neal, R OBP: 0.412, SLG: 0.467 (1, 4)		BB 2B		F8		6-3		K		5	1	2	0	0	1	2						
Jim Hickman, R OBP: 0.333, SLG: 0.273 (1, 8)		BB 1B BB		5-3		F9		K2-4-2 1-2		4	1	0	0	1	1	4						
Chris Cannizzaro, R OBP: 0.198, SLG: 0.063 (1, 2)		BB 1B SF8 BB		F1		F7		K		3	1	0	0	1	1	2						
Jay Hook, L OBP: 0.333, SLG: 0.333 (1, 1)		SF8 1B 1-3 2-H 3-H		K		E6 SH1-4 1B		K		4	2	1	2	0	2	0						
Inning Stats	R: 2 E: 1 K: 0 S: 5	H: 2 LOB: 0 BB: 0 P: 5	R: 4 E: 0 K: 0 S: 6	H: 4 LOB: 2 BB: 3 P: 18	R: 0 E: 0 K: 1 S: 3	H: 0 LOB: 0 BB: 0 P: 3	R: 0 E: 0 K: 1 S: 6	H: 1 LOB: 1 BB: 0 P: 6	R: 0 E: 0 K: 1 S: 7	H: 2 LOB: 2 BB: 0 P: 7	R: 0 E: 0 K: 1 S: 6	H: 1 LOB: 1 BB: 0 P: 6	R: 2 E: 0 K: 2 S: 9	H: 2 LOB: 1 BB: 1 P: 13	R: 0 E: 0 K: 2 S: 7	H: 1 LOB: 1 BB: 0 P: 7		1B: 10 2B: 4 3B: 1 HR: 0	SF: 3 SAC: 1 DP: 1 HBP: 0	WP: 1 PB: 0 SB: 0 CS: 0	PA: 43	
PITCHER	IP WLS BF H R ER SO BB IBB HBP BLK WP HR S P ERA WHIP	IP WLS BF H R ER SO BB IBB HBP BLK WP HR S P ERA WHIP	IP WLS BF H R ER SO BB IBB HBP BLK WP HR S P ERA WHIP	IP WLS BF H R ER SO BB IBB HBP BLK WP HR S P ERA WHIP	IP WLS BF H R ER SO BB IBB HBP BLK WP HR S P ERA WHIP	IP WLS BF H R ER SO BB IBB HBP BLK WP HR S P ERA WHIP	IP WLS BF H R ER SO BB IBB HBP BLK WP HR S P ERA WHIP	IP WLS BF H R ER SO BB IBB HBP BLK WP HR S P ERA WHIP	IP WLS BF H R ER SO BB IBB HBP BLK WP HR S P ERA WHIP	IP WLS BF H R ER SO BB IBB HBP BLK WP HR S P ERA WHIP	IP WLS BF H R ER SO BB IBB HBP BLK WP HR S P ERA WHIP	IP WLS BF H R ER SO BB IBB HBP BLK WP HR S P ERA WHIP	IP WLS BF H R ER SO BB IBB HBP BLK WP HR S P ERA WHIP	IP WLS BF H R ER SO BB IBB HBP BLK WP HR S P ERA WHIP	IP WLS BF H R ER SO BB IBB HBP BLK WP HR S P ERA WHIP	IP WLS BF H R ER SO BB IBB HBP BLK WP HR S P ERA WHIP	IP WLS BF H R ER SO BB IBB HBP BLK WP HR S P ERA WHIP	IP WLS BF H R ER SO BB IBB HBP BLK WP HR S P ERA WHIP	IP WLS BF H R ER SO BB IBB HBP BLK WP HR S P ERA WHIP	IP WLS BF H R ER SO BB IBB HBP BLK WP HR S P ERA WHIP	IP WLS BF H R ER SO BB IBB HBP BLK WP HR S P ERA WHIP	IP WLS BF H R ER SO BB IBB HBP BLK WP HR S P ERA WHIP
Tom Sturdivant, R ERA: 12.0 (1, 1)	1.0	L	8	3	5	5	0	2	0	0	0	0	0	0	0	0	45.00	5.000				
Diomedes Olivo, L ERA: 1.93 (2, 1)	5.0		22	7	2	1	2	1	0	0	0	0	0	0	25	29	1.80	1.600				
Jack Lamabe, R ERA: 2.7 (7, 1)	2.0		10	3	2	2	3	1	0	0	0	0	0	0	15	19	9.00	2.000				
Harvey Haddix, L ERA: 2.25 (9, 1)	1.0		3	1	0	0	2	0	0	0	0	0	0	0	7	7	0.00	1.000				

Batter	1	2	3	4	5	6	7	8	9	AB	R	H	RBI	BB	SO	LOB	BOTTOM					
Bill Virdon, L OBP: 0.320, SLG: 0.333 (1, 8)	6-3		F9			P6		P3		4	0	0	0	0	0	2	New York Mets @ Pittsburgh Pirates Forbes Field, Pittsburgh, PA Mon Apr 23 1962, 6:05 PM EST Att: 16,176 - Unknown					
Dick Groat, R OBP: 0.408, SLG: 0.422 (1, 6)	K			F9		G3 1B		6-3		4	0	1	0	0	1	0						
Bob Skinner, L OBP: 0.333, SLG: 0.543 (1, 7)	P6			P6		G3		FC5-4 1B		4	0	1	1	0	0	1						
Dick Stuart, R OBP: 0.354, SLG: 0.442 (1, 3)		F7		P6		L7		FC5-4 FC5-4		4	0	0	0	0	0	2						
Roberto Clemente, R OBP: 0.417, SLG: 0.585 (1, 9)		F7			K		L9	FC5-4		4	0	0	0	0	1	1						
Smoky Burgess, L OBP: 0.348, SLG: 0.458 Orlando McFarlane, R (3, 2)		6-3			L5		P4			1	0	0	0	0	0	0						
Don Hoak, R OBP: 0.404, SLG: 0.432 (1, 5)				G6-4-3 1B			5-3			2	0	1	0	1	0	0						
Bill Mazerowski, R OBP: 0.386, SLG: 0.732 (1, 4)				G6-4-3 1-2		F8		5-3		3	0	0	0	0	2							
Tom Sturdivant, L Diomedes Olivo, L Dick Schofield, R Jack Lamabe, R Johnny Logan, R Harvey Haddix, L (1, 1) (2, 1) (6, PH) (7, 1) (8, PH) (9, 1)						1B G3 1B		5-3		0	0	0	0	0	0	0						
Inning Stats	R: 0 E: 0 K: 1 S: 5	H: 0 LOB: 0 BB: 0 P: 5	R: 0 E: 0 K: 0 S: 3	H: 0 LOB: 0 BB: 0 P: 3	R: 0 E: 0 K: 0 S: 4	H: 2 LOB: 1 BB: 0 P: 4	R: 0 E: 0 K: 0 S: 3	H: 0 LOB: 0 BB: 0 P: 3	R: 0 E: 0 K: 0 S: 3	H: 0 LOB: 0 BB: 0 P: 3	R: 0 E: 0 K: 0 S: 4	H: 1 LOB: 1 BB: 0 P: 4	1B: 4 2B: 1 3B: 0 HR: 0	SF: 0 SAC: 0 DP: 1 HBP: 0	WP: 0 PB: 0 SB: 0 CS: 0	PA: 32						
PITCHER	IP WLS BF H R ER SO BB IBB HBP BLK WP HR S P ERA WHIP	IP WLS BF H R ER SO BB IBB HBP BLK WP HR S P ERA WHIP	IP WLS BF H R ER SO BB IBB HBP BLK WP HR S P ERA WHIP	IP WLS BF H R ER SO BB IBB HBP BLK WP HR S P ERA WHIP	IP WLS BF H R ER SO BB IBB HBP BLK WP HR S P ERA WHIP	IP WLS BF H R ER SO BB IBB HBP BLK WP HR S P ERA WHIP	IP WLS BF H R ER SO BB IBB HBP BLK WP HR S P ERA WHIP	IP WLS BF H R ER SO BB IBB HBP BLK WP HR S P ERA WHIP	IP WLS BF H R ER SO BB IBB HBP BLK WP HR S P ERA WHIP	IP WLS BF H R ER SO BB IBB HBP BLK WP HR S P ERA WHIP	IP WLS BF H R ER SO BB IBB HBP BLK WP HR S P ERA WHIP	IP WLS BF H R ER SO BB IBB HBP BLK WP HR S P ERA WHIP	IP WLS BF H R ER SO BB IBB HBP BLK WP HR S P ERA WHIP	IP WLS BF H R ER SO BB IBB HBP BLK WP HR S P ERA WHIP	IP WLS BF H R ER SO BB IBB HBP BLK WP HR S P ERA WHIP	IP WLS BF H R ER SO BB IBB HBP BLK WP HR S P ERA WHIP	IP WLS BF H R ER SO BB IBB HBP BLK WP HR S P ERA WHIP	IP WLS BF H R ER SO BB IBB HBP BLK WP HR S P ERA WHIP	IP WLS BF H R ER SO BB IBB HBP BLK WP HR S P ERA WHIP	IP WLS BF H R ER SO BB IBB HBP BLK WP HR S P ERA WHIP	IP WLS BF H R ER SO BB IBB HBP BLK WP HR S P ERA WHIP	IP WLS BF H R ER SO BB IBB HBP BLK WP HR S P ERA WHIP
Jay Hook, R ERA: 1.59 (1, 1)	9.0	W	32	5	1	1	2	1	0	0	0	0	0	0	35	39	1.00	0.667				

Batter	1	2	3	4	5	6	7	8	9	AB	R	H	RBI	BB	SO	LOB	TOP				
Felix Mantilla, R OBP: 0.364, SLG: 0.462 (1, 5)	0-0 6-3		0-3 K	0-0 F3		0-0 G1-6-3 1B		0-0 FC3-6		5	0	1	1	0	1	4	New York Mets @ Cincinnati Reds Crosley Field, Cincinnati, OH Tue Apr 24 1962, 6:05 PM EST Att: 5,027 - Unknown livebaseballscores.com				
Elio Chacon, R OBP: 0.444, SLG: 0.357 (1, 6)	4-0 G4-6-3 BB		4-0 1-4-3 BB		4-0 BB 1B	0-0 G1-6-3		0-0 5-3		2	1	0	0	3	0	2					
Gus Bell, L OBP: 0.263, SLG: 0.303 (1, 9)	0-0 G4-6-3 1-2		0-0 1-4-3		4-0 1B 1-2 BB				0-0 F8	4	0	1	0	1	0	2					
Frank Thomas, R OBP: 0.313, SLG: 0.619 (1, 7)		0-3 K	0-0 5-3		0-3 K				0-0 BB 1B	5	0	1	0	0	2	4					
Ed Bouchee, L OBP: 0.545, SLG: 0.813 (1, 3)		4-0 BB BB		4-0 FC6-4 BB		0-3 K			4-0 FC6-4 BB	2	0	0	0	3	1	2					
Jim Hickman, R OBP: 0.333, SLG: 0.273 (9, PR)										0	0	0	0	0	0	0					
Charlie Neal, R OBP: 0.385, SLG: 0.429 (1, 4)		0-0 F7		0-0 FC6-4 1-2		0-0 FC6-4 1B		0-0 F4	0-3 K	5	0	1	1	0	1	4					
Bobby Gene Smith, R OBP: 0.240, SLG: 0.227 (1, 8)		4-0 BB BB		0-0 E3 BB		0-0 FC6-4 1-2			0-0 FC6-4 1-2	4	0	0	0	1	1	5					
Chris Cannizzaro, R OBP: 0.333, SLG: 0.333 (2, PH)		4-0 BB		0-3 K		4-0 BB 1B		0-3 K		0	0	0	0	0	0	0					
Jim Marshall, L OBP: 0.240, SLG: 0.270 (2, PH)										0	0	0	0	1	0	0					
Ray Daviault, R OBP: 0.333, SLG: 0.333 (2, PH)										0	0	0	0	0	0	0					
Herb Motford, R OBP: 0.333, SLG: 0.333 (3, PH)										0	0	0	0	0	0	0					
Richie Ashburn, L OBP: 0.450, SLG: 0.300 (6, PH)										0	1	0	0	0	0	0					
Ken MacKenzie, R OBP: 0.211, SLG: 0.111 (6, PH)		1-2 2-3 BB								0	0	0	0	0	0	0					
Rod Kanehl, R OBP: 0.211, SLG: 0.111 (6, PH)										1	0	0	0	0	0	0					
Clem Labine, R OBP: 0.211, SLG: 0.111 (8, PH)										0	0	0	0	0	0	0					
Craig Anderson, R OBP: 0.400, SLG: 0.333 (2, PH)		0-3 K		4-0 1-2 BB		4-0 1B G1-6-3 BB		0-0 FC3-6 1B		0	0	0	0	0	0	0					
Hobie Landrith, L OBP: 0.400, SLG: 0.333 (2, 2)										2	1	1	0	2	1	3					
Inning Stats	R: 0 E: 0 K: 0 S: 2	H: 0 LOB: 0 BB: 1 P: 6	R: 0 E: 0 K: 2 S: 7	H: 0 LOB: 3 BB: 3 P: 19	R: 0 E: 0 K: 1 S: 5	H: 0 LOB: 1 BB: 2 P: 9	R: 0 E: 1 K: 1 S: 6	H: 0 LOB: 3 BB: 2 P: 14	R: 1 E: 0 K: 2 S: 8	H: 1 LOB: 2 BB: 2 P: 16	R: 0 E: 0 K: 1 S: 5	H: 0 LOB: 0 BB: 0 P: 5	R: 0 E: 0 K: 1 S: 6	H: 1 LOB: 1 BB: 1 P: 6	R: 0 E: 0 K: 1 S: 6	H: 1 LOB: 2 BB: 1 P: 10	1B: 4 2B: 1 3B: 0 HR: 0	SF: 0 SAC: 0 DP: 2 HBP: 0	WP: 0 PB: 0 CS: 0	PA: 43	
PITCHER	IP	WLS	BF	H	R	ER	SO	BB	IBB	HBP	BLK	WP	HR	S	P	ERA	WHIP				
Sammy Ellis, R ERA: 4.97 (1, 1)	5.0	W	27	1	3	3	6	11	0	0	0	0	0	28	72	5.40	2.400				
Moe Drabowsky, R ERA: 7.71 (6, 1)	4.0	S	16	4	0	0	3	1	0	0	0	0	0	21	25	0.00	1.250				

Batter	1	2	3	4	5	6	7	8	9	AB	R	H	RBI	BB	SO	LOB	BOTTOM					
Don Blasingame, L OBP: 0.385, SLG: 0.300 (1, 4)	4-0 1B E	0-0 2B 1B		0-0 1-3		0-3 K		0-0 F8		4	2	1	0	1	1	0	New York Mets @ Cincinnati Reds Crosley Field, Cincinnati, OH Tue Apr 24 1962, 6:05 PM EST Att: 5,027 - Unknown livebaseballscores.com					
Eddie Kasko, R OBP: 0.326, SLG: 0.387 (1, 5)	0-0 E WP	0-0 F9 1H 2B		0-0 L8		0-0 1B 2B		0-3 K		5	1	3	1	0	1	0						
Vada Pinson, L OBP: 0.387, SLG: 0.702 (1, 8)	0-0 E4 WP 1B	0-0 F9		0-0 HR		0-0 1B				4	2	2	2	0	0	2						
Frank Robinson, R OBP: 0.295, SLG: 0.275 (1, 9)	0-0 5-3	4-0 BB		0-0 F8		0-3 K				3	0	0	0	1	1	3						
Gordy Coleman, L OBP: 0.322, SLG: 0.370 (1, 3)	0-0 2B 1B	0-0 F7				0-0 G3		0-3 K		4	0	1	1	0	1	2						
Wally Post, R OBP: 0.404, SLG: 0.689 (1, 7)	0-0 1B 2B					0-0 2B		4-0 BB		3	2	3	1	1	0	0						
Johnny Edwards, L OBP: 0.333, SLG: 0.368 (1, 2)	0-0 1B			0-0 F7		0-0 L7		0-0 F7		4	0	1	1	0	0	2						
Leo Cardenas, R OBP: 0.286, SLG: 0.194 (1, 6)	0-0 F7			0-0 F7		0-0 1-3		0-0 5-3		4	0	0	0	0	0	3						
Sammy Ellis, L OBP: 0.200, SLG: 0.200 (1, 1)			0-3 K					0-3 K		2	0	0	0	0	1	0						
Moe Drabowsky, R ERA: 7.71 (6, 1)				0-0 F7		0-3 K			0-3 K	2	0	0	0	0	2	0						
Inning Stats	R: 4 E: 1 K: 0 S: 7	H: 4 LOB: 1 BB: 1 P: 11	R: 1 E: 0 K: 1 S: 7	H: 2 LOB: 2 BB: 1 P: 11	R: 1 E: 0 K: 0 S: 4	H: 1 LOB: 0 BB: 0 P: 4	R: 1 E: 0 K: 0 S: 4	H: 1 LOB: 0 BB: 0 P: 4	R: 0 E: 0 K: 3 S: 11	H: 2 LOB: 2 BB: 0 P: 11	R: 0 E: 0 K: 1 S: 5	H: 0 LOB: 1 BB: 1 P: 9	R: 0 E: 0 K: 2 S: 7	H: 0 LOB: 0 BB: 0 P: 7	1B: 5 2B: 4 3B: 0 HR: 2	SF: 0 SAC: 0 DP: 0 HBP: 0		WP: 1 PB: 0 CS: 0	PA: 38			
PITCHER	IP	WLS	BF	H	R	ER	SO	BB	IBB	HBP	BLK	WP	HR	S	P	ERA		WHIP				
Craig Anderson, R ERA: 3.18 (1, 1)	1.0	L	8	4	4	2	0	1	0	0	0	0	0	7	11	18.00		5.000				
Ray Daviault, R ERA: 9.0 (2, 1)	1.0		6	2	1	1	1	1	0	0	0	0	0	7	11	9.00		3.000				
Herb Motford, R ERA: 7.45 (3, 1)	3.0		12	3	2	2	0	0	0	0	0	0	2	12	12	6.00		1.000				
Ken MacKenzie, L ERA: 5.14 (6, 1)	2.0		9	2	0	0	4	1	0	0	0	0	0	16	20	0.00		1.500				
Clem Labine, R ERA: 11.25 (8, 1)	1.0		3	0	0	0	2	0	0	0	0	0	0	7	7	0.00	0.000					

Batter	1	2	3	4	5	6	7	8	9	AB	R	H	RBI	BB	SO	LOB	TOP			
Richie Ashburn, L OBP: 0.464, SLG: 0.391	0-0 1B 6-3		0-0 1B S			0-0 F5		0-0 P3		4	1	2	0	0	0	0	New York Mets @ Cincinnati Reds Crosley Field, Cincinnati, OH Wed Apr 25 1962, 6:05 PM EST Att: 5,563 - Unknown 			
Elio Chacon, R OBP: 0.455, SLG: 0.353	0-0 1B 1-3		0-3 K 1-2			4-0 BB		0-0 P4		3	0	1	0	1	1	1				
Gus Bell, L OBP: 0.238, SLG: 0.270	0-0 6-3			0-0 F8		0-0 F8		0-0 3-1		4	0	0	1	0	0	1				
Frank Thomas, R OBP: 0.308, SLG: 0.587	0-0 6-3			0-0 1B		0-0 1-3		0-0 E7		4	0	1	0	0	0	1				
Ed Bouchee, L OBP: 0.462, SLG: 0.650		0-0 4-3		0-0 P6		0-3 K2-3		0-3 K		4	0	0	0	0	2	2				
Charlie Neal, R OBP: 0.357, SLG: 0.395		0-3 K		0-3 K		0-0 1-3				3	0	0	0	0	2	1				
Don Zimmer, R OBP: 0.122, SLG: 0.077		0-0 6-3			0-0 F7		0-0 F8			3	0	0	0	0	0	0				
Chris Cannizzaro, R OBP: 0.136, SLG: 0.053			0-3 K		0-0 1-3			0-3 K2-3		3	0	0	0	0	2	0				
Bob Miller, R OBP: 0.122, SLG: 0.077			0-0 1-3		0-0 5-3			0-0 P6		1	0	0	0	0	0	0				
Bob Moorhead, R OBP: 0.122, SLG: 0.077										1	0	0	0	0	0	0				
Al Jackson, L OBP: 0.122, SLG: 0.077										0	0	0	0	0	0	0				
Jim Marshall, L OBP: 0.122, SLG: 0.077										1	0	0	0	0	0	0				
Sherman Jones, L OBP: 0.122, SLG: 0.077										0	0	0	0	0	0	0				
Inning Stats	R: 1 E: 0 K: 0 S: 4	H: 2 LOB: 0 BB: 0 P: 4	R: 0 E: 0 K: 1 S: 5	H: 0 LOB: 0 BB: 0 P: 5	R: 0 E: 0 K: 2 S: 8	H: 1 LOB: 1 BB: 0 P: 8	R: 0 E: 0 K: 1 S: 6	H: 1 LOB: 0 BB: 0 P: 6	R: 0 E: 0 K: 0 S: 3	H: 0 LOB: 0 BB: 0 P: 3	R: 0 E: 0 K: 0 S: 3	H: 0 LOB: 0 BB: 0 P: 7	R: 0 E: 0 K: 1 S: 5	H: 0 LOB: 0 BB: 0 P: 5	R: 0 E: 1 K: 1 S: 6	H: 0 LOB: 1 BB: 0 P: 6	1B: 4 2B: 0 3B: 0 HR: 0	SF: 0 SAC: 0 DP: 0 HBP: 0	WP: 0 PB: 0 SB: 1 CS: 0	PA: 32
PITCHER Bob Purkey, R ERA: 3.26	IP: 9.0 WLS: W BF: 32 H: 4 R: 1 ER: 1 SO: 7 BB: 1 IBB: 0 HBP: 0 BLK: 0 WP: 0 HR: 0 S: 45 P: 49 ERA: 1.00 WHIP: 0.556															PITCHER				

Batter	1	2	3	4	5	6	7	8	9	AB	R	H	RBI	BB	SO	LOB	BOTTOM			
Don Blasingame, L OBP: 0.408, SLG: 0.281	0-0 L8		1-0 1B 1B HBP		0-0 F8		4-0 1B E BB		4-0 G5-4 BB	2	2	0	0	2	0	0	New York Mets @ Cincinnati Reds Crosley Field, Cincinnati, OH Wed Apr 25 1962, 6:05 PM EST Att: 5,563 - Unknown 			
Eddie Kasko, R OBP: 0.324, SLG: 0.379	0-0 5-3		0-0 1B 1-3 G4-6-3 1B		0-0 F7		0-0 F9		0-0 G5-4 1-2	4	1	1	0	0	0	2				
Cliff Cook, R										1	0	0	0	0	0	1				
Vada Pinson, L OBP: 0.403, SLG: 0.710	0-0 2B		0-0 G4-6-3 1B 3H 1B		0-0 P4		0-0 E9 1H 3H 1B		0-0 4-3	5	1	3	2	0	0	1				
Frank Robinson, R OBP: 0.292, SLG: 0.259	0-0 5-3		0-0 G4-6-3 BB 1-2 BB		0-0 F7		0-0 F8			3	0	0	0	1	0	2				
Gordy Coleman, L OBP: 0.317, SLG: 0.362		0-0 F7		0-0 G4-6-3 1-2 3H 1B		0-0 1B		0-0 3-1		4	0	1	0	0	0	2				
Wally Post, R OBP: 0.426, SLG: 0.688		0-0 1-3 1B		0-0 1B 3H 1B		0-3 K		4-0 FC1-6 BB		3	1	2	1	1	1	1				
Johnny Edwards, L OBP: 0.347, SLG: 0.405		0-0 1-3 1B		0-0 1-3 1B		0-0 3B 2B		0-0 FC1-6 1-2		4	1	2	0	0	0	2				
Leo Cardenas, R OBP: 0.308, SLG: 0.286		0-0 2H 1B		0-0 F8		0-0 1B 2H 3B		0-0 5-3		4	1	2	2	0	0	3				
Bob Purkey, R OBP: 0.231, SLG: 0.167		0-3 K		0-0 F8		0-3 K		0-0 6-3		4	0	0	0	0	2	2				
Inning Stats	R: 0 E: 0 K: 0 S: 4	H: 1 LOB: 1 BB: 0 P: 4	R: 1 E: 0 K: 1 S: 7	H: 2 LOB: 1 BB: 0 P: 7	R: 3 E: 0 K: 0 S: 6	H: 4 LOB: 2 BB: 1 P: 11	R: 0 E: 0 K: 0 S: 3	H: 0 LOB: 0 BB: 0 P: 3	R: 0 E: 0 K: 1 S: 6	H: 1 LOB: 1 BB: 0 P: 6	R: 3 E: 1 K: 1 S: 8	H: 3 LOB: 1 BB: 1 P: 12	R: 0 E: 0 K: 0 S: 3	H: 0 LOB: 1 BB: 1 P: 7	R: 0 E: 0 K: 0 S: 3	H: 0 LOB: 1 BB: 1 P: 7	1B: 8 2B: 2 3B: 1 HR: 0	SF: 0 SAC: 0 DP: 1 HBP: 1	WP: 0 PB: 0 SB: 0 CS: 0	PA: 39
PITCHER Bob Miller, R ERA: 10.13	IP: 2.2 WLS: L BF: 15 H: 6 R: 4 ER: 4 SO: 4 BB: 1 IBB: 0 HBP: 0 BLK: 0 WP: 0 HR: 0 S: 15 P: 20 ERA: 13.50 WHIP: 2.625															PITCHER				
Bob Moorhead, R ERA: 4.85	IP: 3.0 WLS: L BF: 14 H: 4 R: 3 ER: 2 SO: 2 BB: 1 IBB: 0 HBP: 0 BLK: 0 WP: 0 HR: 0 S: 17 P: 21 ERA: 6.00 WHIP: 1.667															PITCHER				
Al Jackson, L ERA: 8.31	IP: 1.1 WLS: L BF: 6 H: 1 R: 0 ER: 0 SO: 0 BB: 1 IBB: 0 HBP: 0 BLK: 0 WP: 0 HR: 0 S: 5 P: 9 ERA: 0.00 WHIP: 1.500															PITCHER				
Sherman Jones, R ERA: 5.84	IP: 1.0 WLS: L BF: 4 H: 0 R: 0 ER: 0 SO: 0 BB: 1 IBB: 0 HBP: 0 BLK: 0 WP: 0 HR: 0 S: 3 P: 7 ERA: 0.00 WHIP: 1.000															PITCHER				

Batter	1	2	3	4	5	6	7	8	9	AB	R	H	RBI	BB	SO	LOB	TOP			
Tony Taylor, R (1,4) OBP: 0.365, SLG: 0.269	4-0 1B HR BB	0-0 4-3		0-3 K 1-2		0-0 F9		0-0 FC6-4		4	1	0	0	1	1	3				
Johnny Callison, L (1,9) OBP: 0.295, SLG: 0.302	0-0 HR 1B	0-0 S 1B			0-0 4-3		0-0 3-1		0-0 F3	5	1	2	0	0	0	0				
Tony Gonzalez, L (1,8) OBP: 0.362, SLG: 0.509	0-0 HR	0-3 K			0-0 CS 1B		0-0 4-3 1B		0-0 4-3	5	1	3	3	0	1	1				
Frank Torre, L (1,3) OBP: 0.375, SLG: 0.182	0-0 4-3		0-0 FC6-4 1B		4-0 1-2 BB		0-0 4-3		0-0 G3	4	0	1	0	1	0	1				
Wes Covington, L (1,7) OBP: 0.250, SLG: 0.256	0-3 K		0-3 K		0-3 K		4-0 BB			3	0	0	0	0	3	2				
Billy Klaus, L (6,5) OBP: 0.375, SLG: 0.091										0	0	0	0	1	0	0				
Don Demeter, R (1,5) OBP: 0.275, SLG: 0.500	0-0 HR		0-0 FC6-4 PO		0-0 HR		0-3 K			4	2	2	2	0	1	3				
Clay Dalrymple, L (1,2) OBP: 0.319, SLG: 0.579	0-0 FC6-4 1B		0-0 PO		0-0 HR		4-0 SH1-4 BB		0-0 L9	3	1	2	1	1	0	0				
Ruben Amaro, R (1,6) OBP: 0.327, SLG: 0.313	0-0 FC6-4		0-3 K		0-0 F5		0-0 5-3			4	0	0	0	0	1	2				
Jim Owens, R (1,1) Jack Hamilton, R (6,1) Frank Sullivan, R (6,1) Chris Short, R (6,1) Roy Sievers, R (6,PH) Billy Consolvo, R (6,PH) Ed Keegan, R (8,1)		0-0 1-4		0-0 CS 1B		0-0 SH1-4		4-0 FC6-4 BB		2	0	1	0	0	0	0				
Inning Stats	R: 4 E: 0 K: 1 S: 9	H: 4 LOB: 1 BB: 1 P: 13	R: 0 E: 0 K: 1 S: 6	H: 1 LOB: 1 BB: 0 P: 6	R: 0 E: 0 K: 1 S: 5	H: 1 LOB: 0 BB: 0 P: 5	R: 1 E: 0 K: 2 S: 8	H: 2 LOB: 1 BB: 0 P: 8	R: 0 E: 0 K: 1 S: 5	H: 1 LOB: 2 BB: 1 P: 10	R: 0 E: 0 K: 0 S: 3	H: 0 LOB: 1 BB: 0 P: 7	R: 0 E: 0 K: 0 S: 3	H: 0 LOB: 0 BB: 0 P: 3	1B: 7 2B: 1 3B: 0 HR: 4	SF: 0 SAC: 1 DP: 1 HBP: 0	WP: 0 PB: 0 SB: 1 CS: 2	PA: 41		
PITCHER	IP WLS BF H R ER SO BB IBB HBP BLK WP HR S P ERA WHIP																			
Jay Hook, R (1,1) ERA: 3.57	0.2	7	4	4	4	1	1	0	0	0	0	0	0	2	8	12	54.00	7.500		
Bob Miller, R (1,1) ERA: 7.3	4.1	16	5	1	1	5	1	0	0	0	0	1	25	29	2.08	1.385				
Dave Hillman, R (6,1) ERA: 9.64	1.0	5	1	1	1	0	1	0	0	0	1	4	8	9.00	2.000					
Roger Craig, R (7,1) ERA: 9.39	3.0	W 12	1	0	0	1	2	0	0	0	0	0	12	20	0.00	1.000				
Batter	1	2	3	4	5	6	7	8	9	AB	R	H	RBI	BB	SO	LOB	BOTTOM			
Richie Ashburn, L (1,8) OBP: 0.378, SLG: 0.313	0-0 CS 1B		0-0 P6		0-0 L5		0-0 3-1		0-0 HR	4	0	1	0	0	0	4				
Jim Hickman, R (8,8) OBP: 0.385, SLG: 0.583										1	1	1	1	0	0	0				
Elio Chacon, R (1,6) OBP: 0.387, SLG: 0.250	0-0 L8		0-0 F7		0-0 P4		0-0 F5		4-0 1B BB	3	0	0	0	0	0	3				
Ed Bouchee, L (6,PH) OBP: 0.464, SLG: 0.773										1	0	0	0	0	1					
Roger Craig, R (7,1) OBP: 0.375, SLG: 0.452	0-0 1-2									0	0	0	0	1	0	0				
Gus Bell, L (1,9) OBP: 0.231, SLG: 0.239	0-0 1B		0-0 4-1		0-0 HR BB		0-3 K		0-0 F9	4	1	1	0	1	1	1				
Frank Thomas, R (1,7) OBP: 0.371, SLG: 0.673	0-0 P6		0-0 FC5-4 1B		0-0 HR BB		0-0 5-3		0-0 1B	5	1	3	2	0	0	1				
Charlie Neal, R (1,4) OBP: 0.404, SLG: 0.604			0-0 HR		0-0 FC5-4 1-2		0-0 HR BB 1B		0-0 P4	5	2	3	2	0	0	3				
Gil Hodges, R (1,3) OBP: 0.348, SLG: 0.591			0-0 F7		0-3 K		0-0 HR BB		4-0 BB BB	3	1	1	1	1	1	1				
Felix Mantilla, R (1,5) OBP: 0.375, SLG: 0.452			0-0 F3		0-0 PB 1B		0-0 F7		4-0 1-2 2-3 BB	3	0	1	0	1	0	0				
Chris Cannizzaro, R (1,2) OBP: 0.200, SLG: 0.095			0-0 6-3		0-0 PB 1B		4-0 3-1 BB WP BB		0-3 K	2	0	1	0	1	0	0				
John DeMerit, R (6,PH) OBP: 0.286, SLG: 0.167					0-0 K		0-0 K			0	1	0	0	0	0	0				
Harry Chitt, R (7,2) OBP: 0.273, SLG: 0.364					0-3 K		4-0 1-2 WP BB		0-0 CS 1B	1	1	1	0	0	0	0				
Jay Hook, L (1,1) Bob Miller, R (1,1) Jim Marshall, L (6,PH) Dave Hillman, R (6,1) Sammy Taylor, L (6,PH) Rod Kanehl, R (6,PH) Ed Keegan, R (7,5)										0	0	0	0	0	0	0				
Inning Stats	R: 0 E: 0 K: 0 S: 4	H: 2 LOB: 1 BB: 0 P: 4	R: 1 E: 0 K: 0 S: 4	H: 1 LOB: 0 BB: 0 P: 4	R: 0 E: 0 K: 1 S: 5	H: 0 LOB: 0 BB: 0 P: 5	R: 0 E: 0 K: 1 S: 6	H: 1 LOB: 1 BB: 0 P: 6	R: 0 E: 0 K: 1 S: 7	H: 2 LOB: 2 BB: 0 P: 7	R: 6 E: 0 K: 0 S: 6	H: 3 LOB: 1 BB: 3 P: 18	R: 0 E: 0 K: 2 S: 8	H: 1 LOB: 3 BB: 2 P: 16	R: 1 E: 0 K: 0 S: 5	H: 3 LOB: 2 BB: 1 P: 9	1B: 8 2B: 0 3B: 0 HR: 5	SF: 0 SAC: 0 DP: 0 HBP: 0	WP: 2 PB: 1 SB: 0 CS: 2	PA: 41
PITCHER	IP WLS BF H R ER SO BB IBB HBP BLK WP HR S P ERA WHIP																			
Jim Owens, R (1,1) ERA: 5.79	5.0	23	8	4	4	3	1	0	0	0	0	3	28	32	7.20	1.800				
Jack Hamilton, R (6,1) ERA: 6.75	0.1	3	1	1	1	0	1	0	0	0	1	2	6	27.00	6.000					
Frank Sullivan, R (6,1) ERA: 7.45	0.1	L 2	0	0	0	0	1	0	0	0	0	1	5	0.00	3.000					
Chris Short, L (6,1) ERA: 2.45	1.1	7	1	2	2	2	2	0	0	0	1	0	9	13.50	2.250					
Ed Keegan, R (8,1) ERA: 3.0	1.0	6	3	1	1	0	1	0	0	0	1	5	9	9.00	4.000					

Philadelphia Phillies @ New York Mets
Polo Grounds, New York, NY
Sat Apr 28 1962, 3:33 AM EST
Att: 10,492 - Sunny

AB 34
R 6
H 11
RBI 6
BB 5
SO 7
LOB 12



Philadelphia Phillies @ New York Mets
Polo Grounds, New York, NY
Sat Apr 28 1962, 3:33 AM EST
Att: 10,492 - Sunny

AB 35
R 8
H 13
RBI 6
BB 6
SO 5
LOB 19



Batter	1	2	3	4	5	6	7	8	9	AB	R	H	RBI	BB	SO	LOB	TOP					
Tony Taylor, R OBP: 0.358, SLG: 0.268 (1, 4)	6-3		6-3		FC4-6			FC6-4 1B		4	0	1	0	0	0	2	Philadelphia Phillies @ New York Mets Polo Grounds, New York, NY Sun Apr 29 1962, 3:33 AM EDT Unknown					
Ted Savage, R OBP: 0.321, SLG: 0.174 (1, 7)	1-3		F9			6-3		FC6-4 G6-4-3		4	0	0	0	0	0	1						
Don Demeter, R OBP: 0.291, SLG: 0.500 (1, 5)	F9			CS 1B			FC5-4 1B	G6-4-3		4	0	2	0	0	0	1						
Roy Sievers, R OBP: 0.294, SLG: 0.122 (1, 3)		L4		K 1-2			F8		L7	4	0	0	0	0	1	2						
Jacke Davis, R OBP: 0.333, SLG: 0.429 (1, 9)				K			FC5-4 1-2		P6	4	0	1	0	0	1	1						
Tony Gonzalez, L OBP: 0.371, SLG: 0.509 (1, 8)		P6					1B	G5-4-3 1B	K	4	0	2	0	0	1	1						
Sammy White, R OBP: 0.231, SLG: 0.167 (1, 2)		BB					F8	G5-4-3 1-2		2	0	0	0	1	0	2						
Ruben Amaro, R OBP: 0.327, SLG: 0.333 (1, 6)		5-3					K			3	0	1	0	0	1	3						
Art Mahaffey, R OBP: 0.306, SLG: 0.125 (4, 1)							F8			1	0	0	0	0	0	0						
Frank Sullivan, R OBP: 0.240, SLG: 0.400 (5, Ph)								FC4-6 1-2		0	0	0	0	0	0	0						
Billy Conso, R OBP: 0.240, SLG: 0.400 (5, Ph)									P4	0	0	0	0	0	0	0						
Chris Short, L OBP: 0.240, SLG: 0.400 (5, Ph)										0	0	0	0	0	0	0						
Bobby Malkmus, R OBP: 0.240, SLG: 0.400 (7, Ph)										0	0	0	0	0	0	1						
Ed Keegan, R OBP: 0.240, SLG: 0.400 (7, Ph)										0	0	0	0	0	0	0						
Inning Stats	R: 0 E: 0 K: 0 S: 3	H: 0 LOB: 0 BB: 0 P: 3	R: 0 E: 0 K: 0 S: 4	H: 1 LOB: 2 BB: 1 P: 8	R: 0 E: 0 K: 0 S: 3	H: 0 LOB: 0 BB: 0 P: 3	R: 0 E: 0 K: 2 S: 7	H: 1 LOB: 0 BB: 0 P: 7	R: 0 E: 0 K: 1 S: 7	H: 2 LOB: 2 BB: 0 P: 7	R: 0 E: 0 K: 0 S: 4	H: 1 LOB: 1 BB: 0 P: 4	R: 0 E: 0 K: 0 S: 4	H: 2 LOB: 1 BB: 0 P: 4	R: 0 E: 0 K: 0 S: 3	H: 1 LOB: 0 BB: 0 P: 3	R: 0 E: 0 K: 1 S: 5	H: 0 LOB: 0 BB: 0 P: 5	1B: 6 2B: 2 3B: 1 HR: 0	SF: 0 SAC: 0 DP: 3 HBP: 0	WP: 0 PB: 0 SB: 0 CS: 1	PA: 33
PITCHER	IP WLS BF H R ER SO BB IBB HBP BLK WP HR S P ERA WHIP	9.0 W 33 8 0 0 4 1 0 0 0 0 0 40 44 0.00 1.000																				

Batter	1	2	3	4	5	6	7	8	9	AB	R	H	RBI	BB	SO	LOB	BOTTOM					
Jim Hickman, R OBP: 0.333, SLG: 0.647 (1, 8)	K		F7	HR	K			E5 BB		5	1	1	2	0	2	3	Philadelphia Phillies @ New York Mets Polo Grounds, New York, NY Sun Apr 29 1962, 3:33 AM EDT Unknown					
Elio Chacon, R OBP: 0.371, SLG: 0.250 (1, 6)	6-3		F7	3-1 S 1B			F9	BB BB BB 1-2 BB		4	0	1	0	1	0	1						
Gus Bell, L OBP: 0.232, SLG: 0.240 (1, 9)	F7			HBP 1B			G3		P3	4	1	1	0	0	0	1						
John DeMerit, R OBP: 0.250, SLG: 0.143 (7, 9)				3-1 HBP						1	0	0	0	0	0	2						
Frank Thomas, R OBP: 0.394, SLG: 0.719 (1, 7)		HR		SH HBP			F8			2	2	1	1	0	0	0						
Rod Kanehl, R OBP: 0.273, SLG: 0.364 (7, 7)				SH HBP	FC5-4 HBP					0	0	0	0	0	0	0						
Charlie Neal, R OBP: 0.382, SLG: 0.569 (1, 4)		K		SH HBP			K			3	1	0	0	0	2	2						
Gil Hodges, R OBP: 0.333, SLG: 0.538 (1, 3)		K		FC5-4 HBP			K			4	1	1	0	0	2	1						
Felix Mantilla, R OBP: 0.365, SLG: 0.435 (1, 5)		K		2-3 3-H HBP	FC5 4-3 1B		E5 1B		F8	4	1	1	1	0	1	1						
Sammy Taylor, L OBP: 0.304, SLG: 0.211 (1, 2)				1-3 3-H 1B	4-3 1B		G3		F8	4	0	1	1	0	0	3						
Al Jackson, L OBP: 0.304, SLG: 0.211 (1, 1)				SH3-4 1B	2-3 3-H HBP		K		F8	2	1	0	0	1	1	2						
Inning Stats	R: 0 E: 0 K: 1 S: 5	H: 0 LOB: 0 BB: 0 P: 5	R: 1 E: 0 K: 3 S: 10	H: 1 LOB: 0 BB: 0 P: 10	R: 0 E: 0 K: 0 S: 4	H: 1 LOB: 1 BB: 0 P: 4	R: 7 E: 3 K: 0 S: 9	H: 4 LOB: 2 BB: 1 P: 15	R: 0 E: 1 K: 2 S: 9	H: 1 LOB: 2 BB: 0 P: 9	R: 0 E: 0 K: 0 S: 3	H: 0 LOB: 0 BB: 0 P: 3	R: 0 E: 0 K: 2 S: 7	H: 0 LOB: 0 BB: 0 P: 7	R: 0 E: 1 K: 0 S: 4	H: 0 LOB: 2 BB: 1 P: 8	R: 0 E: 0 K: 0 S: 5	H: 0 LOB: 0 BB: 0 P: 5	1B: 5 2B: 0 3B: 0 HR: 2	SF: 0 SAC: 2 DP: 0 HBP: 2	WP: 1 PB: 0 SB: 1 CS: 0	PA: 39
PITCHER	IP WLS BF H R ER SO BB IBB HBP BLK WP HR S P ERA WHIP	3.1 L 19 5 8 7 4 1 0 1 0 0 0 3 4 0.00 1.500																				

Batter	1	2	3	4	5	6	7	8	9	AB	R	H	RBI	BB	SO	LOB	TOP					
Don Blasingame, L (1.4) OBP: 0.408, SLG: 0.297	0-0 1-3 1B		0-0 4-3		0-0 K2-3				0-0 4-3	5	0	2	0	0	1	0	<p>Cincinnati Reds @ New York Mets</p> <p>Polo Grounds, New York, NY</p> <p>Tue May 01 1962, 7:05 PM EDT</p> <p>Att: 5,959 - Unknown</p>					
Eddie Kasko, R (1.5) OBP: 0.393, SLG: 0.388	0-3 K			0-3 K	0-0 9-3		0-0 5-3		0-0 P6	5	0	0	0	0	2	2						
Vada Pinson, L (1.8) OBP: 0.352, SLG: 0.651	0-0 1-3			0-0 1B	0-3 K		0-0 F7			4	1	1	0	0	1	1						
Frank Robinson, R (1.9) OBP: 0.302, SLG: 0.315	0-0 F8			0-0 1B	0-3 K		4-0 BB			3	1	1	0	1	1	1						
Gordy Coleman, L (1.3)		0-0 3-1		0-0 1B	4-0 2B		0-0 F7			3	2	1	1	1	0	1						
Wally Post, R (1.7) OBP: 0.417, SLG: 0.667	0-0 L6			0-0 1B	0-0 2B		4-0 FC4-6			3	2	2	1	1	0	0						
Johnny Edwards, L (1.2) OBP: 0.362, SLG: 0.469	0-0 F7			0-0 1B	0-0 SF7		0-0 BB		0-0 FC4-6	3	0	1	2	0	0	1						
Leo Cardenas, R (1.6) OBP: 0.279, SLG: 0.296			0-0 F8	0-0 SF7	0-0 HR		0-0 G4-3		0-0 G4-3	2	1	0	1	1	0	1						
Joey Jay, S (1.1) OBP: 0.231, SLG: 0.417	0-3 K		0-0 F8		0-0 HR				0-3 K	4	1	1	3	0	2	1						
Inning Stats	R: 0 E: 0 K: 1 S: 6	H: 1 LOB: 1 BB: 0 P: 6	R: 0 E: 0 K: 0 S: 3	H: 0 LOB: 0 BB: 0 P: 3	R: 0 E: 0 K: 1 S: 5	H: 0 LOB: 0 BB: 0 P: 5	R: 4 E: 0 K: 1 S: 10	H: 5 LOB: 1 BB: 0 P: 10	R: 0 E: 0 K: 1 S: 5	H: 1 LOB: 0 BB: 0 P: 5	R: 4 E: 0 K: 2 S: 9	H: 2 LOB: 0 BB: 2 P: 17	R: 0 E: 0 K: 0 S: 3	H: 0 LOB: 1 BB: 1 P: 7	R: 0 E: 0 K: 0 S: 2	H: 0 LOB: 0 BB: 1 P: 6	R: 0 E: 0 K: 1 S: 5	H: 0 LOB: 0 BB: 0 P: 5	1B: 6 2B: 3 3B: 0 HR: 1	SF: 2 SAC: 0 DP: 2 HBP: 0	WP: 0 PB: 0 SB: 0 CS: 0	PA: 38
PITCHER	IP WLS BF H R ER SO BB IBB HBP BLK WP HR S P ERA WHIP	3.1 L 16 6 4 4 3 0 0 0 0 0 0 22 22 10.80 1.800	4.1 L 16 6 4 4 3 0 0 0 0 0 0 7 7 0.00 0.600	1.0 L 7 2 4 4 2 1 1 0 0 0 0 1 9 17 36.00 3.000	1.0 L 4 0 0 0 0 1 0 0 0 0 0 0 3 7 0.00 1.000	2.0 L 6 0 0 0 1 1 0 0 0 0 0 7 11 0.00 0.500	PITCHER										IP WLS BF H R ER SO BB IBB HBP BLK WP HR S P ERA WHIP					

AB	32
R	8
H	9
RBI	8
BB	4
SO	7
LOB	8



Batter	1	2	3	4	5	6	7	8	9	AB	R	H	RBI	BB	SO	LOB	BOTTOM					
Jim Hickman, R (1.8) OBP: 0.370, SLG: 0.667	0-0 F7		0-3 K		0-0 1B			0-0 HR		4	1	2	1	0	1	0	<p>Cincinnati Reds @ New York Mets</p> <p>Polo Grounds, New York, NY</p> <p>Tue May 01 1962, 7:05 PM EDT</p> <p>Att: 5,959 - Unknown</p>					
Elio Chacon, R (1.6) OBP: 0.295, SLG: 0.189	0-0 P6		0-3 K		0-0 G1-2-3		0-0 F9			4	0	0	0	0	1	3						
Gus Bell, L (1.9) OBP: 0.213, SLG: 0.218	0-0 3-1		0-3 K		0-0 F7		0-0 4-3			4	0	0	0	0	1	0						
Frank Thomas, R (1.7) OBP: 0.373, SLG: 0.697		0-0 HR		0-3 K		0-0 5-3		0-3 K		4	1	1	1	0	2	0						
Charlie Neal, R (1.4) OBP: 0.375, SLG: 0.525		0-0 G3		0-0 1B		0-0 F3		0-3 K		4	0	2	0	0	1	0						
Sammy Taylor, L (1.2) OBP: 0.250, SLG: 0.167		0-0 G3		0-0 1B		0-0 F7		0-0 F3		4	0	0	0	0	0	2						
Gil Hodges, R (1.3) OBP: 0.355, SLG: 0.500		0-0 5-3			0-0 F9		4-0 FC6-4		4-0 1B	2	0	0	0	2	0	1						
Felix Mantilla, R (1.5) OBP: 0.400, SLG: 0.442		1-0 HBP			0-0 1B		0-0 FC6-4		0-0 1B	3	0	2	0	0	0	1						
Jay Hook, L (1.1) OBP: 0.228, SLG: 0.286		0-3 K			0-0 1B		0-0 P6		0-0 6-3	1	0	0	0	0	1	2						
Inning Stats	R: 0 E: 0 K: 0 S: 3	H: 0 LOB: 0 BB: 0 P: 3	R: 1 E: 0 K: 1 S: 7	H: 2 LOB: 0 BB: 0 P: 8	R: 0 E: 0 K: 3 S: 9	H: 0 LOB: 0 BB: 0 P: 9	R: 0 E: 0 K: 1 S: 5	H: 1 LOB: 0 BB: 0 P: 5	R: 0 E: 0 K: 0 S: 5	H: 3 LOB: 2 BB: 0 P: 5	R: 0 E: 0 K: 0 S: 3	H: 0 LOB: 0 BB: 0 P: 3	R: 0 E: 1 K: 0 S: 3	H: 0 LOB: 1 BB: 1 P: 7	R: 1 E: 0 K: 1 S: 6	H: 1 LOB: 0 BB: 0 P: 6	R: 0 E: 0 K: 1 S: 6	H: 1 LOB: 2 BB: 1 P: 10	1B: 6 2B: 0 3B: 0 HR: 2	SF: 0 SAC: 0 DP: 2 HBP: 1	WP: 0 PB: 0 SB: 0 CS: 0	PA: 36
PITCHER	IP WLS BF H R ER SO BB IBB HBP BLK WP HR S P ERA WHIP	9.0 W 36 8 2 2 7 2 0 1 0 0 2 47 56 2.00 1.111	PITCHER										IP WLS BF H R ER SO BB IBB HBP BLK WP HR S P ERA WHIP									

AB	33
R	2
H	8
RBI	2
BB	2
SO	7
LOB	12



Batter	1	2	3	4	5	6	7	8	9	AB	R	H	RBI	BB	SO	LOB	TOP			
Jim Hickman, R (1,8) OBP: 0.389, SLG: 0.606										4	0	1	0	0	0	0	New York Mets @ Philadelphia Phillies Connie Mack Stadium, Philadelphia, PA Sat May 05 1962, 3:33 AM EDT Att: 7,993 - Sunny			
Felix Mantilla, R (1,6) OBP: 0.420, SLG: 0.450										3	0	1	0	1	0	0				
Charlie Neal, R (1,4) OBP: 0.347, SLG: 0.485										4	0	1	0	0	1	3				
Frank Thomas, R (1,7) OBP: 0.381, SLG: 0.703										4	1	1	0	0	2	3				
Sammy Taylor, L (1,2) OBP: 0.286, SLG: 0.172										2	0	1	0	1	0	0				
Elio Chacon, R (7, PR) OBP: 0.289, SLG: 0.184										1	0	0	0	0	0	0				
Gil Hodges, R (1,3) OBP: 0.300, SLG: 0.405										4	0	0	0	0	1	3				
Gus Bell, L (1,9) OBP: 0.230, SLG: 0.230										3	0	1	1	0	0	1				
Rod Kanehl, R (9, PR) OBP: 0.250, SLG: 0.333										0	0	0	0	0	0	0				
Don Zimmer, R (1,5) OBP: 0.115, SLG: 0.100										2	0	0	0	0	1	1				
Ed Bouchee, L (7, PH) OBP: 0.444, SLG: 0.643										1	0	0	0	0	0	1				
Harry Chiti, R (7,2) OBP: 0.600, SLG: 0.333										1	0	1	0	0	0	0				
Al Jackson, L (1,1)										2	0	0	0	0	1	0				
Jim Marshall, L (8, PH) OBP: 0.382, SLG: 0.645										1	0	0	0	0	0	0				
Craig Anderson, R (8,1)										0	0	0	0	0	0	0				
Inning Stats	R: 0 E: 0 K: 1 S: 6	H: 1 LOB: 1 BB: 0 P: 6	R: 0 E: 0 K: 0 S: 3	H: 0 LOB: 0 BB: 0 P: 3	R: 0 E: 0 K: 1 S: 5	H: 0 LOB: 0 BB: 0 P: 5	R: 0 E: 0 K: 0 S: 3	H: 0 LOB: 1 BB: 1 P: 7	R: 0 E: 0 K: 1 S: 5	H: 0 LOB: 1 BB: 1 P: 9	R: 1 E: 0 K: 0 S: 5	H: 2 LOB: 1 BB: 0 P: 5	R: 0 E: 0 K: 2 S: 9	H: 2 LOB: 2 BB: 0 P: 9	R: 0 E: 0 K: 1 S: 6	H: 2 LOB: 2 BB: 0 P: 6	1B: 6 2B: 1 3B: 0 HR: 0	SF: 1 SAC: 0 DP: 0 HBP: 0	WP: 0 PB: 0 SB: 0 CS: 0	PA: 35
PITCHER	IP WLS BF H R ER SO BB IBB HBP BLK WP HR S P ERA WHIP																			
Cal McLish, R (1,1) ERA: 4.71	7.1 W 28 4 1 1 3 2 0 0 0 0 0 0 32 40 1.23 0.818																			
Jack Baldschun, R (8,1) ERA: 2.63	1.2 S 7 3 0 0 3 0 0 0 0 0 0 0 13 13 0.00 1.800																			

AB	32
R	1
H	7
RBI	1
BB	2
SO	6
LOB	12



Batter	1	2	3	4	5	6	7	8	9	AB	R	H	RBI	BB	SO	LOB	BOTTOM	
Tony Taylor, R (1,4) OBP: 0.344, SLG: 0.276										4	1	1	0	0	0	0	New York Mets @ Philadelphia Phillies Connie Mack Stadium, Philadelphia, PA Sat May 05 1962, 3:33 AM EDT Att: 7,993 - Sunny	
Johnny Callison, L (1,7) OBP: 0.333, SLG: 0.403										4	0	1	0	0	0	0		
Ted Savage, R (1,8) OBP: 0.289, SLG: 0.243										4	0	0	1	0	1	1		
Don Demeter, R (1,5) OBP: 0.307, SLG: 0.522										2	0	0	0	1	0	1		
Mel Roach, R (1,3) OBP: 0.400, SLG: 0.417										3	0	1	0	0	0	2		
Billy Console, R (7, PR) OBP: 0.400, SLG: 0.400										0	1	0	0	0	0	0		
Frank Torre, L (8,3) OBP: 0.448, SLG: 0.435										0	0	0	0	0	0	0		
Jacks Davis, R (1,9) OBP: 0.385, SLG: 0.455										3	0	1	1	0	0	1		
Clay Dalrymple, L (1,2) OBP: 0.306, SLG: 0.545										3	0	0	0	0	0	2		
Ruben Amaro, R (1,6) OBP: 0.351, SLG: 0.343										1	0	1	0	2	0	0		
Cal McLish, S (1,1) OBP: 0.111, SLG: 0.111										3	0	0	0	0	1	4		
Jack Baldschun, R (8,1) ERA: 3.72										0	0	0	0	0	0	0		
Inning Stats	R: 1 E: 0 K: 0 S: 5	H: 2 LOB: 1 BB: 0 P: 5	R: 0 E: 0 K: 1 S: 6	H: 1 LOB: 1 BB: 0 P: 6	R: 0 E: 0 K: 0 S: 3	H: 0 LOB: 0 BB: 0 P: 3	R: 0 E: 0 K: 0 S: 2	H: 0 LOB: 0 BB: 1 P: 6	R: 0 E: 0 K: 0 S: 3	H: 0 LOB: 0 BB: 0 P: 3	R: 1 E: 0 K: 0 S: 5	H: 2 LOB: 2 BB: 1 P: 9	R: 0 E: 0 K: 1 S: 5	H: 0 LOB: 0 BB: 0 P: 5	1B: 3 2B: 3 3B: 0 HR: 0	SF: 0 SAC: 0 DP: 2 HBP: 0	WP: 0 PB: 0 SB: 1 CS: 0	PA: 30
PITCHER	IP WLS BF H R ER SO BB IBB HBP BLK WP HR S P ERA WHIP																	
Al Jackson, L (1,1) ERA: 4.34	7.0 L 27 5 2 2 1 2 1 0 0 0 0 0 26 38 2.57 1.000																	
Craig Anderson, R (8,1) ERA: 3.72	1.0 3 0 0 0 1 0 0 0 0 0 0 0 5 5 0.00 0.000																	

AB	27
R	2
H	5
RBI	2
BB	3
SO	2
LOB	11



Batter	1	2	3	4	5	6	7	8	9	10	11	12	AB	R	H	RBI	BB	SO	LOB	TOP								
Jim Hickman, R OBP: 0.381, SLG: 0.541 (1.8)													4	1	0	0	2	3	6									
Felix Mantilla, R OBP: 0.395, SLG: 0.433 (1.6)													7	1	1	0	0	0	6									
Charlie Neal, R OBP: 0.359, SLG: 0.493 (1.4)														5	0	2	1	1	0	3								
Frank Thomas, R OBP: 0.367, SLG: 0.696 (1.7)													5	1	1	1	0	2	4									
Ed Bouchee, L OBP: 0.450, SLG: 0.613 (8, PR)													3	0	1	1	1	0	0									
Rod Kanehi, R OBP: 0.286, SLG: 0.357 (8.5)													2	2	1	0	0	0	2									
Gus Bell, L OBP: 0.230, SLG: 0.219 (1.9)													3	1	0	0	2	0	3									
Don Zimmer, R OBP: 0.127, SLG: 0.096 (8, PH)													2	1	0	0	1	1	0									
Jim Marshall, L OBP: 0.400, SLG: 0.656 (8.1)													1	0	1	1	0	0	0									
Craig Anderson, R (8.1)													0	0	0	0	0	0	0									
Elio Chacon, R OBP: 0.283, SLG: 0.179 (12, PH)													1	0	0	0	0	0	2									
Roger Craig, R (12.1)													0	0	0	0	0	0	0									
Hobie Landrith, L OBP: 0.455, SLG: 0.556 (7, PR)													2	0	1	1	1	0	0									
John DeMerit, R OBP: 0.250, SLG: 0.143 (7, PR)													0	0	0	0	0	0	0									
Sammy Taylor, L OBP: 0.289, SLG: 0.161 (7.2)													2	0	0	0	1	0	3									
Bob Moorhead, R OBP: 0.290, SLG: 0.360 (7, PR)													1	0	0	0	1	0	1									
Bob Miller, R (7.1)													0	0	0	0	0	0	0									
Ken MacKenzie, R (7.1)													0	0	0	0	0	0	0									
Gil Hodges, R OBP: 0.326, SLG: 0.410 (8.3)													2	0	1	2	1	0	2									
Inning Stats	R: 1 E: 0 K: 0 S: 5	H: 2 LOB: 2 BB: 1 P: 9	R: 0 E: 0 K: 1 S: 5	H: 0 LOB: 0 BB: 1 P: 9	R: 0 E: 0 K: 1 S: 5	H: 0 LOB: 0 BB: 0 P: 5	R: 0 E: 0 K: 1 S: 5	H: 0 LOB: 0 BB: 1 P: 6	R: 0 E: 0 K: 0 S: 2	H: 0 LOB: 0 BB: 1 P: 6	R: 1 E: 0 K: 0 S: 4	H: 1 LOB: 1 BB: 1 P: 8	R: 1 E: 0 K: 0 S: 4	H: 1 LOB: 2 BB: 2 P: 12	R: 2 E: 1 K: 0 S: 6	H: 2 LOB: 2 BB: 0 P: 6	R: 0 E: 0 K: 0 S: 3	H: 0 LOB: 2 BB: 2 P: 11	R: 0 E: 0 K: 1 S: 5	H: 0 LOB: 2 BB: 2 P: 13	R: 0 E: 0 K: 1 S: 5	H: 1 LOB: 1 BB: 0 P: 5	R: 2 E: 0 K: 1 S: 7	H: 2 LOB: 2 BB: 2 P: 15	1B: 5 2B: 4 3B: 1 HR: 0	SF: 1 SAC: 3 DP: 2 HBP: 0	WP: 1 PB: 0 SB: 1 CS: 1	PA: 56
PITCHER	IP WLS BF H R ER SO BB IBB HBP BLK WP HR S P ERA WHIP	6.0 1.0 4.1 0.2	27 6 21 3	6 1 3 1	3 2 2 0	3 1 2 0	3 0 2 0	3 0 2 0	27 5 19 5	4 9 43 5	4.50 2.00 4.15 0.00	1.500 2.000 2.077 1.500																

New York Mets @ Philadelphia Phillies

Connie Mack Stadium, Philadelphia, PA

Sun May 06 1962, 3:33 AM EDT
Att: 28,215 - Sunny

AB 40
R 7
H 9
RBI 7
BB 12
SO 6
LOB 32



Batter	1	2	3	4	5	6	7	8	9	10	11	12	AB	R	H	RBI	BB	SO	LOB	BOTTOM										
Tony Taylor, R OBP: 0.344, SLG: 0.272 (1.4)													5	1	1	0	1	1	1											
Ted Savage, R OBP: 0.314, SLG: 0.333 (10.7)													5	1	2	2	1	0	0											
Johnny Callison, L OBP: 0.361, SLG: 0.409 (1.9)													4	1	2	0	1	2	2											
Wes Covington, L OBP: 0.283, SLG: 0.296 (7, PR)													4	0	0	0	0	0	4											
Billy Klaus, L OBP: 0.333, SLG: 0.077 (8.5)													2	0	0	0	0	0	1											
Art Mahaffey, R OBP: 0.250, SLG: 0.100 (12.1)													0	0	0	0	0	0	0											
Clay Dalrymple, L OBP: 0.400, SLG: 0.567 (1.2)													5	0	2	1	0	0	2											
Don Demeter, R OBP: 0.321, SLG: 0.528 (8.7)													5	1	2	0	1	0	2											
Frank Torre, L OBP: 0.424, SLG: 0.407 (7.1)													4	0	1	1	0	0	3											
Jackie Davis, R OBP: 0.357, SLG: 0.417 (12.8)													1	0	0	0	0	1	1											
Ruben Amaro, R OBP: 0.354, SLG: 0.338 (11.2)													4	1	1	0	1	0	1											
Roy Sievers, R OBP: 0.296, SLG: 0.111 (12, PH)													1	0	0	0	0	1	1											
Jack Hamilton, R OBP: 0.424, SLG: 0.091 (7.1)													3	0	0	0	0	2	4											
Bobby Locke, R OBP: 0.200, SLG: 0.200 (8.1)													0	0	0	0	0	0	0											
Jack Baldschun, R (8.1)													1	0	0	0	0	0	1											
Mel Roach, R OBP: 0.353, SLG: 0.357 (8.3)													2	0	0	0	0	1	0											
Inning Stats	R: 0 E: 0 K: 1 S: 6	H: 1 LOB: 1 BB: 0 P: 6	R: 0 E: 0 K: 0 S: 3	H: 0 LOB: 0 BB: 0 P: 3	R: 2 E: 0 K: 1 S: 7	H: 2 LOB: 2 BB: 1 P: 12	R: 1 E: 0 K: 0 S: 5	H: 2 LOB: 1 BB: 0 P: 6	R: 0 E: 0 K: 1 S: 5	H: 0 LOB: 0 BB: 0 P: 5	R: 0 E: 0 K: 1 S: 6	H: 1 LOB: 2 BB: 1 P: 10	R: 2 E: 1 K: 0 S: 5	H: 1 LOB: 2 BB: 2 P: 13	R: 0 E: 0 K: 1 S: 6	H: 1 LOB: 2 BB: 0 P: 10	R: 0 E: 0 K: 0 S: 4	H: 1 LOB: 1 BB: 0 P: 4	R: 0 E: 0 K: 1 S: 5	H: 0 LOB: 0 BB: 0 P: 5	R: 0 E: 0 K: 0 S: 3	H: 1 LOB: 0 BB: 0 P: 3	R: 0 E: 0 K: 2 S: 6	H: 1 LOB: 1 BB: 0 P: 8	1B: 6 2B: 5 3B: 1 HR: 0	SF: 1 SAC: 0 DP: 1 HBP: 1	WP: 2 PB: 1 SB: 2 CS: 0	PA: 53		
PITCHER	IP WLS BF H R ER SO BB IBB HBP BLK WP HR S P ERA WHIP	6.0 0.2 4.0 0.1	27 6 15 0	6 3 0 0	3 1 0 0	0 0 0 0	0 0 0 0	0 0 0 0	0 0 0 0	0 0 0 0	0 0 0 0	0 0 0 0	0 0 0 0	4 12 22 8	4.50 13.50 0.00 0.00	1.333 4.500 1.000 1.000														

New York Mets @ Philadelphia Phillies

Connie Mack Stadium, Philadelphia, PA

Sun May 06 1962, 3:33 AM EDT
Att: 28,215 - Sunny

AB 46
R 5
H 11
RBI 4
BB 5
SO 8
LOB 23



Batter	1	2	3	4	5	6	7	8	9	AB	R	H	RBI	BB	SO	LOB	TOP										
Jim Hickman, R (1,8) OBP: 0.391, SLG: 0.513	4-0 G5-4-3 BB		0-3 K			0-3 K2-3	4-0 E BB		0-0 SH3-4	2	1	0	0	2	2	1											
Felix Mantilla, R (1,6) OBP: 0.395, SLG: 0.423	0-0 G5-4-3		0-0 1-3			4-0 E BB	0-0 E9 1B		0-3 K	4	1	1	1	1	1	3											
Charlie Neal, R (1,4) OBP: 0.349, SLG: 0.474	0-0 1-3			0-0 4-3		0-0 E 1B	0-0 F8		0-0 1-3	5	0	1	0	0	0	2											
Frank Thomas, R (1,7) OBP: 0.372, SLG: 0.679		0-0 5-3		4-0 G4-6-3 BB		0-0 E7 6-3		4-0 1B BB		2	0	0	0	2	0	1											
John DeMent, R (9,7) OBP: 0.250, SLG: 0.143										0	0	0	0	0	0	0											
Ed Bouchee, L (1,3) OBP: 0.409, SLG: 0.543		0-0 E7		0-0 G4-6-3 BB		0-0 6-3		0-3 K		4	0	0	0	0	1	4											
Gil Hodges, R (8,3) OBP: 0.326, SLG: 0.410										0	0	0	0	0	0	0											
Cliff Cook, R (1,5) OBP: 0.311, SLG: 0.111		0-3 K				0-0 F8		0-0 5-3		4	0	1	0	0	1	3											
Elio Chacon, R (8,6) OBP: 0.283, SLG: 0.179										0	0	0	0	0	0	0											
Gus Bell, L (1,9) OBP: 0.231, SLG: 0.221		0-0 4-1				0-0 4-3		0-0 CS 1B	0-0 FC3-2-5	4	0	1	0	0	0	3											
Sammy Taylor, L (1,2) OBP: 0.310, SLG: 0.200								0-0 P6	0-0 F8	4	0	2	0	0	0	3											
Jay Hook, L (1,1) OBP: 0.400, SLG: 0.333			0-0 SH1-4 1B			0-0 1-3		4-0 BB 1B	0-0 WP SH3-4 1B	2	1	1	0	1	0	1											
Inning Stats	R: 0 E: 0 K: 0 S: 2	H: 0 LOB: 0 BB: 1 P: 6	R: 0 E: 1 K: 1 S: 6	H: 0 LOB: 1 BB: 0 P: 6	R: 0 E: 0 K: 1 S: 6	H: 1 LOB: 1 BB: 0 P: 6	R: 0 E: 0 K: 0 S: 2	H: 0 LOB: 0 BB: 1 P: 6	R: 0 E: 0 K: 0 S: 4	H: 1 LOB: 1 BB: 0 P: 4	R: 1 E: 1 K: 1 S: 7	H: 1 LOB: 2 BB: 1 P: 11	R: 2 E: 1 K: 0 S: 4	H: 2 LOB: 1 BB: 2 P: 12	R: 0 E: 0 K: 1 S: 6	H: 1 LOB: 2 BB: 1 P: 10	R: 0 E: 0 K: 1 S: 6	H: 1 LOB: 1 BB: 0 P: 6	1B: 7 2B: 0 3B: 0 HR: 0	SF: 0 SAC: 2 DP: 2 HBP: 0	WP: 1 PB: 0 SB: 0 CS: 1	PA: 39					
PITCHER	IP	WLS	BF	H	R	ER	SO	BB	IBB	HBP	BLK	WP	HR	S	P	ERA	WHIP										
Don Cardwell, R (1,1) ERA: 6.94	5.1		21	3	1	0	3	3	0	0	0	0	0	24	36	0.00	1.125										
Bob Anderson, R (6,1) ERA: 5.21	2.0	L	12	3	2	1	1	3	0	0	0	0	0	11	23	4.50	3.000										
Barney Schultz, R (8,1) ERA: 5.4	0.2		2	0	0	0	0	0	0	0	0	0	0	2	2	0.00	0.000										
Glen Hobbie, R (9,1) ERA: 6.25	1.0		4	1	0	0	1	0	0	0	0	1	0	6	6	0.00	1.000										

New York Mets @ Chicago Cubs
Wrigley Field, Chicago, IL
Tue May 08 1962, 3:33 AM CDT
Att. 1,369 - Overcast - 48 F

AB 31
R 3
H 7
RBI 1
BB 6
SO 5
LOB 21



Batter	1	2	3	4	5	6	7	8	9	AB	R	H	RBI	BB	SO	LOB	BOTTOM										
Lou Brock, L (1,8) OBP: 0.313, SLG: 0.453	0-0 WP SF8 1B		0-0 G4-6-3			0-0 F7		0-0 G3		4	1	1	0	0	0	1											
Ron Santo, R (1,5) OBP: 0.292, SLG: 0.390	0-0 F7			0-0 5-3		4-0 FC3-6 BB		0-0 FC3-6 1B		3	0	1	0	1	0	1											
Billy Williams, L (1,7) OBP: 0.381, SLG: 0.600	0-0 SF8			0-0 3-1		0-0 FC3-6		0-0 FC3-6 1B		3	0	0	1	0	0	2											
George Altman, L (1,9) OBP: 0.327, SLG: 0.344	0-0 6-3			0-0 FC6-4 1B		0-0 4-3		0-0 FC3-6 1B		4	0	1	0	0	0	2											
14 Ernie Banks, R (1,3) OBP: 0.278, SLG: 0.457		0-0 5-3		0-0 FC6-4		0-0 6-3		0-0 P4		4	0	0	0	0	0	2											
Andre Rodgers, R (1,6) OBP: 0.313, SLG: 0.387		0-3 K				0-3 K				2	0	0	0	0	2	0											
Daryl Robertson, R (7,6)										1	0	0	0	0	0	0											
Ken Hubbs, R (1,4) OBP: 0.271, SLG: 0.327		0-0 F9				0-0 2B		0-3 K		3	0	1	0	0	1	0											
Dick Bertell, R (1,2) OBP: 0.355, SLG: 0.321										2	0	0	0	0	0	1											
Bob Will, L (8, PH) OBP: 0.421, SLG: 0.333										1	0	0	0	0	0	0											
Moe Thacker, R (9,2) OBP: 0.345, SLG: 0.308										0	0	0	0	0	0	0											
Don Cardwell, R (1,1) OBP: 0.333, SLG: 0.200										1	0	0	0	1	0	1											
Bob Anderson, R (6,1)										0	0	0	0	0	0	0											
Barney Schultz, R (8,1)										0	0	0	0	0	0	0											
Moe Morhardt, L (8, PH) OBP: 0.231, SLG: 0.167										1	0	0	0	0	0	0											
Glen Hobbie, R (9,1) OBP: 0.400, SLG: 0.250										0	0	0	0	0	0	0											
Inning Stats	R: 1 E: 0 K: 0 S: 4	H: 1 LOB: 0 BB: 0 P: 4	R: 0 E: 0 K: 1 S: 5	H: 0 LOB: 0 BB: 0 P: 5	R: 0 E: 0 K: 0 S: 2	H: 0 LOB: 0 BB: 1 P: 6	R: 0 E: 0 K: 0 S: 4	H: 1 LOB: 1 BB: 0 P: 4	R: 0 E: 0 K: 1 S: 6	H: 1 LOB: 1 BB: 0 P: 6	R: 0 E: 0 K: 0 S: 3	H: 0 LOB: 0 BB: 1 P: 7	R: 0 E: 0 K: 1 S: 5	H: 0 LOB: 0 BB: 0 P: 5	R: 0 E: 0 K: 0 S: 3	H: 0 LOB: 0 BB: 0 P: 3	R: 0 E: 0 K: 0 S: 4	H: 1 LOB: 1 BB: 0 P: 4	1B: 3 2B: 1 3B: 0 HR: 0	SF: 1 SAC: 0 DP: 1 HBP: 0	WP: 1 PB: 0 SB: 1 CS: 0	PA: 32					
PITCHER	IP	WLS	BF	H	R	ER	SO	BB	IBB	HBP	BLK	WP	HR	S	P	ERA	WHIP										
Jay Hook, R (1,1) ERA: 3.6	9.0	W	32	4	1	1	3	2	0	0	0	1	0	36	44	1.00	0.667										

New York Mets @ Chicago Cubs
Wrigley Field, Chicago, IL
Tue May 08 1962, 3:33 AM CDT
Att. 1,369 - Overcast - 48 F

AB 29
R 1
H 4
RBI 1
BB 2
SO 3
LOB 10



Batter	1	2	3	4	5	6	7	8	9	AB	R	H	RBI	BB	SO	LOB	TOP										
Tommie Aaron, R OBP: 0.398, SLG: 0.390	5-3	1-3	FC4-6	FC4-6		E5		E5	E5 WP 2B	5	1	0	0	0	0	3											
Mike Krznich, R OBP: 0.100, SLG: 0.200 Howie Bedell, L OBP: 0.282, SLG: 0.247	K2-3		1-3	F9		K		K	K	5	0	0	0	0	3	4											
Mack Jones, L OBP: 0.429, SLG: 0.520	4-3		1B 1B	1B 1B		1B BB		E4 G5-4-3	2B 1B BB	3	2	1	0	2	0	0											
Hank Aaron, R OBP: 0.336, SLG: 0.469		1B 2B 1B	F2	F9		F9		G5-4-3	1B 2B	5	2	2	1	0	0	3											
Frank Bolling, R OBP: 0.376, SLG: 0.420		2B 1B 1B	1B	1B		G5-4-3 1B		P5	1B BB	4	2	3	0	1	0	0											
Del Crandall, R OBP: 0.396, SLG: 0.540		1B 2B	1B	G5-4-3		G5-4-3		6-3	1B	5	1	3	4	0	0	2											
Denis Menke, R OBP: 0.250, SLG: 0.220		P4	K	K		K		K	1B	5	0	1	1	0	3	4											
Roy McMillan, R OBP: 0.353, SLG: 0.292		2H 3H 1B	1B	FC4-6 1B		E BB			G3	3	0	2	2	2	0	1											
Bob Shaw, R OBP: 0.176, SLG: 0.125 Hank Fischer, R OBP: 0.667, SLG: 0.500	K	K	K	K		F8		1-3		4	0	0	0	0	2	4											
Inning Stats	R: 0 E: 0 K: 1 S: 5	H: 0 LOB: 0 BB: 0 P: 5	R: 3 E: 0 K: 1 S: 9	H: 4 LOB: 1 BB: 0 P: 9	R: 1 E: 0 K: 1 S: 8	H: 3 LOB: 2 BB: 0 P: 8	R: 0 E: 0 K: 1 S: 6	H: 1 LOB: 1 BB: 0 P: 6	R: 0 E: 0 K: 0 S: 3	H: 1 LOB: 1 BB: 1 P: 7	R: 0 E: 1 K: 2 S: 8	H: 0 LOB: 2 BB: 1 P: 12	R: 0 E: 1 K: 0 S: 3	H: 0 LOB: 0 BB: 0 P: 3	R: 0 E: 0 K: 1 S: 5	H: 0 LOB: 1 BB: 1 P: 9	R: 4 E: 1 K: 1 S: 8	H: 3 LOB: 1 BB: 2 P: 16	1B: 10 2B: 2 3B: 0 HR: 0	SF: 0 SAC: 0 DP: 2 HBP: 0	WP: 1 PB: 0 CS: 0	PA: 44					
PITCHER	IP	WLS	BF	H	R	ER	SO	BB	IBB	HBP	BLK	WP	HR	S	P	ERA	WHIP										
Al Jackson, L ERA: 4.74	9.0	L	44	12	8	6	8	5	0	0	0	1	0	55	75	6.00	1.889										

Milwaukee Braves @ New York Mets
Polo Grounds, New York, NY
Fri May 11 1962, 7:05 PM EDT
Att: 15,562 - Unknown

AB 39
R 8
H 12
RBI 8
BB 5
SO 8
LOB 21



Batter	1	2	3	4	5	6	7	8	9	AB	R	H	RBI	BB	SO	LOB	BOTTOM										
Jim Hickman, R OBP: 0.431, SLG: 0.605	K		HR		G5-4-3 BB			G5-4-3 1B	1B	4	1	3	2	1	1	0											
Felix Mantilla, R OBP: 0.395, SLG: 0.421	S 1B		P4		G5-4-3			F7	1B	5	0	2	0	0	0	2											
Charlie Neal, R OBP: 0.341, SLG: 0.450	4-0 1-2 BB		5-3		F8			G5-4-3	K	4	0	0	0	1	1	4											
Frank Thomas, R OBP: 0.357, SLG: 0.647	K		P5		K			5-3	5-3	4	0	0	0	0	2	2											
Gus Bell, L OBP: 0.232, SLG: 0.222	L3		P6		L9			1B 1B	1B 1B	4	1	1	0	0	0	2											
Mary Throneberry, L OBP: 0.353, SLG: 0.083		F5		BB BB	F5			1B 1B	1B 1B	3	1	1	0	1	0	0											
Cliff Cook, R OBP: 0.308, SLG: 0.417		SF7 3B		G4-6-3 BB	6-3			1B 1B	1B 1B	3	2	2	1	1	0	0											
Sammy Taylor, L OBP: 0.326, SLG: 0.237 Elio Chacon, R OBP: 0.293, SLG: 0.179		SF7		G4-6-3	FC6 1B			1B 1B	1B 1B	3	0	2	2	0	0	2											
Al Jackson, L Ed Bouchee, L OBP: 0.400, SLG: 0.528	F9			1-3	1-3			P6	P6	3	0	0	0	0	0	1											
Inning Stats	R: 0 E: 0 K: 2 S: 8	H: 1 LOB: 2 BB: 1 P: 12	R: 1 E: 0 K: 0 S: 4	H: 1 LOB: 0 BB: 0 P: 4	R: 1 E: 0 K: 0 S: 4	H: 1 LOB: 0 BB: 0 P: 4	R: 0 E: 0 K: 0 S: 2	H: 0 LOB: 2 BB: 1 P: 10	R: 0 E: 0 K: 0 S: 2	H: 0 LOB: 0 BB: 1 P: 6	R: 0 E: 0 K: 1 S: 5	H: 0 LOB: 0 BB: 0 P: 5	R: 0 E: 0 K: 0 S: 4	H: 1 LOB: 1 BB: 0 P: 4	R: 0 E: 0 K: 0 S: 3	H: 1 LOB: 0 BB: 0 P: 3	R: 3 E: 0 K: 1 S: 11	H: 6 LOB: 3 BB: 0 P: 11	1B: 9 2B: 0 3B: 1 HR: 1	SF: 1 SAC: 0 DP: 3 HBP: 0	WP: 0 PB: 0 CS: 0	PA: 39					
PITCHER	IP	WLS	BF	H	R	ER	SO	BB	IBB	HBP	BLK	WP	HR	S	P	ERA	WHIP										
Bob Shaw, R ERA: 2.36 Hank Fischer, R ERA: 3.0 Don Nottebart, R ERA: 1.84	8.1	W	34	8	5	3	3	4	0	0	0	0	0	4	4	0.00	9.000										
	0.1	S	1	0	0	0	1	0	0	0	0	0	0	3	3	0.00	0.000										

Milwaukee Braves @ New York Mets
Polo Grounds, New York, NY
Fri May 11 1962, 7:05 PM EDT
Att: 15,562 - Unknown

AB 34
R 5
H 11
RBI 5
BB 4
SO 4
LOB 15



Batter	1	2	3	4	5	6	7	8	9	AB	R	H	RBI	BB	SO	LOB	TOP					
Howie Bedell, L (1, 7) OBP: 0.268, SLG: 0.234	F7		3-1		F8			1-3		4	0	0	0	0	0	2	Milwaukee Braves @ New York Mets Polo Grounds, New York, NY Sat May 12 1962, 3:33 AM EDT Sunny					
Tommie Aaron, R (1, 3) OBP: 0.290, SLG: 0.365	5-3		K			P6		F2		4	0	0	0	0	1	1						
Mack Jones, L (1, 9) OBP: 0.415, SLG: 0.500	4-3			K		K		K		4	0	0	0	0	3	1						
Hank Aaron, R (1, 8) OBP: 0.342, SLG: 0.465		K		F7					4-3 BB	3	0	1	0	1	1	0						
Del Crandall, R (1, 2) OBP: 0.386, SLG: 0.574		HR		P5		1B		4-3		4	1	1	1	0	0	2						
Frank Bolling, R (1, 4) OBP: 0.381, SLG: 0.424							4-3	FC6-5-4		4	1	2	0	0	0	1						
Denis Menke, R (1, 5) OBP: 0.229, SLG: 0.200								1-3		4	0	0	0	0	1	3						
Roy McMillan, R (1, 6) OBP: 0.341, SLG: 0.280										3	0	0	0	0	2	2						
Warren Spahn, L (1, 1) OBP: 0.389, SLG: 0.500			G3							3	0	2	1	0	0	0						
Inning Stats	R: 0 E: 0 S: 3	H: 0 LOB: 0 BB: 0 P: 3	R: 1 E: 0 S: 9	H: 2 LOB: 1 BB: 0 P: 9	R: 0 E: 0 S: 5	H: 0 LOB: 0 BB: 0 P: 5	R: 0 E: 0 S: 5	H: 0 LOB: 0 BB: 0 P: 5	R: 1 E: 0 S: 7	H: 2 LOB: 1 BB: 0 P: 7	R: 0 E: 0 S: 6	H: 1 LOB: 1 BB: 0 P: 6	R: 0 E: 0 S: 5	H: 0 LOB: 0 BB: 0 P: 5	R: 0 E: 0 S: 6	H: 1 LOB: 1 BB: 0 P: 6	R: 0 E: 0 S: 3	H: 0 LOB: 1 BB: 1 P: 7	1B: 4 2B: 1 3B: 0 HR: 1	SF: 0 SAC: 0 DP: 0 HBP: 0	WP: 0 PB: 0 CS: 1	PA: 34
PITCHER	IP WLS BF H R ER SO BB IBB HBP BLK WP HR S P ERA WHIP																					
Roger Craig, R (1, 1) ERA: 8.49	7.0	26	5	2	2	7	0	0	0	0	0	1	40	40	2.57	0.714						
Craig Anderson, R (8, 1) ERA: 2.3	2.0	8	1	0	0	1	1	0	0	0	0	0	9	13	0.00	1.000						

AB	33
R	2
H	6
RBI	2
BB	1
SO	8
LOB	12



Batter	1	2	3	4	5	6	7	8	9	AB	R	H	RBI	BB	SO	LOB	BOTTOM					
Jim Hickman, R (1, 8) OBP: 0.418, SLG: 0.574	P4					K		5-3		4	0	1	0	0	1	0	Milwaukee Braves @ New York Mets Polo Grounds, New York, NY Sat May 12 1962, 3:33 AM EDT Sunny					
Elio Chacon, R (1, 6) OBP: 0.300, SLG: 0.209	K		G3			5-3 2B		L8 1B		4	1	2	0	0	1	1						
Felix Mantilla, R (1, 5) OBP: 0.389, SLG: 0.413	K				L7	5-3				4	0	1	0	0	1	1						
Frank Thomas, R (1, 7) OBP: 0.363, SLG: 0.652		K						L8		4	0	2	1	0	1	2						
Charlie Neal, R (1, 4) OBP: 0.326, SLG: 0.429		P4			P6	P7		P6		4	0	0	0	0	0	4						
Gil Hodges, R (1, 3) OBP: 0.340, SLG: 0.419					P9					4	0	2	0	0	0	1						
Rod Kanehl, R (8, FR) OBP: 0.286, SLG: 0.357									HR	0	1	0	0	0	0	0						
Harry Chiti, R (1, 2) OBP: 0.500, SLG: 0.333										3	0	1	0	0	0	1						
Richie Ashburn, L (7, PR) OBP: 0.400, SLG: 0.303	4-3					L8			K	0	0	0	0	0	0	0						
Craig Anderson, R (8, 1) OBP: 0.286, SLG: 0.385										0	0	0	0	0	0	0						
Cliff Cook, R (9, PH) OBP: 0.286, SLG: 0.385										1	0	0	0	0	1	1						
John DeMerit, R (1, 9) OBP: 0.182, SLG: 0.100										3	0	0	0	0	1	1						
Gus Bell, L (9, PH) OBP: 0.229, SLG: 0.219			K			F7		F9		1	0	0	0	0	0	1						
Roger Craig, R (1, 1)										2	0	0	0	0	1	0						
Ed Bouchee, L (7, PH) OBP: 0.391, SLG: 0.514										1	0	0	0	0	0	1						
Hobie Landrith, L (8, 2) OBP: 0.478, SLG: 0.737										1	1	1	2	0	0	0						
Inning Stats	R: 0 E: 0 S: 7	H: 0 LOB: 0 BB: 0 P: 7	R: 0 E: 0 S: 6	H: 1 LOB: 1 BB: 0 P: 6	R: 0 E: 0 S: 6	H: 1 LOB: 1 BB: 0 P: 6	R: 0 E: 0 S: 4	H: 1 LOB: 1 BB: 0 P: 4	R: 0 E: 0 S: 5	H: 0 LOB: 0 BB: 0 P: 5	R: 1 E: 0 S: 7	H: 2 LOB: 1 BB: 0 P: 7	R: 0 E: 0 S: 4	H: 1 LOB: 1 BB: 0 P: 4	R: 0 E: 0 S: 5	H: 2 LOB: 2 BB: 0 P: 5	R: 2 E: 0 S: 6	H: 2 LOB: 1 BB: 0 P: 6	1B: 8 2B: 1 3B: 0 HR: 1	SF: 0 SAC: 0 DP: 0 HBP: 0	WP: 0 PB: 0 CS: 0	PA: 36
PITCHER	IP WLS BF H R ER SO BB IBB HBP BLK WP HR S P ERA WHIP																					
Warren Spahn, L (1, 1) ERA: 4.44	8.2	36	10	3	3	7	0	0	0	0	0	1	50	50	3.12	1.154						

AB	36
R	3
H	10
RBI	3
BB	0
SO	7
LOB	14



Batter	1	2	3	4	5	6	7	8	9	AB	R	H	RBI	BB	SO	LOB	TOP						
Tommie Aaron, R OBP: 0.270, SLG: 0.343 (1, 7)	0-0 6-3		0-0 L8		0-0 SF9		0-3 K		0-0 1-3	4	0	0	1	0	1	1							
Mack Jones, L OBP: 0.422, SLG: 0.527 (1, 9)	0-0 4-3			4-0 SF7 BB	0-0 HR			0-0 2B	0-0 3-1	4	3	2	1	1	0	1							
Hank Aaron, R OBP: 0.356, SLG: 0.515 (1, 8)	4-0 S BB			0-0 SF7 1-H	0-0 HR			0-0 SH3 2-H SF9 2B		2	2	2	4	1	0	0							
Joe Adcock, R OBP: 0.350, SLG: 0.419 (1, 3)	0-0 P4 1-2			0-3 K	0-3 K			0-0 SH3		3	0	0	0	0	2	1							
Frank Bolling, R OBP: 0.376, SLG: 0.420 (1, 4)		0-0 F7		0-0 FC6-4 1B		0-0 E5 G4-3		0-0 SF9		3	0	1	1	0	0	0							
Joe Torre, R OBP: 0.347, SLG: 0.302 (1, 2)		0-0 1-3		0-0 FC6-4 1-2		0-0 P3		0-0 1B		4	0	1	0	0	0	2							
Amado Samuel, R OBP: 0.063, SLG: 0.063 (1, 5)			0-3 K		0-0 F4	0-0 G4-3		0-0 F5		4	0	0	0	0	1	2							
Roy McMillan, R OBP: 0.359, SLG: 0.295 (1, 6)			0-0 1-3		0-0 1B SF9		0-0 G1-6-3		4-0 WP SH1-4 BB	3	1	2	0	1	0	0							
Carl Willey, R Tony Cloninger, R Jack Curtis, L Mike Krsnich, R Don Nottebart, R Del Grandall, R Hank Fischer, R (1, 1) (1, 1) (5, PH) (5, 1) (7, PH) (7, 1) (9, PH) (9, 1)			0-0 4-3		0-0 1-3 3B		0-0 1B		0-0 SH1-4	0	0	0	0	0	0	0							
Inning Stats	R: 0 E: 0 K: 0 S: 3	H: 0 LOB: 1 BB: 1 P: 7	R: 0 E: 0 K: 1 S: 5	H: 0 LOB: 0 BB: 0 P: 5	R: 0 E: 0 K: 1 S: 3	H: 0 LOB: 0 BB: 0 P: 3	R: 1 E: 1 K: 1 S: 6	H: 1 LOB: 1 BB: 1 P: 10	R: 4 E: 0 K: 1 S: 9	H: 4 LOB: 0 BB: 0 P: 9	R: 0 E: 1 K: 0 S: 3	H: 0 LOB: 0 BB: 0 P: 3	R: 0 E: 0 K: 1 S: 5	H: 1 LOB: 0 BB: 0 P: 5	R: 2 E: 0 K: 0 S: 6	H: 3 LOB: 1 BB: 0 P: 6	R: 0 E: 0 K: 0 S: 3	H: 0 LOB: 1 BB: 1 P: 7	1B: 5 2B: 2 3B: 1 HR: 1	SF: 3 SAC: 2 DP: 2 HBP: 0	WP: 1 PA: 38 PB: 0 SB: 1 CS: 0		
PITCHER	IP	WLS	BF	H	R	ER	SO	BB	IBB	HBP	BLK	WP	HR	S	P	ERA	WHIP					ERA	WHIP
Bob Moorhead, R ERA: 4.73	(1, 1)	5.0	22	5	5	4	3	2	0	0	0	0	1	26	34	7.20	1.400					0.00	0.000
Bob Miller, R ERA: 7.07	(6, 1)	1.0	3	0	0	0	0	0	0	0	0	0	0	3	3	0.00	0.000						
Ken MacKenzie, L ERA: 5.87	(7, 1)	1.0	5	3	2	2	1	0	0	0	0	0	0	7	7	18.00	3.000						
Dave Hillman, R ERA: 5.4	(8, 1)	1.0	4	1	0	0	0	0	0	0	0	0	0	4	4	0.00	1.000						
Vinegar Bend Mizell, L ERA: 4.98	(9, 1)	0.0	1	0	0	0	0	1	0	0	0	0	0	0	4	=	=						
Craig Anderson, R ERA: 2.16	(9, 1)	1.0	W	3	0	0	0	0	0	0	0	0	0	0	0	1	0	3	3	0.00	0.000		

Milwaukee Braves @ New York Mets
Polo Grounds, New York, NY
Sat May 12, 1962, 3:38 AM EDT
Att: 19,748 - Sunny

AB 30
R 7
H 9
RBI 7
BB 3
SO 4
LOB 8



Batter	1	2	3	4	5	6	7	8	9	AB	R	H	RBI	BB	SO	LOB	BOTTOM						
Jim Hickman, R OBP: 0.424, SLG: 0.620 (1, 8)	0-0 HR	0-0 F9		0-3 K		4-0 3B BB		0-0 SH3-4		3	2	1	1	1	1	3							
Elio Chacon, R OBP: 0.394, SLG: 0.304 (1, 6)	4-0 F8 1B BB	0-0 1-2 2-H 1B		4-0 1-2 2B BB		0-0 1-H 1B 3B		0-0 CS 1B		3	2	3	3	2	0	0							
Felix Mantilla, R OBP: 0.389, SLG: 0.424 (1, 5)	0-0 1-2 1B	0-0 1-3		0-0 1-H 2-H 2B		0-0 P6		0-0 L8		5	0	2	2	0	0	4							
Frank Thomas, R OBP: 0.355, SLG: 0.628 (1, 7)	0-0 P6		0-0 F5	0-3 K		0-0 FC5-4 1B		0-0 1-3		5	0	1	1	0	1	3							
Mary Throneberry, L OBP: 0.316, SLG: 0.071 Gil Hodges, R OBP: 0.360, SLG: 0.500 (1, 3) (5, PH) (6, 3)	0-0 F8		0-3 K		0-0 G2-6-3 1B	0-0 FC5-4		0-0 HR		2	0	0	0	0	1	2							
Gus Bell, L OBP: 0.230, SLG: 0.221 (1, 9)	0-0 F7		0-0 FC5-4 1B		0-0 G2-6-3		0-0 F7			4	0	1	0	0	0	3							
Charlie Neal, R OBP: 0.333, SLG: 0.425 (1, 4)		0-0 CS 1B	0-0 FC5-4		4-0 FC4-6 BB		0-3 K			3	0	1	0	1	1	1							
Hobie Landrith, L OBP: 0.481, SLG: 0.682 (1, 2)		4-0 SH 1B BB		0-0 FC1-6 1B		0-0 FC4-6		0-0 2-3		3	1	1	0	1	0	1							
Bob Moorhead, R Bob Miller, R Carl Goss, R Ken MacKenzie, R Dave Hillman, R Eli Chacon, R Rod Kazmaier, R Vinegar Bend Mizell, R Craig Anderson, R (1, 1) (1, 1) (1, 1) (1, 1) (1, 1) (1, 1) (1, 1) (1, 1) (1, 1) (1, 1)		0-0 SH 1B		0-0 FC1-6 2B		0-0 L8		4-0 SH3-4 1B BB		1	0	0	0	0	0	1							
Inning Stats	R: 1 E: 0 K: 0 S: 5	H: 2 LOB: 2 BB: 1 P: 9	R: 1 E: 0 K: 0 S: 5	H: 2 LOB: 2 BB: 1 P: 9	R: 0 E: 0 K: 1 S: 6	H: 1 LOB: 1 BB: 0 P: 6	R: 2 E: 0 K: 2 S: 9	H: 2 LOB: 1 BB: 1 P: 13	R: 0 E: 0 K: 0 S: 3	H: 1 LOB: 1 BB: 1 P: 7	R: 2 E: 0 K: 0 S: 5	H: 2 LOB: 1 BB: 1 P: 9	R: 0 E: 0 K: 1 S: 5	H: 0 LOB: 0 BB: 0 P: 5	R: 1 E: 0 K: 0 S: 3	H: 1 LOB: 1 BB: 1 P: 7	R: 0 E: 0 K: 0 S: 2	H: 1 LOB: 0 BB: 0 P: 2	1B: 8 2B: 1 3B: 1 HR: 2	SF: 0 SAC: 2 DP: 1 HBP: 0	WP: 0 PA: 41 PB: 0 SB: 0 CS: 2		
PITCHER	IP	WLS	BF	H	R	ER	SO	BB	IBB	HBP	BLK	WP	HR	S	P	ERA	WHIP					ERA	WHIP
Carl Willey, R ERA: 6.75	(1, 1)	0.0		3	2	1	1	0	0	0	0	0	0	23	31	6.75	1.750						
Tony Cloninger, R ERA: 6.75	(1, 1)	4.0	19	5	3	3	3	2	0	0	0	0	0	8	16	9.00	2.500						
Jack Curtis, L ERA: 3.38	(5, 1)	2.0	10	3	2	2	0	2	0	0	0	0	0	8	12	4.50	1.000						
Don Nottebart, R ERA: 2.16	(7, 1)	2.0	7	1	1	1	1	1	0	0	0	0	0	8	12	4.50	1.000						
Hank Fischer, R ERA: 3.96	(9, 1)	0.1	L	2	1	1	1	0	0	0	0	0	1	2	2	27.00	3.000						

Milwaukee Braves @ New York Mets
Polo Grounds, New York, NY
Sat May 12, 1962, 3:38 AM EDT
Att: 19,748 - Sunny

AB 33
R 8
H 12
RBI 8
BB 6
SO 4
LOB 19



Batter	1	2	3	4	5	6	7	8	9	AB	R	H	RBI	BB	SO	LOB	TOP					
Howie Bedell, L (1, 7) OBP: 0.276, SLG: 0.235										4	0	1	0	1	0	0	Milwaukee Braves @ New York Mets Polo Grounds, New York, NY Sun May 13 1962, 3:33 AM EDT Att: 13,447 - Sunny					
Mack Jones, L (1, 9) OBP: 0.421, SLG: 0.518										4	0	1	0	1	1	3						
Hank Aaron, R (1, 8) OBP: 0.358, SLG: 0.519										5	0	2	0	0	0	4						
Joe Adcock, R (1, 3) OBP: 0.333, SLG: 0.396										5	0	0	0	0	3	4						
Tommie Aaron, R (9, 3) OBP: 0.270, SLG: 0.343										0	0	0	0	0	0	0						
Del Crandall, R (1, 2) OBP: 0.393, SLG: 0.561										3	1	1	0	1	0	0						
Frank Bolling, R (1, 4) OBP: 0.381, SLG: 0.457										4	1	2	2	0	0	2						
Amado Samuel, R (1, 5) OBP: 0.050, SLG: 0.050										4	0	0	0	0	1	3						
Roy McMillan, R (1, 6) OBP: 0.375, SLG: 0.346										3	1	2	1	1	0	1						
Cecil Butler, R (1, 1)										4	0	0	0	0	3	3						
Inning Stats	R: 0 E: 0 K: 0 S: 3	H: 1 LOB: 0 BB: 0 P: 3	R: 0 E: 1 K: 1 S: 6	H: 0 LOB: 1 BB: 0 P: 6	R: 0 E: 0 K: 2 S: 8	H: 1 LOB: 2 BB: 1 P: 12	R: 0 E: 0 K: 1 S: 6	H: 1 LOB: 1 BB: 0 P: 6	R: 1 E: 0 K: 2 S: 10	H: 3 LOB: 2 BB: 0 P: 10	R: 0 E: 0 K: 0 S: 5	H: 0 LOB: 2 BB: 2 P: 13	R: 0 E: 0 K: 0 S: 4	H: 1 LOB: 1 BB: 0 P: 4	R: 2 E: 1 K: 0 S: 5	H: 2 LOB: 0 BB: 0 P: 5	R: 0 E: 0 K: 1 S: 5	H: 0 LOB: 1 BB: 1 P: 9	1B: 6 2B: 1 3B: 0 HR: 2	SF: 0 SAC: 0 DP: 2 HBP: 0	WP: 1 PB: 0 CS: 1	PA: 40
PITCHER	IP WLS BF H R ER SO BB IBB HBP BLK WP HR S P ERA WHIP																					
Jay Hook, R (1, 1) ERA: 3.55	8.0 L 36 9 3 3 7 3 0 0 0 1 2 47 59 3.38 1.500																					
Craig Anderson, R (9, 1) ERA: 2.04	1.0 4 0 0 0 1 1 0 0 0 0 0 5 9 0.00 1.000																					

Batter	1	2	3	4	5	6	7	8	9	AB	R	H	RBI	BB	SO	LOB	BOTTOM					
Jim Hickman, R (1, 8) OBP: 0.429, SLG: 0.623										3	2	1	0	1	1	0	Milwaukee Braves @ New York Mets Polo Grounds, New York, NY Sun May 13 1962, 3:33 AM EDT Att: 13,447 - Sunny					
Elio Chacon, R (1, 6) OBP: 0.373, SLG: 0.306										3	0	1	1	1	1	0						
Felix Mantilla, R (1, 5) OBP: 0.374, SLG: 0.404										4	0	0	0	0	1	3						
Frank Thomas, R (1, 7) OBP: 0.351, SLG: 0.612										4	0	1	1	0	1	0						
Mary Throneberry, L (1, 3) OBP: 0.304, SLG: 0.111										4	0	1	0	0	1	2						
Gus Bell, L (1, 9) OBP: 0.220, SLG: 0.210										4	0	0	0	0	0	2						
Charlie Neal, R (1, 4) OBP: 0.340, SLG: 0.429										4	0	2	0	0	0	1						
Hobie Landrith, L (1, 2) OBP: 0.452, SLG: 0.600										3	0	0	0	1	0	1						
Jay Hook, L (1, 1) OBP: 0.308, SLG: 0.250										3	0	0	0	0	1	4						
Craig Anderson, R (9, 1) Ed Bouchee, L (9, PH) OBP: 0.396, SLG: 0.500										0	0	0	0	0	0	0						
Inning Stats	R: 0 E: 0 K: 2 S: 7	H: 0 LOB: 0 BB: 0 P: 7	R: 0 E: 1 K: 1 S: 7	H: 1 LOB: 3 BB: 1 P: 11	R: 1 E: 0 K: 0 S: 3	H: 1 LOB: 2 BB: 2 P: 11	R: 0 E: 0 K: 1 S: 6	H: 1 LOB: 1 BB: 0 P: 6	R: 0 E: 0 K: 1 S: 5	H: 0 LOB: 0 BB: 0 P: 5	R: 0 E: 0 K: 0 S: 4	H: 1 LOB: 1 BB: 0 P: 4	R: 1 E: 0 K: 0 S: 5	H: 2 LOB: 1 BB: 0 P: 5	R: 0 E: 0 K: 1 S: 5	H: 0 LOB: 0 BB: 0 P: 5	R: 0 E: 0 K: 1 S: 5	H: 0 LOB: 0 BB: 0 P: 5	1B: 5 2B: 1 3B: 0 HR: 0	SF: 0 SAC: 0 DP: 1 HBP: 0	WP: 0 PB: 0 CS: 0	PA: 36
PITCHER	IP WLS BF H R ER SO BB IBB HBP BLK WP HR S P ERA WHIP																					
Cecil Butler, R (1, 1) ERA: 2.01	9.0 W 36 6 2 2 7 3 0 0 0 0 0 47 59 2.00 1.000																					



Batter	1	2	3	4	5	6	7	8	9	10	11	AB	R	H	RBI	BB	SO	LOB	TOP			
Lou Brock, L OBP: 0.322, SLG: 0.490 (1, 8)			E1 SF8 2B	F8			K		G3 1B		K	6	1	2	0	0	3	1				
Ken Hubbs, R OBP: 0.275, SLG: 0.353 (1, 4)	F8		SF8		1-3		5-3		G3 1-2			4	0	0	1	0	0	1				
Billy Williams, L OBP: 0.405, SLG: 0.623 (1, 7)	K		14 HR		FC6-4 BB		4-3		1-3			4	1	1	0	1	1	1				
14 Ernie Banks, R OBP: 0.306, SLG: 0.523 (1, 3)		1B SF7 1B	1H HR		K			E5 S 1B		F7		5	3	2	2	0	1	1				
George Altman, L OBP: 0.340, SLG: 0.457 (1, 9)		L4	4-3		FC6-4 1-2			F7 1-2		3-1		5	0	0	0	0	0	3				
Ron Santo, R OBP: 0.205, SLG: 0.376 (1, 5)		1B 1-2	1B				5-3		L3		K	5	0	2	0	0	1	1				
Cuno Barragan, R OBP: 0.349, SLG: 0.359 (1, 2)		1B 1-2 2-3	F8				F2		1B 2H			5	0	3	1	0	0	1				
Daryl Robertson, R OBP: 0.235, SLG: 0.143 (1, 6)		SF7		F5				F9			2B	3	0	0	1	1	1	2				
Dick Ellsworth, L OBP: 0.186, SLG: 0.116 Bob Miller, R OBP: 0.346, SLG: 0.203 Bob Anderson, R OBP: 0.188, SLG: 0.133 Moe Northard, L OBP: 0.188, SLG: 0.133 Don Elston, R OBP: 0.188, SLG: 0.133 Glen Hobbie, R OBP: 0.202, SLG: 0.250 (1, 1)	K		K				K		1-3		K	3	0	0	0	0	3	3				
Inning Stats	R: 0 E: 0 K: 2 S: 7	H: 0 LOB: 0 BB: 0 P: 7	R: 1 E: 0 K: 1 S: 8	H: 3 LOB: 2 BB: 0 P: 8	R: 3 E: 1 K: 1 S: 7	H: 4 LOB: 1 BB: 0 P: 7	R: 0 E: 0 K: 1 S: 5	H: 0 LOB: 0 BB: 0 P: 5	R: 0 E: 0 K: 1 S: 5	H: 0 LOB: 0 BB: 0 P: 5	R: 1 E: 1 K: 0 S: 5	H: 1 LOB: 1 BB: 0 P: 5	R: 0 E: 0 K: 0 S: 4	H: 1 LOB: 0 BB: 0 P: 4	R: 0 E: 0 K: 1 S: 5	H: 0 LOB: 0 BB: 0 P: 5	R: 0 E: 0 K: 3 S: 10	H: 1 LOB: 1 BB: 10 P: 10	1B: 7 2B: 2 3B: 0 HR: 1	SF: 2 SAC: 0 DP: 0 HBP: 0	WP: 0 PB: 0 SB: 1 CS: 0	PA: 46
PITCHER	IP 2.1	WLS 0.2	BF 4	H 2	R 1	ER 1	SO 0	BB 0	IBB 0	HBP 0	BLK 0	WP 0	HR 1	S 4	P 4	ERA 13.50	WHIP 3.000					
Al Jackson, L ERA: 5.13 (1, 1)																						
Dave Hillman, R ERA: 6.0 (3, 1)																						
Bob Miller, R ERA: 4.95 (4, 1)																						
Jay Hook, R ERA: 3.38 (10, 1)		W	7	1	0	0	4	0	0	0	0	0	0	15	15	0.00	0.500					

Chicago Cubs @ New York Mets
Polo Grounds, New York, NY
Wed May 16 1962, 3:33 AM EDT
Att: 3,273 - Unknown

AB	42
R	5
H	10
RBI	5
BB	2
SO	11
LOB	15



Batter	1	2	3	4	5	6	7	8	9	10	11	AB	R	H	RBI	BB	SO	LOB	BOTTOM							
Jim Hickman, R OBP: 0.387, SLG: 0.547 (1, 8)	6-3		6-3		K		6-3		1-3		SH1-4 1-2 2-3	5	0	0	1	0	1	3								
Elio Chacon, R OBP: 0.389, SLG: 0.322 (1, 6)	F8		HBP BB		FC1-4 2B 1B 1-2		F8			5-3		4	1	0	0	2	0	1								
Cliff Cook, R OBP: 0.333, SLG: 0.400 Richie Ashburn, L OBP: 0.415, SLG: 0.303 Felix Mantilla, R OBP: 0.376, SLG: 0.407 (1, 5)	L4		HBP		1B 2B		5-3			BB BB 1B		4	1	2	0	0	0	0								
Frank Thomas, R OBP: 0.364, SLG: 0.594 (1, 7)		5-3	L7		1B 2B		P6			BB BB 1B		4	0	1	2	1	0	3								
Gil Hodges, R OBP: 0.375, SLG: 0.540 (1, 3)		6-3		K	L7					BB BB 1B		4	1	1	1	1	1	1								
Charlie Neal, R OBP: 0.348, SLG: 0.410 (1, 4)		4-3		F9			G1-4-3 1B		5-3		K	5	0	1	0	0	1	3								
Harry Chitt, R OBP: 0.462, SLG: 0.364 Rod Kanehl, R OBP: 0.375, SLG: 0.400 Hobie Landrith, L OBP: 0.455, SLG: 0.577 (1, 2)			SH1-3 1B		F8		G1-4-3 1B				1B	4	1	2	0	0	0	1								
John DeMerit, R OBP: 0.313, SLG: 0.429 (1, 9)			HBP SH1-3 1B				HR		F9		SH1-4 1B BB	4	2	2	1	1	1	1								
Al Jackson, L ERA: 8.22 Dave Hillman, R ERA: 4.44 Bob Miller, R ERA: 1.96 Ed Boschman, L ERA: 4.63 Jay Hook, L ERA: 3.38 (1, 1)	SH1-3				FC1-4 1B				F7		F8	0	0	0	0	0	0	0								
Inning Stats	R: 0 E: 0 K: 0 S: 3	H: 0 LOB: 0 BB: 0 P: 3	R: 0 E: 0 K: 0 S: 3	H: 0 LOB: 0 BB: 0 P: 3	R: 1 E: 0 K: 0 S: 5	H: 2 LOB: 3 BB: 10 P: 10	R: 0 E: 0 K: 1 S: 5	H: 0 LOB: 0 BB: 0 P: 5	R: 3 E: 0 K: 1 S: 9	H: 4 LOB: 1 BB: 0 P: 9	R: 0 E: 0 K: 0 S: 3	H: 1 LOB: 0 BB: 0 P: 3	R: 0 E: 0 K: 0 S: 3	H: 0 LOB: 0 BB: 0 P: 3	R: 1 E: 0 K: 0 S: 4	H: 1 LOB: 0 BB: 0 P: 4	R: 0 E: 0 K: 1 S: 6	H: 1 LOB: 1 BB: 6 P: 6	R: 0 E: 0 K: 1 S: 6	H: 1 LOB: 3 BB: 2 P: 14	R: 1 E: 0 K: 0 S: 3	H: 2 LOB: 3 BB: 11 P: 11	1B: 9 2B: 1 3B: 0 HR: 2	SF: 0 SAC: 2 DP: 1 HBP: 1	WP: 0 PB: 0 SB: 0 CS: 0	PA: 48
PITCHER	IP 8.0	WLS 10	BF 33	H 8	R 5	ER 5	SO 2	BB 1	IBB 0	HBP 0	BLK 0	WP 0	HR 1	S 35	P 40	ERA 5.62	WHIP 1.125									
Dick Ellsworth, L ERA: 6.22 (9, 1)																										
Bob Anderson, R ERA: 4.44 (11, 1)																										
Don Elston, R ERA: 1.96 (11, 1)		L	3	1	1	1	0	1	0	0	0	0	0	2	6	27.00	6.000									
Glen Hobbie, R ERA: 7.44 (11, 1)																										

Chicago Cubs @ New York Mets
Polo Grounds, New York, NY
Wed May 16 1962, 3:33 AM EDT
Att: 3,273 - Unknown

AB	40
R	6
H	12
RBI	6
BB	5
SO	4
LOB	17



Batter	1	2	3	4	5	6	7	8	9	AB	R	H	RBI	BB	SO	LOB	TOP					
Jim Hickman, R (1, 8) OBP: 0.385, SLG: 0.530	4-0 FC4-6 BB		0-0 F9		0-0 SH5-4		0-0 FC6-4			2	0	0	0	1	0	2						
Elio Chacon, R (1, 6) OBP: 0.392, SLG: 0.306	0-0 F5		4-0 G6-4-3 BB		0-0 F7		0-0 5-3			3	0	0	0	1	0	2						
Charlie Neal, R (1, 4) OBP: 0.336, SLG: 0.394	0-0 FC4-6		0-0 G6-4-3		0-0 4-3			0-3 K		4	0	0	0	0	1	4						
Frank Thomas, R (1, 7) OBP: 0.360, SLG: 0.609	0-0 L7			0-0 HR				0-3 K		4	1	1	1	0	1	1						
Gil Hodges, R (1, 3) OBP: 0.367, SLG: 0.574		0-0 HR		0-0 E5 F8			0-0 F7		0-0 F8	4	1	1	1	0	0	0						
Felix Mantilla, R (1, 5) OBP: 0.371, SLG: 0.394		1-0 FC4-6 HBP		0-0 F2			0-0 F7		0-0 5-3	3	0	0	0	0	0	1						
Gus Bell, L (1, 9) OBP: 0.216, SLG: 0.198		0-0 FC4-6 L6-3		0-0 F8			0-0 L4		0-0 F8	4	0	0	0	0	0	2						
Hobie Landrith, L (1, 2) OBP: 0.444, SLG: 0.552		0-0 L6-3		0-0 5-3				0-0 FC6-4 1B		3	0	1	0	0	0	2						
Roger Craig, R (1, 1) OBP: 0.371, SLG: 0.394			1-0 BB HBP		0-0 E5 SH5-4		0-3 K			2	0	0	0	0	1	1						
Inning Stats	R: 0 E: 0 K: 0 S: 3	H: 0 LOB: 1 BB: 1 P: 7	R: 1 E: 0 K: 0 S: 3	H: 1 LOB: 0 BB: 0 P: 4	R: 0 E: 0 K: 0 S: 2	H: 0 LOB: 1 BB: 1 P: 7	R: 1 E: 1 K: 0 S: 5	H: 1 LOB: 1 BB: 0 P: 5	R: 0 E: 1 K: 0 S: 4	H: 0 LOB: 1 BB: 0 P: 4	R: 0 E: 0 K: 0 S: 3	H: 0 LOB: 0 BB: 0 P: 3	R: 0 E: 0 K: 1 S: 6	H: 1 LOB: 1 BB: 0 P: 6	R: 0 E: 0 K: 2 S: 7	H: 0 LOB: 0 BB: 0 P: 7	R: 0 E: 0 K: 0 S: 3	H: 0 LOB: 0 BB: 0 P: 3	1B: 1 2B: 1 3B: 0 HR: 2	SF: 0 SAC: 1 DP: 2 HBP: 2	WP: 0 PB: 0 CS: 0	PA: 34
PITCHER Warren Spahn, L (1, 1) ERA: 4.06	IP: 9.0 WLS: W BF: 34 H: 3 R: 2 ER: 2 SO: 3 BB: 2 IBB: 0 HBP: 2 BLK: 0 WP: 0 HR: 2 S: 36 P: 46 ERA: 2.00 WHIP: 0.556															PITCHER						

New York Mets @ Milwaukee Braves
Milwaukee County Stadium, Milwaukee, WI
Fri May 18 1962, 8:05 PM EDT
Att: 9,655 - Unknown

AB 29
R 2
H 3
RBI 2
BB 2
SO 3
LOB 15



Batter	1	2	3	4	5	6	7	8	9	AB	R	H	RBI	BB	SO	LOB	BOTTOM	
Howie Bedell, L (1, 7) OBP: 0.274, SLG: 0.253	0-0 S 1B		0-0 P6		0-0 6-3		0-0 F8			4	0	1	0	0	0	2		
Roy McMillan, R (1, 6) OBP: 0.381, SLG: 0.351	0-3 K		0-0 F7		0-0 5-3		0-0 HR		0-0 1B	4	1	1	0	0	1	1		
Mack Jones, L (1, 9) OBP: 0.411, SLG: 0.511	0-3 K		0-3 K		0-0 E 1B		0-0 HR		0-0 HR	4	1	2	2	0	2	1		
Eddie Mathews, L (1, 3) OBP: 0.352, SLG: 0.533	0-0 F8		0-3 K		0-0 1-3		0-0 HR		0-0 HR	4	1	1	1	0	1	2		
Tommie Aaron, R (9, 3) OBP: 0.290, SLG: 0.329										0	0	0	0	0	0	0		
Hank Aaron, R (1, 8) OBP: 0.355, SLG: 0.512		0-0 HR		0-0 L5		4-0 FC5-4 IBB		0-0 6-3		3	1	1	1	1	0	0		
Joe Torre, R (1, 2) OBP: 0.333, SLG: 0.280		0-0 5-3		0-0 6-3		0-0 FC5-4		0-3 K		4	0	0	0	0	1	2		
Frank Bolling, R (1, 4) OBP: 0.372, SLG: 0.425		0-0 1B E 1B		0-0 F8			0-0 E1		0-0 1B	4	1	2	0	0	0	0		
Denis Menke, R (1, 5) OBP: 0.250, SLG: 0.267		0-0 E8 1-H 1B		0-0 1-3			0-3 K		0-3 K	4	0	1	0	0	2	2		
Warren Spahn, L (1, 1) OBP: 0.333, SLG: 0.421		0-0 F9		0-0 F9			0-3 K			3	0	0	0	0	1	2		
Inning Stats	R: 0 E: 0 K: 2 S: 8	H: 1 LOB: 1 BB: 0 P: 8	R: 2 E: 1 K: 0 S: 6	H: 3 LOB: 1 BB: 0 P: 6	R: 0 E: 0 K: 2 S: 7	H: 0 LOB: 0 BB: 0 P: 7	R: 0 E: 0 K: 0 S: 3	H: 0 LOB: 0 BB: 0 P: 3	R: 0 E: 1 K: 0 S: 4	H: 1 LOB: 2 BB: 1 P: 8	R: 0 E: 1 K: 2 S: 8	H: 0 LOB: 1 BB: 0 P: 8	R: 3 E: 0 K: 2 S: 11	H: 4 LOB: 1 BB: 0 P: 11	1B: 6 2B: 0 3B: 0 HR: 3	SF: 0 SAC: 0 DP: 0 HBP: 0	WP: 0 PB: 0 CS: 0	PA: 35
PITCHER Roger Craig, R (1, 1) ERA: 6.82	IP: 8.0 WLS: L BF: 35 H: 9 R: 5 ER: 4 SO: 8 BB: 0 IBB: 1 HBP: 0 BLK: 0 WP: 0 HR: 3 S: 50 P: 54 ERA: 4.50 WHIP: 1.125															PITCHER		

New York Mets @ Milwaukee Braves
Milwaukee County Stadium, Milwaukee, WI
Fri May 18 1962, 8:05 PM EDT
Att: 9,655 - Unknown

AB 34
R 5
H 9
RBI 4
BB 1
SO 8
LOB 12



Batter	1	2	3	4	5	6	7	8	9	AB	R	H	RBI	BB	SO	LOB	TOP					
Jim Hickman, R (1, 8) OBP: 0.375, SLG: 0.507	0-0 6-3		4-0 BB		0-0 P3		0-0 P4		0-0 1B 2B	4	1	1	0	1	0	2	New York Mets @ Milwaukee Braves Milwaukee County Stadium, Milwaukee, WI Sun May 20 1962, 4:33 AM EDT Unknown					
Elio Chacon, R (1, 6) OBP: 0.400, SLG: 0.343	4-0		0-0 F8		0-0			0-0 2B 1B	3	2	2	0	1	0	1	0						
Ed Bouchee, L (9, PH) OBP: 0.393, SLG: 0.435	2B		BB		1-2 1B			1B	0	0	0	0	1	0	0	0						
Rod Kanehl, R (9, PR) OBP: 0.375, SLG: 0.400	BB							1B	0	1	0	0	0	0	0	0						
Cliff Cook, R (1, 5) OBP: 0.270, SLG: 0.343	0-3		0-3		0-0 5-3			1B	5	1	1	0	0	3	7	0						
Felix Mantilla, R (9, 6) OBP: 0.371, SLG: 0.394	K		K					1B	0	0	0	0	0	0	0	0						
Frank Thomas, R (1, 7) OBP: 0.370, SLG: 0.650	0-0 1-H				0-0 6-3			0-0 K	5	1	2	3	0	1	2	0						
Gil Hodges, R (1, 3) OBP: 0.385, SLG: 0.561	0-0 6-3				0-0 6-3			0-0 6-3	3	0	1	1	2	0	1	0						
Charlie Neal, R (1, 4) OBP: 0.336, SLG: 0.389		0-0 G6-4-3			0-0 FC3-6			0-0 F8	5	0	1	1	0	0	3	0						
Gus Bell, L (1, 9) OBP: 0.216, SLG: 0.192		0-0 F7			0-0 G3			0-0 F8	5	0	0	0	0	0	5	0						
Harry Chiti, R (1, 2) OBP: 0.412, SLG: 0.400		0-0 G6-4-3			0-0 F7			0-0	4	0	1	0	0	0	1	0						
Bob Miller, R (1, 1) OBP: 0.250, SLG: 0.250					0-0 F7			0-0	2	0	1	0	0	0	0	0						
John DeMerit, R (7, PH) OBP: 0.294, SLG: 0.400								0-0 F7	1	0	0	0	0	0	1	0						
Ken Mackenzie, R (7, 1)									0	0	0	0	0	0	0	0						
Richie Ashburn, L (9, PH) OBP: 0.442, SLG: 0.343								0-0 2B	1	1	1	0	0	0	0	0						
Craig Anderson, R (9, 1)								0-0 1B	0	0	0	0	0	0	0	0						
Inning Stats	R: 1 E: 0 K: 1 S: 6	H: 1 LOB: 1 BB: 1 P: 10	R: 0 E: 0 K: 0 S: 3	H: 1 LOB: 0 BB: 0 P: 3	R: 0 E: 0 K: 1 S: 5	H: 0 LOB: 1 BB: 1 P: 9	R: 0 E: 1 K: 0 S: 3	H: 0 LOB: 1 BB: 1 P: 7	R: 0 E: 0 K: 0 S: 5	H: 2 LOB: 2 BB: 0 P: 5	R: 0 E: 0 K: 1 S: 5	H: 0 LOB: 0 BB: 0 P: 5	R: 0 E: 0 K: 0 S: 4	H: 1 LOB: 1 BB: 0 P: 4	R: 2 E: 0 K: 0 S: 6	H: 3 LOB: 1 BB: 0 P: 6	R: 4 E: 1 K: 1 S: 9	H: 3 LOB: 2 BB: 2 P: 17	1B: 7 2B: 4 3B: 0 HR: 0	SF: 0 SAC: 0 DP: 1 HBP: 0	WP: 0 PB: 0 CS: 0	PA: 43
PITCHER	IP WLS BF H R ER SO BB IBB HBP BLK WP HR S P ERA WHIP																					
Jack Curtis, L (1, 1) ERA: 3.97	8.1	37	10	5	5	3	3	0	0	0	0	0	0	0	40	52	5.40	1.560				
Hank Fischer, R (9, 1) ERA: 3.72	0.1	L	4	1	0	0	1	2	0	0	0	0	0	0	4	12	0.00	9.000				
Don Nottebart, R (9, 1) ERA: 2.12	0.1		2	0	2	0	0	0	0	0	0	0	0	0	2	2	0.00	0.000				

AB 38
R 7
H 11
RBI 5
BB 5
SO 4
LOB 23



Batter	1	2	3	4	5	6	7	8	9	AB	R	H	RBI	BB	SO	LOB	BOTTOM				
Howie Bedell, L (1, 7) OBP: 0.276, SLG: 0.257	0-0 F8 1B		4-3		0-0 B1-3		0-0 G3		0-3 K	5	1	2	0	0	1	3	New York Mets @ Milwaukee Braves Milwaukee County Stadium, Milwaukee, WI Sun May 20 1962, 4:33 AM EDT Unknown				
Roy McMillan, R (1, 6) OBP: 0.366, SLG: 0.324	4-0 1B		0-0 F8		0-0 B1-3		0-0 F7		0-0 1-3	4	1	0	0	1	0	2					
Eddie Mathews, L (1, 3) OBP: 0.357, SLG: 0.526	0-0 F8		0-3 K		4-0 BB		0-0 F8		4-0 2B	3	0	0	0	1	1	2					
Tommie Aaron, R (9, 3) OBP: 0.266, SLG: 0.324	2-3								BB	0	1	0	0	1	0	0					
Hank Aaron, R (1, 8) OBP: 0.360, SLG: 0.515	0-0 1-3		0-0 6-3		0-3 K		0-3 K		0-0 1B	5	1	2	2	0	2	1					
Mack Jones, L (1, 9) OBP: 0.419, SLG: 0.529	0-0 1-H		0-0 1B		0-0 F9		0-0 P5		1-0 HBP	4	1	2	3	0	0	0					
Del Crandall, R (1, 2) OBP: 0.372, SLG: 0.479	0-0 CS		0-0 5-3		0-0 F9		0-0 F9		4-0 FC6-4	4	0	1	0	1	0	3					
Denis Menke, R (1, 5) OBP: 0.278, SLG: 0.277	0-3 K				0-0 4-3		1-0 1B		0-0 FC6-4	3	1	0	0	0	1	2					
Amado Samuel, R (1, 4) OBP: 0.129, SLG: 0.100		0-0 E5			0-0 P6		0-0 E		0-0 FC6-4	4	0	2	0	0	0	0					
Jack Curtis, L (1, 1) OBP: 0.333, SLG: 0.273		0-3 K			0-0 1-3		0-0 E8		0-0 4-3	4	0	1	1	0	1	3					
Hank Fischer, R (9, 1) ERA: 4.22										0	0	0	0	0	0	0					
Don Nottebart, R (9, 1) OBP: 0.667, SLG: 0.500										0	0	0	0	0	0	0					
Inning Stats	R: 4 E: 0 K: 1 S: 8	H: 4 LOB: 1 BB: 1 P: 12	R: 0 E: 1 K: 1 S: 6	H: 0 LOB: 0 BB: 0 P: 6	R: 0 E: 0 K: 1 S: 3	H: 1 LOB: 1 BB: 0 P: 6	R: 0 E: 0 K: 0 S: 3	H: 0 LOB: 0 BB: 0 P: 3	R: 0 E: 1 K: 0 S: 5	H: 1 LOB: 2 BB: 0 P: 6	R: 0 E: 0 K: 1 S: 5	H: 0 LOB: 0 BB: 0 P: 5	R: 0 E: 0 K: 0 S: 4	H: 1 LOB: 2 BB: 1 P: 8	R: 1 E: 0 K: 1 S: 6	H: 1 LOB: 2 BB: 1 P: 11	1B: 8 2B: 3 3B: 0 HR: 1	SF: 0 SAC: 0 DP: 2 HBP: 2	WP: 0 PB: 0 CS: 1	PA: 42	
PITCHER	IP WLS BF H R ER SO BB IBB HBP BLK WP HR S P ERA WHIP																				
Bob Miller, R (1, 1) ERA: 5.54	6.0	28	8	5	5	4	2	0	1	1	1	1	0	0	33	42	7.50	1.667			
Ken Mackenzie, L (7, 1) ERA: 4.22	2.0	W	8	1	0	0	1	0	0	0	0	0	0	9	13	0.00	1.000				
Craig Anderson, R (9, 1) ERA: 2.38	1.0	S	6	1	1	1	1	0	1	0	0	0	0	6	11	9.00	2.000				



Batter	1	2	3	4	5	6	7	8	9	AB	R	H	RBI	BB	SO	LOB	TOP					
Jim Hickman, R (1, 8) OBP: 0.387, SLG: 0.526	0-0 SH5-3 1B 2B		0-0 6-3		0-0 CS 1B		0-0 E7 HR 1B		0-0 5-3	5	2	3	0	0	0	0						
Elio Chacon, R (1, 6) OBP: 0.393, SLG: 0.329	0-0 SH5-3 2-3		0-0 5-3		0-0 6-3 1-2		4-0 HR BB		0-0 F3	3	1	0	0	1	0	1						
Felix Mantilla, R (1, 5) OBP: 0.373, SLG: 0.424	0-0 6-3			0-0 BB 2B 1B		0-0 F8	0-0 HR		0-0 F7	5	2	2	3	0	0	1						
Frank Thomas, R (1, 7) OBP: 0.374, SLG: 0.669	0-0 3-H 1B			0-0 F5		0-0 5-3	0-0 HR			4	1	2	2	0	0	1						
Ed Bouchee, L (1, 3) OBP: 0.385, SLG: 0.408	0-0 F7			4-0 1-2 2B BB		0-0 1-3	0-3 K			3	1	0	0	1	1	1						
Gil Hodges, R (8, 3) OBP: 0.385, SLG: 0.561										0	0	0	0	0	0	0						
Charlie Neal, R (1, 4) OBP: 0.341, SLG: 0.427		0-0 F9		0-0 1-H 2-H 2B			0-0 HR		0-0 F8	4	1	2	3	0	0	0						
John DeMerit, R (1, 9) OBP: 0.278, SLG: 0.375			0-0 1-3		0-3 K		0-0 1B		0-0 E4 G3	1	0	0	0	0	0	0	AB 36					
Mary Throneberry, L (4, PH) OBP: 0.308, SLG: 0.100										1	0	0	0	0	1	1	R 9					
Gus Bell, L (4, 9) OBP: 0.221, SLG: 0.198										2	1	1	0	0	0	0	H 10					
Rod Kanehl, R (8, 9) OBP: 0.375, SLG: 0.400										0	0	0	0	0	0	0	RBI 8					
Sammy Taylor, L (1, 2) OBP: 0.267, SLG: 0.192		0-3 K			0-0 3-1		0-0 F2		0-0 G3	4	0	0	0	0	1	3	BB 2					
Al Jackson, L (1, 1)																	SO 4					
Richie Ashburn, L (8, PH) OBP: 0.432, SLG: 0.333			0-0 1-3				0-0 6-3			3	0	0	0	0	1	1	LOB 10					
Bob Moorhead, R (8, 1)										1	0	0	0	0	0	1						
Roger Craig, R (9, 1)										0	0	0	0	0	0	0						
										0	0	0	0	0	0	0						
Inning Stats	R: 1 E: 0 K: 0 S: 5	H: 2 LOB: 1 BB: 0 P: 5	R: 0 E: 0 K: 1 S: 5	H: 0 LOB: 0 BB: 0 P: 5	R: 0 E: 0 K: 0 S: 3	H: 0 LOB: 0 BB: 0 P: 3	R: 2 E: 0 K: 1 S: 7	H: 2 LOB: 1 BB: 1 P: 11	R: 0 E: 0 K: 0 S: 3	H: 1 LOB: 0 BB: 0 P: 3	R: 0 E: 0 K: 0 S: 3	H: 0 LOB: 0 BB: 0 P: 3	R: 6 E: 1 K: 2 S: 12	H: 5 LOB: 0 BB: 1 P: 16	R: 0 E: 0 K: 0 S: 4	H: 0 LOB: 0 BB: 0 P: 4	R: 0 E: 0 K: 0 S: 3	H: 0 LOB: 0 BB: 0 P: 3	1B: 5 2B: 2 HR: 3	SF: 0 SAC: 1 HBP: 0	WP: 0 PB: 0 CS: 1	PA: 39
PITCHER	IP WLS BF H R ER SO BB IBB HBP BLK WP HR S P ERA WHIP																					
Tony Cloninger, R (1, 1) ERA: 8.44	6.2 L 29 8 7 7 3 2 0 0 0 0 0 1 33 41 9.45 1.500																					
Bob Hendley, L (7, 1) ERA: 3.75	0.1 3 2 2 2 1 0 0 0 0 0 0 2 5 5 54.00 6.000																					
Don Nottebart, R (8, 1) ERA: 1.89	2.0 7 0 0 0 0 0 0 0 0 0 0 0 7 7 0.00 0.000																					

New York Mets @ Milwaukee Braves
Milwaukee County Stadium, Milwaukee, WI

AB 36
R 9
H 10
RBI 8
BB 2
SO 4
LOB 10



WP: 0 PA: 39
PB: 0
CS: 1

Sun May 20 1962, 4:38 AM EDT
Att: 12,672 - Unknown

Batter	1	2	3	4	5	6	7	8	9	AB	R	H	RBI	BB	SO	LOB	BOTTOM			
Tommie Aaron, R (1, 7) OBP: 0.262, SLG: 0.307	0-0 5-3	0-0 5-3			0-0 L6		0-0 G6-4-3 1-2		4-0 E BB BB	4	0	0	0	1	0	2				
Roy McMillan, R (1, 6) OBP: 0.378, SLG: 0.327	4-0 1B FC5-4 BB		0-0 P4			4-0 BB		0-0 FC4-6 1B	2	1	1	0	2	0	0	0				
Joe Adcock, R (9, PH) OBP: 0.345, SLG: 0.402									1-2 2-3 BB	0	0	0	0	1	0	0				
Ron Piche, R (9, PR)										0	0	0	0	0	0	0				
Eddie Mathews, L (1, 3) OBP: 0.350, SLG: 0.510	0-0 FC5-4 1B		0-0 F8			0-0 F8		0-0 FC4-6 1-3	5	0	1	0	0	0	4					
Hank Aaron, R (1, 8) OBP: 0.348, SLG: 0.496	0-0 FC5-4 1-2 3-H		0-0 5-3			0-0 P5		0-0 1-3	5	0	0	1	0	0	6					
Mack Jones, L (1, 9) OBP: 0.409, SLG: 0.514	0-0 P6			0-0 1-3		0-3 K		0-3 K	4	0	0	0	0	2	3					
Joe Torre, R (1, 2) OBP: 0.339, SLG: 0.309		0-0 HR 1B		0-0 5-3		0-0 6-3		0-0 S 1B 2B	4	2	2	0	0	0	0					
Denis Menke, R (1, 5) OBP: 0.303, SLG: 0.348		0-0 HR		0-0 5-3		0-0 1B 1B		0-0 BB BB E 1B	4	3	3	3	0	0	0					
Amado Samuel, R (1, 4) OBP: 0.143, SLG: 0.118		0-0 6-3			0-3 K2-3		0-0 1B 1B		0-0 F9	4	0	1	0	0	1					
Tony Cloninger, R (1, 1) ERA: 5.13		0-0 5-3			0-0 F7		0-0 G6-4-3 1-2 2-H 1B		0-0 F9	2	0	0	0	0	0	0				
Bob Hendley, R (7, 1) ERA: 4.45										1	0	1	1	0	0	0				
Del Crandall, R (7, PH) OBP: 0.380, SLG: 0.486										0	0	0	0	0	0	0				
Don Nottebart, R (8, 1) OBP: 0.667, SLG: 0.500										0	0	0	0	0	0	0				
Howie Bedell, L (9, PH) OBP: 0.274, SLG: 0.255										1	0	0	0	0	1					
Inning Stats	R: 1 E: 0 K: 0 S: 4	H: 1 LOB: 1 BB: 1 P: 8	R: 2 E: 0 K: 0 S: 5	H: 2 LOB: 0 BB: 0 P: 5	R: 0 E: 0 K: 0 S: 3	H: 0 LOB: 0 BB: 0 P: 3	R: 0 E: 0 K: 1 S: 5	H: 0 LOB: 0 BB: 0 P: 5	R: 0 E: 0 K: 1 S: 5	H: 0 LOB: 1 BB: 1 P: 9	R: 1 E: 0 K: 0 S: 5	H: 3 LOB: 1 BB: 0 P: 5	R: 0 E: 0 K: 1 S: 6	H: 1 LOB: 1 BB: 0 P: 6	R: 2 E: 1 K: 0 S: 6	H: 2 LOB: 3 BB: 2 P: 14	1B: 7 2B: 1 HR: 1	SF: 0 SAC: 0 HBP: 0	WP: 0 PB: 0 CS: 0	PA: 40
PITCHER	IP WLS BF H R ER SO BB IBB HBP BLK WP HR S P ERA WHIP																			
Al Jackson, L (1, 1) ERA: 6.75	7.0 W 28 6 4 4 2 2 0 0 0 0 0 0 30 38 5.14 1.143																			
Bob Moorhead, R (8, 1)	1.2 10 3 2 1 1 2 0 0 0 0 0 0 10 18 5.40 3.000																			
Roger Craig, R (9, 1)	0.1 S 2 0 0 0 0 0 0 0 0 0 0 0 2 2 0.00 0.000																			

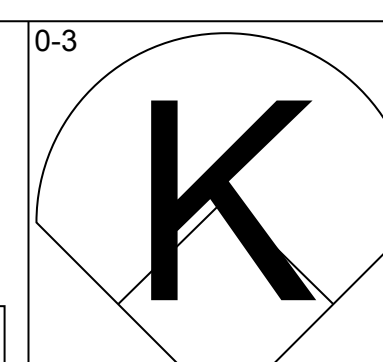
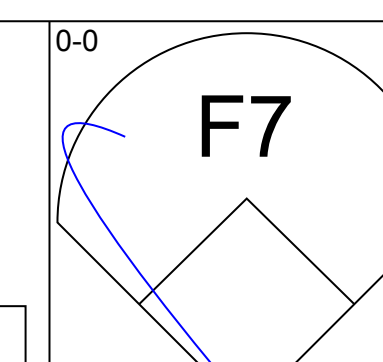
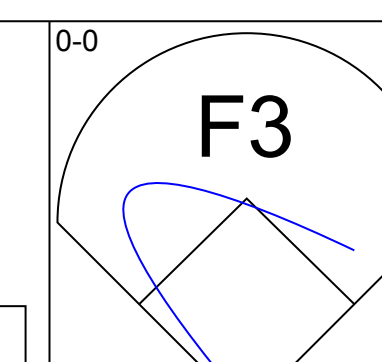
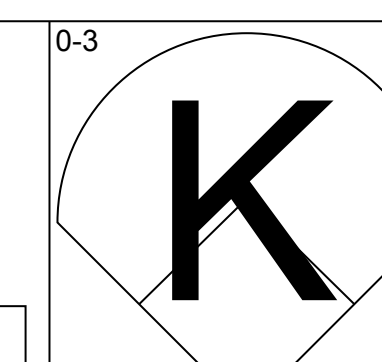
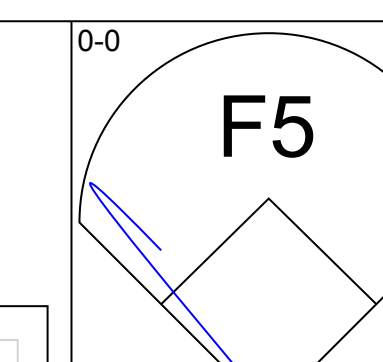
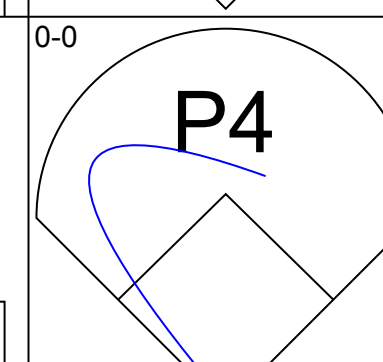
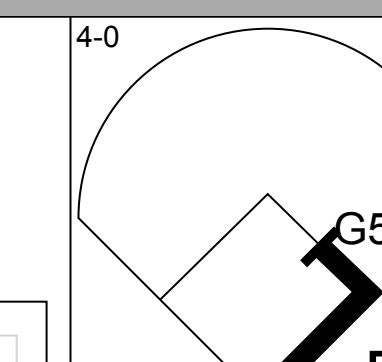
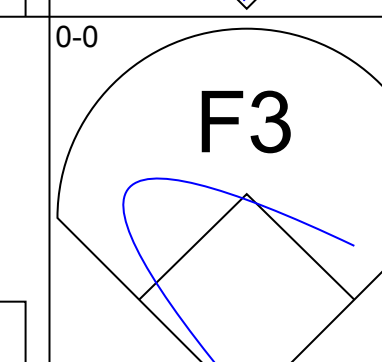
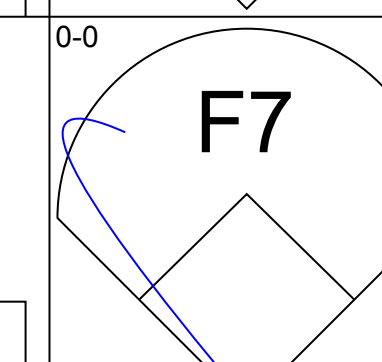
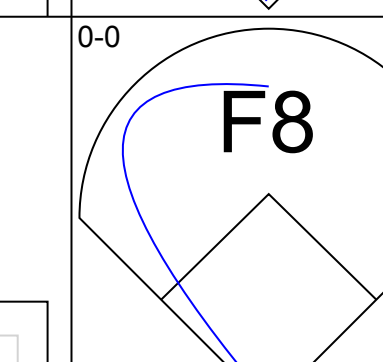
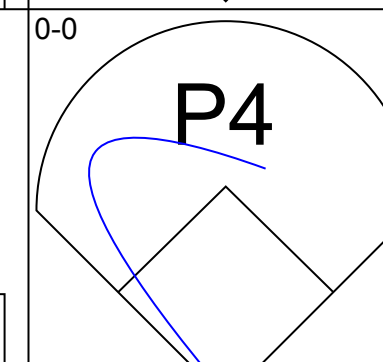
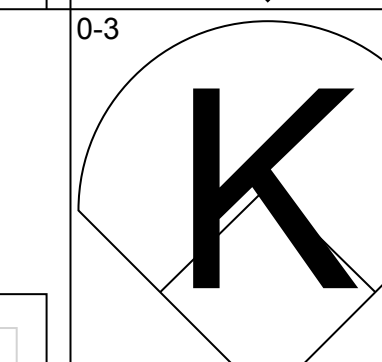
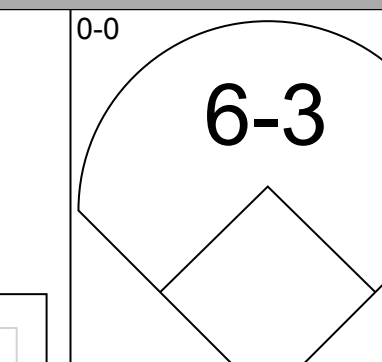
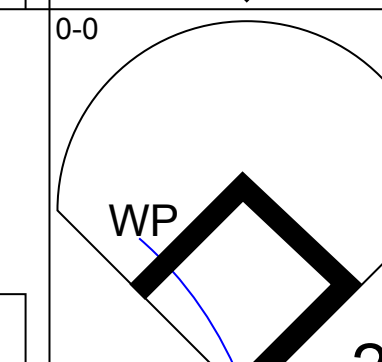
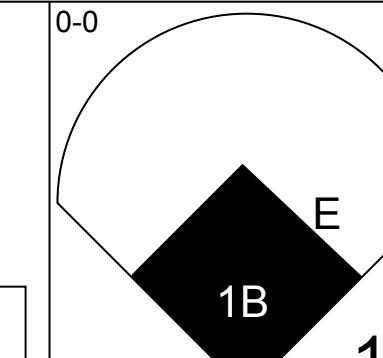
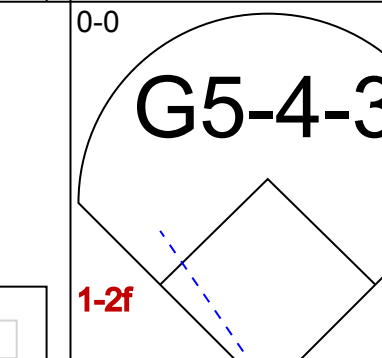
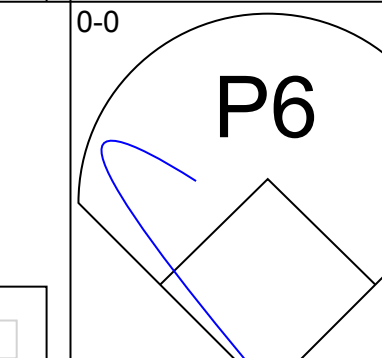
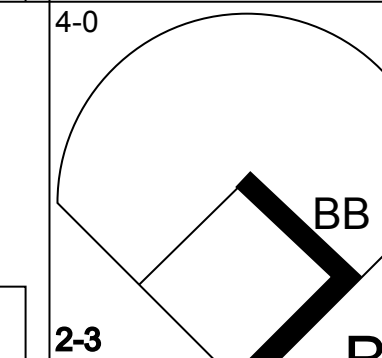

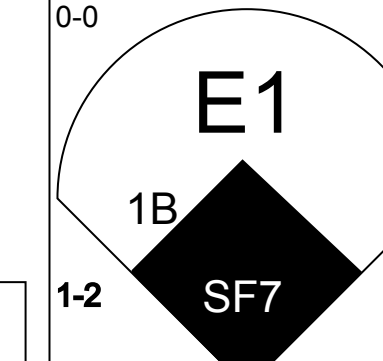
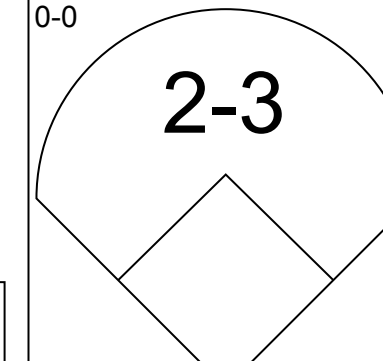
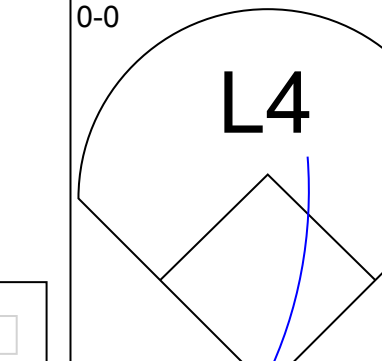
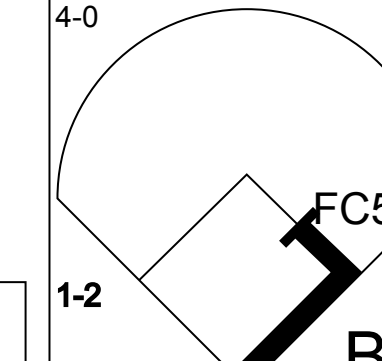
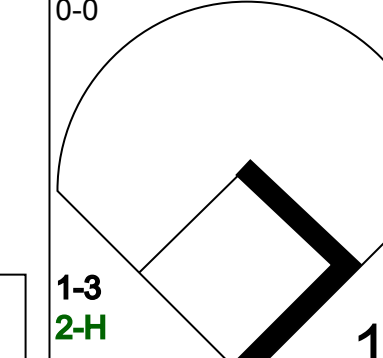
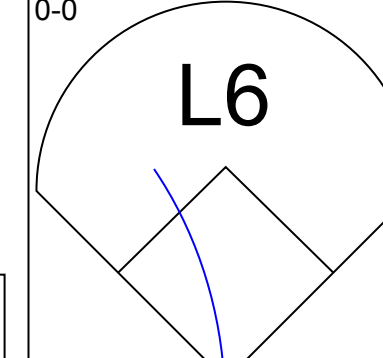
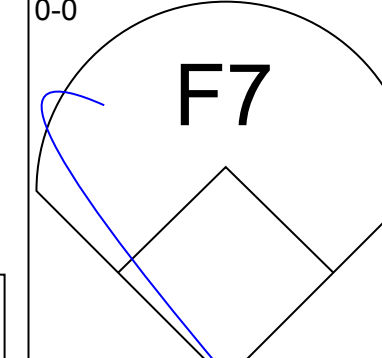
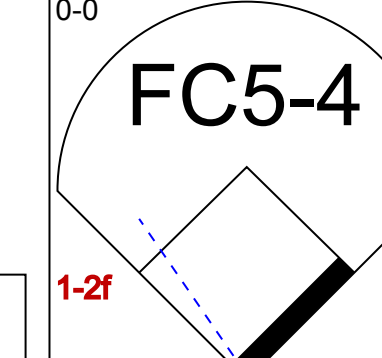
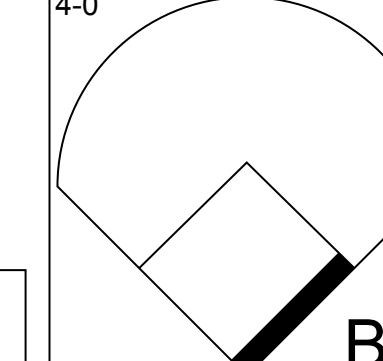
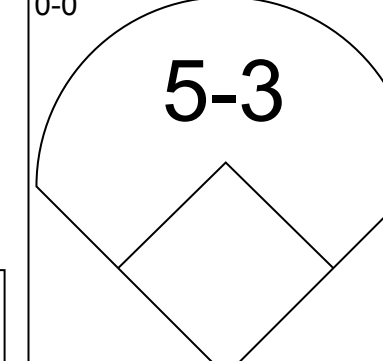
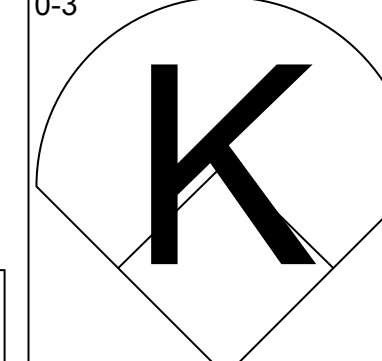
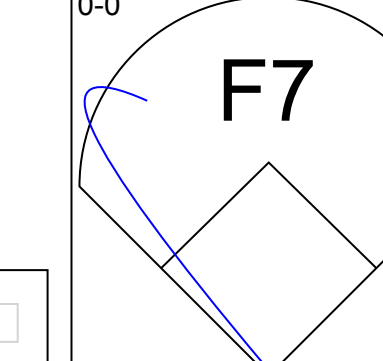
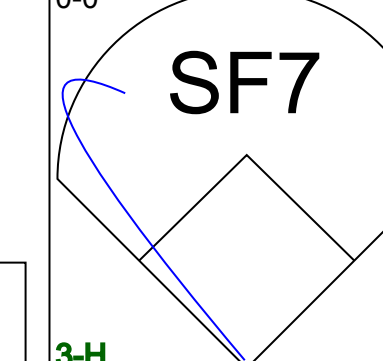
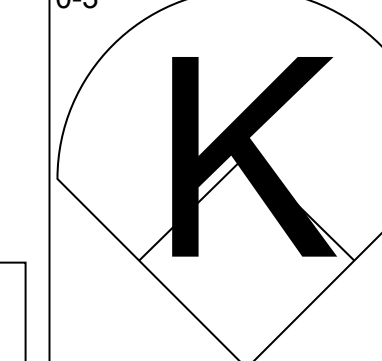
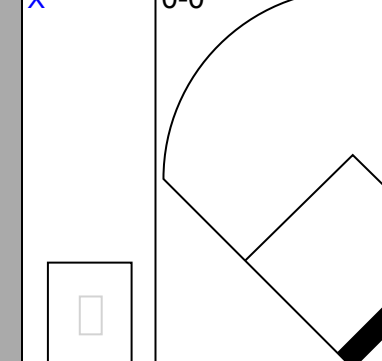
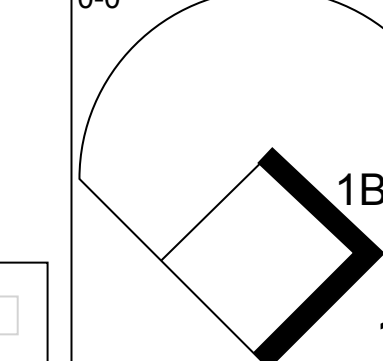
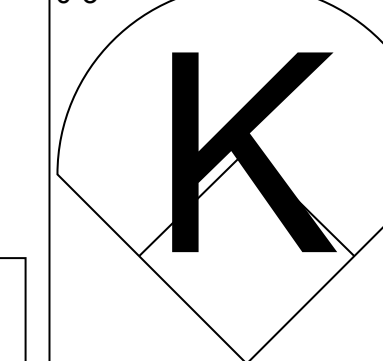
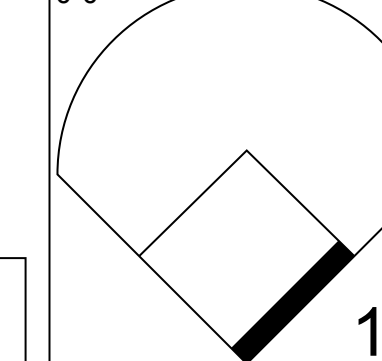
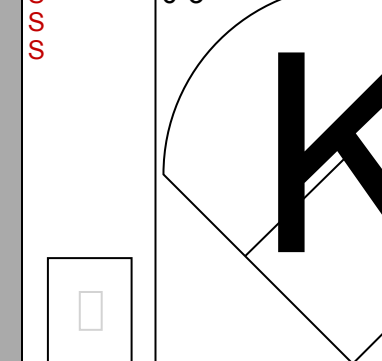
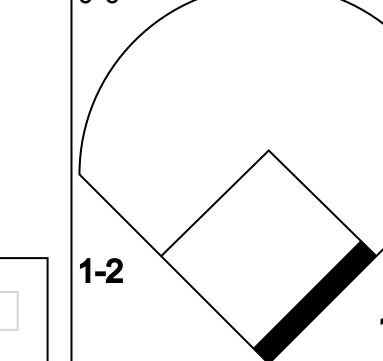
New York Mets @ Milwaukee Braves
Milwaukee County Stadium, Milwaukee, WI

AB 36
R 6
H 9
RBI 5
BB 4
SO 3
LOB 17



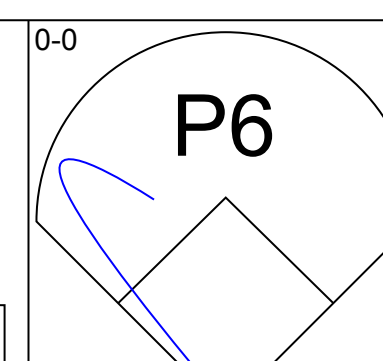
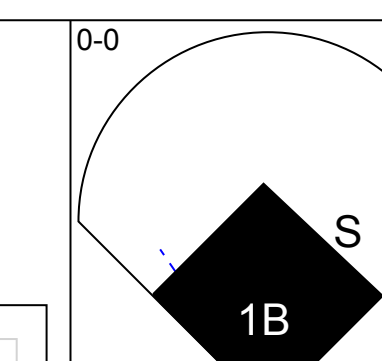
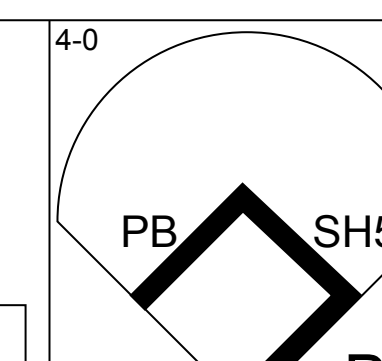
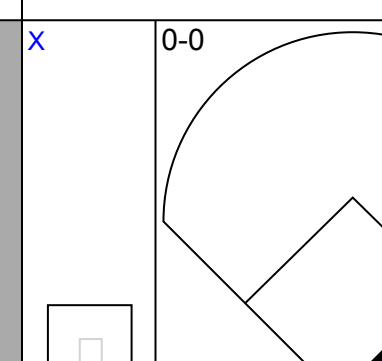
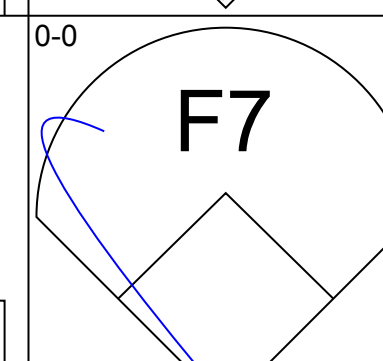
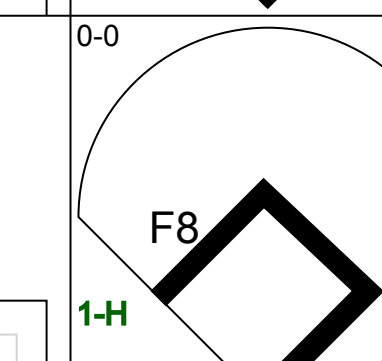
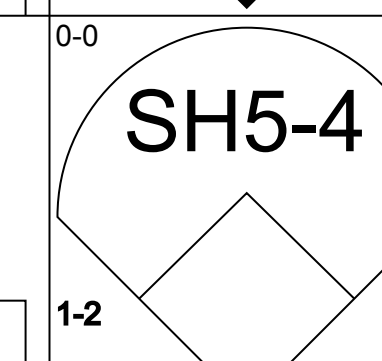
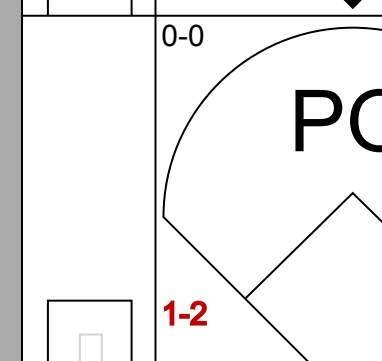
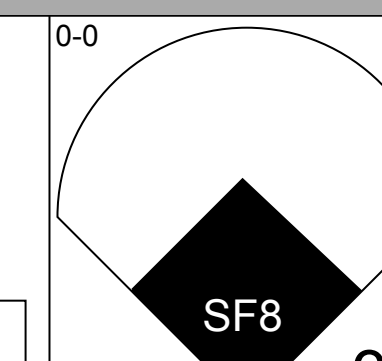
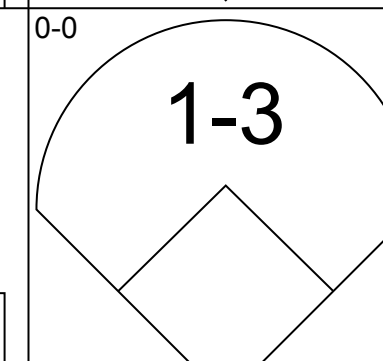
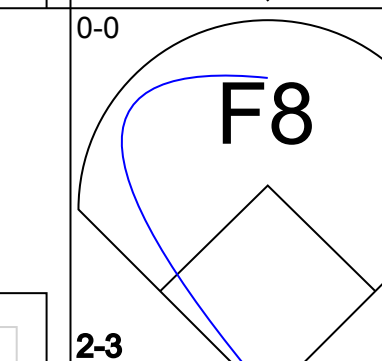
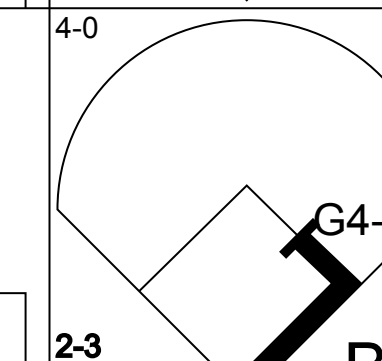
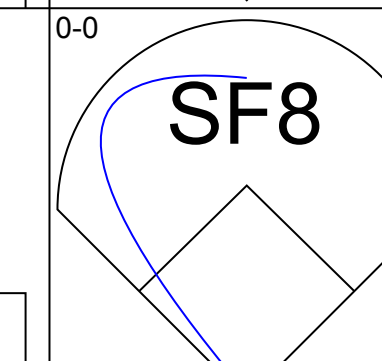
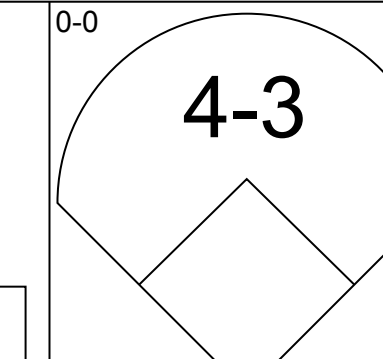
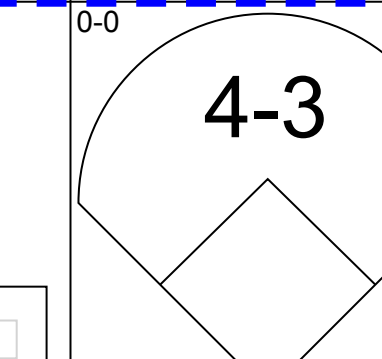
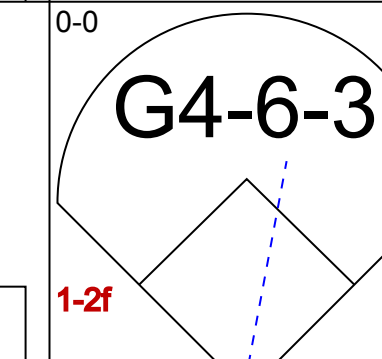
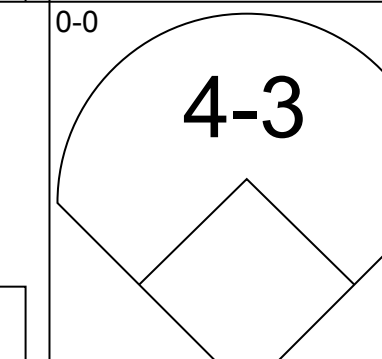
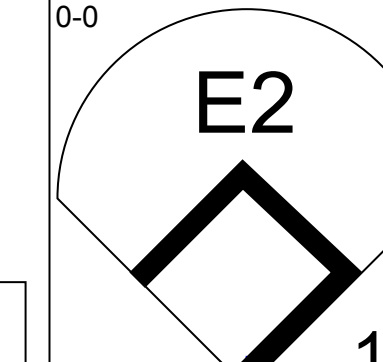
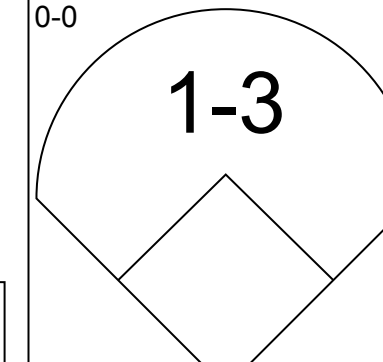
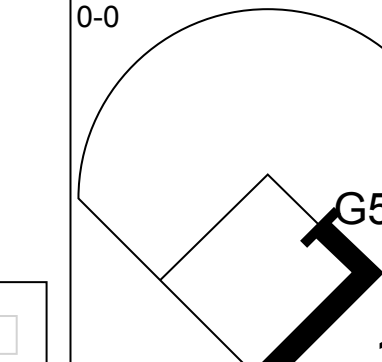
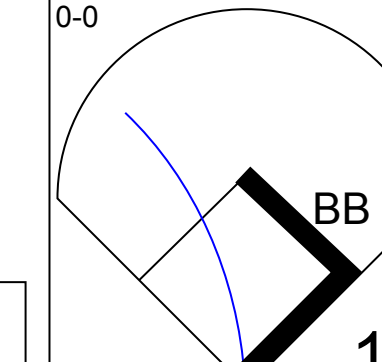
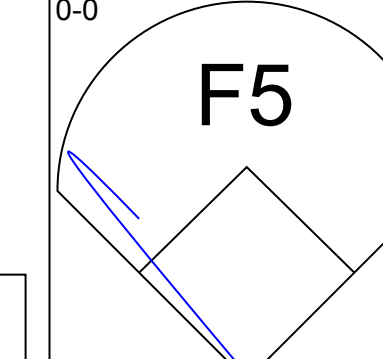
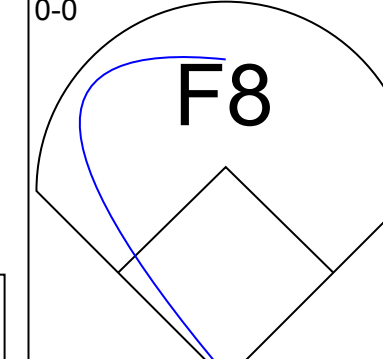
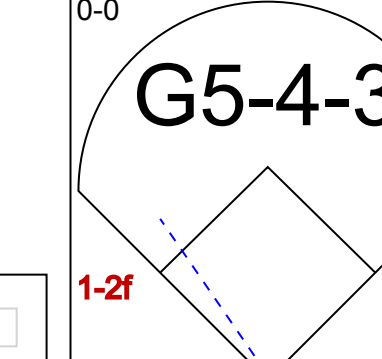
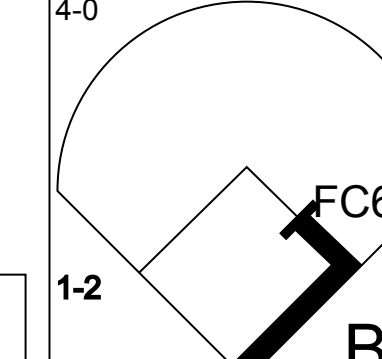
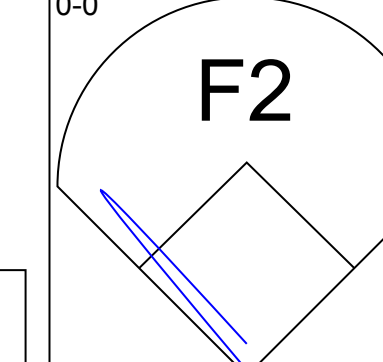
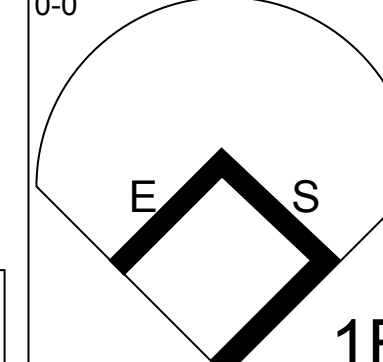
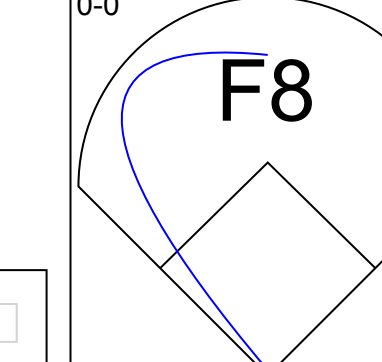
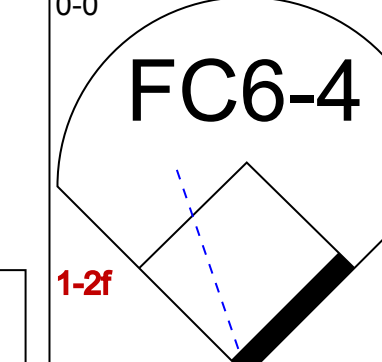
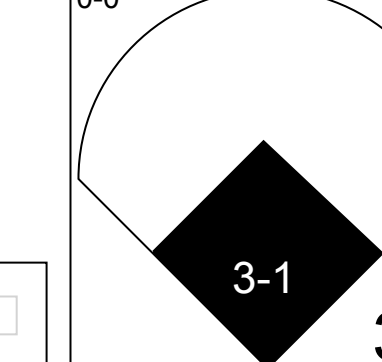
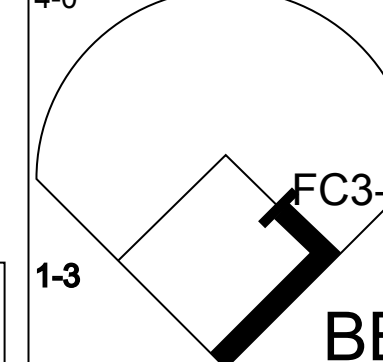
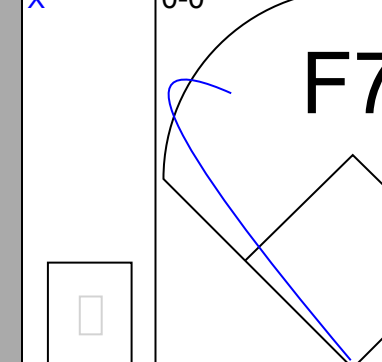
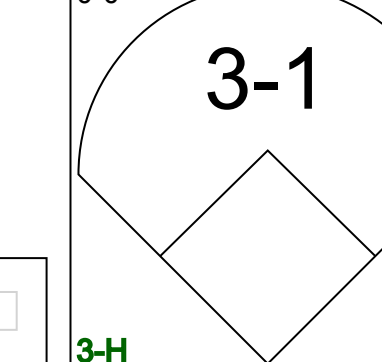
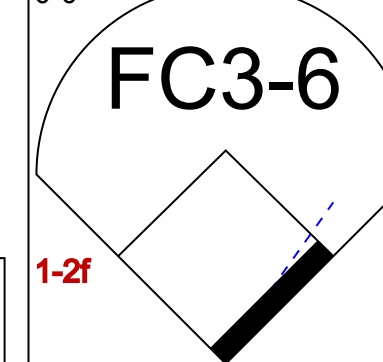
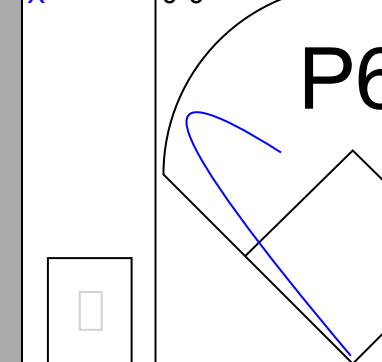
WP: 0 PA: 40
PB: 0
CS: 0

Sun May 20 1962, 4:38 AM EDT
Att: 12,672 - Unknown

Batter	1	2	3	4	5	6	7	8	9	AB	R	H	RBI	BB	SO	LOB	TOP				
Jim Hickman, R (1, 8) OBP: 0.371, SLG: 0.500 Hobie Landrith, L (9, FH) OBP: 0.432, SLG: 0.533										4	0	0	0	0	2	3	New York Mets @ Houston Colt 45's Colt Stadium, Houston, TX Mon May 21 1962, 8:05 PM EDT Att: 16,317 - Unknown				
Elio Chacon, R (1, 6) OBP: 0.393, SLG: 0.312										4	0	0	0	1	0	3					
Joe Christopher, R (1, 9) OBP: 0.250, SLG: 0.500										4	0	1	0	0	1	1					
Frank Thomas, R (1, 7) OBP: 0.378, SLG: 0.661										3	1	1	0	1	0	1					
Ed Bouchee, L (1, 3) OBP: 0.377, SLG: 0.385										3	1	0	0	1	0	1					
Charlie Neal, R (1, 4) OBP: 0.338, SLG: 0.421										4	0	1	1	0	0	3					
Felix Mantilla, R (1, 5) OBP: 0.368, SLG: 0.412										3	0	0	0	1	1	0					
Sammy Taylor, L (1, 2) OBP: 0.281, SLG: 0.218 Rod Kanehl, R (9, PR) OBP: 0.375, SLG: 0.400										3	0	2	1	0	1	0					
Dave Hillman, R (1, 1) Vinegar Bend Mizell, R (3, 1) OBP: 0.273, SLG: 0.250 Richie Ashburn, L (9, FH) OBP: 0.444, SLG: 0.351										1	0	0	0	0	1	2					
Inning Stats	R: 0 E: 0 K: 1 S: 5	H: 0 LOB: 0 BB: 0 P: 5	R: 2 E: 1 K: 1 S: 8	H: 2 LOB: 2 BB: 1 P: 12	R: 0 E: 0 K: 1 S: 4	H: 0 LOB: 0 BB: 1 P: 8	R: 0 E: 0 K: 0 S: 3	H: 0 LOB: 0 BB: 0 P: 3	R: 0 E: 0 K: 2 S: 6	H: 1 LOB: 1 BB: 0 P: 6	R: 0 E: 0 K: 0 S: 3	H: 0 LOB: 0 BB: 0 P: 3	R: 0 E: 0 K: 2 S: 8	H: 1 LOB: 1 BB: 0 P: 8	R: 0 E: 0 K: 1 S: 6	H: 1 LOB: 2 BB: 2 P: 14		R: 0 E: 0 K: 0 S: 5	H: 2 LOB: 2 BB: 0 P: 5	1B: 6 2B: 1 3B: 0 HR: 0	SF: 1 SAC: 0 DP: 1 HBP: 0
PITCHER Jim Golden, R (1, 1) ERA: 2.18	IP: 9.0 WLS: W BF: 38 H: 7 R: 2 ER: 1 SO: 7 BB: 4 IBB: 0 HBP: 0 BLK: 0 WP: 1 HR: 0 S: 48 P: 64 ERA: 1.00 WHIP: 1.222															PITCHER					

AB 33
R 2
H 7
RBI 2
BB 4
SO 7
LOB 17



Batter	1	2	3	4	5	6	7	8	9	AB	R	H	RBI	BB	SO	LOB	BOTTOM		
Al Spangler, L (1, 7) OBP: 0.362, SLG: 0.323										3	1	2	0	1	0	0	New York Mets @ Houston Colt 45's Colt Stadium, Houston, TX Mon May 21 1962, 8:05 PM EDT Att: 16,317 - Unknown		
Billy Goodman, L (1, 5) OBP: 0.217, SLG: 0.182 Jim Pendleton, R (8, FH) OBP: 0.289, SLG: 0.440										2	0	1	1	0	0	0			
Roman Mejias, R (1, 9) OBP: 0.308, SLG: 0.490										2	0	0	1	1	0	1			
Norm Larker, L (1, 3) OBP: 0.333, SLG: 0.430										4	0	0	0	0	0	3			
Carl Warwick, R (1, 8) OBP: 0.341, SLG: 0.436										4	0	3	0	0	0	0			
Hal Smith, R (1, 2) OBP: 0.293, SLG: 0.407										3	0	0	0	1	0	2			
Bob Aspromonte, R (1, 4) OBP: 0.368, SLG: 0.409										4	0	1	0	0	0	3			
Don Buddin, R (1, 6) OBP: 0.388, SLG: 0.324 Bob Lillis, R (9, 4) OBP: 0.193, SLG: 0.167										2	1	1	0	1	0	0			
Jim Golden, L (1, 1) OBP: 0.133, SLG: 0.200										3	0	0	1	0	0	2			
Inning Stats	R: 0 E: 0 K: 0 S: 3	H: 0 LOB: 0 BB: 0 P: 3	R: 0 E: 1 K: 0 S: 4	H: 1 LOB: 1 BB: 0 P: 4	R: 2 E: 0 K: 0 S: 6	H: 3 LOB: 1 BB: 0 P: 6	R: 0 E: 0 K: 0 S: 4	H: 1 LOB: 2 BB: 1 P: 8	R: 0 E: 0 K: 0 S: 2	H: 0 LOB: 1 BB: 2 P: 10	R: 0 E: 0 K: 0 S: 3	H: 1 LOB: 0 BB: 0 P: 3	R: 0 E: 0 K: 0 S: 3	H: 1 LOB: 0 BB: 0 P: 3	R: 1 E: 0 K: 0 S: 5	H: 2 LOB: 2 BB: 1 P: 9		1B: 7 2B: 0 3B: 2 HR: 0	SF: 1 SAC: 1 DP: 2 HBP: 0
PITCHER Dave Hillman, R (1, 1) ERA: 6.17 Vinegar Bend Mizell, L (3, 1) ERA: 4.23	IP: 5.1 WLS: L BF: 22 H: 5 R: 2 ER: 1 SO: 0 BB: 4 IBB: 0 HBP: 0 BLK: 0 WP: 0 HR: 0 S: 18 P: 34 ERA: 1.69 WHIP: 1.500															PITCHER			

AB 28
R 3
H 9
RBI 3
BB 4
SO 0
LOB 11



Batter	1	2	3	4	5	6	7	8	9	AB	R	H	RBI	BB	SO	LOB	TOP			
Richie Ashburn, L OBP: 0.440, SLG: 0.341										4	0	1	1	1	1	2				
Elio Chacon, R OBP: 0.374, SLG: 0.305										5	0	1	0	0	0	4				
Joe Christopher, R OBP: 0.125, SLG: 0.250										4	0	0	0	0	2	2				
Frank Thomas, R OBP: 0.381, SLG: 0.664										4	1	2	0	0	1	1				
Ed Bouchee, L OBP: 0.370, SLG: 0.393										4	0	1	0	0	0	2				
Charlie Neal, R OBP: 0.350, SLG: 0.427										3	1	2	0	1	0	1				
Felix Mantilla, R OBP: 0.304, SLG: 0.410										3	0	1	1	0	0	1				
Sammy Taylor, L OBP: 0.294, SLG: 0.237										4	0	2	0	0	0	3				
Jay Hook, L OBP: 0.316, SLG: 0.278										4	0	0	0	0	2	4				
Inning Stats	R: 0 E: 0 K: 2 S: 7	H: 0 LOB: 1 BB: 1 P: 11	R: 0 E: 0 K: 0 S: 4	H: 1 LOB: 1 BB: 0 P: 4	R: 0 E: 0 K: 1 S: 6	H: 1 LOB: 0 BB: 1 P: 6	R: 1 E: 0 K: 0 S: 3	H: 1 LOB: 0 BB: 1 P: 7	R: 0 E: 0 K: 0 S: 4	H: 1 LOB: 1 BB: 0 P: 4	R: 0 E: 0 K: 1 S: 6	H: 1 LOB: 1 BB: 0 P: 6	R: 0 E: 0 K: 1 S: 6	H: 1 LOB: 1 BB: 0 P: 6	R: 1 E: 0 K: 1 S: 8	H: 3 LOB: 2 BB: 0 P: 8	1B: 8 2B: 2 3B: 0 HR: 0	SF: 1 SAC: 0 DP: 0 HBP: 0	WP: 0 PB: 0 SB: 1 CS: 1	PA: 39
PITCHER Turk Farrell, R ERA: 1.88	IP: 9.0 WLS: W BF: 38	H: 10 R: 2 ER: 2 SO: 6	BB: 2 IBB: 0 HBP: 0 BLK: 0	WP: 0 HR: 0 S: 48 P: 56	ERA: 2.00 WHIP: 1.333															

New York Mets @ Houston Colt 45's
Colt Stadium, Houston, TX
Tue May 22 1962, 8:05 PM EDT
Att: 11,980 - Unknown

AB	35
R	2
H	10
RBI	2
BB	2
SO	6
LOB	20



Batter	1	2	3	4	5	6	7	8	9	AB	R	H	RBI	BB	SO	LOB	BOTTOM		
Al Spangler, L OBP: 0.367, SLG: 0.323										3	0	1	0	1	1	0			
Billy Goodman, L OBP: 0.259, SLG: 0.200										3	1	1	0	1	0	2			
Roman Mejias, R OBP: 0.313, SLG: 0.510										4	2	2	1	0	1	1			
Norm Larker, L OBP: 0.339, SLG: 0.450										4	0	2	2	0	0	1			
Carl Warwick, R OBP: 0.326, SLG: 0.415										4	0	0	0	0	2	3			
Hal Smith, R OBP: 0.295, SLG: 0.404										3	0	1	0	0	0	1			
Bob Aspromonte, R OBP: 0.364, SLG: 0.493										2	0	0	0	0	0	2			
Bob Lillis, R OBP: 0.191, SLG: 0.165										1	0	0	0	0	0	0			
Don Buddin, R OBP: 0.365, SLG: 0.300										3	0	0	0	0	1	0			
Turk Farrell, R OBP: 0.188, SLG: 0.375										3	0	0	0	0	1	0			
Inning Stats	R: 0 E: 0 K: 1 S: 4	H: 0 LOB: 0 BB: 1 P: 8	R: 0 E: 0 K: 1 S: 6	H: 1 LOB: 1 BB: 0 P: 6	R: 0 E: 0 K: 0 S: 4	H: 1 LOB: 1 BB: 0 P: 4	R: 1 E: 0 K: 0 S: 5	H: 2 LOB: 1 BB: 0 P: 5	R: 0 E: 0 K: 1 S: 5	H: 0 LOB: 0 BB: 1 P: 5	R: 0 E: 0 K: 1 S: 5	H: 0 LOB: 0 BB: 0 P: 5	R: 0 E: 0 K: 2 S: 10	H: 3 LOB: 1 BB: 0 P: 10	1B: 5 2B: 0 3B: 1 HR: 1	SF: 0 SAC: 0 DP: 1 HBP: 0	WP: 0 PB: 0 SB: 0 CS: 0	PA: 32	
PITCHER Jay Hook, R ERA: 4.06	IP: 8.0 WLS: L BF: 32	H: 7 R: 3 ER: 3 SO: 6	BB: 2 IBB: 0 HBP: 0 BLK: 0	WP: 0 HR: 1 S: 42 P: 50	ERA: 3.38 WHIP: 1.125														

New York Mets @ Houston Colt 45's
Colt Stadium, Houston, TX
Tue May 22 1962, 8:05 PM EDT
Att: 11,980 - Unknown

AB	30
R	3
H	7
RBI	3
BB	2
SO	6
LOB	10



Batter	1	2	3	4	5	6	7	8	9	AB	R	H	RBI	BB	SO	LOB	TOP					
Richie Ashburn, L (1, 8) OBP: 0.426, SLG: 0.378	F6			1B 3B		K2-3			G3	4	1	1	0	0	1	0						
Elio Chacon, R (1, 6) OBP: 0.369, SLG: 0.302	F5			F2			B5-3		G6-4-3 1B	4	0	1	0	0	0	1						
Joe Christopher, R (1, 9) OBP: 0.167, SLG: 0.250	K			CS 1B			F8		G6-4-3 1-2	4	0	1	1	0	1	1						
Frank Thomas, R (1, 7) OBP: 0.380, SLG: 0.657		F4		F7			BB 1B			3	0	1	0	0	0	1						
Ed Bouchee, L (1, 3) OBP: 0.368, SLG: 0.379	E1			CS	G3					2	0	0	0	1	0	0						
Charlie Neal, R (1, 4) OBP: 0.343, SLG: 0.417	G1-6-3						BB			3	0	0	0	0	2	3						
Sammy Taylor, L (1, 2) OBP: 0.282, SLG: 0.226			1-6-3		1-6-3				F9	3	0	0	0	0	0	0						
Felix Mantilla, R (1, 5) OBP: 0.355, SLG: 0.398			K						1-3	3	0	0	0	0	2	0						
Roger Craig, R (1, 1)			4-3						1-3	3	0	0	0	0	1	0						
Inning Stats	R: 0 E: 0 K: 1 S: 9	H: 0 LOB: 0 BB: 0 P: 12	R: 0 E: 1 K: 0 S: 6	H: 0 LOB: 0 BB: 0 P: 8	R: 0 E: 0 K: 1 S: 7	H: 0 LOB: 0 BB: 0 P: 10	R: 1 E: 0 K: 0 S: 7	H: 2 LOB: 0 BB: 0 P: 12	R: 0 E: 0 K: 1 S: 9	H: 0 LOB: 0 BB: 0 P: 15	R: 0 E: 0 K: 3 S: 10	H: 0 LOB: 0 BB: 0 P: 11	R: 0 E: 0 K: 1 S: 10	H: 1 LOB: 2 BB: 1 P: 19	R: 0 E: 0 K: 0 S: 5	H: 0 LOB: 0 BB: 0 P: 7	R: 0 E: 0 K: 0 S: 9	H: 1 LOB: 0 BB: 0 P: 15	1B: 3 2B: 0 3B: 1 HR: 0	SF: 0 SAC: 0 DP: 2 HBP: 0	WP: 0 PB: 0 SB: 0 CS: 1	PA: 31
PITCHER Don Drysdale, R (1, 1) ERA: 3.36	IP: 9.0 WLS: W BF: 30 H: 4 R: 1 ER: 1 SO: 7 BB: 1 IBB: 0 HBP: 0 BLK: 0 WP: 0 HR: 0 S: 72 P: 109 ERA: 1.00 WHIP: 0.556															PITCHER						

New York Mets @ Los Angeles Dodgers
Dodger Stadium, Los Angeles, CA
 Wed May 23 1962, 7:05 PM PDT
 Att: 19,885 - Unknown

AB	29
R	1
H	4
RBI	1
BB	1
SO	7
LOB	6



Batter	1	2	3	4	5	6	7	8	9	AB	R	H	RBI	BB	SO	LOB	BOTTOM					
Maury Wills, S (1, 6) OBP: 0.291, SLG: 0.275	G1		BLK 2B 1B		6-3		6-3			4	1	1	0	0	0	1						
Jim Gilliam, S (1, 5) OBP: 0.351, SLG: 0.327	2-3 BB		4-3 1-H 2B					E SF7 1B		3	1	3	1	1	0	0						
Willie Davis, L (1, 8) OBP: 0.399, SLG: 0.528	2-3		4-3		F4			E8 SF7 FC5-4 1B		4	1	1	0	0	0	3						
Tommy Davis, R (1, 7) OBP: 0.345, SLG: 0.601	6-3		F6			2B 1B		FC5-4 IBB		3	0	1	0	1	0	2						
Ron Fairly, L (1, 3) (9, 9) OBP: 0.418, SLG: 0.310					G6-3 1B		F7	SF7		3	0	2	1	0	0	1						
Frank Howard, R (1, 9) Tim Harkness, L (8, FR) (9, 3) OBP: 0.314, SLG: 0.385 OBP: 0.324, SLG: 0.387	F6							FC5-4 WP		4	0	2	1	0	0	2						
John Roseboro, L (1, 2) OBP: 0.369, SLG: 0.355	L6				G6-3		L3-6 2B		F8	4	0	0	0	0	0	6						
Larry Burright, R (1, 4) OBP: 0.366, SLG: 0.530	F9				3-1					3	0	0	0	0	0	2						
Don Drysdale, R (1, 1) OBP: 0.370, SLG: 0.423			1-3				5-3			3	0	1	0	0	0	0						
Inning Stats	R: 0 E: 0 K: 0 S: 10	H: 0 LOB: 1 BB: 1 P: 18	R: 0 E: 0 K: 0 S: 6	H: 1 LOB: 1 BB: 0 P: 7	R: 1 E: 0 K: 0 S: 12	H: 2 LOB: 1 BB: 0 P: 20	R: 0 E: 0 K: 0 S: 8	H: 2 LOB: 1 BB: 0 P: 10	R: 0 E: 0 K: 0 S: 9	H: 1 LOB: 1 BB: 0 P: 14	R: 0 E: 0 K: 0 S: 7	H: 2 LOB: 1 BB: 0 P: 10	R: 0 E: 0 K: 0 S: 4	H: 1 LOB: 0 BB: 0 P: 7	R: 2 E: 1 K: 0 S: 10	H: 2 LOB: 2 BB: 1 P: 20	R: 0 E: 0 K: 0 S: 9	H: 3 LOB: 0 BB: 0 P: 15	1B: 9 2B: 3 3B: 0 HR: 0	SF: 1 SAC: 0 DP: 2 HBP: 0	WP: 1 PB: 0 SB: 0 CS: 1	PA: 34
PITCHER Roger Craig, R (1, 1) ERA: 6.12	IP: 8.0 WLS: L BF: 34 H: 11 R: 3 ER: 3 SO: 0 BB: 1 IBB: 1 HBP: 0 BLK: 1 WP: 1 HR: 0 S: 66 P: 106 ERA: 3.38 WHIP: 1.500															PITCHER						

New York Mets @ Los Angeles Dodgers
Dodger Stadium, Los Angeles, CA
 Wed May 23 1962, 7:05 PM PDT
 Att: 19,885 - Unknown

AB	31
R	3
H	11
RBI	3
BB	2
SO	0
LOB	17



Batter	1	2	3	4	5	6	7	8	9	AB	R	H	RBI	BB	SO	LOB	TOP								
Richie Ashburn, L (1, 8) OBP: 0.493, SLG: 0.404										2	1	2	0	3	0	0	New York Mets @ Los Angeles Dodgers Dodger Stadium, Los Angeles, CA Fri May 25 1962, 7:05 PM PDT Att: 26,907 - Unknown								
Joe Christopher, R (1, 9) OBP: 0.100, SLG: 0.150										5	0	0	1	0	0	5									
Cliff Cook, R (1, 5) OBP: 0.286, SLG: 0.450										5	2	2	1	0	2	1									
Frank Thomas, R (1, 7) OBP: 0.386, SLG: 0.704										4	2	3	1	0	0	0									
Rod Kanehl, R (8, 7) OBP: 0.353, SLG: 0.375										1	1	0	0	0	0	1									
Mary Throneberry, L (1, 3) OBP: 0.290, SLG: 0.083										4	0	0	0	1	2	4									
Charlie Neal, R (1, 4) OBP: 0.331, SLG: 0.400										5	1	0	0	0	0	5									
Elio Chacon, R (1, 6) OBP: 0.289, SLG: 0.289										0	0	0	0	1	0	0									
Felix Mantilla, R (3, 6) OBP: 0.367, SLG: 0.435										4	1	4	4	0	0	0									
Hobie Landrith, L (1, 2) OBP: 0.452, SLG: 0.529										4	0	2	1	1	1	3									
Al Jackson, L (1, 1) OBP: 0.000, SLG: 0.000										1	0	0	0	0	0	0									
Bob Moorhead, R (3, 1) OBP: 0.000, SLG: 0.000										0	0	0	0	0	0	0									
Ed Bouchee, L (4, PH) OBP: 0.000, SLG: 0.000										0	0	0	0	0	0	0									
Ken MacKenzie, R (4, 1) OBP: 0.000, SLG: 0.000										0	0	0	0	0	0	0									
Dave Hillman, R (8, 1) OBP: 0.000, SLG: 0.000										0	0	0	0	0	0	0									
Jim Hickman, R (7, PH) OBP: 0.000, SLG: 0.000										0	0	0	0	0	0	0									
Jim Hickman, R (7, PH) OBP: 0.000, SLG: 0.000										0	0	0	0	0	0	0									
Vinegar Bend Mizell, R (7, 1) OBP: 0.000, SLG: 0.000										1	0	0	0	0	0	0									
Sammy Taylor, L (9, PH) OBP: 0.000, SLG: 0.000										1	0	0	0	0	0	0									
Inning Stats	R: 0 E: 0 K: 1 S: 12	H: 0 LOB: 0 BB: 1 P: 17	R: 0 E: 0 K: 2 S: 14	H: 1 LOB: 2 BB: 1 P: 21	R: 1 E: 1 K: 1 S: 6	H: 1 LOB: 0 BB: 0 P: 12	R: 1 E: 0 K: 0 S: 12	H: 2 LOB: 2 BB: 1 P: 22	R: 1 E: 0 K: 0 S: 7	H: 1 LOB: 0 BB: 1 P: 14	R: 0 E: 0 K: 0 S: 5	H: 1 LOB: 1 BB: 0 P: 7	R: 0 E: 0 K: 1 S: 9	H: 1 LOB: 1 BB: 0 P: 13	R: 3 E: 0 K: 1 S: 14	H: 3 LOB: 2 BB: 2 P: 27	R: 2 E: 1 K: 1 S: 15	H: 3 LOB: 2 BB: 0 P: 21	1B: 7 2B: 2 3B: 2 HR: 2	SF: 0 SAC: 0 DP: 2 HBP: 0	WP: 1 PB: 0 SB: 0 CS: 0	PA: 45			
PITCHER	IP	WLS	BF	H	R	ER	SO	BB	IBB	HBP	BLK	WP	HR	S	P	ERA	WHIP								
Joe Moeller, R (1, 1) ERA: 4.4	8.0	W	38	10	6	5	6	6	0	0	0	0	2	79	133	5.62	2.000								
Ed Roebuck, R (9, 1) ERA: 2.84	1.0	S	7	3	2	0	1	0	0	0	0	1	0	15	21	0.00	3.000								

Batter	1	2	3	4	5	6	7	8	9	AB	R	H	RBI	BB	SO	LOB	BOTTOM								
Maury Wills, S (1, 6) OBP: 0.302, SLG: 0.285										5	3	4	0	0	0	1	New York Mets @ Los Angeles Dodgers Dodger Stadium, Los Angeles, CA Fri May 25 1962, 7:05 PM PDT Att: 26,907 - Unknown								
Daryl Spencer, R (7, 6) OBP: 0.383, SLG: 0.367										1	0	0	0	0	1	0									
Jim Gilliam, S (1, 5) OBP: 0.352, SLG: 0.317										3	1	0	0	1	0	3									
Andy Carey, R (6, PH) OBP: 0.359, SLG: 0.393										1	0	0	0	1	1	2									
Willie Davis, L (1, 8) OBP: 0.404, SLG: 0.519										5	3	2	1	1	1	3									
Tommy Davis, R (1, 7) OBP: 0.348, SLG: 0.601										6	3	4	3	0	0	1									
Frank Howard, R (1, 9) OBP: 0.342, SLG: 0.437										2	2	0	1	2	0	3									
Ron Fairly, L (1, 3) OBP: 0.432, SLG: 0.348										5	3	3	3	0	0	1									
Larry Burright, R (1, 4) OBP: 0.363, SLG: 0.554										4	2	2	4	1	2	2									
Norm Sherry, R (1, 2) OBP: 0.293, SLG: 0.243										4	0	2	4	0	0	2									
Joe Moeller, R (1, 1) OBP: 0.111, SLG: 0.111										5	0	1	0	0	2	5									
Ed Roebuck, R (9, 1)										0	0	0	0	0	0	0									
Inning Stats	R: 1 E: 0 K: 1 S: 16	H: 2 LOB: 1 BB: 0 P: 28	R: 0 E: 0 K: 1 S: 9	H: 0 LOB: 0 BB: 0 P: 16	R: 6 E: 0 K: 0 S: 16	H: 5 LOB: 1 BB: 2 P: 32	R: 0 E: 0 K: 0 S: 6	H: 1 LOB: 0 BB: 0 P: 9	R: 1 E: 0 K: 0 S: 14	H: 2 LOB: 2 BB: 1 P: 24	R: 6 E: 1 K: 2 S: 27	H: 4 LOB: 2 BB: 2 P: 48	R: 3 E: 0 K: 2 S: 17	H: 4 LOB: 1 BB: 0 P: 25	R: 0 E: 0 K: 1 S: 6	H: 0 LOB: 1 BB: 1 P: 15	1B: 13 2B: 3 3B: 1 HR: 1	SF: 1 SAC: 0 DP: 0 HBP: 1	WP: 0 PB: 0 SB: 3 CS: 1	PA: 49					
PITCHER	IP	WLS	BF	H	R	ER	SO	BB	IBB	HBP	BLK	WP	HR	S	P	ERA	WHIP								
Al Jackson, L (1, 1) ERA: 5.8	2.1	L	13	5	5	5	2	1	0	0	0	0	0	5	11	27.00	4.500								
Bob Moorhead, R (3, 1) ERA: 4.94	0.2		5	2	2	2	0	1	0	0	0	0	0	5	11	27.00	4.500								
Ken MacKenzie, L (4, 1) ERA: 5.32	2.1		13	5	4	4	0	2	0	0	0	0	0	30	50	15.43	3.000								
Dave Hillman, R (6, 1) ERA: 7.3	0.2		7	2	3	2	2	1	0	1	0	0	1	17	31	27.00	4.500								
Vinegar Bend Mizell, L (7, 1) ERA: 4.88	2.0		11	4	3	3	3	1	0	0	0	0	0	23	40	13.50	2.500								

Batter	1	2	3	4	5	6	7	8	9	10	AB	R	H	RBI	BB	SO	LOB	TOP	
Jim Hickman, R OBP: 0.355, SLG: 0.462 (1, 8)	F8	K		1B		G6-4-3			4-3		5	0	1	0	0	1	2		
Charlie Neal, R OBP: 0.327, SLG: 0.396 (1, 4)	1B		5-3	SF9			5-3		F9		4	1	1	1	0	0	0		
Cliff Cook, R OBP: 0.251, SLG: 0.409 (1, 5)	1B		6-3	F9							4	0	0	0	0	2	2		
Felix Mantilla, R OBP: 0.372, SLG: 0.466 (7, 5)	K						K			HR	1	1	1	1	0	0	0		
Frank Thomas, R OBP: 0.307, SLG: 0.694 (1, 7)	1B		2B	1B		5-3		6-3		B1-3	5	1	2	0	0	0	0		
Gil Hodges, R OBP: 0.302, SLG: 0.561 (1, 3)	1B		1B			K			5-3		5	1	3	1	0	1	0		
Elio Chacon, R OBP: 0.284, SLG: 0.284 (1, 6)	K		2B	1B		F4		G3		F8	5	0	1	2	0	1	3		
Joe Christopher, R OBP: 0.125, SLG: 0.292 (1, 9)		K		F9				6-3			4	1	1	1	0	1	1		
Harry Chitt, R OBP: 0.409, SLG: 0.400 (1, 2)		F9						HR											
Rod Kanehl, R OBP: 0.353, SLG: 0.375 (4, PR)											2	0	1	0	0	0	0		
Sammy Taylor, L OBP: 0.284, SLG: 0.246 (4, 2)				1B	SF9	1B		FC6-5	2B	K	2	0	1	0	0	1	0		
Jay Hook, L OBP: 0.304, SLG: 0.273 (1, 1)				K				FC6-5	G6-4-3	K	4	0	1	0	0	2	2		
Inning Stats	R: 1 E: 0 K: 2 S: 10	H: 3 LOB: 2 BB: 0 P: 10	R: 0 E: 0 K: 2 S: 8	H: 1 LOB: 1 BB: 0 P: 8	R: 2 E: 0 K: 1 S: 6	H: 3 LOB: 1 BB: 0 P: 6	R: 1 E: 0 K: 1 S: 7	H: 2 LOB: 0 BB: 0 P: 7	R: 0 E: 0 K: 1 S: 5	H: 0 LOB: 0 BB: 0 P: 5	R: 0 E: 0 K: 0 S: 3	H: 0 LOB: 0 BB: 0 P: 3	R: 0 E: 0 K: 2 S: 7	H: 0 LOB: 0 BB: 0 P: 7	R: 1 E: 0 K: 0 S: 5	H: 2 LOB: 1 BB: 0 P: 5	1B: 9 2B: 2 3B: 0 HR: 2	SF: 1 SAC: 0 DP: 1 HBP: 0	WP: 0 PA: 42
PITCHER	IP WLS BF H R ER SO BB IBB HBP BLK WP HR S P ERA WHIP																		
Billy O'Dell, L ERA: 3.1 (1, 1)	3.0	0	16	7	3	3	4	0	0	0	0	0	0	0	0	0	0	0	0
Gaylord Perry, R ERA: 5.61 (4, 1)	4.0	0	15	4	2	2	3	0	0	0	0	0	0	0	0	0	0	0	0
Don Larsen, R ERA: 5.6 (8, 1)	3.0	W	11	2	1	1	2	0	0	0	0	0	0	0	0	0	0	0	0

New York Mets @ San Francisco Giants
Candlestick Park, San Francisco, CA
Sat May 26 1962, 6:33 AM EDT
Att. 18,791 - Unknown

livebaseballscorecards.com

AB 41
R 6
H 13
RBI 6
BB 0
SO 9
LOB 10



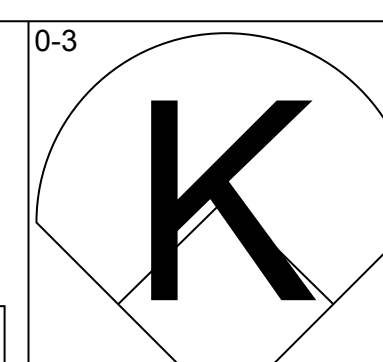
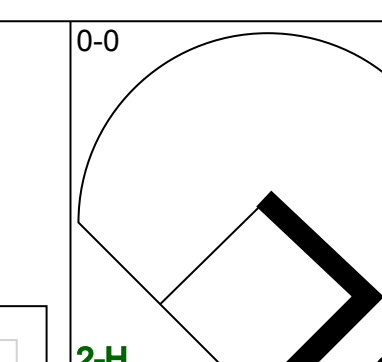
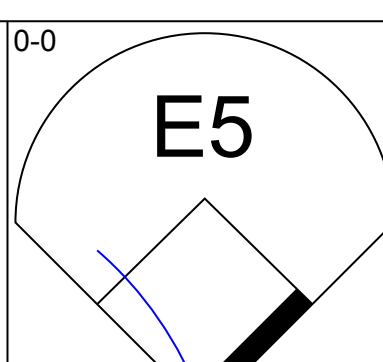
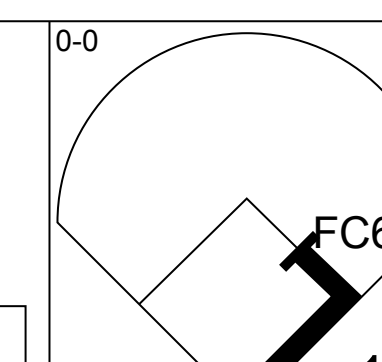
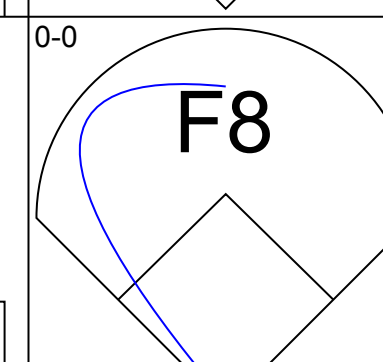
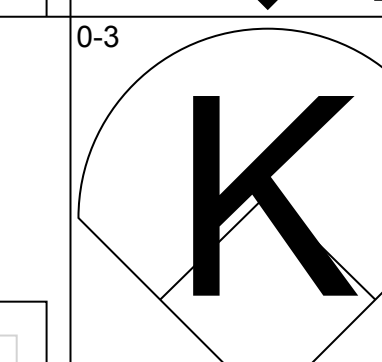
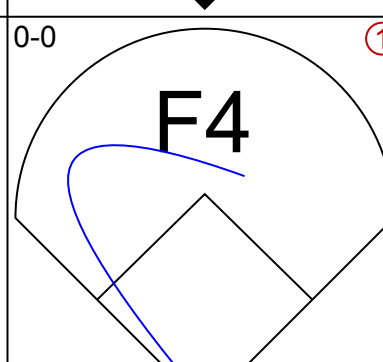
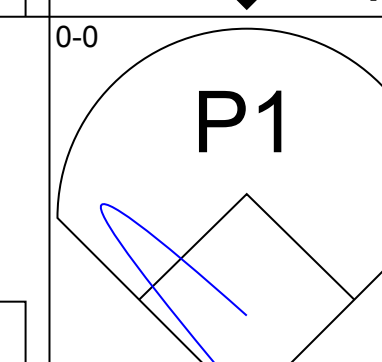
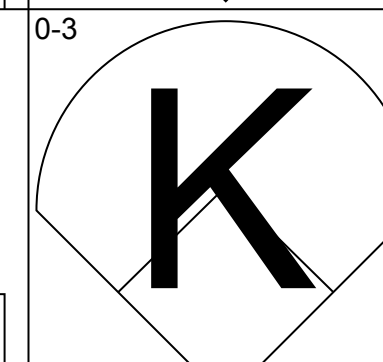
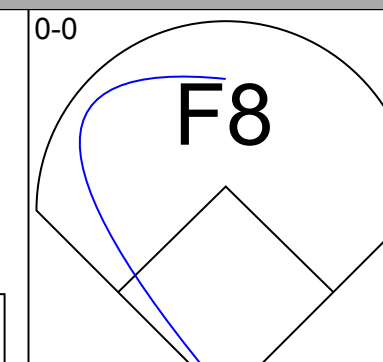
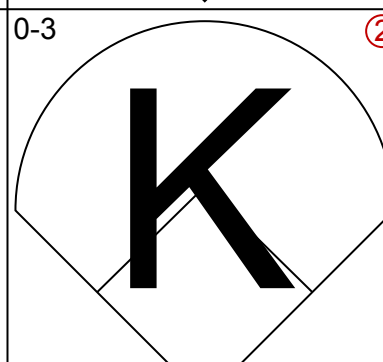
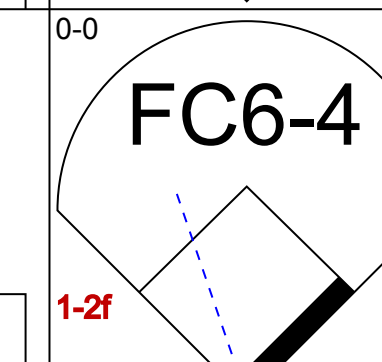
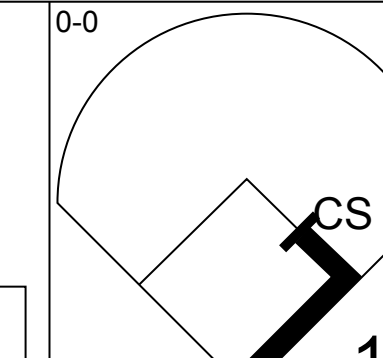
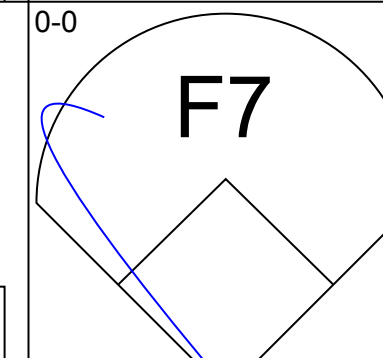
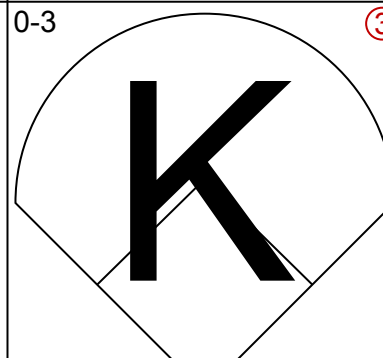
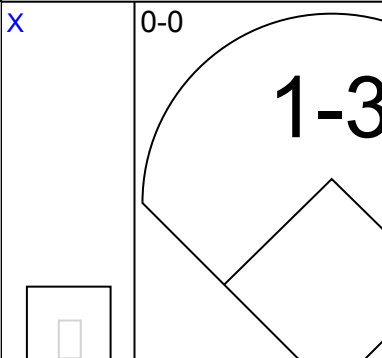
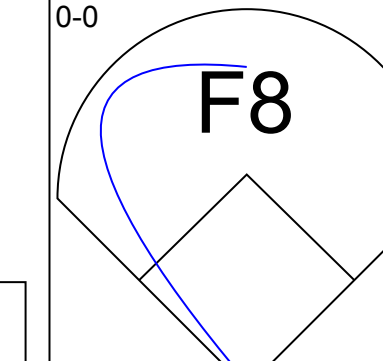
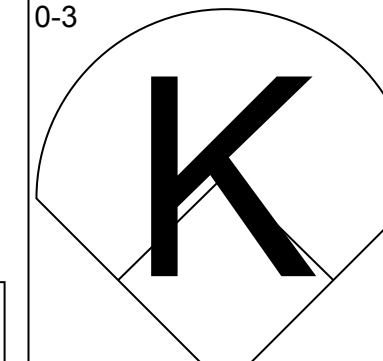
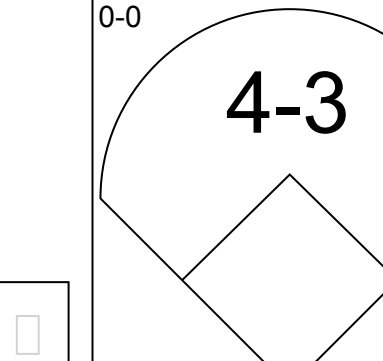
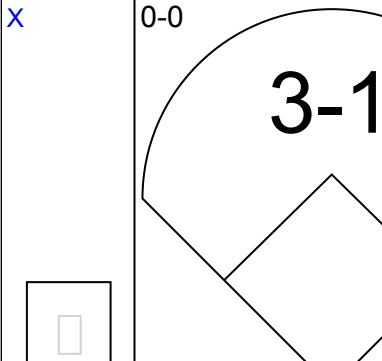
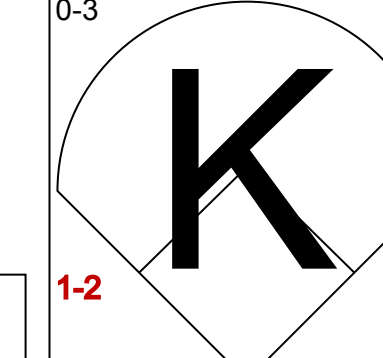
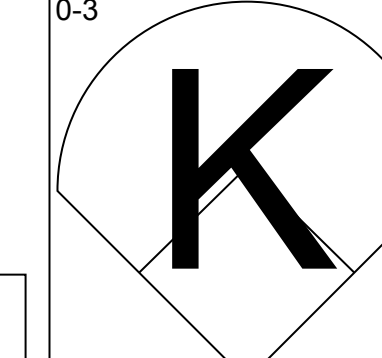
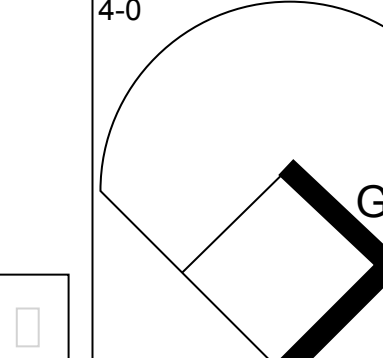
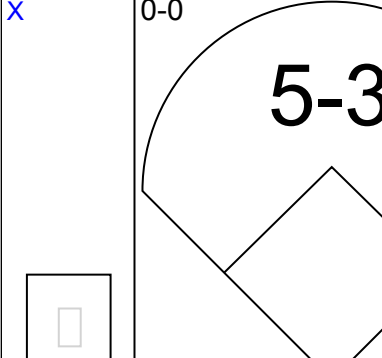
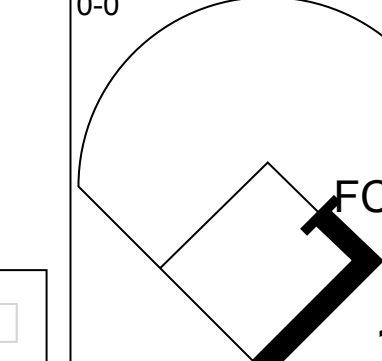
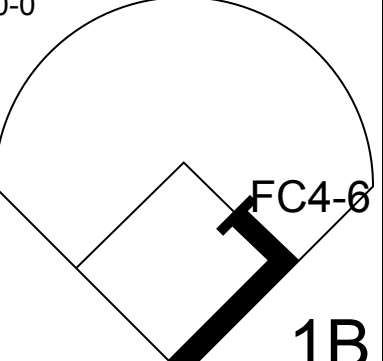
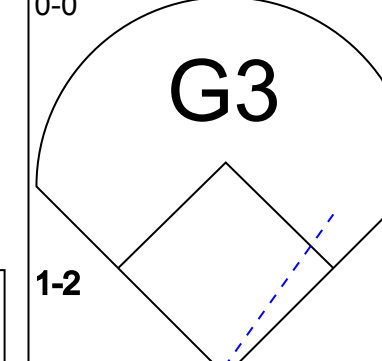
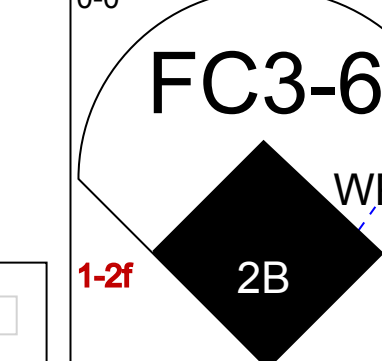
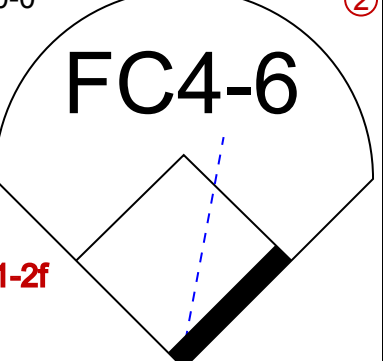
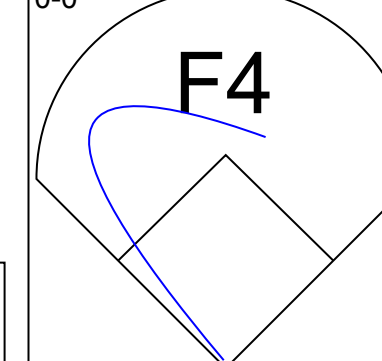
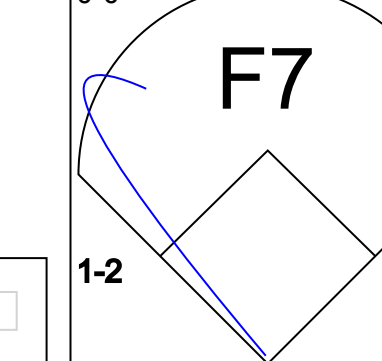
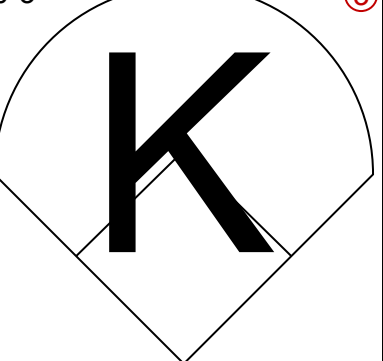
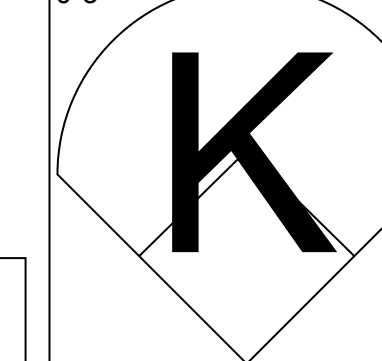
Batter	1	2	3	4	5	6	7	8	9	10	AB	R	H	RBI	BB	SO	LOB	BOTTOM	
Harvey Kuenn, R OBP: 0.397, SLG: 0.412 (1, 7)	6-3										5	0	2	2	0	0	0		
Ernie Bowman, R (10, PR)		2B									0	0	0	0	0	0	0		
Chuck Hiller, L OBP: 0.335, SLG: 0.309 (1, 4)	4-3	1-3									5	1	0	0	0	0	2		
Willie Mays, R OBP: 0.423, SLG: 0.679 (1, 8)	1B										4	3	3	3	1	0	0		
Orlando Cepeda, R OBP: 0.376, SLG: 0.626 (1, 3)											4	0	1	1	0	1	0		
Felipe Alou, R OBP: 0.358, SLG: 0.507 (1, 9)	F8										4	1	0	0	0	0	2		
Ed Bailey, L OBP: 0.389, SLG: 0.513 (1, 2)											4	0	1	0	0	0	1		
Jim Davenport, R OBP: 0.360, SLG: 0.453 (1, 5)											4	1	3	1	0	0	0		
Manny Mota, R OBP: 0.263, SLG: 0.226 (9, PR)											0	0	0	0	0	0	0		
Jose Pagan, R OBP: 0.307, SLG: 0.373 (1, 6)											4	1	0	0	0	0	4		
Billy O'Dell, S OBP: 0.200, SLG: 0.130 (1, 1)											0	0	0	0	0	0	0		
Gaylord Perry, R (4, 1)											1	0	0	0	0	0	0		
Matty Alou, L OBP: 0.318, SLG: 0.282 (7, PH)											1	0	0	0	0	0	0		
Don Larsen, R OBP: 0.273, SLG: 0.273 (8, 1)											1	0	0	0	0	0	1		
Inning Stats	R: 0 E: 0 K: 0 S: 4	H: 1 LOB: 2 BB: 1 P: 8	R: 2 E: 0 K: 0 S: 6	H: 3 LOB: 1 BB: 0 P: 6	R: 1 E: 0 K: 0 S: 4	H: 1 LOB: 0 BB: 0 P: 4	R: 0 E: 0 K: 0 S: 3	H: 0 LOB: 0 BB: 0 P: 3	R: 0 E: 0 K: 0 S: 3	H: 0 LOB: 0 BB: 0 P: 3	R: 1 E: 0 K: 0 S: 4	H: 1 LOB: 0 BB: 0 P: 4	R: 0 E: 0 K: 0 S: 3	H: 1 LOB: 1 BB: 0 P: 3	R: 0 E: 0 K: 0 S: 3	H: 1 LOB: 1 BB: 0 P: 3	1B: 6 2B: 1 3B: 1 HR: 2	SF: 0 SAC: 1 DP: 0 HBP: 0	WP: 0 PA: 39
PITCHER	IP WLS BF H R ER SO BB IBB HBP BLK WP HR S P ERA WHIP																		
Jay Hook, R ERA: 4.33 (1, 1)	9.1	L	39	10	7	6	1	1	0	0	0	0	2	40	44	5.79	1.179		

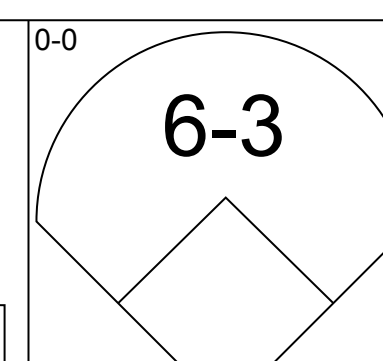
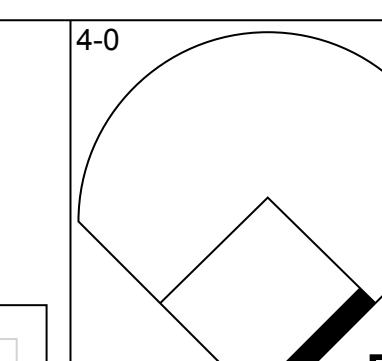
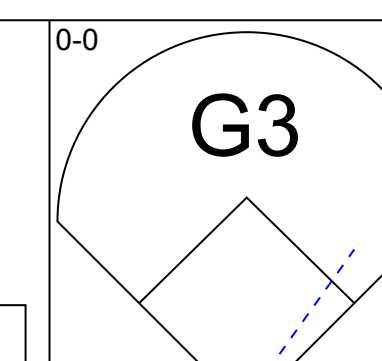
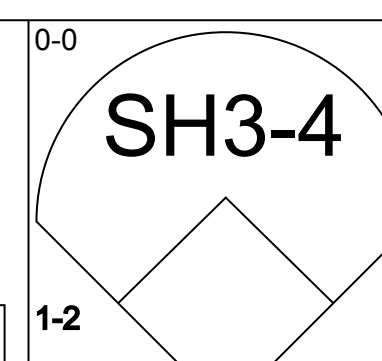
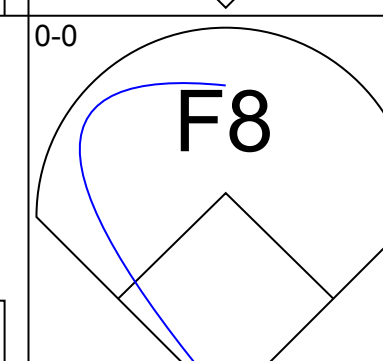
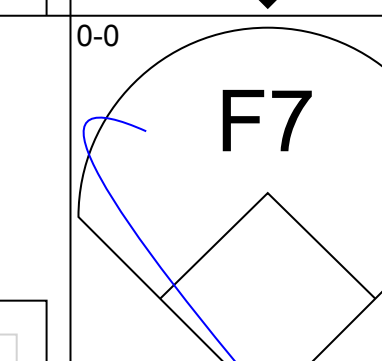
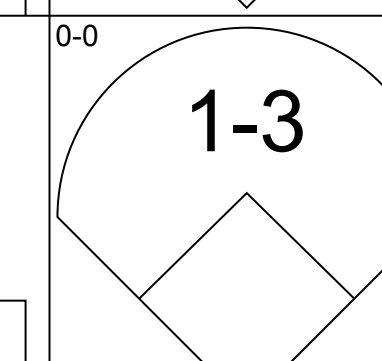
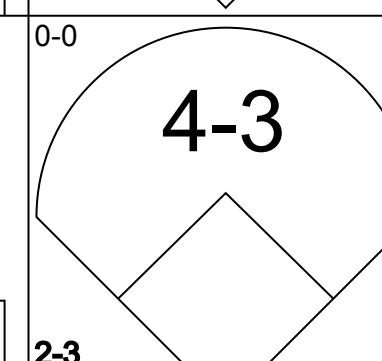
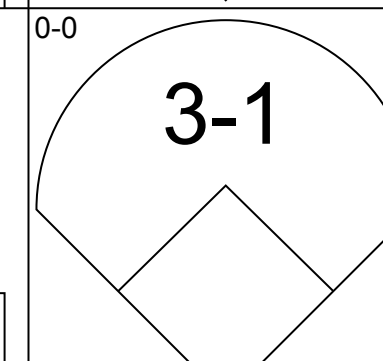
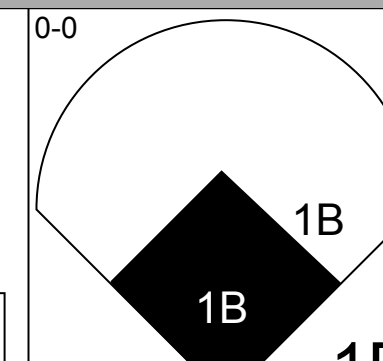
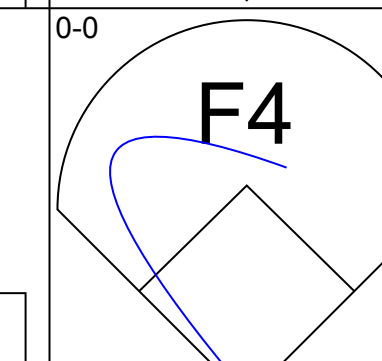
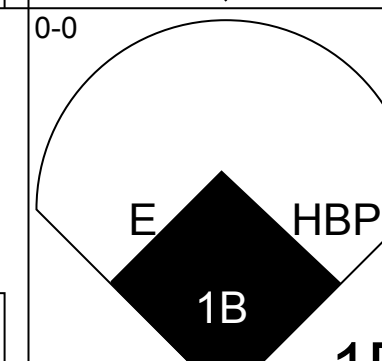
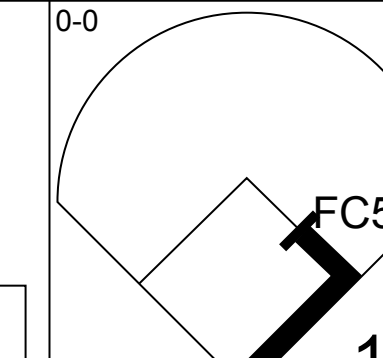
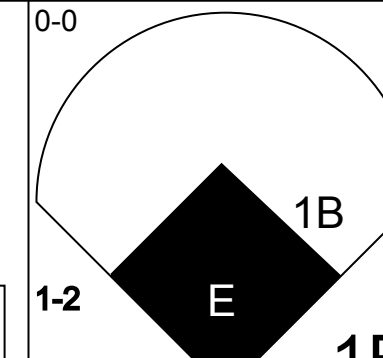
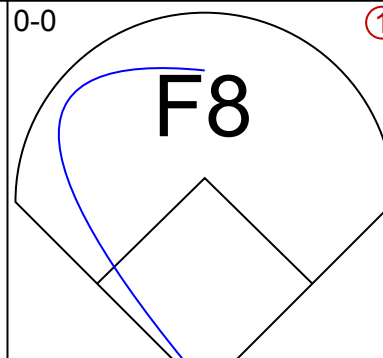
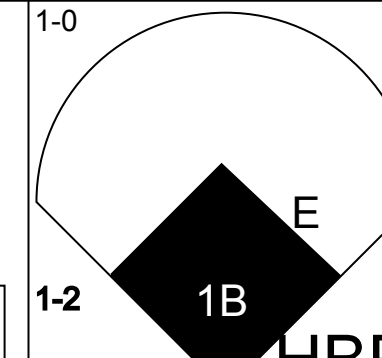
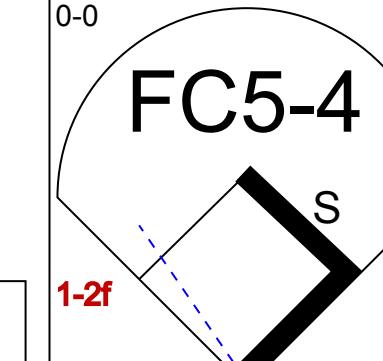
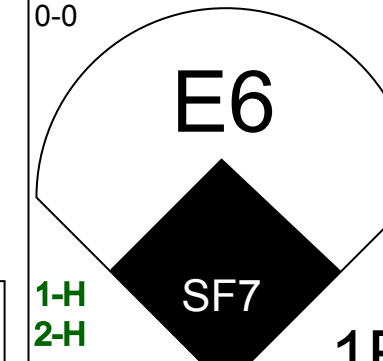
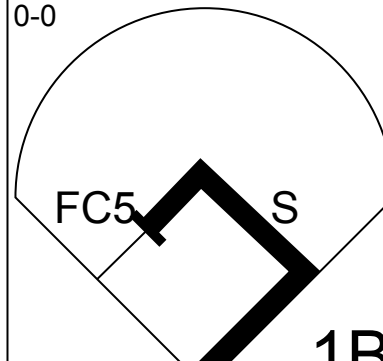
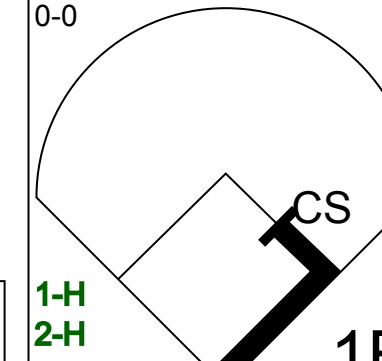
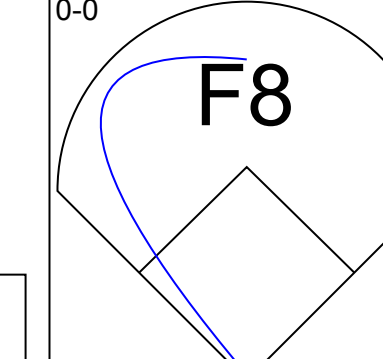
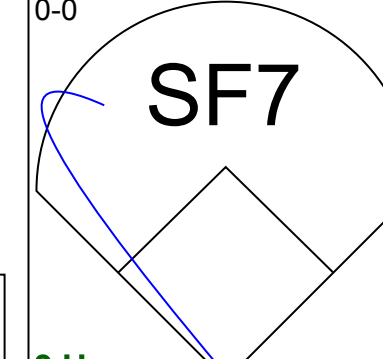

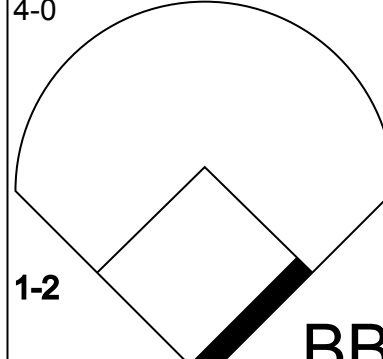
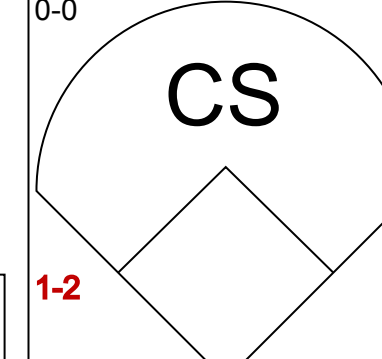
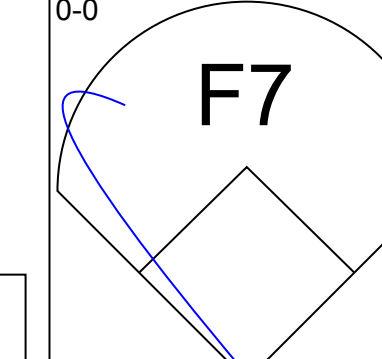
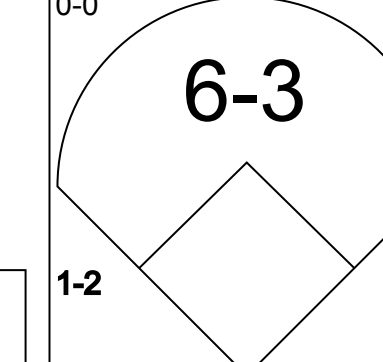
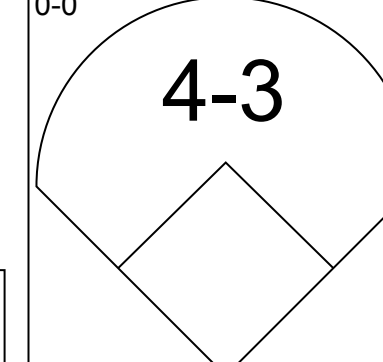

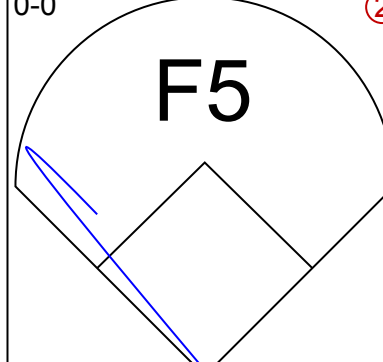
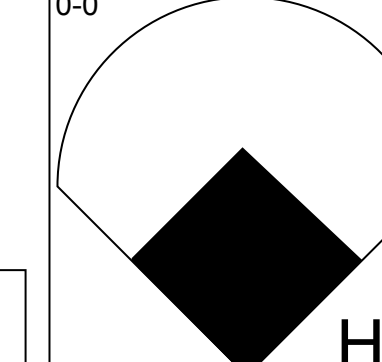
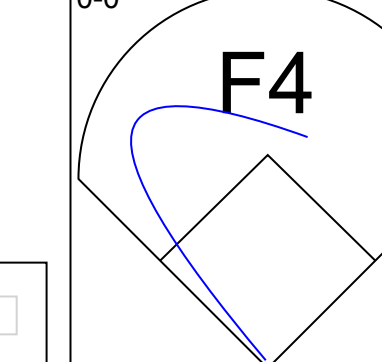
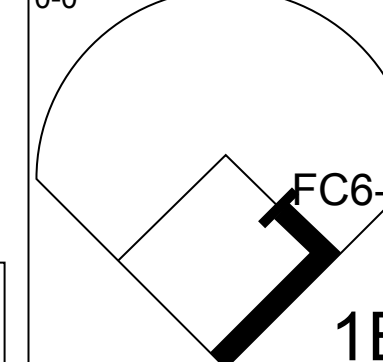
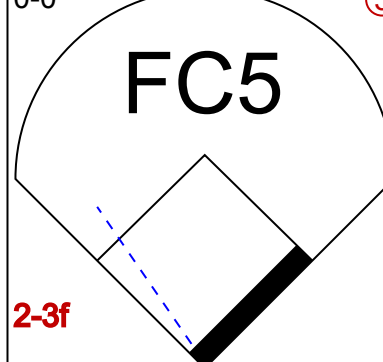
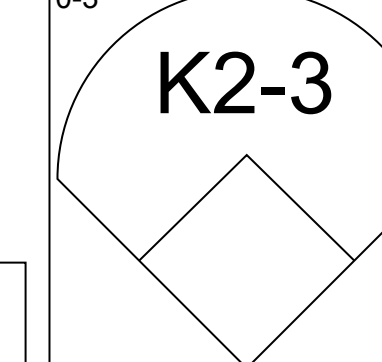
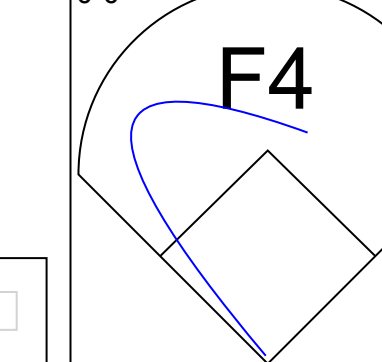
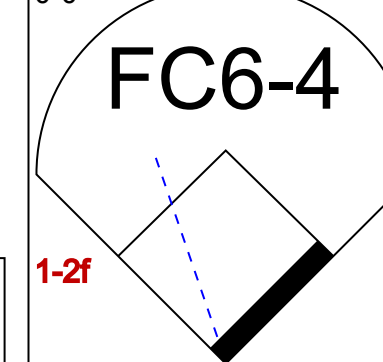
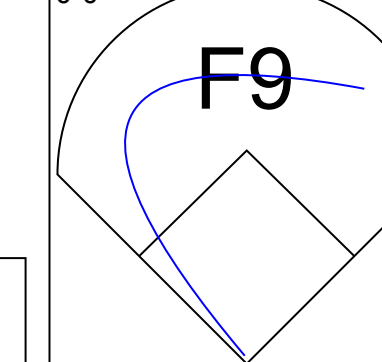
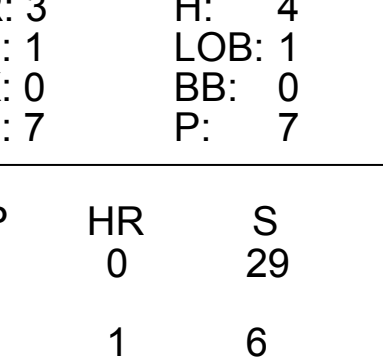
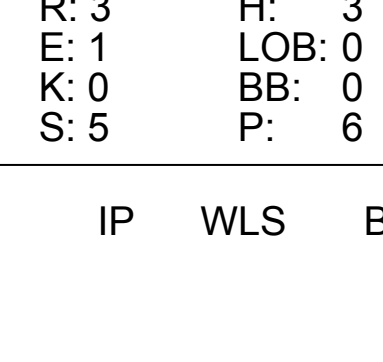
New York Mets @ San Francisco Giants
Candlestick Park, San Francisco, CA
Sat May 26 1962, 6:33 AM EDT
Att. 18,791 - Unknown

livebaseballscorecards.com

AB 37
R 7
H 10
RBI 7
BB 1
SO 1
LOB 10




Batter	1	2	3	4	5	6	7	8	9	AB	R	H	RBI	BB	SO	LOB	TOP				
Richie Ashburn, L (1, 8) OBP: 0.484, SLG: 0.431										4	0	2	1	0	1	0	New York Mets @ San Francisco Giants Candlestick Park, San Francisco, CA Sun May 27 1962, 6:33 AM EDT Unknown livebaseballscorecards.com				
Felix Mantilla, R (1, 4) OBP: 0.361, SLG: 0.450										4	0	0	0	0	1	3					
Cliff Cook, R (1, 5) OBP: 0.240, SLG: 0.375										4	0	0	0	0	2	2					
Frank Thomas, R (1, 7) OBP: 0.383, SLG: 0.682										4	0	1	0	0	1	1					
Ed Bouchee, L (1, 3) OBP: 0.346, SLG: 0.349										4	0	0	0	0	1	1					
Joe Christopher, R (1, 9) Jim Hickman, R (7, PR) OBP: 0.352, SLG: 0.457										2	0	0	0	1	2	1					
Elio Chacon, R (1, 6) Rod Kanehl, R (7, 6) OBP: 0.362, SLG: 0.296										3	0	2	0	0	0	1					
Sammy Taylor, L (1, 2) OBP: 0.273, SLG: 0.235										3	1	0	0	0	0	4					
Roger Craig, R (1, 1) Mary Throneberry, L (8, PH) Bob Moorhead, R (8, 1)										2	0	0	0	0	1	2					
Inning Stats	R: 0 E: 0 K: 2 S: 7	H: 0 LOB: 0 BB: 0 P: 7	R: 0 E: 0 K: 1 S: 5	H: 1 LOB: 1 BB: 0 P: 5	R: 1 E: 0 K: 1 S: 7	H: 2 LOB: 1 BB: 0 P: 7	R: 0 E: 0 K: 1 S: 5	H: 0 LOB: 0 BB: 0 P: 5	R: 0 E: 0 K: 2 S: 8	H: 1 LOB: 1 BB: 0 P: 8	R: 0 E: 1 K: 0 S: 3	H: 0 LOB: 2 BB: 1 P: 7	R: 0 E: 0 K: 1 S: 6	H: 1 LOB: 1 BB: 0 P: 6	R: 0 E: 0 K: 0 S: 3	H: 0 LOB: 0 BB: 0 P: 3		1B: 4 2B: 2 3B: 0 HR: 0	SF: 0 SAC: 0 DP: 1 HBP: 0	WP: 1 PB: 0 SB: 0 CS: 1	PA: 33
PITCHER	IP	WLS	BF	H	R	ER	SO	BB	IBB	HBP	BLK	WP	HR	S	P	ERA	WHIP				
Jack Sanford, R (1, 1) ERA: 3.53	7.0	W	26	4	1	1	9	1	0	0	0	1	0	43	47	1.29	0.714				
Stu Miller, R (8, 1) ERA: 2.11	2.0	S	7	1	0	0	1	0	0	0	0	0	0	9	9	0.00	0.500				

Batter	1	2	3	4	5	6	7	8	9	AB	R	H	RBI	BB	SO	LOB	BOTTOM				
Harvey Kuenn, R (1, 7) OBP: 0.396, SLG: 0.405										2	0	0	0	1	0	0	New York Mets @ San Francisco Giants Candlestick Park, San Francisco, CA Sun May 27 1962, 6:33 AM EDT Unknown livebaseballscorecards.com				
Chuck Hillier, L (1, 4) OBP: 0.326, SLG: 0.302										4	0	0	0	0	0	2					
Willie Mays, R (1, 8) OBP: 0.424, SLG: 0.675										4	2	2	1	0	0	0					
Orlando Cepeda, R (1, 3) OBP: 0.385, SLG: 0.626										3	2	2	0	0	0	0					
Felipe Alou, R (1, 9) OBP: 0.367, SLG: 0.513										4	1	3	3	0	0	1					
Jim Davenport, R (1, 5) OBP: 0.356, SLG: 0.447										2	0	0	1	1	0	1					
Tom Haller, L (1, 2) OBP: 0.360, SLG: 0.535										4	1	1	1	0	0	3					
Jose Pagan, R (1, 6) OBP: 0.306, SLG: 0.371										4	0	1	0	0	1	2					
Jack Sanford, R (1, 1) OBP: 0.222, SLG: 0.200										2	0	0	0	0	0	1					
Matty Alou, L (7, PH) Stu Miller, R (8, 1) OBP: 0.333, SLG: 0.300										1	1	1	0	0	0	0					
Inning Stats	R: 0 E: 0 K: 0 S: 3	H: 0 LOB: 0 BB: 0 P: 3	R: 0 E: 0 K: 0 S: 4	H: 1 LOB: 1 BB: 0 P: 4	R: 0 E: 0 K: 0 S: 3	H: 0 LOB: 1 BB: 1 P: 7	R: 3 E: 1 K: 0 S: 7	H: 4 LOB: 1 BB: 0 P: 7	R: 0 E: 0 K: 0 S: 3	H: 0 LOB: 0 BB: 0 P: 3	R: 0 E: 0 K: 0 S: 4	H: 1 LOB: 2 BB: 1 P: 8	R: 3 E: 1 K: 0 S: 5	H: 3 LOB: 0 BB: 0 P: 6	R: 1 E: 0 K: 1 S: 6	H: 1 LOB: 0 BB: 0 P: 6	1B: 9 2B: 0 3B: 0 HR: 1	SF: 1 SAC: 1 DP: 0 HBP: 1	WP: 0 PB: 0 SB: 0 CS: 1	PA: 37	
PITCHER	IP	WLS	BF	H	R	ER	SO	BB	IBB	HBP	BLK	WP	HR	S	P	ERA	WHIP				
Roger Craig, R (1, 1) ERA: 5.62	7.0	L	32	9	6	2	0	2	0	1	0	0	1	29	38	2.57	1.571				
Bob Moorhead, R (8, 1) ERA: 5.06	1.0		4	1	1	1	1	0	0	0	0	0	1	6	6	9.00	1.000				

Batter	1	2	3	4	5	6	7	8	9	AB	R	H	RBI	BB	SO	LOB	TOP				
Richie Ashburn, L OBP: 0.493, SLG: 0.473 (1, 8)	4-0 BB F8		0-0 6-3			0-0 PO 3B	0-3 K2-3		0-0 1B	4	0	2	1	1	1	0					
Rod Kanehl, R OBP: 0.273, SLG: 0.286 (1, 5)	0-0 F8		0-0 6-3			0-0 PO	0-0 E6 BB		0-0 F7	5	1	0	0	0	0	3					
Felix Mantilla, R OBP: 0.358, SLG: 0.439 (1, 4)	0-0 6-3		0-0 5-3				4-0 BB E BB		0-0 F3	3	0	0	0	1	0	0					
Frank Thomas, R OBP: 0.380, SLG: 0.671 (1, 7)		0-0 F7		0-0 5-3		0-0 E5 BB		0-0 1B		4	0	1	0	0	0	2					
Gil Hodges, R OBP: 0.377, SLG: 0.536 (8, PH)		0-0 F9		0-0 F3		0-3 K		0-0 F8		3	0	0	0	0	1	3					
Ed Bouchee, L OBP: 0.341, SLG: 0.344 (8, 3)										1	0	0	0	0	0	1					
Harry Chiti, R OBP: 0.385, SLG: 0.375 (1, 2)		0-0 BB HR		0-0 6-3		0-3 K		0-0 6-3		4	1	1	0	0	1	4					
Elio Chacon, R OBP: 0.367, SLG: 0.290 (1, 6)		4-0 HR BB		0-0 1-3		4-0 1-2 2-3 3-H BB		0-0 F2		2	1	0	1	2	0	0					
Jim Hickman, R OBP: 0.348, SLG: 0.479 (1, 9)		0-0 HR		0-0 F8		0-0 F7		0-0 6-3		4	1	1	3	0	0	3					
Al Jackson, L OBP: 0.111, SLG: 0.059 (8, 1)		0-3 K		0-0 3B		0-3 K		0-0 1B		3	1	1	0	0	2	0					
Craig Anderson, R OBP: 0.200, SLG: 0.200 (8, 1)										0	0	0	0	0	0	0					
Bob Miller, R OBP: 0.303, SLG: 0.115 (9, PH)										1	0	1	0	0	0	0					
Mary Throneberry, L OBP: 0.303, SLG: 0.115 (9, PH)										1	0	1	0	0	0	0					
Inning Stats	R: 0 E: 0 K: 0 S: 2	H: 0 LOB: 0 BB: 1 P: 6	R: 3 E: 0 K: 1 S: 7	H: 2 LOB: 0 BB: 1 P: 11	R: 0 E: 0 K: 0 S: 3	H: 0 LOB: 0 BB: 0 P: 3	R: 0 E: 0 K: 0 S: 3	H: 0 LOB: 0 BB: 0 P: 3	R: 1 E: 0 K: 0 S: 4	H: 2 LOB: 0 BB: 0 P: 4	R: 1 E: 0 K: 2 S: 9	H: 0 LOB: 3 BB: 2 P: 17	R: 0 E: 0 K: 2 S: 7	H: 0 LOB: 0 BB: 0 P: 7	R: 0 E: 0 K: 0 S: 4	H: 1 LOB: 1 BB: 0 P: 4	R: 0 E: 0 K: 0 S: 5	H: 2 LOB: 2 BB: 0 P: 5	1B: 5 2B: 0 3B: 1 HR: 1	SF: 0 SAC: 0 DP: 0 HBP: 0	WP: 0 PA: 39 PB: 0 SB: 0 CS: 0
PITCHER	IP	WLS	BF	H	R	ER	SO	BB	IBB	HBP	BLK	WP	HR	S	P	ERA	WHIP				
Mike McCormick, L ERA: 6.31 (1, 1)	5.0		19	4	4	4	1	2	0	0	0	0	1	19	27	7.20	1.200				
Jim Duffalo, R ERA: 2.45 (6, 1)	3.0	W	14	1	1	0	4	2	0	0	0	0	0	20	28	0.00	1.000				
Stu Miller, R ERA: 2.01 (9, 1)	1.0	S	5	2	0	0	0	0	0	0	0	0	0	5	5	0.00	2.000				

New York Mets @ San Francisco Giants
Candlestick Park, San Francisco, CA
Sun May 27 1962, 6:38 AM EDT
Att: 39,551 - Unknown

AB	34
R	5
H	7
RBI	5
BB	4
SO	5
LOB	16



Batter	1	2	3	4	5	6	7	8	9	AB	R	H	RBI	BB	SO	LOB	BOTTOM				
Harvey Kuenn, R OBP: 0.391, SLG: 0.400 (1, 7)	0-0 4-3		0-0 F7-8		0-0 F3			0-0 1B 2B 1B		4	1	1	0	0	0	0					
Manny Mota, R OBP: 0.250, SLG: 0.214 (1, 4)	0-0 F8		0-0 5-3		0-0 1-3			0-0 F7		3	0	0	0	0	0	0					
Matty Alou, L OBP: 0.326, SLG: 0.293 (8, PH)										1	0	0	0	0	0	1					
Tom Haller, L OBP: 0.360, SLG: 0.535 (9, 2)										0	0	0	0	0	0	0					
Willie Mays, R OBP: 0.426, SLG: 0.677 (1, 8)	0-0 F3			0-0 F9 1B 2B		0-0 F4		0-0 2B 1B 1B		4	2	2	0	0	0	0					
Orlando Cepeda, R OBP: 0.392, SLG: 0.634 (1, 3)		0-0 FC5-4 1B		0-0 F9		0-0 FC1-6-4 1B		0-0 1B 2B		4	1	3	1	0	0	1					
Felipe Alou, R OBP: 0.371, SLG: 0.513 (1, 9)		0-0 FC5-4 1B		0-0 2B 1B		0-0 FC1-6-4 1B		0-0 S WP PB 1B		4	2	2	3	0	0	2					
Jim Davenport, R OBP: 0.367, SLG: 0.458 (1, 5)		0-0 1B		0-0 1B 2B		0-3 K		0-0 PB BB		3	0	2	1	1	1	1					
Ed Bailey, L OBP: 0.432, SLG: 0.504 (7, PH)		0-3 K		0-3 K						2	0	0	0	0	2	3					
Joe Pignatano, R OBP: 0.250, SLG: 0.250 (8, 2)										1	0	0	0	0	0	0					
Willie McCovey, L OBP: 0.432, SLG: 0.784 (8, PH)										1	0	0	0	0	0	1					
Stu Miller, R OBP: 0.250, SLG: 0.250 (9, 1)										0	0	0	0	0	0	0					
Jose Pagan, R OBP: 0.299, SLG: 0.362 (1, 6)		0-0 5-3		0-0 1-3				0-0 F9		4	0	0	0	0	0	4					
Mike McCormick, L OBP: 0.250, SLG: 0.571 (5, PH)			0-0 4-3		0-3 K					1	0	0	0	0	0	0					
Ernie Bowman, R OBP: 0.328, SLG: 0.302 (9, 4)										1	0	0	0	0	0	0					
Chuck Hiller, L OBP: 0.328, SLG: 0.302 (9, 4)										0	0	0	0	0	0	0					
Inning Stats	R: 0 E: 0 K: 0 S: 3	H: 0 LOB: 0 BB: 0 P: 3	R: 0 E: 0 K: 1 S: 7	H: 2 LOB: 2 BB: 0 P: 7	R: 0 E: 0 K: 0 S: 3	H: 0 LOB: 0 BB: 0 P: 3	R: 2 E: 0 K: 1 S: 8	H: 3 LOB: 1 BB: 0 P: 8	R: 0 E: 0 K: 1 S: 5	H: 0 LOB: 0 BB: 0 P: 5	R: 0 E: 0 K: 1 S: 6	H: 1 LOB: 1 BB: 0 P: 6	R: 0 E: 0 K: 0 S: 3	H: 0 LOB: 0 BB: 0 P: 3	R: 4 E: 0 K: 0 S: 7	H: 4 LOB: 1 BB: 1 P: 11	1B: 7 2B: 3 3B: 0 HR: 0	SF: 0 SAC: 0 DP: 0 HBP: 0	WP: 1 PA: 35 PB: 1 SB: 1 CS: 0		
PITCHER	IP	WLS	BF	H	R	ER	SO	BB	IBB	HBP	BLK	WP	HR	S	P	ERA	WHIP				
Al Jackson, L ERA: 5.56 (8, 1)	0.1	L	4	3	2	2	0	0	0	0	0	0	0	4	4	54.00	9.000				
Bob Miller, R ERA: 4.59 (8, 1)	0.2		3	0	1	0	0	1	0	0	0	1	0	2	6	0.00	1.500				

New York Mets @ San Francisco Giants
Candlestick Park, San Francisco, CA
Sun May 27 1962, 6:38 AM EDT
Att: 39,551 - Unknown

AB	34
R	6
H	10
RBI	5
BB	1
SO	4
LOB	13




Batter	1	2	3	4	5	6	7	8	9	AB	R	H	RBI	BB	SO	LOB	TOP					
Maury Wills, S OBP: 0.313, SLG: 0.320	1-1 4-3 1B	2-0 3-1		0-0 1B 1B	1-0 IHR		1-1 4-3		1-2 HR	6	3	4	2	0	0	1	Los Angeles Dodgers @ New York Mets Polo Grounds, New York, NY Wed May 30 1962, 3:33 AM EDT Unknown					
Jim Gilliam, S OBP: 0.397, SLG: 0.316 Andy Carey, R OBP: 0.364, SLG: 0.414	3-1 F7		4-2 HR BB	2-0 1B FC1-4 1B	4-2 FC4 BB		1-1 2B		2-3 K	2	2	1	1	2	0	1						
Willie Davis, L OBP: 0.399, SLG: 0.545	0-0 4-3 1-2		1-1 HR	0-0 FC1-4 1B	0-0 FC4 1B		0-0 F7		0-0 1B	6	2	3	2	0	0	3						
Tommy Davis, R OBP: 0.365, SLG: 0.592	0-0 F3		4-1 HR BB	1-0 FC1-4 1B 2B	1-2 1B		3-2 F4		2-2 1B	5	2	2	2	1	0	3						
Ron Fairly, L OBP: 0.457, SLG: 0.457		0-1 1B 3B	1-1 HR	1-3 2B 1B	0-0 F4		1-1 G3		1-3 K	6	3	3	2	0	1	3						
Frank Howard, R OBP: 0.379, SLG: 0.488		0-0 2B 5-3 1B	0-1 F9	0-0 4-3 2B		1-3 K		1-1 1B		5	1	3	3	0	1	0						
John Roseboro, L ERA: 4.91 Norm Sherry, R OBP: 0.286, SLG: 0.237		0-0 5-3 2B	3-1 G3	1-0 4-3		1-2 6-3		2-2 F8		4	0	1	0	0	0	1						
Larry Burright, R OBP: 0.340, SLG: 0.494		0-1 1-3	1-1 1B	1-3 K		1-0 E3		1-3 K		5	0	1	0	0	2	4						
Sandy Koufax, R OBP: 0.128, SLG: 0.081		2-2 5-3	2-3 K		1-1 4-3		0-3 K		0-0 5-3	5	0	0	1	0	2	3						
Inning Stats	R: 0 E: 0 K: 0 S: 6	H: 1 LOB: 1 BB: 0 P: 10	R: 2 E: 0 K: 0 S: 11	H: 3 LOB: 1 BB: 0 P: 15	R: 4 E: 0 K: 1 S: 16	H: 3 LOB: 1 BB: 2 P: 32	R: 4 E: 0 K: 1 S: 15	H: 5 LOB: 1 BB: 0 P: 22	R: 2 E: 0 K: 2 S: 11	H: 2 LOB: 1 BB: 1 P: 18	R: 0 E: 1 K: 2 S: 10	H: 0 LOB: 1 BB: 0 P: 13	R: 0 E: 0 K: 1 S: 10	H: 1 LOB: 0 BB: 0 P: 15	R: 0 E: 0 K: 1 S: 12	H: 1 LOB: 1 BB: 0 P: 17		R: 1 E: 0 K: 2 S: 16	H: 3 LOB: 2 BB: 0 P: 22	1B: 11 2B: 3 3B: 1 HR: 4	SF: 0 SAC: 0 DP: 0 HBP: 0	WP: 0 PB: 0 SB: 2 CS: 0
PITCHER	IP WLS BF H R ER SO BB IBB HBP BLK WP HR S P ERA WHIP	IP WLS BF H R ER SO BB IBB HBP BLK WP HR S P ERA WHIP	IP WLS BF H R ER SO BB IBB HBP BLK WP HR S P ERA WHIP	IP WLS BF H R ER SO BB IBB HBP BLK WP HR S P ERA WHIP	IP WLS BF H R ER SO BB IBB HBP BLK WP HR S P ERA WHIP	IP WLS BF H R ER SO BB IBB HBP BLK WP HR S P ERA WHIP	IP WLS BF H R ER SO BB IBB HBP BLK WP HR S P ERA WHIP	IP WLS BF H R ER SO BB IBB HBP BLK WP HR S P ERA WHIP	IP WLS BF H R ER SO BB IBB HBP BLK WP HR S P ERA WHIP	IP WLS BF H R ER SO BB IBB HBP BLK WP HR S P ERA WHIP	IP WLS BF H R ER SO BB IBB HBP BLK WP HR S P ERA WHIP	IP WLS BF H R ER SO BB IBB HBP BLK WP HR S P ERA WHIP	IP WLS BF H R ER SO BB IBB HBP BLK WP HR S P ERA WHIP	IP WLS BF H R ER SO BB IBB HBP BLK WP HR S P ERA WHIP	IP WLS BF H R ER SO BB IBB HBP BLK WP HR S P ERA WHIP	IP WLS BF H R ER SO BB IBB HBP BLK WP HR S P ERA WHIP	IP WLS BF H R ER SO BB IBB HBP BLK WP HR S P ERA WHIP					


AB	47
R	13
H	19
RBI	13
BB	3
SO	7
LOB	20





Batter	1	2	3	4	5	6	7	8	9	AB	R	H	RBI	BB	SO	LOB	BOTTOM					
Joe Christopher, R OBP: 0.219, SLG: 0.323	2-1 F5		2-2 F7	0-1 1B 2H 1B			2-1 BB 2B 1B		3-2 1B 1B	5	2	3	1	0	0	0	Los Angeles Dodgers @ New York Mets Polo Grounds, New York, NY Wed May 30 1962, 3:33 AM EDT Unknown					
Elio Chacon, R OBP: 0.392, SLG: 0.311	4-2 E 1B BB		1-0	3-2 1B 1B			4-2 2B 1-2 BB		0-0 1B 1B	3	1	3	0	2	0	0						
Cliff Cook, R OBP: 0.236, SLG: 0.358	0-0 E7 1-3 1B		2-3 K	0-0 F6			1-1 F7		2-1 F3	5	0	1	0	0	1	7						
Frank Thomas, R OBP: 0.381, SLG: 0.667	4-0 1B IBB		3-3 K		1-1 5-3		2-1 1-3 2H 2B		1-1 F5	4	0	1	1	1	1	3						
Gil Hodges, R OBP: 0.375, SLG: 0.569 Rod Kanehl, R OBP: 0.292, SLG: 0.304	2-0 F6			1-1 HR	1-1 5-3		1-3 K		1-1 WP 1B 1B	3	1	1	1	0	0	3						
Jim Hickman, R OBP: 0.350, SLG: 0.485	3-3 K			1-0 E 2B	2-2 F8		0-2 F2		1-1 1-2 2H WP 1B	5	1	2	1	0	1	5						
Felix Mantilla, R OBP: 0.352, SLG: 0.430		2-2 F7		1-0 E6 1B 1B		1-0 F7		0-0 5-3	1-0 F7	5	1	1	0	0	0	2						
Sammy Taylor, L OBP: 0.269, SLG: 0.232 Harry Chitt, R OBP: 0.345, SLG: 0.333 Hobie Landrith, L OBP: 0.452, SLG: 0.529		1-3 K		2-3 K		0-3 K		2-3 K		1	0	0	0	0	1	0						
Jay Hook, L OBP: 0.292, SLG: 0.261 Dave Hillman, R Bob Moorhead, R Richie Ashburn, L OBP: 0.486, SLG: 0.464 Vinegar Bend Mizell, R OBP: 0.250, SLG: 0.162		0-3 K		0-3 K		0-0 F2		0-0 F9		1	0	0	0	0	1	0						
Inning Stats	R: 0 E: 1 K: 1 S: 15	H: 1 LOB: 3 BB: 2 P: 30	R: 0 E: 0 K: 2 S: 10	H: 0 LOB: 0 BB: 0 P: 13	R: 0 E: 0 K: 2 S: 13	H: 1 LOB: 1 BB: 0 P: 21	R: 3 E: 1 K: 2 S: 17	H: 5 LOB: 2 BB: 0 P: 25	R: 0 E: 0 K: 0 S: 7	H: 0 LOB: 0 BB: 0 P: 11	R: 0 E: 0 K: 1 S: 5	H: 0 LOB: 0 BB: 0 P: 6	R: 1 E: 0 K: 1 S: 14	H: 2 LOB: 2 BB: 1 P: 24	R: 0 E: 0 K: 1 S: 5	H: 0 LOB: 0 BB: 0 P: 7		R: 2 E: 0 K: 0 S: 13	H: 4 LOB: 2 BB: 0 P: 22	1B: 10 2B: 2 3B: 0 HR: 1	SF: 0 SAC: 0 DP: 0 HBP: 0	WP: 1 PB: 0 SB: 0 CS: 0
PITCHER	IP WLS BF H R ER SO BB IBB HBP BLK WP HR S P ERA WHIP	IP WLS BF H R ER SO BB IBB HBP BLK WP HR S P ERA WHIP	IP WLS BF H R ER SO BB IBB HBP BLK WP HR S P ERA WHIP	IP WLS BF H R ER SO BB IBB HBP BLK WP HR S P ERA WHIP	IP WLS BF H R ER SO BB IBB HBP BLK WP HR S P ERA WHIP	IP WLS BF H R ER SO BB IBB HBP BLK WP HR S P ERA WHIP	IP WLS BF H R ER SO BB IBB HBP BLK WP HR S P ERA WHIP	IP WLS BF H R ER SO BB IBB HBP BLK WP HR S P ERA WHIP	IP WLS BF H R ER SO BB IBB HBP BLK WP HR S P ERA WHIP	IP WLS BF H R ER SO BB IBB HBP BLK WP HR S P ERA WHIP	IP WLS BF H R ER SO BB IBB HBP BLK WP HR S P ERA WHIP	IP WLS BF H R ER SO BB IBB HBP BLK WP HR S P ERA WHIP	IP WLS BF H R ER SO BB IBB HBP BLK WP HR S P ERA WHIP	IP WLS BF H R ER SO BB IBB HBP BLK WP HR S P ERA WHIP	IP WLS BF H R ER SO BB IBB HBP BLK WP HR S P ERA WHIP	IP WLS BF H R ER SO BB IBB HBP BLK WP HR S P ERA WHIP						



Batter	1	2	3	4	5	6	7	8	9	AB	R	H	RBI	BB	SO	LOB	TOP		
Maury Wills, S OBP: 0.311, SLG: 0.319 (1, 6)	3-2 4-3		0-0 6-3			1-0 L6-4-3 1B		1-3 K		4	0	1	0	0	1	0	Los Angeles Dodgers @ New York Mets Polo Grounds, New York, NY Wed May 30 1962, 3:38 AM EDT Att: 55,704 - Unknown AB 31 R 6 H 5 RBI 6 BB 2 SO 5 LOB 4 		
Jim Gilliam, S OBP: 0.360, SLG: 0.316 (1, 5)	4-1 FC3-6 BB		2-2 4-3			2-0 L6-4-3 1B		3-1 F7		3	0	1	0	1	0	0			
Willie Davis, L OBP: 0.395, SLG: 0.557 (1, 8)	1-2 FC3-6 HR		0-0 F2			2-2 L6-4-3			3-2 HR	4	2	1	1	0	0	3			
Tommy Davis, R OBP: 0.358, SLG: 0.580 (1, 7)	1-0 E6 HR			0-1 6-3			1-0 F2		1-2 F6	4	1	0	0	0	0	1			
Ron Fairly, L OBP: 0.459, SLG: 0.488 (1, 3) (9, 9)	3-1 HR			1-1 F9			4-2 HR BB		2-2 L7	3	2	1	3	1	0	0			
Frank Howard, R OBP: 0.374, SLG: 0.511 (1, 9) Tim Harkness, L OBP: 0.333, SLG: 0.368 (9, 3)	1-3 K			1-3 K			2-2 HR		3-1 F6	4	1	1	2	0	2	0			
John Roseboro, L OBP: 0.344, SLG: 0.363 (1, 2)		2-3 K			1-1 F7		2-1 4-3			3	0	0	0	0	1	0			
Larry Burright, R OBP: 0.330, SLG: 0.478 (1, 4)		2-2 F9			0-0 4-3		0-1 1-3			3	0	0	0	0	0	0			
Johnny Podres, L OBP: 0.208, SLG: 0.261 (1, 1) Larry Sherry, R OBP: 0.333, SLG: 0.333 (7, 1)		0-1 G3			0-1 3-1			2-3 K		2	0	0	0	0	0	0			
Inning Stats	R: 3 E: 1 K: 1 S: 14	H: 1 LOB: 0 BB: 1 P: 27	R: 0 E: 0 K: 1 S: 10	H: 0 LOB: 0 BB: 0 P: 14	R: 0 E: 0 K: 0 S: 7	H: 0 LOB: 0 BB: 0 P: 9	R: 0 E: 0 K: 1 S: 5	H: 2 LOB: 0 BB: 0 P: 10	R: 2 E: 0 K: 0 S: 11	H: 1 LOB: 0 BB: 1 P: 20	R: 0 E: 0 K: 2 S: 8	H: 0 LOB: 0 BB: 0 P: 14	R: 1 E: 0 K: 0 S: 13	H: 1 LOB: 0 BB: 0 P: 22	1B: 2 2B: 0 3B: 1 HR: 3	SF: 0 SAC: 0 DP: 0 HBP: 0	WP: 0 PA: 33 SB: 0 CS: 0		
PITCHER	IP	WLS	BF	H	R	ER	SO	BB	IBB	HBP	BLK	WP	HR	S	P	ERA	WHIP		
Bob Miller, R ERA: 4.24 (1, 1)	7.0		26	4	5	2	3	2	0	0	0	0	2	59	95	2.57	0.857		
Craig Anderson, R ERA: 3.75 (8, 1)	2.0	L	7	1	1	1	2	0	0	0	0	0	1	21	36	4.50	0.500		

Batter	1	2	3	4	5	6	7	8	9	AB	R	H	RBI	BB	SO	LOB	BOTTOM				
Elio Chacon, R OBP: 0.395, SLG: 0.311 (1, 6) Sammy Taylor, L OBP: 0.278, SLG: 0.243 (9, FH) Rod Kanehl, R OBP: 0.292, SLG: 0.304 (9, PR)	4-0 E BB		0-1 L7		0-1 6-3		0-0 WP 1B		1-0 S 1B	3	0	1	1	1	0	0	Los Angeles Dodgers @ New York Mets Polo Grounds, New York, NY Wed May 30 1962, 3:38 AM EDT Att: 55,704 - Unknown AB 35 R 5 H 9 RBI 5 BB 3 SO 8 LOB 16 				
Felix Mantilla, R OBP: 0.347, SLG: 0.421 (1, 5)	2-2 F6		0-0 HR 1B		1-3 K		2-3 3-H K		2-3 K	5	1	1	0	0	3	3					
Gil Hodges, R OBP: 0.381, SLG: 0.645 (1, 3)	3-2 E5 1-2		0-0 1-H HR		0-1 HR		0-0 F5			4	2	2	3	0	0	2					
Frank Thomas, R OBP: 0.372, SLG: 0.650 (1, 7)	1-3 K		2-1 6-3		1-2 F4			3-2 F6		4	0	0	0	0	1	2					
Jim Hickman, R OBP: 0.355, SLG: 0.514 (1, 8)	0-0 5-3		1-0 HR			2-2 5-3		3-1 1B		4	1	2	1	0	0	2					
Charlie Neal, R OBP: 0.331, SLG: 0.390 (1, 4)		4-1 FC6-4 BB	2-2 6-3			4-2 K BB		2-2 F9		2	0	0	0	2	0	1					
Harry Chiti, R OBP: 0.303, SLG: 0.290 (1, 2)		1-2 L4		2-0 L8		2-3 K		1-3 K		4	0	0	0	0	2	3					
Joe Christopher, R OBP: 0.229, SLG: 0.382 (1, 9) Richie Ashburn, L OBP: 0.453, SLG: 0.474 (9, PH)		3-2 FC6-4		3-3 K			1-1 1B 3B		1-0 1B	3	1	1	0	0	1	1					
Bob Miller, R OBP: 0.167, SLG: 0.167 (1, 1) Ed Bouchee, L OBP: 0.337, SLG: 0.338 (7, PH) Craig Anderson, R (8, 1) Mary Throneberry, L OBP: 0.294, SLG: 0.111 (9, PH)		1-1 F5		0-1 1-3			3-3 K		2-0 6-3	2	0	0	0	0	0	1					
Inning Stats	R: 0 E: 1 K: 1 S: 14	H: 0 LOB: 2 BB: 1 P: 24	R: 0 E: 0 K: 0 S: 9	H: 0 LOB: 1 BB: 1 P: 18	R: 3 E: 0 K: 0 S: 10	H: 3 LOB: 0 BB: 0 P: 15	R: 0 E: 0 K: 1 S: 6	H: 0 LOB: 0 BB: 0 P: 11	R: 1 E: 0 K: 1 S: 10	H: 1 LOB: 0 BB: 0 P: 12	R: 0 E: 0 K: 1 S: 8	H: 0 LOB: 0 BB: 1 P: 16	R: 1 E: 0 K: 2 S: 10	H: 2 LOB: 1 BB: 0 P: 16	R: 0 E: 0 K: 1 S: 12	H: 1 LOB: 1 BB: 0 P: 21	R: 0 E: 0 K: 1 S: 6	H: 2 LOB: 2 BB: 0 P: 12	1B: 5 2B: 0 3B: 1 HR: 3	SF: 0 SAC: 0 DP: 0 HBP: 0	WP: 1 PA: 38 PB: 0 SB: 1 CS: 0
PITCHER	IP	WLS	BF	H	R	ER	SO	BB	IBB	HBP	BLK	WP	HR	S	P	ERA	WHIP				
Johnny Podres, L ERA: 4.24 (1, 1)	6.0		26	5	5	5	4	3	0	0	0	0	3	59	99	7.50	1.333				
Larry Sherry, R ERA: 2.93 (7, 1)	3.0	W	12	4	0	0	4	0	0	0	0	1	0	26	46	0.00	1.333				

Batter	1	2	3	4	5	6	7	8	9	AB	R	H	RBI	BB	SO	LOB	TOP					
Chuck Hiller, L (1,4) <small>OBP: 0.327, SLG: 0.303</small>	F9		G3			4-3				4	1	1	0	2	0	5	San Francisco Giants @ New York Mets Polo Grounds, New York, NY Fri Jun 01 1962, 7:05 PM EDT Att: 43,742 - Unknown					
Willie McCovey, L (1,9) Harvey Kuenn, R (7,PH) <small>OBP: 0.382, SLG: 0.386</small>	HR		HR		F3		K		L1	3	2	2	3	0	0	0						
Willie Mays, R (1,8) <small>OBP: 0.432, SLG: 0.683</small>	L5		6-3		HR		1B	HR	F9	5	2	2	1	0	0	0						
Orlando Cepeda, R (1,3) <small>OBP: 0.381, SLG: 0.610</small>	6-3		6-3		6-3		K		1-3	5	0	0	0	0	1	2						
Felipe Alou, R (1,7) <small>OBP: 0.370, SLG: 0.508</small>		K		FC5-4	F6		HR			5	1	3	1	0	1	0						
Tom Haller, L (1,2) <small>OBP: 0.359, SLG: 0.519</small>	F3		F9			F9	BB		K	3	1	0	0	1	1	2						
Jim Davenport, R (1,5) <small>OBP: 0.365, SLG: 0.497</small>			FC5-4			1-3	BB			3	1	2	4	2	0	1						
Jose Pagan, R (1,6) <small>OBP: 0.312, SLG: 0.368</small>	1-3		1B			F9			F5	4	0	1	0	1	0	4						
Billy Pierce, L (1,1) Bobby Bolin, R (8,1) Stu Miller, R (9,1) <small>OBP: 0.200, SLG: 0.200</small>			3-1			1-3	SH1-4		K	3	0	1	0	0	0	2						
Inning Stats	R: 1 E: 0 K: 0 S: 4	H: 1 LOB: 0 BB: 0 P: 4	R: 0 E: 0 K: 1 S: 6	H: 1 LOB: 1 BB: 0 P: 6	R: 2 E: 0 K: 0 S: 5	H: 2 LOB: 0 BB: 0 P: 5	R: 0 E: 0 K: 0 S: 5	H: 2 LOB: 3 BB: 1 P: 9	R: 1 E: 0 K: 0 S: 4	H: 1 LOB: 0 BB: 0 P: 4	R: 0 E: 0 K: 0 S: 3	H: 0 LOB: 2 BB: 1 P: 8	R: 5 E: 0 K: 2 S: 12	H: 5 LOB: 2 BB: 2 P: 20	R: 0 E: 0 K: 1 S: 6	H: 1 LOB: 1 BB: 0 P: 6	R: 0 E: 0 K: 1 S: 5	H: 0 LOB: 0 BB: 2 P: 13	1B: 8 2B: 1 3B: 0 HR: 4	SF: 0 SAC: 1 DP: 0 HBP: 1	WP: 0 PB: 0 SB: 0 CS: 0	PA: 47
PITCHER	IP WLS BF H R ER SO BB IBB HBP BLK WP HR S P ERA WHIP																					
Roger Craig, R (1,1) <small>ERA: 5.76</small>	5.0 L 23 7 4 4 1 1 0 0 0 0 3 24 28 7.20 1.600																					
Willard Hunter, L (6,1) <small>ERA: 25.2</small>	3.0 19 6 5 5 3 3 0 1 0 0 1 21 34 15.00 3.000																					
Dave Hillman, R (9,1) <small>ERA: 8.79</small>	1.0 5 0 0 0 1 2 0 0 0 0 0 5 13 0.00 2.000																					

Batter	1	2	3	4	5	6	7	8	9	AB	R	H	RBI	BB	SO	LOB	BOTTOM					
Elio Chacon, R (1,6) <small>OBP: 0.384, SLG: 0.310</small>			F9		G4-3			E6	F7	5	1	1	0	0	0	2	San Francisco Giants @ New York Mets Polo Grounds, New York, NY Fri Jun 01 1962, 7:05 PM EDT Att: 43,742 - Unknown					
Rod Kanehl, R (1,3) <small>OBP: 0.310, SLG: 0.429</small>	6-3		4-3				HR	2B	FC6-4	5	2	2	1	0	0	2						
Charlie Neal, R (1,4) <small>OBP: 0.337, SLG: 0.409</small>	F9					F9		1B	FC5-4	5	1	3	1	0	0	1						
Frank Thomas, R (1,7) <small>OBP: 0.370, SLG: 0.632</small>	K		5-3			F4		HR	FC5-4	5	1	1	2	0	1	4						
Felix Mantilla, R (1,5) <small>OBP: 0.335, SLG: 0.426</small>		3-1			F2		F8			4	1	1	2	0	0	0						
Harry Chiti, R (1,2) Ed Bouchee, L (8,PH) Hobie Landrith, L (9,2) <small>OBP: 0.452, SLG: 0.529</small>		E6			5-3			HR	K	3	0	0	0	0	0	0						
Joe Christopher, R (1,8) <small>OBP: 0.233, SLG: 0.325</small>					5-3					2	0	0	0	2	0	0						
Jim Hickman, R (1,9) Mary Thonberry, L (8,PH) <small>OBP: 0.263, SLG: 0.097</small>			F3						F2	3	0	1	0	0	0	2						
Roger Craig, R (1,1) Richie Ashburn, L (5,PH) Willard Hunter, L (6,1) Cliff Cook, R (8,PH) Dave Hillman, R (9,1) Sammy Taylor, L (9,PH) Bob Miller, R (9,PH) <small>OBP: 0.167, SLG: 0.167</small>			F3		F4			K2-3	FC6-4	1	0	0	0	0	0	2						
Inning Stats	R: 0 E: 0 K: 1 S: 6	H: 1 LOB: 1 BB: 0 P: 6	R: 0 E: 1 K: 0 S: 4	H: 0 LOB: 2 BB: 1 P: 8	R: 0 E: 0 K: 0 S: 4	H: 1 LOB: 1 BB: 0 P: 4	R: 0 E: 0 K: 0 S: 3	H: 0 LOB: 0 BB: 0 P: 3	R: 0 E: 0 K: 0 S: 3	H: 1 LOB: 0 BB: 0 P: 3	R: 1 E: 0 K: 0 S: 4	H: 1 LOB: 0 BB: 0 P: 4	R: 0 E: 0 K: 0 S: 3	H: 0 LOB: 0 BB: 0 P: 3	R: 5 E: 1 K: 2 S: 12	H: 4 LOB: 1 BB: 1 P: 16	R: 0 E: 0 K: 0 S: 4	H: 1 LOB: 2 BB: 1 P: 8	1B: 4 2B: 2 3B: 1 HR: 2	SF: 0 SAC: 0 DP: 1 HBP: 0	WP: 0 PB: 0 SB: 0 CS: 0	PA: 40
PITCHER	IP WLS BF H R ER SO BB IBB HBP BLK WP HR S P ERA WHIP																					
Billy Pierce, L (1,1) <small>ERA: 3.43</small>	7.1 W 31 7 5 4 2 1 0 0 0 0 1 34 38 4.91 1.091																					
Bobby Bolin, R (8,1) <small>ERA: 4.09</small>	0.2 4 1 1 1 1 1 0 0 0 0 1 5 9 13.50 3.000																					
Stu Miller, R (9,1) <small>ERA: 1.65</small>	1.0 S 5 1 0 0 0 1 0 0 0 0 0 4 8 0.00 2.000																					

Batter	1	2	3	4	5	6	7	8	9	AB	R	H	RBI	BB	SO	LOB	TOP					
Chuck Hiller, L (1,4) OBP: 0.328, SLG: 0.301										5	1	1	0	1	0	1	San Francisco Giants @ New York Mets Polo Grounds, New York, NY Sat Jun 02 1962, 3:33 AM EDT Unknown					
Willie McCovey, L (1,7) OBP: 0.448, SLG: 0.816										4	2	2	0	2	1	1						
Willie Mays, R (1,8) OBP: 0.434, SLG: 0.691 Harvey Kuenn, R (9,9) OBP: 0.382, SLG: 0.386										5	3	2	3	1	0	4						
Orlando Cepeda, R (1,3) OBP: 0.386, SLG: 0.624 Ernie Bowman, R (9,5)										5	3	3	3	0	0	0						
Felipe Alou, R (1,9) OBP: 0.376, SLG: 0.508										4	1	2	0	1	0	1						
Jim Davenport, R (1,5) OBP: 0.386, SLG: 0.500 Manny Mota, R (4,PH) OBP: 0.266, SLG: 0.220										1	0	1	1	0	0	0						
Tom Haller, L (1,2)										4	0	1	1	0	1	5						
Jose Pagan, R (1,6) OBP: 0.310, SLG: 0.364										5	0	1	2	0	1	4						
Jack Sanford, R (1,1) OBP: 0.219, SLG: 0.233										5	0	1	0	0	1	2						
Inning Stats	R: 5 E: 0 K: 0 S: 6	H: 4 LOB: 1 BB: 2 P: 15	R: 3 E: 0 K: 0 S: 7	H: 4 LOB: 2 BB: 1 P: 11	R: 0 E: 0 K: 0 S: 3	H: 1 LOB: 0 BB: 0 P: 3	R: 0 E: 0 K: 0 S: 4	H: 1 LOB: 2 BB: 1 P: 8	R: 0 E: 0 K: 1 S: 5	H: 0 LOB: 0 BB: 0 P: 5	R: 2 E: 0 K: 2 S: 9	H: 2 LOB: 2 BB: 1 P: 14	R: 0 E: 0 K: 0 S: 4	H: 2 LOB: 1 BB: 0 P: 4	R: 0 E: 1 K: 0 S: 4	H: 0 LOB: 1 BB: 0 P: 4		R: 0 E: 1 K: 1 S: 7	H: 1 LOB: 2 BB: 0 P: 7	1B: 12 2B: 2 3B: 0 HR: 2	SF: 1 SAC: 0 DP: 3 HBP: 2	WP: 0 PB: 0 SB: 0 CS: 0
PITCHER	IP WLS BF H R ER SO BB IBB HBP BLK WP HR S P ERA WHIP																					
Jay Hook, R (1,1) ERA: 5.6	0.1 L 8 4 5 5 0 2 0 0 1 0 0 0 5 14 135.00 18.000																					
Bob Moorhead, R (1,1) ERA: 5.31	3.2 17 6 3 3 0 2 0 0 0 0 0 1 15 23 7.36 2.182																					
Ken MacKenzie, L (5,1) ERA: 4.85	5.0 23 5 2 2 4 1 0 1 0 0 0 1 29 34 3.60 1.200																					

AB	40
R	10
H	15
RBI	10
BB	5
SO	4
LOB	18



Batter	1	2	3	4	5	6	7	8	9	AB	R	H	RBI	BB	SO	LOB	BOTTOM			
Richie Ashburn, L (1,8) OBP: 0.462, SLG: 0.438										4	1	1	0	0	1	1	San Francisco Giants @ New York Mets Polo Grounds, New York, NY Sat Jun 02 1962, 3:33 AM EDT Unknown			
Elio Chacon, R (1,6) OBP: 0.397, SLG: 0.316										4	0	2	1	0	0	0				
Charlie Neal, R (1,4) OBP: 0.331, SLG: 0.401 Rod Kanehl, R (7,4) OBP: 0.333, SLG: 0.483										3	0	0	0	0	0	3				
Frank Thomas, R (1,7) OBP: 0.373, SLG: 0.629 Joe Christopher, R (9,7) OBP: 0.235, SLG: 0.325										4	0	2	0	0	1	1				
Mary Throneberry, L (1,3) OBP: 0.238, SLG: 0.086										4	0	0	0	0	2	4				
Felix Mantilla, R (1,5) OBP: 0.327, SLG: 0.414										4	0	0	0	0	0	2				
Jim Hickman, R (1,9) OBP: 0.354, SLG: 0.504										4	0	1	0	0	2	0				
Hobie Landrith, L (1,2) OBP: 0.435, SLG: 0.486										3	0	0	0	1	1	0				
Jay Hook, L (1,1) OBP: 0.292, SLG: 0.261 Bob Moorhead, R (1,1)										0	0	0	0	0	0	0				
Ed Bouchee, L (4,PH) OBP: 0.326, SLG: 0.324 Ken MacKenzie, R (5,1) Cliff Cook, R (9,PH) OBP: 0.228, SLG: 0.345										1	0	0	0	0	0	3				
Inning Stats	R: 1 E: 1 K: 1 S: 6	H: 1 LOB: 0 BB: 0 P: 6	R: 0 E: 0 K: 2 S: 7	H: 0 LOB: 0 BB: 0 P: 7	R: 0 E: 0 K: 1 S: 6	H: 1 LOB: 2 BB: 1 P: 10	R: 0 E: 0 K: 0 S: 5	H: 2 LOB: 3 BB: 1 P: 9	R: 0 E: 0 K: 0 S: 5	H: 2 LOB: 2 BB: 0 P: 5	R: 0 E: 0 K: 1 S: 5	H: 0 LOB: 0 BB: 0 P: 5	R: 0 E: 0 K: 1 S: 6	H: 0 LOB: 1 BB: 0 P: 6	R: 0 E: 0 K: 2 S: 7	H: 0 LOB: 0 BB: 0 P: 7	1B: 5 2B: 2 3B: 0 HR: 0	SF: 0 SAC: 0 DP: 0 HBP: 0	WP: 0 PB: 0 SB: 0 CS: 0	PA: 36
PITCHER	IP WLS BF H R ER SO BB IBB HBP BLK WP HR S P ERA WHIP																			
Jack Sanford, R (1,1) ERA: 3.14	9.0 W 36 7 1 0 9 2 0 0 0 0 0 52 60 0.00 1.000																			



Batter	1	2	3	4	5	6	7	8	9	AB R H RBI BB SO LOB	TOP														
Harvey Kuenn, R OBP: 0.389, SLG: 0.412 (1, 9)	5-3	4-0				F8		1-H		4 1 2 2 1 0 0	San Francisco Giants @ New York Mets Polo Grounds, New York, NY Sat Jun 02 1962, 3:38 AM EDT Att: 41,001 - Unknown														
Jose Pagan, R OBP: 0.302, SLG: 0.355 (1, 6)	6-3	5-3		F8		1-3		F8		5 0 0 0 0 0 4															
Willie Mays, R OBP: 0.429, SLG: 0.679 (1, 8)	F2			G6-4-3		K				5 0 1 0 0 3 1															
Orlando Cepeda, R OBP: 0.382, SLG: 0.614 (1, 3)		2B	G6-4-3	F8		F7				5 1 1 0 0 1 2															
Felipe Alou, R OBP: 0.382, SLG: 0.514 (1, 7)		SF9	BB	FC5		F9		G3		4 2 2 0 1 0 0															
Manny Mota, R OBP: 0.265, SLG: 0.213 (1, 5)		SF9	BB	F8		K				2 0 0 1 1 1 1															
Chuck Hiller, L OBP: 0.331, SLG: 0.301 (1, 4)	4-3		BB	F6		FC6-4				3 0 1 1 1 0 2															
Tom Haller, L OBP: 0.384, SLG: 0.550 (1, 2)		HR	BB	F2						2 1 1 2 2 0 1															
Jim Duffalo, R Don Larsen, R Billy O'Dell, L Ed Baller, L Stu Miller, R OBP: 0.200, SLG: 0.200 (1, 1) (3, 1) (7, 1) (8, PH) (8, PH) (8, 1)		3-H	K	FC5		FC6-4				1 0 0 0 1 1 3 1 0 0 0 0 0 2 0 0 0 0 0 0 0 1 0 0 0 0 0 1 0 1 0 0 0 0 0															
Inning Stats	R: 0 E: 0 K: 0 S: 3	H: 0 LOB: 0 BB: 0 P: 3	R: 3 E: 0 K: 0 S: 6	H: 3 LOB: 2 BB: 2 P: 14	R: 1 E: 0 K: 1 S: 7	H: 3 LOB: 3 BB: 2 P: 15	R: 0 E: 0 K: 1 S: 6	H: 1 LOB: 1 BB: 0 P: 6	R: 0 E: 0 K: 0 S: 3	H: 0 LOB: 2 BB: 2 P: 11	R: 0 E: 0 K: 1 S: 5	H: 0 LOB: 0 BB: 0 P: 5	R: 0 E: 0 K: 1 S: 5	H: 0 LOB: 0 BB: 0 P: 5	R: 2 E: 0 K: 0 S: 4	H: 1 LOB: 1 BB: 1 P: 8	R: 0 E: 0 K: 2 S: 7	H: 0 LOB: 0 BB: 0 P: 7	1B: 5 2B: 1 3B: 0 HR: 2	SF: 1 SAC: 0 DP: 1 HBP: 0	WP: 0 PB: 0 SB: 1 CS: 0	PA: 41			
PITCHER	IP WLS BF H R ER SO BB IBB HBP BLK WP HR S P ERA WHIP											PITCHER	IP WLS BF H R ER SO BB IBB HBP BLK WP HR S P ERA WHIP												
Vinegar Bend Mizell, L ERA: 5.67 (1, 1)	2.2	17	6	4	4	0	4	0	0	0	1	13	29	13.50	3.750										
Craig Anderson, R ERA: 3.69 (3, 1)	5.1	L 21	2	2	2	4	3	0	0	0	1	26	38	3.38	0.938										
Al Jackson, L ERA: 5.62 (9, 1)	1.0	3	0	0	0	2	0	0	0	0	0	7	7	0.00	0.000										

Batter	1	2	3	4	5	6	7	8	9	AB R H RBI BB SO LOB	BOTTOM															
Joe Christopher, R OBP: 0.250, SLG: 0.333 (1, 8)	4-3		S	WP		F8		K		5 1 2 1 0 1 1	San Francisco Giants @ New York Mets Polo Grounds, New York, NY Sat Jun 02 1962, 3:38 AM EDT Att: 41,001 - Unknown															
Rod Kanehl, R OBP: 0.400, SLG: 0.515 (1, 5) (8, 3)			E7	1B				G5-3		4 1 3 1 1 1 0																
Charlie Neal, R OBP: 0.339, SLG: 0.408 (1, 4)	K		FC5-4	F9		BB		1B		5 0 3 1 0 1 4																
Frank Thomas, R OBP: 0.369, SLG: 0.617 (1, 7)	F2		FC5-4	5-3		BB		F8		5 0 1 0 0 0 4																
Ed Bouchee, L OBP: 0.315, SLG: 0.310 Felix Mantilla, R OBP: 0.329, SLG: 0.411 (7, PH) (8, 5)	3-1	4-3		K		BB		G5-3		3 0 0 0 0 1 1 1 0 0 0 1 0 2																
Elio Chacon, R OBP: 0.390, SLG: 0.317 (1, 6)	F9		BB	BB		BB		G5-2-3		3 1 1 0 1 0 3																
Sammy Taylor, L OBP: 0.276, SLG: 0.234 (1, 2)	F5		F5	F8				6-3		4 0 0 0 0 0 2																
Jim Hickman, R OBP: 0.358, SLG: 0.509 (1, 9)			1B	FC5-4		K		K		3 1 1 0 1 2 0																
Vinegar Bend Mizell, R OBP: 0.250, SLG: 0.182 Craig Anderson, R Mary Throneberry, L OBP: 0.256, SLG: 0.139 Al Jackson, L OBP: 0.150, SLG: 0.158 (1, 1) (3, 1) (8, PH) (9, 1)			K	FC5-4		K		2B		0 0 0 0 0 0 0 3 0 0 0 0 2 2 1 0 1 0 0 0 0 0 0 0 0 0 0 0																
Inning Stats	R: 0 E: 0 K: 1 S: 6	H: 1 LOB: 1 BB: 0 P: 6	R: 0 E: 0 K: 0 S: 3	H: 0 LOB: 0 BB: 0 P: 3	R: 3 E: 1 K: 1 S: 9	H: 4 LOB: 1 BB: 0 P: 9	R: 1 E: 1 K: 0 S: 4	H: 1 LOB: 3 BB: 3 P: 16	R: 0 E: 0 K: 2 S: 7	H: 0 LOB: 0 BB: 0 P: 7	R: 0 E: 0 K: 1 S: 6	H: 2 LOB: 2 BB: 1 P: 10	R: 0 E: 0 K: 2 S: 8	H: 1 LOB: 1 BB: 0 P: 8	R: 0 E: 0 K: 0 S: 4	H: 2 LOB: 1 BB: 0 P: 4	1B: 10 2B: 2 3B: 0 HR: 0	SF: 0 SAC: 0 DP: 2 HBP: 0	WP: 1 PB: 0 SB: 1 CS: 0	PA: 41						
PITCHER	IP WLS BF H R ER SO BB IBB HBP BLK WP HR S P ERA WHIP											PITCHER	IP WLS BF H R ER SO BB IBB HBP BLK WP HR S P ERA WHIP													
Jim Duffalo, R ERA: 3.05 (1, 1)	2.1	12	5	3	2	2	0	0	0	0	0	0	0	0.00	1.750											
Don Larsen, R ERA: 4.59 (3, 1)	4.0	19	4	1	0	4	3	0	0	0	1	0	24	36	0.00	1.750										
Billy O'Dell, L ERA: 3.02 (7, 1)	0.2	W 2	0	0	0	0	1	0	0	0	0	1	5	0.00	1.500											
Stu Miller, R ERA: 1.53 (8, 1)	2.0	S 8	3	0	0	2	0	0	0	0	0	0	12	12	0.00	1.500										

Batter	1	2	3	4	5	6	7	8	9	AB R H RBI BB SO LOB	TOP											
Harvey Kuenn, R OBP: 0.395, SLG: 0.418 (1, 5)										5 0 3 2 0 1 2	San Francisco Giants @ New York Mets Polo Grounds, New York, NY Sun Jun 03 1962, 3:33 AM EDT Att: 34,102 - Unknown											
Willie McCovey, L OBP: 0.419, SLG: 0.755 Manny Mota, R OBP: 0.261, SLG: 0.210 (1, 7)										4 0 0 0 0 1 3 1 0 0 0 0 0 1												
Willie Mays, R OBP: 0.424, SLG: 0.682 (1, 8)										5 2 1 2 0 3 3												
Orlando Cepeda, R OBP: 0.378, SLG: 0.605 (1, 3)										5 0 1 0 0 1 2												
Felipe Alou, R OBP: 0.376, SLG: 0.505 Ernie Bowman, R OBP: 0.200, SLG: 0.200 (1, 9)										3 0 0 0 0 2 0 1 0 1 1 0 0 0												
Tom Haller, L OBP: 0.390, SLG: 0.540 (1, 2)										3 1 1 0 1 0 2												
Chuck Hiller, L OBP: 0.342, SLG: 0.311 (1, 4)										3 1 3 0 0 0 0												
Jose Pagan, R OBP: 0.301, SLG: 0.353 (1, 6)										4 1 1 0 0 2 4												
Juan Marichal, R OBP: 0.324, SLG: 0.290 (1, 1)										3 1 0 1 1 0 2												
Inning Stats	R: 0 E: 0 K: 1 S: 6	H: 1 LOB: 1 BB: 0 P: 6	R: 0 E: 0 K: 0 S: 4	H: 1 LOB: 1 BB: 0 P: 4	R: 0 E: 0 K: 0 S: 3	H: 0 LOB: 0 BB: 0 P: 3	R: 0 E: 0 K: 2 S: 7	H: 0 LOB: 0 BB: 0 P: 7	R: 0 E: 0 K: 2 S: 8	H: 1 LOB: 2 BB: 1 P: 12		R: 1 E: 0 K: 3 S: 10	H: 1 LOB: 0 BB: 0 P: 10	R: 5 E: 0 K: 0 S: 8	H: 5 LOB: 2 BB: 1 P: 13	R: 0 E: 0 K: 1 S: 5	H: 1 LOB: 0 BB: 0 P: 5	R: 0 E: 0 K: 1 S: 6	H: 1 LOB: 1 BB: 0 P: 6	1B: 10 2B: 0 3B: 0 HR: 1	SF: 0 SAC: 0 DP: 0 HBP: 1	WP: 0 PB: 0 SB: 0 CS: 1
PITCHER	IP WLS BF H R ER SO BB IBB HBP BLK WP HR S P ERA WHIP											IP WLS BF H R ER SO BB IBB HBP BLK WP HR S P ERA WHIP										
Bob Miller, R ERA: 4.79 Jay Hook, R ERA: 5.48 Willard Hunter, L ERA: 21.0	(1, 1) 6.2 L 32 9 6 6 8 2 0 0 0 0 0 1 45 54 8.10 1.650	(7, 1) 1.1 4 1 0 0 1 0 0 0 0 0 0 6 6 0.00 0.750	(9, 1) 1.0 4 1 0 0 1 0 0 0 0 0 0 6 6 0.00 1.000											(1, 1) 9.0 W 33 6 1 0 5 1 0 0 0 0 0 0 42 46 0.00 0.778								

AB	37
R	6
H	11
RBI	6
BB	2
SO	10
LOB	19



Batter	1	2	3	4	5	6	7	8	9	AB R H RBI BB SO LOB	BOTTOM											
Joe Christopher, R OBP: 0.231, SLG: 0.306 (1, 8)										4 0 0 0 0 1 0	San Francisco Giants @ New York Mets Polo Grounds, New York, NY Sun Jun 03 1962, 3:33 AM EDT Att: 34,102 - Unknown											
Rod Kanehl, R OBP: 0.410, SLG: 0.514 (1, 9)										4 1 2 0 0 1 0												
Felix Mantilla, R OBP: 0.327, SLG: 0.407 (1, 5)										4 0 1 0 0 0 2												
Frank Thomas, R OBP: 0.371, SLG: 0.620 (1, 7)										4 0 2 1 0 0 2												
Mary Throneberry, L OBP: 0.255, SLG: 0.150 (1, 3)										4 0 1 0 0 1 2												
Hobie Landrith, L OBP: 0.400, SLG: 0.439 (1, 2)										4 0 0 0 0 0 3												
Charlie Neal, R OBP: 0.333, SLG: 0.490 (1, 4)										3 0 0 0 0 0 0												
Elio Chacon, R OBP: 0.392, SLG: 0.314 Richie Ashburn, L OBP: 0.456, SLG: 0.431 (1, 6)										1 0 0 0 1 1 0 1 0 0 0 0 0 0												
Bob Miller, R OBP: 0.143, SLG: 0.143 Jay Hook, L OBP: 0.292, SLG: 0.261 Ed Bouchee, L OBP: 0.311, SLG: 0.306 Willard Hunter, R (1, 1)										2 0 0 0 0 1 1 0 0 0 0 0 0 0 1 0 0 0 0 0 0 0 0 0 0 0 0 0												
Inning Stats	R: 1 E: 1 K: 1 S: 7	H: 2 LOB: 1 BB: 0 P: 7	R: 0 E: 0 K: 1 S: 5	H: 0 LOB: 0 BB: 0 P: 5	R: 0 E: 0 K: 2 S: 7	H: 0 LOB: 0 BB: 0 P: 7	R: 0 E: 0 K: 0 S: 4	H: 1 LOB: 1 BB: 0 P: 4	R: 0 E: 0 K: 0 S: 2	H: 0 LOB: 0 BB: 1 P: 6		R: 0 E: 0 K: 1 S: 6	H: 1 LOB: 1 BB: 0 P: 6	R: 0 E: 0 K: 0 S: 3	H: 0 LOB: 0 BB: 0 P: 3	R: 0 E: 0 K: 0 S: 3	H: 0 LOB: 2 BB: 0 P: 5	R: 0 E: 0 K: 0 S: 5	H: 2 LOB: 2 BB: 0 P: 5	1B: 5 2B: 1 3B: 0 HR: 0	SF: 0 SAC: 0 DP: 0 HBP: 0	WP: 0 PB: 0 SB: 0 CS: 1
PITCHER	IP WLS BF H R ER SO BB IBB HBP BLK WP HR S P ERA WHIP											IP WLS BF H R ER SO BB IBB HBP BLK WP HR S P ERA WHIP										
Juan Marichal, R ERA: 2.46	(1, 1) 9.0 W 33 6 1 0 5 1 0 0 0 0 0 0 42 46 0.00 0.778											(1, 1) 9.0 W 33 6 1 0 5 1 0 0 0 0 0 0 42 46 0.00 0.778										



Batter	1	2	3	4	5	6	7	8	9	AB	R	H	RBI	BB	SO	LOB	TOP					
Elio Chacon, R (1, 6) OBP: 0.392, SLG: 0.312										4	0	1	0	1	1	1	New York Mets @ Philadelphia Phillies Connie Mack Stadium, Philadelphia, PA Wed Jun 06 1962, 7:05 PM EDT Unknown livebaseballscores.com					
Rod Kanehl, R (1, 5) OBP: 0.419, SLG: 0.512										4	0	2	0	0	0	4						
Felix Mantilla, R (9, PH) OBP: 0.325, SLG: 0.404										1	0	0	0	0	0	1						
Charlie Neal, R (1, 4) OBP: 0.331, SLG: 0.393										3	0	0	0	1	1	5						
Frank Thomas, R (1, 7) OBP: 0.369, SLG: 0.612										4	0	1	0	0	1	5						
Mary Throneberry, L (1, 3) OBP: 0.275, SLG: 0.186										3	0	1	0	1	0	1						
Joe Christopher, R (1, 8) OBP: 0.232, SLG: 0.321										4	0	1	0	0	0	2						
Jim Hickman, R (1, 9) OBP: 0.355, SLG: 0.496										3	0	0	0	1	3	2						
Sammy Taylor, L (1, 2) OBP: 0.289, SLG: 0.231										1	0	0	0	2	0	2						
Bob Miller, R (7, PR) OBP: 0.163, SLG: 0.143										0	0	0	0	0	0	0						
Hobie Landrith, L (7, 2) OBP: 0.412, SLG: 0.452										1	0	1	0	0	0	0						
Jay Hook, L (9, PR) OBP: 0.292, SLG: 0.261										0	0	0	0	0	0	0						
Roger Craig, R (1, 1) OBP: 0.450, SLG: 0.424										3	0	0	0	0	0	3						
Richie Ashburn, L (9, PH) OBP: 0.450, SLG: 0.424										1	0	0	0	0	0	1						
Inning Stats	R: 0 E: 0 K: 1 S: 7	H: 1 LOB: 1 BB: 0 P: 10	R: 0 E: 0 K: 1 S: 8	H: 0 LOB: 2 BB: 2 P: 21	R: 0 E: 0 K: 1 S: 7	H: 0 LOB: 1 BB: 2 P: 19	R: 0 E: 0 K: 0 S: 7	H: 1 LOB: 1 BB: 1 P: 14	R: 0 E: 0 K: 0 S: 6	H: 1 LOB: 1 BB: 0 P: 9	R: 0 E: 0 K: 1 S: 10	H: 2 LOB: 1 BB: 0 P: 13	R: 0 E: 1 K: 1 S: 9	H: 1 LOB: 3 BB: 1 P: 17	R: 0 E: 0 K: 1 S: 6	H: 0 LOB: 0 BB: 0 P: 7	R: 0 E: 0 K: 0 S: 10	H: 1 LOB: 1 BB: 0 P: 16	1B: 5 2B: 2 3B: 0 HR: 0	SF: 0 SAC: 0 DP: 3 HBP: 0	WP: 0 PB: 0 SB: 1 CS: 0	PA: 38
PITCHER Cal McLish, R (1, 1) ERA: 4.32	IP: 9.0 WLS: W BF: 38	H: 7 R: 0 ER: 0 SO: 6	BB: 5 IBB: 1 HBP: 0 BLK: 0	WP: 0 HR: 0 S: 70 P: 126	ERA: 0.00 WHIP: 1.333	PITCHER										IP: 9.0 WLS: W BF: 38	H: 7 R: 0 ER: 0 SO: 6	BB: 5 IBB: 1 HBP: 0 BLK: 0	WP: 0 HR: 0 S: 70 P: 126	ERA: 0.00 WHIP: 1.333		

Batter	1	2	3	4	5	6	7	8	9	AB	R	H	RBI	BB	SO	LOB	BOTTOM			
Tony Taylor, R (1, 4) OBP: 0.363, SLG: 0.376										2	1	1	0	2	0	0	New York Mets @ Philadelphia Phillies Connie Mack Stadium, Philadelphia, PA Wed Jun 06 1962, 7:05 PM EDT Unknown livebaseballscores.com			
Johnny Callison, L (1, 9) OBP: 0.362, SLG: 0.515										4	0	2	0	0	0	3				
Tony Gonzalez, L (1, 8) OBP: 0.406, SLG: 0.554										3	0	0	1	1	0	3				
Wes Covington, L (1, 7) OBP: 0.305, SLG: 0.381										3	0	1	1	0	0	2				
Jackie Davis, R (8, 7) OBP: 0.333, SLG: 0.413										0	0	0	0	0	0	0				
Clay Dalrymple, L (1, 2) OBP: 0.414, SLG: 0.455										4	0	1	0	0	1	2				
Don Demeter, R (1, 5) OBP: 0.325, SLG: 0.458										4	0	1	0	0	1	2				
Frank Torre, L (1, 3) OBP: 0.386, SLG: 0.356										2	0	1	0	2	0	0				
Bobby Wine, R (1, 6) OBP: 0.262, SLG: 0.375										4	0	1	0	0	0	3				
Cal McLish, S (1, 1) OBP: 0.143, SLG: 0.053										2	1	0	0	1	0	2				
Inning Stats	R: 0 E: 1 K: 0 S: 5	H: 1 LOB: 1 BB: 0 P: 6	R: 0 E: 0 K: 1 S: 9	H: 1 LOB: 2 BB: 1 P: 13	R: 1 E: 0 K: 0 S: 10	H: 3 LOB: 2 BB: 1 P: 18	R: 0 E: 0 K: 0 S: 6	H: 0 LOB: 0 BB: 0 P: 10	R: 0 E: 0 K: 0 S: 2	H: 0 LOB: 0 BB: 1 P: 6	R: 0 E: 0 K: 0 S: 6	H: 2 LOB: 2 BB: 0 P: 8	R: 1 E: 0 K: 0 S: 11	H: 1 LOB: 2 BB: 2 P: 24	R: 0 E: 0 K: 1 S: 6	H: 0 LOB: 0 BB: 1 P: 10	1B: 5 2B: 3 3B: 0 HR: 0	SF: 1 SAC: 0 DP: 2 HBP: 0	WP: 0 PB: 0 SB: 0 CS: 0	PA: 35
PITCHER Roger Craig, R (1, 1) ERA: 5.31	IP: 8.0 WLS: L BF: 35	H: 8 R: 2 ER: 2 SO: 2	BB: 6 IBB: 0 HBP: 0 BLK: 0	WP: 0 HR: 0 S: 55 P: 95	ERA: 2.25 WHIP: 1.750	PITCHER										IP: 8.0 WLS: L BF: 35	H: 8 R: 2 ER: 2 SO: 2	BB: 6 IBB: 0 HBP: 0 BLK: 0	WP: 0 HR: 0 S: 55 P: 95	ERA: 2.25 WHIP: 1.750

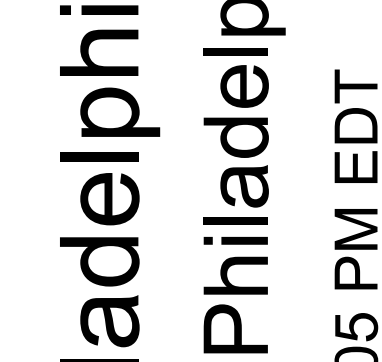
Batter	1	2	3	4	5	6	7	8	9	AB	R	H	RBI	BB	SO	LOB	TOP			
Richie Ashburn, L OBP: 0.452, SLG: 0.420 (1, 8)	4-1 E S 1B BB		0-3 K		0-0 1-2 1B			0-0 L8		3	1	1	0	1	1	0	New York Mets @ Philadelphia Phillies Connie Mack Stadium, Philadelphia, PA Wed Jun 06 1962, 7:05 PM EDT Att: 8,681 - Unknown			
Elio Chacon, R OBP: 0.389, SLG: 0.305 (1, 6)	3-3 K			4-0 BB BB	2-3 K			0-3 K		3	0	0	0	1	3	3				
Charlie Neal, R OBP: 0.335, SLG: 0.395 (1, 4)	0-2 G5-4-3 3-H 1B			0-3 K		0-0 F8		0-0 WP 1B		4	0	2	1	0	1	1				
Frank Thomas, R OBP: 0.362, SLG: 0.599 Jim Hickman, R OBP: 0.355, SLG: 0.496 (1, 7) (9, 8)	1-1 G5-4-3 1-2			0-0 F6		0-0 L8		1-1 P6		4	0	0	0	0	0	3				
Mary Throneberry, L OBP: 0.273, SLG: 0.174 (1, 3)		0-3 K		4-0 1-2 BB		0-0 P5		0-2 L4		3	0	0	0	1	1	0				
Joe Christopher, R OBP: 0.233, SLG: 0.316 (1, 9)		0-3 K		0-3 K			0-0 SH1-4 1B		2-3 K	4	0	1	0	0	3	2				
Rod Kanehl, R OBP: 0.391, SLG: 0.477 (1, 5)					0-0 F9		0-0 P1		0-2 4-3	3	0	0	0	0	0	0				
Hobie Landrith, L OBP: 0.389, SLG: 0.422 (1, 2)			0-0 L9		0-0 L8		0-0 F7			3	0	0	0	0	0	1				
Al Jackson, L OBP: 0.174, SLG: 0.143 Craig Anderson, R (9, 1)					0-0 P6		4-0 1B BB		0-0 3-1	2	0	0	0	1	0	1				
Inning Stats	R: 1 E: 0 K: 1 S: 9	H: 1 LOB: 0 BB: 1 P: 17	R: 0 E: 0 K: 2 S: 7	H: 0 LOB: 0 BB: 0 P: 7	R: 0 E: 0 K: 1 S: 5	H: 0 LOB: 0 BB: 0 P: 5	R: 0 E: 0 K: 2 S: 7	H: 1 LOB: 2 BB: 1 P: 15	R: 0 E: 0 K: 0 S: 3	H: 0 LOB: 0 BB: 0 P: 3	R: 0 E: 0 K: 0 S: 4	H: 1 LOB: 1 BB: 0 P: 4	R: 0 E: 0 K: 1 S: 7	H: 1 LOB: 0 BB: 0 P: 8	R: 0 E: 0 K: 1 S: 11	H: 0 LOB: 0 BB: 0 P: 13	1B: 4 2B: 0 3B: 0 HR: 0	SF: 0 SAC: 1 DP: 1 HBP: 0	WP: 1 PB: 0 SB: 1 CS: 0	PA: 34
PITCHER Art Mahaffey, R ERA: 4.18 (1, 1)	IP: 9.0 WLS: W BF: 34 H: 4 R: 1 ER: 1 SO: 9 BB: 4 IBB: 0 HBP: 0 BLK: 0 WP: 1 HR: 0 S: 60 P: 85 ERA: 1.00 WHIP: 0.889															PITCHER				

Batter	1	2	3	4	5	6	7	8	9	AB	R	H	RBI	BB	SO	LOB	BOTTOM					
Tony Taylor, R OBP: 0.365, SLG: 0.393 (1, 4)	1-3 K		0-0 HBP 1B		0-0 L9			2-1 HR		4	1	2	1	0	1	0	New York Mets @ Philadelphia Phillies Connie Mack Stadium, Philadelphia, PA Wed Jun 06 1962, 7:05 PM EDT Att: 8,681 - Unknown					
Johnny Callison, L OBP: 0.364, SLG: 0.510 (1, 9)	1-0 1B HBP		1-0 HBP		0-0 4-3			1-3 K		2	0	0	0	0	1	0						
Don Demeter, R OBP: 0.333, SLG: 0.459 (1, 5)	1-2 G5-4-3 1B		0-0 F9		0-0 6-3			0-1 FC5-4 1B		4	0	2	0	0	0	3						
Roy Sievers, R OBP: 0.315, SLG: 0.304 (1, 3)	1-0 G5-4-3 1-2		0-3 K		0-0 1B			0-0 FC5-4 1-2		4	0	1	0	0	1	6						
Jacke Davis, R OBP: 0.327, SLG: 0.388 (1, 7)		3-0 6-3		4-0 4-3 PB BB		3-2 P4		1-2 5-3		3	0	0	0	1	0	2						
Tony Gonzalez, L OBP: 0.397, SLG: 0.540 (1, 8)		0-0 3-1		1-3 K		0-0 L7		0-0 F7		4	0	0	0	0	1	2						
Bob Ojdis, R OBP: 0.231, SLG: 0.167 Ted Savage, R OBP: 0.357, SLG: 0.402 (9, PR)		0-0 5-3		0-0 4-3		1-2 4-3		1-2 1B 1B		4	0	1	0	0	0	1						
Bobby Wine, R OBP: 0.261, SLG: 0.368 (1, 6)			0-3 K		0-0 F8		2-2 6-3		1-0 1B 1B	4	0	1	0	0	1	1						
Art Mahaffey, R OBP: 0.219, SLG: 0.241 Wes Covington, L OBP: 0.311, SLG: 0.388 (9, PH)			0-0 HBP 1B		0-0 6-3		1-0 F9		0-0 1-2 1B	3	0	1	1	0	0	0						
Inning Stats	R: 0 E: 0 K: 1 S: 7	H: 1 LOB: 0 BB: 0 P: 11	R: 0 E: 0 K: 0 S: 3	H: 0 LOB: 0 BB: 0 P: 6	R: 0 E: 0 K: 2 S: 9	H: 2 LOB: 3 BB: 0 P: 10	R: 0 E: 0 K: 1 S: 5	H: 0 LOB: 1 BB: 1 P: 10	R: 0 E: 0 K: 0 S: 3	H: 0 LOB: 0 BB: 0 P: 3	R: 0 E: 0 K: 0 S: 8	H: 1 LOB: 1 BB: 0 P: 11	R: 0 E: 0 K: 0 S: 7	H: 0 LOB: 0 BB: 0 P: 11	R: 1 E: 0 K: 1 S: 11	H: 2 LOB: 1 BB: 0 P: 15	R: 1 E: 0 K: 0 S: 6	H: 3 LOB: 2 BB: 0 P: 8	1B: 8 2B: 0 3B: 0 HR: 1	SF: 0 SAC: 0 DP: 1 HBP: 2	WP: 0 PB: 1 SB: 0 CS: 0	PA: 36
PITCHER Al Jackson, L ERA: 5.23 Craig Anderson, R ERA: 3.69 (1, 1) (9, 1)	IP: 8.1 WLS: L BF: 35 H: 8 R: 2 ER: 2 SO: 5 BB: 1 IBB: 2 HBP: 0 BLK: 0 WP: 0 HR: 1 S: 58 P: 84 ERA: 2.16 WHIP: 1.080															PITCHER						

AB 29
R 1
H 4
RBI 1
BB 4
SO 9
LOB 11



AB 33
R 2
H 9
RBI 2
BB 1
SO 5
LOB 15



Batter	1	2	3	4	5	6	7	8	9	AB	R	H	RBI	BB	SO	LOB	TOP				
Richie Ashburn, L (1, 8) OBP: 0.443, SLG: 0.403	0-0 6-3		FC5 1B 1-2 BB		0-0 6-3		0-0 6-3		0-0 SH SF9	3	0	0	0	1	0	0					
Elio Chacon, R (1, 6) OBP: 0.393, SLG: 0.301	0-0 4-3		1-2 2-H 1B		0-3 K		0-0 5-3		0-3 K	5	0	1	1	0	2	3					
Charlie Neal, R (1, 4) OBP: 0.332, SLG: 0.398	0-0 6-3		F9		0-0 2B		0-0 F7		0-0 SF9	4	0	1	1	0	0	2					
Frank Thomas, R (1, 7) OBP: 0.353, SLG: 0.584		0-3 K	FC5		0-0 5-3				0-3 K	5	0	0	0	0	2	5					
Joe Christopher, R (9, 7) OBP: 0.233, SLG: 0.316			2-3f						0-0 F5	0	0	0	0	0	0	0					
Mary Throneberry, L (1, 3) OBP: 0.271, SLG: 0.180	0-0 1-3				0-0 P4				0-0 P6	4	0	1	0	0	0	0					
Felix Mantilla, R (1, 5) OBP: 0.329, SLG: 0.413	0-0 5-3				0-0 1B SF8				0-0 P4	4	1	2	0	0	0	1					
Sammy Taylor, L (1, 2) OBP: 0.287, SLG: 0.232					0-0 L3				0-0 L9	4	0	1	0	0	0	2					
Jim Hickman, R (1, 9) OBP: 0.366, SLG: 0.512					0-0 1B				0-0 SF8	2	2	2	1	1	0	0					
Jay Hook, L (1, 1) OBP: 0.296, SLG: 0.269					0-0 1B				0-0 SH SF9	3	1	1	1	0	0	3					
Craig Anderson, R (9, 1)					0-0 BB 1B				0-0 SH	0	0	0	0	0	0	0					
Inning Stats	R: 0 E: 0 K: 0 S: 3	H: 0 LOB: 0 BB: 0 P: 3	R: 0 E: 0 K: 1 S: 5	H: 0 LOB: 0 BB: 0 P: 5	R: 2 E: 0 K: 0 S: 6	H: 3 LOB: 2 BB: 1 P: 10	R: 1 E: 0 K: 0 S: 5	H: 2 LOB: 1 BB: 0 P: 5	R: 0 E: 0 K: 1 S: 4	H: 1 LOB: 1 BB: 1 P: 8	R: 0 E: 0 K: 0 S: 3	H: 0 LOB: 0 BB: 0 P: 3	R: 0 E: 0 K: 1 S: 6	H: 1 LOB: 1 BB: 0 P: 6	R: 1 E: 1 K: 1 S: 8	H: 1 LOB: 2 BB: 0 P: 8	1B: 6 2B: 3 3B: 0 HR: 0	SF: 2 SAC: 2 DP: 0 HBP: 0	WP: 0 PB: 0 SB: 1 CS: 0	PA: 40	
PITCHER	IP	WLS	BF	H	R	ER	SO	BB	IBB	HBP	BLK	WP	HR	S	P	ERA	WHIP				
Glen Hobbie, R (1, 1) ERA: 5.14	8.0	L	36	9	4	3	3	1	1	0	0	0	0	40	48	3.38	1.250				
Don Elston, R (9, 1) ERA: 1.88	1.0	S	4	0	0	0	1	0	0	0	0	0	0	6	6	0.00	0.000				

New York Mets @ Chicago Cubs
Wrigley Field, Chicago, IL
Fri Jun 08 1962, 3:33 AM CDT
Cloudy - 70 F

AB	34
R	4
H	9
RBI	4
BB	2
SO	4
LOB	16



Batter	1	2	3	4	5	6	7	8	9	AB	R	H	RBI	BB	SO	LOB	BOTTOM					
Ron Santo, R (1, 5) OBP: 0.326, SLG: 0.415	0-0 6-3		FC6-4 1B		0-0 6-3		1-H HR		0-0 1-3	5	1	2	2	0	0	2						
Ken Hubbs, R (1, 4) OBP: 0.297, SLG: 0.373	0-0 6-3		FC6-4 1-2f		0-0 5-3		K			4	0	0	0	0	1	1						
Billy Williams, L (1, 7) OBP: 0.412, SLG: 0.582	0-0 F7		1-3		0-0 L4				0-0 4-3	4	0	0	0	0	0	1						
14 Ernie Banks, R (1, 3) OBP: 0.303, SLG: 0.514		0-0 1B 4-3 1B			0-0 P5-2				0-3 K	4	1	2	0	0	1	0						
George Altman, L (1, 9) OBP: 0.399, SLG: 0.554		0-0 4-3 1B			0-0 1B				0-0 CS	4	0	4	0	0	0	0						
Lou Brock, L (1, 8) OBP: 0.330, SLG: 0.466		0-3 K			0-0 F8				0-0 CS	4	0	1	0	0	1	4						
El Tappe, R (1, 2) OBP: 0.370, SLG: 0.320		0-0 4-3			0-0 L6				0-0 F7	2	0	0	1	0	0	3						
Don Landrum, L (7, PH) OBP: 0.370, SLG: 0.282					0-0 G5-4-3					1	0	0	0	0	0	0						
Moe Thacker, R (8, 2) OBP: 0.314, SLG: 0.313		1-2 3-H			0-0 G5-4-3					0	0	0	0	0	0	0						
Bob Will, L (9, PH) OBP: 0.308, SLG: 0.394		0-0 F9			0-0 L1				0-0 L9	4	0	1	0	0	0	1						
Andre Rodgers, R (1, 6) OBP: 0.331, SLG: 0.410					0-0 L9				0-0 1B	3	1	1	0	0	1	0						
Glen Hobbie, R (1, 1) OBP: 0.273, SLG: 0.200					0-3 K				0-0 1B	0	0	0	0	0	0	0						
Don Elston, R (9, 1)									1-2	1	0	1	0	0	0	0						
Jim McKnight, R (9, PH) OBP: 0.283, SLG: 0.286									1-2	1	0	1	0	0	0	0						
Inning Stats	R: 0 E: 0 K: 0 S: 3	H: 0 LOB: 0 BB: 0 P: 3	R: 1 E: 0 K: 1 S: 7	H: 2 LOB: 1 BB: 0 P: 7	R: 0 E: 0 K: 1 S: 6	H: 1 LOB: 1 BB: 0 P: 6	R: 0 E: 0 K: 0 S: 4	H: 2 LOB: 1 BB: 0 P: 4	R: 0 E: 0 K: 0 S: 3	H: 0 LOB: 0 BB: 0 P: 3	R: 0 E: 0 K: 0 S: 5	H: 2 LOB: 2 BB: 0 P: 5	R: 2 E: 0 K: 1 S: 7	H: 2 LOB: 0 BB: 0 P: 7	R: 0 E: 0 K: 1 S: 5	H: 1 LOB: 0 BB: 0 P: 5	R: 0 E: 0 K: 0 S: 5	H: 2 LOB: 2 BB: 0 P: 5	1B: 11 2B: 0 3B: 0 HR: 1	SF: 0 SAC: 0 DP: 1 HBP: 0	WP: 0 PB: 0 SB: 0 CS: 1	PA: 38
PITCHER	IP	WLS	BF	H	R	ER	SO	BB	IBB	HBP	BLK	WP	HR	S	P	ERA	WHIP					
Jay Hook, R (1, 1) ERA: 5.25	8.0	W	32	10	3	3	4	0	0	0	0	0	0	40	40	3.38	1.250					
Craig Anderson, R (9, 1) ERA: 3.98	1.0	S	5	2	0	0	0	0	0	0	0	0	0	5	5	0.00	2.000					

New York Mets @ Chicago Cubs
Wrigley Field, Chicago, IL
Fri Jun 08 1962, 3:33 AM CDT
Cloudy - 70 F

AB	37
R	3
H	12
RBI	3
BB	0
SO	4
LOB	12



Batter	1	2	3	4	5	6	7	8	9	AB	R	H	RBI	BB	SO	LOB	TOP			
Richie Ashburn, L OBP: 0.446, SLG: 0.392 (1, 8)	0-0 3-1	4-0 BB		4-0 BB			0-0 4-3			2	0	0	0	2	0	0	New York Mets @ Chicago Cubs Wrigley Field, Chicago, IL Fri Jun 08 1962, 3:38 AM CDT Att: 6,483 - Cloudy - 70 F			
Elio Chacon, R OBP: 0.396, SLG: 0.301 (1, 6)	0-0 1B	0-0 F7		0-0 G6-4-3			4-0 BB			3	1	1	0	1	0	4				
Charlie Neal, R OBP: 0.335, SLG: 0.400 (1, 4)	0-0 BB		0-0 P5		0-0 F8		0-0 BB			4	0	2	1	0	0	0				
Frank Thomas, R OBP: 0.356, SLG: 0.578 (1, 7)	1-0 HBP		0-3 K		4-0 BB		0-0 6-3			2	0	0	0	1	1	1				
Mary Thronberry, L OBP: 0.302, SLG: 0.192 (1, 3)	4-0 BB		0-0 1B		0-0 F5		4-0 SH3-4			2	0	1	0	2	0	1				
Joe Christopher, R OBP: 0.233, SLG: 0.316 (8, PH)	1-2 BB		0-0 1B		0-0 F5		4-0 BB			0	1	0	0	0	0	0				
Gil Hodges, R OBP: 0.376, SLG: 0.636 (8, 3)	1-2 BB		0-0 1B		0-0 5-3		4-0 SH3-4			0	0	0	0	0	0	0				
Felix Mantilla, R OBP: 0.333, SLG: 0.411 (1, 5)	0-0 G5-4-3		0-0 1B		0-0 5-3		4-0 BB			3	0	1	0	1	0	4				
Jim Hickman, R OBP: 0.359, SLG: 0.500 (1, 9)		0-3 K	0-0 F9		0-3 K		0-0 SH3-4			3	0	0	0	0	2	2				
Harry Chiti, R OBP: 0.256, SLG: 0.243 (1, 2)		0-0 P6		0-0 F9		0-0 6-3		0-0 4-1		3	0	0	0	0	0	0				
Sammy Taylor, L OBP: 0.254, SLG: 0.229 (8, PH)								2-3 3-H		1	0	0	1	0	0	2				
Bob Miller, R OBP: 0.176, SLG: 0.176 (1, 1)								0-3 K		3	0	1	0	0	1	0				
Jay Hook, L OBP: 0.286, SLG: 0.259 (8, PH)										1	0	0	0	0	1	2				
Ken MacKenzie, R (8, 1)										0	0	0	0	0	0	0				
Inning Stats	R: 1 E: 0 K: 0 S: 4	H: 2 LOB: 2 BB: 1 P: 9	R: 0 E: 0 K: 1 S: 6	H: 1 LOB: 2 BB: 1 P: 10	R: 0 E: 0 K: 1 S: 7	H: 2 LOB: 2 BB: 0 P: 7	R: 0 E: 0 K: 0 S: 3	H: 0 LOB: 1 BB: 1 P: 7	R: 0 E: 0 K: 2 S: 7	H: 0 LOB: 0 BB: 0 P: 7	R: 0 E: 0 K: 0 S: 3	H: 1 LOB: 1 BB: 1 P: 7	R: 1 E: 0 K: 1 S: 5	H: 0 LOB: 2 BB: 2 P: 13			1B: 6 2B: 0 3B: 0 HR: 0	SF: 0 SAC: 1 DP: 2 HBP: 1	WP: 0 PB: 0 SB: 1 CS: 0	PA: 36
PITCHER	IP WLS BF H R ER SO BB IBB HBP BLK WP HR S P ERA WHIP	7.0 W 31 6 1 1 4 5 0 1 0 0 0 0 33 54 1.29 1.571	0.0 S 2 0 1 1 0 2 0 0 0 0 0 0 8 ∞ ∞	1.0 S 3 0 0 0 1 0 0 0 0 0 0 5 5 0.00 0.000	PITCHER		IP WLS BF H R ER SO BB IBB HBP BLK WP HR S P ERA WHIP	7.0 L 29 4 3 3 4 4 1 1 0 0 0 0 31 52 3.86 1.143	0.2 L 3 0 0 0 1 0 0 0 0 0 0 4 4 0.00 0.000			1B: 3 2B: 1 3B: 0 HR: 0	SF: 0 SAC: 0 DP: 2 HBP: 1	WP: 0 PB: 0 SB: 1 CS: 0	PA: 32					

Batter	1	2	3	4	5	6	7	8	9	AB	R	H	RBI	BB	SO	LOB	BOTTOM			
Ron Santo, R OBP: 0.329, SLG: 0.414 (1, 5)	0-0 1-3		0-0 G6-4-3			4-0 HBP	0-0 BB			3	0	1	2	1	0	1	New York Mets @ Chicago Cubs Wrigley Field, Chicago, IL Fri Jun 08 1962, 3:38 AM CDT Att: 6,483 - Cloudy - 70 F			
Alex Grammas, R OBP: 0.130, SLG: 0.091 (1, 6)	0-0 5-3			0-0 6-3		0-3 K	0-0 F8			4	0	0	0	0	1	3				
Billy Williams, L OBP: 0.414, SLG: 0.577 (1, 7)	0-0 F9			4-0 14 6-3 1B		1-0 14 6-3 HBP	0-0 L4			2	1	0	0	1	0	0				
14 Ernie Banks, R OBP: 0.297, SLG: 0.505 (1, 3)		0-0 6-3		0-0 6-3		0-0 G6-4-3	0-3 K			4	0	0	0	0	1	3				
George Altman, L OBP: 0.403, SLG: 0.554 (1, 9)		4-0 FC4-6		0-0 FC4		0-0 F9	0-0			3	0	1	1	1	0	0				
Lou Brock, L OBP: 0.330, SLG: 0.469 (1, 8)		0-0 FC4-6		0-0 FC4		0-0 6-3	0-0 2B			3	1	1	0	0	0	2				
Ken Hubbs, R OBP: 0.293, SLG: 0.368 (1, 4)		0-0 6-3			0-0 3-1		0-0 6-3			3	0	0	0	0	0	2				
Cuno Barragan, R OBP: 0.297, SLG: 0.276 (1, 2)			0-0 G6-4-3		0-3 K		4-0 BB			2	0	1	0	0	1	0				
Bob Will, L OBP: 0.325, SLG: 0.394 (7, PH)					0-0 K		4-0 1B			0	1	0	0	1	0	0				
El Tappe, R OBP: 0.370, SLG: 0.320 (8, 2)					0-0 K		4-0 1B			0	0	0	0	0	0	0				
Cal Koonce, R OBP: 0.115, SLG: 0.115 (1, 1)			0-3 K		0-3 K		4-0 1B			2	0	0	0	0	2	1				
Don Landrum, L OBP: 0.383, SLG: 0.282 (7, PH)							4-0 1B			0	0	0	0	1	0	0				
Bob Anderson, R (8, 1)							1-2 BB			0	0	0	0	0	0	0				
Don Elston, R (8, 1)							1-2 BB			0	0	0	0	0	0	0				
Inning Stats	R: 0 E: 0 K: 0 S: 3	H: 0 LOB: 0 BB: 0 P: 3	R: 0 E: 0 K: 0 S: 3	H: 0 LOB: 1 BB: 1 P: 7	R: 0 E: 0 K: 1 S: 5	H: 1 LOB: 0 BB: 0 P: 5	R: 1 E: 0 K: 0 S: 4	H: 1 LOB: 1 BB: 1 P: 8	R: 0 E: 0 K: 2 S: 7	H: 0 LOB: 0 BB: 0 P: 7	R: 0 E: 0 K: 1 S: 4	H: 0 LOB: 1 BB: 1 P: 9	R: 2 E: 0 K: 0 S: 5	H: 2 LOB: 2 BB: 2 P: 13	R: 0 E: 0 K: 1 S: 4	H: 0 LOB: 0 BB: 0 P: 4	1B: 3 2B: 1 3B: 0 HR: 0	SF: 0 SAC: 0 DP: 2 HBP: 1	WP: 0 PB: 0 SB: 1 CS: 0	PA: 32
PITCHER	IP WLS BF H R ER SO BB IBB HBP BLK WP HR S P ERA WHIP	7.0 L 29 4 3 3 4 4 1 1 0 0 0 0 31 52 3.86 1.143	0.2 L 3 0 0 0 1 0 0 0 0 0 0 4 4 0.00 0.000	PITCHER		IP WLS BF H R ER SO BB IBB HBP BLK WP HR S P ERA WHIP	7.0 L 29 4 3 3 4 4 1 1 0 0 0 0 31 52 3.86 1.143	0.2 L 3 0 0 0 1 0 0 0 0 0 0 4 4 0.00 0.000			1B: 3 2B: 1 3B: 0 HR: 0	SF: 0 SAC: 0 DP: 2 HBP: 1	WP: 0 PB: 0 SB: 1 CS: 0	PA: 32						

Batter	1	2	3	4	5	6	7	8	9	AB	R	H	RBI	BB	SO	LOB	TOP								
Richie Ashburn, L OBP: 0.429, SLG: 0.375	1-3	FC4-6 2B		4-3		F3	1B 2B		L6	6	1	1	0	0	0	2	New York Mets @ Chicago Cubs Wrigley Field, Chicago, IL Sat Jun 09 1962, 3:33 AM CDT Att: 7,544 - Cloudy - 70 F								
Elio Chacon, R OBP: 0.395, SLG: 0.324	1B BB E	1-3 3-H 2B			P5	5-3	2B SF8 1B		E	6	3	4	1	0	0	0									
Cliff Cook, R OBP: 0.342, SLG: 0.490	F9	K			1B		K		E4	5	2	2	1	0	2	6									
Rod Kanehl, R OBP: 0.404, SLG: 0.489					1B		K		E	1	0	1	0	0	0	0									
Frank Thomas, R OBP: 0.362, SLG: 0.581	1B BB			F2		F5	1B HBP		P4	4	1	2	2	1	0	1									
Joe Christopher, R OBP: 0.230, SLG: 0.310	1-2 BB									1	0	0	0	0	0	1									
Mary Thronberry, L OBP: 0.324, SLG: 0.232	E4			F9			2B			4	1	3	1	0	0	0									
Gil Hodges, R OBP: 0.332, SLG: 0.628	1-2 2-H 1B			F9		1B	HBP BB FC1-2 1B		K	1	0	0	0	0	1	1									
Charlie Neal, R OBP: 0.342, SLG: 0.395	K				1B					2	1	0	0	3	1	3									
Sammy Taylor, L OBP: 0.290, SLG: 0.230				F8		4-3			F8	4	0	1	3	0	0	1									
Jim Hickman, R OBP: 0.360, SLG: 0.492				5-3			1B		K	4	1	1	1	1	1	3									
Bob Moorhead, R OBP: 0.360, SLG: 0.492										0	0	0	0	1	0	0									
Willard Hunter, R OBP: 0.250, SLG: 0.250				K		1-3			K	4	1	1	0	0	2	2									
Dave Hillman, R OBP: 0.360, SLG: 0.492	1-2 BB						1B		K	0	0	0	0	0	0	0									
Inning Stats	R: 1 E: 1 K: 1 S: 7	H: 2 LOB: 2 BB: 1 P: 11	R: 1 E: 0 K: 1 S: 6	H: 1 LOB: 2 BB: 2 P: 14	R: 0 E: 0 K: 0 S: 3	H: 0 LOB: 1 BB: 1 P: 7	R: 0 E: 0 K: 1 S: 5	H: 0 LOB: 0 BB: 0 P: 5	R: 3 E: 0 K: 0 S: 7	H: 4 LOB: 2 BB: 1 P: 11	R: 2 E: 0 K: 0 S: 6	H: 3 LOB: 3 BB: 1 P: 11	R: 3 E: 0 K: 1 S: 9	H: 4 LOB: 1 BB: 0 P: 9	R: 0 E: 0 K: 2 S: 7	H: 0 LOB: 0 BB: 0 P: 7	R: 1 E: 1 K: 1 S: 7	H: 2 LOB: 1 BB: 0 P: 7	1B: 13 2B: 2 3B: 0 HR: 1	SF: 1 SAC: 0 DP: 0 HBP: 1	WP: 0 PB: 0 SB: 0 CS: 0	PA: 50			
PITCHER	IP	WLS	BF	H	R	ER	SO	BB	IBB	HBP	BLK	WP	HR	S	P	ERA	WHIP								
Bob Buhl, R ERA: 5.3	4.2	L	25	6	5	4	3	5	0	0	0	0	0	26	46	7.71	2.357								
Barney Schultz, R ERA: 5.08	1.0		7	4	2	2	0	0	0	0	0	0	1	7	7	18.00	4.000								
Dave Gerard, R ERA: 6.17	0.1		6	3	3	3	0	1	0	1	0	0	0	4	9	81.00	12.000								
Tony Balsamo, R ERA: 5.88	2.0		7	1	0	0	3	0	0	0	0	0	0	13	13	0.00	0.500								
Don Elston, R ERA: 1.79	1.0		5	2	1	0	1	0	0	0	0	0	0	7	7	0.00	2.000								
Batter	1	2	3	4	5	6	7	8	9	AB	R	H	RBI	BB	SO	LOB	BOTTOM								
Ron Santo, R OBP: 0.329, SLG: 0.414	3B 2B	F9		F9		F9		K	FC6-4 BB	5	1	1	0	1	1	4	New York Mets @ Chicago Cubs Wrigley Field, Chicago, IL Sat Jun 09 1962, 3:33 AM CDT Att: 7,544 - Cloudy - 70 F								
Ken Hubbs, R OBP: 0.290, SLG: 0.363	K	1-3 3-H 1B		6-3			5-3	FC4-6 1B	FC6-4	6	1	1	1	0	1	5									
Billy Williams, L OBP: 0.421, SLG: 0.578	3B BB				14 FC5-4 1B		3-1	1B		3	1	2	0	2	0	0									
George Altman, L OBP: 0.407, SLG: 0.565	1-H 2-H 3B			K		K	14 1B	1B	1-2 2-H 1B	5	1	3	3	0	2	4									
14 Ernie Banks, R OBP: 0.295, SLG: 0.498	K			F9		FC5-4	1B	1B	P4	5	1	1	0	0	1	4									
Lou Brock, L OBP: 0.327, SLG: 0.463	K			K		F8		1B		5	0	1	1	0	2	2									
Dick Bertell, R OBP: 0.300, SLG: 0.286										4	1	3	1	0	0	0									
Don Landrum, L OBP: 0.396, SLG: 0.300				1B 1B			6-3	1-2 2-H 1B		1	0	1	0	0	0	0									
Andre Rodgers, R OBP: 0.329, SLG: 0.405							6-3			4	0	1	0	0	2	3									
Bob Will, L OBP: 0.341, SLG: 0.394										0	0	0	0	1	0	0									
Bob Buhl, R ERA: 5.3	1.2						4-3			2	0	0	0	0	1	2									
Barney Schultz, R ERA: 5.08	0.1									0	0	0	0	0	0	0									
Dave Gerard, R ERA: 6.17	0.1									0	0	0	0	0	0	0									
Tony Balsamo, R ERA: 5.88	2.0									0	0	0	0	0	0	0									
Don Elston, R ERA: 1.79	1.0									1	0	0	0	0	1	2									
Inning Stats	R: 2 E: 0 K: 3 S: 11	H: 2 LOB: 1 BB: 1 P: 15	R: 1 E: 0 K: 2 S: 10	H: 3 LOB: 3 BB: 1 P: 14	R: 0 E: 0 K: 2 S: 8	H: 1 LOB: 1 BB: 0 P: 8	R: 0 E: 0 K: 0 S: 3	H: 0 LOB: 0 BB: 0 P: 3	R: 0 E: 0 K: 1 S: 6	H: 1 LOB: 1 BB: 0 P: 6	R: 0 E: 0 K: 0 S: 3	H: 0 LOB: 0 BB: 1 P: 7	R: 2 E: 0 K: 1 S: 9	H: 4 LOB: 2 BB: 0 P: 9	R: 1 E: 0 K: 1 S: 7	H: 2 LOB: 2 BB: 1 P: 11	R: 0 E: 0 K: 1 S: 6	H: 1 LOB: 3 BB: 2 P: 14	1B: 11 2B: 2 3B: 1 HR: 0	SF: 0 SAC: 0 DP: 0 HBP: 0	WP: 0 PB: 0 SB: 0 CS: 0	PA: 47			
PITCHER	IP	WLS	BF	H	R	ER	SO	BB	IBB	HBP	BLK	WP	HR	S	P	ERA	WHIP								
Bob Moorhead, R ERA: 5.74	1.2		11	5	3	3	4	1	0	0	0	0	0	18	22	16.20	3.600								
Willard Hunter, L ERA: 12.75	6.0	W	29	8	3	3	6	3	0	0	0	0	0	38	50	4.50	1.833								
Dave Hillman, R ERA: 8.04	1.1	S	7	1	0	0	1	2	0	0	0	0	0	7	15	0.00	2.250								

Batter	1	2	3	4	5	6	7	8	9	AB	R	H	RBI	BB	SO	LOB	TOP		
Elio Chacon, R (1,6) OBP: 0.386, SLG: 0.315	F9		L1		5-3		G5-4-3		4-3	4	0	0	0	0	0	1			
Sammy Taylor, L (9, PH) OBP: 0.287, SLG: 0.227										1	0	0	0	0	0	3			
Felix Mantilla, R (9,6) OBP: 0.333, SLG: 0.411										0	0	0	0	0	0	0			
Charlie Neal, R (1,4) OBP: 0.340, SLG: 0.409	HR		F7		K			F9		4	1	1	1	0	1	0			
Joe Christopher, R (1,8) OBP: 0.262, SLG: 0.328								F8		3	1	2	0	1	0	0			
Frank Thomas, R (1,7) OBP: 0.355, SLG: 0.570	G4-3							6-3		4	0	0	0	0	1	3			
Gil Hodges, R (1,3) OBP: 0.378, SLG: 0.622					P6					4	0	2	0	0	1	1			
Cliff Cook, R (1,5) OBP: 0.242, SLG: 0.391										4	0	1	0	0	0	2			
Rod Kanehl, R (9,5) OBP: 0.404, SLG: 0.489	F9				6-3			F7		0	0	0	0	0	0	0			
Jim Hickman, R (1,9) OBP: 0.370, SLG: 0.508										4	0	3	0	0	0	1			
Harry Chiti, R (1,2) OBP: 0.233, SLG: 0.220			F7		5-3			F8		4	0	0	0	0	0	5			
Roger Craig, R (1,1) OBP: 0.174, SLG: 0.050										3	0	1	0	1	0	2			
Ken MacKenzie, R (9,1) OBP: 0.298, SLG: 0.500	FC6-4				6-3					0	0	0	0	0	0	0			
Inning Stats	R: 1 E: 0 K: 0 S: 4	H: 2 LOB: 0 BB: 0 P: 4	R: 0 E: 0 K: 0 S: 5	H: 2 LOB: 2 BB: 0 P: 5	R: 0 E: 0 K: 0 S: 3	H: 0 LOB: 1 BB: 1 P: 7	R: 0 E: 0 K: 0 S: 4	H: 1 LOB: 1 BB: 0 P: 4	R: 0 E: 0 K: 1 S: 5	H: 0 LOB: 0 BB: 0 P: 5	R: 1 E: 0 K: 0 S: 9	H: 2 LOB: 1 BB: 0 P: 9	R: 0 E: 0 K: 0 S: 3	H: 0 LOB: 0 BB: 0 P: 3	R: 0 E: 0 K: 0 S: 3	H: 2 LOB: 3 BB: 1 P: 9	1B: 8 2B: 1 3B: 0 HR: 1	SF: 0 SAC: 0 DP: 2 HBP: 0	WP: 1 PA: 37 PB: 0 SB: 0 CS: 0
PITCHER	IP WLS BF H R ER SO BB IBB HBP BLK WP HR S P ERA WHIP																		
Dick Ellsworth, L (1,1) ERA: 5.46	8.2 L 36 10 2 2 3 2 0 0 0 1 1 40 48 2.08 1.385																		
Don Elston, R (9,1) ERA: 1.74	0.1 1 0 0 0 0 0 0 0 0 0 0 0 1 1 0.00 0.000																		

New York Mets @ Chicago Cubs
Wrigley Field, Chicago, IL
Sun Jun 10 1962, 3:33 AM CDT
Cloudy - 80 F

AB	35
R	2
H	10
RBI	1
BB	2
SO	3
LOB	18



Batter	1	2	3	4	5	6	7	8	9	AB	R	H	RBI	BB	SO	LOB	BOTTOM		
Lou Brock, L (1,8) OBP: 0.330, SLG: 0.473	P3						1-3			4	1	2	0	0	0	0			
Ken Hubbs, R (1,4) OBP: 0.294, SLG: 0.373	K									4	0	2	1	0	1	0			
Billy Williams, L (1,7) OBP: 0.419, SLG: 0.572										4	0	1	0	0	0	2			
George Altman, L (1,3) OBP: 0.400, SLG: 0.554	4-3									4	0	0	0	0	1	2			
Ron Santo, R (1,5) OBP: 0.332, SLG: 0.413										3	0	1	0	1	0	1			
Don Landrum, L (1,9) OBP: 0.404, SLG: 0.318										4	0	2	0	0	0	2			
El Tappe, R (1,2) OBP: 0.367, SLG: 0.296										2	0	0	0	1	0	2			
14 Ernie Banks, R (9, PH) OBP: 0.298, SLG: 0.500										1	0	1	0	0	0	0			
Alex Grammas, R (1,6) OBP: 0.148, SLG: 0.115										3	0	1	0	0	0	1			
Bob Will, L (9, PH) OBP: 0.341, SLG: 0.394										0	0	0	0	0	0	0			
Jim McKnight, R (9, PH) OBP: 0.271, SLG: 0.281										1	0	0	0	0	0	2			
Dick Ellsworth, L (1,1) OBP: 0.265, SLG: 0.074										3	0	0	0	0	2	3			
Don Elston, R (9,1) ERA: 4.65										0	0	0	0	0	0	0			
Inning Stats	R: 0 E: 0 K: 1 S: 6	H: 1 LOB: 1 BB: 0 P: 6	R: 0 E: 0 K: 0 S: 4	H: 2 LOB: 2 BB: 1 P: 8	R: 1 E: 0 K: 0 S: 5	H: 2 LOB: 1 BB: 0 P: 5	R: 0 E: 0 K: 1 S: 6	H: 1 LOB: 1 BB: 0 P: 6	R: 0 E: 0 K: 1 S: 5	H: 2 LOB: 0 BB: 0 P: 3	R: 0 E: 0 K: 1 S: 6	H: 1 LOB: 0 BB: 0 P: 6	R: 0 E: 0 K: 0 S: 3	H: 0 LOB: 0 BB: 0 P: 5	R: 0 E: 0 K: 0 S: 3	H: 1 LOB: 1 BB: 1 P: 7	1B: 8 2B: 1 3B: 2 HR: 0	SF: 0 SAC: 0 DP: 2 HBP: 0	WP: 0 PA: 35 PB: 0 SB: 0 CS: 0
PITCHER	IP WLS BF H R ER SO BB IBB HBP BLK WP HR S P ERA WHIP																		
Roger Craig, R (1,1) ERA: 4.82	8.1 W 34 10 1 1 4 2 0 0 0 0 0 40 48 1.08 1.440																		
Ken MacKenzie, L (9,1) ERA: 4.65	0.2 S 1 0 0 0 0 0 0 0 0 0 0 0 1 1 0.00 0.000																		

New York Mets @ Chicago Cubs
Wrigley Field, Chicago, IL
Sun Jun 10 1962, 3:33 AM CDT
Cloudy - 80 F

AB	33
R	1
H	10
RBI	1
BB	2
SO	4
LOB	15



Batter	1	2	3	4	5	6	7	8	9	10	AB	R	H	RBI	BB	SO	LOB	TOP								
Richie Ashburn, L OBP: 0.427, SLG: 0.412 (1, 8)											5	1	2	1	0	2	0	New York Mets @ Chicago Cubs Wrigley Field, Chicago, IL Sun Jun 10 1962, 3:38 AM CDT Att: 16,292 - Cloudy - 80 F								
Elio Chacon, R OBP: 0.378, SLG: 0.307 (1, 6)											4	0	0	0	0	2	1									
Charlie Neal, R OBP: 0.338, SLG: 0.402 (1, 4)											3	1	0	0	1	1	0									
Frank Thomas, R Joe Christopher, R OBP: 0.262, SLG: 0.328 (9, 7)											4	1	1	0	0	0	1									
Mary Throneberry, L Gil Hodges, R OBP: 0.378, SLG: 0.622 (9, 3)											4	0	1	1	0	1	2									
Cliff Cook, R Rod Kanehl, R OBP: 0.404, SLG: 0.489 (9, 5)											4	0	2	2	0	0	1									
Sammy Taylor, L OBP: 0.286, SLG: 0.228 (1, 2)											4	0	1	0	0	2	3									
Jim Hickman, R OBP: 0.361, SLG: 0.493 (1, 9)											4	0	0	0	0	2	1									
Ray Davault, R Craig Anderson, R Ken Mackenzie, R (6, 1)											2	0	0	0	0	2	0									
											1	0	0	0	0	1	0									
											1	0	0	0	0	0	0									
Inning Stats	R: 0 E: 0 K: 0 S: 3	H: 1 LOB: 0 BB: 0 P: 3	R: 0 E: 0 K: 0 S: 4	H: 1 LOB: 1 BB: 0 P: 4	R: 0 E: 0 K: 2 S: 7	H: 0 LOB: 0 BB: 0 P: 7	R: 2 E: 1 K: 2 S: 9	H: 1 LOB: 1 BB: 1 P: 13	R: 0 E: 0 K: 1 S: 5	H: 0 LOB: 0 BB: 0 P: 5	R: 0 E: 0 K: 1 S: 6	H: 1 LOB: 1 BB: 0 P: 6	R: 1 E: 0 K: 2 S: 8	H: 1 LOB: 0 BB: 0 P: 8	R: 1 E: 0 K: 1 S: 6	H: 2 LOB: 1 BB: 0 P: 6	R: 0 E: 0 K: 2 S: 7	H: 0 LOB: 0 BB: 0 P: 7	1B: 5 2B: 1 3B: 0 HR: 1	SF: 0 SAC: 0 DP: 1 HBP: 0	WP: 0 PB: 0 SB: 1 CS: 0	PA: 37				
PITCHER	IP 9.0	WLS 34	BF 7	H 4	R 2	ER 2	SO 11	BB 1	IBB 0	HBP 0	BLK 0	WP 0	HR 1	S 55	P 59	ERA 2.00	WHIP 0.889									
Bob Anderson, R ERA: 4.41																										
Barney Schultz, R ERA: 4.93	1.0	W	3	0	0	0	2	0	0	0	0	0	0	7	7	0.00	0.000									

AB	36
R	4
H	7
RBI	4
BB	1
SO	13
LOB	9



Batter	1	2	3	4	5	6	7	8	9	10	AB	R	H	RBI	BB	SO	LOB	BOTTOM							
Lou Brock, L OBP: 0.328, SLG: 0.471 (1, 8)											5	0	1	0	0	0	1	New York Mets @ Chicago Cubs Wrigley Field, Chicago, IL Sun Jun 10 1962, 3:38 AM CDT Att: 16,292 - Cloudy - 80 F							
Ken Hubbs, R OBP: 0.292, SLG: 0.370 (1, 4)											5	0	1	0	0	2	0								
Billy Williams, L OBP: 0.418, SLG: 0.573 (1, 7)											5	2	2	0	0	0	1								
George Altman, L OBP: 0.400, SLG: 0.548 (10, 9)											4	0	1	0	1	0	1								
Ron Santo, R OBP: 0.333, SLG: 0.410 (1, 5)											4	0	1	1	1	0	2								
Don Landrum, L Andre Rodgers, R OBP: 0.333, SLG: 0.417 (10, 6)											3	0	0	0	1	1	2								
Dick Bertell, R Moe Thacker, R OBP: 0.314, SLG: 0.313 (10, 2)											4	1	0	0	0	1	5								
Alex Grammas, R Bob Will, L Barney Schultz, R OBP: 0.357, SLG: 0.394 (10, 1)											3	0	1	0	0	0	0								
Bob Anderson, R 14 Ernie Banks, R OBP: 0.301, SLG: 0.516 (10, 3)											3	0	0	0	0	3	1								
											1	1	1	3	0	0	0								
Inning Stats	R: 0 E: 0 K: 1 S: 5	H: 0 LOB: 0 BB: 0 P: 5	R: 0 E: 0 K: 0 S: 3	H: 0 LOB: 0 BB: 0 P: 3	R: 0 E: 0 K: 1 S: 6	H: 1 LOB: 1 BB: 0 P: 6	R: 0 E: 0 K: 2 S: 8	H: 1 LOB: 3 BB: 2 P: 16	R: 0 E: 0 K: 1 S: 5	H: 0 LOB: 0 BB: 0 P: 5	R: 0 E: 0 K: 0 S: 3	H: 0 LOB: 0 BB: 0 P: 3	R: 3 E: 1 K: 1 S: 7	H: 1 LOB: 0 BB: 1 P: 11	R: 1 E: 0 K: 0 S: 4	H: 2 LOB: 2 BB: 1 P: 8	1B: 4 2B: 4 3B: 0 HR: 1	SF: 0 SAC: 0 DP: 0 HBP: 0	WP: 0 PB: 0 SB: 0 CS: 0	PA: 42					
PITCHER	IP 5.1	WLS 23	BF 6	H 1	R 1	ER 1	SO 5	BB 2	IBB 0	HBP 0	BLK 0	WP 0	HR 0	S 31	P 39	ERA 1.69	WHIP 1.500								
Ray Davault, R ERA: 4.82																									
Craig Anderson, R ERA: 3.25	3.1	L	13	1	3	0	2	1	0	0	0	0	1	16	20	0.00	0.600								
Ken Mackenzie, L ERA: 4.78	1.0	L	6	2	1	1	0	0	1	0	0	0	0	5	9	9.00	2.000								

AB	38
R	5
H	9
RBI	5
BB	4
SO	7
LOB	13



Batter	1	2	3	4	5	6	7	8	9	AB	R	H	RBI	BB	SO	LOB	TOP					
Richie Ashburn, L (1, 8) OBP: 0.421, SLG: 0.398 Joe Christopher, R (8, 8) OBP: 0.262, SLG: 0.328	0-3 K		0-0 P5		0-0 F2		4-0 1B BB			3	0	0	0	1	1	1	New York Mets @ Houston Colt 45's Colt Stadium, Houston, TX Mon Jun 11 1962, 8:05 PM EDT Att: 8,920 - Sunny - 85 F					
Elio Chacon, R (1, 6) OBP: 0.375, SLG: 0.305	0-0 5-3			0-3 K	0-0 F2		0-0 1-3 1B			4	0	1	0	0	1	1						
Cliff Cook, R (1, 5) OBP: 0.243, SLG: 0.389 Rod Kanehl, R (8, 5) OBP: 0.404, SLG: 0.489	0-3 K			0-3 K		0-0 P6	0-3 K			4	0	0	0	0	3	2						
Frank Thomas, R (1, 7) OBP: 0.356, SLG: 0.565		0-0 E6 1B		0-0 2B		4-0 6-3 1B BB		0-0 F7		3	1	1	0	1	0	0						
Mary Throneberry, L (1, 3) OBP: 0.303, SLG: 0.219 Gil Hodges, R (8, 3) OBP: 0.370, SLG: 0.622	0-3 K			0-3 K		0-0 6-3	1-2	0-0 F8		4	0	0	0	0	2	3						
Charlie Neal, R (1, 4) OBP: 0.351, SLG: 0.409	0-0 1-2 G4-6-3 1B				4-0 3B BB	0-0 2H 1B		4-0 2-6 BB		2	1	2	1	2	0	0						
Sammy Taylor, L (1, 2) OBP: 0.284, SLG: 0.250	0-0 G4-6-3 1-2				0-0 1H 1B 3B	0-0 6-3		0-0 2-6 1-2	0-3 K	4	1	1	1	0	1	3						
Jim Hickman, R (1, 9) OBP: 0.358, SLG: 0.486			0-3 K		0-0 SH1-4 1B		0-0 5-3		0-3 K	4	0	1	1	0	2	0						
Al Jackson, L (1, 1) OBP: 0.154, SLG: 0.125			0-0 L6		0-0 SH1-4 1-2		0-3 K		0-3 K	3	0	0	0	0	2	0						
Inning Stats	R: 0 E: 0 K: 2 S: 7	H: 0 LOB: 0 BB: 0 P: 7	R: 0 E: 1 K: 1 S: 6	H: 1 LOB: 1 BB: 0 P: 6	R: 0 E: 0 K: 1 S: 5	H: 0 LOB: 0 BB: 0 P: 5	R: 0 E: 0 K: 3 S: 10	H: 1 LOB: 1 BB: 0 P: 10	R: 2 E: 0 K: 0 S: 5	H: 2 LOB: 1 BB: 1 P: 9	R: 1 E: 0 K: 0 S: 4	H: 1 LOB: 1 BB: 1 P: 8	R: 0 E: 0 K: 2 S: 8	H: 1 LOB: 2 BB: 1 P: 12	R: 0 E: 0 K: 0 S: 2	H: 0 LOB: 1 BB: 1 P: 6		R: 0 E: 0 K: 3 S: 9	H: 0 LOB: 0 BB: 0 P: 9	1B: 4 2B: 1 3B: 1 HR: 0	SF: 0 SAC: 1 DP: 1 HBP: 0	WP: 0 PB: 0 SB: 0 CS: 0
PITCHER	IP WLS BF L	WLS BF L	H R ER SO	R ER SO	BB IBB HBP BLK	WP HR S P	ERA WHIP	PITCHER	IP WLS BF L	H R ER SO	R ER SO	BB IBB HBP BLK	WP HR S P	ERA WHIP								
Turk Farrell, R (1, 1) ERA: 2.67	8.0	34	6	3	3	9	3.38	1.250														
Don McMahon, R (9, 1) ERA: 1.54	1.0	3	0	0	0	3	0.00	0.000														

AB	31
R	3
H	6
RBI	3
BB	4
SO	12
LOB	10



Batter	1	2	3	4	5	6	7	8	9	AB	R	H	RBI	BB	SO	LOB	BOTTOM					
Jim Busby, R (1, 8) OBP: 0.571, SLG: 0.400	0-0 F9			0-0 F8		0-0 1B			4-0 G6-4-3 BB	3	0	1	0	1	0	0	New York Mets @ Houston Colt 45's Colt Stadium, Houston, TX Mon Jun 11 1962, 8:05 PM EDT Att: 8,920 - Sunny - 85 F					
Joey Amalfitano, R (1, 4) OBP: 0.280, SLG: 0.262	0-0 2B			0-0 4-3		0-0 4-3			0-0 G6-4-3 1-2	4	0	1	0	0	2							
Jim Pendleton, R (1, 9) OBP: 0.303, SLG: 0.438	0-0 6-3			0-3 K			0-3 K		0-0 6-3	4	0	0	0	0	2	0						
Norm Larker, L (1, 3) OBP: 0.371, SLG: 0.413		0-0 4-3			0-0 6-3 2B		0-0 1-4-3 1B			3	1	2	0	0	0	0						
Carl Warwick, R (1, 7) OBP: 0.335, SLG: 0.427		0-0 G3-6 1B			0-0 6-3		0-0 1-4-3			3	0	1	0	0	0	2						
Merritt Ranew, L (1, 2) OBP: 0.313, SLG: 0.459		0-0 G3-6 1-2			0-0 FC6-4 2B		0-0 4-3			3	0	1	1	0	0	2						
Bob Aspromonte, R (1, 5) OBP: 0.356, SLG: 0.397			0-3 K		0-0 FC6-4 2-4			0-0 FC4 1B		3	0	1	0	0	1	1						
Bob Lillis, R (1, 6) OBP: 0.253, SLG: 0.241			0-0 6-3		0-0 2-4	0-0 F8		0-0 FC4 G5-4-3		3	0	0	0	0	0	1						
Turk Farrell, R (1, 1) OBP: 0.182, SLG: 0.318 Roman Mejias, R (8, PH) OBP: 0.333, SLG: 0.540 Don McMahon, R (9, 1)			0-3 K		0-0 5-3			0-0 G5-4-3 1-2		2	0	0	0	0	1	0						
Inning Stats	R: 0 E: 0 K: 0 S: 3	H: 1 LOB: 0 BB: 0 P: 3	R: 0 E: 0 K: 0 S: 3	H: 1 LOB: 0 BB: 0 P: 3	R: 0 E: 0 K: 2 S: 7	H: 0 LOB: 0 BB: 0 P: 7	R: 0 E: 0 K: 1 S: 5	H: 0 LOB: 0 BB: 0 P: 5	R: 1 E: 0 K: 0 S: 4	H: 2 LOB: 1 BB: 0 P: 4	R: 0 E: 0 K: 0 S: 4	H: 1 LOB: 1 BB: 0 P: 4	R: 0 E: 0 K: 1 S: 6	H: 1 LOB: 1 BB: 0 P: 6	R: 0 E: 0 K: 0 S: 3	H: 1 LOB: 0 BB: 0 P: 3		R: 0 E: 0 K: 0 S: 2	H: 0 LOB: 0 BB: 1 P: 6	1B: 4 2B: 3 3B: 0 HR: 0	SF: 0 SAC: 0 DP: 3 HBP: 0	WP: 0 PB: 0 SB: 0 CS: 0
PITCHER	IP WLS BF L	WLS BF L	H R ER SO	R ER SO	BB IBB HBP BLK	WP HR S P	ERA WHIP	PITCHER	IP WLS BF L	H R ER SO	R ER SO	BB IBB HBP BLK	WP HR S P	ERA WHIP								
Al Jackson, L (1, 1) ERA: 4.77	9.0	31	7	1	1	4	1.00	0.889														

AB	29
R	1
H	7
RBI	1
BB	1
SO	4
LOB	9



Batter	1	2	3	4	5	6	7	8	9	AB	R	H	RBI	BB	SO	LOB	TOP					
Richie Ashburn, L OBP: 0.414, SLG: 0.407 (1, 8)	G3		P6-3-4			SF8				3	0	1	1	0	0	1	New York Mets @ Houston Colt 45's Colt Stadium, Houston, TX Tue Jun 12 1962, 8:05 PM EDT Att: 7,344 - Cloudy - 82 F					
Elio Chacon, R OBP: 0.397, SLG: 0.297 (1, 6)	E6		5-3			G3		K		4	0	0	0	0	1	1						
Cliff Cook, R OBP: 0.351, SLG: 0.368 Rod Kanehl, R OBP: 0.404, SLG: 0.489 (8, 5)	K			5-3		K		F7		4	0	0	0	0	2	2						
Frank Thomas, R OBP: 0.351, SLG: 0.558 Joe Christopher, R OBP: 0.256, SLG: 0.323 (8, 7)	K			F7			F2		3-1	3	0	0	0	0	1	1						
Mary Throneberry, L OBP: 0.304, SLG: 0.224 Gil Hodges, R OBP: 0.374, SLG: 0.614 (8, 3)		G3		K			E	1B	K	3	1	1	0	0	1	0						
Charlie Neal, R OBP: 0.353, SLG: 0.407 (1, 4)					2-3		E6	1B	K	3	0	1	0	1	1	0						
Sammy Taylor, L OBP: 0.277, SLG: 0.242 (1, 2)		BB			P6		F7			3	0	0	0	0	0	2						
Jim Hickman, R OBP: 0.352, SLG: 0.476 (1, 9)					F8		F5			3	0	0	0	0	1	2						
Bob Miller, R OBP: 0.263, SLG: 0.368 Craig Anderson, R (6, 1)									K	2	1	2	0	0	0	0						
										1	0	0	0	0	1	0						
Inning Stats	R: 0 E: 1 K: 2 S: 8	H: 0 LOB: 1 BB: 0 P: 8	R: 0 E: 0 K: 1 S: 5	H: 0 LOB: 1 BB: 1 P: 9	R: 0 E: 0 K: 0 S: 3	H: 1 LOB: 0 BB: 0 P: 3	R: 0 E: 0 K: 1 S: 5	H: 0 LOB: 0 BB: 0 P: 5	R: 0 E: 0 K: 1 S: 3	H: 0 LOB: 0 BB: 0 P: 3	R: 1 E: 0 K: 0 S: 6	H: 1 LOB: 0 BB: 0 P: 6	R: 1 E: 1 K: 0 S: 5	H: 2 LOB: 1 BB: 0 P: 5	R: 0 E: 0 K: 2 S: 8	H: 1 LOB: 1 BB: 0 P: 8	R: 0 E: 0 K: 2 S: 7	H: 0 LOB: 0 BB: 0 P: 7	1B: 3 2B: 2 3B: 1 HR: 0	SF: 1 SAC: 0 DP: 1 HBP: 0	WP: 0 PB: 0 SB: 0 CS: 0	PA: 33
PITCHER Ken Johnson, R ERA: 2.77 (1, 1)	IP: 9.0 W: 3 BF: 33	H: 5 R: 2 ER: 1 SO: 9	BB: 1 IBB: 0 HBP: 0 BLK: 0	WP: 0 HR: 0 S: 50 P: 54	ERA: 1.00 WHIP: 0.667																	

Batter	1	2	3	4	5	6	7	8	9	AB	R	H	RBI	BB	SO	LOB	BOTTOM					
Al Spangler, L OBP: 0.372, SLG: 0.357 (1, 7)	F8		E1				G3			3	0	0	0	2	0	0	New York Mets @ Houston Colt 45's Colt Stadium, Houston, TX Tue Jun 12 1962, 8:05 PM EDT Att: 7,344 - Cloudy - 82 F					
Joey Amalfitano, R OBP: 0.288, SLG: 0.267 (1, 4)	K		6-3							4	0	2	1	1	1	1						
Jim Pendleton, R OBP: 0.302, SLG: 0.430 (1, 9)	K									3	0	0	0	1	2	3						
Norm Larker, L OBP: 0.364, SLG: 0.404 (1, 3)		P4	G3							4	0	0	0	0	0	4						
Carl Warwick, R OBP: 0.333, SLG: 0.419 (1, 8)			5-3				L6			3	0	0	0	1	0	4						
Merritt Ranew, L OBP: 0.304, SLG: 0.444 (1, 2)		FC4-6								4	1	0	0	0	1	1						
Bob Aspromonte, R OBP: 0.349, SLG: 0.388 (1, 5)		E5								4	0	0	0	0	0	1						
Bob Lillis, R OBP: 0.265, SLG: 0.250 (9, PH) Billy Goodman, L OBP: 0.342, SLG: 0.314 (9, PH) Jim Busby, R OBP: 0.571, SLG: 0.400 (9, PR)										2	0	2	1	1	0	0						
Ken Johnson, R OBP: 0.071, SLG: 0.071 (9, PH) Pidge Browne, L OBP: 0.356, SLG: 0.422 (9, PR) Roman Mejias, R OBP: 0.333, SLG: 0.540 (9, PR)										1	0	1	1	0	0	0						
										0	1	0	0	0	0	0						
Inning Stats	R: 0 E: 0 K: 2 S: 7	H: 0 LOB: 0 BB: 0 P: 7	R: 1 E: 1 K: 0 S: 5	H: 1 LOB: 2 BB: 1 P: 9	R: 0 E: 1 K: 0 S: 4	H: 0 LOB: 2 BB: 1 P: 8	R: 0 E: 0 K: 2 S: 7	H: 0 LOB: 1 BB: 1 P: 11	R: 0 E: 0 K: 1 S: 6	H: 1 LOB: 2 BB: 1 P: 10	R: 0 E: 0 K: 0 S: 4	H: 1 LOB: 1 BB: 0 P: 4	R: 0 E: 0 K: 0 S: 2	H: 0 LOB: 0 BB: 1 P: 6	R: 0 E: 0 K: 0 S: 3	H: 0 LOB: 0 BB: 0 P: 3	R: 2 E: 0 K: 0 S: 4	H: 3 LOB: 3 BB: 1 P: 8	1B: 5 2B: 0 3B: 1 HR: 0	SF: 0 SAC: 0 DP: 1 HBP: 0	WP: 0 PB: 0 SB: 0 CS: 0	PA: 38
PITCHER Bob Miller, R ERA: 4.27 (1, 1) Craig Anderson, R ERA: 3.43 (6, 1)	IP: 5.0 W: 3 BF: 23	H: 2 R: 1 ER: 0 SO: 5	BB: 4 IBB: 0 HBP: 0 BLK: 0	WP: 0 HR: 0 S: 29 P: 45	ERA: 0.00 WHIP: 1.200																	

Batter	1	2	3	4	5	6	7	8	9	AB	R	H	RBI	BB	SO	LOB	TOP					
Richie Ashburn, L OBP: 0.397, SLG: 0.385 (1, 8)	0-0 5-3		0-3 K		0-0 4-3		0-0 G3		0-0 F7	5	0	0	0	0	1	0	New York Mets @ Houston Colt 45's Colt Stadium, Houston, TX Thu Jun 14 1962, 8:05 PM EDT Att. 10,761 - Cloudy					
Elio Chacon, R OBP: 0.376, SLG: 0.300 (1, 6)	0-3 K		0-0 1B		4-0 BB		4-0 BB		4-0 BB	2	0	1	0	3	1	0						
Cliff Cook, R OBP: 0.229, SLG: 0.350 (1, 5)	0-3 K		0-0 F8		0-0 P4		0-3 K		4-0 BB	4	0	0	0	1	2	3						
Frank Thomas, R OBP: 0.348, SLG: 0.548 (1, 7)		0-0 P6		0-0 F5		0-0 E2 1B		0-0 3-1	4-0 BB	4	1	0	0	1	0	0						
Mary Throneberry, L OBP: 0.333, SLG: 0.296 (1, 3)		0-0 HR		4-0 G3 1B BB		0-0 6-3 1B		0-0 FC5-4 1B	0-0 3-1	4	1	3	1	1	0	3						
Charlie Neal, R OBP: 0.356, SLG: 0.409 (1, 4)		0-0 G5-3 1B		0-0 G3 1B		0-3 K		0-0 FC5-4 BB		4	0	2	0	0	1	3						
Sammy Taylor, L OBP: 0.264, SLG: 0.238 (1, 2)		4-0 1-2 BB		0-0 G3		0-0 6-3		4-0 1-2 BB		2	0	0	1	2	0	3						
Jim Hickman, R OBP: 0.343, SLG: 0.463 (1, 9)		0-0 G5-3		0-0 P4		0-0 5-3		0-3 K		4	0	0	0	0	1	7						
Jay Hook, L OBP: 0.286, SLG: 0.259 (1, 1)			0-0 6-3		0-0 F8		0-0 P5		0-3 K	0	0	0	0	0	0	0						
Vinegar Bend Mizell, R OBP: 0.234, SLG: 0.154 (7, PH)										2	0	0	0	0	0	0						
Joe Christopher, R OBP: 0.254, SLG: 0.317 (7, PH)										1	0	0	0	0	0	0						
Bob Moorhead, R OBP: 0.331, SLG: 0.409 (9, PH)										0	0	0	0	0	0	0						
Felix Mantilla, R OBP: 0.331, SLG: 0.409 (9, PH)										1	0	0	0	0	1	0						
Inning Stats	R: 0 E: 0 K: 2 S: 7	H: 0 LOB: 0 BB: 0 P: 7	R: 1 E: 0 K: 0 S: 4	H: 2 LOB: 1 BB: 1 P: 8	R: 0 E: 0 K: 1 S: 6	H: 1 LOB: 1 BB: 0 P: 6	R: 0 E: 0 K: 0 S: 4	H: 1 LOB: 2 BB: 1 P: 8	R: 0 E: 0 K: 0 S: 3	H: 0 LOB: 1 BB: 1 P: 7	R: 1 E: 1 K: 1 S: 7	H: 1 LOB: 1 BB: 0 P: 7	R: 0 E: 0 K: 1 S: 5	H: 0 LOB: 2 BB: 1 P: 9	R: 0 E: 0 K: 1 S: 6	H: 1 LOB: 3 BB: 3 P: 10	R: 0 E: 0 K: 1 S: 5	H: 0 LOB: 3 BB: 3 P: 17	1B: 5 2B: 0 3B: 0 HR: 1	SF: 0 SAC: 0 DP: 1 HBP: 0	WP: 0 PB: 0 SB: 1 CS: 0	PA: 41
PITCHER Bob Bruce, R ERA: 3.08 (1, 1)	IP: 9.0 WLS: W BF: 41 H: 6 R: 2 ER: 1 SO: 7 BB: 8 IBB: 0 HBP: 0 BLK: 0 WP: 0 HR: 1 S: 47 P: 79 ERA: 1.00 WHIP: 1.556															PITCHER	IP: 9.0 WLS: W BF: 41 H: 6 R: 2 ER: 1 SO: 7 BB: 8 IBB: 0 HBP: 0 BLK: 0 WP: 0 HR: 1 S: 47 P: 79 ERA: 1.00 WHIP: 1.556					

AB	33
R	2
H	6
RBI	2
BB	8
SO	7
LOB	19



Batter	1	2	3	4	5	6	7	8	9	AB	R	H	RBI	BB	SO	LOB	BOTTOM			
Al Spangler, L OBP: 0.372, SLG: 0.354 (1, 7)	0-0 E1			0-0 F8		0-0 F2		4-0 1B FC5-2 BB		4	1	1	2	1	0	1	New York Mets @ Houston Colt 45's Colt Stadium, Houston, TX Thu Jun 14 1962, 8:05 PM EDT Att. 10,761 - Cloudy			
Joey Amalfitano, R OBP: 0.290, SLG: 0.266 (1, 4)	0-0 1B			0-0 G6-4-3		4-0 SH1-3 BB		0-0 FC5-2 1B		4	1	1	0	1	0	5				
Jim Pendleton, R OBP: 0.307, SLG: 0.431 (1, 9)	0-0 E8 1B	0-0 F8			0-0 F2		0-0 SH1-3	0-0 FC4-6 1B		4	1	2	2	0	0	0				
Norm Larker, L OBP: 0.365, SLG: 0.404 (1, 3)	0-0 HR	0-0 P6			0-0 1B		0-0 F7	0-0 FC4-6		5	2	2	2	0	0	4				
Carl Warwick, R OBP: 0.332, SLG: 0.433 (1, 8)	0-0 HR	0-0 F7			0-0 F7		0-3 K			4	1	1	2	0	1	2				
Merritt Ranew, L OBP: 0.307, SLG: 0.445 (5, PH)	0-0 6-3 1B		0-0 4-3		0-0 E8		0-0 F7			2	1	1	0	0	0	0				
Hal Smith, R OBP: 0.303, SLG: 0.398 (6, 2)	0-0 6-3 1B		0-0 4-3		0-0 E8		0-0 F7			2	0	1	0	0	0	0				
Bob Aspromonte, R OBP: 0.343, SLG: 0.380 (1, 5)	0-0 F8		0-0 F8		0-0 F8		0-0 E4	BB 1B		4	1	0	0	0	0	2				
Bob Lillis, R OBP: 0.270, SLG: 0.247 (1, 6)	4-0 6-3 1B		0-0 4-3		0-0 F8		4-0 F8	BB 1B FC5-2 BB		2	1	0	0	2	0	0				
Bob Bruce, R OBP: 0.469, SLG: 0.227 (1, 1)	0-0 6-3			4-0 G6-4-3 BB		0-0 5-3		0-0 FC5-2 BB 1B		3	1	1	1	1	0	2				
Inning Stats	R: 7 E: 2 K: 0 S: 10	H: 6 LOB: 1 BB: 1 P: 14	R: 0 E: 0 K: 0 S: 3	H: 0 LOB: 0 BB: 0 P: 3	R: 0 E: 0 K: 0 S: 2	H: 0 LOB: 0 BB: 1 P: 6	R: 1 E: 1 K: 0 S: 5	H: 2 LOB: 1 BB: 0 P: 5	R: 0 E: 0 K: 0 S: 3	H: 0 LOB: 0 BB: 0 P: 3	R: 0 E: 0 K: 1 S: 5	H: 0 LOB: 1 BB: 1 P: 9	R: 2 E: 1 K: 0 S: 6	H: 2 LOB: 3 BB: 2 P: 14	R: 2 E: 1 K: 0 S: 6	H: 2 LOB: 3 BB: 2 P: 14	1B: 9 2B: 0 3B: 0 HR: 1	SF: 0 SAC: 1 DP: 1 HBP: 0	WP: 0 PB: 0 SB: 0 CS: 0	PA: 40
PITCHER Jay Hook, R ERA: 5.75 (1, 1)	IP: 0.0 WLS: L BF: 6 H: 5 R: 6 ER: 4 SO: 0 BB: 0 IBB: 0 HBP: 0 BLK: 0 WP: 0 HR: 1 S: 6 P: 6 ERA: ∞ WHIP: ∞															PITCHER	IP: 0.0 WLS: L BF: 6 H: 5 R: 6 ER: 4 SO: 0 BB: 0 IBB: 0 HBP: 0 BLK: 0 WP: 0 HR: 1 S: 6 P: 6 ERA: ∞ WHIP: ∞			
Vinegar Bend Mizell, L ERA: 4.81 (1, 1)	IP: 6.0 WLS: 22 BF: 3 H: 2 R: 2 ER: 0 SO: 0 BB: 2 IBB: 0 HBP: 0 BLK: 0 WP: 0 HR: 0 S: 20 P: 28 ERA: 0.00 WHIP: 0.833															PITCHER	IP: 6.0 WLS: 22 BF: 3 H: 2 R: 2 ER: 0 SO: 0 BB: 2 IBB: 0 HBP: 0 BLK: 0 WP: 0 HR: 0 S: 20 P: 28 ERA: 0.00 WHIP: 0.833			
Bob Moorhead, R ERA: 6.48 (7, 1)	IP: 2.0 WLS: 12 BF: 2 H: 2 R: 2 ER: 0 SO: 1 BB: 3 IBB: 0 HBP: 0 BLK: 0 WP: 0 HR: 0 S: 11 P: 23 ERA: 0.00 WHIP: 2.500															PITCHER	IP: 2.0 WLS: 12 BF: 2 H: 2 R: 2 ER: 0 SO: 1 BB: 3 IBB: 0 HBP: 0 BLK: 0 WP: 0 HR: 0 S: 11 P: 23 ERA: 0.00 WHIP: 2.500			

AB	34
R	10
H	10
RBI	9
BB	5
SO	1
LOB	16



Batter	1	2	3	4	5	6	7	8	9	AB	R	H	RBI	BB	SO	LOB	TOP					
Don Landrum, L (1,9) OBP: 0.417, SLG: 0.317										4	1	2	0	0	0	2						
Ken Hubbs, R (1,4) OBP: 0.291, SLG: 0.358										4	0	0	0	0	3	4						
Billy Williams, L (1,7) OBP: 0.417, SLG: 0.585										4	0	1	2	0	1	2						
14 Ernie Banks, R (1,3) OBP: 0.292, SLG: 0.500										4	1	1	1	0	0	1						
Ron Santo, R (1,5) OBP: 0.332, SLG: 0.416										4	0	1	0	0	0	0						
Lou Brock, L (1,8) OBP: 0.317, SLG: 0.451										4	1	1	0	0	1	1						
Andre Rodgers, R (1,6) OBP: 0.349, SLG: 0.431										2	1	2	1	1	0	0						
Moe Thacker, R (1,2) OBP: 0.310, SLG: 0.308										4	1	1	0	0	3	3						
Bob Anderson, R (1,1) OBP: 0.083, SLG: 0.250										2	0	1	1	0	1	0						
Dave Gerard, R (7,1) OBP: 0.667, SLG: 0.500										1	0	0	0	0	0	0						
Inning Stats	R: 0 E: 0 K: 1 S: 6	H: 1 LOB: 1 BB: 0 P: 6	R: 2 E: 0 K: 1 S: 8	H: 3 LOB: 1 BB: 0 P: 8	R: 0 E: 0 K: 0 S: 3	H: 0 LOB: 0 BB: 0 P: 3	R: 0 E: 0 K: 0 S: 2	H: 0 LOB: 0 BB: 0 P: 3	R: 2 E: 1 K: 1 S: 7	H: 2 LOB: 0 BB: 0 P: 7	R: 1 E: 0 K: 1 S: 6	H: 2 LOB: 1 BB: 1 P: 10	R: 0 E: 0 K: 3 S: 10	H: 1 LOB: 1 BB: 0 P: 10	R: 0 E: 0 K: 1 S: 5	H: 0 LOB: 0 BB: 0 P: 5	R: 0 E: 0 K: 1 S: 5	H: 1 LOB: 0 BB: 0 P: 5	1B: 6 2B: 2 3B: 1 HR: 1	SF: 0 SAC: 1 DP: 0 HBP: 1	WP: 0 PB: 0 SB: 2 CS: 3	PA: 38
PITCHER	IP WLS BF H R ER SO BB IBB HBP BLK WP HR S P ERA WHIP																					
Roger Craig, R (1,1) ERA: 4.79	6.0 L 26 8 5 3 4 1 0 1 0 0 1 32 37 4.50 1.500																					
Ken MacKenzie, L (7,1) ERA: 4.54	1.0 4 1 0 0 3 0 0 0 0 0 0 10 10 0.00 1.000																					
Craig Anderson, R (8,1) ERA: 3.27	2.0 6 1 0 0 2 0 0 0 0 0 0 10 10 0.00 0.500																					

Chicago Cubs @ New York Mets
Polo Grounds, New York, NY
Fri Jun 15 1962, 7:05 PM EDT
Att: 8,983 - Unknown

AB	33
R	5
H	10
RBI	5
BB	1
SO	9
LOB	13



Batter	1	2	3	4	5	6	7	8	9	AB	R	H	RBI	BB	SO	LOB	BOTTOM					
Jim Hickman, R (1,9) OBP: 0.335, SLG: 0.450										4	0	0	0	0	1	4						
Elio Chacon, R (1,6) OBP: 0.371, SLG: 0.293										4	0	0	0	0	0	1						
Charlie Neal, R (1,4) OBP: 0.350, SLG: 0.401										4	0	0	0	0	1	1						
Frank Thomas, R (1,7) OBP: 0.351, SLG: 0.547										4	1	2	0	0	0	0						
Felix Mantilla, R (1,5) OBP: 0.335, SLG: 0.411										4	0	2	0	0	0	1						
Sammy Taylor, L (1,2) OBP: 0.275, SLG: 0.229										4	0	0	0	0	1	4						
Gil Hodges, R (1,3) OBP: 0.372, SLG: 0.605										3	0	1	1	0	0	2						
Rod Kanehl, R (7, PR) OBP: 0.404, SLG: 0.489										0	0	0	0	0	0	0						
Craig Anderson, R (8,1) OBP: 0.226, SLG: 0.346										0	0	0	0	0	0	0						
Cliff Cook, R (9, PH) OBP: 0.226, SLG: 0.346										1	0	0	0	0	0	0						
Joe Christopher, R (1,8) OBP: 0.268, SLG: 0.308										2	0	0	0	2	0	2						
Roger Craig, R (1,1) OBP: 0.167, SLG: 0.048										1	0	0	0	0	0	1						
Riche Ashburn, L (6, PH) OBP: 0.402, SLG: 0.392										1	0	1	0	0	0	0						
Ken MacKenzie, R (7,1) OBP: 0.329, SLG: 0.292										0	0	0	0	0	0	0						
Mary Throneberry, L (7, PH) OBP: 0.329, SLG: 0.292										1	0	0	0	0	1	3						
Inning Stats	R: 0 E: 0 K: 0 S: 3	H: 0 LOB: 0 BB: 0 P: 3	R: 0 E: 0 K: 0 S: 3	H: 0 LOB: 0 BB: 0 P: 3	R: 0 E: 0 K: 0 S: 2	H: 0 LOB: 1 BB: 1 P: 6	R: 0 E: 0 K: 1 S: 5	H: 0 LOB: 0 BB: 0 P: 5	R: 0 E: 0 K: 1 S: 7	H: 1 LOB: 2 BB: 0 P: 7	R: 0 E: 0 K: 1 S: 6	H: 1 LOB: 1 BB: 0 P: 6	R: 1 E: 0 K: 1 S: 8	H: 3 LOB: 3 BB: 1 P: 12	R: 0 E: 0 K: 0 S: 4	H: 1 LOB: 1 BB: 0 P: 4	R: 0 E: 0 K: 0 S: 3	H: 0 LOB: 0 BB: 0 P: 3	1B: 6 2B: 1 3B: 0 HR: 0	SF: 0 SAC: 0 DP: 1 HBP: 0	WP: 0 PB: 0 SB: 0 CS: 0	PA: 35
PITCHER	IP WLS BF H R ER SO BB IBB HBP BLK WP HR S P ERA WHIP																					
Bob Anderson, R (1,1) ERA: 4.08	6.1 W 26 5 1 1 3 2 0 0 0 0 0 30 38 1.42 1.105																					
Dave Gerard, R (7,1) ERA: 4.6	2.2 S 9 1 0 0 1 0 0 0 0 0 0 11 11 0.00 0.375																					

Chicago Cubs @ New York Mets
Polo Grounds, New York, NY
Fri Jun 15 1962, 7:05 PM EDT
Att: 8,983 - Unknown

AB	33
R	1
H	6
RBI	1
BB	2
SO	4
LOB	19



Batter	1	2	3	4	5	6	7	8	9	AB	R	H	RBI	BB	SO	LOB	TOP		
Don Landrum, L (1, 9) OBP: 0.425, SLG: 0.328 Bob Will, L (4, PR) OBP: 0.348, SLG: 0.378 (4, 9)	3-1 CS 3B BB	K		FC6-4 1-2 1B			P6		SH3-4	2	1	1	0	1	1	0			
Ken Hubbs, R (1, 4) OBP: 0.295, SLG: 0.355	K2-4-2 1-2	1-3		FC6-4 1-2			L6		3B BB	4	1	0	0	1	1	3			
Billy Williams, L (1, 7) OBP: 0.413, SLG: 0.579	3-1 2-3			F8			F8		P4 1-H 2-H 3B	5	0	1	2	0	0	1			
14 Ernie Banks, R (1, 3) OBP: 0.304, SLG: 0.532	3B BB			HR			6-3		6-3 2B	4	3	2	1	1	1	1			
Ron Santo, R (1, 5) OBP: 0.325, SLG: 0.413	HR 3B			5-3			6-3		6-3 2-3	5	1	1	2	0	1	2			
Lou Brock, L (1, 8) OBP: 0.323, SLG: 0.470	HR			1-3			K			4	1	2	3	0	1	0			
Andre Rodgers, R (1, 6) OBP: 0.364, SLG: 0.430	1B			6-3			K		FC6-4 BB	3	0	1	0	1	1	0			
Moe Thacker, R (1, 2) OBP: 0.280, SLG: 0.277	K			K			6-3		FC6-4 1-2	4	0	0	0	0	2	3			
Glen Hobbie, R (1, 1) OBP: 0.240, SLG: 0.174 Barney Schultz, R (2, 1)	F8			1B			K		SH3-4 3B 1B	1	0	0	0	0	0	0			
Dave Gerard, R (6, 1) OBP: 0.500, SLG: 0.333 Bob Anderson, R (8, 1) OBP: 0.154, SLG: 0.308 Don Elston, R (9, 1)				BB						0	0	0	0	1	0	0			
Inning Stats	R: 4 E: 0 K: 2 S: 10	H: 3 LOB: 1 BB: 2 P: 18	R: 0 E: 0 K: 1 S: 5	H: 0 LOB: 0 BB: 0 P: 5	R: 1 E: 0 K: 0 S: 4	H: 1 LOB: 0 BB: 1 P: 4	R: 0 E: 0 K: 1 S: 6	H: 1 LOB: 2 BB: 1 P: 10	R: 0 E: 0 K: 0 S: 3	H: 0 LOB: 0 BB: 0 P: 3	R: 0 E: 0 K: 1 S: 7	H: 0 LOB: 0 BB: 0 P: 7	R: 0 E: 0 K: 1 S: 5	H: 0 LOB: 2 BB: 1 P: 9	R: 2 E: 0 K: 2 S: 9	H: 2 LOB: 2 BB: 1 P: 13	1B: 3 2B: 2 3B: 2 HR: 2	SF: 0 SAC: 1 DP: 0 HBP: 0	WP: 0 PA: 41 PB: 0 SB: 1 CS: 1
PITCHER	IP WLS BF H R ER SO BB IBB HBP BLK WP HR S P ERA WHIP	8.1 L 38 8 8 4 7 5 0 0 0 0 2 47 67 4.32 1.560	0.2 3 1 0 0 2 0 0 0 0 0 0 7 7 0.00 1.500																

Chicago Cubs @ New York Mets
Polo Grounds, New York, NY
Sun Jun 17 1962, 3:33 AM EDT
Sunny - 90 F

AB	35
R	8
H	9
RBI	8
BB	5
SO	9
LOB	10



Batter	1	2	3	4	5	6	7	8	9	AB	R	H	RBI	BB	SO	LOB	BOTTOM		
Richie Ashburn, L (1, 8) OBP: 0.409, SLG: 0.425	SH1-3 1B BB	F9		HR					5-3	4	2	2	1	1	0	1			
Elio Chacon, R (1, 6) OBP: 0.398, SLG: 0.284 Cliff Cook, R (9, PH) OBP: 0.233, SLG: 0.341	SH1-3 1-2 BB			5-3			F8		PB 2B BB	2	0	0	0	1	0	2			
Gene Woodling, L (1, 7) OBP: 0.428, SLG: 0.468	G3 1B BB	G3		E 1B			K		1-H 2B	4	2	2	1	1	1	2			
Frank Thomas, R (1, 5) OBP: 0.346, SLG: 0.534 Jay Hook, L (9, PR) OBP: 0.286, SLG: 0.259	G3 1-2 2H 1B			K			K		5-3 1B	5	1	2	2	0	2	1			
Mary Throneberry, L (1, 3) OBP: 0.319, SLG: 0.273	G3 1-H 2-H			G3			E1 1-2		K	5	0	0	2	0	2	2			
Charlie Neal, R (1, 4) OBP: 0.351, SLG: 0.424	HR			P6			2-3		F8	4	1	1	1	0	0	2			
Sammy Taylor, L (1, 2) OBP: 0.251, SLG: 0.225 Joe Christopher, R (8, PR) OBP: 0.268, SLG: 0.308 Chris Cannizzaro, R (9, 2) OBP: 0.200, SLG: 0.095	G3			G3			G3		G6-4-3 BB BB	2	0	0	0	2	0	0			
Jim Hickman, R (1, 9) OBP: 0.331, SLG: 0.443				K			K		G6-4-3 1-2	4	0	0	0	0	3	2			
Al Jackson, L (1, 1) OBP: 0.172, SLG: 0.148 Ken MacKenzie, R (9, 1) Felix Mantilla, R (9, PH) OBP: 0.332, SLG: 0.405				P7			P1		6-3	3	0	1	0	0	0	1			
Inning Stats	R: 4 E: 0 K: 0 S: 6	H: 3 LOB: 1 BB: 1 P: 10	R: 0 E: 0 K: 1 S: 6	H: 1 LOB: 1 BB: 1 P: 10	R: 0 E: 0 K: 1 S: 5	H: 0 LOB: 0 BB: 0 P: 5	R: 0 E: 0 K: 1 S: 5	H: 0 LOB: 0 BB: 0 P: 5	R: 1 E: 1 K: 1 S: 8	H: 2 LOB: 2 BB: 0 P: 8	R: 0 E: 0 K: 2 S: 7	H: 0 LOB: 0 BB: 0 P: 7	R: 0 E: 0 K: 0 S: 2	H: 0 LOB: 1 BB: 1 P: 6	R: 2 E: 0 K: 1 S: 7	H: 2 LOB: 1 BB: 1 P: 11	1B: 5 2B: 1 3B: 0 HR: 2	SF: 0 SAC: 1 DP: 1 HBP: 0	WP: 0 PA: 41 PB: 1 SB: 0 CS: 0
PITCHER	IP WLS BF H R ER SO BB IBB HBP BLK WP HR S P ERA WHIP	1.2 4.0 1.1 1.2 0.1	11 17 W 7 S	4 4 0 1 0	0 1 1 2 0	0 1 0 2 0	0 23 8 5 4	31 8 8 13 4	21.60 2.25 0.00 10.80 0.00	3.600 1.000 0.000 1.800 3.000									

Chicago Cubs @ New York Mets
Polo Grounds, New York, NY
Sun Jun 17 1962, 3:33 AM EDT
Sunny - 90 F


AB	34
R	7
H	8
RBI	7
BB	6
SO	8
LOB	13



Batter	1	2	3	4	5	6	7	8	9	AB	R	H	RBI	BB	SO	LOB	TOP					
Bob Will, L OBP: 0.353, SLG: 0.390 (1, 9)	E3 4-6-3		L9			3-1		BB		4	0	1	0	1	0	2						
Alex Grammas, R OBP: 0.294, SLG: 0.213 (1, 4)	4-6-3 1-2					4-3		P5		5	0	1	0	0	0	4						
Billy Williams, L OBP: 0.413, SLG: 0.585 (1, 7)	F7					4-3		HR		4	1	1	1	1	1	2						
14 Ernie Banks, R OBP: 0.305, SLG: 0.532 (1, 3)	BB		F7			P5		2B		4	0	1	0	1	0	3						
Ron Santo, R OBP: 0.323, SLG: 0.420 (1, 5)	F9					F7		E5 1B		5	2	1	1	0	0	3						
Lou Brock, L OBP: 0.320, SLG: 0.466 (1, 8)						E6 G2-3		P6		2	1	0	0	0	0	0						
George Altman, L OBP: 0.388, SLG: 0.527 (5, 8)						G2-3		K		3	0	0	0	0	1	2						
Andre Rodgers, R OBP: 0.367, SLG: 0.428 (1, 6)						G2-3		1B CS		3	0	1	2	1	1	0						
Dick Bertell, R OBP: 0.299, SLG: 0.317 (1, 2)								1B CS		3	0	2	0	0	0	0						
Bob Buhl, R (1, 1)								1-3 1B		2	0	0	0	1	1	1						
Jim McKnight, R (8, PH)								1-2 3-H		1	0	0	0	0	1	1						
Don Cardwell, R (8, 1)								1-2 BB		0	0	0	0	0	0	0						
Inning Stats	R: 0 E: 1 K: 0 S: 4	H: 0 LOB: 2 BB: 1 P: 8	R: 0 E: 0 K: 1 S: 5	H: 0 LOB: 0 BB: 0 P: 5	R: 0 E: 0 K: 1 S: 6	H: 1 LOB: 2 BB: 1 P: 10	R: 1 E: 1 K: 0 S: 5	H: 1 LOB: 1 BB: 0 P: 5	R: 0 E: 0 K: 0 S: 4	H: 1 LOB: 1 BB: 0 P: 4	R: 1 E: 0 K: 0 S: 5	H: 2 LOB: 2 BB: 1 P: 9	R: 1 E: 0 K: 1 S: 7	H: 2 LOB: 1 BB: 0 P: 7	R: 0 E: 0 K: 1 S: 5	H: 0 LOB: 2 BB: 2 P: 13	R: 1 E: 0 K: 1 S: 6	H: 1 LOB: 0 BB: 0 P: 6	1B: 2 2B: 3 3B: 1 HR: 2	SF: 0 SAC: 1 DP: 0 HBP: 0	WP: 0 PB: 0 SB: 0 CS: 2	PA: 42
PITCHER	IP WLS BF H R ER SO BB IBB HBP BLK WP HR S P ERA WHIP																					
Bob Miller, R (1, 1)	5.1 26 5 2 0 2 2 0 0 0 0 0 0 28 36 0.00 1.312																					
Craig Anderson, R (6, 1)	1.1 6 2 1 1 0 1 0 0 0 0 0 1 5 9 6.75 2.250																					
Vinegar Bend Mizell, L (7, 1)	2.1 L 10 1 1 1 3 2 0 0 0 0 0 1 14 22 3.86 1.286																					

Chicago Cubs @ New York Mets
Polo Grounds, New York, NY
Sun Jun 17 1962, 3:38 AM EDT
Att: 13,128 - Cloudy - 90 F


AB	36
R	4
H	8
RBI	4
BB	5
SO	5
LOB	18



Batter	1	2	3	4	5	6	7	8	9	AB	R	H	RBI	BB	SO	LOB	BOTTOM					
Richie Ashburn, L OBP: 0.394, SLG: 0.405 (1, 8)	5-3		3-1			K		4-3		5	0	0	0	0	1	4						
Elio Chacon, R (1, 6)	F3					1B BB SF9		F7		4	2	1	0	1	0	0						
Gene Woodling, L (1, 7)	4-3					1B BB SF9		F8		3	1	0	0	2	0	0						
Frank Thomas, R (1, 5)						SF9 1B		1B BB		4	0	2	1	1	1	0						
Mary Throneberry, L (1, 3)	1-3					SF9		K		3	0	1	1	0	1	2						
Charlie Neal, R (1, 4)	K					SF9 1B		1B		4	0	1	0	0	1	2						
Cliff Cook, R (1, 9)						P6		F3		3	0	1	1	0	0	0						
Chris Cannizzaro, R (1, 2)						WP SH3-4 BB		F7		1	0	0	0	3	0	2						
Bob Miller, R (1, 1)						SH3-4		K		1	0	0	0	0	1	0						
Craig Anderson, R (6, 1)								K		1	0	0	0	0	1	2						
Vinegar Bend Mizell, R (7, 1)								K		1	0	0	0	0	0	1						
Inning Stats	R: 0 E: 0 K: 0 S: 3	H: 0 LOB: 0 BB: 0 P: 3	R: 0 E: 0 K: 2 S: 7	H: 0 LOB: 0 BB: 0 P: 7	R: 0 E: 0 K: 0 S: 3	H: 0 LOB: 1 BB: 1 P: 7	R: 2 E: 0 K: 0 S: 6	H: 3 LOB: 2 BB: 1 P: 10	R: 1 E: 0 K: 2 S: 8	H: 1 LOB: 2 BB: 2 P: 16	R: 0 E: 0 K: 2 S: 8	H: 1 LOB: 2 BB: 1 P: 12	R: 0 E: 0 K: 0 S: 4	H: 1 LOB: 2 BB: 1 P: 8	R: 0 E: 0 K: 0 S: 3	H: 0 LOB: 1 BB: 1 P: 7	R: 0 E: 0 K: 0 S: 3	H: 0 LOB: 0 BB: 0 P: 3	1B: 6 2B: 0 3B: 0 HR: 0	SF: 2 SAC: 1 DP: 0 HBP: 0	WP: 1 PB: 0 SB: 0 CS: 0	PA: 40
PITCHER	IP WLS BF H R ER SO BB IBB HBP BLK WP HR S P ERA WHIP																					
Bob Buhl, R (1, 1)	7.0 33 6 3 3 6 6 0 0 0 0 0 0 39 63 3.86 1.714																					
Don Cardwell, R (8, 1)	2.0 W 7 0 0 0 0 1 0 0 0 0 0 0 6 10 0.00 0.500																					

Chicago Cubs @ New York Mets
Polo Grounds, New York, NY
Sun Jun 17 1962, 3:38 AM EDT
Att: 13,128 - Cloudy - 90 F

AB	30
R	3
H	6
RBI	3
BB	7
SO	6
LOB	13



Batter	1	2	3	4	5	6	7	8	9	AB	R	H	RBI	BB	SO	LOB	TOP																					
Roy McMillan, R OBP: 0.351, SLG: 0.363 (1, 6)	4-3		1B HR BB	F5		F7			6-3	4	1	0	0	1	0	2																						
Del Crandall, R OBP: 0.355, SLG: 0.432 (1, 2)	6-3		1-3 HR BB 1B	F7			6-3		6-3	5	1	1	0	0	0	1																						
Eddie Mathews, L OBP: 0.357, SLG: 0.452 (1, 5)	F7		1-2 HR BB		G3		E1 1B			3	2	1	0	2	0	0																						
Hank Aaron, R OBP: 0.390, SLG: 0.593 (1, 8)		5-3		HR	1-3 1B		G1-6-3 1B		F8	5	1	3	5	0	0	1																						
Gus Bell, L OBP: 0.277, SLG: 0.331 Howie Bedell, L OBP: 0.255, SLG: 0.237 (1, 7) (7, 7)			FC4-6 BB		1-3		G1-6-3 1B			3	1	1	0	1	0	2																						
Joe Adcock, R OBP: 0.348, SLG: 0.466 Tommye Aaron, R OBP: 0.277, SLG: 0.340 (8, PR) (8, 3)			SF8 3B	FC4-6 BB		F3				3	0	1	1	0	0	2																						
Mack Jones, L OBP: 0.380, SLG: 0.463 (1, 9)		4-3		K		E4 FC5-4		G3		4	0	0	0	0	1	2																						
Frank Bolling, R OBP: 0.366, SLG: 0.479 (1, 4)			HR	5-3		FC5-4 1-2		F8		4	1	1	1	0	0	3																						
Bob Shaw, R OBP: 0.244, SLG: 0.190 (1, 1)			1-3			K		K		4	0	1	0	0	2	3																						
Inning Stats	R: 0 E: 0 K: 0 S: 3	H: 0 LOB: 0 BB: 0 P: 3	R: 1 E: 0 K: 0 S: 4	H: 1 LOB: 0 BB: 0 P: 4	R: 5 E: 0 K: 1 S: 8	H: 3 LOB: 1 BB: 3 P: 20	R: 0 E: 0 K: 0 S: 4	H: 1 LOB: 1 BB: 0 P: 4	R: 0 E: 1 K: 1 S: 6	H: 0 LOB: 1 BB: 0 P: 6	R: 1 E: 1 K: 0 S: 4	H: 2 LOB: 0 BB: 0 P: 4	R: 0 E: 0 K: 1 S: 6	H: 1 LOB: 2 BB: 0 P: 6	R: 0 E: 0 K: 0 S: 3	H: 0 LOB: 1 BB: 1 P: 7	1B: 6 2B: 0 3B: 1 HR: 2	SF: 1 SAC: 0 DP: 1 HBP: 0	WP: 0 PB: 0 CS: 0	PA: 40																		
PITCHER	IP	WLS	BF	H	R	ER	SO	BB	IBB	HBP	BLK	WP	HR	S	P	ERA	WHIP	PITCHER				IP	WLS	BF	H	R	ER	SO	BB	IBB	HBP	BLK	WP	HR	S	P	ERA	WHIP
Jay Hook, R ERA: 6.24 (1, 1)	3.0	L	16	4	6	6	1	3	0	0	0	0	2	15	27	18.00	2.333																					
Bob Moorhead, R ERA: 4.53 (4, 1)	4.0		16	4	1	0	1	0	0	0	0	0	0	18	18	0.00	1.000																					
Dave Hillman, R ERA: 7.13 (8, 1)	2.0		8	1	0	0	1	1	0	0	0	0	0	9	13	0.00	1.000																					

Milwaukee Braves @ New York Mets
Polo Grounds, New York, NY
Mon Jun 18 1962, 7:05 PM EDT
Att: 9,132 - Unknown

AB 35
R 7
H 9
RBI 7
BB 4
SO 3
LOB 16



Batter	1	2	3	4	5	6	7	8	9	AB	R	H	RBI	BB	SO	LOB	BOTTOM																					
Joe Christopher, R OBP: 0.280, SLG: 0.309 (1, 8)	L3 HBP		G5-4-3 1-2		SH5-3			K	FC6-4 1B	3	0	1	1	0	1	1																						
Elio Chacon, R OBP: 0.369, SLG: 0.287 (1, 6)	L3 1-2		1B		F9			1B	FC6-4 1B	5	0	2	0	0	0	4																						
Gene Woodling, L OBP: 0.426, SLG: 0.454 (1, 7)			1B			5-3		F7	L4	5	0	2	0	0	0	3																						
Frank Thomas, R OBP: 0.350, SLG: 0.529 (1, 5)		5-3		5-3		K		BB 1B		4	0	1	0	0	1	3																						
Mary Throneberry, L OBP: 0.323, SLG: 0.289 (1, 3)			F2		F8					3	0	1	0	1	0	0																						
Charlie Neal, R OBP: 0.343, SLG: 0.413 (1, 4)		5-3		F7		2-3		5-3		4	0	0	0	0	0	4																						
Cliff Cook, R OBP: 0.234, SLG: 0.337 (1, 9)				5-3					L7	4	0	1	0	0	0	0																						
Sammy Taylor, L OBP: 0.288, SLG: 0.235 Jim Hickman, R OBP: 0.331, SLG: 0.443 (9, PR) (1, 2)			L7		SH5-3 1B			1-3	BB 1B	4	0	2	0	0	0	1																						
Jay Hook, L OBP: 0.286, SLG: 0.259 Richie Ashburn, L OBP: 0.308, SLG: 0.411 Bob Moorhead, R OBP: 0.350, SLG: 0.402 Felix Mantilla, R OBP: 0.330, SLG: 0.402 Dave Hillman, R OBP: 0.277, SLG: 0.340 Rod Kanehl, R OBP: 0.408, SLG: 0.475 (1, 1) (3, PR) (4, 1) (7, PR) (8, 1) (8, PR)					K			1-3	FC6-4 1B	0	0	0	0	0	0	0																						
Inning Stats	R: 0 E: 0 K: 0 S: 3	H: 1 LOB: 1 BB: 0 P: 4	R: 0 E: 0 K: 0 S: 4	H: 1 LOB: 0 BB: 0 P: 4	R: 0 E: 0 K: 0 S: 5	H: 3 LOB: 2 BB: 0 P: 5	R: 0 E: 0 K: 0 S: 3	H: 0 LOB: 0 BB: 0 P: 3	R: 0 E: 0 K: 1 S: 6	H: 1 LOB: 1 BB: 0 P: 6	R: 0 E: 0 K: 1 S: 3	H: 0 LOB: 0 BB: 0 P: 3	R: 0 E: 0 K: 1 S: 7	H: 2 LOB: 3 BB: 1 P: 11	R: 1 E: 0 K: 0 S: 5	H: 2 LOB: 2 BB: 1 P: 9	1B: 10 2B: 2 3B: 0 HR: 0	SF: 0 SAC: 1 DP: 2 HBP: 1	WP: 0 PB: 0 CS: 0	PA: 39																		
PITCHER	IP	WLS	BF	H	R	ER	SO	BB	IBB	HBP	BLK	WP	HR	S	P	ERA	WHIP	PITCHER				IP	WLS	BF	H	R	ER	SO	BB	IBB	HBP	BLK	WP	HR	S	P	ERA	WHIP
Bob Shaw, R ERA: 1.84 (1, 1)	9.0	W	39	11	1	1	3	2	0	1	0	0	0	42	51	1.00	1.444																					

Milwaukee Braves @ New York Mets
Polo Grounds, New York, NY
Mon Jun 18 1962, 7:05 PM EDT
Att: 9,132 - Unknown

AB 35
R 1
H 11
RBI 1
BB 2
SO 3
LOB 17



Batter	1	2	3	4	5	6	7	8	9	AB	R	H	RBI	BB	SO	LOB	TOP			
Roy McMillan, R (1, 6) OBP: 0.350, SLG: 0.365										4	1	1	0	0	1	0	Milwaukee Braves @ New York Mets Polo Grounds, New York, NY Tue Jun 19 1962, 3:33 AM EDT Att: 3,862 - Unknown			
Mack Jones, L (1, 9) OBP: 0.352, SLG: 0.469										3	1	1	1	1	0	0				
Eddie Mathews, L (1, 5) OBP: 0.355, SLG: 0.463										4	1	1	2	0	1	1				
Hank Aaron, R (1, 8) OBP: 0.388, SLG: 0.592										4	1	1	0	0	0	1				
Lee Maye, L (1, 7) OBP: 0.208, SLG: 0.217										4	0	0	0	0	0	1				
Joe Adcock, R (1, 3) OBP: 0.346, SLG: 0.455										3	0	0	0	1	1	1				
Tommie Aaron, R (9, PR) OBP: 0.277, SLG: 0.340										0	1	0	0	0	0	0				
Frank Bolling, R (1, 4) OBP: 0.370, SLG: 0.486										4	0	2	1	0	1	0				
Denis Menke, R (9, PR) OBP: 0.261, SLG: 0.269										0	0	0	0	0	0	0				
Joe Torre, R (1, 2) OBP: 0.336, SLG: 0.323										1	0	0	0	0	0	0				
Bob Uecker, R (3, 2) OBP: 0.316, SLG: 0.188										2	0	1	0	0	0	0				
Del Crandall, R (9, PH) OBP: 0.353, SLG: 0.432										0	0	0	1	0	0	0				
Ron Piche, R (1, 1) OBP: 0.111, SLG: 0.059										1	0	0	0	0	0	0				
Jack Curtis, L (3, 1) OBP: 0.222, SLG: 0.176										1	0	0	0	0	1	2				
Howie Bedell, L (7, PH) OBP: 0.254, SLG: 0.235										1	0	0	0	0	0	0				
Don Nottebart, R (7, 1) OBP: 0.750, SLG: 0.667										0	0	0	0	0	0	0				
Gus Bell, L (9, PH) OBP: 0.276, SLG: 0.329										1	0	0	0	0	0	2				
Inning Stats	R: 2 E: 0 K: 0 S: 5	H: 2 LOB: 0 BB: 0 P: 5	R: 0 E: 0 K: 1 S: 5	H: 0 LOB: 0 BB: 0 P: 5	R: 0 E: 0 K: 1 S: 5	H: 0 LOB: 0 BB: 0 P: 5	R: 2 E: 0 K: 2 S: 11	H: 4 LOB: 2 BB: 1 P: 11	R: 0 E: 0 K: 0 S: 3	H: 0 LOB: 1 BB: 1 P: 3	R: 0 E: 0 K: 0 S: 3	H: 0 LOB: 0 BB: 0 P: 3	R: 0 E: 0 K: 1 S: 5	H: 0 LOB: 0 BB: 0 P: 5	R: 1 E: 0 K: 0 S: 4	H: 1 LOB: 2 BB: 1 P: 8	1B: 2 2B: 3 3B: 1 HR: 1	SF: 1 SAC: 0 DP: 0 HBP: 0	WP: 0 PB: 0 CS: 0	PA: 36
PITCHER Roger Craig, R (1, 1) ERA: 4.81	IP: 9.0 WLS: W BF: 36 H: 7 R: 5 ER: 5 SO: 5 BB: 2 IBB: 0 HBP: 0 BLK: 0 WP: 0 HR: 1 S: 44 P: 52 ERA: 5.00 WHIP: 1.000															PITCHER	IP: WLS: BF: H: R: ER: SO: BB: IBB: HBP: BLK: WP: HR: S: P: ERA: WHIP:			

Batter	1	2	3	4	5	6	7	8	9	AB	R	H	RBI	BB	SO	LOB	BOTTOM		
Joe Christopher, R (1, 8) OBP: 0.288, SLG: 0.356										5	1	2	1	0	0	0	Milwaukee Braves @ New York Mets Polo Grounds, New York, NY Tue Jun 19 1962, 3:33 AM EDT Att: 3,862 - Unknown		
Elio Chacon, R (1, 6) OBP: 0.395, SLG: 0.295										5	1	1	0	0	0	1			
Gene Woodling, L (1, 7) OBP: 0.428, SLG: 0.475										3	2	1	1	1	0	1			
Frank Thomas, R (1, 5) OBP: 0.352, SLG: 0.527										3	1	1	0	0	1	2			
Rod Kanehl, R (9, 5) OBP: 0.406, SLG: 0.478										0	0	0	0	0	0	0			
Mary Throneberry, L (1, 3) OBP: 0.330, SLG: 0.310										4	1	2	1	0	0	2			
Gil Hodges, R (9, 3) OBP: 0.357, SLG: 0.578										0	0	0	0	0	0	0			
Charlie Neal, R (1, 4) OBP: 0.350, SLG: 0.414										2	0	1	0	2	0	0			
Cliff Cook, R (1, 9) OBP: 0.224, SLG: 0.323										4	0	0	1	0	2	7			
Jim Hickman, R (8, 9) OBP: 0.331, SLG: 0.443										0	0	0	0	0	0	0			
Chris Cannizzaro, R (1, 2) OBP: 0.303, SLG: 0.154										4	0	2	2	0	0	2			
Roger Craig, R (1, 1) OBP: 0.143, SLG: 0.040										4	0	0	0	0	1	4			
Inning Stats	R: 3 E: 0 K: 2 S: 11	H: 4 LOB: 3 BB: 1 P: 15	R: 0 E: 0 K: 0 S: 4	H: 1 LOB: 1 BB: 0 P: 4	R: 1 E: 0 K: 0 S: 5	H: 2 LOB: 1 BB: 1 P: 9	R: 0 E: 0 K: 0 S: 3	H: 0 LOB: 0 BB: 0 P: 3	R: 1 E: 0 K: 0 S: 5	H: 1 LOB: 1 BB: 0 P: 5	R: 0 E: 0 K: 1 S: 5	H: 0 LOB: 0 BB: 0 P: 5	R: 0 E: 0 K: 1 S: 5	H: 0 LOB: 0 BB: 0 P: 5	1B: 6 2B: 1 3B: 1 HR: 2	SF: 0 SAC: 0 DP: 0 HBP: 1		WP: 1 PB: 1 CS: 0	PA: 38
PITCHER Ron Piche, R (1, 1) ERA: 4.78	IP: 2.2 WLS: L BF: 15 H: 3 R: 2 ER: 2 SO: 0 BB: 0 IBB: 1 HBP: 1 BLK: 0 WP: 0 HR: 1 S: 19 P: 27 ERA: 5.40 WHIP: 0.900															PITCHER		IP: WLS: BF: H: R: ER: SO: BB: IBB: HBP: BLK: WP: HR: S: P: ERA: WHIP:	
Jack Curtis, L (3, 1) ERA: 4.05	3.1 L 15 3 2 2 0 0 1 1 0 0 1 13 18 5.40 0.900																		
Don Nottebart, R (7, 1) ERA: 4.2	2.0 6 0 0 0 0 2 0 0 0 0 0 0 10 10 0.00 0.000																		



Batter	1	2	3	4	5	6	7	8	9	AB	R	H	RBI	BB	SO	LOB	TOP
Denis Menke, R (1, 6) OBP: 0.255, SLG: 0.262	0-3 K		0-0 F8		0-3 K					3	0	0	0	0	2	0	Milwaukee Braves @ New York Mets Polo Grounds, New York, NY Wed Jun 20 1962, 3:38 AM EDT Att: 6,643 - Overcast
Mack Jones, L (1, 9) OBP: 0.395, SLG: 0.470	0-3 K		0-3 K		0-0 4-3					3	0	0	0	0	2	0	
Eddie Mathews, L (1, 5) OBP: 0.368, SLG: 0.464	4-0 BB		4-0 HR		0-0 P6					1	1	0	0	2	0	0	
Hank Aaron, R (1, 8) OBP: 0.398, SLG: 0.619	4-0 BB		0-0 HR		0-0 HR					2	2	2	3	1	0	0	
Gus Bell, L (1, 7) OBP: 0.276, SLG: 0.345 Howie Bedell, L (6, 7) OBP: 0.252, SLG: 0.233	0-0 F7		0-0 5-3		0-0 4-3					3	0	0	0	0	0	2	
Frank Bolling, R (1, 4) OBP: 0.363, SLG: 0.477		0-0 F7		0-0 P3		0-0 5-3				3	0	0	0	0	0	0	
Joe Adcock, R (1, 3) OBP: 0.335, SLG: 0.458		0-0 F8		0-0 5-3		0-3 K				3	0	0	0	0	1	0	
Bob Uecker, R (1, 2) OBP: 0.381, SLG: 0.188		4-0 FC6-4		4-0 BB						0	0	0	0	2	0	0	
Bob Hendley, R (1, 1) OBP: 0.250, SLG: 0.167 Lew Burdette, R (6, 1) OBP: 0.240, SLG: 0.240		0-0 FC6-4		0-3 K2-3						2	0	0	0	0	1	2	
Inning Stats	R: 0 E: 0 K: 2 S: 7	H: 0 LOB: 2 BB: 2 P: 15	R: 2 E: 0 K: 0 S: 3	H: 1 LOB: 1 BB: 1 P: 7	R: 0 E: 0 K: 1 S: 6	H: 0 LOB: 1 BB: 1 P: 9	R: 0 E: 0 K: 1 S: 5	H: 0 LOB: 1 BB: 1 P: 5	R: 1 E: 0 K: 1 S: 6	H: 1 LOB: 0 BB: 0 P: 6	1B: 0 2B: 0 3B: 0 HR: 2	SF: 0 SAC: 0 DP: 0 HBP: 0	WP: 0 PB: 0 SB: 0 CS: 0	PA: 25			
PITCHER Willard Hunter, L (1, 1) ERA: 9.93	IP: 6.0 WLS: L BF: 25 H: 2 R: 3 ER: 3 SO: 6 BB: 5 IBB: 0 HBP: 0 BLK: 0 WP: 0 HR: 2 S: 32 P: 52 ERA: 4.50 WHIP: 1.167																

Batter	1	2	3	4	5	6	7	8	9	AB	R	H	RBI	BB	SO	LOB	BOTTOM
Joe Christopher, R (1, 8) OBP: 0.299, SLG: 0.359	0-0 F8		4-0 S		0-0 F9					2	0	0	0	1	0	1	Milwaukee Braves @ New York Mets Polo Grounds, New York, NY Wed Jun 20 1962, 3:38 AM EDT Att: 6,643 - Overcast
Felix Mantilla, R (1, 5) OBP: 0.328, SLG: 0.416	0-0 5-3		0-3 K		0-0 P5					3	0	0	0	0	1	2	
Charlie Neal, R (1, 4) OBP: 0.340, SLG: 0.401	0-0 4-3		0-0 6-3		0-0 L9					3	0	0	0	0	0	1	
Frank Thomas, R (1, 7) OBP: 0.345, SLG: 0.512		0-0 6-3		4-0 1B		0-0 P5				2	0	0	0	1	0	0	
Gil Hodges, R (1, 3) OBP: 0.356, SLG: 0.565		0-3 K		0-3 K		4-0 1B				2	1	0	0	1	2	1	
Jim Hickman, R (1, 9) OBP: 0.342, SLG: 0.453		0-1 CI		0-0 G5-4-3		0-0 1B				2	1	2	0	0	0	0	
Elio Chacon, R (1, 6) OBP: 0.363, SLG: 0.295 Cliff Cook, R (6, PH) OBP: 0.230, SLG: 0.326		0-0 FC6-4		0-0 G5-4-3		0-0 2B				2	0	1	0	0	0	2	
Chris Cannizzaro, R (1, 2) OBP: 0.325, SLG: 0.242 Rod Kanehl, R (6, PR) OBP: 0.400, SLG: 0.468		0-0 FC6-4		0-0 F8		0-0 2B				3	0	1	1	0	0	2	
Willard Hunter, R (1, 1) OBP: 0.429, SLG: 0.429 Gene Woodling, L (6, PH) OBP: 0.430, SLG: 0.472			0-0 1B		0-0 E6					2	0	2	0	0	0	0	
Inning Stats	R: 0 E: 0 K: 0 S: 3	H: 1 LOB: 2 BB: 0 P: 3	R: 0 E: 0 K: 1 S: 7	H: 1 LOB: 1 BB: 1 P: 9	R: 0 E: 0 K: 1 S: 5	H: 1 LOB: 1 BB: 1 P: 9	R: 0 E: 0 K: 0 S: 4	H: 1 LOB: 1 BB: 1 P: 4	R: 2 E: 0 K: 0 S: 6	H: 3 LOB: 2 BB: 1 P: 10	1B: 6 2B: 1 3B: 0 HR: 0	SF: 0 SAC: 0 DP: 1 HBP: 0	WP: 0 PB: 0 SB: 0 CS: 0	PA: 27			
PITCHER Bob Hendley, L (1, 1) ERA: 3.59 Lew Burdette, R (6, 1) ERA: 4.29	IP: 5.2 WLS: W BF: 26 H: 7 R: 2 ER: 2 SO: 3 BB: 3 IBB: 0 HBP: 0 BLK: 0 WP: 0 HR: 0 S: 29 P: 41 ERA: 3.18 WHIP: 1.765																



Batter	1	2	3	4	5	6	7	8	9	AB	R	H	RBI	BB	SO	LOB	TOP			
Bob Lillis, R OBP: 0.281, SLG: 0.268 (1, 6)	6-3		5-3			F7			F7	4	0	0	0	0	0	1				
Joey Amalfitano, R OBP: 0.312, SLG: 0.295 (1, 4)	BB 1B		K			6-3			K	4	0	1	0	0	2	1				
Roman Mejias, R OBP: 0.328, SLG: 0.536 (1, 9)	K			6-3					K	4	0	0	0	0	2	2				
Norm Larker, L OBP: 0.360, SLG: 0.397 (1, 3)	1-2 BB			K					F9	2	0	0	0	1	1	0				
Carl Warwick, R OBP: 0.311, SLG: 0.404 (1, 8)	K			5-3					6-3	3	0	0	0	0	1	2				
Jim Pendleton, R OBP: 0.301, SLG: 0.424 (1, 7)		1-3				F9			L6	3	0	0	0	0	0	0				
Bob Aspromonte, R OBP: 0.347, SLG: 0.388 (1, 5)		L5				K			6-3	3	0	0	0	0	1	0				
Hal Smith, R OBP: 0.292, SLG: 0.400 (1, 2)		6-3				F9			6-4-3	3	0	0	0	0	0	0				
Turk Farrell, R OBP: 0.179, SLG: 0.286 (1, 1)			K							2	0	0	0	0	2	0				
Pidge Browne, L OBP: 0.358, SLG: 0.439 (9, PH)										0	0	0	0	1	0	0				
Al Spangler, L OBP: 0.374, SLG: 0.351 (9, PR)									BB	0	0	0	0	0	0	0				
Inning Stats	R: 0 E: 0 K: 2 S: 8	H: 1 LOB: 2 BB: 1 P: 12	R: 0 E: 0 K: 0 S: 3	H: 0 LOB: 0 BB: 0 P: 3	R: 0 E: 0 K: 2 S: 7	H: 0 LOB: 0 BB: 0 P: 7	R: 0 E: 0 K: 1 S: 5	H: 0 LOB: 0 BB: 0 P: 5	R: 0 E: 0 K: 1 S: 5	H: 0 LOB: 0 BB: 0 P: 5	R: 0 E: 0 K: 0 S: 3	H: 0 LOB: 0 BB: 0 P: 3	R: 0 E: 0 K: 0 S: 3	H: 0 LOB: 1 BB: 1 P: 11	R: 0 E: 0 K: 2 S: 7	H: 0 LOB: 0 BB: 0 P: 9	1B: 1 2B: 0 3B: 0 HR: 0	SF: 0 SAC: 0 DP: 0 HBP: 0	WP: 0 PB: 0 CS: 0	PA: 30
PITCHER Al Jackson, L ERA: 4.31 (1, 1)	IP: 9.0 WLS: W BF: 30 H: 1 R: 0 ER: 0 SO: 9 BB: 2 IBB: 0 HBP: 0 BLK: 0 WP: 0 HR: 0 S: 46 P: 54 ERA: 0.00 WHIP: 0.333																			

Houston Colt 45's @ New York Mets
Polo Grounds, New York, NY
Fri Jun 22 1962, 7:05 PM EDT
Cloudy - 75 F

AB	28
R	0
H	1
RBI	0
BB	2
SO	9
LOB	6



Batter	1	2	3	4	5	6	7	8	9	AB	R	H	RBI	BB	SO	LOB	BOTTOM			
Richie Ashburn, L OBP: 0.411, SLG: 0.444 (1, 9)	HR		E5			SH3-4 1B BB			F8	3	2	1	1	1	0	0				
Charlie Neal, R OBP: 0.336, SLG: 0.396 (1, 4)	K		G3			SH3-4			F7	3	0	0	0	0	1	1				
Felix Mantilla, R OBP: 0.328, SLG: 0.415 (1, 5)	K2-3					F8				3	0	1	1	0	1	0				
Gene Woodling, L OBP: 0.422, SLG: 0.462 (1, 7)	4-3					F8				3	0	0	0	0	0	1				
Jim Hickman, R OBP: 0.342, SLG: 0.453 (9, 7)						F9				0	0	0	0	0	0	0				
Mary Throneberry, L OBP: 0.318, SLG: 0.333 (1, 3)			P5							3	0	0	0	0	2	1				
Gil Hodges, R OBP: 0.356, SLG: 0.565 (8, 3)						K				0	0	0	0	0	0	0				
Sammy Taylor, L OBP: 0.289, SLG: 0.237 (1, 2)	K					FC6-4 1B			F5	3	0	1	0	0	1	0				
Joe Christopher, R OBP: 0.289, SLG: 0.346 (1, 8)	F9					FC6-4 1-2			F8	3	0	0	0	0	0	1				
Elio Chacon, R OBP: 0.362, SLG: 0.292 (1, 6)			F2			G4-6-3 BB				2	0	0	0	1	1	0				
Al Jackson, L OBP: 0.156, SLG: 0.133 (1, 1)	F8					G4-6-3 1-2			6-3	3	0	0	0	0	0	2				
Inning Stats	R: 1 E: 0 K: 2 S: 8	H: 1 LOB: 0 BB: 0 P: 8	R: 0 E: 0 K: 1 S: 5	H: 0 LOB: 0 BB: 0 P: 5	R: 0 E: 1 K: 0 S: 4	H: 0 LOB: 1 BB: 0 P: 4	R: 0 E: 0 K: 1 S: 5	H: 0 LOB: 0 BB: 0 P: 5	R: 0 E: 0 K: 1 S: 6	H: 1 LOB: 1 BB: 1 P: 10	R: 0 E: 0 K: 1 S: 5	H: 0 LOB: 0 BB: 0 P: 5	R: 0 E: 0 K: 0 S: 3	H: 0 LOB: 0 BB: 0 P: 3	R: 0 E: 0 K: 0 S: 3	H: 0 LOB: 0 BB: 0 P: 3	1B: 2 2B: 0 3B: 0 HR: 1	SF: 0 SAC: 1 DP: 1 HBP: 0	WP: 0 PB: 0 CS: 0	PA: 29
PITCHER Turk Farrell, R ERA: 2.45 (1, 1)	IP: 8.0 WLS: L BF: 29 H: 3 R: 2 ER: 2 SO: 6 BB: 2 IBB: 0 HBP: 0 BLK: 0 WP: 0 HR: 1 S: 39 P: 47 ERA: 2.25 WHIP: 0.625																			

Houston Colt 45's @ New York Mets
Polo Grounds, New York, NY
Fri Jun 22 1962, 7:05 PM EDT
Cloudy - 75 F

AB	26
R	2
H	3
RBI	2
BB	2
SO	6
LOB	6



Batter	1	2	3	4	5	6	7	8	9	AB	R	H	RBI	BB	SO	LOB	TOP			
Al Spangler, L OBP: 0.377, SLG: 0.372 (1, 7)										5	1	2	1	0	0	2				
Billy Goodman, L OBP: 0.317, SLG: 0.289 (1, 4)										5	0	0	0	0	0	2				
Roman Mejias, R OBP: 0.329, SLG: 0.541 Jim Pendleton, R OBP: 0.301, SLG: 0.440 (1, 9) (6, 9)										3	0	0	0	0	0	0				
Norm Larker, L OBP: 0.365, SLG: 0.395 Pidge Browne, L OBP: 0.354, SLG: 0.433 (1, 3) (6, 3)										1	0	0	0	1	0	0				
Carl Warwick, R OBP: 0.318, SLG: 0.417 Jim Busby, R OBP: 0.333, SLG: 0.200 (1, 8) (6, 8)										3	1	1	0	0	0	2				
Merritt Ranew, L OBP: 0.302, SLG: 0.449 (1, 2)										4	0	2	1	0	0	0				
Bob Aspromonte, R OBP: 0.359, SLG: 0.399 Bobby Tiefenauer, R (1, 5) (8, 1)										4	0	3	0	0	0	1				
Bob Lillis, R OBP: 0.276, SLG: 0.260 John Anderson, R (1, 6) (6, 1)										2	0	0	0	1	0	3				
Hal Smith, R OBP: 0.290, SLG: 0.397 (8, FH) (8, 5)										0	0	0	0	0	0	1				
Ken Johnson, R OBP: 0.065, SLG: 0.065 Dean Stone, L OBP: 0.294, SLG: 0.250 Don Buddin, R OBP: 0.354, SLG: 0.354 (1, 1) (3, 1) (6, 6)										1	0	0	0	0	0	2				
										1	0	0	0	0	0	0				
										1	0	0	0	1	0	0				
Inning Stats	R: 1 E: 0 K: 0 S: 4	H: 1 LOB: 1 BB: 0 P: 5	R: 0 E: 0 K: 0 S: 4	H: 1 LOB: 2 BB: 1 P: 8	R: 0 E: 0 K: 0 S: 3	H: 0 LOB: 1 BB: 1 P: 7	R: 0 E: 0 K: 0 S: 3	H: 1 LOB: 0 BB: 0 P: 3	R: 0 E: 0 K: 0 S: 6	H: 3 LOB: 2 BB: 0 P: 6	R: 0 E: 0 K: 0 S: 4	H: 1 LOB: 2 BB: 1 P: 8	R: 0 E: 0 K: 0 S: 4	H: 1 LOB: 1 BB: 0 P: 4	R: 0 E: 0 K: 0 S: 3	H: 0 LOB: 0 BB: 0 P: 3	1B: 5 2B: 2 3B: 1 HR: 1	SF: 0 SAC: 0 DP: 1 HBP: 1	WP: 0 PB: 0 SB: 0 CS: 0	PA: 38
PITCHER Jay Hook, R ERA: 5.72 (1, 1)	IP: 9.0 W: 1 L: 0	WLS: 38 BF: 38 H: 8 R: 2 ER: 2 SO: 0	BB: 3 IBB: 0 HBP: 1 BLK: 0	WP: 0 HR: 1 S: 34 P: 47	ERA: 2.00 WHIP: 1.222															

Houston Colt 45's @ New York Mets
Polo Grounds, New York, NY
Sat Jun 23 1962, 3:33 AM EDT
Att: 6,425 - Cloudy

AB 34
R 2
H 8
RBI 2
BB 3
SO 0
LOB 17



Batter	1	2	3	4	5	6	7	8	9	AB	R	H	RBI	BB	SO	LOB	BOTTOM		
Richie Ashburn, L OBP: 0.430, SLG: 0.508 (1, 9)										4	4	3	3	1	1	1			
Charlie Neal, R OBP: 0.341, SLG: 0.403 (1, 4)										4	2	2	0	1	0	1			
Felix Mantilla, R OBP: 0.323, SLG: 0.404 (1, 5)										3	1	1	1	1	0	3			
Frank Thomas, R OBP: 0.346, SLG: 0.508 Jim Hickman, R OBP: 0.344, SLG: 0.457 (1, 7) (8, 7)										3	1	1	3	1	1	2			
Mary Throneberry, L OBP: 0.322, SLG: 0.360 Gil Hodges, R OBP: 0.350, SLG: 0.553 (1, 3) (8, 3)										4	1	1	2	0	0	3			
Sammy Taylor, L OBP: 0.293, SLG: 0.252 (1, 2)										5	1	2	1	0	1	3			
Joe Christopher, R OBP: 0.276, SLG: 0.360 (1, 8)										4	1	1	1	0	0	1			
Elio Chacon, R OBP: 0.367, SLG: 0.300 (1, 6)										4	0	2	1	0	0	0			
Jay Hook, L OBP: 0.313, SLG: 0.290 (1, 1)										4	2	2	0	0	2				
										1B: 9 2B: 3 3B: 1 HR: 3	SF: 1 SAC: 0 DP: 2 HBP: 0	WP: 1 PB: 0 SB: 0 CS: 0	PA: 42						
PITCHER Ken Johnson, R ERA: 3.97 Dean Stone, L ERA: 4.47 John Anderson, R ERA: 4.13 Bobby Tiefenauer, R ERA: 4.79 (1, 1) (3, 1) (6, 1) (8, 1)	IP: 2.1 WLS: 14 L: 15	WLS: 14 BF: 15 H: 6 R: 4 ER: 4 SO: 2	BB: 2 IBB: 0 HBP: 0 BLK: 0	WP: 0 HR: 1 S: 12 P: 20	ERA: 27.00 WHIP: 3.429														
PITCHER	IP: 2.0 WLS: 6 L: 6	WLS: 2 BF: 2 H: 2 R: 2 ER: 2 SO: 0	BB: 2 IBB: 0 HBP: 0 BLK: 0	WP: 0 HR: 0 S: 8 P: 13	ERA: 0.00 WHIP: 1.000														
PITCHER	IP: 1.0 WLS: 7 L: 7	WLS: 7 BF: 7 H: 2 R: 2 ER: 2 SO: 0	BB: 2 IBB: 0 HBP: 0 BLK: 0	WP: 0 HR: 0 S: 5 P: 13	ERA: 18.00 WHIP: 4.000														

Houston Colt 45's @ New York Mets
Polo Grounds, New York, NY
Sat Jun 23 1962, 3:33 AM EDT
Att: 6,425 - Cloudy


AB 37
R 13
H 16
RBI 13
BB 4
SO 3
LOB 18



Batter	1	2	3	4	5	6	7	8	9	AB	R	H	RBI	BB	SO	LOB	TOP										
Richie Ashburn, L OBP: 0.428, SLG: 0.504 (1, 9)	0-0 F7		0-0 E BB 1B	0-3 K			0-3 K		0-0 1B	5	0	2	0	0	2	1											
Charlie Neal, R OBP: 0.340, SLG: 0.397 Vinegar Bend Mizell, R OBP: 0.200, SLG: 0.143 Cliff Cook, R OBP: 0.238, SLG: 0.333 (1, 4) (7, 1) (9, PH)	0-0 5-3		4-0 E 1-2 BB		0-0 6-3		0-3 K		0-0 FC5-4 1B	3	0	0	0	1	1	0											
Gene Woodling, L OBP: 0.408, SLG: 0.442 Rod Kanehl, R OBP: 0.385, SLG: 0.449 (1, 7) (6, PR) (8, 7)	0-0 4-3		0-0 E1 1-2 2-3		0-0 F2			0-0 2B SF8 1B	0-0 FC5-4	4	0	1	0	0	0	2											
Frank Thomas, R OBP: 0.345, SLG: 0.508 (1, 5)		0-0 E1 3B	0-3 K		0-0 5-3			0-0 1-3 2B		4	1	1	0	0	1	3											
Mary Throneberry, L OBP: 0.311, SLG: 0.346 (1, 3)		0-3 K	0-3 K			0-0 F8		0-3 K		4	0	0	0	0	3	7											
Sammy Taylor, L OBP: 0.299, SLG: 0.278 (1, 2)		0-0 1B	0-0 1-3			0-0 1B		0-0 SF8		3	1	2	2	0	0	3											
Joe Christopher, R OBP: 0.275, SLG: 0.355 (1, 8)		0-0 FC3-6 1B		0-0 L5		0-3 K		0-0 F9		4	0	1	1	0	1	3											
Elio Chacon, R OBP: 0.365, SLG: 0.296 (1, 6)		0-0 FC3-6 FC6-4		4-0 K		0-3 K			0-3 K	3	0	0	0	1	2	2											
Craig Anderson, R Ray Daviault, R Felix Mantilla, R OBP: 0.320, SLG: 0.400 (1, 1) (1, 1) (7, PH) (7, 4)		0-0 FC6-4		0-3 K			0-0 F8		0-0 5-3	0	0	0	0	0	0	0											
Inning Stats	R: 0 E: 0 K: 0 S: 3	H: 0 LOB: 0 BB: 0 P: 3	R: 2 E: 1 K: 1 S: 8	H: 2 LOB: 1 BB: 0 P: 8	R: 0 E: 1 K: 2 S: 9	H: 1 LOB: 3 BB: 1 P: 13	R: 0 E: 0 K: 2 S: 7	H: 0 LOB: 1 BB: 1 P: 11	R: 0 E: 0 K: 0 S: 3	H: 0 LOB: 0 BB: 0 P: 3	R: 0 E: 0 K: 2 S: 7	H: 1 LOB: 1 BB: 0 P: 8	R: 0 E: 0 K: 2 S: 7	H: 0 LOB: 0 BB: 0 P: 7	R: 1 E: 0 K: 1 S: 7	H: 2 LOB: 2 BB: 0 P: 7	R: 0 E: 0 K: 1 S: 7	H: 2 LOB: 2 BB: 0 P: 7	1B: 6 2B: 1 3B: 1 HR: 0	SF: 1 SAC: 0 DP: 0 HBP: 0	WP: 0 PB: 0 SB: 1 CS: 0	PA: 39					
PITCHER Vern Law, R ERA: 2.74 (1, 1)	IP 9.0	WLS W	BF 39	H 8	R 3	ER 2	SO 11	BB 2	IBB 0	HBP 0	BLK 0	WP 0	HR 0	S 59	P 67	ERA 2.00	WHIP 1.111										

New York Mets @ Pittsburgh Pirates
Forbes Field, Pittsburgh, PA
Mon Jun 25 1962, 7:05 PM EDT
Att: 9,310 - Unknown


AB 36
R 3
H 8
RBI 3
BB 2
SO 11
LOB 25




Batter	1	2	3	4	5	6	7	8	9	AB	R	H	RBI	BB	SO	LOB	BOTTOM										
Bill Virdon, L OBP: 0.296, SLG: 0.401 (1, 8)	0-0 1B			0-0 1-3		0-0 FC6 1B	0-0 F8			5	1	2	0	0	0	2											
Dick Groat, R OBP: 0.355, SLG: 0.358 (1, 6)	0-0 1B	0-0 F9		0-0 L4		0-0 FC6 1B	0-0 F8			5	2	1	0	0	0	2											
Bob Skinner, L OBP: 0.398, SLG: 0.500 (1, 7)	0-0 1B	0-0 F8		4-0 1B		4-0 1B	0-0 L4			3	3	1	1	2	0	0											
Roberto Clemente, R OBP: 0.361, SLG: 0.465 (1, 9)	0-0 1B	0-0 4-3		0-0 1B		0-0 E8 2B		0-3 K		5	3	3	3	0	1	0											
Smoky Burgess, L OBP: 0.399, SLG: 0.449 (1, 2)	0-0 E3 1B		0-0 FC5-4 1B	0-0 1B		0-0 1B	0-0 SF9 2B		0-0 6-3	5	2	3	4	0	0	1											
Donn Clendenen, R OBP: 0.321, SLG: 0.326 Jim Marshall, L OBP: 0.309, SLG: 0.459 (1, 3) (6, PR) (7, 3)	0-3 K		0-0 FC5-4 1B	0-0 4-3		0-0 1B		0-0 4-3		4	0	1	0	0	1	4											
Don Hoak, R OBP: 0.343, SLG: 0.398 Johnny Logan, R OBP: 0.448, SLG: 0.360 (1, 5) (7, 5)	0-0 1B	0-0 SF8 1B		0-3 K		0-0 6-3	0-0 SF9			3	1	1	3	0	1	1											
Bill Mazeroski, R OBP: 0.292, SLG: 0.424 (1, 4)	0-0 1B		0-0 P4		0-0 6-3	0-0 1B				4	0	2	0	0	0	1											
Vern Law, R OBP: 0.182, SLG: 0.263 (1, 1)	0-0 SF8		0-0 PB 1B	0-0 2B		0-0 3-1	0-0 5-3			3	1	1	1	0	0	2											
Inning Stats	R: 6 E: 1 K: 1 S: 12	H: 6 LOB: 1 BB: 0 P: 12	R: 0 E: 0 K: 0 S: 3	H: 0 LOB: 0 BB: 0 P: 3	R: 0 E: 0 K: 1 S: 6	H: 1 LOB: 1 BB: 0 P: 6	R: 3 E: 0 K: 0 S: 6	H: 3 LOB: 1 BB: 1 P: 10	R: 0 E: 0 K: 0 S: 3	H: 0 LOB: 0 BB: 0 P: 3	R: 4 E: 1 K: 0 S: 8	H: 5 LOB: 2 BB: 1 P: 12	R: 0 E: 0 K: 0 S: 3	H: 0 LOB: 0 BB: 0 P: 3	R: 0 E: 0 K: 1 S: 5	H: 0 LOB: 0 BB: 0 P: 5	1B: 12 2B: 2 3B: 1 HR: 0	SF: 2 SAC: 0 DP: 0 HBP: 0	WP: 0 PB: 1 SB: 1 CS: 0	PA: 42							
PITCHER Craig Anderson, R Ray Daviault, R Vinegar Bend Mizell, L ERA: 4.19 ERA: 7.97 ERA: 6.88 (1, 1) (1, 1) (7, 1)	IP 0.1 5.2 2.0	WLS L	BF 7 29 6	H 5 10 0	R 6 7 0	ER 4 7 0	SO 4 1 1	BB 0 2 0	IBB 0 0 0	HBP 0 0 0	BLK 0 0 0	WP 0 0 0	HR 0 0 0	S 9 29 8	P 9 37 8	ERA 108.000	WHIP 15.000										

New York Mets @ Pittsburgh Pirates
Forbes Field, Pittsburgh, PA
Mon Jun 25 1962, 7:05 PM EDT
Att: 9,310 - Unknown

AB 38
R 13
H 15
RBI 12
BB 2
SO 3
LOB 13



Batter	1	2	3	4	5	6	7	8	9	AB	R	H	RBI	BB	SO	LOB	TOP																	
Joe Christopher, R (1, 8) OBP: 0.264, SLG: 0.340	0-0 6-3		0-3 K		0-0 F5			0-0 5-3		4	0	0	0	0	1	2	<p>New York Mets @ Pittsburgh Pirates Forbes Field, Pittsburgh, PA Tue Jun 26 1962, 7:05 PM EDT Att: 9,534 - Unknown</p> <p>livebaseballscorecards.com</p>																	
Elio Chacon, R (1, 6) OBP: 0.371, SLG: 0.302	4-0 1B BB		0-0 6-3		4-0 1-2 2-3 IBB			0-0 PB SF8 2B		2	2	1	0	2	0	0																		
Felix Mantilla, R (1, 5) OBP: 0.314, SLG: 0.394	0-0 F3		0-0 5-3		0-0 F7			0-0 SF8 2-H		3	0	0	1	0	0	4																		
Frank Thomas, R (1, 7) OBP: 0.351, SLG: 0.510	0-0 2-H 1B			4-0 G4-6-3 BB		0-3 K		0-0 1B 1B		3	0	2	1	1	1	0																		
Charlie Neal, R (1, 4) OBP: 0.336, SLG: 0.395	0-0 F8		0-0 G4-6-3		0-0 6-3			0-0 1-2 1B		4	0	1	0	0	0	2																		
Gil Hodges, R (1, 3) OBP: 0.336, SLG: 0.531		0-0 L6		0-0 F8		0-0 6-3		0-0 K		4	0	0	0	0	1	2																		
Jim Hickman, R (1, 9) Richie Ashburn, L (5, PH) OBP: 0.342, SLG: 0.454 OBP: 0.428, SLG: 0.500		0-3 K			0-0 FC1-5 BB 1B		0-0 F8		0-0 4-3	1	0	0	0	0	1	0		<p>AB 30 R 2 H 5 RBI 2 BB 5 SO 5 LOB 13</p>																
Chris Cannizzaro, R (1, 2) Sammy Taylor, L (9, PH) OBP: 0.383, SLG: 0.250 OBP: 0.297, SLG: 0.276		4-0 BB			4-0 IBB FC1-5 BB		0-0 6-3		0-0 G3	1	0	0	0	2	0	0																		
Willard Hunter, R (1, 1) Mary Thronberry, L (7, PH) Ken MacKenzie, R (7, 1) Gene Woodling, L (9, PH) OBP: 0.333, SLG: 0.333 OBP: 0.309, SLG: 0.343 OBP: 0.406, SLG: 0.439		0-3 K			0-0 FC1-5 IBB		0-0 F9		0-0 F7	2	0	0	0	0	1	3																		
Inning Stats	R: 1 E: 1 K: 0 S: 4	H: 1 LOB: 1 BB: 1 P: 8	R: 0 E: 0 K: 2 S: 7	H: 0 LOB: 1 BB: 1 P: 11	R: 0 E: 0 K: 1 S: 5	H: 0 LOB: 0 BB: 1 P: 5	R: 0 E: 0 K: 0 S: 2	H: 1 LOB: 3 BB: 1 P: 6	R: 0 E: 0 K: 1 S: 5	H: 0 LOB: 0 BB: 0 P: 5	R: 0 E: 0 K: 1 S: 3	H: 0 LOB: 2 BB: 0 P: 3	R: 1 E: 0 K: 1 S: 8	H: 3 LOB: 2 BB: 0 P: 8	R: 0 E: 0 K: 0 S: 3	H: 0 LOB: 0 BB: 0 P: 3			1B: 4 2B: 1 3B: 0 HR: 0	SF: 1 SAC: 0 DP: 1 HBP: 0	WP: 0 PB: 1 SB: 0 CS: 0	PA: 36												
PITCHER	IP WLS BF H R ER SO BB IBB HBP BLK WP HR S P ERA WHIP	IP WLS BF H R ER SO BB IBB HBP BLK WP HR S P ERA WHIP																																
Joe Gibbon, L (1, 1) ERA: 3.29	2.0	9	1	1	0	2	2	0	0	0	0	0	0	0	11	19	0.00	1.500																
Earl Francis, R (3, 1) ERA: 3.06	5.2	W	23	4	1	1	2	2	1	0	0	0	0	0	24	36	1.59	1.059																
Roy Face, R (8, 1) ERA: 1.35	1.1	S	4	0	0	0	1	0	0	0	0	0	0	0	6	6	0.00	0.000																

Batter	1	2	3	4	5	6	7	8	9	AB	R	H	RBI	BB	SO	LOB	BOTTOM																	
Bill Virdon, L (1, 8) OBP: 0.296, SLG: 0.399	0-0 F9			0-0 6-3		0-0 F8				4	0	1	0	0	0	1	<p>New York Mets @ Pittsburgh Pirates Forbes Field, Pittsburgh, PA Tue Jun 26 1962, 7:05 PM EDT Att: 9,534 - Unknown</p> <p>livebaseballscorecards.com</p>																	
Dick Groat, R (1, 6) OBP: 0.357, SLG: 0.357	4-0 BB 2B BB				0-0 FC4-6 1B		0-0 FC4-6 1B		0-0 6-3	3	1	1	0	1	0	2																		
Bob Skinner, L (1, 7) Howie Goss, R (9, 7) OBP: 0.392, SLG: 0.492 OBP: 0.317, SLG: 0.375	0-3 K				0-0 F5		0-3 K		0-3 K	4	0	0	0	0	3	5																		
Roberto Clemente, R (1, 9) OBP: 0.363, SLG: 0.463	4-0 1-2 2B BB				0-0 F5		0-0 FC4-6		0-0 CS 1B	3	1	1	0	1	0	1																		
Don Hoak, R (1, 5) OBP: 0.342, SLG: 0.400	0-0 1-H 2-H 3B 2B				0-0 F9		0-0 P6		0-0 CS 1B	4	1	1	2	0	0	1																		
Donn Clendenen, R (1, 3) OBP: 0.351, SLG: 0.449	0-0 2-H 3B								0-0 5-3	3	2	2	2	1	0	0																		
Don Leppert, R (1, 2) OBP: 0.256, SLG: 0.347	0-0 F3				0-0 P3				0-0 L5	4	0	0	0	0	0	2																		
Bill Mazerowski, R (1, 4) OBP: 0.296, SLG: 0.426					0-3 K				0-0 WP 1B	3	0	2	0	0	1	0																		
Joe Gibbon, R (1, 1) Al McBean, R (2, PR) Earl Francis, R (3, 1) Roy Face, R (8, 1) OBP: 0.200, SLG: 0.200 OBP: 0.207, SLG: 0.310 OBP: 0.172, SLG: 0.207					0-0 FC1-6 1B				0-0 K	1	0	0	0	0	0	1																		
Inning Stats	R: 3 E: 0 K: 1 S: 7	H: 2 LOB: 1 BB: 2 P: 15	R: 0 E: 0 K: 0 S: 5	H: 2 LOB: 3 BB: 0 P: 5	R: 1 E: 0 K: 0 S: 4	H: 1 LOB: 0 BB: 0 P: 4	R: 0 E: 0 K: 2 S: 7	H: 0 LOB: 0 BB: 0 P: 7	R: 0 E: 0 K: 1 S: 6	H: 1 LOB: 1 BB: 1 P: 10	R: 0 E: 0 K: 1 S: 5	H: 1 LOB: 0 BB: 0 P: 5	R: 0 E: 0 K: 0 S: 3	H: 0 LOB: 0 BB: 0 P: 3	R: 0 E: 0 K: 0 S: 3	H: 0 LOB: 0 BB: 0 P: 3		1B: 5 2B: 1 3B: 1 HR: 1	SF: 0 SAC: 0 DP: 0 HBP: 0	WP: 1 PB: 0 SB: 0 CS: 1	PA: 35													
PITCHER	IP WLS BF H R ER SO BB IBB HBP BLK WP HR S P ERA WHIP	IP WLS BF H R ER SO BB IBB HBP BLK WP HR S P ERA WHIP																																
Willard Hunter, L (1, 1) ERA: 9.42	6.0	L	28	7	7	5	5	3	0	0	0	0	0	0	35	47	7.50	1.667																
Ken MacKenzie, L (7, 1) ERA: 4.29	2.0		6	1	0	0	1	0	0	0	0	0	0	0	8	8	0.00	0.500																

Batter	1	2	3	4	5	6	7	8	9	10	AB	R	H	RBI	BB	SO	LOB	TOP	
Richie Ashburn, L OBP: 0.427, SLG: 0.496 (1, 9)	0-0 4-3	0-0 F8		0-0 1B			0-0 4-3 HR		0-0 P8		5	1	2	0	0	0	1		
Elio Chacon, R OBP: 0.364, SLG: 0.295 (1, 6)	0-0 F3		0-0 4-3	0-0 G5-3			0-3 K		0-0 F7		5	0	0	0	0	1	4		
Gene Woodling, L OBP: 0.408, SLG: 0.434 Joe Christopher, R OBP: 0.264, SLG: 0.340 (1, 7) (10, 7)	0-0 1B		0-0 6-3		4-0 G5-4-3 BB		0-0 4-3		0-0 F2		4	0	1	0	1	0	1		
Frank Thomas, R OBP: 0.351, SLG: 0.522 (1, 5)	0-3 K		0-0 1B	2B	0-0 G5-4-3		0-0 K		0-0 P3		5	2	2	2	0	1	2		
Charlie Neal, R OBP: 0.336, SLG: 0.391 (1, 4)		0-0 G3		0-0 1B			0-0 F8		0-0 F8		5	0	1	1	0	0	0		
Gil Hodges, R OBP: 0.333, SLG: 0.520 (1, 3)		0-0 5-3		0-0 L7			0-3 K		0-0 B2-4 1B		4	0	1	0	0	1	1		
Sammy Taylor, L OBP: 0.311, SLG: 0.281 Chris Cannizzaro, R OBP: 0.375, SLG: 0.243 (1, 2) (8, PH) (8, 2)		4-0 1B BB		0-0 1B		4-0 PB BB		0-0 K	0-0 B2-4 1B		1	1	1	0	2	0	0		
Jim Hickman, R OBP: 0.346, SLG: 0.455 (1, 8)		0-0 1B BB		0-0 1B		0-3 K		0-3 K	0-0 K		4	1	2	0	0	2	1		
Roger Craig, R OBP: 0.156, SLG: 0.069 (1, 1)		0-0 1B		0-0 P4		0-3 K		0-3 K	0-3 K		4	0	1	2	0	2	3		
Inning Stats	R: 0 E: 0 K: 1 S: 6	H: 1 LOB: 1 BB: 0 P: 6	R: 2 E: 0 K: 0 S: 5	H: 2 LOB: 1 BB: 1 P: 9	R: 1 E: 0 K: 0 S: 5	H: 2 LOB: 1 BB: 0 P: 5	R: 0 E: 0 K: 0 S: 5	H: 3 LOB: 2 BB: 0 P: 5	R: 0 E: 0 K: 3 S: 9	H: 0 LOB: 1 BB: 1 P: 13	R: 2 E: 0 K: 1 S: 7	H: 2 LOB: 0 BB: 0 P: 7	R: 0 E: 0 K: 1 S: 5	H: 1 LOB: 0 BB: 0 P: 5	R: 0 E: 0 K: 0 S: 3	H: 0 LOB: 0 BB: 0 P: 3	1B: 9 2B: 2 3B: 0 HR: 1	SF: 0 SAC: 0 DP: 3 HBP: 0	WP: 0 PA: 41
PITCHER	IP 7.0	WLS L	BF 32	H 10	R 5	ER 5	SO 5	BB 3	IBB 0	HBP 0	BLK 0	WP 0	HR 1	S 39	P 51	ERA 6.43	WHIP 1.857		
Diomedes Olivo, L ERA: 2.12 (8, 1)	3.0	W	9	1	0	0	2	0	0	0	0	0	0	0	13	13	0.00	0.333	

New York Mets @ Pittsburgh Pirates
Forbes Field, Pittsburgh, PA
Wed Jun 27 1962, 7:05 PM EDT
Att: 12,468 - Unknown

AB	38
R	5
H	11
RBI	5
BB	3
SO	7
LOB	14

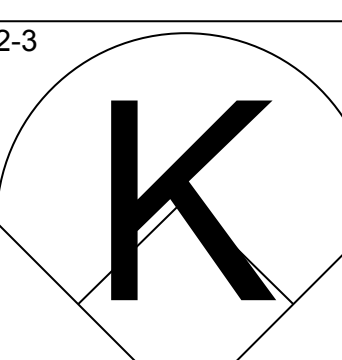
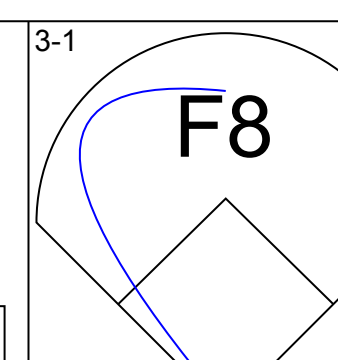
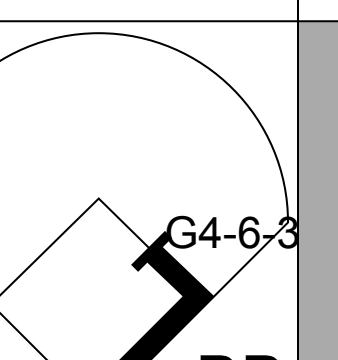
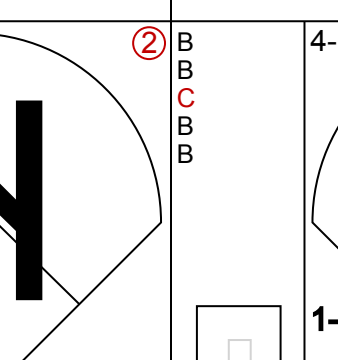
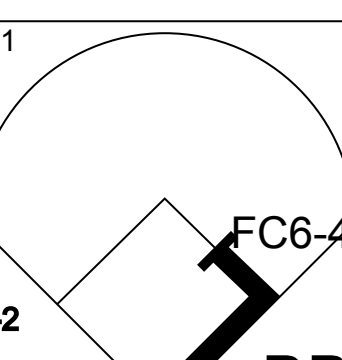
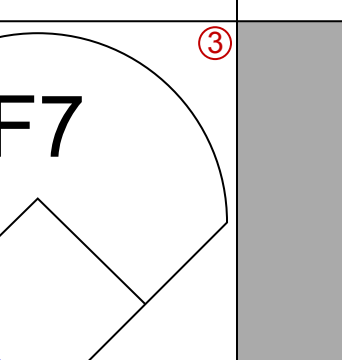
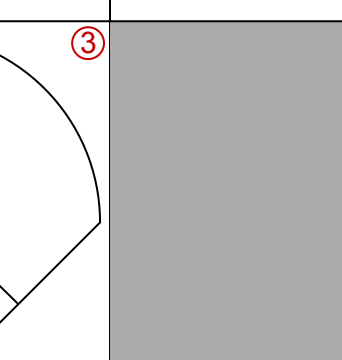
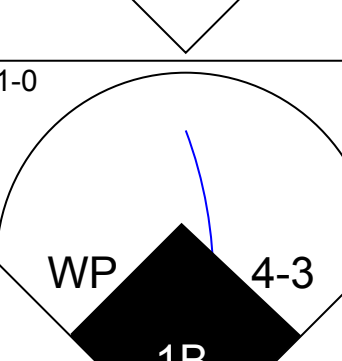
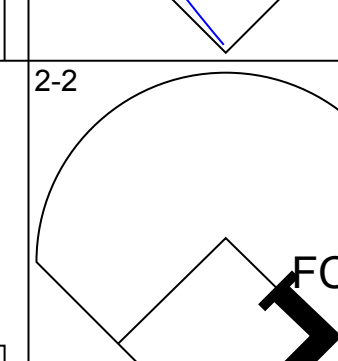
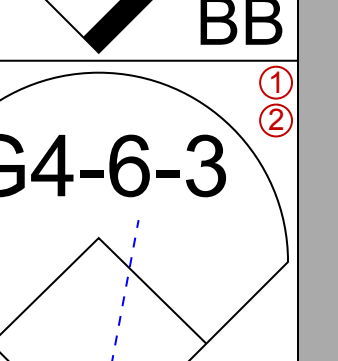
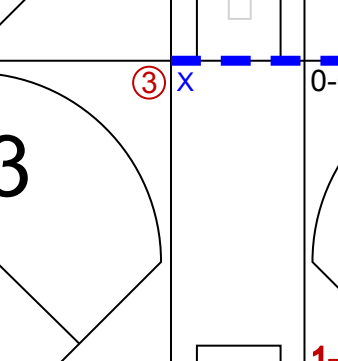
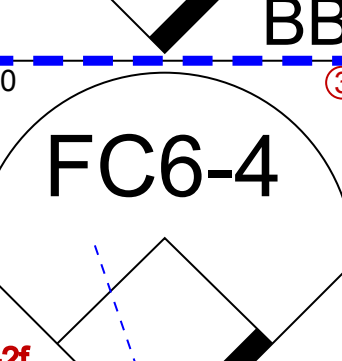
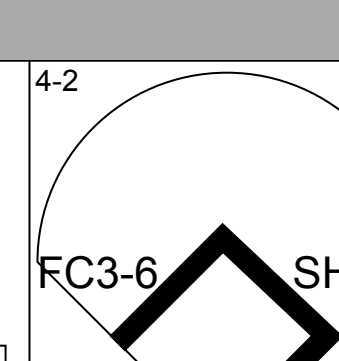
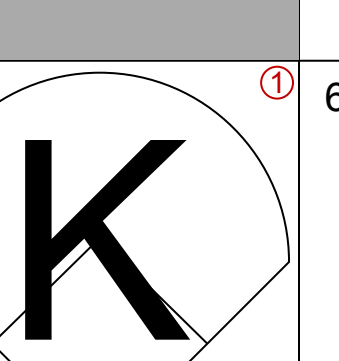
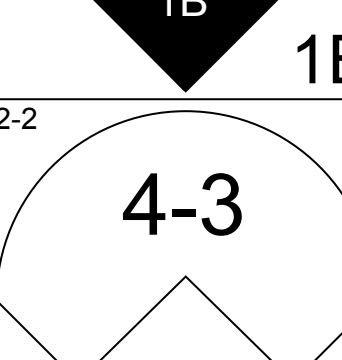
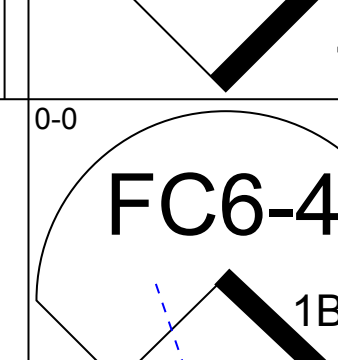
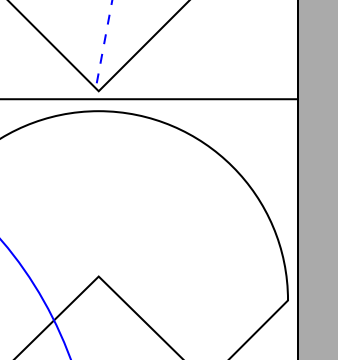
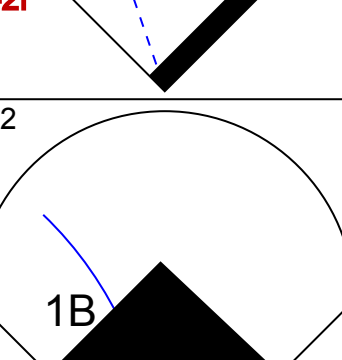
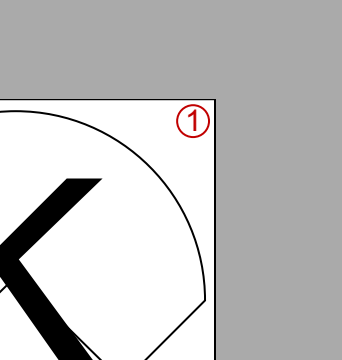
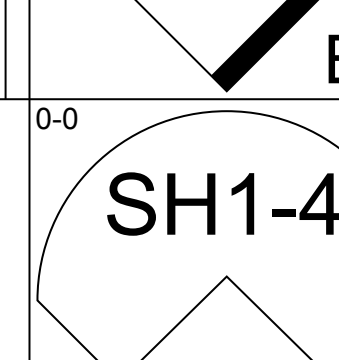
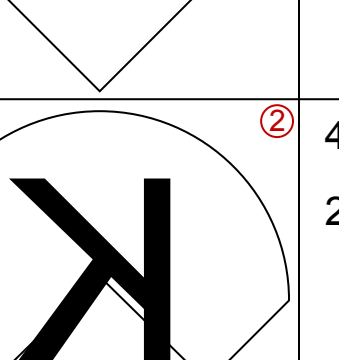
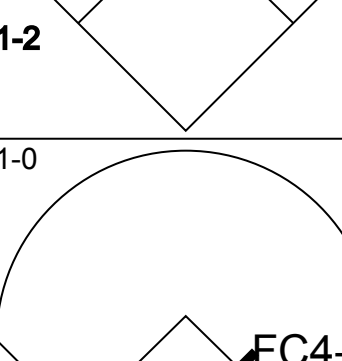
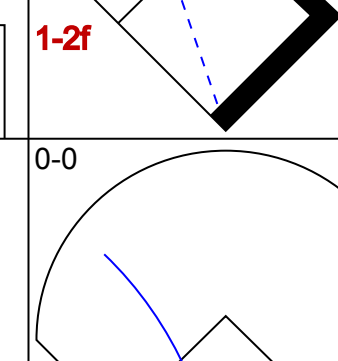
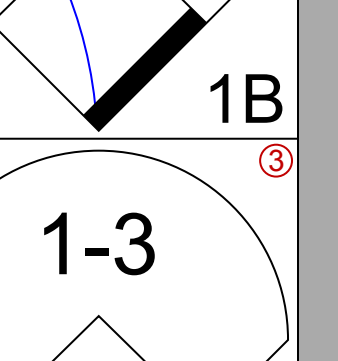
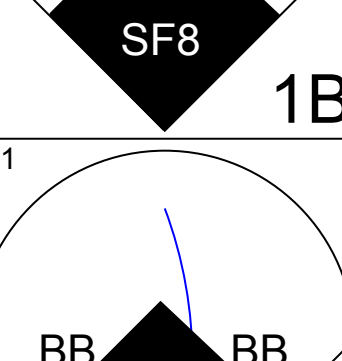
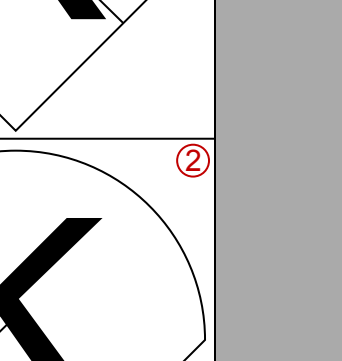
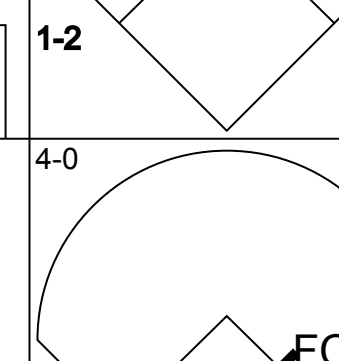
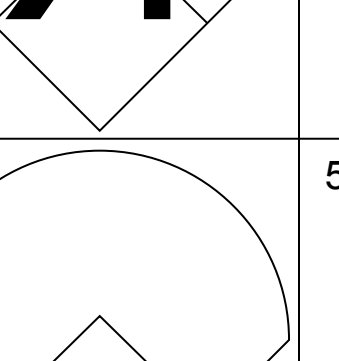
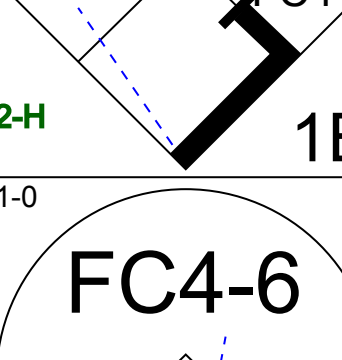
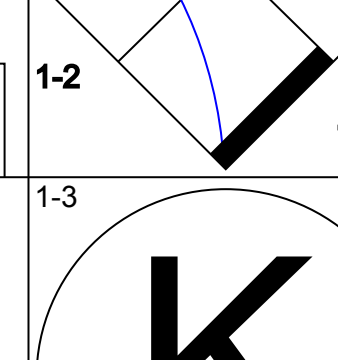
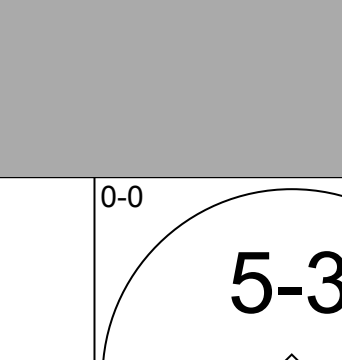
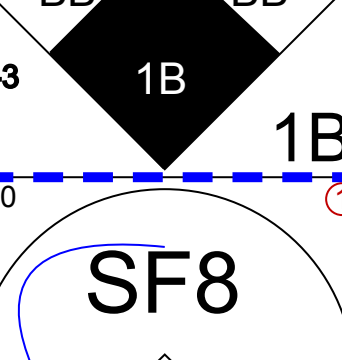

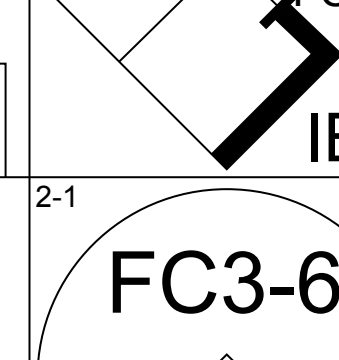
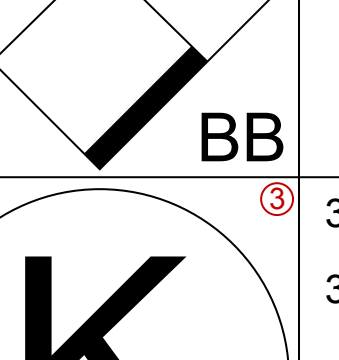
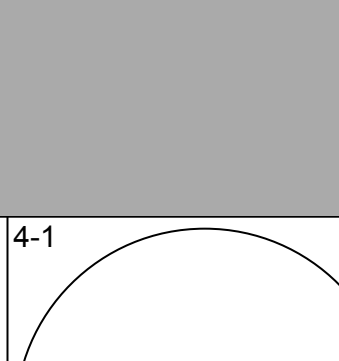
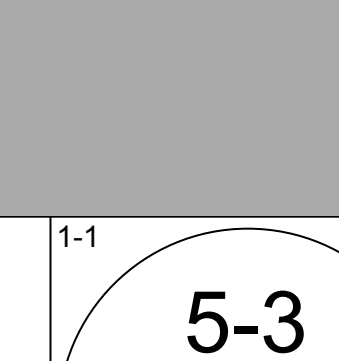
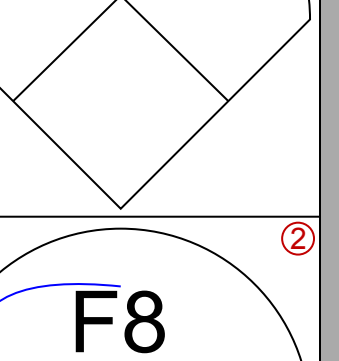
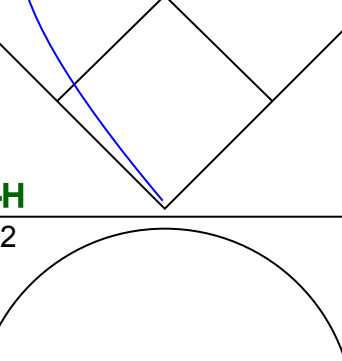
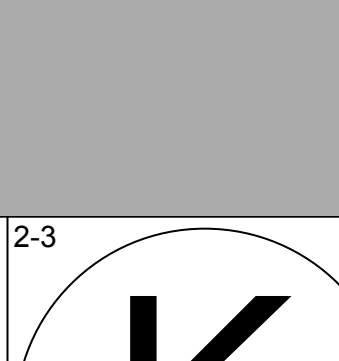
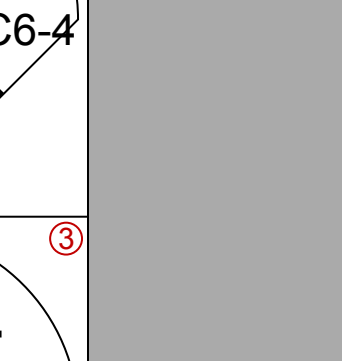
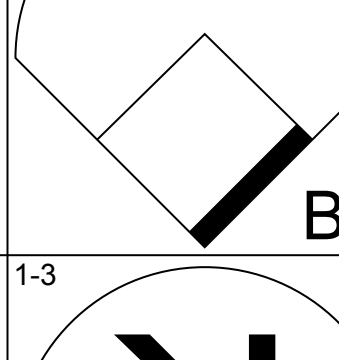
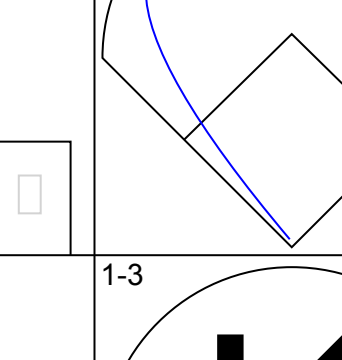
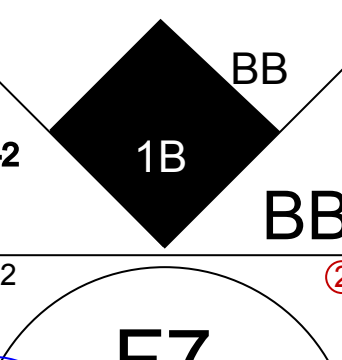
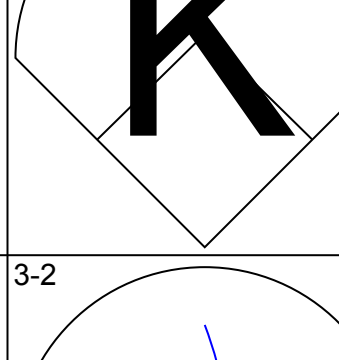

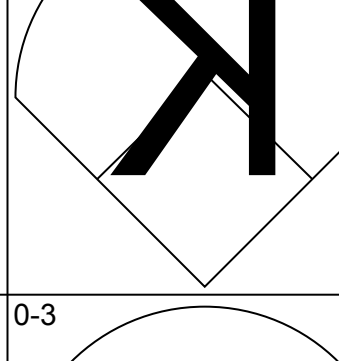
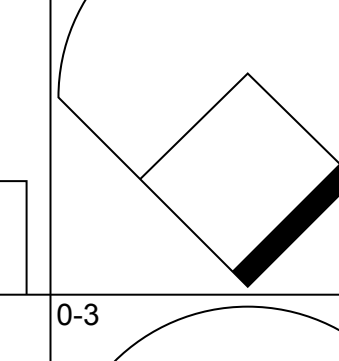
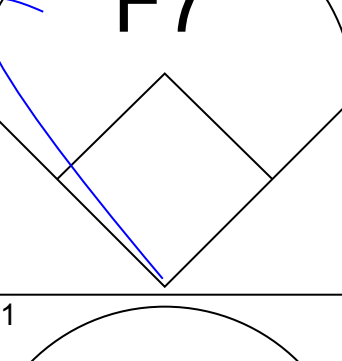
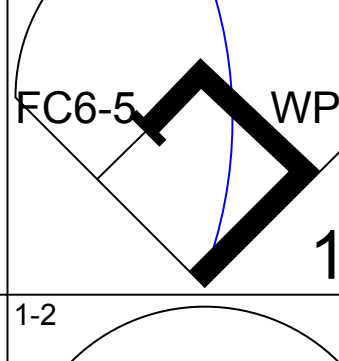
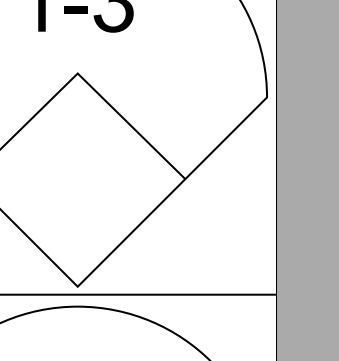
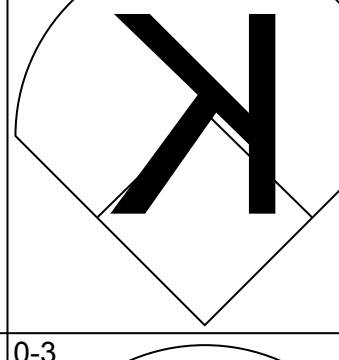
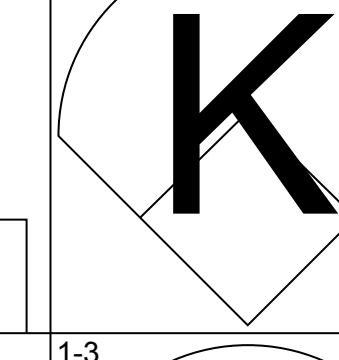

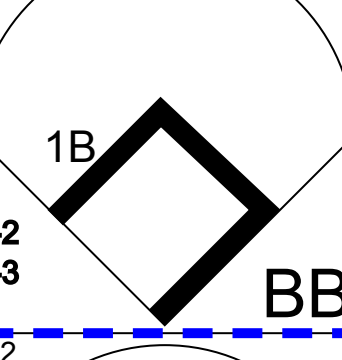
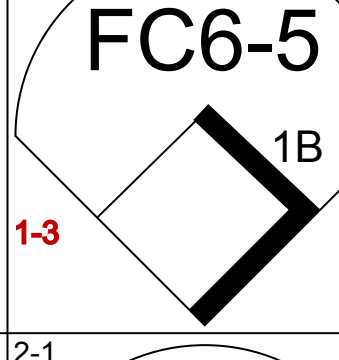
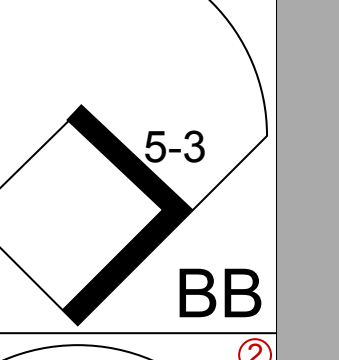


Batter	1	2	3	4	5	6	7	8	9	10	AB	R	H	RBI	BB	SO	LOB	BOTTOM	
Bill Virdon, L OBP: 0.304, SLG: 0.405 (1, 8)	0-0 HBP 1B		0-0 G3		0-0 CS 1B			0-0 4-3 WP 1B		0-0 BB 1B	5	3	4	1	0	0	1		
Dick Groat, R OBP: 0.357, SLG: 0.354 (1, 6)	1-0 1B FC4 HBP		0-0 F3		0-0 CS		0-0 6-3		0-0 4-3		3	1	0	0	1	0	2		
Bob Skinner, L OBP: 0.336, SLG: 0.494 (1, 7)	0-0 FC4 1B		0-3 K		0-0 6-3		0-0 6-3		0-0 G1-6-3 1B		5	0	3	3	0	1	1		
Roberto Clemente, R OBP: 0.356, SLG: 0.456 (1, 9)	0-0 FC4 1B		0-0 4-3		0-0 F9		0-0 F9		0-0 G1-6-3		4	0	0	1	0	0	2		
Smoky Burgess, L OBP: 0.401, SLG: 0.457 Howie Goss, R OBP: 0.317, SLG: 0.375 Don Leppert, R OBP: 0.256, SLG: 0.347 (1, 2) (9, PR) (10, 2)	0-0 L7		0-0 F3		0-0 F3		0-0 1B 2B		0-0 G1-6-3 SH 1B		4	1	2	0	0	0	1		
Donn Clendenen, R OBP: 0.350, SLG: 0.442 (1, 3)		0-0 F9		0-3 K		0-0 SH1-4 1B		0-0 SH	0-0 SH G1-6-3		3	0	1	1	0	1	0		
Don Hoak, R OBP: 0.337, SLG: 0.394 (1, 5)		0-3 K		0-0 F7		0-0 SH1-4		0-0 G1-6-3	0-0 G1-6-3		3	0	0	0	0	1	2		
Bill Mazerowski, R OBP: 0.295, SLG: 0.424 (1, 4)		0-0 1-3		0-0 SH2-4 1B		0-0 F7		0-0 F7	0-0 P4		4	1	1	0	0	0	3		
Bob Friend, R OBP: 0.167, SLG: 0.190 Jim Marshall, L OBP: 0.305, SLG: 0.453 Diomedes Olivo, L OBP: 0.300, SLG: 0.333 Dick Stuart, R OBP: 0.280, SLG: 0.389 (1, 1) (7, PH) (8, 1) (10, PH)		0-0 E5		0-0 SH2-4		0-0 F7		0-0 F7	0-0 F8		1	0	0	0	0	0	0		
Inning Stats	R: 2 E: 0 K: 0 S: 4	H: 2 LOB: 0 BB: 0 P: 5	R: 0 E: 0 K: 1 S: 5	H: 0 LOB: 1 BB: 0 P: 5	R: 0 E: 2 K: 1 S: 6	H: 0 LOB: 1 BB: 0 P: 6	R: 0 E: 0 K: 0 S: 4	H: 0 LOB: 0 BB: 0 P: 4	R: 1 E: 0 K: 0 S: 5	H: 2 LOB: 1 BB: 0 P: 5	R: 1 E: 0 K: 0 S: 4	H: 2 LOB: 0 BB: 0 P: 4	R: 0 E: 1 K: 0 S: 4	H: 1 LOB: 2 BB: 0 P: 4	R: 1 E: 0 K: 0 S: 3	H: 2 LOB: 2 BB: 1 P: 7	1B: 10 2B: 1 3B: 0 HR: 0	SF: 0 SAC: 3 DP: 2 HBP: 1	WP: 1 PA: 40
PITCHER	IP 9.1	WLS L	BF 39	H 11	R 6	ER 6	SO 3	BB 1	IBB 0	HBP 1	BLK 0	WP 1	HR 0	S 43	P 48	ERA 5.79	WHIP 1.286		
Roger Craig, R ERA: 4.91 (1, 1)	9.1	L	39	11	6	6	3	1	0	1	0	0	0	43	48	5.79	1.286		

New York Mets @ Pittsburgh Pirates
Forbes Field, Pittsburgh, PA
Wed Jun 27 1962, 7:05 PM EDT
Att: 12,468 - Unknown

AB	34
R	6
H	11
RBI	6
BB	1
SO	3
LOB	13




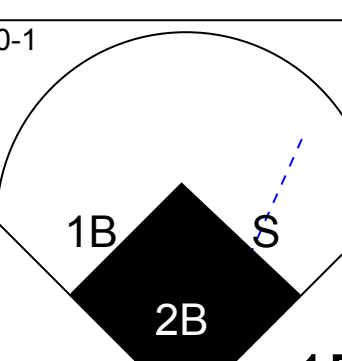
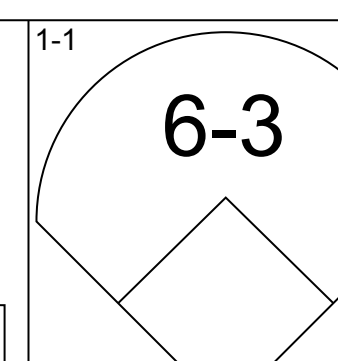
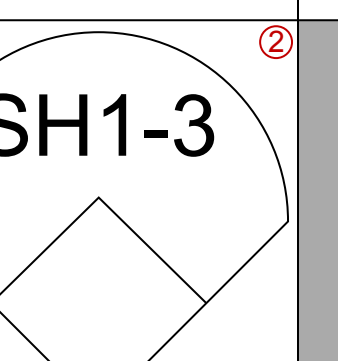
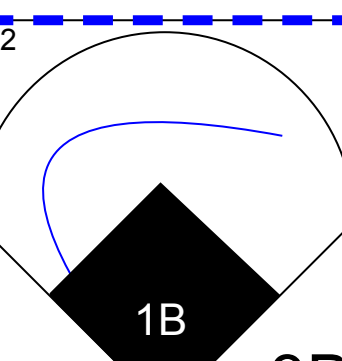
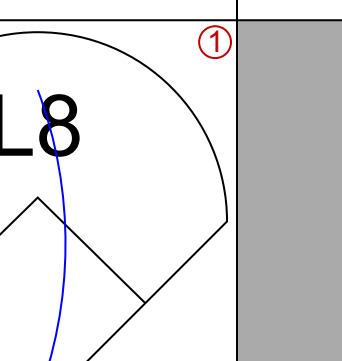
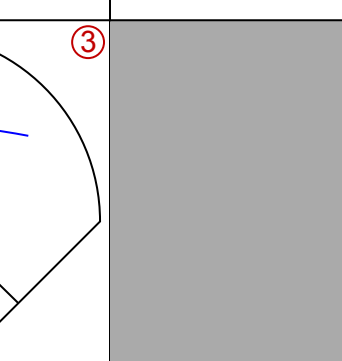
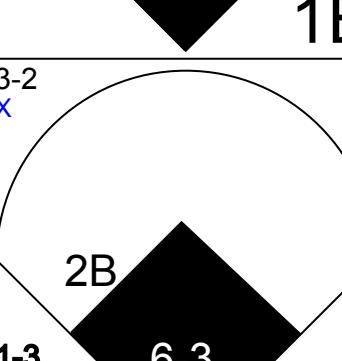
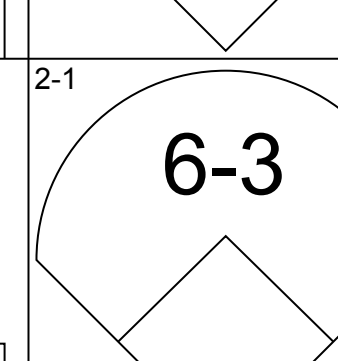
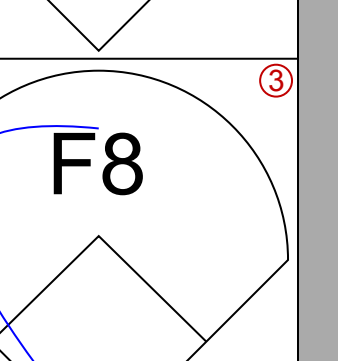
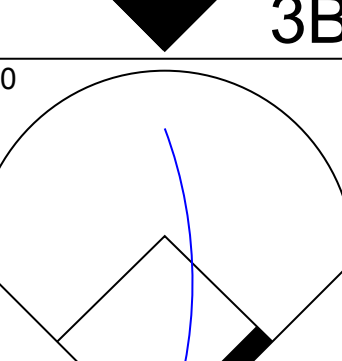
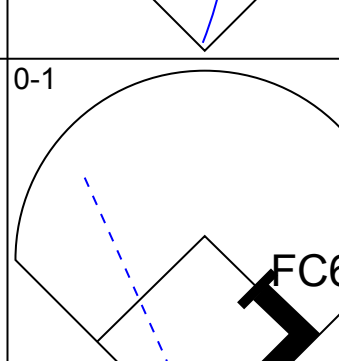
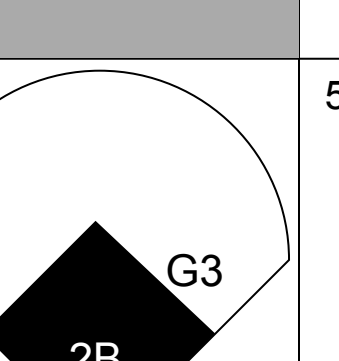
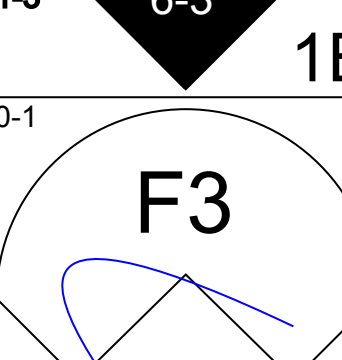
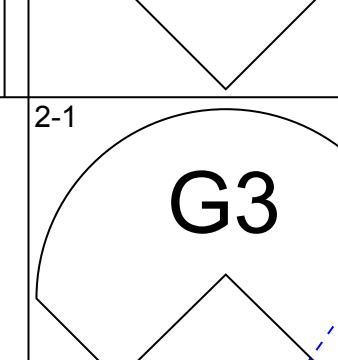
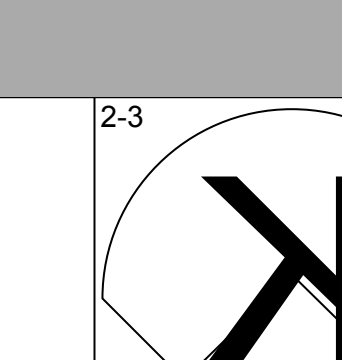
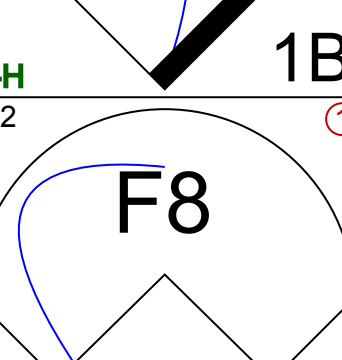
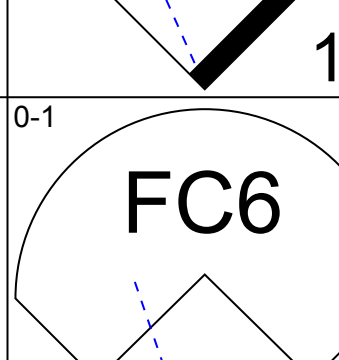
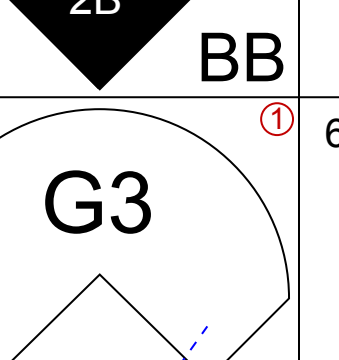
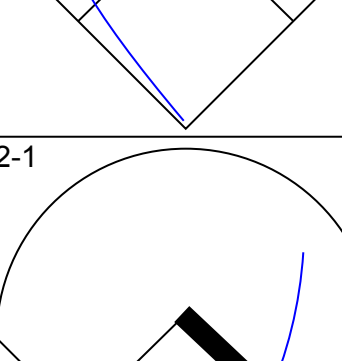
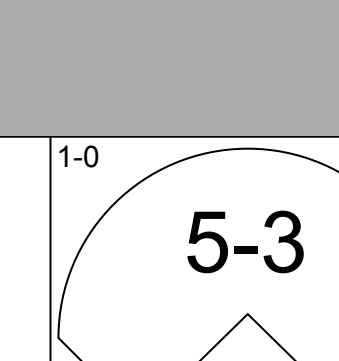
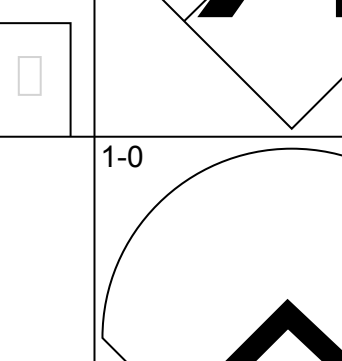
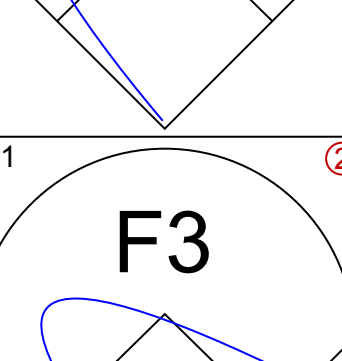
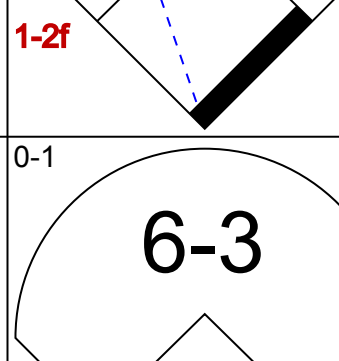
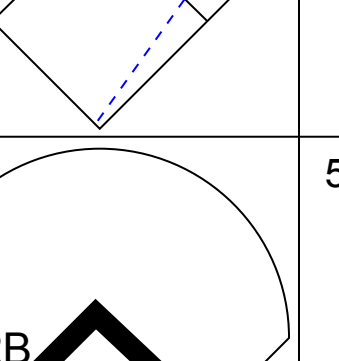
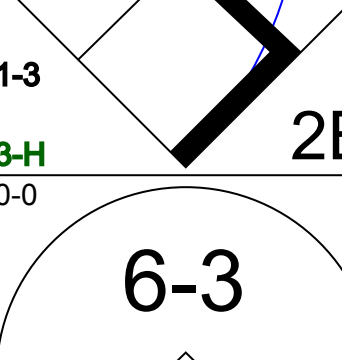
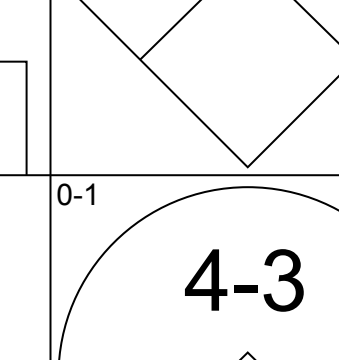
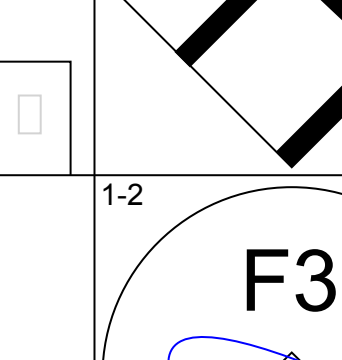
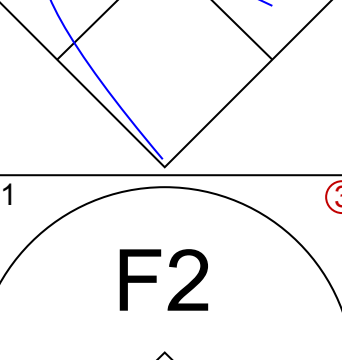
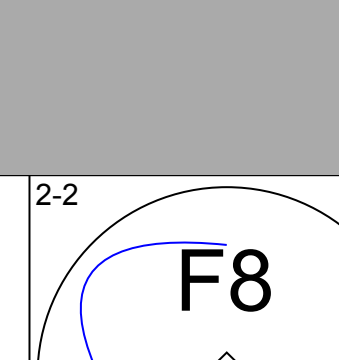
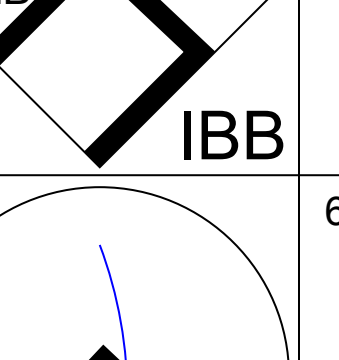
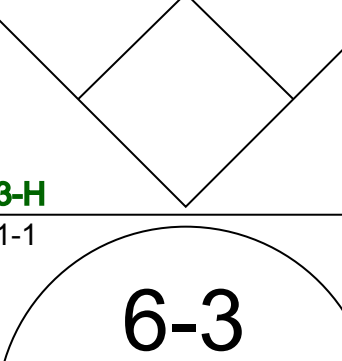
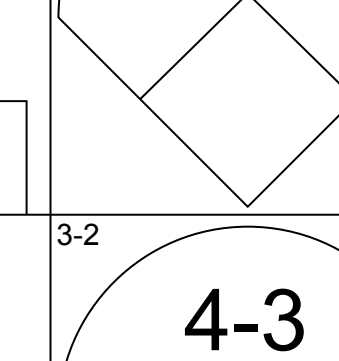
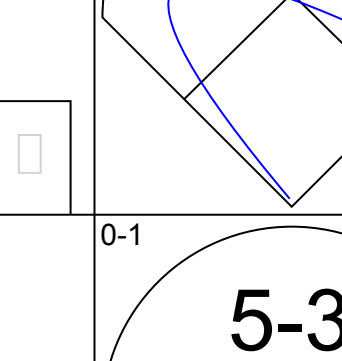
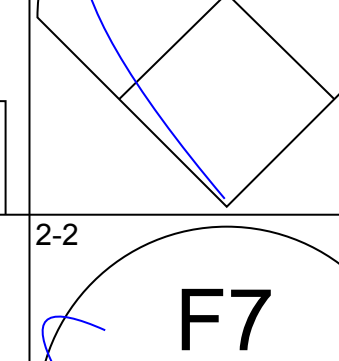
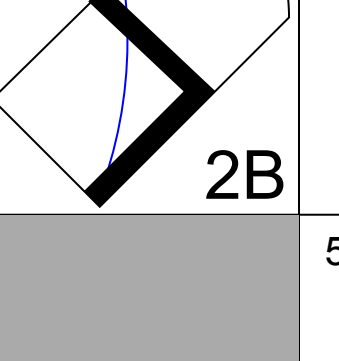
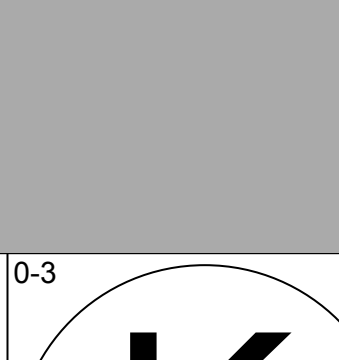
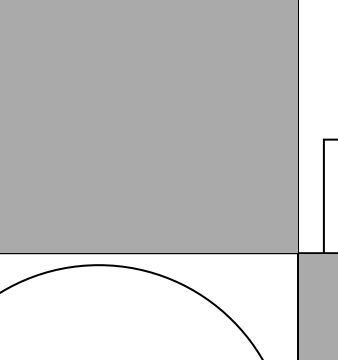

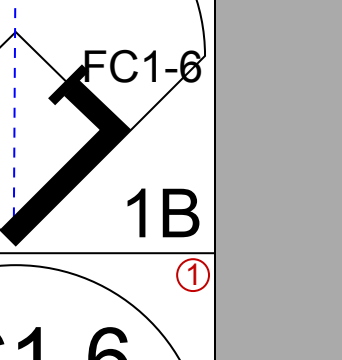
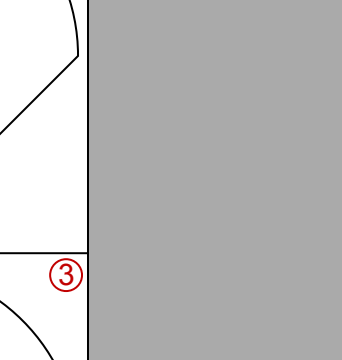
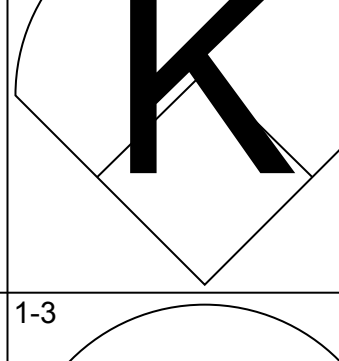
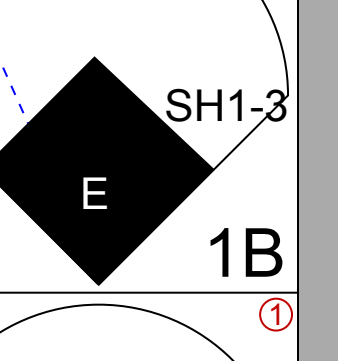
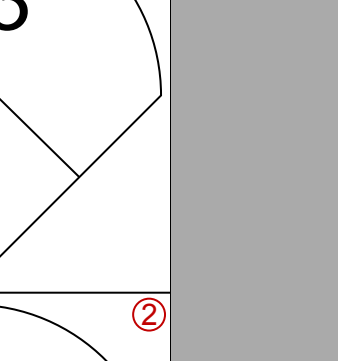
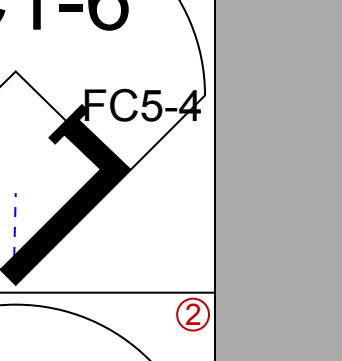
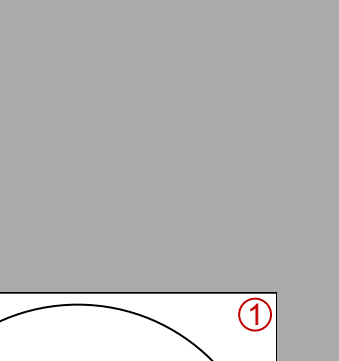
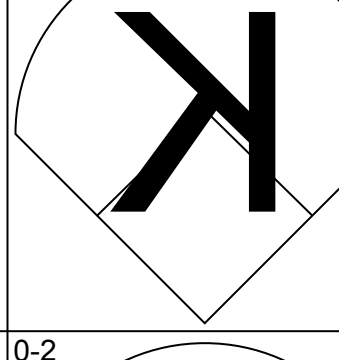
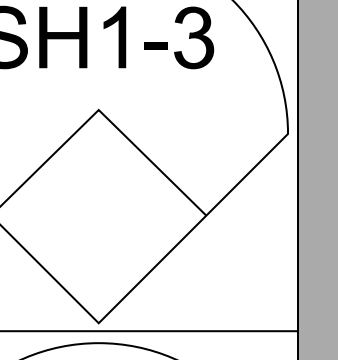
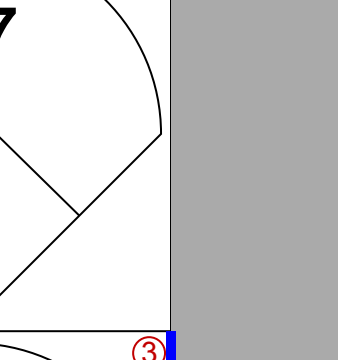
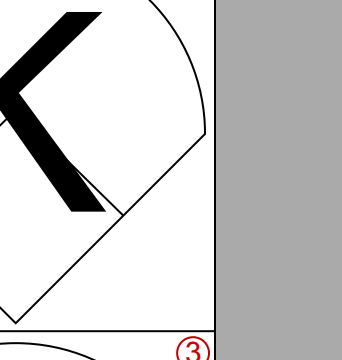
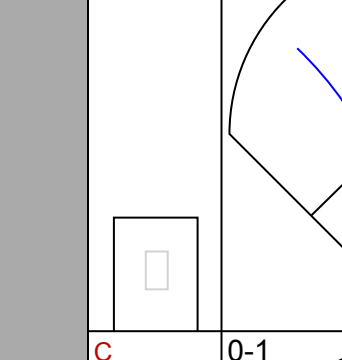
Batter	1	2	3	4	5	6	7	8	9	10	11	12	13	AB R H RBI BB SO LOB	TOP													
Elio Chacon, R OBP: 0.262, SLG: 0.288 (1, 6)														5 0 0 0 2 2 4														
Charlie Neal, R OBP: 0.336, SLG: 0.390 (1, 4)														6 1 2 0 1 1 5														
Cliff Cook, R OBP: 0.248, SLG: 0.340 Ken MacKenzie, R (8, 1)														4 1 2 0 0 0 2 2 0 0 0 0 2 0														
Frank Thomas, R OBP: 0.360, SLG: 0.524 (8, 3)														5 1 3 1 2 1 1														
Felix Mantilla, R OBP: 0.319, SLG: 0.387 Gene Woodling, R OBP: 0.397, SLG: 0.425 (8, 7)														3 0 0 0 0 1 3 3 0 0 1 0 1 3														
Gil Hodges, R OBP: 0.339, SLG: 0.510 Joe Christopher, R OBP: 0.259, SLG: 0.333 (8, 8)														2 0 0 0 2 0 0 2 1 0 0 0 1 2														
Jim Hickman, R OBP: 0.345, SLG: 0.450 Richie Ashburn, L OBP: 0.425, SLG: 0.493 (8, 9)														2 0 0 0 1 2 1 3 0 1 0 0 0 2														
Sammy Taylor, L OBP: 0.311, SLG: 0.277 Jay Hook, L OBP: 0.313, SLG: 0.290 Chris Cannizzaro, R OBP: 0.292, SLG: 0.257 (7, 2)														2 0 0 0 1 2 2 0 0 0 0 0 0 0 1 0 0 0 2 0 1														
Al Jackson, L OBP: 0.143, SLG: 0.121 Mary Thronsberry, L OBP: 0.209, SLG: 0.243 Rod Kanehl, R OBP: 0.400, SLG: 0.482 (8, 5)														3 0 0 0 0 3 3 0 0 0 0 0 0 0 3 0 2 2 0 0 1														
Inning Stats	R: 1 E: 0 K: 1 S: 9	H: 2 LOB: 1 BB: 0 P: 16	R: 0 E: 0 K: 3 S: 10	H: 0 LOB: 1 BB: 1 P: 15	R: 0 E: 0 K: 1 S: 10	H: 2 LOB: 2 BB: 0 P: 16	R: 0 E: 0 K: 2 S: 8	H: 0 LOB: 1 BB: 1 P: 14	R: 0 E: 0 K: 1 S: 6	H: 0 LOB: 0 BB: 0 P: 9	R: 0 E: 0 K: 2 S: 12	H: 0 LOB: 1 BB: 1 P: 19	R: 0 E: 0 K: 0 S: 22	H: 3 LOB: 3 BB: 3 P: 43	R: 0 E: 0 K: 2 S: 7	H: 0 LOB: 0 BB: 0 P: 10	R: 0 E: 0 K: 1 S: 14	H: 2 LOB: 2 BB: 2 P: 24	R: 0 E: 0 K: 0 S: 6	H: 0 LOB: 2 BB: 2 P: 16	R: 0 E: 0 K: 0 S: 7	H: 0 LOB: 1 BB: 1 P: 14	R: 0 E: 0 K: 3 S: 15	H: 0 LOB: 1 BB: 1 P: 22	1B: 10 2B: 0 3B: 0 HR: 0	SF: 1 SAC: 1 DP: 1 HBP: 0	W/P: 2 PB: 0 SB: 0 CS: 0	PA: 59
PITCHER	IP WLS BF H R ER SO BB IBB HBP BLK WP HR S P ERA WHIP																											
Johnny Podres, L ERA: 5.24 Larry Sherry, R ERA: 2.54 Ron Perranoski, L ERA: 2.05 Ed Roebuck, R ERA: 3.14	7.0 0.2 0.0 5.1	31 4 0 22	7 0 0 2	3 0 1 0	3 0 0 6	10 0 0 0	10 0 0 0	12 25 90	0.00 3.000	∞ ∞ ∞	0.00 0.938																	

New York Mets @ Los Angeles Dodgers
Dodger Stadium, Los Angeles, CA
Thu Jun 28 1962, 7:05 PM PDT
Att. 19,080 - Unknown

livebaseballscorecards.com

AB 46
R 4
H 10
RBI 4
BB 11
SO 16
LOB 30




Batter	1	2	3	4	5	6	7	8	9	10	11	12	13	AB R H RBI BB SO LOB	BOTTOM													
Maury Wills, S OBP: 0.323, SLG: 0.340 (1, 6)														5 2 2 0 0 0 0														
Jim Gilliam, S OBP: 0.271, SLG: 0.339 (1, 4)														5 2 3 1 1 0 1														
Wille Davis, L OBP: 0.361, SLG: 0.487 (1, 8)														6 0 0 0 0 1 5														
Tommy Davis, R OBP: 0.369, SLG: 0.545 (1, 7)														5 0 2 1 1 0 2														
Frank Howard, R OBP: 0.337, SLG: 0.445 (1, 9)														6 0 1 2 0 0 3														
Ron Fairly, L OBP: 0.383, SLG: 0.448 (1, 3)														5 0 1 0 0 0 2														
Daryl Spencer, R OBP: 0.381, SLG: 0.373 (1, 5)														5 1 1 0 0 1 1														
Norm Sherry, R OBP: 0.238, SLG: 0.324 (1, 2)														4 0 0 0 0 2 1														
Johnny Podres, L OBP: 0.167, SLG: 0.176 Larry Sherry, R OBP: 0.220, SLG: 0.200 Ron Perranoski, L OBP: 0.273, SLG: 0.273 (8, 1)														3 0 2 0 0 0 0 0 1														
Inning Stats	R: 2 E: 0 K: 0 S: 16	H: 3 LOB: 1 BB: 0 P: 22	R: 0 E: 0 K: 2 S: 9	H: 0 LOB: 0 BB: 0 P: 10	R: 0 E: 0 K: 0 S: 6	H: 0 LOB: 0 BB: 0 P: 11	R: 0 E: 1 K: 0 S: 8	H: 1 LOB: 1 BB: 0 P: 11	R: 0 E: 0 K: 1 S: 9	H: 1 LOB: 1 BB: 0 P: 13	R: 0 E: 0 K: 0 S: 8	H: 0 LOB: 0 BB: 0 P: 13	R: 1 E: 0 K: 0 S: 14	H: 2 LOB: 1 BB: 0 P: 18	R: 0 E: 0 K: 1 S: 10	H: 1 LOB: 1 BB: 0 P: 13	R: 0 E: 0 K: 0 S: 10	H: 1 LOB: 1 BB: 0 P: 12	R: 0 E: 0 K: 0 S: 11	H: 0 LOB: 0 BB: 0 P: 17	R: 0 E: 0 K: 0 S: 5	H: 0 LOB: 0 BB: 0 P: 6	R: 1 E: 0 K: 0 S: 3	H: 1 LOB: 2 BB: 2 P: 11	1B: 6 2B: 2 3B: 2 HR: 0	SF: 0 SAC: 2 DP: 0 HBP: 0	W/P: 0 PB: 0 SB: 1 CS: 0	PA: 50
PITCHER	IP WLS BF H R ER SO BB IBB HBP BLK WP HR S P ERA WHIP																											
Al Jackson, L ERA: 4.19 Ken MacKenzie, L ERA: 4.17	7.0 5.1	27 23	5 5	3 2	3 1	0 0	0 0	62 53	2.57 3.38	0.714 1.125																		

New York Mets @ Los Angeles Dodgers
Dodger Stadium, Los Angeles, CA
Thu Jun 28 1962, 7:05 PM PDT
Att. 19,080 - Unknown

livebaseballscorecards.com

AB 46
R 5
H 10
RBI 4
BB 2
SO 4
LOB 16



Batter	1	2	3	4	5	6	7	8	9	AB	R	H	RBI	BB	SO	LOB	TOP								
Richie Ashburn, L (1, 9) OBP: 0.428, SLG: 0.490 Jim Hickman, R (9, 9) OBP: 0.345, SLG: 0.450										5	1	2	3	1	0	2									
Rod Kanehl, R (1, 8) OBP: 0.393, SLG: 0.429										4	1	0	0	2	0	5									
Gene Woodling, L (1, 7) OBP: 0.397, SLG: 0.427 Joe Christopher, R (8, PR) OBP: 0.259, SLG: 0.333 (8, 7)										4	1	1	2	1	1	1									
Frank Thomas, R (1, 3) OBP: 0.362, SLG: 0.520 Mary Thronberry, L (6, 3) OBP: 0.315, SLG: 0.343										2	1	0	0	1	0	1									
Charlie Neal, R (1, 4) OBP: 0.336, SLG: 0.383										4	1	0	1	1	1	3									
Sammy Taylor, L (1, 2) OBP: 0.314, SLG: 0.271										3	1	0	1	2	1	1									
Felix Mantilla, R (1, 5) OBP: 0.312, SLG: 0.400										4	2	1	2	1	0	1									
Elio Chacon, R (1, 6) OBP: 0.366, SLG: 0.286										2	2	0	0	3	2	3									
Jay Hook, L (1, 1) OBP: 0.361, SLG: 0.281										1	0	0	1	3	1	2									
Inning Stats	R: 6 E: 0 K: 1 S: 18	H: 1 LOB: 2 BB: 7 P: 49	R: 0 E: 0 K: 0 S: 5	H: 0 LOB: 1 BB: 0 P: 10	R: 1 E: 0 K: 1 S: 11	H: 1 LOB: 0 BB: 1 P: 23	R: 0 E: 0 K: 0 S: 13	H: 0 LOB: 0 BB: 2 P: 21	R: 0 E: 0 K: 2 S: 13	H: 0 LOB: 2 BB: 2 P: 23	R: 0 E: 0 K: 1 S: 9	H: 0 LOB: 1 BB: 1 P: 17	R: 0 E: 0 K: 1 S: 9	H: 0 LOB: 0 BB: 0 P: 15	R: 2 E: 0 K: 0 S: 11	H: 1 LOB: 2 BB: 3 P: 27	R: 1 E: 0 K: 0 S: 8	H: 1 LOB: 2 BB: 2 P: 20	1B: 2 2B: 1 3B: 0 HR: 1	SF: 0 SAC: 1 DP: 0 HBP: 1	WP: 0 PB: 0 SB: 2 CS: 1	PA: 48			
PITCHER	IP	WLS	BF	H	R	ER	SO	BB	IBB	HBP	BLK	WP	HR	S	P	ERA	WHIP								
Joe Moeller, R (1, 1) ERA: 4.89	0.1	L	5	0	4	4	0	4	0	0	0	0	0	7	23	108.00	12.000								
Ron Perranoski, L (1, 1) ERA: 2.44	0.1		5	1	2	2	1	3	0	0	0	0	0	10	25	54.00	12.000								
Phil Ortega, R (1, 1) ERA: 8.46	3.1		12	1	1	1	1	1	0	1	0	0	1	30	55	2.70	0.600								
Stan Williams, R (5, 1) ERA: 5.76	5.0		25	2	3	3	4	8	0	0	0	0	0	50	102	5.40	2.000								

New York Mets @ Los Angeles Dodgers
Dodger Stadium, Los Angeles, CA
 Fri Jun 29 1962, 7:05 PM PDT
 Att: 24,366 - Unknown

AB	29
R	10
H	4
RBI	10
BB	16
SO	6
LOB	19



Batter	1	2	3	4	5	6	7	8	9	AB	R	H	RBI	BB	SO	LOB	BOTTOM								
Maury Wills, S (1, 6) OBP: 0.319, SLG: 0.335										5	0	0	1	0	1	3									
Jim Gilliam, S (1, 4) OBP: 0.372, SLG: 0.341										4	1	1	0	1	0	2									
Willie Davis, L (1, 8) OBP: 0.360, SLG: 0.484										4	0	1	0	0	0	2									
Tommy Davis, R (1, 7) OBP: 0.368, SLG: 0.541										4	0	1	1	0	0	1									
Ron Fairly, L (1, 3) OBP: 0.389, SLG: 0.454										4	1	3	0	0	0	1									
Frank Howard, R (1, 9) OBP: 0.341, SLG: 0.464										4	2	2	2	0	0	2									
Daryl Spencer, R (1, 5) OBP: 0.377, SLG: 0.362										3	0	0	0	1	1	1									
Norm Sherry, R (1, 2) OBP: 0.238, SLG: 0.312										3	0	0	0	1	1	2									
Joe Moeller, R (1, 1) ERA: 5.46	9.0	W	38	8	4	3	3	4	0	0	0	0	0	84	145	3.00	1.333								
PITCHER	IP	WLS	BF	H	R	ER	SO	BB	IBB	HBP	BLK	WP	HR	S	P	ERA	WHIP								
Jay Hook, R (1, 1) ERA: 5.46	9.0		38	8	4	3	3	4	0	0	0	0	1	84	145	3.00	1.333								

New York Mets @ Los Angeles Dodgers
Dodger Stadium, Los Angeles, CA
 Fri Jun 29 1962, 7:05 PM PDT
 Att: 24,366 - Unknown

AB	34
R	4
H	8
RBI	4
BB	4
SO	3
LOB	18



Batter	1	2	3	4	5	6	7	8	9	AB	R	H	RBI	BB	SO	LOB	TOP		
Richie Ashburn, L OBP: 0.424, SLG: 0.480	0-3 K			4-2 G5-4-3 BB		0-2 L7			1-2 FC6-4 FC5-4	3	0	0	0	1	1	1			
Rod Kanehl, R OBP: 0.369, SLG: 0.400	0-3 K			2-3 K			1-2 6-3		0-2 FC5-4 FC6-4	4	0	0	0	0	2	2			
Felix Mantilla, R OBP: 0.311, SLG: 0.394	0-3 K			3-1 G5-4-3 1-2			4-0 BB		2-1 FC6-4 1-2	3	0	0	0	1	1	2			
Frank Thomas, R OBP: 0.361, SLG: 0.516		0-0 6-3			4-1 BB		1-0 G5-4-3 1-2			2	0	0	0	1	0	1			
Cliff Cook, R OBP: 0.241, SLG: 0.330		2-3 K			0-1 F7				3-3 K	3	0	0	0	0	2	1			
Jim Hickman, R OBP: 0.340, SLG: 0.442		3-3 K			1-2 F8				3-2 F8	3	0	0	0	0	1	1			
Elio Chacon, R OBP: 0.366, SLG: 0.283			3-3 K		3-3 K				4-2 BB	2	0	0	0	1	2	1			
Chris Cannizzaro, R OBP: 0.370, SLG: 0.220			3-2 F8			3-3 K			2-3 K	3	0	0	0	0	2	1			
Bob Miller, R OBP: 0.238, SLG: 0.333			0-3 K			2-3 K			4-1 BB	0	0	0	0	0	0	0			
Ray Daviault, R OBP: 0.400, SLG: 0.427										2	0	0	0	0	2	0			
Gene Woodling, L OBP: 0.259, SLG: 0.333										0	0	0	0	1	0	0			
Joe Christopher, R										0	0	0	0	0	0	0			
Inning Stats	R: 0 H: 0 E: 0 K: 3 S: 9	H: 0 LOB: 0 BB: 0 P: 9	R: 0 H: 0 E: 0 K: 2 S: 7	H: 0 LOB: 0 BB: 0 P: 12	R: 0 H: 0 E: 0 K: 2 S: 9	H: 0 LOB: 0 BB: 0 P: 15	R: 0 H: 0 E: 0 K: 1 S: 8	H: 0 LOB: 0 BB: 1 P: 17	R: 0 H: 0 E: 0 K: 1 S: 9	H: 0 LOB: 1 BB: 1 P: 17	R: 0 H: 0 E: 0 K: 0 S: 4	H: 0 LOB: 0 BB: 1 P: 10	R: 0 H: 0 E: 0 K: 2 S: 15	H: 0 LOB: 1 BB: 1 P: 27	R: 0 H: 0 E: 0 K: 0 S: 10	H: 0 LOB: 1 BB: 1 P: 17	1B: 0 2B: 0 3B: 0 HR: 0	SF: 0 SAC: 0 DP: 2 HBP: 0	WP: 0 PA: 30 PB: 0 SB: 0 CS: 0
PITCHER Sandy Koufax, L ERA: 2.33	IP: 9.0 WLS: W BF: 30 H: 0 R: 0 ER: 0 SO: 13 BB: 5 IBB: 0 HBP: 0 BLK: 0 WP: 0 HR: 0 S: 80 P: 138 ERA: 0.00 WHIP: 0.556																		

New York Mets @ Los Angeles Dodgers
Dodger Stadium, Los Angeles, CA
Sat Jun 30 1962, 7:05 PM PDT
Att: 29,797 - Unknown

AB 25
R 0
H 0
RBI 0
BB 5
SO 13
LOB 10

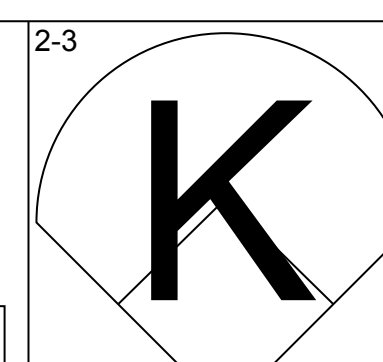
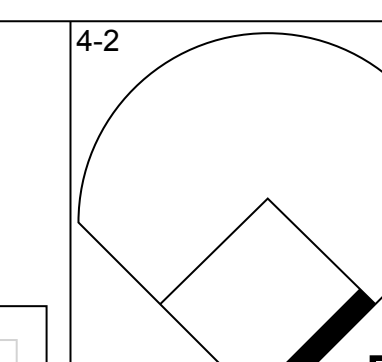
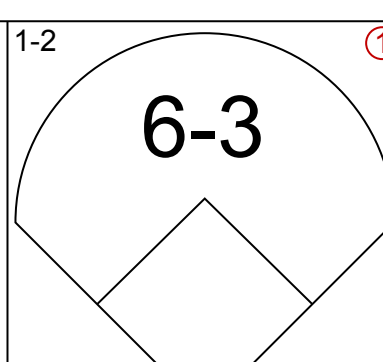
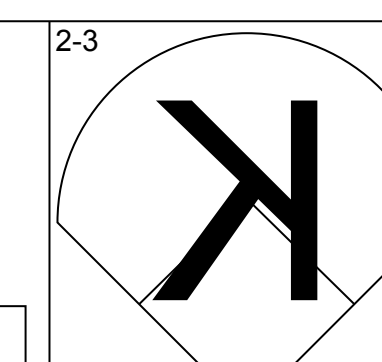
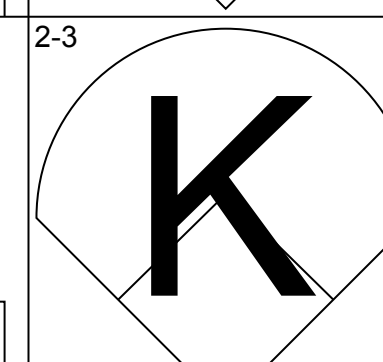
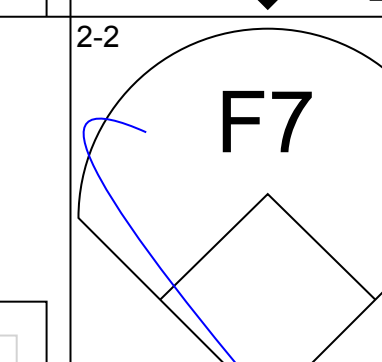
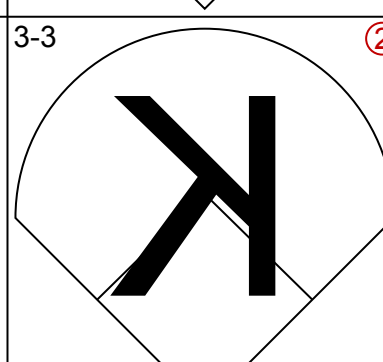

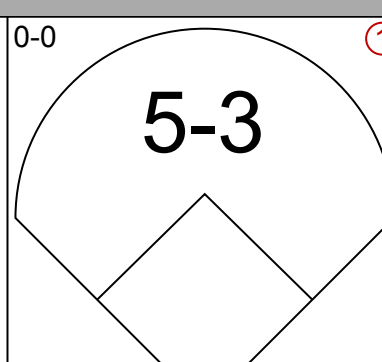
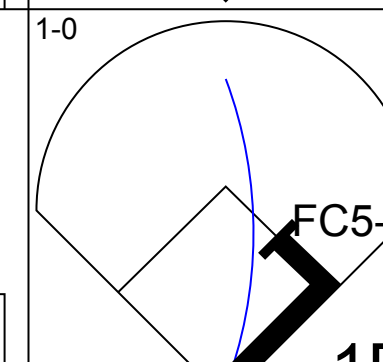
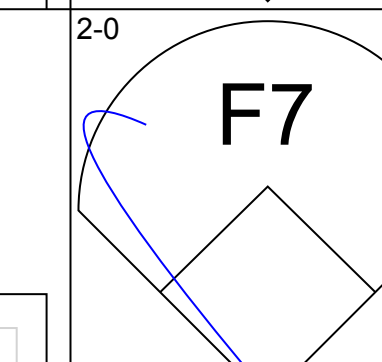
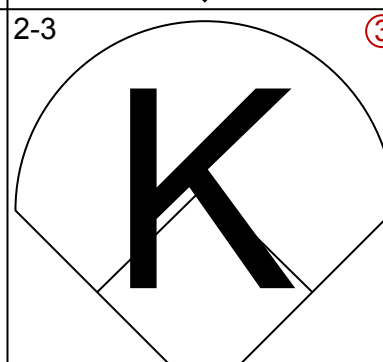

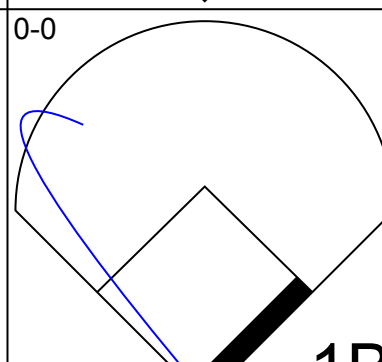
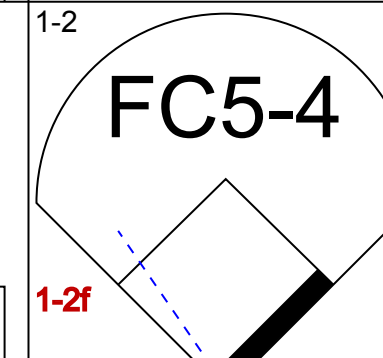



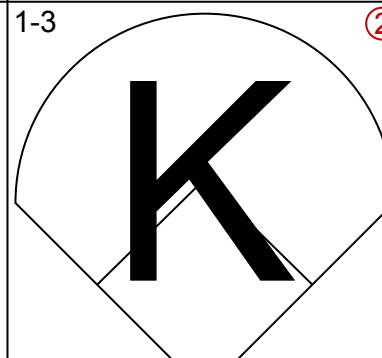

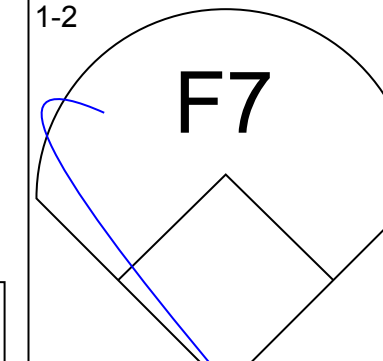
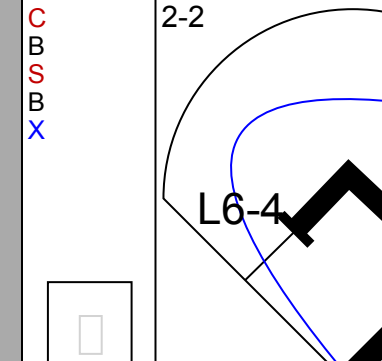
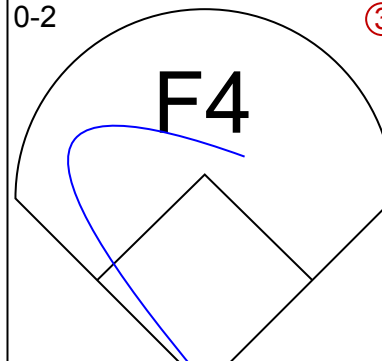
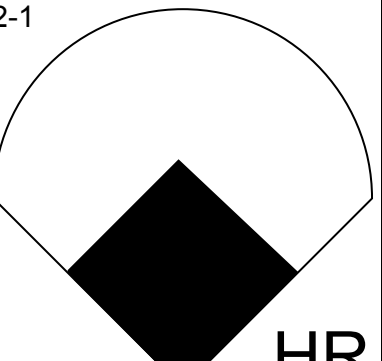
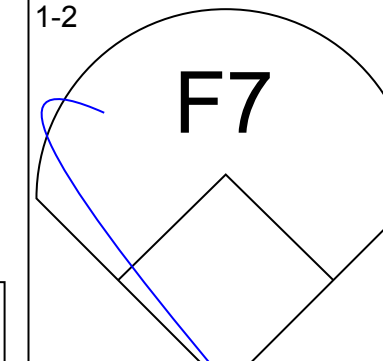
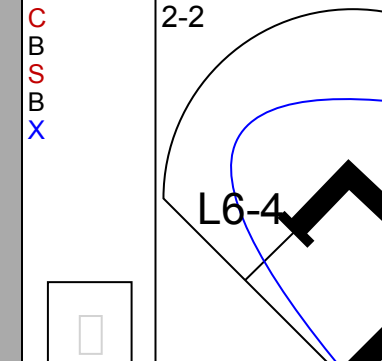
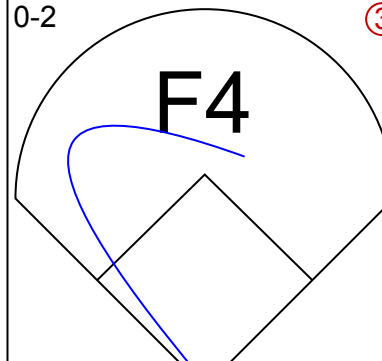
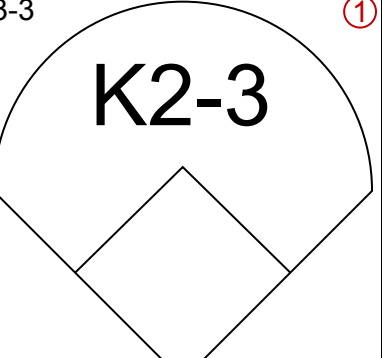
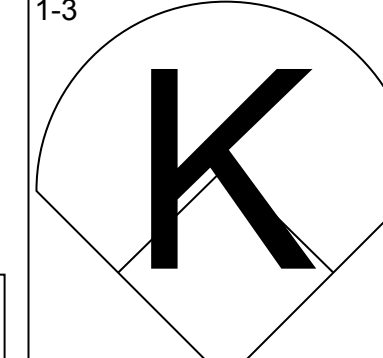
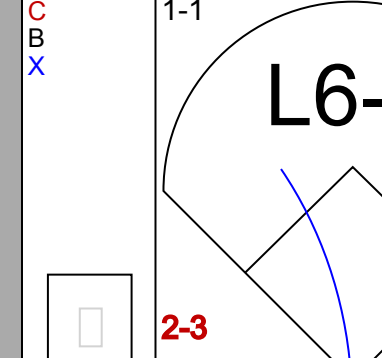
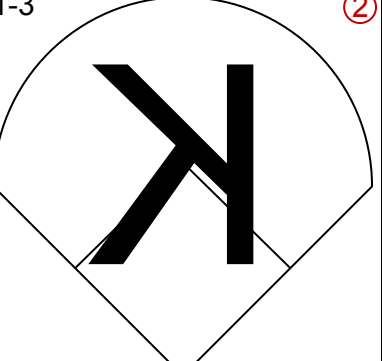
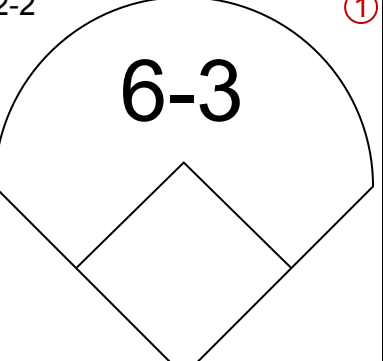

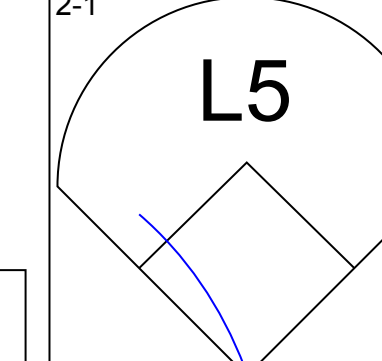
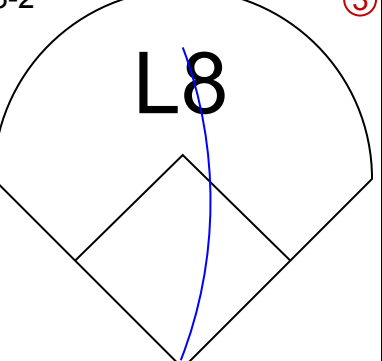
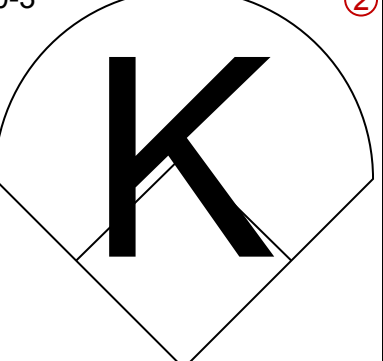
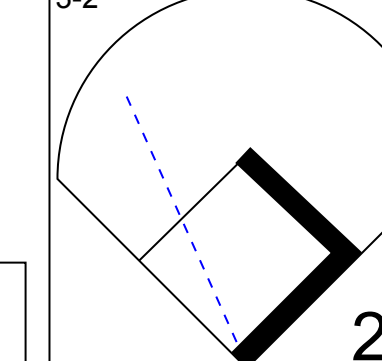

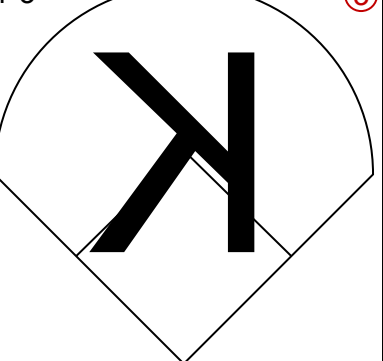
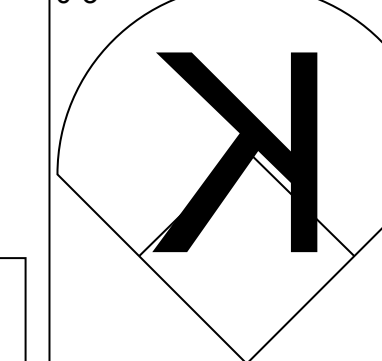
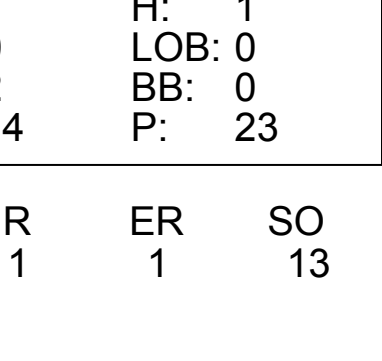
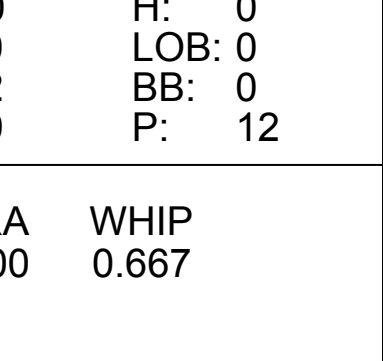
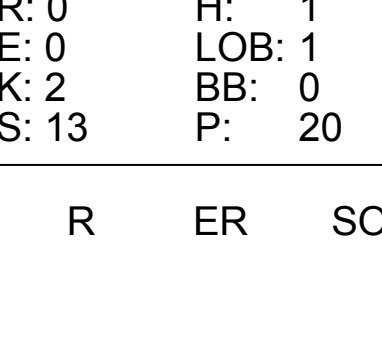



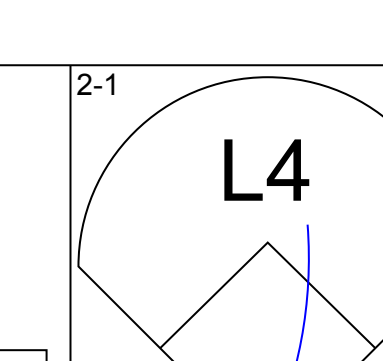
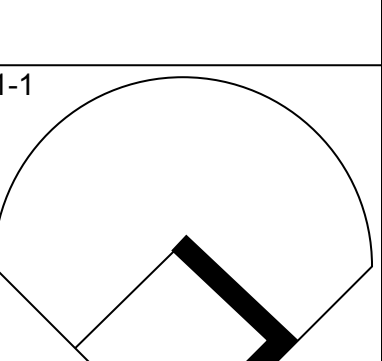
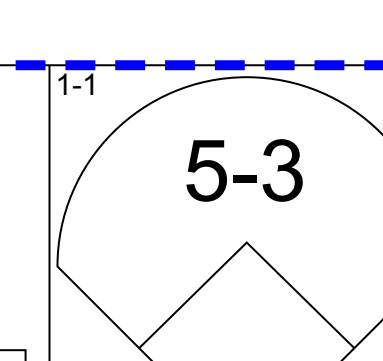
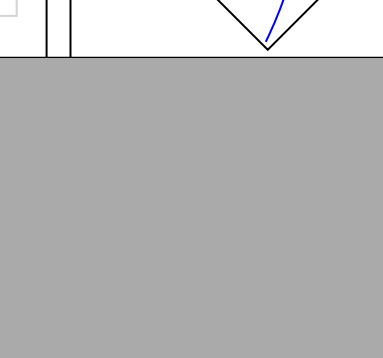
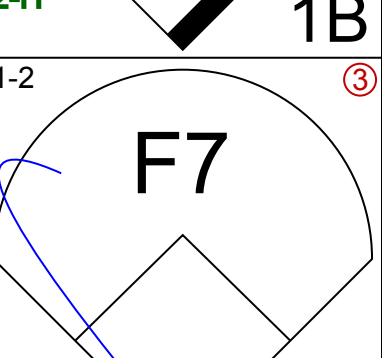
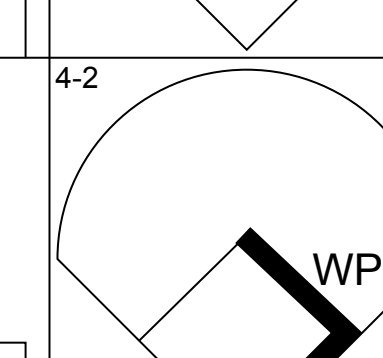


Batter	1	2	3	4	5	6	7	8	9	AB	R	H	RBI	BB	SO	LOB	BOTTOM
Maury Wills, S OBP: 0.317, SLG: 0.333	3-2 4-3	1-2 F8	3-2 F7			0-0 B3		2-2 S 1B		5	0	1	0	0	0	2	
Jim Gilliam, S OBP: 0.375, SLG: 0.341	2-2 L8	2-1 1B		4-0 BB		0-1 F9		4-0 CS BB		3	0	1	0	2	0	0	
Willie Davis, L OBP: 0.364, SLG: 0.491	1-1 1B	3-1 S 1B		1-0 G3-6 1-2		4-2 FC6-4 BB		3-2 F4		4	1	2	0	1	0	3	
Tommy Davis, R OBP: 0.370, SLG: 0.540	2-1 S 1B	3-3 K		0-1 1B		1-0 FC6-4		3-1 CS		4	1	2	1	0	1	3	
Ron Fairly, L OBP: 0.387, SLG: 0.447	3-H 1B	4-0 1B		1-0 F7		1-0 1-3		1-3 K		3	1	0	0	1	1	3	
Frank Howard, R OBP: 0.348, SLG: 0.485	1-0 2B			4-2 1B		2-2 F8		0-1 HR		3	2	2	2	1	0	0	
Tim Harkness, L OBP: 0.380, SLG: 0.409	1-2 2B	1B		1-2 2B						0	0	0	0	0	0	0	
John Roseboro, L OBP: 0.375, SLG: 0.396	3-1 1B		2-3 K		4-0 WP		2-2 F7			3	0	1	2	1	1	1	
Larry Burright, R OBP: 0.305, SLG: 0.396	2-2 1B		3-1 K		0-3 BB		0-3 K		2-2 F4	4	0	2	0	0	1	1	
Sandy Koufax, R OBP: 0.123, SLG: 0.145	0-2 F3		0-3 K		2-3 K		1-2 K		1-3 K	4	0	0	0	0	3	5	
Inning Stats	R: 4 H: 5 E: 0 K: 0 S: 24	H: 5 LOB: 2 BB: 1 P: 42	R: 0 H: 2 E: 0 K: 1 S: 11	H: 2 LOB: 0 BB: 0 P: 21	R: 0 H: 1 E: 0 K: 2 S: 13	H: 1 LOB: 2 BB: 1 P: 25	R: 0 H: 1 E: 0 K: 0 S: 4	H: 1 LOB: 1 BB: 1 P: 10	R: 0 H: 0 E: 0 K: 0 S: 6	H: 0 LOB: 1 BB: 1 P: 11	R: 1 H: 1 E: 0 K: 1 S: 14	H: 1 LOB: 0 BB: 0 P: 19	R: 0 H: 1 E: 0 K: 1 S: 15	H: 1 LOB: 1 BB: 1 P: 28	1B: 8 2B: 1 3B: 1 HR: 1	SF: 0 SAC: 0 DP: 1 HBP: 0	WP: 1 PA: 40 PB: 0 SB: 3 CS: 1
PITCHER Bob Miller, R ERA: 4.93	IP: 0.2 WLS: L BF: 8 H: 5 R: 4 ER: 4 SO: 0 BB: 1 IBB: 0 HBP: 0 BLK: 0 WP: 0 HR: 0 S: 21 P: 39 ERA: 54.00 WHIP: 9.000																
PITCHER Ray Daviault, R ERA: 6.18	IP: 7.1 WLS: 31 BF: 6 H: 1 R: 1 ER: 1 SO: 7 BB: 5 IBB: 0 HBP: 0 BLK: 0 WP: 1 HR: 1 S: 77 P: 136 ERA: 1.23 WHIP: 1.500																

New York Mets @ Los Angeles Dodgers
Dodger Stadium, Los Angeles, CA
Sat Jun 30 1962, 7:05 PM PDT
Att: 29,797 - Unknown

AB 33
R 5
H 11
RBI 5
BB 6
SO 7
LOB 18

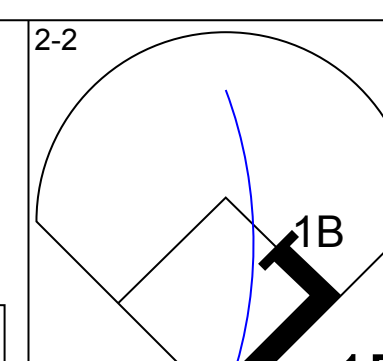
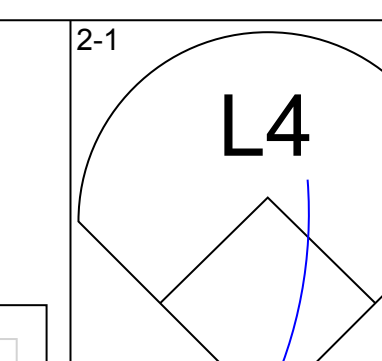
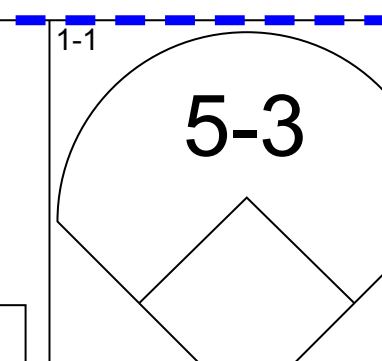
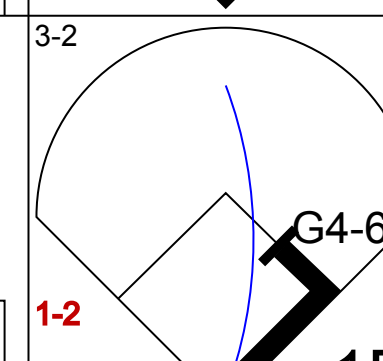
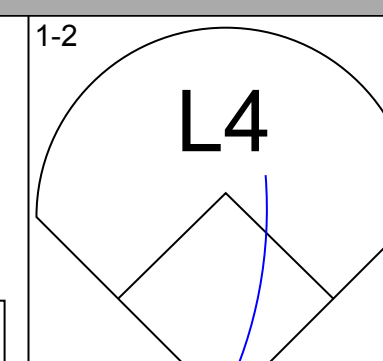
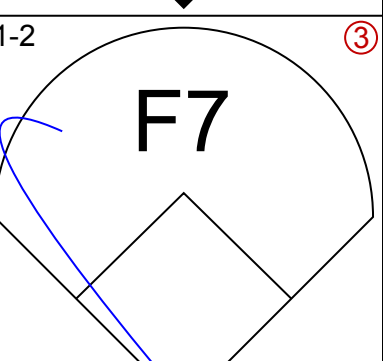
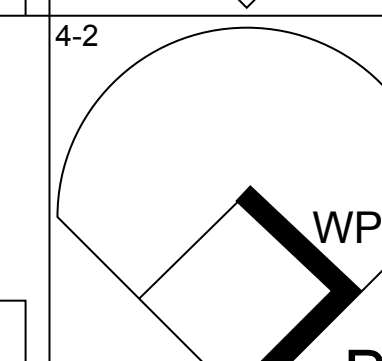
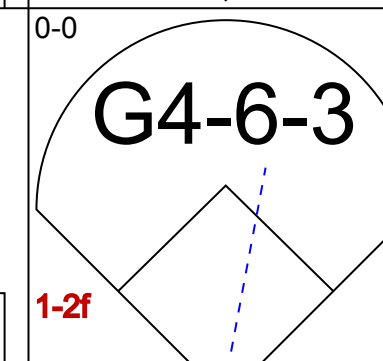
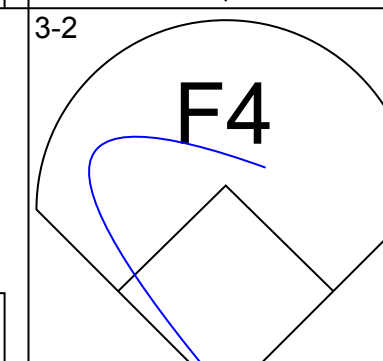

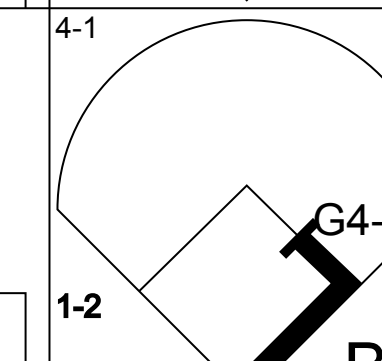
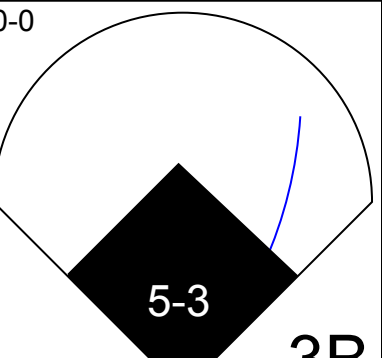
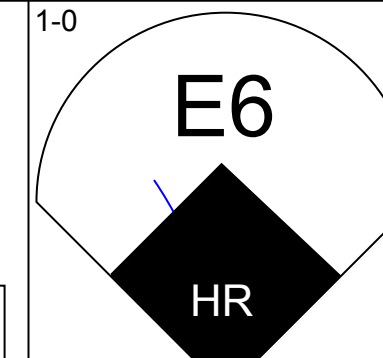

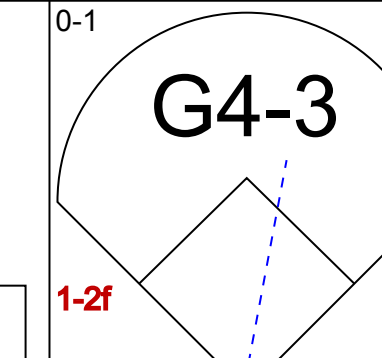
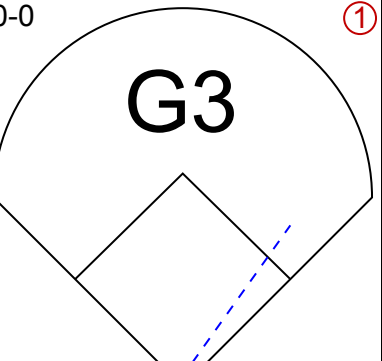
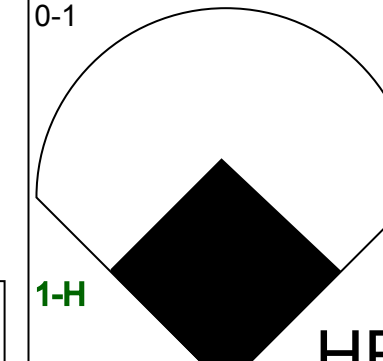


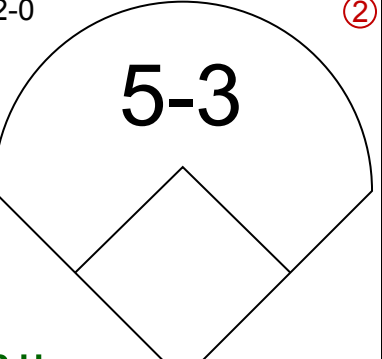
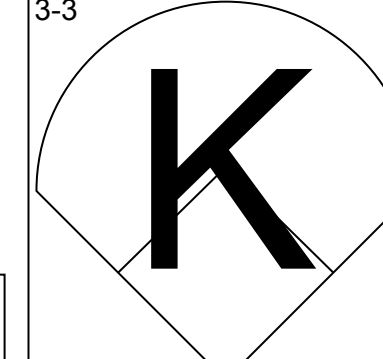
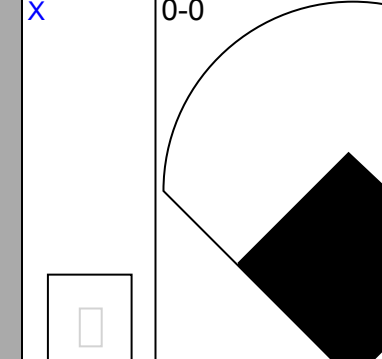

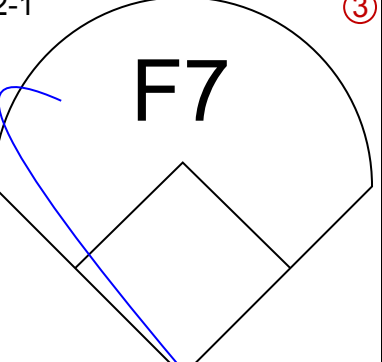
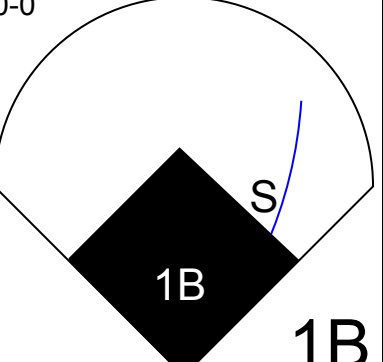
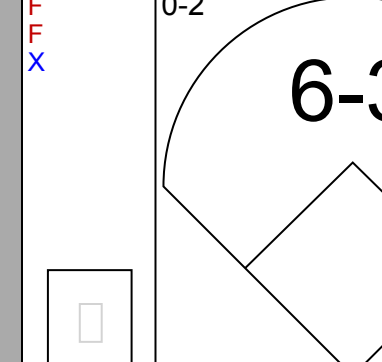

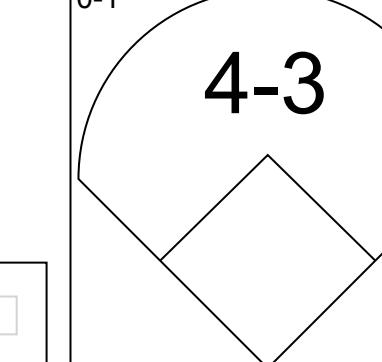
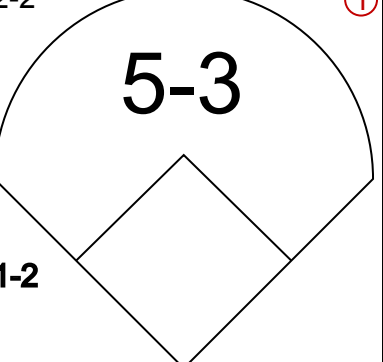
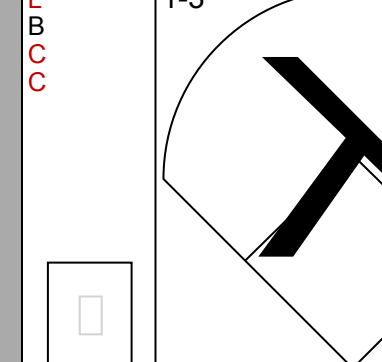

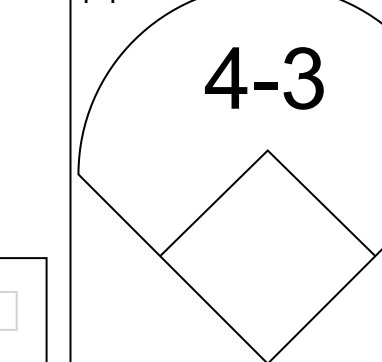
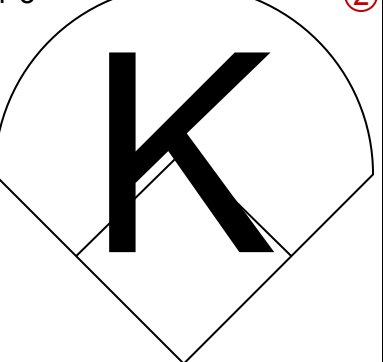
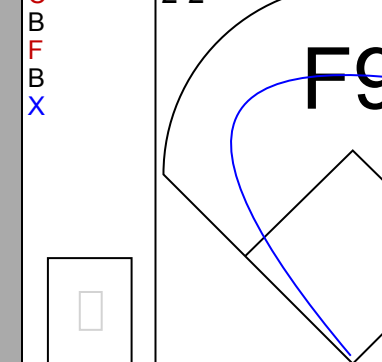



Batter	1	2	3	4	5	6	7	8	9	AB	R	H	RBI	BB	SO	LOB	TOP			
Richie Ashburn, L OBP: 0.420, SLG: 0.471 (1, 9)										3	0	0	0	1	2	1				
Felix Mantilla, R OBP: 0.305, SLG: 0.386 (1, 4)										4	0	0	0	0	2	1				
Gene Woodling, L OBP: 0.402, SLG: 0.429 (9, PR)										4	0	2	0	0	1	1				
Charlie Neal, R OBP: 0.336, SLG: 0.383 (9, PR)										0	0	0	0	0	0	0				
Frank Thomas, R OBP: 0.357, SLG: 0.509 (1, 5)										4	0	0	0	0	1	2				
Sammy Taylor, L OBP: 0.319, SLG: 0.307 (1, 2)										4	1	2	1	0	0	1				
Mary Throneberry, L OBP: 0.307, SLG: 0.333 (1, 3)										3	0	0	0	0	2	1				
Joe Christopher, R OBP: 0.252, SLG: 0.324 (1, 8)										3	0	0	0	0	1	0				
Elio Chacon, R OBP: 0.363, SLG: 0.281 (8, PH)										2	0	0	0	0	1	0				
Cliff Cook, R OBP: 0.245, SLG: 0.346 (8, PH)										1	0	1	0	0	0	0				
Rod Kanehl, R OBP: 0.369, SLG: 0.400 (8, 6)										0	0	0	0	0	0	0				
Roger Craig, R OBP: 0.147, SLG: 0.065 (8, PH)										2	0	0	0	0	2	0				
Jim Hickman, R OBP: 0.338, SLG: 0.439 (8, PH)										1	0	0	0	0	1	1				
Bob Moorhead, R (8, 1)										0	0	0	0	0	0	0				
Inning Stats	R: 0 E: 0 K: 2 S: 12	H: 1 LOB: 1 BB: 0 P: 18	R: 1 E: 0 K: 2 S: 14	H: 1 LOB: 0 BB: 0 P: 23	R: 0 E: 0 K: 1 S: 11	H: 0 LOB: 1 BB: 1 P: 19	R: 0 E: 0 K: 1 S: 9	H: 0 LOB: 0 BB: 0 P: 11	R: 0 E: 0 K: 2 S: 10	H: 0 LOB: 0 BB: 0 P: 16	R: 0 E: 0 K: 0 S: 7	H: 1 LOB: 0 BB: 0 P: 11	R: 0 E: 0 K: 0 S: 13	H: 1 LOB: 1 BB: 0 P: 20	R: 0 E: 0 K: 1 S: 9	H: 1 LOB: 1 BB: 0 P: 10	1B: 2 2B: 3 3B: 0 HR: 1	SF: 0 SAC: 0 DP: 1 HBP: 0	WP: 0 PB: 0 SB: 0 CS: 0	PA: 32
PITCHER Don Drysdale, R ERA: 2.89 (1, 1)	IP: 9.0 WLS: W BF: 32 H: 5 R: 1 ER: 1 SO: 13 BB: 1 IBB: 0 HBP: 0 BLK: 0 WP: 0 HR: 1 S: 94 P: 140 ERA: 1.00 WHIP: 0.667																			

New York Mets @ Los Angeles Dodgers
Dodger Stadium, Los Angeles, CA
Sun Jul 01 1962, 3:33 AM PDT
Att: 23,241 - Unknown

AB	31
R	1
H	5
RBI	1
BB	1
SO	13
LOB	8



Batter	1	2	3	4	5	6	7	8	9	AB	R	H	RBI	BB	SO	LOB	BOTTOM			
Maury Wills, S OBP: 0.319, SLG: 0.335 (1, 6)										4	0	2	1	0	0	0				
Jim Gilliam, S OBP: 0.376, SLG: 0.341 (1, 5)										3	0	1	0	1	0	1				
Willie Davis, L OBP: 0.365, SLG: 0.489 (1, 8)										3	0	1	0	1	0	1				
Tommy Davis, R OBP: 0.368, SLG: 0.543 (1, 7)										4	2	1	0	0	0	3				
Ron Fairly, L OBP: 0.386, SLG: 0.460 (1, 3)										3	1	1	2	0	0	1				
Frank Howard, R OBP: 0.348, SLG: 0.500 (1, 9)										3	1	1	2	0	1	0				
John Roseboro, L OBP: 0.374, SLG: 0.395 (1, 2)										3	1	1	0	0	0	0				
Larry Burright, R OBP: 0.299, SLG: 0.388 (1, 4)										3	0	0	0	0	1	1				
Don Drysdale, R OBP: 0.298, SLG: 0.315 (1, 1)										3	0	0	0	0	1	1				
Inning Stats	R: 0 E: 0 K: 0 S: 9	H: 2 LOB: 0 BB: 0 P: 14	R: 1 E: 0 K: 0 S: 5	H: 1 LOB: 0 BB: 0 P: 9	R: 0 E: 0 K: 0 S: 6	H: 0 LOB: 0 BB: 0 P: 9	R: 2 E: 1 K: 1 S: 13	H: 1 LOB: 0 BB: 0 P: 21	R: 1 E: 0 K: 1 S: 12	H: 2 LOB: 1 BB: 0 P: 17	R: 0 E: 0 K: 0 S: 5	H: 1 LOB: 0 BB: 0 P: 8	R: 1 E: 0 K: 1 S: 10	H: 1 LOB: 0 BB: 0 P: 13	R: 0 E: 0 K: 0 S: 7	H: 0 LOB: 1 BB: 2 P: 16	1B: 5 2B: 1 3B: 1 HR: 2	SF: 0 SAC: 0 DP: 3 HBP: 0	WP: 1 PB: 0 SB: 1 CS: 0	PA: 31
PITCHER Roger Craig, R ERA: 4.84 (8, 1)	IP: 7.0 WLS: L BF: 27 H: 8 R: 5 ER: 3 SO: 3 BB: 0 IBB: 0 HBP: 0 BLK: 0 WP: 0 HR: 2 S: 60 P: 91 ERA: 3.86 WHIP: 1.143																			
Bob Moorhead, R ERA: 4.55 (8, 1)	IP: 1.0 WLS: L BF: 4 H: 0 R: 0 ER: 0 SO: 0 BB: 2 IBB: 0 HBP: 0 BLK: 0 WP: 1 HR: 0 S: 7 P: 16 ERA: 0.00 WHIP: 2.000																			

New York Mets @ Los Angeles Dodgers
Dodger Stadium, Los Angeles, CA
Sun Jul 01 1962, 3:33 AM PDT
Att: 23,241 - Unknown

AB	29
R	5
H	8
RBI	5
BB	2
SO	3
LOB	8



Batter	1	2	3	4	5	6	7	8	9	AB	R	H	RBI	BB	SO	LOB	TOP																
Richie Ashburn, L OBP: 0.414, SLG: 0.459										4	2	0	0	1	0	4	New York Mets @ San Francisco Giants Candlestick Park, San Francisco, CA Mon Jul 02 1962, 10:05 PM EDT Att: 11,058 - Unknown																
Felix Mantilla, R OBP: 0.307, SLG: 0.383										4	2	1	1	1	1	0																	
Gene Woodling, L OBP: 0.402, SLG: 0.434										5	0	2	4	0	1	1																	
Sammy Taylor, L OBP: 0.321, SLG: 0.300										3	1	0	0	2	1	4																	
Charlie Neal, R OBP: 0.337, SLG: 0.381										4	1	1	1	1	1	3																	
Mary Throneberry, L OBP: 0.311, SLG: 0.336										5	0	2	1	0	2	3																	
Jim Hickman, R OBP: 0.338, SLG: 0.438										3	0	1	1	0	2	2																	
Frank Thomas, R OBP: 0.359, SLG: 0.511										1	0	1	0	0	0	0																	
Joe Christopher, R OBP: 0.250, SLG: 0.320										1	1	0	0	0	1	0																	
Elio Chacon, R OBP: 0.358, SLG: 0.276										4	0	0	0	0	1	4																	
Craig Anderson, R OBP: 0.304, SLG: 0.393										3	0	0	0	0	0	0																	
Ken MacKenzie, R OBP: 0.200, SLG: 0.143										0	0	0	0	0	0	0																	
Rod Kanehl, R OBP: 0.200, SLG: 0.143										1	1	0	0	0	0	2																	
Vinegar Bend Mizell, R OBP: 0.250, SLG: 0.320										0	0	0	0	0	0	0																	
Bob Miller, R OBP: 0.250, SLG: 0.320										0	0	0	0	0	0	0																	
Inning Stats	R: 2 E: 0 K: 0 S: 5	H: 2 LOB: 1 BB: 1 P: 9	R: 0 E: 1 K: 1 S: 6	H: 0 LOB: 1 BB: 0 P: 6	R: 2 E: 0 K: 1 S: 7	H: 2 LOB: 2 BB: 2 P: 15	R: 0 E: 0 K: 1 S: 5	H: 0 LOB: 0 BB: 0 P: 5	R: 0 E: 0 K: 2 S: 9	H: 1 LOB: 2 BB: 0 P: 9	R: 0 E: 0 K: 1 S: 5	H: 0 LOB: 0 BB: 0 P: 5	R: 0 E: 0 K: 1 S: 5	H: 0 LOB: 1 BB: 1 P: 9	R: 4 E: 1 K: 1 S: 9	H: 3 LOB: 2 BB: 1 P: 13	R: 0 E: 0 K: 2 S: 7	H: 0 LOB: 0 BB: 0 P: 7	1B: 7 2B: 1 3B: 0 HR: 0	SF: 0 SAC: 0 DP: 0 HBP: 0	WP: 0 PB: 0 SB: 0 CS: 0	PA: 43											
PITCHER	IP WLS BF H R ER SO BB IBB HBP BLK WP HR S P ERA WHIP																																
Juan Marichal, R ERA: 2.98	4.0	22	5	4	4	3	3	0	0	0	0	0	0	25	37	9.00	2.000																
Jim Duffalo, R ERA: 3.9	3.0	10	0	0	0	4	1	0	0	0	0	0	0	17	21	0.00	0.333																
Stu Miller, R ERA: 4.01	2.0	L 11	3	4	0	3	1	0	0	0	0	0	0	16	20	0.00	2.000																

Batter	1	2	3	4	5	6	7	8	9	AB	R	H	RBI	BB	SO	LOB	BOTTOM																	
Chuck Hiller, L OBP: 0.330, SLG: 0.311										5	1	2	0	0	1	2	New York Mets @ San Francisco Giants Candlestick Park, San Francisco, CA Mon Jul 02 1962, 10:05 PM EDT Att: 11,058 - Unknown																	
Jim Davenport, R OBP: 0.362, SLG: 0.481										5	2	2	3	0	1	3																		
Willie Mays, R OBP: 0.394, SLG: 0.607										5	1	1	2	0	0	1																		
Willie McCovey, L OBP: 0.396, SLG: 0.604										3	0	1	0	0	0	1																		
Bob Nieman, R OBP: 0.235, SLG: 0.333										1	0	0	0	0	0	0																		
Stu Miller, R OBP: 0.300, SLG: 0.222										0	0	0	0	0	0	0																		
Harvey Kuenn, R OBP: 0.394, SLG: 0.411										1	0	0	0	0	0	0																		
Felipe Alou, R OBP: 0.370, SLG: 0.547										3	0	0	0	2	0	1																		
Orlando Cepeda, R OBP: 0.353, SLG: 0.533										4	0	3	0	0	1	1																		
Ed Bailey, L OBP: 0.357, SLG: 0.530										3	0	0	0	0	1	4																		
Joe Pignatano, R OBP: 0.625, SLG: 0.250										0	0	0	0	1	0	0																		
Jose Pagan, R OBP: 0.324, SLG: 0.342										3	0	1	0	1	0	1																		
Juan Marichal, R OBP: 0.300, SLG: 0.277										1	0	0	0	0	2																			
Jim Duffalo, R										1	0	0	0	0	1	0																		
Matty Alou, L OBP: 0.328, SLG: 0.324										2	1	0	0	0	0	2																		
Inning Stats	R: 0 E: 0 K: 0 S: 4	H: 1 LOB: 1 BB: 0 P: 4	R: 0 E: 0 K: 0 S: 4	H: 1 LOB: 2 BB: 1 P: 8	R: 0 E: 0 K: 1 S: 5	H: 0 LOB: 0 BB: 0 P: 5	R: 0 E: 0 K: 0 S: 4	H: 2 LOB: 1 BB: 0 P: 4	R: 0 E: 0 K: 2 S: 7	H: 0 LOB: 0 BB: 0 P: 7	R: 1 E: 0 K: 1 S: 7	H: 2 LOB: 2 BB: 1 P: 11	R: 4 E: 0 K: 1 S: 9	H: 4 LOB: 1 BB: 1 P: 13	R: 0 E: 1 K: 0 S: 4	H: 0 LOB: 2 BB: 1 P: 8	R: 0 E: 0 K: 0 S: 3	H: 0 LOB: 0 BB: 0 P: 3	1B: 7 2B: 0 3B: 1 HR: 2	SF: 0 SAC: 0 DP: 1 HBP: 0	WP: 0 PB: 0 SB: 1 CS: 0	PA: 41												
PITCHER	IP WLS BF H R ER SO BB IBB HBP BLK WP HR S P ERA WHIP																																	
Craig Anderson, R ERA: 4.58	6.1	30	10	5	5	4	2	0	0	0	0	0	0	2	36	44	7.11	1.895																
Ken MacKenzie, L ERA: 4.1	0.2	W 3	0	0	0	1	1	0	0	0	0	0	0	4	8	0.00	1.500																	
Vinegar Bend Mizell, L ERA: 5.8	0.0	1	0	0	0	0	1	0	0	0	0	0	0	4	4	∞	∞																	
Bob Miller, R ERA: 4.79	2.0	S 7	0	0	0	0	0	0	0	0	0	0	0	7	7	0.00	0.000																	

Batter	1	2	3	4	5	6	7	8	9	AB	R	H	RBI	BB	SO	LOB	TOP		
Richie Ashburn, L (1, 9) OBP: 0.416, SLG: 0.456	F5		5-3			FC1-6 1B		2B BB		3	0	1	0	1	0	1	New York Mets @ San Francisco Giants Candlestick Park, San Francisco, CA Tue Jul 03 1962, 6:33 AM EDT Att: 7,083 - Unknown		
Rod Kanehl, R (1, 8) OBP: 0.343, SLG: 0.369	4-3		4-3			FC1-6 1-2		L6-4 2-3		4	0	0	0	0	0	4			
Gene Woodling, L (1, 7) OBP: 0.396, SLG: 0.426 Jim Hickman, R (6, 7) OBP: 0.342, SLG: 0.446	6-3				F8	F8		1-3 2B		3	0	0	0	0	0	1			
Sammy Taylor, L (1, 2) OBP: 0.314, SLG: 0.292		F4			G3	F8		F9		4	0	0	0	0	0	3			
Charlie Neal, R (1, 4) OBP: 0.339, SLG: 0.383		F8							F9	4	0	2	0	0	0	0			
Mary Thronberry, L (1, 3) OBP: 0.309, SLG: 0.333		F5			F3				F4	4	0	1	0	0	0	1			
Felix Mantilla, R (1, 5) OBP: 0.310, SLG: 0.386										4	1	2	0	0	0	2			
Elio Chacon, R (1, 6) OBP: 0.358, SLG: 0.281										3	0	1	0	0	0	2			
Al Jackson, L (1, 1) OBP: 0.135, SLG: 0.114 Bob Moorhead, R (5, 1) OBP: 0.253, SLG: 0.362 Cliff Cook, R (8, PH) OBP: 0.200, SLG: 0.143 Vinegar Bend Mizell, R (8, 1) OBP: 0.200, SLG: 0.143										2	0	0	1	0	0	2			
Inning Stats	R: 0 E: 0 K: 0 S: 3	H: 0 LOB: 0 BB: 0 P: 3	R: 0 E: 0 K: 0 S: 3	H: 0 LOB: 0 BB: 0 P: 3	R: 1 E: 0 K: 0 S: 5	H: 2 LOB: 1 BB: 0 P: 5	R: 0 E: 0 K: 0 S: 4	H: 1 LOB: 1 BB: 0 P: 4	R: 0 E: 0 K: 0 S: 4	H: 1 LOB: 0 BB: 0 P: 3	R: 0 E: 0 K: 0 S: 4	H: 2 LOB: 1 BB: 0 P: 4	R: 0 E: 0 K: 0 S: 4	H: 2 LOB: 2 BB: 1 P: 8	R: 0 E: 0 K: 0 S: 3	H: 0 LOB: 0 BB: 0 P: 3		1B: 6 2B: 4 3B: 0 HR: 0	SF: 0 SAC: 0 DP: 3 HBP: 0
PITCHER Jack Sanford, R (1, 1) ERA: 3.62	IP: 9.0 WLS: W BF: 34 H: 9 R: 1 ER: 1 SO: 0 BB: 1 IBB: 0 HBP: 0 BLK: 0 WP: 0 HR: 0 S: 33 P: 37 ERA: 1.00 WHIP: 1.111															PITCHER Jack Sanford, R (1, 1) ERA: 3.62	IP: 9.0 WLS: W BF: 34 H: 9 R: 1 ER: 1 SO: 0 BB: 1 IBB: 0 HBP: 0 BLK: 0 WP: 0 HR: 0 S: 33 P: 37 ERA: 1.00 WHIP: 1.111		

Batter	1	2	3	4	5	6	7	8	9	AB	R	H	RBI	BB	SO	LOB	BOTTOM		
Harvey Kuenn, R (1, 7) OBP: 0.398, SLG: 0.416	1B SF8	3B 1B				F8		F9		5	2	3	1	0	0	1	New York Mets @ San Francisco Giants Candlestick Park, San Francisco, CA Tue Jul 03 1962, 6:33 AM EDT Att: 7,083 - Unknown		
Jim Davenport, R (1, 5) OBP: 0.366, SLG: 0.491					FC4-6	F8		WP 1B		5	1	3	2	0	0	2			
Willie Mays, R (1, 8) OBP: 0.391, SLG: 0.606	SF8	FC1-5-2-1				F6		5-3		4	1	1	1	0	0	3			
Orlando Cepeda, R (1, 3) OBP: 0.351, SLG: 0.528	K	5-3				4-3		HR 1B		5	1	1	1	0	1	3			
Felipe Alou, R (1, 9) OBP: 0.374, SLG: 0.559	F4					1B WP		HR 1B		5	2	3	3	0	0	1			
Ed Bailey, L (1, 2) OBP: 0.358, SLG: 0.524		1B BB				1B WP		4-3		4	1	1	0	1	0	1			
Jose Pagan, R (1, 6) OBP: 0.326, SLG: 0.344		1B 1B				1B		E6		4	1	2	0	0	0	1			
Chuck Hiller, L (1, 4) OBP: 0.332, SLG: 0.311		1B 3B 1B				F9		FC6-4 IBB		3	1	1	1	1	0	1			
Jack Sanford, R (1, 1) OBP: 0.222, SLG: 0.214	K					5-3		FC6-4		3	0	0	0	1	1	5			
Inning Stats	R: 1 E: 0 K: 1 S: 7	H: 2 LOB: 1 BB: 0 P: 7	R: 4 E: 0 K: 1 S: 9	H: 4 LOB: 1 BB: 1 P: 13	R: 0 E: 0 K: 0 S: 3	H: 0 LOB: 0 BB: 0 P: 3	R: 0 E: 0 K: 0 S: 4	H: 1 LOB: 1 BB: 0 P: 4	R: 2 E: 0 K: 0 S: 6	H: 4 LOB: 1 BB: 0 P: 6	R: 0 E: 0 K: 0 S: 3	H: 0 LOB: 1 BB: 1 P: 7	R: 0 E: 1 K: 0 S: 5	H: 1 LOB: 3 BB: 1 P: 9	R: 3 E: 0 K: 0 S: 6	H: 3 LOB: 0 BB: 0 P: 6		1B: 12 2B: 1 3B: 1 HR: 1	SF: 1 SAC: 0 DP: 0 HBP: 0
PITCHER Al Jackson, L (1, 1) ERA: 4.59 Bob Moorhead, R (5, 1) ERA: 4.34 Vinegar Bend Mizell, L (8, 1) ERA: 6.29	IP: 4.1 WLS: L BF: 24 H: 10 R: 2 ER: 2 SO: 0 BB: 1 IBB: 0 HBP: 0 BLK: 0 WP: 1 HR: 0 S: 27 P: 31 ERA: 14.54 WHIP: 2.538															PITCHER Al Jackson, L (1, 1) ERA: 4.59 Bob Moorhead, R (5, 1) ERA: 4.34 Vinegar Bend Mizell, L (8, 1) ERA: 6.29	IP: 4.1 WLS: L BF: 24 H: 10 R: 2 ER: 2 SO: 0 BB: 1 IBB: 0 HBP: 0 BLK: 0 WP: 1 HR: 0 S: 27 P: 31 ERA: 14.54 WHIP: 2.538		

Batter	1	2	3	4	5	6	7	8	9	AB	R	H	RBI	BB	SO	LOB	TOP			
Richie Ashburn, L OBP: 0.423, SLG: 0.457 (1, 9)	F8		G6-4-3 BB					1B 1B		2	1	1	0	2	0	0	New York Mets @ San Francisco Giants Candlestick Park, San Francisco, CA Wed Jul 04 1962, 10:05 PM EDT Unknown			
Rod Kanehl, R OBP: 0.324, SLG: 0.348 (1, 8)	F4		G6-4-3 1-2		F8			F8		4	0	0	0	0	0	3				
Gene Woodling, L OBP: 0.390, SLG: 0.418 Joe Christopher, R OBP: 0.257, SLG: 0.327 (1, 7) (7, 7)	F8		F6		F2			4-3 1B 1-3 1B		3	0	0	0	0	0	0				
Frank Thomas, R OBP: 0.361, SLG: 0.521 (1, 5)		HR		F6		5-3		4-3 1B 1-2 3-H		4	1	2	2	0	0	0				
Charlie Neal, R OBP: 0.338, SLG: 0.381 (1, 4)		HR 1B		K		F8		4-3 1B 1-2 2-3		4	1	1	0	0	1	2				
Sammy Taylor, L OBP: 0.320, SLG: 0.301 Chris Cannizzaro, R OBP: 0.364, SLG: 0.214 (1, 2) (7, 2)	F5			BB				F8		2	0	1	0	1	0	1				
Marv Throneberry, L OBP: 0.300, SLG: 0.322 (1, 3)	F5			BB			G3 2B	F8		1	0	0	0	0	0	2				
Elio Chacon, R OBP: 0.357, SLG: 0.294 Ken MacKenzie, R OBP: 0.340, SLG: 0.444 (1, 6) (7, 1) (9, FH)					5-3			G3 2B		4	0	0	0	0	1	3				
Jim Hickman, R OBP: 0.340, SLG: 0.444 (9, FH)	1-H HR				5-3			F9		3	1	1	2	0	0	1				
Jay Hook, L OBP: 0.261, SLG: 0.281 Bob Miller, R OBP: 0.227, SLG: 0.318 Gl Hoge, R OBP: 0.238, SLG: 0.305 Bob Moorhead, R OBP: 0.308, SLG: 0.392 Felix Mantilla, R OBP: 0.308, SLG: 0.392 (1, 1) (1, 1) (5, PH) (5, 1) (7, PH) (7, 6)	K				F7			K		0	0	0	0	0	0	0				
Inning Stats	R: 0 E: 0 K: 0 S: 3	H: 0 LOB: 0 BB: 0 P: 3	R: 3 E: 0 K: 1 S: 8	H: 3 LOB: 0 BB: 0 P: 8	R: 0 E: 0 K: 1 S: 2	H: 0 LOB: 0 BB: 1 P: 6	R: 0 E: 0 K: 0 S: 5	H: 0 LOB: 1 BB: 1 P: 9	R: 0 E: 0 K: 0 S: 3	H: 0 LOB: 0 BB: 0 P: 3	R: 0 E: 0 K: 1 S: 6	H: 1 LOB: 1 BB: 0 P: 6	R: 1 E: 0 K: 0 S: 6	H: 3 LOB: 2 BB: 0 P: 6	R: 0 E: 0 K: 2 S: 7	H: 0 LOB: 0 BB: 0 P: 7	1B: 4 2B: 1 3B: 0 HR: 2	SF: 0 SAC: 0 DP: 1 HBP: 0	WP: 0 PB: 0 SB: 0 CS: 0	PA: 36
PITCHER Bobby Bolin, R ERA: 2.88 (1, 1)	IP: 9.0 WLS: W BF: 36	H: 7 R: 4 ER: 4 SO: 5	BB: 3 IBB: 0 HBP: 0 BLK: 0	WP: 0 HR: 2 S: 43 P: 55	ERA: 4.00 WHIP: 1.111	PITCHER										IP: 9.0 WLS: W BF: 36	H: 7 R: 4 ER: 4 SO: 5	BB: 3 IBB: 0 HBP: 0 BLK: 0	WP: 0 HR: 2 S: 43 P: 55	ERA: 4.00 WHIP: 1.111

AB	33
R	4
H	7
RBI	4
BB	3
SO	5
LOB	13

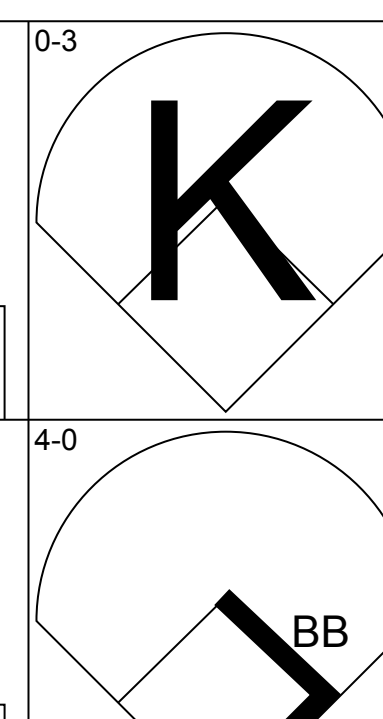
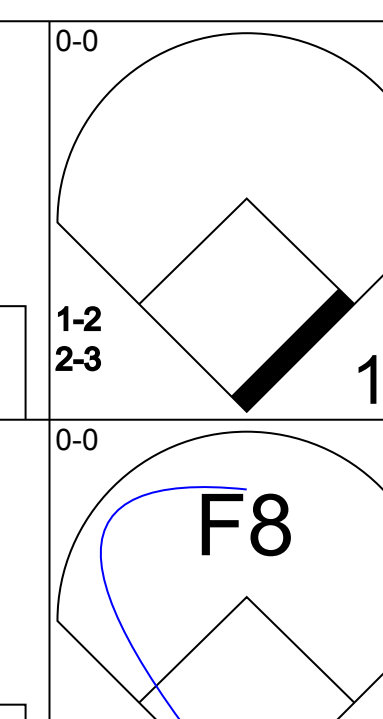
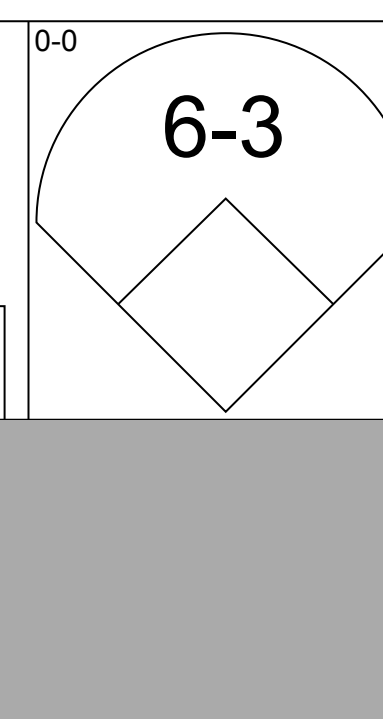
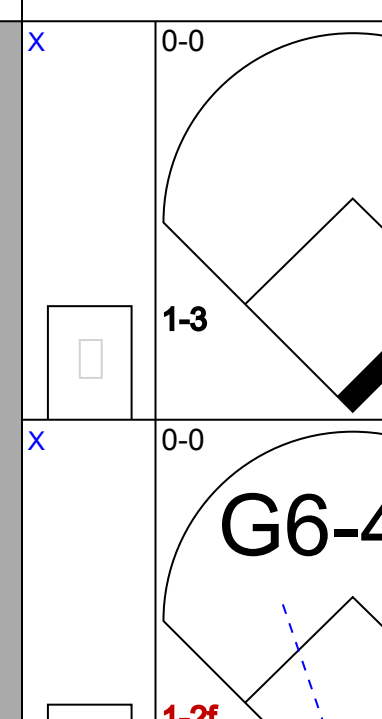
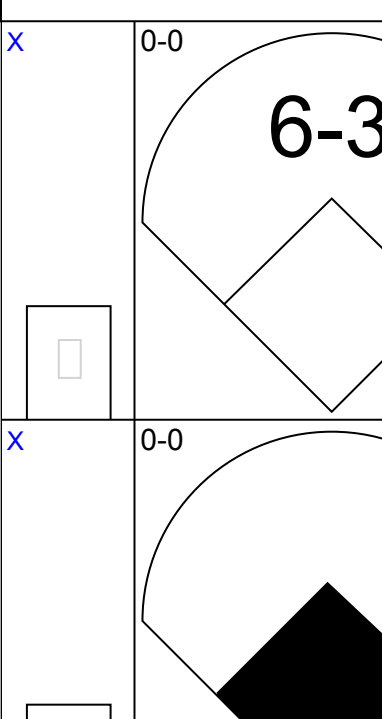
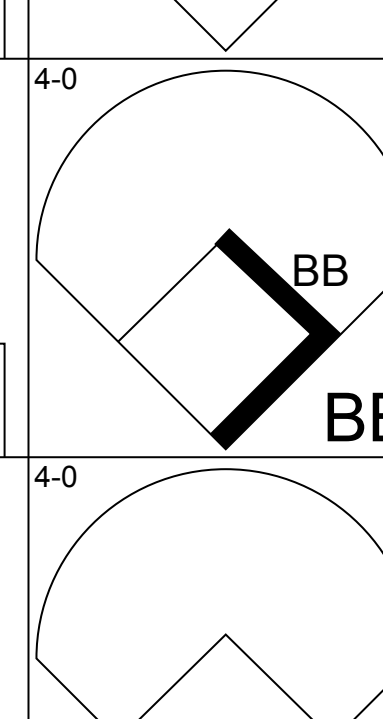
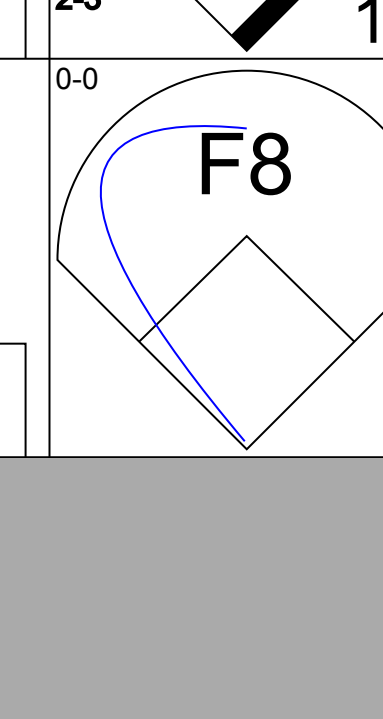
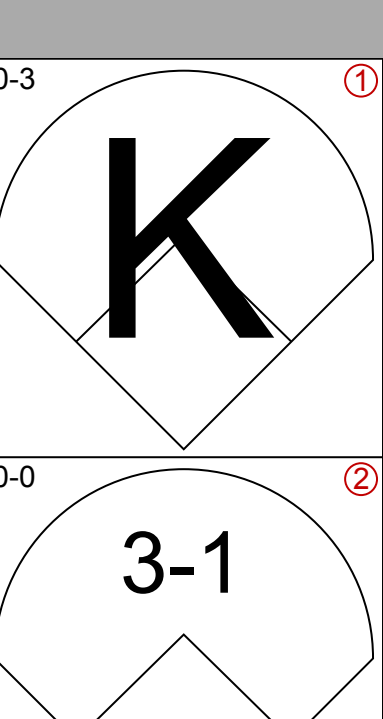
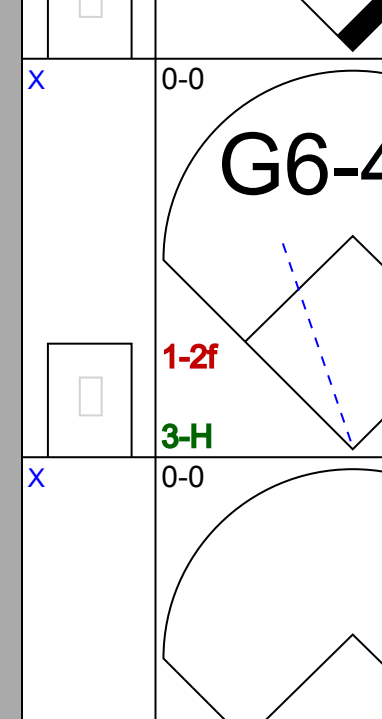
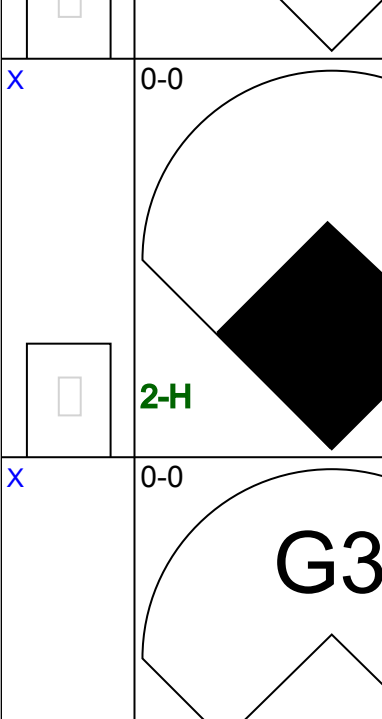
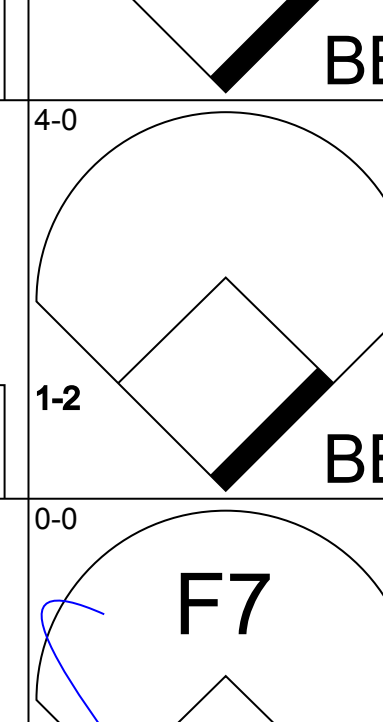
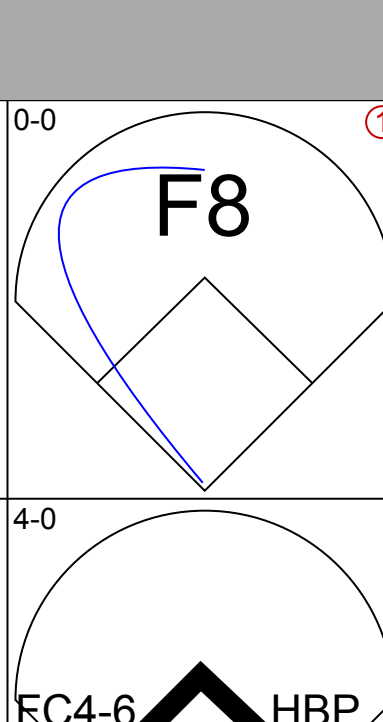
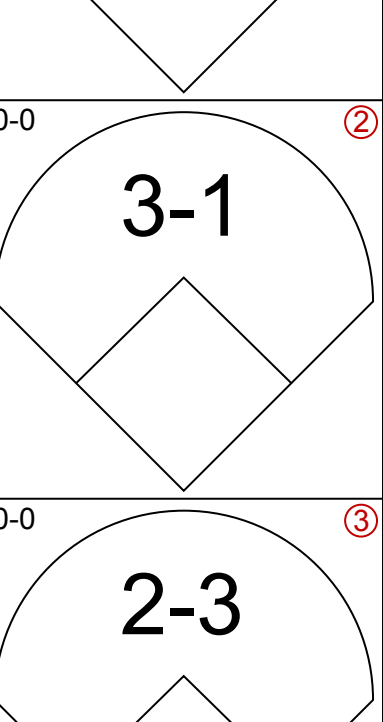
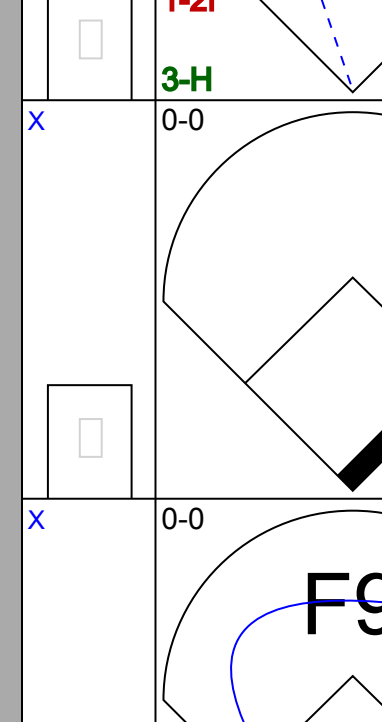
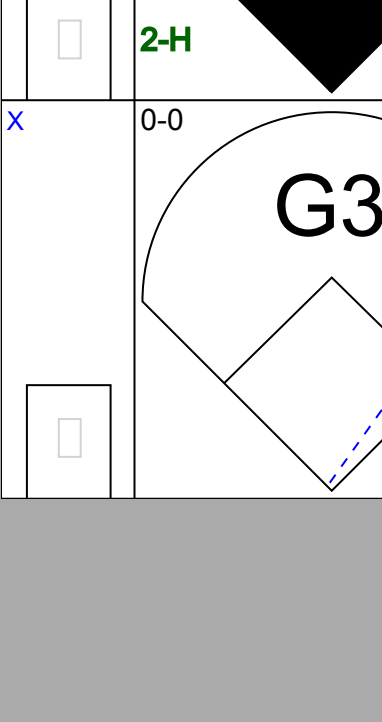
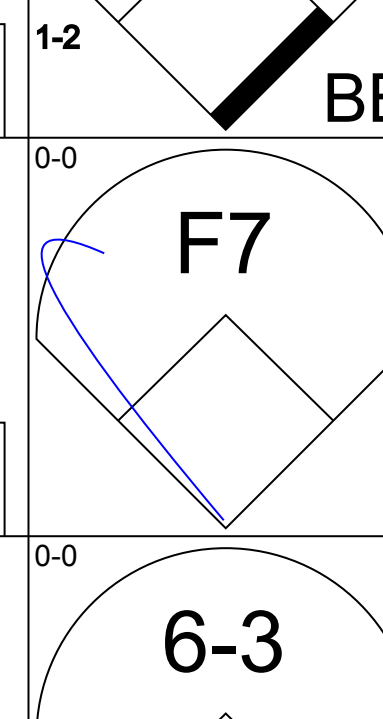
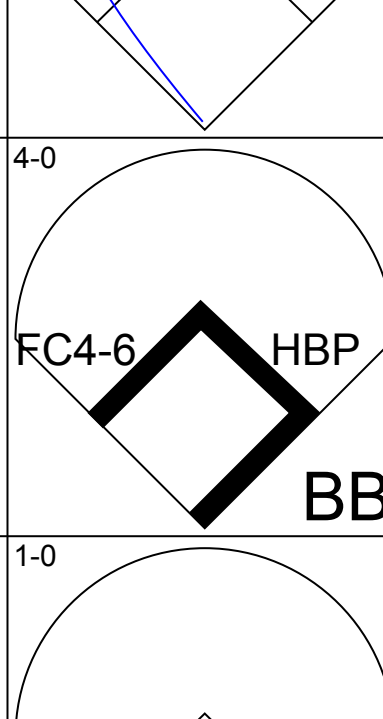
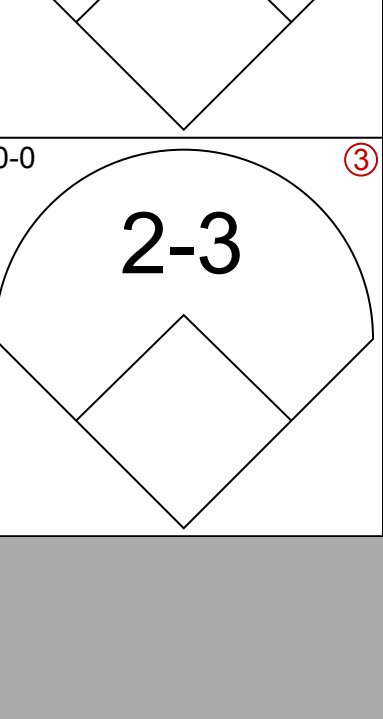
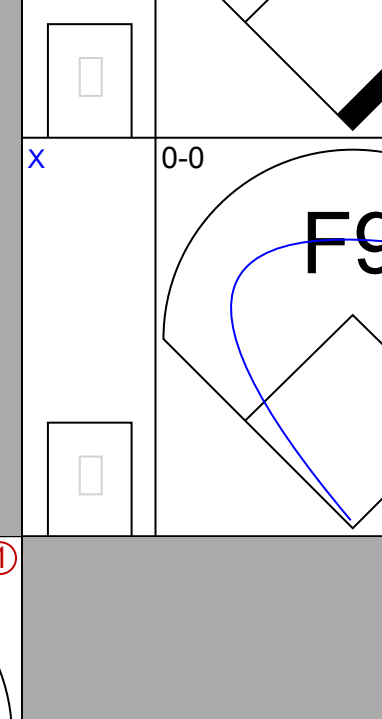
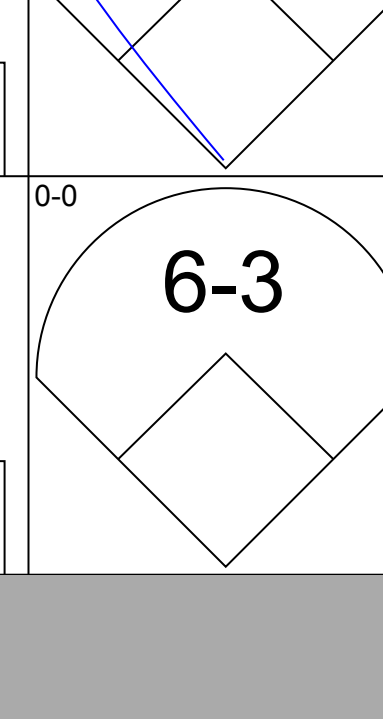
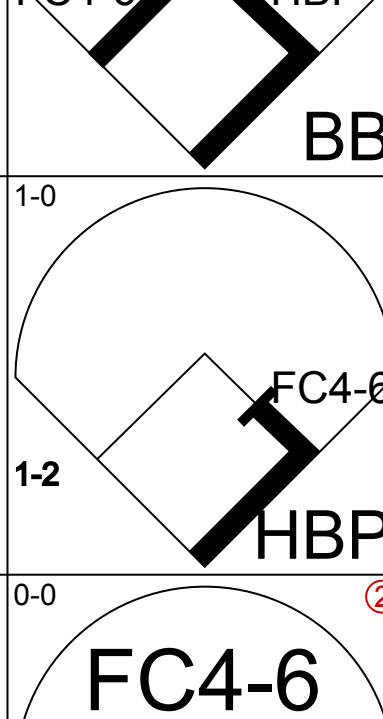
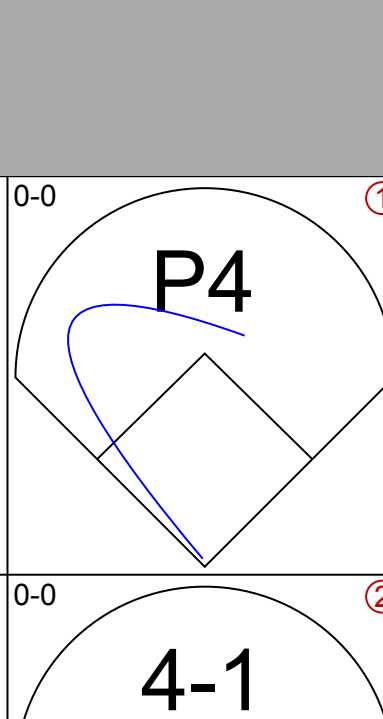
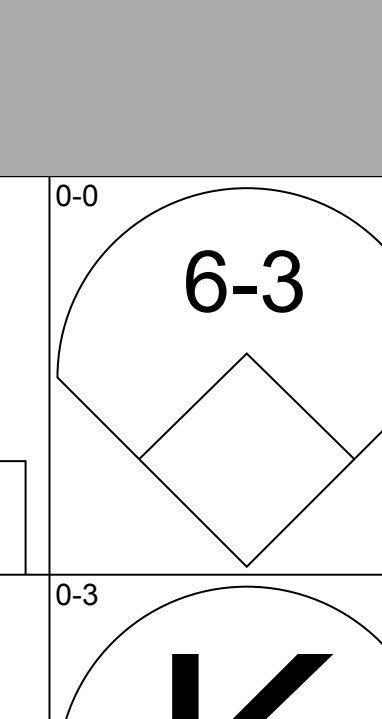
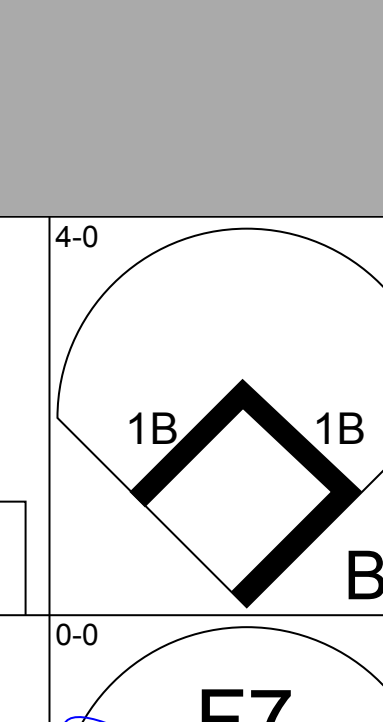
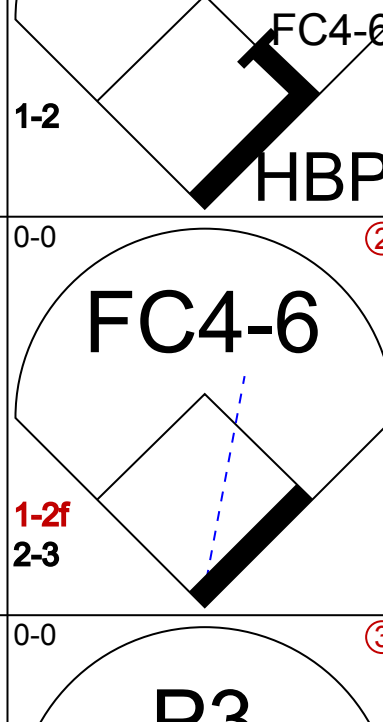
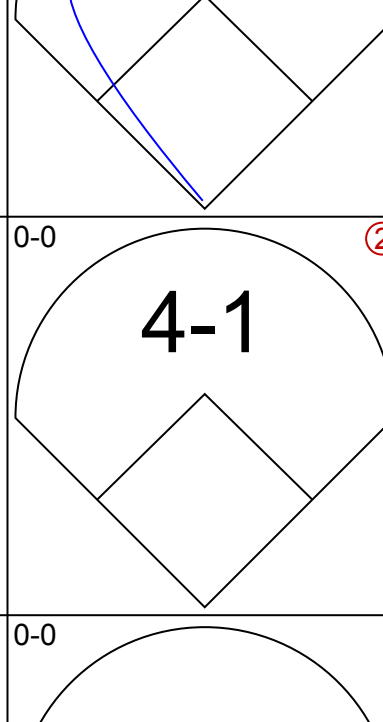
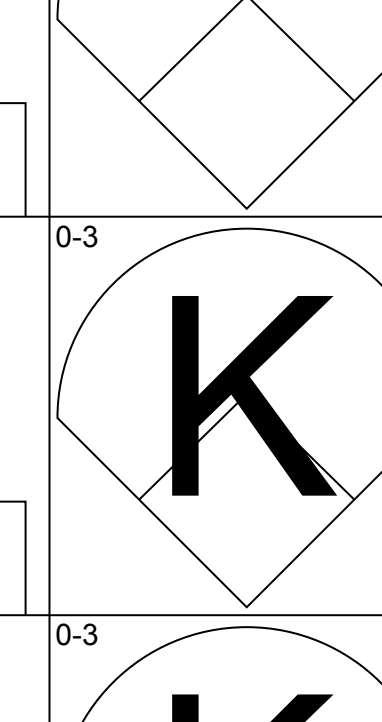

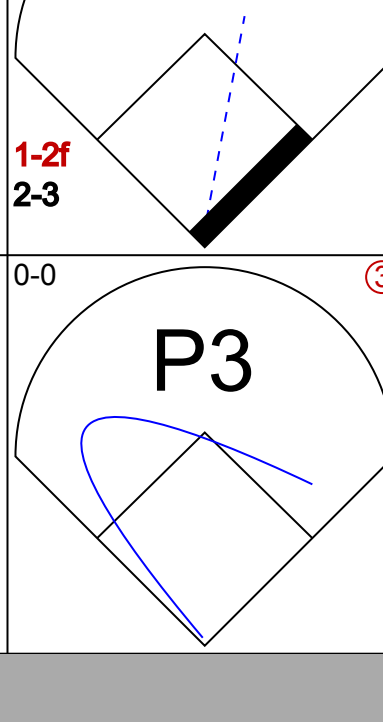
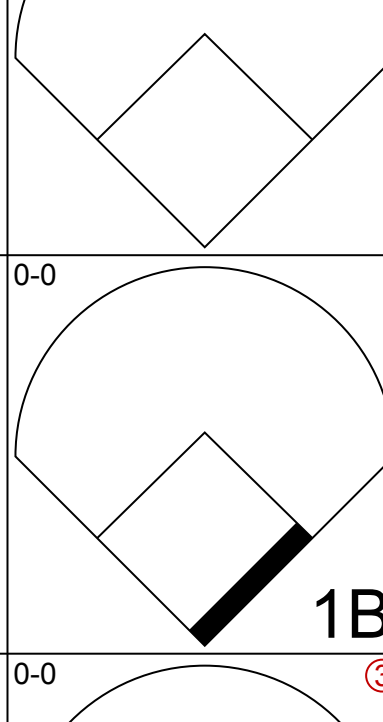
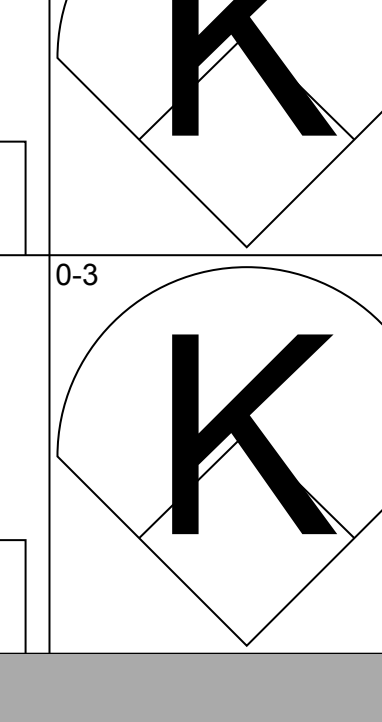

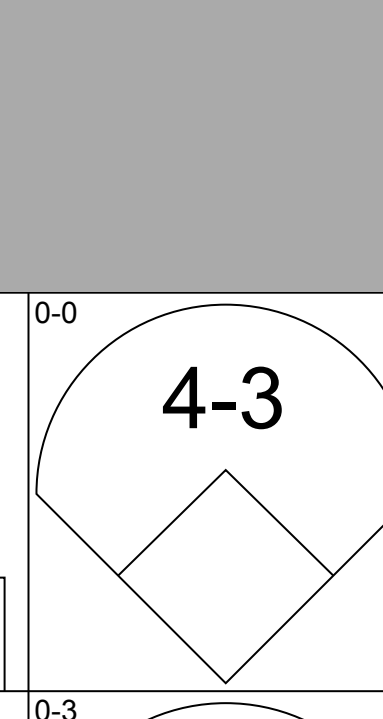
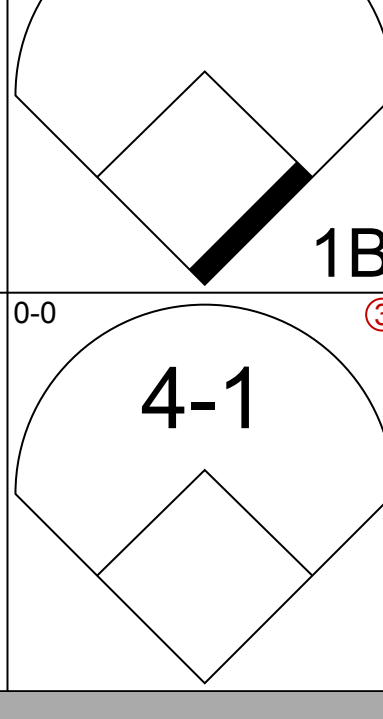
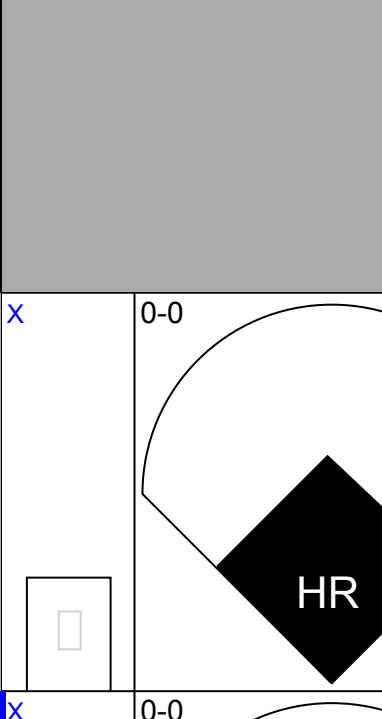
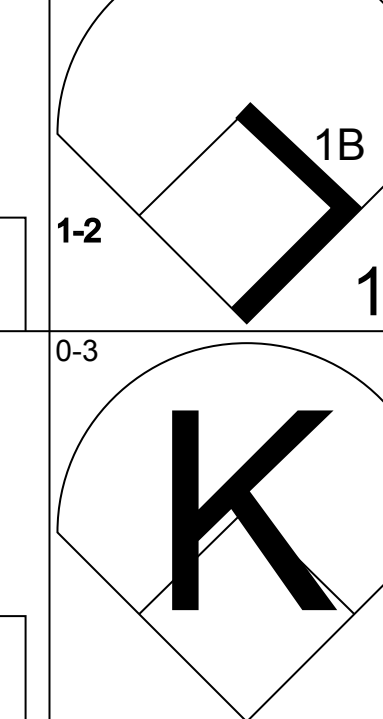
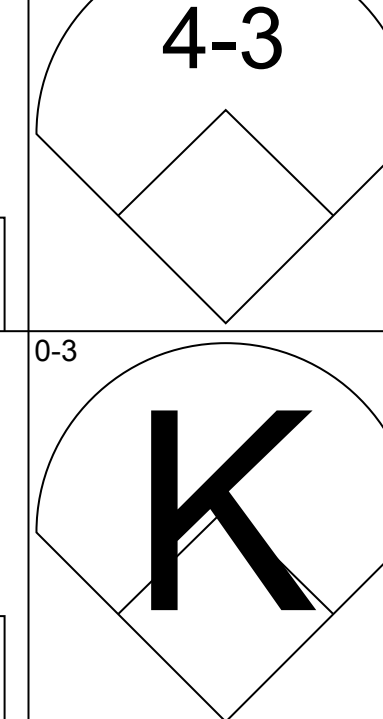
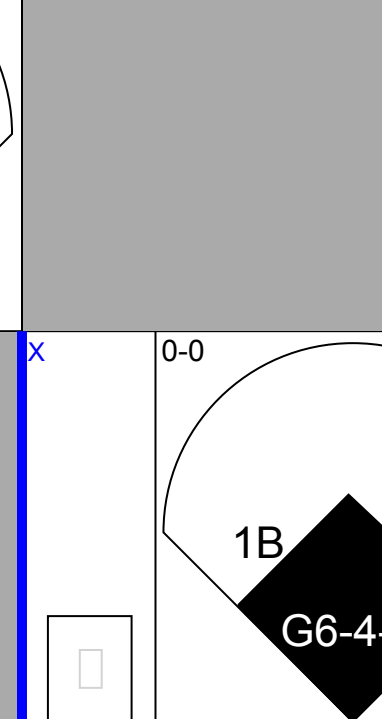
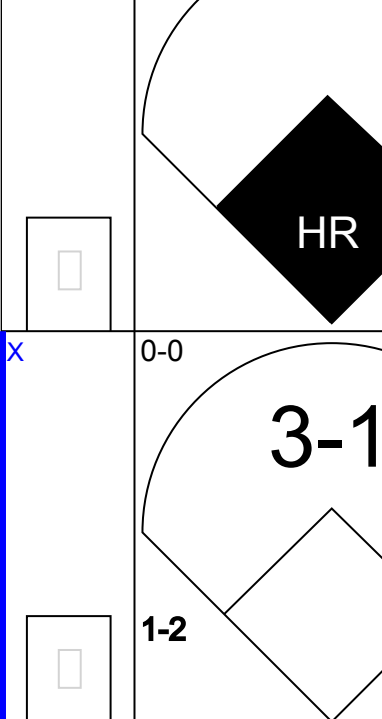


Batter	1	2	3	4	5	6	7	8	9	AB	R	H	RBI	BB	SO	LOB	BOTTOM			
Chuck Hiller, L OBP: 0.336, SLG: 0.314 (1, 4)	1B 3B 1B	SH1-4 1B		4-3	1-0 HBP			F7		4	1	2	0	0	0	2	New York Mets @ San Francisco Giants Candlestick Park, San Francisco, CA Wed Jul 04 1962, 10:05 PM EDT Unknown			
Jim Davenport, R OBP: 0.371, SLG: 0.504 (1, 5)	1B 3B 1B	SH1-4		HR	FC9-2			E HR BB		3	3	2	1	1	0	2				
Willie Mays, R OBP: 0.394, SLG: 0.611 Matty Alou, L OBP: 0.328, SLG: 0.324 (1, 8) (9, 8)	1B 3B 1B	SH1-4		HR	FC9-2			E HR BB		4	3	2	2	1	0	0				
Willie McCovey, L OBP: 0.405, SLG: 0.677 (1, 7) (9, 3)	SF8	SF7		HR	FC6-4 BB			E HR BB		0	0	0	0	0	0	0				
Felipe Alou, R OBP: 0.371, SLG: 0.552 (1, 9)	1B 1B	FC6-4		F5	3-1			E HR 1B		3	2	3	7	0	0	0				
Orlando Cepeda, R OBP: 0.351, SLG: 0.528 Manny Mota, R OBP: 0.276, SLG: 0.209 (1, 3) (9, 7)	F9	FC6-4		F5	5-3			E HR 1B		5	0	1	0	0	0	3				
Ed Bailey, L OBP: 0.359, SLG: 0.538 (1, 2)	1B	FC6-4		G3	5-3			E HR 1B		4	0	1	0	0	0	1				
Jose Pagan, R OBP: 0.326, SLG: 0.342 Ernie Bowman, R OBP: 0.100, SLG: 0.100 (1, 6) (7, 6)	1-3	FC6-4		G3	5-3			E HR 1B		0	0	0	0	0	0	0				
Bobby Bolin, R OBP: 0.200, SLG: 0.111 (1, 1)		SH1-4 1B SF7 BB		G3	F3			E HR 1B		3	1	0	0	1	0	3				
Inning Stats	R: 3 E: 0 K: 0 S: 8	H: 5 LOB: 2 BB: 0 P: 8	R: 1 E: 0 K: 0 S: 4	H: 1 LOB: 2 BB: 2 P: 12	R: 0 E: 0 K: 0 S: 4	H: 1 LOB: 1 BB: 0 P: 4	R: 3 E: 1 K: 0 S: 6	H: 2 LOB: 0 BB: 0 P: 6	R: 1 E: 0 K: 0 S: 3	H: 1 LOB: 1 BB: 1 P: 8	R: 0 E: 0 K: 0 S: 3	H: 1 LOB: 2 BB: 0 P: 3	R: 0 E: 1 K: 0 S: 4	H: 0 LOB: 2 BB: 0 P: 5	R: 3 E: 1 K: 0 S: 5	H: 2 LOB: 0 BB: 1 P: 9		1B: 7 2B: 2 3B: 1 HR: 4	SF: 2 SAC: 1 DP: 1 HBP: 2	WP: 0 PB: 0 SB: 1 CS: 1
PITCHER Jay Hook, R ERA: 5.7 (1, 1)	IP: 0.2 WLS: L BF: 17	H: 4 R: 4 ER: 3 SO: 0	BB: 2 IBB: 0 HBP: 0 BLK: 0	WP: 0 HR: 0 S: 7 P: 7	ERA: 40.50 WHIP: 7.500	PITCHER										IP: 0.2 WLS: L BF: 17	H: 4 R: 4 ER: 3 SO: 0	BB: 2 IBB: 0 HBP: 0 BLK: 0	WP: 0 HR: 0 S: 7 P: 7	ERA: 40.50 WHIP: 7.500
Bob Miller, R ERA: 4.94 (1, 1)	IP: 3.1 WLS: L BF: 17	H: 4 R: 4 ER: 3 SO: 0	BB: 2 IBB: 0 HBP: 0 BLK: 0	WP: 2 HR: 15 S: 23 P: 23	ERA: 8.10 WHIP: 1.800	PITCHER										IP: 3.1 WLS: L BF: 17	H: 4 R: 4 ER: 3 SO: 0	BB: 2 IBB: 0 HBP: 0 BLK: 0	WP: 2 HR: 15 S: 23 P: 23	ERA: 8.10 WHIP: 1.800
Bob Moorhead, R ERA: 4.35 (5, 1)	IP: 2.0 WLS: L BF: 8	H: 2 R: 1 ER: 1 SO: 0	BB: 1 IBB: 0 HBP: 1 BLK: 0	WP: 0 HR: 6 S: 11 P: 11	ERA: 4.50 WHIP: 1.500	PITCHER										IP: 2.0 WLS: L BF: 8	H: 2 R: 1 ER: 1 SO: 0	BB: 1 IBB: 0 HBP: 1 BLK: 0	WP: 0 HR: 6 S: 11 P: 11	ERA: 4.50 WHIP: 1.500
Ken MacKenzie, L ERA: 4.53 (7, 1)	IP: 2.0 WLS: L BF: 11	H: 2 R: 3 ER: 3 SO: 0	BB: 1 IBB: 0 HBP: 1 BLK: 0	WP: 0 HR: 9 S: 14 P: 14	ERA: 13.50 WHIP: 1.500	PITCHER										IP: 2.0 WLS: L BF: 11	H: 2 R: 3 ER: 3 SO: 0	BB: 1 IBB: 0 HBP: 1 BLK: 0	WP: 0 HR: 9 S: 14 P: 14	ERA: 13.50 WHIP: 1.500



Batter	1	2	3	4	5	6	7	8	9	AB	R	H	RBI	BB	SO	LOB	TOP				
Richie Ashburn, L (1, 9) OBP: 0.423, SLG: 0.454 Cliff Cook, R (4, 9) OBP: 0.257, SLG: 0.355	F9			1B BB	6-3		HBP		F8	1	1	0	0	1	0	0	New York Mets @ San Francisco Giants Candlestick Park, San Francisco, CA Wed Jul 04 1962, 10:10 PM EDT Att: 33,253 - Unknown				
Felix Mantilla, R (1, 6) OBP: 0.314, SLG: 0.387	G4-6-3 1B			BB 1B		F3	4-3		1B	5	0	3	1	0	0	2					
Charlie Neal, R (1, 4) OBP: 0.336, SLG: 0.378	G4-6-3 1-2			BB 1B		E4 1B		K	G5-3 2-3f	5	1	1	0	0	1	3					
Frank Thomas, R (1, 3) OBP: 0.362, SLG: 0.521		F4		F6		G5-3 1-2	1B	1B		4	0	2	0	0	0	3					
Joe Christopher, R (1, 7) OBP: 0.274, SLG: 0.336		G5-4-3 1B		FC6-4 BB		1-2 2-H	1B	F8		3	0	2	2	1	0	1					
Jim Hickman, R (1, 8) OBP: 0.338, SLG: 0.440	G5-4-3 1-2f			K		G5-3 2-3f		FC5-4 1B		4	0	1	0	0	1	6					
Rod Kanehl, R (1, 5) OBP: 0.308, SLG: 0.329			F9	FC6-4 1-2f			6-3	FC5-4 1-2f		4	0	0	0	0	0	5					
Chris Cannizzaro, R (1, 2) OBP: 0.345, SLG: 0.200 Gene Woodling, L (9, PH) OBP: 0.393, SLG: 0.418			6-3		K		6-3		E 1B BB	3	0	0	0	0	1	0					
Willard Hunter, R (1, 1) OBP: 0.273, SLG: 0.273 Gl Hodges, R (7, PH) OBP: 0.242, SLG: 0.509 Al Jaska, L (7, PH) OBP: 0.138, SLG: 0.114 Ray Davault, R (7, 1) OBP: 0.318, SLG: 0.114 Vinegar Bend Mizell, R (8, 1) OBP: 0.200, SLG: 0.143 Marv Throneberry, L (8, PH) OBP: 0.208, SLG: 0.325			K		K		HBP 1B	E1 G5-3 1B		2	0	0	0	0	0	2					
Inning Stats	R: 0 E: 0 K: 0 S: 3	H: 1 LOB: 0 BB: 0 P: 3	R: 0 E: 0 K: 0 S: 3	H: 1 LOB: 0 BB: 0 P: 3	R: 0 E: 0 K: 1 S: 5	H: 0 LOB: 0 BB: 0 P: 5	R: 1 E: 0 K: 1 S: 7	H: 2 LOB: 0 BB: 2 P: 15	R: 0 E: 0 K: 2 S: 7	H: 0 LOB: 0 BB: 0 P: 7	R: 0 E: 0 K: 0 S: 4	H: 1 LOB: 2 BB: 0 P: 5	R: 0 E: 0 K: 1 S: 7	H: 2 LOB: 2 BB: 0 P: 7	R: 0 E: 0 K: 0 S: 4	H: 2 LOB: 2 BB: 0 P: 7		R: 1 E: 1 K: 0 S: 4	H: 1 LOB: 1 BB: 1 P: 8	1B: 10 2B: 0 3B: 0 HR: 0	SF: 0 DP: 4 HBP: 1
PITCHER Billy O'Dell, L (1, 1) ERA: 3.14	IP: 9.0 WLS: W BF: 39 H: 10 R: 3 ER: 2 SO: 5 BB: 3 IBB: 0 HBP: 1 BLK: 0 WP: 0 HR: 0 S: 45 P: 58 ERA: 2.00 WHIP: 1.444															PITCHER					

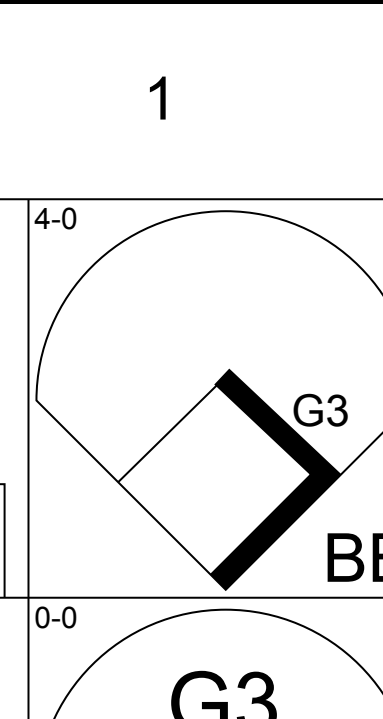
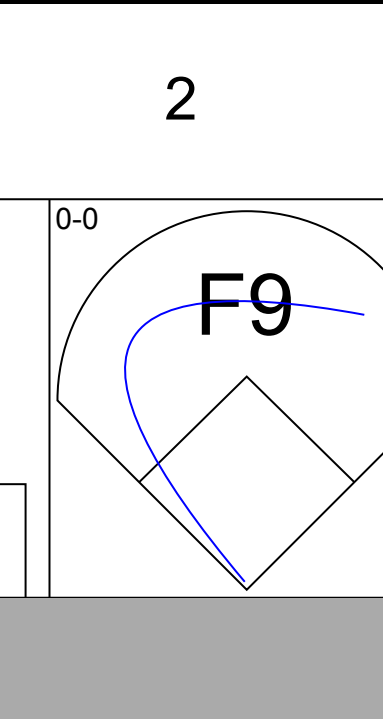
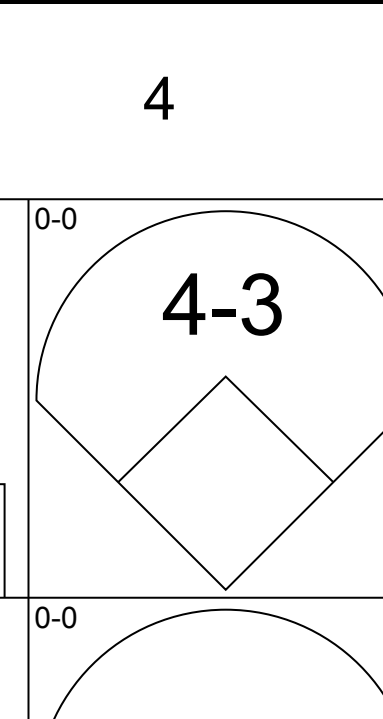
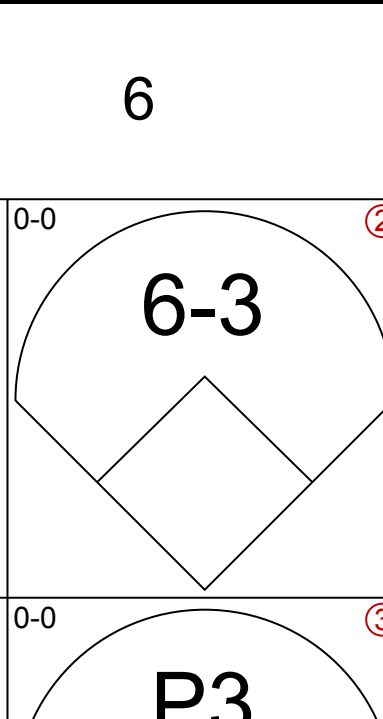
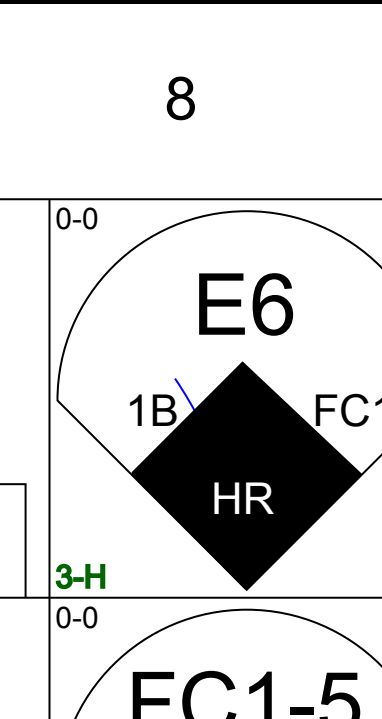
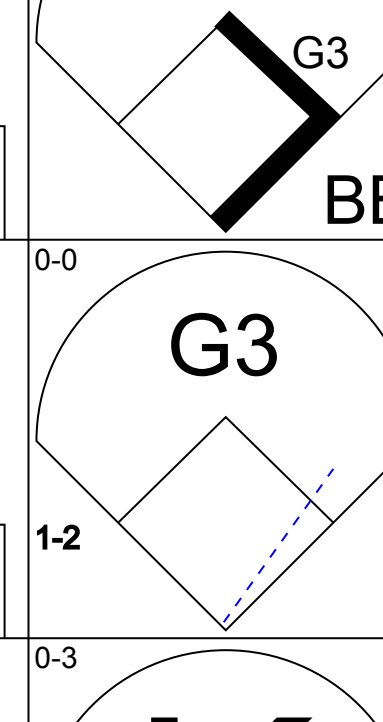
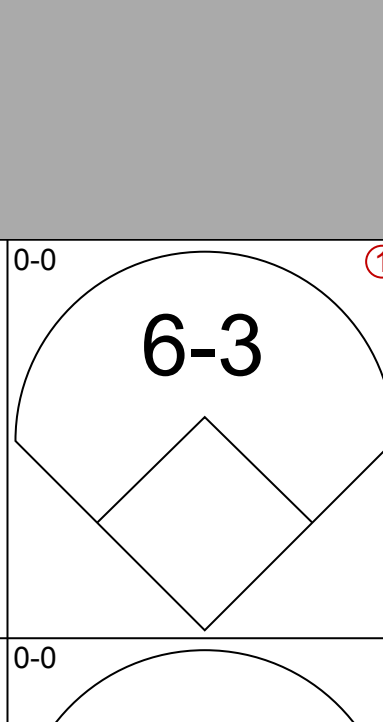
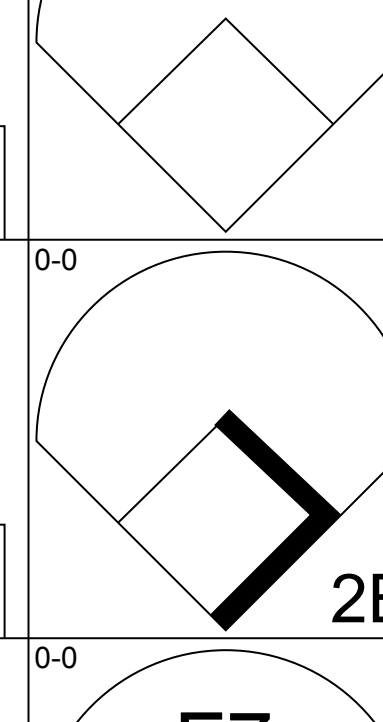
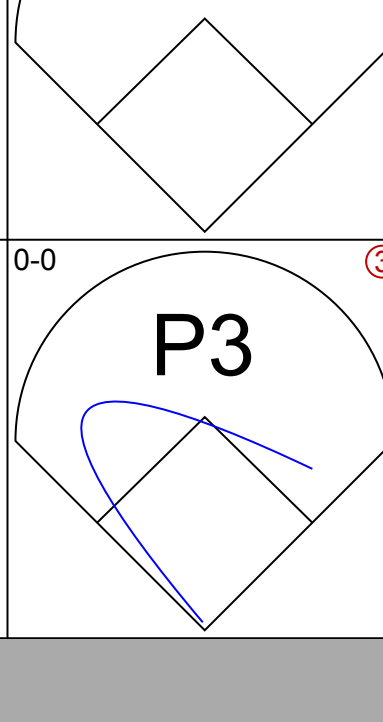
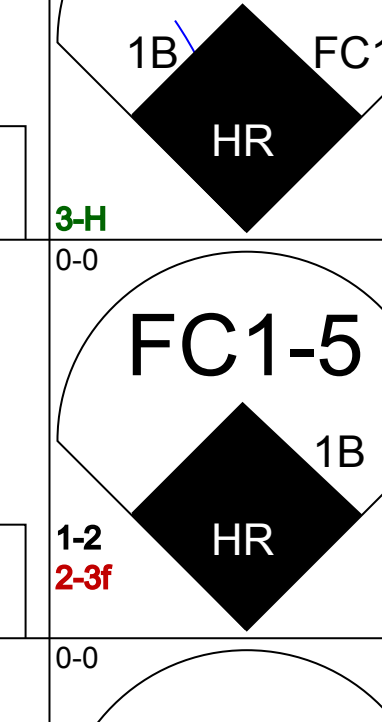
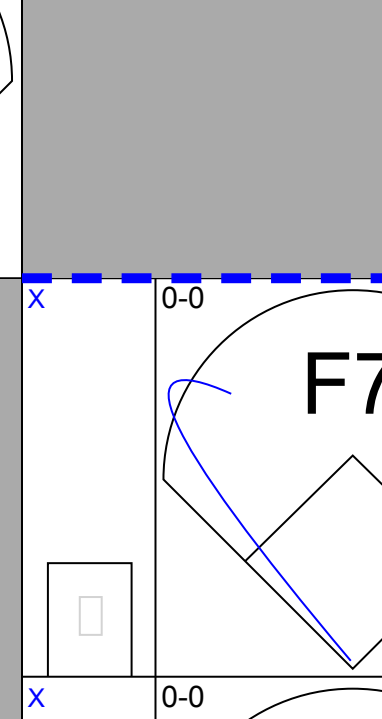
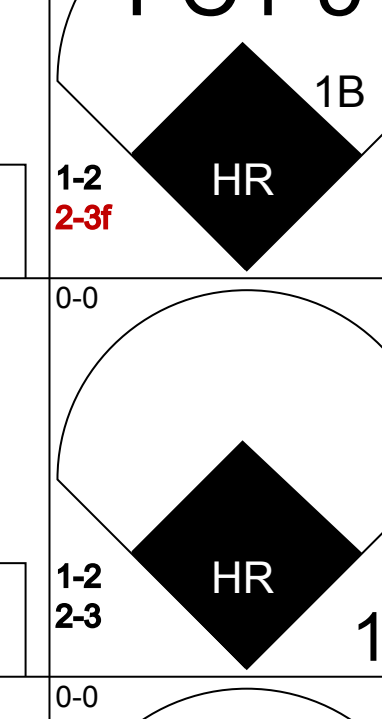
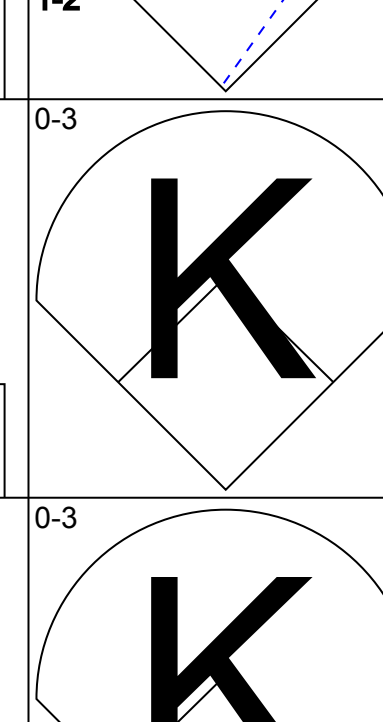
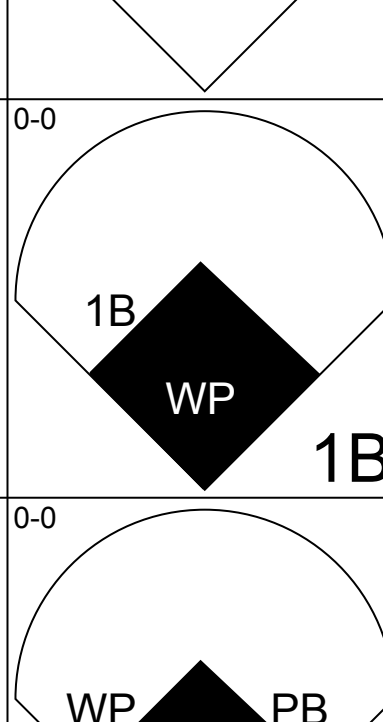
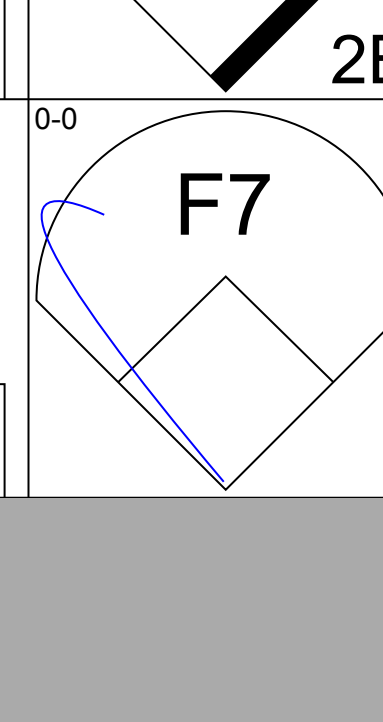
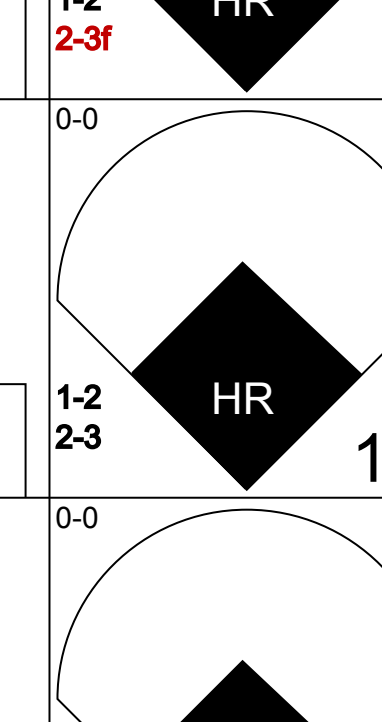

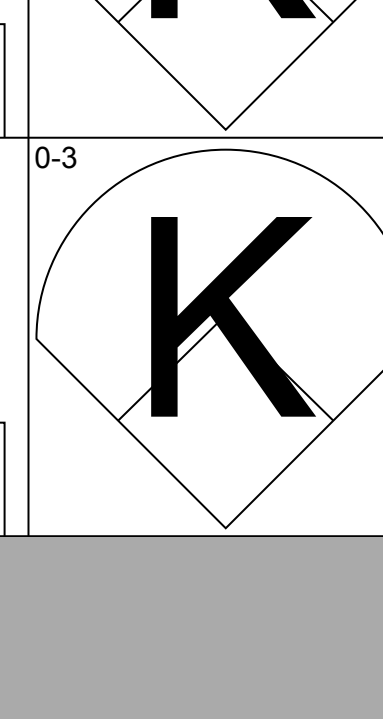
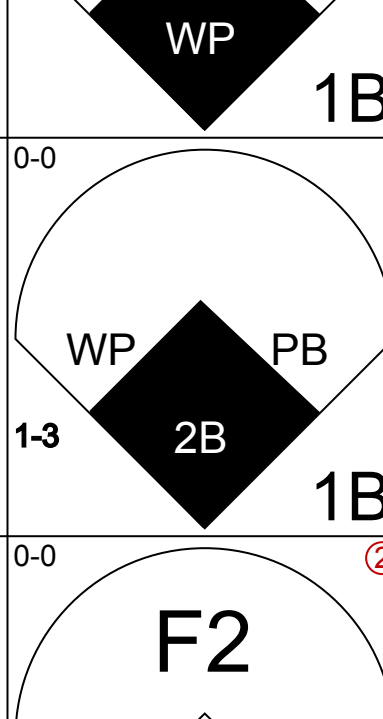
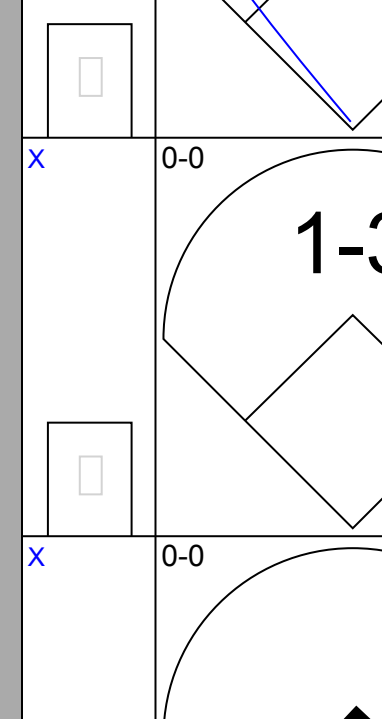
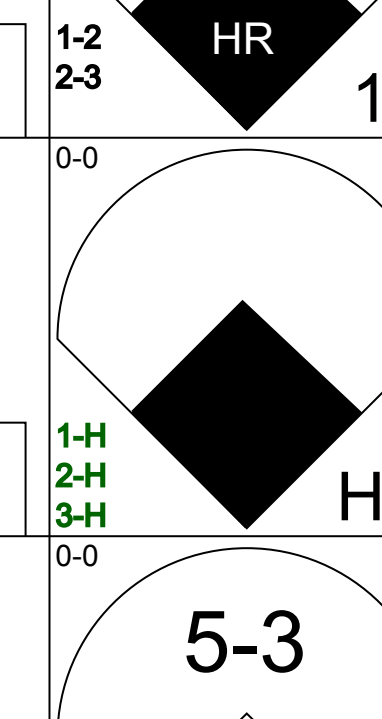
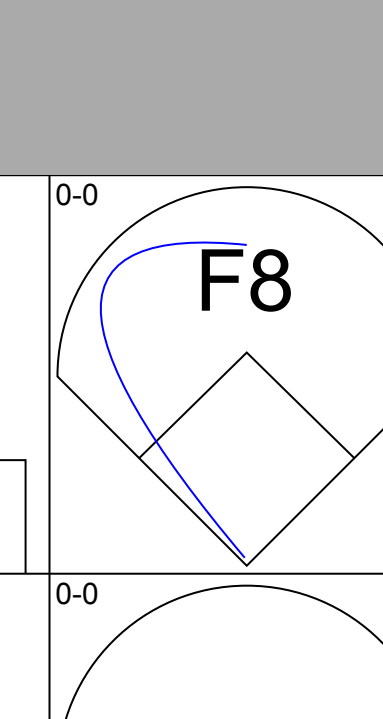
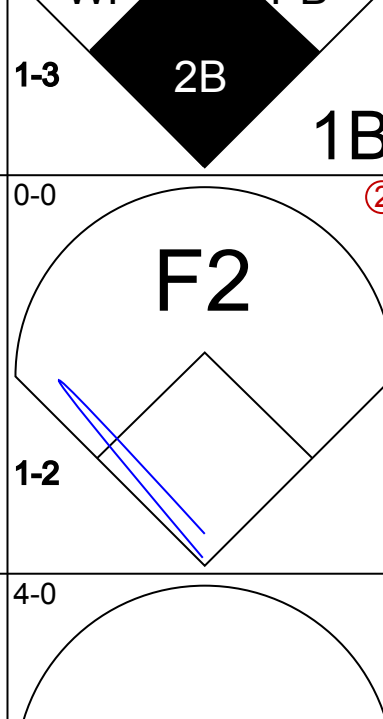
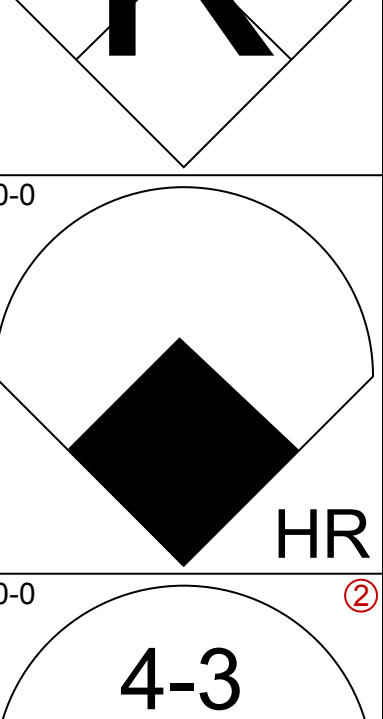
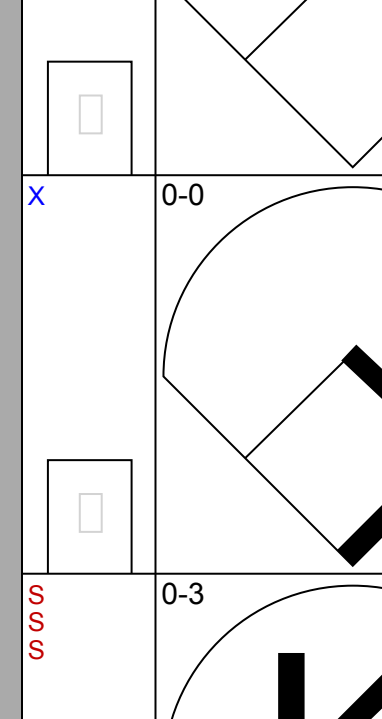
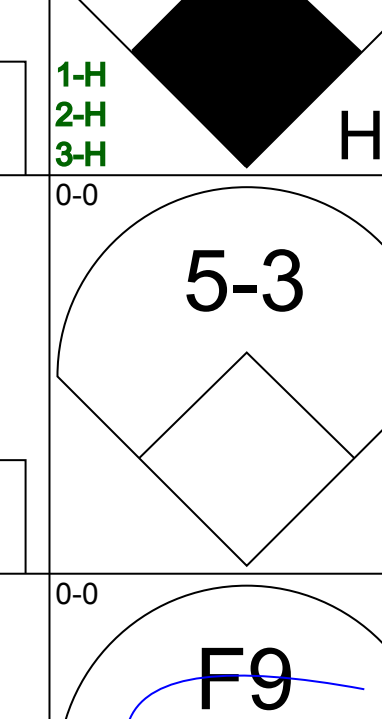
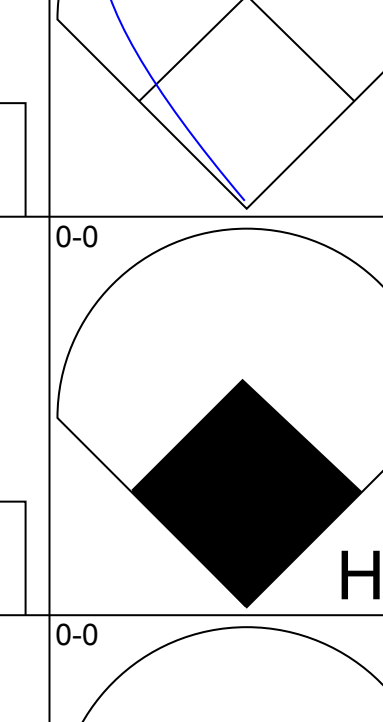
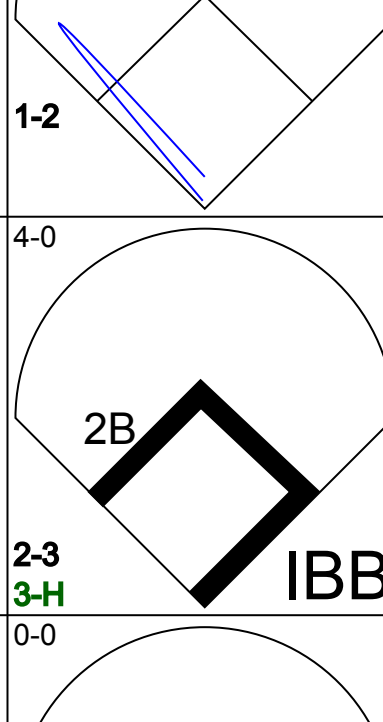
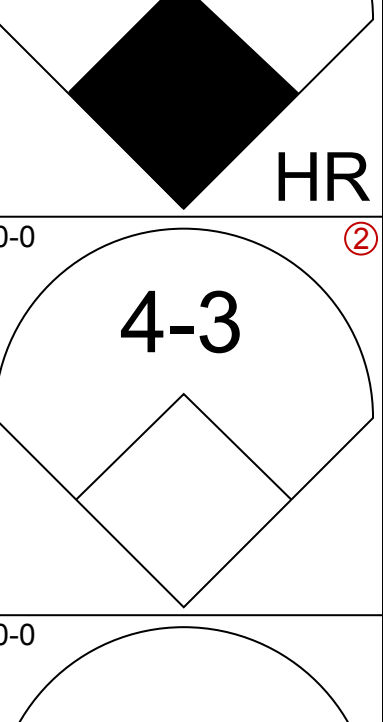
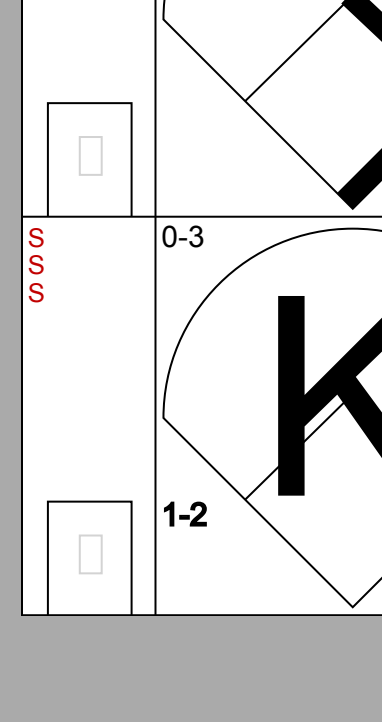
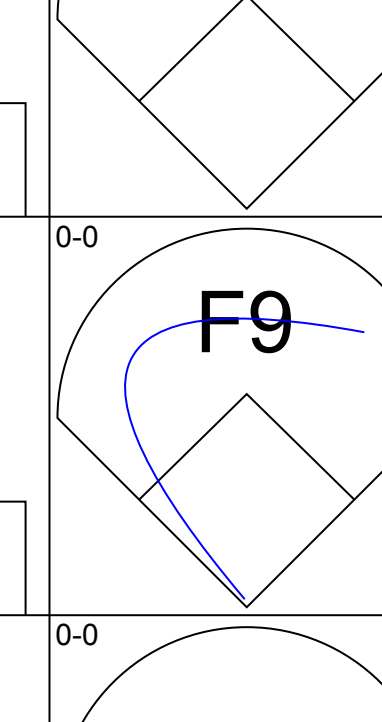
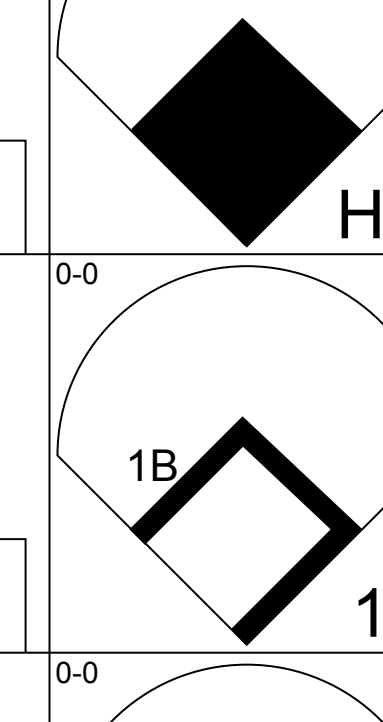
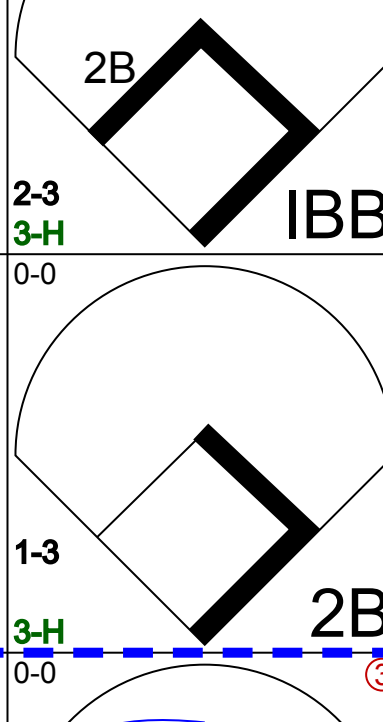

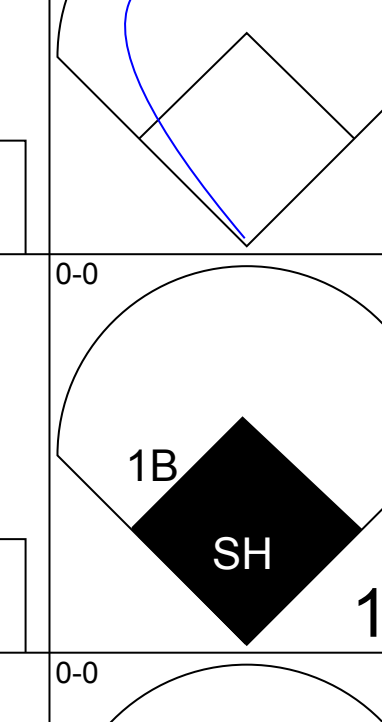
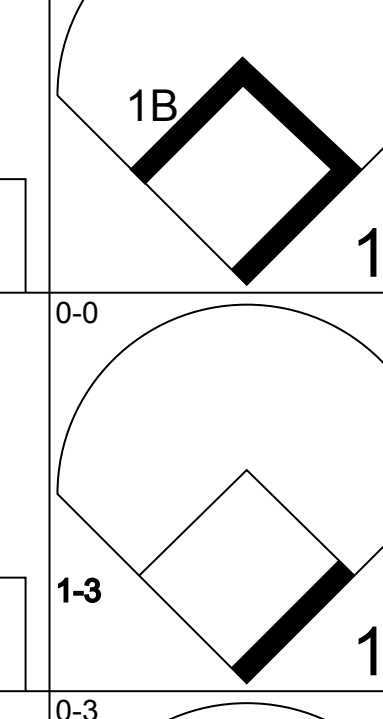
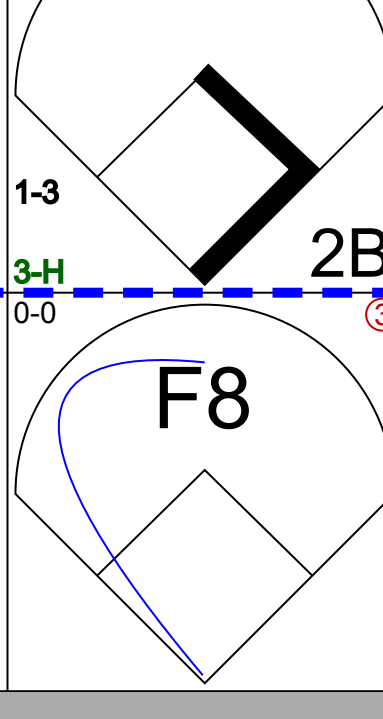
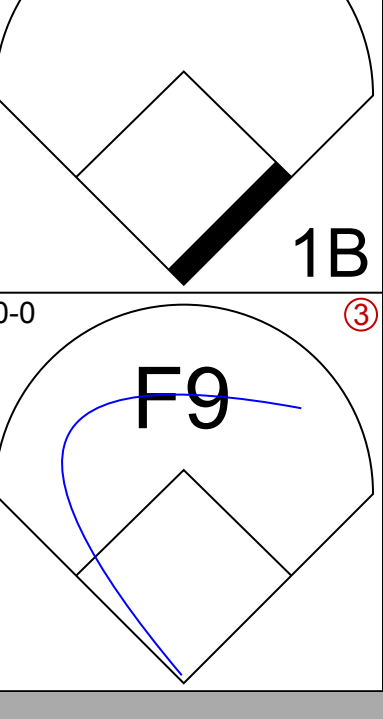
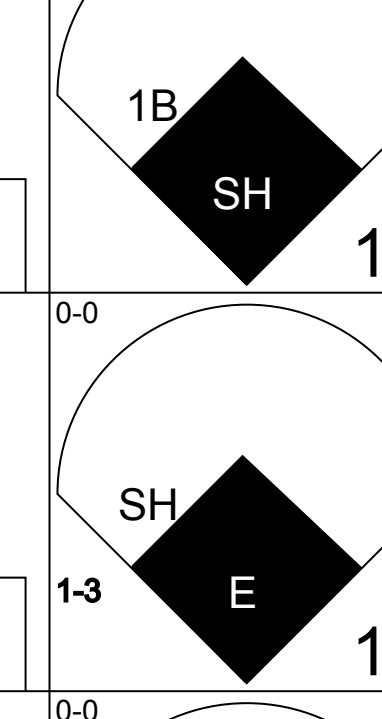

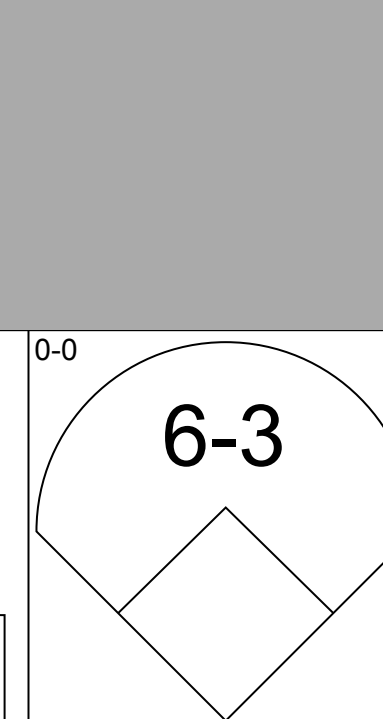
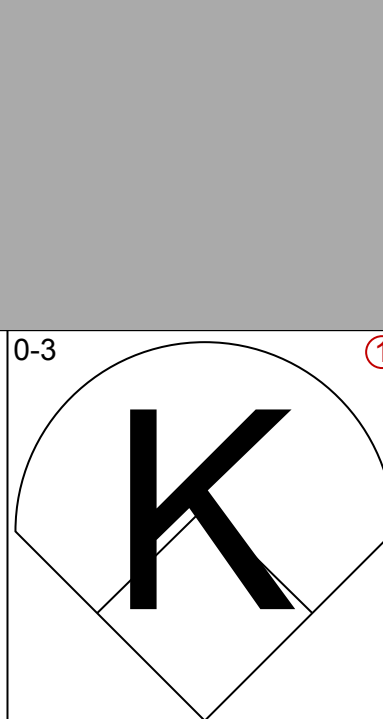
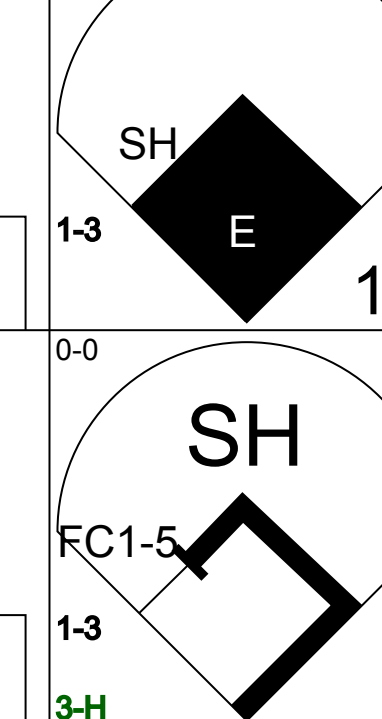
Batter	1	2	3	4	5	6	7	8	9	AB	R	H	RBI	BB	SO	LOB	BOTTOM
Harvey Kuenn, R (1, 7) OBP: 0.394, SLG: 0.411	E3 BB HR	K		1B 1-2		G4-3 1-2f		E2 5-3 1B		5	2	1	0	0	1	3	New York Mets @ San Francisco Giants Candlestick Park, San Francisco, CA Wed Jul 04 1962, 10:10 PM EDT Att: 33,253 - Unknown
Jim Davenport, R (1, 5) OBP: 0.376, SLG: 0.507	HR BB		HR 1B	G6-4-3 1-3 2-3	1B	K		5-3 1B		4	3	3	1	1	1	0	
Willie Mays, R (1, 8) OBP: 0.394, SLG: 0.626	HR 1-H 2-H		HR 1-H	G6-4-3 1-2f			F7	5-3		5	2	2	5	0	0	4	
Felipe Alou, R (1, 9) OBP: 0.375, SLG: 0.550	F8		FC4-6 1B		4-3 S BB		BB SF7 BB	F5		3	1	1	0	2	0	2	
Orlando Cepeda, R (1, 3) OBP: 0.352, SLG: 0.526	F7		FC4-6 1B 1-2f		F6		SF7 BB 1B	BB 1B		5	1	2	2	0	0	2	
Ed Bailey, L (1, 2) OBP: 0.360, SLG: 0.528	G3		K		4-3		SF7 BB 1-2 2-3	BB 1B		3	0	0	0	2	1	2	
Jose Pagan, R (1, 6) OBP: 0.333, SLG: 0.347		SH5-4 BB		1B			SF7 1-2 2-3 3-H	BB 1B		2	0	2	2	2	0	0	
Chuck Hiller, L (1, 4) OBP: 0.334, SLG: 0.310 Ernie Bowman, R (9, 4) OBP: 0.100, SLG: 0.100		F8		4-3			K			4	0	0	0	1	1	7	
Billy O'Dell, S (1, 1) OBP: 0.217, SLG: 0.100		SH5-4 1-2		1B BB		G4-3 BB		E9 1B	F7	2	1	0	0	2	0	3	
Inning Stats	R: 3 E: 1 K: 0 S: 5	H: 1 LOB: 1 BB: 1 P: 9	R: 0 E: 0 K: 1 S: 5	H: 0 LOB: 1 BB: 1 P: 9	R: 2 E: 0 K: 1 S: 9	H: 4 LOB: 2 BB: 0 P: 9	R: 0 E: 0 K: 0 S: 3	H: 2 LOB: 1 BB: 1 P: 7	R: 0 E: 0 K: 1 S: 4	H: 0 LOB: 0 BB: 1 P: 8	R: 1 E: 0 K: 1 S: 6	H: 1 LOB: 2 BB: 2 P: 14	R: 4 E: 2 K: 0 S: 8	H: 3 LOB: 3 BB: 2 P: 16	1B: 9 2B: 0 3B: 0 HR: 2	SF: 1 DP: 2 HBP: 0	
PITCHER Willard Hunter, L (1, 1) ERA: 8.83 Ray Davault, R (7, 1) ERA: 6.14 Vinegar Bend Mizell, L (8, 1) ERA: 6.24	IP: 6.0 WLS: L BF: 29 H: 7 R: 5 ER: 4 SO: 3 BB: 6 IBB: 0 HBP: 0 BLK: 0 WP: 0 HR: 2 S: 29 P: 53 ERA: 6.00 WHIP: 2.167															PITCHER	

Batter	1	2	3	4	5	6	7	8	9	AB	R	H	RBI	BB	SO	LOB	TOP		
Curt Flood, R OBP: 0.345, SLG: 0.427 (1, 8)										5	0	2	0	0	1	1			
Julian Javier, R OBP: 0.315, SLG: 0.345 (1, 4)										4	1	1	2	1	1	4			
Bill White, L OBP: 0.346, SLG: 0.460 (1, 3)										4	0	1	0	1	0	0			
Stan Musial, L OBP: 0.391, SLG: 0.459 (1, 7)										3	0	0	0	1	0	3			
Ken Boyer, R OBP: 0.385, SLG: 0.495 (1, 5)										3	0	0	0	0	0	2			
Carl Sawatski, L OBP: 0.401, SLG: 0.514 (1, 2)										3	0	0	0	1	1	2			
Charlie James, R OBP: 0.326, SLG: 0.432 (1, 9)										4	0	1	0	0	1	3			
Julio Gotay, R OBP: 0.341, SLG: 0.329 (1, 6)										4	1	2	0	0	0	1			
Ray Sadecki, L OBP: 0.094, SLG: 0.188 (1, 1)										1	0	0	0	0	1	2			
Bob Duliba, R OBP: 0.417, SLG: 0.481 (7, PH)										1	0	0	0	0	1	0			
Red Schoendienst, S OBP: 0.417, SLG: 0.481 (7, PH)										1	1	1	0	0	0	0			
Bobby Shantz, R OBP: 0.387, SLG: 0.561 (9, PH)										0	0	0	0	0	0	0			
Fred Whitfield, L OBP: 0.387, SLG: 0.561 (9, PH)										1	0	0	0	0	0	1			
Inning Stats	R: 0 E: 0 K: 1 S: 5	H: 0 LOB: 2 BB: 2 P: 13	R: 0 E: 0 K: 1 S: 7	H: 2 LOB: 3 BB: 1 P: 11	R: 0 E: 0 K: 0 S: 3	H: 0 LOB: 2 BB: 1 P: 8	R: 0 E: 0 K: 1 S: 5	H: 0 LOB: 0 BB: 0 P: 5	R: 0 E: 0 K: 1 S: 4	H: 1 LOB: 1 BB: 0 P: 4	R: 1 E: 0 K: 0 S: 5	H: 3 LOB: 1 BB: 0 P: 5	R: 0 E: 0 K: 2 S: 7	H: 0 LOB: 0 BB: 0 P: 7	R: 2 E: 0 K: 0 S: 5	H: 2 LOB: 0 BB: 0 P: 5	1B: 7 2B: 0 3B: 0 HR: 1	SF: 0 SAC: 0 DP: 1 HBP: 1	WP: 0 PA: 39 CS: 0
PITCHER Roger Craig, R ERA: 4.69 (1, 1)	IP: 9.0 WLS: W BF: 39 H: 8 R: 3 ER: 3 SO: 6 BB: 4 IBB: 0 HBP: 1 BLK: 0 WP: 0 HR: 1 S: 46 P: 63 ERA: 3.00 WHIP: 1.333															PITCHER			

St. Louis Cardinals @ New York Mets
Polo Grounds, New York, NY
Fri Jul 06 1962, 7:05 PM EDT
Att: 14,515 - Unknown

AB 34
R 3
H 8
RBI 2
BB 4
SO 6
LOB 19



Batter	1	2	3	4	5	6	7	8	9	AB	R	H	RBI	BB	SO	LOB	BOTTOM		
Elio Chacon, R OBP: 0.355, SLG: 0.289 (1, 6)										4	1	0	0	1	0	3			
Joe Christopher, R OBP: 0.270, SLG: 0.339 (1, 8)										5	1	1	0	0	0	3			
Cliff Cook, R OBP: 0.256, SLG: 0.351 (1, 9)										4	1	1	0	0	1	2			
Jim Hickman, R OBP: 0.341, SLG: 0.443 (8, 9)										1	1	1	0	0	0	0			
Frank Thomas, R OBP: 0.361, SLG: 0.517 (1, 7)										4	1	1	0	0	2	1			
Rod Kanehl, R OBP: 0.316, SLG: 0.378 (8, 7)										1	1	1	4	0	0	0			
Charlie Neal, R OBP: 0.337, SLG: 0.389 (1, 4)										5	1	2	1	0	0	2			
Gil Hodges, R OBP: 0.344, SLG: 0.527 (1, 3)										4	1	1	1	1	1	1			
Felix Mantilla, R OBP: 0.325, SLG: 0.403 (1, 5)										4	1	4	1	0	0	0			
Chris Cannizzaro, R OBP: 0.355, SLG: 0.224 (1, 2)										4	1	2	0	0	0	3			
Roger Craig, R OBP: 0.135, SLG: 0.059 (1, 1)										3	0	0	0	0	2	2			
Inning Stats	R: 0 E: 0 K: 2 S: 7	H: 0 LOB: 1 BB: 1 P: 11	R: 1 E: 0 K: 1 S: 8	H: 3 LOB: 2 BB: 0 P: 8	R: 2 E: 0 K: 0 S: 6	H: 3 LOB: 2 BB: 1 P: 10	R: 0 E: 0 K: 0 S: 4	H: 1 LOB: 1 BB: 0 P: 4	R: 1 E: 0 K: 1 S: 7	H: 2 LOB: 1 BB: 0 P: 7	R: 0 E: 0 K: 1 S: 5	H: 0 LOB: 0 BB: 0 P: 5	R: 0 E: 0 K: 1 S: 6	H: 1 LOB: 1 BB: 0 P: 6	R: 6 E: 2 K: 0 S: 9	H: 4 LOB: 0 BB: 0 P: 9	1B: 9 2B: 2 3B: 0 HR: 3	SF: 0 SAC: 1 DP: 0 HBP: 0	WP: 1 PA: 42 CS: 0
PITCHER Ray Sadecki, L ERA: 5.44 (1, 1)	IP: 2.2 WLS: L BF: 16 H: 6 R: 3 ER: 3 SO: 3 BB: 1 IBB: 0 HBP: 0 BLK: 0 WP: 0 HR: 1 S: 20 P: 28 ERA: 10.12 WHIP: 2.625															PITCHER			
Bob Duliba, R ERA: 1.69 (3, 1)	IP: 3.1 WLS: L BF: 13 H: 3 R: 1 ER: 1 SO: 2 BB: 0 IBB: 0 HBP: 0 BLK: 0 WP: 0 HR: 1 S: 17 P: 17 ERA: 2.70 WHIP: 0.900															PITCHER			
Bobby Shantz, L ERA: 1.84 (7, 1)	IP: 2.0 WLS: L BF: 13 H: 5 R: 6 ER: 1 SO: 1 BB: 0 IBB: 0 HBP: 0 BLK: 0 WP: 0 HR: 1 S: 15 P: 15 ERA: 4.50 WHIP: 2.500															PITCHER			

St. Louis Cardinals @ New York Mets
Polo Grounds, New York, NY
Fri Jul 06 1962, 7:05 PM EDT
Att: 14,515 - Unknown

AB 39
R 10
H 14
RBI 7
BB 2
SO 6
LOB 17



Batter	1	2	3	4	5	6	7	8	9	AB	R	H	RBI	BB	SO	LOB	TOP					
Curt Flood, R OBP: 0.343, SLG: 0.432 (1, 8)			 F8 1B							5	2	1	1	0	0	4	St. Louis Cardinals @ New York Mets Polo Grounds, New York, NY Sat Jul 07 1962, 3:33 AM EDT Unknown					
Julian Javier, R OBP: 0.313, SLG: 0.346 (1, 4)										5	0	1	0	0	2	2						
Bobby Gene Smith, R OBP: 0.281, SLG: 0.303 (1, 7)										5	0	0	0	0	1	3						
Ken Boyer, R OBP: 0.385, SLG: 0.494 (1, 5)						 1B				5	0	2	2	0	1	1						
Charlie James, R OBP: 0.324, SLG: 0.428 (1, 9)						 1B				4	1	1	0	0	1	1						
Bill White, L OBP: 0.348, SLG: 0.460 (1, 3)						 1B				4	0	2	0	0	0	2						
Jimmie Schaffer, R OBP: 0.341, SLG: 0.310 (8, PH)										3	0	2	1	0	1	1						
Stan Musial, L OBP: 0.393, SLG: 0.462 (8, FR)	 1B					 1B				1	0	1	0	0	0	0						
Dal Maxvill, R OBP: 0.244, SLG: 0.231 (8, 6)										0	0	0	0	0	0	0						
Julio Gotay, R OBP: 0.341, SLG: 0.326 (8, PH)										2	0	0	0	1	0	3						
Carl Sawatski, L OBP: 0.404, SLG: 0.514 (8, 2)										0	0	0	0	1	0	0						
Larry Jackson, R OBP: 0.275, SLG: 0.261 (7, 1)										3	1	1	0	0	1	4						
Lindy McDaniel, R OBP: 0.412, SLG: 0.475 (8, PH)			 E 1B							0	0	0	0	0	0	0						
Red Schoendienst, S OBP: 0.282, SLG: 0.235 (8, 1)										1	0	0	0	0	0	2						
Curt Simmons, L OBP: 0.179, SLG: 0.148 (9, 1)										0	0	0	0	0	0	0						
Ernie Broglio, R OBP: 0.179, SLG: 0.148 (9, 1)										0	0	0	0	0	0	0						
Inning Stats	R: 0 E: 0 K: 0 S: 4	H: 1 LOB: 1 BB: 0 P: 4	R: 0 E: 0 K: 0 S: 4	H: 2 LOB: 1 BB: 0 P: 4	R: 2 E: 1 K: 0 S: 6	H: 2 LOB: 1 BB: 0 P: 6	R: 0 E: 0 K: 1 S: 6	H: 1 LOB: 1 BB: 0 P: 6	R: 0 E: 0 K: 1 S: 5	H: 0 LOB: 0 BB: 0 P: 5	R: 1 E: 0 K: 1 S: 8	H: 3 LOB: 3 BB: 1 P: 12	R: 0 E: 0 K: 0 S: 3	H: 0 LOB: 0 BB: 0 P: 3	R: 0 E: 0 K: 1 S: 6	H: 1 LOB: 2 BB: 1 P: 10	R: 1 E: 0 K: 3 S: 10	H: 1 LOB: 0 BB: 0 P: 10	1B: 9 2B: 1 3B: 0 HR: 1	SF: 0 SAC: 0 DP: 1 HBP: 0	WP: 0 PB: 0 SB: 0 CS: 0	PA: 40
PITCHER	IP WLS BF H R ER SO BB IBB HBP BLK WP HR S P ERA WHIP																					
Al Jackson, L ERA: 4.4 (1, 1)	7.0	31	9	3	1	3	0	1	0	0	0	0	0	36	40	1.29	1.286					
Ray Daviault, R ERA: 6.03 (8, 1)	2.0	9	2	1	1	4	1	0	0	0	0	1	16	20	4.50	1.500						

AB	38
R	4
H	11
RBI	4
BB	2
SO	7
LOB	23



Batter	1	2	3	4	5	6	7	8	9	AB	R	H	RBI	BB	SO	LOB	BOTTOM				
Richie Ashburn, L OBP: 0.415, SLG: 0.446 (1, 9)										3	0	0	1	0	0	0	St. Louis Cardinals @ New York Mets Polo Grounds, New York, NY Sat Jul 07 1962, 3:33 AM EDT Unknown				
Felix Mantilla, R OBP: 0.324, SLG: 0.400 (1, 5)			 1B							4	0	1	0	0	1	2					
Gene Woodling, L OBP: 0.390, SLG: 0.411 (1, 7)										3	0	0	0	1	0	1					
Sammy Taylor, L OBP: 0.318, SLG: 0.320 (1, 2)										4	1	1	1	0	0	2					
Charlie Neal, R OBP: 0.337, SLG: 0.389 (1, 4)										0	0	0	0	0	0	0					
Rod Kanehl, R OBP: 0.313, SLG: 0.372 (1, 5)				 1B						4	0	1	0	0	0	0					
Joe Christopher, R OBP: 0.286, SLG: 0.348 (1, 8)		 BB							 1B	3	1	2	0	1	1	0					
Gil Hodges, R OBP: 0.341, SLG: 0.518 (1, 3)							 1B			4	1	1	0	0	1	4					
Elio Chacon, R OBP: 0.358, SLG: 0.291 (1, 6)							 SF7 BB			2	1	1	0	1	0	0					
Mary Thronberry, L OBP: 0.303, SLG: 0.350 (8, PH)										1	1	1	2	0	0	0					
Al Jackson, L OBP: 0.128, SLG: 0.108 (7, PH)										2	0	0	0	0	1	2					
Frank Thomas, R OBP: 0.363, SLG: 0.519 (7, PR)							 1B			1	0	1	1	0	0	0					
Jim Hickman, R OBP: 0.341, SLG: 0.443 (7, PR)										0	0	0	0	0	0	0					
Ray Daviault, R ERA: 3.39 (8, 1)							 2-H			0	0	0	0	0	0	0					
Inning Stats	R: 0 E: 0 K: 0 S: 3	H: 0 LOB: 1 BB: 1 P: 7	R: 0 E: 0 K: 1 S: 6	H: 1 LOB: 2 BB: 1 P: 10	R: 0 E: 0 K: 1 S: 5	H: 2 LOB: 1 BB: 0 P: 5	R: 0 E: 0 K: 0 S: 3	H: 0 LOB: 0 BB: 0 P: 3	R: 1 E: 0 K: 2 S: 9	H: 1 LOB: 2 BB: 1 P: 13	R: 0 E: 0 K: 0 S: 3	H: 0 LOB: 0 BB: 0 P: 3	R: 0 E: 0 K: 0 S: 3	H: 0 LOB: 0 BB: 0 P: 3	R: 2 E: 0 K: 0 S: 3	H: 2 LOB: 0 BB: 0 P: 3	1B: 7 2B: 0 3B: 0 HR: 2	SF: 1 SAC: 0 DP: 0 HBP: 0	WP: 0 PB: 0 SB: 0 CS: 0	PA: 35	
PITCHER	IP WLS BF H R ER SO BB IBB HBP BLK WP HR S P ERA WHIP																				
Larry Jackson, R ERA: 4.3 (1, 1)	6.1	27	7	3	3	3	3	0	0	0	0	0	0	30	42	4.26	1.579				
Lindy McDaniel, R ERA: 2.15 (7, 1)	0.2	2	0	0	0	1	0	0	0	0	0	4	4	0.00	0.000						
Curt Simmons, L ERA: 3.2 (8, 1)	1.0	4	1	1	1	0	0	0	0	0	0	4	4	9.00	1.000						
Ernie Broglio, R ERA: 3.39 (9, 1)	0.1	L	2	1	1	1	0	0	0	0	1	2	2	27.00	3.000						



Batter	1	2	3	4	5	6	7	8	9	AB	R	H	RBI	BB	SO	LOB	TOP					
Curt Flood, R OBP: 0.339, SLG: 0.427 (1, 8)	6-3		1-3		4-3		F8			4	0	0	0	0	0	0						
Red Schoendienst, S OBP: 0.469, SLG: 0.464 (1, 4)			F9		G3			F9		4	0	1	0	0	0	0						
Julian Javier, R OBP: 0.313, SLG: 0.346 (8, 4)	1B									0	0	0	0	0	0	0						
Bill White, L OBP: 0.347, SLG: 0.458 (1, 3)	F9			F8		BB		3-1		4	0	1	0	0	0	1						
Stan Musial, L OBP: 0.360, SLG: 0.476 (1, 7)						1B				4	2	2	1	0	0	2						
Bobby Gene Smith, R OBP: 0.281, SLG: 0.303 (8, 7)	P4			HR			F9			0	0	0	0	0	0	0						
Ken Boyer, R OBP: 0.389, SLG: 0.503 (1, 5)		5-3		HR		FC6-4		CS		2	1	1	2	2	0	0						
Charlie James, R OBP: 0.322, SLG: 0.420 (1, 9)	6-3			6-3		BB	F9			3	0	0	0	1	0	2						
Gene Oliver, R OBP: 0.395, SLG: 0.495 (1, 2)										2	0	0	0	1	0	2						
Jimmie Schaffer, R OBP: 0.353, SLG: 0.300 (6, 2)	E5			BB			FC6-4		FC3-6	1	0	0	0	0	0	1						
Julio Gotay, R OBP: 0.337, SLG: 0.322 (1, 6)	FC6-4								SH1-3	2	0	0	0	0	1	2						
Ray Washburn, R OBP: 0.273, SLG: 0.290 (1, 1)										3	0	0	0	0	1	2						
Lindy McDaniel, R (9, 1)										1-2												
Inning Stats	R: 0 E: 0 K: 0 S: 4	H: 1 LOB: 1 BB: 0 P: 4	R: 0 E: 1 K: 0 S: 4	H: 0 LOB: 1 BB: 0 P: 4	R: 0 E: 0 K: 0 S: 3	H: 0 LOB: 0 BB: 0 P: 3	R: 2 E: 0 K: 0 S: 5	H: 2 LOB: 1 BB: 1 P: 9	R: 0 E: 0 K: 0 S: 3	H: 0 LOB: 0 BB: 0 P: 3	R: 0 E: 0 K: 0 S: 4	H: 1 LOB: 0 BB: 1 P: 8	R: 0 E: 0 K: 1 S: 5	H: 0 LOB: 0 BB: 0 P: 5	R: 1 E: 0 K: 0 S: 3	H: 1 LOB: 0 BB: 1 P: 7	R: 0 E: 0 K: 1 S: 5	H: 0 LOB: 1 BB: 1 P: 9	1B: 3 2B: 0 3B: 0 HR: 2	SF: 0 SAC: 1 DP: 0 HBP: 0	WP: 0 PB: 0 SB: 0 CS: 1	PA: 37
PITCHER Craig Anderson, R ERA: 4.32 (1, 1)	IP: 9.0 WLS: L BF: 36 H: 5 R: 3 ER: 3 SO: 2 BB: 4 IBB: 0 HBP: 0 BLK: 0 WP: 0 HR: 2 S: 36 P: 52 ERA: 3.00 WHIP: 1.000																					

St. Louis Cardinals @ New York Mets
Polo Grounds, New York, NY
Sat Jul 07 1962, 3:38 AM EDT
Att: 16,530 - Unknown

AB 31
R 3
H 5
RBI 3
BB 4
SO 2
LOB 11



Batter	1	2	3	4	5	6	7	8	9	AB	R	H	RBI	BB	SO	LOB	BOTTOM			
Richie Ashburn, L OBP: 0.407, SLG: 0.435 (1, 9)	F9		F7		4-3			P6		4	0	0	0	0	0	1				
Rod Kanehl, R OBP: 0.310, SLG: 0.366 (1, 5)	5-3		F8			FC3-6		F8		4	0	1	0	0	0	0				
Felix Mantilla, R OBP: 0.319, SLG: 0.393 (1, 4)	6-3					1B		F8		4	0	0	0	0	0	1				
Frank Thomas, R OBP: 0.361, SLG: 0.515 (1, 7)		1-3				L6			F3	4	0	1	0	0	0	1				
Sammy Taylor, L OBP: 0.317, SLG: 0.338 (1, 2)		HR			F7		F3		F8	4	1	1	1	0	0	2				
Mary Throneberry, L OBP: 0.309, SLG: 0.354 (1, 3)		3-1			G3					4	1	2	1	0	0	1				
Joe Christopher, R OBP: 0.287, SLG: 0.342 (1, 8)										2	0	0	0	1	1	0				
Gene Woodling, L OBP: 0.388, SLG: 0.408 (9, PH)									1-3	1	0	0	0	0	0	1				
Elio Chacon, R OBP: 0.358, SLG: 0.289 (1, 6)										2	0	0	0	0	2	1				
Craig Anderson, R (1, 1)										2	0	0	0	0	1	0				
Inning Stats	R: 0 E: 0 K: 0 S: 3	H: 0 LOB: 0 BB: 0 P: 3	R: 1 E: 0 K: 1 S: 6	H: 1 LOB: 1 BB: 1 P: 10	R: 0 E: 0 K: 0 S: 3	H: 0 LOB: 0 BB: 0 P: 3	R: 0 E: 0 K: 0 S: 4	H: 1 LOB: 0 BB: 0 P: 4	R: 0 E: 0 K: 0 S: 3	H: 0 LOB: 1 BB: 0 P: 4	R: 0 E: 0 K: 3 S: 10	H: 1 LOB: 0 BB: 0 P: 10	R: 1 E: 0 K: 0 S: 3	H: 0 LOB: 0 BB: 0 P: 3	R: 0 E: 0 K: 0 S: 4	H: 1 LOB: 1 BB: 0 P: 4	1B: 2 2B: 0 3B: 1 HR: 2	SF: 0 SAC: 1 DP: 0 HBP: 1	WP: 0 PB: 0 SB: 1 CS: 0	PA: 34
PITCHER Ray Washburn, R ERA: 4.32 (1, 1)	IP: 8.2 WLS: W BF: 33 H: 5 R: 2 ER: 2 SO: 4 BB: 1 IBB: 0 HBP: 1 BLK: 0 WP: 0 HR: 2 S: 39 P: 44 ERA: 2.08 WHIP: 0.692																			
Lindy McDaniel, R ERA: 2.14 (9, 1)	0.1 S: 1 0 0 0 0																			

St. Louis Cardinals @ New York Mets
Polo Grounds, New York, NY
Sat Jul 07 1962, 3:38 AM EDT
Att: 16,530 - Unknown

AB 31
R 2
H 5
RBI 2
BB 1
SO 4
LOB 8



Batter	1	2	3	4	5	6	7	8	9	AB	R	H	RBI	BB	SO	LOB	TOP								
Curt Flood, R OBP: 0.342, SLG: 0.429 (1, 8)	1-3		F8 1B	5-3		F8 1B		HR 1B	E4 1B	6	2	3	0	0	0	2									
Julian Javier, R OBP: 0.307, SLG: 0.339 (1, 4)	1-3		F8 1-3	E5 2B		F8		K	K	6	1	0	0	0	2	5									
Bill White, L OBP: 0.403, SLG: 0.472 Fred Whitfield, L OBP: 0.381, SLG: 0.617 (1, 3) (4, 3)	HR		K	HR 2B		K		HR	1-2 2-H 1B	3	2	2	2	0	1	1									
Stan Musial, L OBP: 0.350, SLG: 0.523 Bobby Gene Smith, R OBP: 0.279, SLG: 0.300 (1, 7) (8, PR) (8, 7)	HR		1B BB	HR				K	F7	4	3	3	4	1	1	0									
Ken Boyer, R OBP: 0.389, SLG: 0.502 (1, 5)	K		1-2 3-H 1B	P3		1B		K		5	0	2	1	0	2	1									
Carl Sawatski, L OBP: 0.396, SLG: 0.500 Jimmie Schaffer, R OBP: 0.343, SLG: 0.290 (1, 2) (7, 2)		F9	5-3		K		F8		5-3	4	0	0	0	0	1	3									
Charlie James, R OBP: 0.319, SLG: 0.425 (1, 9)	6-3			6-3	F7		F7		1B 3B	5	1	1	0	0	0	1									
Dal Maxvill, R OBP: 0.222, SLG: 0.209 Julio Gotay, R OBP: 0.339, SLG: 0.322 (1, 6) (7, 6)	K		E6 E	3-1		F3		1B E HBP		4	1	0	0	0	1	1									
Bob Gibson, R OBP: 0.356, SLG: 0.375 (1, 1)			HR	E5 E 1B		P3		P7 1B		5	3	3	2	0	0	0									
Inning Stats	R: 2 E: 0 K: 1 S: 7	H: 2 LOB: 0 BB: 0 P: 7	R: 0 E: 0 K: 1 S: 5	H: 0 LOB: 0 BB: 0 P: 5	R: 2 E: 0 K: 1 S: 8	H: 3 LOB: 2 BB: 1 P: 12	R: 5 E: 3 K: 0 S: 8	H: 3 LOB: 0 BB: 0 P: 8	R: 0 E: 0 K: 1 S: 5	H: 0 LOB: 0 BB: 0 P: 5	R: 0 E: 0 K: 1 S: 6	H: 1 LOB: 1 BB: 0 P: 6	R: 1 E: 0 K: 0 S: 5	H: 2 LOB: 1 BB: 0 P: 5	R: 2 E: 0 K: 3 S: 12	H: 2 LOB: 1 BB: 0 P: 12	R: 3 E: 1 K: 1 S: 9	H: 3 LOB: 2 BB: 0 P: 10	1B: 8 2B: 1 3B: 1 HR: 6	SF: 0 SAC: 0 DP: 0 HBP: 1	WP: 1 PB: 0 SB: 1 CS: 0	PA: 49			
PITCHER	IP	WLS	BF	H	R	ER	SO	BB	IBB	HBP	BLK	WP	HR	S	P	ERA	WHIP								
Jay Hook, R ERA: 5.84 (1, 1)	4.0	L	23	8	9	4	3	1	0	0	0	0	4	28	32	9.00	2.250								
Willard Hunter, L ERA: 8.36 (5, 1)	3.0		12	3	1	1	2	0	0	0	0	0	1	16	16	3.00	1.000								
Bob Miller, R ERA: 5.17 (8, 1)	2.0		14	5	5	3	4	0	0	1	0	1	1	21	22	13.50	2.500								
Batter	1	2	3	4	5	6	7	8	9	AB	R	H	RBI	BB	SO	LOB	BOTTOM								
Richie Ashburn, L OBP: 0.402, SLG: 0.425 (1, 9)	K		1-3 HBP BB		4-3		F8		F8	4	0	0	0	1	1	2									
Rod Kanehl, R OBP: 0.308, SLG: 0.353 (1, 4)	6-3		1-2 HBP		4-3		F3			3	0	0	0	0	0	2									
Gene Woodling, L OBP: 0.386, SLG: 0.401 Jim Hickman, R OBP: 0.341, SLG: 0.443 (1, 7) (8, 7)	BB		1-2 2-3		1-3		1-3			3	0	0	0	1	0	4									
Frank Thomas, R OBP: 0.357, SLG: 0.508 (1, 5)	L7		F3		5-3		5-3		K	4	0	0	0	0	1	3									
Sammy Taylor, L OBP: 0.317, SLG: 0.333 Chris Cannizzaro, R OBP: 0.349, SLG: 0.220 (1, 2) (7, 2)	F8		L4		PB 1-3 BB		6-3		6-3	2	0	0	0	1	0	2									
Mary Thronberry, L OBP: 0.307, SLG: 0.389 (1, 3)	F9		FC6-4 1B		1-3		1-3		4-3	4	0	1	0	0	0	1									
Felix Mantilla, R OBP: 0.322, SLG: 0.401 (1, 6)	1B BB		FC6-4 1-2		F5		F5		4-3 3B	3	1	1	0	1	0	2									
Joe Christopher, R OBP: 0.293, SLG: 0.342 (1, 8)	1B		F9		BB BB		BB BB		4-3	3	0	1	1	1	0	1									
Jay Hook, L OBP: 0.342, SLG: 0.265 Willard Hunter, R OBP: 0.273, SLG: 0.273 Gil Hodges, R OBP: 0.346, SLG: 0.518 Bob Miller, R OBP: 0.227, SLG: 0.318 Cliff Cook, R OBP: 0.254, SLG: 0.348 (1, 1) (5, 1) (7, PH) (8, 1) (8, PH)	6-3		1B		K		1-2 BB		K	2	0	0	0	0	1	3									
Inning Stats	R: 0 E: 0 K: 1 S: 5	H: 0 LOB: 1 BB: 1 P: 9	R: 0 E: 0 K: 0 S: 4	H: 1 LOB: 2 BB: 1 P: 8	R: 0 E: 0 K: 0 S: 3	H: 0 LOB: 2 BB: 1 P: 8	R: 0 E: 0 K: 1 S: 6	H: 1 LOB: 1 BB: 0 P: 6	R: 0 E: 0 K: 0 S: 3	H: 0 LOB: 0 BB: 0 P: 3	R: 0 E: 0 K: 0 S: 3	H: 0 LOB: 1 BB: 1 P: 7	R: 0 E: 0 K: 0 S: 3	H: 0 LOB: 2 BB: 2 P: 11	R: 0 E: 0 K: 1 S: 5	H: 0 LOB: 0 BB: 0 P: 5	R: 1 E: 0 K: 1 S: 6	H: 1 LOB: 0 BB: 0 P: 6	1B: 2 2B: 0 3B: 1 HR: 0	SF: 0 SAC: 0 DP: 0 HBP: 1	WP: 0 PB: 1 SB: 0 CS: 0	PA: 37			
PITCHER	IP	WLS	BF	H	R	ER	SO	BB	IBB	HBP	BLK	WP	HR	S	P	ERA	WHIP								
Bob Gibson, R ERA: 3.05 (1, 1)	9.0	W	37	3	1	1	4	6	0	1	0	0	0	38	63	1.00	1.000								

St. Louis Cardinals @ New York Mets
Polo Grounds, New York, NY
Sun Jul 08 1962, 3:33 AM EDT
Att: 12,460 - Unknown

AB 47
R 15
H 16
RBI 12
BB 1
SO 9
LOB 17



St. Louis Cardinals @ New York Mets
Polo Grounds, New York, NY
Sun Jul 08 1962, 3:33 AM EDT
Att: 12,460 - Unknown

AB 30
R 1
H 3
RBI 1
BB 6
SO 4
LOB 20




Batter	1	2	3	4	5	6	7	8	9	AB	R	H	RBI	BB	SO	LOB	TOP			
Maury Wills, S OBP: 0.329, SLG: 0.344 (1, 6)										4	0	1	0	0	1	0	Los Angeles Dodgers @ New York Mets Polo Grounds, New York, NY Thu Jul 12 1962, 7:05 PM EDT Att: 15,719 - Unknown			
Jim Gilliam, S OBP: 0.370, SLG: 0.345 (1, 5)										2	1	1	0	1	0	0				
Willie Davis, L OBP: 0.359, SLG: 0.500 (1, 8)										4	1	1	1	0	1	2				
Tommy Davis, R OBP: 0.385, SLG: 0.564 (1, 7)										3	0	1	1	1	0	1				
Ron Fairly, L OBP: 0.394, SLG: 0.466 (1, 3)										3	1	2	0	0	0	0				
Frank Howard, R OBP: 0.348, SLG: 0.512 (1, 9)										4	0	0	0	0	0	5				
John Roseboro, L OBP: 0.365, SLG: 0.420 (1, 2)										4	0	1	1	0	0	3				
Larry Burright, R OBP: 0.272, SLG: 0.363 (1, 4)										4	0	0	0	0	1	3				
Sandy Koufax, R OBP: 0.116, SLG: 0.134 Larry Sherry, R OBP: 0.200, SLG: 0.200 (8, 1)										3	0	0	0	0	2	0				
Inning Stats	R: 0 E: 0 K: 2 S: 10	H: 0 LOB: 0 BB: 0 P: 15	R: 0 E: 0 K: 0 S: 7	H: 1 LOB: 1 BB: 1 P: 16	R: 0 E: 0 K: 1 S: 6	H: 0 LOB: 0 BB: 0 P: 8	R: 2 E: 0 K: 1 S: 15	H: 3 LOB: 2 BB: 0 P: 26	R: 0 E: 0 K: 0 S: 7	H: 0 LOB: 1 BB: 1 P: 12	R: 0 E: 0 K: 1 S: 7	H: 0 LOB: 0 BB: 0 P: 10	R: 0 E: 0 K: 0 S: 10	H: 1 LOB: 1 BB: 0 P: 14	R: 1 E: 0 K: 0 S: 8	H: 2 LOB: 0 BB: 0 P: 11	1B: 3 2B: 3 3B: 1 HR: 0	SF: 0 SAC: 1 DP: 1 HBP: 1	WP: 1 PB: 0 SB: 0 CS: 1	PA: 35
PITCHER Roger Craig, R ERA: 4.56 (1, 1)	IP: 9.0 WLS: L BF: 35 H: 7 R: 3 ER: 3 SO: 5 BB: 2 IBB: 0 HBP: 1 BLK: 0 WP: 1 HR: 0 S: 73 P: 116 ERA: 3.00 WHIP: 1.000															PITCHER Roger Craig, R ERA: 4.56 (1, 1)	IP: 9.0 WLS: L BF: 35 H: 7 R: 3 ER: 3 SO: 5 BB: 2 IBB: 0 HBP: 1 BLK: 0 WP: 1 HR: 0 S: 73 P: 116 ERA: 3.00 WHIP: 1.000			

Batter	1	2	3	4	5	6	7	8	9	AB	R	H	RBI	BB	SO	LOB	BOTTOM					
Richie Ashburn, L OBP: 0.404, SLG: 0.424 (1, 9)										3	0	1	0	1	0	1	Los Angeles Dodgers @ New York Mets Polo Grounds, New York, NY Thu Jul 12 1962, 7:05 PM EDT Att: 15,719 - Unknown					
Rod Kanehl, R OBP: 0.298, SLG: 0.341 Gene Woodling, L OBP: 0.384, SLG: 0.399 Felix Mantilla, R OBP: 0.322, SLG: 0.401 (8, PH) (9, 5)										3	0	0	0	0	0	2						
Charlie Neal, R OBP: 0.332, SLG: 0.384 (1, 4)										4	0	0	0	0	1	1						
Frank Thomas, R OBP: 0.356, SLG: 0.508 (1, 7)										4	0	1	0	0	1	0						
Joe Christopher, R OBP: 0.294, SLG: 0.341 Mary Throneberry, L OBP: 0.366, SLG: 0.366 (9, PH)										3	0	1	0	0	2	1						
Gil Hodges, R OBP: 0.344, SLG: 0.504 (1, 3)										3	0	0	0	1	1	3						
Elio Chacon, R OBP: 0.354, SLG: 0.285 Sammy Taylor, L OBP: 0.321, SLG: 0.333 (9, PH)										3	0	0	0	1	0	0						
Chris Cannizzaro, R OBP: 0.348, SLG: 0.212 Cliff Cook, R OBP: 0.261, SLG: 0.348 (9, PH)										2	0	0	0	1	0	2						
Roger Craig, R OBP: 0.125, SLG: 0.054 Jim Hickman, R OBP: 0.340, SLG: 0.440 (9, PH)										3	0	0	0	0	1	1						
Inning Stats	R: 0 E: 0 K: 0 S: 7	H: 0 LOB: 0 BB: 0 P: 11	R: 0 E: 1 K: 0 S: 11	H: 1 LOB: 2 BB: 0 P: 14	R: 0 E: 0 K: 0 S: 8	H: 0 LOB: 1 BB: 1 P: 13	R: 0 E: 0 K: 3 S: 12	H: 0 LOB: 1 BB: 1 P: 23	R: 0 E: 0 K: 0 S: 10	H: 1 LOB: 1 BB: 0 P: 15	R: 0 E: 0 K: 2 S: 11	H: 1 LOB: 1 BB: 0 P: 14	R: 0 E: 0 K: 1 S: 9	H: 0 LOB: 1 BB: 1 P: 14	R: 0 E: 0 K: 0 S: 8	H: 0 LOB: 2 BB: 1 P: 15	R: 0 E: 0 K: 1 S: 6	H: 0 LOB: 2 BB: 1 P: 16	1B: 2 2B: 1 3B: 0 HR: 0	SF: 0 SAC: 0 DP: 0 HBP: 1	WP: 0 PB: 0 SB: 0 CS: 0	PA: 36
PITCHER Sandy Koufax, L ERA: 2.06 Larry Sherry, R ERA: 2.89 (8, 1)	IP: 7.0 WLS: W BF: 28 H: 3 R: 0 ER: 0 SO: 6 BB: 3 IBB: 0 HBP: 1 BLK: 0 WP: 0 HR: 0 S: 68 P: 104 ERA: 0.00 WHIP: 0.857															PITCHER Sandy Koufax, L ERA: 2.06 Larry Sherry, R ERA: 2.89 (8, 1)	IP: 7.0 WLS: W BF: 28 H: 3 R: 0 ER: 0 SO: 6 BB: 3 IBB: 0 HBP: 1 BLK: 0 WP: 0 HR: 0 S: 68 P: 104 ERA: 0.00 WHIP: 0.857					

Batter	1	2	3	4	5	6	7	8	9	AB	R	H	RBI	BB	SO	LOB	TOP					
Maury Wills, S OBP: 0.330, SLG: 0.353	5-3		1B WP		HR		6-3			4	1	2	1	0	0	0						
Jim Gilliam, S OBP: 0.371, SLG: 0.350	2B		1B 1-H		6-3			6-3		4	1	2	0	0	0	0						
Willie Davis, L OBP: 0.358, SLG: 0.503	K2-3		E 2-H		G3			3-1		4	1	1	1	0	1	1						
Tommy Davis, R OBP: 0.383, SLG: 0.560	4-3		E6 S					FC6-4 1B		4	0	1	0	0	0	1						
Frank Howard, R OBP: 0.352, SLG: 0.512		1B FC4-6	L4					FC6-4 1B		4	1	2	0	0	0	2						
Tim Harkness, L OBP: 0.377, SLG: 0.391										0	0	0	0	0	0	0						
Ron Fairly, L OBP: 0.399, SLG: 0.481		FC4-6 1B		G6-3 BB				HR		3	1	2	1	1	0	1						
John Roseboro, L OBP: 0.358, SLG: 0.411		FC4-6	G5-4-3	F7				L7		4	0	0	1	0	0	3						
Larry Burright, R OBP: 0.266, SLG: 0.355		G5-4-3		G6-3				5-3		4	0	0	0	0	0	2						
Don Drysdale, R OBP: 0.262, SLG: 0.274			5-3		F3			5-3		4	0	0	0	0	0	0						
Inning Stats	R: 0 E: 0 K: 1 S: 13	H: 1 LOB: 1 BB: 0 P: 20	R: 1 E: 0 K: 0 S: 8	H: 2 LOB: 0 BB: 0 P: 14	R: 2 E: 1 K: 0 S: 12	H: 3 LOB: 1 BB: 0 P: 20	R: 0 E: 0 K: 0 S: 3	H: 0 LOB: 0 BB: 1 P: 7	R: 1 E: 0 K: 0 S: 7	H: 1 LOB: 0 BB: 0 P: 11	R: 0 E: 0 K: 0 S: 6	H: 1 LOB: 1 BB: 0 P: 8	R: 0 E: 0 K: 0 S: 8	H: 0 LOB: 0 BB: 0 P: 12	R: 0 E: 0 K: 0 S: 13	H: 1 LOB: 1 BB: 0 P: 17	R: 1 E: 0 K: 0 S: 10	H: 1 LOB: 0 BB: 0 P: 18	1B: 6 2B: 1 3B: 1 HR: 2	SF: 0 SAC: 0 DP: 2 HBP: 0	WP: 1 PB: 0 SB: 1 CS: 0	PA: 36
PITCHER Al Jackson, L ERA: 4.37	IP: 9.0 WLS: L BF: 36 H: 10 R: 5 ER: 4 SO: 1 BB: 1 IBB: 0 HBP: 0 BLK: 0 WP: 1 HR: 2 S: 80 P: 127 ERA: 4.00 WHIP: 1.222															PITCHER						

Los Angeles Dodgers @ New York Mets
Polo Grounds, New York, NY
Fri Jul 13 1962, 7:05 PM EDT
Att: 23,910 - Unknown


AB	35
R	5
H	10
RBI	4
BB	1
SO	1
LOB	10



Batter	1	2	3	4	5	6	7	8	9	AB	R	H	RBI	BB	SO	LOB	BOTTOM					
Richie Ashburn, L OBP: 0.406, SLG: 0.422	E S HR	3-1			1B SF8		F5			3	2	1	0	1	0	1						
Charlie Neal, R OBP: 0.331, SLG: 0.382	K		1-3		4-3 1B		5-3			4	0	1	0	0	1	1						
Gene Woodling, L OBP: 0.386, SLG: 0.411	K				SF8			FC1-2 3B		2	0	1	1	1	1	1						
Jim Hickman, R OBP: 0.340, SLG: 0.440	K				3-H					0	0	0	0	0	0	0						
Sammy Taylor, L OBP: 0.321, SLG: 0.329	HR				4-3			K		2	1	0	0	1	0	2						
Chris Cannizzaro, R OBP: 0.343, SLG: 0.208	HR				F8			K		1	0	0	0	0	1	1						
Felix Mantilla, R OBP: 0.324, SLG: 0.415	1-H 3-H				F6			FC1-2		4	1	2	3	0	0	2						
Mary Thronberry, L OBP: 0.303, SLG: 0.382	K				K			K		4	0	1	0	0	3	4						
Joe Christopher, R OBP: 0.286, SLG: 0.331		F4			6-3			FC1-6 1B		4	0	0	0	0	0	1						
Elio Chacon, R OBP: 0.350, SLG: 0.282		5-3			F9			K		3	0	0	0	0	1	1						
Frank Thomas, R OBP: 0.355, SLG: 0.506								K		1	0	0	0	0	0	0						
Al Jackson, L OBP: 0.143, SLG: 0.150					K					3	0	1	0	0	2	0						
Gil Hodges, R OBP: 0.341, SLG: 0.500								K		1	0	0	0	0	0	0						
Inning Stats	R: 3 E: 0 K: 3 S: 14	H: 1 LOB: 0 BB: 2 P: 24	R: 0 E: 0 K: 0 S: 5	H: 1 LOB: 1 BB: 0 P: 6	R: 0 E: 0 K: 1 S: 8	H: 1 LOB: 2 BB: 1 P: 16	R: 0 E: 0 K: 1 S: 7	H: 0 LOB: 0 BB: 0 P: 8	R: 1 E: 0 K: 0 S: 7	H: 2 LOB: 1 BB: 0 P: 13	R: 0 E: 0 K: 1 S: 10	H: 1 LOB: 0 BB: 0 P: 13	R: 0 E: 0 K: 1 S: 8	H: 0 LOB: 0 BB: 0 P: 10	R: 0 E: 0 K: 2 S: 14	H: 1 LOB: 2 BB: 0 P: 22	R: 0 E: 0 K: 0 S: 7	H: 0 LOB: 0 BB: 0 P: 11	1B: 4 2B: 1 3B: 1 HR: 1	SF: 1 SAC: 0 DP: 0 HBP: 0	WP: 0 PB: 0 SB: 1 CS: 0	PA: 36
PITCHER Don Drysdale, R ERA: 2.94	IP: 9.0 WLS: W BF: 36 H: 7 R: 4 ER: 4 SO: 9 BB: 3 IBB: 0 HBP: 0 BLK: 0 WP: 0 HR: 1 S: 80 P: 123 ERA: 4.00 WHIP: 1.111															PITCHER						

Los Angeles Dodgers @ New York Mets
Polo Grounds, New York, NY
Fri Jul 13 1962, 7:05 PM EDT
Att: 23,910 - Unknown

AB	32
R	4
H	7
RBI	4
BB	3
SO	9
LOB	14



Batter	1	2	3	4	5	6	7	8	9	AB	R	H	RBI	BB	SO	LOB	TOP								
Maury Wills, S OBP: 0.336, SLG: 0.365 Daryl Spencer, R OBP: 0.391, SLG: 0.355	5-3	1B	HR			3B				4	3	2	1	0	0	0	Los Angeles Dodgers @ New York Mets Polo Grounds, New York, NY Sat Jul 14 1962, 3:33 AM EDT Att: 37,253 - Unknown livebaseballscores.com								
Jim Gilliam, S OBP: 0.370, SLG: 0.346 Andy Carey, R OBP: 0.358, SLG: 0.400	4-3	1B	F5			F3		5-3		3	1	0	1	1	0	1									
Willie Davis, L OBP: 0.360, SLG: 0.512	HR	SF5				F8		F2		6	3	3	3	0	0	3									
Tommy Davis, R OBP: 0.383, SLG: 0.559 Wally Moon, L OBP: 0.363, SLG: 0.366	K	F6				1-3				3	0	1	0	0	1	2									
Ron Fairly, L OBP: 0.404, SLG: 0.481 Tim Harkness, L OBP: 0.364, SLG: 0.375										3	0	1	0	0	1	2									
Frank Howard, R OBP: 0.353, SLG: 0.521										4	1	2	2	0	1	1									
John Roseboro, L OBP: 0.361, SLG: 0.423 Doug Camilli, R OBP: 0.360, SLG: 0.500										4	2	2	3	0	0	3									
Larry Burditt, R OBP: 0.275, SLG: 0.358										4	2	2	1	1	1	0									
Stan Williams, R OBP: 0.156, SLG: 0.300										4	2	1	2	1	2	3									
Inning Stats	R: 1 E: 0 K: 1 S: 10	H: 1 LOB: 0 BB: 0 P: 16	R: 8 E: 0 K: 0 S: 20	H: 6 LOB: 1 BB: 3 P: 39	R: 1 E: 0 K: 2 S: 10	H: 1 LOB: 0 BB: 0 P: 13	R: 1 E: 0 K: 1 S: 12	H: 3 LOB: 3 BB: 1 P: 18	R: 0 E: 0 K: 0 S: 9	H: 1 LOB: 1 BB: 0 P: 15	R: 6 E: 0 K: 0 S: 14	H: 4 LOB: 1 BB: 3 P: 31	R: 0 E: 0 K: 1 S: 5	H: 0 LOB: 0 BB: 0 P: 6	R: 0 E: 0 K: 0 S: 5	H: 0 LOB: 1 BB: 1 P: 11		R: 0 E: 0 K: 0 S: 8	H: 0 LOB: 0 BB: 0 P: 12	1B: 9 2B: 2 3B: 2 HR: 3	SF: 1 SAC: 0 DP: 0 HBP: 0	WP: 0 PB: 0 SB: 0 CS: 0	PA: 50		
PITCHER	IP	WLS	BF	H	R	ER	SO	BB	IBB	HBP	BLK	WP	HR	S	P	ERA	WHIP								
Craig Anderson, R ERA: 5.01	1.0	L	8	4	5	5	1	1	0	0	0	0	1	19	33	45.00	5.000								
Ray Davault, R ERA: 6.89	0.0		3	1	0	0	0	2	0	0	0	0	0	5	13										
Ken MacKenzie, L ERA: 5.63	4.1		26	10	11	11	3	3	0	0	0	0	2	42	72	22.85	3.000								
Bob Moorhead, R ERA: 4.38	1.2		6	1	1	1	1	1	0	0	0	0	0	14	20	5.40	1.200								
Vinegar Bend Mizell, L ERA: 6.0	2.0		7	0	0	0	0	1	0	0	0	0	0	13	23	0.00	0.500								

Batter	1	2	3	4	5	6	7	8	9	AB	R	H	RBI	BB	SO	LOB	BOTTOM								
Richie Ashburn, L OBP: 0.407, SLG: 0.440 Cliff Cook, R OBP: 0.261, SLG: 0.348	4-3		6-3			HR				4	1	2	2	0	0	1	Los Angeles Dodgers @ New York Mets Polo Grounds, New York, NY Sat Jul 14 1962, 3:33 AM EDT Att: 37,253 - Unknown livebaseballscores.com								
Charlie Neal, R OBP: 0.327, SLG: 0.376	F4					5-3		G6-4-3		4	0	0	0	0	0	1									
Gene Woodling, L OBP: 0.381, SLG: 0.404 Jim Hickman, R OBP: 0.338, SLG: 0.438	1-4-3					F8				3	0	0	0	0	0	0									
Felix Mantilla, R OBP: 0.321, SLG: 0.410 Rod Kanehl, R OBP: 0.305, SLG: 0.348		F3				5-3				3	0	0	0	0	0	0									
Mary Throneberry, L OBP: 0.304, SLG: 0.381 Gil Hodges, R OBP: 0.338, SLG: 0.496										1	0	0	0	0	0	0									
Joe Christopher, R OBP: 0.285, SLG: 0.323										3	0	0	0	1	0	1									
Elio Chacon, R OBP: 0.349, SLG: 0.281										4	0	1	1	0	0	2									
Joe Pignatano, R OBP: 0.500, SLG: 0.375										3	0	1	0	0	1	2									
Craig Anderson, R Ray Davault, R Ken MacKenzie, L Bob Moorhead, R Frank Thomas, R Vinegar Bend Mizell, R										0	0	0	0	0	0	0									
Inning Stats	R: 0 E: 0 K: 0 S: 6	H: 0 LOB: 0 BB: 0 P: 9	R: 0 E: 0 K: 0 S: 7	H: 0 LOB: 0 BB: 0 P: 9	R: 0 E: 0 K: 0 S: 6	H: 1 LOB: 1 BB: 0 P: 8	R: 0 E: 0 K: 0 S: 9	H: 0 LOB: 0 BB: 0 P: 12	R: 0 E: 0 K: 0 S: 4	H: 0 LOB: 0 BB: 0 P: 5	R: 2 E: 0 K: 1 S: 11	H: 1 LOB: 1 BB: 1 P: 21	R: 1 E: 0 K: 1 S: 11	H: 2 LOB: 2 BB: 1 P: 21	R: 0 E: 0 K: 1 S: 8	H: 1 LOB: 0 BB: 0 P: 15		R: 0 E: 0 K: 0 S: 10	H: 1 LOB: 1 BB: 0 P: 15	1B: 4 2B: 1 3B: 0 HR: 1	SF: 0 SAC: 0 DP: 2 HBP: 0	WP: 0 PB: 0 SB: 1 CS: 0	PA: 34		
PITCHER	IP	WLS	BF	H	R	ER	SO	BB	IBB	HBP	BLK	WP	HR	S	P	ERA	WHIP								
Stan Williams, R ERA: 5.12	9.0	W	34	6	3	3	3	2	0	0	0	0	1	72	115	3.00	0.889								



Batter	1	2	3	4	5	6	7	8	9	AB	R	H	RBI	BB	SO	LOB	TOP			
Chuck Hillier, L (1,4) OBP: 0.332, SLG: 0.314	F9		G4-3			4-3		4-3		4	0	1	0	0	0	1	San Francisco Giants @ New York Mets Polo Grounds, New York, NY Sun Jul 15 1962, 3:33 AM EDT Unknown			
Jim Davenport, R (1,5) OBP: 0.382, SLG: 0.524	WP SF8 2B		F6			5-3		1B 2B		4	1	2	0	0	0	1				
Matty Alou, L (1,9) OBP: 0.344, SLG: 0.333	SF8 WP 1B HBP			F8 PB 1B		4-3		2-3 1B		3	1	2	0	0	0	1				
Willie Mays, R (1,8) OBP: 0.384, SLG: 0.597	SF8 1-3 2H			F2		K		F7		3	0	0	1	0	1	4				
Willie McCovey, L (1,3) OBP: 0.381, SLG: 0.617	PO 1B			F8 1-3		P6		G3		4	0	1	1	0	0	1				
Felipe Alou, R (1,7) OBP: 0.365, SLG: 0.522	PO 1-2	F5		F7		K		6-3		4	0	0	0	0	1	1				
Tom Haller, L (1,2) OBP: 0.413, SLG: 0.517		3-1			G5-4-3 1B		BB	HR		3	1	2	1	1	0	0				
Jose Pagan, R (1,6) OBP: 0.331, SLG: 0.353		F8			G5-4-3		1-3	K		3	0	0	0	0	0	2				
Ed Bailey, L (9, PH) OBP: 0.347, SLG: 0.503					1-2			K		1	0	0	0	0	1	0				
Billy Pierce, L (1,1) OBP: 0.285, SLG: 0.304								4-3		1	0	1	0	0	0	0				
Jim Duffalo, R (4,1) OBP: 0.326, SLG: 0.368										0	0	0	0	0	0	0				
Don Larsen, R (4,1) ERA: 5.37										0	0	0	0	0	0	0				
Bob Nieman, R (5, PH) ERA: 4.84										1	0	0	0	0	1	0				
Mike McCormick, L (5,1) ERA: 4.84										0	0	0	0	0	0	0				
Harvey Kuenn, R (8, PH) ERA: 5.420										1	0	0	0	0	0	0				
Bob Garibaldi, L (8,1) ERA: 5.420										0	0	0	0	0	0	0				
Inning Stats	R: 2 E: 0 K: 0 S: 4	H: 2 LOB: 0 BB: 0 P: 5	R: 0 E: 0 K: 0 S: 3	H: 0 LOB: 0 BB: 0 P: 3	R: 0 E: 0 K: 0 S: 3	H: 1 LOB: 0 BB: 0 P: 3	R: 0 E: 0 K: 0 S: 4	H: 1 LOB: 1 BB: 0 P: 4	R: 0 E: 0 K: 1 S: 5	H: 1 LOB: 0 BB: 0 P: 5	R: 0 E: 0 K: 1 S: 6	H: 0 LOB: 1 BB: 1 P: 9	R: 0 E: 0 K: 0 S: 5	H: 2 LOB: 2 BB: 0 P: 5	R: 1 E: 0 K: 1 S: 6	H: 1 LOB: 0 BB: 0 P: 6	1B: 5 2B: 3 3B: 0 HR: 1	SF: 1 SAC: 0 DP: 2 HBP: 1	WP: 1 PB: 1 SB: 0 CS: 0	PA: 36
PITCHER Jay Hook, R (1,1) ERA: 5.6	IP: 9.0 WLS: W BF: 35 H: 9 R: 3 ER: 3 SO: 4 BB: 1 IBB: 0 HBP: 1 BLK: 0 WP: 1 HR: 1 S: 41 P: 46 ERA: 3.00 WHIP: 1.111																			

Batter	1	2	3	4	5	6	7	8	9	AB	R	H	RBI	BB	SO	LOB	BOTTOM			
Richie Ashburn, L (1,8) OBP: 0.413, SLG: 0.438	G4-6-3 BB		G4-3	G5-4-3 BB		E BB				1	0	0	1	3	0	2	San Francisco Giants @ New York Mets Polo Grounds, New York, NY Sun Jul 15 1962, 3:33 AM EDT Unknown			
Charlie Neal, R (1,4) OBP: 0.326, SLG: 0.372	G4-6-3 1-2			G5-4-3 BB		K				3	1	0	0	1	1	5				
Cliff Cook, R (1,9) OBP: 0.260, SLG: 0.345	F3			2B 1B	6-3			5-3		4	1	1	0	0	0	0				
Frank Thomas, R (1,3) OBP: 0.358, SLG: 0.514		4-3		1B 1B 2B	1B G1-2-3 2B			G4-6-3 1B		4	1	3	2	0	0	0				
Felix Mantilla, R (1,5) OBP: 0.327, SLG: 0.411	FC5-4 BB			1B 1B BB	1B BB			G4-6-3 1-2		2	1	1	0	2	0	1				
Joe Christopher, R (1,7) OBP: 0.283, SLG: 0.321				E FC4-2 IBB	1-2 2-3 1B			B2-3		1	0	0	0	0	0	1				
Gene Woodling, L (4, PH) OBP: 0.384, SLG: 0.404	FC5-4									0	0	0	0	1	0	0				
Rod Kanehl, R (5,7) OBP: 0.309, SLG: 0.352	CS 1-2			E FC4-2 IBB	1-2 2-3 1B					2	0	1	0	0	0	0				
Elio Chacon, R (1,6) OBP: 0.351, SLG: 0.282	CS 1-2		1B S BB	FC4-2 E BB 1B	G1-2-3 3-H			F9		3	1	1	2	1	0	3				
Chris Cannizzaro, R (1,2) OBP: 0.338, SLG: 0.211			G4-3 1-3 1B	E1 BB FC4-2		6-3		K2-3		4	0	1	0	0	1	2				
Jay Hook, L (1,1) OBP: 0.317, SLG: 0.243			K	FC4-2 BB		B1-3				3	0	0	0	0	1	5				
Inning Stats	R: 0 E: 0 K: 0 S: 2	H: 0 LOB: 1 BB: 1 P: 6	R: 0 E: 0 K: 0 S: 2	H: 0 LOB: 1 BB: 1 P: 6	R: 0 E: 0 K: 1 S: 5	H: 1 LOB: 1 BB: 1 P: 9	R: 5 E: 1 K: 0 S: 7	H: 4 LOB: 2 BB: 3 P: 19	R: 0 E: 0 K: 0 S: 4	H: 2 LOB: 2 BB: 1 P: 8	R: 0 E: 1 K: 1 S: 5	H: 0 LOB: 1 BB: 1 P: 9	R: 0 E: 0 K: 0 S: 3	H: 1 LOB: 0 BB: 0 P: 3	R: 0 E: 0 K: 1 S: 5	H: 0 LOB: 0 BB: 0 P: 5	1B: 6 2B: 2 3B: 0 HR: 0	SF: 0 SAC: 0 DP: 5 HBP: 0	WP: 0 PB: 0 SB: 1 CS: 1	PA: 36
PITCHER Billy Pierce, L (1,1) ERA: 4.14	IP: 3.0 WLS: L BF: 14 H: 4 R: 4 ER: 4 SO: 1 BB: 4 IBB: 0 HBP: 0 BLK: 0 WP: 0 HR: 0 S: 12 P: 28 ERA: 12.00 WHIP: 2.667																			
Jim Duffalo, R (4,1) ERA: 3.5	0.1	5	1	1	0	0	1	1	0	0	0	0	3	11	0.00	6.000				
Don Larsen, R (4,1) ERA: 5.37	0.2	1	0	0	0	0	0	0	0	0	0	0	1	1	0.00	0.000				
Mike McCormick, L (5,1) ERA: 4.84	3.0	12	3	0	0	1	2	0	0	0	0	0	12	20	0.00	1.667				
Bob Garibaldi, R (8,1) ERA: 5.420	1.0	3	0	0	0	1	0	0	0	0	0	0	5	5	0.00	0.000				



Batter	1	2	3	4	5	6	7	8	9	AB	R	H	RBI	BB	SO	LOB	TOP					
Chuck Hillier, L (1,4) OBP: 0.332, SLG: 0.319										4	1	1	0	0	0	0	San Francisco Giants @ New York Mets Polo Grounds, New York, NY Mon Jul 16 1962, 7:05 PM EDT Att: 23,280 - Unknown					
Jim Davenport, R (1,5) OBP: 0.390, SLG: 0.519										4	0	2	1	0	0	1						
Willie McCovey, L (1,7) OBP: 0.375, SLG: 0.600										4	0	1	0	0	2	3						
Manny Mota, R (9, PR) OBP: 0.263, SLG: 0.197										0	1	0	0	0	0	0						
Willie Mays, R (1,8) OBP: 0.385, SLG: 0.592										4	0	1	0	0	0	2						
Orlando Cepeda, R (1,3) OBP: 0.352, SLG: 0.512										3	1	1	0	1	0	0						
Felipe Alou, R (1,9) OBP: 0.367, SLG: 0.523									4	0	1	0	0	1	2							
Tom Haller, L (1,2) OBP: 0.416, SLG: 0.512									3	0	1	0	1	1	1							
Jose Pagan, R (1,6) OBP: 0.329, SLG: 0.349										4	0	0	0	0	1	4						
Jack Sanford, R (1,1) OBP: 0.204, SLG: 0.200									2	0	0	0	0	1	0							
Don Larsen, R (7, 1) OBP: 0.250, SLG: 0.350										1	0	0	0	0	0	0						
Stu Miller, R (9, 1) OBP: 0.250, SLG: 0.182										0	0	0	0	0	0	0						
Bob Garibaldi, L (9, 1) ERA: 5.08										0	0	0	0	0	0	0						
Inning Stats	R: 1 E: 0 K: 1 S: 6	H: 2 LOB: 0 BB: 0 P: 6	R: 0 E: 0 K: 1 S: 5	H: 0 LOB: 0 BB: 0 P: 5	R: 0 E: 0 K: 0 S: 3	H: 0 LOB: 0 BB: 0 P: 3	R: 0 E: 0 K: 1 S: 5	H: 1 LOB: 1 BB: 0 P: 5	R: 0 E: 0 K: 0 S: 4	H: 1 LOB: 1 BB: 0 P: 4	R: 0 E: 1 K: 1 S: 6	H: 0 LOB: 1 BB: 0 P: 6	R: 1 E: 1 K: 2 S: 9	H: 3 LOB: 1 BB: 0 P: 9	R: 0 E: 0 K: 0 S: 3	H: 0 LOB: 0 BB: 0 P: 3	R: 1 E: 0 K: 0 S: 4	H: 1 LOB: 2 BB: 2 P: 12	1B: 7 2B: 1 3B: 1 HR: 0	SF: 0 SAC: 0 DP: 2 HBP: 0	WP: 2 PB: 2 SB: 1 CS: 0	PA: 35
PITCHER	IP WLS BF H R ER SO BB IBB HBP BLK WP HR S P ERA WHIP																					
Roger Craig, R (1, 1) ERA: 4.38	7.0 L 26 7 2 1 6 0 0 0 0 0 0 0 38 38 1.29 1.000																					
Bob Miller, R (8, 1) ERA: 5.08	2.0 9 1 1 1 0 1 1 0 0 2 0 7 15 4.50 1.000																					

Batter	1	2	3	4	5	6	7	8	9	AB	R	H	RBI	BB	SO	LOB	BOTTOM					
Richie Ashburn, L (1,9) OBP: 0.413, SLG: 0.433										5	0	1	1	0	1	3	San Francisco Giants @ New York Mets Polo Grounds, New York, NY Mon Jul 16 1962, 7:05 PM EDT Att: 23,280 - Unknown					
Rod Kanehl, R (1,8) OBP: 0.318, SLG: 0.366										5	0	2	0	0	1	2						
Felix Mantilla, R (1,5) OBP: 0.324, SLG: 0.406										4	0	0	0	0	0	2						
Frank Thomas, R (1,7) OBP: 0.355, SLG: 0.505										4	0	0	0	0	2	2						
Mary Throneberry, L (1,3) OBP: 0.313, SLG: 0.384										3	1	2	0	0	0	0						
Joe Christopher, R (7, PR) OBP: 0.291, SLG: 0.318										0	0	0	0	0	0	0						
Chris Cannizzaro, R (8, 2) OBP: 0.342, SLG: 0.220										1	0	0	0	0	0	1						
Charlie Neal, R (1,4) OBP: 0.328, SLG: 0.376										2	1	2	0	1	0	0						
Elio Chacon, R (1,6) OBP: 0.354, SLG: 0.281										2	0	1	1	1	1	1						
Joe Pignatano, R (1,2) OBP: 0.444, SLG: 0.385										1	0	0	0	1	1	0						
Gene Woodling, L (7, PH) OBP: 0.389, SLG: 0.408										0	0	0	0	1	0	0						
Al Jackson, L (7, PR) OBP: 0.163, SLG: 0.150										0	0	0	0	0	0	0						
Bob Miller, R (8, 1) OBP: 0.227, SLG: 0.318										0	0	0	0	0	0	0						
Choo-Choo Coleman, L (8, PH) ERA: 3.73										1	0	0	0	0	0	2						
Roger Craig, R (1, 1) OBP: 0.118, SLG: 0.051										2	0	0	0	0	1	2						
Jim Hickman, R (7, PH) OBP: 0.335, SLG: 0.433										2	0	0	0	0	2	5						
Inning Stats	R: 0 E: 0 K: 2 S: 7	H: 0 LOB: 0 BB: 0 P: 7	R: 0 E: 0 K: 2 S: 8	H: 1 LOB: 1 BB: 0 P: 8	R: 0 E: 0 K: 2 S: 7	H: 0 LOB: 0 BB: 0 P: 7	R: 0 E: 0 K: 0 S: 3	H: 0 LOB: 0 BB: 0 P: 3	R: 1 E: 0 K: 0 S: 4	H: 2 LOB: 1 BB: 1 P: 8	R: 0 E: 0 K: 0 S: 4	H: 1 LOB: 1 BB: 0 P: 4	R: 0 E: 0 K: 1 S: 7	H: 2 LOB: 3 BB: 1 P: 11	R: 0 E: 0 K: 1 S: 6	H: 1 LOB: 1 BB: 0 P: 6	R: 1 E: 0 K: 1 S: 6	H: 1 LOB: 2 BB: 2 P: 14	1B: 7 2B: 2 3B: 0 HR: 0	SF: 0 SAC: 2 DP: 1 HBP: 0	WP: 1 PB: 1 SB: 0 CS: 0	PA: 38
PITCHER	IP WLS BF H R ER SO BB IBB HBP BLK WP HR S P ERA WHIP																					
Jack Sanford, R (1, 1) ERA: 3.5	6.0 W 24 6 1 1 1 6 1 0 0 0 0 0 35 39 1.50 1.167																					
Don Larsen, R (7, 1) ERA: 5.34	2.0 10 1 1 1 2 2 1 0 0 0 0 11 23 4.50 1.500																					
Stu Miller, R (9, 1) ERA: 3.73	0.2 3 1 0 0 1 0 0 0 0 0 0 5 5 0.00 1.500																					
Bob Garibaldi, R (9, 1) ERA: 5.08	0.1 S 1 0 0 0 0 0 0 0 0 0 0 1 1 0.00 0.000																					

AB 33
R 3
H 8
RBI 1
BB 2
SO 6
LOB 13




AB 32
R 2
H 8
RBI 2
BB 4
SO 9
LOB 20



Batter	1	2	3	4	5	6	7	8	9	AB R H RBI BB SO LOB	TOP											
Bill Virdon, L OBP: 0.290, SLG: 0.378 (1, 8)										4 1 1 1 0 1 1	Pittsburgh Pirates @ New York Mets Polo Grounds, New York, NY Thu Jul 19 1962, 7:05 PM EDT Unknown											
Dick Groat, R OBP: 0.356, SLG: 0.359 (1, 6)										4 0 1 0 1 0 1												
Roberto Clemente, R OBP: 0.394, SLG: 0.595 (1, 9)										4 1 1 0 0 1 4												
Dick Stuart, R OBP: 0.290, SLG: 0.423 (1, 3)										4 1 3 3 0 0 0												
Bob Skinner, L OBP: 0.416, SLG: 0.528 (1, 7)										3 0 0 0 1 2 2												
Don Hoak, R OBP: 0.339, SLG: 0.396 (1, 5)										4 0 0 0 0 0 1												
Don Leppert, R OBP: 0.314, SLG: 0.362 (1, 2)										2 1 0 0 2 1 0												
Bill Mazerowski, R OBP: 0.279, SLG: 0.412 (1, 4)										4 1 3 1 0 0 1												
Bob Friend, R OBP: 0.135, SLG: 0.154 (1, 1)										2 0 0 0 0 1 1												
Inning Stats	R: 1 E: 0 K: 1 S: 7	H: 3 LOB: 1 BB: 0 P: 7	R: 0 E: 0 K: 0 S: 3	H: 0 LOB: 1 BB: 1 P: 7	R: 2 E: 0 K: 1 S: 7	H: 2 LOB: 1 BB: 1 P: 11	R: 1 E: 0 K: 0 S: 4	H: 1 LOB: 2 BB: 2 P: 12	R: 0 E: 0 K: 1 S: 5	H: 1 LOB: 0 BB: 0 P: 5	R: 1 E: 0 K: 2 S: 8	H: 1 LOB: 0 BB: 0 P: 8	R: 0 E: 0 K: 1 S: 5	H: 0 LOB: 0 BB: 0 P: 5	R: 0 E: 0 K: 0 S: 3	H: 0 LOB: 0 BB: 0 P: 3	R: 0 E: 0 K: 0 S: 4	H: 1 LOB: 1 BB: 0 P: 4	1B: 7 2B: 1 3B: 0 HR: 2	SF: 1 SAC: 2 DP: 2 HBP: 0	WP: 0 PB: 1 SB: 0 CS: 1	PA: 38
PITCHER	IP WLS BF H R ER SO BB IBB HBP BLK WP HR S P ERA WHIP																					
Al Jackson, L ERA: 4.52 (1, 1)	3.2 L 20 6 4 4 2 4 0 0 0 0 0 1 20 36 9.82 2.727																					
Bob Moorhead, R ERA: 4.43 (4, 1)	3.1 11 2 1 1 4 0 0 0 0 0 0 1 19 19 2.70 0.600																					
Willard Hunter, L ERA: 8.85 (8, 1)	1.0 3 0 0 0 0 0 0 0 0 0 0 0 3 3 0.00 0.000																					
Ray Daviault, R ERA: 6.75 (9, 1)	1.0 4 1 0 0 0 0 0 0 0 0 0 0 4 4 0.00 1.000																					

Batter	1	2	3	4	5	6	7	8	9	AB R H RBI BB SO LOB	BOTTOM									
Richie Ashburn, L OBP: 0.406, SLG: 0.424 (1, 9) (8, 8)										4 0 0 0 0 0 0	Pittsburgh Pirates @ New York Mets Polo Grounds, New York, NY Thu Jul 19 1962, 7:05 PM EDT Unknown									
Rod Kanehl, R OBP: 0.318, SLG: 0.394 (1, 8) Willard Hunter, R OBP: 0.273, SLG: 0.273 (8, 1) Ed Bouchee, L OBP: 0.308, SLG: 0.301 (8, PH) Ray Daviault, R (9, 1)										3 1 1 1 0 0 0 0 0 0 0 0 0 0 1 0 0 0 0 0 0 0 0 0 0 0 0 0										
Felix Mantilla, R OBP: 0.323, SLG: 0.411 (1, 5)										4 0 1 0 0 2 0										
Frank Thomas, R OBP: 0.354, SLG: 0.502 (1, 7)										4 0 1 0 0 1 1										
Mary Throneberry, L OBP: 0.306, SLG: 0.373 (1, 3)										4 0 0 0 0 1 2										
Charlie Neal, R OBP: 0.324, SLG: 0.371 (1, 4)										4 0 0 0 0 3 1										
Elio Chacon, R OBP: 0.357, SLG: 0.283 (1, 6)										2 0 1 0 1 0 0										
Joe Pignatano, R OBP: 0.429, SLG: 0.375 (1, 2)										3 0 1 0 0 1 3										
Al Jackson, L OBP: 0.140, SLG: 0.146 (1, 1) Bob Moorhead, R (4, 1) Gene Woodling, L OBP: 0.397, SLG: 0.406 (7, PH) (8, 9)										1 0 0 0 0 0 0 1 0 0 0 0 1 1 1 0 0 0 0 0 1										
Inning Stats	R: 0 E: 0 K: 1 S: 5	H: 0 LOB: 0 BB: 0 P: 5	R: 0 E: 0 K: 0 S: 4	H: 1 LOB: 2 BB: 1 P: 8	R: 0 E: 0 K: 0 S: 3	H: 0 LOB: 0 BB: 0 P: 3	R: 0 E: 0 K: 2 S: 8	H: 1 LOB: 1 BB: 0 P: 8	R: 1 E: 0 K: 1 S: 7	H: 2 LOB: 1 BB: 0 P: 7	R: 0 E: 0 K: 2 S: 8	H: 1 LOB: 1 BB: 0 P: 8	R: 0 E: 0 K: 1 S: 5	H: 0 LOB: 0 BB: 0 P: 5	R: 0 E: 0 K: 2 S: 7	H: 0 LOB: 0 BB: 0 P: 7	1B: 3 2B: 0 3B: 1 HR: 1	SF: 0 SAC: 0 DP: 0 HBP: 0	WP: 0 PB: 0 SB: 0 CS: 0	PA: 33
PITCHER	IP WLS BF H R ER SO BB IBB HBP BLK WP HR S P ERA WHIP																			
Bob Friend, R ERA: 3.5 (1, 1)	9.0 W 33 5 1 1 9 1 0 0 0 0 0 1 50 54 1.00 0.667																			



Batter	1	2	3	4	5	6	7	8	9	10	AB	R	H	RBI	BB	SO	LOB				
Bill Virdon, L (1, 8) OBP: 0.293, SLG: 0.381	4-0 CS BB	4-0 FC6-4 BB			0-0 F9		0-0 2B		0-0 SF7		2	0	1	1	2	0	0				
Dick Groat, R (1, 6) OBP: 0.352, SLG: 0.355	0-3 K	0-0 FC6-4			0-0 F7		0-3 K		0-0 F8		5	0	0	0	0	2	3				
Bob Skinner, L (1, 7) OBP: 0.413, SLG: 0.532	0-3 K				0-0 F8		0-3 K			0-0 HR	5	1	1	1	0	2	1				
Dick Stuart, R (1, 3) OBP: 0.292, SLG: 0.419		4-0 1B BB	4-0 WP BB		0-0 E3 FC4		0-3 K		0-0 F9		3	1	0	0	2	1	1				
Roberto Clemente, R (1, 9) OBP: 0.391, SLG: 0.500		0-0 1B BB	0-0 P4		0-0 FC4 1B SF9		0-0 4-3		0-3 K		5	2	1	0	0	1	2				
Smoky Burgess, L (1, 2) OBP: 0.404, SLG: 0.530		0-0 1B HR	0-0 P4		0-0 1B 1B		0-0 F2		0-0 P6		5	1	2	1	0	0	1				
Dick Schofield, S (1, 5) OBP: 0.385, SLG: 0.416		0-3 K			0-0 SF9		0-3 K				3	0	1	1	0	2	1				
Bill Mazeroski, R (1, 4) OBP: 0.284, SLG: 0.423		0-0 HR			0-0 K		0-0 1B		4-0 F8 WP SF7 BB		3	2	2	2	1	1	1				
Tommie Sisk, R (1, 1)		0-3 K			0-0 G4-6-3		0-0 4-3		0-0 F8		1	0	0	0	0	1	0				
Earl Francis, R (2, 1) OBP: 0.189, SLG: 0.243											1	0	0	0	0	0	1				
Tom Sturdivant, L (5, 1) OBP: 0.071, SLG: 0.071											1	0	0	0	0	0	2				
Jim Marshall, L (9, PH) OBP: 0.301, SLG: 0.440											1	0	0	0	0	0	1				
Roy Face, R (9, 1)											0	0	0	0	0	0	0				
Inning Stats	R: 0 E: 0 K: 2 S: 6	H: 0 LOB: 0 BB: 1 P: 10	R: 4 E: 0 K: 2 S: 10	H: 3 LOB: 1 BB: 2 P: 18	R: 0 E: 0 K: 1 S: 5	H: 1 LOB: 0 BB: 0 P: 7	R: 0 E: 0 K: 1 S: 5	H: 0 LOB: 0 BB: 0 P: 3	R: 1 E: 1 K: 0 S: 6	H: 2 LOB: 2 BB: 0 P: 6	R: 0 E: 0 K: 3 S: 10	H: 1 LOB: 1 BB: 0 P: 10	R: 0 E: 0 K: 1 S: 5	H: 0 LOB: 0 BB: 0 P: 5	R: 1 E: 0 K: 0 S: 3	H: 0 LOB: 0 BB: 1 P: 7	R: 1 E: 0 K: 1 S: 6	H: 1 LOB: 0 BB: 0 P: 6	1B: 5 2B: 2 3B: 0 HR: 2	SF: 2 SAC: 0 DP: 2 HBP: 0	WP: 2 PA: 42
PITCHER Jay Hook, R ERA: 5.58	IP: 10.0 WLS: L BF: 42 H: 8 R: 7 ER: 6 SO: 10 BB: 5 IBB: 0 HBP: 0 BLK: 0 WP: 2 HR: 2 S: 57 P: 77 ERA: 5.40 WHIP: 1.300																				

Pittsburgh Pirates @ New York Mets
Polo Grounds, New York, NY
Thu Jul 19 1962, 7:05 PM EDT
Att: 16,540 - Unknown

AB	35
R	7
H	8
RBI	6
BB	5
SO	10
LOB	14

P

Batter	1	2	3	4	5	6	7	8	9	10	AB	R	H	RBI	BB	SO	LOB				
Richie Ashburn, L (1, 8) OBP: 0.410, SLG: 0.423	4-3 1-3 BB	1-2 2-3 3-H BB			1B E 1B	0-0 P4		0-0 P4			3	1	1	1	2	0	3				
Felix Mantilla, R (1, 5) OBP: 0.324, SLG: 0.409	0-0 1-3	0-0 G4-6-3 BB			0-0 E 1B		0-0 6-3		0-0 P4		4	1	1	1	1	0	1				
Gene Woodling, L (1, 9) OBP: 0.389, SLG: 0.402	0-0 4-3	0-0 G4-6-3			0-0 E7 1B G5-3 1B		0-0 P4		0-0 CS 1B		4	0	1	2	0	0	4				
Jim Hickman, R (9, 9) OBP: 0.338, SLG: 0.436											1	0	1	0	0	0	0				
Frank Thomas, R (1, 7) OBP: 0.353, SLG: 0.498	0-0 5-3				0-0 F7		0-0 5-3		0-0 F9		4	0	1	0	0	0	1				
Joe Pignatano, R (9, 2) OBP: 0.408, SLG: 0.353					0-0 1B				0-0 1-2 F9		1	0	0	0	0	0	1				
Ed Bouchee, L (1, 3) OBP: 0.389, SLG: 0.289		0-0 1-3	0-0 4-3		0-3 K			0-0 SH1-4 1B		0-0 F8	4	0	1	0	0	1	2				
Rod Kanehl, R (8, PR) OBP: 0.315, SLG: 0.390											1	1	0	0	0	0	0				
Charlie Neal, R (1, 4) OBP: 0.324, SLG: 0.376		0-0 1B 3B	0-3 K		0-0 G5-3			0-0 SH1-4		0-0 F2	4	1	1	0	0	1	2				
Elio Chacon, R (1, 6) OBP: 0.358, SLG: 0.286		0-0 E1 1B BB			0-0 F7		0-0 K		0-0 1B IBB		4	1	1	0	1	1	1				
Chris Cannizzaro, R (1, 2) OBP: 0.355, SLG: 0.242											3	1	2	1	0	0	0				
Mary Throneberry, L (8, PH) OBP: 0.314, SLG: 0.377											1	0	1	1	1	0	0				
Al Jackson, L (10, PR) OBP: 0.140, SLG: 0.146		0-0 BB BB	0-0 1B		0-0 1-3		0-0 1B		0-0 1-3 2-H 1B		0	0	0	0	0	0	0				
Jay Hook, L (1, 1) OBP: 0.311, SLG: 0.225		0-0 BB BB	0-0 BB		0-3 K		0-3 K		0-0 F8		3	0	0	0	1	3	3				
Joe Christopher, R (10, PH) OBP: 0.279, SLG: 0.316											1	0	0	0	0	0	2				
Inning Stats	R: 0 E: 0 K: 0 S: 3	H: 0 LOB: 1 BB: 1 P: 7	R: 3 E: 1 K: 0 S: 5	H: 2 LOB: 2 BB: 3 P: 17	R: 0 E: 0 K: 1 S: 5	H: 0 LOB: 0 BB: 0 P: 5	R: 0 E: 0 K: 1 S: 5	H: 0 LOB: 0 BB: 0 P: 5	R: 2 E: 1 K: 1 S: 8	H: 4 LOB: 1 BB: 1 P: 8	R: 0 E: 0 K: 0 S: 3	H: 0 LOB: 0 BB: 0 P: 3	R: 1 E: 0 K: 1 S: 7	H: 2 LOB: 2 BB: 1 P: 11	R: 0 E: 0 K: 0 S: 3	H: 1 LOB: 0 BB: 0 P: 3	R: 0 E: 0 K: 0 S: 4	H: 1 LOB: 2 BB: 1 P: 8	1B: 9 2B: 1 3B: 1 HR: 0	SF: 0 SAC: 1 DP: 2 HBP: 0	WP: 0 PA: 45
PITCHER Tommie Sisk, R ERA: 13.5	IP: 1.1 WLS: 2.2 BF: 12 H: 4 R: 2 ER: 2 SO: 2 BB: 3 IBB: 0 HBP: 0 BLK: 0 WP: 0 HR: 0 S: 15 P: 19 ERA: 6.75 WHIP: 1.875																				
Earl Francis, R ERA: 3.29	IP: 4.0 WLS: 15 BF: 3 H: 1 R: 1 ER: 1 SO: 4 BB: 0 IBB: 1 HBP: 0 BLK: 0 WP: 0 HR: 0 S: 22 P: 26 ERA: 2.25 WHIP: 0.750																				
Tom Sturdivant, R ERA: 5.49	IP: 2.0 WLS: W BF: 8 H: 2 R: 0 ER: 0 SO: 0 BB: 1 IBB: 0 HBP: 0 BLK: 0 WP: 0 HR: 0 S: 7 P: 11 ERA: 0.00 WHIP: 1.000																				

Pittsburgh Pirates @ New York Mets
Polo Grounds, New York, NY
Thu Jul 19 1962, 7:05 PM EDT
Att: 16,540 - Unknown

AB	38
R	6
H	11
RBI	6
BB	6
SO	6
LOB	20

Mets

Batter	1	2	3	4	5	6	7	8	9	AB	R	H	RBI	BB	SO	LOB	TOP					
Richie Ashburn, L OBP: 0.411, SLG: 0.422 (1, 8)	0-0 6-3 1B		4-0 1B BB		0-0 F9		0-0 F9			3	0	1	0	1	0	0						
Charlie Neal, R OBP: 0.323, SLG: 0.373 (1, 4)	0-0 6-3 1-2		0-3 K		4-0 G4-6-3 BB			0-0 F4		3	0	0	0	1	1	2						
Gene Woodling, L OBP: 0.387, SLG: 0.404 (1, 9)	0-0 1B		0-0 1-2 1B		0-0 G4-6-3 1-2			0-0 F7		4	0	2	0	0	0	1						
Frank Thomas, R OBP: 0.351, SLG: 0.505 (1, 7)	0-0 F6		0-0 F8			0-0 HR		0-0 E5		4	1	1	1	0	0	3						
Mary Thronberry, L OBP: 0.307, SLG: 0.368 (1, 3)		0-0 3-1	0-3 K			0-0 F9		0-3 K		4	0	0	0	0	2	3						
Felix Mantilla, R OBP: 0.323, SLG: 0.406 (1, 6)	0-0 1B 1B			0-0 6-3		0-0 4-3			0-0 6-3	4	0	1	0	0	0	0						
Rod Kanehl, R OBP: 0.325, SLG: 0.398 (1, 5)		0-0 1-2 1B		0-0 1B 1B		0-0 4-3			0-3 K	3	0	2	0	0	0	0						
Choo-Choo Coleman, L (9, PH)										1	0	0	0	0	1	0						
Joe Pignatano, R OBP: 0.400, SLG: 0.350 (1, 2)		0-0 F8		0-0 B3-6-4 1B			0-0 F8		0-0 F7	3	0	1	0	0	0	2						
Ed Bouchee, L OBP: 0.302, SLG: 0.295 (9, PH)										1	0	0	0	0	0	0						
Roger Craig, R OBP: 0.111, SLG: 0.048 (1, 1)		0-0 5-3		0-0 B3-6-4 1-2			0-3 K			3	0	0	0	0	1	4						
Inning Stats	R: 0 E: 0 K: 0 S: 4	H: 2 LOB: 1 BB: 0 P: 4	R: 0 E: 0 K: 0 S: 5	H: 2 LOB: 2 BB: 0 P: 5	R: 0 E: 0 K: 2 S: 8	H: 1 LOB: 1 BB: 1 P: 12	R: 0 E: 0 K: 0 S: 4	H: 2 LOB: 1 BB: 0 P: 4	R: 0 E: 0 K: 0 S: 2	H: 0 LOB: 0 BB: 1 P: 6	R: 1 E: 0 K: 0 S: 4	H: 1 LOB: 0 BB: 0 P: 4	R: 0 E: 0 K: 1 S: 5	H: 0 LOB: 0 BB: 0 P: 5	R: 0 E: 1 K: 1 S: 6	H: 0 LOB: 1 BB: 0 P: 6	R: 0 E: 0 K: 1 S: 5	H: 0 LOB: 0 BB: 0 P: 5	1B: 7 2B: 0 3B: 0 HR: 1	SF: 0 SAC: 0 DP: 2 HBP: 0	WP: 0 PB: 0 SB: 0 CS: 0	PA: 35
PITCHER Joey Jay, R ERA: 3.76 (1, 1)	IP: 9.0 WLS: W BF: 35 H: 8 R: 1 ER: 1 SO: 5 BB: 2 IBB: 0 HBP: 0 BLK: 0 WP: 0 HR: 1 S: 43 P: 51 ERA: 1.00 WHIP: 1.111															PITCHER	IP: 9.0 WLS: W BF: 35 H: 8 R: 1 ER: 1 SO: 5 BB: 2 IBB: 0 HBP: 0 BLK: 0 WP: 0 HR: 1 S: 43 P: 51 ERA: 1.00 WHIP: 1.111					

New York Mets @ Cincinnati Reds
Crosley Field, Cincinnati, OH
Fri Jul 20 1962, 7:05 PM EDT
Att: 12,764 - Unknown

AB 33
R 1
H 8
RBI 1
BB 2
SO 5
LOB 15



Batter	1	2	3	4	5	6	7	8	9	AB	R	H	RBI	BB	SO	LOB	BOTTOM					
Eddie Kasko, R OBP: 0.281, SLG: 0.332 (1, 5)	0-0 5-3		0-0 F9		0-0 1B 1-2 1B			0-0 F8		4	0	1	0	0	0	0						
Don Blasingame, L OBP: 0.356, SLG: 0.340 (1, 4)	0-0 F6 1B		0-0 1-3		0-0 F9			4-0 1B BB		3	0	1	0	1	0	2						
Vada Pinson, L OBP: 0.332, SLG: 0.506 (1, 8)	0-0 F6 1-2		0-0 F9		0-0 1-3 2-H 1B			0-0 F9		4	0	1	1	0	0	2						
Jerry Lynch, L OBP: 0.346, SLG: 0.497 (1, 7)		0-0 F7		0-0 F8		0-3 K		0-0 1-2 1B		4	0	1	0	0	1	0						
Wally Post, R OBP: 0.336, SLG: 0.484 (9, 7)										0	0	0	0	0	0	0						
Frank Robinson, R OBP: 0.410, SLG: 0.573 (1, 9)		0-0 HR 1B		0-3 K		0-0 6-3		0-0 F9		4	1	1	0	0	1	2						
Gordy Coleman, L OBP: 0.329, SLG: 0.488 (1, 3)		0-0 1-H HR 1B		4-0 BB		0-0 F8				2	1	1	2	1	0	0						
Johnny Edwards, L OBP: 0.322, SLG: 0.396 (1, 2)		0-0 F9		0-0 4-3			0-0 F8			3	0	0	0	0	0	1						
Leo Cardenas, R OBP: 0.315, SLG: 0.383 (1, 6)		0-0 1B 1B		4-0 1B 1B BB		0-0 K				2	1	1	0	1	1	0						
Joey Jay, S OBP: 0.200, SLG: 0.258 (1, 1)		0-0 3-1		0-3 K			0-0 F2			3	0	0	0	0	1	2						
Inning Stats	R: 0 E: 0 K: 0 S: 3	H: 1 LOB: 0 BB: 0 P: 3	R: 2 E: 0 K: 0 S: 6	H: 3 LOB: 1 BB: 0 P: 6	R: 0 E: 0 K: 1 S: 5	H: 0 LOB: 1 BB: 1 P: 9	R: 1 E: 0 K: 1 S: 6	H: 2 LOB: 2 BB: 1 P: 10	R: 0 E: 0 K: 1 S: 5	H: 0 LOB: 0 BB: 0 P: 5	R: 0 E: 0 K: 1 S: 5	H: 0 LOB: 0 BB: 0 P: 5	R: 0 E: 0 K: 0 S: 4	H: 1 LOB: 2 BB: 1 P: 8	R: 0 E: 0 K: 0 S: 4	H: 0 LOB: 0 BB: 0 P: 5	R: 0 E: 0 K: 0 S: 4	H: 0 LOB: 0 BB: 0 P: 5	1B: 6 2B: 0 3B: 0 HR: 1	SF: 0 SAC: 0 DP: 0 HBP: 0	WP: 0 PB: 0 SB: 0 CS: 0	PA: 32
PITCHER Roger Craig, R ERA: 4.32 (1, 1)	IP: 8.0 WLS: L BF: 32 H: 7 R: 3 ER: 3 SO: 4 BB: 3 IBB: 0 HBP: 0 BLK: 0 WP: 0 HR: 1 S: 37 P: 49 ERA: 3.38 WHIP: 1.250															PITCHER	IP: 8.0 WLS: L BF: 32 H: 7 R: 3 ER: 3 SO: 4 BB: 3 IBB: 0 HBP: 0 BLK: 0 WP: 0 HR: 1 S: 37 P: 49 ERA: 3.38 WHIP: 1.250					

New York Mets @ Cincinnati Reds
Crosley Field, Cincinnati, OH
Fri Jul 20 1962, 7:05 PM EDT
Att: 12,764 - Unknown

AB 29
R 3
H 7
RBI 3
BB 3
SO 4
LOB 9



Batter	1	2	3	4	5	6	7	8	9	AB	R	H	RBI	BB	SO	LOB	TOP		
Richie Ashburn, L OBP: 0.411, SLG: 0.421 (1, 8)										5	0	2	0	0	0	1	New York Mets @ Cincinnati Reds Crosley Field, Cincinnati, OH Sat Jul 21 1962, 3:33 AM EDT Att: 8,381 - Unknown		
Felix Mantilla, R OBP: 0.322, SLG: 0.404 (1, 6)										4	0	1	0	0	0	1			
Gene Woodling, L OBP: 0.389, SLG: 0.498 (1, 9)										3	0	2	1	0	0	1			
Joe Christopher, R OBP: 0.278, SLG: 0.316 (8, PR) (8, 9)											0	0	0	0	0	0		0	
Frank Thomas, R OBP: 0.353, SLG: 0.513 (1, 7)										4	1	2	1	0	1	3			
Mary Throneberry, L OBP: 0.306, SLG: 0.384 (1, 3)										4	1	1	1	0	1	2			
Charlie Neal, R OBP: 0.322, SLG: 0.371 (1, 4)										4	0	1	0	0	0	2			
Rod Kanehl, R OBP: 0.322, SLG: 0.387 (1, 5)										3	0	0	0	1	0	1			
Chris Cannizzaro, R OBP: 0.354, SLG: 0.246 (1, 2)										3	0	1	0	0	0	0			
Ed Bouchee, L OBP: 0.299, SLG: 0.291 (9, PH)										1	0	0	0	0	0	1			
Craig Anderson, R OBP: 0.063, SLG: 0.063 (1, 1)										3	1	1	0	0	0	2			
Jim Hickman, R OBP: 0.336, SLG: 0.434 (9, PH)										1	0	0	0	0	0	1			
Inning Stats	R: 0 E: 0 K: 0 S: 3	H: 1 LOB: 0 BB: 0 P: 3	R: 1 E: 0 K: 1 S: 8	H: 3 LOB: 2 BB: 0 P: 8	R: 0 E: 0 K: 1 S: 6	H: 1 LOB: 1 BB: 0 P: 6	R: 1 E: 0 K: 0 S: 4	H: 1 LOB: 0 BB: 0 P: 4	R: 1 E: 0 K: 0 S: 5	H: 3 LOB: 1 BB: 0 P: 5	R: 0 E: 0 K: 0 S: 3	H: 0 LOB: 0 BB: 0 P: 3	R: 0 E: 0 K: 0 S: 3	H: 0 LOB: 2 BB: 0 P: 5	R: 0 E: 0 K: 0 S: 3	H: 0 LOB: 1 BB: 1 P: 7	1B: 9 2B: 0 3B: 0 HR: 2	SF: 1 SAC: 0 DP: 2 HBP: 0	WP: 1 PA: 37 PB: 0 SB: 0 CS: 0
PITCHER Bob Purkey, R ERA: 2.71 (1, 1)	IP: 9.0 WLS: W BF: 37 H: 11 R: 3 ER: 3 SO: 2 BB: 1 IBB: 0 HBP: 0 BLK: 0 WP: 1 HR: 2 S: 40 P: 44 ERA: 3.00 WHIP: 1.333															PITCHER			


AB	35
R	3
H	11
RBI	3
BB	1
SO	2
LOB	15




Batter	1	2	3	4	5	6	7	8	9	AB	R	H	RBI	BB	SO	LOB	BOTTOM		
Eddie Kasko, R OBP: 0.281, SLG: 0.329 (1, 5)										3	1	0	0	1	0	0	New York Mets @ Cincinnati Reds Crosley Field, Cincinnati, OH Sat Jul 21 1962, 3:33 AM EDT Att: 8,381 - Unknown		
Don Blasingame, L OBP: 0.355, SLG: 0.338 (1, 4)										4	1	1	0	0	0	1			
Vada Pinson, L OBP: 0.337, SLG: 0.515 (1, 8)										2	2	1	2	2	0	1			
Jerry Lynch, L OBP: 0.355, SLG: 0.503 (1, 7)										4	0	3	1	0	0	1			
Wally Post, R OBP: 0.336, SLG: 0.484 (8, 7)										0	0	0	0	0	0	0			
Frank Robinson, R OBP: 0.405, SLG: 0.568 (1, 9)										3	0	0	1	0	0	3			
Gordy Coleman, L OBP: 0.328, SLG: 0.485 (1, 3)										4	0	1	0	0	0	2			
Joe Gaines, R OBP: 0.412, SLG: 0.464 (8, PR)										0	1	0	0	0	0	0			
Marty Keough, L OBP: 0.372, SLG: 0.400 (9, 3)										0	0	0	0	0	0	0			
Johnny Edwards, L OBP: 0.321, SLG: 0.398 (1, 2)										4	0	1	0	0	0	1			
Leo Cardenas, R OBP: 0.314, SLG: 0.381 (1, 6)										2	0	0	1	1	0	1			
Bob Purkey, R OBP: 0.153, SLG: 0.229 (1, 1)										4	0	0	0	0	1	2			
Inning Stats	R: 2 E: 0 K: 0 S: 4	H: 1 LOB: 1 BB: 2 P: 12	R: 0 E: 0 K: 0 S: 3	H: 0 LOB: 0 BB: 0 P: 3	R: 0 E: 0 K: 0 S: 3	H: 0 LOB: 1 BB: 1 P: 7	R: 0 E: 1 K: 0 S: 4	H: 1 LOB: 1 BB: 0 P: 4	R: 2 E: 1 K: 0 S: 6	H: 2 LOB: 1 BB: 0 P: 6	R: 0 E: 0 K: 0 S: 3	H: 0 LOB: 1 BB: 1 P: 7	R: 0 E: 0 K: 0 S: 5	H: 2 LOB: 2 BB: 0 P: 5	R: 1 E: 0 K: 1 S: 6	H: 1 LOB: 1 BB: 0 P: 6	1B: 5 2B: 1 3B: 0 HR: 1	SF: 2 SAC: 0 DP: 1 HBP: 0	WP: 1 PA: 36 PB: 0 SB: 0 CS: 0
PITCHER Craig Anderson, R ERA: 4.81 (1, 1)	IP: 8.0 WLS: L BF: 36 H: 7 R: 5 ER: 3 SO: 1 BB: 4 IBB: 0 HBP: 0 BLK: 0 WP: 1 HR: 1 S: 34 P: 50 ERA: 3.38 WHIP: 1.375															PITCHER			

AB	30
R	5
H	7
RBI	5
BB	4
SO	1
LOB	12



Batter	1	2	3	4	5	6	7	8	9	AB	R	H	RBI	BB	SO	LOB	TOP			
Richie Ashburn, L (1, 8) OBP: 0.410, SLG: 0.417 Jim Hickman, R (7, PH) OBP: 0.343, SLG: 0.440 (7, 8)	4-0 S F2 WP BB	0-0 6-3			0-0 6-3		0-0 1B 1B		0-0 E8 1B	2	1	0	0	1	0	0	New York Mets @ Cincinnati Reds Crosley Field, Cincinnati, OH Sun Jul 22 1962, 3:33 AM EDT Unknown 			
Felix Mantilla, R (1, 4) OBP: 0.323, SLG: 0.415	0-0 F2 1-2		0-0 HR		0-0 F6		0-0 1B 1B 1-2 2-H		0-0 F8	5	1	2	1	0	0	3				
Gene Woodling, L (1, 9) OBP: 0.385, SLG: 0.403	0-0 4-3 2-H		0-0 F4		0-0 FC5-4 1B		0-0 3-1		0-0 6-3	5	0	1	0	0	0	4				
Frank Thomas, R (1, 7) OBP: 0.352, SLG: 0.509	4-0 BB		0-0 F8		0-0 FC5-4 1-2		0-0 5-3			3	0	0	0	1	0	1				
Mary Throneberry, L (1, 3) OBP: 0.304, SLG: 0.380	0-3 K		0-0 F9				0-0 G1-6-3 1B		0-0 4-3	4	0	1	0	0	1	1				
Rod Kanehl, R (1, 5) OBP: 0.326, SLG: 0.391		0-0 S 2B 1B		0-0 4-3		0-0 F8		0-0 FC5-4 1B		0-0 4-3	4	1	2	0	0	1				
Elio Chacon, R (1, 6) OBP: 0.356, SLG: 0.289		0-0 S 1-H WP 2B		0-3 K		0-0 G1-6-3 1-2		0-0 FC5-4 1-2		0-0 4-1-1-1-0-1-2	4	1	1	1	0	2				
Joe Pignatano, R (1, 2) OBP: 0.429, SLG: 0.391 Choo-Choo Coleman, L (7, PR) (7, 2)		0-3 K		0-0 1B					0-3 K	3	0	2	0	0	1	1				
Al Jackson, L (1, 1) OBP: 0.133, SLG: 0.140 Ken MacKenzie, R (6, 1)		0-3 K		0-3 K					0-0 K	2	0	0	0	0	2	1				
Joe Christopher, R (7, PH) OBP: 0.277, SLG: 0.313 Bob Miller, R (7, 1) OBP: 0.227, SLG: 0.318 Ed Bouchee, L (9, PH) OBP: 0.306, SLG: 0.300		0-3 K		0-3 K					0-0 E 1B	1	0	0	0	0	0	0				
Inning Stats	R: 1 E: 0 K: 1 S: 5	H: 0 LOB: 1 BB: 2 P: 13	R: 2 E: 0 K: 2 S: 9	H: 2 LOB: 0 BB: 0 P: 9	R: 1 E: 0 K: 0 S: 4	H: 1 LOB: 1 BB: 0 P: 4	R: 0 E: 0 K: 2 S: 8	H: 1 LOB: 1 BB: 0 P: 8	R: 0 E: 0 K: 0 S: 3	H: 1 LOB: 2 BB: 0 P: 7	R: 0 E: 0 K: 1 S: 7	H: 3 LOB: 2 BB: 0 P: 7	R: 0 E: 0 K: 0 S: 4	H: 1 LOB: 1 BB: 0 P: 4	R: 0 E: 1 K: 1 S: 7	H: 2 LOB: 2 BB: 0 P: 7	1B: 10 2B: 1 3B: 0 HR: 1	SF: 0 SAC: 0 DP: 1 HBP: 0	WP: 2 PB: 0 SB: 3 CS: 0	PA: 39
PITCHER	IP WLS BF H R ER SO	IP WLS BF H R ER SO	IP WLS BF H R ER SO	IP WLS BF H R ER SO	IP WLS BF H R ER SO	IP WLS BF H R ER SO	IP WLS BF H R ER SO	IP WLS BF H R ER SO	IP WLS BF H R ER SO	IP WLS BF H R ER SO	IP WLS BF H R ER SO	IP WLS BF H R ER SO	IP WLS BF H R ER SO	IP WLS BF H R ER SO	IP WLS BF H R ER SO	IP WLS BF H R ER SO	ERA WHIP	ERA WHIP		
Jim Maloney, R (1, 1) ERA: 6.15	3.0	14	3	4	4	3	2	0	0	0	0	2	1	18	26	12.00	1.667			
Joe Nuxhall, L (4, 1) ERA: 6.23	3.1	14	5	0	0	3	0	0	0	0	0	0	0	20	20	0.00	1.500			
Johnny Klippstein, R (7, 1) ERA: 4.43	2.2	11	4	0	0	1	0	0	0	0	0	0	0	13	13	0.00	1.500			

Batter	1	2	3	4	5	6	7	8	9	AB	R	H	RBI	BB	SO	LOB	BOTTOM			
Leo Cardenas, R (1, 6) OBP: 0.313, SLG: 0.376	0-0 F8		0-0 E4 G6-4-3			0-0 FC BB		0-3 K		4	1	0	0	1	1	2	New York Mets @ Cincinnati Reds Crosley Field, Cincinnati, OH Sun Jul 22 1962, 3:33 AM EDT Unknown 			
Eddie Kasko, R (1, 5) OBP: 0.283, SLG: 0.331	0-0 G3		0-0 G6-4-3			0-0 1B 2B	0-0 F4	4-0 2B BB		4	1	1	0	1	0	2				
Vada Pinson, L (1, 8) OBP: 0.340, SLG: 0.517	0-0 5-3			0-0 WP F9 1B		0-0 FC 1B 2B	1-0 E 1B HBP	0-0 2B 2B		4	1	2	1	0	0	1				
Frank Robinson, R (1, 9) OBP: 0.405, SLG: 0.565		0-0 F9		0-0 F9		0-0 FC5-2-5-3 3B 1B	0-0 E 2B 1B	0-0 F2		5	2	2	1	0	0	3				
Wally Post, R (1, 7) OBP: 0.332, SLG: 0.477 Jerry Lynch, L (7, PH) OBP: 0.353, SLG: 0.500 Joe Gaines, R (8, 7) OBP: 0.400, SLG: 0.448		0-0 F6		0-3 K		0-0 FC5-2-5-2 3B	0-0 E5 2B 1B	0-3 K		3	1	0	0	0	1	3				
Hank Foiles, R (1, 2) OBP: 0.396, SLG: 0.560 Johnny Edwards, L (7, PH) OBP: 0.324, SLG: 0.404 (8, 2)		0-0 5-3		0-3 K		0-0 1-2 3-H	0-0 E 1B			3	1	1	2	0	1	1				
Gordy Coleman, L (1, 3) OBP: 0.330, SLG: 0.484			0-0 F5		0-3 K	0-0 S 2B BB	0-0 FC4-6 1B			3	1	1	2	1	1	0				
Don Blasingame, L (1, 4) OBP: 0.353, SLG: 0.337			0-0 1B E 1B		0-0 3-1	0-3 K	0-0 FC4-6			4	1	1	0	0	1	3				
Jim Maloney, L (1, 1) OBP: 0.284, SLG: 0.313 Don Pavletich, R (3, PH) OBP: 0.351, SLG: 0.226 Joe Nuxhall, L (4, 1) OBP: 0.502, SLG: 1.000 Johnny Klippstein, R (7, 1) OBP: 0.200, SLG: 0.143			0-0 E 1B		0-0 4-1	0-0 2-H 3-H	0-3 K			0	0	0	0	0	0	0				
Inning Stats	R: 0 E: 0 K: 0 S: 3	H: 0 LOB: 0 BB: 0 P: 3	R: 0 E: 0 K: 0 S: 3	H: 0 LOB: 0 BB: 0 P: 3	R: 1 E: 1 K: 0 S: 5	H: 2 LOB: 1 BB: 0 P: 5	R: 0 E: 0 K: 2 S: 8	H: 1 LOB: 1 BB: 0 P: 8	R: 0 E: 0 K: 1 S: 5	H: 0 LOB: 0 BB: 0 P: 5	R: 6 E: 0 K: 1 S: 10	H: 4 LOB: 1 BB: 2 P: 18	R: 4 E: 1 K: 1 S: 9	H: 3 LOB: 1 BB: 0 P: 10	R: 0 E: 0 K: 2 S: 8	H: 1 LOB: 2 BB: 1 P: 12		1B: 6 2B: 4 3B: 1 HR: 0	SF: 0 SAC: 0 DP: 1 HBP: 1	WP: 1 PB: 0 SB: 1 CS: 0
PITCHER	IP WLS BF H R ER SO	IP WLS BF H R ER SO	IP WLS BF H R ER SO	IP WLS BF H R ER SO	IP WLS BF H R ER SO	IP WLS BF H R ER SO	IP WLS BF H R ER SO	IP WLS BF H R ER SO	IP WLS BF H R ER SO	IP WLS BF H R ER SO	IP WLS BF H R ER SO	IP WLS BF H R ER SO	IP WLS BF H R ER SO	IP WLS BF H R ER SO	IP WLS BF H R ER SO	IP WLS BF H R ER SO	ERA WHIP	ERA WHIP		
Al Jackson, L (1, 1) ERA: 4.68	5.1	24	6	6	5	3	1	0	0	0	0	0	0	29	33	8.44	1.312			
Ken MacKenzie, L (6, 1) ERA: 5.13	0.2	4	1	1	1	1	1	0	0	0	0	0	0	5	9	13.50	3.000			
Bob Miller, R (7, 1) ERA: 5.29	2.0	13	4	4	3	3	1	0	1	0	0	0	0	17	22	13.50	2.500			

Batter	1	2	3	4	5	6	7	8	9	AB	R	H	RBI	BB	SO	LOB	TOP					
Richie Ashburn, L (1, 9) OBP: 0.414, SLG: 0.419										4	2	2	0	1	0	0	New York Mets @ Cincinnati Reds Crosley Field, Cincinnati, OH Sun Jul 22 1962, 3:38 AM EDT Att: 16,756 - Unknown					
Charlie Neal, R (1, 4) OBP: 0.319, SLG: 0.367										3	0	0	0	0	1	1						
Mary Throneberry, L (7, PH) OBP: 0.303, SLG: 0.378										1	0	0	0	0	1	2						
Felix Mantilla, R (7, 4) OBP: 0.322, SLG: 0.413										1	0	0	0	0	0	1						
Jim Hickman, R (1, 8) OBP: 0.355, SLG: 0.454										3	0	3	3	1	0	0						
Frank Thomas, R (1, 7) OBP: 0.351, SLG: 0.506										4	0	1	0	0	1	3						
Ed Bouchee, L (1, 3) OBP: 0.294, SLG: 0.286										4	0	0	0	0	1	3						
Rod Kanehl, R (1, 5) OBP: 0.333, SLG: 0.390										3	0	1	0	1	0	2						
Elio Chacon, R (1, 6) OBP: 0.355, SLG: 0.289										4	0	1	0	0	0	4						
Chris Cannizzaro, R (1, 2) OBP: 0.349, SLG: 0.246										4	0	1	0	0	1	2						
Bob Moorhead, R (1, 1) OBP: 0.393, SLG: 0.401										2	0	0	0	0	1	2						
Gene Woodling, L (7, PH) OBP: 0.273, SLG: 0.273										1	1	0	0	0	0	0						
Willard Hunter, R (7, 1) OBP: 0.273, SLG: 0.273										0	0	0	0	0	0	0						
Joe Christopher, R (9, PH) OBP: 0.275, SLG: 0.311										1	0	0	0	0	0	0						
Roger Craig, R (9, 1) OBP: 0.111, SLG: 0.048										0	0	0	0	0	0	0						
Inning Stats	R: 1 E: 0 K: 0 S: 5	H: 2 LOB: 1 BB: 0 P: 5	R: 0 E: 0 K: 1 S: 5	H: 1 LOB: 2 BB: 1 P: 9	R: 0 E: 0 K: 1 S: 6	H: 1 LOB: 1 BB: 0 P: 6	R: 0 E: 1 K: 0 S: 4	H: 1 LOB: 0 BB: 0 P: 4	R: 0 E: 0 K: 0 S: 3	H: 0 LOB: 0 BB: 0 P: 3	R: 0 E: 0 K: 0 S: 4	H: 1 LOB: 0 BB: 1 P: 8	R: 2 E: 0 K: 3 S: 12	H: 2 LOB: 1 BB: 0 P: 12	R: 0 E: 0 K: 1 S: 6	H: 1 LOB: 1 BB: 0 P: 6	R: 0 E: 0 K: 0 S: 2	H: 0 LOB: 0 BB: 1 P: 6	1B: 8 2B: 2 3B: 0 HR: 0	SF: 0 SAC: 0 DP: 2 HBP: 0	WP: 0 PB: 0 SB: 0 CS: 1	PA: 38
PITCHER	IP	WLS	BF	H	R	ER	SO	BB	IBB	HBP	BLK	WP	HR	S	P	ERA	WHIP					
Moe Drabowsky, R (1, 1) ERA: 4.71	6.0		25	6	1	1	2	2	0	0	0	0	0	27	35	1.50	1.333					
Jim Brosnan, R (7, 1) ERA: 3.32	3.0	W	13	3	2	0	4	1	0	0	0	0	0	20	24	0.00	1.333					

AB	35
R	3
H	9
RBI	3
BB	3
SO	6
LOB	20



Batter	1	2	3	4	5	6	7	8	9	AB	R	H	RBI	BB	SO	LOB	BOTTOM				
Eddie Kasko, R (1, 5) OBP: 0.283, SLG: 0.330										4	1	1	0	0	0	0	New York Mets @ Cincinnati Reds Crosley Field, Cincinnati, OH Sun Jul 22 1962, 3:38 AM EDT Att: 16,756 - Unknown				
Don Blasingame, L (1, 4) OBP: 0.352, SLG: 0.336										4	1	1	0	0	2	2					
Vada Pinson, L (1, 8) OBP: 0.342, SLG: 0.526										4	1	2	3	0	0	1					
Jerry Lynch, L (1, 7) OBP: 0.347, SLG: 0.490										3	0	0	0	0	0	0					
Jim Brosnan, R (7, 1) OBP: 0.376, SLG: 0.427										0	0	0	0	0	0	0					
Marty Keough, L (9, PH) OBP: 0.376, SLG: 0.427										1	1	1	1	0	0	0					
Frank Robinson, R (1, 9) OBP: 0.402, SLG: 0.561										3	0	0	0	0	0	0					
Gordy Coleman, L (1, 3) OBP: 0.333, SLG: 0.492										3	0	2	0	0	1	0					
Johnny Edwards, L (1, 2) OBP: 0.320, SLG: 0.399										3	0	0	0	0	0	2					
Leo Cardenas, R (1, 6) OBP: 0.313, SLG: 0.375										3	0	1	0	0	1	0					
Moe Drabowsky, R (1, 1) OBP: 0.333, SLG: 0.474										1	0	0	0	0	1	0					
Wally Post, R (6, PH) OBP: 0.333, SLG: 0.474										1	0	0	0	1	1	2					
Inning Stats	R: 0 E: 0 K: 0 S: 3	H: 1 LOB: 0 BB: 0 P: 3	R: 0 E: 0 K: 1 S: 5	H: 0 LOB: 0 BB: 0 P: 5	R: 0 E: 0 K: 1 S: 5	H: 1 LOB: 0 BB: 0 P: 5	R: 0 E: 0 K: 1 S: 4	H: 1 LOB: 1 BB: 0 P: 4	R: 3 E: 0 K: 1 S: 7	H: 2 LOB: 2 BB: 1 P: 11	R: 0 E: 0 K: 1 S: 7	H: 2 LOB: 2 BB: 0 P: 7	R: 0 E: 0 K: 1 S: 5	H: 0 LOB: 0 BB: 0 P: 5	R: 1 E: 0 K: 0 S: 1	H: 1 LOB: 0 BB: 0 P: 1	1B: 5 2B: 0 3B: 1 HR: 2	SF: 0 SAC: 0 DP: 1 HBP: 0	WP: 0 PB: 0 SB: 1 CS: 1	PA: 32	
PITCHER	IP	WLS	BF	H	R	ER	SO	BB	IBB	HBP	BLK	WP	HR	S	P	ERA	WHIP				
Bob Moorhead, R (1, 1) ERA: 4.44	6.0		22	5	3	3	4	1	0	0	0	0	0	12	29	4.50	1.000				
Willard Hunter, L (7, 1) ERA: 8.44	2.0		8	2	0	0	2	0	0	0	0	0	0	12	12	0.00	1.000				
Roger Craig, R (9, 1) ERA: 4.39	0.0	L	1	1	1	1	0	0	0	0	0	0	1	1	1	∞	∞				

AB	30
R	4
H	8
RBI	4
BB	1
SO	6
LOB	7



Batter	1	2	3	4	5	6	7	8	9	10	11	12	AB	R	H	RBI	BB	SO	LOB	TOP				
Richie Ashburn, L OBP: 0.410, SLG: 0.414 (1.8)	6-3													5	0	1	0	0	0	1				
Rod Kanehl, R OBP: 0.336, SLG: 0.393 (8.5)	HR													4	1	1	0	1	1	1				
Felix Mantilla, R OBP: 0.328, SLG: 0.427 (1.5)														3	1	2	2	1	0	0				
Charlie Neal, R OBP: 0.318, SLG: 0.366 (8.4)	HR													1	0	0	0	0	1	1				
Frank Thomas, R OBP: 0.352, SLG: 0.513 (1.7)	HR													5	1	2	1	0	0	2				
Mary Throneberry, L OBP: 0.305, SLG: 0.371 (1.3)	K													3	0	0	0	2	2	0				
Jim Hickman, R OBP: 0.381, SLG: 0.462 (1.9)	F9													5	1	1	1	0	0	3				
Elio Chacon, R OBP: 0.353, SLG: 0.287 (1.6)														5	0	1	0	0	2	0				
Chris Cannizzaro, R OBP: 0.340, SLG: 0.347 (10. PR)														4	0	1	0	0	0	1				
Joe Campesano, R OBP: 0.310, SLG: 0.311 (10.1)														0	0	0	0	0	0	0				
Willard Hunter, L OBP: 0.270, SLG: 0.273 (12. PR)														0	0	0	0	0	0	0				
Ed Bouchee, L OBP: 0.270, SLG: 0.294 (12. PR)														1	0	0	0	0	0	0				
Al Jacobson, R OBP: 0.270, SLG: 0.140 (12. PR)														0	0	0	0	0	0	0				
Bob Miller, R OBP: 0.227, SLG: 0.318 (12.1)														0	0	0	0	0	0	0				
Jay Hook, L OBP: 0.238, SLG: 0.214 (1.1)														2	0	0	0	0	0	0				
Ray Daviault, R OBP: 0.063, SLG: 0.063 (6.1)	1-3													1	0	0	0	0	0	0				
Craig Anderson, R OBP: 0.063, SLG: 0.063 (8.1)														0	0	0	0	0	0	0				
Gene Woodling, L OBP: 0.382, SLG: 0.399 (10. PH)														1	0	0	0	0	1	1				
Joe Pignatano, R OBP: 0.414, SLG: 0.375 (10.2)														1	0	0	0	0	1	1				
Inning Stats	R: 3 E: 0 K: 1 S: 8	H: 3 LOB: 0 BB: 0 P: 8	R: 0 E: 0 K: 0 S: 3	H: 0 LOB: 0 BB: 0 P: 3	R: 0 E: 0 K: 0 S: 3	H: 1 LOB: 0 BB: 0 P: 3	R: 1 E: 0 K: 0 S: 5	H: 2 LOB: 1 BB: 0 P: 6	R: 0 E: 0 K: 1 S: 5	H: 0 LOB: 0 BB: 0 P: 5	R: 0 E: 0 K: 2 S: 7	H: 0 LOB: 1 BB: 0 P: 7	R: 0 E: 0 K: 1 S: 5	H: 1 LOB: 1 BB: 0 P: 5	R: 0 E: 0 K: 1 S: 5	H: 1 LOB: 1 BB: 0 P: 5	R: 0 E: 0 K: 1 S: 5	H: 1 LOB: 2 BB: 0 P: 13	R: 0 E: 0 K: 1 S: 5	H: 1 LOB: 1 BB: 0 P: 6	1B: 6 2B: 3 3B: 0 HR: 3	SF: 0 SAC: 0 DP: 4 HBP: 0	WP: 0 PB: 0 SB: 0 CS: 2	PA: 45
PITCHER	IP	WLS	BF	H	R	ER	SO	BB	IBB	HBP	BLK	WP	HR	S	P	ERA	WHIP							
Lew Burdette, R ERA: 4.43 (1.1)	8.0		31	7	4	4	3	2	0	0	0	0	0	35	43	4.50	1.125							
Bob Shaw, R ERA: 2.3 (9.1)	4.0	W	14	3	0	0	5	2	0	0	0	0	0	22	30	0.00	1.250							

New York Mets @ Milwaukee Braves
Milwaukee County Stadium, Milwaukee, WI
Tue Jul 24 1962, 8:05 PM EDT
Att. 9,971 - Unknown

AB	41
R	4
H	10
RBI	4
BB	4
SO	8
LOB	11





Batter	1	2	3	4	5	6	7	8	9	10	11	12	AB	R	H	RBI	BB	SO	LOB	BOTTOM								
Roy McMillan, R OBP: 0.350, SLG: 0.388 (1.6)	1B													6	1	3	0	0	2	4								
Lee Maye, L OBP: 0.319, SLG: 0.395 (1.7)	1B													4	2	2	0	2	0	1								
Eddie Mathews, L OBP: 0.371, SLG: 0.476 (1.5)	K													6	0	1	1	0	2	5								
Hank Aaron, R OBP: 0.384, SLG: 0.620 (1.9)	1B													6	0	2	0	0	0	2								
Joe Adcock, R OBP: 0.333, SLG: 0.482 (1.3)														4	0	3	2	0	0	1								
Tommie Aaron, R OBP: 0.260, SLG: 0.317 (8. PR)														2	1	0	0	0	1	2								
Del Crandall, R OBP: 0.338, SLG: 0.401 (1.2)	F3													6	1	3	1	0	1	4								
Frank Bolling, R OBP: 0.337, SLG: 0.426 (1.4)	6-3													4	0	1	0	1	0	4								
Lou Johnson, R OBP: 0.333, SLG: 0.238 (1.8)														3	0	0	0	0	2	1								
Gus Bell, L OBP: 0.263, SLG: 0.313 (9.8)	K													2	0	1	1	0	0	0								
Lew Burdette, R OBP: 0.227, SLG: 0.190 (1.1)														3	0	0	0	0	1	1								
Ken Aspromonte, R OBP: 0.375, SLG: 0.317 (8. PH)	5-3													0	0	0	0	1	0	0								
Bob Shaw, R OBP: 0.274, SLG: 0.182 (9.1)														0	0	0	0	1	0	0								
Inning Stats	R: 2 E: 0 K: 1 S: 8	H: 3 LOB: 2 BB: 1 P: 12	R: 0 E: 0 K: 1 S: 7	H: 2 LOB: 2 BB: 0 P: 7	R: 0 E: 0 K: 0 S: 4	H: 3 LOB: 1 BB: 0 P: 4	R: 0 E: 0 K: 1 S: 6	H: 1 LOB: 1 BB: 0 P: 6	R: 0 E: 0 K: 2 S: 8	H: 1 LOB: 1 BB: 0 P: 8	R: 0 E: 0 K: 1 S: 2	H: 0 LOB: 0 BB: 1 P: 8	R: 0 E: 0 K: 0 S: 2	H: 0 LOB: 0 BB: 1 P: 12	R: 1 E: 0 K: 1 S: 8	H: 3 LOB: 3 BB: 1 P: 13	R: 0 E: 0 K: 1 S: 7	H: 2 LOB: 1 BB: 0 P: 7	R: 0 E: 0 K: 1 S: 5	H: 0 LOB: 1 BB: 1 P: 9	R: 0 E: 1 K: 0 S: 4	H: 0 LOB: 1 BB: 0 P: 4	R: 1 E: 0 K: 0 S: 1	H: 1 LOB: 0 BB: 0 P: 1	1B: 14 2B: 1 3B: 0 HR: 1	SF: 0 SAC: 0 DP: 3 HBP: 0	WP: 0 PB: 0 SB: 4 CS: 1	PA: 52
PITCHER	IP	WLS	BF	H	R	ER	SO	BB	IBB	HBP	BLK	WP	HR	S	P	ERA	WHIP											
Jay Hook, R ERA: 5.5 (1.1)	5.0		25	10	2	2	5	2	0	0	0	0	0	33	41	3.60	2.400											
Ray Daviault, R ERA: 6.5 (6.1)	2.2		11	3	1	1	1	2	0	0	0	0	0	11	19	3.38	1.875											
Craig Anderson, R ERA: 6.5 (8.1)	1.1		6	2	1	1	2	0	0	0	0	0	0	10	10	6.75	1.500											
Willard Hunter, L ERA: 3.06 (10.1)	2.0		8	0	0	0	1	1	0	0	0	0	0	9	13	0.00	0.500											
Bob Miller, R ERA: 5.29 (12.1)	0.0		0	0	0	0	0	0	0	0	0	0	0	0	0	∞	∞											

New York Mets @ Milwaukee Braves
Milwaukee County Stadium, Milwaukee, WI
Tue Jul 24 1962, 8:05 PM EDT
Att. 9,971 - Unknown

AB	46
R	5
H	16
RBI	5
BB	5
SO	9
LOB	25



Batter	1	2	3	4	5	6	7	8	9	AB	R	H	RBI	BB	SO	LOB	TOP		
Richie Ashburn, L OBP: 0.413, SLG: 0.413 (1, 8)	1-3		K							3	1	1	0	2	1	1	New York Mets @ Milwaukee Braves Milwaukee County Stadium, Milwaukee, WI Wed Jul 25 1962, 8:05 PM EDT Att: 9,056 - Unknown 		
Rod Kanehl, R OBP: 0.333, SLG: 0.405 (1, 4)	F4		FC6-4							4	1	1	1	0	0	3			
Felix Mantilla, R OBP: 0.332, SLG: 0.426 (1, 5)										3	1	1	1	2	0	2			
Frank Thomas, R OBP: 0.350, SLG: 0.517 (1, 7)	FC5-4									5	1	1	3	0	2	5			
Jim Hickman, R OBP: 0.348, SLG: 0.456 (1, 9)										5	0	1	0	0	1	1			
Mary Throneberry, L OBP: 0.354, SLG: 0.358 (1, 3)										4	0	1	0	0	0	1			
Elio Chacon, R OBP: 0.354, SLG: 0.290 (1, 6)										4	0	2	0	0	0	1			
Chris Cannizzaro, R OBP: 0.352, SLG: 0.240 (1, 2)										2	1	0	0	2	2	2			
Roger Craig, R OBP: 0.128, SLG: 0.047 (1, 1)										1	0	0	0	1	1	2			
Joe Christopher, R OBP: 0.273, SLG: 0.309 (6, PH)										1	0	0	0	0	0	1			
Vinegar Bend Mizell, R OBP: 0.290, SLG: 0.143 (6, 1)										0	0	0	0	0	0	0			
Bob Miller, R OBP: 0.227, SLG: 0.318 (8, 1)										0	0	0	0	0	0	0			
Gene Woodling, L OBP: 0.350, SLG: 0.397 (9, PH)										1	0	0	0	0	0	1			
Inning Stats	R: 0 E: 0 K: 0 S: 3	H: 0 LOB: 1 BB: 1 P: 7	R: 0 E: 0 K: 1 S: 6	H: 2 LOB: 1 BB: 0 P: 6	R: 0 E: 0 K: 2 S: 7	H: 0 LOB: 2 BB: 2 P: 15	R: 0 E: 0 K: 1 S: 6	H: 1 LOB: 2 BB: 1 P: 10	R: 1 E: 0 K: 0 S: 4	H: 1 LOB: 1 BB: 0 P: 8	R: 0 E: 0 K: 1 S: 6	H: 1 LOB: 1 BB: 0 P: 6	R: 0 E: 0 K: 0 S: 3	H: 0 LOB: 0 BB: 0 P: 3	R: 4 E: 0 K: 1 S: 7	H: 2 LOB: 0 BB: 2 P: 15	1B: 6 2B: 0 3B: 1 HR: 1	SF: 0 SAC: 1 DP: 1 HBP: 0	WP: 1 PA: 41 CS: 0
PITCHER	IP WLS BF H R ER SO BB IBB HBP BLK WP HR S P ERA WHIP																		
Bob Hendley, L ERA: 3.29 (1, 1)	8.0 W 34 6 1 1 6 5 0 0 0 1 0 41 61 1.12 1.375																		
Hank Fischer, R ERA: 5.29 (9, 1)	1.0 S 7 2 4 4 1 2 0 0 0 0 1 7 15 36.00 4.000																		

Batter	1	2	3	4	5	6	7	8	9	AB	R	H	RBI	BB	SO	LOB	BOTTOM		
Roy McMillan, R OBP: 0.353, SLG: 0.389 (1, 6)										4	1	2	0	1	0	3	New York Mets @ Milwaukee Braves Milwaukee County Stadium, Milwaukee, WI Wed Jul 25 1962, 8:05 PM EDT Att: 9,056 - Unknown 		
Lee Maye, L OBP: 0.322, SLG: 0.396 (1, 7)										5	1	2	1	0	1	4			
Eddie Mathews, L OBP: 0.374, SLG: 0.494 (1, 5)										4	3	2	4	1	0	2			
Hank Aaron, R OBP: 0.384, SLG: 0.615 (1, 9)										3	1	0	0	2	0	2			
Joe Adcock, R OBP: 0.336, SLG: 0.506 (1, 3)										4	2	2	5	0	0	1			
Tommie Aaron, R OBP: 0.260, SLG: 0.317 (8, 3)										0	0	0	0	0	0	0			
Del Crandall, R OBP: 0.337, SLG: 0.396 (1, 2)										3	0	0	0	1	0	0			
Hank Fischer, R ERA: 5.29 (9, 1)										0	0	0	0	0	0	0			
Frank Bolling, R OBP: 0.340, SLG: 0.429 (1, 4)										3	1	1	0	1	0	1			
Lou Johnson, R OBP: 0.321, SLG: 0.320 (1, 8)										4	1	1	1	0	0	1			
Bob Hendley, R OBP: 0.273, SLG: 0.162 (1, 1)										2	1	0	0	1	0	2			
Bob Uecker, R OBP: 0.370, SLG: 0.273 (8, PH)										1	0	0	0	0	1	1			
Inning Stats	R: 3 E: 0 K: 0 S: 6	H: 4 LOB: 0 BB: 0 P: 6	R: 0 E: 1 K: 0 S: 5	H: 1 LOB: 2 BB: 0 P: 5	R: 0 E: 0 K: 0 S: 2	H: 0 LOB: 0 BB: 1 P: 6	R: 0 E: 1 K: 0 S: 3	H: 0 LOB: 1 BB: 1 P: 7	R: 2 E: 0 K: 1 S: 7	H: 2 LOB: 0 BB: 0 P: 7	R: 0 E: 0 K: 0 S: 3	H: 0 LOB: 0 BB: 0 P: 3	R: 4 E: 0 K: 0 S: 4	H: 1 LOB: 0 BB: 3 P: 16	R: 2 E: 0 K: 1 S: 7	H: 2 LOB: 2 BB: 2 P: 15	1B: 4 2B: 1 3B: 1 HR: 4	SF: 0 SAC: 0 DP: 2 HBP: 0	WP: 0 PA: 40 CS: 0
PITCHER	IP WLS BF H R ER SO BB IBB HBP BLK WP HR S P ERA WHIP																		
Roger Craig, R ERA: 4.55 (1, 1)	5.0 L 23 7 5 5 1 2 0 0 0 0 0 3 23 31 9.00 1.800																		
Vinegar Bend Mizell, L ERA: 6.63 (6, 1)	2.1 15 3 6 6 1 5 0 0 0 0 1 12 32 23.14 3.429																		
Bob Miller, R ERA: 5.29 (8, 1)	0.0 0 0 0 0 0 0 0 0 0 0 0 0 0 0 0 0																		

Batter	1	2	3	4	5	6	7	8	9	AB	R	H	RBI	BB	SO	LOB	TOP					
Richie Ashburn, L (1, 8) OBP: 0.417, SLG: 0.412	0-3 K		0-0 1B		4-0 BB		4-0 BB		0-0 6-3	3	0	1	0	2	1	0	New York Mets @ Milwaukee Braves Milwaukee County Stadium, Milwaukee, WI Thu Jul 26 1962, 4:33 AM EDT Att: 9,749 - Unknown					
Rod Kanehl, R (1, 4) OBP: 0.331, SLG: 0.400	0-0 5-3		0-0 1B		0-0 F8		0-0 5-3			4	0	1	0	0	0	3						
Felix Mantilla, R (1, 5) OBP: 0.328, SLG: 0.420	0-0 F9		0-0 F4		0-3 K			0-3 K		4	0	0	0	0	2	4						
Frank Thomas, R (1, 7) OBP: 0.349, SLG: 0.514		0-0 F9		0-3 K		0-0 1B		0-0 6-3		4	0	1	0	0	1	0						
Jim Hickman, R (1, 9) OBP: 0.350, SLG: 0.457		0-0 6-3		0-0 1-3 1B		0-0 4-3-6-3		0-0 2B 1B		4	1	2	0	0	0	1						
Mary Throneberry, L (1, 3) OBP: 0.369, SLG: 0.377		0-0 1B		0-0 1-3		0-0 F1		0-0 2B		4	0	2	1	0	0	2						
Elio Chacon, R (1, 6) OBP: 0.350, SLG: 0.286		0-0 F9		0-3 K		0-0 F3		0-0 F9		4	0	0	0	0	1	4						
Chris Cannizzaro, R (1, 2) OBP: 0.347, SLG: 0.231			0-0 F9		4-0 1B BB		0-0 F5		0-0 F7	3	0	0	0	1	0	0						
Craig Anderson, R (1, 1) OBP: 0.111, SLG: 0.111			0-0 6-3		0-0 BB		0-0 F8		0-0 F9	2	0	1	0	0	0	0						
Joe Christopher, R (7, PH) OBP: 0.272, SLG: 0.307					1-2 BB					1	0	0	0	0	0	0						
Ken MacKenzie, R (7, 1)										0	0	0	0	0	0	0						
Gene Woodling, L (9, PH) OBP: 0.379, SLG: 0.395										1	0	0	0	0	0	0						
Inning Stats	R: 0 E: 0 K: 1 S: 5	H: 0 LOB: 0 BB: 0 P: 5	R: 0 E: 0 K: 0 S: 4	H: 1 LOB: 1 BB: 0 P: 4	R: 0 E: 0 K: 0 S: 5	H: 2 LOB: 2 BB: 0 P: 5	R: 0 E: 0 K: 2 S: 8	H: 1 LOB: 1 BB: 0 P: 8	R: 0 E: 0 K: 1 S: 5	H: 1 LOB: 2 BB: 2 P: 13	R: 0 E: 0 K: 0 S: 4	H: 1 LOB: 1 BB: 0 P: 4	R: 0 E: 0 K: 0 S: 3	H: 0 LOB: 1 BB: 1 P: 7	R: 1 E: 0 K: 1 S: 7	H: 2 LOB: 1 BB: 0 P: 7	R: 0 E: 0 K: 0 S: 3	H: 0 LOB: 0 BB: 0 P: 3	1B: 7 2B: 1 3B: 0 HR: 0	SF: 0 SAC: 0 DP: 0 HBP: 0	WP: 0 PB: 0 CS: 0	PA: 37
PITCHER Warren Spahn, L (1, 1) ERA: 3.09	IP: 9.0 WLS: W BF: 37 H: 8 R: 1 ER: 1 SO: 5 BB: 3 IBB: 0 HBP: 0 BLK: 0 WP: 0 HR: 0 S: 44 P: 56 ERA: 1.00 WHIP: 1.222															PITCHER						

AB	34
R	1
H	8
RBI	1
BB	3
SO	5
LOB	14



Batter	1	2	3	4	5	6	7	8	9	AB	R	H	RBI	BB	SO	LOB	BOTTOM			
Lou Johnson, R (1, 8) OBP: 0.333, SLG: 0.379	0-0 5-3		0-3 K		4-0 2B E BB		0-0 WP 3B		0-0 F8	4	2	1	0	1	1	1	New York Mets @ Milwaukee Braves Milwaukee County Stadium, Milwaukee, WI Thu Jul 26 1962, 4:33 AM EDT Att: 9,749 - Unknown			
Lee Maye, L (1, 7) OBP: 0.314, SLG: 0.384	0-0 F6		0-0 4-3		0-3 K		0-0 G3			4	0	0	0	0	1	2				
Eddie Mathews, L (1, 5) OBP: 0.373, SLG: 0.494	0-0 G3			0-0 F4		0-0 1B 2B		0-0 F5		4	1	1	0	0	0	0				
Hank Aaron, R (1, 9) OBP: 0.385, SLG: 0.621		0-0 HR		0-0 WP CS 1B 1B		0-0 E6 1B		0-0 E5 1B		4	2	2	1	0	0	1				
Joe Adcock, R (1, 3) OBP: 0.338, SLG: 0.504		0-0 6-3		4-0 1B WP FC5-2 BB		0-0 G6-4-3 1B		0-0 F8		3	0	1	1	1	0	1				
Tommie Aaron, R (8, 3) OBP: 0.260, SLG: 0.317				1-2 FC5-2 BB		1-2 2H 1B				0	0	0	0	0	0	0				
Joe Torre, R (1, 2) OBP: 0.331, SLG: 0.331		0-0 5-3		0-0 FC5-2 BB		0-0 G6-4-3		0-0 1B		4	0	2	1	0	0	2				
Frank Bolling, R (1, 4) OBP: 0.336, SLG: 0.423		0-0 5-3		4-0 FC5-2 BB		0-0 F8		0-0 1-3		3	0	0	0	1	0	2				
Amado Samuel, R (1, 6) OBP: 0.248, SLG: 0.260			4-0 BB		0-0 FC5-2		0-0 F3		4-0 G1-6-3 BB	2	0	0	0	2	0	3				
Warren Spahn, L (1, 1) OBP: 0.266, SLG: 0.317			0-3 K		1-2 2-3 3-H		0-0 3-1		0-0 G1-6-3	4	1	1	1	0	1	5				
Inning Stats	R: 0 E: 0 K: 0 S: 3	H: 0 LOB: 0 BB: 0 P: 3	R: 1 E: 0 K: 0 S: 4	H: 1 LOB: 0 BB: 0 P: 4	R: 0 E: 0 K: 2 S: 7	H: 0 LOB: 1 BB: 1 P: 11	R: 1 E: 0 K: 0 S: 5	H: 2 LOB: 2 BB: 2 P: 13	R: 2 E: 1 K: 1 S: 7	H: 2 LOB: 1 BB: 1 P: 11	R: 2 E: 0 K: 0 S: 5	H: 2 LOB: 0 BB: 0 P: 5	R: 0 E: 1 K: 0 S: 5	H: 1 LOB: 2 BB: 0 P: 5	R: 0 E: 0 K: 0 S: 2	H: 0 LOB: 0 BB: 1 P: 6	1B: 4 2B: 1 3B: 1 HR: 2	SF: 0 SAC: 0 DP: 2 HBP: 0	WP: 2 PB: 0 CS: 1	PA: 37
PITCHER Craig Anderson, R (1, 1) ERA: 5.06	IP: 6.0 WLS: L BF: 29 H: 7 R: 6 ER: 5 SO: 3 BB: 4 IBB: 0 HBP: 0 BLK: 0 WP: 2 HR: 2 S: 31 P: 47 ERA: 7.50 WHIP: 1.833															PITCHER				
Ken MacKenzie, L (7, 1) ERA: 5.51	IP: 2.0 WLS: L BF: 8 H: 1 R: 0 ER: 0 SO: 0 BB: 1 IBB: 0 HBP: 0 BLK: 0 WP: 0 HR: 0 S: 7 P: 11 ERA: 0.00 WHIP: 1.000															PITCHER				

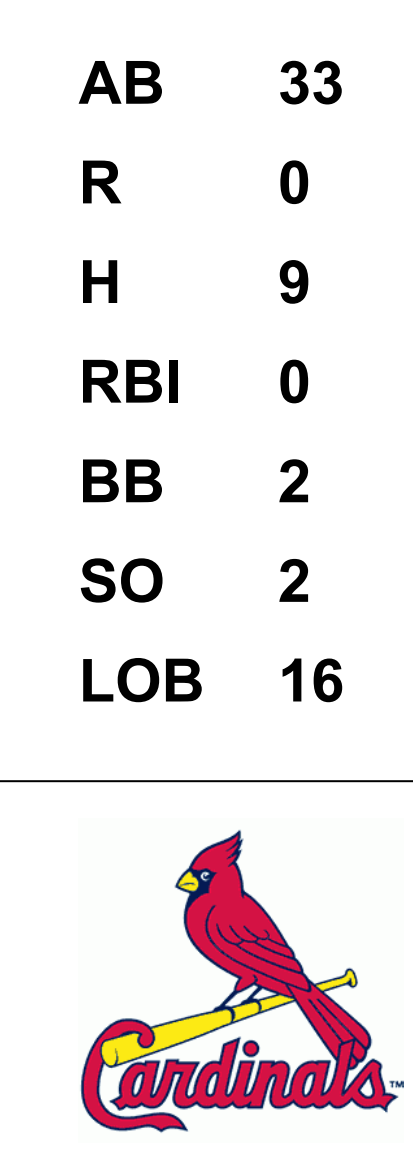


Batter	1	2	3	4	5	6	7	8	9	AB	R	H	RBI	BB	SO	LOB	TOP										
Richie Ashburn, L (1, 8) OBP: 0.416, SLG: 0.409	0-3 K		0-3 K2-3		0-0 1B		4-0 FC6 IBB		0-0 5-3	4	0	1	0	1	2	2	New York Mets @ St. Louis Cardinals Sportsman's Park, St. Louis, MO Fri Jul 27 1962, 8:05 PM EDT Unknown - 79 F										
Rod Kanehl, R (1, 4) OBP: 0.326, SLG: 0.393	0-0 F8		0-0 E6		0-0 1B		0-0 P4		0-0 1-3	5	0	1	0	0	0	4											
Felix Mantilla, R (1, 5) OBP: 0.327, SLG: 0.418	0-0 1B		0-0 1-3		0-0 5-3		0-0 FC6			4	0	1	0	0	0	6											
Frank Thomas, R (1, 7) OBP: 0.345, SLG: 0.508	0-3 K			0-0 P4		0-0 F7		0-0 5-3		4	0	0	0	0	1	1											
Joe Christopher, R (8, 7) OBP: 0.272, SLG: 0.307										0	0	0	0	0	0	0											
Mary Throneberry, L (1, 3) OBP: 0.312, SLG: 0.376		0-3 K		0-0 1B		0-0 F8		4-0 BB		3	0	1	0	1	1	0											
Jim Hickman, R (1, 9) OBP: 0.349, SLG: 0.453		0-0 P6		0-0 1B		0-3 K2-3		0-0 F8		4	0	1	0	0	1	1											
Elio Chacon, R (1, 6) OBP: 0.350, SLG: 0.287		0-0 P3		0-0 G4-6-3			0-0 E1	0-3 K		3	0	1	0	0	0	2											
Charlie Neal, R (7, PR) OBP: 0.317, SLG: 0.365				0-0 G4-6-3			SH1-4 1B			1	0	0	0	0	1	1											
Choo-Choo Coleman, L (1, 2) OBP: 0.286, SLG: 0.167			0-0 SH3-4 1B		0-0 F7		0-0 FC	4-0 5-3 1-3 BB		3	1	1	0	1	0	1											
Al Jackson, L (1, 1) OBP: 0.128, SLG: 0.133			0-0 SH3-4		0-3 K		0-0 SH1-4	0-0 1-3		2	0	0	0	0	1	1											
Inning Stats	R: 0 E: 0 K: 2 S: 8	H: 1 LOB: 1 BB: 0 P: 8	R: 0 E: 0 K: 1 S: 5	H: 0 LOB: 0 BB: 0 P: 5	R: 1 E: 1 K: 1 S: 7	H: 1 LOB: 1 BB: 0 P: 7	R: 0 E: 0 K: 0 S: 4	H: 2 LOB: 1 BB: 0 P: 4	R: 0 E: 0 K: 1 S: 5	H: 0 LOB: 0 BB: 0 P: 5	R: 0 E: 1 K: 0 S: 5	H: 1 LOB: 3 BB: 1 P: 9	R: 0 E: 0 K: 1 S: 5	H: 0 LOB: 1 BB: 1 P: 9	R: 0 E: 0 K: 0 S: 3	H: 0 LOB: 1 BB: 1 P: 7	1B: 7 2B: 0 3B: 0 HR: 0	SF: 0 SAC: 2 DP: 1 HBP: 0	WP: 0 PB: 0 SB: 0 CS: 0	PA: 38							
PITCHER	IP	WLS	BF	H	R	ER	SO	BB	IBB	HBP	BLK	WP	HR	S	P	ERA	WHIP										
Bob Gibson, R (1, 1) ERA: 2.51	8.0	L	34	7	1	0	7	1	1	0	0	0	0	46	54	0.00	1.000										
Lindy McDaniel, R (9, 1) ERA: 2.78	1.0		4	0	0	0	0	1	0	0	0	0	0	3	7	0.00	1.000										

AB	33
R	1
H	7
RBI	0
BB	3
SO	7
LOB	19



Batter	1	2	3	4	5	6	7	8	9	AB	R	H	RBI	BB	SO	LOB	BOTTOM										
Curt Flood, R (1, 8) OBP: 0.335, SLG: 0.414	0-0 4-3			0-0 5-3		0-0 1B		0-0 G5-4-3		4	0	1	0	0	0	1	New York Mets @ St. Louis Cardinals Sportsman's Park, St. Louis, MO Fri Jul 27 1962, 8:05 PM EDT Unknown - 79 F										
Julian Javier, R (1, 4) OBP: 0.315, SLG: 0.340	0-0 1-4-3			0-0 6-3		0-0 F7		4-0 1B BB		3	0	0	0	1	0	2											
Bill White, L (1, 3) OBP: 0.358, SLG: 0.470	0-0 4-3			0-0 1-3		0-3 K		0-0 FC6-4 1B		4	0	1	0	0	1	2											
Ken Boyer, R (1, 5) OBP: 0.391, SLG: 0.507		0-0 F8			0-0 FC4-5 2B		0-0 F8	0-0 FC6-4		4	0	1	0	0	0	2											
Charlie James, R (1, 9) OBP: 0.321, SLG: 0.416		0-0 G4-6-3 1B		0-0 FC4-5 PB 5-3		0-0 2B 1B		0-0 6-3		4	0	2	0	0	0	1											
Bobby Gene Smith, R (1, 7) OBP: 0.278, SLG: 0.308		0-0 G4-6-3		0-0 5-3		0-0 5-3		0-0 2B		4	0	2	0	0	0	2											
Gene Oliver, R (1, 2) OBP: 0.357, SLG: 0.402			0-0 6-3		0-0 5-3		4-0 G6-4-3 IBB		0-0 P5	3	0	0	0	1	0	2											
Julio Gotay, R (1, 6) OBP: 0.326, SLG: 0.313			0-3 K		0-0 L9		0-0 G6-4-3		0-0 1-3	2	0	0	0	0	1	0											
Red Schoendienst, S (7, PH) OBP: 0.383, SLG: 0.436										1	0	0	0	0	0	3											
Dal Maxwell, R (8, 6) OBP: 0.213, SLG: 0.200										1	0	0	0	0	0	1											
Bob Gibson, R (1, 1) OBP: 0.351, SLG: 0.365										2	0	1	0	0	0	0											
Stan Musial, L (8, PH) OBP: 0.425, SLG: 0.553										1	0	1	0	0	0	0											
Minnie Minoso, R (8, PR) OBP: 0.240, SLG: 0.243										0	0	0	0	0	0	0											
Lindy McDaniel, R (9, 1) ERA: 4.39										0	0	0	0	0	0	0											
Inning Stats	R: 0 E: 0 K: 0 S: 3	H: 0 LOB: 0 BB: 0 P: 3	R: 0 E: 0 K: 0 S: 3	H: 1 LOB: 0 BB: 0 P: 3	R: 0 E: 0 K: 1 S: 5	H: 0 LOB: 0 BB: 0 P: 5	R: 0 E: 0 K: 0 S: 3	H: 0 LOB: 0 BB: 0 P: 3	R: 0 E: 0 K: 0 S: 4	H: 1 LOB: 1 BB: 0 P: 4	R: 0 E: 0 K: 1 S: 7	H: 2 LOB: 2 BB: 0 P: 7	R: 0 E: 0 K: 0 S: 4	H: 2 LOB: 2 BB: 1 P: 8	R: 0 E: 0 K: 0 S: 4	H: 2 LOB: 1 BB: 1 P: 8	R: 0 E: 0 K: 0 S: 4	H: 1 LOB: 1 BB: 0 P: 4	1B: 6 2B: 3 3B: 0 HR: 0	SF: 0 SAC: 0 DP: 3 HBP: 0	WP: 0 PB: 1 SB: 0 CS: 0	PA: 35					
PITCHER	IP	WLS	BF	H	R	ER	SO	BB	IBB	HBP	BLK	WP	HR	S	P	ERA	WHIP										
Al Jackson, L (1, 1) ERA: 4.39	9.0	W	35	9	0	0	2	1	1	0	0	0	0	37	45	0.00	1.111										



Batter	1	2	3	4	5	6	7	8	9	AB	R	H	RBI	BB	SO	LOB	TOP										
Richie Ashburn, L (1, 8) OBP: 0.423, SLG: 0.412	5-3		1B SF9 BB			1B FC5-2-1 1B		BB 1B		3	1	2	0	2	0	0	New York Mets @ St. Louis Cardinals Sportsman's Park, St. Louis, MO Fri Jul 27 1962, 8:05 PM EDT Att: 18,722 - Unknown - 79 F										
Rod Kanehl, R (1, 4) OBP: 0.336, SLG: 0.400	K2-3		1B SF8 1B			1B FC5-2-1 1B		BB 1B		5	1	3	1	0	1	2											
Felix Mantilla, R (1, 5) OBP: 0.325, SLG: 0.413	4-3		SF9			FC5-2-5-1 G3 1-3		F8 BB BB		3	0	0	1	1	0	2											
Gene Woodling, L (1, 7) OBP: 0.379, SLG: 0.395 Joe Christopher, R (8, 7) OBP: 0.272, SLG: 0.307		4-3	FC5-4 1B			G3 1-2		FC5-4 1B		F9		5	0	2	0	0		5									
Mary Throneberry, L (1, 3) OBP: 0.314, SLG: 0.387		6-3	SF8 3B			FC6-4 IBB		F8		P4		3	1	1	1	0		1									
Jim Hickman, R (1, 9) OBP: 0.346, SLG: 0.452		6-3	FC5-4 1-2			FC6-4 1-2		FC5-4 1-2		3-1 2B		5	0	1	1	0		5									
Choo-Choo Coleman, L (1, 2) OBP: 0.273, SLG: 0.400 Ed Bouchee, L (9, PH) OBP: 0.298, SLG: 0.291		1B 3B	G3			L4		1-3		3-1		4	1	1	0	0		0									
Charlie Neal, R (1, 6) OBP: 0.317, SLG: 0.364 Frank Thomas, R (9, PH) OBP: 0.344, SLG: 0.507		1B	6-3			L9		E4 1B WP 1B		5-3		4	1	1	1	0		0									
Bob Moorhead, R (1, 1) OBP: 0.286, SLG: 0.063 Ray Daviault, R (6, 1)		K	K			BB 1B		F9				3	0	1	0	0		2									
Inning Stats	R: 0 E: 0 K: 1 S: 5	H: 0 LOB: 0 BB: 0 P: 5	R: 2 E: 0 K: 1 S: 8	H: 3 LOB: 1 BB: 0 P: 8	R: 2 E: 0 K: 0 S: 5	H: 2 LOB: 0 BB: 1 P: 9	R: 0 E: 0 K: 1 S: 5	H: 0 LOB: 0 BB: 0 P: 5	R: 0 E: 0 K: 0 S: 4	H: 1 LOB: 2 BB: 1 P: 8	R: 0 E: 0 K: 0 S: 4	H: 1 LOB: 1 BB: 0 P: 4	R: 1 E: 1 K: 0 S: 6	H: 2 LOB: 3 BB: 1 P: 10	R: 0 E: 0 K: 0 S: 4	H: 1 LOB: 1 BB: 0 P: 4		1B: 9 2B: 1 3B: 2 HR: 0	SF: 2 SAC: 0 DP: 0 HBP: 0	WP: 1 PB: 0 SB: 0 CS: 0	PA: 44						
PITCHER	IP	WLS	BF	H	R	ER	SO	BB	IBB	HBP	BLK	WP	HR	S	P	ERA	WHIP										
Larry Jackson, R (1, 1) ERA: 4.04	7.0		33	9	4	4	3	2	1	0	0	0	0	36	48	5.14	1.571										
Bob Duliba, R (8, 1) ERA: 1.00	1.1	W	9	3	1	0	0	1	0	0	0	1	0	8	12	0.00	3.000										
Lindy McDaniel, R (9, 1) ERA: 2.75	0.2	S	2	0	0	0	0	0	0	0	0	0	0	2	2	0.00	0.000										

Batter	1	2	3	4	5	6	7	8	9	AB	R	H	RBI	BB	SO	LOB	BOTTOM										
Julian Javier, R (1, 4) OBP: 0.312, SLG: 0.336	P4	F5			K		6-3			4	0	0	0	0	1	0	New York Mets @ St. Louis Cardinals Sportsman's Park, St. Louis, MO Fri Jul 27 1962, 8:05 PM EDT Att: 18,722 - Unknown - 79 F										
Bill White, L (1, 3) OBP: 0.357, SLG: 0.468	1-3		F7		1B		P3			4	0	1	0	0	0	0											
Curt Flood, R (1, 8) OBP: 0.338, SLG: 0.422	BB E 1B		6-3 3B		K			BB HR 1B		4	3	3	0	0	1	1											
Stan Musial, L (1, 7) OBP: 0.426, SLG: 0.549	6-3 E 1B BB		6-3			BB BB		F8		2	1	0	1	2	0	1											
Carl Sawatski, L (1, 2) OBP: 0.386, SLG: 0.476 Minnie Minoso, R (8, PR) OBP: 0.240, SLG: 0.243 Jimmie Schaffer, R (9, 2) OBP: 0.279, SLG: 0.231	E8 1B		4-3			BB BB		BB HR BB		2	0	0	0	2	0	1											
Charlie James, R (1, 9) OBP: 0.324, SLG: 0.430	1-3 2-H 1B					BB		HR BB		4	1	2	4	0	1	2											
Ken Boyer, R (1, 5) OBP: 0.392, SLG: 0.508	P5				G4-6-3 BB		F7			3	0	1	0	1	0	4											
Julio Gotay, R (1, 6) OBP: 0.324, SLG: 0.310 Red Schoendienst, S (8, PH) OBP: 0.380, SLG: 0.431 Dal Maxvill, R (7, 6) OBP: 0.236, SLG: 0.196		F8			G4-6-3 1-2		K			2	0	0	0	0	0	1											
Larry Jackson, R (1, 1) OBP: 0.274, SLG: 0.281 Bobby Gene Smith, R (7, PH) OBP: 0.274, SLG: 0.359 Bob Duliba, R (8, 1) Lindy McDaniel, R (9, 1)		F7			K		K			2	0	0	0	0	1	0											
Inning Stats	R: 2 E: 1 K: 0 S: 6	H: 2 LOB: 2 BB: 1 P: 10	R: 0 E: 0 K: 0 S: 3	H: 0 LOB: 0 BB: 0 P: 3	R: 1 E: 0 K: 0 S: 4	H: 1 LOB: 0 BB: 0 P: 4	R: 0 E: 0 K: 0 S: 2	H: 0 LOB: 0 BB: 1 P: 6	R: 0 E: 0 K: 3 S: 10	H: 1 LOB: 1 BB: 0 P: 10	R: 0 E: 0 K: 2 S: 7	H: 0 LOB: 2 BB: 2 P: 15	R: 0 E: 0 K: 1 S: 5	H: 0 LOB: 0 BB: 0 P: 5	R: 3 E: 0 K: 1 S: 8	H: 3 LOB: 2 BB: 1 P: 12		1B: 4 2B: 1 3B: 1 HR: 1	SF: 0 SAC: 0 DP: 1 HBP: 0	WP: 0 PB: 0 SB: 0 CS: 0	PA: 36						
PITCHER	IP	WLS	BF	H	R	ER	SO	BB	IBB	HBP	BLK	WP	HR	S	P	ERA	WHIP										
Bob Moorhead, R (1, 1) ERA: 4.28	5.0		23	4	3	1	3	4	0	0	0	0	0	25	41	1.80	1.600										
Ray Daviault, R (6, 1) ERA: 6.69	3.0	L	13	3	3	3	4	1	0	0	0	0	1	20	24	9.00	1.333										

Batter	1	2	3	4	5	6	7	8	9	AB	R	H	RBI	BB	SO	LOB	TOP		
Richie Ashburn, L OBP: 0.432, SLG: 0.420 (1, 8)										5	1	4	1	1	0	0			
Rod Kanehl, R OBP: 0.342, SLG: 0.418 (1, 4)										6	2	3	1	0	0	4			
Felix Mantilla, R OBP: 0.323, SLG: 0.410 (1, 5)										5	0	1	0	0	0	6			
Frank Thomas, R OBP: 0.342, SLG: 0.501 Mary Thronberry, L OBP: 0.314, SLG: 0.387 (9, 3)										4	0	0	0	1	0	3			
Jim Hickman, R OBP: 0.347, SLG: 0.450 (1, 9)										5	1	2	1	0	0	2			
Joe Christopher, R OBP: 0.276, SLG: 0.317 (1, 7)										5	2	2	0	0	2	3			
Charlie Neal, R OBP: 0.318, SLG: 0.365 (1, 6)										4	2	1	0	1	0	2			
Chris Cannizzaro, R OBP: 0.350, SLG: 0.235 (1, 2)										3	0	1	1	0	1	1			
Jay Hook, L OBP: 0.292, SLG: 0.209 Gene Woodling, L OBP: 0.392, SLG: 0.413 Ken MacKenzie, R OBP: 0.143, SLG: 0.143 Willard Hunter, R OBP: 0.273, SLG: 0.273 Craig Anderson, R OBP: 0.111, SLG: 0.111 (9, 1)										1	0	0	0	0	0	0			
Inning Stats	R: 1 E: 0 K: 0 S: 6	H: 3 LOB: 2 BB: 0 P: 6	R: 1 E: 1 K: 0 S: 5	H: 2 LOB: 2 BB: 0 P: 6	R: 0 E: 0 K: 1 S: 6	H: 1 LOB: 1 BB: 0 P: 6	R: 1 E: 0 K: 1 S: 7	H: 2 LOB: 1 BB: 0 P: 7	R: 4 E: 1 K: 0 S: 6	H: 3 LOB: 1 BB: 1 P: 10	R: 0 E: 0 K: 2 S: 8	H: 1 LOB: 1 BB: 0 P: 8	R: 1 E: 1 K: 0 S: 5	H: 1 LOB: 1 BB: 0 P: 5	R: 1 E: 0 K: 0 S: 5	H: 2 LOB: 2 BB: 1 P: 9	1B: 12 2B: 2 3B: 1 HR: 1	SF: 1 SAC: 1 DP: 0 HBP: 1	WP: 1 PA: 47
PITCHER	IP WLS BF H R ER SO BB IBB HBP BLK WP HR S P ERA WHIP																		
Ray Sadecki, L ERA: 5.54 (1, 1)	4.0	21	8	3	3	2	0	0	1	0	0	0	0	1	5	9	6.75	2.000	
Curt Simmons, L ERA: 3.88 (5, 1)	0.2	L	6	2	4	0	0	0	0	0	1	5	9	0.00	4.500				
Bob Duliba, R ERA: 0.98 (5, 1)	1.1		5	2	0	0	0	1	0	0	0	0	4	8	0.00	2.250			
Lindy McDaniel, R ERA: 2.88 (7, 1)	2.0		9	2	1	0	2	0	0	0	0	13	13	0.00	1.000				
Don Ferrarese, L ERA: 3.14 (9, 1)	1.0		6	2	1	0	0	1	0	0	0	5	9	0.00	3.000				

New York Mets @ St. Louis Cardinals
Sportsman's Park, St. Louis, MO
Sat Jul 28 1962, 8:05 PM EDT
Att: 15,008 - Unknown

AB 41
R 9
H 16
RBI 7
BB 3
SO 4
LOB 22



Batter	1	2	3	4	5	6	7	8	9	AB	R	H	RBI	BB	SO	LOB	BOTTOM				
Julian Javier, R OBP: 0.311, SLG: 0.342 (1, 4)										5	1	1	1	0	0	2					
Bill White, L OBP: 0.355, SLG: 0.463 (1, 3)										4	1	0	0	1	0	1					
Curt Flood, R OBP: 0.339, SLG: 0.429 (1, 8)										5	2	2	2	0	1	1					
Stan Musial, L OBP: 0.429, SLG: 0.552 (1, 7)										4	0	2	0	1	0	0					
Ken Boyer, R OBP: 0.388, SLG: 0.501 (1, 5)										5	0	0	0	0	0	4					
Charlie James, R OBP: 0.323, SLG: 0.433 (1, 9)										5	1	3	1	0	0	2					
Gene Oliver, R OBP: 0.363, SLG: 0.412 (1, 2)										5	1	3	0	0	0	2					
Julio Gotay, R OBP: 0.324, SLG: 0.310 (1, 6)										4	1	1	1	0	0	4					
Ray Sadecki, L OBP: 0.281, SLG: 0.162 Fred Whitfield, L OBP: 0.316, SLG: 0.354 Curt Simmons, L OBP: 0.326, SLG: 0.216 Bob Duliba, R OBP: 0.143, SLG: 0.143 Bobby Gene Smith, R OBP: 0.276, SLG: 0.277 Lindy McDaniel, R OBP: 0.273, SLG: 0.273 Red Schoendienst, S OBP: 0.285, SLG: 0.287 Don Ferrarese, L OBP: 0.285, SLG: 0.287 (9, 1)										1	0	0	0	0	0	0					
Inning Stats	R: 0 E: 0 K: 1 S: 5	H: 0 LOB: 0 BB: 0 P: 5	R: 0 E: 0 K: 0 S: 4	H: 2 LOB: 2 BB: 0 P: 5	R: 0 E: 1 K: 0 S: 4	H: 0 LOB: 1 BB: 0 P: 4	R: 5 E: 0 K: 0 S: 8	H: 5 LOB: 0 BB: 0 P: 8	R: 1 E: 0 K: 0 S: 5	H: 2 LOB: 1 BB: 0 P: 5	R: 0 E: 0 K: 0 S: 3	H: 0 LOB: 0 BB: 0 P: 3	R: 0 E: 0 K: 0 S: 4	H: 1 LOB: 1 BB: 0 P: 4	R: 0 E: 0 K: 0 S: 5	H: 2 LOB: 2 BB: 0 P: 5	R: 2 E: 0 K: 0 S: 4	H: 1 LOB: 1 BB: 2 P: 12	1B: 8 2B: 2 3B: 0 HR: 3	SF: 0 SAC: 0 DP: 0 HBP: 0	WP: 0 PA: 43
PITCHER	IP WLS BF H R ER SO BB IBB HBP BLK WP HR S P ERA WHIP																				
Jay Hook, R ERA: 5.88 (1, 1)	4.0	20	7	5	5	1	0	0	0	0	0	2	22	22	11.25	1.750					
Ken MacKenzie, L ERA: 5.4 (5, 1)	4.0	W	19	6	3	3	0	1	0	0	0	1	18	22	6.75	1.750					
Willard Hunter, L ERA: 8.06 (9, 1)	0.0		1	0	0	0	0	1	0	0	0	0	4	∞	∞						
Craig Anderson, R ERA: 5.0 (9, 1)	1.0	S	3	0	0	0	0	0	0	0	0	3	3	0.00	0.000						

New York Mets @ St. Louis Cardinals
Sportsman's Park, St. Louis, MO
Sat Jul 28 1962, 8:05 PM EDT
Att: 15,008 - Unknown

AB 41
R 8
H 13
RBI 8
BB 2
SO 1
LOB 18



Batter	1	2	3	4	5	6	7	8	9	AB	R	H	RBI	BB	SO	LOB	TOP					
Richie Ashburn, L OBP: 0.431, SLG: 0.420 (1, 8)	F9		2B 1B		1-3			SH1 1B	FC3-2-5	5	2	2	0	0	0	2						
Rod Kanehl, R OBP: 0.346, SLG: 0.427 (1, 4)	6-3		1B			L4-3 1B		SH1	FC6-5-4	4	1	2	1	0	0	1						
Felix Mantilla, R OBP: 0.324, SLG: 0.409 (1, 5)	5-3		1B			K		1B	K	5	0	2	3	0	2	2						
Gene Woodling, L OBP: 0.379, SLG: 0.410 (1, 7)		BB 1B	L3		L4-3			L7		4	0	1	0	0	0	3						
Mary Throneberry, L OBP: 0.322, SLG: 0.391 (1, 3)		BB 1B						P6	FC6-4 1B	3	0	2	0	1	0	0						
Jim Hickman, R OBP: 0.341, SLG: 0.442 (1, 9)	F5				F8			K	FC6-4	4	0	0	0	0	1	5						
Charlie Neal, R OBP: 0.320, SLG: 0.370 (1, 6)	F7				6-3			BB 1B		4	1	2	0	0	0	2						
Chris Cannizzaro, R OBP: 0.343, SLG: 0.229 (1, 2)	1-3					K				2	0	0	0	0	1	2						
Ed Bouchee, L OBP: 0.305, SLG: 0.291 (7, PH)								BB		0	0	0	0	0	1	0						
Choo-Choo Coleman, L OBP: 0.333, SLG: 0.455 (7, 2)								BB	2B FC3-2-5 1B	1	0	1	1	0	0	0						
Bob Miller, R OBP: 0.208, SLG: 0.292 (1, 1)										2	0	0	0	0	0	1	0					
Frank Thomas, R OBP: 0.342, SLG: 0.500 (7, PH)								F8		1	0	0	0	0	0	2						
Ray Davault, R OBP: 0.280, SLG: 0.329 (9, PH)									FC3-2-5 FC6-5-4 2B	0	0	0	0	0	0	0						
Joe Christopher, R OBP: 0.280, SLG: 0.329 (9, PH)										1	1	1	0	0	0	0						
Inning Stats	R: 0 E: 0 K: 0 S: 3	H: 0 LOB: 0 BB: 0 P: 3	R: 0 E: 0 K: 0 S: 4	H: 1 LOB: 2 BB: 1 P: 8	R: 2 E: 0 K: 1 S: 7	H: 3 LOB: 0 BB: 0 P: 7	R: 0 E: 0 K: 0 S: 3	H: 1 LOB: 0 BB: 0 P: 3	R: 0 E: 0 K: 1 S: 5	H: 0 LOB: 0 BB: 0 P: 5	R: 0 E: 0 K: 1 S: 5	H: 1 LOB: 2 BB: 0 P: 5	R: 0 E: 0 K: 1 S: 6	H: 1 LOB: 2 BB: 1 P: 10	R: 1 E: 0 K: 0 S: 6	H: 3 LOB: 2 BB: 0 P: 6	R: 2 E: 0 K: 1 S: 8	H: 3 LOB: 1 BB: 0 P: 8	1B: 10 2B: 5 3B: 0 HR: 0	SF: 0 SAC: 1 DP: 2 HBP: 0	WP: 0 PB: 0 SB: 0 CS: 1	PA: 39
PITCHER	IP	WLS	BF	H	R	ER	SO	BB	IBB	HBP	BLK	WP	HR	S	P	ERA	WHIP					
Ernie Broglio, R ERA: 3.16 (1, 1)	8.0	W	33	10	3	3	4	2	0	0	0	0	0	39	47	3.38	1.500					
Bob Gibson, R ERA: 2.61 (9, 1)	1.0	S	6	3	2	2	1	0	0	0	0	0	0	8	8	18.00	3.000					

New York Mets @ St. Louis Cardinals
Sportsman's Park, St. Louis, MO
Sun Jul 29 1962, 4:33 AM EDT
Unknown

AB 36
R 5
H 13
RBI 5
BB 2
SO 5
LOB 19

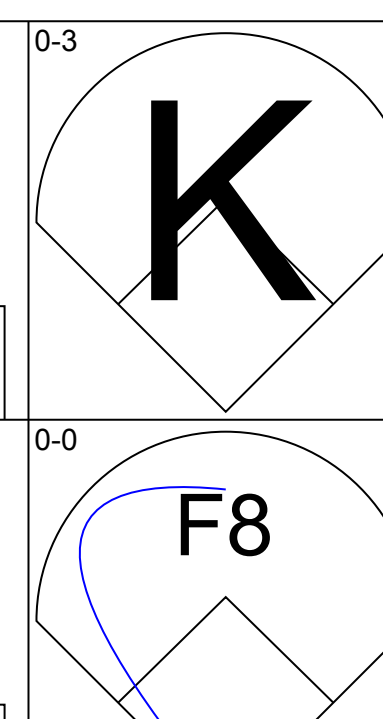
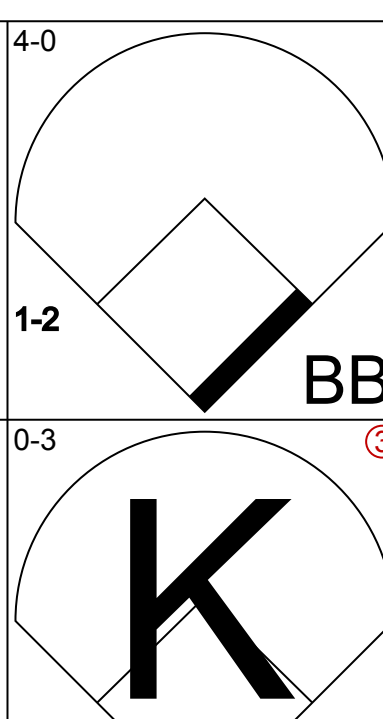
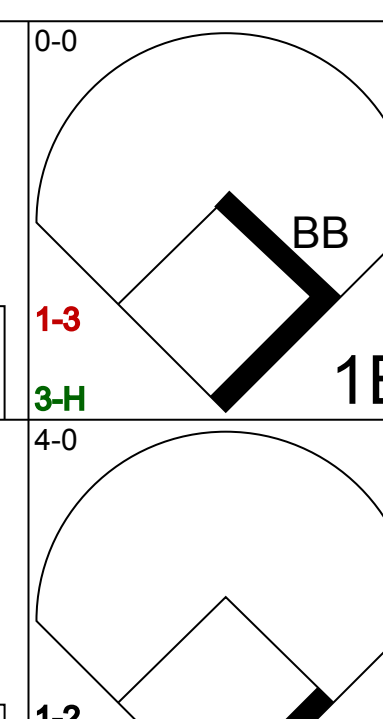
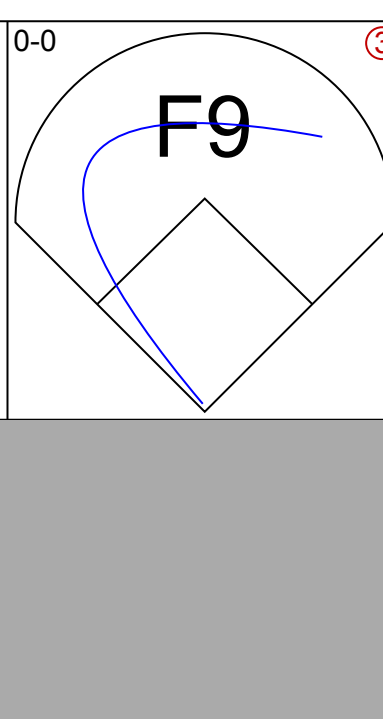
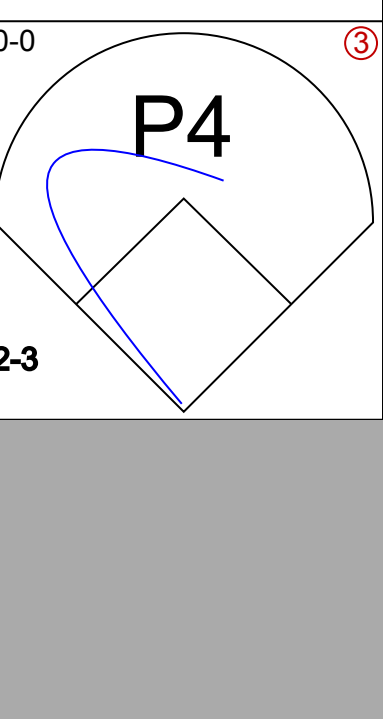
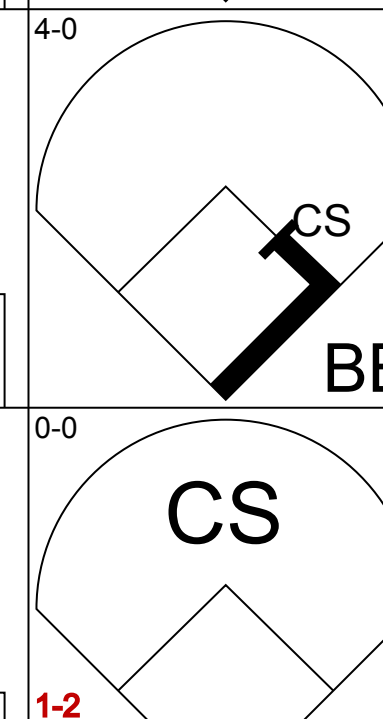

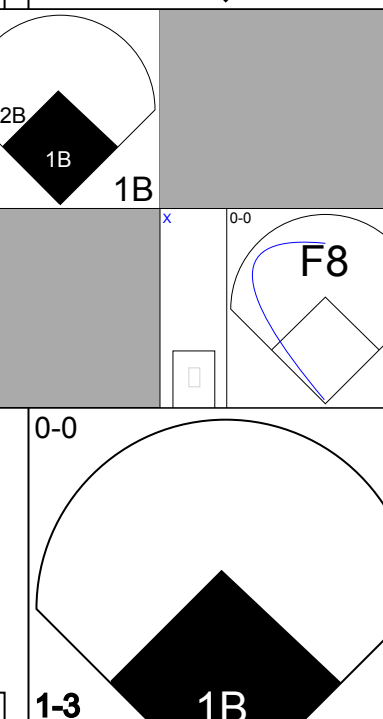
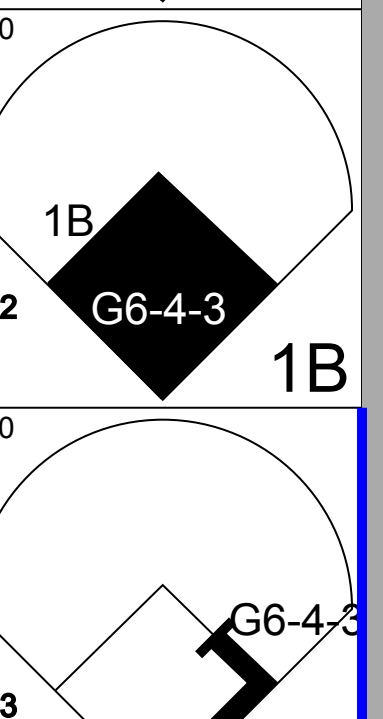
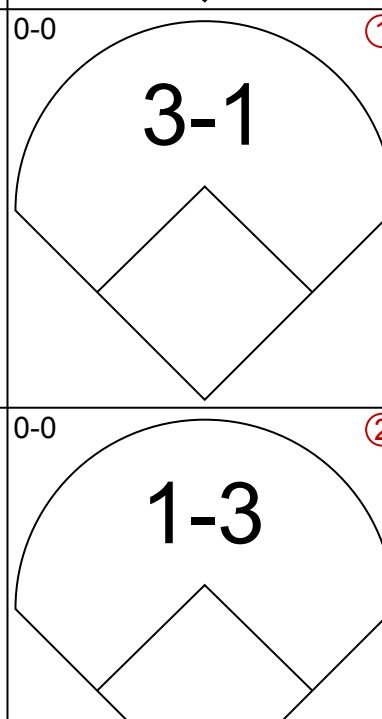

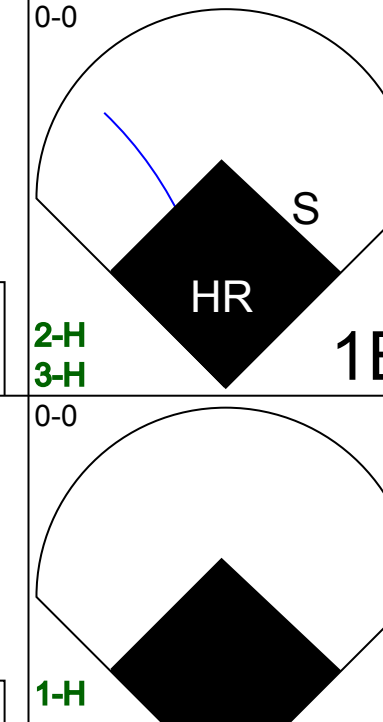
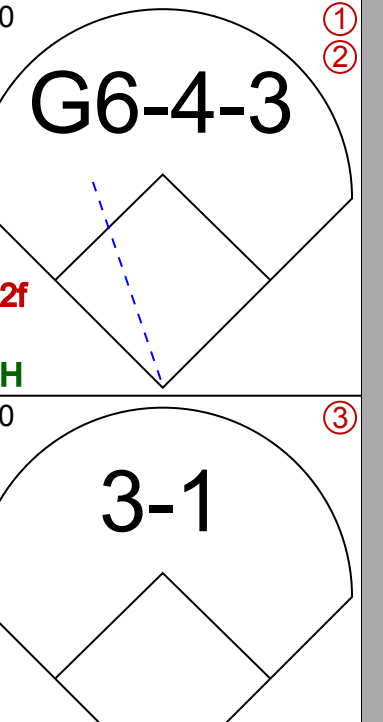
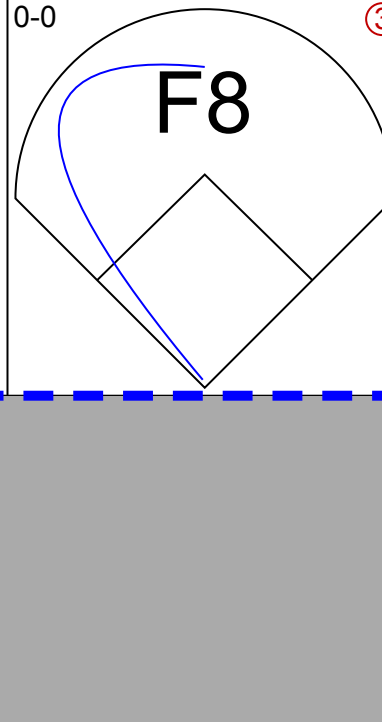


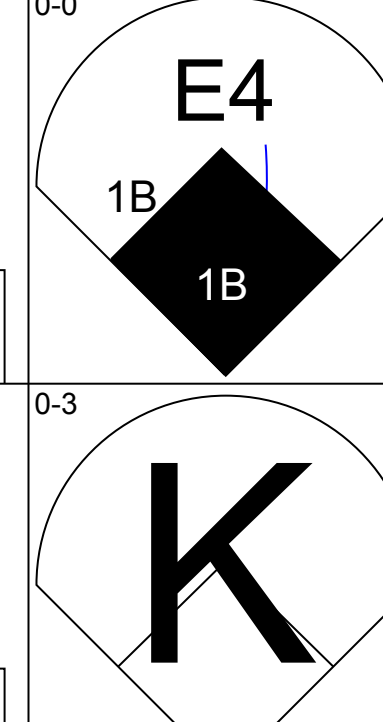




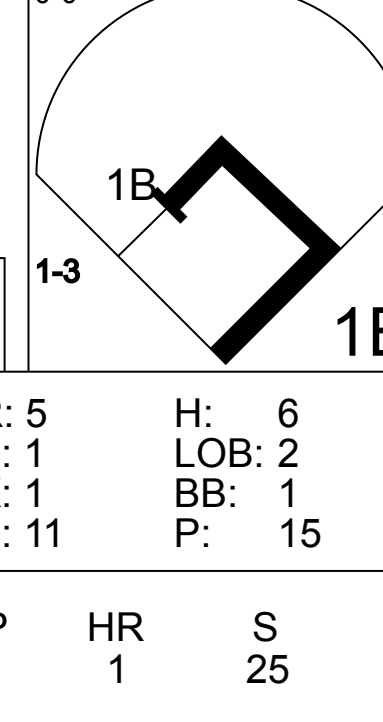
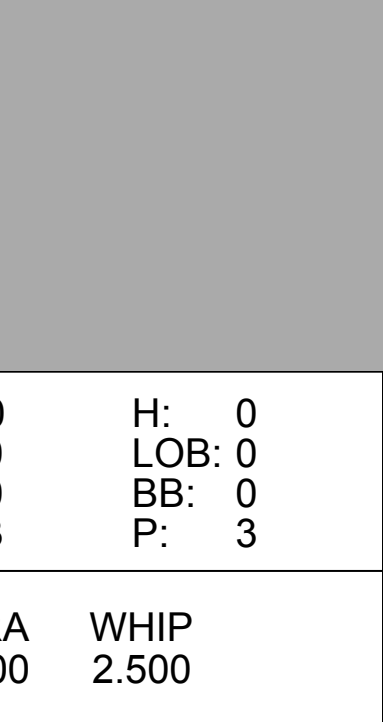
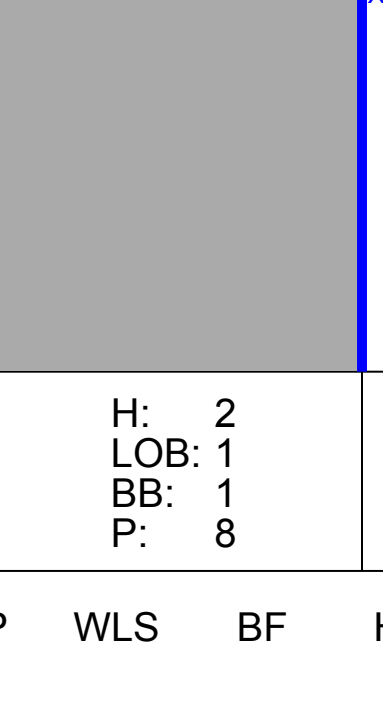

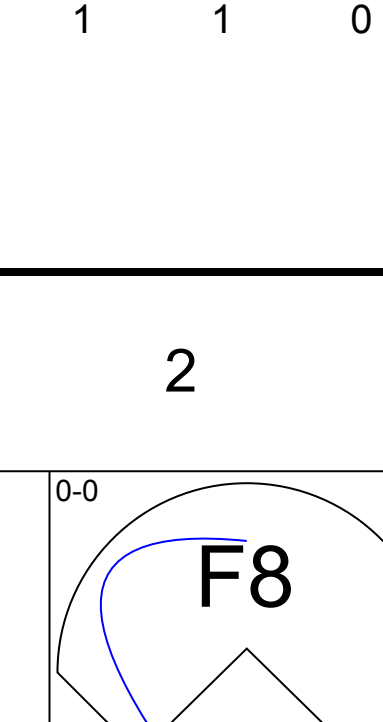
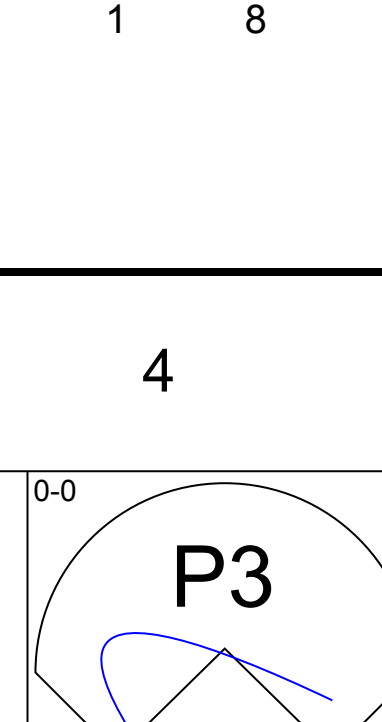
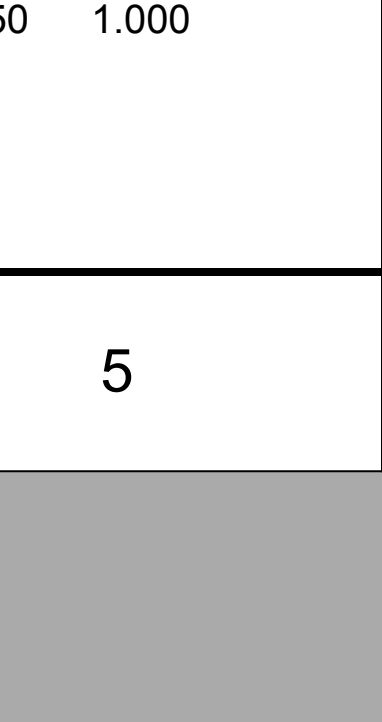
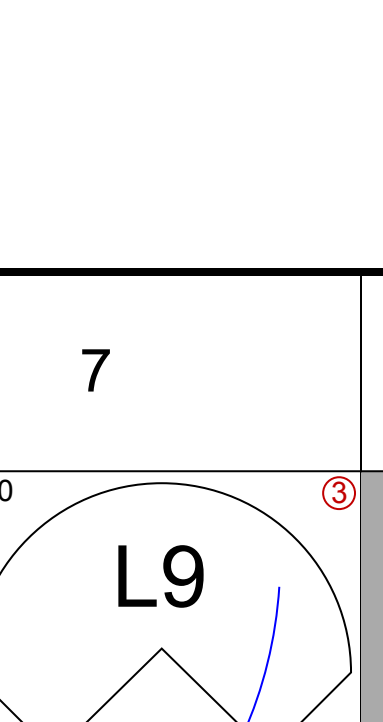
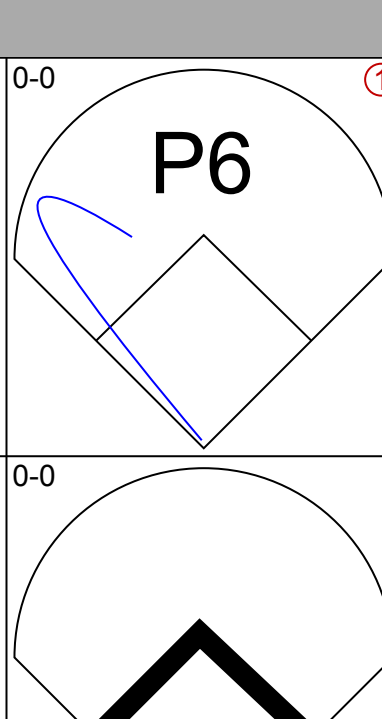

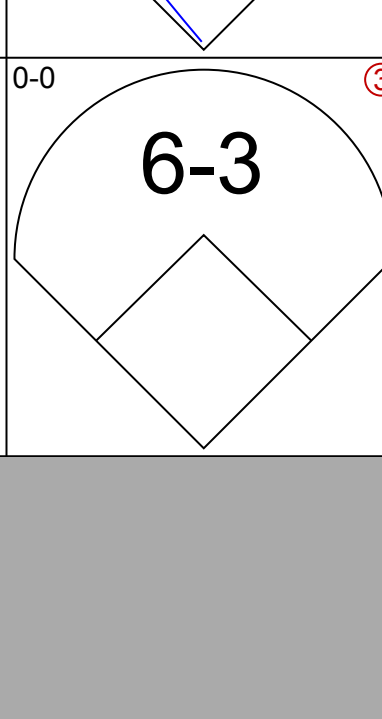
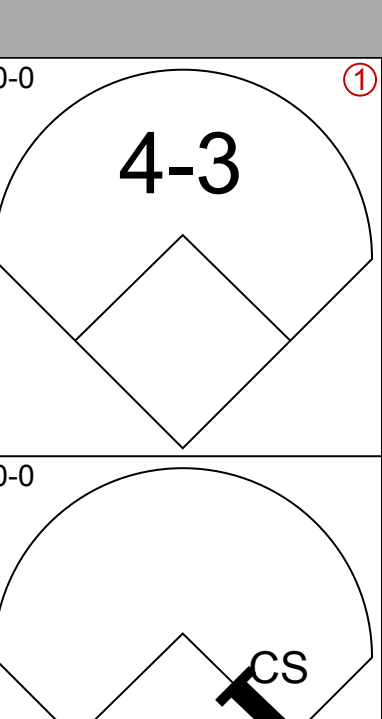
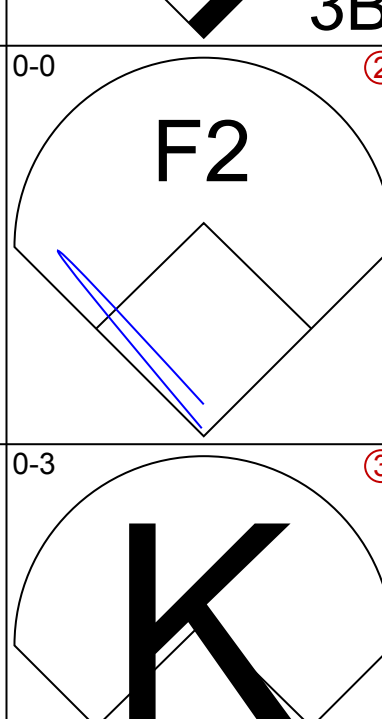


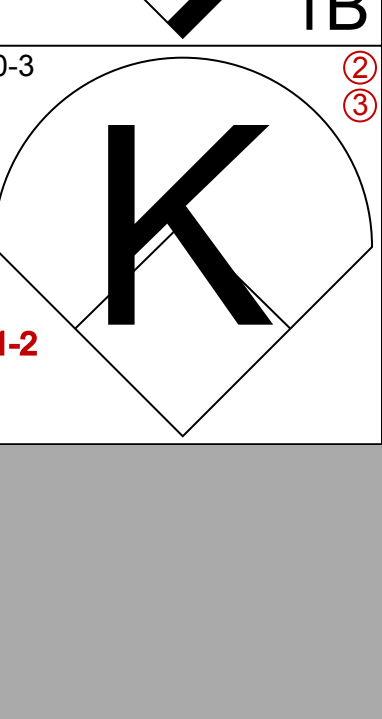

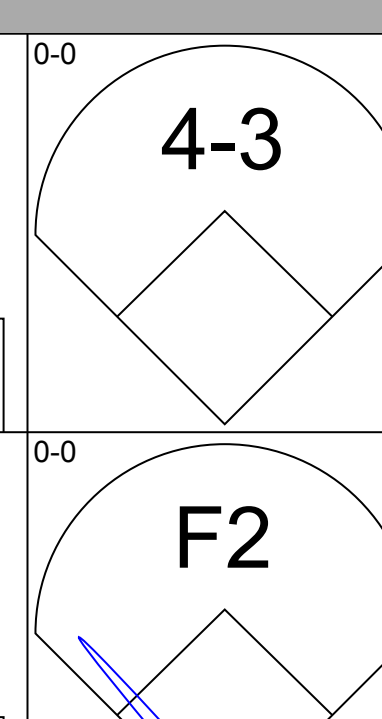
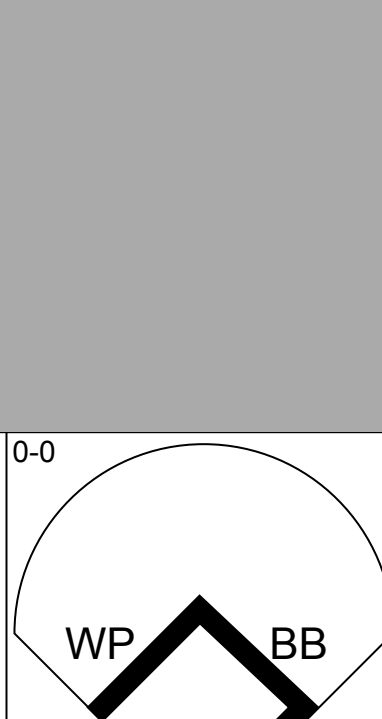



Batter	1	2	3	4	5	6	7	8	9	AB	R	H	RBI	BB	SO	LOB	BOTTOM					
Curt Flood, R OBP: 0.338, SLG: 0.426 (1, 8)	1-3		4-3			P4		G3 FC3-5 1B BB		3	1	0	0	1	0	0						
Julian Javier, R OBP: 0.312, SLG: 0.349 (1, 4)	E6 1B				3-1 3B	E E 1B		FC3-5 G3 1B		4	4	2	0	0	0	2						
Bill White, L OBP: 0.354, SLG: 0.459 (1, 3)	F7				3-1	E BB		G3		3	0	0	1	1	0	3						
Stan Musial, L OBP: 0.430, SLG: 0.549 (1, 7)						F9		1B IBB		3	1	1	1	1	1	1						
Bob Gibson, R OBP: 0.351, SLG: 0.365 (9, 1)						K		1B		0	0	0	0	0	0	0						
Ken Boyer, R OBP: 0.386, SLG: 0.499 (1, 5)		4-3				F8		CS 1B		4	0	1	2	0	1	1						
Charlie James, R OBP: 0.325, SLG: 0.428 (1, 9)		4-3				P4		CS		3	0	0	0	0	0	0						
Jimmie Schaffer, R OBP: 0.261, SLG: 0.214 (1, 2)						1-3				3	0	0	0	0	1	0						
Dal Maxvill, R OBP: 0.216, SLG: 0.204 (1, 6)			1-3							3	0	1	0	0	1	0						
Ernie Broglio, R OBP: 0.150, SLG: 0.128 (1, 1)										2	0	0	0	0	1	1						
Fred Whitfield, L OBP: 0.323, SLG: 0.570 (8, PH)			G3							1	0	1	0	0	0	0						
Minnie Minoso, R OBP: 0.240, SLG: 0.243 (8, PH)										0	0	0	0	0	0	0						
Bobby Gene Smith, R OBP: 0.272, SLG: 0.304 (9, 7)								FC3-5 2B		0	0	0	0	0	0	0						
Inning Stats	R: 1 E: 1 K: 0 S: 4	H: 1 LOB: 1 BB: 0 P: 4	R: 0 E: 0 K: 1 S: 5	H: 0 LOB: 0 BB: 0 P: 5	R: 0 E: 0 K: 0 S: 3	H: 0 LOB: 0 BB: 0 P: 3	R: 1 E: 0 K: 2 S: 8	H: 1 LOB: 0 BB: 0 P: 8	R: 0 E: 0 K: 1 S: 6	H: 1 LOB: 1 BB: 0 P: 6	R: 1 E: 2 K: 0 S: 4	H: 1 LOB: 1 BB: 1 P: 8	R: 0 E: 0 K: 1 S: 5	H: 0 LOB: 0 BB: 0 P: 5	R: 3 E: 0 K: 0 S: 4	H: 2 LOB: 1 BB: 2 P: 12	1B: 4 2B: 1 3B: 1 HR: 0	SF: 0 SAC: 0 DP: 0 HBP: 0	WP: 0 PB: 0 SB: 1 CS: 1	PA: 33		
PITCHER	IP	WLS	BF	H	R	ER	SO	BB	IBB	HBP	BLK	WP	HR	S	P	ERA	WHIP					
Bob Miller, R ERA: 5.03 (1, 1)	6.0	L	23	4	3	1	4	1	0	0	0	0	0	30	34	1.50	0.833					
Ray Davault, R ERA: 7.02 (7, 1)	2.0	L	9	2	3	3	1	1	1	0	0	0	0	9	17	13.50	1.500					

New York Mets @ St. Louis Cardinals
Sportsman's Park, St. Louis, MO
Sun Jul 29 1962, 4:33 AM EDT
Unknown

AB 29
R 6
H 6
RBI 4
BB 3
SO 5
LOB 8

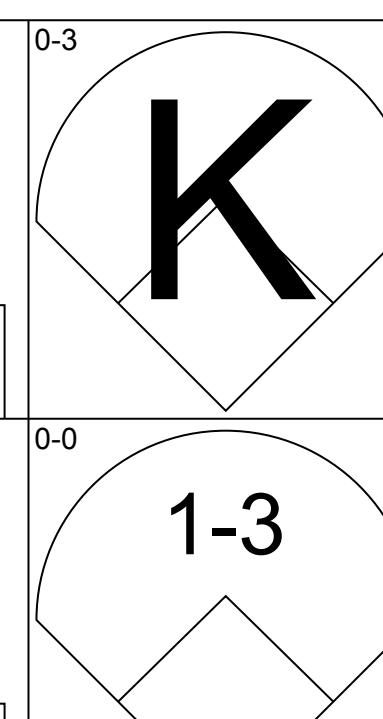
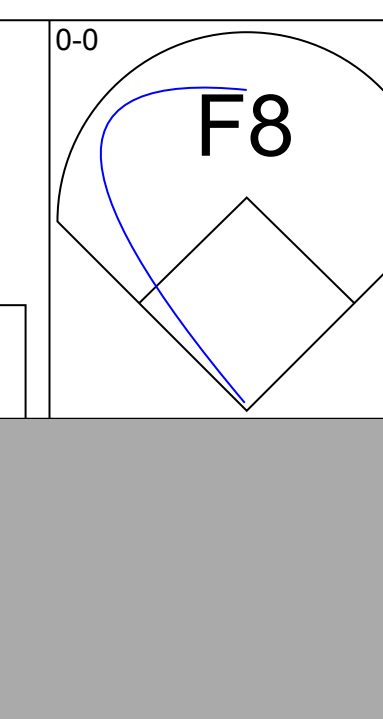
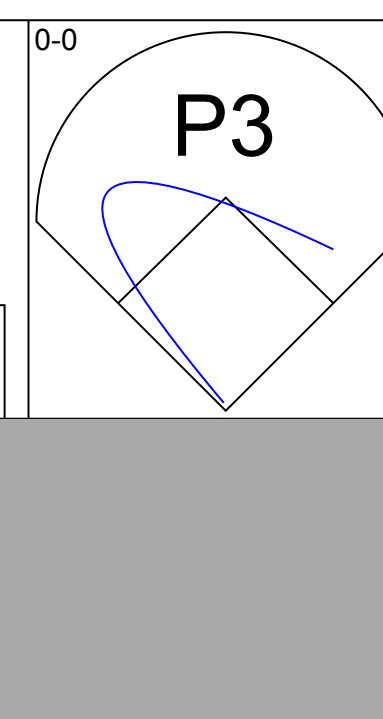
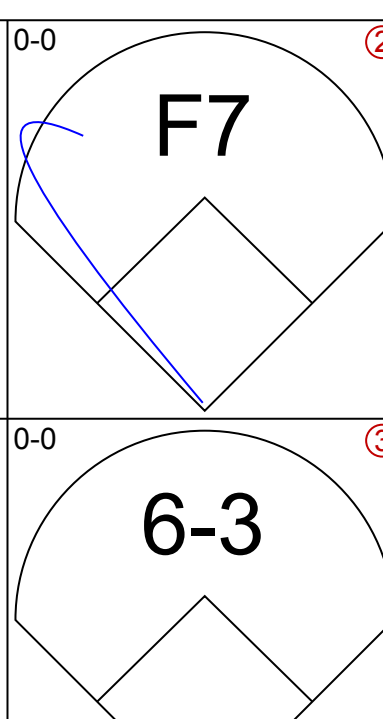
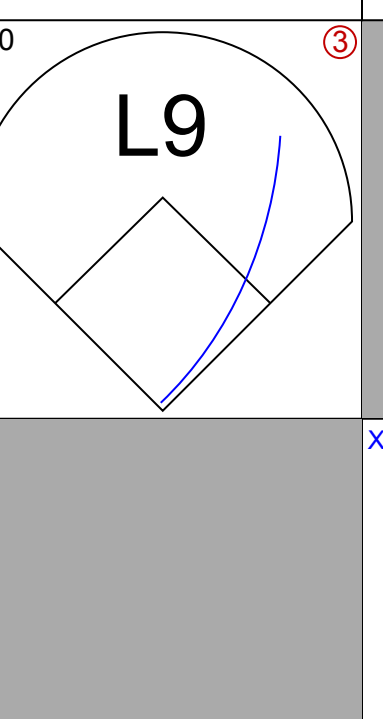
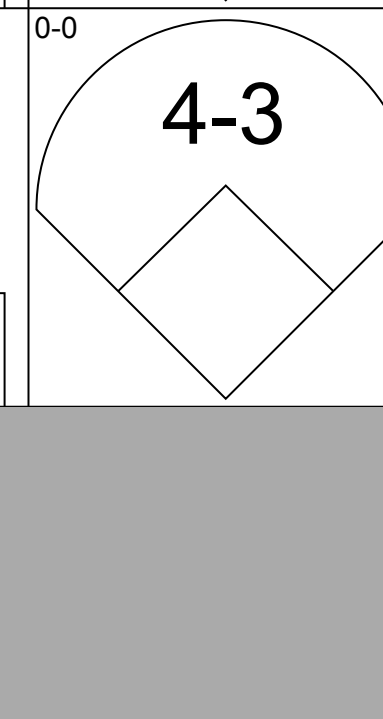
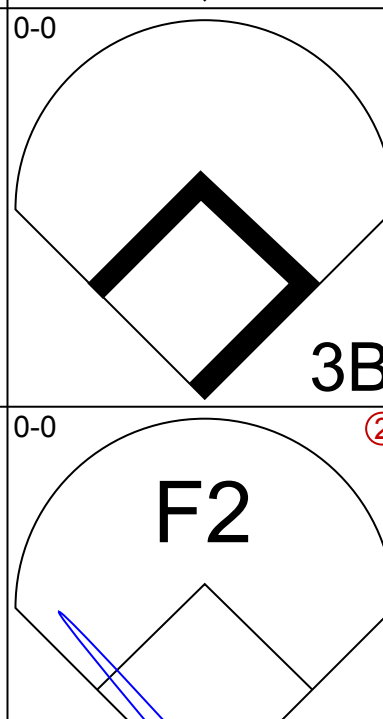
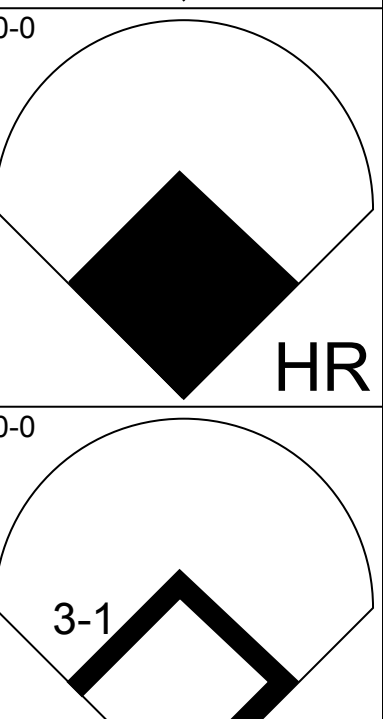

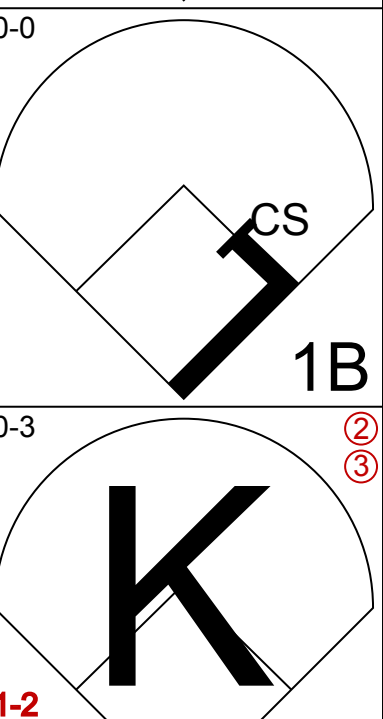


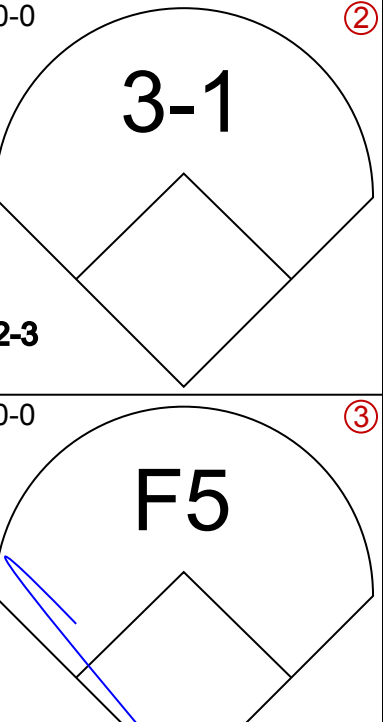
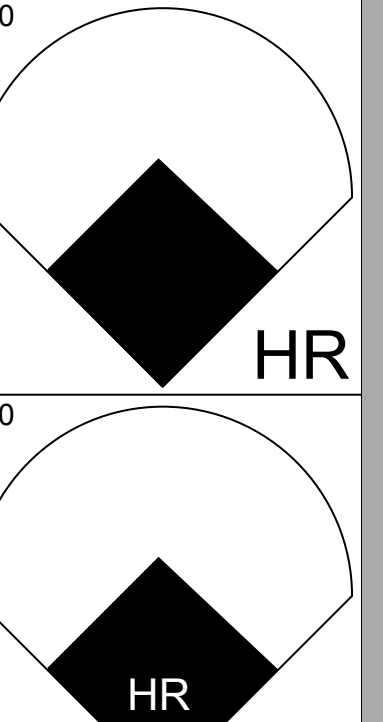

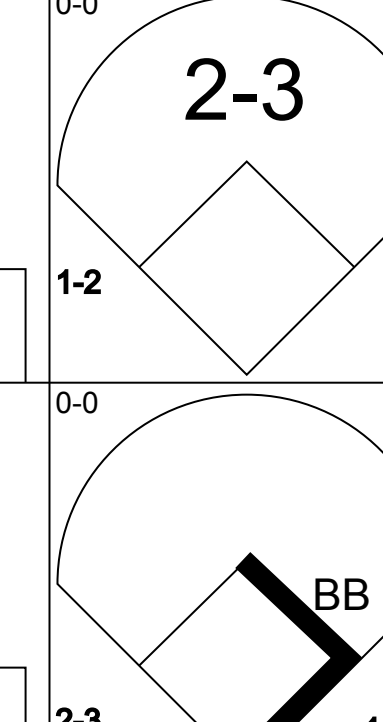


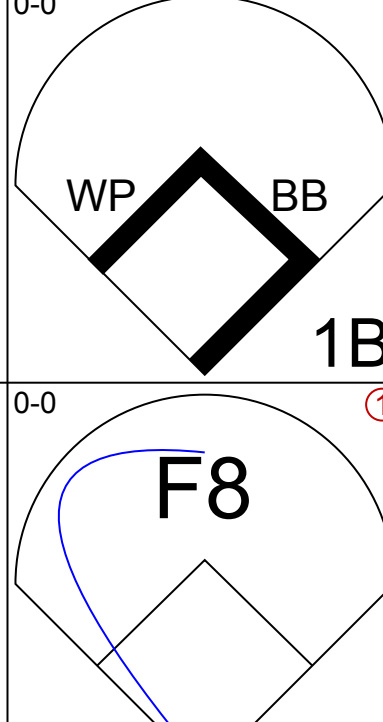

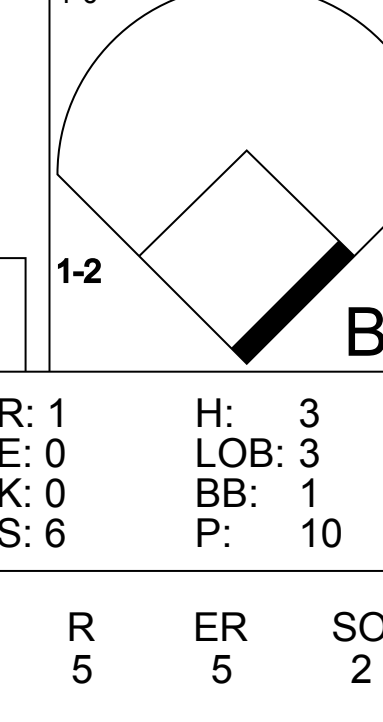
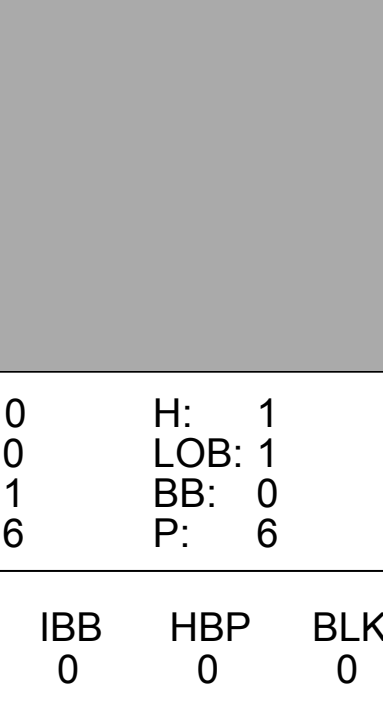
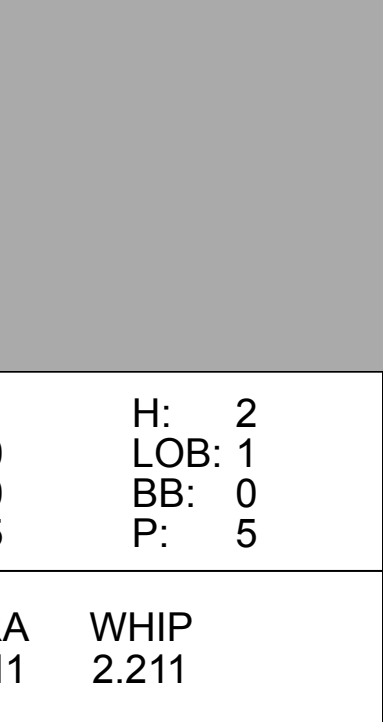
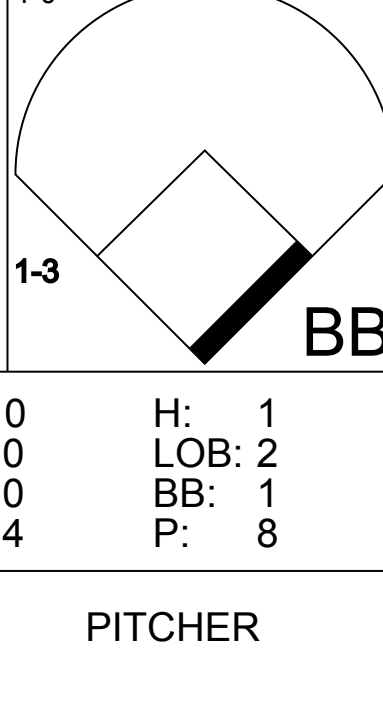
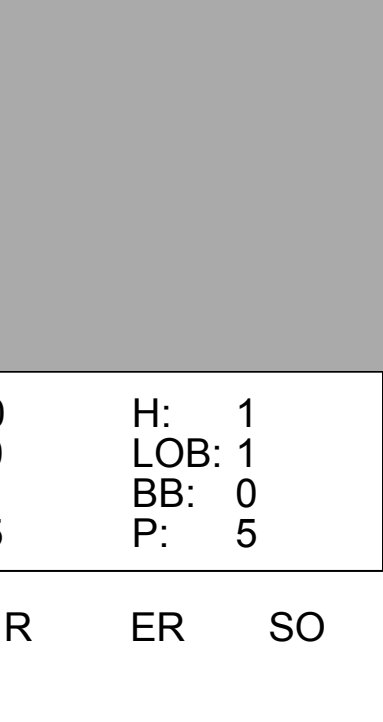
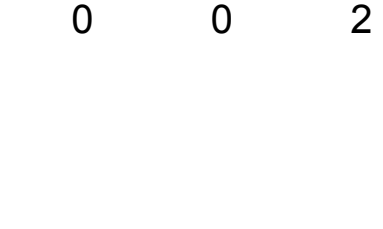

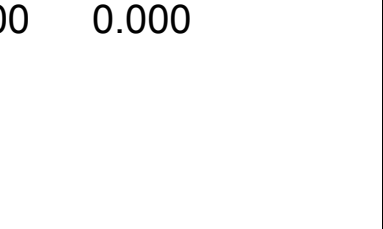




Batter	1	2	3	4	5	6	7	8	9	AB	R	H	RBI	BB	SO	LOB	TOP					
Eddie Kasko, R OBP: 0.290, SLG: 0.329 (1, 5)										4	0	1	1	1	1	2						
Don Blasingame, L OBP: 0.357, SLG: 0.345 (1, 4)										3	2	1	1	2	1	2						
Vada Pinson, L OBP: 0.335, SLG: 0.496 (1, 8)										4	2	2	0	1	0	2						
Jerry Lynch, L OBP: 0.357, SLG: 0.524 Marty Keough, L OBP: 0.374, SLG: 0.419 (7, PR) (7, 9)										4	1	2	1	0	1	0						
Frank Robinson, R OBP: 0.408, SLG: 0.582 (7, 7)										5	1	1	2	0	0	1						
Gordy Coleman, L OBP: 0.329, SLG: 0.486 (1, 3)										4	1	1	2	0	0	1						
Johnny Edwards, L OBP: 0.333, SLG: 0.408 (1, 2)										3	1	0	0	1	0	0						
Leo Cardenas, R OBP: 0.325, SLG: 0.392 (1, 6)										4	0	1	0	0	1	2						
Joey Jay, S OBP: 0.230, SLG: 0.261 Jim Brosnan, R OBP: 0.333, SLG: 0.333 (7, 1) (9, 1)										2	0	1	0	1	1	1						
Inning Stats	R: 0 E: 0 K: 1 S: 4	H: 0 LOB: 0 BB: 1 P: 8	R: 0 E: 0 K: 1 S: 5	H: 0 LOB: 0 BB: 0 P: 5	R: 0 E: 0 K: 1 S: 5	H: 0 LOB: 2 BB: 2 P: 13	R: 5 E: 1 K: 1 S: 11	H: 6 LOB: 2 BB: 1 P: 15	R: 0 E: 0 K: 0 S: 3	H: 0 LOB: 0 BB: 0 P: 3	R: 0 E: 0 K: 1 S: 5	H: 0 LOB: 1 BB: 1 P: 9	R: 2 E: 0 K: 0 S: 4	H: 2 LOB: 1 BB: 1 P: 8	R: 0 E: 0 K: 0 S: 4	H: 1 LOB: 1 BB: 0 P: 4	R: 1 E: 0 K: 0 S: 4	H: 1 LOB: 0 BB: 0 P: 4	1B: 7 2B: 1 3B: 0 HR: 2	SF: 0 SAC: 1 DP: 1 HBP: 0	WP: 1 PB: 0 SB: 1 CS: 1	PA: 42
PITCHER	IP	WLS	BF	H	R	ER	SO	BB	IBB	HBP	BLK	WP	HR	S	P	ERA	WHIP					
Jay Hook, R ERA: 5.79 (1, 1)	4.0	L	21	6	5	4	4	4	0	0	0	0	1	25	41	9.00	2.500					
Ray Daviault, R ERA: 7.04 (5, 1)	3.0		12	2	2	2	1	2	0	0	0	0	0	12	20	6.00	1.333					
Craig Anderson, R ERA: 5.67 (8, 1)	2.0		8	2	1	1	0	0	0	0	0	1	1	8	8	4.50	1.000					

Cincinnati Reds @ New York Mets
Polo Grounds, New York, NY
Fri Aug 03 1962, 3:33 AM EDT
Att: 8,811 - Unknown

AB	34
R	8
H	10
RBI	7
BB	6
SO	5
LOB	11



Batter	1	2	3	4	5	6	7	8	9	AB	R	H	RBI	BB	SO	LOB	BOTTOM					
Richie Ashburn, L OBP: 0.432, SLG: 0.415 (5, 8)										5	0	0	0	0	1	8						
Rod Kanehl, R OBP: 0.333, SLG: 0.401 (1, 4)										5	0	0	0	0	0	2						
Charlie Neal, R OBP: 0.320, SLG: 0.383 (1, 6)										5	1	3	1	0	0	0						
Frank Thomas, R OBP: 0.351, SLG: 0.553 (1, 7)										5	2	3	2	0	1	2						
Mary Throneberry, L OBP: 0.332, SLG: 0.435 (1, 3)										4	1	2	1	1	1	2						
Felix Mantilla, R OBP: 0.324, SLG: 0.405 (1, 5)										5	1	1	0	0	0	3						
Jim Hickman, R OBP: 0.339, SLG: 0.420 Ray Daviault, R OBP: 0.100, SLG: 0.100 Chico-Cheo Coleman, L OBP: 0.316, SLG: 0.529 (7, PH) (8, 2)										2	0	0	0	0	0	1						
Chris Cannizzaro, R OBP: 0.340, SLG: 0.226 Joe Pignatano, R OBP: 0.417, SLG: 0.387 Joe Christopher, R OBP: 0.251, SLG: 0.329 Craig Anderson, R OBP: 0.105, SLG: 0.105 Rick Herrscher, R (8, PH)										3	0	2	0	0	0	1						
Jay Hook, L OBP: 0.306, SLG: 0.209 Gene Woodling, L OBP: 0.382, SLG: 0.407 (4, PH) (5, 9)										0	0	0	0	1	0	0						
Inning Stats	R: 0 E: 0 K: 1 S: 5	H: 3 LOB: 3 BB: 1 P: 10	R: 0 E: 0 K: 1 S: 6	H: 1 LOB: 1 BB: 0 P: 6	R: 0 E: 0 K: 0 S: 5	H: 2 LOB: 2 BB: 0 P: 5	R: 1 E: 0 K: 0 S: 5	H: 2 LOB: 1 BB: 0 P: 5	R: 0 E: 0 K: 0 S: 4	H: 1 LOB: 2 BB: 1 P: 8	R: 4 E: 1 K: 0 S: 8	H: 4 LOB: 1 BB: 0 P: 8	R: 0 E: 0 K: 1 S: 5	H: 1 LOB: 1 BB: 0 P: 5	R: 0 E: 0 K: 2 S: 7	H: 0 LOB: 1 BB: 1 P: 11	1B: 7 2B: 2 3B: 1 HR: 5	SF: 0 SAC: 0 DP: 1 HBP: 0	WP: 1 PB: 0 SB: 0 CS: 1	PA: 44		
PITCHER	IP	WLS	BF	H	R	ER	SO	BB	IBB	HBP	BLK	WP	HR	S	P	ERA	WHIP					
Joey Jay, R ERA: 3.81 (1, 1)	6.1	W	33	12	5	5	2	2	0	0	0	0	1	4	35	4	7.11	2.211				
Jim Brosnan, R ERA: 3.42 (7, 1)	2.0		9	2	1	1	1	1	0	0	0	0	1	10	14	4.50	1.500					
Bill Henry, L ERA: 4.28 (9, 1)	0.2	S	2	0	0	0	2	0	0	0	0	0	0	6	6	0.00	0.000					

Cincinnati Reds @ New York Mets
Polo Grounds, New York, NY
Fri Aug 03 1962, 3:33 AM EDT
Att: 8,811 - Unknown

AB	41
R	6
H	14
RBI	6
BB	3
SO	5
LOB	21



Batter	1	2	3	4	5	6	7	8	9	AB	R	H	RBI	BB	SO	LOB	TOP					
Eddie Kasko, R (1,5) OBP: 0.292, SLG: 0.328	1-0 G2-6-3 HBP		0-3 K		0-0 FC6-4		0-0 BB 1B		0-0 5-3	4	0	1	0	0	1	1	<p>Cincinnati Reds @ New York Mets</p> <p>Polo Grounds, New York, NY</p> <p>Sat Aug 04 1962, 3:33 AM EDT</p> <p>Overcast</p>					
Don Blasingame, L (1,4) OBP: 0.355, SLG: 0.343	0-0 G2-6-3			0-0 1B		0-0 6-3	0-0 F7		0-0 2-3	5	0	1	0	0	0	3						
Vada Pinson, L (1,8) OBP: 0.333, SLG: 0.491	0-3 K			0-0 F5		0-0 6-3	4-0 BB		0-0 G3	4	0	0	0	1	1	1						
Jerry Lynch, L (1,7) OBP: 0.355, SLG: 0.528		0-0 4-3		0-3 K		0-0 1B 3B				4	1	1	0	0	1	4						
Frank Robinson, R (1,9) OBP: 0.410, SLG: 0.581		0-0 6-3		0-0 1B		1-0 1B HBP			0-0 FC6-4 1B	2	0	1	0	0	0	0						
Marty Keough, L (6, PR) OBP: 0.376, SLG: 0.423				1-3 1B						1	0	1	0	0	0	0						
Gordy Coleman, L (1,3) OBP: 0.333, SLG: 0.489				0-0 F8		0-0 1B			0-0 FC6-4 1B	4	0	3	1	0	0	2						
Johnny Edwards, L (1,2) OBP: 0.329, SLG: 0.403				0-0 4-3		0-0 L3	0-3 K		0-0 FC6-4	4	0	0	0	0	1	5						
Leo Cardenas, R (1,6) OBP: 0.324, SLG: 0.389			0-0 P6		0-0 F2		4-0 BB 1B BB	0-3 K		3	0	0	0	1	1	2						
Johnny Klippstein, R (1,1) OBP: 0.222, SLG: 0.125			0-3 K		0-0 FC6-4 1B		0-3 K		0-0 L5	0	0	0	0	0	0	0						
Ted Willis, L (1,1) OBP: 0.257, SLG: 0.257										3	0	1	0	0	2	1						
Wally Post, R (8, PH) OBP: 0.333, SLG: 0.480										1	0	0	0	0	2	2						
Dave Sisler, R (8,1)										0	0	0	0	0	0	0						
Inning Stats	R: 0 E: 0 K: 1 S: 4	H: 0 LOB: 0 BB: 0 P: 5	R: 0 E: 0 K: 0 S: 4	H: 1 LOB: 1 BB: 0 P: 4	R: 0 E: 0 K: 2 S: 7	H: 0 LOB: 0 BB: 0 P: 7	R: 0 E: 0 K: 1 S: 7	H: 2 LOB: 2 BB: 0 P: 7	R: 0 E: 0 K: 0 S: 4	H: 1 LOB: 1 BB: 0 P: 4	R: 1 E: 0 K: 1 S: 7	H: 2 LOB: 2 BB: 0 P: 8	R: 0 E: 0 K: 1 S: 6	H: 1 LOB: 3 BB: 2 P: 14	R: 0 E: 0 K: 1 S: 7	H: 2 LOB: 2 BB: 0 P: 7	R: 0 E: 0 K: 0 S: 3	H: 0 LOB: 0 BB: 0 P: 3	1B: 8 2B: 0 3B: 1 HR: 0	SF: 0 SAC: 0 DP: 1 HBP: 2	WP: 0 PB: 0 SB: 0 CS: 0	PA: 39
PITCHER Roger Craig, R (1,1) ERA: 4.43	IP: 9.0 WLS: W BF: 39 H: 9 R: 1 ER: 1 SO: 7 BB: 2 IBB: 0 HBP: 2 BLK: 0 WP: 0 HR: 0 S: 49 P: 59 ERA: 1.00 WHIP: 1.222															PITCHER	IP: 9.0 WLS: W BF: 39 H: 9 R: 1 ER: 1 SO: 7 BB: 2 IBB: 0 HBP: 2 BLK: 0 WP: 0 HR: 0 S: 49 P: 59 ERA: 1.00 WHIP: 1.222					

Batter	1	2	3	4	5	6	7	8	9	AB	R	H	RBI	BB	SO	LOB	BOTTOM			
Richie Ashburn, L (1,9) OBP: 0.438, SLG: 0.418	0-0 BB		0-0 L5			0-0 1B SH2-3 1B		4-0 FC5-4 BB		3	1	2	1	2	0	1	<p>Cincinnati Reds @ New York Mets</p> <p>Polo Grounds, New York, NY</p> <p>Sat Aug 04 1962, 3:33 AM EDT</p> <p>Overcast</p>			
Charlie Neal, R (1,6) OBP: 0.320, SLG: 0.390	0-0 HR			0-0 1-3		0-0 SH2-3		0-0 FC5-4		4	1	1	2	0	1	3				
Felix Mantilla, R (1,5) OBP: 0.322, SLG: 0.401	0-0 F7	0-0 F8		0-0 F4		0-0 G6-4-3 1B		0-0 F5		5	0	1	0	0	0	1				
Frank Thomas, R (1,7) OBP: 0.347, SLG: 0.548	0-0 P3	0-0 P3		0-0 F4		0-0 G6-4-3				4	0	0	0	0	0	2				
Joe Christopher, R (9,7) OBP: 0.291, SLG: 0.329						0-0 G6-4-3				0	0	0	0	0	0	0				
Mary Throneberry, L (1,3) OBP: 0.330, SLG: 0.446	0-0 HR	0-0 5-3			0-0 3-1		0-0 P4			4	1	1	1	0	0	0				
Jim Hickman, R (1,8) OBP: 0.335, SLG: 0.440	4-0 1B BB		0-0 E 3B		0-0 HR 3B		0-0 L5			3	3	2	0	1	0	0				
Choo-Choo Coleman, L (1,2) OBP: 0.391, SLG: 0.762	0-0 1B E 1B		0-3 K		0-0 HR		0-0 2B			4	2	3	2	0	1	1				
Rod Kanehl, R (1,4) OBP: 0.337, SLG: 0.404	0-0 E 1B 1B		0-0 E1 1B		0-3 K		0-0 5-3			4	1	2	2	0	1	1				
Roger Craig, R (1,1) OBP: 0.111, SLG: 0.040	0-0 E1 1B		0-3 K		0-3 K		0-3 K			4	0	0	0	0	3	2				
Inning Stats	R: 6 E: 1 K: 1 S: 11	H: 5 LOB: 2 BB: 2 P: 19	R: 0 E: 0 K: 0 S: 3	H: 0 LOB: 0 BB: 0 P: 3	R: 1 E: 1 K: 2 S: 9	H: 2 LOB: 1 BB: 0 P: 9	R: 0 E: 0 K: 0 S: 3	H: 0 LOB: 0 BB: 0 P: 3	R: 2 E: 0 K: 2 S: 9	H: 2 LOB: 0 BB: 0 P: 9	R: 0 E: 0 K: 0 S: 4	H: 2 LOB: 1 BB: 0 P: 4	R: 0 E: 0 K: 0 S: 4	H: 1 LOB: 1 BB: 0 P: 4	R: 0 E: 0 K: 1 S: 5	H: 0 LOB: 1 BB: 1 P: 9	1B: 6 2B: 1 3B: 2 HR: 3	SF: 0 SAC: 1 DP: 1 HBP: 0	WP: 0 PB: 1 SB: 1 CS: 0	PA: 39
PITCHER Johnny Klippstein, R (1,1) ERA: 4.76	IP: 0.2 WLS: L BF: 8 H: 4 R: 6 ER: 4 SO: 0 BB: 2 IBB: 0 HBP: 0 BLK: 0 WP: 0 HR: 2 S: 6 P: 14 ERA: 54.00 WHIP: 9.000															PITCHER	IP: 0.2 WLS: L BF: 8 H: 4 R: 6 ER: 4 SO: 0 BB: 2 IBB: 0 HBP: 0 BLK: 0 WP: 0 HR: 2 S: 6 P: 14 ERA: 54.00 WHIP: 9.000			
Ted Willis, L (1,1) ERA: 5.86	IP: 6.1 WLS: 27 BF: 8 H: 3 R: 3 ER: 3 SO: 5 BB: 0 IBB: 0 HBP: 0 BLK: 0 WP: 1 HR: 37 S: 37 P: 37 ERA: 4.26 WHIP: 1.263															PITCHER	IP: 6.1 WLS: 27 BF: 8 H: 3 R: 3 ER: 3 SO: 5 BB: 0 IBB: 0 HBP: 0 BLK: 0 WP: 1 HR: 37 S: 37 P: 37 ERA: 4.26 WHIP: 1.263			
Dave Sisler, R (8,1) ERA: 3.98	IP: 1.0 WLS: 4 BF: 0 H: 0 R: 0 ER: 0 SO: 1 BB: 1 IBB: 0 HBP: 0 BLK: 0 WP: 0 HR: 0 S: 5 P: 9 ERA: 0.00 WHIP: 1.000															PITCHER	IP: 1.0 WLS: 4 BF: 0 H: 0 R: 0 ER: 0 SO: 1 BB: 1 IBB: 0 HBP: 0 BLK: 0 WP: 0 HR: 0 S: 5 P: 9 ERA: 0.00 WHIP: 1.000			

AB	35
R	1
H	9
RBI	1
BB	2
SO	7
LOB	21



Batter	1	2	3	4	5	6	7	8	9	AB	R	H	RBI	BB	SO	LOB	TOP			
Eddie Kasko, R OBP: 0.291, SLG: 0.324 (1, 5)										3	0	0	0	1	0	1	Cincinnati Reds @ New York Mets Polo Grounds, New York, NY Sun Aug 05 1962, 3:33 AM EDT Unknown			
Don Zimmer, R OBP: 0.277, SLG: 0.307 (1, 4)										4	0	1	0	0	0	1				
Vada Pinson, L OBP: 0.342, SLG: 0.496 (1, 8)										2	1	0	0	2	0	1				
Frank Robinson, R OBP: 0.411, SLG: 0.583 (1, 9)										4	0	2	1	0	0	2				
Wally Post, R OBP: 0.323, SLG: 0.464 (1, 7)										4	0	0	0	0	1	3				
Hank Foiles, R OBP: 0.394, SLG: 0.526 (1, 2)										4	0	1	0	0	1	1				
Don Pavletich, R OBP: 0.333, SLG: 0.308 (1, 3)										4	1	1	0	0	0	3				
Leo Cardenas, R OBP: 0.322, SLG: 0.383 (1, 6)										3	0	0	1	1	0	2				
Jim O'Toole, S OBP: 0.161, SLG: 0.148 (1, 1)										2	0	0	0	0	0	0				
Joe Gaines, R OBP: 0.410, SLG: 0.438 (8, PH)										1	0	0	0	0	0	1				
Dave Sisler, R (8, 1)										0	0	0	0	0	0	0				
Inning Stats	R: 0 E: 0 K: 0 S: 3	H: 0 LOB: 1 BB: 1 P: 7	R: 0 E: 0 K: 1 S: 5	H: 0 LOB: 0 BB: 0 P: 5	R: 0 E: 0 K: 0 S: 3	H: 0 LOB: 0 BB: 0 P: 3	R: 0 E: 0 K: 0 S: 3	H: 0 LOB: 1 BB: 0 P: 7	R: 1 E: 1 K: 0 S: 4	H: 1 LOB: 0 BB: 0 P: 4	R: 0 E: 0 K: 1 S: 6	H: 1 LOB: 1 BB: 0 P: 6	R: 0 E: 0 K: 0 S: 3	H: 1 LOB: 2 BB: 1 P: 7	R: 1 E: 0 K: 0 S: 5	H: 2 LOB: 2 BB: 1 P: 9	1B: 4 2B: 1 3B: 0 HR: 0	SF: 0 SAC: 0 DP: 0 HBP: 0	WP: 0 PB: 1 SB: 0 CS: 0	PA: 35
PITCHER Al Jackson, L ERA: 4.4 (1, 1)	IP: 9.0 WLS: W BF: 35 H: 5 R: 2 ER: 1 SO: 2 BB: 4 IBB: 0 HBP: 0 BLK: 0 WP: 0 HR: 0 S: 35 P: 51 ERA: 1.00 WHIP: 1.000															PITCHER				


AB	31
R	2
H	5
RBI	2
BB	4
SO	2
LOB	15




Batter	1	2	3	4	5	6	7	8	9	AB	R	H	RBI	BB	SO	LOB	BOTTOM			
Joe Christopher, R OBP: 0.288, SLG: 0.316 (1, 9)										2	1	0	0	2	0	0	Cincinnati Reds @ New York Mets Polo Grounds, New York, NY Sun Aug 05 1962, 3:33 AM EDT Unknown			
Charlie Neal, R OBP: 0.322, SLG: 0.405 (1, 6)										3	1	2	2	0	0	2				
Felix Mantilla, R OBP: 0.327, SLG: 0.401 (1, 5)										2	1	2	0	2	0	0				
Frank Thomas, R OBP: 0.346, SLG: 0.549 (1, 7)										4	1	1	0	0	0	4				
Jim Hickman, R OBP: 0.331, SLG: 0.436 (1, 8)										4	0	0	0	0	1	4				
Rick Herscher, R OBP: 0.111, SLG: 0.444 (1, 3)										4	1	1	3	0	0	0				
Rod Kanehl, R OBP: 0.332, SLG: 0.391 (1, 4)										3	0	0	0	1	2	1				
Chris Cannizzaro, R OBP: 0.336, SLG: 0.222 (1, 2)										3	0	1	0	0	0	2				
Al Jackson, L OBP: 0.118, SLG: 0.122 (1, 1)										3	0	0	0	0	1	2				
Inning Stats	R: 0 E: 0 K: 0 S: 5	H: 2 LOB: 2 BB: 0 P: 5	R: 0 E: 0 K: 0 S: 3	H: 0 LOB: 1 BB: 1 P: 7	R: 4 E: 0 K: 1 S: 7	H: 2 LOB: 0 BB: 2 P: 15	R: 0 E: 0 K: 0 S: 3	H: 1 LOB: 1 BB: 1 P: 7	R: 0 E: 1 K: 1 S: 5	H: 0 LOB: 0 BB: 0 P: 5	R: 1 E: 0 K: 1 S: 6	H: 1 LOB: 1 BB: 1 P: 10	R: 0 E: 0 K: 1 S: 5	H: 0 LOB: 0 BB: 0 P: 5	R: 0 E: 0 K: 1 S: 5	H: 0 LOB: 0 BB: 0 P: 5		1B: 5 2B: 0 3B: 0 HR: 2	SF: 1 SAC: 0 DP: 3 HBP: 0	WP: 1 PB: 1 SB: 1 CS: 1
PITCHER Jim O'Toole, L ERA: 3.6 (1, 1)	IP: 7.0 WLS: L BF: 31 H: 7 R: 5 ER: 5 SO: 3 BB: 5 IBB: 0 HBP: 0 BLK: 0 WP: 1 HR: 2 S: 32 P: 52 ERA: 6.43 WHIP: 1.714															PITCHER				
Dave Sisler, R ERA: 3.96 (8, 1)	IP: 1.0 WLS: L BF: 3 H: 0 R: 0 ER: 0 SO: 1 BB: 0 IBB: 0 HBP: 0 BLK: 0 WP: 0 HR: 0 S: 5 P: 5 ERA: 0.00 WHIP: 0.000															PITCHER				

AB	28
R	5
H	7
RBI	5
BB	5
SO	4
LOB	15



Batter	1	2	3	4	5	6	7	8	9	AB	R	H	RBI	BB	SO	LOB	TOP					
Leo Cardenas, R (1,6) OBP: 0.324, SLG: 0.387	0-0 4-3 1B		0-3 K		0-0 2B		0-0 5-3		0-0 SH3-4	4	0	2	1	0	1	0	Cincinnati Reds @ New York Mets Polo Grounds, New York, NY Sun Aug 05 1962, 3:38 AM EDT Att: 15,402 - Unknown AB 35 R 6 H 10 RBI 6 BB 4 SO 3 LOB 14 					
Don Blasingame, L (1,4) OBP: 0.353, SLG: 0.341	0-0 1B		0-0 F7		0-0 4-3		0-0 F2		0-0 3B	4	0	1	0	0	0	2						
Wally Post, R (9, PH) OBP: 0.326, SLG: 0.476	0-0 1-2 1B									1	0	1	1	0	0	0						
Eddie Kasko, R (9,5) OBP: 0.291, SLG: 0.324	0-0 1-2 1B									0	0	0	0	0	0	0						
Vada Pinson, L (1,8) OBP: 0.338, SLG: 0.490	0-0 1-2 2-3									5	0	0	0	0	0	3						
Jerry Lynch, L (1,7) OBP: 0.358, SLG: 0.520	4-0 BB									2	1	0	0	2	1	0						
Marty Keough, L (8,9) OBP: 0.365, SLG: 0.410	0-0 BB									1	0	0	0	0	0	1						
Frank Robinson, R (1,9) OBP: 0.412, SLG: 0.589	0-0 G6-4-3									4	2	2	1	0	0	3						
Gordy Coleman, L (1,3) OBP: 0.332, SLG: 0.490		0-3 K								3	2	2	3	1	1	0						
Johnny Edwards, L (1,2) OBP: 0.326, SLG: 0.396	0-0 F9									3	0	0	0	1	0	1						
Don Zimmer, R (1,5) OBP: 0.276, SLG: 0.306	0-0 5-3									4	0	1	0	0	0	2						
Jim Maloney, L (1,1) OBP: 0.250, SLG: 0.263			0-0 1-3							3	0	0	0	0	0	2						
Bill Henry, L (8,1) OBP: 0.333, SLG: 0.333										0	0	0	0	0	0	0						
Joe Gaines, R (9, PH) OBP: 0.425, SLG: 0.485										1	1	1	0	0	0	0						
Jim Brosnan, R (9,1) OBP: 0.425, SLG: 0.485										0	0	0	0	0	0	0						
Inning Stats	R: 0 E: 0 K: 0 S: 4	H: 2 LOB: 2 BB: 1 P: 8	R: 0 E: 0 K: 1 S: 5	H: 0 LOB: 0 BB: 0 P: 5	R: 0 E: 0 K: 1 S: 5	H: 0 LOB: 0 BB: 0 P: 5	R: 0 E: 0 K: 1 S: 5	H: 0 LOB: 0 BB: 0 P: 5	R: 1 E: 0 K: 0 S: 5	H: 2 LOB: 2 BB: 1 P: 9	R: 3 E: 0 K: 0 S: 5	H: 2 LOB: 0 BB: 1 P: 9	R: 0 E: 0 K: 0 S: 3	H: 0 LOB: 0 BB: 0 P: 3	R: 1 E: 0 K: 0 S: 5	H: 2 LOB: 2 BB: 1 P: 9	R: 1 E: 0 K: 0 S: 5	H: 2 LOB: 1 BB: 0 P: 5	1B: 5 2B: 2 3B: 1 HR: 2	SF: 0 SAC: 1 DP: 1 HBP: 0	WP: 0 PB: 0 SB: 0 CS: 0	PA: 40
PITCHER	IP WLS BF H R ER SO BB IBB HBP BLK WP HR S P ERA WHIP																					
Bob Moorhead, R (1,1) ERA: 4.34	7.0 L 29 6 4 4 3 3 0 0 0 0 0 1 32 44 5.14 1.286																					
Ray Daviault, R (8,1) ERA: 7.09	1.0 6 2 1 1 0 1 0 0 0 0 0 1 5 9 9.00 3.000																					
Bob Miller, R (9,1) ERA: 4.85	0.0 0 0 0 0 0 0 0 0 0 0 0 0 0 0 ∞ ∞																					

Batter	1	2	3	4	5	6	7	8	9	AB	R	H	RBI	BB	SO	LOB	BOTTOM					
Richie Ashburn, L (1,9) OBP: 0.437, SLG: 0.415	0-0 F9									3	1	1	0	1	0	1	Cincinnati Reds @ New York Mets Polo Grounds, New York, NY Sun Aug 05 1962, 3:38 AM EDT Att: 15,402 - Unknown AB 31 R 3 H 5 RBI 1 BB 4 SO 8 LOB 13 					
Charlie Neal, R (1,6) OBP: 0.323, SLG: 0.403	0-3 K2-3									2	1	0	0	2	1	1						
Felix Mantilla, R (1,5) OBP: 0.329, SLG: 0.402	0-0 5-3									4	0	2	1	0	1	3						
Frank Thomas, R (1,7) OBP: 0.343, SLG: 0.544		0-0 G1								4	0	0	0	0	1	2						
Mary Throneberry, L (1,3) OBP: 0.322, SLG: 0.432		0-3 K								4	0	0	0	0	3	2						
Jim Hickman, R (1,8) OBP: 0.332, SLG: 0.434		0-3 K								1	0	0	0	0	1	0						
Gene Woodling, L (6, PH) OBP: 0.378, SLG: 0.401		0-3 K								2	0	0	0	0	0	1						
Rod Kanehl, R (1,4) OBP: 0.335, SLG: 0.390			0-0 6-3							3	1	1	0	1	0	0						
Choo-Choo Coleman, L (1,2) OBP: 0.370, SLG: 0.680			0-0 1-3							4	0	1	0	0	0	1						
Bob Moorhead, R (1,1) OBP: 0.281, SLG: 0.056			0-3 K							2	0	0	0	0	1	1						
Sammy Drake, S (7, PH)										1	0	0	0	0	0	1						
Ray Daviault, R (8,1) OBP: 0.100, SLG: 0.100										0	0	0	0	0	0	0						
Bob Miller, R (9,1) OBP: 0.192, SLG: 0.269										0	0	0	0	0	0	0						
Joe Christopher, R (9, PH) OBP: 0.297, SLG: 0.314										1	0	0	0	0	0	0						
Inning Stats	R: 0 E: 0 K: 1 S: 5	H: 0 LOB: 0 BB: 0 P: 5	R: 0 E: 0 K: 2 S: 7	H: 0 LOB: 0 BB: 0 P: 7	R: 0 E: 0 K: 1 S: 5	H: 0 LOB: 0 BB: 0 P: 5	R: 2 E: 1 K: 1 S: 6	H: 2 LOB: 1 BB: 1 P: 11	R: 0 E: 0 K: 1 S: 5	H: 0 LOB: 3 BB: 3 P: 17	R: 0 E: 0 K: 1 S: 5	H: 0 LOB: 0 BB: 0 P: 5	R: 1 E: 1 K: 0 S: 5	H: 2 LOB: 1 BB: 0 P: 5	R: 0 E: 0 K: 1 S: 6	H: 1 LOB: 0 BB: 0 P: 6	R: 0 E: 0 K: 0 S: 3	H: 0 LOB: 0 BB: 0 P: 3	1B: 5 2B: 0 3B: 0 HR: 0	SF: 0 SAC: 1 DP: 0 HBP: 1	WP: 2 PB: 0 SB: 2 CS: 1	PA: 37
PITCHER	IP WLS BF H R ER SO BB IBB HBP BLK WP HR S P ERA WHIP																					
Jim Maloney, R (1,1) ERA: 5.29	7.1 W 31 5 3 1 7 4 0 0 0 0 0 0 40 57 1.23 1.227																					
Bill Henry, L (8,1) ERA: 3.5	0.2 2 0 0 0 1 0 0 0 0 0 0 0 4 4 0.00 0.000																					
Jim Brosnan, R (9,1) ERA: 3.35	1.0 S 3 0 0 0 0 0 0 0 0 0 0 0 3 3 0.00 0.000																					

Batter	1	2	3	4	5	6	7	8	9	AB	R	H	RBI	BB	SO	LOB	TOP										
Richie Ashburn, L OBP: 0.435, SLG: 0.413	0-1 L7		1-3 K			0-0 6-3		0-2 1B		4	0	1	0	0	1	2	New York Mets @ Los Angeles Dodgers Dodger Stadium, Los Angeles, CA Mon Aug 06 1962, 7:05 PM PDT Att: 20,868 - Unknown										
Charlie Neal, R OBP: 0.325, SLG: 0.402	1-1 4-3			4-1 G6-3 BB		3-2 1B		0-3 K		3	0	1	1	1	1	2											
Felix Mantilla, R OBP: 0.328, SLG: 0.403 Sammy Drake, S (9, PR)	0-1 5-3			0-1 G6-3 1-2		0-1 5-3		3-2 2B		4	0	1	0	0	0	2											
Frank Thomas, R OBP: 0.340, SLG: 0.538		2-1 5-3		2-2 5-3			1-2 4-3		2-3 K	4	0	0	0	0	1	1											
Rick Herrscher, R OBP: 0.167, SLG: 0.417 Gene Woodling, L (9, PH) OBP: 0.376, SLG: 0.399		1-3 K			0-1 F7 1B		1-3 K		1-3 K	3	0	1	0	0	2	0											
Joe Christopher, R OBP: 0.280, SLG: 0.306		3-1 F7			1-0 F7 1-2		0-0 6-3		2-1 F8	4	0	0	0	0	0	2											
Rod Kanehl, R OBP: 0.330, SLG: 0.384			1-2 6-3		1-1 1-3			2-2 F8		3	0	0	0	0	0	0											
Chris Cannizzaro, R OBP: 0.345, SLG: 0.247			0-0 1B			0-0 6-3 1B 2B		2-2 F7		3	1	2	0	0	0	0											
Jay Hook, L OBP: 0.308, SLG: 0.200			1-3 K			1-3 K		4-1 1B BB		2	0	0	0	1	2	2											
Inning Stats	R: 0 E: 0 K: 0 S: 6	H: 0 LOB: 0 BB: 7	R: 0 E: 0 K: 1 S: 7	H: 0 LOB: 0 BB: 13	R: 0 E: 0 K: 2 S: 10	H: 1 LOB: 1 BB: 0 P: 13	R: 0 E: 0 K: 0 S: 6	H: 0 LOB: 0 BB: 1 P: 12	R: 0 E: 0 K: 0 S: 5	H: 1 LOB: 0 BB: 0 P: 7	R: 1 E: 0 K: 1 S: 13	H: 2 LOB: 1 BB: 0 P: 17	R: 0 E: 0 K: 1 S: 7	H: 0 LOB: 0 BB: 0 P: 9	R: 0 E: 0 K: 1 S: 16	H: 1 LOB: 2 BB: 1 P: 24		R: 0 E: 0 K: 2 S: 13	H: 1 LOB: 1 BB: 0 P: 21	1B: 4 2B: 2 3B: 0 HR: 0	SF: 0 SAC: 0 DP: 1 HBP: 0	WP: 0 PB: 0 SB: 0 CS: 0	PA: 33				
PITCHER	IP	WLS	BF	H	R	ER	SO	BB	IBB	HBP	BLK	WP	HR	S	P	ERA	WHIP										
Johnny Podres, L ERA: 3.86	8.0	W	30	6	1	1	6	2	0	0	0	0	0	73	108	1.12	1.000										
Ron Perranoski, L ERA: 2.11	1.0	S	3	0	0	0	2	0	0	0	0	0	0	10	15	0.00	0.000										

AB	31
R	1
H	6
RBI	1
BB	2
SO	8
LOB	12



Batter	1	2	3	4	5	6	7	8	9	AB	R	H	RBI	BB	SO	LOB	BOTTOM										
Maury Wills, S OBP: 0.330, SLG: 0.372	1-1 4-3		2-2 F8			0-0 E S 1B		1-1 6-3		4	1	1	0	0	0	0	New York Mets @ Los Angeles Dodgers Dodger Stadium, Los Angeles, CA Mon Aug 06 1962, 7:05 PM PDT Att: 20,868 - Unknown										
Jim Gilliam, S OBP: 0.380, SLG: 0.363	2-2 F6			1-1 F6		3-2 L9		1-2 1B		3	0	0	0	0	1	1											
Willie Davis, L OBP: 0.354, SLG: 0.489	1-3 K			2-1 4-3		1-2 2H 1B		0-0 L5		3	0	1	1	0	1	0											
Tommy Davis, R OBP: 0.381, SLG: 0.533		3-2 1B G6-4-3 1B		1-2 1B		0-0 L5		2-0 G3		3	1	2	0	0	0	1											
Ron Fairly, L OBP: 0.409, SLG: 0.489		1-2 G6-4-3 1B		0-0 L5			3-2 G3		1-2 5-3	3	0	0	0	0	0	1											
Frank Howard, R OBP: 0.367, SLG: 0.593		1-2 G6-4-3 1-2			1-2 3-1		3-2 5-3		1-1 F9	3	0	0	0	0	0	1											
John Roseboro, L OBP: 0.365, SLG: 0.430		3-H F8			3-3 K		1-1 F9			3	0	0	0	0	1	0											
Daryl Spencer, R OBP: 0.370, SLG: 0.346 Duke Snider, L OBP: 0.426, SLG: 0.494 Larry Burright, R OBP: 0.262, SLG: 0.333			1-1 5-3		1-2 6-3		1-1 F5		0-1 6-3	2	0	0	0	0	0	0											
Johnny Podres, L OBP: 0.169, SLG: 0.175 Ron Perranoski, L (9, 1)			1-1 F7			1-1 F9				3	0	0	0	0	0	0											
Inning Stats	R: 0 E: 0 K: 1 S: 8	H: 2 LOB: 0 BB: 0 P: 12	R: 1 E: 0 K: 0 S: 11	H: 2 LOB: 0 BB: 0 P: 17	R: 0 E: 0 K: 0 S: 7	H: 0 LOB: 0 BB: 0 P: 11	R: 0 E: 0 K: 0 S: 8	H: 1 LOB: 1 BB: 0 P: 12	R: 0 E: 0 K: 1 S: 10	H: 0 LOB: 0 BB: 0 P: 15	R: 1 E: 1 K: 0 S: 11	H: 2 LOB: 1 BB: 0 P: 16	R: 0 E: 0 K: 0 S: 7	H: 0 LOB: 0 BB: 0 P: 13	R: 0 E: 0 K: 0 S: 6	H: 0 LOB: 0 BB: 0 P: 8		R: 0 E: 0 K: 0 S: 6	H: 0 LOB: 0 BB: 0 P: 8	1B: 5 2B: 0 3B: 0 HR: 0	SF: 0 SAC: 0 DP: 1 HBP: 0	WP: 0 PB: 0 SB: 1 CS: 0	PA: 28				
PITCHER	IP	WLS	BF	H	R	ER	SO	BB	IBB	HBP	BLK	WP	HR	S	P	ERA	WHIP										
Jay Hook, R ERA: 5.52	8.0	L	28	5	2	1	2	0	0	0	0	0	0	68	104	1.12	0.625										

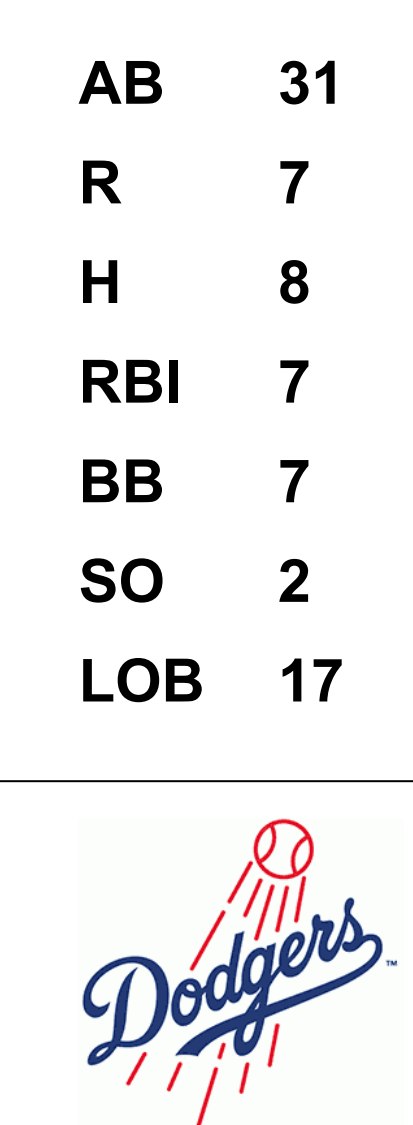


Batter	1	2	3	4	5	6	7	8	9	AB	R	H	RBI	BB	SO	LOB	TOP					
Richie Ashburn, L (1, 8) OBP: 0.432, SLG: 0.410	E4	CS	WP SH3 4-3 1B		F7		4-3-6			4	1	1	1	0	0	1	New York Mets @ Los Angeles Dodgers Dodger Stadium, Los Angeles, CA Tue Aug 07 1962, 7:05 PM PDT Att: 26,970 - Unknown					
Charlie Neal, R (1, 6) OBP: 0.325, SLG: 0.402	K		SH3			1B		F8		3	0	1	0	0	1							
Gene Woodling, L (1, 9) OBP: 0.362, SLG: 0.410										4	0	3	1	0	0	0						
Al Jackson, L (6, PR) OBP: 0.118, SLG: 0.122			4-3							0	0	0	0	0	0	0						
Rick Herscher, R (8, 9) OBP: 0.167, SLG: 0.417	2B									0	0	0	0	0	0	0						
Frank Thomas, R (1, 7) OBP: 0.337, SLG: 0.533	6-3		5-3			L4-3		F4		4	0	0	0	0	0	4						
Mary Throneberry, L (1, 3) OBP: 0.321, SLG: 0.429		2B 1B			G3			F2		4	1	1	0	0	1	2						
Felix Mantilla, R (1, 5) OBP: 0.330, SLG: 0.404		2B 1B			F5					4	0	2	0	0	1	0						
Choo-Choo Coleman, L (1, 2) OBP: 0.355, SLG: 0.655		1B 2B			F9					4	2	1	1	0	0	1						
Rod Kanehl, R (1, 4) OBP: 0.333, SLG: 0.383		1B			4-3			F9		3	1	1	1	1	0	0						
Craig Anderson, R (1, 1) OBP: 0.100, SLG: 0.100										1	0	0	0	0	0	1						
Ken Mackenzie, R (4, 1) OBP: 0.100, SLG: 0.100										1	0	0	0	0	1	0						
Sammy Drake, S (7, PH) OBP: 0.500, SLG: 0.500										1	0	1	1	0	0	0						
Ray Daviault, R (7, 1) OBP: 0.100, SLG: 0.100										0	0	0	0	0	0	0						
Inning Stats	R: 0 E: 1 K: 1 S: 11	H: 1 LOB: 1 BB: 0 P: 14	R: 2 E: 0 K: 0 S: 14	H: 4 LOB: 0 BB: 0 P: 18	R: 1 E: 0 K: 0 S: 11	H: 1 LOB: 0 BB: 0 P: 15	R: 0 E: 0 K: 0 S: 4	H: 0 LOB: 0 BB: 0 P: 5	R: 0 E: 0 K: 1 S: 8	H: 0 LOB: 0 BB: 0 P: 12	R: 0 E: 0 K: 1 S: 15	H: 2 LOB: 1 BB: 0 P: 21	R: 2 E: 1 K: 1 S: 12	H: 1 LOB: 0 BB: 1 P: 19	R: 0 E: 0 K: 0 S: 7	H: 1 LOB: 1 BB: 0 P: 15	R: 0 E: 0 K: 0 S: 4	H: 1 LOB: 0 BB: 0 P: 6	1B: 9 2B: 6 3B: 0 HR: 0	SF: 0 SAC: 1 DP: 4 HBP: 0	WP: 1 PB: 0 SB: 0 CS: 2	PA: 36
PITCHER Don Drysdale, R (1, 1) ERA: 2.82	IP: 9.0 WLS: W BF: 35 H: 11 R: 5 ER: 3 SO: 4 BB: 1 IBB: 0 HBP: 0 BLK: 0 WP: 1 HR: 0 S: 86 P: 125 ERA: 3.00 WHIP: 1.333															PITCHER	IP: 9.0 WLS: W BF: 35 H: 11 R: 5 ER: 3 SO: 4 BB: 1 IBB: 0 HBP: 0 BLK: 0 WP: 1 HR: 0 S: 86 P: 125 ERA: 3.00 WHIP: 1.333					

AB	33
R	5
H	11
RBI	5
BB	1
SO	4
LOB	10



Batter	1	2	3	4	5	6	7	8	9	AB	R	H	RBI	BB	SO	LOB	BOTTOM			
Maury Wills, S (1, 6) OBP: 0.329, SLG: 0.370	F9		6-3	FC5-2		1-3		1B		5	0	1	1	0	0	4	New York Mets @ Los Angeles Dodgers Dodger Stadium, Los Angeles, CA Tue Aug 07 1962, 7:05 PM PDT Att: 26,970 - Unknown			
Jim Gilliam, S (1, 4) OBP: 0.380, SLG: 0.362						F1		3-1		4	1	1	0	1	0	5				
Willie Davis, L (1, 8) OBP: 0.353, SLG: 0.486	L8									3	1	0	0	1	0	1				
Tommy Davis, R (1, 7) OBP: 0.380, SLG: 0.530	F8									3	0	0	0	1	0	3				
Ron Fairly, L (1, 3) OBP: 0.410, SLG: 0.491										3	1	1	2	1	0	1				
Frank Howard, R (1, 9) OBP: 0.369, SLG: 0.592	B1									4	2	2	1	0	1	1				
John Roseboro, L (1, 2) OBP: 0.364, SLG: 0.428	6-3									4	0	1	0	0	0	1				
Daryl Spencer, R (1, 5) OBP: 0.376, SLG: 0.343										1	1	0	0	2	0	0				
Wally Moon, L (8, PH) OBP: 0.363, SLG: 0.366										1	1	1	0	0	0	0				
Larry Burright, R (9, 4) OBP: 0.262, SLG: 0.333										0	0	0	0	0	0	0				
Don Drysdale, R (1, 1) OBP: 0.259, SLG: 0.296										3	0	1	3	1	1	1				
Inning Stats	R: 0 E: 0 K: 0 S: 8	H: 0 LOB: 1 BB: 1 P: 14	R: 0 E: 0 K: 0 S: 5	H: 0 LOB: 0 BB: 0 P: 9	R: 0 E: 0 K: 1 S: 6	H: 0 LOB: 0 BB: 0 P: 10	R: 4 E: 0 K: 0 S: 17	H: 4 LOB: 3 BB: 3 P: 37	R: 0 E: 0 K: 0 S: 4	H: 0 LOB: 0 BB: 1 P: 10	R: 2 E: 0 K: 0 S: 18	H: 2 LOB: 1 BB: 1 P: 27	R: 0 E: 0 K: 1 S: 11	H: 0 LOB: 1 BB: 1 P: 20	R: 1 E: 0 K: 0 S: 12	H: 2 LOB: 1 BB: 0 P: 17	1B: 6 2B: 1 3B: 1 HR: 0	SF: 0 SAC: 0 DP: 1 HBP: 0	WP: 0 PB: 0 SB: 1 CS: 0	PA: 38
PITCHER Craig Anderson, R (1, 1) ERA: 5.87	IP: 3.1 WLS: L BF: 16 H: 4 R: 4 ER: 4 SO: 1 BB: 2 IBB: 0 HBP: 0 BLK: 0 WP: 0 HR: 0 S: 29 P: 50 ERA: 10.80 WHIP: 1.800															PITCHER	IP: 3.1 WLS: L BF: 16 H: 4 R: 4 ER: 4 SO: 1 BB: 2 IBB: 0 HBP: 0 BLK: 0 WP: 0 HR: 0 S: 29 P: 50 ERA: 10.80 WHIP: 1.800			
Ken Mackenzie, L (4, 1) ERA: 4.96	2.2 13 2 2 2 0 3 1 0 0 0 0 29 57 6.75 1.875															PITCHER	IP: 2.0 WLS: 9 BF: 2 H: 1 R: 1 ER: 1 SO: 1 BB: 0 IBB: 0 HBP: 0 BLK: 0 WP: 0 HR: 0 S: 23 P: 37 4.50 1.500			



Batter	1	2	3	4	5	6	7	8	9	AB	R	H	RBI	BB	SO	LOB	TOP										
Richie Ashburn, L OBP: 0.426, SLG: 0.403 (1, 8)	0-0 6-3		0-0 F8	0-0 1-3		0-0 5-3			0-0 F7	5	0	0	0	0	0	1											
Charlie Neal, R OBP: 0.321, SLG: 0.396 (1, 6)	0-3 K		0-0 F9		0-0 F8	0-3 K			0-0 E3 1B	5	0	0	0	0	2	0											
Gene Woodling, L OBP: 0.387, SLG: 0.413 Jim Hickman, R OBP: 0.335, SLG: 0.437 (7, 8)	4-0 HBP BB		0-0 1B 2B		0-0 HR 1B			0-0 G3	0-0 1-2 1B	3	2	2	0	1	0	0											
Frank Thomas, R OBP: 0.340, SLG: 0.540 Joe Christopher, R OBP: 0.250, SLG: 0.306 (9, 7)	1-0 1-2 HBP		0-0 2B 1B		0-0 HR			0-0 F5	0-0 F6	4	1	2	2	0	0	2											
Mary Throneberry, L OBP: 0.324, SLG: 0.432 (1, 3)	0-0 F9		0-0 2B		4-0 HR BB			0-3 K		3	1	1	1	1	1	2											
Choo-Choo Coleman, L OBP: 0.314, SLG: 0.576 (1, 2)		0-3 K	0-0 G3		0-0 F9				0-0 F4	4	0	0	0	0	1	3											
Felix Mantilla, R OBP: 0.332, SLG: 0.414 (1, 5)				0-0 F3		0-0 HR			0-0 5-3	4	1	2	2	0	0	0											
Rod Kanehl, R OBP: 0.327, SLG: 0.375 (1, 4)			0-0 F3	0-3 K	0-3 K				0-0 1-3	4	0	0	0	0	2	1											
Roger Craig, R OBP: 0.121, SLG: 0.056 (1, 1)			0-0 6-3		0-0 1B			0-3 K	0-0 5-3	4	0	1	0	0	1	1											
Inning Stats	R: 0 E: 0 K: 1 S: 5	H: 0 LOB: 2 BB: 1 P: 10	R: 0 E: 0 K: 1 S: 6	H: 1 LOB: 1 BB: 0 P: 6	R: 1 E: 0 K: 0 S: 6	H: 3 LOB: 2 BB: 0 P: 6	R: 0 E: 0 K: 1 S: 6	H: 1 LOB: 1 BB: 0 P: 6	R: 4 E: 0 K: 1 S: 8	H: 3 LOB: 0 BB: 1 P: 12	R: 0 E: 0 K: 2 S: 7	H: 0 LOB: 0 BB: 0 P: 7	R: 0 E: 0 K: 1 S: 5	H: 0 LOB: 0 BB: 0 P: 5	R: 0 E: 0 K: 0 S: 3	H: 0 LOB: 0 BB: 0 P: 3	R: 0 E: 1 K: 0 S: 5	H: 1 LOB: 2 BB: 0 P: 5	1B: 6 2B: 1 3B: 0 HR: 2	SF: 0 SAC: 0 DP: 0 HBP: 1	WP: 0 PB: 0 SB: 0 CS: 0	PA: 40					
PITCHER	IP	WLS	BF	H	R	ER	SO	BB	IBB	HBP	BLK	WP	HR	S	P	ERA	WHIP										
Bobby Bolin, R ERA: 3.8 (1, 1)	4.2	L	25	8	5	5	3	2	0	1	0	0	2	28	37	9.64	2.143										
Jim Duffalo, R ERA: 3.21 (5, 1)	0.1		1	0	0	0	1	0	0	0	0	0	0	3	3	0.00	0.000										
Bob Garibaldi, R ERA: 2.45 (6, 1)	3.0		9	0	0	0	3	0	0	0	0	0	0	15	15	0.00	0.000										
Mike McCormick, L ERA: 4.78 (9, 1)	1.0		5	1	0	0	0	0	0	0	0	0	0	5	5	0.00	1.000										

New York Mets @ San Francisco Giants
Candlestick Park, San Francisco, CA
Wed Aug 08 1962, 10:05 PM EDT
Att: 11,411 - Unknown

AB 37
R 5
H 9
RBI 5
BB 2
SO 7
LOB 10



Batter	1	2	3	4	5	6	7	8	9	AB	R	H	RBI	BB	SO	LOB	BOTTOM										
Harvey Kuenn, R OBP: 0.378, SLG: 0.441 (1, 7)			0-0 G4-6-3 1-2			0-0 G5-4-3 1B		0-0 G6-4-3 1-2		4	1	2	1	0	0	2											
Chuck Hiller, L OBP: 0.335, SLG: 0.337 (1, 4)	0-0 F7			0-0 F7		0-0 G5-4-3 1B			0-0 G3	4	0	1	0	0	0	0											
Willie Mays, R OBP: 0.378, SLG: 0.614 (1, 8)	0-3 K			0-0 E6		0-0 G5-4-3			0-0 1-3	4	0	0	0	0	1	2											
Orlando Cepeda, R OBP: 0.359, SLG: 0.517 (1, 3)	0-0 F4			0-0 6-3		0-0 4-3			0-0 HR	4	1	1	1	0	0	2											
Ed Bailey, L OBP: 0.344, SLG: 0.476 (1, 2)		0-0 F8		4-0 BB		0-0 G6-3 1B			0-0 F7	3	0	1	0	1	0	0											
Matty Alou, L OBP: 0.313, SLG: 0.304 (1, 9)		0-0 F4		0-0 G3		0-0 G6-3 1-2			0-0 G6-3	3	0	0	0	0	3												
Jim Davenport, R OBP: 0.366, SLG: 0.486 (1, 5)		0-0 5-3			0-0 5-3			0-0 F7		3	0	0	0	0	0	0											
Jose Pagan, R OBP: 0.314, SLG: 0.327 (1, 6)			0-0 4-3		4-0 G4-6-3 BB			0-0 F7		2	0	0	0	1	0	0											
Bobby Bolin, R OBP: 0.288, SLG: 0.300 (5, 1)					0-0 G4-6-3			0-0 G6-4-3 1B		1	0	1	0	0	0	0											
Tom Haller, L OBP: 0.386, SLG: 0.479 Bob Garibaldi, R OBP: 0.359, SLG: 0.479 Carl Boles, R OBP: 0.359, SLG: 0.250 Mike McCormick, L OBP: 0.200, SLG: 0.200 (9, 1)					0-0 G4-6-3 1B					0	0	0	0	0	0	0											
Inning Stats	R: 1 E: 0 K: 1 S: 6	H: 1 LOB: 0 BB: 0 P: 6	R: 0 E: 0 K: 0 S: 3	H: 0 LOB: 0 BB: 0 P: 3	R: 0 E: 0 K: 0 S: 3	H: 1 LOB: 0 BB: 0 P: 3	R: 0 E: 1 K: 0 S: 4	H: 0 LOB: 2 BB: 1 P: 8	R: 0 E: 0 K: 0 S: 2	H: 0 LOB: 0 BB: 1 P: 6	R: 0 E: 0 K: 0 S: 4	H: 2 LOB: 1 BB: 0 P: 4	R: 0 E: 0 K: 0 S: 3	H: 1 LOB: 0 BB: 0 P: 3	R: 0 E: 0 K: 0 S: 3	H: 1 LOB: 0 BB: 0 P: 3	R: 1 E: 0 K: 0 S: 4	H: 1 LOB: 0 BB: 0 P: 4	1B: 5 2B: 0 3B: 0 HR: 2	SF: 0 SAC: 0 DP: 5 HBP: 0	WP: 0 PB: 0 SB: 0 CS: 0	PA: 32					
PITCHER	IP	WLS	BF	H	R	ER	SO	BB	IBB	HBP	BLK	WP	HR	S	P	ERA	WHIP										
Roger Craig, R ERA: 4.3 (1, 1)	9.0	W	32	7	2	2	1	2	0	0	0	0	2	32	40	2.00	1.000										

New York Mets @ San Francisco Giants
Candlestick Park, San Francisco, CA
Wed Aug 08 1962, 10:05 PM EDT
Att: 11,411 - Unknown

AB 30
R 2
H 7
RBI 2
BB 2
SO 1
LOB 10



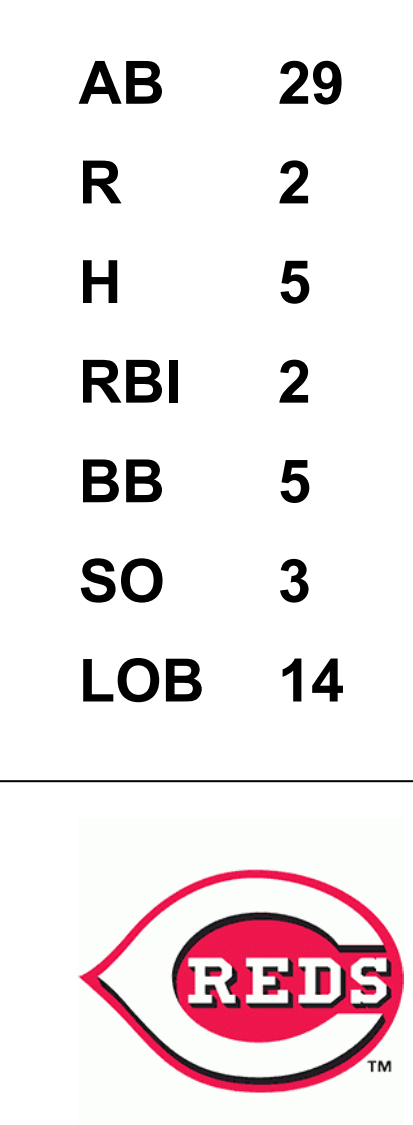
Batter	1	2	3	4	5	6	7	8	9	AB	R	H	RBI	BB	SO	LOB	TOP			
Richie Ashburn, L OBP: 0.421, SLG: 0.397 (1, 8)	0-3 K		0-0 5-3		0-0 F7			0-0 4-3		4	0	0	0	0	1	1	New York Mets @ San Francisco Giants Candlestick Park, San Francisco, CA Thu Aug 09 1962, 6:33 AM EDT Att: 9,988 - Unknown livebaseballscorecards.com			
Charlie Neal, R OBP: 0.323, SLG: 0.401 (1, 6)	0-0 4-3		0-0 3B			0-0 E4 1B FC5-4		4-0 BB		3	1	1	0	1	0	0				
Gene Woodling, L OBP: 0.389, SLG: 0.412 (1, 9)	4-0 FC6-4 BB		0-0 F8			0-0 FC5-4 1B		0-3 K		3	0	1	0	1	1	2				
Frank Thomas, R OBP: 0.337, SLG: 0.535 (1, 7)	0-0 FC6-4 1-2			0-0 4-3		0-0 FC5-4 1-2			0-0 5-3	4	0	0	1	0	0	2				
Mary Throneberry, L OBP: 0.319, SLG: 0.424 (1, 3)		0-0 F7		0-0 3-1		0-0 K 1-2			0-0 F9	4	0	0	0	0	1	1				
Felix Mantilla, R OBP: 0.326, SLG: 0.409 (1, 5)		0-0 F9		0-0 5-3			0-0 F2		0-0 F7	4	0	0	0	0	0	0				
Rod Kanehl, R OBP: 0.327, SLG: 0.371 Sammy Drake, S OBP: 0.500, SLG: 0.500 (7, 4)	4-0 BB S			0-0 4-3			0-0 6-3			2	0	0	0	1	0	0				
Chris Cannizzaro, R OBP: 0.345, SLG: 0.250 (1, 2)	0-0 1-3			0-0 1B			0-0 F8			3	0	1	0	0	0	1				
Bob Miller, R OBP: 0.179, SLG: 0.250 Bob Moorhead, R OBP: 0.291, SLG: 0.056 Choo-Choo Coleman, L OBP: 0.399, SLG: 0.559 Bob Miller, R OBP: 0.179, SLG: 0.250 (8, 1)			0-0 F8		0-0 F9			0-0 F7		2	0	0	0	0	0	1				
Inning Stats	R: 0 E: 0 K: 1 S: 5	H: 0 LOB: 1 BB: 1 P: 9	R: 0 E: 0 K: 0 S: 3	H: 0 LOB: 1 BB: 1 P: 7	R: 0 E: 0 K: 0 S: 4	H: 1 LOB: 1 BB: 0 P: 4	R: 0 E: 0 K: 0 S: 3	H: 0 LOB: 0 BB: 0 P: 3	R: 0 E: 0 K: 0 S: 3	H: 0 LOB: 0 BB: 0 P: 3	R: 0 E: 0 K: 0 S: 3	H: 0 LOB: 0 BB: 0 P: 3	R: 0 E: 0 K: 0 S: 3	H: 0 LOB: 0 BB: 0 P: 3	R: 0 E: 0 K: 0 S: 3	H: 0 LOB: 0 BB: 0 P: 3		1B: 2 2B: 0 3B: 1 HR: 0	SF: 0 SAC: 0 DP: 0 HBP: 0	WP: 0 PB: 0 SB: 1 CS: 0
PITCHER Jack Sanford, R ERA: 3.47 (1, 1)	IP: 9.0 WLS: W BF: 33 H: 3 R: 1 ER: 0 SO: 3 BB: 3 IBB: 0 HBP: 0 BLK: 0 WP: 0 HR: 0 S: 36 P: 48 ERA: 0.00 WHIP: 0.667															PITCHER Jack Sanford, R ERA: 3.47 (1, 1)	IP: 9.0 WLS: W BF: 33 H: 3 R: 1 ER: 0 SO: 3 BB: 3 IBB: 0 HBP: 0 BLK: 0 WP: 0 HR: 0 S: 36 P: 48 ERA: 0.00 WHIP: 0.667			

Batter	1	2	3	4	5	6	7	8	9	AB	R	H	RBI	BB	SO	LOB	BOTTOM			
Harvey Kuenn, R OBP: 0.381, SLG: 0.443 (1, 7)	0-0 CS 4-3 1B		0-0 SF 6-3 1B		0-0 G3-6-1 1B	0-0 F4		0-0 G3		5	1	3	0	0	0	1	New York Mets @ San Francisco Giants Candlestick Park, San Francisco, CA Thu Aug 09 1962, 6:33 AM EDT Att: 9,988 - Unknown livebaseballscorecards.com			
Chuck Hillier, L OBP: 0.333, SLG: 0.335 (1, 4)	0-0 4-3 1-2		0-0 SF 1-3 3-H		0-0 G3-6-1 1-2		0-0 F7		3	0	0	1	0	0	2					
Willie Mays, R OBP: 0.379, SLG: 0.612 (1, 8)	4-0 BB		0-0 6-3 3-H			0-3 K	0-0 1B		3	0	1	1	1	1	1					
Orlando Cepeda, R OBP: 0.358, SLG: 0.521 (1, 3)	0-0 F7 2-3		0-0 F7			0-0 HR	0-0 F3		4	1	1	1	0	0	4					
Matty Alou, L OBP: 0.310, SLG: 0.302 (1, 9)		0-0 F2	0-0 5-3			0-0 E4 1B HR	0-0 1B		4	1	1	0	0	0	1					
Jim Davenport, R OBP: 0.368, SLG: 0.491 (1, 5)		0-0 3B		0-0 F8		0-0 HR 1B	0-3 K		4	1	2	0	0	1	2					
Tom Haller, L OBP: 0.395, SLG: 0.506 (1, 2)	0-3 K		0-3 K	4-0 BB CS		0-0 HR 1B		0-0 1B G1-4-3 2B	3	2	2	3	1	1	1					
Jose Pagan, R OBP: 0.316, SLG: 0.329 (1, 6)	0-3 K		0-3 K	0-0 6-3 1-2		0-0 SH2-4 1B		0-0 1B G1-4-3 1B	4	0	2	0	0	1	2					
Jack Sanford, R OBP: 0.227, SLG: 0.242 (1, 1)			0-0 1B SF 1B		0-0 F4	0-0 SH2-4		0-0 G1-4-3	3	1	1	0	0	0	1					
Inning Stats	R: 0 E: 0 K: 0 S: 3	H: 1 LOB: 1 BB: 1 P: 7	R: 0 E: 0 K: 2 S: 8	H: 1 LOB: 0 BB: 0 P: 8	R: 2 E: 1 K: 0 S: 6	H: 2 LOB: 1 BB: 0 P: 6	R: 0 E: 0 K: 0 S: 2	H: 0 LOB: 0 BB: 1 P: 6	R: 0 E: 0 K: 1 S: 7	H: 2 LOB: 2 BB: 0 P: 7	R: 0 E: 0 K: 1 S: 4	H: 2 LOB: 0 BB: 0 P: 4	R: 0 E: 0 K: 0 S: 4	H: 2 LOB: 0 BB: 0 P: 4	R: 0 E: 0 K: 0 S: 4	H: 2 LOB: 0 BB: 0 P: 4		1B: 9 2B: 1 3B: 1 HR: 2	SF: 1 SAC: 1 DP: 2 HBP: 0	WP: 0 PB: 0 SB: 0 CS: 2
PITCHER Bob Miller, R ERA: 4.95 (1, 1)	IP: 5.1 WLS: L BF: 25 H: 8 R: 6 ER: 4 SO: 3 BB: 2 IBB: 0 HBP: 0 BLK: 0 WP: 0 HR: 2 S: 29 P: 37 ERA: 6.75 WHIP: 1.875															PITCHER Bob Miller, R ERA: 4.95 (1, 1)	IP: 5.1 WLS: L BF: 25 H: 8 R: 6 ER: 4 SO: 3 BB: 2 IBB: 0 HBP: 0 BLK: 0 WP: 0 HR: 2 S: 29 P: 37 ERA: 6.75 WHIP: 1.875			
Bob Moorhead, R ERA: 4.95 (6, 1)	1.2 8 3 0 0 1 0 0 0 0 0 0 10 10 0.00 1.800															Bob Moorhead, R ERA: 4.95 (6, 1)	1.2 8 3 0 0 1 0 0 0 0 0 10 10 0.00 1.800			
Bob Miller, R ERA: 4.95 (8, 1)	5.1 L 25 8 6 4 3 2 0 0 0 0 2 29 37 6.75 1.875															Bob Miller, R ERA: 4.95 (8, 1)	5.1 L 25 8 6 4 3 2 0 0 0 0 2 29 37 6.75 1.875			

Batter	1	2	3	4	5	6	7	8	9	AB	R	H	RBI	BB	SO	LOB	TOP			
Richie Ashburn, L (1,9) OBP: 0.417, SLG: 0.398										3	0	1	0	0	1	1	New York Mets @ Cincinnati Reds Crosley Field, Cincinnati, OH Sat Aug 11 1962, 7:05 PM EDT Att: 14,903 - Unknown			
Gene Woodling, L (5,9) OBP: 0.387, SLG: 0.409										4	0	0	0	0	0	4				
Joe Christopher, R (9,9) OBP: 0.278, SLG: 0.304										4	0	0	0	0	1	1				
Rod Kanehl, R (1,4) OBP: 0.324, SLG: 0.366										4	0	1	0	0	0	1				
Charlie Neal, R (1,6) OBP: 0.317, SLG: 0.393										4	0	0	0	0	1	1				
Frank Thomas, R (1,7) OBP: 0.342, SLG: 0.544										4	0	1	0	0	0	1				
Mary Throneberry, L (1,3) OBP: 0.321, SLG: 0.448										4	1	2	1	0	0	1				
Felix Mantilla, R (1,5) OBP: 0.325, SLG: 0.404										4	0	1	0	0	0	2				
Jim Hickman, R (1,8) OBP: 0.334, SLG: 0.432										3	0	0	0	0	0	0				
Chris Cannizzaro, R (1,2) OBP: 0.342, SLG: 0.250										4	0	1	0	0	1	2				
Jay Hook, L (1,1) OBP: 0.327, SLG: 0.213										2	0	1	0	1	1	2				
Inning Stats	R: 0 E: 0 K: 1 S: 6	H: 1 LOB: 1 BB: 0 P: 6	R: 0 E: 0 K: 1 S: 6	H: 1 LOB: 2 BB: 0 P: 7	R: 0 E: 0 K: 0 S: 3	H: 0 LOB: 0 BB: 0 P: 3	R: 1 E: 0 K: 0 S: 4	H: 1 LOB: 0 BB: 0 P: 4	R: 0 E: 0 K: 1 S: 6	H: 1 LOB: 1 BB: 0 P: 6	R: 0 E: 0 K: 0 S: 4	H: 2 LOB: 2 BB: 0 P: 7	R: 0 E: 0 K: 1 S: 4	H: 1 LOB: 1 BB: 1 P: 4	R: 0 E: 0 K: 0 S: 3	H: 0 LOB: 1 BB: 1 P: 7	1B: 5 2B: 1 3B: 1 HR: 1	SF: 0 SAC: 1 DP: 0 HBP: 1	WP: 0 PB: 0 SB: 1 CS: 0	PA: 37
PITCHER Bob Purkey, R (1,1) ERA: 2.82	IP: 9.0 WLS: W BF: 37 H: 8 R: 1 ER: 1 SO: 4 BB: 1 IBB: 0 HBP: 1 BLK: 0 WP: 0 HR: 1 S: 43 P: 48 ERA: 1.00 WHIP: 1.000															PITCHER	IP: 9.0 WLS: W BF: 37 H: 8 R: 1 ER: 1 SO: 4 BB: 1 IBB: 0 HBP: 1 BLK: 0 WP: 0 HR: 1 S: 43 P: 48 ERA: 1.00 WHIP: 1.000			

Batter	1	2	3	4	5	6	7	8	9	AB	R	H	RBI	BB	SO	LOB	BOTTOM					
Eddie Kasko, R (1,5) OBP: 0.297, SLG: 0.321										3	0	0	0	1	0	0	New York Mets @ Cincinnati Reds Crosley Field, Cincinnati, OH Sat Aug 11 1962, 7:05 PM EDT Att: 14,903 - Unknown					
Don Blasingame, L (1,4) OBP: 0.352, SLG: 0.335										4	0	1	0	0	0	1						
Jerry Lynch, L (1,7) OBP: 0.355, SLG: 0.514										3	0	0	0	1	0	1						
Frank Robinson, R (1,9) OBP: 0.414, SLG: 0.618										3	2	2	1	1	0	2						
Gordy Coleman, L (1,3) OBP: 0.327, SLG: 0.484										3	0	0	0	0	1	3						
Johnny Edwards, L (1,2) OBP: 0.332, SLG: 0.403										3	0	1	0	1	0	2						
Vada Pinson, L (1,8) OBP: 0.335, SLG: 0.483										3	0	0	0	1	0	2						
Leo Cardenas, R (1,6) OBP: 0.318, SLG: 0.375										4	0	1	1	0	1	2						
Bob Purkey, R (1,1) OBP: 0.129, SLG: 0.195										3	0	0	0	0	1	1						
Inning Stats	R: 0 E: 0 K: 1 S: 5	H: 0 LOB: 2 BB: 2 P: 13	R: 0 E: 0 K: 0 S: 4	H: 1 LOB: 1 BB: 0 P: 4	R: 0 E: 0 K: 0 S: 3	H: 0 LOB: 0 BB: 0 P: 3	R: 1 E: 0 K: 1 S: 6	H: 1 LOB: 1 BB: 1 P: 10	R: 0 E: 0 K: 1 S: 5	H: 0 LOB: 0 BB: 0 P: 5	R: 0 E: 0 K: 0 S: 3	H: 0 LOB: 1 BB: 1 P: 7	R: 0 E: 0 K: 0 S: 3	H: 0 LOB: 0 BB: 0 P: 3	R: 0 E: 0 K: 0 S: 3	H: 1 LOB: 0 BB: 0 P: 3		R: 1 E: 0 K: 0 S: 4	H: 2 LOB: 2 BB: 1 P: 8	1B: 4 2B: 0 3B: 0 HR: 1	SF: 0 SAC: 1 DP: 0 HBP: 0	WP: 1 PB: 1 SB: 0 CS: 1
PITCHER Jay Hook, R (1,1) ERA: 5.31	IP: 8.2 WLS: L BF: 35 H: 5 R: 2 ER: 2 SO: 3 BB: 4 IBB: 1 HBP: 0 BLK: 0 WP: 1 HR: 1 S: 36 P: 56 ERA: 2.08 WHIP: 1.038															PITCHER	IP: 8.2 WLS: L BF: 35 H: 5 R: 2 ER: 2 SO: 3 BB: 4 IBB: 1 HBP: 0 BLK: 0 WP: 1 HR: 1 S: 36 P: 56 ERA: 2.08 WHIP: 1.038					

AB	34
R	1
H	8
RBI	1
BB	1
SO	4
LOB	15



Batter	1	2	3	4	5	6	7	8	9	AB	R	H	RBI	BB	SO	LOB	TOP				
Richie Ashburn, L (1, 9) OBP: 0.417, SLG: 0.398										5	1	2	0	0	0	1	New York Mets @ Cincinnati Reds Crosley Field, Cincinnati, OH Sun Aug 12 1962, 3:33 AM EDT Att: 11,319 - Unknown				
Rod Kanehl, R (1, 4) OBP: 0.323, SLG: 0.364										4	1	1	0	0	1	1					
Charlie Neal, R (1, 6) OBP: 0.321, SLG: 0.403										3	2	2	3	1	1	0					
Frank Thomas, R (1, 7) OBP: 0.339, SLG: 0.539										4	0	0	0	0	2	2					
Mary Thronberry, L (1, 3) OBP: 0.320, SLG: 0.445										4	0	1	0	0	0	1					
Felix Mantilla, R (1, 5) OBP: 0.326, SLG: 0.406										3	0	1	0	1	1	2					
Choo-Choo Coleman, L (1, 2) OBP: 0.295, SLG: 0.488										4	0	1	1	0	0	1					
Jim Hickman, R (1, 8) OBP: 0.331, SLG: 0.427										3	0	0	0	0	0	0					
Sammy Drake, S (9, PH) OBP: 0.500, SLG: 0.333										0	0	0	0	1	0	0					
Roger Craig, R (1, 1) OBP: 0.115, SLG: 0.053										3	0	0	0	0	2	0					
Craig Anderson, R (8, 1) OBP: 0.100, SLG: 0.100										0	0	0	0	0	0	0					
Ken MacKenzie, R (8, 1) OBP: 0.100, SLG: 0.100										0	0	0	0	0	0	0					
Gene Woodling, L (9, PH) OBP: 0.386, SLG: 0.408										1	0	0	0	0	0	1					
Inning Stats	R: 3 E: 0 K: 2 S: 10	H: 3 LOB: 0 BB: 0 P: 10	R: 0 E: 0 K: 1 S: 5	H: 0 LOB: 0 BB: 0 P: 5	R: 0 E: 0 K: 2 S: 7	H: 0 LOB: 0 BB: 0 P: 7	R: 0 E: 0 K: 1 S: 6	H: 1 LOB: 1 BB: 0 P: 6	R: 0 E: 0 K: 0 S: 4	H: 1 LOB: 1 BB: 0 P: 4	R: 1 E: 0 K: 0 S: 4	H: 2 LOB: 2 BB: 0 P: 8	R: 0 E: 0 K: 1 S: 5	H: 0 LOB: 0 BB: 0 P: 5	R: 0 E: 0 K: 0 S: 4	H: 1 LOB: 2 BB: 1 P: 8	R: 0 E: 0 K: 0 S: 3	H: 0 LOB: 1 BB: 1 P: 7	1B: 6 2B: 1 3B: 0 HR: 1	SF: 0 SAC: 0 DP: 0 HBP: 0	WP: 1 PA: 37 PB: 0 SB: 0 CS: 0
PITCHER Joey Jay, R (1, 1) ERA: 3.66	IP: 9.0 WLS: W BF: 37 H: 8 R: 4 ER: 4 SO: 7 BB: 3 IBB: 0 HBP: 0 BLK: 0 WP: 1 HR: 1 S: 48 P: 60 ERA: 4.00 WHIP: 1.222																				

AB	34
R	4
H	8
RBI	4
BB	3
SO	7
LOB	9



Batter	1	2	3	4	5	6	7	8	9	AB	R	H	RBI	BB	SO	LOB	BOTTOM
Eddie Kasko, R (1, 5) OBP: 0.294, SLG: 0.318										4	0	0	0	0	0	1	New York Mets @ Cincinnati Reds Crosley Field, Cincinnati, OH Sun Aug 12 1962, 3:33 AM EDT Att: 11,319 - Unknown
Don Blasingame, L (1, 4) OBP: 0.354, SLG: 0.335										3	1	1	0	1	0	0	
Jerry Lynch, L (1, 7) OBP: 0.353, SLG: 0.507										3	0	0	0	1	0	1	
Marty Keough, L (8, PR) OBP: 0.366, SLG: 0.407										0	1	0	0	0	0	0	
Frank Robinson, R (1, 9) OBP: 0.413, SLG: 0.616										3	1	1	1	0	0	0	
Gordy Coleman, L (1, 3) OBP: 0.327, SLG: 0.491										3	1	1	2	0	0	0	
Wally Post, R (8, PH) OBP: 0.328, SLG: 0.489										1	1	1	3	0	0	0	
Vada Pinson, L (1, 8) OBP: 0.336, SLG: 0.488										4	1	2	0	0	0	0	
Leo Cardenas, R (1, 6) OBP: 0.320, SLG: 0.384										4	1	2	2	0	0	2	
Hank Foiles, R (1, 2) OBP: 0.351, SLG: 0.495										3	0	0	0	0	1	1	
Joey Jay, S (1, 1) OBP: 0.235, SLG: 0.243										2	1	0	0	1	0	1	
Inning Stats	R: 0 E: 0 K: 0 S: 2	H: 0 LOB: 0 BB: 1 P: 6	R: 2 E: 0 K: 0 S: 6	H: 3 LOB: 1 BB: 0 P: 6	R: 0 E: 0 K: 0 S: 3	H: 0 LOB: 0 BB: 0 P: 3	R: 0 E: 0 K: 1 S: 5	H: 0 LOB: 0 BB: 0 P: 5	R: 0 E: 0 K: 0 S: 3	H: 0 LOB: 0 BB: 0 P: 3	R: 2 E: 0 K: 0 S: 5	H: 2 LOB: 2 BB: 0 P: 5	R: 4 E: 0 K: 0 S: 6	H: 3 LOB: 2 BB: 2 P: 14	1B: 3 2B: 2 3B: 0 HR: 3	SF: 1 SAC: 0 DP: 1 HBP: 0	WP: 0 PA: 34 PB: 0 SB: 0 CS: 0
PITCHER Roger Craig, R (1, 1) ERA: 4.48	IP: 7.1 WLS: L BF: 30 H: 6 R: 7 ER: 7 SO: 1 BB: 3 IBB: 0 HBP: 0 BLK: 0 WP: 0 HR: 2 S: 29 P: 41 ERA: 8.59 WHIP: 1.227																
Craig Anderson, R (8, 1) ERA: 5.95	0.1	1	0	0	0	0	0	0	0	0	0	1	1	0.00	0.000		
Ken MacKenzie, L (8, 1) ERA: 4.97	0.1	3	2	1	1	0	0	0	0	0	1	3	3	27.00	6.000		



Batter	1	2	3	4	5	6	7	8	9	10	11	12	13	14	15	AB	R	H	RBI	BB	SO	LOB	TOP										
Tony Taylor, R OBP: 0.331, SLG: 0.348 (1, 4)	5-3		F9		1B			6-3			L6		P4		FC1-5	7	0	1	1	0	0	2											
Johnny Callison, L OBP: 0.363, SLG: 0.463 (1, 9)	K			K	F9			3-1			FC6-4 1B		4-3		F7	7	0	1	0	0	2	3											
Ted Savage, R OBP: 0.340, SLG: 0.384 (1, 7)						4-3		F9			FC6-4 BB				F9	5	0	0	0	2	0	3											
Roy Sievers, R OBP: 0.338, SLG: 0.453 Frank Torre, L OBP: 0.405, SLG: 0.398 (1, 3) (9, 3)	BB		F8		FC5-4 HBP			K			FC6-4 BB				G3	4	0	0	0	0	1	2											
Don Demeter, R OBP: 0.352, SLG: 0.486 Jack Baldschun, R (11, 1)		5-3			HBP						FC6-4 1-2				K	4	0	1	0	0	0	2											
Tony Gonzalez, L OBP: 0.375, SLG: 0.506 (1, 8)		6-3			4-3																												
Bob Odis, R OBP: 0.526, SLG: 0.328 (1, 2)		4-3						1-3																									
Ruben Amaro, R OBP: 0.370, SLG: 0.319 (1, 6)			F8		SH2-3 1B			2-3																									
Dallas Green, L OBP: 0.179, SLG: 0.080 Bill Smith, L OBP: 0.309, SLG: 0.273 Mel Roach, R OBP: 0.253, SLG: 0.259 Bobby Wine, R OBP: 0.272, SLG: 0.346 (1, 1) (11, 1) (11, 5) (15, 5)			6-3		SH2-3 BB			P4																									
Inning Stats	R: 0 E: 0 K: 1 S: 9	H: 0 LOB: 1 BB: 1 P: 20	R: 0 E: 0 K: 0 S: 8	H: 0 LOB: 0 BB: 0 P: 14	R: 0 E: 0 K: 0 S: 8	H: 0 LOB: 0 BB: 0 P: 16	R: 0 E: 0 K: 1 S: 6	H: 0 LOB: 2 BB: 1 P: 12	R: 1 E: 0 K: 0 S: 7	H: 1 LOB: 1 BB: 1 P: 14	R: 0 E: 0 K: 0 S: 4	H: 0 LOB: 0 BB: 0 P: 4	R: 0 E: 0 K: 0 S: 10	H: 0 LOB: 0 BB: 0 P: 16	R: 0 E: 0 K: 1 S: 6	H: 0 LOB: 0 BB: 0 P: 11	R: 0 E: 0 K: 0 S: 4	H: 0 LOB: 0 BB: 0 P: 6	R: 0 E: 0 K: 0 S: 5	H: 1 LOB: 2 BB: 1 P: 18	R: 0 E: 0 K: 0 S: 5	H: 1 LOB: 0 BB: 0 P: 8	R: 0 E: 0 K: 0 S: 6	H: 0 LOB: 0 BB: 0 P: 11	R: 0 E: 0 K: 0 S: 7	H: 0 LOB: 0 BB: 0 P: 11	R: 2 E: 1 K: 0 S: 12	H: 2 LOB: 2 BB: 1 P: 20	1B: 6 2B: 0 3B: 0 HR: 0	SF: 0 SAC: 1 DP: 0 HBP: 1	WP: 0 PB: 0 SB: 0 CS: 1	PA: 57	
PITCHER Al Jackson, L ERA: 4.35 (1, 1)	IP: 15.0 WLS: 1 BF: 57 H: 6 R: 3 ER: 2 SO: 6 BB: 4 IBB: 1 HBP: 1 BLK: 0 WP: 0 HR: 0 S: 111 P: 193 ERA: 1.20 WHIP: 0.667																																

Philadelphia Phillies @ New York Mets
Polo Grounds, New York, NY
Tue Aug 14 1962, 3:33 AM EDT
Att: 5,351 - Unknown

AB 50
R 3
H 6
RBI 3
BB 5
SO 6
LOB 17



Batter	1	2	3	4	5	6	7	8	9	10	11	12	13	14	15	AB	R	H	RBI	BB	SO	LOB	BOTTOM										
Richie Ashburn, L OBP: 0.423, SLG: 0.397 (8, 8)	6-3							F8			IBB					3	0	1	1	4	0	1											
Felix Mantilla, R OBP: 0.326, SLG: 0.404 Sammy Drake, S OBP: 0.286, SLG: 0.167 (9, PFR) (10, 5)	1-3		L8			G6-4-3					K				G3	4	0	1	0	0	0	2											
Charlie Neal, R OBP: 0.321, SLG: 0.405 (1, 6)	L9					K					SH3-4 1B					5	0	1	0	1	1	0											
Frank Thomas, R OBP: 0.340, SLG: 0.535 Joe Christopher, R OBP: 0.287, SLG: 0.304 (1, 7) (11, PFR) (12, 7)		6-3						K			IBB					3	0	0	0	2	2	1											
Marv Throneberry, L OBP: 0.304, SLG: 0.444 (1, 3)						P6					SH					5	0	2	0	1	1	3											
Jim Hickman, R OBP: 0.329, SLG: 0.424 Gene Woodling, L OBP: 0.384, SLG: 0.493 (8, 9) (13, PFR) (14, 9)			G6-4-3								IBB					2	0	0	0	0	0	1											
Bob Miller, R OBP: 0.179, SLG: 0.250 Chris Cannizzaro, R OBP: 0.336, SLG: 0.348 (1, 2) (11, PFR) (12, 2)						G3					G4-6-3					3	0	0	0	1	1	6											
Choo-Choo Coleman, L OBP: 0.313, SLG: 0.477 Rick Herrscher, R OBP: 0.143, SLG: 0.357 Joe Pignatano, R OBP: 0.405, SLG: 0.375 (1, 2) (11, PFR) (12, 2)																0	0	0	0	0	0	0											
Rod Kanehl, R OBP: 0.323, SLG: 0.363 (1, 4)																1	0	0	0	0	0	1											
Al Jackson, L OBP: 0.105, SLG: 0.109 (1, 1)																5	0	0	0	0	2	3											
Inning Stats	R: 0 E: 0 K: 0 S: 6	H: 0 LOB: 0 BB: 0 P: 8	R: 0 E: 0 K: 0 S: 3	H: 1 LOB: 0 BB: 0 P: 7	R: 1 E: 0 K: 1 S: 9	H: 2 LOB: 1 BB: 0 P: 13	R: 0 E: 0 K: 0 S: 4	H: 0 LOB: 0 BB: 0 P: 8	R: 0 E: 0 K: 0 S: 6	H: 1 LOB: 1 BB: 0 P: 10	R: 0 E: 0 K: 0 S: 4	H: 0 LOB: 0 BB: 0 P: 11	R: 0 E: 0 K: 0 S: 9	H: 1 LOB: 1 BB: 0 P: 14	R: 0 E: 0 K: 0 S: 5	H: 1 LOB: 3 BB: 2 P: 17	R: 0 E: 0 K: 1 S: 6	H: 0 LOB: 2 BB: 2 P: 18	R: 0 E: 1 K: 1 S: 11	H: 0 LOB: 2 BB: 1 P: 21	R: 0 E: 0 K: 1 S: 8	H: 0 LOB: 1 BB: 1 P: 15	R: 0 E: 0 K: 1 S: 10	H: 1 LOB: 3 BB: 2 P: 23	R: 0 E: 0 K: 0 S: 8	H: 0 LOB: 1 BB: 1 P: 14	R: 0 E: 0 K: 0 S: 5	H: 0 LOB: 1 BB: 1 P: 11	1B: 7 2B: 3 3B: 1 HR: 0	SF: 0 SAC: 3 DP: 6 HBP: 0	WP: 2 PB: 0 SB: 1 CS: 2	PA: 60	
PITCHER Dallas Green, R ERA: 4.16 Bill Smith, L ERA: 4.61 Jack Baldschun, R ERA: 3.36 (1, 1) (11, 1) (11, 1)	IP: 10.1 WLS: 1 BF: 40 H: 7 R: 1 ER: 1 SO: 7 BB: 4 IBB: 3 HBP: 0 BLK: 0 WP: 2 HR: 0 S: 65 P: 128 ERA: 0.87 WHIP: 1.065																																

Philadelphia Phillies @ New York Mets
Polo Grounds, New York, NY
Tue Aug 14 1962, 3:33 AM EDT
Att: 5,351 - Unknown

AB 45
R 1
H 8
RBI 1
BB 10
SO 12
LOB 29



Batter	1	2	3	4	5	6	7	8	9	10	11	12	13	AB	R	H	RBI	BB	SO	LOB	TOP							
Tony Taylor, R OBP: 0.354, SLG: 0.351 (1, 4)	6-3		F7		F8	2B		5-3			K		SH	6	0	1	1	0	1	0								
Billy Klaus, L OBP: 0.259, SLG: 0.342 Ted Savage, R OBP: 0.338, SLG: 0.381 (1, 5) (9, 7)	L3		P5		F8	4-3			F8		P4		G1-6-3	4	0	0	0	0	0	2								
Johnny Callison, L OBP: 0.367, SLG: 0.480 (1, 9)	K		G3						K		2B		2B	7	1	3	2	0	2	2								
Tony Gonzalez, L OBP: 0.373, SLG: 0.499 (1, 8)		F7		L8		HBP 1B		F8			IBB		2B	5	1	1	0	2	1	0								
Don Demeter, R OBP: 0.356, SLG: 0.500 (1, 7) (9, 5)		K		1-3		HBP 1B		K		WP SH3-4 1B		P4	FC5-4	7	1	2	0	0	2	4								
Frank Torre, L OBP: 0.411, SLG: 0.397 Mel Roach, R OBP: 0.250, SLG: 0.256 (1, 3) (12, PR) (12, 3)		BB 1B		1B		1B SH HBP		P7		SH3-4			G6-4-3	4	2	3	0	0	0	0								
Clay Dalrymple, L OBP: 0.420, SLG: 0.454 (1, 2)		FC5 1B BB		1B		SH 2B 1B		HR		F9		P4		5	2	3	3	1	0	2								
Bobby Wine, R OBP: 0.275, SLG: 0.351 Wes Covington, L OBP: 0.315, SLG: 0.403 Ruben Amaro, R OBP: 0.367, SLG: 0.308 (1, 6) (6, PH) (6, 6)				P6		P4		6-3			WP IBB		G6-4-3	2	0	1	1	0	0	2								
Art Mahaffey, R John Bozzer, R Bill Smith, L Jack Baldschun, R Roy Savers, R Chris Short, L OBP: 0.187, SLG: 0.235 (1, 1) (7, 1) (8, 1) (8, 1) (10, PH) (10, 1)		FC5			K	SH 2B		P4		1-3			G1-6-3 SH 2B	2	0	0	1	0	1	2								
Inning Stats	R: 0 E: 0 K: 1 S: 7	H: 0 LOB: 0 BB: 0 P: 11	R: 1 E: 0 K: 1 S: 13	H: 2 LOB: 2 BB: 1 P: 20	R: 0 E: 0 K: 0 S: 4	H: 2 LOB: 2 BB: 0 P: 8	R: 0 E: 0 K: 0 S: 7	H: 2 LOB: 2 BB: 0 P: 10	R: 0 E: 0 K: 1 S: 5	H: 0 LOB: 0 BB: 0 P: 5	R: 5 E: 1 K: 0 S: 17	H: 5 LOB: 2 BB: 0 P: 22	R: 0 E: 0 K: 1 S: 7	H: 0 LOB: 0 BB: 0 P: 10	R: 1 E: 0 K: 2 S: 8	H: 1 LOB: 0 BB: 0 P: 12	R: 0 E: 0 K: 2 S: 12	H: 0 LOB: 0 BB: 0 P: 19	R: 0 E: 0 K: 1 S: 9	H: 1 LOB: 2 BB: 1 P: 12	R: 0 E: 0 K: 0 S: 4	H: 1 LOB: 1 BB: 0 P: 7	R: 1 E: 1 K: 0 S: 7	H: 2 LOB: 2 BB: 1 P: 15	1B: 10 2B: 3 3B: 0 HR: 2	SF: 0 SAC: 3 DP: 2 HBP: 1	WP: 1 PB: 0 SB: 0 CS: 0	PA: 59
PITCHER	IP	WLS	BF	H	R	ER	SO	BB	IBB	HBP	BLK	WP	HR	S	P	ERA	WHIP											
Jay Hook, R ERA: 5.48 (1, 1)	5.1		28	9	6	6	3	1	0	1	0	0	1	51	73	10.12	1.875											
Craig Anderson, R ERA: 5.8 (8, 1)	0.2		2	0	0	0	0	0	0	0	0	0	0	2	3	0.00	0.000											
Ray Davault, R ERA: 6.67 (7, 1)	2.0		7	1	1	1	1	0	0	0	0	0	1	15	22	4.50	0.500											
Ken MacKenzie, L ERA: 4.9 (9, 1)	1.0		3	0	0	0	2	0	0	0	0	0	0	12	19	0.00	0.000											
Bob Moorhead, R ERA: 4.16 (10, 1)	4.0	L	19	5	1	1	1	0	3	0	0	1	0	25	53	2.25	1.250											

Philadelphia Phillies @ New York Mets
Polo Grounds, New York, NY
Wed Aug 15 1962, 7:05 PM EDT
Att: 9,573 - Unknown

AB 51
R 8
H 15
RBI 8
BB 4
SO 7
LOB 21



Batter	1	2	3	4	5	6	7	8	9	10	11	12	13	AB	R	H	RBI	BB	SO	LOB	BOTTOM						
Richie Ashburn, L OBP: 0.427, SLG: 0.399 (1, 8)	G6-4-3 1B					BB		BB		5-3			6-3	5	0	3	0	2	0	0							
Charlie Neal, R OBP: 0.221, SLG: 0.400 (1, 6)	G6-4-3		K		F9			G4-6-3 BB		G3			F8 1B	5	0	1	0	2	1	3							
Gene Woodling, L OBP: 0.397, SLG: 0.414 Bob Miller, R OBP: 0.172, SLG: 0.241 (1, 9) (13, PR)		2B			1B FC4-6 2B			G1-6-3 1B		G4-6-3			L8	7	1	4	0	0	1	5							
Frank Thomas, R OBP: 0.336, SLG: 0.528 (1, 7)	5-3				F8			F7		K			F2	7	0	1	0	0	1	7							
Mary Throneberry, L OBP: 0.317, SLG: 0.433 Al Jackson, L OBP: 0.105, SLG: 0.109 Rick Herscher, R OBP: 0.105, SLG: 0.283 (1, 3) (9, PH) (10, 3)			K		P2			4-3		G1-6-3			E3 FC6-2	5	0	0	0	0	1	3							
Felix Mantilla, R OBP: 0.330, SLG: 0.405 (1, 5)		K			FC4-6			F5		FC6-2 IBB BB			F3	5	1	1	1	1	1	1							
Rod Kanehl, R OBP: 0.326, SLG: 0.359 (1, 4)		F2			F8			L7		BB HR			5-3	4	1	0	0	2	0	2							
Chris Cannizzaro, R OBP: 0.339, SLG: 0.269 Ray Davault, R OBP: 0.091, SLG: 0.091 Sammy Drake, S OBP: 0.444, SLG: 0.286 Joe Pignatano, R OBP: 0.307, SLG: 0.324 (1, 2) (7, 1) (8, PH) (9, 2)			K					F7		FC6-2			1-3	3	1	1	1	0	1	0							
Jay Hook, L Craig Anderson, R Chris Short, L OBP: 0.187, SLG: 0.235 (1, 1) (7, 1) (8, PH)			1-3					BB 1B		HR BB			6-3	2	0	0	0	0	0	0							
Jim Hickman, R Ken MacKenzie, R Joe Pignatano, R Bob Moorhead, R OBP: 0.307, SLG: 0.324 (1, 1) (8, PH) (8, 1) (9, 1)					1B			BB 1B		HR BB				1	1	1	3	0	0	0							
Inning Stats	R: 0 E: 0 K: 0 S: 10	H: 2 LOB: 1 BB: 0 P: 14	R: 0 E: 0 K: 2 S: 8	H: 0 LOB: 0 BB: 0 P: 12	R: 0 E: 0 K: 2 S: 8	H: 0 LOB: 1 BB: 1 P: 17	R: 1 E: 0 K: 0 S: 9	H: 2 LOB: 1 BB: 0 P: 13	R: 0 E: 0 K: 1 S: 12	H: 2 LOB: 3 BB: 1 P: 21	R: 3 E: 0 K: 0 S: 11	H: 3 LOB: 1 BB: 1 P: 18	R: 0 E: 0 K: 2 S: 12	H: 0 LOB: 3 BB: 0 P: 26	R: 0 E: 0 K: 0 S: 11	H: 0 LOB: 0 BB: 0 P: 18	R: 0 E: 0 K: 1 S: 8	H: 0 LOB: 0 BB: 0 P: 13	R: 0 E: 0 K: 0 S: 6	H: 0 LOB: 0 BB: 0 P: 9	R: 0 E: 0 K: 0 S: 11	H: 2 LOB: 2 BB: 0 P: 17	1B: 9 2B: 2 3B: 1 HR: 2	SF: 0 SAC: 3 DP: 3 HBP: 0	WP: 0 PB: 0 SB: 0 CS: 0	PA: 59	
PITCHER	IP	WLS	BF	H	R	ER	SO	BB	IBB	HBP	BLK	WP	HR	S	P	ERA	WHIP										
Art Mahaffey, R ERA: 3.42 (1, 1)	6.0		30	10	4	4	5	3	0	0	0	0	1	59	96	6.00	2.167										
John Bozzer, R ERA: 6.86 (7, 1)	1.1		5	0	2	2	0	2	0	0	0	0	0	12	25	13.50	1.500										
Bill Smith, L ERA: 4.83 (8, 1)	0.0		2	2	1	1	0	0	0	0	0	0	1	5	8												
Jack Baldschun, R ERA: 3.3 (8, 1)	1.2		8	0	0	0	2	2	1	0	0	0	0	17	36	0.00	1.200										
Chris Short, L ERA: 3.83 (10, 1)	4.0	W	14	2	0	0	1	0	0	0	0	0	0	36	57	0.00	0.500										

Philadelphia Phillies @ New York Mets
Polo Grounds, New York, NY
Wed Aug 15 1962, 7:05 PM EDT
Att: 9,573 - Unknown

AB 51
R 7
H 14
RBI 7
BB 8
SO 8
LOB 29



Batter	1	2	3	4	5	6	7	8	9	AB	R	H	RBI	BB	SO	LOB	TOP					
Julian Javier, R OBP: 0.325, SLG: 0.369 (1, 4)	5-3		FC5-4 FC6-4 1B 1-2 2-3				6-3 1B		2B	4	1	2	0	1	0	2	St. Louis Cardinals @ New York Mets Polo Grounds, New York, NY Sat Aug 18 1962, 3:33 AM EDT Att: 9,715 - Unknown livebaseballscores.com					
Bill White, L OBP: 0.368, SLG: 0.488 (1, 3)	3B		FC6-4 1B 1-2 3-H		FC5-6 1B 1-2 HR		6-3 1B		6-3 2B	5	2	4	2	0	0	1						
Stan Mustaj, L OBP: 0.420, SLG: 0.506 Bobby Gene Smith, R OBP: 0.273, SLG: 0.304 (1, 7) (9, PR) (9, 7)	F7		FC6-4 1-2 2-3		HR 1B		6-3		6-3 S 2-H	4	1	1	0	1	0	5						
Ken Boyer, R OBP: 0.381, SLG: 0.487 (1, 5)	K		4-3		HR		K		6-3	4	1	1	4	0	2	6						
Curt Flood, R OBP: 0.336, SLG: 0.429 (1, 8)					P4		5-3		F8	5	0	1	0	0	0	4						
Carl Sawatski, L OBP: 0.371, SLG: 0.461 Jimmie Schaffer, R OBP: 0.254, SLG: 0.226 (1, 2) (9, 2)					K				P4	4	1	2	0	0	1	0						
Charlie James, R OBP: 0.313, SLG: 0.408 (1, 9)	G1-4-3				K					4	0	0	0	0	0	0						
Dal Maxvill, R OBP: 0.212, SLG: 0.206 (1, 6)					K				L7	4	1	1	0	0	1	1						
Ernie Broglio, R OBP: 0.132, SLG: 0.098 (1, 1)					P5				6-3	4	0	0	0	0	0	2						
Inning Stats	R: 0 E: 0 K: 1 S: 6	H: 1 LOB: 1 BB: 0 P: 6	R: 0 E: 0 K: 0 S: 3	H: 2 LOB: 0 BB: 0 P: 3	R: 1 E: 1 K: 0 S: 6	H: 2 LOB: 2 BB: 0 P: 6	R: 1 E: 1 K: 0 S: 5	H: 2 LOB: 1 BB: 0 P: 5	R: 3 E: 0 K: 1 S: 7	H: 2 LOB: 0 BB: 1 P: 11	R: 0 E: 0 K: 1 S: 5	H: 0 LOB: 0 BB: 0 P: 5	R: 0 E: 0 K: 1 S: 7	H: 2 LOB: 2 BB: 0 P: 7	R: 0 E: 0 K: 0 S: 3	H: 0 LOB: 0 BB: 0 P: 3		R: 2 E: 0 K: 0 S: 5	H: 2 LOB: 2 BB: 1 P: 9	1B: 9 2B: 2 3B: 1 HR: 1	SF: 0 SAC: 0 DP: 1 HBP: 0	WP: 0 PB: 0 SB: 2 CS: 0
PITCHER Roger Craig, R ERA: 4.51 (1, 1)	IP: 9.0 WLS: L BF: 41	H: 13 R: 7 ER: 5 SO: 4	BB: 2 IBB: 0 HBP: 0 BLK: 0	WP: 0 HR: 1 S: 47 P: 55	ERA: 5.00 WHIP: 1.667	PITCHER										IP: 9.0 WLS: W BF: 37	H: 7 R: 4 ER: 4 SO: 6	BB: 3 IBB: 0 HBP: 0 BLK: 0	WP: 0 HR: 2 S: 46 P: 58	ERA: 4.00 WHIP: 1.111		

AB 39
R 7
H 13
RBI 6
BB 2
SO 4
LOB 22



Batter	1	2	3	4	5	6	7	8	9	AB	R	H	RBI	BB	SO	LOB	BOTTOM					
Richie Ashburn, L OBP: 0.429, SLG: 0.399 (1, 8)	CS BB		G3 S 1B		K				G3	3	1	1	0	2	1	1	St. Louis Cardinals @ New York Mets Polo Grounds, New York, NY Sat Aug 18 1962, 3:33 AM EDT Att: 9,715 - Unknown livebaseballscores.com					
Charlie Neal, R OBP: 0.319, SLG: 0.396 (1, 6)	F9		G3 1-3		K				F8	4	0	0	0	0	1	4						
Felix Mantilla, R OBP: 0.329, SLG: 0.404 (1, 5)	G3		HR 1B		5-3				L4	4	1	1	1	0	0	3						
Gene Woodling, L OBP: 0.389, SLG: 0.427 (1, 9)									G3	4	1	2	2	0	0	0						
Frank Thomas, R OBP: 0.333, SLG: 0.524 (1, 7)									F7	4	0	0	0	0	1	1						
Mary Thronberry, L OBP: 0.316, SLG: 0.442 (1, 3)									F8	4	1	1	1	0	1	1						
Choo-Choo Coleman, L OBP: 0.315, SLG: 0.510 (1, 2)									F8	3	0	0	0	1	1	1						
Rod Kanehl, R OBP: 0.329, SLG: 0.362 (1, 4)									FC6-4 1B	4	0	2	0	0	1	2						
Roger Craig, R OBP: 0.111, SLG: 0.051 Jim Hickman, R OBP: 0.330, SLG: 0.434 (1, 1) (9, PH)									FC6-4	2	0	0	0	0	0	0						
Inning Stats	R: 0 E: 0 K: 0 S: 2	H: 0 LOB: 0 BB: 1 P: 6	R: 0 E: 0 K: 1 S: 6	H: 1 LOB: 2 BB: 1 P: 10	R: 3 E: 0 K: 1 S: 8	H: 3 LOB: 0 BB: 0 P: 8	R: 1 E: 0 K: 1 S: 6	H: 1 LOB: 0 BB: 0 P: 6	R: 0 E: 0 K: 2 S: 7	H: 0 LOB: 0 BB: 0 P: 7	R: 0 E: 1 K: 1 S: 6	H: 0 LOB: 1 BB: 0 P: 6	R: 0 E: 0 K: 1 S: 4	H: 1 LOB: 2 BB: 1 P: 8	R: 0 E: 0 K: 0 S: 3	H: 0 LOB: 0 BB: 0 P: 3		R: 0 E: 0 K: 0 S: 4	H: 1 LOB: 1 BB: 0 P: 4	1B: 5 2B: 0 3B: 0 HR: 2	SF: 0 SAC: 1 DP: 0 HBP: 0	WP: 0 PB: 0 SB: 1 CS: 1
PITCHER Ernie Broglio, R ERA: 3.12 (1, 1)	IP: 9.0 WLS: W BF: 37	H: 7 R: 4 ER: 4 SO: 6	BB: 3 IBB: 0 HBP: 0 BLK: 0	WP: 0 HR: 2 S: 46 P: 58	ERA: 4.00 WHIP: 1.111	PITCHER										IP: 9.0 WLS: W BF: 37	H: 7 R: 4 ER: 4 SO: 6	BB: 3 IBB: 0 HBP: 0 BLK: 0	WP: 0 HR: 2 S: 46 P: 58	ERA: 4.00 WHIP: 1.111		

AB 33
R 4
H 7
RBI 4
BB 3
SO 6
LOB 14



Batter	1	2	3	4	5	6	7	8	9	AB	R	H	RBI	BB	SO	LOB	TOP								
Julian Javier, R OBP: 0.325, SLG: 0.373	4-0 BB	0-3 K		0-0 L8		0-3 K		0-0 1-3	0-0 HR	5	1	1	1	1	2	4									
Curt Flood, R OBP: 0.336, SLG: 0.427 Bobby Gene Smith, R OBP: 0.272, SLG: 0.302	0-0 L9	0-0 1-3 2-H 1B		0-0 FC6		0-0 F9		4-0 1B BB	0-0 F7	4	1	1	1	1	0	3									
Minnie Minoso, R OBP: 0.252, SLG: 0.263	0-0 F2	0-3 K			0-0 HR		4-0 1B BB FC6-4	0-3 K		4	2	1	1	1	2	4									
Ken Boyer, R OBP: 0.383, SLG: 0.487	0-0 F9			0-0 G4 1B		0-0 4-3		4-0 FC6-4 1B E	0-0 2-H HR 1B	4	2	2	1	1	0	1									
Bill White, L OBP: 0.368, SLG: 0.494		0-0 P4	0-0 G4		0-0 3-1		0-0 FC6-4 1B	0-0 1-H HR		5	1	2	2	0	0	1									
Charlie James, R OBP: 0.318, SLG: 0.410		0-0 2B E 1B	0-0 F2		1-0 HBP		0-0 FC6-4 E	0-0 1B		4	1	2	1	0	0	3									
Gene Oliver, R OBP: 0.222, SLG: 0.496 Jimmie Schaffer, R OBP: 0.250, SLG: 0.222	0-0 E8 1-H 1B 2B	0-3 K		0-3 K		0-3 K		0-0 E6	0-3 K	4	1	1	1	0	2	3									
Dal Maxvill, R OBP: 0.222, SLG: 0.218 Stan Mustaj, L OBP: 0.421, SLG: 0.506 Julio Gotay, R OBP: 0.326, SLG: 0.312	0-0 1B 1B	0-0 K		0-3 K		0-0 1B		0-0 F3	4-0 G5-4-3 BB	4	1	2	1	0	1	2									
Bob Gibson, R OBP: 0.352, SLG: 0.400	0-0 1B 1B			4-0 FC6 BB		0-3 K		0-0 5-3	0-0 G5-4-3	4	0	1	0	1	1	4									
Inning Stats	R: 0 E: 0 K: 0 S: 3	H: 0 LOB: 1 BB: 1 P: 7	R: 3 E: 1 K: 2 S: 12	H: 5 LOB: 2 BB: 0 P: 12	R: 0 E: 0 K: 1 S: 6	H: 1 LOB: 1 BB: 0 P: 6	R: 0 E: 0 K: 1 S: 5	H: 0 LOB: 1 BB: 1 P: 9	R: 1 E: 0 K: 1 S: 6	H: 1 LOB: 1 BB: 0 P: 7	R: 0 E: 0 K: 2 S: 8	H: 1 LOB: 1 BB: 0 P: 8	R: 2 E: 1 K: 0 S: 5	H: 1 LOB: 2 BB: 2 P: 13	R: 3 E: 0 K: 2 S: 10	H: 3 LOB: 1 BB: 1 P: 14	R: 1 E: 0 K: 0 S: 3	H: 1 LOB: 1 BB: 1 P: 7	1B: 9 2B: 1 3B: 0 HR: 3	SF: 0 SAC: 0 DP: 1 HBP: 1	WP: 0 PB: 0 SB: 2 CS: 0	PA: 47			
PITCHER	IP	WLS	BF	H	R	ER	SO	BB	IBB	HBP	BLK	WP	HR	S	P	ERA	WHIP								
Ken MacKenzie, L ERA: 5.17	1.2	L	11	5	3	3	1	1	0	0	0	0	0	12	16	16.20	3.600								
Ray Daviault, R	5.1		25	4	3	3	6	3	0	1	0	0	1	33	46	5.06	1.312								
Bob Moorhead, R ERA: 4.47	2.0		11	4	4	4	2	2	0	0	0	0	2	13	21	18.00	3.000								

St. Louis Cardinals @ New York Mets
Polo Grounds, New York, NY
Sat Aug 18 1962, 7:05 PM EDT
Att: 14,309 - Unknown

AB 40
R 10
H 13
RBI 9
BB 6
SO 9
LOB 27



Batter	1	2	3	4	5	6	7	8	9	AB	R	H	RBI	BB	SO	LOB	BOTTOM								
Joe Christopher, R OBP: 0.286, SLG: 0.304	0-0 6-3	0-0 L1			0-0 E 2B		0-0 5-3		0-3 K	5	0	1	0	0	1	3									
Felix Mantilla, R OBP: 0.325, SLG: 0.398	0-0 F8		0-0 P4		0-0 E6		0-3 K		0-0 FC5-4	5	0	0	0	0	1	2									
Marv Throneberry, L OBP: 0.315, SLG: 0.437	4-0 1B BB		0-0 L7		0-3 K			0-3 K		3	0	0	0	1	2	2									
Frank Thomas, R OBP: 0.335, SLG: 0.522	0-0 1-3 1B		0-0 P4		4-0 G4-3 BB		4-0 FC5 1B BB	0-0 F2		3	0	1	0	1	0	0									
Charlie Neal, R OBP: 0.320, SLG: 0.394	0-3 K			4-0 G4-3 BB		0-3 K		4-0 BB	4-0 BB	2	0	0	0	2	2	3									
Jim Hickman, R OBP: 0.332, SLG: 0.431		4-0 WP 5-3 BB		0-0 G4-3		0-3 K		4-0 BB	4-0 FC4-6 BB	2	0	0	0	2	1	2									
Rod Kanehl, R OBP: 0.328, SLG: 0.360		0-0 5-3		0-3 K		0-0 1B		0-0 FC4-6		4	0	1	0	0	1	3									
Chris Cannizzaro, R OBP: 0.331, SLG: 0.262 Choo-Choo Coleman, L OBP: 0.309, SLG: 0.500	0-0 6-3				0-0 5-3		0-0 FC5		0-0 F7	3	0	0	0	0	0	3									
Ken MacKenzie, R OBP: 0.100, SLG: 0.100 Ray Daviault, R OBP: 0.154, SLG: 0.083 Richie Ashburn, L OBP: 0.428, SLG: 0.397 Bob Moorhead, R OBP: 0.250, SLG: 0.053 Gene Wordling, L OBP: 0.391, SLG: 0.427	4-0 BB				0-0 6-3		0-0 K		4-0 FC5-4 BB	0	0	0	0	0	0	0									
Inning Stats	R: 0 E: 0 K: 1 S: 6	H: 1 LOB: 2 BB: 1 P: 10	R: 0 E: 0 K: 0 S: 3	H: 0 LOB: 2 BB: 2 P: 11	R: 0 E: 0 K: 1 S: 3	H: 0 LOB: 0 BB: 0 P: 3	R: 0 E: 0 K: 1 S: 4	H: 0 LOB: 0 BB: 1 P: 8	R: 0 E: 1 K: 1 S: 7	H: 1 LOB: 2 BB: 0 P: 7	R: 0 E: 0 K: 2 S: 8	H: 1 LOB: 2 BB: 1 P: 12	R: 0 E: 0 K: 2 S: 7	H: 0 LOB: 0 BB: 0 P: 7	R: 0 E: 0 K: 1 S: 5	H: 0 LOB: 2 BB: 2 P: 13	R: 0 E: 0 K: 1 S: 5	H: 0 LOB: 1 BB: 1 P: 9	1B: 2 2B: 1 3B: 0 HR: 0	SF: 0 SAC: 0 DP: 1 HBP: 0	WP: 1 PB: 0 SB: 0 CS: 0	PA: 38			
PITCHER	IP	WLS	BF	H	R	ER	SO	BB	IBB	HBP	BLK	WP	HR	S	P	ERA	WHIP								
Bob Gibson, R ERA: 2.52	9.0	W	38	3	0	0	9	8	0	0	0	1	0	48	80	0.00	1.222								

St. Louis Cardinals @ New York Mets
Polo Grounds, New York, NY
Sat Aug 18 1962, 7:05 PM EDT
Att: 14,309 - Unknown

AB 30
R 0
H 3
RBI 0
BB 8
SO 9
LOB 18



Batter	1	2	3	4	5	6	7	8	9	AB	R	H	RBI	BB	SO	LOB	TOP				
Julian Javier, R OBP: 0.325, SLG: 0.378 (1, 4)										5	1	1	1	1	1	0					
Curt Flood, R OBP: 0.336, SLG: 0.426 (1, 8)										4	2	1	0	2	0	2					
Minnie Minoso, R OBP: 0.271, SLG: 0.278 Bobby Gene Smith, R OBP: 0.268, SLG: 0.298 (1, 7) (6, PR) (6, 7)										2	1	1	0	1	0	1					
Ken Boyer, R OBP: 0.389, SLG: 0.492 (1, 5)										3	1	3	2	2	0	0					
Bill White, L OBP: 0.365, SLG: 0.488 (1, 3)										5	0	0	1	0	2	7					
Charlie James, R OBP: 0.316, SLG: 0.413 (1, 9)										5	2	1	0	0	1	3					
Gene Oliver, R OBP: 0.274, SLG: 0.286 Jimmie Schaffer, R OBP: 0.274, SLG: 0.286 (1, 2) (5, 2)										1	1	0	0	2	1	0					
Dal Maxvill, R OBP: 0.221, SLG: 0.245 (1, 6)										5	1	1	3	0	1	4					
Lindy McDaniel, R OBP: 0.143, SLG: 0.053 Bobby Shantz, R OBP: 0.118, SLG: 0.125 (1, 1) (9, 1)										5	0	1	1	0	1	0					
Inning Stats	R: 2 E: 0 K: 1 S: 6	H: 1 LOB: 1 BB: 2 P: 14	R: 0 E: 0 K: 2 S: 7	H: 0 LOB: 0 BB: 0 P: 7	R: 0 E: 0 K: 1 S: 5	H: 0 LOB: 2 BB: 2 P: 13	R: 3 E: 1 K: 1 S: 7	H: 1 LOB: 0 BB: 1 P: 11	R: 1 E: 0 K: 1 S: 6	H: 2 LOB: 2 BB: 1 P: 11	R: 1 E: 0 K: 0 S: 6	H: 3 LOB: 2 BB: 1 P: 10	R: 1 E: 0 K: 0 S: 5	H: 2 LOB: 1 BB: 0 P: 5	R: 0 E: 0 K: 0 S: 4	H: 1 LOB: 1 BB: 0 P: 4	1B: 5 2B: 2 3B: 2 HR: 2	SF: 0 SAC: 0 DP: 0 HBP: 1	WP: 3 PB: 0 SB: 0 CS: 0	PA: 48	
PITCHER	IP	WLS	BF	H	R	ER	SO	BB	IBB	HBP	BLK	WP	HR	S	P	ERA	WHIP				
Al Jackson, L ERA: 4.48 (1, 1)	5.0	L	26	4	6	5	6	5	1	0	0	1	2	32	56	9.00	1.800				
Craig Anderson, R ERA: 5.94 (6, 1)	1.0		6	1	1	1	1	1	0	1	0	0	0	6	11	9.00	2.000				
Willard Hunter, L ERA: 7.57 (7, 1)	0.1		4	3	2	2	0	0	0	0	0	1	0	4	4	54.00	9.000				
Bob Miller, R ERA: 5.16 (7, 1)	0.0		0	0	0	0	0	0	0	0	0	0	0	0	0	∞	∞				

St. Louis Cardinals @ New York Mets
Polo Grounds, New York, NY
Sun Aug 19 1962, 3:33 AM EDT
Att: 10,182 - Unknown

AB 39
R 10
H 11
RBI 10
BB 8
SO 7
LOB 20



Batter	1	2	3	4	5	6	7	8	9	AB	R	H	RBI	BB	SO	LOB	BOTTOM					
Richie Ashburn, L OBP: 0.430, SLG: 0.406 (1, 8)										3	2	1	1	2	0	0						
Charlie Neal, R OBP: 0.323, SLG: 0.400 (1, 6)										4	1	2	2	1	0	2						
Marv Throneberry, L OBP: 0.313, SLG: 0.436 (1, 3)										5	0	1	1	0	3	4						
Gene Woodling, L OBP: 0.387, SLG: 0.423 (1, 9)										5	0	1	0	0	1	4						
Frank Thomas, R OBP: 0.332, SLG: 0.518 (1, 7)										4	0	0	0	0	1	4						
Felix Mantilla, R OBP: 0.322, SLG: 0.394 (1, 5)										4	0	0	0	0	0	0						
Choo-Choo Coleman, L OBP: 0.305, SLG: 0.537 (1, 2)										4	1	1	1	0	0	0						
Rod Kanehl, R OBP: 0.331, SLG: 0.362 (1, 4)										4	1	2	0	0	0	0						
Al Jackson, L OBP: 0.103, SLG: 0.107 Joe Christopher, R OBP: 0.248, SLG: 0.202 Craig Anderson, R OBP: 0.100, SLG: 0.100 Jim Hickman, R OBP: 0.100, SLG: 0.100 Willard Hunter, R OBP: 0.100, SLG: 0.100 Bob Miller, R OBP: 0.100, SLG: 0.100 Rick Hierscher, R OBP: 0.100, SLG: 0.100 (1, 1) (5, PR) (6, 1) (7, 1) (7, 1) (9, PR)										1	0	0	0	0	0	1						
Inning Stats	R: 1 E: 0 K: 1 S: 6	H: 1 LOB: 1 BB: 0 P: 10	R: 0 E: 1 K: 0 S: 4	H: 0 LOB: 0 BB: 0 P: 4	R: 1 E: 0 K: 1 S: 6	H: 1 LOB: 1 BB: 1 P: 10	R: 0 E: 0 K: 0 S: 3	H: 0 LOB: 0 BB: 0 P: 3	R: 1 E: 0 K: 2 S: 10	H: 3 LOB: 2 BB: 0 P: 10	R: 0 E: 0 K: 1 S: 6	H: 1 LOB: 0 BB: 0 P: 6	R: 0 E: 0 K: 0 S: 3	H: 0 LOB: 0 BB: 0 P: 3	R: 0 E: 0 K: 0 S: 3	H: 0 LOB: 0 BB: 0 P: 3	R: 2 E: 0 K: 1 S: 8	H: 3 LOB: 2 BB: 1 P: 12	1B: 4 2B: 2 3B: 1 HR: 2	SF: 0 SAC: 0 DP: 0 HBP: 0	WP: 0 PB: 0 SB: 0 CS: 0	PA: 40
PITCHER	IP	WLS	BF	H	R	ER	SO	BB	IBB	HBP	BLK	WP	HR	S	P	ERA	WHIP					
Lindy McDaniel, R ERA: 3.61 (1, 1)	8.0	W	36	9	5	5	5	2	0	0	0	0	2	44	92	5.62	1.375					
Bobby Shantz, L ERA: 2.07 (9, 1)	1.0	S	4	0	0	0	1	1	0	0	0	0	0	5	9	0.00	1.000					

St. Louis Cardinals @ New York Mets
Polo Grounds, New York, NY
Sun Aug 19 1962, 3:33 AM EDT
Att: 10,182 - Unknown


AB 37
R 5
H 9
RBI 5
BB 3
SO 6
LOB 16



Batter	1	2	3	4	5	6	7	8	9	AB	R	H	RBI	BB	SO	LOB	TOP					
Bill Virdon, L OBP: 0.279, SLG: 0.351 (1, 8)	F9			4-3		3-1		FC3-2-5		4	0	0	0	0	0	2						
Dick Groat, R OBP: 0.340, SLG: 0.354 (1, 6)	F9			F8		K		F3		4	0	0	0	0	1	2						
Bob Skinner, L OBP: 0.400, SLG: 0.533 Howie Goss, R OBP: 0.319, SLG: 0.390 (1, 7) (9, 7)	F9			K				F9	BB	3	0	0	0	1	1	0						
Smoky Burgess, L OBP: 0.393, SLG: 0.534 (1, 2)		P6				FC4-8			BB	3	1	2	1	1	0	0						
Roberto Clemente, R OBP: 0.363, SLG: 0.468 (1, 9)		5-3				FC4-6		F2	BB	4	1	0	0	0	0	3						
Donn Clendenen, R OBP: 0.363, SLG: 0.407 (1, 3)		L4				F2		6-3		4	0	0	0	0	1	3						
Don Hoak, R OBP: 0.323, SLG: 0.373 (1, 5)				F8						4	0	2	0	0	0	2						
Bill Mazerowski, R OBP: 0.300, SLG: 0.425 (1, 4)						6-3				3	0	2	0	0	0	1						
Bob Friend, R OBP: 0.097, SLG: 0.111 (1, 1)				B1-6-4						3	0	0	0	0	2	3						
Inning Stats	R: 0 E: 0 K: 0 S: 3	H: 0 LOB: 0 BB: 0 P: 3	R: 0 E: 0 K: 0 S: 3	H: 0 LOB: 0 BB: 0 P: 3	R: 0 E: 0 K: 0 S: 3	H: 1 LOB: 0 BB: 0 P: 3	R: 0 E: 0 K: 1 S: 5	H: 0 LOB: 0 BB: 0 P: 5	R: 1 E: 0 K: 0 S: 5	H: 2 LOB: 1 BB: 0 P: 5	R: 0 E: 0 K: 2 S: 7	H: 0 LOB: 0 BB: 0 P: 7	R: 1 E: 0 K: 0 S: 4	H: 1 LOB: 0 BB: 0 P: 4	R: 0 E: 0 K: 1 S: 7	H: 2 LOB: 2 BB: 2 P: 7	R: 0 E: 0 K: 1 S: 5	H: 0 LOB: 2 BB: 2 P: 13	1B: 5 2B: 0 3B: 0 HR: 1	SF: 0 SAC: 0 DP: 1 HBP: 0	WP: 0 PB: 0 SB: 0 CS: 0	PA: 34
PITCHER	IP	WLS	BF	H	R	ER	SO	BB	IBB	HBP	BLK	WP	HR	S	P	ERA	WHIP					
Jay Hook, R ERA: 5.27 Ken MacKenzie, L ERA: 5.09 (1, 1) (9, 1)	8.0	L	29	6	2	1	4	0	0	0	0	0	1	37	37	1.12	0.750					

Pittsburgh Pirates @ New York Mets
Polo Grounds, New York, NY
Mon Aug 20 1962, 3:33 AM EDT
Unknown


AB 32
R 2
H 6
RBI 1
BB 2
SO 5
LOB 16



Batter	1	2	3	4	5	6	7	8	9	AB	R	H	RBI	BB	SO	LOB	BOTTOM					
Richie Ashburn, L OBP: 0.426, SLG: 0.401 (1, 9)	6-3							6-3		4	0	0	0	0	0	1						
Charlie Neal, R OBP: 0.323, SLG: 0.399 (1, 6)				4-3				K		4	0	1	0	0	1	1						
Marv Throneberry, L OBP: 0.312, SLG: 0.431 (1, 3)	4-3									3	0	0	0	1	0	0						
Frank Thomas, R OBP: 0.333, SLG: 0.518 (1, 7)										4	0	2	0	0	0	0						
Jim Hickman, R OBP: 0.328, SLG: 0.425 Gene Woodling, L OBP: 0.386, SLG: 0.421 (1, 8) (9, PH)										3	0	0	0	0	1	3						
Rod Kanehl, R OBP: 0.327, SLG: 0.357 (1, 4)										3	0	0	0	0	0	3						
Rick Herrscher, R OBP: 0.174, SLG: 0.318 (1, 5)										2	0	0	0	1	0	2						
Chris Cannizzaro, R OBP: 0.323, SLG: 0.255 (1, 2)										3	0	0	0	0	2	2						
Jay Hook, L OBP: 0.339, SLG: 0.235 Joe Christopher, R OBP: 0.283, SLG: 0.300 Ken MacKenzie, R OBP: 0.100, SLG: 0.100 (1, 1) (8, PH) (9, 1)										2	0	1	0	0	1	0						
Inning Stats	R: 0 E: 0 K: 0 S: 3	H: 1 LOB: 2 BB: 1 P: 10	R: 0 E: 0 K: 1 S: 6	H: 1 LOB: 0 BB: 0 P: 10	R: 0 E: 0 K: 1 S: 6	H: 0 LOB: 0 BB: 0 P: 5	R: 0 E: 0 K: 1 S: 6	H: 1 LOB: 2 BB: 1 P: 10	R: 0 E: 0 K: 0 S: 4	H: 1 LOB: 1 BB: 0 P: 4	R: 0 E: 0 K: 0 S: 3	H: 0 LOB: 0 BB: 0 P: 3	R: 0 E: 0 K: 1 S: 5	H: 0 LOB: 0 BB: 0 P: 5	R: 0 E: 0 K: 1 S: 5	H: 0 LOB: 0 BB: 0 P: 5	R: 0 E: 0 K: 1 S: 5	H: 0 LOB: 0 BB: 0 P: 5	1B: 4 2B: 0 3B: 0 HR: 0	SF: 0 SAC: 0 DP: 0 HBP: 0	WP: 0 PB: 0 SB: 1 CS: 0	PA: 32
PITCHER	IP	WLS	BF	H	R	ER	SO	BB	IBB	HBP	BLK	WP	HR	S	P	ERA	WHIP					
Bob Friend, R ERA: 3.2 (1, 1)	9.0	W	32	4	0	0	6	2	0	0	0	0	0	42	50	0.00	0.667					

Pittsburgh Pirates @ New York Mets
Polo Grounds, New York, NY
Mon Aug 20 1962, 3:33 AM EDT
Unknown

AB 30
R 0
H 4
RBI 0
BB 2
SO 6
LOB 12



Batter	1	2	3	4	5	6	7	8	9	AB	R	H	RBI	BB	SO	LOB	TOP								
Bill Virdon, L OBP: 0.278, SLG: 0.354 (1, 8)	0-0 6-3		0-0 P6		0-0 4-3		0-0 F8		0-0 SF7 3B	5	1	1	0	0	0	1									
Dick Groat, R OBP: 0.339, SLG: 0.355 (1, 6)	0-0 HR 2B		0-0 1-3		0-0 4-3		0-0 4-3		0-0 SF7 3H	4	1	1	1	0	0	1									
Bob Skinner, L OBP: 0.402, SLG: 0.545 Howie Goss, R OBP: 0.319, SLG: 0.390 (1, 7) (9, 7)	0-0 2H HR		0-3 K		0-0 1B		0-0 WP 3B		0-0 K	5	2	3	2	0	2	0									
Roberto Clemente, R OBP: 0.361, SLG: 0.465 (1, 9)	0-0 3-1			0-0 E5 2B 1B	0-3 K		0-0 4-3		0-0 5-3	5	1	1	0	0	1	2									
Jim Marshall, L OBP: 0.349, SLG: 0.478 (1, 3)	4-0 BB			4-0 2B WP BB		0-0 6-3		0-0 BB HBP 1B		2	1	1	0	2	0	0									
Don Hoak, R OBP: 0.322, SLG: 0.370 (1, 5)	0-0 F9			0-0 L5		0-0 F7		1-0 BB HBP		3	0	0	0	0	0	3									
Bill Mazaroski, R OBP: 0.299, SLG: 0.425 (1, 4)		0-0 F2		0-0 WP 1-3 2H 2B		0-3 K		0-0 F7		4	0	1	1	0	1	2									
Don Leppert, R OBP: 0.315, SLG: 0.336 (1, 2)		0-3 K		0-0 4-3				4-0 1-2 2-3 BB		3	0	1	0	1	1	1									
Al McBean, R OBP: 0.182, SLG: 0.236 Diomedes Olivo, L OBP: 0.250, SLG: 0.273 Dick Stuart, R OBP: 0.283, SLG: 0.393 Roy Face, R (8, 1) (8, 1)		0-3 K		0-3 K				0-0 K	0-0 P6	3	0	0	0	0	3	2									
Inning Stats	R: 2 E: 0 K: 0 S: 5	H: 2 LOB: 1 BB: 1 P: 9	R: 0 E: 0 K: 2 S: 7	H: 0 LOB: 0 BB: 0 P: 7	R: 0 E: 0 K: 1 S: 5	H: 0 LOB: 0 BB: 0 P: 5	R: 2 E: 1 K: 1 S: 7	H: 2 LOB: 1 BB: 1 P: 11	R: 0 E: 0 K: 1 S: 6	H: 0 LOB: 0 BB: 0 P: 5	R: 0 E: 0 K: 1 S: 6	H: 1 LOB: 1 BB: 0 P: 6	R: 0 E: 0 K: 1 S: 6	H: 1 LOB: 1 BB: 0 P: 6	R: 1 E: 0 K: 0 S: 5	H: 2 LOB: 2 BB: 1 P: 10	R: 1 E: 0 K: 1 S: 6	H: 1 LOB: 0 BB: 0 P: 6	1B: 4 2B: 2 3B: 2 HR: 1	SF: 1 SAC: 0 DP: 0 HBP: 1	WP: 2 PB: 0 SB: 0 CS: 0	PA: 40			
PITCHER	IP	WLS	BF	H	R	ER	SO	BB	IBB	HBP	BLK	WP	HR	S	P	ERA	WHIP								
Bob Miller, R ERA: 5.25 Ken Mackenzie, L ERA: 4.95 Bob Miller, R ERA: 5.25	(1, 1) (6, 1) (8, 1)	5.0 2.0 5.0	L 7 L	22 1 22	5 1 5	4 0 4	4 0 4	5 2 5	2 0 2	0 0 0	0 0 0	0 0 1	1 0 1	30 11 30	38 11 38	7.20 0.00 7.20	1.400 0.500 1.400								

Pittsburgh Pirates @ New York Mets
Polo Grounds, New York, NY
Mon Aug 20 1962, 7:05 PM EDT
Att: 8,214 - Unknown

AB	35
R	6
H	9
RBI	4
BB	3
SO	8
LOB	15



Batter	1	2	3	4	5	6	7	8	9	AB	R	H	RBI	BB	SO	LOB	BOTTOM								
Richie Ashburn, L OBP: 0.424, SLG: 0.399 (1, 8)	0-0 2B 1B 1B		0-3 K		0-0 F2			0-0 E6 G4-6-3		4	1	1	0	0	1	1									
Charlie Neal, R OBP: 0.320, SLG: 0.395 (1, 6)	0-3 K		0-0 F9			0-3 K		0-0 G4-6-3 1-2		4	0	0	0	0	2	2									
Gene Woodling, L OBP: 0.384, SLG: 0.422 Joe Christopher, R OBP: 0.283, SLG: 0.300 (1, 9) (9, 9)	0-0 1B 1-3 2B		0-0 1-3			0-0 4-3		0-0 G3		4	1	1	0	0	0	0									
Frank Thomas, R OBP: 0.333, SLG: 0.515 (1, 7)	0-0 2-3 3H 1B 1B			0-0 P3		0-0 F7			0-0 2-3	4	0	1	1	0	0	0									
Mary Throneberry, L OBP: 0.308, SLG: 0.425 (1, 3)	0-0 1-3			0-0 F9			0-0 F3		0-3 K	4	0	0	0	0	1	2									
Rick Herscher, R OBP: 0.222, SLG: 0.346 (1, 5)	0-0 2H 3H 1B			0-3 K			0-0 WP 1B 1B		0-0 F7	4	1	2	1	0	1	0									
Rod Kanehl, R OBP: 0.327, SLG: 0.361 (1, 4)		0-0 F3			0-0 2B		0-0 L8			3	0	1	0	0	0	1									
Joe Pignatano, R OBP: 0.341, SLG: 0.308 Ken Mackenzie, R OBP: 0.100, SLG: 0.100 Felix Mantilla, R OBP: 0.324, SLG: 0.396 Bob Miller, R OBP: 0.167, SLG: 0.233 (1, 2) (6, 1) (7, PH) (8, 1)		0-0 F7			0-0 F9		0-0 FC4-6 1H 1B			2	0	0	0	0	0	1									
Bob Miller, R OBP: 0.167, SLG: 0.233 Choo-Choo Coleman, L OBP: 0.256, SLG: 0.519 (1, 1) (6, PH) (6, 2)		0-3 K			0-0 G3		0-0 FC4-6 1-2			1	0	0	0	0	1	0									
Inning Stats	R: 2 E: 0 K: 1 S: 8	H: 4 LOB: 2 BB: 0 P: 8	R: 0 E: 0 K: 1 S: 5	H: 0 LOB: 0 BB: 0 P: 5	R: 0 E: 0 K: 1 S: 5	H: 0 LOB: 0 BB: 0 P: 5	R: 0 E: 0 K: 0 S: 4	H: 1 LOB: 1 BB: 0 P: 4	R: 0 E: 0 K: 1 S: 5	H: 0 LOB: 0 BB: 0 P: 5	R: 1 E: 0 K: 0 S: 5	H: 2 LOB: 1 BB: 0 P: 5	R: 0 E: 1 K: 0 S: 3	H: 0 LOB: 0 BB: 0 P: 3	R: 0 E: 0 K: 1 S: 5	H: 0 LOB: 0 BB: 0 P: 5	1B: 5 2B: 2 3B: 0 HR: 0	SF: 0 SAC: 0 DP: 1 HBP: 0	WP: 1 PB: 0 SB: 0 CS: 0	PA: 33					
PITCHER	IP	WLS	BF	H	R	ER	SO	BB	IBB	HBP	BLK	WP	HR	S	P	ERA	WHIP								
Al McBean, R ERA: 3.26 Diomedes Olivo, L ERA: 2.74 Roy Face, R ERA: 1.37	(1, 1) (7, 1) (8, 1)	6.2 0.1 2.0	W S S	26 1 6	7 0 0	3 0 0	3 0 1	5 0 1	0 0 0	0 0 0	0 0 0	0 0 0	0 0 8	36 1 8	3 1 8	4.05 0.00 0.00	1.050 0.000 0.000								

Pittsburgh Pirates @ New York Mets
Polo Grounds, New York, NY
Mon Aug 20 1962, 7:05 PM EDT
Att: 8,214 - Unknown

AB	33
R	3
H	7
RBI	3
BB	0
SO	6
LOB	9



Batter	1	2	3	4	5	6	7	8	9	AB	R	H	RBI	BB	SO	LOB	TOP																
Bill Virdon, L OBP: 0.279, SLG: 0.351 (1, 8)										4	1	1	0	0	0	1																	
Dick Groat, R OBP: 0.336, SLG: 0.356 (1, 6)										4	1	0	0	0	0	1																	
Bob Skinner, L OBP: 0.491, SLG: 0.539 Roberto Clemente, R OBP: 0.361, SLG: 0.465 (1, 7)										4	0	0	0	0	2	2																	
Dick Stuart, R OBP: 0.285, SLG: 0.394 (1, 3)										4	0	2	2	0	1	0																	
Bill Mazerowski, R OBP: 0.298, SLG: 0.419 (1, 4)										4	0	0	0	0	2	2																	
Johnny Logan, R OBP: 0.353, SLG: 0.355 (1, 5)										3	1	1	0	1	0	0																	
Howie Goss, R OBP: 0.316, SLG: 0.384 (8, 7)										4	0	1	0	0	1	3																	
Don Leppert, R OBP: 0.313, SLG: 0.360 (1, 2)										4	1	1	1	0	0	2																	
Harvey Haddix, L OBP: 0.217, SLG: 0.341 Roy Face, R (9, 1)										3	0	1	1	0	0	0																	
										0	0	0	0	0	0	0																	
Inning Stats	R: 2 E: 0 K: 1 S: 7	H: 2 LOB: 0 BB: 0 P: 7	R: 1 E: 0 K: 0 S: 5	H: 2 LOB: 1 BB: 0 P: 5	R: 0 E: 0 K: 1 S: 5	H: 0 LOB: 0 BB: 0 P: 5	R: 0 E: 0 K: 1 S: 6	H: 1 LOB: 1 BB: 0 P: 6	R: 0 E: 0 K: 0 S: 3	H: 0 LOB: 0 BB: 0 P: 3	R: 0 E: 0 K: 1 S: 6	H: 1 LOB: 2 BB: 1 P: 10	R: 1 E: 0 K: 0 S: 4	H: 1 LOB: 0 BB: 0 P: 4	R: 0 E: 0 K: 1 S: 5	H: 0 LOB: 0 BB: 0 P: 5	R: 0 E: 0 K: 1 S: 5	H: 0 LOB: 0 BB: 0 P: 5	1B: 6 2B: 0 3B: 0 HR: 1	SF: 0 SAC: 0 DP: 1 HBP: 0	WP: 0 PB: 1 SB: 1 CS: 0	PA: 35											
PITCHER	IP WLS BF H R ER SO BB IBB HBP BLK WP HR S P ERA WHIP																																
Bob Moorhead, R ERA: 4.38 Ray Davault, R ERA: 8.42 Bob Miller, R ERA: 5.25	(1, 1) (7, 1) (9, 1)	6.0 2.0 0.0	25 7 0	6 1 0	3 1 0	2 1 0	4 1 0	1 0 0	0 0 0	0 0 0	0 0 0	0 1 0	32 9 0	36 9 0	3.00 4.50 ∞	1.167 0.500 ∞																	

Pittsburgh Pirates @ New York Mets
Polo Grounds, New York, NY
Tue Aug 21 1962, 3:38 AM EDT
Att: 4,184 - Unknown

AB 34
R 4
H 7
RBI 4
BB 1
SO 6
LOB 11



Batter	1	2	3	4	5	6	7	8	9	AB	R	H	RBI	BB	SO	LOB	BOTTOM															
Joe Christopher, R OBP: 0.294, SLG: 0.299 (1, 9)										4	1	1	0	1	0	0																
Charlie Neal, R OBP: 0.320, SLG: 0.392 (1, 6)										5	0	1	0	0	2	3																
Felix Mantilla, R OBP: 0.328, SLG: 0.398 (1, 5)										5	1	4	1	0	0	0																
Frank Thomas, R OBP: 0.332, SLG: 0.517 (1, 7)										5	0	1	0	0	0	6																
Jim Hickman, R OBP: 0.328, SLG: 0.421 Mary Thronberry, L OBP: 0.310, SLG: 0.437 (1, 8)										3	1	1	0	1	1	4																
Rick Herscher, R OBP: 0.242, SLG: 0.355 (1, 3)										4	0	1	0	0	1	1																
Rod Kanehl, R OBP: 0.331, SLG: 0.357 (1, 4)										3	0	1	1	1	1	1																
Chris Cannizzaro, R OBP: 0.318, SLG: 0.250 Gene Woodling, L OBP: 0.382, SLG: 0.419 Ray Davault, R OBP: 0.354, SLG: 0.083 Joe Pignatano, R OBP: 0.347, SLG: 0.302 (1, 2)										2	0	0	0	0	1	3																
Bob Moorhead, R OBP: 0.231, SLG: 0.048 Choo-Choo Coleman, L OBP: 0.250, SLG: 0.509 (7, 2)										1	0	0	0	0	1	1																
Bob Miller, R OBP: 0.167, SLG: 0.233 Riche Ashburn, L OBP: 0.425, SLG: 0.401 (9, 1)										0	0	0	0	0	0	0																
										1	1	1	0	0	0	0																
Inning Stats	R: 0 E: 0 K: 0 S: 3	H: 0 LOB: 0 BB: 0 P: 3	R: 0 E: 0 K: 1 S: 6	H: 1 LOB: 2 BB: 1 P: 10	R: 0 E: 0 K: 2 S: 9	H: 2 LOB: 0 BB: 0 P: 9	R: 1 E: 0 K: 2 S: 9	H: 2 LOB: 1 BB: 0 P: 9	R: 0 E: 0 K: 0 S: 5	H: 2 LOB: 2 BB: 0 P: 5	R: 0 E: 0 K: 2 S: 7	H: 0 LOB: 1 BB: 1 P: 11	R: 0 E: 0 K: 1 S: 7	H: 2 LOB: 0 BB: 0 P: 7	R: 0 E: 0 K: 1 S: 5	H: 0 LOB: 0 BB: 0 P: 5	R: 4 E: 0 K: 1 S: 7	H: 3 LOB: 0 BB: 1 P: 11	1B: 10 2B: 1 3B: 0 HR: 1	SF: 0 SAC: 0 DP: 0 HBP: 0	WP: 0 PB: 0 SB: 0 CS: 0	PA: 41										
PITCHER	IP WLS BF H R ER SO BB IBB HBP BLK WP HR S P ERA WHIP																															
Harvey Haddix, L ERA: 4.53 Roy Face, R ERA: 1.57	(1, 1) (9, 1)	8.0 0.2	37 L 4	10 2	3 2	3 2	9 1	3 0	0 0	0 0	0 0	0 1	6 6	6 6	27.00 3.000																	

Pittsburgh Pirates @ New York Mets
Polo Grounds, New York, NY
Tue Aug 21 1962, 3:38 AM EDT
Att: 4,184 - Unknown

AB 38
R 5
H 12
RBI 5
BB 3
SO 10
LOB 21



Batter	1	2	3	4	5	6	7	8	9	AB	R	H	RBI	BB	SO	LOB	TOP			
Harvey Kuenn, R OBP: 0.370, SLG: 0.440 (1, 5)										4	0	1	0	1	0	0	San Francisco Giants @ New York Mets Polo Grounds, New York, NY Wed Aug 22 1962, 7:05 PM EDT Att: 33,569 - Unknown			
Chuck Hiller, L OBP: 0.336, SLG: 0.340 (1, 4)										3	1	0	0	1	0	2				
Willie Mays, R OBP: 0.381, SLG: 0.615 (1, 8)										4	1	2	1	0	1	0				
Orlando Cepeda, R OBP: 0.352, SLG: 0.522 (1, 3)										4	0	1	1	0	2	2				
Felipe Alou, R OBP: 0.359, SLG: 0.524 (1, 9)										3	1	1	1	1	0	1				
Matty Alou, L OBP: 0.326, SLG: 0.336 (8, PH)										3	0	1	0	0	0	2				
Carl Boles, R OBP: 0.364, SLG: 0.364 (8, 7)										1	0	1	0	0	0	0				
Tom Haller, L OBP: 0.390, SLG: 0.477 (1, 2)										3	0	0	0	1	2	4				
Jose Pagan, R OBP: 0.313, SLG: 0.336 (1, 6)										4	0	1	0	0	0	3				
Jack Sanford, R OBP: 0.213, SLG: 0.229 (8, PH)										2	0	0	0	0	2	0				
Ed Bailey, L OBP: 0.341, SLG: 0.402 (8, PH)										0	0	0	0	0	1	0				
Jim Davenport, R OBP: 0.302, SLG: 0.349 (8, 1)										0	0	0	0	0	0	0				
Don Larsen, R OBP: 0.300, SLG: 0.304 (8, 1)										0	0	0	0	0	0	0				
Bob Garibaldi, L OBP: 0.370, SLG: 0.640 (8, PH)										1	0	0	0	0	0	1				
Inning Stats	R: 0 E: 0 K: 1 S: 5	H: 1 LOB: 0 BB: 0 P: 5	R: 1 E: 1 K: 1 S: 6	H: 1 LOB: 1 BB: 1 P: 10	R: 0 E: 0 K: 1 S: 6	H: 1 LOB: 2 BB: 1 P: 10	R: 0 E: 0 K: 1 S: 5	H: 0 LOB: 1 BB: 1 P: 9	R: 0 E: 0 K: 1 S: 5	H: 0 LOB: 0 BB: 0 P: 5	R: 0 E: 0 K: 1 S: 5	H: 1 LOB: 0 BB: 0 P: 5	R: 0 E: 0 K: 0 S: 6	H: 3 LOB: 2 BB: 2 P: 14	R: 0 E: 0 K: 0 S: 3	H: 1 LOB: 0 BB: 0 P: 3	1B: 8 2B: 0 3B: 0 HR: 0	SF: 0 SAC: 0 DP: 2 HBP: 0	WP: 1 PB: 0 SB: 0 CS: 0	PA: 37
PITCHER	IP WLS BF H R ER SO BB IBB HBP BLK WP HR S P ERA WHIP																			
Bob Miller, R ERA: 5.15 (1, 1)	7.1	30	5	4	3	7	5	0	0	0	1	0	39	59	3.68	1.364				
Ken Mackenzie, L ERA: 4.91 (8, 1)	0.2	W	4	2	0	0	0	0	0	0	0	0	4	4	0.00	3.000				
Roger Craig, R ERA: 4.48 (9, 1)	1.0	S	3	1	0	0	0	0	0	0	0	0	3	3	0.00	1.000				


Batter	1	2	3	4	5	6	7	8	9	AB	R	H	RBI	BB	SO	LOB	BOTTOM			
Richie Ashburn, L OBP: 0.428, SLG: 0.403 (1, 8)										3	1	2	0	1	0	0	San Francisco Giants @ New York Mets Polo Grounds, New York, NY Wed Aug 22 1962, 7:05 PM EDT Att: 33,569 - Unknown			
Charlie Neal, R OBP: 0.322, SLG: 0.393 (1, 6)										4	1	2	1	0	0	1				
Felix Mantilla, R OBP: 0.327, SLG: 0.405 (1, 5)										4	1	1	1	0	0	4				
Rick Herrscher, R OBP: 0.242, SLG: 0.355 (9, 5)										0	0	0	0	0	0	0				
Frank Thomas, R OBP: 0.329, SLG: 0.513 (1, 7)										4	0	0	0	0	3	4				
Roger Craig, R OBP: 0.111, SLG: 0.051 (9, 1)										0	0	0	0	0	0	0				
Mary Throneberry, L OBP: 0.309, SLG: 0.438 (1, 3)										4	0	1	2	0	0	2				
Choo-Choo Coleman, L OBP: 0.292, SLG: 0.533 (1, 2)										3	1	1	0	0	0	0				
Rod Kanehl, R OBP: 0.327, SLG: 0.352 (1, 4)										3	0	0	1	0	1	1				
Jim Hickman, R OBP: 0.325, SLG: 0.416 (1, 9)										3	0	0	0	0	1	2				
Bob Miller, R OBP: 0.156, SLG: 0.219 (1, 1)										2	0	0	0	0	1	1				
Ken Mackenzie, R OBP: 0.091, SLG: 0.091 (8, 1)										1	0	0	0	0	0	0				
Joe Christopher, R OBP: 0.294, SLG: 0.299 (9, 7)										0	1	0	0	0	0	0				
Inning Stats	R: 2 E: 0 K: 1 S: 7	H: 3 LOB: 1 BB: 0 P: 7	R: 1 E: 0 K: 0 S: 4	H: 1 LOB: 0 BB: 0 P: 4	R: 0 E: 0 K: 0 S: 3	H: 0 LOB: 0 BB: 0 P: 3	R: 0 E: 0 K: 0 S: 3	H: 0 LOB: 0 BB: 0 P: 3	R: 0 E: 0 K: 3 S: 9	H: 0 LOB: 0 BB: 0 P: 9	R: 1 E: 0 K: 1 S: 6	H: 2 LOB: 0 BB: 0 P: 6	R: 0 E: 1 K: 0 S: 4	H: 0 LOB: 1 BB: 0 P: 4	R: 1 E: 1 K: 1 S: 7	H: 1 LOB: 2 BB: 1 P: 11	1B: 4 2B: 1 3B: 1 HR: 1	SF: 0 SAC: 0 DP: 0 HBP: 0	WP: 0 PB: 0 SB: 0 CS: 0	PA: 33
PITCHER	IP WLS BF H R ER SO BB IBB HBP BLK WP HR S P ERA WHIP																			
Jack Sanford, R ERA: 3.5 (1, 1)	7.0	L	26	6	4	4	5	0	0	0	0	1	36	36	5.14	0.857				
Don Larsen, R ERA: 5.24 (8, 1)	0.0	L	2	0	1	0	0	1	0	0	0	0	1	5	∞	∞				
Bob Garibaldi, R ERA: 2.38 (8, 1)	1.0	4	1	0	0	1	0	0	0	0	0	0	6	6	0.00	1.000				


Batter	1	2	3	4	5	6	7	8	9	10	AB	R	H	RBI	BB	SO	LOB	TOP					
Harvey Kuenn, R OBP: 0.370, SLG: 0.436 (1.5)	F8		K		1-3		BB		BB		3	0	0	0	2	1	1	San Francisco Giants @ New York Mets Polo Grounds, New York, NY Thu Aug 23 1962, 3:33 AM EDT Att: 18,815 - Unknown					
Carl Boles, R OBP: 0.375, SLG: 0.375 (1.7)	G6-4-3 1B		E6 FC4-6		K		F7				5	0	2	0	0	1	2						
Willie Mays, R OBP: 0.380, SLG: 0.611 (1.8)	G6-4-3		FC4-6 FC6-4				F4				5	0	1	0	0	0	6						
Orlando Cepeda, R OBP: 0.350, SLG: 0.520 (1.3)			FC6-4				G6-4-3				5	0	1	0	0	0	3						
Felipe Alou, R OBP: 0.359, SLG: 0.523 (1.9)	P5						BB 1B				5	0	2	0	0	0	1						
John Orsino, R OBP: 0.400, SLG: 0.385 (1.2)					F8		BB 1B				4	1	3	0	1	0	1						
Jose Pagan, R OBP: 0.314, SLG: 0.335 (1.6)							1-2 BB 1B				4	0	1	0	1	0	4						
Ernie Bowman, R OBP: 0.237, SLG: 0.324 (1.4)							1-2 2-3 BB				5	1	2	2	0	0	5						
Juan Marichal, R OBP: 0.244, SLG: 0.230 (1.1)						HR					5	0	1	0	0	0	2						
Inning Stats	R: 0 E: 0 K: 0 S: 3	H: 1 LOB: 0 BB: 0 P: 8	R: 0 E: 0 K: 0 S: 4	H: 1 LOB: 2 BB: 1 P: 8	R: 0 E: 1 K: 1 S: 7	H: 1 LOB: 2 BB: 0 P: 7	R: 0 E: 0 K: 0 S: 3	H: 1 LOB: 0 BB: 0 P: 3	R: 1 E: 0 K: 1 S: 6	H: 1 LOB: 0 BB: 0 P: 6	R: 0 E: 0 K: 0 S: 5	H: 3 LOB: 3 BB: 1 P: 9	R: 0 E: 0 K: 0 S: 3	H: 0 LOB: 1 BB: 1 P: 7	R: 0 E: 0 K: 0 S: 4	H: 1 LOB: 1 BB: 0 P: 4	R: 0 E: 0 K: 0 S: 4	H: 1 LOB: 2 BB: 1 P: 8	R: 1 E: 0 K: 0 S: 6	H: 3 LOB: 0 BB: 0 P: 6	1B: 10 2B: 2 3B: 0 HR: 1	SF: 0 SAC: 0 DP: 3 HBP: 0	WP: 0 PA: 45 PB: 0 SB: 0 CS: 0
PITCHER Al Jackson, L ERA: 4.34 (1.1)	IP 10.0	WLS L	BF 45	H 13	R 2	ER 2	SO 2	BB 4	IBB 0	HBP 0	BLK 0	WP 0	HR 1	S 45	P 61	ERA 1.80	WHIP 1.700						
PITCHER	IP	WLS	BF	H	R	ER	SO	BB	IBB	HBP	BLK	WP	HR	S	P	ERA	WHIP						



Batter	1	2	3	4	5	6	7	8	9	10	AB	R	H	RBI	BB	SO	LOB	BOTTOM			
Richie Ashburn, L OBP: 0.430, SLG: 0.402 (1.9)	6-3		1B E BB				F2				3	1	1	0	2	0	0	San Francisco Giants @ New York Mets Polo Grounds, New York, NY Thu Aug 23 1962, 3:33 AM EDT Att: 18,815 - Unknown			
Charlie Neal, R OBP: 0.320, SLG: 0.391 (1.6)	F9		K				F9-6 BB				5	0	1	0	0	1	2				
Felix Mantilla, R OBP: 0.328, SLG: 0.405 (1.5)											5	0	2	0	0	1	2				
Frank Thomas, R OBP: 0.329, SLG: 0.509 (1.7)											3	0	0	0	1	0	2				
Mary Throneberry, L OBP: 0.305, SLG: 0.432 (1.3)											4	0	0	0	0	0	2				
Choo-Choo Coleman, L OBP: 0.304, SLG: 0.524 (1.2)											3	0	1	0	1	1	1				
Rod Kanehl, R OBP: 0.326, SLG: 0.348 (1.4)											3	0	0	0	1	0	3				
Jim Hickman, R OBP: 0.322, SLG: 0.412 Joe Christopher, R OBP: 0.292, SLG: 0.298 (10, PH) (1.8)											3	0	0	0	0	1	2				
Al Jackson, L OBP: 0.098, SLG: 0.102 Gene Woodling, L OBP: 0.361, SLG: 0.418 (10, PH) (1.1)											1	0	0	0	0	1	0				
Inning Stats	R: 0 E: 0 K: 0 S: 4	H: 0 LOB: 1 BB: 0 P: 4	R: 0 E: 1 K: 1 S: 6	H: 0 LOB: 2 BB: 1 P: 10	R: 1 E: 1 K: 1 S: 6	H: 1 LOB: 1 BB: 1 P: 10	R: 0 E: 0 K: 1 S: 5	H: 0 LOB: 0 BB: 0 P: 5	R: 0 E: 0 K: 0 S: 2	H: 0 LOB: 0 BB: 0 P: 3	R: 0 E: 0 K: 0 S: 5	H: 0 LOB: 0 BB: 0 P: 5	R: 0 E: 0 K: 0 S: 2	H: 0 LOB: 0 BB: 1 P: 6	R: 0 E: 0 K: 2 S: 9	H: 0 LOB: 0 BB: 0 P: 6	R: 0 E: 0 K: 2 S: 9	H: 2 LOB: 2 BB: 0 P: 9	1B: 5 2B: 1 3B: 0 HR: 0	SF: 0 SAC: 0 DP: 1 HBP: 0	WP: 0 PA: 39 PB: 0 SB: 0 CS: 1
PITCHER Juan Marichal, R ERA: 3.15 (1.1)	IP 10.0	WLS W	BF 39	H 5	R 1	ER 0	SO 6	BB 5	IBB 0	HBP 0	BLK 0	WP 0	HR 0	S 46	P 66	ERA 0.00	WHIP 1.000				
PITCHER	IP	WLS	BF	H	R	ER	SO	BB	IBB	HBP	BLK	WP	HR	S	P	ERA	WHIP				



Batter	1	2	3	4	5	6	7	8	9	AB	R	H	RBI	BB	SO	LOB	TOP			
Maury Wills, S OBP: 0.328, SLG: 0.360 (1, 6)	E4		1B		F9		K		3-1	5	0	1	0	0	1	0	Los Angeles Dodgers @ New York Mets Polo Grounds, New York, NY Fri Aug 24 1962, 7:05 PM EDT Att: 39,741 - Unknown			
Jim Gilliam, S OBP: 0.371, SLG: 0.345 (1, 4)	G4-6-3 BB		F8		F9		4-3		3-1	4	0	0	0	1	0	1				
Willie Davis, L OBP: 0.354, SLG: 0.495 (1, 8)	L9		F7		HR		E3		L3	5	1	1	1	0	0	3				
Tommy Davis, R OBP: 0.372, SLG: 0.527 (1, 5)	G4-6-3			WP BB SF8 1B	BB 1B		F9			4	1	2	0	0	0	3				
Ron Fairly, L OBP: 0.407, SLG: 0.483 (1, 3)		K		SF8 WP BB 5-3	BB 1B			G5-4-3 BB		1	1	0	0	3	1	0				
Frank Howard, R OBP: 0.355, SLG: 0.571 (1, 7)	F6			SF8	L7			G5-4-3		3	0	0	1	0	0	3				
Duke Snider, L OBP: 0.424, SLG: 0.485 (1, 9)		1B		5-3 WP BB		4-3		E 2B		3	0	2	0	1	0	0				
John Roseboro, L OBP: 0.344, SLG: 0.401 (1, 2)	F4			5-3	F7		F7	E5		4	0	0	1	0	0	3				
Don Drysdale, R OBP: 0.242, SLG: 0.275 Ron Perranoski, L (8, 1)			F8	5-3	6-3			L8		4	0	0	0	0	0	3				
Inning Stats	R: 0 E: 1 K: 0 S: 7	H: 0 LOB: 1 BB: 1 P: 12	R: 0 E: 0 K: 1 S: 11	H: 1 LOB: 1 BB: 0 P: 16	R: 0 E: 0 K: 0 S: 11	H: 1 LOB: 1 BB: 0 P: 16	R: 2 E: 0 K: 0 S: 10	H: 1 LOB: 1 BB: 2 P: 21	R: 1 E: 0 K: 0 S: 11	H: 2 LOB: 2 BB: 1 P: 21	R: 0 E: 0 K: 1 S: 11	H: 0 LOB: 0 BB: 0 P: 15	R: 0 E: 1 K: 0 S: 13	H: 1 LOB: 2 BB: 1 P: 23	R: 0 E: 0 K: 0 S: 7	H: 0 LOB: 0 BB: 0 P: 11	1B: 4 2B: 1 3B: 0 HR: 1	SF: 1 SAC: 0 DP: 2 HBP: 0	WP: 2 PB: 0 SB: 1 CS: 0	PA: 39
PITCHER Jay Hook, R ERA: 5.15 (1, 1)	IP: 9.0 WLS: W BF: 39 H: 6 R: 3 ER: 3 SO: 2 BB: 5 IBB: 0 HBP: 0 BLK: 0 WP: 2 HR: 1 S: 89 P: 146 ERA: 3.00 WHIP: 1.222															PITCHER				

Batter	1	2	3	4	5	6	7	8	9	AB	R	H	RBI	BB	SO	LOB	BOTTOM			
Richie Ashburn, L OBP: 0.430, SLG: 0.402 (1, 9)	1B		K		L7			G4-3		5	0	2	0	0	1	2	Los Angeles Dodgers @ New York Mets Polo Grounds, New York, NY Fri Aug 24 1962, 7:05 PM EDT Att: 39,741 - Unknown			
Charlie Neal, R OBP: 0.318, SLG: 0.387 (1, 6)	F9		5-3		K		K			4	0	0	0	0	2	4				
Felix Mantilla, R OBP: 0.330, SLG: 0.408 (1, 5)	1B		2B		K		K			4	0	2	0	0	2	3				
Frank Thomas, R OBP: 0.328, SLG: 0.507 Joe Christopher, R OBP: 0.292, SLG: 0.298 (8, PR) (9, 8)	F4		K			F6		E6 BB 1B		4	0	1	0	0	1	3				
Mary Throneberry, L OBP: 0.308, SLG: 0.441 (1, 3)	K			HR		4-3		BB 1B IBB		3	1	1	1	1	1	2				
Choo-Choo Coleman, L OBP: 0.315, SLG: 0.561 (1, 2)		HR		G3		4-3		1B BB		3	2	1	1	1	0	0				
Rod Kanehl, R OBP: 0.328, SLG: 0.362 (1, 4)	6-3			HR			5-3	1B BB		4	2	2	2	0	0	0				
Jim Hickman, R OBP: 0.325, SLG: 0.411 Gene Woodling, L OBP: 0.383, SLG: 0.420 Rick Herrscher, R OBP: 0.242, SLG: 0.355 (8, PR) (9, 7)	5-3			HR			1B E BB	1B		1	0	0	0	2	0	0				
Jay Hook, L OBP: 0.333, SLG: 0.236 (1, 1)	1-3			K			E6 1B	G4-3 1B		4	0	1	1	0	1	2				
Inning Stats	R: 0 E: 0 K: 1 S: 11	H: 2 LOB: 2 BB: 0 P: 15	R: 1 E: 0 K: 0 S: 8	H: 1 LOB: 0 BB: 0 P: 11	R: 0 E: 0 K: 2 S: 9	H: 1 LOB: 1 BB: 0 P: 17	R: 2 E: 0 K: 1 S: 12	H: 2 LOB: 0 BB: 1 P: 18	R: 0 E: 0 K: 2 S: 8	H: 0 LOB: 0 BB: 0 P: 13	R: 0 E: 0 K: 0 S: 6	H: 0 LOB: 0 BB: 0 P: 10	R: 0 E: 1 K: 2 S: 17	H: 1 LOB: 3 BB: 1 P: 31	R: 3 E: 1 K: 0 S: 11	H: 4 LOB: 2 BB: 2 P: 22	1B: 7 2B: 1 3B: 0 HR: 3	SF: 0 SAC: 0 DP: 1 HBP: 0	WP: 0 PB: 0 SB: 0 CS: 1	PA: 37
PITCHER Don Drysdale, R ERA: 3.07 Ron Perranoski, L ERA: 2.01 (1, 1) (8, 1)	IP: 7.1 WLS: L BF: 34 H: 9 R: 6 ER: 6 SO: 8 BB: 3 IBB: 1 HBP: 0 BLK: 0 WP: 0 HR: 3 S: 77 P: 132 ERA: 7.36 WHIP: 1.636															PITCHER				

Batter	1	2	3	4	5	6	7	8	9	AB	R	H	RBI	BB	SO	LOB	TOP						
Maury Wills, S (1, 6) <small>OBP: 0.332, SLG: 0.364</small> Daryl Spencer, R (7, PH) <small>OBP: 0.366, SLG: 0.327</small>										3	3	2	1	1	0	1	Los Angeles Dodgers @ New York Mets Polo Grounds, New York, NY Sun Aug 26 1962, 3:33 AM EDT Att: 26,818 - Unknown						
Jim Gilliam, S (1, 4) <small>OBP: 0.378, SLG: 0.357</small> Larry Burright, R (6, 4) <small>OBP: 0.258, SLG: 0.323</small>										3	1	1	1	1	1	3							
Willie Davis, L (1, 8) <small>OBP: 0.356, SLG: 0.506</small>										5	2	3	4	1	0	2							
Tommy Davis, R (1, 5) <small>OBP: 0.370, SLG: 0.528</small>									6	1	1	1	0	1	5								
Ron Fairly, L (1, 3) <small>OBP: 0.408, SLG: 0.493</small> Tim Harkness, L (7, 3) <small>OBP: 0.349, SLG: 0.411</small>									4	1	1	1	0	0	2								
Frank Howard, R (1, 7) <small>OBP: 0.359, SLG: 0.573</small>									4	2	1	2	1	2	0								
Duke Snider, L (1, 9) <small>OBP: 0.414, SLG: 0.457</small>									4	1	0	0	1	0	1								
John Roseboro, L (1, 2) Doug Camilli, R (6, 2) <small>OBP: 0.359, SLG: 0.518</small>									3	2	2	2	0	0	0								
Pete Richert, L (1, 1) <small>OBP: 0.125, SLG: 0.067</small> Wally Moon, L (9, PH) <small>OBP: 0.347, SLG: 0.360</small> Phil Ortega, R (9, 1)									3	0	0	0	0	1	3								
Inning Stats	R: 1 E: 0 K: 1 S: 11	H: 1 LOB: 1 BB: 1 P: 21	R: 0 E: 0 K: 1 S: 10	H: 0 LOB: 1 BB: 0 P: 18	R: 1 E: 0 K: 0 S: 7	H: 2 LOB: 1 BB: 1 P: 15	R: 3 E: 2 K: 1 S: 18	H: 2 LOB: 2 BB: 1 P: 26	R: 0 E: 0 K: 1 S: 10	H: 0 LOB: 0 BB: 0 P: 16	R: 7 E: 2 K: 0 S: 22	H: 5 LOB: 2 BB: 2 P: 38	R: 0 E: 0 K: 1 S: 9	H: 0 LOB: 1 BB: 1 P: 16	R: 1 E: 0 K: 0 S: 7	H: 1 LOB: 0 BB: 0 P: 10		R: 3 E: 1 K: 2 S: 14	H: 2 LOB: 0 BB: 0 P: 17	1B: 9 2B: 1 3B: 1 HR: 2	SF: 0 SAC: 1 DP: 1 HBP: 1	WP: 0 PB: 0 SB: 4 CS: 0	PA: 49
PITCHER	IP: 5.1 WLS: L BF: 32	H: 8 R: 11 ER: 3 SO: 4	BB: 4 IBB: 0 HBP: 1 BLK: 0	WP: 0 HR: 0 S: 73 P: 122	ERA: 5.58 WHIP: 2.250	PITCHER	IP: 0.2 WLS: 3 BF: 2	H: 2 R: 1 ER: 0 SO: 0	BB: 1 IBB: 0 HBP: 0 BLK: 0	WP: 0 HR: 5 S: 12 P: 000	ERA: 4.35 WHIP: 4.500	PITCHER	IP: 0.0 WLS: 0 BF: 0	H: 0 R: 0 ER: 0 SO: 0	BB: 0 IBB: 0 HBP: 0 BLK: 0	WP: 0 HR: 0 S: 0 P: 000	ERA: 5.15 WHIP: 1.500	PITCHER	IP: 2.0 WLS: 10 BF: 3	H: 4 R: 4 ER: 1 SO: 2	BB: 0 IBB: 0 HBP: 0 BLK: 0	WP: 0 HR: 21 S: 27 P: 4.50	ERA: 4.50 WHIP: 1.500

AB	41
R	16
H	13
RBI	13
BB	6
SO	7
LOB	21



AB	34
R	5
H	7
RBI	4
BB	4
SO	8
LOB	15




Batter	1	2	3	4	5	6	7	8	9	AB	R	H	RBI	BB	SO	LOB	TOP			
Richie Ashburn, L (1, 7) OBP: 0.432, SLG: 0.402										3	1	1	0	1	0	1	New York Mets @ Philadelphia Phillies Connie Mack Stadium, Philadelphia, PA Tue Aug 28 1962, 7:05 PM EDT Att: 6,572 - Unknown			
Rod Kanehl, R (1, 4) OBP: 0.323, SLG: 0.359										4	0	1	1	0	0	1				
Charlie Neal, R (1, 6) OBP: 0.318, SLG: 0.383										3	0	0	0	1	1	1				
Elio Chacon, R (6, 6) OBP: 0.350, SLG: 0.287										0	0	0	0	0	0	0				
Frank Thomas, R (1, 3) OBP: 0.322, SLG: 0.494										4	0	0	0	0	1	2				
Felix Mantilla, R (1, 5) OBP: 0.328, SLG: 0.398										4	0	1	0	0	0	2				
Rick Herscher, R (8, 5) OBP: 0.235, SLG: 0.344										0	0	0	0	0	0	0				
Joe Christopher, R (1, 9) OBP: 0.296, SLG: 0.317										4	0	1	0	0	0	1				
Jim Hickman, R (1, 8) OBP: 0.327, SLG: 0.405										4	0	1	0	0	0	1				
Chris Cannizzaro, R (1, 2) OBP: 0.316, SLG: 0.250										4	0	1	0	0	0	2				
Bob Miller, R (1, 1) OBP: 0.147, SLG: 0.206										2	0	0	0	0	1	1				
Ken MacKenzie, R (5, 1) OBP: 0.091, SLG: 0.091										0	0	0	0	0	0	0				
Bob Moorhead, R (6, 1) OBP: 0.222, SLG: 0.045										1	0	0	0	0	0	1				
Choo-Choo Coleman, L (9, PH) OBP: 0.295, SLG: 0.521										1	0	0	0	0	1	1				
Inning Stats	R: 1 E: 1 K: 0 S: 4	H: 1 LOB: 1 BB: 1 P: 8	R: 0 E: 0 K: 0 S: 4	H: 1 LOB: 1 BB: 0 P: 4	R: 0 E: 0 K: 1 S: 7	H: 0 LOB: 1 BB: 1 P: 12	R: 0 E: 0 K: 0 S: 3	H: 0 LOB: 0 BB: 0 P: 3	R: 0 E: 0 K: 1 S: 7	H: 1 LOB: 1 BB: 0 P: 8	R: 0 E: 0 K: 1 S: 6	H: 1 LOB: 1 BB: 0 P: 6	R: 0 E: 0 K: 0 S: 4	H: 0 LOB: 0 BB: 0 P: 4	R: 0 E: 0 K: 1 S: 6	H: 1 LOB: 1 BB: 0 P: 9	1B: 5 2B: 1 3B: 0 HR: 0	SF: 0 SAC: 0 DP: 0 HBP: 0	WP: 0 PB: 0 CS: 0	PA: 36
PITCHER Dennis Bennett, L (1, 1) ERA: 4.64	IP: 9.0 WLS: W BF: 36 H: 6 R: 1 ER: 1 SO: 4 BB: 2 IBB: 0 HBP: 0 BLK: 0 WP: 0 HR: 0 S: 45 P: 58 ERA: 1.00 WHIP: 0.889															PITCHER				

Batter	1	2	3	4	5	6	7	8	9	AB	R	H	RBI	BB	SO	LOB	BOTTOM			
Tony Taylor, R (1, 4) OBP: 0.338, SLG: 0.347										2	1	0	0	3	0	2	New York Mets @ Philadelphia Phillies Connie Mack Stadium, Philadelphia, PA Tue Aug 28 1962, 7:05 PM EDT Att: 6,572 - Unknown			
Billy Klaus, L (1, 5) OBP: 0.294, SLG: 0.352										5	2	3	1	0	1	1				
Johnny Callison, L (1, 9) OBP: 0.372, SLG: 0.491										4	2	2	1	1	0	3				
Wes Covington, L (1, 7) OBP: 0.316, SLG: 0.410										2	1	1	0	1	0	1				
Ted Savage, R (7, 7) OBP: 0.337, SLG: 0.367										0	0	0	0	0	0	0				
Don Demeter, R (1, 8) OBP: 0.365, SLG: 0.515										4	1	2	3	0	1	5				
Frank Torre, L (1, 3) OBP: 0.426, SLG: 0.429										4	1	1	0	1	0	1				
Clay Dalrymple, L (1, 2) OBP: 0.306, SLG: 0.446										4	1	2	2	0	0	2				
Ruben Amaro, R (1, 6) OBP: 0.356, SLG: 0.313										4	1	2	0	0	1	1				
Dennis Bennett, L (1, 1) OBP: 0.192, SLG: 0.204										3	0	0	0	0	2	3				
Inning Stats	R: 2 E: 0 K: 0 S: 7	H: 2 LOB: 2 BB: 2 P: 16	R: 1 E: 0 K: 1 S: 17	H: 2 LOB: 3 BB: 2 P: 32	R: 0 E: 0 K: 0 S: 3	H: 0 LOB: 0 BB: 0 P: 3	R: 0 E: 0 K: 1 S: 5	H: 0 LOB: 1 BB: 1 P: 9	R: 2 E: 0 K: 0 S: 11	H: 4 LOB: 2 BB: 0 P: 14	R: 1 E: 0 K: 1 S: 9	H: 1 LOB: 1 BB: 1 P: 15	R: 2 E: 0 K: 2 S: 10	H: 2 LOB: 0 BB: 0 P: 11	R: 2 E: 1 K: 0 S: 5	H: 2 LOB: 0 BB: 0 P: 9	1B: 8 2B: 5 3B: 0 HR: 0	SF: 1 SAC: 2 DP: 1 HBP: 1	WP: 4 PB: 2 CS: 0	PA: 42
PITCHER Bob Miller, R (1, 1) ERA: 5.34	IP: 4.1 WLS: L BF: 26 H: 8 R: 5 ER: 5 SO: 2 BB: 5 IBB: 0 HBP: 0 BLK: 0 WP: 2 HR: 0 S: 40 P: 71 ERA: 10.38 WHIP: 3.000															PITCHER				
Ken MacKenzie, L (5, 1) ERA: 5.07	IP: 1.0 WLS: L BF: 3 H: 0 R: 0 ER: 0 SO: 1 BB: 0 IBB: 0 HBP: 0 BLK: 0 WP: 0 HR: 0 S: 6 P: 6 ERA: 0.00 WHIP: 0.000															PITCHER				
Bob Moorhead, R (6, 1) ERA: 4.41	IP: 2.2 WLS: L BF: 13 H: 5 R: 5 ER: 2 SO: 2 BB: 1 IBB: 0 HBP: 1 BLK: 0 WP: 2 HR: 0 S: 21 P: 32 ERA: 6.75 WHIP: 2.250															PITCHER				

Batter	1	2	3	4	5	6	7	8	9	10	AB	R	H	RBI	BB	SO	LOB	TOP	
Richie Ashburn, L OBP: 0.433, SLG: 0.403 (1.9) (9.7)	1-0 G4-6-3 1B		3-2 F5			0-0 L4-3 1B		0-0 L8			4	0	2	0	0	0	1		
Rod Kanehl, R OBP: 0.319, SLG: 0.354 (1.4) (9.9)	0-1 G4-6-3 1-2f		0-0 FC5			3-2 L4-3 1-2		0-0 4-3			4	0	0	0	0	0	3		
Gene Woodling, L OBP: 0.368, SLG: 0.432 Joe Christopher, R OBP: 0.298, SLG: 0.317 (1.7) (9. PR) (9.9)	2-1 3-1					2-0 HR			2-1 L4-3 1B		4	1	2	1	0	0	0		
Mary Throneberry, L OBP: 0.306, SLG: 0.433 (1.3)		0-3 K				1-1 L4			0-0 F9		4	0	1	0	0	1	1		
Charlie Neal, R OBP: 0.317, SLG: 0.382 (1.5)		1-2 F8				0-2			0-2 L4-3		4	0	1	0	0	0	2		
Choo-Choo Coleman, L OBP: 0.290, SLG: 0.463 (1.2)		1-3 K				1-2 1B					4	0	0	0	0	2	1		
Jim Hickman, R OBP: 0.326, SLG: 0.403 (1.8)					2-2 E 1B				0-0 F7		4	1	1	0	0	0	0		
Elio Chacon, R OBP: 0.346, SLG: 0.283 (1.6)					3-2 6-3 1-2				0-3 K		4	0	0	0	0	3	1		
Jay Hook, L OBP: 0.333, SLG: 0.241 (1.1)					0-0 E4 FC5 1B				0-0 4-3		3	0	1	0	0	1	0		
Inning Stats	R: 0 E: 0 K: 0 S: 5	H: 1 LOB: 0 BB: 0 P: 8	R: 0 E: 0 K: 2 S: 9	H: 0 LOB: 0 BB: 0 P: 11	R: 1 E: 1 K: 2 S: 12	H: 2 LOB: 1 BB: 0 P: 20	R: 0 E: 0 K: 2 S: 13	H: 1 LOB: 1 BB: 0 P: 18	R: 0 E: 0 K: 1 S: 5	H: 0 LOB: 0 BB: 0 P: 5	R: 0 E: 0 K: 0 S: 6	H: 1 LOB: 1 BB: 0 P: 8	R: 0 E: 0 K: 2 S: 7	H: 0 LOB: 0 BB: 0 P: 9	1B: 7 2B: 2 3B: 0 HR: 1	SF: 0 SAC: 0 DP: 3 HBP: 0	WP: 0 PB: 0 SB: 0 CS: 0	PA: 35	
PITCHER Cal McLish, R ERA: 4.35 (1.1)	IP 10.0	WLS W 35	BF H 8	R ER 1	SO 7	BB 0	IBB 0	HBP 0	BLK 0	WP 0	HR 1	S 78	P 109	ERA 0.90	WHIP 0.800				

New York Mets @ Philadelphia Phillies
 Connie Mack Stadium, Philadelphia, PA
 Wed Aug 29 1962, 7:05 PM EDT
 Att: 4,822 - Unknown

AB	35
R	2
H	8
RBI	1
BB	0
SO	7
LOB	9





Batter	1	2	3	4	5	6	7	8	9	10	AB	R	H	RBI	BB	SO	LOB	BOTTOM				
Tony Taylor, R OBP: 0.338, SLG: 0.347 (1.4) (9.7)	3-3 K		1-3 K								5	0	2	0	0	3	1					
Billy Klaus, L OBP: 0.292, SLG: 0.344 (1.5) (9.9)	0-0 5-3		0-0 F9								4	0	0	0	1	0	2					
Johnny Callison, L OBP: 0.369, SLG: 0.486 (1.9) (9.9)	0-1 F7										5	0	0	0	0	1	2					
Wes Covington, L OBP: 0.322, SLG: 0.423 Ted Savage, R OBP: 0.337, SLG: 0.367 (1.7) (10. PR)	1-0 FC1-6 1B										5	0	3	0	0	1	0					
Don Demeter, R OBP: 0.366, SLG: 0.514 (1.8)	0-1 FC1-6 4-3 1-2f										0	1	0	0	0	0	0					
Frank Torre, L OBP: 0.428, SLG: 0.422 (1.3)	1-0 4-3 1-2										5	1	2	1	0	0	2					
Clay Dalrymple, L OBP: 0.404, SLG: 0.442 (1.2)	2-1 F3										2	1	0	0	0	0	2					
Bobby Wine, R OBP: 0.278, SLG: 0.347 (1.6)											3	0	0	0	1	1	4					
Cal McLish, S OBP: 0.173, SLG: 0.106 (1.1)											4	0	2	2	0	1	0					
Inning Stats	R: 0 E: 0 K: 1 S: 9	H: 0 LOB: 0 BB: 0 P: 12	R: 0 E: 0 K: 0 S: 6	H: 1 LOB: 1 BB: 0 P: 10	R: 0 E: 0 K: 2 S: 9	H: 0 LOB: 1 BB: 1 P: 16	R: 2 E: 1 K: 2 S: 12	H: 1 LOB: 2 BB: 1 P: 23	R: 0 E: 0 K: 1 S: 7	H: 0 LOB: 0 BB: 0 P: 9	R: 0 E: 0 K: 1 S: 6	H: 1 LOB: 1 BB: 0 P: 6	R: 0 E: 0 K: 0 S: 5	H: 1 LOB: 2 BB: 0 P: 10	R: 0 E: 0 K: 0 S: 5	H: 2 LOB: 2 BB: 1 P: 17	R: 1 E: 0 K: 0 S: 6	H: 2 LOB: 2 BB: 0 P: 8	1B: 7 2B: 3 3B: 0 HR: 0	SF: 0 SAC: 0 DP: 1 HBP: 2	WP: 0 PB: 0 SB: 1 CS: 0	PA: 41
PITCHER Jay Hook, R ERA: 4.94 (1.1)	IP 9.0	WLS L 41	BF H 9	R ER 3	SO 9	BB 3	IBB 0	HBP 2	BLK 0	WP 0	HR 0	S 79	P 121	ERA 1.00	WHIP 1.333							


New York Mets @ Philadelphia Phillies
 Connie Mack Stadium, Philadelphia, PA
 Wed Aug 29 1962, 7:05 PM EDT
 Att: 4,822 - Unknown


AB	36
R	3
H	9
RBI	3
BB	3
SO	9
LOB	16



Batter	1	2	3	4	5	6	7	8	9	AB	R	H	RBI	BB	SO	LOB	TOP			
Richie Ashburn, L OBP: 0.431, SLG: 0.403	3-2 PB 1B 2B	1-2 3-1		4-1 FC1-2 BB		2-2 P3		0-0 P3	0-2 F8	5	1	1	0	1	0	3	New York Mets @ Philadelphia Phillies Connie Mack Stadium, Philadelphia, PA Thu Aug 30 1962, 7:05 PM EDT Att: 5,722 - Unknown livebaseballscorecards.com 			
Rod Kanehl, R OBP: 0.320, SLG: 0.353	2-2 L4-6 1B 2H		4-1 BB BB	2-2 FC1-2		0-0 5-3		0-0 6-3		4	0	1	1	1	0	5				
Gene Woodling, L OBP: 0.388, SLG: 0.433	0-1		1-1 F8	1-1 F9				4-0		4	1	2	0	0	0	4				
Joe Christopher, R OBP: 0.301, SLG: 0.317	1-2 1B							2B 1B	S BB	0	0	0	0	1	0	0				
Mary Throneberry, L OBP: 0.301, SLG: 0.426	2-2 L4-6 2-3		0-3 K		3-3 K		0-0 L9	1-3 K		5	0	0	0	0	3	5				
Charlie Neat, R OBP: 0.322, SLG: 0.387	1-0 P4		4-0 BB	1-2 BB		0-0 CS 1B	1-H 2B 2B		2B 4-3 1B	4	2	3	1	1	0	1				
Choo-Choo Coleman, L OBP: 0.287, SLG: 0.500		1-0 HR 1B	1-3 K		0-2 F9		0-0 F2		4-3 1B 2B	5	2	2	0	0	1	4				
Jim Hickman, R OBP: 0.330, SLG: 0.420	2-1 HR		1-2 PB FC1-2 1B		2-1 F7		1-1 2B		5-3	5	1	3	3	0	0	2				
Elio Chacon, R OBP: 0.351, SLG: 0.282	1-3 K		4-2 FC1-2 K BB		4-0 PB BB		4-0 BB		4-3	1	0	0	0	3	1	0				
Sammy Taylor, L OBP: 0.319, SLG: 0.327	1-3 K		1-2 BB		4-2 BB		1-2 BB		2-3 3-H 1B	1	0	0	1	0	0	1				
Roger Craig, R ERA: 3.66										3	0	0	0	1	2	4				
Ray Davaault, R ERA: 4.51										0	0	0	0	0	0	0				
Bob Miller, R ERA: 5.31										0	0	0	0	0	0	0				
Bob Moorhead, R ERA: 4.5										0	0	0	0	0	0	0				
Willard Hunter, L ERA: 7.69										0	0	0	0	0	0	0				
Bob Miller, R ERA: 5.31										1	0	1	1	0	0	0				
Frank Thomas, R ERA: 3.28										0	0	0	0	0	0	0				
Rick Herscher, R ERA: 3.28										0	0	0	0	0	0	0				
Inning Stats	R: 1 E: 0 K: 0 S: 12	H: 3 LOB: 1 BB: 0 P: 20	R: 2 E: 0 K: 2 S: 12	H: 2 LOB: 0 BB: 0 P: 18	R: 0 E: 0 K: 2 S: 9	H: 0 LOB: 2 BB: 2 P: 19	R: 0 E: 0 K: 1 S: 16	H: 1 LOB: 3 BB: 0 P: 28	R: 0 E: 0 K: 1 S: 7	H: 1 LOB: 0 BB: 0 P: 10	R: 2 E: 0 K: 0 S: 9	H: 3 LOB: 2 BB: 1 P: 15	R: 0 E: 0 K: 1 S: 5	H: 0 LOB: 1 BB: 0 P: 10	R: 2 E: 0 K: 0 S: 9	H: 3 LOB: 1 BB: 0 P: 9	1B: 8 2B: 5 3B: 0 HR: 1	SF: 0 SAC: 0 DP: 1 HBP: 0	WP: 0 PB: 3 SB: 2 CS: 1	PA: 46
PITCHER	IP WLS BF H R ER SO BB IBB HBP BLK WP HR S P ERA WHIP																			
Art Mahaffey, R ERA: 3.66	(1, 1) 6.1 32 9 5 5 6 6 0 0 0 0 0 1 68 119 7.11 2.368																			
Bill Smith, L ERA: 4.91	(7, 1) 0.1 1 0 0 0 0 0 0 0 0 0 0 0 1 1 0.00 0.000																			
Jack Hamilton, R ERA: 5.29	(7, 1) 0.1 3 1 0 0 0 1 0 0 0 0 0 0 5 11 0.00 6.000																			
Jack Baldschun, R ERA: 3.28	(8, 1) 2.0 W 10 3 2 2 1 1 0 0 0 0 0 0 14 19 9.00 2.000																			

Batter	1	2	3	4	5	6	7	8	9	AB	R	H	RBI	BB	SO	LOB	BOTTOM			
Tony Taylor, R OBP: 0.336, SLG: 0.344	2-1 6-3		1-0 6-3		0-1 F9		0-0 5-3	0-0 L4		5	0	0	0	0	0	4	New York Mets @ Philadelphia Phillies Connie Mack Stadium, Philadelphia, PA Thu Aug 30 1962, 7:05 PM EDT Att: 5,722 - Unknown livebaseballscorecards.com 			
Billy Klaus, L OBP: 0.291, SLG: 0.342	0-1 4-3		1-1 F7		3-2 P4		3-2 BB 1B HR		4	1	1	0	0	0	0	0				
Johnny Callison, L OBP: 0.370, SLG: 0.492	2-0 4-3		0-1 6-3		1-0 HR		0-1 BB HR 1B		4	2	2	1	0	0	0	0				
Wes Covington, L OBP: 0.326, SLG: 0.430		0-0 4-3		2-0 2B		0-1 G6-4-3 1B		4-1 HR BB		3	0	2	0	0	0	0				
Ruben Amaro, R OBP: 0.359, SLG: 0.313					4-2 BB		0-2 G6-4-3		1-2 2-3 HR	0	1	0	0	1	0	0				
Don Demeter, R OBP: 0.367, SLG: 0.519		0-0 6-3			0-2 BB		0-2 G6-4-3		1-2 1-H 2-H 3-H HR	3	1	1	4	1	0	1				
Frank Torre, L OBP: 0.423, SLG: 0.417		3-2 4-3		2-1 G3			0-0 4-3		1-1 2-H 3-H 1B SH2-4	4	0	1	0	0	0	2				
Ted Savage, R OBP: 0.337, SLG: 0.367									1B	0	1	0	0	0	0	0				
Clay Dalrymple, L OBP: 0.309, SLG: 0.461					2-2 5-3 2B 1B		0-0 HR		SH2-4	3	1	3	1	0	0	0				
Bobby Wine, R OBP: 0.277, SLG: 0.345					0-1 6-3		1-2 5-3		SH1-4	1	0	0	0	0	0	1				
Roy Stivers, R OBP: 0.337, SLG: 0.448					1-2				SH1-4	3	1	2	2	0	0	1				
Art Mahaffey, R OBP: 0.176, SLG: 0.235					0-0 6-3		0-1 F7		SH1-4	2	0	0	0	0	0	2				
Bill Smith, L OBP: 0.308, SLG: 0.273										0	0	0	0	0	0	0				
Jack Hamilton, R OBP: 0.096, SLG: 0.060										0	0	0	0	0	0	0				
Mel Roach, R OBP: 0.231, SLG: 0.235										1	0	0	0	0	1	0				
Jack Baldschun, R ERA: 3.28										0	0	0	0	0	0	0				
Inning Stats	R: 0 E: 0 K: 0 S: 5	H: 0 LOB: 0 BB: 0 P: 9	R: 0 E: 0 K: 0 S: 5	H: 0 LOB: 0 BB: 0 P: 8	R: 0 E: 0 K: 0 S: 5	H: 1 LOB: 1 BB: 0 P: 6	R: 0 E: 0 K: 0 S: 9	H: 1 LOB: 2 BB: 1 P: 18	R: 0 E: 0 K: 0 S: 11	H: 1 LOB: 0 BB: 0 P: 14	R: 1 E: 0 K: 0 S: 9	H: 2 LOB: 0 BB: 0 P: 13	R: 2 E: 0 K: 1 S: 8	H: 2 LOB: 0 BB: 0 P: 9	R: 5 E: 0 K: 0 S: 15	H: 5 LOB: 2 BB: 1 P: 23	1B: 6 2B: 2 3B: 0 HR: 4	SF: 0 SAC: 2 DP: 1 HBP: 0	WP: 0 PB: 0 SB: 0 CS: 0	PA: 37
PITCHER	IP WLS BF H R ER SO BB IBB HBP BLK WP HR S P ERA WHIP																			
Roger Craig, R ERA: 4.48	(1, 1) 7.0 28 7 3 3 3 1 0 0 0 0 0 0 4 7 3.86 1.143																			
Ray Davaault, R ERA: 8.5	(8, 1) 0.0 1 1 1 1 1 0 0 0 0 0 0 0 4 7 13.50 1.500																			
Bob Miller, R ERA: 5.31	(8, 1) 0.2 3 1 1 1 0 0 0 0 0 0 0 3 3 13.50 1.500																			
Bob Moorhead, R ERA: 4.5	(8, 1) 0.0 1 1 3 3 0 0 0 0 0 0 1 3 4 13.50 1.500																			
Willard Hunter, L ERA: 7.69	(8, 1) 0.1 2 1 0 0 0 0 0 0 0 0 0 2 2 0.00 3.000																			

Batter	1	2	3	4	5	6	7	8	9	AB	R	H	RBI	BB	SO	LOB	TOP								
Richie Ashburn, L OBP: 0.429, SLG: 0.401 (1,7)	6-3	PO	2B		3-1		4-3		FC	5	1	1	0	0	0	3	New York Mets @ St. Louis Cardinals Sportsman's Park, St. Louis, MO Fri Aug 31 1962, 8:05 PM EDT Att: 11,347 - Unknown 								
Rod Kanehl, R OBP: 0.315, SLG: 0.346 (1,4)	K		P3		L9		4-3		G6-4-3	5	0	0	0	0	1	5									
Gene Woodling, L OBP: 0.389, SLG: 0.438 (1,9)							4-3			4	0	2	1	0	0	1									
Mary Throneberry, L OBP: 0.301, SLG: 0.424 (1,3)	F8		3-1							4	0	1	0	0	0	2									
Charlie Neal, R OBP: 0.319, SLG: 0.384 (1,5)		4-3	L8							4	0	0	0	0	0	2									
Choo-Choo Coleman, L OBP: 0.297, SLG: 0.488 (1,2)		BB			1-3					2	1	0	0	1	0	1									
Jim Hickman, R OBP: 0.323, SLG: 0.418 (9, PH)		BB			6-3					1	0	0	0	2	0	0									
Felix Mantilla, R OBP: 0.328, SLG: 0.397 (9, PH)		BB								1	0	0	0	0	0	0									
Elio Chacon, R OBP: 0.353, SLG: 0.286 (9, PH)										3	0	2	1	0	0	2									
Frank Thomas, R OBP: 0.325, SLG: 0.496 (9, PH)										1	0	1	0	0	0	0									
Joe Christopher, R OBP: 0.301, SLG: 0.317 (9, PR)										0	0	0	0	0	0	0									
Craig Anderson, R OBP: 0.138, SLG: 0.107 (1,1)										3	0	1	0	0	2	3									
Bob Moorhead, R OBP: 0.222, SLG: 0.045 (8,1)										0	0	0	0	0	0	0									
Willard Hunter, R OBP: 0.250, SLG: 0.250 (8,1)										0	0	0	0	0	0	0									
Sammy Taylor, L OBP: 0.323, SLG: 0.327 (9, PH)										0	0	0	0	1	0	0									
Rick Herscher, R OBP: 0.235, SLG: 0.344 (9, PR)										0	0	0	0	0	0	0									
Inning Stats	R: 0 E: 0 K: 1 S: 6	H: 1 LOB: 1 BB: 0 P: 6	R: 1 E: 0 K: 1 S: 5	H: 1 LOB: 1 BB: 2 P: 13	R: 1 E: 0 K: 0 S: 5	H: 2 LOB: 1 BB: 0 P: 5	R: 0 E: 0 K: 1 S: 6	H: 1 LOB: 1 BB: 0 P: 6	R: 0 E: 0 K: 0 S: 3	H: 0 LOB: 0 BB: 1 P: 3	R: 0 E: 0 K: 0 S: 4	H: 1 LOB: 2 BB: 1 P: 8	R: 0 E: 0 K: 0 S: 4	H: 1 LOB: 0 BB: 0 P: 4	R: 0 E: 0 K: 0 S: 2	H: 0 LOB: 0 BB: 0 P: 3	R: 0 E: 0 K: 0 S: 4	H: 1 LOB: 3 BB: 1 P: 8	1B: 7 2B: 1 3B: 0 HR: 0	SF: 0 SAC: 0 DP: 1 HBP: 1	WP: 0 PB: 0 SB: 0 CS: 1	PA: 40			
PITCHER	IP	WLS	BF	H	R	ER	SO	BB	IBB	HBP	BLK	WP	HR	S	P	ERA	WHIP								
Larry Jackson, R ERA: 3.91 (1,1)	8.1	W	36	8	2	2	3	4	0	1	0	0	0	37	54	2.16	1.440								
Bobby Shantz, L ERA: 1.98 (9,1)	0.2	S	2	0	0	0	0	0	0	0	0	0	0	2	2	0.00	0.000								

Batter	1	2	3	4	5	6	7	8	9	AB	R	H	RBI	BB	SO	LOB	BOTTOM									
Julian Javier, R OBP: 0.320, SLG: 0.368 (1,4)	F8		L9							1	0	0	0	0	0	0	New York Mets @ St. Louis Cardinals Sportsman's Park, St. Louis, MO Fri Aug 31 1962, 8:05 PM EDT Att: 11,347 - Unknown 									
Dal Maxvill, R OBP: 0.244, SLG: 0.241 (2,6)										3	1	1	0	1	1	2										
Curt Flood, R OBP: 0.339, SLG: 0.425 (1,8)	E6		1B							4	1	2	1	1	0	1										
Stan Mustial, L OBP: 0.417, SLG: 0.500 (1,7)										5	0	2	0	0	0	5										
Bobby Gene Smith, R OBP: 0.261, SLG: 0.292 (9,7)										0	0	0	0	0	0	0										
Bill White, L OBP: 0.381, SLG: 0.498 (1,3)										3	0	2	2	1	0	2										
Ken Boyer, R OBP: 0.387, SLG: 0.483 (1,5)										4	0	1	0	0	0	6										
Gene Oliver, R OBP: 0.382, SLG: 0.413 (1,2)										3	0	0	0	1	2	2										
Charlie James, R OBP: 0.315, SLG: 0.416 (1,9)										4	1	1	1	0	1	1										
Julio Gotay, R OBP: 0.322, SLG: 0.307 (1,6)										4	1	2	0	0	0	1										
Larry Jackson, R OBP: 0.235, SLG: 0.216 (1,1)										3	0	0	0	1	0	2										
Bobby Shantz, R OBP: 0.105, SLG: 0.111 (9,1)										0	0	0	0	0	0	0										
Inning Stats	R: 0 E: 1 K: 0 S: 4	H: 0 LOB: 2 BB: 1 P: 8	R: 0 E: 0 K: 1 S: 6	H: 1 LOB: 0 BB: 0 P: 6	R: 0 E: 0 K: 0 S: 5	H: 2 LOB: 2 BB: 0 P: 5	R: 0 E: 0 K: 1 S: 5	H: 0 LOB: 1 BB: 1 P: 9	R: 2 E: 0 K: 0 S: 4	H: 2 LOB: 1 BB: 2 P: 12	R: 0 E: 0 K: 0 S: 3	H: 0 LOB: 0 BB: 0 P: 3	R: 0 E: 0 K: 0 S: 5	H: 3 LOB: 2 BB: 0 P: 5	R: 2 E: 0 K: 2 S: 10	H: 3 LOB: 2 BB: 1 P: 14		1B: 10 2B: 0 3B: 0 HR: 1	SF: 0 SAC: 0 DP: 1 HBP: 0	WP: 0 PB: 0 SB: 1 CS: 0	PA: 39					
PITCHER	IP	WLS	BF	H	R	ER	SO	BB	IBB	HBP	BLK	WP	HR	S	P	ERA		WHIP								
Craig Anderson, R ERA: 5.53 (1,1)	7.1	L	35	10	4	4	3	4	0	0	0	0	0	4	8	0.00		1.909								
Bob Moorhead, R ERA: 4.49 (8,1)	0.1		3	1	0	0	1	1	0	0	0	0	0	4	8	0.00		6.000								
Willard Hunter, L ERA: 7.64 (8,1)	0.1		1	0	0	0	0	0	0	0	0	0	0	1	1	0.00	0.000									

Batter	1	2	3	4	5	6	7	8	9	AB	R	H	RBI	BB	SO	LOB	TOP	
Richie Ashburn, L (1, 7) OBP: 0.425, SLG: 0.396 Joe Christopher, R (6, 8) OBP: 0.304, SLG: 0.317	0-0 4-3		0-0 F8	0-0 F8	0-3 K			4-0 1B BB		4	0	0	0	0	1	3		
Rod Kanehl, R (1, 4) OBP: 0.313, SLG: 0.344	0-0 4-3		0-3 K		0-0 G3		0-0 F8	0-0 1B 1-2 2-H		5	0	1	1	0	1	0		
Gene Woodling, L (1, 9) OBP: 0.389, SLG: 0.448	0-3 K		0-0 HR		0-0 P6		0-0 F9	0-0 1B 1-2 2-3		5	1	2	1	0	1	0		
Mary Throneberry, L (1, 3) OBP: 0.305, SLG: 0.423		0-0 L9	4-0 BB		0-0 1B 1B		4-0 FC5 1B BB	0-3 K		3	0	1	0	2	1	3		
Charlie Neal, R (1, 5) OBP: 0.322, SLG: 0.385		4-0 FC4-6 BB	0-3 K		0-0 1B		0-0 1B	0-3 K		4	0	2	0	1	2	1		
Choo-Choo Coleman, L (1, 2) OBP: 0.298, SLG: 0.494 Sammy Taylor, L (5, 2) OBP: 0.321, SLG: 0.325 Joe Pignatano, R (8, 2) OBP: 0.316, SLG: 0.275		0-0 FC4-6 1-2 HR		0-0 CS 2B	0-0 4-3		0-0 FC5 2-3f	0-0 6-3		3	1	1	0	0	0	3		
Jim Hickman, R (1, 8) OBP: 0.340, SLG: 0.442		0-0 1-H HR		4-0 2-3 BB		0-0 F8		0-0 G6-4-3 1B		4	2	3	3	1	0	0		
Elio Chacon, R (1, 6) OBP: 0.359, SLG: 0.291 Frank Thomas, R (8, PH) OBP: 0.324, SLG: 0.495 Rick Herscher, R (8, 6) OBP: 0.229, SLG: 0.333		0-0 S 1B		4-0 1-2 BB		0-0 4-3 1B		0-0 G6-4-3 1-2f	0-0 E1	2	0	2	0	1	0	0		
Ray Daviault, R (1, 1) OBP: 0.133, SLG: 0.071 Bob Miller, R (4, 1) OBP: 0.147, SLG: 0.206 Willard Hunter, L (4, 1) OBP: 0.325, SLG: 0.291 Felix Mantilla, R (8, PH) OBP: 0.229, SLG: 0.448 Bob Moorhead, R (8, 1) OBP: 0.229, SLG: 0.265 Chris Cannizzaro, R (8, PH) OBP: 0.134, SLG: 0.248		0-3 1-2 K		0-3 2f K		0-0 4-3		0-0 1B 2B	0-3 K	2	0	0	0	0	2	3		
Inning Stats	R: 0 E: 0 K: 1 S: 5	H: 0 LOB: 0 BB: 0 P: 5	R: 2 E: 0 K: 1 S: 7	H: 2 LOB: 1 BB: 1 P: 11	R: 1 E: 0 K: 2 S: 8	H: 1 LOB: 1 BB: 1 P: 12	R: 0 E: 0 K: 1 S: 5	H: 2 LOB: 2 BB: 0 P: 6	R: 0 E: 0 K: 0 S: 4	H: 1 LOB: 2 BB: 1 P: 8	R: 1 E: 0 K: 1 S: 8	H: 4 LOB: 3 BB: 1 P: 12	R: 1 E: 1 K: 2 S: 9	H: 1 LOB: 1 BB: 0 P: 9	1B: 8 2B: 2 3B: 0 HR: 3	SF: 0 SAC: 0 DP: 1 HBP: 0	WP: 0 PA: 45 PB: 0 SB: 1 CS: 1	
PITCHER	IP WLS BF H R ER SO BB IBB HBP BLK WP HR S P ERA WHIP																	
Ray Washburn, R (1, 1) ERA: 3.91	7.2	W	39	12	4	4	6	6	0	0	0	0	0	0	0	0	4.70	2.348
Don Ferrarese, L (8, 1) ERA: 2.95	0.1		1	0	0	0	1	0	0	0	0	0	0	0	0	0	0.00	0.000
Lindy McDaniel, R (9, 1) ERA: 4.38	1.0	S	5	1	1	1	2	0	0	0	0	0	0	1	9	9	9.00	1.000

New York Mets @ St. Louis Cardinals
Sportsman's Park, St. Louis, MO
Sat Sep 01 1962, 8:05 PM EDT
Att: 7,961 - Unknown

AB 39
R 5
H 13
RBI 5
BB 6
SO 9
LOB 18



Batter	1	2	3	4	5	6	7	8	9	AB	R	H	RBI	BB	SO	LOB	BOTTOM	
Curt Flood, R (1, 8) OBP: 0.341, SLG: 0.428	0-0 F8	0-0 FC6-4 1-2f		0-0 BB 2B 2B	0-0 1B			0-0 BB 1B		5	2	3	2	0	0	2		
Julio Gotay, R (1, 4) OBP: 0.323, SLG: 0.304	0-3 K2-3		0-0 F8	4-0 BB 2B BB	0-0 5-3			4-0 1B BB		3	1	0	0	2	1	1		
Stan Mustaj, L (1, 7) OBP: 0.418, SLG: 0.591 Bobby Gene Smith, R (7, 7) OBP: 0.259, SLG: 0.291	0-0 WP 2B		0-0 3-1	4-0 2B 1B BB		0-0 P4		0-0 P6		3	1	1	1	1	0	0		
Bill White, L (1, 3) OBP: 0.382, SLG: 0.499	0-0 5-3 2-3		0-0 F8	0-0 1B S 2B		0-0 P5		0-0 1B 1-3 2-H		5	1	2	3	0	0	1		
Ken Boyer, R (1, 5) OBP: 0.387, SLG: 0.488		0-0 HR		0-0 F9 1B		0-0 4-3		0-0 F8		5	1	2	2	0	0	2		
Charlie James, R (1, 9) OBP: 0.318, SLG: 0.420		0-0 1B CS 2B		0-0 BB 1B K		0-0 F2				4	1	2	0	0	1	2		
Gene Oliver, R (1, 2) OBP: 0.360, SLG: 0.498 Jimmie Schaffer, R (8, 2) OBP: 0.279, SLG: 0.290		0-0 6-3		0-0 BB K		0-0 F7				3	1	0	0	1	1	2		
Dal Maxvill, R (1, 6) OBP: 0.252, SLG: 0.250		0-0 CS 1B		0-0 BB 2B 1B	0-0 6-3		0-0 F8			4	1	2	1	0	0	0		
Ray Washburn, R (1, 1) OBP: 0.255, SLG: 0.239 Don Ferrarese, R (8, 1) OBP: 0.400, SLG: 1.000 Red Schoendienst, S (8, PH) OBP: 0.360, SLG: 0.392 Lindy McDaniel, R (9, 1) OBP: 0.136, SLG: 0.050		4-0 FC6-4 1-2 3-H BB		4-0 2B BB BB	0-3 K			0-3 K		1	1	0	0	2	1	0		
Inning Stats	R: 0 E: 0 K: 1 S: 6	H: 1 LOB: 1 BB: 0 P: 6	R: 1 E: 0 K: 0 S: 5	H: 3 LOB: 2 BB: 1 P: 9	R: 0 E: 0 K: 0 S: 3	H: 0 LOB: 0 BB: 0 P: 3	R: 8 E: 0 K: 2 S: 12	H: 5 LOB: 1 BB: 4 P: 28	R: 0 E: 0 K: 1 S: 6	H: 1 LOB: 1 BB: 0 P: 6	R: 0 E: 0 K: 0 S: 3	H: 0 LOB: 0 BB: 0 P: 3	R: 0 E: 0 K: 0 S: 3	H: 0 LOB: 2 BB: 1 P: 11	1B: 7 2B: 4 3B: 0 HR: 1	SF: 0 SAC: 0 DP: 0 HBP: 0	WP: 1 PA: 41 PB: 0 SB: 2 CS: 2	
PITCHER	IP WLS BF H R ER SO BB IBB HBP BLK WP HR S P ERA WHIP																	
Ray Daviault, R (1, 1) ERA: 6.85	3.1	L	18	6	5	5	1	3	0	0	0	0	0	0	0	0	13.50	2.700
Bob Miller, R (4, 1) ERA: 5.31	0.0		0	0	0	0	0	0	0	0	0	0	0	0	0	0	∞	∞
Willard Hunter, L (4, 1) ERA: 7.31	3.2		14	3	4	4	3	0	0	0	0	0	0	0	0	0	9.82	0.818
Bob Moorhead, R (8, 1) ERA: 4.53	1.0		6	2	1	1	1	1	0	0	0	0	0	0	0	0	9.00	3.000

New York Mets @ St. Louis Cardinals
Sportsman's Park, St. Louis, MO
Sat Sep 01 1962, 8:05 PM EDT
Att: 7,961 - Unknown

AB 35
R 10
H 12
RBI 9
BB 6
SO 5
LOB 12



Batter	1	2	3	4	5	6	7	8	9	AB	R	H	RBI	BB	SO	LOB	TOP								
Richie Ashburn, L OBP: 0.424, SLG: 0.395 (1, 9)	F8		G3			4-3		5-3 1B	1B BB	4	0	1	0	1	0	0	New York Mets @ St. Louis Cardinals Sportsman's Park, St. Louis, MO Sun Sep 02 1962, 4:33 AM EDT Att: 9,169 - Unknown								
Elio Chacon, R OBP: 0.398, SLG: 0.288 Joe Pignatano, R OBP: 0.316, SLG: 0.275 Joe Christopher, R OBP: 0.307, SLG: 0.321 (1, 6) (8, 2) (9, PH) (9, 7)	K			FC5 1B BB		5-3		5-3 1-2	1B BB	3	0	0	0	1	1	1									
Mary Throneberry, L OBP: 0.309, SLG: 0.423 (1, 3)	G1			FC5 1-2 1B		FC6-4 1B		K	K	5	0	2	0	0	2	3									
Frank Thomas, R OBP: 0.325, SLG: 0.500 Sammy Taylor, L OBP: 0.321, SLG: 0.325 Chris Cannizzaro, R OBP: 0.314, SLG: 0.248 (1, 7) (9, 2) (9, 2)	HR			FC5 1-2 2-3		FC6-4 1-2		IBB		3	1	1	1	1	0	3									
Choo-Choo Coleman, L OBP: 0.299, SLG: 0.489 Felix Mantilla, R OBP: 0.329, SLG: 0.400 (1, 2) (8, PH) (8, 6)	P6			5-3			SH3-4 1B	L5		3	1	1	0	0	0	1									
Charlie Neal, R OBP: 0.322, SLG: 0.385 (1, 5)	CS 1B				K		SH3-4 1-2		F3	3	0	1	0	0	1	0									
Jim Hickman, R OBP: 0.342, SLG: 0.443 (1, 8)	K				F8		1B		SH1-3 1B	4	1	2	1	0	1	1									
Rod Kanehl, R OBP: 0.312, SLG: 0.342 (1, 4)			F8			5-3			E4 SH1-3 1B	4	1	1	0	0	0	2									
Al Jackson, L OBP: 0.088, SLG: 0.091 (1, 1)			4-3		F8		4-3		SH1-3	3	0	0	0	0	0	2									
Inning Stats	R: 0 E: 0 K: 1 S: 5	H: 0 LOB: 0 BB: 0 P: 5	R: 1 E: 0 K: 1 S: 6	H: 2 LOB: 0 BB: 0 P: 6	R: 0 E: 0 K: 0 S: 3	H: 0 LOB: 0 BB: 0 P: 3	R: 0 E: 0 K: 0 S: 3	H: 1 LOB: 1 BB: 1 P: 7	R: 0 E: 0 K: 1 S: 6	H: 1 LOB: 1 BB: 0 P: 6	R: 0 E: 0 K: 0 S: 4	H: 1 LOB: 1 BB: 0 P: 4	R: 1 E: 0 K: 0 S: 5	H: 2 LOB: 1 BB: 0 P: 5	R: 0 E: 0 K: 1 S: 6	H: 1 LOB: 2 BB: 1 P: 10		R: 2 E: 1 K: 1 S: 8	H: 2 LOB: 2 BB: 1 P: 12	1B: 9 2B: 0 3B: 0 HR: 1	SF: 0 SAC: 2 DP: 0 HBP: 0	WP: 0 PB: 0 SB: 0 CS: 1	PA: 39		
PITCHER	IP	WLS	BF	H	R	ER	SO	BB	IBB	HBP	BLK	WP	HR	S	P	ERA	WHIP								
Ernie Broglio, R ERA: 3.23 Bobby Shantz, L ERA: 1.92 (1, 1) (8, 1)	7.0	L	27	7	2	2	3	1	0	0	0	0	1	32	36	2.57	1.143								

AB	34
R	4
H	10
RBI	4
BB	3
SO	5
LOB	15



Batter	1	2	3	4	5	6	7	8	9	AB	R	H	RBI	BB	SO	LOB	BOTTOM								
Curt Flood, R OBP: 0.344, SLG: 0.429 (1, 8)	WP 1B		2B HBP		1-3		1B		4-3 1-2	4	1	2	1	0	0	1	New York Mets @ St. Louis Cardinals Sportsman's Park, St. Louis, MO Sun Sep 02 1962, 4:33 AM EDT Att: 9,169 - Unknown								
Julio Gotay, R OBP: 0.325, SLG: 0.309 (1, 4)	6-3 1-2		1B 1-H 2B		G5-4-3 1B		K			4	0	2	1	0	1	2									
Bobby Gene Smith, R OBP: 0.299, SLG: 0.290 (1, 7)	1-3		2-3 1B		G5-4-3 1-2			6-3		4	0	1	0	0	0	2									
Bill White, L OBP: 0.381, SLG: 0.497 (1, 3)	F7		L4			F9		6-4-3 1B		4	0	1	0	0	0	3									
Ken Boyer, R OBP: 0.384, SLG: 0.484 (1, 5)		P4	G1			K		6-4-3 1-2		4	0	0	0	0	1	3									
Charlie James, R OBP: 0.317, SLG: 0.418 (1, 9)	1B			F7		F9		5-3		4	0	1	0	0	0	1									
Jimmie Schaffer, R OBP: 0.310, SLG: 0.313 Bob Gibson, R OBP: 0.338, SLG: 0.382 Gene Oliver, R OBP: 0.362, SLG: 0.422 (1, 2) (7, PR) (8, 2)	1B			1B S BB			PB SH1-4 1B	HR		2	0	2	0	1	0	0									
Dal Maxvill, R OBP: 0.256, SLG: 0.254 Fred Whitfield, L OBP: 0.319, SLG: 0.523 (1, 6) (9, PH)	F8			1B 1-H		SH1-4 1-2		F7		2	0	1	0	0	0	1									
Ernie Broglio, R OBP: 0.196, SLG: 0.105 Red Schoendienst, S OBP: 0.357, SLG: 0.389 Bobby Shantz, R OBP: 0.193, SLG: 0.111 Stan Musial, L OBP: 0.419, SLG: 0.503 Julian Javier, R OBP: 0.300, SLG: 0.368 (1, 1) (7, PH) (8, 1) (9, PH) (9, PR)	3-1			K		5-3		CS 1B		2	0	0	0	0	1	1									
Inning Stats	R: 0 E: 0 K: 0 S: 4	H: 1 LOB: 1 BB: 0 P: 4	R: 0 E: 0 K: 0 S: 4	H: 2 LOB: 1 BB: 0 P: 4	R: 1 E: 0 K: 0 S: 5	H: 2 LOB: 2 BB: 0 P: 6	R: 0 E: 0 K: 1 S: 5	H: 1 LOB: 1 BB: 1 P: 9	R: 0 E: 0 K: 0 S: 3	H: 1 LOB: 0 BB: 0 P: 3	R: 0 E: 0 K: 1 S: 5	H: 0 LOB: 0 BB: 0 P: 5	R: 1 E: 0 K: 1 S: 7	H: 2 LOB: 1 BB: 0 P: 7	R: 0 E: 0 K: 0 S: 4	H: 1 LOB: 1 BB: 0 P: 4		R: 1 E: 0 K: 0 S: 4	H: 2 LOB: 1 BB: 0 P: 4	1B: 10 2B: 1 3B: 0 HR: 1	SF: 0 SAC: 1 DP: 1 HBP: 1	WP: 1 PB: 1 SB: 1 CS: 1	PA: 37		
PITCHER	IP	WLS	BF	H	R	ER	SO	BB	IBB	HBP	BLK	WP	HR	S	P	ERA	WHIP								
Al Jackson, L ERA: 4.1 (1, 1)	9.0	W	37	12	3	3	3	1	0	1	0	1	1	41	46	3.00	1.444								


AB	34
R	3
H	12
RBI	3
BB	1
SO	3
LOB	16



Batter	1	2	3	4	5	6	7	8	9	AB	R	H	RBI	BB	SO	LOB	TOP										
Richie Ashburn, L (1, 9) OBP: 0.423, SLG: 0.393	5-3		CS 1B		P8			K		4	0	1	0	0	1	0											
Elio Chacon, R (1, 6) OBP: 0.397, SLG: 0.288	P4							1-3		3	0	1	0	0	0	0											
Sammy Taylor, L (8, PH) OBP: 0.319, SLG: 0.323			1-2 1B							1	0	0	0	0	0	0											
Rick Herscher, R (8, 6) OBP: 0.229, SLG: 0.333										0	0	0	0	0	0	0											
Choo-Choo Coleman, L (1, 2) OBP: 0.297, SLG: 0.478	FC6-4 1B		P8					F9		4	0	1	0	0	0	1											
Frank Thomas, R (1, 7) OBP: 0.323, SLG: 0.496	FC6-4 1-2		K					F9		4	0	0	0	0	1	2											
Mary Throneberry, L (1, 3) OBP: 0.309, SLG: 0.424		E6 FC9-6 1B			1-3			FC4-6 BB 1B		4	0	2	0	0	0	0											
Charlie Neal, R (1, 5) OBP: 0.320, SLG: 0.382		K			3-1			F8		4	0	0	0	0	1	3											
Jim Hickman, R (1, 8) OBP: 0.345, SLG: 0.443					K					2	0	1	0	1	1	0											
Rod Kanehl, R (1, 4) OBP: 0.309, SLG: 0.339		FC9-6 1-2 1B						FC4-6 BB		3	0	0	0	0	0	4											
Jay Hook, L (1, 1) OBP: 0.324, SLG: 0.233								L7		2	0	0	0	0	0	2											
Gene Woodling, L (7, PH) OBP: 0.398, SLG: 0.446								FC4-6 FC6-4 1-2 2-3		1	0	0	0	0	0	2											
Ray Davault, R (7, 1) OBP: 0.133, SLG: 0.071								FC6-4 1-2		0	0	0	0	0	0	0											
Inning Stats	R: 0 E: 0 K: 0 S: 4	H: 1 LOB: 1 BB: 0 P: 4	R: 0 E: 1 K: 1 S: 7	H: 1 LOB: 2 BB: 0 P: 7	R: 0 E: 0 K: 1 S: 6	H: 2 LOB: 1 BB: 0 P: 6	R: 0 E: 0 K: 1 S: 5	H: 0 LOB: 0 BB: 0 P: 5	R: 0 E: 0 K: 0 S: 3	H: 0 LOB: 0 BB: 0 P: 3	R: 0 E: 0 K: 0 S: 3	H: 1 LOB: 2 BB: 1 P: 8	R: 0 E: 0 K: 1 S: 5	H: 0 LOB: 0 BB: 0 P: 5	R: 0 E: 0 K: 0 S: 3	H: 1 LOB: 0 BB: 0 P: 3	1B: 6 2B: 0 3B: 0 HR: 0	SF: 0 SAC: 0 DP: 1 HBP: 0	WP: 0 PB: 0 SB: 0 CS: 1	PA: 33							
PITCHER	IP	WLS	BF	H	R	ER	SO	BB	IBB	HBP	BLK	WP	HR	S	P	ERA	WHIP										
Bob Friend, R (1, 1) ERA: 3.0	9.0	W	33	6	0	0	4	1	0	0	0	0	0	40	44	0.00	0.778										

New York Mets @ Pittsburgh Pirates
Forbes Field, Pittsburgh, PA
Mon Sep 03 1962, 3:33 AM EDT
Unknown

AB	32
R	0
H	6
RBI	0
BB	1
SO	4
LOB	14



Batter	1	2	3	4	5	6	7	8	9	AB	R	H	RBI	BB	SO	LOB	BOTTOM										
Bill Virdon, L (1, 8) OBP: 0.278, SLG: 0.356	4-3		K					K		3	1	0	0	1	2	1											
Dick Groat, R (1, 6) OBP: 0.342, SLG: 0.376	1B 1B 1B		F7					CS 1B		4	0	3	2	0	0	0											
Bob Skinner, L (1, 7) OBP: 0.400, SLG: 0.538	1-2 1B		P4					3-1		4	0	1	0	0	0	2											
Smoky Burgess, L (1, 2) OBP: 0.385, SLG: 0.519	FC6-4 1-2 2-3 1B							3-1		4	0	2	0	0	0	0											
Roberto Clemente, R (1, 9) OBP: 0.355, SLG: 0.456	FC6-4 1-2							5-3		4	0	1	0	0	0	3											
Donn Clendenen, R (1, 3) OBP: 0.370, SLG: 0.467			K					G4-6-3 1B		3	0	0	0	0	1	1											
Don Hoak, R (1, 5) OBP: 0.322, SLG: 0.359								L9		3	0	1	0	0	0	0											
Bill Mazeroski, R (1, 4) OBP: 0.309, SLG: 0.425								FC6-4 BB 2B 2B		2	1	1	0	1	0	1											
Bob Friend, R (1, 1) OBP: 0.098, SLG: 0.110			FC6-4 1-2					P7		3	0	0	0	0	0	3											
Inning Stats	R: 0 E: 0 K: 0 S: 5	H: 3 LOB: 2 BB: 0 P: 5	R: 0 E: 0 K: 1 S: 5	H: 0 LOB: 1 BB: 1 P: 9	R: 0 E: 0 K: 1 S: 5	H: 0 LOB: 0 BB: 0 P: 5	R: 0 E: 0 K: 0 S: 3	H: 0 LOB: 0 BB: 0 P: 3	R: 2 E: 0 K: 0 S: 5	H: 2 LOB: 1 BB: 1 P: 9	R: 0 E: 0 K: 0 S: 3	H: 1 LOB: 0 BB: 0 P: 3	R: 0 E: 0 K: 1 S: 6	H: 1 LOB: 1 BB: 0 P: 6	R: 0 E: 0 K: 0 S: 4	H: 2 LOB: 1 BB: 0 P: 4	1B: 7 2B: 2 3B: 0 HR: 0	SF: 0 SAC: 0 DP: 1 HBP: 0	WP: 0 PB: 0 SB: 0 CS: 1	PA: 32							
PITCHER	IP	WLS	BF	H	R	ER	SO	BB	IBB	HBP	BLK	WP	HR	S	P	ERA	WHIP										
Jay Hook, R (1, 1) ERA: 4.87	6.0	L	24	6	2	2	2	2	0	0	0	0	0	26	34	3.00	1.333										
Ray Davault, R (7, 1) ERA: 6.65	2.0		8	3	0	0	1	0	0	0	1	0	0	10	10	0.00	1.500										

New York Mets @ Pittsburgh Pirates
Forbes Field, Pittsburgh, PA
Mon Sep 03 1962, 3:33 AM EDT
Unknown

AB	30
R	2
H	9
RBI	2
BB	2
SO	3
LOB	11



Batter	1	2	3	4	5	6	7	8	9	AB	R	H	RBI	BB	SO	LOB	TOP			
Joe Christopher, R (1, 9) OBP: 0.305, SLG: 0.318	4-3	4-3			6-3			L7		5	0	1	2	0	0	0	New York Mets @ Pittsburgh Pirates Forbes Field, Pittsburgh, PA Mon Sep 03 1962, 3:38 AM EDT Att: 14,289 - Unknown			
Felix Mantilla, R (1, 5) OBP: 0.329, SLG: 0.397	1B		F8		K			1B	K	3	1	0	0	1	2					
Mary Throneberry, L (1, 3) OBP: 0.314, SLG: 0.426	1B					F7		FC4-6		3	1	2	0	1	0					
Frank Thomas, R (1, 7) OBP: 0.321, SLG: 0.492	P4		P4			6-3		P6		4	0	0	0	0	5					
Choo-Choo Coleman, L (1, 2) OBP: 0.308, SLG: 0.479										2	0	1	0	1	0					
Joe Pignatano, R (6, 2) OBP: 0.316, SLG: 0.275										0	0	0	0	0	0					
Gene Woodling, L (8, PH) OBP: 0.367, SLG: 0.445	1B							FC4-6		1	0	0	0	0	2					
Sammy Taylor, R (8, 2) OBP: 0.319, SLG: 0.323	1-2							FC4-6		0	0	0	0	0	0					
Charlie Neal, R (1, 6) OBP: 0.319, SLG: 0.380										4	0	1	2	0	1					
Jim Hickman, R (1, 8) OBP: 0.343, SLG: 0.439	L5									3	1	0	0	1	0					
Rod Kanehl, R (1, 4) OBP: 0.308, SLG: 0.338		2-3			4-3					4	1	1	0	0	0					
Roger Craig, R (1, 1) OBP: 0.111, SLG: 0.045										2	0	0	0	0	1					
Elio Chacon, R (7, PH) OBP: 0.356, SLG: 0.287										1	0	0	0	0	0					
Willard Hunter, R (7, 1) OBP: 0.231, SLG: 0.231										0	0	0	0	0	0					
Rick Herscher, R (8, PH) OBP: 0.250, SLG: 0.353										1	0	1	0	0	0					
Inning Stats	R: 2 E: 0 K: 0 S: 5	H: 2 LOB: 2 BB: 2 P: 13	R: 0 E: 0 K: 1 S: 5	H: 0 LOB: 0 BB: 0 P: 5	R: 0 E: 0 K: 0 S: 3	H: 0 LOB: 1 BB: 1 P: 7	R: 0 E: 0 K: 1 S: 5	H: 0 LOB: 0 BB: 0 P: 5	R: 0 E: 0 K: 0 S: 4	H: 1 LOB: 1 BB: 0 P: 4	R: 0 E: 0 K: 0 S: 3	H: 0 LOB: 0 BB: 0 P: 3	R: 0 E: 0 K: 0 S: 4	H: 1 LOB: 2 BB: 0 P: 5	R: 2 E: 0 K: 1 S: 7	H: 3 LOB: 1 BB: 1 P: 11	1B: 7 2B: 0 3B: 0 HR: 0	SF: 0 SAC: 0 DP: 0 HBP: 1	WP: 0 PB: 0 SB: 0 CS: 0	PA: 38
PITCHER	IP WLS BF H R ER SO BB IBB HBP BLK WP HR S P ERA WHIP																			
Al McBean, R (1, 1) ERA: 3.26	8.1 W 36 6 4 4 3 4 0 1 0 0 0 0 37 54 4.32 1.200																			
Roy Face, R (9, 1) ERA: 1.66	0.2 S 2 1 0 0 1 0 0 0 0 0 0 0 4 4 0.00 1.500																			

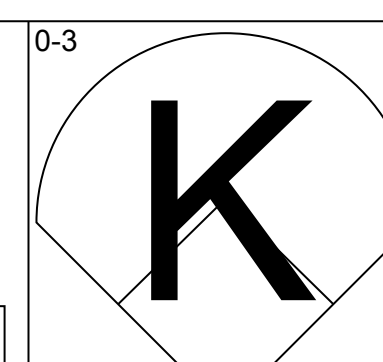
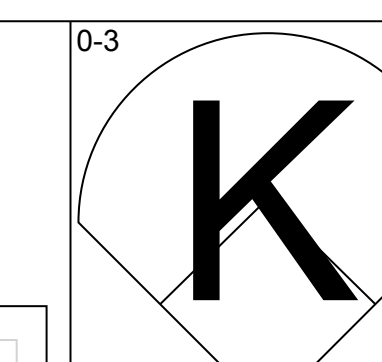
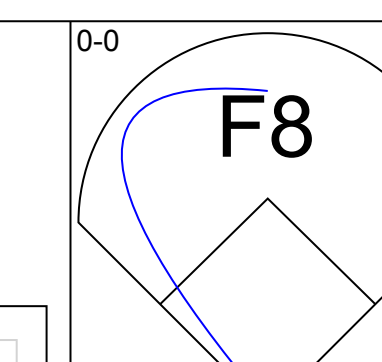
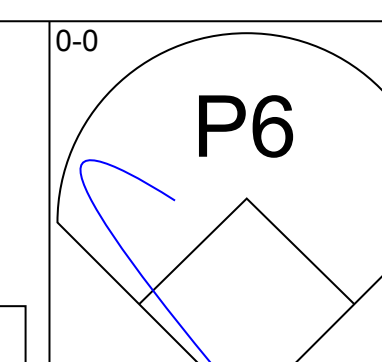
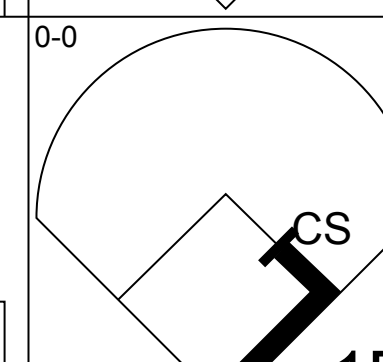
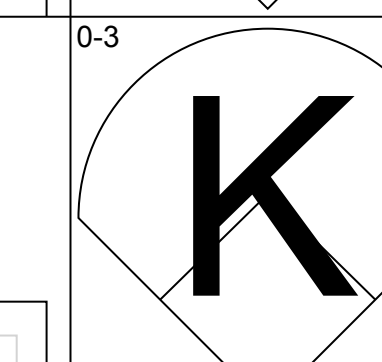
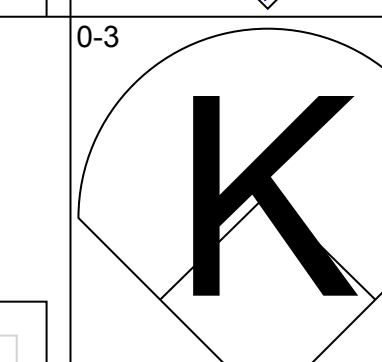
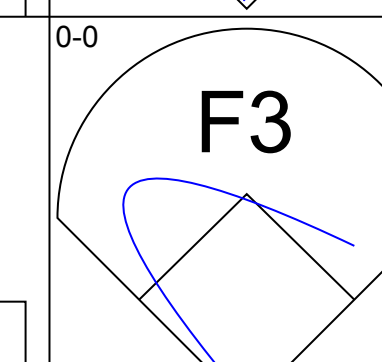
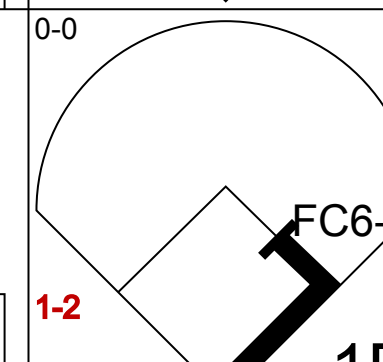
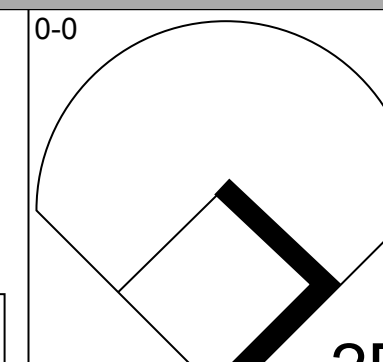
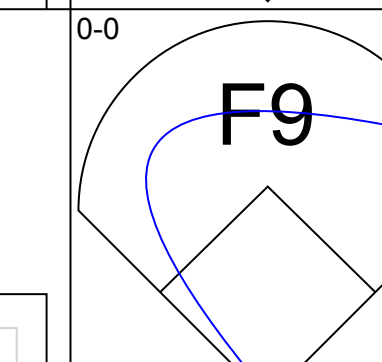
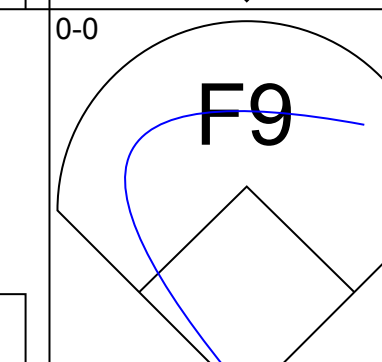
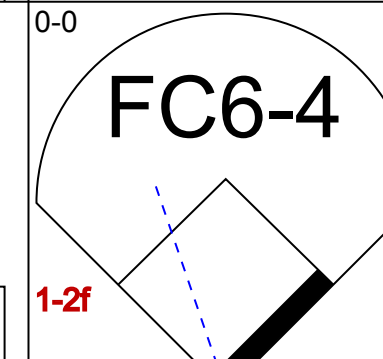
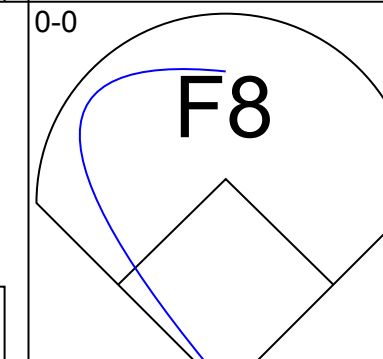
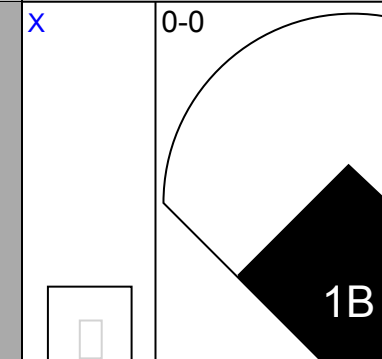
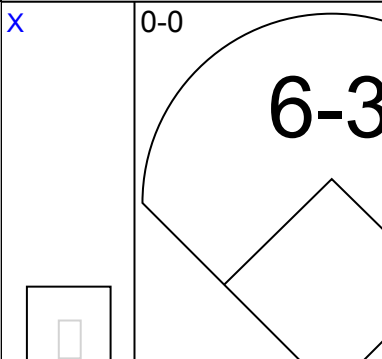
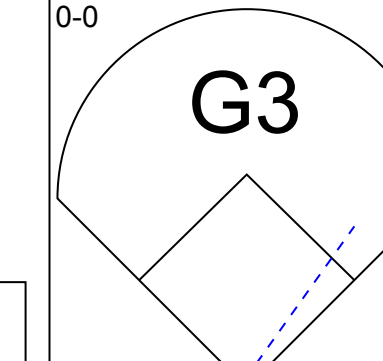
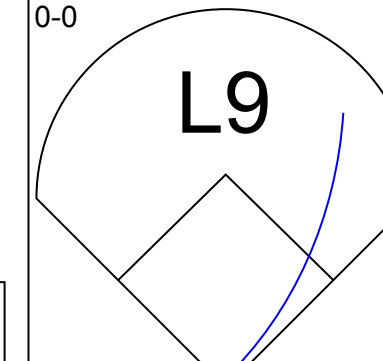
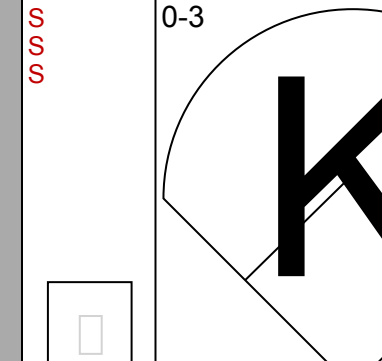
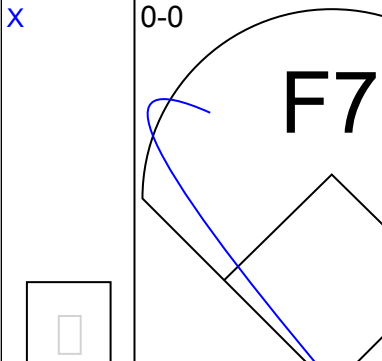
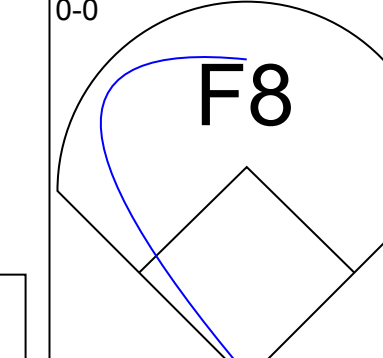
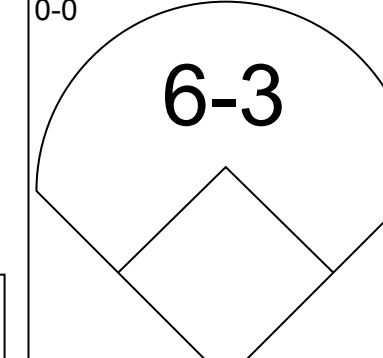
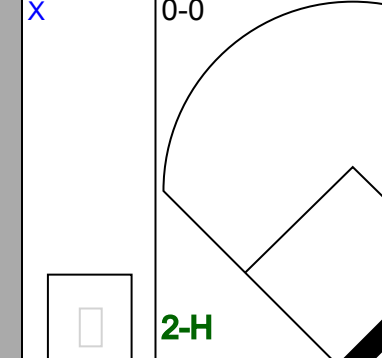
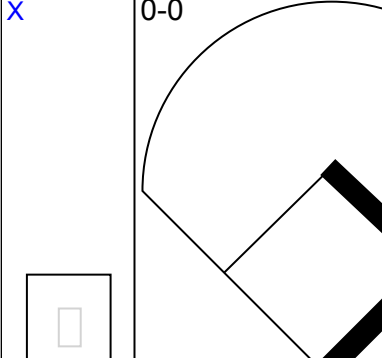
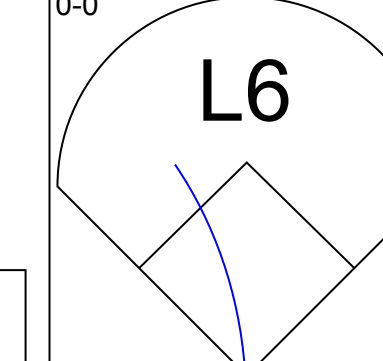
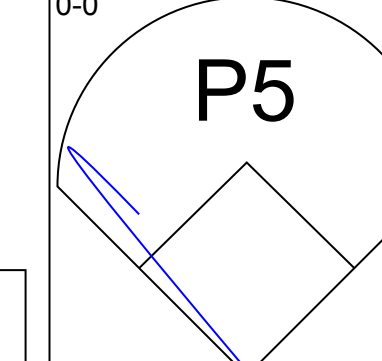
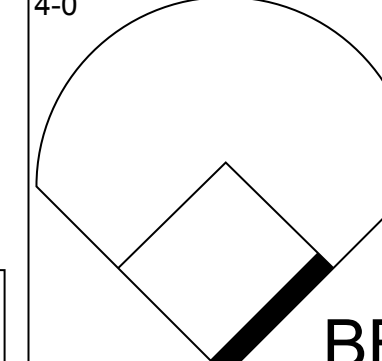
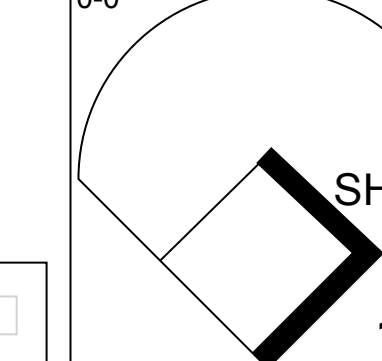
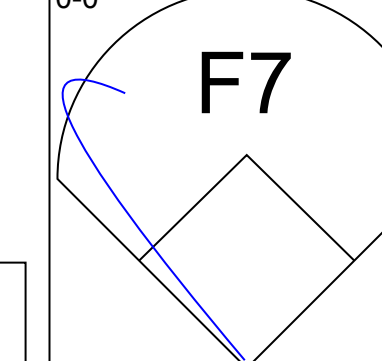
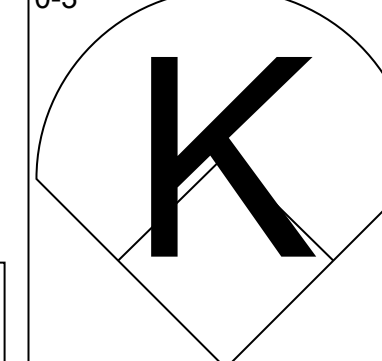
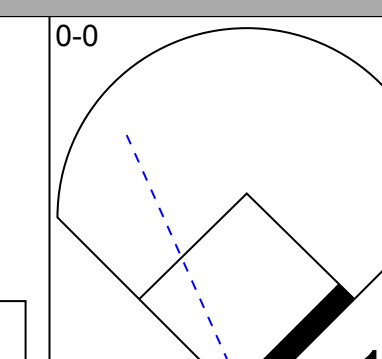
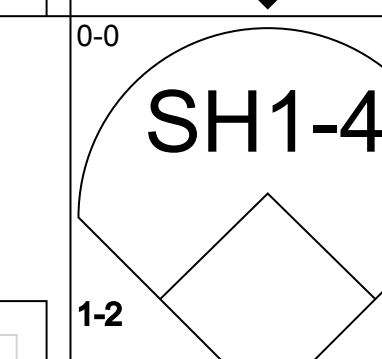
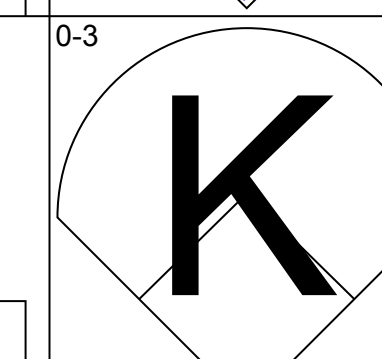
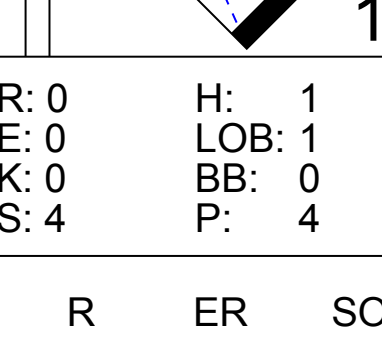
AB 33
R 4
H 7
RBI 4
BB 4
SO 4
LOB 13

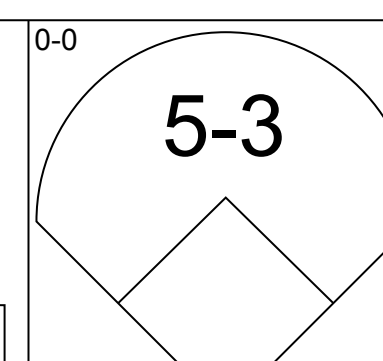
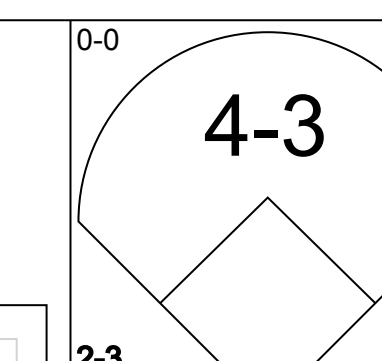
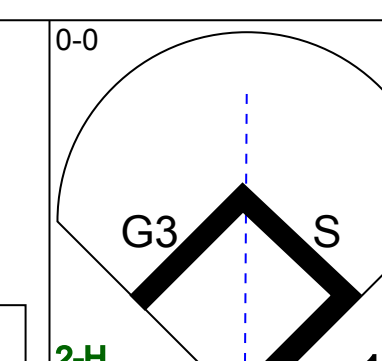
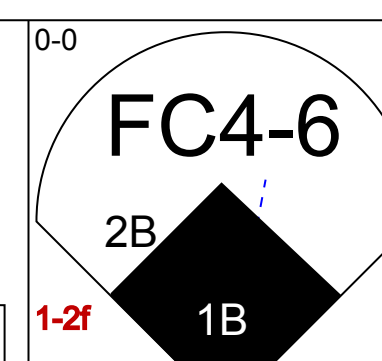
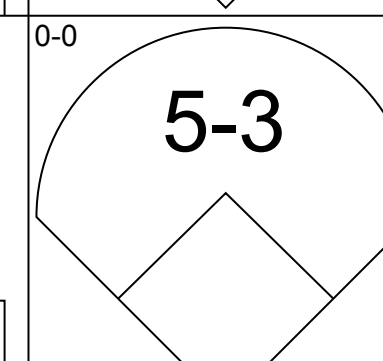
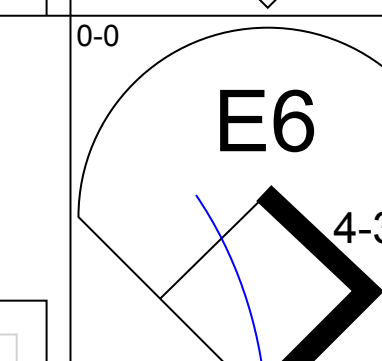
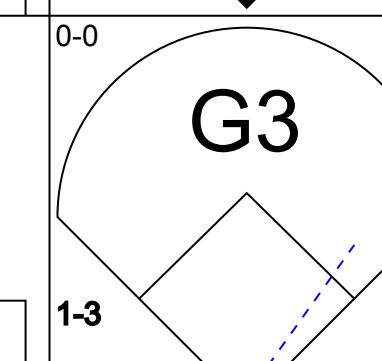
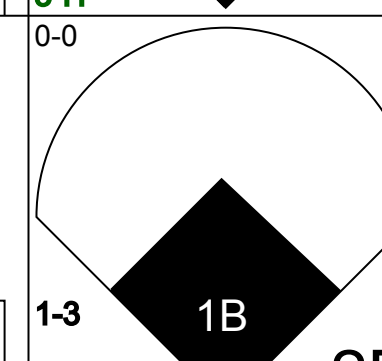
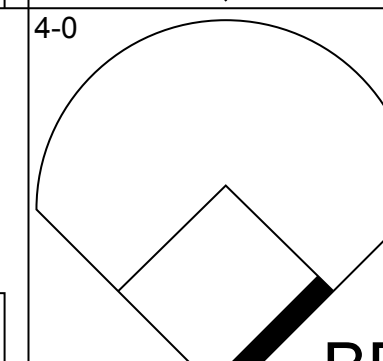
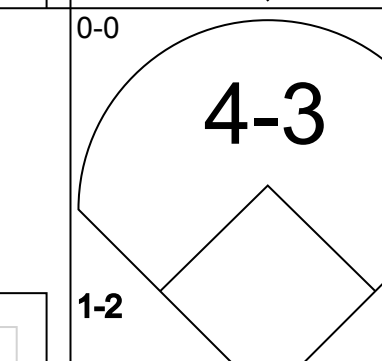
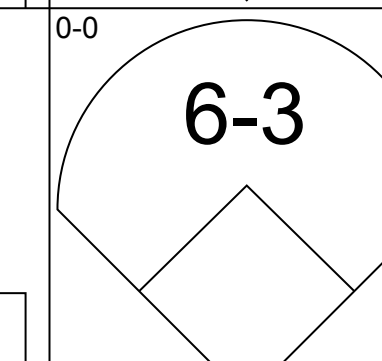
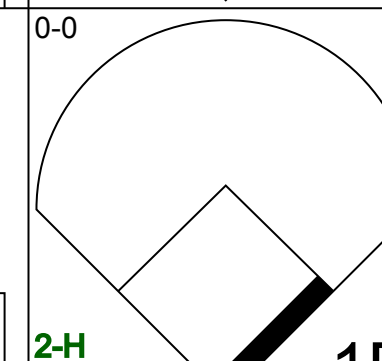
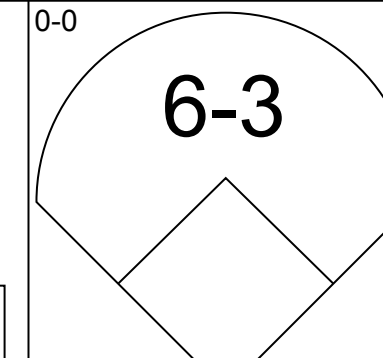
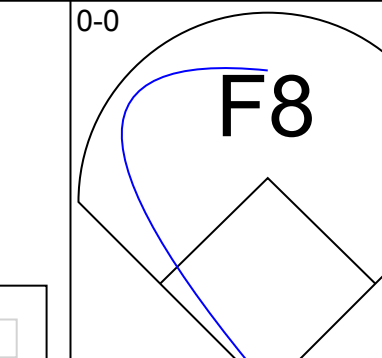

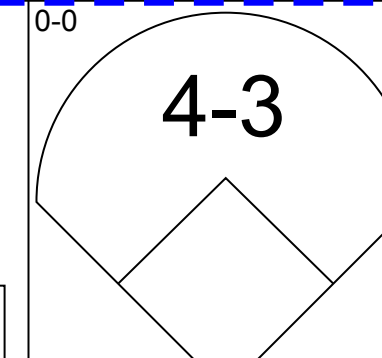
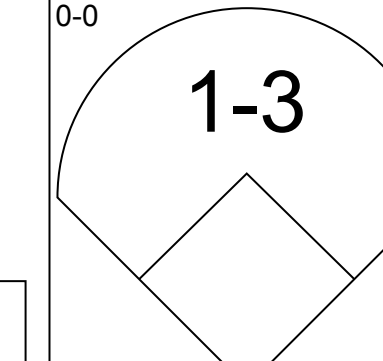
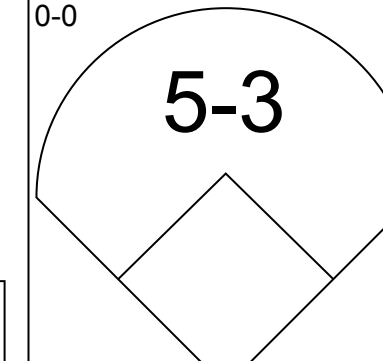
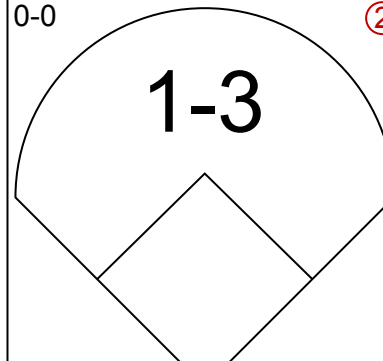
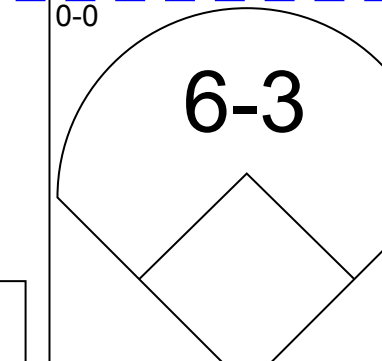
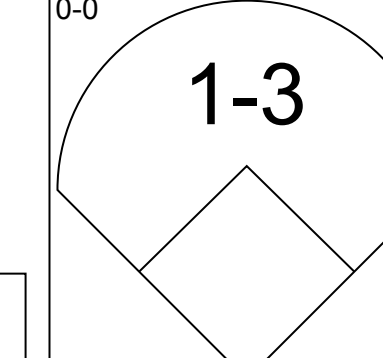
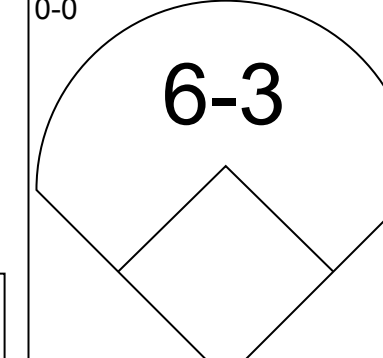
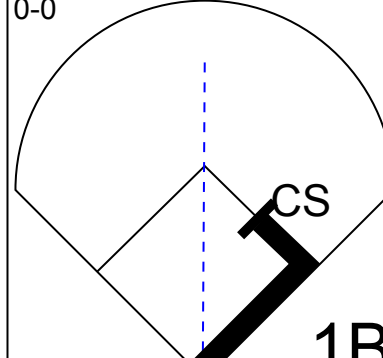
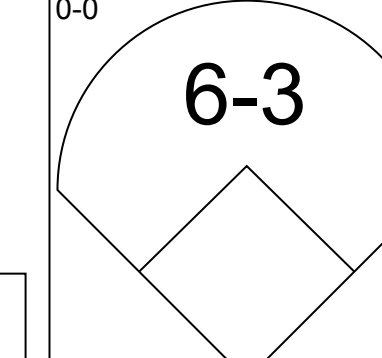
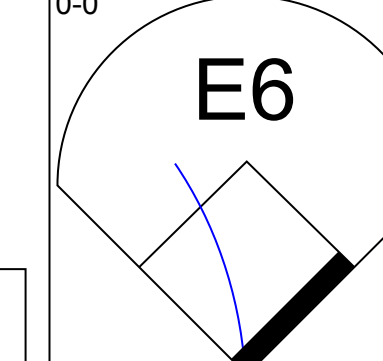
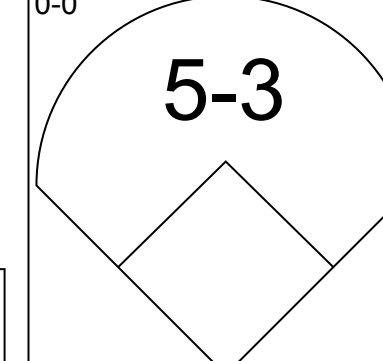
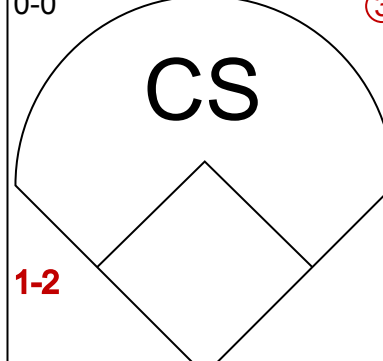
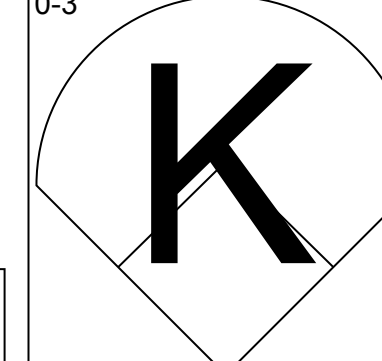
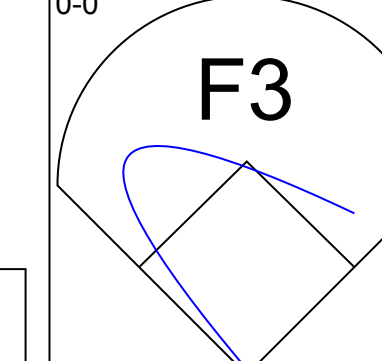
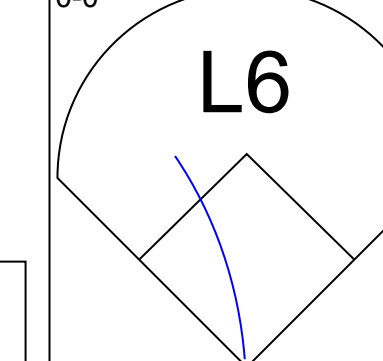
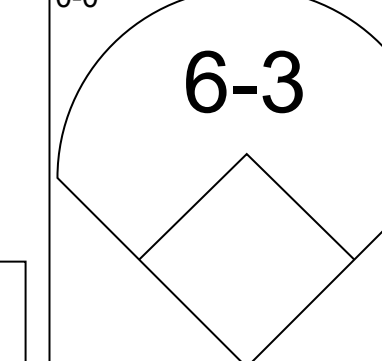
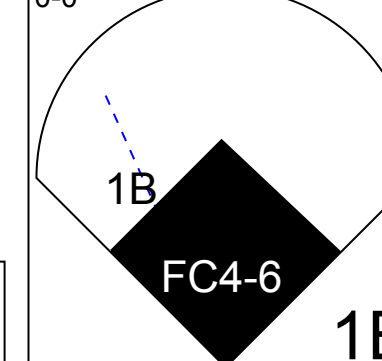
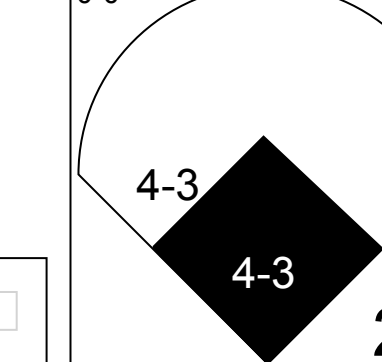
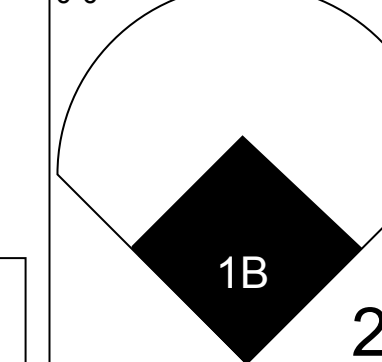
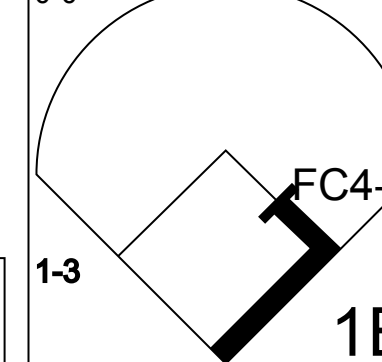


Batter	1	2	3	4	5	6	7	8	9	AB	R	H	RBI	BB	SO	LOB	BOTTOM			
Bill Virdon, L (1, 8) OBP: 0.276, SLG: 0.353	K		P6	K	F7			5-3		5	0	0	0	0	2	5	New York Mets @ Pittsburgh Pirates Forbes Field, Pittsburgh, PA Mon Sep 03 1962, 3:38 AM EDT Att: 14,289 - Unknown			
Dick Groat, R (1, 6) OBP: 0.342, SLG: 0.375				4-3				4-3		4	0	1	1	1	0	2				
Bob Skinner, L (1, 7) OBP: 0.401, SLG: 0.536	F5									2	0	0	0	2	1	2				
Jim Marshall, L (1, 3) OBP: 0.348, SLG: 0.459	K									4	1	1	0	0	1	5				
Roberto Clemente, R (1, 9) OBP: 0.357, SLG: 0.456										4	1	2	0	0	0	1				
Bill Mazeroski, R (1, 4) OBP: 0.312, SLG: 0.428										2	2	1	2	2	0	0				
Dick Schofield, S (1, 5) OBP: 0.396, SLG: 0.391										2	1	0	0	2	0	1				
Cal Neeman, R (1, 2) OBP: 0.292, SLG: 0.522										4	0	1	0	0	1	4				
Al McBean, R (1, 1) OBP: 0.210, SLG: 0.258										4	0	2	2	0	2	0				
Roy Face, R (9, 1) OBP: 0.083, SLG: 0.083										0	0	0	0	0	0	0				
Inning Stats	R: 0 E: 0 K: 2 S: 7	H: 0 LOB: 1 BB: 1 P: 11	R: 0 E: 0 K: 1 S: 5	H: 1 LOB: 1 BB: 1 P: 9	R: 0 E: 0 K: 2 S: 8	H: 1 LOB: 0 BB: 0 P: 8	R: 4 E: 0 K: 1 S: 10	H: 5 LOB: 3 BB: 2 P: 18	R: 0 E: 0 K: 0 S: 4	H: 1 LOB: 2 BB: 2 P: 12	R: 0 E: 0 K: 0 S: 3	H: 0 LOB: 1 BB: 1 P: 7	R: 0 E: 0 K: 0 S: 3	H: 0 LOB: 0 BB: 0 P: 3	R: 0 E: 0 K: 1 S: 5	H: 0 LOB: 0 BB: 0 P: 5	1B: 7 2B: 1 3B: 0 HR: 0	SF: 0 SAC: 0 DP: 1 HBP: 0	WP: 1 PB: 0 SB: 1 CS: 0	PA: 38
PITCHER	IP WLS BF H R ER SO BB IBB HBP BLK WP HR S P ERA WHIP																			
Roger Craig, R (1, 1) ERA: 4.57	6.0 L 32 6 5 5 6 7 0 0 0 0 0 0 37 65 7.50 2.500																			
Willard Hunter, L (7, 1) ERA: 7.06	2.0 6 0 0 0 1 0 0 0 0 0 0 0 8 8 0.00 0.000																			

AB 31
R 5
H 8
RBI 5
BB 7
SO 7
LOB 20



Batter	1	2	3	4	5	6	7	8	9	AB	R	H	RBI	BB	SO	LOB	TOP					
Elio Chacon, R (1, 6) OBP: 0.352, SLG: 0.283										4	0	0	0	0	2	2	New York Mets @ Pittsburgh Pirates Forbes Field, Pittsburgh, PA Tue Sep 04 1962, 7:05 PM EDT Att: 4,364 - Unknown					
Rod Kanehl, R (1, 4) OBP: 0.308, SLG: 0.337										4	0	1	0	0	2	2						
Felix Mantilla, R (1, 5) OBP: 0.330, SLG: 0.400										4	0	2	0	0	0	1						
Frank Thomas, R (1, 3) OBP: 0.320, SLG: 0.492										4	1	1	0	0	0	2						
Gene Woodling, L (1, 7)										4	0	0	0	0	1	2						
Joe Christopher, R (1, 9) OBP: 0.308, SLG: 0.327										4	0	2	1	0	0	1						
Jim Hickman, R (1, 8) OBP: 0.342, SLG: 0.435										3	0	0	0	1	0	1						
Joe Pignatano, R (1, 2) OBP: 0.317, SLG: 0.278										3	0	1	0	0	1	1						
Craig Anderson, R (1, 1) OBP: 0.133, SLG: 0.103										1	0	0	0	0	1	0						
Willard Hunter, R (7, 1) OBP: 0.231, SLG: 0.231										0	0	0	0	0	0	0						
Richie Ashburn, L (6, PH) OBP: 0.424, SLG: 0.395										1	0	1	0	0	0	0						
Ray Daviault, R (8, 1) OBP: 0.133, SLG: 0.071										0	0	0	0	0	0	0						
Inning Stats	R: 0 E: 0 K: 1 S: 6	H: 2 LOB: 1 BB: 0 P: 6	R: 0 E: 0 K: 0 S: 3	H: 0 LOB: 0 BB: 0 P: 3	R: 0 E: 0 K: 2 S: 8	H: 1 LOB: 1 BB: 0 P: 8	R: 0 E: 0 K: 0 S: 4	H: 1 LOB: 1 BB: 0 P: 4	R: 0 E: 0 K: 1 S: 5	H: 0 LOB: 0 BB: 0 P: 5	R: 0 E: 0 K: 1 S: 5	H: 0 LOB: 0 BB: 0 P: 5	R: 1 E: 0 K: 2 S: 8	H: 2 LOB: 1 BB: 1 P: 12	R: 0 E: 0 K: 0 S: 4	H: 1 LOB: 1 BB: 0 P: 4	R: 0 E: 0 K: 0 S: 4	H: 1 LOB: 1 BB: 0 P: 4	1B: 5 2B: 3 3B: 0 HR: 0	SF: 0 SAC: 1 DP: 0 HBP: 0	WP: 0 PB: 0 SB: 0 CS: 1	PA: 34
PITCHER Harvey Haddix, L (1, 1) ERA: 4.24	IP: 9.0 WLS: W BF: 34 H: 8 R: 1 ER: 1 SO: 7 BB: 1 IBB: 0 HBP: 0 BLK: 0 WP: 0 HR: 0 S: 47 P: 51 ERA: 1.00 WHIP: 1.000															PITCHER						

Batter	1	2	3	4	5	6	7	8	9	AB	R	H	RBI	BB	SO	LOB	BOTTOM			
Bill Virdon, L (1, 8) OBP: 0.275, SLG: 0.352										4	1	1	2	0	0	2	New York Mets @ Pittsburgh Pirates Forbes Field, Pittsburgh, PA Tue Sep 04 1962, 7:05 PM EDT Att: 4,364 - Unknown			
Dick Groat, R (1, 6) OBP: 0.342, SLG: 0.376										4	1	1	0	0	0	2				
Bob Skinner, L (1, 7) OBP: 0.402, SLG: 0.534										3	0	1	3	1	0	2				
Smoky Burgess, L (1, 2) OBP: 0.381, SLG: 0.512										4	0	0	0	0	0	3				
Roberto Clemente, R (1, 9) OBP: 0.354, SLG: 0.452										4	0	0	0	0	0	0				
Donn Clendenen, R (1, 3) OBP: 0.367, SLG: 0.461										4	0	1	0	0	0	0				
Don Hoak, R (1, 5) OBP: 0.319, SLG: 0.355										4	0	0	0	0	1	0				
Bill Mazerowski, R (1, 4) OBP: 0.312, SLG: 0.427										3	1	1	0	0	0	1				
Harvey Haddix, L (1, 1) OBP: 0.269, SLG: 0.420										3	2	3	0	0	0	0				
Inning Stats	R: 0 E: 0 K: 0 S: 3	H: 0 LOB: 1 BB: 1 P: 7	R: 0 E: 1 K: 0 S: 4	H: 0 LOB: 1 BB: 0 P: 4	R: 1 E: 1 K: 0 S: 5	H: 1 LOB: 1 BB: 0 P: 5	R: 0 E: 0 K: 0 S: 3	H: 0 LOB: 0 BB: 0 P: 3	R: 1 E: 0 K: 0 S: 5	H: 2 LOB: 1 BB: 0 P: 5	R: 0 E: 0 K: 0 S: 3	H: 1 LOB: 0 BB: 0 P: 3	R: 3 E: 0 K: 1 S: 9	H: 4 LOB: 1 BB: 0 P: 9	R: 0 E: 0 K: 0 S: 3	H: 0 LOB: 0 BB: 0 P: 3	1B: 5 2B: 3 3B: 0 HR: 0	SF: 0 SAC: 0 DP: 0 HBP: 0	WP: 0 PB: 0 SB: 1 CS: 1	PA: 35
PITCHER Craig Anderson, R (1, 1) ERA: 5.53	IP: 6.2 WLS: L BF: 30 H: 8 R: 5 ER: 4 SO: 1 BB: 1 IBB: 0 HBP: 0 BLK: 0 WP: 0 HR: 0 S: 31 P: 35 ERA: 5.40 WHIP: 1.350															PITCHER				
Willard Hunter, L (7, 1) ERA: 7.02	0.1	1	0	0	0	0	0	0	0	0	0	1	1	0.00	0.000					
Ray Daviault, R (8, 1) ERA: 6.56	1.0	3	0	0	0	0	0	0	0	0	0	3	3	0.00	0.000					

Batter	1	2	3	4	5	6	7	8	9	AB	R	H	RBI	BB	SO	LOB	TOP								
Richie Ashburn, L (1, 7) OBP: 0.425, SLG: 0.393	0-0 4-3			4-0 FC6-4 BB		0-3 K		4-0 BB		2	0	0	0	2	1	0	New York Mets @ Houston Colt 45's Colt Stadium, Houston, TX Fri Sep 07 1962, 8:05 PM EDT Att: 6,208 - Cloudy - 80 F								
Rod Kanehl, R (1, 4) OBP: 0.304, SLG: 0.332	0-0 1-3		0-0 FC6-4 1B 1-2 SF8		0-0 5-3		0-3 K		4	1	0	0	0	1	2										
Charlie Neal, R (1, 5) OBP: 0.320, SLG: 0.380	0-0 P4		0-0 FC6-4 1B		4-0 BB		0-3 K		3	0	1	0	1	1	1										
Frank Thomas, R (1, 3) OBP: 0.318, SLG: 0.489		0-0 P4	0-0 SF8		0-0 P4		0-0 F7		3	0	0	1	0	0	2										
Jim Hickman, R (1, 8) OBP: 0.341, SLG: 0.433	0-3 K		0-0 FC6-4				0-0 1B 1B		4	0	1	0	0	1	1										
Joe Christopher, R (1, 9) OBP: 0.359, SLG: 0.327		0-0 5-3			0-0 5-3		0-0 1-2 1B		3	0	1	0	0	0	0										
Mary Throneberry, L (9, PH) OBP: 0.313, SLG: 0.425								0-3 K	1	0	0	0	0	1	0										
Rick Herrscher, R (1, 6) OBP: 0.237, SLG: 0.333			0-0 L9		0-0 5-3		0-0 P6		2	0	0	0	0	0	0										
Gene Woodling, L (7, PH) OBP: 0.381, SLG: 0.437								0-0 P5	1	0	0	0	0	0	2										
Choo-Choo Coleman, L (7, 2) OBP: 0.305, SLG: 0.474									1	0	0	0	0	0	0										
Joe Pignatano, R (1, 2) OBP: 0.306, SLG: 0.268			0-0 F2		0-0 5-3		0-3 K		2	0	0	0	0	0	0										
Sammy Taylor, L (7, PH) OBP: 0.316, SLG: 0.321									1	0	0	0	0	1	2										
Elio Chacon, R (7, 6) OBP: 0.352, SLG: 0.283									0	0	0	0	0	0	0										
Al Jackson, L (1, 1) OBP: 0.099, SLG: 0.101			0-3 K		0-0 E4 WP 1B		0-0 G3		3	1	1	0	0	1	2										
Inning Stats	R: 0 E: 0 K: 0 S: 3	H: 0 LOB: 0 BB: 0 P: 3	R: 0 E: 0 K: 1 S: 5	H: 0 LOB: 0 BB: 0 P: 5	R: 0 E: 0 K: 1 S: 5	H: 0 LOB: 0 BB: 0 P: 5	R: 1 E: 0 K: 0 S: 4	H: 1 LOB: 1 BB: 1 P: 8	R: 0 E: 0 K: 0 S: 3	H: 0 LOB: 0 BB: 0 P: 3	R: 1 E: 1 K: 1 S: 6	H: 1 LOB: 1 BB: 1 P: 10	R: 0 E: 0 K: 1 S: 7	H: 2 LOB: 2 BB: 0 P: 7	R: 0 E: 0 K: 2 S: 7	H: 0 LOB: 1 BB: 1 P: 11	R: 0 E: 0 K: 1 S: 5	H: 0 LOB: 0 BB: 0 P: 5	1B: 4 2B: 0 3B: 0 HR: 0	SF: 1 SAC: 0 DP: 0 HBP: 0	WP: 2 PB: 0 SB: 0 CS: 0	PA: 34			
PITCHER	IP	WLS	BF	H	R	ER	SO	BB	IBB	HBP	BLK	WP	HR	S	P	ERA	WHIP								
Hal Woodeshick, L (1, 1) ERA: 4.29	6.0		24	4	2	2	3	2	0	0	0	1	0	28	36	3.00	1.000								
Jim Golden, R (7, 1) ERA: 3.99	1.0	W	4	0	0	0	1	1	0	0	0	0	0	5	9	0.00	1.000								
Don McMahon, R (8, 1) ERA: 1.52	2.0	S	6	0	0	0	3	0	0	0	0	0	0	12	12	0.00	0.000								

AB	30
R	2
H	4
RBI	1
BB	3
SO	7
LOB	12



Batter	1	2	3	4	5	6	7	8	9	AB	R	H	RBI	BB	SO	LOB	BOTTOM								
Carl Warwick, R (1, 7) OBP: 0.304, SLG: 0.398	0-0 6-3		0-3 K		0-0 5-3		0-0 F8		4	0	0	0	0	1	3	New York Mets @ Houston Colt 45's Colt Stadium, Houston, TX Fri Sep 07 1962, 8:05 PM EDT Att: 6,208 - Cloudy - 80 F									
Johnny Temple, R (1, 4) OBP: 0.349, SLG: 0.318	0-3 K		0-0 6-3		0-0 5-3		0-0 1B 2B 2H 1B		4	1	2	1	0	1	0										
Joey Amalfitano, R (7, FR) OBP: 0.319, SLG: 0.296									0	1	0	0	0	0	0										
Jim Pendleton, R (1, 9) OBP: 0.279, SLG: 0.383	0-0 2B		0-0 K2-6-2 1B		0-0 6-3		0-0 1B 1H 1B		4	0	3	1	0	0	1										
Norm Larker, L (1, 3) OBP: 0.354, SLG: 0.372	0-0 6-3		0-3 K2-6-2		4-0 1B BB		0-0 F8		2	0	0	0	0	1	2										
Roman Mejias, R (6, PH) OBP: 0.330, SLG: 0.455			0-0 K2-6-2						1	0	0	0	1	0	1										
Bob Aspromonte, R (1, 5) OBP: 0.334, SLG: 0.379		0-3 K		0-0 E5 FC6 1B		0-0 F7		0-0 1-3	4	1	0	0	0	1	2										
Al Heist, R (1, 8) OBP: 0.232, SLG: 0.189	0-0 2-3		0-0 F8		0-0 F8		0-0 6-3		4	0	1	1	0	0	1										
Hal Smith, R (1, 2) OBP: 0.267, SLG: 0.371	0-0 5-3		0-0 FC6 SH5-4 1B 2-3		0-0 F7		0-0 6-3		4	0	0	0	0	0	3										
J C Hartman, R (1, 6) OBP: 0.245, SLG: 0.245			0-0 F7		0-0 SH5-4 1B		4-0 SH1-4 1B BB		2	1	1	1	1	0	0										
Hal Woodeshick, R (1, 1) OBP: 0.150, SLG: 0.081	0-0 L4		0-0 SH5-4		0-0 SH1-4		0-0 SH1-4		1	0	0	0	0	0	0										
Jim Golden, L (7, 1) OBP: 0.255, SLG: 0.333									0	0	0	0	0	0	0										
Don McMahon, R (8, 1) OBP: 0.100, SLG: 0.100									0	0	0	0	0	0	0										
Inning Stats	R: 0 E: 0 K: 1 S: 6	H: 1 LOB: 1 BB: 0 P: 6	R: 0 E: 0 K: 1 S: 5	H: 0 LOB: 0 BB: 0 P: 5	R: 0 E: 0 K: 1 S: 5	H: 0 LOB: 0 BB: 0 P: 5	R: 0 E: 0 K: 1 S: 5	H: 1 LOB: 1 BB: 0 P: 5	R: 1 E: 1 K: 0 S: 5	H: 2 LOB: 2 BB: 1 P: 9	R: 2 E: 0 K: 0 S: 5	H: 2 LOB: 1 BB: 1 P: 9	R: 0 E: 0 K: 0 S: 3	H: 0 LOB: 0 BB: 0 P: 3	1B: 5 2B: 3 3B: 0 HR: 0	SF: 0 SAC: 2 DP: 1 HBP: 0	WP: 0 PB: 0 SB: 1 CS: 0	PA: 34							
PITCHER	IP	WLS	BF	H	R	ER	SO	BB	IBB	HBP	BLK	WP	HR	S	P	ERA	WHIP								
Al Jackson, L (1, 1) ERA: 4.07	8.0	L	34	7	4	3	4	2	0	0	0	0	0	40	48	3.38	1.125								

AB	30
R	4
H	7
RBI	4
BB	2
SO	4
LOB	13




Batter	1	2	3	4	5	6	7	8	9	AB	R	H	RBI	BB	SO	LOB	TOP		
Rod Kanehl, R OBP: 0.305, SLG: 0.337	0-3 K		0-0 5-3		0-0 2B		0-0 L5-4		0-0 1B	5	0	2	1	0	1	1	New York Mets @ Houston Colt 45's Colt Stadium, Houston, TX Sat Sep 08 1962, 4:33 AM EDT Att: 1,638 - Cloudy - 85 F		
Choo-Choo Coleman, L OBP: 0.300, SLG: 0.460	0-0 FC4-6 1B		0-0 4-3		0-0 F7		0-0 3-1		0-0 1-3	5	1	1	0	0	0	3			
Felix Mantilla, R OBP: 0.332, SLG: 0.400	0-0 E1		4-0 BB		0-0 F8					3	1	1	0	1	0	2			
Rick Herrscher, R OBP: 0.237, SLG: 0.333	1-3 E									0	0	0	0	0	0	0			
Frank Thomas, R OBP: 0.318, SLG: 0.487	4-0 FC4-6 BB		0-0 G3		0-0 6-3		0-0 P6			3	0	0	0	1	0	2			
Charlie Neal, R OBP: 0.322, SLG: 0.380	0-0 FC4-6				4-0 S BB					3	0	1	1	1	0	2			
Elio Chacon, R OBP: 0.352, SLG: 0.283	1-2 2-H 3-H				0-0 1B		0-0 4-3			0	0	0	0	0	0	0			
Mary Throneberry, L OBP: 0.309, SLG: 0.419	0-0 1-3		0-0 K		0-0 4-3		0-0 G3			4	0	0	0	0	1	3			
Jim Hickman, R OBP: 0.338, SLG: 0.427		0-0 F5		0-0 P3		0-0 F3		0-0 K		4	0	0	0	0	1	2			
Joe Christopher, R OBP: 0.312, SLG: 0.337		0-0 P5		0-0 F9		4-0 L5-4 SH1-4 BB		0-0 1B 3B		3	1	1	0	1	0	1			
Jay Hook, L OBP: 0.314, SLG: 0.236	0-3 K		0-3 K		0-3 K		0-0 SH1-4		4-0 1B BB	2	0	0	0	0	0	2			
Ray Davault, R OBP: 0.135, SLG: 0.071							1-2			0	0	0	0	0	0	0			
Gene Woodburn, R OBP: 0.365, SLG: 0.437										0	0	0	0	0	1	0			
Richie Ashburn, R OBP: 0.304, SLG: 0.399										0	0	0	0	0	0	0			
Willard Hunter, R OBP: 0.291, SLG: 0.223										0	0	0	0	0	0	0			
Craig Anderson, R OBP: 0.101, SLG: 0.103										0	0	0	0	0	0	0			
Inning Stats	R: 2 E: 2 K: 1 S: 7	H: 1 LOB: 1 BB: 1 P: 11	R: 0 E: 0 K: 1 S: 5	H: 0 LOB: 0 BB: 0 P: 5	R: 0 E: 0 K: 0 S: 3	H: 0 LOB: 1 BB: 1 P: 7	R: 0 E: 0 K: 1 S: 6	H: 1 LOB: 1 BB: 0 P: 6	R: 0 E: 0 K: 0 S: 3	H: 0 LOB: 1 BB: 1 P: 7	R: 0 E: 0 K: 0 S: 2	H: 0 LOB: 0 BB: 0 P: 6	R: 0 E: 0 K: 0 S: 4	H: 1 LOB: 1 BB: 0 P: 4	R: 1 E: 0 K: 1 S: 7	H: 2 LOB: 2 BB: 1 P: 11	1B: 4 2B: 2 3B: 1 HR: 0	SF: 0 SAC: 1 DP: 1 HBP: 0	WP: 0 PA: 38 PB: 0 SB: 1 CS: 0
PITCHER	IP WLS BF H R ER SO BB IBB HBP BLK WP HR S P ERA WHIP	7.0 W 28 3 2 0 4 4 0 0 0 0 0 32 48 0.00 1.000	2.0 W 10 3 1 1 1 1 0 0 0 0 0 11 15 4.50 2.000	PITCHER															

AB	32
R	3
H	6
RBI	2
BB	5
SO	5
LOB	16



Batter	1	2	3	4	5	6	7	8	9	AB	R	H	RBI	BB	SO	LOB	BOTTOM				
Carl Warwick, R OBP: 0.301, SLG: 0.393	0-0 E3 FC1-5		0-3 K		0-3 K		0-0 E6 1B E		0-0 F8	5	1	0	0	0	2	2	New York Mets @ Houston Colt 45's Colt Stadium, Houston, TX Sat Sep 08 1962, 4:33 AM EDT Att: 1,638 - Cloudy - 85 F				
Al Spangler, L OBP: 0.385, SLG: 0.372	4-0 BB FC1-5 BB		0-0 F8		0-0 1B		0-0 BB E 1B		0-0 G6-5-3 1B	3	0	2	0	1	0	2					
Bob Lillis, R OBP: 0.285, SLG: 0.280							1-3 BB E 1B		0-0 G6-5-3 1B	1	0	1	0	0	0	0					
Johnny Temple, R OBP: 0.347, SLG: 0.316	0-0 FC1-5 BB		0-0 6-3		0-0 F3		0-0 E5 BB		0-0 G6-5-3 1B	5	1	1	1	0	0	4					
Dave Roberts, L OBP: 0.125, SLG: 0.250	0-0 P4		0-3 K		0-0 F8		1-2 2-3 K		0-0 G6-5-3	4	0	0	0	0	2	5					
Joey Amalfitano, R OBP: 0.318, SLG: 0.295	0-0 P4		0-0 K		0-0 F8		0-0 K		0-0 G6-5-3	1	0	0	0	0	0	2					
Jim Pendleton, R OBP: 0.272, SLG: 0.380	4-0 BB BB		0-0 P4		0-0 F8		0-0 P6		4-0 1B E IBB	2	0	0	0	1	0	0					
Norm Larker, L OBP: 0.356, SLG: 0.372	1-2 2-3 BB						1-2 2-3 BB		0-0 E IBB	0	1	0	0	2	0	0					
Bob Aspromonte, R OBP: 0.335, SLG: 0.379	0-0 F8		0-0 F2		0-0 F2		0-0 L5		0-0 E7	5	0	2	1	0	0	6					
Jim Campbell, R OBP: 0.133, SLG: 0.071							0-0 FC6-4 1B		0-0 1B	3	0	1	0	0	0	1					
Hal Smith, R OBP: 0.269, SLG: 0.383		0-0 FC1-5 2B		0-0 P4		0-0 FC6-4 1B		0-0 HR		1	1	1	1	0	0	0					
J C Hartman, R OBP: 0.254, SLG: 0.264		0-0 FC1-5 1B		0-0 P4		0-0 F7		0-0 1-3		4	0	2	0	0	0	1					
George Brunet, R OBP: 0.133, SLG: 0.071		0-0 FC1-5		0-0 6-3		0-0 4-3		0-0 4-3		2	0	0	0	0	0	3					
Billy Goodman, L OBP: 0.304, SLG: 0.293										1	0	0	0	0	0	0					
Russ Kemmerer, R OBP: 0.444, SLG: 0.286										1	0	0	0	0	0	0					
Inning Stats	R: 0 E: 1 K: 0 S: 4	H: 0 LOB: 3 BB: 2 P: 12	R: 0 E: 0 K: 1 S: 7	H: 2 LOB: 2 BB: 0 P: 7	R: 0 E: 0 K: 1 S: 5	H: 0 LOB: 0 BB: 0 P: 5	R: 0 E: 0 K: 0 S: 4	H: 1 LOB: 1 BB: 0 P: 4	R: 0 E: 0 K: 0 S: 6	H: 1 LOB: 1 BB: 0 P: 6	R: 0 E: 0 K: 0 S: 4	H: 1 LOB: 1 BB: 0 P: 4	R: 1 E: 2 K: 1 S: 8	H: 1 LOB: 3 BB: 1 P: 12	R: 0 E: 0 K: 0 S: 4	H: 1 LOB: 0 BB: 0 P: 4	R: 2 E: 1 K: 0 S: 4	H: 3 LOB: 1 BB: 1 P: 8	1B: 7 2B: 2 3B: 0 HR: 1	SF: 0 SAC: 0 DP: 1 HBP: 0	WP: 0 PA: 42 PB: 0 SB: 0 CS: 0
PITCHER	IP WLS BF H R ER SO BB IBB HBP BLK WP HR S P ERA WHIP	6.0 L 26 5 0 0 3 2 0 0 0 0 1 12 16 4.50 1.500	2.0 L 11 2 2 1 1 1 0 0 0 0 0 2 2 ∞ ∞	0.2 L 3 1 0 0 0 0 1 0 0 0 0 2 6 0.00 1.500	PITCHER																

AB	38
R	4
H	10
RBI	3
BB	4
SO	4
LOB	26



Batter	1	2	3	4	5	6	7	8	9	10	AB	R	H	RBI	BB	SO	LOB								
Elio Chacon, R OBP: 0.356, SLG: 0.286 (1, 6)	K		BB 1B BB					G3			4	1	2	0	1	1	2								
Charlie Neal, R OBP: 0.324, SLG: 0.382 (1, 5)	F9		BB 1B							F9	5	1	3	2	0	0	0								
Gene Woodling, L OBP: 0.381, SLG: 0.433 Rick Herscher, R OBP: 0.231, SLG: 0.324 (9, PH) (9, 7)	P3		BB 1B					F8		F9	3	0	0	0	1	0	3								
Mary Throneberry, L OBP: 0.308, SLG: 0.416 (1, 3)	K		BB 1B							4-3	5	0	1	2	0	2	3								
Jim Hickman, R OBP: 0.336, SLG: 0.427 (1, 8)	K		5-3-5							5-3	5	1	1	0	0	1	2								
Joe Christopher, R OBP: 0.314, SLG: 0.338 (1, 9)	K									1-3	5	0	2	0	0	1	0								
Rod Kanehl, R OBP: 0.303, SLG: 0.333 Choo-Choo Coleman, L OBP: 0.297, SLG: 0.460 Felix Mantilla, R OBP: 0.331, SLG: 0.399 (8, PH) (8, 4)			P4		1-3					SF9	3	0	0	0	0	1	1								
Chris Cannizzaro, R OBP: 0.326, SLG: 0.264 (1, 2)			BB 1B 1B		K					E9	4	1	3	0	0	1	0								
Roger Craig, R OBP: 0.118, SLG: 0.056 (1, 1)			BB 1B		K					F2	4	1	1	0	0	2	4								
Inning Stats	R: 0 E: 0 K: 1 S: 5	H: 0 LOB: 0 BB: 0 P: 5	R: 0 E: 0 K: 3 S: 9	H: 0 LOB: 0 BB: 0 P: 9	R: 4 E: 0 K: 0 S: 6	H: 4 LOB: 1 BB: 2 P: 14	R: 0 E: 0 K: 1 S: 5	H: 0 LOB: 0 BB: 0 P: 5	R: 0 E: 0 K: 1 S: 7	H: 2 LOB: 2 BB: 0 P: 7	R: 0 E: 0 K: 2 S: 9	H: 2 LOB: 2 BB: 0 P: 9	R: 0 E: 0 K: 1 S: 6	H: 2 LOB: 1 BB: 0 P: 6	R: 1 E: 0 K: 0 S: 6	H: 3 LOB: 2 BB: 0 P: 6	R: 0 E: 0 K: 0 S: 3	H: 0 LOB: 0 BB: 0 P: 3	R: 0 E: 0 K: 0 S: 3	H: 0 LOB: 0 BB: 0 P: 3	1B: 12 2B: 2 3B: 0 HR: 0	SF: 1 SAC: 0 DP: 1 HBP: 0	WP: 0 PB: 0 SB: 1 CS: 1	PA: 43	
PITCHER	IP	WLS	BF	H	R	ER	SO	BB	IBB	HBP	BLK	WP	HR	S	P	ERA	WHIP								
Turk Farrell, R ERA: 3.0 Jim Umbricht, R ERA: 2.05	(1, 1)	9.0	40	13	5	5	9	2	0	0	0	0	0	0	3	5.00	1.667								
	(10, 1)	1.0	3	0	0	0	0	0	0	0	0	0	0	3	3	0.00	0.000								

TOP

New York Mets @ Houston Colt 45's
Colt Stadium, Houston, TX

Sat Sep 08 1962, 8:05 PM EDT
Att. 6,568 - Cloudy - 83 F

AB	40
R	5
H	13
RBI	5
BB	2
SO	9
LOB	15

Batter	1	2	3	4	5	6	7	8	9	10	AB	R	H	RBI	BB	SO	LOB								
Bob Lillis, R OBP: 0.290, SLG: 0.288 (1, 6)	F8							4-3			6	2	4	1	0	0	0								
Al Spangler, L OBP: 0.388, SLG: 0.369 (1, 7)	F9							E4		SH3-4	3	0	0	0	1	1	2								
Roman Mejias, R OBP: 0.328, SLG: 0.452 (1, 9)	FC5		6-3					E4		K	6	0	1	0	0	2	5								
Norm Larker, L OBP: 0.358, SLG: 0.372 Dave Roberts, L OBP: 0.231, SLG: 0.250 (3, PH) (4, 3)			G3					F2			0	0	0	0	1	0	0								
Carl Warwick, R OBP: 0.302, SLG: 0.384 (1, 8)	FC5		BB 1B 2B					F8		5-3	5	2	1	0	1	0	4								
Bob Aspromonte, R OBP: 0.335, SLG: 0.380 (1, 5)			BB 1B					F8		F8	5	1	2	1	0	0	1								
Hal Smith, R OBP: 0.271, SLG: 0.380 (1, 2)			P3					F8		F2	3	0	0	0	2	0	2								
Joey Amalfitano, R OBP: 0.315, SLG: 0.292 Billy Goodman, L OBP: 0.307, SLG: 0.296 (7, PH) (8, 4)			F7					6-3		E8	3	0	0	0	0	1	3								
Turk Farrell, R OBP: 0.206, SLG: 0.284 Johnny Temple, R OBP: 0.346, SLG: 0.315 Jim Umbricht, R OBP: 0.125, SLG: 0.125 (9, PH) (10, 1)			2B 1B					F7		4-3	4	1	2	1	0	0	1								
Inning Stats	R: 1 E: 0 K: 0 S: 4	H: 3 LOB: 2 BB: 1 P: 8	R: 1 E: 0 K: 1 S: 8	H: 2 LOB: 2 BB: 1 P: 11	R: 0 E: 0 K: 1 S: 6	H: 1 LOB: 2 BB: 1 P: 10	R: 0 E: 0 K: 0 S: 3	H: 0 LOB: 0 BB: 0 P: 3	R: 1 E: 2 K: 0 S: 4	H: 1 LOB: 1 BB: 1 P: 8	R: 1 E: 0 K: 1 S: 7	H: 2 LOB: 1 BB: 0 P: 7	R: 0 E: 0 K: 1 S: 5	H: 0 LOB: 1 BB: 1 P: 9	R: 1 E: 0 K: 0 S: 3	H: 1 LOB: 1 BB: 1 P: 7	1B: 9 2B: 2 3B: 0 HR: 1	SF: 0 SAC: 2 DP: 0 HBP: 0	WP: 1 PB: 0 SB: 1 CS: 0	PA: 50					
PITCHER	IP	WLS	BF	H	R	ER	SO	BB	IBB	HBP	BLK	WP	HR	S	P	ERA	WHIP								
Roger Craig, R ERA: 4.57	(1, 1)	9.2	50	12	6	5	5	6	0	0	0	1	1	53	77	4.66	1.862								

BOTTOM

New York Mets @ Houston Colt 45's
Colt Stadium, Houston, TX

Sat Sep 08 1962, 8:05 PM EDT
Att. 6,568 - Cloudy - 83 F

AB	42
R	6
H	12
RBI	4
BB	6
SO	5
LOB	24

Batter	1	2	3	4	5	6	7	8	9	AB	R	H	RBI	BB	SO	LOB	TOP								
Amado Samuel, R OBP: 0.243, SLG: 0.280 (1, 6)										5	1	2	0	0	0	1									
Eddie Mathews, L OBP: 0.376, SLG: 0.478 (1, 5)										5	1	1	2	0	1	4									
Hank Aaron, R OBP: 0.391, SLG: 0.609 (1, 9)										3	1	1	1	2	0	1									
Joe Adcock, R OBP: 0.329, SLG: 0.504 Tommie Aaron, R OBP: 0.306, SLG: 0.368 (7, PR) (7, 3)										3	0	0	0	1	2	4									
Lee Maye, L OBP: 0.294, SLG: 0.372 (1, 8)										4	0	2	0	0	0	3									
Frank Bolling, R OBP: 0.331, SLG: 0.403 (1, 4)										4	1	1	0	0	3										
Bob Uecker, R OBP: 0.304, SLG: 0.205 (1, 2)										4	1	0	0	0	4										
Hawk Taylor, R OBP: 0.167, SLG: 0.167 (1, 7)										4	0	1	1	0	0										
Tony Cloninger, R OBP: 0.088, SLG: 0.088 (1, 1)										4	0	1	0	0	1										
Inning Stats	R: 0 E: 1 K: 1 S: 6	H: 0 LOB: 1 BB: 0 P: 6	R: 2 E: 1 K: 0 S: 7	H: 4 LOB: 2 BB: 0 P: 7	R: 0 E: 0 K: 1 S: 5	H: 0 LOB: 1 BB: 1 P: 9	R: 0 E: 0 K: 0 S: 3	H: 0 LOB: 0 BB: 0 P: 3	R: 0 E: 0 K: 1 S: 6	H: 1 LOB: 2 BB: 1 P: 10	R: 0 E: 0 K: 0 S: 3	H: 0 LOB: 0 BB: 0 P: 3	R: 3 E: 0 K: 0 S: 7	H: 4 LOB: 2 BB: 1 P: 11	R: 0 E: 0 K: 1 S: 5	H: 0 LOB: 0 BB: 0 P: 5	R: 0 E: 0 K: 0 S: 3	H: 0 LOB: 0 BB: 0 P: 3	1B: 7 2B: 0 3B: 0 HR: 2	SF: 0 SAC: 0 DP: 0 HBP: 0	WP: 1 PB: 0 SB: 0 CS: 0	PA: 40			
PITCHER	IP	WLS	BF	H	R	ER	SO	BB	IBB	HBP	BLK	WP	HR	S	P	ERA	WHIP								
Bob Miller, R ERA: 5.4 (1, 1)	6.1	L	31	8	5	5	3	3	0	0	0	1	2	34	46	7.11	1.737								
Larry Foss, R ERA: (7, 1)	0.2		3	1	0	0	0	0	0	0	0	0	0	3	3	0.00	1.500								
Willard Hunter, L ERA: 6.93 (8, 1)	2.0		6	0	0	0	1	0	0	0	0	0	0	8	8	0.00	0.000								

Milwaukee Braves @ New York Mets
Polo Grounds, New York, NY
Mon Sep 10 1962, 7:05 PM EDT
Att: 5,381 - Unknown

AB 37
R 5
H 9
RBI 4
BB 3
SO 4
LOB 21



Batter	1	2	3	4	5	6	7	8	9	AB	R	H	RBI	BB	SO	LOB	BOTTOM								
Elio Chacon, R OBP: 0.358, SLG: 0.284 (1, 6)										4	1	1	0	0	1	0									
Choo-Choo Coleman, L OBP: 0.308, SLG: 0.454 (1, 2)										4	1	1	0	0	0	1									
Felix Mantilla, R OBP: 0.335, SLG: 0.402 (1, 4)										3	0	1	1	1	0	0									
Mary Throneberry, L OBP: 0.308, SLG: 0.415 (1, 3)										4	0	1	1	0	0	1									
Frank Thomas, R OBP: 0.317, SLG: 0.484 (1, 7)										4	0	1	0	0	1	3									
Charlie Neal, R OBP: 0.326, SLG: 0.382 (1, 5)										4	0	1	0	0	1	1									
Jim Hickman, R OBP: 0.339, SLG: 0.428 Sammy Drake, S OBP: 0.400, SLG: 0.250 (9, PH)										2	0	0	0	1	1	1									
Joe Christopher, R OBP: 0.316, SLG: 0.333 Gene Woodling, L OBP: 0.376, SLG: 0.427 (9, PH)										3	0	1	0	0	0	2									
Bob Miller, R OBP: 0.139, SLG: 0.194 Larry Foss, R (7, 1)										2	0	0	0	0	2	1									
Rod Kanehl, R OBP: 0.302, SLG: 0.332 Willard Hunter, R OBP: 0.231, SLG: 0.231 (8, 1)										1	0	0	0	0	1	0									
Inning Stats	R: 1 E: 0 K: 0 S: 5	H: 2 LOB: 1 BB: 0 P: 5	R: 0 E: 0 K: 2 S: 8	H: 2 LOB: 1 BB: 0 P: 8	R: 0 E: 0 K: 0 S: 3	H: 0 LOB: 0 BB: 0 P: 3	R: 0 E: 0 K: 0 S: 4	H: 1 LOB: 2 BB: 1 P: 8	R: 1 E: 0 K: 2 S: 9	H: 2 LOB: 2 BB: 1 P: 13	R: 0 E: 0 K: 0 S: 3	H: 0 LOB: 0 BB: 0 P: 3	R: 0 E: 0 K: 2 S: 7	H: 0 LOB: 0 BB: 0 P: 7	R: 0 E: 0 K: 0 S: 3	H: 0 LOB: 0 BB: 0 P: 3	R: 0 E: 0 K: 1 S: 5	H: 0 LOB: 0 BB: 0 P: 5	1B: 7 2B: 0 3B: 0 HR: 0	SF: 0 SAC: 0 DP: 0 HBP: 0	WP: 0 PB: 0 SB: 0 CS: 1	PA: 35			
PITCHER	IP	WLS	BF	H	R	ER	SO	BB	IBB	HBP	BLK	WP	HR	S	P	ERA	WHIP								
Tony Cloninger, R ERA: 4.48 (1, 1)	9.0	W	35	7	2	2	7	2	0	0	0	0	0	47	55	2.00	1.000								

Milwaukee Braves @ New York Mets
Polo Grounds, New York, NY
Mon Sep 10 1962, 7:05 PM EDT
Att: 5,381 - Unknown

AB 33
R 2
H 7
RBI 2
BB 2
SO 7
LOB 10



Batter	1	2	3	4	5	6	7	8	9	AB	R	H	RBI	BB	SO	LOB	TOP					
Eddie Kasko, R OBP: 0.325, SLG: 0.356 (1, 5)	4-0 1B BB		0-0 F8				0-0 4-3		0-0 F8	4	2	0	0	2	1	5	Cincinnati Reds @ New York Mets Polo Grounds, New York, NY Fri Sep 14 1962, 7:05 PM EDT Att: 7,791 - Unknown					
Don Blasingame, L OBP: 0.355, SLG: 0.343 (1, 4)	0-0 1-3		0-3 K			0-0 1-3		0-0 4-3		5	1	1	0	0	1	1						
Leo Cardenas, R OBP: 0.337, SLG: 0.414 (1, 6)	0-0 2H 1B		0-0 6-3			0-3 K		0-0 G1-4-3 1B		5	0	2	1	0	2	2						
Frank Robinson, R OBP: 0.417, SLG: 0.630 (1, 9)	0-3 K			0-0 6-3		0-0 1B PB 1B		0-0 2B		5	1	2	1	0	1	2						
Wally Post, R OBP: 0.327, SLG: 0.494 (1, 7)	0-3 K			0-0 6-3		0-0 1B PB 1B		0-0 5-3		4	2	2	1	0	1	2						
Marty Keough, L OBP: 0.356, SLG: 0.443 (8, 7)									0-0 3B BB	0	1	0	0	1	0	0						
Rogelio Alvarez, R OBP: 0.375, SLG: 0.333 (9, PH)		0-0 1B							0-3 K	3	1	3	1	1	0	0						
Jesse Gonder, L (9, 1)										1	0	0	0	0	1	1						
Johnny Klippstein, R OBP: 0.200, SLG: 0.261 (9, 1)										0	0	0	0	0	0	0						
Vada Pinson, L OBP: 0.337, SLG: 0.479 (1, 8)		0-3 K							0-0 3B	4	1	3	4	1	1	1						
Johnny Edwards, L OBP: 0.316, SLG: 0.394 (1, 2)		0-3 K							0-0 4-3	5	0	0	0	0	3	6						
Joe Nuxhall, L OBP: 0.285, SLG: 0.292 (2, 1)										1	0	0	0	0	0	1						
John Tisler, R OBP: 0.333, SLG: 0.200 (4, PH)										0	0	0	0	0	0	0						
Gene Freese, R OBP: 0.333, SLG: 0.200 (4, 1)										0	0	0	0	0	0	0						
Dave Sisler, R OBP: 0.333, SLG: 0.194 (5, PH)										0	0	0	0	0	0	0						
Jerry Lynch, L OBP: 0.333, SLG: 0.482 (5, 1)										0	0	0	0	0	0	0						
Jim Brosnan, R OBP: 0.102, SLG: 0.111 (9, PH)										1	0	0	0	0	0	0						
Joe Gaines, R OBP: 0.338, SLG: 0.353 (9, 7)										0	0	0	0	1	0	0						
Inning Stats	R: 1 E: 0 K: 2 S: 8	H: 1 LOB: 1 BB: 1 P: 12	R: 0 E: 0 K: 2 S: 8	H: 1 LOB: 1 BB: 0 P: 8	R: 0 E: 0 K: 1 S: 5	H: 0 LOB: 0 BB: 0 P: 5	R: 1 E: 0 K: 1 S: 7	H: 2 LOB: 2 BB: 1 P: 11	R: 4 E: 0 K: 3 S: 13	H: 4 LOB: 3 BB: 3 P: 25	R: 0 E: 0 K: 1 S: 6	H: 1 LOB: 1 BB: 0 P: 6	R: 2 E: 0 K: 0 S: 5	H: 2 LOB: 0 BB: 0 P: 5	R: 0 E: 0 K: 0 S: 3	H: 1 LOB: 0 BB: 0 P: 3	R: 1 E: 0 K: 1 S: 6	H: 1 LOB: 2 BB: 2 P: 14	1B: 9 2B: 2 3B: 1 HR: 1	SF: 0 SAC: 0 DP: 1 HBP: 0	WP: 0 PB: 1 SB: 0 CS: 0	PA: 46
PITCHER	IP	WLS	BF	H	R	ER	SO	BB	IBB	HBP	BLK	WP	HR	S	P	ERA	WHIP					
Al Jackson, L ERA: 4.24 (1, 1)	4.1		25	8	6	6	7	4	0	0	0	0	0	35	51	12.46	2.769					
Craig Anderson, R ERA: 5.7 (5, 1)	3.2		15	4	2	2	3	1	0	0	0	0	0	20	24	4.91	1.364					
Galen Cisco, R ERA: 6.7 (9, 1)	0.1	W	3	1	1	1	1	1	0	0	0	0	0	4	8	27.00	6.000					
Roger Craig, R ERA: 4.86 (9, 1)	0.2		3	0	0	0	0	1	0	0	0	0	0	2	6	0.00	1.500					

Batter	1	2	3	4	5	6	7	8	9	AB	R	H	RBI	BB	SO	LOB	BOTTOM					
Elio Chacon, R OBP: 0.362, SLG: 0.297 (1, 6)	0-0 HR		0-0 BB 1B			0-0 4-3		0-0 1B 5-3 BB		3	2	2	1	1	0	0	Cincinnati Reds @ New York Mets Polo Grounds, New York, NY Fri Sep 14 1962, 7:05 PM EDT Att: 7,791 - Unknown					
Gene Woodling, L OBP: 0.379, SLG: 0.427 (8, PH)		1-2 1B 1B								0	0	0	0	1	0	0						
Sammy Drake, S OBP: 0.400, SLG: 0.250 (8, PR)			0-0 S BB							0	1	0	0	0	0	0						
Rod Kanehl, R OBP: 0.298, SLG: 0.328 (1, 4)	0-3 K		0-0 F8			0-3 K		0-0 5-3		4	0	0	0	0	2	3						
Felix Mantilla, R OBP: 0.335, SLG: 0.401 (8, 5)			0-0 1-2							1	0	0	0	0	2							
Charlie Neal, R OBP: 0.330, SLG: 0.387 (1, 5)	0-0 2B		4-0 1B 2B BB			0-0 P6		0-0 1B		4	2	3	1	1	0	0						
Frank Thomas, R OBP: 0.319, SLG: 0.487 (1, 7)	0-0 1B 2B		0-0 2B E 1B			0-0 6-3		0-0 P3		5	1	3	4	0	0	1						
Jim Hickman, R OBP: 0.338, SLG: 0.428 (1, 8)	0-3 K		0-0 E4 2B 2B			0-0 P5		0-0 K		5	1	1	1	0	2	3						
Joe Christopher, R OBP: 0.325, SLG: 0.348 (1, 9)	0-0 2-3 1B		0-0 2H 2B			0-0 S 1B		0-0 K		5	0	4	1	0	0	0						
Choo-Choo Coleman, L OBP: 0.304, SLG: 0.469 (1, 2)	0-0 5-3		0-0 6-3			0-0 F5		0-0 HR		5	1	1	1	0	0	5						
Rick Herrscher, R OBP: 0.238, SLG: 0.308 (8, PH)			4-0 FC1-8 BB			0-3 K		0-3 K		2	0	0	0	1	1	1						
Mary Throneberry, L OBP: 0.307, SLG: 0.414 (9, 3)										1	0	0	0	0	1	0						
Al Jackson, L OBP: 0.066, SLG: 0.099 (5, 1)			0-0 FC1-6 BB 1B			0-0 6-3		0-0 1B 1B		2	1	0	0	0	0	1						
Craig Anderson, R ERA: 3.07 (5, 1)										1	0	0	0	0	1							
Sammy Drake, S OBP: 0.335, SLG: 0.325 (8, PH)										0	1	0	0	0	0	0						
Bob Miller, R ERA: 4.2 (8, PR)										0	1	0	0	0	0	0						
Jim Brosnan, R ERA: 3.34 (9, 1)										0	0	0	0	0	0	0						
Galen Cisco, R OBP: 0.102, SLG: 0.111 (9, PH)										0	0	0	0	0	0	0						
Roger Craig, R OBP: 0.118, SLG: 0.255 (9, 1)										0	0	0	0	0	0	0						
Inning Stats	R: 2 E: 0 K: 2 S: 11	H: 4 LOB: 2 BB: 0 P: 11	R: 5 E: 1 K: 0 S: 7	H: 4 LOB: 1 BB: 2 P: 15	R: 0 E: 0 K: 0 S: 3	H: 0 LOB: 0 BB: 1 P: 7	R: 0 E: 0 K: 0 S: 3	H: 0 LOB: 0 BB: 0 P: 3	R: 0 E: 0 K: 1 S: 6	H: 1 LOB: 1 BB: 0 P: 6	R: 0 E: 0 K: 1 S: 6	H: 1 LOB: 1 BB: 0 P: 6	R: 0 E: 0 K: 0 S: 3	H: 1 LOB: 0 BB: 0 P: 3	R: 2 E: 0 K: 2 S: 10	H: 3 LOB: 2 BB: 1 P: 14	R: 1 E: 0 K: 0 S: 2	H: 1 LOB: 0 BB: 0 P: 2	1B: 9 2B: 5 3B: 0 HR: 2	SF: 0 SAC: 0 DP: 1 HBP: 0	WP: 0 PB: 0 SB: 2 CS: 0	PA: 43
PITCHER	IP	WLS	BF	H	R	ER	SO	BB	IBB	HBP	BLK	WP	HR	S	P	ERA	WHIP					
Joe Nuxhall, L ERA: 3.07 (1, 1)	1.2		13	6	6	6	2	2	0	0	0	0	0	15	23	32.40	4.800					
John Tisler, R ERA: 6.75 (2, 1)	1.1		7	2	1	1	0	1	0	0	0	0	0	6	10	6.75	2.250					
Dave Sisler, R ERA: 4.2 (4, 1)	1.0		3	0	0	0	0	0	0	0	0	0	0	3	3	0.00	0.000					
Jim Brosnan, R ERA: 3.34 (5, 1)	4.0		18	6	2	2	4	1	0	0	0	0	0	25	29	4.50	1.750					
Johnny Klippstein, R ERA: 4.6 (9, 1)	0.1	L	2	1	1	1	0	0	0	0	0	0	1	2	2	27.00	3.000					



Batter	1	2	3	4	5	6	7	8	9	AB	R	H	RBI	BB	SO	LOB	TOP				
Eddie Kasko, R (1, 5) OBP: 0.324, SLG: 0.354	F2	6-3		1B E 1B		G4-6-3		6-3		5	1	1	0	0	0	2	Cincinnati Reds @ New York Mets Polo Grounds, New York, NY Sat Sep 15 1962, 3:33 AM EDT Att: 8,157 - Unknown				
Don Blasingame, L (1, 4) OBP: 0.362, SLG: 0.345	K		L1	E7 SF8 1B				BB 1B		4	1	2	1	1	1	0					
Vada Pinson, L (1, 8) OBP: 0.338, SLG: 0.482	K		S	SF8				BB 1B		3	1	1	1	1	2	1					
Frank Robinson, R (1, 9) OBP: 0.420, SLG: 0.632		3-1 1B 2B	F9 S BB				HR 1B	P3		3	2	2	0	2	0	2					
Jerry Lynch, L (1, 7) OBP: 0.340, SLG: 0.488	3-1		F9	5-3				F8		5	1	1	2	0	0	5					
Rogelio Alvarez, R (8, 3) OBP: 0.375, SLG: 0.333		2-3	1-3 3-H				1-H HR			0	0	0	0	0	0	0					
Marty Keough, L (1, 3) OBP: 0.357, SLG: 0.437	1B 3B BB		HBP							3	1	0	0	1	3	0					
Leo Cardenas, R (1, 6) OBP: 0.337, SLG: 0.414	1B 3B 1B		P3	G4-6-3 1B			E5	K		5	1	2	1	0	1	2					
Johnny Edwards, L (1, 2) OBP: 0.319, SLG: 0.398	1B 3B			1B BB		G4-6-3	K	BB		3	1	1	2	2	1	2					
Bob Purkey, R (1, 1) OBP: 0.133, SLG: 0.188		0-3						F5		4	0	1	0	0	2	3					
Jim Maloney, L (8, 1) OBP: 0.231, SLG: 0.237	K			K		G4-6-3 1B		F7		1	0	0	0	0	0	1					
Inning Stats	R: 0 E: 0 K: 2 S: 7	H: 0 LOB: 0 BB: 0 P: 7	R: 3 E: 0 K: 1 S: 8	H: 3 LOB: 1 BB: 1 P: 12	R: 1 E: 0 K: 0 S: 4	H: 1 LOB: 2 BB: 1 P: 9	R: 3 E: 1 K: 1 S: 7	H: 2 LOB: 1 BB: 2 P: 15	R: 0 E: 0 K: 1 S: 5	H: 1 LOB: 1 BB: 1 P: 9	R: 2 E: 1 K: 2 S: 10	H: 2 LOB: 1 BB: 0 P: 10	R: 0 E: 0 K: 0 S: 4	H: 1 LOB: 2 BB: 1 P: 8	R: 0 E: 0 K: 2 S: 7	H: 0 LOB: 1 BB: 1 P: 11	1B: 7 2B: 1 3B: 2 HR: 1	SF: 1 SAC: 0 DP: 2 HBP: 1	WP: 0 PB: 0 SB: 2 CS: 0	PA: 45	
PITCHER	IP	WLS	BF	H	R	ER	SO	BB	IBB	HBP	BLK	WP	HR	S	P	ERA	WHIP				
Jay Hook, R (1, 1) ERA: 4.87	7.0	L	36	10	9	7	8	5	0	1	0	0	1	46	67	9.00	2.143				
Larry Foss, R (8, 1) ERA:	2.0		9	1	0	0	2	2	0	0	0	0	0	11	19	0.00	1.500				

AB	36
R	9
H	11
RBI	7
BB	7
SO	10
LOB	18



Batter	1	2	3	4	5	6	7	8	9	AB	R	H	RBI	BB	SO	LOB	BOTTOM				
Elio Chacon, R (1, 6) OBP: 0.363, SLG: 0.299	4-3		1B PB 1B					4-3 2B 1B	F7	4	2	2	0	0	0	0	Cincinnati Reds @ New York Mets Polo Grounds, New York, NY Sat Sep 15 1962, 3:33 AM EDT Att: 8,157 - Unknown				
Felix Mantilla, R (9, FH) OBP: 0.334, SLG: 0.400					G3					1	0	0	0	0	0	0					
Choo-Choo Coleman, L (1, 2) OBP: 0.308, SLG: 0.475			PB 1B		F5			4-3	K	5	0	2	0	0	1	1					
Charlie Neal, R (1, 5) OBP: 0.330, SLG: 0.388	K		1-3		1-3			HR 2B		4	1	1	1	0	1	2					
Mary Throneberry, L (1, 3) OBP: 0.307, SLG: 0.421	F8		L3			G3		HR		4	1	1	2	0	0	2					
Frank Thomas, R (1, 7) OBP: 0.318, SLG: 0.484		FC6-4 BB		E5 HR		6-3		K		3	1	0	0	1	1	0					
Joe Christopher, R (1, 9) OBP: 0.328, SLG: 0.364		FC6-4		HR		F7		E1 1B		4	1	2	2	0	0	1					
Sammy Drake, S (1, 4) OBP: 0.357, SLG: 0.250	K			4-3				F4		4	0	1	0	0	1	1					
Jim Hickman, R (1, 8) OBP: 0.335, SLG: 0.424					P4			4-3		3	0	0	0	0	0	1					
Gene Woodling, L (8, FH) OBP: 0.424, SLG: 0.426	F3							F7		1	0	0	0	0	0	2					
Rod Kanehl, R (9, 8) OBP: 0.298, SLG: 0.328								4-3		0	0	0	0	0	0	0					
Jay Hook, L (1, 1) OBP: 0.306, SLG: 0.219			4-3		3-1				F5	2	0	0	0	0	0	0					
Richie Ashburn, L (7, FH) OBP: 0.424, SLG: 0.392										1	0	0	0	0	0	0					
Larry Foss, R (8, 1) ERA:										0	0	0	0	0	0	0					
Sammy Taylor, L (9, FH) OBP: 0.323, SLG: 0.323										1	0	0	0	0	0	0					
Inning Stats	R: 0 E: 0 K: 1 S: 6	H: 1 LOB: 1 BB: 0 P: 6	R: 0 E: 0 K: 1 S: 5	H: 0 LOB: 1 BB: 1 P: 9	R: 1 E: 0 K: 0 S: 5	H: 2 LOB: 1 BB: 0 P: 5	R: 2 E: 0 K: 0 S: 3	H: 1 LOB: 0 BB: 0 P: 3	R: 0 E: 0 K: 0 S: 3	H: 0 LOB: 0 BB: 0 P: 3	R: 0 E: 0 K: 1 S: 10	H: 0 LOB: 5 BB: 0 P: 10	R: 3 E: 1 K: 1 S: 5	H: 0 LOB: 0 BB: 0 P: 5	1B: 5 2B: 2 3B: 0 HR: 2	SF: 0 SAC: 0 DP: 0 HBP: 0	WP: 0 PB: 1 SB: 0 CS: 0	PA: 38			
PITCHER	IP	WLS	BF	H	R	ER	SO	BB	IBB	HBP	BLK	WP	HR	S	P	ERA	WHIP				
Bob Purkey, R (1, 1) ERA: 2.92	7.2	W	34	9	6	4	3	1	0	0	0	0	2	39	43	4.70	1.304				
Jim Maloney, R (8, 1) ERA: 4.03	1.1	S	4	0	0	0	1	0	0	0	0	0	0	6	6	0.00	0.000				



Batter	1	2	3	4	5	6	7	8	9	AB	R	H	RBI	BB	SO	LOB	TOP			
Eddie Kasko, R OBP: 0.324, SLG: 0.353 (1, 5)	0-3 K		0-0 F8		0-0 P4			0-0 1B 1B		4	0	1	0	0	1	0	Cincinnati Reds @ New York Mets Polo Grounds, New York, NY Sun Sep 16 1962, 3:33 AM EDT Att: 10,884 - Unknown			
Don Blasingame, L OBP: 0.364, SLG: 0.347 (1, 4)	0-0 1-4-3 1B 1B		4-0 BB			0-0 1-3		0-0 1-2 1B G4-6-3		3	1	2	0	1	0	0				
Vada Pinson, L OBP: 0.337, SLG: 0.480 (1, 8)	0-0 1-4-3 1B 1B		0-0 F8			0-0 1-3		0-0 G4-6-3 1-2		4	1	1	0	0	0	3				
Frank Robinson, R OBP: 0.417, SLG: 0.628 (1, 9)	0-0 1-4-3 1-2 2-3		0-3 K			0-0 F8			0-0 5-3	4	0	0	0	0	1	3				
Jerry Lynch, L OBP: 0.339, SLG: 0.485 (1, 7)	0-0 2-H 3-H 1B		0-0 F8				0-3 K		0-0 L3	4	0	1	2	0	1	0				
Marty Keough, L OBP: 0.355, SLG: 0.434 (1, 3)	0-3 K		0-3 K				0-0 E1 1B		0-0 G3	4	0	1	0	0	2	1				
Leo Cardenas, R OBP: 0.336, SLG: 0.412 (1, 6)		0-0 F2		0-0 6-3			0-0 6-3			3	0	0	0	0	0	1				
Johnny Edwards, L OBP: 0.317, SLG: 0.395 (1, 2)		0-0 F7			0-0 4-3		0-3 K			3	0	0	0	0	1	1				
Joey Jay, S OBP: 0.235, SLG: 0.233 (1, 1)		0-3 K		0-0 F8			0-0 4-3			1	0	0	0	0	1	0				
Sammy Ellis, L OBP: 0.167, SLG: 0.167 (2, 1)										0	0	0	0	0	0	0				
Ted Willis, L OBP: 0.313, SLG: 0.313 (4, 1)										0	0	0	0	0	0	0				
Dave Sisler, R OBP: 0.286, SLG: 0.217 (5, PH)										0	0	0	0	0	0	0				
Cookie Rojas, R OBP: 0.286, SLG: 0.217 (5, 1)										0	0	0	0	0	0	0				
John Taitouris, R OBP: 0.333, SLG: 0.333 (8, 1)										0	0	0	0	0	0	0				
Inning Stats	R: 2 E: 0 K: 2 S: 10	H: 3 LOB: 1 BB: 0 P: 10	R: 0 E: 0 K: 1 S: 5	H: 0 LOB: 0 BB: 0 P: 5	R: 0 E: 0 K: 1 S: 5	H: 0 LOB: 1 BB: 1 P: 9	R: 0 E: 0 K: 1 S: 5	H: 0 LOB: 0 BB: 0 P: 3	R: 0 E: 0 K: 0 S: 3	H: 0 LOB: 0 BB: 0 P: 3	R: 0 E: 1 K: 2 S: 8	H: 1 LOB: 1 BB: 0 P: 8	R: 0 E: 0 K: 0 S: 4	H: 2 LOB: 1 BB: 0 P: 4	R: 0 E: 0 K: 0 S: 3	H: 0 LOB: 0 BB: 0 P: 3	1B: 6 2B: 0 3B: 0 HR: 0	SF: 0 SAC: 0 DP: 1 HBP: 0	WP: 0 PB: 0 SB: 0 CS: 0	PA: 33
PITCHER Roger Craig, R ERA: 4.45 (1, 1)	IP: 9.0 WLS: W BF: 33 H: 6 R: 2 ER: 2 SO: 7 BB: 1 IBB: 0 HBP: 0 BLK: 0 WP: 0 HR: 0 S: 46 P: 50 ERA: 2.00 WHIP: 0.778															PITCHER				

AB	32
R	2
H	6
RBI	2
BB	1
SO	7
LOB	9



Batter	1	2	3	4	5	6	7	8	9	AB	R	H	RBI	BB	SO	LOB	BOTTOM			
Elio Chacon, R OBP: 0.364, SLG: 0.305 (1, 6)	0-0 4-3	0-0 1B 3B		0-0 F3	0-0 P5			4-0 CS BB		4	1	1	1	1	0	0	Cincinnati Reds @ New York Mets Polo Grounds, New York, NY Sun Sep 16 1962, 3:33 AM EDT Att: 10,884 - Unknown			
Choo-Choo Coleman, L OBP: 0.321, SLG: 0.479 (1, 2)	0-0 3B 1B	0-0 CS 1B		4-0 1B BB		0-0 L3		0-0 CS 1-2		3	2	2	1	1	0	0				
Felix Mantilla, R OBP: 0.335, SLG: 0.406 (1, 5)	0-0 1H 1B 3B	0-0 F7		0-0 BB 1B HBP	1-3 1B		0-0 6-3		0-0 4-3	4	2	2	1	0	0	1				
Gene Woodling, L OBP: 0.378, SLG: 0.423 (4, PR)	0-0 E4 1B	0-0 CS	0-0 F5	1-0 BB HBP		0-0 4-3				2	0	0	0	0	0	1				
Rod Kanehl, R OBP: 0.297, SLG: 0.327 (5, 7)	0-0 1B	1-2	0-0 F5	1-2 1B HBP		0-0 4-3				1	1	0	0	0	0	0				
Mary Throneberry, L OBP: 0.312, SLG: 0.431 (1, 3)	0-0 1-3 3-H 1B		0-0 HR	4-0 1B BB		0-0 4-3				3	1	2	3	1	0	0				
Joe Christopher, R OBP: 0.331, SLG: 0.367 (1, 9)	0-0 P4		0-0 1B	1-3 2-H 3-H 1B	0-0 1B		0-0 F7		0-0 F7	4	0	2	2	0	0	2				
Sammy Drake, S OBP: 0.278, SLG: 0.188 (1, 4)	0-0 F7		0-3 K	1-3 2-H 3-H G3	0-0 G3		0-0 F7			4	0	0	0	0	1	5				
Jim Hickman, R OBP: 0.334, SLG: 0.420 (1, 8)		4-0 SH3-4 3B BB	0-0 4-3		0-3 K			0-0 P4		3	1	0	0	1	1	1				
Roger Craig, R OBP: 0.114, SLG: 0.054 (1, 1)		0-0 SH3-4 1-2		0-0 F3	0-0 F9		0-3 K			3	0	0	0	0	1	0				
Inning Stats	R: 2 E: 1 K: 0 S: 7	H: 3 LOB: 2 BB: 0 P: 7	R: 2 E: 0 K: 0 S: 4	H: 2 LOB: 1 BB: 1 P: 8	R: 1 E: 0 K: 1 S: 7	H: 2 LOB: 1 BB: 0 P: 7	R: 3 E: 0 K: 0 S: 5	H: 2 LOB: 2 BB: 2 P: 14	R: 0 E: 0 K: 1 S: 5	H: 0 LOB: 0 BB: 0 P: 5	R: 0 E: 0 K: 0 S: 3	H: 0 LOB: 0 BB: 0 P: 3	R: 0 E: 0 K: 0 S: 3	H: 0 LOB: 0 BB: 0 P: 3	R: 0 E: 0 K: 1 S: 4	H: 0 LOB: 0 BB: 1 P: 8	1B: 6 2B: 0 3B: 2 HR: 1	SF: 0 SAC: 1 DP: 0 HBP: 1	WP: 0 PB: 0 SB: 0 CS: 2	PA: 39
PITCHER Bill Henry, L ERA: 4.72 (8, 1)	IP: 1.0 WLS: L BF: 3 H: 0 R: 0 ER: 0 SO: 1 BB: 1 IBB: 0 HBP: 0 BLK: 0 WP: 0 HR: 0 S: 4 P: 8 ERA: 0.00 WHIP: 1.000															PITCHER				

AB	31
R	8
H	9
RBI	8
BB	4
SO	3
LOB	10



Batter	1	2	3	4	5	6	7	8	9	AB	R	H	RBI	BB	SO	LOB	TOP					
Bob Lillis, R OBP: 0.291, SLG: 0.301 (1, 6)										5	0	2	0	0	0	3						
Joey Amalfitano, R OBP: 0.321, SLG: 0.303 (1, 4)										5	2	3	1	0	0	1						
Jim Pendleton, R OBP: 0.276, SLG: 0.373 (1, 7)										4	0	1	0	0	0	3						
Norm Larker, L OBP: 0.360, SLG: 0.369 (1, 3)										4	0	1	2	1	0	1						
Carl Warwick, R OBP: 0.308, SLG: 0.406 (1, 8)										4	0	0	0	1	1	4						
Bob Aspromonte, R OBP: 0.333, SLG: 0.380 (1, 5)										5	0	0	0	0	0	5						
Roman Mejias, R OBP: 0.330, SLG: 0.453 (1, 9)										5	2	2	0	0	0	2						
Hal Smith, R OBP: 0.275, SLG: 0.369 (1, 2)										3	1	1	0	1	0	1						
Ken Johnson, R OBP: 0.094, SLG: 0.096 (1, 1)										1	1	0	1	0	0	0						
Inning Stats	R: 0 E: 0 K: 0 S: 4	H: 1 LOB: 1 BB: 0 P: 4	R: 0 E: 0 K: 0 S: 3	H: 0 LOB: 0 BB: 0 P: 3	R: 0 E: 0 K: 0 S: 4	H: 1 LOB: 1 BB: 0 P: 4	R: 0 E: 0 K: 0 S: 3	H: 0 LOB: 1 BB: 1 P: 7	R: 0 E: 0 K: 0 S: 6	H: 3 LOB: 2 BB: 0 P: 6	R: 0 E: 0 K: 1 S: 5	H: 0 LOB: 0 BB: 0 P: 5	R: 4 E: 1 K: 0 S: 9	H: 5 LOB: 2 BB: 0 P: 9	R: 0 E: 0 K: 0 S: 3	H: 0 LOB: 1 BB: 1 P: 7	R: 1 E: 2 K: 0 S: 5	H: 0 LOB: 2 BB: 1 P: 9	1B: 6 2B: 3 3B: 1 HR: 0	SF: 0 SAC: 4 DP: 0 HBP: 0	WP: 1 PB: 0 SB: 0 CS: 0	PA: 43
PITCHER	IP WLS BF H R ER SO BB IBB HBP BLK WP HR S P ERA WHIP																					
Al Jackson, L ERA: 4.24 (1, 1)	8.0 L 37 10 5 4 1 2 0 0 0 0 0 37 45 4.50 1.500																					
Craig Anderson, R ERA: 5.66 (9, 1)	1.0 6 0 1 0 0 1 0 0 0 1 0 5 9 0.00 1.000																					

Houston Colt 45's @ New York Mets
Polo Grounds, New York, NY
Tue Sep 18 1962, 7:05 PM EDT
Cloudy - 75 F

AB	36
R	6
H	10
RBI	4
BB	3
SO	1
LOB	20



Batter	1	2	3	4	5	6	7	8	9	AB	R	H	RBI	BB	SO	LOB	BOTTOM					
Elio Chacon, R OBP: 0.360, SLG: 0.301 (1, 6)										4	0	0	0	0	1	2						
Choo-Choo Coleman, L OBP: 0.319, SLG: 0.472 (1, 2)										4	0	1	0	0	1	1						
Felix Mantilla, R OBP: 0.335, SLG: 0.403 (1, 5)										3	0	0	0	0	0	1						
Mary Throneberry, L OBP: 0.311, SLG: 0.429 (1, 3)										4	0	1	0	0	1	1						
Frank Thomas, R OBP: 0.320, SLG: 0.482 (1, 7)										2	1	0	0	2	1	1						
Joe Christopher, R OBP: 0.333, SLG: 0.369 (1, 9)										4	1	2	0	0	1	1						
Sammy Drake, S OBP: 0.273, SLG: 0.200 (1, 4)										4	0	1	1	0	2	2						
Jim Hickman, R OBP: 0.333, SLG: 0.418 (1, 8)										2	0	0	0	0	1	0						
Al Jackson, L OBP: 0.093, SLG: 0.096 (1, 1)										2	0	0	1	0	1	1						
Richie Ashburn, L OBP: 0.425, SLG: 0.393 (8, PH)										1	0	1	0	0	0	0						
Craig Anderson, R OBP: 0.129, SLG: 0.100 (9, 1)										0	0	0	0	0	0	0						
Inning Stats	R: 0 E: 0 K: 1 S: 5	H: 0 LOB: 0 BB: 0 P: 5	R: 0 E: 0 K: 1 S: 5	H: 1 LOB: 1 BB: 1 P: 9	R: 0 E: 0 K: 2 S: 7	H: 0 LOB: 0 BB: 0 P: 7	R: 0 E: 0 K: 0 S: 3	H: 0 LOB: 0 BB: 0 P: 3	R: 0 E: 0 K: 0 S: 5	H: 2 LOB: 1 BB: 1 P: 9	R: 0 E: 0 K: 1 S: 5	H: 1 LOB: 1 BB: 0 P: 6	R: 0 E: 0 K: 2 S: 7	H: 0 LOB: 0 BB: 0 P: 7	R: 0 E: 0 K: 0 S: 4	H: 1 LOB: 1 BB: 0 P: 4	R: 0 E: 0 K: 2 S: 8	H: 1 LOB: 1 BB: 0 P: 8	1B: 6 2B: 0 3B: 0 HR: 0	SF: 0 SAC: 1 DP: 0 HBP: 1	WP: 1 PB: 0 SB: 0 CS: 1	PA: 34
PITCHER	IP WLS BF H R ER SO BB IBB HBP BLK WP HR S P ERA WHIP																					
Ken Johnson, R ERA: 3.59 (1, 1)	9.0 W 34 6 2 2 2 9 2 0 1 0 1 49 58 2.00 0.889																					

Houston Colt 45's @ New York Mets
Polo Grounds, New York, NY
Tue Sep 18 1962, 7:05 PM EDT
Cloudy - 75 F

AB	30
R	2
H	6
RBI	2
BB	2
SO	9
LOB	10



Batter	1	2	3	4	5	6	7	8	9	AB	R	H	RBI	BB	SO	LOB	TOP					
Danny Murphy, L (1, 9) OBP: 0.257, SLG: 0.364										5	0	0	0	0	1	0	Chicago Cubs @ New York Mets Polo Grounds, New York, NY Sat Sep 22 1962, 3:33 AM EDT Att: 3,744 - Unknown					
Ken Hubbs, R (1, 4) OBP: 0.302, SLG: 0.354										4	3	3	0	1	0	0						
14 Ernie Banks, R (1, 3) OBP: 0.310, SLG: 0.513										5	2	1	1	0	1	3						
Billy Williams, L (1, 7) OBP: 0.374, SLG: 0.478										5	1	2	2	0	0	2						
Nelson Mathews, R (1, 8) OBP: 0.273, SLG: 0.333										4	2	2	2	0	0	1						
Ron Santo, R (1, 5) OBP: 0.302, SLG: 0.364										4	1	2	0	0	0	2						
Alex Grammas, R (1, 6) OBP: 0.253, SLG: 0.253										5	0	3	2	0	0	3						
Cuno Barragan, R (1, 2) OBP: 0.304, SLG: 0.260										4	0	2	1	1	0	2						
Paul Toth, R (1, 1) OBP: 0.333, SLG: 0.286										4	0	0	0	0	1	5						
Inning Stats	R: 2 E: 0 K: 1 S: 9	H: 4 LOB: 2 BB: 0 P: 9	R: 0 E: 0 K: 1 S: 5	H: 1 LOB: 0 BB: 0 P: 5	R: 3 E: 0 K: 1 S: 9	H: 4 LOB: 1 BB: 0 P: 9	R: 2 E: 1 K: 0 S: 6	H: 2 LOB: 1 BB: 0 P: 6	R: 1 E: 0 K: 0 S: 3	H: 1 LOB: 2 BB: 0 P: 4	R: 0 E: 0 K: 0 S: 2	H: 0 LOB: 0 BB: 1 P: 6	R: 0 E: 0 K: 0 S: 5	H: 2 LOB: 3 BB: 1 P: 9	R: 0 E: 1 K: 0 S: 4	H: 0 LOB: 1 BB: 0 P: 4	R: 1 E: 0 K: 0 S: 3	H: 1 LOB: 0 BB: 0 P: 4	1B: 11 2B: 3 3B: 1 HR: 0	SF: 0 SAC: 0 DP: 1 HBP: 2	WP: 0 PB: 0 SB: 4 CS: 3	PA: 44
PITCHER	IP WLS BF H R ER SO BB IBB HBP BLK WP HR S P ERA WHIP																					
Al Jackson, L (1, 1) ERA: 4.4	2.1 L 14 8 5 5 3 0 0 0 0 0 0 0 20 20 19.29 3.429																					
Ken Mackenzie, L (3, 1) ERA: 5.01	2.2 13 4 3 1 0 0 0 0 1 0 0 0 12 13 3.38 1.500																					
Larry Foss, R (6, 1) ERA: 5.59	2.0 9 2 0 0 0 2 0 0 0 0 0 0 7 15 0.00 2.000																					
Craig Anderson, R (8, 1) ERA: 5.62	2.0 8 1 1 1 0 0 0 0 1 0 0 0 7 8 4.50 0.500																					

AB 40
R 9
H 15
RBI 8
BB 2
SO 3
LOB 18



Batter	1	2	3	4	5	6	7	8	9	AB	R	H	RBI	BB	SO	LOB	BOTTOM					
Elio Chacon, R (1, 6) OBP: 0.360, SLG: 0.299										2	0	1	0	2	0	0	Chicago Cubs @ New York Mets Polo Grounds, New York, NY Sat Sep 22 1962, 3:33 AM EDT Att: 3,744 - Unknown					
Choo-Choo Coleman, L (1, 2) OBP: 0.313, SLG: 0.495										4	0	1	1	0	0	2						
Joe Christopher, R (1, 9) OBP: 0.347, SLG: 0.382										3	0	1	0	1	1	2						
Frank Thomas, R (1, 7) OBP: 0.319, SLG: 0.485										4	0	0	0	0	1	1						
Gil Hodges, R (1, 3) OBP: 0.333, SLG: 0.476										3	0	1	0	0	0	0						
Ed Kranepool, L (7, 3)										1	0	0	0	0	0	0						
Sammy Drake, S (1, 5) OBP: 0.273, SLG: 0.200										4	0	0	0	0	0	1						
Jim Hickman, R (1, 8) OBP: 0.334, SLG: 0.415										3	0	0	0	1	0	0						
Rod Kanehl, R (1, 4) OBP: 0.300, SLG: 0.329										3	2	1	0	0	0	1						
Richie Ashburn, L (9, 4) OBP: 0.426, SLG: 0.398										1	0	1	0	0	0	0						
Al Jackson, L (1, 1) Ken Mackenzie, R (3, 1) Sammy Drake, S (5, PH) Larry Foss, R (6, 1) Marv Throneberry, L (7, PH) Craig Anderson, R (8, 1) Joe Pignatano, R (8, PH)										0	0	0	0	0	0	0						
Inning Stats	R: 0 E: 0 K: 1 S: 5	H: 0 LOB: 1 BB: 1 P: 9	R: 0 E: 0 K: 0 S: 3	H: 0 LOB: 0 BB: 0 P: 3	R: 0 E: 0 K: 0 S: 3	H: 0 LOB: 1 BB: 1 P: 7	R: 0 E: 0 K: 0 S: 4	H: 1 LOB: 1 BB: 0 P: 4	R: 1 E: 0 K: 1 S: 7	H: 2 LOB: 2 BB: 1 P: 11	R: 0 E: 0 K: 0 S: 3	H: 0 LOB: 0 BB: 0 P: 3	R: 1 E: 1 K: 0 S: 4	H: 1 LOB: 1 BB: 1 P: 8	R: 0 E: 0 K: 0 S: 3	H: 1 LOB: 0 BB: 0 P: 3	R: 0 E: 0 K: 0 S: 4	H: 1 LOB: 1 BB: 0 P: 4	1B: 5 2B: 1 3B: 1 HR: 0	SF: 0 SAC: 0 DP: 0 HBP: 0	WP: 0 PB: 0 SB: 0 CS: 0	PA: 36
PITCHER	IP WLS BF H R ER SO BB IBB HBP BLK WP HR S P ERA WHIP																					
Paul Toth, R (1, 1) ERA: 5.04	9.0 W 36 6 2 1 2 4 0 0 0 0 0 0 36 52 1.00 1.111																					

AB 32
R 2
H 6
RBI 1
BB 4
SO 2
LOB 10



Batter	1	2	3	4	5	6	7	8	9	AB	R	H	RBI	BB	SO	LOB	TOP					
Elio Chacon, R OBP: 0.365, SLG: 0.298 (1, 6)										3	1	1	0	2	0	0	New York Mets @ Milwaukee Braves Milwaukee County Stadium, Milwaukee, WI Tue Sep 25 1962, 8:05 PM EDT Att: 3,637 - Unknown AB 33 R 3 H 7 RBI 3 BB 4 SO 1 LOB 19					
Rod Kanehl, R OBP: 0.299, SLG: 0.326 (1, 4)										5	0	1	0	0	0	3						
Joe Christopher, R OBP: 0.339, SLG: 0.372 (1, 9)										4	1	1	1	0	0	4						
Frank Thomas, R OBP: 0.323, SLG: 0.489 (1, 7)										3	1	1	0	1	0	2						
Felix Mantilla, R OBP: 0.333, SLG: 0.400 (1, 5)										3	0	1	0	0	0	2						
Jim Hickman, R OBP: 0.330, SLG: 0.407 (1, 8)										4	0	0	1	0	1	4						
Rick Herscher, R OBP: 0.269, SLG: 0.298 (1, 3)										3	0	1	1	1	0	0						
Choo-Choo Coleman, L OBP: 0.314, SLG: 0.462 (1, 2)										4	0	1	0	0	0	3						
Jay Hook, L OBP: 0.286, SLG: 0.203 (1, 1)										3	0	0	0	0	0	0						
Richie Ashburn, L OBP: 0.427, SLG: 0.397 (9, PH)										1	0	0	0	0	0	1						
Inning Stats	R: 1 E: 0 K: 0 S: 4	H: 1 LOB: 2 BB: 2 P: 12	R: 0 E: 0 K: 0 S: 3	H: 0 LOB: 0 BB: 0 P: 3	R: 0 E: 0 K: 1 S: 3	H: 0 LOB: 0 BB: 0 P: 3	R: 0 E: 0 K: 1 S: 6	H: 1 LOB: 2 BB: 1 P: 10	R: 0 E: 0 K: 0 S: 3	H: 0 LOB: 0 BB: 0 P: 3	R: 2 E: 0 K: 0 S: 6	H: 3 LOB: 1 BB: 0 P: 6	R: 0 E: 1 K: 0 S: 5	H: 1 LOB: 2 BB: 0 P: 5	R: 0 E: 0 K: 0 S: 3	H: 0 LOB: 0 BB: 0 P: 3	R: 0 E: 0 K: 0 S: 4	H: 1 LOB: 2 BB: 1 P: 8	1B: 7 2B: 0 3B: 0 HR: 0	SF: 1 SAC: 1 DP: 0 HBP: 0	WP: 1 PB: 0 CS: 0	PA: 39
PITCHER Warren Spahn, L ERA: 3.11 (1, 1)	IP: 9.0 WLS: W BF: 39 H: 7 R: 3 ER: 3 SO: 1 BB: 4 IBB: 0 HBP: 0 BLK: 0 WP: 1 HR: 0 S: 37 P: 53 ERA: 3.00 WHIP: 1.222															PITCHER	IP: 9.0 WLS: W BF: 39 H: 7 R: 3 ER: 3 SO: 1 BB: 4 IBB: 0 HBP: 0 BLK: 0 WP: 1 HR: 0 S: 37 P: 53 ERA: 3.00 WHIP: 1.222					

Batter	1	2	3	4	5	6	7	8	9	AB	R	H	RBI	BB	SO	LOB	BOTTOM			
Roy McMillan, R OBP: 0.336, SLG: 0.351 (1, 6)										4	0	0	0	0	0	1	New York Mets @ Milwaukee Braves Milwaukee County Stadium, Milwaukee, WI Tue Sep 25 1962, 8:05 PM EDT Att: 3,637 - Unknown AB 29 R 7 H 8 RBI 7 BB 5 SO 1 LOB 12			
Eddie Mathews, L OBP: 0.382, SLG: 0.497 (1, 5)										3	3	3	0	1	0	0				
Hank Aaron, R OBP: 0.394, SLG: 0.621 (1, 9)										2	2	1	3	2	0	1				
Joe Adcock, R OBP: 0.330, SLG: 0.496 (1, 3)										2	0	0	0	2	0	2				
Lou Johnson, R OBP: 0.355, SLG: 0.464 (9, 7)										0	1	0	0	0	0	0				
Tommie Aaron, R OBP: 0.307, SLG: 0.372 (9, 3)										3	0	1	3	0	0	0				
Lee Maye, L OBP: 0.293, SLG: 0.356 (1, 8)										4	0	0	1	0	1	2				
Del Crandall, R OBP: 0.348, SLG: 0.417 (1, 2)										4	0	1	0	0	0	2				
Frank Bolling, R OBP: 0.335, SLG: 0.399 (1, 4)										4	1	2	0	0	0	2				
Warren Spahn, L OBP: 0.220, SLG: 0.274 (1, 1)										3	0	0	0	0	0	2				
Inning Stats	R: 0 E: 0 K: 0 S: 3	H: 1 LOB: 1 BB: 1 P: 7	R: 0 E: 0 K: 0 S: 3	H: 0 LOB: 0 BB: 0 P: 3	R: 3 E: 0 K: 0 S: 5	H: 2 LOB: 0 BB: 1 P: 9	R: 0 E: 0 K: 0 S: 3	H: 0 LOB: 0 BB: 0 P: 3	R: 0 E: 0 K: 0 S: 3	H: 0 LOB: 0 BB: 0 P: 3	R: 1 E: 0 K: 0 S: 3	H: 1 LOB: 1 BB: 1 P: 7	R: 0 E: 0 K: 1 S: 6	H: 2 LOB: 1 BB: 0 P: 6	R: 3 E: 0 K: 0 S: 6	H: 2 LOB: 2 BB: 2 P: 14	1B: 1 2B: 5 3B: 1 HR: 1	SF: 1 SAC: 0 DP: 1 HBP: 0	WP: 1 PB: 0 CS: 0	PA: 36
PITCHER Jay Hook, R ERA: 4.84 (1, 1)	IP: 8.0 WLS: L BF: 35 H: 8 R: 7 ER: 7 SO: 1 BB: 3 IBB: 2 HBP: 0 BLK: 0 WP: 1 HR: 1 S: 32 P: 52 ERA: 7.88 WHIP: 1.375															PITCHER	IP: 8.0 WLS: L BF: 35 H: 8 R: 7 ER: 7 SO: 1 BB: 3 IBB: 2 HBP: 0 BLK: 0 WP: 1 HR: 1 S: 32 P: 52 ERA: 7.88 WHIP: 1.375			

Batter	1	2	3	4	5	6	7	8	9	AB	R	H	RBI	BB	SO	LOB	TOP					
Elio Chacon, R OBP: 0.364, SLG: 0.297 (1, 6)										4	0	1	2	0	1	2	New York Mets @ Milwaukee Braves Milwaukee County Stadium, Milwaukee, WI Wed Sep 26 1962, 8:05 PM EDT Att: 3,239 - Unknown					
Rod Kanehl, R OBP: 0.296, SLG: 0.322 (1, 4)										4	0	0	0	0	0	1						
Joe Christopher, R OBP: 0.341, SLG: 0.372 (1, 9)										3	0	1	0	1	0	0						
Frank Thomas, R OBP: 0.324, SLG: 0.490 (1, 7)										3	0	1	0	1	1	2						
Felix Mantilla, R OBP: 0.332, SLG: 0.399 (1, 5)										4	0	1	0	0	1	2						
Jim Hickman, R OBP: 0.327, SLG: 0.403 (1, 8)										4	0	0	0	0	2	2						
Rick Herrscher, R OBP: 0.291, SLG: 0.340 Choo-Choo Coleman, L OBP: 0.312, SLG: 0.458 (9, PH)										3	2	2	0	0	1	0						
Chris Cannizzaro, R OBP: 0.338, SLG: 0.277 (1, 2)										4	1	2	0	0	0	0						
Roger Craig, R OBP: 0.111, SLG: 0.053 Richie Ashburn, L OBP: 0.426, SLG: 0.396 Craig Anderson, R OBP: 0.125, SLG: 0.097 Sammy Drake, S OBP: 0.286, SLG: 0.205 (9, PH)										1	0	0	0	0	0	1						
Inning Stats	R: 0 E: 0 K: 2 S: 7	H: 0 LOB: 1 BB: 1 P: 11	R: 1 E: 1 K: 0 S: 6	H: 3 LOB: 2 BB: 0 P: 6	R: 0 E: 0 K: 1 S: 6	H: 1 LOB: 1 BB: 0 P: 6	R: 2 E: 0 K: 1 S: 8	H: 3 LOB: 1 BB: 0 P: 8	R: 0 E: 0 K: 0 S: 3	H: 0 LOB: 0 BB: 0 P: 3	R: 0 E: 1 K: 2 S: 7	H: 0 LOB: 1 BB: 0 P: 7	R: 0 E: 0 K: 1 S: 5	H: 0 LOB: 0 BB: 0 P: 5	R: 0 E: 0 K: 1 S: 5	H: 0 LOB: 1 BB: 1 P: 9		R: 0 E: 0 K: 2 S: 7	H: 0 LOB: 0 BB: 0 P: 7	1B: 6 2B: 3 3B: 0 HR: 0	SF: 0 SAC: 0 DP: 2 HBP: 0	WP: 0 SB: 1 CS: 0
PITCHER Denny Lemaster, L ERA: 3.12 (1, 1)	IP: 9.0 WLS: W BF: 37 H: 8 R: 3 ER: 1 SO: 10 BB: 2 IBB: 0 HBP: 0 BLK: 0 WP: 0 HR: 0 S: 54 P: 62 ERA: 1.00 WHIP: 1.111															PITCHER						

AB	34
R	3
H	8
RBI	2
BB	2
SO	10
LOB	12



Batter	1	2	3	4	5	6	7	8	9	AB	R	H	RBI	BB	SO	LOB	BOTTOM					
Denis Menke, R OBP: 0.291, SLG: 0.283 (1, 6)										1	1	1	1	3	0	0	New York Mets @ Milwaukee Braves Milwaukee County Stadium, Milwaukee, WI Wed Sep 26 1962, 8:05 PM EDT Att: 3,239 - Unknown					
Eddie Mathews, L OBP: 0.381, SLG: 0.494 (1, 5)										3	1	0	0	1	0	3						
Hank Aaron, R OBP: 0.393, SLG: 0.624 (1, 9)										4	1	1	3	0	0	1						
Joe Adcock, R OBP: 0.331, SLG: 0.499 Lou Johnson, R OBP: 0.355, SLG: 0.464 (9, 7)										4	1	2	0	0	0	0						
Tommye Aaron, R OBP: 0.306, SLG: 0.368 (9, 3)										3	1	0	0	1	0	2						
Lee Maye, L OBP: 0.295, SLG: 0.358 (1, 8)										4	0	2	1	0	0	0						
Bob Uecker, R OBP: 0.305, SLG: 0.250 (1, 2)										4	0	2	1	0	0	0						
Frank Bolling, R OBP: 0.332, SLG: 0.396 (1, 4)										4	1	0	0	0	0	4						
Denny Lemaster, R OBP: 0.156, SLG: 0.129 (1, 1)										3	0	0	0	0	1	1						
Inning Stats	R: 0 E: 0 K: 0 S: 2	H: 0 LOB: 0 BB: 1 P: 6	R: 1 E: 0 K: 0 S: 5	H: 3 LOB: 1 BB: 0 P: 5	R: 3 E: 0 K: 1 S: 6	H: 2 LOB: 0 BB: 2 P: 14	R: 0 E: 0 K: 0 S: 3	H: 0 LOB: 0 BB: 0 P: 3	R: 0 E: 0 K: 0 S: 3	H: 0 LOB: 0 BB: 1 P: 7	R: 0 E: 0 K: 0 S: 3	H: 0 LOB: 0 BB: 0 P: 3	R: 1 E: 1 K: 0 S: 5	H: 1 LOB: 1 BB: 0 P: 5	R: 1 E: 0 K: 0 S: 5	H: 2 LOB: 2 BB: 1 P: 9		R: 1 E: 0 K: 0 S: 5	H: 2 LOB: 1 BB: 1 P: 9	1B: 6 2B: 3 3B: 0 HR: 1	SF: 0 SAC: 0 DP: 3 HBP: 0	WP: 0 SB: 0 CS: 0
PITCHER Roger Craig, R ERA: 4.51 Craig Anderson, R ERA: 5.47 (4, 1)	IP: 3.0 WLS: L BF: 14 H: 5 R: 4 ER: 4 SO: 4 BB: 3 IBB: 0 HBP: 0 BLK: 0 WP: 0 HR: 1 S: 13 P: 25 ERA: 12.00 WHIP: 2.667															PITCHER						



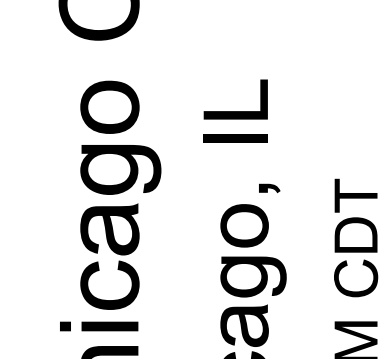
Batter	1	2	3	4	5	6	7	8	9	AB	R	H	RBI	BB	SO	LOB	TOP								
Elio Chacon, R OBP: 0.367, SLG: 0.298 (1, 6)	L7							5-3		3	1	1	0	2	0	0	New York Mets @ Chicago Cubs Wrigley Field, Chicago, IL Fri Sep 28, 1962, 3:33 AM CDT Att: 595 - Unknown								
Choo-Choo Coleman, L OBP: 0.309, SLG: 0.450 (1, 2)	4-3		CS					F5	F5	5	0	1	0	0	1	2									
Joe Christopher, R OBP: 0.340, SLG: 0.367 (1, 9)	E6			1-3				F8		3	1	0	0	0	0	2									
Frank Thomas, R OBP: 0.325, SLG: 0.490 (1, 7)	F3							SF7		2	0	1	1	1	0	1									
Mary Throneberry, L OBP: 0.302, SLG: 0.413 (1, 3)		3-1						4-3		3	0	0	0	1	0	2									
Felix Mantilla, R OBP: 0.333, SLG: 0.402 (1, 5)		6-3								4	0	2	1	0	0	0									
Jim Hickman, R OBP: 0.331, SLG: 0.405 (1, 8)		5-3								3	0	2	0	1	0	0									
Sammy Drake, S OBP: 0.264, SLG: 0.188 (1, 4)				4-3						4	0	0	0	0	1	4									
Galen Cisco, R OBP: 0.143, SLG: 0.094 Sammy Taylor, L OBP: 0.320, SLG: 0.320 Larry Foss, R OBP: 0.425, SLG: 0.395 (1, 1)				6-3						2	0	0	0	0	0	2									
Richie Ashburn, L OBP: 0.425, SLG: 0.395 (9, PH)								1-3		1	0	0	0	0	0	1									
Inning Stats	R: 0 E: 1 K: 0 S: 4	H: 0 LOB: 1 BB: 0 P: 4	R: 0 E: 0 K: 0 S: 3	H: 0 LOB: 0 BB: 0 P: 3	R: 0 E: 0 K: 0 S: 2	H: 0 LOB: 0 BB: 1 P: 6	R: 0 E: 0 K: 1 S: 6	H: 1 LOB: 1 BB: 0 P: 6	R: 0 E: 0 K: 0 S: 3	H: 1 LOB: 1 BB: 1 P: 7	R: 1 E: 0 K: 0 S: 5	H: 2 LOB: 1 BB: 0 P: 5	R: 0 E: 0 K: 1 S: 6	H: 1 LOB: 1 BB: 0 P: 6	R: 1 E: 0 K: 0 S: 3	H: 1 LOB: 2 BB: 2 P: 12	R: 0 E: 0 K: 0 S: 4	H: 1 LOB: 2 BB: 1 P: 8	1B: 6 2B: 1 3B: 0 HR: 0	SF: 1 SAC: 0 DP: 1 HBP: 1	WP: 1 PB: 0 SB: 0 CS: 1	PA: 39			
PITCHER	IP	WLS	BF	H	R	ER	SO	BB	IBB	HBP	BLK	WP	HR	S	P	ERA	WHIP								
Paul Toth, R ERA: 4.62 (1, 1)	6.0	W	23	4	1	1	1	2	0	0	0	1	0	23	31	1.50	1.000								
Bob Anderson, R ERA: 5.02 (7, 1)	1.2		9	1	1	1	1	2	0	1	0	0	0	8	17	5.40	1.800								
Don Cardwell, R ERA: 4.92 (8, 1)	1.0	S	5	2	0	0	0	1	0	0	0	0	0	4	8	0.00	3.000								
Barney Schultz, R ERA: 3.89 (9, 1)	0.1		1	0	0	0	0	0	0	0	0	0	0	1	1	0.00	0.000								

Batter	1	2	3	4	5	6	7	8	9	AB	R	H	RBI	BB	SO	LOB	BOTTOM								
Ron Santo, R OBP: 0.304, SLG: 0.361 (1, 5)	4-3	F7						F9		4	0	0	0	1	0	4	New York Mets @ Chicago Cubs Wrigley Field, Chicago, IL Fri Sep 28, 1962, 3:33 AM CDT Att: 595 - Unknown								
Ken Hubbs, R OBP: 0.300, SLG: 0.349 (1, 4)	5-3							F9		3	0	0	0	0	1	0									
Billy Williams, L OBP: 0.373, SLG: 0.472 (1, 7)										3	0	1	0	1	0	1									
14 Ernie Banks, R OBP: 0.307, SLG: 0.502 (1, 3)	F3							F9		3	0	0	0	0	1	3									
George Altman, L OBP: 0.390, SLG: 0.510 (1, 9)										3	2	2	0	1	0	1									
Nelson Mathews, R OBP: 0.313, SLG: 0.395 (1, 8)										4	0	2	0	0	0	3									
Andre Rodgers, R OBP: 0.347, SLG: 0.394 (1, 6)										4	0	1	0	0	0	3									
Dick Bertell, R OBP: 0.339, SLG: 0.373 Moe Thacker, R OBP: 0.287, SLG: 0.234 (1, 2)										2	1	1	0	2	0	1									
Paul Toth, R OBP: 0.294, SLG: 0.250 Bob Will, L OBP: 0.330, SLG: 0.341 Bob Anderson, R OBP: 0.200, SLG: 0.217 Don Cardwell, R OBP: 0.200, SLG: 0.180 Barney Schultz, R (9, 1)										2	0	0	1	0	0	3									
Inning Stats	R: 0 E: 0 K: 0 S: 3	H: 0 LOB: 1 BB: 1 P: 7	R: 0 E: 0 K: 0 S: 4	H: 1 LOB: 2 BB: 2 P: 12	R: 0 E: 0 K: 1 S: 5	H: 0 LOB: 1 BB: 0 P: 6	R: 0 E: 0 K: 0 S: 4	H: 2 LOB: 1 BB: 0 P: 4	R: 0 E: 0 K: 0 S: 5	H: 2 LOB: 1 BB: 1 P: 9	R: 2 E: 0 K: 0 S: 5	H: 2 LOB: 2 BB: 1 P: 9	R: 0 E: 0 K: 0 S: 4	H: 1 LOB: 1 BB: 0 P: 4	R: 0 E: 0 K: 0 S: 4	H: 1 LOB: 1 BB: 0 P: 4		1B: 5 2B: 3 3B: 0 HR: 0	SF: 0 SAC: 2 DP: 0 HBP: 1	WP: 0 PB: 0 SB: 0 CS: 1	PA: 37				
PITCHER	IP	WLS	BF	H	R	ER	SO	BB	IBB	HBP	BLK	WP	HR	S	P	ERA	WHIP								
Galen Cisco, R ERA: 6.07 (1, 1)	6.0	L	28	5	3	3	2	3	2	1	0	0	0	26	47	4.50	1.333								
Larry Foss, R ERA: 4.63 (7, 1)	2.0		9	3	0	0	0	0	0	0	0	0	0	9	9	0.00	1.500								

AB 31
R 2
H 7
RBI 2
BB 5
SO 2
LOB 15




AB 29
R 3
H 8
RBI 3
BB 5
SO 2
LOB 19



Batter	1	2	3	4	5	6	7	8	9	AB	R	H	RBI	BB	SO	LOB	TOP										
Elio Chacon, R OBP: 0.368, SLG: 0.298 (1, 6)										3	1	1	0	1	1	0	New York Mets @ Chicago Cubs Wrigley Field, Chicago, IL Sat Sep 29 1962, 3:33 AM CDT Att: 2,870 - Unknown										
Sammy Drake, S OBP: 0.283, SLG: 0.176 (1, 4)										3	0	0	0	1	0	2											
Joe Christopher, R OBP: 0.342, SLG: 0.367 (1, 9)										3	0	1	1	1	0	1											
Frank Thomas, R OBP: 0.326, SLG: 0.489 (1, 7)										3	0	1	0	1	0	1											
Rod Kanehl, R OBP: 0.296, SLG: 0.322 (9, 7)										0	0	0	0	0	0	0											
Felix Mantilla, R OBP: 0.331, SLG: 0.398 (1, 5)										4	0	0	0	0	1	4											
Jim Hickman, R OBP: 0.330, SLG: 0.404 (1, 8)										4	1	1	0	0	2	0											
Marv Throneberry, L OBP: 0.309, SLG: 0.418 (1, 3)										3	0	2	1	1	0	0											
Chris Cannizzaro, R OBP: 0.335, SLG: 0.271 (1, 2)										3	0	0	0	1	0	2											
Bob Miller, R OBP: 0.143, SLG: 0.171 (1, 1)										3	0	0	0	0	2	2											
Inning Stats	R: 1 E: 0 K: 0 S: 5	H: 2 LOB: 1 BB: 0 P: 5	R: 0 E: 0 K: 1 S: 5	H: 0 LOB: 0 BB: 0 P: 5	R: 0 E: 0 K: 2 S: 7	H: 0 LOB: 1 BB: 1 P: 11	R: 0 E: 0 K: 1 S: 5	H: 0 LOB: 0 BB: 0 P: 5	R: 0 E: 0 K: 1 S: 4	H: 0 LOB: 0 BB: 1 P: 8	R: 1 E: 0 K: 0 S: 5	H: 3 LOB: 2 BB: 1 P: 9	R: 0 E: 0 K: 1 S: 4	H: 0 LOB: 0 BB: 3 P: 16	R: 0 E: 0 K: 0 S: 3	H: 1 LOB: 0 BB: 0 P: 3	1B: 5 2B: 1 3B: 0 HR: 0	SF: 0 SAC: 0 DP: 2 HBP: 0	WP: 0 PB: 0 SB: 0 CS: 1	PA: 35							
PITCHER	IP	WLS	BF	H	R	ER	SO	BB	IBB	HBP	BLK	WP	HR	S	P	ERA	WHIP										
Dick Ellsworth, L ERA: 5.09 (1, 1)	7.0	L	27	5	2	2	5	2	1	0	0	0	0	34	46	2.57	1.000										
Dave Gerard, R ERA: 4.91 (8, 1)	0.2		4	0	0	0	0	3	0	0	0	0	0	1	13	0.00	4.500										
Barney Schultz, R ERA: 3.82 (8, 1)	1.1		4	1	0	0	1	0	0	0	0	0	0	6	6	0.00	0.750										

Batter	1	2	3	4	5	6	7	8	9	AB	R	H	RBI	BB	SO	LOB	BOTTOM										
Ron Santo, R OBP: 0.302, SLG: 0.358 (1, 5)										4	0	0	0	0	1	1	New York Mets @ Chicago Cubs Wrigley Field, Chicago, IL Sat Sep 29 1962, 3:33 AM CDT Att: 2,870 - Unknown										
Ken Hubbs, R OBP: 0.298, SLG: 0.347 (1, 4)										4	0	0	0	0	0	0											
Billy Williams, L OBP: 0.371, SLG: 0.469 (1, 7)										4	0	0	0	0	0	0											
14 Ernie Banks, R OBP: 0.308, SLG: 0.507 (1, 3)										3	1	1	1	1	0	0											
George Altman, L OBP: 0.389, SLG: 0.508 (1, 9)										4	0	1	0	0	0	1											
Nelson Mathews, R OBP: 0.346, SLG: 0.426 (1, 8)										4	0	3	0	0	0	0											
Andre Rodgers, R OBP: 0.344, SLG: 0.391 (1, 6)										4	0	0	0	0	2	5											
Dick Bertell, R OBP: 0.343, SLG: 0.377 (1, 2)										3	0	2	0	0	0	2											
Lou Brock, L OBP: 0.319, SLG: 0.412 (7, PR)										0	0	0	0	0	0	0											
Dave Gerard, R OBP: 0.444, SLG: 0.375 (8, 1)										0	0	0	0	0	0	0											
Barney Schultz, R OBP: 0.287, SLG: 0.234 (8, 1)										0	0	0	0	0	0	0											
Dick Ellsworth, L OBP: 0.276, SLG: 0.129 (1, 1)										2	0	0	0	0	1	2											
Bob Will, L OBP: 0.327, SLG: 0.337 (7, PH)										1	0	0	0	0	0	1											
Moe Thacker, R OBP: 0.287, SLG: 0.234 (8, 2)										0	0	0	0	0	0	0											
Inning Stats	R: 0 E: 0 K: 1 S: 5	H: 3 LOB: 2 BB: 0 P: 6	R: 1 E: 1 K: 0 S: 6	H: 3 LOB: 2 BB: 0 P: 6	R: 0 E: 0 K: 1 S: 3	H: 0 LOB: 0 BB: 0 P: 3	R: 0 E: 0 K: 1 S: 6	H: 1 LOB: 2 BB: 1 P: 10	R: 0 E: 0 K: 1 S: 5	H: 0 LOB: 0 BB: 0 P: 5	R: 0 E: 0 K: 0 S: 5	H: 2 LOB: 2 BB: 0 P: 5	R: 0 E: 0 K: 0 S: 3	H: 1 LOB: 1 BB: 0 P: 3	R: 0 E: 0 K: 0 S: 3	H: 0 LOB: 0 BB: 0 P: 3	R: 0 E: 0 K: 1 S: 5	H: 0 LOB: 0 BB: 0 P: 5	1B: 6 2B: 0 3B: 0 HR: 1	SF: 0 SAC: 0 DP: 1 HBP: 0	WP: 0 PB: 0 SB: 0 CS: 1	PA: 34					
PITCHER	IP	WLS	BF	H	R	ER	SO	BB	IBB	HBP	BLK	WP	HR	S	P	ERA	WHIP										
Bob Miller, R ERA: 4.89 (1, 1)	9.0	W	34	7	1	1	4	1	0	0	0	0	1	41	45	1.00	0.889										

AB 29
R 2
H 6
RBI 2
BB 6
SO 6
LOB 12




Batter	1	2	3	4	5	6	7	8	9	AB	R	H	RBI	BB	SO	LOB	TOP					
Richie Ashburn, L (1, 4) OBP: 0.424, SLG: 0.393 Ken MacKenzie, R (8, 1) OBP: 0.083, SLG: 0.083	F7		K		G3			F4-3-6 1B		4	0	1	0	0	1	1						
Choo-Choo Coleman, L (1, 2) OBP: 0.303, SLG: 0.441 Joe Pignatano, R (6, 2) OBP: 0.299, SLG: 0.262	G5-3		K			P9		F4-3-6 1-2 2-3		3	0	0	0	0	1	1						
Joe Christopher, R (1, 9) OBP: 0.338, SLG: 0.362	K			P5		6-3			P6	4	0	0	0	0	1	0						
Frank Thomas, R (1, 7) OBP: 0.329, SLG: 0.496		G4-3		HR				FC4-6 1B		3	1	2	1	1	0	0						
Mary Thronberry, L (1, 3) OBP: 0.306, SLG: 0.415 Ed Kranepool, L (7, 3) OBP: 0.167, SLG: 0.333	G5-3			FC3-6 BB		F9			K	2	0	0	0	1	0	1						
Felix Mantilla, R (1, 5) OBP: 0.330, SLG: 0.399				FC3-6 2B					FC4-6 1-2	4	0	1	0	0	0	2						
Jim Hickman, R (1, 8) OBP: 0.328, SLG: 0.401				1-3		P4			G5-3	3	0	0	0	0	0	2						
Elio Chacon, R (1, 6) OBP: 0.368, SLG: 0.296					L8				K	2	0	0	0	1	1	0						
Willard Hunter, R (1, 1) OBP: 0.231, SLG: 0.231 Ray Davis, R (2, 1) OBP: 0.125, SLG: 0.087 Sammy Taylor, L (5, PH) OBP: 0.116, SLG: 0.048 Craig Anderson, R (5, 1) OBP: 0.176, SLG: 0.079 Sammy Drake, S (8, PH) OBP: 0.176, SLG: 0.192					1-3				1-3	0	0	0	0	0	0	0						
Inning Stats	R: 0 E: 0 K: 1 S: 12	H: 0 LOB: 0 BB: 0 P: 16	R: 0 E: 0 K: 0 S: 11	H: 1 LOB: 1 BB: 0 P: 18	R: 0 E: 0 K: 3 S: 15	H: 0 LOB: 1 BB: 1 P: 21	R: 1 E: 0 K: 0 S: 11	H: 1 LOB: 1 BB: 1 P: 21	R: 0 E: 0 K: 0 S: 7	H: 0 LOB: 0 BB: 0 P: 12	R: 0 E: 0 K: 1 S: 8	H: 0 LOB: 1 BB: 1 P: 15	R: 0 E: 0 K: 1 S: 9	H: 0 LOB: 0 BB: 0 P: 14	R: 0 E: 0 K: 0 S: 10	H: 2 LOB: 0 BB: 0 P: 16	R: 0 E: 0 K: 1 S: 9	H: 1 LOB: 1 BB: 0 P: 16	1B: 3 2B: 1 3B: 1 HR: 1	SF: 0 SAC: 0 DP: 0 HBP: 0	WP: 0 PB: 0 SB: 0 CS: 0	PA: 33
PITCHER Bob Buhl, R (1, 1) ERA: 3.87	IP: 9.0 WLS: W BF: 33 H: 5 R: 1 ER: 1 SO: 6 BB: 3 IBB: 0 HBP: 0 BLK: 0 WP: 0 HR: 1 S: 92 P: 149 ERA: 1.00 WHIP: 0.889															PITCHER						

New York Mets @ Chicago Cubs
Wrigley Field, Chicago, IL
Sun Sep 30 1962, 3:33 AM CDT
Att: 3,960 - Sunny - 70 F

AB	30
R	1
H	5
RBI	1
BB	3
SO	6
LOB	11



Batter	1	2	3	4	5	6	7	8	9	AB	R	H	RBI	BB	SO	LOB	BOTTOM			
Ken Hubbs, R (1, 4) OBP: 0.299, SLG: 0.346	FC5-4 BB	L4-3				L7		5-3		4	0	1	0	1	0	3				
Ron Santo, R (1, 5) OBP: 0.302, SLG: 0.358	FC5-4 FC4-6 1-2		FC6-4 1B	F8			E5 1B			4	1	1	0	0	0	2				
Billy Williams, L (1, 7) OBP: 0.369, SLG: 0.466	FC4-6 FC6-4 1-2		F8		G4-3		E4 1B			4	1	0	0	0	0	3				
14 Ernie Banks, R (1, 3) OBP: 0.306, SLG: 0.503	FC6-4		FC6-4 2B		P6		P6			4	1	0	0	0	0	4				
George Altman, L (1, 9) OBP: 0.393, SLG: 0.511		BB 1B	2B BB		E9 WP 1B		1B 1B			3	2	3	1	1	0	0				
Nelson Mathews, R (1, 8) OBP: 0.393, SLG: 0.469		BB BB	BB 2B		WP BB		1B			2	0	2	2	2	0	0				
Andre Rodgers, R (1, 6) OBP: 0.343, SLG: 0.388		BB BB	6-3		6-3		6-3			3	0	0	0	1	0	4				
Cuno Barragan, R (1, 2) OBP: 0.306, SLG: 0.261		L4-3 BB			L7		P4			3	0	0	1	1	1	0				
Bob Buhl, R (1, 1)		K			K		4-3			4	0	0	0	0	3	3				
Inning Stats	R: 0 E: 0 K: 0 S: 7	H: 0 LOB: 1 BB: 1 P: 12	R: 1 E: 0 K: 1 S: 8	H: 1 LOB: 2 BB: 3 P: 24	R: 1 E: 0 K: 0 S: 10	H: 2 LOB: 2 BB: 1 P: 21	R: 0 E: 0 K: 1 S: 9	H: 1 LOB: 1 BB: 0 P: 11	R: 1 E: 0 K: 0 S: 6	H: 1 LOB: 1 BB: 1 P: 16	R: 0 E: 0 K: 1 S: 6	H: 0 LOB: 0 BB: 0 P: 10	R: 2 E: 2 K: 0 S: 9	H: 2 LOB: 1 BB: 0 P: 14	R: 0 E: 0 K: 1 S: 7	H: 0 LOB: 0 BB: 0 P: 9	1B: 6 2B: 2 3B: 0 HR: 0	SF: 0 SAC: 0 DP: 1 HBP: 0	WP: 1 PB: 0 SB: 2 CS: 0	PA: 37
PITCHER Willard Hunter, L (1, 1) ERA: 6.65 Ray Davis, R (2, 1) ERA: 6.22 Craig Anderson, R (5, 1) ERA: 5.35 Ken MacKenzie, L (8, 1) ERA: 4.95	IP: 1.0 WLS: L BF: 8 H: 1 R: 1 ER: 1 SO: 1 BB: 4 IBB: 0 HBP: 0 BLK: 0 WP: 0 HR: 0 S: 11 P: 31 ERA: 9.00 WHIP: 5.000															PITCHER				

New York Mets @ Chicago Cubs
Wrigley Field, Chicago, IL
Sun Sep 30 1962, 3:33 AM CDT
Att: 3,960 - Sunny - 70 F

AB	31
R	5
H	7
RBI	4
BB	6
SO	4
LOB	19

