New York Mets - 1963

Batter	1	2	3	4	5	6	7	8	9	AB	R	H	RBI	BB	SO	LOB
Curt Flood, R (1, 8) OBP: 0.600, SLG: 0.500	x 0-0 E5 1B SF8 1B	BBB 4-0 BB		x 0-0 ① L6		x 0-0 1B 1B	x 0-0 ③ F8			4	2	2	0	1	0	0
Dick Groat, R (1, 6) OBP: 0.600, SLG: 0.600	x 0-0 1B 1B 2-3 1B	x 0-0 ③ F7		x 0-0 ② F7		x 0-0 1B FC6-4 1-H 1B		x 0-0 FC4-6 1B		5	2	3	0	0	0	1
Bill White, L (1, 3) OBP: 0.600, SLG: 2.000	x 0-0 ① SF8 3-H	x 0-0 HR	BBB 4-0 1B BB			BBB 4-0 FC6-4 1B BLK BB		x 0-0 ① FC4-6 1-2f		2	2	1	2	2	0	1
George Altman, L (1, 9) OBP: 0.800, SLG: 0.800	x 0-0 E 1B 1-2 1B	x 0-0 BLK 1B 1B	x 0-0 1-2 1B			x 0-0 FC6-4 1-2 2-3 1B		x 0-0 ② F6		5	1	4	0	0	0	1
Ken Boyer, R (1, 5) OBP: 0.200, SLG: 0.200	x 0-0 1-2 2-H 1B	x 0-0 ① L8	x 0-0 ③ L5			x 0-0 ② FC6-4 BLK 1-2f 2-3 3-H	SSS 0-3 ③ K			5	0	1	2	0	1	6
Stan Musial, L (1, 7) OBP: 0.500, SLG: 0.333 Charlie James, R (6, PR) (6, 7)	x 0-0 ② F5 2-3	x 0-0 1B BLK 1-H 1B			x 0-0 ① F6	BBB 4-0 1-2 3-H BB			x 0-0 ① 6-3	3 1	0 0	1 0	1 0	1 0	0 0	2 0
Carl Sawatski, L (1, 2) OBP: 0.400, SLG: 0.400	SSS 0-3 ③ K	x 0-0 1-3 1B			x 0-0 ② F9	x 0-0 ③ 4-3			x 0-0 FC1-4 1B	5	0	2	0	0	1	4
Julian Javier, R (1, 4)	SSS 0-3 ① K	SSS 0-3 ② K			x 0-0 ③ F9		x 0-0 ① 5-3		x 0-0 ② FC1-4 CS 1-2f	5	0	0	0	0	2	3
Ernie Broglio, R (1, 1)	x 0-0 ② 1-3	x 0-0 ③ 1-3				SSS 0-3 ① K	SSS 0-3 ② K		0-0 ③ CS 1-2	4	0	0	0	0	2	2
Inning Stats	R: 2 E: 2 K: 1 S: 9 H: 4 LOB: 2 BB: 0 P: 9	R: 0 E: 0 K: 1 S: 5 H: 0 LOB: 1 BB: 1 P: 9	R: 2 E: 0 K: 1 S: 9 H: 4 LOB: 2 BB: 0 P: 9	R: 0 E: 0 K: 0 S: 4 H: 1 LOB: 2 BB: 1 P: 8	R: 0 E: 0 K: 0 S: 3 H: 0 LOB: 0 BB: 0 P: 3	R: 3 E: 0 K: 1 S: 8 H: 3 LOB: 2 BB: 2 P: 16	R: 0 E: 0 K: 1 S: 5 H: 0 LOB: 0 BB: 0 P: 5	R: 0 E: 0 K: 1 S: 6 H: 1 LOB: 1 BB: 0 P: 6	R: 0 E: 0 K: 0 S: 3 H: 1 LOB: 0 BB: 0 P: 3	1B: 13 2B: 0 3B: 0 HR: 1	SF: 1 SAC: 0 DP: 0 HBP: 0						

TOP

St. Louis Cardinals @ New York Mets

Polo Grounds, New York, NY

Tue Apr 09 1963, 3:33 AM EST

Att. 25,049 - Unknown

livebaseballscorecards.com

AB	39
R	7
H	14
RBI	5
BB	4
SO	6
LOB	20

WP: 0 PB: 0 SB: 0 CS: 1 PA: 45

PITCHER		IP	WLS	BF	H	R	ER	SO	BB	IBB	HBP	BLK	WP	HR	S	P	ERA	WHIP
Roger Craig, R ERA: 11.81	(1, 1)	5.1	L	31	12	7	7	4	3	0	0	2	0	1	36	48	11.81	2.812
Don Rowe, L ERA:	(6, 1)	2.2		10	1	0	0	2	1	0	0	1	0	0	13	17	0.00	0.750
Galen Cisco, R ERA:	(9, 1)	1.0		3	1	0	0	0	0	0	0	0	0	0	3	3	0.00	1.000

PITCHER	IP	WLS	BF	H	R	ER	SO	BB	IBB	HBP	BLK	WP	HR	S	P	ERA	WHIP

Batter	1	2	3	4	5	6	7	8	9	AB	R	H	RBI	BB	SO	LOB
Larry Burright, R (1, 4) OBP: 0.500, SLG: 0.750	BB 1B		K			F8			4-3 2B	4	0	2	0	0	1	0
Choo-Choo Coleman, L (1, 2)	F2		4-3			F9			K	4	0	0	0	0	1	2
Ed Kranepool, L (1, 9)	F6		F9			F6			4-3	4	0	0	0	0	0	2
Duke Snider, L (1, 8)	1-2 BB			K			5-3		3-1	3	0	0	0	1	1	1
Frank Thomas, R (1, 7)	F7			K			5-3			3	0	0	0	0	1	2
Tim Harkness, L (1, 3)		6-3		K2-3			F8			3	0	0	0	0	1	0
Charlie Neal, R (1, 5)	4-0 FC4-6 BB				K			F4		2	0	0	0	1	1	0
Al Moran, R (1, 6)	F2				F8			F2		3	0	0	0	0	0	1
Roger Craig, R (1, 1) Don Rowe, L (6, 1) Marv Throneberry, L (8, PH) Galen Cisco, R (9, 1)	FC4-6 1-2f				K			K		2 0 1 0	0 0 0 0	0 0 0 0	0 0 0 0	0 0 1 0	1 0 0 0	1 0 0 0
Inning Stats	R: 0 E: 0 K: 0 S: 4 H: 1 LOB: 2 BB: 1 P: 8	R: 0 E: 0 K: 0 S: 3 H: 0 LOB: 1 BB: 1 P: 7	R: 0 E: 0 K: 1 S: 5 H: 0 LOB: 0 BB: 0 P: 5	R: 0 E: 0 K: 3 S: 9 H: 0 LOB: 0 BB: 0 P: 9	R: 0 E: 0 K: 2 S: 7 H: 0 LOB: 0 BB: 0 P: 7	R: 0 E: 0 K: 0 S: 3 H: 0 LOB: 0 BB: 0 P: 3	R: 0 E: 0 K: 0 S: 3 H: 0 LOB: 0 BB: 0 P: 3	R: 0 E: 0 K: 1 S: 5 H: 0 LOB: 0 BB: 0 P: 5	R: 0 E: 0 K: 1 S: 6 H: 1 LOB: 1 BB: 0 P: 6	1B: 1 2B: 1 3B: 0 HR: 0 SF: 0 SAC: 0 DP: 0 HBP: 0						

PITCHER	IP	WLS	BF	H	R	ER	SO	BB	IBB	HBP	BLK	WP	HR	S	P	ERA	WHIP
Ernie Broglio, R (1, 1)	9.0	W	31	2	0	0	8	2	0	0	0	0	0	45	53	0.00	0.444
ERA:																	

PITCHER	IP	WLS	BF	H	R	ER	SO	BB	IBB	HBP	BLK	WP	HR	S	P	ERA	WHIP

BOTTOM

St. Louis Cardinals @ New York Mets

Polo Grounds, New York, NY

Tue Apr 09 1963, 3:33 AM EST
Att. 25,049 - Unknown

livebaseballscorecards.com

AB	29
R	0
H	2
RBI	0
BB	2
SO	8
LOB	9

WP: 0 PA: 31
PB: 0
SB: 0
CS: 0

Batter	1	2	3	4	5	6	7	8	9	AB	R	H	RBI	BB	SO	LOB
Curt Flood, R (1, 8) OBP: 0.300, SLG: 0.222	5-3		5-3		FC G1-4-3 3-H		6-3		FC2-6 S 1B 1-2f	5	1	0	1	0	0	2
Dick Groat, R (1, 6) OBP: 0.500, SLG: 0.778	BBBB 4-0 FC5-4 BB			F7	G1-4-3 1-2f			HR	SSS K 1-2	4	1	1	1	1	1	2
Bill White, L (1, 3) OBP: 0.600, SLG: 1.000	SSS K			E9 1B 1B		SSS K		FC6-4 1B	BLK 2-H 1B	5	0	3	1	0	2	1
Ken Boyer, R (1, 5) OBP: 0.300, SLG: 0.222	FC5-4 1-2f			BBBB 1B BB	FC6-5-4 1B 1B			FC6-4 E 1-3 1-2f 1B	F8 1-2	4	1	1	0	1	0	3
George Altman, L (1, 9) OBP: 0.556, SLG: 0.556		SSS K		F6	FC6-5-4 1-2 1B			1-3 1-2		4	0	1	0	0	1	3
Charlie James, R (1, 7) OBP: 0.200, SLG: 0.200		6-3		1-2 2-3 1B	FC6-5-4 1-2 2-3			E5 1B S 2-3		4	0	1	0	0	0	3
Gene Oliver, R (1, 2) OBP: 0.250, SLG: 0.250		5-3	6-3				F9	1-3 3-H 1B		4	0	1	1	0	0	3
Julian Javier, R (1, 4) OBP: 0.222, SLG: 0.125			F7		SH1-4 BLK FC HBP		SH1-4 1B	1-3		3	1	1	0	0	0	2
Ray Washburn, R (1, 1) OBP: 0.500, SLG: 0.500			4-3		SH1-4 1-3		SH1-4 1-2		FC2-6 1B	2	0	1	0	0	0	0
Inning Stats	R: 0 H: 0 E: 0 LOB: 1 K: 1 BB: 1 S: 5 P: 9	R: 0 H: 0 E: 0 LOB: 0 K: 1 BB: 0 S: 5 P: 5	R: 0 H: 0 E: 0 LOB: 0 K: 0 BB: 0 S: 3 P: 3	R: 0 H: 2 E: 1 LOB: 3 K: 0 BB: 1 S: 5 P: 9	R: 1 H: 0 E: 0 LOB: 0 K: 0 BB: 0 S: 3 P: 4	R: 0 H: 2 E: 0 LOB: 1 K: 1 BB: 0 S: 6 P: 6	R: 0 H: 1 E: 0 LOB: 1 K: 0 BB: 0 S: 4 P: 4	R: 2 H: 3 E: 1 LOB: 2 K: 0 BB: 0 S: 7 P: 7	R: 1 H: 2 E: 0 LOB: 1 K: 1 BB: 0 S: 7 P: 7	1B: 9 SF: 0 2B: 0 SAC: 2 3B: 0 DP: 2 HR: 1 HBP: 1						

PITCHER		IP	WLS	BF	H	R	ER	SO	BB	IBB	HBP	BLK	WP	HR	S	P	ERA	WHIP
Al Jackson, L ERA: 2.25	(1, 1)	8.0	L	35	8	3	2	3	2	0	1	1	0	1	38	47	2.25	1.250
Tracy Stallard, R ERA: 9.0	(9, 1)	1.0		5	2	1	1	1	0	0	0	1	0	0	7	7	9.00	2.000

PITCHER	IP	WLS	BF	H	R	ER	SO	BB	IBB	HBP	BLK	WP	HR	S	P	ERA	WHIP

TOP

St. Louis Cardinals @ New York Mets

Polo Grounds, New York, NY

Wed Apr 10 1963, 3:33 AM EST

Att. 6,074 - Unknown

livebaseballscorecards.com

AB	35
R	4
H	10
RBI	4
BB	2
SO	4
LOB	19

1B: 9	SF: 0	WP: 0	PA: 40
2B: 0	SAC: 2	PB: 0	
3B: 0	DP: 2	SB: 2	
HR: 1	HBP: 1	CS: 0	

Batter	1	2	3	4	5	6	7	8	9	AB	R	H	RBI	BB	SO	LOB
Larry Burright, R (1, 4) OBP: 0.286, SLG: 0.429	F4		4-3			K			4-3	3	0	0	0	0	1	0
Cliff Cook, R (9, PH)										1	0	0	0	0	0	0
Choo-Choo Coleman, L (1, 2) OBP: 0.125, SLG: 0.125	1B		K			F2			G3	4	0	1	0	0	1	0
Ed Kranepool, L (1, 9) OBP: 0.250, SLG: 0.250	1B			F2			K		1B	4	0	2	0	0	1	0
Duke Snider, L (1, 8)	F7			4-3			4-3		F7	4	0	0	0	0	0	3
Frank Thomas, R (1, 7)	K			6-3			F7			3	0	0	0	0	1	2
Tim Harkness, L (1, 3) OBP: 0.333, SLG: 0.200		G6-4-3 1B			4-3			BB FC5-4		2	0	1	0	1	0	0
Charlie Neal, R (1, 5)		G6-4-3 1-2f			1-6-3			FC5-4 1-2f		3	0	0	0	0	0	2
Al Moran, R (1, 6)		F4			L7			K		3	0	0	0	0	1	1
Al Jackson, L (1, 1)			1-3			F4		F4		2	0	0	0	0	0	0
Marv Throneberry, L (8, PH)										1	0	0	0	0	0	1
Tracy Stallard, R (9, 1)										0	0	0	0	0	0	0
Inning Stats	R: 0 E: 0 K: 1 S: 7 H: 2 LOB: 2 BB: 0 P: 7	R: 0 E: 0 K: 0 S: 3 H: 1 LOB: 0 BB: 0 P: 3	R: 0 E: 0 K: 1 S: 5 H: 0 LOB: 0 BB: 0 P: 5	R: 0 E: 0 K: 0 S: 3 H: 0 LOB: 0 BB: 0 P: 3	R: 0 E: 0 K: 0 S: 3 H: 0 LOB: 0 BB: 0 P: 3	R: 0 E: 0 K: 1 S: 5 H: 0 LOB: 0 BB: 0 P: 5	R: 0 E: 0 K: 1 S: 5 H: 0 LOB: 0 BB: 0 P: 5	R: 0 E: 0 K: 1 S: 5 H: 0 LOB: 1 BB: 1 P: 9	R: 0 E: 0 K: 0 S: 4 H: 1 LOB: 1 BB: 0 P: 4	1B: 4 2B: 0 3B: 0 HR: 0	SF: 0 SAC: 0 DP: 1 HBP: 0						

PITCHER	IP	WLS	BF	H	R	ER	SO	BB	IBB	HBP	BLK	WP	HR	S	P	ERA	WHIP
Ray Washburn, R (1, 1) ERA:	9.0	W	31	4	0	0	5	1	0	0	0	0	0	40	44	0.00	0.556

PITCHER	IP	WLS	BF	H	R	ER	SO	BB	IBB	HBP	BLK	WP	HR	S	P	ERA	WHIP

BOTTOM

St. Louis Cardinals @ New York Mets

Polo Grounds, New York, NY

Wed Apr 10 1963, 3:33 AM EST

Att. 6,074 - Unknown

livebaseballscorecards.com

AB	30
R	0
H	4
RBI	0
BB	1
SO	5
LOB	9

1B: 4 SF: 0
2B: 0 SAC: 0
3B: 0 DP: 1
HR: 0 HBP: 0

WP: 0 PA: 31
PB: 0
SB: 0
CS: 0

Batter	1	2	3	4	5	6	7	8	9	AB	R	H	RBI	BB	SO	LOB
Larry Burright, R (1, 4) OBP: 0.273, SLG: 0.364	4-3 1B		K		5-3			K2-3		4	0	1	0	0	2	1
Charlie Neal, R (1, 5) OBP: 0.200, SLG: 0.111	4-3 1-2		1B			5-3			F4	4	0	1	0	0	0	1
Cliff Cook, R (1, 9) OBP: 0.200, SLG: 0.200	K		L8			K			G6-4-3 1B	4	0	1	0	0	2	2
Frank Thomas, R (1, 7)	L8			6-3		F2			G6-4-3 1-2f	4	0	0	0	0	0	2
Duke Snider, L (1, 8) OBP: 0.182, SLG: 0.400		HR		1-3			P4			3	1	1	1	0	0	0
Marv Throneberry, L (1, 3)		K		5-3			P4			3	0	0	0	0	1	0
Norm Sherry, R (1, 2) OBP: 0.333, SLG: 0.333		L4-3 1B			5-3		6-3			3	0	1	0	0	0	0
Al Moran, R (1, 6)		L4-3 1-2			F9			6-3		3	0	0	0	0	0	1
Jay Hook, L (1, 1) OBP: 0.500, SLG: 0.500			1-3		1B			L8		2	0	1	0	0	0	0
Don Rowe, L (7, 1)										0	0	0	0	0	0	0
Rod Kanehl, R (8, PH)										1	0	0	0	0	0	0
Carl Willey, R (8, 1)										0	0	0	0	0	0	0
Inning Stats	R: 0 E: 0 K: 1 S: 6 H: 1 LOB: 1 BB: 0 P: 6	R: 1 E: 0 K: 1 S: 6 H: 2 LOB: 0 BB: 0 P: 6	R: 0 E: 0 K: 1 S: 6 H: 1 LOB: 1 BB: 0 P: 6	R: 0 E: 0 K: 0 S: 3 H: 0 LOB: 0 BB: 0 P: 3	R: 0 E: 0 K: 0 S: 4 H: 1 LOB: 1 BB: 0 P: 4	R: 0 E: 0 K: 1 S: 5 H: 0 LOB: 0 BB: 0 P: 5	R: 0 E: 0 K: 0 S: 3 H: 0 LOB: 0 BB: 0 P: 3	R: 0 E: 0 K: 1 S: 5 H: 0 LOB: 0 BB: 0 P: 5	R: 0 E: 0 K: 0 S: 3 H: 1 LOB: 0 BB: 0 P: 3	1B: 5 2B: 1 3B: 0 HR: 1 SF: 0 SAC: 0 DP: 2 HBP: 0						

PITCHER	IP	WLS	BF	H	R	ER	SO	BB	IBB	HBP	BLK	WP	HR	S	P	ERA	WHIP
Warren Spahn, L (1, 1) ERA: 1.0	9.0	W	31	6	1	1	5	0	0	0	0	0	1	41	41	1.00	0.667

PITCHER	IP	WLS	BF	H	R	ER	SO	BB	IBB	HBP	BLK	WP	HR	S	P	ERA	WHIP

TOP

New York Mets @ Milwaukee Braves

Milwaukee County Stadium, Milwaukee, WI

Thu Apr 11 1963, 4:33 AM EST
Att. 26,120 - Unknown

livebaseballscorecards.com

AB	31
R	1
H	6
RBI	1
BB	0
SO	5
LOB	7

New York Mets @ Milwaukee Braves

Milwaukee County Stadium, Milwaukee, WI

Thu Apr 11 1963, 4:33 AM EST

Att. 26,120 - Unknown

BOTTOM

Batter	1	2	3	4	5	6	7	8	9	AB	R	H	RBI	BB	SO	LOB
Ty Cline, L (1, 8) OBP: 0.308, SLG: 0.385	L7		3B 1B		1B 2B 1-3 2-H	L8		FC4-6 1-2f		5	2	2	1	0	0	4
Frank Bolling, R (1, 4) OBP: 0.083, SLG: 0.250	P3		WP 3B 1-H		K S S S		5-3			4	1	1	1	0	1	2
Hank Aaron, R (1, 9) OBP: 0.333, SLG: 0.583	L7		1-3 3-H		BB 1B 2-H 3-H		HR			4	1	2	3	0	0	0
Eddie Mathews, L (1, 5) OBP: 0.500, SLG: 0.333		F8		F2	BB B B B 1-2		G4-6-3 1B			3	0	1	0	1	0	0
Norm Larker, L (1, 3) OBP: 0.300, SLG: 0.125		BB B B B F7		1-3	F8		G4-6-3 1-2f			2	0	0	0	1	0	2
Tommie Aaron, R (6, 3)										1	0	0	0	0	0	1
Mack Jones, L (1, 7) OBP: 0.333, SLG: 0.300		F7 1-2		F8		4-3		BB B B B F7		3	0	0	0	1	0	1
Joe Torre, R (1, 2) OBP: 0.714, SLG: 0.800		K S S S			2B 2B	F9 1B		F7 1-2		4	1	2	0	0	1	2
Roy McMillan, R (1, 6) OBP: 0.300, SLG: 0.300			1-3		2B 1B 1B	1-2 1B		BB 1B		4	1	3	0	0	0	0
Warren Spahn, L (1, 1)			K S S S		K S S S	F9 2-3		FC4-6 1-2 B B B		3	0	0	0	1	2	4
Inning Stats	R: 0 H: 0 E: 0 LOB: 0 K: 0 BB: 0 S: 3 P: 3	R: 0 H: 0 E: 0 LOB: 1 K: 1 BB: 1 S: 5 P: 9	R: 2 H: 2 E: 0 LOB: 0 K: 1 BB: 0 S: 7 P: 7	R: 0 H: 0 E: 0 LOB: 0 K: 0 BB: 0 S: 3 P: 3	R: 3 H: 4 E: 0 LOB: 2 K: 2 BB: 1 S: 11 P: 15	R: 0 H: 2 E: 0 LOB: 2 K: 0 BB: 0 S: 5 P: 5	R: 1 H: 2 E: 0 LOB: 0 K: 0 BB: 0 S: 4 P: 4	R: 0 H: 1 E: 0 LOB: 2 K: 0 BB: 2 S: 3 P: 11		1B: 7 SF: 0 2B: 2 SAC: 0 3B: 1 DP: 1 HR: 1 HBP: 0						

livebaseballscorecards.com

	AB	33
	R	6
	H	11
	RBI	5
	BB	4
	SO	4
	LOB	16

WP: 1 PA: 37
PB: 0
SB: 0
CS: 0

PITCHER		IP	WLS	BF	H	R	ER	SO	BB	IBB	HBP	BLK	WP	HR	S	P	ERA	WHIP
Jay Hook, R ERA: 7.5	(1, 1)	6.0	L	28	8	5	5	4	2	0	0	0	1	0	34	42	7.50	1.667
Don Rowe, L ERA: 2.45	(7, 1)	1.0		4	2	1	1	0	0	0	0	0	0	1	4	4	9.00	2.000
Carl Willey, R ERA:	(8, 1)	1.0		5	1	0	0	0	2	0	0	0	0	0	3	11	0.00	3.000

PITCHER	IP	WLS	BF	H	R	ER	SO	BB	IBB	HBP	BLK	WP	HR	S	P	ERA	WHIP

New York Mets @ Milwaukee Braves

Milwaukee County Stadium, Milwaukee, WI

Sat Apr 13 1963, 4:33 AM EST

Att. 5,067 - Unknown

TOP

livebaseballscorecards.com

Batter	1	2	3	4	5	6	7	8	9	AB	R	H	RBI	BB	SO	LOB
Larry Burright, R (1, 4) OBP: 0.214, SLG: 0.286	F7		3-1			G3			L1	3	0	0	0	0	0	1
Rod Kanehl, R (9, PH)										1	0	0	0	0	0	0
Choo-Choo Coleman, L (1, 2) OBP: 0.083, SLG: 0.083	G3			B5		4-3			F9	4	0	0	0	0	0	0
Duke Snider, L (1, 9) OBP: 0.200, SLG: 0.571 (6, 7)	F5			F9			L8		HR	4	1	1	1	0	0	0
Frank Thomas, R (1, 7)		F5		E5			L7		F7	2	0	0	0	0	0	0
Ed Kranepool, L (6, 9) OBP: 0.200, SLG: 0.200										2	0	0	0	0	0	0
Jim Hickman, R (1, 8) OBP: 0.333, SLG: 1.333		F9		L8			HR			3	1	1	1	0	0	1
Tim Harkness, L (1, 3) OBP: 0.222, SLG: 0.125		F7			6-3		L9			3	0	0	0	0	0	0
Charlie Neal, R (1, 5) OBP: 0.154, SLG: 0.083			F9		F9			5-3		3	0	0	0	0	0	0
Al Moran, R (1, 6)			6-3		F9			6-3		3	0	0	0	0	0	0
Galen Cisco, R (1, 1) OBP: 0.333, SLG: 0.667			2B			5-3		K		3	0	1	0	0	1	0

	AB	31
	R	2
	H	3
	RBI	2
	BB	0
	SO	1
	LOB	2

Inning Stats	1	2	3	4	5	6	7	8	9
R	0	0	0	0	0	0	1	0	1
E	0	0	0	1	0	0	0	0	0
K	0	0	0	0	0	0	0	1	0
S	3	3	4	4	3	3	4	5	4
H	0	0	1	0	0	0	1	0	1
LOB	0	0	1	1	0	0	0	0	0
BB	0	0	0	0	0	0	0	0	0
P	3	3	4	4	3	3	4	5	4

	1B	0	SF	0	WP	0	PA	31
	2B	1	SAC	0	PB	0		
	3B	0	DP	0	SB	0		
	HR	2	HBP	0	CS	0		

PITCHER		IP	WLS	BF	H	R	ER	SO	BB	IBB	HBP	BLK	WP	HR	S	P	ERA	WHIP
Lew Burdette, R ERA: 2.25	(1, 1)	9.0	W	31	3	2	2	1	0	0	0	0	0	2	33	33	2.00	0.333

PITCHER	IP	WLS	BF	H	R	ER	SO	BB	IBB	HBP	BLK	WP	HR	S	P	ERA	WHIP

BOTTOM

New York Mets @ Milwaukee Braves

Milwaukee County Stadium, Milwaukee, WI

Sat Apr 13 1963, 4:33 AM EST

Att. 5,067 - Unknown

livebaseballscorecards.com

Batter	1	2	3	4	5	6	7	8	9	AB	R	H	RBI	BB	SO	LOB
Ty Cline, L (1, 8) OBP: 0.235, SLG: 0.294	L4-3	L6			L6-3		L7			4	0	0	0	0	0	1
Frank Bolling, R (1, 4) OBP: 0.250, SLG: 0.438	BB BB 4-3 1B	F9			1B 2B		1B			4	2	3	0	0	0	1
Hank Aaron, R (1, 9) OBP: 0.313, SLG: 0.467	4-3 BB 1-2 HR BB		5-3		F7		F7			3	1	0	0	1	0	2
Eddie Mathews, L (1, 5) OBP: 0.500, SLG: 0.333	4-3 1-2 2-3 HR BB		4-3		2-H 1B		K			3	1	1	1	1	1	1
Mack Jones, L (1, 7) OBP: 0.250, SLG: 0.214	4-3 1-2 2-3 3-H		4-3		G3			K		4	0	0	1	0	1	3
Len Gabrielson, L (1, 3) OBP: 0.333, SLG: 1.333 Tommie Aaron, R (7, 3)	2-H 3-H HR			K		F7		F2		3 1	1 0	1 0	3 0	0 0	1 0	0 0
Joe Torre, R (1, 2) OBP: 0.545, SLG: 0.556	L7			1-3		1B		K		4	0	1	0	0	1	0
Roy McMillan, R (1, 6) OBP: 0.308, SLG: 0.308		4-3		1B		F8				3	0	1	0	0	0	1
Lew Burdette, R (1, 1)		E8		F9		K				3	0	0	0	0	1	2

	AB	32
	R	5
	H	7
	RBI	5
	BB	2
	SO	5
	LOB	11

Inning Stats	1	2	3	4	5	6	7	8	9
	R: 4 H: 2 E: 0 LOB: 0 K: 0 BB: 2 S: 5 P: 13	R: 0 H: 0 E: 1 LOB: 1 K: 0 BB: 0 S: 4 P: 4	R: 0 H: 0 E: 0 LOB: 0 K: 0 BB: 0 S: 3 P: 3	R: 0 H: 1 E: 0 LOB: 1 K: 1 BB: 0 S: 6 P: 6	R: 1 H: 2 E: 0 LOB: 1 K: 0 BB: 0 S: 5 P: 5	R: 0 H: 1 E: 0 LOB: 1 K: 1 BB: 0 S: 6 P: 6	R: 0 H: 1 E: 0 LOB: 1 K: 1 BB: 0 S: 6 P: 6	R: 0 H: 0 E: 0 LOB: 0 K: 2 BB: 0 S: 7 P: 7	

	1B	5	SF	0	WP	0	PA	34
	2B	1	SAC	0	PB	0		
	3B	0	DP	0	SB	0		
	HR	1	HBP	0	CS	0		

PITCHER		IP	WLS	BF	H	R	ER	SO	BB	IBB	HBP	BLK	WP	HR	S	P	ERA	WHIP
Galen Cisco, R ERA: 5.0	(1, 1)	8.0	L	34	7	5	5	5	2	0	0	0	0	1	42	50	5.62	1.125

PITCHER		IP	WLS	BF	H	R	ER	SO	BB	IBB	HBP	BLK	WP	HR	S	P	ERA	WHIP

Batter	1	2	3	4	5	6	7	8	9	10	AB	R	H	RBI	BB	SO	LOB
Ted Schreiber, R (1, 5) OBP: 0.250, SLG: 0.250	5-3		1-3			K			G4-6-3 1B		4	0	1	0	0	1	0
Charlie Neal, R (1, 6) OBP: 0.176, SLG: 0.125	1B			1-3		P3			G4-6-3 1-2f		4	0	1	0	0	0	1
Duke Snider, L (1, 9) OBP: 0.211, SLG: 0.471	L8			L8			SH2-3 BB		4-3		3	0	0	0	1	0	1
Jim Hickman, R (1, 8) OBP: 0.333, SLG: 0.833	G3			1B			SH2-3 1-2			6-3	3	0	1	0	0	0	1
Cliff Cook, R (1, 7) OBP: 0.111, SLG: 0.111		4-3		L3			K			F7	4	0	0	0	0	1	2
Larry Burright, R (1, 4) OBP: 0.222, SLG: 0.278		5-3			1-3		L8			1B	4	0	1	0	0	0	1
Norm Sherry, R (1, 2) OBP: 0.143, SLG: 0.143		K			L8			6-3		F2	4	0	0	0	0	1	1
Tim Harkness, L (1, 3) OBP: 0.167, SLG: 0.091			K		4-3			4-3			3	0	0	0	0	1	0
Roger Craig, R (1, 1)			1-3			6-3		P4			3	0	0	0	0	0	0

TOP

New York Mets @ Milwaukee Braves

Milwaukee County Stadium, Milwaukee, WI

Sun Apr 14 1963, 4:33 AM EST

Att. 5,576 - Unknown

livebaseballscorecards.com

AB	32
R	0
H	4
RBI	0
BB	1
SO	4
LOB	7

Inning Stats	1	2	3	4	5	6	7	8	9	10
R	0	0	0	0	0	0	0	0	0	0
E	0	0	0	0	0	0	0	0	0	0
K	0	1	1	0	0	1	1	0	0	0
S	4	5	5	4	3	5	5	3	3	4
H	1	0	0	1	0	0	0	0	1	1
LOB	1	0	0	1	0	0	1	0	0	1
BB	0	0	0	0	0	0	1	0	0	0
P	4	5	5	4	3	5	9	3	3	4

PITCHER		IP	WLS	BF	H	R	ER	SO	BB	IBB	HBP	BLK	WP	HR	S	P	ERA	WHIP	PITCHER		IP	WLS	BF	H	R	ER	SO	BB	IBB	HBP	BLK	WP	HR	S	P	ERA	WHIP
Bob Hendley, L (1, 1) ERA: 0.77		10.0	W	34	4	0	0	4	1	0	0	0	0	0	41	45	0.00	0.500																			

1B: 4	SF: 0	WP: 0	PA: 34
2B: 0	SAC: 1	PB: 0	
3B: 0	DP: 1	SB: 0	
HR: 0	HBP: 0	CS: 0	

New York Mets @ Milwaukee Braves

Milwaukee County Stadium, Milwaukee, WI

Sun Apr 14 1963, 4:33 AM EST

Att. 5,576 - Unknown

BOTTOM

livebaseballscorecards.com

Batter	1	2	3	4	5	6	7	8	9	10	AB	R	H	RBI	BB	SO	LOB
Ty Cline, L (1, 8) OBP: 0.227, SLG: 0.273	S S S 0-3 ① K			S S S 0-3 ① K		x 0-0 L1 G5-6-3		x 0-0 ② L9		x 0-0 1-2 2-H 1B	5	0	1	1	0	2	0
Frank Bolling, R (1, 4) OBP: 0.300, SLG: 0.421	x 0-0 ② F8			x 0-0 5-3 BB 1B		x 0-0 ① ② G5-6-3 1-2f		B B B B 4-0 BB			3	0	1	0	1	0	1
Hank Aaron, R (1, 9) OBP: 0.350, SLG: 0.444	x 0-0 ③ F5			B B B B 4-0 5-3 1-2 BB		x 0-0 1B 1B		S S S 0-3 ③ K			3	0	1	0	1	1	1
Eddie Mathews, L (1, 5) OBP: 0.500, SLG: 0.375		x 0-0 ① 4-3		x 0-0 ② 5-3 1-2 2-3		x 0-0 1-3 1B			x 0-0 FC1-6 1B		4	0	2	0	0	0	2
Mack Jones, L (1, 7) OBP: 0.250, SLG: 0.222		x 0-0 CS 1B		x 0-0 ③ 3-1		x 0-0 ③ 4-3			x 0-0 ① FC1-6 FC5-4 1-2f		4	0	1	0	0	0	5
Len Gabrielson, L (1, 3) OBP: 0.167, SLG: 0.667 Tommie Aaron, R (8, 3)		x 0-0 ② ③ F5 1-2		S S S 0-3 ① K		x 0-0 ① 5-3			x 0-0 ② FC5-4 1-2f		3 1	0 0	0 0	0 0	0 0	1 0	1 1
Joe Torre, R (1, 2) OBP: 0.533, SLG: 0.500			B B B B 4-0 K BB	x 0-0 FC6-4 1B		x 0-0 ② 4-3			x 0-0 ③ 4-3		3	0	1	0	1	0	1
Roy McMillan, R (1, 6) OBP: 0.250, SLG: 0.250 Lee Maye, L (10, PH)			S S S 0-3 ① ② K 1-2	S S S 0-3 ② K		x 0-0 ③ 5-3				B B B 4-0 SH 1B BB	3 0	0 1	0 0	0 0	0 1	2 0	2 0
Bob Hendley, R (1, 1)			x 0-0 ③ 1-3	x 0-0 ③ FC6-4 1-2f			x 0-0 ① 6-3			x 0-0 SH 1B 1-2	3	0	0	0	0	0	1

	AB	32
	R	1
	H	7
	RBI	1
	BB	4
	SO	6
	LOB	15

Inning Stats												
	R: 0	H: 0	R: 0	H: 1	R: 0	H: 0	R: 0	H: 1	R: 0	H: 2	R: 0	H: 0
	E: 0	LOB: 0	E: 0	LOB: 0	E: 0	LOB: 0	E: 0	LOB: 2	E: 1	LOB: 2	E: 0	LOB: 0
	K: 1	BB: 0	K: 0	BB: 0	K: 1	BB: 1	K: 1	BB: 1	K: 0	BB: 0	K: 0	BB: 0
	S: 5	P: 5	S: 3	P: 3	S: 4	P: 8	S: 6	P: 10	S: 5	P: 5	S: 3	P: 3
	R: 0	H: 1	R: 0	H: 1	R: 0	H: 1	R: 1	H: 1	1B: 7	SF: 0	WP: 0	PA: 37
	E: 0	LOB: 1	E: 0	LOB: 1	E: 0	LOB: 2	E: 0	LOB: 2	2B: 0	SAC: 1	PB: 0	
	K: 2	BB: 0	K: 0	BB: 1	K: 0	BB: 1	K: 0	BB: 1	3B: 0	DP: 1	SB: 0	
	S: 8	P: 8	S: 4	P: 9	S: 5	P: 4	S: 2	P: 6	HR: 0	HBP: 0	CS: 1	

PITCHER	IP	WLS	BF	H	R	ER	SO	BB	IBB	HBP	BLK	WP	HR	S	P	ERA	WHIP
Roger Craig, R (1, 1) ERA: 5.02	9.0	L	37	7	1	1	6	4	0	0	0	0	0	45	61	1.00	1.222

PITCHER	IP	WLS	BF	H	R	ER	SO	BB	IBB	HBP	BLK	WP	HR	S	P	ERA	WHIP

New York Mets @ Milwaukee Braves

Milwaukee County Stadium, Milwaukee, WI

Mon Apr 15 1963, 4:33 AM EST

Att. 3,756 - Unknown

TOP

livebaseballscorecards.com

Batter	1	2	3	4	5	6	7	8	9	AB	R	H	RBI	BB	SO	LOB
Larry Burright, R (1, 4) OBP: 0.190, SLG: 0.238	SSS 0-3 ① K		x 0-0 ②③ B1-3 1-2f			SSS 0-3 ① K	x 0-0 1-2 3-H 1B		x 0-0 ② SH1-4 1-2	3	0	0	0	0	2	1
Cliff Cook, R (7, PH) OBP: 0.200, SLG: 0.200										1	0	1	1	0	0	0
Tracy Stallard, R (7, 1)										0	0	0	0	0	0	0
Charlie Neal, R (1, 6) OBP: 0.227, SLG: 0.150	x 0-0 ② F9			x 0-0 G4-6-3 1B		x 0-0 ② L8	x 0-0 ③ 5-3		BBB 4-0 BB	4	0	1	0	1	0	2
Ed Kranepool, L (1, 9) OBP: 0.267, SLG: 0.267	x 0-0 ③ 4-3			x 0-0 ①② G4-6-3 1-2f		x 0-0 FC6-4 1B		x 0-0 SSS WP 1B SF7-5 1B	x 0-3 ③ K	5	1	2	0	0	1	3
Duke Snider, L (1, 7) OBP: 0.261, SLG: 0.476		x 0-0 G3 BLK 1B		x 0-0 ③ L8		x 0-0 ③ FC6-4 1-2f		x 0-0 SF7-5 WP 1-2 1B		4	0	2	0	0	0	1
Jim Hickman, R (1, 8) OBP: 0.300, SLG: 0.556		SSS 0-3 ① K 1-2	x 0-0 ① F7			SSS 0-3 ① K	BBB 4-0 1-2 2-3 BB			3	0	0	0	1	2	1
Choo-Choo Coleman, L (1, 2) OBP: 0.063, SLG: 0.063		x 0-0 ② G3 2-3	x 0-0 ② 4-3			x 0-0 ② L4	SSS 0-3 ① K			4	0	0	0	0	1	4
Tim Harkness, L (1, 3) OBP: 0.250, SLG: 0.214		x 0-0 ③ F7	x 0-0 E 1B			x 0-0 1B 1B	x 0-0 ②③ SF7-5 2-3 3-H			3	1	2	1	0	0	1
Ted Schreiber, R (1, 5) OBP: 0.250, SLG: 0.250			x 0-0 ① 6-3		x 0-0 E5 1-2	x 0-0 1B 1-2 1B			x 0-0 ① F9	4	1	1	0	0	0	1
Al Jackson, L (1, 1) OBP: 0.250, SLG: 0.250			x 0-0 B1-3 1B		SSS 0-3 ③ K	x 0-0 1B 1-3 2-H 1B			x 0-0 SH1-4 1B	2	0	1	0	0	1	2
Marv Throneberry, L (7, PH) OBP: 0.167, SLG: 0.167										1	0	1	1	0	0	0
Rod Kanehl, R (7, PR) OBP: 0.333, SLG: 0.333										1	0	1	0	0	0	0
(7, 4)																

Inning Stats	1	2	3	4	5	6	7	8	9
	R: 0 E: 0 K: 1 S: 5	H: 0 LOB: 0 BB: 0 P: 5	R: 0 E: 0 K: 1 S: 6	H: 1 LOB: 1 BB: 0 P: 6	R: 0 E: 0 K: 0 S: 3	H: 1 LOB: 0 BB: 0 P: 3	R: 0 E: 0 K: 0 S: 3	H: 1 LOB: 0 BB: 0 P: 3	R: 0 E: 1 K: 1 S: 7	H: 1 LOB: 2 BB: 0 P: 7	R: 0 E: 0 K: 1 S: 6	H: 1 LOB: 1 BB: 0 P: 6	R: 2 E: 0 K: 1 S: 9	H: 4 LOB: 2 BB: 0 P: 9	R: 1 E: 0 K: 1 S: 6	H: 2 LOB: 1 BB: 1 P: 10	R: 0 E: 0 K: 1 S: 6	H: 1 LOB: 2 BB: 1 P: 10

1B: 12	SF: 1	WP: 1
2B: 2	SAC: 1	PB: 0
3B: 0	DP: 3	SB: 0
HR: 0	HBP: 0	CS: 0

PA: 39

AB	35
R	3
H	12
RBI	3
BB	2
SO	7
LOB	16

PITCHER		IP	WLS	BF	H	R	ER	SO	BB	IBB	HBP	BLK	WP	HR	S	P	ERA	WHIP
Bob Shaw, R ERA: 3.21	(1, 1)	7.0		29	9	2	2	5	0	0	0	1	0	0	39	39	2.57	1.286
Denny Lemaster, L ERA: 6.75	(8, 1)	1.0		5	2	1	1	1	1	0	0	0	1	0	6	10	9.00	3.000
Claude Raymond, R ERA:	(9, 1)	1.0	W	5	1	0	0	1	1	0	0	0	0	0	6	10	0.00	2.000

PITCHER	IP	WLS	BF	H	R	ER	SO	BB	IBB	HBP	BLK	WP	HR	S	P	ERA	WHIP

Batter	1	2	3	4	5	6	7	8	9	AB	R	H	RBI	BB	SO	LOB
Ty Cline, L (1, 8) OBP: 0.192, SLG: 0.231	K		L4-3		L4-6-3			K		4	0	0	0	0	2	1
Frank Bolling, R (1, 4) OBP: 0.375, SLG: 0.429	WP, 1B, BB		BB			BB, 1B		K		2	1	1	0	2	1	0
Hank Aaron, R (1, 9) OBP: 0.292, SLG: 0.364	6-3		K			L6		P4		4	0	0	0	0	1	3
Eddie Mathews, L (1, 5) OBP: 0.500, SLG: 0.400	1B			K		BB			K	4	0	2	1	0	2	0
Joe Torre, R (1, 2) OBP: 0.474, SLG: 0.400	5-3			6-3		G6-4-3, BB			K	3	0	0	0	1	1	1
Tommie Aaron, R (1, 3)		E5, CS		F8		G6-4-3			HR, 1B	3	0	0	0	0	0	3
Mack Jones, L (9, PH) OBP: 0.286, SLG: 0.263										1	1	1	0	0	0	0
Denis Menke, R (1, 7)		K			K	F9			HR	2	0	0	0	0	2	1
Lee Maye, L (7, PH) OBP: 0.400, SLG: 1.000 (8, 7)										2	1	1	2	0	0	0
Roy McMillan, R (1, 6) OBP: 0.316, SLG: 0.444		5-3			HR	BB				2	1	1	1	1	0	0
Bob Shaw, R (1, 1) OBP: 0.600, SLG: 0.500			P4		L4-6-3, 1B	L3				2	0	1	0	0	0	0
Gus Bell, L (7, PH) OBP: 0.333, SLG: 0.333										1	0	0	0	0	0	1
Denny Lemaster, R (8, 1)										0	0	0	0	0	0	0
Claude Raymond, R (9, 1)										0	0	0	0	0	0	0
Inning Stats	R: 1 E: 0 K: 1 S: 6 / H: 1 LOB: 1 BB: 1 P: 10	R: 0 E: 1 K: 1 S: 5 / H: 0 LOB: 0 BB: 0 P: 5	R: 0 E: 0 K: 1 S: 5 / H: 0 LOB: 1 BB: 1 P: 9	R: 0 E: 0 K: 1 S: 5 / H: 0 LOB: 0 BB: 0 P: 5	R: 1 E: 0 K: 1 S: 6 / H: 2 LOB: 0 BB: 0 P: 6	R: 0 E: 0 K: 0 S: 4 / H: 2 LOB: 2 BB: 1 P: 8	R: 0 E: 0 K: 0 S: 2 / H: 0 LOB: 0 BB: 1 P: 6	R: 0 E: 0 K: 2 S: 7 / H: 0 LOB: 0 BB: 0 P: 7	R: 2 E: 0 K: 2 S: 8 / H: 2 LOB: 0 BB: 0 P: 8	1B: 5 2B: 2 3B: 0 HR: 2 / SF: 0 SAC: 0 DP: 4 HBP: 0						

PITCHER		IP	WLS	BF	H	R	ER	SO	BB	IBB	HBP	BLK	WP	HR	S	P	ERA	WHIP
Al Jackson, L ERA: 2.57	(1, 1)	6.0		24	5	2	2	5	3	0	0	0	1	1	31	43	3.00	1.333
Tracy Stallard, R ERA: 7.36	(7, 1)	2.2	L	10	2	2	2	4	1	0	0	0	0	1	17	21	6.75	1.125

PITCHER	IP	WLS	BF	H	R	ER	SO	BB	IBB	HBP	BLK	WP	HR	S	P	ERA	WHIP

BOTTOM

New York Mets @ Milwaukee Braves

Milwaukee County Stadium, Milwaukee, WI

Mon Apr 15 1963, 4:33 AM EST

Att. 3,756 - Unknown

livebaseballscorecards.com

AB	30
R	4
H	7
RBI	4
BB	4
SO	9
LOB	10

PA: 34

WP: 1 PB: 0 SB: 0 CS: 1

New York Mets @ Cincinnati Reds

Crosley Field, Cincinnati, OH

Tue Apr 16 1963, 6:05 PM EST

Att. 2,990 - Unknown

TOP

livebaseballscorecards.com

Batter	1	2	3	4	5	6	7	8	9	AB	R	H	RBI	BB	SO	LOB
Charlie Neal, R (1, 6) OBP: 0.231, SLG: 0.208	F8			F2		WP, E, 2B		4-3		4	1	1	0	0	0	0
Ron Hunt, R (1, 4) OBP: 0.750, SLG: 0.667	CS, BB			1B		E5, 2B, 2-H		1B		3	1	2	0	1	0	0
Jim Hickman, R (1, 8) OBP: 0.286, SLG: 0.538	K2-3, 1-2			K		HR, 2B, 3-H		K		4	1	1	1	0	3	3
Duke Snider, L (1, 9) OBP: 0.296, SLG: 0.600		CS, 1B		G3		HR, 2-H		K		4	1	2	2	0	1	2
Frank Thomas, R (1, 7) OBP: 0.125, SLG: 0.067		L7			BB	K			E, 1B	3	0	1	0	1	1	1
Tim Harkness, L (1, 3) OBP: 0.211, SLG: 0.176		K, 1-2			F2	4-3			K	3	0	0	0	0	1	2
Gil Hodges, R (9, PH)										1	0	0	0	0	1	1
Cliff Cook, R (1, 5) OBP: 0.143, SLG: 0.143			K		K		6-3		K	4	0	0	0	0	3	2
Choo-Choo Coleman, L (1, 2) OBP: 0.050, SLG: 0.050			F7		F7		F9		E4, 1-2	4	0	0	0	0	0	2
Jay Hook, L (1, 1) OBP: 0.333, SLG: 0.333			K2-4			K	F8		K	1	0	0	0	0	1	0
Ken MacKenzie, R (5, 1)										0	0	0	0	0	0	0
Rod Kanehl, R (6, PH) OBP: 0.250, SLG: 0.250										1	0	0	0	0	1	0
Larry Bearnarth, R (6, 1)										1	0	0	0	0	0	0
Ted Schreiber, R (9, PH) OBP: 0.222, SLG: 0.222										1	0	0	0	0	1	2

	AB	34
	R	4
	H	7
	RBI	3
	BB	2
	SO	13
	LOB	15

Inning Stats	1	2	3	4	5	6	7	8	9	1B: 4	SF: 0	WP: 1	PA: 36
R:	0	0	0	0	0	4	0	0	0	2B: 3	SAC: 0	PB: 0	
E:	0	0	0	0	0	1	0	0	1	3B: 0	DP: 1	SB: 0	
K:	1	1	2	1	1	2	0	2	3	HR: 1	HBP: 0	CS: 2	
S:	4	5	7	6	5	11	3	8	11				
H:	0	1	0	1	0	3	0	1	1				
LOB:	0	1	0	1	1	0	0	1	2				
BB:	1	0	0	0	1	0	0	0	0				
P:	8	5	7	6	9	11	3	8	11				

PITCHER		IP	WLS	BF	H	R	ER	SO	BB	IBB	HBP	BLK	WP	HR	S	P	ERA	WHIP
Jim Maloney, R	(1, 1)	7.0	W	27	5	4	3	8	2	0	0	0	1	1	41	49	3.86	1.000
ERA: 3.75																		
Joe Nuxhall, L	(8, 1)	2.0	S	9	2	0	0	5	0	0	0	0	0	0	19	19	0.00	1.000
ERA:																		

PITCHER	IP	WLS	BF	H	R	ER	SO	BB	IBB	HBP	BLK	WP	HR	S	P	ERA	WHIP

New York Mets @ Cincinnati Reds

Crosley Field, Cincinnati, OH

Tue Apr 16 1963, 6:05 PM EST

Att. 2,990 - Unknown

BOTTOM

Batter	1	2	3	4	5	6	7	8	9	AB	R	H	RBI	BB	SO	LOB
Leo Cardenas, R (1, 6) OBP: 0.393, SLG: 0.520	F9		4-3		FC6-5-2, PB, 1B; 1-2; 3-H; 1B	2B		3B		5	1	3	1	0	0	0
Pete Rose, S (1, 4) OBP: 0.286, SLG: 0.217	4-3		1B		FC6-5-2; 1-3; 2-H; 1B	BB		5-3		4	1	1	0	1	0	3
Vada Pinson, L (1, 9) OBP: 0.259, SLG: 0.217 (8, 8)	F8		G3		BB; 1B; CS	1-3		4-3		4	0	0	0	1	0	4
Frank Robinson, R (1, 7) OBP: 0.423, SLG: 0.667		L8, E; 1B; 1B		1-3	1-3; 2-H; 3-H; CS; 2B; 1B		2B; SF7; 1B	L6		5	3	3	2	0	0	1
Gordy Coleman, L (1, 3) OBP: 0.292, SLG: 0.667		L8; 1-3		K	1-H; 3-H; 1B; 2B		1-3; 2B			4	1	2	1	0	1	1
Johnny Edwards, L (1, 2) OBP: 0.458, SLG: 0.591		FC4-6; 3-H; 1B		FC5-4; 1B	2-H; 1B		SF7; 3-H			3	0	3	3	0	0	0
Gene Freese, R (1, 5) OBP: 0.273, SLG: 0.167		FC4-6; 1-2f		FC5-4; 1-2f	K		H; FC6-4; HBP			3	0	0	0	0	1	3
Jerry Lynch, L (7, PH)										0	0	0	0	0	0	0
Eddie Kasko, R (8, 5)										0	0	0	0	0	0	0
Tommy Harper, R (1, 8) OBP: 0.238, SLG: 0.111		K			BB; 1B; 1B	K	P5			2	1	0	0	1	2	1
Marty Keough, L (7, PH) OBP: 0.333, SLG: 0.333 (8, 9)										1	0	0	0	0	0	2
Jim Maloney, L (1, 1) OBP: 0.200, SLG: 0.200			G3		PB, 1B; 1-3; FC6-5-2; 1B	6-3	FC6-4; 1-2f			3	0	1	0	0	0	0
Jesse Gonder, L (7, PH)										1	0	0	0	0	0	2
Joe Nuxhall, L (8, 1)										0	0	0	0	0	0	0
Inning Stats	R: 0 E: 0 K: 0 S: 3 H: 0 LOB: 0 BB: 0 P: 3	R: 1 E: 1 K: 1 S: 7 H: 2 LOB: 1 BB: 0 P: 7	R: 0 E: 0 K: 0 S: 4 H: 1 LOB: 1 BB: 0 P: 4	R: 0 E: 0 K: 1 S: 6 H: 1 LOB: 1 BB: 0 P: 6	R: 5 E: 0 K: 1 S: 9 H: 5 LOB: 1 BB: 2 P: 17	R: 0 E: 0 K: 1 S: 6 H: 1 LOB: 2 BB: 1 P: 10	R: 1 E: 0 K: 0 S: 5 H: 2 LOB: 2 BB: 0 P: 6	R: 0 E: 0 K: 0 S: 4 H: 1 LOB: 1 BB: 0 P: 4		1B: 9 2B: 3 3B: 1 HR: 0 SF: 1 SAC: 0 DP: 0 HBP: 1				WP: 0 PB: 1 SB: 0 CS: 2 PA: 40		

livebaseballscorecards.com

	AB	35
	R	7
	H	13
	RBI	7
	BB	3
	SO	4
	LOB	17

PITCHER		IP	WLS	BF	H	R	ER	SO	BB	IBB	HBP	BLK	WP	HR	S	P	ERA	WHIP
Jay Hook, R ERA: 8.44	(1, 1)	4.2	L	23	8	6	5	2	2	0	0	0	0	0	25	33	9.64	2.143
Ken MacKenzie, L ERA:	(5, 1)	0.1		2	1	0	0	1	0	0	0	0	0	0	4	4	0.00	3.000
Larry Bearnarth, R ERA: 3.0	(6, 1)	3.0		15	4	1	1	1	1	0	1	0	0	0	15	20	3.00	1.667

PITCHER	IP	WLS	BF	H	R	ER	SO	BB	IBB	HBP	BLK	WP	HR	S	P	ERA	WHIP

Batter	1	2	3	4	5	6	7	8	9	AB	R	H	RBI	BB	SO	LOB
Charlie Neal, R (1, 6) OBP: 0.200, SLG: 0.179	SSS 0-3 ① K		x 0-0 ③ F8			x 0-0 ① L9		x 0-0 ③ P4		4	0	0	0	0	1	2
Ron Hunt, R (1, 4) OBP: 0.375, SLG: 0.286	SSS 0-3 ② K			x 0-0 ① F8		x 0-0 ② FC6-4 1-2f			x 0-0 ① 6-3	4	0	0	0	0	1	1
Jim Hickman, R (1, 8) OBP: 0.278, SLG: 0.471	SSS 0-3 ③ K			x 0-0 ② P4		x 0-0 ③ F9			x 0-0 FC6-4 1B	4	0	1	0	0	1	1
Frank Thomas, R (1, 7) OBP: 0.150, SLG: 0.158		x 0-0 FC6-5-4 2B		x 0-0 F2			x 0-0 ① 6-3		x 0-0 ② FC6-4 1-2f	4	0	1	0	0	0	1
Cliff Cook, R (1, 9) OBP: 0.167, SLG: 0.118		x 0-0 ① FC6-5-4 2-3			SSS 0-3 ① K		BBBB 4-0 BB		x 0-0 ③ L7	3	0	0	0	1	1	2
Gil Hodges, R (1, 3)		x 0-0 ② 6-3			x 0-0 ② 6-3		x 0-0 ② L9			3	0	0	0	0	0	2
Ted Schreiber, R (1, 5) OBP: 0.250, SLG: 0.250		x 0-0 ③ F8			x 0-0 FC5-4 1B		x 0-0 ③ 5-3			3	0	1	0	0	0	2
Norm Sherry, R (1, 2) OBP: 0.200, SLG: 0.200			x 0-0 ① F7		x 0-0 ③ FC5-4 1-2f			x 0-0 G4-6-3 1B		3	0	1	0	0	0	1
Larry Burright, R (8, PR) OBP: 0.190, SLG: 0.238										0	0	0	0	0	0	0
Choo-Choo Coleman, L (8, 2) OBP: 0.050, SLG: 0.050										0	0	0	0	0	0	0
Carl Willey, R (1, 1)			SSS 0-3 ② K			x 0-0 FC6-4 1B		x 0-0 ①② G4-6-3 1-2f		0	0	0	0	0	0	0
Don Rowe, L (2, 1) OBP: 0.500, SLG: 0.500										2	0	1	0	0	1	0
Galen Cisco, R (7, 1) OBP: 0.333, SLG: 0.667										0	0	0	0	0	0	0
Rod Kanehl, R (8, PH) OBP: 0.200, SLG: 0.200										1	0	0	0	0	0	1
Ken MacKenzie, R (8, 1)										0	0	0	0	0	0	0
Inning Stats	R: 0 H: 0 E: 0 LOB: 0 K: 3 BB: 0 S: 9 P: 9	R: 0 H: 1 E: 0 LOB: 1 K: 0 BB: 0 S: 4 P: 4	R: 0 H: 0 E: 0 LOB: 0 K: 1 BB: 0 S: 5 P: 5	R: 0 H: 0 E: 0 LOB: 0 K: 0 BB: 0 S: 3 P: 3	R: 0 H: 1 E: 0 LOB: 1 K: 1 BB: 0 S: 6 P: 6	R: 0 H: 1 E: 0 LOB: 1 K: 0 BB: 0 S: 4 P: 4	R: 0 H: 0 E: 0 LOB: 1 K: 0 BB: 1 S: 3 P: 7	R: 0 H: 1 E: 0 LOB: 1 K: 0 BB: 0 S: 3 P: 3	R: 0 H: 1 E: 0 LOB: 1 K: 0 BB: 0 S: 4 P: 4	1B: 4 SF: 0 2B: 1 SAC: 0 3B: 0 DP: 1 HR: 0 HBP: 0						

PITCHER	IP	WLS	BF	H	R	ER	SO	BB	IBB	HBP	BLK	WP	HR	S	P	ERA	WHIP
Jim O'Toole, L (1, 1) ERA: 1.44	9.0	W	32	5	0	0	5	1	0	0	0	0	0	41	45	0.00	0.667

PITCHER	IP	WLS	BF	H	R	ER	SO	BB	IBB	HBP	BLK	WP	HR	S	P	ERA	WHIP

TOP

New York Mets @ Cincinnati Reds

Crosley Field, Cincinnati, OH

Wed Apr 17 1963, 6:05 PM EST

Att. 4,360 - Unknown

livebaseballscorecards.com

AB	31
R	0
H	5
RBI	0
BB	1
SO	5
LOB	13

WP: 0 PA: 32
PB: 0
SB: 0
CS: 0

Batter	1	2	3	4	5	6	7	8	9	AB	R	H	RBI	BB	SO	LOB
Eddie Kasko, R (1, 5)	F8	P6		L9		K				4	0	0	0	0	1	1
Don Blasingame, L (1, 4) OBP: 0.750, SLG: 0.500	BB, 1B, HR, 1B	BB, BB, BB		L8			BB, BB, SF7, BB			2	2	1	0	2	0	0
Gordy Coleman, L (1, 3) OBP: 0.393, SLG: 0.692	BB, HR, 1B	BB, BB			4-3, BLK, 1B		BB, BB			2	1	2	0	2	0	0
Frank Robinson, R (1, 7) OBP: 0.467, SLG: 0.640	HR, BB	BB, BB			K		G4-6-3, BB			1	1	0	0	3	1	1
Johnny Edwards, L (1, 2) OBP: 0.429, SLG: 0.680	HR	K			4-3		SF7			3	1	1	5	0	1	4
Leo Cardenas, R (1, 6) OBP: 0.375, SLG: 0.483	1B		K		K		G4-6-3			4	0	1	0	0	2	3
Marty Keough, L (1, 9) OBP: 0.143, SLG: 0.143	P6	P4				P4		3-1		4	0	0	0	0	0	1
Vada Pinson, L (1, 8) OBP: 0.226, SLG: 0.185	G3	K				P5		K		4	0	0	0	0	2	1
Jim O'Toole, S (1, 1) OBP: 0.125, SLG: 0.125		K		G3		1B		F8		4	0	1	0	0	1	0
Inning Stats	R: 4, E: 0, K: 0, S: 7, H: 4, LOB: 1, BB: 1, P: 11	R: 0, E: 0, K: 2, S: 7, H: 0, LOB: 3, BB: 3, P: 19	R: 0, E: 0, K: 2, S: 7, H: 0, LOB: 0, BB: 0, P: 7	R: 0, E: 0, K: 0, S: 3, H: 0, LOB: 0, BB: 0, P: 3	R: 0, E: 0, K: 2, S: 8, H: 1, LOB: 1, BB: 0, P: 8	R: 0, E: 0, K: 1, S: 6, H: 1, LOB: 1, BB: 0, P: 6	R: 1, E: 0, K: 0, S: 2, H: 0, LOB: 1, BB: 3, P: 14	R: 0, E: 0, K: 1, S: 5, H: 0, LOB: 0, BB: 0, P: 5		1B: 5, 2B: 0, 3B: 0, HR: 1	SF: 1, SAC: 0, DP: 1, HBP: 0					

PITCHER		IP	WLS	BF	H	R	ER	SO	BB	IBB	HBP	BLK	WP	HR	S	P	ERA	WHIP
Carl Willey, R ERA: 13.5	(1, 1)	1.2	L	13	4	4	4	1	4	0	0	0	0	1	11	27	21.60	4.800
Don Rowe, L ERA: 2.25	(2, 1)	4.1		17	2	1	1	6	2	0	0	1	0	0	27	35	2.08	0.923
Galen Cisco, R ERA: 4.5	(7, 1)	1.0		3	0	0	0	0	1	0	0	0	0	0	2	6	0.00	1.000
Ken MacKenzie, L ERA:	(8, 1)	1.0		3	0	0	0	1	0	0	0	0	0	0	5	5	0.00	0.000

PITCHER	IP	WLS	BF	H	R	ER	SO	BB	IBB	HBP	BLK	WP	HR	S	P	ERA	WHIP

BOTTOM

New York Mets @ Cincinnati Reds

Crosley Field, Cincinnati, OH

Wed Apr 17 1963, 6:05 PM EST

Att. 4,360 - Unknown

livebaseballscorecards.com

AB	28
R	5
H	6
RBI	5
BB	7
SO	8
LOB	11

Milwaukee Braves @ New York Mets

Polo Grounds, New York, NY

Fri Apr 19 1963, 3:33 AM EST

Att. 8,104 - Unknown

TOP

livebaseballscorecards.com

Batter	1	2	3	4	5	6	7	8	9	AB	R	H	RBI	BB	SO	LOB
Ty Cline, L (1, 8) OBP: 0.233, SLG: 0.238	L1-3		2B FC1-5-2 1B		L4-3			HR 1B	BB SH5-4 1-2 1B	3	0	1	0	0	0	0
Hank Fischer, R (5, 1)										0	0	0	0	0	0	0
Len Gabrielson, L (8, PH) OBP: 0.250, SLG: 0.500										2	1	2	0	0	0	0
(8, 3)																
(9, 7)																
Frank Bolling, R (1, 4) OBP: 0.357, SLG: 0.421	1B 1B		FC1-5-2 1-3 2B			BBBB FC5-4 BB		F8	SH5-4 1-2 2-3	3	0	2	0	1	0	1
Hank Aaron, R (1, 9) OBP: 0.455, SLG: 0.632	G3-6-3 1-3 1B		FC1-5-2 2-3 3-H			FC5-4 F8 1-2f		1-H HR	BB IBB	4	1	2	2	1	0	3
Eddie Mathews, L (1, 5) OBP: 0.500, SLG: 0.514	G3-6-3 1-2f		4-3			F8 2-3		FC4-6 1B 2B	BBBB 1-2 2-3 3-H BB	4	1	1	1	1	0	5
Norm Larker, L (1, 3) OBP: 0.462, SLG: 0.474		BBBB FC1-6 BB		L6		BBBB BB		E6 FC4-6	K	2	0	0	0	2	0	1
Bob Hendley, R (8, PR) OBP: 0.200, SLG: 0.200										0	0	0	0	0	0	0
Denis Menke, R (8, 6)										0	0	0	0	0	0	0
Amado Samuel, R (8, 6)										1	0	0	0	0	1	3
Lee Maye, L (1, 7) OBP: 0.250, SLG: 0.400		FC1-6 1-2f		G3		1-3		FC4-6 1B 1-2f 2-3	F7	4	0	0	0	0	0	5
Tommie Aaron, R (9, PH)										1	0	0	0	0	0	3
(9, 3)																
Del Crandall, R (1, 2)		F8		F6			F8	1-3 3-H 1B		3	0	0	0	0	0	1
Don Dillard, L (8, PH) OBP: 1.000, SLG: 1.000										1	0	1	1	0	0	0
Frank Funk, R (8, 1)										0	0	0	0	0	0	0
Claude Raymond, R (9, 1)										0	0	0	0	0	0	0
Roy McMillan, R (1, 6) OBP: 0.265, SLG: 0.394		F7			5-3		5-3	P4		3	0	0	0	0	0	1
Joe Torre, R (8, PH) OBP: 0.438, SLG: 0.320										1	0	0	0	0	0	2
(8, 2)																
Bob Shaw, R (1, 1) OBP: 0.500, SLG: 0.400			5-3		SSS K		P5		BBBB SH5-4 1B BB BB	1	0	0	0	0	0	0
Mack Jones, L (5, PH) OBP: 0.241, SLG: 0.192										2	1	0	0	1	1	0
(5, 8)																

AB	35
R	4
H	9
RBI	4
BB	6
SO	2
LOB	25

Inning Stats	1	2	3	4	5	6	7	8	9
	R: 0 E: 0 K: 0 S: 4	H: 2 LOB: 1 BB: 0 P: 4	R: 0 E: 0 K: 0 S: 3	H: 0 LOB: 1 BB: 1 P: 7	R: 0 E: 0 K: 0 S: 5	H: 2 LOB: 2 BB: 0 P: 5	R: 0 E: 0 K: 0 S: 3	H: 0 LOB: 0 BB: 0 P: 3	R: 0 E: 0 K: 1 S: 5	H: 0 LOB: 0 BB: 0 P: 5
	R: 0 E: 1 K: 0 S: 3	H: 0 LOB: 2 BB: 2 P: 11	R: 0 E: 0 K: 0 S: 3	H: 0 LOB: 0 BB: 0 P: 3	R: 3 E: 1 K: 0 S: 8	H: 4 LOB: 2 BB: 0 P: 8	R: 1 E: 0 K: 1 S: 6	H: 1 LOB: 3 BB: 3 P: 18	1B: 6 2B: 2 3B: 0 HR: 1	SF: 0 SAC: 1 DP: 1 HBP: 0
	WP: 0 PB: 0 SB: 0 CS: 0	PA: 42								

PITCHER		IP	WLS	BF	H	R	ER	SO	BB	IBB	HBP	BLK	WP	HR	S	P	ERA	WHIP
Roger Craig, R ERA: 4.09	(1, 1)	7.2		34	8	3	2	1	3	0	0	0	0	1	33	45	2.35	1.435
Tracy Stallard, R ERA: 8.31	(8, 1)	0.2		5	1	1	1	0	1	1	0	0	0	0	3	11	13.50	3.000
Ken MacKenzie, L ERA:	(9, 1)	0.2	W	3	0	0	0	1	1	0	0	0	0	0	4	8	0.00	1.500

PITCHER	IP	WLS	BF	H	R	ER	SO	BB	IBB	HBP	BLK	WP	HR	S	P	ERA	WHIP

Milwaukee Braves @ New York Mets

Polo Grounds, New York, NY

Fri Apr 19 1963, 3:33 AM EST

Att. 8,104 - Unknown

BOTTOM

Batter	1	2	3	4	5	6	7	8	9	AB	R	H	RBI	BB	SO	LOB
Jim Hickman, R (1, 8) OBP: 0.348, SLG: 0.619	BBBB 4-0 G6-4-3 BB		x 0-0 ① 5-3	x 0-0 2-H 3B 3B			x 0-0 ① P4		x 0-0 1-3 2B 2B	4	2	2	1	1	0	0
Ron Hunt, R (1, 4) OBP: 0.462, SLG: 0.667	x 0-0 ① ② G6-4-3 1-2f		x 0-0 HBP BB 1B	x 0-0 3-H 3B			SSS 0-3 ② K		x 0-0 2-H 3-H 2B	5	0	3	3	0	1	1
Duke Snider, L (1, 9) OBP: 0.290, SLG: 0.536	x 0-0 ③ 2-3		BBBB 4-0 FC5 HBP 1-2 BB	SSS 0-3 ③ K			SSS 0-3 ③ K			3	0	0	0	1	2	1
Frank Thomas, R (1, 7) OBP: 0.174, SLG: 0.143 Al Moran, R (8, 6) OBP: 0.077, SLG: 0.077		SSS 0-3 ① K	H 1-0 1-2 2-3 HBP		SSS 0-3 ① K			x 0-0 FC5-6 1B		2 1	0 0	0 1	0 0	0 0	2 0	0 0
Ed Kranepool, L (1, 3) OBP: 0.263, SLG: 0.421 Larry Burright, R (8, PR) OBP: 0.190, SLG: 0.238 Marv Throneberry, L (9, 3) OBP: 0.167, SLG: 0.167		x 0-0 ② HR	SSS 0-3 ② K		x 0-0 ② 1-3			x 0-0 ① FC5-6 L4 BB 1-2f		4 0 0	1 0 0	1 0 0	1 0 0	0 0 0	1 0 0	4 0 0
Charlie Neal, R (1, 6) OBP: 0.206, SLG: 0.161 (8, 5)	SSS 0-3 ② K	x 0-0 ③ FC5 2-3f			x 0-0 ③ 4-3			BBBB 4-0 1-2 BB		3	0	0	0	1	1	3
Cliff Cook, R (1, 5) OBP: 0.190, SLG: 0.105 Rod Kanehl, R (7, 5) OBP: 0.167, SLG: 0.167 (8, 7)	BBBB 4-0 1B BB		SSS 0-3 ① K		SSS 0-3 ① K			x 0-0 ② ③ L4 2-3		2 1	0 0	0 0	0 0	1 0	2 0	0 2
Choo-Choo Coleman, L (1, 2) OBP: 0.208, SLG: 0.174	x 0-0 1-3 1B		H 1-0 SH1-4 3B HBP		x 0-0 CS 1B				x 0-0 2B 2B 1B	3	2	3	0	0	0	0
Roger Craig, R (1, 1) Tracy Stallard, R (8, 1) Ken MacKenzie, R (9, 1) Tim Harkness, L (9, PH) OBP: 0.200, SLG: 0.167	SSS 0-3 ③ K		x 0-0 ② SH1-4 1-2		SSS 0-3 ②③ K 1-2				x 0-0 ① F9	2 0 0 1	0 0 0 0	0 0 0 0	0 0 0 0	0 0 0 0	2 0 0 0	3 0 0 1
Inning Stats	R: 0 E: 0 K: 0 S: 2 H: 0 LOB: 0 BB: 1 P: 6	R: 1 E: 0 K: 3 S: 11 H: 2 LOB: 2 BB: 1 P: 15	R: 0 E: 0 K: 1 S: 6 H: 1 LOB: 3 BB: 1 P: 11	R: 2 E: 0 K: 2 S: 9 H: 2 LOB: 1 BB: 0 P: 10	R: 0 E: 0 K: 1 S: 5 H: 0 LOB: 0 BB: 0 P: 5	R: 0 E: 0 K: 2 S: 7 H: 1 LOB: 0 BB: 0 P: 7	R: 0 E: 0 K: 2 S: 7 H: 0 LOB: 0 BB: 0 P: 7	R: 0 E: 0 K: 0 S: 3 H: 1 LOB: 1 BB: 1 P: 7	R: 2 E: 0 K: 0 S: 4 H: 3 LOB: 1 BB: 0 P: 4	1B: 5 2B: 3 3B: 2 HR: 1	SF: 0 SAC: 1 DP: 2 HBP: 2						

livebaseballscorecards.com

AB	31
R	5
H	10
RBI	5
BB	4
SO	11
LOB	15

PITCHER		IP	WLS	BF	H	R	ER	SO	BB	IBB	HBP	BLK	WP	HR	S	P	ERA	WHIP
Bob Shaw, R ERA: 4.0	(1, 1)	4.0		21	5	3	3	6	3	0	2	0	0	1	28	42	6.75	2.000
Hank Fischer, R ERA: 2.45	(5, 1)	3.0		9	1	0	0	5	0	0	0	0	0	0	19	19	0.00	0.333
Frank Funk, R ERA: 13.5	(8, 1)	1.1	L	7	3	2	2	0	1	0	0	0	0	0	6	10	13.50	3.000
Claude Raymond, R ERA:	(9, 1)	0.0		1	1	0	0	0	0	0	0	0	0	0	1	1	∞	∞

PITCHER	IP	WLS	BF	H	R	ER	SO	BB	IBB	HBP	BLK	WP	HR	S	P	ERA	WHIP

Batter	1	2	3	4	5	6	7	8	9	AB	R	H	RBI	BB	SO	LOB
Roy McMillan, R (1, 6) OBP: 0.237, SLG: 0.351	0-0 ① 5-3		0-0 ③ F8			0-0 ② F9		0-0 ② F8		4	0	0	0	0	0	2
Frank Bolling, R (1, 4) OBP: 0.370, SLG: 0.415	BBBB 4-0 1-3 BB			0-0 G4-6-3 1B		0-0 ③ 5-3		0-0 ③ 6-3		3	0	1	0	1	0	2
Hank Aaron, R (1, 9) OBP: 0.417, SLG: 0.571	0-0 ② 1-3 1-2			0-0 ① F7			0-0 ① 1-3		0-0 ① L7	4	0	0	0	0	0	2
Eddie Mathews, L (1, 5) OBP: 0.500, SLG: 0.513	SSS 0-3 ③ K			0-0 ②③ G4-6-3 1-2f			0-0 1B		0-0 1B 1B	4	0	2	0	0	1	2
Joe Torre, R (1, 2) OBP: 0.389, SLG: 0.276		SSS 0-3 ① K			0-0 ① F9		0-0 ② L5		0-0 ② L9	4	0	0	0	0	1	2
Del Crandall, R (1, 3) OBP: 0.091, SLG: 0.091		0-0 ② 6-3			SSS 0-3 ② K		SSS 0-3 ③ K		0-0 1-2 1B	4	0	1	0	0	2	1
Tommie Aaron, R (1, 7) OBP: 0.200, SLG: 0.357		0-0 ③ 5-3			0-0 HR			0-0 1B 1B	0-0 ③ F8	4	1	2	1	0	0	2
Ty Cline, L (1, 8) OBP: 0.222, SLG: 0.227			0-0 ① L4		0-0 ③ L6			0-0 ① F9		2	0	0	0	0	0	0
Denis Menke, R (8, PH)										1	0	0	0	0	0	1
Len Gabrielson, L (8, 8) OBP: 0.250, SLG: 0.500										0	0	0	0	0	0	0
Warren Spahn, L (1, 1) OBP: 0.300, SLG: 0.250			SSS 0-3 ② K2-3			0-0 ① 1-3		0-0 1-2 1B		2	0	0	0	0	1	0
Bob Uecker, R (8, PH) OBP: 1.000, SLG: 1.000										1	0	1	0	0	0	0
Bob Hendley, R (8, PR) OBP: 0.200, SLG: 0.200										0	0	0	0	0	0	0
Ron Piche, R (8, 1)										0	0	0	0	0	0	0
Inning Stats	R: 0 H: 0 E: 0 LOB: 1 K: 1 BB: 1 S: 5 P: 9	R: 0 H: 0 E: 0 LOB: 0 K: 1 BB: 0 S: 5 P: 5	R: 0 H: 0 E: 0 LOB: 0 K: 1 BB: 0 S: 5 P: 5	R: 0 H: 1 E: 0 LOB: 0 K: 0 BB: 0 S: 3 P: 3	R: 1 H: 1 E: 0 LOB: 0 K: 1 BB: 0 S: 6 P: 6	R: 0 H: 0 E: 0 LOB: 0 K: 0 BB: 0 S: 3 P: 3	R: 0 H: 1 E: 0 LOB: 1 K: 1 BB: 0 S: 6 P: 6	R: 0 H: 2 E: 0 LOB: 2 K: 0 BB: 0 S: 5 P: 5	R: 0 H: 2 E: 0 LOB: 2 K: 0 BB: 0 S: 5 P: 5	1B: 6 SF: 0 2B: 0 SAC: 0 3B: 0 DP: 1 HR: 1 HBP: 0						

TOP

Milwaukee Braves @ New York Mets

Polo Grounds, New York, NY

Sat Apr 20 1963, 3:33 AM EST

Att. 13,703 - Unknown

livebaseballscorecards.com

AB	33
R	1
H	7
RBI	1
BB	1
SO	5
LOB	14

PITCHER		IP	WLS	BF	H	R	ER	SO	BB	IBB	HBP	BLK	WP	HR	S	P	ERA	WHIP
Al Jackson, L ERA: 1.96	(1, 1)	9.0	W	34	7	1	1	5	1	0	0	0	0	1	43	47	1.00	0.889

PITCHER	IP	WLS	BF	H	R	ER	SO	BB	IBB	HBP	BLK	WP	HR	S	P	ERA	WHIP

Batter	1	2	3	4	5	6	7	8	9	AB	R	H	RBI	BB	SO	LOB
Jim Hickman, R (1, 8) OBP: 0.370, SLG: 0.600	L8	1B			K		FC4-6 FC3-5 1-2 3-H 1B			4	0	2	1	0	1	0
Ron Hunt, R (1, 4) OBP: 0.412, SLG: 0.563	1B 1B 1B	1-3			F9		FC3-5 FC4-6 1-2 2-3f			4	1	1	0	0	0	3
Duke Snider, L (1, 9) OBP: 0.286, SLG: 0.500	L4		G5-4-3 1B			K	FC4-6 BB 1-2f 2-3			4	0	1	0	0	1	3
Frank Thomas, R (1, 7) OBP: 0.222, SLG: 0.167 Rod Kanehl, R (9, 7) OBP: 0.167, SLG: 0.167	1B 1-2 1B		G5-4-3 1-2f			P6	BB 1-2 BB			3 0	0 0	1 0	0 0	1 0	0 0	1 0
Gil Hodges, R (1, 3) OBP: 0.250, SLG: 0.143	1-2 2-H 1B		4-3			BB BB	F7			3	0	1	1	1	0	3
Charlie Neal, R (1, 5) OBP: 0.211, SLG: 0.147	L8			6-3		BB 1-2 BB		F8		3	0	0	0	1	0	2
Norm Sherry, R (1, 2) OBP: 0.214, SLG: 0.429		HR		6-3		F9		K		4	1	1	1	0	1	2
Al Moran, R (1, 6) OBP: 0.118, SLG: 0.118		P3		6-3			1B 1B 1B	K		4	1	1	0	0	1	0
Al Jackson, L (1, 1) OBP: 0.286, SLG: 0.286		K			K		FC3-5 1-3 1B			3	0	1	0	0	2	0
Inning Stats	R: 1 H: 3 E: 0 LOB: 2 K: 0 BB: 0 S: 6 P: 6	R: 1 H: 2 E: 0 LOB: 1 K: 1 BB: 0 S: 7 P: 7	R: 0 H: 1 E: 0 LOB: 0 K: 0 BB: 0 S: 3 P: 3	R: 0 H: 0 E: 0 LOB: 0 K: 0 BB: 0 S: 3 P: 3	R: 0 H: 0 E: 0 LOB: 0 K: 2 BB: 0 S: 7 P: 7	R: 0 H: 0 E: 0 LOB: 2 K: 1 BB: 2 S: 5 P: 13	R: 1 H: 3 E: 0 LOB: 3 K: 0 BB: 1 S: 6 P: 10	R: 0 H: 0 E: 0 LOB: 0 K: 2 BB: 0 S: 7 P: 7		1B: 8 SF: 0 2B: 0 SAC: 0 3B: 0 DP: 1 HR: 1 HBP: 0						WP: 0 PA: 35 PB: 0 SB: 0 CS: 0

Milwaukee Braves @ New York Mets

Polo Grounds, New York, NY

Sat Apr 20 1963, 3:33 AM EST

Att. 13,703 - Unknown

livebaseballscorecards.com

BOTTOM

AB	32
R	3
H	9
RBI	3
BB	3
SO	6
LOB	14

PITCHER		IP	WLS	BF	H	R	ER	SO	BB	IBB	HBP	BLK	WP	HR	S	P	ERA	WHIP
Warren Spahn, L ERA: 1.44	(1, 1)	7.0	L	32	9	3	3	4	3	0	0	0	0	1	37	49	3.86	1.714
Ron Piche, R ERA:	(8, 1)	1.0		3	0	0	0	2	0	0	0	0	0	0	7	7	0.00	0.000

PITCHER	IP	WLS	BF	H	R	ER	SO	BB	IBB	HBP	BLK	WP	HR	S	P	ERA	WHIP

Milwaukee Braves @ New York Mets

Polo Grounds, New York, NY

Sun Apr 21 1963, 3:33 AM EST

Unknown

livebaseballscorecards.com

Batter	1	2	3	4	5	6	7	8	9	AB	R	H	RBI	BB	SO	LOB
Ty Cline, L (1, 8) OBP: 0.240, SLG: 0.229	K		G1-4-3 1B		F5		K2-3		G5-4-3 BB	4	0	1	0	1	2	1
Frank Bolling, R (1, 4) OBP: 0.353, SLG: 0.391	K		G1-4-3 1-2f			1B 1B	5-3		G5-4-3 1-2f	5	1	1	0	0	1	3
Hank Aaron, R (1, 9) OBP: 0.423, SLG: 0.630	HR			F8		K	1B			4	1	2	1	0	1	1
Eddie Mathews, L (1, 5) OBP: 0.500, SLG: 0.512	K			FC3-6 1B		1B 1-3 1B	K			4	1	2	0	0	2	1
Norm Larker, L (1, 3) OBP: 0.483, SLG: 0.476		6-3 BB		FC3-6 1-2f		1B 1-2 WP 3-H 1B		P3		2	1	1	1	1	0	1
Tommie Aaron, R (8, PH) (8, 3) OBP: 0.188, SLG: 0.333										1	0	0	0	0	0	0
Lee Maye, L (1, 7) OBP: 0.188, SLG: 0.286		P6		G3		P6		K		4	0	0	0	0	1	4
Len Gabrielson, L (8, 7) OBP: 0.250, SLG: 0.500										0	0	0	0	0	0	0
Joe Torre, R (1, 2) OBP: 0.375, SLG: 0.273		6-3 1-2			L3	WP 1-3 2-H E 1B		F9		4	1	1	1	0	0	1
Roy McMillan, R (1, 6) OBP: 0.286, SLG: 0.342		F8			FC4-6 BB	E 2-3 3-H BB			5-3 BB	1	0	0	0	3	0	1
Tony Cloninger, R (1, 1)			F9		FC4-6 1-2f	K 1-2 3-H			5-3 1-2	0	0	0	0	0	0	0
Denny Lemaster, R (2, 1)										1	0	0	0	0	0	0
Mack Jones, L (5, PH) OBP: 0.233, SLG: 0.185										1	0	0	0	0	0	1
Ron Piche, R (5, 1)										1	0	0	0	0	1	1
Claude Raymond, R (8, 1)										0	0	0	0	0	0	0
Don Dillard, L (9, PH) OBP: 0.750, SLG: 0.500										1	0	0	0	0	0	1
Inning Stats	R: 1 E: 0 K: 3 S: 10 H: 1 LOB: 0 BB: 0 P: 10	R: 0 E: 0 K: 0 S: 3 H: 0 LOB: 1 BB: 1 P: 7	R: 0 E: 0 K: 0 S: 3 H: 1 LOB: 0 BB: 0 P: 3	R: 0 E: 0 K: 0 S: 4 H: 1 LOB: 1 BB: 0 P: 4	R: 0 E: 0 K: 0 S: 3 H: 0 LOB: 1 BB: 1 P: 7	R: 4 E: 1 K: 2 S: 11 H: 4 LOB: 1 BB: 1 P: 15	R: 0 E: 0 K: 2 S: 8 H: 1 LOB: 1 BB: 0 P: 8	R: 0 E: 0 K: 1 S: 5 H: 0 LOB: 0 BB: 0 P: 5	R: 0 E: 0 K: 0 S: 2 H: 0 LOB: 1 BB: 2 P: 10	1B: 7 2B: 0 3B: 0 HR: 1 SF: 0 SAC: 0 DP: 2 HBP: 0	WP: 1 PB: 0 SB: 0 CS: 0 PA: 38					

TOP

AB	33
R	5
H	8
RBI	3
BB	5
SO	8
LOB	16

PITCHER		IP	WLS	BF	H	R	ER	SO	BB	IBB	HBP	BLK	WP	HR	S	P	ERA	WHIP
Jay Hook, R ERA: 8.1	(1, 1)	6.0		27	7	5	5	5	3	0	0	0	1	1	34	46	7.50	1.667
Ken MacKenzie, L ERA:	(7, 1)	2.0	W	7	1	0	0	3	0	0	0	0	0	0	13	13	0.00	0.500
Roger Craig, R ERA: 3.91	(9, 1)	1.0	S	4	0	0	0	0	2	0	0	0	0	0	2	10	0.00	2.000

PITCHER	IP	WLS	BF	H	R	ER	SO	BB	IBB	HBP	BLK	WP	HR	S	P	ERA	WHIP

Milwaukee Braves @ New York Mets

Polo Grounds, New York, NY

Sun Apr 21 1963, 3:33 AM EST

Unknown

BOTTOM

Batter	1	2	3	4	5	6	7	8	9	AB	R	H	RBI	BB	SO	LOB
Jim Hickman, R (1, 8) OBP: 0.375, SLG: 0.679	P6	SF7 3-H		K			E BB	HR 1-H 2-H 3-H		3	1	1	5	1	1	0
Ron Hunt, R (1, 4) OBP: 0.455, SLG: 0.500	6-3	BB 1-2 2-3			1B BB		K	3-1 HBP		2	0	0	0	2	1	1
Duke Snider, L (1, 9) OBP: 0.250, SLG: 0.432	F9	P1			F9		E3 1-3	3-1 1-2		5	0	0	0	0	0	6
Frank Thomas, R (1, 7) OBP: 0.250, SLG: 0.207 Roger Craig, R (9, 1)	1B	G3 1B 1B	E5 SH5-3		1-3 1B		F2	L8		5 0	1 0	2 0	0 0	0 0	0 0	3 0
Ed Kranepool, L (1, 3) OBP: 0.318, SLG: 0.545 Gil Hodges, R (9, 3) OBP: 0.250, SLG: 0.143		G3 1-2 1B	SH5-3 1-2		P6			2B 3B		3 0	2 0	2 0	0 0	0 0	0 0	2 0
Choo-Choo Coleman, L (1, 2) OBP: 0.214, SLG: 0.154		G3 1-2 2-3	P1		K			2B HR BB		3	1	0	0	1	1	5
Charlie Neal, R (1, 5) OBP: 0.238, SLG: 0.211 (9, 6)		BB PB SF7 2-H 3-H	F9			F7		1-3 HR 3-H		4	2	2	3	0	0	1
Al Moran, R (1, 6) OBP: 0.150, SLG: 0.105 Ted Schreiber, R (8, PH) OBP: 0.231, SLG: 0.231 (9, 5)		BB BB 1-2		K		5-3		F9		2 1	0 0	0 0	0 0	1 0	1 0	0 2
Jay Hook, L (1, 1) OBP: 0.400, SLG: 0.250 Marv Throneberry, L (6, PH) OBP: 0.143, SLG: 0.143 Ken MacKenzie, R (7, 1) Tim Harkness, L (8, PH) OBP: 0.238, SLG: 0.167 Rod Kanehl, R (8, PR) OBP: 0.167, SLG: 0.167 (9, 7)		BB 1-2 2-3		1-3		F7		HR IBB		1 1 0 0 0	0 0 0 0 1	0 0 0 0 0	0 0 0 0 0	1 0 0 1 0	0 0 0 0 0	0 0 0 0 0
Inning Stats	R: 0 E: 0 K: 0 S: 3 H: 0 LOB: 0 BB: 0 P: 3	R: 3 E: 0 K: 0 S: 6 H: 3 LOB: 3 BB: 3 P: 18	R: 0 E: 1 K: 0 S: 4 H: 0 LOB: 1 BB: 0 P: 4	R: 0 E: 0 K: 2 S: 7 H: 0 LOB: 0 BB: 0 P: 7	R: 0 E: 0 K: 1 S: 6 H: 1 LOB: 2 BB: 1 P: 10	R: 0 E: 0 K: 0 S: 3 H: 0 LOB: 0 BB: 0 P: 3	R: 0 E: 1 K: 1 S: 5 H: 0 LOB: 1 BB: 1 P: 9	R: 5 E: 0 K: 0 S: 6 H: 3 LOB: 2 BB: 2 P: 15		1B: 4 2B: 1 3B: 1 HR: 1 SF: 1 SAC: 1 DP: 0 HBP: 1						

livebaseballscorecards.com

AB	30
R	8
H	7
RBI	8
BB	7
SO	4
LOB	20

WP: 0 PB: 1 SB: 0 CS: 0 PA: 40

PITCHER		IP	WLS	BF	H	R	ER	SO	BB	IBB	HBP	BLK	WP	HR	S	P	ERA	WHIP
Tony Cloninger, R ERA: 11.57	(1, 1)	1.2		11	3	3	3	0	3	0	0	0	0	0	8	20	16.20	3.600
Denny Lemaster, L ERA: 4.5	(2, 1)	2.1		8	0	0	0	2	0	0	0	0	0	0	12	12	0.00	0.000
Ron Piche, R ERA: 2.84	(5, 1)	3.0		14	2	2	2	2	3	0	0	0	0	0	15	27	6.00	1.667
Claude Raymond, R ERA: 9.0	(8, 1)	1.0	L	7	2	3	3	0	0	1	1	0	0	1	5	10	27.00	2.000

PITCHER		IP	WLS	BF	H	R	ER	SO	BB	IBB	HBP	BLK	WP	HR	S	P	ERA	WHIP

Batter	1	2	3	4	5	6	7	8	9	AB	R	H	RBI	BB	SO	LOB
Ty Cline, L (1, 8) OBP: 0.222, SLG: 0.212	L3		L7		L7			F2		4	0	0	0	0	0	2
Frank Bolling, R (1, 4) OBP: 0.327, SLG: 0.360	L8		F7			K		P6		4	0	0	0	0	1	1
Hank Aaron, R (1, 9) OBP: 0.411, SLG: 0.600	K			F7		1B 6-3 1B		F8		4	1	1	0	0	1	0
Eddie Mathews, L (1, 5) OBP: 0.500, SLG: 0.500		BB G4-6-3 1B		K		6-3 1-3 1B			K	3	0	1	0	1	2	0
Norm Larker, L (1, 3) OBP: 0.455, SLG: 0.440		G4-6-3 1-2 1B		F7		6-3 1-2 3-H			K	4	0	1	1	0	1	1
Lee Maye, L (1, 7) OBP: 0.200, SLG: 0.389		G4-6-3 1-2f 2-3			1B 3B	F9			P6	4	1	1	0	0	0	3
Del Crandall, R (1, 2) OBP: 0.143, SLG: 0.143		6-3			G4-6-3 3-H 1B		5-3			3	0	1	1	0	0	1
Roy McMillan, R (1, 6) OBP: 0.295, SLG: 0.350			SH3-4 1B		G4-6-3 1-2f		5-3			2	0	1	0	0	0	1
Tommie Aaron, R (7, PH) OBP: 0.176, SLG: 0.313										1	0	0	0	0	0	0
Amado Samuel, R (7, 6)										0	0	0	0	0	0	0
Lew Burdette, R (1, 1) OBP: 0.222, SLG: 0.375			SH3-4 1-2		3B		K			2	0	1	0	0	1	0
Denny Lemaster, R (8, 1)										0	0	0	0	0	0	0
Inning Stats	R: 0 E: 0 K: 1 S: 5 H: 0 LOB: 0 BB: 0 P: 5	R: 0 E: 0 K: 0 S: 3 H: 1 LOB: 1 BB: 1 P: 7	R: 0 E: 0 K: 0 S: 4 H: 1 LOB: 1 BB: 0 P: 4	R: 0 E: 0 K: 1 S: 5 H: 0 LOB: 0 BB: 0 P: 5	R: 1 E: 0 K: 0 S: 5 H: 3 LOB: 1 BB: 0 P: 5	R: 1 E: 0 K: 1 S: 7 H: 2 LOB: 1 BB: 0 P: 7	R: 0 E: 0 K: 1 S: 5 H: 0 LOB: 0 BB: 0 P: 5	R: 0 E: 0 K: 0 S: 3 H: 0 LOB: 0 BB: 0 P: 3	R: 0 E: 0 K: 2 S: 7 H: 0 LOB: 0 BB: 0 P: 7	1B: 5 2B: 0 3B: 2 HR: 0	SF: 0 SAC: 1 DP: 2 HBP: 0						

PITCHER	IP	WLS	BF	H	R	ER	SO	BB	IBB	HBP	BLK	WP	HR	S	P	ERA	WHIP
Galen Cisco, R (1, 1) ERA: 3.94	6.0	W	24	7	2	2	3	1	0	0	0	0	0	29	33	3.00	1.333
Ken MacKenzie, L (7, 1) ERA:	3.0	S	9	0	0	0	3	0	0	0	0	0	0	15	15	0.00	0.000

PITCHER	IP	WLS	BF	H	R	ER	SO	BB	IBB	HBP	BLK	WP	HR	S	P	ERA	WHIP

TOP

Milwaukee Braves @ New York Mets

Polo Grounds, New York, NY

Sun Apr 21 1963, 3:38 AM EST

Att. 26,675 - Unknown

livebaseballscorecards.com

AB	31
R	2
H	7
RBI	2
BB	1
SO	6
LOB	9

1B: 5 2B: 0 3B: 2 HR: 0 | SF: 0 SAC: 1 DP: 2 HBP: 0

WP: 0 PB: 0 SB: 0 CS: 0 | PA: 33

Batter	1	2	3	4	5	6	7	8	9	AB	R	H	RBI	BB	SO	LOB
Jim Hickman, R (1, 8) OBP: 0.389, SLG: 0.781	6-3		2B			E5 SH5-4 2B	SH2-3 1-2 2-3	1-H HR		4	2	2	2	0	0	1
Ron Hunt, R (1, 4) OBP: 0.423, SLG: 0.450	L6		6-3			SH5-4 1-2 2-3	SF8 3-H	BBBB BB		2	0	0	1	1	0	1
Duke Snider, L (1, 9) OBP: 0.273, SLG: 0.450 Cliff Cook, R (8, PH) (9, 9) OBP: 0.182, SLG: 0.100	L8			F2		1B 2B 2-H 3-H	SSS FC4 BB	K		3 1	1 0	1 0	2 0	1 0	0 1	0 1
Frank Thomas, R (1, 7) OBP: 0.257, SLG: 0.194 Ken MacKenzie, R (7, 1)		1-3		F7		BBBB FC1-6 1B BB	FC4 1-2f	SSS K		2 2	0 0	0 0	0 0	1 0	0 1	0 3
Ed Kranepool, L (1, 3) OBP: 0.308, SLG: 0.500 Gil Hodges, R (9, 3) OBP: 0.250, SLG: 0.143		1-3		1-3		FC1-6 1-2 2-H 1B		5-3		4 0	0 0	1 0	1 0	0 0	0 0	0 0
Charlie Neal, R (1, 5) OBP: 0.239, SLG: 0.214		1B	P3			FC1-6 FC6-4 1-2f 2-3		E1 1B E		4	1	1	0	0	0	2
Norm Sherry, R (1, 2) OBP: 0.222, SLG: 0.389		F3	5-3			FC6-4 1-2f		1-3 E 1B		4	1	1	0	0	0	4
Al Moran, R (1, 6) OBP: 0.250, SLG: 0.304			CS 1B		4-3		SH2-3 BB SF8 1B	1-H E7 3-H 3B		4	2	3	2	0	0	0
Galen Cisco, R (1, 1) OBP: 0.250, SLG: 0.500 Marv Throneberry, L (6, PH) OBP: 0.250, SLG: 0.375 Rod Kanehl, R (6, PR) (7, 7) OBP: 0.375, SLG: 0.286			G3 1-2			BBBB SH5-4 2B 2B	SH2-3 1-2 BB	HR 1B		1 1 1	0 0 2	0 1 1	0 0 0	0 0 1	0 0 0	1 0 0
Inning Stats	R: 0 E: 0 K: 0 S: 3 H: 0 LOB: 0 BB: 0 P: 3	R: 0 E: 0 K: 0 S: 4 H: 1 LOB: 1 BB: 0 P: 4	R: 0 E: 0 K: 0 S: 4 H: 2 LOB: 1 BB: 0 P: 4	R: 0 E: 0 K: 0 S: 3 H: 0 LOB: 0 BB: 0 P: 3	R: 0 E: 0 K: 0 S: 3 H: 0 LOB: 0 BB: 0 P: 3	R: 3 E: 1 K: 0 S: 7 H: 3 LOB: 3 BB: 1 P: 11	R: 1 E: 0 K: 0 S: 4 H: 1 LOB: 2 BB: 2 P: 12	R: 5 E: 2 K: 2 S: 12 H: 4 LOB: 1 BB: 1 P: 16		1B: 6 2B: 3 3B: 1 HR: 1	SF: 1 SAC: 2 DP: 0 HBP: 0			WP: 0 PB: 0 SB: 0 CS: 1	PA: 40		

PITCHER		IP	WLS	BF	H	R	ER	SO	BB	IBB	HBP	BLK	WP	HR	S	P	ERA	WHIP
Lew Burdette, R ERA: 4.25	(1, 1)	7.1	L	37	11	9	7	0	3	0	0	0	0	1	34	46	8.59	1.909
Denny Lemaster, L ERA: 4.05	(8, 1)	0.2		3	0	0	0	2	1	0	0	0	0	0	6	10	0.00	1.500

PITCHER	IP	WLS	BF	H	R	ER	SO	BB	IBB	HBP	BLK	WP	HR	S	P	ERA	WHIP

BOTTOM

Milwaukee Braves @ New York Mets

Polo Grounds, New York, NY

Sun Apr 21 1963, 3:38 AM EST

Att. 26,675 - Unknown

livebaseballscorecards.com

AB	33
R	9
H	11
RBI	8
BB	4
SO	2
LOB	13

Batter	1	2	3	4	5	6	7	8	9	AB	R	H	RBI	BB	SO	LOB
Jim Hickman, R (1, 8) OBP: 0.439, SLG: 0.771	C C B B B X 3-2 ① F8	B B X 2-0 E 1B 2-H 1B		B B B B 4-0 1B BB		S B S B F B B 4-2 FC6-4 BB			X 0-0 HR 1B	3	1	2	1	2	0	0
Ron Hunt, R (1, 4) OBP: 0.419, SLG: 0.480	C X 0-1 1B 2B	B B X 2-0 E6 WP 1B 1-2		B B X 2-0 1-2 1B		F X 0-1 ③ FC6-4 1-2f			B B B S S X 3-2 ① P6	5	1	2	0	0	0	3
Duke Snider, L (1, 9) OBP: 0.286, SLG: 0.432	B C F B B 4-2 1B E BB	B X 1-0 ② WP 1-2 2-H 1B		C S B S 1-3 ② K			B B C X 2-1 ① 3-1		B B S X 2-1 ② F8	4	1	1	0	1	1	3
Frank Thomas, R (1, 7) OBP: 0.275, SLG: 0.306	F X 0-1 FC4-6 1-2 2-H 1B	B B S S S 2-3 ③ K 1-2 2-3		S B S F F C 1-3 ③ K			B B B C X 3-1 ② P6		X 0-0 1-H HR	5	1	2	3	0	2	4
Tim Harkness, L (1, 3) OBP: 0.231, SLG: 0.217	X 0-0 ② FC4-6 1-2f 2-H		X 0-0 ① 4-3		C S B X 1-2 ① 3-1		B B S F X 2-2 ③ G3		X 0-0 BB BB 2B	5	1	1	0	0	0	1
Charlie Neal, R (1, 5) (8, 6) OBP: 0.235, SLG: 0.196	B B B B 4-0 BB		S S S 0-3 ② K		X 0-0 E4 CS			X 0-0 ① 1-3	S S B B B X 3-2 E3 BB BB	4	0	0	0	1	1	1
Choo-Choo Coleman, L (1, 2) OBP: 0.273, SLG: 0.143	X 0-0 ③ 1-3		B B S B S B 4-2 BB		X 0-0 ② ③ L9 1-2			H 1-0 5-3 HBP	F B B B S B 4-2 1-2 2-3 BB BB	2	0	0	0	2	0	3
Al Moran, R (1, 6) OBP: 0.259, SLG: 0.346 Marv Throneberry, L (8, PH) OBP: 0.222, SLG: 0.333 Ted Schreiber, R (8, 5) OBP: 0.286, SLG: 0.231		X 0-0 1B 2B	X 0-0 ③ 6-3			C B B B S 2-3 ① K		X 0-0 ② 5-3 1-2	C B B C B B 4-2 1-2 2-3 3-H BB	3 1 0	1 0 0	1 0 0	0 0 1	0 0 1	1 0 1	1 1 0
Don Rowe, L (1, 1) OBP: 0.250, SLG: 0.250 Tracy Stallard, R (5, 1) Al Jackson, L (6, 1) OBP: 0.286, SLG: 0.286 Cliff Cook, R (8, PH) OBP: 0.174, SLG: 0.095 Larry Bearnarth, R (8, 1) Rod Kanehl, R (9, PH) OBP: 0.333, SLG: 0.250		C X 0-1 ① F9		S S X 0-2 ① L3		B F S S 1-3 ② K		X 0-0 ③ F8	S C B F B B C 3-3 ③ K	2 1 0 0 1 0 1	0 0 0 0 0 0 0	0 0 0 0 0 0 0	0 0 0 0 0 0 0	0 1 0 0 0 0 1	0 0 0 0 0 0 0	1 0 0 1 0 1 3
Inning Stats	R: 2 H: 2 E: 1 LOB: 2 K: 0 BB: 2 S: 11 P: 22	R: 1 H: 3 E: 1 LOB: 2 K: 1 BB: 0 S: 9 P: 16	R: 0 H: 0 E: 0 LOB: 1 K: 1 BB: 1 S: 7 P: 11	R: 0 H: 1 E: 0 LOB: 2 K: 2 BB: 1 S: 12 P: 20	R: 0 H: 0 E: 1 LOB: 0 K: 0 BB: 0 S: 5 P: 6	R: 0 H: 0 E: 0 LOB: 1 K: 2 BB: 1 S: 11 P: 18	R: 0 H: 0 E: 0 LOB: 0 K: 0 BB: 0 S: 7 P: 14	R: 0 H: 0 E: 0 LOB: 1 K: 0 BB: 0 S: 3 P: 4	R: 3 H: 3 E: 1 LOB: 3 K: 1 BB: 2 S: 19 P: 38	1B: 5 SF: 0 2B: 3 SAC: 0 3B: 0 DP: 0 HR: 1 HBP: 1						

PITCHER		IP	WLS	BF	H	R	ER	SO	BB	IBB	HBP	BLK	WP	HR	S	P	ERA	WHIP
Paul Brown, R ERA: 4.26	(1, 1)	1.1		10	4	3	2	0	2	0	0	0	0	0	15	28	13.50	4.500
Ray Culp, R ERA: 2.25	(2, 1)	7.1	W	33	5	3	2	6	4	0	1	0	1	1	63	108	2.46	1.227
Jack Baldschun, R ERA: 2.53	(9, 1)	0.1	S	2	0	0	0	1	1	0	0	0	0	0	6	13	0.00	3.000

PITCHER	IP	WLS	BF	H	R	ER	SO	BB	IBB	HBP	BLK	WP	HR	S	P	ERA	WHIP

TOP

New York Mets @ Philadelphia Phillies

Connie Mack Stadium, Philadelphia, PA

Mon Apr 22 1963, 6:05 PM EST

Att. 3,716 - Unknown

livebaseballscorecards.com

AB	37
R	6
H	9
RBI	5
BB	7
SO	7
LOB	22

1B: 5	SF: 0	WP: 1	PA: 45
2B: 3	SAC: 0	PB: 0	
3B: 0	DP: 0	SB: 0	
HR: 1	HBP: 1	CS: 1	

New York Mets @ Philadelphia Phillies

Connie Mack Stadium, Philadelphia, PA

Mon Apr 22 1963, 6:05 PM EST

Att. 3,716 - Unknown

livebaseballscorecards.com

BOTTOM

Batter	1	2	3	4	5	6	7	8	9	AB	R	H	RBI	BB	SO	LOB
Tony Taylor, R (1, 4) OBP: 0.459, SLG: 0.451	C B B X 2-1 G6-4-3 1B		B C F B X 2-2 BLK 1B 1-2 2-H		B F X 1-1 ② L4	C F F B B X 2-2 BLK 1B 1-3 2-H 3-H		B B B B 4-0 G4-6-3 BB		4	0	3	3	1	0	1
Johnny Callison, L (1, 9) OBP: 0.383, SLG: 0.490	C S F F F C 0-3 ① K		S B X 1-1 ② F2		X 0-0 BLK 2B 1B 3-H	B X 1-0 ③ 4-3 1-2 3-H		B B S X 2-1 ② ③ G4-6-3 1-2f		5	1	1	1	0	1	6
Don Demeter, R (1, 8) OBP: 0.491, SLG: 0.720	X 0-0 ② ③ G6-4-3 1-2f		S C X 0-2 ③ F9 1-2 2-3		S S X 0-2 2B 1-H		C F B B X 2-2 SH5-4 1B 1B			4	1	2	1	0	0	3
Roy Sievers, R (1, 3) OBP: 0.318, SLG: 0.400		C B C X 1-2 ① P4		S S X 0-2 ① F8	C S F C 0-3 ③ K		X 0-0 ① SH5-4 1-2			3	0	0	0	0	1	1
Earl Averill, R (1, 2) OBP: 0.273, SLG: 0.300		B S X 1-1 G1-4-3 1B		B F S X 1-2 ② 6-3		B S S T X 1-2 ① 5-3	B X 1-0 ② P6			4	0	1	0	0	0	1
Don Hoak, R (1, 5) OBP: 0.327, SLG: 0.400		C B X 1-1 ② ③ G1-4-3 1-2f		X 0-0 E6		B C B B B F B 4-2 1B BB 1B BB	B B S X 2-1 CS 2-H 1B			3	1	1	1	1	0	1
Wayne Graham, R (1, 7) OBP: 0.316, SLG: 0.188 Tony Gonzalez, L (6, PH) OBP: 0.325, SLG: 0.265 (7, 7)			C X 0-1 ① L7 B C X 1-1 ③ P5			F B B B B 4-1 1B 1B BB 1-2	S S 0-2 ③ 1-2	X 0-0 E6 S SH		2	0	0	0	0	0	1
										2	2	0	0	1	0	1
Bobby Wine, R (1, 6) OBP: 0.222, SLG: 0.176 Wes Covington, L (6, PH) OBP: 0.429, SLG: 0.680 Ruben Amaro, R (7, 6) OBP: 0.273, SLG: 0.158			B B B S S B B B 4-2 1B 1B BB		B B C X 2-1 SH2-3 BLK 1B 1B	X 0-0 ② F7		S B B B S X 2-2 SH SH1-4 2-H		1	2	1	0	1	0	0
										1	0	0	0	0	0	2
										0	0	0	1	0	0	0
Paul Brown, R (1, 1) Ray Culp, R (2, 1) OBP: 0.500, SLG: 0.500 Jack Baldschun, R (9, 1)			B B B X 3-0 BLK 1B 1-2		B B B C X 3-1 ① SH2-3 1-3	X 0-0 1B BLK 1-2 2-3		x 0-0 ① SH1-4 1-2		0	0	0	0	0	0	0
										2	1	2	0	0	0	0
										0	0	0	0	0	0	0
Inning Stats	R: 0 E: 0 K: 1 S: 9 H: 1 LOB: 0 BB: 0 P: 11	R: 0 E: 0 K: 0 S: 7 H: 1 LOB: 0 BB: 0 P: 10	R: 1 E: 0 K: 0 S: 13 H: 2 LOB: 2 BB: 1 P: 23	R: 0 E: 1 K: 0 S: 9 H: 0 LOB: 1 BB: 0 P: 11	R: 2 E: 0 K: 1 S: 14 H: 3 LOB: 1 BB: 0 P: 20	R: 3 E: 0 K: 0 S: 14 H: 2 LOB: 1 BB: 2 P: 26	R: 1 E: 0 K: 0 S: 9 H: 2 LOB: 0 BB: 0 P: 14	R: 1 E: 2 K: 0 S: 7 H: 0 LOB: 1 BB: 1 P: 15		1B: 10 2B: 1 3B: 0 HR: 0 SF: 0 SAC: 4 DP: 3 HBP: 0						

AB	31
R	8
H	11
RBI	7
BB	4
SO	2
LOB	17

WP: 0 PB: 0 SB: 1 CS: 1 PA: 39

PITCHER		IP	WLS	BF	H	R	ER	SO	BB	IBB	HBP	BLK	WP	HR	S	P	ERA	WHIP
Don Rowe, L ERA: 3.55	(1, 1)	4.2		21	7	3	3	1	1	0	0	3	0	0	48	71	5.79	1.714
Tracy Stallard, R ERA: 11.81	(5, 1)	1.0	L	7	2	3	3	1	2	0	0	0	0	0	17	28	27.00	4.000
Al Jackson, L ERA: 2.22	(6, 1)	1.1		6	2	1	1	0	0	0	0	1	0	0	10	16	6.75	1.500
Larry Bearnarth, R ERA: 2.25	(8, 1)	1.0		5	0	1	0	0	1	0	0	0	0	0	7	15	0.00	1.000

PITCHER	IP	WLS	BF	H	R	ER	SO	BB	IBB	HBP	BLK	WP	HR	S	P	ERA	WHIP

Batter	1	2	3	4	5	6	7	8	9	AB	R	H	RBI	BB	SO	LOB
Jim Hickman, R (1, 8) OBP: 0.400, SLG: 0.692	4-3	P3			K		F2			4	0	0	0	0	1	3
Ron Hunt, R (1, 4) OBP: 0.400, SLG: 0.552	L9		F8		HR		F8			4	1	1	1	0	0	0
Duke Snider, L (1, 9) OBP: 0.264, SLG: 0.396	3-1		1-3		1-3			4-3		4	0	0	0	0	0	0
Frank Thomas, R (1, 7) OBP: 0.295, SLG: 0.350		1B 1B 1B	5-3			2B		5-3		4	1	2	0	0	0	0
Rod Kanehl, R (8, 7) OBP: 0.333, SLG: 0.250										0	0	0	0	0	0	0
Ed Kranepool, L (1, 3) OBP: 0.300, SLG: 0.467		E 1B 1-3 1B		E4 G6-3 1B		F8		6-3		4	0	1	0	0	0	1
Choo-Choo Coleman, L (1, 2) OBP: 0.297, SLG: 0.188		E 1-2 3-H 1B		G6-3 1-2 1B		P4			F8	4	0	2	1	0	0	1
Charlie Neal, R (1, 5) OBP: 0.236, SLG: 0.184	L7		G6-3 1-2f 2-3			FC6-4 HBP			F9	3	0	0	0	0	0	4
Al Moran, R (1, 6) OBP: 0.226, SLG: 0.300	E6 1-2 2-3		F9			FC6-4 1-2f			5-3	4	0	0	0	0	0	5
Carl Willey, R (1, 1)	K				K		4-3			3	0	0	0	0	2	3
Inning Stats	R: 0 E: 0 K: 0 S: 3 H: 0 LOB: 0 BB: 0 P: 3	R: 1 E: 1 K: 1 S: 9 H: 3 LOB: 3 BB: 0 P: 9	R: 0 E: 0 K: 0 S: 3 H: 0 LOB: 0 BB: 0 P: 3	R: 0 E: 1 K: 0 S: 4 H: 1 LOB: 1 BB: 0 P: 4	R: 1 E: 0 K: 2 S: 8 H: 1 LOB: 0 BB: 0 P: 8	R: 0 E: 0 K: 0 S: 4 H: 1 LOB: 2 BB: 0 P: 5	R: 0 E: 0 K: 0 S: 3 H: 0 LOB: 0 BB: 0 P: 3	R: 0 E: 0 K: 0 S: 3 H: 0 LOB: 0 BB: 0 P: 3	R: 0 E: 0 K: 0 S: 3 H: 0 LOB: 0 BB: 0 P: 3	1B: 4 2B: 1 3B: 0 HR: 1 SF: 0 SAC: 0 DP: 1 HBP: 1						

PITCHER	IP	WLS	BF	H	R	ER	SO	BB	IBB	HBP	BLK	WP	HR	S	P	ERA	WHIP
Bob Buhl, R (1, 1) ERA: 0.87	6.0	L	26	6	2	2	3	0	0	1	0	0	1	31	32	3.00	1.000
Paul Toth, R (7, 1) ERA: 1.04	3.0		9	0	0	0	0	0	0	0	0	0	0	9	9	0.00	0.000

PITCHER	IP	WLS	BF	H	R	ER	SO	BB	IBB	HBP	BLK	WP	HR	S	P	ERA	WHIP

TOP

New York Mets @ Chicago Cubs

Wrigley Field, Chicago, IL

Wed Apr 24 1963, 3:33 AM CST

Att. 4,525 - Unknown

livebaseballscorecards.com

AB	34
R	2
H	6
RBI	2
BB	0
SO	3
LOB	17

New York Mets @ Chicago Cubs

Wrigley Field, Chicago, IL

Wed Apr 24 1963, 3:33 AM CST

Att. 4,525 - Unknown

livebaseballscorecards.com

BOTTOM

Batter	1	2	3	4	5	6	7	8	9	AB	R	H	RBI	BB	SO	LOB
Don Landrum, L (1, 8) OBP: 0.310, SLG: 0.282	F9		K			K			G3	4	0	0	0	0	2	1
Andre Rodgers, R (1, 6) OBP: 0.306, SLG: 0.273	G4-3 1B			F7			1-3			3	0	1	0	0	0	0
Billy Williams, L (1, 7) OBP: 0.242, SLG: 0.211	G4-3 1-2f			1-4-3			F8			3	0	0	0	0	0	1
Ron Santo, R (1, 5) OBP: 0.246, SLG: 0.356		L5-3 BB		6-3			F5			2	0	0	0	1	0	0
14 Ernie Banks, R (1, 3) OBP: 0.250, SLG: 0.339		L4			G3-6-3 1B			6-3		3	0	1	0	0	0	1
Lou Brock, L (1, 9) OBP: 0.288, SLG: 0.357		L5-3 1-2			G3-6-3 1-2f			K		3	0	0	0	0	1	2
Ken Hubbs, R (1, 4) OBP: 0.321, SLG: 0.423			K		5-3			5-3		3	0	0	0	0	1	0
Jimmie Schaffer, R (1, 2) OBP: 0.385, SLG: 0.545			1B			5-3			F7	3	0	1	0	0	0	0
Bob Buhl, R (1, 1)			P4			5-3			K	1	0	0	0	0	0	1
Bob Will, L (6, PH)										1	0	0	0	0	0	0
Paul Toth, R (7, 1)										0	0	0	0	0	0	0
Merritt Ranew, L (9, PH) OBP: 0.600, SLG: 0.600										1	0	0	0	0	1	0
Inning Stats	R: 0 E: 0 K: 0 S: 3 H: 1 LOB: 0 BB: 0 P: 3	R: 0 E: 0 K: 0 S: 2 H: 0 LOB: 0 BB: 1 P: 6	R: 0 E: 0 K: 2 S: 8 H: 1 LOB: 1 BB: 0 P: 8	R: 0 E: 0 K: 0 S: 3 H: 0 LOB: 0 BB: 0 P: 3	R: 0 E: 0 K: 0 S: 3 H: 1 LOB: 0 BB: 0 P: 3	R: 0 E: 0 K: 1 S: 5 H: 0 LOB: 0 BB: 0 P: 5	R: 0 E: 0 K: 0 S: 3 H: 0 LOB: 0 BB: 0 P: 3	R: 0 E: 0 K: 1 S: 5 H: 0 LOB: 0 BB: 0 P: 5	R: 0 E: 0 K: 1 S: 5 H: 0 LOB: 0 BB: 0 P: 5	1B: 3 2B: 1 3B: 0 HR: 0 SF: 0 SAC: 0 DP: 3 HBP: 0						

	AB	27
	R	0
	H	3
	RBI	0
	BB	1
	SO	5
	LOB	6

WP: 0 PB: 0 SB: 0 CS: 0 PA: 28

PITCHER	IP	WLS	BF	H	R	ER	SO	BB	IBB	HBP	BLK	WP	HR	S	P	ERA	WHIP
Carl Willey, R (1, 1) ERA: 3.09	9.0	W	28	3	0	0	5	1	0	0	0	0	0	37	41	0.00	0.444

PITCHER	IP	WLS	BF	H	R	ER	SO	BB	IBB	HBP	BLK	WP	HR	S	P	ERA	WHIP

Batter	1	2	3	4	5	6	7	8	9	AB	R	H	RBI	BB	SO	LOB
Jim Hickman, R (1, 8) OBP: 0.388, SLG: 0.698	K		3B		F8			6-3		4	0	1	0	0	1	0
Ron Hunt, R (1, 4) OBP: 0.385, SLG: 0.515	1B		5-3			6-3		F8		4	1	1	0	0	0	1
Charlie Neal, R (1, 5) OBP: 0.254, SLG: 0.226	1B 1-3		L4			HR		6-3		4	1	2	0	0	0	1
Frank Thomas, R (1, 7) OBP: 0.313, SLG: 0.432	FC6-4 1-3 3-H		1-3			2-H			5-3	4	1	2	3	0	0	1
Rod Kanehl, R (9, 7) OBP: 0.333, SLG: 0.250						HR				0	0	0	0	0	0	0
Cliff Cook, R (1, 9) OBP: 0.154, SLG: 0.083	K			6-3		K			E 1B	3	0	0	0	0	2	2
Duke Snider, L (9, PH) OBP: 0.278, SLG: 0.408									1B	1	0	1	0	0	0	0
(9, 9)																
Gil Hodges, R (1, 3) OBP: 0.250, SLG: 0.182	FC6-4 1-2f			G3		F9			FC5 E 1-2 1B	4	0	1	0	0	0	2
Norm Sherry, R (1, 2) OBP: 0.182, SLG: 0.318		F8		K			5-3		E5 1-2 2-3	4	0	0	0	0	1	2
Al Moran, R (1, 6) OBP: 0.200, SLG: 0.265		1-3			5-3		5-3		P4	4	0	0	0	0	0	3
Roger Craig, R (1, 1)		4-3			K		K		FC5 2-3f	4	0	0	0	0	2	3
Inning Stats	R: 1 E: 0 K: 2 S: 10 H: 3 LOB: 2 BB: 0 P: 10	R: 0 E: 0 K: 0 S: 3 H: 0 LOB: 0 BB: 0 P: 3	R: 0 E: 0 K: 0 S: 4 H: 1 LOB: 1 BB: 0 P: 4	R: 0 E: 0 K: 1 S: 5 H: 0 LOB: 0 BB: 0 P: 5	R: 0 E: 0 K: 1 S: 5 H: 0 LOB: 0 BB: 0 P: 5	R: 2 E: 0 K: 1 S: 7 H: 2 LOB: 0 BB: 0 P: 7	R: 0 E: 0 K: 1 S: 5 H: 0 LOB: 0 BB: 0 P: 5	R: 0 E: 0 K: 0 S: 3 H: 0 LOB: 0 BB: 0 P: 3	R: 0 E: 1 K: 0 S: 6 H: 2 LOB: 3 BB: 0 P: 6	1B: 5 2B: 1 3B: 1 HR: 1 SF: 0 SAC: 0 DP: 0 HBP: 0						

TOP

New York Mets @ Chicago Cubs

Wrigley Field, Chicago, IL

Thu Apr 25 1963, 3:33 AM CST

Att. 3,021 - Unknown

livebaseballscorecards.com

AB	36
R	3
H	8
RBI	3
BB	0
SO	6
LOB	15

WP: 0 PB: 0 SB: 0 CS: 0 PA: 36

PITCHER		IP	WLS	BF	H	R	ER	SO	BB	IBB	HBP	BLK	WP	HR	S	P	ERA	WHIP
Dick Ellsworth, L ERA: 1.14	(1, 1)	7.0	L	27	6	3	3	6	0	0	0	0	0	1	39	39	3.86	0.857
Cal Koonce, R ERA: 4.5	(8, 1)	2.0		9	2	0	0	0	0	0	0	0	0	0	9	9	0.00	1.000

PITCHER	IP	WLS	BF	H	R	ER	SO	BB	IBB	HBP	BLK	WP	HR	S	P	ERA	WHIP

Batter	1	2	3	4	5	6	7	8	9	AB	R	H	RBI	BB	SO	LOB
Don Landrum, L (1, 8) OBP: 0.304, SLG: 0.279	x 0-0 WP BLK 1B		x 0-0 ② 1-3		x 0-0 ③ F8		x 0-0 ③ F7			4	0	1	0	0	0	3
Andre Rodgers, R (1, 6) OBP: 0.288, SLG: 0.254	x 0-0 ① 1-3 1-3		x 0-0 ③ 5-3			x 0-0 ① 5-3		x 0-0 ① P4		4	0	0	0	0	0	1
Billy Williams, L (1, 7) OBP: 0.227, SLG: 0.197	S S S 0-3 ② K			x 0-0 ① F8		x 0-0 ② 3-1		x 0-0 ② L9		4	0	0	0	0	1	1
Ron Santo, R (1, 5) OBP: 0.246, SLG: 0.339	B B B B 4-0 BB			x 0-0 ② 6-3		x 0-0 ③ 6-3		x 0-0 ③ 1-3		3	0	0	0	1	0	0
14 Ernie Banks, R (1, 3) OBP: 0.250, SLG: 0.333	x 0-0 ③ F8			S S S 0-3 ③ K			x 0-0 FC3-6 1B		S S S 0-3 ① K	4	0	1	0	0	2	2
Lou Brock, L (1, 9) OBP: 0.302, SLG: 0.356		S S S 0-3 ① K			B B B 4-0 BLK 6-3 2B BB		x 0-0 ① FC3-6 1B 1-2f 1B		x 0-0 5-3-6 1B	3	2	1	0	1	1	1
Ken Hubbs, R (1, 4) OBP: 0.344, SLG: 0.433		x 0-0 G1-4-3 1B			x 0-0 ① 6-3 1-2		x 0-0 1B 1-3 1B		x 0-0 ②③ 5-3-6 1-2f	4	0	2	0	0	0	2
Jimmie Schaffer, R (1, 2) OBP: 0.400, SLG: 0.615 Merritt Ranew, L (7, PH) OBP: 0.500, SLG: 0.500 (8, 2)		x 0-0 ②③ G1-4-3 1-2f			x 0-0 2B 2-H		S S S 0-3 ② K			2 1	0 0	1 0	1 0	0 0	0 1	1 2
Dick Ellsworth, L (1, 1) OBP: 0.100, SLG: 0.100 Bob Will, L (7, PH) OBP: 0.167, SLG: 0.167 Cal Koonce, R (8, 1) OBP: 1.000, SLG: 1.000			x 0-0 ① 4-3		S S S 0-3 ② K		x 0-0 1B 1-2 3-H			2 1 0	0 0 0	0 1 0	0 1 0	0 0 0	1 0 0	1 0 0
Inning Stats	R: 0 E: 0 K: 1 S: 6 H: 1 LOB: 2 BB: 1 P: 10	R: 0 E: 0 K: 1 S: 5 H: 1 LOB: 0 BB: 0 P: 5	R: 0 E: 0 K: 0 S: 3 H: 0 LOB: 0 BB: 0 P: 3	R: 0 E: 0 K: 1 S: 5 H: 0 LOB: 0 BB: 0 P: 5	R: 1 E: 0 K: 1 S: 6 H: 1 LOB: 1 BB: 1 P: 10	R: 0 E: 0 K: 0 S: 3 H: 0 LOB: 0 BB: 0 P: 3	R: 1 E: 0 K: 1 S: 8 H: 3 LOB: 2 BB: 0 P: 8	R: 0 E: 0 K: 0 S: 3 H: 0 LOB: 0 BB: 0 P: 3	R: 0 E: 0 K: 1 S: 5 H: 1 LOB: 0 BB: 0 P: 5	1B: 6 2B: 2 3B: 0 HR: 0	SF: 0 SAC: 0 DP: 2 HBP: 0						

PITCHER	IP	WLS	BF	H	R	ER	SO	BB	IBB	HBP	BLK	WP	HR	S	P	ERA	WHIP
Roger Craig, R (1, 1) ERA: 3.38	9.0	W	34	7	2	2	6	2	0	0	2	1	0	44	52	2.00	1.000

PITCHER	IP	WLS	BF	H	R	ER	SO	BB	IBB	HBP	BLK	WP	HR	S	P	ERA	WHIP

BOTTOM

New York Mets @ Chicago Cubs

Wrigley Field, Chicago, IL

Thu Apr 25 1963, 3:33 AM CST

Att. 3,021 - Unknown

livebaseballscorecards.com

AB	32
R	2
H	7
RBI	2
BB	2
SO	6
LOB	14

1B: 6	SF: 0	WP: 1	PA: 34
2B: 2	SAC: 0	PB: 0	
3B: 0	DP: 2	SB: 0	
HR: 0	HBP: 0	CS: 0	

New York Mets @ Pittsburgh Pirates

Forbes Field, Pittsburgh, PA

Fri Apr 26 1963, 6:05 PM EST

Att. 10,531 - Unknown

TOP

livebaseballscorecards.com

Batter	1	2	3	4	5	6	7	8	9	AB	R	H	RBI	BB	SO	LOB
Jim Hickman, R (1, 8) OBP: 0.407, SLG: 0.667	BBBB 4-0 BLK 1-3 BB BB	BBB 4-0 BB		BBBB 4-0 SF9 BB BB		SSS 0-3 ② K			x 0-0 ② F8	2	1	0	0	3	1	1
Ron Hunt, R (1, 4) OBP: 0.364, SLG: 0.459	x 0-0 ① 1-3 1-2	x 0-0 ② F9		BBBB 4-0 1-2 BB		x 0-0 ③ 5-3			x 0-0 ③ 5-3	4	0	0	0	1	0	4
Duke Snider, L (1, 9) OBP: 0.259, SLG: 0.385	x 0-0 ② 1-3 2-3	SSS 0-3 ③ K		x 0-0 ② SF9 2-3 3-H			SSS 0-3 ① K			3	0	0	1	0	2	3
Frank Thomas, R (1, 7) OBP: 0.308, SLG: 0.404	BBBB 4-0 BB BB BB		x 0-0 ① 6-3	x 0-0 ③ F3			x 0-0 ② P6			3	0	0	0	1	0	2
Ed Kranepool, L (1, 3) OBP: 0.324, SLG: 0.485	BBBB 4-0 BB 1-2 BB		x 0-0 2B		x 0-0 ① 1-3		SSS 0-3 ③ K			3	0	1	0	1	1	0
Charlie Neal, R (1, 5) OBP: 0.254, SLG: 0.214	BBBB 4-0 1-2 2-3 3-H BB		x 0-0 ② 6-3		x 0-0 ② F8			x 0-0 ① 4-3		3	0	0	1	1	0	1
Choo-Choo Coleman, L (1, 2) OBP: 0.268, SLG: 0.167	SSS 0-3 ③ K		x 0-0 ③ L3		x 0-0 ③ P4			x 0-0 ② G3		4	0	0	0	0	1	4
Al Moran, R (1, 6) OBP: 0.231, SLG: 0.289		x 0-0 SH5-4 1B		x 0-0 4-3 BLK SF9 1B		x 0-0 E7		x 0-0 ③ 5-3		4	1	2	0	0	0	0
Al Jackson, L (1, 1) OBP: 0.222, SLG: 0.222 Tracy Stallard, R (8, 1) Marv Throneberry, L (9, PH) OBP: 0.200, SLG: 0.300		x 0-0 ① SH5-4 1-2		x 0-0 ① 4-3 1-3		SSS 0-3 ① K			x 0-0 ① F8	2 0 1	0 0 0	0 0 0	0 0 0	0 0 0	1 0 0	2 0 0
Inning Stats	R: 1 E: 0 K: 1 S: 5 H: 0 LOB: 3 BB: 4 P: 21	R: 0 E: 0 K: 1 S: 6 H: 1 LOB: 2 BB: 1 P: 10	R: 0 E: 0 K: 0 S: 4 H: 1 LOB: 1 BB: 0 P: 4	R: 1 E: 0 K: 0 S: 4 H: 1 LOB: 2 BB: 2 P: 12	R: 0 E: 0 K: 0 S: 3 H: 0 LOB: 0 BB: 0 P: 3	R: 0 E: 1 K: 2 S: 8 H: 0 LOB: 1 BB: 0 P: 8	R: 0 E: 0 K: 2 S: 7 H: 0 LOB: 0 BB: 0 P: 7	R: 0 E: 0 K: 0 S: 3 H: 0 LOB: 0 BB: 0 P: 3	R: 0 E: 0 K: 0 S: 3 H: 0 LOB: 0 BB: 0 P: 3	1B: 2 2B: 1 3B: 0 HR: 0	SF: 1 SAC: 1 DP: 0 HBP: 0					

	AB	29
	R	2
	H	3
	RBI	2
	BB	7
	SO	6
	LOB	17

WP: 0 PB: 0 SB: 0 CS: 0 PA: 38

PITCHER		IP	WLS	BF	H	R	ER	SO	BB	IBB	HBP	BLK	WP	HR	S	P	ERA	WHIP
Al McBean, R ERA: 3.75	(1, 1)	0.2		6	0	1	1	0	4	0	0	1	0	0	2	18	13.50	6.000
Harvey Haddix, L ERA: 2.4	(1, 1)	6.1	W	26	3	1	1	6	3	0	0	1	0	0	35	47	1.42	0.947
Tommie Sisk, R ERA: 1.0	(8, 1)	2.0	S	6	0	0	0	0	0	0	0	0	0	0	6	6	0.00	0.000

PITCHER	IP	WLS	BF	H	R	ER	SO	BB	IBB	HBP	BLK	WP	HR	S	P	ERA	WHIP

New York Mets @ Pittsburgh Pirates

Forbes Field, Pittsburgh, PA

Fri Apr 26 1963, 6:05 PM EST

Att. 10,531 - Unknown

livebaseballscorecards.com

BOTTOM

Batter	1	2	3	4	5	6	7	8	9	AB	R	H	RBI	BB	SO	LOB
Dick Schofield, S (1, 6) OBP: 0.422, SLG: 0.340	BBBB 4-0 HR BB	x 0-0 ② 6-3		x 0-0 FC6-4 1B		x 0-0 ③ F9		x 0-0 ③ G3		4	1	1	0	1	0	3
Ted Savage, R (1, 7) OBP: 0.333, SLG: 0.667	x 0-0 1-H HR	x 0-0 ③ F7		x 0-0 ③ FC6-4 1-2f			x 0-0 E8 SF9 2B			4	2	2	2	0	0	1
Roberto Clemente, R (1, 9) OBP: 0.280, SLG: 0.400	x 0-0 ① 1-3	SSS 0-3 ① K			x 0-0 ① 4-3		x 0-0 ① SF9 3-H			3	0	0	1	0	1	0
Donn Clendenon, R (1, 3) OBP: 0.368, SLG: 0.612	BBBB 4-0 S BB 1B BB	x 0-0 2B			x 0-0 ② 6-3		SSS 0-3 ② K			3	1	1	0	1	1	0
Bill Mazeroski, R (1, 4) OBP: 0.345, SLG: 0.391	BBBB 4-0 1B 1-2 BB	BBBB 4-0 BB			x 0-0 ③ L9		x 0-0 ③ 5-3			2	0	0	0	2	0	0
Elmo Plaskett, R (1, 2) OBP: 0.154, SLG: 0.154	x 0-0 1-2 2-H 1B	x 0-0 ② P3				x 0-0 ① 6-3		SSS 0-3 ① K		4	0	1	1	0	1	2
Bill Virdon, L (1, 8) OBP: 0.315, SLG: 0.333	x 0-0 ② F7	SSS 0-3 ③ K				x 0-0 ② F8		BBBB 4-0 BB		3	0	0	0	1	1	4
Bob Bailey, R (1, 5) OBP: 0.327, SLG: 0.420	x 0-0 ③ 5-3			x 0-0 ① 5-3		BBBB 4-0 2B BB		SSS 0-3 ② K		3	1	0	0	1	1	3
Al McBean, R (1, 1) Harvey Haddix, L (1, 1) OBP: 0.250, SLG: 0.500 Tommie Sisk, R (8, 1)		x 0-0 ① 1-3		x 0-0 ② 4-3		x 0-0 1-H 2B		BBBB 4-0 1-2 BB		0 3 0	0 0 0	0 1 0	0 1 0	0 0 1	0 0 0	0 0 0
Inning Stats	R: 3 E: 0 K: 0 S: 5 H: 2 LOB: 2 BB: 3 P: 17	R: 0 E: 0 K: 0 S: 3 H: 0 LOB: 0 BB: 0 P: 3	R: 0 E: 0 K: 2 S: 8 H: 1 LOB: 2 BB: 1 P: 12	R: 0 E: 0 K: 0 S: 4 H: 1 LOB: 1 BB: 0 P: 4	R: 0 E: 0 K: 0 S: 3 H: 0 LOB: 0 BB: 0 P: 3	R: 1 E: 0 K: 0 S: 4 H: 1 LOB: 1 BB: 1 P: 8	R: 1 E: 1 K: 1 S: 6 H: 1 LOB: 0 BB: 0 P: 6	R: 0 E: 0 K: 2 S: 7 H: 0 LOB: 2 BB: 2 P: 15		1B: 2 2B: 3 3B: 0 HR: 1	SF: 1 SAC: 0 DP: 0 HBP: 0					

	AB	29
	R	5
	H	6
	RBI	5
	BB	7
	SO	5
	LOB	13

PITCHER		IP	WLS	BF	H	R	ER	SO	BB	IBB	HBP	BLK	WP	HR	S	P	ERA	WHIP
Al Jackson, L ERA: 2.87	(1, 1)	7.0	L	32	6	5	4	3	5	0	0	0	0	1	33	53	5.14	1.571
Tracy Stallard, R ERA: 9.95	(8, 1)	1.0		5	0	0	0	2	2	0	0	0	0	0	7	15	0.00	2.000

PITCHER	IP	WLS	BF	H	R	ER	SO	BB	IBB	HBP	BLK	WP	HR	S	P	ERA	WHIP

WP: 0 PB: 0 SB: 1 CS: 0 PA: 37

New York Mets @ Pittsburgh Pirates

Forbes Field, Pittsburgh, PA

Sat Apr 27 1963, 3:33 AM EST

Att. 8,011 - Unknown

TOP

livebaseballscorecards.com

Batter	1	2	3	4	5	6	7	8	9	AB	R	H	RBI	BB	SO	LOB
Jim Hickman, R (1, 8) OBP: 0.397, SLG: 0.625	S S S 0-3 ① K		S S S 0-3 ② K 1-2		S S S 0-3 ② K2-3			B B B B 4-0 E BB		3	0	0	0	1	3	2
Ron Hunt, R (1, 4) OBP: 0.354, SLG: 0.439	S S S 0-3 ② K		x 0-0 ③ FC 2-H 1B		x 0-0 ③ 1-3			x 0-0 ② F2		4	0	1	1	0	1	2
Cliff Cook, R (1, 9) OBP: 0.133, SLG: 0.071	x 0-0 ③ F8		x 0-0 FC 1-2			x 0-0 ① F8		x 0-0 E5 FC6-4 1-2		4	0	0	0	0	0	2
Frank Thomas, R (1, 7) OBP: 0.286, SLG: 0.373		x 0-0 ① F7	x 0-0 ③ F7			x 0-0 ② L6		x 0-0 ③ FC6-4 1-2f		4	0	0	0	0	0	4
Gil Hodges, R (1, 3) OBP: 0.250, SLG: 0.200 Rod Kanehl, R (9, PR) OBP: 0.333, SLG: 0.250		x 0-0 ② 6-3		x 0-0 ① 4-3		x 0-0 ③ 4-3			x 0-0 G1-6-3 1B	4 0	0 0	1 0	0 0	0 0	0 0	0 0
Charlie Neal, R (1, 5) OBP: 0.254, SLG: 0.233		x 0-0 2B		S S S 0-3 ② K			x 0-0 ① F8		x 0-0 ① F9	4	0	1	0	0	1	1
Norm Sherry, R (1, 2) OBP: 0.154, SLG: 0.269		S S S 0-3 ③ K		x 0-0 ③ L7			x 0-0 ② F9		x 0-0 ② ③ G1-6-3 1-2f	4	0	0	0	0	1	2
Al Moran, R (1, 6) OBP: 0.238, SLG: 0.275			x 0-0 ① F7		B B B B 4-0 S BB		x 0-0 ③ 1-3			2	0	0	0	1	0	0
Jay Hook, L (1, 1) OBP: 0.429, SLG: 0.200 Ed Kranepool, L (8, PH) OBP: 0.314, SLG: 0.471 Ken MacKenzie, R (8, 1)			B B B B 4-0 E 1B BB		x 0-0 ① F9 1-2			x 0-0 ① 6-3		1 1 0	1 0 0	0 0 0	0 0 0	1 0 0	0 0 0	1 0 0

Inning Stats	1	2	3	4	5	6	7	8	9
	R: 0 E: 0 K: 2 S: 7	H: 0 LOB: 0 BB: 0 P: 7	R: 0 E: 0 K: 1 S: 6	H: 1 LOB: 1 BB: 0 P: 6	R: 1 E: 1 K: 1 S: 7	H: 1 LOB: 2 BB: 1 P: 11	R: 0 E: 0 K: 1 S: 5	H: 0 LOB: 0 BB: 0 P: 5	R: 0 E: 0 K: 1 S: 5	H: 0 LOB: 1 BB: 1 P: 9	R: 0 E: 0 K: 0 S: 3	H: 0 LOB: 0 BB: 0 P: 3	R: 0 E: 0 K: 0 S: 3	H: 0 LOB: 0 BB: 0 P: 3	R: 0 E: 1 K: 0 S: 4	H: 0 LOB: 2 BB: 1 P: 8	R: 0 E: 0 K: 0 S: 3	H: 1 LOB: 1 BB: 0 P: 3

| | | |

New York Mets @ Pittsburgh Pirates

Forbes Field, Pittsburgh, PA

Sat Apr 27 1963, 3:33 AM EST

Att. 8,011 - Unknown

livebaseballscorecards.com

BOTTOM

Batter	1	2	3	4	5	6	7	8	9	AB	R	H	RBI	BB	SO	LOB
Dick Schofield, S (1, 6) OBP: 0.397, SLG: 0.316	G3		F9		4-3	4-3				4	0	0	0	0	0	2
Bob Skinner, L (1, 7) OBP: 0.345, SLG: 0.333	F8 BB		K		E BB		6-3			2	0	0	0	2	1	0
Roberto Clemente, R (1, 9) OBP: 0.296, SLG: 0.396	F8		2B BB		F3		CS 1B			3	0	1	0	1	0	2
Donn Clendenon, R (1, 3) OBP: 0.377, SLG: 0.623		1B 1B	2B		5-3		K			4	1	2	0	0	1	2
Bill Mazeroski, R (1, 4) OBP: 0.373, SLG: 0.396		G5-4-3 1B	BB			SH1-3 2B BB		K		2	1	1	0	2	1	0
Bill Virdon, L (1, 8) OBP: 0.316, SLG: 0.333		G5-4-3	4-3			SH1-3		L6		3	0	1	1	0	0	3
Bob Bailey, R (1, 5) OBP: 0.356, SLG: 0.463		G5-4-3		1B		1B 2B		1B		4	0	3	1	0	0	2
Jim Pagliaroni, R (1, 2) OBP: 0.429, SLG: 0.435		BB		K		1-3		1B		3	0	1	0	1	1	1
Joe Gibbon, R (1, 1) OBP: 0.250, SLG: 0.250		4-3		K		1B		K		4	0	1	0	0	2	4
Inning Stats	R: 0 E: 0 K: 0 S: 2 H: 0 LOB: 0 BB: 1 P: 6	R: 1 E: 0 K: 0 S: 5 H: 3 LOB: 2 BB: 1 P: 9	R: 0 E: 0 K: 1 S: 6 H: 1 LOB: 3 BB: 2 P: 14	R: 0 E: 0 K: 2 S: 7 H: 1 LOB: 0 BB: 0 P: 7	R: 0 E: 1 K: 0 S: 3 H: 0 LOB: 1 BB: 1 P: 7	R: 1 E: 0 K: 0 S: 5 H: 2 LOB: 2 BB: 1 P: 9	R: 0 E: 0 K: 1 S: 5 H: 1 LOB: 1 BB: 0 P: 5	R: 0 E: 0 K: 2 S: 9 H: 2 LOB: 2 BB: 0 P: 9		1B: 8 2B: 3 3B: 0 HR: 0 SF: 0 SAC: 1 DP: 2 HBP: 0						

	AB	29
	R	2
	H	10
	RBI	2
	BB	6
	SO	6
	LOB	16

PITCHER		IP	WLS	BF	H	R	ER	SO	BB	IBB	HBP	BLK	WP	HR	S	P	ERA	WHIP
Jay Hook, R ERA: 6.46	(1, 1)	7.0	L	31	8	2	2	4	6	0	0	0	0	0	33	57	2.57	2.000
Ken MacKenzie, L ERA:	(8, 1)	1.0		5	2	0	0	2	0	0	0	0	0	0	9	9	0.00	2.000

PITCHER	IP	WLS	BF	H	R	ER	SO	BB	IBB	HBP	BLK	WP	HR	S	P	ERA	WHIP

Batter	1	2	3	4	5	6	7	8	9	AB	R	H	RBI	BB	SO	LOB
Jim Hickman, R (1, 8) OBP: 0.419, SLG: 0.620	K2-3		1B		BB			1B		2	1	1	0	2	1	0
Ron Hunt, R (1, 4) OBP: 0.365, SLG: 0.444	6-3		1-2 1B		1-3			1B SF8 1-2 1B		4	1	2	0	0	0	1
Duke Snider, L (1, 9) OBP: 0.258, SLG: 0.375 Rod Kanehl, R (8, PR) OBP: 0.333, SLG: 0.250 (8, 9)	4-3		K			E3 G1-4-3		S 1-3 2-H 1B		4 0	0 0	1 0	1 0	0 0	1 0	2 0
Frank Thomas, R (1, 7) OBP: 0.267, SLG: 0.352		6-3		F5		G1-4-3 1-2f		SF8 1-2 3-H		3	0	0	1	0	0	1
Ed Kranepool, L (1, 3) OBP: 0.308, SLG: 0.432		BLK BB		F8		4-3		F5		3	0	0	0	1	0	2
Charlie Neal, R (1, 5) OBP: 0.254, SLG: 0.222		K 1-2		BB			P4		K	3	0	0	0	1	2	1
Choo-Choo Coleman, L (1, 2) OBP: 0.267, SLG: 0.154		3-1		L9			4-3		BB	3	0	0	0	1	0	2
Al Moran, R (1, 6) OBP: 0.244, SLG: 0.279 Marv Throneberry, L (9, PH) OBP: 0.182, SLG: 0.273			P6		CS 1B		2-3		F8	3 1	0 0	1 0	0 0	0 0	0 0	0 1
Galen Cisco, R (1, 1) OBP: 0.167, SLG: 0.333 Tim Harkness, L (8, PH) OBP: 0.222, SLG: 0.208 Tracy Stallard, R (8, 1) Don Rowe, L (8, 1) OBP: 0.250, SLG: 0.250 Cliff Cook, R (9, PH) OBP: 0.129, SLG: 0.069			6-3		1-3 1-2			3-1	F8	2 1 0 0 1	0 0 0 0 0	0 0 0 0 0	0 0 0 0 0	0 0 0 0 0	0 0 0 0 0	1 0 0 0 1
Inning Stats	R: 0 E: 0 K: 1 S: 5 H: 0 LOB: 0 BB: 0 P: 5	R: 0 E: 0 K: 1 S: 5 H: 0 LOB: 1 BB: 1 P: 9	R: 0 E: 0 K: 1 S: 7 H: 2 LOB: 2 BB: 0 P: 7	R: 0 E: 0 K: 0 S: 3 H: 0 LOB: 1 BB: 1 P: 7	R: 0 E: 0 K: 0 S: 3 H: 1 LOB: 1 BB: 1 P: 7	R: 0 E: 1 K: 0 S: 3 H: 0 LOB: 0 BB: 0 P: 3	R: 0 E: 0 K: 0 S: 3 H: 0 LOB: 0 BB: 0 P: 3	R: 2 E: 0 K: 0 S: 5 H: 2 LOB: 2 BB: 1 P: 9	R: 0 E: 0 K: 1 S: 5 H: 0 LOB: 1 BB: 1 P: 9	1B: 5 2B: 0 3B: 0 HR: 0	SF: 1 SAC: 0 DP: 1 HBP: 0					

TOP

New York Mets @ Pittsburgh Pirates

Forbes Field, Pittsburgh, PA

Sun Apr 28 1963, 3:33 AM EDT

Att. 12,057 - Unknown

livebaseballscorecards.com

AB	30
R	2
H	5
RBI	2
BB	5
SO	4
LOB	12

WP: 0 PA: 36
PB: 0
SB: 1
CS: 1

PITCHER		IP	WLS	BF	H	R	ER	SO	BB	IBB	HBP	BLK	WP	HR	S	P	ERA	WHIP
Don Schwall, R ERA: 2.35	(1, 1)	7.1		29	4	2	2	3	4	0	0	1	0	0	31	47	2.46	1.091
Bob Veale, L ERA:	(8, 1)	0.0		1	1	0	0	0	0	0	0	0	0	0	1	1	∞	∞
Roy Face, R ERA: 1.42	(8, 1)	1.2	W	6	0	0	0	1	1	0	0	0	0	0	7	11	0.00	0.600

PITCHER	IP	WLS	BF	H	R	ER	SO	BB	IBB	HBP	BLK	WP	HR	S	P	ERA	WHIP

BOTTOM

New York Mets @ Pittsburgh Pirates

Forbes Field, Pittsburgh, PA

Sun Apr 28 1963, 3:33 AM EDT

Att. 12,057 - Unknown

livebaseballscorecards.com

Batter	1	2	3	4	5	6	7	8	9	AB	R	H	RBI	BB	SO	LOB
Dick Schofield, S (1, 6) OBP: 0.389, SLG: 0.311	6-3		K			SH 6-3 1B		K		4	1	1	0	0	2	1
Bob Skinner, L (1, 7) OBP: 0.361, SLG: 0.340	G6-4-3 BB			4-3		SH 1-3		1B 1B 1B		2	1	1	0	1	0	0
Roberto Clemente, R (1, 9) OBP: 0.293, SLG: 0.385	G6-4-3 1-2f			L8		6-3		1B 1-2 1B		4	0	1	0	0	0	3
Donn Clendenon, R (1, 3) OBP: 0.369, SLG: 0.596		F9		1B 1B		6-3 3-H		K		4	0	1	1	0	1	3
Bill Mazeroski, R (1, 4) OBP: 0.381, SLG: 0.404		6-3		1-3 1B		F7		1-3 2-H 1B		4	0	2	1	0	0	1
Bill Virdon, L (1, 8) OBP: 0.295, SLG: 0.310		F8		K			P4	F9		4	0	0	0	0	1	4
Bob Bailey, R (1, 5) OBP: 0.371, SLG: 0.455			G5-4-3 HBP		CS BB		F8			1	0	0	0	1	0	0
Jim Pagliaroni, R (1, 2) OBP: 0.419, SLG: 0.538			G5-4-3 1-2f		5-3 1-2		HR			3	1	1	1	0	0	2
Don Schwall, R (1, 1) OBP: 0.167, SLG: 0.167 Bob Veale, S (8, 1) Roy Face, R (8, 1)			1B		5-3		K			3 0 0	0 0 0	1 0 0	0 0 0	0 0 0	1 0 0	0 0 0
Inning Stats	R: 0 E: 0 K: 0 S: 2 H: 0 LOB: 0 BB: 1 P: 6	R: 0 E: 0 K: 0 S: 3 H: 0 LOB: 0 BB: 0 P: 3	R: 0 E: 0 K: 1 S: 5 H: 1 LOB: 1 BB: 0 P: 6	R: 0 E: 0 K: 1 S: 7 H: 2 LOB: 2 BB: 0 P: 7	R: 0 E: 0 K: 0 S: 2 H: 0 LOB: 0 BB: 1 P: 6	R: 1 E: 1 K: 0 S: 5 H: 1 LOB: 1 BB: 0 P: 5	R: 1 E: 0 K: 1 S: 6 H: 1 LOB: 0 BB: 0 P: 6	R: 1 E: 0 K: 2 S: 10 H: 3 LOB: 2 BB: 0 P: 10		1B: 7 2B: 0 3B: 0 HR: 1	SF: 0 SAC: 1 DP: 2 HBP: 1					

	AB	29
	R	3
	H	8
	RBI	3
	BB	2
	SO	5
	LOB	14

WP: 0 PB: 0 SB: 0 CS: 1 PA: 33

PITCHER		IP	WLS	BF	H	R	ER	SO	BB	IBB	HBP	BLK	WP	HR	S	P	ERA	WHIP
Galen Cisco, R ERA: 3.13	(1, 1)	7.0		27	5	2	1	3	2	0	1	0	0	1	30	39	1.29	1.000
Tracy Stallard, R ERA: 10.29	(8, 1)	0.2	L	5	3	1	1	2	0	0	0	0	0	0	9	9	13.50	4.500
Don Rowe, L ERA: 3.46	(8, 1)	0.1		1	0	0	0	0	0	0	0	0	0	0	1	1	0.00	0.000

PITCHER		IP	WLS	BF	H	R	ER	SO	BB	IBB	HBP	BLK	WP	HR	S	P	ERA	WHIP

Batter	1	2	3	4	5	6	7	8	9	AB	R	H	RBI	BB	SO	LOB
Maury Wills, S (1, 6) OBP: 0.319, SLG: 0.262	F S X 0-2 ① F5		B B S X 2-1 2B 1B		X 0-0 FC6 1B		C B X 1-1 ③ 6-3			4	0	2	0	0	0	0
Jim Gilliam, S (1, 5) OBP: 0.270, SLG: 0.273	X 0-0 ② F9		X 0-0 ① F8		B X 1-0 ② FC6 1-2f			B B C C B X 3-2 ① 4-3		4	0	0	0	0	0	2
Willie Davis, L (1, 8) OBP: 0.250, SLG: 0.329	F X 0-1 ③ 1-3		X 0-0 1-3 2B		S B B B B 4-1 BB			C F X 0-2 ② 4-3		3	0	1	0	1	0	0
Frank Howard, R (1, 9) OBP: 0.458, SLG: 0.603		C F B X 1-2 1B 1B 1B	B S H 2-1 G4-6-3 HBP		B B B S S S 3-3 ③ K			X 0-0 2B		3	1	2	0	0	1	2
Ron Fairly, L (1, 7) OBP: 0.352, SLG: 0.508		F C X 0-2 1B 1-2 BLK 1B	B B F F B X 3-2 ② ③ G4-6-3 1-2f			B B C B F X 3-2 ① F9		C B B B S X 2-2 ③ 1-3		4	1	1	0	0	0	4
John Roseboro, L (1, 2) OBP: 0.230, SLG: 0.408		X 0-0 ① F4		C B B B F S 2-3 ① K		C S X 0-2 ② F8			B F C S 1-3 ① K	4	0	0	0	0	2	2
Bill Skowron, R (1, 3) OBP: 0.273, SLG: 0.302		X 0-0 BLK 1-3 2-H 1B	B S S F F F B S 2-3 ② K			F X 0-1 ③ 5-3			B B B B 4-0 FC4-6 BB	3	0	1	1	1	1	0
Nate Oliver, R (1, 4) OBP: 0.289, SLG: 0.263 Wally Moon, L (9, PH) OBP: 0.280, SLG: 0.304		B S B F S 2-3 ② K	C B C B F C 2-3 ③ K				F B B C F C 2-3 ① K		B C B C F F B X 3-2 ② FC4-6 FC5-4 1-2f	3	0	0	0	0	3	2
										1	0	0	0	0	0	1
Bob Miller, R (1, 1) Ed Roebuck, R (7, 1) Tommy Davis, R (9, PH) OBP: 0.318, SLG: 0.381		C B B X 2-1 ③ 6-3 1-2 3-H			B C X 1-1 ① 6-3		C C X 0-2 ② 4-3		B B C X 2-1 ③ FC5-4 1-2f	3	0	0	0	0	0	1
										0	0	0	0	0	0	0
										1	0	0	0	0	0	1
Inning Stats	R: 0 E: 0 K: 0 S: 6 H: 0 LOB: 0 BB: 0 P: 6	R: 2 E: 0 K: 1 S: 13 H: 3 LOB: 1 BB: 0 P: 18	R: 0 E: 0 K: 0 S: 8 H: 2 LOB: 2 BB: 0 P: 15	R: 0 E: 0 K: 3 S: 13 H: 0 LOB: 0 BB: 0 P: 19	R: 0 E: 1 K: 1 S: 8 H: 1 LOB: 2 BB: 1 P: 17	R: 0 E: 0 K: 0 S: 8 H: 0 LOB: 0 BB: 0 P: 11	R: 0 E: 0 K: 1 S: 9 H: 0 LOB: 0 BB: 0 P: 12	R: 0 E: 0 K: 0 S: 10 H: 1 LOB: 1 BB: 0 P: 15	R: 0 E: 0 K: 1 S: 10 H: 0 LOB: 1 BB: 1 P: 20	1B: 5 2B: 2 3B: 0 HR: 0	SF: 0 SAC: 0 DP: 1 HBP: 1						

PITCHER		IP	WLS	BF	H	R	ER	SO	BB	IBB	HBP	BLK	WP	HR	S	P	ERA	WHIP
Roger Craig, R ERA: 3.07	(1, 1)	9.0	W	36	7	2	2	7	2	0	1	1	0	0	85	133	2.00	1.000

PITCHER	IP	WLS	BF	H	R	ER	SO	BB	IBB	HBP	BLK	WP	HR	S	P	ERA	WHIP

TOP

Los Angeles Dodgers @ New York Mets

Polo Grounds, New York, NY

Mon Apr 29 1963, 7:05 PM EDT

Att. 23,494 - Unknown

livebaseballscorecards.com

AB	33
R	2
H	7
RBI	1
BB	2
SO	7
LOB	15

1B: 5	SF: 0	WP: 0	PA: 36
2B: 2	SAC: 0	PB: 0	
3B: 0	DP: 1	SB: 0	
HR: 0	HBP: 1	CS: 0	

Batter	1	2	3	4	5	6	7	8	9	AB	R	H	RBI	BB	SO	LOB
Jim Hickman, R (1, 8) OBP: 0.424, SLG: 0.611	1-1 1B FC5-4 1B		3-3 ① K		1-3 ③ K		3-2 2B 2-H 1B			4	1	2	1	0	2	0
Ron Hunt, R (1, 4) OBP: 0.393, SLG: 0.479	0-1 FC5-4 1-3 1B		4-2 FC6-4 BB			1-1 ① G3	1-0 1-3 2B			3	0	2	0	1	0	0
Duke Snider, L (1, 9) OBP: 0.273, SLG: 0.362 Cliff Cook, R (7, PR) OBP: 0.129, SLG: 0.069 (8, 9)	0-0 ① FC5-4 G5-4-3 1-2f 3-H		0-0 ② FC6-4 1-2f			4-2 G5-4-3 BB	4-0 IBB			2 0	0 0	0 0	1 0	2 0	0 0	2 0
Frank Thomas, R (1, 7) OBP: 0.250, SLG: 0.328 Choo-Choo Coleman, L (8, 2) OBP: 0.267, SLG: 0.154	0-0 ②③ G5-4-3 1-2f		3-2 ③ 6-3			1-1 ②③ G5-4-3 1-2f	0-0 ③ 6-3			4 0	0 0	0 0	0 0	0 0	0 0	6 0
Ed Kranepool, L (1, 3) OBP: 0.333, SLG: 0.475 Gil Hodges, R (8, 3) OBP: 0.235, SLG: 0.188		1-0 CS 1B	2-3 ① K				0-0 1B WP 2B	1-0 ① 4-3		3 1	1 0	2 0	0 0	0 0	1 0	0 0
Charlie Neal, R (1, 5) OBP: 0.253, SLG: 0.224		2-3 ①② K 1-2	2-2 ② F6				0-1 1B WP BLK 2-3 1B	0-1 ② 4-3		4	1	1	0	0	1	1
Al Moran, R (1, 6) OBP: 0.265, SLG: 0.298		1-1 BB 1B	0-1 ③ 4-3				3-2 CS BLK 1-3 3-H 1B	0-3 ③ K		4	0	2	0	0	1	0
Norm Sherry, R (1, 2) OBP: 0.179, SLG: 0.259 Marv Throneberry, L (7, PH) OBP: 0.250, SLG: 0.273 Rod Kanehl, R (7, PR) OBP: 0.333, SLG: 0.250 (8, 7)		4-1 1-2 BB			3-2 ① 4-3		4-2 CS 1B 1-2 3-H BB			1 0 0	0 0 1	0 0 0	0 0 0	1 1 0	0 0 0	0 0 0
Roger Craig, R (1, 1)		0-3 ③ K			3-3 ② K		0-3 ①② K 1-2 2-3			3	0	0	0	0	3	4
Inning Stats	R: 1 E: 0 K: 0 S: 6 H: 2 LOB: 0 BB: 0 P: 7	R: 0 E: 0 K: 2 S: 11 H: 2 LOB: 2 BB: 1 P: 19	R: 0 E: 0 K: 1 S: 9 H: 0 LOB: 1 BB: 1 P: 19	R: 0 E: 0 K: 1 S: 8 H: 0 LOB: 0 BB: 0 P: 12	R: 0 E: 0 K: 2 S: 9 H: 0 LOB: 0 BB: 0 P: 16	R: 0 E: 0 K: 0 S: 6 H: 0 LOB: 0 BB: 1 P: 12	R: 3 E: 0 K: 1 S: 17 H: 5 LOB: 3 BB: 2 P: 32	R: 0 E: 0 K: 1 S: 6 H: 0 LOB: 0 BB: 0 P: 7		1B: 7 2B: 3 3B: 0 HR: 0 SF: 0 SAC: 0 DP: 3 HBP: 0						

PITCHER	IP	WLS	BF	H	R	ER	SO	BB	IBB	HBP	BLK	WP	HR	S	P	ERA	WHIP
Bob Miller, R (1, 1) ERA: 1.72	6.0	L	25	7	4	4	6	3	0	0	0	1	0	56	95	6.00	1.667
Ed Roebuck, R (7, 1) ERA: 3.29	2.0		9	2	0	0	2	1	1	0	1	0	0	16	29	0.00	1.500

PITCHER	IP	WLS	BF	H	R	ER	SO	BB	IBB	HBP	BLK	WP	HR	S	P	ERA	WHIP

BOTTOM

Los Angeles Dodgers @ New York Mets

Polo Grounds, New York, NY

Mon Apr 29 1963, 7:05 PM EDT

Att. 23,494 - Unknown

livebaseballscorecards.com

AB	29
R	4
H	9
RBI	2
BB	5
SO	8
LOB	13

Batter	1	2	3	4	5	6	7	8	9	AB	R	H	RBI	BB	SO	LOB
Johnny Temple, R (1, 4) OBP: 0.339, SLG: 0.298	F8		1-3 1-2		2B		1-2 2-H 1B		1-3 1B	5	0	3	1	0	0	1
Pete Runnels, L (1, 3) OBP: 0.264, SLG: 0.258	4-3		HBP		3-1		P6		K	4	0	0	0	0	1	5
Carl Warwick, R (1, 7) OBP: 0.381, SLG: 0.346	6-3		L1			5-3		F2		4	0	0	0	0	0	2
Rusty Staub, L (1, 9) OBP: 0.355, SLG: 0.377		K		BB		3-1		4-3		3	0	0	0	1	1	0
Bob Aspromonte, R (1, 5) OBP: 0.244, SLG: 0.236 J C Hartman, R (4, 6) OBP: 0.130, SLG: 0.091		3B 1B		K		P4		L6		2 2	1 0	1 0	0 0	0 0	1 0	1 0
Howie Goss, R (1, 8) OBP: 0.278, SLG: 0.397		1-H 3B		F8			K		HR	4	1	2	2	0	1	1
Bob Lillis, R (1, 6) OBP: 0.250, SLG: 0.233 (4, 5)		K		F8			BB 1B		1B 1B	4	1	2	0	0	1	1
John Bateman, R (1, 2) OBP: 0.211, SLG: 0.306			FC5-4 BB		F7		K		F7	3	0	0	0	1	1	2
Don Nottebart, R (1, 1) OBP: 0.250, SLG: 0.182 Russ Kemmerer, R (5, 1) Carroll Hardy, R (7, PH) OBP: 0.279, SLG: 0.300 Conrad Cardinal, R (7, 1) Hal Woodeshick, R (7, 1) Chris Zachary, L (8, 1) Jim Campbell, R (9, PH) OBP: 0.162, SLG: 0.200			FC5-4 1-3 1-2f		K		1B 1-2 BB		L8	2 0 0 0 0 0 1	0 0 0 0 0 0 0	0 0 0 0 0 0 0	0 0 0 0 0 0 0	0 0 1 0 0 0 0	1 0 0 0 0 0 0	1 0 0 0 0 0 1
Inning Stats	R: 0 E: 0 K: 0 S: 3 H: 0 LOB: 0 BB: 0 P: 3	R: 1 E: 0 K: 2 S: 8 H: 2 LOB: 0 BB: 0 P: 8	R: 0 E: 0 K: 0 S: 3 H: 0 LOB: 2 BB: 1 P: 8	R: 0 E: 0 K: 1 S: 5 H: 0 LOB: 1 BB: 1 P: 9	R: 0 E: 0 K: 1 S: 6 H: 1 LOB: 1 BB: 0 P: 6	R: 0 E: 0 K: 0 S: 3 H: 0 LOB: 0 BB: 0 P: 3	R: 1 E: 0 K: 2 S: 9 H: 2 LOB: 2 BB: 1 P: 13	R: 0 E: 0 K: 0 S: 3 H: 0 LOB: 0 BB: 0 P: 3	R: 1 E: 0 K: 1 S: 8 H: 3 LOB: 2 BB: 0 P: 8	1B: 5 2B: 1 3B: 1 HR: 1	SF: 0 SAC: 0 DP: 0 HBP: 1				WP: 0 PB: 0 SB: 0 CS: 0	PA: 38	

PITCHER		IP	WLS	BF	H	R	ER	SO	BB	IBB	HBP	BLK	WP	HR	S	P	ERA	WHIP
Al Jackson, L ERA: 2.82	(1, 1)	7.0	W	29	5	2	2	6	3	0	1	0	0	0	37	50	2.57	1.143
Ken MacKenzie, L ERA: 0.9	(8, 1)	2.0	S	9	3	1	1	1	0	0	0	0	0	1	11	11	4.50	1.500

PITCHER	IP	WLS	BF	H	R	ER	SO	BB	IBB	HBP	BLK	WP	HR	S	P	ERA	WHIP

TOP

Houston Colt 45's @ New York Mets

Polo Grounds, New York, NY

Thu May 02 1963, 7:05 PM EDT

Att. 2,020 - Cloudy - 52 F

livebaseballscorecards.com

AB	34
R	3
H	8
RBI	3
BB	3
SO	7
LOB	15

BOTTOM

Houston Colt 45's @ New York Mets

Polo Grounds, New York, NY

Thu May 02 1963, 7:05 PM EDT

Att. 2,020 - Cloudy - 52 F

livebaseballscorecards.com

Batter	1	2	3	4	5	6	7	8	9	AB	R	H	RBI	BB	SO	LOB
Choo-Choo Coleman, L (1, 2) OBP: 0.260, SLG: 0.159	6-3	1B 1-3 1B			1-3	L8		K		5	0	1	0	0	1	0
Charlie Neal, R (1, 5) OBP: 0.288, SLG: 0.264	FC6-4 1B	G4-6-3 1-2 3-H 1B			1B E 1B		FC 1B BB 1B	F9		5	2	4	1	0	0	0
Ed Kranepool, L (1, 9) OBP: 0.319, SLG: 0.444	FC6-4 1B 1-2f	G4-6-3 1-2f			K		BB FC 1-2 FC5-2 1B	L8		5	0	1	0	0	1	4
Duke Snider, L (1, 7) OBP: 0.286, SLG: 0.371 Rod Kanehl, R (7, PR) (8, 7) OBP: 0.333, SLG: 0.250	1-3 1B	5-3			E 1B 1-3 2B 1B		FC FC5-2 BB 1-2 2-3 WP			4 0	1 1	2 0	0 0	0 0	0 0	2 0
Tim Harkness, L (1, 3) OBP: 0.233, SLG: 0.222 Gil Hodges, R (7, PH) (8, 3) OBP: 0.278, SLG: 0.188	G3	K			E9 1-3 2B 3-H 1B		WP FC5-2 1-2 2-3 3-H 2B BB			3 0	1 1	1 0	1 1	0 1	1 0	2 0
Jim Hickman, R (1, 8) OBP: 0.429, SLG: 0.614		3B BB	1-3		1-H 2B 3-H		FC5-2 WP 1-2 2-3 3-Hf 2B			3	2	1	2	1	0	3
Al Moran, R (1, 6) OBP: 0.245, SLG: 0.275		F9	6-3	5-3			K 1-2 2-3 3-H			4	0	0	0	0	1	4
Larry Burright, R (1, 4) OBP: 0.240, SLG: 0.400		1-H 1B 3B	L7			F8	2-H 3-H 2B			4	1	2	3	0	0	0
Al Jackson, L (1, 1) OBP: 0.250, SLG: 0.250 Cliff Cook, R (7, PH) OBP: 0.125, SLG: 0.067 Ken MacKenzie, R (8, 1)	1B 1B 3-H 1B		F8			P6	P3			3 1 0	1 0 0	1 0 0	1 0 0	0 0 0	0 0 0	0 2 0
Inning Stats	R: 0 E: 0 K: 0 S: 5 H: 2 LOB: 2 BB: 0 P: 5	R: 3 E: 0 K: 0 S: 6 H: 4 LOB: 1 BB: 1 P: 10	R: 0 E: 0 K: 1 S: 5 H: 0 LOB: 0 BB: 0 P: 5	R: 0 E: 0 K: 0 S: 3 H: 0 LOB: 0 BB: 0 P: 3	R: 3 E: 1 K: 1 S: 9 H: 4 LOB: 1 BB: 0 P: 9	R: 0 E: 0 K: 0 S: 3 H: 0 LOB: 0 BB: 0 P: 3	R: 4 E: 0 K: 1 S: 9 H: 3 LOB: 2 BB: 1 P: 13	R: 0 E: 0 K: 1 S: 5 H: 0 LOB: 0 BB: 0 P: 5		1B: 10 2B: 2 3B: 1 HR: 0 SF: 0 SAC: 0 DP: 1 HBP: 0						

	AB	37
	R	10
	H	13
	RBI	9
	BB	2
	SO	4
	LOB	17

WP: 1 PB: 0 SB: 0 CS: 0 PA: 39

PITCHER		IP	WLS	BF	H	R	ER	SO	BB	IBB	HBP	BLK	WP	HR	S	P	ERA	WHIP
Don Nottebart, R ERA: 4.08	(1, 1)	4.2	L	23	9	6	6	2	1	0	0	0	0	0	26	30	11.57	2.143
Russ Kemmerer, R ERA: 5.56	(5, 1)	1.1		5	1	0	0	0	0	0	0	0	0	0	5	5	0.00	0.750
Conrad Cardinal, R ERA: 6.23	(7, 1)	0.0		3	2	3	3	0	0	0	0	0	0	0	3	3	∞	∞
Hal Woodeshick, L ERA: 1.86	(7, 1)	1.0		5	1	1	1	1	1	0	0	0	1	0	6	10	9.00	2.000
Chris Zachary, R ERA: 9.0	(8, 1)	1.0		3	0	0	0	1	0	0	0	0	0	0	5	5	0.00	0.000

PITCHER	IP	WLS	BF	H	R	ER	SO	BB	IBB	HBP	BLK	WP	HR	S	P	ERA	WHIP

Batter	1	2	3	4	5	6	7	8	9	AB	R	H	RBI	BB	SO	LOB
Harvey Kuenn, R (1, 5) OBP: 0.250, SLG: 0.226 Ernie Bowman, R (7, 4) OBP: 0.500, SLG: 0.750	6-3		SF8, 2B, 1B 2-3		F7		3-1 2-3		SH3-4 1-2	4 0	1 0	1 0	0 0	0 0	0 0	1 0
Felipe Alou, R (1, 9) OBP: 0.419, SLG: 0.616	3B		SF8 1-2 3-H		6-3		K2-3		F8	4	0	1	1	0	1	2
Willie McCovey, L (1, 7) OBP: 0.420, SLG: 0.568	F5		2B, HBP			K2-3		4-3	5-3	4	0	0	0	0	1	2
Willie Mays, R (1, 8) OBP: 0.350, SLG: 0.459	6-3		2B 1-3 2-H			L6		P6		4	0	1	1	0	0	1
Orlando Cepeda, R (1, 3) OBP: 0.375, SLG: 0.544		F2	4-3			4-3		1B, 1B 1B		4	1	1	0	0	0	2
Ed Bailey, L (1, 2) OBP: 0.379, SLG: 0.704		L3		F2			2B, 2B 1B	1B 1-3 1B		4	1	2	0	0	0	0
Joey Amalfitano, R (1, 4) OBP: 0.207, SLG: 0.214 (7, 5)		4-3		F8			2B 1-3 2B	FC6-4 1-2 3-H 1B		4	1	2	1	0	0	0
Jose Pagan, R (1, 6) OBP: 0.233, SLG: 0.233			1B, SH3-4, SF8 1B	5-3			F2	FC6-4 1-2f		4	1	1	0	0	0	4
Jack Fisher, R (1, 1) OBP: 0.333, SLG: 0.500			SH3-4 1-2		1-3		3-1 2-H 3-H 2B		BB, SH3-4 BB	2	0	1	2	1	0	0
Inning Stats	R: 0 E: 0 K: 0 S: 4 H: 1 LOB: 1 BB: 0 P: 4	R: 0 E: 0 K: 0 S: 3 H: 0 LOB: 0 BB: 0 P: 3	R: 2 E: 0 K: 0 S: 6 H: 3 LOB: 2 BB: 0 P: 7	R: 0 E: 0 K: 0 S: 3 H: 0 LOB: 0 BB: 0 P: 3	R: 0 E: 0 K: 0 S: 3 H: 0 LOB: 0 BB: 0 P: 3	R: 0 E: 0 K: 1 S: 5 H: 0 LOB: 0 BB: 0 P: 5	R: 2 E: 0 K: 1 S: 8 H: 3 LOB: 1 BB: 0 P: 8	R: 1 E: 0 K: 0 S: 6 H: 3 LOB: 2 BB: 0 P: 6	R: 0 E: 0 K: 0 S: 3 H: 0 LOB: 1 BB: 1 P: 7	1B: 6 2B: 3 3B: 1 HR: 0 SF: 1 SAC: 2 DP: 0 HBP: 1						

PITCHER		IP	WLS	BF	H	R	ER	SO	BB	IBB	HBP	BLK	WP	HR	S	P	ERA	WHIP
Jay Hook, R ERA: 6.32	(1, 1)	7.2	L	34	10	5	5	2	0	0	1	0	0	0	37	38	5.87	1.304
Tracy Stallard, R ERA: 9.82	(8, 1)	0.1		1	0	0	0	0	0	0	0	0	0	0	1	1	0.00	0.000
Don Rowe, L ERA: 3.21	(9, 1)	1.0		4	0	0	0	0	1	0	0	0	0	0	3	7	0.00	1.000

PITCHER	IP	WLS	BF	H	R	ER	SO	BB	IBB	HBP	BLK	WP	HR	S	P	ERA	WHIP

TOP

San Francisco Giants @ New York Mets

Polo Grounds, New York, NY

Fri May 03 1963, 7:05 PM EDT

Att. 49,431 - Unknown

livebaseballscorecards.com

AB	34
R	5
H	10
RBI	5
BB	1
SO	2
LOB	12

WP: 0 PA: 39
PB: 0
SB: 0
CS: 0

BOTTOM

San Francisco Giants @ New York Mets

Polo Grounds, New York, NY

Fri May 03 1963, 7:05 PM EDT

Att. 49,431 - Unknown

livebaseballscorecards.com

Batter	1	2	3	4	5	6	7	8	9	AB	R	H	RBI	BB	SO	LOB
Charlie Neal, R (1, 5) OBP: 0.274, SLG: 0.250	6-3		P3			K		4-3		4	0	0	0	0	1	0
Ron Hunt, R (1, 4) OBP: 0.400, SLG: 0.481	K			4-3 4-3 1B		2B 1B		F8		4	1	2	0	0	1	0
Duke Snider, L (1, 7) OBP: 0.311, SLG: 0.500	HR			4-3 1-2		L6 1-H 2B			HR	4	2	3	3	0	0	1
Ed Kranepool, L (1, 9) OBP: 0.294, SLG: 0.408	1-3			4-3 2-3		L6 2-3			F7	4	0	0	0	0	0	2
Tim Harkness, L (1, 3) OBP: 0.206, SLG: 0.194		4-3		4-3			F8		G3	4	0	0	0	0	0	1
Jim Hickman, R (1, 8) OBP: 0.405, SLG: 0.574		K			K		K		5-3	4	0	0	0	0	3	0
Choo-Choo Coleman, L (1, 2) OBP: 0.264, SLG: 0.152		F9			K		BB			2	0	0	0	1	1	0
Al Moran, R (1, 6) OBP: 0.250, SLG: 0.278			CS 1B		E5		F9			3	0	1	0	0	0	1
Jay Hook, L (1, 1) OBP: 0.333, SLG: 0.143 Tracy Stallard, R (8, 1) Marv Throneberry, L (8, PH) OBP: 0.231, SLG: 0.250 Don Rowe, L (9, 1) OBP: 0.250, SLG: 0.250			G1 1-2		1-3			K		2 0 1 0	0 0 0 0	0 0 0 0	0 0 0 0	0 0 0 0	0 0 1 0	2 0 0 0

| | | |

Batter	1	2	3	4	5	6	7	8	9	AB	R	H	RBI	BB	SO	LOB
Jim Davenport, R (1, 5) OBP: 0.318, SLG: 0.403	HR 1B		BBB 4-0 FC6-4 BB	0-0 2-H 3-H HR		0-0 E8 1B 1B	0-0 ② 5-3		0-0 1-H 2-H E 3B	5	4	4	5	1	0	1
Felipe Alou, R (1, 9) (8, 8) OBP: 0.414, SLG: 0.626	0-0 1-H HR		0-0 ① 1-2f FC6-4 4-3	SSS 0-3 ③ K		BBBB 4-0 1B 1B BB	0-0 ③ F7		0-0 3-H E6 FC6	5	2	1	3	1	1	2
Willie McCovey, L (1, 7) (9, 3) OBP: 0.415, SLG: 0.550	SSS 0-3 ① K		0-0 ② 1-2 4-3		0-0 HR 1B	0-0 1B 1-3 3-H 4-3 1B		0-0 ① 4-3	0-0 ② F3	6	2	2	1	0	1	2
Willie Mays, R (1, 8) OBP: 0.343, SLG: 0.444	0-0 ② P6		0-0 ③ 6-3		0-0 ① F9	0-0 4-3 1-3 3-H HR 1B		0-0 ② F8	0-0 ③ 1-2f FC6	5	1	1	1	0	0	2
Harvey Kuenn, R (8, 9) OBP: 0.242, SLG: 0.219										1	0	0	0	0	0	1
Orlando Cepeda, R (1, 3) OBP: 0.386, SLG: 0.611	0-0 ③ L6			0-0 HR	0-0 1-H HR	0-0 ② 2-3 3-H 4-3		0-0 FC6 1B		5	2	3	4	0	0	1
Matty Alou, L (9, 7) OBP: 0.250, SLG: 0.250										0	0	0	0	0	0	0
Ed Bailey, L (1, 2) OBP: 0.455, SLG: 0.935		0-0 4-3 SH3 1B		0-0 E HR 1B	0-0 HR	0-0 3-H HR		0-0 ③ FC6 1-2f		4	3	4	3	0	0	0
Tom Haller, L (8, PH) (8, 2) OBP: 0.304, SLG: 0.288										1	0	0	0	0	0	1
Joey Amalfitano, R (1, 4) OBP: 0.182, SLG: 0.188		0-0 ① 1-2 SH3		0-0 E4 1-3 HR	0-0 ② F9	0-0 ③ 6-3			0-0 E 3B E6	4	2	0	0	0	0	1
Jose Pagan, R (1, 6) OBP: 0.234, SLG: 0.225	0-0 ② 2-3 4-3		0-0 ① P4	0-0 ③ F7		H 1-0 SH1-4 HBP			0-0 1-2 E4 3B	3	0	0	0	0	0	3
Ernie Bowman, R (7, 6) OBP: 0.400, SLG: 0.600										1	1	0	0	0	0	1
Billy O'Dell, S (1, 1) OBP: 0.083, SLG: 0.083	0-0 ③ 4-3		SSS 0-3 ② K		SSS 0-3 ① K	0-0 ① 1-2 SH1-4			SSS 0-3 ① K	3	0	0	0	0	2	3
Gaylord Perry, R (7, 1)										1	0	0	0	0	1	2
Inning Stats	R: 2 E: 0 K: 1 S: 7 H: 2 LOB: 0 BB: 0 P: 7	R: 0 E: 0 K: 0 S: 4 H: 1 LOB: 1 BB: 0 P: 4	R: 0 E: 0 K: 0 S: 3 H: 0 LOB: 1 BB: 1 P: 7	R: 4 E: 1 K: 2 S: 11 H: 3 LOB: 0 BB: 0 P: 11	R: 3 E: 0 K: 0 S: 6 H: 3 LOB: 0 BB: 0 P: 6	R: 5 E: 1 K: 1 S: 9 H: 4 LOB: 0 BB: 1 P: 13	R: 0 E: 0 K: 0 S: 3 H: 0 LOB: 1 BB: 0 P: 4	R: 0 E: 0 K: 0 S: 4 H: 1 LOB: 1 BB: 0 P: 4	R: 3 E: 3 K: 1 S: 9 H: 1 LOB: 1 BB: 0 P: 9	1B: 8 2B: 0 3B: 1 HR: 6	SF: 0 SAC: 2 DP: 0 HBP: 1						

PITCHER		IP	WLS	BF	H	R	ER	SO	BB	IBB	HBP	BLK	WP	HR	S	P	ERA	WHIP
Roger Craig, R ERA: 3.97	(1, 1)	4.1	L	24	9	9	6	3	1	0	0	0	0	5	29	33	12.46	2.308
Don Rowe, L ERA: 5.74	(5, 1)	1.2		10	4	5	5	1	1	0	0	0	0	1	11	15	27.00	3.000
Larry Bearnarth, R ERA: 1.29	(7, 1)	3.0		15	2	3	0	1	0	0	1	0	0	0	16	17	0.00	0.667

PITCHER	IP	WLS	BF	H	R	ER	SO	BB	IBB	HBP	BLK	WP	HR	S	P	ERA	WHIP

TOP

San Francisco Giants @ New York Mets

Polo Grounds, New York, NY

Sat May 04 1963, 3:33 AM EDT

Att. 25,674 - Unknown

livebaseballscorecards.com

AB	44
R	17
H	15
RBI	17
BB	2
SO	5
LOB	20

1B: 8	SF: 0	WP: 0	PA: 49
2B: 0	SAC: 2	PB: 0	
3B: 1	DP: 0	SB: 0	
HR: 6	HBP: 1	CS: 0	

Batter	1	2	3	4	5	6	7	8	9	AB	R	H	RBI	BB	SO	LOB
Larry Burright, R (1, 4) OBP: 0.310, SLG: 0.429	F7		1B		FC1-6 1B		HBP			3	0	2	0	0	0	0
Ed Kranepool, L (1, 9) OBP: 0.291, SLG: 0.396	5-3		F7		FC1-6 1-2f		1-3 1B			4	0	1	0	0	0	2
Charlie Neal, R (1, 5) OBP: 0.295, SLG: 0.278 Rod Kanehl, R (9, 5) OBP: 0.333, SLG: 0.250	2B			3B 1B	P4			FC6-4 BB		3 0	1 0	2 0	0 0	1 0	0 0	1 0
Frank Thomas, R (1, 7) OBP: 0.250, SLG: 0.355	F7			1-H HR 3B	F5			FC6-4 1-2f		4	1	1	1	0	0	3
Jim Hickman, R (1, 8) OBP: 0.385, SLG: 0.538		K		P5		F3		K		4	0	0	0	0	2	2
Gil Hodges, R (1, 3) OBP: 0.333, SLG: 0.222 Marv Throneberry, L (8, 3) OBP: 0.214, SLG: 0.231	F8			HR BB		G6-4-3 1B		K		2 1	1 0	1 0	0 0	1 0	0 1	0 1
Norm Sherry, R (1, 2) OBP: 0.194, SLG: 0.367 Duke Snider, L (9, PH) OBP: 0.307, SLG: 0.493	K2-4			1-H HR 3-H		G6-4-3 1-2f			P4	3 1	1 0	1 0	3 0	0 0	1 0	1 0
Al Moran, R (1, 6) OBP: 0.237, SLG: 0.263 Choo-Choo Coleman, L (9, PH) OBP: 0.259, SLG: 0.149		K		L6			K		4-3	3 1	0 0	0 0	0 0	0 0	2 0	0 0
Roger Craig, R (1, 1) Don Rowe, L (5, 1) OBP: 0.250, SLG: 0.250 Larry Bearnarth, R (7, 1) Tim Harkness, L (9, PH) OBP: 0.200, SLG: 0.188		K		K			5-3		K	2 0 1 1	0 0 0 0	0 0 0 0	0 0 0 0	0 0 0 0	2 0 0 1	0 0 0 0
Inning Stats	R: 0 E: 0 K: 0 S: 4 H: 1 LOB: 1 BB: 0 P: 4	R: 0 E: 0 K: 2 S: 7 H: 0 LOB: 0 BB: 0 P: 7	R: 0 E: 0 K: 2 S: 8 H: 1 LOB: 1 BB: 0 P: 8	R: 4 E: 0 K: 1 S: 8 H: 3 LOB: 0 BB: 1 P: 12	R: 0 E: 0 K: 0 S: 4 H: 1 LOB: 1 BB: 0 P: 4	R: 0 E: 0 K: 0 S: 3 H: 1 LOB: 0 BB: 0 P: 3	R: 0 E: 0 K: 1 S: 5 H: 1 LOB: 2 BB: 0 P: 6	R: 0 E: 0 K: 2 S: 7 H: 0 LOB: 1 BB: 1 P: 11	R: 0 E: 0 K: 1 S: 5 H: 0 LOB: 0 BB: 0 P: 5	1B: 5 2B: 1 3B: 1 HR: 1	SF: 0 SAC: 0 DP: 1 HBP: 1					

PITCHER		IP	WLS	BF	H	R	ER	SO	BB	IBB	HBP	BLK	WP	HR	S	P	ERA	WHIP
Billy O'Dell, L ERA: 2.27	(1, 1)	6.0	W	25	7	4	4	5	1	0	0	0	0	1	34	38	6.00	1.333
Gaylord Perry, R ERA: 1.59	(7, 1)	3.0	S	11	1	0	0	4	1	0	1	0	0	0	17	22	0.00	0.667

PITCHER	IP	WLS	BF	H	R	ER	SO	BB	IBB	HBP	BLK	WP	HR	S	P	ERA	WHIP

BOTTOM

San Francisco Giants @ New York Mets

Polo Grounds, New York, NY

Sat May 04 1963, 3:33 AM EDT

Att. 25,674 - Unknown

livebaseballscorecards.com

AB	33
R	4
H	8
RBI	4
BB	2
SO	9
LOB	10

WP: 0 PA: 36
PB: 0
SB: 0
CS: 0

Batter	1	2	3	4	5	6	7	8	9	AB	R	H	RBI	BB	SO	LOB
Harvey Kuenn, R (1, 5) OBP: 0.237, SLG: 0.194	BBBB 4-0 HR BB	x 0-0 E4 G5-4-3 1-2		SSS 0-3 K	0-0 CS 3-H	x 0-0 P5		x 0-0 G1-4-3 1-2f		4	1	0	0	1	1	3
Ernie Bowman, R (8, 4) OBP: 0.400, SLG: 0.600										0	0	0	0	0	0	0
Felipe Alou, R (1, 9) OBP: 0.413, SLG: 0.642	BBBB 4-0 1-2 HR BB	x 0-0 G5-4-3 1-2f		x 0-0 2-H HR		x 0-0 F9			x 0-0 F7	4	2	1	2	1	0	2
Willie McCovey, L (1, 7) OBP: 0.404, SLG: 0.553	x 0-0 F2		SSS 0-3 K	x 0-0 3B		x 0-0 P6			x 0-0 1-3	5	0	1	0	0	1	2
Willie Mays, R (1, 8) OBP: 0.345, SLG: 0.474	x 0-0 1-H 2-H HR	x 0-0 F8	x 0-0 F7			x 0-0 6-3		x 0-0 FC4-6 1B		5	1	2	3	0	0	1
Orlando Cepeda, R (1, 3) OBP: 0.377, SLG: 0.600	x 0-0 1-3	x 0-0 2B		x 0-0 P6		x 0-0 6-3			x 0-0 FC4-6 1-2f	5	0	1	0	0	0	1
Tom Haller, L (1, 2) OBP: 0.329, SLG: 0.306	x 0-0 S 1B	BBBB 4-0 BB		SSS 0-3 K 1B 1B		x 0-0 1B				3	1	2	0	1	1	0
Joey Amalfitano, R (1, 4) OBP: 0.189, SLG: 0.194	SSS 0-3 K 1-2	x 0-0 5-3		x 0-0 1B 1-3 CS 1B		x 0-0 1-3				4	0	1	0	0	1	4
(8, 5)																
Jose Pagan, R (1, 6) OBP: 0.255, SLG: 0.247		x 0-0 E 1B		x 0-0 S HR 1B	x 0-0 1-3 3-H 1B			x 0-0 P1		4	1	3	1	0	0	0
Jack Sanford, R (1, 1) OBP: 0.240, SLG: 0.318		x 0-0 F3		SSS 0-3 K 1-2	SSS 0-3 K			x 0-0 E6 G1-4-3		4	0	0	0	0	2	4
Inning Stats	R: 3 H: 2 E: 0 LOB: 1 K: 1 BB: 2 S: 7 P: 15	R: 0 H: 1 E: 1 LOB: 1 K: 0 BB: 0 S: 4 P: 4	R: 0 H: 1 E: 0 LOB: 2 K: 1 BB: 1 S: 6 P: 10	R: 2 H: 3 E: 0 LOB: 1 K: 2 BB: 0 S: 10 P: 10	R: 1 H: 2 E: 0 LOB: 1 K: 2 BB: 0 S: 9 P: 9	R: 0 H: 0 E: 0 LOB: 0 K: 0 BB: 0 S: 3 P: 3	R: 0 H: 1 E: 0 LOB: 1 K: 0 BB: 0 S: 4 P: 4	R: 0 H: 0 E: 1 LOB: 0 K: 0 BB: 0 S: 3 P: 3	R: 0 H: 1 E: 0 LOB: 1 K: 0 BB: 0 S: 4 P: 4	1B: 7 SF: 0 2B: 1 SAC: 0 3B: 1 DP: 2 HR: 2 HBP: 0						

PITCHER	IP	WLS	BF	H	R	ER	SO	BB	IBB	HBP	BLK	WP	HR	S	P	ERA	WHIP
Galen Cisco, R (1, 1) ERA: 4.33	4.0	L	22	7	5	5	4	3	0	0	0	0	2	27	39	11.25	2.500
Tracy Stallard, R (5, 1) ERA: 8.64	1.0		5	2	1	0	2	0	0	0	0	0	0	9	9	0.00	2.000
Larry Bearnarth, R (6, 1) ERA: 0.82	4.0		14	2	0	0	0	0	0	0	0	0	0	14	14	0.00	0.500

PITCHER	IP	WLS	BF	H	R	ER	SO	BB	IBB	HBP	BLK	WP	HR	S	P	ERA	WHIP

TOP

San Francisco Giants @ New York Mets

Polo Grounds, New York, NY

Sun May 05 1963, 3:33 AM EDT

Unknown

livebaseballscorecards.com

AB	38
R	6
H	11
RBI	6
BB	3
SO	6
LOB	17

WP: 0	PA: 42																
PB: 1																	
SB: 2																	
CS: 1																	

San Francisco Giants @ New York Mets

Polo Grounds, New York, NY

Sun May 05 1963, 3:33 AM EDT

Unknown

livebaseballscorecards.com

BOTTOM

Batter	1	2	3	4	5	6	7	8	9	AB	R	H	RBI	BB	SO	LOB
Charlie Neal, R (1, 5) (9, 6) OBP: 0.301, SLG: 0.277	4-3 1B	BBB 1-2 BB			E3		SSS K		SSS K	4	0	1	0	1	2	0
Ron Hunt, R (1, 4) OBP: 0.381, SLG: 0.455	SSS K	6-3			SSS K		1-3		SSS K	3	0	0	0	0	2	4
Larry Bearnarth, R (6, 1)										1	0	0	0	0	0	0
Jim Hickman, R (9, PH) OBP: 0.380, SLG: 0.530										1	0	0	0	0	1	0
Duke Snider, L (1, 8) OBP: 0.304, SLG: 0.479	4-3 1-2		G4-6-3 1B		F8		SSS K			4	0	1	0	0	1	2
Ed Kranepool, L (1, 9) OBP: 0.305, SLG: 0.411	BBB BB		G4-6-3 1-2f			1-3		1B 2B		3	1	1	0	1	0	1
Frank Thomas, R (1, 7) OBP: 0.236, SLG: 0.333	1-3		SSS K			E5 FC3-6 1B 1B		P4		4	1	0	0	0	1	3
Tim Harkness, L (1, 3) OBP: 0.256, SLG: 0.333		HR		4-3		FC3-6 1-2 1B		2-H 1B		4	1	3	2	0	0	0
Choo-Choo Coleman, L (1, 2) OBP: 0.241, SLG: 0.137		P6		SSS K		FC3-6 1B 1-2f 2-3		P4		4	0	0	0	0	1	3
Al Moran, R (1, 6) OBP: 0.258, SLG: 0.283		BB 1B		F9		1-3 3-H 1B		SSS K		3	0	2	1	0	0	0
Marv Throneberry, L (8, PH) OBP: 0.200, SLG: 0.214										1	0	0	0	0	1	1
Rod Kanehl, R (9, 5) OBP: 0.333, SLG: 0.250										0	0	0	0	0	0	0
Galen Cisco, R (1, 1) OBP: 0.143, SLG: 0.286	SSS K				6-3	F7			1-3	1	0	0	0	0	1	1
Tracy Stallard, R (5, 1)										0	0	0	0	0	0	0
Cliff Cook, R (5, PH) OBP: 0.121, SLG: 0.065										1	0	0	0	0	0	0
Larry Burright, R (6, 4) OBP: 0.290, SLG: 0.400										2	0	0	0	0	0	2
Inning Stats	R: 0 H: 1 E: 0 LOB: 2 K: 1 BB: 1 S: 6 P: 10	R: 1 H: 2 E: 0 LOB: 2 K: 1 BB: 1 S: 7 P: 11	R: 0 H: 1 E: 0 LOB: 0 K: 1 BB: 0 S: 5 P: 5	R: 0 H: 0 E: 0 LOB: 0 K: 1 BB: 0 S: 5 P: 5	R: 0 H: 0 E: 1 LOB: 1 K: 1 BB: 0 S: 6 P: 6	R: 1 H: 2 E: 1 LOB: 2 K: 0 BB: 0 S: 6 P: 6	R: 0 H: 0 E: 0 LOB: 0 K: 2 BB: 0 S: 7 P: 7	R: 1 H: 2 E: 0 LOB: 1 K: 1 BB: 0 S: 7 P: 7	R: 0 H: 0 E: 0 LOB: 0 K: 2 BB: 0 S: 7 P: 7	1B: 6 SF: 0 2B: 1 SAC: 0 3B: 0 DP: 1 HR: 1 HBP: 0						

	AB	36
	R	3
	H	8
	RBI	3
	BB	2
	SO	10
	LOB	17

	WP: 0	PA: 38
	PB: 0	
	SB: 0	
	CS: 0	

PITCHER	IP	WLS	BF	H	R	ER	SO	BB	IBB	HBP	BLK	WP	HR	S	P	ERA	WHIP
Jack Sanford, R (1, 1) ERA: 2.57	9.0	W	38	8	3	2	10	2	0	0	0	0	1	56	64	2.00	1.111

PITCHER	IP	WLS	BF	H	R	ER	SO	BB	IBB	HBP	BLK	WP	HR	S	P	ERA	WHIP

Batter	1	2	3	4	5	6	7	8	9	AB	R	H	RBI	BB	SO	LOB
Jim Davenport, R (1, 5) OBP: 0.311, SLG: 0.390	F9		F2		BB 1B		5-3		6-3	5	1	1	0	0	0	1
Felipe Alou, R (1, 7) (7, 9) OBP: 0.426, SLG: 0.643	4-3 1B		1B		1-2 BB		5-3			3	0	2	0	1	0	0
Willie McCovey, L (1, 9) OBP: 0.392, SLG: 0.534	4-3 1-2		F7		K			G5-4-3 1B		3	0	0	0	0	1	4
Harvey Kuenn, R (7, 7) OBP: 0.256, SLG: 0.216										1	0	1	0	0	0	0
Willie Mays, R (1, 8) OBP: 0.360, SLG: 0.480	FC5-4 BB			FC1-4 1B	FC6 1-2 2-H 1B			F9		3	0	2	1	1	0	1
Orlando Cepeda, R (1, 3) OBP: 0.364, SLG: 0.577	FC5-4 1-2f			FC1-4 PB 1-2f	FC6 1-2f			G5-4-3 1-2f		4	0	0	0	0	0	6
Ed Bailey, L (1, 2) OBP: 0.405, SLG: 0.829		P6		P4		P5			3-1	4	0	0	0	0	0	1
Joey Amalfitano, R (1, 4) OBP: 0.195, SLG: 0.179		K		1-2 BB		6-3			F4	3	0	0	0	1	1	0
Jose Pagan, R (1, 6) OBP: 0.245, SLG: 0.237		6-3		1-3		F7			E6 3B	4	1	0	0	0	0	2
Billy Pierce, L (1, 1)			F8		4-3		4-3			1	0	0	0	0	0	0
Don Larsen, R (4, 1)										1	0	0	0	0	0	0
Matty Alou, L (7, PH) OBP: 0.200, SLG: 0.200										1	0	0	0	0	0	0
Jim Duffalo, R (7, 1)										0	0	0	0	0	0	0
Tom Haller, L (9, PH) OBP: 0.338, SLG: 0.349									2-H 3B	1	0	1	1	0	0	0
Inning Stats	R: 0 E: 0 K: 0 S: 4 H: 1 LOB: 2 BB: 1 P: 8	R: 0 E: 0 K: 1 S: 5 H: 0 LOB: 0 BB: 0 P: 5	R: 0 E: 0 K: 0 S: 4 H: 1 LOB: 1 BB: 0 P: 4	R: 0 E: 0 K: 0 S: 4 H: 1 LOB: 2 BB: 1 P: 8	R: 1 E: 0 K: 1 S: 7 H: 2 LOB: 2 BB: 1 P: 11	R: 0 E: 0 K: 0 S: 3 H: 0 LOB: 0 BB: 0 P: 3	R: 0 E: 0 K: 0 S: 3 H: 0 LOB: 0 BB: 0 P: 3	R: 0 E: 0 K: 0 S: 3 H: 1 LOB: 0 BB: 0 P: 3	R: 1 E: 1 K: 0 S: 5 H: 1 LOB: 1 BB: 0 P: 5	1B: 6 2B: 0 3B: 1 HR: 0	SF: 0 SAC: 0 DP: 1 HBP: 0					

PITCHER	IP	WLS	BF	H	R	ER	SO	BB	IBB	HBP	BLK	WP	HR	S	P	ERA	WHIP
Carl Willey, R (1, 1) ERA: 2.18	9.0	W	37	7	2	1	2	3	0	0	0	0	0	38	50	1.00	1.111

PITCHER	IP	WLS	BF	H	R	ER	SO	BB	IBB	HBP	BLK	WP	HR	S	P	ERA	WHIP

TOP

San Francisco Giants @ New York Mets

Polo Grounds, New York, NY

Sun May 05 1963, 3:38 AM EDT

Att. 53,880 - Unknown

livebaseballscorecards.com

AB	34
R	2
H	7
RBI	2
BB	3
SO	2
LOB	15

| | | | | | | | | | |

Batter	1	2	3	4	5	6	7	8	9	AB	R	H	RBI	BB	SO	LOB
Al Moran, R (1, 6) OBP: 0.242, SLG: 0.266	S S S 0-3 K ①		S S S 0-3 K ②		x 0-0 1-3 ①		x 0-0 6-3 ① 1-2			4	0	0	0	0	2	1
Ron Hunt, R (1, 4) OBP: 0.403, SLG: 0.456	x 0-0 HR ② 1B		B B B B 4-0 1B BB		x 0-0 F7 ②		B B B B 4-0 BB			2	1	1	0	2	0	0
Cliff Cook, R (1, 9) OBP: 0.162, SLG: 0.200	x 0-0 1-H HR		x 0-0 1-2 1B		S S S 0-3 K ③		x 0-0 F3 ②			4	1	2	2	0	1	2
Frank Thomas, R (1, 7) OBP: 0.240, SLG: 0.333 Rod Kanehl, R (6, PR) (7, 7) OBP: 0.300, SLG: 0.222	x 0-0 F8 ②		x 0-0 4-3 ③			x 0-0 S 1B 1B	x 0-0 F4 ③			3 1	0 1	1 0	0 0	0 0	0 0	2 2
Charlie Neal, R (1, 5) OBP: 0.309, SLG: 0.299	x 0-0 6-3 ③			x 0-0 1B 2B	S S S 0-3 K ① 1-2			x 0-0 1B ①		4	1	2	0	0	1	1
Gil Hodges, R (1, 3) OBP: 0.320, SLG: 0.227		x 0-0 F4 ①		x 0-0 FC3-6 2-H 1B	S S S 0-3 K ②			x 0-0 F4 ②		4	0	1	1	0	1	2
Jim Hickman, R (1, 8) OBP: 0.373, SLG: 0.514		x 0-0 F9 ②		S S S 0-3 K ①		x 0-0 FC6-4 2-H 1B		x 0-0 5-3 ③		4	0	1	1	0	1	1
Norm Sherry, R (1, 2) OBP: 0.176, SLG: 0.333		x 0-0 4-3 ③		x 0-0 FC3-6 1-2f ②		x 0-0 FC6-4 1-2f ③				3	0	0	0	0	0	2
Carl Willey, R (1, 1)			S S S 0-3 K ①	S S S 0-3 K ③			B B B B 4-0 6-3 BB			2	0	0	0	1	2	1
Inning Stats	R: 2 H: 2 E: 0 LOB: 0 K: 1 BB: 0 S: 7 P: 7	R: 0 H: 0 E: 0 LOB: 0 K: 0 BB: 0 S: 3 P: 3	R: 0 H: 1 E: 0 LOB: 2 K: 2 BB: 1 S: 8 P: 12	R: 1 H: 2 E: 0 LOB: 1 K: 2 BB: 0 S: 9 P: 9	R: 0 H: 0 E: 0 LOB: 0 K: 1 BB: 0 S: 5 P: 5	R: 1 H: 2 E: 0 LOB: 1 K: 2 BB: 0 S: 9 P: 9	R: 0 H: 0 E: 0 LOB: 2 K: 0 BB: 2 S: 3 P: 11	R: 0 H: 1 E: 0 LOB: 0 K: 0 BB: 0 S: 3 P: 3		1B: 6 SF: 0 2B: 1 SAC: 0 3B: 0 DP: 0 HR: 1 HBP: 0						WP: 0 PA: 34 PB: 0 SB: 1 CS: 0

PITCHER		IP	WLS	BF	H	R	ER	SO	BB	IBB	HBP	BLK	WP	HR	S	P	ERA	WHIP
Billy Pierce, L ERA: 4.22	(1, 1)	3.0	L	15	5	3	3	3	1	0	0	0	0	1	20	24	9.00	2.000
Don Larsen, R ERA: 2.7	(4, 1)	3.0		11	2	1	1	5	0	0	0	0	0	0	21	21	3.00	0.667
Jim Duffalo, R ERA:	(7, 1)	2.0		8	1	0	0	0	2	0	0	0	0	0	6	14	0.00	1.500

PITCHER	IP	WLS	BF	H	R	ER	SO	BB	IBB	HBP	BLK	WP	HR	S	P	ERA	WHIP

BOTTOM

San Francisco Giants @ New York Mets

Polo Grounds, New York, NY

Sun May 05 1963, 3:38 AM EDT

Att. 53,880 - Unknown

livebaseballscorecards.com

AB	31
R	4
H	8
RBI	4
BB	3
SO	8
LOB	14

Batter	1	2	3	4	5	6	7	8	9	AB	R	H	RBI	BB	SO	LOB
Tony Taylor, R (1, 4) OBP: 0.336, SLG: 0.351	1-3		L5		6-3		6-3		FC5-4 1B	5	0	1	0	0	0	0
Don Hoak, R (1, 5) OBP: 0.305, SLG: 0.360	FC1-2 3B		F3		1B 2B		6-3		FC5-4 1-2f	5	0	2	0	0	0	1
Don Demeter, R (1, 8) OBP: 0.388, SLG: 0.551	FC1-2 1B 3-H		K		2-3 1B			1-4-3		4	0	1	0	0	1	1
Roy Sievers, R (1, 3) OBP: 0.341, SLG: 0.432	1-3 1B			1B 1B	F8			K		4	0	2	0	0	1	2
Jim Lemon, R (1, 9) OBP: 0.167, SLG: 0.174	K			K	6-3			2B		4	0	1	0	0	2	3
Wayne Graham, R (1, 7) OBP: 0.280, SLG: 0.182		L6		FC4-6 1-2 1B	1-3			F7		4	0	1	0	0	0	1
Bobby Wine, R (1, 6) OBP: 0.364, SLG: 0.528		2B		K	1B				HR	4	1	3	1	0	1	2
Bob Oldis, R (1, 2) OBP: 0.091, SLG: 0.091		F8		FC4-6 1-2f	F8				1-3	4	0	0	0	0	0	4
Art Mahaffey, R (1, 1) OBP: 0.133, SLG: 0.133		6-3			5-3		K		K	2	0	0	0	0	0	1
Earl Averill, R (7, PH) OBP: 0.292, SLG: 0.286										1	0	0	0	0	1	0
Chris Short, R (7, 1) OBP: 0.083, SLG: 0.250										0	0	0	0	0	0	0
Jack Hamilton, R (8, 1)										0	0	0	0	0	0	0
Wes Covington, L (9, PH) OBP: 0.424, SLG: 0.770										1	0	0	0	0	1	0
Inning Stats	R: 0 H: 2 E: 0 LOB: 2 K: 1 BB: 0 S: 7 P: 7	R: 0 H: 1 E: 0 LOB: 1 K: 0 BB: 0 S: 4 P: 4	R: 0 H: 0 E: 0 LOB: 0 K: 1 BB: 0 S: 5 P: 5	R: 0 H: 2 E: 0 LOB: 2 K: 2 BB: 0 S: 9 P: 9	R: 0 H: 2 E: 0 LOB: 2 K: 0 BB: 0 S: 5 P: 5	R: 0 H: 1 E: 0 LOB: 1 K: 0 BB: 0 S: 4 P: 4	R: 0 H: 0 E: 0 LOB: 0 K: 1 BB: 0 S: 5 P: 5	R: 0 H: 1 E: 0 LOB: 1 K: 1 BB: 0 S: 6 P: 6	R: 1 H: 2 E: 0 LOB: 1 K: 1 BB: 0 S: 7 P: 7	1B: 6 SF: 0 2B: 3 SAC: 0 3B: 1 DP: 0 HR: 1 HBP: 0						

PITCHER	IP	WLS	BF	H	R	ER	SO	BB	IBB	HBP	BLK	WP	HR	S	P	ERA	WHIP
Al Jackson, L (1, 1) ERA: 2.47	9.0	W	38	11	1	1	7	0	0	0	0	0	1	52	52	1.00	1.222

PITCHER	IP	WLS	BF	H	R	ER	SO	BB	IBB	HBP	BLK	WP	HR	S	P	ERA	WHIP

TOP

Philadelphia Phillies @ New York Mets

Polo Grounds, New York, NY

Tue May 07 1963, 7:05 PM EDT

Att. 8,962 - Unknown

livebaseballscorecards.com

AB	38
R	1
H	11
RBI	1
BB	0
SO	7
LOB	15

WP: 0 PB: 0 SB: 0 CS: 0 PA: 38

Batter	1	2	3	4	5	6	7	8	9	AB	R	H	RBI	BB	SO	LOB
Charlie Neal, R (1, 5) OBP: 0.327, SLG: 0.356	IHR		2B		BB			4-3		3	1	2	1	1	0	0
Ron Hunt, R (1, 4) OBP: 0.400, SLG: 0.450	K		SH5-3		1B			6-3		3	0	1	0	0	1	0
Ed Kranepool, L (1, 9) OBP: 0.302, SLG: 0.400	HR		K		2-1	F7		1-3		4	1	1	0	0	1	1
Frank Thomas, R (1, 7) OBP: 0.256, SLG: 0.389	HR		1-3			1B				3	1	2	2	0	0	1
Rod Kanehl, R (9, 7) OBP: 0.300, SLG: 0.222										0	0	0	0	0	0	0
Tim Harkness, L (1, 3) OBP: 0.238, SLG: 0.308	K			F5		P4				3	0	0	0	0	1	1
Jim Hickman, R (1, 8) OBP: 0.360, SLG: 0.493	F7			P5		K				3	0	0	0	0	1	1
Choo-Choo Coleman, L (1, 2) OBP: 0.230, SLG: 0.130		F3		F3			K			3	0	0	0	0	1	0
Al Moran, R (1, 6) OBP: 0.246, SLG: 0.269		F9			6-3		L1-3 1B			3	0	1	0	0	0	0
Al Jackson, L (1, 1) OBP: 0.200, SLG: 0.200		K			K		L1-3			3	0	0	0	0	2	1
Inning Stats	R: 3 E: 0 K: 2 S: 10 H: 3 LOB: 0 BB: 0 P: 10	R: 0 E: 0 K: 1 S: 5 H: 0 LOB: 0 BB: 0 P: 5	R: 0 E: 0 K: 1 S: 6 H: 1 LOB: 1 BB: 0 P: 6	R: 0 E: 0 K: 0 S: 3 H: 0 LOB: 0 BB: 0 P: 3	R: 0 E: 0 K: 1 S: 5 H: 1 LOB: 2 BB: 1 P: 9	R: 0 E: 0 K: 1 S: 6 H: 1 LOB: 1 BB: 0 P: 6	R: 0 E: 0 K: 1 S: 5 H: 1 LOB: 0 BB: 0 P: 5	R: 0 E: 0 K: 0 S: 3 H: 0 LOB: 0 BB: 0 P: 3		1B: 4 2B: 2 3B: 0 HR: 2	SF: 0 SAC: 1 DP: 1 HBP: 0						

PITCHER		IP	WLS	BF	H	R	ER	SO	BB	IBB	HBP	BLK	WP	HR	S	P	ERA	WHIP
Art Mahaffey, R ERA: 3.88	(1, 1)	6.0	L	25	6	3	3	6	1	0	0	0	1	1	35	39	4.50	1.167
Chris Short, L ERA: 4.19	(7, 1)	1.0		3	1	0	0	1	0	0	0	0	0	0	5	5	0.00	1.000
Jack Hamilton, R ERA: 6.39	(8, 1)	1.0		3	0	0	0	0	0	0	0	0	0	0	3	3	0.00	0.000

PITCHER	IP	WLS	BF	H	R	ER	SO	BB	IBB	HBP	BLK	WP	HR	S	P	ERA	WHIP

BOTTOM

Philadelphia Phillies @ New York Mets

Polo Grounds, New York, NY

Tue May 07 1963, 7:05 PM EDT

Att. 8,962 - Unknown

livebaseballscorecards.com

AB	28
R	3
H	7
RBI	3
BB	1
SO	7
LOB	5

1B: 4 SF: 0
2B: 2 SAC: 1
3B: 0 DP: 1
HR: 2 HBP: 0

WP: 1 PA: 30
PB: 0
SB: 0
CS: 0

Batter	1	2	3	4	5	6	7	8	9	AB	R	H	RBI	BB	SO	LOB
Tony Taylor, R (1, 4) OBP: 0.348, SLG: 0.356	4-3		1-2 1B		1B			BB PB BB	K	4	0	2	0	1	1	2
Johnny Callison, L (1, 9) OBP: 0.301, SLG: 0.385	K		K2-3		4-3			1-2 BB		3	0	0	0	1	2	3
Tony Gonzalez, L (1, 8) OBP: 0.386, SLG: 0.405	6-3			HR HBP		1-3		1-2 2-3 BB		2	1	0	0	1	0	0
Wes Covington, L (1, 7) OBP: 0.414, SLG: 0.785		P6		1-H HR		L9		F2		4	1	1	2	0	0	3
Don Demeter, R (1, 3) OBP: 0.371, SLG: 0.524		F8		K		F7		F3		4	0	0	0	0	1	3
Don Hoak, R (1, 5) OBP: 0.293, SLG: 0.344		K		F9			F7		K	4	0	0	0	0	2	0
Clay Dalrymple, L (1, 2) OBP: 0.308, SLG: 0.367			F6	L8			K		E1 1B	4	0	0	0	0	1	0
Cookie Rojas, R (9, PR)										0	0	0	0	0	0	0
Bob Oldis, R (9, 2) OBP: 0.091, SLG: 0.091										0	0	0	0	0	0	0
Bobby Wine, R (1, 6) OBP: 0.356, SLG: 0.509			L8		K		4-3		1-3 1B	4	0	1	0	0	1	0
Ray Culp, R (1, 1) OBP: 0.333, SLG: 0.273			1B BB		K			4-3	K	2	0	0	0	1	1	0
Frank Torre, L (9, PH) OBP: 0.400, SLG: 0.100										1	0	0	0	0	1	2
Jack Baldschun, R (9, 1)										0	0	0	0	0	0	0
Inning Stats	R: 0 E: 0 K: 1 S: 5 H: 0 LOB: 0 BB: 0 P: 5	R: 0 E: 0 K: 1 S: 5 H: 0 LOB: 0 BB: 0 P: 5	R: 0 E: 0 K: 1 S: 6 H: 1 LOB: 2 BB: 1 P: 10	R: 2 E: 0 K: 1 S: 6 H: 1 LOB: 0 BB: 0 P: 7	R: 0 E: 0 K: 2 S: 8 H: 1 LOB: 1 BB: 0 P: 8	R: 0 E: 0 K: 0 S: 3 H: 0 LOB: 0 BB: 0 P: 3	R: 0 E: 0 K: 1 S: 5 H: 0 LOB: 0 BB: 0 P: 5	R: 0 E: 0 K: 0 S: 3 H: 0 LOB: 3 BB: 3 P: 15	R: 0 E: 1 K: 3 S: 11 H: 1 LOB: 2 BB: 0 P: 11	1B: 3 2B: 0 3B: 0 HR: 1 SF: 0 SAC: 0 DP: 0 HBP: 1	WP: 0 PB: 1 SB: 0 CS: 0 PA: 37					

PITCHER	IP	WLS	BF	H	R	ER	SO	BB	IBB	HBP	BLK	WP	HR	S	P	ERA	WHIP
Jay Hook, R (1, 1) ERA: 5.36	9.0	W	37	4	2	2	10	4	0	1	0	0	1	52	69	2.00	0.889

PITCHER	IP	WLS	BF	H	R	ER	SO	BB	IBB	HBP	BLK	WP	HR	S	P	ERA	WHIP

Philadelphia Phillies @ New York Mets

Polo Grounds, New York, NY

Wed May 08 1963, 3:33 AM EDT

Att. 4,237 - Unknown

TOP

livebaseballscorecards.com

AB	32
R	2
H	4
RBI	2
BB	4
SO	10
LOB	13

Batter	1	2	3	4	5	6	7	8	9	AB	R	H	RBI	BB	SO	LOB
Charlie Neal, R (1, 5) OBP: 0.340, SLG: 0.366	K		6-3 2B		BB S BB		P5		2B IBB	3	0	1	0	2	1	0
Ron Hunt, R (1, 4) OBP: 0.400, SLG: 0.429	G6-4-3 BB		6-3 2-3		BB 1-2 BB		6-3		K	3	0	0	0	2	1	3
Ed Kranepool, L (1, 9) OBP: 0.294, SLG: 0.400	G6-4-3 1-2f		4-3		F8			F8	1-3 2-H 2B	5	0	1	1	0	0	4
Frank Thomas, R (1, 7) OBP: 0.268, SLG: 0.387		K		HR 1B	1-2 2-3 BB			K		3	1	1	0	1	2	0
Tim Harkness, L (1, 3) OBP: 0.261, SLG: 0.381		K		1-H HR	G3			BB HBP		3	1	1	2	0	1	3
Jim Hickman, R (1, 8) OBP: 0.367, SLG: 0.480		BB BB		K	F6			1-2 BB		2	0	0	0	2	1	0
Choo-Choo Coleman, L (1, 2) OBP: 0.250, SLG: 0.143 Duke Snider, L (8, PH) OBP: 0.300, SLG: 0.472 Norm Sherry, R (9, 2) OBP: 0.176, SLG: 0.333		1-2 BB		K	CS 1B			F7		2 1 0	0 0 0	1 0 0	0 0 0	1 0 0	1 0 0	0 2 0
Al Moran, R (1, 6) OBP: 0.233, SLG: 0.254		4-3		4-3	3-1 1-2				1-3	4	0	0	0	0	0	3
Jay Hook, L (1, 1) OBP: 0.308, SLG: 0.273 Rod Kanehl, R (9, PR) OBP: 0.300, SLG: 0.222			F9		1-3		5-3		2B 2B	4 0	0 1	1 0	0 0	0 0	0 0	0 0
Inning Stats	R: 0 H: 0 E: 0 LOB: 0 K: 1 BB: 1 S: 4 P: 8	R: 0 H: 0 E: 0 LOB: 2 K: 2 BB: 2 S: 7 P: 15	R: 0 H: 1 E: 0 LOB: 1 K: 0 BB: 0 S: 4 P: 4	R: 2 H: 2 E: 0 LOB: 0 K: 2 BB: 0 S: 9 P: 9	R: 0 H: 0 E: 0 LOB: 3 K: 0 BB: 3 S: 3 P: 15	R: 0 H: 1 E: 0 LOB: 0 K: 0 BB: 0 S: 3 P: 3	R: 0 H: 0 E: 0 LOB: 0 K: 0 BB: 0 S: 3 P: 3	R: 0 H: 0 E: 0 LOB: 2 K: 1 BB: 1 S: 5 P: 10	R: 1 H: 2 E: 0 LOB: 2 K: 1 BB: 1 S: 6 P: 10	1B: 2 SF: 0 2B: 3 SAC: 0 3B: 0 DP: 1 HR: 1 HBP: 1						

PITCHER		IP	WLS	BF	H	R	ER	SO	BB	IBB	HBP	BLK	WP	HR	S	P	ERA	WHIP
Ray Culp, R ERA: 2.45	(1, 1)	8.0		34	4	2	2	6	7	0	1	0	0	1	38	67	2.25	1.375
Jack Baldschun, R ERA: 2.6	(9, 1)	0.2	L	5	2	1	1	1	0	1	0	0	0	0	6	10	13.50	3.000

PITCHER	IP	WLS	BF	H	R	ER	SO	BB	IBB	HBP	BLK	WP	HR	S	P	ERA	WHIP

BOTTOM

Philadelphia Phillies @ New York Mets

Polo Grounds, New York, NY

Wed May 08 1963, 3:33 AM EDT

Att. 4,237 - Unknown

livebaseballscorecards.com

AB	30
R	3
H	6
RBI	3
BB	8
SO	7
LOB	15

WP: 0 PA: 39
PB: 0
SB: 1
CS: 1

Philadelphia Phillies @ New York Mets

Polo Grounds, New York, NY

Thu May 09 1963, 3:33 AM EDT

Att. 3,435 - Unknown

livebaseballscorecards.com

Batter	1	2	3	4	5	6	7	8	9	AB	R	H	RBI	BB	SO	LOB
Cookie Rojas, R (1, 4)	L6		6-3		1B HBP (FC1-2-5)		1-3			3	0	0	0	0	0	0
Tony Gonzalez, L (1, 9) OBP: 0.379, SLG: 0.397	4-3		F7		S 1B (FC1-2-5) 1-3 3-H			G3		4	0	1	1	0	0	0
Wes Covington, L (1, 7) OBP: 0.405, SLG: 0.754	FC4-6 1B			P6	FC1-2-5 FC5-4 1-2 3-H			1-3		4	0	1	0	0	0	2
Johnny Callison, L (8, 7) OBP: 0.301, SLG: 0.385										0	0	0	0	0	0	0
Roy Sievers, R (1, 3) OBP: 0.311, SLG: 0.390	FC4-6 1-2f			F9	FC5-4 1-2f 2-3			F8		4	0	0	0	0	0	3
Don Demeter, R (1, 8) OBP: 0.366, SLG: 0.512		5-3		1B		F7			F7	4	0	1	0	0	0	0
Don Hoak, R (1, 5) OBP: 0.282, SLG: 0.330		P5		L8		K			E5 CS	4	0	0	0	0	1	1
Clay Dalrymple, L (1, 2) OBP: 0.319, SLG: 0.365		BB			3B 1B	G3			6-3 1-2	3	1	1	0	1	0	1
Bobby Wine, R (1, 6) OBP: 0.355, SLG: 0.533		F7			1B 3B 1-H		L7			3	1	1	1	0	0	1
Cal McLish, S (1, 1) OBP: 0.100, SLG: 0.100			K		4-3		1-3			3	0	0	0	0	1	1
Jack Baldschun, R (9, 1)										0	0	0	0	0	0	0
Johnny Klippstein, R (9, 1)										0	0	0	0	0	0	0
Bob Oldis, R (9, 2) OBP: 0.091, SLG: 0.091										0	0	0	0	0	0	0
Inning Stats	R: 0 E: 0 K: 0 S: 4 / H: 1 LOB: 1 BB: 0 P: 4	R: 0 E: 0 K: 0 S: 3 / H: 0 LOB: 1 BB: 1 P: 7	R: 0 E: 0 K: 1 S: 5 / H: 0 LOB: 0 BB: 0 P: 5	R: 0 E: 0 K: 0 S: 4 / H: 1 LOB: 1 BB: 0 P: 4	R: 2 E: 0 K: 0 S: 6 / H: 3 LOB: 2 BB: 0 P: 7	R: 0 E: 0 K: 1 S: 5 / H: 0 LOB: 0 BB: 0 P: 5	R: 0 E: 0 K: 0 S: 3 / H: 0 LOB: 0 BB: 0 P: 3	R: 0 E: 0 K: 0 S: 3 / H: 0 LOB: 0 BB: 0 P: 3	R: 0 E: 1 K: 0 S: 3 / H: 0 LOB: 0 BB: 0 P: 3	1B: 4 2B: 0 3B: 1 HR: 0	SF: 0 SAC: 0 DP: 0 HBP: 1						

TOP

AB	32
R	2
H	5
RBI	2
BB	1
SO	2
LOB	9

WP: 0 PB: 0 SB: 1 CS: 1 PA: 34

PITCHER	IP	WLS	BF	H	R	ER	SO	BB	IBB	HBP	BLK	WP	HR	S	P	ERA	WHIP
Roger Craig, R (1, 1) ERA: 3.71	8.0		31	5	2	2	2	1	0	1	0	0	0	33	38	2.25	0.750
Ken MacKenzie, L (9, 1) ERA: 0.82	1.0	W	3	0	0	0	0	0	0	0	0	0	0	3	3	0.00	0.000

PITCHER	IP	WLS	BF	H	R	ER	SO	BB	IBB	HBP	BLK	WP	HR	S	P	ERA	WHIP

Batter	1	2	3	4	5	6	7	8	9	AB	R	H	RBI	BB	SO	LOB
Charlie Neal, R (1, 5) OBP: 0.327, SLG: 0.351	F8		5-3			K		4-3		4	0	0	0	0	1	3
Ron Hunt, R (1, 4) OBP: 0.392, SLG: 0.418	6-3			5-3		L7			1B	4	1	1	0	0	0	0
Ed Kranepool, L (1, 9) OBP: 0.292, SLG: 0.391	G3			6-3			1-3		1-3 BB	4	1	1	0	0	0	0
Frank Thomas, R (1, 7) OBP: 0.267, SLG: 0.372 Al Jackson, L (9, PR) OBP: 0.200, SLG: 0.200		F9		E5			5-3		BBBB FC5-4 1B WP 1-2	3 0	0 1	0 0	0 0	1 0	0 0	0 0
Tim Harkness, L (1, 3) OBP: 0.260, SLG: 0.370		K		K			4-3		1-2 2-H 3-H FC5-4 1B	4	0	1	2	0	2	1
Jim Hickman, R (1, 8) OBP: 0.362, SLG: 0.462		BBBB BB			G3			K	K	3	0	0	0	1	2	2
Al Moran, R (1, 6) OBP: 0.234, SLG: 0.253		1-3			G5-4-3 1B			4-3	1-2f 2-3 FC5-4 WP IBB	4	0	1	0	0	0	3
Norm Sherry, R (1, 2) OBP: 0.189, SLG: 0.314 Larry Burright, R (8, PR) OBP: 0.290, SLG: 0.400 Choo-Choo Coleman, L (9, 2) OBP: 0.262, SLG: 0.143			F8		1-2f G5-4-3			E HBP	1-2 WP IBB	2 0 0	0 0 0	0 0 0	0 0 0	0 0 1	0 0 0	1 0 0
Roger Craig, R (1, 1) Duke Snider, L (8, PH) OBP: 0.296, SLG: 0.466 Rod Kanehl, R (8, PR) OBP: 0.300, SLG: 0.222 Ken MacKenzie, R (9, 1) Cliff Cook, R (9, PH) OBP: 0.162, SLG: 0.200			K			K		E3 1-3	WP 1-2 2-3 3-H	2 1 0 0 1	0 0 0 0 0	0 0 0 0 0	0 0 0 0 0	0 0 0 0 0	2 1 0 0 2	0 1 0 0 0
Inning Stats	R: 0 E: 0 K: 0 S: 3 H: 0 LOB: 0 BB: 0 P: 3	R: 0 E: 0 K: 1 S: 5 H: 0 LOB: 1 BB: 1 P: 9	R: 0 E: 0 K: 1 S: 5 H: 0 LOB: 0 BB: 0 P: 5	R: 0 E: 1 K: 1 S: 6 H: 0 LOB: 1 BB: 0 P: 6	R: 0 E: 0 K: 0 S: 3 H: 1 LOB: 0 BB: 0 P: 3	R: 0 E: 0 K: 2 S: 7 H: 0 LOB: 0 BB: 0 P: 7	R: 0 E: 0 K: 0 S: 3 H: 0 LOB: 0 BB: 0 P: 3	R: 0 E: 1 K: 1 S: 6 H: 0 LOB: 3 BB: 0 P: 7	R: 3 E: 0 K: 1 S: 7 H: 3 LOB: 3 BB: 2 P: 15	1B: 4 2B: 0 3B: 0 HR: 0	SF: 0 SAC: 0 DP: 1 HBP: 1						

PITCHER		IP	WLS	BF	H	R	ER	SO	BB	IBB	HBP	BLK	WP	HR	S	P	ERA	WHIP
Cal McLish, R ERA: 5.4	(1, 1)	8.0		30	3	2	2	6	1	0	1	0	0	0	40	45	2.25	0.500
Jack Baldschun, R ERA: 3.12	(9, 1)	0.0	L	2	1	0	0	0	1	0	0	0	0	0	1	5	∞	∞
Johnny Klippstein, R ERA: 2.01	(9, 1)	0.2		4	0	1	1	1	0	1	0	0	1	0	4	8	13.50	0.000

PITCHER	IP	WLS	BF	H	R	ER	SO	BB	IBB	HBP	BLK	WP	HR	S	P	ERA	WHIP

BOTTOM

Philadelphia Phillies @ New York Mets

Polo Grounds, New York, NY

Thu May 09 1963, 3:33 AM EDT

Att. 3,435 - Unknown

livebaseballscorecards.com

AB	32
R	3
H	4
RBI	2
BB	3
SO	7
LOB	13

WP: 1	PA: 36		
PB: 0			
SB: 0			
CS: 0			

Batter	1	2	3	4	5	6	7	8	9	AB	R	H	RBI	BB	SO	LOB
Eddie Kasko, R (1, 5) OBP: 0.372, SLG: 0.270	F7		P4		BBB 4-0 CS BB			FC1-4 1-2f		3	0	0	0	1	0	1
Pete Rose, S (1, 4) OBP: 0.363, SLG: 0.379	6-3		4-3		0-0 CS 1-2	SSS 0-3 K		L8		4	0	0	0	0	1	1
Vada Pinson, L (1, 9) OBP: 0.273, SLG: 0.369	3B			4-3		P5			1B	4	0	2	0	0	0	0
Frank Robinson, R (1, 7) OBP: 0.361, SLG: 0.515	SSS 0-3 K			E4 S HR		5-3			F5	4	1	0	0	0	1	2
Gordy Coleman, L (1, 3) OBP: 0.255, SLG: 0.389		4-3		SSS 0-3 K 1-2			F5		SSS 0-3 K	4	0	0	0	0	2	2
Johnny Edwards, L (1, 2) OBP: 0.398, SLG: 0.500		F8		2-H HR			SSS 0-3 K		F5	4	1	1	2	0	1	1
Leo Cardenas, R (1, 6) OBP: 0.282, SLG: 0.458		FC5-4 1B		SSS 0-3 K			6-3			3	0	1	0	0	1	0
Tommy Harper, R (1, 8) OBP: 0.328, SLG: 0.204		FC5-4 1-2f			SSS 0-3 K			F7		3	0	0	0	0	1	1
Jim O'Toole, S (1, 1) OBP: 0.143, SLG: 0.143			5-3		SSS 0-3 K			FC1-4 1B		3	0	1	0	0	1	0
Inning Stats	R: 0 E: 0 K: 1 S: 6 H: 1 LOB: 1 BB: 0 P: 6	R: 0 E: 0 K: 0 S: 4 H: 1 LOB: 1 BB: 0 P: 4	R: 0 E: 0 K: 0 S: 3 H: 0 LOB: 0 BB: 0 P: 3	R: 2 E: 1 K: 2 S: 9 H: 1 LOB: 0 BB: 0 P: 9	R: 0 E: 0 K: 2 S: 6 H: 0 LOB: 0 BB: 1 P: 10	R: 0 E: 0 K: 1 S: 5 H: 0 LOB: 0 BB: 0 P: 5	R: 0 E: 0 K: 1 S: 5 H: 0 LOB: 0 BB: 0 P: 5	R: 0 E: 0 K: 0 S: 4 H: 1 LOB: 1 BB: 0 P: 4	R: 0 E: 0 K: 1 S: 6 H: 1 LOB: 1 BB: 0 P: 6	1B: 3 2B: 0 3B: 1 HR: 1 SF: 0 SAC: 0 DP: 0 HBP: 0							

PITCHER	IP	WLS	BF	H	R	ER	SO	BB	IBB	HBP	BLK	WP	HR	S	P	ERA	WHIP
Carl Willey, R (1, 1) ERA: 1.52	9.0	W	33	5	2	0	8	1	0	0	0	0	1	48	52	0.00	0.667

PITCHER	IP	WLS	BF	H	R	ER	SO	BB	IBB	HBP	BLK	WP	HR	S	P	ERA	WHIP

Cincinnati Reds @ New York Mets

Polo Grounds, New York, NY

Fri May 10 1963, 7:05 PM EDT

Att. 14,474 - Unknown

TOP

livebaseballscorecards.com

AB	32
R	2
H	5
RBI	2
BB	1
SO	8
LOB	8

WP: 0 PB: 0 SB: 1 CS: 1 PA: 34

Cincinnati Reds @ New York Mets

Polo Grounds, New York, NY

Fri May 10 1963, 7:05 PM EDT

Att. 14,474 - Unknown

BOTTOM

Batter	1	2	3	4	5	6	7	8	9	AB	R	H	RBI	BB	SO	LOB
Charlie Neal, R (1, 5) OBP: 0.333, SLG: 0.350	0-0 WP 1B		0-3 K ③			4-0 1B 2B BB	0-0 F5 ②			3	1	1	0	1	1	1
Ron Hunt, R (1, 4) OBP: 0.398, SLG: 0.414	0-0 F7 ① 1-2			0-3 K ①		0-0 2B 1-3 FC5-2 1B	1-0 1-2 HBP			3	0	1	0	0	1	1
Ed Kranepool, L (1, 3) OBP: 0.289, SLG: 0.397	0-3 K ②			0-3 K ②		0-0 FC5-2 1-3 3-H BB 2B	0-0 F9 ③			4	1	1	1	0	2	3
Frank Thomas, R (1, 7) OBP: 0.278, SLG: 0.370 Rod Kanehl, R (9, 7) OBP: 0.300, SLG: 0.222	0-0 L8 ③			0-0 1B		4-0 BB FC5-2 IBB		0-0 P6 ①		3 0	0 0	1 0	0 0	1 0	0 0	1 0
Cliff Cook, R (1, 9) OBP: 0.171, SLG: 0.205		0-0 F9 ①		0-0 5-3 ③		0-0 FC5-2 ② 1-2 2-3 3-Hf BB		0-0 1B ②		4	0	1	0	0	0	4
Jim Hickman, R (1, 8) OBP: 0.378, SLG: 0.500		4-0 CS BB			0-0 5-3 ①	4-0 1-2 2-3 3-H BB		0-0 HR		2	1	1	2	2	0	0
Norm Sherry, R (1, 2) OBP: 0.171, SLG: 0.282		0-3 K ② ③ 1-2			0-3 K ②	0-3 K ③		0-3 K ③		4	0	0	0	0	4	4
Al Moran, R (1, 6) OBP: 0.225, SLG: 0.244			0-0 P3 ①		0-0 1-3 ③		0-3 K ①			3	0	0	0	0	1	0
Carl Willey, R (1, 1) OBP: 0.222, SLG: 0.125			0-0 F9 ②			0-0 6-3 ①	0-0 HBP 1B			3	0	1	0	0	0	0
Inning Stats	R: 0 H: 1 E: 0 LOB: 1 K: 1 BB: 0 S: 6 P: 6	R: 0 H: 0 E: 0 LOB: 1 K: 1 BB: 1 S: 4 P: 8	R: 0 H: 0 E: 0 LOB: 0 K: 1 BB: 0 S: 5 P: 5	R: 0 H: 1 E: 0 LOB: 1 K: 2 BB: 0 S: 8 P: 8	R: 0 H: 0 E: 0 LOB: 0 K: 1 BB: 0 S: 5 P: 5	R: 2 H: 2 E: 0 LOB: 3 K: 1 BB: 3 S: 7 P: 19	R: 0 H: 1 E: 0 LOB: 2 K: 1 BB: 0 S: 6 P: 7	R: 1 H: 2 E: 0 LOB: 0 K: 1 BB: 0 S: 6 P: 6		1B: 5 SF: 0 2B: 2 SAC: 0 3B: 0 DP: 1 HR: 1 HBP: 1				WP: 1 PA: 34 PB: 0 SB: 0 CS: 1		

livebaseballscorecards.com

AB	29
R	3
H	7
RBI	3
BB	4
SO	9
LOB	14

PITCHER		IP	WLS	BF	H	R	ER	SO	BB	IBB	HBP	BLK	WP	HR	S	P	ERA	WHIP
Jim O'Toole, L ERA: 2.47	(1, 1)	8.0	L	34	7	3	3	9	3	1	1	0	1	1	47	64	3.38	1.250

PITCHER	IP	WLS	BF	H	R	ER	SO	BB	IBB	HBP	BLK	WP	HR	S	P	ERA	WHIP

Batter	1	2	3	4	5	6	7	8	9	AB	R	H	RBI	BB	SO	LOB
Eddie Kasko, R (1, 5) OBP: 0.396, SLG: 0.350	E6 BB		HR		FC6-4 BB		FC6-4 1B 1B BB		6-3	3	2	1	1	2	0	0
Pete Rose, S (1, 4) OBP: 0.365, SLG: 0.371	K		FC6-4 E 1B BB		FC6-4 WP 1-2f		FC6-4 1-2 1B		6-3	4	1	1	0	1	1	2
Vada Pinson, L (1, 9) OBP: 0.263, SLG: 0.355	F5		E6 FC6-4 1-2		F7 1-2		K			4	0	0	0	0	1	5
Frank Robinson, R (1, 7) OBP: 0.366, SLG: 0.505	 1-2 BB		FC6-4 1B 1-2f 2-3 9-2		 BB		FC6-4 1B 1-2f 2-3 1B			2	1	0	0	2	0	4
Leo Cardenas, R (1, 6) OBP: 0.289, SLG: 0.459	K		 1-3 3-H 1B		F9		 1-H 3-H 1B			4	0	2	2	0	1	4
Tommy Harper, R (1, 8) OBP: 0.324, SLG: 0.193		5-3	9-2 3-Hf			 BB		6-3		3	0	0	0	1	0	2
Johnny Edwards, L (1, 2) OBP: 0.392, SLG: 0.489		K		G6-4-3 1B		K		F5		4	0	1	0	0	2	1
Gordy Coleman, L (1, 3) OBP: 0.255, SLG: 0.384		 1B		G6-4-3 1-2f		K		F5		4	0	1	0	0	1	2
Joey Jay, S (1, 1) OBP: 0.167, SLG: 0.167		4-3		K		F8			K	3	0	0	0	0	1	2
Bill Henry, L (8, 1)										1	0	0	0	0	1	0
Inning Stats	R: 0 E: 1 K: 2 S: 8 H: 0 LOB: 2 BB: 1 P: 12	R: 0 E: 0 K: 1 S: 6 H: 1 LOB: 1 BB: 0 P: 6	R: 2 E: 1 K: 0 S: 5 H: 2 LOB: 1 BB: 1 P: 9	R: 0 E: 0 K: 1 S: 5 H: 1 LOB: 0 BB: 0 P: 5	R: 0 E: 0 K: 0 S: 3 H: 0 LOB: 2 BB: 2 P: 11	R: 0 E: 0 K: 2 S: 7 H: 0 LOB: 1 BB: 1 P: 11	R: 2 E: 0 K: 1 S: 6 H: 2 LOB: 1 BB: 1 P: 10	R: 0 E: 0 K: 0 S: 3 H: 0 LOB: 0 BB: 0 P: 3	R: 0 E: 0 K: 1 S: 5 H: 0 LOB: 0 BB: 0 P: 5	1B: 5 2B: 1 3B: 0 HR: 1 SF: 0 SAC: 0 DP: 2 HBP: 0						

PITCHER		IP	WLS	BF	H	R	ER	SO	BB	IBB	HBP	BLK	WP	HR	S	P	ERA	WHIP
Al Jackson, L ERA: 2.65	(1, 1)	7.0	L	32	6	4	3	7	6	0	0	0	1	1	40	64	3.86	1.714
Ken MacKenzie, L ERA: 0.69	(8, 1)	2.0		6	0	0	0	1	0	0	0	0	0	0	8	8	0.00	0.000

PITCHER	IP	WLS	BF	H	R	ER	SO	BB	IBB	HBP	BLK	WP	HR	S	P	ERA	WHIP

TOP

Cincinnati Reds @ New York Mets

Polo Grounds, New York, NY

Sat May 11 1963, 3:33 AM EDT

Att. 9,500 - Unknown

livebaseballscorecards.com

AB	32
R	4
H	6
RBI	3
BB	6
SO	8
LOB	22

WP: 1 PA: 38
PB: 0
SB: 0
CS: 0

Cincinnati Reds @ New York Mets

Polo Grounds, New York, NY

Sat May 11 1963, 3:33 AM EDT

Att. 9,500 - Unknown

BOTTOM

Batter	1	2	3	4	5	6	7	8	9	AB	R	H	RBI	BB	SO	LOB
Charlie Neal, R (1, 5) OBP: 0.322, SLG: 0.337	F9		F9		4-3		F8			4	0	0	0	0	0	2
Ron Hunt, R (1, 4) OBP: 0.391, SLG: 0.419	P4		WP, 2B			K		F8		4	0	1	0	0	1	0
Ed Kranepool, L (1, 9) OBP: 0.288, SLG: 0.382	P6		K 2-3			3-1		FC5-4, BB		3	0	0	0	1	1	1
Duke Snider, L (1, 8) OBP: 0.294, SLG: 0.447		1B, BB		K		K		K		3	1	0	0	1	3	1
Frank Thomas, R (1, 7) OBP: 0.277, SLG: 0.357		P3		BB			6-3	FC5-4 1-2f		3	0	0	0	1	0	2
Tim Harkness, L (1, 3) OBP: 0.264, SLG: 0.367 Rod Kanehl, R (9, PH) OBP: 0.273, SLG: 0.200	1B 1-2 1B		P2				P5		P4	3 1	0 0	1 0	0 0	0 0	0 0	1 0
Choo-Choo Coleman, L (1, 2) OBP: 0.279, SLG: 0.220 Cliff Cook, R (9, PH) OBP: 0.167, SLG: 0.200	1-3 2-H 1B		L7				HR		F9	3 1	1 0	2 0	2 0	0 0	0 0	1 0
Al Moran, R (1, 6) OBP: 0.229, SLG: 0.238 Chico Fernandez, R (9, PH) OBP: 0.232, SLG: 0.160	P3				6-3		1B, BB		K	2 1	0 0	0 0	0 0	1 1	0 0	1 0
Al Jackson, L (1, 1) OBP: 0.176, SLG: 0.176 Jim Hickman, R (7, PH) OBP: 0.384, SLG: 0.506 Ken MacKenzie, R (8, 1)			K		F2		1-3 1B			2 1 0	0 0 0	0 1 0	0 0 0	0 0 0	1 0 0	0 0 0
Inning Stats	R: 0 E: 0 K: 0 S: 3 H: 0 LOB: 0 BB: 0 P: 3	R: 1 E: 0 K: 0 S: 4 H: 2 LOB: 1 BB: 1 P: 8	R: 0 E: 0 K: 2 S: 8 H: 1 LOB: 1 BB: 0 P: 8	R: 0 E: 0 K: 1 S: 5 H: 0 LOB: 1 BB: 1 P: 9	R: 0 E: 0 K: 0 S: 3 H: 0 LOB: 0 BB: 0 P: 3	R: 0 E: 0 K: 2 S: 7 H: 0 LOB: 0 BB: 0 P: 7	R: 1 E: 0 K: 0 S: 5 H: 2 LOB: 2 BB: 1 P: 9	R: 0 E: 0 K: 1 S: 5 H: 0 LOB: 1 BB: 1 P: 9	R: 0 E: 0 K: 1 S: 5 H: 0 LOB: 0 BB: 0 P: 5	1B: 3 2B: 1 3B: 0 HR: 1	SF: 0 SAC: 0 DP: 0 HBP: 0			WP: 1 PB: 0 SB: 0 CS: 0	PA: 35		

livebaseballscorecards.com

	AB	31
	R	2
	H	5
	RBI	2
	BB	4
	SO	7
	LOB	9

PITCHER		IP	WLS	BF	H	R	ER	SO	BB	IBB	HBP	BLK	WP	HR	S	P	ERA	WHIP
Joey Jay, R ERA: 3.53	(1, 1)	7.1	W	30	5	2	2	5	4	0	0	0	1	1	36	52	2.46	1.227
Bill Henry, L ERA: 4.5	(8, 1)	1.2	S	5	0	0	0	2	0	0	0	0	0	0	9	9	0.00	0.000

PITCHER	IP	WLS	BF	H	R	ER	SO	BB	IBB	HBP	BLK	WP	HR	S	P	ERA	WHIP

Batter	1	2	3	4	5	6	7	8	9	AB	R	H	RBI	BB	SO	LOB
Leo Cardenas, R (1, 6) OBP: 0.294, SLG: 0.483	S S S 0-3 ① K		S S S 0-3 ③ K		x 0-0 1-H 2-H IHR		x 0-0 1B 1B 1B		x 0-0 ① 6-3	5	1	2	3	0	2	1
Pete Rose, S (1, 4) OBP: 0.367, SLG: 0.387	x 0-0 ② G3			x 0-0 ① 3-1	x 0-0 2B		x 0-0 1-2 1B 1B		x 0-0 ② 4-3	5	0	2	0	0	0	0
Vada Pinson, L (1, 8) OBP: 0.261, SLG: 0.348	S S S 0-3 ③ K			x 0-0 ② F7	x 0-0 ③ F8		x 0-0 1-2 2-3 G6-4-3 1B		x 0-0 ③ F7	5	0	1	0	0	1	1
Frank Robinson, R (1, 9) (7, 7) OBP: 0.379, SLG: 0.505		B B B B 4-0 CS BB		x 0-0 1B		H 1-0 FC4-6 E HBP	x 0-0 ② ③ G6-4-3 1-2f			2	0	1	0	1	0	3
Jerry Lynch, L (1, 7) OBP: 0.267, SLG: 0.615 Ken Walters, R (7, 9) OBP: 0.400, SLG: 0.400		B B B B 4-0 ① G4-6-3 1-2 BB		x 0-0 ③ G3		x 0-0 E4 FC4-6 1-2		x 0-0 1B 1B		2 1	0 0	0 1	0 0	1 0	0 0	2 0
Johnny Edwards, L (1, 2) OBP: 0.387, SLG: 0.479		x 0-0 ② ③ G4-6-3 1-2f			x 0-0 G3-6-3 1B	x 0-0 ① L6		x 0-0 ① P1		4	0	1	0	0	0	4
Gordy Coleman, L (1, 3) OBP: 0.245, SLG: 0.369			S S S 0-3 ① K		x 0-0 ① ② G3-6-3 1-2f	x 0-0 ② FC4-6 1-2f 2-3		x 0-0 ② F9		4	0	0	0	0	1	4
Eddie Kasko, R (1, 5) OBP: 0.385, SLG: 0.341			x 0-0 ② L5		x 0-0 E5 BB IHR	S S S 0-3 ③ K		x 0-0 1-3 1B		4	1	1	0	0	1	2
Bob Purkey, R (1, 1) Bill Henry, L (9, 1)			B B B B 4-0 BB		B B B B 4-0 1-2 IHR BB		x 0-0 ① P4	x 0-0 ③ F9		2 0	1 0	0 0	0 0	2 0	0 0	2 0
Inning Stats	R: 0 E: 0 K: 2 S: 7 H: 0 LOB: 0 BB: 0 P: 7	R: 0 E: 0 K: 0 S: 1 H: 0 LOB: 0 BB: 2 P: 9	R: 0 E: 0 K: 2 S: 7 H: 0 LOB: 1 BB: 1 P: 11	R: 0 E: 0 K: 0 S: 4 H: 1 LOB: 1 BB: 0 P: 4	R: 3 E: 1 K: 0 S: 6 H: 3 LOB: 1 BB: 1 P: 10	R: 0 E: 1 K: 1 S: 6 H: 0 LOB: 2 BB: 0 P: 7	R: 0 E: 0 K: 0 S: 5 H: 3 LOB: 2 BB: 0 P: 5	R: 0 E: 0 K: 0 S: 5 H: 2 LOB: 2 BB: 0 P: 5	R: 0 E: 0 K: 0 S: 3 H: 0 LOB: 0 BB: 0 P: 3	1B: 7 2B: 1 3B: 0 HR: 1	SF: 0 SAC: 0 DP: 3 HBP: 1						

PITCHER		IP	WLS	BF	H	R	ER	SO	BB	IBB	HBP	BLK	WP	HR	S	P	ERA	WHIP
Galen Cisco, R ERA: 3.55	(1, 1)	6.0	L	26	4	3	0	5	4	0	1	0	0	0	31	48	0.00	1.333
Don Rowe, L ERA: 4.82	(7, 1)	3.0		13	5	0	0	0	0	0	0	0	0	0	13	13	0.00	1.667

PITCHER	IP	WLS	BF	H	R	ER	SO	BB	IBB	HBP	BLK	WP	HR	S	P	ERA	WHIP

Cincinnati Reds @ New York Mets

Polo Grounds, New York, NY

Sun May 12 1963, 3:33 AM EDT

Unknown

TOP

livebaseballscorecards.com

AB	34
R	3
H	9
RBI	3
BB	4
SO	5
LOB	19

WP: 0 PB: 0 SB: 0 CS: 1 PA: 39

Cincinnati Reds @ New York Mets

Polo Grounds, New York, NY

Sun May 12 1963, 3:33 AM EDT

Unknown

BOTTOM

Batter	1	2	3	4	5	6	7	8	9	AB	R	H	RBI	BB	SO	LOB
Chico Fernandez, R (1, 5) (7, 6) OBP: 0.246, SLG: 0.182	6-3		BB 1B (1-2)		IBB BB 1B		K		5-3	5	0	2	0	0	1	0
Ron Hunt, R (1, 4) OBP: 0.402, SLG: 0.416	K		BB (1-2 2-3)		IBB BB (1-2)		F8		BB 1B	3	0	1	0	2	1	0
Ed Kranepool, L (1, 9) OBP: 0.294, SLG: 0.375	6-3		1-3		F8		1B 1B		BB (1-2)	4	0	1	0	1	0	5
Duke Snider, L (1, 7) OBP: 0.311, SLG: 0.450		K		1B	IBB (1-2 2-3)		1-3 1B		K	4	0	2	0	1	2	2
Tim Harkness, L (1, 3) OBP: 0.263, SLG: 0.346		F9		1-3 BB	G3		G3			3	0	0	0	1	0	5
Jim Hickman, R (1, 8) OBP: 0.379, SLG: 0.488		6-3		1-3 (1-2)		FC5-4 BB		6-3		3	0	0	0	1	0	1
Choo-Choo Coleman, L (1, 2) OBP: 0.296, SLG: 0.230			6-3-6 1B	IBB	F8			1-3		2	0	1	0	1	0	1
Chris Cannizzaro, R (7, 2)										1	0	0	0	0	0	0
Al Moran, R (1, 6) OBP: 0.224, SLG: 0.232			6-3-6 (1-2f)	4-3	FC5-4 (1-2f)			K		2	0	0	0	0	0	3
Rod Kanehl, R (6, PH) (7, 5) OBP: 0.231, SLG: 0.167										2	0	0	0	0	1	1
Galen Cisco, R (1, 1) OBP: 0.222, SLG: 0.250			BB 1B BB		F9	P4			6-3	1	0	0	0	1	0	0
Frank Thomas, R (6, PH) OBP: 0.274, SLG: 0.353										1	0	0	0	0	0	1
Don Rowe, L (7, 1) OBP: 0.250, SLG: 0.250										0	0	0	0	0	0	0
Larry Burright, R (9, PH) OBP: 0.281, SLG: 0.387										1	0	0	0	0	0	0

Inning Stats	1	2	3	4	5	6	7	8	9
	R: 0 E: 0 K: 1 S: 5	H: 0 LOB: 0 BB: 0 P: 5	R: 0 E: 0 K: 1 S: 5	H: 0 LOB: 0 BB: 0 P: 5	R: 0 E: 0 K: 0 S: 4	H: 2 LOB: 3 BB: 2 P: 12	R: 0 E: 0 K: 0 S: 3	H: 1 LOB: 2 BB: 2 P: 11	R: 0 E: 0 K: 0 S: 4	H: 1 LOB: 3 BB: 2 P: 12	R: 0 E: 0 K: 0 S: 3	H: 0 LOB: 1 BB: 1 P: 7	R: 0 E: 0 K: 1 S: 7	H: 2 LOB: 2 BB: 0 P: 7	R: 0 E: 0 K: 1 S: 5	H: 0 LOB: 0 BB: 0 P: 5	R: 0 E: 0 K: 1 S: 6	H: 1 LOB: 2 BB: 1 P: 10

| | | | | | | | | | |

Batter	1	2	3	4	5	6	7	8	9	AB	R	H	RBI	BB	SO	LOB
Leo Cardenas, R (1, 6) OBP: 0.304, SLG: 0.504	S S S 0-3 ① K			x 0-0 HR	x 0-0 ① 2-H HR 1B 1B	B B B B 4-0 1-2 2-3 2B 2B BB	x 0-0 ② 1-2 2-3 F3		x 0-0 ② 1-2 F5	5	3	2	2	1	1	3
Pete Rose, S (1, 4) OBP: 0.385, SLG: 0.405	x 0-0 ② 4-3			B B B B 4-0 1B FC5-4 BB	x 0-0 1-2 HR 1B	x 0-0 1-3 2-H 3-H 2B 2B	B B B B 4-0 BB		S S S 0-3 ③ K	4	3	2	2	2	1	1
Vada Pinson, L (1, 8) OBP: 0.282, SLG: 0.402	x 0-0 CS 1B			x 0-0 1-3 FC5-4 1B	x 0-0 1-H 2-H HR	x 0-0 2-H 3-H 2B	x 0-0 ③ F9			5	1	4	5	0	0	3
Frank Robinson, R (1, 9) OBP: 0.372, SLG: 0.486	0-0 ③ 1-2 CS	x 0-0 ① F5		x 0-0 ① 1-2f 3-H FC5-4	x 0-0 ③ 6-3	H 1-0 HBP		S S S 0-3 ① K		4	0	0	1	0	1	1
Jerry Lynch, L (1, 7) OBP: 0.235, SLG: 0.533 Ken Walters, R (6, PH) OBP: 0.375, SLG: 0.500 (6, 7)		x 0-0 ② P5		x 0-0 ② F8	3B 2B x 0-0 ② F5			S S S 0-3 ② K		2 3	0 1	0 1	0 0	0 1	0 2	1 2
Gordy Coleman, L (1, 3) OBP: 0.252, SLG: 0.398		x 0-0 ③ L8		x 0-0 ③ F8	2-H E 3B x 0-0 ③ 4-3			x 0-0 2B		5	1	2	1	0	0	3
Jesse Gonder, L (1, 2) OBP: 0.200, SLG: 0.500 Johnny Edwards, L (6, 2) OBP: 0.389, SLG: 0.474			x 0-0 ① 4-3		x 0-0 1-3 1B 1B	x 0-0 E3 FC5-4 3-H	B B B B 4-0 PB 1-6-3 BB	x 0-0 ③ 4-3		3 1	1 0	1 0	1 0	0 1	0 0	0 1
Eddie Kasko, R (1, 5) OBP: 0.351, SLG: 0.306			x 0-0 ② P3		S S S 0-3 ① K	x 0-0 ① 1-2f FC5-4 BB HBP 2B	x 0-0 ① 1-2 1-6-3		x 0-0 ① F8	5	1	0	0	0	1	3
Jim Owens, R (1, 1) John Tsitouris, R (3, 1) Marty Keough, L (5, PH) OBP: 0.206, SLG: 0.200 Dom Zanni, R (5, 1) Wally Post, R (6, PH) Al Worthington, R (6, 1) Don Blasingame, L (9, PH) OBP: 0.323, SLG: 0.240			S S S 0-3 ③ K		x 0-0 ② 1-2 1-3	H 1-0 1-2 BB 2B HBP	x 0-0 E6 PB		B B B B 4-0 BLK BB	1 0 1 0 0 1 0 0	0 0 0 0 1 0 0 0	0 0 0 0 0 0 0 0	0 0 0 0 0 0 0 0	1 0 0 0 0 0 0 1	0 0 1 0 0 0 1 0	0 0 0 0 0 0 1 0
Inning Stats	R: 0 E: 0 K: 1 S: 5 H: 1 LOB: 0 BB: 0 P: 5	R: 0 E: 0 K: 0 S: 3 H: 0 LOB: 0 BB: 0 P: 3	R: 0 E: 0 K: 1 S: 5 H: 0 LOB: 0 BB: 0 P: 5	R: 2 E: 0 K: 0 S: 5 H: 2 LOB: 1 BB: 1 P: 9	R: 4 E: 0 K: 1 S: 9 H: 4 LOB: 0 BB: 0 P: 9	R: 6 E: 1 K: 0 S: 8 H: 4 LOB: 2 BB: 1 P: 14	R: 0 E: 1 K: 0 S: 4 H: 0 LOB: 3 BB: 2 P: 12	R: 0 E: 0 K: 2 S: 8 H: 1 LOB: 1 BB: 0 P: 8	R: 0 E: 0 K: 1 S: 5 H: 0 LOB: 1 BB: 1 P: 9	1B: 5 2B: 4 3B: 1 HR: 2 SF: 0 SAC: 0 DP: 0 HBP: 2						

PITCHER		IP	WLS	BF	H	R	ER	SO	BB	IBB	HBP	BLK	WP	HR	S	P	ERA	WHIP
Jay Hook, R ERA: 6.0	(1, 1)	4.2		21	7	6	6	3	1	0	0	0	0	2	26	30	11.57	1.714
Ken MacKenzie, L ERA: 3.29	(5, 1)	0.2		7	2	5	5	0	1	0	1	0	0	0	5	10	67.50	4.500
Larry Bearnarth, R ERA: 1.32	(6, 1)	2.2	W	15	3	1	0	2	2	0	1	0	0	0	16	25	0.00	1.875
Tracy Stallard, R ERA: 7.71	(9, 1)	1.0	S	4	0	0	0	1	1	0	0	1	0	0	5	9	0.00	1.000

PITCHER	IP	WLS	BF	H	R	ER	SO	BB	IBB	HBP	BLK	WP	HR	S	P	ERA	WHIP

Cincinnati Reds @ New York Mets

Polo Grounds, New York, NY

Sun May 12 1963, 3:38 AM EDT

Att. 20,799 - Unknown

TOP

livebaseballscorecards.com

AB	40
R	12
H	12
RBI	12
BB	5
SO	6
LOB	20

WP: 0	PA: 48
PB: 1	
SB: 0	
CS: 1	

Cincinnati Reds @ New York Mets

Polo Grounds, New York, NY

Sun May 12 1963, 3:38 AM EDT

Att. 20,799 - Unknown

BOTTOM

Batter	1	2	3	4	5	6	7	8	9	AB	R	H	RBI	BB	SO	LOB
Chico Fernandez, R (1, 6) OBP: 0.258, SLG: 0.186	K	2-1 1-H	2B BB K		E3 SF9 S HR 1-3 3-H 1B		5-3			4	2	1	1	1	2	3
Ron Hunt, R (1, 4) OBP: 0.402, SLG: 0.413	1-3 S BB		F7	3B 1B	SF9 1-3 3-H		F8			3	1	1	1	1	0	1
Ed Kranepool, L (1, 9) OBP: 0.322, SLG: 0.422	1-3 1-3		PB 1-H 1B 2B	1-H 3B	HR BB			1B BB SF7 BB		3	3	2	2	2	0	1
Duke Snider, L (1, 7) OBP: 0.337, SLG: 0.488 Al Moran, R (8, PR) OBP: 0.224, SLG: 0.232 (9, 5)	BB	1B 1B 2-3 BB		4-3	1-H 3-H HR			1B 1B 1-2 BB		2 0	2 1	1 0	3 0	3 0	0 0	1 0
Tim Harkness, L (1, 3) OBP: 0.274, SLG: 0.351	F5		BB 1B HBP 1-3 3-H 1B	P6	G3			1B 1-2 2-3 1B		5	1	2	1	0	0	3
Jim Hickman, R (1, 8) OBP: 0.380, SLG: 0.523		HR	HBP BB 1-2 3-H 1B	4-3		K		SF7 3-H		4	1	2	3	0	1	1
Choo-Choo Coleman, L (1, 2) OBP: 0.329, SLG: 0.262		4-3	HBP 1-2 2-3 BB		S 1B 1B 1B	CS 1B		1-3 2-H 1B		4	1	3	1	1	0	0
Rod Kanehl, R (1, 5) OBP: 0.267, SLG: 0.154 Larry Burright, R (5, 5) OBP: 0.294, SLG: 0.394 Cliff Cook, R (8, PH) OBP: 0.186, SLG: 0.200 (9, 7)		6-3	1-2 2-3 3-H HBP		E 1B 1-2 SF9 1B	K 1-2		IBB		1 2 0	0 1 0	0 1 0	1 0 0	0 0 1	0 1 0	0 1 0
Jay Hook, L (1, 1) OBP: 0.333, SLG: 0.308 Ken MacKenzie, R (5, 1) Larry Bearnarth, R (6, 1) Frank Thomas, R (8, PH) OBP: 0.271, SLG: 0.349 Tracy Stallard, R (9, 1)		PB WP 2-1 1B	K		F5 2-3		1-3	6-3		2 1 1 1 0	0 0 0 0 0	1 0 0 0 0	0 0 0 0 0	1 0 0 0 0	3 2 0 2 0	
Inning Stats	R: 0 E: 0 K: 1 S: 5 H: 0 LOB: 2 BB: 2 P: 13	R: 1 E: 0 K: 0 S: 4 H: 2 LOB: 1 BB: 0 P: 4	R: 4 E: 0 K: 2 S: 10 H: 3 LOB: 3 BB: 3 P: 23	R: 1 E: 0 K: 0 S: 5 H: 2 LOB: 1 BB: 0 P: 5	R: 5 E: 1 K: 0 S: 7 H: 4 LOB: 0 BB: 1 P: 11	R: 0 E: 0 K: 2 S: 7 H: 1 LOB: 0 BB: 0 P: 7	R: 0 E: 0 K: 0 S: 3 H: 0 LOB: 0 BB: 0 P: 3	R: 2 E: 0 K: 0 S: 4 H: 2 LOB: 2 BB: 3 P: 16		1B: 10 2B: 1 3B: 1 HR: 2 SF: 2 SAC: 0 DP: 0 HBP: 1				WP: 1 PB: 2 SB: 3 CS: 1 PA: 45		

livebaseballscorecards.com

AB	33
R	13
H	14
RBI	13
BB	9
SO	5
LOB	18

PITCHER		IP	WLS	BF	H	R	ER	SO	BB	IBB	HBP	BLK	WP	HR	S	P	ERA	WHIP
Jim Owens, R ERA: 8.38	(1, 1)	2.1		16	5	5	5	1	4	0	0	0	1	1	13	29	19.29	3.857
John Tsitouris, R ERA: 10.5	(3, 1)	1.2		9	2	1	1	2	1	0	1	0	0	0	11	16	5.40	1.800
Dom Zanni, R ERA: 15.19	(5, 1)	1.0		8	4	5	5	0	1	0	0	0	0	1	7	11	45.00	5.000
Al Worthington, R ERA: 3.97	(6, 1)	3.0	L	13	3	2	2	2	2	1	0	0	0	0	14	26	6.00	1.667

PITCHER		IP	WLS	BF	H	R	ER	SO	BB	IBB	HBP	BLK	WP	HR	S	P	ERA	WHIP

Batter	1	2	3	4	5	6	7	8	9	AB	R	H	RBI	BB	SO	LOB
Larry Burright, R (1, 4) OBP: 0.278, SLG: 0.371	6-3		L8		FC1-4-6 1-2f			K	K	2	0	0	0	0	0	0
Frank Thomas, R (5, PH) OBP: 0.268, SLG: 0.345										1	0	0	0	0	0	3
Cliff Cook, R (5, 5) OBP: 0.178, SLG: 0.190										2	0	0	0	0	2	2
Ron Hunt, R (1, 5) (5, 4) OBP: 0.396, SLG: 0.417	2B			5-3		E5 4-3		5-3		4	0	1	0	0	0	0
Ed Kranepool, L (1, 9) OBP: 0.309, SLG: 0.402	K			4-3		K2-3		4-3		4	0	0	0	0	2	2
Duke Snider, L (1, 7) OBP: 0.333, SLG: 0.471	K			P5		4-3 2-3			BB G3 1B BB	3	1	0	0	1	1	2
Tim Harkness, L (1, 3) OBP: 0.273, SLG: 0.333		P3			K	BB			G3 1-2	3	0	0	0	1	1	1
Jim Hickman, R (1, 8) OBP: 0.375, SLG: 0.511		K			BB HBP 1B	F8			F3	4	0	1	0	0	1	3
Al Moran, R (1, 6) OBP: 0.227, SLG: 0.226		F7			BB 1-2 HBP		K		BB 1B HBP	2	0	0	0	0	1	0
Choo-Choo Coleman, L (9, PH) OBP: 0.338, SLG: 0.262										0	1	0	0	0	0	0
Norm Sherry, R (1, 2) OBP: 0.159, SLG: 0.262			6-3		K		K		1B 1-2 2-3 BB	3	0	0	0	0	2	2
Charlie Neal, R (9, PH) OBP: 0.328, SLG: 0.337										0	0	0	0	1	0	0
Al Jackson, L (9, PR) OBP: 0.176, SLG: 0.176										0	0	0	0	0	0	0
Roger Craig, R (1, 1)			K		BB 1-2 2-3 FC1-4-6		K		1B 1-3 2-H 3-H	2	0	0	0	1	2	0
Chris Cannizzaro, R (9, PH) OBP: 0.500, SLG: 0.500										1	0	1	2	0	0	0
Chico Fernandez, R (9, PR) OBP: 0.258, SLG: 0.186										0	0	0	0	0	0	0
Inning Stats	R: 0 E: 0 K: 2 S: 8 H: 1 LOB: 1 BB: 0 P: 8	R: 0 E: 0 K: 1 S: 5 H: 0 LOB: 0 BB: 0 P: 5	R: 0 E: 0 K: 1 S: 5 H: 0 LOB: 0 BB: 0 P: 5	R: 0 E: 0 K: 0 S: 3 H: 0 LOB: 0 BB: 0 P: 3	R: 0 E: 0 K: 2 S: 8 H: 1 LOB: 3 BB: 1 P: 13	R: 0 E: 1 K: 1 S: 6 H: 0 LOB: 2 BB: 1 P: 10	R: 0 E: 0 K: 3 S: 9 H: 0 LOB: 0 BB: 0 P: 9	R: 0 E: 0 K: 1 S: 5 H: 0 LOB: 0 BB: 0 P: 5	R: 2 E: 0 K: 1 S: 6 H: 1 LOB: 2 BB: 2 P: 15	1B: 2 2B: 1 3B: 0 HR: 0 SF: 0 SAC: 0 DP: 0 HBP: 2	WP: 0 PB: 0 SB: 0 CS: 0 PA: 37					

PITCHER	IP	WLS	BF	H	R	ER	SO	BB	IBB	HBP	BLK	WP	HR	S	P	ERA	WHIP
Bob Bruce, R (1, 1) ERA: 4.46	8.2	W	36	3	2	2	11	4	0	2	0	0	0	52	70	2.08	0.808
Don McMahon, R (9, 1) ERA: 5.54	0.1	S	1	0	0	0	1	0	0	0	0	0	0	3	3	0.00	0.000

PITCHER	IP	WLS	BF	H	R	ER	SO	BB	IBB	HBP	BLK	WP	HR	S	P	ERA	WHIP

New York Mets @ Houston Colt 45's

Colt Stadium, Houston, TX

Mon May 13 1963, 8:05 PM EDT

Att. 7,320 - Unknown - 75 F

TOP

livebaseballscorecards.com

AB	31
R	2
H	3
RBI	2
BB	4
SO	12
LOB	15

New York Mets @ Houston Colt 45's

Colt Stadium, Houston, TX

Mon May 13 1963, 8:05 PM EDT

Att. 7,320 - Unknown - 75 F

livebaseballscorecards.com

BOTTOM

Batter	1	2	3	4	5	6	7	8	9	AB	R	H	RBI	BB	SO	LOB
Johnny Temple, R (1, 4) OBP: 0.343, SLG: 0.323	6-3	1B 1-2 2-H			CI SH 1B 1B	4-3		6-3		5	1	2	1	0	0	2
Al Spangler, L (1, 7) OBP: 0.292, SLG: 0.296	BB BB	3-1			SH CI 1B 1-2		6-3			2	1	0	0	1	0	2
Pete Runnels, L (1, 3) OBP: 0.272, SLG: 0.255 Carl Warwick, R (8, 9) OBP: 0.360, SLG: 0.361	K		3-1		CI FC5 1B 1-2 2-3		3B 1B			3 0	1 0	1 0	0 0	0 0	1 0	1 0
Rusty Staub, L (1, 9) (8, 3) OBP: 0.355, SLG: 0.358	1-2 BB		G3		FC5 1-2 2-H 3-H 1B		F9			3	0	1	2	1	0	1
Bob Aspromonte, R (1, 5) OBP: 0.264, SLG: 0.307	F8		K		FC5 G1-4-3 1-2 2-3f		1-H 3B			4	0	1	1	0	1	4
Howie Goss, R (1, 8) OBP: 0.285, SLG: 0.378		FC6-4 1B		F2	G1-4-3 1-2f		K			4	0	1	0	0	1	3
Bob Lillis, R (1, 6) OBP: 0.315, SLG: 0.314		FC6-4 E 1B 1-2f		4-3 1B		P6		F8		4	1	1	0	0	0	1
John Bateman, R (1, 2) OBP: 0.221, SLG: 0.323		F5		4-3 1-2		P6		SH3-4 1B		4	0	1	0	0	0	2
Bob Bruce, R (1, 1) OBP: 0.133, SLG: 0.071 Don McMahon, R (9, 1)		E1 1B 1-2		G3		E6		SH3-4 1-2		3 0	0 0	0 0	0 0	0 0	0 0	2 0
Inning Stats	R: 0 E: 0 K: 1 S: 5 H: 0 LOB: 2 BB: 2 P: 13	R: 1 E: 1 K: 0 S: 6 H: 2 LOB: 2 BB: 0 P: 6	R: 0 E: 0 K: 1 S: 5 H: 0 LOB: 0 BB: 0 P: 5	R: 0 E: 0 K: 0 S: 4 H: 1 LOB: 1 BB: 0 P: 4	R: 2 E: 2 K: 0 S: 6 H: 2 LOB: 1 BB: 0 P: 6	R: 0 E: 1 K: 0 S: 4 H: 0 LOB: 1 BB: 0 P: 4	R: 1 E: 0 K: 1 S: 7 H: 2 LOB: 1 BB: 0 P: 7	R: 0 E: 0 K: 0 S: 4 H: 1 LOB: 1 BB: 0 P: 4		1B: 7 2B: 0 3B: 1 HR: 0 SF: 0 SAC: 2 DP: 1 HBP: 0						

	AB	32
	R	4
	H	8
	RBI	4
	BB	2
	SO	3
	LOB	18

WP: 0 PA: 37
PB: 0
SB: 0
CS: 0

PITCHER	IP	WLS	BF	H	R	ER	SO	BB	IBB	HBP	BLK	WP	HR	S	P	ERA	WHIP
Roger Craig, R (1, 1) ERA: 3.52	8.0	L	37	8	4	2	3	2	0	0	0	0	0	41	49	2.25	1.250

PITCHER	IP	WLS	BF	H	R	ER	SO	BB	IBB	HBP	BLK	WP	HR	S	P	ERA	WHIP

Batter	1	2	3	4	5	6	7	8	9	AB	R	H	RBI	BB	SO	LOB
Charlie Neal, R (1, 5) OBP: 0.317, SLG: 0.324	F5		K		F3			4-3		4	0	0	0	0	1	0
Ron Hunt, R (1, 4) OBP: 0.390, SLG: 0.409	K		P5			K			FC4-6, BB, G3, 1B	4	1	1	0	0	2	0
Ed Kranepool, L (1, 9) OBP: 0.306, SLG: 0.389	F8			E2, 1B		K			FC4-6, BB	3	1	0	0	1	1	0
Duke Snider, L (1, 7) OBP: 0.330, SLG: 0.472 Larry Burright, R (9, PR) OBP: 0.278, SLG: 0.371		4-3, 2B		6-3		K			FC4-6, G3, 1B	4 0	0 1	1 0	0 0	0 0	1 0	3 0
Tim Harkness, L (1, 3) OBP: 0.300, SLG: 0.349		4-3, BB		1B			CS, 1B		G3	3	0	2	2	1	0	1
Jim Hickman, R (1, 8) OBP: 0.371, SLG: 0.500		P4		F8			P6		1B	4	0	1	1	0	0	4
Choo-Choo Coleman, L (1, 2) OBP: 0.321, SLG: 0.246		4-3		G3			3-1		4-3	4	0	0	0	0	0	4
Al Moran, R (1, 6) OBP: 0.222, SLG: 0.221 Chico Fernandez, R (8, PH) OBP: 0.254, SLG: 0.183 (8, 6)		6-3			F9			K		2 1	0 0	0 0	0 0	0 0	0 1	2 0
Carl Willey, R (1, 1) OBP: 0.182, SLG: 0.100 Frank Thomas, R (8, PH) OBP: 0.265, SLG: 0.341 Tracy Stallard, R (8, 1) Ken MacKenzie, R (8, 1)			K		K			4-3		2 1 0 0	0 0 0 0	0 0 0 0	0 0 0 0	2 0 0 0	0 0 0 0	0 0 0 0
Inning Stats	R: 0 E: 0 K: 1 S: 5 H: 0 LOB: 0 BB: 0 P: 5	R: 0 E: 0 K: 0 S: 4 H: 1 LOB: 2 BB: 1 P: 8	R: 0 E: 0 K: 2 S: 7 H: 0 LOB: 0 BB: 0 P: 7	R: 1 E: 1 K: 0 S: 5 H: 1 LOB: 1 BB: 0 P: 5	R: 0 E: 0 K: 1 S: 5 H: 0 LOB: 0 BB: 0 P: 5	R: 0 E: 0 K: 3 S: 9 H: 0 LOB: 0 BB: 0 P: 9	R: 0 E: 0 K: 0 S: 3 H: 1 LOB: 0 BB: 0 P: 3	R: 0 E: 0 K: 1 S: 5 H: 0 LOB: 0 BB: 0 P: 5	R: 2 E: 0 K: 0 S: 5 H: 2 LOB: 1 BB: 1 P: 9	1B: 4 2B: 1 3B: 0 HR: 0 SF: 0 SAC: 0 DP: 0 HBP: 0						

PITCHER	IP	WLS	BF	H	R	ER	SO	BB	IBB	HBP	BLK	WP	HR	S	P	ERA	WHIP
Turk Farrell, R (1, 1) ERA: 2.64	9.0	W	34	5	3	2	8	2	0	0	0	0	0	48	56	2.00	0.778

PITCHER	IP	WLS	BF	H	R	ER	SO	BB	IBB	HBP	BLK	WP	HR	S	P	ERA	WHIP

New York Mets @ Houston Colt 45's

Colt Stadium, Houston, TX

Tue May 14 1963, 8:05 PM EDT

Att. 9,147 - Unknown - 78 F

TOP

livebaseballscorecards.com

AB	32
R	3
H	5
RBI	3
BB	2
SO	8
LOB	14

WP: 0	PB: 0	SB: 0	CS: 1	PA: 34		

Batter	1	2	3	4	5	6	7	8	9	AB	R	H	RBI	BB	SO	LOB
Johnny Temple, R (1, 4) OBP: 0.364, SLG: 0.347	BB 1B	BB 1B 1-2 2-3		P4		BB 1B		FC1-4 1B 1-2 2-H		5	0	4	1	0	0	1
Al Spangler, L (1, 7) OBP: 0.301, SLG: 0.289 Carl Warwick, R (8, PH) OBP: 0.356, SLG: 0.356 (9, 7)	F9 BBBB	FC6-4 BB 1-2 2-3 3-H			F2 BBBB	BB 1-2		FC1-4 1B 1-2f 2-3		2 1	0 0	0 0	1 0	2 0	0 0	1 2
Pete Runnels, L (1, 3) OBP: 0.278, SLG: 0.255	BB 1-2 BBBB	FC6-4 1-2f			F8	P6		1B 1-2 3-H		4	0	1	1	1	0	5
Rusty Staub, L (1, 9) OBP: 0.348, SLG: 0.360	L7	P2			2B		L3	P4		5	0	1	0	0	0	4
Bob Aspromonte, R (1, 5) OBP: 0.264, SLG: 0.299	K SSS	5-3			BB BBBB		6-3			3	0	0	0	1	1	2
Howie Goss, R (1, 8) OBP: 0.276, SLG: 0.366		6-3	F5		L5		K SSS			4	0	0	0	0	1	2
Bob Lillis, R (1, 6) OBP: 0.323, SLG: 0.315		1B BB BB 1B		6-3		F9		CI 1B BB BBBB		3	2	1	0	1	0	0
John Bateman, R (1, 2) OBP: 0.236, SLG: 0.377		P2		E 1B		HR		K SSS		4	1	2	1	0	1	2
Turk Farrell, R (1, 1) OBP: 0.222, SLG: 0.125		BB 1B BB 1-2 BBBB		K SSS 1-2		K SSS		CI FC1-4 1B 1B 1-2 S		2	1	0	0	1	2	1
Inning Stats	R: 0 H: 1 E: 0 LOB: 2 K: 1 BB: 1 S: 6 P: 10	R: 1 H: 2 E: 0 LOB: 3 K: 0 BB: 2 S: 5 P: 13	R: 0 H: 0 E: 0 LOB: 0 K: 0 BB: 0 S: 3 P: 3	R: 0 H: 1 E: 1 LOB: 1 K: 1 BB: 0 S: 6 P: 6	R: 0 H: 1 E: 0 LOB: 2 K: 0 BB: 1 S: 4 P: 8	R: 1 H: 2 E: 0 LOB: 2 K: 1 BB: 1 S: 7 P: 11	R: 0 H: 0 E: 0 LOB: 0 K: 1 BB: 0 S: 5 P: 5	R: 2 H: 2 E: 1 LOB: 2 K: 1 BB: 1 S: 8 P: 12		1B: 7 SF: 0 2B: 1 SAC: 0 3B: 0 DP: 0 HR: 1 HBP: 0						

PITCHER		IP	WLS	BF	H	R	ER	SO	BB	IBB	HBP	BLK	WP	HR	S	P	ERA	WHIP
Carl Willey, R ERA: 1.72	(1, 1)	7.0	L	33	7	2	2	4	5	0	0	0	0	1	36	56	2.57	1.714
Tracy Stallard, R ERA: 8.38	(8, 1)	0.1		4	1	2	1	1	1	0	0	0	0	0	5	9	27.00	6.000
Ken MacKenzie, L ERA: 3.14	(8, 1)	0.2		3	1	0	0	0	0	0	0	0	0	0	3	3	0.00	1.500

PITCHER	IP	WLS	BF	H	R	ER	SO	BB	IBB	HBP	BLK	WP	HR	S	P	ERA	WHIP

BOTTOM

New York Mets @ Houston Colt 45's

Colt Stadium, Houston, TX

Tue May 14 1963, 8:05 PM EDT
Att. 9,147 - Unknown - 78 F

livebaseballscorecards.com

AB	33
R	4
H	9
RBI	4
BB	6
SO	5
LOB	20

WP: 0	PA: 40		
PB: 0			
SB: 0			
CS: 0			

Batter	1	2	3	4	5	6	7	8	9	AB	R	H	RBI	BB	SO	LOB
Charlie Neal, R (1, 5) OBP: 0.328, SLG: 0.330	K2-3		PB, 1B, L5 1-2 1B		2B 2-H 1B		1B 1-2 SF9 BB	FC6-4 1-2f		4	2	2	1	1	1	1
Ron Hunt, R (1, 4) OBP: 0.400, SLG: 0.430	4-3 2B		PB 1-2 2-3 1B		K		1-3 2-H 1B		F8	5	0	3	1	0	1	1
Ed Kranepool, L (1, 9) OBP: 0.301, SLG: 0.394	4-3 2-3		K 1-2 2-3 3-H		2B 1-H		SF9 3-H		K	4	0	1	1	0	2	3
Frank Thomas, R (1, 7) OBP: 0.262, SLG: 0.333	G3		L5 3-H		6-3		F8		1B	5	0	1	0	0	0	5
Tim Harkness, L (1, 3) OBP: 0.293, SLG: 0.368		4-3		K		L3		1B 3B	F9	5	1	1	0	0	1	1
Jim Hickman, R (1, 8) OBP: 0.367, SLG: 0.490		6-3		K		K		FC9-6 3-H 1B		4	0	1	1	0	2	0
Choo-Choo Coleman, L (1, 2) OBP: 0.318, SLG: 0.247		FC6-4 1B		K		G3		FC9-6 1B 1-2f SF8		4	1	1	0	0	1	1
Chico Fernandez, R (1, 6) OBP: 0.254, SLG: 0.188		FC6-4 1-2f			E6 3-4 1B		5-3	FC6-4 1-3 1B		4	1	1	0	0	0	1
Al Jackson, L (1, 1) OBP: 0.238, SLG: 0.250			1B, 1B PB 1B		3-4 1-2		BB 1B 1B	SF8 3-H		3	2	2	1	0	0	1
Inning Stats	R: 0 E: 0 K: 1 S: 6 H: 1 LOB: 1 BB: 0 P: 6	R: 0 E: 0 K: 0 S: 4 H: 1 LOB: 1 BB: 0 P: 4	R: 1 E: 0 K: 1 S: 7 H: 3 LOB: 1 BB: 0 P: 7	R: 0 E: 0 K: 3 S: 9 H: 0 LOB: 0 BB: 0 P: 9	R: 2 E: 1 K: 1 S: 8 H: 2 LOB: 1 BB: 0 P: 8	R: 0 E: 0 K: 1 S: 5 H: 0 LOB: 0 BB: 0 P: 5	R: 2 E: 0 K: 0 S: 5 H: 2 LOB: 1 BB: 1 P: 9	R: 2 E: 0 K: 0 S: 6 H: 3 LOB: 1 BB: 0 P: 6	R: 0 E: 0 K: 1 S: 6 H: 1 LOB: 1 BB: 0 P: 6	1B: 10 2B: 3 3B: 1 HR: 0 SF: 2 SAC: 0 DP: 1 HBP: 0						

PITCHER		IP	WLS	BF	H	R	ER	SO	BB	IBB	HBP	BLK	WP	HR	S	P	ERA	WHIP
Ken Johnson, R ERA: 2.89	(1, 1)	5.0	L	22	7	3	0	6	0	0	0	0	0	0	34	34	0.00	1.400
Russ Kemmerer, R ERA: 5.89	(6, 1)	1.1		7	2	2	2	1	1	0	0	0	0	0	8	12	13.50	2.250
Don McMahon, R ERA: 5.27	(7, 1)	0.2		2	0	0	0	0	0	0	0	0	0	0	2	2	0.00	0.000
Chris Zachary, R ERA: 10.32	(8, 1)	0.1		4	3	2	2	0	0	0	0	0	0	0	4	4	54.00	9.000
Hal Woodeshick, L ERA: 1.13	(8, 1)	1.2		6	1	0	0	1	0	0	0	0	0	0	8	8	0.00	0.600

PITCHER	IP	WLS	BF	H	R	ER	SO	BB	IBB	HBP	BLK	WP	HR	S	P	ERA	WHIP

TOP

New York Mets @ Houston Colt 45's

Colt Stadium, Houston, TX

Wed May 15 1963, 4:33 AM EDT

Att. 2,240 - Cloudy - 84 F

livebaseballscorecards.com

AB	38
R	7
H	13
RBI	5
BB	1
SO	8
LOB	14

Batter	1	2	3	4	5	6	7	8	9	AB	R	H	RBI	BB	SO	LOB
Bob Lillis, R (1, 6) OBP: 0.317, SLG: 0.309	5-3		PO 1B		1-3		P6		F7	5	0	1	0	0	0	4
Johnny Temple, R (1, 4) OBP: 0.360, SLG: 0.343	SH1-3 1B		PO 1-2	K	5-3			F8		4	0	1	0	0	1	0
Pete Runnels, L (1, 3) OBP: 0.279, SLG: 0.257	SH1-3 1-2			1-3	1B			L9		3	0	1	0	0	0	0
Rusty Staub, L (1, 9) OBP: 0.336, SLG: 0.346	4-3			K	F7			F7		4	0	0	0	0	1	2
Bob Aspromonte, R (1, 5) OBP: 0.263, SLG: 0.298		F8			E4 1B E	5-3			HR 1B	4	2	1	0	0	0	1
Howie Goss, R (1, 8) OBP: 0.282, SLG: 0.370		L7			1B E 1-2 1B		K		HR 1-2 1B	4	1	2	0	0	1	0
Carl Warwick, R (1, 7) OBP: 0.352, SLG: 0.342		6-3			F7 1-2 2-H		BB 1B		F8	3	0	0	0	1	0	3
John Bateman, R (1, 2) OBP: 0.250, SLG: 0.425			K		F7		1-2 1B		1-H 2-H HR	4	1	2	3	0	1	1
Ken Johnson, R (1, 1) OBP: 0.077, SLG: 0.077 J C Hartman, R (5, PH) OBP: 0.196, SLG: 0.182 Russ Kemmerer, R (6, 1) Don McMahon, R (7, 1) Jim Campbell, R (7, PH) OBP: 0.212, SLG: 0.224 Chris Zachary, L (8, 1) Hal Woodeshick, R (8, 1) OBP: 0.500, SLG: 0.500 Ernie Fazio, R (9, PH) OBP: 0.229, SLG: 0.233			K		2-3 1B		F9		K	1 1 0 0 1 0 0 0 1	0 0 0 0 0 0 0 0 0	0 1 0 0 0 0 0 0 0	0 0 0 0 0 0 0 0 0	0 0 0 0 0 0 0 0 0	1 0 0 0 0 0 0 0 1	0 0 0 0 2 0 0 0 0
Inning Stats	R: 0 E: 0 K: 0 S: 4 H: 1 LOB: 1 BB: 0 P: 4	R: 0 E: 0 K: 0 S: 3 H: 0 LOB: 0 BB: 0 P: 3	R: 0 E: 0 K: 2 S: 7 H: 1 LOB: 0 BB: 0 P: 7	R: 0 E: 0 K: 2 S: 7 H: 0 LOB: 0 BB: 0 P: 7	R: 1 E: 2 K: 0 S: 6 H: 2 LOB: 2 BB: 0 P: 6	R: 0 E: 0 K: 0 S: 4 H: 1 LOB: 1 BB: 0 P: 4	R: 0 E: 0 K: 1 S: 6 H: 1 LOB: 2 BB: 1 P: 10	R: 0 E: 0 K: 0 S: 3 H: 0 LOB: 0 BB: 0 P: 3	R: 3 E: 0 K: 1 S: 8 H: 3 LOB: 0 BB: 0 P: 8	1B: 8 2B: 0 3B: 0 HR: 1	SF: 0 SAC: 1 DP: 0 HBP: 0						

PITCHER	IP	WLS	BF	H	R	ER	SO	BB	IBB	HBP	BLK	WP	HR	S	P	ERA	WHIP
Al Jackson, L (1, 1) ERA: 2.7	9.0	W	37	9	4	3	6	1	0	0	0	0	1	48	52	3.00	1.111

PITCHER	IP	WLS	BF	H	R	ER	SO	BB	IBB	HBP	BLK	WP	HR	S	P	ERA	WHIP

BOTTOM

New York Mets @ Houston Colt 45's

Colt Stadium, Houston, TX

Wed May 15 1963, 4:33 AM EDT
Att. 2,240 - Cloudy - 84 F

livebaseballscorecards.com

AB	35
R	4
H	9
RBI	3
BB	1
SO	6
LOB	13

WP: 0 PB: 0 SB: 0 CS: 0 PA: 38

New York Mets @ San Francisco Giants

Candlestick Park, San Francisco, CA

Thu May 16 1963, 6:33 AM EDT

Att. 8,849 - Unknown

TOP

livebaseballscorecards.com

Batter	1	2	3	4	5	6	7	8	9	AB	R	H	RBI	BB	SO	LOB
Charlie Neal, R (1, 5) OBP: 0.318, SLG: 0.319	F9		F9		F8		SH3 1-2		3-1	4	0	0	0	0	0	2
Ron Hunt, R (1, 4) OBP: 0.395, SLG: 0.454	F8		F9 1-2			HR	4-3 2-3			4	1	1	1	0	0	3
Ed Kranepool, L (1, 3) OBP: 0.299, SLG: 0.381	BB FC6-4			K		K	F7			3	0	0	0	1	2	2
Frank Thomas, R (1, 7) OBP: 0.262, SLG: 0.330	FC6-4 1-2f			G4-6-3 1B		5-3		P3		4	0	1	0	0	0	1
Jim Hickman, R (1, 8) OBP: 0.371, SLG: 0.500		5-3		G4-6-3 1-2f		WP 1B 1B		2B		4	1	2	0	0	0	1
Cliff Cook, R (1, 9) OBP: 0.204, SLG: 0.283		K			HR	1-H HR 1B		F9		4	2	2	2	0	1	1
Chico Fernandez, R (1, 6) OBP: 0.253, SLG: 0.235		5-3			F2	1-H HR		5-3		4	1	1	2	0	0	1
Chris Cannizzaro, R (1, 2) OBP: 0.400, SLG: 0.600			E1 PB		2B	4-3			F8	3	0	1	0	0	0	0
Choo-Choo Coleman, L (9, PH) OBP: 0.314, SLG: 0.243										1	0	0	0	0	0	0
Jay Hook, L (1, 1) OBP: 0.294, SLG: 0.267			K		K		4-3 SH3 1B		P4	2	0	0	0	0	2	2
Tracy Stallard, R (6, 1)										0	0	0	0	0	0	0
Rod Kanehl, R (7, PH) OBP: 0.313, SLG: 0.214										1	0	1	0	0	0	0
Al Jackson, L (7, PR) OBP: 0.238, SLG: 0.250										0	0	0	0	0	0	0
Larry Bearnarth, R (7, 1)										0	0	0	0	0	0	0
Duke Snider, L (9, PH) OBP: 0.327, SLG: 0.467										1	0	0	0	0	0	0
Inning Stats	R: 0 E: 0 K: 0 S: 3 H: 0 LOB: 1 BB: 1 P: 7	R: 0 E: 0 K: 1 S: 5 H: 0 LOB: 0 BB: 0 P: 5	R: 0 E: 1 K: 1 S: 6 H: 0 LOB: 1 BB: 0 P: 6	R: 0 E: 0 K: 1 S: 5 H: 1 LOB: 0 BB: 0 P: 5	R: 1 E: 0 K: 1 S: 7 H: 2 LOB: 1 BB: 0 P: 7	R: 4 E: 0 K: 1 S: 9 H: 4 LOB: 0 BB: 0 P: 9	R: 0 E: 0 K: 0 S: 4 H: 1 LOB: 2 BB: 0 P: 4	R: 0 E: 0 K: 0 S: 4 H: 1 LOB: 1 BB: 0 P: 4	R: 0 E: 0 K: 0 S: 3 H: 0 LOB: 0 BB: 0 P: 3	1B: 4 2B: 2 3B: 0 HR: 3 SF: 0 SAC: 1 DP: 1 HBP: 0	WP: 1 PB: 1 SB: 0 CS: 0 PA: 37					

	AB	35
	R	5
	H	9
	RBI	5
	BB	1
	SO	5
	LOB	13

PITCHER		IP	WLS	BF	H	R	ER	SO	BB	IBB	HBP	BLK	WP	HR	S	P	ERA	WHIP
Billy O'Dell, L ERA: 2.66	(1, 1)	6.0	W	27	8	5	5	5	1	0	0	0	1	3	36	40	7.50	1.500
Gaylord Perry, R ERA: 1.26	(7, 1)	3.0	S	10	1	0	0	0	0	0	0	0	0	0	10	10	0.00	0.333

PITCHER		IP	WLS	BF	H	R	ER	SO	BB	IBB	HBP	BLK	WP	HR	S	P	ERA	WHIP

Batter	1	2	3	4	5	6	7	8	9	AB	R	H	RBI	BB	SO	LOB
Jose Pagan, R (1, 6) OBP: 0.259, SLG: 0.260	4-3		F2		F9	F3				4	0	0	0	0	0	3
Felipe Alou, R (1, 9) OBP: 0.374, SLG: 0.585	F6		F2		F7		5-3			4	0	0	0	0	0	1
Willie Mays, R (1, 8) OBP: 0.364, SLG: 0.454	BB		1-H HR		HR 1B		6-3 1B			3	2	3	2	1	0	0
Willie McCovey, L (1, 7) OBP: 0.387, SLG: 0.534	F7		F8		1-H HR		6-3 1-2			4	1	1	2	0	0	2
Orlando Cepeda, R (1, 3) OBP: 0.374, SLG: 0.559		F8		SH1-3 E 2B	F2		1-3			4	1	1	0	0	0	1
Ed Bailey, L (1, 2) OBP: 0.406, SLG: 0.644		1B		1-0 SH1-3 E HBP		SSS 0-3 K		F9		3	1	1	0	0	1	0
Jim Davenport, R (1, 5) OBP: 0.289, SLG: 0.339		SSS 0-3 K		SH1-3 1-2 2-3		1B 1B		F8		3	0	1	0	0	1	1
Joey Amalfitano, R (1, 4) OBP: 0.233, SLG: 0.169		F8		E4 CS 2-H 3-H		P6		F3		4	0	0	1	0	0	2
Billy O'Dell, S (1, 1) OBP: 0.158, SLG: 0.158			HR 1B	F2 1-2		1-2 1B				3	1	2	0	0	0	1
Gaylord Perry, R (7, 1)										0	0	0	0	0	0	0
Inning Stats	R: 0 E: 0 K: 0 S: 3 H: 0 LOB: 1 BB: 1 P: 7	R: 0 E: 0 K: 1 S: 6 H: 1 LOB: 1 BB: 0 P: 6	R: 2 E: 0 K: 0 S: 5 H: 2 LOB: 0 BB: 0 P: 5	R: 2 E: 1 K: 0 S: 4 H: 1 LOB: 0 BB: 0 P: 5	R: 2 E: 0 K: 0 S: 5 H: 2 LOB: 0 BB: 0 P: 5	R: 0 E: 0 K: 1 S: 7 H: 2 LOB: 2 BB: 0 P: 7	R: 0 E: 0 K: 0 S: 4 H: 1 LOB: 1 BB: 0 P: 4	R: 0 E: 0 K: 0 S: 3 H: 0 LOB: 0 BB: 0 P: 3							

PITCHER		IP	WLS	BF	H	R	ER	SO	BB	IBB	HBP	BLK	WP	HR	S	P	ERA	WHIP
Jay Hook, R ERA: 6.3	(1, 1)	5.0	L	23	6	6	5	1	1	0	1	0	0	2	23	28	9.00	1.400
Tracy Stallard, R ERA: 7.59	(6, 1)	1.0		5	2	0	0	1	0	0	0	0	0	0	7	7	0.00	2.000
Larry Bearnarth, R ERA: 1.15	(7, 1)	2.0		7	1	0	0	0	0	0	0	0	0	0	7	7	0.00	0.500

PITCHER	IP	WLS	BF	H	R	ER	SO	BB	IBB	HBP	BLK	WP	HR	S	P	ERA	WHIP

BOTTOM

New York Mets @ San Francisco Giants

Candlestick Park, San Francisco, CA

Thu May 16 1963, 6:33 AM EDT

Att. 8,849 - Unknown

livebaseballscorecards.com

AB	32
R	6
H	9
RBI	5
BB	1
SO	2
LOB	11

1B: 6	SF: 0	WP: 0	PA: 35
2B: 1	SAC: 1	PB: 0	
3B: 0	DP: 0	SB: 0	
HR: 2	HBP: 1	CS: 1	

Batter	1	2	3	4	5	6	7	8	9	10	11	AB	R	H	RBI	BB	SO	LOB
Charlie Neal, R (1, 5) OBP: 0.314, SLG: 0.314	P4			5-3		6-3		K		E 1B		5	0	1	0	0	1	0
Ron Hunt, R (1, 4) OBP: 0.395, SLG: 0.480	4-3			5-3		BB BB 1B		HR		E3 1-3		5	1	2	1	0	0	1
Cliff Cook, R (1, 9) OBP: 0.185, SLG: 0.255	L5			K		F5		F5		K		5	0	0	0	0	2	3
Duke Snider, L (1, 7) OBP: 0.339, SLG: 0.462		F2			1B 1B 1B	BBBB 1-2 BB		BBBB BB		4-3		3	1	1	0	2	0	2
Jim Hickman, R (1, 8) OBP: 0.364, SLG: 0.481		K			K	BBBB 1-2 2-3 BB		K			E3 FC4-6	4	0	0	0	1	3	2
Ed Kranepool, L (1, 3) OBP: 0.286, SLG: 0.363		K			K	K			K		FC4-6 S 1-2f	5	0	0	0	0	4	5
Chris Cannizzaro, R (1, 2) OBP: 0.375, SLG: 0.500 Tim Harkness, L (9, PH) OBP: 0.289, SLG: 0.362 Norm Sherry, R (9, 2) OBP: 0.156, SLG: 0.256			K		E 1B 1-3 1B		F7		K		K	3 1 1	1 0 0	1 0 0	0 0 0	0 0 0	1 1 1	0 0 1
Al Moran, R (1, 6) OBP: 0.221, SLG: 0.220			K		E7 1-H 3-H 1B		P6		K		6-3 1-2	5	0	1	1	0	2	1
Galen Cisco, R (1, 1) OBP: 0.167, SLG: 0.182 Choo-Choo Coleman, L (10, PH) OBP: 0.310, SLG: 0.240 Roger Craig, R (10, 1)			1-3		4-3		F9			F3		3 1 0	0 0 0	0 0 0	0 0 0	0 0 0	0 0 0	1 0 0
Inning Stats	R: 0 H: 0 E: 0 LOB: 0 K: 0 BB: 0 S: 3 P: 3	R: 0 H: 0 E: 0 LOB: 0 K: 2 BB: 0 S: 7 P: 7	R: 0 H: 0 E: 0 LOB: 0 K: 2 BB: 0 S: 7 P: 7	R: 0 H: 0 E: 0 LOB: 0 K: 1 BB: 0 S: 5 P: 5	R: 2 H: 3 E: 1 LOB: 1 K: 2 BB: 0 S: 10 P: 10	R: 0 H: 1 E: 0 LOB: 3 K: 1 BB: 2 S: 6 P: 14	R: 0 H: 0 E: 0 LOB: 0 K: 0 BB: 0 S: 3 P: 3	R: 1 H: 1 E: 0 LOB: 1 K: 2 BB: 1 S: 8 P: 12	R: 0 H: 0 E: 0 LOB: 0 K: 3 BB: 0 S: 9 P: 9	R: 0 H: 1 E: 1 LOB: 2 K: 1 BB: 0 S: 7 P: 7	R: 0 H: 0 E: 1 LOB: 1 K: 1 BB: 0 S: 6 P: 6	1B: 5 SF: 0 2B: 0 SAC: 0 3B: 0 DP: 0 HR: 1 HBP: 0						WP: 0 PA: 44 PB: 0 SB: 1 CS: 0

PITCHER		IP	WLS	BF	H	R	ER	SO	BB	IBB	HBP	BLK	WP	HR	S	P	ERA	WHIP
Billy Pierce, L ERA: 3.45	(1, 1)	5.2		22	4	2	1	7	1	0	0	0	0	0	35	39	1.59	0.882
Don Larsen, R ERA: 2.53	(6, 1)	0.1		2	0	0	0	1	1	0	0	0	0	0	3	7	0.00	3.000
Bobby Bolin, R ERA: 3.18	(7, 1)	3.0		11	1	1	1	5	1	0	0	0	0	1	20	24	3.00	0.667
Gaylord Perry, R ERA: 1.1	(10, 1)	2.0	W	9	1	0	0	2	0	0	0	0	0	0	13	13	0.00	0.500

PITCHER	IP	WLS	BF	H	R	ER	SO	BB	IBB	HBP	BLK	WP	HR	S	P	ERA	WHIP

TOP

New York Mets @ San Francisco Giants

Candlestick Park, San Francisco, CA

Fri May 17 1963, 10:05 PM EDT

Att. 19,352 - Unknown

livebaseballscorecards.com

AB	41
R	3
H	6
RBI	2
BB	3
SO	15
LOB	16

Batter	1	2	3	4	5	6	7	8	9	10	11	AB	R	H	RBI	BB	SO	LOB
Jim Davenport, R (1, 5) OBP: 0.288, SLG: 0.331	K	F6		FC5-4 BB 1-2 2-3 3-H		G5-4-3 1-2f			4-3			3	0	0	1	1	1	3
Matty Alou, L (9, PH) OBP: 0.111, SLG: 0.111												1	0	0	0	0	0	1
Gaylord Perry, R (10, 1)												0	0	0	0	0	0	0
Felipe Alou, R (1, 9) OBP: 0.362, SLG: 0.564	3-1		L6	FC5-4 1-2f			P6		6-3			5	0	0	0	0	0	4
Willie Mays, R (1, 8) OBP: 0.365, SLG: 0.470	HR		6-3		6-3		F8			G3-6-3 HBP		4	1	1	1	0	0	0
Willie McCovey, L (1, 7) OBP: 0.387, SLG: 0.549	HR		K		6-3 BB		G3			G3-6-3 1-2f		4	1	1	1	1	1	1
Orlando Cepeda, R (1, 3) OBP: 0.368, SLG: 0.543	BB			K	6-3 1-2			F7		F6		4	0	0	0	1	1	1
Ed Bailey, L (1, 2) OBP: 0.392, SLG: 0.609	K			WP BB 1B 1B	F8			4-3			G3	5	1	1	0	0	1	2
Joey Amalfitano, R (1, 4) OBP: 0.269, SLG: 0.246 (10, 5)			4-3 6-3 BB	BB WP 1-2 1B		FC1-5 BB 1B		K			HR	4	1	3	1	1	1	0
Jose Pagan, R (1, 6) OBP: 0.259, SLG: 0.254		6-3 1-2		K	FC1-5 1-2 BB				E5			3	0	0	0	1	1	3
Billy Pierce, L (1, 1)		4-3 2-3		BB 1-2 2-3		FC1-5 1-2 2-3f G5-4-3			4-3			1	0	0	0	1	0	1
Don Larsen, R (6, 1)												0	0	0	0	0	0	0
Billy O'Dell, S (6, PH) OBP: 0.150, SLG: 0.150												1	0	0	0	0	0	2
Bobby Bolin, R (7, 1)												0	0	0	0	0	0	0
Harvey Kuenn, R (9, PH) OBP: 0.227, SLG: 0.190												1	0	0	0	0	0	1
Ernie Bowman, R (10, 4) OBP: 0.286, SLG: 0.429												0	0	0	0	0	0	0
Inning Stats	R: 2 E: 0 K: 2 S: 9 H: 2 LOB: 1 BB: 1 P: 13	R: 0 E: 0 K: 0 S: 3 H: 0 LOB: 1 BB: 1 P: 7	R: 0 E: 0 K: 1 S: 5 H: 0 LOB: 0 BB: 0 P: 5	R: 1 E: 0 K: 2 S: 9 H: 2 LOB: 3 BB: 2 P: 17	R: 0 E: 0 K: 0 S: 3 H: 0 LOB: 1 BB: 1 P: 7	R: 0 E: 0 K: 0 S: 3 H: 1 LOB: 1 BB: 1 P: 7	R: 0 E: 0 K: 0 S: 3 H: 0 LOB: 0 BB: 0 P: 3	R: 0 E: 0 K: 1 S: 5 H: 0 LOB: 0 BB: 0 P: 5	R: 0 E: 1 K: 0 S: 4 H: 0 LOB: 1 BB: 0 P: 4	R: 0 E: 0 K: 0 S: 2 H: 0 LOB: 0 BB: 0 P: 3	R: 1 E: 0 K: 0 S: 2 H: 1 LOB: 0 BB: 0 P: 2	1B: 3 2B: 0 3B: 0 HR: 3 SF: 0 SAC: 0 DP: 2 HBP: 1	WP: 1 PB: 0 SB: 0 CS: 0 PA: 43					

PITCHER		IP	WLS	BF	H	R	ER	SO	BB	IBB	HBP	BLK	WP	HR	S	P	ERA	WHIP
Galen Cisco, R ERA: 3.43	(1, 1)	9.0		38	5	3	3	6	6	0	0	0	1	2	44	68	3.00	1.222
Roger Craig, R ERA: 3.59	(10, 1)	1.1	L	5	1	1	1	0	0	0	1	0	0	1	4	5	6.75	0.750

PITCHER	IP	WLS	BF	H	R	ER	SO	BB	IBB	HBP	BLK	WP	HR	S	P	ERA	WHIP

BOTTOM

New York Mets @ San Francisco Giants

Candlestick Park, San Francisco, CA

Fri May 17 1963, 10:05 PM EDT

Att. 19,352 - Unknown

livebaseballscorecards.com

AB	36
R	4
H	6
RBI	4
BB	6
SO	6
LOB	19

New York Mets @ San Francisco Giants

Candlestick Park, San Francisco, CA

Sat May 18 1963, 6:33 AM EDT

Att. 17,019 - Unknown

TOP

livebaseballscorecards.com

Batter	1	2	3	4	5	6	7	8	9	AB	R	H	RBI	BB	SO	LOB
Charlie Neal, R (1, 5) OBP: 0.317, SLG: 0.317	E6 4-3 5-3		1B BB 1B 1-3 1B	2-3 1B		4-3 ②		F8 ③		5	1	2	0	0	0	0
Ron Hunt, R (1, 4) OBP: 0.395, SLG: 0.467	5-3 ① 1-2		B B B B 1B 1-2 BB	S S S K ③		B B B B PO BB			6-3 ① 1-3	3	1	0	0	2	1	3
Duke Snider, L (1, 7) OBP: 0.342, SLG: 0.454	4-3 ② 2-3		FC5 1B 1-2 2-3 3-H 1B		4-3 ① 1B	PO ③ 1-2 BB	B B B B 1B BB		1-3 ②	4	0	1	1	1	0	1
Tim Harkness, L (1, 3) OBP: 0.304, SLG: 0.375	L6 ③		1-2 2-H 3-H 1B	BB E FC3-6 1B			S S S K ①		1B	3	0	2	2	0	0	1
Rod Kanehl, R (5, PR) (5, 9) OBP: 0.333, SLG: 0.250										2	1	1	0	0	1	1
Ed Kranepool, L (1, 9) (5, 3) OBP: 0.282, SLG: 0.355		6-3 ① 1-2	F7 ② 2-H 3-H 1B	E7 FC3-6 BB 1-2			1-2 1B		F8 ③	5	0	1	0	0	0	4
Jim Hickman, R (1, 8) OBP: 0.361, SLG: 0.468		5-3 ② 1-2	FC5 ③ 2-3f	B B B B FC3-6 1-2 2-3 BB			P3 ②			3	0	0	0	1	0	4
Choo-Choo Coleman, L (1, 2) OBP: 0.297, SLG: 0.228		P5 ③		4-3 ① 1-2	FC3-6 ② 1-2f 2-3 3-H		P4 ③			4	0	0	1	0	0	4
Al Moran, R (1, 6) OBP: 0.222, SLG: 0.221			6-3 ① 1-2	E7 1B 1B	1-6-3 ③ 1-2			L6 ①		4	0	1	0	0	0	2
Carl Willey, R (1, 1) OBP: 0.200, SLG: 0.143			1B PB 1B 1B	S S S K ②		S S S K ①		1-3 ②		4	1	1	0	0	2	1

Inning Stats																								
	R: 0	H: 0	R: 0	H: 0	R: 3	H: 4	R: 0	H: 2	R: 1	H: 1	R: 0	H: 0	R: 0	H: 1	R: 0	H: 0	R: 0	H: 1	1B: 9	SF: 0	WP: 0	PA: 42		
	E: 1	LOB: 1	E: 0	LOB: 0	E: 0	LOB: 2	E: 1	LOB: 2	E: 1	LOB: 2	E: 0	LOB: 0	E: 0	LOB: 2	E: 0	LOB: 0	E: 0	LOB: 1	2B: 0	SAC: 0	PB: 1			
	K: 0	BB: 0	K: 0	BB: 0	K: 0	BB: 1	K: 2	BB: 0	K: 0	BB: 1	K: 1	BB: 1	K: 1	BB: 2	K: 0	BB: 0	K: 0	BB: 0	3B: 0	DP: 0	SB: 0			
	S: 4	P: 4	S: 3	P: 3	S: 7	P: 11	S: 9	P: 9	S: 5	P: 9	S: 4	P: 8	S: 6	P: 10	S: 3	P: 3	S: 4	P: 4	HR: 0	HBP: 0	CS: 0			

PITCHER		IP	WLS	BF	H	R	ER	SO	BB	IBB	HBP	BLK	WP	HR	S	P	ERA	WHIP
Jack Sanford, R ERA: 2.5	(1, 1)	8.0	L	37	8	4	3	4	4	0	0	0	0	0	41	57	3.38	1.500
Jim Duffalo, R ERA:	(9, 1)	1.0		4	1	0	0	0	0	0	0	0	0	0	4	4	0.00	1.000

PITCHER	IP	WLS	BF	H	R	ER	SO	BB	IBB	HBP	BLK	WP	HR	S	P	ERA	WHIP

AB	37
R	4
H	9
RBI	4
BB	4
SO	4
LOB	21

Batter	1	2	3	4	5	6	7	8	9	AB	R	H	RBI	BB	SO	LOB
Joey Amalfitano, R (1, 4) OBP: 0.268, SLG: 0.236	FC6-4, WP, HBP		F9		FC5-4 1-2f			F8		3	0	0	0	0	0	1
Felipe Alou, R (1, 9) OBP: 0.359, SLG: 0.552	K 1-2		HBP		K			6-3		3	0	0	0	0	2	2
Willie Mays, R (1, 8) OBP: 0.356, SLG: 0.457	FC6-4 1B 2-3		F8			F8			P3	4	0	0	0	0	0	2
Willie McCovey, L (1, 7) OBP: 0.384, SLG: 0.540	1B 1-2		K			K			3-1	4	0	1	0	0	2	1
Orlando Cepeda, R (1, 3) OBP: 0.359, SLG: 0.528	P4			F9		K			F7	4	0	0	0	0	1	2
Tom Haller, L (1, 2) OBP: 0.329, SLG: 0.380		CS 1B		F6			3-1			3	0	1	0	0	0	0
Jim Davenport, R (1, 5) OBP: 0.281, SLG: 0.323		F9 1-2		5-3			L6			3	0	0	0	0	0	1
Jose Pagan, R (1, 6) OBP: 0.254, SLG: 0.248		E6 FC6-4			5-3		6-3			3	0	0	0	0	0	0
Jack Sanford, R (1, 1) OBP: 0.226, SLG: 0.286		FC6-4 1-2f			FC5-4 1B			F2		2	0	1	0	0	0	1
Matty Alou, L (8, PH) OBP: 0.100, SLG: 0.100										1	0	0	0	0	0	0
Jim Duffalo, R (9, 1)										0	0	0	0	0	0	0
Inning Stats	R: 0 H: 1 E: 0 LOB: 2 K: 1 BB: 0 S: 6 P: 7	R: 0 H: 1 E: 1 LOB: 1 K: 0 BB: 0 S: 4 P: 4	R: 0 H: 0 E: 0 LOB: 1 K: 1 BB: 0 S: 5 P: 6	R: 0 H: 0 E: 0 LOB: 0 K: 0 BB: 0 S: 3 P: 3	R: 0 H: 1 E: 0 LOB: 1 K: 1 BB: 0 S: 6 P: 6	R: 0 H: 0 E: 0 LOB: 0 K: 2 BB: 0 S: 7 P: 7	R: 0 H: 0 E: 0 LOB: 0 K: 0 BB: 0 S: 3 P: 3	R: 0 H: 0 E: 0 LOB: 0 K: 0 BB: 0 S: 3 P: 3	R: 0 H: 0 E: 0 LOB: 0 K: 0 BB: 0 S: 3 P: 3							

PITCHER	IP	WLS	BF	H	R	ER	SO	BB	IBB	HBP	BLK	WP	HR	S	P	ERA	WHIP
Carl Willey, R (1, 1) ERA: 1.38	9.0	W	32	3	0	0	5	0	0	2	0	1	0	40	42	0.00	0.333

PITCHER	IP	WLS	BF	H	R	ER	SO	BB	IBB	HBP	BLK	WP	HR	S	P	ERA	WHIP

BOTTOM

New York Mets @ San Francisco Giants

Candlestick Park, San Francisco, CA

Sat May 18 1963, 6:33 AM EDT

Att. 17,019 - Unknown

livebaseballscorecards.com

AB	30
R	0
H	3
RBI	0
BB	0
SO	5
LOB	10

1B: 3	SF: 0	WP: 1	PA: 32
2B: 0	SAC: 0	PB: 0	
3B: 0	DP: 0	SB: 0	
HR: 0	HBP: 2	CS: 1	

New York Mets @ Los Angeles Dodgers

Dodger Stadium, Los Angeles, CA

Sun May 19 1963, 3:33 AM PDT

Unknown

livebaseballscorecards.com

Batter	1	2	3	4	5	6	7	8	9	AB	R	H	RBI	BB	SO	LOB
Rod Kanehl, R (1, 8) OBP: 0.273, SLG: 0.200	X 0-0 ① F8		M B C S 1-3 ③ K			B L F F B X 2-2 ① 6-3 1-2			C B S B B C 3-3 ① K	4	0	0	0	0	2	2
Charlie Neal, R (1, 5) OBP: 0.308, SLG: 0.308	B F C B X 2-2 ② 6-3			B X 1-0 ① 4-3		X 0-0 ② 4-3 2-3			B C S F X 1-2 ② L9	4	0	0	0	0	0	1
Ron Hunt, R (1, 4) OBP: 0.391, SLG: 0.459	C B B C C F X 2-2 ③ F9			B B C B F X 3-2 1B		X 0-0 ③ F7			C X 0-1 ③ F8	4	0	1	0	0	0	1
Cliff Cook, R (1, 7) OBP: 0.175, SLG: 0.241		B S C S 1-3 ① K		X 0-0 ② F9			X 0-0 ① 2-3			3	0	0	0	0	1	1
Jim Hickman, R (1, 9) OBP: 0.353, SLG: 0.456		F B B X 2-1 ② F9		C F B P B X 3-2 ③ L7			B C B X 2-1 ② 5-3			3	0	0	0	0	0	1
Ed Kranepool, L (1, 3) OBP: 0.275, SLG: 0.345		B C F B B F F F X 3-2 ③ F2			C X 0-1 ① 1-3		C B S B F X 2-2 ③ 6-3			3	0	0	0	0	0	0
Al Moran, R (1, 6) OBP: 0.216, SLG: 0.214			F F S 0-3 ① K		B B C S X 2-2 ② F3			F F B F B X 2-2 ① F9		3	0	0	0	0	1	0
Norm Sherry, R (1, 2) OBP: 0.146, SLG: 0.239			S X 0-1 ② F8		B B X 2-0 ③ F8			B F B C F F F S 2-3 ② K		3	0	0	0	0	1	0
Roger Craig, R (1, 1) OBP: 0.125, SLG: 0.045			B B C B C B 4-2 BB			F X 0-1 4-3 6-3 1B		X 0-0 ③ 1-3		2	0	1	0	1	0	0
Inning Stats	R: 0 E: 0 K: 0 S: 8 H: 0 LOB: 0 BB: 0 P: 12	R: 0 E: 0 K: 1 S: 11 H: 0 LOB: 0 BB: 0 P: 17	R: 0 E: 0 K: 2 S: 10 H: 0 LOB: 1 BB: 1 P: 15	R: 0 E: 0 K: 0 S: 9 H: 1 LOB: 1 BB: 0 P: 15	R: 0 E: 0 K: 0 S: 6 H: 0 LOB: 0 BB: 0 P: 10	R: 0 E: 0 K: 0 S: 8 H: 1 LOB: 1 BB: 0 P: 10	R: 0 E: 0 K: 0 S: 7 H: 0 LOB: 0 BB: 0 P: 11	R: 0 E: 0 K: 1 S: 12 H: 0 LOB: 0 BB: 0 P: 16	R: 0 E: 0 K: 1 S: 9 H: 0 LOB: 0 BB: 0 P: 13	1B: 2 2B: 0 3B: 0 HR: 0	SF: 0 SAC: 0 DP: 0 HBP: 0						

PITCHER	IP	WLS	BF	H	R	ER	SO	BB	IBB	HBP	BLK	WP	HR	S	P	ERA	WHIP
Sandy Koufax, L (1, 1) ERA: 1.06	9.0	W	30	2	0	0	5	1	0	0	0	0	0	80	119	0.00	0.333

PITCHER	IP	WLS	BF	H	R	ER	SO	BB	IBB	HBP	BLK	WP	HR	S	P	ERA	WHIP

AB	29
R	0
H	2
RBI	0
BB	1
SO	5
LOB	6

WP: 0 PB: 0 SB: 0 CS: 0 PA: 30

Batter	1	2	3	4	5	6	7	8	9	AB	R	H	RBI	BB	SO	LOB
Maury Wills, S (1, 5) OBP: 0.333, SLG: 0.319	B1-3		4-3		FC4-6		4-3			4	0	0	0	0	0	2
Jim Gilliam, S (1, 4) OBP: 0.383, SLG: 0.462	E SF8 BB		G3			F2		SH1-3 1B		3	1	1	0	1	0	0
Ron Fairly, L (1, 3) OBP: 0.389, SLG: 0.492	E9 1B		G3			4-3		SH1-3		3	0	1	0	0	0	0
Tommy Davis, R (1, 7) OBP: 0.311, SLG: 0.383	SF8			5-3		1B 1B		F8		3	0	1	1	0	0	1
Wally Moon, L (1, 9) OBP: 0.368, SLG: 0.400	G1			F7		1-2		F6		4	0	1	0	0	0	2
Lee Walls, R (9, 9) OBP: 0.278, SLG: 0.444										0	0	0	0	0	0	0
John Roseboro, L (1, 2) OBP: 0.275, SLG: 0.376		K		F3		K				3	0	0	0	0	2	2
Willie Davis, L (1, 8) OBP: 0.237, SLG: 0.367		L4			K		CS 1B			3	0	1	0	0	1	0
Dick Tracewski, R (1, 6) OBP: 0.340, SLG: 0.255		1B			6-3		1B			3	0	2	0	0	0	0
Sandy Koufax, R (1, 1) OBP: 0.160, SLG: 0.048		4-3			FC4-6 BB		K			2	0	0	0	1	1	2
Inning Stats	R: 1 H: 1 E: 1 LOB: 1 K: 0 BB: 1 S: 5 P: 12	R: 0 H: 1 E: 0 LOB: 1 K: 1 BB: 0 S: 12 P: 14	R: 0 H: 0 E: 0 LOB: 0 K: 0 BB: 0 S: 5 P: 6	R: 0 H: 0 E: 0 LOB: 0 K: 0 BB: 0 S: 8 P: 13	R: 0 H: 0 E: 0 LOB: 1 K: 1 BB: 1 S: 7 P: 14	R: 0 H: 2 E: 0 LOB: 2 K: 1 BB: 0 S: 13 P: 20	R: 0 H: 2 E: 0 LOB: 1 K: 1 BB: 0 S: 8 P: 13	R: 0 H: 1 E: 0 LOB: 1 K: 0 BB: 0 S: 7 P: 10		1B: 7 SF: 1 2B: 0 SAC: 1 3B: 0 DP: 0 HR: 0 HBP: 0						

PITCHER	IP	WLS	BF	H	R	ER	SO	BB	IBB	HBP	BLK	WP	HR	S	P	ERA	WHIP
Roger Craig, R (1, 1) ERA: 3.31	8.0	L	32	7	1	1	4	2	0	0	0	0	0	65	102	1.12	1.125

PITCHER	IP	WLS	BF	H	R	ER	SO	BB	IBB	HBP	BLK	WP	HR	S	P	ERA	WHIP

BOTTOM

New York Mets @ Los Angeles Dodgers

Dodger Stadium, Los Angeles, CA

Sun May 19 1963, 3:33 AM PDT

Unknown

livebaseballscorecards.com

AB	28
R	1
H	7
RBI	1
BB	2
SO	4
LOB	9

WP: 0 PA: 32
PB: 0
SB: 0
CS: 1

Batter	1	2	3	4	5	6	7	8	9	10	11	12	13	AB	R	H	RBI	BB	SO	LOB
Charlie Neal, R (1, 5) OBP: 0.316, SLG: 0.311	6-3		BB		1B		1-3			4-3		G6-4-3		5	1	2	0	1	0	0
Ed Kranepool, L (1, 3) OBP: 0.278, SLG: 0.345	K	2-3	2-3		1B			SH1-4		K		G6-4-3		6	0	2	0	0	2	4
Ron Hunt, R (1, 4) OBP: 0.398, SLG: 0.460	F3			2B E	1B			SH1-4					F9	4	1	2	1	1	0	0
Jim Hickman, R (1, 9) OBP: 0.352, SLG: 0.454		F5		F4	K			BB		5-3			FC5-4	5	0	1	0	1	1	4
Cliff Cook, R (1, 7) OBP: 0.206, SLG: 0.259	K			2B		F7		F9			G6-3		FC5-4	4	0	1	0	2	1	2
Rod Kanehl, R (1, 8) OBP: 0.214, SLG: 0.154		5-3		F9		5-3		L9			F8		FC5-4	6	0	0	0	0	0	7
Chris Cannizzaro, R (1, 2) OBP: 0.364, SLG: 0.400			BB	K		L8			K		G6-3		F4	2	0	0	0	1	1	1
Chico Fernandez, R (9, PH) OBP: 0.250, SLG: 0.232														1	0	0	0	0	1	0
Choo-Choo Coleman, L (9, 2) OBP: 0.290, SLG: 0.222														2	0	0	0	0	0	3
Al Moran, R (1, 6) OBP: 0.215, SLG: 0.214			F9		K		6-3		6-3			FC2-6		5	0	1	0	0	1	1
Al Jackson, L (1, 1) OBP: 0.192, SLG: 0.200			F7		K		K		K			FC2-6		5	0	0	0	0	3	2
Larry Burright, R (12, PR) OBP: 0.278, SLG: 0.371														0	0	0	0	0	0	0
Ken MacKenzie, R (12, 1)														0	0	0	0	0	0	0
Inning Stats	R: 0 E: 0 K: 1 S: 8 H: 0 LOB: 0 BB: 0 P: 13	R: 0 E: 0 K: 1 S: 5 H: 0 LOB: 0 BB: 0 P: 7	R: 0 E: 0 K: 0 S: 8 H: 0 LOB: 2 BB: 2 P: 17	R: 1 E: 0 K: 1 S: 12 H: 2 LOB: 1 BB: 0 P: 18	R: 1 E: 0 K: 3 S: 17 H: 3 LOB: 2 BB: 0 P: 26	R: 0 E: 0 K: 0 S: 5 H: 0 LOB: 0 BB: 0 P: 11	R: 0 E: 0 K: 1 S: 6 H: 0 LOB: 0 BB: 0 P: 9	R: 0 E: 0 K: 0 S: 11 H: 1 LOB: 2 BB: 1 P: 20	R: 0 E: 0 K: 2 S: 8 H: 0 LOB: 0 BB: 0 P: 11	R: 0 E: 0 K: 1 S: 11 H: 0 LOB: 1 BB: 1 P: 21	R: 0 E: 0 K: 0 S: 6 H: 0 LOB: 0 BB: 1 P: 10	R: 0 E: 0 K: 0 S: 5 H: 2 LOB: 2 BB: 0 P: 8	R: 0 E: 0 K: 0 S: 6 H: 1 LOB: 2 BB: 1 P: 14	1B: 7 2B: 2 3B: 0 HR: 0 SF: 0 SAC: 1 DP: 2 HBP: 0	WP: 0 PB: 0 SB: 0 CS: 0 PA: 52						

PITCHER		IP	WLS	BF	H	R	ER	SO	BB	IBB	HBP	BLK	WP	HR	S	P	ERA	WHIP
Pete Richert, L ERA: 6.45	(1, 1)	6.0		25	5	2	1	6	2	0	0	0	0	0	55	92	1.50	1.167
Ron Perranoski, L ERA: 2.01	(7, 1)	7.0	W	27	4	0	0	4	3	1	0	0	0	0	53	93	0.00	1.000

PITCHER	IP	WLS	BF	H	R	ER	SO	BB	IBB	HBP	BLK	WP	HR	S	P	ERA	WHIP

TOP

New York Mets @ Los Angeles Dodgers

Dodger Stadium, Los Angeles, CA

Sun May 19 1963, 3:38 AM PDT

Att. 42,541 - Unknown

livebaseballscorecards.com

AB	45
R	2
H	9
RBI	1
BB	6
SO	10
LOB	24

BOTTOM

Batter	1	2	3	4	5	6	7	8	9	10	11	12	13	AB	R	H	RBI	BB	SO	LOB
Nate Oliver, R (1, 4) OBP: 0.327, SLG: 0.337	L8			1B WP 1B		FC1-6 FC1-5 1B 1B		F6		FC5-4		1B		6	2	3	0	0	0	2
Maury Wills, S (1, 5) OBP: 0.326, SLG: 0.311	F3			1B 1B		FC1-5 FC1-6		L8			6-3	F9		6	0	1	0	0	0	4
Ron Fairly, L (1, 8) OBP: 0.393, SLG: 0.485	3-1			9-4-3 1B		FC1-6 1B			K		E WP BB		FC4-6 BB	4	0	1	0	2	1	2
Tommy Davis, R (1, 7) OBP: 0.323, SLG: 0.384		F7		9-4-3		1B			S 1B		E IBB		FC4-6 HR	5	1	2	1	1	0	2
Frank Howard, R (1, 9) OBP: 0.354, SLG: 0.492		F8			5-3		5-3		F7		L7		HR	6	1	1	2	0	0	3
Bill Skowron, R (1, 3) OBP: 0.280, SLG: 0.277		F2			K		4-3		F7		E6			5	0	0	0	0	1	3
Dick Tracewski, R (1, 6) OBP: 0.328, SLG: 0.250		1-3			1B		F9			5-3	K			5	0	1	0	0	1	3
Doug Camilli, R (1, 2) OBP: 0.235, SLG: 0.200		5-3			F4				2B	FC5-4	BB	F5		3	0	1	0	0	0	1
Willie Davis, L (8, PR) OBP: 0.237, SLG: 0.367														0	0	0	0	0	0	0
John Roseboro, L (9, 2) OBP: 0.278, SLG: 0.373														1	0	0	0	1	0	0
Pete Richert, L (1, 1) OBP: 0.333, SLG: 0.400		F9				FC1-5 1B 1B			K		K	K		1	0	0	0	0	0	0
Lee Walls, R (6, PH) OBP: 0.316, SLG: 0.474														1	0	1	0	0	0	0
Ron Perranoski, L (7, 1)														3	0	0	0	0	3	2
Inning Stats	R: 0 H: 0 E: 0 LOB: 0 K: 0 BB: 0 S: 10 P: 14	R: 0 H: 0 E: 0 LOB: 0 K: 0 BB: 0 S: 4 P: 5	R: 0 H: 0 E: 0 LOB: 0 K: 0 BB: 0 S: 8 P: 9	R: 1 H: 3 E: 0 LOB: 0 K: 0 BB: 0 S: 10 P: 17	R: 0 H: 1 E: 0 LOB: 1 K: 1 BB: 0 S: 14 P: 17	R: 1 H: 3 E: 0 LOB: 2 K: 0 BB: 0 S: 11 P: 21	R: 0 H: 0 E: 0 LOB: 0 K: 0 BB: 0 S: 5 P: 8	R: 0 H: 1 E: 0 LOB: 1 K: 1 BB: 0 S: 8 P: 10	R: 0 H: 1 E: 0 LOB: 1 K: 1 BB: 0 S: 12 P: 20	R: 0 H: 0 E: 0 LOB: 1 K: 1 BB: 1 S: 8 P: 16	R: 0 H: 0 E: 1 LOB: 3 K: 1 BB: 2 S: 11 P: 24	R: 0 H: 1 E: 0 LOB: 1 K: 1 BB: 0 S: 13 P: 21	R: 2 H: 1 E: 0 LOB: 0 K: 0 BB: 1 S: 7 P: 12	1B: 9 SF: 0 2B: 2 SAC: 0 3B: 0 DP: 1 HR: 1 HBP: 0	WP: 2 PA: 50 PB: 0 SB: 1 CS: 0						

PITCHER		IP	WLS	BF	H	R	ER	SO	BB	IBB	HBP	BLK	WP	HR	S	P	ERA	WHIP
Al Jackson, L ERA: 2.54	(1, 1)	11.0		43	9	2	2	5	2	1	0	0	2	0	101	161	1.64	1.000
Ken MacKenzie, L ERA: 4.02	(12, 1)	1.1	L	7	2	2	2	1	1	0	0	0	0	1	20	33	13.50	2.250

PITCHER	IP	WLS	BF	H	R	ER	SO	BB	IBB	HBP	BLK	WP	HR	S	P	ERA	WHIP

New York Mets @ Los Angeles Dodgers

Dodger Stadium, Los Angeles, CA

Sun May 19 1963, 3:38 AM PDT

Att. 42,541 - Unknown

livebaseballscorecards.com

AB	46
R	4
H	11
RBI	3
BB	4
SO	6
LOB	22

Batter	1	2	3	4	5	6	7	8	9	AB	R	H	RBI	BB	SO	LOB
Charlie Neal, R (1, 5) OBP: 0.314, SLG: 0.309	C B S B X 2-2 F9 ①			F F B X 1-2 6-3 ①	F F X 0-2 1-2 2-H 3-H 1B		F F B X 1-2 6-3 ②			4	0	1	2	0	0	2
Ed Kranepool, L (1, 3)	X 0-0 F9 ②			C C F X 0-2 5-3 1B	F F S 0-3 K ③		S C S 0-3 K ③			4	0	1	0	0	2	4
Ron Hunt, R (1, 4) OBP: 0.394, SLG: 0.453	C C B C 1-3 K ③			X 0-0 5-3 ② 1-2		F B C B X 2-2 SH3-4 1B 1B		X 0-0 F9 ①		4	0	1	0	0	1	1
Jim Hickman, R (1, 9) OBP: 0.349, SLG: 0.447		C B F B S 2-3 K ①		C F S 0-3 K ③		X 0-0 SH3-4 1-2 1B		B F B B X 3-1 F7 ②		4	0	1	0	0	2	1
Cliff Cook, R (1, 7) OBP: 0.197, SLG: 0.246		B B C S S 2-3 K ②			S F B B B S 3-3 K ①	L X 0-1 SH3-4 1-2 2-3 ①		B X 1-0 F3 ③		3	0	0	0	0	2	0
Chico Fernandez, R (1, 6) OBP: 0.263, SLG: 0.250		B C B F X 2-2 1-3 ③			C B X 1-1 BB 1B 2B	I I I 4-0 G6-3 IBB			C F B X 1-2 F7 ①	3	1	1	0	1	0	0
Rod Kanehl, R (1, 8) OBP: 0.188, SLG: 0.133			X 0-0 F8 ①		B F F F B S 2-3 K ②	B X 1-0 G6-3 ② ③ 1-2f			C X 0-1 5-3 ②	4	0	0	0	0	1	4
Norm Sherry, R (1, 2) OBP: 0.157, SLG: 0.229 Choo-Choo Coleman, L (7, PR) OBP: 0.290, SLG: 0.222 (7, 2) Larry Burright, R (9, PH) OBP: 0.270, SLG: 0.361			S F X 0-2 4-3 ②		I I I I 4-0 BB 1B IBB		B C F B B X 2-2 E6 SH3-4		C S S 0-3 K ③	2 0 1	1 0 0	0 0 0	0 0 0	1 0 0	0 0 1	0 0 0
Galen Cisco, R (1, 1) OBP: 0.214, SLG: 0.167 Don Rowe, L (8, 1) OBP: 0.250, SLG: 0.250			C C F S 0-3 K ③		B B B B 4-0 1B 1-2 2-3 BB		X 0-0 SH3-4 1-2 ①			1 0	0 0	0 0	0 0	1 0	1 0	0 0
Inning Stats	R: 0 E: 0 K: 1 S: 7 H: 0 LOB: 0 BB: 0 P: 10	R: 0 E: 0 K: 2 S: 9 H: 0 LOB: 0 BB: 0 P: 15	R: 0 E: 0 K: 1 S: 8 H: 0 LOB: 0 BB: 0 P: 8	R: 0 E: 0 K: 1 S: 11 H: 1 LOB: 1 BB: 0 P: 12	R: 2 E: 0 K: 3 S: 15 H: 2 LOB: 2 BB: 2 P: 29	R: 0 E: 0 K: 0 S: 7 H: 2 LOB: 2 BB: 1 P: 14	R: 0 E: 1 K: 1 S: 10 H: 0 LOB: 2 BB: 0 P: 13	R: 0 E: 0 K: 0 S: 4 H: 0 LOB: 0 BB: 0 P: 8	R: 0 E: 0 K: 1 S: 8 H: 0 LOB: 0 BB: 0 P: 9	1B: 4 2B: 1 3B: 0 HR: 0	SF: 0 SAC: 2 DP: 1 HBP: 0					

PITCHER	IP	WLS	BF	H	R	ER	SO	BB	IBB	HBP	BLK	WP	HR	S	P	ERA	WHIP
Johnny Podres, L (1, 1) ERA: 2.47	9.0	W	35	5	2	2	10	1	2	0	0	0	0	79	118	2.00	0.667

PITCHER	IP	WLS	BF	H	R	ER	SO	BB	IBB	HBP	BLK	WP	HR	S	P	ERA	WHIP

TOP

New York Mets @ Los Angeles Dodgers

Dodger Stadium, Los Angeles, CA

Tue May 21 1963, 7:05 PM PDT

Att. 21,108 - Unknown

livebaseballscorecards.com

AB	30
R	2
H	5
RBI	2
BB	3
SO	10
LOB	12

1B: 4	SF: 0	WP: 0	PA: 35
2B: 1	SAC: 2	PB: 0	
3B: 0	DP: 1	SB: 0	
HR: 0	HBP: 0	CS: 0	

New York Mets @ Los Angeles Dodgers

Dodger Stadium, Los Angeles, CA

Tue May 21 1963, 7:05 PM PDT

Att. 21,108 - Unknown

livebaseballscorecards.com

BOTTOM

Batter	1	2	3	4	5	6	7	8	9	AB	R	H	RBI	BB	SO	LOB
Maury Wills, S (1, 5) OBP: 0.316, SLG: 0.301	B B C C S 2-3 ① K		B F F B X 2-2 ② F7		C S B C 1-3 ③ K		C C X 0-2 E4 CS			4	0	0	0	0	2	0
Jim Gilliam, S (1, 4) OBP: 0.378, SLG: 0.448	C B C X 1-2 ② F9		X 0-0 ③ 4-3			B X 1-0 ① F7	B C B F B B 4-2 ① 1-2 2B BB			3	1	0	0	1	0	0
Ron Fairly, L (1, 3) (9, 8) OBP: 0.403, SLG: 0.507	C B B X 2-1 ③ 1-3			F B B X 2-1 G6-4-3 1B		B X 1-0 BB 2B 2B	C X 0-1 1-H 2B			4	1	3	1	0	0	0
Tommy Davis, R (1, 7) OBP: 0.310, SLG: 0.367		B B B C C F X 3-2 ① 1-3		B C X 1-1 ①② G6-4-3 1-2f		C F B X 1-2 ② L8	C F F B X 1-2 ② F7			4	0	0	0	0	0	3
Frank Howard, R (1, 9) OBP: 0.365, SLG: 0.488		B B B C B 4-1 FC5 1B BB		C F B B F F B F F 4-2 B HBP BB		B B B B 4-0 BB 2B BB	X 0-0 ③ F8			1	1	0	0	3	0	1
John Roseboro, L (1, 2) OBP: 0.291, SLG: 0.375	B X 1-0 1-2 1B		H 1-0 1-2 HBP			F B B B B 4-1 2B 1B 1-2 2-3 BB	C X 0-1 ① F8			2	1	1	0	1	0	0
Willie Davis, L (1, 8) OBP: 0.245, SLG: 0.379 Bill Skowron, R (9, 3) OBP: 0.280, SLG: 0.277	X 0-0 ② F3		C B X 1-1 ③ 4-3			X 0-0 1B 1-3 2-H 3-H 2B	F X 0-1 S 2-3-2 1B			4 0	0 0	2 0	2 0	0 0	0 0	4 0
Dick Tracewski, R (1, 6) OBP: 0.339, SLG: 0.255	C X 0-1 ③ FC5 2-3f				B B C C S 2-3 ① K	X 0-0 2-3 3-H 1B	F B B B B 4-1 2-3-2 1-2 BB			3	0	1	1	1	1	2
Johnny Podres, L (1, 1) OBP: 0.067, SLG: 0.071			S S B F X 1-2 ① 6-3		B C X 1-1 ② 1-3	C C X 0-2 ③ 4-3		X 0-0 ②③ 2-3-2 1-2 2-Hf		4	0	0	0	0	0	4
Inning Stats	R: 0 H: 0 E: 0 LOB: 0 K: 1 BB: 0 S: 8 P: 13	R: 0 H: 1 E: 0 LOB: 2 K: 0 BB: 1 S: 9 P: 17	R: 0 H: 0 E: 0 LOB: 0 K: 0 BB: 0 S: 8 P: 11	R: 0 H: 1 E: 0 LOB: 2 K: 0 BB: 1 S: 12 P: 21	R: 0 H: 0 E: 0 LOB: 0 K: 2 BB: 0 S: 8 P: 12	R: 3 H: 3 E: 0 LOB: 2 K: 0 BB: 2 S: 11 P: 22	R: 1 H: 1 E: 1 LOB: 1 K: 0 BB: 1 S: 13 P: 18	R: 0 H: 1 E: 0 LOB: 1 K: 0 BB: 1 S: 6 P: 10		1B: 4 SF: 0 2B: 4 SAC: 0 3B: 0 DP: 2 HR: 0 HBP: 1						

	AB	29
	R	4
	H	7
	RBI	4
	BB	6
	SO	3
	LOB	14

WP: 0 PA: 36
PB: 0
SB: 1
CS: 1

PITCHER		IP	WLS	BF	H	R	ER	SO	BB	IBB	HBP	BLK	WP	HR	S	P	ERA	WHIP
Galen Cisco, R ERA: 3.67	(1, 1)	7.0	L	32	6	4	4	3	5	0	1	0	0	0	69	114	5.14	1.571
Don Rowe, L ERA: 4.58	(8, 1)	1.0		4	1	0	0	0	1	0	0	0	0	0	6	10	0.00	2.000

PITCHER	IP	WLS	BF	H	R	ER	SO	BB	IBB	HBP	BLK	WP	HR	S	P	ERA	WHIP

Batter	1	2	3	4	5	6	7	8	9	AB	R	H	RBI	BB	SO	LOB
Charlie Neal, R (1, 5) OBP: 0.313, SLG: 0.303	S S B X 1-2 ① 4-3		B S B C B B 4-2 BB			C X 0-1 ① F8		F F B F B C 2-3 ② K		3	0	0	0	1	1	0
Ed Kranepool, L (1, 9) OBP: 0.269, SLG: 0.331	C T B B F X 2-2 ② F7		S S T B B X 2-2 ③ F5			F X 0-1 ② 6-3		X 0-0 ③ 6-3		4	0	0	0	0	0	1
Ron Hunt, R (1, 4) OBP: 0.383, SLG: 0.438	B S C C 1-3 ③ K			B C F B B F X 3-2 ① L1		F F X 0-2 ③ L4			B X 1-0 ① F2	4	0	0	0	0	1	0
Duke Snider, L (1, 7) OBP: 0.356, SLG: 0.485		B X 1-0 HR		B B B C B 4-1 BB			B B B C B 4-1 HR BB		X 0-0 ② F6	2	2	1	1	2	0	0
Tim Harkness, L (1, 3) OBP: 0.301, SLG: 0.408		S X 0-1 ① F8		S B C F B S 2-3 ② K			B C X 1-1 1-H HR		B B B C X 3-1 ③ F7	4	1	1	2	0	1	1
Choo-Choo Coleman, L (1, 2) OBP: 0.281, SLG: 0.214		X 0-0 ② 1-3		B S F F F B X 2-2 ③ F8			X 0-0 ① F5			3	0	0	0	0	0	1
Jim Hickman, R (1, 8) OBP: 0.342, SLG: 0.437		B B C F X 2-2 ③ F9			X 0-0 ① F4		X 0-0 ② F7			3	0	0	0	0	0	0
Chico Fernandez, R (1, 6) OBP: 0.253, SLG: 0.240			B F F X 1-2 ① 1-3		C F F C 0-3 ② K		X 0-0 ③ P1			3	0	0	0	0	1	0
Carl Willey, R (1, 1) OBP: 0.188, SLG: 0.133 Don Rowe, L (3, 1) OBP: 0.200, SLG: 0.200 Cliff Cook, R (8, PH) OBP: 0.194, SLG: 0.242 Larry Bearnarth, R (8, 1)			S B B F S 2-3 ② K		C C B B S 2-3 ③ K			X 0-0 ① F4		1 1 1 0	0 0 0 0	0 0 0 0	0 0 0 0	0 0 0 0	1 1 0 0	0 0 0 0
Inning Stats	R: 0 E: 0 K: 1 S: 10 H: 0 LOB: 0 BB: 0 P: 14	R: 1 E: 0 K: 0 S: 7 H: 1 LOB: 0 BB: 0 P: 10	R: 0 E: 0 K: 1 S: 12 H: 0 LOB: 1 BB: 1 P: 21	R: 0 E: 0 K: 1 S: 14 H: 0 LOB: 1 BB: 1 P: 25	R: 0 E: 0 K: 2 S: 8 H: 0 LOB: 0 BB: 0 P: 10	R: 0 E: 0 K: 0 S: 7 H: 0 LOB: 0 BB: 0 P: 7	R: 2 E: 0 K: 0 S: 6 H: 1 LOB: 0 BB: 1 P: 11	R: 0 E: 0 K: 1 S: 6 H: 0 LOB: 0 BB: 0 P: 8	R: 0 E: 0 K: 0 S: 4 H: 0 LOB: 0 BB: 0 P: 8	1B: 0 2B: 0 3B: 0 HR: 2	SF: 0 SAC: 0 DP: 0 HBP: 0					

TOP

New York Mets @ Los Angeles Dodgers

Dodger Stadium, Los Angeles, CA

Wed May 22 1963, 7:05 PM PDT

Att. 22,714 - Unknown

livebaseballscorecards.com

AB	29
R	3
H	2
RBI	3
BB	3
SO	6
LOB	3

PITCHER		IP	WLS	BF	H	R	ER	SO	BB	IBB	HBP	BLK	WP	HR	S	P	ERA	WHIP
Don Drysdale, R ERA: 2.99	(1, 1)	9.0	W	32	2	3	3	6	3	0	0	0	0	2	74	114	3.00	0.556

PITCHER	IP	WLS	BF	H	R	ER	SO	BB	IBB	HBP	BLK	WP	HR	S	P	ERA	WHIP

BOTTOM

Batter	1	2	3	4	5	6	7	8	9	AB	R	H	RBI	BB	SO	LOB
Nate Oliver, R (1, 4) OBP: 0.324, SLG: 0.330	F9		F9	SF9 3-H			BB			2	0	0	1	1	0	0
Jim Gilliam, S (1, 5) OBP: 0.374, SLG: 0.440	L7		BB WP 1B	F9			F9			4	1	1	0	0	0	2
Ron Fairly, L (1, 3) OBP: 0.405, SLG: 0.510	HR 2B		E 1-2 BB		F6		L8			3	2	1	0	1	0	1
Tommy Davis, R (1, 7) OBP: 0.327, SLG: 0.415	HR 2-H		G3 1-H 2-H		G6-4-3 1B			1B SH1-3 S 1B		4	2	3	2	0	0	0
Frank Howard, R (1, 9) OBP: 0.364, SLG: 0.508	K		HR		G6-4-3 1-2f			SH1-3 1-2		3	1	1	1	0	1	1
John Roseboro, L (1, 2) OBP: 0.296, SLG: 0.379		BB 1B	3-1			F6		S 2-3 1B		4	0	2	0	0	0	0
Willie Davis, L (1, 8) OBP: 0.259, SLG: 0.385		5-3 1-2 BB		1B SF9 S 1B		CS 1B		K		3	1	2	0	1	1	2
Dick Tracewski, R (1, 6) OBP: 0.333, SLG: 0.241	SAFE	5-3 1-2		4-3 1-2		6-3 1-2		BB 1-2 3-H		3	0	0	0	1	0	4
Don Drysdale, R (1, 1) OBP: 0.233, SLG: 0.259		5-3		1B 2-3			K	4-3		4	0	1	0	0	1	3
Inning Stats	R: 2 E: 0 K: 1 S: 10 H: 2 LOB: 0 BB: 0 P: 13	R: 0 E: 0 K: 0 S: 9 H: 1 LOB: 1 BB: 1 P: 20	R: 3 E: 0 K: 0 S: 14 H: 2 LOB: 0 BB: 1 P: 25	R: 1 E: 0 K: 0 S: 14 H: 2 LOB: 1 BB: 0 P: 22	R: 0 E: 0 K: 0 S: 5 H: 0 LOB: 0 BB: 0 P: 5	R: 0 E: 0 K: 0 S: 5 H: 1 LOB: 0 BB: 0 P: 7	R: 0 E: 0 K: 1 S: 11 H: 0 LOB: 1 BB: 1 P: 17	R: 1 E: 0 K: 1 S: 9 H: 2 LOB: 2 BB: 1 P: 13		1B: 8 2B: 1 3B: 0 HR: 2 SF: 1 SAC: 1 DP: 1 HBP: 0						

PITCHER		IP	WLS	BF	H	R	ER	SO	BB	IBB	HBP	BLK	WP	HR	S	P	ERA	WHIP
Carl Willey, R ERA: 2.23	(1, 1)	2.2	L	14	5	5	5	1	2	0	0	0	1	2	31	54	16.88	2.625
Don Rowe, L ERA: 4.13	(3, 1)	4.1		16	4	1	1	1	1	0	0	0	0	0	37	56	2.08	1.154
Larry Bearnarth, R ERA: 1.62	(8, 1)	1.0		6	2	1	1	1	1	0	0	0	0	0	9	13	9.00	3.000

PITCHER	IP	WLS	BF	H	R	ER	SO	BB	IBB	HBP	BLK	WP	HR	S	P	ERA	WHIP

New York Mets @ Los Angeles Dodgers

Dodger Stadium, Los Angeles, CA

Wed May 22 1963, 7:05 PM PDT

Att. 22,714 - Unknown

livebaseballscorecards.com

AB	30
R	7
H	11
RBI	4
BB	4
SO	3
LOB	13

1B: 8	SF: 1	WP: 2	PA: 36
2B: 1	SAC: 1	PB: 0	
3B: 0	DP: 1	SB: 3	
HR: 2	HBP: 0	CS: 1	

Batter	1	2	3	4	5	6	7	8	9	AB	R	H	RBI	BB	SO	LOB
Jim Piersall, R (1, 8) OBP: 0.290, SLG: 0.286	F8	BB		F6			6-3	1B 1-3 3-H		4	0	1	1	1	0	0
Ron Hunt, R (1, 4) OBP: 0.377, SLG: 0.424	1-3	4-3			E6 BB		3-1 BB	1-3		4	0	0	0	1	0	4
Duke Snider, L (1, 7) OBP: 0.350, SLG: 0.466	K		F4		K		3-1 1-2		BB	4	0	0	0	1	2	2
Tim Harkness, L (1, 3) OBP: 0.318, SLG: 0.397		BB 1B BB HBP	1B BB		F9		BB		K	2	1	0	0	2	1	2
Ed Kranepool, L (1, 9) OBP: 0.281, SLG: 0.331		BB 1B 1-2 BB	1B 1-3 1B		1-2 BB		4-3		F5	3	1	1	0	2	0	3
Choo-Choo Coleman, L (1, 2) OBP: 0.280, SLG: 0.207 Jim Hickman, R (9, PH) OBP: 0.340, SLG: 0.433	1B 4-3 1-2 2-3 BB	F2			F3			E1 1B 1B	K	3 1	2 0	0 0	0 0	1 0	0 1	4 1
Charlie Neal, R (1, 5) OBP: 0.317, SLG: 0.308		1-3 4-3 1-3 2-H 3-H 1B	K			6-3		1B 1-3 1B		4	0	2	2	0	1	2
Chico Fernandez, R (1, 6) OBP: 0.241, SLG: 0.228		4-3 1-2 3-H		K		5-3		K		4	0	0	1	0	2	3
Roger Craig, R (1, 1) OBP: 0.115, SLG: 0.042 Ken MacKenzie, R (4, 1) Rod Kanehl, R (6, PH) OBP: 0.182, SLG: 0.129 Jay Hook, L (6, 1) OBP: 0.294, SLG: 0.267 Cliff Cook, R (8, PH) OBP: 0.191, SLG: 0.238 Tracy Stallard, R (8, 1)		1-3 2-3		F8		F9		K		2 0 1 0 1 0	0 0 0 0 0 0	0 0 0 0 0 0	0 0 0 0 0 0	0 0 0 0 1 0	0 0 0 0 0 0	1 0 0 0 2 0
Inning Stats	R: 0 E: 0 K: 1 S: 5 H: 0 LOB: 0 BB: 0 P: 5	R: 3 E: 0 K: 0 S: 4 H: 1 LOB: 2 BB: 3 P: 17	R: 0 E: 0 K: 1 S: 6 H: 1 LOB: 2 BB: 1 P: 10	R: 0 E: 0 K: 1 S: 5 H: 0 LOB: 0 BB: 0 P: 5	R: 0 E: 1 K: 1 S: 6 H: 0 LOB: 2 BB: 1 P: 10	R: 0 E: 0 K: 0 S: 3 H: 0 LOB: 0 BB: 0 P: 3	R: 0 E: 0 K: 0 S: 3 H: 0 LOB: 2 BB: 2 P: 11	R: 1 E: 1 K: 2 S: 10 H: 2 LOB: 2 BB: 0 P: 10	R: 0 E: 0 K: 2 S: 7 H: 0 LOB: 1 BB: 1 P: 11	1B: 4 2B: 0 3B: 0 HR: 0	SF: 0 SAC: 0 DP: 0 HBP: 1			WP: 0 PB: 0 SB: 0 CS: 0	PA: 42	

PITCHER		IP	WLS	BF	H	R	ER	SO	BB	IBB	HBP	BLK	WP	HR	S	P	ERA	WHIP
Bob Gibson, R ERA: 6.33	(1, 1)	8.0	W	39	4	4	3	6	8	0	1	0	0	0	42	75	3.38	1.500
Bobby Shantz, L ERA: 3.32	(9, 1)	1.0	S	3	0	0	0	2	0	0	0	0	0	0	7	7	0.00	0.000

PITCHER	IP	WLS	BF	H	R	ER	SO	BB	IBB	HBP	BLK	WP	HR	S	P	ERA	WHIP

TOP

New York Mets @ St. Louis Cardinals

Sportsman's Park, St. Louis, MO

Fri May 24 1963, 8:05 PM EDT

Att. 6,052 - Unknown - 58 F

livebaseballscorecards.com

AB	33
R	4
H	4
RBI	4
BB	8
SO	8
LOB	24

Batter	1	2	3	4	5	6	7	8	9	AB	R	H	RBI	BB	SO	LOB
Curt Flood, R (1, 8) OBP: 0.308, SLG: 0.384	F3		2B 3B	BB 1B 1-3 2-H	F9			1B 2B 1B		5	2	3	1	0	0	0
Dick Groat, R (1, 6) OBP: 0.406, SLG: 0.469	6-3		3-1 2B 3-H	BB 1-2		2-3		K		4	0	1	1	1	1	1
Bill White, L (1, 3) OBP: 0.376, SLG: 0.460	F4		F9	F5		K2-6-2 BB		BB 1B 1-3		4	1	1	0	1	0	4
Stan Musial, L (1, 7) OBP: 0.301, SLG: 0.471		HR	3-1 2-3	3-1		K2-6-2 1-2f		2B BB 1-2		4	1	1	1	1	1	5
Duke Carmel, L (8, PR) (9, 7) OBP: 0.360, SLG: 0.316										0	0	0	0	0	0	0
Ken Boyer, R (1, 5) OBP: 0.356, SLG: 0.442		FC4-6 1B	F2		F9		1B	2B 1-3 2-H 3-H		5	0	3	2	0	0	1
George Altman, L (1, 9) OBP: 0.335, SLG: 0.367		FC4-6 SH1-3 1-2f	E1 1B	F3		F5		F7		5	2	0	0	0	0	5
Julian Javier, R (1, 4) OBP: 0.323, SLG: 0.433		SH1-3 1-2	1B 1B 1-2	S BB		F4				2	2	1	0	1	0	1
Gene Oliver, R (1, 2) OBP: 0.287, SLG: 0.435		2-H 2B	1B 1-2 2-H	HR 1-H		F5				4	1	3	3	0	0	1
Bob Gibson, R (1, 1) OBP: 0.368, SLG: 0.471		K	F1	HR 1-H				K		4	1	1	2	0	2	3
Bobby Shantz, R (9, 1)										0	0	0	0	0	0	0
Inning Stats	R: 0 E: 0 K: 0 S: 3 H: 0 LOB: 0 BB: 0 P: 3	R: 2 E: 0 K: 1 S: 8 H: 3 LOB: 1 BB: 0 P: 8	R: 1 E: 0 K: 0 S: 5 H: 2 LOB: 0 BB: 0 P: 5	R: 2 E: 1 K: 0 S: 7 H: 3 LOB: 3 BB: 1 P: 11	R: 3 E: 0 K: 0 S: 5 H: 2 LOB: 0 BB: 1 P: 9	R: 0 E: 0 K: 1 S: 4 H: 0 LOB: 1 BB: 1 P: 8	R: 0 E: 0 K: 0 S: 4 H: 1 LOB: 1 BB: 0 P: 4	R: 2 E: 0 K: 2 S: 10 H: 3 LOB: 3 BB: 1 P: 14		1B: 8 2B: 4 3B: 1 HR: 2 SF: 0 SAC: 1 DP: 1 HBP: 0						

PITCHER		IP	WLS	BF	H	R	ER	SO	BB	IBB	HBP	BLK	WP	HR	S	P	ERA	WHIP
Roger Craig, R ERA: 3.67	(1, 1)	3.0	L	17	7	5	4	1	0	0	0	0	0	1	19	19	12.00	2.333
Ken MacKenzie, L ERA: 5.09	(4, 1)	2.0		11	3	3	3	0	2	0	0	0	0	1	9	17	13.50	2.500
Jay Hook, R ERA: 6.06	(6, 1)	2.0		7	1	0	0	1	1	0	0	0	0	0	8	12	0.00	1.000
Tracy Stallard, R ERA: 8.49	(8, 1)	1.0		7	3	2	2	2	1	0	0	0	0	0	10	14	18.00	4.000

PITCHER	IP	WLS	BF	H	R	ER	SO	BB	IBB	HBP	BLK	WP	HR	S	P	ERA	WHIP

BOTTOM

New York Mets @ St. Louis Cardinals

Sportsman's Park, St. Louis, MO

Fri May 24 1963, 8:05 PM EDT

Att. 6,052 - Unknown - 58 F

livebaseballscorecards.com

AB	37
R	10
H	14
RBI	10
BB	4
SO	4
LOB	21

New York Mets @ St. Louis Cardinals

Sportsman's Park, St. Louis, MO

Sat May 25 1963, 4:33 AM EDT

Att. 5,755 - Unknown - 58 F

TOP

livebaseballscorecards.com

Batter	1	2	3	4	5	6	7	8	9	AB	R	H	RBI	BB	SO	LOB
Jim Piersall, R (1, 8) OBP: 0.279, SLG: 0.275	K		F2			3-1	F8			4	0	0	0	0	1	2
Charlie Neal, R (1, 5) OBP: 0.321, SLG: 0.304	4-3			BB		F7		BB		2	0	0	0	2	0	0
Cliff Cook, R (1, 7) OBP: 0.208, SLG: 0.231	WP BB			F3			1B 1B BB	F9		2	1	0	0	2	0	2
Jim Hickman, R (1, 9) OBP: 0.338, SLG: 0.423	K 1-2			K			K	G6-4-3 1-2 BB		3	0	0	0	1	3	3
Ron Hunt, R (1, 4) OBP: 0.373, SLG: 0.419		F7		K			1B E 1B 1-2	G6-4-3 1-2f		4	1	1	0	0	1	3
Ed Kranepool, L (1, 3) OBP: 0.287, SLG: 0.336		6-3			CS 1B		E WP 1B 1-3 2-H		K	4	1	2	1	0	1	0
Al Moran, R (1, 6) OBP: 0.207, SLG: 0.206		F9			K 1-2		E6 WP 1-3 3-H		5-3	4	0	0	1	0	1	2
Norm Sherry, R (1, 2) OBP: 0.151, SLG: 0.220			F9		F8				F7	2	0	0	0	0	0	0
Sammy Taylor, L (7, PH)										0	0	0	0	1	0	0
Rod Kanehl, R (7, PR) OBP: 0.182, SLG: 0.129										0	0	0	0	0	0	0
Jay Hook, L (7, 1) OBP: 0.294, SLG: 0.267										0	0	0	0	0	0	0
Tim Harkness, L (9, PH) OBP: 0.315, SLG: 0.392										1	0	0	0	0	0	0
Al Jackson, L (1, 1) OBP: 0.185, SLG: 0.192			F6			6-3	F7			1	0	0	0	0	0	0
Larry Bearnarth, R (5, 1)										1	0	0	0	0	0	0
Choo-Choo Coleman, L (7, PH) OBP: 0.277, SLG: 0.205										1	0	0	0	0	0	2
(7, 2)																
Inning Stats	R: 0 E: 0 K: 2 S: 7 H: 0 LOB: 1 BB: 1 P: 11	R: 0 E: 0 K: 0 S: 3 H: 0 LOB: 0 BB: 0 P: 3	R: 0 E: 0 K: 0 S: 3 H: 0 LOB: 0 BB: 0 P: 3	R: 0 E: 0 K: 2 S: 7 H: 0 LOB: 1 BB: 1 P: 11	R: 0 E: 0 K: 1 S: 5 H: 1 LOB: 0 BB: 0 P: 5	R: 0 E: 0 K: 0 S: 3 H: 0 LOB: 0 BB: 0 P: 3	R: 3 E: 1 K: 1 S: 8 H: 2 LOB: 2 BB: 2 P: 16	R: 0 E: 0 K: 0 S: 2 H: 0 LOB: 1 BB: 2 P: 10	R: 0 E: 0 K: 1 S: 5 H: 0 LOB: 0 BB: 0 P: 5	1B: 3 2B: 1 3B: 0 HR: 0 SF: 0 SAC: 0 DP: 2 HBP: 0						

AB	29
R	3
H	3
RBI	2
BB	6
SO	7
LOB	14

WP: 2 PB: 0 SB: 0 CS: 1 PA: 35

PITCHER		IP	WLS	BF	H	R	ER	SO	BB	IBB	HBP	BLK	WP	HR	S	P	ERA	WHIP
Ray Sadecki, L ERA: 6.2	(1, 1)	6.1	W	25	3	3	2	6	3	0	0	0	1	0	34	46	2.84	0.947
Harry Fanok, R ERA: 5.26	(7, 1)	1.0		6	0	0	0	0	3	0	0	0	1	0	3	15	0.00	3.000
Ed Bauta, R ERA: 2.25	(8, 1)	1.2	S	4	0	0	0	1	0	0	0	0	0	0	6	6	0.00	0.000

PITCHER	IP	WLS	BF	H	R	ER	SO	BB	IBB	HBP	BLK	WP	HR	S	P	ERA	WHIP

BOTTOM

New York Mets @ St. Louis Cardinals

Sportsman's Park, St. Louis, MO

Sat May 25 1963, 4:33 AM EDT

Att. 5,755 - Unknown - 58 F

Batter	1	2	3	4	5	6	7	8	9	AB	R	H	RBI	BB	SO	LOB
Curt Flood, R (1, 8) OBP: 0.315, SLG: 0.395	F7	1B 2B 1-H 2-H 3-H		E S 1B 1B		S 1-3 1B		K		5	2	3	2	0	1	0
Dick Groat, R (1, 6) OBP: 0.411, SLG: 0.475	1B 2B	1B BB B B B		CS 1-H 1B		K 1-2		F4		4	0	2	1	1	1	2
Bill White, L (1, 3) OBP: 0.372, SLG: 0.453	K	1B 1-3 2-H		K 1-2		F6		5-3		5	0	1	1	0	2	4
Ken Boyer, R (1, 5) OBP: 0.365, SLG: 0.446	1B 2-3	5-3			WP SH3-4 BB		E4 2B 1B			3	1	2	0	1	0	2
Charlie James, R (1, 7) OBP: 0.309, SLG: 0.404	K		F6		SH3-4 1-2		K			3	0	0	0	0	2	3
Leo Burke, R (1, 9) OBP: 0.306, SLG: 0.441		BB 1B FC4-2 1B	E6 1B		F3 2-3		2B SF7 IBB			3	0	2	0	0	0	1
Stan Musial, L (7, PH) OBP: 0.307, SLG: 0.471										0	0	0	0	1	0	0
Duke Carmel, L (7, PR) (8, 9) OBP: 0.360, SLG: 0.316										0	1	0	0	0	0	0
Julian Javier, R (1, 4) OBP: 0.327, SLG: 0.442		FC4-2 BB 2B 1-2 1B	K		6-3		1-3 3-H 2B			4	1	2	1	0	1	2
Gene Oliver, R (1, 2) OBP: 0.296, SLG: 0.430		FC4-2 2B BB 1-2 2-3	K			1B BB B B B B	SF7 3-H			1	1	0	1	2	1	1
Ray Sadecki, L (1, 1) OBP: 0.250, SLG: 0.250	FC4-2 2B 1-2 2-3 3-Hf			K		K	K			3	0	0	0	0	2	4
Harry Fanok, S (7, 1) OBP: 0.400, SLG: 0.600										1	0	0	0	0	1	2
Ed Bauta, R (8, 1)										0	0	0	0	0	0	0
Inning Stats	R: 0 E: 0 K: 2 S: 9 H: 2 LOB: 2 BB: 0 P: 9	R: 3 E: 0 K: 0 S: 6 H: 4 LOB: 2 BB: 2 P: 14	R: 0 E: 1 K: 2 S: 8 H: 1 LOB: 1 BB: 0 P: 8	R: 1 E: 0 K: 2 S: 8 H: 2 LOB: 0 BB: 0 P: 8	R: 0 E: 0 K: 0 S: 3 H: 0 LOB: 1 BB: 1 P: 7	R: 0 E: 0 K: 2 S: 8 H: 1 LOB: 2 BB: 1 P: 12	R: 2 E: 1 K: 2 S: 9 H: 2 LOB: 2 BB: 1 P: 13	R: 0 E: 0 K: 1 S: 5 H: 0 LOB: 0 BB: 0 P: 5		1B: 9 2B: 3 3B: 0 HR: 0	SF: 1 SAC: 1 DP: 0 HBP: 0					

livebaseballscorecards.com

AB	32
R	6
H	12
RBI	6
BB	5
SO	11
LOB	21

WP: 1 PB: 0 SB: 2 CS: 1 PA: 39

PITCHER		IP	WLS	BF	H	R	ER	SO	BB	IBB	HBP	BLK	WP	HR	S	P	ERA	WHIP
Al Jackson, L ERA: 2.87	(1, 1)	4.0	L	22	9	4	4	6	3	0	0	0	0	0	31	43	9.00	3.000
Larry Bearnarth, R ERA: 1.45	(5, 1)	2.0		8	1	0	0	2	1	0	0	0	1	0	11	15	0.00	1.000
Jay Hook, R ERA: 6.17	(7, 1)	2.0		9	2	2	2	3	0	1	0	0	0	0	14	18	9.00	1.000

PITCHER	IP	WLS	BF	H	R	ER	SO	BB	IBB	HBP	BLK	WP	HR	S	P	ERA	WHIP

Batter	1	2	3	4	5	6	7	8	9	AB	R	H	RBI	BB	SO	LOB
Jim Piersall, R (1, 8) OBP: 0.293, SLG: 0.299	4-3 2B	1B 1B		1B 1B		4-3		L5		5	1	3	0	0	0	0
Charlie Neal, R (1, 5) OBP: 0.324, SLG: 0.307	4-3 2-3	1-2 1B		1-3 1B		6-3			K	5	0	2	0	0	1	1
Ron Hunt, R (1, 4) OBP: 0.381, SLG: 0.421	BB	L9		1-2 3-H 1B			SH3-4 1B		1-3	4	0	2	1	1	0	2
Cliff Cook, R (1, 7) OBP: 0.200, SLG: 0.221	K		F6	F9			SH3-4 1-2		F8	3	0	0	0	0	1	4
Duke Snider, L (8, 7) OBP: 0.347, SLG: 0.462										1	0	0	0	0	0	0
Ed Kranepool, L (1, 3) OBP: 0.279, SLG: 0.326	K		K	K			K			4	0	0	0	0	4	5
Jim Hickman, R (1, 9) OBP: 0.348, SLG: 0.444		E SF8 2B	1B 2B		K		IBB			3	2	2	0	1	1	0
Al Moran, R (1, 6) OBP: 0.217, SLG: 0.216		E5 SF8 SF9 2-3 1B	2-H 1B		2-3		F9			4	1	2	1	0	0	2
Norm Sherry, R (1, 2) OBP: 0.140, SLG: 0.208		SF8 2-3 3-H	4-3		F5			F2		3	0	0	1	0	0	1
Galen Cisco, R (1, 1) OBP: 0.200, SLG: 0.167		SF9 3-H		K		K		K		0	0	0	1	0	0	0
Don Rowe, L (3, 1) OBP: 0.143, SLG: 0.143										2	0	0	0	0	2	0
Larry Bearnarth, R (7, 1)										1	0	0	0	0	1	0
Ken MacKenzie, R (8, 1)										0	0	0	0	0	0	0
Tracy Stallard, R (8, 1)										0	0	0	0	0	0	0
Inning Stats	R: 0 E: 0 K: 2 S: 8 H: 1 LOB: 2 BB: 1 P: 12	R: 2 E: 1 K: 0 S: 7 H: 4 LOB: 2 BB: 0 P: 7	R: 1 E: 0 K: 1 S: 7 H: 2 LOB: 1 BB: 0 P: 7	R: 1 E: 0 K: 2 S: 10 H: 3 LOB: 2 BB: 0 P: 10	R: 0 E: 0 K: 1 S: 5 H: 0 LOB: 0 BB: 0 P: 5	R: 0 E: 0 K: 1 S: 5 H: 0 LOB: 0 BB: 0 P: 5	R: 0 E: 0 K: 1 S: 6 H: 1 LOB: 2 BB: 1 P: 10	R: 0 E: 0 K: 1 S: 5 H: 0 LOB: 0 BB: 0 P: 5	R: 0 E: 0 K: 1 S: 5 H: 0 LOB: 0 BB: 0 P: 5	1B: 8 2B: 3 3B: 0 HR: 0 SF: 2 SAC: 1 DP: 0 HBP: 0						

PITCHER		IP	WLS	BF	H	R	ER	SO	BB	IBB	HBP	BLK	WP	HR	S	P	ERA	WHIP
Curt Simmons, L ERA: 2.3	(1, 1)	7.0		34	11	4	4	8	1	1	0	0	0	0	48	56	5.14	1.714
Ed Bauta, R ERA: 2.0	(8, 1)	2.0	W	6	0	0	0	2	0	0	0	0	0	0	10	10	0.00	0.000

PITCHER	IP	WLS	BF	H	R	ER	SO	BB	IBB	HBP	BLK	WP	HR	S	P	ERA	WHIP

TOP

New York Mets @ St. Louis Cardinals

Sportsman's Park, St. Louis, MO

Sun May 26 1963, 4:33 AM EDT

Unknown - 64 F

livebaseballscorecards.com

AB	35
R	4
H	11
RBI	4
BB	2
SO	10
LOB	15

WP: 0	PB: 0	SB: 0	CS: 0	PA:	40

Batter	1	2	3	4	5	6	7	8	9	AB	R	H	RBI	BB	SO	LOB
Curt Flood, R (1, 8) OBP: 0.313, SLG: 0.390	CS 1B	1-2f FC6-4		4-3		1-2f G5-4-3		F8		5	0	1	0	0	0	2
Dick Groat, R (1, 6) Dal Maxvill, R (8, PR) OBP: 0.286, SLG: 0.167 (9, 6) OBP: 0.415, SLG: 0.476	BB 2B 1-2 BB		6-3	6-3		1B 1B		1B 1B 1B		4 0	1 1	2 0	0 0	1 0	0 0	0 0
Bill White, L (1, 3) OBP: 0.387, SLG: 0.464	2B 1-2 BB		1B 1B 1B	1B		1-3 1B		1B 1-2 HR 1B		4	2	4	0	1	0	0
Stan Musial, L (1, 7) Duke Carmel, L (9, 9) OBP: 0.303, SLG: 0.459 OBP: 0.360, SLG: 0.316	K	BB 1B 1-2 BLK 1B		G3		F8		L9		5 0	1 0	1 0	0 0	0 0	1 0	7 0
Ken Boyer, R (1, 5) OBP: 0.382, SLG: 0.474	1-3 2-H 2B	BLK BB 1-2 2-H 1B			2B		FC3-6 1B	HR 1-2 2-H 1B		5	1	5	3	0	0	0
George Altman, L (1, 9) Charlie James, R (8, PH) OBP: 0.333, SLG: 0.359 OBP: 0.316, SLG: 0.442 (9, 7)	L9	BLK 1-2 2-3 BB			F9	FC3-6 BB 1-2f		HR 1-H 2-H		3 1	0 1	0 1	0 3	1 0	0 0	4 0
Julian Javier, R (1, 4) OBP: 0.324, SLG: 0.430		6-3	L6 1-2 2-3 3-H		5-3		BB 1-2	K		4	0	0	0	1	1	4
Tim McCarver, L (1, 2) Gene Oliver, R (5, PH) OBP: 0.343, SLG: 0.394 OBP: 0.290, SLG: 0.420 (6, 2)		FC6-4 1B	BB		K		F7			1 2	0 0	1 0	0 0	1 0	0 1	0 3
Curt Simmons, L (1, 1) Carl Sawatski, L (7, PH) OBP: 0.231, SLG: 0.240 OBP: 0.295, SLG: 0.382 Ed Bauta, R (8, 1)	1-2f FC6-4 FC6-4	K				G5-4-3 1B	F7			3 1 0	0 0 0	1 0 0	0 0 0	0 0 0	1 0 0	4 2 0
Inning Stats	R: 1 H: 2 E: 0 LOB: 2 K: 1 BB: 2 S: 6 P: 14	R: 0 H: 1 E: 0 LOB: 1 K: 0 BB: 0 S: 4 P: 4	R: 2 H: 3 E: 0 LOB: 3 K: 1 BB: 2 S: 8 P: 16	R: 0 H: 1 E: 0 LOB: 1 K: 0 BB: 0 S: 4 P: 4	R: 0 H: 1 E: 0 LOB: 1 K: 1 BB: 0 S: 6 P: 6	R: 0 H: 3 E: 0 LOB: 2 K: 0 BB: 0 S: 5 P: 5	R: 0 H: 1 E: 0 LOB: 2 K: 0 BB: 1 S: 4 P: 8	R: 4 H: 4 E: 0 LOB: 1 K: 1 BB: 0 S: 9 P: 9		1B: 13 SF: 0 2B: 2 SAC: 0 3B: 0 DP: 1 HR: 1 HBP: 0						WP: 0 PA: 43 PB: 0 SB: 0 CS: 1

PITCHER		IP	WLS	BF	H	R	ER	SO	BB	IBB	HBP	BLK	WP	HR	S	P	ERA	WHIP
Galen Cisco, R ERA: 4.01	(1, 1)	2.2		17	6	3	3	1	4	0	0	1	0	0	15	31	10.12	3.750
Don Rowe, L ERA: 3.62	(3, 1)	3.1		14	5	0	0	2	0	0	0	0	0	0	18	18	0.00	1.500
Larry Bearnarth, R ERA: 2.25	(7, 1)	1.1	L	8	3	2	2	0	1	0	0	0	0	0	7	11	13.50	3.000
Ken MacKenzie, L ERA: 6.0	(8, 1)	0.1		3	2	2	2	0	0	0	0	0	0	1	3	3	54.00	6.000
Tracy Stallard, R ERA: 8.25	(8, 1)	0.1		1	0	0	0	1	0	0	0	0	0	0	3	3	0.00	0.000

PITCHER	IP	WLS	BF	H	R	ER	SO	BB	IBB	HBP	BLK	WP	HR	S	P	ERA	WHIP

BOTTOM

New York Mets @ St. Louis Cardinals

Sportsman's Park, St. Louis, MO

Sun May 26 1963, 4:33 AM EDT

Unknown - 64 F

livebaseballscorecards.com

AB	38
R	7
H	16
RBI	6
BB	5
SO	4
LOB	26

Batter	1	2	3	4	5	6	7	8	9	10	11	AB	R	H	RBI	BB	SO	LOB
Rod Kanehl, R (1, 8) OBP: 0.189, SLG: 0.171	F3		K		SH3-4 1-2		F9		2B		BB	4	0	1	0	0	1	1
Jim Piersall, R (9, 8) OBP: 0.299, SLG: 0.299												0	0	0	0	1	0	0
Choo-Choo Coleman, L (1, 2) OBP: 0.279, SLG: 0.209	1B		F6		1-3		1B 1-2		5-3		K	3	0	1	0	0	0	1
Frank Thomas, R (7, PH) OBP: 0.269, SLG: 0.337												1	0	1	0	0	0	0
Norm Sherry, R (7, 2) OBP: 0.136, SLG: 0.200												2	0	0	0	0	1	2
Ron Hunt, R (1, 4) OBP: 0.381, SLG: 0.428	F8		2B		6-3		1B 1-3 2-H		K			5	0	2	1	0	1	3
Duke Snider, L (1, 7) OBP: 0.333, SLG: 0.440	F9		L9			G3	K			F8		5	0	0	0	0	1	4
Ed Kranepool, L (1, 9) OBP: 0.273, SLG: 0.319		6-3		6-3		F7		F7		F8		3	0	0	0	0	0	0
Jim Hickman, R (8, PH) OBP: 0.344, SLG: 0.437 (8, 9)												2	0	0	0	0	0	0
Tim Harkness, L (1, 3) OBP: 0.319, SLG: 0.429		F8		FC5-4 1B		HR		E3 FC5-4		F2		5	1	2	1	0	0	0
Charlie Neal, R (1, 5) OBP: 0.320, SLG: 0.299		2B BB		F3		F8		F4			E7 FC	4	1	0	0	1	0	2
Chico Fernandez, R (1, 6) OBP: 0.242, SLG: 0.241		1-3 2B		FC5-4 1-2f			E4 FC1-6	FC5-4 1-2f			FC 2-H	5	0	1	0	0	0	2
Carl Willey, R (1, 1) OBP: 0.200, SLG: 0.158		K			SH3-4		FC1-6 1B 1-2f 1B		5-3		6-3	4	1	1	0	0	1	3
Galen Cisco, R (9, 1) OBP: 0.188, SLG: 0.154												1	0	0	0	0	0	0
Inning Stats	R: 0 E: 0 K: 0 S: 4 H: 1 LOB: 1 BB: 0 P: 4	R: 0 E: 0 K: 1 S: 6 H: 1 LOB: 2 BB: 1 P: 10	R: 0 E: 0 K: 1 S: 6 H: 1 LOB: 1 BB: 0 P: 6	R: 0 E: 0 K: 0 S: 4 H: 1 LOB: 1 BB: 0 P: 4	R: 0 E: 0 K: 0 S: 4 H: 1 LOB: 1 BB: 0 P: 4	R: 1 E: 0 K: 0 S: 4 H: 1 LOB: 0 BB: 0 P: 4	R: 1 E: 1 K: 1 S: 8 H: 2 LOB: 2 BB: 0 P: 8	R: 0 E: 1 K: 0 S: 4 H: 0 LOB: 1 BB: 0 P: 4	R: 0 E: 0 K: 1 S: 6 H: 1 LOB: 1 BB: 0 P: 6	R: 0 E: 0 K: 0 S: 3 H: 0 LOB: 0 BB: 0 P: 3	R: 1 E: 2 K: 1 S: 6 H: 0 LOB: 1 BB: 1 P: 10						

PITCHER		IP	WLS	BF	H	R	ER	SO	BB	IBB	HBP	BLK	WP	HR	S	P	ERA	WHIP
Ron Taylor, R ERA: 2.14	(1, 1)	6.0		25	6	1	1	2	1	0	0	0	0	1	28	32	1.50	1.167
Bobby Shantz, L ERA: 3.0	(7, 1)	2.1		12	3	1	0	1	0	0	0	0	0	0	14	14	0.00	1.286
Ed Bauta, R ERA: 1.93	(9, 1)	0.2		2	0	0	0	1	0	0	0	0	0	0	4	4	0.00	0.000
Diomedes Olivo, L ERA: 4.82	(10, 1)	1.0	L	4	0	1	0	0	0	0	0	0	0	0	4	4	0.00	0.000
Bob Gibson, R ERA: 6.2	(11, 1)	1.0		4	0	0	0	1	1	0	0	0	0	0	5	9	0.00	1.000

PITCHER	IP	WLS	BF	H	R	ER	SO	BB	IBB	HBP	BLK	WP	HR	S	P	ERA	WHIP

TOP

New York Mets @ St. Louis Cardinals

Sportsman's Park, St. Louis, MO

Sun May 26 1963, 4:38 AM EDT

Att. 11,594 - Unknown

livebaseballscorecards.com

AB	44
R	3
H	9
RBI	2
BB	2
SO	5
LOB	18

1B: 5	SF: 0	WP: 0	PA: 47
2B: 3	SAC: 2	PB: 0	
3B: 0	DP: 0	SB: 0	
HR: 1	HBP: 0	CS: 0	

Batter	1	2	3	4	5	6	7	8	9	10	11	AB	R	H	RBI	BB	SO	LOB
Curt Flood, R (1, 8) OBP: 0.308, SLG: 0.383	4-3		CS 1B	F7		5-3			K		5-3	6	0	1	0	0	1	3
Dick Groat, R (1, 6) OBP: 0.418, SLG: 0.497	BB 1B		1-2 HR		K		L8		2B		F9	6	1	3	1	0	1	0
Bill White, L (1, 3) OBP: 0.378, SLG: 0.452	F6		F2		F8		F8		4-3			5	0	0	0	0	0	2
Stan Musial, L (1, 7) OBP: 0.323, SLG: 0.478 Duke Carmel, L (10, PR) (11, 7) OBP: 0.360, SLG: 0.316	1-2 FC6-4 BB		1B		2B		F3			1B 1B		4 0	0 0	3 0	0 0	1 0	0 0	0 0
Ken Boyer, R (1, 5) OBP: 0.377, SLG: 0.463	FC6-4 1-2f		F4		BB			5-3		F7		4	0	0	0	1	0	4
George Altman, L (1, 9) OBP: 0.330, SLG: 0.354		F6		K	F8			F7		1-2 1B		5	0	1	0	0	1	2
Julian Javier, R (1, 4) OBP: 0.326, SLG: 0.442		4-3		3B		E6 1-3 1B		K		F7		5	0	2	0	0	1	2
Carl Sawatski, L (1, 2) OBP: 0.318, SLG: 0.431		BB		IBB		1-3 2-3			HR	L3		3	1	1	1	2	0	3
Ron Taylor, R (1, 1) Leo Burke, R (6, PH) OBP: 0.297, SLG: 0.429 Bobby Shantz, R (7, 1) Ed Bauta, R (9, 1) Charlie James, R (9, PH) OBP: 0.313, SLG: 0.438 Diomedes Olivo, L (10, 1) Bob Gibson, R (11, 1) OBP: 0.368, SLG: 0.471 Gene Oliver, R (11, PH) OBP: 0.287, SLG: 0.416	K		K	K	K	K			K		K	2 1 0 0 1 0 0 1	0 0 0 0 0 0 0 0	0 0 0 0 0 0 0 0	0 0 0 0 0 0 0 0	0 1 0 0 1 0 0 1	2 1 0 0 0 0 0 0	3 1 0 0 0 0 0 0
Inning Stats	R: 0 H: 1 E: 0 LOB: 2 K: 0 BB: 1 S: 4 P: 8	R: 0 H: 0 E: 0 LOB: 1 K: 1 BB: 1 S: 5 P: 9	R: 1 H: 3 E: 0 LOB: 1 K: 0 BB: 0 S: 5 P: 5	R: 0 H: 1 E: 0 LOB: 2 K: 2 BB: 1 S: 8 P: 12	R: 0 H: 1 E: 0 LOB: 2 K: 1 BB: 1 S: 6 P: 10	R: 0 H: 1 E: 1 LOB: 1 K: 1 BB: 0 S: 6 P: 6	R: 0 H: 0 E: 0 LOB: 0 K: 0 BB: 0 S: 3 P: 3	R: 0 H: 0 E: 0 LOB: 0 K: 1 BB: 0 S: 5 P: 5	R: 1 H: 2 E: 0 LOB: 1 K: 2 BB: 0 S: 9 P: 9	R: 0 H: 2 E: 0 LOB: 2 K: 0 BB: 0 S: 5 P: 5	R: 0 H: 0 E: 0 LOB: 0 K: 1 BB: 0 S: 5 P: 5	1B: 6 2B: 2 3B: 1 HR: 2	SF: 0 SAC: 0 DP: 0 HBP: 0					

PITCHER		IP	WLS	BF	H	R	ER	SO	BB	IBB	HBP	BLK	WP	HR	S	P	ERA	WHIP
Carl Willey, R ERA: 2.21	(1, 1)	8.2		38	9	2	2	8	3	1	0	0	0	2	50	66	2.08	1.385
Galen Cisco, R ERA: 3.83	(9, 1)	2.1	W	9	2	0	0	1	0	0	0	0	0	0	11	11	0.00	0.857

PITCHER	IP	WLS	BF	H	R	ER	SO	BB	IBB	HBP	BLK	WP	HR	S	P	ERA	WHIP

BOTTOM

New York Mets @ St. Louis Cardinals

Sportsman's Park, St. Louis, MO

Sun May 26 1963, 4:38 AM EDT

Att. 11,594 - Unknown

livebaseballscorecards.com

AB	43
R	2
H	11
RBI	2
BB	4
SO	9
LOB	20

WP: 0	PA: 47		
PB: 0			
SB: 0			
CS: 1			

Batter	1	2	3	4	5	6	7	8	9	AB	R	H	RBI	BB	SO	LOB
Lou Brock, L (1, 9) OBP: 0.319, SLG: 0.401	4-3	1-3 2B		K			5-3		L6 2-3	5	0	1	0	0	1	3
Ken Hubbs, R (1, 4) OBP: 0.321, SLG: 0.414	1B 3B 1B	1-3			K		IHR 1B		6-3	5	2	2	0	0	1	2
Billy Williams, L (1, 7) OBP: 0.376, SLG: 0.453	1-3 3B 1B		14 G5-4-3 1B		6-3		1-H IHR			4	2	3	2	0	0	0
Ron Santo, R (1, 5) OBP: 0.317, SLG: 0.471	1-H 14 SF7 3H 3B		K		3B		5-3			4	1	2	2	0	1	1
14 Ernie Banks, R (1, 3) OBP: 0.241, SLG: 0.380	SF7 3-H		G5-4-3 1-2f		K			F6		3	0	0	1	0	1	2
Andre Rodgers, R (1, 6) OBP: 0.307, SLG: 0.266	5-3			K		K		FC6 1B		4	0	1	0	0	2	0
Nelson Mathews, R (1, 8) OBP: 0.250, SLG: 0.257		1-3		F8		K		F7		4	0	0	0	0	1	1
Dick Bertell, R (1, 2) OBP: 0.306, SLG: 0.271		2B 1B		E5		F8		FC6 1-2f		4	0	1	0	0	0	1
Dick Ellsworth, L (1, 1) OBP: 0.125, SLG: 0.087 Lindy McDaniel, R (9, 1)		K		BB			4-3		E1 L6 1B	3 0	0 0	1 0	0 0	1 0	1 0	1 0
Inning Stats	R: 3 H: 3 E: 0 LOB: 0 K: 0 BB: 0 S: 6 P: 6	R: 0 H: 2 E: 0 LOB: 2 K: 1 BB: 0 S: 7 P: 7	R: 0 H: 1 E: 0 LOB: 0 K: 1 BB: 0 S: 5 P: 5	R: 0 H: 0 E: 1 LOB: 2 K: 2 BB: 1 S: 8 P: 12	R: 0 H: 1 E: 0 LOB: 1 K: 2 BB: 0 S: 8 P: 8	R: 0 H: 0 E: 0 LOB: 0 K: 2 BB: 0 S: 7 P: 7	R: 2 H: 2 E: 0 LOB: 0 K: 0 BB: 0 S: 5 P: 5	R: 0 H: 1 E: 0 LOB: 1 K: 0 BB: 0 S: 4 P: 4	R: 0 H: 1 E: 1 LOB: 0 K: 0 BB: 0 S: 3 P: 3	1B: 7 SF: 1 2B: 2 SAC: 0 3B: 2 DP: 2 HR: 1 HBP: 0						

PITCHER	IP	WLS	BF	H	R	ER	SO	BB	IBB	HBP	BLK	WP	HR	S	P	ERA	WHIP
Roger Craig, R (1, 1) ERA: 3.86	8.0	L	35	10	5	5	8	1	0	0	0	0	0	50	54	5.62	1.375
Don Rowe, L (9, 1) ERA: 3.49	1.0		3	1	0	0	0	0	0	0	0	0	0	3	3	0.00	1.000

PITCHER	IP	WLS	BF	H	R	ER	SO	BB	IBB	HBP	BLK	WP	HR	S	P	ERA	WHIP

TOP

Chicago Cubs @ New York Mets

Polo Grounds, New York, NY

Tue May 28 1963, 7:05 PM EDT

Att. 8,858 - Unknown

livebaseballscorecards.com

AB	36
R	5
H	11
RBI	5
BB	1
SO	8
LOB	11

WP: 0 PA: 38
PB: 0
SB: 0
CS: 0

Chicago Cubs @ New York Mets

Polo Grounds, New York, NY

Tue May 28 1963, 7:05 PM EDT

Att. 8,858 - Unknown

BOTTOM

Batter	1	2	3	4	5	6	7	8	9	AB	R	H	RBI	BB	SO	LOB
Jim Piersall, R (1, 8) OBP: 0.303, SLG: 0.315	SF9 3B		5-3	5-3			F9	BB 1-2 2-3		4	1	1	0	1	0	3
Chico Fernandez, R (1, 6) OBP: 0.250, SLG: 0.244	SF9 3-H		BB 1B		FC5 4-3 1B		6-3	1-3		3	0	1	1	1	0	3
Ron Hunt, R (1, 4) OBP: 0.388, SLG: 0.426	L5		1-2 1B		F8		BB		BB 2B	3	0	1	0	2	0	1
Frank Thomas, R (1, 7) OBP: 0.265, SLG: 0.324	BB		K		4-3 1-2		F7		K	4	0	0	0	1	2	5
Jim Hickman, R (1, 9) OBP: 0.345, SLG: 0.443	K		6-3	FC5 2-3				1B 1B	1-3 2B	5	1	2	0	0	1	2
Charlie Neal, R (1, 5) OBP: 0.322, SLG: 0.302		6-3	E9 FC6-4		1B			BB 1B 1-2	1-3	5	0	2	0	0	0	2
Norm Sherry, R (1, 2) OBP: 0.129, SLG: 0.190		6-3	FC6-4 1B 1B 1-2f		P6			F8	F9	3	0	0	0	0	0	2
Cliff Cook, R (8, PH) OBP: 0.197, SLG: 0.217										1	0	0	0	0	0	2
Choo-Choo Coleman, L (9, 2) OBP: 0.276, SLG: 0.207										1	0	0	0	0	0	2
Rod Kanehl, R (1, 3) OBP: 0.220, SLG: 0.205		1-3		1B 1-2 1B			F7	BB 1-2 2-H 1B		4	0	2	1	0	0	1
Roger Craig, R (1, 1) OBP: 0.138, SLG: 0.074			4-3	1-2 2-3 1B			K	L6		3	0	1	0	0	1	1
Duke Snider, L (8, PH) OBP: 0.331, SLG: 0.436										1	0	0	0	0	0	2
Don Rowe, L (9, 1) OBP: 0.143, SLG: 0.143										0	0	0	0	0	0	0

Inning Stats	1	2	3	4	5	6	7	8	9
	R: 1 H: 1 E: 0 LOB: 1 K: 1 BB: 1 S: 6 P: 10	R: 0 H: 0 E: 0 LOB: 0 K: 0 BB: 0 S: 3 P: 3	R: 0 H: 1 E: 0 LOB: 2 K: 1 BB: 1 S: 6 P: 10	R: 0 H: 2 E: 1 LOB: 3 K: 0 BB: 0 S: 6 P: 6	R: 0 H: 1 E: 0 LOB: 1 K: 0 BB: 0 S: 4 P: 4	R: 0 H: 1 E: 0 LOB: 1 K: 1 BB: 0 S: 6 P: 6	R: 0 H: 0 E: 0 LOB: 1 K: 0 BB: 1 S: 3 P: 7	R: 1 H: 3 E: 0 LOB: 3 K: 0 BB: 1 S: 6 P: 10	R: 0 H: 1 E: 0 LOB: 2 K: 1 BB: 1 S: 6 P: 10

	1B	SF	WP	PA
	2B	SAC	PB	
	3B	DP	SB	
	HR	HBP	CS	

livebaseballscorecards.com

AB	37
R	2
H	10
RBI	2
BB	5
SO	4
LOB	26

PITCHER	IP	WLS	BF	H	R	ER	SO	BB	IBB	HBP	BLK	WP	HR	S	P	ERA	WHIP
Dick Ellsworth, L (1, 1) ERA: 1.22	8.0	W	39	9	2	2	3	5	0	0	0	0	0	40	60	2.25	1.750
Lindy McDaniel, R (9, 1) ERA: 2.18	1.0	S	4	1	0	0	1	0	0	0	0	0	0	6	6	0.00	1.000

Batter	1	2	3	4	5	6	7	8	9	AB	R	H	RBI	BB	SO	LOB
Lou Brock, L (1, 9) OBP: 0.314, SLG: 0.399	5-3		4-3 2-3	K	F8		2B 3-H		4-3	6	0	1	1	0	1	4
Ken Hubbs, R (1, 4) OBP: 0.327, SLG: 0.433	BB		K	E4 1-H 2-H 3-H 1B	F8		5-3		HR	5	2	2	2	1	1	2
Billy Williams, L (1, 7) OBP: 0.380, SLG: 0.452	F5			BB 2B 1B	3-1		F7		1B	5	2	2	1	1	0	2
Ron Santo, R (1, 5) OBP: 0.333, SLG: 0.489	K			1B 1-3 1B 2B		1B		1B	FC6-4 1-3 1B	6	2	5	0	0	1	1
Steve Boros, R (1, 3)		K		BB WP BB		K		K	FC6-4 1-2f	4	1	0	0	2	3	4
Andre Rodgers, R (1, 6) OBP: 0.310, SLG: 0.270		K		FC6-4 2B BB 1-2f 2-3 3-H BB WP 1-3 2-H 3-H 1B		K		1-2 1B		5	1	2	3	0	2	3
Nelson Mathews, R (1, 8) OBP: 0.258, SLG: 0.269		6-3		BB 1-3 3-H 2B 1-2 3-H BB		5-3		K		4	1	1	1	1	1	3
Dick Bertell, R (1, 2) OBP: 0.320, SLG: 0.284			5-3	1B BB E BB 1-2 2-3 BB			SH1-4 2B	P4		3	2	1	0	2	0	2
Larry Jackson, R (1, 1) OBP: 0.250, SLG: 0.267			4-3 2B	E E 1-2 3-H BB FC4-6 1-2f			SH1-4 2-3		P4	3	1	1	1	1	0	3
Inning Stats	R: 0 E: 0 K: 1 S: 5 H: 0 LOB: 1 BB: 1 P: 9	R: 0 E: 0 K: 2 S: 7 H: 0 LOB: 0 BB: 0 P: 7	R: 0 E: 0 K: 1 S: 6 H: 1 LOB: 1 BB: 0 P: 6	R: 10 E: 1 K: 1 S: 11 H: 6 LOB: 3 BB: 7 P: 39	R: 0 E: 0 K: 0 S: 3 H: 0 LOB: 0 BB: 0 P: 3	R: 0 E: 0 K: 2 S: 8 H: 1 LOB: 1 BB: 0 P: 8	R: 1 E: 0 K: 0 S: 5 H: 2 LOB: 1 BB: 0 P: 5	R: 0 E: 0 K: 2 S: 9 H: 2 LOB: 2 BB: 0 P: 9	R: 1 E: 0 K: 0 S: 6 H: 3 LOB: 2 BB: 0 P: 6	1B: 9 2B: 5 3B: 0 HR: 1 SF: 0 SAC: 1 DP: 0 HBP: 0						

TOP

Chicago Cubs @ New York Mets

Polo Grounds, New York, NY

Thu May 30 1963, 3:33 AM EDT

Unknown

livebaseballscorecards.com

AB	41
R	12
H	15
RBI	9
BB	8
SO	9
LOB	24

PITCHER		IP	WLS	BF	H	R	ER	SO	BB	IBB	HBP	BLK	WP	HR	S	P	ERA	WHIP
Al Jackson, L ERA: 3.62	(1, 1)	3.2	L	21	5	8	8	5	5	0	0	0	0	0	26	46	19.64	2.727
Larry Bearnarth, R ERA: 3.15	(4, 1)	0.0		4	2	2	2	0	2	0	0	0	1	0	2	10	∞	∞
Don Rowe, L ERA: 3.48	(4, 1)	5.1		25	8	2	2	4	1	0	0	0	0	1	32	36	3.38	1.688

PITCHER	IP	WLS	BF	H	R	ER	SO	BB	IBB	HBP	BLK	WP	HR	S	P	ERA	WHIP

WP: 1	PB: 0	SB: 2	CS: 0
PA: 50			

Chicago Cubs @ New York Mets

Polo Grounds, New York, NY

Thu May 30 1963, 3:33 AM EDT

Unknown

BOTTOM

Batter	1	2	3	4	5	6	7	8	9	AB	R	H	RBI	BB	SO	LOB
Jim Piersall, R (1, 8) OBP: 0.298, SLG: 0.310	1-3		6-3			6-3		FC4-6 1B 1-2f		2	0	0	0	0	0	0
Rod Kanehl, R (6, 8) OBP: 0.209, SLG: 0.195										2	0	0	0	0	0	1
Ron Hunt, R (1, 4) OBP: 0.391, SLG: 0.424	BB FC1-6		F8			F9		1-2 1B		3	0	1	0	1	0	0
Ed Kranepool, L (1, 9) OBP: 0.266, SLG: 0.310	FC1-6 1-2f			K		4-3		6-3		4	0	0	0	0	1	3
Duke Snider, L (1, 7) OBP: 0.326, SLG: 0.429	G3			K			K		E5 1B	2	0	0	0	0	1	1
Jim Hickman, R (6, 7) OBP: 0.341, SLG: 0.437										2	0	0	0	0	1	0
Tim Harkness, L (1, 3) OBP: 0.347, SLG: 0.460		BB 1B G1-3		1B			2B		1B 2-3	3	0	3	0	1	0	0
Choo-Choo Coleman, L (1, 2) OBP: 0.269, SLG: 0.200		K		4-3			K		K	3	0	0	0	0	2	3
Sammy Taylor, L (8, 2)										1	0	0	0	0	1	2
Charlie Neal, R (1, 5) OBP: 0.324, SLG: 0.305		1B 1-3			F9		K		K	2	0	1	0	0	0	0
Cliff Cook, R (6, 5) OBP: 0.192, SLG: 0.211										2	0	0	0	0	2	3
Al Moran, R (1, 6) OBP: 0.214, SLG: 0.212		G1-3 3-Hf			F8			F7	5-3	2	0	0	0	0	0	2
Chico Fernandez, R (7, 6) OBP: 0.245, SLG: 0.239										2	0	0	0	0	0	2
Al Jackson, L (1, 1) OBP: 0.179, SLG: 0.185			K		K			FC4-6 1B		1	0	0	0	0	1	0
Larry Bearnarth, R (4, 1)										0	0	0	0	0	0	0
Don Rowe, L (4, 1) OBP: 0.222, SLG: 0.222										2	0	1	0	0	1	0
Inning Stats	R: 0 H: 0 E: 0 LOB: 1 K: 0 BB: 1 S: 3 P: 7	R: 0 H: 1 E: 0 LOB: 1 K: 1 BB: 1 S: 5 P: 9	R: 0 H: 0 E: 0 LOB: 0 K: 1 BB: 0 S: 5 P: 5	R: 0 H: 1 E: 0 LOB: 1 K: 2 BB: 0 S: 8 P: 8	R: 0 H: 0 E: 0 LOB: 0 K: 1 BB: 0 S: 5 P: 5	R: 0 H: 0 E: 0 LOB: 0 K: 0 BB: 0 S: 3 P: 3	R: 0 H: 1 E: 0 LOB: 1 K: 3 BB: 0 S: 10 P: 10	R: 0 H: 2 E: 0 LOB: 2 K: 0 BB: 0 S: 5 P: 5	R: 0 H: 1 E: 1 LOB: 2 K: 2 BB: 0 S: 9 P: 9	1B: 5 SF: 0 2B: 1 SAC: 0 3B: 0 DP: 1 HR: 0 HBP: 0						

PITCHER	IP	WLS	BF	H	R	ER	SO	BB	IBB	HBP	BLK	WP	HR	S	P	ERA	WHIP
Larry Jackson, R (1, 1) ERA: 2.03	9.0	W	35	6	0	0	10	2	0	0	0	0	0	53	61	0.00	0.889

PITCHER	IP	WLS	BF	H	R	ER	SO	BB	IBB	HBP	BLK	WP	HR	S	P	ERA	WHIP

AB	33
R	0
H	6
RBI	0
BB	2
SO	10
LOB	17

WP: 0 PA: 35
PB: 0
SB: 0
CS: 0

livebaseballscorecards.com

Chicago Cubs @ New York Mets

Polo Grounds, New York, NY

Thu May 30 1963, 3:38 AM EDT

Att. 37,170 - Unknown

TOP

livebaseballscorecards.com

Batter	1	2	3	4	5	6	7	8	9	AB	R	H	RBI	BB	SO	LOB
Lou Brock, L (1, 9) OBP: 0.308, SLG: 0.390	P6		1-3			F8		4-3		4	0	0	0	0	0	2
Ken Hubbs, R (1, 4) OBP: 0.325, SLG: 0.442	SF8 3B		P8			5-3			K	4	1	1	0	0	1	0
Billy Williams, L (1, 7) OBP: 0.378, SLG: 0.444	BB			3-1			4-3		3-1	3	0	0	0	1	0	0
Ron Santo, R (1, 5) OBP: 0.327, SLG: 0.481	SF8 3-H			P6			F8		P6	3	0	0	1	0	0	0
Merritt Ranew, L (1, 3) OBP: 0.484, SLG: 0.655	F5			3-1			K			3	0	0	0	0	1	1
Andre Rodgers, R (1, 6) OBP: 0.305, SLG: 0.265		5-3			K			F7		3	0	0	0	0	1	0
Don Landrum, L (1, 8) OBP: 0.240, SLG: 0.209		F7			G3			BB 1B		3	0	1	0	0	0	0
Jimmie Schaffer, R (1, 2) OBP: 0.293, SLG: 0.432		G3			K			BB 1-2		2	0	0	0	0	1	0
Bob Will, L (8, PH) OBP: 0.158, SLG: 0.111										0	0	0	0	1	0	0
Dick Bertell, R (8, 2) OBP: 0.320, SLG: 0.284										0	0	0	0	0	0	0
Glen Hobbie, R (1, 1) OBP: 0.133, SLG: 0.133			K			K		K		2	0	0	0	0	2	0
14 Ernie Banks, R (8, PH) OBP: 0.240, SLG: 0.377										1	0	0	0	0	1	2
Don Elston, R (8, 1)										0	0	0	0	0	0	0
Inning Stats	R: 1 E: 0 K: 0 S: 4 H: 1 LOB: 1 BB: 1 P: 8	R: 0 E: 0 K: 0 S: 3 H: 0 LOB: 0 BB: 0 P: 3	R: 0 E: 0 K: 1 S: 5 H: 0 LOB: 0 BB: 0 P: 5	R: 0 E: 0 K: 0 S: 3 H: 0 LOB: 0 BB: 0 P: 3	R: 0 E: 0 K: 2 S: 7 H: 0 LOB: 0 BB: 0 P: 7	R: 0 E: 0 K: 1 S: 5 H: 0 LOB: 0 BB: 0 P: 5	R: 0 E: 0 K: 1 S: 5 H: 0 LOB: 0 BB: 0 P: 5	R: 0 E: 0 K: 1 S: 6 H: 1 LOB: 2 BB: 1 P: 10	R: 0 E: 0 K: 1 S: 5 H: 0 LOB: 0 BB: 0 P: 5	1B: 1 2B: 0 3B: 1 HR: 0 SF: 1 SAC: 0 DP: 0 HBP: 0						

	AB	28
	R	1
	H	2
	RBI	1
	BB	2
	SO	7
	LOB	5

WP: 0 PB: 0 SB: 0 CS: 0 PA: 31

PITCHER		IP	WLS	BF	H	R	ER	SO	BB	IBB	HBP	BLK	WP	HR	S	P	ERA	WHIP
Jay Hook, R ERA: 5.43	(1, 1)	9.0	W	31	2	1	1	7	2	0	0	0	0	0	43	51	1.00	0.444

PITCHER		IP	WLS	BF	H	R	ER	SO	BB	IBB	HBP	BLK	WP	HR	S	P	ERA	WHIP

Chicago Cubs @ New York Mets

Polo Grounds, New York, NY

Thu May 30 1963, 3:38 AM EDT

Att. 37,170 - Unknown

BOTTOM

Batter	1	2	3	4	5	6	7	8	9	AB	R	H	RBI	BB	SO	LOB
Jim Piersall, R (1, 8) OBP: 0.305, SLG: 0.304	L8			F9		5-3 1B; BB		BB		2	1	0	0	2	0	0
Ron Hunt, R (1, 4) OBP: 0.382, SLG: 0.412	F9			K		5-3		4-3		4	0	0	0	0	1	2
Duke Snider, L (1, 9) OBP: 0.338, SLG: 0.461	F2			HR		1B		IBB		3	1	2	2	1	0	0
Frank Thomas, R (1, 7) OBP: 0.267, SLG: 0.324		P6		1B		L5		F8		3	0	1	0	0	0	1
Jim Hickman, R (8, 7) OBP: 0.339, SLG: 0.434										1	0	0	0	0	0	2
Tim Harkness, L (1, 3) OBP: 0.337, SLG: 0.444		4-3		F8			K			3	0	0	0	0	1	1
Chico Fernandez, R (1, 6) OBP: 0.238, SLG: 0.231		K			5-3		P4			3	0	0	0	0	1	0
Rod Kanehl, R (1, 5) OBP: 0.217, SLG: 0.227			6-3		P3		2B			3	0	1	0	0	0	0
Norm Sherry, R (1, 2) OBP: 0.138, SLG: 0.197			G6-4-3 1B		F9		F8			3	0	1	0	0	0	1
Jay Hook, L (1, 1) OBP: 0.250, SLG: 0.222			G6-4-3 (1-2f)			L7		5-3		3	0	0	0	0	0	1
Inning Stats	R: 0 E: 0 K: 0 S: 3 H: 0 LOB: 0 BB: 0 P: 3	R: 0 E: 0 K: 1 S: 5 H: 0 LOB: 0 BB: 0 P: 5	R: 0 E: 0 K: 0 S: 3 H: 1 LOB: 0 BB: 0 P: 3	R: 1 E: 0 K: 1 S: 7 H: 2 LOB: 1 BB: 0 P: 7	R: 0 E: 0 K: 0 S: 3 H: 0 LOB: 0 BB: 0 P: 3	R: 1 E: 0 K: 0 S: 4 H: 1 LOB: 1 BB: 1 P: 8	R: 0 E: 0 K: 1 S: 6 H: 1 LOB: 1 BB: 0 P: 6	R: 0 E: 0 K: 0 S: 3 H: 0 LOB: 2 BB: 2 P: 11		1B: 3 2B: 1 3B: 0 HR: 1	SF: 0 SAC: 0 DP: 1 HBP: 0					

	AB	28
	R	2
	H	5
	RBI	2
	BB	3
	SO	3
	LOB	8

WP: 0 PB: 0 SB: 0 CS: 0 PA: 31

livebaseballscorecards.com

PITCHER		IP	WLS	BF	H	R	ER	SO	BB	IBB	HBP	BLK	WP	HR	S	P	ERA	WHIP
Glen Hobbie, R ERA: 3.72	(1, 1)	7.0	L	26	5	2	2	3	1	0	0	0	0	1	31	35	2.57	0.857
Don Elston, R ERA: 0.46	(8, 1)	1.0		5	0	0	0	0	1	1	0	0	0	0	3	11	0.00	1.000

PITCHER	IP	WLS	BF	H	R	ER	SO	BB	IBB	HBP	BLK	WP	HR	S	P	ERA	WHIP

Pittsburgh Pirates @ New York Mets

Polo Grounds, New York, NY

Fri May 31 1963, 7:05 PM EDT

Att. 16,236 - Unknown

TOP

livebaseballscorecards.com

Batter	1	2	3	4	5	6	7	8	9	AB	R	H	RBI	BB	SO	LOB
Dick Schofield, S (1, 6) OBP: 0.319, SLG: 0.261	S S S 0-3 ① K		B B B B 4-0 1-2 2-3 BB			S S S 0-3 ① K		x 0-0 G6-3 BB 1B		3	0	1	0	1	2	0
Bill Virdon, L (1, 8) OBP: 0.285, SLG: 0.286	x 0-0 ② 4-3		x 0-0 ② P6			x 0-0 ② 3-1		B B B B 4-0 1-2 G6-3 BB		3	0	0	0	1	0	3
Willie Stargell, L (1, 9) OBP: 0.361, SLG: 0.459	S S S 0-3 ③ K		S S S 0-3 ③ K			x 0-0 ③ L9		x 0-0 ① ② G6-3 1-2f 2-3		4	0	0	0	0	2	5
Bill Mazeroski, R (1, 4) OBP: 0.358, SLG: 0.394		x 0-0 G6-4-3 1B		x 0-0 ① 6-3			B B B B 4-0 WP HR BB	x 0-0 ③ P1		3	1	1	0	1	0	1
Jerry Lynch, L (1, 7) OBP: 0.288, SLG: 0.532 Ted Savage, R (7, 7) OBP: 0.288, SLG: 0.393		S S S 0-3 ① K		x 0-0 ② F9			x 0-0 1-H HR		x 0-0 ① 1-3	3 1	1 0	1 0	2 0	0 0	1 0	1 0
Donn Clendenon, R (1, 3) OBP: 0.347, SLG: 0.492		x 0-0 ② ③ G6-4-3 1-2f		S S S 0-3 ③ K			x 0-0 E5 WP 1-3 CS		x 0-0 2B	4	0	1	0	0	1	1
Bob Bailey, R (1, 5) OBP: 0.331, SLG: 0.376			B B B B 4-0 1B FC6-2 BB		x 0-0 ① L8		x 0-0 ① 1-3 1-2		x 0-0 ② 5-3	3	0	0	0	1	0	2
Jim Pagliaroni, R (1, 2) OBP: 0.395, SLG: 0.419			x 0-0 BB FC6-2 1-3 1B		x 0-0 ② 5-3		B B B B 4-0 CS 2-3 BB		I I I I 4-0 IBB	2	0	1	0	2	0	0
Don Schwall, R (1, 1) OBP: 0.136, SLG: 0.100			x 0-0 ① FC6-2 BB 1-2 3-H		S S S 0-3 ③ K		S S S 0-3 ② ③ K 1-2 3-H		S S S 0-3 ③ K	4	0	0	0	0	3	6
Inning Stats	R: 0 E: 0 K: 2 S: 7 H: 0 LOB: 0 BB: 0 P: 7	R: 0 E: 0 K: 1 S: 5 H: 1 LOB: 0 BB: 0 P: 5	R: 0 E: 0 K: 1 S: 6 H: 1 LOB: 3 BB: 2 P: 14	R: 0 E: 0 K: 1 S: 5 H: 0 LOB: 0 BB: 0 P: 5	R: 0 E: 0 K: 1 S: 5 H: 0 LOB: 0 BB: 0 P: 5	R: 0 E: 0 K: 1 S: 5 H: 0 LOB: 0 BB: 0 P: 5	R: 2 E: 1 K: 1 S: 6 H: 1 LOB: 1 BB: 2 P: 14	R: 0 E: 0 K: 0 S: 3 H: 1 LOB: 1 BB: 1 P: 7	R: 0 E: 0 K: 1 S: 6 H: 1 LOB: 2 BB: 1 P: 10	1B: 3 2B: 1 3B: 0 HR: 1 SF: 0 SAC: 0 DP: 2 HBP: 0						

	AB	30
	R	2
	H	5
	RBI	2
	BB	6
	SO	9
	LOB	19

PITCHER		IP	WLS	BF	H	R	ER	SO	BB	IBB	HBP	BLK	WP	HR	S	P	ERA	WHIP
Carl Willey, R ERA: 2.25	(1, 1)	7.0	L	29	4	2	2	8	5	0	0	0	2	1	40	60	2.57	1.286
Larry Bearnarth, R ERA: 3.0	(8, 1)	1.0		2	0	0	0	0	0	0	0	0	0	0	2	2	0.00	0.000
Ken MacKenzie, L ERA: 5.68	(9, 1)	1.0		5	1	0	0	1	0	1	0	0	0	0	6	10	0.00	1.000

PITCHER	IP	WLS	BF	H	R	ER	SO	BB	IBB	HBP	BLK	WP	HR	S	P	ERA	WHIP

WP: 2	PA: 36			
PB: 0				
SB: 0				
CS: 2				

Pittsburgh Pirates @ New York Mets

Polo Grounds, New York, NY

Fri May 31 1963, 7:05 PM EDT

Att. 16,236 - Unknown

livebaseballscorecards.com

BOTTOM

Batter	1	2	3	4	5	6	7	8	9	AB	R	H	RBI	BB	SO	LOB
Jim Piersall, R (1, 8) OBP: 0.295, SLG: 0.294	3-1		1-3			K		5-3 (1-2)		4	0	0	0	0	1	1
Choo-Choo Coleman, L (1, 2) OBP: 0.277, SLG: 0.204	1B		BB (G1-6-3)			3-1		K		3	0	1	0	1	1	2
Ron Hunt, R (1, 4) OBP: 0.379, SLG: 0.408	1B (1-3)		G1-6-3 (1-2f)			5-3			4-3	4	0	1	0	0	0	1
Duke Snider, L (1, 9) OBP: 0.336, SLG: 0.449	IBB (G4-6-3)			2-3			E4		G3	3	0	0	0	1	0	0
Frank Thomas, R (1, 7) OBP: 0.258, SLG: 0.312	G4-6-3 (1-2f)			K			F7		6-3	4	0	0	0	0	1	4
Tim Harkness, L (1, 3) OBP: 0.327, SLG: 0.430		K		3-1			F8			3	0	0	0	0	1	1
Chico Fernandez, R (1, 6) OBP: 0.240, SLG: 0.234		1-3 (1B)			5-3		4-3			3	0	1	0	0	0	1
Rod Kanehl, R (1, 5) OBP: 0.208, SLG: 0.217		1-3 (1-2)			P4			6-3		2	0	0	0	0	0	1
Ed Kranepool, L (8, PH) OBP: 0.265, SLG: 0.308										1	0	0	0	0	0	0
Ken MacKenzie, R (9, 1)										0	0	0	0	0	0	0
Carl Willey, R (1, 1) OBP: 0.182, SLG: 0.143		K			F8			5-3 (1B)		2	0	0	0	0	1	1
Larry Bearnarth, R (8, 1)										0	0	0	0	0	0	0
Sammy Taylor, L (8, PH) OBP: 0.667, SLG: 0.500										1	0	1	0	0	0	0
Charlie Neal, R (8, PR) OBP: 0.324, SLG: 0.305										0	0	0	0	0	0	0
(9, 5)																

Inning Stats	1	2	3	4	5	6	7	8	9
	R: 0 E: 0 K: 0 S: 4	H: 2 LOB: 2 BB: 1 P: 8	R: 0 E: 0 K: 2 S: 8	H: 1 LOB: 1 BB: 0 P: 8	R: 0 E: 0 K: 0 S: 2	H: 0 LOB: 0 BB: 1 P: 6	R: 0 E: 0 K: 1 S: 5	H: 0 LOB: 0 BB: 0 P: 5	R: 0 E: 0 K: 1 S: 5	H: 0 LOB: 0 BB: 0 P: 5	R: 0 E: 1 K: 0 S: 4	H: 0 LOB: 1 BB: 0 P: 4	R: 0 E: 0 K: 1 S: 6	H: 1 LOB: 2 BB: 0 P: 6	R: 0 E: 0 K: 0 S: 3	H: 0 LOB: 0 BB: 0 P: 3

	AB	30
	R	0
	H	4
	RBI	0
	BB	2
	SO	5
	LOB	12

	1B: 4	SF: 0	WP: 0	PA: 32
	2B: 0	SAC: 0	PB: 0	
	3B: 0	DP: 2	SB: 0	
	HR: 0	HBP: 0	CS: 0	

PITCHER	IP	WLS	BF	H	R	ER	SO	BB	IBB	HBP	BLK	WP	HR	S	P	ERA	WHIP
Don Schwall, R (1, 1) ERA: 1.38	9.0	W	32	4	0	0	5	1	1	0	0	0	0	40	48	0.00	0.556

PITCHER	IP	WLS	BF	H	R	ER	SO	BB	IBB	HBP	BLK	WP	HR	S	P	ERA	WHIP

Batter	1	2	3	4	5	6	7	8	9	AB	R	H	RBI	BB	SO	LOB
Dick Schofield, S (1, 6) OBP: 0.329, SLG: 0.270	0-0 1B 1B 1B 1B	0-0 6-3 ①		0-0 F8 ①	4-0 BBB 1-2 2-3 BB		0-0 1B		0-0 WP HR 1B	5	2	3	0	1	0	1
Bill Virdon, L (1, 8) OBP: 0.287, SLG: 0.303	0-3 SSS K ①	0-0 4-3 ②		4-0 BBBB FC6-4 1-2 BB	0-0 1-3 ③		0-0 G3 ③		0-0 1-H HR	5	1	1	2	1	1	5
Willie Stargell, L (1, 9) OBP: 0.348, SLG: 0.475	0-3 SSS K ②	0-3 SSS K ③		0-0 FC6-4 WP E 1-2f 2-3 ②		0-0 G3 ①		0-0 SSS HR	0-3 SSS K ③	6	2	1	1	0	3	3
Bill Mazeroski, R (1, 4) OBP: 0.359, SLG: 0.413	0-0 1B 1B 1-2 1B		0-0 6-3 ①	0-0 E5 1-H 3-H		0-0 F7 ②		0-0 HR		5	2	2	1	0	0	0
Jerry Lynch, L (1, 7) OBP: 0.316, SLG: 0.596 Ted Savage, R (8, 7) OBP: 0.288, SLG: 0.393	0-0 1B 1B 1-2 2-3 1B		0-0 1B 1B	0-0 F9 ③		0-0 HR		SSS 0-3 K ①		5 0	2 0	3 0	1 0	0 0	1 0	1 0
Donn Clendenon, R (1, 3) OBP: 0.361, SLG: 0.519	0-0 1B 1-2 2-H 3-H 1B		0-0 1-2 1B		0-0 FC1-2 3B	0-0 FC5-4 1B		0-0 5-3 ②		5	0	4	2	0	0	0
Bob Bailey, R (1, 5) OBP: 0.328, SLG: 0.370	0-0 1-3 2-H 1B		0-0 F8 ②		SSS 0-3 K ①	0-0 FC5-4 ③ 1-2f		SSS 0-3 K ③		5	0	1	1	0	2	4
Jim Pagliaroni, R (1, 2) OBP: 0.395, SLG: 0.400	H 1-0 HBP		0-0 P4 ③		BBBB 4-0 BB FC1-2 BB		SSS 0-3 K ①		SSS 0-3 K ①	3	0	0	0	1	2	2
Bob Friend, R (1, 1) OBP: 0.121, SLG: 0.094	SSS 0-3 K ③			0-0 FC6-4 BB E 1B	0-0 FC1-2 BB 1-2 3-H ②		0-0 F8 ②		0-3 K ②	5	1	1	0	0	2	5
Inning Stats	R: 3 E: 0 K: 3 S: 14 H: 5 LOB: 3 BB: 0 P: 15	R: 0 E: 0 K: 1 S: 5 H: 0 LOB: 0 BB: 0 P: 5	R: 0 E: 0 K: 0 S: 5 H: 2 LOB: 2 BB: 0 P: 5	R: 2 E: 1 K: 0 S: 5 H: 1 LOB: 1 BB: 1 P: 9	R: 0 E: 0 K: 1 S: 6 H: 1 LOB: 3 BB: 2 P: 14	R: 1 E: 0 K: 0 S: 5 H: 2 LOB: 1 BB: 0 P: 5	R: 0 E: 0 K: 1 S: 6 H: 1 LOB: 1 BB: 0 P: 6	R: 2 E: 0 K: 2 S: 9 H: 2 LOB: 0 BB: 0 P: 9	R: 2 E: 0 K: 3 S: 11 H: 2 LOB: 0 BB: 0 P: 11	1B: 11 2B: 0 3B: 1 HR: 4	SF: 0 SAC: 0 DP: 0 HBP: 1						

TOP

Pittsburgh Pirates @ New York Mets

Polo Grounds, New York, NY

Sat Jun 01 1963, 3:33 AM EDT

Att. 11,800 - Unknown

livebaseballscorecards.com

AB	44
R	10
H	16
RBI	8
BB	3
SO	11
LOB	21

WP: 2 PB: 0 SB: 0 CS: 0 PA: 48

PITCHER		IP	WLS	BF	H	R	ER	SO	BB	IBB	HBP	BLK	WP	HR	S	P	ERA	WHIP
Galen Cisco, R ERA: 4.05	(1, 1)	6.0	L	34	11	6	4	5	3	0	1	0	1	1	40	53	6.00	2.333
Ken MacKenzie, L ERA: 6.0	(7, 1)	2.0		9	3	2	2	3	0	0	0	0	0	2	15	15	9.00	1.500
Don Rowe, L ERA: 3.89	(9, 1)	1.0		5	2	2	2	3	0	0	0	0	1	1	11	11	18.00	2.000

PITCHER	IP	WLS	BF	H	R	ER	SO	BB	IBB	HBP	BLK	WP	HR	S	P	ERA	WHIP

BOTTOM

Pittsburgh Pirates @ New York Mets

Polo Grounds, New York, NY

Sat Jun 01 1963, 3:33 AM EDT

Att. 11,800 - Unknown

livebaseballscorecards.com

Batter	1	2	3	4	5	6	7	8	9	AB	R	H	RBI	BB	SO	LOB
Jim Piersall, R (1, 8) OBP: 0.287, SLG: 0.285	L8			6-3		L8			4-3	4	0	0	0	0	0	1
Tim Harkness, L (1, 3) OBP: 0.315, SLG: 0.412	4-3			K			F9		P4	4	0	0	0	0	1	0
Ron Hunt, R (1, 4) OBP: 0.370, SLG: 0.397	K			1-3			F8		6-3	4	0	0	0	0	1	0
Frank Thomas, R (1, 7) OBP: 0.252, SLG: 0.304		K			F8		K			3	0	0	0	0	2	0
Duke Snider, L (1, 9) OBP: 0.329, SLG: 0.438		3-1			K			K		3	0	0	0	0	2	0
Chico Fernandez, R (1, 6) OBP: 0.243, SLG: 0.237		F2			6-3			E SF8 1B		3	1	1	0	0	0	0
Charlie Neal, R (1, 5) OBP: 0.319, SLG: 0.299			K			F9		E4 1-3		3	0	0	0	0	1	1
Norm Sherry, R (1, 2) OBP: 0.136, SLG: 0.194			K			P6		SF8 3-H		1	0	0	0	0	1	0
Sammy Taylor, L (6, PH) OBP: 0.400, SLG: 0.333 (7, 2)										1	0	0	1	0	0	0
Galen Cisco, R (1, 1) OBP: 0.176, SLG: 0.143			4-3			1B		G3		1	0	0	0	0	0	0
Ed Kranepool, L (6, PH) OBP: 0.269, SLG: 0.313										1	0	1	0	0	0	0
Ken MacKenzie, R (7, 1)										0	0	0	0	0	0	0
Choo-Choo Coleman, L (8, PH) OBP: 0.274, SLG: 0.202										1	0	0	0	0	0	1
Don Rowe, L (9, 1) OBP: 0.222, SLG: 0.222										0	0	0	0	0	0	0
Inning Stats	R: 0 E: 0 K: 1 S: 5 H: 0 LOB: 0 BB: 0 P: 5	R: 0 E: 0 K: 1 S: 5 H: 0 LOB: 0 BB: 0 P: 5	R: 0 E: 0 K: 2 S: 7 H: 0 LOB: 0 BB: 0 P: 7	R: 0 E: 0 K: 1 S: 5 H: 0 LOB: 0 BB: 0 P: 5	R: 0 E: 0 K: 1 S: 5 H: 0 LOB: 0 BB: 0 P: 5	R: 0 E: 0 K: 0 S: 4 H: 1 LOB: 1 BB: 0 P: 4	R: 0 E: 0 K: 1 S: 5 H: 0 LOB: 0 BB: 0 P: 5	R: 1 E: 1 K: 1 S: 7 H: 1 LOB: 1 BB: 0 P: 7	R: 0 E: 0 K: 0 S: 3 H: 0 LOB: 0 BB: 0 P: 3	1B: 2 2B: 0 3B: 0 HR: 0	SF: 1 SAC: 0 DP: 0 HBP: 0						

	AB	29
	R	1
	H	2
	RBI	1
	BB	0
	SO	8
	LOB	3

WP: 0 PB: 0 SB: 0 CS: 0 PA: 30

PITCHER	IP	WLS	BF	H	R	ER	SO	BB	IBB	HBP	BLK	WP	HR	S	P	ERA	WHIP
Bob Friend, R (1, 1) ERA: 2.37	9.0	W	30	2	1	0	8	0	0	0	0	0	0	46	46	0.00	0.222

PITCHER	IP	WLS	BF	H	R	ER	SO	BB	IBB	HBP	BLK	WP	HR	S	P	ERA	WHIP

Batter	1	2	3	4	5	6	7	8	9	10	AB	R	H	RBI	BB	SO	LOB
Dick Schofield, S (1, 6) OBP: 0.326, SLG: 0.265	K		K			1-3		BB FC4-6 1-2		6-3	4	0	0	0	1	2	1
Bill Virdon, L (1, 8) OBP: 0.290, SLG: 0.306	CS 1B		1-3			1B		FC4-6 1-2f 2-3		E6 PO	5	0	2	0	0	0	3
Willie Stargell, L (1, 9) OBP: 0.344, SLG: 0.464	K 1-2			6-3 1B		K		G3		PO 1-2	4	0	1	0	0	2	4
Bill Mazeroski, R (1, 4) OBP: 0.357, SLG: 0.409		F8		6-3 1-2		K			G3 WP 1B 1B		4	1	1	0	0	1	2
Jerry Lynch, L (1, 7) OBP: 0.295, SLG: 0.554		G3		K			1-4-3		G3 1-3		4	0	0	0	0	1	1
Smoky Burgess, L (1, 2) OBP: 0.326, SLG: 0.424		2B			4-3		4-3		1B 3-H		4	0	2	1	0	0	0
Ron Brand, R (9, PR) (9, 2)											0	0	0	0	0	0	0
Donn Clendenon, R (1, 3) OBP: 0.358, SLG: 0.511		1-3			G3 1B		K		F9		4	0	1	0	0	1	2
Bob Bailey, R (1, 5) OBP: 0.326, SLG: 0.367			P6		G3 1-2			FC4-6 BB 1B	F3		4	0	1	0	0	0	2
Vern Law, R (1, 1) OBP: 0.250, SLG: 0.250			1B		P4			L8		K	2	0	1	0	0	0	1
Johnny Logan, R (8, PH) OBP: 0.385, SLG: 0.333											1	0	0	0	0	0	1
Roy Face, R (8, 1)											1	0	0	0	0	1	0
Inning Stats	R: 0 E: 0 K: 2 S: 7 H: 1 LOB: 1 BB: 0 P: 7	R: 0 E: 0 K: 0 S: 4 H: 1 LOB: 1 BB: 0 P: 4	R: 0 E: 0 K: 1 S: 6 H: 1 LOB: 1 BB: 0 P: 6	R: 0 E: 0 K: 1 S: 5 H: 1 LOB: 0 BB: 0 P: 5	R: 0 E: 0 K: 0 S: 4 H: 1 LOB: 1 BB: 0 P: 4	R: 0 E: 0 K: 2 S: 8 H: 1 LOB: 1 BB: 0 P: 8	R: 0 E: 0 K: 1 S: 5 H: 0 LOB: 0 BB: 0 P: 5	R: 0 E: 0 K: 0 S: 4 H: 1 LOB: 2 BB: 1 P: 8	R: 1 E: 0 K: 0 S: 5 H: 2 LOB: 1 BB: 0 P: 5	R: 0 E: 1 K: 1 S: 5 H: 0 LOB: 0 BB: 0 P: 5	1B: 8 2B: 2 3B: 0 HR: 0	SF: 0 SAC: 0 DP: 1 HBP: 0						

PITCHER		IP	WLS	BF	H	R	ER	SO	BB	IBB	HBP	BLK	WP	HR	S	P	ERA	WHIP
Roger Craig, R ERA: 3.6	(1, 1)	8.1		33	9	1	1	7	1	0	0	0	1	0	46	50	1.08	1.200
Larry Bearnarth, R ERA: 2.78	(9, 1)	1.2	W	5	0	0	0	1	0	0	0	0	0	0	7	7	0.00	0.000

PITCHER	IP	WLS	BF	H	R	ER	SO	BB	IBB	HBP	BLK	WP	HR	S	P	ERA	WHIP

TOP

Pittsburgh Pirates @ New York Mets

Polo Grounds, New York, NY

Sun Jun 02 1963, 3:33 AM EDT

Unknown

livebaseballscorecards.com

AB	37
R	1
H	9
RBI	1
BB	1
SO	8
LOB	17

WP: 1 PA: 39
PB: 0
SB: 0
CS: 1

Batter	1	2	3	4	5	6	7	8	9	10	AB	R	H	RBI	BB	SO	LOB
Jim Piersall, R (1, 8) OBP: 0.279, SLG: 0.276	L9		1-6-3		G3			4-3		SH1-4 1-2	4	0	0	0	0	0	0
Tim Harkness, L (1, 3) OBP: 0.319, SLG: 0.406	F5		1B			3-1		K		E IBB	4	0	1	0	1	1	0
Ron Hunt, R (1, 4) OBP: 0.360, SLG: 0.385	1-3		1-3			F7		G1		E7 1-2 2-H	5	0	0	0	0	0	2
Duke Snider, L (1, 9) OBP: 0.329, SLG: 0.460 (5, 7) Jim Hickman, R (9, 7) OBP: 0.337, SLG: 0.431		F5		HR		K			5-3		3 1	1 0	1 0	1 0	0 0	1 0	0 0
Frank Thomas, R (1, 7) OBP: 0.256, SLG: 0.301 Ed Kranepool, L (5, 9) OBP: 0.278, SLG: 0.322		1B BB		K			1-3 1B		1B	1B	1 2	0 0	0 2	0 0	1 0	1 0	0 0
Chico Fernandez, R (1, 6) OBP: 0.270, SLG: 0.260	FC5-4 1-3 1B			G1-6-3 BB			1-3 1-2 1B		IBB 1-3 1B		3	0	3	0	1	0	0
Charlie Neal, R (1, 5) OBP: 0.318, SLG: 0.294	F3			G1-6-3 1-2f			F8		L3 1-2 IBB		3	0	0	0	1	0	5
Norm Sherry, R (1, 2) OBP: 0.132, SLG: 0.188 Sammy Taylor, L (7, PH) OBP: 0.333, SLG: 0.250 (8, 2) Choo-Choo Coleman, L (9, 2) OBP: 0.272, SLG: 0.200	FC5-4 1-2f				K		1-3 1-2 2-3		L3 1-2		2 1 1	0 0 0	0 0 0	0 0 0	0 0 0	1 0 0	2 2 3
Roger Craig, R (1, 1) OBP: 0.125, SLG: 0.067 Larry Bearnarth, R (9, 1) OBP: 0.143, SLG: 0.143 Rod Kanehl, R (10, PR) OBP: 0.208, SLG: 0.217			K		6-3		K			SH1-4 E 1B	3 1 0	0 0 1	0 1 0	0 0 0	0 0 0	2 0 0	2 0 0
Inning Stats	R: 0 E: 0 K: 0 S: 3 H: 0 LOB: 0 BB: 0 P: 3	R: 0 E: 0 K: 0 S: 4 H: 1 LOB: 2 BB: 1 P: 8	R: 0 E: 0 K: 1 S: 6 H: 1 LOB: 1 BB: 0 P: 6	R: 1 E: 0 K: 1 S: 5 H: 1 LOB: 0 BB: 1 P: 9	R: 0 E: 0 K: 1 S: 5 H: 0 LOB: 0 BB: 0 P: 5	R: 0 E: 0 K: 1 S: 5 H: 0 LOB: 0 BB: 0 P: 5	R: 0 E: 0 K: 1 S: 7 H: 2 LOB: 2 BB: 0 P: 7	R: 0 E: 0 K: 1 S: 5 H: 0 LOB: 0 BB: 0 P: 5	R: 0 E: 0 K: 0 S: 4 H: 2 LOB: 2 BB: 1 P: 8	R: 1 E: 1 K: 0 S: 3 H: 1 LOB: 2 BB: 1 P: 7	1B: 7 2B: 1 3B: 0 HR: 1	SF: 0 SAC: 1 DP: 2 HBP: 0						

PITCHER		IP	WLS	BF	H	R	ER	SO	BB	IBB	HBP	BLK	WP	HR	S	P	ERA	WHIP
Vern Law, R ERA: 4.26	(1, 1)	7.0		27	5	1	1	5	2	0	0	0	0	1	35	43	1.29	1.000
Roy Face, R ERA: 2.87	(8, 1)	2.1	L	12	3	1	0	1	0	2	0	0	0	0	12	20	0.00	1.286

PITCHER	IP	WLS	BF	H	R	ER	SO	BB	IBB	HBP	BLK	WP	HR	S	P	ERA	WHIP

BOTTOM

Pittsburgh Pirates @ New York Mets

Polo Grounds, New York, NY

Sun Jun 02 1963, 3:33 AM EDT

Unknown

livebaseballscorecards.com

AB	34
R	2
H	8
RBI	1
BB	4
SO	6
LOB	16

WP: 0 PB: 0 SB: 0 CS: 0 PA: 39

Batter	1	2	3	4	5	6	7	8	9	10	AB	R	H	RBI	BB	SO	LOB
Dick Schofield, S (1, 6) OBP: 0.323, SLG: 0.263	K			3-1		F2		FC3-6, 1B	P6		5	0	1	0	0	1	2
Bill Virdon, L (1, 8) OBP: 0.293, SLG: 0.304	F2			F8		FC5-6, BB		FC3-6, 4-3, 1B		G6-4-3, 1B	4	1	1	0	1	0	1
Willie Stargell, L (1, 9) OBP: 0.327, SLG: 0.438	F7			K		FC5-6		4-3		P1	5	0	0	0	0	1	4
Bill Mazeroski, R (1, 4) OBP: 0.358, SLG: 0.408		K			L8		3B, 1B			G6-4-3	5	1	2	1	0	1	1
Jerry Lynch, L (1, 7) OBP: 0.292, SLG: 0.567		K			F5		FC5-2, 3B	P2			4	0	1	1	0	1	1
Smoky Burgess, L (1, 2) OBP: 0.330, SLG: 0.419		F9			FC5-4, BB		FC5, FC5-2, BB		L6		1	0	0	0	1	0	0
Ron Brand, R (5, 2)											1	0	0	0	1	0	0
Donn Clendenon, R (1, 3) OBP: 0.356, SLG: 0.500			K		FC5-4		FC5-2, FC5		2B, E, BB		3	1	0	0	1	1	3
Bob Bailey, R (1, 5) OBP: 0.330, SLG: 0.373			K			FC3-6, BB	FC5		E, 2B		3	0	1	0	1	1	2
Al McBean, R (1, 1) OBP: 0.125, SLG: 0.125			6-3			FC3-6, FC5-6, BB	P4		1-3		1	0	0	0	0	0	0
Johnny Logan, R (6, PH) OBP: 0.287, SLG: 0.308											1	0	0	0	0	0	1
Tommie Sisk, R (6, 1)											0	0	0	0	0	0	0
Ted Savage, R (7, PH) OBP: 0.284, SLG: 0.387											1	0	0	0	0	0	2
Harvey Haddix, L (7, 1) OBP: 0.167, SLG: 0.333											1	0	0	0	0	0	1
Roy Face, R (9, 1)											0	0	0	0	0	0	0
Inning Stats	R: 0 E: 0 K: 1 S: 5 H: 0 LOB: 0 BB: 0 P: 5	R: 0 E: 0 K: 2 S: 7 H: 0 LOB: 0 BB: 0 P: 7	R: 0 E: 0 K: 2 S: 7 H: 0 LOB: 0 BB: 0 P: 7	R: 0 E: 0 K: 1 S: 5 H: 0 LOB: 0 BB: 0 P: 5	R: 0 E: 0 K: 0 S: 3 H: 0 LOB: 1 BB: 1 P: 7	R: 0 E: 0 K: 0 S: 5 H: 0 LOB: 2 BB: 2 P: 13	R: 1 E: 0 K: 0 S: 5 H: 2 LOB: 2 BB: 1 P: 9	R: 1 E: 0 K: 0 S: 5 H: 2 LOB: 1 BB: 0 P: 5	R: 1 E: 1 K: 0 S: 4 H: 1 LOB: 1 BB: 1 P: 8	R: 0 E: 0 K: 0 S: 3 H: 1 LOB: 0 BB: 0 P: 3	1B: 4 2B: 1 3B: 1 HR: 0 SF: 0 SAC: 0 DP: 1 HBP: 0	WP: 0 PB: 0 SB: 0 CS: 0 PA: 40					

PITCHER		IP	WLS	BF	H	R	ER	SO	BB	IBB	HBP	BLK	WP	HR	S	P	ERA	WHIP
Tracy Stallard, R ERA: 6.0	(1, 1)	6.0		24	2	1	1	7	4	0	0	0	0	0	34	50	1.50	1.000
Larry Bearnarth, R ERA: 2.96	(7, 1)	1.2		7	2	1	1	0	0	0	0	0	0	0	7	7	5.40	1.200
Roger Craig, R ERA: 3.55	(8, 1)	1.1		6	1	1	0	0	1	0	0	0	0	0	5	9	0.00	1.500
Jay Hook, R ERA: 5.34	(10, 1)	1.0	W	3	1	0	0	0	0	0	0	0	0	0	3	3	0.00	1.000

PITCHER	IP	WLS	BF	H	R	ER	SO	BB	IBB	HBP	BLK	WP	HR	S	P	ERA	WHIP

TOP

Pittsburgh Pirates @ New York Mets

Polo Grounds, New York, NY

Sun Jun 02 1963, 3:38 AM EDT

Att. 18,844 - Unknown

livebaseballscorecards.com

AB	35
R	3
H	6
RBI	2
BB	5
SO	6
LOB	18

Batter	1	2	3	4	5	6	7	8	9	10	AB	R	H	RBI	BB	SO	LOB
Jim Piersall, R (1, 8) OBP: 0.285, SLG: 0.277	BBBB 4-0 G4-6-3 BB		x 0-0 ② 4-3		x 0-0 3-H 1B		x 0-0 ③ 5-3		BBBB 4-0 1-2 2-3 BB		3	0	1	1	1	0	0
Frank Thomas, R (9, PH) OBP: 0.262, SLG: 0.301											0	0	0	0	1	0	0
Jay Hook, L (10, 1) OBP: 0.250, SLG: 0.222											0	0	0	0	0	0	0
Tim Harkness, L (1, 3) OBP: 0.305, SLG: 0.387	x 0-0 ①② G4-6-3 1-2f		x 0-0 ③ 1-3		x 0-0 ② F8			x 0-0 ① F2	x 0-0 ③ G3		5	0	0	0	0	0	5
Ron Hunt, R (1, 4) OBP: 0.361, SLG: 0.382	BBBB 4-0 FC4-6 BB			x 0-0 ① 6-3	x 0-0 ③ 5-3			x 0-0 ① FC5-4 1B		x 0-0 ① F8	4	0	1	0	1	0	1
Duke Snider, L (1, 7) OBP: 0.329, SLG: 0.472	x 0-0 ③ FC4-6 1-2f			x 0-0 ② G3		x 0-0 3B WP		x 0-0 ② FC5-4 1-2f		x 0-0 HR	3	1	1	0	0	0	1
Jim Hickman, R (7, 7) OBP: 0.339, SLG: 0.452											2	1	1	1	0	0	1
Ed Kranepool, L (1, 9) OBP: 0.278, SLG: 0.315		x 0-0 ① L8		BBBB 4-0 FC6-4 BB		SSS 0-3 ① K		x 0-0 ③ 1-3			3	0	0	0	1	1	2
Chico Fernandez, R (1, 6) OBP: 0.261, SLG: 0.250	SSS 0-3 ② K		x 0-0 ③ FC6-4 1-2f		x 0-0 ② 6-3			SSS 0-3 ① K			4	0	0	0	0	2	2
Choo-Choo Coleman, L (1, 2) OBP: 0.288, SLG: 0.214	x 0-0 S 1B			x 0-0 3B 1B	SSS 0-3 ③ K 3-H				BBBB 4-0 BB WP BB		3	1	2	0	1	1	0
Charlie Neal, R (1, 5) OBP: 0.321, SLG: 0.310	SSS 0-3 ③ K 1-2			x 0-0 1-H 1B 3B			x 0-0 CS 1B		SSS 0-3 ② K 1-2		4	1	2	1	0	2	2
Tracy Stallard, R (1, 1)			x 0-0 ① 6-3		x 0-0 ① 1-3		SSS 0-3 ①② K 1-2		IIII 4-0 BB IBB		2	0	0	0	0	0	1
Larry Bearnarth, R (7, 1) OBP: 0.125, SLG: 0.125											1	0	0	0	0	1	1
Roger Craig, R (8, 1) OBP: 0.125, SLG: 0.067											0	0	0	0	0	0	0
Sammy Taylor, L (9, PH) OBP: 0.429, SLG: 0.250											0	0	0	0	1	0	0
Rod Kanehl, R (9, PR) OBP: 0.208, SLG: 0.217											0	0	0	0	0	0	0
(10, 8)																	
Inning Stats	R: 0 E: 0 K: 0 S: 2 H: 0 LOB: 1 BB: 2 P: 10	R: 0 E: 0 K: 2 S: 8 H: 1 LOB: 1 BB: 0 P: 8	R: 0 E: 0 K: 0 S: 3 H: 0 LOB: 0 BB: 0 P: 3	R: 0 E: 0 K: 0 S: 3 H: 0 LOB: 1 BB: 1 P: 7	R: 2 E: 0 K: 0 S: 6 H: 3 LOB: 1 BB: 0 P: 6	R: 1 E: 0 K: 2 S: 8 H: 1 LOB: 0 BB: 0 P: 8	R: 0 E: 0 K: 1 S: 5 H: 1 LOB: 0 BB: 0 P: 5	R: 0 E: 0 K: 0 S: 4 H: 1 LOB: 1 BB: 0 P: 4	R: 0 E: 0 K: 2 S: 7 H: 0 LOB: 3 BB: 3 P: 19	R: 1 E: 0 K: 0 S: 2 H: 1 LOB: 0 BB: 0 P: 2	1B: 5 2B: 1 3B: 2 HR: 1	SF: 0 SAC: 0 DP: 2 HBP: 0						

PITCHER		IP	WLS	BF	H	R	ER	SO	BB	IBB	HBP	BLK	WP	HR	S	P	ERA	WHIP
Al McBean, R ERA: 2.74	(1, 1)	5.0		21	4	2	2	2	3	0	0	0	0	0	22	34	3.60	1.400
Tommie Sisk, R ERA: 1.88	(6, 1)	1.0		4	1	1	1	2	0	0	0	0	1	0	8	8	9.00	1.000
Harvey Haddix, L ERA: 2.17	(7, 1)	2.1		9	2	0	0	2	1	0	0	0	0	0	12	16	0.00	1.286
Roy Face, R ERA: 3.24	(9, 1)	1.0	L	6	1	1	1	1	1	1	0	0	1	1	6	14	9.00	2.000

PITCHER	IP	WLS	BF	H	R	ER	SO	BB	IBB	HBP	BLK	WP	HR	S	P	ERA	WHIP

BOTTOM

Pittsburgh Pirates @ New York Mets

Polo Grounds, New York, NY

Sun Jun 02 1963, 3:38 AM EDT

Att. 18,844 - Unknown

livebaseballscorecards.com

AB	34
R	4
H	8
RBI	3
BB	6
SO	7
LOB	16

1B: 5 SF: 0 WP: 2 PA: 40
2B: 1 SAC: 0 PB: 0
3B: 2 DP: 2 SB: 1
HR: 1 HBP: 0 CS: 1

Milwaukee Braves @ New York Mets

Polo Grounds, New York, NY

Tue Jun 04 1963, 7:05 PM EDT

Att. 10,168 - Unknown

TOP

livebaseballscorecards.com

Batter	1	2	3	4	5	6	7	8	9	AB	R	H	RBI	BB	SO	LOB
Roy McMillan, R (1, 6) OBP: 0.277, SLG: 0.368	5-3		K			F5		1-3	F7	5	0	0	0	0	1	3
Lee Maye, L (1, 8) (9, 7) OBP: 0.258, SLG: 0.288	K			4-3		P4			1-3	4	0	0	0	0	1	0
Hank Aaron, R (1, 9) OBP: 0.402, SLG: 0.608	K			P6			L8		S 1B 1B	4	1	1	0	0	1	0
Eddie Mathews, L (1, 5) OBP: 0.420, SLG: 0.435		1B		BB			FC6-4 BB		K 1-2	2	0	1	0	2	1	1
Don Dillard, L (1, 7) OBP: 0.307, SLG: 0.443 Ron Piche, R (9, 1) Bob Shaw, R (9, 1) OBP: 0.389, SLG: 0.267		F2		1-3			FC6-4 1B 1-2f		1B BB 1B 2-H	4 0 0	1 0 0	1 0 0	1 0 0	0 0 0	0 0 0	3 0 0
Tommie Aaron, R (1, 3) OBP: 0.280, SLG: 0.340		P6			F3		1B 1-2		BB BB HBP 1B 1-3	4	1	2	0	0	0	1
Bob Uecker, R (1, 2) OBP: 0.250, SLG: 0.375 Joe Torre, R (9, PH) (9, 2) OBP: 0.359, SLG: 0.397		K			F9		K		HBP BB BB 1-2	3 0	0 0	0 0	0 0	0 1	2 0	3 0
Denis Menke, R (1, 4) OBP: 0.285, SLG: 0.345			K		L8			4-3	HBP BB 1-2 2-3 3-H	3	0	0	1	1	1	0
Bob Hendley, R (1, 1) OBP: 0.174, SLG: 0.136 Norm Larker, L (8, PH) OBP: 0.330, SLG: 0.315 Claude Raymond, R (8, 1) OBP: 0.750, SLG: 1.333 Mack Jones, L (9, PH) (9, 8) OBP: 0.261, SLG: 0.279			K			F8		F8	HBP 1-2 2-3 3-H	2 1 0 0	0 0 0 0	0 0 0 0	0 0 0 1	0 0 0 0	1 0 0 0	0 0 0 0
Inning Stats	R: 0 E: 0 K: 2 S: 7 H: 0 LOB: 0 BB: 0 P: 7	R: 0 E: 0 K: 1 S: 6 H: 1 LOB: 1 BB: 0 P: 6	R: 0 E: 0 K: 3 S: 9 H: 0 LOB: 0 BB: 0 P: 9	R: 0 E: 0 K: 0 S: 3 H: 0 LOB: 1 BB: 1 P: 7	R: 0 E: 0 K: 0 S: 3 H: 0 LOB: 1 BB: 0 P: 3	R: 0 E: 0 K: 0 S: 3 H: 0 LOB: 0 BB: 0 P: 3	R: 0 E: 0 K: 1 S: 6 H: 1 LOB: 2 BB: 1 P: 10	R: 0 E: 0 K: 0 S: 3 H: 0 LOB: 0 BB: 0 P: 3	R: 3 E: 0 K: 1 S: 8 H: 3 LOB: 3 BB: 2 P: 17	1B: 5 2B: 0 3B: 0 HR: 0 SF: 0 SAC: 0 DP: 0 HBP: 1						

AB	32
R	3
H	5
RBI	3
BB	4
SO	8
LOB	11

WP: 0 PB: 0 SB: 1 CS: 0 PA: 37

PITCHER		IP	WLS	BF	H	R	ER	SO	BB	IBB	HBP	BLK	WP	HR	S	P	ERA	WHIP
Carl Willey, R ERA: 2.35	(1, 1)	8.2	L	34	5	3	3	8	3	0	0	0	0	0	47	59	3.12	0.923
Galen Cisco, R ERA: 4.05	(9, 1)	0.0		2	0	0	0	0	1	0	1	0	0	0	0	5	∞	∞
Larry Bearnarth, R ERA: 2.92	(9, 1)	0.1		1	0	0	0	0	0	0	0	0	0	0	1	1	0.00	0.000

PITCHER	IP	WLS	BF	H	R	ER	SO	BB	IBB	HBP	BLK	WP	HR	S	P	ERA	WHIP

Milwaukee Braves @ New York Mets

Polo Grounds, New York, NY

Tue Jun 04 1963, 7:05 PM EDT

Att. 10,168 - Unknown

livebaseballscorecards.com

Batter	1	2	3	4	5	6	7	8	9	AB	R	H	RBI	BB	SO	LOB
Jim Piersall, R (1, 8) OBP: 0.277, SLG: 0.269	F9		F3		K		F3			4	0	0	0	0	1	1
Charlie Neal, R (1, 5) OBP: 0.320, SLG: 0.309	SF7 1B		K		6-3			K		4	1	1	0	0	2	0
Ron Hunt, R (1, 4) OBP: 0.359, SLG: 0.379	CS 1-3 1B		K			F9		K		4	0	1	0	0	2	0
Frank Thomas, R (1, 7) OBP: 0.277, SLG: 0.304 Rod Kanehl, R (8, PR) OBP: 0.208, SLG: 0.217 (9, 7)	BB			E BB		L7		FC6-4 1B		2 0	0 0	1 0	0 0	2 0	0 0	0 0
Jim Hickman, R (1, 9) OBP: 0.331, SLG: 0.443	SF7 3-H			K		F7		FC6-4 1-2f		3	0	0	1	0	1	2
Chico Fernandez, R (1, 6) OBP: 0.263, SLG: 0.262 Duke Snider, L (9, PH) OBP: 0.333, SLG: 0.472 Al Moran, R (9, PR) OBP: 0.214, SLG: 0.212	CS 2-3	F8		FC6 1-2			1B 2B		BBBB FC4-6 BB	3 0 0	1 0 0	1 0 0	0 0 0	0 1 0	0 0 0	1 0 0
Cliff Cook, R (1, 3) OBP: 0.198, SLG: 0.230 Tim Harkness, L (8, 3) OBP: 0.303, SLG: 0.383		2B		K			K	FC4-6 1-2f	G4-6-3	3 1	0 0	1 0	0 0	0 0	2 0	3 1
Norm Sherry, R (1, 2) OBP: 0.141, SLG: 0.194 Sammy Taylor, L (9, PH) OBP: 0.375, SLG: 0.200		5-3		P5			SH1-4 2-H 1B		G4-6-3 1-2f	3 1	0 0	1 0	1 0	0 0	0 0	3 1
Carl Willey, R (1, 1) OBP: 0.167, SLG: 0.130 Galen Cisco, R (9, 1) OBP: 0.176, SLG: 0.143 Larry Bearnarth, R (9, 1) OBP: 0.125, SLG: 0.125		K			K		SH1-4 1-2			2 0 0	0 0 0	0 0 0	0 0 0	0 0 0	2 0 0	1 0 0
Inning Stats	R: 1 E: 0 K: 0 S: 4 H: 2 LOB: 1 BB: 1 P: 8	R: 0 E: 0 K: 1 S: 6 H: 1 LOB: 1 BB: 0 P: 6	R: 0 E: 0 K: 2 S: 7 H: 0 LOB: 0 BB: 0 P: 7	R: 0 E: 1 K: 2 S: 8 H: 0 LOB: 2 BB: 1 P: 12	R: 0 E: 0 K: 2 S: 7 H: 0 LOB: 0 BB: 0 P: 7	R: 0 E: 0 K: 0 S: 3 H: 0 LOB: 0 BB: 0 P: 3	R: 1 E: 0 K: 1 S: 7 H: 2 LOB: 1 BB: 0 P: 7	R: 0 E: 0 K: 2 S: 8 H: 1 LOB: 1 BB: 0 P: 8	R: 0 E: 0 K: 0 S: 2 H: 0 LOB: 1 BB: 1 P: 6	1B: 4 2B: 2 3B: 0 HR: 0 SF: 1 SAC: 1 DP: 1 HBP: 0						

	AB	30
	R	2
	H	6
	RBI	2
	BB	3
	SO	10
	LOB	13

WP: 0 PB: 0 SB: 0 CS: 1 PA: 36

PITCHER		IP	WLS	BF	H	R	ER	SO	BB	IBB	HBP	BLK	WP	HR	S	P	ERA	WHIP
Bob Hendley, L ERA: 3.71	(1, 1)	7.0		28	5	2	2	8	2	0	0	0	0	0	42	50	2.57	1.000
Claude Raymond, R ERA: 3.0	(8, 1)	1.0	W	4	1	0	0	2	0	0	0	0	0	0	8	8	0.00	1.000
Ron Piche, R ERA: 4.0	(9, 1)	0.0		1	0	0	0	0	1	0	0	0	0	0	0	4	∞	∞
Bob Shaw, R ERA: 3.61	(9, 1)	1.0	S	2	0	0	0	0	0	0	0	0	0	0	2	2	0.00	0.000

PITCHER	IP	WLS	BF	H	R	ER	SO	BB	IBB	HBP	BLK	WP	HR	S	P	ERA	WHIP

Batter	1	2	3	4	5	6	7	8	9	10	AB	R	H	RBI	BB	SO	LOB
Roy McMillan, R (1, 6) OBP: 0.280, SLG: 0.359	BBBB 4-0 G3-6-3 BB		x 0-0 ② FC6-5 HR 2-3	x 0-0 E1 3-2 1-3 2-H 1B	x 0-0 ③ FC5-4 1-2f		x 0-0 ② F7			x 0-0 ① 6-3	5	1	1	0	1	0	4
Lee Maye, L (1, 8) OBP: 0.255, SLG: 0.318 Mack Jones, L (7, 8) OBP: 0.267, SLG: 0.295	x 0-0 ①② G3-6-3 1-2f		x 0-0 1-H HR	x 0-0 ①② 3-2 1-2 3-Hf		x 0-0 ① G3	x 0-0 ③ F7			x 0-0 WP 1B 2B	5	1	1	2	0	0	5
											1	1	1	0	0	0	0
Hank Aaron, R (1, 9) OBP: 0.409, SLG: 0.618	SSS 0-3 ③ K		x 0-0 ③ S 2B 1B	x 0-0 ③ F4		x 0-0 1B 3B		x 0-0 1B		IIII 4-0 IBB 1B 2-3 IBB	5	3	3	0	1	1	1
Eddie Mathews, L (1, 5) OBP: 0.427, SLG: 0.445		x 0-0 1B	x 0-0 1-H 2B		x 0-0 ① P5	x 0-0 FC5-4 3-H 1B		SSS 0-3 ① K		IIII 4-0 1B 1-2 IBB	5	0	3	2	1	1	1
Don Dillard, L (1, 7) OBP: 0.304, SLG: 0.425 Bubba Morton, R (8, PH) OBP: 0.262, SLG: 0.162 (8, 7)		x 0-0 ① F8	H 1-0 HBP		x 0-0 ② F9	x 0-0 ② FC5-4 FC6-4 1-2f		x 0-0 ② F7		x 0-0 1-3 2-H 3-H 1B	3	0	0	0	0	0	2
											2	0	1	2	0	0	1
Tommie Aaron, R (1, 3) OBP: 0.268, SLG: 0.340		x 0-0 ② F2	SSS 0-3 ③ K		x 0-0 HR 2B	x 0-0 ③ FC6-4 1-2f		x 0-0 ③ P6		x 0-0 ② P4	6	1	1	0	0	1	7
Bob Uecker, R (1, 2) OBP: 0.333, SLG: 0.300 Norm Larker, L (9, PH) OBP: 0.327, SLG: 0.312 Lew Burdette, R (9, 1) OBP: 0.167, SLG: 0.143		x 0-0 ③ F8		BBB 4-0 1B E BB	BBB 4-0 HR BB		x 0-0 ① 6-3		x 0-0 ① 4-1	x 0-0 ③ 5-3	2	2	0	0	2	0	1
											1	0	0	0	0	0	0
											1	0	0	0	0	0	2
Denis Menke, R (1, 4) OBP: 0.294, SLG: 0.370			x 0-0 ① F9	x 0-0 1B E E 1-3 1B	x 0-0 1-H 2-H HR		BBBB 4-0 HBP BB		x 0-0 ② F8		4	2	2	3	1	0	0
Warren Spahn, L (1, 1) OBP: 0.273, SLG: 0.267 Ron Piche, R (6, 1) Claude Raymond, R (6, 1) OBP: 0.600, SLG: 1.333 Tony Cloninger, R (8, 1) Joe Torre, R (9, PH) OBP: 0.357, SLG: 0.394 (9, 2)			x 0-0 FC6-5 2B	x 0-0 E2 E 1-2 3-2 3-H	BBB 4-0 FC5-4 BB		H 1-0 1-2 HBP		x 0-0 ③ 6-3		2	0	1	0	1	0	1
											0	0	0	0	0	0	0
											0	0	0	0	0	0	0
											0	0	0	0	0	0	0
											1	0	0	0	0	0	0
Inning Stats	R: 0 E: 0 K: 1 S: 4 H: 0 LOB: 0 BB: 1 P: 8	R: 0 E: 0 K: 0 S: 4 H: 1 LOB: 1 BB: 0 P: 4	R: 3 E: 0 K: 1 S: 9 H: 4 LOB: 2 BB: 0 P: 10	R: 2 E: 2 K: 0 S: 5 H: 2 LOB: 1 BB: 1 P: 9	R: 3 E: 0 K: 0 S: 5 H: 2 LOB: 1 BB: 2 P: 13	R: 1 E: 0 K: 0 S: 5 H: 2 LOB: 1 BB: 0 P: 5	R: 0 E: 0 K: 0 S: 3 H: 0 LOB: 2 BB: 1 P: 8	R: 0 E: 0 K: 1 S: 6 H: 1 LOB: 1 BB: 0 P: 6	R: 0 E: 0 K: 0 S: 3 H: 0 LOB: 0 BB: 0 P: 3	R: 2 E: 0 K: 0 S: 5 H: 2 LOB: 2 BB: 2 P: 13	1B: 7 2B: 5 3B: 1 HR: 2	SF: 0 SAC: 0 DP: 2 HBP: 2					

PITCHER		IP	WLS	BF	H	R	ER	SO	BB	IBB	HBP	BLK	WP	HR	S	P	ERA	WHIP
Jay Hook, R ERA: 5.51	(1, 1)	3.0		16	5	4	3	2	2	0	1	0	0	1	17	26	9.00	2.333
Don Rowe, L ERA: 4.42	(4, 1)	2.0		12	4	4	3	0	2	0	0	0	0	1	10	18	13.50	3.000
Galen Cisco, R ERA: 4.13	(6, 1)	1.0		5	2	1	1	0	0	0	0	0	0	0	5	5	9.00	2.000
Ken MacKenzie, L ERA: 5.48	(7, 1)	2.0		9	1	0	0	1	1	0	1	0	0	0	9	14	0.00	1.000
Larry Bearnarth, R ERA: 3.38	(9, 1)	2.0	L	10	2	2	2	0	0	2	0	0	1	0	8	16	9.00	1.000

PITCHER	IP	WLS	BF	H	R	ER	SO	BB	IBB	HBP	BLK	WP	HR	S	P	ERA	WHIP

TOP

Milwaukee Braves @ New York Mets

Polo Grounds, New York, NY

Wed Jun 05 1963, 3:33 AM EDT

Att. 5,141 - Unknown

livebaseballscorecards.com

AB	43
R	11
H	14
RBI	9
BB	7
SO	3
LOB	25

WP: 1	PB: 0	SB: 1	CS: 0	PA:	52	

Batter	1	2	3	4	5	6	7	8	9	10	AB	R	H	RBI	BB	SO	LOB
Jim Piersall, R (1, 8) OBP: 0.283, SLG: 0.275	5-3		G6-4-3 1-2f		E8 1-H	WP 2B 1-2 3-H		WP S 1B BB		K	4	1	2	1	0	0	1
Ken MacKenzie, R (7, 1)											0	0	0	0	0	0	0
Ed Kranepool, L (8, PH) OBP: 0.282, SLG: 0.315											0	1	0	0	1	0	0
Larry Bearnarth, R (9, 1) OBP: 0.125, SLG: 0.125											0	0	0	0	0	0	0
Al Moran, R (10, PH) OBP: 0.212, SLG: 0.211											1	0	0	0	0	1	0
Charlie Neal, R (1, 5) OBP: 0.317, SLG: 0.311	5-3		6-3		6-3	1B 1-H 2-H 2B		K 1-2			5	1	1	2	0	1	2
Ron Hunt, R (1, 4) OBP: 0.355, SLG: 0.374	1-3			L5		G6-4-3 1B E 1B 2-H 1B		G5-4-3 2-H 1B			2	0	0	0	0	0	0
Rod Kanehl, R (6, 4) OBP: 0.255, SLG: 0.265						L5					3	1	3	2	0	0	0
Frank Thomas, R (1, 7) OBP: 0.289, SLG: 0.317		1-4 BB G1-2-3 1B		1B		G6-4-3 1-2 1B		G5-4-3 1-2f			5	0	3	0	0	0	2
Jim Hickman, R (1, 9) OBP: 0.333, SLG: 0.438		1-4 1-2 BB		K		G6-4-3 1-2f 2-3	2B 1B		5-3		4	0	1	0	1	1	3
Chico Fernandez, R (1, 6) OBP: 0.268, SLG: 0.270	1-4 1-2 2-3			F8		BB E 1B BB	FC1-6 1-3 2B		6-3		4	1	1	0	1	0	3
Cliff Cook, R (1, 3) OBP: 0.202, SLG: 0.224		IBB			6-3	E5 BB 1B 1-2 3-H	FC1-6 2-3		F5		2	1	0	0	1	0	1
Tim Harkness, L (7, PH) OBP: 0.298, SLG: 0.376											2	0	0	0	0	0	2
(8, 3)																	
Norm Sherry, R (1, 2) OBP: 0.137, SLG: 0.188		G1-2-3 3-Hf			F5	1B 1B 1-2 2-3 BB	P6			K	2	0	0	0	0	0	3
Galen Cisco, R (6, 1) OBP: 0.176, SLG: 0.143											0	0	0	0	0	0	0
Duke Snider, L (6, PH) OBP: 0.333, SLG: 0.465											2	1	0	0	1	1	2
(7, 8)																	
Jay Hook, L (1, 1) OBP: 0.286, SLG: 0.263			G6-4-3 1B		E 1B	WP 1B 1-3 2-H 3-H 2B 1B	K			4-3	1	0	1	0	0	0	0
Don Rowe, L (4, 1) OBP: 0.222, SLG: 0.222											0	0	0	0	0	0	0
Sammy Taylor, L (5, PH) OBP: 0.455, SLG: 0.375											3	2	2	2	0	1	2
(6, 2)																	
Choo-Choo Coleman, L (10, 2) OBP: 0.286, SLG: 0.212											1	0	0	0	0	0	0
Inning Stats	R: 0 E: 0 K: 0 S: 3 H: 0 LOB: 0 BB: 0 P: 3	R: 0 E: 0 K: 0 S: 3 H: 1 LOB: 2 BB: 2 P: 11	R: 0 E: 0 K: 0 S: 3 H: 1 LOB: 0 BB: 0 P: 3	R: 0 E: 0 K: 1 S: 6 H: 1 LOB: 1 BB: 0 P: 6	R: 1 E: 1 K: 0 S: 5 H: 2 LOB: 1 BB: 0 P: 5	R: 7 E: 1 K: 0 S: 9 H: 6 LOB: 1 BB: 2 P: 17	R: 0 E: 0 K: 1 S: 7 H: 2 LOB: 2 BB: 0 P: 7	R: 1 E: 0 K: 1 S: 5 H: 1 LOB: 0 BB: 1 P: 9	R: 0 E: 0 K: 0 S: 3 H: 0 LOB: 0 BB: 0 P: 3	R: 0 E: 0 K: 2 S: 7 H: 0 LOB: 0 BB: 0 P: 7	1B: 12 2B: 2 3B: 0 HR: 0 SF: 0 SAC: 0 DP: 4 HBP: 0						

PITCHER		IP	WLS	BF	H	R	ER	SO	BB	IBB	HBP	BLK	WP	HR	S	P	ERA	WHIP
Warren Spahn, L ERA: 3.18	(1, 1)	5.2		27	8	6	0	1	3	1	0	0	0	0	25	41	0.00	1.941
Ron Piche, R ERA: 4.0	(6, 1)	0.0		2	2	1	0	0	0	0	0	0	1	0	2	2	∞	∞
Claude Raymond, R ERA: 3.14	(6, 1)	1.2		9	3	2	1	2	1	0	0	0	0	0	12	16	5.40	2.400
Tony Cloninger, R ERA: 3.29	(8, 1)	0.2		2	1	0	0	0	0	0	0	0	1	0	2	2	0.00	1.500
Lew Burdette, R ERA: 3.67	(9, 1)	2.0	W	6	0	0	0	2	0	0	0	0	0	0	10	10	0.00	0.000

PITCHER	IP	WLS	BF	H	R	ER	SO	BB	IBB	HBP	BLK	WP	HR	S	P	ERA	WHIP

BOTTOM

Milwaukee Braves @ New York Mets

Polo Grounds, New York, NY

Wed Jun 05 1963, 3:33 AM EDT

Att. 5,141 - Unknown

livebaseballscorecards.com

AB	41
R	9
H	14
RBI	7
BB	5
SO	5
LOB	21

WP: 2 PA: 46
PB: 0
SB: 1
CS: 0

Batter	1	2	3	4	5	6	7	8	9	AB	R	H	RBI	BB	SO	LOB
Curt Flood, R (1, 8) OBP: 0.314, SLG: 0.382	E 2B		K		BB		PB SH3-4 1B		BB	3	1	2	0	2	1	0
Dick Groat, R (1, 6) OBP: 0.409, SLG: 0.496	E9 2-H 2B		1B		FC5-4 1-2 BB		SH3-4 1-2		4-3	3	0	2	1	1	0	1
Bill White, L (1, 3) OBP: 0.385, SLG: 0.493	G3		4-3		K		G6-4-3 2-3 BB			3	0	0	0	1	1	4
Ken Boyer, R (1, 5) OBP: 0.377, SLG: 0.452	6-3			HR	FC5-4 1-2f		G6-4-3 1-2f			4	1	1	1	0	0	5
Charlie James, R (1, 7) OBP: 0.325, SLG: 0.441	K			4-3		5-3		1B		4	0	1	0	0	1	1
George Altman, L (1, 9) OBP: 0.351, SLG: 0.380		G6-4-3 BB		FC8-4 1B		K		G3		3	0	1	0	1	1	0
Julian Javier, R (1, 4) OBP: 0.302, SLG: 0.422		F4		FC8-4 1-2f		3B		K2-3		4	0	1	0	0	1	2
Gene Oliver, R (1, 2) OBP: 0.292, SLG: 0.410		G6-4-3 1-2f		K		IBB			F4	3	0	0	0	1	1	2
Ron Taylor, R (1, 1)			6-3		1-3		K		6-3	4	0	0	0	0	1	2
Diomedes Olivo, L (9, 1)										0	0	0	0	0	0	0
Inning Stats	R: 1 E: 1 K: 1 S: 7 H: 2 LOB: 1 BB: 0 P: 7	R: 0 E: 0 K: 0 S: 2 H: 0 LOB: 0 BB: 1 P: 6	R: 0 E: 0 K: 1 S: 6 H: 1 LOB: 1 BB: 0 P: 6	R: 1 E: 0 K: 1 S: 7 H: 2 LOB: 1 BB: 0 P: 7	R: 0 E: 0 K: 1 S: 5 H: 0 LOB: 2 BB: 2 P: 13	R: 0 E: 0 K: 2 S: 8 H: 1 LOB: 1 BB: 1 P: 12	R: 0 E: 0 K: 0 S: 3 H: 1 LOB: 1 BB: 1 P: 7	R: 0 E: 0 K: 1 S: 5 H: 1 LOB: 0 BB: 0 P: 5	R: 0 E: 0 K: 0 S: 3 H: 0 LOB: 1 BB: 1 P: 7	1B: 4 2B: 2 3B: 1 HR: 1	SF: 0 SAC: 1 DP: 2 HBP: 0					

TOP

St. Louis Cardinals @ New York Mets

Polo Grounds, New York, NY

Fri Jun 07 1963, 7:05 PM EDT

Att. 15,260 - Unknown

livebaseballscorecards.com

AB	31
R	2
H	8
RBI	2
BB	6
SO	7
LOB	17

PITCHER	IP	WLS	BF	H	R	ER	SO	BB	IBB	HBP	BLK	WP	HR	S	P	ERA	WHIP
Al Jackson, L (1, 1) ERA: 3.46	9.0	W	38	8	2	2	7	5	1	0	0	0	1	46	70	2.00	1.444

PITCHER	IP	WLS	BF	H	R	ER	SO	BB	IBB	HBP	BLK	WP	HR	S	P	ERA	WHIP

BOTTOM

St. Louis Cardinals @ New York Mets

Polo Grounds, New York, NY

Fri Jun 07 1963, 7:05 PM EDT

Att. 15,260 - Unknown

Batter	1	2	3	4	5	6	7	8	9	AB	R	H	RBI	BB	SO	LOB
Jim Piersall, R (1, 8) OBP: 0.277, SLG: 0.270	F9		F3			F8			F6	3	0	0	0	0	0	0
Jim Hickman, R (9, PH) OBP: 0.331, SLG: 0.435										1	0	0	0	0	0	0
Choo-Choo Coleman, L (1, 2) OBP: 0.279, SLG: 0.206	4-3		6-3			F3			PB BB HR 1B	3	0	0	0	0	0	0
Frank Thomas, R (9, PH) OBP: 0.294, SLG: 0.322										1	0	1	0	0	0	0
Rod Kanehl, R (9, PR) OBP: 0.255, SLG: 0.265										0	1	0	0	0	0	0
Ron Hunt, R (1, 4) OBP: 0.353, SLG: 0.368	1-3			6-3		K			1-2 PB HR BB	3	1	0	0	1	1	0
Duke Snider, L (1, 7) OBP: 0.338, SLG: 0.489		G5-4-3 1B		F5			F8		1-H 2-H HR	4	1	2	3	0	0	0
Ed Kranepool, L (1, 9) OBP: 0.277, SLG: 0.309		G5-4-3 1-2f		L4			F5			3	0	0	0	0	0	1
Chico Fernandez, R (1, 6) OBP: 0.270, SLG: 0.272		BB 1B			F3		F5			3	0	1	0	0	0	0
Tim Harkness, L (1, 3) OBP: 0.298, SLG: 0.369		1-2 BB			F8			F3		2	0	0	0	1	0	0
Charlie Neal, R (1, 5) OBP: 0.313, SLG: 0.306		1-3			E4			K		3	0	0	0	0	1	2
Al Jackson, L (1, 1) OBP: 0.161, SLG: 0.167			4-3		F7			F7		3	0	0	0	0	0	1
Inning Stats	R: 0 E: 0 K: 0 S: 3 H: 0 LOB: 0 BB: 0 P: 3	R: 0 E: 0 K: 0 S: 4 H: 2 LOB: 2 BB: 1 P: 8	R: 0 E: 0 K: 0 S: 3 H: 0 LOB: 0 BB: 0 P: 3	R: 0 E: 0 K: 0 S: 3 H: 0 LOB: 0 BB: 0 P: 3	R: 0 E: 1 K: 0 S: 4 H: 0 LOB: 1 BB: 0 P: 4	R: 0 E: 0 K: 1 S: 5 H: 0 LOB: 0 BB: 0 P: 5	R: 0 E: 0 K: 0 S: 3 H: 0 LOB: 0 BB: 0 P: 3	R: 0 E: 0 K: 1 S: 5 H: 0 LOB: 0 BB: 0 P: 5	R: 3 E: 0 K: 0 S: 3 H: 2 LOB: 1 BB: 1 P: 7	1B: 3 2B: 0 3B: 0 HR: 1 SF: 0 SAC: 0 DP: 1 HBP: 0							

livebaseballscorecards.com

AB	29
R	3
H	4
RBI	3
BB	2
SO	2
LOB	4

WP: 0 PB: 1 SB: 0 CS: 0 PA: 31

PITCHER		IP	WLS	BF	H	R	ER	SO	BB	IBB	HBP	BLK	WP	HR	S	P	ERA	WHIP
Ron Taylor, R (1, 1) ERA: 2.42		8.1		30	3	2	2	2	2	0	0	0	0	0	32	40	2.16	0.600
Diomedes Olivo, L (9, 1) ERA: 6.0		0.0	L	1	1	1	1	0	0	0	0	0	0	1	1	1	∞	∞

PITCHER	IP	WLS	BF	H	R	ER	SO	BB	IBB	HBP	BLK	WP	HR	S	P	ERA	WHIP

Batter	1	2	3	4	5	6	7	8	9	AB	R	H	RBI	BB	SO	LOB
Curt Flood, R (1, 8) OBP: 0.316, SLG: 0.382	FC4-6 1B	6-3		6-3		6-3			G4-6-3 1B	5	0	2	0	0	0	1
Bill White, L (1, 3) OBP: 0.381, SLG: 0.491	FC4-6 1B 1-2f S	2-H 2B			F3		K		G4-6-3 1-2f	5	1	1	1	0	1	2
Dick Groat, R (1, 6) OBP: 0.409, SLG: 0.491	1B S 1-3 1B	5-3			1B 1B BB		6-3		F9	4	1	1	0	1	0	1
Stan Musial, L (1, 7) OBP: 0.318, SLG: 0.475	F2		3-1		F8		2B BB			3	0	0	0	0	0	3
Duke Carmel, L (5, 7) OBP: 0.429, SLG: 0.400										0	1	0	0	1	0	0
Ken Boyer, R (1, 5) OBP: 0.384, SLG: 0.460	1B 1-2 3-H BB		E5 FC5-4		1B 1-3 1B		1-H 2B			3	0	2	1	1	0	0
George Altman, L (1, 9) OBP: 0.353, SLG: 0.383	1-2 2-3 1B		K		1-3 3-H 1B		3-1			4	0	2	1	0	1	2
Julian Javier, R (1, 4) OBP: 0.296, SLG: 0.414	6-3		FC5-4 1-2f		3-1			K		4	0	0	0	0	1	6
Tim McCarver, L (1, 2) OBP: 0.317, SLG: 0.362		4-3		F7		6-3		L4		4	0	0	0	0	0	0
Ernie Broglio, R (1, 1) OBP: 0.121, SLG: 0.152		2B 2B		K		F6		K		4	1	1	0	0	2	0
Inning Stats	R: 1 E: 0 K: 0 S: 6 H: 3 LOB: 3 BB: 1 P: 10	R: 1 E: 0 K: 0 S: 5 H: 2 LOB: 1 BB: 0 P: 5	R: 0 E: 1 K: 1 S: 6 H: 0 LOB: 1 BB: 0 P: 6	R: 0 E: 0 K: 1 S: 5 H: 0 LOB: 0 BB: 0 P: 5	R: 1 E: 0 K: 0 S: 5 H: 2 LOB: 2 BB: 1 P: 9	R: 0 E: 0 K: 0 S: 3 H: 0 LOB: 0 BB: 0 P: 3	R: 1 E: 0 K: 1 S: 6 H: 1 LOB: 1 BB: 1 P: 10	R: 0 E: 0 K: 2 S: 7 H: 0 LOB: 0 BB: 0 P: 7	R: 0 E: 0 K: 0 S: 3 H: 1 LOB: 0 BB: 0 P: 3	1B: 6 2B: 3 3B: 0 HR: 0 SF: 0 SAC: 0 DP: 1 HBP: 0						

PITCHER		IP	WLS	BF	H	R	ER	SO	BB	IBB	HBP	BLK	WP	HR	S	P	ERA	WHIP
Roger Craig, R ERA: 3.62	(1, 1)	8.0	L	36	8	4	4	5	3	0	0	0	0	0	43	55	4.50	1.375
Larry Bearnarth, R ERA: 3.25	(9, 1)	1.0		3	1	0	0	0	0	0	0	0	0	0	3	3	0.00	1.000

PITCHER	IP	WLS	BF	H	R	ER	SO	BB	IBB	HBP	BLK	WP	HR	S	P	ERA	WHIP

TOP

St. Louis Cardinals @ New York Mets

Polo Grounds, New York, NY

Sat Jun 08 1963, 3:33 AM EDT

Att. 12,845 - Unknown

livebaseballscorecards.com

AB	36
R	4
H	9
RBI	3
BB	3
SO	5
LOB	15

WP: 0	PA: 39		
PB: 0			
SB: 2			
CS: 0			

BOTTOM

St. Louis Cardinals @ New York Mets

Polo Grounds, New York, NY

Sat Jun 08 1963, 3:33 AM EDT

Att. 12,845 - Unknown

Batter	1	2	3	4	5	6	7	8	9	AB	R	H	RBI	BB	SO	LOB
Jim Piersall, R (1, 8) OBP: 0.270, SLG: 0.262	F9		K			F9		6-3		4	0	0	0	0	1	0
Ed Kranepool, L (1, 9) OBP: 0.271, SLG: 0.301	6-3			F9		3-1			G3	4	0	0	0	0	0	0
Ron Hunt, R (1, 4) OBP: 0.348, SLG: 0.362 Rod Kanehl, R (7, 4) OBP: 0.269, SLG: 0.280	F9		K	K		K			FC6-4, BB, 1B	3 1	0 0	0 1	0 0	0 0	2 0	0 0
Duke Snider, L (1, 7) OBP: 0.346, SLG: 0.489 Frank Thomas, R (7, 7) OBP: 0.297, SLG: 0.320 Al Jackson, L (9, PR) OBP: 0.161, SLG: 0.167		BB		HBP			F4		1-2, FC6-4, BB	0 1 0	0 0 0	0 0 0	0 0 0	1 1 0	0 0 0	0 0 0
Tim Harkness, L (1, 3) OBP: 0.289, SLG: 0.357		F5		4-3			4-3		1-2f, 2-3, FC6-4	4	0	0	0	0	0	4
Chico Fernandez, R (1, 6) OBP: 0.277, SLG: 0.274		K			BB		WP, 1B		K	3	0	1	0	1	2	3
Charlie Neal, R (1, 5) OBP: 0.308, SLG: 0.302		K			K		F5, 1-2			3	0	0	0	0	2	3
Norm Sherry, R (1, 2) OBP: 0.133, SLG: 0.183 Jim Hickman, R (8, PH) OBP: 0.330, SLG: 0.432 Larry Bearnarth, R (9, 1) OBP: 0.125, SLG: 0.125			6-3		K			5-3		2 1 0	0 0 0	0 0 0	0 0 0	1 0 0	1 0 0	1 0 0
Roger Craig, R (1, 1) OBP: 0.118, SLG: 0.063 Sammy Taylor, L (8, PH) OBP: 0.417, SLG: 0.333 (9, 2)			K		K			G3		2 1	0 0	0 0	0 0	0 0	2 0	1 0
Inning Stats	R: 0 H: 0 E: 0 LOB: 0 K: 0 BB: 0 S: 3 P: 3	R: 0 H: 0 E: 0 LOB: 1 K: 2 BB: 1 S: 7 P: 11	R: 0 H: 0 E: 0 LOB: 0 K: 2 BB: 0 S: 7 P: 7	R: 0 H: 0 E: 0 LOB: 1 K: 1 BB: 0 S: 5 P: 6	R: 0 H: 0 E: 0 LOB: 1 K: 3 BB: 1 S: 9 P: 13	R: 0 H: 0 E: 0 LOB: 0 K: 1 BB: 0 S: 5 P: 5	R: 0 H: 1 E: 0 LOB: 1 K: 0 BB: 0 S: 4 P: 4	R: 0 H: 0 E: 0 LOB: 0 K: 0 BB: 0 S: 3 P: 3	R: 0 H: 1 E: 0 LOB: 2 K: 1 BB: 1 S: 6 P: 10	1B: 2 SF: 0 2B: 0 SAC: 0 3B: 0 DP: 0 HR: 0 HBP: 1						WP: 1 PA: 33 PB: 0 SB: 0 CS: 0

PITCHER	IP	WLS	BF	H	R	ER	SO	BB	IBB	HBP	BLK	WP	HR	S	P	ERA	WHIP
Ernie Broglio, R (1, 1) ERA: 2.54	9.0	W	33	2	0	0	10	3	0	1	0	1	0	49	62	0.00	0.556

PITCHER	IP	WLS	BF	H	R	ER	SO	BB	IBB	HBP	BLK	WP	HR	S	P	ERA	WHIP

AB	29
R	0
H	2
RBI	0
BB	3
SO	10
LOB	12

livebaseballscorecards.com

St. Louis Cardinals @ New York Mets

Polo Grounds, New York, NY

Sun Jun 09 1963, 3:33 AM EDT

Unknown

TOP

livebaseballscorecards.com

Batter	1	2	3	4	5	6	7	8	9	AB	R	H	RBI	BB	SO	LOB
Curt Flood, R (1, 8) OBP: 0.313, SLG: 0.380	E E 1B		K		F9		SF9 3-H		K	4	1	1	1	0	2	0
Bill White, L (1, 3) OBP: 0.385, SLG: 0.502	E3 1-H 1B		BB 1B		F9		1B 1-3 2B		1B E 2B	5	3	3	0	0	0	0
Dick Groat, R (1, 6) OBP: 0.408, SLG: 0.489	L3		F9			1-3	1B 2-H 3-H		F9 E 1B 2-3 1B	5	1	2	2	0	0	2
Stan Musial, L (1, 7) OBP: 0.325, SLG: 0.472 Charlie James, R (6, PR) OBP: 0.319, SLG: 0.434 (6, 7)	L3		FC5-3 1-2 BB			BB	F8		E6 1B 1-2 3-H	1 2	0 0	0 0	0 0	2 0	0 0	1 2
Ken Boyer, R (1, 5) OBP: 0.384, SLG: 0.458	2-H 1B		FC5-3 1-2f			F9		G3 1B	F9 2-3	5	0	2	1	0	0	5
George Altman, L (1, 9) OBP: 0.350, SLG: 0.378	F8			4-3		G3		G3 1-2	FC5-4 1-3 3-H 1B	5	0	1	1	0	0	3
Julian Javier, R (1, 4) OBP: 0.299, SLG: 0.411		B2-3 1B		F9			BB F8 SF9 BB	F6	FC5-4 1-2f	4	1	1	0	1	0	3
Carl Sawatski, L (1, 2) OBP: 0.338, SLG: 0.400 Tim McCarver, L (7, PR) OBP: 0.317, SLG: 0.362 (7, 2) Gene Oliver, R (8, PH) OBP: 0.298, SLG: 0.410 (8, 2)		K		F5			BB 2B 1-2 1B	FC4-3 BB		2 0 0	0 1 0	0 0 0	0 0 0	1 0 1	1 0 0	1 0 0
Curt Simmons, L (1, 1) OBP: 0.200, SLG: 0.207 Ed Bauta, R (6, 1) Duke Carmel, L (7, PH) OBP: 0.414, SLG: 0.381 Bob Humphreys, R (7, 1) Diomedes Olivo, L (7, 1) Leo Burke, R (8, PH) OBP: 0.311, SLG: 0.415 Bobby Shantz, R (8, 1)		B2-3 1-2f			4-3		F8 2-3	FC4-3 1-2f		2 0 1 0 0 1 0	0 0 0 0 0 0 0	0 0 0 0 0 0 0	0 0 0 0 0 0 0	0 0 0 0 0 0 0	0 0 0 0 0 0 0	1 0 2 0 0 2 0
Inning Stats	R: 2 E: 2 K: 0 S: 6 H: 2 LOB: 1 BB: 0 P: 6	R: 0 E: 0 K: 1 S: 5 H: 1 LOB: 0 BB: 0 P: 5	R: 0 E: 0 K: 1 S: 6 H: 1 LOB: 2 BB: 1 P: 10	R: 0 E: 0 K: 0 S: 3 H: 0 LOB: 0 BB: 0 P: 3	R: 0 E: 0 K: 0 S: 3 H: 0 LOB: 0 BB: 0 P: 3	R: 0 E: 0 K: 0 S: 3 H: 0 LOB: 1 BB: 1 P: 7	R: 3 E: 0 K: 0 S: 5 H: 2 LOB: 1 BB: 2 P: 13	R: 0 E: 0 K: 0 S: 4 H: 1 LOB: 2 BB: 1 P: 8	R: 2 E: 1 K: 1 S: 9 H: 3 LOB: 2 BB: 0 P: 9	1B: 8 2B: 3 3B: 0 HR: 0 SF: 1 SAC: 0 DP: 1 HBP: 0						

AB	37
R	7
H	10
RBI	5
BB	5
SO	3
LOB	22

WP: 0 PB: 0 SB: 0 CS: 0 PA: 43

PITCHER		IP	WLS	BF	H	R	ER	SO	BB	IBB	HBP	BLK	WP	HR	S	P	ERA	WHIP
Carl Willey, R ERA: 2.5	(1, 1)	6.2		29	5	5	3	2	4	0	0	0	0	0	29	45	4.05	1.350
Larry Bearnarth, R ERA: 3.21	(7, 1)	0.1		2	1	0	0	0	0	0	0	0	0	0	2	2	0.00	3.000
Don Rowe, L ERA: 4.34	(8, 1)	0.2		4	1	0	0	0	1	0	0	0	0	0	3	7	0.00	3.000
Galen Cisco, R ERA: 4.04	(8, 1)	1.1	W	8	3	2	0	1	0	0	0	0	0	0	10	10	0.00	2.250

PITCHER		IP	WLS	BF	H	R	ER	SO	BB	IBB	HBP	BLK	WP	HR	S	P	ERA	WHIP

Batter	1	2	3	4	5	6	7	8	9	AB	R	H	RBI	BB	SO	LOB
Rod Kanehl, R (1, 5) OBP: 0.281, SLG: 0.309	S S S 0-3 ① K		x 0-0 E 1B		x 0-0 ③ 4-3		x 0-0 1B BB 2B	x 0-0 ③ F9		5	2	2	0	0	1	0
Chico Fernandez, R (1, 6) OBP: 0.276, SLG: 0.267	B B B B 4-0 S BB		x 0-0 E7 S 1B 1-H			x 0-0 ① F7	x 0-0 ② 5-3			3	1	0	0	1	0	1
Ron Hunt, R (1, 4) OBP: 0.351, SLG: 0.361	x 0-0 ② F9		x 0-0 2-H 1B			x 0-0 ② F3	B B B B 4-0 BB 1B E BB			3	1	1	1	1	0	1
Frank Thomas, R (1, 7) OBP: 0.303, SLG: 0.320	x 0-0 ③ F8 1-2		x 0-0 ③ L6			B B B B 4-0 1B BB BB	x 0-0 E BB WP 1B 1-2 2-3			3	2	1	0	1	0	2
Jim Hickman, R (1, 9) OBP: 0.333, SLG: 0.427		x 0-0 ① 6-3		x 0-0 ① F7		B B B B 4-0 1B 2B BB 1-2	B B B B 4-0 WP E BB 1-2 2-3 3-H			2	1	0	1	2	0	0
Cliff Cook, R (1, 3) OBP: 0.207, SLG: 0.228 Tim Harkness, L (7, 3) OBP: 0.287, SLG: 0.353		x 0-0 ② F4		x 0-0 ② 5-3		x 0-0 1B 2B 1-3 2-H	x 0-0 E3 WP 1-2 2-3 3-H			3 1	1 0	1 0	1 0	0 0	0 0	0 2
Jim Piersall, R (1, 8) OBP: 0.270, SLG: 0.268	S S S 0-3 ③ K			x 0-0 ③ F8		x 0-0 1-H 2B 3-H	x 0-0 ③ 3-1 1-2 2-3 3-H			4	0	1	2	0	1	2
Norm Sherry, R (1, 2) OBP: 0.127, SLG: 0.173			x 0-0 ① F9		x 0-0 ① F7	x 0-0 ③ F2		x 0-0 ① 1-3		4	0	0	0	0	0	1
Carl Willey, R (1, 1) OBP: 0.154, SLG: 0.120 Larry Bearnarth, R (7, 1) OBP: 0.125, SLG: 0.125 Ed Kranepool, L (7, PH) OBP: 0.269, SLG: 0.299 Don Rowe, L (8, 1) OBP: 0.222, SLG: 0.222 Galen Cisco, R (8, 1) OBP: 0.167, SLG: 0.133			S S S 0-3 ② K		x 0-0 ② 4-3		x 0-0 ① F7	S S S 0-3 ② K		2 0 1 0 1	0 0 0 0 0	0 0 0 0 0	0 0 0 0 0	1 0 0 0 0	0 0 0 0 1	0 0 0 0 0
Inning Stats	R: 0 H: 0 E: 0 LOB: 1 K: 1 BB: 1 S: 5 P: 9	R: 0 H: 0 E: 0 LOB: 0 K: 1 BB: 0 S: 5 P: 5	R: 2 H: 2 E: 1 LOB: 1 K: 1 BB: 0 S: 8 P: 8	R: 0 H: 0 E: 0 LOB: 0 K: 0 BB: 0 S: 3 P: 3	R: 0 H: 0 E: 0 LOB: 0 K: 0 BB: 0 S: 3 P: 3	R: 3 H: 2 E: 0 LOB: 1 K: 0 BB: 2 S: 5 P: 13	R: 3 H: 2 E: 1 LOB: 2 K: 0 BB: 2 S: 6 P: 14	R: 0 H: 0 E: 0 LOB: 0 K: 1 BB: 0 S: 5 P: 5		1B: 4 SF: 0 2B: 2 SAC: 0 3B: 0 DP: 0 HR: 0 HBP: 0						

PITCHER		IP	WLS	BF	H	R	ER	SO	BB	IBB	HBP	BLK	WP	HR	S	P	ERA	WHIP
Curt Simmons, L ERA: 2.83	(1, 1)	5.2		25	4	5	3	3	3	0	0	0	0	0	28	40	4.76	1.235
Ed Bauta, R ERA: 1.75	(6, 1)	0.1		1	0	0	0	0	0	0	0	0	0	0	1	1	0.00	0.000
Bob Humphreys, R ERA: 7.71	(7, 1)	0.2	L	6	2	3	1	0	2	0	0	0	0	0	4	12	13.50	6.000
Diomedes Olivo, L ERA: 5.84	(7, 1)	0.1		2	0	0	0	0	0	0	0	0	1	0	2	2	0.00	0.000
Bobby Shantz, L ERA: 3.07	(8, 1)	1.0		3	0	0	0	1	0	0	0	0	0	0	5	5	0.00	0.000

PITCHER	IP	WLS	BF	H	R	ER	SO	BB	IBB	HBP	BLK	WP	HR	S	P	ERA	WHIP

BOTTOM

St. Louis Cardinals @ New York Mets

Polo Grounds, New York, NY

Sun Jun 09 1963, 3:33 AM EDT

Unknown

livebaseballscorecards.com

AB	32
R	8
H	6
RBI	5
BB	5
SO	4
LOB	9

WP: 1 PA: 37
PB: 0
SB: 2
CS: 0

St. Louis Cardinals @ New York Mets

Polo Grounds, New York, NY

Sun Jun 09 1963, 3:38 AM EDT

Att. 26,332 - Unknown

TOP

livebaseballscorecards.com

Batter	1	2	3	4	5	6	7	8	9	AB	R	H	RBI	BB	SO	LOB
Curt Flood, R (1, 8) OBP: 0.315, SLG: 0.382	B B B B 4-0 L3 BB			x 0-0 ① F9		x 0-0 ② F8	x 0-0 1-3 2-H 2B	S S S 0-3 ② K		4	0	1	1	1	1	1
Bill White, L (1, 3) OBP: 0.385, SLG: 0.511	x 0-0 ① ② L3 1-2			x 0-0 HR	B B B B 4-0 CS BB	x 0-0 ③ F8	S S S 0-3 ③ K			4	1	1	1	1	1	4
Dick Groat, R (1, 6) OBP: 0.410, SLG: 0.487 Duke Carmel, L (8, 9) OBP: 0.433, SLG: 0.409	x 0-0 ③ F3			x 0-0 ② F7		0-0 ③ CS 1-2	x 0-0 2B 1B 1B	B B B B 4-0 1B E 1B BB	x 0-0 G6-4-3 1B	3 1	2 0	1 1	0 0	1 0	0 0	0 0
Ken Boyer, R (1, 5) OBP: 0.376, SLG: 0.448		x 0-0 ① F8		x 0-0 ③ F4			x 0-0 ① F2	x 0-0 FC1 1B 1B 1-2 FC4-2	x 0-0 ① ② G6-4-3 1-2f	5	0	0	0	0	0	3
George Altman, L (1, 9) OBP: 0.357, SLG: 0.388 Dal Maxvill, R (8, 6) OBP: 0.222, SLG: 0.125		x 0-0 ② 4-3			H 1-0 PB 1B HBP		x 0-0 1-3 1B 2B	x 0-0 FC4-2 1B 1-2 2-3 IHR 1B	x 0-0 ③ F7	3 1	2 0	2 0	0 0	0 0	0 0	0 0
Charlie James, R (1, 7) OBP: 0.325, SLG: 0.436		x 0-0 ③ 5-3			x 0-0 ① F9		x 0-0 1B 2-H 3-H 1B 1B	x 0-0 FC4-2 1-2 2-3 3-H IHR 1B		4	2	2	3	0	0	1
Julian Javier, R (1, 4) OBP: 0.293, SLG: 0.403			x 0-0 ① F5		x 0-0 ② F6 1-2		x 0-0 ② F5	x 0-0 ① FC4-2 1-2 2-3 3-Hf IHR		4	1	0	0	0	0	5
Tim McCarver, L (1, 2) OBP: 0.344, SLG: 0.435		x 0-0 ② F5			x 0-0 ③ 2-H 1B		x 0-0 1B 1-3 2B 1B	x 0-0 1-H 2-H 3-H IHR		4	2	3	4	0	0	0
Ray Sadecki, L (1, 1) OBP: 0.259, SLG: 0.259		S S S 0-3 ③ K				x 0-0 ① 3-1	x 0-0 2B 1-2 3-H 1B	x 0-0 1B		4	0	2	1	0	1	0

	AB	37
	R	10
	H	13
	RBI	10
	BB	3
	SO	3
	LOB	14

Inning Stats	1	2	3	4	5	6	7	8	9
	R: 0 E: 0 K: 0 S: 2	H: 0 LOB: 0 BB: 1 P: 6	R: 0 E: 0 K: 0 S: 3	H: 0 LOB: 0 BB: 0 P: 3	R: 0 E: 0 K: 1 S: 5	H: 0 LOB: 0 BB: 0 P: 5	R: 1 E: 0 K: 0 S: 4	H: 1 LOB: 0 BB: 0 P: 4	R: 0 E: 0 K: 0 S: 3	H: 1 LOB: 2 BB: 0 P: 4	R: 0 E: 0 K: 0 S: 2	H: 0 LOB: 0 BB: 1 P: 6	R: 4 E: 0 K: 0 S: 9	H: 6 LOB: 2 BB: 0 P: 9	R: 5 E: 1 K: 2 S: 12	H: 4 LOB: 1 BB: 1 P: 16	R: 0 E: 0 K: 0 S: 3	H: 1 LOB: 0 BB: 0 P: 3

	1B: 9	SF: 0
	2B: 3	SAC: 0
	3B: 0	DP: 2
	HR: 2	HBP: 1

	WP: 0	PA: 42
	PB: 1	
	SB: 0	
	CS: 1	

PITCHER		IP	WLS	BF	H	R	ER	SO	BB	IBB	HBP	BLK	WP	HR	S	P	ERA	WHIP
Jay Hook, R ERA: 5.62	(1, 1)	6.2	L	27	7	5	5	1	2	0	1	0	0	1	26	35	6.75	1.350
Ken MacKenzie, L ERA: 5.4	(7, 1)	0.0		0	0	0	0	0	0	0	0	0	0	0	0	0	∞	∞
Larry Bearnarth, R ERA: 4.2	(8, 1)	2.0		12	5	5	4	2	1	0	0	0	0	0	15	19	18.00	3.000

PITCHER		IP	WLS	BF	H	R	ER	SO	BB	IBB	HBP	BLK	WP	HR	S	P	ERA	WHIP

BOTTOM

Batter	1	2	3	4	5	6	7	8	9	AB	R	H	RBI	BB	SO	LOB
Rod Kanehl, R (1, 8) OBP: 0.274, SLG: 0.300	0-0 CS 1B		0-0 ② F5			0-0 ① F9		0-0 ① 6-3	0-0 ② FC5-4 FC5-4 1-2f	5	0	1	0	0	0	1
Charlie Neal, R (1, 5) OBP: 0.315, SLG: 0.321	0-0 ① F8 1-2 1B		0-0 ③ L6			4-0 BBBB G6-4-3 BB		0-0 HR	0-0 ③ FC5-4 1-2f	4	1	2	1	1	0	1
Ron Hunt, R (1, 4) OBP: 0.344, SLG: 0.353	0-0 ② F8 1-2			0-0 ① F9		0-0 ②③ G6-4-3 1-2f		0-0 ② F8		4	0	0	0	0	0	2
Frank Thomas, R (1, 7) OBP: 0.315, SLG: 0.333	0-0 ③ 5-3			0-0 FC5-4 1B			1B 1B 1B	0-0 HR 1B		4	2	3	0	0	0	1
Jim Hickman, R (1, 9) OBP: 0.342, SLG: 0.450		4-0 BBBB FC6-4 BB		0-0 ② FC5-4 1-2f			1-3 1B 1B	0-0 1-H HR		3	1	2	2	1	0	1
Tim Harkness, L (1, 3) OBP: 0.282, SLG: 0.347 Cliff Cook, R (7, PH) OBP: 0.225, SLG: 0.238 (8, 3)		0-0 ① F6	SSS 0-3 ③ K				0-0 1-2 3-H 1B	BBBB 4-0 BB		2 1	0 0	0 1	0 1	0 1	1 0	2 0
Al Moran, R (1, 6) OBP: 0.208, SLG: 0.207 Chico Fernandez, R (7, PH) OBP: 0.272, SLG: 0.262 (8, 6)		0-0 ② F9			0-0 ① 5-3		SSS 0-3 ① K	0-0 ③ F8		2 2	0 0	0 0	0 0	0 0	0 1	1 3
Norm Sherry, R (1, 2) OBP: 0.120, SLG: 0.165		0-0 ③ FC6-4 1-2f			SSS 0-3 ② K		0-0 ② F7		0-0 ① F6	4	0	0	0	0	1	3
Jay Hook, L (1, 1) OBP: 0.261, SLG: 0.238 Ken MacKenzie, R (7, 1) Duke Snider, L (7, PH) OBP: 0.344, SLG: 0.485 Larry Bearnarth, R (8, 1) OBP: 0.125, SLG: 0.125 Jim Piersall, R (9, PH) OBP: 0.274, SLG: 0.273			SSS 0-3 ① K		0-0 ③ 1-3		SSS 0-3 ③ K		0-0 FC5-4 1B	2 0 1 0 1	0 0 0 0 0	0 0 0 0 0	0 0 0 0 0	0 0 1 0 0	1 0 2 0 0	0 0 2 0 0
Inning Stats	R: 0 H: 2 E: 0 LOB: 1 K: 0 BB: 0 S: 4 P: 4	R: 0 H: 0 E: 0 LOB: 1 K: 0 BB: 1 S: 3 P: 7	R: 0 H: 0 E: 0 LOB: 0 K: 1 BB: 0 S: 5 P: 5	R: 0 H: 1 E: 0 LOB: 1 K: 1 BB: 0 S: 6 P: 6	R: 0 H: 0 E: 0 LOB: 0 K: 1 BB: 0 S: 5 P: 5	R: 0 H: 0 E: 0 LOB: 0 K: 0 BB: 1 S: 2 P: 6	R: 1 H: 3 E: 0 LOB: 2 K: 2 BB: 0 S: 10 P: 10	R: 3 H: 3 E: 0 LOB: 1 K: 0 BB: 1 S: 6 P: 10	R: 0 H: 1 E: 0 LOB: 1 K: 0 BB: 0 S: 4 P: 4	1B: 8 SF: 0 2B: 0 SAC: 0 3B: 0 DP: 1 HR: 2 HBP: 0						

PITCHER		IP	WLS	BF	H	R	ER	SO	BB	IBB	HBP	BLK	WP	HR	S	P	ERA	WHIP
Ray Sadecki, L ERA: 5.75	(1, 1)	9.0	W	38	10	4	4	5	3	0	0	0	0	2	45	57	4.00	1.444

PITCHER	IP	WLS	BF	H	R	ER	SO	BB	IBB	HBP	BLK	WP	HR	S	P	ERA	WHIP

St. Louis Cardinals @ New York Mets

Polo Grounds, New York, NY

Sun Jun 09 1963, 3:38 AM EDT

Att. 26,332 - Unknown

AB	35
R	4
H	10
RBI	4
BB	3
SO	5
LOB	17

WP: 0	PA: 38		
PB: 0			
SB: 0			
CS: 1			

livebaseballscorecards.com

Cincinnati Reds @ New York Mets

Polo Grounds, New York, NY

Mon Jun 10 1963, 7:05 PM EDT

Att. 9,089 - Unknown

TOP

livebaseballscorecards.com

Batter	1	2	3	4	5	6	7	8	9	AB	R	H	RBI	BB	SO	LOB
Pete Rose, S (1, 4) OBP: 0.340, SLG: 0.350	4-3		1B			F7		2B		4	0	2	0	0	0	0
Bob Skinner, L (1, 7) OBP: 0.338, SLG: 0.374	F5		4-3			1B		L8		4	0	1	0	0	0	2
Vada Pinson, L (1, 8) OBP: 0.350, SLG: 0.486	1-3			F7		F6		P6		4	0	0	0	0	0	2
Frank Robinson, R (1, 9) OBP: 0.409, SLG: 0.503		BBBB 1B 3-2 BB		6-3			F9 WP 6-3 1B		5-3	3	1	1	0	1	0	0
Daryl Spencer, R (1, 5) OBP: 0.400, SLG: 0.353		3-2 1-3 1B		1B			F9 1-3		BBBB 1B WP FC3-6 BB	3	1	2	0	1	0	1
Gordy Coleman, L (1, 3) OBP: 0.261, SLG: 0.377		3-2 1-2 3-Hf			G3		6-3 3-H		FC3-6 1-3 1B	4	0	1	1	0	0	2
Tommy Harper, R (9, PR) OBP: 0.322, SLG: 0.243										0	0	0	0	0	0	0
Johnny Edwards, L (1, 2) OBP: 0.316, SLG: 0.343		F2			F8		BBBB 4-0 BB		FC3-6 1-2f 3-H	3	0	0	1	1	0	2
Don Blasingame, L (9, PR) OBP: 0.297, SLG: 0.200										0	0	0	0	0	0	0
Leo Cardenas, R (1, 6) OBP: 0.271, SLG: 0.376			5-3		F8		P4		P4	4	0	0	0	0	0	2
Joey Jay, S (1, 1) OBP: 0.087, SLG: 0.087			F9			SSS 0-3 K		G3		2	0	0	0	0	1	0
Jesse Gonder, L (8, PH) OBP: 0.429, SLG: 0.750										1	0	0	0	0	0	0
Al Worthington, R (8, 1)										0	0	0	0	0	0	0

Inning Stats									
	R: 0 E: 0 K: 0 S: 3	H: 0 LOB: 0 BB: 0 P: 3	R: 0 E: 0 K: 0 S: 3	H: 1 LOB: 1 BB: 1 P: 7	R: 0 E: 0 K: 0 S: 4	H: 1 LOB: 1 BB: 0 P: 4	R: 0 E: 0 K: 0 S: 3	H: 1 LOB: 1 BB: 0 P: 3	R: 0 E: 0 K: 0 S: 3	H: 0 LOB: 0 BB: 0 P: 3
	R: 0 E: 0 K: 1 S: 6	H: 1 LOB: 1 BB: 0 P: 6	R: 1 E: 0 K: 0 S: 4	H: 1 LOB: 1 BB: 1 P: 8	R: 0 E: 0 K: 0 S: 4	H: 1 LOB: 1 BB: 0 P: 4	R: 1 E: 0 K: 0 S: 4	H: 1 LOB: 1 BB: 1 P: 8	1B: 6 2B: 2 3B: 0 HR: 0	SF: 0 SAC: 0 DP: 1 HBP: 0

	WP: 2	PA: 35
	PB: 0	
	SB: 0	
	CS: 0	

	AB	32
	R	2
	H	7
	RBI	2
	BB	3
	SO	1
	LOB	11

PITCHER	IP	WLS	BF	H	R	ER	SO	BB	IBB	HBP	BLK	WP	HR	S	P	ERA	WHIP
Tracy Stallard, R (1, 1) ERA: 4.67	9.0	W	35	7	2	2	1	3	0	0	0	2	0	34	46	2.00	1.111

PITCHER	IP	WLS	BF	H	R	ER	SO	BB	IBB	HBP	BLK	WP	HR	S	P	ERA	WHIP

Batter	1	2	3	4	5	6	7	8	9	AB	R	H	RBI	BB	SO	LOB
Charlie Neal, R (1, 5) OBP: 0.318, SLG: 0.321	L9		2-H 1B		K			BB F7		3	0	1	1	1	1	1
Chico Fernandez, R (1, 6) OBP: 0.264, SLG: 0.254	P4		F7			L3		1-2 F7		4	0	0	0	0	0	2
Ron Hunt, R (1, 4) OBP: 0.343, SLG: 0.356	F8			F9		2B		F9		4	0	1	0	0	0	0
Duke Snider, L (1, 9) OBP: 0.344, SLG: 0.478		K		G5-4-3 BB		F5				2	0	0	0	1	1	1
Frank Thomas, R (1, 7) OBP: 0.309, SLG: 0.326		P6		G5-4-3 1-2f		5-3				3	0	0	0	0	0	2
Jim Hickman, R (9, 7) OBP: 0.342, SLG: 0.450										0	0	0	0	0	0	0
Tim Harkness, L (1, 3) OBP: 0.284, SLG: 0.372		K			P6		HR			3	1	1	1	0	1	0
Choo-Choo Coleman, L (1, 2) OBP: 0.288, SLG: 0.218			1B 1B		WP SF 1B		K			3	1	2	0	0	1	0
Jim Piersall, R (1, 8) OBP: 0.275, SLG: 0.276			WP 1-3 1B 1-2		SF 1-H FC5-2-5		6-3			2	1	1	1	0	0	0
Tracy Stallard, R (1, 1)			1-3 1-2		FC5-2-5 3-H		K			3	0	0	0	0	1	2
Inning Stats	R: 0 E: 0 K: 0 S: 3 H: 0 LOB: 0 BB: 0 P: 3	R: 0 E: 0 K: 2 S: 7 H: 0 LOB: 0 BB: 0 P: 7	R: 1 E: 0 K: 0 S: 5 H: 3 LOB: 1 BB: 0 P: 5	R: 0 E: 0 K: 0 S: 2 H: 0 LOB: 0 BB: 1 P: 6	R: 1 E: 1 K: 1 S: 7 H: 1 LOB: 1 BB: 0 P: 7	R: 0 E: 0 K: 0 S: 4 H: 1 LOB: 1 BB: 0 P: 4	R: 1 E: 0 K: 2 S: 8 H: 1 LOB: 0 BB: 0 P: 8	R: 0 E: 0 K: 0 S: 2 H: 0 LOB: 0 BB: 1 P: 6		1B: 4 2B: 1 3B: 0 HR: 1 SF: 1 SAC: 0 DP: 1 HBP: 0						

PITCHER		IP	WLS	BF	H	R	ER	SO	BB	IBB	HBP	BLK	WP	HR	S	P	ERA	WHIP
Joey Jay, R ERA: 3.68	(1, 1)	7.0	L	27	6	3	3	5	1	0	0	0	2	1	36	40	3.86	1.000
Al Worthington, R ERA: 2.6	(8, 1)	1.0		3	0	0	0	0	1	0	0	0	0	0	2	6	0.00	1.000

PITCHER	IP	WLS	BF	H	R	ER	SO	BB	IBB	HBP	BLK	WP	HR	S	P	ERA	WHIP

BOTTOM

Cincinnati Reds @ New York Mets

Polo Grounds, New York, NY

Mon Jun 10 1963, 7:05 PM EDT

Att. 9,089 - Unknown

livebaseballscorecards.com

AB	27
R	3
H	6
RBI	3
BB	2
SO	5
LOB	8

WP: 3 PA: 30
PB: 0
SB: 0
CS: 0

Cincinnati Reds @ New York Mets

Polo Grounds, New York, NY

Tue Jun 11 1963, 3:33 AM EDT

Att. 5,006 - Unknown

TOP

livebaseballscorecards.com

Batter	1	2	3	4	5	6	7	8	9	AB	R	H	RBI	BB	SO	LOB
Pete Rose, S (1, 4) OBP: 0.336, SLG: 0.346	6-3		2B; K			4-3		F8		5	1	1	0	0	1	2
Tommy Harper, R (1, 9) OBP: 0.326, SLG: 0.304	F8		2B; 2B	F9		HR		E5		5	2	2	1	0	0	0
Vada Pinson, L (1, 8) OBP: 0.355, SLG: 0.507	1B		S; 1B; 2B	HR		F7		F9		5	2	3	3	0	0	1
Frank Robinson, R (1, 7) OBP: 0.401, SLG: 0.489	F7		K; 2-3	F2		F9			E5; CS	5	0	0	0	0	1	2
Daryl Spencer, R (1, 5) OBP: 0.418, SLG: 0.356		SH2-3; 1B; BB	1B; 1B; BB	1B			FC6-4; BB		K; 1-2	2	2	1	0	3	1	1
Don Pavletich, R (1, 3) OBP: 0.316, SLG: 0.273		SH2-3; 1-2	1B; 1B; 3-H	F7			F2		4-3	0	0	0	0	0	0	0
Gordy Coleman, L (3, PH) OBP: 0.260, SLG: 0.374 (3, 3)										4	1	1	1	0	0	2
Leo Cardenas, R (1, 6) OBP: 0.270, SLG: 0.373		1B; 2-H	P4		F3		FC6-4; 1-2f			4	0	1	1	0	0	3
Johnny Edwards, L (1, 2) OBP: 0.319, SLG: 0.347		G4-3; 1-3	1B; 1-3; 3-H		F8		L8			4	0	2	1	0	0	1
Jim Maloney, L (1, 1) OBP: 0.118, SLG: 0.091		G4-3; 1-2f	1-3; 3-H		K			F8		4	0	1	1	0	1	2
Jim Owens, R (9, 1)										0	0	0	0	0	0	0
Inning Stats	R: 0 E: 0 K: 0 S: 4 H: 1 LOB: 1 BB: 0 P: 4	R: 1 E: 0 K: 0 S: 4 H: 2 LOB: 1 BB: 1 P: 8	R: 5 E: 0 K: 2 S: 13 H: 6 LOB: 2 BB: 1 P: 17	R: 1 E: 0 K: 0 S: 5 H: 2 LOB: 1 BB: 0 P: 5	R: 0 E: 0 K: 1 S: 5 H: 0 LOB: 0 BB: 0 P: 5	R: 1 E: 0 K: 0 S: 4 H: 1 LOB: 0 BB: 0 P: 4	R: 0 E: 0 K: 0 S: 3 H: 0 LOB: 1 BB: 1 P: 7	R: 0 E: 1 K: 0 S: 4 H: 0 LOB: 1 BB: 0 P: 4	R: 0 E: 1 K: 1 S: 5 H: 0 LOB: 0 BB: 0 P: 5	1B: 8 2B: 3 3B: 0 HR: 2	SF: 0 SAC: 1 DP: 2 HBP: 0						

	AB	38
	R	8
	H	12
	RBI	8
	BB	3
	SO	4
	LOB	14

WP: 0 PB: 0 SB: 1 CS: 1 PA: 42

PITCHER		IP	WLS	BF	H	R	ER	SO	BB	IBB	HBP	BLK	WP	HR	S	P	ERA	WHIP
Al Jackson, L ERA: 3.77	(1, 1)	2.0	L	12	6	4	4	0	1	0	0	0	0	0	11	15	18.00	3.500
Jay Hook, R ERA: 5.79	(3, 1)	1.0		7	3	2	2	2	1	0	0	0	0	0	10	14	18.00	4.000
Ken MacKenzie, L ERA: 5.47	(4, 1)	3.0		12	3	2	2	1	0	0	0	0	0	2	14	14	6.00	1.000
Don Rowe, L ERA: 4.12	(7, 1)	2.0		8	0	0	0	0	1	0	0	0	0	0	7	11	0.00	0.500
Larry Bearnarth, R ERA: 4.06	(9, 1)	1.0		3	0	0	0	1	0	0	0	0	0	0	5	5	0.00	0.000

PITCHER	IP	WLS	BF	H	R	ER	SO	BB	IBB	HBP	BLK	WP	HR	S	P	ERA	WHIP

Cincinnati Reds @ New York Mets

Polo Grounds, New York, NY

Tue Jun 11 1963, 3:33 AM EDT

Att. 5,006 - Unknown

livebaseballscorecards.com

BOTTOM

Batter	1	2	3	4	5	6	7	8	9	AB	R	H	RBI	BB	SO	LOB
Charlie Neal, R (1, 5) OBP: 0.323, SLG: 0.328	K		2B			BB		G4-6-3 BB	BB	2	0	1	0	1	1	0
Don Rowe, L (7, 1) OBP: 0.222, SLG: 0.222										0	0	0	0	0	0	0
Jim Hickman, R (8, PH) OBP: 0.346, SLG: 0.450										0	0	0	0	1	0	0
Larry Bearnarth, R (9, 1) OBP: 0.125, SLG: 0.125										0	0	0	0	0	0	0
Norm Sherry, R (9, PH) OBP: 0.131, SLG: 0.165										0	0	0	0	1	0	0
Chico Fernandez, R (1, 6) OBP: 0.261, SLG: 0.250	K		K			P6		G4-6-3 1-2f	K	2	0	0	0	0	2	1
Ken MacKenzie, R (4, 1)										0	0	0	0	0	0	0
Rod Kanehl, R (6, PH) OBP: 0.262, SLG: 0.286 (7, 5)										3	0	0	0	0	1	4
Ron Hunt, R (1, 4) OBP: 0.341, SLG: 0.351	K			6-3		F4		3B HBP		3	1	0	0	0	1	1
Duke Snider, L (1, 9) OBP: 0.343, SLG: 0.475 (4, 8)		E3		K			WP BB FC6-4-5 1B	1-H 1B 3B		3	0	1	0	0	1	0
Cliff Cook, R (7, PR) OBP: 0.233, SLG: 0.272 (8, 8)										1	2	1	1	0	0	0
Frank Thomas, R (1, 7) OBP: 0.307, SLG: 0.324		K		6-3			F7	3-H 1B		4	0	1	1	0	1	2
Tim Harkness, L (1, 3) OBP: 0.283, SLG: 0.363		K	K		K		BB 1-2 FC6-4-5 BB	K		3	0	0	0	1	3	2
Choo-Choo Coleman, L (1, 2) OBP: 0.281, SLG: 0.212		F9	K		K		K 2-3		P4	3	0	0	0	0	2	3
Sammy Taylor, L (8, 2) OBP: 0.385, SLG: 0.300										1	0	0	0	0	0	0
Jim Piersall, R (1, 8) OBP: 0.274, SLG: 0.275			1-6-3		K		FC6-4-5 1-2 BB		6-3	1	0	0	0	0	0	0
Al Moran, R (4, 6) OBP: 0.211, SLG: 0.203										2	0	0	0	1	1	0
Al Jackson, L (1, 1) OBP: 0.161, SLG: 0.167			L6			3-1	FC6-4-5 1-2 2-H 3-H		2B	0	0	0	0	0	0	0
Jay Hook, L (3, 1) OBP: 0.261, SLG: 0.238										0	0	0	0	0	0	0
Ed Kranepool, L (3, PH) OBP: 0.269, SLG: 0.304 (4, 9)										4	0	1	1	0	0	2

Inning Stats	1	2	3	4	5	6	7	8	9
	R: 0 E: 0 K: 3 S: 9	H: 0 LOB: 0 BB: 0 P: 9	R: 0 E: 1 K: 2 S: 8	H: 0 LOB: 1 BB: 0 P: 8	R: 0 E: 0 K: 1 S: 6	H: 1 LOB: 1 BB: 0 P: 6	R: 0 E: 0 K: 1 S: 5	H: 0 LOB: 0 BB: 0 P: 5	R: 0 E: 0 K: 3 S: 9	H: 0 LOB: 0 BB: 0 P: 9	R: 0 E: 0 K: 0 S: 3	H: 0 LOB: 1 BB: 1 P: 7	R: 1 E: 0 K: 1 S: 6	H: 1 LOB: 3 BB: 2 P: 14	R: 2 E: 0 K: 1 S: 6	H: 2 LOB: 1 BB: 1 P: 11	R: 0 E: 0 K: 1 S: 6	H: 1 LOB: 2 BB: 1 P: 10

	AB	32
	R	3
	H	5
	RBI	3
	BB	5
	SO	13
	LOB	15

1B: 2 SF: 0
2B: 2 SAC: 0
3B: 1 DP: 1
HR: 0 HBP: 1

WP: 1 PA: 38
PB: 0
SB: 0
CS: 0

PITCHER		IP	WLS	BF	H	R	ER	SO	BB	IBB	HBP	BLK	WP	HR	S	P	ERA	WHIP
Jim Maloney, R ERA: 3.08	(1, 1)	8.0	W	33	4	3	3	12	4	0	1	0	1	0	52	69	3.38	1.000
Jim Owens, R ERA: 7.85	(9, 1)	1.0	S	5	1	0	0	1	1	0	0	0	0	0	6	10	0.00	2.000

PITCHER	IP	WLS	BF	H	R	ER	SO	BB	IBB	HBP	BLK	WP	HR	S	P	ERA	WHIP

Batter	1	2	3	4	5	6	7	8	9	AB	R	H	RBI	BB	SO	LOB
Chico Fernandez, R (1, 6) OBP: 0.253, SLG: 0.242	S S S 0-3 ① K			x 0-0 ① F8		x 0-0 ③ F5			x 0-0 ① F2	4	0	0	0	0	1	0
Ed Kranepool, L (1, 9) OBP: 0.263, SLG: 0.297	x 0-0 ② 6-3			x 0-0 ② F7			x 0-0 ① F9		x 0-0 ② P4	4	0	0	0	0	0	0
Ron Hunt, R (1, 4) OBP: 0.339, SLG: 0.349	x 0-0 ③ L7			x 0-0 ③ F9			x 0-0 ② 6-3		x 0-0 1B	4	0	1	0	0	0	0
Duke Snider, L (1, 7) OBP: 0.341, SLG: 0.465		x 0-0 ① G3			x 0-0 ① 5-3		B B B B 4-0 1B BB		x 0-0 ③ L4	3	0	0	0	1	0	1
Tim Harkness, L (1, 3) OBP: 0.284, SLG: 0.362		x 0-0 ② L4			x 0-0 ② 1-3		x 0-0 1-2 1B			3	0	1	0	0	0	0
Jim Hickman, R (1, 8) OBP: 0.345, SLG: 0.448		x 0-0 ③ P5			x 0-0 1B		x 0-0 ③ P6			3	0	1	0	0	0	2
Choo-Choo Coleman, L (1, 2) OBP: 0.275, SLG: 0.207			S S S 0-3 ① K		S S S 0-3 ③ K			x 0-0 ① G3		3	0	0	0	0	2	1
Charlie Neal, R (1, 5) OBP: 0.319, SLG: 0.323			S S S 0-3 ② K			x 0-0 ① L7		x 0-0 ② L8		3	0	0	0	0	1	0
Galen Cisco, R (1, 1) OBP: 0.158, SLG: 0.125			S S S 0-3 ③ K			S S S 0-3 ② K		S S S 0-3 ③ K		1	0	0	0	0	1	0
Ken MacKenzie, R (4, 1)										1	0	0	0	0	1	0
Cliff Cook, R (8, PH) OBP: 0.231, SLG: 0.268										1	0	0	0	0	1	0
Jay Hook, L (8, 1) OBP: 0.261, SLG: 0.238										0	0	0	0	0	0	0
Inning Stats	R: 0 H: 0 E: 0 LOB: 0 K: 1 BB: 0 S: 5 P: 5	R: 0 H: 0 E: 0 LOB: 0 K: 0 BB: 0 S: 3 P: 3	R: 0 H: 0 E: 0 LOB: 0 K: 3 BB: 0 S: 9 P: 9	R: 0 H: 0 E: 0 LOB: 0 K: 0 BB: 0 S: 3 P: 3	R: 0 H: 1 E: 0 LOB: 1 K: 1 BB: 0 S: 6 P: 6	R: 0 H: 0 E: 0 LOB: 0 K: 1 BB: 0 S: 5 P: 5	R: 0 H: 1 E: 0 LOB: 2 K: 0 BB: 1 S: 4 P: 8	R: 0 H: 0 E: 0 LOB: 0 K: 1 BB: 0 S: 5 P: 5	R: 0 H: 1 E: 0 LOB: 1 K: 0 BB: 0 S: 4 P: 4	1B: 3 SF: 0 2B: 0 SAC: 0 3B: 0 DP: 0 HR: 0 HBP: 0						WP: 0 PA: 31 PB: 0 SB: 0 CS: 0	

PITCHER	IP	WLS	BF	H	R	ER	SO	BB	IBB	HBP	BLK	WP	HR	S	P	ERA	WHIP
Lew Burdette, R (1, 1) ERA: 3.63	9.0	W	31	3	0	0	7	1	0	0	0	0	0	44	48	0.00	0.444

PITCHER	IP	WLS	BF	H	R	ER	SO	BB	IBB	HBP	BLK	WP	HR	S	P	ERA	WHIP

TOP

New York Mets @ Milwaukee Braves

Milwaukee County Stadium, Milwaukee, WI

Wed Jun 12 1963, 8:05 PM EDT

Att. 5,470 - Unknown

livebaseballscorecards.com

AB	30
R	0
H	3
RBI	0
BB	1
SO	7
LOB	4

Batter	1	2	3	4	5	6	7	8	9	AB	R	H	RBI	BB	SO	LOB
Denis Menke, R (1, 4) OBP: 0.313, SLG: 0.393	0-0 1B FC3-2 2B		0-0 ① SH3-4 1-2	0-0 HR 2B	0-0 ③ F8			0-0 ① F3		4	1	2	0	0	0	0
Lee Maye, L (1, 7) OBP: 0.278, SLG: 0.337	0-0 FC3-2 2-3 1B		0-0 1B 2-3 1B	BBB 4-0 HR BB		0-0 ① F8		0-0 1B		4	2	3	0	1	0	0
Hank Aaron, R (1, 9) OBP: 0.400, SLG: 0.612	SSS 0-3 ① K		0-0 2B 1B 2-H 3-H 1B	0-0 1-H 2-H HR		SSS 0-3 ② K		0-0 ② F3		5	2	2	5	0	2	3
Eddie Mathews, L (1, 5) OBP: 0.411, SLG: 0.460	0-0 ② FC3-2 2-3 3-H		0-0 1B 1-3 2B	0-0 ② 4-3		SSS 0-3 ③ K		SSS 0-3 ③ K		5	1	1	0	0	2	3
Mack Jones, L (1, 8) OBP: 0.315, SLG: 0.357	SSS 0-3 ③ K		0-0 1B 2-H 3-H 1B	BBBB 4-0 1B BB			0-0 4-3 E 2B			3	1	2	2	1	1	2
Tommie Aaron, R (1, 3) OBP: 0.256, SLG: 0.311		0-0 ① 5-3	0-0 1B 1-2 1B	0-0 FC6-4 1-3 1B			0-0 ① 4-3 2-3			4	0	2	0	0	0	1
Roy McMillan, R (1, 6) OBP: 0.283, SLG: 0.345		0-0 ② 6-3	0-0 ② P4	0-0 ③ FC6-4 1-2f			0-0 E3 CS 3-H			4	0	0	1	0	0	4
Del Crandall, R (1, 2) OBP: 0.245, SLG: 0.226		0-0 ③ L7	0-0 ③ 1-3		0-0 ① F7		0-0 ② 1-2 HR			4	1	1	1	0	0	2
Lew Burdette, R (1, 1) OBP: 0.138, SLG: 0.115			0-0 E6 1B SH3-4 1B	SSS 0-3 ① K	SSS 0-3 ② K		SSS 0-3 ③ K			4	1	0	0	0	3	0
Inning Stats	R: 0 E: 0 K: 2 S: 9 H: 2 LOB: 2 BB: 0 P: 9	R: 0 E: 0 K: 0 S: 3 H: 0 LOB: 0 BB: 0 P: 3	R: 4 E: 1 K: 0 S: 9 H: 5 LOB: 2 BB: 0 P: 9	R: 3 E: 0 K: 1 S: 8 H: 3 LOB: 2 BB: 2 P: 16	R: 0 E: 0 K: 1 S: 5 H: 0 LOB: 0 BB: 0 P: 5	R: 0 E: 0 K: 2 S: 7 H: 0 LOB: 0 BB: 0 P: 7	R: 2 E: 1 K: 1 S: 7 H: 2 LOB: 0 BB: 0 P: 7	R: 0 E: 0 K: 1 S: 6 H: 1 LOB: 1 BB: 0 P: 6		1B: 7 2B: 4 3B: 0 HR: 2	SF: 0 SAC: 1 DP: 0 HBP: 0						

PITCHER		IP	WLS	BF	H	R	ER	SO	BB	IBB	HBP	BLK	WP	HR	S	P	ERA	WHIP
Galen Cisco, R ERA: 4.64	(1, 1)	3.2	L	24	10	7	6	3	2	0	0	0	0	1	28	36	14.73	3.273
Ken MacKenzie, L ERA: 5.46	(4, 1)	3.1		12	2	2	2	4	0	0	0	0	0	1	20	20	5.40	0.600
Jay Hook, R ERA: 5.71	(8, 1)	1.0		4	1	0	0	1	0	0	0	0	0	0	6	6	0.00	1.000

PITCHER	IP	WLS	BF	H	R	ER	SO	BB	IBB	HBP	BLK	WP	HR	S	P	ERA	WHIP

BOTTOM

New York Mets @ Milwaukee Braves

Milwaukee County Stadium, Milwaukee, WI

Wed Jun 12 1963, 8:05 PM EDT

Att. 5,470 - Unknown

livebaseballscorecards.com

AB	37
R	9
H	13
RBI	9
BB	2
SO	8
LOB	15

WP: 0 PB: 0 SB: 0 CS: 1 PA: 40

New York Mets @ Cincinnati Reds

Crosley Field, Cincinnati, OH

Fri Jun 14 1963, 7:05 PM EDT

Att. 11,769 - Unknown

TOP

livebaseballscorecards.com

Batter	1	2	3	4	5	6	7	8	9	AB	R	H	RBI	BB	SO	LOB
Jim Piersall, R (1, 8) OBP: 0.273, SLG: 0.274	L1		HBP, 1B	6-3		SH5-3 (1-2)		4-3 (1-2, 3-H)		4	1	1	1	0	0	1
Choo-Choo Coleman, L (1, 2) OBP: 0.272, SLG: 0.200	1-3		1B, WP (1-2) HBP		P6	K		K		4	1	0	0	0	2	3
Ron Hunt, R (1, 4) OBP: 0.349, SLG: 0.375	HR, 1B		WP (1-3, 2-H), 1B		1B, 3B	WP, SF7, 2B			K, 1B	5	4	4	1	0	1	0
Duke Snider, L (1, 9) OBP: 0.343, SLG: 0.479	1-H, HR		WP, 1B, IBB		F5		K (2-3), 1B		K, 1B	4	2	1	2	1	2	2
Frank Thomas, R (1, 7) OBP: 0.316, SLG: 0.336 Rod Kanehl, R (9, PR) (9, 7) OBP: 0.262, SLG: 0.286	5-3		1-H, 2-H, 3-H, 1B		BB, 1B	SF7 (3-H)			S, 1B	4 0	0 1	3 0	4 0	0 0	0 0	0 0
Tim Harkness, L (1, 3) OBP: 0.295, SLG: 0.382		9-2, 3B	K		BB (1-2), BB	3-1			1-H, 1B	4	0	2	1	1	1	1
Charlie Neal, R (1, 5) OBP: 0.312, SLG: 0.316		K	K		L9			P5	1-3	5	0	0	0	0	2	5
Al Moran, R (1, 6) OBP: 0.220, SLG: 0.213		9-2 (3-Hf)		L9		SH5-3, 1B		1B, 4-3, 1B		4	1	2	0	0	0	1
Carl Willey, R (1, 1) OBP: 0.138, SLG: 0.107 Sammy Taylor, L (8, PH) OBP: 0.429, SLG: 0.364 Al Jackson, L (8, PR) OBP: 0.161, SLG: 0.167 Roger Craig, R (8, 1) OBP: 0.118, SLG: 0.063			K	F8		F2		1-3, 4-3, 1B		3 1 0 0	0 0 0 0	0 1 0 0	0 0 0 0	1 0 0 0	1 0 0 0	1 0 0 0

	AB	38
	R	10
	H	14
	RBI	9
	BB	2
	SO	9
	LOB	14

Inning Stats	1	2	3	4	5	6	7	8	9
	R: 2 E: 0 K: 0 S: 5	H: 2 LOB: 0 BB: 0 P: 5	R: 0 E: 0 K: 1 S: 5	H: 1 LOB: 0 BB: 0 P: 5	R: 4 E: 0 K: 3 S: 12	H: 3 LOB: 1 BB: 1 P: 17	R: 0 E: 0 K: 0 S: 3	H: 0 LOB: 0 BB: 0 P: 3	R: 1 E: 0 K: 0 S: 5	H: 2 LOB: 2 BB: 1 P: 9
	R: 0 E: 0 K: 1 S: 6	H: 1 LOB: 0 BB: 0 P: 6	R: 1 E: 0 K: 1 S: 6	H: 1 LOB: 0 BB: 0 P: 6	R: 1 E: 0 K: 1 S: 7	H: 2 LOB: 2 BB: 0 P: 7	R: 1 E: 0 K: 2 S: 9	H: 2 LOB: 1 BB: 0 P: 9		

	1B: 10	SF: 1	WP: 2	PA: 43
	2B: 2	SAC: 1	PB: 0	
	3B: 2	DP: 1	SB: 1	
	HR: 1	HBP: 1	CS: 0	

PITCHER		IP	WLS	BF	H	R	ER	SO	BB	IBB	HBP	BLK	WP	HR	S	P	ERA	WHIP
Bob Purkey, R ERA: 4.8	(1, 1)	2.1	L	14	6	6	6	2	0	1	1	0	1	1	16	21	23.14	2.571
Jim Owens, R ERA: 6.95	(3, 1)	3.2		15	3	1	1	3	1	0	0	0	0	0	20	24	2.46	1.091
Dom Zanni, R ERA: 8.4	(7, 1)	3.0		14	5	3	3	4	0	0	0	0	1	0	22	22	9.00	1.667

PITCHER	IP	WLS	BF	H	R	ER	SO	BB	IBB	HBP	BLK	WP	HR	S	P	ERA	WHIP

New York Mets @ Cincinnati Reds

Crosley Field, Cincinnati, OH

Fri Jun 14 1963, 7:05 PM EDT

Att. 11,769 - Unknown

BOTTOM

livebaseballscorecards.com

Batter	1	2	3	4	5	6	7	8	9	AB	R	H	RBI	BB	SO	LOB
Pete Rose, S (1, 4) OBP: 0.348, SLG: 0.357	3-1	K2-3			1B		E 2B		FC4-6 BB	4	1	2	0	1	1	1
Bob Skinner, L (1, 7) OBP: 0.332, SLG: 0.361	E 1B FC6-4 BB		P6		4-3		E2 L3 1B 2-H		FC4-6 1-2f	4	1	1	0	1	0	2
Vada Pinson, L (1, 8) OBP: 0.349, SLG: 0.492	FC6-4 E 1B 1-2		F7			4-3	L3 1-2		G3	5	0	1	0	0	0	2
Frank Robinson, R (1, 9) OBP: 0.411, SLG: 0.492	FC6-4 BB 1-2 2-3		F3			1B S 1B BB	S BB			1	1	0	0	3	0	0
Daryl Spencer, R (1, 5) OBP: 0.388, SLG: 0.320	FC6-4 1-2f 2-3 3-H			K		K 1-2	P6 1-2			4	0	0	1	0	2	4
Gordy Coleman, L (1, 3) OBP: 0.259, SLG: 0.383	K			F8		1B 1B 1B 2-3		6-3		4	0	1	0	0	1	2
Johnny Edwards, L (1, 2) OBP: 0.323, SLG: 0.361		K		K		1B 1B 1-2 3-H		G1-4-3 1B		4	0	2	1	0	2	0
Leo Cardenas, R (1, 6) OBP: 0.276, SLG: 0.387		G3			K	1B 1-2 2-3		G1-4-3 1-2f		4	0	1	0	0	1	1
Bob Purkey, R (1, 1) OBP: 0.294, SLG: 0.077		BB			5-3	K			K	0	0	0	0	1	0	0
Jim Owens, R (3, 1)										1	0	0	0	0	0	0
Jesse Gonder, L (6, PH) OBP: 0.409, SLG: 0.714										1	0	0	0	0	1	3
Dom Zanni, R (7, 1)										0	0	0	0	0	0	0
Marty Keough, L (9, PH) OBP: 0.316, SLG: 0.429										1	0	0	0	0	1	0
Inning Stats	R: 1 E: 1 K: 1 S: 6 H: 1 LOB: 2 BB: 2 P: 14	R: 0 E: 0 K: 2 S: 7 H: 0 LOB: 1 BB: 1 P: 11	R: 0 E: 0 K: 0 S: 3 H: 0 LOB: 0 BB: 0 P: 3	R: 0 E: 0 K: 2 S: 7 H: 0 LOB: 0 BB: 0 P: 7	R: 0 E: 0 K: 1 S: 6 H: 1 LOB: 1 BB: 0 P: 6	R: 1 E: 0 K: 2 S: 10 H: 3 LOB: 3 BB: 1 P: 14	R: 1 E: 1 K: 0 S: 4 H: 2 LOB: 1 BB: 1 P: 8	R: 0 E: 0 K: 0 S: 3 H: 1 LOB: 0 BB: 0 P: 3	R: 0 E: 0 K: 1 S: 5 H: 0 LOB: 1 BB: 1 P: 9	1B: 7 2B: 2 3B: 0 HR: 0 SF: 0 SAC: 0 DP: 2 HBP: 0						

	AB	33
	R	3
	H	8
	RBI	2
	BB	6
	SO	9
	LOB	15

WP: 0 PB: 0 SB: 2 CS: 0 PA: 39

PITCHER		IP	WLS	BF	H	R	ER	SO	BB	IBB	HBP	BLK	WP	HR	S	P	ERA	WHIP
Carl Willey, R ERA: 2.5	(1, 1)	7.0	W	32	7	3	2	8	5	0	0	0	0	0	43	63	2.57	1.714
Roger Craig, R ERA: 3.55	(8, 1)	2.0	S	7	1	0	0	1	1	0	0	0	0	0	8	12	0.00	1.000

PITCHER	IP	WLS	BF	H	R	ER	SO	BB	IBB	HBP	BLK	WP	HR	S	P	ERA	WHIP

New York Mets @ Cincinnati Reds

Crosley Field, Cincinnati, OH

Sat Jun 15 1963, 3:33 AM EDT

Att. 6,232 - Unknown

TOP

Batter	1	2	3	4	5	6	7	8	9	AB	R	H	RBI	BB	SO	LOB
Jim Piersall, R (1, 8) OBP: 0.277, SLG: 0.278	x 0-0 SH5-3 1B 1B		x 0-0 ① F8		x 0-0 ② 6-3 2-3		x 0-0 ② 6-3		x 0-0 1B SH1-3 1B	5	2	2	0	0	0	1
Choo-Choo Coleman, L (1, 2) OBP: 0.279, SLG: 0.210	x 0-0 ① SH5-3 1-2		x 0-0 ② P5		x 0-0 ③ 1-3		x 0-0 1B		x 0-0 SH1-3 1-3 1B	4	0	2	0	0	0	1
Ron Hunt, R (1, 4) OBP: 0.352, SLG: 0.374	x 0-0 2-H 1B		x 0-0 ③ 6-3			B B B B 4-0 BB F8 FC5-2 BB	S S S 0-3 ③ K		x 0-0 ① SH1-3 1-2 3-H	3	0	1	2	1	1	1
Frank Thomas, R (1, 7) OBP: 0.315, SLG: 0.333	S S S 0-3 ② K			x 0-0 1B		x 0-0 ① F8 1-2		x 0-0 ① 6-3	x 0-0 ② 6-3	4	0	1	0	0	1	2
Rod Kanehl, R (8, 7) OBP: 0.258, SLG: 0.281										1	0	0	0	0	0	1
Ed Kranepool, L (1, 9) OBP: 0.266, SLG: 0.314	x 0-0 ③ F7			x 0-0 ① F8		B B B B 4-0 FC5-2 BB BB		x 0-0 HR	x 0-0 ③ 6-3	4	1	1	1	1	0	3
Tim Harkness, L (1, 3) OBP: 0.300, SLG: 0.376		H 1-0 HBP		x 0-0 ② F9		B B B B 4-0 FC5 FC5-2 1-2 2-3 BB		S S S 0-3 ② K		2	0	0	0	1	1	1
Charlie Neal, R (1, 5) OBP: 0.311, SLG: 0.329		x 0-0 ① F8		x 0-0 ③ F8		x 0-0 ② FC5-2 1-2 2-3 3-Hf		x 0-0 HR		4	1	1	1	0	0	5
Al Moran, R (1, 6) OBP: 0.229, SLG: 0.216		S S S 0-3 ② K			x 0-0 6-3 6-3 1B	x 0-0 ③ FC5 2-3f		B B B B 4-0 BB		3	0	1	0	1	1	4
Tracy Stallard, R (1, 1)		S S S 0-3 ③ K			x 0-0 ① 6-3 1-2		x 0-0 ① F2	x 0-0 ③ P6		4	0	0	0	0	1	3

Inning Stats	1	2	3	4	5	6	7	8	9
R	1	0	0	0	0	0	0	2	1
H	2	0	0	1	1	0	1	2	2
E	0	0	0	0	0	0	0	0	0
LOB	1	1	0	1	1	3	1	1	1
K	1	2	0	0	0	3	1	1	0
BB	0	0	0	0	0	3	0	1	0
S	7	7	3	4	4	3	6	7	5
P	7	8	3	4	4	15	6	11	5

1B	7
2B	0
3B	0
HR	2
SF	0
SAC	2
DP	0
HBP	1
WP	0
PB	0
SB	0
CS	0
PA	41

AB	34
R	4
H	9
RBI	4
BB	4
SO	5
LOB	22

livebaseballscorecards.com

PITCHER		IP	WLS	BF	H	R	ER	SO	BB	IBB	HBP	BLK	WP	HR	S	P	ERA	WHIP
Joey Jay, R (ERA: 3.75)	(1, 1)	8.0	L	37	8	4	4	5	4	0	1	0	0	2	42	59	4.50	1.500
Al Worthington, R (ERA: 2.51)	(9, 1)	1.0		4	1	0	0	0	0	0	0	0	0	0	4	4	0.00	1.000

BOTTOM

Batter	1	2	3	4	5	6	7	8	9	AB	R	H	RBI	BB	SO	LOB
Pete Rose, S (1, 4) OBP: 0.350, SLG: 0.356	CS 1B		BBB 4-0 FC6-4 BB		G3			5-3	SSS 0-3 K	3	0	1	0	1	0	1
Marty Keough, L (9, PH) OBP: 0.310, SLG: 0.420										1	0	0	0	0	1	2
Bob Skinner, L (1, 7) OBP: 0.335, SLG: 0.369	4-3 1-2		FC6-4 1-2f			G3-6-3 1B		1B 2B		4	0	2	0	0	0	2
Vada Pinson, L (1, 8) OBP: 0.347, SLG: 0.488	F9			5-3		G3-6-3 1-2f		L6-4 BB 2-3 1B		4	0	1	0	0	0	1
Frank Robinson, R (1, 9) OBP: 0.409, SLG: 0.485		L8		2-3		6-3		BBB 4-0 1-2 BB		3	0	0	0	1	0	0
Gordy Coleman, L (1, 3) OBP: 0.259, SLG: 0.380		1-3 1B		E4			5-3	L6-4 2-3		4	0	1	0	0	0	3
Daryl Spencer, R (1, 5) OBP: 0.384, SLG: 0.327		1-3 1-2		F7			1B 2B		SSS 0-3 K	4	1	1	0	0	1	2
Johnny Edwards, L (1, 2) OBP: 0.322, SLG: 0.355		F7			F7		L8		BBB 4-0 2B BB	3	0	0	0	1	0	2
Leo Cardenas, R (1, 6) OBP: 0.275, SLG: 0.385			F8		F9		2-H 1B		SSS 0-3 K	4	0	1	1	0	1	1
Joey Jay, S (1, 1) OBP: 0.115, SLG: 0.154			4-3		2B		3-1		1-3 2B	3	0	1	0	0	0	1
Al Worthington, R (9, 1)										0	0	0	0	0	0	0
Jesse Gonder, L (9, PH) OBP: 0.435, SLG: 0.773										1	0	1	0	0	0	0
Inning Stats	R: 0 E: 0 K: 0 S: 3 H: 1 LOB: 0 BB: 0 P: 3	R: 0 E: 0 K: 0 S: 4 H: 1 LOB: 1 BB: 0 P: 4	R: 0 E: 0 K: 0 S: 3 H: 0 LOB: 1 BB: 1 P: 7	R: 0 E: 1 K: 0 S: 4 H: 0 LOB: 1 BB: 0 P: 4	R: 0 E: 0 K: 0 S: 4 H: 1 LOB: 1 BB: 0 P: 4	R: 0 E: 0 K: 0 S: 3 H: 1 LOB: 0 BB: 0 P: 3	R: 1 E: 0 K: 0 S: 5 H: 2 LOB: 1 BB: 0 P: 5	R: 0 E: 0 K: 0 S: 4 H: 2 LOB: 2 BB: 1 P: 8	R: 0 E: 0 K: 3 S: 10 H: 1 LOB: 2 BB: 1 P: 14	1B: 5 2B: 5 3B: 0 HR: 0	SF: 0 SAC: 0 DP: 2 HBP: 0						

PITCHER	IP	WLS	BF	H	R	ER	SO	BB	IBB	HBP	BLK	WP	HR	S	P	ERA	WHIP
Tracy Stallard, R (1, 1) ERA: 3.75	9.0	W	37	9	1	1	3	3	0	0	0	0	0	40	52	1.00	1.333

PITCHER	IP	WLS	BF	H	R	ER	SO	BB	IBB	HBP	BLK	WP	HR	S	P	ERA	WHIP

New York Mets @ Cincinnati Reds

Crosley Field, Cincinnati, OH

Sat Jun 15 1963, 3:33 AM EDT

Att. 6,232 - Unknown

livebaseballscorecards.com

AB	34
R	1
H	9
RBI	1
BB	3
SO	3
LOB	15

1B: 5	SF: 0	WP: 0	PA: 37
2B: 5	SAC: 0	PB: 0	
3B: 0	DP: 2	SB: 0	
HR: 0	HBP: 0	CS: 1	

New York Mets @ Cincinnati Reds

Crosley Field, Cincinnati, OH

Sun Jun 16 1963, 3:33 AM EDT

Unknown

TOP

livebaseballscorecards.com

Batter	1	2	3	4	5	6	7	8	9	AB	R	H	RBI	BB	SO	LOB
Charlie Neal, R (1, 5) OBP: 0.308, SLG: 0.326	S S S 0-3 ① K	S S S 0-3 ③ K		x 0-0 ③ F3			x 0-0 FC4-6 1B		x 0-0 ② F9	5	0	1	0	0	2	4
Choo-Choo Coleman, L (1, 2) OBP: 0.269, SLG: 0.202	S S S 0-3 ② K		x 0-0 ① F6		x 0-0 ① F7		x 0-0 ② L9		x 0-0 ③ G3	5	0	0	0	0	1	3
Ron Hunt, R (1, 4) OBP: 0.346, SLG: 0.367	x 0-0 ③ F9		x 0-0 ② L3		x 0-0 ② F7		x 0-0 ③ FC4-6 1-2f			4	0	0	0	0	0	1
Duke Snider, L (1, 8) OBP: 0.346, SLG: 0.477		B B B B 4-0 BB 2B BB	x 0-0 HR 1B		S S S 0-3 ③ K			x 0-0 ① F5		3	2	1	0	1	1	0
Frank Thomas, R (1, 7) OBP: 0.325, SLG: 0.356		B B B B 4-0 1-2 2B BB	x 0-0 1-H HR			x 0-0 ① F8		B B B B 4-0 G6-3 BB		2	2	1	2	2	0	0
Ed Kranepool, L (1, 9) OBP: 0.261, SLG: 0.306		S S S 0-3 ① K	x 0-0 ③ P5			x 0-0 ② 4-3		x 0-0 ② ③ G6-3 1-2f		4	0	0	0	0	1	3
Tim Harkness, L (1, 3) OBP: 0.312, SLG: 0.385		x 0-0 1-H 2-H 1B 2B		B B B B 4-0 BB		B B B B 4-0 BB			S S S 0-3 ① K	2	1	1	2	2	1	0
Al Moran, R (1, 6) Sammy Taylor, L (6, PH) Chico Fernandez, R (6, 6) OBP: 0.233, SLG: 0.220 OBP: 0.400, SLG: 0.333 OBP: 0.259, SLG: 0.248		x 0-0 2-H 1B		x 0-0 ① P6		x 0-0 ③ F8			x 0-0 BB 1B	2 1 1	0 0 0	1 0 1	1 0 0	0 0 0	0 0 0	1 1 0
Al Jackson, L (1, 1) Galen Cisco, R (5, 1) Cliff Cook, R (7, PH) Larry Bearnarth, R (7, 1) Don Rowe, L (8, 1) Jim Hickman, R (9, PH) OBP: 0.152, SLG: 0.156 OBP: 0.158, SLG: 0.125 OBP: 0.228, SLG: 0.265 OBP: 0.125, SLG: 0.125 OBP: 0.222, SLG: 0.222 OBP: 0.349, SLG: 0.448		S S S 0-3 ② K		S S S 0-3 ② K			S S S 0-3 ① K		B B B B 4-0 1-2 BB	2 0 1 0 0 0	0 0 0 0 0 0	0 0 0 0 0 0	0 0 0 0 0 1	0 0 0 0 0 0	2 0 1 0 0 0	2 0 0 0 0 0
Inning Stats	R: 0 E: 0 K: 2 S: 7 H: 0 LOB: 0 BB: 0 P: 7	R: 3 E: 0 K: 3 S: 11 H: 2 LOB: 1 BB: 2 P: 19	R: 2 E: 0 K: 0 S: 5 H: 2 LOB: 0 BB: 0 P: 5	R: 0 E: 0 K: 1 S: 5 H: 0 LOB: 1 BB: 1 P: 9	R: 0 E: 0 K: 1 S: 5 H: 0 LOB: 0 BB: 0 P: 5	R: 0 E: 0 K: 0 S: 3 H: 0 LOB: 1 BB: 1 P: 7	R: 0 E: 0 K: 1 S: 6 H: 1 LOB: 1 BB: 0 P: 6	R: 0 E: 0 K: 0 S: 2 H: 0 LOB: 0 BB: 1 P: 6	R: 0 E: 0 K: 1 S: 6 H: 1 LOB: 2 BB: 1 P: 10	1B: 4 2B: 1 3B: 0 HR: 1 SF: 0 SAC: 0 DP: 1 HBP: 0						

	AB	32
	R	5
	H	6
	RBI	5
	BB	6
	SO	9
	LOB	15

WP: 0 PB: 0 SB: 0 CS: 0 PA: 38

PITCHER	IP	WLS	BF	H	R	ER	SO	BB	IBB	HBP	BLK	WP	HR	S	P	ERA	WHIP
Jim Maloney, R (1, 1) ERA: 3.26	9.0	W	38	6	5	5	9	6	0	0	0	0	1	50	74	5.00	1.333

PITCHER	IP	WLS	BF	H	R	ER	SO	BB	IBB	HBP	BLK	WP	HR	S	P	ERA	WHIP

Batter	1	2	3	4	5	6	7	8	9	AB	R	H	RBI	BB	SO	LOB
Pete Rose, S (1, 4) OBP: 0.356, SLG: 0.359	SH5-3 2B 1B	FC4 1-2f 3-H		FC5-4 HBP 1-2f 2B		BBB 4-0 S 3B BB		BB E 1-2 2B 1B		4	4	2	1	1	0	2
Tommy Harper, R (1, 9) OBP: 0.323, SLG: 0.293	SH5-3 1-2	5-3		2B E HBP 1-2		SSS 0-3 K 1-2		E6 BB 2B 1-2 2-3		3	2	0	0	0	1	4
Vada Pinson, L (1, 8) OBP: 0.352, SLG: 0.506	2B 2-H		4-3	E2 1-H 2-H 2B		3B 2-H		SSS 0-3 K		5	0	3	3	0	1	3
Frank Robinson, R (1, 7) OBP: 0.409, SLG: 0.478	HBP		1-3	6-3		6-3		BBBB 4-0 2B BB 1-2 2-3 3-H		3	1	0	1	1	0	2
Daryl Spencer, R (1, 5) OBP: 0.377, SLG: 0.330	SSS 0-3 K		5-3		6-3		F7	1-H 2-H 3-H 2B		5	0	1	3	0	1	2
Leo Cardenas, R (1, 6) OBP: 0.270, SLG: 0.377	SSS 0-3 K			SSS 0-3 K	6-3		1-3	5-3		5	0	0	0	0	2	3
Don Pavletich, R (1, 3) OBP: 0.341, SLG: 0.297		BBBB 4-0 1B FC4 BB		HR 2B	BBBB 4-0 BB		F7			2	2	1	0	2	0	0
Johnny Edwards, L (1, 2) OBP: 0.325, SLG: 0.374		FC3-6 1-3 1B		2-H HR	4-3			F7		4	1	2	2	0	0	1
Jim Maloney, L (1, 1) OBP: 0.158, SLG: 0.086		FC3-6 FC4 1-2f		BBBB 4-0 FC5-4 BB		6-3		BBBB 4-0 E 1B BB BB		2	1	0	0	2	0	2
Inning Stats	R: 1 E: 0 K: 2 S: 9 H: 2 LOB: 2 BB: 0 P: 10	R: 1 E: 0 K: 0 S: 4 H: 1 LOB: 1 BB: 1 P: 8	R: 0 E: 0 K: 0 S: 3 H: 0 LOB: 0 BB: 0 P: 3	R: 4 E: 1 K: 1 S: 8 H: 3 LOB: 1 BB: 1 P: 13	R: 0 E: 0 K: 0 S: 3 H: 0 LOB: 1 BB: 1 P: 7	R: 1 E: 0 K: 1 S: 6 H: 1 LOB: 1 BB: 1 P: 10	R: 0 E: 0 K: 0 S: 3 H: 0 LOB: 0 BB: 0 P: 3	R: 4 E: 1 K: 1 S: 8 H: 2 LOB: 1 BB: 2 P: 16		1B: 3 2B: 4 3B: 1 HR: 1 SF: 0 SAC: 1 DP: 0 HBP: 2				WP: 0 PB: 0 SB: 1 CS: 0 PA: 42	

PITCHER		IP	WLS	BF	H	R	ER	SO	BB	IBB	HBP	BLK	WP	HR	S	P	ERA	WHIP
Al Jackson, L ERA: 4.08	(1, 1)	4.0	L	22	6	6	5	3	2	0	2	0	0	1	24	34	11.25	2.000
Galen Cisco, R ERA: 4.63	(5, 1)	2.0		9	1	1	1	1	2	0	0	0	0	0	9	17	4.50	1.500
Larry Bearnarth, R ERA: 3.86	(7, 1)	1.2		10	2	4	0	1	2	0	0	0	0	0	10	18	0.00	2.400
Don Rowe, L ERA: 4.08	(8, 1)	0.1		1	0	0	0	0	0	0	0	0	0	0	1	1	0.00	0.000

PITCHER	IP	WLS	BF	H	R	ER	SO	BB	IBB	HBP	BLK	WP	HR	S	P	ERA	WHIP

BOTTOM

New York Mets @ Cincinnati Reds

Crosley Field, Cincinnati, OH

Sun Jun 16 1963, 3:33 AM EDT

Unknown

livebaseballscorecards.com

AB	33
R	11
H	9
RBI	10
BB	6
SO	5
LOB	19

New York Mets @ Cincinnati Reds

Crosley Field, Cincinnati, OH

Sun Jun 16 1963, 3:38 AM EDT

Att. 18,323 - Unknown

TOP

livebaseballscorecards.com

Batter	1	2	3	4	5	6	7	8	9	AB	R	H	RBI	BB	SO	LOB
Jim Piersall, R (1, 8) OBP: 0.275, SLG: 0.275	4-3		P4		F9		G5-4-3 1-2f		E1 1-3 1B	5	0	1	0	0	0	2
Rod Kanehl, R (1, 5) OBP: 0.239, SLG: 0.261	6-3		5-3			6-3		K	F7	5	0	0	0	0	1	3
Ron Hunt, R (1, 4) OBP: 0.349, SLG: 0.370	1B 1B 1B			BB 1B 1B		6-3		F9		4	1	2	0	0	0	0
Frank Thomas, R (1, 7) OBP: 0.337, SLG: 0.365 Ed Kranepool, L (6, PR) OBP: 0.259, SLG: 0.305 (6, 3)	1-H 1B			BBB G5-3 1B 1-2 BB		BB 1B 1B		3-1		2 1	0 0	2 0	0 0	1 0	0 0	0 0
Jim Hickman, R (1, 9) OBP: 0.352, SLG: 0.449		F8		G5-3 1-2 2-H 1B		BB 1-2 1B			F7	4	0	2	1	0	0	0
Cliff Cook, R (1, 3) (6, 7) OBP: 0.240, SLG: 0.267		F3		G5-3 1-2 2-3f		BBBB 4-0 1-2 2-3 BB			1B 1B 1B	3	1	1	0	1	0	2
Al Moran, R (1, 6) OBP: 0.228, SLG: 0.215 Charlie Neal, R (9, PH) OBP: 0.311, SLG: 0.329		1-3		SSS K		5-3			E 1-3 1B 1B	3 1	0 1	0 1	0 0	0 0	1 0	4 0
Norm Sherry, R (1, 2) OBP: 0.129, SLG: 0.163 Sammy Taylor, L (4, 2) OBP: 0.444, SLG: 0.357			P4		4-3		BBBB 4-0 G5-4-3 BB		E 1-H 3-H 1B	1 2	0 0	0 1	0 2	0 1	0 0	0 0
Roger Craig, R (1, 1) OBP: 0.143, SLG: 0.091 Ken MacKenzie, R (4, 1) Chico Fernandez, R (9, PH) OBP: 0.257, SLG: 0.246			1B		SSS K		SSS K		SSS K	1 2 1	0 0 0	1 0 0	0 0 0	0 0 0	0 2 1	0 1 1
Inning Stats	R: 0 E: 0 K: 0 S: 4 H: 2 LOB: 2 BB: 0 P: 4	R: 0 E: 0 K: 0 S: 3 H: 0 LOB: 0 BB: 0 P: 3	R: 0 E: 0 K: 0 S: 4 H: 1 LOB: 1 BB: 0 P: 4	R: 1 E: 0 K: 1 S: 6 H: 2 LOB: 1 BB: 1 P: 10	R: 0 E: 0 K: 1 S: 5 H: 0 LOB: 0 BB: 0 P: 5	R: 0 E: 0 K: 0 S: 5 H: 2 LOB: 3 BB: 1 P: 9	R: 0 E: 0 K: 1 S: 4 H: 0 LOB: 0 BB: 1 P: 8	R: 0 E: 0 K: 1 S: 5 H: 0 LOB: 0 BB: 0 P: 5	R: 2 E: 2 K: 1 S: 9 H: 4 LOB: 2 BB: 0 P: 9	1B: 11 2B: 0 3B: 0 HR: 0 SF: 0 SAC: 0 DP: 2 HBP: 0						

	AB	35
	R	3
	H	11
	RBI	3
	BB	3
	SO	5
	LOB	13

WP: 0 PB: 0 SB: 0 CS: 0 PA: 38

PITCHER	IP	WLS	BF	H	R	ER	SO	BB	IBB	HBP	BLK	WP	HR	S	P	ERA	WHIP
Jim O'Toole, L (1, 1) ERA: 2.0	9.0	W	38	11	3	1	5	3	0	0	0	0	0	45	57	1.00	1.556

PITCHER	IP	WLS	BF	H	R	ER	SO	BB	IBB	HBP	BLK	WP	HR	S	P	ERA	WHIP

New York Mets @ Cincinnati Reds

Crosley Field, Cincinnati, OH

Sun Jun 16 1963, 3:38 AM EDT

Att. 18,323 - Unknown

BOTTOM

Batter	1	2	3	4	5	6	7	8	9	AB	R	H	RBI	BB	SO	LOB
Pete Rose, S (1, 4) OBP: 0.354, SLG: 0.362	5-3	L8		FC3-2				G3-6-3		4	2	1	0	0	0	4
Don Blasingame, L (8, 4) OBP: 0.316, SLG: 0.226										1	0	1	0	0	0	0
Bob Skinner, L (1, 7) OBP: 0.336, SLG: 0.369	SF9		F7	E3				G3-6-3		5	2	2	3	0	0	3
Vada Pinson, L (1, 8) OBP: 0.352, SLG: 0.504			G3	FC		6-3		K		3	1	1	1	0	0	2
Tommy Harper, R (6, PH) OBP: 0.316, SLG: 0.286										2	0	0	0	0	1	0
(7, 8)																
(8, 5)																
Frank Robinson, R (1, 9) OBP: 0.410, SLG: 0.481	SF9		E	S		F4				3	1	2	3	0	0	0
Marty Keough, L (7, 9) OBP: 0.310, SLG: 0.420										0	0	0	0	0	0	0
(8, 8)																
Gordy Coleman, L (1, 3) OBP: 0.263, SLG: 0.393			E2	K		K				4	1	2	2	0	2	2
Johnny Edwards, L (1, 2) OBP: 0.325, SLG: 0.374	F9			F8			K			3	0	1	1	0	0	3
Jesse Gonder, L (7, 2) OBP: 0.417, SLG: 0.739			CS							1	0	0	0	0	1	0
Daryl Spencer, R (1, 5) OBP: 0.383, SLG: 0.333		K	CS	BB FC3-2	G6-4-3		P4			2	0	1	0	1	1	0
Eddie Kasko, R (7, 5) OBP: 0.342, SLG: 0.303										1	0	1	0	0	0	0
(8, 6)																
Leo Cardenas, R (1, 6) OBP: 0.271, SLG: 0.377		K		FC3-2 E	G6-4-3		P4			3	1	1	0	0	1	1
Ken Walters, R (7, PH) OBP: 0.226, SLG: 0.290										1	0	0	0	0	0	1
(8, 9)																
Jim O'Toole, S (1, 1) OBP: 0.171, SLG: 0.150				E FC	2B		P3			3	2	2	0	1	0	1

livebaseballscorecards.com

AB	36
R	10
H	15
RBI	10
BB	2
SO	6
LOB	17

Inning Stats	1	2	3	4	5	6	7	8	9
	R: 2 H: 3 E: 0 LOB: 1 K: 0 BB: 0 S: 6 P: 6	R: 0 H: 1 E: 0 LOB: 1 K: 2 BB: 0 S: 8 P: 8	R: 2 H: 3 E: 1 LOB: 0 K: 0 BB: 0 S: 5 P: 5	R: 4 H: 3 E: 1 LOB: 2 K: 1 BB: 1 S: 10 P: 14	R: 2 H: 3 E: 0 LOB: 1 K: 0 BB: 1 S: 4 P: 8	R: 0 H: 0 E: 0 LOB: 0 K: 1 BB: 0 S: 5 P: 5	R: 0 H: 1 E: 0 LOB: 1 K: 1 BB: 0 S: 6 P: 6	R: 0 H: 1 E: 0 LOB: 0 K: 1 BB: 0 S: 5 P: 5	

1B: 12 SF: 1
2B: 3 SAC: 0
3B: 0 DP: 2
HR: 0 HBP: 0

WP: 0 PA: 40
PB: 0
SB: 2
CS: 1

PITCHER		IP	WLS	BF	H	R	ER	SO	BB	IBB	HBP	BLK	WP	HR	S	P	ERA	WHIP
Roger Craig, R ERA: 4.04	(1, 1)	3.1	L	22	10	8	7	2	1	0	0	0	0	0	25	29	18.90	3.300
Ken MacKenzie, L ERA: 5.24	(4, 1)	4.2		17	5	2	2	4	1	0	0	0	0	0	24	28	3.86	1.286

PITCHER		IP	WLS	BF	H	R	ER	SO	BB	IBB	HBP	BLK	WP	HR	S	P	ERA	WHIP

Batter	1	2	3	4	5	6	7	8	9	AB	R	H	RBI	BB	SO	LOB
Charlie Neal, R (1, 5) OBP: 0.310, SLG: 0.327	K		F7		F6		1B 1-3 2-H			4	0	1	1	0	1	0
Choo-Choo Coleman, L (1, 2) OBP: 0.277, SLG: 0.212	3-1 1B 1B		F6			FC4-6 1B		G3		3	0	2	0	0	0	0
Sammy Taylor, L (7, 2) OBP: 0.421, SLG: 0.333										1	0	0	0	0	0	0
Ron Hunt, R (1, 4) OBP: 0.354, SLG: 0.373	3-1 1-2 1B		BB			FC4-6 G3 1-2f		5-3		1	0	1	0	1	0	0
Rod Kanehl, R (3, 4) OBP: 0.233, SLG: 0.254										2	0	0	0	0	0	1
Duke Snider, L (1, 8) OBP: 0.339, SLG: 0.464	3-1 1-2 2-3		F3			G3 1-2		F3		4	0	0	0	0	0	4
Frank Thomas, R (1, 7) OBP: 0.329, SLG: 0.355	F4			F7		F6			F3	4	0	0	0	0	0	3
Tim Harkness, L (1, 3) OBP: 0.310, SLG: 0.377		K		F6			E2 E 1B		BB	3	1	0	0	1	1	0
Ed Kranepool, L (1, 9) OBP: 0.259, SLG: 0.303		1B		F8			F8		F5	4	0	1	0	0	0	2
Al Moran, R (1, 6) OBP: 0.225, SLG: 0.212		F8			F8		F5		F8	2	0	0	0	0	0	1
Chico Fernandez, R (7, PH) OBP: 0.253, SLG: 0.243										2	0	0	0	0	0	2
(7, 6)																
Jay Hook, L (1, 1) OBP: 0.250, SLG: 0.227		K			5-3		E5 1B 1-2			1	0	0	0	0	1	1
Galen Cisco, R (2, 1) OBP: 0.143, SLG: 0.111										2	0	0	0	0	0	1
Inning Stats	R: 0 H: 2 E: 0 LOB: 2 K: 1 BB: 0 S: 7 P: 7	R: 0 H: 1 E: 0 LOB: 1 K: 2 BB: 0 S: 8 P: 8	R: 0 H: 0 E: 0 LOB: 1 K: 0 BB: 1 S: 3 P: 7	R: 0 H: 0 E: 0 LOB: 0 K: 0 BB: 0 S: 3 P: 3	R: 0 H: 0 E: 0 LOB: 0 K: 0 BB: 0 S: 3 P: 3	R: 0 H: 1 E: 0 LOB: 1 K: 0 BB: 0 S: 4 P: 4	R: 1 H: 1 E: 2 LOB: 2 K: 0 BB: 0 S: 5 P: 5	R: 0 H: 0 E: 0 LOB: 0 K: 0 BB: 0 S: 3 P: 3	R: 0 H: 0 E: 0 LOB: 1 K: 0 BB: 1 S: 3 P: 7	1B: 5 SF: 0 2B: 0 SAC: 0 3B: 0 DP: 0 HR: 0 HBP: 0						

TOP

New York Mets @ St. Louis Cardinals

Sportsman's Park, St. Louis, MO

Mon Jun 17 1963, 8:05 PM EDT

Att. 8,685 - Unknown - 76 F

livebaseballscorecards.com

AB	33
R	1
H	5
RBI	1
BB	2
SO	3
LOB	15

WP: 0 PA: 35
PB: 0
SB: 0
CS: 0

PITCHER	IP	WLS	BF	H	R	ER	SO	BB	IBB	HBP	BLK	WP	HR	S	P	ERA	WHIP
Ernie Broglio, R (1, 1) ERA: 2.44	9.0	W	35	5	1	0	3	2	0	0	0	0	0	39	47	0.00	0.778

PITCHER	IP	WLS	BF	H	R	ER	SO	BB	IBB	HBP	BLK	WP	HR	S	P	ERA	WHIP

BOTTOM

New York Mets @ St. Louis Cardinals

Sportsman's Park, St. Louis, MO

Mon Jun 17 1963, 8:05 PM EDT

Att. 8,685 - Unknown - 76 F

livebaseballscorecards.com

Batter	1	2	3	4	5	6	7	8	9	AB	R	H	RBI	BB	SO	LOB
Curt Flood, R (1, 8) OBP: 0.319, SLG: 0.383	F8	HR 2-H 3-H	2-H		5-3			3-1		5	1	3	2	0	0	0
Bill White, L (1, 3) OBP: 0.391, SLG: 0.540	4-3	2-H	F8			BBBB CS		1-2		4	1	1	2	1	0	2
Dick Groat, R (1, 6) OBP: 0.413, SLG: 0.477 Dal Maxvill, R (7, 6) OBP: 0.200, SLG: 0.111	1B	BBBB 1B	1B FC4-2			1-2		SSS		3 1	1 0	2 0	0 0	1 0	0 1	1 1
Ken Boyer, R (1, 5) OBP: 0.376, SLG: 0.435 Leo Burke, R (4, PR) OBP: 0.292, SLG: 0.386 (5, 5)	1B 2-H	1-2	FC4-2 1-3 WP			E6		4-3		3 2	1 1	3 0	1 0	0 0	0 0	0 1
George Altman, L (1, 9) OBP: 0.371, SLG: 0.418 Duke Carmel, L (9, 9) OBP: 0.412, SLG: 0.385	1B 2-H	F8	FC4-2 WP 1-2 3-H			K				4 0	0 0	1 0	1 0	0 0	1 0	5 0
Charlie James, R (1, 7) OBP: 0.340, SLG: 0.449	F3		L7	1-3 1-3 2-H			1-3 WP	1B		4	0	1	0	0	0	2
Julian Javier, R (1, 4) OBP: 0.306, SLG: 0.422		SH2-4 1B 2B	1B	6-3			F4 1-2	1B		4	2	2	0	0	0	3
Tim McCarver, L (1, 2) OBP: 0.365, SLG: 0.439		SH2-4 1-2 2B	SH3-4 2-H 2B		3-1		1-3 2-3	1B		4	1	2	1	0	0	1
Ernie Broglio, R (1, 1) OBP: 0.105, SLG: 0.132		SH2-4 1-2 2-3	SH3-4 1-2		6-3		4-3			2	0	0	0	0	0	1
Inning Stats	R: 2 E: 0 K: 0 S: 6 H: 3 LOB: 1 BB: 0 P: 6	R: 3 E: 0 K: 0 S: 7 H: 5 LOB: 2 BB: 1 P: 11	R: 2 E: 0 K: 0 S: 6 H: 3 LOB: 1 BB: 0 P: 6	R: 1 E: 0 K: 0 S: 5 H: 2 LOB: 2 BB: 0 P: 5	R: 0 E: 0 K: 0 S: 3 H: 0 LOB: 0 BB: 0 P: 3	R: 0 E: 1 K: 1 S: 5 H: 0 LOB: 1 BB: 1 P: 9	R: 0 E: 0 K: 0 S: 4 H: 1 LOB: 1 BB: 0 P: 4	R: 0 E: 0 K: 1 S: 6 H: 1 LOB: 1 BB: 0 P: 6		1B: 10 2B: 4 3B: 0 HR: 1 SF: 0 SAC: 2 DP: 0 HBP: 0						

	AB	36
	R	8
	H	15
	RBI	7
	BB	2
	SO	2
	LOB	17

WP: 4 PA: 40
PB: 0
SB: 0
CS: 1

PITCHER		IP	WLS	BF	H	R	ER	SO	BB	IBB	HBP	BLK	WP	HR	S	P	ERA	WHIP
Jay Hook, R ERA: 6.17	(1, 1)	1.2	L	13	8	5	5	0	1	0	0	0	0	1	12	16	27.00	5.400
Galen Cisco, R ERA: 4.6	(2, 1)	6.1		27	7	3	3	2	1	0	0	0	2	0	30	34	4.26	1.263

PITCHER	IP	WLS	BF	H	R	ER	SO	BB	IBB	HBP	BLK	WP	HR	S	P	ERA	WHIP

Batter	1	2	3	4	5	6	7	8	9	AB	R	H	RBI	BB	SO	LOB
Charlie Neal, R (1, 5) OBP: 0.309, SLG: 0.326	S S S 0-3 ① K		S S S 0-3 ① K			x 0-0 G4-6-3 1B		x 0-0 ③ F3		4	0	1	0	0	2	1
Choo-Choo Coleman, L (1, 2) OBP: 0.270, SLG: 0.206	x 0-0 ② F9		S S S 0-3 ② K			x 0-0 ①② G4-6-3 1-2f			x 0-0 ① 1-3	4	0	0	0	0	1	2
Ron Hunt, R (1, 4) OBP: 0.356, SLG: 0.380	x 0-0 2B		x 0-0 ③ FC5-4 1-2f			S S S 0-3 ③ K2-3			x 0-0 HR 1B	4	1	2	0	0	1	1
Duke Snider, L (1, 7) OBP: 0.332, SLG: 0.452	x 0-0 ③ F5			S S S 0-3 ① K			x 0-0 ① F4		x 0-0 ② F9	4	0	0	0	0	1	2
Tim Harkness, L (1, 3) OBP: 0.315, SLG: 0.397		x 0-0 ① F5		B B B B 4-0 G4-6-3 BB			x 0-0 ② F8		x 0-0 1-H HR	3	1	1	2	1	0	0
Ed Kranepool, L (1, 9) OBP: 0.264, SLG: 0.308		x 0-0 1B		x 0-0 ②③ G4-6-3 1-2f			x 0-0 1B		x 0-0 ③ F7	4	0	2	0	0	0	1
Jim Hickman, R (1, 8) OBP: 0.347, SLG: 0.441		x 0-0 ② F9			S S S 0-3 ① K		x 0-0 ③ F8			3	0	0	0	0	1	2
Chico Fernandez, R (1, 6) OBP: 0.248, SLG: 0.237		x 0-0 ③ G3			x 0-0 ② F6			x 0-0 ① F8		3	0	0	0	0	0	1
Carl Willey, R (1, 1) OBP: 0.138, SLG: 0.107			H 1-0 FC5-4 HBP		S S S 0-3 ③ K			x 0-0 ② F7		0	0	0	0	0	0	0
Larry Bearnarth, R (1, 1) OBP: 0.200, SLG: 0.111										1	0	0	0	0	1	0
Sammy Taylor, L (8, PH) OBP: 0.400, SLG: 0.313										1	0	0	0	0	0	0
Ken MacKenzie, R (8, 1)										0	0	0	0	0	0	0
Inning Stats	R: 0 E: 0 K: 1 S: 6 H: 1 LOB: 1 BB: 0 P: 6	R: 0 E: 0 K: 0 S: 4 H: 1 LOB: 1 BB: 0 P: 4	R: 0 E: 0 K: 2 S: 7 H: 0 LOB: 1 BB: 0 P: 8	R: 0 E: 0 K: 1 S: 4 H: 0 LOB: 0 BB: 1 P: 8	R: 0 E: 0 K: 2 S: 7 H: 0 LOB: 0 BB: 0 P: 7	R: 0 E: 0 K: 1 S: 5 H: 1 LOB: 0 BB: 0 P: 5	R: 0 E: 0 K: 0 S: 4 H: 1 LOB: 1 BB: 0 P: 4	R: 0 E: 0 K: 0 S: 3 H: 0 LOB: 0 BB: 0 P: 3	R: 2 E: 0 K: 0 S: 5 H: 2 LOB: 0 BB: 0 P: 5	1B: 4 2B: 1 3B: 0 HR: 1	SF: 0 SAC: 0 DP: 2 HBP: 1						

PITCHER	IP	WLS	BF	H	R	ER	SO	BB	IBB	HBP	BLK	WP	HR	S	P	ERA	WHIP
Lew Burdette, R (1, 1) ERA: 3.47	9.0	W	33	6	2	2	7	1	0	1	0	0	1	45	50	2.00	0.778

PITCHER	IP	WLS	BF	H	R	ER	SO	BB	IBB	HBP	BLK	WP	HR	S	P	ERA	WHIP

TOP

New York Mets @ St. Louis Cardinals

Sportsman's Park, St. Louis, MO

Tue Jun 18 1963, 8:05 PM EDT

Att. 13,957 - Unknown - 81 F

livebaseballscorecards.com

AB	31
R	2
H	6
RBI	2
BB	1
SO	7
LOB	10

WP: 0	PA: 33																
PB: 0																	
SB: 0																	
CS: 0																	

New York Mets @ St. Louis Cardinals

Sportsman's Park, St. Louis, MO

Tue Jun 18 1963, 8:05 PM EDT

Att. 13,957 - Unknown - 81 F

livebaseballscorecards.com

BOTTOM

Batter	1	2	3	4	5	6	7	8	9	AB	R	H	RBI	BB	SO	LOB
Curt Flood, R (1, 8) OBP: 0.318, SLG: 0.381	E BLK 1B	4-1		4-3		FC5-4 1-2f				4	1	1	0	0	0	3
Bill White, L (1, 3) OBP: 0.393, SLG: 0.539	E9 BLK SF8 1-3 1B	K			4-3		G4-6-3 1B			4	1	2	0	0	1	0
Dick Groat, R (1, 6) OBP: 0.407, SLG: 0.472	SF8 2-H 3-H	F3			4-3		G4-6-3 1-2f			3	0	0	1	0	0	1
Ken Boyer, R (1, 5) OBP: 0.378, SLG: 0.431	1B FC6-4 BB		5-3		K		BB			2	1	0	0	2	1	0
George Altman, L (1, 9) OBP: 0.369, SLG: 0.415 Leo Burke, R (8, 9) OBP: 0.292, SLG: 0.386	FC6-4 1-3 1B		K			4-3	F7			4 0	0 0	1 0	0 0	0 0	1 0	1 0
Charlie James, R (1, 7) OBP: 0.338, SLG: 0.444	FC6-4 BB 1-2f WP 3-H		F3			K		FC4-6 1B		4	1	1	1	0	1	1
Julian Javier, R (1, 4) OBP: 0.309, SLG: 0.425	WP 1-2 PB BB			5-3		1B 2B		F6		3	2	1	0	1	0	1
Tim McCarver, L (1, 2) OBP: 0.382, SLG: 0.459	1-H 2-H BB			2B		1B 2-H 1B		FC4-6 1-2f		3	0	2	1	1	0	1
Lew Burdette, R (1, 1) OBP: 0.152, SLG: 0.133	F8			6-3		FC5-4 1-3 1B		F7		4	0	1	0	0	0	3
Inning Stats	R: 5 E: 1 K: 0 S: 6 / H: 3 LOB: 1 BB: 3 P: 18	R: 0 E: 0 K: 1 S: 5 / H: 0 LOB: 0 BB: 0 P: 5	R: 0 E: 0 K: 1 S: 5 / H: 0 LOB: 0 BB: 0 P: 5	R: 0 E: 0 K: 0 S: 4 / H: 1 LOB: 1 BB: 0 P: 4	R: 0 E: 0 K: 1 S: 5 / H: 0 LOB: 0 BB: 0 P: 5	R: 1 E: 0 K: 1 S: 8 / H: 3 LOB: 2 BB: 0 P: 8	R: 0 E: 0 K: 0 S: 3 / H: 1 LOB: 1 BB: 1 P: 7	R: 0 E: 0 K: 0 S: 4 / H: 1 LOB: 1 BB: 0 P: 4		1B: 7 2B: 2 3B: 0 HR: 0	SF: 1 SAC: 0 DP: 1 HBP: 0					

	AB	31
	R	6
	H	9
	RBI	3
	BB	4
	SO	4
	LOB	11

WP: 3 PB: 1 SB: 0 CS: 0 PA: 36

PITCHER		IP	WLS	BF	H	R	ER	SO	BB	IBB	HBP	BLK	WP	HR	S	P	ERA	WHIP
Carl Willey, R ERA: 2.9	(1, 1)	0.2	L	8	3	5	4	0	3	0	0	1	1	0	5	17	54.00	9.000
Larry Bearnarth, R ERA: 3.46	(1, 1)	6.1		24	5	1	1	4	1	0	0	0	0	0	31	35	1.42	0.947
Ken MacKenzie, L ERA: 5.09	(8, 1)	1.0		4	1	0	0	0	0	0	0	0	0	0	4	4	0.00	1.000

PITCHER	IP	WLS	BF	H	R	ER	SO	BB	IBB	HBP	BLK	WP	HR	S	P	ERA	WHIP

Batter	1	2	3	4	5	6	7	8	9	AB	R	H	RBI	BB	SO	LOB
Jim Piersall, R (1, 8) OBP: 0.276, SLG: 0.276	4-3	F8			G5-3, 1B		1-3		F9	3	0	1	0	0	0	2
Ed Kranepool, L (7, PH) OBP: 0.266, SLG: 0.315 (7, 9)					1B		2B			2	0	1	0	0	0	2
Tim Harkness, L (1, 3) OBP: 0.311, SLG: 0.393	4-3		4-3		1-2 1B		SF9 3-H		1-3	4	0	1	1	0	0	2
Jim Hickman, R (1, 9) OBP: 0.340, SLG: 0.431 (7, 5)	6-3		F4		K		K			4	0	0	0	0	2	3
Frank Thomas, R (1, 7) OBP: 0.322, SLG: 0.346		F3	F8		G5-3 2-3f			K		4	0	0	0	0	1	2
Ken MacKenzie, R (8, 1)										0	0	0	0	0	0	0
Charlie Neal, R (1, 5) OBP: 0.313, SLG: 0.335		BB, 1B 1B 1B		SH1-3 1B 2B		K		G5-4-3 1B		3	2	2	0	0	1	0
Don Rowe, L (7, 1) OBP: 0.222, SLG: 0.222										0	0	0	0	0	0	0
Choo-Choo Coleman, L (8, PH) OBP: 0.275, SLG: 0.212 (8, 7)										1	0	1	0	0	0	0
Rod Kanehl, R (1, 4) OBP: 0.237, SLG: 0.257		1-2 BB 1B 1B		SH1-3 2-3		6-3		G5-4-3 1-2f		3	1	1	0	0	0	1
Norm Sherry, R (1, 2) OBP: 0.149, SLG: 0.173	B, B, B 1-2 2-3 1B BB			FC4 3-H 1B		K			F7	1	0	1	1	1	0	0
Sammy Taylor, L (5, 2) OBP: 0.364, SLG: 0.278										2	0	0	0	0	1	0
Al Moran, R (1, 6) OBP: 0.229, SLG: 0.216		1-2 2-H 3-H 1B		FC4 1-2f			2B SF9 1B			2	0	1	2	0	0	1
Chico Fernandez, R (7, PH) OBP: 0.258, SLG: 0.255 (7, 6)									2B	2	1	2	0	0	0	0
Tracy Stallard, R (1, 1)		F1		K			F7		B, B, B BB	2	0	0	0	0	1	3
Galen Cisco, R (4, 1) OBP: 0.143, SLG: 0.111										0	0	0	0	0	0	0
Duke Snider, L (7, PH) OBP: 0.333, SLG: 0.449 (7, 8)										1	0	0	0	1	0	1
Inning Stats	R: 0 E: 0 K: 0 S: 3 H: 0 LOB: 0 BB: 0 P: 3	R: 2 E: 0 K: 0 S: 6 H: 3 LOB: 2 BB: 1 P: 10	R: 0 E: 0 K: 0 S: 3 H: 0 LOB: 0 BB: 0 P: 3	R: 1 E: 1 K: 1 S: 7 H: 2 LOB: 1 BB: 0 P: 7	R: 0 E: 0 K: 1 S: 6 H: 2 LOB: 1 BB: 0 P: 6	R: 0 E: 0 K: 2 S: 7 H: 0 LOB: 0 BB: 0 P: 7	R: 1 E: 0 K: 1 S: 7 H: 2 LOB: 1 BB: 0 P: 7	R: 0 E: 0 K: 1 S: 5 H: 1 LOB: 0 BB: 0 P: 5	R: 0 E: 0 K: 0 S: 4 H: 1 LOB: 2 BB: 1 P: 8	1B: 8 2B: 3 3B: 0 HR: 0 SF: 1 SAC: 1 DP: 2 HBP: 0	WP: 0 PB: 0 SB: 0 CS: 0 PA: 38					

PITCHER		IP	WLS	BF	H	R	ER	SO	BB	IBB	HBP	BLK	WP	HR	S	P	ERA	WHIP
Ray Sadecki, L ERA: 5.62	(1, 1)	1.1		8	3	2	2	0	1	0	0	0	0	0	7	11	13.50	3.000
Ron Taylor, R ERA: 2.78	(2, 1)	2.2		10	2	1	1	1	0	0	0	0	0	0	12	12	3.38	0.750
Ed Bauta, R ERA: 1.91	(5, 1)	4.1	W	18	6	1	1	5	1	0	0	0	0	0	27	31	2.08	1.615
Bobby Shantz, L ERA: 3.19	(9, 1)	0.2	S	2	0	0	0	0	0	0	0	0	0	0	2	2	0.00	0.000

PITCHER	IP	WLS	BF	H	R	ER	SO	BB	IBB	HBP	BLK	WP	HR	S	P	ERA	WHIP

TOP

New York Mets @ St. Louis Cardinals

Sportsman's Park, St. Louis, MO

Wed Jun 19 1963, 4:33 AM EDT

Att. 8,107 - Unknown - 87 F

livebaseballscorecards.com

AB	34
R	4
H	11
RBI	4
BB	2
SO	6
LOB	17

New York Mets @ St. Louis Cardinals

Sportsman's Park, St. Louis, MO

Wed Jun 19 1963, 4:33 AM EDT

Att. 8,107 - Unknown - 87 F

livebaseballscorecards.com

BOTTOM

Batter	1	2	3	4	5	6	7	8	9	AB	R	H	RBI	BB	SO	LOB
Curt Flood, R (1, 8) OBP: 0.323, SLG: 0.386	FC3-6 1B	G6-3 1-2f		HR 1-2 2-3		L5		2B 2B		4	2	2	0	1	0	2
Bill White, L (1, 3) OBP: 0.393, SLG: 0.551	FC3-6 CS 1-2f	F9	F9	HR 1-H 2-H 3-H		K		2B 2-H 2B		5	2	2	5	0	1	1
Dick Groat, R (1, 6) OBP: 0.414, SLG: 0.478	BB 2-3 BB	1B SF9 BB	F9				1B 1B 1B	2B 2-H 2B		3	2	2	1	2	0	0
Stan Musial, L (1, 7) OBP: 0.343, SLG: 0.470 Duke Carmel, L (7, PR) OBP: 0.400, SLG: 0.370 (8, 7) (9, 9)	BB 1-2 BB	3-4-1	1B 1-3 1B				1B 1-3 1B	K		3 1	0 0	2 0	0 0	1 0	0 1	0 1
Ken Boyer, R (1, 5) OBP: 0.371, SLG: 0.425	6-3	SF9 3-H	F9			K	4-3			4	0	0	1	0	1	5
George Altman, L (1, 9) OBP: 0.371, SLG: 0.417 Charlie James, R (9, 7) OBP: 0.338, SLG: 0.444	F8	1-3	FC6-5 S 1B			1-2 3-H 1B				4 0	0 0	2 0	1 0	0 0	0 0	1 0
Julian Javier, R (1, 4) OBP: 0.312, SLG: 0.426	1B 1B 1B	FC5 BB 1B	FC6-5 S 1-3			F2				4	1	2	0	0	0	3
Tim McCarver, L (1, 2) OBP: 0.387, SLG: 0.455	1B 1-3 1B	BB E 1-2 HR BB	5-3 1-2			4-3				3	1	1	0	1	0	3
Ray Sadecki, L (1, 1) OBP: 0.241, SLG: 0.241 Ron Taylor, R (2, 1) OBP: 0.059, SLG: 0.059 Leo Burke, R (4, PH) OBP: 0.286, SLG: 0.378 Ed Bauta, R (5, 1) Bobby Shantz, R (9, 1) OBP: 0.200, SLG: 0.200	G6-3 1-2 3-H 1B	FC5 BB HR 1-2 2-3			1-3			4-3		0 1 1 2 0	0 0 1 0 0	0 1 0 0 0	0 1 0 0 0	0 0 0 0 0	0 0 0 0 0	0 0 2 0 0
Inning Stats	R: 0 E: 1 K: 0 S: 3 H: 1 LOB: 2 BB: 2 P: 11	R: 1 E: 0 K: 0 S: 5 H: 3 LOB: 1 BB: 0 P: 5	R: 1 E: 0 K: 0 S: 4 H: 1 LOB: 1 BB: 1 P: 8	R: 4 E: 1 K: 0 S: 5 H: 2 LOB: 0 BB: 2 P: 13	R: 0 E: 0 K: 0 S: 4 H: 1 LOB: 1 BB: 0 P: 4	R: 0 E: 0 K: 1 S: 5 H: 0 LOB: 0 BB: 0 P: 5	R: 1 E: 0 K: 1 S: 8 H: 3 LOB: 2 BB: 0 P: 8	R: 2 E: 0 K: 1 S: 8 H: 3 LOB: 1 BB: 0 P: 8		1B: 10 2B: 3 3B: 0 HR: 1 SF: 1 SAC: 0 DP: 1 HBP: 0						

AB	35
R	9
H	14
RBI	9
BB	5
SO	3
LOB	18

WP: 0 PB: 0 SB: 2 CS: 1 PA: 41

PITCHER		IP	WLS	BF	H	R	ER	SO	BB	IBB	HBP	BLK	WP	HR	S	P	ERA	WHIP
Tracy Stallard, R ERA: 4.58	(1, 1)	3.1	L	20	7	6	5	0	5	0	0	0	0	1	15	35	13.50	3.600
Galen Cisco, R ERA: 4.44	(4, 1)	2.2		9	1	0	0	1	0	0	0	0	0	0	11	11	0.00	0.375
Don Rowe, L ERA: 4.2	(7, 1)	1.0		6	3	1	1	1	0	0	0	0	0	0	8	8	9.00	3.000
Ken MacKenzie, L ERA: 5.45	(8, 1)	1.0		6	3	2	2	1	0	0	0	0	0	0	8	8	18.00	3.000

PITCHER	IP	WLS	BF	H	R	ER	SO	BB	IBB	HBP	BLK	WP	HR	S	P	ERA	WHIP

Batter	1	2	3	4	5	6	7	8	9	AB	R	H	RBI	BB	SO	LOB
Tony Taylor, R (1, 4) OBP: 0.336, SLG: 0.351	C F B F X 1-2 ① F8		X 0-0 ③ F9			B C F F F X 1-2 ① F8 2-3		X 0-0 1B 3B		4	1	1	0	0	0	1
Johnny Callison, L (1, 9) OBP: 0.315, SLG: 0.409	B B S B X 3-1 ② L3			B X 1-0 ① F7		F B B F S 2-3 ② K		B B B C X 3-1 3-H 1B		4	0	1	1	0	1	1
Tony Gonzalez, L (1, 8) OBP: 0.377, SLG: 0.410	C B F F F F F X 1-2 1B			X 0-0 ② 4-3		B B F B B 4-1 FC6-4 BB		C F F B X 1-2 ③ L5		3	0	1	0	1	0	1
Don Demeter, R (1, 5) OBP: 0.337, SLG: 0.473	X 0-0 ③ P6			C F B S 1-3 ③ K		F X 0-1 ③ FC6-4 1-2f			B S F X 1-2 ① F7	4	0	0	0	0	1	3
Roy Sievers, R (1, 3) OBP: 0.282, SLG: 0.370		X 0-0 ① 6-3			F F B S 1-3 ① K		B B C C X 2-2 ① P4		B C F B B F X 3-2 ② 1-3	4	0	0	0	0	1	0
Jim Lemon, R (1, 7) OBP: 0.321, SLG: 0.351		S S B C 1-3 ② K			B S S S 1-3 ② K		B B B C F F X 3-2 G4-6-3 1B		B B B B 4-0 1B BB	3	0	1	0	1	2	0
Clay Dalrymple, L (1, 2) OBP: 0.351, SLG: 0.369 Cookie Rojas, R (9, PR) OBP: 0.225, SLG: 0.162		X 0-0 ③ 4-3			H 1-0 FC5-4 HBP		C X 0-1 ② ③ G4-6-3 1-2f		C X 0-1 1-3 FC6-4 1B	3	0	1	0	0	0	1
										0	0	0	0	0	0	0
Bobby Wine, R (1, 6) OBP: 0.253, SLG: 0.302			X 0-0 ① 6-3		C C X 0-2 ③ FC5-4 1-2f			X 0-0 ① 5-3	S F B F X 1-2 ③ FC6-4 1-2f	4	0	0	0	0	0	3
Cal McLish, S (1, 1) OBP: 0.343, SLG: 0.375 John Boozer, R (7, 1) Ruben Amaro, R (8, PH) OBP: 0.222, SLG: 0.220 Jack Hamilton, R (8, 1) Jack Baldschun, R (8, 1)			S S B F B B X 3-2 ② 1B			S F X 0-2 F8 2B		B S F C 1-3 ② K		2	0	2	0	0	0	0
										0	0	0	0	0	0	0
										1	0	0	0	0	1	0
										0	0	0	0	0	0	0
										0	0	0	0	0	0	0
Inning Stats	R: 0 E: 0 K: 0 S: 14 H: 1 LOB: 1 BB: 0 P: 19	R: 0 E: 0 K: 1 S: 5 H: 0 LOB: 0 BB: 0 P: 6	R: 0 E: 0 K: 0 S: 6 H: 1 LOB: 0 BB: 0 P: 9	R: 0 E: 0 K: 1 S: 5 H: 0 LOB: 0 BB: 0 P: 7	R: 0 E: 0 K: 2 S: 9 H: 0 LOB: 1 BB: 0 P: 12	R: 0 E: 0 K: 1 S: 14 H: 1 LOB: 2 BB: 1 P: 21	R: 0 E: 0 K: 0 S: 9 H: 1 LOB: 0 BB: 0 P: 14	R: 1 E: 0 K: 1 S: 11 H: 2 LOB: 1 BB: 0 P: 16	R: 0 E: 0 K: 0 S: 13 H: 1 LOB: 2 BB: 1 P: 22	1B: 5 2B: 1 3B: 1 HR: 0	SF: 0 SAC: 0 DP: 1 HBP: 1						

PITCHER	IP	WLS	BF	H	R	ER	SO	BB	IBB	HBP	BLK	WP	HR	S	P	ERA	WHIP
Al Jackson, L (1, 1) ERA: 3.82	9.0	W	35	7	1	1	6	2	0	1	0	0	0	86	126	1.00	1.000

PITCHER	IP	WLS	BF	H	R	ER	SO	BB	IBB	HBP	BLK	WP	HR	S	P	ERA	WHIP

TOP

Philadelphia Phillies @ New York Mets

Polo Grounds, New York, NY

Fri Jun 21 1963, 7:05 PM EDT

Att. 11,047 - Unknown

livebaseballscorecards.com

AB	32
R	1
H	7
RBI	1
BB	2
SO	6
LOB	10

WP: 0 PA: 35
PB: 0
SB: 0
CS: 0

Philadelphia Phillies @ New York Mets

Polo Grounds, New York, NY

Fri Jun 21 1963, 7:05 PM EDT

Att. 11,047 - Unknown

livebaseballscorecards.com

BOTTOM

Batter	1	2	3	4	5	6	7	8	9	AB	R	H	RBI	BB	SO	LOB
Jim Piersall, R (1, 8) OBP: 0.282, SLG: 0.279	BBBB 4-0 5-3 BB		X 0-0 ② 5-3			LX 0-1 SH BB 1-2 2B	LX 0-1 SH2-4 1-2 3-H 1B			2	1	1	1	1	0	0
Rod Kanehl, R (1, 4) OBP: 0.228, SLG: 0.247	X 0-0 ① F8		X 0-0 ③ F7			LBX 1-1 ① F5	X 0-0 ① SH2-4 1-2 2-3			3	0	0	0	0	0	3
Duke Snider, L (1, 9) OBP: 0.337, SLG: 0.444	BSX 1-1 ② 5-3 1-2			SBBBX 2-1 ① 4-3		BBBB 4-0 2B FC4-2 1-2 2-3 BB	BBBI 4-0 G6-4-3 IBB			2	0	0	0	2	0	1
Frank Thomas, R (1, 7) OBP: 0.326, SLG: 0.352 Jim Hickman, R (8, 7) OBP: 0.340, SLG: 0.431	FBX 1-1 E5			BBBB 4-0 G4-6-3 BB		X 0-0 FC4-2 1-3 2-H 3-H 2B	CBSBX 2-2 ②③ G6-4-3 1-2f			3 0	0 0	1 0	2 0	1 0	0 0	4 0
Tim Harkness, L (1, 3) OBP: 0.310, SLG: 0.385	BX 1-0 ③ G3			X 0-0 ②③ G4-6-3 1-2f		IIII 4-0 FC4-2 IBB	X 0-0 ① 4-3			3	0	0	0	1	0	3
Charlie Neal, R (1, 5) OBP: 0.313, SLG: 0.330		BX 1-0 ① F9			X 0-0 ① 1-3	CX 0-1 ② FC4-2 1-2 2-3 3-Hf	BBSBB 4-1 FC5-4 BB BB			3	0	0	0	1	0	3
Choo-Choo Coleman, L (1, 2) OBP: 0.274, SLG: 0.207		CFBX 1-2 ② G3			BBX 2-0 ② F6	CSFS 0-3 ③ K	BFBBB 4-1 FC5-4 1-2 BB			3	0	0	0	1	1	3
Al Moran, R (1, 6) OBP: 0.229, SLG: 0.212		SCBX 1-2 ③ L7			BX 1-0 ③ 5-3	CBBBCB 4-2 1B 1B BB	BBBBCCX 3-2 ② FC5-4 1-2f 2-3			3	1	0	0	1	0	2
Al Jackson, L (1, 1) OBP: 0.189, SLG: 0.194			SFS 0-3 ① K			BCLX 1-2 BB SH 2B 1B	LSBX 1-2 SH2-4 1B 1-3 1B	X 0-0 ③ F9		4	1	2	0	0	1	2
Inning Stats	R: 0 E: 1 K: 0 S: 6 H: 0 LOB: 2 BB: 1 P: 13	R: 0 E: 0 K: 0 S: 7 H: 0 LOB: 0 BB: 0 P: 10	R: 0 E: 0 K: 1 S: 5 H: 0 LOB: 0 BB: 0 P: 5	R: 0 E: 0 K: 0 S: 3 H: 0 LOB: 0 BB: 1 P: 9	R: 0 E: 0 K: 0 S: 3 H: 0 LOB: 0 BB: 0 P: 6	R: 2 E: 1 K: 1 S: 14 H: 2 LOB: 3 BB: 2 P: 24	R: 1 E: 0 K: 0 S: 11 H: 2 LOB: 2 BB: 2 P: 22	R: 0 E: 0 K: 0 S: 7 H: 0 LOB: 2 BB: 2 P: 18		1B: 3 2B: 1 3B: 0 HR: 0	SF: 0 SAC: 2 DP: 2 HBP: 0		WP: 0 PB: 0 SB: 0 CS: 0	PA: 36		

	AB	26
	R	3
	H	4
	RBI	3
	BB	8
	SO	2
	LOB	21

PITCHER		IP	WLS	BF	H	R	ER	SO	BB	IBB	HBP	BLK	WP	HR	S	P	ERA	WHIP
Cal McLish, R ERA: 3.63	(1, 1)	6.1	L	29	4	3	2	2	4	1	0	0	0	0	46	80	2.84	1.263
John Boozer, R ERA: 3.8	(7, 1)	0.2		2	0	0	0	0	0	1	0	0	0	0	3	9	0.00	0.000
Jack Hamilton, R ERA: 5.79	(8, 1)	0.1		3	0	0	0	0	2	0	0	0	0	0	3	11	0.00	6.000
Jack Baldschun, R ERA: 2.7	(8, 1)	0.2		2	0	0	0	0	0	0	0	0	0	0	4	7	0.00	0.000

PITCHER	IP	WLS	BF	H	R	ER	SO	BB	IBB	HBP	BLK	WP	HR	S	P	ERA	WHIP

Batter	1	2	3	4	5	6	7	8	9	AB	R	H	RBI	BB	SO	LOB
Tony Taylor, R (1, 4) OBP: 0.335, SLG: 0.350	B B S B S S 3-3 ① K		X 0-0 ③ FC6-4 1-2f		X 0-0 PO 1B			X 0-0 5-3		4	0	1	0	0	1	1
Johnny Callison, L (1, 9) OBP: 0.318, SLG: 0.410	B B B S S S 3-3 ② K			S X 0-1 1B 1B 1B	B F B B 1 SAFE 3-1 ③ PO 1-2	X 0-0 ① 4-3		X 0-0 1B		4	1	2	0	0	1	0
Tony Gonzalez, L (1, 8) OBP: 0.372, SLG: 0.403	B X 1-0 ③ 1-3			B B F B F X 3-2 ① P4		B S S X 1-2 ② 4-3		B S S S 1-3 ② K		4	0	0	0	0	1	2
Roy Sievers, R (1, 3) OBP: 0.287, SLG: 0.380		C X 0-1 ① 6-3		F X 0-1 1B 1-2 1B		X 0-0 2B		X 0-0 ③ L5		4	0	2	0	0	0	1
Don Demeter, R (1, 7) OBP: 0.336, SLG: 0.481		S F B B S 2-3 ② K		F B C F X 1-2 ② L7		B X 1-0 ③ P4			C X 0-1 HR	4	1	1	1	0	1	3
Clay Dalrymple, L (1, 2) OBP: 0.350, SLG: 0.367		B S S X 1-2 ③ 1-3		X 0-0 1-3 2-H 1B			X 0-0 ① F8		X 0-0 ① L8	4	0	1	1	0	0	0
Bobby Wine, R (1, 6) OBP: 0.252, SLG: 0.306			X 0-0 ① 6-3 X 0-0 ③ 1-3				C X 0-1 ② L9		S S X 0-2 2B	4	0	1	0	0	0	2
Ruben Amaro, R (1, 5) OBP: 0.241, SLG: 0.241			S S B X 1-2 FC6-4 1B	C C C 0-3 ① K			B B X 2-0 FC5-4 1B		X 0-0 ② P4	4	0	2	0	0	1	1
Ray Culp, R (1, 1) OBP: 0.243, SLG: 0.229			S L C 0-3 ② K	S S C 0-3 ② K			F X 0-1 ③ FC5-4 1-2f		X 0-0 ③ 4-3	4	0	0	0	0	2	3
Inning Stats	R: 0 E: 0 K: 2 S: 8 H: 0 LOB: 0 BB: 0 P: 15	R: 0 E: 0 K: 1 S: 8 H: 0 LOB: 0 BB: 0 P: 11	R: 0 E: 0 K: 1 S: 8 H: 1 LOB: 1 BB: 0 P: 9	R: 1 E: 0 K: 0 S: 13 H: 3 LOB: 2 BB: 0 P: 17	R: 0 E: 0 K: 2 S: 8 H: 1 LOB: 0 BB: 0 P: 11	R: 0 E: 0 K: 0 S: 6 H: 1 LOB: 1 BB: 0 P: 8	R: 0 E: 0 K: 0 S: 6 H: 1 LOB: 1 BB: 0 P: 8	R: 0 E: 0 K: 1 S: 6 H: 1 LOB: 1 BB: 0 P: 7	R: 1 E: 0 K: 0 S: 8 H: 2 LOB: 1 BB: 0 P: 8	1B: 7 2B: 2 3B: 0 HR: 1 SF: 0 SAC: 0 DP: 0 HBP: 0						

TOP

Philadelphia Phillies @ New York Mets

Polo Grounds, New York, NY

Sat Jun 22 1963, 3:33 AM EDT

Att. 16,791 - Unknown

livebaseballscorecards.com

AB	36
R	2
H	10
RBI	2
BB	0
SO	7
LOB	13

WP: 0 PB: 0 SB: 0 CS: 0 PA: 37

PITCHER		IP	WLS	BF	H	R	ER	SO	BB	IBB	HBP	BLK	WP	HR	S	P	ERA	WHIP
Roger Craig, R ERA: 3.83	(1, 1)	8.0	L	31	8	1	1	7	0	0	0	0	0	0	63	86	1.12	1.000
Galen Cisco, R ERA: 4.5	(9, 1)	1.0		5	2	1	1	0	0	0	0	0	0	1	8	8	9.00	2.000

PITCHER	IP	WLS	BF	H	R	ER	SO	BB	IBB	HBP	BLK	WP	HR	S	P	ERA	WHIP

BOTTOM

Philadelphia Phillies @ New York Mets

Polo Grounds, New York, NY

Sat Jun 22 1963, 3:33 AM EDT

Att. 16,791 - Unknown

livebaseballscorecards.com

Batter	1	2	3	4	5	6	7	8	9	AB	R	H	RBI	BB	SO	LOB
Jim Piersall, R (1, 8) OBP: 0.277, SLG: 0.274	C C B C 1-3 K ①		S S B S 1-3 K ③		L F B B C 2-3 K ③			X 0-0 SH1-4 ① 1-2		3	0	0	0	0	3	2
Tim Harkness, L (1, 3) OBP: 0.314, SLG: 0.384	S C C 0-3 K ②			H 1-0 BB HBP		S B F B B X 3-2 SH1-4 1B		B S C B S 2-3 K ②		3	0	1	0	0	2	2
Ron Hunt, R (1, 4) OBP: 0.352, SLG: 0.374	B X 1-0 L7 ③			X 0-0 P5 ①		B X 1-0 SH1-4 ① 1-2		B C B F X 2-2 6-3 ③		3	0	0	0	0	0	3
Duke Snider, L (1, 7) OBP: 0.340, SLG: 0.442		C X 0-1 FC5-4 1B		C F B B B B 4-2 G4-6-3 BB 1-2		S X 0-1 F8 ②			B S F X 1-2 F8 ①	3	0	1	0	1	0	1
Ed Kranepool, L (1, 9) OBP: 0.266, SLG: 0.319		X 0-0 F8 ①		B X 1-0 G4-6-3 ② ③ 1-2f		C S F B B B S 3-3 K ③			X 0-0 2B	4	0	1	0	0	1	4
Charlie Neal, R (1, 5) OBP: 0.309, SLG: 0.326 Frank Thomas, R (9, PH) OBP: 0.324, SLG: 0.350		S X 0-1 FC5-4 ② 1-2f			S B S B F B C 3-3 K ①		C X 0-1 F9 ①		F S S S 0-3 K ②	3	0	0	0	0	1	1
										1	0	0	0	0	1	1
Al Moran, R (1, 6) OBP: 0.231, SLG: 0.209 Chico Fernandez, R (9, PH) OBP: 0.256, SLG: 0.254		B C X 1-1 F7 ③			C B B F B F B 4-2 1B BB		X 0-0 P6 ②		B C X 1-1 F8 ③	2	0	0	0	1	0	1
										1	0	0	0	0	0	1
Norm Sherry, R (1, 2) OBP: 0.156, SLG: 0.179			B S S C 1-3 K ①		B B C X 2-1 1-3 1B		C B B X 2-1 F7 ③			3	0	1	0	0	1	0
Roger Craig, R (1, 1) OBP: 0.135, SLG: 0.086 Sammy Taylor, L (8, PH) OBP: 0.391, SLG: 0.316 Rod Kanehl, R (8, PR) OBP: 0.228, SLG: 0.247 Galen Cisco, R (9, 1) OBP: 0.143, SLG: 0.111			B S B F C 2-3 K ②		S B C S 1-3 K ②			B B C B X 3-1 SH1-4 1B		2	0	0	0	0	2	2
										1	0	1	0	0	0	0
										0	0	0	0	0	0	0
										0	0	0	0	0	0	0
Inning Stats	R: 0 H: 0 E: 0 LOB: 0 K: 2 BB: 0 S: 7 P: 9	R: 0 H: 1 E: 0 LOB: 1 K: 0 BB: 0 S: 7 P: 8	R: 0 H: 0 E: 0 LOB: 0 K: 3 BB: 0 S: 9 P: 13	R: 0 H: 0 E: 0 LOB: 1 K: 0 BB: 1 S: 4 P: 10	R: 0 H: 1 E: 0 LOB: 2 K: 3 BB: 1 S: 16 P: 28	R: 0 H: 1 E: 0 LOB: 1 K: 1 BB: 0 S: 10 P: 17	R: 0 H: 0 E: 0 LOB: 0 K: 0 BB: 0 S: 5 P: 7	R: 0 H: 1 E: 0 LOB: 2 K: 1 BB: 0 S: 9 P: 16	R: 0 H: 1 E: 0 LOB: 1 K: 1 BB: 0 S: 9 P: 11	1B: 4 SF: 0 2B: 1 SAC: 2 3B: 0 DP: 1 HR: 0 HBP: 1						

	AB	29
	R	0
	H	5
	RBI	0
	BB	2
	SO	11
	LOB	18

WP: 0 PA: 34
PB: 0
SB: 0
CS: 0

PITCHER		IP	WLS	BF	H	R	ER	SO	BB	IBB	HBP	BLK	WP	HR	S	P	ERA	WHIP
Ray Culp, R ERA: 2.52	(1, 1)	9.0	W	34	5	0	0	11	2	0	1	0	0	0	76	119	0.00	0.778

PITCHER	IP	WLS	BF	H	R	ER	SO	BB	IBB	HBP	BLK	WP	HR	S	P	ERA	WHIP

Batter	1	2	3	4	5	6	7	8	9	AB	R	H	RBI	BB	SO	LOB
Tony Taylor, R (1, 4) OBP: 0.333, SLG: 0.356	F3			K		3B			K	4	0	1	0	0	2	0
Johnny Callison, L (1, 9) OBP: 0.317, SLG: 0.416	L7			FC6-2 3B		1-3			6-3	4	0	1	0	0	0	1
Tony Gonzalez, L (1, 8) OBP: 0.366, SLG: 0.397	L7			FC6-2 3-H		6-3			1-3	4	0	0	0	0	0	2
Roy Sievers, R (1, 3) OBP: 0.282, SLG: 0.373		L5		F7			F3			3	0	0	0	0	0	1
Don Demeter, R (1, 7) OBP: 0.332, SLG: 0.476		K			G3		P5			3	0	0	0	0	1	0
Clay Dalrymple, L (1, 2) OBP: 0.349, SLG: 0.363		F8			HBP		P6			2	0	0	0	0	0	0
Bobby Wine, R (1, 6) OBP: 0.249, SLG: 0.301			F2		F9			6-3		3	0	0	0	0	0	1
Ruben Amaro, R (1, 5) OBP: 0.230, SLG: 0.228			F7		F5			F2		3	0	0	0	0	0	1
Dallas Green, L (1, 1) OBP: 0.091, SLG: 0.091			K			K		K		1	0	0	0	0	1	0
Frank Torre, L (6, PH) OBP: 0.236, SLG: 0.106										1	0	0	0	0	1	0
Chris Short, R (6, 1) OBP: 0.087, SLG: 0.174										0	0	0	0	0	0	0
John Boozer, R (6, 1)										0	0	0	0	0	0	0
Dennis Bennett, L (7, 1)										0	0	0	0	0	0	0
Jack Baldschun, R (7, 1)										0	0	0	0	0	0	0
Bob Oldis, R (7, 2) OBP: 0.217, SLG: 0.261										1	0	0	0	0	1	0
Inning Stats	R: 0 E: 0 K: 0 S: 4 H: 0 LOB: 0 BB: 0 P: 6	R: 0 E: 0 K: 1 S: 5 H: 0 LOB: 0 BB: 0 P: 7	R: 0 E: 0 K: 1 S: 6 H: 0 LOB: 0 BB: 0 P: 9	R: 0 E: 0 K: 1 S: 9 H: 1 LOB: 1 BB: 0 P: 16	R: 0 E: 0 K: 0 S: 4 H: 0 LOB: 1 BB: 0 P: 6	R: 0 E: 0 K: 1 S: 10 H: 1 LOB: 1 BB: 0 P: 16	R: 0 E: 0 K: 0 S: 6 H: 0 LOB: 0 BB: 0 P: 7	R: 0 E: 0 K: 1 S: 5 H: 0 LOB: 0 BB: 0 P: 5	R: 0 E: 0 K: 1 S: 7 H: 0 LOB: 0 BB: 0 P: 9	1B: 0 2B: 0 3B: 2 HR: 0 SF: 0 SAC: 0 DP: 0 HBP: 1						

PITCHER	IP	WLS	BF	H	R	ER	SO	BB	IBB	HBP	BLK	WP	HR	S	P	ERA	WHIP
Carl Willey, R (1, 1) ERA: 2.63	9.0	W	30	2	0	0	6	0	0	1	0	0	0	56	81	0.00	0.222

PITCHER	IP	WLS	BF	H	R	ER	SO	BB	IBB	HBP	BLK	WP	HR	S	P	ERA	WHIP

TOP

Philadelphia Phillies @ New York Mets

Polo Grounds, New York, NY

Sun Jun 23 1963, 3:33 AM EDT

Unknown

livebaseballscorecards.com

AB	29
R	0
H	2
RBI	0
BB	0
SO	6
LOB	6

WP: 0 PA: 30
PB: 0
SB: 0
CS: 0

Philadelphia Phillies @ New York Mets

Polo Grounds, New York, NY

Sun Jun 23 1963, 3:33 AM EDT

Unknown

BOTTOM

livebaseballscorecards.com

Batter	1	2	3	4	5	6	7	8	9	AB	R	H	RBI	BB	SO	LOB
Jim Piersall, R (1, 8) OBP: 0.286, SLG: 0.306	1-1 CS 1B		0-0 ① F8		X 0-0 HR		C C C 0-3 ① K	X 0-0 1-3 2B		5	1	3	1	0	1	0
Tim Harkness, L (1, 3) OBP: 0.317, SLG: 0.377	0-3 ① K		B B B B 4-0 BB 1B BB		X 0-0 ① 3-1		B B B B 4-0 WP S E BB	C S S 0-3 ② K		3	2	0	0	2	2	3
Ron Hunt, R (1, 4) OBP: 0.353, SLG: 0.372	3-1 ② 1B 1-2 1B		F B B B B 4-1 1B 1-2 CS BB		X 0-0 ② 1-3		B C B B X 3-1 ② 2-3 1-2	S S B S 1-3 ③ K		4	0	1	0	1	1	3
Duke Snider, L (1, 7) OBP: 0.348, SLG: 0.446 Rod Kanehl, R (7, PR) OBP: 0.228, SLG: 0.247 (8, 7)	1-1 1-3 1B		X 0-0 1-3 2-H 1B		C B C B C 2-3 ③ K		I I I I 4-0 E WP 1B IBB			3 0	0 1	2 0	1 0	1 0	1 0	0 0
Ed Kranepool, L (1, 9) OBP: 0.262, SLG: 0.314 Jim Hickman, R (7, PH) OBP: 0.338, SLG: 0.429 (8, 9)	B B C X 2-1 ③ 3-4-1		S C B B B S 3-3 ② ③ K 3-H			S B S F B X 2-2 ① F5	B B B S F X 3-2 E5 1B WP 1-3 2-H			3 1	0 1	0 0	0 0	0 0	1 0	4 1
Choo-Choo Coleman, L (1, 2) OBP: 0.281, SLG: 0.217 Frank Thomas, R (7, PH) OBP: 0.328, SLG: 0.354 Al Jackson, L (7, PR) OBP: 0.189, SLG: 0.194 Norm Sherry, R (8, 2) OBP: 0.156, SLG: 0.179		X 0-0 FC1-6 1B		L B F F X 1-2 BB 1B		C F F B B B X 3-2 ② G3	X 0-0 WP 1-3 3-H 1B			3 1 0 0	0 0 0 0	2 1 0 0	0 1 0 0	0 0 0 0	0 0 0 0	0 0 0 0
Charlie Neal, R (1, 5) OBP: 0.308, SLG: 0.325		C F F X 0-2 ① FC1-6 FC5-4 1-2f		F C X 0-2 ① F9		X 0-0 WP BB 1B	C B S C 1-3 ③ K 1-2 3-H			4	0	1	0	0	1	3
Al Moran, R (1, 6) OBP: 0.238, SLG: 0.206		X 0-0 ② FC5-4 1-2f		B C B B B 4-1 G4-6-3 1-2 BB		B B S S B B 4-2 WP 1-2 BB		C C C 0-3 ① K		2	0	0	0	2	1	1
Carl Willey, R (1, 1) OBP: 0.121, SLG: 0.094		S C S 0-3 ③ K		X 0-0 ② ③ G4-6-3 1-2f		B B S S S 2-3 ③ K 1-2 2-3		X 0-0 E6 2B		4	0	0	0	0	2	5
Inning Stats	R: 0 E: 0 K: 1 S: 12 H: 3 LOB: 2 BB: 0 P: 18	R: 0 E: 0 K: 1 S: 9 H: 1 LOB: 1 BB: 0 P: 9	R: 1 E: 0 K: 1 S: 6 H: 1 LOB: 2 BB: 2 P: 17	R: 0 E: 0 K: 0 S: 9 H: 1 LOB: 1 BB: 1 P: 14	R: 1 E: 0 K: 1 S: 6 H: 1 LOB: 0 BB: 0 P: 8	R: 0 E: 0 K: 1 S: 14 H: 1 LOB: 2 BB: 1 P: 25	R: 3 E: 1 K: 2 S: 12 H: 1 LOB: 2 BB: 2 P: 27	R: 0 E: 1 K: 3 S: 11 H: 1 LOB: 2 BB: 0 P: 12		1B: 8 2B: 2 3B: 0 HR: 1	SF: 0 SAC: 0 DP: 2 HBP: 0						

	AB	33
	R	5
	H	10
	RBI	3
	BB	6
	SO	10
	LOB	20

WP: 3 PB: 0 SB: 1 CS: 2 PA: 39

PITCHER		IP	WLS	BF	H	R	ER	SO	BB	IBB	HBP	BLK	WP	HR	S	P	ERA	WHIP
Dallas Green, R ERA: 2.17	(1, 1)	5.0	L	22	7	2	2	4	3	0	0	0	0	1	42	66	3.60	2.000
Chris Short, L ERA: 4.35	(6, 1)	0.2		4	1	0	0	0	1	0	0	0	0	0	11	20	0.00	3.000
John Boozer, R ERA: 3.65	(6, 1)	1.0		5	0	2	0	2	1	1	0	0	1	0	8	21	0.00	1.000
Dennis Bennett, L ERA:	(7, 1)	0.0		1	0	0	0	0	0	0	0	0	1	0	3	6	∞	∞
Jack Baldschun, R ERA: 2.63	(7, 1)	1.1		7	2	1	0	4	0	0	0	0	1	0	15	17	0.00	1.500

PITCHER	IP	WLS	BF	H	R	ER	SO	BB	IBB	HBP	BLK	WP	HR	S	P	ERA	WHIP

Batter	1	2	3	4	5	6	7	8	9	AB	R	H	RBI	BB	SO	LOB
Tony Taylor, R (1, 4) OBP: 0.332, SLG: 0.352	BSBSC 2-3 ① K		SSS 0-3 ② K		BLBMX 2-2 ① FC1-4 CS 1-2f			BBBSSSB 4-2 2B BB		3	1	0	0	1	2	1
Johnny Callison, L (1, 9) OBP: 0.320, SLG: 0.417	SSS 0-3 ② K		X 0-0 BB 1B		X 0-0 ② 1-2 1B			LCS 0-3 ① K		4	0	2	0	0	2	1
Tony Gonzalez, L (1, 8) OBP: 0.368, SLG: 0.400	BCSX 1-2 ③ 3-1		BBBB 4-0 1-2 BB		X 0-0 ③ 6-3			CBFX 1-2 1-H 2B		3	0	1	1	1	0	1
Wes Covington, L (1, 7) OBP: 0.387, SLG: 0.572		SX 0-1 1B 1B	BSSBC 2-3 ③ K			BSX 1-1 ① F2		BSBBSX 3-2 ② F9		4	0	1	0	0	1	3
Don Demeter, R (1, 5) OBP: 0.335, SLG: 0.474		X 0-0 1-2 1B		BBSCBB 4-2 G3 BB		X 0-0 ② P5		X 0-0 ③ P3		3	0	1	0	1	0	1
Frank Torre, L (1, 3) OBP: 0.237, SLG: 0.118		X 0-0 ① B5		CBFX 1-2 ① G3 1-2		X 0-0 ③ 4-3			BBSX 2-1 BB 1B	4	0	1	0	0	0	3
Clay Dalrymple, L (1, 2) OBP: 0.347, SLG: 0.357		X 0-0 ② P6	CSS 0-3 ② K				SSS 0-3 ① K		BBBB 4-0 G6-4-3 1-2 BB	3	0	0	0	1	2	3
Ruben Amaro, R (1, 6) OBP: 0.222, SLG: 0.220 Roy Sievers, R (7, PH) OBP: 0.281, SLG: 0.370 Bobby Wine, R (7, 6) OBP: 0.248, SLG: 0.299		X 0-0 ③ P5		X 0-0 ③ F9			CCX 0-2 ② 5-3		X 0-0 ① F9	2 1 1	0 0 0	0 0 0	0 0 0	0 0 0	0 0 0	3 0 2
Ryne Duren, R (1, 1) OBP: 0.375, SLG: 0.286 Jim Lemon, R (7, PH) OBP: 0.318, SLG: 0.347 John Boozer, R (7, 1) Jack Baldschun, R (7, 1) Don Hoak, R (9, PH) OBP: 0.246, SLG: 0.251			SSS 0-3 ① K		BSSX 1-2 FC1-4 1B		CCS 0-3 ③ K		X 0-0 ② ③ G6-4-3 1-2f	2 1 0 0 1	0 0 0 0 0	1 0 0 0 0	0 0 0 0 0	0 1 0 0 0	1 0 0 0 0	0 0 0 0 2
Inning Stats	R: 0 H: 0 E: 0 LOB: 0 K: 2 BB: 0 S: 9 P: 12	R: 0 H: 2 E: 0 LOB: 2 K: 0 BB: 0 S: 6 P: 6	R: 0 H: 1 E: 0 LOB: 2 K: 3 BB: 1 S: 10 P: 16	R: 0 H: 0 E: 0 LOB: 1 K: 1 BB: 1 S: 9 P: 14	R: 0 H: 2 E: 0 LOB: 1 K: 0 BB: 0 S: 8 P: 11	R: 0 H: 0 E: 0 LOB: 0 K: 0 BB: 0 S: 4 P: 5	R: 0 H: 0 E: 0 LOB: 0 K: 2 BB: 0 S: 9 P: 9	R: 1 H: 1 E: 0 LOB: 1 K: 1 BB: 1 S: 12 P: 20	R: 0 H: 1 E: 0 LOB: 1 K: 0 BB: 1 S: 4 P: 10	1B: 6 SF: 0 2B: 1 SAC: 0 3B: 0 DP: 1 HR: 0 HBP: 0						WP: 0 PA: 36 PB: 0 SB: 0 CS: 1

PITCHER		IP	WLS	BF	H	R	ER	SO	BB	IBB	HBP	BLK	WP	HR	S	P	ERA	WHIP
Tracy Stallard, R ERA: 3.99	(1, 1)	8.0	W	33	7	1	1	9	3	0	0	0	0	0	69	97	1.12	1.250
Al Jackson, L ERA: 3.79	(9, 1)	1.0	S	3	0	0	0	0	1	0	0	0	0	0	2	6	0.00	1.000

PITCHER	IP	WLS	BF	H	R	ER	SO	BB	IBB	HBP	BLK	WP	HR	S	P	ERA	WHIP

TOP

Philadelphia Phillies @ New York Mets

Polo Grounds, New York, NY

Sun Jun 23 1963, 3:38 AM EDT

Att. 19,901 - Unknown

livebaseballscorecards.com

AB	32
R	1
H	7
RBI	1
BB	4
SO	9
LOB	20

Batter	1	2	3	4	5	6	7	8	9	AB	R	H	RBI	BB	SO	LOB
Rod Kanehl, R (1, 8) (8, 7) OBP: 0.241, SLG: 0.250	BCBBCB 4-2 S BB		SSBX 1-2 E5 G6-4-3			BX 1-0 ① P4	CCBFFX 1-2 CS 1B 3-H			3	0	1	1	1	0	0
Ron Hunt, R (1, 4) OBP: 0.351, SLG: 0.383	FSX 0-2 ① F7		X 0-0 ②③ G6-4-3 1-2f			X 0-0 ② L9	BBSS 2-2 ③ CS 1-2	BBBSX 3-1 HR		4	1	1	1	0	0	2
Duke Snider, L (1, 7) OBP: 0.353, SLG: 0.450 Jim Hickman, R (8, 9) OBP: 0.337, SLG: 0.426	SSS 0-3 ② K			CX 0-1 1B		SX 0-1 3B 1B		SSS 0-3 ① K		3 1	1 0	2 0	0 0	0 0	1 1	1 0
Sammy Taylor, L (1, 2) OBP: 0.407, SLG: 0.409	BBBB 4-0 1-2 BB			FSS 0-3 ① K		BX 1-0 1-H 3B		SSS 0-3 ② K		3	0	1	1	1	2	1
Ed Kranepool, L (1, 9) OBP: 0.258, SLG: 0.309 Jim Piersall, R (8, 8) OBP: 0.284, SLG: 0.304	SSS 0-3 ③ K			X 0-0 ② F5		CX 0-1 ③ P6		X 0-0 ③ 1-3		3 1	0 0	0 0	0 0	0 0	1 0	4 0
Tim Harkness, L (1, 3) OBP: 0.311, SLG: 0.369		BCSSTBBS 3-3 ① K		SSC 0-3 ③ K			X 0-0 ① F9			3	0	0	0	0	2	1
Chico Fernandez, R (1, 5) OBP: 0.258, SLG: 0.250		BBX 2-0 ② 5-3			X 0-0 ① 5-3		BBBB 4-0 3B BB			2	1	0	0	1	0	0
Al Moran, R (1, 6) OBP: 0.240, SLG: 0.222		BBSSSBTS 3-3 ③ K			X 0-0 ② 6-3		X 0-0 1-H 1B 3B			3	1	1	1	0	1	0
Tracy Stallard, R (1, 1) Al Jackson, L (9, 1) OBP: 0.189, SLG: 0.194			SSS 0-3 ① K		CCC 0-3 ③ K		SSS 0-3 ② K			3 0	0 0	0 0	0 0	0 0	3 0	1 0
Inning Stats	R: 0 E: 0 K: 2 S: 11 H: 0 LOB: 2 BB: 2 P: 19	R: 0 E: 0 K: 2 S: 9 H: 0 LOB: 0 BB: 0 P: 17	R: 0 E: 1 K: 1 S: 7 H: 0 LOB: 0 BB: 0 P: 8	R: 0 E: 0 K: 2 S: 9 H: 1 LOB: 1 BB: 0 P: 9	R: 0 E: 0 K: 1 S: 5 H: 0 LOB: 0 BB: 0 P: 5	R: 1 E: 0 K: 0 S: 7 H: 2 LOB: 1 BB: 0 P: 9	R: 2 E: 0 K: 1 S: 12 H: 2 LOB: 0 BB: 1 P: 19	R: 1 E: 0 K: 2 S: 9 H: 1 LOB: 0 BB: 0 P: 12		1B: 3 2B: 0 3B: 2 HR: 1	SF: 0 SAC: 0 DP: 1 HBP: 0					

BOTTOM

Philadelphia Phillies @ New York Mets

Polo Grounds, New York, NY

Sun Jun 23 1963, 3:38 AM EDT

Att. 19,901 - Unknown

livebaseballscorecards.com

AB	29
R	4
H	6
RBI	4
BB	3
SO	11
LOB	10

WP: 0 PB: 0 SB: 1 CS: 1 PA: 33

PITCHER		IP	WLS	BF	H	R	ER	SO	BB	IBB	HBP	BLK	WP	HR	S	P	ERA	WHIP
Ryne Duren, R ERA: 3.69	(1, 1)	6.0	L	23	3	1	1	8	2	0	0	0	0	0	48	67	1.50	0.833
John Boozer, R ERA: 4.26	(7, 1)	0.2		5	2	2	2	1	1	0	0	0	0	0	10	15	27.00	4.500
Jack Baldschun, R ERA: 2.73	(7, 1)	1.1		4	1	1	1	2	0	0	0	0	0	1	11	16	6.75	0.750

PITCHER	IP	WLS	BF	H	R	ER	SO	BB	IBB	HBP	BLK	WP	HR	S	P	ERA	WHIP

Batter	1	2	3	4	5	6	7	8	9	AB	R	H	RBI	BB	SO	LOB
Don Landrum, L (1, 8) OBP: 0.294, SLG: 0.283	4-3		F9		E 1-3 1B		E4 1B 1-3 1B	BBB 4-0 FC6-4 BB		4	1	1	0	1	0	1
Andre Rodgers, R (1, 6) OBP: 0.288, SLG: 0.265	SSS 0-3 K			P3	E9 1-3 3-H		BBBB 4-0 1B 1B BB	0-0 FC6-4 1-2f		4	1	0	0	1	1	3
Billy Williams, L (1, 7) OBP: 0.388, SLG: 0.515	F7			4-3	P6		1B 1-2 2-3 3-H 1B		5-3	5	0	1	1	0	0	2
Ron Santo, R (1, 5) OBP: 0.362, SLG: 0.512		E4 1B		14 HBP 1B		F9	1-3 2-H 3-H 1B		F3	5	0	3	2	0	0	0
14 Ernie Banks, R (1, 3) OBP: 0.291, SLG: 0.468		SSS 0-3 K		H 1-0 1-2 HBP		SSS 0-3 K	5-3		F2	4	0	0	0	0	2	3
Ken Hubbs, R (1, 4) OBP: 0.288, SLG: 0.355		P3		F9		1B	4-3			4	0	1	0	0	0	5
Ellis Burton, S (1, 9) OBP: 0.293, SLG: 0.420		1-3			1B E 1B	F9		4-3		4	1	1	0	0	0	2
Dick Bertell, R (1, 2) OBP: 0.321, SLG: 0.333			5-3		F5		BBBB 4-0 E 1B BB	SH3 1B		3	1	1	0	1	0	1
Larry Jackson, R (1, 1) OBP: 0.196, SLG: 0.227			SSS 0-3 K		P5		F8	SH3 1-2		3	0	0	0	0	1	2
Inning Stats	R: 0 E: 0 K: 1 S: 5 H: 0 LOB: 0 BB: 0 P: 5	R: 0 E: 1 K: 1 S: 6 H: 1 LOB: 1 BB: 0 P: 6	R: 0 E: 0 K: 1 S: 5 H: 0 LOB: 0 BB: 0 P: 5	R: 0 E: 0 K: 0 S: 4 H: 1 LOB: 2 BB: 0 P: 5	R: 1 E: 1 K: 0 S: 6 H: 2 LOB: 2 BB: 0 P: 6	R: 0 E: 0 K: 1 S: 6 H: 1 LOB: 1 BB: 0 P: 6	R: 3 E: 1 K: 0 S: 6 H: 2 LOB: 2 BB: 2 P: 14	R: 0 E: 0 K: 0 S: 4 H: 1 LOB: 2 BB: 1 P: 8	R: 0 E: 0 K: 0 S: 3 H: 0 LOB: 0 BB: 0 P: 3	1B: 8 2B: 0 3B: 0 HR: 0	SF: 0 SAC: 1 DP: 0 HBP: 1			WP: 0 PB: 0 SB: 0 CS: 0	PA: 41		

PITCHER		IP	WLS	BF	H	R	ER	SO	BB	IBB	HBP	BLK	WP	HR	S	P	ERA	WHIP
Jay Hook, R ERA: 5.8	(1, 1)	8.0	L	38	8	4	2	4	3	0	1	0	0	0	42	55	2.25	1.375
Larry Bearnarth, R ERA: 3.38	(9, 1)	1.0		3	0	0	0	0	0	0	0	0	0	0	3	3	0.00	0.000

PITCHER	IP	WLS	BF	H	R	ER	SO	BB	IBB	HBP	BLK	WP	HR	S	P	ERA	WHIP

TOP

Chicago Cubs @ New York Mets

Polo Grounds, New York, NY

Tue Jun 25 1963, 7:05 PM EDT

Att. 14,024 - Unknown

livebaseballscorecards.com

AB	36
R	4
H	8
RBI	3
BB	3
SO	4
LOB	19

Batter	1	2	3	4	5	6	7	8	9	AB	R	H	RBI	BB	SO	LOB
Jim Piersall, R (1, 8) OBP: 0.279, SLG: 0.297	B3		K			5-3			F7	4	0	0	0	0	1	0
Ron Hunt, R (1, 4) OBP: 0.350, SLG: 0.381	E8 1B		F9			P5			5-3	4	0	1	0	0	0	0
Duke Snider, L (1, 7) OBP: 0.351, SLG: 0.462	K			HR		1-3			6-3	4	1	1	1	0	1	1
Sammy Taylor, L (1, 2) OBP: 0.400, SLG: 0.400	4-3			L4			G4-6-3 1B			3	0	1	0	0	0	1
Tim Harkness, L (1, 3) OBP: 0.312, SLG: 0.365		G3		BB CS			G4-6-3 1-2f			2	0	0	0	1	0	1
Ed Kranepool, L (1, 9) OBP: 0.255, SLG: 0.305		4-3		K 1-2			6-3			3	0	0	0	0	1	1
Charlie Neal, R (1, 5) OBP: 0.308, SLG: 0.325		1B			F9			K		3	0	1	0	0	1	0
Al Moran, R (1, 6) OBP: 0.237, SLG: 0.219		6-3			6-3			G3		2	0	0	0	0	0	1
Frank Thomas, R (8, PH) OBP: 0.326, SLG: 0.352										1	0	0	0	0	0	0
Chico Fernandez, R (9, 6) OBP: 0.258, SLG: 0.250										0	0	0	0	0	0	0
Jay Hook, L (1, 1) OBP: 0.231, SLG: 0.208			K		6-3			K		2	0	0	0	0	1	0
Jim Hickman, R (8, PH) OBP: 0.335, SLG: 0.424										1	0	0	0	0	1	0
Larry Bearnarth, R (9, 1) OBP: 0.200, SLG: 0.111										0	0	0	0	0	0	0
Inning Stats	R: 0 E: 1 K: 1 S: 6 H: 1 LOB: 1 BB: 0 P: 6	R: 0 E: 0 K: 0 S: 4 H: 1 LOB: 1 BB: 0 P: 4	R: 0 E: 0 K: 2 S: 7 H: 0 LOB: 0 BB: 0 P: 7	R: 1 E: 0 K: 1 S: 5 H: 1 LOB: 0 BB: 1 P: 9	R: 0 E: 0 K: 0 S: 3 H: 0 LOB: 0 BB: 0 P: 3	R: 0 E: 0 K: 0 S: 3 H: 0 LOB: 0 BB: 0 P: 3	R: 0 E: 0 K: 0 S: 3 H: 1 LOB: 0 BB: 0 P: 3	R: 0 E: 0 K: 2 S: 7 H: 0 LOB: 0 BB: 0 P: 7	R: 0 E: 0 K: 0 S: 3 H: 0 LOB: 0 BB: 0 P: 3	1B: 3 2B: 0 3B: 0 HR: 1	SF: 0 SAC: 0 DP: 1 HBP: 0						

PITCHER	IP	WLS	BF	H	R	ER	SO	BB	IBB	HBP	BLK	WP	HR	S	P	ERA	WHIP
Larry Jackson, R (1, 1) ERA: 2.02	9.0	W	30	4	1	1	6	1	0	0	0	0	1	41	45	1.00	0.556

PITCHER	IP	WLS	BF	H	R	ER	SO	BB	IBB	HBP	BLK	WP	HR	S	P	ERA	WHIP

Chicago Cubs @ New York Mets

Polo Grounds, New York, NY

Tue Jun 25 1963, 7:05 PM EDT

Att. 14,024 - Unknown

BOTTOM

livebaseballscorecards.com

AB	29
R	1
H	4
RBI	1
BB	1
SO	6
LOB	5

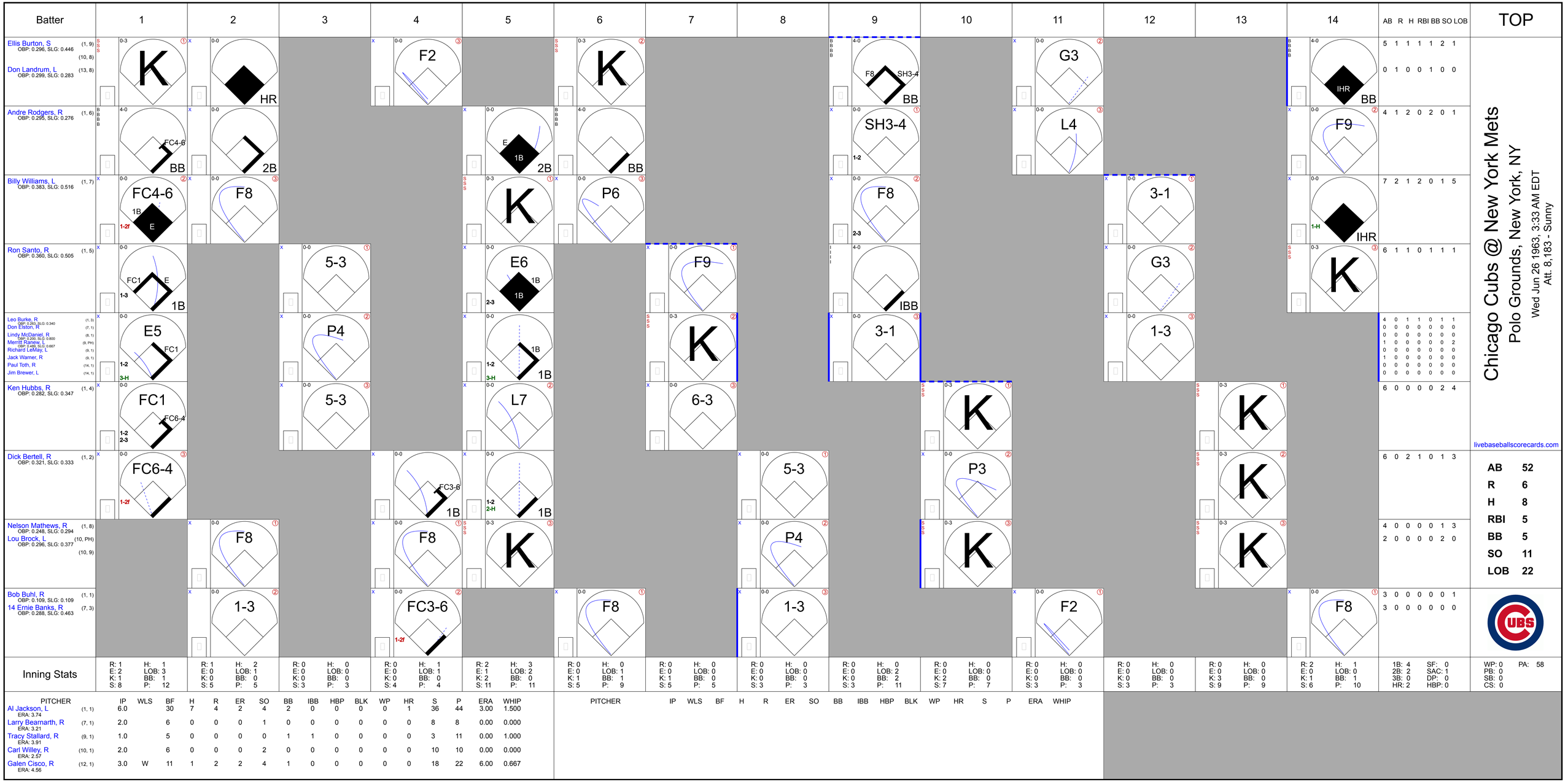
Batter
1
2
3
4
5
6
7
8
9
10
11
12
13
14
AB R H RBI BB SO LOB
TOP
Ellis Burton, S (1, 9)
OBP: 0.296, SLG: 0.446
(10, 8)
Don Landrum, L (13, 8)
OBP: 0.299, SLG: 0.283
K
HR
F2
K
F8 SH3-4
BB
G3
IHR
BB
5 1 1 1 1 2 1
0 1 0 0 1 0 0
Andre Rodgers, R (1, 6)
OBP: 0.295, SLG: 0.276
FC4-6
BB
2B
E
1B
2B
BB
SH3-4
1-2
L4
F9
4 1 2 0 2 0 1
Billy Williams, L (1, 7)
OBP: 0.383, SLG: 0.516
FC4-6
1B
E
1-2f
F8
K
P6
F8
2-3
3-1
1-H
IHR
7 2 1 2 0 1 5
Ron Santo, R (1, 5)
OBP: 0.360, SLG: 0.505
FC1
E
1-3
1B
5-3
E6
1B
1B
2-3
F9
IBB
G3
K
6 1 1 0 1 1 1
Leo Burke, R (1, 3)
OBP: 0.263, SLG: 0.340
Don Elston, R (7, 1)
Lindy McDaniel, R (8, 1)
OBP: 0.200, SLG: 0.800
Merritt Ranew (9, PH)
OBP: 0.000, SLG: 0.667
Richard LeMay, L (9, 1)
Jack Warner, R (9, 1)
Paul Toth, R (14, 1)
Jim Brewer, L (14, 1)
E5
FC1
1-2
3-H
P4
1B
1B
1-2
3-H
K
3-1
1-3
4 0 1 1 0 1 1
0 0 0 0 0 0 0
0 0 0 0 0 0 0
1 0 0 0 0 0 2
0 0 0 0 0 0 0
1 0 0 0 0 0 0
0 0 0 0 0 0 0
0 0 0 0 0 0 0
Ken Hubbs, R (1, 4)
OBP: 0.282, SLG: 0.347
FC1
FC6-4
1-2
2-3
5-3
L7
6-3
K
P3
K
K
6 0 0 0 0 2 4
Dick Bertell, R (1, 2)
OBP: 0.321, SLG: 0.333
FC6-4
1-2f
FC3-6
1B
1-2
2-H
1B
5-3
P3
K
K
6 0 2 1 0 1 3
Nelson Mathews, R (1, 8)
OBP: 0.248, SLG: 0.294
Lou Brock, L (10, PH)
OBP: 0.296, SLG: 0.377
(10, 9)
F8
F8
K
P4
K
K
4 0 0 0 0 1 3
2 0 0 0 0 2 0
Bob Buhl, R (1, 1)
OBP: 0.109, SLG: 0.109
14 Ernie Banks, R (7, 3)
OBP: 0.288, SLG: 0.463
1-3
FC3-6
1-2f
F8
1-3
F2
F8
3 0 0 0 0 0 1
3 0 0 0 0 0 0
Chicago Cubs @ New York Mets
Polo Grounds, New York, NY
Wed Jun 26 1963, 3:33 AM EDT
Att. 8,183 - Sunny
livebaseballscorecards.com
AB 52
R 6
H 8
RBI 5
BB 5
SO 11
LOB 22
Inning Stats
R: 1 H: 1 E: 2 LOB: 3 K: 1 BB: 1 S: 8 P: 12
R: 1 H: 2 E: 0 LOB: 1 K: 0 BB: 0 S: 5 P: 5
R: 0 H: 0 E: 0 LOB: 0 K: 0 BB: 0 S: 3 P: 3
R: 0 H: 1 E: 0 LOB: 1 K: 0 BB: 0 S: 4 P: 4
R: 2 H: 3 E: 1 LOB: 2 K: 2 BB: 0 S: 11 P: 11
R: 0 H: 0 E: 0 LOB: 1 K: 1 BB: 1 S: 5 P: 9
R: 0 H: 0 E: 0 LOB: 1 K: 1 BB: 0 S: 5 P: 5
R: 0 H: 0 E: 0 LOB: 0 K: 0 BB: 0 S: 3 P: 3
R: 0 H: 0 E: 0 LOB: 2 K: 0 BB: 2 S: 3 P: 11
R: 0 H: 0 E: 0 LOB: 0 K: 2 BB: 0 S: 7 P: 7
R: 0 H: 0 E: 0 LOB: 0 K: 0 BB: 0 S: 3 P: 3
R: 0 H: 0 E: 0 LOB: 0 K: 0 BB: 0 S: 3 P: 3
R: 0 H: 0 E: 0 LOB: 0 K: 3 BB: 0 S: 9 P: 9
R: 2 H: 1 E: 0 LOB: 0 K: 1 BB: 1 S: 6 P: 10
1B: 4 SF: 0 2B: 2 SAC: 1 3B: 0 DP: 0 HR: 2 HBP: 0
WP: 0 PA: 58 PB: 0 SB: 0 CS: 0
PITCHER IP WLS BF H R ER SO BB IBB HBP BLK WP HR S P ERA WHIP
Al Jackson, L (1, 1) ERA: 3.74 6.0 30 7 4 2 4 2 0 0 0 0 1 36 44 3.00 1.500
Larry Bearnarth, R (7, 1) ERA: 3.21 2.0 6 0 0 0 1 0 0 0 0 0 0 8 8 0.00 0.000
Tracy Stallard, R (9, 1) ERA: 3.91 1.0 5 0 0 0 0 1 1 0 0 0 0 3 11 0.00 1.000
Carl Willey, R (10, 1) ERA: 2.57 2.0 6 0 0 0 2 0 0 0 0 0 0 10 10 0.00 0.000
Galen Cisco, R (12, 1) ERA: 4.56 3.0 W 11 1 2 2 4 1 0 0 0 0 0 18 22 6.00 0.667
PITCHER IP WLS BF H R ER SO BB IBB HBP BLK WP HR S P ERA WHIP

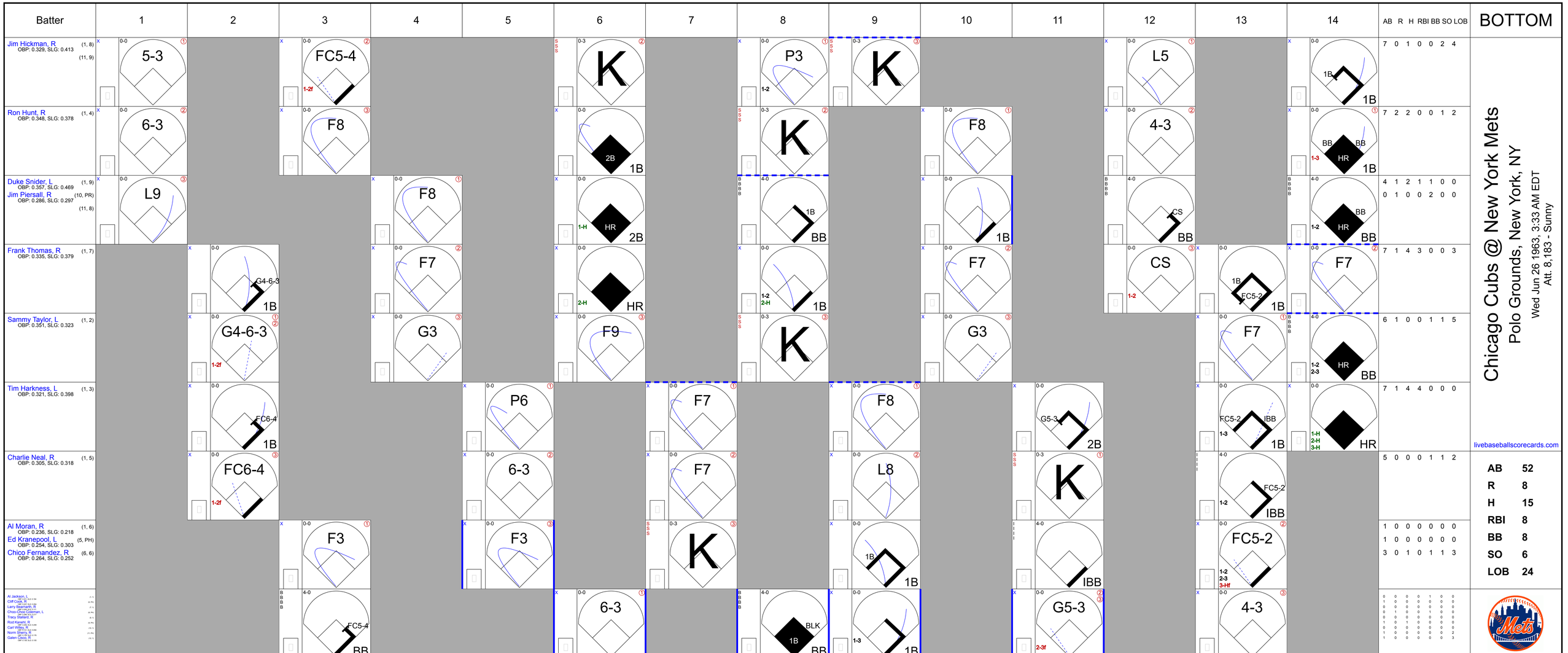
Batter
1
2
3
4
5
6
7
8
9
10
11
12
13
14
AB R H RBI BB SO LOB
BOTTOM
Jim Hickman, R (1, 8) (11, 9)
OBP: 0.329, SLG: 0.413
5-3
FC5-4
1-2f
K
P3
1-2
K
L5
1B
7 0 1 0 0 2 4
Ron Hunt, R (1, 4)
OBP: 0.348, SLG: 0.378
6-3
F8
2B
1B
K
F8
4-3
BB
HR
1-3
7 2 2 0 0 1 2
Duke Snider, L (1, 9)
OBP: 0.357, SLG: 0.469
L9
F8
HR
1-H
2B
1B
BB
F8
1B
CS
BB
4 1 2 1 1 0 0
Jim Piersall, R (10, PR) (11, 8)
OBP: 0.286, SLG: 0.297
0 1 0 0 2 0 0
Frank Thomas, R (1, 7)
OBP: 0.335, SLG: 0.379
G4-6-3
1B
F7
2-H
HR
1-2
2-H
1B
F7
CS
1-2
1B
FC5-2
1B
F7
HR
BB
7 1 4 3 0 0 3
Sammy Taylor, L (1, 2)
OBP: 0.351, SLG: 0.323
G4-6-3
1-2f
G3
F9
K
G3
F7
1-2
2-3
HR
BB
6 1 0 0 1 1 5
Tim Harkness, L (1, 3)
OBP: 0.321, SLG: 0.398
FC6-4
1B
P6
F7
F8
G5-3
2B
FC5-2
IBB
1-3
1B
1-H
2-H
3-H
HR
7 1 4 4 0 0 0
Charlie Neal, R (1, 5)
OBP: 0.305, SLG: 0.318
FC6-4
1-2f
6-3
F7
L8
K
FC5-2
IBB
1-2
5 0 0 0 1 1 2
Al Moran, R (1, 6)
OBP: 0.236, SLG: 0.218
Ed Kranepool, L (5, PH)
OBP: 0.254, SLG: 0.303
Chico Fernandez, R (6, 6)
OBP: 0.264, SLG: 0.252
F3
F3
K
1B
IBB
FC5-2
1-2
2-3
3-Hf
1 0 0 0 0 0 0
1 0 0 0 0 0 0
3 0 1 0 1 1 3
FC5-4
BB
6-3
BLK
1B
BB
1-3
1B
G5-3
2-3f
4-3
Inning Stats
R: 0 E: 0 K: 0 S: 3
H: 0 LOB: 0 BB: 0 P: 3
R: 0 E: 0 K: 0 S: 4
H: 2 LOB: 1 BB: 0 P: 4
R: 0 E: 0 K: 0 S: 3
H: 0 LOB: 1 BB: 1 P: 7
R: 0 E: 0 K: 0 S: 3
H: 0 LOB: 0 BB: 0 P: 3
R: 0 E: 0 K: 0 S: 3
H: 0 LOB: 0 BB: 0 P: 3
R: 3 E: 0 K: 1 S: 8
H: 3 LOB: 0 BB: 0 P: 8
R: 0 E: 0 K: 1 S: 5
H: 0 LOB: 0 BB: 0 P: 5
R: 1 E: 0 K: 2 S: 8
H: 1 LOB: 2 BB: 2 P: 16
R: 0 E: 0 K: 1 S: 7
H: 2 LOB: 2 BB: 0 P: 7
R: 0 E: 0 K: 0 S: 4
H: 1 LOB: 1 BB: 0 P: 4
R: 0 E: 0 K: 1 S: 5
H: 1 LOB: 1 BB: 1 P: 9
R: 0 E: 0 K: 0 S: 2
H: 0 LOB: 0 BB: 1 P: 6
R: 0 E: 0 K: 0 S: 5
H: 2 LOB: 3 BB: 1 P: 9
R: 4 E: 0 K: 0 S: 4
H: 3 LOB: 0 BB: 2 P: 12
1B: 11 2B: 2 3B: 0 HR: 2
SF: 0 SAC: 0 DP: 2 HBP: 0
WP: 0 PB: 0 SB: 0 CS: 1
PA: 61
Chicago Cubs @ New York Mets
Polo Grounds, New York, NY
Wed Jun 26 1963, 3:33 AM EDT
Att. 8,183 - Sunny
livebaseballscorecards.com
AB 52
R 8
H 15
RBI 8
BB 8
SO 6
LOB 24
PITCHER IP WLS BF H R ER SO BB IBB HBP BLK WP HR S P ERA WHIP
Bob Buhl, R (1, 1) ERA: 2.83 6.0 23 5 3 3 1 1 0 0 0 0 0 24 28 4.50 1.000
Don Elston, R (7, 1) ERA: 0.81 1.2 6 0 1 1 2 1 0 0 1 0 0 9 13 5.40 0.600
Lindy McDaniel, R (8, 1) ERA: 3.13 0.1 3 1 0 0 1 1 0 0 0 0 0 4 8 0.00 6.000
Richard LeMay, L (9, 1) ERA: 0.2 4 2 0 0 0 0 0 0 0 0 0 0 4 4 0.00 3.000
Jack Warner, R (9, 1) ERA: 3.86 4.2 21 6 2 2 2 2 2 0 0 0 0 21 37 3.86 1.714
PITCHER IP WLS BF H R ER SO BB IBB HBP BLK WP HR S P ERA WHIP
Paul Toth, R (14, 1) ERA: 3.79 0.1 1 0 0 0 0 0 0 0 0 0 0 1 1 0.00 0.000
Jim Brewer, L (14, 1) ERA: 5.03 0.0 L 2 1 2 2 0 1 0 0 0 0 1 1 5 ∞ ∞

Batter	1	2	3	4	5	6	7	8	9	AB	R	H	RBI	BB	SO	LOB
Jim Piersall, R (1, 8) OBP: 0.285, SLG: 0.293	K		IBB		FC6 1-2f		1-3			3	0	0	0	1	1	2
Charlie Neal, R (1, 5) OBP: 0.302, SLG: 0.315	K		K		K 1-2		4-3			3	0	0	0	0	3	4
Duke Snider, L (7, PH) (7, 9) OBP: 0.355, SLG: 0.466										1	0	0	0	0	0	1
Ron Hunt, R (1, 4) OBP: 0.343, SLG: 0.372	F9		F7		F8			6-3		4	0	0	0	0	0	4
Frank Thomas, R (1, 7) OBP: 0.333, SLG: 0.382		5-3		L7		2B		6-3		4	0	1	0	0	0	0
Jim Hickman, R (1, 9) (7, 5) OBP: 0.323, SLG: 0.404		5-3		2-3		6-3		K		4	0	0	0	0	1	1
Tim Harkness, L (1, 3) OBP: 0.320, SLG: 0.391		L7		BB		K			F7	3	0	0	0	1	1	1
Norm Sherry, R (1, 2) OBP: 0.149, SLG: 0.170			E6 WP 1B	K		P6			2-3 1B	3	0	0	0	0	1	2
Sammy Taylor, L (9, PH) OBP: 0.368, SLG: 0.344										1	0	1	0	0	0	0
Al Moran, R (1, 6) OBP: 0.239, SLG: 0.221			WP 1B 1-2		E6 1B E		SH1-4 1B		2-3 1-2	2	1	1	0	0	0	0
Cliff Cook, R (7, PH) OBP: 0.245, SLG: 0.273										1	0	1	0	0	0	0
Chico Fernandez, R (7, 6) OBP: 0.262, SLG: 0.250										1	0	0	0	0	0	1
Roger Craig, R (1, 1) OBP: 0.154, SLG: 0.108			1-3 1-2 2-3		E5 FC6 1-H 1B		SH1-4 1-2		1-3	2	0	1	0	0	0	2
Ed Kranepool, L (9, PH) OBP: 0.252, SLG: 0.302										1	0	0	0	0	0	1
Inning Stats	R: 0 E: 0 K: 2 S: 7 H: 0 LOB: 0 BB: 0 P: 7	R: 0 E: 0 K: 0 S: 3 H: 0 LOB: 0 BB: 0 P: 3	R: 0 E: 1 K: 1 S: 7 H: 1 LOB: 3 BB: 1 P: 11	R: 0 E: 0 K: 1 S: 5 H: 0 LOB: 1 BB: 1 P: 9	R: 1 E: 2 K: 1 S: 7 H: 1 LOB: 1 BB: 0 P: 7	R: 0 E: 0 K: 1 S: 6 H: 1 LOB: 1 BB: 0 P: 6	R: 0 E: 0 K: 0 S: 4 H: 1 LOB: 1 BB: 0 P: 4	R: 0 E: 0 K: 1 S: 5 H: 0 LOB: 0 BB: 0 P: 5	R: 0 E: 0 K: 0 S: 4 H: 1 LOB: 1 BB: 0 P: 4	1B: 4 2B: 1 3B: 0 HR: 0 SF: 0 SAC: 1 DP: 0 HBP: 0						

PITCHER		IP	WLS	BF	H	R	ER	SO	BB	IBB	HBP	BLK	WP	HR	S	P	ERA	WHIP
Joe Gibbon, L ERA: 2.18	(1, 1)	6.1	W	27	4	1	0	6	1	1	0	0	1	0	37	45	0.00	0.789
Al McBean, R ERA: 2.14	(7, 1)	2.2	S	9	1	0	0	1	0	0	0	0	0	0	11	11	0.00	0.375

PITCHER	IP	WLS	BF	H	R	ER	SO	BB	IBB	HBP	BLK	WP	HR	S	P	ERA	WHIP

TOP

New York Mets @ Pittsburgh Pirates

Forbes Field, Pittsburgh, PA

Fri Jun 28 1963, 7:05 PM EDT

Att. 10,073 - Unknown

livebaseballscorecards.com

AB	33
R	1
H	5
RBI	0
BB	2
SO	7
LOB	19

WP: 1	PA: 36		
PB: 0			
SB: 1			
CS: 0			

New York Mets @ Pittsburgh Pirates

Forbes Field, Pittsburgh, PA

Fri Jun 28 1963, 7:05 PM EDT

Att. 10,073 - Unknown

livebaseballscorecards.com

BOTTOM

Batter	1	2	3	4	5	6	7	8	9	AB	R	H	RBI	BB	SO	LOB
Dick Schofield, S (1, 4) OBP: 0.342, SLG: 0.311	F5		FC6-5, HR 2-3		BBBB 4-0 1-2 BB		0-0 2-H 1B			3	1	1	1	1	0	1
Bill Virdon, L (1, 8) OBP: 0.301, SLG: 0.349	FC1-6 1B		HR 1-H		F9		SSS 0-3 K			4	1	2	2	0	1	3
Roberto Clemente, R (1, 9) OBP: 0.363, SLG: 0.452	FC1-6 1-2f		F9			FC5-4 1B		F9		4	0	1	0	0	0	1
Jerry Lynch, L (1, 7) OBP: 0.331, SLG: 0.458 Ted Savage, R (7, 7) OBP: 0.296, SLG: 0.381	3-1			F8		F8		BBBB 4-0 BB		3 0	0 0	0 0	0 0	0 1	0 0	2 0
Smoky Burgess, L (1, 2) OBP: 0.320, SLG: 0.401		3-1		F5		F7		L8		4	0	0	0	0	0	2
Donn Clendenon, R (1, 3) OBP: 0.338, SLG: 0.459		L7		SSS 0-3 K		FC5-4 1-2f		F9		4	0	0	0	0	1	2
Bob Bailey, R (1, 5) OBP: 0.314, SLG: 0.357		F7			F2		SH1-3 1B 1B			3	1	1	0	0	0	0
Johnny Logan, R (1, 6) OBP: 0.328, SLG: 0.254			BBBB 4-0 FC6-5 SH1-4 BB		FC5-4 1B		SH1-3 1-2			1	0	1	0	1	0	0
Joe Gibbon, R (1, 1) OBP: 0.067, SLG: 0.067 Al McBean, R (7, 1) OBP: 0.174, SLG: 0.304			SH1-4 1-2		FC5-4 BB 1-2f		1-3			1 1	0 0	0 0	0 0	0 0	0 0	1 1
Inning Stats	R: 0 E: 1 K: 0 S: 4 H: 1 LOB: 1 BB: 0 P: 4	R: 0 E: 0 K: 0 S: 3 H: 0 LOB: 0 BB: 0 P: 3	R: 2 E: 0 K: 0 S: 4 H: 1 LOB: 0 BB: 1 P: 8	R: 0 E: 0 K: 1 S: 5 H: 0 LOB: 0 BB: 0 P: 5	R: 0 E: 0 K: 0 S: 4 H: 1 LOB: 2 BB: 1 P: 8	R: 0 E: 0 K: 0 S: 4 H: 1 LOB: 1 BB: 0 P: 4	R: 1 E: 0 K: 1 S: 7 H: 2 LOB: 1 BB: 0 P: 7	R: 0 E: 0 K: 0 S: 3 H: 0 LOB: 1 BB: 1 P: 7		1B: 5 2B: 0 3B: 0 HR: 1	SF: 0 SAC: 2 DP: 0 HBP: 0					

	AB	28
	R	3
	H	6
	RBI	3
	BB	3
	SO	2
	LOB	13

WP: 0 PB: 0 SB: 0 CS: 0 PA: 33

PITCHER	IP	WLS	BF	H	R	ER	SO	BB	IBB	HBP	BLK	WP	HR	S	P	ERA	WHIP
Roger Craig, R (1, 1) ERA: 3.8	8.0	L	33	6	3	3	2	3	0	0	0	0	1	34	46	3.38	1.125

PITCHER	IP	WLS	BF	H	R	ER	SO	BB	IBB	HBP	BLK	WP	HR	S	P	ERA	WHIP

New York Mets @ Pittsburgh Pirates

Forbes Field, Pittsburgh, PA

Sat Jun 29 1963, 7:05 PM EDT

Att. 13,846 - Unknown

TOP

livebaseballscorecards.com

Batter	1	2	3	4	5	6	7	8	9	AB	R	H	RBI	BB	SO	LOB
Jim Hickman, R (1, 9) OBP: 0.321, SLG: 0.403	K	SF7 3-H			K2-4-2 1B		L8			3	0	1	1	0	1	1
Jim Piersall, R (1, 8) OBP: 0.284, SLG: 0.297	2B	5-3			K2-4-2 1-2f			1-3		4	0	1	0	0	1	2
Ron Hunt, R (1, 4) OBP: 0.349, SLG: 0.376	F7		1B G6-3 1B		1B			BB G5-4-3		3	1	2	0	1	0	1
Frank Thomas, R (1, 7) OBP: 0.337, SLG: 0.381 Rod Kanehl, R (8, 7) OBP: 0.250, SLG: 0.259	IBB		G6-3 1-3 1B		F7			G5-4-3 1-2f		3 0	0 0	1 0	0 0	1 0	0 0	2 0
Tim Harkness, L (1, 3) OBP: 0.317, SLG: 0.386 Ed Kranepool, L (3, 3) OBP: 0.250, SLG: 0.299	K		G6-3 1-2f 3-H			K			1-3	2 2	0 0	0 0	0 0	0 0	1 1	3 0
Charlie Neal, R (1, 5) OBP: 0.305, SLG: 0.319		SH 1B 2B	5-3			5-3			BB FC4-6 E	3	1	1	0	1	0	0
Al Moran, R (1, 6) OBP: 0.235, SLG: 0.217		SH SH1-4 1B SF7 2-3		6-3		F9			E1 FC4-6 1-2	3	1	0	0	0	0	1
Norm Sherry, R (1, 2) OBP: 0.165, SLG: 0.178 Choo-Choo Coleman, L (7, PR) OBP: 0.284, SLG: 0.215 (7, 2)		SH1-4 1-2 3-H 1B		4-3			CS HBP		FC4-6 1-2f 2-3	2 1	0 0	1 0	1 0	0 0	0 0	0 2
Carl Willey, R (1, 1) OBP: 0.118, SLG: 0.091 Larry Bearnarth, R (6, 1) OBP: 0.167, SLG: 0.091		SH1-4 1-2 2-3		K			1-3 1-2		K	1 2	0 0	0 0	0 0	0 0	1 1	0 3

	AB	29
	R	3
	H	7
	RBI	2
	BB	3
	SO	6
	LOB	15

Inning Stats										
	R: 0 E: 0 K: 2 S: 8	H: 1 LOB: 2 BB: 1 P: 12	R: 2 E: 0 K: 0 S: 6	H: 2 LOB: 1 BB: 0 P: 6	R: 1 E: 0 K: 0 S: 4	H: 2 LOB: 0 BB: 0 P: 4	R: 0 E: 0 K: 1 S: 5	H: 0 LOB: 0 BB: 0 P: 5	R: 0 E: 0 K: 1 S: 6	H: 2 LOB: 1 BB: 0 P: 6
	R: 0 E: 0 K: 1 S: 5	H: 0 LOB: 0 BB: 0 P: 5	R: 0 E: 0 K: 0 S: 2	H: 0 LOB: 1 BB: 0 P: 3	R: 0 E: 0 K: 0 S: 2	H: 0 LOB: 0 BB: 1 P: 6	R: 0 E: 1 K: 1 S: 6	H: 0 LOB: 2 BB: 1 P: 10	1B: 5 2B: 3 3B: 0 HR: 0	SF: 1 SAC: 2 DP: 3 HBP: 1	WP: 0 PB: 0 SB: 0 CS: 1	PA: 36

PITCHER		IP	WLS	BF	H	R	ER	SO	BB	IBB	HBP	BLK	WP	HR	S	P	ERA	WHIP
Harvey Haddix, L ERA: 3.95	(1, 1)	3.0		15	5	3	3	2	0	1	0	0	0	0	18	22	9.00	1.667
Vern Law, R ERA: 5.87	(4, 1)	3.0		10	2	0	0	3	0	0	0	0	0	0	16	16	0.00	0.667
Tommie Sisk, R ERA: 3.43	(7, 1)	2.0		6	0	0	0	0	1	0	1	0	0	0	4	9	0.00	0.500
Al McBean, R ERA: 2.12	(9, 1)	1.0	W	5	0	0	0	1	1	0	0	0	0	0	6	10	0.00	1.000

PITCHER	IP	WLS	BF	H	R	ER	SO	BB	IBB	HBP	BLK	WP	HR	S	P	ERA	WHIP

Batter	1	2	3	4	5	6	7	8	9	AB	R	H	RBI	BB	SO	LOB
Dick Schofield, S (1, 4) OBP: 0.346, SLG: 0.314	BBBB 4-0 CS BB		x 0-0 1-3 1B		x 0-0 ② F7	x 0-0 ③ G3			x 0-0 1B SH5-3 FC3-6 1B	4	1	2	0	1	0	3
Bill Virdon, L (1, 8) OBP: 0.304, SLG: 0.349	x 0-0 ① 4-3 1-2 1B		SSS 0-3 ① K		x 0-0 ③ 1-3		BBBB 4-0 SH1-3 BB		x 0-0 ① SH5-3 1-2	3	0	1	0	1	1	1
Roberto Clemente, R (1, 9) OBP: 0.361, SLG: 0.449	x 0-0 ② 4-3 1-2		x 0-0 ② 1-3 1-2			x 0-0 ① P4	x 0-0 ① SH1-3 1-2		x 0-0 FC3-6 BB BB 2-3 1B	4	1	1	0	0	0	2
Jerry Lynch, L (1, 7) OBP: 0.333, SLG: 0.451	x 0-0 ③ 3-1		x 0-0 ③ 4-3			x 0-0 BB 1B 1B	x 0-0 ② P6		BBBB 4-0 FC3-6 1-2 BB	4	1	1	0	1	0	3
Smoky Burgess, L (1, 2) OBP: 0.316, SLG: 0.394 Ron Brand, R (9, PR) OBP: 0.375, SLG: 0.429		x 0-0 FC6-4 1B		x 0-0 ① F8		x 0-0 ② F9	x 0-0 ③ 1-3		x 0-0 ② FC3-6 BB HBP 1-2f 2-3 3-H	5 0	0 0	1 0	1 0	0 0	0 0	4 0
Donn Clendenon, R (1, 3) OBP: 0.347, SLG: 0.461		x 0-0 ① F9		x 0-0 BB 1B		BBBB 4-0 1B 1-2 1B BB		x 0-0 SH1-4 1B	H 1-0 BB 1-2 HBP	3	1	2	0	1	0	1
Bob Bailey, R (1, 5) OBP: 0.320, SLG: 0.359		x 0-0 ② FC6-4 1B 1-2f		BBBB 4-0 G6-4-3 1-2 BB		x 0-0 BB 1B 1-2 2-H 1B		x 0-0 ① SH1-4 1-2	BBBB 4-0 1-2 2-3 3-H BB	2	0	1	2	2	0	1
Johnny Logan, R (1, 6) OBP: 0.338, SLG: 0.270		x 0-0 1-3 1B		x 0-0 ② ③ G6-4-3 1-2f		x 0-0 BB 1-2 2-H 1B		SSS 0-3 ② K		4	0	2	1	0	1	3
Harvey Haddix, L (1, 1) OBP: 0.200, SLG: 0.444 Vern Law, R (4, 1) OBP: 0.167, SLG: 0.167 Willie Stargell, L (6, PH) OBP: 0.286, SLG: 0.397 Tommie Sisk, R (7, 1) OBP: 0.293, SLG: 0.377 Ted Savage, R (8, PH) OBP: 0.293, SLG: 0.377 Al McBean, R (9, 1) OBP: 0.174, SLG: 0.304		x 0-0 ③ 4-3			x 0-0 ① 4-3	BBBB 4-0 1-2 2-3 BB		x 0-0 ③ F9		1 1 0 0 1 0	0 0 0 0 0 0	0 0 0 0 0 0	0 0 1 0 0 0	0 0 0 0 0 0	0 0 0 0 0 0	2 0 0 0 1 0
Inning Stats	R: 0 E: 0 K: 0 S: 3 H: 1 LOB: 1 BB: 1 P: 7	R: 0 E: 0 K: 0 S: 5 H: 2 LOB: 2 BB: 0 P: 5	R: 0 E: 0 K: 1 S: 6 H: 1 LOB: 1 BB: 0 P: 6	R: 0 E: 0 K: 0 S: 3 H: 1 LOB: 1 BB: 1 P: 7	R: 0 E: 0 K: 0 S: 3 H: 0 LOB: 0 BB: 0 P: 3	R: 2 E: 0 K: 0 S: 6 H: 3 LOB: 3 BB: 2 P: 14	R: 0 E: 0 K: 0 S: 3 H: 0 LOB: 1 BB: 1 P: 7	R: 0 E: 0 K: 1 S: 6 H: 1 LOB: 1 BB: 0 P: 6	R: 2 E: 0 K: 0 S: 4 H: 2 LOB: 3 BB: 2 P: 13	1B: 11 2B: 0 3B: 0 HR: 0	SF: 0 SAC: 3 DP: 1 HBP: 1						

PITCHER		IP	WLS	BF	H	R	ER	SO	BB	IBB	HBP	BLK	WP	HR	S	P	ERA	WHIP
Carl Willey, R ERA: 2.6	(1, 1)	5.2		27	8	2	2	1	4	0	0	0	0	0	25	41	3.18	2.118
Larry Bearnarth, R ERA: 3.4	(6, 1)	3.0	L	16	3	2	2	1	3	0	1	0	0	0	14	27	6.00	2.000

PITCHER	IP	WLS	BF	H	R	ER	SO	BB	IBB	HBP	BLK	WP	HR	S	P	ERA	WHIP

BOTTOM

New York Mets @ Pittsburgh Pirates

Forbes Field, Pittsburgh, PA

Sat Jun 29 1963, 7:05 PM EDT

Att. 13,846 - Unknown

livebaseballscorecards.com

AB	32
R	4
H	11
RBI	4
BB	7
SO	2
LOB	21

1B: 11 SF: 0
2B: 0 SAC: 3
3B: 0 DP: 1
HR: 0 HBP: 1

WP: 0 PA: 43
PB: 0
SB: 0
CS: 1

New York Mets @ Pittsburgh Pirates

Forbes Field, Pittsburgh, PA

Sun Jun 30 1963, 3:33 AM EDT

Att. 12,429 - Unknown

TOP

livebaseballscorecards.com

Batter	1	2	3	4	5	6	7	8	9	AB	R	H	RBI	BB	SO	LOB
Jim Hickman, R (1, 8) OBP: 0.325, SLG: 0.402	P4			K		BB			FC3-6, 1B	3	0	1	0	1	1	0
Ron Hunt, R (1, 4) OBP: 0.348, SLG: 0.374	P6			1B		2-3			FC3-6, 1-2f	1	0	0	0	0	0	0
Rod Kanehl, R (1, 4) OBP: 0.256, SLG: 0.265										2	0	1	0	0	0	1
Choo-Choo Coleman, L (9, PH) OBP: 0.282, SLG: 0.214										1	0	0	0	0	0	1
Duke Snider, L (1, 9) OBP: 0.349, SLG: 0.456	K			K			4-3		P5	4	0	0	0	0	2	2
Frank Thomas, R (1, 7) OBP: 0.330, SLG: 0.372		4-3		P6			4-3		1-3	4	0	0	0	0	0	2
Tim Harkness, L (1, 3) OBP: 0.317, SLG: 0.382		HBP, G6-3			4-3		G3			2	0	0	0	0	0	0
Sammy Taylor, L (1, 2) OBP: 0.341, SLG: 0.314		G6-3, 1-2f			4-3			K		3	0	0	0	0	1	1
Charlie Neal, R (1, 5) OBP: 0.302, SLG: 0.316			F8		K			K		2	0	0	0	0	1	0
Ed Kranepool, L (8, PH) OBP: 0.249, SLG: 0.297										1	0	0	0	0	1	0
Jay Hook, L (8, 1) OBP: 0.231, SLG: 0.208										0	0	0	0	0	0	0
Al Moran, R (1, 6) OBP: 0.232, SLG: 0.214		5-3				6-3		1B		2	0	0	0	0	0	0
Cliff Cook, R (8, PH) OBP: 0.253, SLG: 0.281										1	0	1	0	0	0	0
(8, 5)																
Tracy Stallard, R (1, 1)		6-3				K		5-3		2	0	0	0	0	1	0
Chico Fernandez, R (8, PH) OBP: 0.261, SLG: 0.248										1	0	0	0	0	0	1
(8, 6)																

	AB	29
	R	0
	H	3
	RBI	0
	BB	1
	SO	7
	LOB	8

Inning Stats	1	2	3	4	5	6	7	8	9	1B: 3	SF: 0	WP: 0	PA: 31
	R: 0	R: 0	R: 0	R: 0	R: 0	R: 0	R: 0	R: 0	R: 0	2B: 0	SAC: 0	PB: 0	
	E: 0	E: 0	E: 0	E: 0	E: 0	E: 0	E: 0	E: 0	E: 0	3B: 0	DP: 1	SB: 0	
	K: 1	K: 0	K: 0	K: 2	K: 1	K: 1	K: 0	K: 2	K: 0	HR: 0	HBP: 1	CS: 0	
	S: 5	S: 2	S: 3	S: 8	S: 5	S: 5	S: 3	S: 8	S: 4				
	H: 0	H: 0	H: 0	H: 1	H: 0	H: 0	H: 0	H: 1	H: 1				
	LOB: 0	LOB: 0	LOB: 0	LOB: 1	LOB: 0	LOB: 1	LOB: 0	LOB: 1	LOB: 1				
	BB: 0	BB: 0	BB: 0	BB: 0	BB: 0	BB: 1	BB: 0	BB: 0	BB: 0				
	P: 5	P: 3	P: 3	P: 8	P: 5	P: 9	P: 3	P: 8	P: 4				

PITCHER		IP	WLS	BF	H	R	ER	SO	BB	IBB	HBP	BLK	WP	HR	S	P	ERA	WHIP
Bob Friend, R ERA: 2.06	(1, 1)	8.0	W	27	2	0	0	7	1	0	1	0	0	0	39	44	0.00	0.375
Al McBean, R ERA: 2.09	(9, 1)	1.0	S	4	1	0	0	0	0	0	0	0	0	0	4	4	0.00	1.000

PITCHER	IP	WLS	BF	H	R	ER	SO	BB	IBB	HBP	BLK	WP	HR	S	P	ERA	WHIP

BOTTOM

New York Mets @ Pittsburgh Pirates

Forbes Field, Pittsburgh, PA

Sun Jun 30 1963, 3:33 AM EDT

Att. 12,429 - Unknown

livebaseballscorecards.com

Batter	1	2	3	4	5	6	7	8	9	AB	R	H	RBI	BB	SO	LOB
Dick Schofield, S (1, 4) OBP: 0.348, SLG: 0.312	L8		BB		F7		BB			2	0	0	0	2	0	1
Bill Virdon, L (1, 8) OBP: 0.299, SLG: 0.342	K		4-3			K	F5			4	0	0	0	0	2	3
Roberto Clemente, R (1, 9) OBP: 0.363, SLG: 0.457	P6			1B SF8-4 1B		G3		E 3B		4	2	2	0	0	0	0
Jerry Lynch, L (1, 7) OBP: 0.340, SLG: 0.472		L8		SF8-4 1-3 1B		3B		5-3		3	0	2	0	0	0	0
Ted Savage, R (7, 7) OBP: 0.291, SLG: 0.374										1	0	0	0	0	0	1
Smoky Burgess, L (1, 2) OBP: 0.327, SLG: 0.399		1B		SF8-4 1-2 3-H		IBB		E 1B IBB		1	0	1	1	2	0	0
Ron Brand, R (8, PR) OBP: 0.375, SLG: 0.429										0	1	0	0	0	0	0
(9, 2)																
Donn Clendenon, R (1, 3) OBP: 0.342, SLG: 0.454		F7		K		P6		P4 1-3 3-H		4	0	0	0	0	1	4
Bob Bailey, R (1, 5) OBP: 0.319, SLG: 0.357		K			K		K	FC4-6 3-H 1B		4	0	1	1	0	3	1
Johnny Logan, R (1, 6) OBP: 0.333, SLG: 0.269			L9		SH3-4 1B		E4 BB	FC4-6 1-2f		4	0	1	0	0	0	1
Bob Friend, R (1, 1) OBP: 0.122, SLG: 0.104			K		SH3-4 1-2		F3			2	0	0	0	0	1	1
Al McBean, R (9, 1) OBP: 0.174, SLG: 0.304										0	0	0	0	0	0	0
Inning Stats	R: 0 E: 0 K: 1 S: 5 H: 0 LOB: 0 BB: 0 P: 5	R: 0 E: 0 K: 1 S: 6 H: 1 LOB: 1 BB: 0 P: 6	R: 0 E: 0 K: 1 S: 5 H: 0 LOB: 1 BB: 1 P: 9	R: 1 E: 0 K: 1 S: 6 H: 2 LOB: 0 BB: 0 P: 6	R: 0 E: 0 K: 1 S: 6 H: 1 LOB: 1 BB: 0 P: 6	R: 0 E: 0 K: 1 S: 6 H: 1 LOB: 2 BB: 1 P: 10	R: 0 E: 1 K: 1 S: 6 H: 0 LOB: 2 BB: 1 P: 10	R: 2 E: 1 K: 0 S: 5 H: 2 LOB: 1 BB: 1 P: 9		1B: 5 2B: 1 3B: 2 HR: 0 SF: 1 SAC: 1 DP: 1 HBP: 0						

	AB	29
	R	3
	H	7
	RBI	2
	BB	4
	SO	7
	LOB	12

WP: 0 PB: 0 SB: 0 CS: 0 PA: 35

PITCHER		IP	WLS	BF	H	R	ER	SO	BB	IBB	HBP	BLK	WP	HR	S	P	ERA	WHIP
Tracy Stallard, R ERA: 3.58	(1, 1)	7.0	L	29	5	1	1	7	2	1	0	0	0	0	40	52	1.29	1.000
Jay Hook, R ERA: 5.73	(8, 1)	1.0		6	2	2	0	0	0	1	0	0	0	0	5	9	0.00	2.000

PITCHER		IP	WLS	BF	H	R	ER	SO	BB	IBB	HBP	BLK	WP	HR	S	P	ERA	WHIP

Batter	1	2	3	4	5	6	7	8	9	AB	R	H	RBI	BB	SO	LOB
Ron Hunt, R (1, 4) OBP: 0.353, SLG: 0.378	L4-3 HBP		FC5-4 1B		FC5-4 1B		5-3			3	0	2	0	0	0	0
Cliff Cook, R (1, 5) OBP: 0.243, SLG: 0.269	L4-3 1-2		FC5-4 1-2f		FC5-4 BB 1-2f		K			4	0	0	0	0	1	3
Duke Snider, L (1, 9) OBP: 0.351, SLG: 0.459	E4 BB		K		BB 1-2			L3-6 2B		3	0	1	0	1	1	1
Frank Thomas, R (1, 7) OBP: 0.329, SLG: 0.366	BB 1-2			P6	P5			L3-6 2-3		3	0	0	0	1	0	3
Tim Harkness, L (1, 3) OBP: 0.311, SLG: 0.373	F8			3-1	F9			F7		4	0	0	0	0	0	4
Jim Piersall, R (1, 8) OBP: 0.284, SLG: 0.296		5-3		1B 1B 1B		4-3			P4	4	1	1	0	0	0	0
Choo-Choo Coleman, L (1, 2) OBP: 0.281, SLG: 0.215		K		1B 1-2 1B		1-3			F9	4	0	1	0	0	1	0
Al Moran, R (1, 6) OBP: 0.234, SLG: 0.217 Rod Kanehl, R (9, PH) OBP: 0.253, SLG: 0.262		P6		1B 1-3 2-H		6-3			P6	3 1	0 0	1 0	1 0	0 0	0 0	0 0
Al Jackson, L (1, 1) OBP: 0.211, SLG: 0.194 Galen Cisco, R (2, 1) OBP: 0.130, SLG: 0.100 Ed Kranepool, L (4, PH) OBP: 0.248, SLG: 0.296 Larry Bearnarth, R (4, 1) OBP: 0.167, SLG: 0.091 Jim Hickman, R (7, PH) OBP: 0.323, SLG: 0.400 Don Rowe, L (7, 1) OBP: 0.222, SLG: 0.222			6-3	G3			K			0 1 1 0 1 0	0 0 0 0 0 0	0 0 0 0 0 0	0 0 0 0 0 0	0 0 0 0 1 0	0 0 2 0 0 0	0 0 0 0 0 0
Inning Stats	R: 0 E: 1 K: 0 S: 3 H: 0 LOB: 2 BB: 1 P: 8	R: 0 E: 0 K: 1 S: 5 H: 0 LOB: 0 BB: 0 P: 5	R: 0 E: 1 K: 1 S: 6 H: 1 LOB: 1 BB: 0 P: 6	R: 1 E: 0 K: 0 S: 6 H: 3 LOB: 2 BB: 0 P: 6	R: 0 E: 0 K: 0 S: 4 H: 1 LOB: 2 BB: 1 P: 8	R: 0 E: 0 K: 0 S: 3 H: 0 LOB: 0 BB: 0 P: 3	R: 0 E: 0 K: 2 S: 7 H: 0 LOB: 0 BB: 0 P: 7	R: 0 E: 0 K: 0 S: 3 H: 1 LOB: 0 BB: 0 P: 3	R: 0 E: 0 K: 0 S: 3 H: 0 LOB: 0 BB: 0 P: 3	1B: 5 2B: 3 3B: 0 HR: 0 SF: 0 SAC: 0 DP: 2 HBP: 1						

PITCHER	IP	WLS	BF	H	R	ER	SO	BB	IBB	HBP	BLK	WP	HR	S	P	ERA	WHIP
Bob Buhl, R (1, 1) ERA: 2.71	9.0	W	35	6	1	1	4	2	0	1	0	0	0	40	49	1.00	0.889

PITCHER	IP	WLS	BF	H	R	ER	SO	BB	IBB	HBP	BLK	WP	HR	S	P	ERA	WHIP

TOP

New York Mets @ Chicago Cubs

Wrigley Field, Chicago, IL

Tue Jul 02 1963, 3:33 AM CDT

Att. 11,580 - Unknown

livebaseballscorecards.com

AB	32
R	1
H	6
RBI	1
BB	2
SO	4
LOB	13

WP: 0	PA: 35
PB: 0	
SB: 0	
CS: 0	

New York Mets @ Chicago Cubs

Wrigley Field, Chicago, IL

Tue Jul 02 1963, 3:33 AM CDT

Att. 11,580 - Unknown

livebaseballscorecards.com

BOTTOM

Batter	1	2	3	4	5	6	7	8	9	AB	R	H	RBI	BB	SO	LOB
Lou Brock, L (1, 9) OBP: 0.293, SLG: 0.373	K	SF7		G6-4-3			BB			2	0	0	1	1	1	1
Ellis Burton, S (1, 8) OBP: 0.287, SLG: 0.424	BB	1B			G3		F7			3	2	1	1	1	0	1
Billy Williams, L (1, 7) OBP: 0.380, SLG: 0.510	P6	2B			BB		K			3	0	1	1	1	1	1
Ron Santo, R (1, 5) OBP: 0.361, SLG: 0.520	1B	4-3			G6-4-3			6-3		4	0	1	0	0	0	2
14 Ernie Banks, R (1, 3) OBP: 0.289, SLG: 0.459	2B	L1				BB		6-3		3	0	1	1	1	0	0
Leo Burke, R (1, 4) OBP: 0.246, SLG: 0.316	5-3	F3				F8		6-3		4	0	0	0	0	0	3
Dick Bertell, R (1, 2) OBP: 0.320, SLG: 0.331		L7	P3			5-3				3	0	0	0	0	0	1
Andre Rodgers, R (1, 6) OBP: 0.306, SLG: 0.284		SH, SF7		G6-4-3		FC6-4				2	1	2	0	1	0	0
Bob Buhl, R (1, 1) OBP: 0.104, SLG: 0.104		SH		B3		FC6-4				2	1	0	0	0	0	3
Inning Stats	R: 1 E: 0 K: 1 S: 7 H: 2 LOB: 2 BB: 1 P: 11	R: 3 E: 1 K: 0 S: 7 H: 3 LOB: 1 BB: 0 P: 7	R: 0 E: 0 K: 0 S: 3 H: 0 LOB: 0 BB: 0 P: 3	R: 0 E: 0 K: 0 S: 3 H: 1 LOB: 0 BB: 0 P: 3	R: 0 E: 0 K: 0 S: 2 H: 0 LOB: 0 BB: 1 P: 6	R: 0 E: 0 K: 0 S: 3 H: 0 LOB: 2 BB: 2 P: 11	R: 0 E: 0 K: 1 S: 4 H: 0 LOB: 0 BB: 1 P: 8	R: 0 E: 0 K: 0 S: 3 H: 0 LOB: 0 BB: 0 P: 3		1B: 4 2B: 2 3B: 0 HR: 0 SF: 1 SAC: 1 DP: 2 HBP: 0						

	AB	26
	R	4
	H	6
	RBI	4
	BB	5
	SO	2
	LOB	12

WP: 0 PB: 0 SB: 0 CS: 1 PA: 33

PITCHER		IP	WLS	BF	H	R	ER	SO	BB	IBB	HBP	BLK	WP	HR	S	P	ERA	WHIP
Al Jackson, L ERA: 3.77	(1, 1)	1.2	L	11	4	4	1	1	1	0	0	0	0	0	12	16	5.40	3.000
Galen Cisco, R ERA: 4.48	(2, 1)	1.1		5	1	0	0	0	0	0	0	0	0	0	5	5	0.00	0.750
Larry Bearnarth, R ERA: 3.19	(4, 1)	3.0		11	1	0	0	0	2	1	0	0	0	0	8	20	0.00	1.000
Don Rowe, L ERA: 4.01	(7, 1)	2.0		6	0	0	0	1	1	0	0	0	0	0	7	11	0.00	0.500

PITCHER	IP	WLS	BF	H	R	ER	SO	BB	IBB	HBP	BLK	WP	HR	S	P	ERA	WHIP

Batter	1	2	3	4	5	6	7	8	9	AB	R	H	RBI	BB	SO	LOB
Jim Hickman, R (1, 9) OBP: 0.318, SLG: 0.392	F9	5-3			E6 G5-4-3		5-3			4	0	0	0	0	0	3
Jim Piersall, R (1, 8) OBP: 0.289, SLG: 0.302	HR 1B		SH1-4 1B		G5-4-3 1-2f			P4		3	1	2	0	0	0	1
Rod Kanehl, R (6, 8) OBP: 0.250, SLG: 0.259										1	0	0	0	0	0	0
Ron Hunt, R (1, 4) OBP: 0.354, SLG: 0.390	1-H HR		SH1-4 1-2			6-3		5-3		2	1	1	2	0	0	0
Chico Fernandez, R (6, 4) OBP: 0.259, SLG: 0.247										1	0	0	0	0	0	0
Frank Thomas, R (1, 7) OBP: 0.322, SLG: 0.358	F8		F7			E6		6-3		4	0	0	0	0	0	1
Cliff Cook, R (1, 5) OBP: 0.234, SLG: 0.258	K		K			F9			6-3	4	0	0	0	0	2	2
Tim Harkness, L (1, 3) OBP: 0.305, SLG: 0.365		4-3		F9		4-3			4-3	4	0	0	0	0	0	1
Al Moran, R (1, 6) OBP: 0.241, SLG: 0.225		2B 1B		K			2-3 1B		BB	3	0	2	0	0	1	0
Ed Kranepool, L (9, PH) OBP: 0.251, SLG: 0.296										0	0	0	0	1	0	0
Norm Sherry, R (1, 2) OBP: 0.172, SLG: 0.196		1-3 2B		5-3			K		BB 1-2	2	0	1	0	0	0	0
Choo-Choo Coleman, L (4, 2) OBP: 0.284, SLG: 0.213										1	0	0	0	1	1	1
Jay Hook, L (1, 1) OBP: 0.222, SLG: 0.200		K			K		2-3 1-2		1-3	1	0	0	0	0	1	2
Galen Cisco, R (3, 1) OBP: 0.130, SLG: 0.100										0	0	0	0	0	0	0
Larry Bearnarth, R (3, 1) OBP: 0.167, SLG: 0.091										0	0	0	0	0	0	0
Ken MacKenzie, R (4, 1)										2	0	0	0	0	1	1
Duke Snider, L (9, PH) OBP: 0.350, SLG: 0.457										1	0	0	0	0	0	2
Inning Stats	R: 2 E: 0 K: 1 S: 7 H: 2 LOB: 0 BB: 0 P: 7	R: 0 E: 0 K: 1 S: 7 H: 2 LOB: 2 BB: 0 P: 7	R: 0 E: 0 K: 1 S: 6 H: 1 LOB: 1 BB: 0 P: 6	R: 0 E: 0 K: 1 S: 5 H: 0 LOB: 0 BB: 0 P: 5	R: 0 E: 1 K: 1 S: 5 H: 0 LOB: 0 BB: 0 P: 5	R: 0 E: 1 K: 0 S: 4 H: 0 LOB: 1 BB: 0 P: 4	R: 0 E: 0 K: 1 S: 6 H: 1 LOB: 1 BB: 0 P: 6	R: 0 E: 0 K: 0 S: 3 H: 0 LOB: 0 BB: 0 P: 3	R: 0 E: 0 K: 0 S: 3 H: 0 LOB: 2 BB: 2 P: 11	1B: 4 2B: 1 3B: 0 HR: 1	SF: 0 SAC: 1 DP: 1 HBP: 0						

PITCHER	IP	WLS	BF	H	R	ER	SO	BB	IBB	HBP	BLK	WP	HR	S	P	ERA	WHIP
Dick Ellsworth, L (1, 1) ERA: 1.99	9.0	W	36	6	2	2	6	2	0	0	0	0	1	46	54	2.00	0.889

PITCHER	IP	WLS	BF	H	R	ER	SO	BB	IBB	HBP	BLK	WP	HR	S	P	ERA	WHIP

TOP

New York Mets @ Chicago Cubs

Wrigley Field, Chicago, IL

Wed Jul 03 1963, 3:33 AM CDT

Att. 9,246 - Unknown

livebaseballscorecards.com

AB	33
R	2
H	6
RBI	2
BB	2
SO	6
LOB	14

WP	0
PB	0
SB	0
CS	0
PA	36

New York Mets @ Chicago Cubs

Wrigley Field, Chicago, IL

Wed Jul 03 1963, 3:33 AM CDT

Att. 9,246 - Unknown

BOTTOM

Batter	1	2	3	4	5	6	7	8	9	AB	R	H	RBI	BB	SO	LOB
Lou Brock, L (1, 9) OBP: 0.291, SLG: 0.367	4-3		BB	L4		L7		FC4-6		4	1	0	0	1	0	1
Ellis Burton, S (1, 8) OBP: 0.293, SLG: 0.432	K		SF9	BB		P4				3	1	1	1	1	1	0
Billy Williams, L (1, 7) OBP: 0.380, SLG: 0.508	4-3					E8		K		5	1	2	1	0	1	2
Ron Santo, R (1, 5) OBP: 0.363, SLG: 0.523		6-3	2B	1B		E3				4	1	2	3	0	0	1
14 Ernie Banks, R (1, 3) OBP: 0.288, SLG: 0.456		K	BB	5-3			F8			4	1	1	1	0	1	1
Ken Hubbs, R (1, 4) OBP: 0.276, SLG: 0.333		1-3	BB		5-3		F9			3	1	0	0	1	0	0
Dick Bertell, R (1, 2) OBP: 0.319, SLG: 0.330			P4 / 1B		F9		5-3			4	1	1	1	0	0	0
Andre Rodgers, R (1, 6) OBP: 0.315, SLG: 0.292			BB / 1B		BB			FC4-6		2	1	2	2	2	0	0
Dick Ellsworth, L (1, 1) OBP: 0.146, SLG: 0.089			BB / K		K			K		3	1	0	0	1	3	3
Inning Stats	R: 0 E: 0 K: 1 S: 5 H: 0 LOB: 0 BB: 0 P: 5	R: 0 E: 0 K: 1 S: 5 H: 0 LOB: 0 BB: 0 P: 5	R: 8 E: 0 K: 1 S: 11 H: 6 LOB: 1 BB: 3 P: 23	R: 1 E: 0 K: 0 S: 4 H: 2 LOB: 1 BB: 1 P: 8	R: 0 E: 0 K: 1 S: 5 H: 0 LOB: 1 BB: 1 P: 9	R: 0 E: 2 K: 0 S: 4 H: 0 LOB: 2 BB: 0 P: 4	R: 0 E: 0 K: 0 S: 3 H: 0 LOB: 0 BB: 0 P: 3	R: 0 E: 0 K: 2 S: 8 H: 1 LOB: 2 BB: 1 P: 12		1B: 6 2B: 3 3B: 0 HR: 0	SF: 1 SAC: 0 DP: 0 HBP: 0						

livebaseballscorecards.com

AB	32
R	9
H	9
RBI	9
BB	6
SO	6
LOB	8

WP: 0 PB: 0 SB: 0 CS: 0 PA: 39

PITCHER		IP	WLS	BF	H	R	ER	SO	BB	IBB	HBP	BLK	WP	HR	S	P	ERA	WHIP
Jay Hook, R ERA: 6.07	(1, 1)	2.2	L	13	3	5	5	2	2	0	0	0	0	0	15	23	16.88	1.875
Galen Cisco, R ERA: 4.81	(3, 1)	0.0		3	2	1	1	0	1	0	0	0	0	0	2	6	∞	∞
Larry Bearnarth, R ERA: 3.31	(3, 1)	1.0		6	3	3	3	1	1	0	0	0	0	0	7	11	27.00	4.000
Ken MacKenzie, L ERA: 4.87	(4, 1)	4.1		17	1	0	0	3	2	0	0	0	0	0	21	29	0.00	0.692

PITCHER	IP	WLS	BF	H	R	ER	SO	BB	IBB	HBP	BLK	WP	HR	S	P	ERA	WHIP

New York Mets @ Chicago Cubs

Wrigley Field, Chicago, IL

Thu Jul 04 1963, 3:33 AM CDT

Unknown

livebaseballscorecards.com

Batter	1	2	3	4	5	6	7	8	9	AB	R	H	RBI	BB	SO	LOB
Jim Hickman, R (1, 8) OBP: 0.316, SLG: 0.404	0-3 K		0-3 K			0-0 HR			0-0 L7	4	1	1	1	0	2	1
Tim Harkness, L (1, 3) OBP: 0.299, SLG: 0.357	0-0 G3			0-0 3-1		0-0 4-3			0-0 F9	4	0	0	0	0	0	0
Ron Hunt, R (1, 4) OBP: 0.354, SLG: 0.390	0-3 K			0-0 5-3			0-0 G3-6-3 1B			3	0	1	0	0	1	0
Duke Snider, L (1, 7) OBP: 0.345, SLG: 0.450		0-3 K		0-0 4-3			0-0 G3-6-3 1-2f			3	0	0	0	0	1	1
Cliff Cook, R (1, 5) OBP: 0.236, SLG: 0.253		0-3 K			4-0 CS BB		0-3 K			2	0	0	0	1	2	0
Ed Kranepool, L (1, 9) OBP: 0.248, SLG: 0.291		0-0 1-3			0-0 G3 1-2			0-0 4-3		3	0	0	0	0	0	1
Chico Fernandez, R (1, 6) OBP: 0.254, SLG: 0.242			0-0 P4		0-3 K			0-0 6-3		3	0	0	0	0	1	0
Norm Sherry, R (1, 2) OBP: 0.176, SLG: 0.191			4-0 BB			0-0 F8		0-0 6-3		2	0	0	0	1	0	0
Roger Craig, R (1, 1) OBP: 0.143, SLG: 0.100			0-3 K			0-3 K			0-0 1-3	3	0	0	0	0	2	1

Inning Stats	1	2	3	4	5	6	7	8	9		
	R: 0 H: 0 E: 0 LOB: 0 K: 2 BB: 0 S: 7 P: 7	R: 0 H: 0 E: 0 LOB: 0 K: 2 BB: 0 S: 7 P: 7	R: 0 H: 0 E: 0 LOB: 1 K: 2 BB: 1 S: 7 P: 11	R: 0 H: 0 E: 0 LOB: 0 K: 0 BB: 0 S: 3 P: 3	R: 0 H: 0 E: 0 LOB: 0 K: 1 BB: 1 S: 4 P: 8	R: 1 H: 1 E: 0 LOB: 0 K: 1 BB: 0 S: 6 P: 6	R: 0 H: 1 E: 0 LOB: 0 K: 1 BB: 0 S: 5 P: 5	R: 0 H: 0 E: 0 LOB: 0 K: 0 BB: 0 S: 3 P: 3	R: 0 H: 0 E: 0 LOB: 0 K: 0 BB: 0 S: 3 P: 3	1B: 1 SF: 0 2B: 0 SAC: 0 3B: 0 DP: 1 HR: 1 HBP: 0	WP: 0 PA: 29 PB: 0 SB: 0 CS: 1

PITCHER	IP	WLS	BF	H	R	ER	SO	BB	IBB	HBP	BLK	WP	HR	S	P	ERA	WHIP
Glen Hobbie, R (1, 1) ERA: 2.82	9.0	W	29	2	1	1	9	2	0	0	0	0	1	45	53	1.00	0.444

PITCHER	IP	WLS	BF	H	R	ER	SO	BB	IBB	HBP	BLK	WP	HR	S	P	ERA	WHIP

AB	27
R	1
H	2
RBI	1
BB	2
SO	9
LOB	4

Batter	1	2	3	4	5	6	7	8	9	AB	R	H	RBI	BB	SO	LOB
Lou Brock, L (1, 9) OBP: 0.291, SLG: 0.365	5-3 E 1B	F7			4-3		P4			4	1	1	0	0	0	2
Ellis Burton, S (1, 8) OBP: 0.284, SLG: 0.418	SH5-3 1-2		4-3		4-3			F8		3	0	0	0	0	0	0
Billy Williams, L (1, 7) OBP: 0.379, SLG: 0.503	5-3 E5 BB		L3		P5			F9		3	0	0	0	1	0	0
Ron Santo, R (1, 5) OBP: 0.358, SLG: 0.516	5-3 1-2 2-3		F7			5-3		6-3		4	0	0	0	0	0	2
14 Ernie Banks, R (1, 3) OBP: 0.291, SLG: 0.458	E5 BB			5-3 2B		5-3			E6 WP	3	1	1	0	1	0	0
Ken Hubbs, R (1, 4) OBP: 0.277, SLG: 0.331	E5 1-2 2-H 3-H			5-3 BB		4-3			WP 2-H	3	0	0	0	1	0	2
Dick Bertell, R (1, 2) OBP: 0.314, SLG: 0.324		6-3		5-3 1-2 2-3			K			3	0	0	0	0	1	2
Andre Rodgers, R (1, 6) OBP: 0.315, SLG: 0.293		K		F7			1B			3	0	1	0	0	1	2
Glen Hobbie, R (1, 1) OBP: 0.121, SLG: 0.094		1B		2-3			K			3	0	1	0	0	1	3
Inning Stats	R: 1 E: 1 K: 0 S: 4 / H: 1 LOB: 2 BB: 2 P: 12	R: 0 E: 0 K: 1 S: 6 / H: 1 LOB: 1 BB: 0 P: 6	R: 0 E: 0 K: 0 S: 3 / H: 0 LOB: 0 BB: 0 P: 3	R: 0 E: 0 K: 0 S: 4 / H: 1 LOB: 2 BB: 1 P: 8	R: 0 E: 0 K: 0 S: 3 / H: 0 LOB: 0 BB: 0 P: 3	R: 0 E: 0 K: 0 S: 3 / H: 0 LOB: 0 BB: 0 P: 3	R: 0 E: 0 K: 2 S: 8 / H: 1 LOB: 1 BB: 0 P: 8	R: 0 E: 0 K: 0 S: 3 / H: 0 LOB: 0 BB: 0 P: 3	R: 1 E: 2 K: 0 S: 1 / H: 0 LOB: 0 BB: 0 P: 1	1B: 3 2B: 1 3B: 0 HR: 0	SF: 0 SAC: 1 DP: 0 HBP: 0						

PITCHER	IP	WLS	BF	H	R	ER	SO	BB	IBB	HBP	BLK	WP	HR	S	P	ERA	WHIP
Roger Craig, R (1, 1) ERA: 3.57	8.0	L	33	4	2	0	3	3	0	0	0	1	0	35	47	0.00	0.875

PITCHER	IP	WLS	BF	H	R	ER	SO	BB	IBB	HBP	BLK	WP	HR	S	P	ERA	WHIP

New York Mets @ Chicago Cubs

Wrigley Field, Chicago, IL

Thu Jul 04 1963, 3:33 AM CDT

Unknown

BOTTOM

livebaseballscorecards.com

AB	29
R	2
H	4
RBI	0
BB	3
SO	3
LOB	13

1B: 3	SF: 0	WP: 1	PA: 33
2B: 1	SAC: 1	PB: 0	
3B: 0	DP: 0	SB: 0	
HR: 0	HBP: 0	CS: 0	

New York Mets @ Chicago Cubs

Wrigley Field, Chicago, IL

Thu Jul 04 1963, 3:38 AM CDT

Att. 32,654 - Unknown

TOP

livebaseballscorecards.com

Batter	1	2	3	4	5	6	7	8	9	AB	R	H	RBI	BB	SO	LOB
Jim Hickman, R (1, 7) OBP: 0.315, SLG: 0.401	F7		K			F8			L3 1B	4	0	1	0	0	1	1
Jim Piersall, R (1, 8) OBP: 0.284, SLG: 0.296	5-3		F8			4-3			L3 1-2	4	0	0	0	0	0	2
Ron Hunt, R (1, 4) OBP: 0.353, SLG: 0.385	BB			6-3			K		4-3	3	0	0	0	1	1	0
Tim Harkness, L (1, 3) OBP: 0.300, SLG: 0.356	K			F8			1B			3	0	1	0	0	1	1
Cliff Cook, R (1, 5) OBP: 0.230, SLG: 0.245		K		F9			P8			3	0	0	0	0	1	1
Ed Kranepool, L (1, 9) OBP: 0.244, SLG: 0.287		K			4-3		1-3			3	0	0	0	0	1	1
Choo-Choo Coleman, L (1, 2) OBP: 0.281, SLG: 0.211		G3			4-3			F8		2	0	0	0	0	0	0
Frank Thomas, R (8, PH) OBP: 0.321, SLG: 0.356										1	0	0	0	0	0	0
Norm Sherry, R (8, 2) OBP: 0.176, SLG: 0.191										0	0	0	0	0	0	0
Al Moran, R (1, 6) OBP: 0.238, SLG: 0.222			F9		L3			1-3		2	0	0	0	0	0	0
Chico Fernandez, R (8, PH) OBP: 0.253, SLG: 0.240										1	0	0	0	0	0	0
Don Rowe, L (8, 1) OBP: 0.222, SLG: 0.222										0	0	0	0	0	0	0
Carl Willey, R (1, 1) OBP: 0.139, SLG: 0.114			1B			2-3			K	2	0	1	0	0	0	0
Duke Snider, L (8, PH) OBP: 0.344, SLG: 0.447										1	0	0	0	0	1	0
Larry Burright, R (8, 6) OBP: 0.270, SLG: 0.361										0	0	0	0	0	0	0

	AB	29
	R	0
	H	3
	RBI	0
	BB	1
	SO	6
	LOB	6

Inning Stats										
	R: 0 H: 0 E: 0 LOB: 1 K: 1 BB: 1 S: 5 P: 9	R: 0 H: 0 E: 0 LOB: 0 K: 2 BB: 0 S: 7 P: 7	R: 0 H: 1 E: 0 LOB: 1 K: 1 BB: 0 S: 6 P: 6	R: 0 H: 0 E: 0 LOB: 0 K: 0 BB: 0 S: 3 P: 3	R: 0 H: 0 E: 0 LOB: 0 K: 0 BB: 0 S: 3 P: 3	R: 0 H: 0 E: 0 LOB: 0 K: 0 BB: 0 S: 3 P: 3	R: 0 H: 1 E: 0 LOB: 1 K: 1 BB: 0 S: 6 P: 6	R: 0 H: 0 E: 0 LOB: 0 K: 1 BB: 0 S: 5 P: 5	R: 0 H: 1 E: 0 LOB: 0 K: 0 BB: 0 S: 3 P: 3	1B: 3 SF: 0 2B: 1 SAC: 0 3B: 0 DP: 1 HR: 0 HBP: 0	WP: 0 PA: 30 PB: 0 SB: 0 CS: 0

PITCHER	IP	WLS	BF	H	R	ER	SO	BB	IBB	HBP	BLK	WP	HR	S	P	ERA	WHIP
Paul Toth, R (1, 1) ERA: 3.1	9.0	W	30	3	0	0	6	1	0	0	0	0	0	41	45	0.00	0.444

PITCHER	IP	WLS	BF	H	R	ER	SO	BB	IBB	HBP	BLK	WP	HR	S	P	ERA	WHIP

Batter	1	2	3	4	5	6	7	8	9	AB	R	H	RBI	BB	SO	LOB
Don Landrum, L (1, 8) OBP: 0.302, SLG: 0.282	HR 1B	BBB 1-2 2-3 G4-6-3 BB			P4			SSS K		3	1	1	0	1	1	0
Ellis Burton, S (1, 9) OBP: 0.274, SLG: 0.400	SSS K	G4-6-3 1-2f			3-1			6-3		4	0	0	0	0	1	4
Billy Williams, L (1, 7) OBP: 0.378, SLG: 0.512	1-H HR		6-3			6-3				3	1	1	2	0	0	0
Ron Santo, R (1, 5) OBP: 0.361, SLG: 0.527	HR		F8			14 CS 1B				3	1	2	1	0	0	0
14 Ernie Banks, R (1, 3) OBP: 0.288, SLG: 0.453	F8		5-3			SSS 1-2 K				3	0	0	0	0	1	1
Ken Hubbs, R (1, 4) OBP: 0.274, SLG: 0.327	SSS K			F9			6-3			3	0	0	0	0	1	0
Merritt Ranew, L (1, 2) OBP: 0.469, SLG: 0.622		BBB BB E BB		P6			4-3			2	0	0	0	1	0	0
Andre Rodgers, R (1, 6) OBP: 0.312, SLG: 0.290		F8		L9			P5			3	0	0	0	0	0	1
Paul Toth, R (1, 1)		E3 1-2 BB			SSS K			1-3		3	0	0	0	0	1	1
Inning Stats	R: 3 E: 0 K: 2 S: 10 H: 3 LOB: 0 BB: 0 P: 10	R: 0 E: 1 K: 0 S: 3 H: 0 LOB: 2 BB: 2 P: 11	R: 0 E: 0 K: 0 S: 3 H: 0 LOB: 0 BB: 0 P: 3	R: 0 E: 0 K: 0 S: 3 H: 0 LOB: 0 BB: 0 P: 3	R: 0 E: 0 K: 1 S: 5 H: 0 LOB: 0 BB: 0 P: 5	R: 0 E: 0 K: 1 S: 5 H: 1 LOB: 1 BB: 0 P: 5	R: 0 E: 0 K: 0 S: 3 H: 0 LOB: 0 BB: 0 P: 3	R: 0 E: 0 K: 1 S: 5 H: 0 LOB: 0 BB: 0 P: 5		1B: 2 2B: 1 3B: 0 HR: 2	SF: 0 SAC: 0 DP: 2 HBP: 0						

PITCHER		IP	WLS	BF	H	R	ER	SO	BB	IBB	HBP	BLK	WP	HR	S	P	ERA	WHIP
Carl Willey, R ERA: 2.68	(1, 1)	7.0	L	26	4	3	3	4	2	0	0	0	0	2	32	40	3.86	0.857
Don Rowe, L ERA: 3.92	(8, 1)	1.0		3	0	0	0	1	0	0	0	0	0	0	5	5	0.00	0.000

PITCHER	IP	WLS	BF	H	R	ER	SO	BB	IBB	HBP	BLK	WP	HR	S	P	ERA	WHIP

BOTTOM

New York Mets @ Chicago Cubs

Wrigley Field, Chicago, IL

Thu Jul 04 1963, 3:38 AM CDT

Att. 32,654 - Unknown

livebaseballscorecards.com

AB	27
R	3
H	4
RBI	3
BB	2
SO	5
LOB	7

Batter	1	2	3	4	5	6	7	8	9	AB	R	H	RBI	BB	SO	LOB
Dick Schofield, S (1, 4) OBP: 0.340, SLG: 0.297	F8		4-3			K		BLK P4 HR 1-2 BB		3	1	0	0	1	1	1
Bill Virdon, L (1, 8) OBP: 0.300, SLG: 0.332	6-3			4-3		3-1		P4 1-3 2-3		4	0	0	0	0	0	2
Roberto Clemente, R (1, 9) OBP: 0.349, SLG: 0.465	4-3			F7			1-3	HR 3-H		4	1	1	2	0	0	0
Jerry Lynch, L (1, 7) OBP: 0.331, SLG: 0.463		K		K			BB 1B SF9 BB	F7		2	0	0	0	1	2	0
Ted Savage, R (7, PR) OBP: 0.281, SLG: 0.360 (7, 7)										1	1	0	0	0	0	0
Donn Clendenon, R (1, 3) OBP: 0.348, SLG: 0.461		K			FC1-5-6 S 1B		SF9 BB 1-2 1B		3-1 S 1B	4	0	3	0	0	1	0
Bob Bailey, R (1, 5) OBP: 0.314, SLG: 0.341		6-3			FC1-5-6 S 1-3		SF9 1-2 2-3 BB		5-3 1-2	3	0	0	0	1	0	2
Jim Pagliaroni, R (1, 2) OBP: 0.341, SLG: 0.425			BB		P6 1-2		SF9 1-2 2-3 3-H		3-1 IBB	1	0	0	0	1	0	1
Smoky Burgess, L (7, PH) OBP: 0.325, SLG: 0.397 (7, 2)										0	0	0	1	1	0	0
Johnny Logan, R (1, 6) OBP: 0.320, SLG: 0.235			K		5-3		1-3		3-1 1-2 2-3	4	0	0	0	0	1	7
Don Cardwell, R (1, 1) OBP: 0.135, SLG: 0.030			K			F2		E6 P4 E	F3	3	0	0	0	0	1	1
Al McBean, R (8, 1) OBP: 0.160, SLG: 0.280										1	0	0	0	0	0	2
Inning Stats	R: 0 E: 0 K: 0 S: 3 H: 0 LOB: 0 BB: 0 P: 3	R: 0 E: 0 K: 2 S: 7 H: 0 LOB: 0 BB: 0 P: 7	R: 0 E: 0 K: 2 S: 7 H: 0 LOB: 1 BB: 1 P: 11	R: 0 E: 0 K: 1 S: 5 H: 0 LOB: 0 BB: 0 P: 5	R: 0 E: 0 K: 0 S: 4 H: 1 LOB: 1 BB: 0 P: 4	R: 0 E: 0 K: 1 S: 5 H: 0 LOB: 0 BB: 0 P: 5	R: 1 E: 0 K: 0 S: 4 H: 1 LOB: 3 BB: 2 P: 12	R: 2 E: 2 K: 0 S: 4 H: 1 LOB: 0 BB: 1 P: 8	R: 0 E: 0 K: 0 S: 4 H: 1 LOB: 2 BB: 1 P: 8	1B: 3 2B: 0 3B: 0 HR: 1	SF: 1 SAC: 0 DP: 0 HBP: 0						

TOP

Pittsburgh Pirates @ New York Mets

Polo Grounds, New York, NY

Fri Jul 05 1963, 3:33 AM EDT

Att. 6,779 - Unknown

livebaseballscorecards.com

AB	30
R	3
H	4
RBI	3
BB	5
SO	6
LOB	16

WP: 0 PB: 0 SB: 3 CS: 0 PA: 36

PITCHER		IP	WLS	BF	H	R	ER	SO	BB	IBB	HBP	BLK	WP	HR	S	P	ERA	WHIP
Tracy Stallard, R ERA: 3.57	(1, 1)	7.2	L	30	3	3	3	6	4	0	0	1	0	1	38	54	3.52	0.913
Larry Bearnarth, R ERA: 3.28	(8, 1)	0.1		1	0	0	0	0	0	0	0	0	0	0	1	1	0.00	0.000
Galen Cisco, R ERA: 4.75	(9, 1)	1.0		5	1	0	0	0	0	1	0	0	0	0	4	8	0.00	1.000

PITCHER	IP	WLS	BF	H	R	ER	SO	BB	IBB	HBP	BLK	WP	HR	S	P	ERA	WHIP

Pittsburgh Pirates @ New York Mets

Polo Grounds, New York, NY

Fri Jul 05 1963, 3:33 AM EDT

Att. 6,779 - Unknown

livebaseballscorecards.com

Batter	1	2	3	4	5	6	7	8	9	AB	R	H	RBI	BB	SO	LOB
Jim Hickman, R (1, 8) OBP: 0.318, SLG: 0.412	K			K		3B		1-2 1B		4	0	2	0	0	2	0
Chico Fernandez, R (1, 5) OBP: 0.247, SLG: 0.234	F9			F7		5-3		K		4	0	0	0	0	1	3
Ron Hunt, R (1, 4) OBP: 0.348, SLG: 0.379	L6			F9		6-3			4-3	4	0	0	0	0	0	1
Duke Snider, L (1, 9) OBP: 0.342, SLG: 0.443		K2-3			2B 1B		L9		4-3	4	1	1	0	0	1	0
Frank Thomas, R (1, 7) OBP: 0.315, SLG: 0.349		5-3			L5		K		P3	4	0	0	0	0	1	1
Tim Harkness, L (1, 3) OBP: 0.300, SLG: 0.361		K			4-3 1-H 2B		4-3			3	0	1	1	0	1	0
Larry Burright, R (1, 6) OBP: 0.250, SLG: 0.333		5-3			4-3 2-3			F9		3	0	0	0	0	0	1
Norm Sherry, R (1, 2) OBP: 0.181, SLG: 0.196		G3			F5			FC1-6 1B		3	0	1	0	0	0	1
Choo-Choo Coleman, L (8, PR) OBP: 0.281, SLG: 0.211 (9, 2)										0	0	0	0	0	0	0
Tracy Stallard, R (1, 1)		K				K		FC1-6 1B 1-2f		2	0	0	0	0	2	0
Larry Bearnarth, R (8, 1) OBP: 0.167, SLG: 0.091										0	0	0	0	0	0	0
Ed Kranepool, L (8, PH) OBP: 0.243, SLG: 0.286										1	0	0	0	0	0	1
Galen Cisco, R (9, 1) OBP: 0.130, SLG: 0.100										0	0	0	0	0	0	0

Inning Stats	1	2	3	4	5	6	7	8	9
	R: 0 E: 0 K: 1 S: 5	R: 0 E: 0 K: 2 S: 7	R: 0 E: 0 K: 1 S: 5	R: 0 E: 0 K: 1 S: 5	R: 1 E: 0 K: 0 S: 5	R: 0 E: 0 K: 1 S: 6	R: 0 E: 0 K: 1 S: 5	R: 0 E: 0 K: 1 S: 7	R: 0 E: 0 K: 0 S: 3
	H: 0 LOB: 0 BB: 0 P: 5	H: 0 LOB: 0 BB: 0 P: 7	H: 0 LOB: 0 BB: 0 P: 5	H: 0 LOB: 0 BB: 0 P: 5	H: 2 LOB: 1 BB: 0 P: 5	H: 1 LOB: 1 BB: 0 P: 6	H: 0 LOB: 0 BB: 0 P: 5	H: 2 LOB: 2 BB: 0 P: 7	H: 0 LOB: 0 BB: 0 P: 3

1B: 3	SF: 0
2B: 1	SAC: 0
3B: 1	DP: 0
HR: 0	HBP: 0
WP: 0	PA: 32
PB: 0	
SB: 0	
CS: 0	

AB	32
R	1
H	5
RBI	1
BB	0
SO	8
LOB	8

PITCHER	IP	WLS	BF	H	R	ER	SO	BB	IBB	HBP	BLK	WP	HR	S	P	ERA	WHIP
Don Cardwell, R (1, 1) ERA: 3.96	7.2	W	28	5	1	1	7	0	0	0	0	0	0	42	42	1.17	0.652
Al McBean, R (8, 1) ERA: 2.01	1.1	S	4	0	0	0	1	0	0	0	0	0	0	6	6	0.00	0.000

PITCHER	IP	WLS	BF	H	R	ER	SO	BB	IBB	HBP	BLK	WP	HR	S	P	ERA	WHIP

Batter	1	2	3	4	5	6	7	8	9	AB	R	H	RBI	BB	SO	LOB
Dick Schofield, S (1, 4) OBP: 0.341, SLG: 0.298	F3		E 1-2 1B		K			HR 1B	G3	5	1	2	1	0	2	4
Harvey Haddix, L (8, 1) OBP: 0.182, SLG: 0.400								K		1	0	0	0	0	0	2
Roy Face, R (9, 1)										0	0	0	0	0	0	0
Bill Virdon, L (1, 8) OBP: 0.298, SLG: 0.342	K		E1 G6-3 1-3 2-H			K		HR	F5	5	1	1	3	0	2	4
Roberto Clemente, R (1, 9) OBP: 0.354, SLG: 0.478	FC5-4 1B		G6-3 1-2f			E4 G6-4-3		WP BB 2B 1B	HR	5	2	3	1	0	0	2
Ted Savage, R (1, 7) OBP: 0.278, SLG: 0.348	FC5-4 1-2f			6-3		G6-4-3 1-2f		WP 1-2 2B BB	K	4	1	0	0	1	1	2
Donn Clendenon, R (1, 3) OBP: 0.349, SLG: 0.464		5-3		CS 1B			K	1B 1-H 2-H E 2B	F9	5	1	2	2	0	1	0
Bob Bailey, R (1, 5) OBP: 0.319, SLG: 0.345		E5		K 1-2			1B	SH3-4 2-3 E 1B	1B PB 1B	5	1	3	0	0	1	1
Jim Pagliaroni, R (1, 2) OBP: 0.336, SLG: 0.414		F9			K2-3		L7	E5 1-2 SH3-4 3-H	PB 1-3 1B 1B	5	1	1	0	0	1	2
Johnny Logan, R (1, 6) OBP: 0.317, SLG: 0.236			6-3		6-3			E6 2B 1B	1B 1-H 3-H 1B	4	1	1	1	0	0	0
Don Schwall, R (1, 1) OBP: 0.200, SLG: 0.179			1B E 1B					1B 1-3 HR 2B	1-2 1B	2	1	2	0	0	0	0
Bill Mazeroski, R (8, PH) OBP: 0.350, SLG: 0.457										1	0	1	0	0	0	0
Willie Stargell, L (8, PR) OBP: 0.297, SLG: 0.386										0	1	0	0	1	0	0
Ron Brand, R (8, 4) OBP: 0.361, SLG: 0.406										1	0	1	0	0	0	0
Inning Stats	R: 0 E: 0 K: 1 S: 6 H: 1 LOB: 1 BB: 0 P: 6	R: 0 E: 1 K: 0 S: 3 H: 0 LOB: 0 BB: 0 P: 3	R: 1 E: 1 K: 0 S: 5 H: 2 LOB: 1 BB: 0 P: 5	R: 0 E: 0 K: 1 S: 5 H: 1 LOB: 0 BB: 0 P: 5	R: 0 E: 0 K: 2 S: 8 H: 1 LOB: 1 BB: 0 P: 8	R: 0 E: 1 K: 1 S: 5 H: 0 LOB: 0 BB: 0 P: 5	R: 0 E: 0 K: 1 S: 5 H: 1 LOB: 0 BB: 0 P: 5	R: 7 E: 2 K: 1 S: 13 H: 6 LOB: 3 BB: 2 P: 21	R: 3 E: 0 K: 1 S: 10 H: 5 LOB: 2 BB: 0 P: 10	1B: 13 2B: 2 3B: 0 HR: 2 SF: 0 SAC: 1 DP: 2 HBP: 0							

TOP

Pittsburgh Pirates @ New York Mets

Polo Grounds, New York, NY

Sat Jul 06 1963, 3:33 AM EDT

Att. 22,698 - Unknown

livebaseballscorecards.com

AB	43
R	11
H	17
RBI	8
BB	2
SO	8
LOB	17

WP: 1 PB: 1 SB: 0 CS: 1 PA: 46

PITCHER		IP	WLS	BF	H	R	ER	SO	BB	IBB	HBP	BLK	WP	HR	S	P	ERA	WHIP
Al Jackson, L ERA: 3.77	(1, 1)	7.0	L	29	9	6	4	6	0	0	0	0	0	1	41	41	5.14	1.286
Larry Bearnarth, R ERA: 4.06	(8, 1)	1.2		15	7	5	4	2	2	0	0	0	1	1	17	25	21.60	5.400
Galen Cisco, R ERA: 4.73	(9, 1)	0.1		2	1	0	0	0	0	0	0	0	0	0	2	2	0.00	3.000

PITCHER	IP	WLS	BF	H	R	ER	SO	BB	IBB	HBP	BLK	WP	HR	S	P	ERA	WHIP

Batter	1	2	3	4	5	6	7	8	9	AB	R	H	RBI	BB	SO	LOB
Jim Hickman, R (1, 8) OBP: 0.316, SLG: 0.407	S S S 0-3 ① K		x 0-0 ② 5-3		x 0-0 ① 3-1 1-3 1B		x 0-0 ③ P4		x 0-0 ③ P6	5	0	1	0	0	1	2
Tim Harkness, L (1, 3) OBP: 0.299, SLG: 0.356	x 0-0 ② F8		x 0-0 ③ 3-1		x 0-0 ② 3-1 2-3			B B B B 4-0 2B WP BB		3	1	0	0	1	0	2
Ron Hunt, R (1, 4) OBP: 0.347, SLG: 0.381	x 0-0 ③ F8			S S S 0-3 ① K	x 0-0 ③ 6-3			x 0-0 WP 1-3 2B		4	0	1	0	0	1	1
Duke Snider, L (1, 9) OBP: 0.342, SLG: 0.442 Cliff Cook, R (8, PH) (9, 9) OBP: 0.228, SLG: 0.243		x 0-0 ① 4-3		x 0-0 ① 1B 1B 1B		x 0-0 ① F8		x 0-0 ① P4 2-3 3-H		3 1	1 0	1 0	0 0	0 0	0 1	0 1
Jesse Gonder, L (1, 2) OBP: 0.378, SLG: 0.657		B B B B 4-0 BB		x 0-0 1B 1-2 1B		x 0-0 1B E 1B		S S S 0-3 ② K		3	1	2	0	1	1	1
Frank Thomas, R (1, 7) OBP: 0.318, SLG: 0.352		x 0-0 ② F9		x 0-0 1-2 2-H 1B		x 0-0 ② E7 1-H 1B		x 0-0 ③ 5-3		4	0	2	1	0	0	2
Chico Fernandez, R (1, 5) OBP: 0.247, SLG: 0.235		x 0-0 ③ 4-3		x 0-0 ② F5		x 0-0 ③ P5			x 0-0 1B	4	0	1	0	0	0	3
Al Moran, R (1, 6) OBP: 0.240, SLG: 0.224 Jim Piersall, R (9, PH) OBP: 0.283, SLG: 0.294			x 0-0 SH5-4 1B	S S S 0-3 ③ K			x 0-0 ① F9		x 0-0 ① F9	3 1	0 0	1 0	0 0	0 0	1 0	2 1
Al Jackson, L (1, 1) OBP: 0.225, SLG: 0.211 Larry Bearnarth, R (8, 1) OBP: 0.167, SLG: 0.091 Galen Cisco, R (9, 1) OBP: 0.130, SLG: 0.100 Rod Kanehl, R (9, PH) OBP: 0.247, SLG: 0.256			x 0-0 ① SH5-4 1-2		x 0-0 1B 1B		x 0-0 ② 4-3		S S S 0-3 ② K	2 0 0 1	0 0 0 0	1 0 0 0	0 0 0 0	0 0 0 1	0 0 0 1	0 0 0 1
Inning Stats	R: 0 H: 0 E: 0 LOB: 0 K: 1 BB: 0 S: 5 P: 5	R: 0 H: 0 E: 0 LOB: 1 K: 0 BB: 1 S: 3 P: 7	R: 0 H: 1 E: 0 LOB: 1 K: 0 BB: 0 S: 4 P: 4	R: 1 H: 3 E: 0 LOB: 2 K: 2 BB: 0 S: 10 P: 10	R: 0 H: 2 E: 0 LOB: 1 K: 0 BB: 0 S: 4 P: 4	R: 1 H: 2 E: 1 LOB: 0 K: 0 BB: 0 S: 4 P: 4	R: 0 H: 0 E: 0 LOB: 0 K: 0 BB: 0 S: 3 P: 3	R: 1 H: 1 E: 0 LOB: 1 K: 1 BB: 1 S: 6 P: 10	R: 0 H: 1 E: 0 LOB: 1 K: 1 BB: 0 S: 6 P: 6	1B: 9 SF: 0 2B: 1 SAC: 1 3B: 0 DP: 0 HR: 0 HBP: 0						WP: 1 PA: 37 PB: 0 SB: 0 CS: 0	

PITCHER		IP	WLS	BF	H	R	ER	SO	BB	IBB	HBP	BLK	WP	HR	S	P	ERA	WHIP
Don Schwall, R ERA: 2.26	(1, 1)	7.0	W	28	8	2	1	3	1	0	0	0	0	0	33	37	1.29	1.286
Harvey Haddix, L ERA: 4.0	(8, 1)	1.0		5	1	1	1	1	1	0	0	0	1	0	6	10	9.00	2.000
Roy Face, R ERA: 3.6	(9, 1)	1.0	S	4	1	0	0	1	0	0	0	0	0	0	6	6	0.00	1.000

PITCHER	IP	WLS	BF	H	R	ER	SO	BB	IBB	HBP	BLK	WP	HR	S	P	ERA	WHIP

BOTTOM

Pittsburgh Pirates @ New York Mets

Polo Grounds, New York, NY

Sat Jul 06 1963, 3:33 AM EDT

Att. 22,698 - Unknown

livebaseballscorecards.com

AB	34
R	3
H	10
RBI	1
BB	2
SO	5
LOB	16

Pittsburgh Pirates @ New York Mets

Polo Grounds, New York, NY

Sun Jul 07 1963, 3:33 AM EDT

Att. 9,741 - Unknown

TOP

livebaseballscorecards.com

Batter	1	2	3	4	5	6	7	8	9	AB	R	H	RBI	BB	SO	LOB
Dick Schofield, S (1, 4) OBP: 0.338, SLG: 0.294	K	K		6-3	BB			4-3	FC4-6	5	0	0	0	1	2	2
Bill Virdon, L (1, 8) OBP: 0.302, SLG: 0.340	4-3	BB		FC6-4	4-3			1B	F9	4	2	1	0	2	0	2
Roberto Clemente, R (1, 9) OBP: 0.356, SLG: 0.482	1B	1B		FC6-4	F8			2B	FC6	6	2	3	1	0	0	2
Jerry Lynch, L (1, 7) OBP: 0.340, SLG: 0.464 Ted Savage, R (8, PR) OBP: 0.278, SLG: 0.348 (8, 7)	P4	BB		BB	F5			HR		4 0	1 1	2 0	3 0	1 0	0 0	1 0
Smoky Burgess, L (1, 2) OBP: 0.339, SLG: 0.426	HR	BB		1B	1B			P3		4	1	3	2	1	0	1
Donn Clendenon, R (1, 3) OBP: 0.353, SLG: 0.477	HR 1B	4-3		FC6-4	F9			HR		5	2	3	3	0	0	4
Bob Bailey, R (1, 5) OBP: 0.320, SLG: 0.354	HR	K		FC6-4		L7		BB		4	1	1	2	1	1	2
Johnny Logan, R (1, 6) OBP: 0.302, SLG: 0.223	K	1-3			6-3	F9	F8			5	0	0	0	0	1	1
Vern Law, R (1, 1) OBP: 0.167, SLG: 0.167 Al McBean, R (6, 1) OBP: 0.185, SLG: 0.296	BB	6-3			5-3		6-3		FC4-6	3 2	1 0	1 1	0 0	0 0	0 0	0 0
Inning Stats	R: 0 E: 0 K: 1 S: 6 H: 1 LOB: 1 BB: 0 P: 6	R: 5 E: 0 K: 2 S: 13 H: 6 LOB: 3 BB: 2 P: 21	R: 0 E: 0 K: 1 S: 5 H: 0 LOB: 0 BB: 0 P: 5	R: 2 E: 0 K: 0 S: 5 H: 2 LOB: 2 BB: 2 P: 13	R: 0 E: 0 K: 0 S: 3 H: 0 LOB: 1 BB: 1 P: 7	R: 0 E: 0 K: 0 S: 4 H: 1 LOB: 1 BB: 0 P: 4	R: 0 E: 0 K: 0 S: 3 H: 0 LOB: 0 BB: 0 P: 3	R: 4 E: 0 K: 0 S: 7 H: 4 LOB: 1 BB: 1 P: 11	R: 0 E: 0 K: 0 S: 4 H: 1 LOB: 1 BB: 0 P: 4	1B: 11 2B: 1 3B: 0 HR: 3 SF: 0 SAC: 0 DP: 0 HBP: 0	WP: 0 PB: 1 SB: 0 CS: 0 PA: 48					

	AB	42
	R	11
	H	15
	RBI	11
	BB	6
	SO	4
	LOB	15

PITCHER		IP	WLS	BF	H	R	ER	SO	BB	IBB	HBP	BLK	WP	HR	S	P	ERA	WHIP
Jay Hook, R ERA: 6.45	(1, 1)	1.2	L	12	6	5	5	3	1	0	0	0	0	2	17	21	27.00	4.200
Don Rowe, L ERA: 4.14	(2, 1)	2.0		12	3	2	2	1	3	0	0	0	0	0	11	23	9.00	3.000
Galen Cisco, R ERA: 4.55	(4, 1)	3.1		12	1	0	0	0	1	0	0	0	0	0	11	15	0.00	0.600
Roger Craig, R ERA: 3.79	(8, 1)	2.0		12	5	4	4	0	1	0	0	0	0	1	11	15	18.00	3.000

PITCHER		IP	WLS	BF	H	R	ER	SO	BB	IBB	HBP	BLK	WP	HR	S	P	ERA	WHIP

BOTTOM

Pittsburgh Pirates @ New York Mets

Polo Grounds, New York, NY

Sun Jul 07 1963, 3:33 AM EDT

Att. 9,741 - Unknown

Batter	1	2	3	4	5	6	7	8	9	AB	R	H	RBI	BB	SO	LOB
Jim Hickman, R (1, 5) OBP: 0.311, SLG: 0.400	6-3		F9		K		F9			4	0	0	0	0	1	0
Ron Hunt, R (1, 4) OBP: 0.342, SLG: 0.375	6-3			E6 F9 1B 1B	F8		F7			4	1	0	0	0	0	0
Duke Snider, L (1, 9) OBP: 0.349, SLG: 0.445	1B			1B 1B SF9 1-2 1B		2B HR BB		1-3		3	2	2	0	1	0	0
Jesse Gonder, L (1, 2) OBP: 0.390, SLG: 0.667	K			F9 2-3		HR 1-3 2B		G5-4-3 1B		4	1	2	0	0	1	3
Frank Thomas, R (1, 7) OBP: 0.321, SLG: 0.370		F8		1B 1-2 3-H 1B		HR 2-H 3-H		G5-4-3 1-2f		4	1	2	4	0	0	1
Tim Harkness, L (1, 3) OBP: 0.298, SLG: 0.354		K		1B 1-2 2-3		F8			3-1	4	0	1	0	0	1	0
Jim Piersall, R (1, 8) OBP: 0.278, SLG: 0.290		6-3		SF9 3-H		F9		1-3		3	0	0	1	0	0	0
Larry Burright, R (1, 6) OBP: 0.233, SLG: 0.310			K	P6		4-3			F9	3	0	0	0	0	1	2
Cliff Cook, R (9, PH) OBP: 0.226, SLG: 0.240										1	0	0	0	0	0	0
Jay Hook, L (1, 1) OBP: 0.222, SLG: 0.200			4-3		K		L5			0	0	0	0	0	0	0
Don Rowe, L (2, 1) OBP: 0.200, SLG: 0.200										1	0	0	0	0	0	0
Galen Cisco, R (4, 1) OBP: 0.125, SLG: 0.095										1	0	0	0	0	1	0
Ed Kranepool, L (7, PH) OBP: 0.242, SLG: 0.284										1	0	0	0	0	0	0
Roger Craig, R (8, 1) OBP: 0.143, SLG: 0.100										0	0	0	0	0	0	0
Inning Stats	R: 0 H: 1 E: 0 LOB: 1 K: 1 BB: 0 S: 6 P: 6	R: 0 H: 0 E: 0 LOB: 0 K: 1 BB: 0 S: 5 P: 5	R: 0 H: 0 E: 0 LOB: 0 K: 1 BB: 0 S: 5 P: 5	R: 2 H: 3 E: 1 LOB: 2 K: 0 BB: 0 S: 7 P: 7	R: 0 H: 0 E: 0 LOB: 0 K: 2 BB: 0 S: 7 P: 7	R: 3 H: 2 E: 0 LOB: 0 K: 0 BB: 1 S: 5 P: 9	R: 0 H: 0 E: 0 LOB: 0 K: 0 BB: 0 S: 3 P: 3	R: 0 H: 1 E: 0 LOB: 0 K: 0 BB: 0 S: 3 P: 3	R: 0 H: 0 E: 0 LOB: 0 K: 0 BB: 0 S: 3 P: 3	1B: 5 SF: 1 2B: 1 SAC: 0 3B: 0 DP: 1 HR: 1 HBP: 0						

livebaseballscorecards.com

	AB	33
	R	5
	H	7
	RBI	5
	BB	1
	SO	5
	LOB	6

WP: 0 PA: 35
PB: 0
SB: 0
CS: 0

PITCHER		IP	WLS	BF	H	R	ER	SO	BB	IBB	HBP	BLK	WP	HR	S	P	ERA	WHIP
Vern Law, R ERA: 5.43	(1, 1)	5.0	W	23	6	5	4	5	1	0	0	0	0	1	32	36	7.20	1.400
Al McBean, R ERA: 1.91	(6, 1)	4.0	S	12	1	0	0	0	0	0	0	0	0	0	12	12	0.00	0.250

PITCHER	IP	WLS	BF	H	R	ER	SO	BB	IBB	HBP	BLK	WP	HR	S	P	ERA	WHIP

Batter	1	2	3	4	5	6	7	8	9	AB	R	H	RBI	BB	SO	LOB
Maury Wills, S (1, 6) OBP: 0.369, SLG: 0.359	C X 0-1 ① F7			M C X 0-2 G3-6-3 1B		X 0-0 ② F6		X 0-0 ③ B3		4	0	1	0	0	0	1
Jim Gilliam, S (1, 4) OBP: 0.348, SLG: 0.412	C B X 1-1 ② F3			F X 0-1 ①② G3-6-3 1-2f		B X 1-0 1-3 1B			B F B X 2-1 ① 5-3	4	0	1	0	0	0	1
Willie Davis, L (1, 8) OBP: 0.254, SLG: 0.364	B B S B S T T S 3-3 ③ K			C X 0-1 ③ 3-1		F F X 0-2 ③ F7			C X 0-1 ② F6	4	0	0	0	0	1	2
Tommy Davis, R (1, 7) OBP: 0.356, SLG: 0.448		B X 1-0 ① F8			B X 1-0 E6 G5-3 BB		S F X 0-2 ① F9		B F B X 2-1 ③ F6	4	0	0	0	0	0	0
Wally Moon, L (1, 9) OBP: 0.364, SLG: 0.370		B X 1-0 G4-6-3 1B			B B B C B 4-1 1-2 BB		C B B X 2-1 ② G3			2	0	1	0	1	0	0
Ron Fairly, L (1, 3) OBP: 0.349, SLG: 0.397		B X 1-0 ②③ G4-6-3 1-2f			C B F B B X 3-2 ① L9		S C B X 1-2 ③ F7			3	0	0	0	0	0	3
Ken McMullen, R (1, 5) OBP: 0.302, SLG: 0.342			C X 0-1 ① F3		B B X 2-0 ②③ G5-3 2-3f			X 0-0 ① F7		3	0	0	0	0	0	2
John Roseboro, L (1, 2) OBP: 0.285, SLG: 0.341			C X 0-1 ② F9			X 0-0 FC3-6 1B		B X 1-0 HR		3	1	2	1	0	0	0
Johnny Podres, L (1, 1) OBP: 0.028, SLG: 0.029			X 0-0 ③ F8			X 0-0 ① FC3-6 1B 1-2f		X 0-0 ② F3		3	0	0	0	0	0	1
Inning Stats	R: 0 E: 0 K: 1 S: 9 H: 0 LOB: 0 BB: 0 P: 13	R: 0 E: 0 K: 0 S: 3 H: 1 LOB: 0 BB: 0 P: 6	R: 0 E: 0 K: 0 S: 5 H: 0 LOB: 0 BB: 0 P: 5	R: 0 E: 0 K: 0 S: 7 H: 1 LOB: 0 BB: 0 P: 7	R: 0 E: 1 K: 0 S: 6 H: 0 LOB: 1 BB: 1 P: 16	R: 0 E: 0 K: 0 S: 7 H: 2 LOB: 2 BB: 0 P: 8	R: 0 E: 0 K: 0 S: 8 H: 0 LOB: 0 BB: 0 P: 11	R: 1 E: 0 K: 0 S: 4 H: 1 LOB: 0 BB: 0 P: 5	R: 0 E: 0 K: 0 S: 6 H: 0 LOB: 0 BB: 0 P: 10	1B: 4 2B: 0 3B: 0 HR: 1	SF: 0 SAC: 0 DP: 3 HBP: 0						

Los Angeles Dodgers @ New York Mets

Polo Grounds, New York, NY

Wed Jul 10 1963, 7:05 PM EDT

Att. 17,106 - Unknown

TOP

livebaseballscorecards.com

AB	30
R	1
H	5
RBI	1
BB	1
SO	1
LOB	10

WP: 0 PB: 0 SB: 0 CS: 0 PA: 31

PITCHER		IP	WLS	BF	H	R	ER	SO	BB	IBB	HBP	BLK	WP	HR	S	P	ERA	WHIP
Carl Willey, R ERA: 2.58	(1, 1)	8.0	L	28	5	1	1	1	1	0	0	0	0	1	49	71	1.12	0.750
Ken MacKenzie, L ERA: 4.75	(9, 1)	1.0		3	0	0	0	0	0	0	0	0	0	0	6	10	0.00	0.000

PITCHER	IP	WLS	BF	H	R	ER	SO	BB	IBB	HBP	BLK	WP	HR	S	P	ERA	WHIP

Batter	1	2	3	4	5	6	7	8	9	AB	R	H	RBI	BB	SO	LOB
Jim Hickman, R (1, 5) OBP: 0.310, SLG: 0.395	F F S 0-3 ① K		S F B F B B B 4-2 1-2 BB			C C F X 0-2 ② F7		X 0-0 ③ 5-3		3	0	0	0	1	1	0
Ron Hunt, R (1, 4) OBP: 0.341, SLG: 0.374	F C F X 0-2 ② 1-3		C F B B C 2-3 ③ K			X 0-0 ③ F6			C X 0-1 FC6-4 1B	4	0	1	0	0	1	2
Jesse Gonder, L (1, 2) OBP: 0.356, SLG: 0.605 Al Jackson, L (9, PR) OBP: 0.225, SLG: 0.211	C F S 0-3 ③ K2-3			F B B X 2-1 ① G3			S B S S 1-3 ① K		B F X 1-1 ① FC6-4 7-1-3 1-2f	4 0	0 0	0 0	0 0	0 0	2 0	1 0
Frank Thomas, R (1, 7) OBP: 0.320, SLG: 0.368		B X 1-0 ① F5		S X 0-1 ② 6-3			F B B X 2-1 E7 1B		C B F X 1-2 ② ③ 7-1-3 1-2f	4	0	1	0	0	0	1
Cliff Cook, R (1, 9) OBP: 0.229, SLG: 0.236		F F B S 1-3 ② K		S S B X 1-2 ③ 5-3			B B B I 4-0 IBB			2	0	0	0	1	1	0
Jim Piersall, R (1, 8) OBP: 0.274, SLG: 0.286		X 0-0 ③ L5			F B S X 1-2 ① F8		X 0-0 ② F5			3	0	0	0	0	0	2
Tim Harkness, L (1, 3) OBP: 0.299, SLG: 0.353			C B F X 1-2 BB 1B		S C S S 0-3 ② K		B C S S 1-3 ③ K			3	0	1	0	0	2	2
Larry Burright, R (1, 6) OBP: 0.222, SLG: 0.295 Chico Fernandez, R (8, PH) OBP: 0.246, SLG: 0.233 (9, 6)			X 0-0 ① F4		F S S 0-3 ③ K			C B C S 1-3 ① K		2 1	0 0	0 0	0 0	0 0	1 1	1 0
Carl Willey, R (1, 1) OBP: 0.132, SLG: 0.108 Rod Kanehl, R (8, PH) OBP: 0.244, SLG: 0.253 Ken MacKenzie, R (9, 1)			B B L S F S 2-3 ② K			S S S 0-3 ① K		S C S X 0-2 ② L6		2 1 0	0 0 0	0 0 0	0 0 0	0 0 0	2 0 0	1 0 0
Inning Stats	R: 0 H: 0 E: 0 LOB: 0 K: 2 BB: 0 S: 10 P: 10	R: 0 H: 0 E: 0 LOB: 0 K: 1 BB: 0 S: 5 P: 7	R: 0 H: 1 E: 0 LOB: 2 K: 2 BB: 1 S: 14 P: 23	R: 0 H: 0 E: 0 LOB: 0 K: 0 BB: 0 S: 7 P: 10	R: 0 H: 0 E: 0 LOB: 0 K: 2 BB: 0 S: 9 P: 10	R: 0 H: 0 E: 0 LOB: 0 K: 1 BB: 0 S: 8 P: 8	R: 0 H: 1 E: 1 LOB: 2 K: 2 BB: 1 S: 9 P: 17	R: 0 H: 0 E: 0 LOB: 0 K: 1 BB: 0 S: 7 P: 8	R: 0 H: 1 E: 0 LOB: 1 K: 0 BB: 0 S: 7 P: 9	1B: 3 2B: 1 3B: 0 HR: 0	SF: 0 SAC: 0 DP: 1 HBP: 0					

PITCHER	IP	WLS	BF	H	R	ER	SO	BB	IBB	HBP	BLK	WP	HR	S	P	ERA	WHIP
Johnny Podres, L (1, 1) ERA: 2.77	9.0	W	31	3	0	0	11	1	1	0	0	0	0	76	102	0.00	0.444

PITCHER	IP	WLS	BF	H	R	ER	SO	BB	IBB	HBP	BLK	WP	HR	S	P	ERA	WHIP

BOTTOM

Los Angeles Dodgers @ New York Mets

Polo Grounds, New York, NY

Wed Jul 10 1963, 7:05 PM EDT

Att. 17,106 - Unknown

livebaseballscorecards.com

AB	29
R	0
H	3
RBI	0
BB	2
SO	11
LOB	10

WP: 0 PA: 31
PB: 0
SB: 0
CS: 0

Batter	1	2	3	4	5	6	7	8	9	AB	R	H	RBI	BB	SO	LOB
Maury Wills, S (1, 6) OBP: 0.364, SLG: 0.354	X 0-0 ① 5-3		C B S X 1-2 ③ 4-3		X 0-0 ② 1-3			X 0-0 ① L6		4	0	0	0	0	0	0
Jim Gilliam, S (1, 4) OBP: 0.346, SLG: 0.407	B B B B 4-0 G4-6-3 BB			C F X 0-2 E3 1B E	B B C B X 3-1 ③ 3-1			B X 1-0 ② F8		3	1	0	0	1	0	0
Wally Moon, L (1, 9) OBP: 0.361, SLG: 0.367	C F B X 1-2 ②③ G4-6-3 1-2f			B B F X 2-1 E9 1-H 1B 1B		B C X 1-1 ① F4		C S S 0-3 ③ K		4	1	1	0	0	1	1
Tommy Davis, R (1, 7) OBP: 0.361, SLG: 0.451		S S B X 1-2 ① F6		S B F X 1-2 1B SF7 1B		C C B F B B B 4-2 G4-6-3 BB			F B F X 1-2 CS 1B	3	1	2	0	1	0	0
Ron Fairly, L (1, 3) OBP: 0.351, SLG: 0.409		X 0-0 HR		X 0-0 S 1-3 3-H 1B		S X 0-1 ②③ G4-6-3 1-2f			B B B B C X 3-1 ①② G3 1-2	4	1	2	2	0	0	2
John Roseboro, L (1, 2) OBP: 0.281, SLG: 0.336		B X 1-0 ② L3		B B X 2-0 ① F4			B B F C B X 3-2 ① 4-3		X 0-0 ③ L8	4	0	0	0	0	0	2
Ken McMullen, R (1, 5) OBP: 0.303, SLG: 0.346		C X 0-1 ③ 1-3		B X 1-0 ② SF7 3-H			S B B X 2-1 1B 1B			2	0	1	1	0	0	0
Willie Davis, L (1, 8) OBP: 0.254, SLG: 0.363			B F S S B F S 2-3 ① K	F B B B X 3-1 ③ L9 1-2			X 0-0 G6-4-3 1-2 1B			3	0	1	0	0	1	1
Don Drysdale, R (1, 1) OBP: 0.197, SLG: 0.179 Ron Perranoski, L (8, 1) OBP: 0.143, SLG: 0.077			S S B B B X 3-2 ② L8		B S C S 1-3 ① K		C B X 1-1 ②③ G6-4-3 1-2f			3 0	0 0	0 0	0 0	0 0	1 0	2 0
Inning Stats	R: 0 E: 0 K: 0 S: 4 H: 0 LOB: 0 BB: 1 P: 9	R: 1 E: 0 K: 0 S: 7 H: 1 LOB: 0 BB: 0 P: 9	R: 0 E: 0 K: 1 S: 10 H: 0 LOB: 0 BB: 0 P: 16	R: 3 E: 2 K: 0 S: 13 H: 3 LOB: 1 BB: 0 P: 22	R: 0 E: 0 K: 1 S: 6 H: 0 LOB: 0 BB: 0 P: 10	R: 0 E: 0 K: 0 S: 7 H: 0 LOB: 0 BB: 1 P: 12	R: 0 E: 0 K: 0 S: 8 H: 2 LOB: 1 BB: 0 P: 14	R: 0 E: 0 K: 1 S: 5 H: 0 LOB: 0 BB: 0 P: 6	R: 0 E: 0 K: 0 S: 6 H: 1 LOB: 0 BB: 0 P: 10	1B: 6 2B: 0 3B: 0 HR: 1 SF: 1 SAC: 0 DP: 3 HBP: 0						

PITCHER	IP	WLS	BF	H	R	ER	SO	BB	IBB	HBP	BLK	WP	HR	S	P	ERA	WHIP
Roger Craig, R (1, 1) ERA: 3.67	9.0	L	33	7	4	2	3	2	0	0	0	0	1	66	108	2.00	1.000

PITCHER	IP	WLS	BF	H	R	ER	SO	BB	IBB	HBP	BLK	WP	HR	S	P	ERA	WHIP

TOP

Los Angeles Dodgers @ New York Mets

Polo Grounds, New York, NY

Thu Jul 11 1963, 7:05 PM EDT

Att. 23,890 - Unknown

livebaseballscorecards.com

AB	30
R	4
H	7
RBI	3
BB	2
SO	3
LOB	8

WP: 0 PB: 0 SB: 1 CS: 1 PA: 33

Batter	1	2	3	4	5	6	7	8	9	AB	R	H	RBI	BB	SO	LOB
Jim Hickman, R (1, 5) OBP: 0.312, SLG: 0.395	B C B X 2-1 E5 CS		X 0-0 HR 1B		C X 0-1 ② F2		X 0-0 ② F9		B B X 2-0 1-2 1B	5	1	2	0	0	0	1
Tim Harkness, L (1, 3) OBP: 0.301, SLG: 0.351	B C F B F S 2-3 ①② K 1-2		B X 1-0 ① L6		C X 0-1 1B		B B B I 4-0 1-2 IBB		B C S B B C 3-3 ③ K	4	0	1	0	1	2	4
Ron Hunt, R (1, 4) OBP: 0.337, SLG: 0.368	B B F F X 2-2 ③ 5-3		B B X 2-0 ② F2		B X 1-0 ③ 6-3		C C X 0-2 ③ 1-3			4	0	0	0	0	0	4
Jesse Gonder, L (1, 2) OBP: 0.367, SLG: 0.723		B X 1-0 ① 1-3	B X 1-0 1-H HR			B F B X 2-1 HR		X 0-0 ① G3		4	2	2	3	0	0	0
Duke Snider, L (1, 9) OBP: 0.351, SLG: 0.451		X 0-0 E 2B	C E B C 1-3 ③ K			X 0-0 G6-4-3 1B		X 0-0 ② L7		4	0	2	0	0	1	0
Frank Thomas, R (1, 7) OBP: 0.319, SLG: 0.362		B B B B 4-0 E BB		B L F B X 2-2 ① 5-3		X 0-0 ①② G6-4-3 1-2f		B B F C X 2-2 ③ L7		3	0	0	0	1	0	1
Jim Piersall, R (1, 8) OBP: 0.269, SLG: 0.280		F B C P X 2-2 E6 1-2 2-3		B X 1-0 ② 4-3		B F X 1-1 ③ 4-3			B C B F X 2-2 ① F8	4	0	0	0	0	0	2
Larry Burright, R (1, 6) OBP: 0.224, SLG: 0.277		S F F F C 0-3 ② K		C F B B S 2-3 ③ K			B B L F F B F B 4-2 IBB BB		C B B F S 2-3 ② K	3	0	0	0	1	3	3
Roger Craig, R (1, 1) OBP: 0.133, SLG: 0.093 Rod Kanehl, R (9, PH) OBP: 0.253, SLG: 0.261		S F F C 0-3 ③ K			C B S C 1-3 ① K		L C S 0-3 ① K		C X 0-1 1B 1B	3 1	0 0	0 1	0 0	0 0	3 0	4 0
Inning Stats	R: 0 H: 0 E: 1 LOB: 0 K: 1 BB: 0 S: 10 P: 16	R: 0 H: 1 E: 1 LOB: 3 K: 2 BB: 1 S: 15 P: 21	R: 2 H: 2 E: 0 LOB: 0 K: 1 BB: 0 S: 7 P: 12	R: 0 H: 0 E: 0 LOB: 0 K: 1 BB: 0 S: 7 P: 12	R: 0 H: 1 E: 0 LOB: 1 K: 1 BB: 0 S: 8 P: 10	R: 1 H: 2 E: 0 LOB: 0 K: 0 BB: 0 S: 6 P: 9	R: 0 H: 0 E: 0 LOB: 2 K: 1 BB: 2 S: 11 P: 19	R: 0 H: 0 E: 0 LOB: 0 K: 0 BB: 0 S: 5 P: 7	R: 0 H: 2 E: 0 LOB: 2 K: 2 BB: 0 S: 12 P: 21	1B: 5 SF: 0 2B: 1 SAC: 0 3B: 0 DP: 1 HR: 2 HBP: 0						

PITCHER		IP	WLS	BF	H	R	ER	SO	BB	IBB	HBP	BLK	WP	HR	S	P	ERA	WHIP
Don Drysdale, R ERA: 2.79	(1, 1)	7.0	W	30	6	3	3	7	2	1	0	0	0	2	64	99	3.86	1.143
Ron Perranoski, L ERA: 1.81	(8, 1)	2.0	S	8	2	0	0	2	0	0	0	0	0	0	17	28	0.00	1.000

PITCHER	IP	WLS	BF	H	R	ER	SO	BB	IBB	HBP	BLK	WP	HR	S	P	ERA	WHIP

BOTTOM

Los Angeles Dodgers @ New York Mets

Polo Grounds, New York, NY

Thu Jul 11 1963, 7:05 PM EDT

Att. 23,890 - Unknown

livebaseballscorecards.com

AB	35
R	3
H	8
RBI	3
BB	3
SO	9
LOB	19

Batter	1	2	3	4	5	6	7	8	9	AB	R	H	RBI	BB	SO	LOB
Maury Wills, S (1, 6) OBP: 0.361, SLG: 0.348	X 0-0 6-3	B S B B X 3-1 F6		C B B X 2-1 L7		B B B 4-0 E 1B BB		X 0-0 4-3		4	1	0	0	1	0	0
Jim Gilliam, S (1, 4) OBP: 0.345, SLG: 0.402 Nate Oliver, R (8, 4) OBP: 0.284, SLG: 0.285	C F B X 1-2 F7	B F X 1-1 F8		C B F F B F B B 4-2 G5-4-3 BB		C B X 1-1 E5 1B 1-2			X 0-0 5-3	3 1	0 0	0 0	0 0	1 0	0 0	1 0
Tommy Davis, R (1, 7) OBP: 0.366, SLG: 0.451	S B X 1-1 2B E 1B		C B H 2-1 2B BB HBP	X 0-0 G5-4-3 1-2f		B F C B F X 2-2 1-3 2-H 1B			F F X 0-2 F3	4	2	2	1	0	0	1
Frank Howard, R (1, 9) OBP: 0.303, SLG: 0.461	B C B B X 3-1 E7 1-H 2B		C S S 0-3 K		C B X 1-1 E5 G6-4-3	B X 1-0 L7			B B S S F X 2-2 F2	5	1	1	0	0	1	3
Bill Skowron, R (1, 3) OBP: 0.276, SLG: 0.291 Willie Davis, L (7, 8) OBP: 0.254, SLG: 0.363	B B S C F B F B 4-2 2B BB		X 0-0 BB 1-3 2B		B X 1-0 G6-4-3 1-2f		S B B F B S 3-3 K			3 0	1 0	1 0	0 0	1 0	1 0	1 0
Ron Fairly, L (1, 8) (7, 3) OBP: 0.356, SLG: 0.413	B C X 1-1 1-H 2-H 2B		C F B B B B 4-2 BB BB		B B C B B 4-1 BB		B B X 2-0 F2			2	0	1	2	2	0	0
Ken McMullen, R (1, 5) OBP: 0.290, SLG: 0.329	F C F B B X 2-2 F8		F F C 0-3 K		B F X 1-1 F5		B X 1-0 6-3			4	0	0	0	0	1	5
Doug Camilli, R (1, 2) OBP: 0.232, SLG: 0.313		B X 1-0 HR	B B B B C B 4-1 1-2 2-3 3-H BB			S C B F B S 2-3 K		C X 0-1 6-3		3	1	1	2	1	1	0
Sandy Koufax, R (1, 1) OBP: 0.129, SLG: 0.070		X 0-0 5-3	S B B B C X 3-2 6-3			B X 1-0 4-3		X 0-0 5-3		4	0	0	0	0	0	3

Inning Stats																		
	R: 3	H: 3	R: 1	H: 1	R: 1	H: 1	R: 0	H: 0	R: 0	H: 0	R: 1	H: 1	R: 0	H: 0	R: 0	H: 0	R: 0	H: 0
	E: 1	LOB: 1	E: 0	LOB: 0	E: 0	LOB: 3	K: 0	LOB: 0	E: 1	LOB: 1	K: 1	LOB: 2	E: 0	LOB: 0	E: 0	LOB: 0	E: 0	LOB: 0
	K: 0	BB: 1	K: 0	BB: 0	K: 2	BB: 2	S: 0	BB: 1	K: 0	BB: 1	S: 12	BB: 1	K: 1	BB: 0	K: 0	BB: 0	K: 0	BB: 0
	S: 18	P: 30	S: 6	P: 11	S: 14	P: 27	S: 7	P: 13	S: 6	P: 13		P: 23	S: 5	P: 11	S: 4	P: 4	S: 8	P: 10

PITCHER		IP	WLS	BF	H	R	ER	SO	BB	IBB	HBP	BLK	WP	HR	S	P	ERA	WHIP
Al Jackson, L ERA: 4.06	(1, 1)	2.1	L	15	5	5	5	1	2	0	1	0	0	1	31	54	19.29	3.000
Larry Bearnarth, R ERA: 3.86	(3, 1)	2.2		10	0	0	0	1	3	0	0	0	0	0	20	40	0.00	1.125
Jay Hook, R ERA: 6.25	(6, 1)	3.0		12	1	1	0	2	1	0	0	0	0	0	21	38	0.00	0.667
Don Rowe, L ERA: 4.05	(9, 1)	1.0		3	0	0	0	0	0	0	0	0	0	0	8	10	0.00	0.000

PITCHER	IP	WLS	BF	H	R	ER	SO	BB	IBB	HBP	BLK	WP	HR	S	P	ERA	WHIP

TOP

Los Angeles Dodgers @ New York Mets

Polo Grounds, New York, NY

Fri Jul 12 1963, 7:05 PM EDT

Att. 34,889 - Unknown

livebaseballscorecards.com

AB	33
R	6
H	6
RBI	5
BB	6
SO	4
LOB	14

1B: 2	SF: 0	WP: 0	PA: 40
2B: 3	SAC: 0	PB: 0	
3B: 0	DP: 2	SB: 0	
HR: 1	HBP: 1	CS: 0	

Batter	1	2	3	4	5	6	7	8	9	AB	R	H	RBI	BB	SO	LOB
Jim Hickman, R (1, 5) OBP: 0.311, SLG: 0.401	B B B C X 3-1 ① F7		B B S X 2-1 3B		B X 1-0 ③ F8			C S S 0-3 ③ K		4	0	1	0	0	1	2
Jim Piersall, R (1, 8) OBP: 0.265, SLG: 0.275	F S F S 0-3 ② K		X 0-0 ③ B2-3			C F S 0-3 ① K			B C X 1-1 ① 6-3	4	0	0	0	0	2	1
Joe Christopher, R (1, 9) OBP: 0.250, SLG: 0.250	B B B C S S F X 3-2 1B			F C S 0-3 ① K		L B B S S S 2-3 ② K			C X 0-1 ② 5-3	4	0	1	0	0	2	0
Frank Thomas, R (1, 7) OBP: 0.314, SLG: 0.355	C F F F B S 1-3 ③ K			X 0-0 ② F3		B C S F X 1-2 ③ F2			F B F B S 2-3 ③ K	4	0	0	0	0	2	1
Ron Hunt, R (1, 4) OBP: 0.333, SLG: 0.364		F X 0-1 ① F3		B B C X 2-1 ③ 6-3			B F X 1-1 ① F2			3	0	0	0	0	0	0
Norm Sherry, R (1, 2) OBP: 0.176, SLG: 0.190		F X 0-1 ② 6-3			B B S S X 2-2 ① 5-3		B C F X 1-2 ② F8			3	0	0	0	0	0	0
Larry Burright, R (1, 6) OBP: 0.231, SLG: 0.265	S B B S S S 2-3 ③ K				C C B F B F B F B 4-2 1B BB		C S F F S 0-3 ③ K2-3			2	0	0	0	1	2	0
Tim Harkness, L (1, 3) OBP: 0.301, SLG: 0.351			B F F F B F C 2-3 ① K		C B B F F F F F B X 3-2 1-3 1B			X 0-0 ① 4-3		3	0	1	0	0	1	0
Al Jackson, L (1, 1) OBP: 0.225, SLG: 0.211 Larry Bearnarth, R (3, 1) OBP: 0.154, SLG: 0.083 Rod Kanehl, R (5, PH) OBP: 0.250, SLG: 0.258 Jay Hook, L (6, 1) OBP: 0.222, SLG: 0.200 Joe Hicks, L (8, PH) Don Rowe, L (9, 1) OBP: 0.200, SLG: 0.200			B S C C C 1-3 ② K		B S F S 1-3 ② K			C B B S F F S 2-3 ② K		0 1 1 0 1 0	0 0 0 0 0 0	0 0 0 0 0 0	0 0 0 0 0 0	0 0 0 0 0 0	0 0 1 0 0 0	0 0 2 0 0 0
Inning Stats	R: 0 H: 1 E: 0 LOB: 1 K: 2 BB: 0 S: 15 P: 22	R: 0 H: 0 E: 0 LOB: 0 K: 1 BB: 0 S: 7 P: 9	R: 0 H: 1 E: 0 LOB: 1 K: 2 BB: 0 S: 11 P: 16	R: 0 H: 0 E: 0 LOB: 0 K: 1 BB: 0 S: 6 P: 8	R: 0 H: 1 E: 0 LOB: 2 K: 1 BB: 1 S: 18 P: 29	R: 0 H: 0 E: 0 LOB: 0 K: 2 BB: 0 S: 10 P: 13	R: 0 H: 0 E: 0 LOB: 0 K: 1 BB: 0 S: 10 P: 12	R: 0 H: 0 E: 0 LOB: 0 K: 2 BB: 0 S: 8 P: 10	R: 0 H: 0 E: 0 LOB: 0 K: 1 BB: 0 S: 7 P: 10	1B: 2 SF: 0 2B: 0 SAC: 0 3B: 1 DP: 0 HR: 0 HBP: 0						

PITCHER		IP	WLS	BF	H	R	ER	SO	BB	IBB	HBP	BLK	WP	HR	S	P	ERA	WHIP
Sandy Koufax, L ERA: 1.63	(1, 1)	9.0	W	31	3	0	0	13	1	0	0	0	0	0	92	129	0.00	0.444

PITCHER	IP	WLS	BF	H	R	ER	SO	BB	IBB	HBP	BLK	WP	HR	S	P	ERA	WHIP

BOTTOM

Los Angeles Dodgers @ New York Mets

Polo Grounds, New York, NY

Fri Jul 12 1963, 7:05 PM EDT

Att. 34,889 - Unknown

livebaseballscorecards.com

AB	30
R	0
H	3
RBI	0
BB	1
SO	13
LOB	6

PA: 31

Batter	1	2	3	4	5	6	7	8	9	AB	R	H	RBI	BB	SO	LOB
Maury Wills, S (1, 6) OBP: 0.366, SLG: 0.352	C F B B F X 2-2 G3	C B B F X 2-2 1B 1-3 2-H 3-H		F C B F X 1-2 1B 2-H 3B 1B	B C B B B 4-1 CS BB 1-2			B B X 2-0 6-3	X 0-0 F9	3	2	2	3	1	0	0
Dick Tracewski, R (7, 6) OBP: 0.287, SLG: 0.259										2	0	0	0	0	0	1
Jim Gilliam, S (1, 4) OBP: 0.350, SLG: 0.408	B B M S F X 2-2 3-1	C C X 0-2 1B 2-H 3-H		B C B F X 2-2 3B 1B 1-2	F B B 2-1 CS 1-2 3-H	C C B B F B X 3-2 1B 1B		B X 1-0 HR	B B B C S F T B 4-2 BB 1-2	4	1	3	2	0	0	0
Nate Oliver, R (6, PR) OBP: 0.293, SLG: 0.309	(6, 4)									1	1	1	1	1	0	0
Wally Moon, L (1, 9) OBP: 0.368, SLG: 0.403	B S B B C X 3-2 HR	B B B B X 3-1 F9		B B F X 2-1 1-H 2-H 3B		S B B F X 2-2 F5		B B B C B 4-1 1B 1B BB	F X 0-1 F4	4	2	2	3	1	0	2
Lee Walls, R (8, 9) OBP: 0.214, SLG: 0.250										1	0	0	0	0	0	2
Tommy Davis, R (1, 7) OBP: 0.366, SLG: 0.451	B X 1-0 1-3		F F B X 1-2 FC1-6 1B	B F B B X 3-1 F3		C X 0-1 1-3 1B		B C X 1-1 F4		5	0	2	0	0	0	2
Ron Fairly, L (1, 3) OBP: 0.356, SLG: 0.411		B S B B B B 4-1 2B 1B BB	X 0-0 FC1-6 FC4-6 1-2f	F B X 1-1 6-3		C B F F F X 1-2 F5		X 0-0 1B 1-3 1B		4	1	1	0	1	0	4
Bill Skowron, R (8, 3) OBP: 0.276, SLG: 0.291										0	0	0	0	0	0	0
John Roseboro, L (1, 2) OBP: 0.287, SLG: 0.345		B X 1-0 1-3 2B	B F X 1-1 FC4-6 1-2f		C B M X 1-2 E E SF8 1B	C B B X 2-1 1-3		F X 0-1 1-3 3-H 1B		5	2	3	1	0	0	3
Ken McMullen, R (1, 5) OBP: 0.276, SLG: 0.311		C B F S 1-3 K	B B B C F X 3-2 F9		X 0-0 E1 SF8 E 1-2 CS	B X 1-0 1-3	F F B X 1-2 6-3			5	0	0	0	0	1	6
Willie Davis, L (1, 8) OBP: 0.257, SLG: 0.365		B B B I 4-0 1B 1B IBB		C X 0-1 1B 2B	X 0-0 E4 CS 1-2 2-3		F B F X 1-2 L3		F B X 1-1 F9	4	2	1	0	1	0	2
Bob Miller, R (1, 1) OBP: 0.057, SLG: 0.030		C S B S 1-3 K		L B L L 1-3 K	S B C X 1-2 SF8 2-3 3-H		B B X 2-0 G3		B C B S B B 4-2 BB BB	3	0	0	1	1	2	4

Inning Stats	1	2	3	4	5	6	7	8	9
	R: 1 E: 0 K: 0 S: 12	R: 4 E: 0 K: 2 S: 16	R: 0 E: 0 K: 0 S: 9	R: 3 E: 0 K: 1 S: 18	R: 1 E: 2 K: 0 S: 10	R: 0 E: 0 K: 0 S: 16	R: 0 E: 0 K: 0 S: 5	R: 2 E: 0 K: 0 S: 11	R: 0 E: 0 K: 0 S: 11
	H: 1 LOB: 0 BB: 0 P: 20	H: 3 LOB: 1 BB: 2 P: 32	H: 1 LOB: 1 BB: 0 P: 14	H: 4 LOB: 1 BB: 0 P: 28	H: 1 LOB: 1 BB: 1 P: 18	H: 2 LOB: 2 BB: 0 P: 24	H: 0 LOB: 0 BB: 0 P: 9	H: 3 LOB: 2 BB: 1 P: 20	H: 0 LOB: 2 BB: 2 P: 20

1B: 10 SF: 1
2B: 2 SAC: 0
3B: 1 DP: 0
HR: 2 HBP: 0

WP: 0 PA: 49
PB: 0
SB: 0
CS: 3

PITCHER		IP	WLS	BF	H	R	ER	SO	BB	IBB	HBP	BLK	WP	HR	S	P	ERA	WHIP
Tracy Stallard, R ERA: 4.18	(1, 1)	1.2	L	10	3	5	5	2	1	1	0	0	0	1	23	44	27.00	2.400
Ken MacKenzie, L ERA: 5.19	(2, 1)	1.2		10	5	3	3	1	0	0	0	0	0	0	26	38	16.20	3.000
Larry Bearnarth, R ERA: 3.86	(4, 1)	4.2		23	7	3	2	0	2	0	0	0	0	1	48	83	3.86	1.929
Grover Powell, L ERA:	(9, 1)	1.0		5	0	0	0	0	2	0	0	0	0	0	11	20	0.00	2.000

PITCHER	IP	WLS	BF	H	R	ER	SO	BB	IBB	HBP	BLK	WP	HR	S	P	ERA	WHIP

TOP

Los Angeles Dodgers @ New York Mets

Polo Grounds, New York, NY

Sat Jul 13 1963, 3:33 AM EDT

Att. 21,461 - Unknown

livebaseballscorecards.com

AB	41
R	11
H	15
RBI	11
BB	6
SO	3
LOB	26

BOTTOM

Los Angeles Dodgers @ New York Mets

Polo Grounds, New York, NY

Sat Jul 13 1963, 3:33 AM EDT

Att. 21,461 - Unknown

livebaseballscorecards.com

Batter	1	2	3	4	5	6	7	8	9	AB	R	H	RBI	BB	SO	LOB
Jim Hickman, R (1, 5) OBP: 0.310, SLG: 0.396	F4			FC3-6 BB		6-3		G5-4-3 1-2f		3	0	0	0	1	0	1
Tim Harkness, L (1, 3) OBP: 0.296, SLG: 0.344	F8			FC3-6 HR 1-2f		4-3			F4	4	1	0	0	0	0	1
Duke Snider, L (1, 9) OBP: 0.350, SLG: 0.447	F8			F7		1-3			1-3 1B	4	0	1	0	0	0	1
Frank Thomas, R (1, 7) OBP: 0.313, SLG: 0.367		2-3		HR 1-H			5-3		1-3 1-2	4	1	1	2	0	0	1
Ron Hunt, R (1, 4) OBP: 0.332, SLG: 0.366		4-3		1-3			2B		5-3	4	0	1	0	0	0	1
Joe Hicks, L (1, 8)		F8			K		1-3			3	0	0	0	0	1	1
Choo-Choo Coleman, L (1, 2) OBP: 0.287, SLG: 0.219			8-3 1B		3-1 1B		6-3			3	0	2	0	0	0	1
Larry Burright, R (1, 6) OBP: 0.236, SLG: 0.269			B3		3-1 1-2			G5-4-3 1B		3	0	1	0	0	0	2
Tracy Stallard, R (1, 1)			8-3 1-2f		K			F3		0	0	0	0	0	0	0
Ken MacKenzie, R (2, 1)										1	0	0	0	0	0	1
Larry Bearnarth, R (4, 1) OBP: 0.143, SLG: 0.077										1	0	0	0	0	1	1
Joe Christopher, R (8, PH) OBP: 0.200, SLG: 0.200										1	0	0	0	0	0	1
Grover Powell, L (9, 1)										0	0	0	0	0	0	0

Inning Stats	1	2	3	4	5	6	7	8	9	1B: 4	SF: 0	WP: 0	PA: 32
R:	0	0	0	2	0	0	0	0	0	2B: 2	SAC: 0	PB: 0	
E:	0	0	0	0	0	0	0	0	0	3B: 0	DP: 2	SB: 0	
K:	0	0	0	0	2	0	0	0	0	HR: 1	HBP: 0	CS: 0	
S:	6	6	7	14	10	4	10	13	9				
H:	0	0	1	1	1	0	1	1	1				
LOB:	0	0	0	0	1	0	1	0	1				
BB:	0	0	0	1	0	0	0	0	0				
P:	9	7	9	25	16	5	15	20	14				

PITCHER	IP	WLS	BF	H	R	ER	SO	BB	IBB	HBP	BLK	WP	HR	S	P	ERA	WHIP
Bob Miller, R (1, 1) ERA: 3.55	9.0	W	32	6	2	2	2	1	0	0	0	0	1	79	120	2.00	0.778

PITCHER	IP	WLS	BF	H	R	ER	SO	BB	IBB	HBP	BLK	WP	HR	S	P	ERA	WHIP

AB	31
R	2
H	6
RBI	2
BB	1
SO	2
LOB	12

Batter	1	2	3	4	5	6	7	8	9	AB	R	H	RBI	BB	SO	LOB
Al Spangler, L (1, 7) OBP: 0.338, SLG: 0.354	HR	F5		P5		FC8-6 BB		BB		3	1	1	1	2	0	1
Johnny Temple, R (1, 4) Ernie Fazio, R (4, PR) (4, 4) OBP: 0.346, SLG: 0.310 OBP: 0.286, SLG: 0.278	E6 BB 1B BB	L7		FC5-4 1B		FC8-6 1-2f		F7		3 2	1 0	1 0	1 0	0 0	0 0	1 2
Pete Runnels, L (1, 3) Carl Warwick, R (4, PH) (4, 9) OBP: 0.292, SLG: 0.239 OBP: 0.344, SLG: 0.367	BB BB 1-2 1B 1B	F8		FC5-4 1-2f		P4				2 2	1 0	1 0	1 0	0 0	0 0	0 2
Rusty Staub, L (1, 9) (4, 3) OBP: 0.287, SLG: 0.305	1B BB 1-2 2-3 3B BB	FC5-4 HBP		K			L1			2	1	0	0	1	1	1
Bob Aspromonte, R (1, 5) OBP: 0.258, SLG: 0.274	1B 1-2 2-3 3-H 3B BB	FC5-4 1-2f			L5 HR		P4			3	1	0	1	1	0	1
Jimmy Wynn, R (1, 6) OBP: 0.474, SLG: 0.600	1-2 2-3 3-H 3B 1B	F3					FC5-4 BB			3	2	2	2	1	0	1
Howie Goss, R (1, 8) OBP: 0.264, SLG: 0.355	P4	K			6-3		FC5-4 1-2f			4	0	0	0	0	1	4
John Bateman, R (1, 2) OBP: 0.226, SLG: 0.294	1-H 2-H 3-H 1B 3B	6-3			F8			5-3		4	1	1	3	0	0	0
Hal Brown, R (1, 1) OBP: 0.095, SLG: 0.095	3-H 1B	P4				K		5-3		4	0	1	1	0	1	0
Inning Stats	R: 7 E: 1 K: 0 S: 9 H: 5 LOB: 1 BB: 2 P: 17	R: 0 E: 0 K: 0 S: 3 H: 0 LOB: 1 BB: 0 P: 4	R: 0 E: 0 K: 1 S: 5 H: 0 LOB: 0 BB: 0 P: 5	R: 0 E: 0 K: 1 S: 6 H: 1 LOB: 1 BB: 0 P: 6	R: 1 E: 0 K: 0 S: 4 H: 1 LOB: 0 BB: 0 P: 4	R: 0 E: 0 K: 1 S: 5 H: 0 LOB: 1 BB: 1 P: 9	R: 0 E: 0 K: 0 S: 3 H: 0 LOB: 1 BB: 1 P: 7	R: 0 E: 0 K: 0 S: 3 H: 0 LOB: 1 BB: 1 P: 7		1B: 4 2B: 0 3B: 1 HR: 2 SF: 0 SAC: 0 DP: 0 HBP: 1				WP: 0 PB: 0 SB: 0 CS: 0 PA: 38		

PITCHER		IP	WLS	BF	H	R	ER	SO	BB	IBB	HBP	BLK	WP	HR	S	P	ERA	WHIP
Galen Cisco, R ERA: 4.97	(1, 1)	0.0	L	5	2	5	4	0	2	0	0	0	0	1	3	11	∞	∞
Don Rowe, L ERA: 3.95	(1, 1)	8.0		33	5	3	3	3	3	0	1	0	0	1	35	48	3.38	1.000

PITCHER	IP	WLS	BF	H	R	ER	SO	BB	IBB	HBP	BLK	WP	HR	S	P	ERA	WHIP

Houston Colt 45's @ New York Mets

Polo Grounds, New York, NY

Sun Jul 14 1963, 3:33 AM EDT

Att. 8,639 - Unknown

TOP

livebaseballscorecards.com

AB	32
R	8
H	7
RBI	8
BB	5
SO	3
LOB	13

Batter	1	2	3	4	5	6	7	8	9	AB	R	H	RBI	BB	SO	LOB
Ron Hunt, R (1, 4) OBP: 0.331, SLG: 0.365	5-3		F7	L7			1B			4	0	1	0	0	0	2
Jim Hickman, R (1, 5) OBP: 0.309, SLG: 0.393	K		P6		5-3		1-2 1B			4	0	1	0	0	1	0
Duke Snider, L (1, 9) OBP: 0.352, SLG: 0.445	BB		1B		F8		4-3			3	0	1	0	1	0	2
Jesse Gonder, L (1, 2) OBP: 0.346, SLG: 0.680 Choo-Choo Coleman, L (6, 2) OBP: 0.291, SLG: 0.224	G3		L8		F8			HR 1B		3 1	0 1	0 1	0 1	0 0	0 0	2 0
Frank Thomas, R (1, 7) OBP: 0.316, SLG: 0.384		6-3		1B 1B 1B		L7		1-H HR		4	2	2	2	0	0	0
Tim Harkness, L (1, 3) OBP: 0.293, SLG: 0.340		K		K		F3				3	0	0	0	0	2	1
Joe Hicks, L (1, 8) OBP: 0.143, SLG: 0.286		2B		F9		4-3				3	0	1	0	0	0	1
Larry Burright, R (1, 6) OBP: 0.259, SLG: 0.278		BB		1-2 1B			1-3			2	0	1	0	1	0	0
Galen Cisco, R (1, 1) OBP: 0.125, SLG: 0.095 Don Rowe, L (1, 1) OBP: 0.231, SLG: 0.231		F9		1-2 2-H 1B			P6			0 3	0 0	0 1	0 1	0 0	0 0	0 2
Inning Stats	R: 0 E: 0 K: 1 S: 5 H: 0 LOB: 1 BB: 1 P: 9	R: 0 E: 0 K: 1 S: 6 H: 1 LOB: 2 BB: 1 P: 10	R: 0 E: 0 K: 0 S: 4 H: 1 LOB: 1 BB: 0 P: 4	R: 1 E: 0 K: 1 S: 8 H: 3 LOB: 2 BB: 0 P: 8	R: 0 E: 0 K: 0 S: 3 H: 0 LOB: 0 BB: 0 P: 3	R: 0 E: 0 K: 0 S: 3 H: 0 LOB: 0 BB: 0 P: 3	R: 0 E: 0 K: 0 S: 5 H: 2 LOB: 2 BB: 0 P: 5	R: 2 E: 0 K: 0 S: 2 H: 2 LOB: 0 BB: 0 P: 2		1B: 7 2B: 1 3B: 0 HR: 1 SF: 0 SAC: 0 DP: 0 HBP: 0						

PITCHER	IP	WLS	BF	H	R	ER	SO	BB	IBB	HBP	BLK	WP	HR	S	P	ERA	WHIP
Hal Brown, R (1, 1) ERA: 3.36	7.0	W	32	9	3	3	3	2	0	0	0	0	1	36	44	3.86	1.571

PITCHER	IP	WLS	BF	H	R	ER	SO	BB	IBB	HBP	BLK	WP	HR	S	P	ERA	WHIP

BOTTOM

Houston Colt 45's @ New York Mets

Polo Grounds, New York, NY

Sun Jul 14 1963, 3:33 AM EDT

Att. 8,639 - Unknown

livebaseballscorecards.com

AB	30
R	3
H	9
RBI	3
BB	2
SO	3
LOB	10

Houston Colt 45's @ New York Mets

Polo Grounds, New York, NY

Mon Jul 15 1963, 7:05 PM EDT

Unknown

TOP

livebaseballscorecards.com

Batter	1	2	3	4	5	6	7	8	9	AB	R	H	RBI	BB	SO	LOB
Al Spangler, L (1, 7) OBP: 0.332, SLG: 0.348	G3	4-3		P5		F9		P4		5	0	0	0	0	0	4
Johnny Temple, R (1, 4) OBP: 0.347, SLG: 0.321	L7		HR		BB (HBP, E)		5-3	L7		4	2	1	1	1	0	2
Pete Runnels, L (1, 3) OBP: 0.294, SLG: 0.239	1B		F7		HBP (E, G5-4-3; 1-2)		L6		F8	4	1	1	0	0	0	0
Rusty Staub, L (1, 9) OBP: 0.289, SLG: 0.304	G3		G3		E3, G5-4-3; 1-3, 2-H		BB (E)		G5-4-3; 1B	4	0	1	0	1	0	2
Bob Aspromonte, R (1, 5) OBP: 0.257, SLG: 0.272		F7	1B		G5-4-3; 1-2f, 3-H		E4; 1-2		G5-4-3; 1-2f	5	0	1	0	0	0	3
Jimmy Wynn, R (1, 6) OBP: 0.478, SLG: 0.611		2B	L5		BB		K			3	1	1	0	1	1	3
Howie Goss, R (1, 8) OBP: 0.271, SLG: 0.354		BB (2B)		BB (FC6-4)	K			BB (E)		1	1	0	0	3	1	1
John Bateman, R (1, 2) OBP: 0.227, SLG: 0.298		2B (1-H, 2-H)		FC6-4; 1-2f	K			F9		4	0	1	2	0	1	2
Ken Johnson, R (1, 1) OBP: 0.103, SLG: 0.054 Don McMahon, R (2, 1) OBP: 0.200, SLG: 0.222 Jim Umbricht, R (3, 1) Ernie Fazio, R (4, PH) OBP: 0.263, SLG: 0.276 Chris Zachary, L (4, 1) Jim Campbell, R (5, PH) OBP: 0.000, SLG: 0.207 Dick Drott, R (5, 1) OBP: 0.133, SLG: 0.133 Carl Warwick, R (5, PH) OBP: 0.364, SLG: 0.364 Jim Dickson, L (6, 1)	F5			K		K		E1; 1-2		1 0 0 0 0 0 1 0 0 0 0 0 0 0 0 0 0 0 0 0 0 1 0 0 0 0 1 1 0 0 0 0 0 0 0 1 0 0 0 0 0 0 0 0 0 0 0 0 0 1 0 0 0 0 0 1 0 0 0 0 0 0 0							
Inning Stats	R: 0 E: 0 K: 0 S: 4 H: 1 LOB: 1 BB: 0 P: 4	R: 2 E: 0 K: 0 S: 5 H: 2 LOB: 1 BB: 1 P: 9	R: 1 E: 0 K: 0 S: 5 H: 2 LOB: 1 BB: 0 P: 5	R: 0 E: 0 K: 1 S: 5 H: 0 LOB: 1 BB: 1 P: 9	R: 2 E: 1 K: 1 S: 5 H: 0 LOB: 1 BB: 2 P: 14	R: 0 E: 0 K: 2 S: 7 H: 0 LOB: 0 BB: 0 P: 7	R: 0 E: 1 K: 1 S: 6 H: 0 LOB: 2 BB: 1 P: 10	R: 0 E: 1 K: 0 S: 4 H: 0 LOB: 2 BB: 1 P: 8	R: 0 E: 0 K: 0 S: 3 H: 1 LOB: 0 BB: 0 P: 3	1B: 3 2B: 2 3B: 0 HR: 1	SF: 0 SAC: 0 DP: 2 HBP: 1						

AB	34
R	5
H	6
RBI	3
BB	6
SO	5
LOB	20

WP: 0 PB: 0 SB: 0 CS: 0 PA: 41

PITCHER		IP	WLS	BF	H	R	ER	SO	BB	IBB	HBP	BLK	WP	HR	S	P	ERA	WHIP
Carl Willey, R (1, 1) ERA: 2.77		5.0	W	25	5	5	4	2	4	0	1	0	0	1	24	41	7.20	1.800
Jay Hook, R (6, 1) ERA: 5.99		4.0	S	16	1	0	0	3	2	0	0	0	0	0	20	28	0.00	0.750

PITCHER	IP	WLS	BF	H	R	ER	SO	BB	IBB	HBP	BLK	WP	HR	S	P	ERA	WHIP

Batter	1	2	3	4	5	6	7	8	9	AB	R	H	RBI	BB	SO	LOB
Ron Hunt, R (1, 4) OBP: 0.338, SLG: 0.377	L1	PB 2B 1B	2-H 2B		2B		SF7 WP 1B 1-2 2-3 HBP	SF9 1-2 2-H 3-H		4	2	3	1	0	0	0
Al Moran, R (8, PH) (9, 6) OBP: 0.239, SLG: 0.224										0	0	0	1	0	0	0
Tim Harkness, L (1, 3) OBP: 0.290, SLG: 0.332	F3	K 1-2	BB		K		F2 1-2 2-3 3-H	F2		5	0	0	0	1	2	5
Duke Snider, L (1, 9) OBP: 0.348, SLG: 0.444	4-3	1B 2-H 2B	K		1-3		SF7 2-3 3-H	K		5	0	1	2	0	2	4
Jesse Gonder, L (1, 2) OBP: 0.386, SLG: 0.691		1B 2B 1B BB 2-3 1B	S 1B 1B			1-3	3-H 1B			5	2	4	1	0	0	0
Frank Thomas, R (1, 7) OBP: 0.321, SLG: 0.383		2B 1-2 HR 1B	K 1-2			BB	5-3			3	1	1	0	2	1	2
Rod Kanehl, R (8, 7) OBP: 0.250, SLG: 0.258		BB 1-2								0	0	0	0	0	0	0
Jim Hickman, R (1, 5) OBP: 0.307, SLG: 0.389	F7	F2		K	K			1B SF 1B		5	1	1	0	0	2	7
Joe Hicks, L (1, 8) OBP: 0.333, SLG: 0.500	HR 1-3 2-H 2B	L9		2-H 1B		F9		SF 1B 1-2 WP 1B		5	2	3	2	0	0	1
Larry Burright, R (1, 6) (9, 4) OBP: 0.302, SLG: 0.298	HR IBB	S 2B BB	1-3				HBP SH WP 1B	WP SF SF9 1-2 2-3 1B		3	4	2	0	2	0	1
Carl Willey, R (1, 1) OBP: 0.150, SLG: 0.205										2	1	1	4	0	1	1
Joe Christopher, R (5, PH) OBP: 0.167, SLG: 0.167										1	0	0	0	0	0	0
Jay Hook, L (6, 1) OBP: 0.214, SLG: 0.200	HR 1-H 2-H 3-H	K 1-2		F3			SH WP HBP SF7 1-2	SF WP 1-2 2-3 3-H		0	1	0	1	0	0	0
Inning Stats	R: 0 H: 0 E: 0 LOB: 0 K: 0 BB: 0 S: 3 P: 3	R: 6 H: 7 E: 0 LOB: 3 K: 1 BB: 2 S: 12 P: 20	R: 1 H: 1 E: 0 LOB: 2 K: 2 BB: 2 S: 8 P: 16	R: 1 H: 2 E: 0 LOB: 1 K: 2 BB: 0 S: 9 P: 9	R: 0 H: 1 E: 0 LOB: 1 K: 1 BB: 0 S: 6 P: 6	R: 0 H: 0 E: 0 LOB: 1 K: 1 BB: 1 S: 5 P: 9	R: 3 H: 2 E: 1 LOB: 1 K: 0 BB: 0 S: 6 P: 7	R: 3 H: 3 E: 1 LOB: 1 K: 1 BB: 0 S: 9 P: 9		1B: 11 SF: 3 2B: 4 SAC: 1 3B: 0 DP: 0 HR: 1 HBP: 1						

BOTTOM

Houston Colt 45's @ New York Mets

Polo Grounds, New York, NY

Mon Jul 15 1963, 7:05 PM EDT

Unknown

livebaseballscorecards.com

AB	38
R	14
H	16
RBI	12
BB	5
SO	8
LOB	21

WP: 2 PA: 48
PB: 1
SB: 2
CS: 0

PITCHER		IP	WLS	BF	H	R	ER	SO	BB	IBB	HBP	BLK	WP	HR	S	P	ERA	WHIP
Ken Johnson, R ERA: 3.25	(1, 1)	1.1	L	10	5	6	6	0	0	1	0	0	0	1	9	13	40.50	3.750
Don McMahon, R ERA: 4.24	(2, 1)	1.1		10	3	1	1	2	3	0	0	0	0	0	11	23	6.75	4.500
Jim Umbricht, R ERA: 3.57	(3, 1)	0.1		1	0	0	0	1	0	0	0	0	0	0	3	3	0.00	0.000
Chris Zachary, R ERA: 5.93	(4, 1)	2.0		9	3	1	1	3	0	0	0	0	0	0	15	15	4.50	1.500
Dick Drott, R ERA: 3.02	(6, 1)	2.0		11	2	3	0	1	1	0	1	0	1	0	11	16	0.00	1.500

PITCHER		IP	WLS	BF	H	R	ER	SO	BB	IBB	HBP	BLK	WP	HR	S	P	ERA	WHIP
Jim Dickson, R ERA: 1.8	(8, 1)	1.0		7	3	3	1	1	0	0	0	0	1	0	9	9	9.00	3.000

Houston Colt 45's @ New York Mets

Polo Grounds, New York, NY

Mon Jul 15 1963, 7:05 PM EDT

Att. 6,505 - Unknown

TOP

livebaseballscorecards.com

Batter	1	2	3	4	5	6	7	8	9	AB	R	H	RBI	BB	SO	LOB
Al Spangler, L (1, 8) (6, 7) OBP: 0.330, SLG: 0.345	0-0 5-3 1B 1B 1B	0-0 L6 ②		0-0 E4 1B 1-2	0-0 F8 ③			0-3 K ①		5	1	1	0	0	1	2
Pete Runnels, L (1, 3) OBP: 0.298, SLG: 0.243	0-0 1B 5-3 1B 1-2 1B	0-0 6-3 ③		0-0 1-2 2-3 1B		0-0 P4 ①		0-0 P4 ②		4	1	2	0	0	0	0
Howie Goss, R (6, 8) OBP: 0.270, SLG: 0.352										1	0	0	0	0	0	0
Bob Aspromonte, R (1, 5) OBP: 0.256, SLG: 0.271	0-0 5-3 ① 1-2 2-3		0-0 F9 ①	0-3 K ②		0-0 6-3 ②		0-0 1B		5	0	1	0	0	1	5
Carl Warwick, R (1, 7) (6, 9) OBP: 0.344, SLG: 0.364	0-0 1B HR 1B 2-3 3-H		4-0 BB	0-0 F3 ③		0-3 K ③		0-0 F8 ③		4	1	1	1	1	1	4
Rusty Staub, L (1, 9) (6, 3) OBP: 0.291, SLG: 0.306	0-0 HR 1B 1-2 3-H		0-3 K ②		0-0 1B 1B 1B		0-0 4-3 ①		0-3 K ①	5	2	2	1	0	2	1
Jimmy Wynn, R (1, 6) OBP: 0.464, SLG: 0.565	0-0 F8 ②		0-3 K ③		0-0 1B 5-3 1B 1-2		0-0 6-3 ②		0-0 1B	5	1	2	0	0	1	3
Jim Campbell, R (1, 2) OBP: 0.255, SLG: 0.288	0-0 1-H 2-H HR			0-3 K 1-3 1B	0-0 F2 ①		4-0 1B BB		0-0 F8 ②	4	2	1	3	1	1	3
Bob Lillis, R (1, 4) OBP: 0.229, SLG: 0.231	0-0 F3 ③			0-0 1-3 ① 1-2	0-0 5-3 1-3 2-H 1B		0-0 FC4-6 1-3 1B		0-0 1-3 ③	5	0	2	1	0	0	2
Don Nottebart, R (1, 1) OBP: 0.171, SLG: 0.147		0-0 1-3 ①		0-0 1B E 2-H 1B	0-0 5-3 ② 1-2 3-H		0-0 FC4-6 ③ 1-2f			4	0	1	2	0	0	3
Hal Woodeshick, R (9, 1) OBP: 0.267, SLG: 0.214										0	0	0	0	0	0	0
Inning Stats	R: 5 E: 0 K: 0 S: 8 H: 5 LOB: 0 BB: 0 P: 8	R: 0 E: 0 K: 0 S: 3 H: 0 LOB: 0 BB: 0 P: 3	R: 0 E: 0 K: 2 S: 7 H: 0 LOB: 1 BB: 1 P: 11	R: 1 E: 1 K: 2 S: 11 H: 2 LOB: 3 BB: 0 P: 11	R: 2 E: 0 K: 0 S: 6 H: 3 LOB: 1 BB: 0 P: 6	R: 0 E: 0 K: 1 S: 5 H: 0 LOB: 0 BB: 0 P: 5	R: 0 E: 0 K: 0 S: 4 H: 1 LOB: 2 BB: 1 P: 8	R: 0 E: 0 K: 1 S: 6 H: 1 LOB: 1 BB: 0 P: 6	R: 0 E: 0 K: 1 S: 6 H: 1 LOB: 1 BB: 0 P: 6	1B: 12 2B: 0 3B: 0 HR: 1	SF: 0 SAC: 0 DP: 0 HBP: 0						

	AB	42
	R	8
	H	13
	RBI	8
	BB	2
	SO	7
	LOB	23

WP: 0 PB: 1 SB: 0 CS: 0 PA: 44

PITCHER		IP	WLS	BF	H	R	ER	SO	BB	IBB	HBP	BLK	WP	HR	S	P	ERA	WHIP
Roger Craig, R ERA: 3.98	(1, 1)	0.2	L	7	5	5	5	0	0	0	0	0	0	1	7	7	67.50	7.500
Ken MacKenzie, L ERA: 5.17	(1, 1)	3.2		19	5	3	2	4	1	0	0	0	0	0	26	30	4.91	1.636
Galen Cisco, R ERA: 4.76	(5, 1)	3.2		14	2	0	0	2	1	0	0	0	0	0	17	21	0.00	0.818
Grover Powell, L ERA:	(9, 1)	1.0		4	1	0	0	1	0	0	0	0	0	0	6	6	0.00	1.000

PITCHER	IP	WLS	BF	H	R	ER	SO	BB	IBB	HBP	BLK	WP	HR	S	P	ERA	WHIP

Houston Colt 45's @ New York Mets

Polo Grounds, New York, NY

Mon Jul 15 1963, 7:05 PM EDT

Att. 6,505 - Unknown

BOTTOM

Batter	1	2	3	4	5	6	7	8	9	AB	R	H	RBI	BB	SO	LOB
Rod Kanehl, R (1, 3) OBP: 0.240, SLG: 0.247	E3		6-3		K			5-3		4	0	0	0	0	1	1
Joe Hicks, L (1, 8) OBP: 0.313, SLG: 0.438	F7		F8			K			1B	4	0	1	0	0	1	1
Joe Christopher, R (1, 9) OBP: 0.100, SLG: 0.100	F8			6-3		L7			L4	4	0	0	0	0	0	2
Frank Thomas, R (1, 7) OBP: 0.320, SLG: 0.385	P4			2B		F7			P6	4	0	1	0	0	0	2
Jim Hickman, R (1, 5) OBP: 0.303, SLG: 0.383		5-3		P4			F9		K	4	0	0	0	0	1	2
Norm Sherry, R (1, 2) OBP: 0.173, SLG: 0.186		3-1		4-3			F5			2	0	0	0	0	0	1
Jesse Gonder, L (7, PH) OBP: 0.379, SLG: 0.679										1	0	0	0	0	0	0
Choo-Choo Coleman, L (8, 2) OBP: 0.291, SLG: 0.224										0	0	0	0	0	0	0
Larry Burright, R (1, 4) OBP: 0.318, SLG: 0.317		1B			1B		L8			3	0	2	0	0	0	0
Al Moran, R (1, 6) OBP: 0.235, SLG: 0.220		K			K			5-3		3	0	0	0	0	2	2
Roger Craig, R (1, 1) OBP: 0.133, SLG: 0.093										0	0	0	0	0	0	0
Ken MacKenzie, R (1, 1)										1	0	0	0	0	0	0
Galen Cisco, R (5, 1) OBP: 0.120, SLG: 0.091										1	0	0	0	0	1	1
Duke Snider, L (8, PH) OBP: 0.346, SLG: 0.442										1	0	0	0	0	1	0
Grover Powell, L (9, 1)			4-3		K			K		0	0	0	0	0	0	0
Inning Stats	R: 0 E: 1 K: 0 S: 4 H: 0 LOB: 1 BB: 0 P: 4	R: 0 E: 0 K: 1 S: 6 H: 1 LOB: 1 BB: 0 P: 6	R: 0 E: 0 K: 0 S: 3 H: 0 LOB: 0 BB: 0 P: 3	R: 0 E: 0 K: 0 S: 4 H: 1 LOB: 1 BB: 0 P: 4	R: 0 E: 0 K: 3 S: 10 H: 1 LOB: 1 BB: 0 P: 10	R: 0 E: 0 K: 1 S: 5 H: 0 LOB: 0 BB: 0 P: 5	R: 0 E: 0 K: 0 S: 3 H: 0 LOB: 0 BB: 0 P: 3	R: 0 E: 0 K: 1 S: 5 H: 0 LOB: 0 BB: 0 P: 5	R: 0 E: 0 K: 1 S: 6 H: 1 LOB: 1 BB: 0 P: 6	1B: 3 2B: 1 3B: 0 HR: 0 SF: 0 SAC: 0 DP: 0 HBP: 0						

livebaseballscorecards.com

AB	32
R	0
H	4
RBI	0
BB	0
SO	7
LOB	12

WP: 0 PB: 0 SB: 0 CS: 0 PA: 32

PITCHER	IP	WLS	BF	H	R	ER	SO	BB	IBB	HBP	BLK	WP	HR	S	P	ERA	WHIP
Don Nottebart, R (1, 1) ERA: 3.33	8.2	W	31	4	0	0	6	0	0	0	0	0	0	43	43	0.00	0.462
Hal Woodeshick, L (9, 1) ERA: 1.38	0.1	S	1	0	0	0	1	0	0	0	0	0	0	3	3	0.00	0.000

PITCHER	IP	WLS	BF	H	R	ER	SO	BB	IBB	HBP	BLK	WP	HR	S	P	ERA	WHIP

Houston Colt 45's @ New York Mets

Polo Grounds, New York, NY

Tue Jul 16 1963, 3:33 AM EDT

Att. 5,955 - Unknown

TOP

livebaseballscorecards.com

Batter	1	2	3	4	5	6	7	8	9	AB	R	H	RBI	BB	SO	LOB
Al Spangler, L (1, 8) (9, 7) OBP: 0.326, SLG: 0.340	G3		6-3	F9		4-3				4	0	0	0	0	0	0
Johnny Temple, R (1, 4) OBP: 0.346, SLG: 0.323	5-3		P3	F3					1B G6-4-3 2B	4	0	1	0	0	0	0
Ernie Fazio, R (9, PR) (9, 4) OBP: 0.285, SLG: 0.276										0	1	0	0	0	0	0
Pete Runnels, L (1, 3) OBP: 0.301, SLG: 0.248	6-3		1B				4-3		G6-4-3 1B 2-3	4	0	2	0	0	0	0
Howie Goss, R (9, PR) (9, 8) OBP: 0.270, SLG: 0.352										0	0	0	0	0	0	0
Carl Warwick, R (1, 7) (9, 9) OBP: 0.339, SLG: 0.359		L7	L5				5-3		G6-4-3 1-2f 3-H	4	0	0	0	0	0	3
Rusty Staub, L (1, 9) (9, 3) OBP: 0.293, SLG: 0.316		3-1			K		HR		BB	3	1	1	1	1	1	0
Jimmy Wynn, R (1, 6) OBP: 0.438, SLG: 0.500		F8			PB BB		F7		F3	3	0	0	0	1	0	2
Bob Aspromonte, R (1, 5) OBP: 0.253, SLG: 0.267			L8		3-1 1-2			F3		3	0	0	0	0	0	1
Jim Campbell, R (1, 2) OBP: 0.257, SLG: 0.310			1-3		1-3			HR		3	1	1	1	0	0	1
Turk Farrell, R (1, 1) OBP: 0.188, SLG: 0.138			K			K		1-3		2	0	0	0	0	2	0
John Bateman, R (8, PH) OBP: 0.226, SLG: 0.296										1	0	0	0	0	0	0
Hal Woodeshick, R (8, 1) OBP: 0.267, SLG: 0.214										0	0	0	0	0	0	0
Inning Stats	R: 0 E: 0 K: 0 S: 3 H: 0 LOB: 0 BB: 0 P: 3	R: 0 E: 0 K: 0 S: 3 H: 0 LOB: 0 BB: 0 P: 3	R: 0 E: 0 K: 1 S: 5 H: 0 LOB: 0 BB: 0 P: 5	R: 0 E: 0 K: 0 S: 4 H: 1 LOB: 1 BB: 0 P: 4	R: 0 E: 0 K: 1 S: 5 H: 0 LOB: 1 BB: 1 P: 9	R: 0 E: 0 K: 1 S: 5 H: 0 LOB: 0 BB: 0 P: 5	R: 1 E: 0 K: 0 S: 4 H: 1 LOB: 0 BB: 0 P: 4	R: 1 E: 0 K: 0 S: 4 H: 1 LOB: 0 BB: 0 P: 4	R: 1 E: 0 K: 0 S: 4 H: 2 LOB: 2 BB: 1 P: 8	1B: 2 2B: 1 3B: 0 HR: 2 SF: 0 SAC: 0 DP: 1 HBP: 0	WP: 0 PB: 1 SB: 0 CS: 0 PA: 33					

	AB	31
	R	3
	H	5
	RBI	2
	BB	2
	SO	3
	LOB	7

PITCHER		IP	WLS	BF	H	R	ER	SO	BB	IBB	HBP	BLK	WP	HR	S	P	ERA	WHIP
Al Jackson, L ERA: 4.02	(1, 1)	8.0		30	5	3	3	3	1	0	0	0	0	2	35	39	3.38	0.750
Galen Cisco, R ERA: 4.71	(9, 1)	1.0	W	3	0	0	0	0	1	0	0	0	0	0	2	6	0.00	1.000

PITCHER	IP	WLS	BF	H	R	ER	SO	BB	IBB	HBP	BLK	WP	HR	S	P	ERA	WHIP

BOTTOM

Batter	1	2	3	4	5	6	7	8	9	AB	R	H	RBI	BB	SO	LOB
Jim Hickman, R (1, 5) OBP: 0.306, SLG: 0.397	S S S 0-3 ① K		x 0-0 1B		x 0-0 HR		x 0-0 ② F5			4	1	2	1	0	1	0
Larry Burright, R (1, 4) OBP: 0.314, SLG: 0.313	x 0-0 FC6-4 1B		x 0-0 ② F8		x 0-0 ② F9		S S S 0-3 ③ K2-3			4	0	1	0	0	1	1
Duke Snider, L (1, 9) OBP: 0.341, SLG: 0.434 Jim Piersall, R (9, 8) OBP: 0.265, SLG: 0.275	S S S 0-3 ② K		x 0-0 ③ F9		x 0-0 ③ P4			x 0-0 ① 1-3		4 0	0 0	0 0	0 0	0 0	1 0	2 0
Jesse Gonder, L (1, 2) OBP: 0.371, SLG: 0.650	x 0-0 ③ FC6-4 1-2f			x 0-0 CS 1B		x 0-0 ① F2		x 0-0 ② 4-3		4	0	1	0	0	0	1
Frank Thomas, R (1, 7) OBP: 0.323, SLG: 0.391 Joe Christopher, R (8, PR) OBP: 0.100, SLG: 0.100 (9, 7)		x 0-0 ① F7		x 0-0 ① ② L6 1-2		x 0-0 2B 2B		x 0-0 1B		4 0	1 0	2 0	0 0	0 0	0 0	1 0
Joe Hicks, L (1, 8) OBP: 0.400, SLG: 0.700 (9, 9)		x 0-0 1B		x 0-0 HR		x 0-0 2-H 2B		x 0-0 ③ 5-3		4	1	3	2	0	0	1
Tim Harkness, L (1, 3) OBP: 0.291, SLG: 0.330 Rod Kanehl, R (4, PR) OBP: 0.245, SLG: 0.253 (5, 3)		x 0-0 ② F9		H 1-0 HBP		x 0-0 ② P4			x 0-0 E 1B 1B	1 2	0 1	0 1	0 0	0 0	0 0	1 1
Al Moran, R (1, 6) OBP: 0.235, SLG: 0.216		x 0-0 ③ F5		x 0-0 ③ F8		x 0-0 ③ P6			B B B B 4-0 1-3 1B BB	3	0	0	0	1	0	3
Al Jackson, L (1, 1) OBP: 0.209, SLG: 0.195 Galen Cisco, R (9, 1) OBP: 0.120, SLG: 0.091 Norm Sherry, R (9, PH) OBP: 0.180, SLG: 0.194			x 0-0 ① F7		x 0-0 ① 5-3		x 0-0 ① 5-3		x 0-0 1-2 3-H 1B	3 0 1	0 0 0	0 0 1	0 0 1	0 0 0	0 0 0	0 0 0
Inning Stats	R: 0 E: 0 K: 2 S: 8 H: 1 LOB: 1 BB: 0 P: 8	R: 0 E: 0 K: 0 S: 4 H: 1 LOB: 1 BB: 0 P: 4	R: 0 E: 0 K: 0 S: 4 H: 1 LOB: 1 BB: 0 P: 4	R: 1 E: 0 K: 0 S: 4 H: 2 LOB: 1 BB: 0 P: 5	R: 1 E: 0 K: 0 S: 4 H: 1 LOB: 0 BB: 0 P: 4	R: 1 E: 0 K: 0 S: 5 H: 2 LOB: 1 BB: 0 P: 5	R: 0 E: 0 K: 1 S: 5 H: 0 LOB: 0 BB: 0 P: 5	R: 0 E: 0 K: 0 S: 4 H: 1 LOB: 1 BB: 0 P: 4	R: 1 E: 1 K: 0 S: 2 H: 2 LOB: 2 BB: 1 P: 6	1B: 7 2B: 2 3B: 0 HR: 2	SF: 0 SAC: 0 DP: 0 HBP: 1	WP: 0 PB: 0 SB: 0 CS: 1	PA: 36				

PITCHER	IP	WLS	BF	H	R	ER	SO	BB	IBB	HBP	BLK	WP	HR	S	P	ERA	WHIP
Turk Farrell, R (1, 1) ERA: 2.77	7.0		29	8	3	3	3	0	0	1	0	0	2	34	35	3.86	1.143
Hal Woodeshick, L (8, 1) ERA: 1.36	1.0	L	7	3	1	0	0	1	0	0	0	0	0	6	10	0.00	4.000

PITCHER	IP	WLS	BF	H	R	ER	SO	BB	IBB	HBP	BLK	WP	HR	S	P	ERA	WHIP

Houston Colt 45's @ New York Mets

Polo Grounds, New York, NY

Tue Jul 16 1963, 3:33 AM EDT

Att. 5,955 - Unknown

livebaseballscorecards.com

AB	34
R	4
H	11
RBI	4
BB	1
SO	3
LOB	11

Batter	1	2	3	4	5	6	7	8	9	10	11	AB	R	H	RBI	BB	SO	LOB
Harvey Kuenn, R (1, 5) (8, 9) OBP: 0.352, SLG: 0.429	3B	1B		K 1-3			WP 1B	F8 2-3			K	5	1	3	1	0	1	3
Felipe Alou, R (9, 9) OBP: 0.312, SLG: 0.464		1B 3-H										1	0	0	0	0	1	0
Tom Haller, L (1, 9) OBP: 0.341, SLG: 0.444	F5	K2-3			F8		K	F9			K	4	0	0	0	0	2	4
Jim Davenport, R (8, PH) (8, 5) OBP: 0.266, SLG: 0.307												2	0	0	0	0	1	2
Willie McCovey, L (1, 7) OBP: 0.370, SLG: 0.605	1B 3-H		4-3		HR		L3 1-2		G3			5	1	2	2	0	0	1
Willie Mays, R (1, 8) OBP: 0.349, SLG: 0.472	F9		WP 3B		F3			1B 1B	F6			5	2	2	0	0	0	1
Ed Bailey, L (1, 2) OBP: 0.360, SLG: 0.492	K		F2 3-H		K			1B 1-3 1B	K			5	1	1	0	0	3	1
Orlando Cepeda, R (1, 3) OBP: 0.342, SLG: 0.509		BB 1B 1B	F9			G4-6-3 1B		1B 1-3 3-H 1B		F6		4	2	2	1	1	0	0
Chuck Hiller, L (1, 4) OBP: 0.242, SLG: 0.235		F8		FC2-6 1B		G4-6-3 1-2f		FC1-5 1B 1-3 3-H 1B		F7		5	0	2	1	0	0	2
Jose Pagan, R (1, 6) OBP: 0.250, SLG: 0.244		F7		F9		F6		F8 FC1-5 1-2 3-H 1B		K		5	0	1	1	0	1	2
Gaylord Perry, R (1, 1) OBP: 0.250, SLG: 0.333 Billy Hoeft, L (6, 1) Matty Alou, L (7, PH) OBP: 0.143, SLG: 0.145 Jack Fisher, R (7, 1) OBP: 0.214, SLG: 0.200 Joey Amalfitano, R (11, PH) OBP: 0.292, SLG: 0.226 Don Larsen, R (11, 1) OBP: 0.250, SLG: 0.250		1B 1-3 1B		FC2-6 WP 1-2f			4-3	FC1-5 1-2 2-3f 1B			K	2 0 1 1 1 0 0	0 0 0 0 0 0 0	1 0 0 0 0 0 0	0 0 0 0 0 1 0	0 0 0 0 0 0 0	0 0 0 0 0 0 0	1 0 0 2 0 0 0
Inning Stats	R: 1 E: 0 K: 1 S: 7 H: 2 LOB: 1 BB: 0 P: 7	R: 1 E: 0 K: 1 S: 7 H: 2 LOB: 2 BB: 1 P: 11	R: 1 E: 0 K: 0 S: 4 H: 1 LOB: 0 BB: 0 P: 4	R: 0 E: 0 K: 1 S: 6 H: 1 LOB: 1 BB: 0 P: 6	R: 1 E: 0 K: 1 S: 6 H: 1 LOB: 0 BB: 0 P: 6	R: 0 E: 0 K: 0 S: 3 H: 1 LOB: 0 BB: 0 P: 3	R: 0 E: 0 K: 1 S: 6 H: 1 LOB: 1 BB: 0 P: 6	R: 3 E: 0 K: 0 S: 8 H: 5 LOB: 2 BB: 0 P: 8	R: 0 E: 0 K: 1 S: 5 H: 0 LOB: 0 BB: 0 P: 5	R: 0 E: 0 K: 1 S: 5 H: 0 LOB: 0 BB: 0 P: 5	R: 0 E: 0 K: 3 S: 9 H: 0 LOB: 0 BB: 0 P: 9	1B: 11 2B: 0 3B: 2 HR: 1	SF: 0 SAC: 0 DP: 1 HBP: 0		WP: 4 PB: 0 SB: 0 CS: 0	PA: 47		

PITCHER		IP	WLS	BF	H	R	ER	SO	BB	IBB	HBP	BLK	WP	HR	S	P	ERA	WHIP
Tracy Stallard, R ERA: 4.4	(1, 1)	7.0		31	10	5	5	5	1	0	0	0	3	1	40	44	6.43	1.571
Don Rowe, L ERA: 4.12	(8, 1)	0.0		1	1	0	0	0	0	0	0	0	0	0	1	1	∞	∞
Jay Hook, R ERA: 6.08	(8, 1)	0.0		3	3	2	2	0	0	0	0	0	0	0	3	3	∞	∞
Ken MacKenzie, L ERA: 5.06	(8, 1)	1.0		3	0	0	0	0	0	0	0	0	0	0	3	3	0.00	0.000
Galen Cisco, R ERA: 4.56	(9, 1)	3.0	W	9	0	0	0	5	0	0	0	0	0	0	19	19	0.00	0.000

PITCHER	IP	WLS	BF	H	R	ER	SO	BB	IBB	HBP	BLK	WP	HR	S	P	ERA	WHIP

TOP

San Francisco Giants @ New York Mets

Polo Grounds, New York, NY

Wed Jul 17 1963, 7:05 PM EDT

Att. 26,574 - Unknown

livebaseballscorecards.com

AB	46
R	7
H	14
RBI	6
BB	1
SO	10
LOB	19

Batter	1	2	3	4	5	6	7	8	9	10	11	AB	R	H	RBI	BB	SO	LOB
Joe Christopher, R (1, 9) OBP: 0.313, SLG: 0.467	L4-3 1B		E HR BB	HR		FC1-6 1B 1-2f 3-H		6-3			HR 1B	5	3	3	2	1	0	1
Joe Hicks, L (1, 8) OBP: 0.385, SLG: 0.731	L4-3 1-2		K	F8		1-2 1B		F6			1-H HR	6	1	2	2	0	1	2
Duke Snider, L (1, 7) OBP: 0.342, SLG: 0.434 Rod Kanehl, R (9, PR) (10, 7) OBP: 0.245, SLG: 0.253	E8 1B		E4 1-2 HR		4-3	F2			2B 1B			5 0	1 1	2 0	0 0	0 0	0 0	3 0
Jesse Gonder, L (1, 2) OBP: 0.358, SLG: 0.662	L4		1-H 2-H HR		6-3		K		F9 1-H 2B			5	1	1	3	0	1	2
Frank Thomas, R (1, 3) OBP: 0.328, SLG: 0.404		FC1-6 1B	3-1		2B		F7					5	0	3	1	0	0	0
Jim Hickman, R (1, 5) OBP: 0.307, SLG: 0.395		FC1-6 FC6-4 1-2f	1B		1-3		1B BB		F7			4	0	1	0	1	0	3
Larry Burright, R (1, 4) OBP: 0.307, SLG: 0.304		FC6-4 WP E 1-2f	K			G3	1-2 1B				5-3	5	1	1	0	0	1	2
Al Moran, R (1, 6) OBP: 0.239, SLG: 0.222		E4 1-H		1B		1B FC1-6 1B	G3				6-3	5	1	2	0	0	0	2
Tracy Stallard, R (1, 1) OBP: 0.045, SLG: 0.045 Don Rowe, L (8, 1) OBP: 0.231, SLG: 0.231 Jay Hook, L (8, 1) OBP: 0.214, SLG: 0.200 Ken MacKenzie, R (8, 1) Choo-Choo Coleman, L (8, PH) OBP: 0.200, SLG: 0.223 Galen Cisco, R (9, 1) OBP: 0.115, SLG: 0.087		6-3		6-3		1-3 FC1-6 1B		K			4-3	3 0 0 0 1 1	0 0 0 0 0 0	1 0 0 0 0 0	0 0 0 0 0 0	0 0 0 0 1 0	0 0 0 0 0 0	1 0 0 0 0 0
Inning Stats	R: 0 H: 2 E: 1 LOB: 1 K: 0 BB: 0 S: 4 P: 4	R: 1 H: 1 E: 1 LOB: 1 K: 0 BB: 0 S: 5 P: 5	R: 3 H: 2 E: 1 LOB: 1 K: 2 BB: 1 S: 10 P: 14	R: 1 H: 2 E: 0 LOB: 0 K: 0 BB: 0 S: 4 P: 4	R: 0 H: 1 E: 0 LOB: 1 K: 0 BB: 0 S: 4 P: 4	R: 1 H: 3 E: 0 LOB: 2 K: 0 BB: 0 S: 6 P: 6	R: 0 H: 1 E: 0 LOB: 0 K: 1 BB: 1 S: 6 P: 10	R: 0 H: 0 E: 0 LOB: 0 K: 1 BB: 0 S: 5 P: 5	R: 1 H: 2 E: 0 LOB: 1 K: 0 BB: 0 S: 4 P: 4	R: 0 H: 0 E: 0 LOB: 0 K: 0 BB: 0 S: 3 P: 3	R: 2 H: 2 E: 0 LOB: 0 K: 0 BB: 0 S: 2 P: 2	1B: 11 SF: 0 2B: 3 SAC: 0 3B: 0 DP: 1 HR: 3 HBP: 0						

PITCHER		IP	WLS	BF	H	R	ER	SO	BB	IBB	HBP	BLK	WP	HR	S	P	ERA	WHIP
Gaylord Perry, R ERA: 3.68	(1, 1)	5.2		29	11	6	4	2	1	0	0	0	1	2	32	36	6.35	2.118
Billy Hoeft, L ERA: 4.26	(6, 1)	0.1		1	0	0	0	0	0	0	0	0	0	0	1	1	0.00	0.000
Jack Fisher, R ERA: 3.87	(7, 1)	4.0		15	3	1	1	2	1	0	0	0	0	0	18	22	2.25	1.000
Don Larsen, R ERA: 3.18	(11, 1)	0.0	L	2	2	2	2	0	0	0	0	0	0	1	2	2	∞	∞

PITCHER	IP	WLS	BF	H	R	ER	SO	BB	IBB	HBP	BLK	WP	HR	S	P	ERA	WHIP

BOTTOM

San Francisco Giants @ New York Mets

Polo Grounds, New York, NY

Wed Jul 17 1963, 7:05 PM EDT

Att. 26,574 - Unknown

livebaseballscorecards.com

AB	45
R	9
H	16
RBI	8
BB	2
SO	4
LOB	16

WP: 1	PA: 47		
PB: 0			
SB: 0			
CS: 0			

San Francisco Giants @ New York Mets

Polo Grounds, New York, NY

Thu Jul 18 1963, 7:05 PM EDT

Att. 24,463 - Unknown

TOP

livebaseballscorecards.com

Batter	1	2	3	4	5	6	7	8	9	AB	R	H	RBI	BB	SO	LOB
Harvey Kuenn, R (1, 5) OBP: 0.353, SLG: 0.429 (7, 7) Ernie Bowman, R (8, PR) OBP: 0.190, SLG: 0.220 (8, 6)	1-3		4-3		F8		F8 1B 1B	1-3 2-H 1B		5 0	0 0	2 0	1 0	0 0	0 0	1 0
Tom Haller, L (1, 9) OBP: 0.348, SLG: 0.449 Juan Marichal, R (8, 1) OBP: 0.169, SLG: 0.172	2B 2B 1B		1B		G6-3 1-2f		F8 1-2 1B	K		5 0	1 0	3 0	0 0	0 0	1 0	3 0
Willie McCovey, L (1, 7) OBP: 0.372, SLG: 0.610 Jim Davenport, R (7, 5) OBP: 0.269, SLG: 0.313	2B 1-3 2B		K			HR 2B	F8 1-2 2-3		2B	4 1	1 0	2 1	0 0	0 0	1 0	3 0
Willie Mays, R (1, 8) OBP: 0.350, SLG: 0.474	L4-6 2-3 3-H 2B		F8			HR 1B	6-3		6-3	5	1	2	1	0	0	4
Ed Bailey, L (1, 2) OBP: 0.361, SLG: 0.503	L4-6 2-3			4-3		1-H 2-H HR		BBBB FC4-6 1B 1B BB	F7	4	2	1	3	1	0	3
Orlando Cepeda, R (1, 3) OBP: 0.340, SLG: 0.504		4-3		6-3 1B		4-3		K	F3	5	0	1	0	0	1	2
Chuck Hiller, L (1, 4) OBP: 0.242, SLG: 0.236		6-3		6-3 1-2		6-3		FC4-6 1-2 1B		4	0	1	0	0	0	1
Jose Pagan, R (1, 6) OBP: 0.251, SLG: 0.245 Matty Alou, L (8, PH) OBP: 0.141, SLG: 0.143 (8, 7)	1B		6-3		5-3			FC4-6 1B 1-2f 2-3		3 1	0 1	1 0	0 0	0 0	0 0	1 2
Jim Duffalo, R (1, 1) OBP: 0.143, SLG: 0.143 Bobby Bolin, R (7, 1) OBP: 0.235, SLG: 0.071 Felipe Alou, R (8, PH) OBP: 0.314, SLG: 0.466 (8, 9)		F8			G6-3 1B		5-3	1B 1-2 3-H 1B		3 0 1	0 0 0	1 0 1	0 0 1	0 0 0	0 0 0	1 0 0
Inning Stats	R: 1 E: 0 K: 0 S: 5 H: 3 LOB: 1 BB: 0 P: 5	R: 0 E: 0 K: 0 S: 4 H: 1 LOB: 1 BB: 0 P: 4	R: 0 E: 0 K: 1 S: 6 H: 1 LOB: 1 BB: 0 P: 6	R: 0 E: 0 K: 0 S: 4 H: 1 LOB: 1 BB: 0 P: 4	R: 0 E: 0 K: 0 S: 3 H: 1 LOB: 0 BB: 0 P: 3	R: 3 E: 0 K: 0 S: 6 H: 3 LOB: 0 BB: 0 P: 6	R: 0 E: 0 K: 0 S: 5 H: 2 LOB: 2 BB: 0 P: 5	R: 2 E: 0 K: 2 S: 10 H: 3 LOB: 2 BB: 1 P: 14	R: 0 E: 0 K: 0 S: 4 H: 1 LOB: 1 BB: 0 P: 4	1B: 11 2B: 5 3B: 0 HR: 1 SF: 0 SAC: 0 DP: 2 HBP: 0						

	AB	41
	R	6
	H	16
	RBI	6
	BB	1
	SO	3
	LOB	21

PITCHER		IP	WLS	BF	H	R	ER	SO	BB	IBB	HBP	BLK	WP	HR	S	P	ERA	WHIP
Larry Bearnarth, R ERA: 3.99	(1, 1)	7.0		31	12	4	4	1	0	0	0	0	0	1	33	33	5.14	1.714
Don Rowe, L ERA: 4.28	(8, 1)	0.0		1	0	1	1	0	1	0	0	0	0	0	0	4	∞	∞
Galen Cisco, R ERA: 4.61	(8, 1)	1.0	L	6	3	1	1	2	0	0	0	0	0	0	10	10	9.00	3.000
Jay Hook, R ERA: 6.02	(9, 1)	1.0		4	1	0	0	0	0	0	0	0	0	0	4	4	0.00	1.000

PITCHER	IP	WLS	BF	H	R	ER	SO	BB	IBB	HBP	BLK	WP	HR	S	P	ERA	WHIP

Batter	1	2	3	4	5	6	7	8	9	AB	R	H	RBI	BB	SO	LOB
Rod Kanehl, R (1, 7) OBP: 0.252, SLG: 0.253	F8 1B		F8		4-3		HR HBP 1-2		F5	4	1	1	0	0	0	2
Joe Hicks, L (1, 8) OBP: 0.419, SLG: 0.839	F5			2B		G4-6-3 1B 1B	HR 1-H 2-H		K	5	2	3	3	0	1	2
Joe Christopher, R (1, 9) OBP: 0.286, SLG: 0.400	F8 1-2			K		G4-6-3 1B 1-2	K		F2	5	0	1	0	0	2	4
Jesse Gonder, L (1, 2) OBP: 0.338, SLG: 0.623	F2			K		G4-6-3 1-2f 2-3	F7			4	0	0	0	0	1	5
Frank Thomas, R (1, 3) OBP: 0.331, SLG: 0.403		5-3		HBP		1B 3-H		F5		3	0	1	1	0	0	0
Jim Hickman, R (1, 5) OBP: 0.303, SLG: 0.388		F7	F3			F3		K		4	0	0	0	0	1	3
Larry Burright, R (1, 4) OBP: 0.299, SLG: 0.296 Ron Hunt, R (7, PH) OBP: 0.342, SLG: 0.377 (8, 4)	K				K		2-3 1B BB	BB		2 0	0 1	0 0	0 0	2 2	0 0	0 0
Al Moran, R (1, 6) OBP: 0.240, SLG: 0.218			F9		BB		2-3 1-2	F9		3	0	0	0	1	0	2
Larry Bearnarth, R (1, 1) OBP: 0.125, SLG: 0.067 Duke Snider, L (7, PH) OBP: 0.345, SLG: 0.436 Al Jackson, L (7, PR) OBP: 0.209, SLG: 0.195 Don Rowe, L (8, 1) OBP: 0.231, SLG: 0.231 Galen Cisco, R (8, 1) OBP: 0.115, SLG: 0.087 Jay Hook, L (9, 1) OBP: 0.214, SLG: 0.200 Choo-Choo Coleman, L (9, PH) OBP: 0.294, SLG: 0.223			F8		K		HBP HR 2-H		BB	2 1 0 0 0 0 0	0 0 1 0 0 0 0	0 1 0 0 0 0 0	0 1 0 0 0 0 0	0 0 0 0 0 0 0	1 0 0 0 0 0 0	1 0 0 0 0 0 0
Inning Stats	R: 0 E: 0 K: 0 S: 4 H: 1 LOB: 1 BB: 0 P: 4	R: 0 E: 0 K: 1 S: 5 H: 0 LOB: 0 BB: 0 P: 5	R: 0 E: 0 K: 0 S: 3 H: 0 LOB: 0 BB: 0 P: 3	R: 0 E: 0 K: 2 S: 8 H: 1 LOB: 2 BB: 0 P: 9	R: 0 E: 0 K: 2 S: 7 H: 0 LOB: 1 BB: 1 P: 11	R: 1 E: 0 K: 0 S: 5 H: 3 LOB: 1 BB: 0 P: 5	R: 4 E: 0 K: 1 S: 7 H: 2 LOB: 1 BB: 1 P: 12	R: 0 E: 0 K: 1 S: 5 H: 0 LOB: 1 BB: 1 P: 9	R: 0 E: 0 K: 1 S: 5 H: 0 LOB: 1 BB: 1 P: 9	1B: 5 2B: 1 3B: 0 HR: 1	SF: 0 SAC: 0 DP: 1 HBP: 2						

BOTTOM

San Francisco Giants @ New York Mets

Polo Grounds, New York, NY

Thu Jul 18 1963, 7:05 PM EDT

Att. 24,463 - Unknown

livebaseballscorecards.com

AB	33
R	5
H	7
RBI	5
BB	4
SO	8
LOB	19

WP: 0 PB: 0 SB: 0 CS: 0 PA: 39

PITCHER		IP	WLS	BF	H	R	ER	SO	BB	IBB	HBP	BLK	WP	HR	S	P	ERA	WHIP
Jim Duffalo, R ERA: 3.35	(1, 1)	6.1		27	6	3	3	5	2	0	1	0	0	0	34	43	4.26	1.263
Bobby Bolin, R ERA: 2.2	(7, 1)	0.2		4	1	2	2	1	0	0	1	0	0	1	5	6	27.00	1.500
Juan Marichal, R ERA: 2.19	(8, 1)	2.0	W	8	0	0	0	2	2	0	0	0	0	0	10	18	0.00	1.000

PITCHER	IP	WLS	BF	H	R	ER	SO	BB	IBB	HBP	BLK	WP	HR	S	P	ERA	WHIP

Batter	1	2	3	4	5	6	7	8	9	AB	R	H	RBI	BB	SO	LOB
Joe Christopher, R (1, 9) OBP: 0.320, SLG: 0.458	C F B X 1-2 5-3 ①			B S X 1-1 F9 WP 2B	B C B S B S 3-3 K ③			S F B X 1-2 FC5-4 1B		4	1	2	0	0	1	2
Ron Hunt, R (1, 4) OBP: 0.338, SLG: 0.372	C B F B X 2-2 L7 ②			X 0-0 F9 ① 2-3		B X 1-0 6-3 ①		S B X 1-1 FC5-4 ③ 1-2f		4	0	0	0	0	0	2
Duke Snider, L (1, 7) OBP: 0.339, SLG: 0.429	X 0-0 F8 ③			B B S B F X 3-2 1-3 ② 3-H		B B B C S S 3-3 K ②			B F B F B X 3-2 3-1 ①	4	0	0	0	0	1	0
Jesse Gonder, L (1, 2) OBP: 0.333, SLG: 0.603		B B C B C X 3-2 4-3 ①		B X 1-0 1B		B F F X 1-2 L7 ③			F B F B S 2-3 K ②	4	0	1	0	0	1	0
Frank Thomas, R (1, 3) OBP: 0.326, SLG: 0.397		B S X 1-1 5-3 ②		B F F F S 1-3 K ③			F M F B S 1-3 K ①		B S B B B X 3-1 6-3 ③	4	0	0	0	0	2	1
Joe Hicks, L (1, 8) OBP: 0.382, SLG: 0.765		B F B X 2-1 G3 ③			X 0-0 1-3 ①		B F C F X 1-2 L4 ②			3	0	0	0	0	0	0
Jim Hickman, R (1, 5) OBP: 0.303, SLG: 0.385			S B C S 1-3 K ①		B C F C 1-3 K ②		C B B F B B 4-2 CS BB			2	0	0	0	1	2	0
Larry Burright, R (1, 6) OBP: 0.313, SLG: 0.311			S B C B X 2-2 G1-6-3 1B		C S F X 0-2 1B 1B		F F B 1-2 CS ③ 1-2	X 0-0 P3 ①		3	0	2	0	0	0	0
Roger Craig, R (1, 1) OBP: 0.146, SLG: 0.109			C B M X 1-2 G1-6-3 ② ③ 1-2f		X 0-0 1-3 1B			B X 1-0 L4 ②		3	0	1	0	0	0	1
Inning Stats	R: 0 E: 0 K: 0 S: 7 H: 0 LOB: 0 BB: 0 P: 10	R: 0 E: 0 K: 0 S: 7 H: 0 LOB: 0 BB: 0 P: 13	R: 0 E: 0 K: 1 S: 9 H: 1 LOB: 0 BB: 0 P: 13	R: 1 E: 0 K: 1 S: 10 H: 2 LOB: 1 BB: 0 P: 16	R: 0 E: 0 K: 2 S: 12 H: 2 LOB: 2 BB: 0 P: 16	R: 0 E: 0 K: 1 S: 7 H: 0 LOB: 0 BB: 0 P: 12	R: 0 E: 0 K: 1 S: 12 H: 0 LOB: 0 BB: 1 P: 19	R: 0 E: 0 K: 0 S: 7 H: 1 LOB: 1 BB: 0 P: 10	R: 0 E: 0 K: 1 S: 8 H: 0 LOB: 0 BB: 0 P: 16	1B: 5 2B: 1 3B: 0 HR: 0	SF: 0 SAC: 0 DP: 1 HBP: 0						

PITCHER		IP	WLS	BF	H	R	ER	SO	BB	IBB	HBP	BLK	WP	HR	S	P	ERA	WHIP
Cal McLish, R ERA: 2.9	(1, 1)	8.0		29	6	1	1	6	1	0	0	0	1	0	71	109	1.12	0.875
Jack Baldschun, R ERA: 2.24	(9, 1)	1.0	W	3	0	0	0	1	0	0	0	0	0	0	8	16	0.00	0.000

PITCHER	IP	WLS	BF	H	R	ER	SO	BB	IBB	HBP	BLK	WP	HR	S	P	ERA	WHIP

TOP

New York Mets @ Philadelphia Phillies

Connie Mack Stadium, Philadelphia, PA

Fri Jul 19 1963, 7:05 PM EDT
Att. 10,754 - Unknown

livebaseballscorecards.com

AB	31
R	1
H	6
RBI	0
BB	1
SO	7
LOB	6

WP: 1 PA: 33
PB: 0
SB: 0
CS: 1

Batter	1	2	3	4	5	6	7	8	9	AB	R	H	RBI	BB	SO	LOB
Tony Taylor, R (1, 4) OBP: 0.338, SLG: 0.347	C X 0-1 4-3 1B		B X 1-0 ① 6-3			B C X 1-1 ① F9		X 0-0 ③ 6-3		4	0	1	0	0	0	0
Johnny Callison, L (1, 9) OBP: 0.340, SLG: 0.467	L B L S 1-3 ① K		X 0-0 ② F8			X 0-0 ② 3-1			C F F B B B X 3-2 ① P4	4	0	0	0	0	1	1
Tony Gonzalez, L (1, 7) OBP: 0.378, SLG: 0.445	X 0-0 ② 4-3 1-2		C B F B X 2-2 ③ 4-3			C B X 1-1 1B			B X 1-0 HR 3B	4	1	2	0	0	0	1
Roy Sievers, R (1, 3) OBP: 0.306, SLG: 0.443	B S B B X 3-1 ③ F7			B B X 2-0 ① F8		X 0-0 ③ F2			X 0-0 3-H HR	4	1	1	2	0	0	2
Don Demeter, R (1, 8) OBP: 0.337, SLG: 0.479		B C F X 1-2 ① 1-3		F B X 1-1 ② 2-3			L B X 1-1 ① P3			3	0	0	0	0	0	0
Clay Dalrymple, L (1, 2) OBP: 0.333, SLG: 0.347		S B B B C X 3-2 ② G3		C X 0-1 ③ 6-3			C X 0-1 ② 4-3			3	0	0	0	0	0	0
Don Hoak, R (1, 5) OBP: 0.291, SLG: 0.330		C B B F B F B 4-2 1B BB			C B X 1-1 ① P4		C X 0-1 ③ 6-3			2	0	0	0	1	0	0
Ruben Amaro, R (1, 6) OBP: 0.255, SLG: 0.304 Wes Covington, L (8, PH) OBP: 0.389, SLG: 0.581 Bobby Wine, R (9, 6) OBP: 0.245, SLG: 0.293		B S B B S X 2-2 1-3 1B			X 0-0 ② 6-3			X 0-0 ① 4-3		2 1 0	0 0 0	1 0 0	0 0 0	0 0 0	0 0 0	0 0 0
Cal McLish, S (1, 1) OBP: 0.308, SLG: 0.313 Cal Emery, L (8, PH) OBP: 0.200, SLG: 0.200 Jack Baldschun, R (9, 1)		B B C B X 3-1 ③ 4-3			C X 0-1 ③ 1-3			B X 1-0 ② F7		2 1 0	0 0 0	0 0 0	0 0 0	0 0 0	0 0 0	2 0 0
Inning Stats	R: 0 H: 1 E: 0 LOB: 1 K: 1 BB: 0 S: 8 P: 12	R: 0 H: 1 E: 0 LOB: 2 K: 0 BB: 1 S: 14 P: 27	R: 0 H: 0 E: 0 LOB: 0 K: 0 BB: 0 S: 5 P: 8	R: 0 H: 0 E: 0 LOB: 0 K: 0 BB: 0 S: 5 P: 8	R: 0 H: 0 E: 0 LOB: 0 K: 0 BB: 0 S: 5 P: 6	R: 0 H: 1 E: 0 LOB: 1 K: 0 BB: 0 S: 6 P: 8	R: 0 H: 0 E: 0 LOB: 0 K: 0 BB: 0 S: 6 P: 7	R: 0 H: 0 E: 0 LOB: 0 K: 0 BB: 0 S: 3 P: 4	R: 2 H: 2 E: 0 LOB: 0 K: 0 BB: 0 S: 6 P: 10	1B: 3 SF: 0 2B: 0 SAC: 0 3B: 1 DP: 0 HR: 1 HBP: 0						WP: 0 PA: 31 PB: 0 SB: 0 CS: 0	

PITCHER	IP	WLS	BF	H	R	ER	SO	BB	IBB	HBP	BLK	WP	HR	S	P	ERA	WHIP
Roger Craig, R (1, 1) ERA: 3.87	8.1	L	31	5	2	2	1	1	0	0	0	0	1	58	90	2.16	0.720

PITCHER	IP	WLS	BF	H	R	ER	SO	BB	IBB	HBP	BLK	WP	HR	S	P	ERA	WHIP

BOTTOM

New York Mets @ Philadelphia Phillies

Connie Mack Stadium, Philadelphia, PA

Fri Jul 19 1963, 7:05 PM EDT

Att. 10,754 - Unknown

livebaseballscorecards.com

AB	30
R	2
H	5
RBI	2
BB	1
SO	1
LOB	6

Batter	1	2	3	4	5	6	7	8	9	AB	R	H	RBI	BB	SO	LOB
Joe Christopher, R (1, 9) OBP: 0.276, SLG: 0.393	B3		F7	P6	5-3					4	0	0	0	0	0	2
Ron Hunt, R (1, 4) OBP: 0.337, SLG: 0.370	F8		1B			F9		6-3		4	0	1	0	0	0	0
Duke Snider, L (1, 7) OBP: 0.342, SLG: 0.451	K		F7			HR		3B		4	1	2	1	0	1	2
Jesse Gonder, L (1, 2) OBP: 0.342, SLG: 0.597		FC4-6 1B		6-3		1B		F5		4	0	2	0	0	0	1
Frank Thomas, R (1, 3) OBP: 0.325, SLG: 0.394		K		FC6 1B		P6		5-3		4	0	1	0	0	1	3
Joe Hicks, L (1, 8) OBP: 0.368, SLG: 0.703		FC4-6 1-2f		F9		1-3			DI WP BB	3	0	0	0	1	0	3
Jim Hickman, R (1, 5) OBP: 0.301, SLG: 0.383		K		FC6 1-2f			K		F7	2	0	0	0	1	2	
Ted Schreiber, R (4, 5) OBP: 0.250, SLG: 0.200										2	0	0	0	1	1	
Larry Burright, R (1, 6) OBP: 0.325, SLG: 0.316			1B HBP	6-3		1B			K 1-2	2	0	1	0	0	0	0
Rod Kanehl, R (9, PH) OBP: 0.250, SLG: 0.250										1	0	0	0	1	1	
Al Jackson, L (1, 1) OBP: 0.209, SLG: 0.195			F3	K		1-3 1B			K 2-3	0	0	0	0	0	0	0
Dick Smith, R (3, PH)										1	0	0	0	0	0	1
Jay Hook, L (3, 1) OBP: 0.233, SLG: 0.222										2	0	1	0	0	1	0
Grover Powell, L (8, 1)										0	0	0	0	0	0	0
Choo-Choo Coleman, L (9, PH) OBP: 0.292, SLG: 0.222										1	0	0	0	0	1	1
Inning Stats	R: 0 E: 0 K: 1 S: 6 H: 0 LOB: 0 BB: 0 P: 9	R: 0 E: 0 K: 2 S: 12 H: 1 LOB: 1 BB: 0 P: 17	R: 0 E: 0 K: 0 S: 9 H: 1 LOB: 2 BB: 0 P: 14	R: 0 E: 0 K: 0 S: 7 H: 1 LOB: 1 BB: 0 P: 8	R: 0 E: 0 K: 1 S: 7 H: 0 LOB: 0 BB: 0 P: 8	R: 1 E: 0 K: 0 S: 12 H: 2 LOB: 1 BB: 0 P: 14	R: 0 E: 0 K: 1 S: 8 H: 2 LOB: 1 BB: 0 P: 11	R: 0 E: 0 K: 0 S: 4 H: 1 LOB: 1 BB: 0 P: 4	R: 0 E: 0 K: 2 S: 10 H: 0 LOB: 1 BB: 1 P: 19	1B: 6 2B: 0 3B: 1 HR: 1 SF: 0 SAC: 0 DP: 0 HBP: 1	WP: 1 PB: 0 SB: 0 CS: 0 PA: 36					

PITCHER	IP	WLS	BF	H	R	ER	SO	BB	IBB	HBP	BLK	WP	HR	S	P	ERA	WHIP
Dallas Green, R (1, 1) ERA: 2.14	9.0	W	36	8	1	1	7	1	0	1	0	1	1	75	104	1.00	1.000

PITCHER	IP	WLS	BF	H	R	ER	SO	BB	IBB	HBP	BLK	WP	HR	S	P	ERA	WHIP

TOP

New York Mets @ Philadelphia Phillies

Connie Mack Stadium, Philadelphia, PA

Sat Jul 20 1963, 3:33 AM EDT

Att. 3,440 - Unknown

livebaseballscorecards.com

AB	34
R	1
H	8
RBI	1
BB	1
SO	7
LOB	17

New York Mets @ Philadelphia Phillies

Connie Mack Stadium, Philadelphia, PA

Sat Jul 20 1963, 3:33 AM EDT

Att. 3,440 - Unknown

livebaseballscorecards.com

BOTTOM

Batter	1	2	3	4	5	6	7	8	9	AB	R	H	RBI	BB	SO	LOB
Tony Taylor, R (1, 4)	C X	0-1 3B 1B	C F B B X	3-2 2B 1B	X	0-0 ② F8	B C X	1-1 ② B2	X	0-0 ③ F7	3	2	2	0	0	0	0
Cookie Rojas, R (5, 4)											2	0	0	0	0	0	1
Johnny Callison, L (1, 9)	C B L X	1-2 1-H 2B 3B	B S B X	3-1 1-H 1B 2B	B B F X	2-1 1B 1B	X	0-0 ③ F8			4	2	3	2	0	0	0
Tony Gonzalez, L (1, 7)	X	0-0 3-H 1B 2B	B B B C X	3-1 2-H 1B	C F X	0-2 1-2 1B	F B X	1-1 5-3 1B 1B			4	1	4	2	0	0	0
Roy Sievers, R (1, 3)	C F X	0-2 2-H F9 WP 1B	X	0-0 ③ L7	C F S	0-3 ③ K	X	0-0 ① F3			4	0	1	1	0	1	4
Don Demeter, R (1, 8)	S S B B F X	2-2 ① 1-2 6-3	S B S X	1-2 ① F7	X	0-0 ① 5-3	B X	1-0 1-2 5-3 1B			4	0	1	0	0	0	1
Don Hoak, R (1, 5)	B S F X	1-2 ② 2-3 F9	B F X	1-1 ② 4-3	B B B B	4-0 S BB	F C X	0-2 ②③ 1-2 2-3 5-3			3	0	0	0	1	0	3
Clay Dalrymple, L (1, 2)	X	0-0 ③ F4	X	0-0 2B	B B S S B C	3-3 ② 1-2 K			B B B B	4-0 SH1 BB	3	0	1	0	1	1	2
Ruben Amaro, R (1, 6)		X	0-0 ① F9	S B B B F X	3-2 ③ F9	X	0-0 ③ F8		X	0-0 ① SH1 1-2	3	0	0	0	0	0	2
Dallas Green, L (1, 1)		C S C	0-3 ② K	X	0-0 ① 4-3	C C C	0-3 ① K		B S S B B S	3-3 ② K	4	0	0	0	0	3	1

Inning Stats	1	2	3	4	5	6	7	8	9
	R: 3 H: 4 E: 0 LOB: 1 K: 0 BB: 0 S: 17 P: 21	R: 2 H: 3 E: 0 LOB: 1 K: 1 BB: 0 S: 12 P: 21	R: 0 H: 1 E: 0 LOB: 1 K: 0 BB: 0 S: 9 P: 14	R: 0 H: 2 E: 0 LOB: 2 K: 1 BB: 0 S: 10 P: 12	R: 0 H: 0 E: 0 LOB: 1 K: 1 BB: 1 S: 5 P: 12	R: 0 H: 0 E: 0 LOB: 0 K: 1 BB: 0 S: 6 P: 7	R: 0 H: 2 E: 0 LOB: 2 K: 0 BB: 0 S: 7 P: 9	R: 0 H: 0 E: 0 LOB: 1 K: 1 BB: 1 S: 5 P: 12	

AB	34
R	5
H	12
RBI	5
BB	2
SO	5
LOB	14

PITCHER		IP	WLS	BF	H	R	ER	SO	BB	IBB	HBP	BLK	WP	HR	S	P	ERA	WHIP
Al Jackson, L ERA: 4.3	(1, 1)	2.0	L	13	7	5	5	1	0	0	0	0	1	0	29	42	22.50	3.500
Jay Hook, R ERA: 5.73	(3, 1)	5.0		20	5	0	0	3	1	0	0	0	0	0	37	54	0.00	1.200
Grover Powell, L ERA:	(8, 1)	1.0		4	0	0	0	1	1	0	0	0	0	0	5	12	0.00	1.000

PITCHER	IP	WLS	BF	H	R	ER	SO	BB	IBB	HBP	BLK	WP	HR	S	P	ERA	WHIP

1B: 8	SF: 0	WP: 1	PA: 37
2B: 3	SAC: 1	PB: 0	
3B: 1	DP: 0	SB: 1	
HR: 0	HBP: 0	CS: 0	

Batter	1	2	3	4	5	6	7	8	9	AB	R	H	RBI	BB	SO	LOB
Larry Burright, R (1, 6) OBP: 0.310, SLG: 0.300	X 0-0 ① 4-3		S B F S 1-3 ② K			B B B C C S 3-3 ① K		X 0-0 ② F9		4	0	0	0	0	2	2
Ron Hunt, R (1, 4) OBP: 0.336, SLG: 0.366	C B X 1-1 ② F9		B C H 2-1 1-2 2-3 HBP			X 0-0 ② L8		S B C B X 2-2 ③ 5-3		3	0	0	0	0	0	0
Joe Christopher, R (1, 9) OBP: 0.273, SLG: 0.375	C F X 0-2 ③ F9		F B C C 1-3 ③ K			C B X 1-1 1B			B B C C S B X 3-2 ① P4	4	0	1	0	0	1	3
Frank Thomas, R (1, 3) OBP: 0.320, SLG: 0.388		C B X 1-1 ① F9		B X 1-0 ① F9		C F X 0-2 ③ F6			S B X 1-1 ② 5-3	4	0	0	0	0	0	1
Jim Hickman, R (1, 8) OBP: 0.304, SLG: 0.384		B F S S X 1-2 ② P6		F B F F F F B B X 3-2 ② 6-3			C X 0-1 1B		C B X 1-1 1B	4	0	2	0	0	0	0
Dick Smith, R (1, 7)		S C B S 1-3 ③ K		F B F X 1-2 ③ P4			C B C S 1-3 ① K		B B X 2-0 ③ F7	4	0	0	0	0	2	2
Norm Sherry, R (1, 2) OBP: 0.184, SLG: 0.198			B X 1-0 HBP BB 1B		F B X 1-1 ① F3		F X 0-1 ② F8			3	0	1	0	0	0	1
Ted Schreiber, R (1, 5) OBP: 0.263, SLG: 0.176			B B B B 4-0 HBP 1-2 BB		B B B S X 3-1 ② 1-3		F F F B B F F B S 3-3 ③ K			2	0	0	0	1	1	1
Carl Willey, R (1, 1) OBP: 0.150, SLG: 0.205			C L S 0-3 ① K		B S B X 2-1 ③ F9			C C B F S 1-3 ① K		0	0	0	0	0	0	0
Galen Cisco, R (2, 1) OBP: 0.107, SLG: 0.080										2	0	0	0	0	1	2
Ken MacKenzie, R (5, 1)										0	0	0	0	0	0	0
Joe Hicks, L (8, PH) OBP: 0.359, SLG: 0.684										1	0	0	0	0	1	0
Grover Powell, L (8, 1)										0	0	0	0	0	0	0
Inning Stats	R: 0 E: 0 K: 0 S: 6 H: 0 LOB: 0 BB: 0 P: 7	R: 0 E: 0 K: 1 S: 8 H: 0 LOB: 0 BB: 0 P: 11	R: 0 E: 0 K: 3 S: 11 H: 1 LOB: 3 BB: 1 P: 20	R: 0 E: 0 K: 0 S: 9 H: 0 LOB: 0 BB: 0 P: 14	R: 0 E: 0 K: 0 S: 6 H: 0 LOB: 0 BB: 0 P: 12	R: 0 E: 0 K: 1 S: 9 H: 1 LOB: 1 BB: 0 P: 13	R: 0 E: 0 K: 2 S: 13 H: 1 LOB: 1 BB: 0 P: 17	R: 0 E: 0 K: 1 S: 8 H: 0 LOB: 0 BB: 0 P: 11	R: 0 E: 0 K: 0 S: 8 H: 1 LOB: 1 BB: 0 P: 15	1B: 4 2B: 0 3B: 0 HR: 0 SF: 0 SAC: 0 DP: 0 HBP: 1						

PITCHER		IP	WLS	BF	H	R	ER	SO	BB	IBB	HBP	BLK	WP	HR	S	P	ERA	WHIP
Chris Short, L ERA: 3.71	(1, 1)	9.0	W	33	4	0	0	8	1	0	1	0	0	0	78	120	0.00	0.556

PITCHER	IP	WLS	BF	H	R	ER	SO	BB	IBB	HBP	BLK	WP	HR	S	P	ERA	WHIP

TOP

New York Mets @ Philadelphia Phillies

Connie Mack Stadium, Philadelphia, PA

Sun Jul 21 1963, 3:33 AM EDT

Unknown

livebaseballscorecards.com

AB	31
R	0
H	4
RBI	0
BB	1
SO	8
LOB	12

WP: 0 PB: 0 SB: 0 CS: 0 PA: 33

Batter	1	2	3	4	5	6	7	8	9	AB	R	H	RBI	BB	SO	LOB
Tony Taylor, R (1, 4) OBP: 0.341, SLG: 0.354	C B X 1-1 1B 2B	X 0-0 ② 6-3		X 0-0 1B 1-2 1B		S X 0-1 ① 4-3	S B F S 1-3 ② K			5	1	2	0	0	1	3
Johnny Callison, L (1, 9) OBP: 0.348, SLG: 0.480	X 0-0 F7 1B 2-H 1B	X 0-0 ③ 4-3		S B F B B X 3-2 1-2 2-H 1B		X 0-0 1B 1B	F C S 0-3 ③ K			5	1	3	2	0	1	3
Tony Gonzalez, L (1, 7) OBP: 0.384, SLG: 0.455	X 0-0 ① F7 1-2		C H 1-1 F8 S HBP	C B C X 1-2 ③ 4-3		C B B B F C 3-3 ② K		B F S X 1-2 G3 2B 2B		4	1	1	0	0	1	4
Roy Sievers, R (1, 3) OBP: 0.308, SLG: 0.439 Dallas Green, L (6, PR) OBP: 0.048, SLG: 0.048 Frank Torre, L (7, 3) OBP: 0.295, SLG: 0.306	B B X 2-0 ② F9	C X 0-1 ① F8 1-3	C B B B 4-1 1B SF9 BB	X 0-0 FC6-4 1-2 1B		L B B X 2-1 ① G3 2-3		3 1 1 0 1 0 2 0 0 0 0 0 0 0 1 0 0 0 0 0 1								
Don Demeter, R (1, 8) OBP: 0.337, SLG: 0.475	B B X 2-0 2-H 1B	X 0-0 ② P6	B B S B X 3-1 SF9 BB 1-3 1B	X 0-0 ③ FC6-4 1-2f		C C S 0-3 ② K		5	0	2	1	0	1	4
Clay Dalrymple, L (1, 2) OBP: 0.337, SLG: 0.353	X 0-0 ③ G3	C F B S 1-3 ③ K	B B B C F B 4-2 FC6-4 1-2 BB			X 0-0 ① P3	B B C C X 2-2 1B 2B 3-H			4	1	1	1	1	1	2
Don Hoak, R (1, 5) OBP: 0.294, SLG: 0.342 Bobby Wine, R (8, 5) OBP: 0.248, SLG: 0.296	B B F X 2-1 1B E 1B		F B X 1-1 ① F7	X 0-0 ① P6		C B X 1-1 HR	C B C X 1-2 BB 2-H 1B			4 2 2 1 0 0 3 1 0 1 1 0 0 0						
Ruben Amaro, R (1, 6) OBP: 0.268, SLG: 0.319	B C X 1-1 E 1-3 1B		C X 0-1 FC1-6 1B	X 0-0 ② SF9 2-3 3-H		X 0-0 2B	C B B B B 4-1 1-2 BB			3	0	3	1	1	0	0
Chris Short, R (1, 1) OBP: 0.069, SLG: 0.138	X 0-0 ① E1 1-3 3-H		L B X 1-1 ② FC1-6 1B 1-2f 1B	X 0-0 ③ FC6-4 1-2f		X 0-0 CI	S S S 0-3 ③ K			4	1	0	0	0	1	6
Inning Stats	R: 2 H: 3 E: 0 LOB: 1 K: 0 BB: 0 S: 7 P: 12	R: 1 H: 2 E: 1 LOB: 1 K: 0 BB: 0 S: 7 P: 10	R: 0 H: 0 E: 0 LOB: 1 K: 1 BB: 0 S: 7 P: 9	R: 1 H: 3 E: 0 LOB: 2 K: 0 BB: 0 S: 13 P: 19	R: 1 H: 1 E: 0 LOB: 2 K: 0 BB: 2 S: 8 P: 19	R: 0 H: 2 E: 0 LOB: 2 K: 1 BB: 0 S: 8 P: 11	R: 1 H: 2 E: 1 LOB: 2 K: 2 BB: 0 S: 11 P: 13	R: 2 H: 3 E: 0 LOB: 2 K: 2 BB: 1 S: 18 P: 28		1B: 11 SF: 1 2B: 4 SAC: 0 3B: 0 DP: 0 HR: 1 HBP: 1						

BOTTOM

New York Mets @ Philadelphia Phillies

Connie Mack Stadium, Philadelphia, PA

Sun Jul 21 1963, 3:33 AM EDT

Unknown

livebaseballscorecards.com

AB	39
R	8
H	16
RBI	7
BB	3
SO	6
LOB	28

WP: 0 PA: 45
PB: 0
SB: 1
CS: 0

PITCHER		IP	WLS	BF	H	R	ER	SO	BB	IBB	HBP	BLK	WP	HR	S	P	ERA	WHIP
Carl Willey, R ERA: 2.89	(1, 1)	1.0	L	8	5	3	2	0	0	0	0	0	0	0	11	19	18.00	5.000
Galen Cisco, R ERA: 4.65	(2, 1)	3.0		16	4	2	2	1	2	0	1	0	0	0	28	47	6.00	2.000
Ken MacKenzie, L ERA: 4.94	(5, 1)	3.0		14	4	1	1	3	0	0	0	0	0	1	22	27	3.00	1.333
Grover Powell, L ERA: 4.5	(8, 1)	1.0		7	3	2	2	2	1	0	0	0	0	0	18	28	18.00	4.000

PITCHER	IP	WLS	BF	H	R	ER	SO	BB	IBB	HBP	BLK	WP	HR	S	P	ERA	WHIP

New York Mets @ Philadelphia Phillies

Connie Mack Stadium, Philadelphia, PA

Sun Jul 21 1963, 3:38 AM EDT

Att. 14,372 - Unknown

TOP

livebaseballscorecards.com

Batter	1	2	3	4	5	6	7	8	9	AB	R	H	RBI	BB	SO	LOB
Joe Hicks, L (1, 8) OBP: 0.318, SLG: 0.605	K		F7		L4		4-3		F7	5	0	0	0	0	1	0
Ron Hunt, R (1, 4) OBP: 0.335, SLG: 0.365	L6		F8			1B, BB		F8		4	1	1	0	0	0	0
Joe Christopher, R (1, 9) OBP: 0.324, SLG: 0.400	F5		1B			1B, BB		1B, 1B		3	1	2	0	1	0	0
Frank Thomas, R (1, 3) OBP: 0.323, SLG: 0.390		6-3	P3			1B		WP, 1B		4	0	2	1	0	0	1
Jesse Gonder, L (1, 2) OBP: 0.349, SLG: 0.588		FC5-4, 1B, BB		K	F9			WP		3	0	1	1	1	1	2
Jim Hickman, R (1, 5) OBP: 0.304, SLG: 0.384		FC5-4, 1B		5-3	K			F8		3	0	1	0	0	1	2
Duke Snider, L (8, PH) (8, 7) OBP: 0.341, SLG: 0.449										1	0	0	0	0	0	2
Rod Kanehl, R (1, 7) (8, 5) OBP: 0.241, SLG: 0.240		FC5-4, BB		P3	1-3			L5		4	0	0	0	0	0	6
Larry Burright, R (1, 6) OBP: 0.311, SLG: 0.293		BB			F9		6-3		5-3	2	0	0	0	1	0	0
Dick Smith, R (9, PH)										1	0	0	0	0	0	0
Tracy Stallard, R (1, 1) OBP: 0.043, SLG: 0.043		K			6-3		K		K	1	0	0	0	0	1	3
Larry Bearnarth, R (4, 1) OBP: 0.118, SLG: 0.063										1	0	0	0	0	0	0
Ted Schreiber, R (7, PH) OBP: 0.250, SLG: 0.167										1	0	0	0	0	1	0
Jay Hook, L (7, 1) OBP: 0.233, SLG: 0.222										0	0	0	0	0	0	0
Choo-Choo Coleman, L (9, PH) OBP: 0.291, SLG: 0.220										1	0	0	0	0	1	0
Inning Stats	R: 0 E: 0 K: 1 S: 6 H: 0 LOB: 0 BB: 0 P: 10	R: 0 E: 0 K: 1 S: 12 H: 1 LOB: 3 BB: 2 P: 26	R: 0 E: 0 K: 0 S: 9 H: 1 LOB: 1 BB: 0 P: 13	R: 0 E: 0 K: 1 S: 7 H: 0 LOB: 0 BB: 0 P: 12	R: 0 E: 0 K: 0 S: 7 H: 0 LOB: 0 BB: 0 P: 9	R: 1 E: 0 K: 1 S: 14 H: 2 LOB: 2 BB: 1 P: 22	R: 0 E: 0 K: 1 S: 6 H: 0 LOB: 0 BB: 0 P: 11	R: 1 E: 0 K: 0 S: 9 H: 3 LOB: 2 BB: 0 P: 13	R: 0 E: 0 K: 1 S: 9 H: 0 LOB: 0 BB: 0 P: 13	1B: 7 2B: 0 3B: 0 HR: 0 SF: 0 SAC: 0 DP: 0 HBP: 0						

	AB	34
	R	2
	H	7
	RBI	2
	BB	3
	SO	6
	LOB	16

WP: 1 PA: 37
PB: 0
SB: 0
CS: 0

PITCHER		IP	WLS	BF	H	R	ER	SO	BB	IBB	HBP	BLK	WP	HR	S	P	ERA	WHIP
Dennis Bennett, L ERA: 1.84	(1, 1)	5.1	W	23	4	1	1	3	3	0	0	0	0	0	49	84	1.69	1.312
Johnny Klippstein, R ERA: 2.27	(6, 1)	3.2	S	14	3	1	1	3	0	0	0	0	1	0	30	45	2.46	0.818

PITCHER	IP	WLS	BF	H	R	ER	SO	BB	IBB	HBP	BLK	WP	HR	S	P	ERA	WHIP

BOTTOM

New York Mets @ Philadelphia Phillies

Connie Mack Stadium, Philadelphia, PA

Sun Jul 21 1963, 3:38 AM EDT

Att. 14,372 - Unknown

livebaseballscorecards.com

Batter	1	2	3	4	5	6	7	8	9	AB	R	H	RBI	BB	SO	LOB
Tony Taylor, R (1, 4) OBP: 0.342, SLG: 0.368	P4	HR		3B			6-3	5-3		5	1	2	3	0	0	0
Johnny Callison, L (1, 9) OBP: 0.349, SLG: 0.486	BB, BB, SF9, 1B	F7		F9			1B			4	2	2	0	0	0	1
Tony Gonzalez, L (1, 7) OBP: 0.388, SLG: 0.457	SF9, BB, 1-2, BB		F8		L3, 1B		1B, 1B, 3-H			3	1	2	1	1	0	0
Roy Sievers, R (1, 3) OBP: 0.311, SLG: 0.450	1-2, 2-3, BB		HR		L3, 1-2		F8			3	1	1	1	1	0	2
Frank Torre, L (8, 3) OBP: 0.295, SLG: 0.306										0	0	0	0	0	0	0
Don Demeter, R (1, 8) OBP: 0.336, SLG: 0.474	SF9, 2-3, 3-H		L8		6-3		1B, 1-3, 1B			3	0	1	1	0	0	0
Clay Dalrymple, L (1, 2) OBP: 0.339, SLG: 0.355	K		F5			1-3, 1B	1-3, 3-H, 1B			4	0	2	1	0	1	2
Don Hoak, R (1, 5) OBP: 0.293, SLG: 0.341		P6		1B, 3B, 1B	1-3, 1-2	K				4	1	1	0	0	1	3
Bobby Wine, R (8, 5) OBP: 0.248, SLG: 0.296										0	0	0	0	0	0	0
Ruben Amaro, R (1, 6) OBP: 0.273, SLG: 0.324		FC5-6, 1B		7-5-4, 1-3, 1B		F8		P6		4	0	2	0	0	0	1
Dennis Bennett, L (1, 1)		FC5-6, 1-2f, HR		7-5-4, 1-2f		4-3		L8		2	1	0	0	0	0	3
Johnny Klippstein, R (6, 1)										2	0	0	0	0	0	1
Inning Stats	R: 1, E: 0, K: 1, S: 15, H: 1, LOB: 2, BB: 2, P: 25	R: 2, E: 0, K: 0, S: 13, H: 2, LOB: 0, BB: 0, P: 20	R: 1, E: 0, K: 0, S: 6, H: 1, LOB: 0, BB: 0, P: 12	R: 1, E: 0, K: 0, S: 9, H: 3, LOB: 1, BB: 0, P: 14	R: 0, E: 0, K: 0, S: 6, H: 1, LOB: 0, BB: 0, P: 9	R: 0, E: 0, K: 0, S: 8, H: 1, LOB: 1, BB: 0, P: 12	R: 2, E: 0, K: 1, S: 10, H: 4, LOB: 2, BB: 0, P: 14	R: 0, E: 0, K: 0, S: 3, H: 0, LOB: 0, BB: 0, P: 3		1B: 9, 2B: 2, 3B: 2, HR: 2	SF: 1, SAC: 0, DP: 2, HBP: 0			WP: 0, PB: 0, SB: 0, CS: 0	PA: 37		

	AB	34
	R	7
	H	13
	RBI	7
	BB	2
	SO	2
	LOB	13

PITCHER		IP	WLS	BF	H	R	ER	SO	BB	IBB	HBP	BLK	WP	HR	S	P	ERA	WHIP
Tracy Stallard, R ERA: 4.82	(1, 1)	3.0	L	17	6	5	5	1	2	0	0	0	0	2	38	64	15.00	2.667
Larry Bearnarth, R ERA: 3.82	(4, 1)	3.0		10	3	0	0	0	0	0	0	0	0	0	19	28	0.00	1.000
Jay Hook, R ERA: 5.79	(7, 1)	2.0		10	4	2	2	1	0	0	0	0	0	0	13	17	9.00	2.000

PITCHER	IP	WLS	BF	H	R	ER	SO	BB	IBB	HBP	BLK	WP	HR	S	P	ERA	WHIP

New York Mets @ San Francisco Giants

Candlestick Park, San Francisco, CA

Tue Jul 23 1963, 10:05 PM EDT

Att. 14,878 - Unknown

TOP

livebaseballscorecards.com

Batter	1	2	3	4	5	6	7	8	9	AB	R	H	RBI	BB	SO	LOB
Jim Hickman, R (1, 5) OBP: 0.304, SLG: 0.382	P4 1B		FC 1-2		K			6-3		4	0	1	0	0	1	2
Ron Hunt, R (1, 4) OBP: 0.331, SLG: 0.360	P4 1-2		F9		F9			F7		4	0	0	0	0	0	4
Duke Snider, L (1, 9) OBP: 0.338, SLG: 0.445	K			E3 2B		F8		5-3		2	0	0	0	0	1	0
Dick Smith, R (4, PR) (4, 7)										2	1	0	0	0	0	0
Jesse Gonder, L (1, 2) OBP: 0.345, SLG: 0.571		6-3		F8		G5-4-3 1B			4-3	4	0	1	0	0	0	1
Frank Thomas, R (1, 3) OBP: 0.322, SLG: 0.391		F2		3-1 1-H 2B		G5-4-3 1-2f			F7	4	0	1	1	0	0	1
Joe Hicks, L (1, 8) OBP: 0.292, SLG: 0.553		F6		3-1 2-3			3-1		K	4	0	0	0	0	1	2
Joe Christopher, R (1, 7) OBP: 0.325, SLG: 0.378			F7	F7			FC6-4 BB			2	0	0	0	1	0	2
(4, 9)																
Larry Burright, R (1, 6) OBP: 0.323, SLG: 0.298			FC 1B		BB		FC6-4 1-2f			2	0	1	0	1	0	1
Roger Craig, R (1, 1) OBP: 0.146, SLG: 0.109			K		K		K			0	0	0	0	0	0	0
Larry Bearnarth, R (2, 1) OBP: 0.105, SLG: 0.056										2	0	0	0	0	2	2
Ken MacKenzie, R (6, 1)										0	0	0	0	0	0	0
Ted Schreiber, R (7, PH) OBP: 0.238, SLG: 0.158										1	0	0	0	0	1	1
Grover Powell, L (7, 1)										0	0	0	0	0	0	0
Inning Stats	R: 0 E: 0 K: 1 S: 5 H: 1 LOB: 0 BB: 0 P: 5	R: 0 E: 0 K: 0 S: 3 H: 0 LOB: 0 BB: 0 P: 3	R: 0 E: 0 K: 1 S: 7 H: 1 LOB: 2 BB: 0 P: 7	R: 1 E: 1 K: 0 S: 5 H: 1 LOB: 2 BB: 0 P: 5	R: 0 E: 0 K: 2 S: 7 H: 0 LOB: 1 BB: 1 P: 11	R: 0 E: 0 K: 0 S: 3 H: 1 LOB: 0 BB: 0 P: 3	R: 0 E: 0 K: 1 S: 5 H: 0 LOB: 1 BB: 1 P: 9	R: 0 E: 0 K: 0 S: 3 H: 0 LOB: 0 BB: 0 P: 3	R: 0 E: 0 K: 1 S: 5 H: 0 LOB: 0 BB: 0 P: 5	1B: 3 2B: 1 3B: 0 HR: 0 SF: 0 SAC: 0 DP: 1 HBP: 0						

	AB	31
	R	1
	H	4
	RBI	1
	BB	2
	SO	6
	LOB	16

WP: 0 PB: 0 SB: 0 CS: 0 PA: 33

PITCHER	IP	WLS	BF	H	R	ER	SO	BB	IBB	HBP	BLK	WP	HR	S	P	ERA	WHIP
Juan Marichal, R (1, 1) ERA: 2.09	9.0	W	33	4	1	0	6	2	0	0	0	0	0	43	51	0.00	0.667

PITCHER	IP	WLS	BF	H	R	ER	SO	BB	IBB	HBP	BLK	WP	HR	S	P	ERA	WHIP

BOTTOM

New York Mets @ San Francisco Giants

Candlestick Park, San Francisco, CA

Tue Jul 23 1963, 10:05 PM EDT

Att. 14,878 - Unknown

livebaseballscorecards.com

Batter	1	2	3	4	5	6	7	8	9	AB	R	H	RBI	BB	SO	LOB
Harvey Kuenn, R (1, 5) OBP: 0.372, SLG: 0.452 Chuck Hiller, L (7, 4) OBP: 0.237, SLG: 0.230	BB, S, E, 1B	2B, 1B	K		2-H, 2B			K		4 1	2 0	3 0	1 0	0 0	1 1	1 0
Felipe Alou, R (1, 9) OBP: 0.313, SLG: 0.473	5-3 1-2	1-H, 1B, 2B	FC6-4 1-2f		F3			F5		5	1	1	1	0	0	3
Willie McCovey, L (1, 7) OBP: 0.371, SLG: 0.599 Matty Alou, L (7, 7) OBP: 0.152, SLG: 0.141	B, B, B, B E, BB, 1B, BB	2-H, HR, 1B		FC5-4, 1B		K		K		3 1	2 0	2 0	1 0	1 0	1 1	0 0
Willie Mays, R (1, 8) OBP: 0.356, SLG: 0.497	B, B, B, B E, 1B, BB 1-2, 2-3	1-H, HR		FC5-4 1-2f		HR				3	3	2	3	1	0	1
Orlando Cepeda, R (1, 3) OBP: 0.336, SLG: 0.506	E8, 1B 1-2, 2-3, 3-H	B, B, B, B FC3-6, BB		F6		F9				3	0	0	0	1	0	3
Tom Haller, L (1, 2) OBP: 0.338, SLG: 0.424	P6	FC3-6 1-2f		1-3		F5				4	0	0	0	0	0	5
Jim Davenport, R (1, 4) OBP: 0.274, SLG: 0.327 (7, 5)	S, 1B 1-3, 2-H, 3-H	F4			FC3-6, 1B		F7			4	0	2	2	0	0	1
Ernie Bowman, R (1, 6) OBP: 0.188, SLG: 0.213	F4 1-2		FC1-6, 1B		FC3-6, 6-3, 2B 1-2f		4-3			4	1	1	0	0	0	3
Juan Marichal, R (1, 1) OBP: 0.159, SLG: 0.162		F8	FC1-6, FC6-4 1-2f		6-3 1-2		K			4	0	0	0	0	1	2
Inning Stats	R: 3, E: 1, K: 0, S: 6 H: 2, LOB: 2, BB: 2, P: 14	R: 4, E: 0, K: 0, S: 7 H: 4, LOB: 1, BB: 1, P: 11	R: 0, E: 0, K: 1, S: 6 H: 1, LOB: 1, BB: 0, P: 6	R: 0, E: 0, K: 0, S: 4 H: 1, LOB: 1, BB: 0, P: 4	R: 1, E: 0, K: 0, S: 5 H: 2, LOB: 1, BB: 0, P: 5	R: 1, E: 0, K: 1, S: 6 H: 1, LOB: 0, BB: 0, P: 6	R: 0, E: 0, K: 1, S: 5 H: 0, LOB: 0, BB: 0, P: 5	R: 0, E: 0, K: 2, S: 7 H: 0, LOB: 0, BB: 0, P: 7		1B: 7, 2B: 2, 3B: 0, HR: 2 SF: 0, SAC: 0, DP: 0, HBP: 0						

	AB	36
	R	9
	H	11
	RBI	8
	BB	3
	SO	5
	LOB	19

WP: 0, PB: 0, SB: 2, CS: 0, PA: 39

PITCHER		IP	WLS	BF	H	R	ER	SO	BB	IBB	HBP	BLK	WP	HR	S	P	ERA	WHIP
Roger Craig, R ERA: 4.08	(1, 1)	1.1	L	13	6	7	4	0	2	0	0	0	0	1	11	19	27.00	6.000
Larry Bearnarth, R ERA: 3.75	(2, 1)	3.2		16	4	1	1	1	1	0	0	0	0	0	17	21	2.46	1.364
Ken MacKenzie, L ERA: 5.02	(6, 1)	1.0		4	1	1	1	1	0	0	0	0	0	1	6	6	9.00	1.000
Grover Powell, L ERA: 3.0	(7, 1)	2.0		6	0	0	0	3	0	0	0	0	0	0	12	12	0.00	0.000

PITCHER		IP	WLS	BF	H	R	ER	SO	BB	IBB	HBP	BLK	WP	HR	S	P	ERA	WHIP

Batter	1	2	3	4	5	6	7	8	9	AB	R	H	RBI	BB	SO	LOB
Jim Hickman, R (1, 5) OBP: 0.302, SLG: 0.379	S S S 0-3 ① K		S S S 0-3 ① K		x 0-0 ② F7		x 0-0 FC3-6 1B 2-H 3-H		S S S 0-3 ① K	5	0	1	2	0	3	0
Joe Hicks, L (1, 8) OBP: 0.264, SLG: 0.500	x 0-0 ② 6-3		S S S 0-3 ② K		x 0-0 ③ F9		x 0-0 FC3-6 BB 1-2f ②		S S S 0-3 ② K	5	0	0	0	0	2	1
Duke Snider, L (1, 9) OBP: 0.339, SLG: 0.440	B B B B 4-0 BB		x 0-0 ③ F7			x 0-0 ① F8	B B B B 4-0 1-2 BB		x 0-0 ③ F8	3	0	0	0	2	0	0
Jesse Gonder, L (1, 2) OBP: 0.341, SLG: 0.557	x 0-0 ③ 1-3			x 0-0 FC6-4 1B		S S S 0-3 ② K	x 0-0 ③ 4-3			4	0	1	0	0	1	3
Frank Thomas, R (1, 3) OBP: 0.324, SLG: 0.393		x 0-0 6-3 1B		x 0-0 ① FC6-4 1B 1-2f		x 0-0 ③ 5-3		x 0-0 2B FC1-2 1B		4	0	2	0	0	0	1
Ron Hunt, R (1, 4) OBP: 0.336, SLG: 0.368		x 0-0 ① 6-3 1-2		x 0-0 1-2 1B			x 0-0 E6 FC1-5 1B	x 0-0 FC1-2 1-3 2B		4	0	3	0	0	0	1
Joe Christopher, R (1, 7) OBP: 0.341, SLG: 0.359		H 1-0 HBP		x 0-0 ② F9			H 1-0 FC1-5 2B HBP	x 0-0 ① F5		2	1	0	0	0	0	4
Larry Burright, R (1, 6) OBP: 0.309, SLG: 0.284		S S S 0-3 ② K		S S S 0-3 ③ K			x 0-0 ① FC1-5 2B 1B 1-2 2-3f	x 0-0 ② FC1-2 2-3 3-H		4	1	0	0	0	2	8
Al Jackson, L (1, 1) OBP: 0.213, SLG: 0.222		x 0-0 ③ F8			x 0-0 ① 1-3		x 0-0 1-3 1B 2B	x 0-0 ③ 1-3		4	1	1	1	0	0	4
Inning Stats	R: 0 E: 0 K: 1 S: 5 H: 0 LOB: 1 BB: 1 P: 9	R: 0 E: 0 K: 1 S: 6 H: 1 LOB: 2 BB: 0 P: 7	R: 0 E: 0 K: 2 S: 7 H: 0 LOB: 0 BB: 0 P: 7	R: 0 E: 0 K: 1 S: 7 H: 2 LOB: 2 BB: 0 P: 7	R: 0 E: 0 K: 0 S: 3 H: 0 LOB: 0 BB: 0 P: 3	R: 0 E: 0 K: 1 S: 5 H: 0 LOB: 0 BB: 0 P: 5	R: 3 E: 1 K: 0 S: 6 H: 3 LOB: 2 BB: 1 P: 11	R: 0 E: 0 K: 0 S: 5 H: 2 LOB: 2 BB: 0 P: 5	R: 0 E: 0 K: 2 S: 7 H: 0 LOB: 0 BB: 0 P: 7	1B: 6 2B: 2 3B: 0 HR: 0	SF: 0 SAC: 0 DP: 0 HBP: 2				WP: 0 PB: 0 SB: 0 CS: 0		PA: 39	

New York Mets @ San Francisco Giants

Candlestick Park, San Francisco, CA

Wed Jul 24 1963, 6:33 AM EDT

Att. 11,236 - Unknown

TOP

livebaseballscorecards.com

AB	35
R	3
H	8
RBI	3
BB	2
SO	8
LOB	22

PITCHER		IP	WLS	BF	H	R	ER	SO	BB	IBB	HBP	BLK	WP	HR	S	P	ERA	WHIP
Jack Sanford, R ERA: 3.53	(1, 1)	6.1		28	6	3	3	6	1	0	2	0	0	0	37	43	4.26	1.105
Al Stanek, L ERA: 3.0	(7, 1)	0.2		5	2	0	0	0	1	0	0	0	0	0	4	8	0.00	4.500
Jack Fisher, R ERA: 3.72	(8, 1)	1.0		3	0	0	0	0	0	0	0	0	0	0	3	3	0.00	0.000
Billy Hoeft, L ERA: 3.68	(9, 1)	1.0	W	3	0	0	0	2	0	0	0	0	0	0	7	7	0.00	0.000

PITCHER	IP	WLS	BF	H	R	ER	SO	BB	IBB	HBP	BLK	WP	HR	S	P	ERA	WHIP

BOTTOM

Batter	1	2	3	4	5	6	7	8	9	AB	R	H	RBI	BB	SO	LOB
Harvey Kuenn, R (1, 5) OBP: 0.366, SLG: 0.444	6-3		G6-4-3 1-2f			F4		F8		4	0	0	0	0	0	1
Felipe Alou, R (1, 9) OBP: 0.312, SLG: 0.469	F5			6-3		6-3			F8 HBP E HBP	3	1	0	0	0	0	0
Willie McCovey, L (1, 7) OBP: 0.372, SLG: 0.595	K			G1-4-3 HBP			4-3		1-2 E 2B HBP	2	0	0	0	0	1	0
Jose Pagan, R (9, PR) OBP: 0.248, SLG: 0.243										0	1	0	0	0	0	0
Willie Mays, R (1, 8) OBP: 0.355, SLG: 0.493		F7		G1-4-3 1-2f			BBBB S E SF8 BB		F8 2-3	3	1	0	0	1	0	3
Orlando Cepeda, R (1, 3) OBP: 0.332, SLG: 0.500		1-4-3			K		E5 1-2		E6 1-2 2B 3-H	4	1	0	1	0	1	2
Jim Davenport, R (1, 4) OBP: 0.277, SLG: 0.333		1B			F5		SF8 2-H		1-H 2-H 2B	3	0	2	3	0	0	0
Tom Haller, L (1, 2) OBP: 0.333, SLG: 0.416		4-3			E6		K			3	0	0	0	0	1	2
Ernie Bowman, R (1, 6) OBP: 0.196, SLG: 0.220			G6-4-3 1B		4-3			5-3		3	0	1	0	0	0	1
Jack Sanford, R (1, 1) OBP: 0.197, SLG: 0.197			K			K		6-3		2	0	0	0	0	2	1
Al Stanek, L (7, 1)										0	0	0	0	0	0	0
Jack Fisher, R (8, 1) OBP: 0.207, SLG: 0.192										0	0	0	0	0	0	0
Joey Amalfitano, R (8, PH) OBP: 0.250, SLG: 0.224										1	0	0	0	0	0	0
Billy Hoeft, L (9, 1)										0	0	0	0	0	0	0
Inning Stats	R: 0 E: 0 K: 1 S: 5 H: 0 LOB: 0 BB: 0 P: 5	R: 0 E: 0 K: 0 S: 4 H: 1 LOB: 1 BB: 0 P: 4	R: 0 E: 0 K: 1 S: 5 H: 1 LOB: 0 BB: 0 P: 5	R: 0 E: 0 K: 0 S: 2 H: 0 LOB: 0 BB: 0 P: 3	R: 0 E: 1 K: 1 S: 6 H: 0 LOB: 1 BB: 0 P: 6	R: 0 E: 0 K: 1 S: 5 H: 0 LOB: 0 BB: 0 P: 5	R: 1 E: 1 K: 1 S: 6 H: 0 LOB: 1 BB: 1 P: 10	R: 0 E: 0 K: 0 S: 3 H: 0 LOB: 0 BB: 0 P: 3	R: 3 E: 1 K: 0 S: 3 H: 1 LOB: 2 BB: 0 P: 5	1B: 2 2B: 1 3B: 0 HR: 0	SF: 1 SAC: 0 DP: 2 HBP: 3						

PITCHER	IP	WLS	BF	H	R	ER	SO	BB	IBB	HBP	BLK	WP	HR	S	P	ERA	WHIP
Al Jackson, L (1, 1) ERA: 4.17	8.1	L	33	3	4	2	5	1	0	3	0	0	0	39	46	2.16	0.480

PITCHER	IP	WLS	BF	H	R	ER	SO	BB	IBB	HBP	BLK	WP	HR	S	P	ERA	WHIP

WP: 0 PB: 0 SB: 1 CS: 0 PA: 33

New York Mets @ San Francisco Giants

Candlestick Park, San Francisco, CA

Wed Jul 24 1963, 6:33 AM EDT

Att. 11,236 - Unknown

livebaseballscorecards.com

AB	28
R	4
H	3
RBI	4
BB	1
SO	5
LOB	10

Batter	1	2	3	4	5	6	7	8	9	AB	R	H	RBI	BB	SO	LOB
Joe Christopher, R (1, 9) OBP: 0.327, SLG: 0.341	S S S 0-3 ① K			x 0-0 1B 2B 1B	x 0-0 ① F8	x 0-0 ② F8		x 0-0 ② F6		5	1	1	0	0	1	2
Rod Kanehl, R (1, 8) OBP: 0.252, SLG: 0.245	x 0-0 ② F8			x 0-0 2B 1B 1-2 1B	B B B 4-0 1B BB	x 0-0 ③ 4-3		x 0-0 ③ F5		2	1	1	0	1	0	0
Joe Hicks, L (6, PH) OBP: 0.255, SLG: 0.481 (6, 8)										2	0	0	0	0	0	2
Ron Hunt, R (1, 4) OBP: 0.337, SLG: 0.372	x 0-0 ③ F7			x 0-0 1B 1B 1-3 2-H 2B	x 0-0 1-2 1B		x 0-0 ① F5		x 0-0 ① F9	5	1	2	1	0	0	0
Frank Thomas, R (1, 3) OBP: 0.325, SLG: 0.393		x 0-0 ① 6-3		x 0-0 BB 1B 2-3 3-H 1B	x 0-0 ② F6		x 0-0 4-3 1B 1B		x 0-0 ② 1-3	5	0	2	1	0	0	2
Jim Hickman, R (1, 5) OBP: 0.303, SLG: 0.379		x 0-0 ② F7		x 0-0 ① F9	x 0-0 ③ F5		x 0-0 4-3 1-2 1B		x 0-0 HR 1B	5	1	2	0	0	0	4
Dick Smith, R (1, 7) Duke Snider, L (4, PH) OBP: 0.341, SLG: 0.453 (4, 7)		S S S 0-3 ③ K		x 0-0 BB 1-2 3-H 1B		x 0-0 ① F6	x 0-0 ② 4-3 1-2 2-3		x 0-0 1-H HR	1	0	0	0	0	1	0
										4	1	2	3	0	0	2
Norm Sherry, R (1, 2) OBP: 0.188, SLG: 0.194			x 0-0 ① S S S 5-3	0-3 ② K		H 1-0 1B 1B HBP	B B B 4-0 BB		x 0-0 ③ G3	2	0	0	0	0	1	2
Choo-Choo Coleman, L (6, PR) OBP: 0.293, SLG: 0.219 (6, 2)										1	1	0	0	1	0	0
Larry Burright, R (1, 6) OBP: 0.317, SLG: 0.286			x 0-0 ② F8	B B B 4-0 1-2 2-3 BB		x 0-0 1B 1-2 1B	x 0-0 ③ 1-3			3	0	1	0	1	0	3
Galen Cisco, R (1, 1) OBP: 0.103, SLG: 0.077			x 0-0 ③ 5-3	x 0-0 ③ F5		x 0-0 1-2 2-H 1B		x 0-0 ① F8		1	0	0	0	0	0	0
Jay Hook, L (3, 1) OBP: 0.226, SLG: 0.214										1	0	0	0	0	0	3
Jesse Gonder, L (6, PH) OBP: 0.348, SLG: 0.562										1	0	1	1	0	0	0
Ken MacKenzie, R (6, 1)										0	0	0	0	0	0	0
Ted Schreiber, R (8, PH) OBP: 0.227, SLG: 0.150										1	0	0	0	0	0	0
Roger Craig, R (8, 1) OBP: 0.146, SLG: 0.109										0	0	0	0	0	0	0
Inning Stats	R: 0 E: 0 K: 1 S: 5 H: 0 LOB: 0 BB: 0 P: 5	R: 0 E: 0 K: 1 S: 5 H: 0 LOB: 0 BB: 0 P: 5	R: 0 E: 0 K: 0 S: 3 H: 0 LOB: 0 BB: 0 P: 3	R: 3 E: 0 K: 1 S: 10 H: 5 LOB: 3 BB: 1 P: 14	R: 0 E: 0 K: 0 S: 4 H: 1 LOB: 2 BB: 1 P: 8	R: 1 E: 0 K: 0 S: 5 H: 2 LOB: 2 BB: 0 P: 6	R: 0 E: 0 K: 0 S: 5 H: 2 LOB: 3 BB: 1 P: 9	R: 0 E: 0 K: 0 S: 3 H: 0 LOB: 0 BB: 0 P: 3	R: 2 E: 0 K: 0 S: 5 H: 2 LOB: 0 BB: 0 P: 5	1B: 10 2B: 1 3B: 0 HR: 1	SF: 0 SAC: 0 DP: 0 HBP: 1						

PITCHER		IP	WLS	BF	H	R	ER	SO	BB	IBB	HBP	BLK	WP	HR	S	P	ERA	WHIP
Billy Pierce, L ERA: 4.01	(1, 1)	3.0		13	4	3	3	2	0	0	0	0	0	0	17	17	9.00	1.333
Bobby Bolin, R ERA: 2.3	(4, 1)	3.1	W	19	6	1	1	1	2	0	1	0	0	0	18	27	2.70	2.400
Billy Hoeft, L ERA: 4.5	(7, 1)	2.2	S	11	2	2	2	0	1	0	0	0	0	1	10	14	6.75	1.125

PITCHER	IP	WLS	BF	H	R	ER	SO	BB	IBB	HBP	BLK	WP	HR	S	P	ERA	WHIP

TOP

New York Mets @ San Francisco Giants

Candlestick Park, San Francisco, CA

Thu Jul 25 1963, 6:33 AM EDT

Att. 10,514 - Unknown

livebaseballscorecards.com

AB	39
R	6
H	12
RBI	6
BB	3
SO	3
LOB	20

WP: 0 PB: 0 SB: 0 CS: 0 PA: 43

Batter	1	2	3	4	5	6	7	8	9	AB	R	H	RBI	BB	SO	LOB
Harvey Kuenn, R (1, 7) OBP: 0.367, SLG: 0.440	FC 2B 1B	G3-6-3 1-2f			1B HR BB	F7		F4		4	2	1	0	1	0	3
Chuck Hiller, L (1, 4) OBP: 0.237, SLG: 0.231	FC 1-2 2B	1B 1B 1B			F2		4-3			4	2	1	0	0	0	2
Willie McCovey, L (1, 3) OBP: 0.376, SLG: 0.600	1-H 2-H 2B 2B	G4-6-3 1B 1-3 1B			1-3 HR 1B		F8			4	2	3	2	0	0	0
Willie Mays, R (1, 8) OBP: 0.359, SLG: 0.507	5-3	G4-6-3 1-2 3-H 1B			1-H 3-H HR		1B 2B			4	2	3	4	0	0	1
Ed Bailey, L (1, 2) OBP: 0.363, SLG: 0.497	F9	G4-6-3 1-2f 2-3			F9-3 BB		2-H 1B			3	0	1	1	1	0	3
Felipe Alou, R (1, 9) OBP: 0.311, SLG: 0.469	2-H 2B	K			F9-3 1-2		F2			4	0	1	1	0	1	3
Jim Davenport, R (1, 5) OBP: 0.274, SLG: 0.329	G3			F7		F7		F8		4	0	0	0	0	0	1
Ernie Bowman, R (1, 6) OBP: 0.200, SLG: 0.222		5-3		F7		SH1-4 1B		6-3		4	0	1	0	0	0	0
Billy Pierce, L (1, 1) OBP: 0.200, SLG: 0.130										1	0	1	0	0	0	0
Bobby Bolin, R (4, 1) OBP: 0.190, SLG: 0.056										1	0	0	0	0	1	0
Billy Hoeft, L (7, 1)		G3-6-3 1B		K		SH1-4 1-2		BB		0	0	0	0	1	0	0
Inning Stats	R: 3 E: 0 K: 0 S: 7 H: 3 LOB: 1 BB: 0 P: 7	R: 0 E: 0 K: 0 S: 3 H: 1 LOB: 0 BB: 0 P: 3	R: 1 E: 0 K: 1 S: 7 H: 3 LOB: 1 BB: 0 P: 7	R: 0 E: 0 K: 1 S: 5 H: 0 LOB: 0 BB: 0 P: 5	R: 3 E: 0 K: 0 S: 4 H: 2 LOB: 0 BB: 2 P: 12	R: 0 E: 0 K: 0 S: 4 H: 1 LOB: 1 BB: 0 P: 4	R: 1 E: 0 K: 0 S: 5 H: 2 LOB: 1 BB: 0 P: 5	R: 0 E: 0 K: 0 S: 3 H: 0 LOB: 1 BB: 1 P: 7		1B: 8 2B: 4 3B: 0 HR: 1	SF: 0 SAC: 1 DP: 3 HBP: 0						

PITCHER		IP	WLS	BF	H	R	ER	SO	BB	IBB	HBP	BLK	WP	HR	S	P	ERA	WHIP
Galen Cisco, R ERA: 4.92	(1, 1)	2.0	L	13	7	4	4	0	0	0	0	0	0	0	13	13	18.00	3.500
Jay Hook, R ERA: 5.88	(3, 1)	3.0		11	2	3	3	2	2	0	0	0	0	1	13	21	9.00	1.333
Ken MacKenzie, L ERA: 5.0	(6, 1)	2.0		9	3	1	1	0	0	0	0	0	0	0	9	9	4.50	1.500
Roger Craig, R ERA: 4.05	(8, 1)	1.0		4	0	0	0	0	1	0	0	0	0	0	3	7	0.00	1.000

PITCHER	IP	WLS	BF	H	R	ER	SO	BB	IBB	HBP	BLK	WP	HR	S	P	ERA	WHIP

BOTTOM

New York Mets @ San Francisco Giants

Candlestick Park, San Francisco, CA

Thu Jul 25 1963, 6:33 AM EDT

Att. 10,514 - Unknown

livebaseballscorecards.com

AB	33
R	8
H	12
RBI	8
BB	3
SO	2
LOB	13

WP: 0 PB: 0 SB: 0 CS: 0 PA: 37

Batter	1	2	3	4	5	6	7	8	9	AB	R	H	RBI	BB	SO	LOB
Joe Christopher, R (1, 7) OBP: 0.321, SLG: 0.319	F3		BBBB 4-0 1B 1B BB		F7		F3			3	1	0	0	1	0	1
Ron Hunt, R (1, 4) OBP: 0.336, SLG: 0.370	6-3		0-0 S 1-3 1B 1B		6-3			F8		4	1	1	0	0	0	0
Duke Snider, L (1, 9) OBP: 0.337, SLG: 0.446	4-3		0-0 P5 1-2		F9			F5		4	0	0	0	0	0	2
Frank Thomas, R (1, 3) OBP: 0.328, SLG: 0.395		0-0 1B 1B	0-0 3B 2-H 3-H 1B			P6		4-3		4	1	2	2	0	0	0
Joe Hicks, L (1, 8) OBP: 0.254, SLG: 0.500		F7	0-0 1-H 3B			5-3			6-3	4	0	1	1	0	0	1
Jim Hickman, R (1, 5) OBP: 0.303, SLG: 0.377		0-0 FC1-6 1-2 1B	5-3			5-3			5-3	4	0	1	0	0	0	1
Choo-Choo Coleman, L (1, 2) OBP: 0.286, SLG: 0.213		P6		F9			P4		F5	4	0	0	0	0	0	2
Larry Burright, R (1, 6) OBP: 0.308, SLG: 0.277		FC1-6 1-2f		F8			5-3			3	0	0	0	0	0	2
Tracy Stallard, R (1, 1) OBP: 0.043, SLG: 0.043			F7	6-3			1B			0	0	0	0	0	0	0
Galen Cisco, R (1, 1) OBP: 0.125, SLG: 0.103										3	0	1	0	0	0	0
Inning Stats	R: 0 H: 0 E: 0 LOB: 0 K: 0 BB: 0 S: 3 P: 3	R: 0 H: 2 E: 0 LOB: 2 K: 0 BB: 0 S: 5 P: 5	R: 3 H: 3 E: 0 LOB: 1 K: 0 BB: 1 S: 6 P: 10	R: 0 H: 0 E: 0 LOB: 0 K: 0 BB: 0 S: 3 P: 3	R: 0 H: 0 E: 0 LOB: 0 K: 0 BB: 0 S: 3 P: 3	R: 0 H: 0 E: 0 LOB: 0 K: 0 BB: 0 S: 3 P: 3	R: 0 H: 1 E: 0 LOB: 1 K: 0 BB: 0 S: 4 P: 4	R: 0 H: 0 E: 0 LOB: 0 K: 0 BB: 0 S: 3 P: 3	R: 0 H: 0 E: 0 LOB: 0 K: 0 BB: 0 S: 3 P: 3	1B: 5 SF: 0 2B: 0 SAC: 0 3B: 1 DP: 0 HR: 0 HBP: 0						

PITCHER	IP	WLS	BF	H	R	ER	SO	BB	IBB	HBP	BLK	WP	HR	S	P	ERA	WHIP
Turk Farrell, R (1, 1) ERA: 2.98	9.0	W	34	6	3	3	0	1	0	0	0	0	0	33	37	3.00	0.778

PITCHER	IP	WLS	BF	H	R	ER	SO	BB	IBB	HBP	BLK	WP	HR	S	P	ERA	WHIP

TOP

New York Mets @ Houston Colt 45's

Colt Stadium, Houston, TX

Fri Jul 26 1963, 8:05 PM EDT

Att. 6,907 - Unknown

livebaseballscorecards.com

AB	33
R	3
H	6
RBI	3
BB	1
SO	0
LOB	9

WP: 0 PA: 34
PB: 0
SB: 1
CS: 0

BOTTOM

New York Mets @ Houston Colt 45's

Colt Stadium, Houston, TX

Fri Jul 26 1963, 8:05 PM EDT

Att. 6,907 - Unknown

livebaseballscorecards.com

Batter	1	2	3	4	5	6	7	8	9	AB	R	H	RBI	BB	SO	LOB
Al Spangler, L (1, 7) OBP: 0.335, SLG: 0.354	FC4-6 BB E 1-3 2-H 2B		1B FC1-2 BB		FC4-6 PO 1-2f			P6		3	0	1	1	2	0	2
Pete Runnels, L (1, 4) Ernie Fazio, R (9, 4) OBP: 0.283, SLG: 0.269	FC4-6 1B HR 1-2 E4 BB 2-3 3-H		FC1-2 1-3 1B		PO 1-2	6-3		1-3		5 0	1 0	1 0	1 0	0 0	0 0	3 0
Rusty Staub, L (1, 3) OBP: 0.298, SLG: 0.314	HR 1-3 BB 1B BB 1-2		FC1-2 1-2 3-H			G6-4-3 1B				3	1	2	0	1	0	2
Carl Warwick, R (1, 9) OBP: 0.329, SLG: 0.348	K F2		4-3			G6-4-3 1-2f				4	0	0	0	0	1	8
Jimmy Wynn, R (1, 8) OBP: 0.347, SLG: 0.387	HR 1-2 BB	P3		5-3			6-3			3	1	0	0	1	0	0
Bob Aspromonte, R (1, 5) OBP: 0.260, SLG: 0.280	HR 1-H 2-H 3-H	F9		5-3			6-3			4	1	1	4	0	0	0
John Bateman, R (1, 2) OBP: 0.230, SLG: 0.294	1B 1B HBP	HBP		P1			6-3			2	1	0	0	0	0	0
Bob Lillis, R (1, 6) OBP: 0.220, SLG: 0.222	1B 2B 1-2 1B	L6			6-3			P2		4	1	1	0	0	0	1
Turk Farrell, R (1, 1) OBP: 0.270, SLG: 0.265	2B E 1-2 2-H 1B		F8		FC4-6 1B			1B		4	1	3	1	0	0	0
Inning Stats	R: 7 E: 1 K: 1 S: 11 H: 5 LOB: 3 BB: 3 P: 24	R: 0 E: 0 K: 0 S: 3 H: 0 LOB: 1 BB: 0 P: 4	R: 0 E: 0 K: 0 S: 4 H: 1 LOB: 2 BB: 1 P: 8	R: 0 E: 0 K: 0 S: 3 H: 0 LOB: 0 BB: 0 P: 3	R: 0 E: 0 K: 0 S: 3 H: 1 LOB: 0 BB: 0 P: 3	R: 0 E: 0 K: 0 S: 3 H: 1 LOB: 0 BB: 0 P: 3	R: 0 E: 0 K: 0 S: 3 H: 0 LOB: 0 BB: 0 P: 3	R: 0 E: 0 K: 0 S: 4 H: 1 LOB: 1 BB: 0 P: 4		1B: 7 2B: 1 3B: 0 HR: 1 SF: 0 SAC: 0 DP: 1 HBP: 2						

	AB	32
	R	7
	H	9
	RBI	6
	BB	4
	SO	1
	LOB	16

WP: 0 PB: 0 SB: 0 CS: 0 PA: 39

PITCHER		IP	WLS	BF	H	R	ER	SO	BB	IBB	HBP	BLK	WP	HR	S	P	ERA	WHIP
Tracy Stallard, R ERA: 5.5	(1, 1)	0.2	L	9	4	7	6	1	2	0	1	0	0	1	8	17	81.00	9.000
Galen Cisco, R ERA: 4.58	(1, 1)	7.1		29	5	0	0	0	2	0	1	0	0	0	26	35	0.00	0.955

PITCHER	IP	WLS	BF	H	R	ER	SO	BB	IBB	HBP	BLK	WP	HR	S	P	ERA	WHIP

Batter	1	2	3	4	5	6	7	8	9	AB	R	H	RBI	BB	SO	LOB
Ron Hunt, R (1, 4) OBP: 0.332, SLG: 0.366	5-3		6-3			5-3			FC1-6	4	0	0	0	0	0	1
Joe Hicks, L (1, 8) OBP: 0.254, SLG: 0.484	K			3-1		G3			E6	4	0	1	0	0	1	0
Duke Snider, L (1, 9) OBP: 0.336, SLG: 0.443	K			G5-4-3			K		K	4	0	1	0	0	3	2
Frank Thomas, R (1, 3) OBP: 0.323, SLG: 0.389		K		G5-4-3			5-3		FC6-4	4	0	0	0	0	1	3
Jesse Gonder, L (1, 2) OBP: 0.347, SLG: 0.554		6-3			1B		K			3	0	1	0	0	1	0
Jim Hickman, R (1, 7) OBP: 0.300, SLG: 0.373		E5			K			F9		3	0	0	0	0	1	1
Rod Kanehl, R (1, 5) OBP: 0.246, SLG: 0.239		P5			P4			6-3		3	0	0	0	0	0	2
Larry Burright, R (1, 6) OBP: 0.299, SLG: 0.268			5-3		K			G3		3	0	0	0	0	1	1
Roger Craig, R (1, 1) OBP: 0.140, SLG: 0.104			K			K			FC1-6	2	0	0	0	0	2	0
Joe Christopher, R (9, PH) OBP: 0.333, SLG: 0.333										1	0	1	0	0	0	0
Inning Stats	R: 0 H: 0 E: 0 LOB: 0 K: 2 BB: 0 S: 7 P: 7	R: 0 H: 0 E: 1 LOB: 1 K: 1 BB: 0 S: 6 P: 6	R: 0 H: 0 E: 0 LOB: 0 K: 1 BB: 0 S: 5 P: 5	R: 0 H: 1 E: 0 LOB: 0 K: 0 BB: 0 S: 3 P: 3	R: 0 H: 1 E: 0 LOB: 1 K: 2 BB: 0 S: 8 P: 8	R: 0 H: 0 E: 0 LOB: 0 K: 1 BB: 0 S: 5 P: 5	R: 0 H: 0 E: 0 LOB: 0 K: 2 BB: 0 S: 7 P: 7	R: 0 H: 0 E: 0 LOB: 0 K: 0 BB: 0 S: 3 P: 3	R: 0 H: 2 E: 1 LOB: 2 K: 1 BB: 0 S: 7 P: 7	1B: 4 SF: 0 2B: 0 SAC: 0 3B: 0 DP: 1 HR: 0 HBP: 0						

PITCHER		IP	WLS	BF	H	R	ER	SO	BB	IBB	HBP	BLK	WP	HR	S	P	ERA	WHIP
Bob Bruce, R ERA: 3.25	(1, 1)	8.1	W	29	4	0	0	9	0	0	0	0	0	0	47	47	0.00	0.480
Hal Woodeshick, L ERA: 1.54	(9, 1)	0.2	S	2	0	0	0	1	0	0	0	0	0	0	4	4	0.00	0.000

PITCHER	IP	WLS	BF	H	R	ER	SO	BB	IBB	HBP	BLK	WP	HR	S	P	ERA	WHIP

TOP

New York Mets @ Houston Colt 45's

Colt Stadium, Houston, TX

Sat Jul 27 1963, 8:05 PM EDT

Att. 9,123 - Unknown

livebaseballscorecards.com

AB	31
R	0
H	4
RBI	0
BB	0
SO	10
LOB	10

WP: 0	PA: 31
PB: 0	
SB: 0	
CS: 0	

Batter	1	2	3	4	5	6	7	8	9	AB	R	H	RBI	BB	SO	LOB
Al Spangler, L (1, 7) (4, 8) (9, 7) OBP: 0.332, SLG: 0.350	4-3			4-3		F8		5-3		4	0	0	0	0	0	0
Pete Runnels, L (1, 4) (4, 3) OBP: 0.311, SLG: 0.259	6-3			F8		1B				3	0	1	0	0	0	0
Howie Goss, R (9, 8) OBP: 0.270, SLG: 0.351										0	0	0	0	0	0	0
Rusty Staub, L (1, 3) (4, 9) (9, 3) OBP: 0.296, SLG: 0.311	F9			3-1		K				3	0	0	0	0	1	1
Carl Warwick, R (1, 9) (4, 7) (9, 9) OBP: 0.329, SLG: 0.347		FC6-4 1B			1-3		F7			3	0	1	0	0	0	0
Jimmy Wynn, R (1, 8) OBP: 0.342, SLG: 0.381		FC6-4 5-3 1-2f			6-3		6-3			1	0	0	0	0	0	1
Johnny Temple, R (4, 4) OBP: 0.357, SLG: 0.332										2	0	0	0	0	0	0
Ernie Fazio, R (8, 4) OBP: 0.283, SLG: 0.269										0	0	0	0	0	0	0
Bob Aspromonte, R (1, 5) OBP: 0.261, SLG: 0.280		5-3 1-2			E 1B		6-3			3	0	1	0	0	0	1
John Bateman, R (1, 2) OBP: 0.231, SLG: 0.308		L4			E5 FC6-4 1-2			HR		3	1	1	1	0	0	1
Bob Lillis, R (1, 6) OBP: 0.218, SLG: 0.220		5-3			FC6-4 1-2f			P6		3	0	0	0	0	0	2
Bob Bruce, R (1, 1) OBP: 0.192, SLG: 0.152		6-3				1-3		K		3	0	0	0	0	1	0
Hal Woodeshick, R (9, 1) OBP: 0.235, SLG: 0.188										0	0	0	0	0	0	0
Inning Stats	R: 0 E: 0 K: 0 S: 3 H: 0 LOB: 0 BB: 0 P: 3	R: 0 E: 0 K: 0 S: 3 H: 1 LOB: 1 BB: 0 P: 3	R: 0 E: 0 K: 0 S: 3 H: 0 LOB: 0 BB: 0 P: 3	R: 0 E: 0 K: 0 S: 3 H: 0 LOB: 0 BB: 0 P: 3	R: 0 E: 1 K: 0 S: 5 H: 1 LOB: 2 BB: 0 P: 5	R: 0 E: 0 K: 1 S: 6 H: 1 LOB: 1 BB: 0 P: 6	R: 0 E: 0 K: 0 S: 3 H: 0 LOB: 0 BB: 0 P: 3	R: 1 E: 0 K: 1 S: 6 H: 1 LOB: 0 BB: 0 P: 6		1B: 3 2B: 0 3B: 0 HR: 1	SF: 0 SAC: 0 DP: 0 HBP: 0					

PITCHER	IP	WLS	BF	H	R	ER	SO	BB	IBB	HBP	BLK	WP	HR	S	P	ERA	WHIP
Roger Craig, R (1, 1) ERA: 3.91	8.0	L	28	4	1	1	2	0	0	0	0	0	1	32	32	1.12	0.500

PITCHER	IP	WLS	BF	H	R	ER	SO	BB	IBB	HBP	BLK	WP	HR	S	P	ERA	WHIP

BOTTOM

New York Mets @ Houston Colt 45's

Colt Stadium, Houston, TX

Sat Jul 27 1963, 8:05 PM EDT

Att. 9,123 - Unknown

livebaseballscorecards.com

AB	28
R	1
H	4
RBI	1
BB	0
SO	2
LOB	6

1B: 3	SF: 0	WP: 0	PA: 28
2B: 0	SAC: 0	PB: 0	
3B: 0	DP: 0	SB: 0	
HR: 1	HBP: 0	CS: 0	

New York Mets @ Houston Colt 45's

Colt Stadium, Houston, TX

Sun Jul 28 1963, 8:05 PM EDT

Att. 6,522 - Unknown

TOP

livebaseballscorecards.com

Batter	1	2	3	4	5	6	7	8	9	AB	R	H	RBI	BB	SO	LOB
Ron Hunt, R (1, 4) OBP: 0.332, SLG: 0.373	0-0 ① 5-3		HR	FC4-6 1-2f			F2			4	1	1	1	0	0	2
Joe Hicks, L (1, 8) OBP: 0.254, SLG: 0.462	B B B B 4-0 BB		0-0 ① 4-3		0-0 ① F9			0-0 ① F6		3	0	0	0	1	0	0
Duke Snider, L (1, 9) OBP: 0.334, SLG: 0.440	S S S 0-3 ② K		0-0 G3 1B		S S S 0-3 ② K			0-0 ② F7		4	0	1	0	0	2	1
Frank Thomas, R (1, 3) OBP: 0.319, SLG: 0.384	S S S 0-3 ③ K		0-0 ② G3 1-2		S S S 0-3 ③ K			0-0 ③ L6		4	0	0	0	0	2	2
Jesse Gonder, L (1, 2) OBP: 0.343, SLG: 0.542		0-0 1B 1-3 1B	0-0 ③ F6			0-0 ① 4-3			0-0 ① F5	4	1	1	0	0	0	1
Jim Hickman, R (1, 7) OBP: 0.299, SLG: 0.372		0-0 1-3 1-3 1B		0-0 ① 4-3		0-0 ② 1-3			0-0 ② F8	4	0	1	0	0	0	0
Rod Kanehl, R (1, 5) OBP: 0.246, SLG: 0.248		0-0 ① 1-3 1-2 3-H		0-0 1B 2B		0-0 ③ F9			0-0 ③ F8	4	0	1	1	0	0	1
Larry Burright, R (1, 6) OBP: 0.291, SLG: 0.260		0-0 ② 6-3		0-0 ② 1-3			S S S 0-3 ① K			3	0	0	0	0	1	2
Al Jackson, L (1, 1) OBP: 0.213, SLG: 0.222		0-0 ③ G3		0-0 FC4-6 2-3 1B			0-0 ② F8			0	0	0	0	0	0	0
Jay Hook, L (1, 1) OBP: 0.242, SLG: 0.233										2	0	1	0	0	0	1
Joe Christopher, R (7, PH) OBP: 0.327, SLG: 0.327										1	0	0	0	0	0	0
Ken MacKenzie, R (7, 1)										0	0	0	0	0	0	0

	AB	33
	R	2
	H	6
	RBI	2
	BB	1
	SO	5
	LOB	10

Inning Stats										
	R: 0 E: 0 K: 2 S: 7	H: 0 LOB: 1 BB: 1 P: 11	R: 1 E: 0 K: 0 S: 5	H: 2 LOB: 1 BB: 0 P: 5	R: 1 E: 0 K: 0 S: 5	H: 2 LOB: 1 BB: 0 P: 5	R: 0 E: 0 K: 0 S: 5	H: 2 LOB: 2 BB: 0 P: 5	R: 0 E: 0 K: 2 S: 7	H: 0 LOB: 0 BB: 0 P: 7
	R: 0 E: 0 K: 0 S: 3	H: 0 LOB: 0 BB: 0 P: 3	R: 0 E: 0 K: 1 S: 5	H: 0 LOB: 0 BB: 0 P: 5	R: 0 E: 0 K: 0 S: 3	H: 0 LOB: 0 BB: 0 P: 3	R: 0 E: 0 K: 0 S: 3	H: 0 LOB: 0 BB: 0 P: 3	1B: 4 2B: 1 3B: 0 HR: 1	SF: 0 SAC: 0 DP: 0 HBP: 0

	WP: 0	PA: 34
	PB: 0	
	SB: 0	
	CS: 0	

PITCHER	IP	WLS	BF	H	R	ER	SO	BB	IBB	HBP	BLK	WP	HR	S	P	ERA	WHIP
Ken Johnson, R (1, 1) ERA: 3.25	9.0	W	34	6	2	2	5	1	0	0	0	0	1	43	47	2.00	0.778

PITCHER	IP	WLS	BF	H	R	ER	SO	BB	IBB	HBP	BLK	WP	HR	S	P	ERA	WHIP

New York Mets @ Houston Colt 45's

Colt Stadium, Houston, TX

Sun Jul 28 1963, 8:05 PM EDT

Att. 6,522 - Unknown

livebaseballscorecards.com

BOTTOM

Batter	1	2	3	4	5	6	7	8	9	AB	R	H	RBI	BB	SO	LOB
Al Spangler, L (1, 7) OBP: 0.335, SLG: 0.351	BBBB 4-0 6-3 5-3 HR BB	x 0-0 ① F5	x 0-0 BB 1B		x 0-0 ② FC4-6 1-2f		x 0-0 E1 1B 1-3 1B			4	1	2	0	1	0	1
Johnny Temple, R (1, 4) OBP: 0.358, SLG: 0.331 Ernie Fazio, R (7, PR) OBP: 0.283, SLG: 0.269 (8, 4)	x 0-0 ① 5-3 1-2	x 0-0 ② P3	BBBB 4-0 1-2 BB		x 0-0 ③ 4-3		x 0-0 1-2 3-H 1B			4 0	0 0	1 0	1 0	1 0	0 0	2 0
Bob Aspromonte, R (1, 5) OBP: 0.257, SLG: 0.275	x 0-0 ② 6-3 2-3	x 0-0 E6 1B	x 0-0 ③ F8			x 0-0 ① 6-3	x 0-0 ② F7			5	1	0	0	0	0	5
Carl Warwick, R (1, 9) OBP: 0.332, SLG: 0.356	x 0-0 HR 3-H	BBBB 4-0 BB 1B BB		x 0-0 ① P6		BBBB 4-0 1-3 1B BB	x 0-0 ③ F7			3	2	1	2	2	0	2
Jimmy Wynn, R (1, 8) OBP: 0.346, SLG: 0.412	x 0-0 2B 3B	x 0-0 BB 1-2 2-H 1B		SSS 0-3 ② K		x 0-0 ② 1-3 1-2		x 0-0 ① 5-3		5	1	2	1	0	1	1
Pete Runnels, L (1, 3) OBP: 0.317, SLG: 0.261 Rusty Staub, L (6, PR) OBP: 0.295, SLG: 0.310 (7, 3)	BBBB 4-0 2B BB	BBBB 4-0 1-2 2-3 BB		x 0-0 ③ F8		x 0-0 2-H 1B		x 0-0 ② 4-3		2 1	1 0	1 0	1 0	2 0	0 0	0 0
John Bateman, R (1, 2) OBP: 0.238, SLG: 0.331	x 0-0 BLK 1-H 3-H 2B	x 0-0 ③ F3			x 0-0 HR	x 0-0 ③ P6		x 0-0 1B		5	1	3	3	0	0	4
Bob Lillis, R (1, 6) OBP: 0.221, SLG: 0.220	H 1-0 BLK HBP	x 0-0 ① F5			SSS 0-3 ① K		x 0-0 E 1B 1B 1B	x 0-0 ③ F8		4	1	1	0	0	1	1
Ken Johnson, R (1, 1) OBP: 0.106, SLG: 0.067	SSS 0-3 ③ K 1-2 2-3	SSS 0-3 ② K			x 0-0 FC4-6 1B		x 0-0 ① B2			4	0	1	0	0	2	3
Inning Stats	R: 4 E: 0 K: 1 S: 8 H: 3 LOB: 2 BB: 2 P: 17	R: 1 E: 1 K: 0 S: 5 H: 1 LOB: 3 BB: 2 P: 13	R: 0 E: 0 K: 1 S: 6 H: 1 LOB: 2 BB: 1 P: 10	R: 0 E: 0 K: 1 S: 5 H: 0 LOB: 0 BB: 0 P: 5	R: 1 E: 0 K: 1 S: 7 H: 2 LOB: 1 BB: 0 P: 7	R: 1 E: 0 K: 0 S: 4 H: 1 LOB: 1 BB: 1 P: 8	R: 1 E: 1 K: 0 S: 6 H: 3 LOB: 2 BB: 0 P: 6	R: 0 E: 0 K: 0 S: 4 H: 1 LOB: 1 BB: 0 P: 4		1B: 8 2B: 1 3B: 1 HR: 2 SF: 0 SAC: 0 DP: 0 HBP: 1				WP: 0 PB: 0 SB: 0 CS: 0 PA: 44		

	AB	37
	R	8
	H	12
	RBI	8
	BB	6
	SO	4
	LOB	19

PITCHER		IP	WLS	BF	H	R	ER	SO	BB	IBB	HBP	BLK	WP	HR	S	P	ERA	WHIP
Al Jackson, L ERA: 4.41	(1, 1)	0.2	L	8	3	4	4	0	2	0	1	0	0	1	5	14	54.00	7.500
Jay Hook, R ERA: 5.76	(1, 1)	5.1		26	5	3	2	4	4	0	0	1	0	1	30	46	3.38	1.688
Ken MacKenzie, L ERA: 4.98	(7, 1)	2.0		10	4	1	1	0	0	0	0	0	0	0	10	10	4.50	2.000

PITCHER	IP	WLS	BF	H	R	ER	SO	BB	IBB	HBP	BLK	WP	HR	S	P	ERA	WHIP

Batter	1	2	3	4	5	6	7	8	9	AB	R	H	RBI	BB	SO	LOB
Jim Hickman, R (1, 5) OBP: 0.295, SLG: 0.365	5-3	E6 CS		4-3		F7		FC5-2 G4-6-3 1-2 2-3 3-Hf		5	0	0	0	0	0	5
Ron Hunt, R (1, 4) OBP: 0.330, SLG: 0.371	1B 1B 1B	L8 1-2			1-3		4-3	G4-6-3 1-2f		5	1	1	0	0	0	4
Duke Snider, L (1, 9) OBP: 0.337, SLG: 0.441 Joe Christopher, R (8, 9) OBP: 0.321, SLG: 0.320	1B 1B 1B 1-3		1-3		K		G4-6-3 1B		F4	4 1	1 0	2 0	0 0	0 0	1 0	0 0
Frank Thomas, R (1, 7) OBP: 0.321, SLG: 0.394 Rod Kanehl, R (9, 7) OBP: 0.246, SLG: 0.248	K		HR		1B		G4-6-3 1-2f		6-3	5 0	1 0	2 0	1 0	0 0	1 0	3 0
Jesse Gonder, L (1, 2) OBP: 0.346, SLG: 0.535	1B 1B 1B 1-2 3-H	L8			4-3			1B 1B 1B	K	5	1	2	1	0	1	1
Joe Hicks, L (1, 8) OBP: 0.282, SLG: 0.478	1B 1B 1B 1-3 2-H		1B			K		1B 1B 1B 1-3		4	1	3	1	0	1	0
Duke Carmel, L (1, 3) OBP: 0.386, SLG: 0.326	BB	G3		FC6-4 1B BB				1B FC5-2 1B 1-3 3-H		2	0	1	1	2	0	1
Al Moran, R (1, 6) OBP: 0.250, SLG: 0.225	4-3		B1-6-4 BB			FC6-4 1B 1-2		FC5-2 1B 3-H		3	0	2	1	1	0	3
Tracy Stallard, R (1, 1) OBP: 0.074, SLG: 0.074		K	B1-6-4 1-2f			FC6-4 1-2f 2-3		FC5-2 1-2 2-3		4	0	1	0	0	1	3
Inning Stats	R: 2 E: 0 K: 1 S: 17 H: 4 LOB: 3 BB: 1 P: 34	R: 0 E: 1 K: 1 S: 9 H: 0 LOB: 0 BB: 0 P: 11	R: 1 E: 0 K: 0 S: 12 H: 2 LOB: 1 BB: 0 P: 17	R: 0 E: 0 K: 0 S: 5 H: 0 LOB: 0 BB: 1 P: 10	R: 0 E: 0 K: 1 S: 9 H: 1 LOB: 1 BB: 0 P: 13	R: 0 E: 0 K: 1 S: 9 H: 1 LOB: 2 BB: 1 P: 17	R: 0 E: 0 K: 0 S: 7 H: 1 LOB: 0 BB: 0 P: 11	R: 2 E: 0 K: 0 S: 16 H: 5 LOB: 2 BB: 0 P: 19	R: 0 E: 0 K: 1 S: 6 H: 0 LOB: 0 BB: 0 P: 11	1B: 13 2B: 0 3B: 0 HR: 1	SF: 0 SAC: 0 DP: 3 HBP: 0					

PITCHER		IP	WLS	BF	H	R	ER	SO	BB	IBB	HBP	BLK	WP	HR	S	P	ERA	WHIP
Bob Miller, R ERA: 3.7	(1, 1)	5.0	L	23	7	3	3	3	2	0	0	0	0	1	52	85	5.40	1.800
Dick Calmus, R ERA: 2.86	(6, 1)	2.0		10	4	2	2	1	1	0	0	0	0	0	19	31	9.00	2.500
Ron Perranoski, L ERA: 1.86	(8, 1)	1.0		5	3	0	0	0	0	0	0	0	0	0	13	16	0.00	3.000
Larry Sherry, R ERA: 3.19	(9, 1)	1.0		3	0	0	0	1	0	0	0	0	0	0	6	11	0.00	0.000

PITCHER	IP	WLS	BF	H	R	ER	SO	BB	IBB	HBP	BLK	WP	HR	S	P	ERA	WHIP

TOP

New York Mets @ Los Angeles Dodgers

Dodger Stadium, Los Angeles, CA

Tue Jul 30 1963, 7:05 PM PDT

Att. 24,525 - Unknown

livebaseballscorecards.com

AB	38
R	5
H	14
RBI	5
BB	3
SO	5
LOB	20

1B: 13 SF: 0
2B: 0 SAC: 0
3B: 0 DP: 3
HR: 1 HBP: 0

WP: 0 PA: 41
PB: 0
SB: 0
CS: 1

Batter	1	2	3	4	5	6	7	8	9	AB	R	H	RBI	BB	SO	LOB
Maury Wills, S (1, 6) OBP: 0.354, SLG: 0.337	B X 1-0 CS 1B		B B C X 2-1 ③ F8			C B X 1-1 ① G3		F B X 1-1 FC6-4 1-2f ③		4	0	1	0	0	0	1
Jim Gilliam, S (1, 4) OBP: 0.355, SLG: 0.397	F F C 0-3 ① ② K 1-2			X 0-0 WP 1-3 1B		B X 1-0 ② F7			B B C X 2-1 ① 4-3	4	0	1	0	0	1	1
Wally Moon, L (1, 9) OBP: 0.381, SLG: 0.426	C B B C S 2-3 ③ K			C B S X 1-2 ① F7		B X 1-0 ③ 4-3			C X 0-1 ② 4-3	4	0	0	0	0	1	1
Tommy Davis, R (1, 7) OBP: 0.361, SLG: 0.442		F F X 0-2 ① F4		C S F X 0-2 ② 1-3 1-2			C X 0-1 ① F7		B C X 1-1 ③ F4	4	0	0	0	0	0	1
Ron Fairly, L (1, 3) OBP: 0.356, SLG: 0.418		B X 1-0 ② 4-3		B C C C 1-3 ③ K 2-3			B B C C F B X 3-2 ② F2			3	0	0	0	0	1	1
John Roseboro, L (1, 2) OBP: 0.299, SLG: 0.340		B B B C E B 4-2 BB			X 0-0 ① F8		X 0-0 ③ F8			2	0	0	0	1	0	0
Willie Davis, L (1, 8) OBP: 0.261, SLG: 0.362		X 0-0 ③ 4-3			B C S X 1-2 ② F4			C S B B B S 3-3 ① K		3	0	0	0	0	1	1
Ken McMullen, R (1, 5) OBP: 0.280, SLG: 0.348			X 0-0 ① F5		X 0-0 HR			C X 0-1 FC6-4 1B		3	1	2	1	0	0	0
Bob Miller, R (1, 1) OBP: 0.095, SLG: 0.075 Al Ferrara, R (5, PH) Dick Calmus, R (6, 1) Ron Perranoski, L (8, 1) OBP: 0.235, SLG: 0.133 Lee Walls, R (8, PH) OBP: 0.275, SLG: 0.388 Larry Sherry, R (9, 1)			F F B X 1-2 ② 5-3		B S S C 1-3 ③ K			C B S S 1-3 ② K		1 1 0 0 1 0	0 0 0 0 0 0	0 0 0 0 0 0	0 0 0 0 1 0	0 1 0 0 1 0	0 0 0 0 0 0	0 0 0 0 1 0
Inning Stats	R: 0 E: 0 K: 2 S: 7 H: 1 LOB: 0 BB: 0 P: 10	R: 0 E: 0 K: 0 S: 7 H: 0 LOB: 1 BB: 1 P: 12	R: 0 E: 0 K: 0 S: 6 H: 0 LOB: 0 BB: 0 P: 9	R: 0 E: 0 K: 1 S: 11 H: 1 LOB: 1 BB: 0 P: 13	R: 1 E: 0 K: 1 S: 8 H: 1 LOB: 0 BB: 0 P: 10	R: 0 E: 0 K: 0 S: 4 H: 0 LOB: 0 BB: 0 P: 7	R: 0 E: 0 K: 0 S: 7 H: 0 LOB: 0 BB: 0 P: 10	R: 0 E: 0 K: 2 S: 10 H: 1 LOB: 1 BB: 0 P: 15	R: 0 E: 0 K: 0 S: 6 H: 0 LOB: 0 BB: 0 P: 9	1B: 3 2B: 1 3B: 0 HR: 1	SF: 0 SAC: 0 DP: 1 HBP: 0					

PITCHER		IP	WLS	BF	H	R	ER	SO	BB	IBB	HBP	BLK	WP	HR	S	P	ERA	WHIP
Tracy Stallard, R ERA: 5.02	(1, 1)	9.0	W	31	4	1	1	6	1	0	0	0	1	1	66	95	1.00	0.556

PITCHER	IP	WLS	BF	H	R	ER	SO	BB	IBB	HBP	BLK	WP	HR	S	P	ERA	WHIP

BOTTOM

New York Mets @ Los Angeles Dodgers

Dodger Stadium, Los Angeles, CA

Tue Jul 30 1963, 7:05 PM PDT

Att. 24,525 - Unknown

livebaseballscorecards.com

AB	30
R	1
H	4
RBI	1
BB	1
SO	6
LOB	7



1B: 3	SF: 0	WP: 1	PA: 31
2B: 1	SAC: 0	PB: 0	
3B: 0	DP: 1	SB: 0	
HR: 1	HBP: 0	CS: 1	

New York Mets @ Los Angeles Dodgers

Dodger Stadium, Los Angeles, CA

Wed Jul 31 1963, 7:05 PM PDT

Att. 24,589 - Unknown

TOP

livebaseballscorecards.com

Batter	1	2	3	4	5	6	7	8	9	AB	R	H	RBI	BB	SO	LOB
Rod Kanehl, R (1, 8) OBP: 0.248, SLG: 0.250	C B S F B S 2-3 ① K		X 0-0 S 1B		F X 0-1 ① ② G6-4-3 1-2f			F B B S B 4-1 FC4-6 BB	S F C 0-3 ③ K	3	0	1	0	0	1	1
Joe Hicks, L (8, PH) OBP: 0.288, SLG: 0.471 (8, 8)										1	0	0	0	1	1	2
Joe Christopher, R (1, 9) OBP: 0.300, SLG: 0.296	F B F B C 2-3 ② K		F C S 0-3 ① K		C S B F B B F X 3-2 ③ 6-3			X 0-0 ① FC4-6 1B 1-2f		4	1	0	0	0	2	2
Ron Hunt, R (1, 4) OBP: 0.332, SLG: 0.376	B X 1-0 ③ 6-3		S B X 1-1 ② F8 1-2			B X 1-0 1B 3B		B B F B B 4-1 1B BB		3	1	1	0	1	0	1
Frank Thomas, R (1, 7) OBP: 0.323, SLG: 0.396		C C B B B X 3-2 ① 5-3	C F B X 1-2 ③ L5			S X 0-1 L6-3 1B 3-H		B X 1-0 G6-4-3 1-3 2-H 1B		4	0	2	2	0	0	1
Jim Hickman, R (1, 5) OBP: 0.294, SLG: 0.364		S B F X 1-2 BB 1B 6-3 1B		F B B C B X 3-2 ① F2		B F B B B X 3-1 ① F7		S B B C X 2-2 ② ③ G6-4-3 1-2f		4	1	1	0	0	0	3
Jesse Gonder, L (1, 2) OBP: 0.352, SLG: 0.529		X 0-0 6-3 BB 1B 1-2		C F B B B F B 4-2 1-3 BB		S B X 1-1 ② ③ L6-3 1-2			X 0-0 ① G3	3	0	1	0	1	0	1
Duke Carmel, L (1, 3) OBP: 0.410, SLG: 0.333		B B B C F B 4-2 6-3 BB 1-2 2-3		B B X 2-0 ② 1-3 1-2			F B F B B B 4-2 L6-3 BB		X 0-0 1-3 BB 1B	2	0	1	0	2	0	1
Al Moran, R (1, 6) OBP: 0.246, SLG: 0.222		X 0-0 ② 6-3 1-2 2-3 3-H		B F C B F F F S 2-3 ③ K			B X 1-0 ① ② L6-3 1-2		B C B B B 4-1 1-3 BB 1-2	3	0	0	1	0	1	4
Tim Harkness, L (9, PH) OBP: 0.294, SLG: 0.330										0	0	0	0	1	0	0
Roger Craig, R (1, 1) OBP: 0.151, SLG: 0.100		B B C F B S 3-3 ③ K			C B F B B B 4-2 G6-4-3 BB		C B F S 1-3 ③ K		B B C F X 2-2 ② 1-3 1-2 2-3	2	0	0	0	1	2	2
Duke Snider, L (9, PH) OBP: 0.336, SLG: 0.439										1	0	0	0	0	0	2

	AB	30
	R	3
	H	7
	RBI	3
	BB	7
	SO	7
	LOB	20

Inning Stats																				
	R: 0	H: 0	R: 1	H: 2	R: 0	H: 1	R: 0	H: 0	R: 0	H: 0	R: 1	H: 2	R: 0	H: 0	R: 1	H: 1	R: 0	H: 1	1B: 6	SF: 0	WP: 0	PA: 37
	E: 0	LOB: 0	E: 0	LOB: 2	E: 0	LOB: 1	E: 0	LOB: 1	E: 0	LOB: 0	E: 0	LOB: 0	E: 0	LOB: 0	E: 1	LOB: 1	E: 0	LOB: 2	2B: 2	SAC: 0	PB: 0	
	K: 2	BB: 0	K: 1	BB: 1	K: 1	BB: 0	K: 1	BB: 1	K: 0	BB: 1	K: 0	BB: 0	K: 1	BB: 1	K: 0	BB: 2	K: 1	BB: 1	3B: 1	DP: 4	SB: 1	
	S: 8	P: 13	S: 13	P: 24	S: 9	P: 11	S: 13	P: 24	S: 9	P: 16	S: 7	P: 12	S: 6	P: 12	S: 7	P: 18	S: 9	P: 15	HR: 0	HBP: 0	CS: 0	

PITCHER		IP	WLS	BF	H	R	ER	SO	BB	IBB	HBP	BLK	WP	HR	S	P	ERA	WHIP
Pete Richert, L ERA: 5.91	(1, 1)	5.0	W	22	5	2	2	5	3	0	0	0	0	0	55	92	3.60	1.600
Ken Rowe, R ERA: 3.09	(6, 1)	2.1		8	0	1	1	1	3	0	0	0	0	0	13	31	3.86	1.286
Ron Perranoski, L ERA: 1.82	(8, 1)	1.2	S	7	2	0	0	1	1	0	0	0	0	0	13	22	0.00	1.800

PITCHER	IP	WLS	BF	H	R	ER	SO	BB	IBB	HBP	BLK	WP	HR	S	P	ERA	WHIP

BOTTOM

New York Mets @ Los Angeles Dodgers

Dodger Stadium, Los Angeles, CA

Wed Jul 31 1963, 7:05 PM PDT

Att. 24,589 - Unknown

livebaseballscorecards.com

Batter	1	2	3	4	5	6	7	8	9	AB	R	H	RBI	BB	SO	LOB
Maury Wills, S (1, 6) OBP: 0.351, SLG: 0.333	6-3		4-3		1-3			F8		4	0	0	0	0	0	0
Jim Gilliam, S (1, 4) OBP: 0.353, SLG: 0.399	G3		G3		4-3			4-3 2B		4	0	1	0	0	0	0
Wally Moon, L (1, 9) OBP: 0.379, SLG: 0.428	F9		F8			1-4-3 2B		4-3 2-3		4	0	1	0	0	0	1
Tommy Davis, R (1, 7) OBP: 0.362, SLG: 0.441		1B 3B BB		E E 1B		1-4-3 2-3		F2		3	2	1	0	1	0	2
Ron Fairly, L (1, 3) OBP: 0.359, SLG: 0.420		1-2 3B 1B		E4 4-3 1-H WP 1B		G4				3	2	2	0	0	0	1
John Roseboro, L (1, 2) OBP: 0.300, SLG: 0.346		1-H 2-H SF8 3B		4-3 2-3		4-3				3	1	1	2	0	0	2
Willie Davis, L (1, 8) OBP: 0.258, SLG: 0.360		SF8 3-H		4-3			P3			2	0	0	1	0	0	1
Ken McMullen, R (1, 5) OBP: 0.275, SLG: 0.342		1-3		F2 3-H			P6			3	0	0	0	0	0	0
Pete Richert, L (1, 1) OBP: 0.222, SLG: 0.250					F8		5-3			2	0	0	0	0	1	0
Ken Rowe, R (6, 1)										1	0	0	0	0	0	0
Ron Perranoski, L (8, 1) OBP: 0.235, SLG: 0.133										0	0	0	0	0	0	0

	AB	29
	R	5
	H	6
	RBI	3
	BB	1
	SO	1
	LOB	7

Inning Stats	1	2	3	4	5	6	7	8	9
R	0	3	0	2	0	0	0	0	
E	0	0	0	1	0	0	0	0	
K	0	1	0	0	0	0	0	0	
S	6	13	8	12	8	9	9	6	
H	0	2	0	2	0	1	0	1	
LOB	0	0	0	0	0	1	0	1	
BB	0	1	0	0	0	0	0	0	
P	10	23	12	20	10	12	14	6	

PITCHER		IP		WLS		BF	H	R	ER	SO	BB	IBB	HBP	BLK	WP	HR	S	P	ERA	WHIP	PITCHER		IP		WLS		BF	H	R	ER	SO	BB	IBB	HBP	BLK	WP	HR	S	P	ERA	WHIP
Roger Craig, R (1, 1) ERA: 3.99		8.0		L		31	6	5	5	1	1	0	0	0	1	0	71	107	5.62	0.875																						

	1B	3	SF	1	WP	1	PA	31
	2B	2	SAC	0	PB	0		
	3B	1	DP	0	SB	0		
	HR	0	HBP	0	CS	0		

Batter	1	2	3	4	5	6	7	8	9	AB	R	H	RBI	BB	SO	LOB
Rod Kanehl, R (1, 8) OBP: 0.240, SLG: 0.242	F3		F7		5-3		G6-4-3 1-2f			4	0	0	0	0	0	3
Ron Hunt, R (1, 4) OBP: 0.333, SLG: 0.374	5-3		6-3			BB		BB		2	0	0	0	2	0	0
Jesse Gonder, L (1, 2) OBP: 0.360, SLG: 0.528 Choo-Choo Coleman, L (6, 2) OBP: 0.285, SLG: 0.212	FC6-4 BB			1B 1B		K 1-2		K		2 1	0 0	1 0	0 0	1 0	1 1	1 1
Frank Thomas, R (1, 7) OBP: 0.319, SLG: 0.390	FC6-4 1-2f			L7		F7		F8		4	0	0	0	0	0	4
Jim Hickman, R (1, 5) OBP: 0.294, SLG: 0.362		L7		1B 1-2		L5		K		4	0	1	0	0	1	2
Joe Christopher, R (1, 9) OBP: 0.297, SLG: 0.281		1B BB		K			5-3		F2	3	0	0	0	1	1	2
Duke Carmel, L (1, 3) OBP: 0.415, SLG: 0.365		G5-4-3 1-3 1B		6-3			BB 2B		E3 FC5-4	4	0	2	0	0	0	2
Al Moran, R (1, 6) OBP: 0.246, SLG: 0.218		G5-4-3 1-2f			6-3		BB BB		FC5-4 1-2f	3	0	0	0	1	0	3
Al Jackson, L (1, 1) OBP: 0.204, SLG: 0.213 Grover Powell, L (5, 1) Ted Schreiber, R (7, PH) OBP: 0.261, SLG: 0.150 Jay Hook, L (7, 1) OBP: 0.242, SLG: 0.233 Tim Harkness, L (9, PH) OBP: 0.293, SLG: 0.329			F7		1-3		G6-4-3 1-2 2-3 BB		K	2 0 0 0 1	0 0 0 0 0	0 0 0 0 0	0 0 0 0 0	0 0 1 0 1	0 0 0 0 0	0 0 0 0 1
Inning Stats	R: 0 E: 0 K: 0 S: 3 H: 0 LOB: 1 BB: 1 P: 7	R: 0 E: 0 K: 0 S: 3 H: 1 LOB: 1 BB: 1 P: 7	R: 0 E: 0 K: 0 S: 3 H: 0 LOB: 0 BB: 0 P: 3	R: 0 E: 0 K: 1 S: 7 H: 2 LOB: 2 BB: 0 P: 7	R: 0 E: 0 K: 0 S: 3 H: 0 LOB: 0 BB: 0 P: 3	R: 0 E: 0 K: 1 S: 5 H: 0 LOB: 1 BB: 1 P: 9	R: 0 E: 0 K: 0 S: 3 H: 1 LOB: 2 BB: 2 P: 11	R: 0 E: 0 K: 2 S: 7 H: 0 LOB: 1 BB: 1 P: 11	R: 0 E: 1 K: 1 S: 6 H: 0 LOB: 1 BB: 0 P: 6	1B: 3 2B: 1 3B: 0 HR: 0 SF: 0 SAC: 0 DP: 2 HBP: 0						

PITCHER	IP	WLS	BF	H	R	ER	SO	BB	IBB	HBP	BLK	WP	HR	S	P	ERA	WHIP
Bob Hendley, L (1, 1) ERA: 3.29	9.0	W	36	4	0	0	5	6	0	0	0	0	0	40	64	0.00	1.111

PITCHER	IP	WLS	BF	H	R	ER	SO	BB	IBB	HBP	BLK	WP	HR	S	P	ERA	WHIP

TOP

New York Mets @ Milwaukee Braves

Milwaukee County Stadium, Milwaukee, WI

Fri Aug 02 1963, 8:05 PM EDT

Unknown

livebaseballscorecards.com

AB	30
R	0
H	4
RBI	0
BB	6
SO	5
LOB	19

WP: 0 PA: 36
PB: 0
SB: 1
CS: 0

New York Mets @ Milwaukee Braves

Milwaukee County Stadium, Milwaukee, WI

Fri Aug 02 1963, 8:05 PM EDT

Unknown

livebaseballscorecards.com

Batter	1	2	3	4	5	6	7	8	9	AB	R	H	RBI	BB	SO	LOB
Denis Menke, R (1, 6) OBP: 0.299, SLG: 0.378	PB 1B 1B		4-3		6-3	K				3	3	2	0	1	0	0
Eddie Mathews, L (1, 5) OBP: 0.381, SLG: 0.430	F8 1-2		HR BB		HR 1B 1B		P4			4	2	2	2	0	0	1
Hank Aaron, R (1, 9) OBP: 0.384, SLG: 0.593	G6-4-3 2-H 1B		1-H HR		1-2 HR 1B		4-1			4	1	2	4	0	0	0
Joe Torre, R (1, 3) OBP: 0.365, SLG: 0.442	G6-4-3 1-2f		F2		1-H 2-H HR		F3			4	1	2	1	0	0	1
Lee Maye, L (1, 8) OBP: 0.329, SLG: 0.444		2B BB	HR		1B			4-3		3	1	0	0	1	0	1
Frank Bolling, R (1, 4) OBP: 0.306, SLG: 0.319		F8 1-H PO 2B	4-3		F3			P3		4	0	2	1	0	0	1
Hawk Taylor, R (1, 7) OBP: 0.136, SLG: 0.095		PO BB		F9 1-5-2-6-4 2B	L8			4-3		2	0	0	0	1	0	1
Del Crandall, R (1, 2) OBP: 0.270, SLG: 0.285		F8 2-3		F9 2-3		5-3				3	0	0	0	0	0	3
Bob Hendley, R (1, 1) OBP: 0.158, SLG: 0.111		PO 1-3 3-3		1-5-2-6-4 3-Hf		F8				3	0	0	0	0	1	0

Inning Stats	1	2	3	4	5	6	7	8	9	
	R: 1 H: 2 E: 0 LOB: 0 K: 0 BB: 0 S: 4 P: 4	R: 1 H: 1 E: 0 LOB: 1 K: 0 BB: 2 S: 2 P: 10	R: 3 H: 2 E: 0 LOB: 0 K: 0 BB: 1 S: 5 P: 9	R: 0 H: 1 E: 0 LOB: 0 K: 0 BB: 0 S: 3 P: 3	R: 3 H: 4 E: 0 LOB: 1 K: 0 BB: 0 S: 7 P: 7	R: 0 H: 0 E: 0 LOB: 0 K: 1 BB: 0 S: 5 P: 5	R: 0 H: 0 E: 0 LOB: 0 K: 0 BB: 0 S: 3 P: 3	R: 0 H: 0 E: 0 LOB: 0 K: 0 BB: 0 S: 3 P: 3		1B: 5 SF: 0 2B: 4 SAC: 0 3B: 0 DP: 3 HR: 3 HBP: 0

WP: 0 PA: 34 PB: 1 SB: 0 CS: 0

PITCHER		IP	WLS	BF	H	R	ER	SO	BB	IBB	HBP	BLK	WP	HR	S	P	ERA	WHIP
Al Jackson, L ERA: 4.7	(1, 1)	4.1	L	22	10	8	7	0	3	0	0	0	0	3	19	31	14.54	3.000
Grover Powell, L ERA: 2.35	(5, 1)	1.2		5	0	0	0	1	0	0	0	0	0	0	7	7	0.00	0.000
Jay Hook, R ERA: 5.66	(7, 1)	2.0		6	0	0	0	0	0	0	0	0	0	0	6	6	0.00	0.000

PITCHER	IP	WLS	BF	H	R	ER	SO	BB	IBB	HBP	BLK	WP	HR	S	P	ERA	WHIP

Batter	1	2	3	4	5	6	7	8	9	10	11	AB	R	H	RBI	BB	SO	LOB
Jim Hickman, R (1, 5) OBP: 0.290, SLG: 0.357	P4		G6-4-3 1-2f		F7			FC1-6 G3 1-2f		5-3		5	0	0	0	0	0	4
Ron Hunt, R (1, 4) OBP: 0.332, SLG: 0.372	4-3			4-3 1B 1B		4-3		G3 1-2			F2	5	1	1	0	0	0	1
Duke Snider, L (1, 9) OBP: 0.337, SLG: 0.436	L8			4-3 1-2		L8		IBB			2B 1B 1B	4	0	1	0	1	0	1
Joe Christopher, R (11, PR) OBP: 0.297, SLG: 0.281												0	1	0	0	0	0	0
(11, 9)																		
Jesse Gonder, L (1, 2) OBP: 0.379, SLG: 0.550		G6-4-3 1B		BLK 2-H 1B		1B		K			1B SF8 1-3 2B	5	0	4	1	0	1	2
Choo-Choo Coleman, L (11, PR) OBP: 0.285, SLG: 0.212												0	1	0	0	0	0	0
(11, 2)																		
Frank Thomas, R (1, 7) OBP: 0.317, SLG: 0.385		G6-4-3 1-2f		F9 1-2		P4			L6		IBB	4	0	0	0	1	0	3
Joe Hicks, L (1, 8) OBP: 0.282, SLG: 0.453	K			2-3			K		K		1-2 2-3 3-H 1B	5	0	1	1	0	3	1
Duke Carmel, L (1, 3) OBP: 0.386, SLG: 0.339			6-3		L8		L8		G3		SF8 3-H	4	0	0	1	0	0	0
Al Moran, R (1, 6) OBP: 0.250, SLG: 0.215			BB BB		1-3 S BB		6-3			6-3	F9	3	0	0	0	2	0	2
Galen Cisco, R (1, 1) OBP: 0.167, SLG: 0.125			G6-4-3 1-2 BB		1-3 1-3			FC1-6 1B		F9		3	0	1	0	1	0	1
Ken MacKenzie, R (11, 1)												0	0	0	0	0	0	0
Inning Stats	R: 0 E: 0 K: 0 S: 3 H: 0 LOB: 0 BB: 0 P: 3	R: 0 E: 0 K: 1 S: 5 H: 1 LOB: 0 BB: 0 P: 5	R: 0 E: 0 K: 0 S: 2 H: 0 LOB: 1 BB: 2 P: 10	R: 1 E: 0 K: 0 S: 5 H: 2 LOB: 1 BB: 0 P: 5	R: 0 E: 0 K: 0 S: 3 H: 0 LOB: 1 BB: 1 P: 7	R: 0 E: 0 K: 0 S: 4 H: 1 LOB: 1 BB: 0 P: 4	R: 0 E: 0 K: 1 S: 5 H: 0 LOB: 0 BB: 0 P: 5	R: 0 E: 0 K: 1 S: 6 H: 1 LOB: 2 BB: 1 P: 10	R: 0 E: 0 K: 1 S: 5 H: 0 LOB: 0 BB: 0 P: 5	R: 0 E: 0 K: 0 S: 3 H: 0 LOB: 0 BB: 0 P: 3	R: 2 E: 0 K: 0 S: 6 H: 3 LOB: 2 BB: 1 P: 10	1B: 7 2B: 1 3B: 0 HR: 0 SF: 1 SAC: 0 DP: 2 HBP: 0						

PITCHER		IP	WLS	BF	H	R	ER	SO	BB	IBB	HBP	BLK	WP	HR	S	P	ERA	WHIP
Bob Sadowski, R ERA: 3.08	(1, 1)	10.0		37	5	1	1	4	3	1	0	1	0	0	41	57	0.90	0.800
Bob Shaw, R ERA: 3.18	(11, 1)	1.0	L	7	3	2	2	0	0	1	0	0	0	0	6	10	18.00	3.000

PITCHER	IP	WLS	BF	H	R	ER	SO	BB	IBB	HBP	BLK	WP	HR	S	P	ERA	WHIP

TOP

New York Mets @ Milwaukee Braves

Milwaukee County Stadium, Milwaukee, WI

Fri Aug 02 1963, 8:05 PM EDT
Att. 5,341 - Unknown

livebaseballscorecards.com

AB	38
R	3
H	8
RBI	3
BB	5
SO	4
LOB	15

Batter	1	2	3	4	5	6	7	8	9	10	11	AB	R	H	RBI	BB	SO	LOB
Lee Maye, L (1, 7) OBP: 0.324, SLG: 0.436	4-3		F8		4-3			4-3		F8		5	0	0	0	0	0	0
Eddie Mathews, L (1, 5) OBP: 0.381, SLG: 0.432	1B L6-5 1B		2B			4-3		F9			F7	5	0	2	0	0	0	0
Hank Aaron, R (1, 9) OBP: 0.386, SLG: 0.592	1-3 1B		BBBB 4-0 BB			L9		6-3			7-6-3 1B	4	0	2	0	1	0	0
Joe Torre, R (1, 2) OBP: 0.364, SLG: 0.440 Roy McMillan, R (9, PR) OBP: 0.254, SLG: 0.321 Del Crandall, R (10, 2) OBP: 0.269, SLG: 0.283	L6-5 3-H		L8			F9			SH3-4 1B		7-6-3 1-2f	4 0 1	0 0 0	1 0 0	0 0 0	0 0 0	0 0 0	4 0 1
Lou Klimchock, L (1, 3) OBP: 0.172, SLG: 0.172		SH3-4 1B		4-3			4-3		SH3-4 1-2			3	0	1	0	0	0	0
Denis Menke, R (1, 6) OBP: 0.300, SLG: 0.377		SH3-4 1-2		P4			E SF8 1B		F9			3	1	1	0	0	0	2
Ty Cline, L (1, 8) OBP: 0.225, SLG: 0.212		L6-3		L4-3			SF8 1-H		L7			3	0	0	1	0	0	3
Frank Bolling, R (1, 4) OBP: 0.305, SLG: 0.318		4-3			F8		1B			F8		4	0	1	0	0	0	1
Bob Sadowski, R (1, 1) Gene Oliver, R (10, PH) OBP: 0.314, SLG: 0.435 Bob Shaw, R (11, 1) OBP: 0.211, SLG: 0.118			4-3		4-3		1-3			SSS K		3 1 0	0 0 0	0 0 0	0 0 0	0 1 0	0 0 0	1 0 0
Inning Stats	R: 0 E: 0 K: 0 S: 4 H: 2 LOB: 1 BB: 0 P: 4	R: 0 E: 0 K: 0 S: 4 H: 1 LOB: 1 BB: 0 P: 4	R: 0 E: 0 K: 0 S: 4 H: 1 LOB: 2 BB: 1 P: 8	R: 0 E: 0 K: 0 S: 3 H: 0 LOB: 0 BB: 0 P: 3	R: 0 E: 0 K: 0 S: 3 H: 0 LOB: 0 BB: 0 P: 3	R: 0 E: 0 K: 0 S: 3 H: 0 LOB: 0 BB: 0 P: 3	R: 1 E: 1 K: 0 S: 5 H: 2 LOB: 1 BB: 0 P: 5	R: 0 E: 0 K: 0 S: 3 H: 0 LOB: 0 BB: 0 P: 3	R: 0 E: 0 K: 0 S: 4 H: 1 LOB: 2 BB: 0 P: 4	R: 0 E: 0 K: 1 S: 5 H: 0 LOB: 0 BB: 0 P: 5	R: 0 E: 0 K: 0 S: 3 H: 1 LOB: 0 BB: 0 P: 3	1B: 7 2B: 3 3B: 0 HR: 0 SF: 1 SAC: 2 DP: 2 HBP: 0						

PITCHER	IP	WLS	BF	H	R	ER	SO	BB	IBB	HBP	BLK	WP	HR	S	P	ERA	WHIP
Galen Cisco, R (1, 1) ERA: 4.19	10.0	W	37	7	1	0	1	1	0	0	0	0	0	38	42	0.00	0.800
Ken MacKenzie, L (11, 1) ERA: 4.89	1.0	S	3	1	0	0	0	0	0	0	0	0	0	3	3	0.00	1.000

PITCHER	IP	WLS	BF	H	R	ER	SO	BB	IBB	HBP	BLK	WP	HR	S	P	ERA	WHIP

BOTTOM

New York Mets @ Milwaukee Braves

Milwaukee County Stadium, Milwaukee, WI

Fri Aug 02 1963, 8:05 PM EDT

Att. 5,341 - Unknown

livebaseballscorecards.com

AB	36
R	1
H	8
RBI	1
BB	1
SO	1
LOB	12

WP: 0	PB: 0	SB: 0	CS: 0
PA: 40			

Batter	1	2	3	4	5	6	7	8	9	AB	R	H	RBI	BB	SO	LOB
Jim Hickman, R (1, 5) OBP: 0.294, SLG: 0.361	K		E E 1B		G6-3 1B		1B 1B WP 1B	K		5	2	3	0	0	2	1
Ron Hunt, R (1, 4) OBP: 0.332, SLG: 0.372	1B HR 1B		6-3 1-2		G6-3 1-2f		WP 1B 1-2 SF8 1B		F9	5	2	2	0	0	0	2
Duke Snider, L (1, 9) OBP: 0.338, SLG: 0.437 Joe Christopher, R (5, PH) OBP: 0.313, SLG: 0.300 (5, 9)	L8		E9 2-H SF7 1B		L8		WP 1-2 2-3 1B		3-6 1B	2 3	1 0	1 2	0 0	0 0	0 0	1 0
Jesse Gonder, L (1, 2) OBP: 0.380, SLG: 0.553	HR 1-2 1B		SF7 3-H			1B 1B	SF8 1-2 2-H 3-H		3-6 1-2f	3	1	2	2	0	0	1
Frank Thomas, R (1, 7) OBP: 0.319, SLG: 0.397	HR 1-H 2-H		K			BB 1-3 1B	5-3			4	1	2	3	0	1	1
Joe Hicks, L (1, 8) OBP: 0.268, SLG: 0.430	K			4-3		K	4-3			4	0	0	0	0	2	3
Duke Carmel, L (1, 3) OBP: 0.378, SLG: 0.350		P5		2B		P4		L8		4	0	1	0	0	0	2
Al Moran, R (1, 6) OBP: 0.250, SLG: 0.211		K		P4		1-2 BB		K		3	0	0	0	1	2	1
Tracy Stallard, R (1, 1) OBP: 0.067, SLG: 0.067 Ken MacKenzie, R (6, 1) Grover Powell, L (7, 1) Tim Harkness, L (8, PH) OBP: 0.296, SLG: 0.332 Jay Hook, L (8, 1) OBP: 0.242, SLG: 0.233		P5		6-3		K		1B		3 0 0 1 0	0 0 0 0 0	0 0 0 1 0	0 0 0 0 0	0 0 0 0 0	1 0 0 0 0	4 0 0 0 0
Inning Stats	R: 3 E: 0 K: 2 S: 10 H: 3 LOB: 0 BB: 0 P: 10	R: 0 E: 0 K: 1 S: 5 H: 0 LOB: 0 BB: 0 P: 5	R: 2 E: 2 K: 1 S: 7 H: 2 LOB: 0 BB: 0 P: 7	R: 0 E: 0 K: 0 S: 4 H: 1 LOB: 1 BB: 0 P: 4	R: 0 E: 0 K: 0 S: 3 H: 1 LOB: 0 BB: 0 P: 3	R: 0 E: 0 K: 2 S: 9 H: 2 LOB: 3 BB: 1 P: 13	R: 2 E: 0 K: 0 S: 6 H: 3 LOB: 1 BB: 0 P: 6	R: 0 E: 0 K: 2 S: 8 H: 1 LOB: 1 BB: 0 P: 8	R: 0 E: 0 K: 0 S: 3 H: 1 LOB: 0 BB: 0 P: 3	1B: 12 2B: 2 3B: 0 HR: 1 SF: 2 SAC: 0 DP: 2 HBP: 0						

PITCHER		IP	WLS	BF	H	R	ER	SO	BB	IBB	HBP	BLK	WP	HR	S	P	ERA	WHIP
Hank Fischer, R ERA: 4.97	(1, 1)	3.0		14	5	5	3	4	0	0	0	0	0	1	22	22	9.00	1.667
Frank Funk, R ERA: 3.03	(4, 1)	1.0		4	1	0	0	0	0	0	0	0	0	0	4	4	0.00	1.000
Denny Lemaster, L ERA: 2.68	(5, 1)	2.0	W	9	3	0	0	2	1	0	0	0	0	0	12	16	0.00	2.000
Tony Cloninger, R ERA: 3.78	(7, 1)	0.0		3	3	2	2	0	0	0	0	0	0	0	3	3	∞	∞
Bob Shaw, R ERA: 3.1	(7, 1)	3.0	S	10	2	0	0	2	0	0	0	0	1	0	14	14	0.00	0.667

PITCHER	IP	WLS	BF	H	R	ER	SO	BB	IBB	HBP	BLK	WP	HR	S	P	ERA	WHIP

TOP

New York Mets @ Milwaukee Braves

Milwaukee County Stadium, Milwaukee, WI

Sat Aug 03 1963, 4:33 AM EDT
Att. 5,384 - Unknown

livebaseballscorecards.com

AB	37
R	7
H	14
RBI	5
BB	1
SO	8
LOB	16

WP: 1 PA: 40
PB: 0
SB: 0
CS: 0

BOTTOM

New York Mets @ Milwaukee Braves

Milwaukee County Stadium, Milwaukee, WI

Sat Aug 03 1963, 4:33 AM EDT

Att. 5,384 - Unknown

Batter	1	2	3	4	5	6	7	8	9	AB	R	H	RBI	BB	SO	LOB
Ty Cline, L (1, 8) OBP: 0.245, SLG: 0.207	BBBB 4-0 PB 1B BB		BBBB 4-0 BB		SSS 0-3 ① K	x 0-0 ② FC6-2 1B E 2-3 3-H		H 1-0 WP 1-2 1B HBP		2	3	0	0	2	1	2
Eddie Mathews, L (1, 5) OBP: 0.381, SLG: 0.432	SSS 0-3 ① K 1-2		x 0-0 ② F3		x 0-0 ② G3	x 0-0 E 1-2 3-H 1B		x 0-0 1-H 2-H 2B FC6-2-4 1B		5	0	2	3	0	1	2
Hank Aaron, R (1, 9) OBP: 0.384, SLG: 0.589	x 0-0 ② L7		x 0-0 ③ L9		x 0-0 ③ F9	x 0-0 E6 1-2 2-H		x 0-0 1-3 2B		5	0	1	0	0	0	3
Lee Maye, L (1, 7) OBP: 0.325, SLG: 0.436	x 0-0 2-H 1B			x 0-0 HR 1B		K 3-1		x 0-0 ① 4-3		5	1	2	1	0	1	4
Joe Torre, R (1, 2) OBP: 0.364, SLG: 0.448	SSS 0-3 ③ K			x 0-0 1-H HR		x 0-0 1B 2B 1B	SSS 0-3 K	x 0-0 ②③ FC6-2-4 3-H		5	2	2	2	0	2	3
Lou Klimchock, L (1, 3) OBP: 0.219, SLG: 0.250 Tony Cloninger, R (7, 1) OBP: 0.125, SLG: 0.125 Bob Shaw, R (7, 1) OBP: 0.205, SLG: 0.114		x 0-0 ① F8		x 0-0 2B		x 0-0 SSS 2B 1B 1B 1-2	SSS 0-3 ① K			3 0 1	1 0 0	2 0 0	0 0 0	0 0 0	0 0 1	0 0 1
Denis Menke, R (1, 6) (7, 3) OBP: 0.299, SLG: 0.379		x 0-0 ② 6-3		x 0-0 ① P4		x 0-0 1B 2B 1-3 2-H	x 0-0 ② F8			4	1	1	1	0	0	2
Frank Bolling, R (1, 4) OBP: 0.305, SLG: 0.315		x 0-0 ③ F8		x 0-0 ② 5-3		4-0 1B FC6-2 IBB	x 0-0 ③ 4-3			3	0	0	0	1	0	2
Hank Fischer, R (1, 1) OBP: 0.071, SLG: 0.071 Don Dillard, L (3, PH) OBP: 0.262, SLG: 0.361 Frank Funk, R (4, 1) Gene Oliver, R (4, PH) OBP: 0.313, SLG: 0.433 Denny Lemaster, R (5, 1) OBP: 0.196, SLG: 0.333 Roy McMillan, R (6, PH) OBP: 0.263, SLG: 0.329 (7, 6)			x 0-0 ① L7	x 0-0 ③ L7		x 0-0 1-3 2-H 3-H FC6-2 1B 1B		x 0-0 WP HBP 1B 1B		0 1 0 1 0 2	0 0 0 0 0 2	0 0 0 0 0 2	0 0 0 0 0 2	0 0 0 0 0 0	0 0 0 1 0 0	0 1 0 0 0 0
Inning Stats	R: 1 E: 0 K: 2 S: 8 H: 1 LOB: 1 BB: 1 P: 12	R: 0 E: 0 K: 0 S: 3 H: 0 LOB: 0 BB: 0 P: 3	R: 0 E: 0 K: 0 S: 3 H: 0 LOB: 1 BB: 1 P: 7	R: 2 E: 0 K: 0 S: 6 H: 3 LOB: 1 BB: 0 P: 6	R: 0 E: 0 K: 1 S: 5 H: 0 LOB: 0 BB: 0 P: 5	R: 5 E: 1 K: 1 S: 11 H: 5 LOB: 2 BB: 1 P: 15	R: 0 E: 1 K: 2 S: 8 H: 0 LOB: 1 BB: 0 P: 8	R: 2 E: 0 K: 0 S: 5 H: 3 LOB: 1 BB: 0 P: 6		1B: 8 2B: 4 3B: 0 HR: 1	SF: 0 SAC: 0 DP: 1 HBP: 1						

	AB	37
	R	10
	H	12
	RBI	9
	BB	3
	SO	6
	LOB	20

WP: 1 PB: 1 SB: 0 CS: 0 PA: 41

livebaseballscorecards.com

PITCHER		IP	WLS	BF	H	R	ER	SO	BB	IBB	HBP	BLK	WP	HR	S	P	ERA	WHIP
Tracy Stallard, R ERA: 5.22	(1, 1)	5.1	L	25	7	6	5	4	2	0	0	0	0	1	31	39	8.44	1.688
Ken MacKenzie, L ERA: 4.99	(6, 1)	0.2		6	2	2	1	0	0	1	0	0	0	0	5	9	13.50	3.000
Grover Powell, L ERA: 2.08	(7, 1)	1.0		4	0	0	0	2	0	0	0	0	0	0	8	8	0.00	0.000
Jay Hook, R ERA: 5.77	(8, 1)	1.0		6	3	2	2	0	0	0	1	0	1	0	5	6	18.00	3.000

PITCHER	IP	WLS	BF	H	R	ER	SO	BB	IBB	HBP	BLK	WP	HR	S	P	ERA	WHIP

New York Mets @ Milwaukee Braves

Milwaukee County Stadium, Milwaukee, WI

Sun Aug 04 1963, 4:33 AM EDT
Att. 8,557 - Unknown

TOP

livebaseballscorecards.com

Batter	1	2	3	4	5	6	7	8	9	AB	R	H	RBI	BB	SO	LOB
Joe Christopher, R (1, 7) OBP: 0.310, SLG: 0.297	P5		1-2 1B		1-2 L3			6-3		4	0	1	0	0	0	1
Ron Hunt, R (1, 4) OBP: 0.332, SLG: 0.371	L9		F7			6-3		2B 1B		4	1	1	0	0	0	2
Jesse Gonder, L (1, 2) OBP: 0.384, SLG: 0.556 Choo-Choo Coleman, L (8, PR) OBP: 0.285, SLG: 0.212 (8, 2)	BB		P4			4-3		1-H 2B		3 0	0 0	1 0	1 0	1 0	0 0	2 0
Frank Thomas, R (1, 3) OBP: 0.318, SLG: 0.395 (7, 5)	6-3			L4-6 1B		P6		F7		4	0	1	0	0	0	2
Jim Hickman, R (1, 9) OBP: 0.294, SLG: 0.362		5-3		F9			3-1 2B	F5		4	0	1	0	0	0	2
Ted Schreiber, R (1, 5) OBP: 0.320, SLG: 0.227 Duke Snider, L (7, PH) OBP: 0.339, SLG: 0.435 (7, 8) Al Jackson, L (9, PR) OBP: 0.204, SLG: 0.213		G3 1B		1-2 1B			2-3 3-1		BB	2 1 0	0 0 0	2 0 0	0 0 0	0 1 0	0 0 0	0 1 0
Duke Carmel, L (1, 8) OBP: 0.359, SLG: 0.328 (7, 3)		1-2 G3		2-3 L4-6			F7		K	4	0	0	0	0	1	5
Al Moran, R (1, 6) OBP: 0.256, SLG: 0.214 Rod Kanehl, R (9, PH) OBP: 0.238, SLG: 0.240		K		FC2-6 1B			PB BB		P4	2 1	0 0	1 0	0 0	1 0	1 0	0 1
Roger Craig, R (1, 1) OBP: 0.164, SLG: 0.115 Tim Harkness, L (7, PH) OBP: 0.295, SLG: 0.330 Larry Bearnarth, R (7, 1) OBP: 0.105, SLG: 0.056 Joe Hicks, L (9, PH) OBP: 0.265, SLG: 0.425		1B		FC2-6 L3 1-2f			F7 1-2		K	2 1 0 1	0 0 0 0	1 0 0 0	0 0 0 0	0 0 0 1	0 0 0 1	1 2 0 1

Inning Stats									
	R: 0 E: 0 K: 0 S: 3	H: 0 LOB: 1 BB: 1 P: 7	R: 0 E: 0 K: 0 S: 3	H: 1 LOB: 0 BB: 0 P: 3	R: 0 E: 0 K: 1 S: 7	H: 2 LOB: 2 BB: 0 P: 7	R: 0 E: 0 K: 0 S: 4	H: 2 LOB: 1 BB: 0 P: 4	R: 0 E: 0 K: 0 S: 3	H: 1 LOB: 0 BB: 0 P: 3
	R: 0 E: 0 K: 0 S: 3	H: 0 LOB: 0 BB: 0 P: 3	R: 0 E: 0 K: 0 S: 4	H: 1 LOB: 2 BB: 1 P: 8	R: 1 E: 0 K: 0 S: 5	H: 2 LOB: 1 BB: 0 P: 5	R: 0 E: 0 K: 2 S: 7	H: 0 LOB: 1 BB: 1 P: 11	1B: 7 2B: 4 3B: 0 HR: 0	SF: 0 SAC: 0 DP: 2 HBP: 0	WP: 0 PB: 1 SB: 0 CS: 0	PA: 36

PITCHER		IP	WLS	BF	H	R	ER	SO	BB	IBB	HBP	BLK	WP	HR	S	P	ERA	WHIP
Dan Schneider, L ERA: 2.97	(1, 1)	6.0	W	23	7	0	0	1	1	0	0	0	0	0	24	28	0.00	1.333
Claude Raymond, R ERA: 4.71	(7, 1)	1.1		7	2	1	1	0	1	0	0	0	0	0	6	10	6.75	2.250
Bob Shaw, R ERA: 3.06	(8, 1)	1.2	S	6	0	0	0	2	1	0	0	0	0	0	9	13	0.00	0.600

PITCHER	IP	WLS	BF	H	R	ER	SO	BB	IBB	HBP	BLK	WP	HR	S	P	ERA	WHIP

AB	33
R	1
H	9
RBI	1
BB	3
SO	3
LOB	20

New York Mets @ Milwaukee Braves

Milwaukee County Stadium, Milwaukee, WI

Sun Aug 04 1963, 4:33 AM EDT

Att. 8,557 - Unknown

BOTTOM

Batter	1	2	3	4	5	6	7	8	9	AB	R	H	RBI	BB	SO	LOB
Lee Maye, L (1, 8) (7, 7) OBP: 0.326, SLG: 0.435	G3		1B 5-3 1B		G3		4-3 1-3 1B	F7		5	0	2	0	0	0	2
Eddie Mathews, L (1, 5) OBP: 0.380, SLG: 0.438	HR		K		4-3		1-3 1-2			4	1	1	1	0	1	2
Hank Aaron, R (1, 9) OBP: 0.383, SLG: 0.585	4-3		5-3 1-2		5-3		4-3 IBB			3	0	0	0	1	0	1
Joe Torre, R (1, 2) OBP: 0.363, SLG: 0.446	5-3		1B 2-3			4-3	4-3 1-2 2-3			4	0	1	0	0	0	2
Lou Klimchock, L (1, 3) OBP: 0.222, SLG: 0.250 Norm Larker, L (8, 3) OBP: 0.305, SLG: 0.241		4-3	P3			1B E 1B	4-3			4 0	1 0	1 0	0 0	0 0	0 0	4 0
Gene Oliver, R (1, 7) OBP: 0.317, SLG: 0.436 Ty Cline, L (6, PR) (7, 8) OBP: 0.242, SLG: 0.205		4-3 FC 1B		K		1-3 E 1B		L5 SH1-4 6-3		3 1	0 0	2 0	0 0	0 0	1 0	0 0
Denis Menke, R (1, 6) OBP: 0.299, SLG: 0.377		FC 4-3 1-2		1B		F3 1-2 3-H		6-3 1-2		4	0	1	0	0	0	3
Frank Bolling, R (1, 4) OBP: 0.307, SLG: 0.314		4-3 1-2 2-3		F2		IBB		SH1-4 IBB		2	0	0	0	2	0	3
Dan Schneider, L (1, 1) Claude Raymond, R (7, 1) OBP: 0.667, SLG: 1.000 Bob Shaw, R (8, 1) OBP: 0.205, SLG: 0.114		K2-3		5-3		4-3		SH1-4 1-2 2-3		3 0 0	0 0 0	0 0 0	0 0 0	0 0 0	1 0 0	5 0 0
Inning Stats	R: 1 H: 1 E: 0 LOB: 0 K: 0 BB: 0 S: 4 P: 4	R: 0 H: 1 E: 0 LOB: 2 K: 1 BB: 0 S: 7 P: 7	R: 0 H: 2 E: 0 LOB: 2 K: 1 BB: 0 S: 7 P: 7	R: 0 H: 1 E: 0 LOB: 1 K: 1 BB: 0 S: 6 P: 6	R: 0 H: 0 E: 0 LOB: 0 K: 0 BB: 0 S: 3 P: 3	R: 1 H: 2 E: 1 LOB: 2 K: 0 BB: 1 S: 5 P: 9	R: 0 H: 1 E: 0 LOB: 2 K: 0 BB: 1 S: 4 P: 8	R: 0 H: 0 E: 1 LOB: 2 K: 0 BB: 1 S: 4 P: 8		1B: 7 SF: 0 2B: 0 SAC: 1 3B: 0 DP: 0 HR: 1 HBP: 0						

livebaseballscorecards.com

AB	33
R	2
H	8
RBI	1
BB	3
SO	3
LOB	22

WP: 0 PA: 37
PB: 0
SB: 0
CS: 0

PITCHER		IP	WLS	BF	H	R	ER	SO	BB	IBB	HBP	BLK	WP	HR	S	P	ERA	WHIP
Roger Craig, R ERA: 3.9	(1, 1)	6.0	L	27	7	2	1	3	0	1	0	0	0	1	32	36	1.50	1.167
Larry Bearnarth, R ERA: 3.65	(7, 1)	2.0		10	1	0	0	0	0	2	0	0	0	0	8	16	0.00	0.500

PITCHER	IP	WLS	BF	H	R	ER	SO	BB	IBB	HBP	BLK	WP	HR	S	P	ERA	WHIP

Batter	1	2	3	4	5	6	7	8	9	AB	R	H	RBI	BB	SO	LOB
Curt Flood, R (1, 8) OBP: 0.339, SLG: 0.391	G4-6-3 1B		BBB 4-0 FC4-6 1-2 BB		6-3		4-3		4-3	4	0	1	0	1	0	0
Dick Groat, R (1, 6) OBP: 0.400, SLG: 0.479	G4-6-3 1-2f		SSS 0-3 K		BB 1B 1B		4-3		SSS 0-3 K	5	1	1	0	0	2	4
Stan Musial, L (1, 7) OBP: 0.328, SLG: 0.415 Gary Kolb, L (5, 7) OBP: 0.443, SLG: 0.565	1B		FC4-6 WP S 1-2f 2-3 3-H		L5		BBB 4-0 BB			3 0	0 0	1 0	1 0	0 1	0 0	3 0
Bill White, L (1, 3) OBP: 0.367, SLG: 0.512	F5		F8 1-3 3-H		BBB 4-0 1B 1-2 BB		6-3			3	0	0	0	1	0	3
Ken Boyer, R (1, 5) OBP: 0.359, SLG: 0.431		4-3		F8 WP 1B 1B	1-3 2-H 1B			5-3		4	1	2	1	0	0	0
George Altman, L (1, 9) OBP: 0.334, SLG: 0.400		SSS 0-3 K		F8 1-3	F7			1B		4	0	1	0	0	1	3
Julian Javier, R (1, 4) OBP: 0.311, SLG: 0.407		L3		1B 3-H 1B		CS 1B		L5		4	0	2	1	0	0	1
Tim McCarver, L (1, 2) OBP: 0.327, SLG: 0.372			E9 1B FC4-6 1B	G6-4-3 1-3 1B		L4 1-2		4-3		4	1	2	0	0	0	2
Curt Simmons, L (1, 1) OBP: 0.164, SLG: 0.151 Ron Taylor, R (5, 1) OBP: 0.040, SLG: 0.040 Bobby Shantz, R (8, 1) OBP: 0.250, SLG: 0.143			FC4-6 BB WP 2-3 1B	G6-4-3 1-2f		SSS 0-3 K			1-3	2 1 1	1 0 0	1 0 0	0 0 0	0 1 0	0 0 0	2 0 0
Inning Stats	R: 0 H: 2 E: 0 LOB: 1 K: 0 BB: 0 S: 4 P: 4	R: 0 H: 0 E: 0 LOB: 0 K: 1 BB: 0 S: 5 P: 5	R: 2 H: 2 E: 1 LOB: 1 K: 1 BB: 1 S: 7 P: 11	R: 1 H: 3 E: 0 LOB: 1 K: 0 BB: 0 S: 5 P: 5	R: 1 H: 2 E: 0 LOB: 2 K: 0 BB: 1 S: 5 P: 9	R: 0 H: 1 E: 0 LOB: 0 K: 1 BB: 0 S: 5 P: 5	R: 0 H: 0 E: 0 LOB: 1 K: 0 BB: 1 S: 3 P: 7	R: 0 H: 1 E: 0 LOB: 1 K: 0 BB: 0 S: 4 P: 4	R: 0 H: 0 E: 0 LOB: 0 K: 1 BB: 0 S: 5 P: 5	1B: 11 SF: 0 2B: 0 SAC: 0 3B: 0 DP: 2 HR: 0 HBP: 0						WP: 2 PA: 38 PB: 0 SB: 1 CS: 1

PITCHER	IP	WLS	BF	H	R	ER	SO	BB	IBB	HBP	BLK	WP	HR	S	P	ERA	WHIP
Galen Cisco, R (1, 1) ERA: 4.33	4.2	L	23	9	4	4	2	2	0	0	0	2	0	25	33	7.71	2.357
Larry Bearnarth, R (5, 1) ERA: 3.45	4.1		15	2	0	0	2	1	0	0	0	0	0	18	22	0.00	0.692

PITCHER	IP	WLS	BF	H	R	ER	SO	BB	IBB	HBP	BLK	WP	HR	S	P	ERA	WHIP

TOP

St. Louis Cardinals @ New York Mets

Polo Grounds, New York, NY

Tue Aug 06 1963, 7:05 PM EDT

Att. 15,420 - Unknown

livebaseballscorecards.com

AB	35
R	4
H	11
RBI	3
BB	3
SO	4
LOB	18

St. Louis Cardinals @ New York Mets

Polo Grounds, New York, NY

Tue Aug 06 1963, 7:05 PM EDT

Att. 15,420 - Unknown

BOTTOM

Batter	1	2	3	4	5	6	7	8	9	AB	R	H	RBI	BB	SO	LOB
Ted Schreiber, R (1, 5) OBP: 0.276, SLG: 0.192	6-3	K			G3 2-3		5-3		FC5-4 1B	4	0	0	0	0	1	2
Duke Snider, L (9, PH) OBP: 0.341, SLG: 0.437										1	0	1	0	0	0	0
Rod Kanehl, R (1, 8) OBP: 0.252, SLG: 0.248	1B 1B 1B		5-3		BB		1B		FC5-4 1-2f	4	1	2	0	1	0	1
Ron Hunt, R (1, 4) OBP: 0.330, SLG: 0.369	1B 1-3 1B		6-3		SF8 3-H		F8		F8	4	0	1	1	0	0	2
Frank Thomas, R (1, 7) OBP: 0.320, SLG: 0.396	1-2 3-H 1B		1B		F3		K			4	0	2	1	0	1	2
Jesse Gonder, L (1, 2) OBP: 0.378, SLG: 0.546	K		4-3			K		4-1 BB		2	0	0	0	0	1	3
Choo-Choo Coleman, L (4, 2) OBP: 0.287, SLG: 0.211										1	0	0	0	1	1	0
Jim Hickman, R (1, 9) OBP: 0.293, SLG: 0.364	F8			F2		1B 2B		K		4	1	1	0	0	1	3
(9, 5)																
Duke Carmel, L (1, 3) OBP: 0.354, SLG: 0.324		K		4-3		2-H 1B		4-1 1-2		4	0	1	1	0	1	1
Al Moran, R (1, 6) OBP: 0.257, SLG: 0.216		SH2-4 1B		1-3		F6		1-3		3	0	1	0	0	0	1
Joe Christopher, R (8, PH) OBP: 0.306, SLG: 0.292										1	0	0	0	0	0	1
(9, 9)																
Galen Cisco, R (1, 1) OBP: 0.167, SLG: 0.125		SH2-4 1-2			G3 SF8 2B	K			G3	0	0	0	0	0	0	0
Larry Bearnarth, R (5, 1) OBP: 0.143, SLG: 0.150										2	1	1	0	0	1	1
Tim Harkness, L (9, PH) OBP: 0.293, SLG: 0.329										1	0	0	0	0	0	0
Inning Stats	R: 1 E: 0 K: 1 S: 8 H: 3 LOB: 2 BB: 0 P: 8	R: 0 E: 0 K: 2 S: 8 H: 1 LOB: 1 BB: 0 P: 8	R: 0 E: 0 K: 0 S: 4 H: 1 LOB: 1 BB: 0 P: 4	R: 0 E: 0 K: 0 S: 3 H: 0 LOB: 0 BB: 0 P: 3	R: 1 E: 0 K: 0 S: 4 H: 1 LOB: 1 BB: 1 P: 8	R: 1 E: 0 K: 2 S: 9 H: 2 LOB: 1 BB: 0 P: 9	R: 0 E: 0 K: 1 S: 6 H: 1 LOB: 1 BB: 0 P: 6	R: 0 E: 0 K: 1 S: 5 H: 0 LOB: 1 BB: 1 P: 9	R: 0 E: 0 K: 0 S: 4 H: 1 LOB: 1 BB: 0 P: 4	1B: 8 2B: 2 3B: 0 HR: 0 SF: 1 SAC: 1 DP: 0 HBP: 0						

livebaseballscorecards.com

AB	35
R	3
H	10
RBI	3
BB	2
SO	7
LOB	17

WP: 0 PB: 0 SB: 0 CS: 0 PA: 39

PITCHER		IP	WLS	BF	H	R	ER	SO	BB	IBB	HBP	BLK	WP	HR	S	P	ERA	WHIP
Curt Simmons, L ERA: 3.04	(1, 1)	4.2		21	6	2	2	3	1	0	0	0	0	0	26	30	3.86	1.500
Ron Taylor, R ERA: 3.05	(5, 1)	2.2	W	12	3	1	1	4	1	0	0	0	0	0	19	23	3.38	1.500
Bobby Shantz, L ERA: 2.87	(8, 1)	1.2	S	6	1	0	0	0	0	0	0	0	0	0	6	6	0.00	0.600

PITCHER	IP	WLS	BF	H	R	ER	SO	BB	IBB	HBP	BLK	WP	HR	S	P	ERA	WHIP

St. Louis Cardinals @ New York Mets

Polo Grounds, New York, NY

Wed Aug 07 1963, 3:33 AM EDT

Att. 9,977 - Unknown

TOP

livebaseballscorecards.com

Batter	1	2	3	4	5	6	7	8	9	AB	R	H	RBI	BB	SO	LOB
Curt Flood, R (1, 8) OBP: 0.339, SLG: 0.391	S S S 0-3 ① K		S S S 0-3 ③ K		x 0-0 BB 1B 1-2 1B		x 0-0 FC 1-2 1B		x 0-0 ① F8	5	1	2	0	0	2	1
Dick Groat, R (1, 6) OBP: 0.400, SLG: 0.484	x 0-0 ② F3			x 0-0 HR	B B B 4-0 1B 1-2 2-3 BB		x 0-0 FC G6-4-3 1-2 2-3		x 0-0 ② F4	4	1	1	1	1	0	3
Bill White, L (1, 3) OBP: 0.367, SLG: 0.510	B B B B 4-0 BB			x 0-0 ① 3-1	x 0-0 1-3 2-H 3-H 1B		x 0-0 ① F7		x 0-0 ③ 4-3	4	0	1	2	1	0	4
Ken Boyer, R (1, 5) OBP: 0.356, SLG: 0.427	x 0-0 ③ F3			x 0-0 ② F3	x 0-0 ③ 5-3		x 0-0 ② ③ G6-4-3 1-2f			4	0	0	0	0	0	6
George Altman, L (1, 9) OBP: 0.336, SLG: 0.402		S S S 0-3 ① K		B B B B 4-0 S BB		x 0-0 ① 4-3		x 0-0 2B		3	0	1	0	1	1	0
Charlie James, R (1, 7) OBP: 0.302, SLG: 0.433		S S S 0-3 ② K		x 0-0 ③ F9 1-2		x 0-0 ② L7		x 0-0 ① F8		4	0	0	0	0	1	2
Tim McCarver, L (1, 2) OBP: 0.325, SLG: 0.370		x 0-0 ③ F6			x 0-0 ① F3	x 0-0 FC6 1B		x 0-0 ② F7		4	0	1	0	0	0	1
Dal Maxvill, R (1, 4) OBP: 0.296, SLG: 0.208 Stan Musial, L (8, PH) OBP: 0.327, SLG: 0.413 Julian Javier, R (8, 4) OBP: 0.311, SLG: 0.407			x 0-0 ① F9		B B B 4-0 BB 1B 1B BB	x 0-0 ③ FC6 1-2f		x 0-0 ③ G3		2 1 0	1 0 0	0 0 0	0 0 0	1 0 0	0 0 0	1 1 0
Ernie Broglio, R (1, 1) OBP: 0.131, SLG: 0.136 Lew Burdette, R (4, 1) OBP: 0.143, SLG: 0.152 Jeoff Long, R (5, PH) Barney Schultz, R (5, 1) Gary Kolb, L (7, PH) OBP: 0.450, SLG: 0.565 Ken MacKenzie, R (7, 1) Carl Sawatski, L (9, PH) OBP: 0.342, SLG: 0.433 Mike Shannon, R (9, PR) OBP: 0.250, SLG: 0.250		x 0-0 ② 1-3		x 0-0 ② F7		B B B B 4-0 FC 1B BB		x 0-0 E4		1 0 1 0 0 0 0 1 0	0 0 0 0 0 0 0 0 0	0 0 0 0 0 0 0 0 0	0 0 0 0 1 0 0 0 0	0 0 0 0 0 0 0 0 0	0 0 1 0 0 0 0 0 0	0 0 0 0 0 0 0 0 0
Inning Stats	R: 0 E: 0 K: 1 S: 5 H: 0 LOB: 1 BB: 1 P: 9	R: 0 E: 0 K: 2 S: 7 H: 0 LOB: 0 BB: 0 P: 7	R: 0 E: 0 K: 1 S: 5 H: 0 LOB: 0 BB: 0 P: 5	R: 1 E: 0 K: 0 S: 4 H: 1 LOB: 1 BB: 1 P: 8	R: 2 E: 0 K: 0 S: 5 H: 2 LOB: 2 BB: 2 P: 13	R: 0 E: 0 K: 0 S: 4 H: 1 LOB: 1 BB: 0 P: 4	R: 0 E: 0 K: 0 S: 4 H: 1 LOB: 2 BB: 1 P: 8	R: 0 E: 0 K: 0 S: 4 H: 1 LOB: 1 BB: 0 P: 4	R: 0 E: 1 K: 0 S: 4 H: 0 LOB: 1 BB: 0 P: 4	1B: 4 2B: 1 3B: 0 HR: 1	SF: 0 SAC: 0 DP: 1 HBP: 0					

AB	34
R	3
H	6
RBI	3
BB	5
SO	4
LOB	20

WP: 0 PB: 0 SB: 1 CS: 0 PA: 39

PITCHER		IP	WLS	BF	H	R	ER	SO	BB	IBB	HBP	BLK	WP	HR	S	P	ERA	WHIP
Tracy Stallard, R ERA: 5.02	(1, 1)	9.0	W	39	6	3	3	4	5	0	0	0	0	1	42	62	3.00	1.222

PITCHER	IP	WLS	BF	H	R	ER	SO	BB	IBB	HBP	BLK	WP	HR	S	P	ERA	WHIP

BOTTOM

St. Louis Cardinals @ New York Mets

Polo Grounds, New York, NY

Wed Aug 07 1963, 3:33 AM EDT
Att. 9,977 - Unknown

Batter	1	2	3	4	5	6	7	8	9	AB	R	H	RBI	BB	SO	LOB
Jim Hickman, R (1, 5) OBP: 0.300, SLG: 0.389	0-0 1B	0-0 2B		0-0 1-H 1B 3B		0-0 HR		0-0 ② F7		5	2	4	2	0	0	0
Duke Carmel, L (1, 3) OBP: 0.356, SLG: 0.310	0-0 ① F8	BBBB 4-0 BB		BBBB 4-0 BB 1B		0-0 ① F7		0-0 ③ F8		3	1	0	0	2	0	1
Ron Hunt, R (1, 4) OBP: 0.329, SLG: 0.366	0-0 ② F9	0-0 ③ F9		BBBB 4-0 1B 1B 1-2 BB		SSS 0-3 ② K2-3				3	1	0	0	1	1	3
Duke Snider, L (1, 9) OBP: 0.346, SLG: 0.442	0-0 1-2 1B		0-0 G1-4-3 1B	0-0 1B 1-2 2-H 3-H 1B		0-0 ③ 1-3				4	0	3	2	0	0	0
Frank Thomas, R (1, 7) OBP: 0.323, SLG: 0.397	SSS 0-3 ③ K		0-0 ① ② G1-4-3 1-2f	0-0 1-2 2-H 1B			0-0 1B			4	0	2	1	0	1	3
Joe Hicks, L (1, 8) OBP: 0.264, SLG: 0.410		H 1-0 E 6-3 HBP	SSS 0-3 ③ K	0-0 ③ F7			0-0 ① F8			3	1	0	0	0	1	3
Choo-Choo Coleman, L (1, 2) OBP: 0.286, SLG: 0.212		0-0 E8 6-3 1-3 1-6-3 1B		0-0 ① F7	0-0 ① 4-3		0-0 ② F9			4	1	1	0	0	0	1
Al Moran, R (1, 6) OBP: 0.257, SLG: 0.217		0-0 ① 6-3 2-3 3-H		0-0 FC6-4 1B	0-0 ② F7		0-0 ③ 5-3			4	0	1	1	0	0	2
Tracy Stallard, R (1, 1) OBP: 0.059, SLG: 0.059		0-0 ② 1-6-3 3-H		0-0 ② FC6-4 1-2f 3B	0-0 ③ 5-3			0-0 ① L3		4	1	0	1	0	0	1

Inning Stats									
	R: 0	H: 2	R: 2	H: 2	R: 0	H: 1	R: 4	H: 4	R: 0	H: 0	R: 1	H: 1	R: 0	H: 1	R: 0	H: 0
	E: 0	LOB: 2	E: 1	LOB: 2	E: 0	LOB: 0	E: 0	LOB: 2	E: 0	LOB: 0	E: 0	LOB: 0	E: 0	LOB: 1	E: 0	LOB: 0
	K: 1	BB: 0	K: 0	BB: 1	K: 1	BB: 0	K: 0	BB: 2	K: 0	BB: 0	K: 1	BB: 0	K: 0	BB: 0	K: 0	BB: 0
	S: 7	P: 7	S: 5	P: 10	S: 5	P: 5	S: 7	P: 15	S: 3	P: 3	S: 6	P: 6	S: 4	P: 4	S: 3	P: 3

	AB	34
	R	7
	H	11
	RBI	7
	BB	3
	SO	3
	LOB	14

	1B: 8	SF: 0	WP: 0	PA: 38
	2B: 1	SAC: 0	PB: 0	
	3B: 1	DP: 1	SB: 0	
	HR: 1	HBP: 1	CS: 0	

livebaseballscorecards.com

PITCHER		IP	WLS	BF	H	R	ER	SO	BB	IBB	HBP	BLK	WP	HR	S	P	ERA	WHIP
Ernie Broglio, R ERA: 3.31	(1, 1)	3.2	L	22	8	6	6	2	3	0	1	0	0	0	22	35	14.73	3.000
Lew Burdette, R ERA: 3.91	(4, 1)	0.1		2	1	0	0	0	0	0	0	0	0	0	2	2	0.00	3.000
Barney Schultz, R ERA: 3.25	(5, 1)	2.0		7	1	1	1	1	0	0	0	0	0	1	9	9	4.50	0.500
Ken MacKenzie, L ERA: 4.83	(7, 1)	2.0		7	1	0	0	0	0	0	0	0	0	0	7	7	0.00	0.500

PITCHER	IP	WLS	BF	H	R	ER	SO	BB	IBB	HBP	BLK	WP	HR	S	P	ERA	WHIP

Batter	1	2	3	4	5	6	7	8	9	AB	R	H	RBI	BB	SO	LOB
Curt Flood, R (1, 8) OBP: 0.336, SLG: 0.387	F9	FC4-6 1-2f			K	5-3		G3		5	0	0	0	0	1	3
Dick Groat, R (1, 6) OBP: 0.401, SLG: 0.483	3-1 BB		6-3		5-3			FC1-6 1B		3	0	1	0	1	0	0
Bill White, L (1, 3) OBP: 0.364, SLG: 0.505	3-1 1-2		4-3		G3			FC1-6 FC5-4 1-2f		4	0	0	0	0	0	2
Ken Boyer, R (1, 5) OBP: 0.355, SLG: 0.424	BB		L8			K		FC5-4 1-2f		3	0	0	0	1	1	1
Charlie James, R (1, 7) OBP: 0.305, SLG: 0.446	L7			HR		G3		F4		4	1	2	1	0	0	3
George Altman, L (1, 9) OBP: 0.332, SLG: 0.398		5-3		K		G3 1-2			F6	4	0	0	0	0	1	1
Julian Javier, R (1, 4) OBP: 0.312, SLG: 0.406		G3 1B 1B		6-3		5-3			BB BB	3	1	1	0	1	0	1
Tim McCarver, L (1, 2) OBP: 0.320, SLG: 0.364		G3 1-2		E1			3-1		F7	4	0	0	0	0	0	2
Ray Sadecki, L (1, 1) OBP: 0.184, SLG: 0.229		FC4-6 2-H 1B		F7			G3		BB 1-2	3	0	1	1	0	0	1
Sam Jones, R (7, 1)										0	0	0	0	0	0	0
Bobby Shantz, R (7, 1) OBP: 0.250, SLG: 0.143										0	0	0	0	0	0	0
Stan Musial, L (9, PH) OBP: 0.330, SLG: 0.413										0	0	0	0	1	0	0
Gary Kolb, L (9, PR) OBP: 0.450, SLG: 0.565										0	0	0	0	0	0	0
Inning Stats	R: 0 E: 0 K: 0 S: 3 H: 0 LOB: 2 BB: 2 P: 11	R: 1 E: 0 K: 0 S: 5 H: 2 LOB: 1 BB: 0 P: 5	R: 0 E: 0 K: 0 S: 3 H: 0 LOB: 0 BB: 0 P: 3	R: 1 E: 1 K: 1 S: 7 H: 1 LOB: 1 BB: 0 P: 7	R: 0 E: 0 K: 1 S: 5 H: 0 LOB: 0 BB: 0 P: 5	R: 0 E: 0 K: 1 S: 6 H: 1 LOB: 1 BB: 0 P: 6	R: 0 E: 0 K: 0 S: 3 H: 0 LOB: 0 BB: 0 P: 3	R: 0 E: 0 K: 0 S: 4 H: 1 LOB: 1 BB: 0 P: 4	R: 0 E: 0 K: 0 S: 3 H: 0 LOB: 2 BB: 2 P: 11	1B: 4 2B: 0 3B: 0 HR: 1 SF: 0 SAC: 0 DP: 0 HBP: 0						

PITCHER	IP	WLS	BF	H	R	ER	SO	BB	IBB	HBP	BLK	WP	HR	S	P	ERA	WHIP
Al Jackson, L (1, 1) ERA: 4.55	9.0	W	37	5	2	2	3	4	0	0	0	0	1	39	55	2.00	1.000

PITCHER	IP	WLS	BF	H	R	ER	SO	BB	IBB	HBP	BLK	WP	HR	S	P	ERA	WHIP

TOP

St. Louis Cardinals @ New York Mets

Polo Grounds, New York, NY

Thu Aug 08 1963, 3:33 AM EDT

Att. 8,309 - Unknown

livebaseballscorecards.com

AB	33
R	2
H	5
RBI	2
BB	4
SO	3
LOB	14

WP: 0 PA: 37
PB: 0
SB: 0
CS: 0

Batter	1	2	3	4	5	6	7	8	9	AB	R	H	RBI	BB	SO	LOB
Joe Christopher, R (1, 9) OBP: 0.307, SLG: 0.284	F9		K2-6-2, BB		5-3		FC6-4, BB 2-3			2	0	0	0	1	0	0
Duke Snider, L (7, PH) (8, 9) OBP: 0.348, SLG: 0.442										0	0	0	0	1	0	0
Rod Kanehl, R (1, 8) OBP: 0.246, SLG: 0.242	F9		K2-6-2 1-2f		K		K			3	0	0	0	0	2	1
Tim Harkness, L (7, PH) OBP: 0.292, SLG: 0.327										1	0	0	0	0	1	2
Joe Hicks, L (8, 8) OBP: 0.264, SLG: 0.410										0	0	0	0	0	0	0
Ron Hunt, R (1, 4) OBP: 0.328, SLG: 0.365	F9			1B, 1B	5-3		FC6-4 1-2f			4	1	1	0	0	0	2
Jim Hickman, R (1, 5) OBP: 0.297, SLG: 0.384		F8		F3		6-3		1-3		4	0	0	0	0	0	1
Frank Thomas, R (1, 7) OBP: 0.325, SLG: 0.397		2B, BB		1B, 1B 1-3		K		3-1		3	1	1	0	1	1	0
Duke Carmel, L (1, 3) OBP: 0.374, SLG: 0.373		F9		1B, FC4-2 1-2 3-H		1B		HR		4	1	3	2	0	0	1
Al Moran, R (1, 6) OBP: 0.261, SLG: 0.227		2B 1-3		FC4-2 1-3 2-H		F9		6-3		4	0	2	1	0	0	1
Choo-Choo Coleman, L (1, 2) OBP: 0.287, SLG: 0.209		K		FC4-2 1-2 3-H			WP, SH3-4, BB			2	0	0	0	1	1	4
Al Jackson, L (1, 1) OBP: 0.196, SLG: 0.204			4-3	1-3			SH3-4 1-2			2	0	0	0	0	0	2
Inning Stats	R: 0 E: 0 K: 0 S: 3 H: 0 LOB: 0 BB: 0 P: 3	R: 0 E: 0 K: 1 S: 6 H: 1 LOB: 2 BB: 1 P: 10	R: 0 E: 0 K: 1 S: 4 H: 0 LOB: 1 BB: 1 P: 8	R: 2 E: 0 K: 0 S: 7 H: 4 LOB: 2 BB: 0 P: 7	R: 0 E: 0 K: 1 S: 5 H: 0 LOB: 0 BB: 0 P: 5	R: 0 E: 0 K: 1 S: 6 H: 1 LOB: 1 BB: 0 P: 6	R: 0 E: 0 K: 1 S: 5 H: 0 LOB: 2 BB: 2 P: 13	R: 1 E: 0 K: 0 S: 4 H: 1 LOB: 0 BB: 0 P: 4		1B: 5 2B: 2 3B: 0 HR: 1	SF: 0 SAC: 1 DP: 1 HBP: 0						

BOTTOM

St. Louis Cardinals @ New York Mets

Polo Grounds, New York, NY

Thu Aug 08 1963, 3:33 AM EDT

Att. 8,309 - Unknown

livebaseballscorecards.com

AB	29
R	3
H	7
RBI	3
BB	4
SO	5
LOB	14

WP: 1 PB: 0 SB: 0 CS: 0 PA: 34

PITCHER	IP	WLS	BF	H	R	ER	SO	BB	IBB	HBP	BLK	WP	HR	S	P	ERA	WHIP
Ray Sadecki, L (1, 1) ERA: 4.67	6.1		27	6	2	2	4	3	0	0	0	0	0	32	44	2.84	1.421
Sam Jones, R (7, 1) ERA:	0.0		1	0	0	0	0	1	0	0	0	1	0	0	4	∞	∞
Bobby Shantz, L (7, 1) ERA: 2.93	1.2	L	6	1	1	1	1	0	0	0	0	0	1	8	8	5.40	0.600

PITCHER	IP	WLS	BF	H	R	ER	SO	BB	IBB	HBP	BLK	WP	HR	S	P	ERA	WHIP

Batter	1	2	3	4	5	6	7	8	9	AB	R	H	RBI	BB	SO	LOB
Lou Brock, L (1, 9) OBP: 0.297, SLG: 0.394	F7		3B		HR		E9		1B	5	1	3	1	0	0	0
Ellis Burton, S (1, 8) OBP: 0.302, SLG: 0.418	BB 1B		1-3		5-3		6-3		4-3	4	0	0	0	1	0	3
Billy Williams, L (1, 7) OBP: 0.379, SLG: 0.520	F7		4-3		FC6-4 1B			SF8 3B		4	1	2	0	0	0	2
Ron Santo, R (1, 5) OBP: 0.331, SLG: 0.494	1-3 1B			1-3	FC6-4 1-2f			SF8 3-H		3	0	1	1	0	0	1
Merritt Ranew, L (1, 3) OBP: 0.413, SLG: 0.545	5-3			K		3-1		1-3		4	0	0	0	0	1	2
Ken Hubbs, R (1, 4) OBP: 0.280, SLG: 0.326		K		HBP		K		1B		3	0	1	0	0	2	0
Dick Bertell, R (1, 2) OBP: 0.319, SLG: 0.324		6-3		K		F7		1-3		4	0	0	0	0	1	2
Andre Rodgers, R (1, 6) OBP: 0.313, SLG: 0.284		6-3			HR		K		5-3	4	1	1	1	0	1	0
Paul Toth, R (1, 1) Lindy McDaniel, R (9, 1) OBP: 0.067, SLG: 0.267			K		K		K		1-3	4 0	0 0	0 0	0 0	0 0	3 0	0 0
Inning Stats	R: 0 E: 0 K: 0 S: 4 H: 1 LOB: 2 BB: 1 P: 8	R: 0 E: 0 K: 1 S: 5 H: 0 LOB: 0 BB: 0 P: 5	R: 0 E: 0 K: 1 S: 6 H: 1 LOB: 1 BB: 0 P: 6	R: 0 E: 0 K: 2 S: 7 H: 0 LOB: 1 BB: 0 P: 8	R: 2 E: 0 K: 1 S: 8 H: 3 LOB: 1 BB: 0 P: 8	R: 0 E: 0 K: 1 S: 5 H: 0 LOB: 0 BB: 0 P: 5	R: 0 E: 1 K: 2 S: 8 H: 0 LOB: 1 BB: 0 P: 8	R: 1 E: 0 K: 0 S: 5 H: 2 LOB: 1 BB: 0 P: 5	R: 0 E: 0 K: 0 S: 4 H: 1 LOB: 1 BB: 0 P: 4	1B: 4 2B: 0 3B: 2 HR: 2 SF: 1 SAC: 0 DP: 0 HBP: 1						

PITCHER	IP	WLS	BF	H	R	ER	SO	BB	IBB	HBP	BLK	WP	HR	S	P	ERA	WHIP
Roger Craig, R (1, 1) ERA: 3.86	9.0	W	38	8	3	3	8	1	0	1	0	0	2	52	57	3.00	1.000

PITCHER	IP	WLS	BF	H	R	ER	SO	BB	IBB	HBP	BLK	WP	HR	S	P	ERA	WHIP

TOP

Chicago Cubs @ New York Mets

Polo Grounds, New York, NY

Fri Aug 09 1963, 7:05 PM EDT

Att. 11,566 - Unknown

livebaseballscorecards.com

AB	35
R	3
H	8
RBI	3
BB	1
SO	8
LOB	10

BOTTOM

Batter	1	2	3	4	5	6	7	8	9	AB	R	H	RBI	BB	SO	LOB
Jim Hickman, R (1, 5) OBP: 0.296, SLG: 0.390	F8		E1 PB		FC6 1B 1B 2-3		K		HR 1-H 2-H 3-H	5	2	1	4	0	1	1
Duke Carmel, L (1, 3) OBP: 0.379, SLG: 0.372	K		G3 2-3		1B 1-3 3-H 1B			BB 9-3		3	0	1	1	1	1	1
Ron Hunt, R (1, 4) OBP: 0.325, SLG: 0.361	K		P3		P6			9-3 1-2f		4	0	0	0	0	1	4
Duke Snider, L (1, 9) OBP: 0.347, SLG: 0.439		3-1		F3	1B 1-3 3-H			4-3		4	0	1	1	0	0	0
Frank Thomas, R (1, 7) OBP: 0.327, SLG: 0.408		1B		HR		F7			F8	4	1	2	1	0	0	0
Joe Hicks, L (1, 8) OBP: 0.275, SLG: 0.414		1B 1B		F9		F3			2B HR 1B	4	1	2	0	0	0	0
Choo-Choo Coleman, L (1, 2) OBP: 0.286, SLG: 0.210		1-3 1B		P5		L3			K	4	0	1	0	0	1	1
Al Moran, R (1, 6) OBP: 0.265, SLG: 0.233		4-3			E SH3-4 1B BB		6-3		1-3 HR 2B	3	2	1	0	1	0	2
Roger Craig, R (1, 1) OBP: 0.158, SLG: 0.111 Tim Harkness, L (9, PH) OBP: 0.295, SLG: 0.327			K		SH3-4 1-2		K		HR IBB	2 0	0 1	0 0	0 0	0 1	2 0	0 0
Inning Stats	R: 0 E: 0 K: 2 S: 7 H: 0 LOB: 0 BB: 0 P: 7	R: 0 E: 0 K: 0 S: 5 H: 3 LOB: 2 BB: 0 P: 5	R: 0 E: 1 K: 1 S: 6 H: 0 LOB: 1 BB: 0 P: 6	R: 1 E: 0 K: 0 S: 4 H: 1 LOB: 0 BB: 0 P: 4	R: 2 E: 1 K: 0 S: 5 H: 2 LOB: 2 BB: 1 P: 9	R: 0 E: 0 K: 0 S: 3 H: 0 LOB: 0 BB: 0 P: 3	R: 0 E: 0 K: 2 S: 7 H: 0 LOB: 0 BB: 0 P: 7	R: 0 E: 0 K: 0 S: 2 H: 0 LOB: 0 BB: 1 P: 6	R: 4 E: 0 K: 1 S: 7 H: 3 LOB: 0 BB: 1 P: 11	1B: 6 2B: 2 3B: 0 HR: 2	SF: 0 SAC: 1 DP: 1 HBP: 0						

PITCHER	IP	WLS	BF	H	R	ER	SO	BB	IBB	HBP	BLK	WP	HR	S	P	ERA	WHIP
Paul Toth, R (1, 1) ERA: 2.65	8.2	L	35	8	5	3	6	2	0	0	0	0	1	45	53	3.12	1.154
Lindy McDaniel, R (9, 1) ERA: 3.67	0.0		2	1	2	2	0	0	1	0	0	0	1	1	5	∞	∞

PITCHER	IP	WLS	BF	H	R	ER	SO	BB	IBB	HBP	BLK	WP	HR	S	P	ERA	WHIP

Chicago Cubs @ New York Mets
Polo Grounds, New York, NY
Fri Aug 09 1963, 7:05 PM EDT
Att. 11,566 - Unknown

livebaseballscorecards.com

AB	33
R	7
H	9
RBI	7
BB	3
SO	6
LOB	9

1B: 6	SF: 0	WP: 0	PA: 37						
2B: 2	SAC: 1	PB: 1							
3B: 0	DP: 1	SB: 0							
HR: 2	HBP: 0	CS: 0							

Batter	1	2	3	4	5	6	7	8	9	AB	R	H	RBI	BB	SO	LOB
Lou Brock, L (1, 9) OBP: 0.297, SLG: 0.392	K		4-3			6-3			HR 1B	4	1	1	0	0	1	2
Ellis Burton, S (1, 8) OBP: 0.305, SLG: 0.432	G3			K		BB			1-H HR	3	1	1	2	1	1	0
Billy Williams, L (1, 7) OBP: 0.376, SLG: 0.515	1-3			4-3		F5			P6	4	0	0	0	0	0	2
Ron Santo, R (1, 5) OBP: 0.333, SLG: 0.494		F8		F8			E7 G3 1B		S BB 1B	4	1	2	0	0	0	0
Merritt Ranew, L (1, 3) OBP: 0.406, SLG: 0.527		4-3			F7		G3 2-3		1-2 S 1B BB	3	1	0	0	1	0	1
Ken Hubbs, R (1, 4) OBP: 0.282, SLG: 0.326		6-3			F8		CS BB		1-H 2-H G5-4-3 1B	3	0	1	2	1	0	0
Dick Bertell, R (1, 2) OBP: 0.315, SLG: 0.319			K		1-3		CS 1-2	6-3	G5-4-3 1-2f	4	0	0	0	0	1	1
Andre Rodgers, R (1, 6) OBP: 0.315, SLG: 0.284			F9			6-3 SH1-4 BB		CS BB		1	0	0	0	2	0	0
Larry Jackson, R (1, 1) OBP: 0.194, SLG: 0.246			2B			SH1-4 1-2		K 1-2		2	0	1	0	0	1	1
Inning Stats	R: 0 E: 0 K: 1 S: 5 H: 0 LOB: 0 BB: 0 P: 5	R: 0 E: 0 K: 0 S: 3 H: 0 LOB: 0 BB: 0 P: 3	R: 0 E: 0 K: 1 S: 6 H: 1 LOB: 1 BB: 0 P: 6	R: 0 E: 0 K: 1 S: 5 H: 0 LOB: 0 BB: 0 P: 5	R: 0 E: 0 K: 0 S: 3 H: 0 LOB: 0 BB: 0 P: 3	R: 0 E: 0 K: 0 S: 3 H: 0 LOB: 2 BB: 2 P: 11	R: 0 E: 1 K: 0 S: 2 H: 1 LOB: 0 BB: 1 P: 6	R: 0 E: 0 K: 1 S: 4 H: 0 LOB: 0 BB: 1 P: 8	R: 4 E: 0 K: 0 S: 6 H: 4 LOB: 0 BB: 1 P: 10	1B: 4 2B: 1 3B: 0 HR: 1	SF: 0 SAC: 1 DP: 1 HBP: 0						

TOP

Chicago Cubs @ New York Mets

Polo Grounds, New York, NY

Sat Aug 10 1963, 3:33 AM EDT

Att. 11,931 - Sunny

livebaseballscorecards.com

AB	28
R	4
H	6
RBI	4
BB	5
SO	4
LOB	7

PITCHER	IP	WLS	BF	H	R	ER	SO	BB	IBB	HBP	BLK	WP	HR	S	P	ERA	WHIP
Galen Cisco, R (1, 1) ERA: 4.33	8.1	L	32	5	4	4	4	5	0	0	0	0	1	35	55	4.32	1.200
Larry Bearnarth, R (9, 1) ERA: 3.42	0.2		2	1	0	0	0	0	0	0	0	0	0	2	2	0.00	1.500

PITCHER	IP	WLS	BF	H	R	ER	SO	BB	IBB	HBP	BLK	WP	HR	S	P	ERA	WHIP

WP: 0 PB: 0 SB: 2 CS: 2 PA: 35

Batter	1	2	3	4	5	6	7	8	9	AB	R	H	RBI	BB	SO	LOB
Jim Hickman, R (1, 5) OBP: 0.295, SLG: 0.394	6-3		1-3			3B		F9		4	0	1	0	0	0	0
Duke Carmel, L (1, 3) OBP: 0.384, SLG: 0.370	4-3		K			1B		BB		3	0	1	0	1	1	0
Ron Hunt, R (1, 4) OBP: 0.329, SLG: 0.365	1B			4-3		BB		1B		4	0	3	0	0	0	0
Duke Snider, L (1, 9) OBP: 0.346, SLG: 0.434	4-3			F5		FC6-4 BB		4-3		3	0	0	0	1	0	3
Frank Thomas, R (1, 7) OBP: 0.323, SLG: 0.402		4-3		K		FC6-4			P4	4	0	0	0	0	1	3
Joe Hicks, L (1, 8) OBP: 0.295, SLG: 0.416		CS 1B			G1-6-3 BB		G4-6-3 BB		3-1	2	0	1	0	2	0	0
Al Moran, R (1, 6) OBP: 0.269, SLG: 0.235		1B			G1-6-3		F9		BB	3	0	1	0	1	0	2
Choo-Choo Coleman, L (1, 2) OBP: 0.291, SLG: 0.208		F9			CS HBP		G4-6-3		BB	2	0	0	0	1	0	2
Galen Cisco, R (1, 1) OBP: 0.154, SLG: 0.114 Larry Bearnarth, R (9, 1) OBP: 0.143, SLG: 0.150 Tim Harkness, L (9, PH) OBP: 0.294, SLG: 0.326			6-3		CS	4-3		F8	1-3	3 0 1	0 0 0	0 0 0	0 0 0	0 0 0	0 0 0	0 0 2
Inning Stats	R: 0 E: 0 K: 0 S: 4 H: 1 LOB: 1 BB: 0 P: 4	R: 0 E: 0 K: 0 S: 4 H: 2 LOB: 1 BB: 0 P: 4	R: 0 E: 0 K: 1 S: 5 H: 0 LOB: 0 BB: 0 P: 5	R: 0 E: 0 K: 1 S: 5 H: 0 LOB: 0 BB: 0 P: 5	R: 0 E: 0 K: 0 S: 1 H: 0 LOB: 0 BB: 1 P: 6	R: 0 E: 0 K: 0 S: 5 H: 3 LOB: 3 BB: 1 P: 9	R: 0 E: 0 K: 0 S: 2 H: 0 LOB: 0 BB: 1 P: 6	R: 0 E: 0 K: 0 S: 4 H: 1 LOB: 2 BB: 1 P: 8	R: 0 E: 0 K: 0 S: 3 H: 0 LOB: 2 BB: 2 P: 11	1B: 6 2B: 0 3B: 1 HR: 0 SF: 0 SAC: 0 DP: 2 HBP: 1						

PITCHER	IP	WLS	BF	H	R	ER	SO	BB	IBB	HBP	BLK	WP	HR	S	P	ERA	WHIP
Larry Jackson, R (1, 1) ERA: 2.04	9.0	W	36	7	0	0	2	6	0	1	0	0	0	33	58	0.00	1.444

PITCHER	IP	WLS	BF	H	R	ER	SO	BB	IBB	HBP	BLK	WP	HR	S	P	ERA	WHIP

BOTTOM

Chicago Cubs @ New York Mets

Polo Grounds, New York, NY

Sat Aug 10 1963, 3:33 AM EDT

Att. 11,931 - Sunny

livebaseballscorecards.com

AB	29
R	0
H	7
RBI	0
BB	6
SO	2
LOB	12

WP: 0 PA: 37
PB: 0
SB: 0
CS: 2

Batter	1	2	3	4	5	6	7	8	9	AB	R	H	RBI	BB	SO	LOB
Lou Brock, L (1, 9) OBP: 0.302, SLG: 0.393	BBBB 4-0 1B FC5-2 BB	x 0-0 G6-4-3 1-2 1B			x 0-0 ① 5-3	x 0-0 1B 2B 1B	BBBB 4-0 BB		SSS 0-3 ③ K	4	1	2	0	2	1	0
Ken Hubbs, R (1, 4) OBP: 0.286, SLG: 0.334	x 0-0 FC5-2 BB 1-3 2B 1B	x 0-0 ②③ G6-4-3 1-2f			x 0-0 1B 3B	x 0-0 1-2 2B 1B	x 0-0 ③ 6-3			5	3	3	0	0	0	3
Billy Williams, L (1, 7) OBP: 0.376, SLG: 0.515	BBBB 4-0 FC5-2 1-2 2B BB		x 0-0 ① P6		x 0-0 ② G3	x 0-0 WP 1-H 2-H 2B		x 0-0 ① G3		4	2	1	2	1	0	1
Ron Santo, R (1, 5) OBP: 0.335, SLG: 0.499	x 0-0 ① FC5-2 2B 1-2 2-3 3-Hf		x 0-0 ② 6-3		BBBB 4-0 1B 14 1B BB	x 0-0 WP 2-H 2B		x 0-0 WP 2B		4	1	2	1	1	0	3
Ellis Burton, S (1, 8) OBP: 0.312, SLG: 0.438	x 0-0 1-3 2-H 3-H 2B		x 0-0 ③ P4		x 0-0 14 1B 1-3 3-H 1B	BBBB 4-0 2-3 BB		SSS 0-3 ② K		4	0	2	3	1	1	1
14 Ernie Banks, R (1, 3) OBP: 0.291, SLG: 0.422	x 0-0 ② 5-3			SSS 0-3 ① K	x 0-0 1-3 3-H 1B	SSS 0-3 ② K		BBBB 4-0 WP BB		4	0	1	1	1	2	4
Dick Bertell, R (1, 2) OBP: 0.313, SLG: 0.317	x 0-0 ③ 6-3			x 0-0 FC5-4 1B	SSS 0-3 ③ K	x 0-0 ③ F8		SSS 0-3 ③ K 1-2 2-3		5	0	1	0	0	2	8
Andre Rodgers, R (1, 6) OBP: 0.314, SLG: 0.290		SSS 0-3 ① K		x 0-0 ② FC5-4 1-2f		x 0-0 HR	x 0-0 ① 1-3		x 0-0 ① F3	5	1	1	1	0	1	1
Dick Ellsworth, L (1, 1) OBP: 0.181, SLG: 0.119		BBBB 4-0 1B BB		SSS 0-3 ③ K		x 0-0 ① F8	x 0-0 ② 1-3		x 0-0 ② P6	4	0	0	0	1	1	1
Inning Stats	R: 2 E: 0 K: 0 S: 5 H: 2 LOB: 2 BB: 2 P: 13	R: 0 E: 0 K: 1 S: 5 H: 1 LOB: 1 BB: 1 P: 9	R: 0 E: 0 K: 0 S: 3 H: 0 LOB: 0 BB: 0 P: 3	R: 0 E: 0 K: 2 S: 8 H: 1 LOB: 1 BB: 0 P: 8	R: 2 E: 0 K: 1 S: 8 H: 3 LOB: 2 BB: 1 P: 12	R: 4 E: 0 K: 1 S: 10 H: 5 LOB: 2 BB: 1 P: 14	R: 0 E: 0 K: 0 S: 3 H: 0 LOB: 1 BB: 1 P: 7	R: 0 E: 0 K: 2 S: 8 H: 1 LOB: 2 BB: 1 P: 12	R: 0 E: 0 K: 1 S: 5 H: 0 LOB: 0 BB: 0 P: 5	1B: 7 2B: 4 3B: 1 HR: 1 SF: 0 SAC: 0 DP: 1 HBP: 0							

Chicago Cubs @ New York Mets

Polo Grounds, New York, NY

Sun Aug 11 1963, 3:33 AM EDT

Sunny

TOP

livebaseballscorecards.com

AB	39
R	8
H	13
RBI	8
BB	7
SO	8
LOB	22

WP: 3 PB: 0 SB: 0 CS: 0 PA: 46

PITCHER		IP	WLS	BF	H	R	ER	SO	BB	IBB	HBP	BLK	WP	HR	S	P	ERA	WHIP
Carl Willey, R ERA: 3.02	(1, 1)	0.1	L	5	2	2	2	0	2	0	0	0	0	0	3	11	54.00	12.000
Ed Bauta, R ERA: 3.92	(1, 1)	4.2		20	5	2	2	4	2	0	0	0	0	0	26	34	3.86	1.500
Jay Hook, R ERA: 6.06	(6, 1)	0.1		6	5	4	4	0	0	0	0	0	1	1	6	6	108.00	15.000
Grover Powell, L ERA: 1.46	(6, 1)	3.2		15	1	0	0	4	3	0	0	0	2	0	20	32	0.00	1.091

PITCHER	IP	WLS	BF	H	R	ER	SO	BB	IBB	HBP	BLK	WP	HR	S	P	ERA	WHIP

Batter	1	2	3	4	5	6	7	8	9	AB	R	H	RBI	BB	SO	LOB
Joe Christopher, R (1, 9) OBP: 0.291, SLG: 0.268	6-3		K			P3		E3		4	0	0	0	0	1	0
Rod Kanehl, R (1, 8) OBP: 0.239, SLG: 0.235	5-3		P4			P5		6-3		4	0	0	0	0	0	1
Ron Hunt, R (1, 4) OBP: 0.329, SLG: 0.364	4-3			6-3		1B		5-3		4	0	1	0	0	0	1
Jim Hickman, R (1, 5) OBP: 0.295, SLG: 0.395		1B 1B 2B		K		K			F7	4	1	1	0	0	2	1
Frank Thomas, R (1, 7) OBP: 0.328, SLG: 0.405		F8 1B 2-3 1B		BB			5-3		BB 1B	3	0	2	0	1	0	0
Norm Sherry, R (1, 2) OBP: 0.207, SLG: 0.207		L6-3 1-2 3-H 1B		4-3			FC3-6 1B		1-2 BB	3	0	2	1	1	0	1
Duke Carmel, L (1, 3) OBP: 0.369, SLG: 0.353		F8 2-3	K				FC3-6 1-2f		K	4	0	0	0	0	2	5
Al Moran, R (1, 6) OBP: 0.265, SLG: 0.230		L6-3 1-2	K				K		F9	4	0	0	0	0	2	5
Carl Willey, R (1, 1) OBP: 0.150, SLG: 0.205			K	4-3				1-3		0	0	0	0	0	0	0
Ed Bauta, R (1, 1)										1	0	0	0	0	1	0
Ted Schreiber, R (5, PH) OBP: 0.267, SLG: 0.185										1	0	0	0	0	0	0
Jay Hook, L (6, 1) OBP: 0.242, SLG: 0.233										0	0	0	0	0	0	0
Grover Powell, L (6, 1)										1	0	0	0	0	0	0
Inning Stats	R: 0 E: 0 K: 0 S: 3 H: 0 LOB: 0 BB: 0 P: 3	R: 1 E: 0 K: 0 S: 5 H: 3 LOB: 1 BB: 0 P: 5	R: 0 E: 0 K: 2 S: 7 H: 0 LOB: 0 BB: 0 P: 7	R: 0 E: 0 K: 1 S: 5 H: 0 LOB: 1 BB: 1 P: 9	R: 0 E: 0 K: 2 S: 7 H: 0 LOB: 0 BB: 0 P: 7	R: 0 E: 0 K: 1 S: 6 H: 1 LOB: 1 BB: 0 P: 6	R: 0 E: 0 K: 1 S: 6 H: 1 LOB: 1 BB: 0 P: 6	R: 0 E: 1 K: 0 S: 4 H: 0 LOB: 1 BB: 0 P: 4	R: 0 E: 0 K: 1 S: 6 H: 1 LOB: 2 BB: 1 P: 10	1B: 5 2B: 2 3B: 0 HR: 0	SF: 0 SAC: 0 DP: 1 HBP: 0						

PITCHER	IP	WLS	BF	H	R	ER	SO	BB	IBB	HBP	BLK	WP	HR	S	P	ERA	WHIP
Dick Ellsworth, L (1, 1) ERA: 1.97	9.0	W	35	6	1	1	8	2	0	0	0	0	0	49	57	1.00	0.889

PITCHER	IP	WLS	BF	H	R	ER	SO	BB	IBB	HBP	BLK	WP	HR	S	P	ERA	WHIP

BOTTOM

Chicago Cubs @ New York Mets

Polo Grounds, New York, NY

Sun Aug 11 1963, 3:33 AM EDT

Sunny

livebaseballscorecards.com

AB	33
R	1
H	6
RBI	1
BB	2
SO	8
LOB	14

1B: 5	SF: 0	WP: 0	PA: 35
2B: 2	SAC: 0	PB: 0	
3B: 0	DP: 1	SB: 0	
HR: 0	HBP: 0	CS: 0	

Batter	1	2	3	4	5	6	7	8	9	AB	R	H	RBI	BB	SO	LOB
Lou Brock, L (1, 9) OBP: 0.308, SLG: 0.404	K			1B		1B 3B	1B 1B		FC6-4 1B	5	1	4	0	0	1	0
Ken Hubbs, R (1, 4) OBP: 0.287, SLG: 0.335	F9			L9		HR 1B	1-3 1B		FC6-4 1-2f	5	1	2	1	0	0	2
Billy Williams, L (1, 7) OBP: 0.377, SLG: 0.521	F5			1-3 1B		1-H HR	F8			4	1	2	2	0	0	2
Ron Santo, R (1, 5) OBP: 0.333, SLG: 0.495		F9		F7		F9		6-3		4	0	0	0	0	0	2
Ellis Burton, S (1, 8) OBP: 0.306, SLG: 0.430		K		4-3		E3 FC6-4		E4		4	0	0	0	0	1	2
Steve Boros, R (1, 3) OBP: 0.300, SLG: 0.387		CS BB			5-3	F9		F7		3	0	0	0	1	0	2
Jimmie Schaffer, R (1, 2) OBP: 0.316, SLG: 0.500		CS 1-2	K		HR	FC6-4 1-2f		K		4	1	1	1	0	2	2
Andre Rodgers, R (1, 6) OBP: 0.311, SLG: 0.287			F8		1-3		K		K	4	0	0	0	0	2	0
Bob Buhl, R (1, 1) OBP: 0.100, SLG: 0.100			K		K	G3			K	0	0	0	0	0	0	0
Jim Brewer, L (2, 1)										1	0	0	0	0	1	0
Tom Baker, L (4, 1)										1	0	0	0	0	1	0
Don Landrum, L (7, PH) OBP: 0.300, SLG: 0.294										1	0	0	0	0	0	0
Glen Hobbie, R (7, 1) OBP: 0.108, SLG: 0.083										0	0	0	0	0	0	0
Merritt Ranew, L (9, PH) OBP: 0.402, SLG: 0.522										1	0	0	0	0	1	0
Inning Stats	R: 0 E: 0 K: 1 S: 5 H: 0 LOB: 0 BB: 0 P: 5	R: 0 E: 0 K: 1 S: 4 H: 0 LOB: 0 BB: 1 P: 8	R: 0 E: 0 K: 2 S: 7 H: 0 LOB: 0 BB: 0 P: 7	R: 0 E: 0 K: 0 S: 5 H: 2 LOB: 2 BB: 0 P: 5	R: 1 E: 0 K: 1 S: 6 H: 1 LOB: 0 BB: 0 P: 6	R: 3 E: 1 K: 0 S: 7 H: 3 LOB: 1 BB: 0 P: 7	R: 0 E: 0 K: 1 S: 7 H: 2 LOB: 2 BB: 0 P: 7	R: 0 E: 1 K: 1 S: 6 H: 0 LOB: 1 BB: 0 P: 6	R: 0 E: 0 K: 2 S: 8 H: 1 LOB: 1 BB: 0 P: 8	1B: 6 2B: 0 3B: 1 HR: 2 SF: 0 SAC: 0 DP: 0 HBP: 0	WP: 0 PB: 0 SB: 0 CS: 1 PA: 39					

PITCHER	IP	WLS	BF	H	R	ER	SO	BB	IBB	HBP	BLK	WP	HR	S	P	ERA	WHIP
Tracy Stallard, R (1, 1) ERA: 4.93	9.0	W	38	9	4	4	9	1	0	0	0	0	2	55	59	4.00	1.111

PITCHER	IP	WLS	BF	H	R	ER	SO	BB	IBB	HBP	BLK	WP	HR	S	P	ERA	WHIP

Chicago Cubs @ New York Mets

Polo Grounds, New York, NY

Sun Aug 11 1963, 3:38 AM EDT

Att. 18,574 - Sunny

TOP

livebaseballscorecards.com

AB	37
R	4
H	9
RBI	4
BB	1
SO	9
LOB	12

Chicago Cubs @ New York Mets

Polo Grounds, New York, NY

Sun Aug 11 1963, 3:38 AM EDT

Att. 18,574 - Sunny

BOTTOM

Batter	1	2	3	4	5	6	7	8	9	AB	R	H	RBI	BB	SO	LOB
Jim Hickman, R (1, 5) OBP: 0.298, SLG: 0.408	HR	BB		2B	K		E3			4	3	2	1	1	1	2
Duke Carmel, L (1, 3) OBP: 0.374, SLG: 0.360	G3	1-3 3B 1B		SH 1B S HR 2-3	2-H 1B		K			4	2	2	1	0	1	2
Ron Hunt, R (1, 4) OBP: 0.327, SLG: 0.367	K	1-H 3-H 1B 3B		F8 1-2	L6		4-3			5	1	1	2	0	1	5
Duke Snider, L (1, 9) OBP: 0.346, SLG: 0.434 Joe Christopher, R (9, 9) OBP: 0.291, SLG: 0.268	BB 2B 1B	3-H 1B		K		K		4-3		5 0	1 0	2 0	1 0	0 0	2 0	2 0
Frank Thomas, R (1, 7) OBP: 0.331, SLG: 0.406 Rod Kanehl, R (9, 7) OBP: 0.239, SLG: 0.235	2B 1-2 BB	F8		HR 2-3 3-H 1B		FC4-6 1B		4-3		4 0	1 0	2 0	1 0	1 0	0 0	1 0
Joe Hicks, L (1, 8) OBP: 0.300, SLG: 0.457	1-3 2-H 2B		4-3	1-H 3-H HR		FC4-6 1-2f		K		5	1	2	4	0	1	1
Choo-Choo Coleman, L (1, 2) OBP: 0.290, SLG: 0.225	4-3		HR	5-3		K				4	1	1	1	0	1	3
Al Moran, R (1, 6) OBP: 0.269, SLG: 0.232		1-3	K	5-3 1B BB			SH1-4 1B			3	1	1	0	1	1	0
Tracy Stallard, R (1, 1) OBP: 0.054, SLG: 0.054		K	K	5-3 1-2			SH1-4 1-2			3	0	0	0	0	2	1
Inning Stats	R: 2 E: 0 K: 1 S: 8 H: 3 LOB: 2 BB: 1 P: 12	R: 3 E: 0 K: 1 S: 8 H: 3 LOB: 1 BB: 1 P: 12	R: 1 E: 0 K: 2 S: 8 H: 1 LOB: 0 BB: 0 P: 8	R: 4 E: 1 K: 1 S: 9 H: 3 LOB: 0 BB: 0 P: 9	R: 1 E: 0 K: 1 S: 6 H: 1 LOB: 1 BB: 1 P: 10	R: 0 E: 0 K: 2 S: 8 H: 1 LOB: 1 BB: 0 P: 8	R: 0 E: 1 K: 1 S: 7 H: 1 LOB: 2 BB: 0 P: 7	R: 0 E: 0 K: 1 S: 5 H: 0 LOB: 0 BB: 0 P: 5		1B: 7 2B: 2 3B: 1 HR: 3 SF: 0 SAC: 2 DP: 0 HBP: 0						

livebaseballscorecards.com

AB	37
R	11
H	13
RBI	11
BB	3
SO	10
LOB	17

WP: 0 PA: 42
PB: 0
SB: 1
CS: 0

PITCHER		IP	WLS	BF	H	R	ER	SO	BB	IBB	HBP	BLK	WP	HR	S	P	ERA	WHIP
Bob Buhl, R ERA: 3.46	(1, 1)	1.2	L	12	5	5	5	2	2	0	0	0	0	1	14	22	27.00	4.200
Jim Brewer, L ERA: 4.73	(2, 1)	2.0		12	5	5	1	3	0	0	0	0	0	2	18	18	4.50	2.500
Tom Baker, L ERA: 6.0	(4, 1)	2.1		10	2	1	1	3	1	0	0	0	0	0	15	19	3.86	1.286
Glen Hobbie, R ERA: 3.89	(7, 1)	2.0		8	1	0	0	2	0	0	0	0	0	0	12	12	0.00	0.500

PITCHER	IP	WLS	BF	H	R	ER	SO	BB	IBB	HBP	BLK	WP	HR	S	P	ERA	WHIP

Batter	1	2	3	4	5	6	7	8	9	AB	R	H	RBI	BB	SO	LOB
Bob Bailey, R (1, 5) OBP: 0.305, SLG: 0.327	E5 FC6-4		K		F3		K			4	0	0	0	0	2	4
Manny Mota, R (1, 7) OBP: 0.364, SLG: 0.365	FC6-4 G5-4-3 1-2f			5-3	L9			4-3 6-3 2B		4	1	1	0	0	0	1
Roberto Clemente, R (1, 9) OBP: 0.367, SLG: 0.472	G5-4-3 1-2f			F8	F5			4-3 2-3		4	0	0	0	0	0	2
Bill Mazeroski, R (1, 4) OBP: 0.311, SLG: 0.387		6-3		BB 1B	F8			6-3 3-H		4	0	1	1	0	0	0
Donn Clendenon, R (1, 3) OBP: 0.341, SLG: 0.455		BBBB CS BB		BBBB FC5-4 1-2 BB			HR	5-3		2	1	1	1	2	0	0
Jim Pagliaroni, R (1, 2) OBP: 0.350, SLG: 0.402 Willie Stargell, L (9, PH) OBP: 0.272, SLG: 0.379		K 1-2		FC5-4 1-2f			K		6-3	3 1	0 0	0 0	0 0	0 0	2 0	3 0
Bill Virdon, L (1, 8) OBP: 0.312, SLG: 0.368			1B		K		G3		6-3	4	0	1	0	0	1	0
Johnny Logan, R (1, 6) OBP: 0.323, SLG: 0.256 Smoky Burgess, L (9, PH) OBP: 0.333, SLG: 0.379			L8		BB		BB 1B		4-3	2 1	0 0	1 0	0 0	1 0	0 0	1 0
Don Schwall, R (1, 1) OBP: 0.170, SLG: 0.156 Tommie Sisk, R (6, 1) Bob Veale, S (6, 1) Ted Savage, R (7, PH) OBP: 0.283, SLG: 0.348 Al McBean, R (7, 1) OBP: 0.172, SLG: 0.276			K		F9		1-2 BB			2 0 0 0 0	0 0 0 0 0	0 0 0 0 0	0 0 0 0 0	0 0 0 1 0	1 0 0 0 0	2 0 0 0 0
Inning Stats	R: 0 E: 1 K: 0 S: 3 H: 0 LOB: 0 BB: 0 P: 3	R: 0 E: 0 K: 1 S: 4 H: 0 LOB: 0 BB: 1 P: 8	R: 0 E: 0 K: 2 S: 8 H: 1 LOB: 1 BB: 0 P: 8	R: 0 E: 0 K: 0 S: 4 H: 1 LOB: 2 BB: 1 P: 8	R: 0 E: 0 K: 1 S: 5 H: 0 LOB: 1 BB: 1 P: 9	R: 0 E: 0 K: 0 S: 3 H: 0 LOB: 0 BB: 0 P: 3	R: 1 E: 0 K: 2 S: 9 H: 2 LOB: 2 BB: 1 P: 13	R: 1 E: 0 K: 0 S: 4 H: 1 LOB: 0 BB: 0 P: 4	R: 0 E: 0 K: 0 S: 3 H: 0 LOB: 0 BB: 0 P: 3	1B: 3 2B: 1 3B: 0 HR: 1	SF: 0 SAC: 0 DP: 1 HBP: 0			WP: 0 PB: 0 SB: 0 CS: 1	PA: 35	

TOP

Pittsburgh Pirates @ New York Mets

Polo Grounds, New York, NY

Wed Aug 14 1963, 3:33 AM EDT

Att. 9,406 - Unknown

livebaseballscorecards.com

AB	31
R	2
H	5
RBI	2
BB	4
SO	6
LOB	13

PITCHER		IP	WLS	BF	H	R	ER	SO	BB	IBB	HBP	BLK	WP	HR	S	P	ERA	WHIP
Al Jackson, L ERA: 4.41	(1, 1)	7.0	W	28	4	1	1	6	4	0	0	0	0	1	36	52	1.29	1.143
Larry Bearnarth, R ERA: 3.44	(8, 1)	2.0	S	7	1	1	1	0	0	0	0	0	0	0	7	7	4.50	0.500

PITCHER	IP	WLS	BF	H	R	ER	SO	BB	IBB	HBP	BLK	WP	HR	S	P	ERA	WHIP

Batter	1	2	3	4	5	6	7	8	9	AB	R	H	RBI	BB	SO	LOB
Jim Hickman, R (1, 5) OBP: 0.302, SLG: 0.409	F8		K 1B		G3	BBB E 1-2 2-3 3-H BB		1B		4	0	2	1	1	0	0
Duke Carmel, L (1, 3) OBP: 0.357, SLG: 0.340	F7		SSS K 1-2		1-3	E3 1-2 2-3 3-H		F8		5	0	0	0	0	1	4
Ron Hunt, R (1, 4) OBP: 0.326, SLG: 0.366	F3		5-3		1B 1B	SSS K				4	0	1	0	0	1	3
Duke Snider, L (1, 9) OBP: 0.348, SLG: 0.441		FC1-2 3B		4-3	FC6-4 1-3 1B	F8				4	0	2	0	0	0	3
Frank Thomas, R (1, 7) OBP: 0.331, SLG: 0.413 Rod Kanehl, R (9, 7) OBP: 0.239, SLG: 0.235		SSS K		HR	FC6-4 1-2f		6-3			4 0	1 0	1 0	1 0	0 0	1 0	3 0
Joe Hicks, L (1, 8) OBP: 0.298, SLG: 0.443	BBBB FC1-2 1B BB			4-3		1-3	F7			3	1	0	0	1	0	0
Choo-Choo Coleman, L (1, 2) OBP: 0.294, SLG: 0.227	FC1-2 1B 1-2 3-H			BBBB S BB		1B BB BB 1B	G3			3	1	1	0	1	0	2
Al Moran, R (1, 6) OBP: 0.276, SLG: 0.234	1-2 2-H 1B			1-2 BB		BBBB BB 1B 1-2 E BB		SSS K		2	1	1	1	2	1	0
Al Jackson, L (1, 1) OBP: 0.204, SLG: 0.212 Larry Bearnarth, R (8, 1) OBP: 0.136, SLG: 0.143		4-3		4-3		E BB 1-2 2-3 1B		1-3		3 1	0 0	1 0	0 0	0 0	0 0	4 0
Inning Stats	R: 0 E: 0 K: 0 S: 3 H: 0 LOB: 0 BB: 0 P: 3	R: 1 E: 0 K: 1 S: 7 H: 2 LOB: 2 BB: 1 P: 11	R: 0 E: 0 K: 1 S: 5 H: 1 LOB: 0 BB: 0 P: 5	R: 1 E: 0 K: 0 S: 4 H: 1 LOB: 2 BB: 2 P: 12	R: 0 E: 0 K: 0 S: 5 H: 2 LOB: 2 BB: 0 P: 5	R: 2 E: 1 K: 1 S: 8 H: 2 LOB: 3 BB: 2 P: 16	R: 0 E: 0 K: 0 S: 3 H: 0 LOB: 0 BB: 0 P: 3	R: 0 E: 0 K: 1 S: 6 H: 1 LOB: 1 BB: 0 P: 6		1B: 7 2B: 0 3B: 1 HR: 1	SF: 0 SAC: 0 DP: 0 HBP: 0					

PITCHER		IP	WLS	BF	H	R	ER	SO	BB	IBB	HBP	BLK	WP	HR	S	P	ERA	WHIP
Don Schwall, R ERA: 2.74	(1, 1)	5.1	L	27	8	4	3	2	4	0	0	0	0	1	27	43	5.06	2.250
Tommie Sisk, R ERA: 2.97	(6, 1)	0.1		3	0	0	0	1	1	0	0	0	0	0	4	8	0.00	3.000
Bob Veale, L ERA: 0.7	(6, 1)	0.1		1	0	0	0	0	0	0	0	0	0	0	1	1	0.00	0.000
Al McBean, R ERA: 2.18	(7, 1)	2.0		7	1	0	0	1	0	0	0	0	0	0	9	9	0.00	0.500

PITCHER	IP	WLS	BF	H	R	ER	SO	BB	IBB	HBP	BLK	WP	HR	S	P	ERA	WHIP

BOTTOM

Pittsburgh Pirates @ New York Mets

Polo Grounds, New York, NY

Wed Aug 14 1963, 3:33 AM EDT

Att. 9,406 - Unknown

livebaseballscorecards.com

AB	33
R	4
H	9
RBI	3
BB	5
SO	4
LOB	19

WP: 0	PA: 38					
PB: 0						
SB: 1						
CS: 0						

Pittsburgh Pirates @ New York Mets

Polo Grounds, New York, NY

Thu Aug 15 1963, 7:05 PM EDT

Att. 7,822 - Unknown

TOP

livebaseballscorecards.com

Batter	1	2	3	4	5	6	7	8	9	AB	R	H	RBI	BB	SO	LOB
Bob Bailey, R (1, 5) OBP: 0.307, SLG: 0.331	4-3		K	FC3-2 1-2 2-3 BB		1B 2B BB	1B 3B		FC6-4 1-2f	4	2	1	0	2	1	1
Bill Virdon, L (1, 8) OBP: 0.312, SLG: 0.368	K		F7	FC3-2 FC4-6 1-2 2-3 3-Hf		2B E 1-2 1B	1B BB E 3-H 1B		F8	6	2	2	1	0	1	4
Roberto Clemente, R (1, 9) OBP: 0.371, SLG: 0.476	BB			2B 1B FC4-6 1-2f		E 1-3 2-H 2B	E 1-2 BB			3	1	2	1	2	0	3
Jerry Lynch, L (1, 7) OBP: 0.323, SLG: 0.447 Manny Mota, R (6, PH) OBP: 0.386, SLG: 0.377 (6, 7)	L9			1B 1B 1-3 2B	F8	E BB	E1 PO 1-3 2-H 1B			3 1	1 0	1 1	0 0	0 1	0 0	1 0
Bill Mazeroski, R (1, 4) OBP: 0.312, SLG: 0.390		K		BB 1B 2-3 3-H 1B	E 2B	E5 G5-4-3 1-2 2-3 3-H	PO 1-2	F8		5	1	2	2	0	1	2
Donn Clendenon, R (1, 3) OBP: 0.340, SLG: 0.451		5-3	K	E BB	K			F8		4	0	0	0	1	2	5
Jim Pagliaroni, R (1, 2) OBP: 0.351, SLG: 0.402		WP 1B	BB 1B 1-2 3-H 1B	K	G5-4-3 1-2f			K		5	1	2	1	0	2	5
Johnny Logan, R (1, 6) OBP: 0.325, SLG: 0.251		6-3 1-2	BB 1B FC3-2 1-2 2-3 BB	E5 1-2 2-3		K			FC6-4 BB	3	0	0	0	2	1	3
Don Cardwell, R (1, 1) OBP: 0.155, SLG: 0.075			F9	FC3-2 BB 1-2 2-H 3-H 1B	K		6-3		F7	5	0	1	2	0	1	4
Inning Stats	R: 0 E: 0 K: 1 S: 5 H: 0 LOB: 1 BB: 1 P: 9	R: 0 E: 0 K: 1 S: 6 H: 1 LOB: 1 BB: 0 P: 6	R: 0 E: 0 K: 1 S: 5 H: 0 LOB: 0 BB: 0 P: 5	R: 4 E: 0 K: 1 S: 10 H: 5 LOB: 3 BB: 2 P: 18	R: 0 E: 1 K: 2 S: 9 H: 1 LOB: 3 BB: 1 P: 13	R: 2 E: 1 K: 1 S: 7 H: 2 LOB: 2 BB: 2 P: 15	R: 2 E: 1 K: 1 S: 7 H: 3 LOB: 1 BB: 1 P: 11	R: 0 E: 0 K: 1 S: 5 H: 0 LOB: 0 BB: 0 P: 5	R: 0 E: 0 K: 0 S: 3 H: 0 LOB: 1 BB: 1 P: 7	1B: 8 2B: 3 3B: 1 HR: 0 SF: 0 SAC: 0 DP: 1 HBP: 0	WP: 1 PB: 0 SB: 0 CS: 0 PA: 48					

	AB	39
	R	8
	H	12
	RBI	7
	BB	8
	SO	9
	LOB	28

PITCHER		IP	WLS	BF	H	R	ER	SO	BB	IBB	HBP	BLK	WP	HR	S	P	ERA	WHIP
Galen Cisco, R ERA: 4.49	(1, 1)	3.1	L	18	6	4	4	4	2	0	0	0	1	0	24	32	10.80	2.400
Ed Bauta, R ERA: 4.12	(4, 1)	1.2		12	3	2	2	2	3	0	0	0	0	0	13	25	10.80	3.600
Grover Powell, L ERA: 1.88	(6, 1)	2.0		10	3	2	1	2	2	0	0	0	0	0	12	20	4.50	2.500
Jay Hook, R ERA: 5.96	(8, 1)	2.0		7	0	0	0	1	1	0	0	0	0	0	8	12	0.00	0.500

PITCHER	IP	WLS	BF	H	R	ER	SO	BB	IBB	HBP	BLK	WP	HR	S	P	ERA	WHIP

Batter	1	2	3	4	5	6	7	8	9	AB	R	H	RBI	BB	SO	LOB
Jim Hickman, R (1, 5) OBP: 0.299, SLG: 0.404	P3	PO 2-3	K		5-3			6-3		4	0	0	0	0	1	0
Duke Carmel, L (1, 3) OBP: 0.362, SLG: 0.357	G6-3 1B		4-3 2B		F8			3-1		4	0	2	0	0	0	0
Ron Hunt, R (1, 4) OBP: 0.328, SLG: 0.367	G6-3 1-2f		4-3 2-3			G5-4-3 1B		BB 1B		4	0	2	0	0	0	2
Duke Snider, L (1, 9) OBP: 0.350, SLG: 0.440		1B 6-3 1B 1B	G3			F5		1-2 BB		3	1	1	0	1	0	2
Frank Thomas, R (1, 7) OBP: 0.327, SLG: 0.408		6-3 1-2		K		G5-4-3 1-2f		P6		4	0	0	0	0	1	4
Joe Hicks, L (1, 8) OBP: 0.315, SLG: 0.455		IBB 1B 2-3 1B		1B FC5-2 1B			G3 1B		4-3	4	1	3	0	0	0	0
Choo-Choo Coleman, L (1, 2) OBP: 0.298, SLG: 0.229		PO 1B 1-2 IBB		1-3 1B			K		4-3	3	0	1	0	1	1	1
Al Moran, R (1, 6) OBP: 0.272, SLG: 0.230		P6		FC5-2 3-H			G3 1-2		1-3	4	0	0	0	0	0	5
Galen Cisco, R (1, 1) OBP: 0.175, SLG: 0.139 Ed Bauta, R (4, 1) Grover Powell, L (6, 1) Tim Harkness, L (7, PH) OBP: 0.293, SLG: 0.325 Jay Hook, L (8, 1) OBP: 0.242, SLG: 0.233		1-2 2-H 3-H 1B			K		4-3			1 1 0 1 0	0 0 0 0 0	1 0 0 0 0	2 0 0 0 0	0 1 0 0 0	0 0 0 0 0	0 0 0 1 0
Inning Stats	R: 0 E: 0 K: 0 S: 3 H: 1 LOB: 0 BB: 0 P: 3	R: 2 E: 0 K: 0 S: 5 H: 3 LOB: 1 BB: 1 P: 9	R: 0 E: 0 K: 1 S: 6 H: 1 LOB: 1 BB: 0 P: 6	R: 0 E: 0 K: 1 S: 6 H: 2 LOB: 1 BB: 0 P: 6	R: 0 E: 0 K: 1 S: 5 H: 0 LOB: 0 BB: 0 P: 5	R: 0 E: 0 K: 0 S: 3 H: 1 LOB: 0 BB: 0 P: 3	R: 0 E: 0 K: 1 S: 6 H: 1 LOB: 1 BB: 0 P: 6	R: 0 E: 0 K: 0 S: 4 H: 1 LOB: 2 BB: 1 P: 8	R: 0 E: 0 K: 0 S: 3 H: 0 LOB: 0 BB: 0 P: 3	1B: 9 2B: 1 3B: 0 HR: 0 SF: 0 SAC: 0 DP: 2 HBP: 0						

PITCHER	IP	WLS	BF	H	R	ER	SO	BB	IBB	HBP	BLK	WP	HR	S	P	ERA	WHIP
Don Cardwell, R (1, 1) ERA: 3.27	9.0	W	35	10	2	2	4	1	1	0	0	0	0	41	49	2.00	1.222

PITCHER	IP	WLS	BF	H	R	ER	SO	BB	IBB	HBP	BLK	WP	HR	S	P	ERA	WHIP

BOTTOM

Pittsburgh Pirates @ New York Mets

Polo Grounds, New York, NY

Thu Aug 15 1963, 7:05 PM EDT

Att. 7,822 - Unknown

livebaseballscorecards.com

AB	33
R	2
H	10
RBI	2
BB	2
SO	4
LOB	15

PA: 36

Batter	1	2	3	4	5	6	7	8	9	AB	R	H	RBI	BB	SO	LOB
Maury Wills, S (1, 6) OBP: 0.355, SLG: 0.345	G3 1B 2B	6-3		1B			4-3		1B E 1B 2-H	5	2	3	1	0	0	0
Jim Gilliam, S (1, 4) (9, 5) OBP: 0.361, SLG: 0.398	G3 2-3		5-3	F8			1B		E FC3 SF8 1B 1-3	5	1	2	0	0	0	2
Wally Moon, L (1, 7) (9, 9) OBP: 0.359, SLG: 0.418	1B 1B BB		HR		4-3		6-3		FC3 SF8 E 1-2	4	1	1	1	1	0	3
Tommy Davis, R (1, 5) (9, 7) OBP: 0.362, SLG: 0.466	BLK 1-H 3-H 1B		CS BB		L8			F9	E5 SF8 1-2 2-3 3-H	4	0	1	2	1	0	2
Ron Fairly, L (1, 3) OBP: 0.352, SLG: 0.423	F7 2-3		HR 1-2 BB		F7			1B 1B	SF8 1-2 2-3 3-H	3	1	1	1	1	0	1
Frank Howard, R (1, 9) Dick Tracewski, R (9, 4) OBP: 0.316, SLG: 0.503 OBP: 0.285, SLG: 0.254		5-3	HR 1-H			G4-6-3 1B		L6-3 1-3 1B	5-3	5 0	1 0	3 0	2 0	0 0	0 0	2 0
John Roseboro, L (1, 2) OBP: 0.288, SLG: 0.330		F6 F4				G4-6-3 1-2f		L6-3 1-2		4	0	0	0	0	0	3
Willie Davis, L (1, 8) OBP: 0.264, SLG: 0.367	HR 1B			F5		L8			PB SH1-3 1B 1B	4	2	2	0	0	0	0
Johnny Podres, L (1, 1) OBP: 0.148, SLG: 0.255 Ken Rowe, R (2, 1) Larry Sherry, R (5, 1) Lee Walls, R (7, PH) OBP: 0.273, SLG: 0.377 Ron Perranoski, L (7, 1) OBP: 0.211, SLG: 0.118 Al Ferrara, R (9, PH) OBP: 0.280, SLG: 0.286 Bob Miller, R (9, 1) OBP: 0.087, SLG: 0.068	1-H HR	6-3				5-3			SH1-3 1-2	1 1 0 1 0 0 0	1 0 0 0 0 0 0	1 0 0 0 0 0 0	2 0 0 0 0 0 0	0 0 0 0 0 0 0	0 0 0 0 0 0 0	0 0 0 0 0 0 0
Inning Stats	R: 1 E: 0 K: 0 S: 9 H: 2 LOB: 1 BB: 1 P: 16	R: 2 E: 0 K: 0 S: 18 H: 2 LOB: 0 BB: 0 P: 24	R: 3 E: 0 K: 0 S: 8 H: 2 LOB: 0 BB: 2 P: 20	R: 0 E: 0 K: 0 S: 7 H: 1 LOB: 1 BB: 0 P: 12	R: 0 E: 0 K: 0 S: 8 H: 0 LOB: 0 BB: 0 P: 12	R: 0 E: 0 K: 0 S: 5 H: 1 LOB: 0 BB: 0 P: 8	R: 0 E: 0 K: 0 S: 5 H: 1 LOB: 1 BB: 0 P: 8	R: 0 E: 0 K: 0 S: 7 H: 2 LOB: 1 BB: 0 P: 10	R: 3 E: 1 K: 0 S: 12 H: 3 LOB: 2 BB: 0 P: 19	1B: 10 2B: 2 3B: 0 HR: 3 SF: 1 SAC: 1 DP: 2 HBP: 0						

PITCHER		IP	WLS	BF	H	R	ER	SO	BB	IBB	HBP	BLK	WP	HR	S	P	ERA	WHIP
Roger Craig, R ERA: 4.09	(1, 1)	3.0		16	6	6	6	0	3	0	0	1	0	3	35	60	18.00	3.000
Larry Bearnarth, R ERA: 3.41	(4, 1)	6.0	L	26	8	3	2	0	0	0	0	0	0	0	44	69	3.00	1.333

PITCHER	IP	WLS	BF	H	R	ER	SO	BB	IBB	HBP	BLK	WP	HR	S	P	ERA	WHIP

TOP

Los Angeles Dodgers @ New York Mets

Polo Grounds, New York, NY

Fri Aug 16 1963, 7:05 PM EDT

Att. 31,405 - Unknown

livebaseballscorecards.com

AB	37
R	9
H	14
RBI	9
BB	3
SO	0
LOB	13

WP: 0	PB: 1	SB: 0	CS: 1
PA: 42			

Batter	1	2	3	4	5	6	7	8	9	AB	R	H	RBI	BB	SO	LOB
Joe Christopher, R (1, 9) OBP: 0.305, SLG: 0.288 Choo-Choo Coleman, L (6, 2) OBP: 0.295, SLG: 0.226	BFBBB 4-1 5-3 1B BB	STBBBX 3-2 2-H HR 2B			CCX 0-2 ① F3	CBFS 1-3 ② K		MX 0-1 ② 3-1		2 2	2 0	1 0	1 0	1 0	0 1	0 0
Rod Kanehl, R (1, 8) OBP: 0.245, SLG: 0.263 (8, 9)	CX 0-1 ① 5-3 1-2	BBX 2-0 2-H HR			X 0-0 HBP 1B E 1B	CBLBBFX 3-2 ③ 1-3		BX 1-0 ③ F9		5	2	2	2	0	0	1
Ron Hunt, R (1, 4) OBP: 0.331, SLG: 0.370	X 0-0 S 2-H 1B	CBBX 2-1 ③ 6-3			BFBX 2-1 E HBP 1-2 1B 1B		X 0-0 BB 1B 1B		CCBX 1-2 ① F8	5	1	3	1	0	0	0
Jim Hickman, R (1, 5) OBP: 0.303, SLG: 0.405	CSS 0-3 ② K 1-2		CBBX 2-1 ① 6-3		SH 1-1 E 1B 1-2 2-3 HBP		BX 1-0 BB 1-2 1B		CFBBX 2-2 1B	4	1	2	0	0	1	1
Frank Thomas, R (1, 7) OBP: 0.325, SLG: 0.404	IIII 4-0 IBB		BBLBFFX 3-2 E6 G1-4-3		FX 0-1 E5 1B 1-2 2-3 3-H		SCC 0-3 ① K		BFX 1-1 ② F3	4	0	0	1	1	1	5
Norm Sherry, R (1, 2) OBP: 0.203, SLG: 0.204 Duke Snider, L (5, PH) (6, 9) OBP: 0.351, SLG: 0.441 Joe Hicks, L (8, 8) OBP: 0.312, SLG: 0.451	BFCBFS 2-3 ③ K		X 0-0 ② ③ G1-4-3 1-2f		X 0-0 1-3 2-H 3-H 1B		CFBS 1-3 ② K		X 0-0 ③ 4-3	2 2 1	0 0 0	0 1 0	0 2 0	0 0 0	1 1 0	3 2 1
Duke Carmel, L (1, 3) OBP: 0.367, SLG: 0.356		CBBBBFX 3-2 G2-5-4 1B 1B		X 0-0 ① F8	BBFCS 2-3 ② K		BFBCBB 4-2 FC6-4 1-2 2-3 BB			3	0	1	0	1	1	2
Al Moran, R (1, 6) OBP: 0.272, SLG: 0.230		CX 0-1 G2-5-4 1-2 2B 1B		CX 0-1 ② G3	BBFBX 3-1 ③ F8		BBFX 2-1 ③ FC6-4 1-2f			4	1	1	0	0	0	5
Roger Craig, R (1, 1) OBP: 0.155, SLG: 0.109 Larry Bearnarth, R (4, 1) OBP: 0.120, SLG: 0.125		X 0-0 ① ② G2-5-4 1-2 2-3f		X 0-0 ③ L8		BCFX 1-2 ① F4		BCMS 1-3 ① K		1 3	0 0	0 0	0 0	0 0	0 1	2 0
Inning Stats	R: 1 E: 0 K: 2 S: 11 H: 1 LOB: 2 BB: 2 P: 21	R: 3 E: 0 K: 0 S: 12 H: 4 LOB: 0 BB: 0 P: 22	R: 0 E: 1 K: 0 S: 7 H: 0 LOB: 0 BB: 0 P: 12	R: 0 E: 0 K: 0 S: 4 H: 0 LOB: 0 BB: 0 P: 4	R: 3 E: 1 K: 1 S: 15 H: 3 LOB: 2 BB: 0 P: 23	R: 0 E: 0 K: 1 S: 10 H: 0 LOB: 0 BB: 0 P: 15	R: 0 E: 0 K: 2 S: 12 H: 2 LOB: 3 BB: 1 P: 20	R: 0 E: 0 K: 1 S: 6 H: 0 LOB: 0 BB: 0 P: 8	R: 0 E: 0 K: 0 S: 9 H: 1 LOB: 1 BB: 0 P: 13	1B: 9 2B: 1 3B: 0 HR: 1	SF: 0 SAC: 0 DP: 2 HBP: 1						

PITCHER		IP	WLS	BF	H	R	ER	SO	BB	IBB	HBP	BLK	WP	HR	S	P	ERA	WHIP
Johnny Podres, L ERA: 3.01	(1, 1)	1.2		11	5	4	4	2	1	1	0	0	0	1	21	39	21.60	3.600
Ken Rowe, R ERA: 4.3	(2, 1)	2.2		13	3	3	3	0	0	0	1	0	0	0	23	33	10.12	1.125
Larry Sherry, R ERA: 3.13	(5, 1)	1.2		5	0	0	0	2	0	0	0	0	0	0	15	25	0.00	0.000
Ron Perranoski, L ERA: 1.85	(7, 1)	2.0	W	9	2	0	0	3	1	0	0	0	0	0	18	28	0.00	1.500
Bob Miller, R ERA: 3.61	(9, 1)	1.0	S	4	1	0	0	0	0	0	0	0	0	0	9	13	0.00	1.000

PITCHER	IP	WLS	BF	H	R	ER	SO	BB	IBB	HBP	BLK	WP	HR	S	P	ERA	WHIP

BOTTOM

Los Angeles Dodgers @ New York Mets

Polo Grounds, New York, NY

Fri Aug 16 1963, 7:05 PM EDT

Att. 31,405 - Unknown

livebaseballscorecards.com

AB	38
R	7
H	11
RBI	7
BB	3
SO	7
LOB	22

WP: 0 PA: 42
PB: 0
SB: 1
CS: 0

Batter	1	2	3	4	5	6	7	8	9	AB	R	H	RBI	BB	SO	LOB
Maury Wills, S (1, 6) OBP: 0.355, SLG: 0.349	X 0-0 E3 CS		C B X 1-1 1B		B B S L F S 2-3 ① K		X 0-0 2B		S B X 1-1 ③ 4-3 1-3	5	0	2	0	0	1	1
Jim Gilliam, S (1, 4) (8, 5) OBP: 0.358, SLG: 0.394	X 0-0 ① F9		B F C B F F X 2-2 ② F7		C X 0-1 ② G3		B C C S 1-3 ③ K			4	0	0	0	0	1	3
Wally Moon, L (1, 7) (8, 9) OBP: 0.358, SLG: 0.428	B C B C B X 3-2 ②③ 6-3 1-2		C F B B S 2-3 ③ K		B B B C X 3-1 HR			C F F B B S 2-3 ① K		4	1	1	1	0	2	2
Tommy Davis, R (1, 5) (8, 7) OBP: 0.360, SLG: 0.464		X 0-0 ① F6		X 0-0 ① 5-3	B C F S 1-3 ③ K			S B X 1-1 S 1B		4	0	1	0	0	1	0
Ron Fairly, L (1, 3) OBP: 0.354, SLG: 0.421		B B C S F S 2-3 ② K		B B B 4-0 BB BB BB		B C B B X 2-1 ① 4-3		F B B B F B 4-2 G5-4-3 1-2 BB		2	0	0	0	2	1	0
Frank Howard, R (1, 9) OBP: 0.318, SLG: 0.512 Dick Tracewski, R (8, 4) OBP: 0.285, SLG: 0.254		C B B X 2-1 HR		F B S F B B F B 4-2 BB 1-2 BB		B F X 1-1 ② F8		C C F F X 0-2 ②③ G5-4-3 1-2f		3 0	1 0	1 0	1 0	1 0	0 0	2 0
Willie Davis, L (1, 8) OBP: 0.262, SLG: 0.363		C C B B B X 2-2 ③ F8		B X 1-0 ② F8		F F X 0-2 ③ F5			X 0-0 ① 4-3	4	0	0	0	0	0	2
John Roseboro, L (1, 2) OBP: 0.293, SLG: 0.342			B C X 1-1 HR	B B B B 4-0 BB 1-2 2-3			C F B F L 1-3 ① K		B X 1-0 E S 1B	3	1	2	1	1	1	0
Sandy Koufax, R (1, 1) OBP: 0.118, SLG: 0.101 Bob Miller, R (9, 1) OBP: 0.087, SLG: 0.068 Ron Perranoski, L (9, 1) OBP: 0.211, SLG: 0.118			F C X 0-2 ① 6-3	B C B B C F X 3-2 ③ 4-3			C X 0-1 ② F5		B C C L 1-3 ② K	4 0 0	0 0 0	0 0 0	0 0 0	0 0 0	1 0 0	4 0 0
Inning Stats	R: 0 E: 1 K: 0 S: 5 H: 0 LOB: 0 BB: 0 P: 8	R: 1 E: 0 K: 1 S: 10 H: 1 LOB: 0 BB: 0 P: 16	R: 1 E: 0 K: 1 S: 15 H: 2 LOB: 1 BB: 0 P: 21	R: 0 E: 0 K: 0 S: 10 H: 0 LOB: 3 BB: 3 P: 26	R: 1 E: 0 K: 2 S: 11 H: 1 LOB: 0 BB: 0 P: 17	R: 0 E: 0 K: 0 S: 7 H: 0 LOB: 0 BB: 0 P: 10	R: 0 E: 0 K: 2 S: 10 H: 1 LOB: 1 BB: 0 P: 12	R: 0 E: 0 K: 1 S: 13 H: 1 LOB: 1 BB: 1 P: 20	R: 0 E: 0 K: 1 S: 7 H: 1 LOB: 1 BB: 0 P: 10	1B: 3 2B: 1 3B: 0 HR: 3	SF: 0 SAC: 0 DP: 1 HBP: 0					

PITCHER	IP	WLS	BF	H	R	ER	SO	BB	IBB	HBP	BLK	WP	HR	S	P	ERA	WHIP
Tracy Stallard, R (1, 1) ERA: 4.82	8.0	L	33	6	3	3	7	4	0	0	0	0	3	81	130	3.38	1.250
Ed Bauta, R (9, 1) ERA: 4.05	1.0		4	1	0	0	1	0	0	0	0	0	0	7	10	0.00	1.000

PITCHER	IP	WLS	BF	H	R	ER	SO	BB	IBB	HBP	BLK	WP	HR	S	P	ERA	WHIP

TOP

Los Angeles Dodgers @ New York Mets

Polo Grounds, New York, NY

Sat Aug 17 1963, 3:33 AM EDT

Att. 21,841 - Unknown

livebaseballscorecards.com

AB	33
R	3
H	7
RBI	3
BB	4
SO	8
LOB	14

1B: 3	SF: 0	WP: 0	PA: 37
2B: 1	SAC: 0	PB: 0	
3B: 0	DP: 1	SB: 2	
HR: 3	HBP: 0	CS: 1	

BOTTOM

Los Angeles Dodgers @ New York Mets

Polo Grounds, New York, NY

Sat Aug 17 1963, 3:33 AM EDT

Att. 21,841 - Unknown

livebaseballscorecards.com

Batter	1	2	3	4	5	6	7	8	9	AB	R	H	RBI	BB	SO	LOB
Joe Christopher, R (1, 9) OBP: 0.314, SLG: 0.299	1-1 1B 1B		0-2 ③ 6-3			0-1 WP 1B		2-3 ② K		4	0	2	0	0	1	0
Rod Kanehl, R (1, 8) OBP: 0.245, SLG: 0.262	2-2 G6-4-3 1-2 1B			2-3 ① K		0-0 ② F9		3-2 ③ F4		4	0	1	0	0	1	1
Ron Hunt, R (1, 4) OBP: 0.333, SLG: 0.378	0-0 ① F2			1-0 ② F3		4-2 BB 1-2			X 0-0 HR	3	1	1	1	1	0	2
Frank Thomas, R (1, 7) OBP: 0.325, SLG: 0.402 Al Jackson, L (9, PR) OBP: 0.204, SLG: 0.212	0-2 ②③ G6-4-3 1-2f			0-3 ③ K		0-1 ③ L8			F 0-1 E 5-4-3 WP 1B	4 0	0 1	1 0	0 0	0 0	1 0	4 0
Jim Hickman, R (1, 5) OBP: 0.302, SLG: 0.404		1-2 ① F8			1-1 ① F9		1-1 1B		3-2 ① 5-4-3 1-2	4	0	1	0	0	0	1
Norm Sherry, R (1, 2) OBP: 0.206, SLG: 0.200 Tim Harkness, L (9, PH) OBP: 0.292, SLG: 0.323		0-2 ② F7			4-1 BB		1-1 ① L4		2-3 ② K	2 1	0 0	0 0	0 0	1 0	0 1	1 2
Duke Carmel, L (1, 3) OBP: 0.355, SLG: 0.343		2-2 ③ 4-1			0-3 ② K		1-2 ② F6		3-2 E3 WP 2-3	4	0	0	0	0	1	4
Al Moran, R (1, 6) OBP: 0.268, SLG: 0.227 Duke Snider, L (9, PH) OBP: 0.350, SLG: 0.439			1-1 ① 6-3		2-3 ③ K		2-3 ③ K		1-3 ③ K 1-2 3-H	3 1	0 0	0 0	0 0	0 0	2 1	2 1
Tracy Stallard, R (1, 1) OBP: 0.051, SLG: 0.051 Ted Schreiber, R (8, PH) OBP: 0.258, SLG: 0.179 Ed Bauta, R (9, 1)			2-3 ② K			2-3 ① K		1-3 ① K		2 1 0	0 0 0	0 0 0	0 0 0	0 0 0	2 1 0	0 0 0
Inning Stats	R: 0 E: 0 K: 0 S: 11 H: 2 LOB: 1 BB: 0 P: 14	R: 0 E: 0 K: 0 S: 9 H: 0 LOB: 0 BB: 0 P: 12	R: 0 E: 0 K: 1 S: 8 H: 0 LOB: 0 BB: 0 P: 11	R: 0 E: 0 K: 2 S: 7 H: 0 LOB: 0 BB: 0 P: 10	R: 0 E: 0 K: 2 S: 11 H: 0 LOB: 1 BB: 1 P: 18	R: 0 E: 0 K: 1 S: 10 H: 1 LOB: 2 BB: 1 P: 16	R: 0 E: 0 K: 1 S: 13 H: 1 LOB: 1 BB: 0 P: 18	R: 0 E: 0 K: 2 S: 10 H: 0 LOB: 0 BB: 0 P: 16	R: 2 E: 1 K: 2 S: 16 H: 2 LOB: 2 BB: 0 P: 25	1B: 5 2B: 0 3B: 0 HR: 1	SF: 0 SAC: 0 DP: 1 HBP: 0						

	AB	33
	R	2
	H	6
	RBI	1
	BB	2
	SO	11
	LOB	18

PITCHER		IP	WLS	BF	H	R	ER	SO	BB	IBB	HBP	BLK	WP	HR	S	P	ERA	WHIP
Sandy Koufax, L ERA: 2.06	(1, 1)	8.0	W	31	6	2	1	9	2	0	0	0	1	1	82	118	1.12	1.000
Bob Miller, R ERA: 3.6	(9, 1)	0.1		1	0	0	0	0	0	0	0	0	0	0	3	6	0.00	0.000
Ron Perranoski, L ERA: 1.83	(9, 1)	0.2	S	3	0	0	0	2	0	0	0	0	1	0	10	16	0.00	0.000

PITCHER	IP	WLS	BF	H	R	ER	SO	BB	IBB	HBP	BLK	WP	HR	S	P	ERA	WHIP

Batter	1	2	3	4	5	6	7	8	9	AB	R	H	RBI	BB	SO	LOB
Maury Wills, S (1, 6) OBP: 0.359, SLG: 0.353	S F X 0-2 5-3 1B	B C B X 2-1 ③ L7 1-2			B X 1-0 1B		C F B B B X 3-2 1-3 1B 1B		B C C H 2-2 WP BB 1-2 HBP	4	1	3	0	0	0	1
Ron Fairly, L (7, 3) OBP: 0.355, SLG: 0.421										0	0	0	0	0	0	0
Jim Gilliam, S (1, 4) OBP: 0.358, SLG: 0.392	B B C B X 3-1 ① F3		C X 0-1 FC5-4 1B		F B B B X 3-1 ③ F9		C X 0-1 ② F4		B B B B 4-0 WP 1-2 2-3 BB	4	0	1	0	1	0	4
Tommy Davis, R (1, 7) OBP: 0.362, SLG: 0.467	B S B X 2-1 ② 5-3 1-2		B F B C X 2-2 ① FC5-4 G5-4-3 1-2f			S B X 1-1 1B 2B	X 0-0 E 2-H 3-H 1B		X 0-0 ① F6	4	1	2	2	0	0	2
Al Ferrara, R (7, PR) OBP: 0.269, SLG: 0.273										1	0	0	0	0	0	3
(7, 9)																
Frank Howard, R (1, 9) OBP: 0.314, SLG: 0.505	B F B S S 2-3 ③ K2-3		C X 0-1 ②③ G5-4-3 1-2f			X 0-0 ① 6-3	X 0-0 E5 1-2		B S X 1-1 ② F7	4	0	0	0	0	1	4
Dick Tracewski, R (7, PR) OBP: 0.283, SLG: 0.253										1	0	0	0	0	0	3
(7, 6)																
Lee Walls, R (1, 3) OBP: 0.267, SLG: 0.362		B C X 1-1 E5 1-3 HR		S X 0-1 ① 5-3		X 0-0 ② 2-H 1B	S F S 0-3 ③ K		S B B F C 2-3 ③ K 1-2 2-3 3-H	5	1	1	1	0	2	4
(7, 7)																
Ken McMullen, R (1, 5) OBP: 0.264, SLG: 0.327		B F F X 1-2 ① F3		F C X 0-2 ② 4-3		X 0-0 ③ 6-3		F X 0-1 ① F8		4	0	0	0	0	0	1
Willie Davis, L (1, 8) OBP: 0.261, SLG: 0.360	S B B B S X 3-2 ② 1-3 1-2			X 0-0 ③ F8			B B B B 4-0 6-3 1B BB	B F F B F B X 3-2 ② F8		3	1	0	0	1	0	1
Doug Camilli, R (1, 2) OBP: 0.232, SLG: 0.312	X 0-0 2-H HR			B X 1-0 ① F3			B X 1-0 ① 6-3 1-2	S B B B S S 2-3 ③ K		4	1	1	2	0	1	1
Don Drysdale, R (1, 1) OBP: 0.241, SLG: 0.197	B C B S B B 4-2 PB BB			B B X 2-0 ② F7			X 0-0 1B 1B 2-H 1B		B C F F B F B B 4-2 BB HBP WP BB	2	2	1	1	2	0	0
Inning Stats	R: 0 H: 1 E: 0 LOB: 1 K: 1 BB: 0 S: 10 P: 17	R: 2 H: 1 E: 1 LOB: 1 K: 0 BB: 1 S: 13 P: 24	R: 0 H: 1 E: 0 LOB: 0 K: 0 BB: 0 S: 7 P: 9	R: 0 H: 0 E: 0 LOB: 0 K: 0 BB: 0 S: 6 P: 6	R: 0 H: 1 E: 0 LOB: 1 K: 0 BB: 0 S: 5 P: 12	R: 1 H: 2 E: 0 LOB: 0 K: 0 BB: 0 S: 5 P: 6	R: 3 H: 3 E: 1 LOB: 2 K: 1 BB: 1 S: 12 P: 20	R: 0 H: 0 E: 0 LOB: 0 K: 1 BB: 0 S: 9 P: 14	R: 1 H: 0 E: 0 LOB: 2 K: 1 BB: 2 S: 12 P: 25	1B: 7 SF: 0 2B: 1 SAC: 0 3B: 0 DP: 1 HR: 1 HBP: 1						

TOP

Los Angeles Dodgers @ New York Mets

Polo Grounds, New York, NY

Sun Aug 18 1963, 3:33 AM EDT

Unknown

livebaseballscorecards.com

AB	36
R	7
H	9
RBI	6
BB	4
SO	4
LOB	24

WP: 1 PA: 41
PB: 1
SB: 0
CS: 0

PITCHER		IP	WLS	BF	H	R	ER	SO	BB	IBB	HBP	BLK	WP	HR	S	P	ERA	WHIP
Al Jackson, L ERA: 4.46	(1, 1)	6.1	L	28	8	6	4	1	2	0	0	0	0	1	51	87	5.68	1.579
Roger Craig, R ERA: 4.05	(7, 1)	1.2		7	1	0	0	2	0	0	0	0	0	0	16	21	0.00	0.600
Jay Hook, R ERA: 5.98	(9, 1)	1.0		6	0	1	1	1	2	0	1	0	1	0	12	25	9.00	2.000

PITCHER	IP	WLS	BF	H	R	ER	SO	BB	IBB	HBP	BLK	WP	HR	S	P	ERA	WHIP

Batter	1	2	3	4	5	6	7	8	9	AB	R	H	RBI	BB	SO	LOB
Jim Hickman, R (1, 5) OBP: 0.300, SLG: 0.399	C F B S 1-3 ① K		C B S C 1-3 ③ K			X 0-0 ② F8			B F F X 1-2 ① F6	4	0	0	0	0	2	0
Duke Carmel, L (1, 3) OBP: 0.352, SLG: 0.339	B C S S 1-3 ② K			C F F S 0-3 ① K		B X 1-0 FC6-4 1B			B C C S 1-3 ② K	4	0	1	0	0	3	0
Ron Hunt, R (1, 4) OBP: 0.330, SLG: 0.374	F B T F X 1-2 ③ F9			X 0-0 ② 5-3		C F B X 1-2 ③ FC6-4 1-2f			B F X 1-1 ③ 5-3	4	0	0	0	0	0	1
Duke Snider, L (1, 9) OBP: 0.347, SLG: 0.435		C X 0-1 ① F6		S X 0-1 ③ 6-3			S S B B S 2-3 ① K			3	0	0	0	0	1	0
Frank Thomas, R (1, 7) OBP: 0.325, SLG: 0.401		X 0-0 1B			S X 0-1 ① 1-3		C B B F F F X 2-2 ② F4			3	0	1	0	0	0	0
Joe Hicks, L (1, 8) OBP: 0.304, SLG: 0.438		B S B X 2-1 ② L7			X 0-0 ② G3		B C B X 2-1 ③ 2-3			3	0	0	0	0	0	1
Choo-Choo Coleman, L (1, 2) OBP: 0.295, SLG: 0.228		S B B F B X 3-2 ③ 3-1			C B X 1-1 1B			S L X 0-2 ① F2		3	0	1	0	0	0	1
Al Moran, R (1, 6) OBP: 0.266, SLG: 0.226 Joe Christopher, R (8, PH) OBP: 0.310, SLG: 0.295 Ted Schreiber, R (9, 6) OBP: 0.258, SLG: 0.179			B C X 1-1 ① F2		X 0-0 ③ F7			X 0-0 ② 1-3		2 1 0	0 0 0	0 0 0	0 0 0	0 0 0	0 0 0	1 0 0
Al Jackson, L (1, 1) OBP: 0.196, SLG: 0.204 Roger Craig, R (7, 1) OBP: 0.155, SLG: 0.109 Tim Harkness, L (8, PH) OBP: 0.291, SLG: 0.322 Jay Hook, L (9, 1) OBP: 0.242, SLG: 0.233			X 0-0 ② 1-3			B B C M F S 2-3 ① K		B C B F C 2-3 ③ K		2 0 1 0	0 0 0 0	0 0 0 0	0 0 0 0	1 0 1 0	0 0 0 0	0 0 0 0
Inning Stats	R: 0 H: 0 E: 0 LOB: 0 K: 2 BB: 0 S: 10 P: 13	R: 0 H: 1 E: 0 LOB: 1 K: 0 BB: 0 S: 8 P: 13	R: 0 H: 0 E: 0 LOB: 0 K: 1 BB: 0 S: 6 P: 8	R: 0 H: 0 E: 0 LOB: 0 K: 1 BB: 0 S: 7 P: 7	R: 0 H: 1 E: 0 LOB: 1 K: 0 BB: 0 S: 6 P: 7	R: 0 H: 1 E: 0 LOB: 1 K: 1 BB: 0 S: 9 P: 13	R: 0 H: 0 E: 0 LOB: 0 K: 1 BB: 0 S: 10 P: 16	R: 0 H: 0 E: 0 LOB: 0 K: 1 BB: 0 S: 7 P: 9	R: 0 H: 0 E: 0 LOB: 0 K: 1 BB: 0 S: 8 P: 11	1B: 3 2B: 0 3B: 0 HR: 0	SF: 0 SAC: 0 DP: 0 HBP: 0			WP: 0 PB: 0 SB: 0 CS: 0	PA: 30		

PITCHER	IP	WLS	BF	H	R	ER	SO	BB	IBB	HBP	BLK	WP	HR	S	P	ERA	WHIP
Don Drysdale, R (1, 1) ERA: 2.74	9.0	W	30	3	0	0	8	0	0	0	0	0	0	71	97	0.00	0.333

PITCHER	IP	WLS	BF	H	R	ER	SO	BB	IBB	HBP	BLK	WP	HR	S	P	ERA	WHIP

BOTTOM

Los Angeles Dodgers @ New York Mets

Polo Grounds, New York, NY

Sun Aug 18 1963, 3:33 AM EDT

Unknown

livebaseballscorecards.com

AB	30
R	0
H	3
RBI	0
BB	0
SO	8
LOB	4

Batter	1	2	3	4	5	6	7	8	9	AB	R	H	RBI	BB	SO	LOB
Maury Wills, S (1, 6) OBP: 0.357, SLG: 0.351	0-0 1-3		0-2 4-3		2-2 F8 FC1-5 E 1B		0-0 L4		0-0 1-3	5	1	1	0	0	0	0
Jim Gilliam, S (1, 4) (8, 5) OBP: 0.356, SLG: 0.390	3-2 G3		3-2 6-3		0-0 FC1-5 S E 1B 2-3f		3-2 5-3 S 1B		2-1 L8	5	1	1	0	0	0	2
Wally Moon, L (1, 7) (8, 9) OBP: 0.362, SLG: 0.427	2-1 S 1B		4-1 BB		2-0 F8 2-3		4-2 5-3 1B BB		1-0 4-3	3	0	1	0	2	0	2
Tommy Davis, R (1, 5) (8, 7) OBP: 0.361, SLG: 0.464	2-1 6-3 1-2		2-1 F7		2-2 E7 1-H 3-H 1B		0-0 5-3 1-2 2-3			4	0	1	2	0	0	4
Ron Fairly, L (1, 3) OBP: 0.352, SLG: 0.417		1-1 F7		3-2 3-1	3-1 F5		1-1 F6			4	0	0	0	0	0	3
Frank Howard, R (1, 9) OBP: 0.317, SLG: 0.505 Dick Tracewski, R (8, 4) OBP: 0.283, SLG: 0.253		2-2 G3 1B		1-1 4-3		0-0 S 1B		0-3 K		4 0	0 0	2 0	0 0	0 0	1 0	0 0
Willie Davis, L (1, 8) OBP: 0.261, SLG: 0.359	0-0 G3 1-2		1-1 3B 1B			0-2 F2		1-2 F8		4	1	1	0	0	0	2
John Roseboro, L (1, 2) OBP: 0.297, SLG: 0.350	4-2 BB		0-0 1-H CS 3B			3-3 K 1-2		2-0 1B		3	0	2	1	1	1	1
Pete Richert, L (1, 1) OBP: 0.200, SLG: 0.222 Al Ferrara, R (5, PH) OBP: 0.296, SLG: 0.273 Dick Calmus, R (5, 1)	0-1 3-1		1-0 CS 3-H		4-2 FC1-5 1B BB	1-3 K		0-3 K		1 0 2	0 0 0	0 0 0	0 0 0	0 1 2	0 0 2	2 0 2
Inning Stats	R: 0 H: 1 E: 0 LOB: 1 K: 0 BB: 0 S: 8 P: 15	R: 0 H: 1 E: 0 LOB: 2 K: 0 BB: 1 S: 10 P: 17	R: 0 H: 0 E: 0 LOB: 1 K: 0 BB: 1 S: 10 P: 19	R: 1 H: 2 E: 0 LOB: 0 K: 0 BB: 0 S: 10 P: 16	R: 2 H: 2 E: 1 LOB: 1 K: 0 BB: 1 S: 14 P: 26	R: 0 H: 1 E: 0 LOB: 1 K: 2 BB: 0 S: 10 P: 14	R: 0 H: 1 E: 0 LOB: 2 K: 0 BB: 1 S: 9 P: 17	R: 0 H: 1 E: 0 LOB: 1 K: 2 BB: 0 S: 11 P: 14	R: 0 H: 0 E: 0 LOB: 0 K: 0 BB: 0 S: 4 P: 7	1B: 8 SF: 0 2B: 0 SAC: 0 3B: 1 DP: 0 HR: 0 HBP: 0						

TOP

Los Angeles Dodgers @ New York Mets

Polo Grounds, New York, NY

Sun Aug 18 1963, 3:38 AM EDT

Att. 46,184 - Unknown

livebaseballscorecards.com

AB	35
R	3
H	9
RBI	3
BB	4
SO	4
LOB	18

WP: 0 PA: 40
PB: 0
SB: 4
CS: 1

PITCHER		IP	WLS	BF	H	R	ER	SO	BB	IBB	HBP	BLK	WP	HR	S	P	ERA	WHIP
Carl Willey, R ERA: 3.07	(1, 1)	7.0	L	32	8	3	3	2	4	0	0	0	0	0	71	124	3.86	1.714
Larry Bearnarth, R ERA: 3.38	(8, 1)	1.0		4	1	0	0	2	0	0	0	0	0	0	11	14	0.00	1.000
Roger Craig, R ERA: 4.03	(9, 1)	1.0		3	0	0	0	0	0	0	0	0	0	0	4	7	0.00	0.000

PITCHER	IP	WLS	BF	H	R	ER	SO	BB	IBB	HBP	BLK	WP	HR	S	P	ERA	WHIP

Batter	1	2	3	4	5	6	7	8	9	AB	R	H	RBI	BB	SO	LOB
Joe Christopher, R (1, 9) OBP: 0.311, SLG: 0.288	X 0-0 5-3 ①		B F F B F B B 4-2 S 1B BB		C F F B F B S 2-3 K ①			S B F F X 1-2 F8 ①		2	1	0	0	1	1	0
Larry Bearnarth, R (8, 1) OBP: 0.120, SLG: 0.125										0	0	0	0	0	0	0
Joe Hicks, L (8, PH) OBP: 0.301, SLG: 0.434										1	0	0	0	0	0	0
Roger Craig, R (9, 1) OBP: 0.155, SLG: 0.109										0	0	0	0	0	0	0
Rod Kanehl, R (1, 8) OBP: 0.245, SLG: 0.262	F X 0-1 L8 ②		B B S C X 2-2 1-H 1B		C B X 1-1 F9 ②			B F X 1-1 F4 ②		4	0	1	1	0	0	0
Ron Hunt, R (1, 4) OBP: 0.329, SLG: 0.373	B X 1-0 F9 ③		B F X 1-1 F8 ③		S B X 1-1 F9 ③			B B F X 2-1 1B		4	0	1	0	0	0	1
Frank Thomas, R (1, 3) OBP: 0.321, SLG: 0.397 (8, 7)		F C F B X 1-2 2-3 ①		C X 0-1 5-3 ①		B F X 1-1 F3 ①		B X 1-0 F2 ③		4	0	0	0	0	0	1
Jim Hickman, R (1, 7) OBP: 0.301, SLG: 0.403 (8, 5)		F F B X 1-2 FC1-4 1B		F X 0-1 1B 2B		B C S X 1-2 6-3 ②			F B X 1-1 5-3 ①	4	1	2	0	0	0	0
Norm Sherry, R (1, 2) OBP: 0.202, SLG: 0.195		B X 1-0 FC1-4 1-2f ②		S B X 1-1 F8 ②		F F B X 1-2 F8 ③			B C X 1-1 3-1 ②	3	0	0	0	0	0	2
Duke Carmel, L (9, PH) OBP: 0.349, SLG: 0.336										1	0	0	0	0	0	0
Ted Schreiber, R (1, 5) OBP: 0.273, SLG: 0.200		C S F X 0-2 F6 ③		F X 0-1 2-H 1B			F B B B B 4-1 G5-4-3 BB		B X 1-0 F9 ③	2	0	1	1	0	0	1
Duke Snider, L (7, PH) OBP: 0.348, SLG: 0.433 (8, 9)										1	0	0	0	1	0	0
Al Moran, R (1, 6) OBP: 0.267, SLG: 0.224			C X 0-1 F8 ①	I I I I 4-0 IBB			B B B C C X 3-2 G5-4-3 ① ② 1-2f			2	0	0	0	1	0	1
Carl Willey, R (1, 1) OBP: 0.143, SLG: 0.195			C S C 0-3 K ②	B B C F S 2-3 K ③			C B S S 1-3 K ③			2	0	0	0	0	2	2
Tim Harkness, L (7, PH) OBP: 0.289, SLG: 0.320 (8, 3)										1	0	0	0	0	1	0
Inning Stats	R: 0 H: 0 E: 0 LOB: 0 K: 0 BB: 0 S: 4 P: 5	R: 0 H: 1 E: 0 LOB: 1 K: 0 BB: 0 S: 12 P: 15	R: 1 H: 1 E: 0 LOB: 1 K: 1 BB: 1 S: 13 P: 20	R: 1 H: 2 E: 0 LOB: 2 K: 1 BB: 1 S: 11 P: 18	R: 0 H: 0 E: 0 LOB: 0 K: 1 BB: 0 S: 9 P: 13	R: 0 H: 0 E: 0 LOB: 0 K: 0 BB: 0 S: 8 P: 11	R: 0 H: 0 E: 0 LOB: 0 K: 1 BB: 1 S: 7 P: 15	R: 0 H: 1 E: 0 LOB: 1 K: 0 BB: 0 S: 9 P: 14	R: 0 H: 0 E: 0 LOB: 0 K: 0 BB: 0 S: 5 P: 8	1B: 4 SF: 0 2B: 1 SAC: 0 3B: 0 DP: 1 HR: 0 HBP: 0						WP: 0 PA: 34 PB: 0 SB: 1 CS: 0	

PITCHER		IP	WLS	BF	H	R	ER	SO	BB	IBB	HBP	BLK	WP	HR	S	P	ERA	WHIP
Pete Richert, L ERA: 5.75	(1, 1)	4.0		18	4	2	2	2	1	1	0	0	0	0	40	58	4.50	1.250
Dick Calmus, R ERA: 2.31	(5, 1)	5.0	W	16	1	0	0	2	1	0	0	0	0	0	38	61	0.00	0.400

PITCHER	IP	WLS	BF	H	R	ER	SO	BB	IBB	HBP	BLK	WP	HR	S	P	ERA	WHIP

BOTTOM

Los Angeles Dodgers @ New York Mets

Polo Grounds, New York, NY

Sun Aug 18 1963, 3:38 AM EDT

Att. 46,184 - Unknown

livebaseballscorecards.com

AB	31
R	2
H	5
RBI	2
BB	3
SO	4
LOB	8

Batter	1	2	3	4	5	6	7	8	9	AB	R	H	RBI	BB	SO	LOB
Joe Christopher, R (1, 9) OBP: 0.309, SLG: 0.298	B C B X 2-1 ① P4			C S B B X 2-2 ① G3		P L L X 1-2 ①② G6-4-3 1-2f 2-3		B B C X 2-1 2B		4	0	1	0	0	0	2
Rod Kanehl, R (1, 8) OBP: 0.245, SLG: 0.268	F F C 0-3 ② K			X 0-0 2B		F B X 1-1 ③ P4		C B B X 2-1 ③ 6-3		4	0	1	0	0	1	2
Ron Hunt, R (1, 4) OBP: 0.328, SLG: 0.371	C X 0-1 ③ F9			B F X 1-1 ② 5-3			X 0-0 BB 1B		F X 0-1 ① 1-3	4	0	1	0	0	0	1
Frank Thomas, R (1, 7) OBP: 0.318, SLG: 0.392		C S B S 1-3 ① K		X 0-0 ③ F8			X 0-0 ① B2		B X 1-0 ② 4-3	4	0	0	0	0	1	2
Jim Hickman, R (1, 5) OBP: 0.301, SLG: 0.400		B X 1-0 ② L5			B X 1-0 ① 6-3		1 SAFE B B B C B 4-1 ② WP 1B 1-2 BB		C X 0-1 ③ F7	3	0	0	0	1	0	0
Norm Sherry, R (1, 2) OBP: 0.205, SLG: 0.198		B B F X 2-1 ③ 5-3			B B F X 2-1 ② P3		C B X 1-1 WP 1-2 1B			3	0	1	0	0	0	0
Tim Harkness, L (1, 3) OBP: 0.286, SLG: 0.316			C B F B C 2-3 ① K		S X 0-1 ③ G3		C C B C 1-3 ③ K 1-2 2-3			3	0	0	0	0	2	2
Al Moran, R (1, 6) OBP: 0.269, SLG: 0.226 Duke Snider, L (8, PH) OBP: 0.347, SLG: 0.432 Ted Schreiber, R (8, 6) OBP: 0.273, SLG: 0.200			C B B F X 2-2 ② F8			B B B C F X 3-2 G6-4-3 BB 1B		B B B C C X 3-1 ① F9		2 1 0	0 0 0	1 0 0	0 0 0	0 0 0	0 0 0	0 0 0
Galen Cisco, R (1, 1) OBP: 0.190, SLG: 0.135 Jesse Gonder, L (8, PH) OBP: 0.375, SLG: 0.542 Larry Bearnarth, R (8, 1) OBP: 0.120, SLG: 0.125			C S S 0-3 ③ K			B F B B S F B 4-2 G6-4-3 1-2 BB		B C C F S 1-3 ② K		1 1 0	0 0 0	0 0 0	0 0 0	1 0 0	1 0 0	0 0 0
Inning Stats	R: 0 H: 0 E: 0 LOB: 0 K: 1 BB: 0 S: 7 P: 9	R: 0 H: 0 E: 0 LOB: 0 K: 1 BB: 0 S: 6 P: 10	R: 0 H: 0 E: 0 LOB: 0 K: 2 BB: 0 S: 9 P: 13	R: 0 H: 1 E: 0 LOB: 1 K: 0 BB: 0 S: 7 P: 10	R: 0 H: 0 E: 0 LOB: 0 K: 0 BB: 0 S: 5 P: 8	R: 0 H: 1 E: 0 LOB: 1 K: 0 BB: 1 S: 12 P: 20	R: 0 H: 2 E: 0 LOB: 2 K: 1 BB: 1 S: 8 P: 14	R: 0 H: 1 E: 0 LOB: 1 K: 1 BB: 0 S: 10 P: 18	R: 0 H: 0 E: 0 LOB: 0 K: 0 BB: 0 S: 5 P: 6	1B: 3 SF: 0 2B: 2 SAC: 0 3B: 0 DP: 1 HR: 0 HBP: 0						

PITCHER	IP	WLS	BF	H	R	ER	SO	BB	IBB	HBP	BLK	WP	HR	S	P	ERA	WHIP
Dennis Bennett, L (1, 1) ERA: 2.22	9.0	W	32	5	0	0	6	2	0	0	0	1	0	69	108	0.00	0.778

PITCHER	IP	WLS	BF	H	R	ER	SO	BB	IBB	HBP	BLK	WP	HR	S	P	ERA	WHIP

TOP

New York Mets @ Philadelphia Phillies

Connie Mack Stadium, Philadelphia, PA

Mon Aug 19 1963, 7:05 PM EDT

Att. 7,980 - Unknown

livebaseballscorecards.com

AB	30
R	0
H	5
RBI	0
BB	2
SO	6
LOB	9

WP: 1 PA: 32
PB: 0
SB: 0
CS: 0

BOTTOM

New York Mets @ Philadelphia Phillies

Connie Mack Stadium, Philadelphia, PA

Mon Aug 19 1963, 7:05 PM EDT

Att. 7,980 - Unknown

livebaseballscorecards.com

Batter	1	2	3	4	5	6	7	8	9	AB	R	H	RBI	BB	SO	LOB
Tony Taylor, R (1, 4) OBP: 0.338, SLG: 0.371	1-1 5-3	0-0 6-3			1-3 K			2-0 FC6-4 1B		4	0	1	0	0	1	3
Johnny Callison, L (1, 9) OBP: 0.347, SLG: 0.495	1-2 G3 1B		1-2 F2		3-3 K 1-2			2-1 FC6-4 1B 1-2f		4	0	1	0	0	1	2
Wes Covington, L (1, 7) OBP: 0.370, SLG: 0.540 Ruben Amaro, R (8, PR) OBP: 0.280, SLG: 0.304 (9, 5)	3-2 G3 1-2		0-1 1B			2-0 F5		1-1 FC6-4 1-2 1B		4 0	0 0	2 0	0 0	0 0	0 0	1 0
Tony Gonzalez, L (1, 8) OBP: 0.391, SLG: 0.461 (9, 7)	2-2 F7		3-1 F8			2-1 4-3		0-2 FC6-4 1-2f		4	0	0	0	0	0	4
Roy Sievers, R (1, 3) OBP: 0.317, SLG: 0.434		1-0 6-3	0-2 F8			1-1 5-3				3	0	0	0	0	0	1
Don Demeter, R (1, 5) OBP: 0.319, SLG: 0.440 (9, 8)		1-1 1B 1B 1B		1-2 F2			0-0 F7			3	1	1	0	0	0	0
Clay Dalrymple, L (1, 2) OBP: 0.336, SLG: 0.365		1-2 WP 1B 1-3		2-3 K			3-2 L9			3	0	1	0	0	1	0
Bobby Wine, R (1, 6) OBP: 0.226, SLG: 0.269		0-1 WP 1-2 3-H 1B		0-1 F3			1-1 F7			3	0	1	1	0	0	0
Dennis Bennett, L (1, 1) OBP: 0.143, SLG: 0.143		1-3 K 1-2 2-3			1-1 CS 1B			1-2 L9		3	0	1	0	0	1	2
Inning Stats	R: 0 E: 0 K: 0 S: 12 H: 1 LOB: 1 BB: 0 P: 19	R: 1 E: 0 K: 1 S: 12 H: 3 LOB: 2 BB: 0 P: 16	R: 0 E: 0 K: 0 S: 12 H: 1 LOB: 1 BB: 0 P: 16	R: 0 E: 0 K: 1 S: 8 H: 0 LOB: 0 BB: 0 P: 11	R: 0 E: 0 K: 2 S: 8 H: 1 LOB: 1 BB: 0 P: 13	R: 0 E: 0 K: 0 S: 5 H: 0 LOB: 0 BB: 0 P: 10	R: 0 E: 0 K: 0 S: 7 H: 0 LOB: 0 BB: 0 P: 11	R: 0 E: 0 K: 0 S: 11 H: 2 LOB: 2 BB: 0 P: 17		1B: 8 2B: 1 3B: 0 HR: 0	SF: 0 SAC: 0 DP: 1 HBP: 0					

	AB	31
	R	1
	H	8
	RBI	1
	BB	0
	SO	4
	LOB	13

WP: 1 PB: 0 SB: 0 CS: 1 PA: 31

PITCHER	IP	WLS	BF	H	R	ER	SO	BB	IBB	HBP	BLK	WP	HR	S	P	ERA	WHIP
Galen Cisco, R (1, 1) ERA: 4.33	7.0	L	26	6	1	1	4	0	0	0	0	1	0	64	96	1.29	0.857
Larry Bearnarth, R (8, 1) ERA: 3.34	1.0		5	2	0	0	0	0	0	0	0	0	0	11	17	0.00	2.000

PITCHER	IP	WLS	BF	H	R	ER	SO	BB	IBB	HBP	BLK	WP	HR	S	P	ERA	WHIP

Batter	1	2	3	4	5	6	7	8	9	AB	R	H	RBI	BB	SO	LOB
Jim Hickman, R (1, 5) OBP: 0.300, SLG: 0.398	K		6-3			K		2B 1B 2-H		4	1	1	1	0	2	0
Tim Harkness, L (1, 3) OBP: 0.289, SLG: 0.324	FC5-4 1B		4-3			G3		1B 2B 2-H		4	0	2	1	0	0	0
Ron Hunt, R (1, 4) OBP: 0.328, SLG: 0.370	FC5-4 BB 1-2f		L9			1-3		1B 2-H		4	0	1	0	0	0	1
Duke Snider, L (1, 9) OBP: 0.348, SLG: 0.431	BB			4-3			K		HR 1B	3	1	1	0	1	1	0
Frank Thomas, R (1, 7) OBP: 0.320, SLG: 0.400	BB 1-2 2-3			F7			4-3		1-H HR	3	1	1	2	1	0	0
Joe Hicks, L (1, 8) OBP: 0.291, SLG: 0.418 Rod Kanehl, R (9, 8) OBP: 0.245, SLG: 0.268	F7			L3			3-1		1-3	4 0	0 0	0 0	0 0	0 0	0 0	3 0
Choo-Choo Coleman, L (1, 2) OBP: 0.290, SLG: 0.223		F7			1-3			1-3	4-3	4	0	0	0	0	0	0
Al Moran, R (1, 6) OBP: 0.272, SLG: 0.235		P6			5-3			1-3 1B 1B	2B	4	1	2	0	0	0	0
Grover Powell, L (1, 1)		2-3			4-3			1-3 1-2	4-3	4	0	0	0	0	0	2
Inning Stats	R: 0 E: 1 K: 1 S: 11 H: 1 LOB: 3 BB: 2 P: 23	R: 0 E: 0 K: 0 S: 5 H: 0 LOB: 0 BB: 0 P: 6	R: 0 E: 0 K: 0 S: 7 H: 0 LOB: 0 BB: 0 P: 11	R: 0 E: 0 K: 0 S: 5 H: 0 LOB: 0 BB: 0 P: 10	R: 0 E: 0 K: 0 S: 5 H: 0 LOB: 0 BB: 0 P: 10	R: 0 E: 0 K: 1 S: 7 H: 0 LOB: 0 BB: 0 P: 11	R: 0 E: 0 K: 1 S: 11 H: 0 LOB: 0 BB: 0 P: 17	R: 2 E: 0 K: 0 S: 11 H: 4 LOB: 2 BB: 0 P: 22	R: 2 E: 0 K: 0 S: 9 H: 3 LOB: 1 BB: 0 P: 15	1B: 5 2B: 2 3B: 0 HR: 1 SF: 0 SAC: 0 DP: 0 HBP: 0						

PITCHER		IP	WLS	BF	H	R	ER	SO	BB	IBB	HBP	BLK	WP	HR	S	P	ERA	WHIP
Cal McLish, R ERA: 2.99	(1, 1)	7.2	L	28	3	2	2	3	2	0	0	0	0	0	59	104	2.35	0.652
Jack Baldschun, R ERA: 2.35	(8, 1)	0.1		4	4	2	2	0	0	0	0	0	0	1	8	15	54.00	12.000
Johnny Klippstein, R ERA: 1.64	(9, 1)	1.0		4	1	0	0	0	0	0	0	0	0	0	4	6	0.00	1.000

PITCHER	IP	WLS	BF	H	R	ER	SO	BB	IBB	HBP	BLK	WP	HR	S	P	ERA	WHIP

TOP

New York Mets @ Philadelphia Phillies

Connie Mack Stadium, Philadelphia, PA

Tue Aug 20 1963, 7:05 PM EDT

Unknown

livebaseballscorecards.com

AB	34
R	4
H	8
RBI	4
BB	2
SO	3
LOB	6

WP: 0 PB: 0 SB: 0 CS: 0 PA: 36

New York Mets @ Philadelphia Phillies

Connie Mack Stadium, Philadelphia, PA

Tue Aug 20 1963, 7:05 PM EDT

Unknown

livebaseballscorecards.com

BOTTOM

Batter	1	2	3	4	5	6	7	8	9	AB	R	H	RBI	BB	SO	LOB
Tony Taylor, R (1, 4) OBP: 0.336, SLG: 0.368	X 0-0 4-3 ①		S C B X 1-2 5-3 ①		B B S S S 2-3 K ③		C F S 0-3 K ③			4	0	0	0	0	2	0
Johnny Callison, L (1, 9) OBP: 0.347, SLG: 0.492	B B C B B 4-1 1B BB BB		X 0-0 3-1 ②			B X 1-0 P3 ①		B B C B C X 3-2 F8 ①		3	0	0	0	1	0	0
Tony Gonzalez, L (1, 7) OBP: 0.390, SLG: 0.458	B B B B 4-0 1B 1-2 BB		S S F B X 1-2 G3 ③			B B X 2-0 6-3 ②		B C B X 2-1 5-3 ②		3	0	0	0	1	0	0
Roy Sievers, R (1, 3) OBP: 0.319, SLG: 0.433	X 0-0 1-2 2-3 1B			F X 0-1 4-3 ①		B S B B B 4-1 1B PB BB		X 0-0 F7 ③		3	0	1	0	1	0	0
Don Demeter, R (1, 8) OBP: 0.321, SLG: 0.441	X 0-0 P4 ②			X 0-0 2B		B B S B B B 4-1 1B 1-2 BB			C B F X 1-2 1-3 ①	3	0	1	0	1	0	3
Don Hoak, R (1, 5) OBP: 0.273, SLG: 0.308	C C S 0-3 K ③			B B S X 2-1 6-3 ②		F X 0-1 1-2 2-3 1B			B C B X 2-1 P6 ②	4	0	1	0	0	1	4
Clay Dalrymple, L (1, 2) OBP: 0.336, SLG: 0.364 Cookie Rojas, R (9, PH) OBP: 0.245, SLG: 0.196		X 0-0 G6-3 1B		S B F B B F X 3-2 P6 ③		B X 1-0 4-3 ③			C S C 0-3 K ③	3 1	0 0	1 0	0 0	0 0	0 1	4 0
Bobby Wine, R (1, 6) OBP: 0.224, SLG: 0.267		S X 0-1 G6-3 1-2f ① ②			C F X 0-2 L1 ①		C B F F S 1-3 K ①			3	0	0	0	0	1	1
Cal McLish, S (1, 1) OBP: 0.275, SLG: 0.266 Jack Baldschun, R (8, 1) Johnny Klippstein, R (9, 1) OBP: 0.040, SLG: 0.040		C B B C C 2-3 K ③			X 0-0 5-3 ②		X 0-0 F9 ②			3 0 0	0 0 0	0 0 0	0 0 0	0 0 0	1 0 0	0 0 0
Inning Stats	R: 0 H: 1 E: 0 LOB: 3 K: 1 BB: 2 S: 7 P: 15	R: 0 H: 1 E: 0 LOB: 0 K: 1 BB: 0 S: 6 P: 8	R: 0 H: 0 E: 0 LOB: 0 K: 0 BB: 0 S: 8 P: 10	R: 0 H: 1 E: 0 LOB: 1 K: 0 BB: 0 S: 9 P: 14	R: 0 H: 0 E: 0 LOB: 0 K: 1 BB: 0 S: 8 P: 10	R: 0 H: 1 E: 0 LOB: 3 K: 0 BB: 2 S: 7 P: 19	R: 0 H: 0 E: 0 LOB: 0 K: 2 BB: 0 S: 8 P: 9	R: 0 H: 0 E: 0 LOB: 0 K: 0 BB: 0 S: 6 P: 11	R: 0 H: 0 E: 0 LOB: 0 K: 1 BB: 0 S: 8 P: 11	1B: 3 SF: 0 2B: 1 SAC: 0 3B: 0 DP: 1 HR: 0 HBP: 0						

PITCHER	IP	WLS	BF	H	R	ER	SO	BB	IBB	HBP	BLK	WP	HR	S	P	ERA	WHIP
Grover Powell, L (1, 1) ERA: 1.16	9.0	W	34	4	0	0	6	4	0	0	0	0	0	67	107	0.00	0.889

PITCHER	IP	WLS	BF	H	R	ER	SO	BB	IBB	HBP	BLK	WP	HR	S	P	ERA	WHIP

AB	30
R	0
H	4
RBI	0
BB	4
SO	6
LOB	12

WP: 0 PA: 34
PB: 1
SB: 0
CS: 0

New York Mets @ Philadelphia Phillies

Connie Mack Stadium, Philadelphia, PA

Tue Aug 20 1963, 7:05 PM EDT

Att. 24,923 - Unknown

livebaseballscorecards.com

Batter	1	2	3	4	5	6	7	8	9	10	11	12	AB	R	H	RBI	BB	SO	LOB
Joe Christopher, R (1, 9) OBP: 0.296, SLG: 0.284	B S F B C 2-3 ① K		F C B X 1-2 ② F7			X 0-0 ① F7		C X 0-1 ② F8			X 0-0 ① P4		4	0	0	0	0	1	0
Ted Schreiber, R (10, 6) OBP: 0.265, SLG: 0.194													1	0	0	0	0	0	0
Rod Kanehl, R (1, 8) OBP: 0.244, SLG: 0.266	X 0-0 ② 6-3		C C C 0-3 ③ K			X 0-0 1B 1B		X 0-0 ③ 1-3			B C B S B F X 3-2 ② P4		5	0	1	0	0	1	0
Ron Hunt, R (1, 4) OBP: 0.328, SLG: 0.373	X 0-0 1B 2B			X 0-0 ① 6-3		X 0-0 ② F9			X 0-0 G6-4-3 1B		B C F F B X 2-2 ③ F9		5	1	2	0	0	0	1
Frank Thomas, R (1, 7) OBP: 0.323, SLG: 0.403	C S B B B X 2-2 FC6-4 2-H 1B			X 0-0 ② F3		X 0-0 ② FC5-4 1-2 1B			X 0-0 ① P4			F X 0-1 SH1-3 1B	5	0	3	1	0	0	1
Jim Hickman, R (1, 5) OBP: 0.300, SLG: 0.397	X 0-0 ③ FC6-4 1-2f			C B B X 2-1 1B		C B B X 2-1 ③ FC5-4 1-2f			X 0-0 ② ③ G6-4-3 1-2f			X 0-0 ① SH1-3 1-2	4	0	1	0	0	0	4
Norm Sherry, R (1, 2) OBP: 0.199, SLG: 0.192		S X 0-1 ① 6-3		X 0-0 ③ F9			X 0-0 ① 4-3			X 0-0 ① P4		C G G G 0-3 ② K	4	0	0	0	0	0	1
Joe Hicks, L (12, PH) OBP: 0.288, SLG: 0.414													1	0	0	0	0	1	1
Choo-Choo Coleman, L (12, 2) OBP: 0.290, SLG: 0.223													0	0	0	0	0	0	0
Tim Harkness, L (1, 3) OBP: 0.284, SLG: 0.317		X 0-0 ② 5-3			X 0-0 ① F6		X 0-0 ② 4-3			X 0-0 ② F7		F F S 0-3 ③ K	5	0	0	0	0	1	1
Al Moran, R (1, 6) OBP: 0.273, SLG: 0.233		X 0-0 ③ 1-3			B B B S F B 4-2 CS BB		B S W X 1-2 ③ 5-3			B C S B B B 4-2 BB			2	0	0	0	1	0	0
Duke Snider, L (10, PH) OBP: 0.350, SLG: 0.431													0	0	0	0	1	0	0
(10, 9)																			
Roger Craig, R (1, 1) OBP: 0.148, SLG: 0.103			X 0-0 ① F9		B S S S 1-3 ② ③ K 1-2			C C C 0-3 ① K		B C S S B S 3-3 ③ K			3	0	0	0	0	2	1
Duke Carmel, L (10, PH) OBP: 0.346, SLG: 0.333													1	0	0	0	0	1	1
Larry Bearnarth, R (10, 1) OBP: 0.120, SLG: 0.125													0	0	0	0	0	0	0
Inning Stats	R: 1 H: 2 E: 0 LOB: 1 K: 1 BB: 0 S: 9 P: 13	R: 0 H: 0 E: 0 LOB: 0 K: 0 BB: 0 S: 4 P: 4	R: 0 H: 0 E: 0 LOB: 0 K: 1 BB: 0 S: 7 P: 8	R: 0 H: 1 E: 0 LOB: 1 K: 0 BB: 0 S: 5 P: 7	R: 0 H: 0 E: 0 LOB: 0 K: 1 BB: 1 S: 6 P: 11	R: 0 H: 2 E: 0 LOB: 2 K: 0 BB: 0 S: 6 P: 8	R: 0 H: 0 E: 0 LOB: 0 K: 0 BB: 0 S: 5 P: 6	R: 0 H: 0 E: 0 LOB: 0 K: 1 BB: 0 S: 6 P: 6	R: 0 H: 1 E: 0 LOB: 0 K: 0 BB: 0 S: 3 P: 3	R: 0 H: 0 E: 0 LOB: 1 K: 1 BB: 1 S: 7 P: 14	R: 0 H: 0 E: 0 LOB: 0 K: 0 BB: 0 S: 9 P: 14	R: 0 H: 1 E: 0 LOB: 1 K: 2 BB: 0 S: 9 P: 9	1B: 6 SF: 0 2B: 1 SAC: 1 3B: 0 DP: 1 HR: 0 HBP: 0						

PITCHER		IP	WLS	BF	H	R	ER	SO	BB	IBB	HBP	BLK	WP	HR	S	P	ERA	WHIP
Chris Short, L ERA: 3.06	(1, 1)	8.0		29	5	1	1	4	1	0	0	0	0	0	48	63	1.12	0.750
Ryne Duren, R ERA: 3.38	(9, 1)	4.0	W	14	2	0	0	3	1	0	0	0	0	0	28	40	0.00	0.750

PITCHER	IP	WLS	BF	H	R	ER	SO	BB	IBB	HBP	BLK	WP	HR	S	P	ERA	WHIP

AB	40
R	1
H	7
RBI	1
BB	2
SO	7
LOB	11

WP: 0 PA: 43
PB: 0
SB: 0
CS: 1

New York Mets @ Philadelphia Phillies

Connie Mack Stadium, Philadelphia, PA

Tue Aug 20 1963, 7:05 PM EDT

Att. 24,923 - Unknown

livebaseballscorecards.com

BOTTOM

Batter	1	2	3	4	5	6	7	8	9	10	11	12	AB	R	H	RBI	BB	SO	LOB
Tony Taylor, R (1, 4) OBP: 0.337, SLG: 0.369	1-1 6-3 ①		0-0 F9 ①		0-0 1B 1B 1B		0-0 6-3 ①	0-0 1-2 1B			2-1 3-1 ①	0-0 1-2 2-H 1B	7	0	3	1	0	0	0
Johnny Callison, L (1, 9) OBP: 0.348, SLG: 0.491	3-1 E1 FC5		0-3 K ②		0-0 1-2 1B 1B		4-2 1B BB	0-0 4-3 ③			0-0 BB 4-3 1B		5	0	2	0	1	1	2
Wes Covington, L (1, 7) OBP: 0.373, SLG: 0.539	2-3 K ②		0-0 1B		2-2 1-2 2-3 1B		0-0 1-3 BB 1B		0-0 4-3 ①		0-0 4-3 ② 1-2		6	0	3	0	0	1	2
Tony Gonzalez, L (1, 8) OBP: 0.391, SLG: 0.455	4-1 BB		0-0 F8 ③		1-2 3-1 ③		4-1 1-2 BB		0-0 F8 ②		4-0 BB IBB		3	0	0	0	3	0	4
Roy Sievers, R (1, 3) OBP: 0.322, SLG: 0.440	2-0 FC5 2-3f ③			4-0 CS BB		0-0 E5 G3	0-0 F3 ②		2-1 HR		4-1 1-2 2-3 BB		4	1	1	1	2	0	5
Clay Dalrymple, L (1, 2) OBP: 0.331, SLG: 0.358		0-0 3-1 ①		0-1 F8 ①		0-0 G3 ① 2-3	3-1 F7 ③		3-1 4-3 ③		1-2 3-1 ③		6	0	0	0	0	0	8
Don Demeter, R (1, 5) OBP: 0.321, SLG: 0.437	2-1 FC6-4 HBP			3-3 K ② ③ 1-2		3-3 K ②		4-2 FC3-6 BB		0-0 3-1 ①		0-0 6-3 ①	4	0	0	0	1	2	2
Bobby Wine, R (1, 6) OBP: 0.225, SLG: 0.265 Ruben Amaro, R (8, PH) OBP: 0.281, SLG: 0.305 (9, 6)	0-0 F8 ②		0-0 6-3 ①			4-2 FC6-4 BB	1-1 FC3-6 1B ① 1-2f			0-0 6-3 ②		1-0 HBP 1B 1B	2 3	0 1	0 1	0 0	1 0	0 0	1 1
Chris Short, R (1, 1) OBP: 0.089, SLG: 0.133 Frank Torre, L (8, PH) OBP: 0.302, SLG: 0.316 Ryne Duren, R (9, 1) OBP: 0.273, SLG: 0.158	0-0 FC6-4 1-2f ③		0-0 4-3 ②			0-0 FC6-4 1-2f ③		0-2 P5 ②		0-3 K ③		3-0 1B HBP 1-2	3 1 1	0 0 0	0 0 0	0 0 0	0 0 1	0 0 0	3 1 0
Inning Stats	R: 0 H: 0 E: 1 LOB: 2 K: 1 BB: 1 S: 9 P: 21	R: 0 H: 0 E: 0 LOB: 1 K: 0 BB: 0 S: 4 P: 6	R: 0 H: 1 E: 0 LOB: 1 K: 1 BB: 0 S: 6 P: 6	R: 0 H: 0 E: 0 LOB: 1 K: 1 BB: 1 S: 5 P: 12	R: 0 H: 3 E: 0 LOB: 3 K: 0 BB: 0 S: 12 P: 15	R: 0 H: 0 E: 1 LOB: 2 K: 1 BB: 1 S: 8 P: 15	R: 0 H: 1 E: 0 LOB: 3 K: 0 BB: 2 S: 8 P: 19	R: 0 H: 1 E: 0 LOB: 2 K: 0 BB: 1 S: 9 P: 14	R: 1 H: 1 E: 0 LOB: 0 K: 0 BB: 0 S: 6 P: 11	R: 0 H: 0 E: 0 LOB: 0 K: 1 BB: 0 S: 5 P: 5	R: 0 H: 1 E: 0 LOB: 3 K: 0 BB: 2 S: 8 P: 19	R: 1 H: 2 E: 0 LOB: 2 K: 0 BB: 0 S: 3 P: 7	1B: 9 SF: 0 2B: 1 SAC: 0 3B: 0 DP: 1 HR: 1 HBP: 2						

PITCHER		IP	WLS	BF	H	R	ER	SO	BB	IBB	HBP	BLK	WP	HR	S	P	ERA	WHIP
Roger Craig, R ERA: 3.89	(1, 1)	9.0		42	7	1	1	4	6	0	1	0	0	1	67	119	1.00	1.444
Larry Bearnarth, R ERA: 3.35	(10, 1)	2.1	L	13	3	1	1	1	1	1	1	0	0	0	16	31	3.86	1.714

PITCHER	IP	WLS	BF	H	R	ER	SO	BB	IBB	HBP	BLK	WP	HR	S	P	ERA	WHIP

AB	45
R	2
H	10
RBI	2
BB	8
SO	5
LOB	29

Batter	1	2	3	4	5	6	7	8	9	AB	R	H	RBI	BB	SO	LOB
Jim Hickman, R (1, 5) OBP: 0.297, SLG: 0.392	P4		F7		F2		1-3		6-3 1-2	5	0	0	0	0	0	1
Tim Harkness, L (1, 3) OBP: 0.283, SLG: 0.312	4-3		F9			K	L7		BB	4	0	0	0	1	1	0
Ron Hunt, R (1, 4) OBP: 0.331, SLG: 0.384	HR			G3 SF8 2B		FC3-6 HBP		6-3	FC5 2-3f	4	2	2	1	0	0	2
Jesse Gonder, L (1, 2) OBP: 0.371, SLG: 0.540	K			G3 2-3		FC3-6 1B E 1-2f		2B		4	1	1	0	0	1	2
Duke Snider, L (1, 9) OBP: 0.349, SLG: 0.430		4-3		SF8 3-H		E 1-3 1B		K		3	0	1	1	0	1	1
Frank Thomas, R (1, 7) OBP: 0.325, SLG: 0.402		1B BB		4-3		E9 1-3 3-H 1B		4-3		3	0	1	1	1	0	1
Duke Carmel, L (1, 8) OBP: 0.366, SLG: 0.372		1-2 1B			HR	IBB			1B SF9 BB	2	2	2	1	2	0	0
Al Moran, R (1, 6) OBP: 0.270, SLG: 0.230 Choo-Choo Coleman, L (9, PH) OBP: 0.293, SLG: 0.227		F8			F8	K			FC5 6-3 1-3 1B	3 1	0 0	0 1	0 0	0 0	1 0	4 0
Tracy Stallard, R (1, 1) OBP: 0.050, SLG: 0.050 Larry Bearnarth, R (3, 1) OBP: 0.115, SLG: 0.120 Joe Hicks, L (7, PH) OBP: 0.286, SLG: 0.411 Al Jackson, L (7, 1) OBP: 0.196, SLG: 0.204 Roger Craig, R (8, 1) OBP: 0.148, SLG: 0.103 Joe Christopher, R (9, PH) OBP: 0.293, SLG: 0.284			5-3		L8		K		SF9 3-H	1 1 1 0 0 0	0 0 0 0 0 0	0 0 0 0 0 0	0 0 0 0 0 0	0 0 1 0 0 1	0 0 0 0 0 0	0 0 0 0 0 0

TOP

New York Mets @ Chicago Cubs

Wrigley Field, Chicago, IL

Fri Aug 23 1963, 3:33 AM CDT

Att. 9,634 - Unknown

livebaseballscorecards.com

AB	32
R	5
H	8
RBI	5
BB	4
SO	5
LOB	11

Inning Stats	1	2	3	4	5	6	7	8	9	1B: 4	SF: 2	WP: 0	PA: 39
	R: 1 E: 0 K: 1 S: 6	R: 0 E: 0 K: 0 S: 3	R: 0 E: 0 K: 0 S: 3	R: 1 E: 0 K: 0 S: 4	R: 1 E: 0 K: 0 S: 4	R: 1 E: 1 K: 2 S: 9	R: 0 E: 0 K: 1 S: 5	R: 0 E: 0 K: 1 S: 6	R: 1 E: 0 K: 0 S: 4	2B: 2 3B: 0 HR: 2	SAC: 0 DP: 0 HBP: 1	PB: 0 SB: 0 CS: 0	
	H: 1 LOB: 0 BB: 0 P: 6	H: 1 LOB: 1 BB: 1 P: 7	H: 0 LOB: 0 BB: 0 P: 3	H: 1 LOB: 0 BB: 0 P: 4	H: 1 LOB: 0 BB: 0 P: 4	H: 2 LOB: 3 BB: 1 P: 14	H: 0 LOB: 0 BB: 0 P: 5	H: 1 LOB: 1 BB: 0 P: 6	H: 1 LOB: 2 BB: 2 P: 12				

PITCHER		IP	WLS	BF	H	R	ER	SO	BB	IBB	HBP	BLK	WP	HR	S	P	ERA	WHIP
Paul Toth, R ERA: 3.0	(1, 1)	5.2	W	24	6	4	4	2	1	0	1	0	0	2	26	31	6.35	1.235
Glen Hobbie, R ERA: 4.12	(6, 1)	2.1		11	2	1	1	3	1	1	0	0	0	0	15	23	3.86	1.286
Lindy McDaniel, R ERA: 3.48	(9, 1)	1.0	S	4	0	0	0	0	1	0	0	0	0	0	3	7	0.00	1.000

PITCHER	IP	WLS	BF	H	R	ER	SO	BB	IBB	HBP	BLK	WP	HR	S	P	ERA	WHIP

New York Mets @ Chicago Cubs

Wrigley Field, Chicago, IL

Fri Aug 23 1963, 3:33 AM CDT

Att. 9,634 - Unknown

livebaseballscorecards.com

BOTTOM

Batter	1	2	3	4	5	6	7	8	9	AB	R	H	RBI	BB	SO	LOB
Alex Grammas, R (1, 6) OBP: 0.227, SLG: 0.227	0-0 SH5-3 1B 1B	0-0 4-3		0-0 6-3		0-3 K		0-0 5-3		5	0	1	0	0	1	3
Lou Brock, L (1, 9) OBP: 0.316, SLG: 0.414	0-0 SH5-3 1-2 1B		0-0 1-3		0-3 K	0-0 CS 1-2	4-0 E SF8 BB			3	1	1	0	1	1	0
Ellis Burton, S (1, 8) OBP: 0.313, SLG: 0.440	0-0 SH5-3 1-2 2-3		4-0 2B BB		0-0 3-1		0-0 F3 1-3			2	1	0	0	1	0	1
Ron Santo, R (1, 5) OBP: 0.347, SLG: 0.502	0-0 1-3		0-0 HR 2B 1-H		0-0 HR 1B		1-0 FC5-4 HBP			3	2	2	1	0	0	2
Billy Williams, L (1, 7) OBP: 0.375, SLG: 0.530	4-0 BB		0-0 HR 2-H		0-0 HR 1-H		0-0 SF8 1-1 3-H			2	2	2	5	1	0	0
Ken Hubbs, R (1, 4) OBP: 0.288, SLG: 0.330	0-0 F9		0-0 PO 1B		4-0 BB		0-0 FC5-4 1-2f			3	0	1	0	1	0	4
14 Ernie Banks, R (1, 3) OBP: 0.286, SLG: 0.410		0-0 L4	0-3 K		0-0 4-3			0-0 F8 WP 1B		4	0	1	0	0	1	2
Dick Bertell, R (1, 2) OBP: 0.308, SLG: 0.311		4-0 1-3 BB	0-0 PO 1-2	0-0 F7		0-0 5-3		0-0 F8 1-3		3	0	0	0	1	0	1
Paul Toth, R (1, 1) OBP: 0.083, SLG: 0.029 Glen Hobbie, R (6, 1) OBP: 0.125, SLG: 0.079 Lindy McDaniel, R (9, 1) OBP: 0.059, SLG: 0.235		0-0 1-3 1-2		0-0 F8		4-0 CS BB		0-0 G3		2 1 0	0 0 0	0 0 0	0 0 0	0 1 0	0 0 0	1 1 0
Inning Stats	R: 0 E: 0 K: 0 S: 5 H: 2 LOB: 3 BB: 1 P: 9	R: 0 E: 0 K: 0 S: 3 H: 0 LOB: 1 BB: 1 P: 7	R: 3 E: 0 K: 1 S: 7 H: 3 LOB: 0 BB: 1 P: 11	R: 0 E: 0 K: 0 S: 3 H: 0 LOB: 0 BB: 0 P: 3	R: 2 E: 0 K: 1 S: 7 H: 2 LOB: 1 BB: 1 P: 11	R: 0 E: 0 K: 1 S: 4 H: 0 LOB: 0 BB: 1 P: 8	R: 1 E: 2 K: 0 S: 3 H: 0 LOB: 1 BB: 1 P: 8	R: 0 E: 0 K: 0 S: 4 H: 1 LOB: 1 BB: 0 P: 4		1B: 5 2B: 1 3B: 0 HR: 2	SF: 1 SAC: 1 DP: 0 HBP: 1			WP: 1 PB: 0 SB: 0 CS: 1	PA: 39		

AB	28
R	6
H	8
RBI	6
BB	6
SO	3
LOB	15

PITCHER		IP	WLS	BF	H	R	ER	SO	BB	IBB	HBP	BLK	WP	HR	S	P	ERA	WHIP
Tracy Stallard, R ERA: 4.96	(1, 1)	2.1		15	5	3	3	0	3	0	0	0	0	1	12	24	11.57	3.429
Larry Bearnarth, R ERA: 3.41	(3, 1)	3.2	L	13	2	2	2	3	2	0	0	0	0	1	17	25	4.91	1.091
Al Jackson, L ERA: 4.42	(7, 1)	1.1		7	1	1	0	0	1	0	1	0	1	0	5	10	0.00	1.500
Roger Craig, R ERA: 3.88	(8, 1)	0.2		2	0	0	0	0	0	0	0	0	0	0	2	2	0.00	0.000

PITCHER	IP	WLS	BF	H	R	ER	SO	BB	IBB	HBP	BLK	WP	HR	S	P	ERA	WHIP

Batter	1	2	3	4	5	6	7	8	9	AB	R	H	RBI	BB	SO	LOB
Jim Hickman, R (1, 5) OBP: 0.298, SLG: 0.401	HR		1B		F8			K		4	1	2	1	0	1	2
Tim Harkness, L (1, 3) OBP: 0.282, SLG: 0.308	G6-4-3 BB		K			K		F7		3	0	0	0	1	2	2
Ron Hunt, R (1, 4) OBP: 0.331, SLG: 0.381	G6-4-3 1-2f			F9		K			1B WP HBP	3	1	0	0	0	1	1
Jesse Gonder, L (1, 2) OBP: 0.375, SLG: 0.539 Rod Kanehl, R (9, PR) OBP: 0.244, SLG: 0.266 (9, 7)	4-3			CS 1B		F9			WP 1-3 1B	4 0	0 1	2 0	0 0	0 0	0 0	0 0
Duke Snider, L (1, 9) OBP: 0.348, SLG: 0.426 Joe Christopher, R (9, PR) OBP: 0.293, SLG: 0.284 (9, 9)		1-4-3		K			F9		1B 1-2 3-H BB	3 0	0 1	0 0	0 0	1 0	1 0	1 0
Frank Thomas, R (1, 7) OBP: 0.324, SLG: 0.401 Choo-Choo Coleman, L (9, PR) OBP: 0.293, SLG: 0.227 Norm Sherry, R (9, 2) OBP: 0.199, SLG: 0.192		L6		CS 1-2	P6		5-3		FC1-5 1B 1-3 2-H 1B	4 0 0	0 0 0	1 0 0	1 0 0	0 0 0	0 0 0	0 0 0
Duke Carmel, L (1, 8) OBP: 0.370, SLG: 0.376		F5			1B S SH1-4 1B		F7		FC1-5 1-2 3-H 1B	4	1	2	1	0	0	0
Al Moran, R (1, 6) OBP: 0.270, SLG: 0.230			K	SH1-4 1-3 1B				E2 2-3	FC1-5 CS 1-2 2-3f	4	0	1	0	0	1	2
Carl Willey, R (1, 1) OBP: 0.133, SLG: 0.182			K	SH1-4 1-2 3-H				2-3 1-2	K 1-2	3	0	0	1	0	2	3
Inning Stats	R: 1 E: 0 K: 0 S: 3 H: 1 LOB: 0 BB: 1 P: 7	R: 0 E: 0 K: 0 S: 3 H: 0 LOB: 0 BB: 0 P: 3	R: 0 E: 0 K: 3 S: 10 H: 1 LOB: 1 BB: 0 P: 10	R: 0 E: 0 K: 1 S: 5 H: 1 LOB: 0 BB: 0 P: 5	R: 1 E: 0 K: 0 S: 5 H: 2 LOB: 1 BB: 0 P: 5	R: 0 E: 0 K: 2 S: 7 H: 0 LOB: 0 BB: 0 P: 7	R: 0 E: 0 K: 0 S: 3 H: 0 LOB: 0 BB: 0 P: 3	R: 0 E: 1 K: 1 S: 6 H: 0 LOB: 1 BB: 0 P: 6	R: 3 E: 0 K: 1 S: 7 H: 3 LOB: 2 BB: 1 P: 12	1B: 7 2B: 1 3B: 0 HR: 1 SF: 0 SAC: 1 DP: 2 HBP: 1						

TOP

New York Mets @ Chicago Cubs

Wrigley Field, Chicago, IL

Sat Aug 24 1963, 3:33 AM CDT

Att. 5,128 - Unknown

livebaseballscorecards.com

AB	32
R	5
H	8
RBI	4
BB	2
SO	8
LOB	11

PITCHER		IP	WLS	BF	H	R	ER	SO	BB	IBB	HBP	BLK	WP	HR	S	P	ERA	WHIP
Cal Koonce, R ERA: 5.23	(1, 1)	8.0	L	29	5	2	2	7	1	0	0	0	0	1	42	46	2.25	0.750
Don Elston, R ERA: 3.1	(9, 1)	0.0		2	1	2	2	0	0	0	1	0	0	0	1	2	∞	∞
Tom Baker, L ERA: 2.31	(9, 1)	0.0		1	0	0	0	0	1	0	0	0	1	0	0	4	∞	∞
Glen Hobbie, R ERA: 4.09	(9, 1)	1.0		4	2	1	1	1	0	0	0	0	0	0	6	6	9.00	2.000

PITCHER	IP	WLS	BF	H	R	ER	SO	BB	IBB	HBP	BLK	WP	HR	S	P	ERA	WHIP

Batter	1	2	3	4	5	6	7	8	9	AB	R	H	RBI	BB	SO	LOB
Alex Grammas, R (1, 6) OBP: 0.192, SLG: 0.192	6-3			F9		F7		1-3		4	0	0	0	0	0	0
Lou Brock, L (1, 9) OBP: 0.315, SLG: 0.415	1-3			F7		2B		K WP		4	0	1	0	0	1	0
Ellis Burton, S (1, 8) OBP: 0.313, SLG: 0.441	P3			1B 2B		F8		4-3 1-2		4	0	1	0	0	0	2
Ron Santo, R (1, 5) OBP: 0.347, SLG: 0.500		F9		2-3 1B			6-3		L9	4	0	1	0	0	0	0
Billy Williams, L (1, 7) OBP: 0.372, SLG: 0.526		3-1		4-3			L9		F9	4	0	0	0	0	0	2
Ken Hubbs, R (1, 4) OBP: 0.289, SLG: 0.332		P4			5-3		14 1B 1B			4	0	2	0	0	0	0
14 Ernie Banks, R (1, 3) OBP: 0.285, SLG: 0.409			6-3		F8		1-2 1B		P4	4	0	1	0	0	0	1
Dick Bertell, R (1, 2) OBP: 0.306, SLG: 0.309			P4		F8		4-3			2	0	0	0	0	0	0
Merritt Ranew, L (7, PH) (8, 2) OBP: 0.381, SLG: 0.509										1	0	0	0	0	0	2
Cal Koonce, R (1, 1) OBP: 0.273, SLG: 0.200			F7			F2		3-1		2	0	0	0	0	0	0
Don Landrum, L (8, PH) OBP: 0.294, SLG: 0.288										1	0	0	0	0	0	0
Don Elston, R (9, 1)										0	0	0	0	0	0	0
Tom Baker, L (9, 1)										0	0	0	0	0	0	0
Glen Hobbie, R (9, 1) OBP: 0.125, SLG: 0.079										0	0	0	0	0	0	0
Inning Stats	R: 0 H: 0 E: 0 LOB: 0 K: 0 BB: 0 S: 3 P: 3	R: 0 H: 0 E: 0 LOB: 0 K: 0 BB: 0 S: 3 P: 3	R: 0 H: 0 E: 0 LOB: 0 K: 0 BB: 0 S: 3 P: 3	R: 0 H: 2 E: 0 LOB: 2 K: 0 BB: 0 S: 5 P: 5	R: 0 H: 0 E: 0 LOB: 0 K: 0 BB: 0 S: 3 P: 3	R: 0 H: 1 E: 0 LOB: 1 K: 0 BB: 0 S: 4 P: 4	R: 0 H: 2 E: 0 LOB: 2 K: 0 BB: 0 S: 5 P: 5	R: 0 H: 0 E: 0 LOB: 1 K: 1 BB: 0 S: 6 P: 6	R: 0 H: 1 E: 0 LOB: 1 K: 0 BB: 0 S: 4 P: 4	1B: 4 SF: 0 2B: 2 SAC: 0 3B: 0 DP: 0 HR: 0 HBP: 0						

PITCHER	IP	WLS	BF	H	R	ER	SO	BB	IBB	HBP	BLK	WP	HR	S	P	ERA	WHIP
Carl Willey, R (1, 1) ERA: 2.87	9.0	W	34	6	0	0	1	0	0	0	0	1	0	36	36	0.00	0.667

PITCHER	IP	WLS	BF	H	R	ER	SO	BB	IBB	HBP	BLK	WP	HR	S	P	ERA	WHIP

BOTTOM

New York Mets @ Chicago Cubs

Wrigley Field, Chicago, IL

Sat Aug 24 1963, 3:33 AM CDT

Att. 5,128 - Unknown

livebaseballscorecards.com

AB	34
R	0
H	6
RBI	0
BB	0
SO	1
LOB	7

WP: 1 PA: 34
PB: 1
SB: 0
CS: 0

Batter	1	2	3	4	5	6	7	8	9	AB	R	H	RBI	BB	SO	LOB
Joe Christopher, R (1, 9) OBP: 0.291, SLG: 0.283	x 0-0 CS 1B		x 0-0 ② F9		x 0-0 E5			x 0-0 ② 6-3		4	0	1	0	0	0	1
Rod Kanehl, R (1, 8) OBP: 0.244, SLG: 0.266	S S S 0-3 ①② K 1-2		x 0-0 FC5 1B 1-2 1B		x 0-0 ③ 5-3			x 0-0 ③ P6		4	0	1	0	0	1	2
Ron Hunt, R (1, 4) OBP: 0.332, SLG: 0.381	x 0-0 ③ 5-3		x 0-0 1-2 2-H 1B			B B B B 4-0 G4-6-3 1B BB			x 0-0 ① 1-6-3	3	0	1	1	1	0	0
Frank Thomas, R (1, 7) OBP: 0.324, SLG: 0.399		S S S 0-3 ① K	x 0-0 ③ FC5 2-3f			x 0-0 G4-6-3 1-2 1B			x 0-0 ② 6-3	4	0	1	0	0	1	2
Jesse Gonder, L (1, 2) OBP: 0.379, SLG: 0.538 Choo-Choo Coleman, L (9, PR) OBP: 0.293, SLG: 0.227		S S S 0-3 ② K		x 0-0 G6-4-3 1B		x 0-0 ①②③ G4-6-3 1-2f 2-3			x 0-0 FC6-4 1B	4 0	0 0	2 0	0 0	0 0	1 0	2 0
Jim Hickman, R (1, 5) OBP: 0.298, SLG: 0.401		x 0-0 2B		x 0-0 ①② G6-4-3 1-2f			S S S 0-3 ① K		x 0-0 ③ FC6-4 1-2f	4	0	1	0	0	1	2
Tim Harkness, L (1, 3) OBP: 0.279, SLG: 0.304		x 0-0 ③ 4-3		x 0-0 ③ 4-3			x 0-0 ② 4-3			3	0	0	0	0	0	1
Al Moran, R (1, 6) OBP: 0.267, SLG: 0.227			x 0-0 ① P4		x 0-0 ① 6-3		x 0-0 ③ F8			3	0	0	0	0	0	0
Jay Hook, L (1, 1) OBP: 0.257, SLG: 0.250 Ted Schreiber, R (8, PH) OBP: 0.257, SLG: 0.188 Larry Bearnarth, R (8, 1) OBP: 0.115, SLG: 0.120			x 0-0 1B 1B 1B		S S S 0-3 ② K			S S S 0-3 ① K		2 1 0	1 0 0	1 0 0	0 0 0	0 0 0	1 1 0	0 0 0
Inning Stats	R: 0 E: 0 K: 1 S: 5 H: 1 LOB: 0 BB: 0 P: 5	R: 0 E: 0 K: 2 S: 8 H: 1 LOB: 1 BB: 0 P: 8	R: 1 E: 0 K: 0 S: 6 H: 3 LOB: 2 BB: 0 P: 6	R: 0 E: 0 K: 0 S: 3 H: 1 LOB: 0 BB: 0 P: 3	R: 0 E: 1 K: 1 S: 6 H: 0 LOB: 1 BB: 0 P: 6	R: 0 E: 0 K: 0 S: 2 H: 1 LOB: 0 BB: 1 P: 6	R: 0 E: 0 K: 1 S: 5 H: 0 LOB: 0 BB: 0 P: 5	R: 0 E: 0 K: 1 S: 5 H: 0 LOB: 0 BB: 0 P: 5	R: 0 E: 0 K: 0 S: 4 H: 1 LOB: 1 BB: 0 P: 4	1B: 7 2B: 1 3B: 0 HR: 0 SF: 0 SAC: 0 DP: 2 HBP: 0						

PITCHER		IP	WLS	BF	H	R	ER	SO	BB	IBB	HBP	BLK	WP	HR	S	P	ERA	WHIP
Dick Ellsworth, L ERA: 2.03	(1, 1)	9.0	W	33	8	1	1	6	1	0	0	0	0	0	44	48	1.00	1.000

PITCHER	IP	WLS	BF	H	R	ER	SO	BB	IBB	HBP	BLK	WP	HR	S	P	ERA	WHIP

TOP

New York Mets @ Chicago Cubs

Wrigley Field, Chicago, IL

Sun Aug 25 1963, 3:33 AM CDT

Att. 15,137 - Unknown

livebaseballscorecards.com

AB	32
R	1
H	8
RBI	1
BB	1
SO	6
LOB	10

WP: 0 PA: 33
PB: 0
SB: 0
CS: 1

New York Mets @ Chicago Cubs

Wrigley Field, Chicago, IL

Sun Aug 25 1963, 3:33 AM CDT

Att. 15,137 - Unknown

BOTTOM

Batter	1	2	3	4	5	6	7	8	9	AB	R	H	RBI	BB	SO	LOB
Andre Rodgers, R (1, 6) OBP: 0.311, SLG: 0.279	1-3	K			K		6-3			4	0	0	0	0	2	2
Lou Brock, L (1, 9) OBP: 0.315, SLG: 0.413	WP, E, S, 1B		F7		F9			6-3		4	1	1	0	0	0	0
Ellis Burton, S (1, 8) OBP: 0.312, SLG: 0.436	3-1 1-H		K		F5			BB, G4-6-3		3	0	0	0	1	1	0
Ron Santo, R (1, 5) OBP: 0.346, SLG: 0.502	L9		K			SF8, 3B		G4-6-3 1-2f		4	1	1	0	0	1	1
Billy Williams, L (1, 7) OBP: 0.370, SLG: 0.523		P6		6-3		K				3	0	0	0	0	1	1
Ken Hubbs, R (1, 4) OBP: 0.292, SLG: 0.335		E, 14, 1B, SH1-2-3, 1B		1B		SF8 3-H				2	1	2	1	0	0	0
14 Ernie Banks, R (1, 3) OBP: 0.286, SLG: 0.408		SH1-2-3, E, 1-2, 1B		F9		F9				3	0	1	0	0	0	1
Dick Bertell, R (1, 2) OBP: 0.307, SLG: 0.309		E1, SH1-2-3 1-2 2-3		1-2, 1B			F8			3	0	1	0	0	0	2
Dick Ellsworth, L (1, 1) OBP: 0.185, SLG: 0.108		SH1-2-3 1-2 2-3 3-H		4-3			G3			2	0	0	1	0	0	2
Inning Stats	R: 1 E: 0 K: 0 S: 4 H: 1 LOB: 0 BB: 0 P: 4	R: 1 E: 1 K: 1 S: 8 H: 2 LOB: 2 BB: 0 P: 8	R: 0 E: 0 K: 2 S: 7 H: 0 LOB: 0 BB: 0 P: 7	R: 0 E: 0 K: 0 S: 5 H: 2 LOB: 2 BB: 0 P: 5	R: 0 E: 0 K: 1 S: 5 H: 0 LOB: 0 BB: 0 P: 5	R: 1 E: 0 K: 1 S: 6 H: 1 LOB: 0 BB: 0 P: 6	R: 0 E: 0 K: 0 S: 3 H: 0 LOB: 0 BB: 0 P: 3	R: 0 E: 0 K: 0 S: 2 H: 0 LOB: 0 BB: 1 P: 6		1B: 5 2B: 0 3B: 1 HR: 0 SF: 1 SAC: 1 DP: 1 HBP: 0						

livebaseballscorecards.com

AB	28
R	3
H	6
RBI	2
BB	1
SO	5
LOB	9

PITCHER		IP	WLS	BF	H	R	ER	SO	BB	IBB	HBP	BLK	WP	HR	S	P	ERA	WHIP
Jay Hook, R ERA: 5.8	(1, 1)	7.0	L	28	6	3	2	5	0	0	0	0	1	0	38	38	2.57	0.857
Larry Bearnarth, R ERA: 3.38	(8, 1)	1.0		3	0	0	0	0	1	0	0	0	0	0	2	6	0.00	1.000

PITCHER		IP	WLS	BF	H	R	ER	SO	BB	IBB	HBP	BLK	WP	HR	S	P	ERA	WHIP

Batter	1	2	3	4	5	6	7	8	9	AB	R	H	RBI	BB	SO	LOB
Duke Carmel, L (1, 8) OBP: 0.366, SLG: 0.372	CS 1B	4-3			K			1-3		4	0	1	0	0	1	4
Tim Harkness, L (1, 3) OBP: 0.282, SLG: 0.305	BB		G5-4-3 1B		L4			L7		3	0	1	0	1	0	2
Ron Hunt, R (1, 4) OBP: 0.331, SLG: 0.379	K		G5-4-3			FC4 1B		6-3		4	0	1	0	0	1	3
Jesse Gonder, L (1, 2) OBP: 0.368, SLG: 0.522	4-3		K			FC4 G6-3			F7	4	0	0	0	0	1	2
Duke Snider, L (1, 9) OBP: 0.347, SLG: 0.424		FC5-4 1B		K		G6-3			K	4	0	1	0	0	2	1
Joe Christopher, R (9, 9) OBP: 0.291, SLG: 0.283										0	0	0	0	0	0	0
Frank Thomas, R (1, 7) OBP: 0.320, SLG: 0.395		FC5-4 E 1B		6-3			F8		5-3	4	1	0	0	0	0	1
Rod Kanehl, R (9, 7) OBP: 0.244, SLG: 0.266										0	0	0	0	0	0	0
Jim Hickman, R (1, 5) OBP: 0.296, SLG: 0.399		E5 1B		6-3			P4			3	0	0	0	0	0	1
Al Moran, R (1, 6) OBP: 0.268, SLG: 0.229		1B			6-3		6-3			3	0	1	1	0	0	0
Grover Powell, L (1, 1) OBP: 0.143, SLG: 0.143		K						1-3 1B		2	0	1	0	0	1	2
Galen Cisco, R (6, 1) OBP: 0.209, SLG: 0.158					1B					1	0	1	0	0	0	0
Inning Stats	R: 0 E: 0 K: 1 S: 5 H: 1 LOB: 1 BB: 1 P: 9	R: 1 E: 1 K: 1 S: 8 H: 2 LOB: 2 BB: 0 P: 8	R: 0 E: 0 K: 1 S: 5 H: 1 LOB: 0 BB: 0 P: 5	R: 0 E: 0 K: 1 S: 5 H: 0 LOB: 0 BB: 0 P: 5	R: 0 E: 0 K: 1 S: 6 H: 1 LOB: 1 BB: 0 P: 6	R: 0 E: 0 K: 0 S: 3 H: 1 LOB: 0 BB: 0 P: 3	R: 0 E: 0 K: 0 S: 3 H: 0 LOB: 0 BB: 0 P: 3	R: 0 E: 0 K: 0 S: 4 H: 1 LOB: 1 BB: 0 P: 4	R: 0 E: 0 K: 1 S: 5 H: 0 LOB: 0 BB: 0 P: 5	1B: 7 2B: 0 3B: 0 HR: 0	SF: 0 SAC: 0 DP: 2 HBP: 0						

PITCHER		IP	WLS	BF	H	R	ER	SO	BB	IBB	HBP	BLK	WP	HR	S	P	ERA	WHIP
Bob Friend, R ERA: 2.1	(1, 1)	9.0	W	33	7	1	0	6	1	0	0	0	0	0	44	48	0.00	0.889

PITCHER	IP	WLS	BF	H	R	ER	SO	BB	IBB	HBP	BLK	WP	HR	S	P	ERA	WHIP

New York Mets @ Pittsburgh Pirates

Forbes Field, Pittsburgh, PA

Tue Aug 27 1963, 7:05 PM EDT

Att. 7,819 - Unknown

TOP

livebaseballscorecards.com

AB	32
R	1
H	7
RBI	1
BB	1
SO	6
LOB	16

PA: 33

WP: 0 PB: 0 SB: 0 CS: 1

New York Mets @ Pittsburgh Pirates

Forbes Field, Pittsburgh, PA

Tue Aug 27 1963, 7:05 PM EDT

Att. 7,819 - Unknown

livebaseballscorecards.com

BOTTOM

Batter	1	2	3	4	5	6	7	8	9	AB	R	H	RBI	BB	SO	LOB
Dick Schofield, S (1, 6) OBP: 0.340, SLG: 0.314	F8		L6-3 1-2			K			BB E E	3	1	0	0	1	1	2
Manny Mota, R (1, 7) OBP: 0.370, SLG: 0.355	6-3			3-1			4-3		E8 1-H 1B	4	1	1	0	0	0	0
Roberto Clemente, R (1, 9) OBP: 0.364, SLG: 0.472	6-3			L3			4-3			3	0	0	0	0	0	0
Bill Mazeroski, R (1, 4) OBP: 0.318, SLG: 0.398		L3		L4			F8			3	0	0	0	0	0	0
Donn Clendenon, R (1, 3) OBP: 0.333, SLG: 0.446		4-3			1-6-3			6-3		3	0	0	0	0	0	0
Bob Bailey, R (1, 5) OBP: 0.305, SLG: 0.334		L5			L4-6 WP 1B			F8		3	0	1	0	0	0	0
Bill Virdon, L (1, 8) OBP: 0.317, SLG: 0.373			WP 1B		L4-6 1-3			1B		3	0	2	0	0	0	1
Ron Brand, R (1, 2) OBP: 0.354, SLG: 0.341			BB L6-3 1-3			6-3		G3		1	0	0	0	1	0	0
Jerry Lynch, L (8, PH) OBP: 0.324, SLG: 0.463										1	0	0	0	0	0	1
Jim Pagliaroni, R (9, 2) OBP: 0.349, SLG: 0.417										0	0	0	0	0	0	0
Bob Friend, R (1, 1) OBP: 0.115, SLG: 0.104			K			4-3			1-6-3	2	0	0	0	0	1	2
Willie Stargell, L (9, PH) OBP: 0.253, SLG: 0.350										1	0	0	0	0	0	0
Inning Stats	R: 0 E: 0 K: 0 S: 3 H: 0 LOB: 0 BB: 0 P: 3	R: 0 E: 0 K: 0 S: 3 H: 0 LOB: 0 BB: 0 P: 3	R: 0 E: 0 K: 1 S: 5 H: 1 LOB: 1 BB: 1 P: 9	R: 0 E: 0 K: 0 S: 3 H: 0 LOB: 0 BB: 0 P: 3	R: 0 E: 0 K: 0 S: 3 H: 1 LOB: 0 BB: 0 P: 3	R: 0 E: 0 K: 1 S: 5 H: 0 LOB: 0 BB: 0 P: 5	R: 0 E: 0 K: 0 S: 3 H: 0 LOB: 0 BB: 0 P: 3	R: 0 E: 0 K: 0 S: 4 H: 1 LOB: 1 BB: 0 P: 4	R: 2 E: 1 K: 0 S: 2 H: 1 LOB: 0 BB: 1 P: 6	1B: 4 2B: 2 3B: 0 HR: 0 SF: 0 SAC: 0 DP: 2 HBP: 0	WP: 2 PB: 0 SB: 0 CS: 0 PA: 29					

	AB	27
	R	2
	H	4
	RBI	0
	BB	2
	SO	2
	LOB	6

PITCHER		IP	WLS	BF	H	R	ER	SO	BB	IBB	HBP	BLK	WP	HR	S	P	ERA	WHIP
Grover Powell, L ERA: 0.95	(1, 1)	5.0		16	2	0	0	1	1	0	0	0	2	0	17	21	0.00	0.600
Galen Cisco, R ERA: 4.23	(6, 1)	3.1	L	13	2	2	0	1	1	0	0	0	0	0	14	18	0.00	0.900

PITCHER	IP	WLS	BF	H	R	ER	SO	BB	IBB	HBP	BLK	WP	HR	S	P	ERA	WHIP

New York Mets @ Pittsburgh Pirates

Forbes Field, Pittsburgh, PA

Wed Aug 28 1963, 7:05 PM EDT

Att. 6,123 - Unknown

livebaseballscorecards.com

Batter	1	2	3	4	5	6	7	8	9	AB	R	H	RBI	BB	SO	LOB
Duke Carmel, L (1, 8) OBP: 0.354, SLG: 0.357	4-1		K 1-2		K			F3	K	5	0	0	0	0	3	4
Ron Hunt, R (1, 4) OBP: 0.333, SLG: 0.381	P3			K		2B 5-3 HBP		2B		3	1	1	0	0	1	0
Duke Snider, L (1, 9) OBP: 0.351, SLG: 0.429	K			1B 1B		4-3 1-3 2B		G5-4-3 BB		3	0	2	0	1	1	0
Frank Thomas, R (1, 7) OBP: 0.320, SLG: 0.393		F8		1-2 1B		5-3 3-H		G5-4-3 1-2f		4	0	1	1	0	0	3
Tim Harkness, L (1, 3) OBP: 0.285, SLG: 0.308		1B		L8		4-3 2-3			FC6-4 1B 1B	4	1	2	0	0	0	3
Jim Hickman, R (1, 5) OBP: 0.296, SLG: 0.397		K		K		5-3			FC6-4 1-2 1B	4	0	1	0	0	2	4
Choo-Choo Coleman, L (1, 2) OBP: 0.289, SLG: 0.224 Jesse Gonder, L (9, PH) OBP: 0.366, SLG: 0.518	G3				F2		F5		FC6-4 1-2f 2-3 1B	3 1	0 0	0 0	0 0	0 0	0 0	1 2
Al Moran, R (1, 6) OBP: 0.272, SLG: 0.228 Joe Hicks, L (9, PH) OBP: 0.292, SLG: 0.416			FC1-4 BB		WP BB		P4		1-2 3-H 1B	1 1	0 0	0 1	0 1	2 0	0 0	0 0
Al Jackson, L (1, 1) OBP: 0.190, SLG: 0.196 Ed Bauta, R (5, 1) Jay Hook, L (8, 1) OBP: 0.257, SLG: 0.250 Joe Christopher, R (9, PH) OBP: 0.288, SLG: 0.280			FC1-4 CS 1-2f		K 1-2		4-3		K	2 1 0 1	0 0 0 0	0 0 0 0	0 0 0 0	1 0 0 1	2 0 0 2	2 0 0 2

TOP	
AB	33
R	2
H	8
RBI	2
BB	3
SO	9
LOB	21

Inning Stats										
	R: 0 E: 0 K: 1 S: 5	H: 0 LOB: 0 BB: 0 P: 5	R: 0 E: 0 K: 1 S: 6	H: 1 LOB: 1 BB: 0 P: 6	R: 0 E: 0 K: 1 S: 4	H: 0 LOB: 1 BB: 1 P: 8	R: 0 E: 0 K: 2 S: 9	H: 2 LOB: 2 BB: 0 P: 9	R: 0 E: 0 K: 2 S: 7	H: 0 LOB: 1 BB: 1 P: 11
	R: 1 E: 0 K: 0 S: 4	H: 1 LOB: 1 BB: 0 P: 5	R: 0 E: 0 K: 0 S: 3	H: 0 LOB: 0 BB: 0 P: 3	R: 0 E: 0 K: 0 S: 3	H: 1 LOB: 1 BB: 1 P: 7	R: 1 E: 0 K: 2 S: 10	H: 3 LOB: 2 BB: 0 P: 10	1B: 6 2B: 3 3B: 0 HR: 0	SF: 0 SAC: 0 DP: 2 HBP: 1

WP: 1	PA: 37
PB: 0	
SB: 0	
CS: 1	

PITCHER		IP	WLS	BF	H	R	ER	SO	BB	IBB	HBP	BLK	WP	HR	S	P	ERA	WHIP
Don Cardwell, R ERA: 3.07	(1, 1)	8.1	W	35	8	2	2	7	3	0	1	0	1	0	45	58	2.16	1.320
Roy Face, R ERA: 2.61	(9, 1)	0.2	S	2	0	0	0	2	0	0	0	0	0	0	6	6	0.00	0.000

PITCHER	IP	WLS	BF	H	R	ER	SO	BB	IBB	HBP	BLK	WP	HR	S	P	ERA	WHIP

New York Mets @ Pittsburgh Pirates

Forbes Field, Pittsburgh, PA

Wed Aug 28 1963, 7:05 PM EDT

Att. 6,123 - Unknown

livebaseballscorecards.com

BOTTOM

Batter	1	2	3	4	5	6	7	8	9	AB	R	H	RBI	BB	SO	LOB
Ron Brand, R (1, 2) OBP: 0.365, SLG: 0.378	S S S 0-3 ① K		x 0-0 FC1-6-5-4-1 2B		x 0-0 E2 G3 1B 2-3 1B		x 0-0 ② F3			4	1	2	0	0	1	0
Manny Mota, R (1, 7) OBP: 0.365, SLG: 0.342	x 0-0 ② 6-3		x 0-0 ② FC1-6-5-4-1 HR 2-3		B B B B 4-0 G3 1B BB		x 0-0 ③ P3			3	2	0	0	1	0	1
Roberto Clemente, R (1, 9) OBP: 0.367, SLG: 0.481	x 0-0 FC6-4 1B		x 0-0 1-H HR		x 0-0 ② G3 1-2 2-3 3-H			x 0-0 ① 1B		4	1	3	3	0	0	2
Bill Mazeroski, R (1, 4) OBP: 0.319, SLG: 0.399	x 0-0 ③ FC6-4 1-2f		x 0-0 ③ 6-3		x 0-0 2-H 3-H 1B			x 0-0 BB BB FC6-4 1B		4	1	2	2	0	0	1
Donn Clendenon, R (1, 3) OBP: 0.333, SLG: 0.443		S S S 0-3 ① K		x 0-0 ① F8	x 0-0 ③ F8			B B B B 4-0 BB E 1-2 BB		3	1	0	0	1	1	1
Bob Bailey, R (1, 5) OBP: 0.306, SLG: 0.333		B B B B 4-0 BB		x 0-0 ② 4-3		x 0-0 ① F8		B B B B 4-0 FC6-4 1-2 2-3 BB		2	0	0	0	2	0	0
Bill Virdon, L (1, 8) OBP: 0.314, SLG: 0.370		S S S 0-3 ② K		x 0-0 ③ 4-3		x 0-0 ② 1-3		x 0-0 ② FC6-4 1B 1-2f 2-H 3-H		4	0	0	1	0	1	2
Johnny Logan, R (1, 6) OBP: 0.323, SLG: 0.253		x 0-0 ③ L9			x 0-0 ① F7	x 0-0 ③ 1-3		x 0-0 2-3 1B		4	0	1	0	0	0	1
Don Cardwell, R (1, 1) OBP: 0.143, SLG: 0.063 Roy Face, R (9, 1) OBP: 0.250, SLG: 0.250			x 0-0 ① F3		x 0-0 E5 E G3		S S S 0-3 ① K	x 0-0 ③ P3		4 0	1 0	0 0	0 0	0 0	1 0	2 0
Inning Stats	R: 0 E: 0 K: 1 S: 6 H: 1 LOB: 1 BB: 0 P: 6	R: 0 E: 0 K: 2 S: 7 H: 0 LOB: 1 BB: 1 P: 11	R: 2 E: 0 K: 0 S: 5 H: 2 LOB: 0 BB: 0 P: 5	R: 0 E: 0 K: 0 S: 3 H: 0 LOB: 0 BB: 0 P: 3	R: 3 E: 2 K: 0 S: 6 H: 2 LOB: 1 BB: 1 P: 10	R: 0 E: 0 K: 0 S: 3 H: 0 LOB: 0 BB: 0 P: 3	R: 0 E: 0 K: 1 S: 5 H: 0 LOB: 0 BB: 0 P: 5	R: 2 E: 1 K: 0 S: 5 H: 3 LOB: 2 BB: 2 P: 13		1B: 6 2B: 1 3B: 0 HR: 1	SF: 0 SAC: 0 DP: 0 HBP: 0						

	AB	32
	R	7
	H	8
	RBI	6
	BB	4
	SO	4
	LOB	10

WP: 0 PB: 0 SB: 0 CS: 0 PA: 36

PITCHER		IP	WLS	BF	H	R	ER	SO	BB	IBB	HBP	BLK	WP	HR	S	P	ERA	WHIP
Al Jackson, L ERA: 4.41	(1, 1)	4.2	L	22	5	5	2	3	2	0	0	0	0	1	26	34	3.86	1.500
Ed Bauta, R ERA: 4.14	(5, 1)	3.0		13	3	2	2	1	2	0	0	0	0	0	13	21	6.00	1.667
Jay Hook, R ERA: 5.78	(8, 1)	0.1		1	0	0	0	0	0	0	0	0	0	0	1	1	0.00	0.000

PITCHER	IP	WLS	BF	H	R	ER	SO	BB	IBB	HBP	BLK	WP	HR	S	P	ERA	WHIP

Batter	1	2	3	4	5	6	7	8	9	AB	R	H	RBI	BB	SO	LOB
Joe Christopher, R (1, 9) OBP: 0.294, SLG: 0.278	4-3		CS 1B		BBB 6-3 1B BB	6-3		F9		4	1	1	0	1	0	2
Rod Kanehl, R (1, 8) OBP: 0.254, SLG: 0.278	6-3		CS 1-2	BLK SH 2B	6-3 1-2		BBBB 1B BB	HBP 1-2 1B		4	1	2	0	1	0	1
Ron Hunt, R (1, 4) OBP: 0.334, SLG: 0.381	E3			SH HR 2-H	F7		CS 1-3 1B	G6-4-3 1-2 2-3 HBP		3	1	1	1	0	0	1
Frank Thomas, R (1, 7) OBP: 0.321, SLG: 0.399	F3			HR 1-H	1B IBB		SSS K 1-2	G6-4-3 1-2f		4	1	1	2	1	1	6
Jim Hickman, R (1, 5) OBP: 0.295, SLG: 0.395		SSS K		L8	1-2 2-H 1B		SSS K		P6	5	0	1	1	0	2	1
Tim Harkness, L (1, 3) OBP: 0.287, SLG: 0.309		4-3		SSS K	SSS K			1B 1B	1B	5	1	2	0	0	2	2
Norm Sherry, R (1, 2) OBP: 0.209, SLG: 0.197		6-3		BB 1B	BBBB FC5-4 BB			E 1-3 1B	F8	2	0	1	0	1	0	0
Duke Snider, L (8, PH) OBP: 0.353, SLG: 0.431										1	1	1	0	0	0	0
Ted Schreiber, R (8, 6) OBP: 0.250, SLG: 0.182										1	0	0	0	0	0	1
Al Moran, R (1, 6) OBP: 0.272, SLG: 0.226			F3	BBBB 1-2 BB		FC5-4 1-2f 4-3		E5 1-H 3-H 1B	F8	2	0	0	0	1	0	1
Jesse Gonder, L (8, PH) OBP: 0.367, SLG: 0.518										2	1	1	1	0	0	1
(8, 2)																
Roger Craig, R (1, 1) OBP: 0.141, SLG: 0.098			SSS K	SSS K						3	0	0	0	0	2	3
Larry Bearnarth, R (6, 1) OBP: 0.148, SLG: 0.154						4-3 1-2		HBP 1B 3-H 1B		1	0	1	1	0	0	0

TOP

New York Mets @ Pittsburgh Pirates

Forbes Field, Pittsburgh, PA

Thu Aug 29 1963, 7:05 PM EDT

Att. 10,148 - Unknown

livebaseballscorecards.com

AB	37
R	7
H	12
RBI	6
BB	5
SO	7
LOB	19

Inning Stats	1	2	3	4	5	6	7	8	9
	R: 0 E: 1 K: 0 S: 4	R: 0 E: 0 K: 1 S: 5	R: 0 E: 0 K: 1 S: 5	R: 3 E: 0 K: 2 S: 11	R: 1 E: 0 K: 1 S: 6	R: 0 E: 0 K: 0 S: 3	R: 0 E: 0 K: 2 S: 7	R: 3 E: 1 K: 0 S: 7	R: 0 E: 0 K: 0 S: 4
	H: 0 LOB: 1 BB: 0 P: 4	H: 0 LOB: 0 BB: 0 P: 5	H: 1 LOB: 0 BB: 0 P: 5	H: 3 LOB: 2 BB: 1 P: 15	H: 1 LOB: 2 BB: 2 P: 14	H: 0 LOB: 1 BB: 1 P: 7	H: 1 LOB: 1 BB: 1 P: 11	H: 5 LOB: 2 BB: 0 P: 8	H: 1 LOB: 1 BB: 0 P: 4

1B: 10	SF: 0	WP: 0
2B: 1	SAC: 1	PB: 0
3B: 0	DP: 1	SB: 0
HR: 1	HBP: 1	CS: 2
		PA: 45

PITCHER		IP	WLS	BF	H	R	ER	SO	BB	IBB	HBP	BLK	WP	HR	S	P	ERA	WHIP
Joe Gibbon, L ERA: 2.91	(1, 1)	3.2	L	17	4	3	3	3	1	0	0	1	0	1	22	26	7.36	1.364
Tommie Sisk, R ERA: 3.32	(4, 1)	1.1		7	1	1	1	2	1	1	0	0	0	0	9	17	6.75	1.500
Earl Francis, R ERA: 4.78	(6, 1)	1.0		4	0	0	0	0	1	0	0	0	0	0	3	7	0.00	1.000
Al McBean, R ERA: 2.38	(7, 1)	1.0		8	5	3	3	2	1	0	0	0	0	0	11	15	27.00	6.000
Harvey Haddix, L ERA: 3.64	(8, 1)	2.0		8	2	0	0	0	0	0	1	0	0	0	7	8	0.00	1.000

PITCHER	IP	WLS	BF	H	R	ER	SO	BB	IBB	HBP	BLK	WP	HR	S	P	ERA	WHIP

BOTTOM

New York Mets @ Pittsburgh Pirates

Forbes Field, Pittsburgh, PA

Thu Aug 29 1963, 7:05 PM EDT

Att. 10,148 - Unknown

Batter	1	2	3	4	5	6	7	8	9	AB	R	H	RBI	BB	SO	LOB
Bob Bailey, R (1, 5) OBP: 0.307, SLG: 0.333	6-3 ①		6-3 ②		1B		1-3 ①		1B 1-2 1B	5	0	2	0	0	0	0
Bill Virdon, L (1, 8) OBP: 0.317, SLG: 0.374	4-3 ②		1B		G3 ③		4-3 2B		1-2 2-H 1B	5	0	3	1	0	0	1
Roberto Clemente, R (1, 9) OBP: 0.365, SLG: 0.478	1B		4-3 ③			G3 ①	4-3 ② 2-3		S S S K ②	5	0	1	0	0	1	4
Jerry Lynch, L (1, 7) OBP: 0.326, SLG: 0.461	4-3 ③			FC3-6 1B		IHR 1B	4-3 ③		5-3 ③	5	1	2	0	0	0	4
Willie Stargell, L (1, 3) OBP: 0.257, SLG: 0.366		E8 1B FC5-2-5 1B		FC3-6 ① 1-2f		1-H IHR		4-3 ①		4	1	2	2	0	0	1
Bill Mazeroski, R (1, 4) OBP: 0.319, SLG: 0.398		FC5-2-5 2-3 1B		P6 ②		6-3 ②		F3 ②		4	0	1	0	0	0	1
Jim Pagliaroni, R (1, 2) OBP: 0.347, SLG: 0.428		FC5-2-5 ① G4-6-3 1-2 3-H		F6 ③		HR		6-3 ③		4	1	1	1	0	0	3
Dick Schofield, S (1, 6) OBP: 0.340, SLG: 0.314		G4-6-3 ② ③ 1-2f			4-3 ①	FC6-4 1B			1-3 ①	4	0	1	0	0	0	2
Joe Gibbon, R (1, 1) OBP: 0.030, SLG: 0.030 Tommie Sisk, R (4, 1) Ted Savage, R (5, PH) OBP: 0.273, SLG: 0.333 Earl Francis, R (6, 1) OBP: 0.348, SLG: 0.478 Donn Clendenon, R (6, PH) OBP: 0.332, SLG: 0.442 Al McBean, R (7, 1) OBP: 0.200, SLG: 0.333 Harvey Haddix, L (8, 1) OBP: 0.167, SLG: 0.364 Manny Mota, R (9, PH) OBP: 0.372, SLG: 0.350			F8 ①		F8 ②	FC6-4 ③ 1-2f			1B 1B 1B	1 0 0 0 0 0 0 0 0 0 0 0 0 0 1 0 0 0 0 0 0 0 0 0 0 0 0 0 1 0 0 0 0 0 1 0 0 0 0 0 0 0 0 0 0 0 0 0 0 1 1 1 0 0 0 0						
Inning Stats	R: 0 E: 0 K: 0 S: 4 H: 1 LOB: 1 BB: 0 P: 4	R: 0 E: 1 K: 0 S: 4 H: 2 LOB: 1 BB: 0 P: 4	R: 0 E: 0 K: 0 S: 4 H: 1 LOB: 1 BB: 0 P: 4	R: 0 E: 0 K: 0 S: 4 H: 1 LOB: 1 BB: 0 P: 4	R: 0 E: 0 K: 0 S: 4 H: 1 LOB: 1 BB: 0 P: 4	R: 3 E: 0 K: 0 S: 7 H: 4 LOB: 1 BB: 0 P: 7	R: 0 E: 0 K: 0 S: 4 H: 1 LOB: 1 BB: 0 P: 4	R: 0 E: 0 K: 0 S: 3 H: 0 LOB: 0 BB: 0 P: 3	R: 1 E: 0 K: 1 S: 8 H: 3 LOB: 2 BB: 0 P: 8	1B: 11 2B: 1 3B: 0 HR: 2	SF: 0 SAC: 0 DP: 1 HBP: 0						

PITCHER		IP	WLS	BF	H	R	ER	SO	BB	IBB	HBP	BLK	WP	HR	S	P	ERA	WHIP
Roger Craig, R ERA: 3.9	(1, 1)	5.2	W	26	10	3	3	0	0	0	0	0	0	1	26	26	4.76	1.765
Larry Bearnarth, R ERA: 3.35	(6, 1)	3.1	S	14	4	1	1	1	0	0	0	0	0	0	16	16	2.70	1.200

PITCHER	IP	WLS	BF	H	R	ER	SO	BB	IBB	HBP	BLK	WP	HR	S	P	ERA	WHIP

livebaseballscorecards.com

AB	40
R	4
H	14
RBI	4
BB	0
SO	1
LOB	17

WP: 0 PB: 0 SB: 0 CS: 0 PA: 40

Batter	1	2	3	4	5	6	7	8	9	AB	R	H	RBI	BB	SO	LOB
Lee Maye, L (1, 8) (8, 7) OBP: 0.333, SLG: 0.434	2B		F2		G3 1-2 2-3		G3 2-H 2B			4	0	2	1	0	0	3
Frank Bolling, R (1, 4) OBP: 0.311, SLG: 0.327	L3		5-3		SF8 3-H		G3 2-3			3	0	0	1	0	0	3
Hank Aaron, R (1, 9) OBP: 0.393, SLG: 0.579	F9			P4	K			6-3		4	0	0	0	0	1	2
Eddie Mathews, L (1, 7) (8, 5) OBP: 0.396, SLG: 0.455	K			2B		F2		G4-3 BB		3	0	1	0	1	1	1
Joe Torre, R (1, 2) OBP: 0.355, SLG: 0.431		6-3		F8		L7		G4-3 1-2f		4	0	0	0	0	0	2
Gene Oliver, R (1, 3) OBP: 0.339, SLG: 0.460		5-3		F7		S 1B			CS 1B	4	0	2	0	0	0	1
Denis Menke, R (1, 5) OBP: 0.296, SLG: 0.362		K			1B 1B	5-3 1-2			K 1-2	3	1	1	0	0	1	1
Ty Cline, L (8, 8) OBP: 0.245, SLG: 0.204										1	0	0	0	0	1	1
Roy McMillan, R (1, 6) OBP: 0.264, SLG: 0.300			P4		G3 SF8 1-2	SH1-4 2B			F8	4	2	2	0	0	0	0
Denny Lemaster, R (1, 1) OBP: 0.203, SLG: 0.313			1B		G3 1-2 2-H	SH1-4 1-2				2	0	2	1	0	0	0
Bob Shaw, R (7, 1) OBP: 0.200, SLG: 0.111										0	0	0	0	0	0	0
Inning Stats	R: 0 E: 0 K: 1 S: 6 H: 1 LOB: 1 BB: 0 P: 6	R: 0 E: 0 K: 1 S: 5 H: 0 LOB: 0 BB: 0 P: 5	R: 0 E: 0 K: 0 S: 4 H: 1 LOB: 1 BB: 0 P: 4	R: 0 E: 0 K: 0 S: 4 H: 1 LOB: 1 BB: 0 P: 4	R: 2 E: 0 K: 1 S: 8 H: 3 LOB: 1 BB: 0 P: 8	R: 0 E: 0 K: 0 S: 4 H: 1 LOB: 1 BB: 0 P: 4	R: 1 E: 0 K: 0 S: 4 H: 2 LOB: 0 BB: 0 P: 4	R: 0 E: 0 K: 0 S: 2 H: 0 LOB: 0 BB: 1 P: 6	R: 0 E: 0 K: 1 S: 5 H: 1 LOB: 0 BB: 0 P: 5	1B: 7 2B: 3 3B: 0 HR: 0	SF: 1 SAC: 1 DP: 1 HBP: 0						

PITCHER	IP	WLS	BF	H	R	ER	SO	BB	IBB	HBP	BLK	WP	HR	S	P	ERA	WHIP
Tracy Stallard, R (1, 1) ERA: 4.9	5.0	L	21	6	2	2	3	0	0	0	0	0	0	27	27	3.60	1.200
Galen Cisco, R (6, 1) ERA: 4.23	2.0		8	3	1	1	0	0	0	0	0	0	0	8	8	4.50	1.500
Larry Bearnarth, R (8, 1) ERA: 3.29	2.0		6	1	0	0	1	1	0	0	0	0	0	7	11	0.00	1.000

PITCHER	IP	WLS	BF	H	R	ER	SO	BB	IBB	HBP	BLK	WP	HR	S	P	ERA	WHIP

TOP

Milwaukee Braves @ New York Mets

Polo Grounds, New York, NY

Fri Aug 30 1963, 7:05 PM EDT

Att. 10,912 - Unknown

livebaseballscorecards.com

AB	32
R	3
H	10
RBI	3
BB	1
SO	4
LOB	14

Batter	1	2	3	4	5	6	7	8	9	AB	R	H	RBI	BB	SO	LOB
Joe Christopher, R (1, 9) OBP: 0.289, SLG: 0.275	F8		P4 1-2		P3		1B 3-H		FC5 2-3	5	0	1	1	0	0	5
Rod Kanehl, R (1, 8) OBP: 0.254, SLG: 0.277	K			P5	4-3		FC6-4 1-2			4	0	1	0	0	1	0
Ron Hunt, R (1, 4) OBP: 0.335, SLG: 0.382	F9			G5-4-3		FC4-6 WP	FC6-4 1-2f			4	0	2	0	0	0	2
Frank Thomas, R (1, 7) OBP: 0.320, SLG: 0.396		K		G5-4-3 1-2f		FC4-6 1-2 BB		F5		3	0	0	0	1	1	1
Jesse Gonder, L (1, 2) OBP: 0.358, SLG: 0.503		K			4-3	FC4-6 FC6-4 1-2f 2-3		4-3		4	0	0	0	0	1	2
Jim Hickman, R (1, 5) OBP: 0.292, SLG: 0.391		L6			P5	FC6-4 1-2f		F3		4	0	0	0	0	0	2
Tim Harkness, L (1, 3) OBP: 0.290, SLG: 0.310			K		BB 1B		4-3 PB 1B		L7	3	1	1	0	1	1	0
Al Moran, R (1, 6) OBP: 0.273, SLG: 0.227			F8		BB 1-2		K 1-2		FC5 5-3	3	0	1	0	0	1	1
Duke Carmel, L (9, PH) OBP: 0.358, SLG: 0.362										1	0	1	0	0	0	0
Tracy Stallard, R (1, 1) OBP: 0.073, SLG: 0.073			PB		4-0 BB 1-2 2-3		4-3 2-3		5-3 1-2	1	0	1	0	0	0	0
Ted Schreiber, R (5, PH) OBP: 0.270, SLG: 0.182										0	0	0	0	1	0	0
Galen Cisco, R (6, 1) OBP: 0.209, SLG: 0.158										0	0	0	0	0	0	0
Joe Hicks, L (7, PH) OBP: 0.289, SLG: 0.412										1	0	0	0	0	0	1
Larry Bearnarth, R (8, 1) OBP: 0.148, SLG: 0.154										0	0	0	0	0	0	0
Duke Snider, L (9, PH) OBP: 0.352, SLG: 0.429										1	0	0	0	0	0	1
Inning Stats	R: 0 E: 0 K: 1 S: 5 H: 0 LOB: 0 BB: 0 P: 5	R: 0 E: 0 K: 2 S: 7 H: 0 LOB: 0 BB: 0 P: 7	R: 0 E: 0 K: 1 S: 6 H: 1 LOB: 1 BB: 0 P: 6	R: 0 E: 0 K: 0 S: 3 H: 1 LOB: 0 BB: 0 P: 3	R: 0 E: 0 K: 0 S: 5 H: 2 LOB: 3 BB: 1 P: 9	R: 0 E: 0 K: 0 S: 4 H: 1 LOB: 2 BB: 1 P: 8	R: 1 E: 0 K: 1 S: 7 H: 2 LOB: 2 BB: 1 P: 11	R: 0 E: 0 K: 0 S: 3 H: 0 LOB: 0 BB: 0 P: 3	R: 0 E: 0 K: 0 S: 4 H: 1 LOB: 1 BB: 0 P: 4	1B: 8 2B: 0 3B: 0 HR: 0	SF: 0 SAC: 0 DP: 1 HBP: 0						

PITCHER		IP	WLS	BF	H	R	ER	SO	BB	IBB	HBP	BLK	WP	HR	S	P	ERA	WHIP
Denny Lemaster, L ERA: 2.8	(1, 1)	6.2	W	29	7	1	1	5	3	0	0	0	1	0	36	48	1.35	1.500
Bob Shaw, R ERA: 2.84	(7, 1)	2.1	S	8	1	0	0	0	0	0	0	0	0	0	8	8	0.00	0.429

PITCHER	IP	WLS	BF	H	R	ER	SO	BB	IBB	HBP	BLK	WP	HR	S	P	ERA	WHIP

BOTTOM

Milwaukee Braves @ New York Mets

Polo Grounds, New York, NY

Fri Aug 30 1963, 7:05 PM EDT

Att. 10,912 - Unknown

livebaseballscorecards.com

AB	34
R	1
H	8
RBI	1
BB	3
SO	5
LOB	15

WP: 1 PB: 2 SB: 0 CS: 0 PA: 37

Batter	1	2	3	4	5	6	7	8	9	AB	R	H	RBI	BB	SO	LOB
Lee Maye, L (1, 8) (8, 7) OBP: 0.330, SLG: 0.428	F8		FC4-3 S 1-2f		6-3		G3-6 1-2f 3-H		F7	5	0	0	0	0	0	3
Frank Bolling, R (1, 4) OBP: 0.311, SLG: 0.333	K		F5 1-2		F8			HR		4	1	1	1	0	1	1
Hank Aaron, R (1, 9) OBP: 0.392, SLG: 0.576	F5			6-3		E5 1B		6-3		4	0	1	0	0	0	0
Eddie Mathews, L (1, 5) OBP: 0.397, SLG: 0.453		G3		1B E SF8 BB		K		FC6-4 BB		2	1	0	0	2	1	1
Joe Torre, R (1, 3) OBP: 0.354, SLG: 0.437		HR		E5 1B 1-2		P6		K		4	1	1	1	0	1	3
Gene Oliver, R (1, 7) OBP: 0.338, SLG: 0.458		K		1-2 2-3 1B		K		FC6-4 1-2f		4	0	1	0	0	2	2
Ty Cline, L (8, 8) OBP: 0.245, SLG: 0.204										0	0	0	0	0	0	0
Roy McMillan, R (1, 6) OBP: 0.268, SLG: 0.305		F7		SF8 3-H			1B 6-3 G3-6 1B		SH3 1B	3	1	2	1	0	0	0
Del Crandall, R (1, 2) OBP: 0.255, SLG: 0.260			L7	K			6-3 1-2		SH3 1-2	3	0	0	0	0	1	3
Warren Spahn, L (1, 1) OBP: 0.192, SLG: 0.247			K FC4-3		L1		G3-6 2-3 1B		L9	4	0	1	0	0	1	1
Inning Stats	R: 0 E: 0 K: 1 S: 5 H: 0 LOB: 0 BB: 0 P: 5	R: 1 E: 0 K: 1 S: 6 H: 1 LOB: 0 BB: 0 P: 6	R: 0 E: 0 K: 1 S: 6 H: 0 LOB: 1 BB: 0 P: 6	R: 1 E: 1 K: 1 S: 7 H: 1 LOB: 2 BB: 1 P: 11	R: 0 E: 0 K: 0 S: 3 H: 0 LOB: 0 BB: 0 P: 3	R: 0 E: 1 K: 2 S: 8 H: 1 LOB: 1 BB: 0 P: 8	R: 1 E: 0 K: 0 S: 4 H: 2 LOB: 0 BB: 0 P: 4	R: 1 E: 0 K: 1 S: 6 H: 1 LOB: 1 BB: 1 P: 10	R: 0 E: 0 K: 0 S: 4 H: 1 LOB: 1 BB: 0 P: 4	1B: 5 2B: 0 3B: 0 HR: 2 SF: 1 SAC: 1 DP: 1 HBP: 0						

TOP

Milwaukee Braves @ New York Mets

Polo Grounds, New York, NY

Sat Aug 31 1963, 7:05 PM EDT

Att. 11,788 - Unknown

livebaseballscorecards.com

AB	33
R	4
H	7
RBI	3
BB	2
SO	7
LOB	14

PITCHER		IP	WLS	BF	H	R	ER	SO	BB	IBB	HBP	BLK	WP	HR	S	P	ERA	WHIP
Carl Willey, R ERA: 2.9	(1, 1)	8.0	L	33	6	4	3	7	2	0	0	0	0	2	45	53	3.38	1.000
Roger Craig, R ERA: 3.88	(9, 1)	1.0		4	1	0	0	0	0	0	0	0	0	0	4	4	0.00	1.000

PITCHER	IP	WLS	BF	H	R	ER	SO	BB	IBB	HBP	BLK	WP	HR	S	P	ERA	WHIP

Batter	1	2	3	4	5	6	7	8	9	AB	R	H	RBI	BB	SO	LOB
Joe Christopher, R (1, 9) OBP: 0.288, SLG: 0.274	L7		L7			L8		L8-3 3-H 1B		4	0	1	1	0	0	1
Rod Kanehl, R (1, 7) OBP: 0.254, SLG: 0.276	G6-4-3 1B			5-3		4-3		L8-3 1-2		4	0	1	0	0	0	1
Ron Hunt, R (1, 4) OBP: 0.335, SLG: 0.381	G6-4-3 1-2f			5-3		1-3			G1-6-3 1B	4	0	1	0	0	0	1
Jesse Gonder, L (1, 2) OBP: 0.348, SLG: 0.490		4-3		K			5-3		G1-6-3 1-2f	4	0	0	0	0	1	1
Jim Hickman, R (1, 5) OBP: 0.294, SLG: 0.392		5-3			F8		1-3 1B		1B	4	0	2	0	0	0	0
Tim Harkness, L (1, 3) OBP: 0.286, SLG: 0.305		K			4-3		1-3 1-2		P4	4	0	0	0	0	1	2
Duke Carmel, L (1, 8) OBP: 0.358, SLG: 0.377			F8		HR 3B		P9			3	1	1	0	0	0	1
Al Moran, R (1, 6) OBP: 0.280, SLG: 0.248			SH2-3 BB		HR 3-H			4-3 1B 2B		2	2	2	2	1	0	0
Carl Willey, R (1, 1) OBP: 0.130, SLG: 0.178 Duke Snider, L (8, PH) OBP: 0.351, SLG: 0.428 Roger Craig, R (9, 1) OBP: 0.141, SLG: 0.098			SH2-3 1-2		K			4-3 2-3		1 1 0	0 0 0	0 0 0	0 0 0	0 0 0	1 0 0	0 1 0
Inning Stats	R: 0 H: 1 E: 0 LOB: 0 K: 0 BB: 0 S: 3 P: 3	R: 0 H: 0 E: 0 LOB: 0 K: 1 BB: 0 S: 5 P: 5	R: 0 H: 0 E: 0 LOB: 1 K: 0 BB: 1 S: 3 P: 7	R: 0 H: 0 E: 0 LOB: 0 K: 1 BB: 0 S: 5 P: 5	R: 2 H: 2 E: 0 LOB: 0 K: 1 BB: 0 S: 7 P: 7	R: 0 H: 0 E: 0 LOB: 0 K: 0 BB: 0 S: 3 P: 3	R: 0 H: 1 E: 0 LOB: 1 K: 0 BB: 0 S: 4 P: 4	R: 1 H: 2 E: 0 LOB: 0 K: 0 BB: 0 S: 4 P: 4	R: 0 H: 2 E: 0 LOB: 1 K: 0 BB: 0 S: 4 P: 4	1B: 5 SF: 0 2B: 2 SAC: 1 3B: 1 DP: 3 HR: 1 HBP: 0						WP: 0 PA: 33 PB: 0 SB: 0 CS: 0	

PITCHER	IP	WLS	BF	H	R	ER	SO	BB	IBB	HBP	BLK	WP	HR	S	P	ERA	WHIP
Warren Spahn, L (1, 1) ERA: 2.52	9.0	W	33	8	3	3	3	1	0	0	0	0	1	38	42	3.00	1.000

PITCHER	IP	WLS	BF	H	R	ER	SO	BB	IBB	HBP	BLK	WP	HR	S	P	ERA	WHIP

BOTTOM

Milwaukee Braves @ New York Mets

Polo Grounds, New York, NY

Sat Aug 31 1963, 7:05 PM EDT

Att. 11,788 - Unknown

livebaseballscorecards.com

AB	31
R	3
H	8
RBI	3
BB	1
SO	3
LOB	8

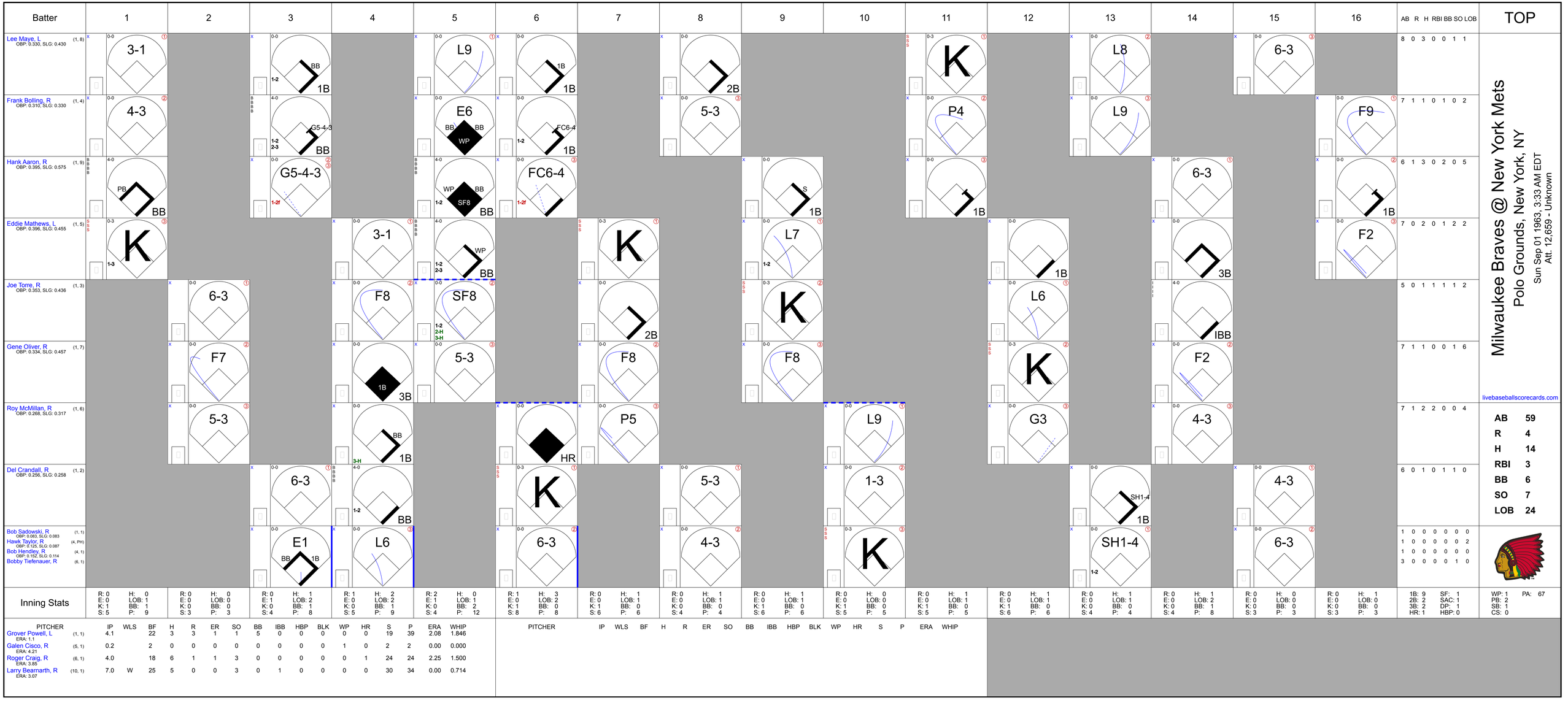

Batter	AB	R	H	RBI	BB	SO	LOB
Lee Maye, L (1, 8)	8	0	3	0	0	1	1
Frank Bolling, R (1, 4)	7	1	1	0	1	0	2
Hank Aaron, R (1, 9)	6	1	3	0	2	0	5
Eddie Mathews, L (1, 5)	7	0	2	0	1	2	2
Joe Torre, R (1, 3)	5	0	1	1	1	1	2
Gene Oliver, R (1, 7)	7	1	1	0	0	1	6
Roy McMillan, R (1, 6)	7	1	2	2	0	0	4
Del Crandall, R (1, 2)	6	0	1	0	1	1	0
Bob Sadowski, R (1, 1)	1	0	0	0	0	0	0
Hawk Taylor, R (4, PH)	1	0	0	0	0	0	2
Bob Hendley, R (4, 1)	1	0	0	0	0	0	0
Bobby Tiefenauer, R (6, 1)	3	0	0	0	0	1	0

Inning Stats	1	2	3	4	5	6	7	8	9	10	11	12	13	14	15	16
R	0	0	0	1	2	1	0	0	0	0	0	0	0	0	0	0
H	0	0	1	2	0	3	1	1	1	0	1	1	1	1	0	1
E	0	0	1	0	1	0	0	0	0	0	0	0	0	0	0	0
LOB	1	0	2	2	1	2	1	1	1	1	1	1	1	2	0	0
K	1	0	1	0	0	1	1	0	1	1	1	0	0	0	0	0
BB	1	0	1	1	1	0	0	1	0	0	0	1	1	1	0	0
S	5	3	4	5	4	5	6	4	6	5	5	6	5	4	3	3
P	9	3	8	9	12	8	6	4	6	5	5	6	4	8	3	3

PITCHER	IP	WLS	BF	H	R	ER	SO	BB	IBB	HBP	BLK	WP	HR	S	P	ERA	WHIP
Grover Powell, L (1, 1)	4.1		22	3	3	1	5	0	0	0	0	0	0	19	39	2.08	1.846
Galen Cisco, R (5, 1)	0.2		2	0	0	0	0	0	0	0	0	1	0	2	2	0.00	0.000
Roger Craig, R (6, 1)	4.0		18	6	1	1	3	0	0	0	0	0	1	24	24	2.25	1.500
Larry Bearnarth, R (10, 1)	7.0	W	25	5	0	0	3	0	1	0	0	0	0	30	34	0.00	0.714

PITCHER	IP	WLS	BF	H	R	ER	SO	BB	IBB	HBP	BLK	WP	HR	S	P	ERA	WHIP

1B: 9	SF: 1	WP: 1	PA: 67
2B: 2	SAC: 1	PB: 2	
3B: 2	DP: 1	SB: 1	
HR: 1	HBP: 0	CS: 0	

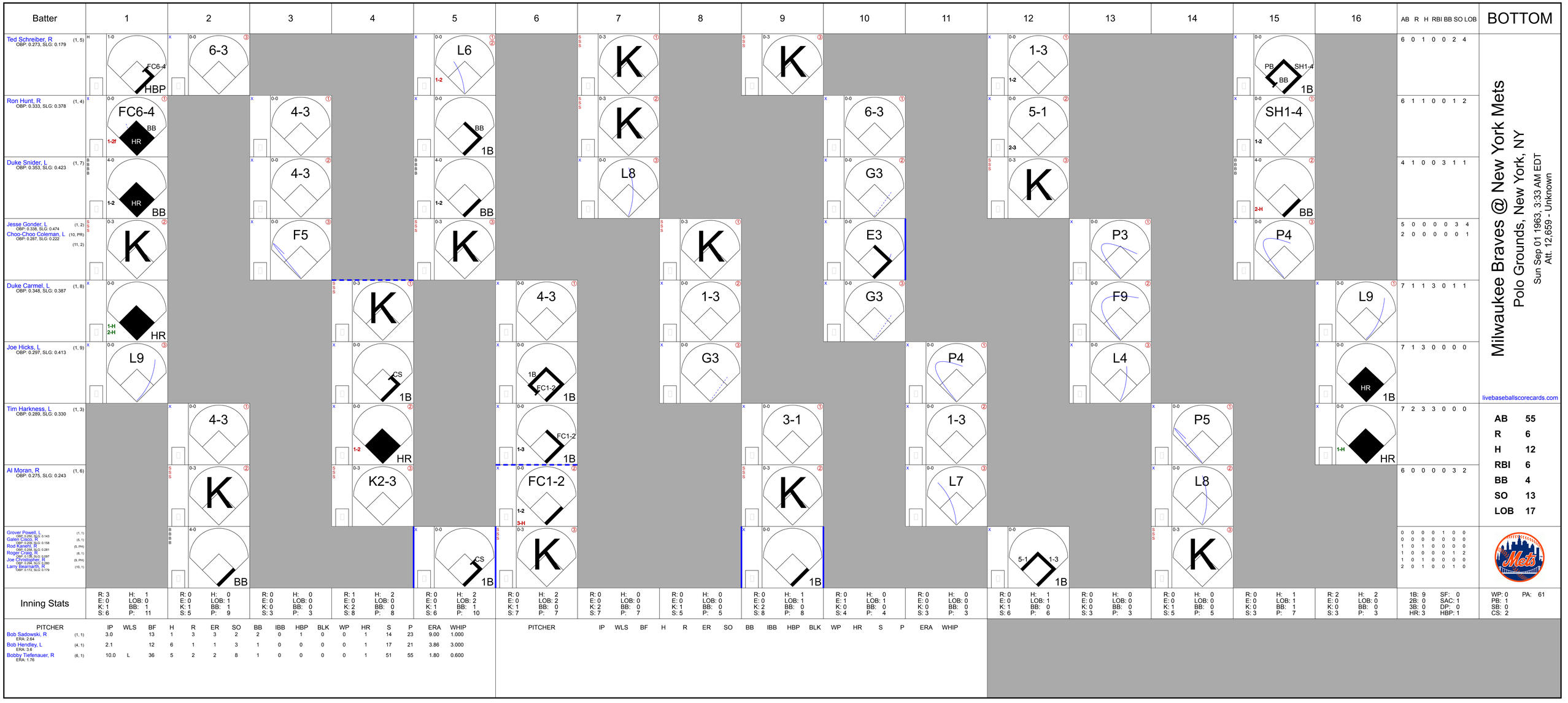
Batter
1
2
3
4
5
6
7
8
9
10
11
12
13
14
15
16
AB R H RBI BB SO LOB
BOTTOM
Ted Schreiber, R (1, 5) OBP: 0.273, SLG: 0.179
Ron Hunt, R (1, 4) OBP: 0.333, SLG: 0.378
Duke Snider, L (1, 7) OBP: 0.353, SLG: 0.423
Jesse Gonder, L (1, 2) OBP: 0.338, SLG: 0.474
Choo-Choo Coleman, L (10, PR) (11, 2) OBP: 0.287, SLG: 0.222
Duke Carmel, L (1, 8) OBP: 0.348, SLG: 0.387
Joe Hicks, L (1, 9) OBP: 0.297, SLG: 0.413
Tim Harkness, L (1, 3) OBP: 0.289, SLG: 0.330
Al Moran, R (1, 6) OBP: 0.275, SLG: 0.243
Grover Powell, L (1, 1) OBP: 0.286, SLG: 0.143
Galen Cisco, R (5, 1) OBP: 0.209, SLG: 0.158
Rod Kanehl, R (5, PH) OBP: 0.429, SLG: 0.281
Roger Craig, R (6, 1) OBP: 0.158, SLG: 0.097
Joe Christopher, R (9, PH) OBP: 0.286, SLG: 0.280
Larry Bearnarth, R (10, 1) OBP: 0.172, SLG: 0.179
6 0 1 0 0 2 4
6 1 1 0 0 1 2
4 1 0 0 3 1 1
5 0 0 0 0 3 4
2 0 0 0 0 0 1
7 1 1 3 0 1 1
7 1 3 0 0 0 0
7 2 3 3 0 0 0
6 0 0 0 0 3 2
0 0 0 0 1 0 0
0 0 0 0 0 0 0
1 0 1 0 0 0 0
1 0 0 0 0 1 2
1 0 1 0 0 0 0
2 0 1 0 0 1 0
Milwaukee Braves @ New York Mets
Polo Grounds, New York, NY
Sun Sep 01 1963, 3:33 AM EDT
Att. 12,659 - Unknown
livebaseballscorecards.com
AB 55
R 6
H 12
RBI 6
BB 4
SO 13
LOB 17
Inning Stats
1: R: 3 E: 0 K: 1 S: 6 | H: 1 LOB: 0 BB: 1 P: 11
2: R: 0 E: 0 K: 1 S: 5 | H: 0 LOB: 1 BB: 1 P: 9
3: R: 0 E: 0 K: 0 S: 3 | H: 0 LOB: 0 BB: 0 P: 3
4: R: 1 E: 0 K: 2 S: 8 | H: 2 LOB: 0 BB: 0 P: 8
5: R: 0 E: 0 K: 1 S: 6 | H: 2 LOB: 2 BB: 1 P: 10
6: R: 0 E: 0 K: 1 S: 7 | H: 2 LOB: 2 BB: 0 P: 7
7: R: 0 E: 0 K: 2 S: 7 | H: 0 LOB: 0 BB: 0 P: 7
8: R: 0 E: 0 K: 1 S: 5 | H: 0 LOB: 0 BB: 0 P: 5
9: R: 0 E: 0 K: 2 S: 8 | H: 1 LOB: 1 BB: 0 P: 8
10: R: 0 E: 1 K: 0 S: 4 | H: 0 LOB: 1 BB: 0 P: 4
11: R: 0 E: 0 K: 0 S: 3 | H: 0 LOB: 0 BB: 0 P: 3
12: R: 0 E: 0 K: 1 S: 6 | H: 1 LOB: 1 BB: 0 P: 6
13: R: 0 E: 0 K: 0 S: 3 | H: 0 LOB: 0 BB: 0 P: 3
14: R: 0 E: 0 K: 1 S: 5 | H: 0 LOB: 0 BB: 0 P: 5
15: R: 0 E: 0 K: 0 S: 3 | H: 1 LOB: 1 BB: 1 P: 7
16: R: 2 E: 0 K: 0 S: 3 | H: 2 LOB: 0 BB: 0 P: 3
1B: 9 2B: 0 3B: 0 HR: 3
SF: 0 SAC: 1 DP: 0 HBP: 1
WP: 0 PB: 1 SB: 0 CS: 2
PA: 61
PITCHER IP WLS BF H R ER SO BB IBB HBP BLK WP HR S P ERA WHIP
Bob Sadowski, R (1, 1) ERA: 2.84 3.0 13 1 3 3 2 2 0 1 0 0 1 14 23 9.00 1.000
Bob Hendley, L (4, 1) ERA: 3.6 2.1 12 6 1 1 3 1 0 0 0 0 1 17 21 3.86 3.000
Bobby Tiefenauer, R (6, 1) ERA: 1.76 10.0 L 36 5 2 2 8 1 0 0 0 0 1 51 55 1.80 0.600

Cincinnati Reds @ New York Mets

Polo Grounds, New York, NY

Mon Sep 02 1963, 3:33 AM EDT

Unknown

TOP

livebaseballscorecards.com

Batter	1	2	3	4	5	6	7	8	9	AB	R	H	RBI	BB	SO	LOB
Pete Rose, S (1, 4) OBP: 0.328, SLG: 0.363	E6 FC4		2-H 1B			F8	1-2 1B		P5	5	0	2	1	0	0	0
Tommy Harper, R (1, 9) OBP: 0.342, SLG: 0.393	FC4 1-2f		F8			BB 1B BB	P4		K	4	1	0	0	1	1	4
Vada Pinson, L (1, 8) OBP: 0.354, SLG: 0.510	K		F7			1B 1-2 BB	K			3	0	0	0	1	2	4
Frank Robinson, R (1, 7) OBP: 0.385, SLG: 0.446	K			6-3		P3		F8		1	0	0	0	0	1	1
Ken Walters, R (1, 7) OBP: 0.242, SLG: 0.288										3	0	0	0	0	0	2
Gene Freese, R (1, 5) OBP: 0.295, SLG: 0.367		L5		5-3		BB 1-3 2-H 1B		L5		4	0	1	1	0	0	0
Don Pavletich, R (1, 3) OBP: 0.286, SLG: 0.338		F7		6-3		1-2 BB		2B		3	0	1	0	1	0	0
Leo Cardenas, R (1, 6) OBP: 0.261, SLG: 0.311		P4			F8	P6		6-3		4	0	0	0	0	0	4
Johnny Edwards, L (1, 2) OBP: 0.326, SLG: 0.386			SH1-4 1B BB		K		K		5-3	2	1	0	0	1	2	0
Charlie Neal, R (9, PH) OBP: 0.288, SLG: 0.290										1	0	0	0	0	0	0
Bob Purkey, R (1, 1) OBP: 0.174, SLG: 0.098			SH1-4 1-2		K		1B 1B		HR	0	0	0	0	0	0	0
Gene Green, R (5, PH) OBP: 0.245, SLG: 0.330										1	0	0	0	0	1	0
Joey Jay, S (5, 1) OBP: 0.174, SLG: 0.178										1	0	1	0	0	0	0
Eddie Kasko, R (9, PH) OBP: 0.308, SLG: 0.331										1	1	1	1	0	0	0
Inning Stats	R: 0 E: 1 K: 2 S: 8 H: 0 LOB: 1 BB: 0 P: 8	R: 0 E: 0 K: 0 S: 3 H: 0 LOB: 0 BB: 0 P: 3	R: 1 E: 0 K: 0 S: 4 H: 1 LOB: 1 BB: 1 P: 8	R: 0 E: 0 K: 0 S: 3 H: 0 LOB: 0 BB: 0 P: 3	R: 0 E: 0 K: 2 S: 7 H: 0 LOB: 0 BB: 0 P: 7	R: 1 E: 0 K: 0 S: 4 H: 1 LOB: 3 BB: 3 P: 16	R: 0 E: 0 K: 2 S: 9 H: 2 LOB: 2 BB: 0 P: 9	R: 0 E: 0 K: 0 S: 4 H: 1 LOB: 1 BB: 0 P: 4	R: 1 E: 0 K: 1 S: 6 H: 1 LOB: 0 BB: 0 P: 6	1B: 4 2B: 1 3B: 0 HR: 1 SF: 0 SAC: 1 DP: 0 HBP: 0	WP: 0 PB: 0 SB: 0 CS: 0 PA: 38					

	AB	33
	R	3
	H	6
	RBI	3
	BB	4
	SO	7
	LOB	15

PITCHER	IP	WLS	BF	H	R	ER	SO	BB	IBB	HBP	BLK	WP	HR	S	P	ERA	WHIP
Al Jackson, L (1, 1) ERA: 4.34	9.0	W	38	6	3	3	7	4	0	0	0	0	1	48	64	3.00	1.111

PITCHER	IP	WLS	BF	H	R	ER	SO	BB	IBB	HBP	BLK	WP	HR	S	P	ERA	WHIP

Cincinnati Reds @ New York Mets

Polo Grounds, New York, NY

Mon Sep 02 1963, 3:33 AM EDT

Unknown

BOTTOM

livebaseballscorecards.com

Batter	1	2	3	4	5	6	7	8	9	AB	R	H	RBI	BB	SO	LOB
Jim Hickman, R (1, 5) OBP: 0.297, SLG: 0.400	HR		1B SF9 1B	FC5-4 1-2f		K		1-2 BB		4	2	2	1	1	1	3
Tim Harkness, L (1, 3) OBP: 0.294, SLG: 0.330	F9		1-3 1B		1B 3B BB	BB		L7		3	1	1	0	2	0	2
Ron Hunt, R (1, 4) OBP: 0.332, SLG: 0.378	P1		SF9 3-H		1-2 3B 1B	K				3	1	1	1	0	1	2
Duke Snider, L (1, 7) OBP: 0.352, SLG: 0.421	1B		K		F9		F8			4	0	1	0	0	1	3
Duke Carmel, L (1, 8) OBP: 0.358, SLG: 0.418	F8			1B 2B	1-H 2-H 3B		G6-4-3 1B			4	1	3	2	0	0	1
Joe Hicks, L (1, 9) OBP: 0.298, SLG: 0.411		P5		BLK 2-H 1B	K		G6-4-3 1-2f			3	0	1	1	0	1	1
Joe Christopher, R (7, 9) OBP: 0.292, SLG: 0.278										1	0	0	0	0	0	1
Choo-Choo Coleman, L (1, 2) OBP: 0.282, SLG: 0.217		1-3		K 1-2	K			1-3		4	0	0	0	0	2	2
Al Moran, R (1, 6) OBP: 0.278, SLG: 0.241		1-3		FC5-4 BB		S BB		K		2	0	0	0	2	1	0
Al Jackson, L (1, 1) OBP: 0.194, SLG: 0.200			F9	K		K 1-2		BB 1B		4	0	1	0	0	2	3
Inning Stats	R: 1 E: 0 K: 0 S: 5 H: 2 LOB: 1 BB: 0 P: 5	R: 0 E: 0 K: 0 S: 3 H: 0 LOB: 0 BB: 0 P: 3	R: 1 E: 0 K: 1 S: 7 H: 2 LOB: 1 BB: 0 P: 7	R: 1 E: 0 K: 2 S: 9 H: 2 LOB: 2 BB: 1 P: 13	R: 2 E: 0 K: 2 S: 9 H: 2 LOB: 1 BB: 1 P: 13	R: 0 E: 0 K: 3 S: 9 H: 0 LOB: 2 BB: 2 P: 17	R: 0 E: 0 K: 0 S: 3 H: 1 LOB: 0 BB: 0 P: 3	R: 0 E: 0 K: 1 S: 6 H: 1 LOB: 2 BB: 1 P: 10		1B: 7 2B: 1 3B: 1 HR: 1 SF: 1 SAC: 0 DP: 1 HBP: 0					

	AB	32
	R	5
	H	10
	RBI	5
	BB	5
	SO	9
	LOB	18

WP: 0 PB: 0 SB: 1 CS: 0 PA: 38

PITCHER		IP	WLS	BF	H	R	ER	SO	BB	IBB	HBP	BLK	WP	HR	S	P	ERA	WHIP
Bob Purkey, R ERA: 3.55	(1, 1)	4.0	L	19	6	3	3	3	1	0	0	1	0	1	24	28	6.75	1.750
Joey Jay, R ERA: 4.24	(5, 1)	4.0		19	4	2	2	6	4	0	0	0	0	0	27	43	4.50	2.000

PITCHER	IP	WLS	BF	H	R	ER	SO	BB	IBB	HBP	BLK	WP	HR	S	P	ERA	WHIP

Cincinnati Reds @ New York Mets

Polo Grounds, New York, NY

Mon Sep 02 1963, 3:38 AM EDT

Att. 19,273 - Unknown

TOP

livebaseballscorecards.com

Batter	1	2	3	4	5	6	7	8	9	AB	R	H	RBI	BB	SO	LOB
Pete Rose, S (1, 4) OBP: 0.329, SLG: 0.370	HR		F8 1B			L3			4-3	4	1	2	1	0	0	0
Tommy Harper, R (1, 9) OBP: 0.338, SLG: 0.388	F2		F8 1-2			F2			K	4	0	0	0	0	1	1
Vada Pinson, L (1, 8) OBP: 0.353, SLG: 0.508	F8		F7			3-1			E 1B	4	0	1	0	0	0	0
Frank Robinson, R (1, 7) OBP: 0.382, SLG: 0.442	F8			P4			P3		E4 1-3	4	0	0	0	0	0	1
Gordy Coleman, L (1, 3) Marty Keough, L (9, 3) OBP: 0.353, SLG: 0.403		K2-3		4-3			4-3		4-3	4 0	0 0	0 0	0 0	0 0	1 0	2 0
Johnny Edwards, L (1, 2) OBP: 0.324, SLG: 0.383		L9		K			F2			3	0	0	0	0	1	0
Gene Freese, R (1, 5) OBP: 0.295, SLG: 0.366		BB 1B			K			L7		3	0	1	0	0	1	0
Leo Cardenas, R (1, 6) OBP: 0.261, SLG: 0.309		1-2 BB			F2			F7		2	0	0	0	1	0	0
Jim Maloney, L (1, 1) OBP: 0.167, SLG: 0.135		G3			1-3			K		3	0	0	0	0	1	2

	AB	31
	R	1
	H	4
	RBI	1
	BB	1
	SO	5
	LOB	6

Inning Stats																																		
	R: 1	E: 0	K: 0	S: 4	H: 1	LOB: 0	BB: 0	P: 4	R: 0	E: 0	K: 1	S: 6	H: 1	LOB: 2	BB: 1	P: 10	R: 0	E: 0	K: 0	S: 3	H: 1	LOB: 0	BB: 0	P: 3	R: 0	E: 0	K: 1	S: 5	H: 0	LOB: 0	BB: 0	P: 5	R: 0	E: 0	K: 1	S: 5	H: 0	LOB: 0	BB: 0	P: 5	R: 0	E: 0	K: 0	S: 3	H: 0	LOB: 0	BB: 0	P: 3	R: 0	E: 0	K: 0	S: 3	H: 0	LOB: 0	BB: 0	P: 3	R: 0	E: 0	K: 1	S: 5	H: 0	LOB: 0	BB: 0	P: 5	R: 0	E: 1	K: 1	S: 7	H: 1	LOB: 2	BB: 0	P: 7	1B: 3	2B: 0	3B: 0	HR: 1	SF: 0	SAC: 0	DP: 0	HBP: 0	WP: 0	PB: 0	SB: 0	CS: 0	PA: 32
---	---	---	---	---	---	---	---	---	---	---	---	---	---	---	---	---	---	---

Cincinnati Reds @ New York Mets

Polo Grounds, New York, NY

Mon Sep 02 1963, 3:38 AM EDT

Att. 19,273 - Unknown

BOTTOM

Batter	1	2	3	4	5	6	7	8	9	AB	R	H	RBI	BB	SO	LOB
Jim Hickman, R (1, 7) (7, 5) OBP: 0.297, SLG: 0.397	K		BB		F9		G6-4-3 1-2f			3	0	0	0	1	1	1
Duke Carmel, L (1, 8) OBP: 0.349, SLG: 0.407	K		F8			L4		K		4	0	0	0	0	2	1
Ron Hunt, R (1, 4) OBP: 0.333, SLG: 0.376	1B BB		F8			5-3		BB		2	0	0	0	2	0	1
Tim Harkness, L (1, 3) OBP: 0.297, SLG: 0.336	1-2 1B		G3			BB 2B		K		4	0	2	0	0	1	2
Joe Hicks, L (1, 9) OBP: 0.304, SLG: 0.405	K			L4-3 HBP		BB		K		2	0	0	0	1	2	3
Choo-Choo Coleman, L (1, 2) OBP: 0.282, SLG: 0.214		1-3		K		1-2 2-3 BB			K	3	0	0	0	1	2	1
Ted Schreiber, R (1, 5) OBP: 0.261, SLG: 0.171 Duke Snider, L (6, PH) OBP: 0.351, SLG: 0.419 Joe Christopher, R (7, 7) OBP: 0.289, SLG: 0.275		K		L4-3 1-2		K			F3	2 1 1	0 0 0	0 0 0	0 0 0	0 0 0	1 1 0	1 3 0
Al Moran, R (1, 6) OBP: 0.277, SLG: 0.238		BB			K		1-3		G3	3	0	0	0	1	1	0
Jay Hook, L (1, 1) OBP: 0.263, SLG: 0.257		K			K		G6-4-3 1B			3	0	1	0	0	2	1

	AB	28
	R	0
	H	3
	RBI	0
	BB	6
	SO	13
	LOB	14

livebaseballscorecards.com

Inning Stats									
	R: 0 E: 0 K: 3 S: 10	H: 1 LOB: 2 BB: 1 P: 14	R: 0 E: 0 K: 2 S: 7	H: 0 LOB: 1 BB: 1 P: 11	R: 0 E: 0 K: 0 S: 3	H: 0 LOB: 1 BB: 1 P: 7	R: 0 E: 0 K: 1 S: 4	H: 0 LOB: 0 BB: 0 P: 5	R: 0 E: 0 K: 2 S: 7	H: 0 LOB: 0 BB: 0 P: 7
	R: 0 E: 0 K: 1 S: 6	H: 1 LOB: 3 BB: 2 P: 14	R: 0 E: 0 K: 0 S: 3	H: 1 LOB: 0 BB: 0 P: 3	R: 0 E: 0 K: 3 S: 9	H: 0 LOB: 1 BB: 1 P: 13	R: 0 E: 0 K: 1 S: 5	H: 0 LOB: 0 BB: 0 P: 5	1B: 2 2B: 2 3B: 0 HR: 0	SF: 0 SAC: 0 DP: 2 HBP: 1	WP: 0 PB: 0 SB: 0 CS: 0	PA: 35

PITCHER	IP	WLS	BF	H	R	ER	SO	BB	IBB	HBP	BLK	WP	HR	S	P	ERA	WHIP
Jim Maloney, R (1, 1) ERA: 2.72	9.0	W	35	3	0	0	13	6	0	1	0	0	0	54	79	0.00	1.000

PITCHER	IP	WLS	BF	H	R	ER	SO	BB	IBB	HBP	BLK	WP	HR	S	P	ERA	WHIP

Batter	1	2	3	4	5	6	7	8	9	AB	R	H	RBI	BB	SO	LOB
Pete Rose, S (1, 4) OBP: 0.327, SLG: 0.367	1-3		G3			4-3		8-6 1-2f		4	0	0	0	0	0	1
Tommy Harper, R (1, 9) OBP: 0.337, SLG: 0.386	6-3			K		P5			1B FC1-5-2 1B	4	0	1	0	0	1	0
Vada Pinson, L (1, 8) OBP: 0.356, SLG: 0.510	BB			F7		2B			FC1-5-2 1-3 1B	3	1	2	0	1	0	0
Frank Robinson, R (1, 7) OBP: 0.380, SLG: 0.439	K			F8		F2			FC1-5-2 1-3 3-H 1B	4	1	0	0	0	1	4
Marty Keough, L (1, 3) OBP: 0.356, SLG: 0.424		4-3			HR		4-3		2-H 3-H 1B	4	2	2	3	0	0	0
Johnny Edwards, L (1, 2) OBP: 0.324, SLG: 0.382		F9			4-3		G3		2-H 5-3 1B	4	1	1	1	0	0	0
Gene Freese, R (1, 5) OBP: 0.290, SLG: 0.359		5-3			F7		K		1-2 5-3	4	0	0	0	0	1	1
Leo Cardenas, R (1, 6) OBP: 0.263, SLG: 0.310			5-3		BB			4-3	2-H WP 1B	3	0	1	1	1	0	0
Joe Nuxhall, L (1, 1) OBP: 0.188, SLG: 0.206			3-1		P6			3-6 1B	2-3 K	4	0	1	0	0	1	2
Inning Stats	R: 0 E: 0 K: 1 S: 5 H: 0 LOB: 1 BB: 1 P: 9	R: 0 E: 0 K: 0 S: 3 H: 0 LOB: 0 BB: 0 P: 3	R: 0 E: 0 K: 0 S: 3 H: 0 LOB: 0 BB: 0 P: 3	R: 0 E: 0 K: 1 S: 5 H: 0 LOB: 0 BB: 0 P: 5	R: 1 E: 0 K: 0 S: 4 H: 1 LOB: 1 BB: 1 P: 8	R: 0 E: 0 K: 0 S: 4 H: 1 LOB: 1 BB: 0 P: 4	R: 0 E: 0 K: 1 S: 5 H: 0 LOB: 0 BB: 0 P: 5	R: 0 E: 0 K: 0 S: 3 H: 1 LOB: 0 BB: 0 P: 3	R: 4 E: 0 K: 1 S: 10 H: 5 LOB: 1 BB: 0 P: 10	1B: 6 2B: 2 3B: 0 HR: 1 SF: 0 SAC: 0 DP: 1 HBP: 0							

TOP

Cincinnati Reds @ New York Mets

Polo Grounds, New York, NY

Tue Sep 03 1963, 3:33 AM EDT

Att. 5,207 - Unknown

livebaseballscorecards.com

AB	34
R	5
H	8
RBI	5
BB	2
SO	4
LOB	8

WP: 1 PB: 0 SB: 0 CS: 0 PA: 36

PITCHER		IP	WLS	BF	H	R	ER	SO	BB	IBB	HBP	BLK	WP	HR	S	P	ERA	WHIP
Tracy Stallard, R (1, 1) ERA: 4.67		8.0	L	28	3	1	1	3	2	0	0	0	0	1	32	40	1.12	0.625
Roger Craig, R (9, 1) ERA: 4.02		0.1		5	4	4	4	0	0	0	0	0	0	0	5	5	108.00	12.000
Grover Powell, L (9, 1) ERA: 1.08		0.2		3	1	0	0	1	0	0	0	0	1	0	5	5	0.00	1.500

PITCHER	IP	WLS	BF	H	R	ER	SO	BB	IBB	HBP	BLK	WP	HR	S	P	ERA	WHIP

Batter	1	2	3	4	5	6	7	8	9	AB	R	H	RBI	BB	SO	LOB
Joe Christopher, R (1, 9) OBP: 0.288, SLG: 0.268	BBB 4-0 FC1-6 BB		x 0-0 ③ F8			x 0-0 ① 6-3			SSS 0-3 ① K	3	0	0	0	1	1	0
Rod Kanehl, R (1, 8) OBP: 0.258, SLG: 0.280	x 0-0 ① FC1-6 1-2f			x 0-0 ① F7		x 0-0 ② F8			x 0-0 G1-6-3 1B	4	0	1	0	0	0	1
Ron Hunt, R (1, 4) OBP: 0.333, SLG: 0.377	x 0-0 ② F9			x 0-0 FC4-6 2B		x 0-0 ③ 5-3			x 0-0 ②③ G1-6-3 1-2f	4	0	1	0	0	0	2
Jim Hickman, R (1, 7) OBP: 0.297, SLG: 0.395	x 0-0 ③ F8			BBB 4-0 FC4-6 BB			x 0-0 ① L7			2	0	0	0	1	0	1
Tim Harkness, L (1, 3) OBP: 0.294, SLG: 0.332		x 0-0 ① F2		x 0-0 ② FC4-6 1-2f 2-3			SSS 0-3 ② K2-1-3			3	0	0	0	0	1	2
Norm Sherry, R (1, 2) OBP: 0.204, SLG: 0.192		x 0-0 ② F9		SSS 0-3 ③ K			x 0-0 ③ P4			3	0	0	0	0	1	2
Ted Schreiber, R (1, 5) OBP: 0.265, SLG: 0.182		x 0-0 ③ F7			x 0-0 CS 1B			x 0-0 ① 4-3		3	0	1	0	0	0	0
Al Moran, R (1, 6) OBP: 0.275, SLG: 0.236			x 0-0 ① 6-3		SSS 0-3 ①② K 1-2			SSS 0-3 ② K		3	0	0	0	0	2	1
Tracy Stallard, R (1, 1) OBP: 0.070, SLG: 0.070 Duke Carmel, L (8, PH) OBP: 0.347, SLG: 0.404 Roger Craig, R (9, 1) OBP: 0.138, SLG: 0.097 Grover Powell, L (9, 1) OBP: 0.250, SLG: 0.143			SSS 0-3 ② K		x 0-0 ③ 5-3			SSS 0-3 ③ K		2 1 0 0	0 0 0 0	0 0 0 0	0 0 0 0	0 0 0 0	1 1 0 0	0 0 0 0
Inning Stats	R: 0 E: 0 K: 0 S: 3 H: 0 LOB: 1 BB: 1 P: 7	R: 0 E: 0 K: 0 S: 3 H: 0 LOB: 0 BB: 0 P: 3	R: 0 E: 0 K: 1 S: 5 H: 0 LOB: 0 BB: 0 P: 5	R: 0 E: 0 K: 1 S: 6 H: 1 LOB: 2 BB: 1 P: 10	R: 0 E: 0 K: 1 S: 5 H: 1 LOB: 0 BB: 0 P: 5	R: 0 E: 0 K: 0 S: 3 H: 0 LOB: 0 BB: 0 P: 3	R: 0 E: 0 K: 1 S: 5 H: 0 LOB: 0 BB: 0 P: 5	R: 0 E: 0 K: 2 S: 7 H: 0 LOB: 0 BB: 0 P: 7	R: 0 E: 0 K: 1 S: 5 H: 1 LOB: 0 BB: 0 P: 5	1B: 2 2B: 1 3B: 0 HR: 0	SF: 0 SAC: 0 DP: 1 HBP: 0						

PITCHER	IP	WLS	BF	H	R	ER	SO	BB	IBB	HBP	BLK	WP	HR	S	P	ERA	WHIP
Joe Nuxhall, L (1, 1) ERA: 2.64	9.0	W	30	3	0	0	7	2	0	0	0	0	0	42	50	0.00	0.556

PITCHER	IP	WLS	BF	H	R	ER	SO	BB	IBB	HBP	BLK	WP	HR	S	P	ERA	WHIP

Cincinnati Reds @ New York Mets

Polo Grounds, New York, NY

Tue Sep 03 1963, 3:33 AM EDT

Att. 5,207 - Unknown

BOTTOM

livebaseballscorecards.com

AB	28
R	0
H	3
RBI	0
BB	2
SO	7
LOB	9

WP: 0 PB: 0 SB: 0 CS: 1 PA: 30

Batter	1	2	3	4	5	6	7	8	9	AB	R	H	RBI	BB	SO	LOB
Ed Kranepool, L (1, 7) OBP: 0.254, SLG: 0.296	G6-3 1B			E1 SF7 1B		1B	FC6-4 1-2 2-H 1B		K	5	1	4	1	0	1	1
Ron Hunt, R (1, 4) OBP: 0.330, SLG: 0.374	G6-3 1-2f			SF7 3-H		1-3	FC6-4 1-2f		FC4-6 1-2f	4	0	0	1	0	0	5
Duke Snider, L (1, 9) OBP: 0.350, SLG: 0.417	F8			4-3			HR 1B	4-3		4	1	1	0	0	0	0
Tim Harkness, L (1, 3) OBP: 0.296, SLG: 0.342		K		3-1			HR 1-H	2B HBP		3	1	1	2	0	1	0
Jim Hickman, R (1, 5) OBP: 0.299, SLG: 0.401		K			F8		2B 1B	2B 1-3		4	1	2	0	0	1	0
Duke Carmel, L (1, 8) OBP: 0.341, SLG: 0.396 Dick Smith, R (8, PH) Chris Cannizzaro, R (8, 2) OBP: 0.364, SLG: 0.400		G3			K		K	G4-6-3 IBB		3 0 0	0 0 0	0 0 0	0 0 0	0 1 0	2 0 0	1 0 0
Choo-Choo Coleman, L (1, 2) OBP: 0.279, SLG: 0.212 Joe Christopher, R (7, PH) OBP: 0.286, SLG: 0.265 Norm Sherry, R (7, 2) OBP: 0.204, SLG: 0.192 Rod Kanehl, R (8, PH) OBP: 0.257, SLG: 0.278 (8, 8)		4-3			4-3		K	G4-6-3 1-2f		2 1 0 1	0 0 0 0	0 0 0 0	0 0 0 0	0 0 0 0	0 1 0 3	0 1 0
Al Moran, R (1, 6) OBP: 0.278, SLG: 0.239		F8				6-3	BB 1B 2-H 1B		FC4-6 1B	4	1	2	1	0	0	0
Carl Willey, R (1, 1) OBP: 0.128, SLG: 0.174 Joe Hicks, L (6, PH) OBP: 0.301, SLG: 0.402 Galen Cisco, R (6, 1) OBP: 0.209, SLG: 0.158 Pumpsie Green, S (7, PH) Larry Bearnarth, R (7, 1) OBP: 0.172, SLG: 0.179 Ted Schreiber, R (9, PH) OBP: 0.260, SLG: 0.178		K				F7	1B BB 1-2 BB		F7	1 1 0 0 0 1	0 0 0 0 0 0	0 0 0 0 0 0	0 0 0 0 0 0	0 0 0 1 0 0	1 0 0 0 0 0	0 0 0 0 0 1
Inning Stats	R: 0 E: 0 K: 0 S: 3 H: 1 LOB: 0 BB: 0 P: 3	R: 0 E: 0 K: 2 S: 7 H: 0 LOB: 0 BB: 0 P: 7	R: 0 E: 0 K: 1 S: 5 H: 0 LOB: 0 BB: 0 P: 5	R: 1 E: 1 K: 0 S: 4 H: 1 LOB: 0 BB: 0 P: 4	R: 0 E: 0 K: 1 S: 5 H: 0 LOB: 0 BB: 0 P: 5	R: 0 E: 0 K: 0 S: 4 H: 1 LOB: 1 BB: 0 P: 4	R: 4 E: 0 K: 2 S: 12 H: 5 LOB: 2 BB: 1 P: 16	R: 0 E: 0 K: 0 S: 3 H: 1 LOB: 2 BB: 1 P: 8	R: 0 E: 0 K: 1 S: 6 H: 1 LOB: 1 BB: 0 P: 6	1B: 7 2B: 2 3B: 0 HR: 1 SF: 1 SAC: 0 DP: 2 HBP: 1	WP: 0 PB: 0 SB: 0 CS: 0 PA: 38					

PITCHER		IP	WLS	BF	H	R	ER	SO	BB	IBB	HBP	BLK	WP	HR	S	P	ERA	WHIP
Ernie Broglio, R ERA: 3.17	(1, 1)	6.0		23	6	4	3	4	0	0	0	0	0	1	31	31	4.50	1.000
Ken MacKenzie, L ERA: 5.09	(7, 1)	0.0		0	0	0	0	0	0	0	0	0	0	0	0	0	∞	∞
Sam Jones, R ERA: 8.68	(7, 1)	0.1	W	1	0	0	0	0	0	0	0	0	0	0	1	1	0.00	0.000
Bobby Shantz, L ERA: 2.63	(8, 1)	0.1		4	1	0	0	0	0	1	1	0	0	0	2	7	0.00	3.000
Lew Burdette, R ERA: 3.93	(8, 1)	1.2	S	5	1	0	0	1	0	0	0	0	0	0	7	7	0.00	0.600

PITCHER	IP	WLS	BF	H	R	ER	SO	BB	IBB	HBP	BLK	WP	HR	S	P	ERA	WHIP

TOP

New York Mets @ St. Louis Cardinals

Sportsman's Park, St. Louis, MO

Wed Sep 04 1963, 8:05 PM EDT

Att. 8,036 - Unknown - 73 F

livebaseballscorecards.com

AB	34
R	5
H	10
RBI	5
BB	2
SO	7
LOB	12

Batter	1	2	3	4	5	6	7	8	9	AB	R	H	RBI	BB	SO	LOB
Julian Javier, R (1, 4) OBP: 0.315, SLG: 0.400	4-3 S SF8 1B		F8		4-3	FC1-6 PO 1-2f 2-H				4	1	1	1	0	0	2
Dick Groat, R (1, 6) OBP: 0.388, SLG: 0.464	4-3 1-3		1-3 2B		E3 HR	PO 1-2	FC1-6-5-4 2B			4	1	2	0	0	0	1
Stan Musial, L (1, 7) OBP: 0.326, SLG: 0.402 Gary Kolb, L (7, PR) OBP: 0.404, SLG: 0.500 (8, 7)	SF8 3-H		G6-4-3 IBB		1-H HR		FC1-6-5-4 1B 2-3			2 0	1 1	1 0	3 0	1 0	0 0	1 0
Ken Boyer, R (1, 5) OBP: 0.364, SLG: 0.461	6-3		G6-4-3 1-2f		K		2-H 1B			4	0	1	1	0	1	3
Bill White, L (1, 3) OBP: 0.359, SLG: 0.496		K		HR	S 1B		K			4	1	2	1	0	2	2
Curt Flood, R (1, 8) OBP: 0.345, SLG: 0.399		1B		G3 2B	5-3 1-2		4-3			4	0	2	0	0	0	3
Tim McCarver, L (1, 2) OBP: 0.326, SLG: 0.375		K		G3 2-3		FC6 1B		F8		4	0	1	0	0	1	2
George Altman, L (1, 9) OBP: 0.347, SLG: 0.419		K		G4-6-3 BB		FC6 SH 1-2f FC1-6		F7		3	1	0	0	1	1	2
Ernie Broglio, R (1, 1) OBP: 0.125, SLG: 0.130 Ken MacKenzie, R (7, 1) Sam Jones, R (7, 1) Bobby Shantz, R (8, 1) OBP: 0.333, SLG: 0.143 Lew Burdette, R (8, 1) OBP: 0.130, SLG: 0.137			2B 1B	G4-6-3 1-2f		SH FC1-6 1-2		F4		2 0 0 0 1	0 0 0 0 0	1 0 0 0 0	0 0 0 0 0	0 0 0 0 0	0 0 0 0 0	2 0 0 0 0
Inning Stats	R: 1 H: 1 E: 0 LOB: 0 K: 0 BB: 0 S: 4 P: 4	R: 0 H: 1 E: 0 LOB: 1 K: 3 BB: 0 S: 10 P: 10	R: 0 H: 2 E: 0 LOB: 2 K: 0 BB: 1 S: 4 P: 8	R: 1 H: 2 E: 0 LOB: 1 K: 0 BB: 1 S: 4 P: 8	R: 2 H: 2 E: 1 LOB: 1 K: 1 BB: 0 S: 8 P: 8	R: 1 H: 1 E: 0 LOB: 0 K: 0 BB: 0 S: 4 P: 4	R: 1 H: 2 E: 0 LOB: 2 K: 1 BB: 0 S: 7 P: 7	R: 0 H: 0 E: 0 LOB: 0 K: 0 BB: 0 S: 3 P: 3		1B: 6 SF: 1 2B: 3 SAC: 1 3B: 0 DP: 2 HR: 2 HBP: 0						

PITCHER		IP	WLS	BF	H	R	ER	SO	BB	IBB	HBP	BLK	WP	HR	S	P	ERA	WHIP
Carl Willey, R ERA: 2.98	(1, 1)	5.0		24	8	4	3	4	1	1	0	0	0	2	30	38	5.40	1.800
Galen Cisco, R ERA: 4.25	(6, 1)	1.0		4	1	1	1	0	0	0	0	0	0	0	4	4	9.00	1.000
Larry Bearnarth, R ERA: 3.1	(7, 1)	2.0	L	8	2	1	1	1	0	0	0	0	0	0	10	10	4.50	1.000

PITCHER	IP	WLS	BF	H	R	ER	SO	BB	IBB	HBP	BLK	WP	HR	S	P	ERA	WHIP

BOTTOM

New York Mets @ St. Louis Cardinals

Sportsman's Park, St. Louis, MO

Wed Sep 04 1963, 8:05 PM EDT

Att. 8,036 - Unknown - 73 F

livebaseballscorecards.com

AB	32
R	6
H	11
RBI	6
BB	2
SO	5
LOB	18

New York Mets @ St. Louis Cardinals

Sportsman's Park, St. Louis, MO

Thu Sep 05 1963, 8:05 PM EDT

Att. 7,840 - Unknown

TOP

livebaseballscorecards.com

Batter	1	2	3	4	5	6	7	8	9	AB	R	H	RBI	BB	SO	LOB
Ed Kranepool, L (1, 9) OBP: 0.250, SLG: 0.291	K		3-1			K		4-3		4	0	0	0	0	2	2
Tim Harkness, L (1, 3) OBP: 0.293, SLG: 0.338	4-3			3-1		F7			F8	4	0	0	0	0	0	0
Ron Hunt, R (1, 4) OBP: 0.327, SLG: 0.371	F8			5-3			F3		1-3	4	0	0	0	0	0	0
Jim Hickman, R (1, 8) OBP: 0.296, SLG: 0.397		K		K			5-3		F7	4	0	0	0	0	2	0
Pumpsie Green, S (1, 5) OBP: 0.750, SLG: 1.000		1-3			1B / 1B		2B			3	0	2	0	0	0	0
Dick Smith, R (1, 7) OBP: 0.154, SLG: 0.083		CS / 1B			K		5-3			3	0	1	0	0	1	2
Chris Cannizzaro, R (1, 2) OBP: 0.500, SLG: 0.538		CS / 1-2	4-3 / 1B		G6-4-3 / 1-2 / 1B			4-3 / 1-3 / 1B		3	0	3	0	0	0	0
Al Moran, R (1, 6) Joe Hicks, L (8, PH) Ted Schreiber, R (8, 6)			4-3 / 1-2	G6-4-3 / 1-2f				1-3 / 1-2		2 1 0	0 0 0	0 0 0	0 0 0	0 0 0	0 0 0	3 1 0
Grover Powell, L (1, 1) Ed Bauta, R (3, 1) Joe Christopher, R (6, PH) Roger Craig, R (6, 1) Steve Dillon, L (6, 1) Duke Carmel, L (8, PH) Craig Anderson, R (8, 1) Jay Hook, L (8, 1)			K			K		4-3 / 2-3		1 0 1 0 0 1 0 0	0 0 0 0 0 0 0 0	0 0 0 0 0 0 0 0	0 0 0 0 0 0 0 0	1 0 1 0 0 0 0 0	0 0 0 0 0 0 0 0	1 0 0 0 0 1 0 0
Inning Stats	R: 0 E: 0 K: 1 S: 5 H: 0 LOB: 0 BB: 0 P: 5	R: 0 E: 0 K: 1 S: 5 H: 1 LOB: 0 BB: 0 P: 5	R: 0 E: 0 K: 1 S: 6 H: 1 LOB: 1 BB: 0 P: 6	R: 0 E: 0 K: 1 S: 5 H: 0 LOB: 0 BB: 0 P: 5	R: 0 E: 0 K: 1 S: 6 H: 2 LOB: 1 BB: 0 P: 6	R: 0 E: 0 K: 2 S: 7 H: 0 LOB: 0 BB: 0 P: 7	R: 0 E: 0 K: 0 S: 4 H: 1 LOB: 1 BB: 0 P: 4	R: 0 E: 0 K: 0 S: 4 H: 1 LOB: 1 BB: 0 P: 4	R: 0 E: 0 K: 0 S: 3 H: 0 LOB: 0 BB: 0 P: 3	1B: 5 2B: 1 3B: 0 HR: 0	SF: 0 SAC: 0 DP: 1 HBP: 0					

	AB	31
	R	0
	H	6
	RBI	0
	BB	0
	SO	7
	LOB	10

WP: 0 PB: 0 SB: 0 CS: 1 PA: 32

PITCHER	IP	WLS	BF	H	R	ER	SO	BB	IBB	HBP	BLK	WP	HR	S	P	ERA	WHIP
Curt Simmons, L (1, 1) ERA: 2.72	9.0	W	31	6	0	0	7	0	0	0	0	0	0	45	45	0.00	0.667

PITCHER	IP	WLS	BF	H	R	ER	SO	BB	IBB	HBP	BLK	WP	HR	S	P	ERA	WHIP

Batter	1	2	3	4	5	6	7	8	9	AB	R	H	RBI	BB	SO	LOB
Julian Javier, R (1, 4) OBP: 0.312, SLG: 0.396	S S S 0-3 ① K	x 0-0 E6 1-3 3-H		x 0-0 ① 5-3		x 0-0 E1 FC3-6 1-2		x 0-0 ① FC6-4 1B WP 1-2f		5	1	0	0	0	1	3
Dick Groat, R (1, 6) OBP: 0.388, SLG: 0.463	B B B B 4-0 1B FC5-4 BB	x 0-0 ③ F9		x 0-0 ② 4-3		x 0-0 ② FC3-6 1-2f 2-3		x 0-0 PB WP 1B 1-3 1B		4	2	1	0	1	0	4
Bill White, L (1, 3) OBP: 0.359, SLG: 0.495	x 0-0 FC5-4 1-3 1B		x 0-0 ① G3	S S S 0-3 ③ K		x 0-0 ③ 4-3		x 0-0 FC4-6 BB 1B 1-H 3-H 1B		5	1	2	1	0	1	2
Ken Boyer, R (1, 5) OBP: 0.363, SLG: 0.458	x 0-0 ② FC5-4 1-2f 3-H		x 0-0 E5 1B 1B BB		x 0-0 ① 5-3		S S S 0-3 ① K	B B B B 4-0 FC4-6 1-2 BB		4	1	0	1	1	1	1
Dal Maxvill, R (8, PR) (9, 5) OBP: 0.344, SLG: 0.250										0	0	0	0	0	0	0
Stan Musial, L (1, 7) OBP: 0.323, SLG: 0.398	x 0-0 ③ F6		x 0-0 ② F4		S S S 0-3 ② K		x 0-0 1B 3B 1B	x 0-0 ② FC4-6 1B 1B 1-2f 2-3		3	0	0	0	0	1	2
Gary Kolb, L (6, 7) OBP: 0.406, SLG: 0.500										2	2	1	0	0	0	2
Curt Flood, R (1, 8) OBP: 0.351, SLG: 0.407		x 0-0 E 3B	x 0-0 BB 1B 1-2 1B		x 0-0 1B		x 0-0 3B 1-2 1B	x 0-0 1B 1-2 3-H 1B		5	2	5	1	0	0	0
Tim McCarver, L (1, 2) OBP: 0.330, SLG: 0.385		x 0-0 ① G3	x 0-0 BB 1-2 2-3 1B		x 0-0 ③ F6		x 0-0 1-H 2-H CS 3B	x 0-0 1-3 2-H 1B		5	0	3	3	0	0	2
George Altman, L (1, 9) OBP: 0.347, SLG: 0.418		S S S 0-3 ② K	B B B B 4-0 1-2 2-3 3-H BB			x 0-0 FC6-4 1B	x 0-0 ② ③ 3-1 3-H	x 0-0 ③ 5-3		4	0	1	1	1	1	4
Curt Simmons, L (1, 1) OBP: 0.184, SLG: 0.194		B B B B 4-0 E BB	x 0-0 ③ L9			x 0-0 ① FC6-4 FC3-6 E 1-2f		x 0-0 FC6-4 1B		3	0	1	0	1	0	4
Inning Stats	R: 1 E: 0 K: 1 S: 6 H: 1 LOB: 1 BB: 1 P: 10	R: 1 E: 1 K: 1 S: 7 H: 1 LOB: 2 BB: 1 P: 11	R: 1 E: 1 K: 0 S: 6 H: 2 LOB: 3 BB: 1 P: 10	R: 0 E: 0 K: 1 S: 5 H: 0 LOB: 0 BB: 0 P: 5	R: 0 E: 0 K: 1 S: 6 H: 1 LOB: 1 BB: 0 P: 6	R: 0 E: 1 K: 0 S: 5 H: 1 LOB: 2 BB: 0 P: 5	R: 2 E: 0 K: 1 S: 7 H: 3 LOB: 0 BB: 0 P: 7	R: 4 E: 0 K: 0 S: 8 H: 5 LOB: 2 BB: 1 P: 12		1B: 12 2B: 0 3B: 2 HR: 0 SF: 0 SAC: 0 DP: 0 HBP: 0						

PITCHER		IP	WLS	BF	H	R	ER	SO	BB	IBB	HBP	BLK	WP	HR	S	P	ERA	WHIP
Grover Powell, L ERA: 1.25	(1, 1)	2.2	L	17	4	3	1	2	3	0	0	0	0	0	18	30	3.38	2.625
Ed Bauta, R ERA: 3.99	(3, 1)	2.1		8	1	0	0	2	0	0	0	0	0	0	12	12	0.00	0.429
Roger Craig, R ERA: 4.01	(6, 1)	0.1		3	1	0	0	0	0	0	0	0	0	0	3	3	0.00	3.000
Steve Dillon, L ERA: 10.8	(6, 1)	1.2		7	3	2	2	1	0	0	0	0	0	0	9	9	10.80	1.800
Craig Anderson, R ERA: 54.0	(8, 1)	0.2		7	4	4	4	0	1	0	0	0	1	0	6	10	54.00	7.500

PITCHER		IP	WLS	BF	H	R	ER	SO	BB	IBB	HBP	BLK	WP	HR	S	P	ERA	WHIP
Jay Hook, R ERA: 5.45	(8, 1)	0.1		2	1	0	0	0	0	0	0	0	0	0	2	2	0.00	3.000

BOTTOM

New York Mets @ St. Louis Cardinals

Sportsman's Park, St. Louis, MO

Thu Sep 05 1963, 8:05 PM EDT

Att. 7,840 - Unknown

livebaseballscorecards.com

AB	40
R	9
H	14
RBI	7
BB	4
SO	5
LOB	24

WP: 1 PB: 1 SB: 0 CS: 1 PA: 44

New York Mets @ Cincinnati Reds

Crosley Field, Cincinnati, OH

Fri Sep 06 1963, 7:05 PM EDT

Att. 5,889 - Unknown

TOP

livebaseballscorecards.com

Batter	1	2	3	4	5	6	7	8	9	AB	R	H	RBI	BB	SO	LOB
Ed Kranepool, L (1, 7) (8, 9) OBP: 0.257, SLG: 0.298	E 1B; 1B	F7			S 1B; 1B		1B SF7; 1B		K	5	3	3	0	0	1	0
Ron Hunt, R (1, 4) OBP: 0.328, SLG: 0.373	F5	P6			F7; 1-2		1-3; 1B		2B	5	0	2	0	0	0	2
Duke Snider, L (1, 9) OBP: 0.351, SLG: 0.418	BBBB; E; 1-2; 1B; BB		4-3		G4-6-3; 2-H; 1B		SF7; 3-H		5-3	2	1	1	2	1	0	0
Rod Kanehl, R (8, 7) OBP: 0.255, SLG: 0.277										1	0	0	0	0	0	1
Tim Harkness, L (1, 3) OBP: 0.289, SLG: 0.333	E6; 1B; 1-2; 2-3; 1B		K		G4-6-3; 1-2f		F2			4	1	0	0	0	1	4
Duke Carmel, L (1, 8) OBP: 0.337, SLG: 0.390	1B; 1-3; 2-H; 3-H; 1B		L4			L4	P4			4	0	1	2	0	0	1
Pumpsie Green, S (1, 5) OBP: 0.750, SLG: 0.857	1-2; 3-H; 1B			1B		FC6-4; E; 1B		1-3		4	0	3	1	0	0	0
Choo-Choo Coleman, L (1, 2) OBP: 0.275, SLG: 0.208	K			F2	E6; FC6-4; 1-2			F9		4	0	0	0	0	1	4
Al Moran, R (1, 6) OBP: 0.272, SLG: 0.234	K			K	FC6-4; 1-2f; 2-3			P4		4	0	0	0	0	2	5
Al Jackson, L (1, 1) OBP: 0.182, SLG: 0.188		F7		K	F7				K	4	0	0	0	0	2	3
Inning Stats	R: 3 E: 1 K: 2 S: 11 / H: 3 LOB: 2 BB: 1 P: 15	R: 0 E: 0 K: 0 S: 3 / H: 0 LOB: 0 BB: 0 P: 3	R: 0 E: 0 K: 1 S: 5 / H: 0 LOB: 0 BB: 0 P: 5	R: 0 E: 0 K: 2 S: 8 / H: 1 LOB: 1 BB: 0 P: 8	R: 1 E: 0 K: 0 S: 4 / H: 2 LOB: 0 BB: 0 P: 4	R: 0 E: 1 K: 0 S: 5 / H: 1 LOB: 2 BB: 0 P: 5	R: 1 E: 0 K: 0 S: 5 / H: 2 LOB: 1 BB: 0 P: 5	R: 0 E: 0 K: 0 S: 3 / H: 0 LOB: 0 BB: 0 P: 3	R: 0 E: 0 K: 2 S: 8 / H: 1 LOB: 1 BB: 0 P: 8	1B: 9 2B: 1 3B: 0 HR: 0 / SF: 1 SAC: 0 DP: 1 HBP: 0						

AB	37
R	5
H	10
RBI	5
BB	1
SO	7
LOB	20

WP: 0 PB: 0 SB: 1 CS: 0 — PA: 39

PITCHER		IP	WLS	BF	H	R	ER	SO	BB	IBB	HBP	BLK	WP	HR	S	P	ERA	WHIP
John Tsitouris, R (1, 1) ERA: 3.63		7.0	L	32	9	5	4	5	1	0	0	0	0	0	41	45	5.14	1.429
Bill Henry, L (8, 1) ERA: 4.76		2.0		7	1	0	0	2	0	0	0	0	0	0	11	11	0.00	0.500

PITCHER	IP	WLS	BF	H	R	ER	SO	BB	IBB	HBP	BLK	WP	HR	S	P	ERA	WHIP

New York Mets @ Cincinnati Reds

Crosley Field, Cincinnati, OH

Fri Sep 06 1963, 7:05 PM EDT

Att. 5,889 - Unknown

livebaseballscorecards.com

BOTTOM

Batter	1	2	3	4	5	6	7	8	9	AB	R	H	RBI	BB	SO	LOB
Pete Rose, S (1, 4) OBP: 0.328, SLG: 0.372	4-3		4-3 3B			HR SH5-3 1B	4-3			4	2	2	0	0	0	0
Tommy Harper, R (1, 9) OBP: 0.333, SLG: 0.381	FC4-6 1B		4-3 3-H			SH5-3 1-2		6-3		3	0	1	1	0	0	0
Vada Pinson, L (1, 8) OBP: 0.354, SLG: 0.512	FC4-6 1-2f		F7			2-H HR		G1		4	1	1	2	0	0	1
Frank Robinson, R (1, 7) OBP: 0.380, SLG: 0.444	F8			CS 1B		BBBB 6-4-3 BB		K		2	0	1	0	1	0	1
Bob Skinner, L (6, PR) (7, 7) OBP: 0.324, SLG: 0.360										1	0	0	0	0	1	0
Gene Freese, R (1, 5) OBP: 0.297, SLG: 0.366		F9		F7 1-2		6-4-3 1-2			1B 2B	4	1	1	0	0	0	2
Don Pavletich, R (1, 3) OBP: 0.278, SLG: 0.322		F9		F8		BBBB 4-0 FC6-4 BB			6-3	3	0	0	0	1	0	1
Leo Cardenas, R (1, 6) OBP: 0.265, SLG: 0.313		2B			6-3	FC6-4 1-2f			L4	4	0	1	0	0	0	3
Johnny Edwards, L (1, 2) OBP: 0.322, SLG: 0.379		3-1			K		K		2-H 1B	3	0	0	0	0	2	1
Gene Green, R (9, PH) OBP: 0.252, SLG: 0.337										1	0	1	1	0	0	0
Marty Keough, L (9, PR) OBP: 0.356, SLG: 0.424										0	0	0	0	0	0	0
John Tsitouris, R (1, 1) OBP: 0.060, SLG: 0.061			K		1-3		6-3		K	2	0	0	0	0	1	0
Eddie Kasko, R (7, PH) OBP: 0.310, SLG: 0.340										1	0	0	0	0	0	0
Bill Henry, L (8, 1) OBP: 0.167, SLG: 0.200										0	0	0	0	0	0	0
Ken Walters, R (9, PH) OBP: 0.238, SLG: 0.283										1	0	0	0	0	1	1

Inning Stats	1	2	3	4	5	6	7	8	9
	R: 0 H: 1 E: 0 LOB: 1 K: 0 BB: 0 S: 4 P: 4	R: 0 H: 1 E: 0 LOB: 1 K: 0 BB: 0 S: 4 P: 4	R: 1 H: 1 E: 0 LOB: 0 K: 1 BB: 0 S: 6 P: 6	R: 0 H: 1 E: 0 LOB: 0 K: 0 BB: 0 S: 3 P: 3	R: 0 H: 0 E: 0 LOB: 0 K: 1 BB: 0 S: 5 P: 5	R: 2 H: 2 E: 0 LOB: 2 K: 0 BB: 2 S: 5 P: 13	R: 0 H: 0 E: 0 LOB: 0 K: 1 BB: 0 S: 5 P: 5	R: 0 H: 0 E: 0 LOB: 0 K: 1 BB: 0 S: 5 P: 5	R: 1 H: 2 E: 0 LOB: 1 K: 1 BB: 0 S: 7 P: 7

AB	33
R	4
H	8
RBI	4
BB	2
SO	5
LOB	10

1B: 4 SF: 0
2B: 2 SAC: 1
3B: 1 DP: 0
HR: 1 HBP: 0

WP: 0 PA: 36
PB: 0
SB: 0
CS: 1

PITCHER	IP	WLS	BF	H	R	ER	SO	BB	IBB	HBP	BLK	WP	HR	S	P	ERA	WHIP
Al Jackson, L (1, 1) ERA: 4.32	9.0	W	36	8	4	4	5	2	0	0	0	0	1	44	52	4.00	1.111

PITCHER	IP	WLS	BF	H	R	ER	SO	BB	IBB	HBP	BLK	WP	HR	S	P	ERA	WHIP

Batter	1	2	3	4	5	6	7	8	9	AB	R	H	RBI	BB	SO	LOB
Ed Kranepool, L (1, 7) OBP: 0.261, SLG: 0.298	F8			BBBB 4-0 CS BB		P6			1B 1-2 2-3 1B	3	0	1	0	1	0	0
Ron Hunt, R (1, 4) OBP: 0.325, SLG: 0.371	P4			SSS 0-3 K 1-2			P4		SF8 2-3 3-H	3	0	0	1	0	1	1
Pumpsie Green, S (1, 5) OBP: 0.500, SLG: 0.545	F7			4-3			4-3		SSS K	4	0	0	0	0	1	2
Tim Harkness, L (1, 3) OBP: 0.289, SLG: 0.332		P6			SSS K		4-3		FC6-4 1-2 3-H 1B	4	0	1	1	0	1	0
Duke Carmel, L (1, 8) OBP: 0.331, SLG: 0.382 Jim Hickman, R (9, PH) OBP: 0.295, SLG: 0.396		G3			SSS K			F8	FC6-4 1-2f	3	0	0	0	0	1	0
										1	0	0	0	0	0	2
Joe Hicks, L (1, 9) OBP: 0.300, SLG: 0.397		6-3			1B			SSS K		3	0	1	0	0	1	0
Choo-Choo Coleman, L (1, 2) OBP: 0.271, SLG: 0.205			SSS K		SSS K			SSS K		3	0	0	0	0	3	1
Al Moran, R (1, 6) OBP: 0.271, SLG: 0.233 Joe Christopher, R (9, PH) OBP: 0.289, SLG: 0.270		6-3			SSS K				1B BB SF8 1B	2	0	0	0	0	1	0
										1	1	1	0	0	0	0
Tracy Stallard, R (1, 1) OBP: 0.067, SLG: 0.067 Galen Cisco, R (8, 1) OBP: 0.209, SLG: 0.158 Dick Smith, R (9, PH) OBP: 0.214, SLG: 0.083			SSS K			SSS K			BBBB 4-0 SF8 1B 1-2 1B BB	2	0	0	0	0	2	0
										0	0	0	0	0	0	0
										0	1	0	0	1	0	0
Inning Stats	R: 0 E: 0 K: 0 S: 3 H: 0 LOB: 0 BB: 0 P: 3	R: 0 E: 0 K: 0 S: 3 H: 0 LOB: 0 BB: 0 P: 3	R: 0 E: 0 K: 2 S: 7 H: 0 LOB: 0 BB: 0 P: 7	R: 0 E: 0 K: 1 S: 4 H: 0 LOB: 0 BB: 1 P: 8	R: 0 E: 0 K: 3 S: 10 H: 1 LOB: 1 BB: 0 P: 10	R: 0 E: 0 K: 2 S: 7 H: 0 LOB: 0 BB: 0 P: 7	R: 0 E: 0 K: 0 S: 3 H: 0 LOB: 0 BB: 0 P: 3	R: 0 E: 0 K: 2 S: 7 H: 0 LOB: 0 BB: 0 P: 7	R: 2 E: 0 K: 1 S: 8 H: 3 LOB: 2 BB: 1 P: 12	1B: 4 2B: 0 3B: 0 HR: 0 SF: 1 SAC: 0 DP: 0 HBP: 0							

TOP

New York Mets @ Cincinnati Reds

Crosley Field, Cincinnati, OH

Sat Sep 07 1963, 7:05 PM EDT

Att. 11,007 - Unknown

livebaseballscorecards.com

AB	29
R	2
H	4
RBI	2
BB	2
SO	11
LOB	6

WP: 0 PB: 0 SB: 0 CS: 1 PA: 32

PITCHER		IP	WLS	BF	H	R	ER	SO	BB	IBB	HBP	BLK	WP	HR	S	P	ERA	WHIP
Jim Maloney, R ERA: 2.7	(1, 1)	8.2	W	31	4	2	2	11	2	0	0	0	0	0	51	59	2.08	0.692
Bill Henry, L ERA: 4.73	(9, 1)	0.1	S	1	0	0	0	0	0	0	0	0	0	0	1	1	0.00	0.000

PITCHER	IP	WLS	BF	H	R	ER	SO	BB	IBB	HBP	BLK	WP	HR	S	P	ERA	WHIP

Batter	1	2	3	4	5	6	7	8	9	AB	R	H	RBI	BB	SO	LOB
Pete Rose, S (1, 4) OBP: 0.326, SLG: 0.369	F7	1-3			F9		FC3-2 BB 1B 2-3 3-H			4	1	0	0	0	0	4
Tommy Harper, R (1, 9) OBP: 0.338, SLG: 0.388	SF7 3B		BBBB CS BB		SSS K		BBBB 1B 1-2 1B BB			2	1	1	0	2	1	0
Vada Pinson, L (1, 8) OBP: 0.354, SLG: 0.511	SF7 3-H		F7 1-2		F9		1-H 2-H 3-H 1B			3	0	1	3	0	0	1
Marty Keough, L (1, 3) OBP: 0.354, SLG: 0.426	2B		3-1			SSS K		F8		4	0	1	0	0	1	0
Bob Skinner, L (1, 7) OBP: 0.320, SLG: 0.355	P6			4-3		5-3		F9		4	0	0	0	0	0	1
Johnny Edwards, L (1, 2) OBP: 0.323, SLG: 0.387		SSS K		1B 3B		3-1		2B		4	1	2	0	0	1	0
Gene Freese, R (1, 5) OBP: 0.305, SLG: 0.374		1B 1B		3-H 1B			1B	SSS K		4	0	3	1	0	1	1
Leo Cardenas, R (1, 6) OBP: 0.265, SLG: 0.313		F7		F7			2B FC3-2 1B			3	0	1	0	0	0	2
Jim Maloney, L (1, 1) OBP: 0.185, SLG: 0.169		1-2 1B		6-3			FC3-2 1-3 1B 2B			3	1	2	0	0	0	1
Bill Henry, L (9, 1) OBP: 0.167, SLG: 0.200										0	0	0	0	0	0	0
Inning Stats	R: 1 E: 0 K: 0 S: 5 H: 2 LOB: 1 BB: 0 P: 5	R: 0 E: 0 K: 1 S: 7 H: 2 LOB: 2 BB: 0 P: 7	R: 0 E: 0 K: 0 S: 2 H: 0 LOB: 0 BB: 1 P: 6	R: 1 E: 0 K: 0 S: 5 H: 2 LOB: 1 BB: 0 P: 5	R: 0 E: 0 K: 1 S: 5 H: 0 LOB: 0 BB: 0 P: 5	R: 0 E: 0 K: 1 S: 5 H: 0 LOB: 0 BB: 0 P: 5	R: 2 E: 0 K: 0 S: 5 H: 4 LOB: 2 BB: 1 P: 9	R: 0 E: 0 K: 1 S: 6 H: 1 LOB: 1 BB: 0 P: 6								

PITCHER		IP	WLS	BF	H	R	ER	SO	BB	IBB	HBP	BLK	WP	HR	S	P	ERA	WHIP
Tracy Stallard, R ERA: 4.7	(1, 1)	7.0	L	30	10	4	4	3	2	0	0	0	0	0	34	42	5.14	1.714
Galen Cisco, R ERA: 4.22	(8, 1)	1.0		4	1	0	0	1	0	0	0	0	0	0	6	6	0.00	1.000

PITCHER	IP	WLS	BF	H	R	ER	SO	BB	IBB	HBP	BLK	WP	HR	S	P	ERA	WHIP

BOTTOM

New York Mets @ Cincinnati Reds

Crosley Field, Cincinnati, OH

Sat Sep 07 1963, 7:05 PM EDT

Att. 11,007 - Unknown

livebaseballscorecards.com

AB	31
R	4
H	11
RBI	4
BB	2
SO	4
LOB	10

1B: 6	SF: 1	WP: 0	PA: 34
2B: 3	SAC: 0	PB: 0	
3B: 2	DP: 0	SB: 0	
HR: 0	HBP: 0	CS: 1	

Batter	1	2	3	4	5	6	7	8	9	AB	R	H	RBI	BB	SO	LOB
Joe Christopher, R (1, 9) OBP: 0.311, SLG: 0.319	0-0 6-3 2B		0-0 G4-6-3 1B		0-0 1-H 3B			0-0 WP 1B 1B		4	1	4	1	0	0	0
Pumpsie Green, S (1, 5) OBP: 0.375, SLG: 0.400	0-3 K		0-0 G4-6-3 1-2f		0-3 K			0-0 F8 1-2		4	0	0	0	0	2	4
Ron Hunt, R (1, 4) OBP: 0.325, SLG: 0.370	0-0 6-3 2-3		0-0 F9			0-0 F9		0-0 2-H 1B		4	0	1	1	0	0	1
Jim Hickman, R (1, 7) OBP: 0.293, SLG: 0.393	0-3 K			0-3 K		0-0 L7		0-3 K		4	0	0	0	0	3	2
Dick Smith, R (1, 8) OBP: 0.222, SLG: 0.125		0-0 6-3		0-0 4-3		0-0 1B			0-0 F3	4	0	1	0	0	0	0
Tim Harkness, L (1, 3) OBP: 0.291, SLG: 0.332		0-0 E 1B		0-0 3-1			B B B B 4-0 CS BB		0-0 F2	3	1	1	0	1	0	0
Chris Cannizzaro, R (1, 2) OBP: 0.389, SLG: 0.412 Choo-Choo Coleman, L (9, 2) OBP: 0.271, SLG: 0.205		0-0 E1 1-H			S S S 0-3 K		S S S 0-3 1-2 K		0-0 6-3	4 0	0 0	0 0	0 0	0 0	2 0	1 0
Al Moran, R (1, 6) OBP: 0.271, SLG: 0.231		0-0 P6			B B B B 4-0 FC1-6 BB		0-0 6-3			2	0	0	0	1	0	1
Jay Hook, L (1, 1) OBP: 0.250, SLG: 0.243 Duke Carmel, L (8, PH) OBP: 0.330, SLG: 0.380 Larry Bearnarth, R (8, 1) OBP: 0.172, SLG: 0.179		S S S 0-3 K			0-0 FC1-6 1-2f 3B			0-0 F5		2 1 0	1 0 0	0 0 0	0 0 0	1 0 0	2 0 0	2 0 0
Inning Stats	R: 0 E: 0 K: 2 S: 8 H: 1 LOB: 1 BB: 0 P: 8	R: 1 E: 1 K: 1 S: 7 H: 1 LOB: 1 BB: 0 P: 7	R: 0 E: 0 K: 0 S: 3 H: 1 LOB: 0 BB: 0 P: 3	R: 0 E: 0 K: 1 S: 5 H: 0 LOB: 0 BB: 0 P: 5	R: 1 E: 0 K: 2 S: 8 H: 1 LOB: 1 BB: 1 P: 12	R: 0 E: 0 K: 0 S: 3 H: 1 LOB: 1 BB: 0 P: 3	R: 0 E: 0 K: 1 S: 4 H: 0 LOB: 0 BB: 1 P: 8	R: 1 E: 0 K: 1 S: 7 H: 2 LOB: 1 BB: 0 P: 7	R: 0 E: 0 K: 0 S: 3 H: 0 LOB: 0 BB: 0 P: 3	1B: 5 2B: 1 3B: 1 HR: 0	SF: 0 SAC: 0 DP: 1 HBP: 0						

PITCHER		IP	WLS	BF	H	R	ER	SO	BB	IBB	HBP	BLK	WP	HR	S	P	ERA	WHIP
Joe Nuxhall, L ERA: 2.61	(1, 1)	9.0	L	34	7	3	2	8	2	0	0	0	1	0	48	56	2.00	1.000

PITCHER	IP	WLS	BF	H	R	ER	SO	BB	IBB	HBP	BLK	WP	HR	S	P	ERA	WHIP

TOP

New York Mets @ Cincinnati Reds

Crosley Field, Cincinnati, OH

Sun Sep 08 1963, 7:05 PM EDT

Att. 6,488 - Unknown

livebaseballscorecards.com

AB	32
R	3
H	7
RBI	2
BB	2
SO	8
LOB	11

WP: 1 PB: 0 SB: 0 CS: 1 PA: 34

New York Mets @ Cincinnati Reds

Crosley Field, Cincinnati, OH

Sun Sep 08 1963, 7:05 PM EDT

Att. 6,488 - Unknown

BOTTOM

Batter	1	2	3	4	5	6	7	8	9	AB	R	H	RBI	BB	SO	LOB
Pete Rose, S (1, 4) OBP: 0.325, SLG: 0.367	4-3		F8		BB		G3-6			3	0	0	0	1	0	1
Tommy Harper, R (1, 9) OBP: 0.337, SLG: 0.384	K		6-3		F9			G4-6-3 BB		3	0	0	0	1	1	2
Vada Pinson, L (1, 8) OBP: 0.355, SLG: 0.516	HR			3-1		S 1B		L8		4	1	2	1	0	0	1
Marty Keough, L (1, 3) OBP: 0.347, SLG: 0.416	P5			P4		P5		G4-6-3		4	0	0	0	0	0	2
Bob Skinner, L (1, 7) OBP: 0.322, SLG: 0.355		P5		P6		BB			SH1-4 1B	3	0	1	0	1	0	0
Johnny Edwards, L (1, 2) OBP: 0.321, SLG: 0.384		P6			F8	P4			SH1-4	3	0	0	0	0	0	2
Gene Freese, R (1, 5) OBP: 0.309, SLG: 0.390		1B			HR	F8			F7	4	1	2	1	0	0	3
Leo Cardenas, R (1, 6) OBP: 0.267, SLG: 0.317		F9			2B		FC1-6 1B		3-1	4	0	2	0	0	0	2
Joe Nuxhall, L (1, 1) OBP: 0.179, SLG: 0.197			5-3		K		FC1-6 G3-6			3	0	0	0	0	1	2
Inning Stats	R: 1 H: 1 E: 0 LOB: 0 K: 1 BB: 0 S: 6 P: 6	R: 0 H: 1 E: 0 LOB: 1 K: 0 BB: 0 S: 4 P: 4	R: 0 H: 0 E: 0 LOB: 0 K: 0 BB: 0 S: 3 P: 3	R: 0 H: 0 E: 0 LOB: 0 K: 0 BB: 0 S: 3 P: 3	R: 1 H: 2 E: 0 LOB: 2 K: 1 BB: 1 S: 7 P: 11	R: 0 H: 1 E: 0 LOB: 2 K: 0 BB: 1 S: 4 P: 8	R: 0 H: 1 E: 0 LOB: 0 K: 0 BB: 0 S: 3 P: 3	R: 0 H: 0 E: 0 LOB: 0 K: 0 BB: 1 S: 2 P: 6	R: 0 H: 1 E: 0 LOB: 1 K: 0 BB: 0 S: 4 P: 4	1B: 4 SF: 0 2B: 1 SAC: 1 3B: 0 DP: 2 HR: 2 HBP: 0							WP: 0 PA: 35 PB: 0 SB: 1 CS: 0

livebaseballscorecards.com

	AB	31
	R	2
	H	7
	RBI	2
	BB	3
	SO	2
	LOB	15

PITCHER		IP	WLS	BF	H	R	ER	SO	BB	IBB	HBP	BLK	WP	HR	S	P	ERA	WHIP
Jay Hook, R ERA: 5.31	(1, 1)	7.0	W	28	6	2	2	2	2	0	0	0	0	2	30	38	2.57	1.143
Larry Bearnarth, R ERA: 3.04	(8, 1)	2.0	S	7	1	0	0	0	1	0	0	0	0	0	6	10	0.00	1.000

PITCHER	IP	WLS	BF	H	R	ER	SO	BB	IBB	HBP	BLK	WP	HR	S	P	ERA	WHIP

Batter	1	2	3	4	5	6	7	8	9	AB	R	H	RBI	BB	SO	LOB
Joe Christopher, R (1, 9) OBP: 0.309, SLG: 0.317	C C B B B X 3-2 ① 4-3		X 0-0 1B 1B	C F F C 0-3 ① K		X 0-0 ① ② P5 1-2		X 0-0 ① SH3-4 2-3		4	0	1	0	0	1	2
Pumpsie Green, S (1, 5) OBP: 0.476, SLG: 0.375	B B B B 4-0 HR BB		X 0-0 ① L8	B C B B B 4-1 1-2 BB		B B B B 4-0 HBP BB		B B B S B 4-1 CS BB		1	1	0	0	4	0	1
Ron Hunt, R (1, 4) OBP: 0.327, SLG: 0.377	X 0-0 1-H HR		C B X 1-1 ② 1B 1B 1-3 1B	B B S C F B F X 3-2 ② F7		H 1-0 1-2 HBP		 0-0 ② ③ CS 1-2 3-H		4	2	2	2	0	0	2
Jim Hickman, R (1, 7) OBP: 0.294, SLG: 0.398	S X 0-1 HR		B F C B B F B 4-2 1B 1B BB	C F X 0-2 ③ 1-3		C C C 0-3 ③ K			X 0-0 ① 6-3	4	2	1	1	1	2	4
Dick Smith, R (1, 8) OBP: 0.261, SLG: 0.150	S S S 0-3 ② K		B B B F X 2-2 1B S 1-2 2-3 1B		C S S 0-3 ① K		C C C 0-3 ① K		C C C 0-3 ② K	4	1	1	0	1	3	0
Tim Harkness, L (1, 3) OBP: 0.293, SLG: 0.333	S F F B B S 2-3 ③ K		B C B F B F X 3-2 S S 1-3 2-H 3-H 1B		X 0-0 S 1B		X 0-0 ② 6-3		B B B B 4-0 S BB	5	0	2	2	0	1	1
Norm Sherry, R (1, 2) OBP: 0.212, SLG: 0.195		B X 1-0 ① F7	B S S S B B B 4-2 S 1-2 BB		B S S S B X 2-2 ② 5-3 1-2		X 0-0 1B		X 0-0 ③ 4-3 1-2	3	0	1	0	1	0	1
Al Moran, R (1, 6) OBP: 0.268, SLG: 0.228		C X 0-1 ② 6-3	B C B B S S 3-3 ③ K 1-2 2-3 3-H		X 0-0 ③ F8		S S S 0-3 ③ K			4	0	0	0	0	2	4
Roger Craig, R (1, 1) OBP: 0.159, SLG: 0.094		B B C B C X 3-2 ③ F3		B C B B B 4-1 BB BB		B B B B 4-0 CS BB		X 0-0 E8 SH3-4 CS		2	0	0	0	2	0	0
Inning Stats	R: 3 H: 2 E: 0 LOB: 0 K: 2 BB: 1 S: 13 P: 22	R: 0 H: 0 E: 0 LOB: 0 K: 0 BB: 0 S: 6 P: 10	R: 3 H: 4 E: 0 LOB: 2 K: 1 BB: 2 S: 19 P: 36	R: 0 H: 0 E: 0 LOB: 2 K: 1 BB: 2 S: 14 P: 25	R: 0 H: 1 E: 0 LOB: 1 K: 1 BB: 0 S: 8 P: 10	R: 0 H: 0 E: 0 LOB: 2 K: 1 BB: 2 S: 4 P: 13	R: 0 H: 1 E: 0 LOB: 1 K: 2 BB: 0 S: 8 P: 8	R: 0 H: 0 E: 1 LOB: 0 K: 0 BB: 1 S: 3 P: 7	R: 0 H: 0 E: 0 LOB: 1 K: 1 BB: 1 S: 5 P: 9							

TOP

New York Mets @ Philadelphia Phillies

Connie Mack Stadium, Philadelphia, PA

Mon Sep 09 1963, 3:33 AM EDT

Att. 3,232 - Unknown

livebaseballscorecards.com

AB	31
R	6
H	8
RBI	5
BB	9
SO	9
LOB	15

1B: 6	SF: 0	WP: 0	PA: 43
2B: 1	SAC: 1	PB: 0	
3B: 0	DP: 1	SB: 6	
HR: 2	HBP: 1	CS: 3	

PITCHER		IP	WLS	BF	H	R	ER	SO	BB	IBB	HBP	BLK	WP	HR	S	P	ERA	WHIP
Dennis Bennett, L ERA: 2.67	(1, 1)	2.1	L	11	3	4	4	2	1	0	0	0	0	2	21	34	15.43	1.714
Bobby Locke, R ERA: 7.27	(3, 1)	0.1		3	2	0	0	0	1	0	0	0	0	0	8	15	0.00	9.000
John Boozer, R ERA: 3.11	(3, 1)	0.1		3	1	2	2	1	1	0	0	0	0	0	9	19	54.00	6.000
Ryne Duren, R ERA: 3.47	(4, 1)	2.0		9	1	0	0	2	2	0	0	0	0	0	22	35	0.00	1.500
Johnny Klippstein, R ERA: 1.88	(6, 1)	3.0		12	1	0	0	3	3	0	1	0	0	0	15	28	0.00	1.333

PITCHER		IP	WLS	BF	H	R	ER	SO	BB	IBB	HBP	BLK	WP	HR	S	P	ERA	WHIP
Jack Baldschun, R ERA: 2.33	(9, 1)	1.0		4	0	0	0	1	1	0	0	0	0	0	5	9	0.00	1.000

BOTTOM

New York Mets @ Philadelphia Phillies

Connie Mack Stadium, Philadelphia, PA

Mon Sep 09 1963, 3:33 AM EDT

Att. 3,232 - Unknown

livebaseballscorecards.com

Batter	1	2	3	4	5	6	7	8	9	AB	R	H	RBI	BB	SO	LOB
Tony Taylor, R (1, 4) OBP: 0.333, SLG: 0.370	H 1-0 G4-6-3 HBP		B X 1-0 ②③ G6-4-3 1-2f			S S X 0-2 ① 5-3		X 0-0 ③ FC6-4 1-2f		3	0	0	0	0	0	3
Johnny Callison, L (1, 9) OBP: 0.338, SLG: 0.480	B B X 2-0 ①② G4-6-3 1-2f			X 0-0 ① 6-3		S X 0-1 ② F9			X 0-0 2B SF8 1B	4	1	1	0	0	0	1
Wes Covington, L (1, 7) OBP: 0.366, SLG: 0.552	F X 0-1 ③ 3-1			X 0-0 ② 6-3		X 0-0 ③ 4-3			X 0-0 4-3 1-3 1B 2B	4	1	1	0	0	0	0
Tony Gonzalez, L (1, 8) OBP: 0.384, SLG: 0.448		F B B B X 3-1 ① 4-3		B S S X 1-2 FC5-4 1B			C B X 1-1 ① 4-3		X 0-0 ① SF8 3-H	3	0	1	1	0	0	0
Roy Sievers, R (1, 3) OBP: 0.306, SLG: 0.407		C X 0-1 ② F8		X 0-0 ③ FC5-4 1-2f			X 0-0 ② 6-3		X 0-0 ② 4-3 2-3	4	0	0	0	0	0	2
Clay Dalrymple, L (1, 2) OBP: 0.333, SLG: 0.370		X 0-0 ③ P6			X 0-0 ① F8		X 0-0 ③ L6		X 0-0 1B 3-H	4	0	1	1	0	0	0
Don Hoak, R (1, 5) OBP: 0.276, SLG: 0.321			X 0-0 FC4-6 BB 1B		S X 0-1 HR			X 0-0 ① 1-3	X 0-0 ③ 1-3	4	1	2	1	0	0	1
Bobby Wine, R (1, 6) OBP: 0.233, SLG: 0.285			B B B C B 4-1 FC4-6 1-2 BB		S S S 0-3 ② K			S S S 0-3 ② K		2	0	0	0	1	2	0
Dennis Bennett, L (1, 1) OBP: 0.154, SLG: 0.154 Bobby Locke, R (3, 1) John Boozer, R (3, 1) OBP: 0.000, SLG: 0.000 John Herrnstein, L (3, PH) Ryne Duren, R (4, 1) OBP: 0.273, SLG: 0.556 Cal Emery, L (5, PH) OBP: 0.176, SLG: 0.235 Johnny Klippstein, R (6, 1) OBP: 0.000, SLG: 0.000 Frank Torre, L (8, PH) OBP: 0.219, SLG: 0.323 Jack Baldschun, R (9, 1)			S X 0-1 ① FC4-6 G6-4-3 1-2f 2-3		X 0-0 ③ F8			X 0-0 FC6-4 1B		0 0 0 0 0 0 0 0 0 0 0 0 0 0 0 0 0 0 0 0 0 1 0 0 0 0 0 2 0 0 0 0 0 0 0 1 0 0 0 0 0 0 0 0 0 0 0 0 0 1 0 1 0 0 0 0 0 0 0 0 0 0 0						
Inning Stats	R: 0 E: 0 K: 0 S: 3 H: 0 LOB: 0 BB: 0 P: 6	R: 0 E: 0 K: 0 S: 5 H: 0 LOB: 0 BB: 0 P: 8	R: 0 E: 0 K: 0 S: 5 H: 1 LOB: 1 BB: 1 P: 10	R: 0 E: 0 K: 0 S: 6 H: 1 LOB: 1 BB: 0 P: 7	R: 1 E: 0 K: 1 S: 7 H: 1 LOB: 0 BB: 0 P: 7	R: 0 E: 0 K: 0 S: 6 H: 0 LOB: 0 BB: 0 P: 6	R: 0 E: 0 K: 0 S: 4 H: 0 LOB: 0 BB: 0 P: 5	R: 0 E: 0 K: 1 S: 6 H: 1 LOB: 1 BB: 0 P: 6	R: 2 E: 0 K: 0 S: 6 H: 3 LOB: 1 BB: 0 P: 6	1B: 5 2B: 1 3B: 0 HR: 1 SF: 1 SAC: 0 DP: 2 HBP: 1						

	AB	31
	R	3
	H	7
	RBI	3
	BB	1
	SO	2
	LOB	9

PITCHER		IP	WLS	BF	H	R	ER	SO	BB	IBB	HBP	BLK	WP	HR	S	P	ERA	WHIP
Roger Craig, R ERA: 3.97	(1, 1)	9.0	W	34	7	3	3	2	1	0	1	0	0	1	48	61	3.00	0.889

PITCHER	IP	WLS	BF	H	R	ER	SO	BB	IBB	HBP	BLK	WP	HR	S	P	ERA	WHIP

San Francisco Giants @ New York Mets

Polo Grounds, New York, NY

Tue Sep 10 1963, 7:05 PM EDT

Att. 14,945 - Unknown

TOP

livebaseballscorecards.com

Batter	1	2	3	4	5	6	7	8	9	AB	R	H	RBI	BB	SO	LOB
Felipe Alou, R (1, 9) OBP: 0.325, SLG: 0.474	F3			5-3		K		1-3		4	0	0	0	0	1	0
Chuck Hiller, L (1, 4) OBP: 0.261, SLG: 0.296	4-3			FC1-6, 1B 1B		3-1			F5	4	0	1	0	0	0	0
Willie McCovey, L (1, 7) OBP: 0.351, SLG: 0.560	F9			FC1-6 1-2 1B		FC5-4 1B			HR	4	1	3	1	0	0	0
Willie Mays, R (1, 8) OBP: 0.373, SLG: 0.568		F2		FC1-6 1-2f 2-3		FC5-4 1-2f			5-3	4	0	0	0	0	0	3
Orlando Cepeda, R (1, 3) OBP: 0.357, SLG: 0.545		F2		1-3			K		HR	4	1	1	1	0	1	2
Tom Haller, L (1, 2) OBP: 0.341, SLG: 0.449		F7			1B		1-3		F7	4	0	1	0	0	0	0
Jim Davenport, R (1, 5) OBP: 0.286, SLG: 0.328			F9		K		F7			3	0	0	0	0	1	1
Jose Pagan, R (1, 6) OBP: 0.274, SLG: 0.287			F3		F9			6-3		2	0	0	0	0	0	1
Jesus Alou, R (8, PH)										1	0	0	0	0	0	0
Ron Herbel, R (8, 1)										0	0	0	0	0	0	0
Billy O'Dell, S (1, 1) OBP: 0.233, SLG: 0.232			G3		1-3			K		0	0	0	0	0	0	0
Gaylord Perry, R (2, 1) OBP: 0.222, SLG: 0.278										1	0	0	0	0	0	0
Norm Larker, L (5, PH) OBP: 0.293, SLG: 0.225										1	0	0	0	0	0	1
Jack Fisher, R (5, 1) OBP: 0.188, SLG: 0.172										0	0	0	0	0	0	0
Bob Garibaldi, L (5, 1)										0	0	0	0	0	0	0
Matty Alou, L (8, PH) OBP: 0.178, SLG: 0.157										1	0	0	0	0	1	0
Ernie Bowman, R (8, 6) OBP: 0.183, SLG: 0.212										0	0	0	0	0	0	0
Inning Stats	R: 0 E: 0 K: 0 S: 3	H: 0 LOB: 0 BB: 0 P: 3	R: 0 E: 0 K: 0 S: 3	H: 0 LOB: 0 BB: 0 P: 3	R: 0 E: 0 K: 0 S: 3	H: 0 LOB: 0 BB: 0 P: 3	R: 0 E: 0 K: 0 S: 5	H: 2 LOB: 2 BB: 0 P: 5	R: 0 E: 0 K: 1 S: 6	H: 1 LOB: 1 BB: 0 P: 6	R: 0 E: 0 K: 1 S: 6	H: 1 LOB: 1 BB: 0 P: 6	R: 0 E: 0 K: 1 S: 5	H: 0 LOB: 0 BB: 0 P: 5	R: 0 E: 0 K: 1 S: 5	H: 0 LOB: 0 BB: 0 P: 5	R: 2 E: 0 K: 0 S: 5	H: 2 LOB: 0 BB: 0 P: 5	1B: 4 2B: 0 3B: 0 HR: 2	SF: 0 SAC: 0 DP: 0 HBP: 0	WP: 0 PB: 0 SB: 0 CS: 0	PA: 33

PITCHER	IP	WLS	BF	H	R	ER	SO	BB	IBB	HBP	BLK	WP	HR	S	P	ERA	WHIP
Carl Willey, R (1, 1) ERA: 2.93	9.0	W	33	6	2	2	4	0	0	0	0	0	2	41	41	2.00	0.667

PITCHER	IP	WLS	BF	H	R	ER	SO	BB	IBB	HBP	BLK	WP	HR	S	P	ERA	WHIP

AB	33
R	2
H	6
RBI	2
BB	0
SO	4
LOB	8

BOTTOM

San Francisco Giants @ New York Mets

Polo Grounds, New York, NY

Tue Sep 10 1963, 7:05 PM EDT

Att. 14,945 - Unknown

livebaseballscorecards.com

Batter	1	2	3	4	5	6	7	8	9	AB	R	H	RBI	BB	SO	LOB
Joe Christopher, R (1, 9) OBP: 0.314, SLG: 0.317	CS HBP	BB BB 1B		SH1-3 1-2		5-3		F3		3	0	1	0	0	0	0
Pumpsie Green, S (1, 5) OBP: 0.538, SLG: 0.421	1B 1B 1-2 1B	BB 1-2 BB		K		HBP 1B		WP 2B BB		3	2	2	0	2	1	1
Ron Hunt, R (1, 4) OBP: 0.332, SLG: 0.381	1B 1-3 2B 1B	FC6 1-2 2-3 BB		6-3		1-2 HBP		1-H 2B		3	1	2	1	1	0	1
Jim Hickman, R (1, 7) OBP: 0.295, SLG: 0.405	2B 1-2 3-H 1B	F5			HR	F5		5-3		5	1	2	2	0	0	6
Tim Harkness, L (1, 3) OBP: 0.295, SLG: 0.339	1-3 2-H 2B	FC6 1-2f			E 1B G1-2-3 1B		1-3			4	0	2	1	0	0	3
Dick Smith, R (1, 8) OBP: 0.333, SLG: 0.217	IBB	6-3			E9 G1-2-3 1-3 CS 1B		S 1B			3	0	2	0	1	0	0
Chris Cannizzaro, R (1, 2) OBP: 0.350, SLG: 0.368 Duke Carmel, L (5, PH) OBP: 0.333, SLG: 0.380 Choo-Choo Coleman, L (6, 2) OBP: 0.270, SLG: 0.205	K	K			G1-2-3 IBB	F5				2 0 1	0 0 0	0 0 0	0 1 0	0 0 0	2 0 0	3 0 1
Al Moran, R (1, 6) OBP: 0.265, SLG: 0.225	F9	6-3			G1-2-3 1-2 2-3 3-Hf		F8 1-2			4	0	0	0	0	0	7
Carl Willey, R (1, 1) OBP: 0.137, SLG: 0.163		K		SH1-3 BB	CS 3-H	K		K		3	0	0	0	1	3	0
Inning Stats	R: 2 H: 4 E: 0 LOB: 3 K: 1 BB: 1 S: 8 P: 13	R: 0 H: 1 E: 0 LOB: 3 K: 1 BB: 2 S: 6 P: 14	R: 0 H: 0 E: 0 LOB: 0 K: 1 BB: 0 S: 5 P: 5	R: 0 H: 0 E: 0 LOB: 1 K: 1 BB: 1 S: 5 P: 9	R: 1 H: 3 E: 1 LOB: 1 K: 0 BB: 1 S: 4 P: 8	R: 0 H: 1 E: 0 LOB: 2 K: 1 BB: 0 S: 6 P: 7	R: 0 H: 1 E: 0 LOB: 1 K: 0 BB: 0 S: 4 P: 4	R: 1 H: 1 E: 0 LOB: 1 K: 1 BB: 1 S: 6 P: 10		1B: 8 SF: 0 2B: 2 SAC: 1 3B: 0 DP: 1 HR: 1 HBP: 2						

	AB	31
	R	4
	H	11
	RBI	4
	BB	6
	SO	6
	LOB	22

WP: 1 PA: 41
PB: 0
SB: 1
CS: 2

PITCHER		IP	WLS	BF	H	R	ER	SO	BB	IBB	HBP	BLK	WP	HR	S	P	ERA	WHIP
Billy O'Dell, L ERA: 3.06	(1, 1)	1.1	L	11	5	2	2	2	1	1	1	0	0	0	12	21	13.50	4.500
Gaylord Perry, R ERA: 4.37	(2, 1)	2.2		10	0	0	0	2	2	0	0	0	0	0	12	20	0.00	0.750
Jack Fisher, R ERA: 4.58	(5, 1)	0.0		2	2	1	1	0	0	0	0	0	0	1	2	2	∞	∞
Bob Garibaldi, R ERA:	(5, 1)	3.0		12	3	0	0	1	0	1	1	0	0	0	12	17	0.00	1.000
Ron Herbel, R ERA: 9.0	(8, 1)	1.0		5	1	1	1	1	1	0	0	0	1	0	6	10	9.00	2.000

PITCHER	IP	WLS	BF	H	R	ER	SO	BB	IBB	HBP	BLK	WP	HR	S	P	ERA	WHIP

San Francisco Giants @ New York Mets

Polo Grounds, New York, NY

Wed Sep 11 1963, 3:33 AM EDT

Att. 7,178 - Unknown

TOP

livebaseballscorecards.com

Batter	1	2	3	4	5	6	7	8	9	AB	R	H	RBI	BB	SO	LOB
Jose Pagan, R (1, 6) OBP: 0.272, SLG: 0.284	F7		K		E6, G1-4-3, 1-2		6-3			4	0	0	0	0	1	1
Jesus Alou, R (1, 9) OBP: 0.200, SLG: 0.200	5-3		G4-3, 1B		G1-4-3, 1-2f			6-3		4	0	1	0	0	0	2
Orlando Cepeda, R (1, 3) OBP: 0.358, SLG: 0.553	2B		G4-3, 1-2f			F5		HR		4	1	2	1	0	0	1
Willie Mays, R (1, 8) OBP: 0.374, SLG: 0.567	6-3			5-3		E, 1B		BBBB, G6-4-3, BB		3	1	1	0	1	0	1
Felipe Alou, R (1, 7) OBP: 0.325, SLG: 0.474		FC5-4, 2B		F2		E5, 1-H		G6-4-3, 1-2f		4	0	1	0	0	0	1
Jim Davenport, R (1, 5) OBP: 0.288, SLG: 0.329		BBBB, FC5-4, BB		1B		F3			5-3	3	0	1	0	1	0	1
Tom Haller, L (1, 2) OBP: 0.338, SLG: 0.444 Harvey Kuenn, R (9, PH) OBP: 0.360, SLG: 0.389		F9	F9			SSS, K			4-3	3 1	0 0	0 0	0 0	0 0	1 0	4 0
Ernie Bowman, R (1, 4) OBP: 0.185, SLG: 0.213		FC5-4, 1-2f, 2-3			E, 1B		F9		5-3	4	0	1	0	0	0	2
Jack Sanford, R (1, 1) OBP: 0.250, SLG: 0.193 Billy Pierce, L (2, 1) OBP: 0.182, SLG: 0.129 Matty Alou, L (5, PH) OBP: 0.176, SLG: 0.155 Billy O'Dell, R (5, 1) OBP: 0.233, SLG: 0.232 Cap Peterson, R (7, PH) OBP: 0.302, SLG: 0.373 Frank Linzy, R (7, 1)		F9			F6		SSS, K			1 0 1 0 1 0	0 0 0 0 0 0	0 0 0 0 0 0	0 0 0 0 1 0	0 0 0 0 0 0	0 0 0 0 0 0	2 0 1 0 0 0

	AB	33
	R	2
	H	7
	RBI	1
	BB	2
	SO	3
	LOB	16

Inning Stats	1	2	3	4	5	6	7	8	9	1B: 4	SF: 0	WP: 0	PA: 35
R:	0	0	0	0	0	1	0	1	0	2B: 2	SAC: 0	PB: 0	
E:	0	0	0	0	1	1	0	0	0	3B: 0	DP: 3	SB: 0	
K:	0	0	1	0	0	1	1	0	0	HR: 1	HBP: 0	CS: 0	
S:	4	4	5	4	4	7	5	3	3				
H:	1	1	1	1	1	1	0	1	0				
LOB:	1	2	0	1	1	1	0	0	0				
BB:	0	1	0	0	0	0	0	1	0				
P:	4	8	5	4	4	7	5	7	3				

PITCHER	IP	WLS	BF	H	R	ER	SO	BB	IBB	HBP	BLK	WP	HR	S	P	ERA	WHIP
Al Jackson, L (1, 1) ERA: 4.17	9.0	W	35	7	2	1	3	2	0	0	0	0	1	39	47	1.00	1.000

PITCHER	IP	WLS	BF	H	R	ER	SO	BB	IBB	HBP	BLK	WP	HR	S	P	ERA	WHIP

Batter	1	2	3	4	5	6	7	8	9	AB	R	H	RBI	BB	SO	LOB
Ed Kranepool, L (1, 7) OBP: 0.262, SLG: 0.299	0-0 1B 1B 1B	0-0 F7	0-3 K		0-3 K 1-2 2-3		0-0 F7			3	1	1	0	0	1	3
Jim Hickman, R (5, PH) OBP: 0.294, SLG: 0.403 (6, 7)										2	0	0	0	0	1	3
Ron Hunt, R (1, 4) OBP: 0.334, SLG: 0.385	0-0 1B FC4-6 1B 1-2	0-0 1B 2B 1-3		0-0 F8	0-3 K		0-0 FC5-4 1B 1-3			5	2	3	0	0	1	2
Duke Snider, L (1, 9) OBP: 0.354, SLG: 0.420	0-0 FC4-6 PB 1B 1-3 2-H	4-0 1B IBB		0-0 5-3		0-0 5-3	0-0 FC5-4 1-2f			1	0	1	1	1	0	0
Joe Christopher, R (4, PH) OBP: 0.308, SLG: 0.310 (5, 9)										3	0	0	0	0	0	2
Tim Harkness, L (1, 3) OBP: 0.299, SLG: 0.343	0-3 K	0-0 1B 1B 1-2 2-H 3-H		0-0 1B 1B		0-0 BB 1B		0-0 6-3		5	0	3	2	0	1	2
Duke Carmel, L (1, 8) OBP: 0.341, SLG: 0.379	4-0 FC4-6 BB 1-2	0-3 K		0-0 1B 1-3		0-0 F9		4-0 BB		3	0	1	0	2	1	3
Pumpsie Green, S (1, 5) OBP: 0.500, SLG: 0.364	0-0 FC4-6 1-2f 2-3 3-H		0-3 K	0-3 K		4-0 BB 1-2		0-3 K		3	0	0	1	1	2	4
Chico Fernandez, R (6, PR) OBP: 0.244, SLG: 0.232 (7, 5)										1	0	0	0	0	1	1
Ted Schreiber, R (9, 5) OBP: 0.260, SLG: 0.178										0	0	0	0	0	0	0
Choo-Choo Coleman, L (1, 2) OBP: 0.266, SLG: 0.201	0-0 1-3		0-0 F4		0-0 4-3	0-0 F6		0-0 6-3		4	0	0	0	0	0	4
Jesse Gonder, L (8, PH) OBP: 0.335, SLG: 0.471										1	0	0	0	0	0	1
Norm Sherry, R (9, 2) OBP: 0.212, SLG: 0.195										0	0	0	0	0	0	0
Al Moran, R (1, 6) OBP: 0.274, SLG: 0.230		0-0 2B 1B 1B	0-0 1B 1B		4-0 WP 1B BB		4-0 1B BB			2	1	2	0	2	0	0
Al Jackson, L (1, 1) OBP: 0.200, SLG: 0.206		0-0 F7	0-0 1B 1-3		0-0 WP 1-2		0-3 K			4	0	2	0	0	1	2
Inning Stats	R: 2 E: 0 K: 1 S: 8 H: 3 LOB: 2 BB: 1 P: 12	R: 2 E: 0 K: 1 S: 8 H: 3 LOB: 2 BB: 1 P: 12	R: 0 E: 0 K: 2 S: 9 H: 2 LOB: 2 BB: 0 P: 9	R: 0 E: 0 K: 1 S: 7 H: 2 LOB: 2 BB: 0 P: 7	R: 0 E: 0 K: 2 S: 8 H: 1 LOB: 2 BB: 1 P: 12	R: 0 E: 0 K: 0 S: 4 H: 1 LOB: 2 BB: 1 P: 8	R: 0 E: 0 K: 1 S: 6 H: 1 LOB: 2 BB: 1 P: 10	R: 0 E: 0 K: 1 S: 5 H: 0 LOB: 1 BB: 1 P: 9		1B: 12 2B: 1 3B: 0 HR: 0	SF: 0 SAC: 0 DP: 0 HBP: 0					

PITCHER		IP	WLS	BF	H	R	ER	SO	BB	IBB	HBP	BLK	WP	HR	S	P	ERA	WHIP
Jack Sanford, R ERA: 3.66	(1, 1)	1.2	L	13	6	4	4	1	1	1	0	0	0	0	13	21	21.60	4.200
Billy Pierce, L ERA: 4.21	(2, 1)	2.1		11	4	0	0	4	0	0	0	0	0	0	19	19	0.00	1.714
Billy O'Dell, L ERA: 3.03	(5, 1)	2.0		10	2	0	0	2	2	0	0	0	1	0	12	20	0.00	2.000
Frank Linzy, R ERA: 5.52	(7, 1)	2.0		9	1	0	0	2	2	0	0	0	0	0	11	19	0.00	1.500

PITCHER	IP	WLS	BF	H	R	ER	SO	BB	IBB	HBP	BLK	WP	HR	S	P	ERA	WHIP

BOTTOM

San Francisco Giants @ New York Mets

Polo Grounds, New York, NY

Wed Sep 11 1963, 3:33 AM EDT

Att. 7,178 - Unknown

livebaseballscorecards.com

AB	37
R	4
H	13
RBI	4
BB	6
SO	9
LOB	27

WP: 1 PA: 43
PB: 1
SB: 0
CS: 0

Batter	1	2	3	4	5	6	7	8	9	AB	R	H	RBI	BB	SO	LOB
Felipe Alou, R (1, 9) OBP: 0.325, SLG: 0.481	HR		2B		6-3		F6		E3 5-3 WP	5	1	2	1	0	0	0
Chuck Hiller, L (1, 4) OBP: 0.258, SLG: 0.292	F8		3-1 2-3		F9		6-3		K	5	0	0	0	0	1	2
Willie McCovey, L (1, 7) OBP: 0.349, SLG: 0.556	K		F9		4-3		F8		5-3 1-3	4	0	0	0	0	1	1
Jesus Alou, R (7, 7) OBP: 0.167, SLG: 0.167										1	0	0	0	0	0	1
Willie Mays, R (1, 8) OBP: 0.373, SLG: 0.563	F4			6-3		F7		1B 1B	F8	5	0	1	0	0	0	1
Orlando Cepeda, R (1, 3) OBP: 0.359, SLG: 0.554		F7		E4 S 1B		HR 2B		E S 1-3 1B 1B		4	3	2	0	0	0	0
Ed Bailey, L (1, 2) OBP: 0.363, SLG: 0.479		CS BB BB		K 1-2		2-H HR		K 1-3		3	1	1	2	1	2	2
Jim Davenport, R (1, 5) OBP: 0.292, SLG: 0.331		1-2 BB		2-H 1B		K		BB 3-H 1B		3	0	2	2	1	1	0
Jose Pagan, R (1, 6) OBP: 0.274, SLG: 0.284		K 2-3		6-3		1B		1-2 BB		3	0	1	0	1	1	3
Juan Marichal, R (1, 1) OBP: 0.184, SLG: 0.210			K		HR	F8		K		4	1	1	1	0	2	3
Inning Stats	R: 1 E: 0 K: 1 S: 6 H: 1 LOB: 0 BB: 0 P: 6	R: 0 E: 0 K: 1 S: 4 H: 0 LOB: 2 BB: 2 P: 12	R: 0 E: 0 K: 1 S: 6 H: 1 LOB: 1 BB: 0 P: 6	R: 1 E: 1 K: 1 S: 7 H: 1 LOB: 1 BB: 0 P: 7	R: 1 E: 0 K: 0 S: 4 H: 1 LOB: 0 BB: 0 P: 4	R: 2 E: 0 K: 1 S: 8 H: 3 LOB: 1 BB: 0 P: 8	R: 0 E: 0 K: 0 S: 3 H: 0 LOB: 0 BB: 0 P: 3	R: 1 E: 0 K: 2 S: 9 H: 3 LOB: 2 BB: 1 P: 13	R: 0 E: 1 K: 1 S: 6 H: 0 LOB: 1 BB: 0 P: 6	1B: 5 2B: 3 3B: 0 HR: 3 SF: 0 SAC: 0 DP: 1 HBP: 0						

TOP

San Francisco Giants @ New York Mets

Polo Grounds, New York, NY

Thu Sep 12 1963, 7:05 PM EDT

Att. 27,839 - Unknown

livebaseballscorecards.com

AB	37
R	6
H	10
RBI	6
BB	3
SO	8
LOB	13

WP: 1 PB: 0 SB: 2 CS: 1 PA: 40

PITCHER		IP	WLS	BF	H	R	ER	SO	BB	IBB	HBP	BLK	WP	HR	S	P	ERA	WHIP
Tracy Stallard, R ERA: 4.66	(1, 1)	5.0	L	21	4	3	2	4	2	0	0	0	0	2	27	35	3.60	1.200
Larry Bearnarth, R ERA: 3.18	(6, 1)	1.0		6	3	2	2	1	0	0	0	0	0	1	8	8	18.00	3.000
Ed Bauta, R ERA: 4.01	(7, 1)	2.0		9	3	1	1	2	1	0	0	0	0	0	12	16	4.50	2.000
Grover Powell, L ERA: 1.22	(9, 1)	1.0		4	0	0	0	1	0	0	0	0	1	0	6	6	0.00	0.000

PITCHER	IP	WLS	BF	H	R	ER	SO	BB	IBB	HBP	BLK	WP	HR	S	P	ERA	WHIP

Batter	1	2	3	4	5	6	7	8	9	AB	R	H	RBI	BB	SO	LOB
Ed Kranepool, L (1, 7) OBP: 0.258, SLG: 0.294	6-3		K		3-1			4-3		4	0	0	0	0	1	1
Duke Carmel, L (1, 8) OBP: 0.333, SLG: 0.370	F4		F7			K			K	4	0	0	0	0	2	0
Duke Snider, L (1, 9) OBP: 0.353, SLG: 0.416	BB			K		K			6-3	3	0	0	0	1	2	0
Tim Harkness, L (1, 3) OBP: 0.296, SLG: 0.338	F8			K		K			K	4	0	0	0	0	3	1
Jim Hickman, R (1, 5) OBP: 0.294, SLG: 0.403		F9		1B			K			3	0	1	0	0	1	0
Rod Kanehl, R (1, 4) OBP: 0.262, SLG: 0.283		1B		K			G4-6-3			3	0	2	0	0	1	1
Choo-Choo Coleman, L (1, 2) OBP: 0.267, SLG: 0.203		K			S		G4-6-3			3	0	1	0	0	1	2
Al Moran, R (1, 6) OBP: 0.272, SLG: 0.229		K			K			F9		2	0	0	0	0	2	2
Joe Christopher, R (8, PH) OBP: 0.306, SLG: 0.308										1	0	0	0	0	0	0
Ted Schreiber, R (9, 6) OBP: 0.260, SLG: 0.178										0	0	0	0	0	0	0
Tracy Stallard, R (1, 1) OBP: 0.065, SLG: 0.065			P3		F7			4-3		1	0	0	0	0	0	0
Joe Hicks, L (5, PH) OBP: 0.298, SLG: 0.394										1	0	0	0	0	0	1
Larry Bearnarth, R (6, 1) OBP: 0.172, SLG: 0.179										0	0	0	0	0	0	0
Ed Bauta, R (7, 1)										0	0	0	0	0	0	0
Jesse Gonder, L (8, PH) OBP: 0.333, SLG: 0.468										1	0	0	0	0	0	0
Grover Powell, L (9, 1) OBP: 0.222, SLG: 0.125										0	0	0	0	0	0	0
Inning Stats	R: 0 E: 0 K: 0 S: 3 H: 0 LOB: 1 BB: 1 P: 7	R: 0 E: 0 K: 2 S: 8 H: 1 LOB: 1 BB: 0 P: 8	R: 0 E: 0 K: 1 S: 5 H: 0 LOB: 0 BB: 0 P: 5	R: 0 E: 0 K: 3 S: 10 H: 1 LOB: 1 BB: 0 P: 10	R: 0 E: 0 K: 1 S: 6 H: 1 LOB: 1 BB: 0 P: 6	R: 0 E: 0 K: 3 S: 9 H: 0 LOB: 0 BB: 0 P: 9	R: 0 E: 0 K: 1 S: 5 H: 1 LOB: 0 BB: 0 P: 5	R: 0 E: 0 K: 0 S: 3 H: 0 LOB: 0 BB: 0 P: 3	R: 0 E: 0 K: 2 S: 7 H: 0 LOB: 0 BB: 0 P: 7	1B: 4 2B: 0 3B: 0 HR: 0	SF: 0 SAC: 0 DP: 1 HBP: 0					

PITCHER	IP	WLS	BF	H	R	ER	SO	BB	IBB	HBP	BLK	WP	HR	S	P	ERA	WHIP
Juan Marichal, R (1, 1) ERA: 2.39	9.0	W	31	4	0	0	13	1	0	0	0	0	0	56	60	0.00	0.556

PITCHER	IP	WLS	BF	H	R	ER	SO	BB	IBB	HBP	BLK	WP	HR	S	P	ERA	WHIP

BOTTOM

San Francisco Giants @ New York Mets

Polo Grounds, New York, NY

Thu Sep 12 1963, 7:05 PM EDT

Att. 27,839 - Unknown

livebaseballscorecards.com

AB	30
R	0
H	4
RBI	0
BB	1
SO	13
LOB	8

WP: 0 PA: 31
PB: 0
SB: 1
CS: 0

Batter	1	2	3	4	5	6	7	8	9	AB	R	H	RBI	BB	SO	LOB
Howie Goss, R (1, 8) OBP: 0.261, SLG: 0.337	G1-6-3 1B			1B FC5-2-6 2B		5-3 ①		P6 ③		4	0	2	0	0	0	0
Pete Runnels, L (1, 4) OBP: 0.325, SLG: 0.290	G1-6-3 ①② 1-2f			FC5-2-6 2-3 1B		6-3 ②			L8 ①	4	0	1	0	0	0	1
Jimmy Wynn, R (1, 7) OBP: 0.302, SLG: 0.353	F8 ③			FC5-2-6 ① 1-2 3-H		6-3 ③			F8 ②	4	0	0	0	0	0	2
Carl Warwick, R (1, 9) OBP: 0.315, SLG: 0.333		6-3 ①		K ② S S S			FC2-6 1B		BB B B B B 1B 1B	3	1	1	0	1	1	2
Rusty Staub, L (1, 3) OBP: 0.309, SLG: 0.296		L4 ②		4-3 ③			FC2-6 ① 1-2f		1B 1-3 1B	4	0	1	0	0	0	3
John Bateman, R (1, 2) OBP: 0.247, SLG: 0.341		F5 ③			5-3 ①		L8 ②		1-2 3-H 1B	4	0	1	1	0	0	1
Bob Aspromonte, R (1, 5) OBP: 0.253, SLG: 0.279			F8 ①		F8 ②		F9 ③		K ③ S S S	4	0	0	0	0	1	3
Bob Lillis, R (1, 6) OBP: 0.226, SLG: 0.238			K ② S S S		1B			5-3 ①		3	0	1	0	0	1	0
Don Nottebart, R (1, 1) OBP: 0.148, SLG: 0.133			6-3 ③		F3 ③			6-3 ②		3	0	0	0	0	0	1
Inning Stats	R: 0 E: 0 K: 0 S: 3 H: 1 LOB: 0 BB: 0 P: 3	R: 0 E: 0 K: 0 S: 3 H: 0 LOB: 0 BB: 0 P: 3	R: 0 E: 0 K: 1 S: 5 H: 0 LOB: 0 BB: 0 P: 5	R: 0 E: 0 K: 1 S: 7 H: 2 LOB: 2 BB: 0 P: 7	R: 0 E: 0 K: 0 S: 4 H: 1 LOB: 1 BB: 0 P: 4	R: 0 E: 0 K: 0 S: 3 H: 0 LOB: 0 BB: 0 P: 3	R: 0 E: 0 K: 0 S: 4 H: 1 LOB: 1 BB: 0 P: 4	R: 0 E: 0 K: 0 S: 3 H: 0 LOB: 0 BB: 0 P: 3	R: 1 E: 0 K: 1 S: 7 H: 2 LOB: 2 BB: 1 P: 11	1B: 6 2B: 1 3B: 0 HR: 0 SF: 0 SAC: 0 DP: 1 HBP: 0						

TOP

Houston Colt 45's @ New York Mets

Polo Grounds, New York, NY

Fri Sep 13 1963, 7:05 PM EDT

Att. 4,886 - Cloudy - 58 F

livebaseballscorecards.com

AB	33
R	1
H	7
RBI	1
BB	1
SO	3
LOB	13

WP: 0 PB: 0 SB: 0 CS: 0 PA: 34

PITCHER	IP	WLS	BF	H	R	ER	SO	BB	IBB	HBP	BLK	WP	HR	S	P	ERA	WHIP
Roger Craig, R (1, 1) ERA: 3.85	9.0	L	34	7	1	1	3	1	0	0	0	0	0	39	43	1.00	0.889

PITCHER	IP	WLS	BF	H	R	ER	SO	BB	IBB	HBP	BLK	WP	HR	S	P	ERA	WHIP

BOTTOM

Houston Colt 45's @ New York Mets

Polo Grounds, New York, NY

Fri Sep 13 1963, 7:05 PM EDT

Att. 4,886 - Cloudy - 58 F

livebaseballscorecards.com

Batter	1	2	3	4	5	6	7	8	9	AB	R	H	RBI	BB	SO	LOB
Ed Kranepool, L (1, 9) OBP: 0.262, SLG: 0.294	BBBB 4-0 G4-6-3 BB		SSS 0-3 K ③			X 0-0 1B			X 0-0 L6 ①	3	0	1	0	1	1	0
Joe Hicks, L (1, 7) OBP: 0.292, SLG: 0.385 Duke Snider, L (9, PH) OBP: 0.353, SLG: 0.415	X 0-0 G4-6-3 ①② 1-2f			X 0-0 G3 ①		X 0-0 F2 ②			SSS 0-3 K ②	3 1	0 0	0 0	0 0	0 0	0 1	2 0
Duke Carmel, L (1, 8) OBP: 0.326, SLG: 0.361	X 0-0 F5 ③			X 0-0 4-3 ②		SSS 0-3 K ③			SSS 0-3 K ③	4	0	0	0	0	2	1
Tim Harkness, L (1, 3) OBP: 0.296, SLG: 0.338		X 0-0 F8 ①		X 0-0 1B			X 0-0 L5 ①			3	0	1	0	0	0	0
Jim Hickman, R (1, 5) OBP: 0.294, SLG: 0.401		BBBB 4-0 FC6-4 BB		X 0-0 P4 ③			X 0-0 P6 ②			2	0	0	0	1	0	1
Ted Schreiber, R (1, 4) OBP: 0.245, SLG: 0.167		SSS 0-3 K ②			X 0-0 6-3 ①		X 0-0 6-3 ③			3	0	0	0	0	1	1
Chris Cannizzaro, R (1, 2) OBP: 0.304, SLG: 0.318		X 0-0 FC6-4 ③ 1-2f			X 0-0 P3 ②		X 0-0 5-3 ①			3	0	0	0	0	0	1
Al Moran, R (1, 6) OBP: 0.270, SLG: 0.227			X 0-0 6-3 ①		SSS 0-3 K ③		X 0-0 P4 ②			3	0	0	0	0	1	0
Roger Craig, R (1, 1) OBP: 0.153, SLG: 0.090			X 0-0 P4 ②			X 0-0 1-3 ①	SSS 0-3 K ③			3	0	0	0	0	1	0

	AB	28
	R	0
	H	2
	RBI	0
	BB	2
	SO	7
	LOB	6

Inning Stats										
	R: 0 E: 0 K: 0 S: 2	H: 0 LOB: 0 BB: 1 P: 6	R: 0 E: 0 K: 1 S: 5	H: 0 LOB: 1 BB: 1 P: 9	R: 0 E: 0 K: 1 S: 5	H: 0 LOB: 0 BB: 0 P: 5	R: 0 E: 0 K: 0 S: 4	H: 1 LOB: 1 BB: 0 P: 4	R: 0 E: 0 K: 1 S: 5	H: 0 LOB: 0 BB: 0 P: 5
	R: 0 E: 0 K: 1 S: 6	H: 1 LOB: 1 BB: 0 P: 6	R: 0 E: 0 K: 0 S: 3	H: 0 LOB: 0 BB: 0 P: 3	R: 0 E: 0 K: 1 S: 5	H: 0 LOB: 0 BB: 0 P: 5	R: 0 E: 0 K: 2 S: 7	H: 0 LOB: 0 BB: 0 P: 7	1B: 2 2B: 0 3B: 0 HR: 0	SF: 0 SAC: 0 DP: 1 HBP: 0
	WP: 0 PB: 0 SB: 0 CS: 0	PA: 30								

PITCHER	IP	WLS	BF	H	R	ER	SO	BB	IBB	HBP	BLK	WP	HR	S	P	ERA	WHIP
Don Nottebart, R (1, 1) ERA: 3.12	9.0	W	30	2	0	0	7	2	0	0	0	0	0	42	50	0.00	0.444

PITCHER	IP	WLS	BF	H	R	ER	SO	BB	IBB	HBP	BLK	WP	HR	S	P	ERA	WHIP

Batter	1	2	3	4	5	6	7	8	9	AB	R	H	RBI	BB	SO	LOB
Howie Goss, R (1, 8) OBP: 0.261, SLG: 0.339	P4		6-3			L7		2B		4	1	1	0	0	0	0
Pete Runnels, L (1, 4) OBP: 0.326, SLG: 0.293	6-3			BBBB, E, HR, BB		F7		2-H, 2B		3	1	1	1	1	0	0
Jimmy Wynn, R (1, 7) OBP: 0.301, SLG: 0.348	B1			5-3, 1-2		F9		IBB		3	0	0	0	1	0	1
Carl Warwick, R (1, 9) OBP: 0.317, SLG: 0.340		5-3		2-H, HR			1B	4-3		4	1	2	2	0	0	2
Rusty Staub, L (1, 3) OBP: 0.308, SLG: 0.294		BBBB, BB		6-3			P4		G3	3	0	0	0	1	0	1
John Bateman, R (1, 2) OBP: 0.245, SLG: 0.337		SSS, K		F9			F8		SSS, K	4	0	0	0	0	2	2
Bob Aspromonte, R (1, 5) OBP: 0.253, SLG: 0.286		F7			1-3		L7		HR	4	1	1	1	0	0	2
Bob Lillis, R (1, 6) OBP: 0.224, SLG: 0.236			5-3		1-3			5-3	SSS, K2-3	4	0	0	0	0	1	0
Ken Johnson, R (1, 1) OBP: 0.086, SLG: 0.059			3-1		SSS, K			SSS, K		3	0	0	0	0	2	0
Inning Stats	R: 0 E: 0 K: 0 S: 3 H: 0 LOB: 0 BB: 0 P: 3	R: 0 E: 0 K: 1 S: 5 H: 0 LOB: 1 BB: 1 P: 9	R: 0 E: 0 K: 0 S: 3 H: 0 LOB: 0 BB: 0 P: 3	R: 2 E: 0 K: 0 S: 4 H: 1 LOB: 0 BB: 1 P: 8	R: 0 E: 0 K: 1 S: 5 H: 0 LOB: 0 BB: 0 P: 5	R: 0 E: 0 K: 0 S: 3 H: 0 LOB: 0 BB: 0 P: 3	R: 0 E: 0 K: 0 S: 4 H: 1 LOB: 1 BB: 0 P: 4	R: 1 E: 0 K: 1 S: 7 H: 2 LOB: 2 BB: 1 P: 11	R: 1 E: 0 K: 2 S: 8 H: 1 LOB: 0 BB: 0 P: 8	1B: 1 2B: 2 3B: 0 HR: 2 SF: 0 SAC: 0 DP: 0 HBP: 0						

TOP

Houston Colt 45's @ New York Mets

Polo Grounds, New York, NY

Sat Sep 14 1963, 3:33 AM EDT

Att. 5,544 - Cloudy - 57 F

livebaseballscorecards.com

AB	32
R	4
H	5
RBI	4
BB	3
SO	5
LOB	8

WP: 0 PA: 35
PB: 0
SB: 0
CS: 0

PITCHER		IP	WLS	BF	H	R	ER	SO	BB	IBB	HBP	BLK	WP	HR	S	P	ERA	WHIP
Carl Willey, R ERA: 2.91	(1, 1)	7.0	L	25	2	2	2	2	2	0	0	0	0	1	27	35	2.57	0.571
Larry Bearnarth, R ERA: 3.28	(8, 1)	2.0		10	3	2	2	3	0	1	0	0	0	1	15	19	9.00	1.500

PITCHER	IP	WLS	BF	H	R	ER	SO	BB	IBB	HBP	BLK	WP	HR	S	P	ERA	WHIP

BOTTOM

Houston Colt 45's @ New York Mets

Polo Grounds, New York, NY

Sat Sep 14 1963, 3:33 AM EDT
Att. 5,544 - Cloudy - 57 F

livebaseballscorecards.com

Batter	1	2	3	4	5	6	7	8	9	AB	R	H	RBI	BB	SO	LOB
Ed Kranepool, L (1, 7) OBP: 0.262, SLG: 0.290	4-3		BB		K 1-2 2-3		P6			3	0	0	0	1	1	2
Duke Carmel, L (1, 8) OBP: 0.320, SLG: 0.353	L4		L4		K			K		4	0	0	0	0	2	5
Cleon Jones, R (9, 8)										0	0	0	0	0	0	0
Duke Snider, L (1, 9) OBP: 0.349, SLG: 0.410	4-3			F8		4-3		4-3		4	0	0	0	0	0	0
Tim Harkness, L (1, 3) OBP: 0.296, SLG: 0.337		G3		F8		1B 1B		F9		4	0	1	0	0	0	0
Jim Hickman, R (1, 5) OBP: 0.292, SLG: 0.397		F2		F8		K			F5	4	0	0	0	0	1	1
Rod Kanehl, R (1, 4) OBP: 0.267, SLG: 0.288		3-1			PB 1B 1B	1-3 1B			1-3	4	0	2	0	0	0	0
Al Moran, R (1, 6) OBP: 0.268, SLG: 0.225			E5 SH2-3		P6	1-3			F9	2	0	0	0	0	0	1
Joe Hicks, L (6, PH) OBP: 0.290, SLG: 0.382										1	0	0	0	0	0	2
Ted Schreiber, R (7, 6) OBP: 0.245, SLG: 0.167										0	0	0	0	0	0	0
Frank Thomas, R (9, PH) OBP: 0.319, SLG: 0.395										1	0	0	0	0	0	0
Choo-Choo Coleman, L (1, 2) OBP: 0.271, SLG: 0.205			F8		PB 1-2 1B		BB P4			2	0	1	0	1	0	1
Carl Willey, R (1, 1) OBP: 0.135, SLG: 0.160			SH2-3 1-2		K		P4 1-2			1	0	0	0	0	1	2
Joe Christopher, R (7, PH) OBP: 0.303, SLG: 0.305										1	0	0	0	0	0	1
Larry Bearnarth, R (8, 1) OBP: 0.172, SLG: 0.179										0	0	0	0	0	0	0
Inning Stats	R: 0 E: 0 K: 0 S: 3 H: 0 LOB: 0 BB: 0 P: 3	R: 0 E: 0 K: 0 S: 3 H: 0 LOB: 0 BB: 0 P: 3	R: 0 E: 1 K: 0 S: 4 H: 0 LOB: 2 BB: 1 P: 8	R: 0 E: 0 K: 0 S: 3 H: 0 LOB: 0 BB: 0 P: 3	R: 0 E: 0 K: 3 S: 12 H: 2 LOB: 3 BB: 0 P: 12	R: 0 E: 0 K: 1 S: 7 H: 2 LOB: 2 BB: 0 P: 7	R: 0 E: 0 K: 0 S: 2 H: 0 LOB: 0 BB: 1 P: 6	R: 0 E: 0 K: 1 S: 5 H: 0 LOB: 0 BB: 0 P: 5	R: 0 E: 0 K: 0 S: 3 H: 0 LOB: 0 BB: 0 P: 3	1B: 4 2B: 0 3B: 0 HR: 0 SF: 0 SAC: 1 DP: 0 HBP: 0						

AB	31
R	0
H	4
RBI	0
BB	2
SO	5
LOB	15

WP: 0 PB: 1 SB: 0 CS: 0 PA: 34

PITCHER	IP	WLS	BF	H	R	ER	SO	BB	IBB	HBP	BLK	WP	HR	S	P	ERA	WHIP
Ken Johnson, R (1, 1) ERA: 2.84	9.0	W	34	4	0	0	5	2	0	0	0	0	0	42	50	0.00	0.667

PITCHER	IP	WLS	BF	H	R	ER	SO	BB	IBB	HBP	BLK	WP	HR	S	P	ERA	WHIP

Batter	1	2	3	4	5	6	7	8	9	AB	R	H	RBI	BB	SO	LOB
Ernie Fazio, R (1, 4) OBP: 0.273, SLG: 0.283	WP WP 2B		K		P3		BB E 1B	F5		5	2	2	0	0	1	0
Howie Goss, R (1, 8) OBP: 0.267, SLG: 0.341	P3		E8 1B		1B BB		WP 2B BB 1-2	WP 1B		3	1	2	0	2	0	1
Jimmy Wynn, R (1, 7) OBP: 0.300, SLG: 0.346	E5 WP E		K		FC6-4 1B 1-2		5-3 1-3 2-H	6-3 1-2		4	1	1	0	0	1	3
Johnny Weekly, R (7, 7) OBP: 0.241, SLG: 0.240										1	0	0	0	0	0	1
Carl Warwick, R (1, 9) OBP: 0.317, SLG: 0.343	K 1-2 2-3		1-3		FC6-4 1-2f		S SF9 2B 3-H		SH3-4 1B	5	1	2	1	0	1	5
John Bateman, R (1, 2) OBP: 0.245, SLG: 0.334	6-3 2-H 3-H			K	F2		1B BB 2-3		SH3-4 1-2	3	0	0	0	1	1	0
Rusty Staub, L (1, 3) OBP: 0.305, SLG: 0.291		1-3		4-3	L9		SF9 3-H		F3	4	0	0	1	0	0	1
Bob Aspromonte, R (1, 5) OBP: 0.261, SLG: 0.291		BB		1B	1B		1-3 1B		IBB	3	0	3	0	2	0	0
Bob Lillis, R (1, 6) OBP: 0.224, SLG: 0.235		K		F8	1-3 1B		1-3		F9	5	0	1	0	0	1	6
Turk Farrell, R (1, 1) OBP: 0.200, SLG: 0.197		K			1-3		K	K		4	0	0	0	0	3	3
Inning Stats	R: 2 E: 1 K: 1 S: 7 H: 1 LOB: 0 BB: 0 P: 7	R: 0 E: 0 K: 2 S: 7 H: 0 LOB: 1 BB: 1 P: 11	R: 0 E: 1 K: 2 S: 8 H: 1 LOB: 0 BB: 0 P: 8	R: 0 E: 0 K: 1 S: 6 H: 1 LOB: 1 BB: 0 P: 6	R: 0 E: 0 K: 0 S: 4 H: 1 LOB: 2 BB: 1 P: 8	R: 0 E: 0 K: 1 S: 7 H: 2 LOB: 2 BB: 0 P: 7	R: 3 E: 0 K: 0 S: 6 H: 3 LOB: 2 BB: 2 P: 14	R: 0 E: 0 K: 1 S: 6 H: 1 LOB: 1 BB: 0 P: 6	R: 0 E: 0 K: 0 S: 4 H: 1 LOB: 2 BB: 1 P: 8	1B: 9 2B: 2 3B: 0 HR: 0 SF: 1 SAC: 1 DP: 0 HBP: 0						

PITCHER	IP	WLS	BF	H	R	ER	SO	BB	IBB	HBP	BLK	WP	HR	S	P	ERA	WHIP
Al Jackson, L (1, 1) ERA: 4.17	6.2	L	34	9	5	3	7	4	0	0	0	3	0	44	60	4.05	1.950
Galen Cisco, R (7, 1) ERA: 4.18	1.1		5	1	0	0	1	0	0	0	0	1	0	7	7	0.00	0.750
Larry Bearnarth, R (9, 1) ERA: 3.25	1.0		5	1	0	0	0	0	1	0	0	0	0	4	8	0.00	1.000

PITCHER	IP	WLS	BF	H	R	ER	SO	BB	IBB	HBP	BLK	WP	HR	S	P	ERA	WHIP

TOP

Houston Colt 45's @ New York Mets

Polo Grounds, New York, NY

Sun Sep 15 1963, 3:33 AM EDT

Cloudy - 59 F

livebaseballscorecards.com

AB	37
R	5
H	11
RBI	2
BB	5
SO	8
LOB	20

WP: 5	PA: 44		
PB: 0			
SB: 1			
CS: 0			

BOTTOM

Houston Colt 45's @ New York Mets

Polo Grounds, New York, NY

Sun Sep 15 1963, 3:33 AM EDT

Cloudy - 59 F

livebaseballscorecards.com

Batter	1	2	3	4	5	6	7	8	9	AB	R	H	RBI	BB	SO	LOB
Ed Kranepool, L (1, 9) OBP: 0.258, SLG: 0.286	6-3			F8		F8		F2		4	0	0	0	0	0	0
Pumpsie Green, S (1, 5) OBP: 0.471, SLG: 0.346	F7			G3			2B 1B 1B	K		4	1	1	0	0	1	0
Jim Hickman, R (1, 7) OBP: 0.290, SLG: 0.394	5-3			E5			K		5-3	4	0	0	0	0	1	1
Tim Harkness, L (1, 3) OBP: 0.296, SLG: 0.339		P6		F7			1-3 1B 2B		K	4	1	1	0	0	1	1
Joe Hicks, L (1, 8) OBP: 0.289, SLG: 0.379		F8			K		2-H 3-H HR 1B		F2	4	1	1	2	0	1	0
Rod Kanehl, R (1, 4) OBP: 0.263, SLG: 0.283		5-3			K		K			3	0	0	0	0	2	1
Choo-Choo Coleman, L (1, 2) OBP: 0.272, SLG: 0.220			F8		P4		1-H HR			3	1	1	2	0	0	0
Al Moran, R (1, 6) OBP: 0.266, SLG: 0.224			K			K	K			2	0	0	0	0	2	0
Chico Fernandez, R (7, PH) OBP: 0.243, SLG: 0.230 (8, 6)										1	0	0	0	0	1	0
Al Jackson, L (1, 1) OBP: 0.194, SLG: 0.200			F9			K		K		2	0	0	0	0	1	0
Galen Cisco, R (7, 1) OBP: 0.209, SLG: 0.158										0	0	0	0	0	0	0
Duke Carmel, L (8, PH) OBP: 0.318, SLG: 0.351										1	0	0	0	0	1	0
Larry Bearnarth, R (9, 1) OBP: 0.172, SLG: 0.179										0	0	0	0	0	0	0

	AB	32
	R	4
	H	4
	RBI	4
	BB	0
	SO	11
	LOB	3

Inning Stats	1	2	3	4	5	6	7	8	9
	R: 0 E: 0 K: 0 S: 3	R: 0 E: 0 K: 0 S: 3	R: 0 E: 0 K: 1 S: 5	R: 0 E: 1 K: 0 S: 4	R: 0 E: 0 K: 2 S: 7	R: 0 E: 0 K: 2 S: 7	R: 4 E: 0 K: 3 S: 13	R: 0 E: 0 K: 2 S: 7	R: 0 E: 0 K: 1 S: 5
	H: 0 LOB: 0 BB: 0 P: 3	H: 0 LOB: 0 BB: 0 P: 3	H: 0 LOB: 0 BB: 0 P: 5	H: 0 LOB: 1 BB: 0 P: 4	H: 0 LOB: 0 BB: 0 P: 7	H: 0 LOB: 0 BB: 0 P: 7	H: 4 LOB: 0 BB: 0 P: 13	H: 0 LOB: 0 BB: 0 P: 7	H: 0 LOB: 0 BB: 0 P: 5

	1B: 2	SF: 0	WP: 0	PA: 32
	2B: 1	SAC: 0	PB: 0	
	3B: 0	DP: 0	SB: 0	
	HR: 1	HBP: 0	CS: 0	

PITCHER	IP	WLS	BF	H	R	ER	SO	BB	IBB	HBP	BLK	WP	HR	S	P	ERA	WHIP
Turk Farrell, R (1, 1) ERA: 3.1	9.0	W	32	4	4	4	11	0	0	0	0	0	1	54	54	4.00	0.444

PITCHER	IP	WLS	BF	H	R	ER	SO	BB	IBB	HBP	BLK	WP	HR	S	P	ERA	WHIP

Batter	1	2	3	4	5	6	7	8	9	AB	R	H	RBI	BB	SO	LOB
Howie Goss, R (1, 8) OBP: 0.264, SLG: 0.337	F5		K		F3		6-3		F7	5	0	0	0	0	1	2
Pete Runnels, L (1, 4) OBP: 0.330, SLG: 0.300	K			HR 1B	FC5-4 1B			WP 1B 2B		4	2	3	0	0	1	0
Johnny Weekly, R (1, 7) OBP: 0.259, SLG: 0.315	F8			HR 1-H	FC5-4 1-2f			WP 2-H 1B		4	1	2	3	0	0	1
Carl Warwick, R (1, 9) OBP: 0.319, SLG: 0.344		1B G6-4-3 1B		P5		G5-4-3 1B		K 1-2		4	1	2	0	0	1	1
Rusty Staub, L (1, 3) OBP: 0.307, SLG: 0.299		G6-4-3 1-3 1B		HR		P3		K		4	1	2	1	0	1	2
Hal Smith, R (1, 2) OBP: 0.305, SLG: 0.291		G6-4-3 1-2f 3-H		F7		G5-4-3 1-2f		P4		4	0	0	0	0	0	3
Bob Aspromonte, R (1, 5) OBP: 0.263, SLG: 0.291		P6		BB			F7		1B	3	0	1	0	1	0	0
Bob Lillis, R (1, 6) OBP: 0.224, SLG: 0.235			F2	F7			5-3 1B		K	4	0	1	0	0	1	2
Chris Zachary, L (1, 1)			P6		P6		5-3 1-2		K	2	0	0	0	0	0	0
Johnny Temple, R (7, PH) OBP: 0.344, SLG: 0.318										1	0	0	0	0	0	1
Hal Woodeshick, R (7, 1) OBP: 0.182, SLG: 0.143										1	0	0	0	0	1	1
Inning Stats	R: 0 E: 0 K: 1 S: 5 H: 0 LOB: 0 BB: 0 P: 5	R: 1 E: 0 K: 0 S: 4 H: 2 LOB: 0 BB: 0 P: 4	R: 0 E: 0 K: 1 S: 5 H: 0 LOB: 0 BB: 0 P: 5	R: 3 E: 0 K: 0 S: 6 H: 3 LOB: 1 BB: 1 P: 10	R: 0 E: 0 K: 0 S: 4 H: 1 LOB: 1 BB: 0 P: 4	R: 0 E: 0 K: 0 S: 3 H: 1 LOB: 0 BB: 0 P: 3	R: 0 E: 0 K: 0 S: 4 H: 1 LOB: 1 BB: 0 P: 4	R: 1 E: 0 K: 2 S: 9 H: 2 LOB: 1 BB: 0 P: 9	R: 0 E: 0 K: 2 S: 8 H: 1 LOB: 1 BB: 0 P: 8	1B: 8 2B: 1 3B: 0 HR: 2 SF: 0 SAC: 0 DP: 2 HBP: 0						

PITCHER		IP	WLS	BF	H	R	ER	SO	BB	IBB	HBP	BLK	WP	HR	S	P	ERA	WHIP
Jay Hook, R ERA: 5.3	(1, 1)	7.0	L	28	8	4	4	2	1	0	0	0	0	2	31	35	5.14	1.286
Grover Powell, L ERA: 1.38	(8, 1)	2.0		9	3	1	1	4	0	0	0	0	2	0	17	17	4.50	1.500

PITCHER		IP	WLS	BF	H	R	ER	SO	BB	IBB	HBP	BLK	WP	HR	S	P	ERA	WHIP

TOP

Houston Colt 45's @ New York Mets

Polo Grounds, New York, NY

Sun Sep 15 1963, 3:38 AM EDT

Att. 9,951 - Unknown - 62 F

livebaseballscorecards.com

AB	36
R	5
H	11
RBI	4
BB	1
SO	6
LOB	13

WP: 2	PA: 37		
PB: 0			
SB: 0			
CS: 0			

Houston Colt 45's @ New York Mets

Polo Grounds, New York, NY

Sun Sep 15 1963, 3:38 AM EDT

Att. 9,951 - Unknown - 62 F

BOTTOM

livebaseballscorecards.com

Batter	1	2	3	4	5	6	7	8	9	AB	R	H	RBI	BB	SO	LOB
Cleon Jones, R (1, 8) Duke Snider, L (5, PH) OBP: 0.348, SLG: 0.409 Joe Hicks, L (6, 8) OBP: 0.287, SLG: 0.376	1-3		1-3		F2			K		2 1 1	0 0 0	0 0 0	0 0 0	0 0 0	0 0 1	1 2 0
Pumpsie Green, S (1, 5) OBP: 0.474, SLG: 0.345	K			6-3		1B		BB		3	0	1	0	1	1	0
Jim Hickman, R (1, 7) OBP: 0.288, SLG: 0.391	P4			F7		L9		K		4	0	0	0	0	1	2
Tim Harkness, L (1, 3) OBP: 0.295, SLG: 0.336		L3		BB		F8		K		3	0	0	0	1	1	2
Chico Fernandez, R (1, 4) OBP: 0.238, SLG: 0.225		4-3		F9		L4			K	4	0	0	0	0	1	2
Ed Kranepool, L (1, 9) OBP: 0.255, SLG: 0.282 Grover Powell, L (8, 1) OBP: 0.222, SLG: 0.125 Frank Thomas, R (9, PH) OBP: 0.319, SLG: 0.394		5-3			F8		1-3		6-3	3 0 1	0 0 0	0 0 0	0 0 0	0 0 0	0 0 0	0 0 0
Norm Sherry, R (1, 2) OBP: 0.209, SLG: 0.193 Joe Christopher, R (7, PH) OBP: 0.306, SLG: 0.303 (8, 9)			P6		K		FC6-4		K	2 1	0 0	0 0	0 0	0 1	1 1	0 0
Al Moran, R (1, 6) OBP: 0.270, SLG: 0.225			SH1-4 1B		1B BB		K			2	0	1	0	1	1	1
Jay Hook, L (1, 1) OBP: 0.268, SLG: 0.263 Dick Smith, R (7, PH) OBP: 0.321, SLG: 0.208 Chris Cannizzaro, R (8, 2) OBP: 0.304, SLG: 0.318			SH1-4 1-2		1B 1-2		FC6-4 1-2f			1 1 0	0 0 0	1 0 0	0 0 0	0 0 0	0 0 0	0 1 0
Inning Stats	R: 0 H: 0 E: 0 LOB: 0 K: 1 BB: 0 S: 5 P: 5	R: 0 H: 0 E: 0 LOB: 0 K: 0 BB: 0 S: 3 P: 3	R: 0 H: 1 E: 0 LOB: 1 K: 0 BB: 0 S: 4 P: 4	R: 0 H: 0 E: 0 LOB: 1 K: 0 BB: 1 S: 3 P: 7	R: 0 H: 1 E: 0 LOB: 2 K: 1 BB: 1 S: 6 P: 10	R: 0 H: 1 E: 0 LOB: 1 K: 0 BB: 0 S: 4 P: 4	R: 0 H: 0 E: 0 LOB: 1 K: 1 BB: 1 S: 5 P: 9	R: 0 H: 0 E: 0 LOB: 1 K: 3 BB: 1 S: 9 P: 13	R: 0 H: 0 E: 0 LOB: 0 K: 2 BB: 0 S: 7 P: 7	1B: 3 SF: 0 2B: 0 SAC: 1 3B: 0 DP: 0 HR: 0 HBP: 0							

PITCHER		IP	WLS	BF	H	R	ER	SO	BB	IBB	HBP	BLK	WP	HR	S	P	ERA	WHIP	PITCHER		IP	WLS	BF	H	R	ER	SO	BB	IBB	HBP	BLK	WP	HR	S	P	ERA	WHIP
Chris Zachary, R (1, 1) ERA: 4.94		6.0	W	23	3	0	0	2	2	0	0	0	0	0	25	33	0.00	0.833																		
Hal Woodeshick, L (7, 1) ERA: 1.99		3.0	S	11	0	0	0	6	2	0	0	0	0	0	21	29	0.00	0.667																		

AB	29	
R	0	
H	3	
RBI	0	
BB	4	
SO	8	
LOB	11	

WP: 0	PA: 34		
PB: 0			
SB: 0			
CS: 0			

Philadelphia Phillies @ New York Mets

Polo Grounds, New York, NY

Tue Sep 17 1963, 7:05 PM EDT

Att. 2,047 - Unknown

TOP

livebaseballscorecards.com

Batter	1	2	3	4	5	6	7	8	9	AB	R	H	RBI	BB	SO	LOB
Tony Taylor, R (1, 5) OBP: 0.333, SLG: 0.373	HR 3B	FC6-4 1-2f			1B E 1B	1-2 2-3 BB		K		4	2	2	0	1	1	1
Johnny Callison, L (1, 9) OBP: 0.341, SLG: 0.496	3-H HR	HR			E5 1-H SF9 1B	K			PB 1B	5	3	4	3	0	1	3
Wes Covington, L (1, 7) OBP: 0.361, SLG: 0.540	K	P6			3-H SF9	K			F2 1-2	2	0	0	0	0	1	0
Don Demeter, R (5, PH) (5, 7) OBP: 0.307, SLG: 0.431										2	0	0	1	0	1	4
Tony Gonzalez, L (1, 8) OBP: 0.383, SLG: 0.450	6-3	1B			4-3		K		6-3	5	0	1	0	0	1	1
Clay Dalrymple, L (1, 2) OBP: 0.331, SLG: 0.366	F5	F5			F3		K		K	5	0	0	0	0	2	2
Roy Sievers, R (1, 3) OBP: 0.309, SLG: 0.423		F8	L6			BB 1B BB	HR			3	2	1	1	1	0	1
Cookie Rojas, R (1, 4) OBP: 0.271, SLG: 0.303		HR		5-3		S 1B 1-2 BB	F8			3	1	1	1	1	0	0
Bobby Wine, R (1, 6) OBP: 0.240, SLG: 0.293		FC6-4 1B		6-3		S 1-2 2-H 1B		K		4	0	2	1	0	1	0
Ray Culp, R (1, 1) OBP: 0.174, SLG: 0.152		K		K		K		6-3		3	0	0	0	0	3	3
Jack Baldschun, R (6, 1)										1	0	0	0	0	0	0
Johnny Klippstein, R (9, 1) OBP: 0.038, SLG: 0.038										0	0	0	0	0	0	0

	AB	37
	R	8
	H	11
	RBI	7
	BB	3
	SO	11
	LOB	15

Inning Stats	1	2	3	4	5	6	7	8	9	1B: 6	SF: 1	WP: 0	PA: 41
	R: 2 E: 0 K: 1 S: 12 H: 2 LOB: 0 BB: 0 P: 13	R: 1 E: 0 K: 1 S: 9 H: 2 LOB: 1 BB: 0 P: 13	R: 1 E: 0 K: 0 S: 10 H: 2 LOB: 0 BB: 0 P: 13	R: 0 E: 0 K: 1 S: 5 H: 0 LOB: 0 BB: 0 P: 8	R: 2 E: 1 K: 0 S: 6 H: 2 LOB: 0 BB: 0 P: 8	R: 1 E: 0 K: 3 S: 16 H: 1 LOB: 3 BB: 3 P: 36	R: 1 E: 0 K: 2 S: 8 H: 1 LOB: 0 BB: 0 P: 8	R: 0 E: 0 K: 2 S: 7 H: 0 LOB: 0 BB: 0 P: 7	R: 0 E: 0 K: 1 S: 11 H: 1 LOB: 1 BB: 0 P: 17	2B: 0 3B: 1 HR: 4	SAC: 0 DP: 0 HBP: 0	PB: 1 SB: 2 CS: 0	

PITCHER		IP	WLS	BF	H	R	ER	SO	BB	IBB	HBP	BLK	WP	HR	S	P	ERA	WHIP
Tracy Stallard, R ERA: 4.83	(1, 1)	2.1	L	13	6	4	4	2	0	0	0	0	0	3	29	37	15.43	2.571
Grover Powell, L ERA: 1.65	(3, 1)	4.2		21	4	4	2	6	3	0	0	0	0	1	37	62	3.86	1.500
Galen Cisco, R ERA: 4.13	(8, 1)	2.0		7	1	0	0	3	0	0	0	0	0	0	18	24	0.00	0.500

PITCHER	IP	WLS	BF	H	R	ER	SO	BB	IBB	HBP	BLK	WP	HR	S	P	ERA	WHIP

BOTTOM

Philadelphia Phillies @ New York Mets

Polo Grounds, New York, NY

Tue Sep 17 1963, 7:05 PM EDT

Att. 2,047 - Unknown

Batter	1	2	3	4	5	6	7	8	9	AB	R	H	RBI	BB	SO	LOB
Cleon Jones, R (1, 8) Duke Carmel, L (9, PH) OBP: 0.322, SLG: 0.351	F3		4-3 1-2		1-3		K		DI BB	4 0	0 0	0 0	0 0	0 1	1 0	2 0
Pumpsie Green, S (1, 5) OBP: 0.465, SLG: 0.424	4-3 PB BB		2-H HR			1-3	K		1-3 K	4	1	1	2	1	2	1
Duke Snider, L (1, 7) OBP: 0.350, SLG: 0.408	4-3 1-3		2-6 BB			3B 1B		F8		3	1	1	0	1	0	1
Tim Harkness, L (1, 3) OBP: 0.295, SLG: 0.341	G3		2-6 1-2	6-3		5-3 3B		6-3		4	1	1	1	0	0	1
Chico Fernandez, R (1, 4) OBP: 0.243, SLG: 0.237		K		L3 1B		5-3 3-H		2B		4	0	2	1	0	1	0
Ed Kranepool, L (1, 9) OBP: 0.255, SLG: 0.286		4-3		L3 1-2		2B		G3		4	0	1	0	0	0	2
Chris Cannizzaro, R (1, 2) OBP: 0.292, SLG: 0.304 Choo-Choo Coleman, L (5, 2) OBP: 0.269, SLG: 0.217	F3				K	F9			1-3	1 3	0 0	0 0	0 0	0 0	0 1	0 1
Al Moran, R (1, 6) OBP: 0.268, SLG: 0.224 Joe Christopher, R (7, PH) OBP: 0.304, SLG: 0.301 Galen Cisco, R (8, 1) OBP: 0.209, SLG: 0.158 Frank Thomas, R (9, PH) OBP: 0.320, SLG: 0.404			K		F8		F7		HR	2 1 0 1	0 0 0 1	0 0 0 1	0 0 0 1	0 0 0 0	1 0 0 0	0 0 0 0
Tracy Stallard, R (1, 1) OBP: 0.065, SLG: 0.065 Grover Powell, L (3, 1) OBP: 0.364, SLG: 0.222 Joe Hicks, L (7, PH) OBP: 0.291, SLG: 0.401 Ted Schreiber, R (8, 6) OBP: 0.245, SLG: 0.167 Jesse Gonder, L (9, PH) OBP: 0.331, SLG: 0.465			4-3 HR BB		1B		HR		K	0 1 1 0 1	0 1 1 0 0	0 1 1 0 1	0 0 0 0 0	0 0 0 0 0	0 0 0 0 1	0 0 0 0 0
Inning Stats	R: 0 E: 0 K: 0 S: 10 H: 0 LOB: 1 BB: 1 P: 16	R: 0 E: 0 K: 1 S: 5 H: 0 LOB: 0 BB: 0 P: 8	R: 2 E: 0 K: 1 S: 7 H: 1 LOB: 1 BB: 2 P: 15	R: 0 E: 0 K: 0 S: 3 H: 1 LOB: 0 BB: 0 P: 3	R: 0 E: 0 K: 1 S: 9 H: 1 LOB: 1 BB: 0 P: 14	R: 2 E: 0 K: 0 S: 16 H: 3 LOB: 1 BB: 0 P: 25	R: 1 E: 0 K: 2 S: 10 H: 1 LOB: 0 BB: 0 P: 15	R: 0 E: 0 K: 0 S: 5 H: 1 LOB: 1 BB: 0 P: 8	R: 1 E: 0 K: 2 S: 11 H: 1 LOB: 1 BB: 1 P: 21	1B: 3 2B: 3 3B: 1 HR: 3 SF: 0 SAC: 0 DP: 1 HBP: 0						

PITCHER	IP	WLS	BF	H	R	ER	SO	BB	IBB	HBP	BLK	WP	HR	S	P	ERA	WHIP
Ray Culp, R (1, 1) ERA: 2.83	5.1	W	23	5	4	4	3	3	0	0	0	0	1	43	72	6.75	1.500
Jack Baldschun, R (6, 1) ERA: 2.48	3.1		15	4	2	2	3	1	0	0	0	0	2	29	46	5.40	1.500
Johnny Klippstein, R (9, 1) ERA: 1.93	0.1	S	1	0	0	0	1	0	0	0	0	0	0	4	7	0.00	0.000

PITCHER	IP	WLS	BF	H	R	ER	SO	BB	IBB	HBP	BLK	WP	HR	S	P	ERA	WHIP

AB	34
R	6
H	9
RBI	6
BB	4
SO	7
LOB	8

WP: 0 PA: 38
PB: 1
SB: 0
CS: 0

livebaseballscorecards.com

Batter	1	2	3	4	5	6	7	8	9	AB	R	H	RBI	BB	SO	LOB
Tony Taylor, R (1, 5) OBP: 0.334, SLG: 0.374	6-3				G3		4-3			4	1	2	0	0	0	0
Johnny Callison, L (1, 9) OBP: 0.339, SLG: 0.492	G3		4-3		G3		4-3			4	0	0	0	0	0	3
Wes Covington, L (1, 7) OBP: 0.359, SLG: 0.536	4-3			G3	4-3		F9			4	1	1	1	0	0	0
Don Demeter, R (7, 7) OBP: 0.307, SLG: 0.431										0	0	0	0	0	0	0
Tony Gonzalez, L (1, 8) OBP: 0.381, SLG: 0.446		1-3		E4	4-3			F7		4	1	0	0	0	0	1
Clay Dalrymple, L (1, 2) OBP: 0.332, SLG: 0.368		E1 G5-4-3		FC6-4	F2			4-3		4	1	2	1	0	0	0
Roy Sievers, R (1, 3) OBP: 0.309, SLG: 0.421		G5-4-3		FC6-4				F8		4	0	1	1	0	0	2
Cookie Rojas, R (1, 4) OBP: 0.257, SLG: 0.286			6-3	FC6-4		1-3			L9	4	1	0	0	0	0	2
Bobby Wine, R (1, 6) OBP: 0.240, SLG: 0.298			6-3			P4			F3	4	0	1	2	0	0	0
Chris Short, R (1, 1) OBP: 0.098, SLG: 0.131				5-3		6-3			6-3	4	0	1	0	0	0	1
Inning Stats	R: 0 E: 0 K: 0 S: 6 H: 0 LOB: 0 BB: 0 P: 8	R: 0 E: 1 K: 0 S: 5 H: 0 LOB: 0 BB: 0 P: 5	R: 0 E: 0 K: 0 S: 8 H: 2 LOB: 2 BB: 0 P: 15	R: 3 E: 1 K: 0 S: 14 H: 3 LOB: 1 BB: 0 P: 22	R: 2 E: 0 K: 0 S: 12 H: 3 LOB: 1 BB: 0 P: 20	R: 0 E: 0 K: 0 S: 6 H: 0 LOB: 0 BB: 0 P: 12	R: 0 E: 0 K: 0 S: 6 H: 0 LOB: 0 BB: 0 P: 11	R: 0 E: 0 K: 0 S: 4 H: 0 LOB: 0 BB: 0 P: 4	R: 0 E: 0 K: 0 S: 3 H: 0 LOB: 0 BB: 0 P: 3	1B: 7 2B: 0 3B: 1 HR: 0 SF: 0 SAC: 0 DP: 1 HBP: 0							

PITCHER		IP	WLS	BF	H	R	ER	SO	BB	IBB	HBP	BLK	WP	HR	S	P	ERA	WHIP
Craig Anderson, R ERA: 8.31	(1, 1)	3.2	L	17	5	3	0	0	0	0	0	0	0	0	32	48	0.00	1.364
Roger Craig, R ERA: 3.91	(4, 1)	1.1		7	3	2	2	0	0	0	0	0	0	0	13	22	13.50	2.250
Ed Bauta, R ERA: 3.89	(6, 1)	2.0		6	0	0	0	0	0	0	0	0	0	0	12	23	0.00	0.000
Larry Bearnarth, R ERA: 3.19	(8, 1)	2.0		6	0	0	0	0	0	0	0	0	0	0	7	7	0.00	0.000

PITCHER	IP	WLS	BF	H	R	ER	SO	BB	IBB	HBP	BLK	WP	HR	S	P	ERA	WHIP

TOP

Philadelphia Phillies @ New York Mets

Polo Grounds, New York, NY

Wed Sep 18 1963, 3:33 AM EDT

Att. 1,752 - Unknown

livebaseballscorecards.com

AB	36
R	5
H	8
RBI	5
BB	0
SO	0
LOB	9

1B: 7	SF: 0	WP: 0	PA: 36
2B: 0	SAC: 0	PB: 0	
3B: 1	DP: 1	SB: 0	
HR: 0	HBP: 0	CS: 0	

BOTTOM

Philadelphia Phillies @ New York Mets

Polo Grounds, New York, NY

Wed Sep 18 1963, 3:33 AM EDT

Att. 1,752 - Unknown

livebaseballscorecards.com

Batter	1	2	3	4	5	6	7	8	9	AB	R	H	RBI	BB	SO	LOB
Dick Smith, R (1, 8) OBP: 0.313, SLG: 0.214	1-1 6-3 1B		0-3 K2-3		1-2 6-3		0-1 P4			4	0	1	0	0	1	0
Pumpsie Green, S (1, 5) OBP: 0.468, SLG: 0.472	2-0 6-3 1-2		4-1 CS BB		0-0 3B			0-0 6-3		3	0	1	0	1	0	1
Ron Hunt, R (1, 4) OBP: 0.335, SLG: 0.388	2-1 5-3		1-2 1-2 2B		0-0 4-3			0-0 1B		4	0	2	0	0	0	2
Frank Thomas, R (1, 7) OBP: 0.317, SLG: 0.399	1-3 K		1-3 K			0-0 L7		0-3 K		4	0	0	0	0	3	2
Jim Hickman, R (1, 9) OBP: 0.289, SLG: 0.400		2-1 5-3 2B		1-2 HR		0-3 K		0-0 P4		4	1	2	1	0	1	1
Tim Harkness, L (1, 3) OBP: 0.294, SLG: 0.340		1-3 K		0-0 L7		0-0 1B			3-2 F8	4	0	1	0	0	1	1
Norm Sherry, R (1, 2) OBP: 0.205, SLG: 0.188 Rod Kanehl, R (9, PH) OBP: 0.267, SLG: 0.287		1-2 5-3 2-3		2-1 6-3		0-0 F5			0-0 1B	3 1	0 0	0 1	0 0	0 0	0 0	2 0
Al Moran, R (1, 6) OBP: 0.270, SLG: 0.223 Chico Fernandez, R (7, PH) OBP: 0.246, SLG: 0.240 (8, 6)	4-2 BB		3-2 4-3				0-1 F8		0-1 G4-6-3 1-2 1B	1 2	0 0	0 1	0 0	1 0	0 0	0 0
Craig Anderson, R (1, 1) Roger Craig, R (4, 1) OBP: 0.153, SLG: 0.090 Joe Christopher, R (5, PH) OBP: 0.302, SLG: 0.299 Ed Bauta, R (6, 1) Jesse Gonder, L (7, PH) OBP: 0.329, SLG: 0.462 Larry Bearnarth, R (8, 1) OBP: 0.172, SLG: 0.179 Ted Schreiber, R (9, PH) OBP: 0.241, SLG: 0.163	0-2 4-3				1-2 P6		0-0 4-3		1-2 G4-6-3 1-2f	1 0 1 0 1 0 1	0 0 0 0 0 0 0	0 0 0 0 0 0 0	0 0 0 0 0 0 0	0 0 0 0 0 0 0	0 0 0 0 0 0 0	2 0 0 0 0 0 2
Inning Stats	R: 0 E: 0 K: 1 S: 9 H: 1 LOB: 1 BB: 0 P: 15	R: 0 E: 0 K: 1 S: 13 H: 1 LOB: 2 BB: 1 P: 21	R: 0 E: 0 K: 2 S: 10 H: 1 LOB: 1 BB: 1 P: 16	R: 1 E: 0 K: 0 S: 11 H: 1 LOB: 0 BB: 0 P: 17	R: 0 E: 0 K: 0 S: 11 H: 1 LOB: 1 BB: 0 P: 13	R: 0 E: 0 K: 1 S: 6 H: 1 LOB: 1 BB: 0 P: 6	R: 0 E: 0 K: 0 S: 5 H: 0 LOB: 0 BB: 0 P: 5	R: 0 E: 0 K: 1 S: 6 H: 1 LOB: 1 BB: 0 P: 6	R: 0 E: 0 K: 0 S: 12 H: 2 LOB: 1 BB: 0 P: 16	1B: 5 2B: 2 3B: 1 HR: 1 SF: 0 SAC: 0 DP: 1 HBP: 0						

	AB	34
	R	1
	H	9
	RBI	1
	BB	2
	SO	6
	LOB	13

WP: 1 PA: 36
PB: 0
SB: 0
CS: 1

PITCHER		IP	WLS	BF	H	R	ER	SO	BB	IBB	HBP	BLK	WP	HR	S	P	ERA	WHIP
Chris Short, L ERA: 3.04	(1, 1)	9.0	W	36	9	1	1	6	2	0	0	0	1	1	83	115	1.00	1.222

PITCHER	IP	WLS	BF	H	R	ER	SO	BB	IBB	HBP	BLK	WP	HR	S	P	ERA	WHIP

Batter	1	2	3	4	5	6	7	8	9	AB	R	H	RBI	BB	SO	LOB
Ed Kranepool, L (1, 9) OBP: 0.251, SLG: 0.281	S S S 0-3 ① K		x 0-0 ② F7		x 0-0 ③ F8			x 0-0 ① 6-3		4	0	0	0	0	1	2
Pumpsie Green, S (1, 5) OBP: 0.451, SLG: 0.450	x 0-0 ② 6-3		x 0-0 ③ 5-3			S S S 0-3 ① K		x 0-0 HR 1B		4	1	1	0	0	1	0
Ron Hunt, R (1, 4) OBP: 0.335, SLG: 0.393	x 0-0 ③ 6-3			x 0-0 ① F9		x 0-0 ② F6		x 0-0 1-H HR		4	1	1	2	0	0	0
Tim Harkness, L (1, 3) OBP: 0.291, SLG: 0.336		x 0-0 ① 6-3		S S S 0-3 ② K		x 0-0 ③ F6		x 0-0 ② 6-3		4	0	0	0	0	1	0
Frank Thomas, R (1, 7) OBP: 0.317, SLG: 0.398		x 0-0 1B 1B		x 0-0 ③ F9			x 0-0 ① F2	x 0-0 ③ F3		4	0	1	0	0	0	0
Duke Carmel, L (1, 8) OBP: 0.320, SLG: 0.348		x 0-0 1-3 1B			S S S 0-3 ① K		x 0-0 ② F8		x 0-0 ① 6-3	4	0	1	0	0	1	0
Chris Cannizzaro, R (1, 2) OBP: 0.286, SLG: 0.296		S S S 0-3 ② K			x 0-0 1B 1B		x 0-0 E5 2B		S S S 0-3 ② K	4	1	1	0	0	2	2
Al Moran, R (1, 6) OBP: 0.271, SLG: 0.225 Joe Hicks, L (7, PH) OBP: 0.296, SLG: 0.413 Chico Fernandez, R (7, 6) OBP: 0.250, SLG: 0.244		x 0-0 ③ 6-3			x 0-0 1-2 1B		x 0-0 1-H 2B		x 0-0 1B	2 1 1	0 0 0	1 1 1	0 1 0	0 0 0	0 0 0	2 0 0
Carl Willey, R (1, 1) OBP: 0.130, SLG: 0.154 Jesse Gonder, L (7, PH) OBP: 0.327, SLG: 0.459 Galen Cisco, R (7, 1) OBP: 0.209, SLG: 0.158 Duke Snider, L (9, PH) OBP: 0.349, SLG: 0.407			x 0-0 ① 5-3		x 0-0 ② F2		S S S 0-3 ③ K		x 0-0 ③ G3	2 1 0 1	0 0 0 0	0 0 0 0	0 0 0 0	0 1 0 0	0 1 0 1	2 1 0 1
Inning Stats	R: 0 E: 0 K: 1 S: 5 H: 0 LOB: 0 BB: 0 P: 5	R: 0 E: 0 K: 1 S: 7 H: 2 LOB: 2 BB: 0 P: 7	R: 0 E: 0 K: 0 S: 3 H: 0 LOB: 0 BB: 0 P: 3	R: 0 E: 0 K: 1 S: 5 H: 0 LOB: 0 BB: 0 P: 5	R: 0 E: 0 K: 1 S: 7 H: 2 LOB: 2 BB: 0 P: 7	R: 0 E: 0 K: 1 S: 5 H: 0 LOB: 0 BB: 0 P: 5	R: 1 E: 1 K: 1 S: 7 H: 1 LOB: 1 BB: 0 P: 7	R: 2 E: 0 K: 0 S: 5 H: 2 LOB: 0 BB: 0 P: 5	R: 0 E: 0 K: 1 S: 6 H: 1 LOB: 1 BB: 0 P: 6	1B: 6 2B: 1 3B: 0 HR: 1 SF: 0 SAC: 0 DP: 0 HBP: 0						

PITCHER	IP	WLS	BF	H	R	ER	SO	BB	IBB	HBP	BLK	WP	HR	S	P	ERA	WHIP
Juan Marichal, R (1, 1) ERA: 2.4	9.0	W	36	8	3	2	7	0	0	0	0	0	1	50	50	2.00	0.889

PITCHER	IP	WLS	BF	H	R	ER	SO	BB	IBB	HBP	BLK	WP	HR	S	P	ERA	WHIP

TOP

New York Mets @ San Francisco Giants

Candlestick Park, San Francisco, CA

Fri Sep 20 1963, 10:05 PM EDT

Att. 9,326 - Unknown

livebaseballscorecards.com

AB	36
R	3
H	8
RBI	3
BB	0
SO	7
LOB	10

WP: 0	PB: 0	SB: 0	CS: 0	PA:	36

New York Mets @ San Francisco Giants

Candlestick Park, San Francisco, CA

Fri Sep 20 1963, 10:05 PM EDT

Att. 9,326 - Unknown

BOTTOM

livebaseballscorecards.com

Batter	1	2	3	4	5	6	7	8	9	AB	R	H	RBI	BB	SO	LOB
Harvey Kuenn, R (1, 5) OBP: 0.359, SLG: 0.382	F8		F9		F8 1-2		K			4	0	0	0	0	1	1
Jesus Alou, R (9, 7) OBP: 0.267, SLG: 0.333										0	0	0	0	0	0	0
Willie McCovey, L (1, 7) OBP: 0.350, SLG: 0.557	K		HR			HR		K		4	2	2	2	0	2	0
Ernie Bowman, R (9, 4) OBP: 0.184, SLG: 0.211										0	0	0	0	0	0	0
Orlando Cepeda, R (1, 3) OBP: 0.366, SLG: 0.571	K		F8			HR		F7		4	1	1	1	0	1	0
Willie Mays, R (1, 8) OBP: 0.375, SLG: 0.573		HR 2B		E6 FC6-4		F2 1B		BB 1B 1B		4	2	3	0	0	0	0
Ed Bailey, L (1, 2) OBP: 0.366, SLG: 0.479		2-H HR		F7		F7		1-2 1B BB		3	1	1	2	1	0	2
Felipe Alou, R (1, 9) OBP: 0.322, SLG: 0.476		F3		FC6-4 1-2f		F2 1-2		1-2 2-H 1B		4	0	1	1	0	0	2
Jim Davenport, R (1, 4) OBP: 0.295, SLG: 0.327 (9, 5)		5-3		5-3		F3		4-3		4	0	0	0	0	0	4
Jose Pagan, R (1, 6) OBP: 0.274, SLG: 0.298		6-3			F9		5-3			3	0	0	0	0	0	0
Juan Marichal, R (1, 1) OBP: 0.182, SLG: 0.206			F8		CS 1B		1-3			3	0	1	0	0	0	0
Inning Stats	R: 0 E: 0 K: 2 S: 7 H: 0 LOB: 0 BB: 0 P: 7	R: 2 E: 0 K: 0 S: 5 H: 2 LOB: 0 BB: 0 P: 5	R: 1 E: 0 K: 0 S: 4 H: 1 LOB: 0 BB: 0 P: 4	R: 0 E: 1 K: 0 S: 4 H: 0 LOB: 1 BB: 0 P: 4	R: 0 E: 0 K: 0 S: 3 H: 1 LOB: 0 BB: 0 P: 3	R: 2 E: 0 K: 0 S: 6 H: 3 LOB: 1 BB: 0 P: 6	R: 0 E: 0 K: 1 S: 5 H: 0 LOB: 0 BB: 0 P: 5	R: 1 E: 0 K: 1 S: 7 H: 2 LOB: 2 BB: 1 P: 11		1B: 4 2B: 1 3B: 0 HR: 4	SF: 0 SAC: 0 DP: 0 HBP: 0						

	AB	33
	R	6
	H	9
	RBI	6
	BB	1
	SO	4
	LOB	9

WP: 0 PB: 0 SB: 0 CS: 1 PA: 34

PITCHER		IP	WLS	BF	H	R	ER	SO	BB	IBB	HBP	BLK	WP	HR	S	P	ERA	WHIP
Carl Willey, R ERA: 3.07	(1, 1)	6.0	L	25	7	5	5	2	0	0	0	0	0	4	29	29	7.50	1.167
Galen Cisco, R ERA: 4.13	(7, 1)	2.0		9	2	1	1	2	1	0	0	0	0	0	12	16	4.50	1.500

PITCHER	IP	WLS	BF	H	R	ER	SO	BB	IBB	HBP	BLK	WP	HR	S	P	ERA	WHIP

New York Mets @ San Francisco Giants

Candlestick Park, San Francisco, CA

Sat Sep 21 1963, 6:33 AM EDT

Att. 10,245 - Unknown

TOP

livebaseballscorecards.com

Batter	1	2	3	4	5	6	7	8	9	AB	R	H	RBI	BB	SO	LOB
Joe Christopher, R (1, 9) OBP: 0.307, SLG: 0.307	0-0 1B 2B	0-0 F6 ③		BBBB 4-0 1-2 2-3 3B BB			0-0 F9 ①		0-0 F9 ③	3	2	1	0	1	0	1
Rod Kanehl, R (8, 9) OBP: 0.265, SLG: 0.286										1	0	0	0	0	0	0
Dick Smith, R (1, 8) OBP: 0.306, SLG: 0.281	0-0 1-3 ①		0-0 1-3 ①	0-0 1-H 2-H 3-H 3B			0-0 1-3 ②			4	0	1	3	0	0	1
Ron Hunt, R (1, 4) OBP: 0.336, SLG: 0.394	0-0 2-H 1B		0-0 6-3 ②	0-0 F8 ③			0-0 FC6-4 1B			4	0	2	1	0	0	1
Frank Thomas, R (1, 3) OBP: 0.314, SLG: 0.394	0-0 F7 ②		0-0 F7 ③		0-0 F8 ①		0-0 FC6-4 ③ 1-2f			4	0	0	0	0	0	2
Tim Harkness, L (8, 3) OBP: 0.291, SLG: 0.336										0	0	0	0	0	0	0
Jim Hickman, R (1, 7) OBP: 0.291, SLG: 0.398	BBBB 4-0 BB			0-0 6-3 ①	BBBB 4-0 CS BB			0-0 6-3 ①		2	0	0	0	2	0	0
Chico Fernandez, R (1, 6) OBP: 0.250, SLG: 0.244	SSS 0-3 K ③			0-0 1B 1B 1B	SSS 0-3 ②③ K 1-2			0-0 4-3 ②		4	1	1	0	0	2	3
Al Moran, R (8, 6) OBP: 0.271, SLG: 0.225										0	0	0	0	0	0	0
Pumpsie Green, S (1, 5) OBP: 0.444, SLG: 0.442		SSS 0-3 K ①		0-0 BB 1B 3B 1-2 1B		0-0 4-3 ①		SSS 0-3 K ③		3	1	1	0	0	1	0
Ted Schreiber, R (6, 5) OBP: 0.236, SLG: 0.160										1	0	0	0	0	1	0
Norm Sherry, R (1, 2) OBP: 0.206, SLG: 0.190		0-0 F4 ②		0-0 BB 3B 1-2 2-H 1B		SSS 0-3 K ②			0-0 F7 ①	4	1	1	1	0	1	0
Al Jackson, L (1, 1) OBP: 0.197, SLG: 0.216		0-0 2B		0-0 F9 ②		0-0 F7 ③			SSS 0-3 K ②	4	0	1	0	0	1	2
Larry Bearnarth, R (9, 1) OBP: 0.172, SLG: 0.179										0	0	0	0	0	0	0

	AB	34
	R	5
	H	8
	RBI	5
	BB	3
	SO	6
	LOB	10

Inning Stats																						
	R: 1	H: 2	R: 0	H: 1	R: 0	H: 0	R: 4	H: 4	R: 0	H: 0	R: 0	H: 0	R: 0	H: 1	R: 0	H: 0	R: 0	H: 0	1B: 5	SF: 0	WP: 0	PA: 37
	E: 0	LOB: 2	E: 0	LOB: 1	E: 0	LOB: 0	E: 0	LOB: 1	E: 0	LOB: 0	E: 0	LOB: 0	E: 0	LOB: 1	E: 0	LOB: 0	E: 0	LOB: 0	2B: 2	SAC: 0	PB: 0	
	K: 1	BB: 1	K: 1	BB: 0	K: 0	BB: 0	K: 0	BB: 1	K: 1	BB: 1	K: 1	BB: 0	K: 0	BB: 0	K: 1	BB: 0	K: 1	BB: 0	3B: 1	DP: 0	SB: 0	
	S: 7	P: 11	S: 6	P: 6	S: 3	P: 3	S: 7	P: 11	S: 4	P: 8	S: 5	P: 5	S: 4	P: 4	S: 5	P: 5	S: 5	P: 5	HR: 0	HBP: 0	CS: 1	

PITCHER		IP	WLS	BF	H	R	ER	SO	BB	IBB	HBP	BLK	WP	HR	S	P	ERA	WHIP
Billy O'Dell, L ERA: 3.31	(1, 1)	3.2	L	20	7	5	5	2	2	0	0	0	0	0	22	30	12.27	2.455
Ron Herbel, R ERA: 6.75	(4, 1)	0.1		1	0	0	0	0	0	0	0	0	0	0	1	1	0.00	0.000
Gaylord Perry, R ERA: 4.14	(5, 1)	2.0		6	0	0	0	2	1	0	0	0	0	0	9	13	0.00	0.500
Jim Duffalo, R ERA: 2.99	(7, 1)	2.0		7	1	0	0	1	0	0	0	0	0	0	9	9	0.00	0.500
Don Larsen, R ERA: 2.7	(9, 1)	1.0		3	0	0	0	1	0	0	0	0	0	0	5	5	0.00	0.000

PITCHER	IP	WLS	BF	H	R	ER	SO	BB	IBB	HBP	BLK	WP	HR	S	P	ERA	WHIP

Batter	1	2	3	4	5	6	7	8	9	AB	R	H	RBI	BB	SO	LOB
Harvey Kuenn, R (1, 5) OBP: 0.355, SLG: 0.378	6-3		5-3	SF9 3-H		4-3			F9	4	0	0	1	0	0	0
Willie McCovey, L (1, 7) OBP: 0.351, SLG: 0.556	FC6-4 BB 1B		1B 1B	K		1-3			F9	5	0	2	0	0	1	2
Orlando Cepeda, R (1, 3) OBP: 0.367, SLG: 0.570	FC6-4 1-2 BB		F6	K			5-3		1B 2B	4	1	1	0	1	1	1
Willie Mays, R (1, 8) OBP: 0.377, SLG: 0.574	FC6-4 FC6-4 1-2f 2-3		1B 1-3	6-3			E6 1B		1B 1B 2-H	5	0	3	1	0	0	2
Felipe Alou, R (1, 9) OBP: 0.321, SLG: 0.473	FC6-4 1-2f		5-3	E5 1B			F7		1B 1-3	5	1	1	0	0	0	5
Jim Davenport, R (1, 4) OBP: 0.296, SLG: 0.329 Matty Alou, L (9, PH) OBP: 0.182, SLG: 0.162		6-3	HBP E SF9 1B		2B 2-H 1B		E6 1-3		F3	4 1	2 0	2 0	1 0	0 0	0 0	1 2
Ed Bailey, L (1, 2) OBP: 0.368, SLG: 0.483		FC5-4 1B	K		2B 1-H			F7		4	0	2	1	0	1	1
Jose Pagan, R (1, 6) OBP: 0.271, SLG: 0.295		FC5-4 1-2f	E5 HBP 1-2		F8			5-3		4	0	0	0	0	0	3
Billy O'Dell, S (1, 1) OBP: 0.218, SLG: 0.216 Ron Herbel, R (4, 1) Jesus Alou, R (4, PH) OBP: 0.313, SLG: 0.333 Gaylord Perry, R (5, 1) OBP: 0.222, SLG: 0.278 Jose Cardenal, R (6, PH) OBP: 0.333, SLG: 0.333 Jim Duffalo, R (7, 1) OBP: 0.118, SLG: 0.118 Cap Peterson, R (8, PH) OBP: 0.291, SLG: 0.358 Don Larsen, R (9, 1) OBP: 0.250, SLG: 0.182	F6			1-0 1-2 2-3 HBP		F8			K	1 0 0 0 1 0 1 0	0 0 0 0 0 0 0 0	0 0 0 0 0 0 0 0	0 0 0 0 0 0 1 0	0 0 0 0 0 0 0 0	0 0 0 0 0 0 1 0	1 0 0 0 0 0 0 0
Inning Stats	R: 0 E: 0 K: 0 S: 4 H: 1 LOB: 2 BB: 1 P: 8	R: 0 E: 0 K: 0 S: 4 H: 1 LOB: 1 BB: 0 P: 4	R: 0 E: 0 K: 0 S: 5 H: 2 LOB: 2 BB: 0 P: 5	R: 1 E: 1 K: 2 S: 9 H: 1 LOB: 2 BB: 0 P: 10	R: 2 E: 1 K: 1 S: 8 H: 2 LOB: 1 BB: 0 P: 8	R: 0 E: 0 K: 0 S: 3 H: 0 LOB: 0 BB: 0 P: 3	R: 0 E: 1 K: 0 S: 4 H: 1 LOB: 1 BB: 0 P: 4	R: 0 E: 0 K: 1 S: 5 H: 0 LOB: 0 BB: 0 P: 5	R: 1 E: 0 K: 0 S: 6 H: 3 LOB: 2 BB: 0 P: 6	1B: 9 2B: 2 3B: 0 HR: 0 SF: 1 SAC: 0 DP: 0 HBP: 1						

PITCHER		IP	WLS	BF	H	R	ER	SO	BB	IBB	HBP	BLK	WP	HR	S	P	ERA	WHIP
Al Jackson, L ERA: 4.05	(1, 1)	8.2	W	41	11	4	1	4	1	0	1	0	0	0	47	52	1.04	1.385
Larry Bearnarth, R ERA: 3.19	(9, 1)	0.1	S	1	0	0	0	0	0	0	0	0	0	0	1	1	0.00	0.000

PITCHER	IP	WLS	BF	H	R	ER	SO	BB	IBB	HBP	BLK	WP	HR	S	P	ERA	WHIP

BOTTOM

New York Mets @ San Francisco Giants

Candlestick Park, San Francisco, CA

Sat Sep 21 1963, 6:33 AM EDT

Att. 10,245 - Unknown

livebaseballscorecards.com

AB	39
R	4
H	11
RBI	4
BB	1
SO	4
LOB	18

New York Mets @ San Francisco Giants

Candlestick Park, San Francisco, CA

Sun Sep 22 1963, 6:33 AM EDT

Att. 14,735 - Unknown

TOP

livebaseballscorecards.com

Batter	1	2	3	4	5	6	7	8	9	AB	R	H	RBI	BB	SO	LOB
Chico Fernandez, R (1, 6) OBP: 0.249, SLG: 0.243	F7		F9		1-H 1B		F4		F9	5	0	1	1	0	0	1
Tim Harkness, L (1, 3) Dick Smith, R (8, 3) OBP: 0.306, SLG: 0.281	4-3			3-1 1B	4-3			4-3		4 0	0 0	1 0	0 0	0 0	0 0	1 0
Ron Hunt, R (1, 4) Rod Kanehl, R (8, PR) (8, 4) OBP: 0.335, SLG: 0.395 OBP: 0.265, SLG: 0.286	5-3			SSS K		E5 FC5-4		E 2B		4 0	0 1	1 0	0 0	0 0	1 0	1 0
Duke Snider, L (1, 7) OBP: 0.346, SLG: 0.406 Ed Bauta, R (3, 1) Joe Christopher, R (4, PH) OBP: 0.305, SLG: 0.304 Grover Powell, L (4, 1) OBP: 0.333, SLG: 0.200 Larry Bearnarth, R (6, 1) OBP: 0.172, SLG: 0.179 Jesse Gonder, L (8, PH) OBP: 0.331, SLG: 0.459 Al Jackson, L (8, PR) OBP: 0.197, SLG: 0.216 Roger Craig, R (8, 1) OBP: 0.153, SLG: 0.090		SSS K		3-1 1-2		SSS K		BBB FC3-6 BB		1 0 1 1 0 0 0 0 0	0 0 0 0 0 0 0 0 0	0 0 0 0 0 0 0 0 0	0 0 0 0 0 0 0 0 0	1 0 0 1 0 1 0 0 0	0 0 1 0 0 0 0 0 0	0 0 0 1 0 1 0 0 0
Joe Hicks, L (1, 8) (4, 7) OBP: 0.288, SLG: 0.401		4-3		4-3		FC5-4 BB 1-2f		FC3-6 1-2f 2-H		4	0	0	0	0	0	3
Pumpsie Green, S (1, 5) OBP: 0.448, SLG: 0.478		F7			SF8 3B	BBB 4-0 1-2 BB		F7		3	1	1	0	1	0	2
Ed Kranepool, L (1, 9) OBP: 0.251, SLG: 0.286			2B		SF8 3-H	5-3			G3	3	0	1	1	0	0	2
Choo-Choo Coleman, L (1, 2) OBP: 0.269, SLG: 0.218			F6		F9		4-3		E 6-3 1B	4	1	1	0	0	0	1
Jay Hook, L (1, 1) OBP: 0.268, SLG: 0.263 Galen Cisco, R (2, 1) OBP: 0.209, SLG: 0.158 Cleon Jones, R (3, PH) OBP: 0.100, SLG: 0.100 (3, 7) (4, 8)			F9		WP 1B 1B		4-3		6-3 1-H	0 0 4	0 0 1	0 0 1	0 0 1	0 0 0	0 0 0	0 0 1
Inning Stats	R: 0 E: 0 K: 0 S: 3 H: 0 LOB: 0 BB: 0 P: 3	R: 0 E: 0 K: 1 S: 5 H: 0 LOB: 0 BB: 0 P: 5	R: 0 E: 0 K: 0 S: 4 H: 1 LOB: 1 BB: 0 P: 4	R: 0 E: 0 K: 1 S: 6 H: 1 LOB: 1 BB: 0 P: 6	R: 2 E: 0 K: 0 S: 6 H: 3 LOB: 1 BB: 0 P: 6	R: 0 E: 1 K: 1 S: 6 H: 0 LOB: 2 BB: 1 P: 10	R: 0 E: 0 K: 0 S: 3 H: 0 LOB: 0 BB: 0 P: 3	R: 1 E: 1 K: 0 S: 4 H: 1 LOB: 2 BB: 1 P: 8	R: 1 E: 1 K: 0 S: 4 H: 1 LOB: 0 BB: 0 P: 4	1B: 4 2B: 2 3B: 1 HR: 0 SF: 1 SAC: 0 DP: 0 HBP: 0						

AB	34
R	4
H	7
RBI	3
BB	2
SO	3
LOB	14

WP: 1 PA: 37
PB: 0
SB: 0
CS: 0

PITCHER		IP	WLS	BF	H	R	ER	SO	BB	IBB	HBP	BLK	WP	HR	S	P	ERA	WHIP
Bobby Bolin, R ERA: 3.15	(1, 1)	7.0	W	28	5	2	2	3	1	0	0	0	1	0	33	37	2.57	0.857
Bob Garibaldi, R ERA: 1.13	(8, 1)	2.0	S	9	2	2	0	0	1	0	0	0	0	0	8	12	0.00	1.500

PITCHER	IP	WLS	BF	H	R	ER	SO	BB	IBB	HBP	BLK	WP	HR	S	P	ERA	WHIP

Batter	1	2	3	4	5	6	7	8	9	AB	R	H	RBI	BB	SO	LOB
Harvey Kuenn, R (1, 5) OBP: 0.353, SLG: 0.375	5-3	5-3	F4		FC5-4 1-2f	E5 2-3 3-H				3	0	0	0	0	0	2
Ernie Bowman, R (4, 5) OBP: 0.181, SLG: 0.208										2	0	0	0	0	0	3
Chuck Hiller, L (1, 4) OBP: 0.262, SLG: 0.300	HR 1B	HR 2-H 2B		F5		3-1	3-1			5	2	2	1	0	0	2
Willie McCovey, L (1, 7) OBP: 0.354, SLG: 0.574	HR 1-H	HR 2-H		HR		1B 1B HBP	4-3			4	4	3	5	0	0	0
(6, 3)																
Norm Larker, L (9, 3) OBP: 0.292, SLG: 0.224										0	0	0	0	0	0	0
Willie Mays, R (1, 8) OBP: 0.379, SLG: 0.579	HR	BB 1B		F9		1B 1-3 3B 1B	F2			3	2	2	1	1	0	0
Matty Alou, L (7, 7) OBP: 0.179, SLG: 0.160										1	0	0	0	0	0	0
Orlando Cepeda, R (1, 3) OBP: 0.367, SLG: 0.569	K	1B 1-2		F9		3B 1-3 3-H 1B	1B			3	0	1	0	0	1	0
Jesus Alou, R (6, 7) OBP: 0.389, SLG: 0.412										2	1	2	1	0	0	0
(7, 9)																
Felipe Alou, R (1, 9) OBP: 0.323, SLG: 0.479	1B HBP		2B 2B		G3	1B 1-H 3-H 3B	F8			4	2	2	2	0	0	1
(7, 8)																
Tom Haller, L (1, 2) OBP: 0.333, SLG: 0.436	1-2 1B		F5		4-3	SH1-3 BB E 3-H 1B		4-3		5	1	2	1	0	0	1
Jose Pagan, R (1, 6) OBP: 0.277, SLG: 0.300		SH3-4 2B 1B	2-H 2B	BB BB		E SH1-3 1-2 BB		6-3		3	1	2	1	2	0	0
Bobby Bolin, R (1, 1) OBP: 0.244, SLG: 0.222		SH3-4 1-2	F8	FC5-4 1-2 BB		SH1-3 1-2 2-3		4-3		1	0	0	0	1	0	1
Bob Garibaldi, L (8, 1)										1	0	0	0	0	0	0
Inning Stats	R: 3 E: 0 K: 1 S: 8 H: 4 LOB: 1 BB: 0 P: 9	R: 3 E: 0 K: 0 S: 6 H: 4 LOB: 1 BB: 1 P: 10	R: 1 E: 0 K: 0 S: 5 H: 2 LOB: 1 BB: 0 P: 5	R: 1 E: 0 K: 0 S: 4 H: 1 LOB: 0 BB: 0 P: 4	R: 0 E: 0 K: 0 S: 3 H: 0 LOB: 2 BB: 2 P: 11	R: 5 E: 1 K: 0 S: 8 H: 4 LOB: 2 BB: 1 P: 13	R: 0 E: 0 K: 0 S: 4 H: 1 LOB: 1 BB: 0 P: 4	R: 0 E: 0 K: 0 S: 3 H: 0 LOB: 0 BB: 0 P: 3		1B: 8 2B: 3 3B: 1 HR: 4 SF: 0 SAC: 2 DP: 0 HBP: 2				WP: 0 PB: 0 SB: 0 CS: 0 PA: 45		

PITCHER		IP	WLS	BF	H	R	ER	SO	BB	IBB	HBP	BLK	WP	HR	S	P	ERA	WHIP
Jay Hook, R ERA: 5.54	(1, 1)	1.2	L	11	6	5	5	1	0	0	1	0	0	2	12	13	27.00	3.600
Galen Cisco, R ERA: 4.18	(2, 1)	0.1		3	2	1	1	0	1	0	0	0	0	1	2	6	27.00	9.000
Ed Bauta, R ERA: 3.97	(3, 1)	1.0		5	2	1	1	0	0	0	0	0	0	0	5	5	9.00	2.000
Grover Powell, L ERA: 2.54	(4, 1)	2.1		16	5	6	5	0	3	0	1	0	0	1	12	25	19.29	3.429
Larry Bearnarth, R ERA: 3.14	(6, 1)	1.2		7	1	0	0	0	0	0	0	0	0	0	7	7	0.00	0.600

PITCHER		IP	WLS	BF	H	R	ER	SO	BB	IBB	HBP	BLK	WP	HR	S	P	ERA	WHIP
Roger Craig, R ERA: 3.89	(8, 1)	1.0		3	0	0	0	0	0	0	0	0	0	0	3	3	0.00	0.000

BOTTOM

New York Mets @ San Francisco Giants

Candlestick Park, San Francisco, CA

Sun Sep 22 1963, 6:33 AM EDT

Att. 14,735 - Unknown

livebaseballscorecards.com

AB	37
R	13
H	16
RBI	12
BB	4
SO	1
LOB	10

New York Mets @ Los Angeles Dodgers

Dodger Stadium, Los Angeles, CA

Tue Sep 24 1963, 7:05 PM PDT

Att. 27,988 - Unknown

livebaseballscorecards.com

TOP

Batter	1	2	3	4	5	6	7	8	9	AB	R	H	RBI	BB	SO	LOB
Pumpsie Green, S (1, 5) OBP: 0.419, SLG: 0.440	S B X 1-1 ① 4-3			F F S 0-3 ① K		C X 0-1 ② 1-3		C F F B X 1-2 ② 5-3 1-2		4	0	0	0	0	1	1
Ron Hunt, R (1, 4) OBP: 0.334, SLG: 0.395	B C X 1-1 ② L8			B B X 2-0 ② 4-3		C S F X 0-2 ③ 2B		B X 1-0 ③ 6-3		4	0	1	0	0	0	1
Duke Snider, L (1, 9) OBP: 0.345, SLG: 0.402 Cleon Jones, R (9, PH) OBP: 0.091, SLG: 0.091	F F B S 1-3 ③ K			B F B X 2-1 ③ F3		B B B C F F X 3-2 ③ 3-1			B B B C C C X 3-2 ① 6-3	3 1	0 0	0 0	0 0	0 0	1 0	1 0
Frank Thomas, R (1, 7) OBP: 0.315, SLG: 0.394 Al Jackson, L (9, PR) OBP: 0.197, SLG: 0.216		F B X 1-1 ① 5-3			X 0-0 E 4-3 1B 1B		X 0-0 ① 6-3		B H 2-0 5-3 HBP	3 0	1 0	1 0	0 0	0 0	0 0	0 0
Tim Harkness, L (1, 3) OBP: 0.290, SLG: 0.337		B X 1-0 ② F7			B X 1-0 ① 4-3 1-2		B X 1-0 2B		F X 0-1 ② 5-3 1-2	4	0	1	0	0	0	2
Duke Carmel, L (1, 8) OBP: 0.314, SLG: 0.341		S B B B F B F F X 3-2 ③ F9			C S 2 SAFE F X 0-2 ② F8 2-3		C B S B X 2-2 ② F7		C B C B C 2-3 ③ K	4	0	0	0	0	1	4
Chico Fernandez, R (1, 6) OBP: 0.250, SLG: 0.245			B F X 1-1 ① F7		F C B F B X 2-2 3-H 1B		F X 0-1 ③ F8			3	0	1	1	0	0	1
Choo-Choo Coleman, L (1, 2) OBP: 0.267, SLG: 0.216 Dick Smith, R (8, PH) OBP: 0.324, SLG: 0.281 Chris Cannizzaro, R (8, 2) OBP: 0.286, SLG: 0.296			F F X 0-2 ② G3		C F S 0-3 ③ K			C B B B S B 4-2 5-3 BB		2 0 0	0 0 0	0 0 0	0 0 0	0 1 0	1 0 0	1 0 0
Tracy Stallard, R (1, 1) OBP: 0.063, SLG: 0.063 Galen Cisco, R (7, 1) OBP: 0.209, SLG: 0.158 Joe Christopher, R (8, PH) OBP: 0.303, SLG: 0.302 Larry Bearnarth, R (8, 1) OBP: 0.172, SLG: 0.179			F B B C C 2-3 ③ K			C B F X 1-2 ① G3		B F F S 1-3 ① K		2 0 1 0	0 0 0 0	0 0 0 0	0 0 0 0	0 0 0 0	1 0 1 0	0 0 1 0
Inning Stats	R: 0 E: 0 K: 1 S: 7 H: 0 LOB: 0 BB: 0 P: 10	R: 0 E: 0 K: 0 S: 8 H: 0 LOB: 0 BB: 0 P: 13	R: 0 E: 0 K: 1 S: 8 H: 0 LOB: 0 BB: 0 P: 11	R: 0 E: 0 K: 1 S: 6 H: 0 LOB: 0 BB: 0 P: 10	R: 1 E: 1 K: 1 S: 13 H: 2 LOB: 1 BB: 0 P: 16	R: 0 E: 0 K: 0 S: 13 H: 1 LOB: 1 BB: 0 P: 17	R: 0 E: 0 K: 0 S: 7 H: 1 LOB: 1 BB: 0 P: 10	R: 0 E: 0 K: 1 S: 10 H: 0 LOB: 1 BB: 1 P: 17	R: 0 E: 0 K: 1 S: 8 H: 0 LOB: 2 BB: 0 P: 15	1B: 2 2B: 2 3B: 0 HR: 0 SF: 0 SAC: 0 DP: 0 HBP: 1						

AB	31
R	1
H	4
RBI	1
BB	1
SO	6
LOB	12

WP: 0 PB: 0 SB: 0 CS: 0 PA: 33

PITCHER		IP	WLS	BF	H	R	ER	SO	BB	IBB	HBP	BLK	WP	HR	S	P	ERA	WHIP
Don Drysdale, R ERA: 2.67	(1, 1)	7.0	W	25	4	1	1	4	0	0	0	0	0	0	62	87	1.29	0.571
Ron Perranoski, L ERA: 1.7	(8, 1)	2.0	S	8	0	0	0	2	1	0	1	0	0	0	18	32	0.00	0.500

PITCHER	IP	WLS	BF	H	R	ER	SO	BB	IBB	HBP	BLK	WP	HR	S	P	ERA	WHIP

BOTTOM

New York Mets @ Los Angeles Dodgers

Dodger Stadium, Los Angeles, CA

Tue Sep 24 1963, 7:05 PM PDT

Att. 27,988 - Unknown

livebaseballscorecards.com

Batter	1	2	3	4	5	6	7	8	9	AB	R	H	RBI	BB	SO	LOB
Maury Wills, S (1, 6) OBP: 0.351, SLG: 0.344	K		4-3 G3 BB		2B 1B		FC1-6 BB 1B 1-2f	F9		2	0	1	0	1	1	0
Marv Breeding, R (6, 4) OBP: 0.285, SLG: 0.322										2	1	0	0	0	0	2
Willie Davis, L (1, 8) OBP: 0.281, SLG: 0.367	1B		G3 1-2		2B 1-3		1B BB 1-2	1-3		4	1	2	0	1	0	2
Wally Moon, L (1, 9) OBP: 0.347, SLG: 0.385	F8		4-3 2-3		G3		BB E BLK 1-3 2-H			4	1	1	1	0	0	4
Ron Perranoski, L (8, 1) OBP: 0.192, SLG: 0.125							1B			0	0	0	0	0	0	0
Tommy Davis, R (1, 7) OBP: 0.355, SLG: 0.449	F8		F8		G4-6-3 IBB		F4			3	0	0	0	1	0	4
Ron Fairly, L (1, 3) (8, 9) OBP: 0.347, SLG: 0.389		2B BB		L3	G4-6-3 1-2f		SAFE BLK BB 1-2	IBB		2	1	0	0	2	0	3
Ken McMullen, R (1, 5) OBP: 0.296, SLG: 0.338		1-H 2B		1B	5-3		BLK BB 1-2 2-3 3-H			3	0	2	2	1	0	0
Dick Tracewski, R (1, 4) (6, 6) OBP: 0.302, SLG: 0.267	K		1-2 1B		G4-3 BB		F6 1-2 2-3 3-H			3	0	1	0	1	1	3
Doug Camilli, R (1, 2) OBP: 0.230, SLG: 0.274	L7		F7		G4-6-3 1-2f			5-3		4	0	0	0	0	0	4
Don Drysdale, R (1, 1) OBP: 0.243, SLG: 0.200	K		K				FC1-6 1B	BB		3	0	1	0	0	2	3
Dick Nen, L (8, 3) OBP: 0.500, SLG: 1.000										0	0	0	0	1	0	0

	AB	30
	R	4
	H	8
	RBI	3
	BB	8
	SO	4
	LOB	25

Inning Stats																								
	R: 0	H: 1	R: 1	H: 1	R: 0	H: 0	R: 0	H: 2	R: 0	H: 2	R: 0	H: 0	R: 3	H: 2	R: 0	H: 0	1B: 6	SF: 0	WP: 0	PA: 38				
	E: 0	LOB: 1	E: 0	LOB: 1	E: 0	LOB: 1	K: 1	LOB: 2	E: 0	LOB: 2	K: 0	LOB: 0	E: 1	LOB: 2	K: 0	LOB: 1	2B: 2	SAC: 0	PB: 0					
	K: 1	BB: 0	K: 2	BB: 1	K: 0	BB: 1	K: 1	BB: 0	K: 0	BB: 1	K: 0	BB: 1	K: 0	BB: 3	K: 0	BB: 1	3B: 0	DP: 2	SB: 0					
	S: 11	P: 12	S: 13	P: 22	S: 8	P: 13	K: 1	P: 0	S: 10	P: 19	S: 9	P: 18	S: 4	P: 10	S: 9	P: 26	HR: 0	HBP: 0	CS: 0					

PITCHER		IP	WLS	BF	H	R	ER	SO	BB	IBB	HBP	BLK	WP	HR	S	P	ERA	WHIP
Tracy Stallard, R ERA: 4.74	(1, 1)	6.2	L	33	8	4	2	4	5	2	0	0	0	0	62	116	2.70	1.950
Galen Cisco, R ERA: 4.17	(7, 1)	0.1		1	0	0	0	0	0	0	0	1	0	0	2	4	0.00	0.000
Larry Bearnarth, R ERA: 3.12	(8, 1)	1.0		4	0	0	0	0	1	0	0	0	0	0	7	14	0.00	1.000

PITCHER	IP	WLS	BF	H	R	ER	SO	BB	IBB	HBP	BLK	WP	HR	S	P	ERA	WHIP

Batter	1	2	3	4	5	6	7	8	9	AB	R	H	RBI	BB	SO	LOB
Cleon Jones, R (1, 8) OBP: 0.133, SLG: 0.133	FCBBS 2-3 ① K		SSBX 1-2 1B		SSS 0-3 ③ K			MCBS 1-3 ① K 1-2		4	0	1	0	0	3	1
Dick Smith, R (1, 3) OBP: 0.325, SLG: 0.286 Duke Snider, L (8, PH) OBP: 0.345, SLG: 0.401 Larry Bearnarth, R (8, 1) OBP: 0.172, SLG: 0.179	STBS 1-3 ② K		BFX 1-1 1-3 1B			BCFBX 2-2 ① F3		BCX 1-1 ② 5-3		3 1 0	0 0 0	1 0 0	0 0 0	0 0 0	1 0 0	0 1 0
Jim Hickman, R (1, 5) OBP: 0.289, SLG: 0.395	BSTS 1-3 ③ K		SX 0-1 ③ F3			BBCX 2-1 ② F2		CCBFBX 2-2 ③ 4-3		4	0	0	0	0	1	3
Frank Thomas, R (1, 7) OBP: 0.317, SLG: 0.395		BCTFX 1-2 FC5-4 1B		FFBFS 1-3 ① K		BX 1-0 1B			CCBX 1-2 ① 5-3	4	0	2	0	0	1	0
Joe Christopher, R (1, 9) OBP: 0.296, SLG: 0.294		FFBTFX 1-2 ① F3		BX 1-1 ② F2		BCBX 2-1 ③ L1			BBCBCX 3-2 ② 5-3	4	0	0	0	0	0	2
Rod Kanehl, R (1, 4) OBP: 0.268, SLG: 0.288 Jesse Gonder, L (7, PH) OBP: 0.329, SLG: 0.456 Ted Schreiber, R (7, 4) OBP: 0.236, SLG: 0.160 Ron Hunt, R (9, PH) OBP: 0.336, SLG: 0.397		SBSX 1-2 ② FC5-4 E S 1-2f		X 0-0 1B			X 0-0 ① 5-3		BBX 2-0 1B	2 1 0 1	0 0 0 0	1 0 0 1	0 0 0 0	0 0 0 0	0 0 0 0	1 0 0 0
Al Moran, R (1, 6) OBP: 0.269, SLG: 0.224 Joe Hicks, L (7, PH) OBP: 0.287, SLG: 0.399 Chico Fernandez, R (7, 6) OBP: 0.249, SLG: 0.243		SX 0-1 ③ F3 1-3		FFFS 0-3 ③ K			FFS 0-3 ② K		BCX 1-1 ③ 1-3	2 1 1	0 0 0	0 0 0	0 0 0	0 0 0	1 1 0	2 0 1
Norm Sherry, R (1, 2) OBP: 0.203, SLG: 0.186			CCC 0-3 ① K		SX 0-1 ① L6		FSBBBX 3-2 ③ 6-3			3	0	0	0	0	1	0
Roger Craig, R (1, 1) OBP: 0.149, SLG: 0.087 Ed Kranepool, L (8, PH) OBP: 0.254, SLG: 0.288 (8, 3)			BBSTS 2-3 ② K		X 0-0 ② 6-3			X 0-0 S 1B		2 1	0 0	0 1	0 0	0 0	1 0	0 0
Inning Stats	R: 0 E: 0 K: 3 S: 9 H: 0 LOB: 0 BB: 0 P: 13	R: 0 E: 0 K: 0 S: 14 H: 1 LOB: 1 BB: 0 P: 17	R: 0 E: 0 K: 2 S: 13 H: 2 LOB: 2 BB: 0 P: 17	R: 0 E: 0 K: 2 S: 11 H: 1 LOB: 1 BB: 0 P: 13	R: 0 E: 0 K: 1 S: 6 H: 0 LOB: 0 BB: 0 P: 6	R: 0 E: 0 K: 0 S: 8 H: 1 LOB: 1 BB: 0 P: 15	R: 0 E: 0 K: 1 S: 7 H: 0 LOB: 0 BB: 0 P: 10	R: 0 E: 0 K: 1 S: 10 H: 1 LOB: 1 BB: 0 P: 14	R: 0 E: 0 K: 0 S: 9 H: 1 LOB: 1 BB: 0 P: 16	1B: 7 2B: 0 3B: 0 HR: 0 SF: 0 SAC: 0 DP: 0 HBP: 0						

PITCHER		IP	WLS	BF	H	R	ER	SO	BB	IBB	HBP	BLK	WP	HR	S	P	ERA	WHIP
Sandy Koufax, L ERA: 1.88	(1, 1)	5.0	W	19	4	0	0	8	0	0	0	0	0	0	53	66	0.00	0.800
Bob Miller, R ERA: 2.91	(6, 1)	3.0		11	2	0	0	2	0	0	0	0	0	0	25	39	0.00	0.667
Ron Perranoski, L ERA: 1.69	(9, 1)	1.0	S	4	1	0	0	0	0	0	0	0	0	0	9	16	0.00	1.000

PITCHER	IP	WLS	BF	H	R	ER	SO	BB	IBB	HBP	BLK	WP	HR	S	P	ERA	WHIP

TOP

New York Mets @ Los Angeles Dodgers

Dodger Stadium, Los Angeles, CA

Wed Sep 25 1963, 7:05 PM PDT

Att. 24,181 - Unknown

livebaseballscorecards.com

AB	34
R	0
H	7
RBI	0
BB	0
SO	10
LOB	11

Batter	1	2	3	4	5	6	7	8	9	AB	R	H	RBI	BB	SO	LOB
Maury Wills, S (1, 6) OBP: 0.351, SLG: 0.344	X 0-0 ① 5-3		C B X 1-1 ① 1B 1B		F B F B B X 3-2 ① 4-3		C B X 1-1 ② 1-3			3	0	1	0	0	0	0
Bob Miller, R (6, 1) OBP: 0.102, SLG: 0.071										1	0	0	0	0	0	0
Ron Perranoski, L (9, 1) OBP: 0.192, SLG: 0.125										0	0	0	0	0	0	0
Willie Davis, L (1, 8) OBP: 0.283, SLG: 0.368	S X 0-1 ② 1-3		B X 1-0 ② 1B 1-2 1B		B B F B X 2-1 ③ 1B 1B		B F B X 2-1 ③ L9			4	0	2	0	0	0	0
Wally Moon, L (1, 9) OBP: 0.351, SLG: 0.389	B X 1-0 ① 1B E 1B		B B X 2-0 ② 1-3 1B		B S B S C 2-3 ② K			X 0-0 ① 4-3		2	1	2	0	0	0	0
Dick Nen, L (5, PH) OBP: 0.375, SLG: 0.667										2	0	0	0	0	1	1
Tommy Davis, R (6, 3)																
Tommy Davis, R (1, 7) OBP: 0.357, SLG: 0.450	B X 1-0 ① E 1-3 1B		B C B F B X 2-2 ③ F9		B C B B B X 3-1 ② 1-3 1B			C S B B F F F S 2-3 ② K		3	0	2	0	0	0	2
Al Ferrara, R (5, PR) OBP: 0.279, SLG: 0.243										1	0	0	0	0	1	0
Al Ferrara, R (6, 7)																
Ron Fairly, L (1, 3) OBP: 0.346, SLG: 0.387	B B 1 C X SAFE 2-1 ③ G3 1-3 3-H			F B B C B X 3-2 ① 4-3	F X 0-1 ③ F9			B B X 2-0 ② CS 1B		2	0	0	0	0	0	1
Frank Howard, R (5, PH) OBP: 0.330, SLG: 0.516										2	0	1	0	0	0	2
Frank Howard, R (6, 9)																
Ken McMullen, R (1, 5) OBP: 0.292, SLG: 0.333		B B C X 2-1 ① F8		F C B X 1-2 ② F9		X 0-0 ① 5-3		B B S 2-1 ③ CS 1-2		3	0	0	0	0	0	0
Dick Tracewski, R (1, 4) OBP: 0.302, SLG: 0.273		C C B B X 2-2 ② F7		X 0-0 ① 2B		C S B B F F C 2-3 ② K				3	0	1	0	0	1	0
Dick Tracewski, R (6, 6)																
Doug Camilli, R (1, 2) OBP: 0.232, SLG: 0.270		F E X 0-2 ③ L4		I I I 4-0 ① FC4 IBB		B C F S 1-3 ③ K				2	0	0	0	1	1	0
Sandy Koufax, R (1, 1) OBP: 0.111, SLG: 0.091			X 0-0 ① 6-3	C X 0-1 ③ FC4 1-2f			F F B S 1-3 ① K			2	0	0	0	0	0	2
Marv Breeding, R (6, 4) OBP: 0.284, SLG: 0.320										1	0	0	0	0	1	0
Inning Stats	R: 1 H: 2 E: 1 LOB: 1 K: 0 BB: 0 S: 7 P: 11	R: 0 H: 0 E: 0 LOB: 0 K: 0 BB: 0 S: 8 P: 12	R: 0 H: 3 E: 0 LOB: 2 K: 0 BB: 0 S: 8 P: 14	R: 0 H: 1 E: 0 LOB: 2 K: 0 BB: 1 S: 9 P: 17	R: 0 H: 2 E: 0 LOB: 2 K: 1 BB: 0 S: 12 P: 22	R: 0 H: 0 E: 0 LOB: 0 K: 2 BB: 0 S: 9 P: 12	R: 0 H: 0 E: 0 LOB: 0 K: 1 BB: 0 S: 7 P: 11	R: 0 H: 1 E: 0 LOB: 0 K: 1 BB: 0 S: 9 P: 15		1B: 8 SF: 0 2B: 1 SAC: 0 3B: 0 DP: 0 HR: 0 HBP: 0						WP: 0 PA: 33 PB: 0 SB: 0 CS: 1

PITCHER		IP	WLS	BF	H	R	ER	SO	BB	IBB	HBP	BLK	WP	HR	S	P	ERA	WHIP
Roger Craig, R ERA: 3.78	(1, 1)	7.0	L	29	8	1	0	4	0	1	0	0	0	0	60	99	0.00	1.143
Larry Bearnarth, R ERA: 3.09	(8, 1)	1.0		3	1	0	0	1	0	0	0	0	0	0	9	15	0.00	1.000

PITCHER	IP	WLS	BF	H	R	ER	SO	BB	IBB	HBP	BLK	WP	HR	S	P	ERA	WHIP

BOTTOM

New York Mets @ Los Angeles Dodgers

Dodger Stadium, Los Angeles, CA

Wed Sep 25 1963, 7:05 PM PDT

Att. 24,181 - Unknown

livebaseballscorecards.com

AB	31
R	1
H	9
RBI	0
BB	1
SO	5
LOB	8

Batter	1	2	3	4	5	6	7	8	9	AB	R	H	RBI	BB	SO	LOB
Ed Kranepool, L (1, 9) OBP: 0.254, SLG: 0.288	L F B B F S 2-3 K		S X 0-1 1B 2-3 1B		B X 1-0 F7		X 0-0 1-3 1-2			4	0	1	0	0	1	1
Pumpsie Green, S (1, 5) OBP: 0.409, SLG: 0.426 Ted Schreiber, R (7, 5) OBP: 0.236, SLG: 0.160	B X 1-0 F8		C B S X 1-2 1-3 3-H 1B		C C B X 1-2 1-3		X 0-0 F6			4 0	0 0	1 0	1 0	0 0	0 0	1 0
Ron Hunt, R (1, 4) OBP: 0.335, SLG: 0.395	C B B X 2-1 F8		B X 1-0 1-3		S X 0-1 F9			B X 1-0 6-3 S 1B		4	0	1	0	0	0	2
Tim Harkness, L (1, 3) OBP: 0.290, SLG: 0.336		S X 0-1 F7		X 0-0 PB HBP 3B 1B		B B X 2-0 L6		S L F B S 1-3 K		4	1	1	0	0	1	1
Joe Hicks, L (1, 7) OBP: 0.286, SLG: 0.391 Rod Kanehl, R (8, 7) OBP: 0.268, SLG: 0.288		F X 0-1 F8		H 1-0 PB 1-2 3B HBP		S B S S 1-3 K		B L S X 1-2 6-3 1-3		3 0	1 0	0 0	0 0	0 0	1 0	1 0
Duke Carmel, L (1, 8) OBP: 0.322, SLG: 0.360		B B X 2-0 CS 1B		S B X 1-1 1-H 2-H SF8 3B		C B S X 1-2 1B		X 0-0 1-3		4	1	3	2	0	0	1
Chico Fernandez, R (1, 6) OBP: 0.244, SLG: 0.240	P 1-0 CS 1-2	X 0-0 F3	B B X 2-0 SF8 3-H		X 0-0 6-3				B B F B C C 3-3 K	3	0	0	1	0	1	1
Norm Sherry, R (1, 2) OBP: 0.205, SLG: 0.184 Joe Christopher, R (9, PH) OBP: 0.294, SLG: 0.292		B B B B 4-0 1B SH1-4 1B BB	B F C B B X 3-2 F8				B C F X 1-2 6-3		B B X 2-0 6-3	2 1	1 0	0 0	0 0	1 0	0 0	0 0
Carl Willey, R (1, 1) OBP: 0.143, SLG: 0.167 Galen Cisco, R (8, 1) OBP: 0.209, SLG: 0.158 Larry Bearnarth, R (8, 1) OBP: 0.172, SLG: 0.179 Dick Smith, R (9, PH) OBP: 0.317, SLG: 0.278		X 0-0 SH1-4 1-2	B B C S F C 2-3 K				B X 1-0 1-3 1B		B S B S S S 2-3 K	2 0 0 1	0 0 0 0	1 0 0 0	0 0 0 0	0 0 0 0	1 0 0 1	0 0 0 0

Inning Stats	1	2	3	4	5	6	7	8	9
	R: 0 E: 0 K: 1 S: 7 H: 0 LOB: 0 BB: 0 P: 12	R: 0 E: 0 K: 0 S: 6 H: 1 LOB: 0 BB: 0 P: 8	R: 1 E: 0 K: 0 S: 8 H: 2 LOB: 2 BB: 1 P: 14	R: 3 E: 0 K: 1 S: 11 H: 2 LOB: 0 BB: 0 P: 20	R: 0 E: 0 K: 0 S: 6 H: 0 LOB: 0 BB: 0 P: 8	R: 0 E: 0 K: 1 S: 8 H: 1 LOB: 1 BB: 0 P: 12	R: 0 E: 0 K: 0 S: 6 H: 1 LOB: 1 BB: 0 P: 8	R: 0 E: 0 K: 1 S: 9 H: 1 LOB: 1 BB: 0 P: 12	R: 0 E: 0 K: 2 S: 7 H: 0 LOB: 0 BB: 0 P: 14

1B: 7 SF: 1
2B: 0 SAC: 1
3B: 1 DP: 0
HR: 0 HBP: 1

WP: 0 PA: 37
PB: 1
SB: 1
CS: 1

PITCHER		IP	WLS	BF	H	R	ER	SO	BB	IBB	HBP	BLK	WP	HR	S	P	ERA	WHIP
Larry Sherry, R ERA: 3.73	(1, 1)	5.0		21	5	4	4	2	1	0	1	0	0	0	38	62	7.20	1.200
Ken Rowe, R ERA: 3.04	(6, 1)	3.0	W	12	3	0	0	2	0	0	0	0	0	0	23	32	0.00	1.000
Ron Perranoski, L ERA: 1.67	(9, 1)	1.0	S	3	0	0	0	2	0	0	0	0	0	0	7	14	0.00	0.000

PITCHER	IP	WLS	BF	H	R	ER	SO	BB	IBB	HBP	BLK	WP	HR	S	P	ERA	WHIP

TOP

New York Mets @ Los Angeles Dodgers

Dodger Stadium, Los Angeles, CA

Thu Sep 26 1963, 7:05 PM PDT
Att. 18,546 - Unknown

livebaseballscorecards.com

AB	32
R	4
H	8
RBI	4
BB	1
SO	6
LOB	8

Batter	1	2	3	4	5	6	7	8	9	AB	R	H	RBI	BB	SO	LOB
Maury Wills, S (1, 6) OBP: 0.350, SLG: 0.343	6-3		L6		5-3		L1-3			2	0	0	0	0	0	2
Dick Tracewski, R (4, 6) OBP: 0.300, SLG: 0.271										2	0	0	0	0	0	2
Jim Gilliam, S (1, 4) OBP: 0.356, SLG: 0.386	G3-6-3, 1B		BB		K			HR, BB		2	0	1	0	1	1	0
Ken Rowe, R (6, 1)										0	0	0	0	0	0	0
Dick Nen, L (8, PH) (9, 3) OBP: 0.444, SLG: 0.667										0	1	0	0	1	0	0
Willie Davis, L (1, 8) OBP: 0.283, SLG: 0.368	G3-6-3		F9			CS, 1B		HR, 1B		3	0	1	0	0	0	4
Ron Fairly, L (7, 8) OBP: 0.347, SLG: 0.388										1	1	1	0	0	0	0
Frank Howard, R (1, 9) OBP: 0.333, SLG: 0.528		G4-6-3, 1B		L9, SF7, 2B		K		HR		4	2	3	3	0	1	1
Wally Moon, L (1, 7) OBP: 0.349, SLG: 0.386		G4-6-3		L9		HR		1-3		2	0	0	0	0	0	2
Lee Walls, R (5, 7) OBP: 0.282, SLG: 0.346										2	1	1	1	0	0	0
Bill Skowron, R (1, 3) OBP: 0.251, SLG: 0.290		F7		SF7		K		F3		3	0	0	1	0	1	0
Ron Perranoski, L (9, 1)										0	0	0	0	0	0	0
Ken McMullen, R (1, 5) OBP: 0.297, SLG: 0.339			3-1	FC6-4, BB			4-1, 2B	L4		2	0	1	0	1	0	0
Marv Breeding, R (7, PR) (8, 5) OBP: 0.283, SLG: 0.319										1	0	0	0	0	0	0
Doug Camilli, R (1, 2) OBP: 0.234, SLG: 0.265			2B, BB	FC6-4			5-3			2	0	0	0	1	0	2
Larry Sherry, R (1, 1) OBP: 0.273, SLG: 0.222					L7		4-1			1	0	1	0	0	0	0
Derrell Griffith, L (5, PH) (6, 4)										2	0	0	0	0	0	1
Inning Stats	R: 0 E: 0 K: 0 S: 8 H: 1 LOB: 0 BB: 0 P: 12	R: 0 E: 0 K: 0 S: 8 H: 1 LOB: 0 BB: 0 P: 11	R: 0 E: 0 K: 0 S: 9 H: 1 LOB: 3 BB: 2 P: 20	R: 1 E: 0 K: 0 S: 9 H: 1 LOB: 1 BB: 1 P: 15	R: 0 E: 0 K: 1 S: 8 H: 0 LOB: 0 BB: 0 P: 11	R: 1 E: 0 K: 2 S: 13 H: 2 LOB: 0 BB: 0 P: 17	R: 0 E: 0 K: 0 S: 10 H: 1 LOB: 2 BB: 0 P: 11	R: 3 E: 0 K: 0 S: 12 H: 2 LOB: 0 BB: 1 P: 22		1B: 4 2B: 3 3B: 0 HR: 2	SF: 1 SAC: 0 DP: 2 HBP: 0					

PITCHER	IP	WLS	BF	H	R	ER	SO	BB	IBB	HBP	BLK	WP	HR	S	P	ERA	WHIP
Carl Willey, R (1, 1) ERA: 3.1	7.0		29	7	3	3	3	4	0	0	0	0	1	66	102	3.86	1.571
Galen Cisco, R (8, 1) ERA: 4.29	0.0	L	2	2	2	2	0	0	0	0	0	0	1	7	10	∞	∞
Larry Bearnarth, R (8, 1) ERA: 3.06	1.0		3	0	0	0	0	0	0	0	0	0	0	4	7	0.00	0.000

PITCHER	IP	WLS	BF	H	R	ER	SO	BB	IBB	HBP	BLK	WP	HR	S	P	ERA	WHIP

BOTTOM

New York Mets @ Los Angeles Dodgers

Dodger Stadium, Los Angeles, CA

Thu Sep 26 1963, 7:05 PM PDT

Att. 18,546 - Unknown

livebaseballscorecards.com

AB	29
R	5
H	9
RBI	5
BB	4
SO	3
LOB	14

WP: 0 PB: 0 SB: 0 CS: 1 PA: 34

Batter	1	2	3	4	5	6	7	8	9	AB	R	H	RBI	BB	SO	LOB
Joe Christopher, R (1, 9) OBP: 0.297, SLG: 0.291	6-3	F9	1-3 2-H 1B		F3			BBB 6-3 BB		4	0	1	1	1	0	1
Dick Smith, R (1, 8) OBP: 0.304, SLG: 0.268	4-3		2B 1B 1-3			6-3		F7		5	1	1	0	0	0	3
Ron Hunt, R (1, 4) OBP: 0.334, SLG: 0.395	L3		1-H 1B 2B	P4		SSS K		6-3 1-2		5	1	1	1	0	1	1
Ted Schreiber, R (9, 4) OBP: 0.236, SLG: 0.160										0	0	0	0	0	0	0
Frank Thomas, R (1, 7) OBP: 0.318, SLG: 0.395		E WP 1B	F3	2B 1B		1-3		F8		5	1	2	0	0	0	2
Rod Kanehl, R (8, 7) OBP: 0.268, SLG: 0.288										0	0	0	0	0	0	0
Jim Hickman, R (1, 5) OBP: 0.292, SLG: 0.399		E7 G3 1-H 6-3 1B	FC6-4 2-H 1B	1-3 2B			6-3		F7	5	1	3	1	0	0	0
Tim Harkness, L (1, 3) OBP: 0.289, SLG: 0.337		G3 2-3	FC6-4 1B 1-2f PB	SSS K			P4		WP SF8 2B	5	2	1	0	0	1	4
Ed Kranepool, L (9, 3) OBP: 0.254, SLG: 0.288										0	0	0	0	0	0	0
Chris Cannizzaro, R (1, 2) OBP: 0.273, SLG: 0.290		6-3 3-H	PB 1-3 1B	L7			E7 1B		SF8 2-H	4	2	1	2	0	0	2
Al Moran, R (1, 6) OBP: 0.274, SLG: 0.229		E6 1B	1B 1-H 1B 3-H		5-3		2-H 1B		1B	5	2	3	2	0	0	0
Al Jackson, L (1, 1) OBP: 0.210, SLG: 0.228		2-H 1B	1B 1-2 1B		F8		F7		P6	5	0	2	1	0	0	2
Inning Stats	R: 0 E: 0 K: 0 S: 3 H: 0 LOB: 0 BB: 0 P: 3	R: 3 E: 2 K: 0 S: 7 H: 3 LOB: 1 BB: 0 P: 7	R: 5 E: 0 K: 0 S: 10 H: 7 LOB: 2 BB: 0 P: 10	R: 0 E: 0 K: 1 S: 7 H: 2 LOB: 2 BB: 0 P: 7	R: 0 E: 0 K: 0 S: 3 H: 0 LOB: 0 BB: 0 P: 3	R: 0 E: 0 K: 1 S: 5 H: 0 LOB: 0 BB: 0 P: 5	R: 1 E: 1 K: 0 S: 5 H: 1 LOB: 1 BB: 0 P: 5	R: 0 E: 0 K: 0 S: 3 H: 0 LOB: 1 BB: 1 P: 7	R: 1 E: 0 K: 0 S: 5 H: 2 LOB: 1 BB: 0 P: 5	1B: 12 2B: 3 3B: 0 HR: 0 SF: 1 SAC: 0 DP: 0 HBP: 0						

TOP

New York Mets @ Houston Colt 45's

Colt Stadium, Houston, TX

Fri Sep 27 1963, 8:05 PM EDT

Att. 5,802 - Cloudy - 76 F

livebaseballscorecards.com

AB	43
R	10
H	15
RBI	8
BB	1
SO	2
LOB	15

WP: 2 PA: 45
PB: 1
SB: 0
CS: 0

PITCHER		IP	WLS	BF	H	R	ER	SO	BB	IBB	HBP	BLK	WP	HR	S	P	ERA	WHIP
Jay Dahl, L ERA: 16.88	(1, 1)	2.2	L	16	7	7	5	0	0	0	0	0	1	0	16	16	16.88	2.625
Danny Coombs, L ERA: 27.0	(3, 1)	0.1		4	3	1	1	0	0	0	0	0	0	0	4	4	27.00	9.000
Joe Hoerner, L ERA:	(4, 1)	3.0		11	2	0	0	2	0	0	0	0	0	0	15	15	0.00	0.667
Jim Dickson, R ERA: 7.11	(7, 1)	2.0		9	1	1	0	0	1	0	0	0	0	0	8	12	0.00	1.000
Dick Drott, R ERA: 4.98	(9, 1)	1.0		5	2	1	1	0	0	0	0	0	1	0	5	5	9.00	2.000

PITCHER		IP	WLS	BF	H	R	ER	SO	BB	IBB	HBP	BLK	WP	HR	S	P	ERA	WHIP

BOTTOM

Batter	1	2	3	4	5	6	7	8	9	AB	R	H	RBI	BB	SO	LOB
Sonny Jackson, L (1, 6) Ernie Fazio, R (6, 5) OBP: 0.275, SLG: 0.282	L3		L6		K		5-3 BB		E5 3B	3 1	0 1	0 0	0 0	0 1	1 0	2 0
Joe Morgan, L (1, 4) OBP: 0.333, SLG: 0.400	K	F9	F9		1B 1-2 1B		5-3 1-2		1-H 3B	5	0	2	1	0	1	2
Jimmy Wynn, R (1, 8) OBP: 0.312, SLG: 0.366	CS 1B		F9		L9		1B		BB	4	0	2	0	1	0	3
Rusty Staub, L (1, 3) OBP: 0.305, SLG: 0.305	CS 1-2	F8		1B FC3-6 1B	1-3 2-H 1B		P4		K	5	1	2	1	0	1	4
Aaron Pointer, R (1, 9) OBP: 0.200, SLG: 0.200		P4		FC3-6 1-3 1B	L9		6-3		K	5	0	1	0	0	1	6
Brock Davis, L (1, 7) OBP: 0.254, SLG: 0.291		1B 1B		FC3-6 1-3 1-2f 3-H		4-3		K	1-3	5	0	1	1	0	1	3
Glenn Vaughan, S (1, 5) (6, 6) OBP: 0.222, SLG: 0.160		1-2 1B		1-3 1-2		F8		1B		4	0	2	0	0	0	1
Jerry Grote, R (1, 2) OBP: 0.286, SLG: 0.200 Dave Adlesh, R (7, 2)		K		K		1B		K		3 1	0 0	1 0	0 0	0 0	2 1	3 1
Jay Dahl, S (1, 1) Danny Coombs, R (3, 1) Johnny Weekly, R (3, PH) OBP: 0.292, SLG: 0.375 Joe Hoerner, R (4, 1) Mike White, R (6, PH) OBP: 0.286, SLG: 0.286 Jim Dickson, L (7, 1) Carl Warwick, R (8, PH) OBP: 0.319, SLG: 0.348 Dick Drott, R (9, 1) OBP: 0.130, SLG: 0.130			BB		E3 1B 1B	5-3		5-3		0 0 0 1 1 1 0 1 0	0 0 0 1 1 0 0 0 0	0 0 0 0 0 0 0 0 0	0 0 0 0 0 0 0 0 0	0 0 0 1 0 0 0 0 0	0 0 0 0 0 0 0 0 0	0 0 0 0 0 1 0 1 0
Inning Stats	R: 0 E: 0 K: 1 S: 5 H: 1 LOB: 0 BB: 0 P: 5	R: 0 E: 0 K: 1 S: 7 H: 2 LOB: 2 BB: 0 P: 7	R: 0 E: 0 K: 0 S: 3 H: 0 LOB: 1 BB: 1 P: 7	R: 1 E: 0 K: 1 S: 7 H: 2 LOB: 1 BB: 0 P: 7	R: 1 E: 1 K: 1 S: 8 H: 2 LOB: 2 BB: 0 P: 8	R: 0 E: 0 K: 0 S: 4 H: 1 LOB: 1 BB: 0 P: 4	R: 0 E: 0 K: 0 S: 4 H: 1 LOB: 2 BB: 1 P: 8	R: 0 E: 0 K: 2 S: 8 H: 1 LOB: 1 BB: 0 P: 8	R: 1 E: 1 K: 2 S: 9 H: 1 LOB: 2 BB: 1 P: 13	1B: 10 2B: 0 3B: 1 HR: 0	SF: 0 SAC: 0 DP: 0 HBP: 0					

PITCHER	IP	WLS	BF	H	R	ER	SO	BB	IBB	HBP	BLK	WP	HR	S	P	ERA	WHIP
Al Jackson, L (1, 1) ERA: 3.93	9.0	W	42	11	3	1	8	3	0	0	0	0	0	55	67	1.00	1.556

PITCHER	IP	WLS	BF	H	R	ER	SO	BB	IBB	HBP	BLK	WP	HR	S	P	ERA	WHIP

New York Mets @ Houston Colt 45's

Colt Stadium, Houston, TX

Fri Sep 27 1963, 8:05 PM EDT

Att. 5,802 - Cloudy - 76 F

livebaseballscorecards.com

AB	39
R	3
H	11
RBI	3
BB	3
SO	8
LOB	27

WP: 0 PA: 43
PB: 0
SB: 0
CS: 1

Batter	1	2	3	4	5	6	7	8	9	AB	R	H	RBI	BB	SO	LOB
Ed Kranepool, L (1, 9) OBP: 0.257, SLG: 0.291	F7		FC5-4 1-2 2-H 1B		2B 1B			5-3		4	0	2	1	0	0	0
Duke Carmel, L (1, 8) OBP: 0.321, SLG: 0.363	6-3		FC5-4 1-2f 2-3		1-3 2B			4-1		4	0	1	0	0	0	2
Ron Hunt, R (1, 4) OBP: 0.332, SLG: 0.392	5-3		F9		F7			6-3		4	0	0	0	0	0	4
Tim Harkness, L (1, 3) OBP: 0.288, SLG: 0.339		5-3		G3		4-3			4-3 2B	4	0	1	0	0	0	0
Jim Hickman, R (1, 5) OBP: 0.291, SLG: 0.400		F8		2B		P4			4-3 2-3	4	0	1	0	0	0	1
Joe Hicks, L (1, 7) OBP: 0.279, SLG: 0.381		3-1		1-3		G3			F7	4	0	0	0	0	0	2
Choo-Choo Coleman, L (1, 2) OBP: 0.263, SLG: 0.212			5-3	P6			SSS K		F7	4	0	0	0	0	1	2
Al Moran, R (1, 6) OBP: 0.275, SLG: 0.231 Joe Christopher, R (7, PH) OBP: 0.295, SLG: 0.289 Chico Fernandez, R (7, 6) OBP: 0.244, SLG: 0.240			1B 1B 1B		P4		4-3			2 1 0	1 0 0	1 0 0	0 0 0	0 0 0	0 0 0	0 0 0
Craig Anderson, R (1, 1) OBP: 0.333, SLG: 0.333 Galen Cisco, R (6, 1) OBP: 0.209, SLG: 0.158 Grover Powell, L (6, 1) OBP: 0.333, SLG: 0.200 Frank Thomas, R (7, PH) OBP: 0.317, SLG: 0.394 Tracy Stallard, R (7, 1) OBP: 0.063, SLG: 0.063			FC5-4 1-2 1B 1B		F8		1-3			2 0 0 1 0	0 0 0 0 0	1 0 0 0 0	0 0 0 0 0	0 0 0 0 0	0 0 0 0 0	0 0 0 0 0
Inning Stats	R: 0 E: 0 K: 0 S: 3 H: 0 LOB: 0 BB: 0 P: 3	R: 0 E: 0 K: 0 S: 3 H: 0 LOB: 0 BB: 0 P: 3	R: 1 E: 0 K: 0 S: 6 H: 3 LOB: 2 BB: 0 P: 6	R: 0 E: 0 K: 0 S: 4 H: 1 LOB: 1 BB: 0 P: 4	R: 0 E: 0 K: 0 S: 5 H: 2 LOB: 2 BB: 0 P: 5	R: 0 E: 0 K: 0 S: 3 H: 0 LOB: 0 BB: 0 P: 3	R: 0 E: 0 K: 1 S: 5 H: 0 LOB: 0 BB: 0 P: 5	R: 0 E: 0 K: 0 S: 3 H: 0 LOB: 0 BB: 0 P: 3	R: 0 E: 0 K: 0 S: 4 H: 1 LOB: 1 BB: 0 P: 4	1B: 4 2B: 3 3B: 0 HR: 0 SF: 0 SAC: 0 DP: 0 HBP: 0						

PITCHER		IP	WLS	BF	H	R	ER	SO	BB	IBB	HBP	BLK	WP	HR	S	P	ERA	WHIP
Don Nottebart, R ERA: 3.17	(1, 1)	9.0	W	34	7	1	1	1	0	0	0	0	0	0	36	36	1.00	0.778

PITCHER	IP	WLS	BF	H	R	ER	SO	BB	IBB	HBP	BLK	WP	HR	S	P	ERA	WHIP

TOP

New York Mets @ Houston Colt 45's

Colt Stadium, Houston, TX

Sat Sep 28 1963, 4:33 AM EDT
Att. 2,566 - Cloudy - 81 F

livebaseballscorecards.com

AB	34
R	1
H	7
RBI	1
BB	0
SO	1
LOB	11

WP: 0 PA: 34
PB: 0
SB: 0
CS: 0

Batter	1	2	3	4	5	6	7	8	9	AB	R	H	RBI	BB	SO	LOB
Glenn Vaughan, S (1, 6) OBP: 0.233, SLG: 0.179	G3	1-3			G3-2 E 1B	FC3-6 BB		F7		3	0	1	0	0	0	0
Pete Runnels, L (6, PH) OBP: 0.333, SLG: 0.296										0	0	0	1	1	0	0
Bob Lillis, R (6, PR) OBP: 0.224, SLG: 0.233										1	0	0	0	0	0	0
(7, 6)																
Joe Morgan, L (1, 4) OBP: 0.320, SLG: 0.348	K		K		G3-2 BB	FC3-6 BB 1B		F8		3	1	0	1	1	2	2
Ernie Fazio, R (7, 4) OBP: 0.273, SLG: 0.281										1	0	0	0	0	0	0
Al Spangler, L (1, 9) OBP: 0.353, SLG: 0.385	E4		K		G3-2	1B BB				3	1	0	0	1	1	3
Rusty Staub, L (1, 3) OBP: 0.308, SLG: 0.308	E 1B	1B			F8	G6-4-3 1B				4	1	3	2	0	0	2
Jimmy Wynn, R (1, 7) OBP: 0.314, SLG: 0.372	E8 E 2B		K			SH 2B 1B G6-4-3				4	2	2	2	0	1	3
Howie Goss, R (1, 8) OBP: 0.264, SLG: 0.328	E6 PB			P4		SH 2B 1B	F5			3	1	0	0	0	0	0
Ivan Murrell, R (8, 8)										0	0	0	0	0	0	0
Bob Aspromonte, R (1, 5) OBP: 0.273, SLG: 0.300	K			6-3		1B BB 2B	4-3			4	1	1	1	0	1	1
John Bateman, R (1, 2) OBP: 0.244, SLG: 0.327		6-3		K		BB 1B FC3-6 BB	P6			3	1	0	0	1	1	0
Don Nottebart, R (1, 1) OBP: 0.179, SLG: 0.167		4-1			E 1B G3-2 1B	FC3-6 BB 1B 1B		P4		4	1	2	1	0	0	0
Inning Stats	R: 3 H: 2 E: 3 LOB: 1 K: 2 BB: 0 S: 11 P: 11	R: 0 H: 0 E: 0 LOB: 0 K: 0 BB: 0 S: 3 P: 3	R: 0 H: 1 E: 0 LOB: 1 K: 3 BB: 0 S: 10 P: 10	R: 0 H: 0 E: 0 LOB: 0 K: 1 BB: 0 S: 5 P: 5	R: 0 H: 2 E: 1 LOB: 2 K: 0 BB: 1 S: 4 P: 8	R: 6 H: 4 E: 0 LOB: 2 K: 0 BB: 3 S: 7 P: 19	R: 0 H: 0 E: 0 LOB: 0 K: 0 BB: 0 S: 3 P: 3	R: 0 H: 0 E: 0 LOB: 0 K: 0 BB: 0 S: 3 P: 3		1B: 7 SF: 0 2B: 2 SAC: 1 3B: 0 DP: 2 HR: 0 HBP: 0						

PITCHER		IP	WLS	BF	H	R	ER	SO	BB	IBB	HBP	BLK	WP	HR	S	P	ERA	WHIP
Craig Anderson, R ERA: 8.68	(1, 1)	5.0	L	27	8	8	5	6	2	0	0	0	0	0	37	45	9.00	2.000
Galen Cisco, R ERA: 4.34	(6, 1)	0.1		3	0	0	0	0	2	0	0	0	0	0	1	9	0.00	6.000
Grover Powell, L ERA: 2.51	(6, 1)	0.2		2	1	1	1	0	0	0	0	0	0	0	2	2	13.50	1.500
Tracy Stallard, R ERA: 4.68	(7, 1)	2.0		6	0	0	0	0	0	0	0	0	0	0	6	6	0.00	0.000

PITCHER	IP	WLS	BF	H	R	ER	SO	BB	IBB	HBP	BLK	WP	HR	S	P	ERA	WHIP

BOTTOM

New York Mets @ Houston Colt 45's

Colt Stadium, Houston, TX

Sat Sep 28 1963, 4:33 AM EDT

Att. 2,566 - Cloudy - 81 F

livebaseballscorecards.com

AB	33
R	9
H	9
RBI	8
BB	4
SO	6
LOB	11

New York Mets @ Houston Colt 45's

Colt Stadium, Houston, TX

Sun Sep 29 1963, 4:33 AM EDT

Att. 3,899 - Unknown - 82 F

TOP

livebaseballscorecards.com

Batter	1	2	3	4	5	6	7	8	9	AB	R	H	RBI	BB	SO	LOB
Ed Kranepool, L (1, 9) OBP: 0.256, SLG: 0.289	4-3		L4-3 3-H 1B	3-1			P5		G4-6-3 1-2f	5	0	1	1	0	0	2
Duke Carmel, L (1, 8) OBP: 0.320, SLG: 0.358	K		K		2B BB		F8			3	0	0	0	1	2	1
Ron Hunt, R (1, 4) OBP: 0.334, SLG: 0.396	BB HBP		L4-3 1-2		1-3 2B		1B			3	0	2	0	0	0	1
Tim Harkness, L (1, 3) OBP: 0.290, SLG: 0.339	1-2 BB			1B 1B 1B	K		4-3			3	1	1	0	1	1	3
Jim Hickman, R (1, 5) OBP: 0.291, SLG: 0.399	K			1B 1-2 E 1B	F5			P5		4	1	1	0	0	1	4
Ted Schreiber, R (8, 5) OBP: 0.236, SLG: 0.160										0	0	0	0	0	0	0
Joe Hicks, L (1, 7) OBP: 0.272, SLG: 0.371		F9		P5	P6			G3		4	0	0	0	0	0	4
Choo-Choo Coleman, L (1, 2) OBP: 0.264, SLG: 0.215		G3		S 1-3 2-H E 1B		P3		F8		2	1	1	1	0	0	0
Chris Cannizzaro, R (5, 2) OBP: 0.257, SLG: 0.273										2	0	0	0	0	0	0
Al Moran, R (1, 6) OBP: 0.274, SLG: 0.230		F9		K 1-2		F2			4-3	2	0	0	0	0	1	2
Chico Fernandez, R (6, PH) OBP: 0.242, SLG: 0.237										2	0	0	0	0	0	0
(6, 6)																
Larry Bearnarth, R (1, 1) OBP: 0.226, SLG: 0.300			1B 3B	E7 2-H 3-H 1B		F8			G4-6-3 1B	2	1	2	2	0	0	0
Ed Bauta, R (4, 1)										0	0	0	0	0	0	0
Tracy Stallard, R (5, 1) OBP: 0.063, SLG: 0.063										0	0	0	0	0	0	0
Frank Thomas, R (6, PH) OBP: 0.317, SLG: 0.393										1	0	0	0	0	0	0
Grover Powell, L (6, 1) OBP: 0.333, SLG: 0.200										0	0	0	0	0	0	0
Dick Smith, R (9, PH) OBP: 0.319, SLG: 0.286										1	0	1	0	0	0	0

	AB	34
	R	4
	H	9
	RBI	4
	BB	2
	SO	5
	LOB	17

Inning Stats	1	2	3	4	5	6	7	8	9
	R: 0 E: 0 K: 2 S: 7	H: 0 LOB: 2 BB: 1 P: 12	R: 0 E: 0 K: 0 S: 3	H: 0 LOB: 0 BB: 0 P: 3	R: 1 E: 0 K: 1 S: 6	H: 2 LOB: 0 BB: 0 P: 6	R: 3 E: 1 K: 1 S: 9	H: 4 LOB: 1 BB: 0 P: 9	R: 0 E: 0 K: 1 S: 6	H: 1 LOB: 2 BB: 1 P: 10	R: 0 E: 0 K: 0 S: 3	H: 0 LOB: 0 BB: 0 P: 3	R: 0 E: 0 K: 0 S: 4	H: 1 LOB: 1 BB: 0 P: 4	R: 0 E: 0 K: 0 S: 3	H: 0 LOB: 0 BB: 0 P: 3	R: 0 E: 0 K: 0 S: 3	H: 1 LOB: 0 BB: 0 P: 3

	1B: 7	SF: 0
	2B: 2	SAC: 0
	3B: 1	DP: 2
	HR: 0	HBP: 1

	WP: 0	PA: 37
	PB: 0	
	SB: 1	
	CS: 0	

PITCHER		IP	WLS	BF	H	R	ER	SO	BB	IBB	HBP	BLK	WP	HR	S	P	ERA	WHIP
Chris Zachary, R ERA: 4.89	(1, 1)	3.1		16	5	4	4	3	1	0	1	0	0	0	20	25	10.80	1.800
Jim Umbricht, R ERA: 2.61	(4, 1)	0.2	W	3	1	0	0	1	0	0	0	0	0	0	5	5	0.00	1.500
Turk Farrell, R ERA: 3.02	(5, 1)	3.0		12	2	0	0	1	1	0	0	0	0	0	13	17	0.00	1.000
Jim Dickson, R ERA: 6.14	(8, 1)	2.0	S	6	1	0	0	0	0	0	0	0	0	0	6	6	0.00	0.500

PITCHER		IP	WLS	BF	H	R	ER	SO	BB	IBB	HBP	BLK	WP	HR	S	P	ERA	WHIP

New York Mets @ Houston Colt 45's

Colt Stadium, Houston, TX

Sun Sep 29 1963, 4:33 AM EDT

Att. 3,899 - Unknown - 82 F

BOTTOM

Batter	1	2	3	4	5	6	7	8	9	AB	R	H	RBI	BB	SO	LOB
Glenn Vaughan, S (1, 6) OBP: 0.219, SLG: 0.167	S S S 0-3 K ①		S S S 0-3 K ①	X 0-0 SF9 ① 3-H	S S S 0-3 K ②	X 0-0 1-3 ③		X 0-0 F5 ③		2	0	0	0	0	2	0
Pete Runnels, L (4, PH) OBP: 0.332, SLG: 0.296										0	0	0	1	0	0	0
Turk Farrell, R (5, 1) OBP: 0.194, SLG: 0.190										2	0	0	0	0	1	3
Jim Dickson, L (8, 1)										1	0	0	0	0	0	1
Joe Morgan, L (1, 4) OBP: 0.367, SLG: 0.320	X 0-0 P5 ②		B B B B 4-0 L3 BB	S S S 0-3 K ②	B B B B 4-0 BB BB		B B B B 4-0 FC4-6 FC6-4 BB			2	1	0	0	3	1	2
Jimmy Wynn, R (1, 7) OBP: 0.319, SLG: 0.372	S S S 0-3 K ③		X 0-0 L3 ② ③ 1-2	X 0-0 1-3 2-H 1B	B B B B 4-0 BB 1-2 2-3 3-H BB		B B B B 4-0 FC4-6 1-2 BB			3	0	1	2	2	1	1
Rusty Staub, L (1, 3) OBP: 0.309, SLG: 0.308		X 0-0 G3 ①	1B 1B 1B 1B 1-3	B B B B 4-0 1-2 2-3 3-H BB			X 0-0 FC4-6 FC6-4 ① 1-2f 2-3			4	1	1	1	1	0	4
Bob Aspromonte, R (1, 5) OBP: 0.276, SLG: 0.306		B B B B 4-0 BB 3B BB	X 0-0 1B 1-2 1B 1B 1B 3B F9				X 0-0 FC6-4 FC6-4 ② 1-2f 3-H			4	3	2	1	1	0	4
Ivan Murrell, R (1, 8) OBP: 0.200, SLG: 0.200	S S S 0-3 K ②			X 0-0 1B 1-2 2-3 1B F3 ①	S S S 0-3 K ①	X 0-0 FC6-4 ③ 1-2f				5	1	1	0	0	2	3
John Paciorek, R (1, 9) OBP: 1.000, SLG: 1.000		B B B B 4-0 3B 1-2 BB	X 0-0 1B 1B SF9 1-2 2-H 3-H 1B	X 0-0 BB 1B 3-H 1B	B B B B 4-0 WP E BB			X 0-0 G1-4-3 1B		3	4	3	3	2	0	0
John Bateman, R (1, 2) OBP: 0.249, SLG: 0.334	X 0-0 1-H 2-H 3B		X 0-0 1B 1-2 2-H 1B	B B B B 4-0 E 1B 1-2 BB BB	X 0-0 5-3 ② 1-2			X 0-0 G1-4-3 ① ② 1-2f		3	2	2	3	1	0	1
Dave Adlesh, R (8, PH) (9, 2)										1	0	0	0	0	0	1
Chris Zachary, L (1, 1)	S S S 0-3 K ③			X 0-0 1B 1-2 2-3 1B	X 0-0 E7 BB BB 1-3 2-H 1B	X 0-0 E8 2-H 1B		B B B B 4-0 BB		1	0	0	0	0	1	1
Jim Umbricht, R (4, 1) OBP: 0.111, SLG: 0.111										0	0	0	0	0	0	0
Al Spangler, L (4, PH) OBP: 0.355, SLG: 0.386										1	0	1	0	0	0	0
Bob Lillis, R (5, 6) OBP: 0.229, SLG: 0.237										2	1	2	2	1	0	0
Inning Stats	R: 0 E: 0 K: 2 S: 7 H: 0 LOB: 0 BB: 0 P: 7	R: 2 E: 0 K: 2 S: 8 H: 1 LOB: 1 BB: 2 P: 16	R: 0 E: 0 K: 1 S: 4 H: 0 LOB: 0 BB: 1 P: 8	R: 5 E: 0 K: 1 S: 12 H: 7 LOB: 2 BB: 0 P: 12	R: 4 E: 1 K: 1 S: 8 H: 3 LOB: 3 BB: 4 P: 24	R: 1 E: 1 K: 1 S: 6 H: 1 LOB: 1 BB: 1 P: 10	R: 1 E: 0 K: 0 S: 3 H: 0 LOB: 1 BB: 2 P: 11	R: 0 E: 0 K: 0 S: 3 H: 1 LOB: 1 BB: 1 P: 7		1B: 11 2B: 1 3B: 2 HR: 0	SF: 1 SAC: 0 DP: 2 HBP: 0					

livebaseballscorecards.com

AB	34
R	13
H	13
RBI	13
BB	11
SO	8
LOB	21

WP: 1 PB: 0 SB: 0 CS: 0 PA: 46

PITCHER		IP	WLS	BF	H	R	ER	SO	BB	IBB	HBP	BLK	WP	HR	S	P	ERA	WHIP
Larry Bearnarth, R ERA: 3.49	(1, 1)	3.0	L	17	6	7	7	5	3	0	0	0	0	0	24	36	21.00	3.000
Ed Bauta, R ERA: 4.27	(4, 1)	1.1		9	4	3	3	1	1	0	0	0	0	0	10	14	20.25	3.750
Tracy Stallard, R ERA: 4.71	(5, 1)	0.2		6	1	1	1	1	3	0	0	0	0	0	5	17	13.50	6.000
Grover Powell, L ERA: 2.72	(6, 1)	3.0		14	2	2	2	1	4	0	0	0	1	0	12	28	6.00	2.000

PITCHER	IP	WLS	BF	H	R	ER	SO	BB	IBB	HBP	BLK	WP	HR	S	P	ERA	WHIP