

New York Mets - 1963

Batter	1	2	3	4	5	6	7	8	9	AB	R	H	RBI	BB	SO	LOB	TOP					
Curt Flood, R OBP: 0.600, SLG: 0.500 (1, 8)	 E5 SF8 1B	 BB		 L6		 1B	 F8			4	2	2	0	1	0	0	St. Louis Cardinals @ New York Mets Polo Grounds, New York, NY Tue Apr 09 1963, 3:33 AM EST Att: 25,049 - Unknown livebaseballscorecards.com					
Dick Groat, R OBP: 0.500, SLG: 0.600 (1, 6)	 1B	 F7		 F7		 1B FC6-4		 FC4-6 1B		5	2	3	0	0	0	1						
Bill White, L OBP: 0.600, SLG: 2.000 (1, 3)	 SF8		 HR	 1B BB		 FC6-4 1B BLK		 FC4-6 1-2		2	2	1	2	2	0	1						
George Altman, L OBP: 0.800, SLG: 0.800 (1, 9)	 1B		 BLK 1B	 1-2 1B		 FC6-4 1-2 2-3 1B		 F6		5	1	4	0	0	0	1						
Ken Boyer, R OBP: 0.200, SLG: 0.200 (1, 5)	 1-2 2-H 1B		 L8	 L5		 FC6-4 BLK		 K		5	0	1	2	0	1	6						
Stan Musial, L OBP: 0.500, SLG: 0.333 Charlie James, R (6, PR) (6, 7)	 F5		 1B BLK 1B		 F6	 1-2 2-3 3-H BB		 6-3		3	0	1	1	1	0	2						
Carl Sawatski, L OBP: 0.400, SLG: 0.400 (1, 2)	 K		 1-3 1B		 F9	 4-3		 FC1-4 1B		5	0	2	0	0	1	4						
Julian Javier, R (1, 4)		 K	 K		 F9		 5-3	 FC1-4 CS		5	0	0	0	0	2	3						
Ernie Broglio, R (1, 1)		 1-3	 1-3			 K	 K	 CS		4	0	0	0	0	2	2						
Inning Stats	R: 2 E: 2 K: 1 S: 9	H: 4 LOB: 2 BB: 0 P: 9	R: 0 E: 0 K: 1 S: 5	H: 0 LOB: 1 BB: 1 P: 9	R: 2 E: 0 K: 1 S: 9	H: 4 LOB: 2 BB: 0 P: 9	R: 0 E: 0 K: 0 S: 4	H: 1 LOB: 2 BB: 1 P: 8	R: 0 E: 0 K: 0 S: 3	H: 0 LOB: 0 BB: 0 P: 3	R: 3 E: 0 K: 1 S: 8	H: 3 LOB: 2 BB: 2 P: 16	R: 0 E: 0 K: 1 S: 5	H: 0 LOB: 0 BB: 0 P: 5	R: 0 E: 0 K: 1 S: 6	H: 1 LOB: 1 BB: 0 P: 6		R: 0 E: 0 K: 0 S: 3	H: 1 LOB: 0 BB: 0 P: 3	1B: 13 2B: 0 3B: 0 HR: 1	SF: 1 SAC: 0 DP: 0 HBP: 0	WP: 0 PB: 0 SB: 0 CS: 1
PITCHER	IP WLS BF	H R ER SO	BB IBB HBP BLK	WP HR S P	ERA WHIP	PITCHER	IP WLS BF	H R ER SO	BB IBB HBP BLK	WP HR S P	ERA WHIP											
Roger Craig, R ERA: 11.81 (1, 1)	5.1 L	31 12 7 7 4	3 0 0 0 2	0 1 36 48	11.81 2.812	Don Rowe, L ERA: (6, 1)	2.2	10 1 0 0 2	1 0 0 0 1	0 0 13 17	0.00 0.750	Galen Cisco, R ERA: (9, 1)	1.0	3 1 0 0 0	0 0 0 0 0	0 0 3 3	0.00 1.000					

Batter	1	2	3	4	5	6	7	8	9	AB	R	H	RBI	BB	SO	LOB	BOTTOM					
Larry Burright, R OBP: 0.500, SLG: 0.750 (1, 4)	 BB 1B		 K			 F8			 4-3 2B	4	0	2	0	0	1	0	St. Louis Cardinals @ New York Mets Polo Grounds, New York, NY Tue Apr 09 1963, 3:33 AM EST Att: 25,049 - Unknown livebaseballscorecards.com					
Choo-Choo Coleman, L (1, 2)	 F2		 4-3			 F9			 K	4	0	0	0	0	1	2						
Ed Kranepool, L (1, 9)	 F6		 F9			 F6			 4-3	4	0	0	0	0	0	2						
Duke Snider, L (1, 8)	 1-2 BB			 K			 5-3		 3-1	3	0	0	0	1	1	1						
Frank Thomas, R (1, 7)	 F7			 K			 5-3			3	0	0	0	0	1	2						
Tim Harkness, L (1, 3)		 6-3		 K2-3			 F8			3	0	0	0	0	1	0						
Charlie Neal, R (1, 5)		 FC4-6 BB			 K			 F4		2	0	0	0	1	1	0						
Al Moran, R (1, 6)		 F2			 F8			 F2		3	0	0	0	0	0	1						
Roger Craig, R Don Rowe, L Marv Throneberry, L Galen Cisco, R (1, 1) (6, 1) (8, PH) (9, 1)		 FC4-6 1-2			 K			 K		2 0 1 0 0	0 0 0 0 0	0 0 0 0 0	0 0 0 0 0	0 0 0 0 0	0 0 0 0 0	0 0 0 0 0						
Inning Stats	R: 0 E: 0 K: 0 S: 4	H: 1 LOB: 2 BB: 1 P: 8	R: 0 E: 0 K: 0 S: 3	H: 0 LOB: 1 BB: 1 P: 7	R: 0 E: 0 K: 1 S: 5	H: 0 LOB: 0 BB: 0 P: 5	R: 0 E: 0 K: 3 S: 9	H: 0 LOB: 0 BB: 0 P: 9	R: 0 E: 0 K: 2 S: 7	H: 0 LOB: 0 BB: 0 P: 7	R: 0 E: 0 K: 0 S: 3	H: 0 LOB: 0 BB: 0 P: 3	R: 0 E: 0 K: 0 S: 3	H: 0 LOB: 0 BB: 0 P: 3	R: 0 E: 0 K: 1 S: 5	H: 0 LOB: 0 BB: 0 P: 5		R: 0 E: 0 K: 1 S: 6	H: 1 LOB: 1 BB: 0 P: 6	1B: 1 2B: 1 3B: 0 HR: 0	SF: 0 SAC: 0 DP: 0 HBP: 0	WP: 0 PB: 0 SB: 0 CS: 0
PITCHER	IP WLS BF	H R ER SO	BB IBB HBP BLK	WP HR S P	ERA WHIP	PITCHER	IP WLS BF	H R ER SO	BB IBB HBP BLK	WP HR S P	ERA WHIP											
Ernie Broglio, R ERA: (1, 1)	9.0 W	31 2 0 0 8	2 0 0 0 0	0 0 45 53	0.00 0.444																	

Batter	1	2	3	4	5	6	7	8	9	AB	R	H	RBI	BB	SO	LOB	TOP					
Curt Flood, R OBP: 0.300, SLG: 0.222 (1, 8)	5-3		5-3		FC		6-3		FC2-6 1B	5	1	0	1	0	0	2						
Dick Groat, R OBP: 0.500, SLG: 0.778 (1, 6)	FC5-4 BB			F7	G1-4-3			HR	K	4	1	1	1	1	1	2						
Bill White, L OBP: 0.600, SLG: 1.000 (1, 3)	K			E9 1B				FC6-4 1B	BLK 1B	5	0	3	1	0	2	1						
Ken Boyer, R OBP: 0.300, SLG: 0.222 (1, 5)	FC5-4			1B BB				FC6-4 1B	F8	4	1	1	0	1	0	3						
George Altman, L OBP: 0.556, SLG: 0.556 (1, 9)		K		F6				1-3		4	0	1	0	0	1	3						
Charlie James, R OBP: 0.200, SLG: 0.200 (1, 7)	6-3						FC6-5-4	E5 1B		4	0	1	0	0	0	3						
Gene Oliver, R OBP: 0.250, SLG: 0.250 (1, 2)	5-3			6-3				F9	1B	4	0	1	1	0	0	3						
Julian Javier, R OBP: 0.222, SLG: 0.125 (1, 4)			F7		SH1-4 FC HBP			1-3		3	1	1	0	0	0	2						
Ray Washburn, R OBP: 0.500, SLG: 0.500 (1, 1)			4-3		SH1-4		SH1-4		FC2-6 1B	2	0	1	0	0	0	0						
Inning Stats	R: 0 E: 0 K: 1 S: 5	H: 0 LOB: 1 BB: 1 P: 9	R: 0 E: 0 K: 1 S: 5	H: 0 LOB: 0 BB: 0 P: 5	R: 0 E: 0 K: 0 S: 3	H: 0 LOB: 0 BB: 0 P: 3	R: 0 E: 1 K: 0 S: 5	H: 2 LOB: 3 BB: 1 P: 9	R: 1 E: 0 K: 0 S: 3	H: 0 LOB: 0 BB: 0 P: 4	R: 0 E: 0 K: 1 S: 6	H: 2 LOB: 1 BB: 0 P: 6	R: 0 E: 0 K: 0 S: 4	H: 1 LOB: 1 BB: 0 P: 4	R: 2 E: 0 K: 0 S: 7	H: 3 LOB: 2 BB: 0 P: 7	R: 1 E: 0 K: 1 S: 7	H: 2 LOB: 1 BB: 0 P: 7	1B: 9 2B: 0 3B: 0 HR: 1	SF: 0 SAC: 2 DP: 2 HBP: 1	WP: 0 PB: 0 SB: 2 CS: 0	PA: 40
PITCHER	IP	WLS	BF	H	R	ER	SO	BB	IBB	HBP	BLK	WP	HR	S	P	ERA	WHIP					
Al Jackson, L ERA: 2.25 (1, 1)	8.0	L	35	8	3	2	3	2	0	1	1	0	1	38	47	2.25	1.250					
Tracy Stallard, R ERA: 9.0 (9, 1)	1.0		5	2	1	1	1	0	0	0	1	0	0	7	7	9.00	2.000					

St. Louis Cardinals @ New York Mets
Polo Grounds, New York, NY
Wed Apr 10 1963, 3:33 AM EST
Att: 6,074 - Unknown

AB 35
R 4
H 10
RBI 4
BB 2
SO 4
LOB 19



Batter	1	2	3	4	5	6	7	8	9	AB	R	H	RBI	BB	SO	LOB	BOTTOM					
Larry Burright, R OBP: 0.286, SLG: 0.429 (1, 4)	F4		4-3			K			4-3	3	0	0	0	0	1	0						
Cliff Cook, R (9, FH)										1	0	0	0	0	0	0						
Choo-Choo Coleman, L OBP: 0.125, SLG: 0.125 (1, 2)	1B 1B		K			F2			G3	4	0	1	0	0	1	0						
Ed Kranepool, L OBP: 0.250, SLG: 0.250 (1, 9)	1-2 1B			F2		K			1B	4	0	2	0	0	1	0						
Duke Snider, L (1, 8)	F7			4-3		4-3			F7	4	0	0	0	0	0	3						
Frank Thomas, R (1, 7)	K			6-3		F7				3	0	0	0	0	1	2						
Tim Harkness, L OBP: 0.333, SLG: 0.200 (1, 3)		G6-4-3 1B		4-3				FC5-4 BB		2	0	1	0	1	0	0						
Charlie Neal, R (1, 5)		G6-4-3		1-6-3				FC5-4		3	0	0	0	0	0	2						
Al Moran, R (1, 6)		F4		L7				K		3	0	0	0	0	1	1						
Al Jackson, L (1, 1)				1-3				F4		2	0	0	0	0	0	0						
Marv Throneberry, L (8, PH)										1	0	0	0	0	0	1						
Tracy Stallard, R (9, 1)										0	0	0	0	0	0	0						
Inning Stats	R: 0 E: 0 K: 1 S: 7	H: 2 LOB: 2 BB: 0 P: 7	R: 0 E: 0 K: 0 S: 3	H: 1 LOB: 0 BB: 0 P: 3	R: 0 E: 0 K: 1 S: 5	H: 0 LOB: 0 BB: 0 P: 5	R: 0 E: 0 K: 0 S: 3	H: 0 LOB: 0 BB: 0 P: 3	R: 0 E: 0 K: 1 S: 5	H: 0 LOB: 0 BB: 0 P: 5	R: 0 E: 0 K: 1 S: 5	H: 0 LOB: 0 BB: 0 P: 5	R: 0 E: 0 K: 1 S: 5	H: 0 LOB: 0 BB: 0 P: 5	R: 0 E: 0 K: 1 S: 5	H: 0 LOB: 1 BB: 1 P: 9	R: 0 E: 0 K: 0 S: 4	H: 1 LOB: 1 BB: 0 P: 4	1B: 4 2B: 0 3B: 0 HR: 0	SF: 0 SAC: 0 DP: 1 HBP: 0	WP: 0 PB: 0 SB: 0 CS: 0	PA: 31
PITCHER	IP	WLS	BF	H	R	ER	SO	BB	IBB	HBP	BLK	WP	HR	S	P	ERA	WHIP					
Ray Washburn, R ERA: (1, 1)	9.0	W	31	4	0	0	5	1	0	0	0	0	0	40	44	0.00	0.556					

St. Louis Cardinals @ New York Mets
Polo Grounds, New York, NY
Wed Apr 10 1963, 3:33 AM EST
Att: 6,074 - Unknown

AB 30
R 0
H 4
RBI 0
BB 1
SO 5
LOB 9



Batter	1	2	3	4	5	6	7	8	9	AB	R	H	RBI	BB	SO	LOB	TOP		
Larry Burright, R (1,4) OBP: 0.273, SLG: 0.364										4	0	1	0	0	2	1	New York Mets @ Milwaukee Braves Milwaukee County Stadium, Milwaukee, WI Thu Apr 11 1963, 4:33 AM EST Att: 26,120 - Unknown		
Charlie Neal, R (1,5) OBP: 0.200, SLG: 0.111										4	0	1	0	0	0	1			
Cliff Cook, R (1,9) OBP: 0.200, SLG: 0.200										4	0	1	0	0	2	2			
Frank Thomas, R (1,7)										4	0	0	0	0	0	2			
Duke Snider, L (1,8) OBP: 0.182, SLG: 0.400										3	1	1	1	0	0	0			
Marv Throneberry, L (1,3)										3	0	0	0	0	1	0			
Norm Sherry, R (1,2) OBP: 0.333, SLG: 0.333										3	0	1	0	0	0	0			
Al Moran, R (1,6)										3	0	0	0	0	0	1			
Jay Hook, L (1,1) OBP: 0.500, SLG: 0.500										2	0	1	0	0	0	0			
Don Rowe, L (7,1)										0	0	0	0	0	0	0			
Rod Kanehl, R (8, PH)										1	0	0	0	0	0	0			
Carl Willey, R (8,1)										0	0	0	0	0	0	0			
Inning Stats	R: 0 E: 0 K: 1 S: 6	H: 1 LOB: 1 BB: 0 P: 6	R: 1 E: 0 K: 1 S: 6	H: 2 LOB: 0 BB: 0 P: 6	R: 0 E: 0 K: 1 S: 6	H: 1 LOB: 1 BB: 0 P: 6	R: 0 E: 0 K: 0 S: 3	H: 0 LOB: 0 BB: 0 P: 3	R: 0 E: 0 K: 0 S: 4	H: 1 LOB: 2 BB: 0 P: 4	R: 0 E: 0 K: 1 S: 5	H: 0 LOB: 0 BB: 0 P: 5	R: 0 E: 0 K: 0 S: 3	H: 0 LOB: 0 BB: 0 P: 3	R: 0 E: 0 K: 0 S: 5	H: 1 LOB: 0 BB: 0 P: 3	1B: 5 2B: 1 3B: 0 HR: 1	SF: 0 SAC: 0 DP: 2 HBP: 0	WP: 0 PA: 31
PITCHER Warren Spahn, L (1,1) ERA: 1.0	IP: 9.0 WLS: W BF: 31 H: 6 R: 1 ER: 1 SO: 5 BB: 0 IBB: 0 HBP: 0 BLK: 0 WP: 0 HR: 1 S: 41 P: 41 ERA: 1.00 WHIP: 0.667															PITCHER			

Batter	1	2	3	4	5	6	7	8	9	AB	R	H	RBI	BB	SO	LOB	BOTTOM		
Ty Cline, L (1,8) OBP: 0.308, SLG: 0.385										5	2	2	1	0	0	4	New York Mets @ Milwaukee Braves Milwaukee County Stadium, Milwaukee, WI Thu Apr 11 1963, 4:33 AM EST Att: 26,120 - Unknown		
Frank Bolling, R (1,4) OBP: 0.083, SLG: 0.250										4	1	1	1	0	1	2			
Hank Aaron, R (1,9) OBP: 0.333, SLG: 0.583										4	1	2	3	0	0	0			
Eddie Mathews, L (1,5) OBP: 0.500, SLG: 0.333										3	0	1	0	1	0	0			
Norm Larker, L (1,3) OBP: 0.300, SLG: 0.125										2	0	0	0	1	0	2			
Tommie Aaron, R (6,3)										1	0	0	0	0	0	1			
Mack Jones, L (1,7) OBP: 0.333, SLG: 0.300										3	0	0	0	1	0	1			
Joe Torre, R (1,2) OBP: 0.714, SLG: 0.800										4	1	2	0	0	1	2			
Roy McMillan, R (1,6) OBP: 0.300, SLG: 0.300										4	1	3	0	0	0	0			
Warren Spahn, L (1,1)										3	0	0	0	1	2	4			
Inning Stats	R: 0 E: 0 K: 0 S: 3	H: 0 LOB: 0 BB: 0 P: 3	R: 0 E: 0 K: 1 S: 5	H: 0 LOB: 1 BB: 1 P: 9	R: 2 E: 0 K: 1 S: 7	H: 2 LOB: 0 BB: 0 P: 7	R: 0 E: 0 K: 0 S: 3	H: 0 LOB: 0 BB: 0 P: 3	R: 3 E: 0 K: 2 S: 11	H: 4 LOB: 2 BB: 1 P: 15	R: 0 E: 0 K: 0 S: 5	H: 2 LOB: 2 BB: 0 P: 5	R: 1 E: 0 K: 0 S: 4	H: 2 LOB: 0 BB: 0 P: 4	R: 0 E: 0 K: 0 S: 3	H: 1 LOB: 2 BB: 2 P: 11	1B: 7 2B: 2 3B: 1 HR: 1	SF: 0 SAC: 0 DP: 1 HBP: 0	WP: 1 PA: 37
PITCHER Jay Hook, R (1,1) ERA: 7.5	IP: 6.0 WLS: L BF: 28 H: 8 R: 5 ER: 5 SO: 4 BB: 2 IBB: 0 HBP: 0 BLK: 0 WP: 0 HR: 0 S: 34 P: 42 ERA: 7.50 WHIP: 1.667															PITCHER			
Don Rowe, L (7,1) ERA: 2.45	IP: 1.0 WLS: L BF: 4 H: 2 R: 1 ER: 1 SO: 0 BB: 0 IBB: 0 HBP: 0 BLK: 0 WP: 0 HR: 1 S: 4 P: 4 ERA: 9.00 WHIP: 2.000															PITCHER			
Carl Willey, R (8,1) ERA:	IP: 1.0 WLS: L BF: 5 H: 1 R: 0 ER: 0 SO: 0 BB: 2 IBB: 0 HBP: 0 BLK: 0 WP: 0 HR: 0 S: 3 P: 11 ERA: 0.00 WHIP: 3.000															PITCHER			

AB	31
R	1
H	6
RBI	1
BB	0
SO	5
LOB	7



AB	33
R	6
H	11
RBI	5
BB	4
SO	4
LOB	16



livebaseballscores.com

livebaseballscores.com

Batter	1	2	3	4	5	6	7	8	9	AB	R	H	RBI	BB	SO	LOB	TOP			
Larry Burdette, R (1,4) OBP: 0.214, SLG: 0.286 Rod Kanehl, R (9, FH)	0-0 F7		0-0 3-1			0-0 G3			0-0 L1	3	0	0	0	0	0	1				
Choo-Choo Coleman, L (1,2) OBP: 0.093, SLG: 0.093	0-0 G3				0-0 B5				0-0 F9	4	0	0	0	0	0	0				
Duke Snider, L (1,9) OBP: 0.200, SLG: 0.571 (6, 7)	0-0 F5				0-0 F9				0-0 L8	4	1	1	1	0	0	0				
Frank Thomas, R (1,7) Ed Kranepool, L (6, 9)		0-0 F5			0-0 E5				0-0 L7	2	0	0	0	0	0	0				
Jim Hickman, R (1,8) OBP: 0.333, SLG: 1.333		0-0 F9			0-0 L8				0-0 HR	2	0	0	0	0	0	0				
Tim Harkness, L (1,3) OBP: 0.222, SLG: 0.125		0-0 F7							0-0 HR	3	1	1	1	0	0	1				
Charlie Neal, R (1,5) OBP: 0.154, SLG: 0.083			0-0 F9						0-0 L9	3	0	0	0	0	0	0				
Al Moran, R (1,6)			0-0 6-3						0-0 5-3	3	0	0	0	0	0	0				
Galen Cisco, R (1,1) OBP: 0.333, SLG: 0.667			0-0 6-3						0-0 F9	3	0	0	0	0	0	0				
			0-0 2B						0-3 K	3	0	1	0	0	1	0				
Inning Stats	R: 0 E: 0 K: 0 S: 3	H: 0 LOB: 0 BB: 0 P: 3	R: 0 E: 0 K: 0 S: 3	H: 0 LOB: 0 BB: 0 P: 3	R: 0 E: 0 K: 0 S: 4	H: 1 LOB: 1 BB: 0 P: 4	R: 0 E: 1 K: 0 S: 4	H: 0 LOB: 1 BB: 0 P: 4	R: 0 E: 0 K: 0 S: 3	H: 0 LOB: 0 BB: 0 P: 3	R: 1 E: 0 K: 0 S: 4	H: 1 LOB: 0 BB: 0 P: 4	R: 0 E: 0 K: 1 S: 5	H: 0 LOB: 0 BB: 0 P: 5	R: 1 E: 0 K: 0 S: 4	H: 1 LOB: 0 BB: 0 P: 4	1B: 0 2B: 1 3B: 0 HR: 2	SF: 0 SAC: 0 DP: 0 HBP: 0	WP: 0 PB: 0 CS: 0	PA: 31
PITCHER Lew Burdette, R (1,1) ERA: 2.25	IP: 9.0 WLS: W BF: 31 H: 3 R: 2 ER: 2 SO: 1 BB: 0 IBB: 0 HBP: 0 BLK: 0 WP: 0 HR: 2 S: 33 P: 33 ERA: 2.00 WHIP: 0.333											PITCHER Lew Burdette, R (1,1) ERA: 2.25	IP: 9.0 WLS: W BF: 31 H: 3 R: 2 ER: 2 SO: 1 BB: 0 IBB: 0 HBP: 0 BLK: 0 WP: 0 HR: 2 S: 33 P: 33 ERA: 2.00 WHIP: 0.333							

New York Mets @ Milwaukee Braves
Milwaukee County Stadium, Milwaukee, WI
Sat Apr 13 1963, 4:33 AM EST
Att: 5,067 - Unknown

AB 31
R 2
H 3
RBI 2
BB 0
SO 1
LOB 2



Batter	1	2	3	4	5	6	7	8	9	AB	R	H	RBI	BB	SO	LOB	BOTTOM			
Ty Cline, L (1,8) OBP: 0.235, SLG: 0.294	0-0 L4-3	0-0 L6			0-0 L6-3				0-0 L7	4	0	0	0	0	0	1				
Frank Bolling, R (1,4) OBP: 0.250, SLG: 0.438	0-0 BB 4-3 BB	0-0 F9			0-0 1B				0-0 1B	4	2	3	0	0	0	1				
Hank Aaron, R (1,9) OBP: 0.313, SLG: 0.467	4-0 4-3 HR BB		0-0 5-3		0-0 F7				0-0 F7	3	1	0	0	1	0	2				
Eddie Mathews, L (1,5) OBP: 0.500, SLG: 0.333	4-0 1-2 HR BB		0-0 4-3		0-0 2H 1B				0-3 K	3	1	1	1	1	1	1				
Mack Jones, L (1,7) OBP: 0.250, SLG: 0.214	0-0 1-2 2-3 HR BB		0-0 4-3		0-0 G3				0-3 K	4	0	0	1	0	1	3				
Len Gabrielson, L (1,3) OBP: 0.333, SLG: 1.333 Tommye Aaron, R (7, 3)	0-0 2H 3H HR			0-3 K		0-0 F7			0-0 F2	3	1	1	3	0	1	0				
Joe Torre, R (1,2) OBP: 0.545, SLG: 0.556	0-0 2H 3H HR			0-0 1-3		0-0 1B			0-3 K	4	0	1	0	0	1	0				
Roy McMillan, R (1,6) OBP: 0.308, SLG: 0.308		0-0 4-3			0-0 1B				0-0 F8	3	0	1	0	0	0	1				
Lew Burdette, R (1,1)		0-0 E8			0-0 F9				0-3 K	3	0	0	0	0	1	2				
Inning Stats	R: 4 E: 0 K: 0 S: 5	H: 2 LOB: 0 BB: 2 P: 13	R: 0 E: 1 K: 0 S: 4	H: 0 LOB: 1 BB: 0 P: 4	R: 0 E: 0 K: 0 S: 3	H: 0 LOB: 0 BB: 0 P: 3	R: 0 E: 0 K: 1 S: 6	H: 1 LOB: 1 BB: 0 P: 6	R: 1 E: 0 K: 0 S: 5	H: 2 LOB: 1 BB: 0 P: 5	R: 0 E: 0 K: 1 S: 6	H: 1 LOB: 1 BB: 0 P: 6	R: 0 E: 0 K: 2 S: 7	H: 0 LOB: 0 BB: 0 P: 7	R: 0 E: 0 K: 2 S: 7	H: 0 LOB: 0 BB: 0 P: 7	1B: 5 2B: 1 3B: 0 HR: 1	SF: 0 SAC: 0 DP: 0 HBP: 0	WP: 0 PB: 0 CS: 0	PA: 34
PITCHER Galen Cisco, R (1,1) ERA: 5.0	IP: 8.0 WLS: L BF: 34 H: 7 R: 5 ER: 5 SO: 5 BB: 2 IBB: 0 HBP: 0 BLK: 0 WP: 0 HR: 1 S: 42 P: 50 ERA: 5.62 WHIP: 1.125											PITCHER Galen Cisco, R (1,1) ERA: 5.0	IP: 8.0 WLS: L BF: 34 H: 7 R: 5 ER: 5 SO: 5 BB: 2 IBB: 0 HBP: 0 BLK: 0 WP: 0 HR: 1 S: 42 P: 50 ERA: 5.62 WHIP: 1.125							

New York Mets @ Milwaukee Braves
Milwaukee County Stadium, Milwaukee, WI
Sat Apr 13 1963, 4:33 AM EST
Att: 5,067 - Unknown

AB 32
R 5
H 7
RBI 5
BB 2
SO 5
LOB 11



Batter	1	2	3	4	5	6	7	8	9	10	AB	R	H	RBI	BB	SO	LOB	TOP					
Ted Schreiber, R OBP: 0.250, SLG: 0.250 (1,5)	5-3		1-3			K			G4-6-3 1B		4	0	1	0	0	1	0	New York Mets @ Milwaukee Braves Milwaukee County Stadium, Milwaukee, WI Sun Apr 14 1963, 4:33 AM EST Att: 5,576 - Unknown					
Charlie Neal, R OBP: 0.176, SLG: 0.125 (1,6)	1B		1-3			P3			G4-6-3 1-2f		4	0	1	0	0	0	1						
Duke Snider, L OBP: 0.211, SLG: 0.471 (1,9)	L8		L8			SH2-3 BB			4-3		3	0	0	0	1	0	1						
Jim Hickman, R OBP: 0.333, SLG: 0.833 (1,8)	G3			1B		SH2-3			6-3		3	0	1	0	0	0	1						
Cliff Cook, R OBP: 0.111, SLG: 0.111 (1,7)		4-3		L3		K			F7		4	0	0	0	0	1	2						
Larry Burnight, R OBP: 0.222, SLG: 0.278 (1,4)	5-3				1-3				L8		4	0	1	0	0	0	1						
Norm Sherry, R OBP: 0.143, SLG: 0.143 (1,2)	K				L8				6-3		4	0	0	0	0	1	1						
Tim Harkness, L OBP: 0.167, SLG: 0.091 (1,3)			K		4-3				4-3		3	0	0	0	0	1	0						
Roger Craig, R (1,1)			1-3			6-3			P4		3	0	0	0	0	0	0						
Inning Stats	R: 0 E: 0 K: 0 S: 4	H: 1 LOB: 1 BB: 0 P: 4	R: 0 E: 0 K: 1 S: 5	H: 0 LOB: 0 BB: 0 P: 5	R: 0 E: 0 K: 1 S: 5	H: 1 LOB: 1 BB: 0 P: 4	R: 0 E: 0 K: 0 S: 3	H: 0 LOB: 0 BB: 0 P: 5	R: 0 E: 0 K: 1 S: 5	H: 0 LOB: 1 BB: 1 P: 9	R: 0 E: 0 K: 0 S: 3	H: 1 LOB: 0 BB: 0 P: 3	R: 0 E: 0 K: 0 S: 4	H: 1 LOB: 1 BB: 0 P: 4	1B: 4 2B: 0 3B: 0 HR: 0	SF: 0 SAC: 1 DP: 1 HBP: 0	WP: 0 PB: 0 SB: 0 CS: 0	PA: 34					
PITCHER Bob Hendley, L ERA: 0.77 (1,1)	IP: 10.0 W: 10 L: 0 S: 4	WLS: 34 BF: 4 R: 0 ER: 0 SO: 4	H: 4 R: 0 ER: 0 SO: 4	BB: 1 IBB: 0 HBP: 0 BLK: 0	WP: 0 HR: 0 S: 41 P: 45	ERA: 0.00 WHIP: 0.500	PITCHER											IP: 10.0 W: 10 L: 0 S: 4	WLS: 34 BF: 4 R: 0 ER: 0 SO: 4	H: 4 R: 0 ER: 0 SO: 4	BB: 1 IBB: 0 HBP: 0 BLK: 0	WP: 0 HR: 0 S: 41 P: 45	ERA: 0.00 WHIP: 0.500

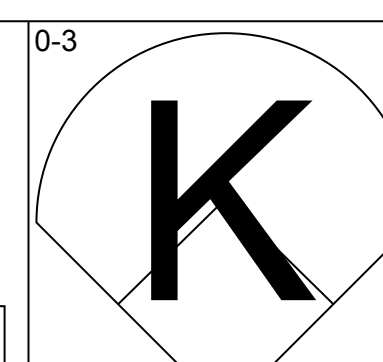
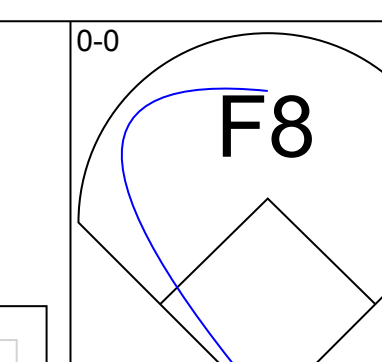
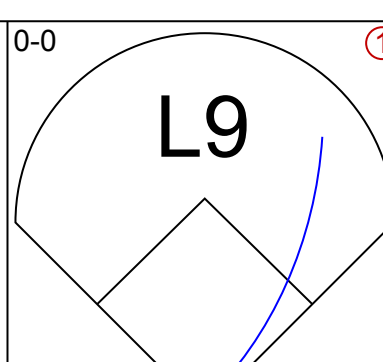
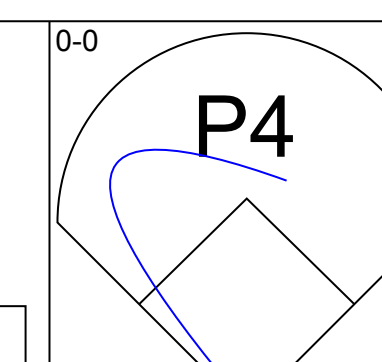

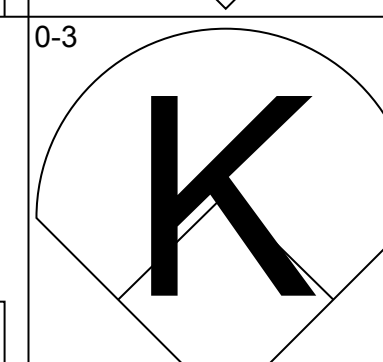
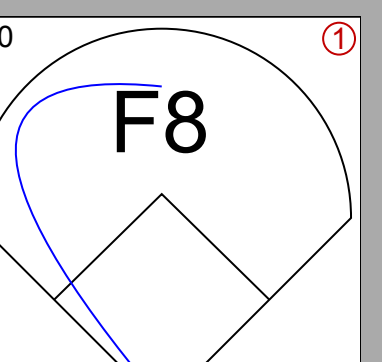
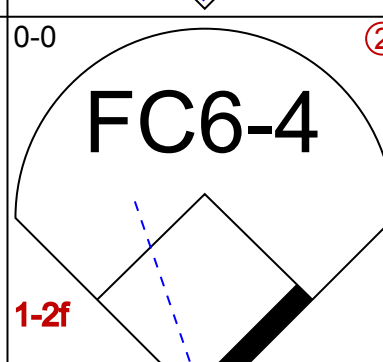
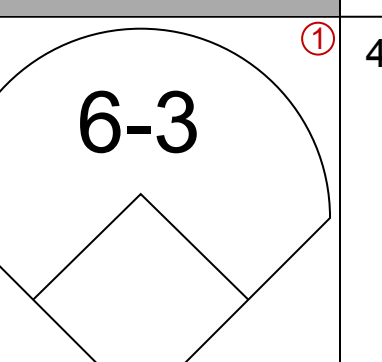
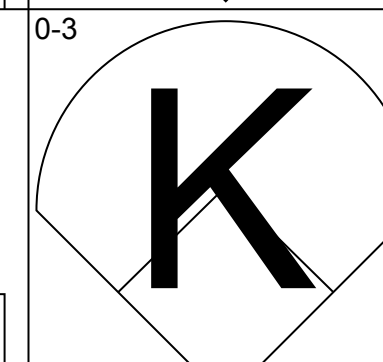
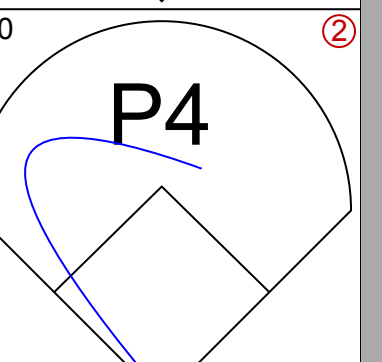
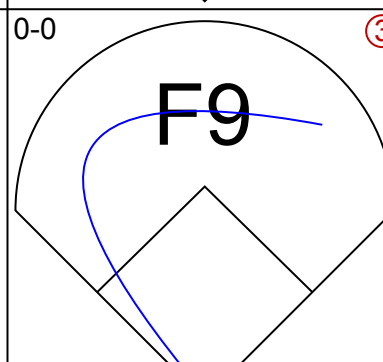
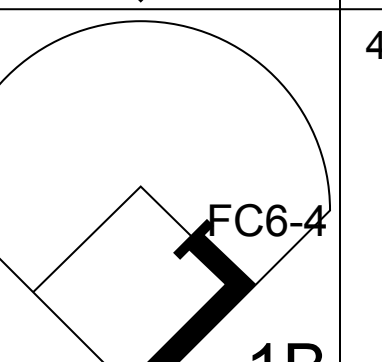
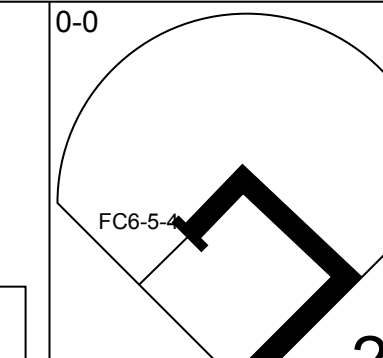
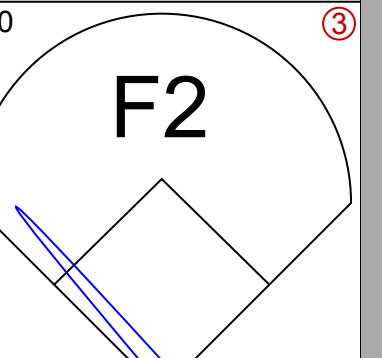
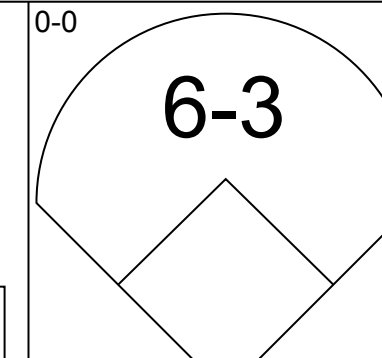
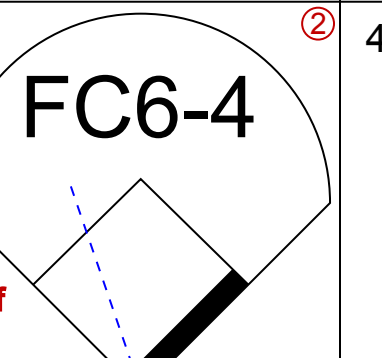
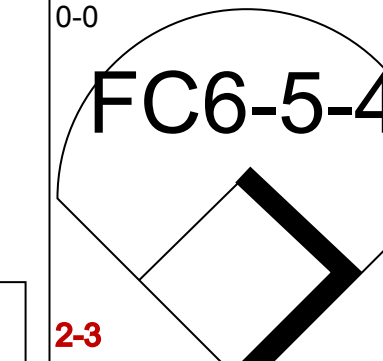
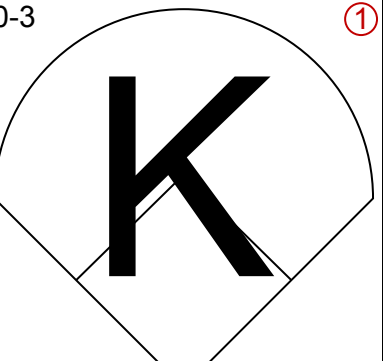
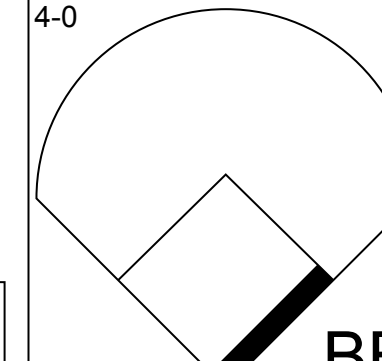
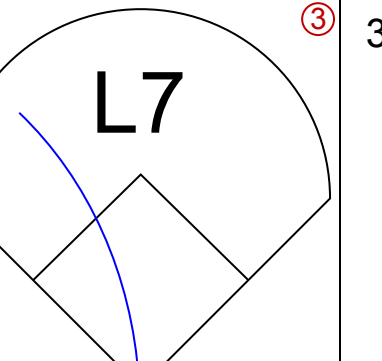
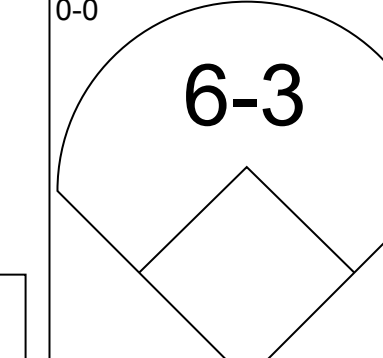
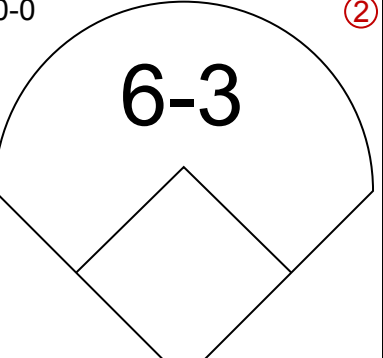
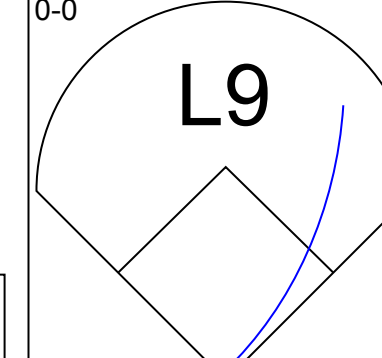
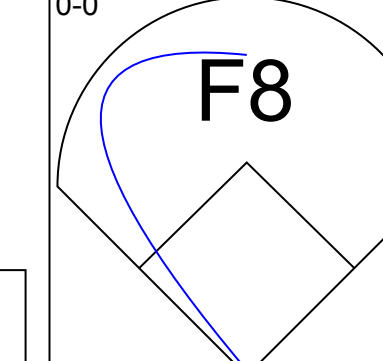
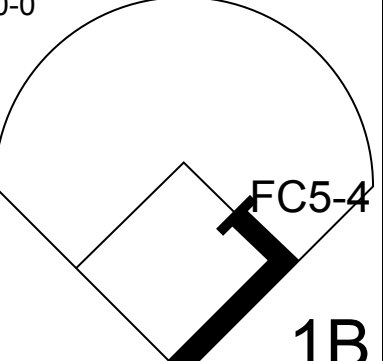
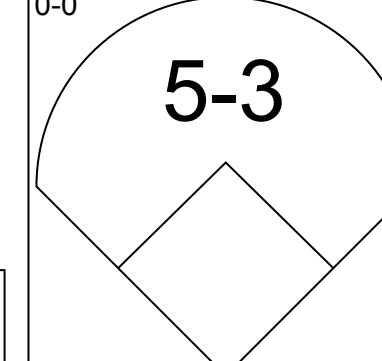
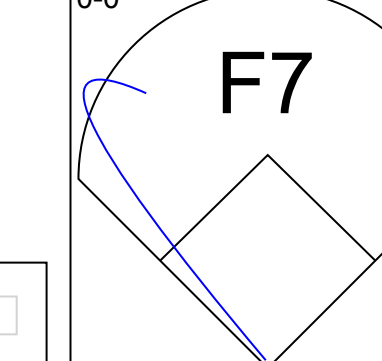
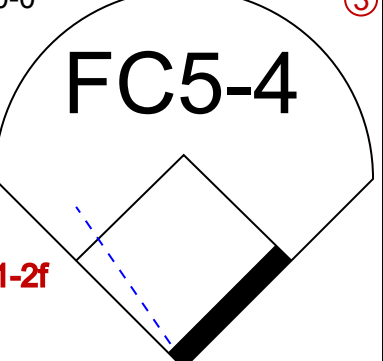
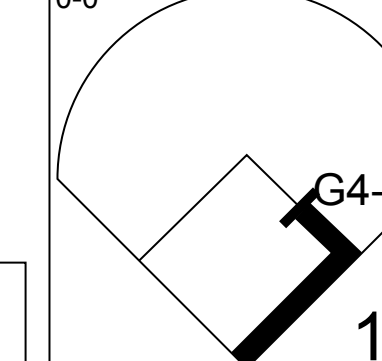
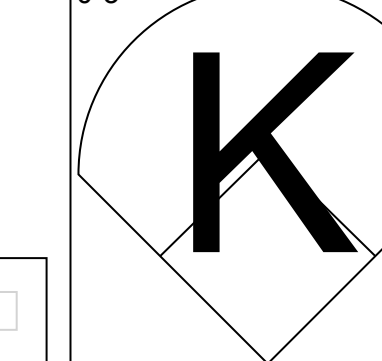
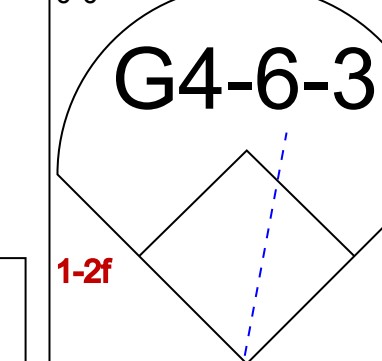
Batter	1	2	3	4	5	6	7	8	9	10	AB	R	H	RBI	BB	SO	LOB	BOTTOM					
Ty Cline, L OBP: 0.227, SLG: 0.273 (1,8)	K			K		L1			L9		5	0	1	1	0	2	0	New York Mets @ Milwaukee Braves Milwaukee County Stadium, Milwaukee, WI Sun Apr 14 1963, 4:33 AM EST Att: 5,576 - Unknown					
Frank Bolling, R OBP: 0.300, SLG: 0.421 (1,4)	F8			5-3 BB 1B		G5-6-3 1-2f			BB		3	0	1	0	1	0	1						
Hank Aaron, R OBP: 0.350, SLG: 0.444 (1,9)	F5			4-0 1-2 BB		1B			K		3	0	1	0	1	1	1						
Eddie Mathews, L OBP: 0.500, SLG: 0.375 (1,5)		4-3		5-3		1B			FC1-6 1B		4	0	2	0	0	0	2						
Mack Jones, L OBP: 0.250, SLG: 0.222 (1,7)			CS 1B	3-1		4-3			FC1-6 FC5-4 1-2f		4	0	1	0	0	0	5						
Len Gabrielson, L OBP: 0.167, SLG: 0.667 Tommie Aaron, R (8,3)	F5					K			FC5-4 1-2f		3	0	0	0	0	1	1						
Joe Torre, R OBP: 0.533, SLG: 0.500 (1,2)						FC6-4 BB 1B			4-3		3	0	1	0	1	0	1						
Roy McMillan, R OBP: 0.250, SLG: 0.250 Lee Maye, L (10, PH)				K		K			5-3		3	0	0	0	0	2	2						
				1-2 K		1B SH BB			SH 1B		0	1	0	0	1	0	0						
Bob Hendley, R (1,1)			1-3			FC6-4 1-2f			6-3		3	0	0	0	0	0	1						
Inning Stats	R: 0 E: 0 K: 1 S: 5	H: 0 LOB: 0 BB: 0 P: 5	R: 0 E: 0 K: 0 S: 3	H: 1 LOB: 0 BB: 0 P: 3	R: 0 E: 0 K: 1 S: 4	H: 1 LOB: 2 BB: 1 P: 10	R: 0 E: 0 K: 2 S: 8	H: 1 LOB: 1 BB: 0 P: 8	R: 0 E: 0 K: 0 S: 3	H: 0 LOB: 0 BB: 0 P: 3	R: 0 E: 0 K: 1 S: 5	H: 0 LOB: 1 BB: 1 P: 9	R: 0 E: 0 K: 0 S: 4	H: 1 LOB: 1 BB: 0 P: 4	R: 1 E: 0 K: 0 S: 2	H: 1 LOB: 2 BB: 1 P: 6	1B: 7 2B: 0 3B: 0 HR: 0	SF: 0 SAC: 1 DP: 1 HBP: 0	WP: 0 PB: 0 SB: 0 CS: 1	PA: 37			
PITCHER Roger Craig, R ERA: 5.02 (1,1)	IP: 9.0 W: 9 L: 0 S: 3	WLS: 37 BF: 7 R: 1 ER: 1 SO: 6	H: 7 R: 1 ER: 1 SO: 6	BB: 4 IBB: 0 HBP: 0 BLK: 0	WP: 0 HR: 0 S: 45 P: 61	ERA: 1.00 WHIP: 1.222	PITCHER											IP: 9.0 W: 9 L: 0 S: 3	WLS: 37 BF: 7 R: 1 ER: 1 SO: 6	H: 7 R: 1 ER: 1 SO: 6	BB: 4 IBB: 0 HBP: 0 BLK: 0	WP: 0 HR: 0 S: 45 P: 61	ERA: 1.00 WHIP: 1.222

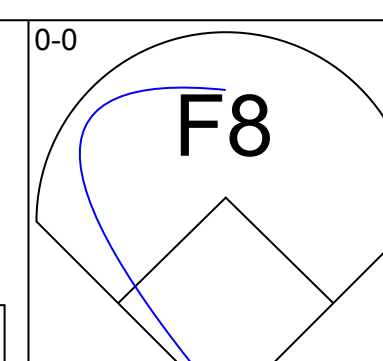
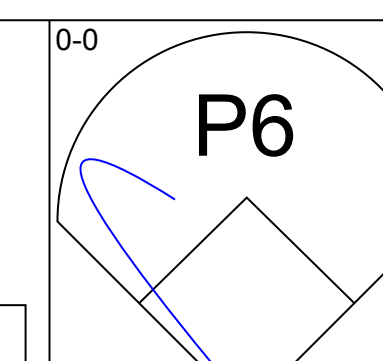
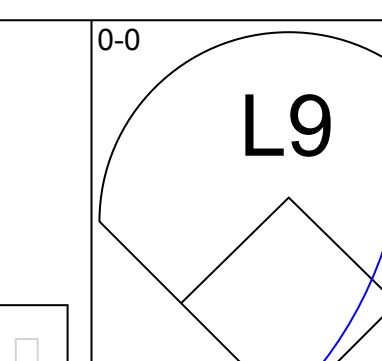
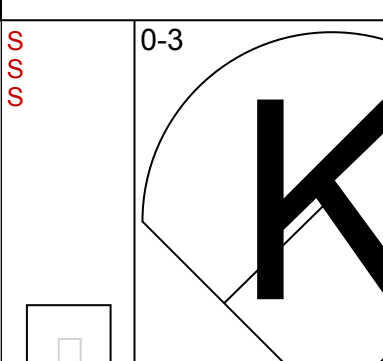

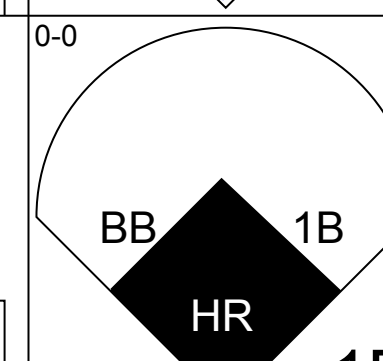
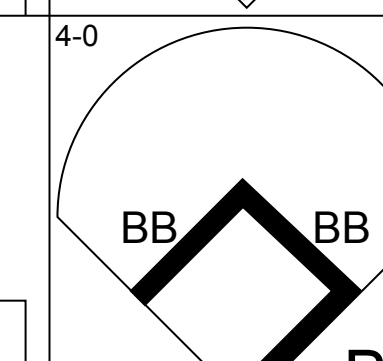
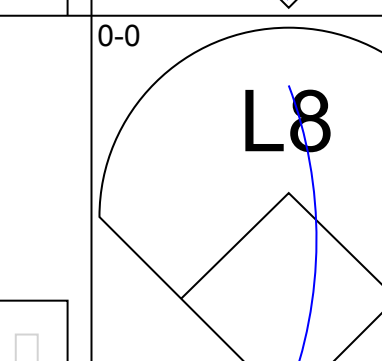

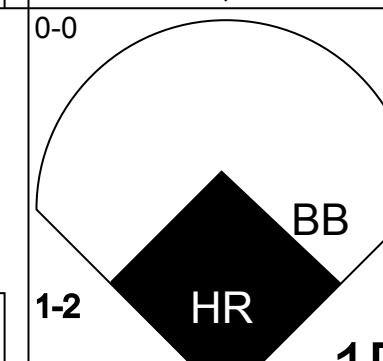
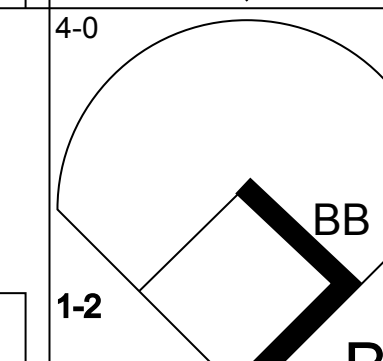
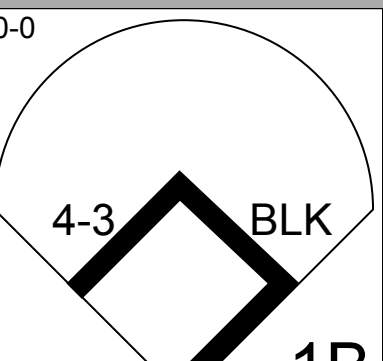

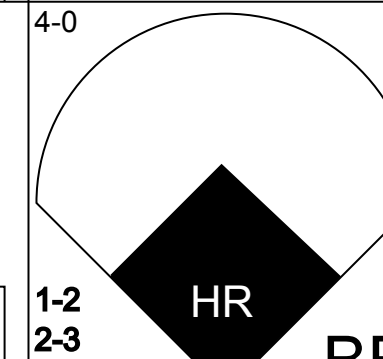
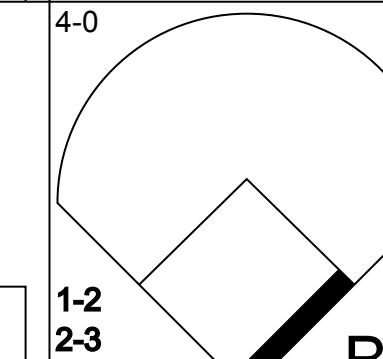
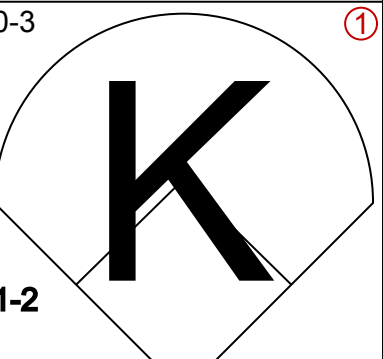

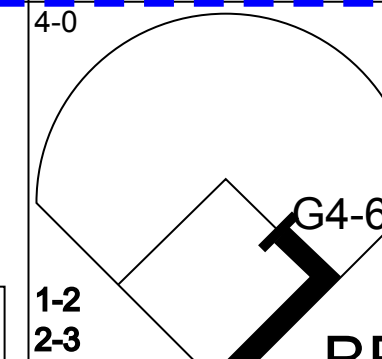
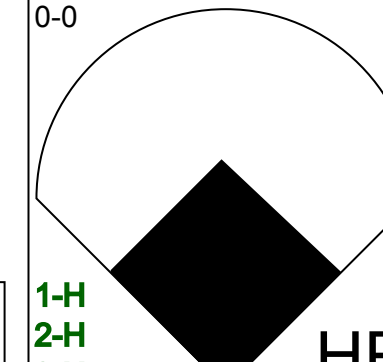
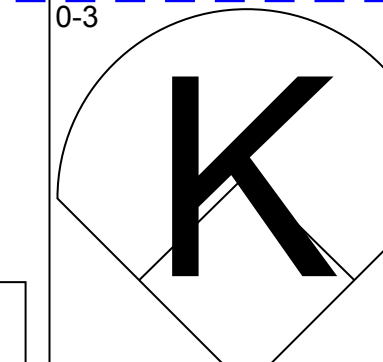
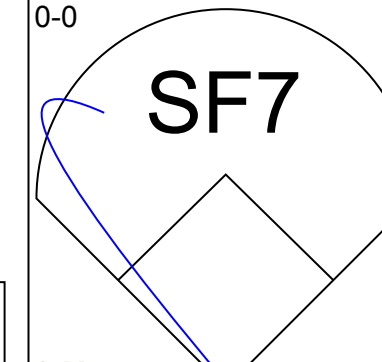

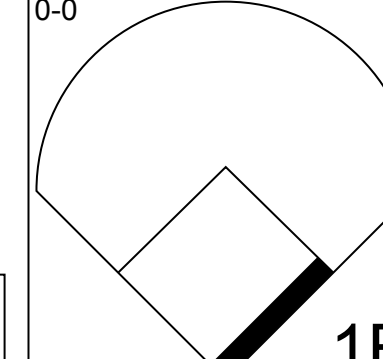
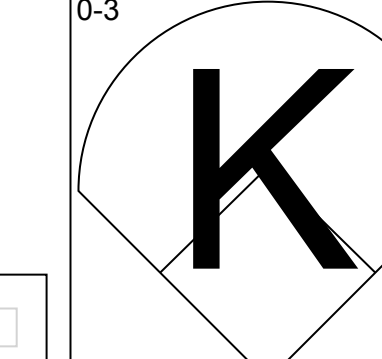
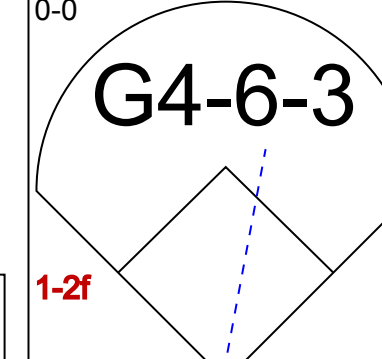
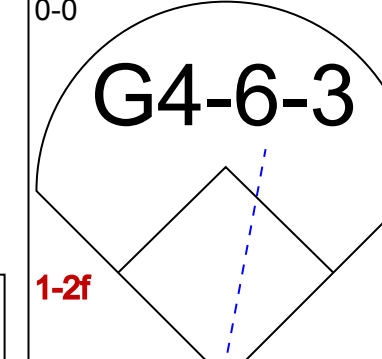
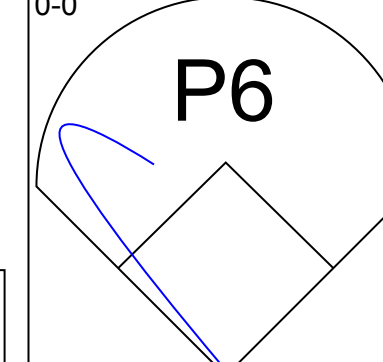
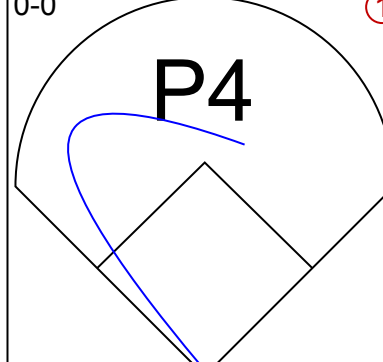
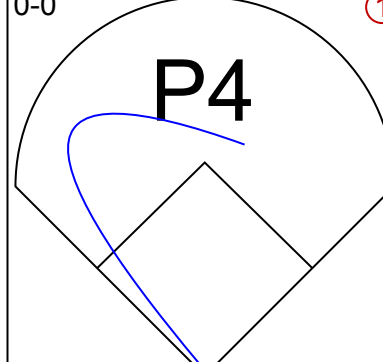
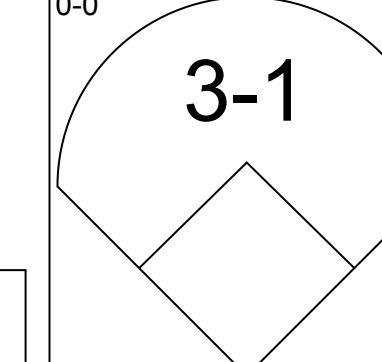
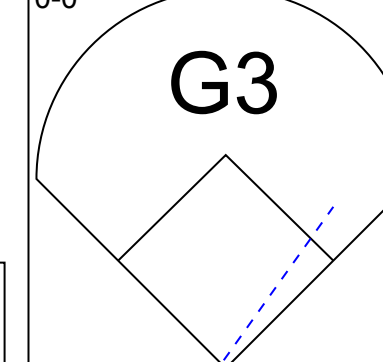
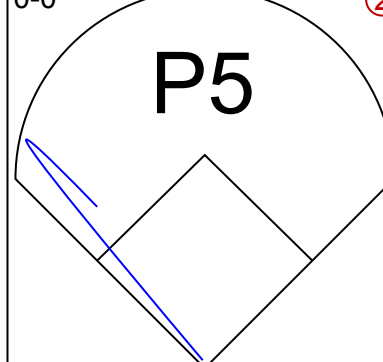
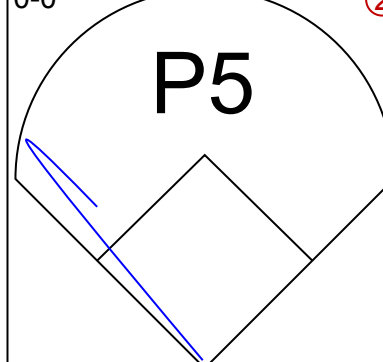
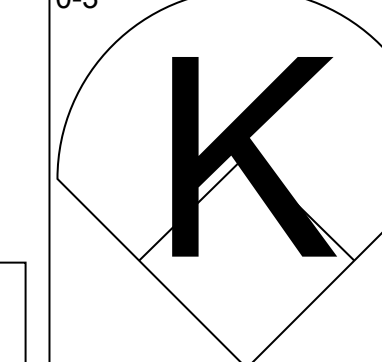
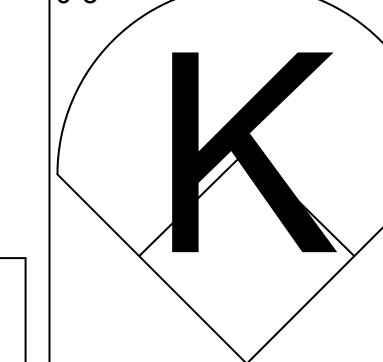
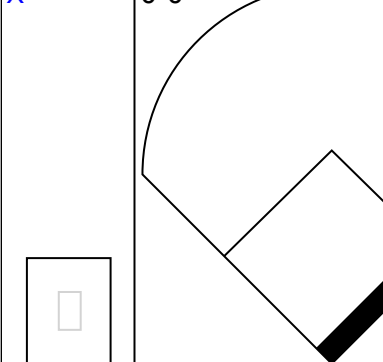
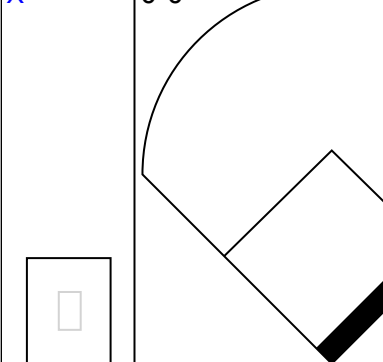
Batter	1	2	3	4	5	6	7	8	9	AB	R	H	RBI	BB	SO	LOB	TOP		
Larry Burright, R OBP: 0.190, SLG: 0.238 Cliff Cook, R OBP: 0.200, SLG: 0.200 Tracy Stallard, R (7, 1)	K		B1-3			K			SH1-4	3	0	0	0	0	2	1	New York Mets @ Milwaukee Braves Milwaukee County Stadium, Milwaukee, WI Mon Apr 15 1963, 4:33 AM EST Att: 3,756 - Unknown		
Charlie Neal, R OBP: 0.227, SLG: 0.150	F9				L8		5-3			4	0	1	0	1	0	2			
Ed Kranepool, L OBP: 0.267, SLG: 0.267	4-3			G4-6-3						5	1	2	0	0	1	3			
Duke Snider, L OBP: 0.261, SLG: 0.476		G3 BLK		L8		FC6-4		WP		4	0	2	0	0	0	1			
Jim Hickman, R OBP: 0.300, SLG: 0.556	K				F7		K			3	0	0	0	1	2	1			
Choo-Choo Coleman, L OBP: 0.063, SLG: 0.063	G3				4-3		L4		K	4	0	0	0	0	1	4			
Tim Harkness, L OBP: 0.250, SLG: 0.214	F7							SF7-5		3	1	2	1	0	0	1			
Ted Schreiber, R OBP: 0.250, SLG: 0.250			6-3		E5				F9	4	1	1	0	0	0	1			
Al Jackson, L OBP: 0.250, SLG: 0.250 Mary Throneberry, L OBP: 0.167, SLG: 0.167 Rod Kanehl, R OBP: 0.333, SLG: 0.333					K					2	0	1	0	0	1	2			
Inning Stats	R: 0 E: 0 K: 1 S: 5	H: 0 LOB: 0 BB: 0 P: 5	R: 0 E: 0 K: 1 S: 6	H: 1 LOB: 1 BB: 0 P: 6	R: 0 E: 0 K: 0 S: 3	H: 1 LOB: 0 BB: 0 P: 3	R: 0 E: 0 K: 0 S: 3	H: 1 LOB: 0 BB: 0 P: 3	R: 0 E: 1 K: 1 S: 7	H: 2 LOB: 2 BB: 0 P: 7	R: 2 E: 0 K: 1 S: 9	H: 4 LOB: 2 BB: 0 P: 9	R: 1 E: 0 K: 1 S: 6	H: 2 LOB: 1 BB: 1 P: 10	R: 0 E: 0 K: 1 S: 6	H: 1 LOB: 2 BB: 1 P: 10		1B: 12 2B: 2 3B: 0 HR: 0	SF: 1 SAC: 1 DP: 3 HBP: 0
PITCHER	IP	WLS	BF	H	R	ER	SO	BB	IBB	HBP	BLK	WP	HR	S	P	ERA	WHIP		
Bob Shaw, R ERA: 3.21	7.0		29	9	2	2	5	0	0	0	1	0	0	39	39	2.57	1.286		
Denny Lemaster, L ERA: 6.75	1.0	W	5	2	1	1	1	1	0	0	0	1	0	6	10	9.00	3.000		
Claude Raymond, R ERA:	1.0		5	1	0	0	1	1	0	0	0	0	0	6	10	0.00	2.000		



Batter	1	2	3	4	5	6	7	8	9	AB	R	H	RBI	BB	SO	LOB	BOTTOM		
Ty Cline, L OBP: 0.192, SLG: 0.231	K		L4-3		L4-6-3			K		4	0	0	0	0	2	1	New York Mets @ Milwaukee Braves Milwaukee County Stadium, Milwaukee, WI Mon Apr 15 1963, 4:33 AM EST Att: 3,756 - Unknown		
Frank Bolling, R OBP: 0.375, SLG: 0.429	WP					BB		K		2	1	1	0	2	1	0			
Hank Aaron, R OBP: 0.292, SLG: 0.364	6-3		K			L6		P4		4	0	0	0	0	1	3			
Eddie Mathews, L OBP: 0.500, SLG: 0.400					K			K		4	0	2	1	0	2	0			
Joe Torre, R OBP: 0.474, SLG: 0.400	5-3				6-3			K		3	0	0	0	1	1	1			
Tommie Aaron, R Mack Jones, L OBP: 0.286, SLG: 0.263			E5		F8			G6-4-3		3	0	0	0	0	0	3			
Denis Menke, R Lee Mays, L OBP: 0.400, SLG: 1.000	K				K			F9		2	0	0	0	0	2	1			
Roy McMillan, R OBP: 0.316, SLG: 0.444			5-3					HR		2	1	1	1	1	0	0			
Bob Shaw, R OBP: 0.600, SLG: 0.500 Gus Bell, L OBP: 0.333, SLG: 0.333 Denny Lemaster, R Claude Raymond, R					P4			HR		2	0	1	0	0	0	0			
Inning Stats	R: 1 E: 0 K: 1 S: 6	H: 1 LOB: 1 BB: 1 P: 10	R: 0 E: 1 K: 1 S: 5	H: 0 LOB: 0 BB: 0 P: 5	R: 0 E: 0 K: 1 S: 5	H: 0 LOB: 1 BB: 1 P: 9	R: 0 E: 0 K: 1 S: 5	H: 0 LOB: 0 BB: 0 P: 5	R: 1 E: 0 K: 1 S: 6	H: 2 LOB: 0 BB: 0 P: 6	R: 0 E: 0 K: 0 S: 4	H: 2 LOB: 2 BB: 1 P: 8	R: 0 E: 0 K: 2 S: 7	H: 0 LOB: 0 BB: 0 P: 7	R: 2 E: 0 K: 2 S: 8	H: 2 LOB: 0 BB: 0 P: 8		1B: 5 2B: 2 3B: 0 HR: 2	SF: 0 SAC: 0 DP: 4 HBP: 0
PITCHER	IP	WLS	BF	H	R	ER	SO	BB	IBB	HBP	BLK	WP	HR	S	P	ERA	WHIP		
Al Jackson, L ERA: 2.57	6.0	L	24	5	2	2	5	3	0	0	0	1	1	31	43	3.00	1.333		
Tracy Stallard, R ERA: 7.36	2.2		10	2	2	2	4	1	0	0	0	0	1	17	21	6.75	1.125		



Batter	1	2	3	4	5	6	7	8	9	AB	R	H	RBI	BB	SO	LOB	TOP			
Charlie Neat, R (1, 6) OBP: 0.200, SLG: 0.179										4	0	0	0	0	1	2	<p>New York Mets @ Cincinnati Reds Crosley Field, Cincinnati, OH Wed Apr 17 1963, 6:05 PM EST Att. 4,360 - Unknown</p> <p>livebaseballscores.com</p> <p>AB 31 R 0 H 5 RBI 0 BB 1 SO 5 LOB 13</p> 			
Ron Hunt, R (1, 4) OBP: 0.375, SLG: 0.286										4	0	0	0	0	1	1				
Jim Hickman, R (1, 8) OBP: 0.278, SLG: 0.471										4	0	1	0	0	1	1				
Frank Thomas, R (1, 7) OBP: 0.150, SLG: 0.158										4	0	1	0	0	0	1				
Cliff Cook, R (1, 9) OBP: 0.167, SLG: 0.118										3	0	0	0	1	2					
Gil Hodges, R (1, 3)										3	0	0	0	0	2					
Ted Schreiber, R (1, 5) OBP: 0.250, SLG: 0.250										3	0	1	0	0	2					
Norm Sherry, R (1, 2) OBP: 0.200, SLG: 0.200										3	0	1	0	0	0	1				
Larry Burright, R (8, PR) OBP: 0.190, SLG: 0.238										0	0	0	0	0	0	0				
Choo-Choo Coleman, L (8, 2) OBP: 0.050, SLG: 0.050										0	0	0	0	0	0	0				
Carl Willey, R (1, 1)										0	0	0	0	0	0	0				
Don Rowe, L (2, 1) OBP: 0.500, SLG: 0.500										2	0	1	0	0	1	0				
Galen Cisco, R (7, 1) OBP: 0.333, SLG: 0.667										0	0	0	0	0	0	0				
Rod Kanehl, R (8, PH) OBP: 0.200, SLG: 0.200										1	0	0	0	0	1	0				
Ken MacKenzie, R (8, 1)										0	0	0	0	0	0	0				
Inning Stats	R: 0 E: 0 K: 3 S: 9	H: 0 LOB: 0 BB: 0 P: 9	R: 0 E: 0 K: 0 S: 4	H: 1 LOB: 1 BB: 0 P: 4	R: 0 E: 0 K: 1 S: 5	H: 0 LOB: 0 BB: 0 P: 5	R: 0 E: 0 K: 0 S: 3	H: 0 LOB: 0 BB: 0 P: 3	R: 0 E: 0 K: 1 S: 6	H: 1 LOB: 1 BB: 0 P: 6	R: 0 E: 0 K: 0 S: 3	H: 0 LOB: 1 BB: 1 P: 7	R: 0 E: 0 K: 0 S: 3	H: 1 LOB: 1 BB: 0 P: 3	R: 0 E: 0 K: 0 S: 4	H: 1 LOB: 1 BB: 0 P: 4	1B: 4 2B: 1 3B: 0 HR: 0	SF: 0 SAC: 0 DP: 1 HBP: 0	WP: 0 PB: 0 SB: 0 CS: 0	PA: 32
PITCHER Jim O'Toole, L (1, 1) ERA: 1.44	IP: 9.0 WLS: W BF: 32 H: 5 R: 0 ER: 0 SO: 5 BB: 1 IBB: 0 HBP: 0 BLK: 0 WP: 0 HR: 0 S: 41 P: 45 ERA: 0.00 WHIP: 0.667															PITCHER				

Batter	1	2	3	4	5	6	7	8	9	AB	R	H	RBI	BB	SO	LOB	BOTTOM	
Eddie Kasko, R (1, 5)										4	0	0	0	0	1	1	<p>New York Mets @ Cincinnati Reds Crosley Field, Cincinnati, OH Wed Apr 17 1963, 6:05 PM EST Att. 4,360 - Unknown</p> <p>livebaseballscores.com</p> <p>AB 28 R 5 H 6 RBI 5 BB 7 SO 8 LOB 11</p> 	
Don Blasingame, L (1, 4) OBP: 0.750, SLG: 0.500										2	2	1	0	2	0	0		
Gordy Coleman, L (1, 3) OBP: 0.393, SLG: 0.692										2	1	2	0	2	0	0		
Frank Robinson, R (1, 7) OBP: 0.467, SLG: 0.640										1	1	0	0	3	1	1		
Johnny Edwards, L (1, 2) OBP: 0.429, SLG: 0.680										3	1	1	5	0	1	4		
Leo Cardenas, R (1, 6) OBP: 0.375, SLG: 0.483										4	0	1	0	0	2	3		
Marty Keough, L (1, 9) OBP: 0.143, SLG: 0.143										4	0	0	0	0	1	0		
Vada Pinson, L (1, 8) OBP: 0.226, SLG: 0.185										4	0	0	0	2	1	0		
Jim O'Toole, S (1, 1) OBP: 0.125, SLG: 0.125										4	0	1	0	0	1	0		
Inning Stats	R: 4 E: 0 K: 0 S: 7	H: 4 LOB: 1 BB: 1 P: 11	R: 0 E: 0 K: 2 S: 7	H: 0 LOB: 3 BB: 3 P: 19	R: 0 E: 0 K: 2 S: 7	H: 0 LOB: 0 BB: 0 P: 7	R: 0 E: 0 K: 0 S: 3	H: 0 LOB: 0 BB: 0 P: 3	R: 0 E: 0 K: 1 S: 6	H: 1 LOB: 1 BB: 0 P: 6	R: 1 E: 0 K: 0 S: 2	H: 0 LOB: 1 BB: 3 P: 14	R: 0 E: 0 K: 1 S: 5	H: 0 LOB: 0 BB: 0 P: 5	1B: 5 2B: 0 3B: 0 HR: 1	SF: 1 SAC: 0 DP: 1 HBP: 0		WP: 0 PB: 0 SB: 0 CS: 0
PITCHER Carl Willey, R (1, 1) ERA: 13.5	IP: 1.2 WLS: L BF: 13 H: 4 R: 4 ER: 4 SO: 1 BB: 4 IBB: 0 HBP: 0 BLK: 0 WP: 0 HR: 1 S: 11 P: 27 ERA: 21.60 WHIP: 4.800															PITCHER		
Don Rowe, L (2, 1) ERA: 2.25	IP: 4.1 WLS: 1 BF: 17 H: 2 R: 1 ER: 1 SO: 6 BB: 2 IBB: 0 HBP: 0 BLK: 1 WP: 0 HR: 0 S: 27 P: 35 ERA: 2.08 WHIP: 0.923																	
Galen Cisco, R (7, 1) ERA: 4.5	IP: 1.0 WLS: 3 BF: 0 H: 0 R: 0 ER: 0 SO: 0 BB: 1 IBB: 0 HBP: 0 BLK: 0 WP: 0 HR: 0 S: 2 P: 6 ERA: 0.00 WHIP: 1.000																	
Ken MacKenzie, L (8, 1) ERA:	IP: 1.0 WLS: 3 BF: 0 H: 0 R: 0 ER: 0 SO: 1 BB: 0 IBB: 0 HBP: 0 BLK: 0 WP: 0 HR: 0 S: 5 P: 5 ERA: 0.00 WHIP: 0.000																	

Batter	1	2	3	4	5	6	7	8	9	AB	R	H	RBI	BB	SO	LOB	TOP					
Ty Cline, L OBP: 0.233, SLG: 0.238 Hank Fischer, R (5, 1)	L1-3																					
Len Gabrielson, L OBP: 0.250, SLG: 0.500 (8, PH) (8, 3) (9, 7)			2B FC1-2	1B																		
Frank Bolling, R OBP: 0.357, SLG: 0.421 (1, 4)	1B																					
Hank Aaron, R OBP: 0.455, SLG: 0.632 (1, 9)																						
Eddie Mathews, L OBP: 0.500, SLG: 0.514 (1, 5)	G3-6-3																					
Norm Larker, L OBP: 0.462, SLG: 0.474 Bob Hendley, R OBP: 0.200, SLG: 0.200 Denis Menke, R (8, 6) Amado Samuel, R (8, 6)																						
Lee Maye, L OBP: 0.250, SLG: 0.400 Tommie Aaron, R (9, PH) (9, 3)	FC1-6																					
Del Crandall, R Don Dillard, L OBP: 1.000, SLG: 1.000 Frank Funk, R (8, PH) (8, 1) Claude Raymond, R (9, 1)	F8																					
Roy McMillan, R OBP: 0.265, SLG: 0.394 Joe Torre, R OBP: 0.436, SLG: 0.320 (8, PH) (8, 2)	F7																					
Bob Shaw, R OBP: 0.500, SLG: 0.400 Mack Jones, L OBP: 0.241, SLG: 0.192 (5, PH) (5, 8)																						
Inning Stats	R: 0 E: 0 K: 0 S: 4	H: 2 LOB: 1 BB: 1 P: 4	R: 0 E: 0 K: 0 S: 3	H: 0 LOB: 1 BB: 1 P: 7	R: 0 E: 0 K: 0 S: 5	H: 2 LOB: 2 BB: 0 P: 5	R: 0 E: 0 K: 0 S: 3	H: 0 LOB: 0 BB: 0 P: 3	R: 0 E: 0 K: 1 S: 5	H: 0 LOB: 2 BB: 2 P: 11	R: 0 E: 0 K: 0 S: 3	H: 0 LOB: 0 BB: 0 P: 3	R: 0 E: 1 K: 0 S: 8	H: 0 LOB: 2 BB: 3 P: 8	R: 3 E: 1 K: 0 S: 8	H: 4 LOB: 2 BB: 0 P: 8	R: 1 E: 0 K: 1 S: 6	H: 1 LOB: 3 BB: 3 P: 18	1B: 6 2B: 2 3B: 0 HR: 1	SF: 0 SAC: 1 DP: 1 HBP: 0	WP: 0 PB: 0 CS: 0	PA: 42
PITCHER	IP	WLS	BF	H	R	ER	SO	BB	IBB	HBP	BLK	WP	HR	S	P	ERA	WHIP					
Roger Craig, R ERA: 4.09 Tracy Stallard, R ERA: 8.31 Ken MacKenzie, L ERA:	7.2		34	8	3	2	1	3	0	0	0	0	1	33	45	2.35	1.435					
	0.2		5	1	1	1	0	1	1	0	0	0	0	3	11	13.50	3.000					
	0.2	W	3	0	0	0	1	1	0	0	0	0	0	4	8	0.00	1.500					

Milwaukee Braves @ New York Mets
Polo Grounds, New York, NY
Fri Apr 19 1963, 3:33 AM EST
Att: 8,104 - Unknown

AB 35
R 4
H 9
RBI 4
BB 6
SO 2
LOB 25



Batter	1	2	3	4	5	6	7	8	9	AB	R	H	RBI	BB	SO	LOB	BOTTOM					
Jim Hickman, R OBP: 0.346, SLG: 0.619 (1, 8)	G6-4-3 BB																					
Ron Hunt, R OBP: 0.462, SLG: 0.667 (1, 4)	G6-4-3 1-2																					
Duke Snider, L OBP: 0.290, SLG: 0.536 (1, 9)	2-3																					
Frank Thomas, R OBP: 0.174, SLG: 0.143 Al Moran, R OBP: 0.077, SLG: 0.077 (8, 6)																						
Ed Kranepool, L OBP: 0.263, SLG: 0.421 Larry Burnight, R OBP: 0.150, SLG: 0.238 Mary Throneberry, L OBP: 0.167, SLG: 0.167 (9, 3)																						
Charlie Neal, R OBP: 0.206, SLG: 0.161 (8, 5)																						
Cliff Cook, R OBP: 0.190, SLG: 0.105 Rod Kanehl, R OBP: 0.167, SLG: 0.167 (8, 7)																						
Choo-Choo Coleman, L OBP: 0.208, SLG: 0.174 (1, 2)																						
Roger Craig, R Tracy Stallard, R Ken MacKenzie, R Tim Harkness, L OBP: 0.200, SLG: 0.167 (9, PH)																						
Inning Stats	R: 0 E: 0 K: 0 S: 2	H: 0 LOB: 0 BB: 1 P: 6	R: 1 E: 0 K: 3 S: 11	H: 2 LOB: 1 BB: 1 P: 15	R: 0 E: 0 K: 1 S: 6	H: 1 LOB: 3 BB: 1 P: 11	R: 2 E: 0 K: 2 S: 9	H: 2 LOB: 1 BB: 0 P: 10	R: 0 E: 0 K: 1 S: 5	H: 0 LOB: 0 BB: 0 P: 5	R: 0 E: 0 K: 2 S: 7	H: 1 LOB: 0 BB: 0 P: 7	R: 0 E: 0 K: 2 S: 7	H: 0 LOB: 0 BB: 0 P: 7	R: 0 E: 0 K: 0 S: 3	H: 1 LOB: 1 BB: 1 P: 7	R: 2 E: 0 K: 0 S: 4	H: 3 LOB: 1 BB: 0 P: 4	1B: 5 2B: 3 3B: 2 HR: 1	SF: 0 SAC: 1 DP: 2 HBP: 2	WP: 0 PB: 0 CS: 1	PA: 38
PITCHER	IP	WLS	BF	H	R	ER	SO	BB	IBB	HBP	BLK	WP	HR	S	P	ERA	WHIP					
Bob Shaw, R ERA: 4.0 Hank Fischer, R ERA: 2.45 Frank Funk, R ERA: 13.5 Claude Raymond, R ERA:	4.0		21	5	3	3	0	3	0	2	0	0	0	19	19	0.00	0.333					
	3.0	L	9	1	0	0	5	0	0	0	0	0	0	6	10	13.50	3.000					
	0.0		1	1	0	0	0	0	0	0	0	0	0	1	1	∞	∞					

Milwaukee Braves @ New York Mets
Polo Grounds, New York, NY
Fri Apr 19 1963, 3:33 AM EST
Att: 8,104 - Unknown

AB 31
R 5
H 10
RBI 5
BB 4
SO 11
LOB 15



Batter	1	2	3	4	5	6	7	8	9	AB	R	H	RBI	BB	SO	LOB	TOP			
Roy McMillan, R OBP: 0.237, SLG: 0.351 (1, 6)	0-0 5-3		0-0 F8			0-0 F9		0-0 F8		4	0	0	0	0	0	2				
Frank Bolling, R OBP: 0.370, SLG: 0.415 (1, 4)	4-0 1-3 BB			0-0 G4-6-3 1B		0-0 5-3		0-0 6-3		3	0	1	0	1	0	2				
Hank Aaron, R OBP: 0.417, SLG: 0.571 (1, 9)	0-0 1-3			0-0 F7			0-0 1-3		0-0 L7	4	0	0	0	0	0	2				
Eddie Mathews, L OBP: 0.500, SLG: 0.513 (1, 5)	0-3 K			0-0 G4-6-3 1-2			0-0 1B		0-0 1B 1B	4	0	2	0	0	1	2				
Joe Torre, R OBP: 0.389, SLG: 0.276 (1, 2)		0-3 K			0-0 F9		0-0 L5		0-0 L9	4	0	0	0	0	1	2				
Del Crandall, R OBP: 0.091, SLG: 0.091 (1, 3)		0-0 6-3			0-3 K		0-3 K		0-0 1-2 1B	4	0	1	0	0	2	1				
Tommie Aaron, R OBP: 0.200, SLG: 0.357 (1, 7)		0-0 5-3			0-0 HR			0-0 1B 1B	0-0 F8	4	1	2	1	0	0	2				
Ty Cline, L OBP: 0.222, SLG: 0.227 (8, PH)			0-0 L4		0-0 L6			0-0 F9		2	0	0	0	0	0	0				
Denis Menke, R (8, PH)										1	0	0	0	0	0	1				
Len Gabrielson, L OBP: 0.250, SLG: 0.500 (8, 8)										0	0	0	0	0	0	0				
Warren Spahn, L OBP: 0.300, SLG: 0.250 (1, 1)			0-3 K2-3			0-0 1-3			0-0 1-2 1B	2	0	0	0	0	1	0				
Bob Uecker, R OBP: 1.000, SLG: 1.000 (8, PR)										1	0	1	0	0	0	0				
Bob Hendley, R OBP: 0.200, SLG: 0.200 (8, PR)										0	0	0	0	0	0	0				
Ron Piche, R (8, 1)										0	0	0	0	0	0	0				
Inning Stats	R: 0 E: 0 K: 1 S: 5	H: 0 LOB: 1 BB: 1 P: 9	R: 0 E: 0 K: 1 S: 5	H: 0 LOB: 0 BB: 0 P: 5	R: 0 E: 0 K: 1 S: 5	H: 0 LOB: 0 BB: 0 P: 5	R: 0 E: 0 K: 0 S: 3	H: 1 LOB: 0 BB: 0 P: 3	R: 1 E: 0 K: 1 S: 6	H: 1 LOB: 0 BB: 0 P: 6	R: 0 E: 0 K: 1 S: 6	H: 1 LOB: 1 BB: 0 P: 6	R: 0 E: 0 K: 0 S: 5	H: 2 LOB: 2 BB: 0 P: 5	R: 0 E: 0 K: 0 S: 5	H: 2 LOB: 2 BB: 0 P: 5	1B: 6 2B: 0 3B: 0 HR: 1	SF: 0 SAC: 0 DP: 1 HBP: 0	WP: 0 PB: 0 CS: 0	PA: 34
PITCHER Al Jackson, L ERA: 1.96 (1, 1)	IP: 9.0 WLS: W BF: 34 H: 7 R: 1 ER: 1 SO: 5 BB: 1 IBB: 0 HBP: 0 BLK: 0 WP: 0 HR: 1 S: 43 P: 47 ERA: 1.00 WHIP: 0.889															PITCHER				

Milwaukee Braves @ New York Mets
Polo Grounds, New York, NY
Sat Apr 20 1963, 3:33 AM EST
Att: 13,703 - Unknown

AB 33
R 1
H 7
RBI 1
BB 1
SO 5
LOB 14



Batter	1	2	3	4	5	6	7	8	9	AB	R	H	RBI	BB	SO	LOB	BOTTOM			
Jim Hickman, R OBP: 0.370, SLG: 0.600 (1, 8)	0-0 L8	0-0 1B			0-3 K		0-0 FC4-6 FC3-5 1-2 3-H 1B		0-0 FC3-5 FC4-6	4	0	2	1	0	1	0				
Ron Hunt, R OBP: 0.412, SLG: 0.563 (1, 4)	0-0 1B 1B	0-0 1-3			0-0 F9		0-0 FC3-5 FC4-6 1-2 2-3F		0-0 FC4-6 BB	4	1	1	0	0	0	3				
Duke Snider, L OBP: 0.286, SLG: 0.500 (1, 9)	0-0 L4		0-0 G5-4-3 1B			0-3 K	0-0 FC4-6 BB 1-2F 2-3			4	0	1	0	0	1	3				
Frank Thomas, R OBP: 0.222, SLG: 0.167 (1, 7)			0-0 G5-4-3			0-0 P6	4-0 BB			3	0	1	0	1	0	1				
Rod Kanehl, R OBP: 0.167, SLG: 0.167 (9, 7)	1-2 1B 1B	0-0 1-3		0-0 G5-4-3 1-2		0-0 P6	4-0 BB			0	0	0	0	0	0	0				
Gil Hodges, R OBP: 0.250, SLG: 0.143 (1, 3)	0-0 1-2 2-H 1B		0-0 4-3			4-0 BB BB	0-0 F7			3	0	1	1	1	0	3				
Charlie Neal, R OBP: 0.211, SLG: 0.147 (1, 5)	0-0 L8			0-0 6-3		4-0 BB BB	0-0 F8		0-0 F8	3	0	0	0	1	0	2				
Norm Sherry, R OBP: 0.214, SLG: 0.429 (1, 2)		0-0 HR		0-0 6-3		0-0 F9	0-3 K		0-3 K	4	1	1	1	0	1	2				
Al Moran, R OBP: 0.118, SLG: 0.118 (1, 6)		0-0 P3		0-0 6-3			0-0 1B 1B	0-3 K		4	1	1	0	0	1	0				
Al Jackson, L OBP: 0.286, SLG: 0.286 (1, 1)			0-3 K		0-3 K		0-0 FC3-5 1B 1-3 1B			3	0	1	0	0	2	0				
Inning Stats	R: 1 E: 0 K: 0 S: 6	H: 3 LOB: 2 BB: 0 P: 6	R: 1 E: 0 K: 1 S: 7	H: 2 LOB: 1 BB: 0 P: 7	R: 0 E: 0 K: 0 S: 3	H: 1 LOB: 0 BB: 0 P: 3	R: 0 E: 0 K: 0 S: 3	H: 0 LOB: 0 BB: 0 P: 3	R: 0 E: 0 K: 2 S: 7	H: 0 LOB: 0 BB: 0 P: 7	R: 0 E: 0 K: 1 S: 5	H: 0 LOB: 2 BB: 2 P: 13	R: 1 E: 0 K: 0 S: 6	H: 3 LOB: 3 BB: 1 P: 10	R: 0 E: 0 K: 2 S: 7	H: 0 LOB: 0 BB: 0 P: 7	1B: 8 2B: 0 3B: 0 HR: 1	SF: 0 SAC: 0 DP: 1 HBP: 0	WP: 0 PB: 0 CS: 0	PA: 35
PITCHER Warren Spahn, L ERA: 1.44 (1, 1)	IP: 7.0 WLS: L BF: 32 H: 9 R: 3 ER: 3 SO: 4 BB: 3 IBB: 0 HBP: 0 BLK: 0 WP: 0 HR: 1 S: 37 P: 49 ERA: 3.86 WHIP: 1.714															PITCHER				
Ron Piche, R (8, 1)	IP: 1.0 WLS: L BF: 3 H: 0 R: 0 ER: 0 SO: 2 BB: 0 IBB: 0 HBP: 0 BLK: 0 WP: 0 HR: 0 S: 7 P: 7 ERA: 0.00 WHIP: 0.000															PITCHER				

Milwaukee Braves @ New York Mets
Polo Grounds, New York, NY
Sat Apr 20 1963, 3:33 AM EST
Att: 13,703 - Unknown

AB 32
R 3
H 9
RBI 3
BB 3
SO 6
LOB 14



Batter	1	2	3	4	5	6	7	8	9	AB	R	H	RBI	BB	SO	LOB	TOP							
Jim Hickman, R (1, 8) OBP: 0.439, SLG: 0.771	F8	1B				FC6-4			HR	3	1	2	1	2	0	0	New York Mets @ Philadelphia Phillies Connie Mack Stadium, Philadelphia, PA Mon Apr 22, 1963, 6:05 PM EST Att: 3,716 - Unknown							
Ron Hunt, R (1, 4) OBP: 0.419, SLG: 0.480	1B	2B				FC6-4			P6	5	1	2	0	0	0	3								
Duke Snider, L (1, 9) OBP: 0.286, SLG: 0.432	1B	1B		K			3-1		F8	4	1	1	0	1	1	3								
Frank Thomas, R (1, 7) OBP: 0.275, SLG: 0.306	1B	K		K			P6		HR	5	1	2	3	0	2	4								
Tim Harkness, L (1, 3) OBP: 0.231, SLG: 0.217	FC4-6		4-3		3-1		G3		BB	5	1	1	0	0	0	1								
Charlie Neal, R (1, 5) OBP: 0.235, SLG: 0.196	BB		K		E4			1-3	E3	4	0	0	0	1	1	1								
Choo-Choo Coleman, L (1, 2) OBP: 0.273, SLG: 0.143	1-3				L9			5-3	BB	2	0	0	0	2	0	3								
Al Moran, R (1, 6) OBP: 0.259, SLG: 0.346			6-3			K		5-3		3	1	1	0	0	1	1								
Mary Throneberry, L (8, PH) OBP: 0.222, SLG: 0.333		1B						1-2		1	0	0	0	0	0	1								
Ted Schreiber, R (8, 5) OBP: 0.266, SLG: 0.231		2B						3-3		0	0	0	1	1	0	0								
Don Rowe, L (1, 1) OBP: 0.267, SLG: 0.250										2	0	0	0	0	0	1								
Tracy Stallard, R (5, 1)										1	0	0	0	0	1	0								
Al Jackson, L (8, PH) OBP: 0.266, SLG: 0.288										0	0	0	0	0	0	0								
Cliff Cook, R (8, PH) OBP: 0.266, SLG: 0.288										1	0	0	0	0	0	1								
Larry Bearnarth, R (8, 1)										0	0	0	0	0	0	0								
Rod Kanehl, R (8, PH) OBP: 0.333, SLG: 0.250										1	0	0	0	0	1	3								
Inning Stats	R: 2 E: 1 K: 0 S: 11	H: 2 LOB: 2 BB: 2 P: 22	R: 1 E: 1 K: 1 S: 9	H: 3 LOB: 2 BB: 0 P: 16	R: 0 E: 0 K: 1 S: 7	H: 0 LOB: 1 BB: 1 P: 11	R: 0 E: 0 K: 2 S: 12	H: 1 LOB: 2 BB: 1 P: 20	R: 0 E: 0 K: 0 S: 5	H: 0 LOB: 0 BB: 0 P: 6	R: 0 E: 0 K: 2 S: 11	H: 0 LOB: 0 BB: 0 P: 18	R: 0 E: 0 K: 0 S: 7	H: 0 LOB: 0 BB: 0 P: 14	R: 0 E: 0 K: 0 S: 3	H: 0 LOB: 1 BB: 0 P: 4	R: 3 E: 1 K: 1 S: 19	H: 3 LOB: 3 BB: 2 P: 38	1B: 5 2B: 3 3B: 0 HR: 1	SF: 0 SAC: 0 DP: 0 HBP: 1	WP: 1 PB: 0 SB: 0 CS: 1	PA: 45		
PITCHER	IP WLS BF H R ER SO BB IBB HBP BLK WP HR S P ERA WHIP																							
Paul Brown, R (1, 1) ERA: 4.26	1.1	W	10	4	3	2	0	2	0	0	0	0	0	0	15	28	13.50	4.500						
Ray Culp, R (2, 1) ERA: 2.25	7.1	W	33	5	3	2	6	4	0	1	0	1	1	63	108	2.46	1.227							
Jack Baldschun, R (9, 1) ERA: 2.53	0.1	S	2	0	0	0	1	1	0	0	0	0	0	6	13	0.00	3.000							

AB	37
R	6
H	9
RBI	5
BB	7
SO	7
LOB	22



Batter	1	2	3	4	5	6	7	8	9	AB	R	H	RBI	BB	SO	LOB	BOTTOM								
Tony Taylor, R (1, 4) OBP: 0.459, SLG: 0.451	G6-4-3		BLK		L4	BLK				4	0	3	3	1	0	1	New York Mets @ Philadelphia Phillies Connie Mack Stadium, Philadelphia, PA Mon Apr 22, 1963, 6:05 PM EST Att: 3,716 - Unknown								
Johnny Callison, L (1, 9) OBP: 0.383, SLG: 0.490	K		F2		BLK	4-3		G4-6-3		5	1	1	1	0	1	6									
Don Demeter, R (1, 8) OBP: 0.491, SLG: 0.720	G6-4-3		F9		2B			SH5-4	1B	4	1	2	1	0	0	3									
Roy Sievers, R (1, 3) OBP: 0.318, SLG: 0.400		P4		F8	K			SH5-4		3	0	0	0	0	1	1									
Earl Averill, R (1, 2) OBP: 0.273, SLG: 0.300		G1-4-3		6-3		5-3		P6		4	0	1	0	0	0	1									
Don Hoak, R (1, 5) OBP: 0.327, SLG: 0.400	G1-4-3			E6		1B	BB	CS	1B	3	1	1	1	1	0	1									
Wayne Graham, R (1, 7) OBP: 0.316, SLG: 0.188			L7		P5			E6		2	0	0	0	0	0	1									
Tony Gonzalez, L (6, PH) OBP: 0.325, SLG: 0.265						1B	BB		SH	2	2	0	0	1	0	1									
Bobby Wine, R (1, 6) OBP: 0.222, SLG: 0.176										1	2	1	0	1	0	0									
Wes Covington, L (6, PH) OBP: 0.425, SLG: 0.680										1	0	0	0	0	0	2									
Ruben Amaro, R (7, 6) OBP: 0.273, SLG: 0.158			1B	BB	SH2-3	BLK	1B		SH1-4	0	0	0	1	0	0	0									
Paul Brown, R (1, 1)										0	0	0	0	0	0	0									
Ray Culp, R (2, 1) ERA: 0.500, SLG: 0.500										2	1	2	0	0	0	0									
Jack Baldschun, R (9, 1)										0	0	0	0	0	0	0									
Inning Stats	R: 0 E: 0 K: 1 S: 9	H: 1 LOB: 0 BB: 0 P: 11	R: 0 E: 0 K: 0 S: 7	H: 1 LOB: 0 BB: 0 P: 10	R: 1 E: 0 K: 0 S: 13	H: 2 LOB: 1 BB: 1 P: 23	R: 0 E: 1 K: 0 S: 9	H: 0 LOB: 1 BB: 0 P: 11	R: 2 E: 0 K: 1 S: 14	H: 3 LOB: 1 BB: 0 P: 20	R: 3 E: 0 K: 0 S: 14	H: 2 LOB: 1 BB: 2 P: 26	R: 1 E: 0 K: 0 S: 9	H: 2 LOB: 0 BB: 0 P: 14	R: 1 E: 2 K: 0 S: 7	H: 0 LOB: 1 BB: 1 P: 15	1B: 10 2B: 1 3B: 0 HR: 0	SF: 0 SAC: 4 DP: 3 HBP: 0	WP: 0 PB: 0 SB: 1 CS: 1	PA: 39					
PITCHER	IP WLS BF H R ER SO BB IBB HBP BLK WP HR S P ERA WHIP																								
Don Rowe, L (1, 1) ERA: 3.55	4.2		21	7	3	3	1	1	0	0	0	3	1	2	0	0	3	5.79	1.714						
Tracy Stallard, R (5, 1) ERA: 11.81	1.0	L	7	2	3	3	1	2	0	0	0	0	0	0	17	28	27.00	4.000							
Al Jackson, L (6, 1) ERA: 2.22	1.1		6	2	1	1	0	0	0	0	0	1	0	0	10	16	6.75	1.500							
Larry Bearnarth, R (8, 1) ERA: 2.25	1.0		5	0	1	0	0	1	0	0	0	0	0	7	15	0.00	1.000								

AB	31
R	8
H	11
RBI	7
BB	4
SO	2
LOB	17



Batter	1	2	3	4	5	6	7	8	9	AB	R	H	RBI	BB	SO	LOB	TOP										
Jim Hickman, R (1.8) OBP: 0.400, SLG: 0.692	4-3	P3			K		F2			4	0	0	0	0	1	3	New York Mets @ Chicago Cubs Wrigley Field, Chicago, IL Wed Apr 24 1963, 3:33 AM CST Att. 4,525 - Unknown										
Ron Hunt, R (1.4) OBP: 0.400, SLG: 0.552	L9		F8		HR		F8			4	1	1	1	0	0	0											
Duke Snider, L (1.9) OBP: 0.264, SLG: 0.396	3-1		1-3		1-3			4-3		4	0	0	0	0	0	0											
Frank Thomas, R (1.7) OBP: 0.295, SLG: 0.350 Rod Kanehl, R (8.7) OBP: 0.333, SLG: 0.250		1B 1B	5-3			2B		5-3		4	1	2	0	0	0	0											
Ed Kranepool, L (1.3) OBP: 0.300, SLG: 0.467		E 1B 1B		E4 G6-3 1B		F8		6-3		4	0	1	0	0	0	1											
Choo-Choo Coleman, L (1.2) OBP: 0.297, SLG: 0.188		E 1B		G6-3 1B		P4		F8		4	0	2	1	0	0	1											
Charlie Neal, R (1.5) OBP: 0.236, SLG: 0.184	L7		G6-3			FC6-4 HBP		F9		3	0	0	0	0	0	4											
Al Moran, R (1.6) OBP: 0.226, SLG: 0.300	E6		F9		FC6-4			5-3		4	0	0	0	0	0	5											
Carl Willey, R (1.1) OBP: 0.236, SLG: 0.184	K				K		4-3			3	0	0	0	0	2	3											
Inning Stats	R: 0 E: 0 K: 0 S: 3	H: 0 LOB: 0 BB: 0 P: 3	R: 1 E: 1 K: 1 S: 9	H: 3 LOB: 3 BB: 0 P: 9	R: 0 E: 0 K: 0 S: 3	H: 0 LOB: 0 BB: 0 P: 3	R: 0 E: 1 K: 0 S: 4	H: 1 LOB: 1 BB: 0 P: 4	R: 1 E: 0 K: 2 S: 8	H: 1 LOB: 0 BB: 0 P: 8	R: 0 E: 0 K: 0 S: 4	H: 1 LOB: 2 BB: 0 P: 5	R: 0 E: 0 K: 0 S: 3	H: 0 LOB: 0 BB: 0 P: 3	R: 0 E: 0 K: 0 S: 3	H: 0 LOB: 0 BB: 0 P: 3	1B: 4 2B: 1 3B: 0 HR: 1	SF: 0 SAC: 0 DP: 1 HBP: 1	WP: 0 PB: 0 SB: 0 CS: 0	PA: 35							
PITCHER	IP	WLS	BF	H	R	ER	SO	BB	IBB	HBP	BLK	WP	HR	S	P	ERA	WHIP										
Bob Buhl, R (1.1) ERA: 0.87	6.0	L	26	6	2	2	3	0	0	1	0	0	1	31	32	3.00	1.000										
Paul Toth, R (7.1) ERA: 1.04	3.0		9	0	0	0	0	0	0	0	0	0	0	9	9	0.00	0.000										

AB	34
R	2
H	6
RBI	2
BB	0
SO	3
LOB	17




Batter	1	2	3	4	5	6	7	8	9	AB	R	H	RBI	BB	SO	LOB	BOTTOM										
Don Landrum, L (1.8) OBP: 0.310, SLG: 0.282	F9		K			K			G3	4	0	0	0	0	2	1	New York Mets @ Chicago Cubs Wrigley Field, Chicago, IL Wed Apr 24 1963, 3:33 AM CST Att. 4,525 - Unknown										
Andra Rodgers, R (1.6) OBP: 0.306, SLG: 0.273		G4-3 1B		F7			1-3			3	0	1	0	0	0	0											
Billy Williams, L (1.7) OBP: 0.242, SLG: 0.211		G4-3		1-4-3			F8			3	0	0	0	0	0	1											
Ron Santo, R (1.5) OBP: 0.246, SLG: 0.356		L5-3 BB		6-3			F5			2	0	0	0	1	0	0											
14 Ernie Banks, R (1.3) OBP: 0.250, SLG: 0.339		L4			G3-6-3 1B		6-3			3	0	1	0	0	0	1											
Lou Brock, L (1.9) OBP: 0.288, SLG: 0.357		L5-3			G3-6-3		K			3	0	0	0	0	1	2											
Ken Hubbs, R (1.4) OBP: 0.321, SLG: 0.423			K		5-3		5-3			3	0	0	0	0	1	0											
Jimmie Schaffer, R (1.2) OBP: 0.385, SLG: 0.545					5-3			F7		3	0	1	0	0	0	0											
Bob Buhl, R (1.1) Bob Will, L (6, PH) Paul Toth, R (7.1) Merritt Ranew, L (8, PH) OBP: 0.600, SLG: 0.600				P4		5-3		K		1	0	0	0	0	0	1											
Inning Stats	R: 0 E: 0 K: 0 S: 3	H: 1 LOB: 0 BB: 0 P: 3	R: 0 E: 0 K: 0 S: 2	H: 0 LOB: 0 BB: 1 P: 6	R: 0 E: 0 K: 2 S: 8	H: 1 LOB: 1 BB: 0 P: 8	R: 0 E: 0 K: 0 S: 3	H: 0 LOB: 0 BB: 0 P: 3	R: 0 E: 0 K: 1 S: 5	H: 0 LOB: 0 BB: 0 P: 5	R: 0 E: 0 K: 0 S: 3	H: 0 LOB: 0 BB: 0 P: 3	R: 0 E: 0 K: 1 S: 5	H: 0 LOB: 0 BB: 0 P: 5	R: 0 E: 0 K: 1 S: 5	H: 0 LOB: 0 BB: 0 P: 5	1B: 3 2B: 1 3B: 0 HR: 0	SF: 0 SAC: 0 DP: 3 HBP: 0	WP: 0 PB: 0 SB: 0 CS: 0	PA: 28							
PITCHER	IP	WLS	BF	H	R	ER	SO	BB	IBB	HBP	BLK	WP	HR	S	P	ERA	WHIP										
Carl Willey, R (1.1) ERA: 3.09	9.0	W	28	3	0	0	5	1	0	0	0	0	0	37	41	0.00	0.444										



Batter	1	2	3	4	5	6	7	8	9	AB	R	H	RBI	BB	SO	LOB	TOP		
Jim Hickman, R (1, 8) OBP: 0.388, SLG: 0.698	0-3 K		0-0 3B		0-0 F8			0-0 6-3		4	0	1	0	0	1	0			
Ron Hunt, R (1, 4) OBP: 0.385, SLG: 0.515	0-0 1B 1B		0-0 5-3			0-0 6-3		0-0 F8		4	1	1	0	0	0	1			
Charlie Neal, R (1, 5) OBP: 0.254, SLG: 0.226	0-0 1B 1-3 1B		0-0 L4			0-0 HR 2B		0-0 6-3		4	1	2	0	0	0	1			
Frank Thomas, R (1, 7) OBP: 0.313, SLG: 0.432	0-0 FC6-4 1-3 3-H 1B		0-0 1-3			0-0 2H HR			0-0 5-3	4	1	2	3	0	0	1			
Rod Kanehl, R (9, 7) OBP: 0.333, SLG: 0.250										0	0	0	0	0	0	0			
Cliff Cook, R (1, 9) OBP: 0.164, SLG: 0.083	0-3 K				0-0 6-3				0-0 E 1B 1B	3	0	0	0	0	2	2			
Duke Snider, L (9, PH) OBP: 0.276, SLG: 0.408										1	0	1	0	0	0	0			
Gil Hodges, R (1, 3) OBP: 0.250, SLG: 0.182	0-0 FC6-4 1-2				0-0 G3			0-0 F9		4	0	1	0	0	0	2			
Norm Sherry, R (1, 2) OBP: 0.182, SLG: 0.318					0-0 F8				0-0 E5 1-2 2-3	4	0	0	0	0	1	2			
Al Moran, R (1, 6) OBP: 0.200, SLG: 0.265					0-0 1-3				0-0 P4	4	0	0	0	0	0	3			
Roger Craig, R (1, 1)					0-0 4-3			0-3 K		4	0	0	0	0	2	3			
								0-3 K											
Inning Stats	R: 1 E: 0 K: 2 S: 10	H: 3 LOB: 2 BB: 0 P: 10	R: 0 E: 0 K: 0 S: 3	H: 0 LOB: 0 BB: 0 P: 3	R: 0 E: 0 K: 0 S: 4	H: 1 LOB: 1 BB: 0 P: 4	R: 0 E: 0 K: 1 S: 5	H: 0 LOB: 0 BB: 0 P: 5	R: 0 E: 0 K: 1 S: 5	H: 0 LOB: 0 BB: 0 P: 5	R: 2 E: 0 K: 1 S: 7	H: 2 LOB: 0 BB: 0 P: 7	R: 0 E: 0 K: 0 S: 3	H: 0 LOB: 0 BB: 0 P: 3	R: 0 E: 1 K: 0 S: 6	H: 2 LOB: 3 BB: 0 P: 6	1B: 5 2B: 1 3B: 1 HR: 1	SF: 0 SAC: 0 DP: 0 HBP: 0	WP: 0 PA: 36 PB: 0 SB: 0 CS: 0
PITCHER	IP WLS BF H R ER SO BB IBB HBP BLK WP HR S P ERA WHIP																		
Dick Ellsworth, L (1, 1) ERA: 1.14	7.0 L 27 6 3 3 6 0 0 0 0 0 1 39 39 3.86 0.857																		
Cal Koonce, R (8, 1) ERA: 4.5	2.0 9 2 0 0 0 0 0 0 0 0 0 9 9 0.00 1.000																		

New York Mets @ Chicago Cubs
Wrigley Field, Chicago, IL
Thu Apr 25 1963, 3:33 AM CST
Att: 3,021 - Unknown


AB	36
R	3
H	8
RBI	3
BB	0
SO	6
LOB	15



Batter	1	2	3	4	5	6	7	8	9	AB	R	H	RBI	BB	SO	LOB	BOTTOM				
Don Landrum, L (1, 8) OBP: 0.304, SLG: 0.279	0-0 WP BLK 1B		0-0 1-3		0-0 F8		0-0 F7			4	0	1	0	0	0	3					
Andra Rodgers, R (1, 6) OBP: 0.288, SLG: 0.254	0-0 1-3		0-0 5-3			0-0 5-3		0-0 P4		4	0	0	0	0	0	1					
Billy Williams, L (1, 7) OBP: 0.227, SLG: 0.197	0-3 K				0-0 F8		0-0 3-1		0-0 L9	4	0	0	0	0	1	1					
Ron Santo, R (1, 5) OBP: 0.246, SLG: 0.339	4-0 BB				0-0 6-3		0-0 6-3		0-0 1-3	3	0	0	0	1	0	0					
14 Ernie Banks, R (1, 3) OBP: 0.250, SLG: 0.333	0-0 F8				0-3 K				0-3 K	4	0	1	0	0	2	2					
Lou Brock, L (1, 9) OBP: 0.302, SLG: 0.356		0-3 K				4-0 BLK 2B BB		0-0 FC3-6 1B 1-2 1B		3	2	1	0	1	1	1					
Ken Hubbs, R (1, 4) OBP: 0.344, SLG: 0.433						0-0 6-3		0-0 1B 1-3 1B		4	0	2	0	0	0	2					
Jimmie Schaffer, R (1, 2) OBP: 0.400, SLG: 0.615								0-3 K		2	0	1	1	0	0	1					
Merritt Ranew, L (7, PH) OBP: 0.500, SLG: 0.500								0-0 K		1	0	0	0	0	1	2					
Dick Ellsworth, L (1, 1) OBP: 0.100, SLG: 0.100								0-0 1-2 3H 1B		2	0	0	0	0	1	1					
Bob Will, L (7, PH) OBP: 0.167, SLG: 0.167										1	0	1	1	0	0	0					
Cal Koonce, R (8, 1) OBP: 1.000, SLG: 1.000										0	0	0	0	0	0	0					
Inning Stats	R: 0 E: 0 K: 1 S: 6	H: 1 LOB: 2 BB: 1 P: 10	R: 0 E: 0 K: 1 S: 5	H: 1 LOB: 0 BB: 0 P: 5	R: 0 E: 0 K: 0 S: 3	H: 0 LOB: 0 BB: 0 P: 3	R: 0 E: 0 K: 1 S: 5	H: 0 LOB: 0 BB: 0 P: 5	R: 1 E: 0 K: 1 S: 6	H: 1 LOB: 1 BB: 1 P: 10	R: 0 E: 0 K: 0 S: 3	H: 0 LOB: 0 BB: 0 P: 3	R: 1 E: 0 K: 1 S: 8	H: 3 LOB: 2 BB: 0 P: 8	R: 0 E: 0 K: 0 S: 3	H: 0 LOB: 0 BB: 0 P: 3	R: 0 E: 0 K: 1 S: 5	H: 1 LOB: 0 BB: 0 P: 5	1B: 6 2B: 2 3B: 0 HR: 0	SF: 0 SAC: 0 DP: 2 HBP: 0	WP: 1 PA: 34 PB: 0 SB: 0 CS: 0
PITCHER	IP WLS BF H R ER SO BB IBB HBP BLK WP HR S P ERA WHIP																				
Roger Craig, R (1, 1) ERA: 3.38	9.0 W 34 7 2 2 6 2 0 0 0 2 1 0 44 52 2.00 1.000																				

New York Mets @ Chicago Cubs
Wrigley Field, Chicago, IL
Thu Apr 25 1963, 3:33 AM CST
Att: 3,021 - Unknown

AB	32
R	2
H	7
RBI	2
BB	2
SO	6
LOB	14



Batter	1	2	3	4	5	6	7	8	9	AB	R	H	RBI	BB	SO	LOB	TOP			
Jim Hickman, R (1, 8) OBP: 0.407, SLG: 0.667	4-0 BLK 1-3 BB	4-0 BB		4-0 SF9 BB BB		0-3 K			0-0 F8	2	1	0	0	3	1	1				
Ron Hunt, R (1, 4) OBP: 0.364, SLG: 0.459	0-0 1-3	0-0 F9		4-0 BB		0-0 5-3			0-0 5-3	4	0	0	0	1	0	4				
Duke Snider, L (1, 9) OBP: 0.259, SLG: 0.385	0-0 1-3	0-3 K		0-0 SF9			0-3 K			3	0	0	1	0	2	3				
Frank Thomas, R (1, 7) OBP: 0.308, SLG: 0.404	4-0 BB BB BB		0-0 6-3	0-0 F3			0-0 P6			3	0	0	0	1	0	2				
Ed Kranepool, L (1, 3) OBP: 0.324, SLG: 0.485	4-0 BB 1-2		0-0 BB		0-0 1-3		0-3 K			3	0	1	0	1	1	0				
Charlie Neal, R (1, 5) OBP: 0.254, SLG: 0.214	4-0 BB 1-2		0-0 6-3		0-0 F8			0-0 4-3		3	0	0	1	1	0	1				
Choo-Choo Coleman, L (1, 2) OBP: 0.269, SLG: 0.167	0-3 K		0-0 L3		0-0 P4			0-0 G3		4	0	0	0	0	1	4				
Al Moran, R (1, 6) OBP: 0.231, SLG: 0.289		0-0 SH5-4 1B		0-0 4-3 BLK SF9 1B		0-0 E7		0-0 5-3		4	1	2	0	0	0	0				
Al Jackson, L (1, 1) OBP: 0.222, SLG: 0.222		0-0 SH5-4		0-0 4-3		0-3 K		0-0 F8		2	0	0	0	0	1	2				
Tracy Stallard, R (8, 1) OBP: 0.200, SLG: 0.300		1-2		1-3						0	0	0	0	0	0	0				
Inning Stats	R: 1 E: 0 K: 1 S: 5	H: 0 LOB: 3 BB: 4 P: 21	R: 0 E: 0 K: 1 S: 6	H: 1 LOB: 2 BB: 1 P: 10	R: 0 E: 0 K: 0 S: 4	H: 1 LOB: 1 BB: 0 P: 4	R: 1 E: 0 K: 0 S: 4	H: 1 LOB: 2 BB: 2 P: 12	R: 0 E: 1 K: 2 S: 8	H: 0 LOB: 1 BB: 0 P: 8	R: 0 E: 0 K: 2 S: 7	H: 0 LOB: 0 BB: 0 P: 7	R: 0 E: 0 K: 0 S: 3	H: 0 LOB: 0 BB: 0 P: 3	R: 0 E: 0 K: 0 S: 3	H: 0 LOB: 0 BB: 0 P: 3	1B: 2 2B: 1 3B: 0 HR: 0	SF: 1 SAC: 1 DP: 0 HBP: 0	WP: 0 PB: 0 SB: 0 CS: 0	PA: 38
PITCHER	IP ERA WHIP	WLS BF W S	BF R ER SO	H R ER SO	BB IBB HBP BLK	WP HR S P	ERA WHIP	PITCHER	IP ERA WHIP	WLS BF W S	BF R ER SO	H R ER SO	BB IBB HBP BLK	WP HR S P	ERA WHIP					
Al McBean, R (1, 1) ERA: 3.75	0.2	6	0	1	1	0	4	0	0	1	0	0	2	18	13.50	6.000				
Harvey Haddix, L (1, 1) ERA: 2.4	6.1	26	3	1	1	6	3	0	0	1	0	0	35	47	1.42	0.947				
Tommie Sisk, R (8, 1) ERA: 1.0	2.0	6	0	0	0	0	0	0	0	0	0	0	6	6	0.00	0.000				

New York Mets @ Pittsburgh Pirates
Forbes Field, Pittsburgh, PA
Fri Apr 26 1963, 6:05 PM EST
Att: 10,531 - Unknown

AB	29
R	2
H	3
RBI	2
BB	7
SO	6
LOB	17



Batter	1	2	3	4	5	6	7	8	9	AB	R	H	RBI	BB	SO	LOB	BOTTOM	
Dick Schofield, S (1, 6) OBP: 0.422, SLG: 0.340	4-0 HR BB	0-0 6-3		0-0 FC6-4 1B		0-0 F9		0-0 G3		4	1	1	0	1	0	3		
Ted Savage, R (1, 7) OBP: 0.333, SLG: 0.667	0-0 HR	0-0 F7		0-0 FC6-4			0-0 E8 SF9 2B			4	2	2	2	0	0	1		
Roberto Clemente, R (1, 9) OBP: 0.280, SLG: 0.400	0-0 1-3		0-3 K		0-0 4-3		0-0 SF9			3	0	0	1	0	1	0		
Donn Clendenon, R (1, 3) OBP: 0.368, SLG: 0.612	4-0 S BB 1B BB		0-0 2B		0-0 6-3		0-3 K			3	1	1	0	1	1	0		
Bill Mazerolski, R (1, 4) OBP: 0.345, SLG: 0.391	4-0 1B 1-2 BB		4-0 BB		0-0 L9		0-0 5-3			2	0	0	0	2	0	0		
Elmo Plaskett, R (1, 2) OBP: 0.354, SLG: 0.154	0-0 1B		0-0 P3		0-0 6-3		0-3 K			4	0	1	1	0	1	2		
Bill Virdon, L (1, 8) OBP: 0.315, SLG: 0.333	0-0 F7		0-3 K		0-0 F8		4-0 BB BB			3	0	0	0	1	1	4		
Bob Bailey, R (1, 5) OBP: 0.327, SLG: 0.420	0-0 5-3		0-0 5-3		4-0 2B BB		0-3 K			3	1	0	0	1	1	3		
Al McBean, R (1, 1) ERA: 2.87		0-0 1-3		0-0 4-3		0-0 2B		4-0 BB		0	0	0	0	0	0	0		
Harvey Haddix, L (1, 1) ERA: 9.95						1-2 BB				3	0	1	1	0	0	0		
Tommie Sisk, R (8, 1)										0	0	0	0	1	0	0		
Inning Stats	R: 3 E: 0 K: 0 S: 5	H: 2 LOB: 3 BB: 3 P: 17	R: 0 E: 0 K: 0 S: 3	H: 0 LOB: 0 BB: 0 P: 3	R: 0 E: 0 K: 2 S: 8	H: 1 LOB: 2 BB: 1 P: 12	R: 0 E: 0 K: 0 S: 4	H: 1 LOB: 1 BB: 0 P: 4	R: 0 E: 0 K: 0 S: 3	H: 0 LOB: 0 BB: 0 P: 3	R: 1 E: 0 K: 1 S: 6	H: 1 LOB: 0 BB: 0 P: 6	R: 0 E: 1 K: 2 S: 7	H: 0 LOB: 2 BB: 2 P: 15	1B: 2 2B: 3 3B: 0 HR: 1	SF: 1 SAC: 0 DP: 0 HBP: 0	WP: 0 PB: 0 SB: 1 CS: 0	PA: 37
PITCHER	IP ERA WHIP	WLS BF W S	BF R ER SO	H R ER SO	BB IBB HBP BLK	WP HR S P	ERA WHIP	PITCHER	IP ERA WHIP	WLS BF W S	BF R ER SO	H R ER SO	BB IBB HBP BLK	WP HR S P	ERA WHIP			
Al Jackson, L (1, 1) ERA: 2.87	7.0	32	6	5	4	3	5	0	0	0	0	0	33	53	5.14	1.571		
Tracy Stallard, R (8, 1) ERA: 9.95	1.0	5	0	0	0	2	2	0	0	0	0	0	7	15	0.00	2.000		


New York Mets @ Pittsburgh Pirates
Forbes Field, Pittsburgh, PA
Fri Apr 26 1963, 6:05 PM EST
Att: 10,531 - Unknown


AB	29
R	5
H	6
RBI	5
BB	7
SO	5
LOB	13



Batter	1	2	3	4	5	6	7	8	9	AB	R	H	RBI	BB	SO	LOB	TOP			
Jim Hickman, R (1, 8) OBP: 0.397, SLG: 0.625	0-3 K		0-3 K		0-3 K2-3			4-0 E BB		3	0	0	0	1	3	2	<p>New York Mets @ Pittsburgh Pirates Forbes Field, Pittsburgh, PA Sat Apr 27 1963, 3:33 AM EST Att: 8,011 - Unknown</p>			
Ron Hunt, R (1, 4) OBP: 0.354, SLG: 0.439	0-3 K		0-0 FC 1B		0-0 1-3			0-0 F2		4	0	1	1	0	1	2				
Cliff Cook, R (1, 9) OBP: 0.133, SLG: 0.071	0-0 F8		0-0 FC		0-0 F8			0-0 E5 FC6-4		4	0	0	0	0	0	2				
Frank Thomas, R (1, 7) OBP: 0.286, SLG: 0.373		0-0 F7	0-0 F7		0-0 L6			0-0 FC6-4		4	0	0	0	0	0	4				
Gil Hodges, R (1, 3) OBP: 0.250, SLG: 0.200		0-0 6-3		0-0 4-3		0-0 4-3			0-0 G1-6-3 1B	4	0	1	0	0	0	0				
Rod Kanehl, R (9, PR) OBP: 0.333, SLG: 0.250										0	0	0	0	0	0	0				
Charlie Neal, R (1, 5) OBP: 0.254, SLG: 0.233				0-3 K			0-0 F8		0-0 F9	4	0	1	0	0	1	1				
Norm Sherry, R (1, 2) OBP: 0.154, SLG: 0.269		0-3 K		0-0 L7			0-0 F9		0-0 G1-6-3 1-2	4	0	0	0	0	1	2				
Al Moran, R (1, 6) OBP: 0.238, SLG: 0.275			0-0 F7		4-0 S BB		0-0 1-3			2	0	0	0	1	0	0				
Jay Hook, L (1, 1) OBP: 0.429, SLG: 0.200					0-0 F9			0-0 6-3		1	1	0	0	1	0	1				
Ed Kranepool, L (8, PH) OBP: 0.314, SLG: 0.471										1	0	0	0	0	0	0				
Ken Mackenzie, R (8, 1)										0	0	0	0	0	0	0				
Inning Stats	R: 0 E: 0 K: 2 S: 7	H: 0 LOB: 0 BB: 0 P: 7	R: 0 E: 0 K: 1 S: 6	H: 1 LOB: 1 BB: 0 P: 6	R: 1 E: 1 K: 1 S: 7	H: 1 LOB: 2 BB: 1 P: 11	R: 0 E: 0 K: 1 S: 5	H: 0 LOB: 0 BB: 0 P: 5	R: 0 E: 0 K: 1 S: 5	H: 0 LOB: 0 BB: 0 P: 3	R: 0 E: 0 K: 0 S: 3	H: 0 LOB: 0 BB: 0 P: 3	R: 0 E: 1 K: 0 S: 4	H: 0 LOB: 2 BB: 1 P: 8	R: 0 E: 0 K: 0 S: 3	H: 1 LOB: 1 BB: 0 P: 3	1B: 2 2B: 1 3B: 0 HR: 0	SF: 0 SAC: 0 DP: 1 HBP: 0	WP: 0 PB: 0 SB: 1 CS: 0	PA: 34
PITCHER Joe Gibbon, L (1, 1) ERA:	IP: 9.0 WLS: W BF: 34 H: 3 R: 1 ER: 0 SO: 6 BB: 3 IBB: 0 HBP: 0 BLK: 0 WP: 0 HR: 0 S: 43 P: 55 ERA: 0.00 WHIP: 0.667																			

Batter	1	2	3	4	5	6	7	8	9	AB	R	H	RBI	BB	SO	LOB	BOTTOM			
Dick Schofield, S (1, 6) OBP: 0.397, SLG: 0.316	0-0 G3		0-0 F9		0-0 4-3	0-0 4-3				4	0	0	0	0	0	2	<p>New York Mets @ Pittsburgh Pirates Forbes Field, Pittsburgh, PA Sat Apr 27 1963, 3:33 AM EST Att: 8,011 - Unknown</p>			
Bob Stinner, L (1, 7) OBP: 0.345, SLG: 0.333	4-0 F8 BB		0-3 K		4-0 E BB		0-0 6-3			2	0	0	0	2	1	0				
Roberto Clemente, R (1, 9) OBP: 0.296, SLG: 0.396	0-0 F8 1-2		4-0 2B BB		0-0 F3 1-2		0-0 CS 1B			3	0	1	0	1	0	2				
Donn Clendenon, R (1, 3) OBP: 0.377, SLG: 0.623		0-0 1B 1B	0-0 1B	1-3 2B	0-0 5-3		0-3 K 1-2			4	1	2	0	0	1	2				
Bill Mazerowski, R (1, 4) OBP: 0.373, SLG: 0.396		0-0 G5-4-3 1B	4-0 1B	4-0 BB		4-0 SH1-3 2B BB		0-3 K		2	1	1	0	2	1	0				
Bill Virdon, L (1, 8) OBP: 0.316, SLG: 0.333		0-0 G5-4-3 1B	0-0 4-3		0-0 SH1-3		0-0 L6			3	0	1	1	0	0	3				
Bob Bailey, R (1, 5) OBP: 0.356, SLG: 0.463		0-0 G5-4-3 1-2 2-3		0-0 1B	0-0 K	0-0 1B 2B		0-0 1B 1B		4	0	3	1	0	0	2				
Jim Pagliaroni, R (1, 2) OBP: 0.429, SLG: 0.435		4-0 BB		0-3 K		0-0 1-3		0-0 1B		3	0	1	0	1	1	1				
Joe Gibbon, R (1, 1) OBP: 0.250, SLG: 0.250		0-0 4-3		0-3 K		0-0 1B		0-3 K		4	0	1	0	0	2	4				
Inning Stats	R: 0 E: 0 K: 0 S: 2	H: 0 LOB: 0 BB: 1 P: 6	R: 1 E: 0 K: 0 S: 5	H: 3 LOB: 2 BB: 1 P: 9	R: 0 E: 0 K: 1 S: 6	H: 1 LOB: 3 BB: 2 P: 14	R: 0 E: 0 K: 2 S: 7	H: 1 LOB: 0 BB: 0 P: 7	R: 0 E: 1 K: 0 S: 3	H: 0 LOB: 1 BB: 1 P: 7	R: 1 E: 0 K: 0 S: 5	H: 2 LOB: 2 BB: 1 P: 9	R: 0 E: 0 K: 1 S: 9	H: 1 LOB: 1 BB: 0 P: 5	R: 0 E: 0 K: 2 S: 9	H: 2 LOB: 2 BB: 0 P: 9		1B: 8 2B: 3 3B: 0 HR: 0	SF: 0 SAC: 1 DP: 2 HBP: 0	WP: 0 PB: 0 SB: 0 CS: 1
PITCHER Jay Hook, R (1, 1) ERA: 6.46	IP: 7.0 WLS: L BF: 31 H: 8 R: 2 ER: 2 SO: 4 BB: 6 IBB: 0 HBP: 0 BLK: 0 WP: 0 HR: 0 S: 33 P: 57 ERA: 2.57 WHIP: 2.000																			
Ken Mackenzie, L (8, 1) ERA:	IP: 1.0 WLS: L BF: 5 H: 2 R: 0 ER: 0 SO: 2 BB: 0 IBB: 0 HBP: 0 BLK: 0 WP: 0 HR: 0 S: 9 P: 9 ERA: 0.00 WHIP: 2.000																			

Batter	1	2	3	4	5	6	7	8	9	AB	R	H	RBI	BB	SO	LOB	TOP									
Jim Hickman, R (1, 8) OBP: 0.419, SLG: 0.620	0-3 K2-3		0-0 1B		4-0 BB			4-0 1B BB		2	1	1	0	2	1	0	<p>New York Mets @ Pittsburgh Pirates Forbes Field, Pittsburgh, PA Sun Apr 28 1963, 3:33 AM EDT Att: 12,057 - Unknown</p> <p>livebaseballscores.com</p> <p>AB 30 R 2 H 5 RBI 2 BB 5 SO 4 LOB 12</p> 									
Ron Hunt, R (1, 4) OBP: 0.365, SLG: 0.444	0-0 6-3		0-0 1B		0-0 1-3			0-0 1B SF8		4	1	2	0	0	0	1										
Duke Snider, L (1, 9) OBP: 0.258, SLG: 0.375 Rod Kanehl, R (8, PR) OBP: 0.333, SLG: 0.250	0-0 4-3		0-3 K		0-0 E3 G1-4-3			0-0 1-3 2-H S 1B		4	0	1	1	0	1	2										
Frank Thomas, R (1, 7) OBP: 0.267, SLG: 0.352		0-0 6-3		0-0 F5		0-0 G1-4-3		0-0 SF8		3	0	0	1	0	0	1										
Ed Kranepool, L (1, 3) OBP: 0.308, SLG: 0.432		4-0 BLK BB		0-0 F8		0-0 4-3		0-0 F5		3	0	0	0	1	0	2										
Charlie Neal, R (1, 5) OBP: 0.254, SLG: 0.222		0-3 K		4-0 BB			0-0 P4		0-3 K	3	0	0	0	1	2	1										
Choo-Choo Coleman, L (1, 2) OBP: 0.267, SLG: 0.154		0-0 3-1		0-0 L9			0-0 4-3		4-0 BB	3	0	0	0	1	0	2										
Al Moran, R (1, 6) OBP: 0.244, SLG: 0.279 Mary Throneberry, L (8, PH) OBP: 0.182, SLG: 0.273			0-0 P6		0-0 CS 1B		0-0 2-3		0-0 F8	3	0	1	0	0	0	0										
Galen Cisco, R (1, 1) OBP: 0.167, SLG: 0.333 Tim Harkness, L (8, PH) OBP: 0.222, SLG: 0.208 Tracy Stallard, R (8, 1) Don Rowe, L (8, 1) Cliff Cook, R (8, PH) OBP: 0.250, SLG: 0.250			0-0 6-3		0-0 1-3			0-0 3-1	0-0 F8	2	0	0	0	0	0	1										
Inning Stats	R: 0 E: 0 K: 1 S: 5	H: 0 LOB: 0 BB: 0 P: 5	R: 0 E: 0 K: 1 S: 5	H: 0 LOB: 1 BB: 1 P: 9	R: 0 E: 0 K: 1 S: 7	H: 2 LOB: 2 BB: 0 P: 7	R: 0 E: 0 K: 0 S: 3	H: 0 LOB: 1 BB: 1 P: 7	R: 0 E: 0 K: 0 S: 3	H: 0 LOB: 0 BB: 0 P: 3	R: 0 E: 0 K: 0 S: 3	H: 0 LOB: 0 BB: 0 P: 3	R: 2 E: 0 K: 0 S: 5	H: 2 LOB: 2 BB: 1 P: 9	R: 0 E: 0 K: 1 S: 5	H: 0 LOB: 1 BB: 1 P: 9		1B: 5 2B: 0 3B: 0 HR: 0	SF: 1 SAC: 0 DP: 1 HBP: 0	WP: 0 PB: 0 SB: 1 CS: 1	PA: 36					
PITCHER	IP	WLS	BF	H	R	ER	SO	BB	IBB	HBP	BLK	WP	HR	S	P	ERA		WHIP								
Don Schwall, R (1, 1) ERA: 2.35	7.1		29	4	2	2	3	4	0	0	1	0	0	31	47	2.46		1.091								
Bob Veale, L (8, 1) ERA:	0.0		1	1	0	0	0	0	0	0	0	0	0	1	1	∞		∞								
Roy Face, R (8, 1) ERA: 1.42	1.2	W	6	0	0	0	1	1	0	0	0	0	0	7	11	0.00		0.600								

Batter	1	2	3	4	5	6	7	8	9	AB	R	H	RBI	BB	SO	LOB	BOTTOM									
Dick Schofield, S (1, 6) OBP: 0.389, SLG: 0.311	0-0 6-3		0-3 K			0-0 SH 6-3 1B		0-3 K		4	1	1	0	0	2	1	<p>New York Mets @ Pittsburgh Pirates Forbes Field, Pittsburgh, PA Sun Apr 28 1963, 3:33 AM EDT Att: 12,057 - Unknown</p> <p>livebaseballscores.com</p> <p>AB 29 R 3 H 8 RBI 3 BB 2 SO 5 LOB 14</p> 									
Bob Stinner, L (1, 7) OBP: 0.361, SLG: 0.340	4-0 BB G6-4-3			0-0 4-3		0-0 SH 1-3		0-0 1B 1B		2	1	1	0	1	0	0										
Roberto Clemente, R (1, 9) OBP: 0.293, SLG: 0.385	0-0 G6-4-3			0-0 L8		0-0 6-3		0-0 1B 1B		4	0	1	0	0	0	3										
Donn Clendenon, R (1, 3) OBP: 0.369, SLG: 0.596		0-0 F9		0-0 1B 1B		0-0 6-3		0-3 K		4	0	1	1	0	1	3										
Bill Mazerowski, R (1, 4) OBP: 0.381, SLG: 0.404		0-0 6-3		0-0 1B 1B		0-0 F7		0-0 1B 1B		4	0	2	1	0	0	1										
Bill Virdon, L (1, 8) OBP: 0.285, SLG: 0.310		0-0 F8		0-3 K			0-0 P4	0-0 F9		4	0	0	0	0	1	4										
Bob Bailey, R (1, 5) OBP: 0.371, SLG: 0.455			1-0 HBP G5-4-3		4-0 CS BB		0-0 F8			1	0	0	0	1	0	0										
Jim Pagliaroni, R (1, 2) OBP: 0.419, SLG: 0.538			0-0 G5-4-3		0-0 5-3		0-0 HR			3	1	1	1	0	0	2										
Don Schwall, R (1, 1) OBP: 0.167, SLG: 0.167 Bob Veale, S (8, 1) Roy Face, R (8, 1)			0-0 1B		0-0 5-3		0-3 K			3	0	1	0	0	1	0										
Inning Stats	R: 0 E: 0 K: 0 S: 2	H: 0 LOB: 0 BB: 1 P: 6	R: 0 E: 0 K: 0 S: 3	H: 0 LOB: 0 BB: 0 P: 3	R: 0 E: 0 K: 1 S: 5	H: 1 LOB: 1 BB: 0 P: 6	R: 0 E: 0 K: 1 S: 7	H: 2 LOB: 2 BB: 0 P: 7	R: 0 E: 0 K: 0 S: 2	H: 0 LOB: 0 BB: 1 P: 6	R: 1 E: 1 K: 0 S: 5	H: 1 LOB: 1 BB: 0 P: 5	R: 1 E: 0 K: 1 S: 6	H: 1 LOB: 0 BB: 0 P: 6	R: 1 E: 0 K: 2 S: 10	H: 3 LOB: 2 BB: 0 P: 10		1B: 7 2B: 0 3B: 0 HR: 1	SF: 0 SAC: 1 DP: 2 HBP: 1	WP: 0 PB: 0 SB: 0 CS: 1	PA: 33					
PITCHER	IP	WLS	BF	H	R	ER	SO	BB	IBB	HBP	BLK	WP	HR	S	P	ERA		WHIP								
Galen Cisco, R (1, 1) ERA: 3.13	7.0		27	5	2	1	3	2	0	1	0	0	0	30	39	1.29		1.000								
Tracy Stallard, R (8, 1) ERA: 10.28	0.2	L	5	3	1	1	2	0	0	0	0	0	0	9	9	13.50		4.500								
Don Rowe, L (8, 1) ERA: 3.46	0.1		1	0	0	0	0	0	0	0	0	0	0	1	1	0.00		0.000								

Batter	1	2	3	4	5	6	7	8	9	AB	R	H	RBI	BB	SO	LOB	TOP					
Maury Wills, S (1, 6) OBP: 0.319, SLG: 0.262	F5		2B				6-3			4	0	2	0	0	0	0	Los Angeles Dodgers @ New York Mets Polo Grounds, New York, NY Mon Apr 29 1963, 7:05 PM EDT Att: 23,494 - Unknown livebaseballscores.com					
Jim Gilliam, S (1, 5) OBP: 0.270, SLG: 0.273	F9		F8				FC6		4-3	4	0	0	0	0	0	2						
Willie Davis, L (1, 8) OBP: 0.250, SLG: 0.329	1-3								4-3	3	0	1	0	1	0	0						
Frank Howard, R (1, 9) OBP: 0.458, SLG: 0.603		1B								3	1	2	0	0	1	2						
Ron Fairly, L (1, 7) OBP: 0.352, SLG: 0.508		1B								4	1	1	0	0	0	4						
John Roseboro, L (1, 2) OBP: 0.230, SLG: 0.408										4	0	0	0	0	2	2						
Bill Skowron, R (1, 3) OBP: 0.273, SLG: 0.302										3	0	1	1	1	1	0						
Nate Oliver, R (1, 4) OBP: 0.289, SLG: 0.263										3	0	0	0	0	3	2						
Wally Moon, L (9, PH) OBP: 0.280, SLG: 0.304										1	0	0	0	0	0	1						
Bob Miller, R (1, 1) Ed Roebuck, R (7, 1) Tommy Davis, R (9, PH) OBP: 0.318, SLG: 0.381										3	0	0	0	0	0	1						
Inning Stats	R: 0 E: 0 K: 0 S: 6	H: 0 LOB: 0 BB: 0 P: 6	R: 2 E: 0 K: 1 S: 13	H: 3 LOB: 1 BB: 0 P: 18	R: 0 E: 0 K: 0 S: 8	H: 2 LOB: 2 BB: 0 P: 15	R: 0 E: 0 K: 3 S: 13	H: 0 LOB: 0 BB: 0 P: 19	R: 0 E: 1 K: 1 S: 8	H: 1 LOB: 2 BB: 1 P: 17	R: 0 E: 0 K: 0 S: 8	H: 0 LOB: 0 BB: 0 P: 11	R: 0 E: 0 K: 1 S: 9	H: 0 LOB: 0 BB: 0 P: 12	R: 0 E: 0 K: 0 S: 10	H: 1 LOB: 1 BB: 0 P: 15	R: 0 E: 0 K: 1 S: 10	H: 0 LOB: 1 BB: 1 P: 20	1B: 5 2B: 2 3B: 0 HR: 0	SF: 0 SAC: 0 DP: 1 HBP: 1	WP: 0 PB: 0 SB: 0 CS: 0	PA: 36
PITCHER Roger Craig, R (1, 1) ERA: 3.07	IP: 9.0 WLS: W BF: 36 H: 7 R: 2 ER: 2 SO: 7 BB: 2 IBB: 0 HBP: 1 BLK: 1 WP: 0 HR: 0 S: 85 P: 133 ERA: 2.00 WHIP: 1.000															PITCHER Roger Craig, R (1, 1) ERA: 3.07	IP: 9.0 WLS: W BF: 36 H: 7 R: 2 ER: 2 SO: 7 BB: 2 IBB: 0 HBP: 1 BLK: 1 WP: 0 HR: 0 S: 85 P: 133 ERA: 2.00 WHIP: 1.000					

Batter	1	2	3	4	5	6	7	8	9	AB	R	H	RBI	BB	SO	LOB	BOTTOM			
Jim Hickman, R (1, 8) OBP: 0.424, SLG: 0.611	1B									4	1	2	1	0	2	0	Los Angeles Dodgers @ New York Mets Polo Grounds, New York, NY Mon Apr 29 1963, 7:05 PM EDT Att: 23,494 - Unknown livebaseballscores.com			
Ron Hunt, R (1, 4) OBP: 0.393, SLG: 0.479										3	0	2	0	1	0	0				
Duke Snider, L (1, 9) Cliff Cook, R (7, PR) OBP: 0.129, SLG: 0.069										2	0	0	1	2	0	2				
Frank Thomas, R (1, 7) Choo-Choo Coleman, L (8, 2) OBP: 0.287, SLG: 0.154										4	0	0	0	0	0	6				
Ed Kranepool, L (1, 3) Gil Hodges, R (8, 3) OBP: 0.235, SLG: 0.188										3	1	2	0	0	1	0				
Charlie Neal, R (1, 5) OBP: 0.253, SLG: 0.224										4	1	1	0	0	1	1				
Al Moran, R (1, 6) OBP: 0.265, SLG: 0.298										4	0	2	0	0	1	0				
Norm Sherry, R (1, 2) Mary Thronberry, L (7, PH) Rod Kanehl, R (7, PR) OBP: 0.333, SLG: 0.250										1	0	0	0	1	0	0				
Roger Craig, R (1, 1)										3	0	0	0	0	3	4				
Inning Stats	R: 1 E: 0 K: 0 S: 6	H: 2 LOB: 0 BB: 0 P: 7	R: 0 E: 0 K: 2 S: 11	H: 2 LOB: 2 BB: 1 P: 19	R: 0 E: 0 K: 1 S: 9	H: 0 LOB: 1 BB: 1 P: 19	R: 0 E: 0 K: 1 S: 8	H: 0 LOB: 0 BB: 0 P: 12	R: 0 E: 0 K: 2 S: 9	H: 0 LOB: 0 BB: 0 P: 16	R: 0 E: 0 K: 0 S: 6	H: 0 LOB: 0 BB: 1 P: 12	R: 3 E: 0 K: 1 S: 17	H: 5 LOB: 3 BB: 2 P: 32	R: 0 E: 0 K: 1 S: 6	H: 0 LOB: 0 BB: 0 P: 7		1B: 7 2B: 3 3B: 0 HR: 0	SF: 0 SAC: 0 DP: 3 HBP: 0	WP: 1 PB: 0 SB: 0 CS: 3
PITCHER Bob Miller, R (1, 1) ERA: 1.72 Ed Roebuck, R (7, 1) ERA: 3.29	IP: 6.0 WLS: L BF: 25 H: 7 R: 4 ER: 4 SO: 4 BB: 3 IBB: 0 HBP: 0 BLK: 0 WP: 1 HR: 0 S: 56 P: 95 ERA: 6.00 WHIP: 1.667															PITCHER Bob Miller, R (1, 1) ERA: 1.72 Ed Roebuck, R (7, 1) ERA: 3.29	IP: 6.0 WLS: L BF: 25 H: 7 R: 4 ER: 4 SO: 4 BB: 3 IBB: 0 HBP: 0 BLK: 0 WP: 1 HR: 0 S: 56 P: 95 ERA: 6.00 WHIP: 1.667			

Batter	1	2	3	4	5	6	7	8	9	AB	R	H	RBI	BB	SO	LOB	TOP		
Harvey Kuenn, R (1,5) OBP: 0.250, SLG: 0.226 Ernie Bowman, R (7,4) OBP: 0.500, SLG: 0.750	6-3		SF8 2B 1B		F7		3-1		SH3-4	4	1	1	0	0	0	1			
Felipe Alou, R (1,9) OBP: 0.419, SLG: 0.616			SF8 1-2 3-H 1-0		6-3		K2-3		F8	4	0	1	1	0	1	2			
Willie McCovey, L (1,7) OBP: 0.420, SLG: 0.568	F5		2B HBP			K2-3		4-3	5-3	4	0	0	0	0	1	2			
Willie Mays, R (1,8) OBP: 0.350, SLG: 0.459	6-3		1-3 2-H 2B			L6		P6		4	0	1	1	0	0	1			
Orlando Cepeda, R (1,3) OBP: 0.375, SLG: 0.544		F2	4-3			4-3		1B 1B		4	1	1	0	0	0	2			
Ed Bailey, L (1,2) OBP: 0.379, SLG: 0.704		L3			F2		2B 2B 1B	1B 1B		4	1	2	0	0	0	0			
Joey Amalfitano, R (1,4) OBP: 0.207, SLG: 0.214 (7,5)		4-3			F8		1-3 2B 2B	1-2 FC6-4 1B		4	1	2	1	0	0	0			
Jose Pagan, R (1,6) OBP: 0.233, SLG: 0.233			1B SF8 SH3-4 1B		5-3		F2	FC6-4		4	1	1	0	0	0	4			
Jack Fisher, R (1,1) OBP: 0.333, SLG: 0.500			SH3-4 1-2 1B		1-3		3-1 2B 2-H 3-H	SH3-4 BB		2	0	1	2	1	0	0			
Inning Stats	R: 0 E: 0 K: 0 S: 4	H: 1 LOB: 1 BB: 0 P: 4	R: 0 E: 0 K: 0 S: 3	H: 0 LOB: 0 BB: 0 P: 3	R: 2 E: 0 K: 0 S: 6	H: 3 LOB: 2 BB: 0 P: 7	R: 0 E: 0 K: 0 S: 3	H: 0 LOB: 0 BB: 0 P: 3	R: 0 E: 0 K: 1 S: 5	H: 0 LOB: 0 BB: 0 P: 5	R: 2 E: 0 K: 1 S: 8	H: 3 LOB: 1 BB: 0 P: 8	R: 1 E: 0 K: 0 S: 6	H: 3 LOB: 2 BB: 1 P: 6	R: 0 E: 0 K: 0 S: 3	H: 0 LOB: 1 BB: 1 P: 7	1B: 6 2B: 3 3B: 1 HR: 0	SF: 1 SAC: 2 DP: 0 HBP: 1	WP: 0 PA: 39 SB: 0 CS: 0
PITCHER	IP	WLS	BF	H	R	ER	SO	BB	IBB	HBP	BLK	WP	HR	S	P	ERA	WHIP		
Jay Hook, R (1,1) ERA: 6.32	7.2	L	34	10	5	5	2	0	0	1	0	0	0	37	38	5.87	1.304		
Tracy Stallard, R (8,1) ERA: 9.82	0.1		1	0	0	0	0	0	0	0	0	0	0	1	1	0.00	0.000		
Don Rowe, L (9,1) ERA: 3.21	1.0		4	0	0	0	0	1	0	0	0	0	0	3	7	0.00	1.000		

San Francisco Giants @ New York Mets
Polo Grounds, New York, NY
Fri May 03 1963, 7:05 PM EDT
Att: 49,431 - Unknown

AB	34
R	5
H	10
RBI	5
BB	1
SO	2
LOB	12



Batter	1	2	3	4	5	6	7	8	9	AB	R	H	RBI	BB	SO	LOB	BOTTOM				
Charlie Neal, R (1,5) OBP: 0.274, SLG: 0.250	6-3		P3			K		4-3		4	0	0	0	0	1	0					
Ron Hunt, R (1,4) OBP: 0.400, SLG: 0.481				4-3 4-3 1B		2B 1B		F8		4	1	2	0	0	1	0					
Duke Snider, L (1,7) OBP: 0.311, SLG: 0.500				4-3		L6 1-H 2B			HR	4	2	3	3	0	0	1					
Ed Kranepool, L (1,9) OBP: 0.294, SLG: 0.408	1-3			4-3		L6		F7		4	0	0	0	0	0	2					
Tim Harkness, L (1,3) OBP: 0.206, SLG: 0.194		4-3		4-3			F8	G3		4	0	0	0	0	0	1					
Jim Hickman, R (1,8) OBP: 0.405, SLG: 0.574						K			5-3	4	0	0	0	0	3	0					
Choo-Choo Coleman, L (1,2) OBP: 0.294, SLG: 0.152						K				2	0	0	0	1	1	0					
Al Moran, R (1,6) OBP: 0.250, SLG: 0.278						E5 CS 1B		F9		3	0	1	0	0	0	1					
Jay Hook, L (1,1) OBP: 0.333, SLG: 0.143 Tracy Stallard, R (8,1) Mary Throneberry, L (8,PH) Don Rowe, L (9,1) OBP: 0.250, SLG: 0.250						G1			K	2	0	0	0	0	0	2					
Inning Stats	R: 1 E: 0 K: 1 S: 6	H: 1 LOB: 0 BB: 0 P: 6	R: 0 E: 0 K: 1 S: 5	H: 0 LOB: 0 BB: 0 P: 5	R: 0 E: 0 K: 0 S: 3	H: 1 LOB: 0 BB: 0 P: 3	R: 0 E: 0 K: 0 S: 4	H: 1 LOB: 1 BB: 0 P: 4	R: 0 E: 0 K: 2 S: 8	H: 0 LOB: 1 BB: 0 P: 8	R: 1 E: 0 K: 1 S: 6	H: 2 LOB: 0 BB: 0 P: 6	R: 0 E: 0 K: 1 S: 5	H: 0 LOB: 0 BB: 1 P: 9	R: 0 E: 0 K: 1 S: 5	H: 0 LOB: 0 BB: 0 P: 5	R: 1 E: 0 K: 0 S: 4	H: 1 LOB: 0 BB: 0 P: 4	1B: 3 2B: 2 3B: 0 HR: 2	SF: 0 SAC: 0 DP: 1 HBP: 0	WP: 0 PA: 33 PB: 0 SB: 0 CS: 1
PITCHER	IP	WLS	BF	H	R	ER	SO	BB	IBB	HBP	BLK	WP	HR	S	P	ERA	WHIP				
Jack Fisher, R (1,1) ERA: 2.97	9.0	W	33	6	3	3	7	1	0	0	0	0	2	46	50	3.00	0.778				

San Francisco Giants @ New York Mets
Polo Grounds, New York, NY
Fri May 03 1963, 7:05 PM EDT
Att: 49,431 - Unknown

AB	32
R	3
H	6
RBI	3
BB	1
SO	7
LOB	7



Batter	1	2	3	4	5	6	7	8	9	AB	R	H	RBI	BB	SO	LOB	TOP					
Jim Davenport, R (1.5) OBP: 0.318, SLG: 0.403										5	4	4	5	1	0	1	San Francisco Giants @ New York Mets Polo Grounds, New York, NY Sat May 04 1963, 3:33 AM EDT Att: 25,674 - Unknown					
Felipe Alou, R (1.9) OBP: 0.414, SLG: 0.626										5	2	1	3	1	1	2						
Willie McCovey, L (1.7) OBP: 0.415, SLG: 0.550										6	2	2	1	0	1	2						
Willie Mays, R (1.8) Harvey Kuenn, R (8.9) OBP: 0.343, SLG: 0.444 OBP: 0.242, SLG: 0.219										5	1	1	1	0	0	2						
Orlando Cepeda, R (1.3) Matty Alou, L (9.7) OBP: 0.386, SLG: 0.611 OBP: 0.250, SLG: 0.250										5	2	3	4	0	0	1						
Ed Bailey, L (1.2) Tom Haller, L (8.2) OBP: 0.455, SLG: 0.935 OBP: 0.304, SLG: 0.288										4	3	4	3	0	0	0						
Joey Amalfitano, R (1.4) OBP: 0.182, SLG: 0.188										4	2	0	0	0	0	1						
Jose Pagan, R (1.6) Ernie Bowman, R (7.6) OBP: 0.234, SLG: 0.225 OBP: 0.400, SLG: 0.650										3	0	0	0	0	0	3						
Billy O'Dell, S (1.1) Gaylord Perry, R (7.1) OBP: 0.083, SLG: 0.083										3	0	0	0	0	2	3						
Inning Stats	R: 2 E: 0 K: 1 S: 7	H: 2 LOB: 0 BB: 0 P: 7	R: 0 E: 0 K: 0 S: 4	H: 1 LOB: 1 BB: 0 P: 4	R: 0 E: 0 K: 0 S: 3	H: 0 LOB: 1 BB: 1 P: 7	R: 4 E: 1 K: 2 S: 11	H: 3 LOB: 0 BB: 0 P: 11	R: 3 E: 0 K: 0 S: 6	H: 3 LOB: 0 BB: 0 P: 6	R: 5 E: 1 K: 1 S: 9	H: 4 LOB: 0 BB: 1 P: 13	R: 0 E: 0 K: 0 S: 3	H: 0 LOB: 1 BB: 0 P: 4	R: 0 E: 0 K: 0 S: 4	H: 1 LOB: 1 BB: 0 P: 4		R: 3 E: 3 K: 1 S: 9	H: 1 LOB: 1 BB: 0 P: 9	1B: 8 2B: 0 3B: 1 HR: 6	SF: 0 SAC: 2 DP: 0 HBP: 1	WP: 0 PB: 0 SB: 0 CS: 0
PITCHER	IP WLS BF H R ER SO BB IBB HBP BLK WP HR S P ERA WHIP																					
Roger Craig, R (1.1) ERA: 3.97	4.1 L 24 9 9 6 3 1 0 0 0 0 5 29 33 12.46 2.308																					
Don Rowe, L (5.1) ERA: 5.74	1.2 10 4 5 5 1 1 0 0 0 0 1 11 15 27.00 3.000																					
Larry Bearmarth, R (7.1) ERA: 1.29	3.0 15 2 3 0 1 0 0 1 0 0 0 16 17 0.00 0.667																					

AB	44
R	17
H	15
RBI	17
BB	2
SO	5
LOB	20



Batter	1	2	3	4	5	6	7	8	9	AB	R	H	RBI	BB	SO	LOB	BOTTOM					
Larry Burright, R (1.4) OBP: 0.370, SLG: 0.429										3	0	2	0	0	0	0	San Francisco Giants @ New York Mets Polo Grounds, New York, NY Sat May 04 1963, 3:33 AM EDT Att: 25,674 - Unknown					
Ed Kranepool, L (1.9) OBP: 0.291, SLG: 0.396										4	0	1	0	0	0	2						
Charlie Neal, R (1.5) Rod Kanehl, R (9.5) OBP: 0.194, SLG: 0.278 OBP: 0.333, SLG: 0.250										3	1	2	0	1	0	1						
Frank Thomas, R (1.7) OBP: 0.250, SLG: 0.355										4	1	1	1	0	0	3						
Jim Hickman, R (1.8) OBP: 0.385, SLG: 0.538										4	0	0	0	0	2	2						
Gil Hodges, R (1.3) Mary Throneberry, L (8.3) OBP: 0.333, SLG: 0.222 OBP: 0.214, SLG: 0.231										2	1	1	0	1	0	0						
Norm Sherry, R (1.2) Duke Snider, L (9. PH) OBP: 0.367 OBP: 0.307, SLG: 0.493										3	1	1	3	0	1	1						
Al Moran, R (1.6) Choo-Choo Coleman, L (9. PH) OBP: 0.237, SLG: 0.263 OBP: 0.259, SLG: 0.149										3	0	0	0	0	2	0						
Roger Craig, R (1.1) Don Rowe, L (5.1) Larry Bearmarth, R (7.1) Tim Harkness, L (9. PH) OBP: 0.250, SLG: 0.250 OBP: 0.200, SLG: 0.188										2	0	0	0	0	2	0						
Inning Stats	R: 0 E: 0 K: 0 S: 4	H: 1 LOB: 1 BB: 0 P: 4	R: 0 E: 0 K: 2 S: 7	H: 0 LOB: 0 BB: 0 P: 7	R: 0 E: 0 K: 2 S: 8	H: 1 LOB: 1 BB: 0 P: 8	R: 4 E: 0 K: 1 S: 8	H: 3 LOB: 0 BB: 1 P: 12	R: 0 E: 0 K: 0 S: 4	H: 1 LOB: 1 BB: 0 P: 4	R: 0 E: 0 K: 0 S: 3	H: 1 LOB: 2 BB: 0 P: 3	R: 0 E: 0 K: 1 S: 5	H: 0 LOB: 1 BB: 1 P: 11	R: 0 E: 0 K: 2 S: 7	H: 0 LOB: 1 BB: 1 P: 11		R: 0 E: 0 K: 1 S: 5	H: 0 LOB: 0 BB: 0 P: 5	1B: 5 2B: 1 3B: 1 HR: 1	SF: 0 SAC: 0 DP: 1 HBP: 1	WP: 0 PB: 0 SB: 0 CS: 0
PITCHER	IP WLS BF H R ER SO BB IBB HBP BLK WP HR S P ERA WHIP																					
Billy O'Dell, L (1.1) ERA: 2.27	6.0 W 25 7 4 4 5 1 0 0 0 0 1 34 38 6.00 1.333																					
Gaylord Perry, R (7.1) ERA: 1.59	3.0 S 11 1 0 0 4 1 0 1 0 0 0 17 22 0.00 0.667																					

AB	33
R	4
H	8
RBI	4
BB	2
SO	9
LOB	10



Batter	1	2	3	4	5	6	7	8	9	AB	R	H	RBI	BB	SO	LOB	TOP			
Jim Davenport, R (1.5) OBP: 0.311, SLG: 0.390	F9		F2		BB 1B		5-3		6-3	5	1	1	0	0	0	1	San Francisco Giants @ New York Mets Polo Grounds, New York, NY Sun May 05 1963, 3:38 AM EDT Att: 53,880 - Unknown			
Felipe Alou, R (1.7) OBP: 0.426, SLG: 0.643	4-3 1B		1B		1B BB		5-3			3	0	2	0	1	0	0				
Willie McCovey, L (1.9) Harvey Kuenn, R (7.7) OBP: 0.256, SLG: 0.216	4-3 1-2		F7		K				G5-4-3 1B	3	0	0	0	0	1	4				
Willie Mays, R (1.8) OBP: 0.360, SLG: 0.480	FC5-4 BB				FC1-4 1B 2H 2H				F9	3	0	2	1	1	0	1				
Orlando Cepeda, R (1.3) OBP: 0.364, SLG: 0.577	FC5-4 1-2				FC1-4 PB 1-2				G5-4-3 1-2	4	0	0	0	0	0	6				
Ed Bailey, L (1.2) OBP: 0.405, SLG: 0.829		P6		P4		P5			3-1	4	0	0	0	0	0	1				
Joey Amalfitano, R (1.4) OBP: 0.195, SLG: 0.179		K				6-3			F4	3	0	0	0	1	1	0				
Jose Pagan, R (1.6) OBP: 0.245, SLG: 0.237		6-3		1-3		F7			E6 3B	4	1	0	0	0	0	2				
Billy Pierce, L (1.1) Don Larsen, R (4.1) Matty Alou, L (7.7) Jim Duffalo, R (7.1) Tom Haller, L (9.7) OBP: 0.200, SLG: 0.200			F8		4-3		4-3		3B 2H	1	0	0	0	0	0	0				
Inning Stats	R: 0 E: 0 K: 0 S: 4	H: 1 LOB: 2 BB: 1 P: 8	R: 0 E: 0 K: 1 S: 5	H: 0 LOB: 0 BB: 0 P: 5	R: 0 E: 0 K: 0 S: 4	H: 1 LOB: 1 BB: 0 P: 4	R: 0 E: 0 K: 0 S: 4	H: 2 LOB: 2 BB: 1 P: 8	R: 1 E: 0 K: 0 S: 3	H: 0 LOB: 0 BB: 0 P: 3	R: 0 E: 0 K: 0 S: 3	H: 0 LOB: 0 BB: 0 P: 3	R: 0 E: 0 K: 0 S: 3	H: 1 LOB: 0 BB: 0 P: 3	R: 1 E: 1 K: 0 S: 5	H: 1 LOB: 1 BB: 0 P: 5		1B: 6 2B: 1 3B: 1 HR: 0	SF: 0 SAC: 0 DP: 1 HBP: 0	WP: 0 PB: 1 SB: 0 CS: 0
PITCHER Carl Willey, R (1.1) ERA: 2.18	IP: 9.0 WLS: W BF: 37	H: 7 R: 2 ER: 1 SO: 2	BB: 3 IBB: 0 HBP: 0 BLK: 0	WP: 0 HR: 0 S: 38 P: 50	ERA: 1.00 WHIP: 1.111											ERA: 1.00 WHIP: 1.111				

Batter	1	2	3	4	5	6	7	8	9	AB	R	H	RBI	BB	SO	LOB	BOTTOM			
Al Moran, R (1.6) OBP: 0.242, SLG: 0.266	K		K		1-3		6-3			4	0	0	0	0	2	1	San Francisco Giants @ New York Mets Polo Grounds, New York, NY Sun May 05 1963, 3:38 AM EDT Att: 53,880 - Unknown			
Ron Hunt, R (1.4) OBP: 0.403, SLG: 0.456	HR 1B		1B BB		F7		BB			2	1	1	0	2	0	0				
Cliff Cook, R (1.9) OBP: 0.162, SLG: 0.200	1H HR		1-2 1B		K		F3			4	1	2	2	0	1	2				
Frank Thomas, R (1.7) Rod Kanehl, R (6.7) OBP: 0.240, SLG: 0.333	F8		4-3				F4			3	0	1	0	0	0	2				
Charlie Neal, R (1.5) OBP: 0.309, SLG: 0.299	6-3				1B 2B		1B			4	1	2	0	0	1	1				
Gil Hodges, R (1.3) OBP: 0.320, SLG: 0.227		F4			FC3-6 2H 1B		K		F4	4	0	1	1	0	1	2				
Jim Hickman, R (1.8) OBP: 0.373, SLG: 0.514		F9			K		FC6-4 1B 2H		5-3	4	0	1	1	0	1	1				
Norm Sherry, R (1.2) OBP: 0.176, SLG: 0.333		4-3			FC3-6 1-2		FC6-4 1-2			3	0	0	0	0	0	2				
Carl Willey, R (1.1)			K		K		6-3 BB			2	0	0	0	1	2	1				
Inning Stats	R: 2 E: 0 K: 1 S: 7	H: 2 LOB: 0 BB: 0 P: 7	R: 0 E: 0 K: 0 S: 3	H: 0 LOB: 0 BB: 0 P: 3	R: 0 E: 0 K: 2 S: 8	H: 1 LOB: 1 BB: 1 P: 12	R: 1 E: 0 K: 2 S: 9	H: 2 LOB: 1 BB: 0 P: 9	R: 0 E: 0 K: 1 S: 5	H: 0 LOB: 0 BB: 0 P: 5	R: 1 E: 0 K: 2 S: 9	H: 2 LOB: 1 BB: 0 P: 9	R: 0 E: 0 K: 0 S: 3	H: 0 LOB: 2 BB: 2 P: 11	R: 0 E: 0 K: 0 S: 3	H: 1 LOB: 0 BB: 0 P: 3		1B: 6 2B: 1 3B: 0 HR: 1	SF: 0 SAC: 0 DP: 0 HBP: 0	WP: 0 PB: 0 SB: 1 CS: 0
PITCHER Billy Pierce, L (1.1) ERA: 4.22 Don Larsen, R (4.1) ERA: 2.7 Jim Duffalo, R (7.1) ERA:	IP: 3.0 WLS: L BF: 15	H: 5 R: 3 ER: 3 SO: 3	BB: 1 IBB: 0 HBP: 0 BLK: 0	WP: 0 HR: 0 S: 20 P: 24	ERA: 9.00 WHIP: 2.000											ERA: 3.00 WHIP: 0.667				

Batter	1	2	3	4	5	6	7	8	9	AB	R	H	RBI	BB	SO	LOB	TOP		
Tony Taylor, R (1,4) OBP: 0.336, SLG: 0.351	1-3		L5		6-3		6-3		FC5-4 1B	5	0	1	0	0	0	0	Philadelphia Phillies @ New York Mets Polo Grounds, New York, NY Tue May 07 1963, 7:05 PM EDT Att: 8,962 - Unknown		
Don Hoak, R (1,5) OBP: 0.305, SLG: 0.360	FC1-2 3B		F3		1B		6-3		FC5-4 1-2	5	0	2	0	0	0	1			
Don Demeter, R (1,8) OBP: 0.388, SLG: 0.551	FC1-2 1B		K		2-3 1B				1-4-3	4	0	1	0	0	1	1			
Roy Sievers, R (1,3) OBP: 0.341, SLG: 0.432	1-3 1B				1B 1B		F8		K	4	0	2	0	0	1	2			
Jim Lemon, R (1,9) OBP: 0.167, SLG: 0.174	K				K		6-3			4	0	1	0	0	2	3			
Wayne Graham, R (1,7) OBP: 0.280, SLG: 0.182		L6			FC4-6 1-2 1B		1-3		F7	4	0	1	0	0	0	1			
Bobby Wine, R (1,6) OBP: 0.304, SLG: 0.528					K					4	1	3	1	0	1	2			
Bob Oldis, R (1,2) OBP: 0.091, SLG: 0.091			F8		FC4-6 1-2		F8		1-3	4	0	0	0	0	0	4			
Art Mahaffey, R (1,1) OBP: 0.133, SLG: 0.133			6-3				5-3			2	0	0	0	0	0	1			
Earl Averill, R (7, PH) OBP: 0.292, SLG: 0.286									K	1	0	0	0	0	1	0			
Chris Short, R (7, 1) OBP: 0.083, SLG: 0.250										0	0	0	0	0	0	0			
Jack Hamilton, R (8, 1)										0	0	0	0	0	0	0			
Wes Covington, L (9, PH) OBP: 0.424, SLG: 0.770										1	0	0	0	0	1	0			
Inning Stats	R: 0 E: 0 K: 1 S: 7	H: 2 LOB: 2 BB: 0 P: 7	R: 0 E: 0 K: 0 S: 4	H: 1 LOB: 1 BB: 0 P: 4	R: 0 E: 0 K: 1 S: 5	H: 0 LOB: 0 BB: 0 P: 5	R: 0 E: 0 K: 2 S: 9	H: 2 LOB: 2 BB: 0 P: 9	R: 0 E: 0 K: 0 S: 4	H: 1 LOB: 1 BB: 0 P: 4	R: 0 E: 0 K: 1 S: 5	H: 0 LOB: 0 BB: 0 P: 5	R: 0 E: 0 K: 1 S: 6	H: 1 LOB: 1 BB: 0 P: 6	R: 1 E: 0 K: 1 S: 7	H: 2 LOB: 1 BB: 0 P: 7	1B: 6 2B: 3 3B: 1 HR: 1	SF: 0 SAC: 0 DP: 0 HBP: 0	WP: 0 PA: 38 CS: 0
PITCHER	IP: 9.0 WLS: W BF: 38 ERA: 2.47	H: 11 R: 1 ER: 1 SO: 7	BB: 0 IBB: 0 HBP: 0 BLK: 0	WP: 0 HR: 1 S: 52 P: 52	ERA: 1.00 WHIP: 1.222	PITCHER													

Batter	1	2	3	4	5	6	7	8	9	AB	R	H	RBI	BB	SO	LOB	BOTTOM		
Charlie Neal, R (1,5) OBP: 0.327, SLG: 0.356	IHR		SH5-3 2B		WP 2-1 BB			4-3		3	1	2	1	1	0	0	Philadelphia Phillies @ New York Mets Polo Grounds, New York, NY Tue May 07 1963, 7:05 PM EDT Att: 8,962 - Unknown		
Ron Hunt, R (1,4) OBP: 0.400, SLG: 0.450	K		SH5-3 2-3		WP 1-2 1B		6-3			3	0	1	0	0	1	0			
Ed Kranepool, L (1,9) OBP: 0.302, SLG: 0.400	HR 1B		K		2-1 1-2 2H		F7		1-3	4	1	1	0	0	1	1			
Frank Thomas, R (1,7) OBP: 0.256, SLG: 0.389			1-3							3	1	2	2	0	0	1			
Rod Kanehl, R (9, 7) OBP: 0.300, SLG: 0.222	HR									0	0	0	0	0	0	0			
Tim Harkness, L (1,3) OBP: 0.238, SLG: 0.308	K				F5		P4			3	0	0	0	0	1	1			
Jim Hickman, R (1,8) OBP: 0.380, SLG: 0.493	F7				P5		K			3	0	0	0	0	1	1			
Choo-Choo Coleman, L (1,2) OBP: 0.230, SLG: 0.130			F3		F3		K			3	0	0	0	0	1	0			
Al Moran, R (1,6) OBP: 0.246, SLG: 0.269			F9		6-3				L1-3 1B	3	0	1	0	0	0	0			
Al Jackson, L (1,1) OBP: 0.200, SLG: 0.200			K		K				L1-3 1-2	3	0	0	0	0	2	1			
Inning Stats	R: 3 E: 0 K: 2 S: 10	H: 3 LOB: 0 BB: 0 P: 10	R: 0 E: 0 K: 1 S: 5	H: 0 LOB: 0 BB: 0 P: 5	R: 0 E: 0 K: 1 S: 6	H: 1 LOB: 1 BB: 0 P: 6	R: 0 E: 0 K: 0 S: 3	H: 0 LOB: 0 BB: 0 P: 3	R: 0 E: 0 K: 1 S: 5	H: 1 LOB: 2 BB: 1 P: 9	R: 0 E: 0 K: 1 S: 6	H: 1 LOB: 1 BB: 0 P: 6	R: 0 E: 0 K: 1 S: 5	H: 1 LOB: 0 BB: 0 P: 5	R: 0 E: 0 K: 0 S: 3	H: 0 LOB: 0 BB: 0 P: 3	1B: 4 2B: 2 3B: 0 HR: 2	SF: 0 SAC: 1 DP: 1 HBP: 0	WP: 1 PA: 30 CS: 0
PITCHER	IP: 6.0 WLS: L BF: 25 ERA: 3.88	H: 6 R: 3 ER: 3 SO: 6	BB: 1 IBB: 0 HBP: 0 BLK: 0	WP: 1 HR: 1 S: 35 P: 39	ERA: 4.50 WHIP: 1.167	PITCHER													
Art Mahaffey, R (1, 1)	1.0	3	1	0	0	1	0	0	0	0	0	5	5	0.00	1.000				
Chris Short, L (7, 1)	1.0	3	0	0	0	0	0	0	0	0	0	3	3	0.00	0.000				
Jack Hamilton, R (8, 1)	1.0	3	0	0	0	0	0	0	0	0	0	3	3	0.00	0.000				

Batter	1	2	3	4	5	6	7	8	9	AB	R	H	RBI	BB	SO	LOB	TOP			
Tony Taylor, R (1,4) OBP: 0.348, SLG: 0.356	0-0 4-3		0-0 1-2 1B		0-0 1B			4-0 BB PB BB	0-3 K	4	0	2	0	1	1	2	Philadelphia Phillies @ New York Mets Polo Grounds, New York, NY Wed May 08 1963, 3:33 AM EDT Att: 4,237 - Unknown AB 32 R 2 H 4 RBI 2 BB 4 SO 10 LOB 13			
Johnny Callison, L (1,9) OBP: 0.301, SLG: 0.385	0-3 K		0-3 K2-3		0-0 4-3			4-0 BB BB	1-2 BB	3	0	0	0	1	2	3				
Tony Gonzalez, L (1,8) OBP: 0.386, SLG: 0.405	0-0 6-3			1-0 HR HBP		0-0 1-3		4-0 BB BB	1-2 2-3 BB	2	1	0	0	1	0	0				
Wes Covington, L (1,7) OBP: 0.414, SLG: 0.785		0-0 P6		0-0 HR		0-0 L9		0-0 F2		4	1	1	2	0	0	3				
Don Demeter, R (1,3) OBP: 0.371, SLG: 0.524		0-0 F8		0-3 K		0-0 F7		0-0 F3		4	0	0	0	0	1	3				
Don Hoak, R (1,5) OBP: 0.293, SLG: 0.344		0-3 K		0-0 F9			0-0 F7		0-3 K	4	0	0	0	0	2	0				
Clay Dalrymple, L (1,2) Cookie Rojas, R (9, PR) Bob Oldis, R (9, 2) OBP: 0.091, SLG: 0.091			0-0 F6	0-0 L8			0-3 K		0-0 E1 1B	4	0	0	0	0	1	0				
Bobby Wine, R (1,6) OBP: 0.356, SLG: 0.509			0-0 L8		0-3 K		0-0 4-3		0-0 1-3 1B	4	0	1	0	0	1	0				
Ray Culp, R (1,1) Frank Torre, L (9, PH) Jack Baldschun, R (9, 1)			4-0 1B BB		0-3 K			0-0 4-3	0-3 K	2	0	0	0	1	1	0				
										1	0	0	0	0	1	2				
										0	0	0	0	0	0	0				
Inning Stats	R: 0 E: 0 K: 1 S: 5	H: 0 LOB: 0 BB: 0 P: 5	R: 0 E: 0 K: 1 S: 5	H: 0 LOB: 0 BB: 0 P: 5	R: 0 E: 0 K: 1 S: 6	H: 1 LOB: 2 BB: 1 P: 10	R: 2 E: 0 K: 1 S: 6	H: 1 LOB: 0 BB: 0 P: 7	R: 0 E: 0 K: 0 S: 3	H: 0 LOB: 0 BB: 0 P: 3	R: 0 E: 0 K: 1 S: 5	H: 0 LOB: 0 BB: 0 P: 5	R: 0 E: 0 K: 0 S: 3	H: 0 LOB: 3 BB: 3 P: 15	R: 0 E: 1 K: 3 S: 11	H: 1 LOB: 2 BB: 0 P: 11	1B: 3 2B: 0 3B: 0 HR: 1	SF: 0 SAC: 0 DP: 0 HBP: 1	WP: 0 PB: 1 SB: 0 CS: 0	PA: 37
PITCHER Jay Hook, R (1,1) ERA: 5.36	IP: 9.0 WLS: W BF: 37 H: 4 R: 2 ER: 2 SO: 10 BB: 4 IBB: 0 HBP: 1 BLK: 0 WP: 0 HR: 1 S: 52 P: 69 ERA: 2.00 WHIP: 0.889															PITCHER				

Batter	1	2	3	4	5	6	7	8	9	AB	R	H	RBI	BB	SO	LOB	BOTTOM					
Charlie Neat, R (1,5) OBP: 0.340, SLG: 0.366	0-3 K		0-0 6-3 2B		4-0 BB S BB		0-0 P5		4-0 2B IBB	3	0	1	0	2	1	0	Philadelphia Phillies @ New York Mets Polo Grounds, New York, NY Wed May 08 1963, 3:33 AM EDT Att: 4,237 - Unknown AB 30 R 3 H 6 RBI 3 BB 8 SO 7 LOB 15					
Ron Hunt, R (1,4) OBP: 0.400, SLG: 0.429	4-0 BB G6-4-3		0-0 6-3 2-3		4-0 1-2 BB BB		0-0 6-3		0-3 K	3	0	0	0	2	1	3						
Ed Kranepool, L (1,9) OBP: 0.294, SLG: 0.400	0-0 G6-4-3 1-2		0-0 4-3		0-0 F8			0-0 F8	0-0 1-3 2-H 2B	5	0	1	1	0	0	4						
Frank Thomas, R (1,7) OBP: 0.268, SLG: 0.387		0-3 K		0-0 HR 1B	4-0 1-2 2-3 BB		0-3 K		0-3 K	3	1	1	0	1	2	0						
Tim Harkness, L (1,3) OBP: 0.261, SLG: 0.381		0-3 K		0-0 HR	0-0 G3		1-0 BB HBP			3	1	1	2	0	1	3						
Jim Hickman, R (1,8) OBP: 0.367, SLG: 0.480		4-0 BB BB		0-3 K		0-0 F6		4-0 1-2 BB		2	0	0	0	2	1	0						
Choo-Choo Coleman, L (1,2) Duke Snider, L (8, PH) Norm Sherry, R (9, 2) OBP: 0.300, SLG: 0.472 OBP: 0.176, SLG: 0.333		4-0 BB BB		0-3 K		0-0 F6		0-0 F7		2	0	1	0	1	1	0						
Al Moran, R (1,6) OBP: 0.233, SLG: 0.254		0-0 4-3		0-0 4-3		0-0 3-1		0-0 1-3		4	0	0	0	0	0	3						
Jay Hook, L (1,1) Rod Kanehl, R (9, PR) OBP: 0.308, SLG: 0.273 OBP: 0.300, SLG: 0.222			0-0 F9		0-0 1-3		0-0 5-3		0-0 2B 2B	4	0	1	0	0	0	0						
										0	1	0	0	0	0	0						
Inning Stats	R: 0 E: 0 K: 1 S: 4	H: 0 LOB: 2 BB: 2 P: 15	R: 0 E: 0 K: 2 S: 7	H: 0 LOB: 2 BB: 2 P: 15	R: 0 E: 0 K: 0 S: 4	H: 1 LOB: 0 BB: 0 P: 4	R: 2 E: 0 K: 2 S: 9	H: 2 LOB: 0 BB: 0 P: 9	R: 0 E: 0 K: 0 S: 3	H: 0 LOB: 3 BB: 3 P: 15	R: 0 E: 0 K: 0 S: 3	H: 1 LOB: 0 BB: 0 P: 3	R: 0 E: 0 K: 0 S: 3	H: 0 LOB: 0 BB: 0 P: 3	R: 0 E: 0 K: 1 S: 5	H: 2 LOB: 2 BB: 1 P: 10	R: 1 E: 0 K: 1 S: 6	H: 2 LOB: 2 BB: 1 P: 10	1B: 2 2B: 3 3B: 0 HR: 1	SF: 0 SAC: 0 DP: 1 HBP: 1	WP: 0 PB: 0 SB: 1 CS: 1	PA: 39
PITCHER Ray Culp, R (1,1) ERA: 2.45 Jack Baldschun, R (9, 1) ERA: 2.6	IP: 8.0 WLS: L BF: 5 H: 2 R: 1 ER: 1 SO: 6 BB: 7 IBB: 0 HBP: 0 BLK: 0 WP: 0 HR: 1 S: 38 P: 67 ERA: 2.25 WHIP: 1.375															PITCHER						

Batter	1	2	3	4	5	6	7	8	9	AB	R	H	RBI	BB	SO	LOB	TOP			
Eddie Kasko, R OBP: 0.372, SLG: 0.270 (1, 5)	F7		P4			CS BB		FC1-4		3	0	0	0	1	0	1	Cincinnati Reds @ New York Mets Polo Grounds, New York, NY Fri May 10 1963, 7:05 PM EDT Att: 14,474 - Unknown			
Pete Rose, S OBP: 0.363, SLG: 0.379 (1, 4)	6-3		4-3			CS	K	L8		4	0	0	0	0	1	1				
Vada Pinson, L OBP: 0.273, SLG: 0.369 (1, 9)				4-3			P5			4	0	2	0	0	0	0				
Frank Robinson, R OBP: 0.361, SLG: 0.515 (1, 7)	K			E4 HR			5-3			4	1	0	0	0	1	2				
Gordy Coleman, L OBP: 0.255, SLG: 0.389 (1, 3)		4-3		K				F5		4	0	0	0	0	2	2				
Johnny Edwards, L OBP: 0.398, SLG: 0.500 (1, 2)		F8						K		4	1	1	2	0	1	1				
Leo Cardenas, R OBP: 0.282, SLG: 0.458 (1, 6)										3	0	1	0	0	1	0				
Tommy Harper, R OBP: 0.328, SLG: 0.204 (1, 8)										3	0	0	0	0	1	1				
Jim O'Toole, S OBP: 0.143, SLG: 0.143 (1, 1)			5-3				K			3	0	1	0	0	1	0				
Inning Stats	R: 0 E: 0 K: 1 S: 6	H: 1 LOB: 1 BB: 0 P: 6	R: 0 E: 0 K: 0 S: 4	H: 1 LOB: 1 BB: 0 P: 4	R: 0 E: 0 K: 0 S: 3	H: 0 LOB: 0 BB: 0 P: 3	R: 2 E: 1 K: 2 S: 9	H: 1 LOB: 0 BB: 0 P: 9	R: 0 E: 0 K: 1 S: 5	H: 0 LOB: 0 BB: 1 P: 10	R: 0 E: 0 K: 1 S: 5	H: 0 LOB: 0 BB: 0 P: 5	R: 0 E: 0 K: 1 S: 4	H: 1 LOB: 1 BB: 0 P: 4	R: 0 E: 0 K: 1 S: 6	H: 1 LOB: 1 BB: 0 P: 6	1B: 3 2B: 0 3B: 1 HR: 1	SF: 0 SAC: 0 DP: 0 HBP: 0	WP: 0 PB: 0 SB: 1 CS: 1	PA: 34
PITCHER Carl Willey, R ERA: 1.52 (1, 1)	IP: 9.0 WLS: W BF: 33	H: 5 R: 2 ER: 0 SO: 8	BB: 1 IBB: 0 HBP: 0 BLK: 0	WP: 0 HR: 1 S: 48 P: 52	ERA: 0.00 WHIP: 0.667															

AB	32
R	2
H	5
RBI	2
BB	1
SO	8
LOB	8



Batter	1	2	3	4	5	6	7	8	9	AB	R	H	RBI	BB	SO	LOB	BOTTOM			
Charlie Neal, R OBP: 0.333, SLG: 0.350 (1, 5)	WP 1B		K			1B 2B BB	F5			3	1	1	0	1	1	1	Cincinnati Reds @ New York Mets Polo Grounds, New York, NY Fri May 10 1963, 7:05 PM EDT Att: 14,474 - Unknown			
Ron Hunt, R OBP: 0.398, SLG: 0.414 (1, 4)	F7			K		2B FC5-2 1B		HBP		3	0	1	0	0	1	1				
Ed Kranepool, L OBP: 0.289, SLG: 0.397 (1, 3)				K		FC5-2 BB 2B	F9			4	1	1	1	0	2	3				
Frank Thomas, R OBP: 0.278, SLG: 0.370 (1, 7)						BB FC5-2 IBB		P6		3	0	1	0	1	0	1				
Rod Kanehl, R OBP: 0.300, SLG: 0.222 (9, 7)	L8					1B				0	0	0	0	0	0	0				
Cliff Cook, R OBP: 0.171, SLG: 0.205 (1, 9)		F9			5-3	FC5-2 BB				4	0	1	0	0	0	4				
Jim Hickman, R OBP: 0.378, SLG: 0.500 (1, 8)						1-2 2-3 3-H				2	1	1	2	2	0	0				
Norm Sherry, R OBP: 0.171, SLG: 0.282 (1, 2)						1-2 2-3 3-H	BB			4	0	0	0	0	4	4				
Al Moran, R OBP: 0.225, SLG: 0.244 (1, 6)										3	0	0	0	0	1	0				
Carl Willey, R OBP: 0.222, SLG: 0.125 (1, 1)			F9				6-3			3	0	1	0	0	0	0				
Inning Stats	R: 0 E: 0 K: 1 S: 6	H: 1 LOB: 1 BB: 0 P: 6	R: 0 E: 0 K: 1 S: 4	H: 0 LOB: 1 BB: 1 P: 8	R: 0 E: 0 K: 1 S: 5	H: 0 LOB: 0 BB: 0 P: 5	R: 0 E: 0 K: 2 S: 8	H: 1 LOB: 1 BB: 0 P: 8	R: 0 E: 0 K: 1 S: 5	H: 0 LOB: 0 BB: 0 P: 5	R: 2 E: 0 K: 1 S: 7	H: 2 LOB: 3 BB: 3 P: 19	R: 0 E: 0 K: 1 S: 6	H: 1 LOB: 2 BB: 0 P: 7	R: 1 E: 0 K: 1 S: 6	H: 2 LOB: 0 BB: 0 P: 6	1B: 5 2B: 2 3B: 0 HR: 1	SF: 0 SAC: 0 DP: 1 HBP: 1	WP: 1 PB: 0 SB: 0 CS: 1	PA: 34
PITCHER Jim O'Toole, L ERA: 2.47 (1, 1)	IP: 8.0 WLS: L BF: 34	H: 7 R: 3 ER: 3 SO: 9	BB: 3 IBB: 1 HBP: 1 BLK: 0	WP: 1 HR: 1 S: 47 P: 64	ERA: 3.38 WHIP: 1.250															

AB	29
R	3
H	7
RBI	3
BB	4
SO	9
LOB	14




Batter	1	2	3	4	5	6	7	8	9	AB	R	H	RBI	BB	SO	LOB	TOP										
Eddie Kasko, R (1, 5) OBP: 0.396, SLG: 0.350	0-0 E6 BB		0-0 HR		4-0 FC6-4 BB		4-0 FC6-4 1B BB		0-0 6-3	3	2	1	1	2	0	0	Cincinnati Reds @ New York Mets Polo Grounds, New York, NY Sat May 11 1963, 3:33 AM EDT Att: 9,500 - Unknown AB 32 R 4 H 6 RBI 3 BB 6 SO 8 LOB 22										
Pete Rose, S (1, 4) OBP: 0.365, SLG: 0.371	0-3 K		4-0 FC6-4 1B BB		0-0 FC6-4 WP		0-0 FC6-4 1B		0-0 6-3	4	1	1	0	1	1	2											
Vada Pinson, L (1, 9) OBP: 0.263, SLG: 0.355	0-0 F5		0-0 E6 FC6-4		0-0 F7		0-3 K			4	0	0	0	0	1	5											
Frank Robinson, R (1, 7) OBP: 0.366, SLG: 0.505	4-0 1-2 BB		0-0 FC6-4 1B 1-2 9-2		4-0 BB		0-0 FC6-4 1B			2	1	0	0	2	0	4											
Leo Cardenas, R (1, 6) OBP: 0.289, SLG: 0.459	0-3 K		0-0 1-3 1B		0-0 F9		0-0 1-H 3-H 1B			4	0	2	2	0	1	4											
Tommy Harper, R (1, 8) OBP: 0.324, SLG: 0.193		0-0 5-3	0-0 9-2			4-0 BB		0-0 6-3		3	0	0	0	1	0	2											
Johnny Edwards, L (1, 2) OBP: 0.392, SLG: 0.489	0-3 K			0-0 G6-4-3 1B		0-3 K		0-0 F5		4	0	1	0	0	2	1											
Gordy Coleman, L (1, 3) OBP: 0.255, SLG: 0.384	0-0 1B		0-0 G6-4-3 1-2		0-3 K		0-0 F5			4	0	1	0	0	1	2											
Joey Jay, S (1, 1) OBP: 0.167, SLG: 0.167	0-0 4-3		0-3 K		0-0 F8		0-3 K		0-3 K	3	0	0	0	0	1	2											
Bill Henry, L (8, 1)										1	0	0	0	0	1	0											
Inning Stats	R: 0 E: 1 K: 2 S: 8	H: 0 LOB: 2 BB: 1 P: 12	R: 0 E: 0 K: 1 S: 6	H: 1 LOB: 1 BB: 0 P: 6	R: 2 E: 1 K: 0 S: 5	H: 2 LOB: 1 BB: 1 P: 9	R: 0 E: 0 K: 1 S: 5	H: 1 LOB: 0 BB: 0 P: 5	R: 0 E: 0 K: 0 S: 3	H: 0 LOB: 2 BB: 2 P: 11	R: 2 E: 0 K: 1 S: 6	H: 2 LOB: 1 BB: 1 P: 10	R: 0 E: 0 K: 0 S: 3	H: 0 LOB: 0 BB: 0 P: 3	R: 0 E: 0 K: 1 S: 5	H: 0 LOB: 0 BB: 0 P: 5	1B: 5 2B: 1 3B: 0 HR: 1	SF: 0 SAC: 0 DP: 2 HBP: 0	WP: 1 PB: 0 CS: 0	PA: 38							
PITCHER	IP	WLS	BF	H	R	ER	SO	BB	IBB	HBP	BLK	WP	HR	S	P	ERA	WHIP										
Al Jackson, L (1, 1) ERA: 2.65	7.0	L	32	6	4	3	7	6	0	0	0	1	1	40	64	3.86	1.714										
Ken MacKenzie, L (8, 1) ERA: 0.69	2.0		6	0	0	0	1	0	0	0	0	0	0	8	8	0.00	0.000										

Batter	1	2	3	4	5	6	7	8	9	AB	R	H	RBI	BB	SO	LOB	BOTTOM										
Charlie Neal, R (1, 5) OBP: 0.322, SLG: 0.337	0-0 F9		0-0 F9		0-0 4-3		0-0 F8			4	0	0	0	0	0	2	Cincinnati Reds @ New York Mets Polo Grounds, New York, NY Sat May 11 1963, 3:33 AM EDT Att: 9,500 - Unknown AB 31 R 2 H 5 RBI 2 BB 4 SO 7 LOB 9										
Ron Hunt, R (1, 4) OBP: 0.391, SLG: 0.419	0-0 P4		0-0 WP 2B			0-3 K		0-0 F8		4	0	1	0	0	1	0											
Ed Kranepool, L (1, 9) OBP: 0.288, SLG: 0.382	0-0 P6		0-3 K			0-0 3-1		4-0 FC5-4 BB		3	0	0	0	1	1	1											
Duke Snider, L (1, 8) OBP: 0.294, SLG: 0.447		4-0 1B BB		0-3 K		0-3 K		0-3 K		3	1	0	0	1	3	1											
Frank Thomas, R (1, 7) OBP: 0.277, SLG: 0.357	0-0 P3		0-0 BB			0-0 6-3		0-0 FC5-4 1-2		3	0	0	0	1	0	2											
Tim Harkness, L (1, 3) OBP: 0.284, SLG: 0.367	0-0 1B		0-0 P2			0-0 P5			0-0 P4	3	0	1	0	0	0	1											
Rod Kanehl, R (9, PH) OBP: 0.273, SLG: 0.200	1-2 1B		0-0 L7			0-0 HR			0-0 F9	1	0	0	0	0	0	0											
Choo-Choo Coleman, L (1, 2) OBP: 0.279, SLG: 0.220	0-0 1B		0-0 P3		0-0 6-3		4-0 1B BB		0-0 K	2	0	0	0	1	0	1											
Cliff Cook, R (9, PH) OBP: 0.167, SLG: 0.200	1-3 2-H 1B		0-3 K			0-0 F2		0-0 1-3 1B		2	0	0	0	0	1	0											
Al Moran, R (1, 6) OBP: 0.229, SLG: 0.238	0-0 P3									2	0	0	0	0	1	0											
Chico Fernandez, R (9, PH) OBP: 0.384, SLG: 0.506										1	0	1	0	0	0	0											
Al Jackson, L (1, 1) OBP: 0.176, SLG: 0.176										0	0	0	0	0	0	0											
Jim Hickman, R (7, PH) OBP: 0.384, SLG: 0.506										0	0	0	0	0	0	0											
Ken MacKenzie, R (8, 1) ERA: 4.5										0	0	0	0	0	0	0											
Inning Stats	R: 0 E: 0 K: 0 S: 3	H: 0 LOB: 0 BB: 0 P: 3	R: 1 E: 0 K: 0 S: 4	H: 2 LOB: 1 BB: 1 P: 8	R: 0 E: 0 K: 2 S: 8	H: 1 LOB: 0 BB: 0 P: 8	R: 0 E: 0 K: 1 S: 5	H: 0 LOB: 1 BB: 1 P: 9	R: 0 E: 0 K: 0 S: 3	H: 0 LOB: 0 BB: 0 P: 3	R: 1 E: 0 K: 0 S: 5	H: 2 LOB: 2 BB: 1 P: 9	R: 0 E: 0 K: 1 S: 5	H: 0 LOB: 1 BB: 1 P: 9	R: 0 E: 0 K: 1 S: 5	H: 0 LOB: 0 BB: 0 P: 5	1B: 3 2B: 1 3B: 0 HR: 1	SF: 0 SAC: 0 DP: 0 HBP: 0	WP: 1 PB: 0 CS: 0	PA: 35							
PITCHER	IP	WLS	BF	H	R	ER	SO	BB	IBB	HBP	BLK	WP	HR	S	P	ERA	WHIP										
Joey Jay, R (1, 1) ERA: 3.53	7.1	W	30	5	2	2	5	4	0	0	0	1	1	36	52	2.46	1.227										
Bill Henry, L (8, 1) ERA: 4.5	1.2	S	5	0	0	0	2	0	0	0	0	0	0	9	9	0.00	0.000										

Batter	1	2	3	4	5	6	7	8	9	AB	R	H	RBI	BB	SO	LOB	TOP					
Leo Cardenas, R OBP: 0.294, SLG: 0.483	(1, 6) 0-3 K		(1, 6) 0-3 K																			
Pete Rose, S OBP: 0.387, SLG: 0.387	(1, 4) 0-0 G3																					
Vada Pinson, L OBP: 0.261, SLG: 0.348	(1, 8) 0-3 K																					
Frank Robinson, R OBP: 0.379, SLG: 0.505	(7, 7)																					
Jerry Lynch, L OBP: 0.267, SLG: 0.615	(1, 7)																					
Ken Walters, R OBP: 0.400, SLG: 0.400	(7, 9)																					
Johnny Edwards, L OBP: 0.387, SLG: 0.479	(1, 2)																					
Gordy Coleman, L OBP: 0.245, SLG: 0.369	(1, 3)																					
Eddie Kasko, R OBP: 0.385, SLG: 0.341	(1, 5)																					
Bob Purkey, R Bill Henry, L	(1, 1) (9, 1)																					
Inning Stats	R: 0 E: 0 K: 2 S: 7	H: 0 LOB: 0 BB: 0 P: 7	R: 0 E: 0 K: 0 S: 1	H: 0 LOB: 0 BB: 2 P: 9	R: 0 E: 0 K: 2 S: 7	H: 0 LOB: 1 BB: 1 P: 11	R: 0 E: 0 K: 0 S: 4	H: 1 LOB: 1 BB: 0 P: 4	R: 3 E: 1 K: 0 S: 6	H: 3 LOB: 1 BB: 1 P: 10	R: 0 E: 1 K: 1 S: 6	H: 0 LOB: 2 BB: 0 P: 7	R: 0 E: 0 K: 0 S: 5	H: 3 LOB: 3 BB: 5 P: 5	R: 0 E: 0 K: 0 S: 3	H: 2 LOB: 2 BB: 0 P: 3	R: 0 E: 0 K: 0 S: 3	H: 0 LOB: 0 BB: 0 P: 3	1B: 7 2B: 1 3B: 0 HR: 1	SF: 0 SAC: 0 DP: 3 HBP: 1	WP: 0 PB: 0 SB: 0 CS: 1	PA: 39
PITCHER	IP WLS BF H R ER SO BB IBB HBP BLK WP HR S P ERA WHIP	IP WLS BF H R ER SO BB IBB HBP BLK WP HR S P ERA WHIP															IP WLS BF H R ER SO BB IBB HBP BLK WP HR S P ERA WHIP					
Galen Cisco, R ERA: 3.55	(1, 1) 6.0 L 26 4 3 0 5 4 0 0 1 0 0 0 0 0 0 0 0.00 1.333																					
Don Rowe, L ERA: 4.82	(7, 1) 3.0 13 5 0 0 0 0 0 0 0 0 0 0 0 13 13 0.00 1.667																					

Cincinnati Reds @ New York Mets
Polo Grounds, New York, NY
Sun May 12 1963, 3:33 AM EDT
Unknown


AB	34
R	3
H	9
RBI	3
BB	4
SO	5
LOB	19



Batter	1	2	3	4	5	6	7	8	9	AB	R	H	RBI	BB	SO	LOB	BOTTOM					
Chico Fernandez, R OBP: 0.246, SLG: 0.182	(1, 5) (7, 6) 0-0 6-3																					
Ron Hunt, R OBP: 0.402, SLG: 0.416	(1, 4) 0-3 K																					
Ed Kranepool, L OBP: 0.294, SLG: 0.375	(1, 9) 0-0 6-3																					
Duke Snider, L OBP: 0.311, SLG: 0.450	(1, 7)																					
Tim Harkness, L OBP: 0.263, SLG: 0.346	(1, 3)																					
Jim Hickman, R OBP: 0.379, SLG: 0.488	(1, 8)																					
Choo-Choo Coleman, L OBP: 0.296, SLG: 0.230	(1, 2)																					
Chris Cannizzaro, R	(7, 2)																					
Al Moran, R OBP: 0.224, SLG: 0.232	(1, 6)																					
Rod Kanehl, R OBP: 0.231, SLG: 0.167	(6, PH) (7, 5)																					
Galen Cisco, R OBP: 0.222, SLG: 0.250	(1, 1)																					
Frank Thomas, R OBP: 0.274, SLG: 0.353	(6, PH)																					
Don Rowe, L OBP: 0.250, SLG: 0.250	(7, 1)																					
Larry Burright, R OBP: 0.281, SLG: 0.387	(9, PH)																					
Inning Stats	R: 0 E: 0 K: 1 S: 5	H: 0 LOB: 0 BB: 0 P: 5	R: 0 E: 0 K: 1 S: 5	H: 0 LOB: 0 BB: 0 P: 5	R: 0 E: 0 K: 0 S: 4	H: 2 LOB: 3 BB: 2 P: 12	R: 0 E: 0 K: 0 S: 3	H: 1 LOB: 2 BB: 2 P: 11	R: 0 E: 0 K: 0 S: 4	H: 1 LOB: 3 BB: 2 P: 12	R: 0 E: 0 K: 0 S: 3	H: 0 LOB: 1 BB: 1 P: 7	R: 0 E: 0 K: 1 S: 7	H: 2 LOB: 2 BB: 0 P: 7	R: 0 E: 0 K: 1 S: 5	H: 0 LOB: 0 BB: 0 P: 5	R: 0 E: 0 K: 1 S: 6	H: 1 LOB: 2 BB: 1 P: 10	1B: 7 2B: 1 3B: 0 HR: 0	SF: 0 SAC: 0 DP: 1 HBP: 0	WP: 0 PB: 0 SB: 0 CS: 0	PA: 40
PITCHER	IP WLS BF H R ER SO BB IBB HBP BLK WP HR S P ERA WHIP	IP WLS BF H R ER SO BB IBB HBP BLK WP HR S P ERA WHIP															IP WLS BF H R ER SO BB IBB HBP BLK WP HR S P ERA WHIP					
Bob Purkey, R ERA: 3.55	(1, 1) 8.2 W 39 7 0 0 4 6 2 0 0 0 0 0 3 3 0.00 0.000																					
Bill Henry, L ERA: 4.35	(9, 1) 0.1 S 1 0 0 0 1 0 0 0 0 0 0 0 3 3 0.00 0.000																					

Cincinnati Reds @ New York Mets
Polo Grounds, New York, NY
Sun May 12 1963, 3:33 AM EDT
Unknown

AB	32
R	0
H	7
RBI	0
BB	8
SO	5
LOB	19



Batter	1	2	3	4	5	6	7	8	9	AB	R	H	RBI	BB	SO	LOB	TOP					
Leo Cardenas, R OBP: 0.304, SLG: 0.504	(1, 6) K								(2) F5	5	3	2	2	1	1	3	Cincinnati Reds @ New York Mets Polo Grounds, New York, NY Sun May 12 1963, 3:38 AM EDT Att: 20,799 - Unknown					
Pete Rose, S OBP: 0.385, SLG: 0.405	(1, 4) 4-3								(3) K	4	3	2	2	2	1	1						
Vada Pinson, L OBP: 0.282, SLG: 0.402	(1, 8) CS 1B									5	1	4	5	0	0	3						
Frank Robinson, R OBP: 0.372, SLG: 0.486	(1, 9) CS	(1) F5		(1) FC5-4	(3) 6-3				(1) K	4	0	0	1	0	1	1						
Jerry Lynch, L OBP: 0.235, SLG: 0.533		(2) P5		(2) F8					(2) K	2	0	0	0	0	0	1						
Ken Walters, R OBP: 0.375, SLG: 0.500	(6, PH)									3	1	1	0	0	1	2						
Gordy Coleman, L OBP: 0.252, SLG: 0.398	(1, 3) L8									5	1	2	1	0	0	3						
Jesse Gonder, L OBP: 0.200, SLG: 0.500			(1) 4-3						(3) 4-3	3	1	1	1	0	0	0						
Johnny Edwards, L OBP: 0.389, SLG: 0.474	(6, 2)			(1) 1B						1	0	0	0	1	0	1						
Eddie Kasko, R OBP: 0.351, SLG: 0.306	(1, 5)		(2) P3		(1) K	(1) FC5-4	(1) 1-6-3		(1) F8	5	1	0	0	0	1	3						
Jim Owens, R	(1, 1)		(3) K		(2) 1-3					1	0	0	0	0	0	1						
John Tsitouris, R	(3, 1)									0	0	0	0	0	0	0						
Marty Keough, L OBP: 0.247, SLG: 0.200	(5, PH)									1	0	0	0	0	0	1						
Dom Zanni, R	(5, 1)									0	0	0	0	0	0	0						
Wally Post, R	(6, PH)									0	1	0	0	0	0	0						
Al Worthington, R	(6, 1)									1	0	0	0	0	0	1						
Don Blasingame, L OBP: 0.320, SLG: 0.320	(9, PH)									0	0	0	0	1	0	0						
Inning Stats	R: 0 E: 0 K: 1 S: 5	H: 1 LOB: 0 BB: 0 P: 5	R: 0 E: 0 K: 0 S: 3	H: 0 LOB: 0 BB: 0 P: 3	R: 0 E: 0 K: 1 S: 5	H: 0 LOB: 0 BB: 0 P: 5	R: 2 E: 0 K: 0 S: 5	H: 2 LOB: 1 BB: 1 P: 9	R: 4 E: 0 K: 1 S: 9	H: 4 LOB: 0 BB: 0 P: 9	R: 6 E: 1 K: 0 S: 8	H: 4 LOB: 2 BB: 1 P: 14	R: 0 E: 0 K: 0 S: 4	H: 0 LOB: 1 BB: 0 P: 12	R: 0 E: 0 K: 2 S: 8	H: 1 LOB: 1 BB: 0 P: 8	R: 0 E: 0 K: 1 S: 5	H: 0 LOB: 1 BB: 1 P: 9	1B: 5 2B: 4 3B: 1 HR: 2	SF: 0 SAC: 0 DP: 0 HBP: 2	WP: 0 PB: 1 SB: 0 CS: 1	PA: 48
PITCHER	IP	WLS	BF	H	R	ER	SO	BB	IBB	HBP	BLK	WP	HR	S	P	ERA	WHIP					
Jay Hook, R ERA: 6.0	(1, 1)	4.2		21	7	6	6	3	1	0	0	0	0	2	26	30	11.57	1.714				
Ken MacKenzie, L ERA: 3.29	(5, 1)	0.2		7	2	5	5	0	1	0	1	0	0	0	5	10	67.50	4.500				
Larry Bearnarth, R ERA: 1.32	(6, 1)	2.2	W	15	3	1	0	2	2	0	1	0	0	0	16	25	0.00	1.875				
Tracy Stallard, R ERA: 7.71	(9, 1)	1.0	S	4	0	0	0	1	1	0	0	1	0	0	5	9	0.00	1.000				

Batter	1	2	3	4	5	6	7	8	9	AB	R	H	RBI	BB	SO	LOB	BOTTOM					
Chico Fernandez, R OBP: 0.258, SLG: 0.186	(1, 6) K	(3) 2-1							(2) 5-3	4	2	1	1	1	2	3	Cincinnati Reds @ New York Mets Polo Grounds, New York, NY Sun May 12 1963, 3:38 AM EDT Att: 20,799 - Unknown					
Ron Hunt, R OBP: 0.402, SLG: 0.413	(1, 4) 1-3 S BB		(1) F7						(3) F8	3	1	1	1	1	0	1						
Ed Kranepool, L OBP: 0.322, SLG: 0.422	(1, 9) 1-3									3	3	2	2	2	0	1						
Duke Snider, L OBP: 0.337, SLG: 0.488	(1, 7) 1-3 S BB									2	2	1	3	3	0	1						
Al Moran, R OBP: 0.224, SLG: 0.232	(6, PR)									0	1	0	0	0	0	0						
Tim Harkness, L OBP: 0.274, SLG: 0.351	(1, 3) F5									5	1	2	1	0	0	3						
Jim Hickman, R OBP: 0.380, SLG: 0.523	(1, 8)								(1) SF7	4	1	2	3	0	1	1						
Choo-Choo Coleman, L OBP: 0.329, SLG: 0.262	(1, 2) 4-3									4	1	3	1	1	0	0						
Rod Kanehl, R OBP: 0.267, SLG: 0.154	(1, 5)									1	0	0	1	0	0	0						
Larry Burright, R OBP: 0.254, SLG: 0.394	(5, 5)									2	1	1	0	0	1	1						
Cliff Cook, R OBP: 0.186, SLG: 0.200	(8, PH)									0	0	0	0	1	0	0						
Jay Hook, L OBP: 0.333, SLG: 0.308	(1, 1)									2	0	1	0	0	1	3						
Ken MacKenzie, R ERA: 10.5	(5, 1)									1	0	0	0	0	0	2						
Larry Bearnarth, R ERA: 15.19	(6, 1)									1	0	0	0	0	0	0						
Frank Thomas, R OBP: 0.271, SLG: 0.349	(8, PH)									1	0	0	0	0	0	2						
Tracy Stallard, R ERA: 3.97	(9, 1)									0	0	0	0	0	0	2						
Inning Stats	R: 0 E: 0 K: 1 S: 5	H: 0 LOB: 2 BB: 2 P: 13	R: 1 E: 0 K: 0 S: 4	H: 2 LOB: 1 BB: 0 P: 4	R: 4 E: 0 K: 2 S: 10	H: 3 LOB: 3 BB: 3 P: 23	R: 1 E: 0 K: 0 S: 5	H: 2 LOB: 1 BB: 0 P: 5	R: 5 E: 0 K: 0 S: 7	H: 4 LOB: 0 BB: 1 P: 11	R: 0 E: 0 K: 2 S: 7	H: 1 LOB: 0 BB: 0 P: 7	R: 0 E: 0 K: 0 S: 3	H: 0 LOB: 0 BB: 0 P: 3	R: 2 E: 0 K: 0 S: 4	H: 2 LOB: 2 BB: 3 P: 16	1B: 10 2B: 1 3B: 1 HR: 2	SF: 2 SAC: 0 DP: 0 HBP: 1	WP: 1 PB: 2 SB: 3 CS: 1	PA: 45		
PITCHER	IP	WLS	BF	H	R	ER	SO	BB	IBB	HBP	BLK	WP	HR	S	P	ERA	WHIP					
Jim Owens, R ERA: 8.38	(1, 1)	2.1		16	5	5	5	1	4	0	0	0	0	1	13	29	19.29	3.857				
John Tsitouris, R ERA: 10.5	(3, 1)	1.2		9	2	1	1	2	1	0	1	0	0	0	11	16	5.40	1.800				
Dom Zanni, R ERA: 15.19	(5, 1)	1.0		8	4	5	5	0	1	0	0	0	0	1	7	11	45.00	5.000				
Al Worthington, R ERA: 3.97	(6, 1)	3.0	L	13	3	2	2	2	2	1	0	0	0	0	14	26	6.00	1.667				

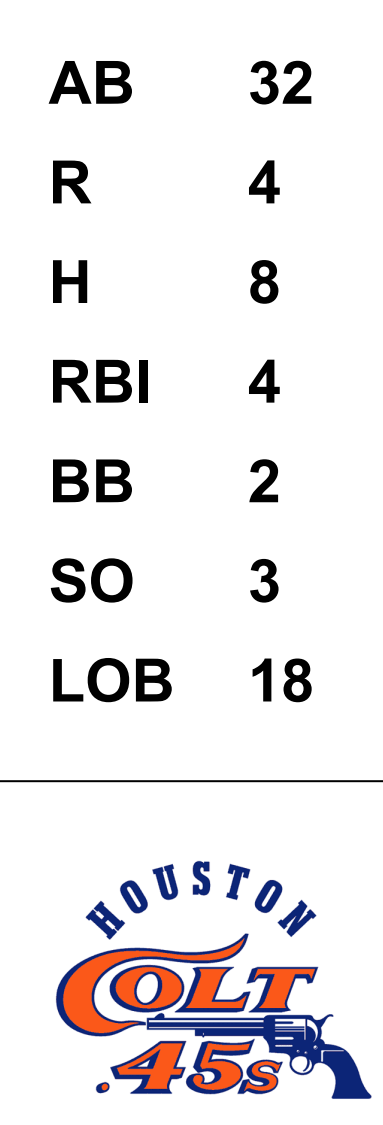


Batter	1	2	3	4	5	6	7	8	9	AB	R	H	RBI	BB	SO	LOB	TOP																		
Larry Burright, R (1,4) OBP: 0.278, SLG: 0.371 Frank Thomas, R (5,PH) OBP: 0.268, SLG: 0.345 Cliff Cook, R (5,5) OBP: 0.178, SLG: 0.190	0-0 6-3		0-0 L8		0-0 FC1-4-6			0-3 K	0-3 K	2	0	0	0	0	0	0	New York Mets @ Houston Colt 45's Colt Stadium, Houston, TX Mon May 13 1963, 8:05 PM EDT Att. 7,320 - Unknown - 75 F																		
Ron Hunt, R (1,5) OBP: 0.396, SLG: 0.417	0-0 2B			0-0 5-3				0-0 5-3		4	0	1	0	0	0	0																			
Ed Kranepool, L (1,9) OBP: 0.309, SLG: 0.402	0-3 K			0-0 4-3				0-0 4-3		4	0	0	0	0	2	2																			
Duke Snider, L (1,7) OBP: 0.333, SLG: 0.471	0-3 K			0-0 P5				0-0 4-3		3	1	0	0	1	1	2																			
Tim Harkness, L (1,3)		0-0 P3			0-3 K			4-0 BB		3	0	0	0	1	1	1																			
Jim Hickman, R (1,8) OBP: 0.375, SLG: 0.511	0-3 K			0-0 BB	0-0 HBP			F8		4	0	1	0	0	1	3																			
Al Moran, R (1,6) OBP: 0.227, SLG: 0.226 Choo-Choo Coleman, L (9,PH) OBP: 0.338, SLG: 0.262	0-0 F7			1-0 BB	1-2 HBP			0-3 K		2	0	0	0	0	1	0																			
Norm Sherry, R (1,2) OBP: 0.159, SLG: 0.262 Charlie Neal, R (9,PH) OBP: 0.328, SLG: 0.337 Al Jackson, L (9,FR) OBP: 0.176, SLG: 0.176	0-0 6-3		0-0 6-3		0-3 K			0-3 K		3	0	0	0	0	2	2																			
Roger Craig, R (1,1) Chris Cannizzaro, R (9,PH) OBP: 0.500, SLG: 0.500 Chico Fernandez, R (9,FR) OBP: 0.259, SLG: 0.186	0-3 K		0-3 K		4-0 BB			0-3 K		2	0	0	0	1	2	0																			
Inning Stats	R: 0 E: 0 K: 2 S: 8	H: 1 LOB: 1 BB: 0 P: 8	R: 0 E: 0 K: 1 S: 5	H: 0 LOB: 0 BB: 0 P: 5	R: 0 E: 0 K: 1 S: 5	H: 0 LOB: 0 BB: 0 P: 5	R: 0 E: 0 K: 0 S: 3	H: 0 LOB: 0 BB: 0 P: 3	R: 0 E: 1 K: 1 S: 6	H: 0 LOB: 2 BB: 1 P: 10	R: 0 E: 0 K: 3 S: 9	H: 0 LOB: 0 BB: 0 P: 9	R: 0 E: 0 K: 1 S: 5	H: 0 LOB: 0 BB: 0 P: 5	R: 2 E: 0 K: 1 S: 6	H: 1 LOB: 2 BB: 2 P: 15		1B: 2 2B: 1 3B: 0 HR: 0	SF: 0 SAC: 0 DP: 0 HBP: 2	WP: 0 PB: 0 SB: 0 CS: 0	PA: 37														
PITCHER	IP 8.2	WLS W	BF 36	H 3	R 2	ER 2	SO 11	BB 4	IBB 0	HBP 2	BLK 0	WP 0	HR 0	S 52	P 70	ERA 2.08	WHIP 0.808	PITCHER	IP 0.1	WLS S	BF 1	H 0	R 0	ER 0	SO 1	BB 0	IBB 0	HBP 0	BLK 0	WP 0	HR 0	S 3	P 3	ERA 0.00	WHIP 0.000

AB	31
R	2
H	3
RBI	2
BB	4
SO	12
LOB	15




Batter	1	2	3	4	5	6	7	8	9	AB	R	H	RBI	BB	SO	LOB	BOTTOM																		
Johnny Temple, R (1,4) OBP: 0.343, SLG: 0.323	0-0 6-3				0-0 Cl SH	0-0 4-3		0-0 6-3		5	1	2	1	0	0	2	New York Mets @ Houston Colt 45's Colt Stadium, Houston, TX Mon May 13 1963, 8:05 PM EDT Att. 7,320 - Unknown - 75 F																		
Al Spangler, L (1,7) OBP: 0.292, SLG: 0.296	4-0 BB	0-0 3-1			0-0 SH			0-0 6-3		2	1	0	0	1	0	2																			
Pete Runnels, L (1,3) OBP: 0.272, SLG: 0.255 Carl Warwick, R (8,9) OBP: 0.360, SLG: 0.361	0-3 K		0-0 3-1		0-1 Cl			0-0 3B		3	1	1	0	0	1	1																			
Rusty Staub, L (1,9) OBP: 0.355, SLG: 0.358	4-0 BB		0-0 G3		0-0 FC5			0-0 F9		3	0	1	2	1	0	1																			
Bob Aspromonte, R (1,5) OBP: 0.264, SLG: 0.307	0-0 F8		0-3 K		0-0 FC5			0-0 3B		4	0	1	1	0	1	4																			
Howie Goss, R (1,8) OBP: 0.285, SLG: 0.378		0-0 FC6-4		0-0 F2	0-0 G1-4-3			0-3 K		4	0	1	0	0	1	3																			
Bob Lillis, R (1,6) OBP: 0.315, SLG: 0.314		0-0 FC6-4		0-0 4-3		0-0 P6		0-0 F8		4	1	1	0	0	0	1																			
John Bateman, R (1,2) OBP: 0.221, SLG: 0.323		0-0 F5		0-0 4-3		0-0 P6		0-0 SH3-4		4	0	1	0	0	0	2																			
Bob Bruce, R (1,1) OBP: 0.133, SLG: 0.071 Don McMahon, R (9,1)		0-0 E1		0-0 G3		0-0 E6		0-0 SH3-4		3	0	0	0	0	0	2																			
Inning Stats	R: 0 E: 0 K: 1 S: 5	H: 0 LOB: 2 BB: 2 P: 13	R: 1 E: 1 K: 0 S: 6	H: 2 LOB: 2 BB: 0 P: 6	R: 0 E: 0 K: 1 S: 5	H: 0 LOB: 0 BB: 0 P: 5	R: 0 E: 0 K: 0 S: 4	H: 1 LOB: 1 BB: 0 P: 4	R: 2 E: 2 K: 0 S: 6	H: 2 LOB: 1 BB: 0 P: 6	R: 0 E: 0 K: 0 S: 4	H: 0 LOB: 1 BB: 0 P: 4	R: 1 E: 0 K: 1 S: 7	H: 2 LOB: 1 BB: 0 P: 7	R: 0 E: 0 K: 0 S: 4	H: 1 LOB: 1 BB: 0 P: 4		1B: 7 2B: 0 3B: 1 HR: 0	SF: 0 SAC: 2 DP: 1 HBP: 0	WP: 0 PB: 0 SB: 0 CS: 0	PA: 37														
PITCHER	IP 8.0	WLS L	BF 37	H 8	R 4	ER 2	SO 3	BB 2	IBB 0	HBP 0	BLK 0	WP 0	HR 0	S 41	P 49	ERA 2.25	WHIP 1.250	PITCHER	IP 0	WLS L	BF 37	H 8	R 4	ER 2	SO 3	BB 2	IBB 0	HBP 0	BLK 0	WP 0	HR 0	S 41	P 49	ERA 2.25	WHIP 1.250



Batter	1	2	3	4	5	6	7	8	9	AB	R	H	RBI	BB	SO	LOB	TOP			
Charlie Neal, R (1,5) OBP: 0.317, SLG: 0.324	F5		K		F3			4-3		4	0	0	0	0	1	0				
Ron Hunt, R (1,4) OBP: 0.390, SLG: 0.409	K		P5			K		FC4-6 BB G3 1B		4	1	1	0	0	2	0				
Ed Kranepool, L (1,9) OBP: 0.306, SLG: 0.389	F8			E2 1B		K		FC4-6 BB 1-2		3	1	0	0	1	1	0				
Duke Snider, L (1,7) Larry Burditt, R (9, PR) OBP: 0.330, SLG: 0.472 OBP: 0.276, SLG: 0.371		4-3 2B		6-3		K		FC4-6 BB G3 1B 1-2 2-3		4	0	1	0	0	1	3				
Tim Harkness, L (1,3) OBP: 0.300, SLG: 0.349		4-0 BB 4-3 BB						G3 1-2 3-H		3	0	2	2	1	0	1				
Jim Hickman, R (1,8) OBP: 0.371, SLG: 0.500		0-0 P4		0-0 F8				0-0 P6 1-2		4	0	1	1	0	0	4				
Choo-Choo Coleman, L (1,2) OBP: 0.321, SLG: 0.246		0-0 4-3 1-2 2-3		0-0 G3				0-0 3-1		4	0	0	0	0	0	4				
Al Moran, R (1,6) Chico Fernandez, R (8, PH) OBP: 0.222, SLG: 0.221 OBP: 0.254, SLG: 0.183		0-0 6-3						0-0 K		2	0	0	0	0	0	2				
Carl Willey, R (1,1) Frank Thomas, R (8, PH) Tracy Stallard, R (8,1) Ken MacKenzie, R (8,1)				0-0 K				0-0 4-3		2	0	0	0	0	2	0				
Inning Stats	R: 0 E: 0 K: 1 S: 5	H: 0 LOB: 0 BB: 0 P: 5	R: 0 E: 0 K: 0 S: 4	H: 1 LOB: 2 BB: 1 P: 8	R: 0 E: 0 K: 2 S: 7	H: 0 LOB: 0 BB: 0 P: 7	R: 1 E: 1 K: 0 S: 5	H: 1 LOB: 1 BB: 0 P: 5	R: 0 E: 0 K: 1 S: 9	H: 0 LOB: 0 BB: 0 P: 9	R: 0 E: 0 K: 0 S: 3	H: 1 LOB: 0 BB: 0 P: 3	R: 0 E: 0 K: 1 S: 5	H: 0 LOB: 1 BB: 1 P: 5	R: 2 E: 0 K: 0 S: 5	H: 2 LOB: 1 BB: 1 P: 9	1B: 4 2B: 1 3B: 0 HR: 0	SF: 0 SAC: 0 DP: 0 HBP: 0	WP: 0 PB: 0 SB: 0 CS: 1	PA: 34
PITCHER Turk Farrell, R (1,1) ERA: 2.64	IP: 9.0 WLS: W BF: 34 H: 5 R: 3 ER: 2 SO: 8 BB: 2 IBB: 0 HBP: 0 BLK: 0 WP: 0 HR: 0 S: 48 P: 56 ERA: 2.00 WHIP: 0.778															PITCHER				

New York Mets @ Houston Colt 45's
 Colt Stadium, Houston, TX
 Tue May 14 1963, 8:05 PM EDT
 Att. 9,147 - Unknown - 78 F


AB	32
R	3
H	5
RBI	3
BB	2
SO	8
LOB	14



Batter	1	2	3	4	5	6	7	8	9	AB	R	H	RBI	BB	SO	LOB	BOTTOM			
Johnny Temple, R (1,4) OBP: 0.364, SLG: 0.347	BB 1B	BB 1B		P4		BB 1B		FC1-4 1B		5	0	4	1	0	0	1				
Al Spangler, L (1,7) Carl Warwick, R (8, PH) OBP: 0.301, SLG: 0.289 OBP: 0.356, SLG: 0.356	F9	FC6-4 BB			F2	BB 1B		FC1-4 1B		2	0	0	1	2	0	1				
Pete Runnels, L (1,3) OBP: 0.278, SLG: 0.255	4-0 BB	FC6-4 1-2			F8	P6		1-2 2-3 3-H		4	0	1	1	1	0	5				
Rusty Staub, L (1,9) OBP: 0.348, SLG: 0.360	L7		P2			2B		P4		5	0	1	0	0	0	4				
Bob Aspromonte, R (1,5) OBP: 0.264, SLG: 0.299	K		5-3			BB		6-3		3	0	0	0	1	1	2				
Howie Goss, R (1,8) OBP: 0.276, SLG: 0.366		6-3	F5		L5			K		4	0	0	0	0	1	2				
Bob Lillis, R (1,6) OBP: 0.323, SLG: 0.315		1B BB 1B		6-3				F9		3	2	1	0	1	0	0				
John Bateman, R (1,2) OBP: 0.236, SLG: 0.377		P2				HR		K		4	1	2	1	0	1	2				
Turk Farrell, R (1,1) OBP: 0.222, SLG: 0.125	BB 1B BB			K				CI FC1-4 1B		2	1	0	0	1	2	1				
Inning Stats	R: 0 E: 0 K: 1 S: 6	H: 1 LOB: 2 BB: 1 P: 10	R: 1 E: 0 K: 0 S: 5	H: 2 LOB: 3 BB: 2 P: 13	R: 0 E: 0 K: 0 S: 3	H: 0 LOB: 0 BB: 0 P: 3	R: 0 E: 1 K: 1 S: 6	H: 1 LOB: 1 BB: 0 P: 6	R: 0 E: 0 K: 0 S: 4	H: 1 LOB: 2 BB: 1 P: 8	R: 1 E: 0 K: 1 S: 7	H: 2 LOB: 2 BB: 1 P: 11	R: 0 E: 0 K: 1 S: 5	H: 0 LOB: 0 BB: 0 P: 5	R: 2 E: 1 K: 1 S: 8	H: 2 LOB: 2 BB: 1 P: 12	1B: 7 2B: 1 3B: 0 HR: 1	SF: 0 SAC: 0 DP: 0 HBP: 0	WP: 0 PB: 0 SB: 0 CS: 0	PA: 40
PITCHER Carl Willey, R (1,1) ERA: 1.72 Tracy Stallard, R (8,1) ERA: 8.39 Ken MacKenzie, L (8,1) ERA: 3.14	IP: 7.0 WLS: L BF: 33 H: 7 R: 2 ER: 2 SO: 4 BB: 5 IBB: 0 HBP: 0 BLK: 0 WP: 0 HR: 1 S: 36 P: 56 ERA: 2.57 WHIP: 1.714															PITCHER				

New York Mets @ Houston Colt 45's
 Colt Stadium, Houston, TX
 Tue May 14 1963, 8:05 PM EDT
 Att. 9,147 - Unknown - 78 F

AB	33
R	4
H	9
RBI	4
BB	6
SO	5
LOB	20



Batter	1	2	3	4	5	6	7	8	9	AB	R	H	RBI	BB	SO	LOB	TOP					
Charlie Neal, R (1.5) OBP: 0.328, SLG: 0.330	K2-3		PB L5 1B		2B 1B		1B SF9 BB	FC6-4		4	2	2	1	1	1	1						
Ron Hunt, R (1.4) OBP: 0.400, SLG: 0.430	4-3 2B		PB 1B		K		1B	F8		5	0	3	1	0	1	1						
Ed Kranepool, L (1.9) OBP: 0.301, SLG: 0.394	4-3		K		2B		SF9	K		4	0	1	1	0	2	3						
Frank Thomas, R (1.7) OBP: 0.262, SLG: 0.333	G3		L5		6-3		F8	1B		5	0	1	0	0	0	5						
Tim Harkness, L (1.3) OBP: 0.293, SLG: 0.368		4-3		K		L3		1B 3B	F9	5	1	1	0	0	1	1						
Jim Hickman, R (1.8) OBP: 0.387, SLG: 0.490		6-3		K		K		FC9-6 1B		4	0	1	1	0	2	0						
Choo-Choo Coleman, L (1.2) OBP: 0.319, SLG: 0.247			K		K		G3	FC9-6 1B SF8		4	1	1	0	0	1	1						
Chico Fernandez, R (1.6) OBP: 0.254, SLG: 0.188		FC6-4			E6 1B 3-4		5-3	FC6-4 1B		4	1	1	0	0	0	1						
Al Jackson, L (1.1) OBP: 0.238, SLG: 0.250			1B 1B PB 1B		3-4		BB 1B	SF8		3	2	2	1	0	0	1						
Inning Stats	R: 0 E: 0 K: 1 S: 6	H: 1 LOB: 1 BB: 0 P: 6	R: 0 E: 0 K: 0 S: 4	H: 1 LOB: 1 BB: 0 P: 4	R: 1 E: 0 K: 1 S: 7	H: 3 LOB: 1 BB: 0 P: 7	R: 0 E: 0 K: 3 S: 9	H: 0 LOB: 0 BB: 0 P: 9	R: 2 E: 1 K: 1 S: 8	H: 2 LOB: 1 BB: 0 P: 8	R: 0 E: 0 K: 1 S: 5	H: 0 LOB: 0 BB: 0 P: 5	R: 2 E: 0 K: 0 S: 5	H: 2 LOB: 1 BB: 1 P: 9	R: 2 E: 0 K: 0 S: 6	H: 3 LOB: 1 BB: 0 P: 6	R: 0 E: 0 K: 1 S: 6	H: 1 LOB: 1 BB: 0 P: 6	1B: 10 2B: 3 3B: 1 HR: 0	SF: 2 SAC: 0 DP: 1 HBP: 0	WP: 0 PB: 1 SB: 0 CS: 0	PA: 41
PITCHER	IP WLS BF H R ER SO BB IBB HBP BLK WP HR S P ERA WHIP																					
Ken Johnson, R (1.1) ERA: 2.89	5.0 L 22 7 3 0 6 0 0 0 0 0 0 0 0 0 34 34 0.00 1.400																					
Russ Kemmerer, R (6.1) ERA: 5.89	1.1 7 2 2 2 1 1 0 0 0 0 0 0 0 8 12 13.50 2.250																					
Don McMahon, R (7.1) ERA: 5.27	0.2 2 0 0 0 0 0 0 0 0 0 0 0 0 2 2 0.00 0.000																					
Chris Zachary, R (8.1) ERA: 10.32	0.1 4 3 2 2 0 0 0 0 0 0 0 0 0 4 4 54.00 9.000																					
Hal Woodeshick, L (8.1) ERA: 1.13	1.2 6 1 0 0 1 0 0 0 0 0 0 0 0 8 8 0.00 0.600																					
Batter	1	2	3	4	5	6	7	8	9	AB	R	H	RBI	BB	SO	LOB	BOTTOM					
Bob Lillis, R (1.6) OBP: 0.317, SLG: 0.309	5-3		PO 1B		1-3		P6		F7	5	0	1	0	0	0	4						
Johnny Temple, R (1.4) OBP: 0.360, SLG: 0.343	SH1-3 1B		PO 1B		K		5-3		F8	4	0	1	0	0	1	0						
Pete Runnels, L (1.3) OBP: 0.279, SLG: 0.257	SH1-3				1-3		1B		L9	3	0	1	0	0	0	0						
Rusty Staub, L (1.9) OBP: 0.336, SLG: 0.346	4-3				K		F7		F7	4	0	0	0	0	1	2						
Bob Aspromonte, R (1.5) OBP: 0.263, SLG: 0.298		F8			E4 1B E		5-3		1B HR 1B	4	2	1	0	0	0	1						
Howie Goss, R (1.8) OBP: 0.282, SLG: 0.370		L7			1B E 1B		K		HR 1B	4	1	2	0	0	1	0						
Carl Warwick, R (1.7) OBP: 0.352, SLG: 0.342		6-3			F7		1B BB		F8	3	0	0	0	1	0	3						
John Bateman, R (1.2) OBP: 0.250, SLG: 0.425			K		F7		1B		HR	4	1	2	3	0	1	1						
Ken Johnson, R (1.1) J C Hartman, R (5. PH) Russ Kemmerer, R (8.1) Don McMahon, R (7.1) Jim Campbell, R (7. PH) Chris Zachary, L (8.1) Hal Woodeshick, R (8.1) Ernie Fazio, R (9. PH)			K		K		F9		K	1	0	0	0	0	1	0						
Inning Stats	R: 0 E: 0 K: 0 S: 4	H: 1 LOB: 0 BB: 0 P: 4	R: 0 E: 0 K: 0 S: 3	H: 0 LOB: 0 BB: 0 P: 3	R: 0 E: 0 K: 2 S: 7	H: 1 LOB: 0 BB: 0 P: 7	R: 0 E: 0 K: 2 S: 7	H: 0 LOB: 0 BB: 0 P: 7	R: 1 E: 2 K: 0 S: 6	H: 2 LOB: 2 BB: 0 P: 6	R: 0 E: 0 K: 0 S: 4	H: 1 LOB: 1 BB: 0 P: 4	R: 0 E: 0 K: 1 S: 6	H: 1 LOB: 2 BB: 1 P: 10	R: 0 E: 0 K: 0 S: 3	H: 0 LOB: 0 BB: 0 P: 3	R: 3 E: 0 K: 1 S: 8	H: 3 LOB: 0 BB: 0 P: 8	1B: 8 2B: 0 3B: 0 HR: 1	SF: 0 SAC: 1 DP: 0 HBP: 0	WP: 0 PB: 0 SB: 0 CS: 0	PA: 38
PITCHER	IP WLS BF H R ER SO BB IBB HBP BLK WP HR S P ERA WHIP																					
Al Jackson, L (1.1) ERA: 2.7	9.0 W 37 9 4 3 6 1 0 0 0 0 0 1 48 52 3.00 1.111																					

New York Mets @ Houston Colt 45's
 Colt Stadium, Houston, TX
 Wed May 15 1963, 4:33 AM EDT
 Att: 2,240 - Cloudy - 84 F

AB	38
R	7
H	13
RBI	5
BB	1
SO	8
LOB	14



New York Mets @ Houston Colt 45's
 Colt Stadium, Houston, TX
 Wed May 15 1963, 4:33 AM EDT
 Att: 2,240 - Cloudy - 84 F

AB	35
R	4
H	9
RBI	3
BB	1
SO	6
LOB	13



Batter	1	2	3	4	5	6	7	8	9	AB	R	H	RBI	BB	SO	LOB	TOP					
Charlie Neal, R OBP: 0.318, SLG: 0.319 (1, 5)	F9		F9		F8		SH3		3-1	4	0	0	0	0	0	2						
Ron Hunt, R OBP: 0.395, SLG: 0.454 (1, 4)	F8		F9			HR	4-3			4	1	1	1	0	0	3						
Ed Kranepool, L OBP: 0.299, SLG: 0.381 (1, 3)	FC6-4 BB			K		K	F7			3	0	0	0	1	2	2						
Frank Thomas, R OBP: 0.262, SLG: 0.330 (1, 7)	FC6-4 1-2			G4-6-3 1B		5-3			P3	4	0	1	0	0	0	1						
Jim Hickman, R OBP: 0.371, SLG: 0.500 (1, 8)		5-3		G4-6-3 1-2		WP 1B				4	1	2	0	0	0	1						
Cliff Cook, R OBP: 0.204, SLG: 0.283 (1, 9)		K				HR	HR 1B		F9	4	2	2	2	0	1	1						
Chico Fernandez, R OBP: 0.253, SLG: 0.235 (1, 6)			5-3		F2		HR 1B		5-3	4	1	1	2	0	0	1						
Chris Cannizzaro, R OBP: 0.400, SLG: 0.600 (1, 2)										3	0	1	0	0	0	0						
Choo-Choo Coleman, L OBP: 0.314, SLG: 0.243 (9, PH)			E1 PB				4-3		F8	1	0	0	0	0	0	0						
Jay Hook, L OBP: 0.264, SLG: 0.287 (6, 1)										2	0	0	0	0	2	2						
Tracy Stallard, R OBP: 0.271, SLG: 0.214 (7, PH)										0	0	0	0	0	0	0						
Rod Kanehl, R OBP: 0.274, SLG: 0.259 (7, PH)										1	0	0	0	0	0	0						
Al Jackson, L OBP: 0.254, SLG: 0.269 (7, 1)										0	0	0	0	0	0	0						
Larry Bearnarth, R OBP: 0.307, SLG: 0.467 (9, PH)							4-3 SH3 1B		P4	0	0	0	0	0	0	0						
Inning Stats	R: 0 E: 0 K: 0 S: 3	H: 0 LOB: 1 BB: 1 P: 7	R: 0 E: 0 K: 1 S: 5	H: 0 LOB: 0 BB: 0 P: 5	R: 0 E: 1 K: 1 S: 6	H: 0 LOB: 1 BB: 0 P: 6	R: 0 E: 0 K: 1 S: 5	H: 1 LOB: 0 BB: 0 P: 5	R: 1 E: 0 K: 1 S: 7	H: 2 LOB: 1 BB: 0 P: 7	R: 4 E: 0 K: 1 S: 9	H: 4 LOB: 0 BB: 0 P: 9	R: 0 E: 0 K: 0 S: 4	H: 1 LOB: 2 BB: 0 P: 4	R: 0 E: 0 K: 0 S: 4	H: 1 LOB: 1 BB: 0 P: 4	R: 0 E: 0 K: 0 S: 3	H: 0 LOB: 0 BB: 0 P: 3	1B: 4 2B: 2 3B: 0 HR: 3	SF: 0 SAC: 1 DP: 1 HBP: 0	WP: 1 PB: 1 SB: 0 CS: 0	PA: 37
PITCHER	IP WLS BF H R ER SO BB IBB HBP BLK WP HR S P ERA WHIP	IP WLS BF H R ER SO BB IBB HBP BLK WP HR S P ERA WHIP																				
Billy O'Dell, L ERA: 2.66 (1, 1)	6.0 W 27 8 5 5 5 1 0 0 0 1 3 36 40 7.50 1.500	3.0 S 10 1 0 0 0 0 0 0 0 0 0 0 10 10 0.00 0.333																				
Gaylord Perry, R ERA: 1.26 (7, 1)																						

New York Mets @ San Francisco Giants
Candlestick Park, San Francisco, CA
Thu May 16 1963, 6:33 AM EDT
Att: 8,849 - Unknown

AB 35
R 5
H 9
RBI 5
BB 1
SO 5
LOB 13



Batter	1	2	3	4	5	6	7	8	9	AB	R	H	RBI	BB	SO	LOB	BOTTOM			
Jose Pagan, R OBP: 0.259, SLG: 0.260 (1, 6)	4-3		F2		F9	F3				4	0	0	0	0	0	3				
Felipe Alou, R OBP: 0.374, SLG: 0.585 (1, 9)	F6		F2		F7		5-3			4	0	0	0	0	0	1				
Willie Mays, R OBP: 0.364, SLG: 0.454 (1, 8)		BB		HR		HR 1B		6-3 1B		3	2	3	2	1	0	0				
Willie McCovey, L OBP: 0.387, SLG: 0.534 (1, 7)	F7		F8			HR		6-3		4	1	1	2	0	0	2				
Orlando Cepeda, R OBP: 0.374, SLG: 0.559 (1, 3)			F8		SH1-3 E 2B	F2		1-3		4	1	1	0	0	0	1				
Ed Bailey, L OBP: 0.406, SLG: 0.644 (1, 2)					SH1-3 E HBP		K		F9	3	1	1	0	0	1	0				
Jim Davenport, R OBP: 0.289, SLG: 0.339 (1, 5)					SH1-3					3	0	1	0	0	1	1				
Joey Amalfitano, R OBP: 0.233, SLG: 0.169 (1, 4)			F8		E4 CS	P6		F3		4	0	0	1	0	0	2				
Billy O'Dell, S OBP: 0.158, SLG: 0.158 (1, 1)										3	1	2	0	0	0	1				
Gaylord Perry, R ERA: 1.15 (7, 1)					F2					0	0	0	0	0	0	0				
Inning Stats	R: 0 E: 0 K: 0 S: 3	H: 0 LOB: 1 BB: 1 P: 7	R: 0 E: 0 K: 1 S: 6	H: 1 LOB: 0 BB: 0 P: 6	R: 2 E: 0 K: 0 S: 5	H: 2 LOB: 0 BB: 0 P: 5	R: 2 E: 1 K: 0 S: 4	H: 1 LOB: 0 BB: 0 P: 5	R: 2 E: 0 K: 0 S: 5	H: 2 LOB: 0 BB: 0 P: 5	R: 0 E: 0 K: 1 S: 7	H: 2 LOB: 2 BB: 0 P: 7	R: 0 E: 0 K: 0 S: 4	H: 1 LOB: 1 BB: 0 P: 4	R: 0 E: 0 K: 0 S: 3	H: 0 LOB: 0 BB: 0 P: 3	1B: 6 2B: 1 3B: 0 HR: 2	SF: 0 SAC: 1 DP: 0 HBP: 1	WP: 0 PB: 0 SB: 0 CS: 1	PA: 35
PITCHER	IP WLS BF H R ER SO BB IBB HBP BLK WP HR S P ERA WHIP	IP WLS BF H R ER SO BB IBB HBP BLK WP HR S P ERA WHIP																		
Jay Hook, R ERA: 6.3 (1, 1)	5.0 L 23 6 6 5 1 0 0 0 0 0 7 7 0.00 2.000	1.0 5 2 0 0 1 0 0 0 0 0 0 7 7 0.00 0.500																		
Tracy Stallard, R ERA: 7.59 (6, 1)																				
Larry Bearnarth, R ERA: 1.15 (7, 1)																				

New York Mets @ San Francisco Giants
Candlestick Park, San Francisco, CA
Thu May 16 1963, 6:33 AM EDT
Att: 8,849 - Unknown

AB 32
R 6
H 9
RBI 5
BB 1
SO 2
LOB 11



Batter	1	2	3	4	5	6	7	8	9	AB	R	H	RBI	BB	SO	LOB	TOP			
Rod Kanehl, R OBP: 0.273, SLG: 0.200 (1, 8)	F8		K			6-3			K	4	0	0	0	0	2	2				
Charlie Neal, R OBP: 0.308, SLG: 0.308 (1, 5)	6-3			4-3		4-3			L9	4	0	0	0	0	0	1				
Ron Hunt, R OBP: 0.391, SLG: 0.459 (1, 4)	F9			3-2		F7			F8	4	0	1	0	0	0	1				
Cliff Cook, R OBP: 0.175, SLG: 0.241 (1, 7)		K		F9					2-3	3	0	0	0	0	1	1				
Jim Hickman, R OBP: 0.353, SLG: 0.456 (1, 9)		F9		L7					5-3	3	0	0	0	0	0	1				
Ed Kranepool, L OBP: 0.275, SLG: 0.345 (1, 3)		F2							6-3	3	0	0	0	0	0	0				
Al Moran, R OBP: 0.216, SLG: 0.214 (1, 6)			K		F3				F9	3	0	0	0	0	1	0				
Norm Sherry, R OBP: 0.146, SLG: 0.239 (1, 2)			F8		F8				K	3	0	0	0	0	1	0				
Roger Craig, R OBP: 0.125, SLG: 0.045 (1, 1)				BB					1-3	2	0	1	0	1	0	0				
Inning Stats	R: 0 E: 0 K: 0 S: 8	H: 0 LOB: 0 BB: 0 P: 12	R: 0 E: 0 K: 1 S: 11	H: 0 LOB: 0 BB: 0 P: 17	R: 0 E: 0 K: 2 S: 10	H: 0 LOB: 1 BB: 1 P: 15	R: 0 E: 0 K: 0 S: 9	H: 1 LOB: 1 BB: 0 P: 15	R: 0 E: 0 K: 0 S: 6	H: 0 LOB: 0 BB: 0 P: 10	R: 0 E: 0 K: 0 S: 8	H: 1 LOB: 1 BB: 0 P: 10	R: 0 E: 0 K: 1 S: 12	H: 0 LOB: 0 BB: 0 P: 16	R: 0 E: 0 K: 1 S: 9	H: 0 LOB: 0 BB: 0 P: 13	1B: 2 2B: 0 3B: 0 HR: 0	SF: 0 SAC: 0 DP: 0 HBP: 0	WP: 0 PB: 0 SB: 0 CS: 0	PA: 30
PITCHER Sandy Koufax, L ERA: 1.06 (1, 1)	IP: 9.0 WLS: W BF: 30 H: 2 R: 0 ER: 0 SO: 5 BB: 1 IBB: 0 HBP: 0 BLK: 0 WP: 0 HR: 0 S: 80 P: 119 ERA: 0.00 WHIP: 0.333																			

New York Mets @ Los Angeles Dodgers
Dodger Stadium, Los Angeles, CA
 Sun May 19 1963, 3:33 AM PDT
 Unknown

AB	29
R	0
H	2
RBI	0
BB	1
SO	5
LOB	6



Batter	1	2	3	4	5	6	7	8	9	AB	R	H	RBI	BB	SO	LOB	BOTTOM			
Maury Wills, S OBP: 0.333, SLG: 0.319 (1, 5)	B1-3		4-3		FC4-6		4-3			4	0	0	0	0	0	2				
Jim Gilliam, S OBP: 0.383, SLG: 0.462 (1, 4)	E SF8 BB		G3			F2			SH1-3 1B	3	1	1	0	1	0	0				
Ron Fairly, L OBP: 0.389, SLG: 0.492 (1, 3)	E9 1B		G3			4-3			SH1-3	3	0	1	0	0	0	0				
Tommy Davis, R OBP: 0.311, SLG: 0.383 (1, 7)	SF8			5-3		1B			F8	3	0	1	1	0	0	1				
Wally Moon, L OBP: 0.368, SLG: 0.400 (1, 9)	3-H G1			F7		1B			F6	4	0	1	0	0	0	2				
Lee Walls, R OBP: 0.278, SLG: 0.444 (9, 9)						1B				0	0	0	0	0	0	0				
John Roseboro, L OBP: 0.275, SLG: 0.376 (1, 2)		K		F3		K				3	0	0	0	0	2	2				
Willie Davis, L OBP: 0.237, SLG: 0.367 (1, 8)		L4			K				CS 1B	3	0	1	0	0	1	0				
Dick Tracewski, R OBP: 0.340, SLG: 0.255 (1, 6)		1B		6-3					1B	3	0	2	0	0	0	0				
Sandy Koufax, R OBP: 0.160, SLG: 0.048 (1, 1)		4-3			FC4-6 BB				K	2	0	0	0	1	1	2				
Inning Stats	R: 1 E: 1 K: 0 S: 5	H: 1 LOB: 1 BB: 1 P: 12	R: 0 E: 0 K: 1 S: 12	H: 1 LOB: 0 BB: 0 P: 14	R: 0 E: 0 K: 0 S: 5	H: 0 LOB: 0 BB: 0 P: 6	R: 0 E: 0 K: 0 S: 8	H: 0 LOB: 0 BB: 0 P: 13	R: 0 E: 0 K: 1 S: 7	H: 0 LOB: 1 BB: 1 P: 14	R: 0 E: 0 K: 1 S: 13	H: 2 LOB: 2 BB: 0 P: 20	R: 0 E: 0 K: 1 S: 8	H: 2 LOB: 1 BB: 0 P: 13	R: 0 E: 0 K: 0 S: 7	H: 1 LOB: 1 BB: 0 P: 10	1B: 7 2B: 0 3B: 0 HR: 0	SF: 1 SAC: 1 DP: 0 HBP: 0	WP: 0 PB: 0 SB: 0 CS: 1	PA: 32
PITCHER Roger Craig, R ERA: 3.31 (1, 1)	IP: 8.0 WLS: L BF: 32 H: 7 R: 1 ER: 1 SO: 4 BB: 2 IBB: 0 HBP: 0 BLK: 0 WP: 0 HR: 0 S: 65 P: 102 ERA: 1.12 WHIP: 1.125																			

New York Mets @ Los Angeles Dodgers
Dodger Stadium, Los Angeles, CA
 Sun May 19 1963, 3:33 AM PDT
 Unknown

AB	28
R	1
H	7
RBI	1
BB	2
SO	4
LOB	9



Batter	1	2	3	4	5	6	7	8	9	10	11	12	13	AB	R	H	RBI	BB	SO	LOB	TOP									
Charlie Neal, R OBP: 0.316, SLG: 0.311 (1, 5)	6-3		4-2 1B BB	1-1 1B 1B	1-0 1-3		1-0 1-3			1-2 4-3		1-0 G6-4-3 1B		5	1	2	0	1	0	0										
Ed Kranepool, L OBP: 0.276, SLG: 0.345 (1, 3)	K		2-3	1-1 1B 1B	1-2 1B			3-2 SH1-4 1B		2-3 K		0-0 G6-4-3 1B 1-2		6	0	2	0	0	2	4										
Ron Hunt, R OBP: 0.396, SLG: 0.460 (1, 4)	F3			1-0 2B E 1B	2-2 1B 1-2 2H 1B			1-1 SH1-4 1B		4-2 BB			1-1 F9	4	1	2	1	1	0	0										
Jim Hickman, R OBP: 0.352, SLG: 0.454 (1, 9)		0-0 F5		2-2 F4	0-3 K			4-2 BB		3-2 5-3			3-0 FC5-4 2B	5	0	1	0	1	1	4										
Cliff Cook, R OBP: 0.206, SLG: 0.259 (1, 7)		2-3 K		0-0 1-3 2B			1-1 F7		0-1 F9		4-2 G6-3 BB		4-0 FC5-4 1BB	4	0	1	0	2	1	2										
Rod Kanehl, R OBP: 0.214, SLG: 0.154 (1, 8)		0-0 5-3		3-2 F9			3-0 5-3		1-0 L9		0-1 F8		0-0 FC5-4 1BB	6	0	0	0	0	0	7										
Chris Cannizzaro, R OBP: 0.364, SLG: 0.400 (8, PH)			4-2 BB BB	0-3 K			2-1 L8			2-3 K		0-0 G6-3 1-2		2	0	0	0	1	1	1										
Chico Fernandez, R OBP: 0.250, SLG: 0.232 (9, 2)				2-3 3H									0-1 F4	1	0	0	0	0	1	0										
Chico-Coleman, L OBP: 0.290, SLG: 0.222 (9, 2)														2	0	0	0	0	0	3										
Al Moran, R OBP: 0.215, SLG: 0.214 (1, 6)			1-0 F9		2-3 K			1-1 6-3		0-0 6-3			2-1 FC2-6 1B	5	0	1	0	0	1	1										
Al Jackson, L OBP: 0.192, SLG: 0.200 (12, PR)			0-0 F7		3-3 K			1-3 K		1-3 K		0-0 FC2-6 1B 1-2		5	0	0	0	0	3	2										
Larry Burright, R OBP: 0.275, SLG: 0.371 (12, 1)														0	0	0	0	0	0	0										
Ken MacKenzie, R OBP: 0.290, SLG: 0.222 (12, 1)														0	0	0	0	0	0	0										
Inning Stats	R: 0 E: 0 K: 1 S: 8	H: 0 LOB: 0 BB: 0 P: 13	R: 0 E: 0 K: 1 S: 5	H: 0 LOB: 0 BB: 7	R: 0 E: 0 K: 0 S: 8	H: 0 LOB: 2 BB: 2 P: 17	R: 1 E: 0 K: 3 S: 12	H: 2 LOB: 1 BB: 0 P: 18	R: 1 E: 0 K: 3 S: 17	H: 3 LOB: 2 BB: 0 P: 26	R: 0 E: 0 K: 0 S: 5	H: 0 LOB: 0 BB: 0 P: 11	R: 0 E: 0 K: 1 S: 6	H: 0 LOB: 0 BB: 0 P: 9	R: 0 E: 0 K: 0 S: 11	H: 1 LOB: 2 BB: 1 P: 20	R: 0 E: 0 K: 2 S: 8	H: 0 LOB: 0 BB: 0 P: 11	R: 0 E: 0 K: 1 S: 11	H: 0 LOB: 1 BB: 1 P: 21	R: 0 E: 0 K: 0 S: 6	H: 0 LOB: 0 BB: 1 P: 10	R: 0 E: 0 K: 0 S: 5	H: 2 LOB: 2 BB: 0 P: 8	R: 0 E: 0 K: 0 S: 6	H: 1 LOB: 2 BB: 1 P: 14	1B: 7 2B: 2 3B: 0 HR: 0	SF: 0 SAC: 1 DP: 2 HBP: 0	W/P: 0 PB: 0 SB: 0 CS: 0	PA: 52
PITCHER	IP 6.0	WLS 25	BF 5	H 2	R 1	ER 1	SO 6	BB 2	IBB 0	HBP 0	BLK 0	WP 0	HR 0	S 55	P 92	ERA 1.50	WHIP 1.167													
Pete Richert, L ERA: 6.45																														
Ron Perranoski, L ERA: 2.01																														

New York Mets @ Los Angeles Dodgers
Dodger Stadium, Los Angeles, CA
Sun May 19 1963, 3:38 AM PDT
Att. 42,541 - Unknown

AB 45
R 2
H 9
RBI 1
BB 6
SO 10
LOB 24



Batter	1	2	3	4	5	6	7	8	9	10	11	12	13	AB	R	H	RBI	BB	SO	LOB	BOTTOM									
Nate Oliver, R OBP: 0.327, SLG: 0.337 (1, 4)	L8			2-1 1B WP 1B		3-2 FC1-6 1-2 1B FC1-5 1B		0-0 F6		1-0 FC5-4 1-2		3-2 1B		6	2	3	0	0	0	2										
Maury Wills, S OBP: 0.326, SLG: 0.311 (1, 5)	F3			2-1 1B 1-3 1B		1-0 FC1-5 1-2 2-3 FC1-6		1-0 L8			1-0 6-3	1-2 F9		6	0	1	0	0	0	4										
Ron Fairly, L OBP: 0.393, SLG: 0.485 (1, 8)	3-1			2-2 2-4-3 1B 1-3 1-1 1B		2-1 FC1-6 1-2 2-3 1B			2-3 K		4-2 E WP BB		4-2 FC4-6 BB	4	0	1	0	2	1	2										
Tommy Davis, R OBP: 0.323, SLG: 0.384 (1, 7)		1-1 F7		1-1 9-4-3 1-2 1B		3-1 1-3 3H 1B			3-2 S 1B		4-0 E 1BB		1-2 FC4-6 HR	5	1	2	1	1	0	2										
Frank Howard, R OBP: 0.354, SLG: 0.492 (1, 9)		0-0 F8			1-2 5-3		0-0 5-3			0-0 F7		1-2 L7		6	1	1	2	0	0	3										
Bill Skowron, R OBP: 0.280, SLG: 0.277 (1, 3)		0-0 F2			0-3 K		1-0 4-3			3-2 F7		0-0 E6		5	0	0	0	0	1	3										
Dick Tracewski, R OBP: 0.328, SLG: 0.250 (1, 6)			0-0 1-3		1-0 1B		2-2 F9			2-0 5-3		3-3 K		5	0	1	0	0	1	3										
Doug Camilli, R OBP: 0.235, SLG: 0.200 (6, PR)			1-2 5-3		1-2 F4			1-2 2B		4-2 FC5-4 BB		1-2 F5		3	0	1	0	0	0	1										
Willie Davis, L OBP: 0.237, SLG: 0.367 (6, PR)														0	0	0	0	0	0	0										
John Roseboro, L OBP: 0.276, SLG: 0.373 (9, 2)														1	0	0	0	1	0	0										
Pete Richert, L OBP: 0.333, SLG: 0.400 (6, PH)			0-2 F9			1-2 FC1-5 1B 1B		0-3 K		1-3 K		3-3 K		1	0	0	0	0	0	0										
Lee Walls, R OBP: 0.316, SLG: 0.474 (7, 1)														1	0	1	0	0	0	0										
Ron Perranoski, L ERA: 4.02																														
Inning Stats	R: 0 E: 0 K: 0 S: 10	H: 0 LOB: 0 BB: 0 P: 14	R: 0 E: 0 K: 0 S: 4	H: 0 LOB: 0 BB: 0 P: 5	R: 0 E: 0 K: 0 S: 8	H: 0 LOB: 0 BB: 0 P: 9	R: 1 E: 0 K: 0 S: 10	H: 3 LOB: 0 BB: 0 P: 17	R: 0 E: 0 K: 1 S: 14	H: 1 LOB: 1 BB: 0 P: 17	R: 1 E: 0 K: 0 S: 11	H: 3 LOB: 2 BB: 0 P: 21	R: 0 E: 0 K: 0 S: 5	H: 0 LOB: 0 BB: 0 P: 8	R: 0 E: 0 K: 1 S: 8	H: 1 LOB: 1 BB: 0 P: 10	R: 0 E: 0 K: 1 S: 12	H: 1 LOB: 1 BB: 0 P: 20	R: 0 E: 0 K: 1 S: 8	H: 0 LOB: 1 BB: 1 P: 16	R: 0 E: 1 K: 1 S: 11	H: 0 LOB: 3 BB: 2 P: 24	R: 0 E: 0 K: 1 S: 13	H: 1 LOB: 1 BB: 0 P: 21	R: 2 E: 0 K: 0 S: 7	H: 1 LOB: 0 BB: 1 P: 12	1B: 9 2B: 2 3B: 0 HR: 1	SF: 0 SAC: 0 DP: 1 HBP: 0	W/P: 2 PB: 0 SB: 1 CS: 0	PA: 50
PITCHER	IP 11.0	WLS 43	BF 9	H 2	R 2	ER 2	SO 5	BB 2	IBB 1	HBP 0	BLK 0	WP 2	HR 0	S 101	P 161	ERA 1.64	WHIP 1.000													
Al Jackson, L ERA: 2.54																														
Ken MacKenzie, L ERA: 4.02																														

New York Mets @ Los Angeles Dodgers
Dodger Stadium, Los Angeles, CA
Sun May 19 1963, 3:38 AM PDT
Att. 42,541 - Unknown

AB 46
R 4
H 11
RBI 3
BB 4
SO 6
LOB 22



Batter	1	2	3	4	5	6	7	8	9	AB	R	H	RBI	BB	SO	LOB	TOP					
Charlie Neal, R OBP: 0.314, SLG: 0.309 (1, 5)	F9			6-3	1B		6-3			4	0	1	2	0	0	2	New York Mets @ Los Angeles Dodgers Dodger Stadium, Los Angeles, CA Tue May 21 1963, 7:05 PM PDT Att: 21,108 - Unknown					
Ed Kranevool, L OBP: 0.277, SLG: 0.342 (1, 3)	F9			5-3	1B		K			4	0	1	0	0	2	4						
Ron Hunt, R OBP: 0.394, SLG: 0.453 (1, 4)	K			5-3						4	0	1	0	0	1	1						
Jim Hickman, R OBP: 0.349, SLG: 0.447 (1, 9)		K		K						4	0	1	0	0	2	1						
Cliff Cook, R OBP: 0.197, SLG: 0.246 (1, 7)		K								3	0	0	0	0	2	0						
Chico Fernandez, R OBP: 0.283, SLG: 0.250 (1, 6)	1-3									3	1	1	0	1	0	0						
Rod Kanehl, R OBP: 0.188, SLG: 0.133 (1, 8)				F8						4	0	0	0	0	1	4						
Norm Sherry, R OBP: 0.157, SLG: 0.229 (7, PR)				4-3						2	1	0	0	1	0	0						
Choo-Choo Coleman, L OBP: 0.290, SLG: 0.222 (7, 2)										0	0	0	0	0	0	0						
Larry Burritt, R OBP: 0.270, SLG: 0.361 (9, PH)										1	0	0	0	0	1	0						
Galen Cisco, R OBP: 0.214, SLG: 0.167 (8, 1)				K						1	0	0	0	1	1	0						
Don Rowe, L OBP: 0.250, SLG: 0.250 (8, 1)										0	0	0	0	0	0	0						
Inning Stats	R: 0 E: 0 K: 1 S: 7	H: 0 LOB: 0 BB: 0 P: 10	R: 0 E: 0 K: 2 S: 9	H: 0 LOB: 0 BB: 0 P: 15	R: 0 E: 0 K: 1 S: 8	H: 0 LOB: 0 BB: 0 P: 8	R: 0 E: 0 K: 1 S: 11	H: 1 LOB: 1 BB: 0 P: 12	R: 2 E: 0 K: 3 S: 15	H: 2 LOB: 2 BB: 2 P: 29	R: 0 E: 0 K: 0 S: 7	H: 2 LOB: 2 BB: 1 P: 14	R: 0 E: 1 K: 1 S: 10	H: 0 LOB: 0 BB: 0 P: 13	R: 0 E: 0 K: 0 S: 4	H: 0 LOB: 0 BB: 0 P: 8	R: 0 E: 0 K: 1 S: 8	H: 0 LOB: 0 BB: 0 P: 9	1B: 4 2B: 1 3B: 0 HR: 0	SF: 0 SAC: 2 DP: 1 HBP: 0	WP: 0 PB: 0 SB: 0 CS: 0	PA: 35
PITCHER Johny Podres, L ERA: 2.47 (1, 1)	IP: 9.0 WLS: W BF: 35 H: 5 R: 2 ER: 2 SO: 10 BB: 1 IBB: 2 HBP: 0 BLK: 0 WP: 0 HR: 0 S: 79 P: 118 ERA: 2.00 WHIP: 0.667															PITCHER						

AB	30
R	2
H	5
RBI	2
BB	3
SO	10
LOB	12



Batter	1	2	3	4	5	6	7	8	9	AB	R	H	RBI	BB	SO	LOB	BOTTOM			
Maury Wills, S OBP: 0.316, SLG: 0.301 (1, 5)	K									4	0	0	0	0	2	0	New York Mets @ Los Angeles Dodgers Dodger Stadium, Los Angeles, CA Tue May 21 1963, 7:05 PM PDT Att: 21,108 - Unknown			
Jim Gilliam, S OBP: 0.378, SLG: 0.448 (1, 4)	F9									3	1	0	0	1	0	0				
Ron Fairly, L OBP: 0.403, SLG: 0.507 (9, 8)	1-3									4	1	3	1	0	0	0				
Tommy Davis, R OBP: 0.310, SLG: 0.367 (1, 7)		1-3								4	0	0	0	0	0	3				
Frank Howard, R OBP: 0.365, SLG: 0.488 (1, 9)										1	1	0	0	3	0	1				
John Roseboro, L OBP: 0.291, SLG: 0.375 (1, 2)										2	1	1	0	1	0	0				
Willie Davis, L OBP: 0.245, SLG: 0.379 (1, 8)										4	0	2	2	0	0	4				
Bill Skowron, R OBP: 0.280, SLG: 0.277 (9, 3)	F3									0	0	0	0	0	0	0				
Dick Tracewski, R OBP: 0.339, SLG: 0.255 (1, 6)										3	0	1	1	1	1	2				
Johny Podres, L OBP: 0.067, SLG: 0.071 (1, 1)										4	0	0	0	0	0	4				
Inning Stats	R: 0 E: 0 K: 1 S: 8	H: 1 LOB: 2 BB: 1 P: 17	R: 0 E: 0 K: 0 S: 9	H: 1 LOB: 2 BB: 1 P: 17	R: 0 E: 0 K: 0 S: 8	H: 0 LOB: 0 BB: 0 P: 11	R: 0 E: 0 K: 0 S: 12	H: 1 LOB: 2 BB: 1 P: 21	R: 0 E: 0 K: 2 S: 8	H: 0 LOB: 0 BB: 0 P: 12	R: 3 E: 0 K: 0 S: 11	H: 3 LOB: 2 BB: 2 P: 22	R: 1 E: 1 K: 0 S: 13	H: 1 LOB: 1 BB: 1 P: 18	R: 0 E: 0 K: 0 S: 6	H: 1 LOB: 1 BB: 1 P: 10	1B: 4 2B: 4 3B: 0 HR: 0	SF: 0 SAC: 0 DP: 2 HBP: 1	WP: 0 PB: 0 SB: 1 CS: 1	PA: 36
PITCHER Galen Cisco, R ERA: 3.67 (1, 1)	IP: 7.0 WLS: L BF: 32 H: 6 R: 4 ER: 4 SO: 3 BB: 5 IBB: 0 HBP: 1 BLK: 0 WP: 0 HR: 0 S: 69 P: 114 ERA: 5.14 WHIP: 1.571															PITCHER				

AB	29
R	4
H	7
RBI	4
BB	6
SO	3
LOB	14



Batter	1	2	3	4	5	6	7	8	9	AB	R	H	RBI	BB	SO	LOB	TOP			
Charlie Neal, R (1, 5) OBP: 0.313, SLG: 0.303	1-2 4-3		4-2 BB			0-1 F8		2-3 K		3	0	0	0	1	1	0	New York Mets @ Los Angeles Dodgers Dodger Stadium, Los Angeles, CA Wed May 22, 1963, 7:05 PM PDT Att: 22,714 - Unknown livebaseballscorecards.com			
Ed Kranepool, L (1, 9) OBP: 0.269, SLG: 0.331	2-2 F7		2-2 F5			0-1 6-3		0-0 6-3		4	0	0	0	0	0	1				
Ron Hunt, R (1, 4) OBP: 0.383, SLG: 0.438	1-3 K			3-2 L1		0-2 L4			1-0 F2	4	0	0	0	0	1	0				
Duke Snider, L (1, 7) OBP: 0.356, SLG: 0.485		1-0 HR		4-1 BB			4-1 HR BB		0-0 F6	2	2	1	1	2	0	0				
Tim Harkness, L (1, 3) OBP: 0.301, SLG: 0.408		0-1 F8		2-3 K			1-1 HR		3-1 F7	4	1	1	2	0	1	1				
Choo-Choo Coleman, L (1, 2) OBP: 0.281, SLG: 0.214		0-0 1-3		2-2 F8			0-0 F5			3	0	0	0	0	0	1				
Jim Hickman, R (1, 8) OBP: 0.342, SLG: 0.437		2-2 F9			0-0 F4		0-0 F7			3	0	0	0	0	0	0				
Chico Fernandez, R (1, 6) OBP: 0.253, SLG: 0.240			1-2 1-3		0-3 K		0-0 P1			3	0	0	0	0	1	0				
Carl Willey, R (1, 1) OBP: 0.188, SLG: 0.133			2-3 K		2-3 K			0-0 F4		1	0	0	0	0	1	0				
Don Rowe, L (3, 1) OBP: 0.200, SLG: 0.200										1	0	0	0	0	1	0				
Cliff Cook, R (8, PH) OBP: 0.194, SLG: 0.242										1	0	0	0	0	0	0				
Larry Bearmarth, R (8, 1)										0	0	0	0	0	0	0				
Inning Stats	R: 0 E: 0 K: 1 S: 10	H: 0 LOB: 0 BB: 0 P: 14	R: 1 E: 0 K: 0 S: 7	H: 1 LOB: 0 BB: 0 P: 10	R: 0 E: 0 K: 1 S: 12	H: 0 LOB: 1 BB: 1 P: 21	R: 0 E: 0 K: 1 S: 14	H: 0 LOB: 0 BB: 0 P: 25	R: 0 E: 0 K: 2 S: 8	H: 0 LOB: 0 BB: 0 P: 10	R: 2 E: 0 K: 0 S: 6	H: 1 LOB: 0 BB: 1 P: 11	R: 0 E: 0 K: 1 S: 6	H: 0 LOB: 0 BB: 0 P: 8	R: 0 E: 0 K: 0 S: 4	H: 0 LOB: 0 BB: 0 P: 8	1B: 0 2B: 0 3B: 0 HR: 2	SF: 0 SAC: 0 DP: 0 HBP: 0	WP: 0 PB: 0 SB: 0 CS: 0	PA: 32
PITCHER Don Drysdale, R (1, 1) ERA: 2.99	IP: 9.0 WLS: W BF: 32	H: 2 R: 3 ER: 3 SO: 6	BB: 3 IBB: 0 HBP: 0 BLK: 0	WP: 0 HR: 2 S: 74 P: 114	ERA: 3.00 WHIP: 0.556															

Batter	1	2	3	4	5	6	7	8	9	AB	R	H	RBI	BB	SO	LOB	BOTTOM			
Nate Oliver, R (1, 4) OBP: 0.324, SLG: 0.330	0-0 F9		2-0 F9	3-2 SF9			4-2 BB			2	0	0	1	1	0	0	New York Mets @ Los Angeles Dodgers Dodger Stadium, Los Angeles, CA Wed May 22, 1963, 7:05 PM PDT Att: 22,714 - Unknown livebaseballscorecards.com			
Jim Gilliam, S (1, 5) OBP: 0.374, SLG: 0.440	2-2 L7		1-2 BB WP	1-2 F9			1-0 F9			4	1	1	0	0	0	2				
Ron Fairly, L (1, 3) OBP: 0.405, SLG: 0.510	0-0 HR		4-1 E BB	1-2 E BB		0-0 F6	1-2 L8			3	2	1	0	1	0	1				
Tommy Davis, R (1, 7) OBP: 0.327, SLG: 0.415	0-0 HR		2-2 G3	1-1 G6-4-3 1B			0-0 1B SH1-3			4	2	3	2	0	0	0				
Frank Howard, R (1, 9) OBP: 0.364, SLG: 0.508	1-3 K		0-1 HR	0-1 G6-4-3			0-0 SH1-3			3	1	1	1	0	1	1				
John Roseboro, L (1, 2) OBP: 0.296, SLG: 0.379		2-0 BB 1B	2-1 3-1			1-0 F6		0-0 S 1B		4	0	2	0	0	0	0				
Willie Davis, L (1, 8) OBP: 0.259, SLG: 0.385		4-2 5-3 BB		2-1 1B S SF9 1B		0-0 CS 1B		0-3 K		3	1	2	0	1	1	2				
Dick Tracewski, R (1, 6) OBP: 0.333, SLG: 0.241		3-2 5-3		3-2 4-3		1-2 6-3		4-2 BB		3	0	0	0	1	0	4				
Don Drysdale, R (1, 1) OBP: 0.233, SLG: 0.259		2-1 5-3		0-1 1B			0-3 K		0-0 4-3	4	0	1	0	0	1	3				
Inning Stats	R: 2 E: 0 K: 1 S: 10	H: 2 LOB: 0 BB: 0 P: 13	R: 0 E: 0 K: 0 S: 9	H: 1 LOB: 1 BB: 1 P: 20	R: 3 E: 0 K: 0 S: 14	H: 2 LOB: 0 BB: 1 P: 25	R: 1 E: 0 K: 0 S: 14	H: 2 LOB: 1 BB: 0 P: 22	R: 0 E: 0 K: 0 S: 5	H: 1 LOB: 0 BB: 0 P: 6	R: 0 E: 0 K: 1 S: 11	H: 0 LOB: 1 BB: 1 P: 17	R: 1 E: 0 K: 1 S: 9	H: 2 LOB: 2 BB: 1 P: 13	R: 0 E: 0 K: 1 S: 9	H: 0 LOB: 0 BB: 0 P: 13		1B: 8 2B: 1 3B: 0 HR: 2	SF: 1 SAC: 1 DP: 1 HBP: 0	WP: 2 PB: 0 SB: 3 CS: 1
PITCHER Carl Willey, R (1, 1) ERA: 2.23	IP: 2.2 WLS: L BF: 14	H: 5 R: 5 ER: 5 SO: 1	BB: 2 IBB: 0 HBP: 0 BLK: 0	WP: 1 HR: 2 S: 31 P: 54	ERA: 16.88 WHIP: 2.625															
Don Rowe, L (3, 1) ERA: 4.13	IP: 4.1 WLS: L BF: 16	H: 4 R: 1 ER: 1 SO: 1	BB: 1 IBB: 0 HBP: 0 BLK: 0	WP: 0 HR: 0 S: 37 P: 56	ERA: 2.08 WHIP: 1.154															
Larry Bearmarth, R (8, 1) ERA: 1.62	IP: 1.0 WLS: L BF: 6	H: 2 R: 1 ER: 1 SO: 1	BB: 1 IBB: 0 HBP: 0 BLK: 0	WP: 0 HR: 0 S: 9 P: 13	ERA: 9.00 WHIP: 3.000															

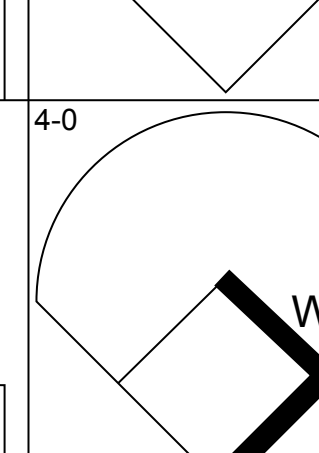

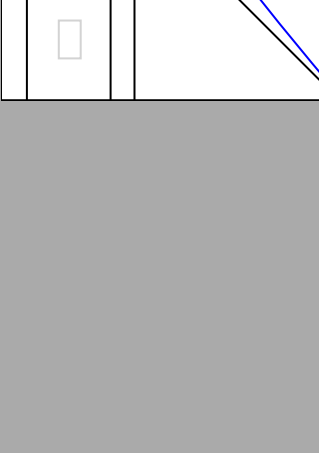
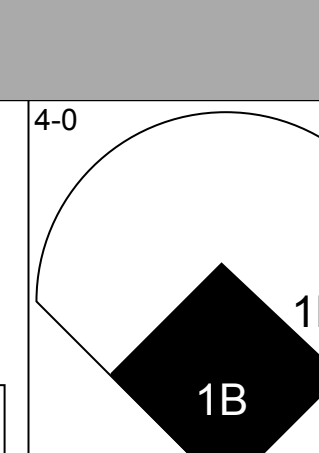
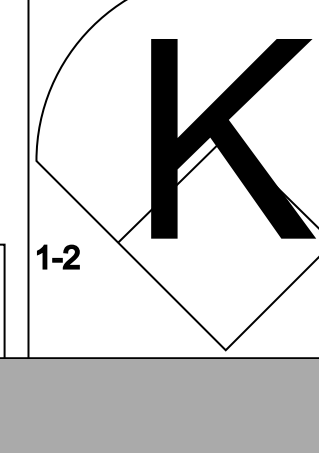
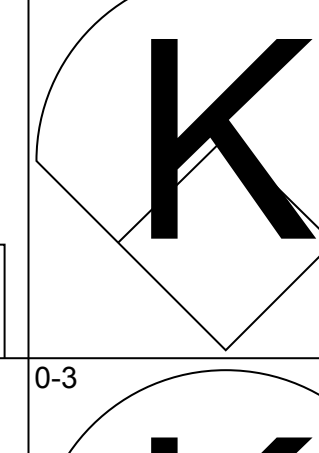

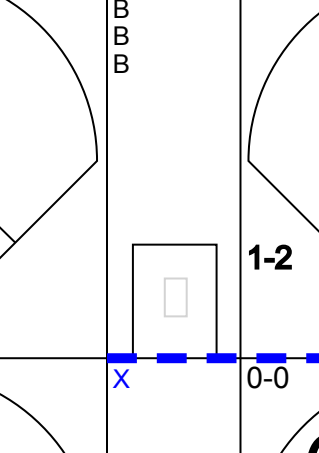

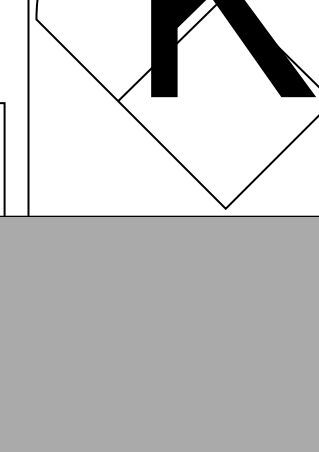
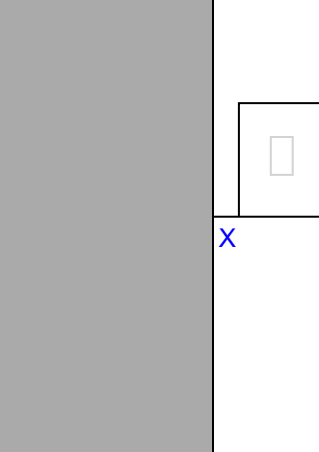
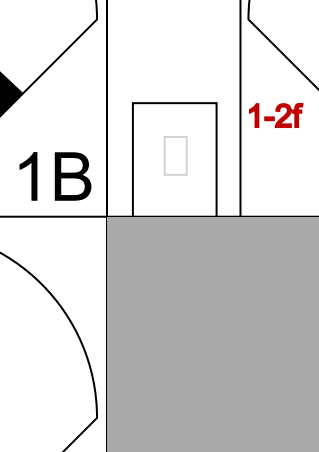


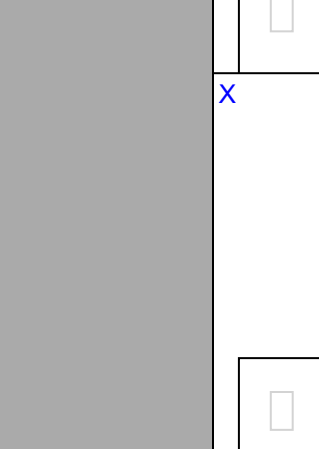
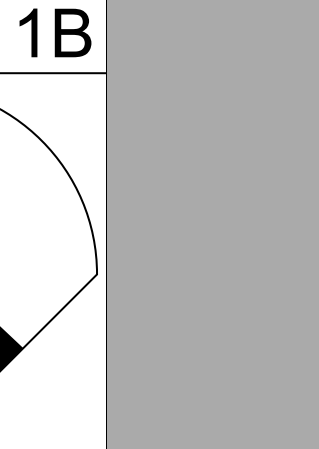
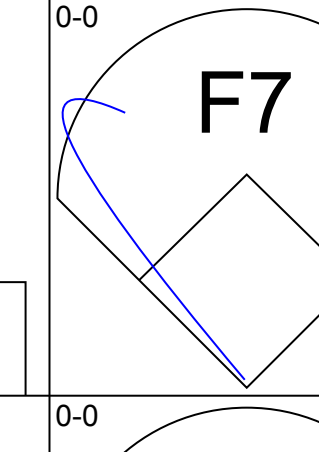
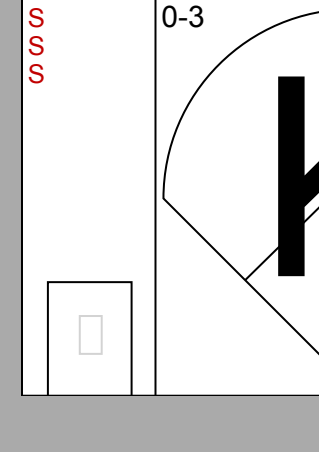

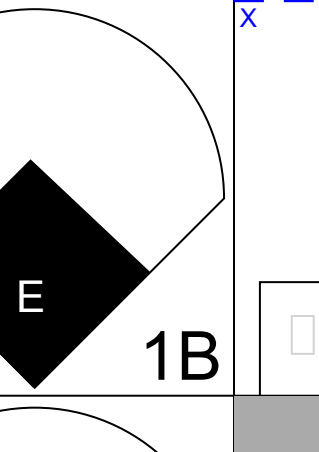
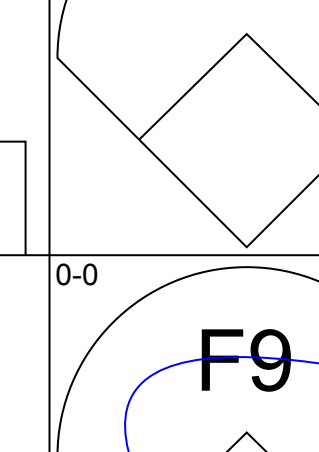
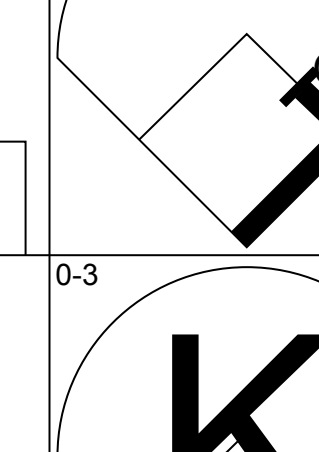

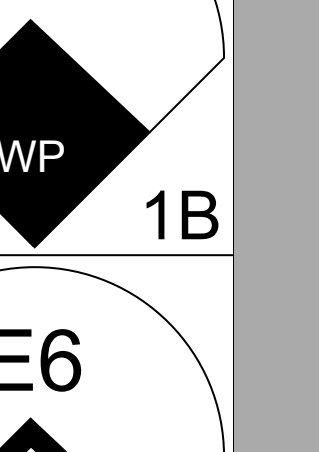
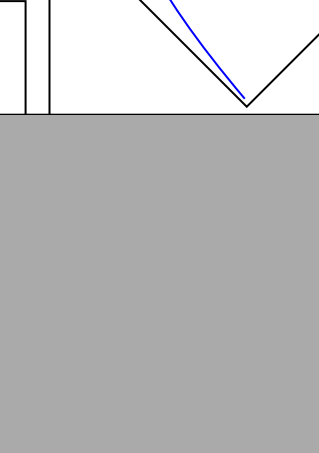
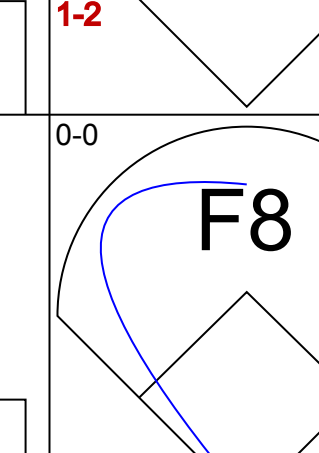

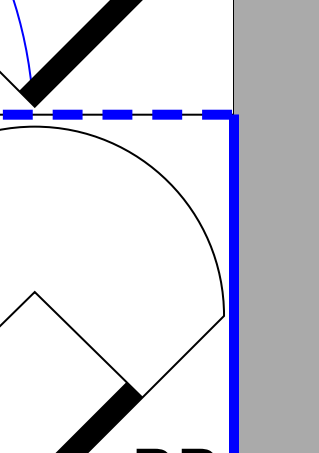
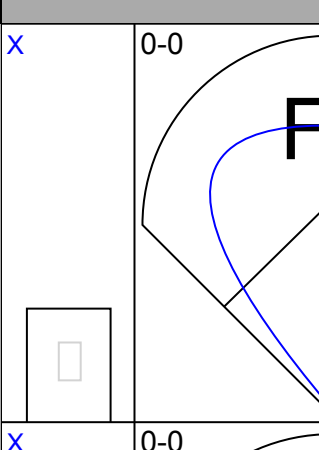
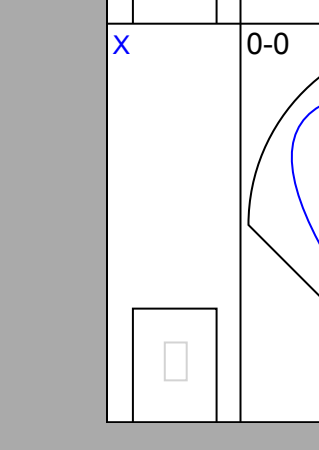
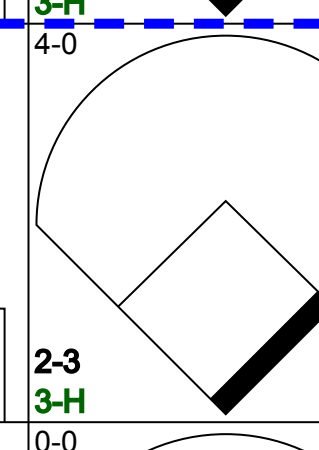
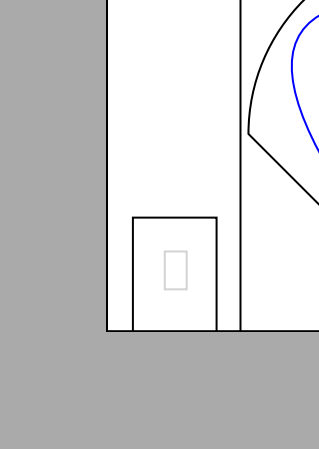
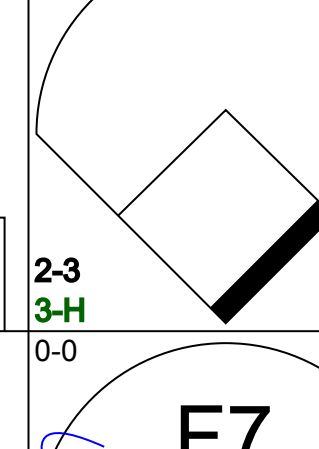

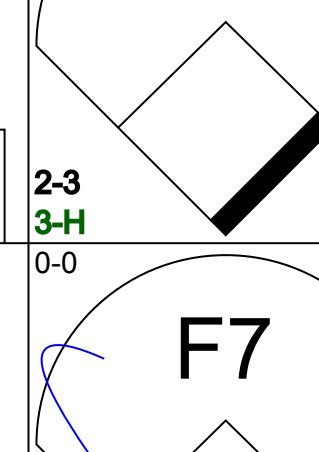

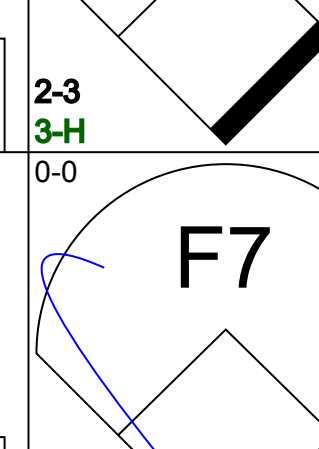

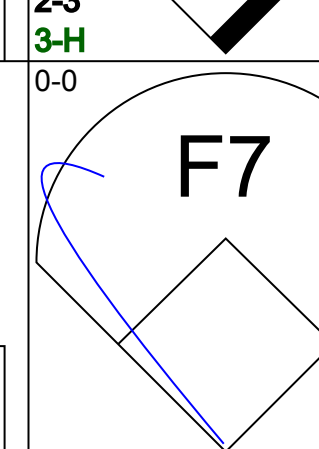
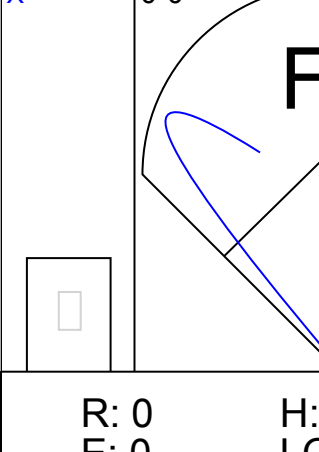

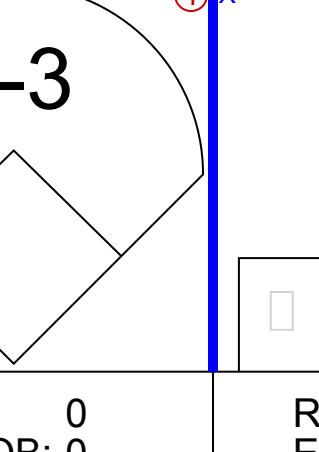
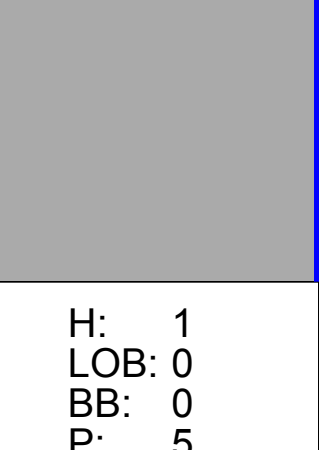
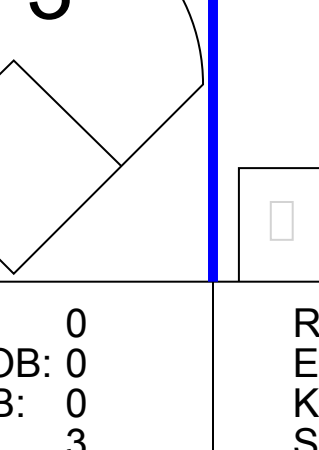
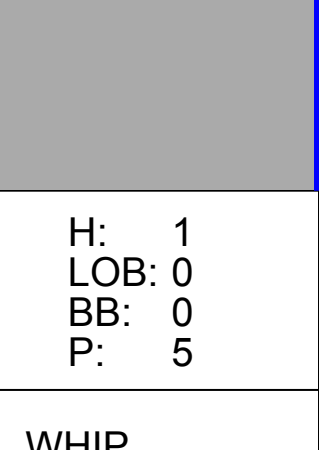
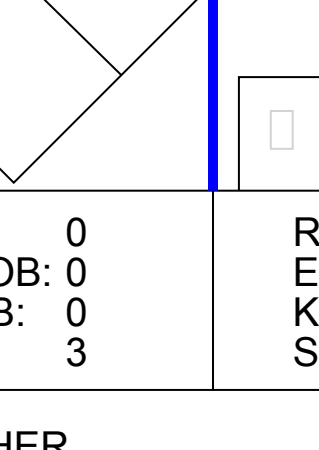
Batter	1	2	3	4	5	6	7	8	9	AB	R	H	RBI	BB	SO	LOB	TOP					
Jim Piersall, R OBP: 0.290, SLG: 0.286 (1, 8)	F8	BB		F6			6-3	1B		4	0	1	1	1	0	0	New York Mets @ St. Louis Cardinals Sportsman's Park, St. Louis, MO Fri May 24 1963, 8:05 PM EDT Att. 6,052 - Unknown - 58 F					
Ron Hunt, R OBP: 0.377, SLG: 0.424 (1, 4)	1-3	4-3			E6 BB		3-1 BB	1-3		4	0	0	0	1	0	4						
Duke Snider, L OBP: 0.350, SLG: 0.466 (1, 7)	K		F4		K		3-1		BB	4	0	0	0	1	2	2						
Tim Harkness, L OBP: 0.318, SLG: 0.397 (1, 3)		BB 1B HBP	1B BB		F9		BB		K	2	1	0	0	2	1	2						
Ed Kranepool, L OBP: 0.281, SLG: 0.331 (1, 9)		BB 1B BB					4-3		F5	3	1	1	0	2	0	3						
Choo-Choo Coleman, L OBP: 0.280, SLG: 0.207 Jim Hickman, R OBP: 0.340, SLG: 0.433 (9, PH)		1B 4-3 BB	F2		F3			E1 1B	K	3	2	0	0	1	0	4						
Charlie Neal, R OBP: 0.317, SLG: 0.308 (1, 5)		1-3 2-H 3-H	1B	K		6-3		1B		4	0	2	2	0	1	2						
Chico Fernandez, R OBP: 0.241, SLG: 0.228 (1, 6)		4-3		K		5-3		K		4	0	0	1	0	2	3						
Roger Craig, R Ken Mackenzie, L Rod Kanehl, R Jay Hook, R Cliff Cook, R Tracy Stallard, R (1, 1) (4, 1) (6, PH) (6, 1) (8, PH) (8, 1)		1-3		F8		F9		K		2	0	0	0	0	0	1						
Inning Stats	R: 0 E: 0 K: 1 S: 5	H: 0 LOB: 0 BB: 0 P: 5	R: 3 E: 0 K: 0 S: 4	H: 1 LOB: 2 BB: 3 P: 17	R: 0 E: 0 K: 1 S: 6	H: 1 LOB: 0 BB: 1 P: 10	R: 0 E: 0 K: 1 S: 5	H: 0 LOB: 0 BB: 0 P: 5	R: 0 E: 1 K: 0 S: 6	H: 0 LOB: 2 BB: 1 P: 10	R: 0 E: 0 K: 0 S: 3	H: 0 LOB: 2 BB: 2 P: 11	R: 0 E: 0 K: 2 S: 10	H: 2 LOB: 2 BB: 0 P: 10	R: 0 E: 0 K: 2 S: 7	H: 0 LOB: 1 BB: 1 P: 11		1B: 4 2B: 0 3B: 0 HR: 0	SF: 0 SAC: 0 DP: 0 HBP: 1	WP: 0 PB: 0 SB: 0 CS: 0	PA: 42	
PITCHER	IP WLS BF H R ER SO BB IBB HBP BLK WP HR S P ERA WHIP	IP WLS BF H R ER SO BB IBB HBP BLK WP HR S P ERA WHIP	IP WLS BF H R ER SO BB IBB HBP BLK WP HR S P ERA WHIP	IP WLS BF H R ER SO BB IBB HBP BLK WP HR S P ERA WHIP	IP WLS BF H R ER SO BB IBB HBP BLK WP HR S P ERA WHIP	IP WLS BF H R ER SO BB IBB HBP BLK WP HR S P ERA WHIP	IP WLS BF H R ER SO BB IBB HBP BLK WP HR S P ERA WHIP	IP WLS BF H R ER SO BB IBB HBP BLK WP HR S P ERA WHIP	IP WLS BF H R ER SO BB IBB HBP BLK WP HR S P ERA WHIP	IP WLS BF H R ER SO BB IBB HBP BLK WP HR S P ERA WHIP	IP WLS BF H R ER SO BB IBB HBP BLK WP HR S P ERA WHIP	IP WLS BF H R ER SO BB IBB HBP BLK WP HR S P ERA WHIP	IP WLS BF H R ER SO BB IBB HBP BLK WP HR S P ERA WHIP	IP WLS BF H R ER SO BB IBB HBP BLK WP HR S P ERA WHIP	IP WLS BF H R ER SO BB IBB HBP BLK WP HR S P ERA WHIP	IP WLS BF H R ER SO BB IBB HBP BLK WP HR S P ERA WHIP	IP WLS BF H R ER SO BB IBB HBP BLK WP HR S P ERA WHIP	IP WLS BF H R ER SO BB IBB HBP BLK WP HR S P ERA WHIP	IP WLS BF H R ER SO BB IBB HBP BLK WP HR S P ERA WHIP	IP WLS BF H R ER SO BB IBB HBP BLK WP HR S P ERA WHIP	IP WLS BF H R ER SO BB IBB HBP BLK WP HR S P ERA WHIP	IP WLS BF H R ER SO BB IBB HBP BLK WP HR S P ERA WHIP

AB	33
R	4
H	4
RBI	4
BB	8
SO	8
LOB	24



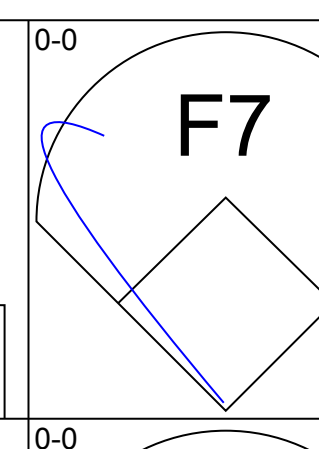
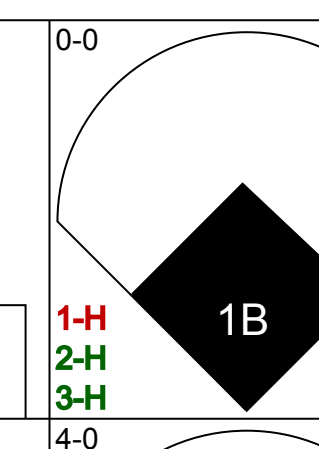
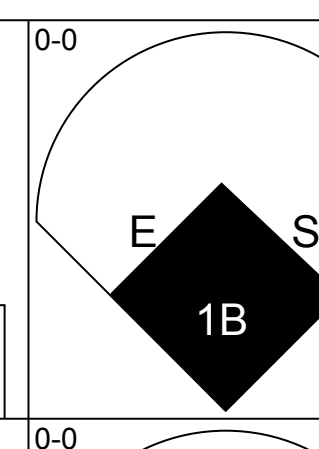
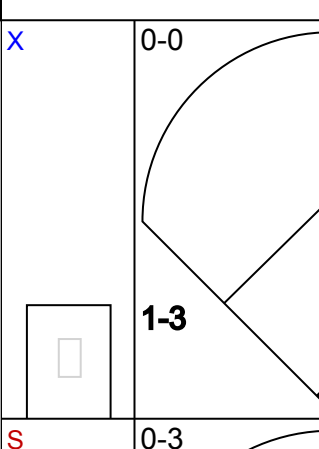
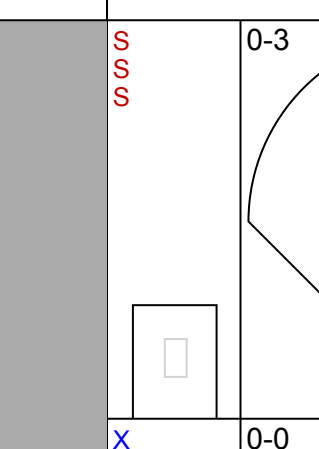
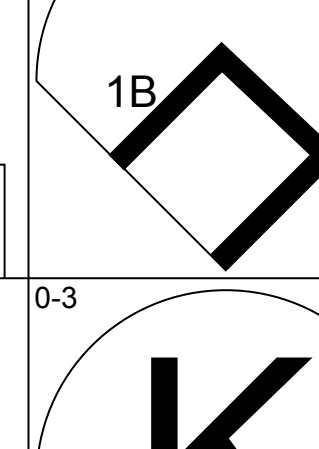
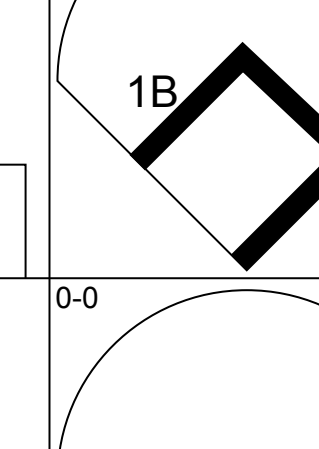
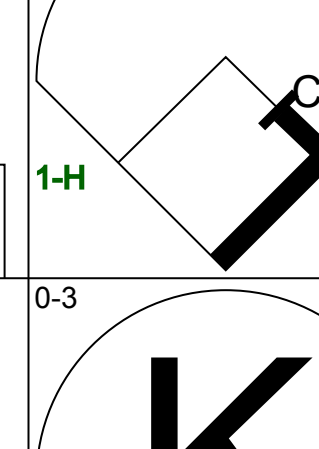
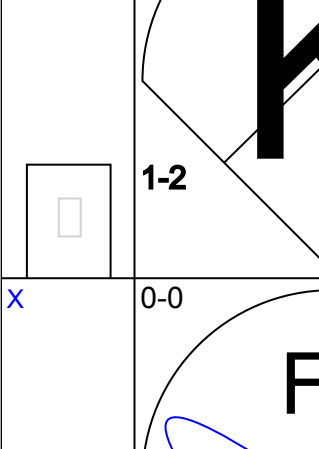
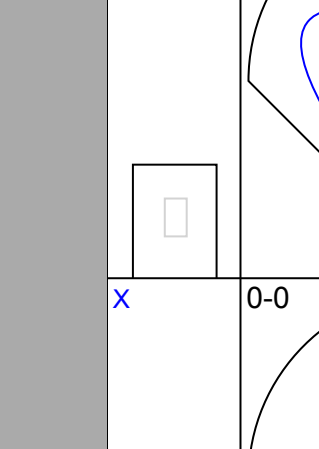
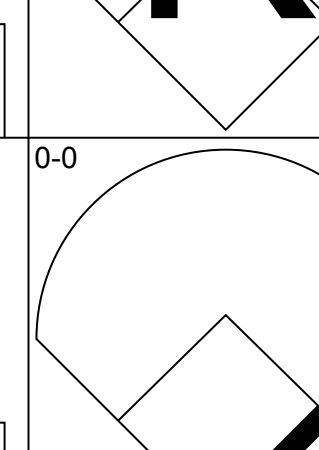
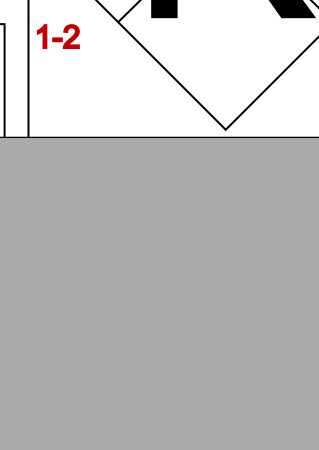
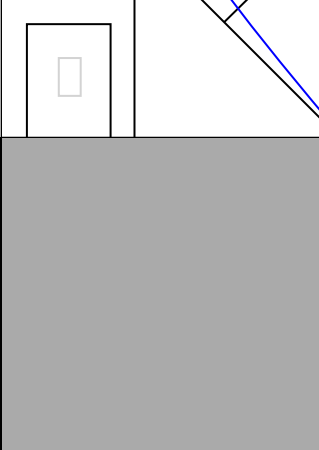
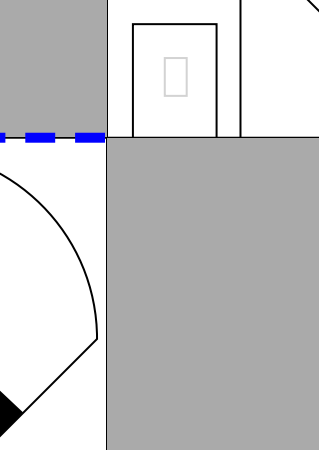
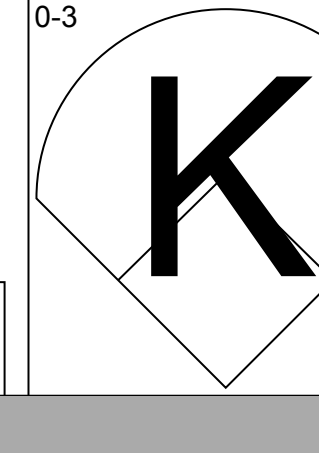

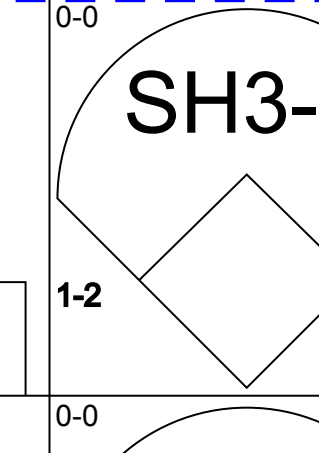

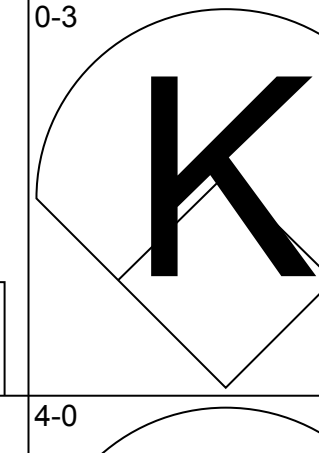

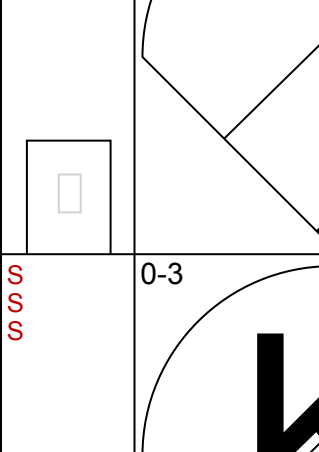
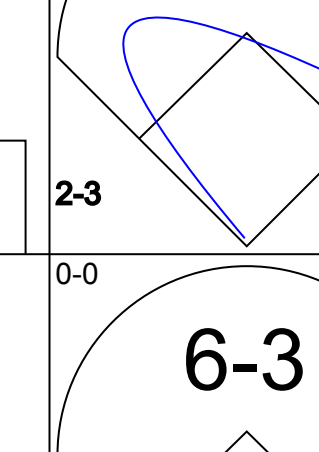

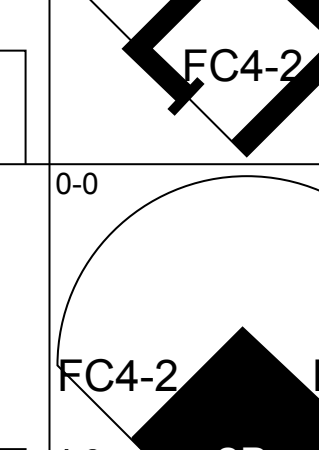

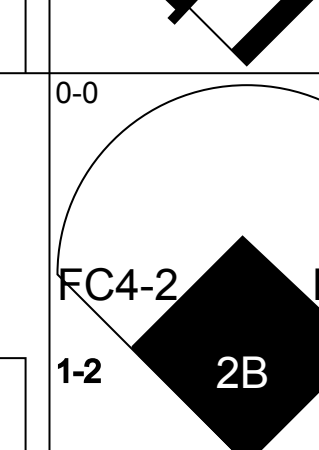

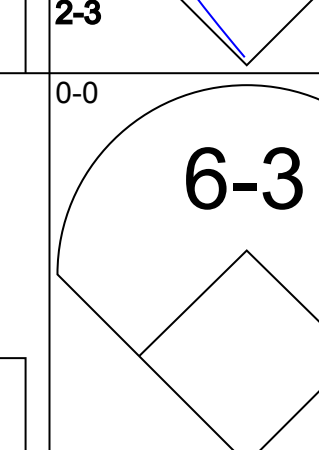

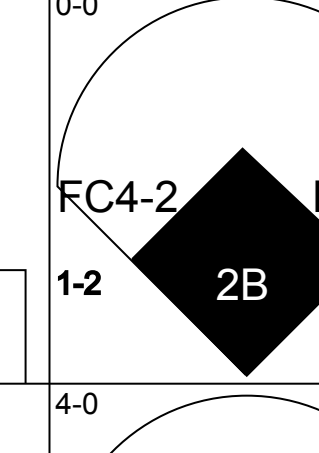


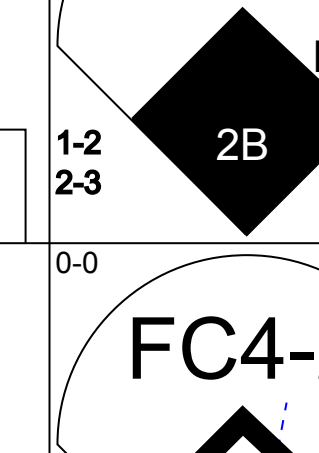
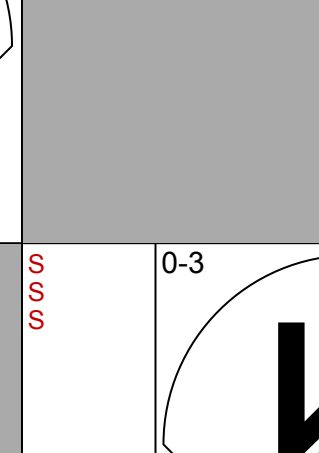

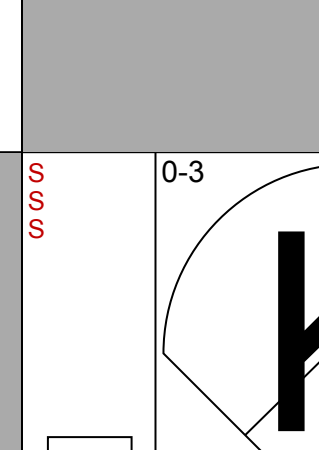

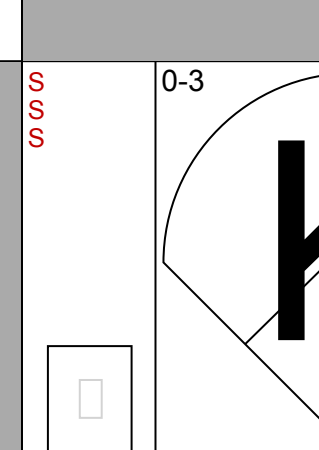

Batter	1	2	3	4	5	6	7	8	9	AB	R	H	RBI	BB	SO	LOB	BOTTOM						
Curt Flood, R OBP: 0.308, SLG: 0.384 (1, 8)	F3		2B 3B	1-3 2-H	1B			1B 2B		5	2	3	1	0	0	0	New York Mets @ St. Louis Cardinals Sportsman's Park, St. Louis, MO Fri May 24 1963, 8:05 PM EDT Att. 6,052 - Unknown - 58 F						
Dick Groat, R OBP: 0.406, SLG: 0.469 (1, 6)	6-3		3-1	1-2	BB	2-3		K		4	0	1	1	1	1	1							
Bill White, L OBP: 0.376, SLG: 0.460 (1, 3)	F4		F9	F5		K2-6-2 BB		2B 1B		4	1	1	0	1	0	4							
Stan Musial, L Duke Carmel, L OBP: 0.301, SLG: 0.471 OBP: 0.360, SLG: 0.316 (8, PR) (9, 7)		HR	3-1	3-1		K2-6-2		2B BB		4	1	1	1	1	1	5							
Ken Boyer, R OBP: 0.356, SLG: 0.442 (1, 5)		FC4-6 1B	F2		F9			1B 2B		5	0	3	2	0	0	1							
George Altman, L OBP: 0.335, SLG: 0.367 (1, 9)		FC4-6 SH1-3 2B		E1 1B	F3		F5	F7		5	2	0	0	0	0	5							
Julian Javier, R OBP: 0.323, SLG: 0.433 (1, 4)		SH1-3		1B 1B	S 1B BB		F4			2	2	1	0	1	0	1							
Gene Oliver, R OBP: 0.287, SLG: 0.435 (1, 2)		2H		1B 1B	1H HR		F5			4	1	3	3	0	0	1							
Bob Gibson, R Bobby Shantz, R OBP: 0.368, SLG: 0.471 (9, 1)		K		F1	1-H HR			K		4	1	1	2	0	2	3							
Inning Stats	R: 0 E: 0 K: 0 S: 3	H: 0 LOB: 0 BB: 0 P: 3	R: 2 E: 0 K: 1 S: 8	H: 3 LOB: 1 BB: 0 P: 8	R: 1 E: 0 K: 0 S: 5	H: 2 LOB: 1 BB: 0 P: 5	R: 2 E: 1 K: 0 S: 7	H: 3 LOB: 3 BB: 1 P: 11	R: 3 E: 0 K: 0 S: 5	H: 2 LOB: 0 BB: 1 P: 9	R: 0 E: 0 K: 1 S: 4	H: 0 LOB: 1 BB: 1 P: 8	R: 0 E: 0 K: 0 S: 4	H: 1 LOB: 1 BB: 0 P: 4	R: 2 E: 0 K: 2 S: 10	H: 3 LOB: 3 BB: 1 P: 14		R: 2 E: 0 K: 2 S: 7	H: 3 LOB: 0 BB: 1 P: 14	1B: 8 2B: 4 3B: 1 HR: 2	SF: 0 SAC: 1 DP: 1 HBP: 0	WP: 0 PB: 0 SB: 1 CS: 0	PA: 42
PITCHER	IP WLS BF H R ER SO BB IBB HBP BLK WP HR S P ERA WHIP	IP WLS BF H R ER SO BB IBB HBP BLK WP HR S P ERA WHIP	IP WLS BF H R ER SO BB IBB HBP BLK WP HR S P ERA WHIP	IP WLS BF H R ER SO BB IBB HBP BLK WP HR S P ERA WHIP	IP WLS BF H R ER SO BB IBB HBP BLK WP HR S P ERA WHIP	IP WLS BF H R ER SO BB IBB HBP BLK WP HR S P ERA WHIP	IP WLS BF H R ER SO BB IBB HBP BLK WP HR S P ERA WHIP	IP WLS BF H R ER SO BB IBB HBP BLK WP HR S P ERA WHIP	IP WLS BF H R ER SO BB IBB HBP BLK WP HR S P ERA WHIP	IP WLS BF H R ER SO BB IBB HBP BLK WP HR S P ERA WHIP	IP WLS BF H R ER SO BB IBB HBP BLK WP HR S P ERA WHIP	IP WLS BF H R ER SO BB IBB HBP BLK WP HR S P ERA WHIP	IP WLS BF H R ER SO BB IBB HBP BLK WP HR S P ERA WHIP	IP WLS BF H R ER SO BB IBB HBP BLK WP HR S P ERA WHIP	IP WLS BF H R ER SO BB IBB HBP BLK WP HR S P ERA WHIP	IP WLS BF H R ER SO BB IBB HBP BLK WP HR S P ERA WHIP	IP WLS BF H R ER SO BB IBB HBP BLK WP HR S P ERA WHIP	IP WLS BF H R ER SO BB IBB HBP BLK WP HR S P ERA WHIP	IP WLS BF H R ER SO BB IBB HBP BLK WP HR S P ERA WHIP	IP WLS BF H R ER SO BB IBB HBP BLK WP HR S P ERA WHIP	IP WLS BF H R ER SO BB IBB HBP BLK WP HR S P ERA WHIP	IP WLS BF H R ER SO BB IBB HBP BLK WP HR S P ERA WHIP	IP WLS BF H R ER SO BB IBB HBP BLK WP HR S P ERA WHIP



Batter	1	2	3	4	5	6	7	8	9	AB	R	H	RBI	BB	SO	LOB	TOP	
Jim Piersall, R OBP: 0.279, SLG: 0.275 (1, 8)										4	0	0	0	0	1	2	<p>New York Mets @ St. Louis Cardinals Sportsman's Park, St. Louis, MO Sat May 25 1963, 4:33 AM EDT Att. 5,755 - Unknown - 58 F</p>	
Charlie Neal, R OBP: 0.321, SLG: 0.304 (1, 5)										2	0	0	0	2	0	0		
Cliff Cook, R OBP: 0.208, SLG: 0.231 (1, 7)										2	1	0	0	2	0	2		
Jim Hickman, R OBP: 0.338, SLG: 0.423 (1, 9)										3	0	0	0	1	3	3		
Ron Hunt, R OBP: 0.373, SLG: 0.419 (1, 4)										4	1	1	0	0	1	3		
Ed Kranepool, L OBP: 0.287, SLG: 0.336 (1, 3)										4	1	2	1	0	1	0		
Al Moran, R OBP: 0.207, SLG: 0.206 (1, 6)										4	0	0	1	0	1	2		
Norm Sherry, R OBP: 0.151, SLG: 0.220 (7, PH)										2	0	0	0	0	0	0		
Sammy Taylor, L (7, PH)										0	0	0	0	1	0	0		
Rod Kanehl, R OBP: 0.182, SLG: 0.129 (7, PH)										0	0	0	0	0	0	0		
Jay Hook, L OBP: 0.294, SLG: 0.267 (7, 1)										0	0	0	0	0	0	0		
Tim Harkness, L OBP: 0.315, SLG: 0.392 (9, PH)										1	0	0	0	0	0	0		
Al Jackson, L OBP: 0.185, SLG: 0.192 (5, 1)										1	0	0	0	0	0	0		
Larry Bearnarth, R (7, PH)										1	0	0	0	0	0	0		
Choo-Choo Coleman, L OBP: 0.277, SLG: 0.285 (7, 2)										1	0	0	0	0	2			
Inning Stats	R: 0 E: 0 K: 2 S: 7	H: 0 LOB: 1 BB: 1 P: 11	R: 0 E: 0 K: 0 S: 3	H: 0 LOB: 0 BB: 0 P: 3	R: 0 E: 0 K: 0 S: 3	H: 0 LOB: 0 BB: 0 P: 3	R: 0 E: 0 K: 2 S: 7	H: 1 LOB: 0 BB: 0 P: 5	R: 0 E: 0 K: 1 S: 5	H: 0 LOB: 0 BB: 0 P: 3	R: 3 E: 1 K: 1 S: 8	H: 2 LOB: 2 BB: 2 P: 16	R: 0 E: 0 K: 1 S: 5	H: 0 LOB: 1 BB: 0 P: 5	1B: 3 2B: 1 3B: 0 HR: 0	SF: 0 SAC: 0 DP: 2 HBP: 0	WP: 2 PB: 0 SB: 0 CS: 1	PA: 35
PITCHER	IP WLS BF H R ER SO BB IBB HBP BLK WP HR S P ERA WHIP																	
Ray Sadecki, L ERA: 6.2 (1, 1)	6.1 W 25 3 3 2 6 3 0 0 0 1 0 34 46 2.84 0.947																	
Harry Fanok, R ERA: 5.25 (7, 1)	1.0 6 0 0 0 0 3 0 0 0 1 0 3 15 0.00 3.000																	
Ed Bauta, R ERA: 2.25 (8, 1)	1.2 S 4 0 0 0 1 0 0 0 0 0 0 6 6 0.00 0.000																	

AB	29
R	3
H	3
RBI	2
BB	6
SO	7
LOB	14



Batter	1	2	3	4	5	6	7	8	9	AB	R	H	RBI	BB	SO	LOB	BOTTOM			
Curt Flood, R OBP: 0.315, SLG: 0.395 (1, 8)										5	2	3	2	0	1	0	<p>New York Mets @ St. Louis Cardinals Sportsman's Park, St. Louis, MO Sat May 25 1963, 4:33 AM EDT Att. 5,755 - Unknown - 58 F</p>			
Dick Groat, R OBP: 0.411, SLG: 0.475 (1, 6)										4	0	2	1	1	1	2				
Bill White, L OBP: 0.372, SLG: 0.453 (1, 3)										5	0	1	1	0	2	4				
Ken Boyer, R OBP: 0.365, SLG: 0.446 (1, 5)										3	1	2	0	1	0	2				
Charlie James, R OBP: 0.309, SLG: 0.404 (1, 7)										3	0	0	0	0	2	3				
Leo Burke, R OBP: 0.306, SLG: 0.441 (1, 9)										3	0	2	0	0	0	1				
Stan Musial, L OBP: 0.307, SLG: 0.471 (7, PH)										0	0	0	0	1	0	0				
Duke Carmel, L OBP: 0.350, SLG: 0.316 (7, PR)										0	1	0	0	0	0	0				
Julian Javier, R OBP: 0.327, SLG: 0.442 (1, 4)										4	1	2	1	0	1	2				
Gene Oliver, R OBP: 0.296, SLG: 0.430 (1, 2)										1	1	0	1	2	1	1				
Ray Sadecki, L OBP: 0.250, SLG: 0.250 (1, 1)										3	0	0	0	0	2	4				
Harry Fanok, S OBP: 0.400, SLG: 0.600 (7, 1)										1	0	0	0	0	1	2				
Ed Bauta, R (8, 1)										0	0	0	0	0	0	0				
Inning Stats	R: 0 E: 0 K: 2 S: 9	H: 2 LOB: 2 BB: 0 P: 9	R: 3 E: 0 K: 0 S: 6	H: 4 LOB: 2 BB: 2 P: 14	R: 0 E: 1 K: 2 S: 8	H: 1 LOB: 1 BB: 0 P: 8	R: 1 E: 0 K: 2 S: 8	H: 2 LOB: 0 BB: 0 P: 8	R: 0 E: 0 K: 0 S: 3	H: 0 LOB: 1 BB: 1 P: 7	R: 0 E: 0 K: 2 S: 8	H: 1 LOB: 2 BB: 1 P: 12	R: 2 E: 1 K: 2 S: 9	H: 2 LOB: 2 BB: 1 P: 13	R: 0 E: 0 K: 1 S: 5	H: 0 LOB: 0 BB: 0 P: 5	1B: 9 2B: 3 3B: 0 HR: 0	SF: 1 SAC: 1 DP: 0 HBP: 0	WP: 1 PB: 0 SB: 0 CS: 1	PA: 39
PITCHER	IP WLS BF H R ER SO BB IBB HBP BLK WP HR S P ERA WHIP																			
Al Jackson, L ERA: 2.87 (5, 1)	2.0 L 8 1 0 0 2 1 0 0 0 1 0 11 15 0.00 1.000																			
Larry Bearnarth, R ERA: 1.45 (7, 1)	2.0 9 2 2 2 3 0 1 0 0 0 0 0 14 18 9.00 1.000																			

AB	32
R	6
H	12
RBI	6
BB	5
SO	11
LOB	21



Batter	1	2	3	4	5	6	7	8	9	AB	R	H	RBI	BB	SO	LOB	TOP			
Lou Brock, L OBP: 0.314, SLG: 0.399 (1.9)	0-0 5-3		0-0 4-3	0-3 K	0-0 F8		0-0 2B		0-0 4-3	6	0	1	1	0	1	4				
Ken Hubbs, R OBP: 0.327, SLG: 0.433 (1.4)	4-0 BB		0-3 K	0-0 E4 1B	0-0 F8		0-0 5-3		0-0 HR	5	2	2	2	1	1	2				
Billy Williams, L OBP: 0.380, SLG: 0.452 (1.7)	0-0 F5			1-1 2-2 3-3 BB			0-0 3-1		0-0 1B	5	2	2	1	1	0	2				
Ron Santo, R OBP: 0.333, SLG: 0.489 (1.5)	0-3 K			FC6-4 BB			0-0 1B		0-0 1B	6	2	5	0	0	1	1				
Steve Boros, R (1.3)		0-3 K		FC6-4 BB			0-3 K		0-0 FC6-4	4	1	0	0	2	3	4				
Andra Rodgers, R OBP: 0.310, SLG: 0.270 (1.6)		0-3 K		FC6-4 BB			0-3 K			5	1	2	3	0	2	3				
Nelson Mathews, R OBP: 0.258, SLG: 0.269 (1.8)		0-0 6-3		1-2 BB			0-0 5-3		0-3 K	4	1	1	1	1	1	3				
Dick Bertell, R OBP: 0.320, SLG: 0.284 (1.2)			0-0 5-3	1-2 BB			0-0 SH1-4 2B		0-0 P4	3	2	1	0	2	0	2				
Larry Jackson, R OBP: 0.250, SLG: 0.267 (1.1)			0-0 4-3 2B	1-2 BB			0-0 SH1-4		0-0 P4	3	1	1	1	1	0	3				
Inning Stats	R: 0 E: 0 K: 1 S: 5	H: 0 LOB: 1 BB: 1 P: 9	R: 0 E: 0 K: 2 S: 7	H: 0 LOB: 0 BB: 0 P: 7	R: 0 E: 0 K: 1 S: 6	H: 1 LOB: 3 BB: 0 P: 6	R: 10 E: 1 K: 1 S: 11	H: 6 LOB: 7 BB: 0 P: 39	R: 0 E: 0 K: 2 S: 3	H: 1 LOB: 1 BB: 0 P: 8	R: 1 E: 0 K: 0 S: 5	H: 2 LOB: 1 BB: 0 P: 5	R: 0 E: 0 K: 2 S: 9	H: 2 LOB: 2 BB: 0 P: 9	R: 1 E: 0 K: 0 S: 6	H: 3 LOB: 2 BB: 0 P: 6	1B: 9 2B: 5 3B: 0 HR: 1	SF: 0 SAC: 1 DP: 0 HBP: 0	WP: 1 PB: 0 CS: 0	PA: 50
PITCHER	IP	WLS	BF	H	R	ER	SO	BB	IBB	HBP	BLK	WP	HR	S	P	ERA	WHIP			
Al Jackson, L ERA: 3.62 (1.1)	3.2	L	21	5	8	8	5	5	0	0	0	0	0	26	46	19.64	2.727			
Larry Bearnarth, R ERA: 3.15 (4.1)	0.0		4	2	2	2	0	2	0	0	0	1	0	2	10	∞	∞			
Don Rowe, L ERA: 3.48 (4.1)	5.1		25	8	2	2	4	1	0	0	0	0	1	32	36	3.38	1.688			

Chicago Cubs @ New York Mets
Polo Grounds, New York, NY
Thu May 30 1963, 3:33 AM EDT
Unknown

AB 41
R 12
H 15
RBI 9
BB 8
SO 9
LOB 24



Batter	1	2	3	4	5	6	7	8	9	AB	R	H	RBI	BB	SO	LOB	BOTTOM					
Jim Piersall, R OBP: 0.298, SLG: 0.310 (1.8)	0-0 1-3		0-0 6-3			0-0 6-3		0-0 FC4-6 1B		2	0	0	0	0	0	0						
Rod Kanehl, R OBP: 0.209, SLG: 0.195 (6.8)			0-0 F8					1-2 1B		2	0	0	0	0	0	1						
Ron Hunt, R OBP: 0.391, SLG: 0.424 (1.4)	4-0 FC1-6 BB					0-0 F9		1-2 1B		3	0	1	0	1	0	0						
Ed Kranepool, L OBP: 0.266, SLG: 0.310 (1.9)	0-0 FC1-6			0-3 K		0-0 4-3		0-0 6-3		4	0	0	0	0	1	3						
Duke Snider, L OBP: 0.326, SLG: 0.429 (1.7)				0-3 K					0-0 E5 1B	2	0	0	0	0	1	1						
Jim Hickman, R OBP: 0.341, SLG: 0.437 (6.7)				0-0 K					0-0 1B	2	0	0	0	0	1	0						
Tim Harkness, L OBP: 0.347, SLG: 0.460 (1.3)		4-0 1B G1-3 BB		0-0 1B				2-3 1B		3	0	3	0	1	0	0						
Choo-Choo Coleman, L OBP: 0.269, SLG: 0.200 (1.2)		0-3 K		0-0 4-3				0-3 K		3	0	0	0	0	2	3						
Sammy Taylor, L (8.2)										1	0	0	0	0	1	2						
Charlie Neal, R OBP: 0.324, SLG: 0.305 (1.5)						0-0 F9		0-3 K		2	0	1	0	0	0	0						
Cliff Cook, R OBP: 0.192, SLG: 0.211 (6.5)									0-3 K	2	0	0	0	0	2	3						
Al Moran, R OBP: 0.214, SLG: 0.212 (1.6)						0-0 F8		0-0 F7		2	0	0	0	0	0	2						
Chico Fernandez, R OBP: 0.245, SLG: 0.239 (7.6)									0-0 5-3	2	0	0	0	0	0	2						
Al Jackson, L OBP: 0.179, SLG: 0.185 (1.1)						0-3 K			0-0 FC4-6 1B	1	0	0	0	0	1	0						
Larry Bearnarth, R (4.1)										0	0	0	0	0	0	0						
Don Rowe, L OBP: 0.222, SLG: 0.222 (4.1)										2	0	1	0	0	1	0						
Inning Stats	R: 0 E: 0 K: 0 S: 3	H: 0 LOB: 1 BB: 1 P: 7	R: 0 E: 0 K: 1 S: 5	H: 1 LOB: 1 BB: 1 P: 9	R: 0 E: 0 K: 1 S: 5	H: 0 LOB: 0 BB: 0 P: 5	R: 0 E: 0 K: 2 S: 8	H: 1 LOB: 1 BB: 0 P: 8	R: 0 E: 0 K: 1 S: 5	H: 0 LOB: 0 BB: 0 P: 5	R: 0 E: 0 K: 0 S: 3	H: 0 LOB: 0 BB: 0 P: 3	R: 0 E: 0 K: 3 S: 10	H: 1 LOB: 1 BB: 0 P: 10	R: 0 E: 0 K: 0 S: 5	H: 2 LOB: 2 BB: 0 P: 5	R: 0 E: 1 K: 2 S: 9	H: 1 LOB: 2 BB: 0 P: 9	1B: 5 2B: 1 3B: 0 HR: 0	SF: 0 SAC: 0 DP: 1 HBP: 0	WP: 0 PB: 0 CS: 0	PA: 35
PITCHER	IP	WLS	BF	H	R	ER	SO	BB	IBB	HBP	BLK	WP	HR	S	P	ERA	WHIP					
Larry Jackson, R ERA: 2.03 (1.1)	9.0	W	35	6	0	0	10	2	0	0	0	0	0	53	61	0.00	0.889					

Chicago Cubs @ New York Mets
Polo Grounds, New York, NY
Thu May 30 1963, 3:33 AM EDT
Unknown


AB 33
R 0
H 6
RBI 0
BB 2
SO 10
LOB 17



Batter	1	2	3	4	5	6	7	8	9	AB	R	H	RBI	BB	SO	LOB	TOP			
Lou Brock, L OBP: 0.308, SLG: 0.390 (1, 9)										4	0	0	0	0	0	2				
Ken Hubbs, R OBP: 0.325, SLG: 0.442 (1, 4)										4	1	1	0	0	1	0				
Billy Williams, L OBP: 0.378, SLG: 0.444 (1, 7)										3	0	0	0	1	0	0				
Ron Santo, R OBP: 0.327, SLG: 0.481 (1, 5)										3	0	0	1	0	0	0				
Merritt Ranew, L OBP: 0.484, SLG: 0.655 (1, 3)										3	0	0	0	0	1	1				
Andre Rodgers, R OBP: 0.305, SLG: 0.265 (1, 6)										3	0	0	0	0	1	0				
Don Landrum, L OBP: 0.240, SLG: 0.209 (1, 8)										3	0	1	0	0	0	0				
Jimmie Schaffer, R OBP: 0.293, SLG: 0.432 (8, PH)										2	0	0	0	0	1	0				
Bob Will, L OBP: 0.158, SLG: 0.111 (8, PH)										0	0	0	0	1	0	0				
Dick Bertell, R OBP: 0.320, SLG: 0.284 (8, 2)										0	0	0	0	0	0	0				
Glen Hobbie, R OBP: 0.133, SLG: 0.133 (8, PH)										2	0	0	0	0	2	0				
14 Ernie Banks, R OBP: 0.240, SLG: 0.377 (8, PH)										1	0	0	0	0	1	2				
Don Elston, R (8, 1)										0	0	0	0	0	0	0				
Inning Stats	R: 1 E: 0 K: 0 S: 4	H: 1 LOB: 1 BB: 1 P: 8	R: 0 E: 0 K: 0 S: 3	H: 0 LOB: 0 BB: 0 P: 3	R: 0 E: 0 K: 1 S: 5	H: 0 LOB: 0 BB: 0 P: 5	R: 0 E: 0 K: 0 S: 3	H: 0 LOB: 0 BB: 0 P: 3	R: 0 E: 0 K: 2 S: 7	H: 0 LOB: 0 BB: 0 P: 7	R: 0 E: 0 K: 1 S: 5	H: 0 LOB: 0 BB: 0 P: 5	R: 0 E: 0 K: 1 S: 6	H: 1 LOB: 2 BB: 1 P: 10	R: 0 E: 0 K: 1 S: 5	H: 0 LOB: 0 BB: 0 P: 5	1B: 1 2B: 0 3B: 1 HR: 0	SF: 1 SAC: 0 DP: 0 HBP: 0	WP: 0 PB: 0 SB: 0 CS: 0	PA: 31
PITCHER Jay Hook, R ERA: 5.43 (1, 1)	IP: 9.0 WLS: W BF: 31 H: 2 R: 1 ER: 1 SO: 7 BB: 2 IBB: 0 HBP: 0 BLK: 0 WP: 0 HR: 0 S: 43 P: 51 ERA: 1.00 WHIP: 0.444																			

Chicago Cubs @ New York Mets
Polo Grounds, New York, NY
Thu May 30 1963, 3:38 AM EDT
Att: 37,170 - Unknown


AB	28
R	1
H	2
RBI	1
BB	2
SO	7
LOB	5



Batter	1	2	3	4	5	6	7	8	9	AB	R	H	RBI	BB	SO	LOB	BOTTOM			
Jim Piersall, R OBP: 0.305, SLG: 0.304 (1, 8)										2	1	0	0	2	0	0				
Ron Hunt, R OBP: 0.382, SLG: 0.412 (1, 4)										4	0	0	0	0	1	2				
Duke Snider, L OBP: 0.338, SLG: 0.461 (1, 9)										3	1	2	2	1	0	0				
Frank Thomas, R OBP: 0.267, SLG: 0.324 (8, 7)										3	0	1	0	0	0	1				
Jim Hickman, R OBP: 0.339, SLG: 0.434 (8, 7)										1	0	0	0	0	0	2				
Tim Harkness, L OBP: 0.337, SLG: 0.444 (1, 3)										3	0	0	0	0	1	1				
Chico Fernandez, R OBP: 0.238, SLG: 0.231 (1, 6)										3	0	0	0	0	1	0				
Rod Kanehl, R OBP: 0.217, SLG: 0.227 (1, 5)										3	0	1	0	0	0	0				
Norm Sherry, R OBP: 0.138, SLG: 0.197 (1, 2)										3	0	1	0	0	0	1				
Jay Hook, L OBP: 0.250, SLG: 0.222 (1, 1)										3	0	0	0	0	0	1				
Inning Stats	R: 0 E: 0 K: 0 S: 3	H: 0 LOB: 0 BB: 0 P: 3	R: 0 E: 0 K: 1 S: 5	H: 0 LOB: 0 BB: 0 P: 5	R: 0 E: 0 K: 0 S: 3	H: 1 LOB: 0 BB: 0 P: 3	R: 1 E: 0 K: 1 S: 7	H: 2 LOB: 1 BB: 0 P: 7	R: 0 E: 0 K: 0 S: 3	H: 0 LOB: 0 BB: 0 P: 3	R: 1 E: 0 K: 0 S: 4	H: 1 LOB: 1 BB: 1 P: 8	R: 0 E: 0 K: 1 S: 6	H: 1 LOB: 1 BB: 0 P: 6	R: 0 E: 0 K: 0 S: 3	H: 0 LOB: 2 BB: 2 P: 11	1B: 3 2B: 1 3B: 0 HR: 1	SF: 0 SAC: 0 DP: 1 HBP: 0	WP: 0 PB: 0 SB: 0 CS: 0	PA: 31
PITCHER Glen Hobbie, R ERA: 3.72 Don Elston, R ERA: 0.46 (8, 1)	IP: 7.0 WLS: L BF: 26 H: 5 R: 2 ER: 2 SO: 3 BB: 1 IBB: 0 HBP: 0 BLK: 0 WP: 1 HR: 1 S: 31 P: 35 ERA: 2.57 WHIP: 0.857																			

Chicago Cubs @ New York Mets
Polo Grounds, New York, NY
Thu May 30 1963, 3:38 AM EDT
Att: 37,170 - Unknown

AB	28
R	2
H	5
RBI	2
BB	3
SO	3
LOB	8



Batter	1	2	3	4	5	6	7	8	9	AB	R	H	RBI	BB	SO	LOB	TOP					
Dick Schofield, S OBP: 0.328, SLG: 0.270	0-0 1B 1B 1B	0-0 6-3		0-0 F8	4-0 BB		0-0 1B		0-0 WP HR 1B	5	2	3	0	1	0	1	Pittsburgh Pirates @ New York Mets Polo Grounds, New York, NY Sat Jun 01 1963, 3:33 AM EDT Att: 11,800 - Unknown					
Bill Virdon, L OBP: 0.287, SLG: 0.303	0-3 K	0-0 4-3		4-0 FC6-4 1-2 BB	0-0 1-3		0-0 G3		0-0 1-H HR	5	1	1	2	1	1	5						
Willie Stargell, L OBP: 0.348, SLG: 0.475	0-3 K	0-3 K		0-0 FC6-4 WP E 1-2 2-3			0-0 G3		0-0 HR	6	2	1	1	0	3	3						
Bill Mazerolski, R OBP: 0.359, SLG: 0.413	0-0 1B 1B 1B		0-0 6-3	0-0 E5 1-H 3-H			0-0 F7		0-0 HR	5	2	2	1	0	0	0						
Jerry Lynch, L OBP: 0.316, SLG: 0.596 Ted Savage, R OBP: 0.288, SLG: 0.393	0-0 1B 1B 1B		0-0 1B	0-0 F9			0-0 HR		0-3 K	5	2	3	1	0	1	1						
Donn Clendenen, R OBP: 0.361, SLG: 0.519	0-0 1B 1-2 2-H 3-H		0-0 1B	0-0 1B			0-0 FC1-2 3B		0-0 5-3	5	0	4	2	0	0	0						
Bob Bailey, R OBP: 0.328, SLG: 0.370	0-0 1B		0-0 F8				0-3 K		0-0 FC5-4 1-2	5	0	1	1	0	2	4						
Jim Pagliaroni, R OBP: 0.395, SLG: 0.400	1-0 HBP		0-0 P4				4-0 BB FC1-2 BB		0-3 K	3	0	0	0	1	2	2						
Bob Friend, R OBP: 0.121, SLG: 0.094	0-3 K		0-0 FC6-4 BB E 1B				0-0 FC1-2 BB 1-2 3-H		0-0 F8	5	1	1	0	0	2	5						
Inning Stats	R: 3 E: 0 K: 3 S: 14	H: 5 LOB: 3 BB: 0 P: 15	R: 0 E: 0 K: 1 S: 5	H: 0 LOB: 0 BB: 0 P: 5	R: 0 E: 0 K: 0 S: 5	H: 2 LOB: 2 BB: 0 P: 5	R: 2 E: 1 K: 0 S: 5	H: 1 LOB: 1 BB: 1 P: 9	R: 0 E: 0 K: 1 S: 6	H: 1 LOB: 3 BB: 2 P: 14	R: 1 E: 0 K: 0 S: 5	H: 2 LOB: 1 BB: 0 P: 5	R: 0 E: 0 K: 1 S: 6	H: 1 LOB: 1 BB: 0 P: 6	R: 2 E: 0 K: 2 S: 9	H: 2 LOB: 0 BB: 0 P: 9	R: 2 E: 0 K: 3 S: 11	H: 2 LOB: 2 BB: 0 P: 11	1B: 11 2B: 0 3B: 1 HR: 4	SF: 0 SAC: 0 DP: 0 HBP: 1	WP: 2 PB: 0 SB: 0 CS: 0	PA: 48
PITCHER	IP WLS BF H R ER SO BB IBB HBP BLK WP HR S P ERA WHIP	IP WLS BF H R ER SO BB IBB HBP BLK WP HR S P ERA WHIP																				
Galen Cisco, R ERA: 4.05	(1, 1) 6.0 L 34 11 6 4 5 3 0 1 0 1 1 40 53 6.00 2.333																					
Ken MacKenzie, L ERA: 9.0	(7, 1) 2.0 9 3 2 2 3 0 0 0 0 0 2 15 15 9.00 1.500																					
Don Rowe, L ERA: 3.89	(9, 1) 1.0 5 2 2 2 3 0 0 0 0 1 1 11 11 18.00 2.000																					

AB	44
R	10
H	16
RBI	8
BB	3
SO	11
LOB	21




Batter	1	2	3	4	5	6	7	8	9	AB	R	H	RBI	BB	SO	LOB	BOTTOM					
Jim Piersall, R OBP: 0.287, SLG: 0.285	0-0 L8			0-0 6-3					0-0 4-3	4	0	0	0	0	0	1	Pittsburgh Pirates @ New York Mets Polo Grounds, New York, NY Sat Jun 01 1963, 3:33 AM EDT Att: 11,800 - Unknown					
Tim Harkness, L OBP: 0.315, SLG: 0.412	0-0 4-3			0-3 K					0-0 P4	4	0	0	0	0	1	0						
Ron Hunt, R OBP: 0.370, SLG: 0.397	0-3 K			0-0 1-3					0-0 F8	4	0	0	0	0	1	0						
Frank Thomas, R OBP: 0.252, SLG: 0.304									0-3 K	3	0	0	0	0	2	0						
Duke Snider, L OBP: 0.329, SLG: 0.438									0-3 K	3	0	0	0	0	2	0						
Chico Fernandez, R OBP: 0.243, SLG: 0.237									0-0 F2	3	1	1	0	0	0	0						
Charlie Neal, R OBP: 0.319, SLG: 0.299									0-0 K	3	0	0	0	0	1	1						
Norm Sherry, R OBP: 0.136, SLG: 0.194 Sammy Taylor, L OBP: 0.400, SLG: 0.333									0-3 K	1	0	0	0	0	1	0						
Galen Cisco, R OBP: 0.178, SLG: 0.143 Ed Kranepool, L OBP: 0.259, SLG: 0.313 Ken MacKenzie, R Choo-Choo Coleman, L OBP: 0.274, SLG: 0.202 Don Rowe, L OBP: 0.222, SLG: 0.222									0-0 4-3	1	0	0	0	0	0	0						
Inning Stats	R: 0 E: 0 K: 1 S: 5	H: 0 LOB: 0 BB: 0 P: 5	R: 0 E: 0 K: 1 S: 5	H: 0 LOB: 0 BB: 0 P: 5	R: 0 E: 0 K: 2 S: 7	H: 0 LOB: 0 BB: 0 P: 7	R: 0 E: 0 K: 1 S: 5	H: 0 LOB: 0 BB: 0 P: 5	R: 0 E: 0 K: 1 S: 5	H: 0 LOB: 0 BB: 0 P: 5	R: 0 E: 0 K: 0 S: 4	H: 1 LOB: 1 BB: 0 P: 4	R: 0 E: 0 K: 1 S: 5	H: 0 LOB: 0 BB: 0 P: 5	R: 1 E: 1 K: 1 S: 7	H: 1 LOB: 1 BB: 0 P: 7	R: 0 E: 0 K: 0 S: 3	H: 0 LOB: 0 BB: 0 P: 3	1B: 2 2B: 0 3B: 0 HR: 0	SF: 1 SAC: 0 DP: 0 HBP: 0	WP: 0 PB: 0 SB: 0 CS: 0	PA: 30
PITCHER	IP WLS BF H R ER SO BB IBB HBP BLK WP HR S P ERA WHIP	IP WLS BF H R ER SO BB IBB HBP BLK WP HR S P ERA WHIP																				
Bob Friend, R ERA: 2.37	(1, 1) 9.0 W 30 2 1 0 8 0 0 0 0 0 0 46 46 0.00 0.222																					




Batter	1	2	3	4	5	6	7	8	9	10	AB	R	H	RBI	BB	SO	LOB	TOP	
Dick Schofield, S (1.6) OBP: 0.326, SLG: 0.265	K		K			1-3		FC4-6 BB		6-3	4	0	0	0	1	2	1	Pittsburgh Pirates @ New York Mets Polo Grounds, New York, NY Sun Jun 02 1963, 3:33 AM EDT Unknown	
Bill Virdon, L (1.8) OBP: 0.290, SLG: 0.306	CS 1B		1-3			1B		FC4-6 1-2 2-3		E6 PO	5	0	2	0	0	0	3		
Willie Stargell, L (1.9) OBP: 0.344, SLG: 0.464	K					K		G3		PO	4	0	1	0	0	2	4		
Bill Mazerowski, R (1.4) OBP: 0.357, SLG: 0.409		F8				6-3		K		G3 WP 1B	4	1	1	0	0	1	2		
Jerry Lynch, L (1.7) OBP: 0.295, SLG: 0.554		G3				K		1-4-3		G3	4	0	0	0	0	1	1		
Smoky Burgess, L (1.2) OBP: 0.328, SLG: 0.424						4-3		4-3			4	0	2	1	0	0	0		
Ron Brand, R (9. PR)											0	0	0	0	0	0	0		
Ron Brand, R (9. 2)		2B								1B	4	0	1	0	0	1	2		
Donn Clendenon, R (1.3) OBP: 0.358, SLG: 0.511		1-3				G3 1B		K		F9	4	0	1	0	0	1	2		
Bob Bailey, R (1.5) OBP: 0.326, SLG: 0.367						G3		FC4-6 BB 1B		F3	4	0	1	0	0	0	2		
Vern Law, R (1.1) OBP: 0.250, SLG: 0.250						P6		L8			2	0	1	0	0	0	1		
Johnny Logan, R (8. PH)										K	1	0	0	0	0	0	1		
Roy Face, R (8.1)						P4					1	0	0	0	0	1	0		
						1B					1	0	0	0	0	1	0		
Inning Stats	R: 0 E: 0 K: 2 S: 7	H: 1 LOB: 1 BB: 0 P: 7	R: 0 E: 0 K: 0 S: 4	H: 1 LOB: 1 BB: 0 P: 4	R: 0 E: 0 K: 1 S: 6	H: 1 LOB: 1 BB: 0 P: 6	R: 0 E: 0 K: 1 S: 5	H: 1 LOB: 0 BB: 0 P: 5	R: 0 E: 0 K: 2 S: 8	H: 0 LOB: 0 BB: 0 P: 8	R: 0 E: 0 K: 1 S: 5	H: 1 LOB: 2 BB: 1 P: 8	R: 1 E: 0 K: 0 S: 5	H: 2 LOB: 1 BB: 0 P: 5	R: 0 E: 1 K: 1 S: 5	H: 0 LOB: 0 BB: 0 P: 5	1B: 8 2B: 2 3B: 0 HR: 0	SF: 0 SAC: 0 DP: 1 HBP: 0	WP: 1 PA: 39 PB: 0 SB: 0 CS: 1
PITCHER	IP 8.1	WLS 33	H 9	R 1	ER 1	SO 7	BB 1	IBB 0	HBP 0	BLK 0	WP 1	HR 0	S 46	P 50	ERA 1.08	WHIP 1.200			
Roger Craig, R (1.1) ERA: 3.6																			
Larry Bearmarth, R (9.1) ERA: 2.78																			

AB	37
R	1
H	9
RBI	1
BB	1
SO	8
LOB	17



Batter	1	2	3	4	5	6	7	8	9	10	AB	R	H	RBI	BB	SO	LOB	BOTTOM			
Jim Piersall, R (1.8) OBP: 0.279, SLG: 0.276	L9		1-6-3			G3		4-3		SH1-4	4	0	0	0	0	0	0	Pittsburgh Pirates @ New York Mets Polo Grounds, New York, NY Sun Jun 02 1963, 3:33 AM EDT Unknown			
Tim Harkness, L (1.3) OBP: 0.319, SLG: 0.406	F5		1B			3-1		K		E IBB	4	0	1	0	1	1	0				
Ron Hunt, R (1.4) OBP: 0.360, SLG: 0.385	1-3		1-3			F7		G1		E7	5	0	0	0	0	0	2				
Duke Snider, L (1.9) OBP: 0.329, SLG: 0.460			F5			K				5-3	3	1	1	1	0	1	0				
Jim Hickman, R (9.7) OBP: 0.337, SLG: 0.431						HR					1	0	0	0	0	0	0				
Frank Thomas, R (1.7) OBP: 0.259, SLG: 0.301						K					1	0	0	0	1	1	0				
Ed Kranepool, L (5.9) OBP: 0.278, SLG: 0.322			1B BB					1-3 1B		1B	2	0	2	0	0	0	0				
Chico Fernandez, R (1.6) OBP: 0.270, SLG: 0.260										1B	3	0	3	0	1	0	0				
Charlie Neal, R (1.5) OBP: 0.318, SLG: 0.294						G1-6-3 BB		1-2 1B		F8	3	0	0	0	1	0	5				
Norm Sherry, R (1.2) OBP: 0.132, SLG: 0.188											2	0	0	0	0	1	2				
Sammy Taylor, L (7. PH)											1	0	0	0	0	0	2				
Sammy Taylor, L (8. 2)											1	0	0	0	0	0	3				
Choo-Choo Coleman, L (9. 2) OBP: 0.272, SLG: 0.200											1	0	0	0	0	0	3				
Roger Craig, R (1.1) OBP: 0.125, SLG: 0.067											3	0	0	0	0	2	2				
Larry Bearmarth, R (9.1) OBP: 0.143, SLG: 0.143											1	0	1	0	0	0	0				
Rod Kanehl, R (10. PR) OBP: 0.208, SLG: 0.217						6-3		K		SH1-4 E 1B	0	1	0	0	0	0	0				
Inning Stats	R: 0 E: 0 K: 0 S: 3	H: 0 LOB: 0 BB: 0 P: 3	R: 0 E: 0 K: 0 S: 4	H: 1 LOB: 2 BB: 1 P: 8	R: 0 E: 0 K: 1 S: 6	H: 1 LOB: 1 BB: 0 P: 6	R: 1 E: 0 K: 1 S: 5	H: 1 LOB: 0 BB: 1 P: 9	R: 0 E: 0 K: 1 S: 5	H: 0 LOB: 0 BB: 0 P: 5	R: 0 E: 0 K: 1 S: 7	H: 2 LOB: 2 BB: 0 P: 7	R: 0 E: 0 K: 1 S: 5	H: 0 LOB: 0 BB: 0 P: 5	R: 0 E: 0 K: 0 S: 4	H: 2 LOB: 2 BB: 1 P: 8	R: 1 E: 1 K: 0 S: 3	H: 1 LOB: 2 BB: 1 P: 7	1B: 7 2B: 1 3B: 0 HR: 1	SF: 0 SAC: 1 DP: 2 HBP: 0	WP: 0 PA: 39 PB: 0 SB: 0 CS: 0
PITCHER	IP 7.0	WLS 27	H 5	R 1	ER 1	SO 5	BB 2	IBB 0	HBP 0	BLK 0	WP 0	HR 1	S 35	P 43	ERA 1.29	WHIP 1.000					
Vern Law, R (1.1) ERA: 4.26																					
Roy Face, R (8.1) ERA: 2.67																					

AB	34
R	2
H	8
RBI	1
BB	4
SO	6
LOB	16



Batter	1	2	3	4	5	6	7	8	9	AB	R	H	RBI	BB	SO	LOB	TOP				
Roy McMillan, R OBP: 0.277, SLG: 0.368 (1, 6)	0-0 5-3		0-3 K			0-0 F5		0-0 1-3	0-0 F7	5	0	0	0	0	1	3					
Lee Mays, L OBP: 0.256, SLG: 0.288 (1, 8) (9, 7)	0-3 K			0-0 4-3		0-0 P4			0-0 1-3	4	0	0	0	0	1	0					
Hank Aaron, R OBP: 0.402, SLG: 0.608 (1, 9)	0-3 K			0-0 P6			0-0 L8		0-0 1B	4	1	1	0	0	1	0					
Eddie Mathews, L OBP: 0.420, SLG: 0.435 (1, 5)		0-0 1B		4-0 BB			4-0 FC6-4 BB		0-3 K	2	0	1	0	2	1	1					
Don Dillard, L OBP: 0.307, SLG: 0.443 Ron Piche, R Bob Shaw, R OBP: 0.389, SLG: 0.267 (9, 1)	0-0 F2			0-0 1-3			0-0 FC6-4 1B		0-0 1B BB	4	1	1	1	0	0	3					
Tommie Aaron, R OBP: 0.280, SLG: 0.340 (1, 3)	0-0 P6				0-0 F3		0-0 1B		0-0 BB BB HBP	4	1	2	0	0	0	1					
Bob Uecker, R Joe Torre, R OBP: 0.359, SLG: 0.397 (9, PH) (9, 2)	0-3 K				0-0 F9		0-3 K		4-0 HBP BB	3	0	0	0	0	2	3					
Denis Menke, R OBP: 0.285, SLG: 0.345 (1, 4)			0-3 K		0-0 L8			0-0 4-3	4-0 HBP BB	3	0	0	1	1	1	0					
Bob Hendley, R Norm Larker, L Claude Raymond, R Mack Jones, L OBP: 0.174, SLG: 0.136 OBP: 0.330, SLG: 0.315 OBP: 0.750, SLG: 1.333 OBP: 0.261, SLG: 0.279 (1, 1) (8, PH) (8, 1) (9, PH) (9, 8)			0-3 K			0-0 F8		0-0 F8	1-2 2-3 3-H HBP	2	0	0	0	0	1	0					
Inning Stats	R: 0 E: 0 K: 2 S: 7	H: 0 LOB: 0 BB: 7 P: 7	R: 0 E: 0 K: 1 S: 6	H: 1 LOB: 1 BB: 0 P: 6	R: 0 E: 0 K: 3 S: 9	H: 0 LOB: 0 BB: 0 P: 9	R: 0 E: 0 K: 0 S: 3	H: 0 LOB: 1 BB: 1 P: 7	R: 0 E: 0 K: 0 S: 3	H: 0 LOB: 0 BB: 0 P: 3	R: 0 E: 0 K: 1 S: 6	H: 1 LOB: 2 BB: 1 P: 10	R: 0 E: 0 K: 0 S: 3	H: 0 LOB: 0 BB: 0 P: 3	R: 3 E: 0 K: 1 S: 8	H: 3 LOB: 3 BB: 2 P: 17	1B: 5 2B: 0 3B: 0 HR: 0	SF: 0 SAC: 0 DP: 0 HBP: 1	WP: 0 PB: 0 SB: 1 CS: 1	PA: 37	
PITCHER	IP WLS BF H R ER SO BB IBB HBP BLK WP HR S P ERA WHIP	IP WLS BF H R ER SO BB IBB HBP BLK WP HR S P ERA WHIP	IP WLS BF H R ER SO BB IBB HBP BLK WP HR S P ERA WHIP	IP WLS BF H R ER SO BB IBB HBP BLK WP HR S P ERA WHIP	IP WLS BF H R ER SO BB IBB HBP BLK WP HR S P ERA WHIP	IP WLS BF H R ER SO BB IBB HBP BLK WP HR S P ERA WHIP	IP WLS BF H R ER SO BB IBB HBP BLK WP HR S P ERA WHIP	IP WLS BF H R ER SO BB IBB HBP BLK WP HR S P ERA WHIP	IP WLS BF H R ER SO BB IBB HBP BLK WP HR S P ERA WHIP	IP WLS BF H R ER SO BB IBB HBP BLK WP HR S P ERA WHIP	IP WLS BF H R ER SO BB IBB HBP BLK WP HR S P ERA WHIP	IP WLS BF H R ER SO BB IBB HBP BLK WP HR S P ERA WHIP	IP WLS BF H R ER SO BB IBB HBP BLK WP HR S P ERA WHIP	IP WLS BF H R ER SO BB IBB HBP BLK WP HR S P ERA WHIP	IP WLS BF H R ER SO BB IBB HBP BLK WP HR S P ERA WHIP	IP WLS BF H R ER SO BB IBB HBP BLK WP HR S P ERA WHIP	IP WLS BF H R ER SO BB IBB HBP BLK WP HR S P ERA WHIP	IP WLS BF H R ER SO BB IBB HBP BLK WP HR S P ERA WHIP	IP WLS BF H R ER SO BB IBB HBP BLK WP HR S P ERA WHIP	IP WLS BF H R ER SO BB IBB HBP BLK WP HR S P ERA WHIP	IP WLS BF H R ER SO BB IBB HBP BLK WP HR S P ERA WHIP

Milwaukee Braves @ New York Mets
Polo Grounds, New York, NY
Tue Jun 04 1963, 7:05 PM EDT
Att: 10,168 - Unknown

AB 32
R 3
H 5
RBI 3
BB 4
SO 8
LOB 11



Batter	1	2	3	4	5	6	7	8	9	AB	R	H	RBI	BB	SO	LOB	BOTTOM				
Jim Piersall, R OBP: 0.277, SLG: 0.269 (1, 8)	0-0 F9		0-0 F3		0-3 K		0-0 F3			4	0	0	0	0	1	1					
Charlie Neal, R OBP: 0.320, SLG: 0.309 (1, 5)	0-0 1B SF7		0-3 K		0-0 6-3			0-3 K		4	1	1	0	0	2	0					
Ron Hunt, R OBP: 0.359, SLG: 0.379 (1, 4)	0-0 CS 1B		0-3 K			0-0 F9		0-3 K		4	0	1	0	0	2	0					
Frank Thomas, R OBP: 0.277, SLG: 0.304 Rod Kanehl, R OBP: 0.176, SLG: 0.217 (8, PR) (9, 7)	4-0 BB			4-0 BB		0-0 L7		0-0 FC6-4 1B		2	0	1	0	2	0	0					
Jim Hickman, R OBP: 0.331, SLG: 0.443 (1, 9)	0-0 SF7			0-3 K		0-0 F7		0-0 FC6-4		3	0	0	1	0	1	2					
Chico Fernandez, R OBP: 0.283, SLG: 0.262 Duke Snider, L OBP: 0.333, SLG: 0.472 Al Moran, R OBP: 0.214, SLG: 0.212 (1, 6) (9, PH) (9, PR)	0-0 CS	0-0 F8		0-0 FC6		0-0 1B 2B		4-0 FC4-6 BB		3	1	1	0	0	0	1					
Cliff Cook, R OBP: 0.198, SLG: 0.230 Tim Harkness, L OBP: 0.303, SLG: 0.383 (1, 3) (8, 3)				0-3 K		0-3 K		0-0 FC4-6 G4-6-3		3	0	1	0	0	2	3					
Norm Sherry, R OBP: 0.141, SLG: 0.194 Sammy Taylor, L OBP: 0.375, SLG: 0.200 (1, 2) (9, PH)		0-0 5-3		0-0 P5		0-0 SH1-4 1B		0-0 G4-6-3		3	0	1	1	0	0	3					
Carl Willey, R OBP: 0.167, SLG: 0.130 Galen Cisco, R OBP: 0.176, SLG: 0.143 Larry Bearnarth, R OBP: 0.125, SLG: 0.125 (1, 1) (9, 1) (9, 1)		0-3 K			0-3 K		0-0 SH1-4			2	0	0	0	0	2	1					
Inning Stats	R: 1 E: 0 K: 0 S: 4	H: 2 LOB: 1 BB: 1 P: 8	R: 0 E: 0 K: 1 S: 6	H: 1 LOB: 0 BB: 0 P: 6	R: 0 E: 0 K: 2 S: 7	H: 0 LOB: 0 BB: 0 P: 7	R: 0 E: 0 K: 2 S: 8	H: 0 LOB: 2 BB: 1 P: 12	R: 0 E: 0 K: 0 S: 7	H: 0 LOB: 0 BB: 0 P: 7	R: 1 E: 0 K: 1 S: 7	H: 2 LOB: 1 BB: 0 P: 7	R: 0 E: 0 K: 2 S: 8	H: 1 LOB: 1 BB: 0 P: 8	R: 0 E: 0 K: 0 S: 2	H: 0 LOB: 1 BB: 1 P: 6	1B: 4 2B: 2 3B: 0 HR: 0	SF: 1 SAC: 1 DP: 1 HBP: 0	WP: 0 PB: 0 SB: 0 CS: 1	PA: 36	
PITCHER	IP WLS BF H R ER SO BB IBB HBP BLK WP HR S P ERA WHIP	IP WLS BF H R ER SO BB IBB HBP BLK WP HR S P ERA WHIP	IP WLS BF H R ER SO BB IBB HBP BLK WP HR S P ERA WHIP	IP WLS BF H R ER SO BB IBB HBP BLK WP HR S P ERA WHIP	IP WLS BF H R ER SO BB IBB HBP BLK WP HR S P ERA WHIP	IP WLS BF H R ER SO BB IBB HBP BLK WP HR S P ERA WHIP	IP WLS BF H R ER SO BB IBB HBP BLK WP HR S P ERA WHIP	IP WLS BF H R ER SO BB IBB HBP BLK WP HR S P ERA WHIP	IP WLS BF H R ER SO BB IBB HBP BLK WP HR S P ERA WHIP	IP WLS BF H R ER SO BB IBB HBP BLK WP HR S P ERA WHIP	IP WLS BF H R ER SO BB IBB HBP BLK WP HR S P ERA WHIP	IP WLS BF H R ER SO BB IBB HBP BLK WP HR S P ERA WHIP	IP WLS BF H R ER SO BB IBB HBP BLK WP HR S P ERA WHIP	IP WLS BF H R ER SO BB IBB HBP BLK WP HR S P ERA WHIP	IP WLS BF H R ER SO BB IBB HBP BLK WP HR S P ERA WHIP	IP WLS BF H R ER SO BB IBB HBP BLK WP HR S P ERA WHIP	IP WLS BF H R ER SO BB IBB HBP BLK WP HR S P ERA WHIP	IP WLS BF H R ER SO BB IBB HBP BLK WP HR S P ERA WHIP	IP WLS BF H R ER SO BB IBB HBP BLK WP HR S P ERA WHIP	IP WLS BF H R ER SO BB IBB HBP BLK WP HR S P ERA WHIP	IP WLS BF H R ER SO BB IBB HBP BLK WP HR S P ERA WHIP

Milwaukee Braves @ New York Mets
Polo Grounds, New York, NY
Tue Jun 04 1963, 7:05 PM EDT
Att: 10,168 - Unknown

AB 30
R 2
H 6
RBI 2
BB 3
SO 10
LOB 13



Batter	1	2	3	4	5	6	7	8	9	AB	R	H	RBI	BB	SO	LOB	TOP			
Curt Flood, R OBP: 0.314, SLG: 0.382 (1, 8)										3	1	2	0	2	1	0	St. Louis Cardinals @ New York Mets Polo Grounds, New York, NY Fri Jun 07 1963, 7:05 PM EDT Att: 15,260 - Unknown			
Dick Groat, R OBP: 0.409, SLG: 0.496 (1, 6)										3	0	2	1	1	0	1				
Bill White, L OBP: 0.385, SLG: 0.493 (1, 3)										3	0	0	0	1	1	4				
Ken Boyer, R OBP: 0.377, SLG: 0.452 (1, 5)										4	1	1	1	0	0	5				
Charlie James, R OBP: 0.325, SLG: 0.441 (1, 7)										4	0	1	0	0	1	1				
George Altman, L OBP: 0.351, SLG: 0.380 (1, 9)										3	0	1	0	1	1	0				
Julian Javier, R OBP: 0.302, SLG: 0.422 (1, 4)										4	0	1	0	0	1	2				
Gene Oliver, R OBP: 0.292, SLG: 0.410 (1, 2)										3	0	0	0	1	1	2				
Ron Taylor, R Diomedes Olivo, L (9, 1)										4	0	0	0	0	1	2				
Inning Stats	R: 1 E: 1 K: 1 S: 7	H: 2 LOB: 1 BB: 0 P: 7	R: 0 E: 0 K: 0 S: 2	H: 0 LOB: 0 BB: 1 P: 6	R: 0 E: 0 K: 1 S: 6	H: 1 LOB: 1 BB: 0 P: 6	R: 1 E: 0 K: 1 S: 7	H: 2 LOB: 1 BB: 0 P: 7	R: 0 E: 0 K: 2 S: 5	H: 1 LOB: 2 BB: 1 P: 12	R: 0 E: 0 K: 0 S: 3	H: 1 LOB: 1 BB: 1 P: 7	R: 0 E: 0 K: 1 S: 5	H: 1 LOB: 0 BB: 0 P: 5	R: 0 E: 0 K: 0 S: 3	H: 0 LOB: 1 BB: 1 P: 7	1B: 4 2B: 2 3B: 1 HR: 1	SF: 0 SAC: 1 DP: 2 HBP: 0	WP: 0 PB: 1 SB: 0 CS: 0	PA: 38
PITCHER Al Jackson, L ERA: 3.46 (1, 1)	IP: 9.0 WLS: W BF: 38 H: 8 R: 2 ER: 2 SO: 7 BB: 5 IBB: 1 HBP: 0 BLK: 0 WP: 0 HR: 1 S: 46 P: 70 ERA: 2.00 WHIP: 1.444															PITCHER				

Batter	1	2	3	4	5	6	7	8	9	AB	R	H	RBI	BB	SO	LOB	BOTTOM					
Jim Piersall, R OBP: 0.277, SLG: 0.270 (1, 8)										3	0	0	0	0	0	0	St. Louis Cardinals @ New York Mets Polo Grounds, New York, NY Fri Jun 07 1963, 7:05 PM EDT Att: 15,260 - Unknown					
Jim Hickman, R OBP: 0.331, SLG: 0.435 (9, FH)										1	0	0	0	0	0	0						
Choo-Choo Coleman, L OBP: 0.279, SLG: 0.296 (1, 2)										3	0	0	0	0	0	0						
Frank Thomas, R OBP: 0.294, SLG: 0.322 (9, PH)										1	0	1	0	0	0	0						
Rod Kanehl, R OBP: 0.255, SLG: 0.265 (9, PR)										0	1	0	0	0	0	0						
Ron Hunt, R OBP: 0.353, SLG: 0.368 (1, 4)										3	1	0	0	1	1	0						
Duke Snider, L OBP: 0.338, SLG: 0.489 (1, 7)										4	1	2	3	0	0	0						
Ed Kranepool, L OBP: 0.277, SLG: 0.309 (1, 9)										3	0	0	0	0	0	1						
Chico Fernandez, R OBP: 0.270, SLG: 0.272 (1, 6)										3	0	1	0	0	0	0						
Tim Harkness, L OBP: 0.298, SLG: 0.369 (1, 3)										2	0	0	0	1	0	0						
Charlie Neal, R OBP: 0.313, SLG: 0.306 (1, 5)										3	0	0	0	0	1	2						
Al Jackson, L OBP: 0.161, SLG: 0.167 (1, 1)										3	0	0	0	0	0	1						
Inning Stats	R: 0 E: 0 K: 0 S: 3	H: 0 LOB: 0 BB: 0 P: 3	R: 0 E: 0 K: 0 S: 4	H: 2 LOB: 2 BB: 1 P: 8	R: 0 E: 0 K: 0 S: 3	H: 0 LOB: 0 BB: 0 P: 3	R: 0 E: 0 K: 0 S: 3	H: 0 LOB: 0 BB: 0 P: 3	R: 0 E: 1 K: 0 S: 4	H: 0 LOB: 1 BB: 0 P: 4	R: 0 E: 0 K: 1 S: 5	H: 0 LOB: 0 BB: 0 P: 5	R: 0 E: 0 K: 0 S: 3	H: 0 LOB: 0 BB: 0 P: 3	R: 0 E: 0 K: 1 S: 5	H: 0 LOB: 0 BB: 0 P: 5	R: 3 E: 0 K: 0 S: 3	H: 2 LOB: 1 BB: 1 P: 7	1B: 3 2B: 0 3B: 0 HR: 1	SF: 0 SAC: 0 DP: 1 HBP: 0	WP: 0 PB: 1 SB: 0 CS: 0	PA: 31
PITCHER Ron Taylor, R ERA: 2.42 (1, 1)	IP: 8.1 WLS: L BF: 30 H: 3 R: 2 ER: 2 SO: 2 BB: 2 IBB: 0 HBP: 0 BLK: 0 WP: 0 HR: 0 S: 32 P: 40 ERA: 2.16 WHIP: 0.600															PITCHER						
Diomedes Olivo, L ERA: 6.0 (9, 1)	0.0 L 1 1 1 1 0 0 0 0 0 0 1 1 1 ∞ ∞																					

Batter	1	2	3	4	5	6	7	8	9	AB	R	H	RBI	BB	SO	LOB	TOP										
Curt Flood, R OBP: 0.316, SLG: 0.382 (1, 8)										5	0	2	0	0	0	1											
Bill White, L OBP: 0.381, SLG: 0.491 (1, 3)										5	1	1	1	0	1	2											
Dick Groat, R OBP: 0.409, SLG: 0.491 (1, 6)										4	1	1	0	1	0	1											
Stan Musial, L OBP: 0.318, SLG: 0.475 (1, 7)										3	0	0	0	0	0	3											
Duke Carmel, L OBP: 0.429, SLG: 0.400 (5, 7)										0	1	0	0	1	0	0											
Ken Boyer, R OBP: 0.384, SLG: 0.460 (1, 5)										3	0	2	1	1	0	0											
George Altman, L OBP: 0.353, SLG: 0.383 (1, 9)										4	0	2	1	0	1	2											
Julian Javier, R OBP: 0.296, SLG: 0.414 (1, 4)										4	0	0	0	0	1	6											
Tim McCarver, L OBP: 0.317, SLG: 0.362 (1, 2)										4	0	0	0	0	0	0											
Ernie Broglio, R OBP: 0.121, SLG: 0.152 (1, 1)										4	1	1	0	0	2	0											
Inning Stats	R: 1 E: 0 K: 0 S: 6	H: 3 LOB: 3 BB: 1 P: 10	R: 1 E: 0 K: 0 S: 5	H: 2 LOB: 1 BB: 0 P: 5	R: 0 E: 1 K: 1 S: 6	H: 0 LOB: 1 BB: 0 P: 6	R: 0 E: 0 K: 1 S: 5	H: 0 LOB: 0 BB: 1 P: 5	R: 1 E: 0 K: 0 S: 5	H: 2 LOB: 2 BB: 1 P: 9	R: 0 E: 0 K: 0 S: 3	H: 0 LOB: 0 BB: 0 P: 3	R: 1 E: 0 K: 1 S: 6	H: 1 LOB: 1 BB: 1 P: 10	R: 0 E: 0 K: 2 S: 7	H: 0 LOB: 0 BB: 0 P: 7	R: 0 E: 0 K: 0 S: 3	H: 1 LOB: 0 BB: 0 P: 3	1B: 6 2B: 3 3B: 0 HR: 0	SF: 0 SAC: 0 DP: 1 HBP: 0	WP: 0 PB: 0 SB: 2 CS: 0	PA: 39					
PITCHER	IP	WLS	BF	H	R	ER	SO	BB	IBB	HBP	BLK	WP	HR	S	P	ERA	WHIP										
Roger Craig, R ERA: 3.62 (1, 1)	8.0	L	36	8	4	4	5	3	0	0	0	0	0	43	55	4.50	1.375										
Larry Bearnarth, R ERA: 3.25 (9, 1)	1.0		3	1	0	0	0	0	0	0	0	0	0	3	3	0.00	1.000										

St. Louis Cardinals @ New York Mets
Polo Grounds, New York, NY
Sat Jun 08 1963, 3:33 AM EDT
Att: 12,845 - Unknown

AB 36
R 4
H 9
RBI 3
BB 3
SO 5
LOB 15



Batter	1	2	3	4	5	6	7	8	9	AB	R	H	RBI	BB	SO	LOB	BOTTOM										
Jim Piersall, R OBP: 0.270, SLG: 0.262 (1, 8)										4	0	0	0	0	1	0											
Ed KranePOOL, L OBP: 0.271, SLG: 0.301 (1, 9)										4	0	0	0	0	0	0											
Ron Hunt, R OBP: 0.348, SLG: 0.362 (1, 4)										3	0	0	0	0	2	0											
Rod Kanehl, R OBP: 0.269, SLG: 0.280 (7, 4)										1	0	1	0	0	0	0											
Duke Snider, L OBP: 0.346, SLG: 0.489 (1, 7)										0	0	0	0	1	0	0											
Frank Thomas, R OBP: 0.297, SLG: 0.320 (7, 7)										1	0	0	0	1	0	0											
Al Jackson, L OBP: 0.161, SLG: 0.167 (9, PR)										0	0	0	0	0	0	0											
Tim Harkness, L OBP: 0.289, SLG: 0.357 (1, 3)										4	0	0	0	0	0	4											
Chico Fernandez, R OBP: 0.277, SLG: 0.274 (1, 6)										3	0	1	0	1	2	3											
Charlie Neal, R OBP: 0.308, SLG: 0.302 (1, 5)										3	0	0	0	0	2	3											
Norm Sherry, R OBP: 0.133, SLG: 0.183 (1, 2)										2	0	0	0	0	1	1											
Jim Hickman, R OBP: 0.330, SLG: 0.432 (8, PH)										1	0	0	0	0	0	0											
Larry Bearnarth, R OBP: 0.125, SLG: 0.125 (9, 1)										0	0	0	0	0	0	0											
Roger Craig, R OBP: 0.118, SLG: 0.063 (1, 1)										2	0	0	0	0	2	1											
Sammy Taylor, L OBP: 0.417, SLG: 0.333 (8, PH)										1	0	0	0	0	0	0											
Inning Stats	R: 0 E: 0 K: 0 S: 3	H: 0 LOB: 0 BB: 0 P: 3	R: 0 E: 0 K: 2 S: 7	H: 0 LOB: 1 BB: 1 P: 11	R: 0 E: 0 K: 2 S: 7	H: 0 LOB: 0 BB: 0 P: 7	R: 0 E: 0 K: 1 S: 5	H: 0 LOB: 1 BB: 0 P: 6	R: 0 E: 0 K: 3 S: 9	H: 0 LOB: 1 BB: 1 P: 13	R: 0 E: 0 K: 1 S: 5	H: 0 LOB: 0 BB: 0 P: 5	R: 0 E: 0 K: 0 S: 4	H: 1 LOB: 1 BB: 0 P: 4	R: 0 E: 0 K: 0 S: 3	H: 0 LOB: 0 BB: 0 P: 3	R: 0 E: 0 K: 1 S: 6	H: 1 LOB: 2 BB: 1 P: 10	1B: 2 2B: 0 3B: 0 HR: 0	SF: 0 SAC: 0 DP: 0 HBP: 1	WP: 1 PB: 0 SB: 0 CS: 0	PA: 33					
PITCHER	IP	WLS	BF	H	R	ER	SO	BB	IBB	HBP	BLK	WP	HR	S	P	ERA	WHIP										
Ernie Broglio, R ERA: 2.54 (1, 1)	9.0	W	33	2	0	0	10	3	0	1	0	1	0	49	62	0.00	0.556										

St. Louis Cardinals @ New York Mets
Polo Grounds, New York, NY
Sat Jun 08 1963, 3:33 AM EDT
Att: 12,845 - Unknown

AB 29
R 0
H 2
RBI 0
BB 3
SO 10
LOB 12



Batter	1	2	3	4	5	6	7	8	9	AB	R	H	RBI	BB	SO	LOB	TOP																		
Curt Flood, R OBP: 0.313, SLG: 0.380 (1, 8)																	4 1 1 1 0 2 0																		
Bill White, L OBP: 0.385, SLG: 0.502 (1, 3)																	5 3 3 0 0 0 0																		
Dick Groat, R OBP: 0.408, SLG: 0.489 (1, 6)																	5 1 2 2 0 0 2																		
Stan Musial, L OBP: 0.325, SLG: 0.472 Charlie James, R OBP: 0.319, SLG: 0.434 (6, PR) (6, 7)																	1 0 0 0 2 0 1 2 0 0 0 0 0 2																		
Ken Boyer, R OBP: 0.384, SLG: 0.458 (1, 5)																	5 0 2 1 0 0 5																		
George Altman, L OBP: 0.350, SLG: 0.378 (1, 9)																	5 0 1 1 0 0 3																		
Julian Javier, R OBP: 0.299, SLG: 0.411 (1, 4)																	4 1 1 0 1 0 3																		
Carl Sawatski, L OBP: 0.338, SLG: 0.400 Tim McCarver, L OBP: 0.317, SLG: 0.362 (7, PR) (7, 2)																	2 0 0 0 1 1 1 0 1 0 0 0 0 0																		
Gene Oliver, R OBP: 0.298, SLG: 0.410 (8, PH) (8, 2)																	0 0 0 0 1 0 0																		
Curt Simmons, L OBP: 0.290, SLG: 0.207 Ed Bauta, R OBP: 0.244, SLG: 0.395 Duke Carmel, L OBP: 0.244, SLG: 0.395 Bob Humphreys, R Diomedes Olivo, L Leo Burke, R Bobby Shantz, R (8, 1) (8, 1)																	2 0 0 0 0 0 1 0 0 0 0 0 0 0 1 0 0 0 0 0 0 0 0 0 0 0 0 0 0 0 0 0 0 0 0 1 0 0 0 0 0 2 0 0 0 0 0 0 0																		
Inning Stats	R: 2 E: 2 K: 0 S: 6	H: 2 LOB: 1 BB: 0 P: 6	R: 0 E: 0 K: 1 S: 5	H: 1 LOB: 0 BB: 0 P: 5	R: 0 E: 0 K: 1 S: 6	H: 1 LOB: 2 BB: 1 P: 10	R: 0 E: 0 K: 0 S: 3	H: 0 LOB: 0 BB: 0 P: 3	R: 0 E: 0 K: 0 S: 3	H: 0 LOB: 0 BB: 0 P: 3	R: 0 E: 0 K: 0 S: 3	H: 0 LOB: 0 BB: 0 P: 7	R: 3 E: 0 K: 0 S: 5	H: 2 LOB: 1 BB: 2 P: 13	R: 0 E: 0 K: 0 S: 4	H: 1 LOB: 2 BB: 1 P: 8	R: 2 E: 1 K: 1 S: 9	H: 3 LOB: 2 BB: 0 P: 9	1B: 8 2B: 3 3B: 0 HR: 0	SF: 1 SAC: 0 DP: 1 HBP: 0	WP: 0 PB: 0 SB: 0 CS: 0	PA: 43													
PITCHER	IP WLS BF H R ER SO BB IBB HBP BLK WP HR S P ERA WHIP																	ERA WHIP																	
Carl Willey, R ERA: 2.5 Larry Bearnarth, R ERA: 3.21 Don Rowe, L ERA: 4.34 Galen Cisco, R ERA: 4.04	(1, 1) (7, 1) (8, 1) (8, 1)	6.2 0.1 0.2 1.1	29 2 4 8	5 1 1 3	5 0 0 2	3 0 0 0	2 0 0 1	2 0 0 0	4 0 1 0	0 0 0 0	0 0 0 0	0 0 0 0	0 0 0 0	0 2 7 10	0 0 0 0	29 2 3 10	45 0 2 10	4.05 0.00 0.00 0.00	1.350 3.000 3.000 2.250																

St. Louis Cardinals @ New York Mets
Polo Grounds, New York, NY
Sun Jun 09 1963, 3:33 AM EDT
Unknown

AB 37
R 7
H 10
RBI 5
BB 5
SO 3
LOB 22



Batter	1	2	3	4	5	6	7	8	9	AB	R	H	RBI	BB	SO	LOB	BOTTOM																		
Rod Kanehl, R OBP: 0.281, SLG: 0.309 (1, 5)																	5 2 2 0 0 1 0																		
Chico Fernandez, R OBP: 0.276, SLG: 0.287 (1, 6)																	3 1 0 0 1 0 1																		
Ron Hunt, R OBP: 0.351, SLG: 0.361 (1, 4)																	3 1 1 1 1 0 1																		
Frank Thomas, R OBP: 0.303, SLG: 0.320 (1, 7)																	3 2 1 0 1 0 2																		
Jim Hickman, R OBP: 0.333, SLG: 0.427 (1, 9)																	2 1 0 1 2 0 0																		
Cliff Cook, R OBP: 0.207, SLG: 0.228 Tim Harkness, L OBP: 0.287, SLG: 0.353 (1, 3) (7, 3)																	3 1 1 1 0 0 0 1 0 0 0 0 0 2																		
Jim Piersall, R OBP: 0.270, SLG: 0.288 (1, 8)																	4 0 1 2 0 1 2																		
Norm Sherry, R OBP: 0.127, SLG: 0.173 (1, 2)																	4 0 0 0 0 0 1																		
Carl Willey, R OBP: 0.154, SLG: 0.120 Larry Bearnarth, R OBP: 0.125, SLG: 0.125 Ed Kranepool, L OBP: 0.269, SLG: 0.299 Don Rowe, L OBP: 0.222, SLG: 0.222 Galen Cisco, R OBP: 0.197, SLG: 0.133 (1, 1) (7, 1) (7, PH) (8, 1) (8, 1)																	2 0 0 0 0 1 0 0 0 0 0 0 0 0 1 0 0 0 0 0 0 0 0 0 0 0 0 0 1 0 0 0 0 1 0																		
Inning Stats	R: 0 E: 0 K: 1 S: 5	H: 0 LOB: 0 BB: 1 P: 9	R: 0 E: 0 K: 1 S: 5	H: 0 LOB: 0 BB: 0 P: 5	R: 2 E: 1 K: 1 S: 8	H: 2 LOB: 1 BB: 0 P: 8	R: 0 E: 0 K: 0 S: 3	H: 0 LOB: 0 BB: 0 P: 3	R: 0 E: 0 K: 0 S: 3	H: 0 LOB: 0 BB: 0 P: 3	R: 3 E: 0 K: 0 S: 5	H: 2 LOB: 1 BB: 2 P: 13	R: 3 E: 1 K: 0 S: 6	H: 2 LOB: 2 BB: 2 P: 14	R: 0 E: 0 K: 1 S: 5	H: 0 LOB: 0 BB: 0 P: 5	1B: 4 2B: 2 3B: 0 HR: 0	SF: 0 SAC: 0 DP: 0 HBP: 0	WP: 1 PB: 0 SB: 2 CS: 0	PA: 37															
PITCHER	IP WLS BF H R ER SO BB IBB HBP BLK WP HR S P ERA WHIP																	ERA WHIP																	
Curt Simmons, L ERA: 2.83 Ed Bauta, R ERA: 1.75 Bob Humphreys, R ERA: 7.71 Diomedes Olivo, L ERA: 5.84 Bobby Shantz, L ERA: 3.07	(1, 1) (6, 1) (7, 1) (7, 1) (8, 1)	5.2 0.1 0.2 0.1 1.0	25 1 6 2 3	4 0 2 0 0	5 0 3 0 0	3 0 1 0 0	3 0 0 0 1	3 0 0 0 0	0 0 0 0 0	0 0 0 0 0	0 0 0 0 0	0 0 0 0 0	0 0 0 0 0	0 1 4 2 5	0 0 0 0 0	28 1 12 2 5	40 1 12 2 5	4.76 0.00 13.50 0.00 0.00	1.235 0.000 6.000 0.000 0.000																

St. Louis Cardinals @ New York Mets
Polo Grounds, New York, NY
Sun Jun 09 1963, 3:33 AM EDT
Unknown

AB 32
R 8
H 6
RBI 5
BB 5
SO 4
LOB 9



Batter	1	2	3	4	5	6	7	8	9	AB	R	H	RBI	BB	SO	LOB	TOP								
Curt Flood, R OBP: 0.315, SLG: 0.382 (1, 8)	4-0 BB L3			0-0 F9		0-0 F8	0-0 2B	0-3 K		4	0	1	1	1	1	1									
Bill White, L OBP: 0.385, SLG: 0.511 (1, 3)	0-0 L3			0-0 HR		4-0 CS BB	0-0 F8	0-3 K		4	1	1	1	1	1	4									
Dick Groat, R OBP: 0.410, SLG: 0.487 Duke Carmel, L OBP: 0.433, SLG: 0.409 (1, 6) (8, 9)	0-0 F3			0-0 F7		0-0 CS	0-0 2B 1B	4-0 1B E BB	0-0 G6-4-3 1B	3	2	1	0	1	0	0									
Ken Boyer, R OBP: 0.376, SLG: 0.448 (1, 5)		0-0 F8		0-0 F4			0-0 F2	0-0 FC1 1B FC4-2	0-0 G6-4-3 1B	5	0	0	0	0	0	3									
George Altman, L OBP: 0.357, SLG: 0.388 Dal Maxvill, R OBP: 0.222, SLG: 0.125 (1, 9) (8, 6)		0-0 4-3			1-0 PB 1B HBP		0-0 1B 2B	0-0 FC4-2 1B IHR	0-0 F7	3	2	2	0	0	0	0									
Charlie James, R OBP: 0.325, SLG: 0.436 (1, 7)		0-0 5-3			0-0 F9		0-0 1B 1B	0-0 FC4-2 IHR		4	2	2	3	0	0	1									
Julian Javier, R OBP: 0.293, SLG: 0.403 (1, 4)			0-0 F5		0-0 F6		0-0 F5	0-0 FC4-2 IHR		4	1	0	0	0	0	5									
Tim McCarver, L OBP: 0.344, SLG: 0.435 (1, 2)			0-0 F5		0-0 1B		0-0 2B 1B	0-0 IHR		4	2	3	4	0	0	0									
Ray Sadecki, L OBP: 0.259, SLG: 0.259 (1, 1)			0-3 K		0-0 3-1		0-0 2B 1B	0-0 1B		4	0	2	1	0	1	0									
Inning Stats	R: 0 E: 0 K: 0 S: 2	H: 0 LOB: 0 BB: 1 P: 6	R: 0 E: 0 K: 0 S: 3	H: 0 LOB: 0 BB: 0 P: 3	R: 0 E: 0 K: 1 S: 5	H: 0 LOB: 0 BB: 0 P: 5	R: 1 E: 0 K: 0 S: 4	H: 1 LOB: 0 BB: 0 P: 4	R: 0 E: 0 K: 0 S: 3	H: 1 LOB: 2 BB: 0 P: 4	R: 0 E: 0 K: 0 S: 2	H: 0 LOB: 0 BB: 1 P: 6	R: 4 E: 0 K: 0 S: 9	H: 6 LOB: 2 BB: 0 P: 9	R: 5 E: 1 K: 2 S: 12	H: 4 LOB: 1 BB: 1 P: 16	R: 0 E: 0 K: 0 S: 3	H: 1 LOB: 0 BB: 0 P: 3	1B: 9 2B: 3 3B: 0 HR: 2	SF: 0 SAC: 0 DP: 2 HBP: 1	WP: 0 PB: 1 SB: 0 CS: 1	PA: 42			
PITCHER	IP	WLS	BF	H	R	ER	SO	BB	IBB	HBP	BLK	WP	HR	S	P	ERA	WHIP								
Jay Hook, R ERA: 5.62 (1, 1)	6.2	L	27	7	5	5	1	2	0	1	0	0	1	26	35	6.75	1.350								
Ken MacKenzie, L ERA: 5.4 (7, 1)	0.0		0	0	0	0	0	0	0	0	0	0	0	0	0	∞	∞								
Larry Bearnarth, R ERA: 4.2 (8, 1)	2.0		12	5	5	4	2	1	0	0	0	0	0	15	19	18.00	3.000								

St. Louis Cardinals @ New York Mets
Polo Grounds, New York, NY
Sun Jun 09 1963, 3:38 AM EDT
Att: 26,332 - Unknown

AB 37
R 10
H 13
RBI 10
BB 3
SO 3
LOB 14



Batter	1	2	3	4	5	6	7	8	9	AB	R	H	RBI	BB	SO	LOB	BOTTOM								
Rod Kanehl, R OBP: 0.274, SLG: 0.300 (1, 8)	0-0 CS 1B		0-0 F5			0-0 F9		0-0 6-3	0-0 FC5-4	5	0	1	0	0	0	1									
Charlie Neal, R OBP: 0.315, SLG: 0.321 (1, 5)	0-0 F8 1B		0-0 L6			4-0 G6-4-3 BB		0-0 HR	0-0 FC5-4	4	1	2	1	1	0	1									
Ron Hunt, R OBP: 0.344, SLG: 0.353 (1, 4)	0-0 F8			0-0 F9		0-0 G6-4-3		0-0 F8		4	0	0	0	0	0	2									
Frank Thomas, R OBP: 0.315, SLG: 0.333 (1, 7)	0-0 5-3			0-0 FC5-4 1B			0-0 1B 1B	0-0 HR 1B		4	2	3	0	0	0	1									
Jim Hickman, R OBP: 0.342, SLG: 0.450 (1, 9)		4-0 FC6-4 BB		0-0 FC5-4			0-0 1B	0-0 HR		3	1	2	2	1	0	1									
Tim Harkness, L OBP: 0.282, SLG: 0.347 Cliff Cook, R OBP: 0.225, SLG: 0.238 (1, 3) (7, PH) (8, 3)		0-0 F6		0-3 K		0-0 1B		4-0 BB		2	0	0	0	0	1	2									
Al Moran, R OBP: 0.208, SLG: 0.207 Chico Fernandez, R OBP: 0.272, SLG: 0.262 (1, 6) (7, PH) (8, 6)		0-0 F9		0-0 5-3		0-0 K		0-0 F8		2	0	0	0	0	1	3									
Norm Sherry, R OBP: 0.120, SLG: 0.165 (1, 2)		0-0 FC6-4		0-3 K		0-0 F7		0-0 F6		4	0	0	0	0	1	3									
Jay Hook, L OBP: 0.261, SLG: 0.238 Ken MacKenzie, R (7, 1)			0-3 K		0-0 1-3		0-3 K		0-0 FC5-4 1B	2	0	0	0	0	1	0									
Duke Snider, L OBP: 0.344, SLG: 0.485 Larry Bearnarth, R OBP: 0.125, SLG: 0.125 Jim Piersall, R OBP: 0.274, SLG: 0.273 (7, PH) (8, 1) (9, PH)				0-0 K						1	0	0	0	0	1	2									
Inning Stats	R: 0 E: 0 K: 0 S: 4	H: 2 LOB: 1 BB: 0 P: 4	R: 0 E: 0 K: 0 S: 3	H: 0 LOB: 1 BB: 1 P: 7	R: 0 E: 0 K: 1 S: 5	H: 0 LOB: 0 BB: 0 P: 5	R: 0 E: 0 K: 1 S: 6	H: 1 LOB: 1 BB: 0 P: 6	R: 0 E: 0 K: 1 S: 5	H: 0 LOB: 0 BB: 0 P: 5	R: 0 E: 0 K: 0 S: 2	H: 0 LOB: 0 BB: 1 P: 6	R: 1 E: 0 K: 2 S: 10	H: 3 LOB: 2 BB: 0 P: 10	R: 3 E: 0 K: 0 S: 6	H: 3 LOB: 1 BB: 1 P: 10	R: 0 E: 0 K: 0 S: 4	H: 1 LOB: 1 BB: 0 P: 4	1B: 8 2B: 0 3B: 0 HR: 2	SF: 0 SAC: 0 DP: 1 HBP: 0	WP: 0 PB: 0 SB: 0 CS: 1	PA: 38			
PITCHER	IP	WLS	BF	H	R	ER	SO	BB	IBB	HBP	BLK	WP	HR	S	P	ERA	WHIP								
Ray Sadecki, L ERA: 5.75 (1, 1)	9.0	W	38	10	4	4	5	3	0	0	0	0	2	45	57	4.00	1.444								

St. Louis Cardinals @ New York Mets
Polo Grounds, New York, NY
Sun Jun 09 1963, 3:38 AM EDT
Att: 26,332 - Unknown

AB 35
R 4
H 10
RBI 4
BB 3
SO 5
LOB 17



Batter	1	2	3	4	5	6	7	8	9	AB	R	H	RBI	BB	SO	LOB	TOP			
Pete Rose, S OBP: 0.340, SLG: 0.350 (1,4)	0-0 4-3		0-0 1B			0-0 F7		0-0 2B		4	0	2	0	0	0	0	Cincinnati Reds @ New York Mets Polo Grounds, New York, NY Mon Jun 10 1963, 7:05 PM EDT Att: 9,089 - Unknown			
Bob Skinner, L OBP: 0.338, SLG: 0.374 (1,7)	0-0 F5		0-0 4-3			0-0 1B		0-0 L8		4	0	1	0	0	0	2				
Vada Pinson, L OBP: 0.350, SLG: 0.486 (1,8)	0-0 1-3			0-0 F7		0-0 F6		0-0 P6		4	0	0	0	0	0	2				
Frank Robinson, R OBP: 0.409, SLG: 0.503 (1,9)		4-0 1B 3-2 BB		0-0 6-3		0-0 F9 WP 6-3 1B		0-0 5-3		3	1	1	0	1	0	0				
Daryl Spencer, R OBP: 0.400, SLG: 0.353 (1,5)		0-0 3-2 1B		0-0 1B		0-0 F9		4-0 1B WP FC3-6 BB		3	1	2	0	1	0	1				
Gordy Coleman, L OBP: 0.281, SLG: 0.377 (1,3)		0-0 3-2			0-0 G3		0-0 6-3		0-0 FC3-6 1B	4	0	1	1	0	0	2				
Tommy Harper, R OBP: 0.322, SLG: 0.243 (8, PR)		0-0 1-2 3-H			0-0 F8		0-0 3-H 4-0 BB		0-0 FC3-6 1B	0	0	0	0	0	0	0				
Johnny Edwards, L OBP: 0.316, SLG: 0.343 (1,2)		0-0 F2			0-0 F8		0-0 BB		0-0 FC3-6 1-2 3-H	3	0	0	1	1	0	2				
Don Blasingame, L OBP: 0.297, SLG: 0.200 (8, PR)									0-0 1-2 3-H	0	0	0	0	0	0	0				
Leo Cardenas, R OBP: 0.271, SLG: 0.376 (1,6)			0-0 5-3		0-0 F8		0-0 P4		0-0 P4	4	0	0	0	0	0	2				
Joey Jay, S OBP: 0.087, SLG: 0.087 (1,1)			0-0 F9			0-3 K		0-0 G3		2	0	0	0	0	1	0				
Jesse Gonder, L OBP: 0.429, SLG: 0.750 (8, PH)										1	0	0	0	0	0	0				
Al Worthington, R OBP: 0.322, SLG: 0.243 (8,1)										0	0	0	0	0	0	0				
Inning Stats	R: 0 E: 0 K: 0 S: 3	H: 0 LOB: 0 BB: 0 P: 3	R: 0 E: 0 K: 0 S: 3	H: 1 LOB: 1 BB: 1 P: 7	R: 0 E: 0 K: 0 S: 4	H: 1 LOB: 1 BB: 0 P: 4	R: 0 E: 0 K: 0 S: 3	H: 0 LOB: 0 BB: 0 P: 3	R: 0 E: 0 K: 1 S: 6	H: 1 LOB: 1 BB: 0 P: 6	R: 1 E: 0 K: 0 S: 4	H: 1 LOB: 1 BB: 1 P: 8	R: 0 E: 0 K: 0 S: 4	H: 1 LOB: 1 BB: 0 P: 4	R: 1 E: 0 K: 0 S: 4	H: 1 LOB: 1 BB: 1 P: 8	1B: 6 2B: 2 3B: 0 HR: 0	SF: 0 SAC: 0 DP: 1 HBP: 0	WP: 2 PB: 0 SB: 0 CS: 0	PA: 35
PITCHER Tracy Stallard, R ERA: 4.67 (1,1)	IP: 9.0 WLS: W BF: 35 H: 7 R: 2 ER: 2 SO: 1 BB: 3 IBB: 0 HBP: 0 BLK: 0 WP: 2 HR: 0 S: 34 P: 46 ERA: 2.00 WHIP: 1.111																			

AB	32
R	2
H	7
RBI	2
BB	3
SO	1
LOB	11



Batter	1	2	3	4	5	6	7	8	9	AB	R	H	RBI	BB	SO	LOB	BOTTOM			
Charlie Neal, R OBP: 0.318, SLG: 0.321 (1,5)	0-0 L9		0-0 1B		0-3 K			4-0 F7 BB		3	0	1	1	1	1	1	Cincinnati Reds @ New York Mets Polo Grounds, New York, NY Mon Jun 10 1963, 7:05 PM EDT Att: 9,089 - Unknown			
Chico Fernandez, R OBP: 0.284, SLG: 0.254 (1,6)	0-0 P4		0-0 F7			0-0 L3		0-0 F7 1-2		4	0	0	0	0	0	2				
Ron Hunt, R OBP: 0.343, SLG: 0.356 (1,4)	0-0 F8			0-0 F9		0-0 2B		0-0 F9		4	0	1	0	0	0	0				
Duke Snider, L OBP: 0.344, SLG: 0.478 (1,9)		0-3 K		4-0 G5-4-3 BB		0-0 F5		0-0 5-3		2	0	0	0	1	1	1				
Frank Thomas, R OBP: 0.309, SLG: 0.326 (1,7)		0-0 P6		0-0 G5-4-3		0-0 5-3				3	0	0	0	0	0	2				
Jim Hickman, R OBP: 0.342, SLG: 0.450 (8,7)				0-0 1-2						0	0	0	0	0	0	0				
Tim Harkness, L OBP: 0.284, SLG: 0.372 (1,3)		0-3 K			0-0 P6		0-0 HR			3	1	1	1	0	1	0				
Choo-Choo Coleman, L OBP: 0.288, SLG: 0.218 (1,2)			0-0 1B		0-0 WP SF 1B		0-3 K			3	1	2	0	0	1	0				
Jim Piersall, R OBP: 0.275, SLG: 0.276 (1,8)			0-0 1B		0-0 WP 1-3 1B		0-0 SF FC3-6		0-0 6-3	2	1	1	1	0	0	0				
Tracy Stallard, R OBP: 0.322, SLG: 0.243 (1,1)			0-0 1-3		0-0 FC5-2-5		0-3 K			3	0	0	0	0	1	2				
Inning Stats	R: 0 E: 0 K: 0 S: 3	H: 0 LOB: 0 BB: 0 P: 3	R: 0 E: 0 K: 2 S: 7	H: 0 LOB: 0 BB: 0 P: 7	R: 1 E: 0 K: 0 S: 5	H: 3 LOB: 1 BB: 0 P: 5	R: 0 E: 0 K: 0 S: 2	H: 0 LOB: 0 BB: 1 P: 6	R: 1 E: 1 K: 1 S: 7	H: 1 LOB: 1 BB: 0 P: 7	R: 0 E: 0 K: 0 S: 4	H: 1 LOB: 1 BB: 0 P: 4	R: 1 E: 0 K: 2 S: 8	H: 1 LOB: 0 BB: 0 P: 8	R: 0 E: 0 K: 0 S: 2	H: 0 LOB: 0 BB: 1 P: 6	1B: 4 2B: 1 3B: 0 HR: 1	SF: 1 SAC: 0 DP: 1 HBP: 0	WP: 3 PB: 0 SB: 0 CS: 0	PA: 30
PITCHER Joey Jay, R ERA: 3.88 (1,1)	IP: 7.0 WLS: L BF: 27 H: 6 R: 3 ER: 3 SO: 5 BB: 1 IBB: 0 HBP: 0 BLK: 0 WP: 2 HR: 1 S: 36 P: 40 ERA: 3.86 WHIP: 1.000																			
PITCHER Al Worthington, R ERA: 2.6 (8,1)	IP: 1.0 WLS: L BF: 3 H: 0 R: 0 ER: 0 SO: 0 BB: 1 IBB: 0 HBP: 0 BLK: 0 WP: 0 HR: 0 S: 2 P: 6 ERA: 0.00 WHIP: 1.000																			

AB	27
R	3
H	6
RBI	3
BB	2
SO	5
LOB	8



Batter	1	2	3	4	5	6	7	8	9	AB	R	H	RBI	BB	SO	LOB	TOP								
Pete Rose, S OBP: 0.336, SLG: 0.346 (1, 4)	6-3					4-3		F8		5	1	1	0	0	1	2	Cincinnati Reds @ New York Mets Polo Grounds, New York, NY Tue Jun 11 1963, 3:33 AM EDT Att: 5,006 - Unknown								
Tommy Harper, R OBP: 0.326, SLG: 0.304 (1, 9)	F8							E5		5	2	2	1	0	0	0									
Vada Pinson, L OBP: 0.355, SLG: 0.507 (1, 8)								F9		5	2	3	3	0	0	1									
Frank Robinson, R OBP: 0.401, SLG: 0.489 (1, 7)	F7							F9		5	0	0	0	0	1	2									
Daryl Spencer, R OBP: 0.418, SLG: 0.356 (1, 5)								E5		2	2	1	0	3	1	1									
Don Pavletich, R OBP: 0.316, SLG: 0.273 Gordy Coleman, L OBP: 0.260, SLG: 0.374 (3, PH) (3, 3)	SH2-3							4-3		0	0	0	0	0	0	0									
Leo Cardenas, R OBP: 0.270, SLG: 0.373 (1, 6)										4	0	1	1	0	0	3									
Johnny Edwards, L OBP: 0.319, SLG: 0.347 (1, 2)										4	0	2	1	0	0	1									
Jim Maloney, L OBP: 0.116, SLG: 0.091 Jim Owens, R (9, 1)	G4-3							F8		4	0	1	1	0	1	2									
Inning Stats	R: 0 E: 0 K: 0 S: 4	H: 1 LOB: 0 BB: 0 P: 4	R: 1 E: 0 K: 0 S: 4	H: 2 LOB: 1 BB: 1 P: 8	R: 5 E: 0 K: 2 S: 13	H: 6 LOB: 2 BB: 1 P: 17	R: 1 E: 0 K: 0 S: 5	H: 2 LOB: 1 BB: 0 P: 5	R: 0 E: 0 K: 1 S: 5	H: 0 LOB: 0 BB: 0 P: 5	R: 1 E: 0 K: 0 S: 4	H: 1 LOB: 0 BB: 0 P: 4	R: 0 E: 0 K: 0 S: 3	H: 0 LOB: 1 BB: 1 P: 7	R: 0 E: 1 K: 0 S: 4	H: 0 LOB: 1 BB: 0 P: 4		R: 0 E: 1 K: 1 S: 5	H: 0 LOB: 0 BB: 0 P: 5	1B: 8 2B: 3 3B: 0 HR: 2	SF: 0 SAC: 1 DP: 2 HBP: 0	WP: 0 PB: 0 SB: 1 CS: 1	PA: 42		
PITCHER	IP	WLS	BF	H	R	ER	SO	BB	IBB	HBP	BLK	WP	HR	S	P	ERA	WHIP								
Al Jackson, L ERA: 3.77 Jay Hook, R ERA: 5.79 Ken MacKenzie, L ERA: 5.47 Don Rowe, L ERA: 4.12 Larry Bearnarth, R ERA: 4.09	2.0	L	12	6	4	4	0	1	0	0	0	0	0	11	15	18.00	3.500								
	3.1		7	3	2	2	2	1	0	0	0	0	0	10	14	18.00	4.000								
	4.1		12	3	2	2	1	0	0	0	0	0	2	14	14	6.00	1.000								
	7.1		8	0	0	0	0	1	0	0	0	0	0	7	11	0.00	0.500								
	9.1		3	0	0	0	1	0	0	0	0	0	0	5	5	0.00	0.000								

AB	38
R	8
H	12
RBI	8
BB	3
SO	4
LOB	14



Batter	1	2	3	4	5	6	7	8	9	AB	R	H	RBI	BB	SO	LOB	BOTTOM								
Charlie Neat, R OBP: 0.323, SLG: 0.328 (1, 5)	K									2	0	1	0	1	1	0	Cincinnati Reds @ New York Mets Polo Grounds, New York, NY Tue Jun 11 1963, 3:33 AM EDT Att: 5,006 - Unknown								
Don Rowe, L OBP: 0.222, SLG: 0.222 (7, 1)										0	0	0	0	0	0	0									
Jim Hickman, R OBP: 0.346, SLG: 0.450 (8, PH)										0	0	0	0	1	0	0									
Larry Bearnarth, R OBP: 0.125, SLG: 0.125 (9, 1)										0	0	0	0	0	0	0									
Norm Sherry, R OBP: 0.131, SLG: 0.165 (9, PH)										0	0	0	0	1	0	0									
Chico Fernandez, R OBP: 0.281, SLG: 0.250 Ken MacKenzie, R (4, 1)	K									2	0	0	0	0	2	1									
Rod Kanehl, R OBP: 0.262, SLG: 0.286 (6, PH) (7, 5)										3	0	0	0	0	1	4									
Ron Hunt, R OBP: 0.341, SLG: 0.351 (1, 4)	K									3	1	0	0	0	1	1									
Duke Snider, L OBP: 0.343, SLG: 0.475 (1, 9) (4, 8)										3	0	1	0	0	1	0									
Cliff Cook, R OBP: 0.233, SLG: 0.272 (7, PR) (8, 8)	E3									1	2	1	1	0	0	0									
Frank Thomas, R OBP: 0.307, SLG: 0.324 (1, 7)	K									4	0	1	1	0	1	2									
Tim Harkness, L OBP: 0.283, SLG: 0.363 (1, 3)	K									3	0	0	0	1	3	2									
Choo-Choo Coleman, L OBP: 0.291, SLG: 0.212 Sammy Taylor, L OBP: 0.385, SLG: 0.300 (8, 2)										3	0	0	0	0	2	3									
Jim Piersall, R OBP: 0.274, SLG: 0.275 Al Moran, R OBP: 0.211, SLG: 0.203 (4, 6)										1	0	0	0	0	0	0									
Al Jackson, L OBP: 0.161, SLG: 0.167 Jay Hook, L OBP: 0.261, SLG: 0.238 Ed Kranepool, L OBP: 0.269, SLG: 0.304 (4, 9)										2	0	0	0	1	1	0									
Inning Stats	R: 0 E: 0 K: 3 S: 9	H: 0 LOB: 0 BB: 0 P: 9	R: 0 E: 1 K: 2 S: 8	H: 0 LOB: 1 BB: 0 P: 8	R: 0 E: 0 K: 1 S: 6	H: 1 LOB: 0 BB: 0 P: 6	R: 0 E: 0 K: 1 S: 5	H: 0 LOB: 0 BB: 0 P: 5	R: 0 E: 0 K: 3 S: 9	H: 0 LOB: 0 BB: 0 P: 9	R: 0 E: 0 K: 0 S: 3	H: 0 LOB: 1 BB: 1 P: 7	R: 1 E: 0 K: 1 S: 6	H: 1 LOB: 3 BB: 2 P: 14	R: 2 E: 0 K: 1 S: 6	H: 2 LOB: 1 BB: 1 P: 11	R: 0 E: 0 K: 1 S: 6	H: 1 LOB: 2 BB: 1 P: 10	1B: 2 2B: 2 3B: 1 HR: 0	SF: 0 SAC: 0 DP: 1 HBP: 1	WP: 1 PB: 0 SB: 0 CS: 0	PA: 38			
PITCHER	IP	WLS	BF	H	R	ER	SO	BB	IBB	HBP	BLK	WP	HR	S	P	ERA	WHIP								
Jim Maloney, R ERA: 3.08 Jim Owens, R ERA: 7.85	8.0	W	33	4	3	3	12	4	0	1	0	0	0	6	10	0.00	2.000								
	1.0	S	5	1	0	0	1	1	0	0	0	0	0	6	10	0.00	2.000								



Batter	1	2	3	4	5	6	7	8	9	AB	R	H	RBI	BB	SO	LOB	TOP					
Chico Fernandez, R (1, 6) OBP: 0.253, SLG: 0.242										4	0	0	0	0	1	0	New York Mets @ Milwaukee Braves Milwaukee County Stadium, Milwaukee, WI Wed Jun 12, 1963, 8:05 PM EDT Att: 5,470 - Unknown					
Ed Kranepool, L (1, 9) OBP: 0.293, SLG: 0.297										4	0	0	0	0	0	0						
Ron Hunt, R (1, 4) OBP: 0.339, SLG: 0.349										4	0	1	0	0	0	0						
Duke Snider, L (1, 7) OBP: 0.341, SLG: 0.465										3	0	0	0	1	0	1						
Tim Harkness, L (1, 3) OBP: 0.284, SLG: 0.362										3	0	1	0	0	0	0						
Jim Hickman, R (1, 8) OBP: 0.345, SLG: 0.448										3	0	1	0	0	0	2						
Choo-Choo Coleman, L (1, 2) OBP: 0.275, SLG: 0.297										3	0	0	0	0	2	1						
Charlie Neal, R (1, 5) OBP: 0.319, SLG: 0.323										3	0	0	0	0	1	0						
Galen Cisco, R (1, 1) OBP: 0.158, SLG: 0.125										1	0	0	0	0	1	0						
Ken MacKenzie, R (4, 1)										1	0	0	0	0	1	0						
Cliff Cook, R (8, PH) OBP: 0.231, SLG: 0.268										1	0	0	0	0	1	0						
Jay Hook, L (8, 1) OBP: 0.261, SLG: 0.238										0	0	0	0	0	0	0						
Inning Stats	R: 0 E: 0 K: 1 S: 5	H: 0 LOB: 0 BB: 0 P: 5	R: 0 E: 0 K: 0 S: 3	H: 0 LOB: 0 BB: 0 P: 3	R: 0 E: 0 K: 3 S: 9	H: 0 LOB: 0 BB: 0 P: 9	R: 0 E: 0 K: 0 S: 3	H: 0 LOB: 0 BB: 0 P: 3	R: 0 E: 0 K: 1 S: 6	H: 1 LOB: 1 BB: 0 P: 6	R: 0 E: 0 K: 1 S: 5	H: 0 LOB: 0 BB: 0 P: 5	R: 0 E: 0 K: 0 S: 4	H: 1 LOB: 2 BB: 1 P: 8	R: 0 E: 0 K: 1 S: 5	H: 0 LOB: 0 BB: 0 P: 5	R: 0 E: 0 K: 0 S: 4	H: 1 LOB: 1 BB: 0 P: 4	1B: 3 2B: 0 3B: 0 HR: 0	SF: 0 SAC: 0 DP: 0 HBP: 0	WP: 0 PB: 0 CS: 0	PA: 31
PITCHER Lew Burdette, R (1, 1) ERA: 3.63	IP: 9.0 WLS: W BF: 31 H: 3 R: 0 ER: 0 SO: 7 BB: 1 IBB: 0 HBP: 0 BLK: 0 WP: 0 HR: 0 S: 44 P: 48 ERA: 0.00 WHIP: 0.444															PITCHER						

AB	30
R	0
H	3
RBI	0
BB	1
SO	7
LOB	4



Batter	1	2	3	4	5	6	7	8	9	AB	R	H	RBI	BB	SO	LOB	BOTTOM			
Denis Menke, R (1, 4) OBP: 0.313, SLG: 0.393										4	1	2	0	0	0	0	New York Mets @ Milwaukee Braves Milwaukee County Stadium, Milwaukee, WI Wed Jun 12, 1963, 8:05 PM EDT Att: 5,470 - Unknown			
Lee Maye, L (1, 7) OBP: 0.276, SLG: 0.337										4	2	3	0	1	0	0				
Hank Aaron, R (1, 9) OBP: 0.400, SLG: 0.612										5	2	2	5	0	2	3				
Eddie Mathews, L (1, 5) OBP: 0.411, SLG: 0.460										5	1	1	0	0	2	3				
Mack Jones, L (1, 8) OBP: 0.315, SLG: 0.357										3	1	2	2	1	1	2				
Tommie Aaron, R (1, 3) OBP: 0.296, SLG: 0.311										4	0	2	0	0	0	1				
Roy McMillan, R (1, 6) OBP: 0.283, SLG: 0.345										4	0	0	1	0	0	4				
Del Crandall, R (1, 2) OBP: 0.245, SLG: 0.226										4	1	1	1	0	0	2				
Lew Burdette, R (1, 1) OBP: 0.138, SLG: 0.115										4	1	0	0	0	3	0				
Inning Stats	R: 0 E: 0 K: 2 S: 9	H: 2 LOB: 2 BB: 0 P: 9	R: 0 E: 0 K: 0 S: 3	H: 0 LOB: 0 BB: 0 P: 3	R: 4 E: 1 K: 0 S: 9	H: 5 LOB: 2 BB: 0 P: 9	R: 3 E: 0 K: 1 S: 8	H: 3 LOB: 2 BB: 2 P: 16	R: 0 E: 0 K: 1 S: 5	H: 0 LOB: 0 BB: 0 P: 5	R: 0 E: 0 K: 2 S: 7	H: 0 LOB: 0 BB: 0 P: 7	R: 2 E: 1 K: 1 S: 7	H: 2 LOB: 0 BB: 0 P: 7	R: 0 E: 0 K: 1 S: 6	H: 1 LOB: 1 BB: 0 P: 6		1B: 7 2B: 4 3B: 0 HR: 2	SF: 0 SAC: 1 DP: 0 HBP: 0	WP: 0 PB: 0 CS: 1
PITCHER Galen Cisco, R (1, 1) ERA: 4.64	IP: 3.2 WLS: L BF: 24 H: 10 R: 7 ER: 6 SO: 3 BB: 2 IBB: 0 HBP: 0 BLK: 0 WP: 0 HR: 1 S: 28 P: 36 ERA: 14.73 WHIP: 3.273															PITCHER				
Ken MacKenzie, L (4, 1) ERA: 5.46	IP: 3.1 WLS: L BF: 12 H: 2 R: 2 ER: 2 SO: 4 BB: 0 IBB: 0 HBP: 0 BLK: 0 WP: 0 HR: 1 S: 20 P: 20 ERA: 5.40 WHIP: 0.600															PITCHER				
Jay Hook, R (8, 1) ERA: 5.71	IP: 1.0 WLS: L BF: 4 H: 1 R: 0 ER: 0 SO: 1 BB: 0 IBB: 0 HBP: 0 BLK: 0 WP: 0 HR: 0 S: 6 P: 6 ERA: 0.00 WHIP: 1.000															PITCHER				

AB	37
R	9
H	13
RBI	9
BB	2
SO	8
LOB	15



Batter	1	2	3	4	5	6	7	8	9	AB	R	H	RBI	BB	SO	LOB	TOP								
Jim Piersall, R OBP: 0.273, SLG: 0.274	L1		HBP 1B	6-3		SH5-3		4-3		4	1	1	1	0	0	1									
Choo-Choo Coleman, L OBP: 0.272, SLG: 0.260	1-3		HBP 1B			P6		K		4	1	0	0	0	2	3									
Ron Hunt, R OBP: 0.349, SLG: 0.375	HR		WP 1B			1B				5	4	4	1	0	1	0									
Duke Snider, L OBP: 0.343, SLG: 0.479	HR		WP 1B			F5		K		4	2	1	2	1	2	2									
Frank Thomas, R OBP: 0.316, SLG: 0.336	5-3									4	0	3	4	0	0	0									
Rod Kanehl, R OBP: 0.262, SLG: 0.286										0	1	0	0	0	0	0									
Tim Harkness, L OBP: 0.295, SLG: 0.382										4	0	2	1	1	1	1									
Charlie Neal, R OBP: 0.312, SLG: 0.316										5	0	0	0	0	2	5									
Al Moran, R OBP: 0.220, SLG: 0.213										4	1	2	0	0	0	1									
Carl Willey, R OBP: 0.138, SLG: 0.107										3	0	0	0	0	1	1									
Sammy Taylor, L OBP: 0.429, SLG: 0.364										1	0	1	0	0	0	0									
Al Jackson, L OBP: 0.161, SLG: 0.167										0	0	0	0	0	0	0									
Roger Craig, R OBP: 0.118, SLG: 0.063										0	0	0	0	0	0	0									
Inning Stats	R: 2 E: 0 K: 0 S: 5	H: 2 LOB: 0 BB: 0 P: 5	R: 0 E: 0 K: 1 S: 5	H: 1 LOB: 0 BB: 0 P: 5	R: 4 E: 0 K: 3 S: 12	H: 3 LOB: 1 BB: 1 P: 17	R: 0 E: 0 K: 0 S: 3	H: 0 LOB: 0 BB: 0 P: 3	R: 1 E: 0 K: 1 S: 5	H: 2 LOB: 2 BB: 1 P: 9	R: 0 E: 0 K: 1 S: 6	H: 1 LOB: 1 BB: 0 P: 6	R: 1 E: 0 K: 1 S: 6	H: 1 LOB: 0 BB: 0 P: 6	R: 1 E: 0 K: 1 S: 7	H: 2 LOB: 2 BB: 0 P: 7	R: 1 E: 0 K: 2 S: 9	H: 2 LOB: 1 BB: 0 P: 9	1B: 10 2B: 2 3B: 2 HR: 1	SF: 1 SAC: 1 DP: 1 HBP: 1	WP: 2 PB: 0 SB: 1 CS: 0	PA: 43			
PITCHER	IP WLS BF H R ER SO BB IBB HBP BLK WP HR S P ERA WHIP	2.1 L 14 6 6 6 2 0 1 1 0 1 1 16 21 23.14 2.571	3.2 15 3 1 1 3 1 0 0 0 0 0 20 24 2.46 1.091	3.0 14 5 3 3 4 0 0 0 0 1 0 22 22 9.00 1.667																					

New York Mets @ Cincinnati Reds
Crosley Field, Cincinnati, OH
Fri Jun 14 1963, 7:05 PM EDT
Att: 11,769 - Unknown

AB	38
R	10
H	14
RBI	9
BB	2
SO	9
LOB	14



Batter	1	2	3	4	5	6	7	8	9	AB	R	H	RBI	BB	SO	LOB	BOTTOM								
Pete Rose, S OBP: 0.348, SLG: 0.357	3-1	K2-3								4	1	2	0	1	1	1									
Bob Skinner, L OBP: 0.332, SLG: 0.361	E FC6-4 BB		P6							4	1	1	0	1	0	2									
Vada Pinson, L OBP: 0.349, SLG: 0.492	FC6-4 E 1-2 1B		F7							5	0	1	0	0	0	2									
Frank Robinson, R OBP: 0.411, SLG: 0.492	FC6-4 E 1-2 2-3 BB		F3							1	1	0	0	3	0	0									
Daryl Spencer, R OBP: 0.388, SLG: 0.320	FC6-4 E 1-2 2-3 BB									4	0	0	1	0	2	4									
Gordy Coleman, L OBP: 0.259, SLG: 0.383										4	0	1	0	0	1	2									
Johnny Edwards, L OBP: 0.323, SLG: 0.361										4	0	2	1	0	2	0									
Leo Cardenas, R OBP: 0.276, SLG: 0.387										4	0	1	0	0	1	1									
Bob Purkey, R OBP: 0.294, SLG: 0.077										0	0	0	0	1	0	0									
Jim Owens, R										1	0	0	0	0	0	0									
Jesse Conder, L OBP: 0.408, SLG: 0.714										1	0	0	0	0	1	3									
Dom Zanni, R										0	0	0	0	0	0	0									
Marty Keough, L OBP: 0.316, SLG: 0.429										1	0	0	0	0	1	0									
Inning Stats	R: 1 E: 1 K: 1 S: 6	H: 1 LOB: 2 BB: 2 P: 14	R: 0 E: 0 K: 2 S: 7	H: 0 LOB: 1 BB: 1 P: 11	R: 0 E: 0 K: 0 S: 3	H: 0 LOB: 0 BB: 0 P: 3	R: 0 E: 0 K: 2 S: 7	H: 0 LOB: 0 BB: 0 P: 7	R: 0 E: 0 K: 1 S: 6	H: 1 LOB: 1 BB: 0 P: 6	R: 1 E: 0 K: 2 S: 10	H: 3 LOB: 3 BB: 1 P: 14	R: 1 E: 1 K: 0 S: 4	H: 2 LOB: 1 BB: 1 P: 8	R: 0 E: 0 K: 0 S: 3	H: 1 LOB: 0 BB: 0 P: 3	R: 0 E: 0 K: 1 S: 5	H: 0 LOB: 1 BB: 1 P: 9	1B: 7 2B: 2 3B: 0 HR: 0	SF: 0 SAC: 0 DP: 2 HBP: 0	WP: 0 PB: 0 SB: 2 CS: 0	PA: 39			
PITCHER	IP WLS BF H R ER SO BB IBB HBP BLK WP HR S P ERA WHIP	7.0 W 32 7 3 2 8 5 0 0 0 0 0 43 63 2.57 1.714	2.0 S 7 1 0 0 1 1 0 0 0 0 0 8 12 0.00 1.000																						

New York Mets @ Cincinnati Reds
Crosley Field, Cincinnati, OH
Fri Jun 14 1963, 7:05 PM EDT
Att: 11,769 - Unknown

AB	33
R	3
H	8
RBI	2
BB	6
SO	9
LOB	15



Batter	1	2	3	4	5	6	7	8	9	AB	R	H	RBI	BB	SO	LOB	TOP			
Charlie Neal, R OBP: 0.308, SLG: 0.326 (1, 5)										5	0	1	0	0	2	4	New York Mets @ Cincinnati Reds Crosley Field, Cincinnati, OH Sun Jun 16 1963, 3:33 AM EDT Unknown			
Choo-Choo Coleman, L OBP: 0.269, SLG: 0.262 (1, 2)										5	0	0	0	0	1	3				
Ron Hunt, R OBP: 0.346, SLG: 0.367 (1, 4)										4	0	0	0	0	0	1				
Duke Snider, L OBP: 0.346, SLG: 0.477 (1, 8)										3	2	1	0	1	1	0				
Frank Thomas, R OBP: 0.325, SLG: 0.356 (1, 7)										2	2	1	2	2	0	0				
Ed Kranepool, L OBP: 0.261, SLG: 0.306 (1, 9)										4	0	0	0	0	1	3				
Tim Harkness, L OBP: 0.312, SLG: 0.385 (1, 3)										2	1	1	2	2	1	0				
Al Moran, R OBP: 0.233, SLG: 0.220 (6, PH)										2	0	1	1	0	0	1				
Sammy Taylor, L OBP: 0.409, SLG: 0.333 (6, PH)										1	0	0	0	0	0	1				
Chico Fernandez, R OBP: 0.259, SLG: 0.248 (6, 6)										1	0	1	0	0	0	0				
Al Jackson, L OBP: 0.152, SLG: 0.156 (5, 1)										2	0	0	0	0	2	2				
Galen Cisco, R OBP: 0.178, SLG: 0.125 (7, PH)										0	0	0	0	0	0	0				
Cliff Cook, R OBP: 0.226, SLG: 0.245 (7, 1)										1	0	0	0	0	1	0				
Larry Bearnarth, R OBP: 0.338, SLG: 0.125 (8, 1)										0	0	0	0	0	0	0				
Don Rowe, L OBP: 0.192, SLG: 0.222 (8, PH)										0	0	0	0	0	0	0				
Jim Hickman, R OBP: 0.349, SLG: 0.448 (9, PH)										0	0	0	0	1	0	0				
Inning Stats	R: 0 E: 0 K: 2 S: 7	H: 0 LOB: 0 BB: 0 P: 7	R: 3 E: 0 K: 3 S: 11	H: 2 LOB: 1 BB: 2 P: 19	R: 2 E: 0 K: 0 S: 5	H: 2 LOB: 0 BB: 0 P: 5	R: 0 E: 0 K: 1 S: 5	H: 0 LOB: 0 BB: 1 P: 9	R: 0 E: 0 K: 0 S: 3	H: 0 LOB: 0 BB: 0 P: 7	R: 0 E: 0 K: 1 S: 6	H: 1 LOB: 1 BB: 0 P: 6	R: 0 E: 0 K: 0 S: 2	H: 0 LOB: 0 BB: 1 P: 6	R: 0 E: 0 K: 1 S: 6	H: 1 LOB: 2 BB: 1 P: 10	1B: 4 2B: 1 3B: 0 HR: 1	SF: 0 SAC: 0 DP: 1 HBP: 0	WP: 0 PB: 0 SB: 0 CS: 0	PA: 38
PITCHER Jim Maloney, R ERA: 3.26 (1, 1)	IP: 9.0 WLS: W BF: 38 H: 6 R: 5 ER: 5 SO: 9 BB: 6 IBB: 0 HBP: 0 BLK: 0 WP: 0 HR: 1 S: 50 P: 74 ERA: 5.00 WHIP: 1.333															PITCHER IP: WLS: BF: H: R: ER: SO: BB: IBB: HBP: BLK: WP: HR: S: P: ERA: WHIP				

Batter	1	2	3	4	5	6	7	8	9	AB	R	H	RBI	BB	SO	LOB	BOTTOM			
Pete Rose, S OBP: 0.356, SLG: 0.359 (1, 4)										4	4	2	1	1	0	2	New York Mets @ Cincinnati Reds Crosley Field, Cincinnati, OH Sun Jun 16 1963, 3:33 AM EDT Unknown			
Tommy Harper, R OBP: 0.325, SLG: 0.293 (1, 9)										3	2	0	0	0	1	4				
Vada Pinson, L OBP: 0.352, SLG: 0.506 (1, 8)										5	0	3	3	0	1	3				
Frank Robinson, R OBP: 0.409, SLG: 0.478 (1, 7)										3	1	0	1	1	0	2				
Daryl Spencer, R OBP: 0.377, SLG: 0.330 (1, 5)										5	0	1	3	0	1	2				
Leo Cardenas, R OBP: 0.270, SLG: 0.377 (1, 6)										5	0	0	0	0	2	3				
Don Pavletich, R OBP: 0.341, SLG: 0.297 (1, 3)										2	2	1	0	2	0	0				
Johnny Edwards, L OBP: 0.325, SLG: 0.374 (1, 2)										4	1	2	2	0	0	1				
Jim Maloney, L OBP: 0.158, SLG: 0.086 (1, 1)										2	1	0	0	2	0	2				
Inning Stats	R: 1 E: 0 K: 2 S: 9	H: 2 LOB: 2 BB: 0 P: 10	R: 1 E: 0 K: 0 S: 4	H: 1 LOB: 1 BB: 1 P: 8	R: 0 E: 0 K: 0 S: 3	H: 0 LOB: 0 BB: 0 P: 3	R: 4 E: 1 K: 1 S: 8	H: 3 LOB: 1 BB: 1 P: 13	R: 0 E: 0 K: 0 S: 3	H: 0 LOB: 1 BB: 1 P: 7	R: 1 E: 0 K: 1 S: 6	H: 1 LOB: 1 BB: 1 P: 10	R: 0 E: 0 K: 0 S: 3	H: 0 LOB: 0 BB: 0 P: 3	R: 4 E: 1 K: 1 S: 8	H: 2 LOB: 1 BB: 2 P: 16		1B: 3 2B: 4 3B: 1 HR: 1	SF: 0 SAC: 1 DP: 0 HBP: 2	WP: 0 PB: 0 SB: 1 CS: 0
PITCHER Al Jackson, L ERA: 4.08 (5, 1)	IP: 4.0 WLS: L BF: 22 H: 6 R: 6 ER: 5 SO: 3 BB: 2 IBB: 0 HBP: 0 BLK: 0 WP: 0 HR: 0 S: 24 P: 34 ERA: 11.25 WHIP: 2.000															PITCHER IP: WLS: BF: H: R: ER: SO: BB: IBB: HBP: BLK: WP: HR: S: P: ERA: WHIP				
Galen Cisco, R ERA: 4.53 (7, 1)	IP: 2.0 WLS: L BF: 9 H: 1 R: 1 ER: 1 SO: 1 BB: 2 IBB: 0 HBP: 0 BLK: 0 WP: 0 HR: 0 S: 9 P: 17 ERA: 4.50 WHIP: 1.500																			
Larry Bearnarth, R ERA: 3.86 (8, 1)	IP: 1.2 WLS: L BF: 10 H: 2 R: 4 ER: 0 SO: 1 BB: 2 IBB: 0 HBP: 0 BLK: 0 WP: 0 HR: 0 S: 10 P: 18 ERA: 0.00 WHIP: 2.400																			
Don Rowe, L ERA: 4.08 (8, 1)	IP: 0.1 WLS: L BF: 1 H: 0 R: 0 ER: 0 SO: 0 BB: 0 IBB: 0 HBP: 0 BLK: 0 WP: 0 HR: 0 S: 1 P: 1 ERA: 0.00 WHIP: 0.000																			



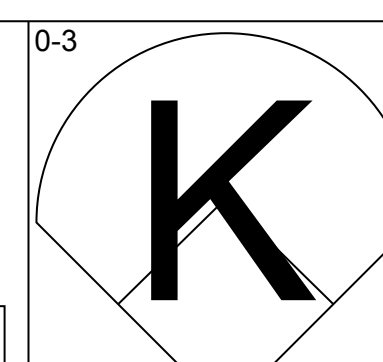
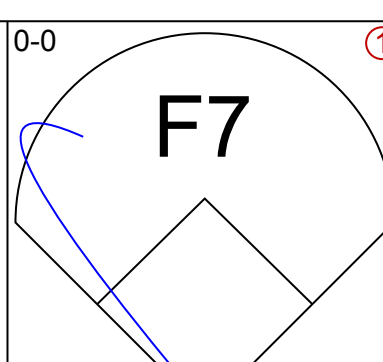
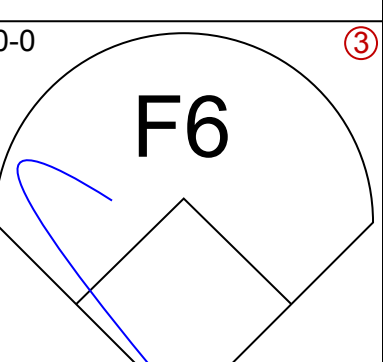
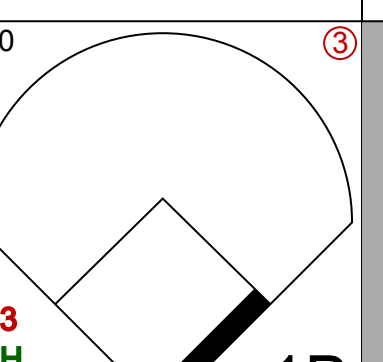
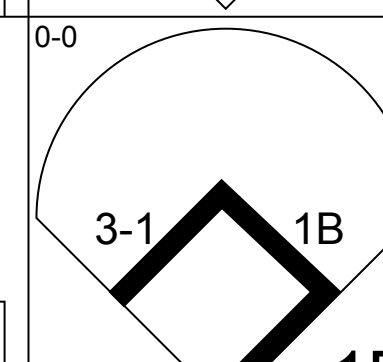
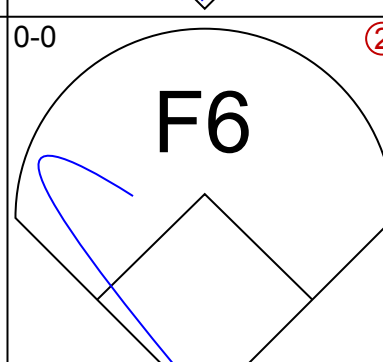
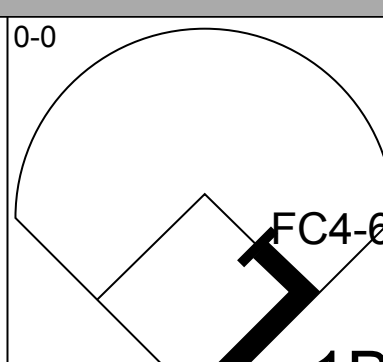
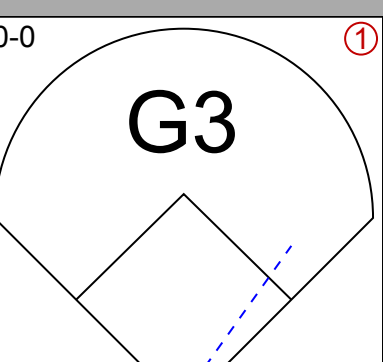
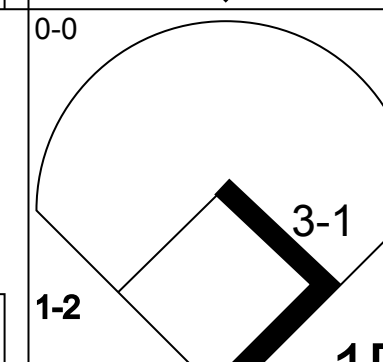
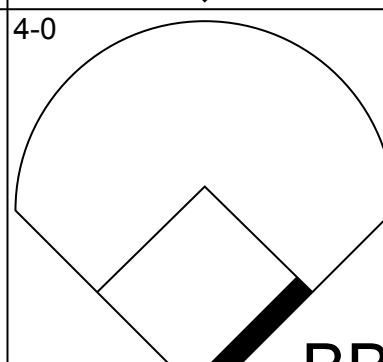
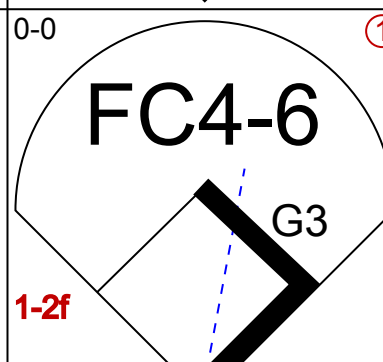
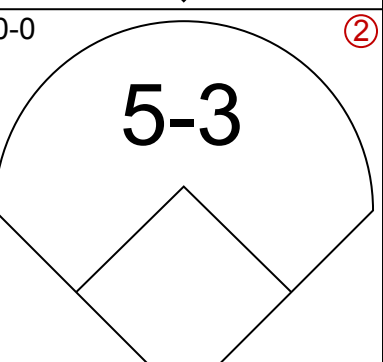
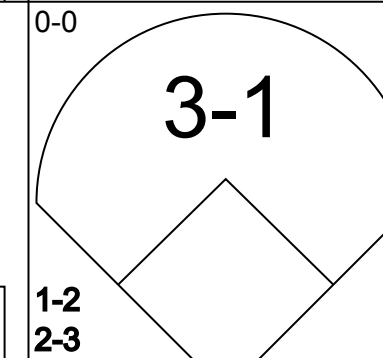
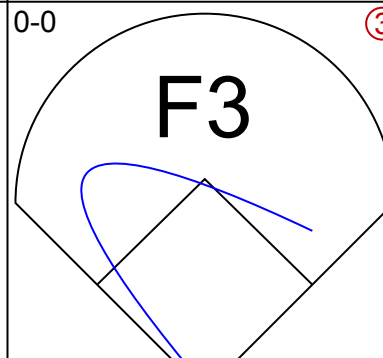
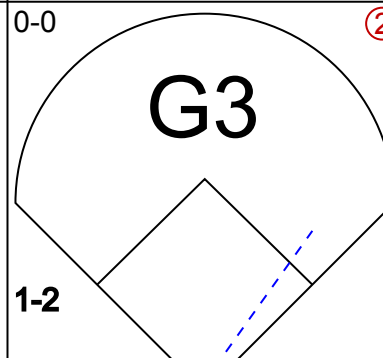
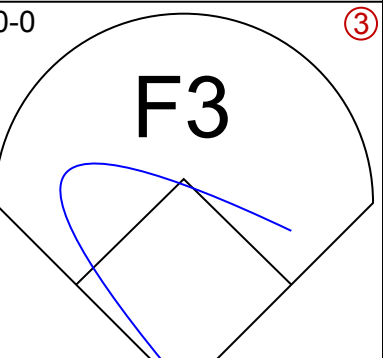
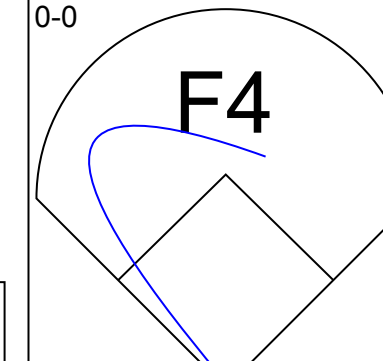

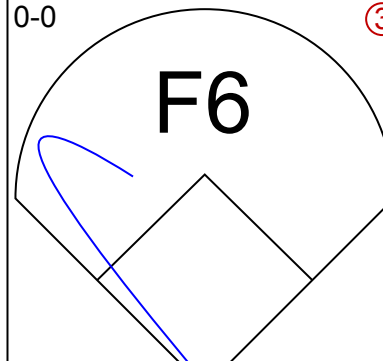






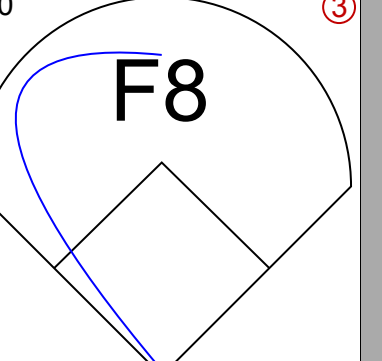

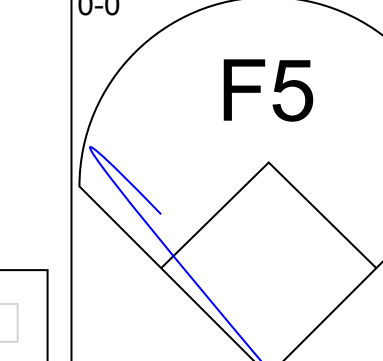


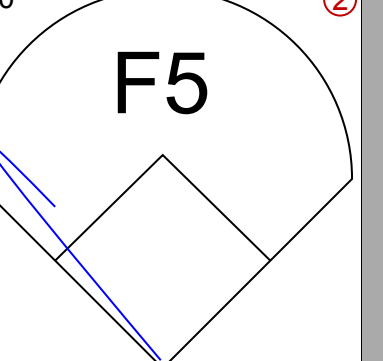
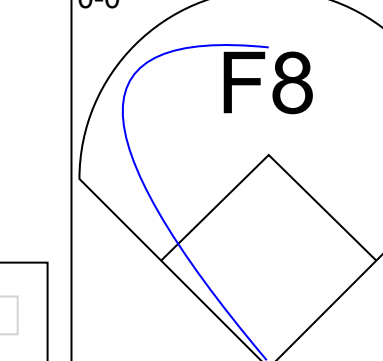

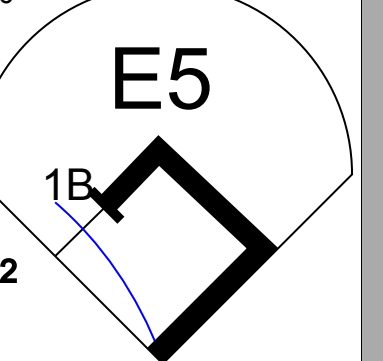
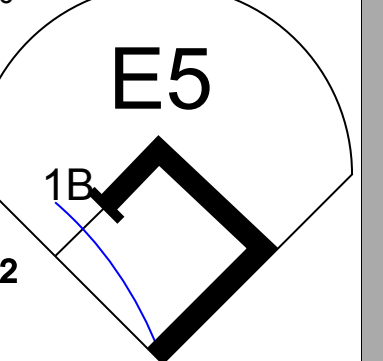

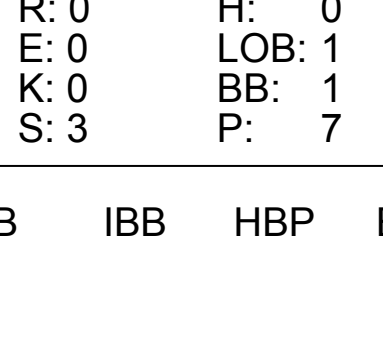

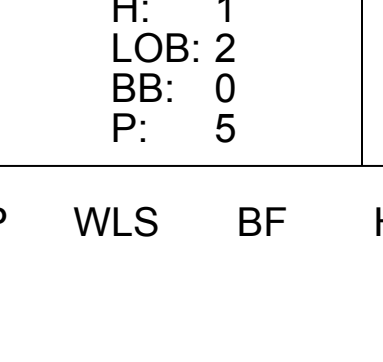




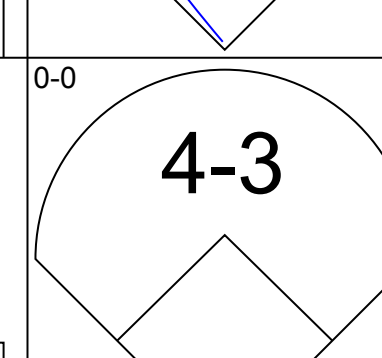


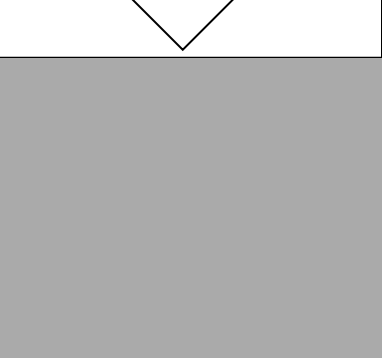

Batter	1	2	3	4	5	6	7	8	9	AB	R	H	RBI	BB	SO	LOB	TOP			
Jim Piersall, R OBP: 0.275, SLG: 0.275 (1, 8)	0-0 4-3 1		0-0 P4 2		0-0 F9 3		0-0 G5-4-3 2 3		0-0 E1 1B 1-3	5	0	1	0	0	0	2	New York Mets @ Cincinnati Reds Crosley Field, Cincinnati, OH Sun Jun 16 1963, 3:38 AM EDT Att: 18,323 - Unknown			
Rod Kanehl, R OBP: 0.261, SLG: 0.261 (1, 5)	0-0 6-3 2		0-0 5-3 3			0-0 6-3 1		0-3 K 1 1-3	5	0	0	0	0	1	3					
Ron Hunt, R OBP: 0.349, SLG: 0.370 (1, 4)	0-0 1B 1B 1B			0-0 BB 1B 1B		0-0 6-3 2		0-0 F9 2	4	1	2	0	0	0	0					
Frank Thomas, R OBP: 0.337, SLG: 0.365 (6, PR)	0-0 1B 1B 1B			4-0 G5-3 1B BB		0-0 BB 1B 1B		0-0 3-1 3	2	0	2	0	1	0	0					
Ed Kranepool, L OBP: 0.259, SLG: 0.305 (6, 3)	1-H 1B			1-2 BB		0-0 BB 1B 1B			1	0	0	0	0	0	0					
Jim Hickman, R OBP: 0.352, SLG: 0.449 (1, 9)		0-0 F8 1		0-0 G5-3 1B		0-0 BB 1B		0-0 F7 1	4	0	2	1	0	0	0					
Cliff Cook, R OBP: 0.240, SLG: 0.267 (6, 7)	0-0 F3 2		0-0 G5-3 2		0-0 1-2 2-H 1B		4-0 BB 1B		0-0 1B 1B	3	1	1	0	1	2					
Al Moran, R OBP: 0.228, SLG: 0.215 (9, PH)	0-0 1-3 3		0-0 1-3 3		0-3 K 3		0-0 5-3 3		0-0 1B E 1B 1-3	3	0	0	0	0	1	4				
Charlie Neal, R OBP: 0.311, SLG: 0.329 (9, PH)									1	1	1	0	0	0	0					
Norm Sherry, R OBP: 0.129, SLG: 0.163 (1, 2)			0-0 P4 1		0-0 4-3 1		4-0 G5-4-3 BB		0-0 E 1B 1-3 3-H	1	0	0	0	0	0	0				
Sammy Taylor, L OBP: 0.444, SLG: 0.357 (4, 2)									2	0	1	2	1	0	0					
Roger Craig, R OBP: 0.143, SLG: 0.091 (1, 1)			0-0 1B						1	0	1	0	0	0	0					
Ken MacKenzie, R (4, 1)									2	0	0	0	0	2	1					
Chico Fernandez, R OBP: 0.257, SLG: 0.246 (9, PH)									1	0	0	0	0	1	1					
Inning Stats	R: 0 E: 0 K: 0 S: 4	H: 2 LOB: 2 BB: 0 P: 4	R: 0 E: 0 K: 0 S: 3	H: 0 LOB: 0 BB: 0 P: 3	R: 0 E: 0 K: 0 S: 4	H: 1 LOB: 1 BB: 0 P: 4	R: 1 E: 0 K: 1 S: 6	H: 2 LOB: 1 BB: 1 P: 10	R: 0 E: 0 K: 1 S: 5	H: 0 LOB: 0 BB: 0 P: 5	R: 0 E: 0 K: 0 S: 4	H: 0 LOB: 0 BB: 1 P: 8	R: 0 E: 0 K: 1 S: 5	H: 0 LOB: 0 BB: 0 P: 5	R: 2 E: 2 K: 1 S: 9	H: 4 LOB: 2 BB: 0 P: 9	1B: 11 2B: 0 3B: 0 HR: 0	SF: 0 SAC: 0 DP: 2 HBP: 0	WP: 0 PB: 0 SB: 0 CS: 0	PA: 38
PITCHER Jim O'Toole, L ERA: 2.0 (1, 1)	IP: 9.0 WLS: W BF: 38	H: 11 R: 3 ER: 1 SO: 5	BB: 3 IBB: 0 HBP: 0 BLK: 0	WP: 0 HR: 0 S: 45 P: 57	ERA: 1.00 WHIP: 1.556	PITCHER IP: WLS: BF: H: R: ER: SO: BB: IBB: HBP: BLK: WP: HR: S: P: ERA: WHIP														

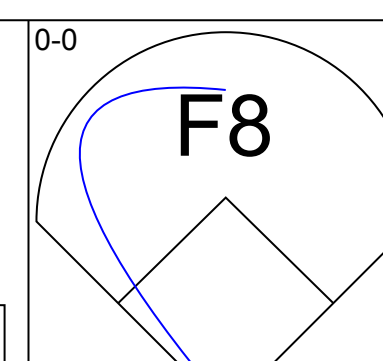
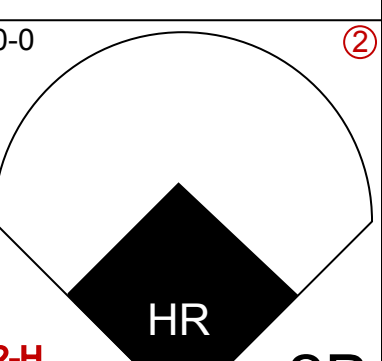
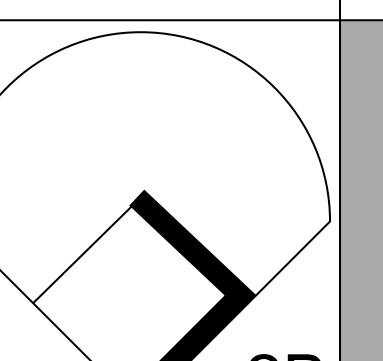
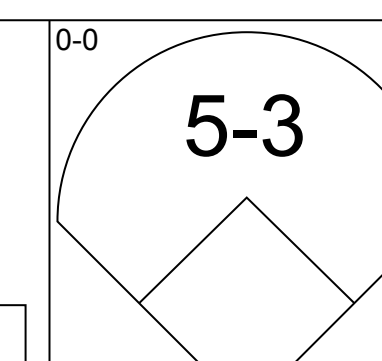
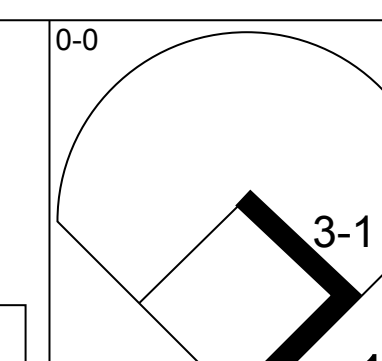
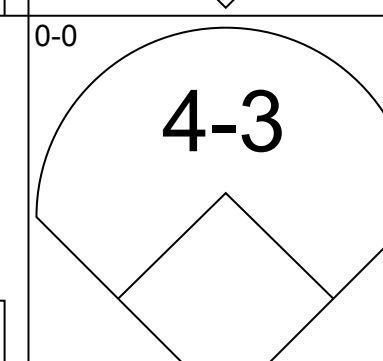
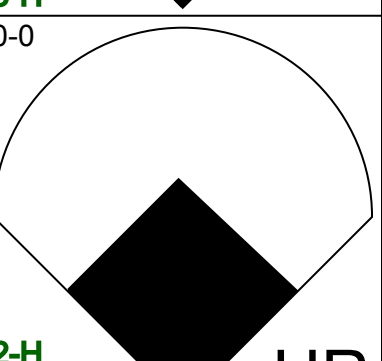
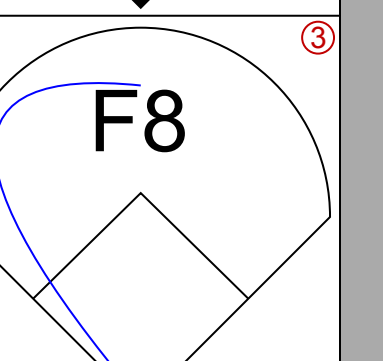
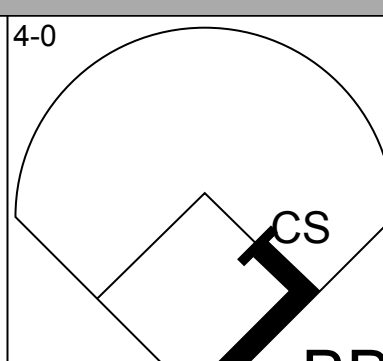
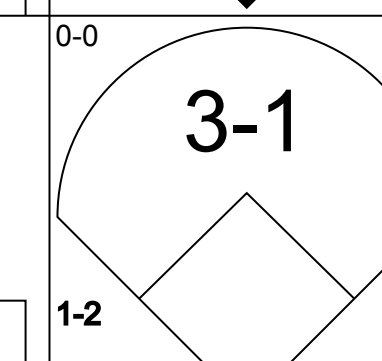
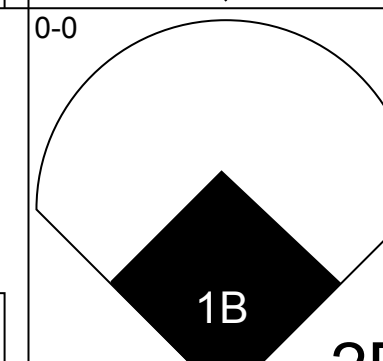
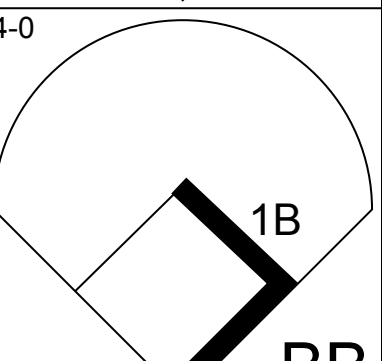
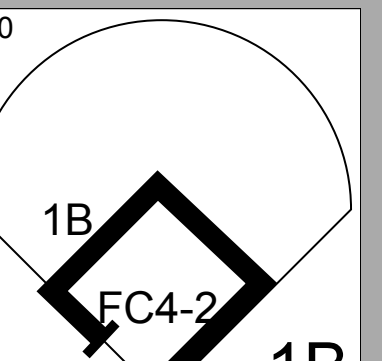
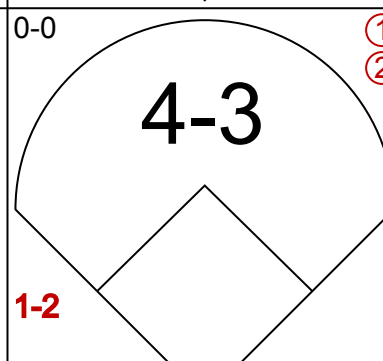
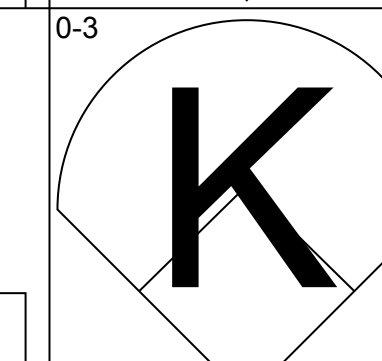
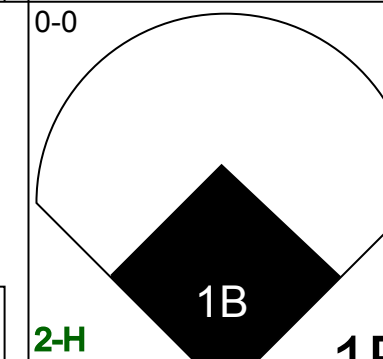
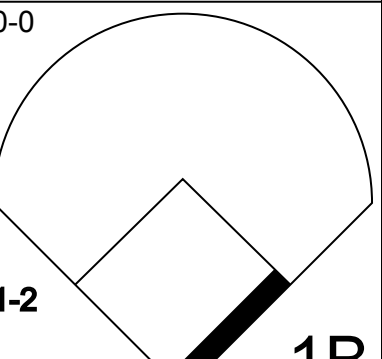
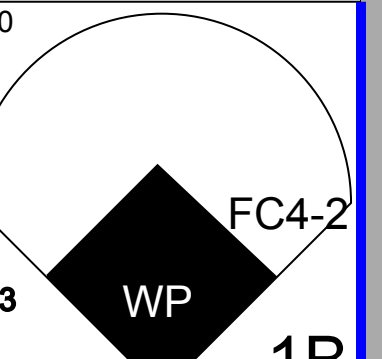
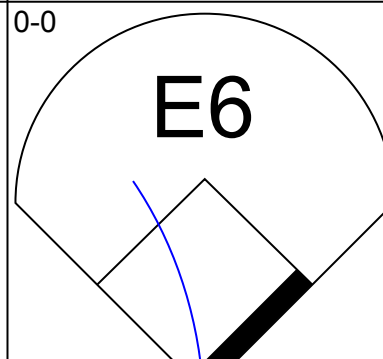
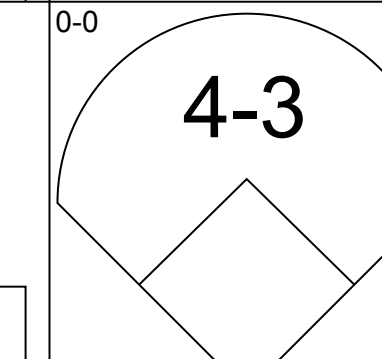
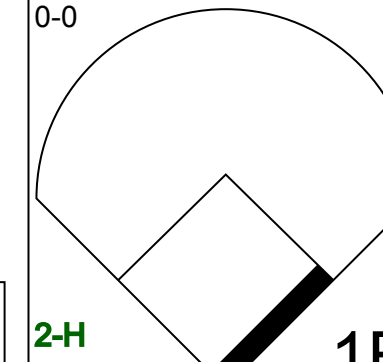
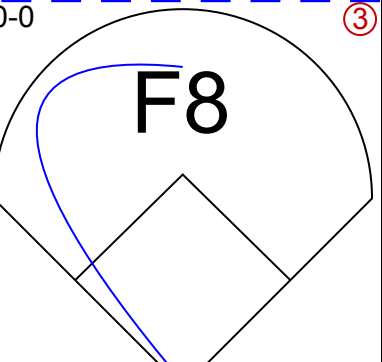
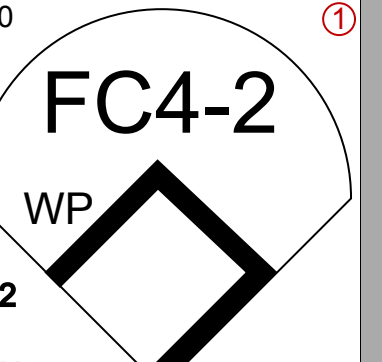
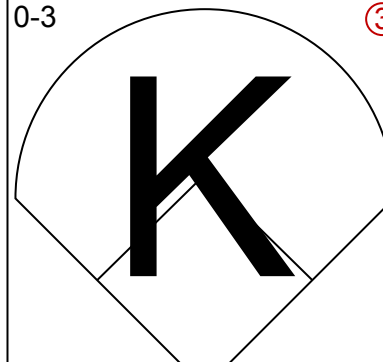

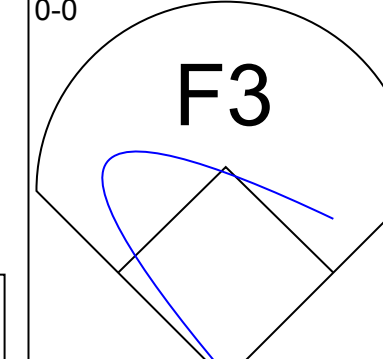

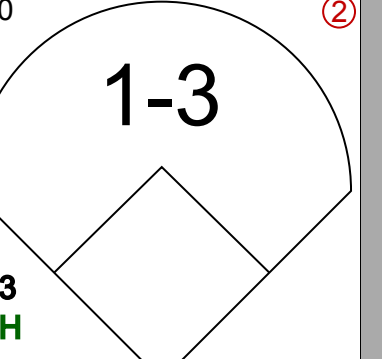



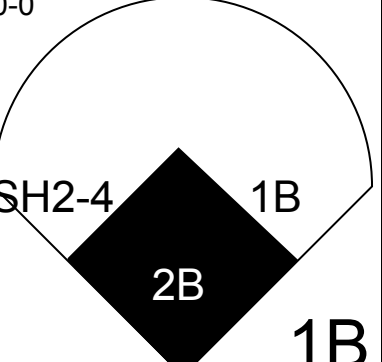
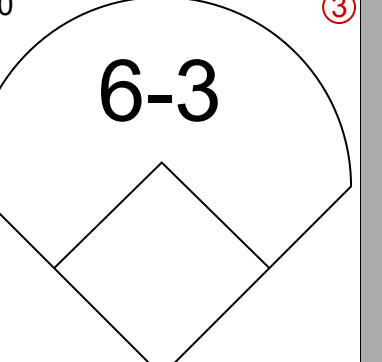


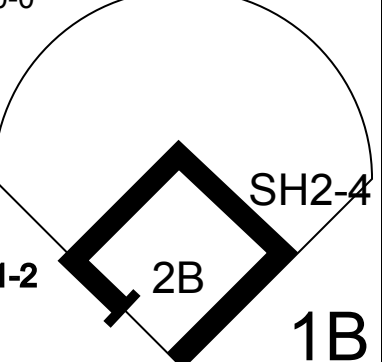



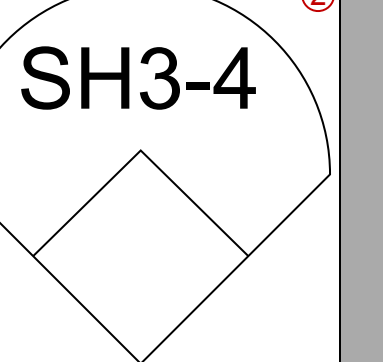
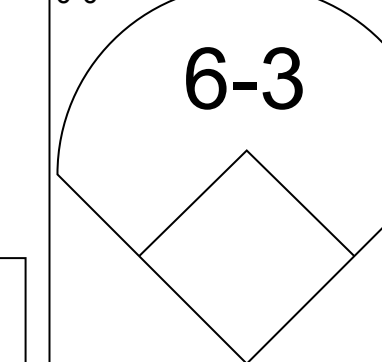
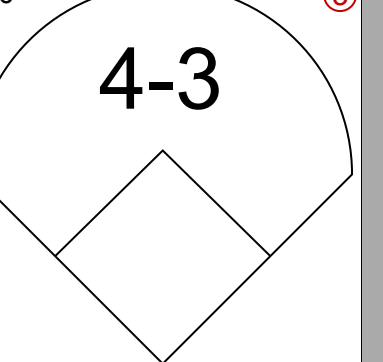

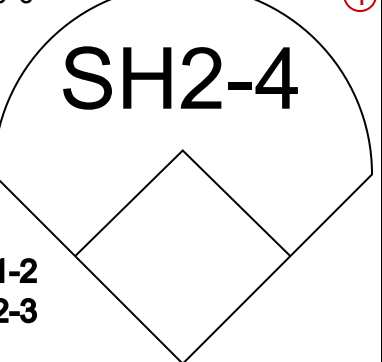
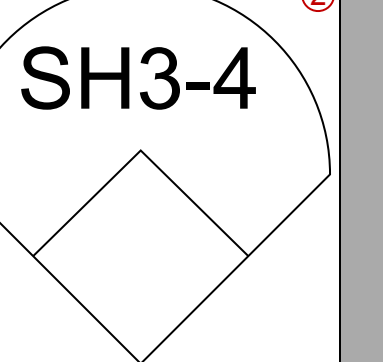

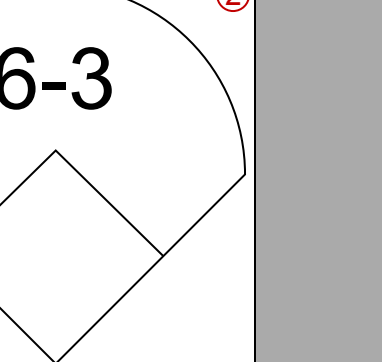
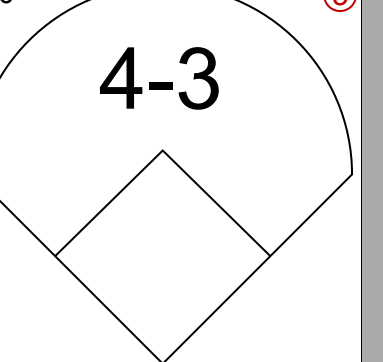

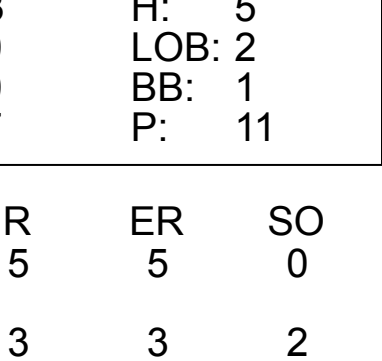
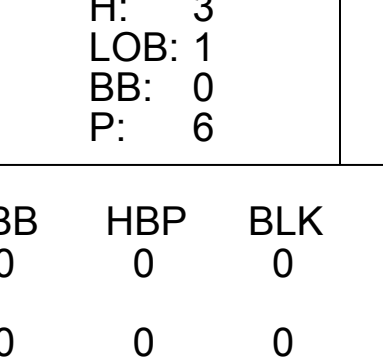
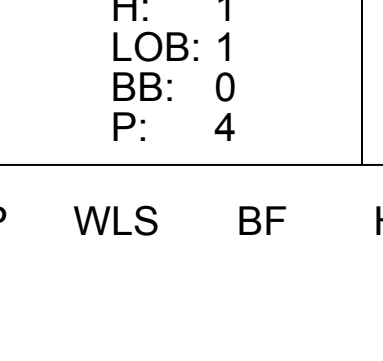

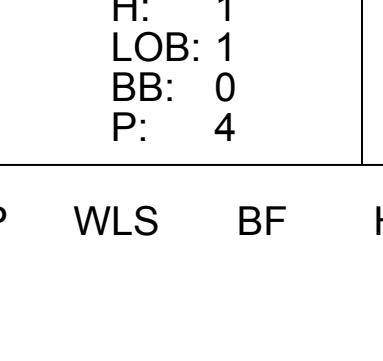


AB	35
R	3
H	11
RBI	3
BB	3
SO	5
LOB	13



Batter	1	2	3	4	5	6	7	8	9	AB	R	H	RBI	BB	SO	LOB	BOTTOM			
Pete Rose, S OBP: 0.354, SLG: 0.362 (1, 4)	0-0 5-3 1			0-0 FC3-2 1B E 1-2 2-3 3-H	0-0 1B 2B 1-3			0-0 G3-6-3 1B	4	2	1	0	0	0	4	New York Mets @ Cincinnati Reds Crosley Field, Cincinnati, OH Sun Jun 16 1963, 3:38 AM EDT Att: 18,323 - Unknown				
Don Blasingame, L OBP: 0.316, SLG: 0.226 (8, 4)		0-0 L8 3		0-0 F7 1	0-0 E3 1B FC 1-2 2-3 3-H		0-0 1B	5	2	2	3	0	0	3						
Bob Stinner, L OBP: 0.356, SLG: 0.369 (1, 7)	0-0 1B SF9 1B		0-0 F7 1	0-0 E3 1B FC 1-2 2-3 3-H	0-0 1B		0-0 G3-6-3 1B 1-2	5	2	2	3	0	0	3						
Vada Pinson, L OBP: 0.352, SLG: 0.504 (1, 8)	0-0 2B 1B 1-3		0-0 G3 2	0-0 FC 1B S 1-2 2-3 3-H		0-0 6-3 1		0-3 K 3	3	1	1	1	0	0	2					
Tommy Harper, R OBP: 0.316, SLG: 0.286 (7, 8)	0-0 2B 1B 1-3		0-0 G3 2	0-0 FC 1B S 1-2 2-3 3-H		0-0 6-3 1		0-3 K 3	2	0	0	0	0	1	0					
Frank Robinson, R OBP: 0.410, SLG: 0.481 (1, 9)	0-0 SF9 2		0-0 E 1B 1-2 2-H 3-H	0-0 S 1B 1-2 2-3 3-H		0-0 F4 2		0-0 F4 2	3	1	2	3	0	0	0					
Marty Keough, L OBP: 0.316, SLG: 0.420 (7, 9)	0-0 SF9 2		0-0 E 1B 1-2 2-H 3-H	0-0 S 1B 1-2 2-3 3-H		0-0 F4 2		0-0 F4 2	0	0	0	0	0	0	0					
Gordy Coleman, L OBP: 0.263, SLG: 0.393 (1, 3)	0-0 2B 1-H		0-0 E2 1B 2B 1-H	0-0 K 1-2 2-3		0-3 K 3		0-3 K 3	4	1	2	2	0	2	2					
Johnny Edwards, L OBP: 0.325, SLG: 0.374 (1, 2)	0-0 F9 3		0-0 E2 1B 2B 1-H	0-0 K 1-2 2-3		0-3 K 3		0-3 K 3	3	0	1	1	0	0	3					
Jesse Gonder, L OBP: 0.417, SLG: 0.739 (7, 2)	0-0 F9 3		0-0 CS 1B 3-H	0-0 F8 3		0-3 K 3		0-3 K 3	1	0	0	0	0	1	0					
Daryl Spencer, R OBP: 0.383, SLG: 0.333 (1, 5)		0-3 K 1	0-0 CS 1B 3-H	0-0 FC3-2 1B BB 1-2	4-0 BB BB BB BB	0-0 1B		0-0 1B	2	0	1	0	1	1	0					
Eddie Kasko, R OBP: 0.342, SLG: 0.303 (8, 6)		0-3 K 2	0-0 CS 1B 1-2	0-0 FC3-2 1B BB 1-2	4-0 BB BB BB BB	0-0 1B		0-0 1B	1	0	1	0	0	0	0					
Leo Cardenas, R OBP: 0.271, SLG: 0.377 (7, PH)		0-3 K 2		0-0 FC3-2 1B BB 1-2	0-0 G6-4-3 BB		0-0 1B	3	1	1	0	0	1	1	1					
Ken Walters, R OBP: 0.226, SLG: 0.290 (8, 9)		0-3 K 2		0-0 FC3-2 1B BB 1-2	0-0 G6-4-3 BB		0-0 1B	1	0	0	0	0	0	1	1					
Jim O'Toole, S OBP: 0.171, SLG: 0.150 (1, 1)		0-0 1B		4-0 E FC3-2 BB 1-2 2-3	0-0 2B 1B 1B		0-0 P3 3	3	2	2	0	1	0	1	1					
Inning Stats	R: 2 E: 0 K: 0 S: 6	H: 3 LOB: 1 BB: 0 P: 6	R: 0 E: 0 K: 2 S: 8	H: 1 LOB: 1 BB: 0 P: 8	R: 2 E: 1 K: 0 S: 5	H: 3 LOB: 0 BB: 0 P: 5	R: 4 E: 1 K: 1 S: 10	H: 3 LOB: 2 BB: 1 P: 14	R: 2 E: 0 K: 0 S: 4	H: 3 LOB: 1 BB: 1 P: 8	R: 0 E: 0 K: 1 S: 5	H: 0 LOB: 0 BB: 0 P: 5	R: 0 E: 0 K: 1 S: 6	H: 1 LOB: 1 BB: 0 P: 6	R: 0 E: 0 K: 1 S: 5	H: 1 LOB: 0 BB: 0 P: 5	1B: 12 2B: 3 3B: 0 HR: 0	SF: 1 SAC: 0 DP: 2 HBP: 0	WP: 0 PB: 0 SB: 2 CS: 1	PA: 40
PITCHER Roger Craig, R ERA: 4.04 (1, 1)	IP: 3.1 WLS: L BF: 22	H: 10 R: 8 ER: 7 SO: 2	BB: 1 IBB: 0 HBP: 0 BLK: 0	WP: 0 HR: 0 S: 25 P: 29	ERA: 18.90 WHIP: 3.300	PITCHER IP: WLS: BF: H: R: ER: SO: BB: IBB: HBP: BLK: WP: HR: S: P: ERA: WHIP														
Ken MacKenzie, L ERA: 5.24 (4, 1)	IP: 4.2 WLS: L BF: 17	H: 5 R: 2 ER: 2 SO: 4	BB: 1 IBB: 0 HBP: 0 BLK: 0	WP: 0 HR: 0 S: 24 P: 28	ERA: 3.86 WHIP: 1.286	PITCHER IP: WLS: BF: H: R: ER: SO: BB: IBB: HBP: BLK: WP: HR: S: P: ERA: WHIP														



Batter	1	2	3	4	5	6	7	8	9	AB	R	H	RBI	BB	SO	LOB	TOP
Charlie Neat, R (1, 5) OBP: 0.310, SLG: 0.327										4	0	1	1	0	1	0	New York Mets @ St. Louis Cardinals Sportsman's Park, St. Louis, MO Mon Jun 17 1963, 8:05 PM EDT Att: 8,685 - Unknown - 76 F
Choo-Choo Coleman, L (1, 2) OBP: 0.277, SLG: 0.212										3	0	2	0	0	0	0	
Sammy Taylor, L (7, 2) OBP: 0.421, SLG: 0.333										1	0	1	0	1	0	0	
Ron Hunt, R (1, 4) OBP: 0.354, SLG: 0.373										1	0	1	0	1	0	0	
Rod Kanehl, R (3, 4) OBP: 0.233, SLG: 0.254										2	0	0	0	0	0	1	
Duke Snider, L (1, 8) OBP: 0.339, SLG: 0.464										4	0	0	0	0	0	4	
Frank Thomas, R (1, 7) OBP: 0.329, SLG: 0.355											4	0	0	0	0	3	
Tim Harkness, L (1, 3) OBP: 0.310, SLG: 0.377											3	1	0	0	1	1	
Ed Kranepool, L (1, 9) OBP: 0.259, SLG: 0.303											4	0	1	0	0	2	
Al Moran, R (1, 6) OBP: 0.225, SLG: 0.212										2	0	0	0	0	0	1	
Chico Fernandez, R (7, PH) OBP: 0.253, SLG: 0.243											2	0	0	0	0	2	
Jay Hook, L (1, 1) OBP: 0.250, SLG: 0.227										1	0	0	0	0	1	1	
Galen Cisco, R (2, 1) OBP: 0.143, SLG: 0.111										2	0	0	0	0	0	1	
Inning Stats	R: 0 E: 0 K: 1 S: 7	H: 2 LOB: 2 BB: 0 P: 7	R: 0 E: 0 K: 2 S: 8	H: 1 LOB: 1 BB: 0 P: 8	R: 0 E: 0 K: 0 S: 3	H: 0 LOB: 1 BB: 1 P: 7	R: 0 E: 0 K: 0 S: 3	H: 0 LOB: 0 BB: 0 P: 3	R: 0 E: 0 K: 0 S: 4	H: 1 LOB: 0 BB: 0 P: 4	R: 1 E: 2 K: 0 S: 5	H: 1 LOB: 2 BB: 0 P: 5	R: 0 E: 0 K: 0 S: 3	H: 0 LOB: 1 BB: 1 P: 7	1B: 5 2B: 0 3B: 0 HR: 0	SF: 0 SAC: 0 DP: 0 HBP: 0	WP: 0 PA: 35 PB: 0 SB: 0 CS: 0
PITCHER Ernie Broglio, R (1, 1) ERA: 2.44	IP: 9.0 WLS: W BF: 35 H: 5 R: 1 ER: 0 SO: 3 BB: 2 IBB: 0 HBP: 0 BLK: 0 WP: 0 HR: 0 S: 39 P: 47 ERA: 0.00 WHIP: 0.778																

Batter	1	2	3	4	5	6	7	8	9	AB	R	H	RBI	BB	SO	LOB	BOTTOM		
Curt Flood, R (1, 8) OBP: 0.319, SLG: 0.383										5	1	3	2	0	0	0	New York Mets @ St. Louis Cardinals Sportsman's Park, St. Louis, MO Mon Jun 17 1963, 8:05 PM EDT Att: 8,685 - Unknown - 76 F		
Bill White, L (1, 3) OBP: 0.391, SLG: 0.540										4	1	1	2	1	0	2			
Dick Groat, R (1, 6) OBP: 0.413, SLG: 0.477											3	1	2	0	1	0			
Dal Maxvill, R (7, 6) OBP: 0.200, SLG: 0.111											1	0	0	0	1	1			
Ken Boyer, R (1, 5) OBP: 0.376, SLG: 0.435											3	1	3	1	0	0			
Leo Burke, R (4, PR) OBP: 0.292, SLG: 0.386											2	1	0	0	0	1			
George Altman, L (1, 9) OBP: 0.371, SLG: 0.418											4	0	1	1	0	1			
Duke Carmel, L (9, 9) OBP: 0.412, SLG: 0.385											0	0	0	0	0	0			
Charlie James, R (1, 7) OBP: 0.340, SLG: 0.449											4	0	1	0	0	2			
Julian Javier, R (1, 4) OBP: 0.306, SLG: 0.422										4	2	2	0	0	0	3			
Tim McCarver, L (1, 2) OBP: 0.365, SLG: 0.439											4	1	2	1	0	0			
Ernie Broglio, R (1, 1) OBP: 0.105, SLG: 0.132										2	0	0	0	0	0	1			
Inning Stats	R: 2 E: 0 K: 0 S: 6	H: 3 LOB: 1 BB: 0 P: 6	R: 3 E: 0 K: 0 S: 7	H: 5 LOB: 2 BB: 1 P: 11	R: 2 E: 0 K: 0 S: 6	H: 3 LOB: 1 BB: 0 P: 6	R: 1 E: 0 K: 0 S: 5	H: 2 LOB: 2 BB: 0 P: 5	R: 0 E: 0 K: 0 S: 3	H: 0 LOB: 0 BB: 0 P: 3	R: 0 E: 1 K: 1 S: 5	H: 1 LOB: 1 BB: 1 P: 9	R: 0 E: 0 K: 0 S: 4	H: 1 LOB: 1 BB: 0 P: 4	R: 0 E: 0 K: 1 S: 6	H: 1 LOB: 1 BB: 0 P: 6	1B: 10 2B: 4 3B: 0 HR: 1	SF: 0 SAC: 2 DP: 0 HBP: 0	WP: 4 PA: 40 PB: 0 SB: 0 CS: 1
PITCHER Jay Hook, R (1, 1) ERA: 6.17	IP: 1.2 WLS: L BF: 13 H: 8 R: 5 ER: 5 SO: 0 BB: 1 IBB: 0 HBP: 0 BLK: 0 WP: 0 HR: 1 S: 12 P: 16 ERA: 27.00 WHIP: 5.400																		
PITCHER Galen Cisco, R (2, 1) ERA: 4.6	IP: 6.1 WLS: L BF: 27 H: 7 R: 3 ER: 3 SO: 2 BB: 1 IBB: 0 HBP: 0 BLK: 0 WP: 2 HR: 0 S: 30 P: 34 ERA: 4.26 WHIP: 1.263																		

Batter	1	2	3	4	5	6	7	8	9	AB	R	H	RBI	BB	SO	LOB	TOP			
Charlie Neal, R (1, 5) OBP: 0.309, SLG: 0.326										4	0	1	0	0	2	1	New York Mets @ St. Louis Cardinals Sportsman's Park, St. Louis, MO Tue Jun 18 1963, 8:05 PM EDT Att: 13,957 - Unknown - 81 F			
Choo-Choo Coleman, L (1, 2) OBP: 0.270, SLG: 0.269										4	0	0	0	0	1	2				
Ron Hunt, R (1, 4) OBP: 0.356, SLG: 0.380										4	1	2	0	0	1	1				
Duke Snider, L (1, 7) OBP: 0.332, SLG: 0.452										4	0	0	0	0	1	2				
Tim Harkness, L (1, 3) OBP: 0.315, SLG: 0.397										3	1	1	2	1	0	0				
Ed Kranepool, L (1, 9) OBP: 0.284, SLG: 0.308										4	0	2	0	0	0	1				
Jim Hickman, R (1, 8) OBP: 0.347, SLG: 0.441										3	0	0	0	0	1	2				
Chico Fernandez, R (1, 6) OBP: 0.248, SLG: 0.237										3	0	0	0	0	0	1				
Carl Willey, R (1, 1) OBP: 0.138, SLG: 0.107										0	0	0	0	0	0	0				
Larry Bearnarth, R (1, 1) OBP: 0.200, SLG: 0.111										1	0	0	0	0	1	0				
Sammy Taylor, L (8, PH) OBP: 0.400, SLG: 0.313										1	0	0	0	0	0	0				
Ken MacKenzie, R (8, 1)										0	0	0	0	0	0	0				
Inning Stats	R: 0 E: 0 K: 1 S: 6	H: 1 LOB: 1 BB: 0 P: 6	R: 0 E: 0 K: 0 S: 4	H: 1 LOB: 1 BB: 0 P: 4	R: 0 E: 0 K: 2 S: 7	H: 0 LOB: 1 BB: 0 P: 8	R: 0 E: 0 K: 1 S: 4	H: 0 LOB: 0 BB: 1 P: 8	R: 0 E: 0 K: 2 S: 5	H: 1 LOB: 0 BB: 0 P: 5	R: 0 E: 0 K: 0 S: 4	H: 1 LOB: 1 BB: 0 P: 4	R: 0 E: 0 K: 0 S: 3	H: 0 LOB: 0 BB: 0 P: 3	R: 2 E: 0 K: 0 S: 5	H: 2 LOB: 2 BB: 0 P: 5	1B: 4 2B: 1 3B: 0 HR: 1	SF: 0 SAC: 0 DP: 2 HBP: 1	WP: 0 PB: 0 SB: 0 CS: 0	PA: 33
PITCHER	IP WLS BF H R ER SO BB IBB HBP BLK WP HR S P ERA WHIP																			
Lew Burdette, R (1, 1) ERA: 3.47	9.0 W 33 6 2 2 7 1 0 1 0 0 1 45 50 2.00 0.778																			

AB 31
R 2
H 6
RBI 2
BB 1
SO 7
LOB 10



Batter	1	2	3	4	5	6	7	8	9	AB	R	H	RBI	BB	SO	LOB	BOTTOM			
Curt Flood, R (1, 8) OBP: 0.318, SLG: 0.381										4	1	1	0	0	0	3	New York Mets @ St. Louis Cardinals Sportsman's Park, St. Louis, MO Tue Jun 18 1963, 8:05 PM EDT Att: 13,957 - Unknown - 81 F			
Bill White, L (1, 3) OBP: 0.393, SLG: 0.539										4	1	2	0	0	1	0				
Dick Groat, R (1, 6) OBP: 0.407, SLG: 0.472										3	0	0	1	0	0	1				
Ken Boyer, R (1, 5) OBP: 0.378, SLG: 0.431										2	1	0	0	2	1	0				
George Altman, L (1, 9) OBP: 0.369, SLG: 0.415										4	0	1	0	0	1	1				
Leo Burke, R (8, 9) OBP: 0.292, SLG: 0.386										0	0	0	0	0	0	0				
Charlie James, R (1, 7) OBP: 0.338, SLG: 0.444										4	1	1	1	0	1	1				
Julian Javier, R (1, 4) OBP: 0.309, SLG: 0.425										3	2	1	0	1	0	1				
Tim McCarver, L (1, 2) OBP: 0.382, SLG: 0.459										3	0	2	1	1	0	1				
Lew Burdette, R (1, 1) OBP: 0.152, SLG: 0.133										4	0	1	0	0	0	3				
Inning Stats	R: 5 E: 1 K: 0 S: 6	H: 3 LOB: 3 BB: 3 P: 18	R: 0 E: 0 K: 1 S: 5	H: 0 LOB: 0 BB: 0 P: 5	R: 0 E: 0 K: 1 S: 5	H: 0 LOB: 0 BB: 0 P: 5	R: 0 E: 0 K: 0 S: 4	H: 1 LOB: 1 BB: 0 P: 4	R: 0 E: 0 K: 1 S: 5	H: 0 LOB: 0 BB: 0 P: 5	R: 1 E: 0 K: 1 S: 8	H: 3 LOB: 2 BB: 0 P: 8	R: 0 E: 0 K: 0 S: 3	H: 1 LOB: 1 BB: 1 P: 7	R: 0 E: 0 K: 0 S: 4	H: 1 LOB: 1 BB: 0 P: 4	1B: 7 2B: 2 3B: 0 HR: 0	SF: 1 SAC: 0 DP: 1 HBP: 0	WP: 3 PB: 1 SB: 0 CS: 0	PA: 36
PITCHER	IP WLS BF H R ER SO BB IBB HBP BLK WP HR S P ERA WHIP																			
Carl Willey, R (1, 1) ERA: 2.9	0.2 L 8 3 5 4 0 3 0 0 0 0 0 0 31 35 1.42 0.947																			
Larry Bearnarth, R (1, 1) ERA: 3.46	6.1 24 5 1 1 4 1 0 0 0 0 0 0 31 35 1.42 0.947																			
Ken MacKenzie, L (8, 1) ERA: 5.09	1.0 4 1 0 0 0 0 0 0 0 0 0 0 4 4 0.00 1.000																			

AB 31
R 6
H 9
RBI 3
BB 4
SO 4
LOB 11



Batter	1	2	3	4	5	6	7	8	9	AB	R	H	RBI	BB	SO	LOB	TOP										
Tony Taylor, R (1,4) OBP: 0.336, SLG: 0.351	F8		F9			F8		1B		4	1	1	0	0	0	1											
Johnny Callison, L (1,9) OBP: 0.315, SLG: 0.409	L3			F7		K		1B		4	0	1	1	0	1	1											
Tony Gonzalez, L (1,8) OBP: 0.377, SLG: 0.410	1B			4-3		FC6-4 BB		L5		3	0	1	0	1	0	1											
Don Demeter, R (1,5) OBP: 0.337, SLG: 0.473	P6			K		FC6-4			F7	4	0	0	0	0	1	3											
Roy Sievers, R (1,3) OBP: 0.282, SLG: 0.370		6-3			K		P4		1-3	4	0	0	0	0	1	0											
Jim Lemon, R (1,7) OBP: 0.321, SLG: 0.351		K			K		G4-6-3 1B		1B	3	0	1	0	1	2	0											
Clay Dalrymple, L (1,2) Cookie Rojas, R (0, PR) OBP: 0.225, SLG: 0.162		4-3			FC5-4 HBP		G4-6-3		FC6-4 1B	3	0	1	0	0	0	1											
Bobby Wine, R (1,6) OBP: 0.253, SLG: 0.302			6-3		FC5-4			5-3	FC6-4	4	0	0	0	0	0	3											
Cal McLish, S (1,1) John Boozer, R (7,1) Ruben Amaro, R (0, PH) Jack Hamilton, R (0,1) Jack Baldschun, R (0,1)						F8			K	2	0	2	0	0	0	0											
Inning Stats	R: 0 E: 0 K: 0 S: 14	H: 1 LOB: 1 BB: 0 P: 19	R: 0 E: 0 K: 1 S: 5	H: 0 LOB: 0 BB: 0 P: 6	R: 0 E: 0 K: 0 S: 6	H: 1 LOB: 0 BB: 0 P: 9	R: 0 E: 0 K: 1 S: 5	H: 0 LOB: 0 BB: 0 P: 7	R: 0 E: 0 K: 2 S: 9	H: 0 LOB: 1 BB: 0 P: 12	R: 0 E: 0 K: 1 S: 14	H: 1 LOB: 0 BB: 0 P: 21	R: 0 E: 0 K: 0 S: 9	H: 1 LOB: 0 BB: 0 P: 14	R: 1 E: 0 K: 1 S: 11	H: 2 LOB: 1 BB: 0 P: 16	R: 0 E: 0 K: 0 S: 13	H: 1 LOB: 2 BB: 1 P: 22	1B: 5 2B: 1 3B: 1 HR: 0	SF: 0 SAC: 0 DP: 1 HBP: 1	WP: 0 PB: 0 SB: 0 CS: 0	PA: 35					
PITCHER	IP	WLS	BF	H	R	ER	SO	BB	IBB	HBP	BLK	WP	HR	S	P	ERA	WHIP										
Al Jackson, L (1,1) ERA: 3.82	9.0	W	35	7	1	1	6	2	0	1	0	0	0	86	126	1.00	1.000										

Philadelphia Phillies @ New York Mets
Polo Grounds, New York, NY

AB 32
R 1
H 7
RBI 1
BB 2
SO 6
LOB 10



WP: 0 PA: 35
PB: 0
SB: 0
CS: 0

PITCHER

Batter	1	2	3	4	5	6	7	8	9	AB	R	H	RBI	BB	SO	LOB	BOTTOM										
Jim Piersall, R (1,8) OBP: 0.282, SLG: 0.279	5-3 BB		5-3			SH 2B	SH2-4 1B			2	1	1	1	1	0	0											
Rod Kanehl, R (1,4) OBP: 0.228, SLG: 0.247	F8		F7			F5	SH2-4			3	0	0	0	0	0	3											
Duke Snider, L (1,9) OBP: 0.337, SLG: 0.444	5-3			4-3		2B FC4-2 BB	G6-4-3 IBB			2	0	0	0	2	0	1											
Frank Thomas, R (1,7) Jim Hickman, R (0,7) OBP: 0.340, SLG: 0.431	E5			G4-6-3 BB		FC4-2 2B	G6-4-3			3	0	1	2	1	0	4											
Tim Harkness, L (1,3) OBP: 0.310, SLG: 0.385	G3			G4-6-3		FC4-2 IBB		4-3		3	0	0	0	1	0	3											
Charlie Neal, R (1,5) OBP: 0.313, SLG: 0.330		F9			1-3	FC4-2		FC5-4 BB		3	0	0	0	1	0	3											
Choo-Choo Coleman, L (1,2) OBP: 0.274, SLG: 0.207		G3			F6	K		FC5-4 BB		3	0	0	0	1	1	3											
Al Moran, R (1,6) OBP: 0.229, SLG: 0.212		L7			5-3		1B 1B BB	FC5-4		3	1	0	0	1	0	2											
Al Jackson, L (1,1) OBP: 0.189, SLG: 0.194				K		BB SH 2B	SH2-4 1B	F9		4	1	2	0	0	1	2											
Inning Stats	R: 0 E: 1 K: 0 S: 6	H: 0 LOB: 2 BB: 1 P: 13	R: 0 E: 0 K: 0 S: 7	H: 0 LOB: 0 BB: 0 P: 10	R: 0 E: 0 K: 1 S: 5	H: 0 LOB: 0 BB: 0 P: 5	R: 0 E: 0 K: 0 S: 3	H: 0 LOB: 1 BB: 1 P: 9	R: 0 E: 0 K: 0 S: 3	H: 0 LOB: 0 BB: 0 P: 6	R: 2 E: 1 K: 1 S: 14	H: 2 LOB: 3 BB: 2 P: 24	R: 1 E: 0 K: 0 S: 11	H: 2 LOB: 2 BB: 2 P: 22	R: 0 E: 0 K: 0 S: 7	H: 0 LOB: 2 BB: 2 P: 18	1B: 3 2B: 1 3B: 0 HR: 0	SF: 0 SAC: 2 DP: 2 HBP: 0	WP: 0 PB: 0 SB: 0 CS: 0	PA: 36							
PITCHER	IP	WLS	BF	H	R	ER	SO	BB	IBB	HBP	BLK	WP	HR	S	P	ERA	WHIP										
Cal McLish, R (1,1) John Boozer, R (7,1) Jack Hamilton, R (0,1) Jack Baldschun, R (0,1)	6.1	L	29	4	3	2	2	4	1	0	0	0	0	3	9	0.00	0.000										
Jack Hamilton, R (0,1) Jack Baldschun, R (0,1)	0.1		3	0	0	0	0	2	0	0	0	0	0	3	11	0.00	6.000										
Jack Baldschun, R (0,1) ERA: 2.7	0.2		2	0	0	0	0	0	0	0	0	0	0	4	7	0.00	0.000										

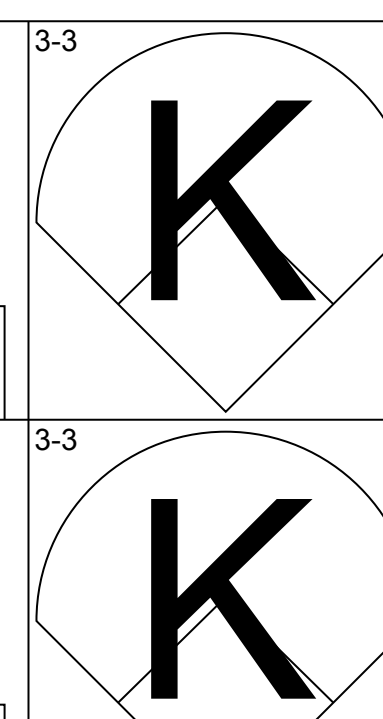
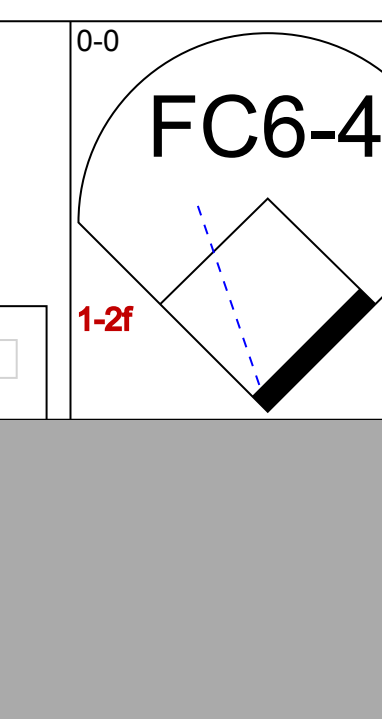
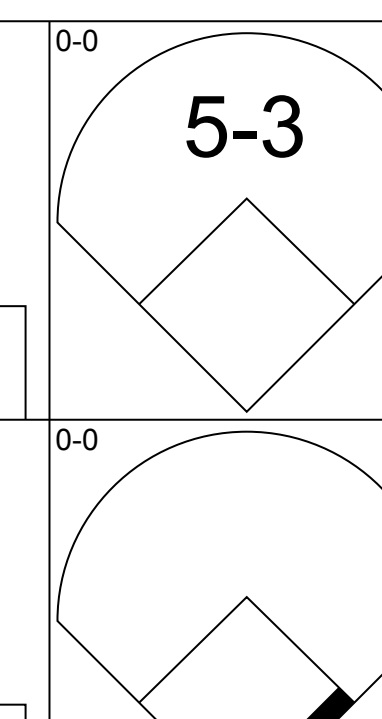
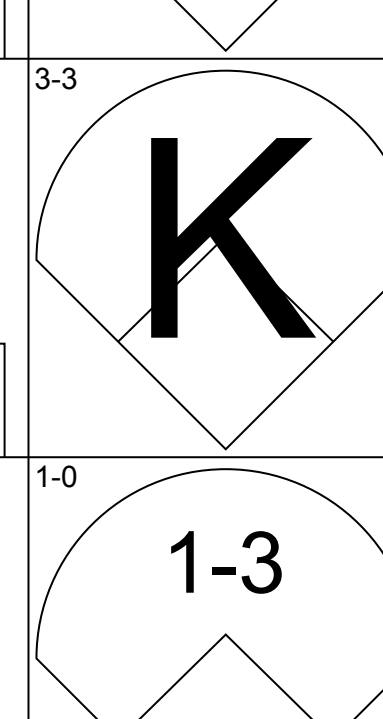
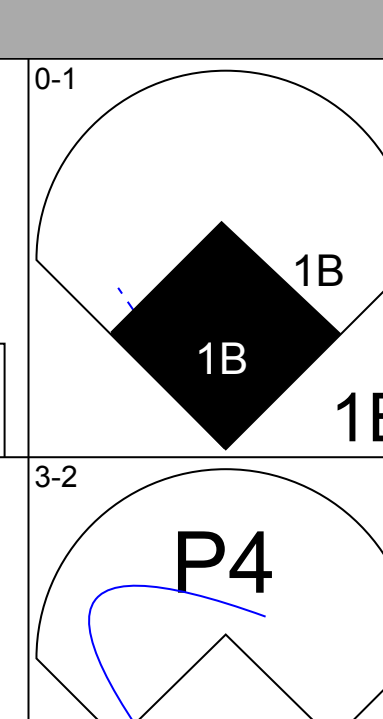
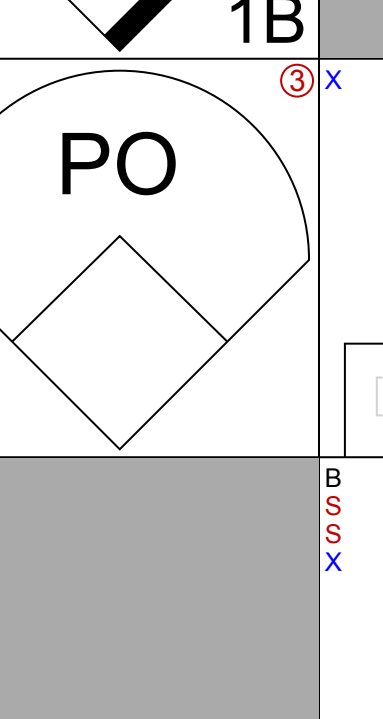
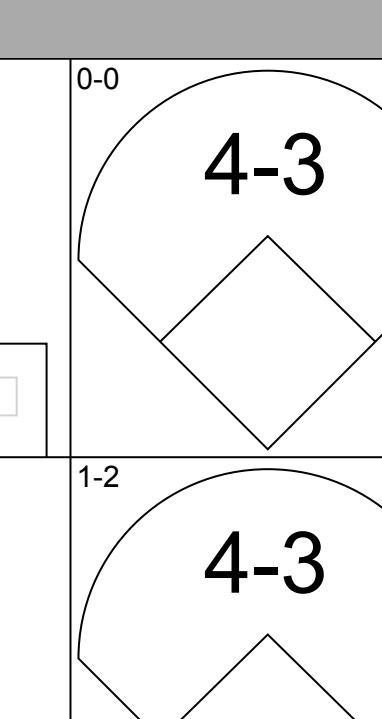
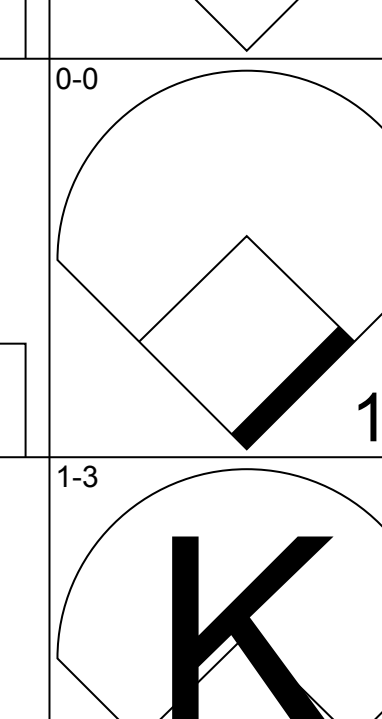
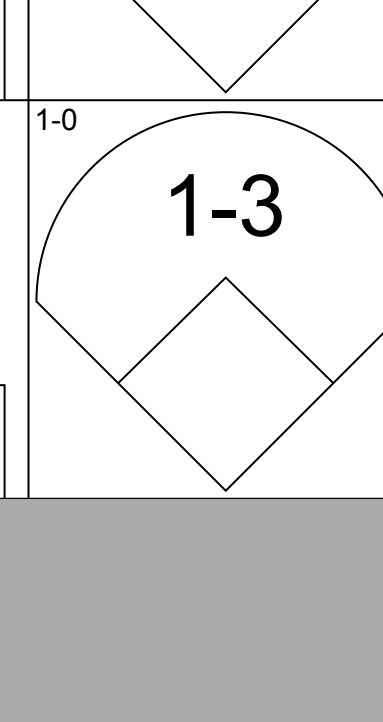
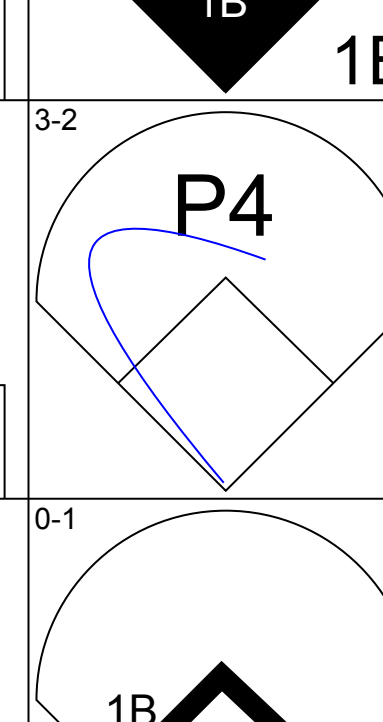
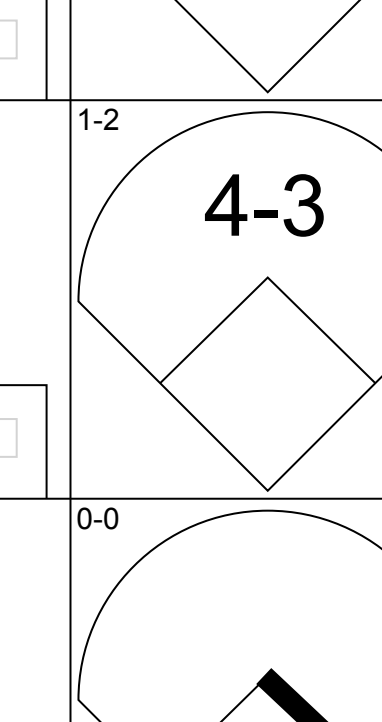
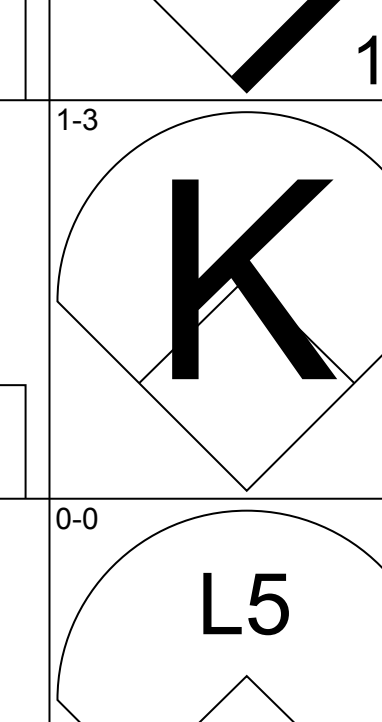
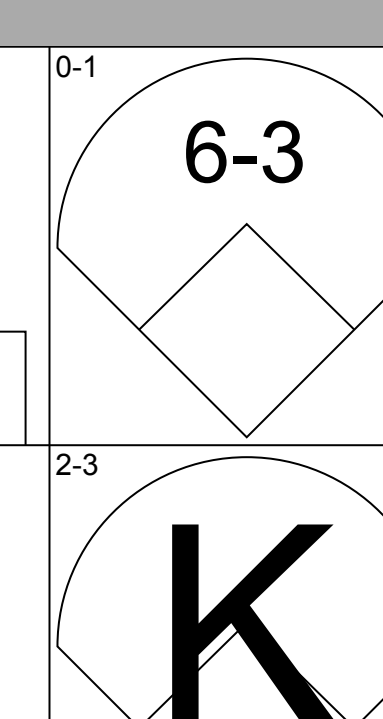
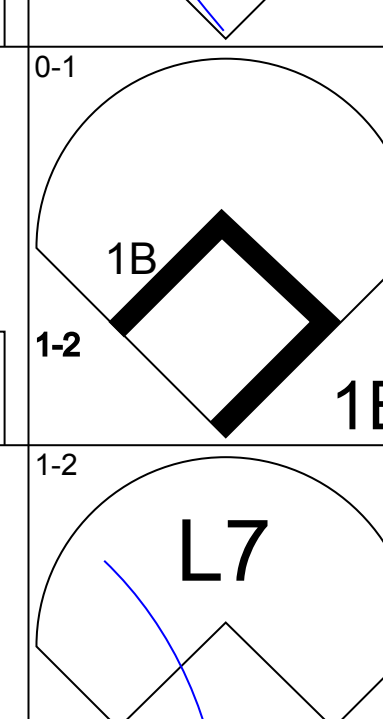
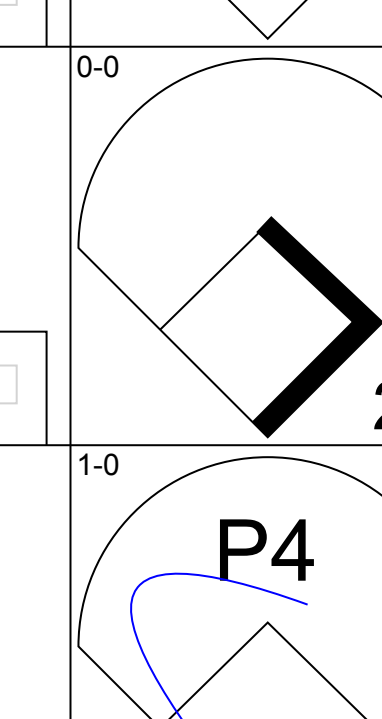
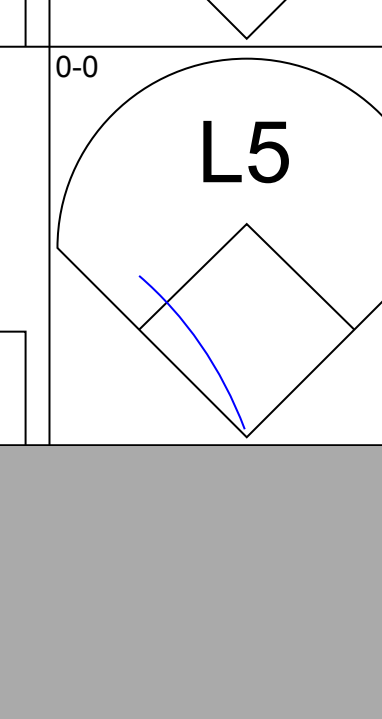

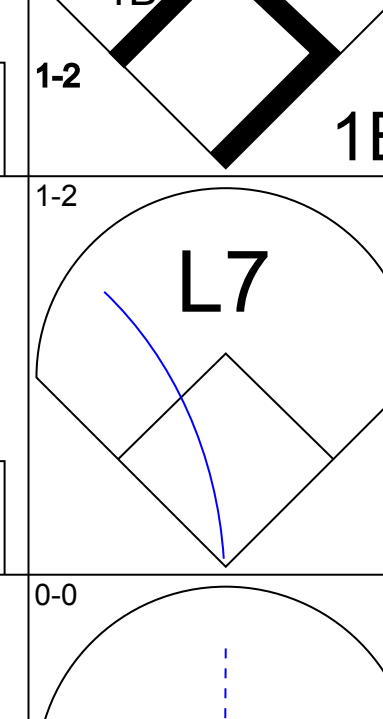
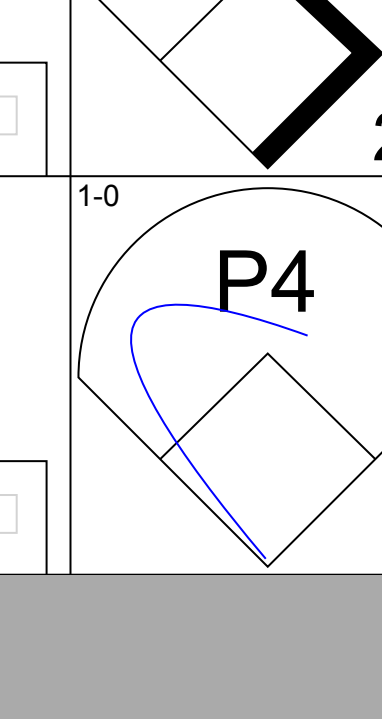
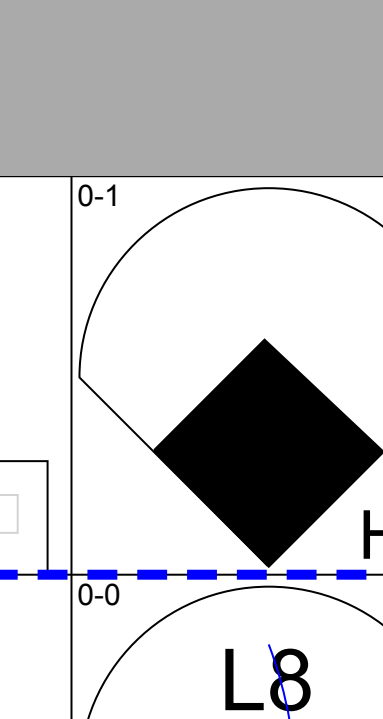

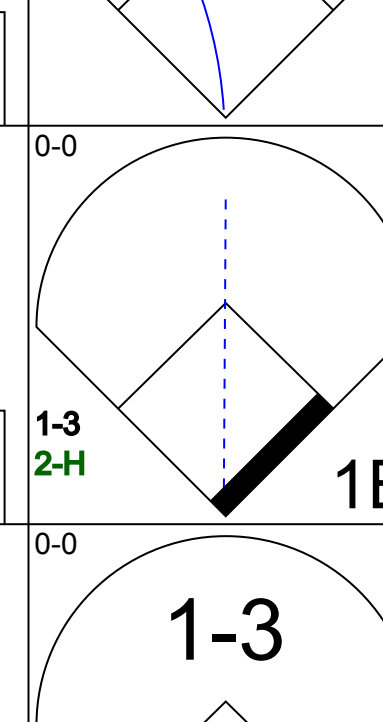
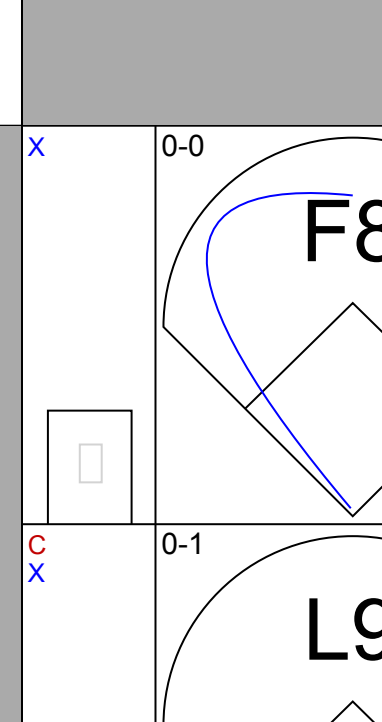
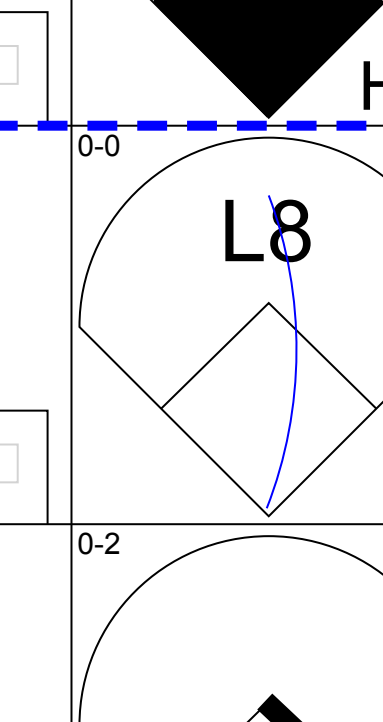
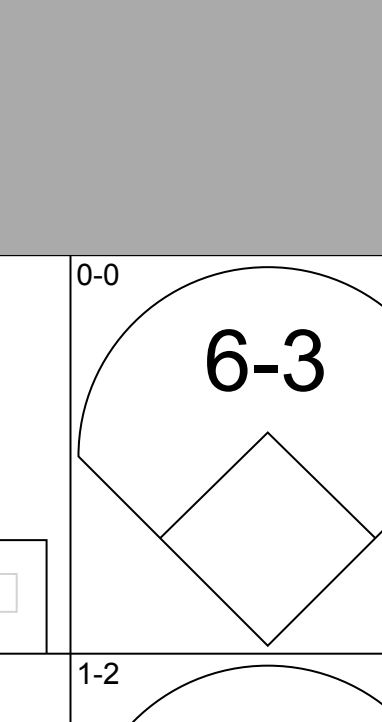
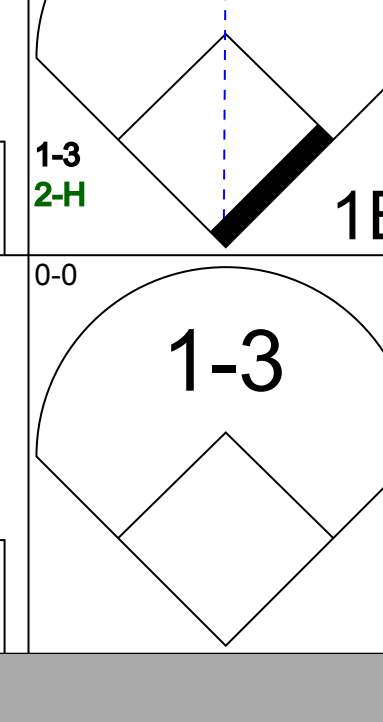
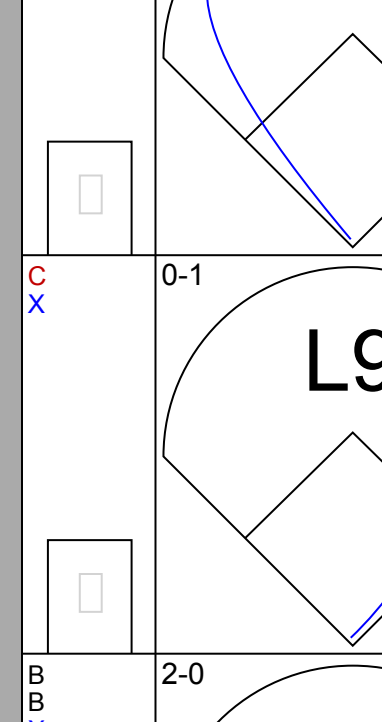
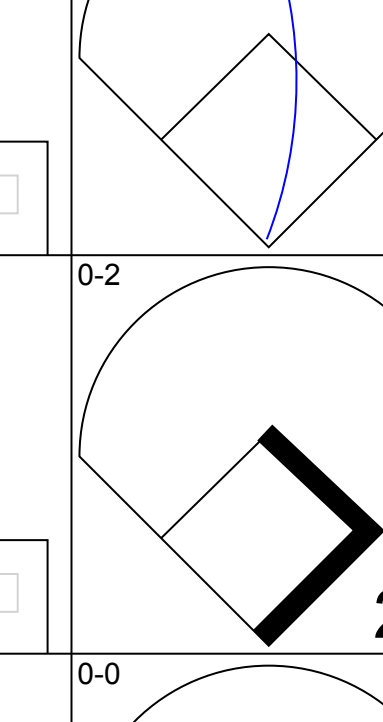
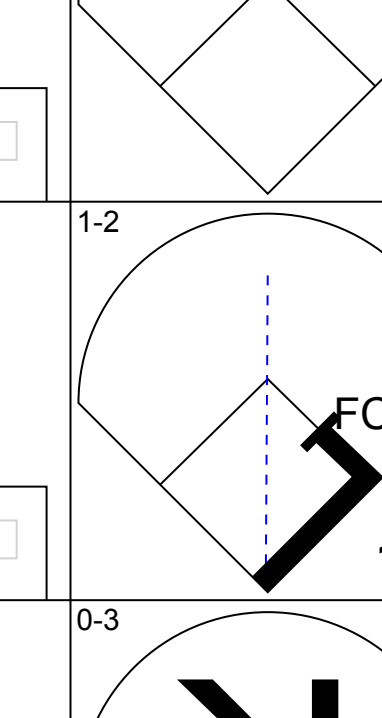
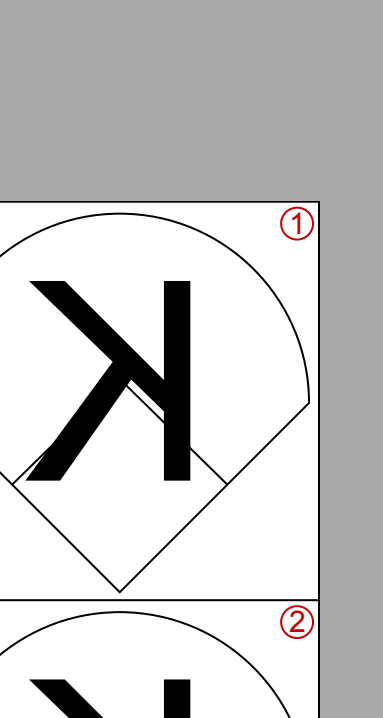
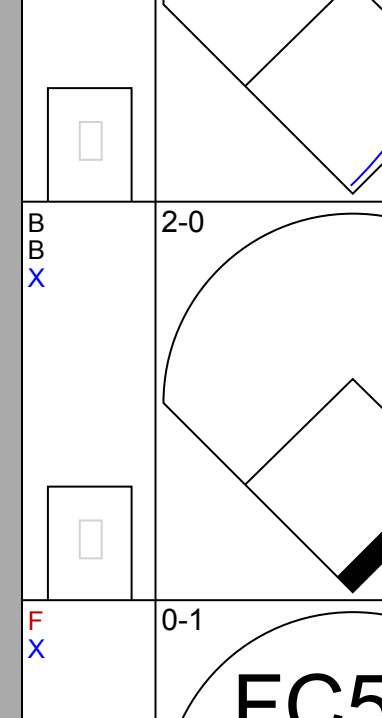
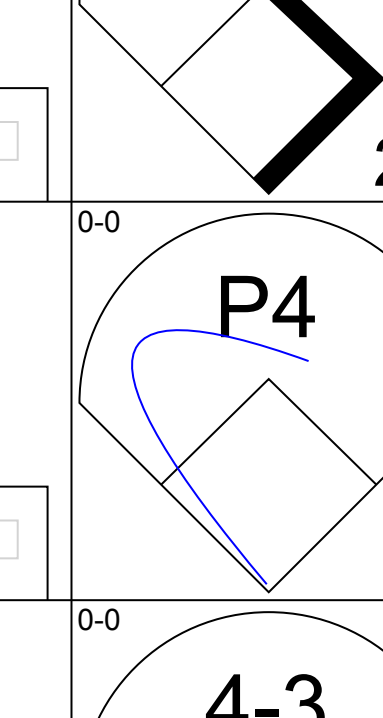
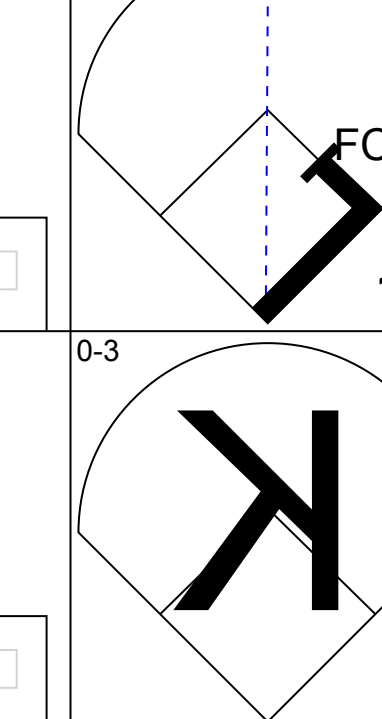
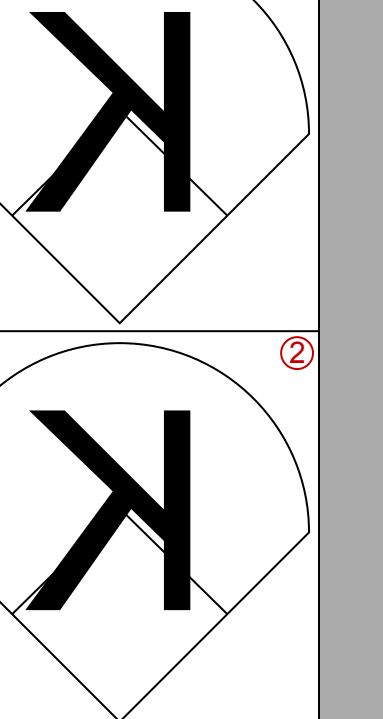
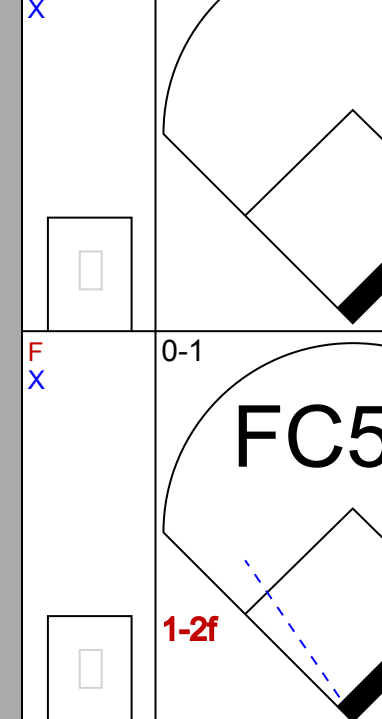
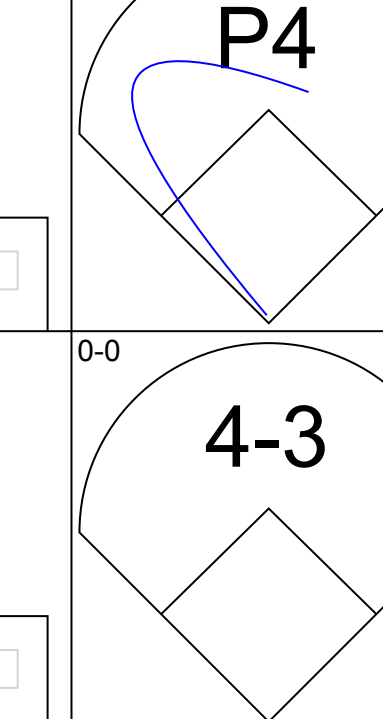
Philadelphia Phillies @ New York Mets
Polo Grounds, New York, NY

AB 26
R 3
H 4
RBI 3
BB 8
SO 2
LOB 21



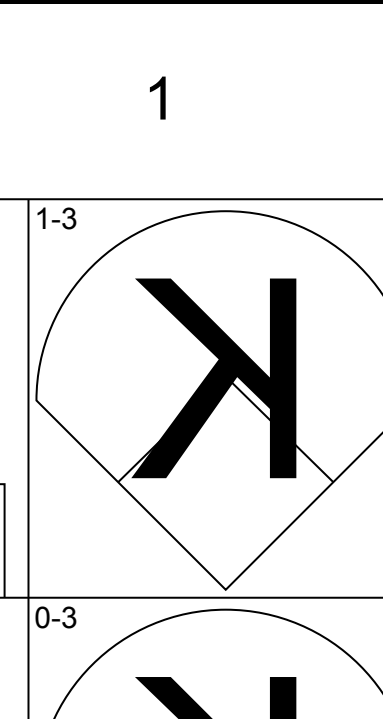
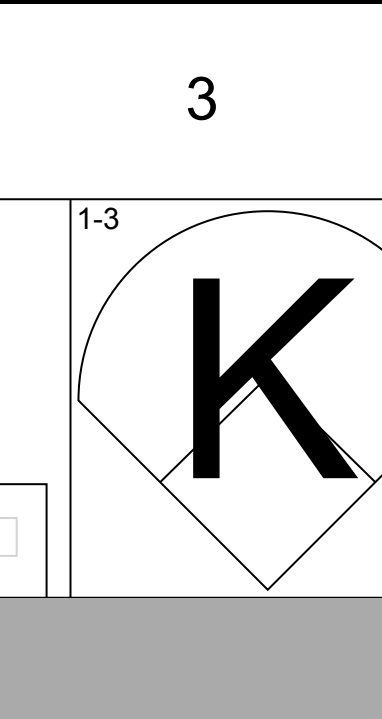
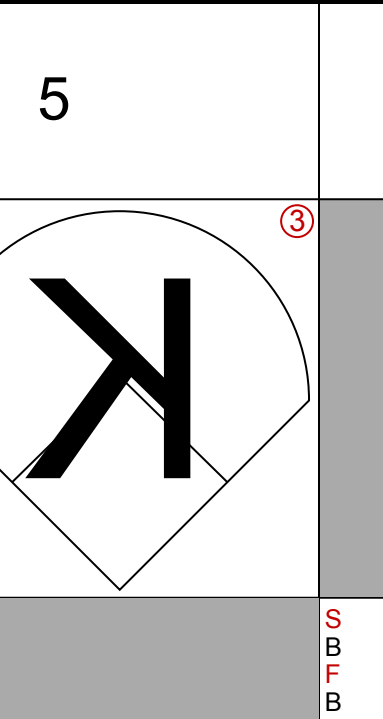
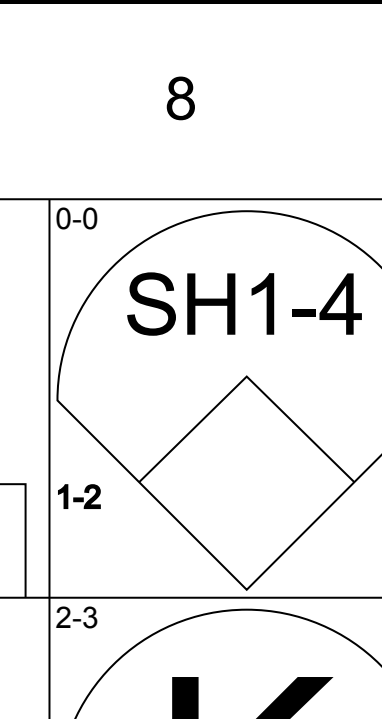
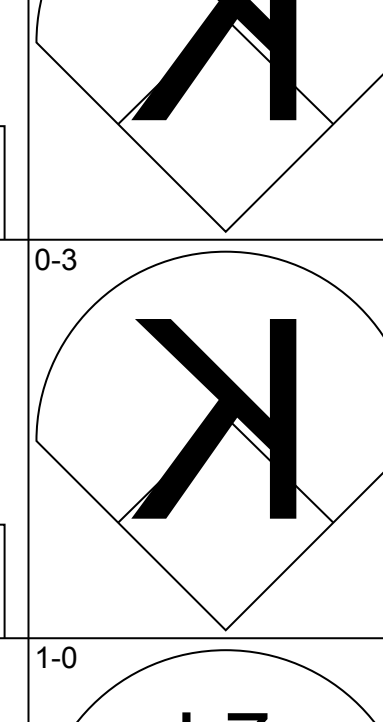
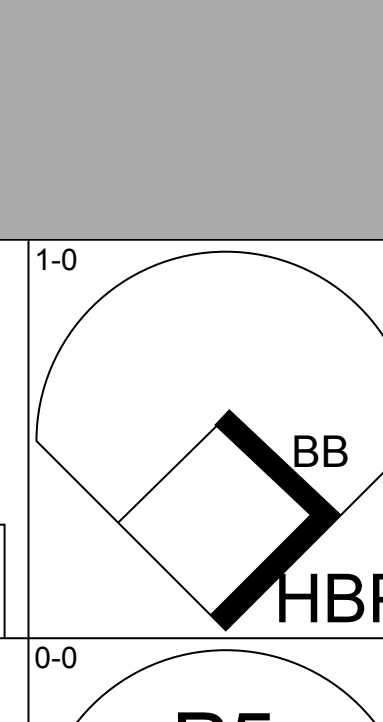
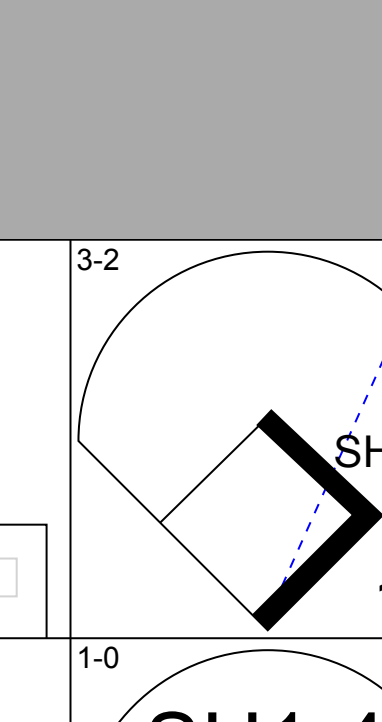
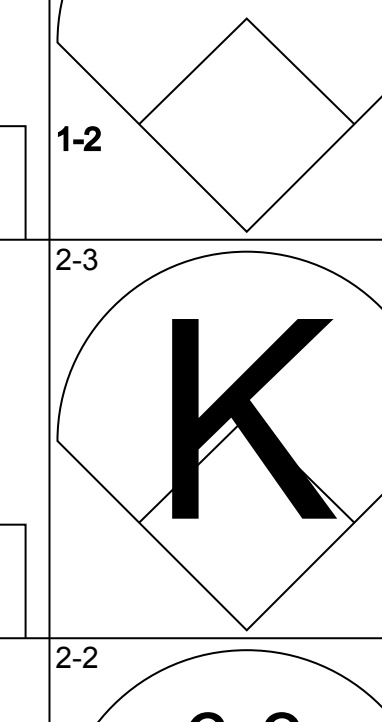
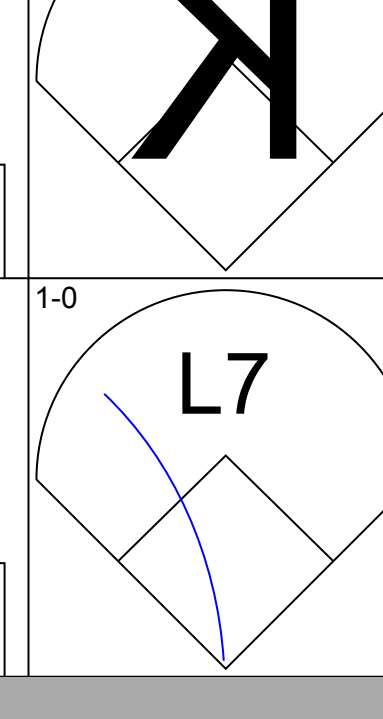
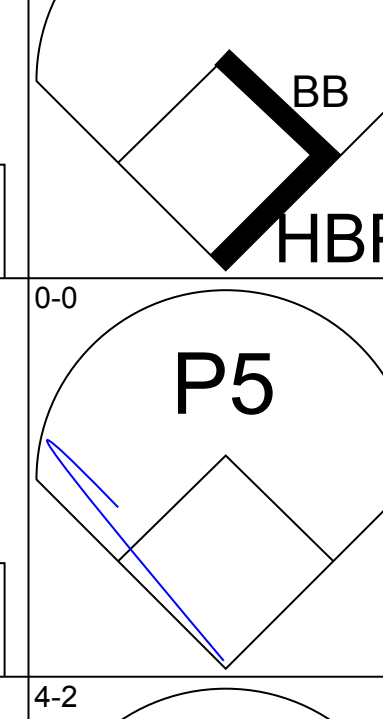
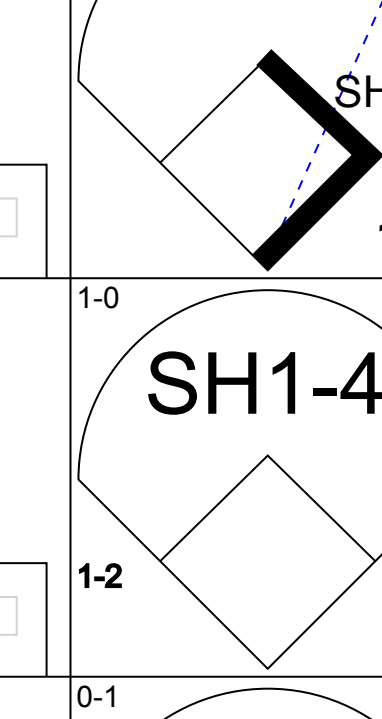
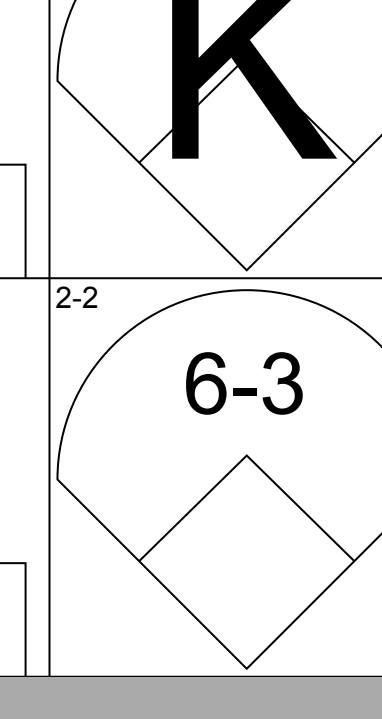
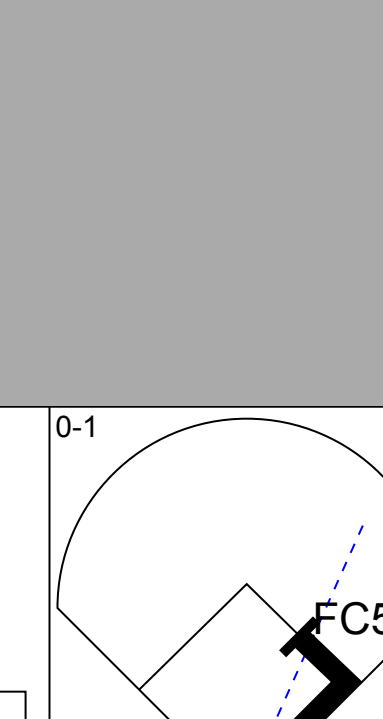
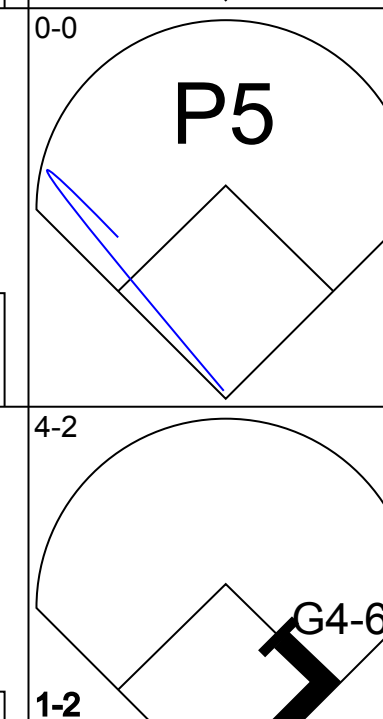
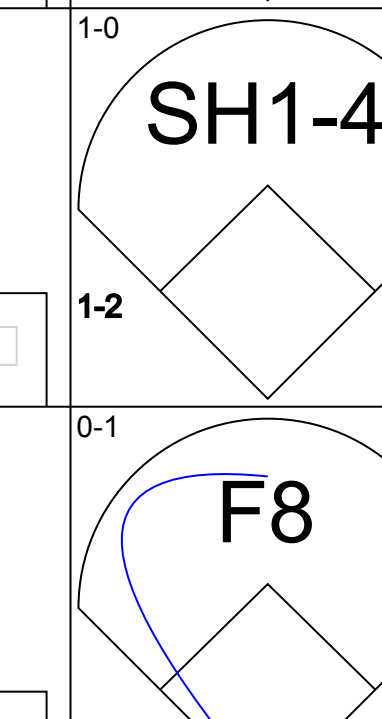
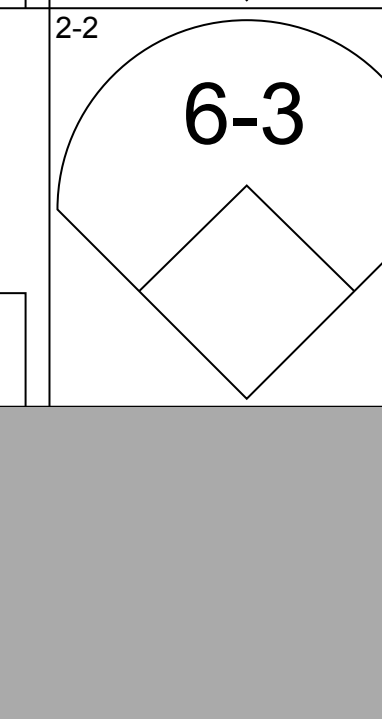
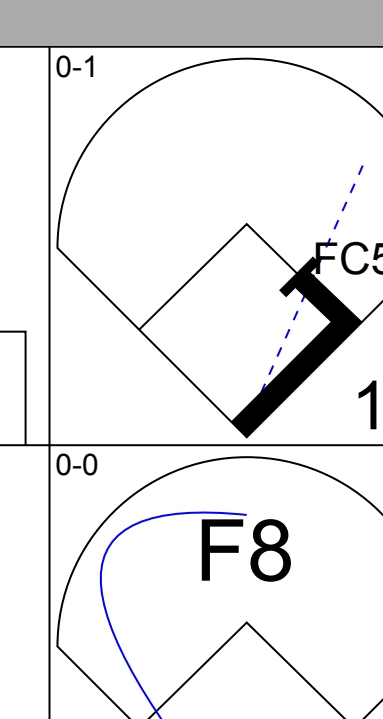
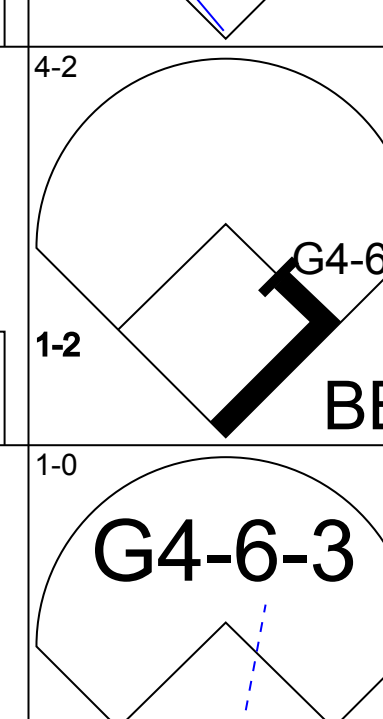
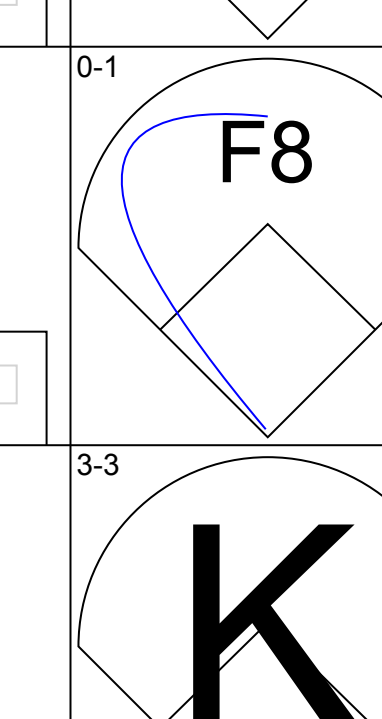

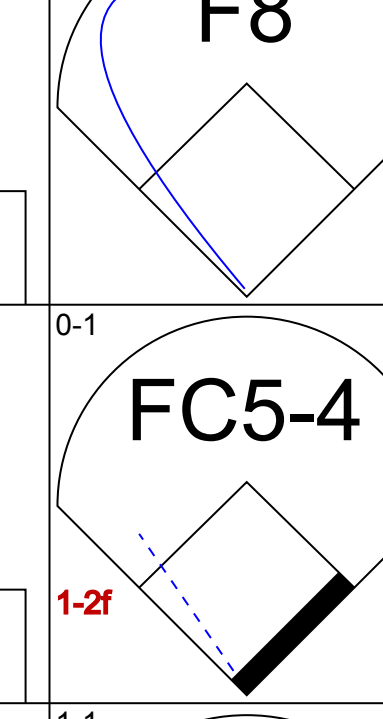
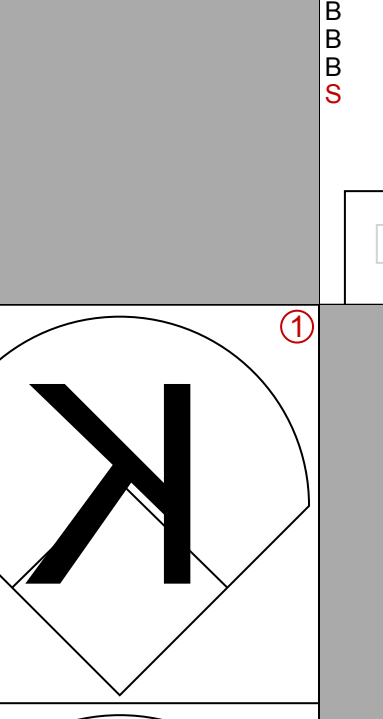
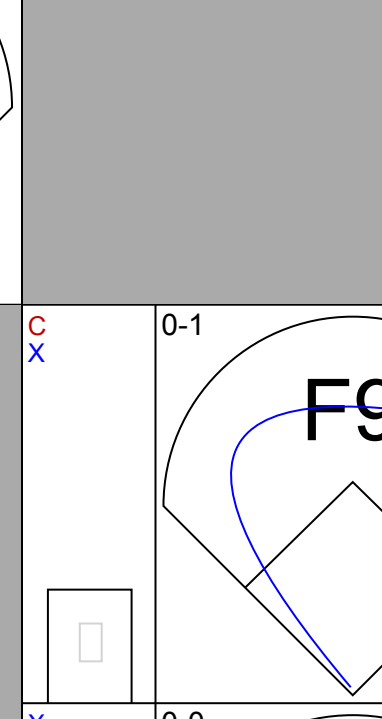
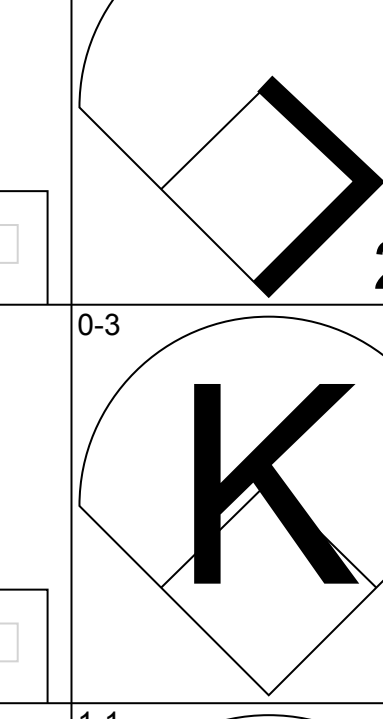
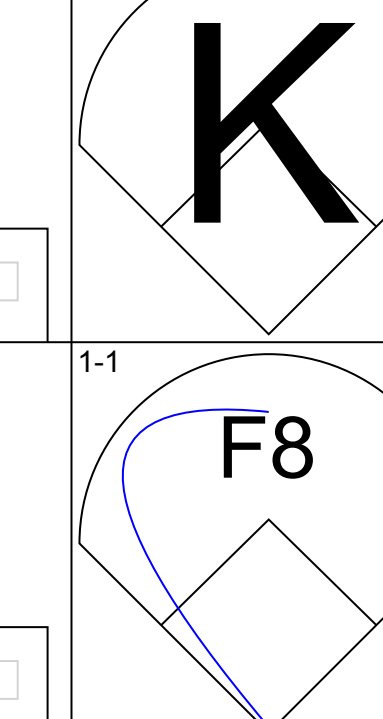
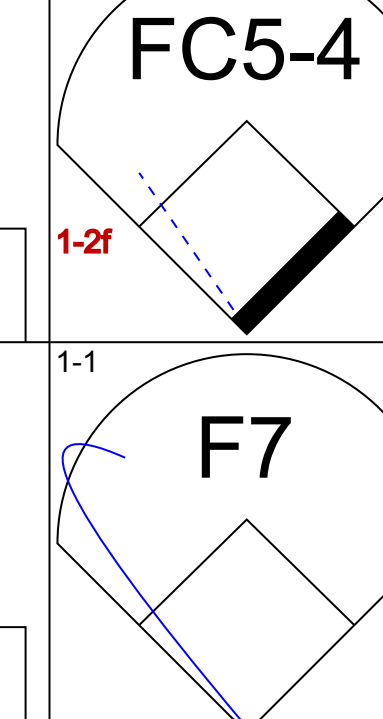
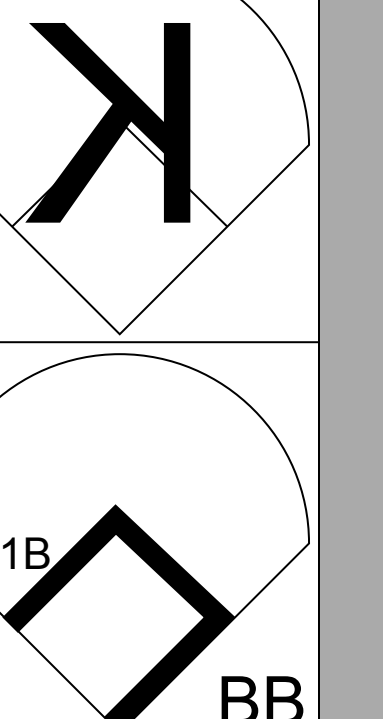
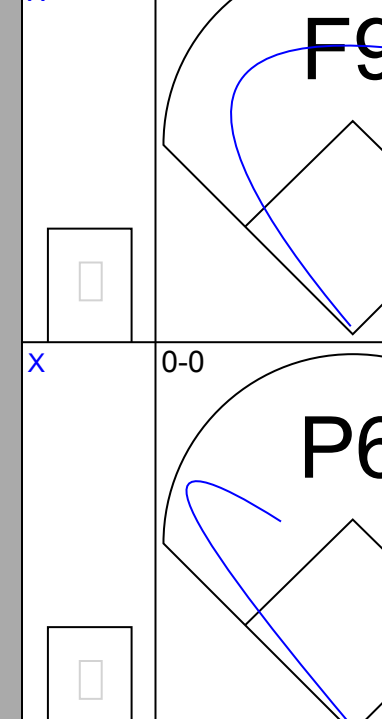
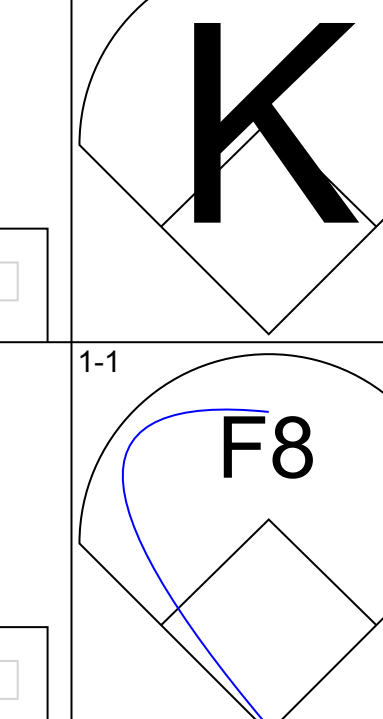
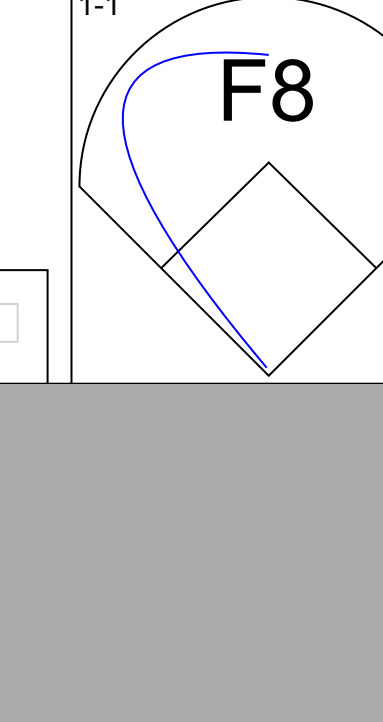
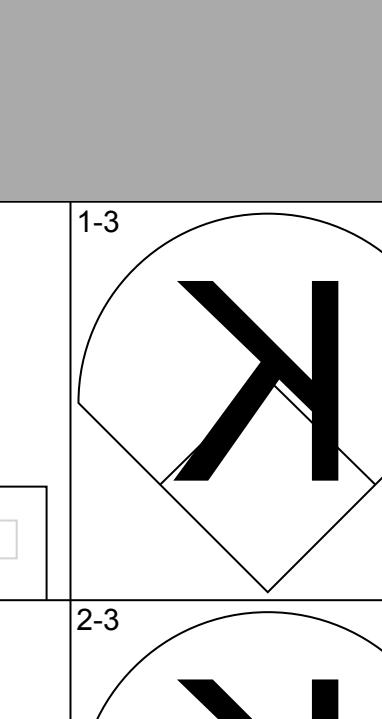
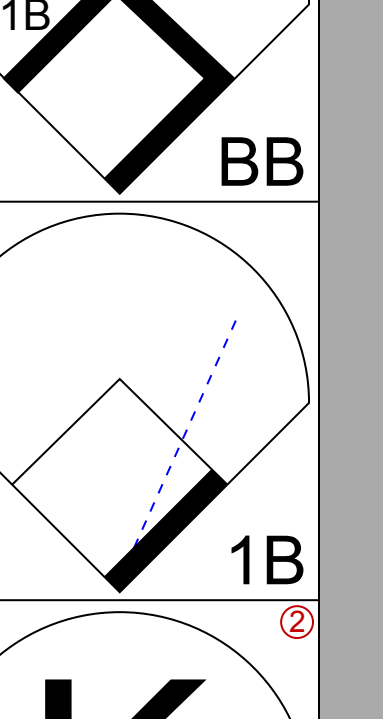
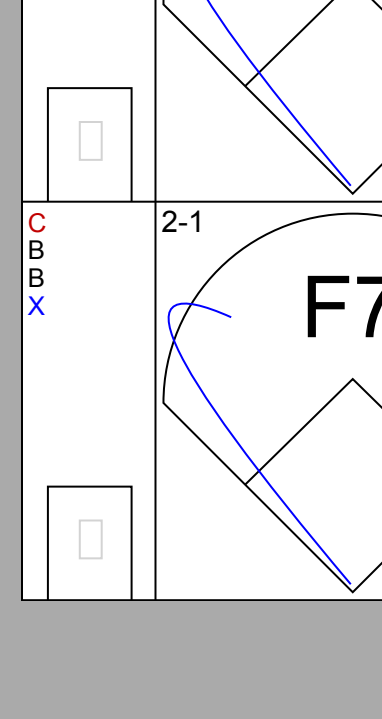
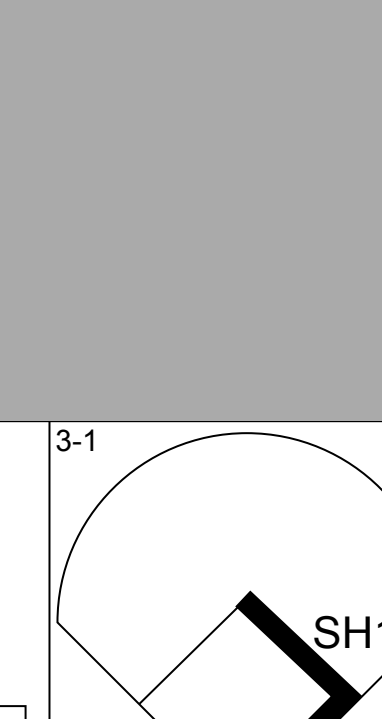
WP: 0 PA: 36
PB: 0
SB: 0
CS: 0

PITCHER

Batter	1	2	3	4	5	6	7	8	9	AB	R	H	RBI	BB	SO	LOB	TOP			
Tony Taylor, R (1, 4) OBP: 0.335, SLG: 0.350										4	0	1	0	0	1	1	Philadelphia Phillies @ New York Mets Polo Grounds, New York, NY Sat Jun 22 1963, 3:33 AM EDT Att: 16,791 - Unknown			
Johnny Callison, L (1, 9) OBP: 0.318, SLG: 0.410										4	1	2	0	0	1	0				
Tony Gonzalez, L (1, 8) OBP: 0.372, SLG: 0.403										4	0	0	0	0	1	2				
Roy Sievers, R (1, 3) OBP: 0.287, SLG: 0.380										4	0	2	0	0	0	1				
Don Demeter, R (1, 7) OBP: 0.336, SLG: 0.481										4	1	1	1	0	1	3				
Clay Dalrymple, L (1, 2) OBP: 0.350, SLG: 0.367										4	0	1	1	0	0	0				
Bobby Wine, R (1, 6) OBP: 0.252, SLG: 0.306										4	0	1	0	0	0	2				
Ruben Amaro, R (1, 5) OBP: 0.241, SLG: 0.241										4	0	2	0	0	1	1				
Ray Culp, R (1, 1) OBP: 0.243, SLG: 0.229										4	0	0	0	0	2	3				
Inning Stats	R: 0 E: 0 K: 2 S: 8	H: 0 LOB: 0 BB: 0 P: 15	R: 0 E: 0 K: 1 S: 8	H: 0 LOB: 0 BB: 0 P: 11	R: 0 E: 0 K: 1 S: 8	H: 1 LOB: 1 BB: 0 P: 9	R: 1 E: 0 K: 0 S: 13	H: 3 LOB: 2 BB: 0 P: 17	R: 0 E: 0 K: 2 S: 6	H: 1 LOB: 1 BB: 0 P: 8	R: 0 E: 0 K: 0 S: 6	H: 1 LOB: 1 BB: 0 P: 8	R: 0 E: 0 K: 1 S: 6	H: 1 LOB: 1 BB: 0 P: 7	R: 1 E: 0 K: 0 S: 8	H: 2 LOB: 1 BB: 0 P: 8	1B: 7 2B: 2 3B: 0 HR: 1	SF: 0 SAC: 0 DP: 0 HBP: 0	WP: 0 PB: 0 SB: 0 CS: 0	PA: 37
PITCHER	IP WLS BF H R ER SO BB IBB HBP BLK WP HR S P ERA WHIP																			
Roger Craig, R (1, 1) ERA: 3.83	8.0 L 31 8 1 1 7 0 0 0 0 0 0 0 63 86 1.12 1.000																			
Galen Cisco, R (9, 1) ERA: 4.5	1.0 5 2 1 1 0 0 0 0 0 0 0 1 8 8 9.00 2.000																			

AB	36
R	2
H	10
RBI	2
BB	0
SO	7
LOB	13



Batter	1	2	3	4	5	6	7	8	9	AB	R	H	RBI	BB	SO	LOB	BOTTOM					
Jim Piersall, R (1, 8) OBP: 0.277, SLG: 0.274										3	0	0	0	0	3	2	Philadelphia Phillies @ New York Mets Polo Grounds, New York, NY Sat Jun 22 1963, 3:33 AM EDT Att: 16,791 - Unknown					
Tim Harkness, L (1, 3) OBP: 0.314, SLG: 0.384										3	0	1	0	0	2	2						
Ron Hunt, R (1, 4) OBP: 0.352, SLG: 0.374										3	0	0	0	0	0	3						
Duke Snider, L (1, 7) OBP: 0.340, SLG: 0.442										3	0	1	0	1	0	1						
Ed Kranepool, L (1, 9) OBP: 0.266, SLG: 0.319										4	0	1	0	0	1	4						
Charlie Neal, R (1, 5) OBP: 0.309, SLG: 0.326										3	0	0	0	0	1	1						
Frank Thomas, R (9, PH) OBP: 0.324, SLG: 0.350										1	0	0	0	0	1	1						
Al Moran, R (1, 6) OBP: 0.231, SLG: 0.209										2	0	0	0	1	0	1						
Chico Fernandez, R (9, PH) OBP: 0.256, SLG: 0.254										1	0	0	0	0	0	1						
Norm Sherry, R (1, 2) OBP: 0.156, SLG: 0.179										3	0	1	0	0	1	0						
Roger Craig, R (1, 1) OBP: 0.135, SLG: 0.086										2	0	0	0	0	2	2						
Sammy Taylor, L (8, PH) OBP: 0.391, SLG: 0.316										1	0	1	0	0	0	0						
Rod Kanehl, R (8, PR) OBP: 0.228, SLG: 0.247										0	0	0	0	0	0	0						
Galen Cisco, R (9, 1) OBP: 0.143, SLG: 0.111										0	0	0	0	0	0	0						
Inning Stats	R: 0 E: 0 K: 2 S: 7	H: 0 LOB: 0 BB: 0 P: 9	R: 0 E: 0 K: 0 S: 7	H: 1 LOB: 1 BB: 0 P: 8	R: 0 E: 0 K: 3 S: 9	H: 0 LOB: 0 BB: 0 P: 13	R: 0 E: 0 K: 0 S: 4	H: 0 LOB: 1 BB: 1 P: 10	R: 0 E: 0 K: 3 S: 16	H: 1 LOB: 2 BB: 1 P: 28	R: 0 E: 0 K: 1 S: 10	H: 1 LOB: 1 BB: 0 P: 17	R: 0 E: 0 K: 0 S: 5	H: 0 LOB: 0 BB: 0 P: 7	R: 0 E: 0 K: 1 S: 9	H: 1 LOB: 2 BB: 0 P: 16	R: 0 E: 0 K: 1 S: 9	H: 1 LOB: 1 BB: 0 P: 11	1B: 4 2B: 1 3B: 0 HR: 0	SF: 0 SAC: 2 DP: 1 HBP: 1	WP: 0 PB: 0 SB: 0 CS: 0	PA: 34
PITCHER	IP WLS BF H R ER SO BB IBB HBP BLK WP HR S P ERA WHIP																					
Ray Culp, R (1, 1) ERA: 2.52	9.0 W 34 5 0 0 11 2 0 0 0 0 0 0 76 119 0.00 0.778																					



Batter	1	2	3	4	5	6	7	8	9	AB	R	H	RBI	BB	SO	LOB	TOP					
Tony Taylor, R (1,4) OBP: 0.332, SLG: 0.352										3	1	0	0	1	2	1	Philadelphia Phillies @ New York Mets Polo Grounds, New York, NY Sun Jun 23 1963, 3:38 AM EDT Att: 19,901 - Unknown					
Johnny Callison, L (1,9) OBP: 0.320, SLG: 0.417										4	0	2	0	0	2	1						
Tony Gonzalez, L (1,8) OBP: 0.368, SLG: 0.400										3	0	1	1	1	0	1						
Wes Covington, L (1,7) OBP: 0.387, SLG: 0.572										4	0	1	0	0	1	3						
Don Demeter, R (1,5) OBP: 0.335, SLG: 0.474										3	0	1	0	1	0	1						
Frank Torre, L (1,3) OBP: 0.237, SLG: 0.118										4	0	1	0	0	0	3						
Clay Dalrymple, L (1,2) OBP: 0.347, SLG: 0.357										3	0	0	0	1	2	3						
Ruben Amaro, R (1,6) OBP: 0.222, SLG: 0.220										2	0	0	0	0	0	3						
Roy Stevers, R (7, PH) OBP: 0.291, SLG: 0.370										1	0	0	0	0	0	0						
Bobby Wine, R (7,6) OBP: 0.248, SLG: 0.299										1	0	0	0	0	0	2						
Ryne Duren, R (1,1) OBP: 0.375, SLG: 0.286										2	0	1	0	0	1	0						
Jim Lemon, R (7, PH) OBP: 0.318, SLG: 0.347										1	0	0	0	0	1	0						
John Boozar, R (7,1) OBP: 0.246, SLG: 0.251										0	0	0	0	0	0	0						
Don Hoak, R (9, PH) OBP: 0.246, SLG: 0.251										1	0	0	0	0	0	2						
Inning Stats	R: 0 E: 0 K: 2 S: 9	H: 0 LOB: 0 BB: 0 P: 12	R: 0 E: 0 K: 0 S: 6	H: 2 LOB: 2 BB: 0 P: 6	R: 0 E: 0 K: 3 S: 10	H: 1 LOB: 2 BB: 1 P: 16	R: 0 E: 0 K: 1 S: 9	H: 0 LOB: 1 BB: 1 P: 14	R: 0 E: 0 K: 0 S: 8	H: 2 LOB: 1 BB: 0 P: 11	R: 0 E: 0 K: 0 S: 4	H: 0 LOB: 0 BB: 0 P: 5	R: 0 E: 0 K: 1 S: 9	H: 0 LOB: 0 BB: 0 P: 9	R: 1 E: 0 K: 1 S: 12	H: 1 LOB: 1 BB: 1 P: 20	R: 0 E: 0 K: 0 S: 4	H: 1 LOB: 1 BB: 1 P: 10	1B: 6 2B: 1 3B: 0 HR: 0	SF: 0 SAC: 0 DP: 1 HBP: 0	WP: 0 PB: 0 SB: 0 CS: 1	PA: 36
PITCHER	IP WLS BF H R ER SO BB IBB HBP BLK WP HR S P ERA WHIP																					
Tracy Stallard, R (1,1) ERA: 3.99	8.0 W 33 7 1 1 9 3 0 0 0 0 0 0 69 97 1.12 1.250																					
Al Jackson, L (9,1) ERA: 3.79	1.0 S 3 0 0 0 0 1 0 0 0 0 0 0 2 6 0.00 1.000																					

AB	32
R	1
H	7
RBI	1
BB	4
SO	9
LOB	20



Batter	1	2	3	4	5	6	7	8	9	AB	R	H	RBI	BB	SO	LOB	BOTTOM			
Rod Kanehl, R (1,8) OBP: 0.241, SLG: 0.250										3	0	1	1	1	0	0	Philadelphia Phillies @ New York Mets Polo Grounds, New York, NY Sun Jun 23 1963, 3:38 AM EDT Att: 19,901 - Unknown			
Ron Hunt, R (1,4) OBP: 0.351, SLG: 0.383										4	1	1	1	0	2					
Duke Snider, L (1,7) OBP: 0.353, SLG: 0.450										3	1	2	0	0	1					
Jim Hickman, R (8,9) OBP: 0.337, SLG: 0.426										1	0	0	0	0	1					
Sammy Taylor, L (1,2) OBP: 0.407, SLG: 0.409										3	0	1	1	1	2					
Ed Kranepool, L (1,9) OBP: 0.258, SLG: 0.309										3	0	0	0	0	1					
Jim Piersall, R (8,8) OBP: 0.284, SLG: 0.304										1	0	0	0	0	0					
Tim Larkness, L (1,3) OBP: 0.311, SLG: 0.369										3	0	0	0	0	2					
Chico Fernandez, R (1,5) OBP: 0.258, SLG: 0.250										2	1	0	0	1	0					
Al Moran, R (1,6) OBP: 0.240, SLG: 0.222										3	1	1	1	0	1					
Tracy Stallard, R (1,1) ERA: 3.69										3	0	0	0	0	3					
Al Jackson, L (9,1) OBP: 0.189, SLG: 0.194										0	0	0	0	0	0					
Inning Stats	R: 0 E: 0 K: 2 S: 11	H: 0 LOB: 2 BB: 2 P: 19	R: 0 E: 0 K: 2 S: 9	H: 0 LOB: 0 BB: 0 P: 17	R: 0 E: 1 K: 1 S: 7	H: 0 LOB: 0 BB: 0 P: 8	R: 0 E: 0 K: 2 S: 9	H: 1 LOB: 1 BB: 0 P: 9	R: 0 E: 0 K: 1 S: 5	H: 0 LOB: 0 BB: 0 P: 5	R: 1 E: 0 K: 0 S: 7	H: 2 LOB: 1 BB: 0 P: 9	R: 2 E: 0 K: 1 S: 12	H: 2 LOB: 0 BB: 1 P: 19	R: 1 E: 0 K: 2 S: 9	H: 1 LOB: 0 BB: 0 P: 12	1B: 3 2B: 0 3B: 2 HR: 1	SF: 0 SAC: 0 DP: 1 HBP: 0	WP: 0 PB: 0 SB: 1 CS: 1	PA: 33
PITCHER	IP WLS BF H R ER SO BB IBB HBP BLK WP HR S P ERA WHIP																			
Ryne Duren, R (7,1) ERA: 4.29	0.2 L 5 2 2 2 1 1 0 0 0 0 0 0 10 15 27.00 4.500																			
John Boozar, R (7,1) ERA: 2.73	1.1 4 1 1 1 2 0 0 0 0 0 0 1 11 16 6.75 0.750																			

AB	29
R	4
H	6
RBI	4
BB	3
SO	11
LOB	10



Batter	1	2	3	4	5	6	7	8	9	AB	R	H	RBI	BB	SO	LOB	TOP					
Don Landrum, L (1, 8) OBP: 0.294, SLG: 0.283	4-3		F9		E		E4	FC6-4		4	1	1	0	1	0	1	Chicago Cubs @ New York Mets Polo Grounds, New York, NY Tue Jun 25 1963, 7:05 PM EDT Att: 14,024 - Unknown					
Andra Rodgers, R (1, 6) OBP: 0.288, SLG: 0.265	K			P3	E9		1B	FC6-4		4	1	0	0	1	1	3						
Billy Williams, L (1, 7) OBP: 0.388, SLG: 0.515	F7			4-3	P6		1B			5	0	1	1	0	0	2						
Ron Santo, R (1, 5) OBP: 0.362, SLG: 0.512		E4				F9			F3	5	0	3	2	0	0	0						
14 Ernie Banks, R (1, 3) OBP: 0.291, SLG: 0.468	K			14 HBP			1B		F2	4	0	0	0	0	2	3						
Ken Hubbs, R (1, 4) OBP: 0.288, SLG: 0.355	P3			HBP			1B			4	0	1	0	0	0	5						
Ellis Burton, S (1, 9) OBP: 0.293, SLG: 0.420	1-3					F9			4-3	4	1	1	0	0	0	2						
Dick Bertell, R (1, 2) OBP: 0.321, SLG: 0.333			5-3		F5		1B	SH3		3	1	1	0	1	0	1						
Larry Jackson, R (1, 1) OBP: 0.196, SLG: 0.227	K				P5		F8	SH3		3	0	0	0	0	1	2						
Inning Stats	R: 0 E: 0 K: 1 S: 5	H: 0 LOB: 0 BB: 0 P: 5	R: 0 E: 1 K: 1 S: 6	H: 1 LOB: 1 BB: 0 P: 6	R: 0 E: 0 K: 1 S: 5	H: 0 LOB: 0 BB: 0 P: 5	R: 0 E: 0 K: 0 S: 4	H: 1 LOB: 2 BB: 0 P: 5	R: 1 E: 1 K: 0 S: 6	H: 2 LOB: 2 BB: 0 P: 6	R: 0 E: 0 K: 1 S: 6	H: 1 LOB: 1 BB: 0 P: 6	R: 3 E: 1 K: 0 S: 6	H: 2 LOB: 2 BB: 2 P: 14	R: 0 E: 0 K: 0 S: 4	H: 1 LOB: 2 BB: 1 P: 8	R: 0 E: 0 K: 0 S: 3	H: 0 LOB: 0 BB: 0 P: 3	1B: 8 2B: 0 3B: 0 HR: 0	SF: 0 SAC: 1 DP: 0 HBP: 1	WP: 0 PB: 0 SB: 0 CS: 0	PA: 41
PITCHER	IP	WLS	BF	H	R	ER	SO	BB	IBB	HBP	BLK	WP	HR	S	P	ERA	WHIP					
Jay Hook, R (1, 1) ERA: 5.8	8.0	L	38	8	4	2	4	3	0	1	0	0	0	42	55	2.25	1.375					
Larry Bearnarth, R (9, 1) ERA: 3.38	1.0		3	0	0	0	0	0	0	0	0	0	0	3	3	0.00	0.000					

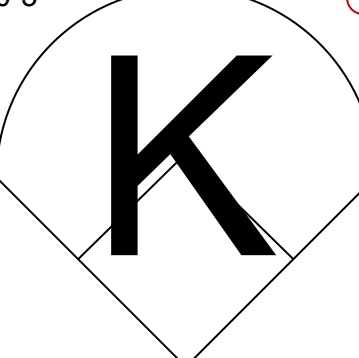
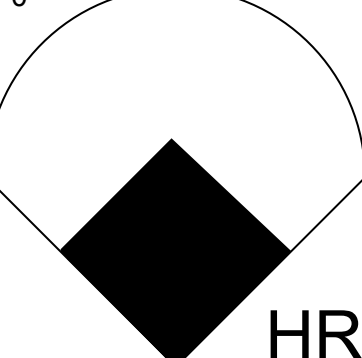
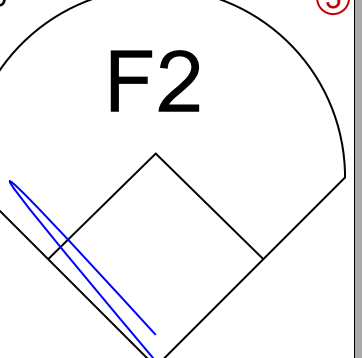
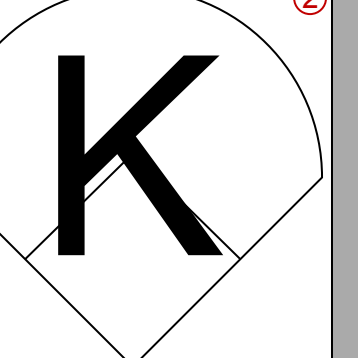
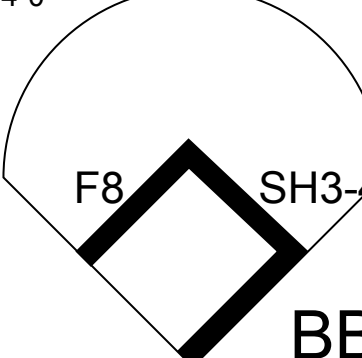
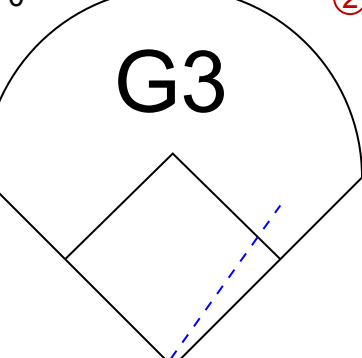
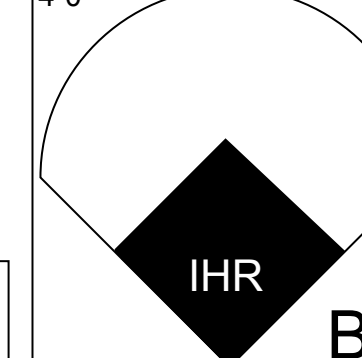
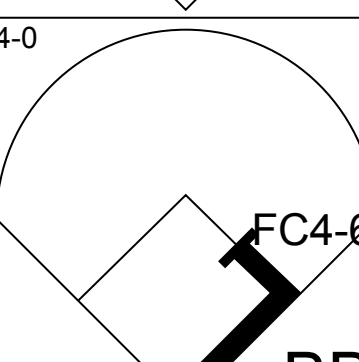
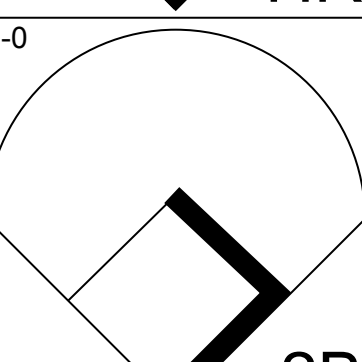
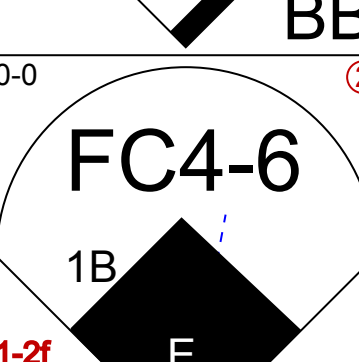
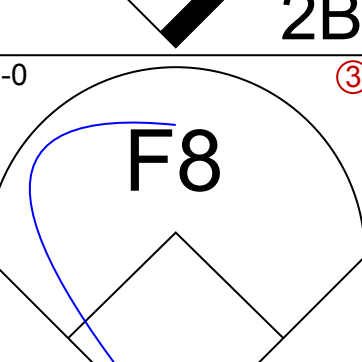
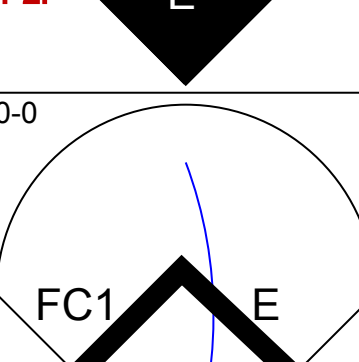
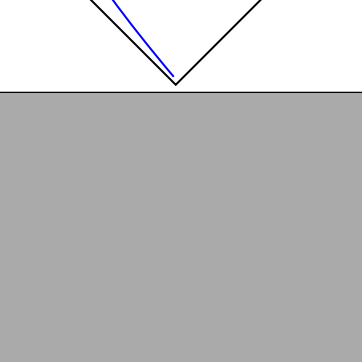
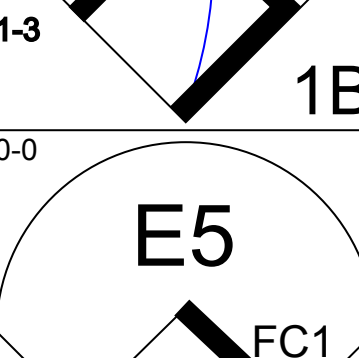
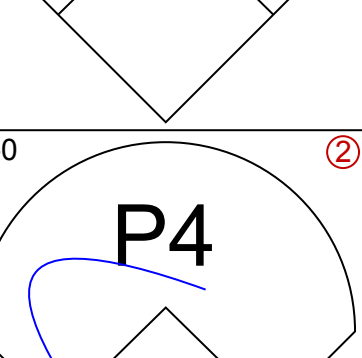
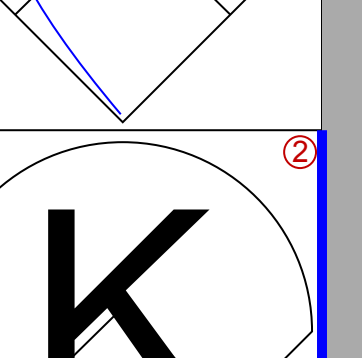
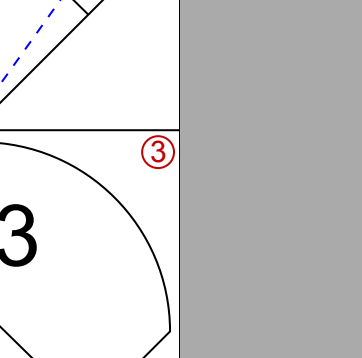
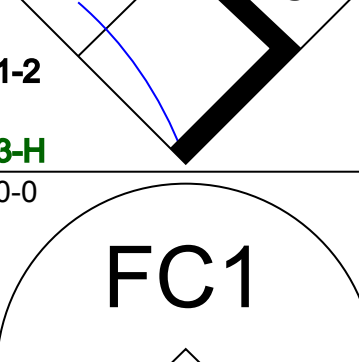
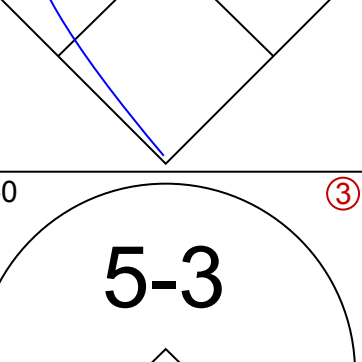
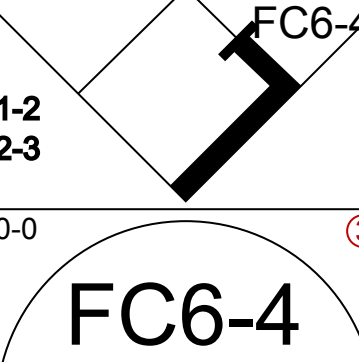
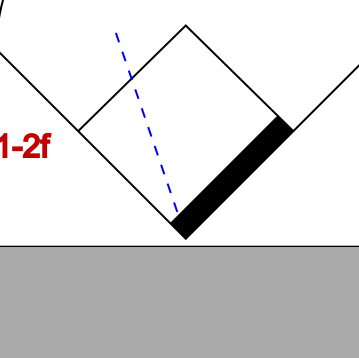



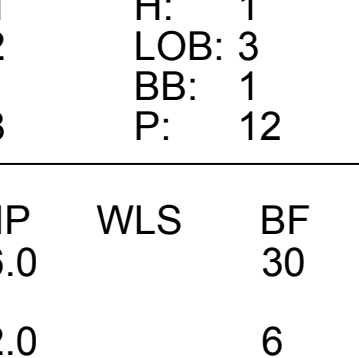
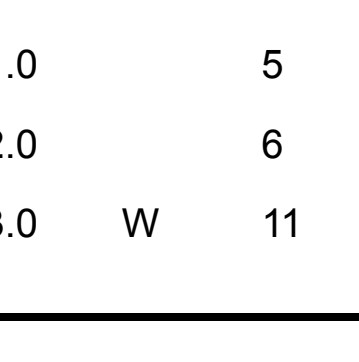
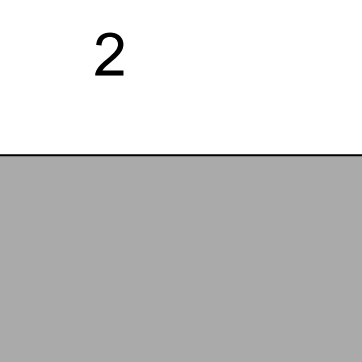



AB	36
R	4
H	8
RBI	3
BB	3
SO	4
LOB	19



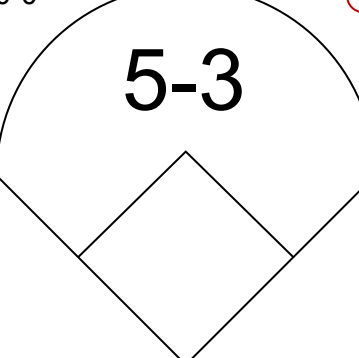

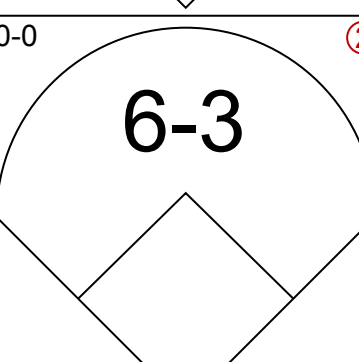

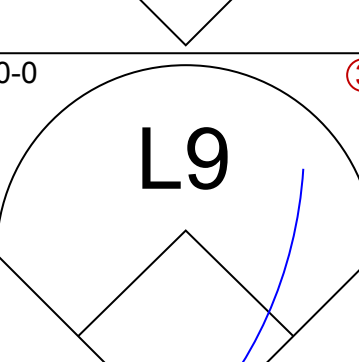
Batter	1	2	3	4	5	6	7	8	9	AB	R	H	RBI	BB	SO	LOB	BOTTOM					
Jim Piersall, R (1, 8) OBP: 0.279, SLG: 0.297	B3		K			5-3			F7	4	0	0	0	0	1	0	Chicago Cubs @ New York Mets Polo Grounds, New York, NY Tue Jun 25 1963, 7:05 PM EDT Att: 14,024 - Unknown					
Ron Hunt, R (1, 4) OBP: 0.350, SLG: 0.381	E8		F9			P5			5-3	4	0	1	0	0	0	0						
Duke Snider, L (1, 7) OBP: 0.351, SLG: 0.462	K			HR		1-3			6-3	4	1	1	1	0	1	1						
Sammy Taylor, L (1, 2) OBP: 0.400, SLG: 0.400	4-3			L4			G4-6-3			3	0	1	0	0	0	1						
Tim Harkness, L (1, 3) OBP: 0.312, SLG: 0.365		G3		CS		G4-6-3				2	0	0	0	1	0	1						
Ed Kranepool, L (1, 9) OBP: 0.255, SLG: 0.305		4-3		BB		6-3				3	0	0	0	0	1	1						
Charlie Neal, R (1, 5) OBP: 0.308, SLG: 0.325					F9			K		3	0	1	0	0	1	0						
Al Moran, R (1, 6) OBP: 0.237, SLG: 0.219								K		2	0	0	0	0	0	1						
Frank Thomas, R (8, PH) OBP: 0.328, SLG: 0.352								G3		1	0	0	0	0	0	0						
Chico Fernandez, R (9, 6) OBP: 0.258, SLG: 0.250										0	0	0	0	0	0	0						
Jay Hook, L (1, 1) OBP: 0.231, SLG: 0.208										2	0	0	0	0	1	0						
Jim Hickman, R (8, PH) OBP: 0.335, SLG: 0.424										1	0	0	0	0	1	0						
Larry Bearnarth, R (9, 1) OBP: 0.200, SLG: 0.111			K							0	0	0	0	0	0	0						
Inning Stats	R: 0 E: 1 K: 1 S: 6	H: 1 LOB: 1 BB: 0 P: 6	R: 0 E: 0 K: 0 S: 4	H: 1 LOB: 1 BB: 0 P: 4	R: 0 E: 0 K: 2 S: 7	H: 0 LOB: 0 BB: 0 P: 7	R: 1 E: 0 K: 1 S: 5	H: 1 LOB: 1 BB: 1 P: 9	R: 0 E: 0 K: 0 S: 3	H: 0 LOB: 0 BB: 0 P: 3	R: 0 E: 0 K: 0 S: 3	H: 0 LOB: 0 BB: 0 P: 3	R: 0 E: 0 K: 2 S: 7	H: 0 LOB: 0 BB: 0 P: 7	R: 0 E: 0 K: 0 S: 3	H: 0 LOB: 0 BB: 0 P: 3	R: 0 E: 0 K: 0 S: 3	H: 0 LOB: 0 BB: 0 P: 3	1B: 3 2B: 0 3B: 0 HR: 1	SF: 0 SAC: 0 DP: 1 HBP: 0	WP: 0 PB: 0 SB: 0 CS: 1	PA: 30
PITCHER	IP	WLS	BF	H	R	ER	SO	BB	IBB	HBP	BLK	WP	HR	S	P	ERA	WHIP					
Larry Jackson, R (1, 1) ERA: 2.02	9.0	W	30	4	1	1	6	1	0	0	0	0	1	41	45	1.00	0.556					

AB	29
R	1
H	4
RBI	1
BB	1
SO	6
LOB	5



Batter	1	2	3	4	5	6	7	8	9	10	11	12	13	14	AB	R	H	RBI	BB	SO	LOB	TOP								
Ellis Burton, S OBP: 0.296, SLG: 0.446 (10, 8)															5	1	1	1	1	2	1									
Don Landrum, L OBP: 0.299, SLG: 0.283 (13, 8)															0	1	0	0	1	0	0									
Andre Rodgers, R OBP: 0.258, SLG: 0.276 (1, 6)															4	1	2	0	2	0	1									
Billy Williams, L OBP: 0.383, SLG: 0.516 (1, 7)															7	2	1	2	0	1	5									
Ron Santo, R OBP: 0.360, SLG: 0.505 (1, 5)															6	1	1	0	1	1	1									
Leo Burke, R OBP: 0.340 (7, 11)															4	0	1	1	0	1	1									
Lindy McDaniel, R OBP: 0.299, SLG: 0.180 (8, 11)															0	0	0	0	0	0	0									
Richard LetMay, L OBP: 0.249, SLG: 0.267 (8, 11)															0	0	0	0	0	0	0									
Jack Warner, R OBP: 0.249, SLG: 0.267 (8, 11)															1	0	0	0	0	0	0									
Paul Toth, R OBP: 0.249, SLG: 0.267 (8, 11)															0	0	0	0	0	0	0									
Ken Hubbs, R OBP: 0.282, SLG: 0.347 (1, 4)															6	0	0	0	0	0	2	4								
Dick Bertell, R OBP: 0.321, SLG: 0.333 (1, 2)															6	0	2	1	0	1	3									
Nelson Mathews, R OBP: 0.248, SLG: 0.294 (10, PH)															4	0	0	0	0	1	3									
Lou Brock, L OBP: 0.296, SLG: 0.377 (10, 9)															2	0	0	0	0	2	0									
Bob Buhi, R OBP: 0.109, SLG: 0.109 (7, 3)															3	0	0	0	0	0	1									
14 Ernie Banks, R OBP: 0.288, SLG: 0.463 (7, 3)															3	0	0	0	0	0	0									
Inning Stats	R: 1 E: 2 K: 1 S: 8	H: 1 LOB: 3 BB: 1 P: 12	R: 1 E: 0 K: 0 S: 5	H: 2 LOB: 1 BB: 0 P: 5	R: 0 E: 0 K: 0 S: 3	H: 0 LOB: 0 BB: 0 P: 3	R: 0 E: 0 K: 1 S: 5	H: 1 LOB: 1 BB: 0 P: 4	R: 2 E: 1 K: 2 S: 11	H: 3 LOB: 2 BB: 0 P: 11	R: 0 E: 0 K: 1 S: 5	H: 0 LOB: 0 BB: 0 P: 9	R: 0 E: 0 K: 1 S: 5	H: 0 LOB: 0 BB: 0 P: 5	R: 0 E: 0 K: 1 S: 5	H: 0 LOB: 0 BB: 0 P: 3	R: 0 E: 0 K: 1 S: 3	H: 0 LOB: 0 BB: 0 P: 11	R: 0 E: 0 K: 2 S: 7	H: 0 LOB: 2 BB: 0 P: 7	R: 0 E: 0 K: 0 S: 3	H: 0 LOB: 0 BB: 0 P: 3	R: 0 E: 0 K: 3 S: 9	H: 0 LOB: 0 BB: 0 P: 9	R: 2 E: 0 K: 1 S: 6	H: 1 LOB: 0 BB: 1 P: 10	1B: 4 2B: 2 3B: 0 HR: 2	SF: 0 SAC: 1 DP: 0 HBP: 0	WP: 0 PB: 0 SB: 0 CS: 0	PA: 58

PITCHER	IP	WLS	BF	H	R	ER	SO	BB	IBB	HBP	BLK	WP	HR	S	P	ERA	WHIP
Al Jackson, L ERA: 3.74 (1, 1)	6.0		30	7	4	2	4	0	0	0	0	0	0	8	44	3.00	1.500
Larry Beamath, R ERA: 3.21 (7, 1)	2.0		6	0	0	0	1	0	0	0	0	0	0	8	8	0.00	0.000
Tracy Stallard, R ERA: 3.91 (9, 1)	1.0		5	0	0	0	0	1	1	0	0	0	0	3	11	0.00	1.000
Carl Willey, R ERA: 2.57 (10, 1)	2.0		6	0	0	0	2	0	0	0	0	0	0	10	10	0.00	0.000
Galen Cisco, R ERA: 4.56 (12, 1)	3.0	W	11	1	2	2	4	1	0	0	0	0	0	18	22	6.00	0.667

Batter	1	2	3	4	5	6	7	8	9	10	11	12	13	14	AB	R	H	RBI	BB	SO	LOB	BOTTOM		
Jim Hickman, R OBP: 0.329, SLG: 0.413 (1, 8)															7	0	1	0	0	2	4			
Ron Hunt, R OBP: 0.348, SLG: 0.378 (1, 4)															7	2	2	0	0	1	2			
Duke Snider, L OBP: 0.357, SLG: 0.469 (1, 9)															4	1	2	1	1	0	0			
Jim Piersall, R OBP: 0.296, SLG: 0.297 (10, PR)															0	1	0	0	2	0	0			
Frank Thomas, R OBP: 0.335, SLG: 0.379 (1, 7)															7	1	4	3	0	0	3			
Sammy Taylor, L OBP: 0.351, SLG: 0.323 (1, 2)															6	1	0	0	1	1	5			
Tim Harkness, L OBP: 0.321, SLG: 0.398 (1, 3)															7	1	4	4	0	0	0			
Charlie Neal, R OBP: 0.305, SLG: 0.318 (1, 5)															5	0	0	0	1	1	2			
Al Moran, R OBP: 0.238, SLG: 0.218 (1, 6)															1	0	0	0	0	0	0			
Ed Kranepool, L OBP: 0.254, SLG: 0.303 (5, PH)															1	0	0	0	0	0	0			
Chico Fernandez, R OBP: 0.264, SLG: 0.252 (6, 6)															3	0	1	0	1	1	3			
Inning Stats	R: 0 E: 0 K: 0 S: 3	H: 0 LOB: 0 BB: 0 P: 3	R: 0 E: 0 K: 0 S: 4	H: 2 LOB: 1 BB: 0 P: 4	R: 0 E: 0 K: 0 S: 3	H: 0 LOB: 0 BB: 0 P: 3	R: 0 E: 0 K: 1 S: 8	H: 3 LOB: 0 BB: 0 P: 8	R: 1 E: 0 K: 1 S: 8	H: 1 LOB: 2 BB: 2 P: 16	R: 0 E: 0 K: 1 S: 7	H: 2 LOB: 1 BB: 0 P: 7	R: 0 E: 0 K: 0 S: 5	H: 1 LOB: 1 BB: 1 P: 9	R: 0 E: 0 K: 1 S: 2	H: 0 LOB: 0 BB: 1 P: 6	R: 0 E: 0 K: 0 S: 5	H: 2 LOB: 3 BB: 1 P: 9	R: 4 E: 0 K: 0 S: 4	H: 3 LOB: 0 BB: 2 P: 12	1B: 11 2B: 2 3B: 0 HR: 2	SF: 0 SAC: 0 DP: 2 HBP: 0	WP: 0 PB: 0 SB: 0 CS: 1	PA: 61

PITCHER	IP	WLS	BF	H	R	ER	SO	BB	IBB	HBP	BLK	WP	HR	S	P	ERA	WHIP
Bob Buhi, R ERA: 2.83 (1, 1)	6.0		23	5	3	3	1	1	0	0	0	0	0	9	13	4.50	1.000
Don Elston, R ERA: 0.81 (7, 1)	1.2		6	0	1	1	2	1	0	0	1	0	0	4	13	5.40	0.600
Lindy McDaniel, R ERA: 3.13 (8, 1)	0.1		3	1	0	0	1	1	0	0	0	0	0	4	8	0.00	6.000
Richard LetMay, L ERA: (9, 1)	0.2		4	2	0	0	0	0	0	0	0	0	0	4	4	0.00	3.000
Jack Warner, R ERA: 3.86 (9, 1)	4.2		21	6	2	2	2	2	2	0	0	0	0	21	37	3.86	1.714
Paul Toth, R ERA: 3.79 (14, 1)	0.1		0	0	0	0	0	0	0	0	0	0	0	1	1	0.00	0.000
Jim Brewer, L ERA: 5.03 (14, 1)	0.0	L	2	1	2	2	0	1	0	0	0	0	1	1	5	∞	∞

Chicago Cubs @ New York Mets
Polo Grounds, New York, NY
Wed Jun 26 1963, 3:33 AM EDT
Att: 8,183 - Sunny

AB 52
R 6
H 8
RBI 5
BB 5
SO 11
LOB 22



Chicago Cubs @ New York Mets
Polo Grounds, New York, NY
Wed Jun 26 1963, 3:33 AM EDT
Att: 8,183 - Sunny

AB 52
R 8
H 15
RBI 8
BB 8
SO 6
LOB 24



Batter	1	2	3	4	5	6	7	8	9	AB	R	H	RBI	BB	SO	LOB	TOP								
Jim Piersall, R (1, 8) OBP: 0.285, SLG: 0.293	0-3 K		4-0 IBB		0-0 FC6		0-0 1-3			3	0	0	0	1	1	2									
Charlie Neal, R (1, 5) OBP: 0.302, SLG: 0.315	0-3 K		0-3 K		0-3 K		0-0 4-3			3	0	0	0	0	3	4									
Duke Snider, L (7, PH) OBP: 0.355, SLG: 0.466	0-3 K		0-3 K		0-3 K		0-0 4-3			1	0	0	0	0	0	1									
Ron Hunt, R (1, 4) OBP: 0.343, SLG: 0.372	0-0 F9		0-0 F7		0-0 F8			0-0 6-3		4	0	0	0	0	0	4									
Frank Thomas, R (1, 7) OBP: 0.333, SLG: 0.382		0-0 5-3		0-0 L7		0-0 2B		0-0 6-3		4	0	1	0	0	0	0									
Jim Hickman, R (1, 9) OBP: 0.323, SLG: 0.404		0-0 5-3		0-0 2-3		0-0 6-3		0-3 K		4	0	0	0	0	1	1									
Tim Harkness, L (1, 3) OBP: 0.320, SLG: 0.391		0-0 L7		4-0 BB		0-3 K			0-0 F7	3	0	0	0	1	1	1									
Norm Sherry, R (1, 2) OBP: 0.145, SLG: 0.170			0-0 E6		0-3 K		0-0 P6		0-0 2-3	3	0	0	0	0	1	2									
Sammy Taylor, L (9, PH) OBP: 0.368, SLG: 0.344			WP 1B						1B	1	0	1	0	0	0	0									
Al Moran, R (1, 6) OBP: 0.239, SLG: 0.221					0-0 E6		0-0 SH1-4		0-0 2-3	2	1	1	0	0	0	0									
Cliff Cook, R (7, PH) OBP: 0.245, SLG: 0.273			WP 1B		1-2 E				1-2 1B	1	0	1	0	0	0	0									
Chico Fernandez, R (7, 6) OBP: 0.262, SLG: 0.250										1	0	0	0	0	0	1									
Roger Craig, R (1, 1) OBP: 0.154, SLG: 0.108					0-0 1-3		0-0 E5		0-0 1-3	2	0	1	0	0	0	2									
Ed Kranepool, L (9, PH) OBP: 0.252, SLG: 0.302			1-2 2-3		1-2 1B		1-2 SH1-4			1	0	0	0	0	0	1									
Inning Stats	R: 0 E: 0 K: 2 S: 7	H: 0 LOB: 0 BB: 0 P: 7	R: 0 E: 0 K: 0 S: 3	H: 0 LOB: 0 BB: 0 P: 3	R: 0 E: 1 K: 1 S: 7	H: 1 LOB: 3 BB: 1 P: 11	R: 0 E: 0 K: 1 S: 5	H: 0 LOB: 1 BB: 1 P: 9	R: 1 E: 2 K: 1 S: 7	H: 1 LOB: 1 BB: 0 P: 7	R: 0 E: 0 K: 1 S: 6	H: 1 LOB: 1 BB: 0 P: 6	R: 0 E: 0 K: 0 S: 4	H: 1 LOB: 0 BB: 0 P: 4	R: 0 E: 0 K: 1 S: 5	H: 0 LOB: 0 BB: 0 P: 5	R: 0 E: 0 K: 0 S: 4	H: 1 LOB: 1 BB: 0 P: 4	1B: 4 2B: 1 3B: 0 HR: 0	SF: 0 SAC: 1 DP: 0 HBP: 0	WP: 1 PB: 0 SB: 1 CS: 0	PA: 36			
PITCHER	IP	WLS	BF	H	R	ER	SO	BB	IBB	HBP	BLK	WP	HR	S	P	ERA	WHIP								
Joe Gibbon, L (1, 1) ERA: 2.18	6.1	W	27	4	1	0	6	1	1	0	0	1	0	37	45	0.00	0.789								
Al McBean, R (7, 1) ERA: 2.14	2.2	S	9	1	0	0	1	0	0	0	0	0	0	11	11	0.00	0.375								

New York Mets @ Pittsburgh Pirates
Forbes Field, Pittsburgh, PA
Fri Jun 28 1963, 7:05 PM EDT
Att: 10,073 - Unknown

AB 33
R 1
H 5
RBI 0
BB 2
SO 7
LOB 19



Batter	1	2	3	4	5	6	7	8	9	AB	R	H	RBI	BB	SO	LOB	BOTTOM								
Dick Schofield, S (1, 4) OBP: 0.342, SLG: 0.311	0-0 F5		0-0 FC6-5		4-0 BB		0-0 2H			3	1	1	1	1	0	1									
Bill Virdon, L (1, 8) OBP: 0.301, SLG: 0.349	0-0 FC1-6		0-0 1B		0-0 F9		0-3 K			4	1	2	2	0	1	3									
Roberto Clemente, R (1, 9) OBP: 0.363, SLG: 0.452	0-0 FC1-6		0-0 F9		0-0 F9		0-0 FC5-4		0-0 F9	4	0	1	0	0	0	1									
Jerry Lynch, L (1, 7) OBP: 0.331, SLG: 0.458	0-0 3-1				0-0 F8		0-0 F8		4-0 BB	3	0	0	0	0	0	2									
Ted Savage, R (7, 7) OBP: 0.296, SLG: 0.381	0-0 3-1				0-0 F8		0-0 F8		0-0 BB	0	0	0	0	1	0	0									
Smoky Burgess, L (1, 2) OBP: 0.320, SLG: 0.401		0-0 3-1		0-0 F5		0-0 F7		0-0 L8		4	0	0	0	0	0	2									
Donn Clendenen, R (1, 3) OBP: 0.338, SLG: 0.459		0-0 L7		0-3 K		0-0 FC5-4		0-0 F9		4	0	0	0	0	1	2									
Bob Bailey, R (1, 5) OBP: 0.314, SLG: 0.357		0-0 F7			0-0 F2		0-0 SH1-3			3	1	1	0	0	0	0									
Johnny Logan, R (1, 6) OBP: 0.328, SLG: 0.254			4-0 FC6-5		0-0 SH1-4		0-0 SH1-3			1	0	1	0	1	0	0									
Joe Gibbon, R (1, 1) OBP: 0.067, SLG: 0.067			0-0 SH1-4		0-0 FC5-4		0-0 1B			1	0	0	0	0	0	1									
Al McBean, R (7, 1) OBP: 0.174, SLG: 0.304			1-2 SH1-4		1-2 BB		1-2 1-3			1	0	0	0	0	0	1									
Inning Stats	R: 0 E: 1 K: 0 S: 4	H: 1 LOB: 1 BB: 0 P: 4	R: 0 E: 0 K: 0 S: 3	H: 0 LOB: 0 BB: 0 P: 3	R: 2 E: 0 K: 0 S: 4	H: 1 LOB: 0 BB: 1 P: 8	R: 0 E: 0 K: 1 S: 5	H: 0 LOB: 0 BB: 0 P: 5	R: 0 E: 0 K: 1 S: 4	H: 1 LOB: 2 BB: 1 P: 8	R: 0 E: 0 K: 0 S: 4	H: 1 LOB: 1 BB: 0 P: 4	R: 1 E: 0 K: 1 S: 7	H: 2 LOB: 1 BB: 0 P: 7	R: 0 E: 0 K: 0 S: 3	H: 0 LOB: 1 BB: 1 P: 7	1B: 5 2B: 0 3B: 0 HR: 1	SF: 0 SAC: 2 DP: 0 HBP: 0	WP: 0 PB: 0 SB: 0 CS: 0	PA: 33					
PITCHER	IP	WLS	BF	H	R	ER	SO	BB	IBB	HBP	BLK	WP	HR	S	P	ERA	WHIP								
Roger Craig, R (1, 1) ERA: 3.8	8.0	L	33	6	3	3	2	3	0	0	0	0	1	34	46	3.38	1.125								

New York Mets @ Pittsburgh Pirates
Forbes Field, Pittsburgh, PA
Fri Jun 28 1963, 7:05 PM EDT
Att: 10,073 - Unknown

AB 28
R 3
H 6
RBI 3
BB 3
SO 2
LOB 13



Batter	1	2	3	4	5	6	7	8	9	AB	R	H	RBI	BB	SO	LOB	TOP											
Jim Hickman, R (1.9) OBP: 0.321, SLG: 0.403										3	0	1	1	0	1	1	New York Mets @ Pittsburgh Pirates Forbes Field, Pittsburgh, PA Sat Jun 29 1963, 7:05 PM EDT Att: 13,846 - Unknown											
Jim Piersall, R (1.8) OBP: 0.284, SLG: 0.297										4	0	1	0	0	1	2												
Ron Hunt, R (1.4) OBP: 0.349, SLG: 0.376										3	1	2	0	1	0	1												
Frank Thomas, R (1.7) OBP: 0.337, SLG: 0.381										3	0	1	0	1	0	2												
Rod Kanehl, R (8.7) OBP: 0.250, SLG: 0.259										0	0	0	0	0	0	0												
Tim Harkness, L (1.3) OBP: 0.317, SLG: 0.386										2	0	0	0	0	1	3												
Ed Kranepool, L (3.3) OBP: 0.250, SLG: 0.299										2	0	0	0	0	1	0												
Charlie Neal, R (1.5) OBP: 0.305, SLG: 0.319										3	1	1	0	1	0	0												
Al Moran, R (1.6) OBP: 0.235, SLG: 0.217										3	1	0	0	0	0	1												
Norm Sherry, R (1.2) OBP: 0.165, SLG: 0.178										2	0	1	1	0	0	0												
Choo-Choo Coleman, L (7. PR) OBP: 0.284, SLG: 0.215										1	0	0	0	0	0	2												
Carl Willey, R (1.1) OBP: 0.118, SLG: 0.091										1	0	0	0	0	1	0												
Larry Bearnarth, R (6.1) OBP: 0.167, SLG: 0.091										2	0	0	0	0	1	3												
Inning Stats	R: 0 E: 0 K: 2 S: 8	H: 1 LOB: 2 BB: 1 P: 12	R: 2 E: 0 K: 0 S: 6	H: 2 LOB: 1 BB: 0 P: 6	R: 1 E: 0 K: 0 S: 4	H: 2 LOB: 0 BB: 0 P: 4	R: 0 E: 0 K: 1 S: 5	H: 0 LOB: 0 BB: 0 P: 5	R: 0 E: 0 K: 1 S: 6	H: 0 LOB: 1 BB: 0 P: 6	R: 0 E: 0 K: 0 S: 2	H: 0 LOB: 1 BB: 0 P: 3	R: 0 E: 0 K: 0 S: 2	H: 0 LOB: 0 BB: 1 P: 6	R: 0 E: 1 K: 1 S: 6	H: 0 LOB: 2 BB: 1 P: 10	1B: 5 2B: 3 3B: 0 HR: 0	SF: 1 SAC: 2 DP: 3 HBP: 1	WP: 0 PB: 0 SB: 0 CS: 1	PA: 36								
PITCHER	IP WLS BF H R ER SO BB IBB HBP BLK WP HR S P ERA WHIP																											
Harvey Haddix, L (1.1) ERA: 3.95	3.0	15	5	3	3	2	0	0	0	0	0	0	0	0	18	22	9.00	1.667										
Vern Law, R (4.1) ERA: 5.87	3.0	10	2	0	0	3	0	0	0	0	0	0	0	0	16	16	0.00	0.667										
Tommie Sisk, R (7.1) ERA: 3.43	2.0	6	0	0	0	0	1	0	1	0	0	0	0	0	4	9	0.00	0.500										
Al McBean, R (9.1) ERA: 2.12	1.0	W	5	0	0	0	1	1	0	0	0	0	0	0	6	10	0.00	1.000										

Batter	1	2	3	4	5	6	7	8	9	AB	R	H	RBI	BB	SO	LOB	BOTTOM											
Dick Schofield, S (1.4) OBP: 0.346, SLG: 0.314										4	1	2	0	1	0	3	New York Mets @ Pittsburgh Pirates Forbes Field, Pittsburgh, PA Sat Jun 29 1963, 7:05 PM EDT Att: 13,846 - Unknown											
Bill Virdon, L (1.8) OBP: 0.304, SLG: 0.349										3	0	1	0	1	1	1												
Roberto Clemente, R (1.9) OBP: 0.361, SLG: 0.449										4	1	1	0	0	0	2												
Jerry Lynch, L (1.7) OBP: 0.333, SLG: 0.451										4	1	1	0	1	0	3												
Smoky Burgess, L (1.2) OBP: 0.316, SLG: 0.394										5	0	1	1	0	0	4												
Ron Brand, R (9. PR) OBP: 0.375, SLG: 0.429										0	0	0	0	0	0	0												
Donn Clendenen, R (1.3) OBP: 0.347, SLG: 0.461										3	1	2	0	1	0	1												
Bob Bailey, R (1.5) OBP: 0.320, SLG: 0.359										2	0	1	2	2	0	1												
Johnny Logan, R (1.6) OBP: 0.338, SLG: 0.270										4	0	2	1	0	1	3												
Harvey Haddix, L (1.1) ERA: 3.95										1	0	0	0	0	0	2												
Vern Law, R (4.1) ERA: 5.87										1	0	0	0	0	0	0												
Willie Stargis, L (5. PR) OBP: 0.250, SLG: 0.157										0	0	0	0	0	0	0												
Tommie Sisk, R (7.1) ERA: 3.43										0	0	0	0	0	0	0												
Ted Savage, R (8. PR) OBP: 0.250, SLG: 0.377										1	0	0	0	0	0	1												
Al McBean, R (9.1) ERA: 2.12										0	0	0	0	0	0	0												
Inning Stats	R: 0 E: 0 K: 0 S: 3	H: 1 LOB: 1 BB: 1 P: 7	R: 0 E: 0 K: 0 S: 5	H: 2 LOB: 2 BB: 0 P: 5	R: 0 E: 0 K: 1 S: 6	H: 1 LOB: 1 BB: 0 P: 6	R: 0 E: 0 K: 0 S: 3	H: 1 LOB: 1 BB: 1 P: 7	R: 0 E: 0 K: 0 S: 3	H: 0 LOB: 0 BB: 0 P: 3	R: 2 E: 0 K: 0 S: 6	H: 3 LOB: 3 BB: 2 P: 14	R: 0 E: 0 K: 0 S: 3	H: 0 LOB: 1 BB: 1 P: 7	R: 0 E: 0 K: 1 S: 6	H: 1 LOB: 1 BB: 0 P: 6	R: 2 E: 0 K: 0 S: 4	H: 2 LOB: 3 BB: 2 P: 13	1B: 11 2B: 0 3B: 0 HR: 0	SF: 0 SAC: 3 DP: 1 HBP: 1	WP: 0 PB: 0 SB: 0 CS: 1	PA: 43						
PITCHER	IP WLS BF H R ER SO BB IBB HBP BLK WP HR S P ERA WHIP																											
Carl Willey, R (1.1) ERA: 2.6	5.2	27	8	2	2	1	4	0	0	0	0	0	0	0	25	41	3.18	2.118										
Larry Bearnarth, R (6.1) ERA: 3.4	3.0	L	16	3	2	2	1	3	0	1	0	0	0	0	14	27	6.00	2.000										



Batter	1	2	3	4	5	6	7	8	9	AB	R	H	RBI	BB	SO	LOB	TOP										
Jim Hickman, R (1, 8) OBP: 0.325, SLG: 0.402										3	0	1	0	1	1	0	New York Mets @ Pittsburgh Pirates Forbes Field, Pittsburgh, PA Sun Jun 30 1963, 3:33 AM EDT Att: 12,429 - Unknown										
Ron Hunt, R (1, 4) OBP: 0.348, SLG: 0.374 Rod Kanehl, R (1, 4) OBP: 0.296, SLG: 0.265 Choo-Choo Coleman, L (9, PH) OBP: 0.282, SLG: 0.214										1	0	0	0	0	0	0											
Duke Snider, L (1, 9) OBP: 0.349, SLG: 0.456										4	0	0	0	0	2	2											
Frank Thomas, R (1, 7) OBP: 0.330, SLG: 0.372										4	0	0	0	0	0	2											
Tim Harkness, L (1, 3) OBP: 0.317, SLG: 0.382										2	0	0	0	0	0	0											
Sammy Taylor, L (1, 2) OBP: 0.341, SLG: 0.314										3	0	0	0	0	1	1											
Charlie Neal, R (1, 5) OBP: 0.302, SLG: 0.316 Ed Kranepool, L (8, PH) OBP: 0.249, SLG: 0.297 Jay Hook, L (8, 1) OBP: 0.231, SLG: 0.208										2	0	0	0	0	1	0											
Al Moran, R (1, 6) OBP: 0.232, SLG: 0.214 Cliff Cook, R (8, PH) OBP: 0.253, SLG: 0.281										2	0	0	0	0	0	0											
Tracy Stallard, R (1, 1) Chico Fernandez, R (8, PH) OBP: 0.261, SLG: 0.248										2	0	0	0	0	1	0											
Inning Stats	R: 0 E: 0 K: 1 S: 5	H: 0 LOB: 0 BB: 0 P: 5	R: 0 E: 0 K: 0 S: 2	H: 0 LOB: 0 BB: 0 P: 3	R: 0 E: 0 K: 0 S: 3	H: 0 LOB: 1 BB: 0 P: 8	R: 0 E: 0 K: 1 S: 5	H: 0 LOB: 0 BB: 0 P: 5	R: 0 E: 0 K: 0 S: 3	H: 0 LOB: 1 BB: 1 P: 9	R: 0 E: 0 K: 0 S: 3	H: 0 LOB: 0 BB: 0 P: 3	R: 0 E: 0 K: 2 S: 8	H: 1 LOB: 1 BB: 0 P: 8	R: 0 E: 0 K: 2 S: 8	H: 1 LOB: 1 BB: 0 P: 4		1B: 3 2B: 0 3B: 0 HR: 0	SF: 0 SAC: 0 DP: 1 HBP: 1	WP: 0 PB: 0 SB: 0 CS: 0	PA: 31						
PITCHER	IP	WLS	BF	H	R	ER	SO	BB	IBB	HBP	BLK	WP	HR	S	P	ERA	WHIP										
Bob Friend, R (1, 1) ERA: 2.06	8.0	W	27	2	0	0	7	1	0	1	0	0	0	39	44	0.00	0.375										
Al McBean, R (9, 1) ERA: 2.09	1.0	S	4	1	0	0	0	0	0	0	0	0	0	4	4	0.00	1.000										

AB	29
R	0
H	3
RBI	0
BB	1
SO	7
LOB	8



Batter	1	2	3	4	5	6	7	8	9	AB	R	H	RBI	BB	SO	LOB	BOTTOM										
Dick Schofield, S (1, 4) OBP: 0.348, SLG: 0.312										2	0	0	0	2	0	1	New York Mets @ Pittsburgh Pirates Forbes Field, Pittsburgh, PA Sun Jun 30 1963, 3:33 AM EDT Att: 12,429 - Unknown										
Bill Virdon, L (1, 8) OBP: 0.299, SLG: 0.342										4	0	0	0	0	2	3											
Roberto Clemente, R (1, 9) OBP: 0.363, SLG: 0.457										4	2	2	0	0	0	0											
Jerry Lynch, L (1, 7) OBP: 0.340, SLG: 0.472 Ted Savage, R (7, 7) OBP: 0.291, SLG: 0.374										3	0	2	0	0	0	0											
Smoky Burgess, L (1, 2) OBP: 0.327, SLG: 0.399 Ron Brand, R (8, PR) OBP: 0.375, SLG: 0.429										1	0	1	1	2	0	0											
Donn Clendenen, R (1, 3) OBP: 0.342, SLG: 0.454										4	0	0	0	0	1	4											
Bob Bailey, R (1, 5) OBP: 0.319, SLG: 0.357										4	0	1	1	0	3	1											
Johnny Logan, R (1, 6) OBP: 0.333, SLG: 0.269										4	0	1	0	0	0	1											
Bob Friend, R (1, 1) ERA: 3.58 Al McBean, R (9, 1) ERA: 5.73										2	0	0	0	0	1	1											
Inning Stats	R: 0 E: 0 K: 1 S: 5	H: 0 LOB: 0 BB: 0 P: 5	R: 0 E: 0 K: 1 S: 6	H: 1 LOB: 1 BB: 0 P: 6	R: 0 E: 0 K: 1 S: 5	H: 0 LOB: 1 BB: 1 P: 9	R: 1 E: 0 K: 1 S: 6	H: 2 LOB: 0 BB: 0 P: 6	R: 0 E: 0 K: 1 S: 6	H: 1 LOB: 1 BB: 0 P: 6	R: 0 E: 0 K: 1 S: 6	H: 0 LOB: 2 BB: 1 P: 10	R: 0 E: 1 K: 0 S: 5	H: 0 LOB: 1 BB: 1 P: 10	R: 2 E: 1 K: 0 S: 5	H: 2 LOB: 1 BB: 1 P: 9		1B: 5 2B: 1 3B: 2 HR: 0	SF: 1 SAC: 1 DP: 1 HBP: 0	WP: 0 PB: 0 SB: 0 CS: 0	PA: 35						
PITCHER	IP	WLS	BF	H	R	ER	SO	BB	IBB	HBP	BLK	WP	HR	S	P	ERA	WHIP										
Tracy Stallard, R (1, 1) ERA: 3.58	7.0	L	29	5	1	1	7	2	0	0	0	0	0	40	52	1.29	1.000										
Jay Hook, R (8, 1) ERA: 5.73	1.0		6	2	2	0	0	0	1	0	0	0	0	5	9	0.00	2.000										

AB	29
R	3
H	7
RBI	2
BB	4
SO	7
LOB	12



Batter	1	2	3	4	5	6	7	8	9	AB	R	H	RBI	BB	SO	LOB	TOP			
Ron Hunt, R OBP: 0.353, SLG: 0.378 (1, 4)										3	0	2	0	0	0	0				
Cliff Cook, R OBP: 0.243, SLG: 0.269 (1, 5)										4	0	0	0	0	1	3				
Duke Snider, L OBP: 0.351, SLG: 0.459 (1, 9)										3	0	1	0	1	1	1				
Frank Thomas, R OBP: 0.329, SLG: 0.366 (1, 7)										3	0	0	0	1	0	3				
Tim Harkness, L OBP: 0.311, SLG: 0.373 (1, 3)										4	0	0	0	0	0	4				
Jim Piersall, R OBP: 0.284, SLG: 0.296 (1, 8)										4	1	1	0	0	0	0				
Choo-Choo Coleman, L OBP: 0.281, SLG: 0.215 (1, 2)										4	0	1	0	0	1	0				
Al Moran, R OBP: 0.234, SLG: 0.217 (9, PH)										3	0	1	1	0	0	0				
Rod Kanehl, R OBP: 0.253, SLG: 0.262 (9, PH)										1	0	0	0	0	0	0				
Al Jackson, L Galen Cisco, R Ed Kinnear, L Larry Bearnarth, R Jim Hickman, R Don Rowe, L (1, 1) (2, 1) (4, PH) (4, 1) (7, PH) (7, 1)										0	0	0	0	0	0	0				
Inning Stats	R: 0 E: 1 K: 0 S: 3	H: 0 LOB: 2 BB: 1 P: 8	R: 0 E: 0 K: 1 S: 5	H: 0 LOB: 0 BB: 0 P: 5	R: 0 E: 1 K: 1 S: 6	H: 1 LOB: 1 BB: 0 P: 6	R: 1 E: 0 K: 0 S: 6	H: 3 LOB: 2 BB: 1 P: 6	R: 0 E: 0 K: 0 S: 4	H: 0 LOB: 0 BB: 0 P: 3	R: 0 E: 0 K: 2 S: 7	H: 0 LOB: 0 BB: 0 P: 7	R: 0 E: 0 K: 0 S: 3	H: 1 LOB: 0 BB: 0 P: 3	R: 0 E: 0 K: 0 S: 3	H: 0 LOB: 0 BB: 0 P: 3	1B: 5 2B: 3 3B: 0 HR: 0	SF: 0 SAC: 0 DP: 2 HBP: 1	WP: 0 PB: 0 SB: 0 CS: 0	PA: 35
PITCHER Bob Buhl, R ERA: 2.71 (1, 1)	IP: 9.0 WLS: W BF: 35 H: 6 R: 1 ER: 1 SO: 4 BB: 2 IBB: 0 HBP: 1 BLK: 0 WP: 0 HR: 0 S: 40 P: 49 ERA: 1.00 WHIP: 0.889															PITCHER				

New York Mets @ Chicago Cubs
Wrigley Field, Chicago, IL
Tue Jul 02 1963, 3:33 AM CDT
Att: 11,580 - Unknown

AB 32
R 1
H 6
RBI 1
BB 2
SO 4
LOB 13



Batter	1	2	3	4	5	6	7	8	9	AB	R	H	RBI	BB	SO	LOB	BOTTOM			
Lou Brock, L OBP: 0.293, SLG: 0.373 (1, 9)										2	0	0	1	1	1	1				
Ellis Burton, S OBP: 0.287, SLG: 0.424 (1, 8)										3	2	1	1	1	0	1				
Billy Williams, L OBP: 0.380, SLG: 0.510 (1, 7)										3	0	1	1	1	1	1				
Ron Santo, R OBP: 0.361, SLG: 0.520 (1, 5)										4	0	1	0	0	0	2				
14 Ernie Banks, R OBP: 0.289, SLG: 0.459 (1, 3)										3	0	1	1	1	0	0				
Leo Burke, R OBP: 0.246, SLG: 0.316 (1, 4)										4	0	0	0	0	0	3				
Dick Bertell, R OBP: 0.320, SLG: 0.331 (1, 2)										3	0	0	0	0	0	1				
Andre Rodgers, R OBP: 0.306, SLG: 0.284 (1, 6)										2	1	2	0	1	0	0				
Bob Buhl, R OBP: 0.104, SLG: 0.104 (1, 1)										2	1	0	0	0	0	3				
Inning Stats	R: 1 E: 0 K: 1 S: 7	H: 2 LOB: 2 BB: 1 P: 11	R: 3 E: 1 K: 0 S: 7	H: 3 LOB: 1 BB: 0 P: 7	R: 0 E: 0 K: 0 S: 3	H: 0 LOB: 0 BB: 0 P: 3	R: 0 E: 0 K: 0 S: 3	H: 1 LOB: 0 BB: 0 P: 3	R: 0 E: 0 K: 0 S: 2	H: 0 LOB: 0 BB: 1 P: 6	R: 0 E: 0 K: 0 S: 3	H: 0 LOB: 2 BB: 2 P: 11	R: 0 E: 0 K: 1 S: 4	H: 0 LOB: 0 BB: 1 P: 8	R: 0 E: 0 K: 0 S: 3	H: 0 LOB: 0 BB: 0 P: 3	1B: 4 2B: 2 3B: 0 HR: 0	SF: 1 SAC: 1 DP: 2 HBP: 0	WP: 0 PB: 0 SB: 0 CS: 1	PA: 33
PITCHER Al Jackson, L ERA: 3.77 Galen Cisco, R ERA: 4.48 Larry Bearnarth, R ERA: 3.19 Don Rowe, L ERA: 4.01 (1, 1) (2, 1) (4, 1) (7, 1)	IP: 1.2 WLS: L BF: 11 H: 4 R: 4 ER: 0 SO: 4 BB: 1 IBB: 0 HBP: 0 BLK: 0 WP: 0 HR: 0 S: 5 P: 12 ERA: 5.40 WHIP: 3.000															PITCHER				

New York Mets @ Chicago Cubs
Wrigley Field, Chicago, IL
Tue Jul 02 1963, 3:33 AM CDT
Att: 11,580 - Unknown

AB 26
R 4
H 6
RBI 4
BB 5
SO 2
LOB 12



Batter	1	2	3	4	5	6	7	8	9	AB	R	H	RBI	BB	SO	LOB	TOP			
Jim Hickman, R (1, 9) OBP: 0.318, SLG: 0.392	F9	5-3			E6		5-3			4	0	0	0	0	0	3	New York Mets @ Chicago Cubs Wrigley Field, Chicago, IL Wed Jul 03 1963, 3:33 AM CDT Att: 9,246 - Unknown			
Jim Piersall, R (1, 8) OBP: 0.289, SLG: 0.302	HR				G5-4-3			P4		3	1	2	0	0	0	1				
Rod Kanehl, R (6, 8) OBP: 0.250, SLG: 0.259	1B				SH1-4					1	0	0	0	0	0	0				
Ron Hunt, R (1, 4) OBP: 0.354, SLG: 0.390					SH1-4					2	1	1	2	0	0	0				
Chico Fernandez, R (6, 4) OBP: 0.259, SLG: 0.247	HR				1-2		6-3	5-3		1	0	0	0	0	0	0				
Frank Thomas, R (1, 7) OBP: 0.322, SLG: 0.358	F8				F7		E6	6-3		4	0	0	0	0	0	1				
Cliff Cook, R (1, 5) OBP: 0.234, SLG: 0.258	K				K		F9			4	0	0	0	0	2	2				
Tim Harkness, L (1, 3) OBP: 0.305, SLG: 0.365					F9		4-3	4-3		4	0	0	0	0	0	1				
Al Moran, R (1, 6) OBP: 0.241, SLG: 0.225					K					3	0	2	0	0	1	0				
Ed Kranepool, L (9, PH) OBP: 0.251, SLG: 0.296	2B				K					0	0	0	0	1	0	0				
Norm Sherry, R (1, 2) OBP: 0.172, SLG: 0.196										2	0	1	0	0	0	0				
Choo-Choo Coleman, L (4, 2) OBP: 0.284, SLG: 0.213	1-3				5-3					1	0	0	0	1	1	1				
Jay Hook, L (1, 1) OBP: 0.222, SLG: 0.200										1	0	0	0	0	1	2				
Galen Cisco, R (3, 1) OBP: 0.130, SLG: 0.100										0	0	0	0	0	0	0				
Larry Bearnarth, R (3, 1) OBP: 0.167, SLG: 0.091										0	0	0	0	0	0	0				
Ken MacKenzie, R (4, 1) OBP: 0.350, SLG: 0.457										2	0	0	0	0	1	1				
Duke Snider, L (9, PH) OBP: 0.350, SLG: 0.457										1	0	0	0	0	0	2				
Inning Stats	R: 2 E: 0 K: 1 S: 7	H: 2 LOB: 0 BB: 0 P: 7	R: 0 E: 0 K: 1 S: 7	H: 2 LOB: 2 BB: 0 P: 7	R: 0 E: 0 K: 1 S: 6	H: 1 LOB: 1 BB: 0 P: 6	R: 0 E: 0 K: 1 S: 5	H: 0 LOB: 0 BB: 0 P: 5	R: 0 E: 1 K: 0 S: 4	H: 0 LOB: 1 BB: 0 P: 4	R: 0 E: 0 K: 1 S: 6	H: 1 LOB: 1 BB: 0 P: 6	R: 0 E: 0 K: 0 S: 3	H: 0 LOB: 0 BB: 0 P: 3	R: 0 E: 0 K: 0 S: 3	H: 0 LOB: 2 BB: 2 P: 11	1B: 4 2B: 1 3B: 0 HR: 1	SF: 0 SAC: 1 DP: 1 HBP: 0	WP: 0 PB: 0 SB: 0 CS: 0	PA: 36
PITCHER Dick Ellsworth, L (1, 1) ERA: 1.99	IP: 9.0 WLS: W BF: 36	H: 6 R: 2 ER: 2 SO: 6	BB: 2 IBB: 0 HBP: 0 BLK: 0	WP: 0 HR: 1 S: 46 P: 54	ERA: 2.00 WHIP: 0.889	PITCHER														

Batter	1	2	3	4	5	6	7	8	9	AB	R	H	RBI	BB	SO	LOB	BOTTOM			
Lou Brock, L (1, 9) OBP: 0.291, SLG: 0.367	4-3				L4			FC4-6		4	1	0	0	1	0	1	New York Mets @ Chicago Cubs Wrigley Field, Chicago, IL Wed Jul 03 1963, 3:33 AM CDT Att: 9,246 - Unknown			
Ellis Burton, S (1, 8) OBP: 0.293, SLG: 0.432	K				1B			P4		3	1	1	1	1	1	0				
Billy Williams, L (1, 7) OBP: 0.380, SLG: 0.508	4-3				1B			2B		5	1	2	1	0	1	2				
Ron Santo, R (1, 5) OBP: 0.363, SLG: 0.523					1B			E8		4	1	2	3	0	0	1				
14 Ernie Banks, R (1, 3) OBP: 0.288, SLG: 0.456					1B			E3		4	1	1	1	0	1	1				
Ken Hubbs, R (1, 4) OBP: 0.276, SLG: 0.333					1B			K		3	1	0	0	1	0	0				
Dick Bertell, R (1, 2) OBP: 0.319, SLG: 0.330								F8		4	1	1	1	0	0	0				
Andre Rodgers, R (1, 6) OBP: 0.315, SLG: 0.292								F9		2	1	2	2	2	0	0				
Dick Ellsworth, L (1, 1) OBP: 0.146, SLG: 0.089								K		3	1	0	0	1	3	3				
Inning Stats	R: 0 E: 0 K: 1 S: 5	H: 0 LOB: 0 BB: 0 P: 5	R: 0 E: 0 K: 1 S: 5	H: 0 LOB: 0 BB: 0 P: 5	R: 8 E: 0 K: 1 S: 11	H: 6 LOB: 1 BB: 3 P: 23	R: 1 E: 0 K: 0 S: 4	H: 2 LOB: 1 BB: 1 P: 8	R: 0 E: 0 K: 0 S: 4	H: 0 LOB: 2 BB: 0 P: 4	R: 0 E: 0 K: 0 S: 3	H: 0 LOB: 0 BB: 0 P: 3	R: 0 E: 0 K: 2 S: 8	H: 1 LOB: 2 BB: 1 P: 12	1B: 6 2B: 3 3B: 0 HR: 0	SF: 1 SAC: 0 DP: 0 HBP: 0		WP: 0 PB: 0 SB: 0 CS: 0	PA: 39	
PITCHER Jay Hook, R (1, 1) ERA: 6.07	IP: 2.2 WLS: L BF: 13	H: 3 R: 5 ER: 5 SO: 2	BB: 2 IBB: 0 HBP: 0 BLK: 0	WP: 0 HR: 0 S: 15 P: 23	ERA: 16.88 WHIP: 1.875	PITCHER														
Galen Cisco, R (3, 1) ERA: 4.51	0.0	3	2	1	1	0	1	0	0	0	0	2	6							
Larry Bearnarth, R (3, 1) ERA: 3.31	1.0	6	3	3	3	1	1	0	0	0	7	11	27.00	4.000						
Ken MacKenzie, L (4, 1) ERA: 4.87	4.1	17	1	0	0	3	2	0	0	0	21	29	0.00	0.692						

Batter	1	2	3	4	5	6	7	8	9	AB	R	H	RBI	BB	SO	LOB	TOP					
Jim Hickman, R OBP: 0.316, SLG: 0.404 (1, 8)	0-3 K		0-3 K						0-0 L7	4	1	1	1	0	2	1	New York Mets @ Chicago Cubs Wrigley Field, Chicago, IL Thu Jul 04 1963, 3:33 AM CDT Unknown					
Tim Harkness, L OBP: 0.299, SLG: 0.357 (1, 3)	0-0 G3				0-0 3-1		0-0 4-3		0-0 F9	4	0	0	0	0	0	0						
Ron Hunt, R OBP: 0.354, SLG: 0.390 (1, 4)	0-3 K				0-0 5-3				G3-6-3 1B	3	0	1	0	0	1	0						
Duke Snider, L OBP: 0.345, SLG: 0.450 (1, 7)		0-3 K			0-0 4-3				G3-6-3 1-2	3	0	0	0	0	1	1						
Cliff Cook, R OBP: 0.236, SLG: 0.253 (1, 5)		0-3 K				4-0 CS BB			K	2	0	0	0	1	2	0						
Ed Kranepool, L OBP: 0.248, SLG: 0.291 (1, 9)		0-0 1-3				0-0 G3 1-2			4-3	3	0	0	0	0	0	1						
Chico Fernandez, R OBP: 0.254, SLG: 0.242 (1, 6)			0-0 P4			0-3 K			6-3	3	0	0	0	0	1	0						
Norm Sherry, R OBP: 0.176, SLG: 0.191 (1, 2)			4-0 BB				0-0 F8		6-3	2	0	0	0	1	0	0						
Roger Craig, R OBP: 0.143, SLG: 0.100 (1, 1)			0-3 K				0-3 K		1-3	3	0	0	0	0	2	1						
Inning Stats	R: 0 E: 0 K: 2 S: 7	H: 0 LOB: 0 BB: 0 P: 7	R: 0 E: 0 K: 2 S: 7	H: 0 LOB: 0 BB: 0 P: 7	R: 0 E: 0 K: 2 S: 7	H: 0 LOB: 1 BB: 1 P: 11	R: 0 E: 0 K: 0 S: 3	H: 0 LOB: 0 BB: 0 P: 3	R: 0 E: 0 K: 1 S: 4	H: 0 LOB: 0 BB: 1 P: 8	R: 1 E: 0 K: 1 S: 6	H: 1 LOB: 0 BB: 0 P: 6	R: 0 E: 0 K: 1 S: 5	H: 1 LOB: 0 BB: 0 P: 5	R: 0 E: 0 K: 0 S: 3	H: 0 LOB: 0 BB: 0 P: 3	R: 0 E: 0 K: 0 S: 3	H: 0 LOB: 0 BB: 0 P: 3	1B: 1 2B: 0 3B: 0 HR: 1	SF: 0 SAC: 0 DP: 1 HBP: 0	WP: 0 PB: 0 SB: 0 CS: 1	PA: 29
PITCHER Glen Hobbie, R ERA: 2.82 (1, 1)	IP: 9.0 WLS: W BF: 29 H: 2 R: 1 ER: 1 SO: 9 BB: 2 IBB: 0 HBP: 0 BLK: 0 WP: 0 HR: 1 S: 45 P: 53 ERA: 1.00 WHIP: 0.444															PITCHER Glen Hobbie, R ERA: 2.82 (1, 1)	IP: 9.0 WLS: W BF: 29 H: 2 R: 1 ER: 1 SO: 9 BB: 2 IBB: 0 HBP: 0 BLK: 0 WP: 0 HR: 1 S: 45 P: 53 ERA: 1.00 WHIP: 0.444					

Batter	1	2	3	4	5	6	7	8	9	AB	R	H	RBI	BB	SO	LOB	BOTTOM			
Lou Brock, L OBP: 0.291, SLG: 0.365 (1, 9)	0-0 5-3 SH5-3 E 1B								0-0 P4	4	1	1	0	0	0	2	New York Mets @ Chicago Cubs Wrigley Field, Chicago, IL Thu Jul 04 1963, 3:33 AM CDT Unknown			
Ellis Burton, S OBP: 0.284, SLG: 0.418 (1, 8)	0-0 SH5-3 1-2		0-0 4-3		0-0 4-3				0-0 F8	3	0	0	0	0	0	0				
Billy Williams, L OBP: 0.379, SLG: 0.503 (1, 7)	4-0 E5 5-3 BB		0-0 L3		0-0 P5				0-0 F9	3	0	0	0	1	0	0				
Ron Santo, R OBP: 0.358, SLG: 0.516 (1, 5)	0-0 5-3 1-2 2-3		0-0 F7			0-0 5-3			0-0 6-3	4	0	0	0	0	0	2				
14 Ernie Banks, R OBP: 0.291, SLG: 0.458 (1, 3)	4-0 E5 BB			0-0 5-3 2B		0-0 5-3			0-0 E6 WP	3	1	1	0	1	0	0				
Ken Hubbs, R OBP: 0.277, SLG: 0.331 (1, 4)	0-0 E5 1-2 2-H 3-H			4-0 5-3 BB		0-0 4-3			0-0 WP 2-H	3	0	0	0	1	0	2				
Dick Bertell, R OBP: 0.314, SLG: 0.324 (1, 2)		0-0 6-3		0-0 5-3 1-2 2-3					0-3 K	3	0	0	0	0	1	2				
Andre Rodgers, R OBP: 0.315, SLG: 0.293 (1, 6)		0-3 K		0-0 F7		0-0 F7			0-0 K 1B	3	0	1	0	0	1	2				
Glen Hobbie, R OBP: 0.121, SLG: 0.094 (1, 1)		0-0 1B		0-0 2-3		0-3 K				3	0	1	0	0	1	3				
Inning Stats	R: 1 E: 1 K: 0 S: 4	H: 1 LOB: 2 BB: 2 P: 12	R: 0 E: 0 K: 1 S: 6	H: 1 LOB: 1 BB: 0 P: 6	R: 0 E: 0 K: 0 S: 3	H: 0 LOB: 0 BB: 0 P: 3	R: 0 E: 0 K: 0 S: 4	H: 1 LOB: 2 BB: 1 P: 8	R: 0 E: 0 K: 0 S: 3	H: 0 LOB: 0 BB: 0 P: 3	R: 0 E: 0 K: 2 S: 8	H: 1 LOB: 1 BB: 0 P: 8	R: 0 E: 0 K: 0 S: 3	H: 0 LOB: 0 BB: 0 P: 3	R: 1 E: 2 K: 0 S: 1	H: 0 LOB: 0 BB: 0 P: 1	1B: 3 2B: 1 3B: 0 HR: 0	SF: 0 SAC: 1 DP: 0 HBP: 0	WP: 1 PB: 0 SB: 0 CS: 0	PA: 33
PITCHER Roger Craig, R ERA: 3.57 (1, 1)	IP: 8.0 WLS: L BF: 33 H: 4 R: 2 ER: 0 SO: 3 BB: 3 IBB: 0 HBP: 0 BLK: 0 WP: 1 HR: 0 S: 35 P: 47 ERA: 0.00 WHIP: 0.875															PITCHER Roger Craig, R ERA: 3.57 (1, 1)	IP: 8.0 WLS: L BF: 33 H: 4 R: 2 ER: 0 SO: 3 BB: 3 IBB: 0 HBP: 0 BLK: 0 WP: 1 HR: 0 S: 35 P: 47 ERA: 0.00 WHIP: 0.875			

AB	27
R	1
H	2
RBI	1
BB	2
SO	9
LOB	4



AB	29
R	2
H	4
RBI	0
BB	3
SO	3
LOB	13



Batter	1	2	3	4	5	6	7	8	9	AB	R	H	RBI	BB	SO	LOB	TOP								
Dick Schofield, S OBP: 0.340, SLG: 0.297	F8		4-3			K		BLK P4 HR BB		3	1	0	0	1	1	1									
Bill Virdon, L OBP: 0.300, SLG: 0.332	6-3			4-3		3-1		P4		4	0	0	0	0	0	2									
Roberto Clemente, R OBP: 0.349, SLG: 0.465	4-3			F7			1-3	HR		4	1	1	2	0	0	0									
Jerry Lynch, L OBP: 0.331, SLG: 0.463		K			K			F7		2	0	0	0	1	2	0									
Ted Savage, R OBP: 0.291, SLG: 0.360							BB 1B SF9 BB			1	1	0	0	0	0	0									
Don Clendenon, R OBP: 0.348, SLG: 0.461		K							3-1 S 1B	4	0	3	0	0	1	0									
Bob Bailey, R OBP: 0.314, SLG: 0.341	6-3				FC1-5-6 S				5-3	3	0	0	0	1	0	2									
Jim Pagliaroni, R OBP: 0.341, SLG: 0.425						P6				1	0	0	0	1	0	1									
Smoky Burgess, L OBP: 0.325, SLG: 0.397						1-2 2-3 3-H			3-1 IBB	0	0	0	1	1	0	0									
Johnny Logan, R OBP: 0.320, SLG: 0.235					5-3				3-1	4	0	0	0	0	1	7									
Don Cardwell, R OBP: 0.135, SLG: 0.030										3	0	0	0	0	1	1									
Al McBean, R OBP: 0.160, SLG: 0.280						F2			F3	1	0	0	0	0	0	2									
Inning Stats	R: 0 E: 0 K: 0 S: 3	H: 0 LOB: 0 BB: 0 P: 3	R: 0 E: 0 K: 2 S: 7	H: 0 LOB: 0 BB: 0 P: 7	R: 0 E: 0 K: 2 S: 7	H: 0 LOB: 1 BB: 1 P: 11	R: 0 E: 0 K: 1 S: 5	H: 0 LOB: 0 BB: 0 P: 5	R: 0 E: 0 K: 1 S: 5	H: 1 LOB: 1 BB: 0 P: 4	R: 0 E: 0 K: 1 S: 5	H: 0 LOB: 0 BB: 0 P: 5	R: 1 E: 0 K: 0 S: 4	H: 1 LOB: 3 BB: 2 P: 12	R: 2 E: 2 K: 0 S: 4	H: 1 LOB: 0 BB: 1 P: 8	R: 0 E: 0 K: 0 S: 4	H: 1 LOB: 2 BB: 1 P: 8	1B: 3 2B: 0 3B: 0 HR: 1	SF: 1 SAC: 0 DP: 0 HBP: 0	WP: 0 PB: 0 SB: 3 CS: 0	PA: 36			
PITCHER	IP	WLS	BF	H	R	ER	SO	BB	IBB	HBP	BLK	WP	HR	S	P	ERA	WHIP								
Tracy Stallard, R ERA: 3.57	7.2	L	30	3	3	3	6	4	0	0	1	0	1	38	54	3.52	0.913								
Larry Bearnarth, R ERA: 3.29	0.1		1	0	0	0	0	0	0	0	0	0	0	1	1	0.00	0.000								
Galen Cisco, R ERA: 4.75	1.0		5	1	0	0	0	0	1	0	0	0	0	4	8	0.00	1.000								

Pittsburgh Pirates @ New York Mets
Polo Grounds, New York, NY
Fri Jul 05 1963, 3:33 AM EDT
Att: 6,779 - Unknown

AB	30
R	3
H	4
RBI	3
BB	5
SO	6
LOB	16



Batter	1	2	3	4	5	6	7	8	9	AB	R	H	RBI	BB	SO	LOB	BOTTOM								
Jim Hickman, R OBP: 0.318, SLG: 0.412	K			K						4	0	2	0	0	2	0									
Chico Fernandez, R OBP: 0.247, SLG: 0.234	F9			F7		5-3				4	0	0	0	0	1	3									
Ron Hunt, R OBP: 0.348, SLG: 0.379	L6			F9		6-3				4	0	0	0	0	0	1									
Duke Snider, L OBP: 0.342, SLG: 0.443		K2-3			2B 1B			L9		4	1	1	0	0	1	0									
Frank Thomas, R OBP: 0.315, SLG: 0.349		5-3			L5			K		4	0	0	0	0	1	1									
Tim Larkness, L OBP: 0.300, SLG: 0.361						4-3 1-H 2B		4-3		3	0	1	1	0	1	0									
Larry Burrett, R OBP: 0.250, SLG: 0.333					5-3					3	0	0	0	0	0	1									
Norm Sherry, R OBP: 0.183, SLG: 0.196										3	0	1	0	0	0	1									
Choo-Choo Coleman, L OBP: 0.281, SLG: 0.211						F5				0	0	0	0	0	0	0									
Tracy Stallard, R ERA: 3.96										2	0	0	0	0	2	0									
Larry Bearnarth, R OBP: 0.167, SLG: 0.091										0	0	0	0	0	0	0									
Ed Kranepool, L OBP: 0.243, SLG: 0.286										1	0	0	0	0	0	1									
Galen Cisco, R OBP: 0.130, SLG: 0.100										0	0	0	0	0	0	0									
Inning Stats	R: 0 E: 0 K: 1 S: 5	H: 0 LOB: 0 BB: 0 P: 5	R: 0 E: 0 K: 2 S: 7	H: 0 LOB: 0 BB: 0 P: 7	R: 0 E: 0 K: 1 S: 5	H: 0 LOB: 0 BB: 0 P: 5	R: 0 E: 0 K: 1 S: 5	H: 0 LOB: 0 BB: 0 P: 5	R: 1 E: 0 K: 0 S: 6	H: 2 LOB: 1 BB: 0 P: 6	R: 0 E: 0 K: 1 S: 5	H: 0 LOB: 0 BB: 0 P: 5	R: 0 E: 0 K: 1 S: 7	H: 2 LOB: 2 BB: 0 P: 7	R: 0 E: 0 K: 0 S: 3	H: 0 LOB: 0 BB: 0 P: 3	1B: 3 2B: 1 3B: 1 HR: 0	SF: 0 SAC: 0 DP: 0 HBP: 0	WP: 0 PB: 0 SB: 0 CS: 0	PA: 32					
PITCHER	IP	WLS	BF	H	R	ER	SO	BB	IBB	HBP	BLK	WP	HR	S	P	ERA	WHIP								
Don Cardwell, R ERA: 3.96	7.2	W	28	5	1	1	7	0	0	0	0	0	0	42	42	1.17	0.652								
Al McBean, R ERA: 2.01	1.1	S	4	0	0	0	1	0	0	0	0	0	0	6	6	0.00	0.000								

Pittsburgh Pirates @ New York Mets
Polo Grounds, New York, NY
Fri Jul 05 1963, 3:33 AM EDT
Att: 6,779 - Unknown


AB	32
R	1
H	5
RBI	1
BB	0
SO	8
LOB	8



Batter	1	2	3	4	5	6	7	8	9	AB	R	H	RBI	BB	SO	LOB	TOP										
Dick Schofield, S OBP: 0.341, SLG: 0.298 Harvey Haddix, L OBP: 0.182, SLG: 0.400 Roy Face, R	F3		E 1-2 1B		K			K 1B	G3	5	1	2	1	0	2	4											
Bill Virdon, L OBP: 0.296, SLG: 0.342	K		E1 G6-3					K F5		5	1	1	3	0	2	4											
Roberto Clemente, R OBP: 0.354, SLG: 0.478	FC5-4 1B		G6-3					E4 G6-4-3	WP BB 2B 1B	5	2	3	1	0	0	2											
Ted Savage, R OBP: 0.278, SLG: 0.348	FC5-4 1-2				6-3			G6-4-3 1-2	WP 2B BB	4	1	0	0	1	1	2											
Don Clendenon, R OBP: 0.349, SLG: 0.464		5-3						K	1B E 2B	5	1	2	2	0	1	0											
Bob Bailey, R OBP: 0.319, SLG: 0.345		E5			K			1B	SH3-4 E 1B	5	1	3	0	0	1	1											
Jim Pagliaroni, R OBP: 0.336, SLG: 0.414		F9						L7	E5 SH3-4	5	1	1	0	0	1	2											
Johnny Logan, R OBP: 0.317, SLG: 0.236			6-3						E6 1B	4	1	1	1	0	0	0											
Don Schwall, R OBP: 0.200, SLG: 0.179 Bill Mazerowski, R OBP: 0.350, SLG: 0.457 Willie Stargell, L OBP: 0.297, SLG: 0.386 Ron Brand, R OBP: 0.361, SLG: 0.406			6-3						SH3-4 1-2 3-H 1B	2	1	2	0	0	0	0											
Inning Stats	R: 0 E: 0 K: 1 S: 6	H: 1 LOB: 1 BB: 0 P: 6	R: 0 E: 1 K: 0 S: 3	H: 0 LOB: 0 BB: 0 P: 3	R: 1 E: 1 K: 0 S: 5	H: 2 LOB: 1 BB: 0 P: 5	R: 0 E: 0 K: 1 S: 5	H: 1 LOB: 0 BB: 0 P: 5	R: 0 E: 0 K: 2 S: 8	H: 1 LOB: 0 BB: 0 P: 8	R: 0 E: 1 K: 1 S: 5	H: 0 LOB: 0 BB: 0 P: 5	R: 0 E: 0 K: 1 S: 5	H: 1 LOB: 0 BB: 0 P: 5	R: 7 E: 2 K: 1 S: 13	H: 6 LOB: 3 BB: 2 P: 21	R: 3 E: 0 K: 1 S: 10	H: 5 LOB: 2 BB: 0 P: 10	1B: 13 2B: 2 3B: 0 HR: 2	SF: 0 SAC: 1 DP: 2 HBP: 0	WP: 1 PB: 1 CS: 0	PA: 46					
PITCHER	IP	WLS	BF	H	R	ER	SO	BB	IBB	HBP	BLK	WP	HR	S	P	ERA	WHIP										
Al Jackson, L ERA: 3.77	7.0	L	29	9	6	4	6	0	0	0	0	0	1	41	41	5.14	1.286										
Larry Bearnarth, R ERA: 4.06	1.2		15	7	5	4	2	2	0	0	0	1	1	17	25	21.60	5.400										
Galen Cisco, R ERA: 4.73	0.1	S	2	1	0	0	0	0	0	0	0	0	0	2	2	0.00	3.000										

Pittsburgh Pirates @ New York Mets
Polo Grounds, New York, NY
Sat Jul 06 1963, 3:33 AM EDT
Att: 22,698 - Unknown

AB 43
R 11
H 17
RBI 8
BB 2
SO 8
LOB 17






Batter	1	2	3	4	5	6	7	8	9	AB	R	H	RBI	BB	SO	LOB	BOTTOM										
Jim Hickman, R OBP: 0.316, SLG: 0.407	K		5-3		3-1 1-3 1B			P4	P6	5	0	1	0	0	1	2											
Tim Lincecum, L OBP: 0.299, SLG: 0.356	F8		3-1		3-1			2B WP BB		3	1	0	0	1	0	2											
Ron Hunt, R OBP: 0.347, SLG: 0.381	F8				6-3			WP 1-3 2B		4	0	1	0	0	1	1											
Duke Snider, L OBP: 0.342, SLG: 0.442 Cliff Cook, R OBP: 0.226, SLG: 0.243		4-3			1B 1B			F8	P4	3	1	1	0	0	0	0											
Jesse Gonder, L OBP: 0.378, SLG: 0.657					1B 1-2 1B			2-3 3-H K	K	3	1	2	0	1	1	1											
Frank Thomas, R OBP: 0.318, SLG: 0.352					1-2 2-H 1B			1-3 E 1B	5-3	4	0	2	1	0	0	2											
Chico Fernandez, R OBP: 0.247, SLG: 0.235		4-3			F5			P5		4	0	1	0	0	0	3											
Al Moran, R OBP: 0.240, SLG: 0.224 Jim Piersall, R OBP: 0.263, SLG: 0.294					SH5-4 1B			F9	F9	3	0	1	0	0	1	2											
Al Jackson, L OBP: 0.225, SLG: 0.211 Larry Bearnarth, R OBP: 0.167, SLG: 0.091 Galen Cisco, R OBP: 0.130, SLG: 0.100 Rod Kanehl, R OBP: 0.247, SLG: 0.256					SH5-4 1B			1B	4-3	2	0	1	0	0	0	0											
Inning Stats	R: 0 E: 0 K: 1 S: 5	H: 0 LOB: 0 BB: 0 P: 5	R: 0 E: 0 K: 0 S: 3	H: 0 LOB: 1 BB: 1 P: 7	R: 0 E: 0 K: 0 S: 4	H: 1 LOB: 1 BB: 0 P: 4	R: 1 E: 0 K: 2 S: 10	H: 3 LOB: 2 BB: 0 P: 10	R: 0 E: 0 K: 0 S: 4	H: 2 LOB: 0 BB: 0 P: 4	R: 1 E: 1 K: 0 S: 4	H: 2 LOB: 0 BB: 0 P: 4	R: 0 E: 0 K: 0 S: 3	H: 0 LOB: 0 BB: 0 P: 3	R: 1 E: 0 K: 1 S: 6	H: 1 LOB: 1 BB: 1 P: 10	R: 0 E: 0 K: 1 S: 6	H: 1 LOB: 1 BB: 0 P: 6	1B: 9 2B: 1 3B: 0 HR: 0	SF: 0 SAC: 1 DP: 0 HBP: 0	WP: 1 PB: 0 SB: 0 CS: 0	PA: 37					
PITCHER	IP	WLS	BF	H	R	ER	SO	BB	IBB	HBP	BLK	WP	HR	S	P	ERA	WHIP										
Don Schwall, R ERA: 2.26	7.0	W	28	8	2	1	3	1	0	0	0	1	0	33	37	1.29	1.286										
Harvey Haddix, L ERA: 4.0	1.0		5	1	1	1	1	1	0	0	0	1	0	6	10	9.00	2.000										
Roy Face, R ERA: 3.6	1.0	S	4	1	0	0	1	0	0	0	0	0	0	6	6	0.00	1.000										

Pittsburgh Pirates @ New York Mets
Polo Grounds, New York, NY
Sat Jul 06 1963, 3:33 AM EDT
Att: 22,698 - Unknown

AB 34
R 3
H 10
RBI 1
BB 2
SO 5
LOB 16



Batter	1	2	3	4	5	6	7	8	9	AB	R	H	RBI	BB	SO	LOB	TOP										
Maury Wills, S OBP: 0.369, SLG: 0.359 (1, 6)	F7			G3-6-3 1B		F6		B3		4	0	1	0	0	0	1	Los Angeles Dodgers @ New York Mets Polo Grounds, New York, NY Wed Jul 10 1963, 7:05 PM EDT Att: 17,106 - Unknown AB 30 R 1 H 5 RBI 1 BB 1 SO 1 LOB 10 										
Jim Gilliam, S OBP: 0.348, SLG: 0.412 (1, 4)	F3		G3-6-3 1-2						5-3	4	0	1	0	0	0	1											
Willie Davis, L OBP: 0.254, SLG: 0.364 (1, 8)	K		3-1			F7			F6	4	0	0	0	0	1	2											
Tommy Davis, R OBP: 0.356, SLG: 0.448 (1, 7)		F8			E6 G5-3 BB		F9		F6	4	0	0	0	0	0	0											
Wally Moon, L OBP: 0.364, SLG: 0.370 (1, 9)						G3				2	0	1	0	1	0	0											
Ron Fairly, L OBP: 0.349, SLG: 0.397 (1, 3)						L9				3	0	0	0	0	0	3											
Ken McMullen, R OBP: 0.302, SLG: 0.342 (1, 5)						G5-3 2-3f			F7	3	0	0	0	0	0	2											
John Roseboro, L OBP: 0.285, SLG: 0.341 (1, 2)										3	1	2	1	0	0	0											
Johnny Podres, L OBP: 0.028, SLG: 0.029 (1, 1)										3	0	0	0	0	0	1											
Inning Stats	R: 0 E: 0 K: 1 S: 9	H: 0 LOB: 0 BB: 0 P: 13	R: 0 E: 0 K: 0 S: 3	H: 1 LOB: 0 BB: 0 P: 6	R: 0 E: 0 K: 0 S: 5	H: 0 LOB: 0 BB: 0 P: 5	R: 0 E: 0 K: 0 S: 7	H: 1 LOB: 0 BB: 0 P: 7	R: 0 E: 1 K: 0 S: 6	H: 0 LOB: 1 BB: 1 P: 16	R: 0 E: 0 K: 0 S: 7	H: 2 LOB: 2 BB: 0 P: 8	R: 0 E: 0 K: 0 S: 8	H: 0 LOB: 0 BB: 0 P: 11	R: 1 E: 0 K: 0 S: 4	H: 1 LOB: 0 BB: 0 P: 5		R: 0 E: 0 K: 0 S: 6	H: 0 LOB: 0 BB: 0 P: 10	1B: 4 2B: 0 3B: 0 HR: 1	SF: 0 SAC: 0 DP: 3 HBP: 0	WP: 0 PB: 0 SB: 0 CS: 0	PA: 31				
PITCHER	IP	WLS	BF	H	R	ER	SO	BB	IBB	HBP	BLK	WP	HR	S	P	ERA	WHIP										
Carl Willey, R ERA: 2.58 (1, 1)	8.0	L	28	5	1	1	1	1	0	0	0	0	1	49	71	1.12	0.750										
Ken Mackenzie, L ERA: 4.75 (9, 1)	1.0		3	0	0	0	0	0	0	0	0	0	0	6	10	0.00	0.000										

Batter	1	2	3	4	5	6	7	8	9	AB	R	H	RBI	BB	SO	LOB	BOTTOM										
Jim Hickman, R OBP: 0.310, SLG: 0.395 (1, 5)	K		4-2 1-2 BB			F7			5-3	3	0	0	0	1	1	0	Los Angeles Dodgers @ New York Mets Polo Grounds, New York, NY Wed Jul 10 1963, 7:05 PM EDT Att: 17,106 - Unknown AB 29 R 0 H 3 RBI 0 BB 2 SO 11 LOB 10 										
Ron Hunt, R OBP: 0.341, SLG: 0.374 (1, 4)	1-3		K			F6				4	0	1	0	0	1	2											
Jesse Conder, L OBP: 0.356, SLG: 0.605 (1, 2)										4	0	0	0	0	2	1											
Al Jackson, L OBP: 0.225, SLG: 0.211 (9, PR)	K2-3								FC6-4 1B 7-1-3	0	0	0	0	0	0	0											
Frank Thomas, R OBP: 0.320, SLG: 0.368 (1, 7)		F5								4	0	1	0	0	0	1											
Cliff Cook, R OBP: 0.229, SLG: 0.236 (1, 9)		K								2	0	0	0	1	1	0											
Jim Piersall, R OBP: 0.274, SLG: 0.286 (1, 8)										3	0	0	0	0	0	2											
Tim Harkness, L OBP: 0.299, SLG: 0.353 (1, 3)										3	0	1	0	0	2	2											
Larry Burright, R OBP: 0.222, SLG: 0.295 (8, PH)										2	0	0	0	0	1	1											
Chico Fernandez, R OBP: 0.246, SLG: 0.233 (9, 6)										1	0	0	0	0	1	0											
Carl Willey, R OBP: 0.132, SLG: 0.108 (8, PH)										2	0	0	0	0	2	1											
Rod Kanehi, R OBP: 0.244, SLG: 0.253 (8, PH)										1	0	0	0	0	0	0											
Ken Mackenzie, R (9, 1)										0	0	0	0	0	0	0											
Inning Stats	R: 0 E: 0 K: 2 S: 10	H: 0 LOB: 0 BB: 0 P: 10	R: 0 E: 0 K: 1 S: 5	H: 0 LOB: 0 BB: 0 P: 7	R: 0 E: 0 K: 2 S: 14	H: 1 LOB: 2 BB: 1 P: 23	R: 0 E: 0 K: 0 S: 7	H: 0 LOB: 0 BB: 0 P: 10	R: 0 E: 0 K: 0 S: 9	H: 0 LOB: 0 BB: 0 P: 10	R: 0 E: 0 K: 1 S: 8	H: 0 LOB: 0 BB: 0 P: 8	R: 0 E: 1 K: 2 S: 9	H: 1 LOB: 2 BB: 1 P: 17	R: 0 E: 0 K: 1 S: 7	H: 0 LOB: 0 BB: 0 P: 8	R: 0 E: 0 K: 0 S: 7	H: 1 LOB: 1 BB: 0 P: 9	1B: 3 2B: 1 3B: 0 HR: 0	SF: 0 SAC: 0 DP: 1 HBP: 0	WP: 0 PB: 0 SB: 0 CS: 0	PA: 31					
PITCHER	IP	WLS	BF	H	R	ER	SO	BB	IBB	HBP	BLK	WP	HR	S	P	ERA	WHIP										
Johnny Podres, L ERA: 2.77 (1, 1)	9.0	W	31	3	0	0	11	1	1	0	0	0	0	76	102	0.00	0.444										

Batter	1	2	3	4	5	6	7	8	9	AB	R	H	RBI	BB	SO	LOB	TOP			
Maury Wills, S OBP: 0.364, SLG: 0.354 (1, 6)	0-0 5-3		1-2 4-3		0-0 1-3			0-0 L6		4	0	0	0	0	0	0				
Jim Gilliam, S OBP: 0.346, SLG: 0.407 (1, 4)	4-0 G4-6-3 BB			0-2 E3 1B E	3-1 3-1			1-0 F8		3	1	0	0	1	0	0				
Wally Moon, L OBP: 0.361, SLG: 0.367 (1, 9)	1-2 G4-6-3 1-2			2-1 E9 1B 1H		1-1 F4		0-3 K		4	1	1	0	0	1	1				
Tommy Davis, R OBP: 0.361, SLG: 0.451 (1, 7)		1-2 F6		1-2 1B SF7 1B		4-2 G4-6-3 BB		1-2 CS 1B		3	1	2	0	1	0	0				
Ron Fairly, L OBP: 0.351, SLG: 0.409 (1, 3)	0-0 HR			0-0 S 1B		0-1 G4-6-3 1-2		3-1 G3		4	1	2	2	0	0	2				
John Roseboro, L OBP: 0.281, SLG: 0.336 (1, 2)	1-0 L3			1-3 3H 2-0 F4				0-0 L8		4	0	0	0	0	0	2				
Ken McMullen, R OBP: 0.303, SLG: 0.346 (1, 5)	0-1 1-3			1-0 SF7				2-1 1B 1B		2	0	1	1	0	0	0				
Willie Davis, L OBP: 0.254, SLG: 0.363 (1, 8)				3H 3-1 L9				0-0 G6-4-3 1B		3	0	1	0	0	1	1				
Don Drysdale, R OBP: 0.197, SLG: 0.179 Ron Perranoski, L OBP: 0.143, SLG: 0.077 (1, 1) (8, 1)				3-2 L8		1-3 K		1-1 G6-4-3 1-2		3	0	0	0	0	1	2				
										0	0	0	0	0	0	0				
Inning Stats	R: 0 E: 0 K: 0 S: 4	H: 0 LOB: 0 BB: 1 P: 9	R: 1 E: 0 K: 0 S: 7	H: 1 LOB: 0 BB: 0 P: 9	R: 0 E: 0 K: 1 S: 10	H: 0 LOB: 0 BB: 0 P: 16	R: 3 E: 2 K: 0 S: 13	H: 3 LOB: 1 BB: 0 P: 22	R: 0 E: 0 K: 1 S: 6	H: 0 LOB: 0 BB: 1 P: 10	R: 0 E: 0 K: 0 S: 8	H: 2 LOB: 1 BB: 0 P: 14	R: 0 E: 0 K: 1 S: 5	H: 0 LOB: 0 BB: 0 P: 6	R: 0 E: 0 K: 0 S: 6	H: 1 LOB: 0 BB: 0 P: 10	1B: 6 2B: 0 3B: 0 HR: 1	SF: 1 SAC: 0 DP: 3 HBP: 0	WP: 0 PB: 0 SB: 1 CS: 1	PA: 33
PITCHER Roger Craig, R ERA: 3.67 (1, 1)	IP: 9.0 WLS: L BF: 33	H: 7 R: 4 ER: 2 SO: 3	BB: 2 IBB: 0 HBP: 0 BLK: 0	WP: 0 HR: 1 S: 66 P: 108	ERA: 2.00 WHIP: 1.000															

Los Angeles Dodgers @ New York Mets
Polo Grounds, New York, NY
Thu Jul 11 1963, 7:05 PM EDT
Att: 23,890 - Unknown

AB	30
R	4
H	7
RBI	3
BB	2
SO	3
LOB	8



Batter	1	2	3	4	5	6	7	8	9	AB	R	H	RBI	BB	SO	LOB	BOTTOM					
Jim Hickman, R OBP: 0.312, SLG: 0.395 (1, 5)	2-1 E5 CS		0-0 HR 1B		0-1 F2			0-0 F9		5	1	2	0	0	0	1						
Tim Harkness, L OBP: 0.301, SLG: 0.351 (1, 3)	2-3 K 1-2		1-0 L6		0-1 1B			4-0 1B IBB		4	0	1	0	1	2	4						
Ron Hunt, R OBP: 0.337, SLG: 0.368 (1, 4)	2-2 5-3		2-0 F2		1-0 6-3			0-2 1-3		4	0	0	0	0	0	4						
Jesse Gonder, L OBP: 0.367, SLG: 0.723 (1, 2)		1-0 1-3	1-0 1H HR			2-1 HR		0-0 G3		4	2	2	3	0	0	0						
Duke Snider, L OBP: 0.351, SLG: 0.451 (1, 9)	0-0 E 2B		1-3 K			0-0 G6-4-3 1B		0-0 L7		4	0	2	0	0	1	0						
Frank Thomas, R OBP: 0.319, SLG: 0.362 (1, 7)	4-0 E BB			2-2 5-3		0-0 G6-4-3 1-2		2-2 L7		3	0	0	0	1	0	1						
Jim Piersall, R OBP: 0.269, SLG: 0.280 (1, 8)	2-2 E6		1-0 4-3			1-1 4-3		2-2 F8		4	0	0	0	0	0	2						
Larry Burright, R OBP: 0.224, SLG: 0.277 (1, 6)	0-3 K		2-3 K				4-2 IBB BB		2-3 K		3	0	0	0	1	3						
Roger Craig, R OBP: 0.133, SLG: 0.093 Rod Kanehl, R OBP: 0.253, SLG: 0.261 (1, 1) (9, PH)	0-3 K		0-3 K		1-3 K		0-3 K		0-1 1B 1B		3	0	0	0	3	4						
										1	0	1	0	0	0	0						
Inning Stats	R: 0 E: 1 K: 1 S: 10	H: 0 LOB: 0 BB: 0 P: 16	R: 0 E: 1 K: 2 S: 15	H: 1 LOB: 3 BB: 1 P: 21	R: 2 E: 0 K: 1 S: 7	H: 2 LOB: 0 BB: 0 P: 12	R: 0 E: 0 K: 1 S: 7	H: 0 LOB: 0 BB: 0 P: 12	R: 0 E: 0 K: 0 S: 8	H: 1 LOB: 1 BB: 0 P: 10	R: 1 E: 0 K: 0 S: 6	H: 2 LOB: 0 BB: 0 P: 9	R: 0 E: 0 K: 1 S: 11	H: 0 LOB: 2 BB: 2 P: 19	R: 0 E: 0 K: 0 S: 5	H: 0 LOB: 0 BB: 0 P: 7	R: 0 E: 0 K: 2 S: 12	H: 2 LOB: 2 BB: 0 P: 21	1B: 5 2B: 1 3B: 0 HR: 2	SF: 0 SAC: 0 DP: 1 HBP: 0	WP: 0 PB: 0 SB: 0 CS: 1	PA: 38
PITCHER Don Drysdale, R ERA: 2.79 Ron Perranoski, L ERA: 1.61 (1, 1) (8, 1)	IP: 7.0 WLS: W BF: 30	H: 6 R: 3 ER: 3 SO: 7	BB: 2 IBB: 1 HBP: 0 BLK: 0	WP: 0 HR: 2 S: 64 P: 99	ERA: 3.86 WHIP: 1.143																	

Los Angeles Dodgers @ New York Mets
Polo Grounds, New York, NY
Thu Jul 11 1963, 7:05 PM EDT
Att: 23,890 - Unknown

AB	35
R	3
H	8
RBI	3
BB	3
SO	9
LOB	19



Batter	1	2	3	4	5	6	7	8	9	AB	R	H	RBI	BB	SO	LOB	TOP					
Maury Wills, S (1, 6) OBP: 0.366, SLG: 0.352 Dick Tracewski, R (7, 6) OBP: 0.287, SLG: 0.259	2-2 G3	2-2 1B		1-2 3B	4-1 CS			2-0 6-3	0-0 F9	3	2	3	1	0	0							
Jim Gilliam, S (1, 4) OBP: 0.350, SLG: 0.408 Nate Oliver, R (6, FR) OBP: 0.293, SLG: 0.309	2-2 3-1	0-2 1B		1-2 3B	2-1 CS	3-2 1B		1-0 HR	4-2 BB	4	1	3	2	0	0							
Wally Moon, L (1, 9) OBP: 0.368, SLG: 0.403 Lee Walls, R (8, 9) OBP: 0.214, SLG: 0.250	3-2 HR	3-1 F9		2-1 3B		2-2 F5		4-1 1B	0-1 F4	4	2	2	3	1	0	2						
Tommy Davis, R (1, 7) OBP: 0.366, SLG: 0.451	1-0 1-3		1-2 FC1-6	3-1 F3		0-1 1B		1-1 F4		5	0	2	0	0	0	2						
Ron Fairly, L (1, 3) OBP: 0.356, SLG: 0.411 Bill Skowron, R (8, 3) OBP: 0.276, SLG: 0.291		4-1 2B	0-0 FC1-6	1-1 6-3		1-2 F5		0-0 1B	1-3 1B	4	1	1	0	1	0	4						
John Roseboro, L (1, 2) OBP: 0.287, SLG: 0.345	1-0 1B	1-1 FC4-6		1-2 1B	1-2 E	2-1 1-3		0-1 1B	1-3 1B	5	2	3	1	0	0	3						
Ken McMullen, R (1, 5) OBP: 0.276, SLG: 0.311	1-3 K	3-2 F9		0-0 E1	1-2 SF8		1-0 1-3	1-2 6-3		5	0	0	0	0	1	6						
Willie Davis, L (1, 8) OBP: 0.257, SLG: 0.365	4-0 1B		0-1 1B	0-0 E4	1-2 CS		1-2 L3	1-1 F9		4	2	1	0	1	0	2						
Bob Miller, R (1, 1) OBP: 0.057, SLG: 0.030	1-3 K	1-3 IBB		1-3 K	1-2 SF8		2-0 G3	4-2 BB														
Inning Stats	R: 1 E: 0 K: 0 S: 12	H: 1 LOB: 0 BB: 0 P: 20	R: 4 E: 0 K: 2 S: 16	H: 3 LOB: 1 BB: 2 P: 32	R: 0 E: 0 K: 0 S: 9	H: 1 LOB: 1 BB: 0 P: 14	R: 3 E: 0 K: 1 S: 18	H: 4 LOB: 1 BB: 0 P: 28	R: 1 E: 2 K: 0 S: 10	H: 1 LOB: 1 BB: 1 P: 18	R: 0 E: 0 K: 0 S: 16	H: 2 LOB: 2 BB: 0 P: 24	R: 0 E: 0 K: 0 S: 5	H: 0 LOB: 0 BB: 0 P: 9	R: 2 E: 0 K: 0 S: 11	H: 3 LOB: 2 BB: 1 P: 20	R: 0 E: 0 K: 0 S: 11	H: 0 LOB: 2 BB: 2 P: 20	1B: 10 2B: 2 HR: 2	SF: 1 SAC: 0 HBP: 0	WP: 0 PB: 0 SB: 0 CS: 3	PA: 49
PITCHER	IP WLS BF H R ER SO BB IBB HBP BLK WP HR S P ERA WHIP	IP WLS BF H R ER SO BB IBB HBP BLK WP HR S P ERA WHIP																				
Tracy Stallard, R (1, 1) ERA: 4.18	1.2 L 10 3 5 5 2 1 1 0 0 0 1 23 44 27.00 2.400																					
Ken MacKenzie, L (2, 1) ERA: 5.19	1.2 10 5 3 3 1 0 0 0 0 0 0 1 26 38 16.20 3.000																					
Larry Bearnarth, R (4, 1) ERA: 3.86	4.2 23 7 3 2 0 2 0 0 0 0 0 1 48 83 3.86 1.929																					
Grover Powell, L (9, 1) ERA:	1.0 5 0 0 0 0 2 0 0 0 0 0 0 11 20 0.00 2.000																					

Los Angeles Dodgers @ New York Mets
Polo Grounds, New York, NY
Sat Jul 13 1963, 3:33 AM EDT
Att: 21,461 - Unknown

AB 41
R 11
H 15
RBI 11
BB 6
SO 3
LOB 26



Batter	1	2	3	4	5	6	7	8	9	AB	R	H	RBI	BB	SO	LOB	BOTTOM					
Jim Hickman, R (1, 5) OBP: 0.310, SLG: 0.396	1-0 F4			4-1 FC3-6		1-0 6-3		3-2 G5-4-3		3	0	0	0	1	0	1						
Tim Harkness, L (1, 3) OBP: 0.296, SLG: 0.344	1-0 F8			3-2 FC3-6	1-2 HR	0-1 4-3		1-1 F4		4	1	0	0	0	0	1						
Duke Snider, L (1, 9) OBP: 0.350, SLG: 0.447	1-2 F8			1-0 F7		0-0 1-3		2-2 1-3	1B	4	0	1	0	0	0	1						
Frank Thomas, R (1, 7) OBP: 0.313, SLG: 0.367		1-1 2-3		3-2 HR		1-2 5-3		1-2 1-3		4	1	1	2	0	0	1						
Ron Hunt, R (1, 4) OBP: 0.332, SLG: 0.366		0-2 4-3		0-0 1-3		2-1 2B		1-0 5-3		4	0	1	0	0	0	1						
Joe Hicks, L (1, 8)		0-0 F8			2-3 K	1-1 1-3				3	0	0	0	0	1	1						
Choo-Choo Coleman, L (1, 2) OBP: 0.287, SLG: 0.219			0-1 1B		2-1 1B	1-0 6-3				3	0	2	0	0	0	1						
Larry Burright, R (1, 6) OBP: 0.236, SLG: 0.269			0-0 B3		2-1 3-1	1-2 1B		1-2 G5-4-3	1B	3	0	1	0	0	0	2						
Tracy Stallard, R (1, 1) ERA: 3.55			2-2 8-3		0-3 K			3-2 F3		0	0	0	0	0	0	0						
Inning Stats	R: 0 E: 0 K: 0 S: 6	H: 0 LOB: 0 BB: 0 P: 9	R: 0 E: 0 K: 0 S: 6	H: 0 LOB: 0 BB: 0 P: 7	R: 0 E: 0 K: 0 S: 7	H: 1 LOB: 0 BB: 0 P: 9	R: 2 E: 0 K: 0 S: 14	H: 1 LOB: 0 BB: 1 P: 25	R: 0 E: 0 K: 2 S: 10	H: 1 LOB: 1 BB: 0 P: 16	R: 0 E: 0 K: 0 S: 4	H: 0 LOB: 0 BB: 0 P: 5	R: 0 E: 0 K: 0 S: 10	H: 1 LOB: 1 BB: 0 P: 15	R: 0 E: 0 K: 0 S: 13	H: 1 LOB: 0 BB: 0 P: 20	R: 0 E: 0 K: 0 S: 9	H: 1 LOB: 1 BB: 0 P: 14	1B: 4 2B: 2 HR: 1	SF: 0 SAC: 0 HBP: 0	WP: 0 PB: 0 SB: 0 CS: 0	PA: 32
PITCHER	IP WLS BF H R ER SO BB IBB HBP BLK WP HR S P ERA WHIP	IP WLS BF H R ER SO BB IBB HBP BLK WP HR S P ERA WHIP																				
Bob Miller, R (1, 1) ERA: 3.55	9.0 W 32 6 2 2 2 1 0 0 0 0 1 79 120 2.00 0.778																					

Los Angeles Dodgers @ New York Mets
Polo Grounds, New York, NY
Sat Jul 13 1963, 3:33 AM EDT
Att: 21,461 - Unknown

AB 31
R 2
H 6
RBI 2
BB 1
SO 2
LOB 12



Batter	1	2	3	4	5	6	7	8	9	AB	R	H	RBI	BB	SO	LOB	TOP
Al Spangler, L (1, 7) OBP: 0.338, SLG: 0.354										3	1	1	1	2	0	1	
Johnny Temple, R (1, 4) OBP: 0.346, SLG: 0.310										3	1	1	0	0	0	1	
Ernie Fazio, R (4, FR) OBP: 0.286, SLG: 0.278										2	0	0	0	0	0	2	
Pete Runnels, L (1, 3) OBP: 0.292, SLG: 0.239										2	1	1	0	0	0	0	
Carl Warwick, R (4, PH) OBP: 0.344, SLG: 0.367										2	0	0	0	0	0	2	
Rusty Staub, L (1, 9) OBP: 0.287, SLG: 0.305										2	1	0	0	1	1		
Bob Aspromonte, R (1, 5) OBP: 0.258, SLG: 0.274										3	1	0	1	1	0	1	
Jimmy Wynn, R (1, 6) OBP: 0.474, SLG: 0.600										3	2	2	2	1	0	1	
Howie Goss, R (1, 8) OBP: 0.264, SLG: 0.355										4	0	0	0	0	1	4	
John Bateman, R (1, 2) OBP: 0.226, SLG: 0.294										4	1	1	3	0	0	0	
Hal Brown, R (1, 1) OBP: 0.095, SLG: 0.095										4	0	1	1	0	1	0	
Inning Stats	R: 7 E: 1 K: 0 S: 9	H: 5 LOB: 1 BB: 2 P: 17	R: 0 E: 0 K: 0 S: 3	H: 0 LOB: 1 BB: 0 P: 4	R: 0 E: 0 K: 1 S: 5	H: 0 LOB: 0 BB: 0 P: 5	R: 0 E: 0 K: 1 S: 6	H: 1 LOB: 1 BB: 0 P: 6	R: 1 E: 0 K: 0 S: 4	H: 1 LOB: 0 BB: 0 P: 4	R: 0 E: 0 K: 1 S: 5	H: 0 LOB: 1 BB: 1 P: 9	R: 0 E: 0 K: 0 S: 3	H: 0 LOB: 1 BB: 1 P: 7	R: 0 E: 0 K: 0 S: 3	H: 0 LOB: 1 BB: 1 P: 7	
PITCHER	IP WLS BF H R ER SO BB IBB HBP BLK WP HR S P ERA WHIP																
Galen Cisco, R (1, 1) ERA: 4.97	0.0 L 5 2 5 4 0 2 0 0 0 0 1 3 11 ∞ ∞																
Don Rowe, L (1, 1) ERA: 3.95	8.0 33 5 3 3 3 3 0 1 0 0 1 35 48 3.38 1.000																

Houston Colt 45's @ New York Mets
Polo Grounds, New York, NY
Sun Jul 14 1963, 3:33 AM EDT
Att: 8,639 - Unknown

AB	32
R	8
H	7
RBI	8
BB	5
SO	3
LOB	13



1B:	4	SF:	0	WP:	0	PA:	38
2B:	0	SAC:	0	FB:	0		
3B:	1	DP:	0	SB:	0		
HR:	2	HBP:	1	CS:	0		

Batter	1	2	3	4	5	6	7	8	9	AB	R	H	RBI	BB	SO	LOB	BOTTOM
Ron Hunt, R (1, 4) OBP: 0.331, SLG: 0.365										4	0	1	0	0	0	2	
Jim Hickman, R (1, 5) OBP: 0.309, SLG: 0.393										4	0	1	0	0	1	0	
Duke Snider, L (1, 9) OBP: 0.352, SLG: 0.445										3	0	1	0	1	0	2	
Jesse Gonder, L (1, 2) OBP: 0.346, SLG: 0.680										3	0	0	0	0	0	2	
Choo-Choo Coleman, L (6, 2) OBP: 0.291, SLG: 0.224										1	1	1	0	0	0	0	
Frank Thomas, R (1, 7) OBP: 0.316, SLG: 0.384										4	2	2	2	0	0	0	
Tim Harkness, L (1, 3) OBP: 0.293, SLG: 0.340										3	0	0	0	0	2	1	
Joe Hicks, L (1, 8) OBP: 0.143, SLG: 0.286										3	0	1	0	0	0	1	
Larry Burright, R (1, 6) OBP: 0.259, SLG: 0.278										2	0	1	0	1	0	0	
Galen Cisco, R (1, 1) OBP: 0.125, SLG: 0.095										0	0	0	0	0	0	0	
Don Rowe, L (1, 1) OBP: 0.231, SLG: 0.231										3	0	1	1	0	0	2	
Inning Stats	R: 0 E: 0 K: 1 S: 5	H: 0 LOB: 1 BB: 1 P: 9	R: 0 E: 0 K: 1 S: 6	H: 1 LOB: 2 BB: 1 P: 10	R: 0 E: 0 K: 0 S: 4	H: 1 LOB: 1 BB: 0 P: 4	R: 1 E: 0 K: 1 S: 8	H: 3 LOB: 2 BB: 0 P: 8	R: 0 E: 0 K: 0 S: 3	H: 0 LOB: 0 BB: 0 P: 3	R: 0 E: 0 K: 0 S: 3	H: 0 LOB: 0 BB: 0 P: 3	R: 0 E: 0 K: 0 S: 5	H: 2 LOB: 2 BB: 0 P: 5	R: 2 E: 0 K: 0 S: 2	H: 2 LOB: 0 BB: 0 P: 2	
PITCHER	IP WLS BF H R ER SO BB IBB HBP BLK WP HR S P ERA WHIP																
Hal Brown, R (1, 1) ERA: 3.36	7.0 W 32 9 3 3 3 2 0 0 0 0 1 36 44 3.86 1.571																

Houston Colt 45's @ New York Mets
Polo Grounds, New York, NY
Sun Jul 14 1963, 3:33 AM EDT
Att: 8,639 - Unknown

AB	30
R	3
H	9
RBI	3
BB	2
SO	3
LOB	10



1B:	7	SF:	0	WP:	0	PA:	32
2B:	1	SAC:	0	FB:	0		
3B:	0	DP:	0	SB:	0		
HR:	1	HBP:	0	CS:	0		

Batter	1	2	3	4	5	6	7	8	9	AB	R	H	RBI	BB	SO	LOB	TOP				
Al Spangler, L OBP: 0.332, SLG: 0.348 (1, 7)	G3	4-3		P5		F9		P4		5	0	0	0	0	0	4	Houston Colt 45's @ New York Mets Polo Grounds, New York, NY Mon Jul 15 1963, 7:05 PM EDT Unknown livebaseballscorecards.com				
Johnny Temple, R OBP: 0.347, SLG: 0.321 (1, 4)	L7			HR		E	HBP	L7		4	2	1	1	1	0	2					
Pete Runnels, L OBP: 0.294, SLG: 0.239 (1, 3)				F7		E	G5-4-3	L6		4	1	1	0	0	0	0					
Rusty Staub, L OBP: 0.289, SLG: 0.304 (1, 9)	G3			G3		E3	G5-4-3			4	0	1	0	1	0	2					
Bob Aspromonte, R OBP: 0.257, SLG: 0.272 (1, 5)				F7		G5-4-3		E4		5	0	1	0	0	0	3					
Jimmy Wynn, R OBP: 0.478, SLG: 0.611 (1, 6)				L5				K		3	1	1	0	1	1	3					
Howie Goss, R OBP: 0.271, SLG: 0.354 (1, 8)				2B		K				1	1	0	0	3	1	1					
John Bateman, R OBP: 0.227, SLG: 0.298 (1, 2)				FC6-4		K		F9		4	0	1	2	0	1	2					
Ken Johnson, R Don McMahon, R Jim Umbricht, R Chris Zachary, R Dick Drott, R Carl Wright, R Dick Drott, R Carl Wright, R Dick Drott, R Carl Wright, R Dick Drott, R				F5		K		E1		1	0	0	0	0	0	1					
Inning Stats	R: 0 E: 0 K: 0 S: 4	H: 1 LOB: 1 BB: 0 P: 4	R: 2 E: 0 K: 0 S: 5	H: 2 LOB: 1 BB: 1 P: 9	R: 1 E: 0 K: 0 S: 5	H: 2 LOB: 1 BB: 0 P: 5	R: 0 E: 0 K: 1 S: 5	H: 0 LOB: 1 BB: 1 P: 9	R: 2 E: 1 K: 1 S: 5	H: 0 LOB: 0 BB: 0 P: 14	R: 0 E: 0 K: 2 S: 7	H: 0 LOB: 0 BB: 0 P: 7	R: 0 E: 1 K: 1 S: 6	H: 0 LOB: 2 BB: 1 P: 10	R: 0 E: 1 K: 0 S: 4	H: 0 LOB: 2 BB: 1 P: 8	R: 0 E: 0 K: 0 S: 3	H: 1 LOB: 0 BB: 0 P: 3	1B: 3 2B: 2 3B: 0 HR: 1	SF: 0 SAC: 0 DP: 2 HBP: 1	WP: 0 PA: 41 PB: 0 SB: 0 CS: 0
PITCHER	IP WLS BF H R ER SO BB IBB HBP BLK WP HR S P ERA WHIP																				
Carl Willey, R ERA: 2.77 Jay Hook, R ERA: 5.99	(1, 1) (6, 1)	5.0 W 25 5 5 4 2 4 0 0 0 0 0 1 24 41 7.20 1.800																			

Batter	1	2	3	4	5	6	7	8	9	AB	R	H	RBI	BB	SO	LOB	BOTTOM		
Ron Hunt, R OBP: 0.338, SLG: 0.377 (1, 4)	L1							SF9		4	2	3	1	0	0	0	Houston Colt 45's @ New York Mets Polo Grounds, New York, NY Mon Jul 15 1963, 7:05 PM EDT Unknown livebaseballscorecards.com		
Al Moran, R (8, PH) OBP: 0.239, SLG: 0.224 (9, 6)		PB 2B 1B					SF7 WP 1B HBP	SF9		0	0	0	1	0	0	0			
Tim Harkness, L OBP: 0.290, SLG: 0.332 (1, 3)	F3						F2	F2		5	0	0	0	1	2	5			
Duke Snider, L OBP: 0.348, SLG: 0.444 (1, 9)	4-3						SF7	K		5	0	1	2	0	2	4			
Jesse Gonder, L OBP: 0.386, SLG: 0.691 (1, 2)							1-3			5	2	4	1	0	0	0			
Frank Thomas, R OBP: 0.321, SLG: 0.383 Rod Kanehl, R OBP: 0.250, SLG: 0.258 (8, 7)							5-3			3	1	1	0	2	1	2			
Jim Hickman, R OBP: 0.307, SLG: 0.389 (1, 5)							K			5	1	1	0	0	2	7			
Joe Hicks, L OBP: 0.333, SLG: 0.500 (1, 8)							F9			5	2	3	2	0	0	1			
Larry Burditt, R OBP: 0.302, SLG: 0.298 (9, 4)										3	4	2	0	2	0	1			
Carl Willey, R OBP: 0.150, SLG: 0.205 Joe Christopher, R (5, PH) OBP: 0.167, SLG: 0.167 Jay Hook, L OBP: 0.214, SLG: 0.200 (6, 1)										2	1	1	4	0	1	1			
Inning Stats	R: 0 E: 0 K: 0 S: 3	H: 0 LOB: 0 BB: 0 P: 3	R: 6 E: 0 K: 1 S: 12	H: 7 LOB: 3 BB: 2 P: 20	R: 1 E: 0 K: 2 S: 8	H: 1 LOB: 2 BB: 0 P: 16	R: 1 E: 0 K: 2 S: 9	H: 2 LOB: 1 BB: 0 P: 9	R: 0 E: 0 K: 1 S: 6	H: 1 LOB: 1 BB: 0 P: 6	R: 0 E: 0 K: 1 S: 5	H: 0 LOB: 1 BB: 1 P: 9	R: 3 E: 1 K: 0 S: 6	H: 2 LOB: 1 BB: 0 P: 7	R: 3 E: 1 K: 1 S: 9	H: 3 LOB: 1 BB: 0 P: 9	1B: 11 2B: 4 3B: 0 HR: 1	SF: 3 SAC: 1 DP: 0 HBP: 1	WP: 2 PA: 48 PB: 1 SB: 2 CS: 0
PITCHER	IP WLS BF H R ER SO BB IBB HBP BLK WP HR S P ERA WHIP																		
Ken Johnson, R ERA: 3.25 Don McMahon, R ERA: 4.24 Jim Umbricht, R ERA: 3.57 Chris Zachary, R ERA: 5.93 Dick Drott, R ERA: 3.02	(1, 1) (2, 1) (3, 1) (4, 1) (6, 1)	1.1 L 10 3 1 1 2 3 0 0 0 0 0 0 11 23 6.75 4.500																	
Jim Dickson, R ERA: 1.8 (8, 1)	1.0	7 3 3 1 1 0 0 0 0 0 0 1 0 9 9 9.00 3.000																	

Batter	1	2	3	4	5	6	7	8	9	AB	R	H	RBI	BB	SO	LOB	TOP							
Al Spangler, L OBP: 0.330, SLG: 0.345 (1, 8)										5	1	1	0	0	1	2								
Pete Runnels, L OBP: 0.298, SLG: 0.243 Howie Goss, R OBP: 0.270, SLG: 0.352 (1, 3)										4	1	2	0	0	0	0								
Bob Aspromonte, R OBP: 0.296, SLG: 0.271 (1, 5)										5	0	1	0	0	1	5								
Carl Warwick, R OBP: 0.344, SLG: 0.364 (1, 7)										4	1	1	1	1	1	4								
Rusty Staub, L OBP: 0.291, SLG: 0.306 (1, 9)										5	2	2	1	0	2	1								
Jimmy Wynn, R OBP: 0.464, SLG: 0.565 (1, 6)										5	1	2	0	0	1	3								
Jim Campbell, R OBP: 0.295, SLG: 0.288 (1, 2)										4	2	1	3	1	1	3								
Bob Lillis, R OBP: 0.229, SLG: 0.231 (1, 4)										5	0	2	1	0	0	2								
Don Nottebart, R OBP: 0.171, SLG: 0.147 Hal Woodeshick, R OBP: 0.267, SLG: 0.214 (1, 1)										4	0	1	2	0	0	3								
Inning Stats	R: 5 E: 0 K: 0 S: 8	H: 5 LOB: 0 BB: 0 P: 8	R: 0 E: 0 K: 0 S: 3	H: 0 LOB: 0 BB: 0 P: 3	R: 0 E: 0 K: 2 S: 7	H: 0 LOB: 1 BB: 1 P: 11	R: 1 E: 1 K: 2 S: 11	H: 2 LOB: 3 BB: 0 P: 11	R: 2 E: 0 K: 0 S: 6	H: 3 LOB: 1 BB: 0 P: 6	R: 0 E: 0 K: 1 S: 5	H: 0 LOB: 0 BB: 0 P: 5	R: 0 E: 0 K: 0 S: 4	H: 1 LOB: 2 BB: 1 P: 8	R: 0 E: 0 K: 1 S: 6	H: 1 LOB: 1 BB: 0 P: 6	R: 0 E: 0 K: 1 S: 6	H: 1 LOB: 1 BB: 0 P: 6	1B: 12 2B: 0 3B: 0 HR: 1	SF: 0 SAC: 0 DP: 0 HBP: 0	WP: 0 PB: 1 SB: 0 CS: 0	PA: 44		
PITCHER	IP	WLS	BF	H	R	ER	SO	BB	IBB	HBP	BLK	WP	HR	S	P	ERA	WHIP							
Roger Craig, R ERA: 3.98 (1, 1)	0.2	L	7	5	5	5	0	0	0	0	0	0	1	7	7	67.50	7.500							
Ken MacKenzie, L ERA: 5.17 (1, 1)	3.2		19	5	3	2	4	1	0	0	0	0	0	26	30	4.91	1.636							
Galen Cisco, R ERA: 4.76 (5, 1)	3.2		14	2	0	0	2	1	0	0	0	0	0	17	21	0.00	0.818							
Grover Powell, L ERA: (9, 1)	1.0		4	1	0	0	1	0	0	0	0	0	0	6	6	0.00	1.000							

Houston Colt 45's @ New York Mets
Polo Grounds, New York, NY
Mon Jul 15 1963, 7:05 PM EDT
Att: 6,505 - Unknown

AB 42
R 8
H 13
RBI 8
BB 2
SO 7
LOB 23



Batter	1	2	3	4	5	6	7	8	9	AB	R	H	RBI	BB	SO	LOB	BOTTOM							
Rod Kanehl, R OBP: 0.240, SLG: 0.247 (1, 3)										4	0	0	0	0	1	1								
Joe Hicks, L OBP: 0.313, SLG: 0.438 (1, 8)										4	0	1	0	0	1	1								
Joe Christopher, R OBP: 0.100, SLG: 0.100 (1, 9)										4	0	0	0	0	0	2								
Frank Thomas, R OBP: 0.320, SLG: 0.385 (1, 7)										4	0	1	0	0	0	2								
Jim Hickman, R OBP: 0.303, SLG: 0.383 (1, 5)										4	0	0	0	0	1	2								
Norm Sherry, R OBP: 0.173, SLG: 0.186 Jesse Gonder, L OBP: 0.379, SLG: 0.679 (7, PH) Choo-Choo Coleman, L OBP: 0.291, SLG: 0.224 (8, 2)										2	0	0	0	0	0	1								
Larry Burright, R OBP: 0.318, SLG: 0.317 (1, 4)										3	0	2	0	0	0	0								
Al Moran, R OBP: 0.235, SLG: 0.220 (1, 6)										3	0	0	0	0	2	2								
Roger Craig, R OBP: 0.133, SLG: 0.093 Ken MacKenzie, R (1, 1)										0	0	0	0	0	0	0								
Galen Cisco, R OBP: 0.120, SLG: 0.091 Duke Snider, L OBP: 0.346, SLG: 0.442 Grover Powell, L (9, 1)										1	0	0	0	0	1	1								
Inning Stats	R: 0 E: 1 K: 0 S: 4	H: 0 LOB: 1 BB: 0 P: 4	R: 0 E: 0 K: 1 S: 6	H: 1 LOB: 0 BB: 0 P: 6	R: 0 E: 0 K: 0 S: 3	H: 0 LOB: 0 BB: 0 P: 3	R: 0 E: 0 K: 0 S: 4	H: 1 LOB: 1 BB: 0 P: 4	R: 0 E: 0 K: 3 S: 10	H: 1 LOB: 1 BB: 0 P: 10	R: 0 E: 0 K: 1 S: 5	H: 0 LOB: 0 BB: 0 P: 5	R: 0 E: 0 K: 0 S: 3	H: 0 LOB: 0 BB: 0 P: 3	R: 0 E: 0 K: 1 S: 5	H: 0 LOB: 0 BB: 0 P: 5	R: 0 E: 0 K: 1 S: 6	H: 1 LOB: 1 BB: 0 P: 6	1B: 3 2B: 1 3B: 0 HR: 0	SF: 0 SAC: 0 DP: 0 HBP: 0	WP: 0 PB: 0 SB: 0 CS: 0	PA: 32		
PITCHER	IP	WLS	BF	H	R	ER	SO	BB	IBB	HBP	BLK	WP	HR	S	P	ERA	WHIP							
Don Nottebart, R ERA: 3.33 (1, 1)	8.2	W	31	4	0	0	6	0	0	0	0	0	0	43	43	0.00	0.462							
Hal Woodeshick, L ERA: 1.36 (9, 1)	0.1	S	1	0	0	0	1	0	0	0	0	0	0	3	3	0.00	0.000							

Houston Colt 45's @ New York Mets
Polo Grounds, New York, NY
Mon Jul 15 1963, 7:05 PM EDT
Att: 6,505 - Unknown

AB 32
R 0
H 4
RBI 0
BB 0
SO 7
LOB 12



Batter	1	2	3	4	5	6	7	8	9	AB	R	H	RBI	BB	SO	LOB	TOP																		
Al Spangler, L OBP: 0.326, SLG: 0.340 (1, 8)	G3			6-3		F9		4-3		4	0	0	0	0	0	0																			
Johnny Temple, R OBP: 0.346, SLG: 0.323 (1, 4)	5-3			P3		F3				4	0	1	0	0	0	0																			
Ernie Fazio, R OBP: 0.285, SLG: 0.276 (9, FR)									1B G6-4-3 2B	0	1	0	0	0	0	0																			
Pete Runnels, L OBP: 0.301, SLG: 0.248 (1, 3)	6-3									4	0	2	0	0	0	0																			
Howie Goss, R OBP: 0.270, SLG: 0.352 (9, FR)									1B G6-4-3 2-3	0	0	0	0	0	0	0																			
Carl Warwick, R OBP: 0.339, SLG: 0.359 (1, 7)		L7		L5						4	0	0	0	0	0	3																			
Rusty Staub, L OBP: 0.293, SLG: 0.316 (1, 9)									G6-4-3 1-2 3-H	3	1	1	1	1	1	0																			
Jimmy Wynn, R OBP: 0.438, SLG: 0.500 (1, 6)									BB BB	3	0	0	0	1	0	2																			
Bob Aspromonte, R OBP: 0.253, SLG: 0.267 (1, 5)										3	0	0	0	0	0	1																			
Jim Campbell, R OBP: 0.257, SLG: 0.310 (1, 2)										3	1	1	1	0	0	1																			
Turk Farrell, R OBP: 0.188, SLG: 0.138 (8, PH)										2	0	0	0	0	2	0																			
John Bateman, R OBP: 0.226, SLG: 0.296 (8, PH)										1	0	0	0	0	0	0																			
Hal Woodeshick, R OBP: 0.267, SLG: 0.214 (8, 1)										0	0	0	0	0	0	0																			
Inning Stats	R: 0 E: 0 K: 0 S: 3	H: 0 LOB: 0 BB: 0 P: 3	R: 0 E: 0 K: 0 S: 3	H: 0 LOB: 0 BB: 0 P: 3	R: 0 E: 0 K: 1 S: 5	H: 0 LOB: 1 BB: 0 P: 5	R: 0 E: 0 K: 0 S: 4	H: 1 LOB: 1 BB: 0 P: 4	R: 0 E: 0 K: 1 S: 5	H: 0 LOB: 0 BB: 0 P: 5	R: 1 E: 0 K: 0 S: 4	H: 1 LOB: 0 BB: 0 P: 4	R: 1 E: 0 K: 0 S: 4	H: 1 LOB: 0 BB: 1 P: 4	R: 1 E: 0 K: 0 S: 4	H: 2 LOB: 2 BB: 1 P: 8	1B: 2 2B: 1 3B: 0 HR: 2	SF: 0 SAC: 0 DP: 1 HBP: 0	WP: 0 PB: 1 SB: 0 CS: 0	PA: 33															
PITCHER	IP WLS BF H R ER SO BB IBB HBP BLK WP HR S P ERA WHIP																																		
Al Jackson, L ERA: 4.02	(1, 1)	8.0	30	5	3	3	3	1	0	0	0	0	0	0	2	35	39	3.38	0.750																
Galen Cisco, R ERA: 4.71	(9, 1)	1.0	W	3	0	0	0	1	0	0	0	0	0	0	2	6	0.00	1.000																	

Houston Colt 45's @ New York Mets
Polo Grounds, New York, NY
Tue Jul 16 1963, 3:33 AM EDT
Att: 5,955 - Unknown

AB	31
R	3
H	5
RBI	2
BB	2
SO	3
LOB	7



Batter	1	2	3	4	5	6	7	8	9	AB	R	H	RBI	BB	SO	LOB	BOTTOM																		
Jim Hickman, R OBP: 0.306, SLG: 0.397 (1, 5)	K									4	1	2	1	0	1	0																			
Larry Burright, R OBP: 0.314, SLG: 0.313 (1, 4)				1B						4	0	1	0	0	1	1																			
Duke Snider, L OBP: 0.341, SLG: 0.434 (1, 9)										4	0	0	0	0	1	2																			
Jim Piersall, R OBP: 0.265, SLG: 0.275 (9, 8)										0	0	0	0	0	0	0																			
Jesse Gonder, L OBP: 0.371, SLG: 0.650 (1, 2)	FC6-4									4	0	1	0	0	0	1																			
Frank Thomas, R OBP: 0.323, SLG: 0.391 (8, FR)										4	1	2	0	0	0	1																			
Joe Christopher, R OBP: 0.100, SLG: 0.100 (9, 7)										0	0	0	0	0	0	0																			
Joe Hicks, L OBP: 0.400, SLG: 0.700 (1, 8)										4	1	3	2	0	0	1																			
Tim Harkness, L OBP: 0.291, SLG: 0.330 (1, 3)										1	0	0	0	0	0	1																			
Rod Kanehl, R OBP: 0.245, SLG: 0.253 (4, PR)										2	1	1	0	0	0	1																			
Al Moran, R OBP: 0.235, SLG: 0.216 (1, 6)										3	0	0	0	1	0	3																			
Al Jackson, L OBP: 0.209, SLG: 0.195 (1, 1)										3	0	0	0	0	0	0																			
Galen Cisco, R OBP: 0.120, SLG: 0.091 (9, PH)										0	0	0	0	0	0	0																			
Norm Sherry, R OBP: 0.180, SLG: 0.194 (9, PH)										1	0	1	1	0	0	0																			
Inning Stats	R: 0 E: 0 K: 2 S: 8	H: 1 LOB: 1 BB: 0 P: 8	R: 0 E: 0 K: 0 S: 4	H: 1 LOB: 1 BB: 0 P: 4	R: 0 E: 0 K: 0 S: 4	H: 1 LOB: 1 BB: 0 P: 4	R: 1 E: 0 K: 0 S: 4	H: 2 LOB: 1 BB: 0 P: 5	R: 1 E: 0 K: 0 S: 5	H: 1 LOB: 0 BB: 0 P: 4	R: 1 E: 0 K: 1 S: 5	H: 2 LOB: 0 BB: 0 P: 5	R: 0 E: 0 K: 0 S: 4	H: 1 LOB: 1 BB: 0 P: 4	R: 1 E: 1 K: 0 S: 2	H: 2 LOB: 2 BB: 1 P: 6	1B: 7 2B: 2 3B: 0 HR: 2	SF: 0 SAC: 0 DP: 0 HBP: 1	WP: 0 PB: 0 SB: 0 CS: 1	PA: 36															
PITCHER	IP WLS BF H R ER SO BB IBB HBP BLK WP HR S P ERA WHIP																																		
Turk Farrell, R ERA: 2.77	(1, 1)	7.0	29	8	3	3	3	0	0	1	0	0	0	0	2	34	35	3.86	1.143																
Hal Woodeshick, L ERA: 1.36	(8, 1)	1.0	L	7	3	1	0	1	0	0	0	0	0	6	10	0.00	4.000																		

Houston Colt 45's @ New York Mets
Polo Grounds, New York, NY
Tue Jul 16 1963, 3:33 AM EDT
Att: 5,955 - Unknown

AB	34
R	4
H	11
RBI	4
BB	1
SO	3
LOB	11



Batter	1	2	3	4	5	6	7	8	9	10	11	AB	R	H	RBI	BB	SO	LOB	TOP			
Harvey Kuenn, R OBP: 0.352, SLG: 0.429 (1, 5)												5	1	3	1	0	1	3				
Felipe Alou, R OBP: 0.312, SLG: 0.464 (9, 9)												1	0	0	0	0	1	0				
Tom Haller, L OBP: 0.171, SLG: 0.444 (1, 9)												4	0	0	0	0	2	4				
Jim Davenport, R OBP: 0.266, SLG: 0.307 (8, 5)												2	0	0	0	0	1	2				
Willie McCovey, L OBP: 0.370, SLG: 0.605 (1, 7)												5	1	2	2	0	0	1				
Willie Mays, R OBP: 0.349, SLG: 0.472 (1, 8)												5	2	2	0	0	0	1				
Ed Bailey, L OBP: 0.360, SLG: 0.492 (1, 2)												5	1	1	0	0	3	1				
Orlando Cepeda, R OBP: 0.342, SLG: 0.509 (1, 3)												4	2	2	1	1	0	0				
Chuck Hiller, L OBP: 0.242, SLG: 0.235 (1, 4)												5	0	2	1	0	0	2				
Jose Pagan, R OBP: 0.250, SLG: 0.244 (1, 6)												5	0	1	1	0	1	2				
Gaylord Perry, R OBP: 0.150, SLG: 0.333 (1, 1)												2	0	1	0	0	0	1				
Billy Hoelt, L OBP: 0.143, SLG: 0.145 (7, 9)												0	0	0	0	0	0	0				
Monty Alou, L OBP: 0.174, SLG: 0.190 (7, 1)												1	0	0	0	0	0	0				
Jack Fisher, R OBP: 0.132, SLG: 0.128 (11, 9)												1	0	0	0	0	0	2				
Joe Garagiola, R OBP: 0.132, SLG: 0.128 (11, 9)												1	0	0	0	0	1	0				
Don Larsen, R OBP: 0.250, SLG: 0.320 (11, 1)												0	0	0	0	0	0	0				
Inning Stats	R: 1 E: 0 K: 1 S: 7	H: 2 LOB: 1 BB: 0 P: 7	R: 1 E: 0 K: 1 S: 7	H: 2 LOB: 1 BB: 1 P: 11	R: 1 E: 0 K: 0 S: 4	H: 1 LOB: 0 BB: 0 P: 4	R: 0 E: 0 K: 1 S: 6	H: 1 LOB: 0 BB: 0 P: 6	R: 0 E: 0 K: 0 S: 3	H: 1 LOB: 0 BB: 0 P: 3	R: 0 E: 0 K: 1 S: 6	H: 1 LOB: 2 BB: 0 P: 6	R: 0 E: 0 K: 0 S: 5	H: 0 LOB: 0 BB: 0 P: 5	R: 0 E: 0 K: 1 S: 5	H: 0 LOB: 0 BB: 0 P: 5	R: 0 E: 0 K: 3 S: 9	H: 0 LOB: 0 BB: 0 P: 9	1B: 11 2B: 0 3B: 2 HR: 1	SF: 0 SAC: 0 DP: 1 HBP: 0	WP: 4 PB: 0 SB: 0 CS: 0	PA: 47
PITCHER	IP ERA WLS BF H R ER SO BB IBB HBP BLK WP HR S P ERA WHIP	Tracy Stallard, R ERA: 4.4 (1, 1)	Don Rowe, L ERA: 4.12 (8, 1)	Jay Hook, R ERA: 5.03 (8, 1)	Ken MacKenzie, L ERA: 5.06 (8, 1)	Galen Cisco, R ERA: 4.56 (9, 1)																

San Francisco Giants @ New York Mets
Polo Grounds, New York, NY
Wed Jul 17 1963, 7:05 PM EDT
Att: 26,574 - Unknown

livebaseballscores.com
AB 46
R 7
H 14
RBI 6
BB 1
SO 10
LOB 19



Batter	1	2	3	4	5	6	7	8	9	10	11	AB	R	H	RBI	BB	SO	LOB	BOTTOM			
Joe Christopher, R OBP: 0.313, SLG: 0.467 (1, 9)												5	3	3	2	1	0	1				
Joe Hicks, L OBP: 0.365, SLG: 0.731 (1, 8)												6	1	2	2	0	1	2				
Duke Snider, L OBP: 0.342, SLG: 0.434 (1, 7)												5	1	2	0	0	0	3				
Rod Kanehl, R OBP: 0.245, SLG: 0.253 (9, PR)												0	1	0	0	0	0	0				
Jesse Gonder, L OBP: 0.358, SLG: 0.662 (1, 2)												5	1	1	3	0	1	2				
Frank Thomas, R OBP: 0.329, SLG: 0.404 (1, 3)												5	0	3	1	0	0	0				
Jim Hickman, R OBP: 0.367, SLG: 0.395 (1, 5)												4	0	1	0	1	0	3				
Larry Burright, R OBP: 0.307, SLG: 0.304 (1, 4)												5	1	1	0	0	1	2				
Al Moran, R OBP: 0.239, SLG: 0.222 (1, 6)												5	1	2	0	0	0	2				
Tracy Stallard, R ERA: 3.66 (1, 1)												3	0	1	0	0	0	1				
Don Rowe, L ERA: 4.12 (8, 1)												0	0	0	0	0	0	0				
Jay Hook, R ERA: 5.03 (8, 1)												0	0	0	0	0	0	0				
Ken MacKenzie, L ERA: 5.06 (8, 1)												0	0	0	0	0	0	0				
Choo-Choo Coleman, L ERA: 3.87 (8, PR)												1	0	0	0	0	1	0				
Galen Cisco, R ERA: 4.56 (9, 1)												1	0	0	0	0	0	0				
Inning Stats	R: 0 E: 1 K: 0 S: 4	H: 2 LOB: 1 BB: 0 P: 4	R: 1 E: 1 K: 2 S: 10	H: 1 LOB: 1 BB: 1 P: 14	R: 1 E: 0 K: 0 S: 4	H: 2 LOB: 0 BB: 0 P: 4	R: 0 E: 0 K: 0 S: 6	H: 3 LOB: 2 BB: 0 P: 6	R: 0 E: 0 K: 1 S: 6	H: 1 LOB: 2 BB: 0 P: 10	R: 0 E: 0 K: 0 S: 5	H: 0 LOB: 0 BB: 0 P: 5	R: 0 E: 0 K: 0 S: 4	H: 0 LOB: 1 BB: 0 P: 4	R: 0 E: 0 K: 0 S: 3	H: 0 LOB: 0 BB: 0 P: 3	R: 2 E: 0 K: 0 S: 2	H: 2 LOB: 0 BB: 0 P: 2	1B: 11 2B: 3 3B: 0 HR: 3	SF: 0 SAC: 0 DP: 1 HBP: 0	WP: 1 PB: 0 SB: 0 CS: 0	PA: 47
PITCHER	IP ERA WLS BF H R ER SO BB IBB HBP BLK WP HR S P ERA WHIP	Gaylord Perry, R ERA: 3.66 (6, 1)	Billy Hoelt, L ERA: 4.26 (7, 1)	Jack Fisher, R ERA: 3.87 (8, 1)	Don Larsen, R ERA: 3.18 (11, 1)																	

San Francisco Giants @ New York Mets
Polo Grounds, New York, NY
Wed Jul 17 1963, 7:05 PM EDT
Att: 26,574 - Unknown

livebaseballscores.com
AB 45
R 9
H 16
RBI 8
BB 2
SO 4
LOB 16



Batter	1	2	3	4	5	6	7	8	9	AB	R	H	RBI	BB	SO	LOB	TOP			
Harvey Kuenn, R (1, 5) OBP: 0.353, SLG: 0.429 (7, 7)	0-0 1-3		0-0 4-3		0-0 F8		0-0 F8 1B	0-0 1-3 2-H 1B		5	0	2	1	0	0	1	San Francisco Giants @ New York Mets Polo Grounds, New York, NY Thu Jul 18 1963, 7:05 PM EDT Att: 24,463 - Unknown			
Ernie Bowman, R (8, PR) OBP: 0.190, SLG: 0.220 (8, 6)										0	0	0	0	0	0	0				
Tom Haller, L (1, 9) OBP: 0.348, SLG: 0.449 Juan Marichal, R (8, 1) OBP: 0.169, SLG: 0.172	0-0 2B		0-0 1B		0-0 G6-3		0-0 1-2 1B	0-3 K		5	1	3	0	0	1	3				
Willie McCovey, L (1, 7) OBP: 0.372, SLG: 0.610 Jim Davenport, R (7, 5) OBP: 0.269, SLG: 0.313	0-0 2B		0-3 K			0-0 HR 2B	0-0 F8		0-0 2B	4	1	2	0	0	1	3				
Willie Mays, R (1, 8) OBP: 0.350, SLG: 0.474	0-0 L4-6		0-0 F8			0-0 HR 1B	0-0 6-3		0-0 6-3	5	1	2	1	0	0	4				
Ed Bailey, L (1, 2) OBP: 0.361, SLG: 0.503	0-0 L4-6			0-0 4-3		0-0 HR		4-0 FC4-6 1B	0-0 F7	4	2	1	3	1	0	3				
Orlando Cepeda, R (1, 3) OBP: 0.340, SLG: 0.504		0-0 4-3		0-0 6-3 1B		0-0 4-3		0-3 K	0-0 F3	5	0	1	0	0	1	2				
Chuck Hillier, L (1, 4) OBP: 0.242, SLG: 0.236		0-0 6-3		0-0 6-3		0-0 6-3		0-0 FC4-6 1B		4	0	1	0	0	0	1				
Jose Pagan, R (1, 6) OBP: 0.251, SLG: 0.245 Matty Alou, L (8, PH) OBP: 0.141, SLG: 0.143 (8, 7)		0-0 1B		0-0 6-3		0-0 5-3		0-0 FC4-6 1B		3	0	1	0	0	0	1				
Jim Duffalo, R (1, 1) OBP: 0.143, SLG: 0.143 Bobby Bolin, R (7, 1) OBP: 0.235, SLG: 0.071 Felipe Alou, R (8, PH) OBP: 0.314, SLG: 0.466 (8, 9)	0-0 F8		0-0 F8		0-0 G6-3 1B		0-0 5-3	0-0 1-2 3-H 1B		3	0	1	0	0	0	1				
Inning Stats	R: 1 E: 0 K: 0 S: 5	H: 3 LOB: 1 BB: 0 P: 5	R: 0 E: 0 K: 0 S: 4	H: 1 LOB: 1 BB: 0 P: 4	R: 0 E: 0 K: 1 S: 6	H: 1 LOB: 1 BB: 0 P: 6	R: 0 E: 0 K: 0 S: 4	H: 1 LOB: 0 BB: 0 P: 3	R: 3 E: 0 K: 0 S: 6	H: 3 LOB: 0 BB: 0 P: 6	R: 0 E: 0 K: 0 S: 5	H: 2 LOB: 2 BB: 0 P: 5	R: 2 E: 0 K: 2 S: 10	H: 3 LOB: 2 BB: 1 P: 14	R: 0 E: 0 K: 0 S: 4	H: 1 LOB: 1 BB: 0 P: 4	1B: 11 2B: 5 3B: 0 HR: 1	SF: 0 SAC: 0 DP: 2 HBP: 0	WP: 0 PB: 0 SB: 0 CS: 0	PA: 42
PITCHER	IP WLS BF H R ER SO BB IBB HBP BLK WP HR S P ERA WHIP																			
Larry Bearnath, R (1, 1) ERA: 3.99	7.0	31	12	4	4	1	0	0	0	0	0	0	0	0	0	0	5.14	1.714		
Don Rowe, L (8, 1) ERA: 4.29	0.0	1	0	1	1	0	1	0	0	0	0	0	0	0	0	0	∞	∞		
Galen Cisco, R (8, 1) ERA: 4.61	1.0	L 6	3	1	1	2	0	0	0	0	0	0	0	10	10	9.00	3.000			
Jay Hook, R (9, 1) ERA: 6.02	1.0	4	1	0	0	0	0	0	0	0	0	0	0	4	4	0.00	1.000			

Batter	1	2	3	4	5	6	7	8	9	AB	R	H	RBI	BB	SO	LOB	BOTTOM			
Rod Kanehl, R (1, 7) OBP: 0.252, SLG: 0.253	0-0 F8 1B		0-0 F8		0-0 4-3		1-0 HR HBP		0-0 F5	4	1	1	0	0	0	2	San Francisco Giants @ New York Mets Polo Grounds, New York, NY Thu Jul 18 1963, 7:05 PM EDT Att: 24,463 - Unknown			
Joe Hicks, L (1, 8) OBP: 0.419, SLG: 0.839	0-0 F5			0-0 2B		0-0 G4-6-3 1B	0-0 1-1 2-H HR		0-3 K	5	2	3	3	0	1	2				
Joe Christopher, R (1, 9) OBP: 0.286, SLG: 0.400	0-0 F8			0-3 K		0-0 G4-6-3 1B	0-3 K		0-0 F2	5	0	1	0	0	2	4				
Jesse Gonder, L (1, 2) OBP: 0.338, SLG: 0.623	0-0 F2			0-3 K		0-0 G4-6-3	0-0 F7			4	0	0	0	0	1	5				
Frank Thomas, R (1, 3) OBP: 0.331, SLG: 0.403		0-0 5-3		1-0 HBP		0-0 1B		0-0 F5		3	0	1	1	0	0	0				
Jim Hickman, R (1, 5) OBP: 0.303, SLG: 0.388		0-0 F7		0-0 F3		0-0 F3		0-3 K		4	0	0	0	0	1	3				
Larry Burright, R (1, 4) OBP: 0.299, SLG: 0.296 Ron Hunt, R (7, PH) OBP: 0.342, SLG: 0.377 (8, 4)		0-3 K			0-3 K		4-0 2-3 1B	4-0 BB		2	0	0	0	0	2	0				
Al Moran, R (1, 6) OBP: 0.240, SLG: 0.218			0-0 F9		4-0 BB		0-0 2-3	0-0 F9		3	0	0	0	1	0	2				
Larry Bearnath, R (1, 1) OBP: 0.125, SLG: 0.067 Duke Schider, L (7, PH) OBP: 0.245, SLG: 0.436 Al Jaska, L (7, PR) OBP: 0.209, SLG: 0.195 Don Rowe, L (8, 1) OBP: 0.195, SLG: 0.231 Galen Cisco, R (8, 1) OBP: 0.112, SLG: 0.087 Jay Hook, L (8, PH) OBP: 0.200, SLG: 0.200 Choo-Choo Coleman, L (8, PH) OBP: 0.248, SLG: 0.225	0-0 F8		0-0 F8		0-3 K		0-0 HBP 1B		4-0 BB	2	0	0	0	0	1	1				
Inning Stats	R: 0 E: 0 K: 0 S: 4	H: 1 LOB: 1 BB: 0 P: 4	R: 0 E: 0 K: 1 S: 5	H: 0 LOB: 0 BB: 0 P: 5	R: 0 E: 0 K: 2 S: 8	H: 1 LOB: 2 BB: 0 P: 9	R: 0 E: 0 K: 2 S: 7	H: 0 LOB: 1 BB: 1 P: 11	R: 1 E: 0 K: 0 S: 5	H: 3 LOB: 1 BB: 0 P: 5	R: 4 E: 0 K: 1 S: 7	H: 2 LOB: 1 BB: 1 P: 12	R: 0 E: 0 K: 1 S: 5	H: 0 LOB: 1 BB: 1 P: 9	R: 0 E: 0 K: 1 S: 5	H: 0 LOB: 1 BB: 1 P: 9		1B: 5 2B: 1 3B: 0 HR: 1	SF: 0 SAC: 0 DP: 1 HBP: 2	WP: 0 PB: 0 SB: 0 CS: 0
PITCHER	IP WLS BF H R ER SO BB IBB HBP BLK WP HR S P ERA WHIP																			
Jim Duffalo, R (1, 1) ERA: 3.35	6.1	27	6	3	3	5	2	0	0	1	0	0	0	1	5	6	4.26	1.263		
Bobby Bolin, R (7, 1) ERA: 2.3	0.2	4	1	2	2	1	0	0	1	5	6	27.00	1.500							
Juan Marichal, R (8, 1) ERA: 2.19	2.0	W 8	0	0	0	2	2	0	0	0	10	18	0.00	1.000						

Batter	1	2	3	4	5	6	7	8	9	AB	R	H	RBI	BB	SO	LOB	TOP										
Joe Christopher, R (1, 9) OBP: 0.320, SLG: 0.458	1-2 5-3			1-1 F9 WP 2B	3-3 K			1-2 FC5-4 1B		4	1	2	0	0	1	2											
Ron Hunt, R (1, 4) OBP: 0.338, SLG: 0.372	2-2 L7		0-0 F9 2-3			1-0 6-3		1-1 FC5-4 1-2		4	0	0	0	0	0	2											
Duke Snider, L (1, 7) OBP: 0.339, SLG: 0.429	0-0 F8		3-2 1-3			3-3 K			3-2 3-1	4	0	0	0	0	1	0											
Jesse Gonder, L (1, 2) OBP: 0.333, SLG: 0.603		3-2 4-3		3-H 1-0 1B		1-2 L7			2-3 K	4	0	1	0	0	1	0											
Frank Thomas, R (1, 3) OBP: 0.326, SLG: 0.397		1-1 5-3		1-3 K					3-1 6-3	4	0	0	0	0	2	1											
Joe Hicks, L (1, 8) OBP: 0.382, SLG: 0.765		2-1 G3			0-0 1-3					3	0	0	0	0	0	0											
Jim Hickman, R (1, 5) OBP: 0.303, SLG: 0.385			1-3 K		1-3 K				4-2 CS BB	2	0	0	0	1	2	0											
Larry Burditt, R (1, 6) OBP: 0.313, SLG: 0.311			2-2 G1-6-3 1B		0-2 1B			1-2 CS 1-2	0-0 P3	3	0	2	0	0	0	0											
Roger Craig, R (1, 1) OBP: 0.146, SLG: 0.109			1-2 G1-6-3 1-2		0-0 1-3 1B				1-0 L4	3	0	1	0	0	0	1											
Inning Stats	R: 0 E: 0 K: 0 S: 7	H: 0 LOB: 0 BB: 0 P: 10	R: 0 E: 0 K: 0 S: 7	H: 0 LOB: 0 BB: 0 P: 13	R: 0 E: 0 K: 1 S: 9	H: 1 LOB: 0 BB: 0 P: 13	R: 1 E: 0 K: 1 S: 10	H: 2 LOB: 1 BB: 0 P: 16	R: 0 E: 0 K: 2 S: 12	H: 2 LOB: 2 BB: 0 P: 16	R: 0 E: 0 K: 1 S: 7	H: 0 LOB: 0 BB: 1 P: 12	R: 0 E: 0 K: 1 S: 12	H: 0 LOB: 0 BB: 1 P: 19	R: 0 E: 0 K: 0 S: 7	H: 1 LOB: 1 BB: 0 P: 10	R: 0 E: 0 K: 1 S: 8	H: 0 LOB: 0 BB: 0 P: 16	1B: 5 2B: 1 3B: 0 HR: 0	SF: 0 SAC: 0 DP: 1 HBP: 0	WP: 1 PB: 0 SB: 0 CS: 1	PA: 33					
PITCHER	IP	WLS	BF	H	R	ER	SO	BB	IBB	HBP	BLK	WP	HR	S	P	ERA	WHIP										
Cal McLish, R (1, 1) ERA: 2.9	8.0		29	6	1	1	6	1	0	0	0	1	0	71	109	1.12	0.875										
Jack Baldschun, R (9, 1) ERA: 2.24	1.0	W	3	0	0	0	1	0	0	0	0	0	0	8	16	0.00	0.000										

New York Mets @ Philadelphia Phillies
 Connie Mack Stadium, Philadelphia, PA
 Fri Jul 19 1963, 7:05 PM EDT
 Att: 10,754 - Unknown

AB 31
 R 1
 H 6
 RBI 0
 BB 1
 SO 7
 LOB 6



Batter	1	2	3	4	5	6	7	8	9	AB	R	H	RBI	BB	SO	LOB	BOTTOM										
Tony Taylor, R (1, 4) OBP: 0.338, SLG: 0.347	0-1 4-3 1B		1-0 6-3			1-1 F9		0-0 6-3		4	0	1	0	0	0	0											
Johnny Callison, L (1, 9) OBP: 0.340, SLG: 0.467	1-3 K		0-0 F8			0-0 3-1			3-2 P4	4	0	0	0	0	1	1											
Tony Gonzalez, L (1, 7) OBP: 0.378, SLG: 0.445	0-0 4-3 1-2		2-2 4-3			1-1 1B			1-0 HR 3B	4	1	2	0	0	0	1											
Roy Sievers, R (1, 3) OBP: 0.306, SLG: 0.443	3-1 F7			2-0 F8		0-0 F2			0-0 HR	4	1	1	2	0	0	2											
Don Demeter, R (1, 8) OBP: 0.337, SLG: 0.479		1-2 1-3		1-1 2-3			1-1 P3			3	0	0	0	0	0	0											
Clay Dalrymple, L (1, 2) OBP: 0.333, SLG: 0.347		3-2 G3		0-1 6-3			0-1 4-3			3	0	0	0	0	0	0											
Don Hoak, R (1, 5) OBP: 0.291, SLG: 0.330		4-2 1B BB			1-1 P4		0-1 6-3			2	0	0	0	1	0	0											
Ruben Amaro, R (1, 6) OBP: 0.255, SLG: 0.304		2-2			0-0 6-3			0-0 4-3		2	0	1	0	0	0	0											
Wes Covington, L (8, PH) OBP: 0.369, SLG: 0.581										1	0	0	0	0	0	0											
Bobby Wine, R (9, 6) OBP: 0.245, SLG: 0.293										0	0	0	0	0	0	0											
Cal McLish, S (1, 1) OBP: 0.308, SLG: 0.313					3-1 4-3			1-0 F7		2	0	0	0	0	0	2											
Cal Emery, L (8, PH) OBP: 0.200, SLG: 0.200										1	0	0	0	0	0	0											
Jack Baldschun, R (9, 1) ERA: 3.87										0	0	0	0	0	0	0											
Inning Stats	R: 0 E: 0 K: 1 S: 8	H: 1 LOB: 1 BB: 0 P: 12	R: 0 E: 0 K: 0 S: 14	H: 1 LOB: 2 BB: 1 P: 27	R: 0 E: 0 K: 0 S: 5	H: 0 LOB: 0 BB: 0 P: 8	R: 0 E: 0 K: 0 S: 5	H: 0 LOB: 0 BB: 0 P: 8	R: 0 E: 0 K: 0 S: 6	H: 1 LOB: 1 BB: 0 P: 8	R: 0 E: 0 K: 0 S: 6	H: 0 LOB: 0 BB: 0 P: 7	R: 0 E: 0 K: 0 S: 3	H: 0 LOB: 0 BB: 0 P: 4	R: 2 E: 0 K: 0 S: 6	H: 2 LOB: 0 BB: 0 P: 10	1B: 3 2B: 0 3B: 1 HR: 1	SF: 0 SAC: 0 DP: 0 HBP: 0	WP: 0 PB: 0 SB: 0 CS: 0	PA: 31							
PITCHER	IP	WLS	BF	H	R	ER	SO	BB	IBB	HBP	BLK	WP	HR	S	P	ERA	WHIP										
Roger Craig, R (1, 1) ERA: 3.87	8.1	L	31	5	2	2	1	1	0	0	0	0	1	58	90	2.16	0.720										

New York Mets @ Philadelphia Phillies
 Connie Mack Stadium, Philadelphia, PA
 Fri Jul 19 1963, 7:05 PM EDT
 Att: 10,754 - Unknown

AB 30
 R 2
 H 5
 RBI 2
 BB 1
 SO 1
 LOB 6



Batter	1	2	3	4	5	6	7	8	9	AB	R	H	RBI	BB	SO	LOB	TOP					
Joe Christopher, R (1, 9) OBP: 0.276, SLG: 0.393	1-1 B3		1-1 F7		0-1 P6		0-0 5-3			4	0	0	0	0	0	2						
Ron Hunt, R (1, 4) OBP: 0.337, SLG: 0.370	0-0 F8		2-1 1B			0-1 F9		0-0 6-3		4	0	1	0	0	0	0						
Duke Snider, L (1, 7) OBP: 0.342, SLG: 0.451	2-3 K		1-1 F7			1-2 HR		0-0 3B		4	1	2	1	0	1	2						
Jesse Gonder, L (1, 2) OBP: 0.342, SLG: 0.597		0-0 FC4-6 1B		0-1 6-3		0-2 1B		0-0 F5		4	0	2	0	0	0	1						
Frank Thomas, R (1, 3) OBP: 0.325, SLG: 0.394		3-3 K		0-0 FC6 1B		1-1 P6		0-0 5-3		4	0	1	0	0	1	3						
Joe Hicks, L (1, 8) OBP: 0.368, SLG: 0.703		1-2 FC4-6 1-2f		0-0 F9		0-1 1-3			4-1 DI WP BB	3	0	0	0	1	0	3						
Jim Hickman, R (1, 5) OBP: 0.301, SLG: 0.383		1-3 K		1-2 FC6 1-2f		1-3 K			2-1 F7	2	0	0	0	0	1	2	AB 34					
Ted Schreiber, R (4, 5) OBP: 0.250, SLG: 0.200										2	0	0	0	0	1	1	R 1					
Larry Burright, R (1, 6) OBP: 0.325, SLG: 0.316			1-2 1B HBP		1-1 6-3		2-2 1B 1B		2-3 K	2	0	1	0	0	0	0	H 8					
Rod Kanehl, R (9, PH) OBP: 0.250, SLG: 0.250									1-2 K	1	0	0	0	0	1	1	RBI 1					
Al Jackson, L (1, 1) OBP: 0.209, SLG: 0.195									2-3 K	0	0	0	0	0	0	0	BB 1					
Dick Smith, R (3, PH)										1	0	0	0	0	0	1	SO 7					
Jay Hook, L (3, 1) OBP: 0.233, SLG: 0.222										2	0	1	0	0	1	0	LOB 17					
Grover Powell, L (8, 1)										0	0	0	0	0	0	0						
Choo-Choo Coleman, L (9, PH) OBP: 0.292, SLG: 0.222									2-3 K	1	0	0	0	0	1	1						
Inning Stats	R: 0 E: 0 K: 1 S: 6	H: 0 LOB: 0 BB: 0 P: 9	R: 0 E: 0 K: 2 S: 12	H: 1 LOB: 1 BB: 0 P: 17	R: 0 E: 0 K: 0 S: 9	H: 1 LOB: 2 BB: 0 P: 14	R: 0 E: 0 K: 0 S: 7	H: 1 LOB: 1 BB: 0 P: 8	R: 0 E: 0 K: 1 S: 7	H: 0 LOB: 0 BB: 0 P: 8	R: 1 E: 0 K: 0 S: 12	H: 2 LOB: 1 BB: 0 P: 14	R: 0 E: 0 K: 1 S: 8	H: 2 LOB: 1 BB: 0 P: 11	R: 0 E: 0 K: 0 S: 4	H: 1 LOB: 1 BB: 0 P: 4	R: 0 E: 0 K: 2 S: 10	H: 0 LOB: 1 BB: 1 P: 19	1B: 6 2B: 0 3B: 1 HR: 1	SF: 0 SAC: 0 DP: 0 HBP: 1	WP: 1 PB: 0 SB: 0 CS: 0	PA: 36
PITCHER Dallas Green, R (1, 1) ERA: 2.14	IP: 9.0 WLS: W BF: 36 H: 8 R: 1 ER: 1 SO: 7 BB: 1 IBB: 0 HBP: 1 BLK: 0 WP: 1 HR: 1 S: 75 P: 104 ERA: 1.00 WHIP: 1.000															PITCHER	IP: 9.0 WLS: W BF: 36 H: 8 R: 1 ER: 1 SO: 7 BB: 1 IBB: 0 HBP: 1 BLK: 0 WP: 1 HR: 1 S: 75 P: 104 ERA: 1.00 WHIP: 1.000					

New York Mets @ Philadelphia Phillies
 Connie Mack Stadium, Philadelphia, PA
 Sat Jul 20 1963, 3:33 AM EDT
 Att: 3,440 - Unknown

AB 34
 R 1
 H 8
 RBI 1
 BB 1
 SO 7
 LOB 17



Batter	1	2	3	4	5	6	7	8	9	AB	R	H	RBI	BB	SO	LOB	BOTTOM			
Tony Taylor, R (1, 4) OBP: 0.340, SLG: 0.350	0-1 3B			0-0 F8		1-1 B2		0-0 F7		3	2	2	0	0	0	0				
Cookie Rojas, R (5, 4) OBP: 0.261, SLG: 0.209										2	0	0	0	0	0	1				
Johnny Callison, L (1, 9) OBP: 0.345, SLG: 0.479	1-2 2B			2-1 1B		0-0 F8				4	2	3	2	0	0	0				
Tony Gonzalez, L (1, 7) OBP: 0.384, SLG: 0.455										4	1	4	2	0	0	0				
Roy Sievers, R (1, 3) OBP: 0.305, SLG: 0.440	0-0 3H F9 WP 2H 1B			0-2 L7		0-3 K		1-1 5-3 1B		4	0	1	1	0	1	4				
Don Demeter, R (1, 8) OBP: 0.336, SLG: 0.476	2-2 6-3		1-2 F7		0-0 5-3		1-0 5-3 1B			4	0	1	0	0	0	1				
Don Hoak, R (1, 5) OBP: 0.290, SLG: 0.326	1-2 F9		1-1 4-3		4-0 S BB		0-2 5-3			3	0	0	0	1	0	3				
Clay Dalrymple, L (1, 2) OBP: 0.336, SLG: 0.351	0-0 F4									3	0	1	0	1	1	2	AB 34			
Ruben Amaro, R (1, 6) OBP: 0.250, SLG: 0.298										3	0	0	0	0	0	2	R 5			
Dallas Green, L (1, 1) OBP: 0.048, SLG: 0.048										4	0	0	0	0	3	1	H 12			
																	RBI 5			
																	BB 2			
																	SO 5			
																	LOB 14			
Inning Stats	R: 3 E: 0 K: 0 S: 17	H: 4 LOB: 1 BB: 0 P: 21	R: 2 E: 0 K: 1 S: 12	H: 3 LOB: 1 BB: 0 P: 21	R: 0 E: 0 K: 0 S: 9	H: 1 LOB: 1 BB: 0 P: 14	R: 0 E: 0 K: 1 S: 10	H: 2 LOB: 2 BB: 0 P: 12	R: 0 E: 0 K: 1 S: 5	H: 0 LOB: 1 BB: 1 P: 12	R: 0 E: 0 K: 1 S: 6	H: 0 LOB: 0 BB: 0 P: 7	R: 0 E: 0 K: 0 S: 7	H: 2 LOB: 2 BB: 0 P: 9	R: 0 E: 0 K: 1 S: 5	H: 0 LOB: 1 BB: 1 P: 12	1B: 8 2B: 3 3B: 1 HR: 0	SF: 0 SAC: 1 DP: 0 HBP: 0	WP: 1 PB: 0 SB: 1 CS: 0	PA: 37
PITCHER Al Jackson, L (1, 1) ERA: 4.3	IP: 2.0 WLS: L BF: 13 H: 7 R: 5 ER: 5 SO: 1 BB: 0 IBB: 0 HBP: 0 BLK: 0 WP: 0 HR: 0 S: 29 P: 42 ERA: 22.50 WHIP: 3.500															PITCHER	IP: 2.0 WLS: L BF: 13 H: 7 R: 5 ER: 5 SO: 1 BB: 0 IBB: 0 HBP: 0 BLK: 0 WP: 0 HR: 0 S: 29 P: 42 ERA: 22.50 WHIP: 3.500			
Jay Hook, R (3, 1) ERA: 5.73	IP: 5.0 WLS: L BF: 20 H: 5 R: 0 ER: 0 SO: 3 BB: 1 IBB: 0 HBP: 0 BLK: 0 WP: 0 HR: 0 S: 37 P: 54 ERA: 0.00 WHIP: 1.200															PITCHER	IP: 5.0 WLS: L BF: 20 H: 5 R: 0 ER: 0 SO: 3 BB: 1 IBB: 0 HBP: 0 BLK: 0 WP: 0 HR: 0 S: 37 P: 54 ERA: 0.00 WHIP: 1.200			
Grover Powell, L (8, 1) ERA:	IP: 1.0 WLS: L BF: 4 H: 0 R: 0 ER: 0 SO: 1 BB: 1 IBB: 0 HBP: 0 BLK: 0 WP: 0 HR: 0 S: 5 P: 12 ERA: 0.00 WHIP: 1.000															PITCHER	IP: 1.0 WLS: L BF: 4 H: 0 R: 0 ER: 0 SO: 1 BB: 1 IBB: 0 HBP: 0 BLK: 0 WP: 0 HR: 0 S: 5 P: 12 ERA: 0.00 WHIP: 1.000			

New York Mets @ Philadelphia Phillies
 Connie Mack Stadium, Philadelphia, PA
 Sat Jul 20 1963, 3:33 AM EDT
 Att: 3,440 - Unknown

AB 34
 R 5
 H 12
 RBI 5
 BB 2
 SO 5
 LOB 14




Batter	1	2	3	4	5	6	7	8	9	AB	R	H	RBI	BB	SO	LOB	TOP			
Larry Burright, R OBP: 0.370, SLG: 0.300 (1, 6)	0-0 4-3		1-3 K			3-3 K		0-0 F9		4	0	0	0	0	2	2	<p>New York Mets @ Philadelphia Phillies</p> <p>Connie Mack Stadium, Philadelphia, PA</p> <p>Sun Jul 21 1963, 3:33 AM EDT</p> <p>Unknown</p>			
Ron Hunt, R OBP: 0.336, SLG: 0.366 (1, 4)	1-1 F9		2-1 HBP			0-0 L8		2-2 5-3		3	0	0	0	0	0	0				
Joe Christopher, R OBP: 0.273, SLG: 0.375 (1, 9)	0-2 F9		1-3 K			1-1 1B			3-2 P4	4	0	1	0	0	1	3				
Frank Thomas, R OBP: 0.320, SLG: 0.388 (1, 3)		1-1 F9		1-0 F9		0-2 F6			1-1 5-3	4	0	0	0	0	0	1				
Jim Hickman, R OBP: 0.304, SLG: 0.384 (1, 8)		1-2 P6		3-2 6-3			0-1 1B		1-1 1B	4	0	2	0	0	0	0				
Dick Smith, R (1, 7)		1-3 K		1-2 P4			1-3 K		2-0 F7	4	0	0	0	0	2	2				
Norm Sherry, R OBP: 0.184, SLG: 0.198 (1, 2)			1-0 HBP BB 1B		1-1 F3		0-1 F8			3	0	1	0	0	0	1				
Ted Schreiber, R OBP: 0.263, SLG: 0.176 (1, 5)			4-0 HBP BB 1B		3-1 1-3		3-3 K			2	0	0	0	1	1	1				
Carl Willey, R OBP: 0.150, SLG: 0.205 Galen Cisco, R OBP: 0.107, SLG: 0.080 Ken MacKenzie, R (5, 1) Joe Hicks, L OBP: 0.359, SLG: 0.684 (8, PH) Grover Powell, L (8, 1)			0-3 K		2-1 F9			1-3 K		0	0	0	0	0	0	0				
Inning Stats	R: 0 E: 0 K: 0 S: 6	H: 0 LOB: 0 BB: 0 P: 7	R: 0 E: 0 K: 1 S: 8	H: 0 LOB: 0 BB: 0 P: 11	R: 0 E: 0 K: 3 S: 11	H: 1 LOB: 3 BB: 1 P: 20	R: 0 E: 0 K: 0 S: 9	H: 0 LOB: 0 BB: 0 P: 14	R: 0 E: 0 K: 1 S: 9	H: 1 LOB: 1 BB: 0 P: 13	R: 0 E: 0 K: 2 S: 13	H: 1 LOB: 1 BB: 0 P: 17	R: 0 E: 0 K: 1 S: 8	H: 0 LOB: 0 BB: 0 P: 11	R: 0 E: 0 K: 0 S: 8	H: 1 LOB: 1 BB: 0 P: 15		1B: 4 2B: 0 3B: 0 HR: 0	SF: 0 SAC: 0 DP: 0 HBP: 1	WP: 0 PB: 0 SB: 0 CS: 0
PITCHER Chris Short, L ERA: 3.71 (1, 1)	IP: 9.0 WLS: W BF: 33 H: 4 R: 0 ER: 0 SO: 8 BB: 1 IBB: 0 HBP: 1 BLK: 0 WP: 0 HR: 0 S: 78 P: 120 ERA: 0.00 WHIP: 0.556											PITCHER	IP: 9.0 WLS: W BF: 33 H: 4 R: 0 ER: 0 SO: 8 BB: 1 IBB: 0 HBP: 1 BLK: 0 WP: 0 HR: 0 S: 78 P: 120 ERA: 0.00 WHIP: 0.556							

AB	31
R	0
H	4
RBI	0
BB	1
SO	8
LOB	12



Batter	1	2	3	4	5	6	7	8	9	AB	R	H	RBI	BB	SO	LOB	BOTTOM			
Tony Taylor, R OBP: 0.341, SLG: 0.354 (1, 4)	1-1 1B 2B	0-0 6-3		0-0 1B		0-1 4-3	1-3 K			5	1	2	0	0	1	3	<p>New York Mets @ Philadelphia Phillies</p> <p>Connie Mack Stadium, Philadelphia, PA</p> <p>Sun Jul 21 1963, 3:33 AM EDT</p> <p>Unknown</p>			
Johnny Callison, L OBP: 0.348, SLG: 0.480 (1, 9)	0-0 1B 2H	0-0 4-3		3-2 1B		0-0 1B	0-3 K			5	1	3	2	0	1	3				
Tony Gonzalez, L OBP: 0.384, SLG: 0.455 (1, 7)	0-0 F7		1-1 F8 S HBP	1-2 4-3		3-3 K		1-2 G3 2B		4	1	1	0	0	1	4				
Roy Sievers, R OBP: 0.308, SLG: 0.439 Dallas Green, L OBP: 0.048, SLG: 0.048 Frank Torre, L OBP: 0.295, SLG: 0.306 (6, PR) (7, 3)	2-0 F9		0-1 F8		4-1 1B SF9 BB	0-0 FC6-4 1B		2-1 G3		3	1	1	0	1	0	2				
Don Demeter, R OBP: 0.337, SLG: 0.475 (1, 8)	2-0 1B		0-0 P6		3-1 SF9 BB 1B	0-0 FC6-4 1B		0-3 K		5	0	2	1	0	1	4				
Clay Dalrymple, L OBP: 0.337, SLG: 0.353 (1, 2)	0-0 G3		1-3 K		4-2 FC6-4 BB		0-0 P3	2-2 1B 2B		4	1	1	1	1	1	2				
Don Hoak, R OBP: 0.294, SLG: 0.342 Bobby Wine, R OBP: 0.248, SLG: 0.296 (8, 5)		2-1 1B E 1B		1-1 F7	0-0 P6		1-1 HR	1-2 1B		4	2	2	1	0	0	3				
Ruben Amaro, R OBP: 0.268, SLG: 0.319 (1, 6)		1-1 E 1B		0-1 FC1-6 1B	0-0 SF9		0-0 2B	4-1 1B		3	0	3	1	1	0	0				
Chris Short, R OBP: 0.069, SLG: 0.138 (1, 1)		0-0 E1		1-1 FC1-6 1B	0-0 FC6-4		0-0 CI	0-3 K		4	1	0	0	0	1	6				
Inning Stats	R: 2 E: 0 K: 0 S: 7	H: 3 LOB: 1 BB: 0 P: 12	R: 1 E: 1 K: 0 S: 7	H: 2 LOB: 1 BB: 0 P: 10	R: 0 E: 0 K: 1 S: 7	H: 0 LOB: 1 BB: 0 P: 9	R: 1 E: 0 K: 0 S: 13	H: 3 LOB: 2 BB: 0 P: 19	R: 1 E: 0 K: 1 S: 8	H: 1 LOB: 2 BB: 2 P: 19	R: 0 E: 0 K: 1 S: 8	H: 2 LOB: 2 BB: 0 P: 11	R: 1 E: 1 K: 2 S: 11	H: 2 LOB: 2 BB: 0 P: 13	R: 2 E: 0 K: 2 S: 18	H: 3 LOB: 2 BB: 1 P: 28		1B: 11 2B: 4 3B: 0 HR: 1	SF: 1 SAC: 0 DP: 0 HBP: 1	WP: 0 PB: 0 SB: 1 CS: 0
PITCHER Carl Willey, R ERA: 2.89 Galen Cisco, R ERA: 4.95 Ken MacKenzie, L ERA: 4.94 Grover Powell, L ERA: 4.5 (1, 1) (2, 1) (5, 1) (8, 1)	IP: 1.0 WLS: L BF: 8 H: 5 R: 3 ER: 2 SO: 2 BB: 0 IBB: 0 HBP: 0 BLK: 0 WP: 0 HR: 0 S: 11 P: 19 ERA: 18.00 WHIP: 5.000											PITCHER	IP: 1.0 WLS: L BF: 8 H: 5 R: 3 ER: 2 SO: 2 BB: 0 IBB: 0 HBP: 0 BLK: 0 WP: 0 HR: 0 S: 11 P: 19 ERA: 18.00 WHIP: 5.000							

AB	39
R	8
H	16
RBI	7
BB	3
SO	6
LOB	28



Batter	1	2	3	4	5	6	7	8	9	AB	R	H	RBI	BB	SO	LOB	TOP										
Joe Hicks, L OBP: 0.318, SLG: 0.605 (1, 8)			F7		L4		4-3		F7	5	0	0	0	0	1	0											
Ron Hunt, R OBP: 0.335, SLG: 0.365 (1, 4)	L6		F8			BB 1B		F8		4	1	1	0	0	0	0											
Joe Christopher, R OBP: 0.324, SLG: 0.400 (1, 9)	F5					BB 1B		BB 1B		3	1	2	0	1	0	0											
Frank Thomas, R OBP: 0.323, SLG: 0.390 (1, 3)		6-3	P3			BB 1B		WP 1B		4	0	2	1	0	0	1											
Jesse Conder, L OBP: 0.349, SLG: 0.588 (1, 2)		FC5-4 BB		K		F9		WP 1B		3	0	1	1	1	1	2											
Jim Hickman, R OBP: 0.304, SLG: 0.384 (8, PH)			FC5-4 1B	5-3		K		F8		3	0	1	0	0	1	2											
Duke Snider, L OBP: 0.341, SLG: 0.449 (8, 7)										1	0	0	0	0	0	2											
Rod Kanehl, R OBP: 0.241, SLG: 0.240 (8, 5)		FC5-4 BB		P3		1-3		L5		4	0	0	0	0	0	6											
Larry Burright, R OBP: 0.311, SLG: 0.293 (9, PH)						F9		5-3		2	0	0	0	1	0	0											
Dick Smith, R (9, PH)										1	0	0	0	0	0	0											
Tracy Stallard, R OBP: 0.043, SLG: 0.043 (1, 1)						6-3		K		1	0	0	0	0	1	3											
Larry Beaman, R OBP: 0.118, SLG: 0.063 (4, 1)										1	0	0	0	0	0	0											
Ted Schreiber, R OBP: 0.230, SLG: 0.167 (7, PH)										1	0	0	0	0	1	0											
Jay Hook, L OBP: 0.233, SLG: 0.222 (7, 1)										0	0	0	0	0	0	0											
Choo-Choo Coleman, L OBP: 0.291, SLG: 0.220 (9, PH)										1	0	0	0	0	1	0											
Inning Stats	R: 0 E: 0 K: 1 S: 6	H: 0 LOB: 0 BB: 0 P: 10	R: 0 E: 0 K: 1 S: 12	H: 1 LOB: 3 BB: 2 P: 26	R: 0 E: 0 K: 0 S: 9	H: 1 LOB: 1 BB: 0 P: 13	R: 0 E: 0 K: 1 S: 7	H: 0 LOB: 0 BB: 0 P: 12	R: 0 E: 0 K: 0 S: 7	H: 0 LOB: 0 BB: 0 P: 9	R: 1 E: 0 K: 1 S: 14	H: 2 LOB: 2 BB: 1 P: 22	R: 0 E: 0 K: 1 S: 6	H: 0 LOB: 0 BB: 0 P: 11	R: 1 E: 0 K: 0 S: 9	H: 3 LOB: 2 BB: 0 P: 13	R: 0 E: 0 K: 1 S: 9	H: 0 LOB: 0 BB: 0 P: 13	1B: 7 2B: 0 3B: 0 HR: 0	SF: 0 SAC: 0 DP: 0 HBP: 0	WP: 1 PB: 0 SB: 0 CS: 0	PA: 37					
PITCHER	IP	WLS	BF	H	R	ER	SO	BB	IBB	HBP	BLK	WP	HR	S	P	ERA	WHIP										
Dennis Bennett, L ERA: 1.84 (1, 1)	5.1	W	23	4	1	1	3	3	0	0	0	0	0	49	84	1.69	1.312										
Johnny Klippstein, R ERA: 2.27 (6, 1)	3.2	S	14	3	1	1	3	0	0	0	0	1	0	30	45	2.46	0.818										

New York Mets @ Philadelphia Phillies
 Connie Mack Stadium, Philadelphia, PA
 Sun Jul 21 1963, 3:38 AM EDT
 Att: 14,372 - Unknown


AB 34
 R 2
 H 7
 RBI 2
 BB 3
 SO 6
 LOB 16



Batter	1	2	3	4	5	6	7	8	9	AB	R	H	RBI	BB	SO	LOB	BOTTOM										
Tony Taylor, R OBP: 0.342, SLG: 0.368 (1, 4)	P4						6-3	5-3		5	1	2	3	0	0	0											
Johnny Callison, L OBP: 0.348, SLG: 0.486 (1, 9)	BB SF9 1B	F7		F9			BB 3B			4	2	2	0	0	0	1											
Tony Gonzalez, L OBP: 0.388, SLG: 0.457 (1, 7)	SF9 BB		F8		L3 1B		BB 1B	BB 1B		3	1	2	1	1	0	0											
Roy Sievers, R OBP: 0.311, SLG: 0.450 (1, 3)					L3		F8			3	1	1	1	1	0	2											
Frank Torre, L OBP: 0.295, SLG: 0.306 (8, 3)				HR						0	0	0	0	0	0	0											
Don Demeter, R OBP: 0.336, SLG: 0.474 (1, 8)	SF9		L8		6-3		1B	1B		3	0	1	1	0	0	0											
Clay Dalrymple, L OBP: 0.339, SLG: 0.355 (1, 2)	K		F5			1-3 1B	1-3 1B	1-3 1B		4	0	2	1	0	1	2											
Don Hoak, R OBP: 0.293, SLG: 0.341 (1, 5)						1-3 1B	1-3 1B			4	1	1	0	0	1	3											
Bobby Wine, R OBP: 0.248, SLG: 0.296 (8, 5)		P6		BB 3B 1B		1-3	K			0	0	0	0	0	0	0											
Ruben Amaro, R OBP: 0.273, SLG: 0.324 (1, 6)		FC5-6 1B		FC5-6 1B		F8		P6		4	0	2	0	0	0	1											
Dennis Bennett, L (1, 1)										2	1	0	0	0	0	3											
Johnny Klippstein, R (6, 1)		FC5-6 HR		7-5-4		4-3		L8		2	0	0	0	0	0	1											
Inning Stats	R: 1 E: 0 K: 1 S: 15	H: 1 LOB: 2 BB: 2 P: 25	R: 2 E: 0 K: 0 S: 13	H: 2 LOB: 0 BB: 0 P: 20	R: 1 E: 0 K: 0 S: 6	H: 1 LOB: 0 BB: 0 P: 12	R: 1 E: 0 K: 0 S: 9	H: 3 LOB: 1 BB: 0 P: 14	R: 0 E: 0 K: 0 S: 6	H: 1 LOB: 1 BB: 0 P: 9	R: 0 E: 0 K: 0 S: 8	H: 1 LOB: 1 BB: 0 P: 12	R: 2 E: 0 K: 1 S: 10	H: 4 LOB: 2 BB: 0 P: 14	R: 0 E: 0 K: 0 S: 3	H: 0 LOB: 0 BB: 0 P: 3	1B: 9 2B: 2 3B: 2 HR: 2	SF: 1 SAC: 0 DP: 2 HBP: 0	WP: 0 PB: 0 SB: 0 CS: 0	PA: 37							
PITCHER	IP	WLS	BF	H	R	ER	SO	BB	IBB	HBP	BLK	WP	HR	S	P	ERA	WHIP										
Tracy Stallard, R ERA: 4.82 (1, 1)	3.0	L	17	6	5	5	1	2	0	0	0	0	0	19	28	0.00	1.000										
Larry Beaman, R ERA: 3.92 (4, 1)	3.0		10	3	0	0	0	0	0	0	0	0	0	13	17	9.00	2.000										
Jay Hook, R ERA: 5.79 (7, 1)	2.0		10	4	2	2	1	0	0	0	0	0	0	13	17	9.00	2.000										

New York Mets @ Philadelphia Phillies
 Connie Mack Stadium, Philadelphia, PA
 Sun Jul 21 1963, 3:38 AM EDT
 Att: 14,372 - Unknown

AB 34
 R 7
 H 13
 RBI 7
 BB 2
 SO 2
 LOB 13



Batter	1	2	3	4	5	6	7	8	9	AB	R	H	RBI	BB	SO	LOB	TOP			
Jim Hickman, R (1, 5) OBP: 0.304, SLG: 0.382	0-0 P4 1B		0-0 FC		0-3 K			0-0 6-3		4	0	1	0	0	1	2				
Ron Hunt, R (1, 4) OBP: 0.331, SLG: 0.360	0-0 P4		0-0 F9		0-0 F9			0-0 F7		4	0	0	0	0	0	4				
Duke Snider, L (1, 9) Dick Smith, R (4, PR) (4, 7)	0-3 K			0-0 E3 2B				0-0 F8		2	0	0	0	0	1	0				
Jesse Gonder, L (1, 2) OBP: 0.345, SLG: 0.571		0-0 6-3		0-0 F8				0-0 G5-4-3 1B		4	0	1	0	0	0	1				
Frank Thomas, R (1, 3) OBP: 0.322, SLG: 0.391		0-0 F2		0-0 3-1 1-H 2B				0-0 G5-4-3 1B		4	0	1	1	0	0	1				
Joe Hicks, L (1, 8) OBP: 0.292, SLG: 0.553		0-0 F6		0-0 3-1 2-3				0-0 3-1		4	0	0	0	0	1	2				
Joe Christopher, R (1, 7) (4, 9)			0-0 F7		0-0 F7			4-0 FC6-4 BB		2	0	0	0	1	0	2				
Larry Burright, R (1, 6) OBP: 0.323, SLG: 0.298			0-0 FC 1B		4-0 BB			0-0 FC6-4 1-2		2	0	1	0	1	0	1				
Roger Craig, R (1, 1) OBP: 0.146, SLG: 0.109			0-3 K		0-3 K			0-3 K		0	0	0	0	0	0	0				
Larry Bearnarth, R (2, 1) OBP: 0.105, SLG: 0.056										2	0	0	0	0	2	2				
Ken MacKenzie, R (6, 1)										0	0	0	0	0	0	0				
Ted Schreiber, R (7, PH) OBP: 0.238, SLG: 0.158										1	0	0	0	0	1	1				
Grover Powell, L (7, 1)										0	0	0	0	0	0	0				
Inning Stats	R: 0 E: 0 K: 1 S: 5	H: 1 LOB: 0 BB: 0 P: 5	R: 0 E: 0 K: 0 S: 3	H: 0 LOB: 0 BB: 0 P: 3	R: 0 E: 0 K: 1 S: 7	H: 1 LOB: 2 BB: 0 P: 7	R: 1 E: 1 K: 0 S: 5	H: 1 LOB: 2 BB: 0 P: 5	R: 0 E: 0 K: 2 S: 7	H: 0 LOB: 1 BB: 1 P: 11	R: 0 E: 0 K: 0 S: 3	H: 0 LOB: 0 BB: 0 P: 3	R: 0 E: 0 K: 1 S: 5	H: 0 LOB: 0 BB: 0 P: 3	R: 0 E: 0 K: 1 S: 5	H: 0 LOB: 0 BB: 0 P: 5	1B: 3 2B: 1 3B: 0 HR: 0	SF: 0 SAC: 0 DP: 1 HBP: 0	WP: 0 PB: 0 SB: 0 CS: 0	PA: 33
PITCHER	IP WLS BF H R ER SO BB IBB HBP BLK WP HR S P ERA WHIP																			
Juan Marichal, R (1, 1) ERA: 2.09	9.0 W 33 4 1 0 6 2 0 0 0 0 0 0 43 51 0.00 0.667																			

New York Mets @ San Francisco Giants
Candlestick Park, San Francisco, CA
Tue Jul 23 1963, 10:05 PM EDT
Att: 14,878 - Unknown

AB 31
R 1
H 4
RBI 1
BB 2
SO 6
LOB 16



Batter	1	2	3	4	5	6	7	8	9	AB	R	H	RBI	BB	SO	LOB	BOTTOM			
Harvey Kuenn, R (1, 5) OBP: 0.372, SLG: 0.452	0-0 BB E S 1B		0-3 K		0-0 2H 2B			0-3 K		4	2	3	1	0	1	1				
Chuck Hiller, L (7, 4) OBP: 0.237, SLG: 0.230		0-0 2B 1B			0-0 2H 2B					1	0	0	0	0	1	0				
Felipe Alou, R (1, 9) OBP: 0.313, SLG: 0.473	0-0 5-3 1-2		0-0 FC6-4		0-0 F3			0-0 F5		5	1	1	1	0	0	3				
Willie McCovey, L (1, 7) Matty Alou, L (7, 7) OBP: 0.371, SLG: 0.599	4-0 E BB BB 1B		0-0 HR 1B		0-0 FC5-4 1B			0-3 K		3	2	2	1	1	1	0				
Willie Mays, R (1, 8) OBP: 0.356, SLG: 0.497	4-0 E 1B BB		0-0 HR 1B		0-0 FC5-4 1-2			0-0 HR		3	3	2	3	1	0	1				
Orlando Cepeda, R (1, 3) OBP: 0.336, SLG: 0.506	0-0 E8 1B		4-0 FC3-6 BB		0-0 F6			0-0 F9		3	0	0	0	1	0	3				
Tom Haller, L (1, 2) OBP: 0.338, SLG: 0.424	0-0 P6		0-0 FC3-6 1-2		0-0 1-3			0-0 F5		4	0	0	0	0	0	5				
Jim Davenport, R (1, 4) OBP: 0.274, SLG: 0.327	0-0 S 1B		0-0 F4		0-0 FC3-6 1B			0-0 F7		4	0	2	2	0	0	1				
Ernie Bowman, R (1, 6) OBP: 0.188, SLG: 0.213	0-0 F4		0-0 FC1-6 1B		0-0 FC3-6 2B			0-0 4-3		4	1	1	0	0	0	3				
Juan Marichal, R (1, 1) OBP: 0.159, SLG: 0.162		0-0 F8		0-0 FC1-6 FC6-4				0-3 K		4	0	0	0	0	1	2				
Inning Stats	R: 3 E: 1 K: 0 S: 6	H: 2 LOB: 2 BB: 2 P: 14	R: 4 E: 0 K: 0 S: 7	H: 4 LOB: 1 BB: 1 P: 11	R: 0 E: 0 K: 1 S: 6	H: 1 LOB: 1 BB: 0 P: 6	R: 0 E: 0 K: 0 S: 4	H: 1 LOB: 1 BB: 0 P: 4	R: 1 E: 0 K: 0 S: 5	H: 2 LOB: 1 BB: 0 P: 5	R: 1 E: 0 K: 1 S: 6	H: 1 LOB: 0 BB: 0 P: 6	R: 0 E: 0 K: 1 S: 5	H: 0 LOB: 0 BB: 0 P: 5	R: 0 E: 0 K: 2 S: 7	H: 0 LOB: 0 BB: 0 P: 7	1B: 7 2B: 2 3B: 0 HR: 2	SF: 0 SAC: 0 DP: 0 HBP: 0	WP: 0 PB: 0 SB: 0 CS: 0	PA: 39
PITCHER	IP WLS BF H R ER SO BB IBB HBP BLK WP HR S P ERA WHIP																			
Roger Craig, R (1, 1) ERA: 4.08	1.1 L 13 6 7 4 0 2 0 0 0 0 0 1 11 19 27.00 6.000																			
Larry Bearnarth, R (2, 1) ERA: 3.75	3.2 16 4 1 1 1 1 0 0 0 0 0 0 17 21 2.46 1.364																			
Ken MacKenzie, L (6, 1) ERA: 5.02	1.0 4 1 1 1 1 0 0 0 0 0 0 1 6 6 9.00 1.000																			
Grover Powell, L (7, 1) ERA: 3.0	2.0 6 0 0 0 0 3 0 0 0 0 0 0 0 12 12 0.00 0.000																			

New York Mets @ San Francisco Giants
Candlestick Park, San Francisco, CA
Tue Jul 23 1963, 10:05 PM EDT
Att: 14,878 - Unknown

AB 36
R 9
H 11
RBI 8
BB 3
SO 5
LOB 19



Batter	1	2	3	4	5	6	7	8	9	AB	R	H	RBI	BB	SO	LOB	TOP							
Jim Hickman, R (1, 5) OBP: 0.302, SLG: 0.379	0-3 K		0-3 K		0-0 F7		0-0 FC3-6 1B		0-3 K	5	0	1	2	0	3	0	New York Mets @ San Francisco Giants Candlestick Park, San Francisco, CA Wed Jul 24 1963, 6:33 AM EDT Att: 11,236 - Unknown							
Joe Hicks, L (1, 8) OBP: 0.264, SLG: 0.500	0-0 6-3		0-3 K		0-0 F9		0-0 FC3-6 BB		0-3 K	5	0	0	0	0	2	1								
Duke Snider, L (1, 9) OBP: 0.339, SLG: 0.440	4-0 BB		0-0 F7		0-0 F8		4-0 1-2 BB		0-0 F8	3	0	0	0	2	0	0								
Jesse Gonder, L (1, 2) OBP: 0.341, SLG: 0.557	0-0 1-3				0-0 FC6-4 1B		0-0 K		0-0 4-3	4	0	1	0	0	1	3								
Frank Thomas, R (1, 3) OBP: 0.324, SLG: 0.393					0-0 FC6-4 1B		0-0 5-3		0-0 2B FC1-2 1B	4	0	2	0	0	0	1								
Ron Hunt, R (1, 4) OBP: 0.336, SLG: 0.368					0-0 6-3 1-2 1B				0-0 E6 FC1-5 1B	4	0	3	0	0	0	1								
Joe Christopher, R (1, 7) OBP: 0.341, SLG: 0.359					0-0 F9 HBP				1-0 FC1-5 2B HBP	2	1	0	0	0	0	4								
Larry Burright, R (1, 6) OBP: 0.309, SLG: 0.284					0-3 K				0-0 FC1-5 2B 1B	4	1	0	0	0	2	8								
Al Jackson, L (1, 1) OBP: 0.213, SLG: 0.222					0-0 F8				0-0 1-3 2-3 3-H 1B 2B	4	1	1	1	0	0	4								
Inning Stats	R: 0 E: 0 K: 1 S: 5	H: 0 LOB: 1 BB: 1 P: 9	R: 0 E: 0 K: 1 S: 6	H: 1 LOB: 2 BB: 0 P: 7	R: 0 E: 0 K: 2 S: 7	H: 0 LOB: 0 BB: 0 P: 7	R: 0 E: 0 K: 1 S: 7	H: 2 LOB: 2 BB: 0 P: 7	R: 0 E: 0 K: 0 S: 3	H: 0 LOB: 0 BB: 0 P: 3	R: 0 E: 0 K: 1 S: 5	H: 0 LOB: 0 BB: 0 P: 5	R: 3 E: 1 K: 0 S: 6	H: 3 LOB: 2 BB: 1 P: 11	R: 0 E: 0 K: 0 S: 5	H: 2 LOB: 2 BB: 0 P: 5	R: 0 E: 0 K: 2 S: 7	H: 0 LOB: 0 BB: 0 P: 7	1B: 6 2B: 2 3B: 0 HR: 0	SF: 0 SAC: 0 DP: 0 HBP: 2	WP: 0 PB: 0 SB: 0 CS: 0	PA: 39		
PITCHER	IP WLS BF H R ER SO BB IBB HBP BLK WP HR S P ERA WHIP	6.1 28 6 3 3 6 1 0 2 0 0 0 0 0 4 8 4.26 1.105	0.2 5 2 0 0 0 1 0 0 0 0 0 0 4 3 0.00 4.500	1.0 3 0 0 0 0 0 0 0 0 0 0 0 3 3 0.00 0.000	1.0 W 3 0 0 0 2 0 0 0 0 0 0 7 7 0.00 0.000																			

Batter	1	2	3	4	5	6	7	8	9	AB	R	H	RBI	BB	SO	LOB	BOTTOM							
Harvey Kuenn, R (1, 5) OBP: 0.366, SLG: 0.444	0-0 6-3		0-0 G6-4-3 1-2			0-0 F4		0-0 F8		4	0	0	0	0	0	1	New York Mets @ San Francisco Giants Candlestick Park, San Francisco, CA Wed Jul 24 1963, 6:33 AM EDT Att: 11,236 - Unknown							
Felipe Alou, R (1, 9) OBP: 0.312, SLG: 0.469	0-0 F5				0-0 6-3				1-0 F8 HBP E HBP	3	1	0	0	0	0	0								
Willie McCovey, L (1, 7) OBP: 0.372, SLG: 0.595	0-3 K				1-0 G1-4-3 HBP				1-0 E 2B HBP	2	0	0	0	0	1	0								
Jose Pagan, R (9, PR) OBP: 0.248, SLG: 0.243					0-0 G1-4-3 1-2				0-0 F8 2-3	3	1	0	0	1	0	3								
Willie Mays, R (1, 8) OBP: 0.355, SLG: 0.493					0-0 F7				0-0 F8	3	1	0	0	1	0	3								
Orlando Cepeda, R (1, 3) OBP: 0.332, SLG: 0.500					0-0 1-4-3				0-0 E6 2B	4	1	0	1	0	1	2								
Jim Davenport, R (1, 4) OBP: 0.277, SLG: 0.333					0-0 1B				0-0 E5 1-2 2B	3	0	2	3	0	0	0								
Tom Haller, L (1, 2) OBP: 0.333, SLG: 0.416					0-0 4-3				0-0 SF8 1-2 3-H 2B	3	0	0	0	0	1	2								
Ernie Bowman, R (1, 6) OBP: 0.196, SLG: 0.220					0-0 4-3				0-0 5-3	3	0	1	0	0	0	1								
Jack Sanford, R (1, 1) OBP: 0.197, SLG: 0.197					0-3 K				0-0 6-3	2	0	0	0	0	2	1								
Al Stankewitz, L (7, 1) OBP: 0.207, SLG: 0.192					0-0 K					0	0	0	0	0	0	0								
Joey Amalfitano, R (8, PH) OBP: 0.250, SLG: 0.224					0-0 K					0	0	0	0	0	0	0								
Billy Hoelt, L (9, 1) OBP: 0.250, SLG: 0.224					0-0 K					0	0	0	0	0	0	0								
Inning Stats	R: 0 E: 0 K: 1 S: 5	H: 0 LOB: 0 BB: 0 P: 5	R: 0 E: 0 K: 0 S: 4	H: 1 LOB: 1 BB: 0 P: 4	R: 0 E: 0 K: 1 S: 5	H: 1 LOB: 0 BB: 0 P: 5	R: 0 E: 0 K: 0 S: 2	H: 0 LOB: 0 BB: 0 P: 3	R: 0 E: 1 K: 1 S: 6	H: 0 LOB: 1 BB: 1 P: 6	R: 0 E: 0 K: 1 S: 5	H: 0 LOB: 0 BB: 0 P: 5	R: 1 E: 1 K: 1 S: 6	H: 0 LOB: 1 BB: 1 P: 10	R: 0 E: 0 K: 0 S: 3	H: 0 LOB: 0 BB: 0 P: 3	R: 3 E: 1 K: 0 S: 3	H: 1 LOB: 2 BB: 0 P: 5	1B: 2 2B: 1 3B: 0 HR: 0	SF: 1 SAC: 0 DP: 2 HBP: 3	WP: 0 PB: 0 SB: 1 CS: 0	PA: 33		
PITCHER	IP WLS BF H R ER SO BB IBB HBP BLK WP HR S P ERA WHIP	8.1 L 33 3 4 2 5 1 0 3 0 0 0 39 46 2.16 0.480																						

AB	35
R	3
H	8
RBI	3
BB	2
SO	8
LOB	22



AB	28
R	4
H	3
RBI	4
BB	1
SO	5
LOB	10



Batter	1	2	3	4	5	6	7	8	9	AB	R	H	RBI	BB	SO	LOB	TOP					
Joe Christopher, R (1, 9) OBP: 0.327, SLG: 0.341										5	1	1	0	0	1	2	New York Mets @ San Francisco Giants Candlestick Park, San Francisco, CA Thu Jul 25 1963, 6:33 AM EDT Att: 10,514 - Unknown					
Rod Kanehl, R (1, 8) OBP: 0.292, SLG: 0.245										2	1	1	0	1	0	0						
Joe Hicks, L (6, PH) OBP: 0.255, SLG: 0.481										2	0	0	0	0	0	2						
Ron Hunt, R (1, 4) OBP: 0.337, SLG: 0.372										5	1	2	1	0	0	0						
Frank Thomas, R (1, 3) OBP: 0.325, SLG: 0.393										5	0	2	1	0	0	2						
Jim Hickman, R (1, 5) OBP: 0.303, SLG: 0.379										5	1	2	0	0	0	4						
Dick Smith, R (1, 7)										1	0	0	0	0	1	0						
Duke Snider, L (4, PH) OBP: 0.341, SLG: 0.453										4	1	2	3	0	0	2						
Norm Sherry, R (1, 2) OBP: 0.182, SLG: 0.194										2	0	0	0	0	1	2						
Choo-Choo Coleman, L (6, PR) OBP: 0.293, SLG: 0.219										1	1	0	0	1	0	0						
Larry Burright, R (1, 6) OBP: 0.317, SLG: 0.286										3	0	1	0	1	0	3						
Galen Cisco, R (1, 1) OBP: 0.103, SLG: 0.077										1	0	0	0	0	0	0						
Jay Hook, L (3, 1) OBP: 0.229, SLG: 0.214										1	0	0	0	0	0	3						
Jesse Orosco, L (6, PH) OBP: 0.348, SLG: 0.652										1	0	1	1	0	0	0						
Ken Mackenzie, R (6, 1) OBP: 0.190, SLG: 0.150										0	0	0	0	0	0	0						
Ted Schreiber, R (8, PH) OBP: 0.227, SLG: 0.150										1	0	0	0	0	0	0						
Roger Craig, R (8, 1) OBP: 0.148, SLG: 0.109										0	0	0	0	0	0	0						
Inning Stats	R: 0 E: 0 K: 1 S: 5	H: 0 LOB: 0 BB: 0 P: 5	R: 0 E: 0 K: 1 S: 5	H: 0 LOB: 0 BB: 0 P: 5	R: 0 E: 0 K: 0 S: 3	H: 0 LOB: 0 BB: 0 P: 3	R: 3 E: 0 K: 1 S: 10	H: 5 LOB: 3 BB: 1 P: 14	R: 0 E: 0 K: 0 S: 4	H: 1 LOB: 2 BB: 1 P: 8	R: 1 E: 0 K: 0 S: 5	H: 2 LOB: 2 BB: 0 P: 6	R: 0 E: 0 K: 0 S: 5	H: 2 LOB: 3 BB: 1 P: 9	R: 0 E: 0 K: 0 S: 3	H: 0 LOB: 0 BB: 0 P: 3	R: 2 E: 0 K: 0 S: 5	H: 2 LOB: 0 BB: 0 P: 5	1B: 10 2B: 1 3B: 0 HR: 1	SF: 0 SAC: 0 DP: 0 HBP: 1	WP: 0 PB: 0 SB: 0 CS: 0	PA: 43
PITCHER	IP WLS BF H R ER SO BB IBB HBP BLK WP HR S P ERA WHIP																					
Billy Pierce, L (1, 1) ERA: 4.01	3.0		13	4	3	3	2	0	0	0	0	0	0	0	17	17	9.00	1.333				
Bobby Bolin, R (4, 1) ERA: 2.3	3.1	W	19	6	1	1	1	2	0	1	0	0	0	0	18	27	2.70	2.400				
Billy Hoelt, L (7, 1) ERA: 4.5	2.2	S	11	2	2	2	0	1	0	0	0	0	0	1	10	14	6.75	1.125				

AB	39
R	6
H	12
RBI	6
BB	3
SO	3
LOB	20



Batter	1	2	3	4	5	6	7	8	9	AB	R	H	RBI	BB	SO	LOB	BOTTOM					
Harvey Kuenn, R (1, 7) OBP: 0.367, SLG: 0.440										4	2	1	0	1	0	3	New York Mets @ San Francisco Giants Candlestick Park, San Francisco, CA Thu Jul 25 1963, 6:33 AM EDT Att: 10,514 - Unknown					
Chuck Hillier, L (1, 4) OBP: 0.237, SLG: 0.231										4	2	1	0	0	0	2						
Willie McCovey, L (1, 3) OBP: 0.376, SLG: 0.600										4	2	3	2	0	0	0						
Willie Mays, R (1, 8) OBP: 0.359, SLG: 0.507										4	2	3	4	0	0	1						
Ed Bailey, L (1, 2) OBP: 0.363, SLG: 0.497										3	0	1	1	1	0	3						
Felipe Alou, R (1, 9) OBP: 0.311, SLG: 0.469										4	0	1	1	0	1	3						
Jim Davenport, R (1, 5) OBP: 0.274, SLG: 0.329										4	0	0	0	0	0	1						
Ernie Bowman, R (1, 6) OBP: 0.200, SLG: 0.222										4	0	1	0	0	0	0						
Billy Pierce, L (1, 1) OBP: 0.200, SLG: 0.130										1	0	1	0	0	0	0						
Bobby Bolin, R (4, 1) OBP: 0.190, SLG: 0.056										1	0	0	0	0	1	0						
Billy Hoelt, L (7, 1) ERA: 4.5										0	0	0	0	1	0	0						
Inning Stats	R: 3 E: 0 K: 0 S: 7	H: 3 LOB: 1 BB: 0 P: 7	R: 0 E: 0 K: 0 S: 3	H: 1 LOB: 0 BB: 0 P: 3	R: 1 E: 0 K: 1 S: 7	H: 3 LOB: 1 BB: 0 P: 7	R: 0 E: 0 K: 1 S: 5	H: 0 LOB: 0 BB: 0 P: 5	R: 3 E: 0 K: 0 S: 4	H: 2 LOB: 0 BB: 2 P: 12	R: 0 E: 0 K: 0 S: 4	H: 1 LOB: 1 BB: 0 P: 4	R: 1 E: 0 K: 0 S: 5	H: 2 LOB: 1 BB: 0 P: 5	R: 0 E: 0 K: 0 S: 3	H: 0 LOB: 1 BB: 1 P: 7	R: 0 E: 0 K: 0 S: 3	H: 0 LOB: 0 BB: 0 P: 7	1B: 8 2B: 4 3B: 0 HR: 1	SF: 0 SAC: 1 DP: 3 HBP: 0	WP: 0 PB: 0 SB: 0 CS: 0	PA: 37
PITCHER	IP WLS BF H R ER SO BB IBB HBP BLK WP HR S P ERA WHIP																					
Galen Cisco, R (1, 1) ERA: 4.92	2.0	L	13	7	4	4	0	0	0	0	0	0	0	0	13	13	18.00	3.500				
Jay Hook, R (3, 1) ERA: 5.89	3.0		11	2	3	3	2	2	0	0	0	0	0	1	13	21	9.00	1.333				
Ken Mackenzie, L (6, 1) ERA: 5.0	2.0		9	3	1	1	0	0	0	0	0	0	0	9	9	4.50	1.500					
Roger Craig, R (8, 1) ERA: 4.05	1.0		4	0	0	0	0	1	0	0	0	0	0	3	7	0.00	1.000					



Batter	1	2	3	4	5	6	7	8	9	AB	R	H	RBI	BB	SO	LOB	TOP			
Joe Christopher, R OBP: 0.321, SLG: 0.319	F3		1B		F7		F3			3	1	0	0	1	0	1	New York Mets @ Houston Colt 45's Colt Stadium, Houston, TX Fri Jul 26 1963, 8:05 PM EDT Att: 6,907 - Unknown			
Ron Hunt, R OBP: 0.336, SLG: 0.370	6-3		1B		6-3			F8		4	1	1	0	0	0	0				
Duke Snider, L OBP: 0.337, SLG: 0.446	4-3		P5		F9			F5		4	0	0	0	0	0	2				
Frank Thomas, R OBP: 0.328, SLG: 0.395		1B	3B		P6			4-3		4	1	2	2	0	0	0				
Joe Hicks, L OBP: 0.254, SLG: 0.500	F7		3B		5-3			6-3		4	0	1	1	0	0	1				
Jim Hickman, R OBP: 0.303, SLG: 0.377			5-3		5-3			5-3		4	0	1	0	0	0	1				
Choo-Choo Coleman, L OBP: 0.289, SLG: 0.213	P6				F9			F5		4	0	0	0	0	0	2				
Larry Burright, R OBP: 0.308, SLG: 0.277	FC1-6				F8			5-3		3	0	0	0	0	0	2				
Tracy Stallard, R OBP: 0.043, SLG: 0.043			F7		6-3					0	0	0	0	0	0	0				
Galen Cisco, R OBP: 0.125, SLG: 0.103								1B		3	0	1	0	0	0	0				
Inning Stats	R: 0 E: 0 K: 0 S: 3	H: 0 LOB: 0 BB: 0 P: 3	R: 0 E: 0 K: 0 S: 5	H: 2 LOB: 2 BB: 0 P: 5	R: 3 E: 0 K: 0 S: 6	H: 3 LOB: 1 BB: 1 P: 10	R: 0 E: 0 K: 0 S: 3	H: 0 LOB: 0 BB: 0 P: 3	R: 0 E: 0 K: 0 S: 3	H: 0 LOB: 0 BB: 0 P: 3	R: 0 E: 0 K: 0 S: 4	H: 1 LOB: 1 BB: 0 P: 4	R: 0 E: 0 K: 0 S: 3	H: 0 LOB: 0 BB: 0 P: 3	R: 0 E: 0 K: 0 S: 3	H: 0 LOB: 0 BB: 0 P: 3	1B: 5 2B: 0 3B: 1 HR: 0	SF: 0 SAC: 0 DP: 0 HBP: 0	WP: 0 PB: 0 SB: 1 CS: 0	PA: 34
PITCHER Turk Farrell, R ERA: 2.98	IP: 9.0 WLS: W BF: 34 H: 6 R: 3 ER: 3 SO: 0 BB: 1 IBB: 0 HBP: 0 BLK: 0 WP: 0 HR: 0 S: 33 P: 37 ERA: 3.00 WHIP: 0.778															PITCHER				

AB	33
R	3
H	6
RBI	3
BB	1
SO	0
LOB	9



Batter	1	2	3	4	5	6	7	8	9	AB	R	H	RBI	BB	SO	LOB	BOTTOM			
Al Spangler, L OBP: 0.335, SLG: 0.354	FC4-6		1B		FC4-6			P6		3	0	1	1	2	0	2	New York Mets @ Houston Colt 45's Colt Stadium, Houston, TX Fri Jul 26 1963, 8:05 PM EDT Att: 6,907 - Unknown			
Pete Runnels, L OBP: 0.311, SLG: 0.259	FC4-6		1B		PO		6-3	1-3		5	1	1	0	0	0	3				
Ernie Fazio, R OBP: 0.283, SLG: 0.269			FC1-2							0	0	0	0	0	0	0				
Rusty Staub, L OBP: 0.298, SLG: 0.314			FC1-2				G6-4-3			3	1	2	0	1	0	2				
Carl Warwick, R OBP: 0.329, SLG: 0.348	K		4-3				G6-4-3			4	0	0	0	0	1	8				
Jimmy Wynn, R OBP: 0.347, SLG: 0.387	1-2		P3		5-3		6-3			3	1	0	0	1	0	0				
Bob Aspromonte, R OBP: 0.280, SLG: 0.280			F9		5-3		6-3			4	1	1	4	0	0	0				
John Bateman, R OBP: 0.230, SLG: 0.294			1B		P1		6-3			2	1	0	0	0	0	0				
Bob Lillis, R OBP: 0.220, SLG: 0.222			L6				6-3			4	1	1	0	0	0	1				
Turk Farrell, R OBP: 0.270, SLG: 0.265			F8							4	1	3	1	0	0	0				
Inning Stats	R: 7 E: 1 K: 1 S: 11	H: 5 LOB: 3 BB: 3 P: 24	R: 0 E: 0 K: 0 S: 3	H: 0 LOB: 1 BB: 0 P: 4	R: 0 E: 0 K: 0 S: 4	H: 1 LOB: 2 BB: 1 P: 8	R: 0 E: 0 K: 0 S: 3	H: 0 LOB: 0 BB: 0 P: 3	R: 0 E: 0 K: 0 S: 3	H: 1 LOB: 0 BB: 0 P: 3	R: 0 E: 0 K: 0 S: 3	H: 0 LOB: 0 BB: 0 P: 3	R: 0 E: 0 K: 0 S: 4	H: 1 LOB: 1 BB: 0 P: 4	R: 0 E: 0 K: 0 S: 3	H: 0 LOB: 0 BB: 0 P: 3	1B: 7 2B: 1 3B: 0 HR: 1	SF: 0 SAC: 0 DP: 1 HBP: 2	WP: 0 PB: 0 SB: 0 CS: 0	PA: 39
PITCHER Tracy Stallard, R ERA: 5.5 Galen Cisco, R ERA: 4.58	IP: 0.2 WLS: L BF: 9 H: 4 R: 7 ER: 6 SO: 1 BB: 2 IBB: 0 HBP: 1 BLK: 0 WP: 0 HR: 1 S: 8 P: 17 ERA: 81.00 WHIP: 9.000															PITCHER				


AB	32
R	7
H	9
RBI	6
BB	4
SO	1
LOB	16



Batter	1	2	3	4	5	6	7	8	9	AB	R	H	RBI	BB	SO	LOB	TOP								
Ron Hunt, R OBP: 0.332, SLG: 0.366 (1,4)	5-3		6-3			5-3			FC1-6 E 1B	4	0	0	0	0	0	1									
Joe Hicks, L OBP: 0.254, SLG: 0.484 (1,8)	K			3-1		G3			E6 FC6-4 1B	4	0	1	0	0	0	1									
Duke Snider, L OBP: 0.336, SLG: 0.443 (1,9)	K			G5-4-3 1B			K		K	4	0	1	0	0	3	2									
Frank Thomas, R OBP: 0.323, SLG: 0.389 (1,3)		K		G5-4-3 1-2		5-3			FC6-4 1-2	4	0	0	0	0	1	3									
Jesse Gonder, L OBP: 0.347, SLG: 0.554 (1,2)		6-3					K			3	0	1	0	0	1	0									
Jim Hickman, R OBP: 0.300, SLG: 0.373 (1,7)		E5				K			F9	3	0	0	0	0	1	1									
Rod Kanehl, R OBP: 0.246, SLG: 0.239 (1,5)		P5				P4			6-3	3	0	0	0	0	0	2									
Larry Burright, R OBP: 0.299, SLG: 0.268 (1,6)			5-3			K			G3	3	0	0	0	0	1	1									
Roger Craig, R OBP: 0.140, SLG: 0.104 (1,1)			K							2	0	0	0	0	2	0									
Joe Christopher, R (9, PH) OBP: 0.333, SLG: 0.333						K			FC1-6 1B	1	0	1	0	0	0	0									
Inning Stats	R: 0 E: 0 K: 2 S: 7	H: 0 LOB: 0 BB: 0 P: 7	R: 0 E: 1 K: 1 S: 6	H: 0 LOB: 1 BB: 0 P: 6	R: 0 E: 0 K: 1 S: 5	H: 0 LOB: 0 BB: 0 P: 5	R: 0 E: 0 K: 0 S: 3	H: 1 LOB: 0 BB: 0 P: 3	R: 0 E: 0 K: 2 S: 8	H: 1 LOB: 1 BB: 0 P: 8	R: 0 E: 0 K: 1 S: 5	H: 0 LOB: 0 BB: 0 P: 5	R: 0 E: 0 K: 2 S: 7	H: 0 LOB: 0 BB: 0 P: 7	R: 0 E: 0 K: 0 S: 3	H: 0 LOB: 0 BB: 0 P: 3	R: 0 E: 1 K: 1 S: 7	H: 2 LOB: 2 BB: 0 P: 7	1B: 4 2B: 0 3B: 0 HR: 0	SF: 0 SAC: 0 DP: 1 HBP: 0	WP: 0 PB: 0 SB: 0 CS: 0	PA: 31			
PITCHER	IP	WLS	BF	H	R	ER	SO	BB	IBB	HBP	BLK	WP	HR	S	P	ERA	WHIP								
Bob Bruce, R ERA: 3.25 (1,1)	8.1	W	29	4	0	0	9	0	0	0	0	0	0	47	47	0.00	0.480								
Hal Woodeshick, L ERA: 1.54 (9,1)	0.2	S	2	0	0	0	1	0	0	0	0	0	0	4	4	0.00	0.000								

New York Mets @ Houston Colt 45's
 Colt Stadium, Houston, TX
 Sat Jul 27 1963, 8:05 PM EDT
 Att: 9,123 - Unknown


AB 31
 R 0
 H 4
 RBI 0
 BB 0
 SO 10
 LOB 10



Batter	1	2	3	4	5	6	7	8	9	AB	R	H	RBI	BB	SO	LOB	BOTTOM								
Al Spangler, L OBP: 0.332, SLG: 0.350 (1,7) (4,8) (9,7)	4-3			4-3		F8		5-3		4	0	0	0	0	0	0									
Pete Runnels, L OBP: 0.311, SLG: 0.259 (1,4) (4,3)	6-3			F8						3	0	1	0	0	0	0									
Howie Goss, R OBP: 0.270, SLG: 0.351 (9,8)						1B				0	0	0	0	0	0	0									
Rusty Staub, L OBP: 0.296, SLG: 0.311 (1,3) (4,9) (9,3)	F9			3-1		K				3	0	0	0	0	1	1									
Carl Warwick, R OBP: 0.329, SLG: 0.347 (1,9) (4,7) (9,9)					1-3			F7		3	0	1	0	0	0	0									
Jimmy Wynn, R OBP: 0.342, SLG: 0.381 (1,8)										1	0	0	0	0	0	1									
Johnny Temple, R OBP: 0.357, SLG: 0.332 (4,4)	FC6-4				6-3			6-3		2	0	0	0	0	0	0									
Ernie Fazio, R OBP: 0.283, SLG: 0.269 (8,4)	5-3									0	0	0	0	0	0	0									
Bob Aspromonte, R OBP: 0.261, SLG: 0.280 (1,5)	5-3							6-3		3	0	1	0	0	0	1									
John Bateman, R OBP: 0.231, SLG: 0.308 (1,2)				L4		E5 FC6-4 1-2				3	1	1	1	0	0	1									
Bob Lillis, R OBP: 0.218, SLG: 0.220 (1,6)				5-3		FC6-4 1-2				3	0	0	0	0	0	2									
Bob Bruce, R OBP: 0.192, SLG: 0.152 (1,1)										3	0	0	0	0	1	0									
Hal Woodeshick, R OBP: 0.235, SLG: 0.168 (9,1)				6-3		1-3		K		0	0	0	0	0	0	0									
Inning Stats	R: 0 E: 0 K: 0 S: 3	H: 0 LOB: 0 BB: 0 P: 3	R: 0 E: 0 K: 0 S: 3	H: 1 LOB: 1 BB: 0 P: 3	R: 0 E: 0 K: 0 S: 3	H: 0 LOB: 0 BB: 0 P: 3	R: 0 E: 0 K: 0 S: 3	H: 0 LOB: 0 BB: 0 P: 3	R: 0 E: 0 K: 1 S: 6	H: 1 LOB: 1 BB: 0 P: 6	R: 0 E: 0 K: 0 S: 3	H: 0 LOB: 0 BB: 0 P: 3	R: 0 E: 0 K: 1 S: 6	H: 1 LOB: 0 BB: 0 P: 6	R: 1 E: 0 K: 1 S: 6	H: 1 LOB: 0 BB: 0 P: 6	1B: 3 2B: 0 3B: 0 HR: 1	SF: 0 SAC: 0 DP: 0 HBP: 0	WP: 0 PB: 0 SB: 0 CS: 0	PA: 28					
PITCHER	IP	WLS	BF	H	R	ER	SO	BB	IBB	HBP	BLK	WP	HR	S	P	ERA	WHIP								
Roger Craig, R ERA: 3.91 (1,1)	8.0	L	28	4	1	1	2	0	0	0	0	0	1	32	32	1.12	0.500								

New York Mets @ Houston Colt 45's
 Colt Stadium, Houston, TX
 Sat Jul 27 1963, 8:05 PM EDT
 Att: 9,123 - Unknown

AB 28
 R 1
 H 4
 RBI 1
 BB 0
 SO 2
 LOB 6




Batter	1	2	3	4	5	6	7	8	9	AB	R	H	RBI	BB	SO	LOB	TOP			
Ron Hunt, R OBP: 0.332, SLG: 0.373 (1, 4)	5-3		FC4-6				F2			4	1	1	1	0	0	2	New York Mets @ Houston Colt 45's Colt Stadium, Houston, TX Sun Jul 28 1963, 8:05 PM EDT Att: 6,522 - Unknown			
Joe Hicks, L OBP: 0.254, SLG: 0.462 (1, 8)	BB		4-3				F9		F6	3	0	0	0	1	0	0				
Duke Snider, L OBP: 0.334, SLG: 0.440 (1, 9)	K		G3				K		F7	4	0	1	0	0	2	1				
Frank Thomas, R OBP: 0.319, SLG: 0.384 (1, 3)	K		G3				K		L6	4	0	0	0	0	2	2				
Jesse Conder, L OBP: 0.343, SLG: 0.542 (1, 2)		1B	F6				4-3		F5	4	1	1	0	0	0	1				
Jim Hickman, R OBP: 0.299, SLG: 0.372 (1, 7)		1-3					1-3		F8	4	0	1	0	0	0	0				
Rod Kanehl, R OBP: 0.246, SLG: 0.248 (1, 5)		1-3					F9		F8	4	0	1	1	0	0	1				
Larry Burright, R OBP: 0.291, SLG: 0.260 (1, 6)		6-3							K	3	0	0	0	0	1	2				
Al Jackson, L OBP: 0.213, SLG: 0.222 (1, 1)									F8	0	0	0	0	0	0	0				
Jay Hook, L OBP: 0.242, SLG: 0.233 (1, 1)		G3								2	0	1	0	0	0	1				
Joe Christopher, R OBP: 0.327, SLG: 0.327 (7, PH)										1	0	0	0	0	0	0				
Ken MacKenzie, R OBP: 0.327, SLG: 0.327 (7, 1)										0	0	0	0	0	0	0				
Inning Stats	R: 0 E: 0 K: 2 S: 7	H: 0 LOB: 1 BB: 1 P: 11	R: 1 E: 0 K: 0 S: 5	H: 2 LOB: 1 BB: 0 P: 5	R: 1 E: 0 K: 0 S: 5	H: 2 LOB: 2 BB: 0 P: 5	R: 0 E: 0 K: 0 S: 3	H: 0 LOB: 0 BB: 0 P: 3	R: 0 E: 0 K: 1 S: 5	H: 0 LOB: 0 BB: 0 P: 5	R: 0 E: 0 K: 0 S: 3	H: 0 LOB: 0 BB: 0 P: 3	R: 0 E: 0 K: 0 S: 3	H: 0 LOB: 0 BB: 0 P: 3	R: 0 E: 0 K: 0 S: 3	H: 0 LOB: 0 BB: 0 P: 3	1B: 4 2B: 1 3B: 0 HR: 1	SF: 0 SAC: 0 DP: 0 HBP: 0	WP: 0 PB: 0 SB: 0 CS: 0	PA: 34
PITCHER Ken Johnson, R ERA: 3.25 (1, 1)	IP: 9.0 WLS: W BF: 34 H: 6 R: 2 ER: 2 SO: 5 BB: 1 IBB: 0 HBP: 0 BLK: 0 WP: 0 HR: 1 S: 43 P: 47 ERA: 2.00 WHIP: 0.778															PITCHER				

AB 33
R 2
H 6
RBI 2
BB 1
SO 5
LOB 10



Batter	1	2	3	4	5	6	7	8	9	AB	R	H	RBI	BB	SO	LOB	BOTTOM			
Al Spangler, L OBP: 0.335, SLG: 0.351 (1, 7)	6-3	F5	BB		FC4-6		E1			4	1	2	0	1	0	1	New York Mets @ Houston Colt 45's Colt Stadium, Houston, TX Sun Jul 28 1963, 8:05 PM EDT Att: 6,522 - Unknown			
Johnny Temple, R OBP: 0.395, SLG: 0.331 (1, 4)	HR		1B				1B			4	0	1	1	1	0	2				
Ernie Fazio, R OBP: 0.283, SLG: 0.269 (7, PR) (8, 4)	5-3	P3			4-3					0	0	0	0	0	0	0				
Bob Aspromonte, R OBP: 0.257, SLG: 0.275 (1, 5)	6-3	E6					F7			5	1	0	0	0	0	5				
Carl Warwick, R OBP: 0.332, SLG: 0.356 (1, 9)	HR	1B			P6		F7			3	2	1	2	2	0	2				
Jimmy Wynn, R OBP: 0.346, SLG: 0.412 (1, 8)	2B	BB			K		1-3			5	1	2	1	0	1	1				
Pete Runnels, L OBP: 0.317, SLG: 0.261 (1, 3)	2B	BB			F8					2	1	1	1	2	0	0				
Rusty Staub, L OBP: 0.295, SLG: 0.310 (6, PR) (7, 3)	2B	BB			F8					1	0	0	0	0	0	0				
John Bateman, R OBP: 0.238, SLG: 0.331 (1, 2)	BLK	F3			HR		P6			5	1	3	3	0	0	4				
Bob Lillis, R OBP: 0.221, SLG: 0.220 (1, 6)	BLK				F5		K			4	1	1	0	0	1	1				
Ken Johnson, R OBP: 0.106, SLG: 0.067 (1, 1)	K				K		B2			4	0	1	0	0	2	3				
Inning Stats	R: 4 E: 0 K: 1 S: 8	H: 3 LOB: 2 BB: 2 P: 17	R: 1 E: 1 K: 0 S: 5	H: 1 LOB: 3 BB: 2 P: 13	R: 0 E: 0 K: 1 S: 6	H: 1 LOB: 2 BB: 1 P: 10	R: 0 E: 0 K: 1 S: 5	H: 0 LOB: 0 BB: 0 P: 5	R: 1 E: 0 K: 1 S: 7	H: 2 LOB: 1 BB: 0 P: 7	R: 1 E: 0 K: 0 S: 4	H: 1 LOB: 1 BB: 1 P: 8	R: 1 E: 1 K: 0 S: 6	H: 3 LOB: 2 BB: 0 P: 6	R: 0 E: 0 K: 0 S: 4	H: 1 LOB: 1 BB: 0 P: 4	1B: 8 2B: 1 3B: 1 HR: 2	SF: 0 SAC: 0 DP: 0 HBP: 1	WP: 0 PB: 0 SB: 0 CS: 0	PA: 44
PITCHER Al Jackson, L ERA: 4.41 (1, 1)	IP: 0.2 WLS: L BF: 8 H: 3 R: 4 ER: 4 SO: 0 BB: 2 IBB: 0 HBP: 0 BLK: 1 WP: 0 HR: 1 S: 5 P: 14 ERA: 54.00 WHIP: 7.500															PITCHER				
Jay Hook, R ERA: 5.79 (1, 1)	IP: 5.1 WLS: 26 BF: 5 H: 3 R: 3 ER: 2 SO: 4 BB: 4 IBB: 0 HBP: 0 BLK: 1 WP: 0 HR: 1 S: 30 P: 46 ERA: 3.38 WHIP: 1.688																			
Ken MacKenzie, L ERA: 4.98 (7, 1)	IP: 2.0 WLS: 10 BF: 4 H: 1 R: 1 ER: 1 SO: 0 BB: 0 IBB: 0 HBP: 0 BLK: 0 WP: 0 HR: 0 S: 10 P: 10 ERA: 4.50 WHIP: 2.000																			

AB 37
R 8
H 12
RBI 8
BB 6
SO 4
LOB 19



Batter	1	2	3	4	5	6	7	8	9	AB	R	H	RBI	BB	SO	LOB	TOP				
Jim Hickman, R OBP: 0.295, SLG: 0.365 (1, 5)	5-3	E6		4-3		F7		FC5-2		5	0	0	0	0	0	5					
Ron Hunt, R OBP: 0.330, SLG: 0.371 (1, 4)	1B	L8			1-3		4-3	G4-6-3		5	1	1	0	0	0	4					
Duke Snider, L OBP: 0.337, SLG: 0.441 Joe Christopher, R OBP: 0.321, SLG: 0.320 (8, 9)	1B	1B		1-3					F4	4	1	2	0	0	1	0					
Frank Thomas, R OBP: 0.321, SLG: 0.394 Rod Kanehl, R OBP: 0.246, SLG: 0.248 (9, 7)	K	K		K				G4-6-3	6-3	5	1	2	1	0	1	3					
Jesse Gonder, L OBP: 0.346, SLG: 0.535 (1, 2)	1B	1B		L8		4-3		1B	K	5	1	2	1	0	1	1					
Joe Hicks, L OBP: 0.282, SLG: 0.478 (1, 8)	1B	1B		1B				1B	1B	4	1	3	1	0	1	0					
Duke Carmel, L OBP: 0.386, SLG: 0.326 (1, 3)	BB	BB		G3				FC6-4	BB	2	0	1	1	2	0	1					
Al Moran, R OBP: 0.250, SLG: 0.225 (1, 6)	4-3			B1-6-4				FC5-2	1B	3	0	2	1	1	0	3					
Tracy Stallard, R OBP: 0.074, SLG: 0.074 (1, 1)		K		B1-6-4				FC6-4	1B	4	0	1	0	0	1	3					
Inning Stats	R: 2 H: 4 E: 0 K: 1 S: 17	H: 4 LOB: 3 BB: 1 P: 34	R: 0 H: 0 E: 1 K: 1 S: 9	LOB: 0 BB: 0 P: 11	R: 1 H: 2 E: 0 K: 0 S: 12	LOB: 1 BB: 0 P: 17	R: 0 H: 0 E: 0 K: 0 S: 5	LOB: 0 BB: 1 P: 10	R: 0 H: 1 E: 0 K: 1 S: 9	LOB: 1 BB: 0 P: 13	R: 0 H: 1 E: 0 K: 0 S: 7	LOB: 0 BB: 0 P: 11	R: 2 H: 5 E: 0 K: 0 S: 16	H: 5 LOB: 2 BB: 0 P: 19	R: 0 H: 0 E: 0 K: 1 S: 6	LOB: 0 BB: 0 P: 11	1B: 13 2B: 9 3B: 0 HR: 1	SF: 0 SAC: 0 DP: 3 HBP: 0	WP: 0 PB: 0 SB: 0 CS: 1	PA: 41	
PITCHER	IP	WLS	BF	H	R	ER	SO	BB	IBB	HBP	BLK	WP	HR	S	P	ERA	WHIP				
Bob Miller, R ERA: 3.7 (1, 1)	5.0	L	23	7	3	3	3	2	0	0	0	0	1	52	85	5.40	1.800				
Dick Calmus, R ERA: 2.95 (6, 1)	2.0		10	4	2	2	1	1	0	0	0	0	0	19	31	9.00	2.500				
Ron Perranoski, L ERA: 1.86 (8, 1)	1.0		5	3	0	0	0	0	0	0	0	0	0	13	16	0.00	3.000				
Larry Sherry, R ERA: 3.19 (9, 1)	1.0		3	0	0	0	1	0	0	0	0	0	0	6	11	0.00	0.000				

New York Mets @ Los Angeles Dodgers
Dodger Stadium, Los Angeles, CA
Tue Jul 30 1963, 7:05 PM PDT
Att: 24,525 - Unknown

AB	38
R	5
H	14
RBI	5
BB	3
SO	5
LOB	20



Batter	1	2	3	4	5	6	7	8	9	AB	R	H	RBI	BB	SO	LOB	BOTTOM					
Maury Wills, S OBP: 0.354, SLG: 0.337 (1, 6)			F8			G3		FC6-4		4	0	1	0	0	0	1						
Jim Gilliam, S OBP: 0.355, SLG: 0.397 (1, 4)	K			WP	1-3	F7			4-3	4	0	1	0	0	1	1						
Wally Moon, L OBP: 0.381, SLG: 0.426 (1, 9)	K			F7		4-3			4-3	4	0	0	0	0	1	1						
Tommy Davis, R OBP: 0.361, SLG: 0.442 (1, 7)		F4		1-3				F7	F4	4	0	0	0	0	0	1						
Ron Fairly, L OBP: 0.356, SLG: 0.418 (1, 3)		4-3		K				F2		3	0	0	0	0	1	1						
John Roseboro, L OBP: 0.299, SLG: 0.340 (1, 2)		BB				F8		F8		2	0	0	0	1	0	0						
Willie Davis, L OBP: 0.261, SLG: 0.362 (1, 8)		4-3				F4		K		3	0	0	0	0	1	1						
Ken McMullen, R OBP: 0.280, SLG: 0.348 (1, 5)				F5				FC6-4	1B	3	1	2	1	0	0	0						
Bob Miller, R ERA: 3.7 (1, 1)				5-3				K		1	0	0	0	0	0	0						
Al Ferrara, R (5, PH)										1	0	0	0	0	1	0						
Dick Calmus, R (8, 1)										0	0	0	0	0	0	0						
Ron Perranoski, L ERA: 1.86 (8, 1)										0	0	0	0	0	0	0						
Lee Walls, R OBP: 0.292, SLG: 0.333 (8, PH)										1	0	0	0	0	1	1						
Larry Sherry, R ERA: 3.19 (9, 1)										0	0	0	0	0	0	0						
Inning Stats	R: 0 H: 1 E: 0 K: 2 S: 7	H: 0 LOB: 0 BB: 1 P: 10	R: 0 H: 0 E: 0 K: 0 S: 7	LOB: 0 BB: 1 P: 12	R: 0 H: 0 E: 0 K: 0 S: 6	LOB: 0 BB: 0 P: 9	R: 0 H: 1 E: 0 K: 1 S: 11	LOB: 1 BB: 0 P: 13	R: 1 H: 1 E: 0 K: 1 S: 8	LOB: 0 BB: 0 P: 10	R: 0 H: 0 E: 0 K: 0 S: 4	LOB: 0 BB: 0 P: 7	R: 0 H: 0 E: 0 K: 0 S: 7	LOB: 0 BB: 0 P: 10	R: 0 H: 1 E: 0 K: 2 S: 10	LOB: 1 BB: 0 P: 15	R: 0 H: 0 E: 0 K: 0 S: 6	LOB: 0 BB: 0 P: 9	1B: 3 2B: 1 3B: 0 HR: 1	SF: 0 SAC: 0 DP: 1 HBP: 0	WP: 1 PB: 0 SB: 0 CS: 1	PA: 31
PITCHER	IP	WLS	BF	H	R	ER	SO	BB	IBB	HBP	BLK	WP	HR	S	P	ERA	WHIP					
Tracy Stallard, R ERA: 5.02 (1, 1)	9.0	W	31	4	1	1	6	1	0	0	0	1	1	66	95	1.00	0.556					

New York Mets @ Los Angeles Dodgers
Dodger Stadium, Los Angeles, CA
Tue Jul 30 1963, 7:05 PM PDT
Att: 24,525 - Unknown

AB	30
R	1
H	4
RBI	1
BB	1
SO	6
LOB	7



Batter	1	2	3	4	5	6	7	8	9	AB	R	H	RBI	BB	SO	LOB	TOP			
Rod Kanehl, R OBP: 0.248, SLG: 0.250 Joe Hicks, L OBP: 0.288, SLG: 0.471	(1, 8) K		(1, 8) 1B		(1, 8) G6-4-3			(1, 8) FC4-6 BB	(1, 8) K	3	0	1	0	0	1	1				
Joe Christopher, R OBP: 0.300, SLG: 0.296	(1, 9) K		(1, 9) K		(1, 9) 6-3			(1, 9) FC4-6 1B		4	1	0	0	0	2	2				
Ron Hunt, R OBP: 0.332, SLG: 0.376	(1, 4) 6-3		(1, 4) F8		(1, 4) 1B			(1, 4) 1B BB		3	1	1	0	1	0	1				
Frank Thomas, R OBP: 0.323, SLG: 0.396		(1, 7) 5-3		(1, 7) L5				(1, 7) 1B BB	(1, 7) G6-4-3 1B	4	0	2	2	0	0	1				
Jim Hickman, R OBP: 0.294, SLG: 0.364	(1, 5) BB 1B 6-3 1B			(1, 5) F2				(1, 5) F7	(1, 5) G6-4-3	4	1	1	0	0	0	3				
Jesse Gonder, L OBP: 0.352, SLG: 0.529	(1, 2) 6-3 BB 1B			(1, 2) 1-3 BB				(1, 2) L6-3		3	0	1	0	1	0	1				
Duke Carmel, L OBP: 0.410, SLG: 0.333	(1, 3) 6-3 BB			(1, 3) 1-3 BB				(1, 3) L6-3 BB		2	0	1	0	2	0	1				
Al Moran, R OBP: 0.246, SLG: 0.222 Tim Harkness, L OBP: 0.234, SLG: 0.330	(1, 6) 6-3			(1, 6) K				(1, 6) L6-3		3	0	0	1	0	1	4				
Roger Craig, R OBP: 0.151, SLG: 0.100 Duke Snider, L OBP: 0.336, SLG: 0.439	(1, 1) K			(1, 1) G6-4-3 BB				(1, 1) K		1	0	0	0	0	0	2				
Inning Stats	R: 0 H: 0 E: 0 K: 2 S: 8	H: 0 LOB: 0 BB: 0 P: 13	R: 1 H: 2 E: 0 K: 1 S: 13	H: 2 LOB: 2 BB: 1 P: 24	R: 0 H: 1 E: 0 K: 1 S: 9	H: 1 LOB: 1 BB: 0 P: 11	R: 0 H: 0 E: 0 K: 1 S: 13	H: 0 LOB: 1 BB: 1 P: 24	R: 0 H: 0 E: 0 K: 0 S: 9	H: 2 LOB: 0 BB: 0 P: 12	R: 0 H: 0 E: 0 K: 1 S: 6	H: 0 LOB: 0 BB: 1 P: 12	R: 1 H: 1 E: 1 K: 0 S: 7	H: 1 LOB: 1 BB: 2 P: 18	R: 0 H: 1 E: 0 K: 1 S: 9	H: 1 LOB: 2 BB: 1 P: 15	1B: 6 2B: 2 3B: 1 HR: 0	SF: 0 SAC: 0 DP: 4 HBP: 0	WP: 0 PA: 37 PB: 0 SB: 1 CS: 0	
PITCHER	IP	WLS	BF	H	R	ER	SO	BB	IBB	HBP	BLK	WP	HR	S	P	ERA	WHIP			
Pete Richert, L ERA: 5.91	5.0	W	22	5	2	2	5	3	0	0	0	0	0	55	92	3.60	1.600			
Ken Rowe, R ERA: 3.09	2.1		8	0	1	1	1	3	0	0	0	0	0	13	31	3.86	1.286			
Ron Perranoski, L ERA: 1.82	1.2	S	7	2	0	0	1	1	0	0	0	0	0	13	22	0.00	1.800			

New York Mets @ Los Angeles Dodgers
Dodger Stadium, Los Angeles, CA
Wed Jul 31 1963, 7:05 PM PDT
Att: 24,589 - Unknown

AB 30
R 3
H 7
RBI 3
BB 7
SO 7
LOB 20





Batter	1	2	3	4	5	6	7	8	9	AB	R	H	RBI	BB	SO	LOB	BOTTOM			
Maury Wills, S OBP: 0.351, SLG: 0.333	(1, 6) 6-3		(1, 6) 4-3		(1, 6) 1-3			(1, 6) F8		4	0	0	0	0	0	0				
Jim Gilliam, S OBP: 0.353, SLG: 0.399	(1, 4) G3		(1, 4) G3		(1, 4) 4-3			(1, 4) 4-3 2B		4	0	1	0	0	0	0				
Wally Moon, L OBP: 0.379, SLG: 0.428	(1, 9) F9		(1, 9) F8		(1, 9) 1-4-3 2B			(1, 9) 4-3		4	0	1	0	0	0	1				
Tommy Davis, R OBP: 0.362, SLG: 0.441		(1, 7) BB 1B 3B		(1, 7) E 1B				(1, 7) F2		3	2	1	0	1	0	2				
Ron Fairly, L OBP: 0.359, SLG: 0.420	(1, 3) BB 1B 3B			(1, 3) E4 WP 1B				(1, 3) G4		3	2	2	0	0	0	1				
John Roseboro, L OBP: 0.300, SLG: 0.346	(1, 2) SF8 3B			(1, 2) 4-3				(1, 2) 4-3		3	1	1	2	0	0	2				
Willie Davis, L OBP: 0.258, SLG: 0.360	(1, 8) SF8			(1, 8) 4-3				(1, 8) P3		2	0	0	1	0	0	1				
Ken McMullen, R OBP: 0.275, SLG: 0.342	(1, 5) 1-3			(1, 5) F2				(1, 5) P6		3	0	0	0	0	0	0				
Pete Richert, L OBP: 0.222, SLG: 0.250 Ken Rowe, R	(1, 1) K			(1, 1) F8				(1, 1) 5-3		2	0	0	0	0	1	0				
Ron Perranoski, L OBP: 0.235, SLG: 0.133	(1, 1) K			(1, 1) F8				(1, 1) 5-3		1	0	0	0	0	0	0				
Inning Stats	R: 0 H: 0 E: 0 K: 0 S: 6	H: 0 LOB: 0 BB: 0 P: 10	R: 3 H: 2 E: 0 K: 1 S: 13	H: 2 LOB: 0 BB: 1 P: 23	R: 0 H: 0 E: 0 K: 0 S: 8	H: 0 LOB: 0 BB: 0 P: 12	R: 2 H: 2 E: 1 K: 0 S: 12	H: 2 LOB: 0 BB: 0 P: 20	R: 0 H: 0 E: 0 K: 0 S: 8	H: 1 LOB: 1 BB: 0 P: 12	R: 0 H: 0 E: 0 K: 0 S: 9	H: 0 LOB: 0 BB: 0 P: 14	R: 0 H: 1 E: 0 K: 0 S: 6	H: 1 LOB: 1 BB: 0 P: 6	1B: 3 2B: 2 3B: 1 HR: 0	SF: 1 SAC: 0 DP: 0 HBP: 0	WP: 1 PA: 31 PB: 0 SB: 0 CS: 0			
PITCHER	IP	WLS	BF	H	R	ER	SO	BB	IBB	HBP	BLK	WP	HR	S	P	ERA	WHIP			
Roger Craig, R ERA: 3.99	8.0	L	31	6	5	5	1	1	0	0	0	1	0	71	107	5.62	0.875			

New York Mets @ Los Angeles Dodgers
Dodger Stadium, Los Angeles, CA
Wed Jul 31 1963, 7:05 PM PDT
Att: 24,589 - Unknown

AB 29
R 5
H 6
RBI 3
BB 1
SO 1
LOB 7



Batter	1	2	3	4	5	6	7	8	9	AB	R	H	RBI	BB	SO	LOB	TOP			
Rod Kanehl, R OBP: 0.240, SLG: 0.242	F3		F7		5-3		G6-4-3			4	0	0	0	0	0	3	New York Mets @ Milwaukee Braves Milwaukee County Stadium, Milwaukee, WI Fri Aug 02 1963, 8:05 PM EDT Unknown 			
Ron Hunt, R OBP: 0.333, SLG: 0.374	5-3		6-3			BB		BB		2	0	0	0	2	0	0				
Jesse Gonder, L Choo-Choo Coleman, L OBP: 0.360, SLG: 0.528 OBP: 0.285, SLG: 0.212	FC6-4 BB			1B		K		K		2	0	1	0	1	1	1				
Frank Thomas, R OBP: 0.319, SLG: 0.390	FC6-4 1-2			L7		F7		F8		4	0	0	0	0	4					
Jim Hickman, R OBP: 0.294, SLG: 0.362		L7				L5		K		4	0	1	0	0	1	2				
Joe Christopher, R OBP: 0.297, SLG: 0.281		1B BB		K				F2		3	0	0	0	1	1	2				
Duke Carmel, L OBP: 0.415, SLG: 0.365				6-3				E3 FC5-4		4	0	2	0	0	0	2				
Al Moran, R OBP: 0.246, SLG: 0.218		G5-4-3 1B						FC5-4		3	0	0	0	1	0	3				
Al Jackson, L OBP: 0.204, SLG: 0.213								K		2	0	0	0	0	0	0				
Grover Powell, L										0	0	0	0	0	0	0				
Ted Schreiber, R OBP: 0.261, SLG: 0.150										0	0	0	0	1	0	0				
Jay Hook, L OBP: 0.242, SLG: 0.233										0	0	0	0	0	0	0				
Tim Harkness, L OBP: 0.293, SLG: 0.329										1	0	0	0	0	1	1				
Inning Stats	R: 0 E: 0 K: 0 S: 3	H: 0 LOB: 1 BB: 1 P: 7	R: 0 E: 0 K: 0 S: 3	H: 1 LOB: 1 BB: 1 P: 7	R: 0 E: 0 K: 0 S: 3	H: 0 LOB: 0 BB: 0 P: 3	R: 0 E: 0 K: 1 S: 7	H: 2 LOB: 2 BB: 0 P: 7	R: 0 E: 0 K: 0 S: 3	H: 0 LOB: 1 BB: 1 P: 9	R: 0 E: 0 K: 0 S: 3	H: 1 LOB: 2 BB: 2 P: 11	R: 0 E: 0 K: 2 S: 7	H: 0 LOB: 1 BB: 1 P: 11	R: 0 E: 1 K: 1 S: 6	H: 0 LOB: 1 BB: 0 P: 6		1B: 3 2B: 1 3B: 0 HR: 0	SF: 0 SAC: 0 DP: 2 HBP: 0	WP: 0 PB: 0 SB: 1 CS: 0
PITCHER Bob Hendley, L ERA: 3.29	IP: 9.0 WLS: W BF: 36 H: 4 R: 0 ER: 0 SO: 5 BB: 6 IBB: 0 HBP: 0 BLK: 0 WP: 0 HR: 0 S: 40 P: 64 ERA: 0.00 WHIP: 1.111															PITCHER				

Batter	1	2	3	4	5	6	7	8	9	AB	R	H	RBI	BB	SO	LOB	BOTTOM				
Denis Menke, R OBP: 0.299, SLG: 0.378	PB 1B		4-3		6-3	K				3	3	2	0	1	0	0	New York Mets @ Milwaukee Braves Milwaukee County Stadium, Milwaukee, WI Fri Aug 02 1963, 8:05 PM EDT Unknown 				
Eddie Mathews, L OBP: 0.381, SLG: 0.430	F8		HR		1B		P4			4	2	2	2	0	0	1					
Hank Aaron, R OBP: 0.384, SLG: 0.593	G6-4-3 2H		HR		1B		4-1			4	1	2	4	0	0	0					
Joe Torre, R OBP: 0.365, SLG: 0.442	G6-4-3 1-2		F2		HR		F3			4	1	2	1	0	0	1					
Lee Maye, L OBP: 0.329, SLG: 0.444		2B		HR				4-3		3	1	0	0	1	0	1					
Frank Bolling, R OBP: 0.306, SLG: 0.319		BB						P3		4	0	2	1	0	0	1					
Hawk Taylor, R OBP: 0.136, SLG: 0.095		PO						4-3		2	0	0	0	1	0	1					
Del Crandall, R OBP: 0.270, SLG: 0.285										3	0	0	0	0	0	3					
Bob Hendley, R OBP: 0.158, SLG: 0.111		PO								3	0	0	0	0	1	0					
Inning Stats	R: 1 E: 0 K: 0 S: 4	H: 2 LOB: 0 BB: 0 P: 4	R: 1 E: 0 K: 0 S: 2	H: 1 LOB: 2 BB: 2 P: 10	R: 3 E: 0 K: 0 S: 5	H: 2 LOB: 0 BB: 1 P: 9	R: 0 E: 0 K: 0 S: 3	H: 1 LOB: 0 BB: 0 P: 3	R: 3 E: 0 K: 0 S: 7	H: 4 LOB: 1 BB: 0 P: 7	R: 0 E: 0 K: 1 S: 5	H: 0 LOB: 0 BB: 0 P: 5	R: 0 E: 0 K: 0 S: 3	H: 0 LOB: 0 BB: 0 P: 3	R: 0 E: 0 K: 0 S: 3	H: 0 LOB: 0 BB: 0 P: 3		1B: 5 2B: 4 3B: 0 HR: 3	SF: 0 SAC: 0 DP: 3 HBP: 0	WP: 0 PB: 0 SB: 0 CS: 0	PA: 34
PITCHER Al Jackson, L ERA: 4.7 Grover Powell, L ERA: 2.35 Jay Hook, R ERA: 5.66	IP: 4.1 WLS: L BF: 22 H: 10 R: 8 ER: 7 SO: 7 BB: 3 IBB: 0 HBP: 0 BLK: 0 WP: 0 HR: 3 S: 19 P: 31 ERA: 14.54 WHIP: 3.000															PITCHER					

Batter	1	2	3	4	5	6	7	8	9	10	11	AB	R	H	RBI	BB	SO	LOB						
Jim Hickman, R OBP: 0.290, SLG: 0.357 (1, 5)												5	0	0	0	0	0	4						
Ron Hunt, R OBP: 0.332, SLG: 0.372 (1, 4)												5	1	1	0	0	0	1						
Duke Snider, L OBP: 0.337, SLG: 0.436 Joe Christopher, R OBP: 0.297, SLG: 0.281 (11, 9)												4	0	1	0	1	0	1						
Jesse Gonder, L OBP: 0.375, SLG: 0.550 Choo-Choo Coleman, L OBP: 0.285, SLG: 0.212 (11, 2)												5	0	4	1	0	1	2						
Frank Thomas, R OBP: 0.317, SLG: 0.385 (1, 7)												4	0	0	0	1	0	3						
Joe Hicks, L OBP: 0.282, SLG: 0.453 (1, 8)												5	0	1	1	0	3	1						
Duke Carmel, L OBP: 0.386, SLG: 0.339 (1, 3)												4	0	0	1	0	0	0						
Al Moran, R OBP: 0.250, SLG: 0.215 (1, 6)												3	0	0	0	2	0	2						
Galen Cisco, R OBP: 0.254, SLG: 0.125 Ken MacKenzie, R (11, 1)												3	0	1	0	1	0	1						
Inning Stats	R: 0 E: 0 K: 0 S: 3	H: 0 LOB: 0 BB: 0 P: 3	R: 0 E: 0 K: 1 S: 5	H: 1 LOB: 0 BB: 0 P: 5	R: 0 E: 0 K: 0 S: 2	H: 0 LOB: 1 BB: 2 P: 10	R: 1 E: 0 K: 0 S: 5	H: 2 LOB: 1 BB: 0 P: 5	R: 0 E: 0 K: 0 S: 4	H: 0 LOB: 0 BB: 0 P: 5	R: 0 E: 0 K: 1 S: 6	H: 1 LOB: 2 BB: 1 P: 10	R: 0 E: 0 K: 1 S: 5	H: 0 LOB: 0 BB: 0 P: 5	R: 0 E: 0 K: 0 S: 3	H: 0 LOB: 0 BB: 0 P: 3	R: 2 E: 0 K: 0 S: 6	H: 3 LOB: 2 BB: 1 P: 10	1B: 7 2B: 1 3B: 0 HR: 0	SF: 1 SAC: 0 DP: 2 HBP: 0	WP: 0 PB: 0 SB: 1 CS: 0	PA: 44		
PITCHER	IP 10.0	WLS 7	BF 37	H 5	R 1	ER 1	SO 4	BB 3	IBB 1	HBP 0	BLK 0	WP 0	HR 0	S 41	P 57	ERA 0.90	WHIP 0.800							
Bob Sadowski, R ERA: 3.06 (1, 1)	1.0	L	7	3	2	2	0	0	1	0	0	0	0	6	10	18.00	3.000							
Bob Shaw, R ERA: 3.18 (11, 1)																								

TOP

New York Mets @ Milwaukee Braves
Milwaukee County Stadium, Milwaukee, WI

Fri Aug 02 1963, 8:05 PM EDT
Att: 5,341 - Unknown

livebaseballscores.com

AB 38
R 3
H 8
RBI 3
BB 5
SO 4
LOB 15

Batter	1	2	3	4	5	6	7	8	9	10	11	AB	R	H	RBI	BB	SO	LOB						
Lee Mays, L OBP: 0.324, SLG: 0.436 (1, 7)												5	0	0	0	0	0	0						
Eddie Mathews, L OBP: 0.381, SLG: 0.432 (1, 5)												5	0	2	0	0	0	0						
Hank Aaron, R OBP: 0.386, SLG: 0.592 (1, 9)												4	0	2	0	1	0	0						
Joe Torre, R OBP: 0.364, SLG: 0.440 Roy McMillan, R OBP: 0.254, SLG: 0.321 Del Crandall, R OBP: 0.289, SLG: 0.283 (10, 2)												4	0	1	0	0	0	4						
Lou Klimchok, L OBP: 0.172, SLG: 0.172 (1, 3)												3	0	1	0	0	0	0						
Denis Menke, R OBP: 0.300, SLG: 0.377 (1, 6)												3	1	1	0	0	0	2						
Ty Cline, L OBP: 0.225, SLG: 0.212 (1, 8)												3	0	0	1	0	0	3						
Frank Bolling, R OBP: 0.305, SLG: 0.318 (1, 4)												4	0	1	0	0	0	1						
Bob Sadowski, R (1, 1)												3	0	0	0	0	0	1						
Gene Oliver, R OBP: 0.314, SLG: 0.435 (10, PH)												1	0	0	0	0	1	0						
Bob Shaw, R OBP: 0.211, SLG: 0.118 (11, 1)												0	0	0	0	0	0	0						
Inning Stats	R: 0 E: 0 K: 0 S: 4	H: 2 LOB: 1 BB: 0 P: 4	R: 0 E: 0 K: 0 S: 4	H: 1 LOB: 1 BB: 0 P: 4	R: 0 E: 0 K: 0 S: 4	H: 1 LOB: 2 BB: 1 P: 8	R: 0 E: 0 K: 0 S: 3	H: 0 LOB: 0 BB: 0 P: 3	R: 0 E: 0 K: 0 S: 3	H: 0 LOB: 0 BB: 0 P: 3	R: 1 E: 1 K: 0 S: 5	H: 2 LOB: 1 BB: 0 P: 5	R: 0 E: 0 K: 0 S: 3	H: 0 LOB: 0 BB: 0 P: 3	R: 0 E: 0 K: 0 S: 4	H: 1 LOB: 2 BB: 0 P: 4	R: 0 E: 0 K: 1 S: 5	H: 0 LOB: 0 BB: 0 P: 5	R: 0 E: 0 K: 0 S: 3	H: 1 LOB: 0 BB: 0 P: 3	1B: 7 2B: 3 3B: 0 HR: 0	SF: 1 SAC: 2 DP: 2 HBP: 0	WP: 0 PB: 0 SB: 0 CS: 0	PA: 40
PITCHER	IP 10.0	WLS 7	BF 37	H 7	R 1	ER 0	SO 1	BB 1	IBB 0	HBP 0	BLK 0	WP 0	HR 0	S 38	P 42	ERA 0.00	WHIP 0.800							
Galen Cisco, R ERA: 4.19 (1, 1)	1.0	S	3	1	0	0	0	0	0	0	0	0	0	3	3	0.00	1.000							
Ken MacKenzie, L ERA: 4.89 (11, 1)																								

BOTTOM

New York Mets @ Milwaukee Braves
Milwaukee County Stadium, Milwaukee, WI

Fri Aug 02 1963, 8:05 PM EDT
Att: 5,341 - Unknown

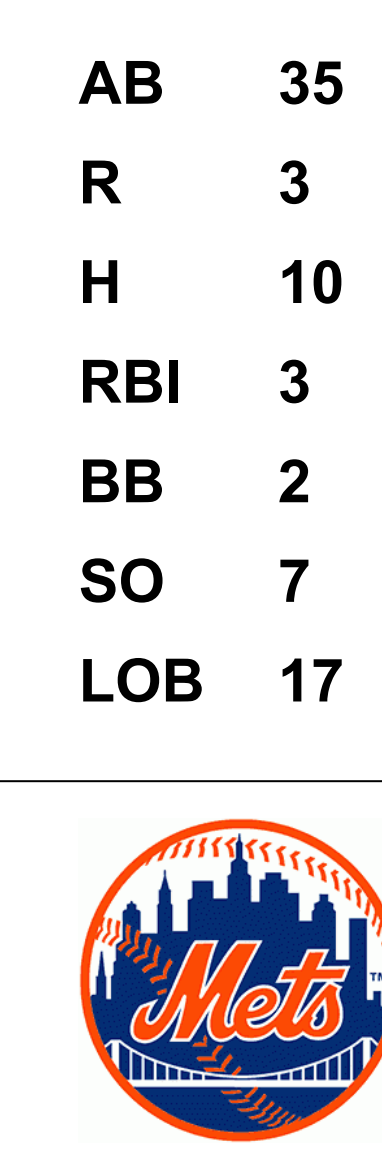
livebaseballscores.com

AB 36
R 1
H 8
RBI 1
BB 1
SO 1
LOB 12

Batter	1	2	3	4	5	6	7	8	9	AB	R	H	RBI	BB	SO	LOB	TOP																
Curt Flood, R OBP: 0.339, SLG: 0.391 (1, 8)										4	0	1	0	1	0	0	St. Louis Cardinals @ New York Mets Polo Grounds, New York, NY Tue Aug 06 1963, 7:05 PM EDT Att: 15,420 - Unknown																
Dick Groat, R OBP: 0.400, SLG: 0.479 (1, 6)										5	1	1	0	0	2	4																	
Stan Musial, L OBP: 0.328, SLG: 0.415 (1, 7)										3	0	1	1	0	0	3																	
Gary Kolb, L OBP: 0.443, SLG: 0.565 (5, 7)										0	0	0	0	1	0	0																	
Bill White, L OBP: 0.367, SLG: 0.512 (1, 3)										3	0	0	0	1	0	3																	
Ken Boyer, R OBP: 0.359, SLG: 0.431 (1, 5)										4	1	2	1	0	0	0																	
George Altman, L OBP: 0.334, SLG: 0.400 (1, 9)										4	0	1	0	0	1	3																	
Julian Javier, R OBP: 0.311, SLG: 0.407 (1, 4)										4	0	2	1	0	0	1																	
Tim McCarver, L OBP: 0.327, SLG: 0.372 (1, 2)										4	1	2	0	0	0	2																	
Curt Simmons, L OBP: 0.164, SLG: 0.151 (1, 1)										2	1	1	0	0	0	2																	
Ron Taylor, R OBP: 0.040, SLG: 0.040 (5, 1)										1	0	0	0	0	1	0																	
Bobby Shantz, R OBP: 0.250, SLG: 0.143 (8, 1)										1	0	0	0	0	0	0																	
Inning Stats	R: 0 E: 0 K: 0 S: 4	H: 2 LOB: 1 BB: 0 P: 4	R: 0 E: 0 K: 1 S: 5	H: 0 LOB: 0 BB: 0 P: 5	R: 2 E: 1 K: 1 S: 7	H: 2 LOB: 1 BB: 1 P: 11	R: 1 E: 0 K: 0 S: 5	H: 3 LOB: 1 BB: 0 P: 5	R: 1 E: 0 K: 0 S: 5	H: 2 LOB: 2 BB: 1 P: 9	R: 0 E: 0 K: 1 S: 5	H: 1 LOB: 0 BB: 0 P: 5	R: 0 E: 0 K: 0 S: 3	H: 0 LOB: 1 BB: 1 P: 7	R: 0 E: 0 K: 0 S: 4	H: 1 LOB: 1 BB: 0 P: 4	R: 0 E: 0 K: 1 S: 5	H: 0 LOB: 0 BB: 0 P: 5	1B: 11 2B: 0 3B: 0 HR: 0	SF: 0 SAC: 0 DP: 2 HBP: 0	WP: 2 PB: 0 SB: 1 CS: 1	PA: 38											
PITCHER	IP WLS BF H R ER SO BB IBB HBP BLK WP HR S P ERA WHIP	IP WLS BF H R ER SO BB IBB HBP BLK WP HR S P ERA WHIP																															
Galen Cisco, R ERA: 4.33 (1, 1)	4.2	L	23	9	4	4	2	2	0	0	0	0	2	25	33	7.71	2.357																
Larry Bearnarth, R ERA: 3.45 (5, 1)	4.1		15	2	0	0	2	1	0	0	0	0	0	18	22	0.00	0.692																

Batter	1	2	3	4	5	6	7	8	9	AB	R	H	RBI	BB	SO	LOB	BOTTOM															
Ted Schreiber, R OBP: 0.276, SLG: 0.192 (1, 5)										4	0	0	0	0	1	2	St. Louis Cardinals @ New York Mets Polo Grounds, New York, NY Tue Aug 06 1963, 7:05 PM EDT Att: 15,420 - Unknown															
Duke Snider, L OBP: 0.341, SLG: 0.437 (9, PH)										1	0	1	0	0	0	0																
Rod Kanehl, R OBP: 0.292, SLG: 0.248 (1, 8)										4	1	2	0	1	0	1																
Ron Hunt, R OBP: 0.330, SLG: 0.369 (1, 4)										4	0	1	1	0	0	2																
Frank Thomas, R OBP: 0.320, SLG: 0.396 (1, 7)										4	0	2	1	0	1	2																
Jesse Gonder, L OBP: 0.378, SLG: 0.546 (1, 2)										2	0	0	0	0	1	3																
Choo-Choo Coleman, L OBP: 0.297, SLG: 0.211 (4, 2)										1	0	0	0	1	1	0																
Jim Hickman, R OBP: 0.293, SLG: 0.364 (1, 9)										4	1	1	0	0	1	3																
Duke Carmel, L OBP: 0.354, SLG: 0.324 (1, 3)										4	0	1	1	0	1	1																
Al Moran, R OBP: 0.257, SLG: 0.216 (1, 6)										3	0	1	0	0	0	1																
Joe Christopher, R OBP: 0.143, SLG: 0.292 (8, PH)										1	0	0	0	0	0	1																
Galen Cisco, R OBP: 0.167, SLG: 0.125 (1, 1)										0	0	0	0	0	0	0																
Larry Bearnarth, R OBP: 0.143, SLG: 0.150 (5, 1)										2	1	1	0	0	1	1																
Tim Harkness, L OBP: 0.293, SLG: 0.329 (9, PH)										1	0	0	0	0	0	0																
Inning Stats	R: 1 E: 0 K: 1 S: 8	H: 3 LOB: 2 BB: 0 P: 8	R: 0 E: 0 K: 2 S: 8	H: 1 LOB: 1 BB: 0 P: 8	R: 0 E: 0 K: 0 S: 4	H: 1 LOB: 1 BB: 0 P: 4	R: 0 E: 0 K: 0 S: 3	H: 0 LOB: 0 BB: 0 P: 3	R: 1 E: 0 K: 0 S: 4	H: 1 LOB: 1 BB: 1 P: 8	R: 1 E: 0 K: 2 S: 9	H: 2 LOB: 1 BB: 0 P: 9	R: 0 E: 0 K: 1 S: 6	H: 1 LOB: 1 BB: 0 P: 6	R: 0 E: 0 K: 1 S: 5	H: 0 LOB: 1 BB: 1 P: 9	R: 0 E: 0 K: 0 S: 4	H: 1 LOB: 1 BB: 0 P: 4	1B: 8 2B: 2 3B: 0 HR: 0	SF: 1 SAC: 1 DP: 0 HBP: 0	WP: 0 PB: 0 SB: 0 CS: 0	PA: 39										
PITCHER	IP WLS BF H R ER SO BB IBB HBP BLK WP HR S P ERA WHIP	IP WLS BF H R ER SO BB IBB HBP BLK WP HR S P ERA WHIP																														
Curt Simmons, L ERA: 3.04 (1, 1)	4.2		21	6	2	2	3	1	0	0	0	0	26	30	3.86	1.500																
Ron Taylor, R ERA: 3.05 (5, 1)	2.2	W	12	3	1	1	4	1	0	0	0	0	19	23	3.38	1.500																
Bobby Shantz, L ERA: 2.87 (8, 1)	1.2	S	6	1	0	0	0	0	0	0	0	0	6	6	0.00	0.600																

AB	35
R	4
H	11
RBI	3
BB	3
SO	4
LOB	18



Batter	1	2	3	4	5	6	7	8	9	AB	R	H	RBI	BB	SO	LOB	TOP					
Curt Flood, R OBP: 0.339, SLG: 0.391 (1, 8)										5	1	2	0	0	2	1						
Dick Groat, R OBP: 0.400, SLG: 0.484 (1, 6)										4	1	1	1	1	0	3						
Bill White, L OBP: 0.367, SLG: 0.510 (1, 3)										4	0	1	2	1	0	4						
Ken Boyer, R OBP: 0.356, SLG: 0.427 (1, 5)										4	0	0	0	0	0	6						
George Altman, L OBP: 0.336, SLG: 0.402 (1, 9)										3	0	1	0	1	1	0						
Charlie James, R OBP: 0.302, SLG: 0.433 (1, 7)										4	0	0	0	0	1	2						
Tim McCarver, L OBP: 0.325, SLG: 0.370 (1, 2)										4	0	1	0	0	0	1						
Dal Maxvill, R OBP: 0.296, SLG: 0.208 (8, PH)										2	1	0	0	1	0	1						
Stan Mustaj, L OBP: 0.327, SLG: 0.413 (8, PH)										1	0	0	0	0	0	1						
Julian Javier, R OBP: 0.311, SLG: 0.407 (8, PH)										0	0	0	0	0	0	0						
Ernie Broglio, R OBP: 0.131, SLG: 0.136 (4, 1)										1	0	0	0	0	0	0						
Lew Burdette, R OBP: 0.143, SLG: 0.152 (5, PH)										0	0	0	0	0	0	0						
Jeff Long, R (5, PH)										0	0	0	0	0	0	0						
Barney Schultz, R (5, PH)										0	0	0	0	0	0	0						
Gary Kolb, L OBP: 0.462, SLG: 0.666 (7, PH)										0	0	0	0	0	1	0						
Ken MacKenzie, R (7, PH)										0	0	0	0	0	0	0						
Carl Sawatski, L OBP: 0.340, SLG: 0.433 (9, PH)										1	0	0	0	0	0	0						
Mike Shannon, R OBP: 0.290, SLG: 0.290 (9, PH)										0	0	0	0	0	0	0						
Inning Stats	R: 0 E: 0 K: 1 S: 5	H: 0 LOB: 1 BB: 1 P: 9	R: 0 E: 0 K: 2 S: 7	H: 0 LOB: 0 BB: 0 P: 7	R: 0 E: 0 K: 1 S: 5	H: 0 LOB: 0 BB: 0 P: 5	R: 1 E: 0 K: 0 S: 4	H: 1 LOB: 1 BB: 1 P: 8	R: 2 E: 0 K: 0 S: 5	H: 2 LOB: 2 BB: 2 P: 13	R: 0 E: 0 K: 0 S: 4	H: 1 LOB: 2 BB: 1 P: 4	R: 0 E: 0 K: 0 S: 4	H: 1 LOB: 2 BB: 1 P: 8	R: 0 E: 0 K: 0 S: 4	H: 1 LOB: 1 BB: 0 P: 4	R: 0 E: 1 K: 0 S: 4	H: 0 LOB: 1 BB: 0 P: 4	1B: 4 2B: 1 3B: 0 HR: 1	SF: 0 SAC: 0 DP: 1 HBP: 0	WP: 0 PB: 0 SB: 1 CS: 0	PA: 39
PITCHER Tracy Stallard, R ERA: 5.02 (1, 1)	IP: 9.0 WLS: W BF: 39 H: 6 R: 3 ER: 3 SO: 4 BB: 5 IBB: 0 HBP: 0 BLK: 0 WP: 0 HR: 1 S: 42 P: 62 ERA: 3.00 WHIP: 1.222															PITCHER						

St. Louis Cardinals @ New York Mets
Polo Grounds, New York, NY
Wed Aug 07 1963, 3:33 AM EDT
Att: 9,977 - Unknown

AB 34
R 3
H 6
RBI 3
BB 5
SO 4
LOB 20



Batter	1	2	3	4	5	6	7	8	9	AB	R	H	RBI	BB	SO	LOB	BOTTOM			
Jim Hickman, R OBP: 0.300, SLG: 0.389 (1, 5)										5	2	4	2	0	0	0				
Duke Carmel, L OBP: 0.356, SLG: 0.310 (1, 3)										3	1	0	0	2	0	1				
Ron Hunt, R OBP: 0.329, SLG: 0.366 (1, 4)										3	1	0	0	1	1	3				
Duke Snider, L OBP: 0.346, SLG: 0.442 (1, 9)										4	0	3	2	0	0	0				
Frank Thomas, R OBP: 0.323, SLG: 0.397 (1, 7)										4	0	2	1	0	1	3				
Joe Hicks, L OBP: 0.264, SLG: 0.410 (1, 8)										3	1	0	0	0	1	3				
Choo-Choo Coleman, L OBP: 0.286, SLG: 0.212 (1, 2)										4	1	1	0	0	0	1				
Al Moran, R OBP: 0.257, SLG: 0.217 (1, 6)										4	0	1	1	0	0	2				
Tracy Stallard, R OBP: 0.059, SLG: 0.059 (1, 1)										4	1	0	1	0	0	1				
Inning Stats	R: 0 E: 0 K: 1 S: 7	H: 2 LOB: 2 BB: 0 P: 7	R: 2 E: 1 K: 0 S: 5	H: 2 LOB: 2 BB: 1 P: 10	R: 0 E: 0 K: 1 S: 5	H: 1 LOB: 0 BB: 0 P: 5	R: 4 E: 0 K: 0 S: 7	H: 4 LOB: 2 BB: 2 P: 15	R: 0 E: 0 K: 0 S: 3	H: 0 LOB: 0 BB: 0 P: 3	R: 1 E: 0 K: 1 S: 6	H: 1 LOB: 0 BB: 0 P: 6	R: 0 E: 0 K: 0 S: 4	H: 1 LOB: 1 BB: 0 P: 4	R: 0 E: 0 K: 0 S: 3	H: 0 LOB: 0 BB: 0 P: 3	1B: 8 2B: 1 3B: 1 HR: 1	SF: 0 SAC: 0 DP: 1 HBP: 1	WP: 0 PB: 0 SB: 0 CS: 0	PA: 38
PITCHER Ernie Broglio, R ERA: 3.31 (1, 1)	IP: 3.2 WLS: L BF: 22 H: 8 R: 6 ER: 6 SO: 2 BB: 3 IBB: 0 HBP: 1 BLK: 0 WP: 0 HR: 0 S: 22 P: 35 ERA: 14.73 WHIP: 3.000															PITCHER				
Lew Burdette, R ERA: 3.91 (4, 1)	0.1 2 1 0 0 0 0 0 0 0 0 0 2 2 0.00 3.000																			
Barney Schultz, R ERA: 3.25 (5, 1)	2.0 7 1 1 1 1 0 0 0 0 0 1 9 9 4.50 0.500																			
Ken MacKenzie, L ERA: 4.83 (7, 1)	2.0 7 1 0 0 0 0 0 0 0 0 0 7 7 0.00 0.500																			

St. Louis Cardinals @ New York Mets
Polo Grounds, New York, NY
Wed Aug 07 1963, 3:33 AM EDT
Att: 9,977 - Unknown

AB 34
R 7
H 11
RBI 7
BB 3
SO 3
LOB 14



Batter	1	2	3	4	5	6	7	8	9	AB	R	H	RBI	BB	SO	LOB	TOP					
Curt Flood, R OBP: 0.336, SLG: 0.387 (1, 8)	F9	FC4-6			K		5-3		G3	5	0	0	0	0	1	3						
Dick Groat, R OBP: 0.401, SLG: 0.483 (1, 6)	3-1 BB		6-3		5-3				FC1-6 1B	3	0	1	0	1	0	0						
Bill White, L OBP: 0.364, SLG: 0.505 (1, 3)	3-1		4-3		G3				FC1-6 FC5-4	4	0	0	0	0	0	2						
Ken Boyer, R OBP: 0.355, SLG: 0.424 (1, 5)	BB		L8			K			FC5-4	3	0	0	0	1	1							
Charlie James, R OBP: 0.305, SLG: 0.446 (1, 7)	L7								F4	4	1	2	1	0	0	3						
George Altman, L OBP: 0.332, SLG: 0.398 (1, 9)		5-3		K					F6	4	0	0	0	0	1							
Julian Javier, R OBP: 0.312, SLG: 0.406 (1, 4)			6-3							3	1	1	0	1	0	1						
Tim McCarver, L OBP: 0.320, SLG: 0.364 (1, 2)		G3		E1					F7	4	0	0	0	0	0	2						
Ray Sadecki, L OBP: 0.184, SLG: 0.229 Sam Jones, R (7, 1)				F7						3	0	1	1	0	0	1						
Bobby Shantz, R OBP: 0.250, SLG: 0.143 Stan Musial, L (9, PH) Gary Kolb, L (9, PR)		FC4-6 1B								0	0	0	0	0	0	0						
Inning Stats	R: 0 E: 0 K: 0 S: 3	H: 0 LOB: 2 BB: 2 P: 11	R: 1 E: 0 K: 0 S: 5	H: 2 LOB: 1 BB: 0 P: 5	R: 0 E: 0 K: 0 S: 3	H: 0 LOB: 0 BB: 0 P: 3	R: 1 E: 1 K: 1 S: 7	H: 1 LOB: 1 BB: 0 P: 7	R: 0 E: 0 K: 1 S: 5	H: 0 LOB: 0 BB: 0 P: 5	R: 0 E: 0 K: 0 S: 6	H: 1 LOB: 1 BB: 0 P: 6	R: 0 E: 0 K: 0 S: 3	H: 0 LOB: 0 BB: 0 P: 3	R: 0 E: 0 K: 0 S: 4	H: 1 LOB: 1 BB: 0 P: 4	R: 0 E: 0 K: 0 S: 3	H: 0 LOB: 2 BB: 2 P: 11	1B: 4 2B: 0 3B: 0 HR: 1	SF: 0 SAC: 0 DP: 0 HBP: 0	WP: 0 PB: 0 SB: 0 CS: 0	PA: 37
PITCHER Al Jackson, L ERA: 4.55 (1, 1)	IP: 9.0 WLS: W BF: 37 H: 5 R: 2 ER: 2 SO: 3 BB: 4 IBB: 0 HBP: 0 BLK: 0 WP: 0 HR: 1 S: 39 P: 55 ERA: 2.00 WHIP: 1.000																					

St. Louis Cardinals @ New York Mets
Polo Grounds, New York, NY
Thu Aug 08 1963, 3:33 AM EDT
Att: 8,309 - Unknown

AB 33
R 2
H 5
RBI 2
BB 4
SO 3
LOB 14



Batter	1	2	3	4	5	6	7	8	9	AB	R	H	RBI	BB	SO	LOB	BOTTOM					
Joe Christopher, R OBP: 0.307, SLG: 0.284 Duke Snider, L (7, PH) (8, 9)	F9		K2-6-2 BB		5-3		FC6-4 BB			2	0	0	0	1	0	0						
Rod Kanehl, R OBP: 0.246, SLG: 0.242 Tim Harkness, L OBP: 0.292, SLG: 0.327 Joe Hicks, L OBP: 0.264, SLG: 0.410 (8, 8)	F9		K2-6-2		K		K			3	0	0	0	0	2	1						
Ron Hunt, R OBP: 0.328, SLG: 0.365 (1, 4)	F9				5-3		FC6-4			4	1	1	0	0	0	2						
Jim Hickman, R OBP: 0.297, SLG: 0.384 (1, 5)		F8		F3		6-3			1-3	4	0	0	0	0	0	1						
Frank Thomas, R OBP: 0.325, SLG: 0.397 (1, 7)		2B BB		1B 1B		K			3-1	3	1	1	0	1	1	0						
Duke Carmel, L OBP: 0.374, SLG: 0.373 (1, 3)	F9			1B FC4-2					HR	4	1	3	2	0	0	1						
Al Moran, R OBP: 0.261, SLG: 0.227 (1, 6)				1B FC4-2			F9		6-3	4	0	2	1	0	0	1						
Choo-Choo Coleman, L OBP: 0.287, SLG: 0.209 (1, 2)				1B FC4-2			WP SH3-4 BB			2	0	0	0	1	1	4						
Al Jackson, L OBP: 0.196, SLG: 0.204 (1, 1)				1B FC4-2			SH3-4			2	0	0	0	0	0	2						
Inning Stats	R: 0 E: 0 K: 0 S: 3	H: 0 LOB: 0 BB: 0 P: 3	R: 0 E: 0 K: 1 S: 6	H: 1 LOB: 2 BB: 1 P: 10	R: 0 E: 0 K: 1 S: 4	H: 0 LOB: 1 BB: 1 P: 8	R: 2 E: 0 K: 0 S: 7	H: 4 LOB: 2 BB: 0 P: 7	R: 0 E: 0 K: 1 S: 5	H: 0 LOB: 0 BB: 0 P: 5	R: 0 E: 0 K: 1 S: 6	H: 1 LOB: 1 BB: 0 P: 6	R: 0 E: 0 K: 1 S: 5	H: 0 LOB: 2 BB: 2 P: 13	R: 0 E: 0 K: 0 S: 4	H: 1 LOB: 0 BB: 0 P: 4	R: 1 E: 0 K: 0 S: 4	H: 1 LOB: 0 BB: 0 P: 4	1B: 5 2B: 2 3B: 0 HR: 1	SF: 0 SAC: 1 DP: 1 HBP: 0	WP: 1 PB: 0 SB: 0 CS: 0	PA: 34
PITCHER Ray Sadecki, L ERA: 4.67 Sam Jones, R ERA: Bobby Shantz, L ERA: 2.93 (7, 1)	IP: 6.1 WLS: L BF: 27 H: 6 R: 2 ER: 2 SO: 4 BB: 3 IBB: 0 HBP: 0 BLK: 0 WP: 1 HR: 0 S: 32 P: 44 ERA: 2.84 WHIP: 1.421																					

St. Louis Cardinals @ New York Mets
Polo Grounds, New York, NY
Thu Aug 08 1963, 3:33 AM EDT
Att: 8,309 - Unknown

AB 29
R 3
H 7
RBI 3
BB 4
SO 5
LOB 14



Batter	1	2	3	4	5	6	7	8	9	AB	R	H	RBI	BB	SO	LOB	TOP					
Lou Brock, L OBP: 0.297, SLG: 0.394 (1, 9)	F7		3B		HR		E9		1B	5	1	3	1	0	0	0	Chicago Cubs @ New York Mets Polo Grounds, New York, NY Fri Aug 09 1963, 7:05 PM EDT Att: 11,566 - Unknown					
Ellis Burton, S OBP: 0.302, SLG: 0.418 (1, 8)	1B		1-3		5-3		6-3		4-3	4	0	0	0	1	0	3						
Billy Williams, L OBP: 0.379, SLG: 0.520 (1, 7)	F7		4-3		FC6-4				SF8	4	1	2	0	0	0	2						
Ron Santo, R OBP: 0.331, SLG: 0.494 (1, 5)	1B			1-3	FC6-4				SF8	3	0	1	1	0	0	1						
Merritt Ranew, L OBP: 0.413, SLG: 0.545 (1, 3)	5-3			K			3-1		1-3	4	0	0	0	0	1	2						
Ken Hubbs, R OBP: 0.280, SLG: 0.326 (1, 4)		K		HBP			K		1B	3	0	1	0	0	2	0						
Dick Bertell, R OBP: 0.319, SLG: 0.324 (1, 2)		6-3		K			F7		1-3	4	0	0	0	0	1	2						
Andre Rodgers, R OBP: 0.313, SLG: 0.284 (1, 6)		6-3			HR		K		5-3	4	1	1	1	0	1	0						
Paul Toth, R OBP: 0.067, SLG: 0.267 (9, 1)			K		K		K		1-3	4	0	0	0	0	3	0						
Inning Stats	R: 0 E: 0 K: 0 S: 4	H: 1 LOB: 2 BB: 1 P: 8	R: 0 E: 0 K: 1 S: 5	H: 0 LOB: 0 BB: 0 P: 5	R: 0 E: 0 K: 1 S: 6	H: 1 LOB: 1 BB: 0 P: 6	R: 0 E: 0 K: 2 S: 7	H: 0 LOB: 1 BB: 0 P: 8	R: 2 E: 0 K: 1 S: 8	H: 3 LOB: 1 BB: 0 P: 8	R: 0 E: 0 K: 1 S: 5	H: 0 LOB: 0 BB: 0 P: 5	R: 0 E: 1 K: 2 S: 8	H: 0 LOB: 1 BB: 0 P: 8	R: 1 E: 0 K: 0 S: 5	H: 2 LOB: 1 BB: 0 P: 5	R: 0 E: 0 K: 0 S: 4	H: 1 LOB: 1 BB: 0 P: 4	1B: 4 2B: 0 3B: 2 HR: 2	SF: 1 SAC: 0 DP: 0 HBP: 1	WP: 0 PB: 0 SB: 0 CS: 0	PA: 38
PITCHER Roger Craig, R ERA: 3.86 (1, 1)	IP: 9.0 WLS: W BF: 38 H: 8 R: 3 ER: 3 SO: 8 BB: 1 IBB: 0 HBP: 1 BLK: 0 WP: 0 HR: 2 S: 52 P: 57 ERA: 3.00 WHIP: 1.000															PITCHER						

AB	35
R	3
H	8
RBI	3
BB	1
SO	8
LOB	10



Batter	1	2	3	4	5	6	7	8	9	AB	R	H	RBI	BB	SO	LOB	BOTTOM			
Jim Hickman, R OBP: 0.296, SLG: 0.390 (1, 5)	F8		E1		FC6		K		HR	5	2	1	4	0	1	1	Chicago Cubs @ New York Mets Polo Grounds, New York, NY Fri Aug 09 1963, 7:05 PM EDT Att: 11,566 - Unknown			
Duke Carmel, L OBP: 0.375, SLG: 0.372 (1, 3)	K		G3		1B				BB	3	0	1	1	1	1	1				
Ron Hunt, R OBP: 0.325, SLG: 0.361 (1, 4)	K		P3		P6				9-3	4	0	0	0	0	1	4				
Duke Snider, L OBP: 0.347, SLG: 0.439 (1, 9)		3-1		F3	1B				4-3	4	0	1	1	0	0	0				
Frank Thomas, R OBP: 0.327, SLG: 0.408 (1, 7)		1B		HR			F7		F8	4	1	2	1	0	0	0				
Joe Hicks, L OBP: 0.275, SLG: 0.414 (1, 8)		1B		F9			F3		2B	4	1	2	0	0	0	0				
Choo-Choo Coleman, L OBP: 0.286, SLG: 0.210 (1, 2)		1B		P5			L3		K	4	0	1	0	0	1	1				
Al Moran, R OBP: 0.265, SLG: 0.233 (1, 6)		4-3			SH3-4		6-3		HR	3	2	1	0	1	0	2				
Roger Craig, R OBP: 0.158, SLG: 0.111 (1, 1)					SH3-4				HR	2	0	0	0	0	2	0				
Tim Harkness, L OBP: 0.295, SLG: 0.327 (9, PH)			K		SH3-4		K		HR	0	1	0	0	1	0	0				
Inning Stats	R: 0 E: 0 K: 2 S: 7	H: 0 LOB: 0 BB: 0 P: 7	R: 0 E: 0 K: 0 S: 5	H: 3 LOB: 2 BB: 0 P: 5	R: 0 E: 1 K: 1 S: 6	H: 0 LOB: 1 BB: 0 P: 6	R: 1 E: 0 K: 0 S: 4	H: 1 LOB: 0 BB: 0 P: 4	R: 2 E: 1 K: 0 S: 5	H: 2 LOB: 2 BB: 1 P: 9	R: 0 E: 0 K: 2 S: 3	H: 0 LOB: 0 BB: 0 P: 3	R: 0 E: 0 K: 0 S: 2	H: 0 LOB: 1 BB: 1 P: 6	R: 4 E: 0 K: 1 S: 7	H: 3 LOB: 0 BB: 1 P: 11	1B: 6 2B: 2 3B: 0 HR: 2	SF: 0 SAC: 1 DP: 1 HBP: 0	WP: 0 PB: 1 SB: 0 CS: 0	PA: 37
PITCHER Paul Toth, R ERA: 2.65 (1, 1)	IP: 8.2 WLS: L BF: 35 H: 8 R: 5 ER: 3 SO: 6 BB: 2 IBB: 0 HBP: 0 BLK: 0 WP: 0 HR: 1 S: 45 P: 53 ERA: 3.12 WHIP: 1.154															PITCHER				

AB	33
R	7
H	9
RBI	7
BB	3
SO	6
LOB	9



Batter	1	2	3	4	5	6	7	8	9	AB	R	H	RBI	BB	SO	LOB	TOP								
Lou Brock, L (1, 9) OBP: 0.297, SLG: 0.392	0-3 K		0-0 4-3			0-0 6-3			0-0 HR	4	1	1	0	0	1	2									
Ellis Burton, S (1, 8) OBP: 0.305, SLG: 0.432	0-0 G3			0-3 K		4-0 BB			0-0 HR	3	1	1	2	1	1	0									
Billy Williams, L (1, 7) OBP: 0.376, SLG: 0.515	0-0 1-3			0-0 4-3		0-0 F5			0-0 P6	4	0	0	0	0	0	2									
Ron Santo, R (1, 5) OBP: 0.333, SLG: 0.494		0-0 F8		0-0 F8			0-0 E7		0-0 S BB	4	1	2	0	0	0	0									
Merritt Ranew, L (1, 3) OBP: 0.406, SLG: 0.527		0-0 4-3			0-0 F7		0-0 G3		4-0 S	3	1	0	0	1	0	1									
Ken Hubbs, R (1, 4) OBP: 0.282, SLG: 0.326		0-0 6-3			0-0 F8		4-0 CS		0-0 G5-4-3	3	0	1	2	1	0	0									
Dick Bertell, R (1, 2) OBP: 0.315, SLG: 0.319			0-3 K		0-0 1-3		0-0 CS		0-0 G5-4-3	4	0	0	0	0	1	1									
Andre Rodgers, R (1, 6) OBP: 0.315, SLG: 0.284			0-0 F9			4-0 SH1-4		4-0 CS		1	0	0	0	2	0	0									
Larry Jackson, R (1, 1) OBP: 0.194, SLG: 0.246			0-0 2B			0-0 SH1-4		0-3 K		2	0	1	0	0	1	1									
Inning Stats	R: 0 E: 0 K: 1 S: 5	H: 0 LOB: 0 BB: 0 P: 5	R: 0 E: 0 K: 0 S: 3	H: 0 LOB: 0 BB: 0 P: 3	R: 0 E: 0 K: 1 S: 6	H: 1 LOB: 1 BB: 0 P: 6	R: 0 E: 0 K: 1 S: 5	H: 0 LOB: 0 BB: 0 P: 5	R: 0 E: 0 K: 0 S: 3	H: 0 LOB: 0 BB: 0 P: 3	R: 0 E: 0 K: 0 S: 3	H: 0 LOB: 0 BB: 0 P: 11	R: 0 E: 1 K: 0 S: 2	H: 1 LOB: 0 BB: 1 P: 6	R: 0 E: 0 K: 1 S: 4	H: 0 LOB: 2 BB: 1 P: 8	R: 4 E: 0 K: 0 S: 6	H: 4 LOB: 0 BB: 1 P: 10	1B: 4 2B: 1 3B: 0 HR: 1	SF: 0 SAC: 1 DP: 1 HBP: 0	WP: 0 PB: 0 SB: 2 CS: 2	PA: 35			
PITCHER	IP	WLS	BF	H	R	ER	SO	BB	IBB	HBP	BLK	WP	HR	S	P	ERA	WHIP								
Galen Cisco, R (1, 1) ERA: 4.33	8.1	L	32	5	4	4	4	5	0	0	0	0	1	35	55	4.32	1.200								
Larry Bearnarth, R (9, 1) ERA: 3.42	0.2		2	1	0	0	0	0	0	0	0	0	0	2	2	0.00	1.500								

Chicago Cubs @ New York Mets
Polo Grounds, New York, NY
Sat Aug 10 1963, 3:33 AM EDT
Att: 11,931 - Sunny

AB 28
R 4
H 6
RBI 4
BB 5
SO 4
LOB 7



Batter	1	2	3	4	5	6	7	8	9	AB	R	H	RBI	BB	SO	LOB	BOTTOM								
Jim Hickman, R (1, 5) OBP: 0.295, SLG: 0.394	0-0 6-3		0-0 1-3			0-0 3B			0-0 F9	4	0	1	0	0	0	0									
Duke Carmel, L (1, 3) OBP: 0.384, SLG: 0.370	0-0 4-3		0-3 K			0-0 1B		4-0 1B		3	0	1	0	1	1	0									
Ron Hunt, R (1, 4) OBP: 0.329, SLG: 0.365	0-0 1B			0-0 4-3		0-0 1B		0-0 1B		4	0	3	0	0	0	0									
Duke Snider, L (1, 9) OBP: 0.346, SLG: 0.434	0-0 4-3			0-0 F5		4-0 FC6-4		0-0 4-3		3	0	0	0	1	0	3									
Frank Thomas, R (1, 7) OBP: 0.323, SLG: 0.402		0-0 4-3		0-3 K		0-0 FC6-4			0-0 P4	4	0	0	0	0	1	3									
Joe Hicks, L (1, 8) OBP: 0.295, SLG: 0.416		0-0 CS			4-0 G1-6-3		4-0 G4-6-3		0-0 3-1	2	0	1	0	2	0	0									
Al Moran, R (1, 6) OBP: 0.269, SLG: 0.235		0-0 1B			0-0 G1-6-3		0-0 F9		4-0 BB	3	0	1	0	1	0	2									
Choo-Choo Coleman, L (1, 2) OBP: 0.291, SLG: 0.208		0-0 F9			1-0 CS		0-0 G4-6-3		4-0 BB	2	0	0	0	1	0	2									
Galen Cisco, R (1, 1) OBP: 0.154, SLG: 0.114			0-0 6-3		0-0 CS		0-0 4-3		0-0 F8	3	0	0	0	0	0	0									
Larry Bearnarth, R (9, 1) OBP: 0.143, SLG: 0.150					0-0 CS				0-0 1-3	0	0	0	0	0	0	0									
Tim Harkness, L (9, PH) OBP: 0.294, SLG: 0.326					1-2					1	0	0	0	0	0	2									
Inning Stats	R: 0 E: 0 K: 0 S: 4	H: 1 LOB: 1 BB: 0 P: 4	R: 0 E: 0 K: 0 S: 4	H: 2 LOB: 1 BB: 0 P: 4	R: 0 E: 0 K: 1 S: 5	H: 0 LOB: 0 BB: 0 P: 5	R: 0 E: 0 K: 1 S: 5	H: 0 LOB: 0 BB: 0 P: 5	R: 0 E: 0 K: 0 S: 1	H: 0 LOB: 0 BB: 1 P: 6	R: 0 E: 0 K: 0 S: 5	H: 3 LOB: 3 BB: 1 P: 9	R: 0 E: 0 K: 0 S: 2	H: 0 LOB: 0 BB: 1 P: 6	R: 0 E: 0 K: 0 S: 4	H: 1 LOB: 2 BB: 1 P: 8	R: 0 E: 0 K: 0 S: 3	H: 0 LOB: 2 BB: 2 P: 11	1B: 6 2B: 0 3B: 1 HR: 0	SF: 0 SAC: 0 DP: 2 HBP: 1	WP: 0 PB: 0 SB: 0 CS: 2	PA: 37			
PITCHER	IP	WLS	BF	H	R	ER	SO	BB	IBB	HBP	BLK	WP	HR	S	P	ERA	WHIP								
Larry Jackson, R (1, 1) ERA: 2.04	9.0	W	36	7	0	0	2	6	0	1	0	0	0	33	58	0.00	1.444								

Chicago Cubs @ New York Mets
Polo Grounds, New York, NY
Sat Aug 10 1963, 3:33 AM EDT
Att: 11,931 - Sunny

AB 29
R 0
H 7
RBI 0
BB 6
SO 2
LOB 12



Batter	1	2	3	4	5	6	7	8	9	AB	R	H	RBI	BB	SO	LOB	TOP										
Lou Brock, L OBP: 0.302, SLG: 0.393 (1, 9)										4	1	2	0	2	1	0											
Ken Hubbs, R OBP: 0.286, SLG: 0.334 (1, 4)										5	3	3	0	0	0	3											
Billy Williams, L OBP: 0.376, SLG: 0.515 (1, 7)										4	2	1	2	1	0	1											
Ron Santo, R OBP: 0.335, SLG: 0.499 (1, 5)										4	1	2	1	1	0	3											
Ellis Burton, S OBP: 0.312, SLG: 0.438 (1, 8)										4	0	2	3	1	1	1											
14 Ernie Banks, R OBP: 0.291, SLG: 0.422 (1, 3)										4	0	1	1	1	2	4											
Dick Bertell, R OBP: 0.313, SLG: 0.317 (1, 2)										5	0	1	0	0	2	8											
Andre Rodgers, R OBP: 0.314, SLG: 0.290 (1, 6)										5	1	1	1	0	1	1											
Dick Ellsworth, L OBP: 0.181, SLG: 0.119 (1, 1)										4	0	0	0	1	1	1											
Inning Stats	R: 2 E: 0 K: 0 S: 5	H: 2 LOB: 2 BB: 2 P: 13	R: 0 E: 0 K: 1 S: 5	H: 1 LOB: 1 BB: 1 P: 9	R: 0 E: 0 K: 0 S: 3	H: 0 LOB: 0 BB: 0 P: 3	R: 0 E: 0 K: 2 S: 8	H: 1 LOB: 1 BB: 0 P: 8	R: 2 E: 0 K: 1 S: 8	H: 3 LOB: 2 BB: 1 P: 12	R: 4 E: 0 K: 1 S: 10	H: 5 LOB: 2 BB: 1 P: 14	R: 0 E: 0 K: 0 S: 3	H: 0 LOB: 1 BB: 1 P: 7	R: 0 E: 0 K: 2 S: 8	H: 1 LOB: 2 BB: 1 P: 12	R: 0 E: 0 K: 1 S: 5	H: 0 LOB: 0 BB: 0 P: 5	1B: 7 2B: 4 3B: 1 HR: 1	SF: 0 SAC: 0 DP: 1 HBP: 0	WP: 3 PB: 0 CS: 0	PA: 46					
PITCHER	IP	WLS	BF	H	R	ER	SO	BB	IBB	HBP	BLK	WP	HR	S	P	ERA	WHIP										
Carl Willey, R ERA: 3.02 (1, 1)	0.1	L	5	2	2	2	0	2	0	0	0	0	0	3	11	54.00	12.000										
Ed Bauta, R ERA: 3.92 (1, 1)	4.2		20	5	2	2	4	2	0	0	0	0	0	26	34	3.86	1.500										
Jay Hook, R ERA: 6.06 (6, 1)	0.1		6	5	4	4	0	0	0	0	0	1	1	6	6	108.00	15.000										
Grover Powell, L ERA: 1.46 (6, 1)	3.2		15	1	0	0	4	3	0	0	0	2	0	20	32	0.00	1.091										
Batter	1	2	3	4	5	6	7	8	9	AB	R	H	RBI	BB	SO	LOB	BOTTOM										
Joe Christopher, R OBP: 0.291, SLG: 0.268 (1, 9)										4	0	0	0	0	1	0											
Rod Kanehl, R OBP: 0.239, SLG: 0.235 (1, 8)										4	0	0	0	0	0	1											
Ron Hunt, R OBP: 0.329, SLG: 0.364 (1, 4)										4	0	1	0	0	0	1											
Jim Hickman, R OBP: 0.295, SLG: 0.395 (1, 5)										4	1	1	0	0	2	1											
Frank Thomas, R OBP: 0.328, SLG: 0.405 (1, 7)										3	0	2	0	1	0	0											
Norm Sherry, R OBP: 0.207, SLG: 0.207 (1, 2)										3	0	2	1	1	0	1											
Duke Carmel, L OBP: 0.369, SLG: 0.353 (1, 3)										4	0	0	0	0	2	5											
Al Moran, R OBP: 0.265, SLG: 0.230 (1, 6)										4	0	0	0	0	2	5											
Carl Willey, R OBP: 0.150, SLG: 0.205 (1, 1)										0	0	0	0	0	0	0											
Ed Bauta, R (1, 1)										1	0	0	0	0	1	0											
Ted Schreiber, R OBP: 0.267, SLG: 0.185 (5, PH)										1	0	0	0	0	0	0											
Jay Hook, L OBP: 0.242, SLG: 0.233 (6, 1)										0	0	0	0	0	0	0											
Grover Powell, L (6, 1)										1	0	0	0	0	0	0											
Inning Stats	R: 0 E: 0 K: 0 S: 3	H: 0 LOB: 0 BB: 0 P: 3	R: 1 E: 0 K: 0 S: 5	H: 3 LOB: 1 BB: 0 P: 5	R: 0 E: 0 K: 2 S: 7	H: 0 LOB: 0 BB: 0 P: 7	R: 0 E: 0 K: 1 S: 5	H: 0 LOB: 0 BB: 1 P: 9	R: 0 E: 0 K: 2 S: 7	H: 0 LOB: 0 BB: 0 P: 7	R: 0 E: 0 K: 1 S: 6	H: 1 LOB: 1 BB: 0 P: 6	R: 0 E: 0 K: 1 S: 6	H: 1 LOB: 1 BB: 0 P: 6	R: 0 E: 0 K: 0 S: 4	H: 0 LOB: 0 BB: 0 P: 4	R: 0 E: 0 K: 1 S: 6	H: 1 LOB: 2 BB: 1 P: 10	1B: 5 2B: 2 3B: 0 HR: 0	SF: 0 SAC: 0 DP: 1 HBP: 0	WP: 0 PB: 0 CS: 0	PA: 35					
PITCHER	IP	WLS	BF	H	R	ER	SO	BB	IBB	HBP	BLK	WP	HR	S	P	ERA	WHIP										
Dick Ellsworth, L ERA: 1.97 (1, 1)	9.0	W	35	6	1	1	8	2	0	0	0	0	0	49	57	1.00	0.889										

Chicago Cubs @ New York Mets
Polo Grounds, New York, NY
Sun Aug 11 1963, 3:33 AM EDT
Sunny

AB	39
R	8
H	13
RBI	8
BB	7
SO	8
LOB	22



Chicago Cubs @ New York Mets
Polo Grounds, New York, NY
Sun Aug 11 1963, 3:33 AM EDT
Sunny

AB	33
R	1
H	6
RBI	1
BB	2
SO	8
LOB	14



Batter	1	2	3	4	5	6	7	8	9	AB	R	H	RBI	BB	SO	LOB	TOP	
Lou Brock, L OBP: 0.308, SLG: 0.404 (1, 9)	K			1B		1B	1B		FC6-4 1B	5	1	4	0	0	1	0	Chicago Cubs @ New York Mets Polo Grounds, New York, NY Sun Aug 11 1963, 3:38 AM EDT Att: 18,574 - Sunny	
Ken Hubbs, R OBP: 0.287, SLG: 0.335 (1, 4)	F9			L9		HR 1B	1B		FC6-4 1-2 1B	5	1	2	1	0	0	2		
Billy Williams, L OBP: 0.377, SLG: 0.521 (1, 7)	F5			1B		HR	F8			4	1	2	2	0	0	2		
Ron Santo, R OBP: 0.333, SLG: 0.495 (1, 5)		F9		F7		F9		6-3		4	0	0	0	0	0	2		
Ellis Burton, S OBP: 0.306, SLG: 0.430 (1, 8)		K		4-3		E3 FC6-4		E4		4	0	0	0	0	1	2		
Steve Boros, R OBP: 0.300, SLG: 0.387 (1, 3)					5-3	F9		F7		3	0	0	0	1	0	2		
Jimmie Schaffer, R OBP: 0.316, SLG: 0.500 (1, 2)			K		HR	FC6-4 1-2		K		4	1	1	1	0	2	2		
Andre Rodgers, R OBP: 0.311, SLG: 0.287 (1, 6)			F8		1-3		K		K	4	0	0	0	0	2	0		
Bob Buhl, R OBP: 0.100, SLG: 0.100 Jim Brewer, L OBP: 0.100, SLG: 0.100 Tom Baker, L OBP: 0.100, SLG: 0.100 Don Landrum, L OBP: 0.100, SLG: 0.100 Glen Hobbie, R OBP: 0.100, SLG: 0.100 Merrill Ranew, L OBP: 0.100, SLG: 0.100 (1, 1) (2, 1) (4, 1) (7, PH) (7, 1) (8, PH)			K		K		G3		K	0	0	0	0	0	0	0		
Inning Stats	R: 0 E: 0 K: 1 S: 5	H: 0 LOB: 0 BB: 0 P: 5	R: 0 E: 0 K: 1 S: 4	H: 0 LOB: 0 BB: 1 P: 8	R: 0 E: 0 K: 2 S: 7	H: 2 LOB: 2 BB: 0 P: 5	R: 1 E: 0 K: 1 S: 6	H: 1 LOB: 0 BB: 0 P: 6	R: 3 E: 1 K: 0 S: 7	H: 3 LOB: 1 BB: 0 P: 7	R: 0 E: 0 K: 1 S: 6	H: 0 LOB: 1 BB: 0 P: 6	R: 0 E: 0 K: 2 S: 8	H: 1 LOB: 1 BB: 0 P: 8	1B: 6 2B: 0 3B: 1 HR: 2	SF: 0 SAC: 0 DP: 0 HBP: 0		WP: 0 PB: 0 SB: 0 CS: 1
PITCHER Tracy Stallard, R ERA: 4.93 (1, 1)	IP: 9.0 WLS: W BF: 38 H: 9 R: 4 ER: 4 SO: 9 BB: 1 IBB: 0 HBP: 0 BLK: 0 WP: 0 HR: 2 S: 55 P: 59 ERA: 4.00 WHIP: 1.111											PITCHER	IP: 9.0 WLS: W BF: 38 H: 9 R: 4 ER: 4 SO: 9 BB: 1 IBB: 0 HBP: 0 BLK: 0 WP: 0 HR: 2 S: 55 P: 59 ERA: 4.00 WHIP: 1.111					


AB 37
R 4
H 9
RBI 4
BB 1
SO 9
LOB 12




Batter	1	2	3	4	5	6	7	8	9	AB	R	H	RBI	BB	SO	LOB	BOTTOM	
Jim Hickman, R OBP: 0.298, SLG: 0.408 (1, 5)	HR	1B 3B BB		SH 1B 2B	K		E3			4	3	2	1	1	1	2	Chicago Cubs @ New York Mets Polo Grounds, New York, NY Sun Aug 11 1963, 3:38 AM EDT Att: 18,574 - Sunny	
Duke Carmel, L OBP: 0.374, SLG: 0.360 (1, 3)	G3	1-3 3B 1B		SH 1B S HR	2B		K			4	2	2	1	0	1	2		
Ron Hunt, R OBP: 0.327, SLG: 0.367 (1, 4)	K	1H 3H 3B		F8	L6		4-3			5	1	1	2	0	1	5		
Duke Snider, L OBP: 0.346, SLG: 0.434 Joe Christopher, R OBP: 0.291, SLG: 0.268 (1, 9) (9, 9)	BB 2B 1B	3H 1B		K		K		4-3		5	1	2	1	0	2	2		
Frank Thomas, R OBP: 0.331, SLG: 0.406 Rod Kanehl, R OBP: 0.239, SLG: 0.235 (1, 7) (9, 7)	2B BB	F8		HR 1B		FC4-6 1B		4-3		4	1	2	1	1	0	1		
Joe Hicks, L OBP: 0.300, SLG: 0.457 (1, 8)	1-3 2H		4-3	HR		FC4-6 1-2		K		5	1	2	4	0	1	1		
Choo-Choo Coleman, L OBP: 0.290, SLG: 0.225 (1, 2)	4-3		HR	5-3		K				4	1	1	1	0	1	3		
Al Moran, R OBP: 0.269, SLG: 0.232 (1, 6)		1-3	K		5-3 1B BB		SH1-4 1B			3	1	1	0	1	1	0		
Tracy Stallard, R OBP: 0.054, SLG: 0.054 (1, 1)	K	K		K	5-3		SH1-4 1-2			3	0	0	0	0	2	1		
Inning Stats	R: 2 E: 0 K: 1 S: 8	H: 3 LOB: 2 BB: 1 P: 12	R: 3 E: 0 K: 1 S: 8	H: 3 LOB: 1 BB: 1 P: 12	R: 1 E: 0 K: 2 S: 8	H: 1 LOB: 0 BB: 0 P: 8	R: 4 E: 1 K: 1 S: 9	H: 3 LOB: 0 BB: 0 P: 9	R: 1 E: 0 K: 1 S: 6	H: 1 LOB: 1 BB: 1 P: 10	R: 0 E: 0 K: 2 S: 8	H: 1 LOB: 1 BB: 0 P: 8	R: 0 E: 0 K: 1 S: 5	H: 0 LOB: 0 BB: 0 P: 5	1B: 7 2B: 2 3B: 1 HR: 3	SF: 0 SAC: 2 DP: 0 HBP: 0		WP: 0 PB: 0 SB: 1 CS: 0
PITCHER Bob Buhl, R ERA: 3.46 Jim Brewer, L ERA: 4.73 Tom Baker, L ERA: 6.0 Glen Hobbie, R ERA: 3.89 (1, 1) (2, 1) (4, 1) (7, 1)	IP: 1.2 WLS: L BF: 12 H: 5 R: 5 ER: 5 SO: 2 BB: 0 IBB: 0 HBP: 0 BLK: 0 WP: 0 HR: 1 S: 14 P: 22 ERA: 27.00 WHIP: 4.200											PITCHER	IP: 1.2 WLS: L BF: 12 H: 5 R: 5 ER: 5 SO: 2 BB: 0 IBB: 0 HBP: 0 BLK: 0 WP: 0 HR: 1 S: 14 P: 22 ERA: 27.00 WHIP: 4.200					

AB 37
R 11
H 13
RBI 11
BB 3
SO 10
LOB 17



Batter	1	2	3	4	5	6	7	8	9	AB	R	H	RBI	BB	SO	LOB	TOP					
Bob Bailey, R (1, 5) OBP: 0.305, SLG: 0.327	E5 FC6-4		K		F3		K			4	0	0	0	0	2	4	Pittsburgh Pirates @ New York Mets Polo Grounds, New York, NY Wed Aug 14 1963, 3:33 AM EDT Att: 9,406 - Unknown AB 31 R 2 H 5 RBI 2 BB 4 SO 6 LOB 13 					
Manny Mota, R (1, 7) OBP: 0.364, SLG: 0.365	FC6-4 G5-4-3			5-3		L9		4-3 2B		4	1	1	0	0	0	1						
Roberto Clemente, R (1, 9) OBP: 0.387, SLG: 0.472	G5-4-3			F8		F5		4-3		4	0	0	0	0	0	2						
Bill Mazerowski, R (1, 4) OBP: 0.311, SLG: 0.387		6-3		BB 1B		F8		6-3		4	0	1	1	0	0	0						
Donn Clendenon, R (1, 3) OBP: 0.341, SLG: 0.455		CS BB		FC5-4 BB			HR	5-3		2	1	1	1	2	0	0						
Jim Paolironi, R (1, 2) OBP: 0.350, SLG: 0.402				FC5-4						3	0	0	0	0	2	3						
Willie Stargell, L (9, PH) OBP: 0.272, SLG: 0.379	K			FC5-4					6-3	1	0	0	0	0	0	0						
Bill Virdon, L (1, 8) OBP: 0.312, SLG: 0.368			1B		K			G3		4	0	1	0	0	1	0						
Johnny Logan, R (1, 6) OBP: 0.323, SLG: 0.256			L8						4-3	2	0	1	0	1	0	1						
Smoky Burgess, L (9, PH) OBP: 0.333, SLG: 0.379										1	0	0	0	0	0	0						
Don Schwall, R (1, 1) OBP: 0.170, SLG: 0.156										2	0	0	0	0	1	2						
Tommie Sisk, R (6, 1)										0	0	0	0	0	0	0						
Bob Veale, S (6, 1)										0	0	0	0	0	0	0						
Ted Savage, R (7, PH) OBP: 0.283, SLG: 0.348										0	0	0	0	1	0	0						
Al McBean, R (7, 1) OBP: 0.172, SLG: 0.276										0	0	0	0	0	0	0						
Inning Stats	R: 0 E: 1 K: 0 S: 3	H: 0 LOB: 0 BB: 0 P: 3	R: 0 E: 0 K: 1 S: 4	H: 0 LOB: 0 BB: 1 P: 8	R: 0 E: 0 K: 2 S: 8	H: 1 LOB: 1 BB: 0 P: 8	R: 0 E: 0 K: 0 S: 4	H: 1 LOB: 2 BB: 1 P: 8	R: 0 E: 0 K: 1 S: 5	H: 0 LOB: 1 BB: 1 P: 9	R: 0 E: 0 K: 0 S: 3	H: 0 LOB: 0 BB: 0 P: 3	R: 1 E: 0 K: 2 S: 9	H: 2 LOB: 2 BB: 1 P: 13	R: 1 E: 0 K: 0 S: 4	H: 1 LOB: 0 BB: 0 P: 4	R: 0 E: 0 K: 0 S: 3	H: 0 LOB: 0 BB: 0 P: 3	1B: 3 2B: 1 3B: 0 HR: 1	SF: 0 SAC: 0 DP: 1 HBP: 0	WP: 0 PB: 0 SB: 0 CS: 1	PA: 35
PITCHER	IP WLS BF H R ER SO BB IBB HBP BLK WP HR S P ERA WHIP																					
Al Jackson, L (1, 1) ERA: 4.41	7.0 W 28 4 1 1 6 4 0 0 0 0 1 36 52 1.29 1.143																					
Larry Bearnarth, R (8, 1) ERA: 3.44	2.0 S 7 1 1 1 0 0 0 0 0 0 0 7 7 4.50 0.500																					

Batter	1	2	3	4	5	6	7	8	9	AB	R	H	RBI	BB	SO	LOB	BOTTOM				
Jim Hickman, R (1, 5) OBP: 0.302, SLG: 0.409	F8		1B		G3	E BB		1B		4	0	2	1	1	0	0	Pittsburgh Pirates @ New York Mets Polo Grounds, New York, NY Wed Aug 14 1963, 3:33 AM EDT Att: 9,406 - Unknown AB 33 R 4 H 9 RBI 3 BB 5 SO 4 LOB 19 				
Duke Carmel, L (1, 3) OBP: 0.357, SLG: 0.340	F7		K		1-3	E3		F8		5	0	0	0	0	1	4					
Ron Hunt, R (1, 4) OBP: 0.326, SLG: 0.366	F3		5-3		1B			K		4	0	1	0	0	1	3					
Duke Snider, L (1, 9) OBP: 0.348, SLG: 0.441		FC1-2 3B		4-3		F8				4	0	2	0	0	0	3					
Frank Thomas, R (1, 7) OBP: 0.331, SLG: 0.413										4	1	1	1	0	1	3					
Rod Kanehl, R (9, 7) OBP: 0.239, SLG: 0.235		K		HR		FC6-4		6-3		0	0	0	0	0	0	0					
Joe Hicks, L (1, 8) OBP: 0.298, SLG: 0.443		FC1-2 1B BB		4-3		1-3		F7		3	1	0	0	1	0	0					
Choo-Choo Coleman, L (1, 2) OBP: 0.294, SLG: 0.227		FC1-2 1B						G3		3	1	1	0	1	0	2					
Al Moran, R (1, 6) OBP: 0.276, SLG: 0.234										2	1	1	1	2	1	0					
Al Jackson, L (1, 1) OBP: 0.204, SLG: 0.212										3	0	1	0	0	0	4					
Larry Bearnarth, R (8, 1) OBP: 0.136, SLG: 0.143		4-3		4-3				1-3		1	0	0	0	0	0	0					
Inning Stats	R: 0 E: 0 K: 0 S: 3	H: 0 LOB: 0 BB: 0 P: 3	R: 1 E: 0 K: 1 S: 7	H: 2 LOB: 2 BB: 1 P: 11	R: 0 E: 0 K: 1 S: 5	H: 1 LOB: 0 BB: 0 P: 5	R: 1 E: 0 K: 0 S: 4	H: 1 LOB: 2 BB: 2 P: 12	R: 0 E: 0 K: 0 S: 5	H: 2 LOB: 2 BB: 0 P: 5	R: 2 E: 1 K: 1 S: 8	H: 2 LOB: 3 BB: 2 P: 16	R: 0 E: 0 K: 0 S: 3	H: 0 LOB: 0 BB: 0 P: 3	R: 0 E: 0 K: 1 S: 6	H: 1 LOB: 1 BB: 0 P: 6		1B: 7 2B: 0 3B: 1 HR: 1	SF: 0 SAC: 0 DP: 0 HBP: 0	WP: 0 PB: 0 SB: 1 CS: 0	PA: 38
PITCHER	IP WLS BF H R ER SO BB IBB HBP BLK WP HR S P ERA WHIP																				
Don Schwall, R (1, 1) ERA: 2.74	5.1 L 27 8 4 3 2 4 0 0 0 0 0 0 27 43 5.06 2.250																				
Tommie Sisk, R (6, 1) ERA: 2.97	0.1 3 0 0 0 1 1 0 0 0 0 0 0 4 8 0.00 3.000																				
Bob Veale, L (6, 1) ERA: 0.7	0.1 1 0 0 0 0 0 0 0 0 0 0 0 1 1 0.00 0.000																				
Al McBean, R (7, 1) ERA: 2.18	2.0 7 1 0 0 1 0 0 0 0 0 0 0 9 9 0.00 0.500																				

Batter	1	2	3	4	5	6	7	8	9	AB R H RBI BB SO LOB	TOP											
Bob Bailey, R (1, 5) OBP: 0.307, SLG: 0.331	0-0 4-3		0-3 K	4-0 FC3-2 BB		4-0 1B BB	0-0 1B 3B		0-0 FC6-4	4 2 1 0 2 1 1	Pittsburgh Pirates @ New York Mets Polo Grounds, New York, NY Thu Aug 15 1963, 7:05 PM EDT Att: 7,822 - Unknown											
Bill Virdon, L (1, 8) OBP: 0.312, SLG: 0.368	0-3 K		0-0 F7	0-0 FC3-2 FC4-6		0-0 2B 1B	0-0 1B BB E		0-0 F8	6 2 2 1 0 1 4												
Roberto Clemente, R (1, 9) OBP: 0.371, SLG: 0.476	4-0 BB			1-2 2-3 3-H		0-0 E 2B	4-0 E BB			3 1 2 1 2 0 3												
Jerry Lynch, L (1, 7) Manny Mota, R (6, PH) OBP: 0.323, SLG: 0.447 OBP: 0.396, SLG: 0.377	0-0 L9			0-0 1B 2B	0-0 F8	4-0 E BB	0-0 E1 PO 1B			3 1 1 0 0 0 1 1 0 1 0 1 0 0												
Bill Mazerowski, R (1, 4) OBP: 0.312, SLG: 0.390		0-3 K		0-0 BB 1B 1B	0-0 E 2B	0-0 E5 G5-4-3	0-0 PO		0-0 F8	5 1 2 2 0 1 2												
Donn Clendenen, R (1, 3) OBP: 0.340, SLG: 0.451		0-0 5-3		0-3 K	4-0 E BB	0-3 K			0-0 F8	4 0 0 0 1 2 5												
Jim Pagliaroni, R (1, 2) OBP: 0.351, SLG: 0.402		0-0 WP 1B		0-0 BB 1B	0-3 K	0-0 G5-4-3			0-3 K	5 1 2 1 0 2 5												
Johnny Logan, R (1, 6) OBP: 0.325, SLG: 0.251	0-0 6-3			4-0 BB 1B FC3-2 BB	0-0 E5		0-3 K		4-0 FC6-4 BB	3 0 0 0 2 1 3												
Don Cardwell, R (1, 1) OBP: 0.155, SLG: 0.075			0-0 F9	0-0 FC3-2 BB 1B	0-3 K		0-0 6-3		0-0 F7	5 0 1 2 0 1 4												
Inning Stats	R: 0 E: 0 K: 1 S: 5	H: 0 LOB: 1 BB: 1 P: 9	R: 0 E: 0 K: 1 S: 6	H: 1 LOB: 1 BB: 0 P: 6	R: 0 E: 0 K: 1 S: 5	H: 0 LOB: 0 BB: 0 P: 5	R: 4 E: 0 K: 1 S: 10	H: 5 LOB: 3 BB: 2 P: 18	R: 0 E: 1 K: 2 S: 9	H: 1 LOB: 3 BB: 1 P: 13	R: 2 E: 1 K: 1 S: 7	H: 2 LOB: 2 BB: 2 P: 15	R: 2 E: 1 K: 1 S: 7	H: 3 LOB: 1 BB: 1 P: 11	R: 0 E: 0 K: 1 S: 5	H: 0 LOB: 0 BB: 0 P: 5	R: 0 E: 0 K: 0 S: 3	H: 0 LOB: 1 BB: 1 P: 7	1B: 8 2B: 3 3B: 1 HR: 0	SF: 0 SAC: 0 DP: 1 HBP: 0	WP: 1 PB: 0 SB: 0 CS: 0	PA: 48
PITCHER	IP WLS BF H R ER SO BB IBB HBP BLK WP HR S P ERA WHIP											PITCHER	IP WLS BF H R ER SO BB IBB HBP BLK WP HR S P ERA WHIP									
Galen Cisco, R (1, 1) ERA: 4.49	3.1 L 18 6 4 4 4 2 0 0 0 0 1 0 24 32 10.80 2.400																					
Ed Bauta, R (4, 1) ERA: 4.12	1.2 12 3 2 2 2 3 0 0 0 0 0 0 13 25 10.80 3.600																					
Grover Powell, L (6, 1) ERA: 1.88	2.0 10 3 2 1 2 2 0 0 0 0 0 0 12 20 4.50 2.500																					
Jay Hook, R (8, 1) ERA: 5.96	2.0 7 0 0 0 1 1 0 0 0 0 0 0 8 12 0.00 0.500																					

Batter	1	2	3	4	5	6	7	8	9	AB R H RBI BB SO LOB	BOTTOM									
Jim Hickman, R (1, 5) OBP: 0.299, SLG: 0.404	0-0 P3	0-0 PO	0-3 K		0-0 5-3			0-0 6-3		4 0 0 0 0 1 0	Pittsburgh Pirates @ New York Mets Polo Grounds, New York, NY Thu Aug 15 1963, 7:05 PM EDT Att: 7,822 - Unknown									
Duke Carmel, L (1, 3) OBP: 0.382, SLG: 0.357	0-0 G6-3 1B		0-0 4-3 2B		0-0 F8		0-0 3-1			4 0 2 0 0 0 0										
Ron Hunt, R (1, 4) OBP: 0.328, SLG: 0.367	0-0 G6-3		0-0 4-3			0-0 G5-4-3 1B		0-0 BB 1B		4 0 2 0 0 0 2										
Duke Snider, L (1, 9) OBP: 0.350, SLG: 0.440		0-0 1B 6-3 1B	0-0 G3			0-0 F5		4-0 BB		3 1 1 0 1 0 2										
Frank Thomas, R (1, 7) OBP: 0.327, SLG: 0.408		0-0 6-3		0-3 K		0-0 G5-4-3		0-0 P6		4 0 0 0 0 1 4										
Joe Hicks, L (1, 8) OBP: 0.315, SLG: 0.455		0-0 1B 1B		0-0 1B FC5-2 1B			0-0 G3 1B		0-0 4-3	4 1 3 0 0 0 0										
Choo-Choo Coleman, L (1, 2) OBP: 0.298, SLG: 0.229		4-0 PO 1B IBB		0-0 1B			0-3 K		0-0 4-3	3 0 1 0 1 1 1										
Al Moran, R (1, 6) OBP: 0.272, SLG: 0.230		0-0 P6		0-0 FC5-2			0-0 G3		0-0 1-3	4 0 0 0 0 0 5										
Galen Cisco, R (1, 1) Ed Bauta, R (4, 1) Grover Powell, L (6, 1) Tim Harkness, L (7, PH) Jay Hook, L (8, 1) OBP: 0.175, SLG: 0.139 OBP: 0.293, SLG: 0.325 OBP: 0.342, SLG: 0.233		0-0 1B		0-0 K			0-0 4-3			1 0 1 2 0 0 0 1 0 0 0 0 1 0 0 0 0 0 0 0 0 1 0 0 0 0 0 1 0 0 0 0 0 0 1										
Inning Stats	R: 0 E: 0 K: 0 S: 3	H: 1 LOB: 0 BB: 0 P: 3	R: 2 E: 0 K: 0 S: 5	H: 3 LOB: 1 BB: 1 P: 9	R: 0 E: 0 K: 1 S: 6	H: 1 LOB: 1 BB: 0 P: 6	R: 0 E: 0 K: 1 S: 6	H: 2 LOB: 1 BB: 0 P: 6	R: 0 E: 0 K: 0 S: 3	H: 0 LOB: 0 BB: 0 P: 3	R: 0 E: 0 K: 1 S: 6	H: 1 LOB: 1 BB: 0 P: 6	R: 0 E: 0 K: 0 S: 4	H: 1 LOB: 2 BB: 1 P: 8	R: 0 E: 0 K: 0 S: 3	H: 0 LOB: 0 BB: 0 P: 3	1B: 9 2B: 1 3B: 0 HR: 0	SF: 0 SAC: 0 DP: 2 HBP: 0	WP: 0 PB: 0 SB: 0 CS: 0	PA: 36
PITCHER	IP WLS BF H R ER SO BB IBB HBP BLK WP HR S P ERA WHIP											PITCHER	IP WLS BF H R ER SO BB IBB HBP BLK WP HR S P ERA WHIP							
Don Cardwell, R (1, 1) ERA: 3.27	9.0 W 35 10 2 2 4 1 1 0 0 0 0 0 41 49 2.00 1.222																			



Batter	1	2	3	4	5	6	7	8	9	AB	R	H	RBI	BB	SO	LOB	TOP																	
Maury Wills, S OBP: 0.355, SLG: 0.345										5	2	3	1	0	0	0																		
Jim Gilliam, S OBP: 0.381, SLG: 0.398										5	1	2	0	0	0	2																		
Wally Moon, L OBP: 0.359, SLG: 0.418										4	1	1	1	1	0	3																		
Tommy Davis, R OBP: 0.362, SLG: 0.466										4	0	1	2	1	0	2																		
Ron Fairly, L OBP: 0.352, SLG: 0.423										3	1	1	1	1	0	1																		
Frank Howard, R OBP: 0.316, SLG: 0.503										5	1	3	2	0	0	2																		
Dick Tracewski, R OBP: 0.285, SLG: 0.254										4	0	0	0	0	0	3																		
John Roseboro, L OBP: 0.288, SLG: 0.330										4	0	0	0	0	0	3																		
Willie Davis, L OBP: 0.264, SLG: 0.367										4	2	2	0	0	0	0																		
Johnny Podres, L OBP: 0.148, SLG: 0.255										1	1	1	2	0	0	0																		
Ken Rowe, R										1	0	0	0	0	0	0																		
Larry Sherry, R										0	0	0	0	0	0	0																		
Lee Walls, R OBP: 0.273, SLG: 0.377										1	0	0	0	0	0	0																		
Ron Perranoski, L OBP: 0.311, SLG: 0.118										0	0	0	0	0	0	0																		
Al Ferrara, R OBP: 0.291, SLG: 0.296										0	0	0	0	0	0	0																		
Bob Miller, R OBP: 0.307, SLG: 0.068										0	0	0	0	0	0	0																		
Inning Stats	R: 1 E: 0 K: 0 S: 9	H: 2 LOB: 1 BB: 1 P: 16	R: 2 E: 0 K: 0 S: 18	H: 2 LOB: 0 BB: 2 P: 24	R: 3 E: 0 K: 0 S: 8	H: 2 LOB: 0 BB: 2 P: 20	R: 0 E: 0 K: 0 S: 7	H: 1 LOB: 1 BB: 0 P: 12	R: 0 E: 0 K: 0 S: 5	H: 1 LOB: 1 BB: 0 P: 8	R: 0 E: 0 K: 0 S: 5	H: 1 LOB: 1 BB: 0 P: 8	R: 0 E: 0 K: 0 S: 7	H: 2 LOB: 1 BB: 0 P: 10	R: 3 E: 1 K: 0 S: 12	H: 3 LOB: 2 BB: 0 P: 19	1B: 10 2B: 2 3B: 0 HR: 3	SF: 1 SAC: 1 DP: 2 HBP: 0	WP: 0 PB: 1 SB: 1 CS: 0	PA: 42														
PITCHER	IP WLS BF H R ER SO BB IBB HBP BLK WP HR S P ERA WHIP	IP WLS BF H R ER SO BB IBB HBP BLK WP HR S P ERA WHIP																																
Roger Craig, R ERA: 4.09	3.0	16	6	6	6	0	3	0	0	1	0	3	35	60	18.00	3.000																		
Larry Bearnarth, R ERA: 3.41	6.0	L 26	8	3	2	0	0	0	0	0	0	0	44	69	3.00	1.333																		
Batter	1	2	3	4	5	6	7	8	9	AB	R	H	RBI	BB	SO	LOB	BOTTOM																	
Joe Christopher, R OBP: 0.305, SLG: 0.288										2	2	1	1	1	0	0																		
Choo-Choo Coleman, L OBP: 0.255, SLG: 0.225										2	0	0	0	0	1	0																		
Rod Kanehl, R OBP: 0.245, SLG: 0.263										5	2	2	2	0	0	1																		
Ron Hunt, R OBP: 0.331, SLG: 0.370										5	1	3	1	0	0	0																		
Jim Hickman, R OBP: 0.303, SLG: 0.405										4	1	2	0	0	1	1																		
Frank Thomas, R OBP: 0.325, SLG: 0.404										4	0	0	1	1	1	5																		
Norm Sherry, R OBP: 0.203, SLG: 0.204										2	0	0	0	0	1	3																		
Duke Snider, L OBP: 0.351, SLG: 0.441										2	0	1	2	0	1	2																		
Joe Hicks, L OBP: 0.312, SLG: 0.451										1	0	0	0	0	0	1																		
Duke Carmel, L OBP: 0.367, SLG: 0.356										3	0	1	0	1	1	2																		
Al Moran, R OBP: 0.272, SLG: 0.230										4	1	1	0	0	0	5																		
Roger Craig, R OBP: 0.155, SLG: 0.109										1	0	0	0	0	0	2																		
Larry Bearnarth, R OBP: 0.120, SLG: 0.125										3	0	0	0	0	1	0																		
Inning Stats	R: 1 E: 0 K: 2 S: 11	H: 1 LOB: 2 BB: 2 P: 21	R: 3 E: 0 K: 0 S: 12	H: 4 LOB: 0 BB: 0 P: 22	R: 0 E: 1 K: 0 S: 7	H: 0 LOB: 0 BB: 0 P: 12	R: 0 E: 0 K: 0 S: 4	H: 0 LOB: 0 BB: 0 P: 4	R: 3 E: 1 K: 1 S: 15	H: 3 LOB: 2 BB: 0 P: 23	R: 0 E: 0 K: 1 S: 10	H: 0 LOB: 0 BB: 0 P: 15	R: 0 E: 0 K: 2 S: 12	H: 2 LOB: 3 BB: 1 P: 20	R: 0 E: 0 K: 1 S: 6	H: 0 LOB: 0 BB: 0 P: 8	R: 0 E: 0 K: 0 S: 9	H: 1 LOB: 1 BB: 0 P: 13	1B: 9 2B: 1 3B: 0 HR: 1	SF: 0 SAC: 0 DP: 2 HBP: 1	WP: 0 PB: 0 SB: 1 CS: 0	PA: 42												
PITCHER	IP WLS BF H R ER SO BB IBB HBP BLK WP HR S P ERA WHIP	IP WLS BF H R ER SO BB IBB HBP BLK WP HR S P ERA WHIP																																
Johnny Podres, L ERA: 3.01	1.2	11	5	4	4	2	1	0	0	0	0	1	21	39	21.60	3.600																		
Ken Rowe, R ERA: 4.3	2.2	13	3	3	3	0	0	0	1	0	0	0	23	33	10.12	1.125																		
Larry Sherry, R ERA: 3.13	1.2	5	0	0	0	2	0	0	0	0	0	0	15	25	0.00	0.000																		
Ron Perranoski, L ERA: 1.85	2.0	W 9	2	0	0	3	1	0	0	0	0	0	18	28	0.00	1.500																		
Bob Miller, R ERA: 3.51	1.0	S 4	1	0	0	0	0	0	0	0	0	0	9	13	0.00	1.000																		

Los Angeles Dodgers @ New York Mets
Polo Grounds, New York, NY
Fri Aug 16 1963, 7:05 PM EDT
Att: 31,405 - Unknown

AB 37
R 9
H 14
RBI 9
BB 3
SO 0
LOB 13



Los Angeles Dodgers @ New York Mets
Polo Grounds, New York, NY
Fri Aug 16 1963, 7:05 PM EDT
Att: 31,405 - Unknown

AB 38
R 7
H 11
RBI 7
BB 3
SO 7
LOB 22



Batter	1	2	3	4	5	6	7	8	9	AB	R	H	RBI	BB	SO	LOB	TOP								
Maury Wills, S OBP: 0.355, SLG: 0.349 (1, 6)	E3 CS		1-1 1B		2-3 K		0-0 2B		1-1 4-3	5	0	2	0	0	1	1									
Jim Gilliam, S OBP: 0.358, SLG: 0.394 (1, 4) (8, 5)	F9		2-2 F7		0-1 G3		1-3 K			4	0	0	0	0	1	3									
Wally Moon, L OBP: 0.358, SLG: 0.428 (1, 7) (8, 9)	6-3 1-2		2-3 K		3-1 HR			2-3 K		4	1	1	1	0	2	2									
Tommy Davis, R OBP: 0.360, SLG: 0.464 (1, 5) (8, 7)		0-0 F6		0-0 5-3		1-3 K		1-1 1B		4	0	1	0	0	1	0									
Ron Fairly, L OBP: 0.354, SLG: 0.421 (1, 3)		2-3 K		4-0 BB		2-1 4-3		4-2 1B		2	0	0	0	2	1	0									
Frank Howard, R OBP: 0.318, SLG: 0.512 (1, 9)		2-1 HR		4-2 BB		1-1 F8		0-2 G5-4-3		3	1	1	1	1	0	2									
Dick Tracewski, R OBP: 0.285, SLG: 0.254 (8, 4)				1-2 BB				1-2 G5-4-3		0	0	0	0	0	0	0									
Willie Davis, L OBP: 0.262, SLG: 0.363 (1, 8)		2-2 F8		1-0 F8		0-2 F5			0-0 4-3	4	0	0	0	0	0	2									
John Roseboro, L OBP: 0.293, SLG: 0.342 (1, 2)			1-1 HR	4-0 1-2 2-3 BB		1-3 K		1-0 1B		3	1	2	1	1	1	0									
Sandy Koufax, R OBP: 0.118, SLG: 0.101 (1, 1)			0-2 6-3	3-2 4-3			0-1 F5		1-3 K	4	0	0	0	0	1	4									
Bob Miller, R OBP: 0.087, SLG: 0.068 (9, 1)										0	0	0	0	0	0	0									
Ron Perranoski, L OBP: 0.211, SLG: 0.118 (9, 1)										0	0	0	0	0	0	0									
Inning Stats	R: 0 E: 1 K: 0 S: 5	H: 0 LOB: 0 BB: 0 P: 8	R: 1 E: 0 K: 1 S: 10	H: 1 LOB: 0 BB: 0 P: 16	R: 1 E: 0 K: 1 S: 15	H: 2 LOB: 1 BB: 3 P: 21	R: 0 E: 0 K: 0 S: 10	H: 0 LOB: 0 BB: 3 P: 26	R: 1 E: 0 K: 2 S: 11	H: 1 LOB: 0 BB: 0 P: 17	R: 0 E: 0 K: 0 S: 7	H: 0 LOB: 0 BB: 0 P: 10	R: 0 E: 0 K: 2 S: 10	H: 1 LOB: 1 BB: 0 P: 12	R: 0 E: 0 K: 1 S: 13	H: 1 LOB: 1 BB: 0 P: 20	R: 0 E: 0 K: 1 S: 7	H: 1 LOB: 1 BB: 0 P: 10	1B: 3 2B: 1 3B: 0 HR: 3	SF: 0 SAC: 0 DP: 1 HBP: 0	WP: 0 PB: 0 SB: 2 CS: 1	PA: 37			
PITCHER	IP	WLS	BF	H	R	ER	SO	BB	IBB	HBP	BLK	WP	HR	S	P	ERA	WHIP								
Tracy Stallard, R ERA: 4.82 (1, 1)	8.0	L	33	6	3	3	7	4	0	0	0	0	3	81	130	3.38	1.250								
Ed Bauta, R ERA: 4.05 (9, 1)	1.0		4	1	0	0	1	0	0	0	0	0	0	7	10	0.00	1.000								

Los Angeles Dodgers @ New York Mets
Polo Grounds, New York, NY

AB 33
R 3
H 7
RBI 3
BB 4
SO 8
LOB 14



WP: 0 PA: 37
PB: 0
SB: 2
CS: 1

Sat Aug 17 1963, 3:33 AM EDT
Att: 21,841 - Unknown

Batter	1	2	3	4	5	6	7	8	9	AB	R	H	RBI	BB	SO	LOB	BOTTOM								
Joe Christopher, R OBP: 0.314, SLG: 0.299 (1, 9)	1-1 1B		0-2 6-3			0-1 WP 1B		2-3 K		4	0	2	0	0	1	0									
Rod Kanehl, R OBP: 0.245, SLG: 0.262 (1, 8)	2-2 1B			2-3 K		0-0 F9		3-2 F4		4	0	1	0	0	1	1									
Ron Hunt, R OBP: 0.333, SLG: 0.378 (1, 4)	0-0 F2			1-0 F3		4-2 1B		1-2 BB		3	1	1	1	1	0	2									
Frank Thomas, R OBP: 0.325, SLG: 0.402 (1, 7)	0-2 G6-4-3			0-3 K		0-1 L8			0-1 HR	4	0	1	0	0	1	4									
Al Jackson, L OBP: 0.204, SLG: 0.212 (9, PR)									0-1 WP 1B	0	1	0	0	0	0	0									
Jim Hickman, R OBP: 0.302, SLG: 0.404 (1, 5)		1-2 F8			1-1 F9		1-1 1B		3-2 5-4-3	4	0	1	0	0	0	1									
Norm Sherry, R OBP: 0.205, SLG: 0.200 (1, 2)		0-2 F7			4-1 BB		1-1 L4		2-3 K	2	0	0	0	1	0	1									
Tim Harkness, L OBP: 0.292, SLG: 0.323 (9, PH)										1	0	0	0	0	1	2									
Duke Carmel, L OBP: 0.355, SLG: 0.343 (1, 3)		2-2 4-1			0-3 K		1-2 F6		3-2 E3	4	0	0	0	0	1	4									
Al Moran, R OBP: 0.268, SLG: 0.227 (1, 6)					1-1 6-3		2-3 K		1-3 K	3	0	0	0	0	2	2									
Duke Snider, L OBP: 0.350, SLG: 0.439 (9, PH)									1-2 K	1	0	0	0	0	1	1									
Tracy Stallard, R OBP: 0.051, SLG: 0.051 (1, 1)					2-3 K		2-3 K		1-3 K	2	0	0	0	0	2	0									
Ted Schreiber, R OBP: 0.258, SLG: 0.179 (8, PH)										1	0	0	0	0	1	0									
Ed Bauta, R ERA: 1.83 (9, 1)										0	0	0	0	0	0	0									
Inning Stats	R: 0 E: 0 K: 0 S: 11	H: 2 LOB: 1 BB: 0 P: 14	R: 0 E: 0 K: 0 S: 9	H: 0 LOB: 0 BB: 0 P: 12	R: 0 E: 0 K: 1 S: 8	H: 0 LOB: 0 BB: 0 P: 11	R: 0 E: 0 K: 2 S: 7	H: 0 LOB: 0 BB: 0 P: 10	R: 0 E: 0 K: 1 S: 10	H: 1 LOB: 2 BB: 1 P: 16	R: 0 E: 0 K: 1 S: 13	H: 1 LOB: 1 BB: 0 P: 18	R: 0 E: 0 K: 2 S: 10	H: 0 LOB: 0 BB: 0 P: 16	R: 2 E: 1 K: 2 S: 16	H: 2 LOB: 2 BB: 0 P: 25	1B: 5 2B: 0 3B: 0 HR: 1	SF: 0 SAC: 0 DP: 1 HBP: 0	WP: 2 PB: 0 SB: 0 CS: 0	PA: 35					
PITCHER	IP	WLS	BF	H	R	ER	SO	BB	IBB	HBP	BLK	WP	HR	S	P	ERA	WHIP								
Sandy Koufax, L ERA: 2.06 (1, 1)	8.0	W	31	6	2	1	9	2	0	0	0	0	0	3	118	1.12	1.000								
Bob Miller, R ERA: 3.6 (9, 1)	0.1		1	0	0	0	0	0	0	0	0	0	0	3	6	0.00	0.000								
Ron Perranoski, L ERA: 1.83 (9, 1)	0.2	S	3	0	0	0	2	0	0	0	0	1	0	10	16	0.00	0.000								

Los Angeles Dodgers @ New York Mets
Polo Grounds, New York, NY

AB 33
R 2
H 6
RBI 1
BB 2
SO 11
LOB 18



WP: 2 PA: 35
PB: 0
SB: 0
CS: 0

Sat Aug 17 1963, 3:33 AM EDT
Att: 21,841 - Unknown

Batter	1	2	3	4	5	6	7	8	9	AB	R	H	RBI	BB	SO	LOB	TOP							
Maury Wills, S OBP: 0.359, SLG: 0.353 Ron Fairly, L OBP: 0.355, SLG: 0.421	0-2 5-3 1B	2-1 L7			1-0 1B		3-2 1B 1B		2-2 WP BB HBP	4	1	3	0	0	0	1								
Jim Gilliam, S OBP: 0.362, SLG: 0.392	3-1 F3		0-1 FC5-4 1B		3-1 F9		0-1 F4		4-0 WP BB	4	0	1	0	1	0	4								
Tommy Davis, R OBP: 0.314, SLG: 0.467 Al Ferrara, R OBP: 0.269, SLG: 0.273	2-1 5-3 1-2		2-2 FC5-4 G5-4-3 1-2			1-1 1B 2B	0-0 E 1B		0-0 F6	4	1	2	2	0	0	2								
Frank Howard, R OBP: 0.314, SLG: 0.505 Dick Tracewski, R OBP: 0.293, SLG: 0.253	2-3 K2-3		0-1 G5-4-3 1-2			0-0 6-3	0-0 E5 1-2		1-1 F7	4	0	0	0	0	1	4								
Lee Walls, R OBP: 0.267, SLG: 0.362		1-1 E5 HR 1-3		0-1 5-3		0-0 2H 1B	0-3 K		2-3 K	5	1	1	1	0	2	4								
Ken McMullen, R OBP: 0.284, SLG: 0.327		1-2 F3		0-2 4-3		0-0 6-3		0-1 F8		4	0	0	0	0	0	1								
Willie Davis, L OBP: 0.261, SLG: 0.360		3-2 1-3 1-2		0-0 F8			4-0 6-3 1B BB	3-2 F8		3	1	0	0	1	0	1								
Doug Camilli, R OBP: 0.232, SLG: 0.312		0-0 HR		1-0 F3			1-0 6-3	2-3 K		4	1	1	2	0	1	1								
Don Drysdale, R OBP: 0.241, SLG: 0.197		4-2 PB BB		2-0 F7			0-0 1B 1B	4-2 BB HBP WP BB		2	2	1	1	2	0	0								
Inning Stats	R: 0 E: 0 K: 1 S: 10	H: 1 LOB: 1 BB: 0 P: 17	R: 2 E: 1 K: 0 S: 13	H: 1 LOB: 1 BB: 1 P: 24	R: 0 E: 0 K: 0 S: 7	H: 1 LOB: 0 BB: 0 P: 9	R: 0 E: 0 K: 0 S: 6	H: 0 LOB: 0 BB: 0 P: 6	R: 0 E: 0 K: 0 S: 5	H: 1 LOB: 1 BB: 0 P: 12	R: 1 E: 0 K: 0 S: 5	H: 2 LOB: 0 BB: 0 P: 6	R: 3 E: 1 K: 1 S: 12	H: 3 LOB: 2 BB: 1 P: 20	R: 0 E: 0 K: 1 S: 9	H: 0 LOB: 0 BB: 0 P: 14	R: 1 E: 0 K: 1 S: 12	H: 0 LOB: 2 BB: 2 P: 25	1B: 7 2B: 1 3B: 0 HR: 1	SF: 0 SAC: 0 DP: 1 HBP: 1	WP: 1 PB: 1 CS: 0	PA: 41		
PITCHER	IP WLS BF H R ER SO BB IBB HBP BLK WP HR S P ERA WHIP	6.1 L 28 8 6 4 1 2 0 0 0 0 1 51 87 5.68 1.579	1.2 7 1 0 0 2 0 0 0 0 0 0 16 21 0.00 0.600	1.0 6 0 1 1 1 2 0 1 0 1 0 12 25 9.00 2.000																				

Los Angeles Dodgers @ New York Mets
Polo Grounds, New York, NY
Sun Aug 18 1963, 3:33 AM EDT
Unknown

AB	36
R	7
H	9
RBI	6
BB	4
SO	4
LOB	24



Batter	1	2	3	4	5	6	7	8	9	AB	R	H	RBI	BB	SO	LOB	BOTTOM							
Jim Hickman, R OBP: 0.300, SLG: 0.399	1-3 K		1-3 K			0-0 F8			1-2 F6	4	0	0	0	0	2	0								
Duke Carmel, L OBP: 0.352, SLG: 0.339	1-3 K			0-3 K		1-0 FC6-4 1B			1-3 K	4	0	1	0	0	3	0								
Ron Hunt, R OBP: 0.330, SLG: 0.374	1-2 F9			0-0 5-3		1-2 FC6-4 1-2			1-1 5-3	4	0	0	0	0	0	1								
Duke Snider, L OBP: 0.347, SLG: 0.435		0-1 F6		0-1 6-3			2-3 K			3	0	0	0	0	1	0								
Frank Thomas, R OBP: 0.325, SLG: 0.401		0-0 1B			0-1 1-3		2-2 F4			3	0	1	0	0	0	0								
Joe Hicks, L OBP: 0.304, SLG: 0.438		2-1 L7			0-0 G3		2-1 2-3			3	0	0	0	0	0	1								
Choo-Choo Coleman, L OBP: 0.295, SLG: 0.226		3-2 3-1			1-1 1B			0-2 F2		3	0	1	0	0	0	1								
Al Moran, R OBP: 0.266, SLG: 0.226 Joe Christopher, R OBP: 0.310, SLG: 0.295 Ted Schreiber, R OBP: 0.258, SLG: 0.179			1-1 F2		0-0 F7			0-0 1-3		2	0	0	0	0	0	1								
Al Jackson, L OBP: 0.196, SLG: 0.204 Roger Craig, R OBP: 0.155, SLG: 0.109 Tim Harkness, L OBP: 0.291, SLG: 0.322 Jay Hook, L OBP: 0.242, SLG: 0.233				0-0 1-3		2-3 K		2-3 K		2	0	0	0	0	0	0								
Inning Stats	R: 0 E: 0 K: 2 S: 10	H: 0 LOB: 0 BB: 0 P: 13	R: 0 E: 0 K: 0 S: 8	H: 1 LOB: 1 BB: 0 P: 13	R: 0 E: 0 K: 1 S: 6	H: 0 LOB: 0 BB: 0 P: 8	R: 0 E: 0 K: 1 S: 7	H: 0 LOB: 0 BB: 0 P: 7	R: 0 E: 0 K: 1 S: 9	H: 1 LOB: 1 BB: 0 P: 13	R: 0 E: 0 K: 1 S: 10	H: 0 LOB: 0 BB: 0 P: 16	R: 0 E: 0 K: 1 S: 7	H: 0 LOB: 0 BB: 0 P: 9	R: 0 E: 0 K: 1 S: 8	H: 0 LOB: 0 BB: 0 P: 11	1B: 3 2B: 0 3B: 0 HR: 0	SF: 0 SAC: 0 DP: 0 HBP: 0	WP: 0 PB: 0 SB: 0 CS: 0	PA: 30				
PITCHER	IP WLS BF H R ER SO BB IBB HBP BLK WP HR S P ERA WHIP	9.0 W 30 3 0 0 8 0 0 0 0 0 0 71 97 0.00 0.333																						

Los Angeles Dodgers @ New York Mets
Polo Grounds, New York, NY
Sun Aug 18 1963, 3:33 AM EDT
Unknown

AB	30
R	0
H	3
RBI	0
BB	0
SO	8
LOB	4



Batter	1	2	3	4	5	6	7	8	9	AB	R	H	RBI	BB	SO	LOB	TOP					
Joe Christopher, R (1, 9) OBP: 0.306, SLG: 0.298	2-1 P4			2-2 G3		1-2 G6-4-3		2-1 2B		4	0	1	0	0	0	2	New York Mets @ Philadelphia Phillies Connie Mack Stadium, Philadelphia, PA Mon Aug 19 1963, 7:05 PM EDT Att: 7,980 - Unknown					
Rod Kanehl, R (1, 8) OBP: 0.245, SLG: 0.268	0-3 K			0-0 2B		1-1 P4		2-1 6-3		4	0	1	0	0	1	2						
Ron Hunt, R (1, 4) OBP: 0.328, SLG: 0.371	0-1 F9			1-1 5-3			0-0 1B		0-1 1-3	4	0	1	0	0	0	1						
Frank Thomas, R (1, 7) OBP: 0.318, SLG: 0.392		1-3 K		0-0 F8			0-0 B2		1-0 4-3	4	0	0	0	0	1	2						
Jim Hickman, R (1, 5) OBP: 0.301, SLG: 0.400		1-0 L5			1-0 6-3		1 SAFE 4-1 1B		0-1 F7	3	0	0	0	1	0	0						
Norm Sherry, R (1, 2) OBP: 0.205, SLG: 0.198		2-1 5-3			2-1 P3		1-1 1B			3	0	1	0	0	0	0						
Tim Harkness, L (1, 3) OBP: 0.286, SLG: 0.316			2-3 K		0-1 G3		1-3 K			3	0	0	0	0	2	2						
Al Moran, R (1, 6) OBP: 0.269, SLG: 0.226			2-2 F8			3-2 G6-4-3 1B		3-1 F9		2	0	1	0	0	0	0						
Duke Snider, L (8, PH) OBP: 0.347, SLG: 0.432										1	0	0	0	0	0	0						
Ted Schreiber, R (8, 6) OBP: 0.273, SLG: 0.200										0	0	0	0	0	0	0						
Galen Cisco, R (1, 1) OBP: 0.190, SLG: 0.135			0-3 K			4-2 G6-4-3 BB		1-3 K		1	0	0	0	1	1	0						
Jesse Gonder, L (8, PH) OBP: 0.375, SLG: 0.542										1	0	0	0	0	1	0						
Larry Bearnarth, R (8, 1) OBP: 0.120, SLG: 0.125										0	0	0	0	0	0	0						
Inning Stats	R: 0 E: 0 K: 1 S: 7	H: 0 LOB: 0 BB: 0 P: 9	R: 0 E: 0 K: 1 S: 6	H: 0 LOB: 0 BB: 0 P: 10	R: 0 E: 0 K: 2 S: 9	H: 0 LOB: 0 BB: 0 P: 13	R: 0 E: 0 K: 0 S: 7	H: 1 LOB: 1 BB: 0 P: 10	R: 0 E: 0 K: 0 S: 5	H: 0 LOB: 0 BB: 0 P: 8	R: 0 E: 0 K: 0 S: 12	H: 1 LOB: 1 BB: 1 P: 20	R: 0 E: 0 K: 1 S: 8	H: 2 LOB: 2 BB: 1 P: 14	R: 0 E: 0 K: 1 S: 10	H: 1 LOB: 1 BB: 0 P: 18	R: 0 E: 0 K: 0 S: 5	H: 0 LOB: 0 BB: 0 P: 6	1B: 3 2B: 2 3B: 0 HR: 0	SF: 0 SAC: 0 DP: 1 HBP: 0	WP: 1 PB: 0 SB: 0 CS: 0	PA: 32
PITCHER Dennis Bennett, L (1, 1) ERA: 2.22	IP: 9.0 WLS: W BF: 32	H: 5 R: 0 ER: 0 SO: 6	BB: 2 IBB: 0 HBP: 0 BLK: 0	WP: 1 HR: 0 S: 69 P: 108	ERA: 0.00 WHIP: 0.778											ERA: 0.00 WHIP: 0.778						

AB	30
R	0
H	5
RBI	0
BB	2
SO	6
LOB	9



Batter	1	2	3	4	5	6	7	8	9	AB	R	H	RBI	BB	SO	LOB	BOTTOM	
Tony Taylor, R (1, 4) OBP: 0.338, SLG: 0.371	1-1 5-3	0-0 6-3			1-3 K			2-0 FC6-4 1B		4	0	1	0	0	1	3	New York Mets @ Philadelphia Phillies Connie Mack Stadium, Philadelphia, PA Mon Aug 19 1963, 7:05 PM EDT Att: 7,980 - Unknown	
Johnny Callison, L (1, 9) OBP: 0.347, SLG: 0.495	1-2 G3 1B		1-2 F2		3-3 K		2-1 FC6-4 1B		4	0	1	0	0	1	2			
Wes Covington, L (1, 7) OBP: 0.370, SLG: 0.540	3-2 G3		0-1 1B			2-0 F5		1-1 FC6-4 1B		4	0	2	0	0	1			
Ruben Amaro, R (8, PR) OBP: 0.280, SLG: 0.304	1-2 1B						2-1 4-3		0-2 FC6-4	4	0	0	0	0	4			
Tony Gonzalez, L (1, 8) OBP: 0.391, SLG: 0.461	2-2 F7		3-1 F8			2-1 4-3			1-2 FC6-4	4	0	0	0	0	4			
Roy Sievers, R (1, 3) OBP: 0.317, SLG: 0.434		1-0 6-3	0-2 F8			1-1 5-3				3	0	0	0	0	1			
Don Demeter, R (1, 5) OBP: 0.319, SLG: 0.440		1-1 1B 1B		1-2 F2		0-0 F7				3	1	1	0	0	0			
Clay Dalrymple, L (1, 2) OBP: 0.336, SLG: 0.365		1-2 WP 1B		2-3 K		3-2 L9				3	0	1	0	0	1			
Bobby Wine, R (1, 6) OBP: 0.226, SLG: 0.269		0-1 WP 1B		0-1 F3		1-1 F7				3	0	1	1	0	0			
Dennis Bennett, L (1, 1) OBP: 0.143, SLG: 0.143		1-3 K			1-1 CS 1B			1-2 L9		3	0	1	0	0	1	2		
Inning Stats	R: 0 E: 0 K: 0 S: 12	H: 1 LOB: 1 BB: 0 P: 19	R: 1 E: 0 K: 1 S: 12	H: 3 LOB: 2 BB: 0 P: 16	R: 0 E: 0 K: 1 S: 8	H: 1 LOB: 1 BB: 0 P: 16	R: 0 E: 0 K: 2 S: 8	H: 0 LOB: 0 BB: 0 P: 11	R: 0 E: 0 K: 0 S: 5	H: 0 LOB: 0 BB: 0 P: 10	R: 0 E: 0 K: 0 S: 7	H: 0 LOB: 0 BB: 0 P: 11	R: 0 E: 0 K: 0 S: 11	H: 2 LOB: 2 BB: 0 P: 17	1B: 8 2B: 1 3B: 0 HR: 0	SF: 0 SAC: 0 DP: 1 HBP: 0	WP: 1 PB: 0 SB: 0 CS: 1	PA: 31
PITCHER Galen Cisco, R (1, 1) ERA: 4.33	IP: 7.0 WLS: L BF: 26	H: 6 R: 1 ER: 1 SO: 4	BB: 0 IBB: 0 HBP: 0 BLK: 0	WP: 1 HR: 0 S: 64 P: 96	ERA: 1.29 WHIP: 0.857											ERA: 1.29 WHIP: 0.857		
Larry Bearnarth, R (8, 1) ERA: 3.34	IP: 1.0 WLS: L BF: 5	H: 2 R: 0 ER: 0 SO: 0	BB: 0 IBB: 0 HBP: 0 BLK: 0	WP: 0 HR: 0 S: 11 P: 17	ERA: 0.00 WHIP: 2.000											ERA: 0.00 WHIP: 2.000		

AB	31
R	1
H	8
RBI	1
BB	0
SO	4
LOB	13



Batter	1	2	3	4	5	6	7	8	9	AB	R	H	RBI	BB	SO	LOB	TOP										
Jim Hickman, R OBP: 0.300, SLG: 0.398 (1, 5)										4	1	1	1	0	2	0	New York Mets @ Philadelphia Phillies Connie Mack Stadium, Philadelphia, PA Tue Aug 20 1963, 7:05 PM EDT Unknown										
Tim Harkness, L OBP: 0.285, SLG: 0.324 (1, 3)										4	0	2	1	0	0	0											
Ron Hunt, R OBP: 0.328, SLG: 0.370 (1, 4)										4	0	1	0	0	0	1											
Duke Snider, L OBP: 0.348, SLG: 0.431 (1, 9)										3	1	1	0	1	1	0											
Frank Thomas, R OBP: 0.320, SLG: 0.400 (1, 7)										3	1	1	2	1	0	0											
Joe Hicks, L OBP: 0.291, SLG: 0.418 Rod Kanehl, R OBP: 0.245, SLG: 0.268 (1, 8) (9, 8)										4	0	0	0	0	0	3											
Choo-Choo Coleman, L OBP: 0.290, SLG: 0.223 (1, 2)										4	0	0	0	0	0	0											
Al Moran, R OBP: 0.272, SLG: 0.235 (1, 6)										4	1	2	0	0	0	0											
Grover Powell, L (1, 1)										4	0	0	0	0	0	2											
Inning Stats	R: 0 H: 1 E: 1 K: 1 S: 11	H: 1 LOB: 3 BB: 2 P: 23	R: 0 H: 0 E: 0 K: 0 S: 5	H: 0 LOB: 0 BB: 0 P: 6	R: 0 H: 0 E: 0 K: 0 S: 7	H: 0 LOB: 0 BB: 0 P: 11	R: 0 H: 0 E: 0 K: 0 S: 5	H: 0 LOB: 0 BB: 0 P: 10	R: 0 H: 0 E: 0 K: 1 S: 7	H: 0 LOB: 0 BB: 0 P: 11	R: 0 H: 0 E: 0 K: 1 S: 11	H: 0 LOB: 0 BB: 0 P: 17	R: 2 H: 4 E: 0 K: 0 S: 11	H: 3 LOB: 1 BB: 0 P: 22	R: 2 H: 3 E: 0 K: 0 S: 9	H: 3 LOB: 1 BB: 0 P: 15	1B: 5 2B: 2 3B: 0 HR: 1	SF: 0 SAC: 0 DP: 0 HBP: 0	WP: 0 PB: 0 CS: 0	PA: 36							
PITCHER	IP	WLS	BF	H	R	ER	SO	BB	IBB	HBP	BLK	WP	HR	S	P	ERA	WHIP										
Cal McLish, R ERA: 2.95 (1, 1)	7.2	L	28	3	2	2	3	2	0	0	0	0	0	59	104	2.35	0.652										
Jack Baldschun, R ERA: 2.35 (8, 1)	0.1		4	4	2	2	0	0	0	0	0	0	1	8	15	54.00	12.000										
Johnny Klippstein, R ERA: 1.64 (9, 1)	1.0		4	1	0	0	0	0	0	0	0	0	0	4	6	0.00	1.000										

livebaseballscores.com



Batter	1	2	3	4	5	6	7	8	9	AB	R	H	RBI	BB	SO	LOB	BOTTOM										
Tony Taylor, R OBP: 0.336, SLG: 0.368 (1, 4)										4	0	0	0	0	2	0	New York Mets @ Philadelphia Phillies Connie Mack Stadium, Philadelphia, PA Tue Aug 20 1963, 7:05 PM EDT Unknown										
Johnny Callison, L OBP: 0.347, SLG: 0.492 (1, 9)										3	0	0	0	1	0	0											
Tony Gonzalez, L OBP: 0.390, SLG: 0.458 (1, 7)										3	0	0	0	1	0	0											
Roy Sievers, R OBP: 0.319, SLG: 0.433 (1, 3)										3	0	1	0	1	0	0											
Don Demeter, R OBP: 0.321, SLG: 0.441 (1, 8)										3	0	1	0	1	0	3											
Don Hoak, R OBP: 0.273, SLG: 0.308 (1, 5)										4	0	1	0	0	1	4											
Clay Dalrymple, L OBP: 0.336, SLG: 0.364 Cookie Rojas, R OBP: 0.245, SLG: 0.196 (9, PH)										3	0	1	0	0	0	4											
Bobby Wine, R OBP: 0.224, SLG: 0.267 (1, 6)										3	0	0	0	0	1	1											
Cal McLish, S OBP: 0.275, SLG: 0.266 Jack Baldschun, R OBP: 0.340, SLG: 0.040 (8, 1) (9, 1)										3	0	0	0	0	1	0											
Inning Stats	R: 0 H: 1 E: 0 K: 1 S: 7	H: 1 LOB: 3 BB: 2 P: 15	R: 0 H: 1 E: 0 K: 1 S: 6	H: 1 LOB: 0 BB: 0 P: 8	R: 0 H: 0 E: 0 K: 0 S: 8	H: 1 LOB: 1 BB: 0 P: 10	R: 0 H: 1 E: 0 K: 1 S: 9	H: 1 LOB: 3 BB: 0 P: 14	R: 0 H: 0 E: 0 K: 0 S: 8	H: 0 LOB: 0 BB: 2 P: 9	R: 0 H: 0 E: 0 K: 2 S: 8	H: 0 LOB: 0 BB: 0 P: 9	R: 0 H: 0 E: 0 K: 0 S: 6	H: 0 LOB: 0 BB: 0 P: 11	R: 0 H: 0 E: 0 K: 1 S: 8	H: 0 LOB: 0 BB: 0 P: 11	1B: 3 2B: 1 3B: 0 HR: 0	SF: 0 SAC: 0 DP: 1 HBP: 0	WP: 0 PB: 1 CS: 0	PA: 34							
PITCHER	IP	WLS	BF	H	R	ER	SO	BB	IBB	HBP	BLK	WP	HR	S	P	ERA	WHIP										
Grover Powell, L ERA: 1.16 (1, 1)	9.0	W	34	4	0	0	6	4	0	0	0	0	0	67	107	0.00	0.889										

livebaseballscores.com



Batter	1	2	3	4	5	6	7	8	9	10	11	12	AB	R	H	RBI	BB	SO	LOB	TOP							
Joe Christopher, R Ted Schreiber, R OBP: 0.286, SLG: 0.284 (10, 6)	2-3 K		1-2 F7			0-0 F7		0-1 F8			0-0 P4		4 0 0 0 0 1 0 1 0 0 0 0 0 0														
Rod Kanehl, R OBP: 0.244, SLG: 0.266 (1, 8)	0-0 6-3		0-3 K			0-0 1B		0-0 1-3			3-2 P4		5 0 1 0 0 1 0														
Ron Hunt, R OBP: 0.328, SLG: 0.373 (1, 4)	0-0 2B				0-0 6-3						2-2 F9		5 1 2 0 0 0 1														
Frank Thomas, R OBP: 0.323, SLG: 0.403 (1, 7)	2-2 FC6-4 2H 1B				0-0 F3					0-0 P4			5 0 3 1 0 0 1														
Jim Hickman, R OBP: 0.300, SLG: 0.397 (1, 5)	0-0 FC6-4 1-2r				2-1 1B					0-0 G6-4-3 1B			4 0 1 0 0 0 4														
Norm Sherry, R Joe Hicks, L Choo-Choo Coleman, L OBP: 0.199, SLG: 0.192 OBP: 0.228, SLG: 0.414 OBP: 0.290, SLG: 0.223 (12, PH) (12, 2)		0-1 6-3			0-0 F9					0-0 P4			4 0 0 0 0 0 1 1 0 0 0 0 1 1 0 0 0 0 0 0 0														
Tim Harkness, L OBP: 0.284, SLG: 0.317 (1, 3)		0-0 5-3				0-0 F6				0-0 F7			5 0 0 0 0 1 1														
Al Moran, R Duke Snider, L OBP: 0.273, SLG: 0.233 OBP: 0.350, SLG: 0.431 (10, PH) (10, 9)		0-0 1-3				4-2 CS BB				4-2 BB			2 0 0 0 1 0 0 0 0 0 0 1 0 0														
Roger Craig, R Duke Carmel, L Larry Bearmarth, R OBP: 0.148, SLG: 0.103 OBP: 0.346, SLG: 0.333 OBP: 0.120, SLG: 0.125 (1, 1) (10, PH) (10, 1)					0-0 F9					0-3 K			3 0 0 0 0 2 1 1 0 0 0 0 1 1 0 0 0 0 0 0 0														
Inning Stats	R: 1 E: 0 K: 1 S: 9	H: 2 LOB: 1 BB: 0 P: 13	R: 0 E: 0 K: 0 S: 4	H: 0 LOB: 0 BB: 4 P: 4	R: 0 E: 0 K: 1 S: 7	H: 0 LOB: 0 BB: 0 P: 8	R: 0 E: 0 K: 0 S: 5	H: 1 LOB: 1 BB: 0 P: 7	R: 0 E: 0 K: 1 S: 6	H: 0 LOB: 0 BB: 1 P: 11	R: 0 E: 0 K: 0 S: 6	H: 0 LOB: 0 BB: 0 P: 8	R: 0 E: 0 K: 1 S: 3	H: 1 LOB: 0 BB: 3 P: 3	R: 0 E: 0 K: 1 S: 7	H: 0 LOB: 1 BB: 1 P: 14	R: 0 E: 0 K: 0 S: 9	H: 1 LOB: 1 BB: 0 P: 9	1B: 6 2B: 1 3B: 0 HR: 0	SF: 0 SAC: 1 DP: 1 HBP: 0	WP: 0 PB: 0 SB: 0 CS: 1	PA: 43					
PITCHER	IP WLS BF H R ER SO BB IBB HBP BLK WP HR S P ERA WHIP	IP WLS BF H R ER SO BB IBB HBP BLK WP HR S P ERA WHIP													IP WLS BF H R ER SO BB IBB HBP BLK WP HR S P ERA WHIP												
Chris Short, L ERA: 3.38 Ryne Duren, R ERA: 3.38 (1, 1) (9, 1)	8.0 W 14 2 0 0 3 1 0 0 0 0 0 28 40 0.00 0.750													4.0 L 13 3 1 1 1 1 1 1 0 0 0 16 31 3.86 1.714													

New York Mets @ Philadelphia Phillies
 Connie Mack Stadium, Philadelphia, PA
 Tue Aug 20 1963, 7:05 PM EDT
 Alt. 24.923 - Unknown

AB 40
 R 1
 H 7
 RBI 1
 BB 2
 SO 7
 LOB 11



Batter	1	2	3	4	5	6	7	8	9	10	11	12	AB	R	H	RBI	BB	SO	LOB	BOTTOM							
Tony Taylor, R OBP: 0.337, SLG: 0.369 (1, 4)	1-1 6-3		0-0 F9		0-0 1B		0-0 6-3	0-0 1B			2-1 3-1	0-0 1B	7 0 3 1 0 0 0														
Johnny Callison, L OBP: 0.348, SLG: 0.491 (1, 9)	3-1 E1 FC5 1B		0-3 K		0-0 1B		4-2 1B	0-0 4-3			0-0 BB 4-3 1B		5 0 2 0 1 1 2														
Wes Covington, L OBP: 0.373, SLG: 0.539 (1, 7)	2-3 K		0-0 1B		2-2 1B		0-0 BB 1B			0-0 4-3			6 0 3 0 0 1 2														
Tony Gonzalez, L OBP: 0.391, SLG: 0.455 (1, 8)	4-1 BB		0-0 F8		1-2 3-1		4-1 BB	1-2 BB		0-0 F8			3 0 0 0 3 0 4														
Roy Sievers, R OBP: 0.322, SLG: 0.440 (1, 3)	2-0 FC5 2-3r				4-0 CS BB		0-0 E5 G3	0-0 F3		2-1 HR			4 1 1 1 2 0 5														
Clay Dalrymple, L OBP: 0.331, SLG: 0.358 (1, 2)		0-0 3-1			0-1 F8		0-0 G3	3-1 F7		3-1 4-3			6 0 0 0 0 0 8														
Don Demeter, R OBP: 0.321, SLG: 0.437 (1, 5)		2-1 FC6-4 HBP		3-3 K		3-3 K		4-2 FC3-6 BB		0-0 3-1			4 0 0 0 1 2 2														
Bobby Wine, R Ruben Amaro, R OBP: 0.225, SLG: 0.265 OBP: 0.291, SLG: 0.305 (8, PH) (9, 6)		0-0 F8			0-0 6-3		4-2 FC6-4 BB	1-1 FC3-6 1B		0-0 6-3			2 0 0 0 1 0 1 3 1 1 0 0 0 1														
Chris Short, R Frank Torre, L Ryne Duren, R OBP: 0.098, SLG: 0.133 OBP: 0.302, SLG: 0.316 OBP: 0.273, SLG: 0.158 (1, 1) (8, PH) (9, 1)		0-0 FC6-4 1-2r			0-0 4-3		0-0 FC6-4	0-2 P5		0-3 K			3 0 0 0 0 0 3 1 0 0 0 0 0 1 1 0 0 0 0 0 1														
Inning Stats	R: 0 E: 1 K: 1 S: 9	H: 0 LOB: 2 BB: 1 P: 21	R: 0 E: 0 K: 0 S: 4	H: 0 LOB: 1 BB: 0 P: 6	R: 0 E: 0 K: 1 S: 5	H: 1 LOB: 1 BB: 1 P: 6	R: 0 E: 0 K: 1 S: 5	H: 0 LOB: 1 BB: 1 P: 12	R: 0 E: 0 K: 0 S: 12	H: 3 LOB: 3 BB: 0 P: 15	R: 0 E: 0 K: 1 S: 8	H: 0 LOB: 2 BB: 1 P: 15	R: 0 E: 0 K: 0 S: 9	H: 1 LOB: 2 BB: 2 P: 14	R: 1 E: 0 K: 0 S: 6	H: 1 LOB: 0 BB: 0 P: 11	R: 0 E: 0 K: 1 S: 5	H: 0 LOB: 0 BB: 2 P: 5	R: 0 E: 0 K: 0 S: 8	H: 1 LOB: 3 BB: 0 P: 19	R: 0 E: 0 K: 0 S: 3	H: 2 LOB: 2 BB: 0 P: 7	1B: 9 2B: 1 3B: 0 HR: 1	SF: 0 SAC: 0 DP: 1 HBP: 2	WP: 0 PB: 0 SB: 0 CS: 1	PA: 55	
PITCHER	IP WLS BF H R ER SO BB IBB HBP BLK WP HR S P ERA WHIP	IP WLS BF H R ER SO BB IBB HBP BLK WP HR S P ERA WHIP													IP WLS BF H R ER SO BB IBB HBP BLK WP HR S P ERA WHIP												
Roger Craig, R ERA: 3.89 Larry Bearmarth, R ERA: 3.35 (1, 1) (10, 1)	9.0 L 13 3 1 1 1 1 1 1 0 0 0 16 31 3.86 1.714													2.1 L 13 3 1 1 1 1 1 1 0 0 0 16 31 3.86 1.714													

New York Mets @ Philadelphia Phillies
 Connie Mack Stadium, Philadelphia, PA
 Tue Aug 20 1963, 7:05 PM EDT
 Alt. 24.923 - Unknown

AB 45
 R 2
 H 10
 RBI 2
 BB 8
 SO 5
 LOB 29



Batter	1	2	3	4	5	6	7	8	9	AB	R	H	RBI	BB	SO	LOB	TOP			
Jim Hickman, R OBP: 0.297, SLG: 0.392 (1, 5)										5	0	0	0	0	0	1				
Tim Harkness, L OBP: 0.283, SLG: 0.312 (1, 3)										4	0	0	0	1	1	0				
Ron Hunt, R OBP: 0.331, SLG: 0.384 (1, 4)										4	2	2	1	0	0	2				
Jesse Gonder, L OBP: 0.371, SLG: 0.540 (1, 2)										4	1	1	0	0	1	2				
Duke Snider, L OBP: 0.349, SLG: 0.430 (1, 9)										3	0	1	1	0	1	1				
Frank Thomas, R OBP: 0.325, SLG: 0.402 (1, 7)										3	0	1	1	1	0	1				
Duke Carmel, L OBP: 0.366, SLG: 0.372 (1, 8)										2	2	2	1	2	0	0				
Al Moran, R OBP: 0.270, SLG: 0.230 (1, 6)										3	0	0	0	0	1	4				
Choo-Choo Coleman, L OBP: 0.293, SLG: 0.227 (9, PH)										1	0	0	0	0	0	0				
Tracy Stallard, R OBP: 0.085, SLG: 0.050 (1, 1)										1	0	0	0	0	0	0				
Larry Bearnarth, R OBP: 0.119, SLG: 0.120 (3, 1)										1	0	0	0	0	0	0				
Joe Hicks, L OBP: 0.229, SLG: 0.241 (7, PH)										1	0	0	0	0	1	0				
Al Jackson, L OBP: 0.125, SLG: 0.094 (7, 1)										0	0	0	0	0	0	0				
Roger Craig, R OBP: 0.142, SLG: 0.103 (8, 1)										0	0	0	0	0	0	0				
Joe Christopher, R OBP: 0.203, SLG: 0.224 (8, PH)										0	0	0	1	0	0	0				
Inning Stats	R: 1 E: 0 K: 1 S: 6	H: 1 LOB: 0 BB: 0 P: 6	R: 0 E: 0 K: 0 S: 3	H: 1 LOB: 1 BB: 1 P: 7	R: 0 E: 0 K: 0 S: 3	H: 0 LOB: 0 BB: 0 P: 3	R: 1 E: 0 K: 0 S: 4	H: 1 LOB: 0 BB: 0 P: 4	R: 1 E: 0 K: 2 S: 9	H: 2 LOB: 3 BB: 1 P: 14	R: 0 E: 0 K: 1 S: 5	H: 0 LOB: 0 BB: 0 P: 5	R: 0 E: 0 K: 1 S: 6	H: 1 LOB: 1 BB: 0 P: 6	R: 0 E: 0 K: 0 S: 4	H: 1 LOB: 2 BB: 2 P: 12	1B: 4 2B: 2 3B: 0 HR: 2	SF: 2 SAC: 0 DP: 0 HBP: 1	WP: 0 PB: 0 SB: 0 CS: 0	PA: 39
PITCHER	IP WLS BF H R ER SO BB IBB HBP BLK WP HR S P ERA WHIP																			
Paul Toth, R ERA: 3.0 (1, 1)	5.2 W 24 6 4 4 2 1 0 1 0 0 2 26 31 6.35 1.235																			
Glen Hobbie, R ERA: 4.12 (6, 1)	2.1 11 2 1 1 3 1 1 0 0 0 0 15 23 3.86 1.286																			
Lindy McDaniel, R ERA: 3.48 (9, 1)	1.0 S 4 0 0 0 0 1 0 0 0 0 0 3 7 0.00 1.000																			

New York Mets @ Chicago Cubs
Wrigley Field, Chicago, IL
Fri Aug 23 1963, 3:33 AM CDT
Att: 9,634 - Unknown

AB	32
R	5
H	8
RBI	5
BB	4
SO	5
LOB	11



Batter	1	2	3	4	5	6	7	8	9	AB	R	H	RBI	BB	SO	LOB	BOTTOM			
Alex Grammas, R OBP: 0.227, SLG: 0.227 (1, 6)										5	0	1	0	0	1	3				
Lou Brock, L OBP: 0.316, SLG: 0.414 (1, 9)										3	1	1	0	1	1	0				
Ellis Burton, S OBP: 0.313, SLG: 0.440 (1, 8)										2	1	0	0	1	0	1				
Ron Santo, R OBP: 0.347, SLG: 0.502 (1, 5)										3	2	2	1	0	0	2				
Billy Williams, L OBP: 0.375, SLG: 0.530 (1, 7)										2	2	2	5	1	0	0				
Ken Hubbs, R OBP: 0.288, SLG: 0.330 (1, 4)										3	0	1	0	1	0	4				
14 Ernie Banks, R OBP: 0.286, SLG: 0.410 (1, 3)										4	0	1	0	0	1	2				
Dick Bertell, R OBP: 0.308, SLG: 0.311 (1, 2)										3	0	0	0	1	0	1				
Paul Toth, R OBP: 0.083, SLG: 0.029 (1, 1)										2	0	0	0	0	0	1				
Glen Hobbie, R OBP: 0.125, SLG: 0.079 (6, 1)										1	0	0	0	1	0	1				
Lindy McDaniel, R OBP: 0.059, SLG: 0.235 (9, 1)										0	0	0	0	0	0	0				
Inning Stats	R: 0 E: 0 K: 0 S: 5	H: 2 LOB: 3 BB: 1 P: 9	R: 0 E: 0 K: 0 S: 3	H: 0 LOB: 1 BB: 1 P: 7	R: 3 E: 0 K: 1 S: 7	H: 3 LOB: 0 BB: 1 P: 11	R: 0 E: 0 K: 0 S: 3	H: 0 LOB: 0 BB: 0 P: 3	R: 2 E: 0 K: 1 S: 7	H: 2 LOB: 1 BB: 1 P: 11	R: 0 E: 0 K: 1 S: 4	H: 0 LOB: 0 BB: 1 P: 8	R: 1 E: 2 K: 0 S: 3	H: 0 LOB: 1 BB: 1 P: 8	R: 0 E: 0 K: 0 S: 4	H: 1 LOB: 1 BB: 0 P: 4	1B: 5 2B: 1 3B: 0 HR: 2	SF: 1 SAC: 1 DP: 0 HBP: 1	WP: 1 PB: 0 SB: 0 CS: 1	PA: 39
PITCHER	IP WLS BF H R ER SO BB IBB HBP BLK WP HR S P ERA WHIP																			
Tracy Stallard, R ERA: 4.96 (1, 1)	2.1 L 13 2 2 2 3 2 0 0 0 0 0 1 17 25 4.91 1.091																			
Larry Bearnarth, R ERA: 3.41 (3, 1)	3.2 7 1 1 0 0 1 0 1 0 1 0 5 10 0.00 1.500																			
Al Jackson, L ERA: 4.42 (7, 1)	1.1 2 0 0 0 0 0 0 0 0 0 0 2 2 0.00 0.000																			
Roger Craig, R ERA: 3.88 (8, 1)	0.2 0 0 0 0 0 0 0 0 0 0 0 0 2 0.00 0.000																			

New York Mets @ Chicago Cubs
Wrigley Field, Chicago, IL
Fri Aug 23 1963, 3:33 AM CDT
Att: 9,634 - Unknown

AB	28
R	6
H	8
RBI	6
BB	6
SO	3
LOB	15



Batter	1	2	3	4	5	6	7	8	9	AB	R	H	RBI	BB	SO	LOB	TOP							
Jim Hickman, R (1, 5) OBP: 0.298, SLG: 0.401	0-0 HR		0-0 1B		0-0 F8			0-3 K		4	1	2	1	0	1	2								
Tim Harkness, L (1, 3) OBP: 0.282, SLG: 0.308	4-0 G6-4-3 BB		0-3 K			0-3 K		0-0 F7		3	0	0	0	1	2	2								
Ron Hunt, R (1, 4) OBP: 0.331, SLG: 0.381	0-0 G6-4-3			0-0 F9		0-3 K		0-0 HBP		3	1	0	0	0	1	1								
Jesse Gonder, L (1, 2) OBP: 0.375, SLG: 0.539	0-0 4-3			0-0 CS 1B		0-0 F9		0-0 HBP		4	0	2	0	0	0	0								
Rod Kanehl, R (9, PR) OBP: 0.244, SLG: 0.266								1-3 1B		0	1	0	0	0	0	0								
Duke Snider, L (1, 9) OBP: 0.348, SLG: 0.426		0-0 1-4-3		0-3 K				0-0 1B		3	0	0	0	1	1	1								
Joe Christopher, R (9, PR) OBP: 0.293, SLG: 0.284								1-2 1B		0	1	0	0	0	0	0								
Frank Thomas, R (1, 7) OBP: 0.324, SLG: 0.401		0-0 L6		0-0 CS	0-0 P6			0-0 BB		4	0	1	1	0	0	0								
Choo-Choo Coleman, L (9, PR) OBP: 0.233, SLG: 0.227				1-2				0-0 FC1-5 1B		0	0	0	0	0	0	0								
Norm Sherry, R (9, 2) OBP: 0.199, SLG: 0.192								1-3 2-H 1B		0	0	0	0	0	0	0								
Duke Carmel, L (1, 8) OBP: 0.370, SLG: 0.376	0-0 F5				0-0 1B SH1-4			0-0 FC1-5 1B		4	1	2	1	0	0	0								
Al Moran, R (1, 6) OBP: 0.270, SLG: 0.230			0-3 K		0-0 SH1-4 1B			0-0 FC1-5		4	0	1	0	0	1	2								
Carl Willey, R (1, 1) OBP: 0.133, SLG: 0.182			0-3 K		0-0 SH1-4			0-0 CS		3	0	0	1	0	2	3								
								0-0 2-3 K		3	0	0	1	0	2	3								
Inning Stats	R: 1 E: 0 K: 0 S: 3	H: 1 LOB: 0 BB: 1 P: 7	R: 0 E: 0 K: 0 S: 3	H: 0 LOB: 0 BB: 0 P: 3	R: 0 E: 0 K: 3 S: 10	H: 1 LOB: 1 BB: 0 P: 10	R: 0 E: 0 K: 1 S: 5	H: 1 LOB: 0 BB: 0 P: 5	R: 1 E: 0 K: 0 S: 5	H: 2 LOB: 1 BB: 0 P: 5	R: 0 E: 0 K: 2 S: 7	H: 0 LOB: 0 BB: 0 P: 7	R: 0 E: 0 K: 0 S: 3	H: 0 LOB: 0 BB: 0 P: 3	R: 0 E: 1 K: 1 S: 6	H: 0 LOB: 1 BB: 0 P: 6	R: 3 E: 0 K: 1 S: 7	H: 3 LOB: 2 BB: 1 P: 12	1B: 7 2B: 1 3B: 0 HR: 1	SF: 0 SAC: 1 DP: 2 HBP: 1	WP: 1 PB: 0 SB: 1 CS: 2	PA: 37		
PITCHER	IP WLS BF H R ER SO BB IBB HBP BLK WP HR S P ERA WHIP	8.0 L 29 5 2 2 7 1 0 0 0 0 1 42 46 2.25 0.750	0.0 2 1 2 2 0 0 0 0 0 0 0 0 1 2 ∞ ∞	0.0 1 0 2 0 0 1 0 0 0 0 0 0 6 6 9.00 2.000																				

New York Mets @ Chicago Cubs
Wrigley Field, Chicago, IL
Sat Aug 24 1963, 3:33 AM CDT
Att: 5,128 - Unknown

AB 32
R 5
H 8
RBI 4
BB 2
SO 8
LOB 11



Batter	1	2	3	4	5	6	7	8	9	AB	R	H	RBI	BB	SO	LOB	BOTTOM			
Alex Grammas, R (1, 6) OBP: 0.192, SLG: 0.192	0-0 6-3			0-0 F9		0-0 F7		0-0 1-3		4	0	0	0	0	0	0				
Lou Brock, L (1, 9) OBP: 0.315, SLG: 0.415	0-0 1-3			0-0 F7		0-0 2B		0-3 K WP		4	0	1	0	0	1	0				
Ellis Burton, S (1, 8) OBP: 0.313, SLG: 0.441	0-0 P3			0-0 1B 2B		0-0 F8		0-0 4-3		4	0	1	0	0	0	2				
Ron Santo, R (1, 5) OBP: 0.347, SLG: 0.500		0-0 F9		0-0 2-3 1B		0-0 6-3		0-0 L9		4	0	1	0	0	0	0				
Billy Williams, L (1, 7) OBP: 0.372, SLG: 0.526		0-0 3-1		0-0 4-3		0-0 L9		0-0 F9		4	0	0	0	0	0	2				
Ken Hubbs, R (1, 4) OBP: 0.289, SLG: 0.332		0-0 P4			0-0 5-3		0-0 14 1B	0-0 1B		4	0	2	0	0	0	0				
14 Ernie Banks, R (1, 3) OBP: 0.285, SLG: 0.409			0-0 6-3		0-0 F8		0-0 1-2 1B	0-0 P4		4	0	1	0	0	0	1				
Dick Bertell, R (1, 2) OBP: 0.306, SLG: 0.309			0-0 P4		0-0 F8					2	0	0	0	0	0	0				
Merritt Ranew, L (7, PH) OBP: 0.391, SLG: 0.509										1	0	0	0	0	0	2				
Cal Koonce, R (1, 1) OBP: 0.273, SLG: 0.200			0-0 F7			0-0 F2				2	0	0	0	0	0	0				
Don Landrum, L (8, PH) OBP: 0.294, SLG: 0.288								0-0 3-1		1	0	0	0	0	0	0				
Don Elston, R (9, 1)										0	0	0	0	0	0	0				
Tom Baker, L (9, 1)										0	0	0	0	0	0	0				
Glen Hobbie, R (9, 1) OBP: 0.125, SLG: 0.079										0	0	0	0	0	0	0				
Inning Stats	R: 0 E: 0 K: 0 S: 3	H: 0 LOB: 0 BB: 0 P: 3	R: 0 E: 0 K: 0 S: 3	H: 0 LOB: 0 BB: 0 P: 3	R: 0 E: 0 K: 0 S: 3	H: 0 LOB: 0 BB: 0 P: 3	R: 0 E: 0 K: 0 S: 5	H: 2 LOB: 2 BB: 0 P: 5	R: 0 E: 0 K: 0 S: 4	H: 1 LOB: 1 BB: 0 P: 4	R: 0 E: 0 K: 0 S: 5	H: 2 LOB: 2 BB: 0 P: 5	R: 0 E: 0 K: 1 S: 6	H: 0 LOB: 1 BB: 0 P: 6	R: 0 E: 0 K: 0 S: 4	H: 1 LOB: 1 BB: 0 P: 4	1B: 4 2B: 2 3B: 0 HR: 0	SF: 0 SAC: 0 DP: 0 HBP: 0	WP: 1 PB: 1 SB: 0 CS: 0	PA: 34
PITCHER	IP WLS BF H R ER SO BB IBB HBP BLK WP HR S P ERA WHIP	9.0 W 34 6 0 0 1 0 0 0 0 1 0 36 36 0.00 0.667																		

New York Mets @ Chicago Cubs
Wrigley Field, Chicago, IL
Sat Aug 24 1963, 3:33 AM CDT
Att: 5,128 - Unknown

AB 34
R 0
H 6
RBI 0
BB 0
SO 1
LOB 7




Batter	1	2	3	4	5	6	7	8	9	AB	R	H	RBI	BB	SO	LOB	TOP							
Duke Carmel, L (1, 8) OBP: 0.366, SLG: 0.372										4	0	1	0	0	1	4	<p>New York Mets @ Pittsburgh Pirates Forbes Field, Pittsburgh, PA Tue Aug 27 1963, 7:05 PM EDT Att: 7,819 - Unknown</p> <p>AB 32 R 1 H 7 RBI 1 BB 1 SO 6 LOB 16</p>							
Tim Harkness, L (1, 3) OBP: 0.282, SLG: 0.305										3	0	1	0	1	0	2								
Ron Hunt, R (1, 4) OBP: 0.331, SLG: 0.379										4	0	1	0	0	1	3								
Jesse Gonder, L (1, 2) OBP: 0.368, SLG: 0.522										4	0	0	0	0	1	2								
Duke Snider, L (1, 9) OBP: 0.347, SLG: 0.424										4	0	1	0	0	2	1								
Joe Christopher, R (9, 9) OBP: 0.291, SLG: 0.283										0	0	0	0	0	0	0								
Frank Thomas, R (1, 7) OBP: 0.320, SLG: 0.395										4	1	0	0	0	0	1								
Rod Kanehl, R (9, 7) OBP: 0.244, SLG: 0.266										0	0	0	0	0	0	0								
Jim Hickman, R (1, 5) OBP: 0.296, SLG: 0.399										3	0	0	0	0	0	1								
Al Moran, R (1, 6) OBP: 0.268, SLG: 0.229										3	0	1	1	0	0	0								
Grover Powell, L (1, 1) OBP: 0.143, SLG: 0.143										2	0	1	0	0	1	2								
Galen Cisco, R (6, 1) OBP: 0.209, SLG: 0.158										1	0	1	0	0	0	0								
Inning Stats	R: 0 E: 0 K: 1 S: 5	H: 1 LOB: 1 BB: 1 P: 9	R: 1 E: 1 K: 1 S: 8	H: 2 LOB: 2 BB: 0 P: 8	R: 0 E: 0 K: 1 S: 5	H: 1 LOB: 0 BB: 0 P: 5	R: 0 E: 0 K: 1 S: 5	H: 0 LOB: 0 BB: 0 P: 5	R: 0 E: 0 K: 1 S: 6	H: 1 LOB: 1 BB: 0 P: 6	R: 0 E: 0 K: 0 S: 3	H: 0 LOB: 0 BB: 0 P: 3	R: 0 E: 0 K: 0 S: 3	H: 0 LOB: 0 BB: 0 P: 3	R: 0 E: 0 K: 0 S: 4	H: 1 LOB: 1 BB: 0 P: 4	R: 0 E: 0 K: 1 S: 5	H: 0 LOB: 0 BB: 0 P: 5	R: 0 E: 0 K: 0 S: 5	H: 0 LOB: 0 BB: 0 P: 5	1B: 7 2B: 0 3B: 0 HR: 0	SF: 0 SAC: 0 DP: 2 HBP: 0	WP: 0 PB: 0 SB: 0 CS: 1	PA: 33
PITCHER Bob Friend, R (1, 1) ERA: 2.1	IP: 9.0 WLS: W BF: 33 H: 7 R: 1 ER: 0 SO: 6 BB: 1 IBB: 0 HBP: 0 BLK: 0 WP: 0 HR: 0 S: 44 P: 48 ERA: 0.00 WHIP: 0.889																			PITCHER				

Batter	1	2	3	4	5	6	7	8	9	AB	R	H	RBI	BB	SO	LOB	BOTTOM					
Dick Schofield, S (1, 6) OBP: 0.340, SLG: 0.314										3	1	0	0	1	1	2	<p>New York Mets @ Pittsburgh Pirates Forbes Field, Pittsburgh, PA Tue Aug 27 1963, 7:05 PM EDT Att: 7,819 - Unknown</p> <p>AB 27 R 2 H 4 RBI 0 BB 2 SO 2 LOB 6</p>					
Manny Mota, R (1, 7) OBP: 0.370, SLG: 0.355										4	1	1	0	0	0	0						
Roberto Clemente, R (1, 9) OBP: 0.364, SLG: 0.472										3	0	0	0	0	0	0						
Bill Mazerowski, R (1, 4) OBP: 0.318, SLG: 0.398										3	0	0	0	0	0	0						
Donn Clendenon, R (1, 3) OBP: 0.333, SLG: 0.446										3	0	0	0	0	0	0						
Bob Bailey, R (1, 5) OBP: 0.305, SLG: 0.334										3	0	1	0	0	0	0						
Bill Virdon, L (1, 8) OBP: 0.317, SLG: 0.373										3	0	2	0	0	0	1						
Ron Brand, R (1, 2) OBP: 0.354, SLG: 0.341										1	0	0	0	1	0	0						
Jerry Lynch, L (9, PH) OBP: 0.324, SLG: 0.463										1	0	0	0	0	0	1						
Jim Pagliaroni, R (9, 2) OBP: 0.349, SLG: 0.417										0	0	0	0	0	0	0						
Bob Friend, R (1, 1) OBP: 0.115, SLG: 0.104										2	0	0	0	0	1	2						
Willie Stargell, L (9, PH) OBP: 0.253, SLG: 0.350										1	0	0	0	0	0	0						
Inning Stats	R: 0 E: 0 K: 0 S: 3	H: 0 LOB: 0 BB: 0 P: 3	R: 0 E: 0 K: 0 S: 3	H: 0 LOB: 0 BB: 0 P: 3	R: 0 E: 0 K: 1 S: 5	H: 1 LOB: 1 BB: 1 P: 9	R: 0 E: 0 K: 0 S: 3	H: 0 LOB: 0 BB: 0 P: 3	R: 0 E: 0 K: 0 S: 3	H: 0 LOB: 0 BB: 0 P: 3	R: 0 E: 0 K: 1 S: 5	H: 0 LOB: 0 BB: 0 P: 5	R: 0 E: 0 K: 0 S: 3	H: 0 LOB: 0 BB: 0 P: 3	R: 0 E: 0 K: 0 S: 4	H: 1 LOB: 1 BB: 0 P: 4	R: 2 E: 1 K: 0 S: 2	H: 1 LOB: 0 BB: 1 P: 6	1B: 4 2B: 2 3B: 0 HR: 0	SF: 0 SAC: 0 DP: 2 HBP: 0	WP: 2 PB: 0 SB: 0 CS: 0	PA: 29
PITCHER Grover Powell, L (1, 1) ERA: 0.95	IP: 5.0 WLS: L BF: 16 H: 2 R: 2 ER: 0 SO: 1 BB: 1 IBB: 0 HBP: 0 BLK: 0 WP: 2 HR: 0 S: 17 P: 21 ERA: 0.00 WHIP: 0.600																			PITCHER		
Galen Cisco, R (6, 1) ERA: 4.23	IP: 3.1 WLS: L BF: 13 H: 2 R: 2 ER: 0 SO: 1 BB: 1 IBB: 0 HBP: 0 BLK: 0 WP: 0 HR: 0 S: 14 P: 18 ERA: 0.00 WHIP: 0.900																			PITCHER		


Batter	1	2	3	4	5	6	7	8	9	AB	R	H	RBI	BB	SO	LOB	TOP										
Duke Carmel, L (1, 8) OBP: 0.354, SLG: 0.357	4-1		K		K			F3	K	5	0	0	0	0	3	4	New York Mets @ Pittsburgh Pirates Forbes Field, Pittsburgh, PA Wed Aug 28 1963, 7:05 PM EDT Att: 6,123 - Unknown										
Ron Hunt, R (1, 4) OBP: 0.333, SLG: 0.381	P3			K		2B 5-3 HBP				3	1	1	0	0	1	0											
Duke Snider, L (1, 9) OBP: 0.351, SLG: 0.429	K			1B		4-3 1-3 2B		2B		3	0	2	0	1	1	0											
Frank Thomas, R (1, 7)		F8		1B		5-3		BB		4	0	1	1	0	0	3											
Tim Harkness, L (1, 3) OBP: 0.285, SLG: 0.308		1B		L8		4-3		FC6-4 1B		4	1	2	0	0	0	3											
Jim Hickman, R (1, 5) OBP: 0.296, SLG: 0.397	K		K		5-3			FC6-4 1B		4	0	1	0	0	2	4											
Choo-Choo Coleman, L (1, 2) OBP: 0.299, SLG: 0.224 (9, PH) Jesse Gonder, L (9, PH) OBP: 0.366, SLG: 0.518	G3				F2			FC6-4 1B		3	0	0	0	0	0	1											
Al Moran, R (1, 6) OBP: 0.272, SLG: 0.228 (9, PH) Joe Hicks, L (9, PH) OBP: 0.292, SLG: 0.416			FC1-4 BB		WP BB		P4	1B		1	0	0	0	2	0	0											
Al Jackson, L (1, 1) OBP: 0.190, SLG: 0.196 Ed Bauta, R (5, 1) Jay Hook, L (8, 1) OBP: 0.257, SLG: 0.250 (9, PH) Joe Christopher, R (9, PH) OBP: 0.288, SLG: 0.280	FC1-4 CS		K		4-3			K		2	0	0	0	0	1	2											
Inning Stats	R: 0 E: 0 K: 1 S: 5	H: 0 LOB: 0 BB: 0 P: 5	R: 0 E: 0 K: 1 S: 6	H: 1 LOB: 1 BB: 0 P: 6	R: 0 E: 0 K: 1 S: 4	H: 0 LOB: 1 BB: 1 P: 8	R: 0 E: 0 K: 2 S: 9	H: 2 LOB: 2 BB: 0 P: 9	R: 0 E: 0 K: 2 S: 7	H: 0 LOB: 1 BB: 1 P: 11	R: 1 E: 0 K: 0 S: 4	H: 1 LOB: 1 BB: 0 P: 5	R: 0 E: 0 K: 0 S: 3	H: 0 LOB: 0 BB: 0 P: 3	R: 0 E: 0 K: 0 S: 3	H: 1 LOB: 1 BB: 1 P: 7		R: 1 E: 0 K: 2 S: 10	H: 3 LOB: 2 BB: 0 P: 10	1B: 6 2B: 3 3B: 0 HR: 0	SF: 0 SAC: 0 DP: 2 HBP: 1	WP: 1 PB: 0 SB: 0 CS: 1	PA: 37				
PITCHER	IP	WLS	BF	H	R	ER	SO	BB	IBB	HBP	BLK	WP	HR	S	P	ERA	WHIP										
Don Cardwell, R (1, 1) ERA: 3.07	8.1	W	35	8	2	2	7	3	0	1	0	1	0	45	58	2.16	1.320										
Roy Face, R (9, 1) ERA: 2.61	0.2	S	2	0	0	0	2	0	0	0	0	0	0	6	6	0.00	0.000										

AB	33
R	2
H	8
RBI	2
BB	3
SO	9
LOB	21



Batter	1	2	3	4	5	6	7	8	9	AB	R	H	RBI	BB	SO	LOB	BOTTOM										
Ron Brand, R (1, 2) OBP: 0.365, SLG: 0.378	K		2B		E2 G3 1B		F3			4	1	2	0	0	1	0	New York Mets @ Pittsburgh Pirates Forbes Field, Pittsburgh, PA Wed Aug 28 1963, 7:05 PM EDT Att: 6,123 - Unknown										
Manny Mota, R (1, 7) OBP: 0.365, SLG: 0.342	6-3		FC1-6-5-4-1 HR		G3 1B BB		P3			3	2	0	0	1	0	1											
Roberto Clemente, R (1, 9) OBP: 0.367, SLG: 0.491	FC6-4 1B		1-2 2-3 3-H HR		G3			1B		4	1	3	3	0	0	2											
Bill Mazerowski, R (1, 4) OBP: 0.319, SLG: 0.399	FC6-4		6-3		1B			BB FC6-4 1B		4	1	2	2	0	0	1											
Donn Clendenon, R (1, 3) OBP: 0.333, SLG: 0.443		K		F8	F8			BB E BB		3	1	0	0	1	1	1											
Bob Bailey, R (1, 5) OBP: 0.306, SLG: 0.333		BB		4-3		F8		FC6-4 BB		2	0	0	0	2	0	0											
Bill Virdon, L (1, 8) OBP: 0.314, SLG: 0.370	K			4-3		1-3		FC6-4 1B		4	0	0	1	0	1	2											
Johnny Logan, R (1, 6) OBP: 0.323, SLG: 0.253	L9				F7	1-3		2-3 1B		4	0	1	0	0	0	1											
Don Cardwell, R (1, 1) OBP: 0.143, SLG: 0.063 Roy Face, R (9, 1) OBP: 0.250, SLG: 0.250	F3				E5 G3		K	P3		4	1	0	0	0	1	2											
Inning Stats	R: 0 E: 0 K: 1 S: 6	H: 1 LOB: 1 BB: 0 P: 6	R: 0 E: 0 K: 2 S: 7	H: 0 LOB: 1 BB: 1 P: 11	R: 2 E: 0 K: 0 S: 5	H: 2 LOB: 0 BB: 0 P: 5	R: 0 E: 0 K: 0 S: 3	H: 0 LOB: 0 BB: 0 P: 3	R: 3 E: 2 K: 0 S: 6	H: 2 LOB: 1 BB: 1 P: 10	R: 0 E: 0 K: 0 S: 3	H: 0 LOB: 0 BB: 0 P: 3	R: 0 E: 0 K: 1 S: 5	H: 0 LOB: 0 BB: 0 P: 5	R: 2 E: 1 K: 0 S: 5	H: 3 LOB: 2 BB: 2 P: 13		1B: 6 2B: 1 3B: 0 HR: 1	SF: 0 SAC: 0 DP: 0 HBP: 0	WP: 0 PB: 0 SB: 0 CS: 0	PA: 36						
PITCHER	IP	WLS	BF	H	R	ER	SO	BB	IBB	HBP	BLK	WP	HR	S	P	ERA	WHIP										
Al Jackson, L (1, 1) ERA: 4.41	4.2	L	22	5	5	2	3	2	0	0	0	0	0	26	34	6.00	1.667										
Ed Bauta, R (5, 1) ERA: 4.14	3.0		13	3	2	2	1	2	0	0	0	0	0	13	21	6.00	1.667										
Jay Hook, R (8, 1) ERA: 5.78	0.1		1	0	0	0	0	0	0	0	0	0	0	1	1	0.00	0.000										

AB	32
R	7
H	8
RBI	6
BB	4
SO	4
LOB	10



Batter	1	2	3	4	5	6	7	8	9	AB	R	H	RBI	BB	SO	LOB	TOP				
Joe Christopher, R (1.9)	4-3		CS 1B		6-3 1B BB	6-3		F9		4	1	1	0	1	0	2					
Rod Kasehl, R (1.8)	6-3		CS 1-2	BLK SH 2B	6-3		1B BB	HBP 1B		4	1	2	0	1	0	1					
Ron Hunt, R (1.4)	E3			SH HR 2-H	F7		CS 1B	G6-4-3 HBP		3	1	1	1	0	0	1					
Frank Thomas, R (1.7)	F3			HR 1-H	1B IBB		K 1-2	G6-4-3 1-2		4	1	1	2	1	1	6					
Jim Hickman, R (1.5)		K		L8			K		P6	5	0	1	1	0	2	1					
Tim Harkness, L (1.3)	4-3			K	K			1B 1B		5	1	2	0	0	2	2					
Norm Sherry, R (1.2)	6-3							1B 1B	F8	2	0	1	0	1	0	0					
Duke Snider, L (8. PH)								1B 1B		1	1	1	0	0	0	0					
Ted Schreiber, R (8.6)								1B 1B		1	0	0	0	0	0	1					
Al Moran, R (1.6)								1B 1B	F8	2	0	0	0	1	0	1					
Jesse Gonder, L (8. PH)								1B 1B		2	1	1	1	0	0	1					
Roger Craig, R (1.1)								1B 1B		3	0	0	0	0	2	3					
Larry Bearnarth, R (6.1)								1B 1B		1	0	1	1	0	0	0					
Inning Stats	R: 0 E: 1 K: 0 S: 4	H: 0 LOB: 1 BB: 0 P: 4	R: 0 E: 0 K: 1 S: 5	H: 0 LOB: 0 BB: 0 P: 5	R: 0 E: 0 K: 1 S: 5	H: 1 LOB: 0 BB: 0 P: 5	R: 3 E: 0 K: 2 S: 11	H: 3 LOB: 2 BB: 1 P: 15	R: 1 E: 0 K: 1 S: 6	H: 1 LOB: 1 BB: 2 P: 14	R: 0 E: 0 K: 2 S: 7	H: 1 LOB: 1 BB: 1 P: 11	R: 3 E: 1 K: 0 S: 7	H: 5 LOB: 2 BB: 0 P: 8	R: 0 E: 0 K: 0 S: 4	H: 1 LOB: 1 BB: 0 P: 4	1B: 10 2B: 1 3B: 0 HR: 1	SF: 0 SAC: 1 DP: 1 HBP: 1	WP: 0 PB: 0 SB: 0 CS: 2	PA: 45	
PITCHER	IP	WLS	BF	H	R	ER	SO	BB	IBB	HBP	BLK	WP	HR	S	P	ERA	WHIP				
Joe Gibbon, L (1.1)	3.2	L	17	4	3	3	3	1	0	0	1	0	1	22	26	7.36	1.364				
Tommie Sisk, R (4.1)	1.1		7	1	1	1	2	1	1	0	0	0	0	9	17	6.75	1.500				
Earl Francis, R (6.1)	1.0		4	0	0	0	0	1	0	0	0	0	0	3	7	0.00	1.000				
Al McBean, R (7.1)	1.0		8	5	3	3	2	1	0	0	0	0	0	11	15	27.00	6.000				
Harvey Haddix, L (8.1)	2.0		8	2	0	0	0	0	0	1	0	0	0	7	8	0.00	1.000				

New York Mets @ Pittsburgh Pirates
 Forbes Field, Pittsburgh, PA
 Thu Aug 29 1963, 7:05 PM EDT
 Att: 10,148 - Unknown

AB	37
R	7
H	12
RBI	6
BB	5
SO	7
LOB	19



Batter	1	2	3	4	5	6	7	8	9	AB	R	H	RBI	BB	SO	LOB	BOTTOM				
Bob Bailey, R (1.5)	6-3		6-3		1B		1-3		1B 1-2	5	0	2	0	0	0	0					
Bill Virdon, L (1.8)	4-3				G3		4-3		1B 1-2 2-H	5	0	3	1	0	0	1					
Roberto Clemente, R (1.9)			4-3			G3	4-3		K	5	0	1	0	0	1	4					
Jerry Lynch, L (1.7)	4-3				FC3-6 1B		4-3		5-3	5	1	2	0	0	0	4					
Willie Stargell, L (1.3)			E8 1B		FC3-6 1-2		IHR 1-H		4-3	4	1	2	2	0	0	1					
Bill Mazeroski, R (1.4)					P6		6-3		F3	4	0	1	0	0	0	1					
Jim Pagliaroni, R (1.2)			FC5-2-5 1B		F6		HR		6-3	4	1	1	1	0	0	3					
Dick Schofield, S (1.6)			G4-6-3 1-2		4-3		FC6-4 1B		1-3	4	0	1	0	0	0	2					
Joe Gibbon, R (1.1)										1	0	0	0	0	0	0					
Tommie Sisk, R (4.1)										0	0	0	0	0	0	0					
Ted Savage, R (5. PH)										1	0	0	0	0	0	0					
Earl Francis, R (6.1)										0	0	0	0	0	0	0					
Donn Clendenen, R (6. PH)										1	0	0	0	0	0	1					
Al McBean, R (7.1)										0	0	0	0	0	0	0					
Harvey Haddix, L (8.1)										0	0	0	0	0	0	0					
Manny Mota, R (9. PH)										1	1	1	0	0	0	0					
Inning Stats	R: 0 E: 0 K: 0 S: 4	H: 1 LOB: 1 BB: 0 P: 4	R: 0 E: 1 K: 0 S: 4	H: 2 LOB: 1 BB: 0 P: 4	R: 0 E: 0 K: 0 S: 4	H: 1 LOB: 1 BB: 0 P: 4	R: 0 E: 0 K: 0 S: 4	H: 1 LOB: 1 BB: 0 P: 4	R: 3 E: 0 K: 0 S: 7	H: 4 LOB: 1 BB: 0 P: 7	R: 0 E: 0 K: 0 S: 4	H: 1 LOB: 1 BB: 0 P: 4	R: 0 E: 0 K: 0 S: 3	H: 0 LOB: 0 BB: 0 P: 3	R: 1 E: 0 K: 1 S: 8	H: 3 LOB: 2 BB: 0 P: 8	1B: 11 2B: 1 3B: 0 HR: 2	SF: 0 SAC: 0 DP: 1 HBP: 0	WP: 0 PB: 0 SB: 0 CS: 0	PA: 40	
PITCHER	IP	WLS	BF	H	R	ER	SO	BB	IBB	HBP	BLK	WP	HR	S	P	ERA	WHIP				
Roger Craig, R (1.1)	5.2	W	26	10	3	3	0	0	0	0	0	0	0	26	26	4.76	1.765				
Larry Bearnarth, R (6.1)	3.1	S	14	4	1	1	1	0	0	0	0	0	0	16	16	2.70	1.200				

New York Mets @ Pittsburgh Pirates
 Forbes Field, Pittsburgh, PA
 Thu Aug 29 1963, 7:05 PM EDT
 Att: 10,148 - Unknown

AB	40
R	4
H	14
RBI	4
BB	0
SO	1
LOB	17



Batter	1	2	3	4	5	6	7	8	9	AB	R	H	RBI	BB	SO	LOB	TOP					
Lee Mays, L OBP: 0.330, SLG: 0.428 (1, 8)	F8		FC4-3		6-3		G3-6		F7	5	0	0	0	0	0	3						
Frank Bolling, R OBP: 0.311, SLG: 0.333 (1, 4)	K		F5		F8					4	1	1	1	0	1	1						
Hank Aaron, R OBP: 0.392, SLG: 0.576 (1, 9)	F5			6-3		E5		6-3		4	0	1	0	0	0	0						
Eddie Mathews, L OBP: 0.397, SLG: 0.453 (1, 5)		G3		1B	E	K		FC6-4		2	1	0	0	2	1	1						
Joe Torre, R OBP: 0.354, SLG: 0.437 (1, 3)		HR		E5	1B	P6		K		4	1	1	1	0	1	3						
Gene Oliver, R OBP: 0.338, SLG: 0.458 Ty Cline, L OBP: 0.245, SLG: 0.204 (1, 7) (8, 8)	K					K		FC6-4		4	0	1	0	0	2	2						
Roy McMillan, R OBP: 0.288, SLG: 0.305 (1, 6)	F7			SF8						3	1	2	1	0	0	0						
Del Crandall, R OBP: 0.255, SLG: 0.260 (1, 2)			L7		K					3	0	0	0	0	1	3						
Warren Spahn, L OBP: 0.192, SLG: 0.247 (1, 1)	K				L1					4	0	1	0	0	1	1						
Inning Stats	R: 0 E: 0 K: 1 S: 5	H: 0 LOB: 0 BB: 0 P: 5	R: 1 E: 0 K: 1 S: 6	H: 1 LOB: 0 BB: 0 P: 6	R: 0 E: 0 K: 1 S: 6	H: 0 LOB: 1 BB: 0 P: 6	R: 1 E: 1 K: 1 S: 7	H: 1 LOB: 2 BB: 1 P: 11	R: 0 E: 0 K: 0 S: 3	H: 0 LOB: 0 BB: 0 P: 3	R: 0 E: 1 K: 2 S: 8	H: 1 LOB: 1 BB: 0 P: 8	R: 1 E: 0 K: 0 S: 4	H: 2 LOB: 0 BB: 0 P: 4	R: 1 E: 0 K: 1 S: 6	H: 1 LOB: 1 BB: 0 P: 10	R: 0 E: 0 K: 0 S: 4	H: 1 LOB: 1 BB: 0 P: 4	1B: 5 2B: 0 3B: 0 HR: 2	SF: 1 SAC: 1 DP: 1 HBP: 0	WP: 0 PB: 1 CS: 0	PA: 37
PITCHER	IP	WLS	BF	H	R	ER	SO	BB	IBB	HBP	BLK	WP	HR	S	P	ERA	WHIP					
Carl Willey, R ERA: 2.9 Roger Craig, R ERA: 3.85 (1, 1) (9, 1)	8.0	L	33	6	4	3	7	2	0	0	0	0	2	45	53	3.38	1.000					

Milwaukee Braves @ New York Mets
Polo Grounds, New York, NY
Sat Aug 31 1963, 7:05 PM EDT
Att: 11,788 - Unknown

AB 33
R 4
H 7
RBI 3
BB 2
SO 7
LOB 14



Batter	1	2	3	4	5	6	7	8	9	AB	R	H	RBI	BB	SO	LOB	BOTTOM					
Joe Christopher, R OBP: 0.288, SLG: 0.274 (1, 9)	L7		L7			L8				4	0	1	1	0	0	1						
Rod Kanehl, R OBP: 0.254, SLG: 0.276 (1, 7)				5-3		4-3		L8-3		4	0	1	0	0	0	1						
Ron Hunt, R OBP: 0.335, SLG: 0.381 (1, 4)	G6-4-3			5-3		1-3				4	0	1	0	0	0	1						
Jesse Gonder, L OBP: 0.348, SLG: 0.490 (1, 2)		4-3		K		5-3				4	0	0	0	0	1	1						
Jim Hickman, R OBP: 0.294, SLG: 0.392 (1, 5)		5-3			F8					4	0	2	0	0	0	0						
Tim Harkness, L OBP: 0.286, SLG: 0.305 (1, 3)					4-3					4	0	0	0	0	1	2						
Duke Carmel, L OBP: 0.358, SLG: 0.377 (1, 8)			F8			HR				3	1	1	0	0	0	1						
Al Moran, R OBP: 0.280, SLG: 0.248 (1, 6)										2	2	2	2	1	0	0						
Carl Willey, R OBP: 0.130, SLG: 0.178 Duke Snider, L OBP: 0.351, SLG: 0.428 Roger Craig, R OBP: 0.141, SLG: 0.098 (1, 1) (8, PH) (9, 1)										1	0	0	0	0	1	0						
Inning Stats	R: 0 E: 0 K: 0 S: 3	H: 1 LOB: 0 BB: 0 P: 3	R: 0 E: 0 K: 1 S: 5	H: 0 LOB: 0 BB: 0 P: 5	R: 0 E: 0 K: 0 S: 3	H: 0 LOB: 1 BB: 1 P: 7	R: 0 E: 0 K: 1 S: 5	H: 0 LOB: 0 BB: 0 P: 5	R: 2 E: 0 K: 1 S: 7	H: 2 LOB: 0 BB: 0 P: 7	R: 0 E: 0 K: 0 S: 3	H: 0 LOB: 0 BB: 0 P: 3	R: 0 E: 0 K: 0 S: 4	H: 1 LOB: 1 BB: 0 P: 4	R: 1 E: 0 K: 0 S: 4	H: 2 LOB: 1 BB: 0 P: 4	R: 0 E: 0 K: 0 S: 4	H: 2 LOB: 1 BB: 0 P: 4	1B: 5 2B: 2 3B: 1 HR: 1	SF: 0 SAC: 1 DP: 3 HBP: 0	WP: 0 PB: 0 CS: 0	PA: 33
PITCHER	IP	WLS	BF	H	R	ER	SO	BB	IBB	HBP	BLK	WP	HR	S	P	ERA	WHIP					
Warren Spahn, L ERA: 2.52 (1, 1)	9.0	W	33	8	3	3	3	1	0	0	0	0	1	38	42	3.00	1.000					

Milwaukee Braves @ New York Mets
Polo Grounds, New York, NY
Sat Aug 31 1963, 7:05 PM EDT
Att: 11,788 - Unknown

AB 31
R 3
H 8
RBI 3
BB 1
SO 3
LOB 8



Batter	1	2	3	4	5	6	7	8	9	10	11	12	13	14	15	16	AB	R	H	RBI	BB	SO	LOB	TOP				
Lee Mave, L OBP: 0.330, SLG: 0.430 (1.8)	3-1				L9						K		L8			6-3	8	0	3	0	0	1	1					
Frank Bolling, R OBP: 0.310, SLG: 0.330 (1.4)	4-3				E6						P4		L9			F9	7	1	1	0	1	0	2					
Hank Aaron, R OBP: 0.395, SLG: 0.575 (1.9)					G5-4-3												6	1	3	0	2	0	5					
Eddie Mathews, L OBP: 0.396, SLG: 0.455 (1.5)	K																	7	0	2	0	1	2					
Joe Torre, R OBP: 0.383, SLG: 0.436 (1.5)																	5	0	1	1	1	1	2					
Gene Oliver, R OBP: 0.334, SLG: 0.457 (1.7)																	7	1	1	0	0	1	6					
Roy McMillan, R OBP: 0.288, SLG: 0.317 (1.6)																	7	1	2	2	0	0	4					
Del Crandall, R OBP: 0.256, SLG: 0.258 (1.2)																	6	0	1	0	1	1	0					
Bob Sadowski, R OBP: 0.063, SLG: 0.083 (4. PH)																	1	0	0	0	0	0	0					
Hawk Taylor, R OBP: 0.087, SLG: 0.114 (4. PH)																	1	0	0	0	0	0	2					
Bob Hendley, R OBP: 0.102, SLG: 0.114 (4.1)																	1	0	0	0	0	0	0					
Bobby Tiefenauer, R ERA: 3.85 (8.1)																	3	0	0	0	0	1	0					
Inning Stats	R: 0 E: 0 K: 1 S: 5	H: 0 LOB: 1 BB: 1 P: 9	R: 0 E: 0 K: 0 S: 3	H: 0 LOB: 0 BB: 0 P: 3	R: 0 E: 0 K: 0 S: 4	H: 1 LOB: 2 BB: 1 P: 8	R: 1 E: 0 K: 0 S: 5	H: 2 LOB: 2 BB: 1 P: 9	R: 2 E: 1 K: 0 S: 4	H: 0 LOB: 1 BB: 2 P: 12	R: 0 E: 0 K: 1 S: 6	H: 1 LOB: 1 BB: 0 P: 4	R: 0 E: 0 K: 1 S: 6	H: 1 LOB: 1 BB: 0 P: 5	R: 0 E: 0 K: 1 S: 6	H: 1 LOB: 1 BB: 0 P: 6	R: 0 E: 0 K: 0 S: 3	H: 0 LOB: 0 BB: 0 P: 3	R: 0 E: 0 K: 0 S: 3	H: 1 LOB: 0 BB: 0 P: 3	R: 0 E: 0 K: 0 S: 3	H: 1 LOB: 0 BB: 0 P: 3	R: 0 E: 0 K: 0 S: 3	H: 1 LOB: 2 BB: 1 P: 8	1B: 9 2B: 2 3B: 2 HR: 1	SF: 1 SAC: 1 DP: 1 HBP: 0	WP: 1 PB: 2 CS: 0	PA: 67
PITCHER	IP 4.1	WLS 22	BF 3	H 3	R 3	ER 1	SO 1	BB 0	IBB 0	HBP 0	BLK 0	WP 0	HR 0	S 19	P 39	ERA 2.08	WHIP 1.846											
Grover Powell, L ERA: 3.11	0.2	2	0	0	0	0	0	0	0	0	0	0	0	0	0	0.00	0.000											
Galen Cisco, R ERA: 4.21	4.0	18	6	1	1	3	0	0	0	0	0	1	24	24	2.25	1.500												
Roger Craig, R ERA: 3.85	7.0	W	25	5	0	0	3	0	1	0	0	0	0	30	34	0.00	0.714											

Milwaukee Braves @ New York Mets
Polo Grounds, New York, NY
Sun Sep 01 1963, 3:33 AM EDT
Att. 12,659 - Unknown

AB 59
R 14
H 4
RBI 3
BB 6
SO 7
LOB 24



Batter	1	2	3	4	5	6	7	8	9	10	11	12	13	14	15	16	AB	R	H	RBI	BB	SO	LOB	BOTTOM										
Ted Schreiber, R OBP: 0.273, SLG: 0.179 (1.5)																	6	0	1	0	0	2	4											
Ron Hunt, R OBP: 0.333, SLG: 0.376 (1.4)																	6	1	1	0	0	1	2											
Duke Snider, L OBP: 0.353, SLG: 0.423 (1.7)																	4	1	0	0	3	1	1											
Jesse Conder, L OBP: 0.348, SLG: 0.474 (1.2)																	5	0	0	0	0	3	4											
Choo-Choo Coleman, L (10. PH) OBP: 0.297, SLG: 0.222 (11.2)																	2	0	0	0	0	0	1											
Duke Carmel, L OBP: 0.348, SLG: 0.387 (1.8)																	7	1	1	3	0	1	1											
Joe Hicks, L OBP: 0.297, SLG: 0.413 (1.9)																	7	1	3	0	0	0	0											
Tim Harkness, L OBP: 0.289, SLG: 0.330 (1.3)																	7	2	3	3	0	0	0											
Al Moran, R OBP: 0.275, SLG: 0.243 (1.6)																	6	0	0	0	0	3	2											
Grover Powell, L OBP: 0.275, SLG: 0.179 (1.5)																	0	0	0	0	1	0	0											
Bob Sadowski, R ERA: 2.43	3.0	13	1	3	3	2	2	2	0	0	0	0	0	0	0	0	9.00	1.000																
Bob Hendley, L ERA: 3.16	2.1	12	6	1	1	3	1	0	0	0	0	1	17	21	3.86	3.000																		
Bobby Tiefenauer, R ERA: 1.76	10.0	L	36	5	2	2	8	1	0	0	0	1	51	55	1.80	0.600																		
Inning Stats	R: 3 E: 0 K: 1 S: 6	H: 1 LOB: 0 BB: 1 P: 11	R: 0 E: 0 K: 0 S: 5	H: 0 LOB: 1 BB: 1 P: 9	R: 0 E: 0 K: 0 S: 3	H: 0 LOB: 0 BB: 0 P: 3	R: 1 E: 0 K: 2 S: 8	H: 2 LOB: 0 BB: 0 P: 8	R: 0 E: 0 K: 1 S: 6	H: 2 LOB: 2 BB: 1 P: 10	R: 0 E: 0 K: 1 S: 7	H: 2 LOB: 2 BB: 0 P: 7	R: 0 E: 0 K: 2 S: 7	H: 0 LOB: 0 BB: 0 P: 7	R: 0 E: 0 K: 1 S: 5	H: 0 LOB: 0 BB: 0 P: 5	R: 0 E: 0 K: 2 S: 6	H: 1 LOB: 1 BB: 0 P: 8	R: 0 E: 1 K: 0 S: 4	H: 0 LOB: 1 BB: 0 P: 4	R: 0 E: 0 K: 0 S: 3	H: 0 LOB: 0 BB: 0 P: 3	R: 0 E: 0 K: 1 S: 6	H: 1 LOB: 1 BB: 0 P: 6	R: 0 E: 0 K: 0 S: 3	H: 0 LOB: 0 BB: 0 P: 3	R: 0 E: 0 K: 0 S: 3	H: 1 LOB: 0 BB: 0 P: 5	R: 0 E: 0 K: 0 S: 3	H: 1 LOB: 1 BB: 1 P: 7	1B: 9 2B: 0 3B: 0 HR: 3	SF: 0 SAC: 1 DP: 0 HBP: 1	WP: 0 PB: 1 CS: 2	PA: 61
PITCHER	IP 3.0	WLS 13	BF 1	H 3	R 3	ER 2	SO 2	BB 0	IBB 0	HBP 0	BLK 0	WP 0	HR 1	S 14	P 23	ERA 9.00	WHIP 1.000																	

Milwaukee Braves @ New York Mets
Polo Grounds, New York, NY
Sun Sep 01 1963, 3:33 AM EDT
Att. 12,659 - Unknown

AB 55
R 12
H 12
RBI 6
BB 4
SO 13
LOB 17



Batter	1	2	3	4	5	6	7	8	9	AB	R	H	RBI	BB	SO	LOB	TOP	
Pete Rose, S OBP: 0.329, SLG: 0.370 (1,4)										4	1	2	1	0	0	0	Cincinnati Reds @ New York Mets Polo Grounds, New York, NY Mon Sep 02 1963, 3:38 AM EDT Att: 19,273 - Unknown	
Tommy Harper, R OBP: 0.335, SLG: 0.388 (1,9)										4	0	0	0	0	1	1		
Vada Pinson, L OBP: 0.353, SLG: 0.508 (1,8)										4	0	1	0	0	0	0		
Frank Robinson, R OBP: 0.382, SLG: 0.442 (1,7)										4	0	0	0	0	0	1		
Gordy Coleman, L OBP: 0.287, SLG: 0.385 (1,3)										4	0	0	0	0	1	2		
Marty Keough, L OBP: 0.353, SLG: 0.403 (9,3)										0	0	0	0	0	0	0		
Johnny Edwards, L OBP: 0.324, SLG: 0.383 (1,2)										3	0	0	0	0	1	0		
Gene Freese, R OBP: 0.295, SLG: 0.366 (1,5)										3	0	1	0	0	1	0		
Leo Cardenas, R OBP: 0.261, SLG: 0.309 (1,6)										2	0	0	0	1	0	0		
Jim Maloney, L OBP: 0.167, SLG: 0.135 (1,1)										3	0	0	0	0	1	2		
Inning Stats	R: 1 E: 0 K: 0 S: 4	H: 1 LOB: 0 BB: 4 P: 4	R: 0 E: 0 K: 1 S: 6	H: 1 LOB: 2 BB: 1 P: 10	R: 0 E: 0 K: 0 S: 3	H: 1 LOB: 0 BB: 0 P: 3	R: 0 E: 0 K: 1 S: 5	H: 0 LOB: 0 BB: 0 P: 5	R: 0 E: 0 K: 0 S: 3	H: 0 LOB: 0 BB: 0 P: 3	R: 0 E: 0 K: 0 S: 5	H: 0 LOB: 0 BB: 0 P: 5	R: 0 E: 1 K: 1 S: 7	H: 1 LOB: 2 BB: 0 P: 7	1B: 3 2B: 0 3B: 0 HR: 1	SF: 0 SAC: 0 DP: 0 HBP: 0	WP: 0 PB: 0 SB: 0 CS: 0	PA: 32
PITCHER Jay Hook, R ERA: 5.47 (1,1)	IP: 9.0 WLS: L BF: 32	H: 4 R: 1 ER: 1 SO: 5	BB: 1 IBB: 0 HBP: 0 BLK: 0	WP: 0 HR: 1 S: 41 P: 45	ERA: 1.00 WHIP: 0.556													

Batter	1	2	3	4	5	6	7	8	9	AB	R	H	RBI	BB	SO	LOB	BOTTOM					
Jim Hickman, R OBP: 0.297, SLG: 0.397 (1,7) (7,5)										3	0	0	0	1	1	1	Cincinnati Reds @ New York Mets Polo Grounds, New York, NY Mon Sep 02 1963, 3:38 AM EDT Att: 19,273 - Unknown					
Duke Carmel, L OBP: 0.345, SLG: 0.407 (1,8)										4	0	0	0	0	2	1						
Ron Hunt, R OBP: 0.333, SLG: 0.376 (1,4)										2	0	0	0	2	0	1						
Tim Harkness, L OBP: 0.297, SLG: 0.336 (1,3)										4	0	2	0	0	1	2						
Joe Hicks, L OBP: 0.304, SLG: 0.405 (1,9)										2	0	0	0	1	2	3						
Choo-Choo Coleman, L OBP: 0.282, SLG: 0.214 (1,2)										3	0	0	0	1	2	1						
Ted Schreiber, R OBP: 0.251, SLG: 0.171 (1,5)										2	0	0	0	0	1	1						
Duke Snider, L OBP: 0.351, SLG: 0.419 (6, PH)										1	0	0	0	0	1	3						
Joe Christopher, R OBP: 0.289, SLG: 0.275 (7,7)										1	0	0	0	0	0	0						
Al Moran, R OBP: 0.277, SLG: 0.238 (1,6)										3	0	0	0	1	1	0						
Jay Hook, L OBP: 0.263, SLG: 0.257 (1,1)										3	0	1	0	0	2	1						
Inning Stats	R: 0 E: 0 K: 3 S: 10	H: 1 LOB: 2 BB: 1 P: 14	R: 0 E: 0 K: 2 S: 7	H: 0 LOB: 1 BB: 1 P: 11	R: 0 E: 0 K: 0 S: 3	H: 0 LOB: 0 BB: 1 P: 7	R: 0 E: 0 K: 1 S: 4	H: 0 LOB: 0 BB: 0 P: 5	R: 0 E: 0 K: 2 S: 7	H: 0 LOB: 0 BB: 0 P: 7	R: 0 E: 0 K: 1 S: 6	H: 1 LOB: 3 BB: 2 P: 14	R: 0 E: 0 K: 0 S: 3	H: 1 LOB: 0 BB: 0 P: 3	R: 0 E: 0 K: 3 S: 9	H: 0 LOB: 1 BB: 1 P: 13	R: 0 E: 0 K: 1 S: 5	H: 0 LOB: 0 BB: 0 P: 5	1B: 2 2B: 2 3B: 0 HR: 0	SF: 0 SAC: 0 DP: 2 HBP: 1	WP: 0 PB: 0 SB: 0 CS: 0	PA: 35
PITCHER Jim Maloney, R ERA: 2.72 (1,1)	IP: 9.0 WLS: W BF: 35	H: 3 R: 0 ER: 0 SO: 13	BB: 6 IBB: 0 HBP: 1 BLK: 0	WP: 0 HR: 0 S: 54 P: 79	ERA: 0.00 WHIP: 1.000																	

AB	31
R	1
H	4
RBI	1
BB	1
SO	5
LOB	6



AB	28
R	0
H	3
RBI	0
BB	6
SO	13
LOB	14



livebaseballscores.com

livebaseballscores.com

Batter	1	2	3	4	5	6	7	8	9	AB R H RBI BB SO LOB	TOP									
Pete Rose, S OBP: 0.327, SLG: 0.367 (1, 4)	1-3		G3			4-3		8-6		4 0 0 0 0 0 1	Cincinnati Reds @ New York Mets Polo Grounds, New York, NY Tue Sep 03 1963, 3:33 AM EDT Att: 5,207 - Unknown									
Tommy Harper, R OBP: 0.337, SLG: 0.386 (1, 9)	6-3			K		P5			1B	4 0 1 0 0 1 0										
Vada Pinson, L OBP: 0.356, SLG: 0.510 (1, 8)				F7					1B	3 1 2 0 1 0 0										
Frank Robinson, R OBP: 0.380, SLG: 0.439 (1, 7)			K	F8		F2			1B	4 1 0 0 0 1 4										
Marty Keough, L OBP: 0.356, SLG: 0.424 (1, 3)		4-3					4-3		1B	4 2 2 3 0 0 0										
Johnny Edwards, L OBP: 0.324, SLG: 0.382 (1, 2)		F9				4-3	G3		1B	4 1 1 1 0 0 0										
Gene Freese, R OBP: 0.290, SLG: 0.359 (1, 5)		5-3				F7	K		1B	4 0 0 0 0 1 1										
Leo Cardenas, R OBP: 0.263, SLG: 0.310 (1, 6)			5-3					4-3	1B	3 0 1 1 1 0 0										
Joe Nuxhall, L OBP: 0.188, SLG: 0.206 (1, 1)			3-1			P6			1B	4 0 1 0 0 1 2										
Inning Stats	R: 0 E: 0 K: 1 S: 5	H: 0 LOB: 1 BB: 1 P: 9	R: 0 E: 0 K: 0 S: 3	H: 0 LOB: 0 BB: 0 P: 3	R: 0 E: 0 K: 0 S: 3	H: 0 LOB: 0 BB: 0 P: 3	R: 1 E: 0 K: 0 S: 4	H: 1 LOB: 1 BB: 1 P: 8	R: 0 E: 0 K: 1 S: 5	H: 0 LOB: 0 BB: 0 P: 5		R: 0 E: 0 K: 1 S: 5	H: 1 LOB: 1 BB: 0 P: 4	R: 0 E: 0 K: 1 S: 3	H: 1 LOB: 0 BB: 0 P: 3	R: 4 E: 0 K: 1 S: 10	H: 5 LOB: 1 BB: 0 P: 10	1B: 6 2B: 2 3B: 0 HR: 1	SF: 0 SAC: 0 DP: 1 HBP: 0	WP: 1 PB: 0 SB: 0 CS: 0
PITCHER	IP WLS BF H R ER SO BB IBB HBP BLK WP HR S P ERA WHIP											PITCHER	IP WLS BF H R ER SO BB IBB HBP BLK WP HR S P ERA WHIP							
Tracy Stallard, R ERA: 4.67 (1, 1)	8.0 L 28 3 1 1 3 2 0 0 0 0 0 1 32 40 1.12 0.625																			
Roger Craig, R ERA: 4.02 (9, 1)	0.1 5 4 4 4 0 0 0 0 0 0 0 5 5 108.00 12.000																			
Grover Powell, L ERA: 1.08 (9, 1)	0.2 3 1 0 0 1 0 0 0 0 0 1 0 5 5 0.00 1.500																			

AB	34
R	5
H	8
RBI	5
BB	2
SO	4
LOB	8



Batter	1	2	3	4	5	6	7	8	9	AB R H RBI BB SO LOB	BOTTOM								
Joe Christopher, R OBP: 0.288, SLG: 0.268 (1, 9)	FC1-6 BB		F8			6-3			K	3 0 0 0 1 1 0	Cincinnati Reds @ New York Mets Polo Grounds, New York, NY Tue Sep 03 1963, 3:33 AM EDT Att: 5,207 - Unknown								
Rod Kanehl, R OBP: 0.256, SLG: 0.280 (1, 8)	FC1-6 1-2			F7		F8			1B	4 0 1 0 0 0 1									
Ron Hunt, R OBP: 0.333, SLG: 0.377 (1, 4)	F9			FC4-6 2B		5-3			1B	4 0 1 0 0 0 2									
Jim Hickman, R OBP: 0.297, SLG: 0.395 (1, 7)	F8			FC4-6 BB		L7				2 0 0 0 1 0 1									
Tim Harkness, L OBP: 0.294, SLG: 0.332 (1, 3)		F2		FC4-6 1-2 2-3		K2-1-3				3 0 0 0 0 1 2									
Norm Sherry, R OBP: 0.204, SLG: 0.192 (1, 2)		F9		K		P4				3 0 0 0 0 1 2									
Ted Schreiber, R OBP: 0.265, SLG: 0.182 (1, 5)		F7						4-3		3 0 1 0 0 0 0									
Al Moran, R OBP: 0.275, SLG: 0.236 (1, 6)			6-3			K		K		3 0 0 0 0 2 1									
Tracy Stallard, R OBP: 0.070, SLG: 0.070 (1, 1)			K			5-3		K		2 0 0 0 0 1 0									
Duke Carmel, L OBP: 0.347, SLG: 0.404 (8, PH)										1 0 0 0 0 1 0									
Roger Craig, R OBP: 0.138, SLG: 0.097 (9, 1)										0 0 0 0 0 0 0									
Grover Powell, L OBP: 0.250, SLG: 0.143 (9, 1)										0 0 0 0 0 0 0									
Inning Stats	R: 0 E: 0 K: 0 S: 3	H: 0 LOB: 1 BB: 1 P: 7	R: 0 E: 0 K: 0 S: 3	H: 0 LOB: 0 BB: 0 P: 3	R: 0 E: 0 K: 1 S: 5	H: 0 LOB: 0 BB: 0 P: 5	R: 0 E: 0 K: 1 S: 6	H: 1 LOB: 2 BB: 1 P: 10	R: 0 E: 0 K: 1 S: 5	H: 1 LOB: 0 BB: 0 P: 5	R: 0 E: 0 K: 2 S: 7	H: 0 LOB: 0 BB: 0 P: 7	R: 0 E: 0 K: 1 S: 5	H: 1 LOB: 0 BB: 0 P: 5	1B: 2 2B: 1 3B: 0 HR: 0	SF: 0 SAC: 0 DP: 1 HBP: 0	WP: 0 PB: 0 SB: 0 CS: 1	PA: 30	
PITCHER	IP WLS BF H R ER SO BB IBB HBP BLK WP HR S P ERA WHIP											PITCHER	IP WLS BF H R ER SO BB IBB HBP BLK WP HR S P ERA WHIP						
Joe Nuxhall, L ERA: 2.64 (1, 1)	9.0 W 30 3 0 0 7 2 0 0 0 0 0 0 42 50 0.00 0.556																		

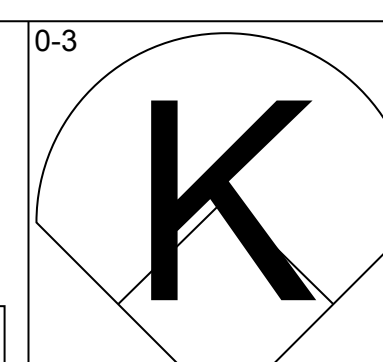
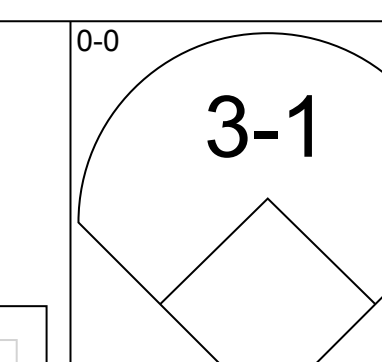
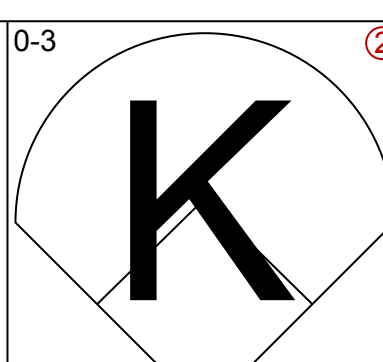
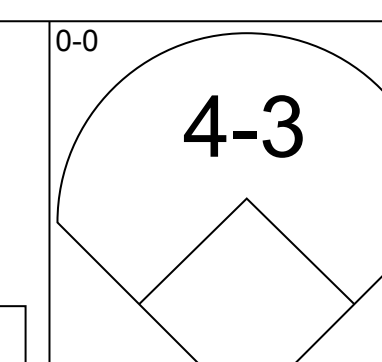

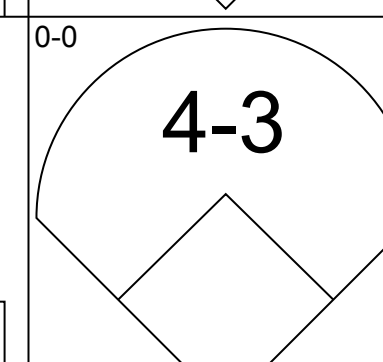
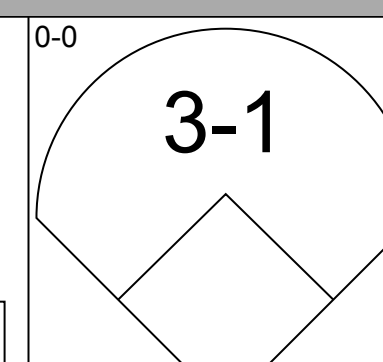
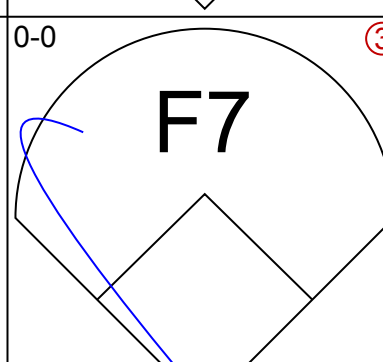
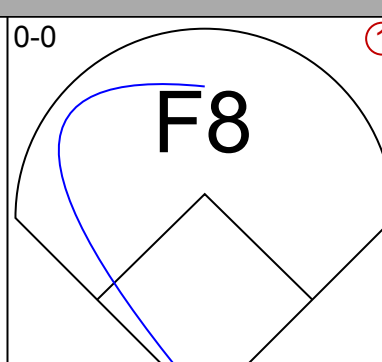
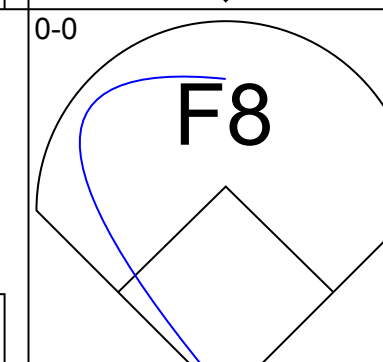
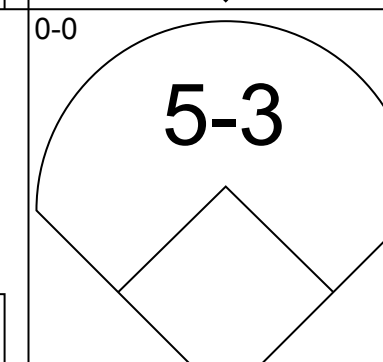
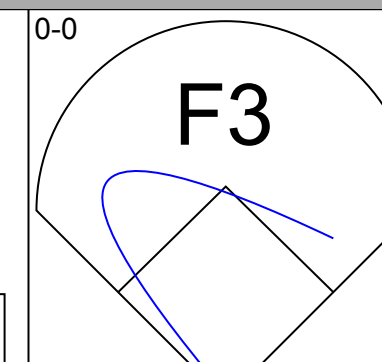
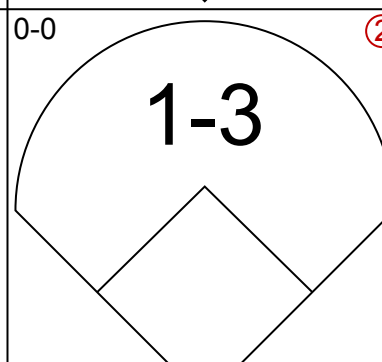
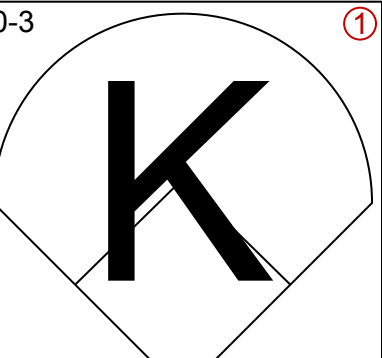
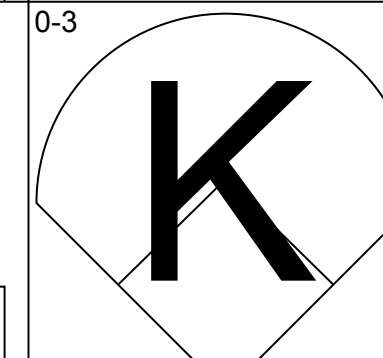
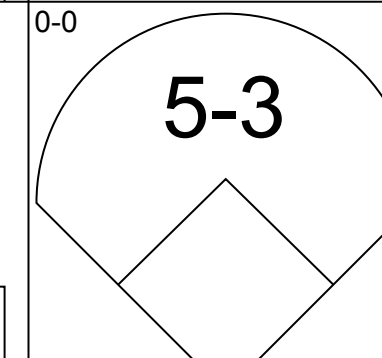
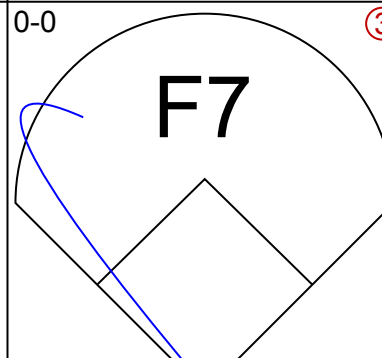
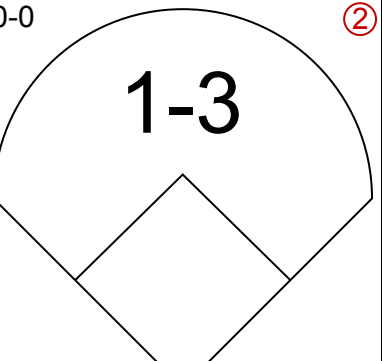
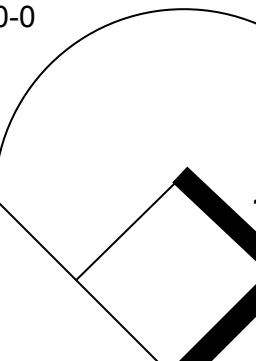
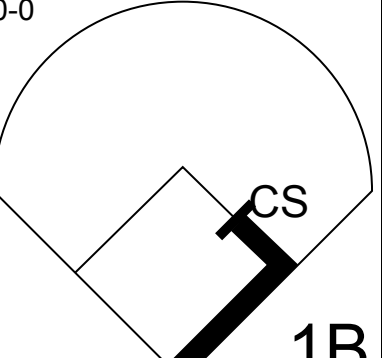
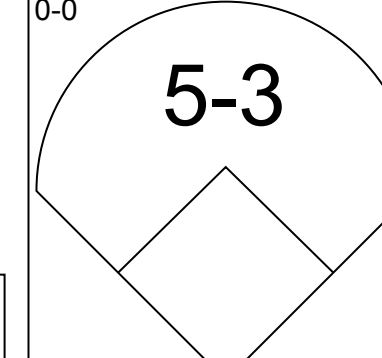
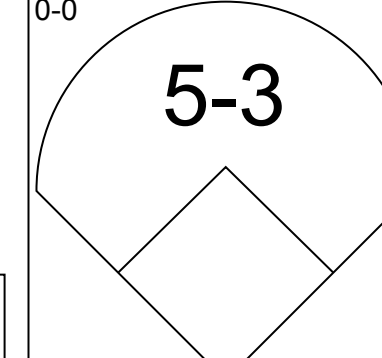
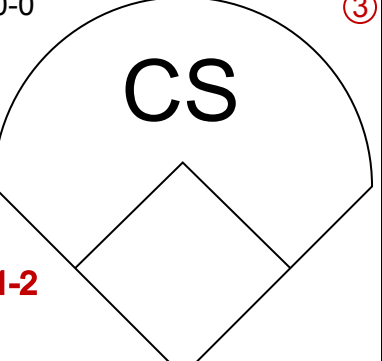
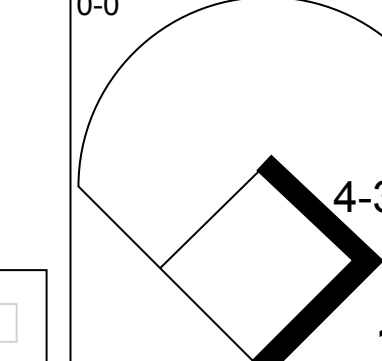
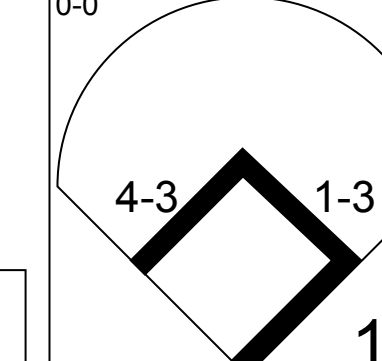
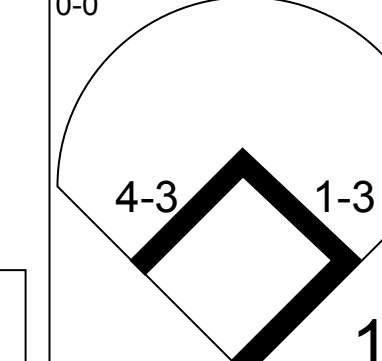
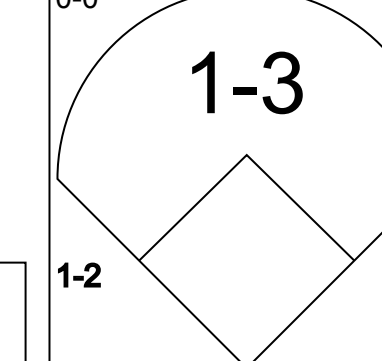
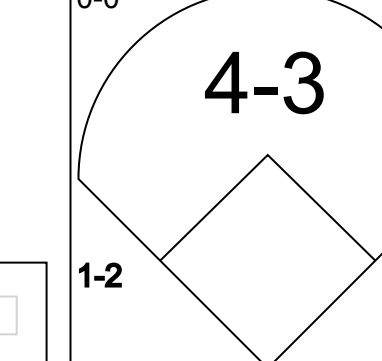
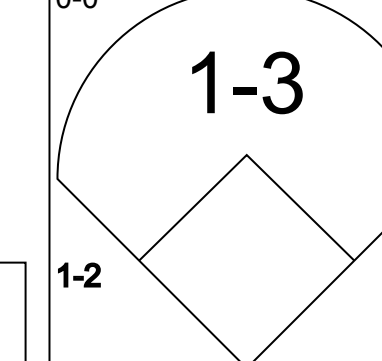
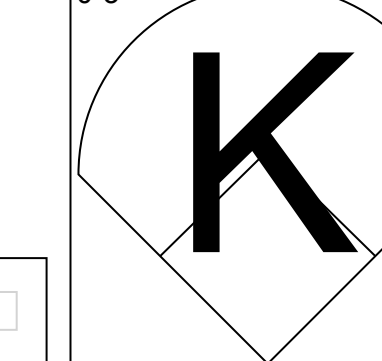
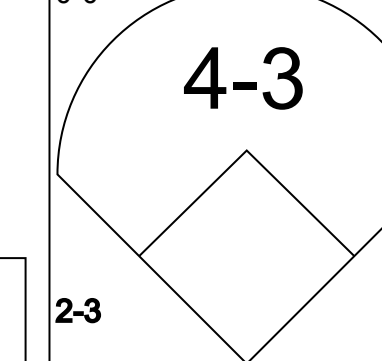
AB	28
R	0
H	3
RBI	0
BB	2
SO	7
LOB	9

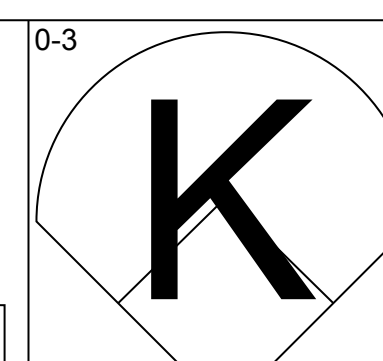
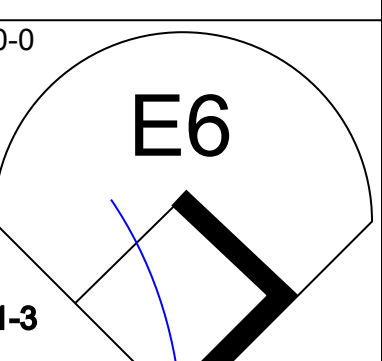
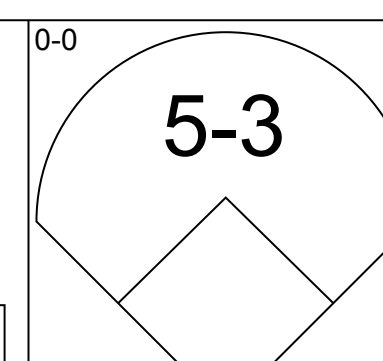
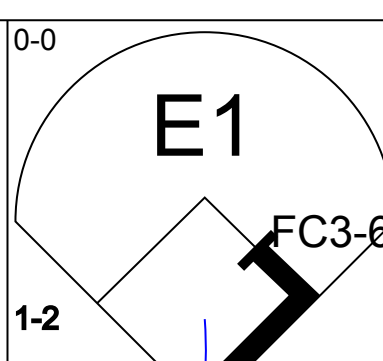
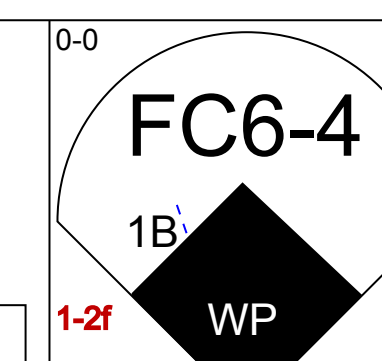

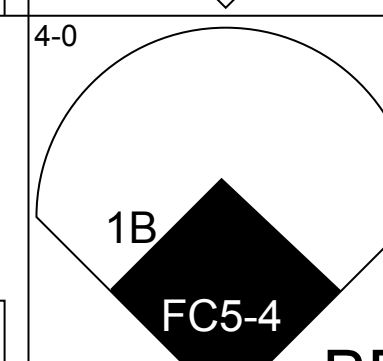
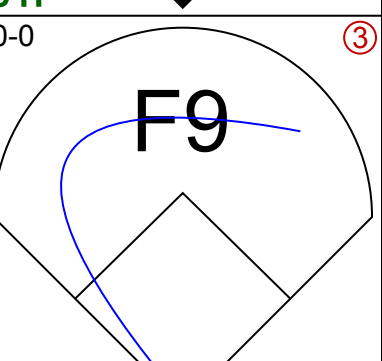
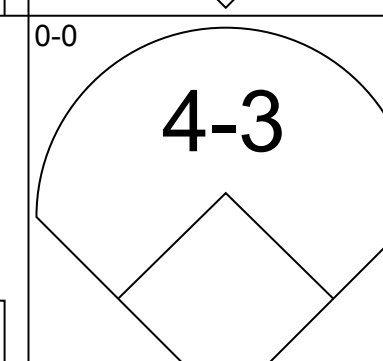
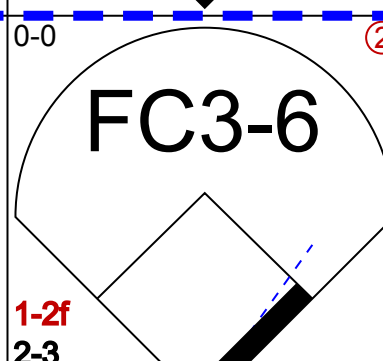
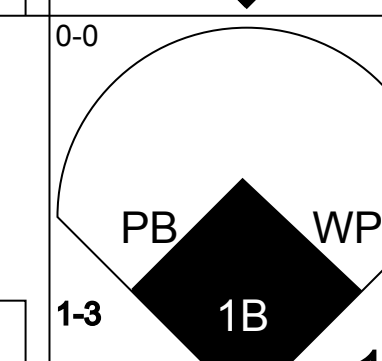

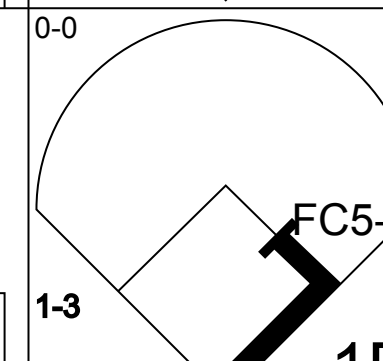
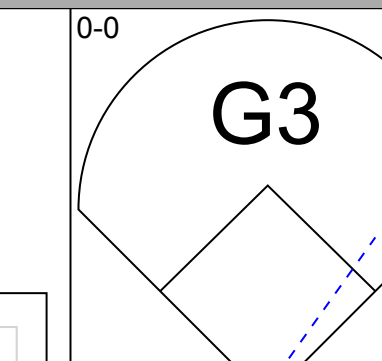
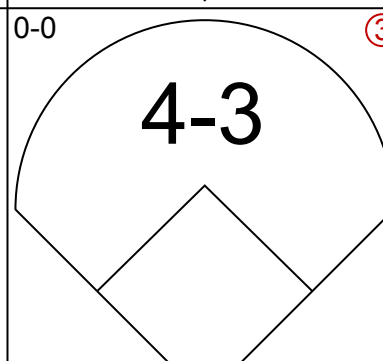
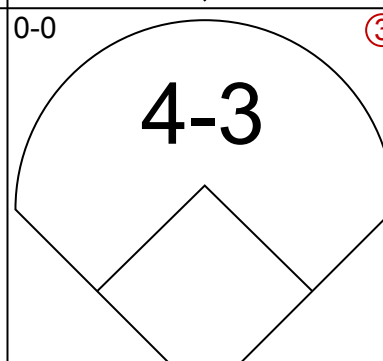
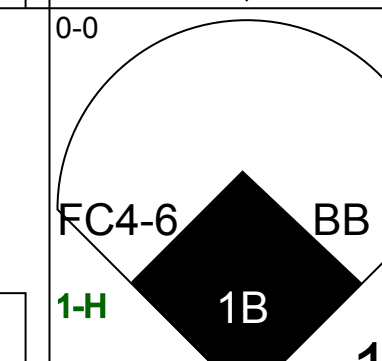

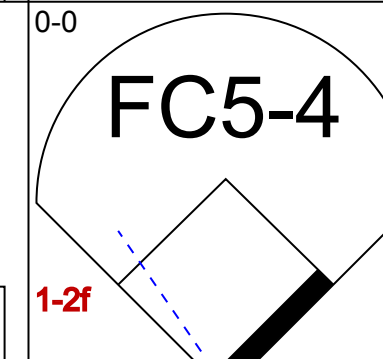
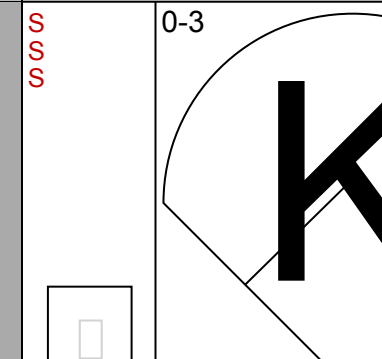
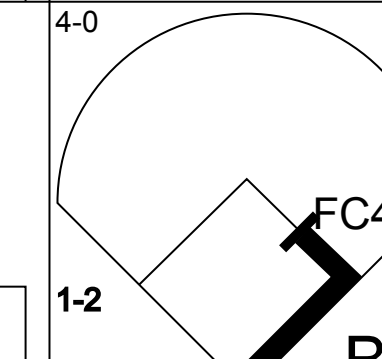
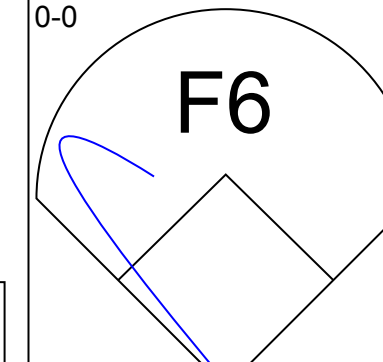
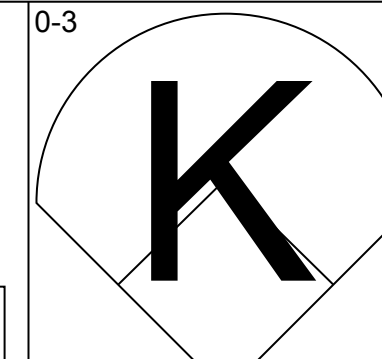
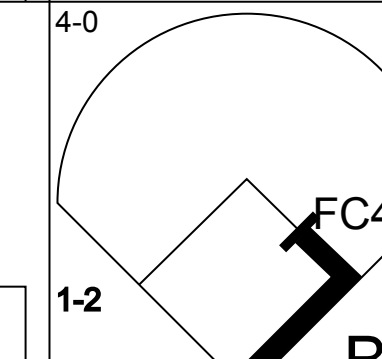

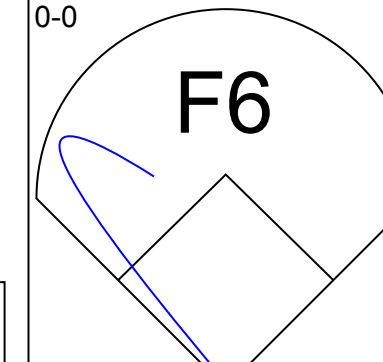
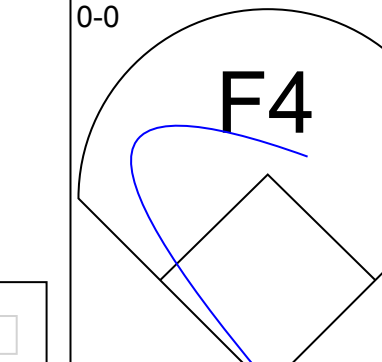
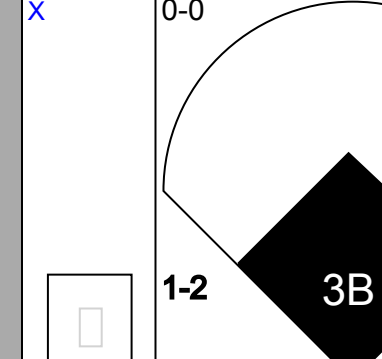
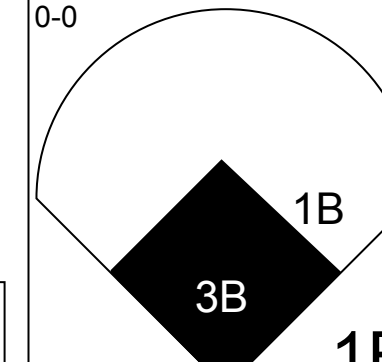
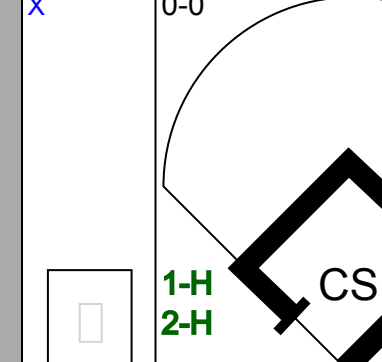
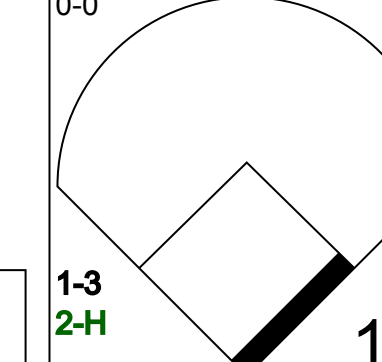

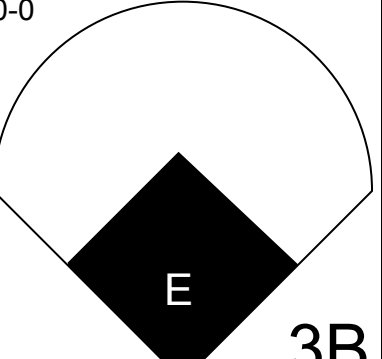
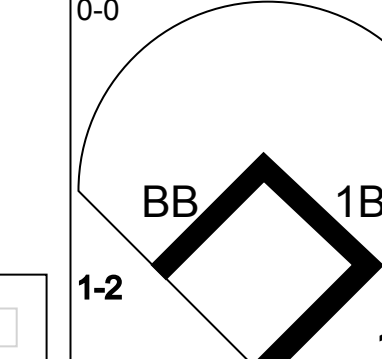
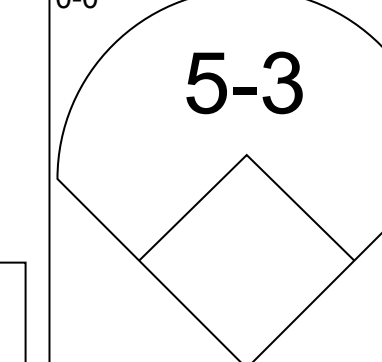
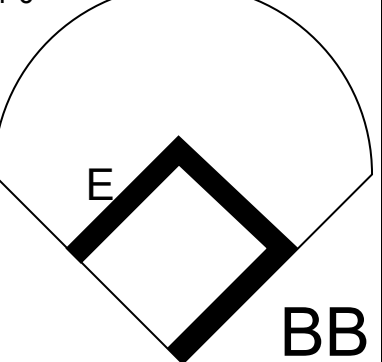
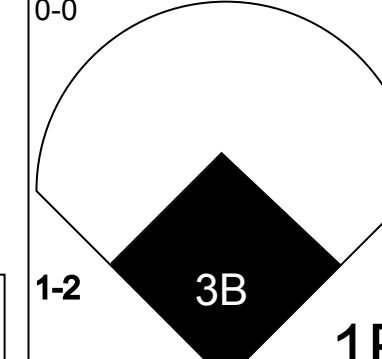
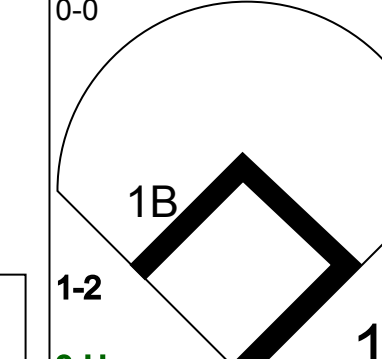

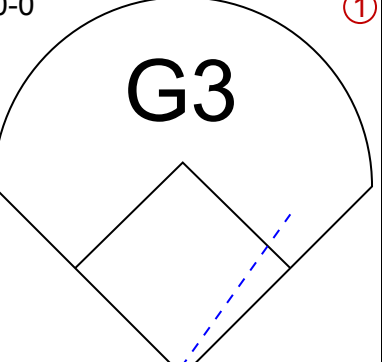
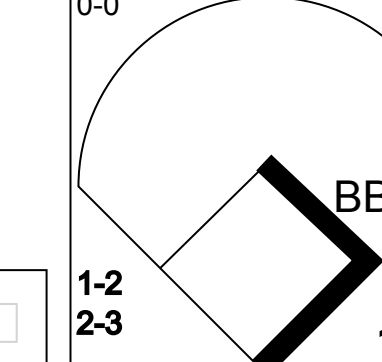
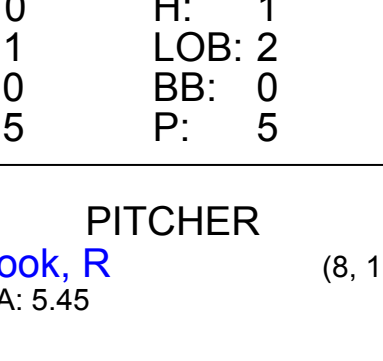
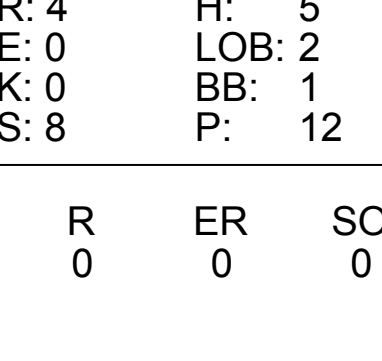
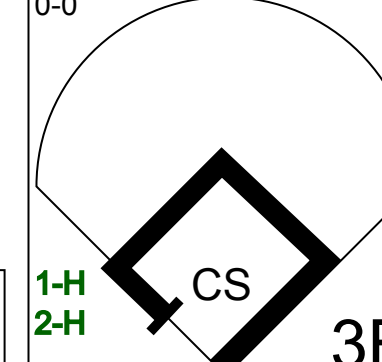
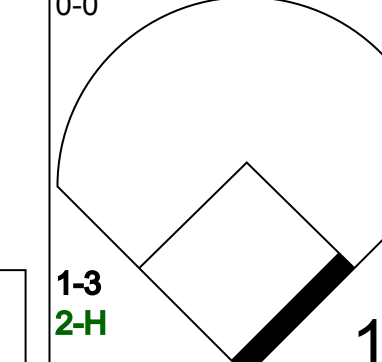




Batter	1	2	3	4	5	6	7	8	9	AB R H RBI BB SO LOB	TOP																	
Ed Kranepool, L (1.7) OBP: 0.254, SLG: 0.296										5 1 4 1 0 1 1	New York Mets @ St. Louis Cardinals Sportsman's Park, St. Louis, MO Wed Sep 04 1963, 8:05 PM EDT Att: 8,036 - Unknown - 73 F																	
Ron Hunt, R (1.4) OBP: 0.330, SLG: 0.374									4 0 0 1 0 0 5																			
Duke Snider, L (1.9) OBP: 0.350, SLG: 0.417									4 1 1 0 0 0 0																			
Tim Harkness, L (1.3) OBP: 0.296, SLG: 0.342									3 1 1 2 0 1 0																			
Jim Hickman, R (1.5) OBP: 0.299, SLG: 0.401									4 1 2 0 0 1 0																			
Duke Carmel, L (1.8) Dick Smith, R (8. PH) Chris Cannizzaro, R (8.2)									3 0 0 0 0 2 1 0 0 0 0 1 0 0 0 0 0 0 0 0 0																			
Choo-Choo Coleman, L (1.2) Joe Christopher, R (7. PH) Norm Sherry, R (7.2) Rod Kanehl, R (8. PH)									2 0 0 0 0 0 0 1 0 0 0 0 1 1 0 0 0 0 0 0 0 1 0 0 0 0 0 3																			
Al Moran, R (1.6) OBP: 0.278, SLG: 0.239									4 1 2 1 0 0 0																			
Carl Willey, R (1.1) Joe Hicks, L (6. PH) Galen Cisco, R (6.1) Pumpsie Green, S (7. PH) Larry Bearnarth, R (7.1) Ted Schreiber, R (8. PH)									1 0 0 0 0 1 0 1 0 0 0 0 0 0 0 0 0 0 0 0 0 0 0 0 0 1 0 0 0 0 0 0 0 0 0 1 0 0 0 0 0 1																			
Inning Stats	R: 0 E: 0 K: 0 S: 3	H: 1 LOB: 0 BB: 0 P: 3	R: 0 E: 0 K: 2 S: 7	H: 0 LOB: 0 BB: 0 P: 7	R: 0 E: 0 K: 1 S: 5	H: 0 LOB: 0 BB: 0 P: 5	R: 1 E: 1 K: 0 S: 4	H: 1 LOB: 0 BB: 0 P: 4	R: 0 E: 0 K: 1 S: 5	H: 0 LOB: 0 BB: 0 P: 5		R: 0 E: 0 K: 0 S: 4	H: 1 LOB: 1 BB: 0 P: 4	R: 4 E: 0 K: 2 S: 12	H: 5 LOB: 2 BB: 1 P: 16	R: 0 E: 0 K: 0 S: 3	H: 1 LOB: 2 BB: 1 P: 8	R: 0 E: 0 K: 1 S: 6	H: 1 LOB: 1 BB: 0 P: 6	1B: 7 2B: 2 3B: 0 HR: 1	SF: 1 SAC: 0 DP: 2 HBP: 1	WP: 0 PB: 0 SB: 0 CS: 0	PA: 38					
PITCHER	IP WLS BF H R ER SO BB IBB HBP BLK WP HR S P ERA WHIP											IP WLS BF H R ER SO BB IBB HBP BLK WP HR S P ERA WHIP																
Ernie Broglio, R (1.1) ERA: 3.17	6.0	23	6	4	3	4	0	0	0	0		0	0	1	31	31	4.50	1.000										
Ken MacKenzie, L (7.1) ERA: 5.09	0.0	0	0	0	0	0	0	0	0	0		0	0	0	0	0	∞	∞										
Sam Jones, R (7.1) ERA: 8.68	0.1	W	1	0	0	0	0	0	0	0	0	0	0	1	1	0.00	0.000											
Bobby Shantz, L (8.1) ERA: 2.63	0.1	S	4	1	0	0	0	1	1	0	0	0	0	2	7	0.00	3.000											
Lew Burdette, R (8.1) ERA: 3.93	1.2	S	5	1	0	0	1	0	0	0	0	0	0	7	7	0.00	0.600											

Batter	1	2	3	4	5	6	7	8	9	AB R H RBI BB SO LOB	BOTTOM																	
Julian Javier, R (1.4) OBP: 0.315, SLG: 0.400										4 1 1 1 0 0 2	New York Mets @ St. Louis Cardinals Sportsman's Park, St. Louis, MO Wed Sep 04 1963, 8:05 PM EDT Att: 8,036 - Unknown - 73 F																	
Dick Groat, R (1.6) OBP: 0.388, SLG: 0.464									4 1 2 0 0 0 1																			
Stan Musial, L (1.7) Gary Kolb, L (7. PR)									2 1 1 3 1 0 1 0 1 0 0 0 0 0																			
Ken Boyer, R (1.5) OBP: 0.364, SLG: 0.461									4 0 1 1 0 1 3																			
Bill White, L (1.3) OBP: 0.359, SLG: 0.496									4 1 2 1 0 2 2																			
Curt Flood, R (1.8) OBP: 0.345, SLG: 0.399									4 0 2 0 0 0 3																			
Tim McCarver, L (1.2) OBP: 0.326, SLG: 0.375									4 0 1 0 0 1 2																			
George Altman, L (1.9) OBP: 0.347, SLG: 0.419									3 1 0 0 1 1 2																			
Ernie Broglio, R (1.1) Ken MacKenzie, R (7.1) Sam Jones, R (7.1) Bobby Shantz, R (8.1) Lew Burdette, R (8.1)									2 0 1 0 0 0 2 0 0 0 0 0 0 0 0 0 0 0 0 0 0 0 0 0 0 0 0 0 1 0 0 0 0 0 0																			
Inning Stats	R: 1 E: 0 K: 0 S: 4	H: 1 LOB: 0 BB: 0 P: 4	R: 0 E: 0 K: 3 S: 10	H: 1 LOB: 0 BB: 0 P: 10	R: 0 E: 0 K: 0 S: 4	H: 2 LOB: 1 BB: 1 P: 8	R: 1 E: 0 K: 0 S: 4	H: 1 LOB: 0 BB: 0 P: 4	R: 1 E: 0 K: 1 S: 7	H: 2 LOB: 2 BB: 0 P: 7		R: 0 E: 0 K: 0 S: 3	H: 0 LOB: 0 BB: 0 P: 3	1B: 6 2B: 3 3B: 0 HR: 2	SF: 1 SAC: 1 DP: 2 HBP: 0	WP: 0 PB: 0 SB: 2 CS: 0	PA: 37											
PITCHER	IP WLS BF H R ER SO BB IBB HBP BLK WP HR S P ERA WHIP											IP WLS BF H R ER SO BB IBB HBP BLK WP HR S P ERA WHIP																
Carl Willey, R (1.1) ERA: 2.98	5.0	24	8	4	3	4	1	1	0	0		0	0	0	4	4	9.00	1.000										
Galen Cisco, R (6.1) ERA: 4.25	1.0	4	1	1	1	0	0	0	0	0		0	0	0	4	4	9.00	1.000										
Larry Bearnarth, R (7.1) ERA: 3.1	2.0	L	8	2	1	1	1	0	0	0	0	0	0	10	10	4.50	1.000											



Batter	1	2	3	4	5	6	7	8	9	AB	R	H	RBI	BB	SO	LOB	TOP					
Ed Kranepool, L (1, 9) OBP: 0.250, SLG: 0.291										4	0	0	0	0	2	2	<p>New York Mets @ St. Louis Cardinals Sportsman's Park, St. Louis, MO Thu Sep 05 1963, 8:05 PM EDT Att: 7,840 - Unknown</p> <p>AB 31 R 0 H 6 RBI 0 BB 0 SO 7 LOB 10</p> 					
Tim Harkness, L (1, 3) OBP: 0.293, SLG: 0.338										4	0	0	0	0	0	0						
Ron Hunt, R (1, 4) OBP: 0.327, SLG: 0.371											4	0	0	0	0	0						
Jim Hickman, R (1, 8) OBP: 0.296, SLG: 0.397											4	0	0	0	2	0						
Pumpsie Green, S (1, 5) OBP: 0.750, SLG: 1.000											3	0	2	0	0	0						
Dick Smith, R (1, 7) OBP: 0.154, SLG: 0.083											3	0	1	0	0	1						
Chris Cannizzaro, R (1, 2) OBP: 0.500, SLG: 0.538										3	0	3	0	0	0	0						
Al Moran, R (1, 6) OBP: 0.276, SLG: 0.238										2	0	0	0	0	0	3						
Joe Hicks, L (8, PH) OBP: 0.299, SLG: 0.398										1	0	0	0	0	0	1						
Ted Schreiber, R (8, 6) OBP: 0.260, SLG: 0.178										0	0	0	0	0	0	0						
Grover Powell, L (1, 1) OBP: 0.222, SLG: 0.125										1	0	0	0	0	1	1						
Ed Bauta, R (3, 1) OBP: 0.265, SLG: 0.283										0	0	0	0	0	0	0						
Joe Christopher, R (8, PH) OBP: 0.265, SLG: 0.283										1	0	0	0	0	1	0						
Roger Craig, R (8, 1) OBP: 0.312, SLG: 0.396										0	0	0	0	0	0	0						
Steve Dillon, L (8, 1) OBP: 0.229, SLG: 0.297										0	0	0	0	0	0	0						
Duke Carmel, L (8, PH) OBP: 0.229, SLG: 0.297										1	0	0	0	0	0	1						
Craig Anderson, R (8, 1) OBP: 0.229, SLG: 0.297										0	0	0	0	0	0	0						
Jay Hook, L (8, 1) OBP: 0.229, SLG: 0.297										0	0	0	0	0	0	0						
Inning Stats	R: 0 E: 0 K: 1 S: 5	H: 0 LOB: 0 BB: 0 P: 5	R: 0 E: 0 K: 1 S: 5	H: 1 LOB: 0 BB: 0 P: 5	R: 0 E: 0 K: 1 S: 6	H: 1 LOB: 1 BB: 0 P: 6	R: 0 E: 0 K: 1 S: 5	H: 0 LOB: 0 BB: 0 P: 5	R: 0 E: 0 K: 1 S: 6	H: 2 LOB: 1 BB: 0 P: 6	R: 0 E: 0 K: 2 S: 7	H: 0 LOB: 0 BB: 0 P: 7	R: 0 E: 0 K: 0 S: 4	H: 1 LOB: 1 BB: 0 P: 4	R: 0 E: 0 K: 0 S: 4	H: 1 LOB: 1 BB: 0 P: 4	R: 0 E: 0 K: 0 S: 3	H: 0 LOB: 0 BB: 0 P: 3	1B: 5 2B: 1 3B: 0 HR: 0	SF: 0 SAC: 0 DP: 1 HBP: 0	WP: 0 PB: 0 SB: 0 CS: 1	PA: 32
PITCHER Curt Simmons, L (1, 1) ERA: 2.72	IP: 9.0 WLS: W BF: 31 H: 6 R: 0 ER: 0 SO: 7 BB: 0 IBB: 0 HBP: 0 BLK: 0 WP: 0 HR: 0 S: 45 P: 45 ERA: 0.00 WHIP: 0.667																					

Batter	1	2	3	4	5	6	7	8	9	AB	R	H	RBI	BB	SO	LOB	BOTTOM	
Julian Javier, R (1, 4) OBP: 0.312, SLG: 0.396										5	1	0	0	0	1	3	<p>New York Mets @ St. Louis Cardinals Sportsman's Park, St. Louis, MO Thu Sep 05 1963, 8:05 PM EDT Att: 7,840 - Unknown</p> <p>AB 40 R 9 H 14 RBI 7 BB 4 SO 5 LOB 24</p> 	
Dick Groat, R (1, 6) OBP: 0.388, SLG: 0.463										4	2	1	0	1	0	4		
Bill White, L (1, 3) OBP: 0.359, SLG: 0.495											5	1	2	1	0	1		
Ken Boyer, R (1, 5) OBP: 0.363, SLG: 0.458											4	1	0	1	1	1		
Dal Maxwell, R (8, PR) OBP: 0.344, SLG: 0.250										0	0	0	0	0	0	0		
Stan Musial, L (1, 7) OBP: 0.323, SLG: 0.398											3	0	0	0	1	2		
Gary Kolb, L (6, 7) OBP: 0.406, SLG: 0.500										2	2	1	0	0	0	2		
Curt Flood, R (1, 8) OBP: 0.351, SLG: 0.407										5	2	5	1	0	0	0		
Tim McCarver, L (1, 2) OBP: 0.330, SLG: 0.385										5	0	3	3	0	0	2		
George Altman, L (1, 9) OBP: 0.347, SLG: 0.418										4	0	1	1	1	1	4		
Curt Simmons, L (1, 1) OBP: 0.184, SLG: 0.194										3	0	1	0	1	0	4		
Inning Stats	R: 1 E: 0 K: 1 S: 6	H: 1 LOB: 1 BB: 1 P: 10	R: 1 E: 1 K: 1 S: 7	H: 1 LOB: 2 BB: 1 P: 11	R: 1 E: 1 K: 0 S: 6	H: 2 LOB: 3 BB: 1 P: 10	R: 0 E: 0 K: 1 S: 5	H: 0 LOB: 0 BB: 0 P: 5	R: 0 E: 1 K: 0 S: 5	H: 1 LOB: 1 BB: 0 P: 6	R: 2 E: 0 K: 1 S: 7	H: 3 LOB: 0 BB: 0 P: 7	R: 4 E: 0 K: 0 S: 8	H: 5 LOB: 2 BB: 1 P: 12	1B: 12 2B: 0 3B: 2 HR: 0	SF: 0 SAC: 0 DP: 0 HBP: 0	WP: 1 PB: 1 SB: 0 CS: 1	PA: 44
PITCHER Grover Powell, L (1, 1) ERA: 1.25	IP: 2.2 WLS: L BF: 17 H: 4 R: 3 ER: 1 SO: 2 BB: 3 IBB: 0 HBP: 0 BLK: 0 WP: 0 HR: 0 S: 18 P: 30 ERA: 3.38 WHIP: 2.625																	
Ed Bauta, R (3, 1) ERA: 3.59	IP: 2.1 WLS: L BF: 8 H: 1 R: 0 ER: 0 SO: 2 BB: 0 IBB: 0 HBP: 0 BLK: 0 WP: 0 HR: 0 S: 12 P: 12 ERA: 0.00 WHIP: 0.429																	
Roger Craig, R (6, 1) ERA: 4.01	IP: 0.1 WLS: L BF: 3 H: 1 R: 0 ER: 0 SO: 0 BB: 0 IBB: 0 HBP: 0 BLK: 0 WP: 0 HR: 0 S: 3 P: 3 ERA: 0.00 WHIP: 3.000																	
Steve Dillon, L (6, 1) ERA: 10.8	IP: 1.2 WLS: L BF: 7 H: 3 R: 2 ER: 2 SO: 1 BB: 0 IBB: 0 HBP: 0 BLK: 0 WP: 0 HR: 0 S: 9 P: 9 ERA: 10.80 WHIP: 1.800																	
Craig Anderson, R (8, 1) ERA: 54.0	IP: 0.2 WLS: L BF: 7 H: 4 R: 4 ER: 4 SO: 0 BB: 1 IBB: 0 HBP: 0 BLK: 0 WP: 1 HR: 0 S: 6 P: 10 ERA: 54.00 WHIP: 7.500																	
PITCHER Jay Hook, R (8, 1) ERA: 5.45	IP: 0.1 WLS: L BF: 2 H: 1 R: 0 ER: 0 SO: 0 BB: 0 IBB: 0 HBP: 0 BLK: 0 WP: 0 HR: 0 S: 2 P: 2 ERA: 0.00 WHIP: 3.000																	

Batter	1	2	3	4	5	6	7	8	9	AB	R	H	RBI	BB	SO	LOB	TOP					
Ed Kranepool, L OBP: 0.297, SLG: 0.298 (1, 7)										5	3	3	0	0	1	0	New York Mets @ Cincinnati Reds Crosley Field, Cincinnati, OH Fri Sep 06 1963, 7:05 PM EDT Att: 5,889 - Unknown					
Ron Hunt, R OBP: 0.328, SLG: 0.373 (1, 4)										5	0	2	0	0	0	2						
Duke Snider, L OBP: 0.351, SLG: 0.418 Rod Kanehl, R OBP: 0.295, SLG: 0.277 (8, 7)										2	1	1	2	1	0	0						
Tim Harkness, L OBP: 0.289, SLG: 0.333 (1, 3)										4	1	0	0	0	1	4						
Duke Carmel, L OBP: 0.337, SLG: 0.390 (1, 8)										4	0	1	2	0	0	1						
Pumpsie Green, S OBP: 0.750, SLG: 0.857 (1, 5)										4	0	3	1	0	0	0						
Choo-Choo Coleman, L OBP: 0.275, SLG: 0.298 (1, 2)										4	0	0	0	0	1	4						
Al Moran, R OBP: 0.272, SLG: 0.234 (1, 6)										4	0	0	0	0	2	5						
Al Jackson, L OBP: 0.182, SLG: 0.188 (1, 1)										4	0	0	0	0	2	3						
Inning Stats	R: 3 E: 1 K: 2 S: 11	H: 3 LOB: 2 BB: 1 P: 15	R: 0 E: 0 K: 0 S: 3	H: 0 LOB: 0 BB: 0 P: 3	R: 0 E: 0 K: 1 S: 5	H: 0 LOB: 0 BB: 0 P: 5	R: 0 E: 0 K: 2 S: 8	H: 1 LOB: 1 BB: 0 P: 8	R: 1 E: 0 K: 0 S: 4	H: 2 LOB: 0 BB: 0 P: 4	R: 0 E: 0 K: 0 S: 5	H: 1 LOB: 1 BB: 0 P: 5	R: 1 E: 0 K: 1 S: 5	H: 2 LOB: 1 BB: 0 P: 5	R: 0 E: 0 K: 0 S: 3	H: 0 LOB: 0 BB: 0 P: 3	R: 0 E: 0 K: 2 S: 8	H: 1 LOB: 1 BB: 0 P: 8	1B: 9 2B: 1 3B: 0 HR: 0	SF: 1 SAC: 0 DP: 1 HBP: 0	WP: 0 PB: 0 SB: 1 CS: 0	PA: 39
PITCHER	IP WLS BF H R ER SO BB IBB HBP BLK WP HR S P ERA WHIP																					
John Tsitouris, R ERA: 3.63 Bill Henry, L ERA: 4.76 (8, 1)	7.0 L 32 9 5 4 5 1 0 0 0 0 0 0 0 0 0 0 5.14 1.429																					

AB	37
R	5
H	10
RBI	5
BB	1
SO	7
LOB	20



Batter	1	2	3	4	5	6	7	8	9	AB	R	H	RBI	BB	SO	LOB	BOTTOM					
Pete Rose, S OBP: 0.328, SLG: 0.372 (1, 4)										4	2	2	0	0	0	0	New York Mets @ Cincinnati Reds Crosley Field, Cincinnati, OH Fri Sep 06 1963, 7:05 PM EDT Att: 5,889 - Unknown					
Tommy Harper, R OBP: 0.335, SLG: 0.381 (1, 9)										3	0	1	1	0	0	0						
Vada Pinson, L OBP: 0.354, SLG: 0.512 (1, 8)										4	1	1	2	0	0	1						
Frank Robinson, R OBP: 0.380, SLG: 0.444 Bob Skinner, L OBP: 0.324, SLG: 0.360 (6, PR) (7, 7)										2	0	1	0	1	0	1						
Gene Freese, R OBP: 0.297, SLG: 0.366 (1, 5)										4	1	1	0	0	0	2						
Don Pavletich, R OBP: 0.276, SLG: 0.322 (1, 3)										3	0	0	0	1	0	1						
Leo Cardenas, R OBP: 0.265, SLG: 0.313 (1, 6)										4	0	1	0	0	0	3						
Johnny Edwards, L OBP: 0.322, SLG: 0.379 Gene Green, R OBP: 0.310, SLG: 0.337 Marty Keough, L OBP: 0.356, SLG: 0.424 (9, PH) (9, PR)										3	0	0	0	0	2	1						
John Tsitouris, R OBP: 0.060, SLG: 0.061 Eddie Kasko, R OBP: 0.310, SLG: 0.340 Bill Henry, L OBP: 0.167, SLG: 0.200 Ken Walters, R OBP: 0.238, SLG: 0.283 (9, PH)										2	0	0	0	0	1	0						
Inning Stats	R: 0 E: 0 K: 0 S: 4	H: 1 LOB: 1 BB: 0 P: 4	R: 0 E: 0 K: 0 S: 4	H: 1 LOB: 0 BB: 0 P: 4	R: 1 E: 0 K: 1 S: 6	H: 1 LOB: 0 BB: 0 P: 6	R: 0 E: 0 K: 0 S: 3	H: 1 LOB: 0 BB: 0 P: 3	R: 0 E: 0 K: 1 S: 5	H: 0 LOB: 0 BB: 0 P: 5	R: 2 E: 0 K: 0 S: 5	H: 2 LOB: 2 BB: 2 P: 13	R: 0 E: 0 K: 1 S: 5	H: 0 LOB: 0 BB: 0 P: 5	R: 0 E: 0 K: 1 S: 5	H: 0 LOB: 0 BB: 0 P: 5	R: 1 E: 0 K: 1 S: 7	H: 2 LOB: 1 BB: 0 P: 7	1B: 4 2B: 2 3B: 1 HR: 1	SF: 0 SAC: 1 DP: 0 HBP: 0	WP: 0 PB: 0 SB: 0 CS: 1	PA: 36
PITCHER	IP WLS BF H R ER SO BB IBB HBP BLK WP HR S P ERA WHIP																					
Al Jackson, L ERA: 4.32 (1, 1)	9.0 W 36 8 4 4 5 2 0 0 0 0 0 1 44 52 4.00 1.111																					

AB	33
R	4
H	8
RBI	4
BB	2
SO	5
LOB	10



Batter	1	2	3	4	5	6	7	8	9	AB	R	H	RBI	BB	SO	LOB	TOP					
Joe Christopher, R (1, 9) OBP: 0.311, SLG: 0.319	6-3 2B		G4-6-3 1B		1-H 3B			WP 1B 1B		4	1	4	1	0	0	0	New York Mets @ Cincinnati Reds Crosley Field, Cincinnati, OH Sun Sep 08 1963, 7:05 PM EDT Att: 6,488 - Unknown livebaseballscores.com					
Pumpsie Green, S (1, 5) OBP: 0.375, SLG: 0.400	K		G4-6-3 1-2		K			F8 1-2		4	0	0	0	0	2	4						
Ron Hunt, R (1, 4) OBP: 0.325, SLG: 0.370	6-3 2-3		F9					F9 2-H		4	0	1	1	0	0	1						
Jim Hickman, R (1, 7) OBP: 0.293, SLG: 0.393	K			K				L7		4	0	0	0	0	3	2						
Dick Smith, R (1, 8) OBP: 0.222, SLG: 0.125		6-3		4-3				F3 1B		4	0	1	0	0	0	0						
Tim Harkness, L (1, 3) OBP: 0.291, SLG: 0.332		E 1B		3-1				F2 CS BB		3	1	1	0	1	0	0						
Chris Cannizzaro, R (1, 2) Choo-Choo Coleman, L (8, 2) OBP: 0.389, SLG: 0.412 OBP: 0.271, SLG: 0.205	E1 1-H				K			6-3		4	0	0	0	0	2	1						
Al Moran, R (1, 6) OBP: 0.271, SLG: 0.231	P6				FC1-6 BB			6-3		2	0	0	0	1	0	1						
Jay Hook, L (1, 1) OBP: 0.250, SLG: 0.243					FC1-6 1-2 3B			F5		2	1	0	0	0	1	2						
Duke Carmel, L (8, PH) OBP: 0.330, SLG: 0.380										1	0	0	0	0	0	0						
Larry Bearnarth, R (8, 1) OBP: 0.172, SLG: 0.179										0	0	0	0	0	0	0						
Inning Stats	R: 0 E: 0 K: 2 S: 8	H: 1 LOB: 1 BB: 0 P: 8	R: 1 E: 1 K: 1 S: 7	H: 1 LOB: 1 BB: 0 P: 7	R: 0 E: 0 K: 0 S: 3	H: 1 LOB: 0 BB: 0 P: 3	R: 0 E: 0 K: 1 S: 5	H: 0 LOB: 0 BB: 0 P: 5	R: 1 E: 0 K: 2 S: 8	H: 1 LOB: 1 BB: 1 P: 12	R: 0 E: 0 K: 0 S: 3	H: 1 LOB: 1 BB: 0 P: 3	R: 0 E: 0 K: 1 S: 4	H: 0 LOB: 0 BB: 1 P: 8	R: 1 E: 0 K: 0 S: 7	H: 2 LOB: 1 BB: 0 P: 7	R: 0 E: 0 K: 0 S: 3	H: 0 LOB: 0 BB: 0 P: 3	1B: 5 2B: 1 3B: 1 HR: 0	SF: 0 SAC: 0 DP: 1 HBP: 0	WP: 1 PB: 0 SB: 0 CS: 1	PA: 34
PITCHER Joe Nuxhall, L (1, 1) ERA: 2.61	IP: 9.0 WLS: L BF: 34 H: 7 R: 3 ER: 2 SO: 8 BB: 2 IBB: 0 HBP: 0 BLK: 0 WP: 1 HR: 0 S: 48 P: 56 ERA: 2.00 WHIP: 1.000															PITCHER						

Batter	1	2	3	4	5	6	7	8	9	AB	R	H	RBI	BB	SO	LOB	BOTTOM					
Pete Rose, S (1, 4) OBP: 0.325, SLG: 0.367	4-3		F8		BB 4-0 BB		G3-6 1-2			3	0	0	0	1	0	1	New York Mets @ Cincinnati Reds Crosley Field, Cincinnati, OH Sun Sep 08 1963, 7:05 PM EDT Att: 6,488 - Unknown livebaseballscores.com					
Tommy Harper, R (1, 9) OBP: 0.337, SLG: 0.384	K		6-3		F9			G4-6-3 BB		3	0	0	0	1	1	2						
Vada Pinson, L (1, 8) OBP: 0.355, SLG: 0.516	HR			3-1				L8 S 1B		4	1	2	1	0	0	1						
Marty Keough, L (1, 3) OBP: 0.347, SLG: 0.416	P5			P4				G4-6-3 1-2		4	0	0	0	0	0	2						
Bob Skinner, L (1, 7) OBP: 0.322, SLG: 0.355		P5		P6				SH1-4 1B		3	0	1	0	1	0	0						
Johnny Edwards, L (1, 2) OBP: 0.321, SLG: 0.384		P6			F8			SH1-4 1-2		3	0	0	0	0	0	2						
Gene Freese, R (1, 5) OBP: 0.309, SLG: 0.390								F7		4	1	2	1	0	0	3						
Leo Cardenas, R (1, 6) OBP: 0.267, SLG: 0.317			F9					3-1		4	0	2	0	0	0	2						
Joe Nuxhall, L (1, 1) OBP: 0.179, SLG: 0.197			5-3					FC1-6 G3-6 1-2		3	0	0	0	0	1	2						
Inning Stats	R: 1 E: 0 K: 1 S: 6	H: 1 LOB: 0 BB: 0 P: 6	R: 0 E: 0 K: 0 S: 4	H: 1 LOB: 1 BB: 0 P: 4	R: 0 E: 0 K: 0 S: 3	H: 0 LOB: 0 BB: 0 P: 3	R: 0 E: 0 K: 0 S: 3	H: 0 LOB: 0 BB: 0 P: 3	R: 1 E: 0 K: 1 S: 7	H: 2 LOB: 2 BB: 1 P: 11	R: 0 E: 0 K: 0 S: 4	H: 1 LOB: 2 BB: 1 P: 8	R: 0 E: 0 K: 0 S: 3	H: 1 LOB: 0 BB: 0 P: 3	R: 0 E: 0 K: 0 S: 2	H: 0 LOB: 0 BB: 1 P: 6	R: 0 E: 0 K: 0 S: 4	H: 1 LOB: 1 BB: 0 P: 4	1B: 4 2B: 1 3B: 0 HR: 2	SF: 0 SAC: 1 DP: 2 HBP: 0	WP: 0 PB: 0 SB: 1 CS: 0	PA: 35
PITCHER Jay Hook, R (1, 1) ERA: 5.31	IP: 7.0 WLS: W BF: 28 H: 6 R: 2 ER: 2 SO: 2 BB: 2 IBB: 0 HBP: 0 BLK: 0 WP: 0 HR: 2 S: 30 P: 38 ERA: 2.57 WHIP: 1.143															PITCHER						
Larry Bearnarth, R (8, 1) ERA: 3.04	IP: 2.0 WLS: S BF: 7 H: 1 R: 0 ER: 0 SO: 0 BB: 1 IBB: 0 HBP: 0 BLK: 0 WP: 0 HR: 0 S: 6 P: 10 ERA: 0.00 WHIP: 1.000															PITCHER						

Batter	1	2	3	4	5	6	7	8	9	AB	R	H	RBI	BB	SO	LOB	TOP	
Felipe Alou, R OBP: 0.325, SLG: 0.474 (1, 9)	F3			5-3		K		1-3		4	0	0	0	0	1	0	San Francisco Giants @ New York Mets Polo Grounds, New York, NY Tue Sep 10 1963, 7:05 PM EDT Att: 14,945 - Unknown AB 33 R 2 H 6 RBI 2 BB 0 SO 4 LOB 8	
Chuck Hiller, L OBP: 0.281, SLG: 0.296 (1, 4)	4-3			FC1-6 1B		3-1			F5	4	0	1	0	0	0	0		
Willie McCovey, L OBP: 0.351, SLG: 0.560 (1, 7)	F9			FC1-6 1B					HR	4	1	3	1	0	0	0		
Willie Mays, R OBP: 0.373, SLG: 0.568 (1, 8)		F2		FC1-6 1-2 2-3		FC5-4 1-2			5-3	4	0	0	0	0	0	3		
Orlando Cepeda, R OBP: 0.357, SLG: 0.545 (1, 3)		F2		1-3			K		HR	4	1	1	1	0	1	2		
Tom Haller, L OBP: 0.341, SLG: 0.449 (1, 2)		F7			1B		1-3		F7	4	0	1	0	0	0	0		
Jim Davenport, R OBP: 0.286, SLG: 0.328 (1, 5)			F9		K		F7			3	0	0	0	0	1	1		
Jose Pagan, R OBP: 0.274, SLG: 0.287 Jesus Alou, R Ron Herbel, R (8, PH) (8, 1)			F3		F9			6-3		2	0	0	0	0	0	1		
Billy O'Dell, S Gaylord Perry, R Norm Lanier, R Jack Fisher, R Bob Garibaldi, L Matty Alou, L Ernie Bowman, R (1, 1) (2, 1) (5, PH) (5, 1) (5, 1) (8, PH) (8, 6)			G3		1-3			K		0	0	0	0	0	0	0		
Inning Stats	R: 0 E: 0 K: 0 S: 3	H: 0 LOB: 0 BB: 0 P: 3	R: 0 E: 0 K: 0 S: 3	H: 0 LOB: 0 BB: 0 P: 3	R: 0 E: 0 K: 0 S: 3	H: 2 LOB: 2 BB: 0 P: 5	R: 0 E: 0 K: 1 S: 6	H: 1 LOB: 1 BB: 0 P: 6	R: 0 E: 0 K: 1 S: 5	H: 0 LOB: 0 BB: 0 P: 5	R: 0 E: 0 K: 1 S: 5	H: 0 LOB: 0 BB: 0 P: 5	R: 2 E: 0 K: 0 S: 5	H: 2 LOB: 2 BB: 0 P: 5	1B: 4 2B: 0 3B: 0 HR: 2	SF: 0 SAC: 0 DP: 0 HBP: 0		WP: 0 PB: 0 CS: 0
PITCHER Carl Willey, R ERA: 2.93 (1, 1)	IP: 9.0 WLS: W BF: 33 H: 6 R: 2 ER: 2 SO: 4 BB: 0 IBB: 0 HBP: 0 BLK: 0 WP: 0 HR: 2 S: 41 P: 41 ERA: 2.00 WHIP: 0.667											PITCHER	IP: 9.0 WLS: W BF: 33 H: 6 R: 2 ER: 2 SO: 4 BB: 0 IBB: 0 HBP: 0 BLK: 0 WP: 0 HR: 2 S: 41 P: 41 ERA: 2.00 WHIP: 0.667					

Batter	1	2	3	4	5	6	7	8	9	AB	R	H	RBI	BB	SO	LOB	BOTTOM	
Joe Christopher, R OBP: 0.314, SLG: 0.317 (1, 9)	CS HBP	BB BB 1B		SH1-3 1-2		5-3		F3		3	0	1	0	0	0	0	San Francisco Giants @ New York Mets Polo Grounds, New York, NY Tue Sep 10 1963, 7:05 PM EDT Att: 14,945 - Unknown AB 31 R 4 H 11 RBI 4 BB 6 SO 6 LOB 22	
Pumpsie Green, S OBP: 0.538, SLG: 0.421 (1, 5)	1B 1-2 1B	BB BB BB		K		HBP 1B		WP 2B BB		3	2	2	0	2	1	1		
Ron Hunt, R OBP: 0.332, SLG: 0.381 (1, 4)	1B 2B 1B	BB BB BB		6-3		1B 1-2 HBP		1H 2B		3	1	2	1	1	0	1		
Jim Hickman, R OBP: 0.295, SLG: 0.405 (1, 7)	2B 1-2 3-H 1B	F5			HR	F5		5-3		5	1	2	2	0	0	6		
Tim Harkness, L OBP: 0.295, SLG: 0.339 (1, 3)	1-3 2-H 2B	FC6			E G1-2-3 1B		1-3			4	0	2	1	0	0	3		
Dick Smith, R OBP: 0.333, SLG: 0.217 (1, 8)	IBB			6-3		E9 G1-2-3 CS 1B		S 1B		3	0	2	0	1	0	0		
Chris Cannizzaro, R OBP: 0.350, SLG: 0.368 Duke Carmel, L Cheo-Chico Coleman, L (1, 2) (5, PH) (6, 2)	K			K		G1-2-3 IBB		F5		2	0	0	0	0	2	3		
Al Moran, R OBP: 0.265, SLG: 0.225 (1, 6)	F9			6-3		G1-2-3		F8		4	0	0	0	0	0	7		
Carl Willey, R OBP: 0.137, SLG: 0.163 (1, 1)		K		SH1-3 BB		CS 3-H		K		3	0	0	0	1	3	0		
Inning Stats	R: 2 E: 0 K: 1 S: 8	H: 4 LOB: 3 BB: 1 P: 13	R: 0 E: 0 K: 1 S: 6	H: 1 LOB: 3 BB: 2 P: 14	R: 0 E: 0 K: 1 S: 5	H: 0 LOB: 0 BB: 1 P: 9	R: 1 E: 1 K: 0 S: 4	H: 3 LOB: 1 BB: 1 P: 8	R: 0 E: 0 K: 1 S: 6	H: 1 LOB: 2 BB: 0 P: 7	R: 0 E: 0 K: 0 S: 4	H: 1 LOB: 1 BB: 0 P: 4	R: 1 E: 0 K: 1 S: 6	H: 1 LOB: 1 BB: 1 P: 10	1B: 8 2B: 2 3B: 0 HR: 1	SF: 0 SAC: 1 DP: 1 HBP: 2		WP: 1 PB: 0 SB: 1 CS: 2
PITCHER Billy O'Dell, L ERA: 3.06 Gaylord Perry, R ERA: 4.37 Jack Fisher, R ERA: 4.58 Bob Garibaldi, R ERA: 4.58 Ron Herbel, R ERA: 9.0 (1, 1) (2, 1) (5, 1) (5, 1) (8, 1)	IP: 1.1 WLS: L BF: 11 H: 5 R: 2 ER: 2 SO: 2 BB: 1 IBB: 1 HBP: 1 BLK: 0 WP: 0 HR: 0 S: 12 P: 21 ERA: 13.50 WHIP: 4.500											PITCHER	IP: 1.1 WLS: L BF: 11 H: 5 R: 2 ER: 2 SO: 2 BB: 1 IBB: 1 HBP: 1 BLK: 0 WP: 0 HR: 0 S: 12 P: 21 ERA: 13.50 WHIP: 4.500					

Batter	1	2	3	4	5	6	7	8	9	AB	R	H	RBI	BB	SO	LOB	TOP			
Jose Pagan, R OBP: 0.272, SLG: 0.284 (1, 6)										4	0	0	0	0	1	1	San Francisco Giants @ New York Mets Polo Grounds, New York, NY Web Sep 11, 1963, 3:33 AM EDT Att: 7,178 - Unknown			
Jesus Alou, R OBP: 0.200, SLG: 0.200 (1, 9)										4	0	1	0	0	0	2				
Orlando Cepeda, R OBP: 0.358, SLG: 0.553 (1, 3)										4	1	2	1	0	0	1				
Willie Mays, R OBP: 0.374, SLG: 0.567 (1, 8)										3	1	1	0	1	0	1				
Felipe Alou, R OBP: 0.325, SLG: 0.474 (1, 7)										4	0	1	0	0	0	1				
Jim Davenport, R OBP: 0.288, SLG: 0.329 (1, 5)										3	0	1	0	1	0	1				
Tom Haller, L OBP: 0.336, SLG: 0.444 Harvey Kuenn, R OBP: 0.360, SLG: 0.389 (9, PH)										3	0	0	0	0	1	4				
Ernie Bowman, R OBP: 0.185, SLG: 0.213 (1, 4)										4	0	1	0	0	0	2				
Jack Sanford, R OBP: 0.250, SLG: 0.193 Billy Pierce, L OBP: 0.190, SLG: 0.129 Matty Alou, R OBP: 0.170, SLG: 0.155 Billy O'Dell, L OBP: 0.220, SLG: 0.220 Cap Peterson, R OBP: 0.300, SLG: 0.370 Frank Linzy, R OBP: 0.270, SLG: 0.370 (7, 1)										1	0	0	0	0	0	2				
Inning Stats	R: 0 E: 0 K: 0 S: 4	H: 1 LOB: 1 BB: 0 P: 4	R: 0 E: 0 K: 0 S: 4	H: 1 LOB: 2 BB: 1 P: 8	R: 0 E: 0 K: 1 S: 5	H: 1 LOB: 0 BB: 0 P: 5	R: 0 E: 0 K: 0 S: 4	H: 1 LOB: 1 BB: 0 P: 4	R: 1 E: 1 K: 1 S: 7	H: 1 LOB: 1 BB: 0 P: 7	R: 0 E: 0 K: 0 S: 5	H: 0 LOB: 0 BB: 0 P: 5	R: 1 E: 0 K: 0 S: 3	H: 1 LOB: 0 BB: 1 P: 7	R: 0 E: 0 K: 0 S: 3	H: 0 LOB: 0 BB: 0 P: 3		1B: 4 2B: 2 3B: 0 HR: 1	SF: 0 SAC: 0 DP: 3 HBP: 0	WP: 0 PB: 0 SB: 0 CS: 0
PITCHER	IP: 9.0 WLS: W BF: 35 H: 7 R: 2 ER: 1 SO: 3 BB: 2 IBB: 0 HBP: 0 BLK: 0 WP: 0 HR: 1 S: 39 P: 47 ERA: 1.00 WHIP: 1.000															PITCHER	IP: 9.0 WLS: W BF: 35 H: 7 R: 2 ER: 1 SO: 3 BB: 2 IBB: 0 HBP: 0 BLK: 0 WP: 0 HR: 1 S: 39 P: 47 ERA: 1.00 WHIP: 1.000			

Batter	1	2	3	4	5	6	7	8	9	AB	R	H	RBI	BB	SO	LOB	BOTTOM	
Ed Kranepool, L OBP: 0.262, SLG: 0.299 Jim Hickman, R OBP: 0.294, SLG: 0.403 (5, PH)										3	1	1	0	0	1	3	San Francisco Giants @ New York Mets Polo Grounds, New York, NY Web Sep 11, 1963, 3:33 AM EDT Att: 7,178 - Unknown	
Ron Hunt, R OBP: 0.334, SLG: 0.385 (1, 4)										5	2	3	0	0	1	2		
Duke Snider, L OBP: 0.354, SLG: 0.420 Joe Christopher, R OBP: 0.308, SLG: 0.310 (4, PH)										1	0	1	1	1	0	0		
Tim Harkness, L OBP: 0.299, SLG: 0.343 (1, 3)										5	0	3	2	0	1	2		
Duke Carmel, L OBP: 0.341, SLG: 0.379 (1, 8)										3	0	1	0	2	1	3		
Pumpsie Green, S OBP: 0.500, SLG: 0.364 Chico Fernandez, R OBP: 0.244, SLG: 0.232 (6, FR)										3	0	0	1	1	2	4		
Ted Schreiber, R OBP: 0.260, SLG: 0.178 (9, 5)										0	0	0	0	0	0	0		
Choo-Choo Coleman, L OBP: 0.299, SLG: 0.201 Jesse Gonder, L OBP: 0.335, SLG: 0.471 Norm Sherry, R OBP: 0.212, SLG: 0.195 (9, 2)										4	0	0	0	0	0	4		
Al Moran, R OBP: 0.274, SLG: 0.230 (1, 6)										2	1	2	0	2	0	0		
Al Jackson, L OBP: 0.200, SLG: 0.206 (1, 1)										4	0	2	0	0	1	2		
Inning Stats	R: 2 E: 0 K: 1 S: 8	H: 3 LOB: 2 BB: 1 P: 12	R: 2 E: 0 K: 1 S: 8	H: 3 LOB: 1 BB: 1 P: 12	R: 0 E: 0 K: 2 S: 9	H: 2 LOB: 2 BB: 0 P: 9	R: 0 E: 0 K: 1 S: 7	H: 2 LOB: 2 BB: 0 P: 7	R: 0 E: 0 K: 0 S: 4	H: 1 LOB: 2 BB: 1 P: 8	R: 0 E: 0 K: 1 S: 6	H: 1 LOB: 2 BB: 1 P: 10	R: 0 E: 0 K: 1 S: 5	H: 0 LOB: 1 BB: 1 P: 9	1B: 12 2B: 1 3B: 0 HR: 0	SF: 0 SAC: 0 DP: 0 HBP: 0	WP: 1 PB: 1 SB: 0 CS: 0	PA: 43
PITCHER	IP: 1.2 WLS: L BF: 13 H: 4 R: 0 ER: 0 SO: 4 BB: 0 IBB: 0 HBP: 0 BLK: 0 WP: 0 HR: 0 S: 13 P: 21 ERA: 21.60 WHIP: 4.200															PITCHER	IP: 1.2 WLS: L BF: 13 H: 4 R: 0 ER: 0 SO: 4 BB: 0 IBB: 0 HBP: 0 BLK: 0 WP: 0 HR: 0 S: 13 P: 21 ERA: 21.60 WHIP: 4.200	
Jack Sanford, R ERA: 3.66 Billy Pierce, L ERA: 4.21 Billy O'Dell, L ERA: 3.03 Frank Linzy, R ERA: 5.52	IP: 2.1 WLS: 11 BF: 4 H: 2 R: 0 ER: 0 SO: 2 BB: 2 IBB: 0 HBP: 0 BLK: 0 WP: 1 HR: 0 S: 12 P: 20 ERA: 3.03 WHIP: 2.000															IP: 2.0 WLS: 9 BF: 1 H: 0 R: 0 ER: 0 SO: 2 BB: 0 IBB: 0 HBP: 0 BLK: 0 WP: 0 HR: 0 S: 11 P: 19 ERA: 0.00 WHIP: 1.500		



Batter	1	2	3	4	5	6	7	8	9	AB	R	H	RBI	BB	SO	LOB	TOP										
Felipe Alou, R OBP: 0.325, SLG: 0.481 (1, 9)										5	1	2	1	0	0	0	San Francisco Giants @ New York Mets Polo Grounds, New York, NY Thu Sep 12 1963, 7:05 PM EDT Att: 27,839 - Unknown										
Chuck Hiller, L OBP: 0.255, SLG: 0.292 (1, 4)										5	0	0	0	0	1	2											
Willie McCovey, L OBP: 0.349, SLG: 0.556 Jesus Alou, R OBP: 0.167, SLG: 0.167 (7, 7)										4	0	0	0	0	1	1											
Willie Mays, R OBP: 0.373, SLG: 0.563 (1, 8)										5	0	1	0	0	0	1											
Orlando Cepeda, R OBP: 0.359, SLG: 0.554 (1, 3)										4	3	2	0	0	0	0											
Ed Bailey, L OBP: 0.363, SLG: 0.479 (1, 2)										3	1	1	2	1	2	2											
Jim Davenport, R OBP: 0.292, SLG: 0.331 (1, 5)										3	0	2	2	1	1	0											
Jose Pagan, R OBP: 0.274, SLG: 0.284 (1, 6)										3	0	1	0	1	1	3											
Juan Marichal, R OBP: 0.184, SLG: 0.210 (1, 1)										4	1	1	1	0	2	3											
Inning Stats	R: 1 E: 0 K: 1 S: 6	H: 1 LOB: 0 BB: 0 P: 6	R: 0 E: 0 K: 1 S: 4	H: 1 LOB: 2 BB: 12	R: 0 E: 0 K: 1 S: 6	H: 1 LOB: 1 BB: 0 P: 6	R: 1 E: 1 K: 1 S: 7	H: 1 LOB: 1 BB: 0 P: 7	R: 1 E: 0 K: 0 S: 4	H: 1 LOB: 0 BB: 0 P: 4	R: 2 E: 0 K: 1 S: 8	H: 3 LOB: 1 BB: 0 P: 8	R: 0 E: 0 K: 0 S: 3	H: 0 LOB: 0 BB: 0 P: 3	R: 1 E: 0 K: 2 S: 9	H: 3 LOB: 2 BB: 1 P: 13		R: 0 E: 1 K: 1 S: 6	H: 0 LOB: 1 BB: 0 P: 6	1B: 5 2B: 3 3B: 0 HR: 3	SF: 0 SAC: 0 DP: 1 HBP: 0	WP: 1 PB: 0 SB: 2 CS: 1	PA: 40				
PITCHER	IP	WLS	BF	H	R	ER	SO	BB	IBB	HBP	BLK	WP	HR	S	P	ERA	WHIP										
Tracy Stallard, R ERA: 4.66 (1, 1)	5.0	L	21	4	3	2	4	2	0	0	0	0	2	27	35	3.60	1.200										
Larry Bearnarth, R ERA: 3.18 (6, 1)	1.0		6	3	2	2	1	0	0	0	0	0	1	8	8	18.00	3.000										
Ed Bauta, R ERA: 4.01 (7, 1)	2.0		9	3	1	1	2	1	0	0	0	0	0	12	16	4.50	2.000										
Grover Powell, L ERA: 1.22 (9, 1)	1.0		4	0	0	0	1	0	0	0	0	1	0	6	6	0.00	0.000										

Batter	1	2	3	4	5	6	7	8	9	AB	R	H	RBI	BB	SO	LOB	BOTTOM										
Ed Kranepool, L OBP: 0.258, SLG: 0.294 (1, 7)										4	0	0	0	0	1	1	San Francisco Giants @ New York Mets Polo Grounds, New York, NY Thu Sep 12 1963, 7:05 PM EDT Att: 27,839 - Unknown										
Duke Carmel, L OBP: 0.333, SLG: 0.370 (1, 8)										4	0	0	0	0	2	0											
Duke Snider, L OBP: 0.353, SLG: 0.416 (1, 9)										3	0	0	0	1	2	0											
Tim Harkness, L OBP: 0.296, SLG: 0.338 (1, 3)										4	0	0	0	0	3	1											
Jim Hickman, R OBP: 0.294, SLG: 0.403 (1, 5)										3	0	1	0	0	1	0											
Rod Kanehl, R OBP: 0.282, SLG: 0.283 (1, 4)										3	0	2	0	0	1	1											
Choo-Choo Coleman, L OBP: 0.267, SLG: 0.263 (1, 2)										3	0	1	0	0	1	2											
Al Moran, R OBP: 0.272, SLG: 0.229 Joe Christopher, R OBP: 0.305, SLG: 0.308 Ted Schreiber, R OBP: 0.260, SLG: 0.178 (8, PH) (9, 6)										2	0	0	0	0	2	2											
Tracy Stallard, R OBP: 0.265, SLG: 0.265 Joe Hicks, L OBP: 0.268, SLG: 0.264 Larry Bearnarth, R OBP: 0.179, SLG: 0.179 Ed Bauta, R OBP: 0.303, SLG: 0.468 Jesse Gonder, L OBP: 0.222, SLG: 0.125 (5, PH) (6, PH) (7, 1) (8, PH) (9, 1)										1	0	0	0	0	0	0											
Inning Stats	R: 0 E: 0 K: 0 S: 3	H: 0 LOB: 1 BB: 1 P: 7	R: 0 E: 0 K: 2 S: 8	H: 1 LOB: 0 BB: 0 P: 8	R: 0 E: 0 K: 1 S: 5	H: 0 LOB: 0 BB: 0 P: 5	R: 0 E: 0 K: 3 S: 10	H: 1 LOB: 1 BB: 0 P: 10	R: 0 E: 0 K: 1 S: 6	H: 1 LOB: 1 BB: 0 P: 6	R: 0 E: 0 K: 3 S: 9	H: 0 LOB: 0 BB: 0 P: 9	R: 0 E: 0 K: 1 S: 5	H: 1 LOB: 0 BB: 0 P: 5	R: 0 E: 0 K: 0 S: 3	H: 0 LOB: 0 BB: 0 P: 3	R: 0 E: 0 K: 2 S: 7	H: 0 LOB: 0 BB: 0 P: 7	1B: 4 2B: 0 3B: 0 HR: 0	SF: 0 SAC: 0 DP: 1 HBP: 0	WP: 0 PB: 0 SB: 1 CS: 0	PA: 31					
PITCHER	IP	WLS	BF	H	R	ER	SO	BB	IBB	HBP	BLK	WP	HR	S	P	ERA	WHIP										
Juan Marichal, R ERA: 2.39 (1, 1)	9.0	W	31	4	0	0	13	1	0	0	0	0	0	56	60	0.00	0.556										

AB	37
R	6
H	10
RBI	6
BB	3
SO	8
LOB	13

AB	30
R	0
H	4
RBI	0
BB	1
SO	13
LOB	8

WP	0
PB	0
SB	1
CS	0

Batter	1	2	3	4	5	6	7	8	9	AB	R	H	RBI	BB	SO	LOB	TOP					
Howie Goss, R (1, 8) OBP: 0.261, SLG: 0.337										4	0	2	0	0	0	0						
Pete Runnels, L (1, 4) OBP: 0.325, SLG: 0.290										4	0	1	0	0	0	1						
Jimmy Wynn, R (1, 7) OBP: 0.302, SLG: 0.353										4	0	0	0	0	0	2						
Carl Warwick, R (1, 9) OBP: 0.315, SLG: 0.333										3	1	1	0	1	1	2						
Rusty Staub, L (1, 3) OBP: 0.309, SLG: 0.296										4	0	1	0	0	0	3						
John Bateman, R (1, 2) OBP: 0.247, SLG: 0.341										4	0	1	1	0	0	1						
Bob Aspromonte, R (1, 5) OBP: 0.253, SLG: 0.279										4	0	0	0	0	1	3						
Bob Lillis, R (1, 6) OBP: 0.226, SLG: 0.238										3	0	1	0	0	1	0						
Don Nottebart, R (1, 1) OBP: 0.148, SLG: 0.133										3	0	0	0	0	0	1						
Inning Stats	R: 0 E: 0 K: 0 S: 3	H: 1 LOB: 0 BB: 0 P: 3	R: 0 E: 0 K: 0 S: 3	H: 0 LOB: 0 BB: 0 P: 3	R: 0 E: 0 K: 1 S: 5	H: 0 LOB: 0 BB: 0 P: 5	R: 0 E: 0 K: 1 S: 7	H: 2 LOB: 2 BB: 0 P: 7	R: 0 E: 0 K: 0 S: 4	H: 1 LOB: 1 BB: 0 P: 4	R: 0 E: 0 K: 0 S: 3	H: 0 LOB: 0 BB: 0 P: 3	R: 0 E: 0 K: 0 S: 4	H: 1 LOB: 1 BB: 0 P: 4	R: 0 E: 0 K: 0 S: 3	H: 0 LOB: 0 BB: 0 P: 3	R: 1 E: 0 K: 1 S: 7	H: 2 LOB: 2 BB: 1 P: 11	1B: 6 2B: 1 3B: 0 HR: 0	SF: 0 SAC: 0 DP: 1 HBP: 0	WP: 0 PB: 0 SB: 0 CS: 0	PA: 34
PITCHER Roger Craig, R (1, 1) ERA: 3.85	IP: 9.0 WLS: L BF: 34 H: 7 R: 1 ER: 1 SO: 3 BB: 1 IBB: 0 HBP: 0 BLK: 0 WP: 0 HR: 0 S: 39 P: 43 ERA: 1.00 WHIP: 0.889															PITCHER						

Houston Colt 45's @ New York Mets
Polo Grounds, New York, NY
Fri Sep 13 1963, 7:05 PM EDT
Att: 4,886 - Cloudy - 58 F

AB	33
R	1
H	7
RBI	1
BB	1
SO	3
LOB	13



Batter	1	2	3	4	5	6	7	8	9	AB	R	H	RBI	BB	SO	LOB	BOTTOM					
Ed Kranepool, L (1, 9) OBP: 0.262, SLG: 0.294										3	0	1	0	1	1	0						
Joe Hicks, L (1, 7) OBP: 0.292, SLG: 0.385										3	0	0	0	0	0	2						
Duke Snider, L (9, PH) OBP: 0.353, SLG: 0.415										1	0	0	0	0	1	0						
Duke Carmel, L (1, 8) OBP: 0.326, SLG: 0.361										4	0	0	0	0	2	1						
Tim Harkness, L (1, 3) OBP: 0.296, SLG: 0.338										3	0	1	0	0	0	0						
Jim Hickman, R (1, 5) OBP: 0.294, SLG: 0.401										2	0	0	0	1	0	1						
Ted Schreiber, R (1, 4) OBP: 0.245, SLG: 0.167										3	0	0	0	0	1	1						
Chris Cannizzaro, R (1, 2) OBP: 0.304, SLG: 0.318										3	0	0	0	0	0	1						
Al Moran, R (1, 6) OBP: 0.270, SLG: 0.227										3	0	0	0	0	1	0						
Roger Craig, R (1, 1) OBP: 0.153, SLG: 0.090										3	0	0	0	0	1	0						
Inning Stats	R: 0 E: 0 K: 0 S: 2	H: 0 LOB: 0 BB: 1 P: 6	R: 0 E: 0 K: 1 S: 5	H: 0 LOB: 1 BB: 1 P: 9	R: 0 E: 0 K: 1 S: 5	H: 0 LOB: 0 BB: 0 P: 5	R: 0 E: 0 K: 0 S: 4	H: 1 LOB: 1 BB: 0 P: 4	R: 0 E: 0 K: 1 S: 5	H: 0 LOB: 0 BB: 0 P: 5	R: 0 E: 0 K: 1 S: 6	H: 1 LOB: 1 BB: 0 P: 6	R: 0 E: 0 K: 0 S: 3	H: 0 LOB: 0 BB: 0 P: 3	R: 0 E: 0 K: 1 S: 5	H: 0 LOB: 0 BB: 0 P: 5	R: 0 E: 0 K: 2 S: 7	H: 0 LOB: 0 BB: 0 P: 7	1B: 2 2B: 0 3B: 0 HR: 0	SF: 0 SAC: 0 DP: 1 HBP: 0	WP: 0 PB: 0 SB: 0 CS: 0	PA: 30
PITCHER Don Nottebart, R (1, 1) ERA: 3.12	IP: 9.0 WLS: W BF: 30 H: 2 R: 0 ER: 0 SO: 7 BB: 2 IBB: 0 HBP: 0 BLK: 0 WP: 0 HR: 0 S: 42 P: 50 ERA: 0.00 WHIP: 0.444															PITCHER						

Houston Colt 45's @ New York Mets
Polo Grounds, New York, NY
Fri Sep 13 1963, 7:05 PM EDT
Att: 4,886 - Cloudy - 58 F

AB	28
R	0
H	2
RBI	0
BB	2
SO	7
LOB	6



Batter	1	2	3	4	5	6	7	8	9	AB	R	H	RBI	BB	SO	LOB	TOP				
Howie Goss, R OBP: 0.269, SLG: 0.339 (1, 8)	P4		6-3			L7		2B		4	1	1	0	0	0	0	Houston Colt 45's @ New York Mets Polo Grounds, New York, NY Sat Sep 14 1963, 3:33 AM EDT Att: 5,544 - Cloudy - 57 F				
Pete Runnels, L OBP: 0.326, SLG: 0.293 (1, 4)	6-3			HR BB		F7		2B		3	1	1	1	1	0	0					
Jimmy Wynn, R OBP: 0.301, SLG: 0.348 (1, 7)	B1			5-3		F9		IBB		3	0	0	0	1	0	1					
Carl Warwick, R OBP: 0.317, SLG: 0.340 (1, 9)		5-3		HR			1B	4-3		4	1	2	2	0	0	2					
Rusty Staub, L OBP: 0.308, SLG: 0.294 (1, 3)	BB	6-3		6-3		P4		G3		3	0	0	0	1	0	1					
John Bateman, R OBP: 0.245, SLG: 0.337 (1, 2)	K	BB		F9		F8		K		4	0	0	0	0	2	2					
Bob Aspromonte, R OBP: 0.253, SLG: 0.286 (1, 5)	F7				1-3		L7	HR		4	1	1	1	0	0	2					
Bob Lillis, R OBP: 0.224, SLG: 0.236 (1, 6)			5-3		1-3			5-3	K2-3	4	0	0	0	0	1	0					
Ken Johnson, R OBP: 0.086, SLG: 0.059 (1, 1)			3-1		K			K		3	0	0	0	0	2	0					
Inning Stats	R: 0 E: 0 K: 0 S: 3	H: 0 LOB: 0 BB: 0 P: 3	R: 0 E: 0 K: 1 S: 5	H: 0 LOB: 1 BB: 1 P: 9	R: 0 E: 0 K: 0 S: 3	H: 0 LOB: 0 BB: 0 P: 3	R: 2 E: 0 K: 0 S: 4	H: 1 LOB: 0 BB: 1 P: 8	R: 0 E: 0 K: 1 S: 5	H: 0 LOB: 0 BB: 0 P: 5	R: 0 E: 0 K: 0 S: 3	H: 1 LOB: 1 BB: 0 P: 4	R: 1 E: 0 K: 2 S: 7	H: 2 LOB: 2 BB: 1 P: 11	R: 1 E: 0 K: 2 S: 8	H: 1 LOB: 0 BB: 0 P: 8	1B: 1 2B: 2 3B: 0 HR: 2	SF: 0 SAC: 0 DP: 0 HBP: 0	WP: 0 PB: 0 SB: 0 CS: 0	PA: 35	
PITCHER	IP	WLS	BF	H	R	ER	SO	BB	IBB	HBP	BLK	WP	HR	S	P	ERA	WHIP				
Carl Willey, R ERA: 2.91 (1, 1)	7.0	L	25	2	2	2	2	2	0	0	0	0	1	27	35	2.57	0.571				
Larry Bearnarth, R ERA: 3.28 (8, 1)	2.0		10	3	2	2	3	0	1	0	0	0	1	15	19	9.00	1.500				

Batter	1	2	3	4	5	6	7	8	9	AB	R	H	RBI	BB	SO	LOB	BOTTOM					
Ed Kranepool, L OBP: 0.262, SLG: 0.290 (1, 7)	4-3		BB		K		P6			3	0	0	0	1	1	2	Houston Colt 45's @ New York Mets Polo Grounds, New York, NY Sat Sep 14 1963, 3:33 AM EDT Att: 5,544 - Cloudy - 57 F					
Duke Carmel, L OBP: 0.320, SLG: 0.353 (1, 8)	L4		L4		K			K		4	0	0	0	0	2	5						
Cleon Jones, R (9, 8)										0	0	0	0	0	0	0						
Duke Snider, L OBP: 0.349, SLG: 0.410 (1, 9)	4-3			F8		4-3		4-3		4	0	0	0	0	0	0						
Tim Harkness, L OBP: 0.296, SLG: 0.337 (1, 3)		G3		F8		1B		F9		4	0	1	0	0	0	0						
Jim Hickman, R OBP: 0.292, SLG: 0.397 (1, 5)	F2			F8		K			F5	4	0	0	0	0	1	1						
Rod Kanehl, R OBP: 0.267, SLG: 0.288 (1, 4)	3-1			PB		1B		1-3	1B	4	0	2	0	0	0	0						
Al Moran, R OBP: 0.268, SLG: 0.225 (1, 6)			E5		P6		1-3		F9	2	0	0	0	0	0	1						
Joe Hicks, L OBP: 0.290, SLG: 0.382 (6, PH)										1	0	0	0	0	0	2						
Ted Schreiber, R OBP: 0.245, SLG: 0.167 (7, 6)			SH2-3							0	0	0	0	0	0	0						
Frank Thomas, R OBP: 0.319, SLG: 0.395 (9, PH)										1	0	0	0	0	0	0						
Choo-Choo Coleman, L OBP: 0.271, SLG: 0.205 (1, 2)			F8		PB		P4			2	0	1	0	1	0	1						
Carl Willey, R OBP: 0.135, SLG: 0.160 (1, 1)					1-2		PB		BB	1	0	0	0	0	1	2						
Joe Christopher, R OBP: 0.303, SLG: 0.305 (7, PH)			SH2-3		K		P4			1	0	0	0	0	0	1						
Larry Bearnarth, R OBP: 0.172, SLG: 0.179 (8, 1)			1-2				1-2			0	0	0	0	0	0	0						
Inning Stats	R: 0 E: 0 K: 0 S: 3	H: 0 LOB: 0 BB: 0 P: 3	R: 0 E: 0 K: 0 S: 3	H: 0 LOB: 0 BB: 0 P: 3	R: 0 E: 1 K: 0 S: 4	H: 0 LOB: 2 BB: 1 P: 8	R: 0 E: 0 K: 0 S: 3	H: 0 LOB: 0 BB: 0 P: 3	R: 0 E: 0 K: 3 S: 12	H: 2 LOB: 3 BB: 0 P: 12	R: 0 E: 0 K: 1 S: 7	H: 2 LOB: 2 BB: 0 P: 7	R: 0 E: 0 K: 0 S: 2	H: 0 LOB: 0 BB: 1 P: 6	R: 0 E: 0 K: 1 S: 5	H: 0 LOB: 0 BB: 0 P: 5	R: 0 E: 0 K: 0 S: 3	H: 0 LOB: 0 BB: 0 P: 3	1B: 4 2B: 0 3B: 0 HR: 0	SF: 0 SAC: 1 DP: 0 HBP: 0	WP: 0 PB: 1 SB: 0 CS: 0	PA: 34
PITCHER	IP	WLS	BF	H	R	ER	SO	BB	IBB	HBP	BLK	WP	HR	S	P	ERA	WHIP					
Ken Johnson, R ERA: 2.84 (1, 1)	9.0	W	34	4	0	0	5	2	0	0	0	0	0	42	50	0.00	0.667					

AB	32
R	4
H	5
RBI	4
BB	3
SO	5
LOB	8



Batter	1	2	3	4	5	6	7	8	9	AB	R	H	RBI	BB	SO	LOB	TOP			
Ernie Fazio, R OBP: 0.273, SLG: 0.283 (1,4)										5	2	2	0	0	1	0	Houston Colt 45's @ New York Mets Polo Grounds, New York, NY Sun Sep 15 1963, 3:33 AM EDT Cloudy - 59 F			
Howie Goss, R OBP: 0.297, SLG: 0.341 (1,8)										3	1	2	0	2	0	1				
Jimmy Wynn, R OBP: 0.300, SLG: 0.346 (1,7)										4	1	1	0	0	1	3				
Johnny Weakly, R OBP: 0.241, SLG: 0.240 (7,7)										1	0	0	0	0	0	1				
Carl Warwick, R OBP: 0.317, SLG: 0.343 (1,9)										5	1	2	1	0	1	5				
John Bateman, R OBP: 0.245, SLG: 0.334 (1,2)										3	0	0	0	1	1	0				
Rusty Staub, L OBP: 0.305, SLG: 0.291 (1,3)										4	0	0	1	0	0	1				
Bob Aspromonte, R OBP: 0.261, SLG: 0.291 (1,5)										3	0	3	0	2	0	0				
Bob Lillis, R OBP: 0.224, SLG: 0.235 (1,6)										5	0	1	0	0	1	6				
Turk Farrell, R OBP: 0.200, SLG: 0.197 (1,1)										4	0	0	0	0	3	3				
Inning Stats	R: 2 E: 1 K: 1 S: 7	H: 1 LOB: 0 BB: 0 P: 7	R: 0 E: 0 K: 2 S: 7	H: 0 LOB: 1 BB: 1 P: 11	R: 0 E: 1 K: 2 S: 8	H: 1 LOB: 1 BB: 0 P: 8	R: 0 E: 0 K: 1 S: 6	H: 1 LOB: 2 BB: 1 P: 6	R: 0 E: 0 K: 1 S: 4	H: 2 LOB: 2 BB: 0 P: 7	R: 3 E: 0 K: 0 S: 6	H: 3 LOB: 2 BB: 2 P: 14	R: 0 E: 0 K: 1 S: 6	H: 1 LOB: 1 BB: 1 P: 6	R: 0 E: 0 K: 0 S: 4	H: 1 LOB: 2 BB: 1 P: 8	1B: 9 2B: 2 3B: 0 HR: 0	SF: 1 SAC: 1 DP: 0 HBP: 0	WP: 5 PB: 0 SB: 1 CS: 0	PA: 44
PITCHER	IP WLS BF H R ER SO BB IBB HBP BLK WP HR S P ERA WHIP																			
Al Jackson, L ERA: 4.17 (1,1)	6.2 L 34 9 5 3 7 4 0 0 0 0 3 0 44 60 4.05 1.950																			
Galen Cisco, R ERA: 4.18 (7,1)	1.1 5 1 0 0 1 0 0 0 0 0 1 0 7 7 0.00 0.750																			
Larry Bearnarth, R ERA: 3.25 (9,1)	1.0 5 1 0 0 0 0 0 1 0 0 0 0 4 8 0.00 1.000																			

Batter	1	2	3	4	5	6	7	8	9	AB	R	H	RBI	BB	SO	LOB	BOTTOM			
Ed Kranepool, L OBP: 0.258, SLG: 0.286 (1,9)										4	0	0	0	0	0	0	Houston Colt 45's @ New York Mets Polo Grounds, New York, NY Sun Sep 15 1963, 3:33 AM EDT Cloudy - 59 F			
Pumpsie Green, S OBP: 0.471, SLG: 0.346 (1,5)										4	1	1	0	0	1	0				
Jim Hickman, R OBP: 0.290, SLG: 0.394 (1,7)										4	0	0	0	0	1	1				
Tim Harkness, L OBP: 0.296, SLG: 0.339 (1,3)										4	1	1	0	0	1	1				
Joe Hicks, L OBP: 0.289, SLG: 0.379 (1,8)										4	1	1	2	0	1	0				
Rod Kanehl, R OBP: 0.283, SLG: 0.283 (1,4)										3	0	0	0	0	2	1				
Choo-Choo Coleman, L OBP: 0.272, SLG: 0.220 (1,2)										3	1	1	2	0	0	0				
Al Moran, R OBP: 0.266, SLG: 0.224 (1,6)										2	0	0	0	0	2	0				
Chico Fernandez, R OBP: 0.243, SLG: 0.230 (7, PH) (8,6)										1	0	0	0	0	1	0				
Al Jackson, L OBP: 0.194, SLG: 0.200 (1,1)										2	0	0	0	0	1	0				
Galen Cisco, R OBP: 0.209, SLG: 0.158 (7,1)										0	0	0	0	0	0	0				
Duke Carmel, L OBP: 0.318, SLG: 0.351 (6, PH)										1	0	0	0	0	1	0				
Larry Bearnarth, R OBP: 0.172, SLG: 0.179 (9,1)										0	0	0	0	0	0	0				
Inning Stats	R: 0 E: 0 K: 0 S: 3	H: 0 LOB: 0 BB: 0 P: 3	R: 0 E: 0 K: 0 S: 3	H: 0 LOB: 0 BB: 0 P: 3	R: 0 E: 1 K: 0 S: 5	H: 0 LOB: 1 BB: 0 P: 5	R: 0 E: 0 K: 2 S: 4	H: 0 LOB: 0 BB: 0 P: 4	R: 0 E: 0 K: 2 S: 7	H: 0 LOB: 0 BB: 0 P: 7	R: 4 E: 0 K: 3 S: 13	H: 4 LOB: 0 BB: 0 P: 13	R: 0 E: 0 K: 2 S: 7	H: 0 LOB: 0 BB: 0 P: 7	R: 0 E: 0 K: 1 S: 5	H: 0 LOB: 0 BB: 0 P: 5	1B: 2 2B: 1 3B: 0 HR: 1	SF: 0 SAC: 0 DP: 0 HBP: 0	WP: 0 PB: 0 SB: 0 CS: 0	PA: 32
PITCHER	IP WLS BF H R ER SO BB IBB HBP BLK WP HR S P ERA WHIP																			
Turk Farrell, R ERA: 3.1 (1,1)	9.0 W 32 4 4 4 11 0 0 0 0 0 1 54 54 4.00 0.444																			

AB	37
R	5
H	11
RBI	2
BB	5
SO	8
LOB	20



WP	0
PB	0
SB	0
CS	0

Batter	1	2	3	4	5	6	7	8	9	AB	R	H	RBI	BB	SO	LOB	TOP					
Howie Goss, R (1, 8) OBP: 0.264, SLG: 0.337	F5		K		F3		6-3		F7	5	0	0	0	0	1	2						
Pete Runnels, L (1, 4) OBP: 0.330, SLG: 0.300	K			HR	FC5-4			WP		4	2	3	0	0	1	0						
Johnny Weekly, R (1, 7) OBP: 0.259, SLG: 0.315	F8			HR	FC5-4			WP		4	1	2	3	0	0	1						
Carl Warwick, R (1, 9) OBP: 0.319, SLG: 0.344		1B								4	1	2	0	0	1	1						
Rusty Staub, L (1, 3) OBP: 0.307, SLG: 0.299		1B								4	1	2	1	0	1	2						
Hal Smith, R (1, 2) OBP: 0.305, SLG: 0.291		1B								4	0	0	0	0	0	3						
Bob Aspromonte, R (1, 5) OBP: 0.263, SLG: 0.291										3	0	1	0	1	0	0						
Bob Lillis, R (1, 6) OBP: 0.224, SLG: 0.235			F2		F7					4	0	1	0	0	1	2						
Chris Zachary, L (1, 1) Johnny Temple, R (7, PH) Hal Woodeshick, R (7, 1)										2	0	0	0	0	0	0						
										1	0	0	0	0	0	1						
										1	0	0	0	0	1	1						
Inning Stats	R: 0 E: 0 K: 1 S: 5	H: 0 LOB: 0 BB: 0 P: 5	R: 1 E: 0 K: 0 S: 4	H: 2 LOB: 0 BB: 0 P: 4	R: 0 E: 0 K: 1 S: 5	H: 0 LOB: 0 BB: 0 P: 5	R: 3 E: 0 K: 0 S: 6	H: 3 LOB: 1 BB: 1 P: 10	R: 0 E: 0 K: 0 S: 4	H: 1 LOB: 1 BB: 0 P: 4	R: 0 E: 0 K: 0 S: 3	H: 1 LOB: 1 BB: 0 P: 3	R: 0 E: 0 K: 2 S: 9	H: 1 LOB: 1 BB: 0 P: 9	R: 1 E: 0 K: 2 S: 9	H: 2 LOB: 1 BB: 0 P: 9	R: 0 E: 0 K: 2 S: 8	H: 1 LOB: 1 BB: 0 P: 8	1B: 8 2B: 1 3B: 0 HR: 2	SF: 0 SAC: 0 DP: 2 HBP: 0	WP: 2 PB: 0 CS: 0	PA: 37
PITCHER	IP	WLS	BF	H	R	ER	SO	BB	IBB	HBP	BLK	WP	HR	S	P	ERA	WHIP					
Jay Hook, R (1, 1) ERA: 5.3	7.0	L	28	8	4	4	2	1	0	0	0	0	2	31	35	5.14	1.286					
Grover Powell, L (8, 1) ERA: 1.35	2.0	S	9	3	1	1	4	0	0	0	0	2	0	17	17	4.50	1.500					

Houston Colt 45's @ New York Mets
Polo Grounds, New York, NY
Sun Sep 15 1963, 3:38 AM EDT
Att: 9,951 - Unknown - 62 F

AB	36
R	5
H	11
RBI	4
BB	1
SO	6
LOB	13

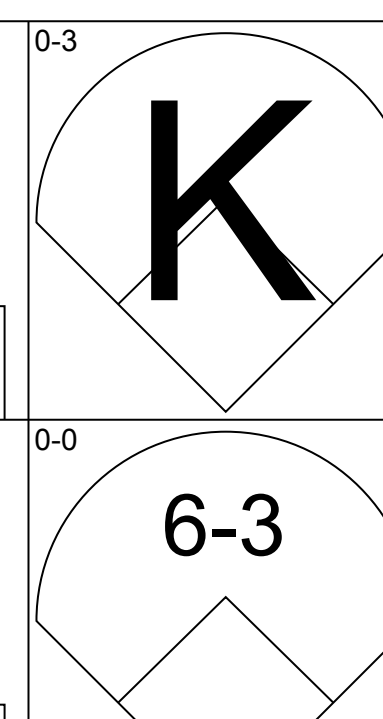
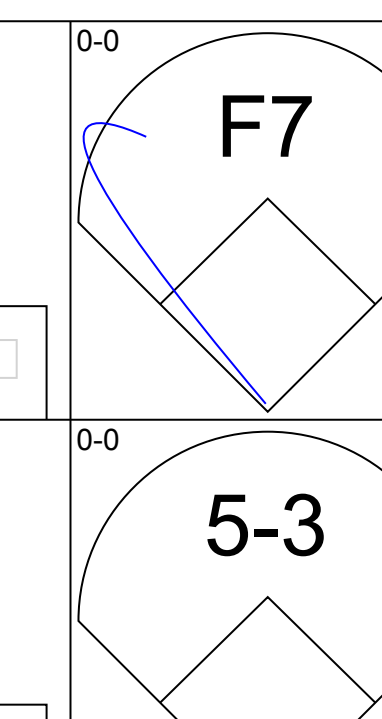
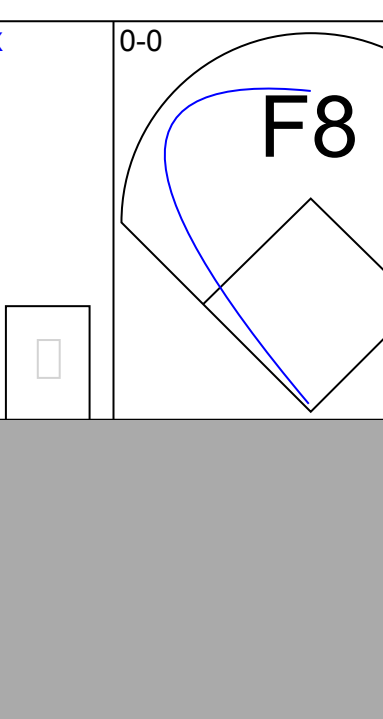
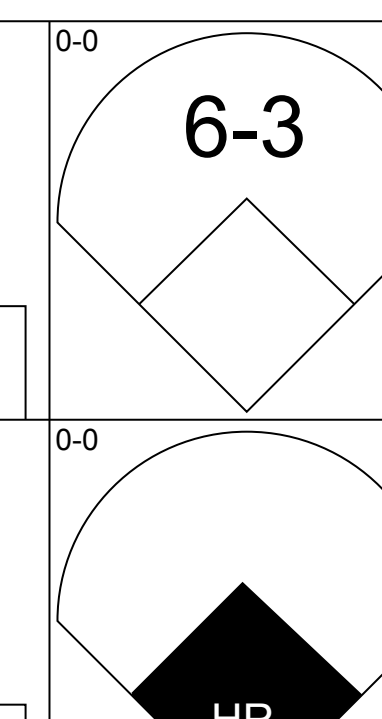
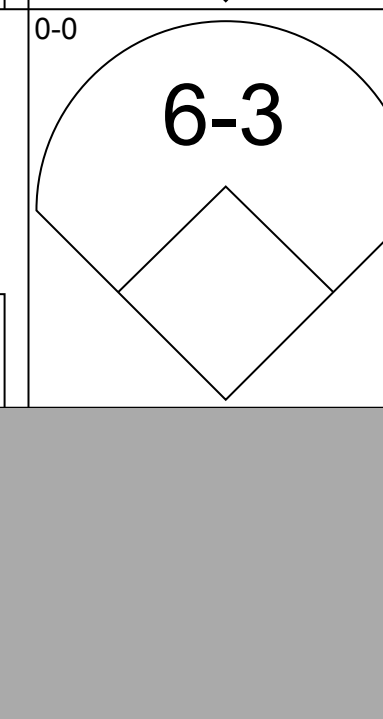

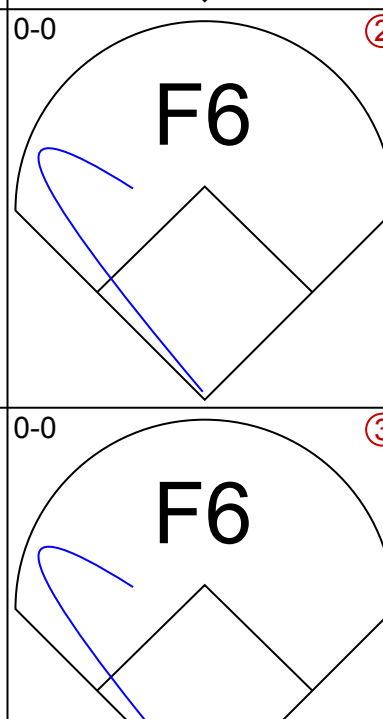
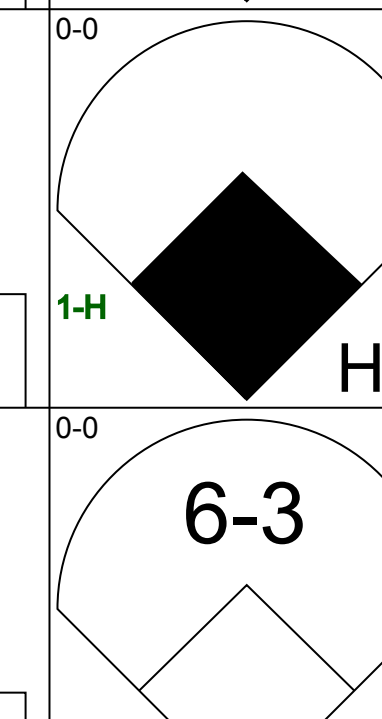

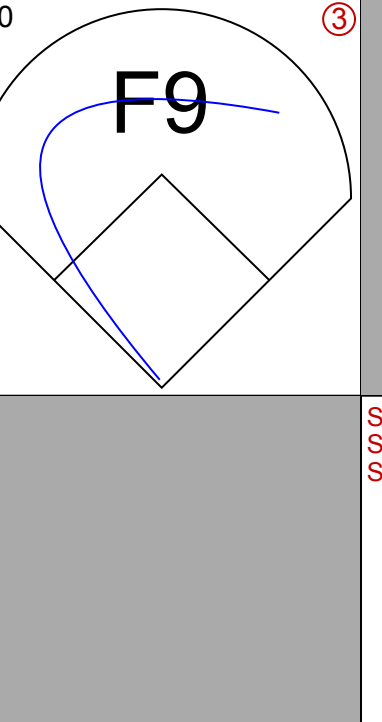

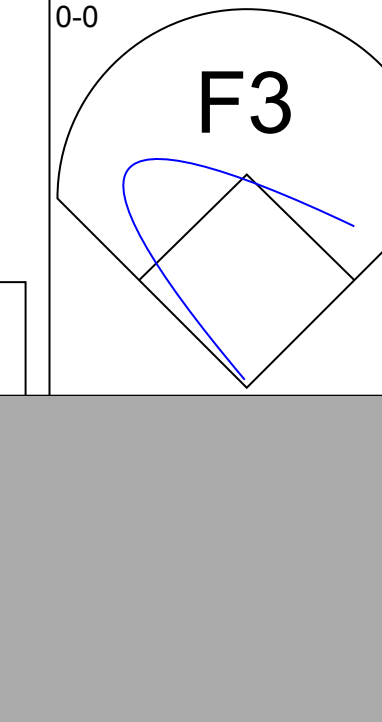
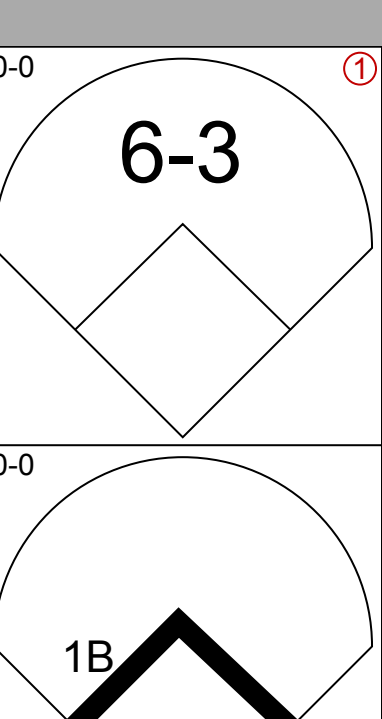
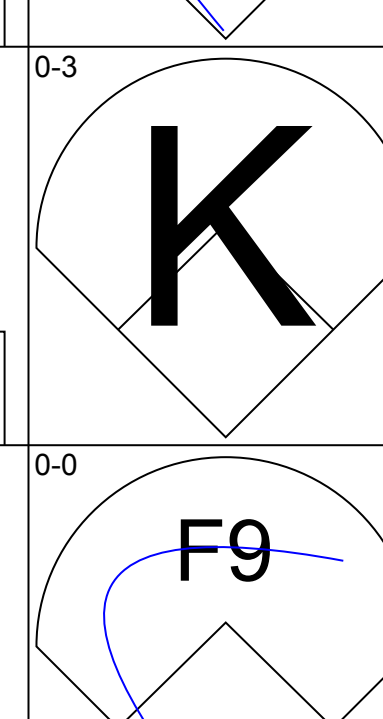
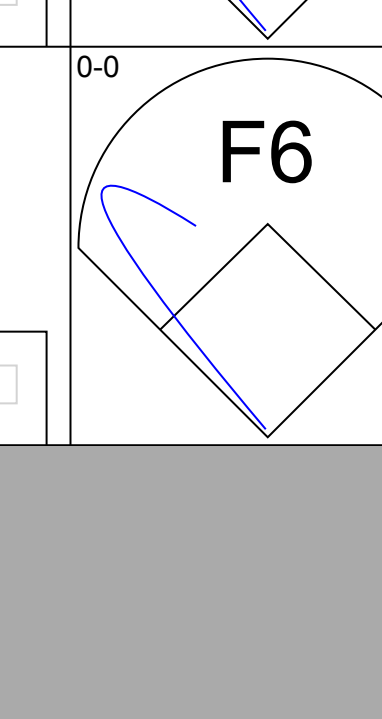
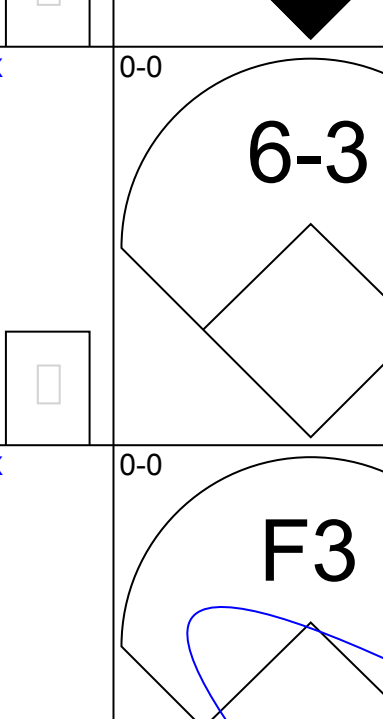
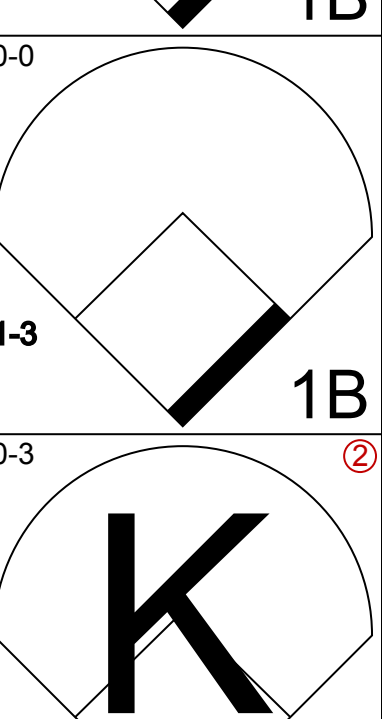

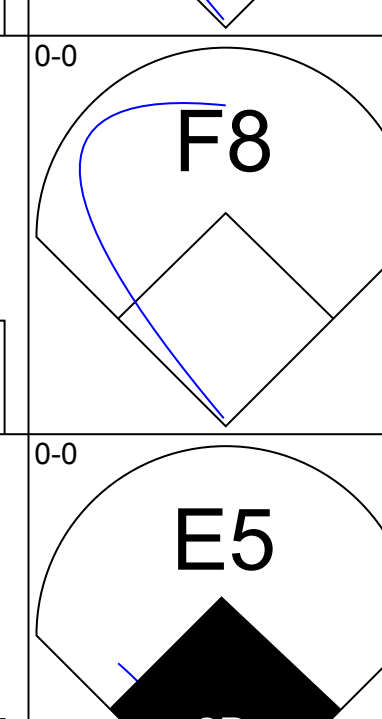

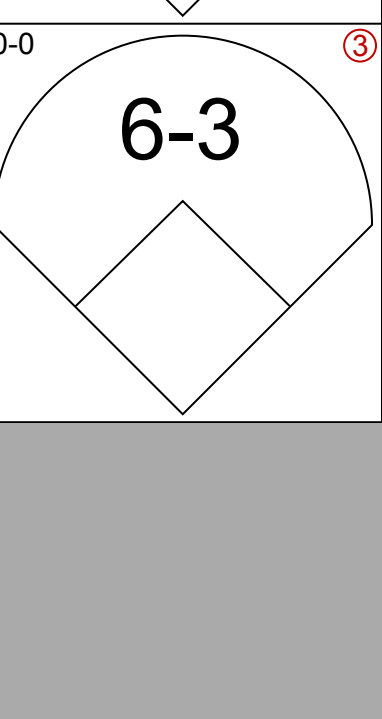
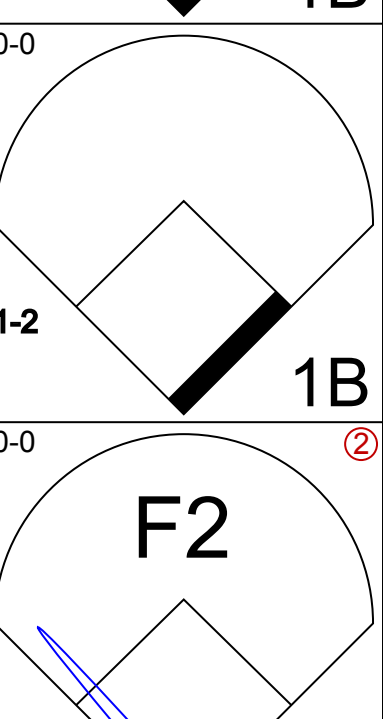
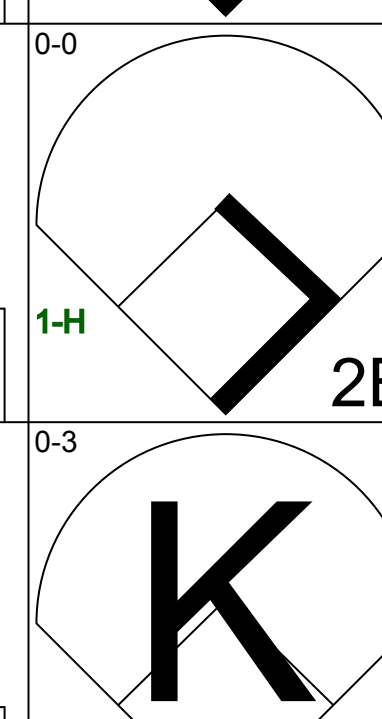
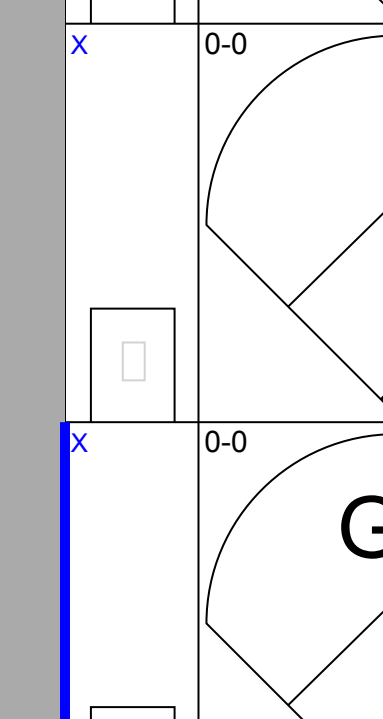
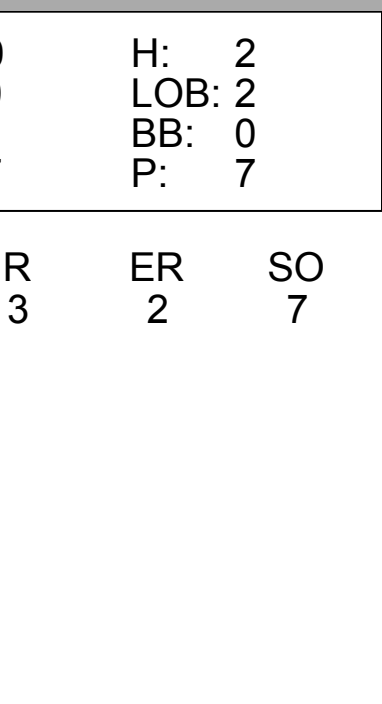
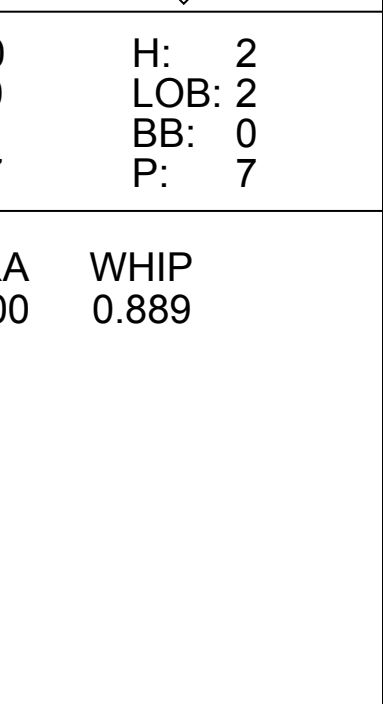
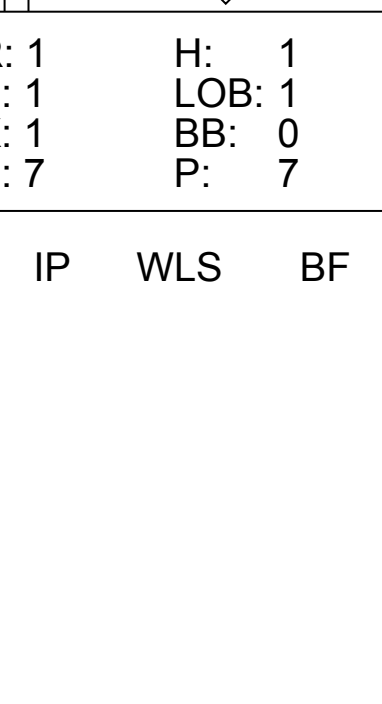
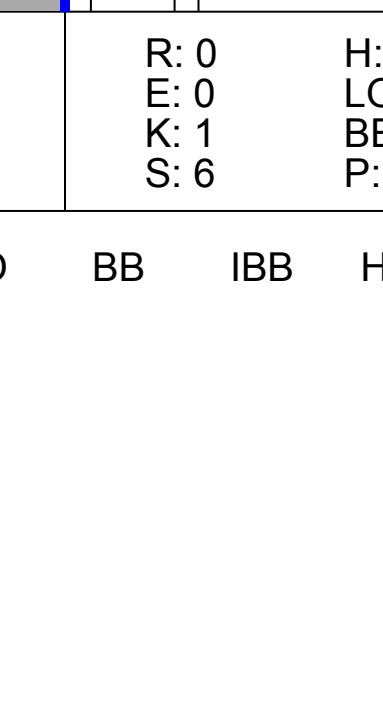

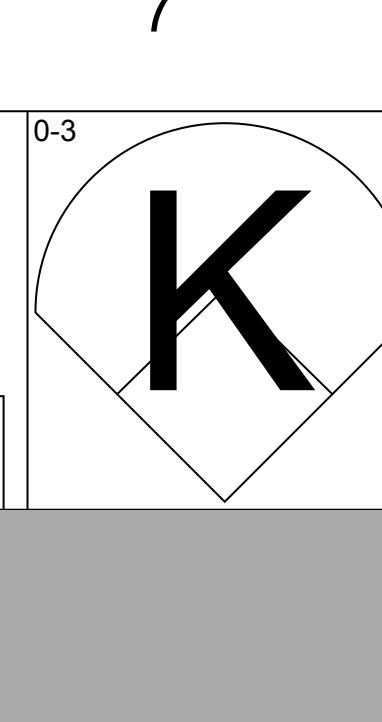
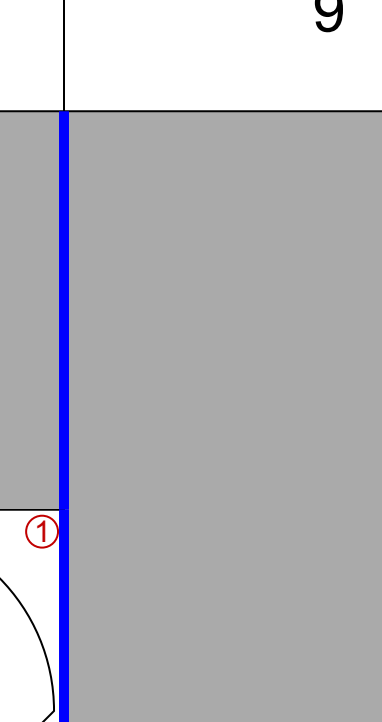

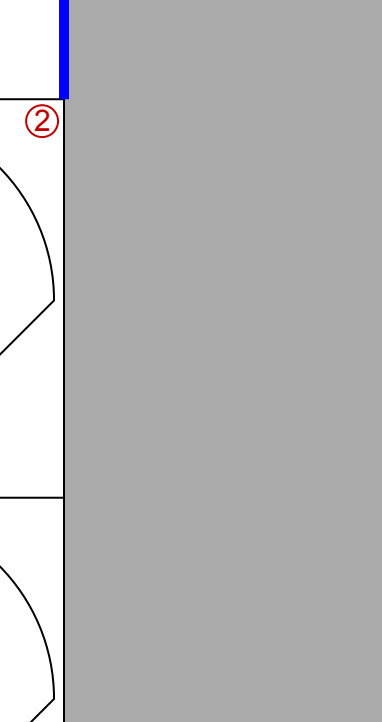


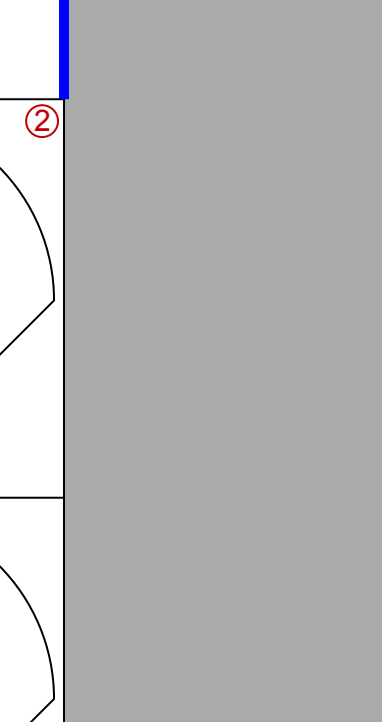






Batter	1	2	3	4	5	6	7	8	9	AB	R	H	RBI	BB	SO	LOB	BOTTOM					
Cleon Jones, R (1, 8)	1-3		1-3		F2			K		2	0	0	0	0	0	1						
Duke Snider, L (5, PH) Joe Hicks, L (6, 8)										1	0	0	0	0	0	2						
										1	0	0	0	0	1	0						
Pumpsie Green, S (1, 5)	K			6-3						3	0	1	0	1	1	0						
Jim Hickman, R (1, 7)	P4			F7						4	0	0	0	0	1	2						
Tim Harkness, L (1, 3)		L3								3	0	0	0	1	1	2						
Chico Fernandez, R (1, 4)		4-3			F9					4	0	0	0	0	1	2						
Ed Kranepool, L (1, 9) Grover Powell, L (8, 1) Frank Thomas, R (9, PH)		5-3								3	0	0	0	0	0	0						
										0	0	0	0	0	0	0						
										1	0	0	0	0	0	0						
Norm Sherry, R (1, 2) Joe Christopher, R (7, PH)			P6							2	0	0	0	0	1	0						
										1	0	0	0	1	1	0						
Al Moran, R (1, 6)				SH1-4						2	0	1	0	1	1	1						
Jay Hook, L (1, 1) Dick Smith, R (7, PH) Chris Cannizzaro, R (8, 2)										1	0	1	0	0	0	0						
										1	0	0	0	0	0	1						
										0	0	0	0	0	0	0						
Inning Stats	R: 0 E: 0 K: 1 S: 5	H: 0 LOB: 0 BB: 0 P: 5	R: 0 E: 0 K: 0 S: 3	H: 0 LOB: 0 BB: 0 P: 3	R: 0 E: 0 K: 0 S: 4	H: 1 LOB: 1 BB: 0 P: 4	R: 0 E: 0 K: 0 S: 3	H: 0 LOB: 1 BB: 1 P: 7	R: 0 E: 0 K: 1 S: 6	H: 1 LOB: 2 BB: 1 P: 10	R: 0 E: 0 K: 0 S: 4	H: 1 LOB: 1 BB: 0 P: 4	R: 0 E: 0 K: 1 S: 5	H: 0 LOB: 1 BB: 1 P: 9	R: 0 E: 0 K: 3 S: 9	H: 0 LOB: 1 BB: 1 P: 13	R: 0 E: 0 K: 2 S: 7	H: 0 LOB: 0 BB: 0 P: 7	1B: 3 2B: 0 3B: 0 HR: 0	SF: 0 SAC: 1 DP: 0 HBP: 0	WP: 0 PB: 0 CS: 0	PA: 34
PITCHER	IP	WLS	BF	H	R	ER	SO	BB	IBB	HBP	BLK	WP	HR	S	P	ERA	WHIP					
Chris Zachary, R (1, 1) ERA: 4.94	6.0	W	23	3	0	0	2	2	0	0	0	0	0	25	33	0.00	0.833					
Hal Woodeshick, L (7, 1) ERA: 1.99	3.0	S	11	0	0	0	6	2	0	0	0	0	0	21	29	0.00	0.667					

Houston Colt 45's @ New York Mets
Polo Grounds, New York, NY
Sun Sep 15 1963, 3:38 AM EDT
Att: 9,951 - Unknown - 62 F

AB	29
R	0
H	3
RBI	0
BB	4
SO	8
LOB	11

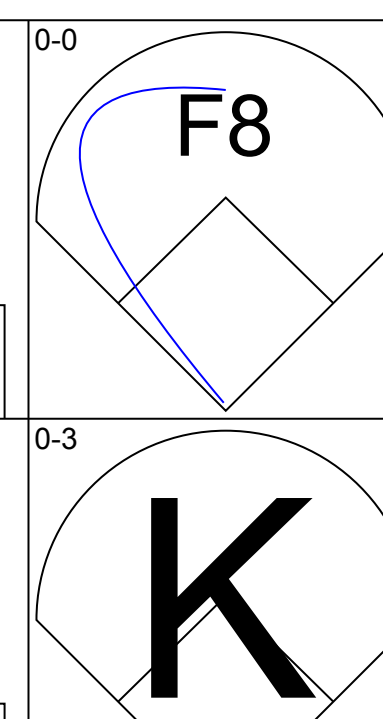
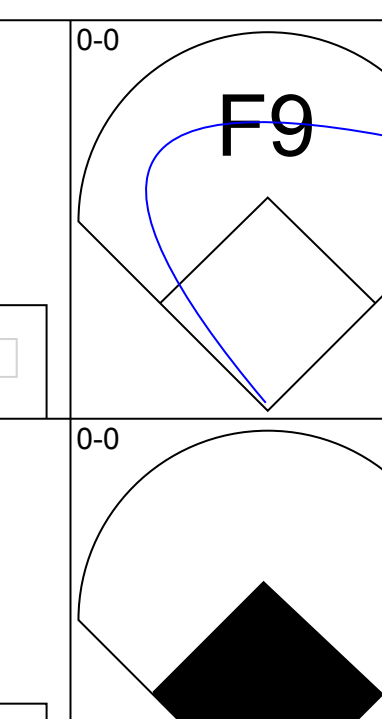
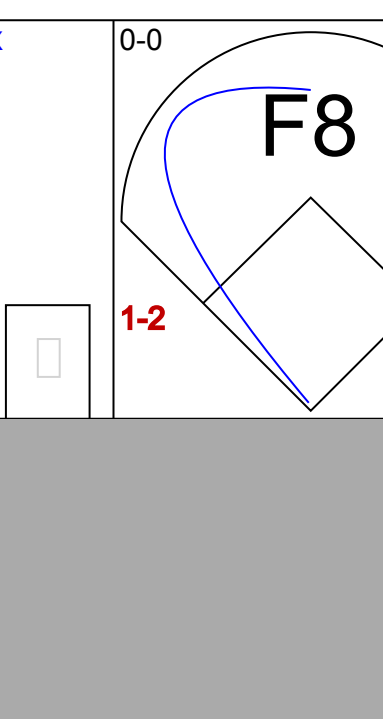
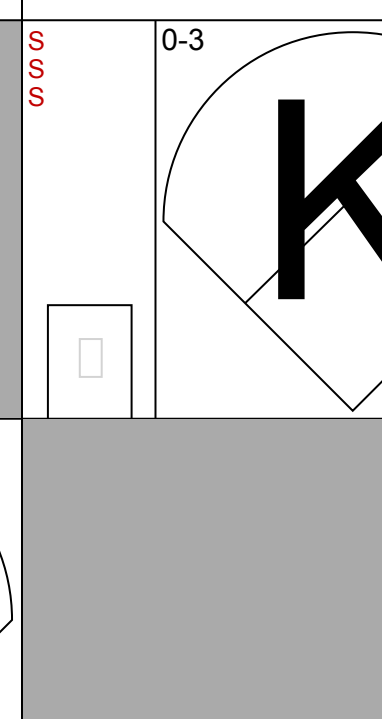

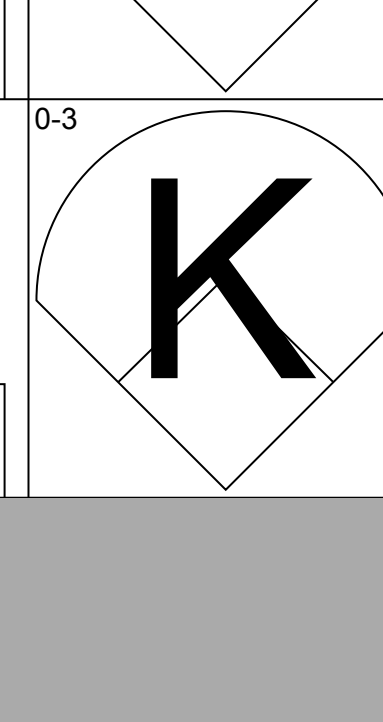
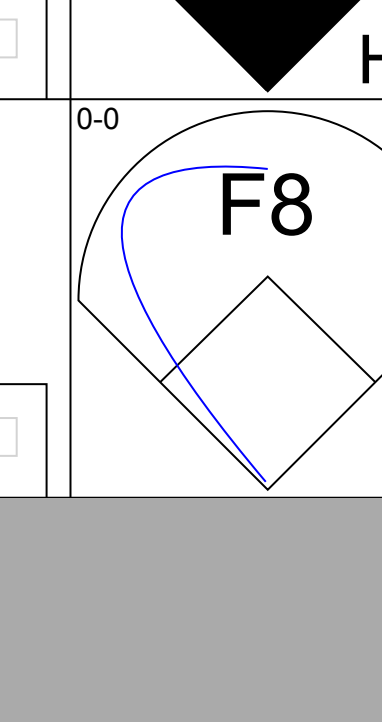
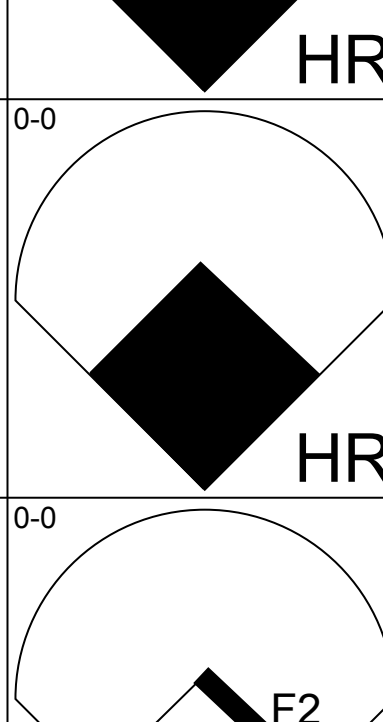
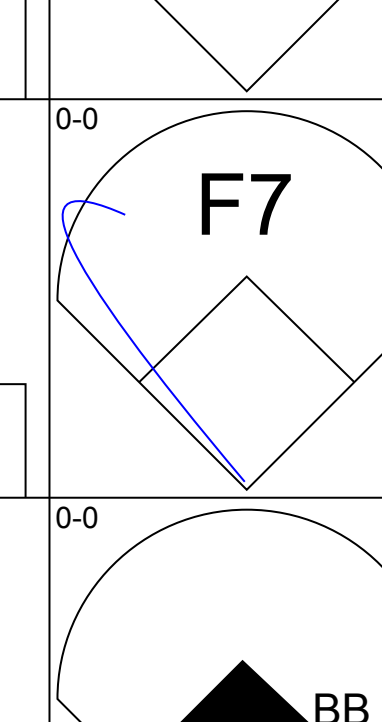


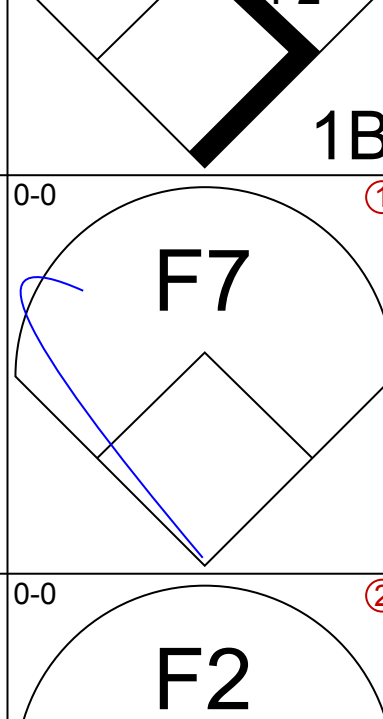
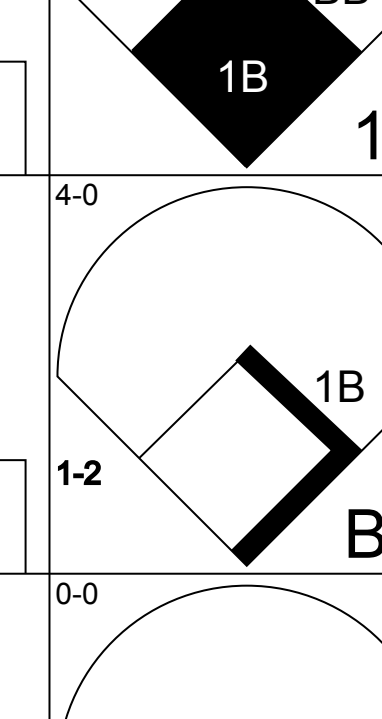
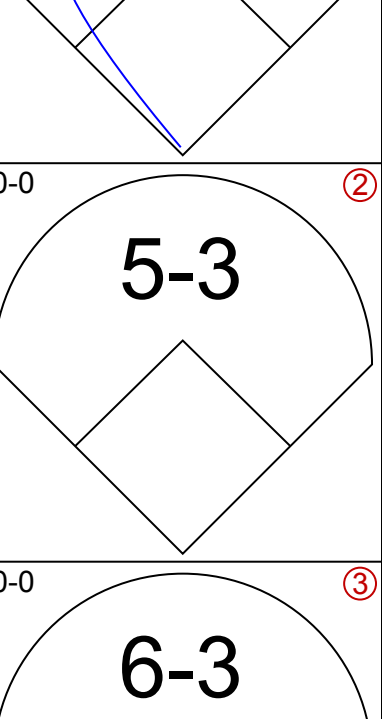
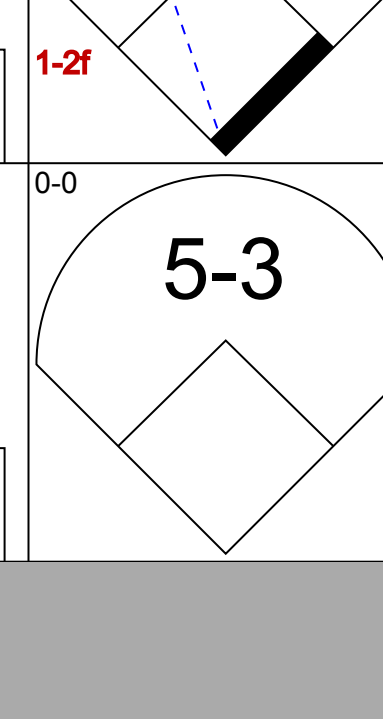

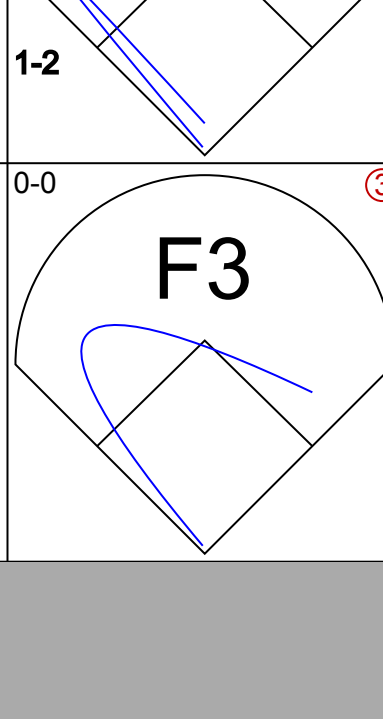
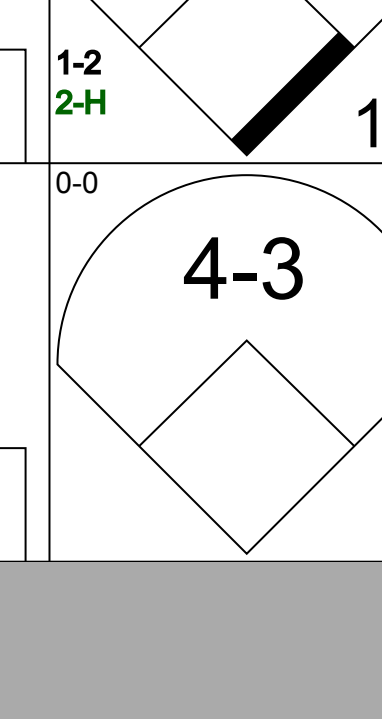











Batter	1	2	3	4	5	6	7	8	9	AB	R	H	RBI	BB	SO	LOB	TOP										
Ed Kranepool, L (1,9) OBP: 0.291, SLG: 0.281										4	0	0	0	0	1	2											
Pumpsie Green, S (1,5) OBP: 0.451, SLG: 0.450										4	1	1	0	0	1	0											
Ron Hunt, R (1,4) OBP: 0.335, SLG: 0.393										4	1	1	2	0	0	0											
Tim Harkness, L (1,3) OBP: 0.291, SLG: 0.336										4	0	0	0	0	1	0											
Frank Thomas, R (1,7) OBP: 0.317, SLG: 0.398										4	0	1	0	0	0	0											
Duke Carmel, L (1,8) OBP: 0.320, SLG: 0.348										4	0	1	0	0	1	0											
Chris Cannizzaro, R (1,2) OBP: 0.289, SLG: 0.296										4	1	1	0	0	2	2											
Al Moran, R (1,6) OBP: 0.271, SLG: 0.225										2	0	1	0	0	0	2											
Joe Hicks, L (7,PH) OBP: 0.296, SLG: 0.413										1	0	1	1	0	0	0											
Chico Fernandez, R (7,6) OBP: 0.250, SLG: 0.244										1	0	1	0	0	0	0											
Carl Willey, R (1,1) OBP: 0.130, SLG: 0.154										2	0	0	0	0	0	2											
Jesse Gonder, L (7,PH) OBP: 0.327, SLG: 0.459										1	0	0	0	0	1	1											
Galen Cisco, R (7,1) OBP: 0.209, SLG: 0.158										0	0	0	0	0	0	0											
Duke Snider, L (9,PH) OBP: 0.349, SLG: 0.407										1	0	0	0	0	0	1											
Inning Stats	R: 0 E: 0 K: 1 S: 5	H: 0 LOB: 0 BB: 0 P: 5	R: 0 E: 0 K: 1 S: 7	H: 2 LOB: 2 BB: 0 P: 7	R: 0 E: 0 K: 0 S: 3	H: 0 LOB: 0 BB: 0 P: 3	R: 0 E: 0 K: 1 S: 5	H: 0 LOB: 0 BB: 0 P: 5	R: 0 E: 0 K: 1 S: 7	H: 2 LOB: 2 BB: 0 P: 7	R: 0 E: 0 K: 1 S: 5	H: 0 LOB: 0 BB: 0 P: 5	R: 1 E: 1 K: 1 S: 7	H: 1 LOB: 1 BB: 0 P: 7	R: 2 E: 0 K: 0 S: 5	H: 2 LOB: 0 BB: 0 P: 5	R: 0 E: 0 K: 1 S: 6	H: 1 LOB: 1 BB: 0 P: 6	R: 0 E: 0 K: 1 S: 6	H: 1 LOB: 1 BB: 0 P: 6	1B: 6 2B: 1 3B: 0 HR: 1	SF: 0 SAC: 0 DP: 0 HBP: 0	WP: 0 PB: 0 SB: 0 CS: 0	PA: 36			
PITCHER	IP	WLS	BF	H	R	ER	SO	BB	IBB	HBP	BLK	WP	HR	S	P	ERA	WHIP										
Juan Marichal, R (1,1) ERA: 2.4	9.0	W	36	8	3	2	7	0	0	0	0	0	1	50	50	2.00	0.889										

New York Mets @ San Francisco Giants
Candlestick Park, San Francisco, CA
Fri Sep 20 1963, 10:05 PM EDT
Att: 9,326 - Unknown

AB	36
R	3
H	8
RBI	3
BB	0
SO	7
LOB	10





Batter	1	2	3	4	5	6	7	8	9	AB	R	H	RBI	BB	SO	LOB	BOTTOM										
Harvey Kuenn, R (1,5) OBP: 0.359, SLG: 0.382										4	0	0	0	0	1	1											
Jesus Alou, R (9,7) OBP: 0.267, SLG: 0.333										0	0	0	0	0	0	0											
Willie McCovey, L (1,7) OBP: 0.350, SLG: 0.557										4	2	2	2	0	2	0											
Ernie Bowman, R (9,4) OBP: 0.184, SLG: 0.211										0	0	0	0	0	0	0											
Orlando Cepeda, R (1,3) OBP: 0.366, SLG: 0.571										4	1	1	1	0	1	0											
Willie Mays, R (1,8) OBP: 0.375, SLG: 0.573										4	2	3	0	0	0	0											
Ed Bailey, L (1,2) OBP: 0.366, SLG: 0.479										3	1	1	2	1	0	2											
Felipe Alou, R (1,9) OBP: 0.322, SLG: 0.476										4	0	1	1	0	0	2											
Jim Davenport, R (1,4) OBP: 0.295, SLG: 0.327										4	0	0	0	0	0	4											
Jose Pagan, R (1,6) OBP: 0.274, SLG: 0.298										3	0	0	0	0	0	0											
Juan Marichal, R (1,1) OBP: 0.182, SLG: 0.206										3	0	1	0	0	0	0											
Inning Stats	R: 0 E: 0 K: 2 S: 7	H: 0 LOB: 0 BB: 0 P: 7	R: 2 E: 0 K: 0 S: 5	H: 2 LOB: 0 BB: 0 P: 5	R: 1 E: 0 K: 0 S: 4	H: 1 LOB: 0 BB: 0 P: 4	R: 0 E: 0 K: 0 S: 4	H: 0 LOB: 1 BB: 0 P: 4	R: 0 E: 0 K: 0 S: 3	H: 1 LOB: 0 BB: 0 P: 3	R: 2 E: 0 K: 0 S: 6	H: 3 LOB: 1 BB: 0 P: 6	R: 0 E: 0 K: 1 S: 5	H: 0 LOB: 0 BB: 0 P: 5	R: 0 E: 0 K: 1 S: 7	H: 2 LOB: 2 BB: 1 P: 11	R: 1 E: 0 K: 0 S: 7	H: 2 LOB: 2 BB: 1 P: 11	1B: 4 2B: 1 3B: 0 HR: 4	SF: 0 SAC: 0 DP: 0 HBP: 0	WP: 0 PB: 0 SB: 0 CS: 1	PA: 34					
PITCHER	IP	WLS	BF	H	R	ER	SO	BB	IBB	HBP	BLK	WP	HR	S	P	ERA	WHIP										
Carl Willey, R (1,1) ERA: 3.07	6.0	L	25	7	5	2	2	0	0	0	0	0	0	29	29	7.50	1.167										
Galen Cisco, R (7,1) ERA: 4.13	2.0		9	2	1	1	2	1	0	0	0	0	0	12	16	4.50	1.500										

New York Mets @ San Francisco Giants
Candlestick Park, San Francisco, CA
Fri Sep 20 1963, 10:05 PM EDT
Att: 9,326 - Unknown

AB	33
R	6
H	9
RBI	6
BB	1
SO	4
LOB	9




Batter	1	2	3	4	5	6	7	8	9	AB	R	H	RBI	BB	SO	LOB	TOP									
Chico Fernandez, R OBP: 0.249, SLG: 0.243 (1, 6)	F7		F9				F4		F9	5	0	1	1	0	0	1	New York Mets @ San Francisco Giants Candlestick Park, San Francisco, CA Sun Sep 22 1963, 6:33 AM EDT Att: 14,735 - Unknown AB 34 R 4 H 7 RBI 3 BB 2 SO 3 LOB 14 									
Tim Harkness, L OBP: 0.291, SLG: 0.335 Dick Smith, R OBP: 0.306, SLG: 0.281 (1, 3) (8, 3)	4-3				4-3			4-3		4	0	1	0	0	0	1										
Ron Hunt, R OBP: 0.335, SLG: 0.395 Rod Kanehl, R OBP: 0.265, SLG: 0.286 (1, 4) (8, PR) (8, 4)	5-3									4	0	1	0	0	1	1										
Duke Snider, L OBP: 0.345, SLG: 0.406 Ed Bauta, R OBP: 0.326, SLG: 0.384 Joe Christopher, R OBP: 0.333, SLG: 0.290 Grover Powell, L OBP: 0.333, SLG: 0.290 Larry Bearmarth, R OBP: 0.172, SLG: 0.179 Jesse Gonder, L OBP: 0.197, SLG: 0.216 Al Jacobs, R OBP: 0.155, SLG: 0.090 (1, 7) (3, 1) (4, PR) (4, 1) (8, 1) (8, PR) (8, 1) (8, 1)		K			3-1					1	0	0	0	0	1	0										
Joe Hicks, L OBP: 0.288, SLG: 0.401 (1, 8) (4, 7)	4-3				4-3					4	0	0	0	0	0	3										
Pumpsie Green, S OBP: 0.448, SLG: 0.478 (1, 5)	F7									3	1	1	0	1	0	2										
Ed Kranepool, L OBP: 0.251, SLG: 0.286 (1, 9)										3	0	1	1	0	0	2										
Choo-Choo Coleman, L OBP: 0.269, SLG: 0.218 (1, 2)			F6							4	1	1	0	0	0	1										
Jay Hook, L OBP: 0.268, SLG: 0.263 Galen Cisco, R OBP: 0.209, SLG: 0.158 Cleon Jones, R OBP: 0.100, SLG: 0.100 (1, 1) (2, 1) (3, PH) (3, 7) (4, 8)			F9							0	0	0	0	0	0	0										
Inning Stats	R: 0 E: 0 K: 0 S: 3	H: 0 LOB: 0 BB: 0 P: 3	R: 0 E: 0 K: 1 S: 5	H: 0 LOB: 0 BB: 0 P: 5	R: 0 E: 0 K: 0 S: 4	H: 1 LOB: 1 BB: 0 P: 4	R: 0 E: 0 K: 1 S: 6	H: 1 LOB: 1 BB: 0 P: 6	R: 2 E: 0 K: 0 S: 6	H: 3 LOB: 1 BB: 0 P: 6	R: 0 E: 0 K: 1 S: 6	H: 0 LOB: 0 BB: 0 P: 10	R: 0 E: 0 K: 0 S: 3	H: 0 LOB: 0 BB: 0 P: 3	R: 1 E: 1 K: 0 S: 4	H: 1 LOB: 2 BB: 1 P: 8		R: 1 E: 1 K: 0 S: 4	H: 1 LOB: 0 BB: 0 P: 4	1B: 4 2B: 2 3B: 1 HR: 0	SF: 1 SAC: 0 DP: 0 HBP: 0	WP: 1 PB: 0 SB: 0 CS: 0	PA: 37			
PITCHER	IP	WLS	BF	H	R	ER	SO	BB	IBB	HBP	BLK	WP	HR	S	P	ERA		WHIP								
Bobby Bolin, R ERA: 3.15 Bob Garibaldi, R ERA: 1.13 (1, 1) (8, 1)	7.0	W	28	5	2	2	3	1	0	0	0	1	0	33	37	2.57		0.857								
PITCHER	IP	WLS	BF	H	R	ER	SO	BB	IBB	HBP	BLK	WP	HR	S	P	ERA		WHIP								
Roger Craig, R ERA: 3.89 (8, 1)	1.0		3	2	1	1	0	0	0	0	0	0	1	2	6	27.00		9.000								

Batter	1	2	3	4	5	6	7	8	9	AB	R	H	RBI	BB	SO	LOB	BOTTOM									
Harvey Kuenn, R OBP: 0.353, SLG: 0.375 Ernie Bowman, R OBP: 0.181, SLG: 0.208 (1, 5) (4, 5)	5-3	5-3	F4		FC5-4	E5				3	0	0	0	0	0	2	New York Mets @ San Francisco Giants Candlestick Park, San Francisco, CA Sun Sep 22 1963, 6:33 AM EDT Att: 14,735 - Unknown AB 37 R 13 H 16 RBI 12 BB 4 SO 1 LOB 10 									
Chuck Hiller, L OBP: 0.282, SLG: 0.300 (1, 4)										5	2	2	1	0	0	2										
Willie McCovey, L OBP: 0.354, SLG: 0.574 (1, 7) (6, 3)										4	4	3	5	0	0	0										
Norm Larker, L OBP: 0.292, SLG: 0.224 (9, 3)										0	0	0	0	0	0	0										
Willie Mays, R OBP: 0.379, SLG: 0.579 Matty Alou, L OBP: 0.176, SLG: 0.160 (1, 8) (7, 7)										3	2	2	1	1	0	0										
Orlando Cepeda, R OBP: 0.367, SLG: 0.569 Jesus Alou, R OBP: 0.389, SLG: 0.412 (1, 3) (6, 7) (7, 9)										3	0	1	0	0	1	0										
Felipe Alou, R OBP: 0.323, SLG: 0.479 (1, 9) (7, 8)										4	2	2	2	0	0	1										
Tom Haller, L OBP: 0.333, SLG: 0.436 (1, 2)										5	1	2	1	0	0	1										
Jose Pagan, R OBP: 0.277, SLG: 0.300 (1, 6)										3	1	2	1	2	0	0										
Bobby Bolin, R OBP: 0.244, SLG: 0.222 Bob Garibaldi, L (1, 1) (8, 1)										1	0	0	0	1	0	1										
Inning Stats	R: 3 E: 0 K: 1 S: 8	H: 4 LOB: 1 BB: 0 P: 9	R: 3 E: 0 K: 0 S: 6	H: 4 LOB: 1 BB: 1 P: 10	R: 1 E: 0 K: 0 S: 5	H: 2 LOB: 1 BB: 0 P: 5	R: 1 E: 0 K: 0 S: 4	H: 1 LOB: 0 BB: 0 P: 4	R: 0 E: 0 K: 0 S: 3	H: 0 LOB: 2 BB: 2 P: 11	R: 5 E: 1 K: 0 S: 8	H: 4 LOB: 2 BB: 1 P: 13	R: 0 E: 0 K: 0 S: 4	H: 1 LOB: 1 BB: 0 P: 4	R: 0 E: 0 K: 0 S: 3	H: 0 LOB: 0 BB: 0 P: 3		1B: 8 2B: 3 3B: 1 HR: 4	SF: 0 SAC: 2 DP: 0 HBP: 2	WP: 0 PB: 0 SB: 0 CS: 0	PA: 45					
PITCHER	IP	WLS	BF	H	R	ER	SO	BB	IBB	HBP	BLK	WP	HR	S	P	ERA		WHIP								
Jay Hook, R ERA: 5.54 Galen Cisco, R ERA: 4.18 Ed Bauta, R ERA: 3.97 Grover Powell, L ERA: 2.54 Larry Bearmarth, R ERA: 3.14 (1, 1) (2, 1) (3, 1) (4, 1) (6, 1)	1.2	L	11	6	5	5	1	0	0	0	0	0	1	2	6	27.00		3.600								
PITCHER	IP	WLS	BF	H	R	ER	SO	BB	IBB	HBP	BLK	WP	HR	S	P	ERA		WHIP								
Roger Craig, R ERA: 3.89 (8, 1)	1.0		3	2	1	1	0	0	0	0	0	0	1	2	6	27.00		9.000								


Batter	1	2	3	4	5	6	7	8	9	AB	R	H	RBI	BB	SO	LOB	TOP										
Pumpsie Green, S (1, 5) OBP: 0.419, SLG: 0.440	1-1 4-3			0-3 K		0-1 1-3		1-2 5-3		4	0	0	0	0	1	1	New York Mets @ Los Angeles Dodgers Dodger Stadium, Los Angeles, CA Tue Sep 24 1963, 7:05 PM PDT Att: 27,988 - Unknown										
Ron Hunt, R (1, 4) OBP: 0.334, SLG: 0.395	1-1 L8			2-0 4-3		0-2 2B		1-0 6-3		4	0	1	0	0	0	1											
Duke Snider, L (1, 9) Cleon Jones, R (9, PH) OBP: 0.091, SLG: 0.091	1-3 K			2-1 F3		3-2 3-1		3-2 6-3		3	0	0	0	0	1	1											
Frank Thomas, R (1, 7) Al Jackson, L (9, PR) OBP: 0.197, SLG: 0.216		1-1 5-3			0-0 E 4-3 1B			0-0 6-3		3	1	1	0	0	0	0											
Tim Harkness, L (1, 3)		1-0 F7			1-0 4-3			0-1 5-3		4	0	1	0	0	0	2											
Duke Carmel, L (1, 8)		3-2 F9			0-2 F8			2-2 F7		4	0	0	0	0	1	4											
Chico Fernandez, R (1, 6)			1-1 F7		2-2 1B			0-1 F8		3	0	1	1	0	0	1											
Choo-Choo Coleman, L (1, 2) Dick Smith, F (8, PH) Chris Cannizzaro, R (8, 2) OBP: 0.287, SLG: 0.216 OBP: 0.324, SLG: 0.281 OBP: 0.286, SLG: 0.296			0-2 G3		0-3 K			4-2 5-3 BB		2	0	0	0	0	1	1											
Tracy Stallard, R (1, 1) Galen Cisco, R (7, 1) Joe Christopher, R (8, PH) Larry Bearmarth, R (8, 1) OBP: 0.063, SLG: 0.063 OBP: 0.209, SLG: 0.158 OBP: 0.303, SLG: 0.302 OBP: 0.172, SLG: 0.179			2-3 K					1-3 K		2	0	0	0	0	1	0											
Inning Stats	R: 0 E: 0 K: 1 S: 7	H: 0 LOB: 0 BB: 0 P: 10	R: 0 E: 0 K: 0 S: 8	H: 0 LOB: 0 BB: 0 P: 13	R: 0 E: 0 K: 1 S: 8	H: 0 LOB: 0 BB: 0 P: 11	R: 0 E: 0 K: 1 S: 6	H: 0 LOB: 0 BB: 0 P: 10	R: 1 E: 1 K: 1 S: 13	H: 2 LOB: 1 BB: 0 P: 16	R: 0 E: 0 K: 0 S: 13	H: 1 LOB: 1 BB: 0 P: 17	R: 0 E: 0 K: 0 S: 7	H: 1 LOB: 1 BB: 0 P: 10	R: 0 E: 0 K: 1 S: 10	H: 0 LOB: 1 BB: 1 P: 17		R: 0 E: 0 K: 1 S: 8	H: 0 LOB: 2 BB: 0 P: 15	1B: 2 2B: 2 3B: 0 HR: 0	SF: 0 SAC: 0 DP: 0 HBP: 1	WP: 0 PB: 0 SB: 0 CS: 0	PA: 33				
PITCHER	IP	WLS	BF	H	R	ER	SO	BB	IBB	HBP	BLK	WP	HR	S	P	ERA	WHIP										
Don Drysdale, R (1, 1) ERA: 2.67	7.0	W	25	4	1	1	4	0	0	0	0	0	0	62	87	1.29	0.571										
Ron Perranoski, L (8, 1) ERA: 1.7	2.0	S	8	0	0	0	2	1	0	1	0	0	0	18	32	0.00	0.500										

Batter	1	2	3	4	5	6	7	8	9	AB	R	H	RBI	BB	SO	LOB	BOTTOM										
Maury Wills, S (1, 6) Mary Breeding, R (6, 4) OBP: 0.351, SLG: 0.344 OBP: 0.285, SLG: 0.322	1-3 K		4-1 G3 BB		2-2 2B 1B		0-0 FC1-6 BB 1B	1-0 F9		2	0	1	0	1	1	0	New York Mets @ Los Angeles Dodgers Dodger Stadium, Los Angeles, CA Tue Sep 24 1963, 7:05 PM PDT Att: 27,988 - Unknown										
Willie Davis, L (1, 8) OBP: 0.281, SLG: 0.367	0-2 1B		0-1 G3		0-1 1B		4-1 1B BB BB	1-0 1-3		4	1	2	0	1	0	2											
Wally Moon, L (1, 9) Ron Perranoski, L (8, 1) OBP: 0.347, SLG: 0.385 OBP: 0.192, SLG: 0.125	0-2 F8		0-1 4-3		2-0 G3		3-1 BB E BLK 1B			4	1	1	1	0	0	4											
Tommy Davis, R (1, 7) OBP: 0.355, SLG: 0.449	0-0 F8		1-2 F8		4-0 IBB		0-0 F4			3	0	0	0	1	0	4											
Ron Fairly, L (1, 3) (8, 9) OBP: 0.347, SLG: 0.389		4-2 2B BB		1-1 L3		2-1 G4-6-3		4-1 BLK BB IBB		2	1	0	0	2	0	3											
Ken McMullen, R (1, 5) OBP: 0.296, SLG: 0.338		0-0 1H 2B		3-1 1B 1B		2-1 5-3		4-0 BLK BB		3	0	2	2	1	0	0											
Dick Tracewski, R (1, 4) (6, 6) OBP: 0.302, SLG: 0.267		2-3 K		1-1 1B 1B		4-1 G4-3 BB		1-2 F6		3	0	1	0	1	1	3											
Doug Camilli, R (1, 2) OBP: 0.230, SLG: 0.274		0-1 L7		1-0 F7		0-0 G4-3		1-2 5-3		4	0	0	0	0	0	4											
Don Drysdale, R (1, 1) Dick Nen, L (8, 3) OBP: 0.243, SLG: 0.200 OBP: 0.500, SLG: 1.000		3-3 K		3-3 K		0-0 FC1-6 1B		4-1 BB		3	0	1	0	0	2	3											
Inning Stats	R: 0 E: 0 K: 1 S: 11	H: 1 LOB: 1 BB: 0 P: 12	R: 1 E: 0 K: 2 S: 13	H: 1 LOB: 1 BB: 1 P: 22	R: 0 E: 0 K: 0 S: 8	H: 0 LOB: 1 BB: 1 P: 13	R: 0 E: 0 K: 1 S: 10	H: 2 LOB: 2 BB: 0 P: 19	R: 0 E: 0 K: 0 S: 4	H: 0 LOB: 0 BB: 1 P: 10	R: 3 E: 1 K: 0 S: 9	H: 2 LOB: 2 BB: 3 P: 26	R: 0 E: 0 K: 0 S: 7	H: 0 LOB: 1 BB: 1 P: 14	1B: 6 2B: 2 3B: 0 HR: 0	SF: 0 SAC: 0 DP: 2 HBP: 0		WP: 0 PB: 0 SB: 0 CS: 0	PA: 38								
PITCHER	IP	WLS	BF	H	R	ER	SO	BB	IBB	HBP	BLK	WP	HR	S	P	ERA	WHIP										
Tracy Stallard, R (1, 1) ERA: 4.74	6.2	L	33	8	4	2	4	5	2	0	0	0	0	2	116	2.70	1.950										
Galen Cisco, R (7, 1) ERA: 4.17	0.1		1	0	0	0	0	0	0	0	1	0	0	2	4	0.00	0.000										
Larry Bearmarth, R (8, 1) ERA: 3.12	1.0		4	0	0	0	0	1	0	0	0	0	0	7	14	0.00	1.000										

AB 31
R 1
H 4
RBI 1
BB 1
SO 6
LOB 12



AB 30
R 4
H 8
RBI 3
BB 8
SO 4
LOB 25



Batter	1	2	3	4	5	6	7	8	9	AB	R	H	RBI	BB	SO	LOB	TOP					
Cleon Jones, R OBP: 0.133, SLG: 0.133 (1, 8)										4	0	1	0	0	3	1	New York Mets @ Los Angeles Dodgers Dodger Stadium, Los Angeles, CA Wed Sep 25 1963, 7:05 PM PDT Att: 24,181 - Unknown					
Dick Smith, R OBP: 0.325, SLG: 0.286 (1, 3)										3	0	1	0	0	1	0						
Duke Snider, L OBP: 0.345, SLG: 0.401 (8, PH)										1	0	0	0	0	0	1						
Larry Bearnarth, R OBP: 0.172, SLG: 0.179 (8, 1)										0	0	0	0	0	0	0						
Jim Hickman, R OBP: 0.289, SLG: 0.395 (1, 5)										4	0	0	0	0	1	3						
Frank Thomas, R OBP: 0.317, SLG: 0.395 (1, 7)										4	0	2	0	0	1	0						
Joe Christopher, R OBP: 0.296, SLG: 0.294 (1, 9)										4	0	0	0	0	0	2						
Rod Kanehl, R OBP: 0.288, SLG: 0.288 (1, 4)										2	0	1	0	0	0	1						
Jesse Gonder, L OBP: 0.329, SLG: 0.456 (7, PH)										1	0	0	0	0	0	0						
Ted Schreiber, R OBP: 0.236, SLG: 0.160 (7, 4)										0	0	0	0	0	0	0						
Ron Hunt, R OBP: 0.336, SLG: 0.397 (9, PH)										1	0	1	0	0	0	0						
Al Moran, R OBP: 0.269, SLG: 0.224 (1, 6)										2	0	0	0	0	1	2						
Joe Hicks, L OBP: 0.287, SLG: 0.399 (7, PH)										1	0	0	0	0	1	0						
Chico Fernandez, R OBP: 0.249, SLG: 0.243 (7, 6)										1	0	0	0	0	0	1						
Norm Sherry, R OBP: 0.203, SLG: 0.186 (1, 2)										3	0	0	0	0	1	0						
Roger Craig, R OBP: 0.149, SLG: 0.087 (1, 1)										2	0	0	0	0	1	0						
Ed Kranepool, L OBP: 0.254, SLG: 0.288 (8, PH)										1	0	1	0	0	0	0						
Inning Stats	R: 0 E: 0 K: 3 S: 9	H: 0 LOB: 0 BB: 0 P: 13	R: 0 E: 0 K: 0 S: 14	H: 1 LOB: 1 BB: 0 P: 17	R: 0 E: 0 K: 2 S: 13	H: 2 LOB: 2 BB: 0 P: 17	R: 0 E: 0 K: 2 S: 11	H: 1 LOB: 1 BB: 0 P: 13	R: 0 E: 0 K: 1 S: 6	H: 0 LOB: 0 BB: 0 P: 6	R: 0 E: 0 K: 0 S: 8	H: 1 LOB: 1 BB: 0 P: 15	R: 0 E: 0 K: 1 S: 7	H: 0 LOB: 0 BB: 0 P: 10	R: 0 E: 0 K: 1 S: 10	H: 1 LOB: 1 BB: 0 P: 14	R: 0 E: 0 K: 0 S: 9	H: 1 LOB: 1 BB: 0 P: 16	1B: 7 2B: 0 3B: 0 HR: 0	SF: 0 SAC: 0 DP: 0 HBP: 0	WP: 0 PB: 0 SB: 2 CS: 0	PA: 34
PITCHER	IP	WLS	BF	H	R	ER	SO	BB	IBB	HBP	BLK	WP	HR	S	P	ERA	WHIP					
Sandy Koufax, L ERA: 1.88 (1, 1)	5.0	W	19	4	0	0	8	0	0	0	0	0	0	53	66	0.00	0.800					
Bob Miller, R ERA: 2.91 (6, 1)	3.0		11	2	0	0	2	0	0	0	0	0	0	25	39	0.00	0.667					
Ron Perranoski, L ERA: 1.69 (9, 1)	1.0	S	4	1	0	0	0	0	0	0	0	0	0	9	16	0.00	1.000					

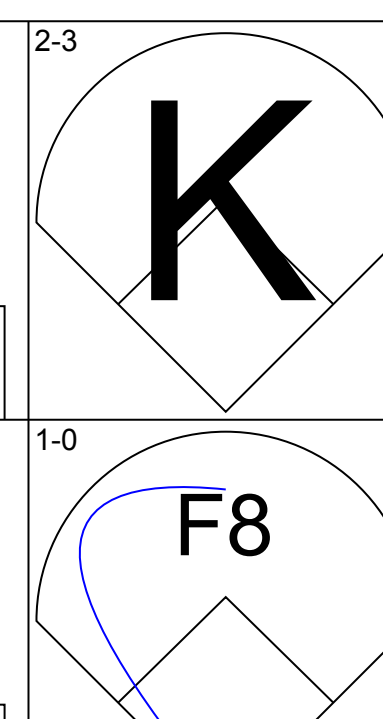
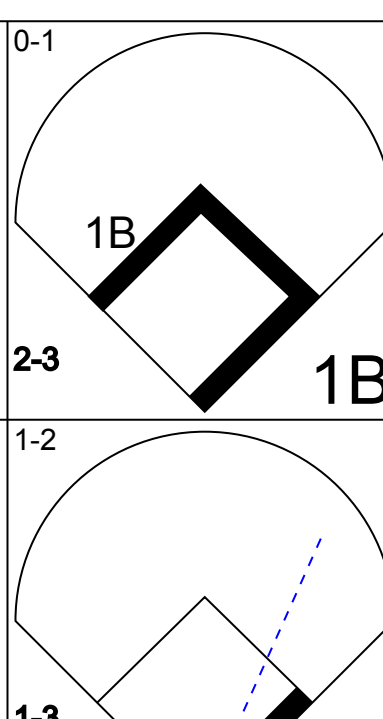
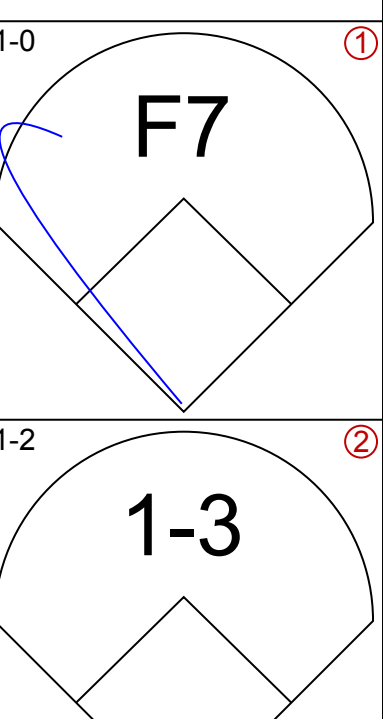
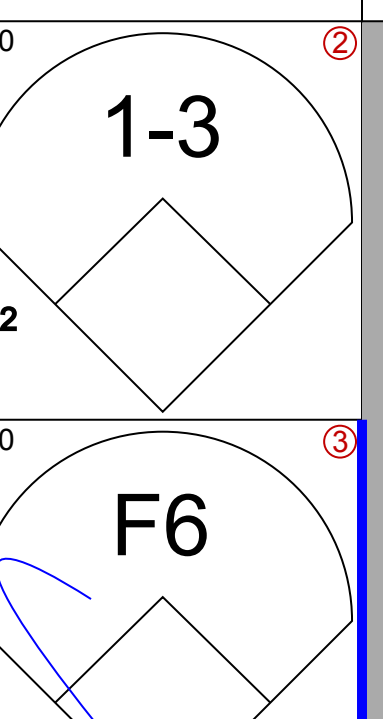
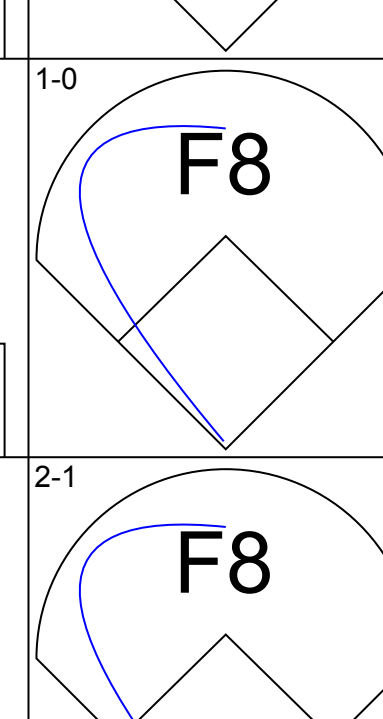
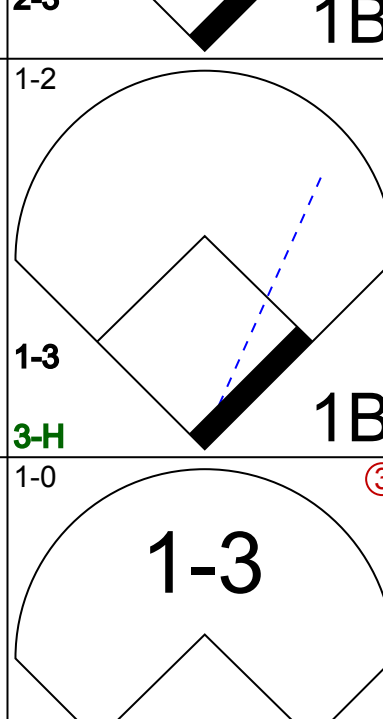
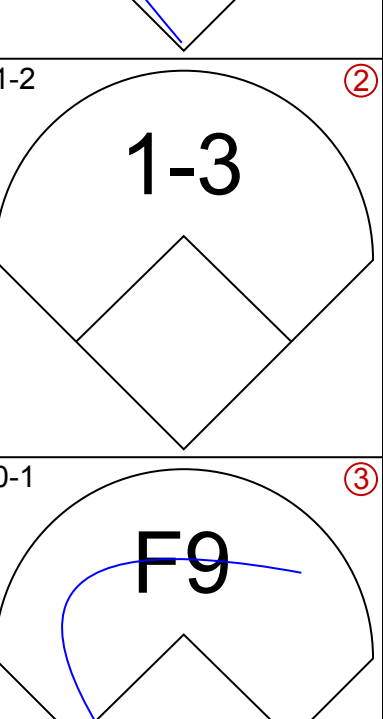
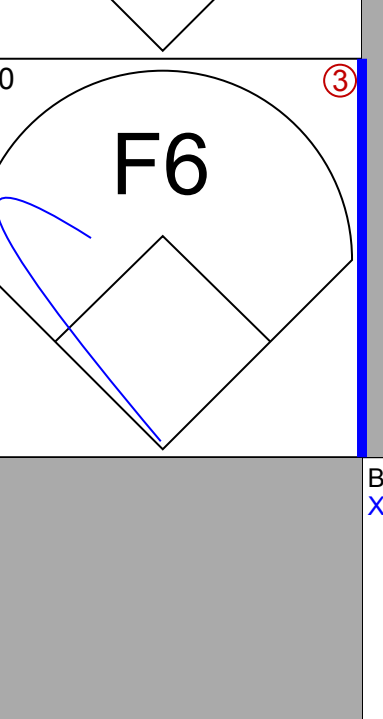
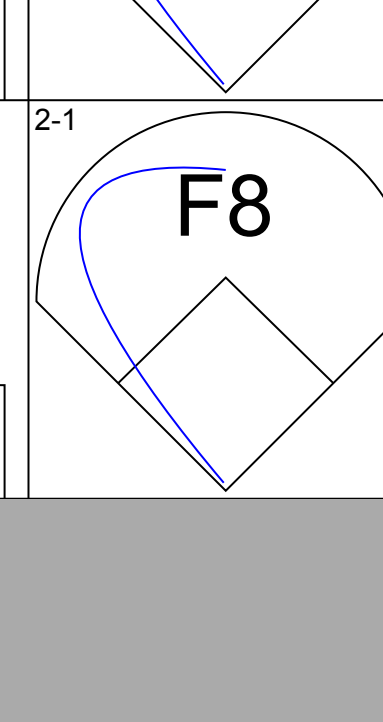
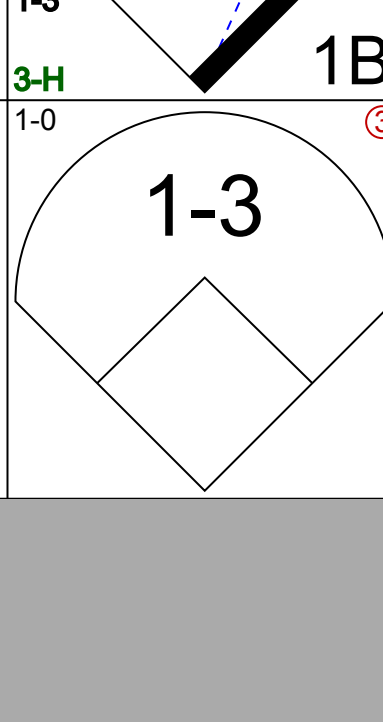


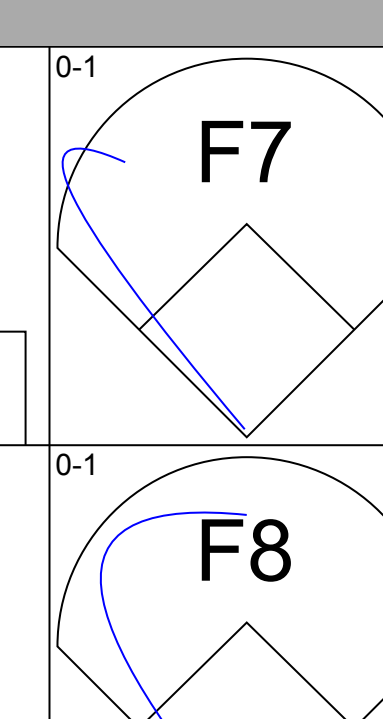
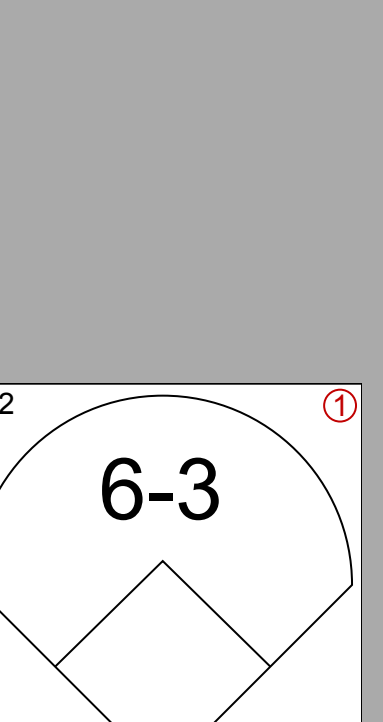
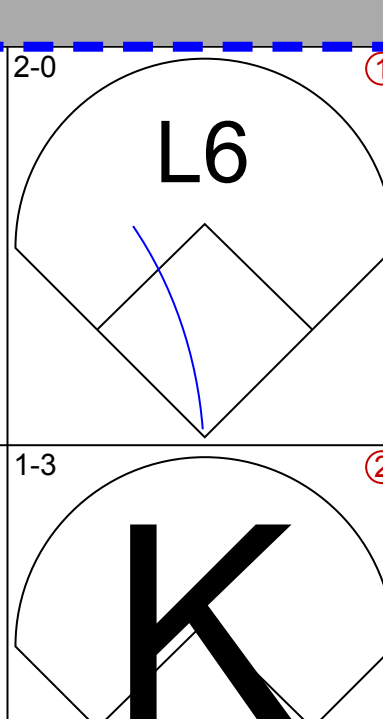
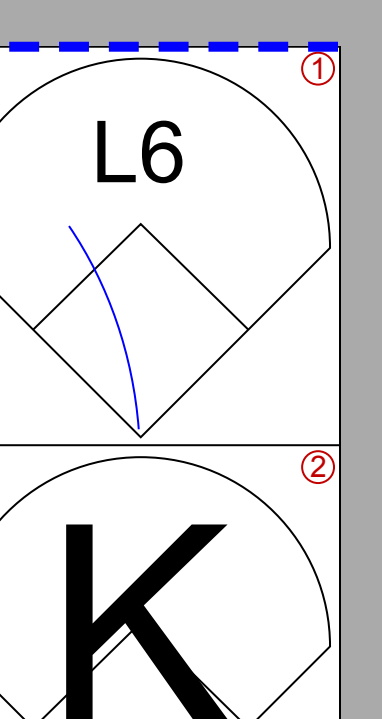
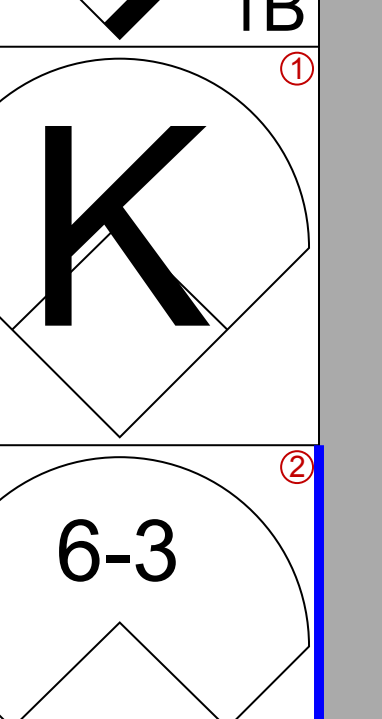

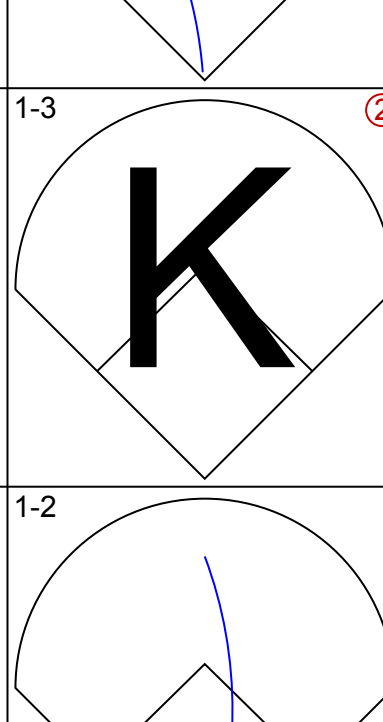
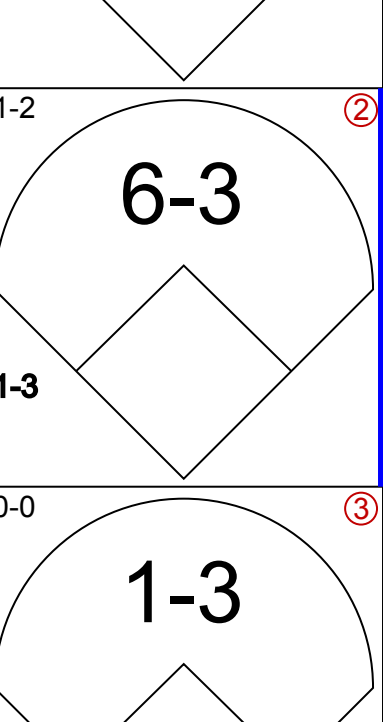

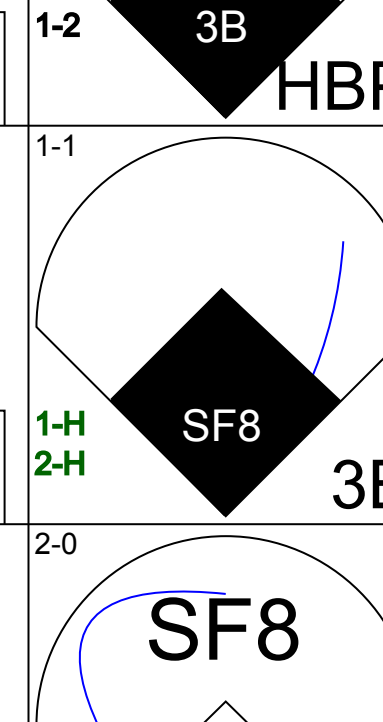
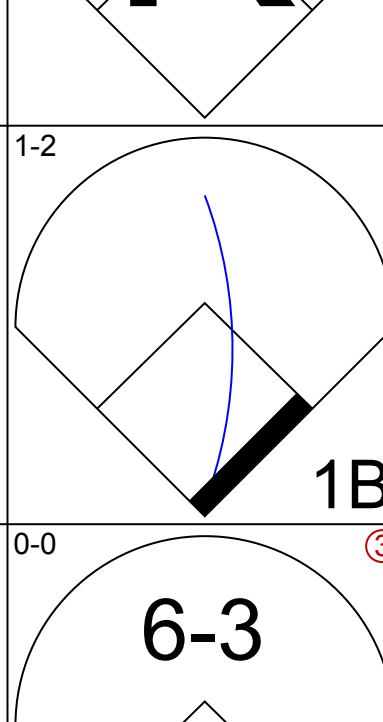
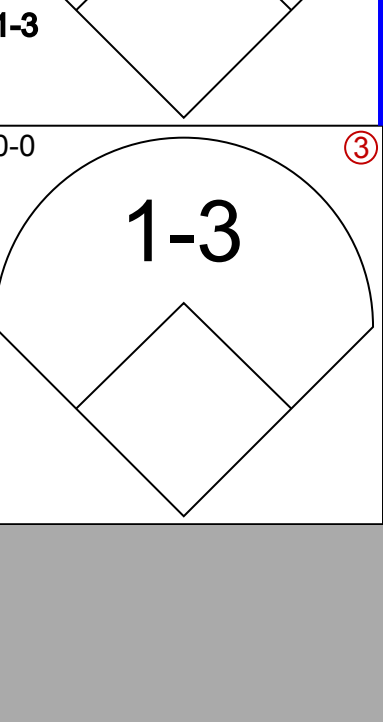
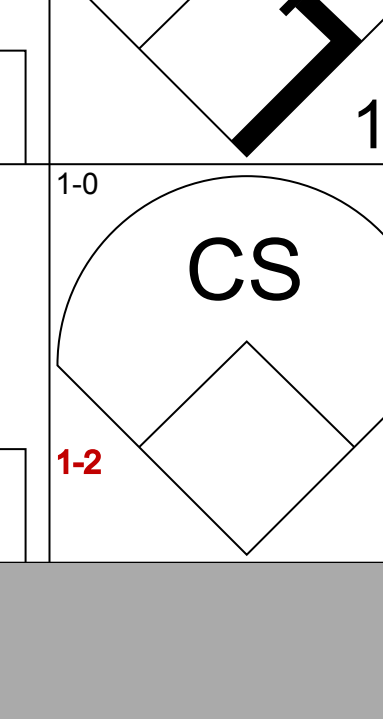
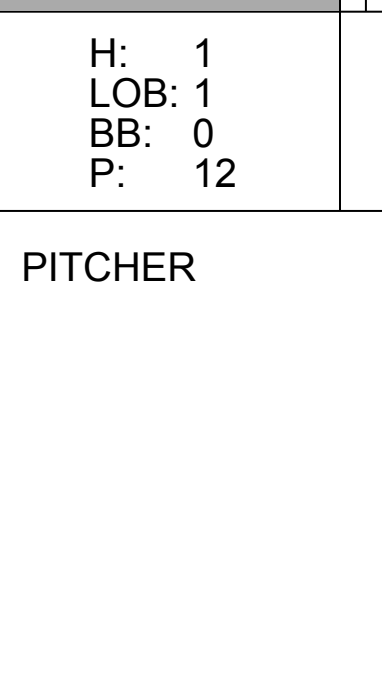
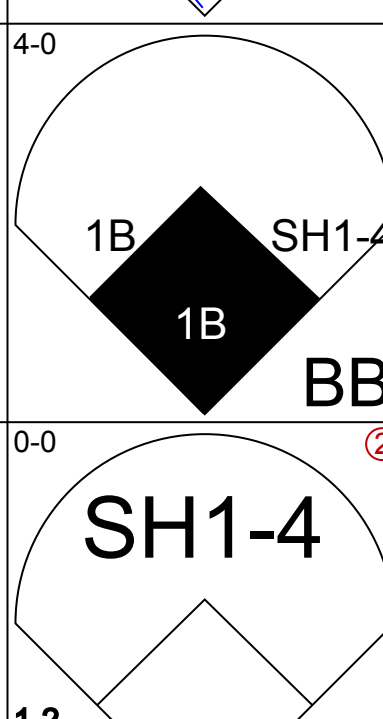
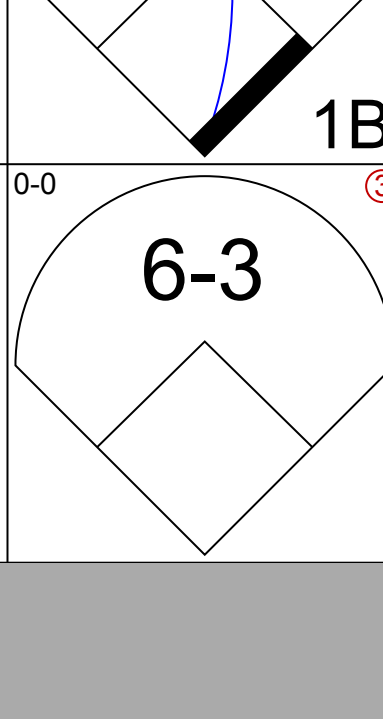

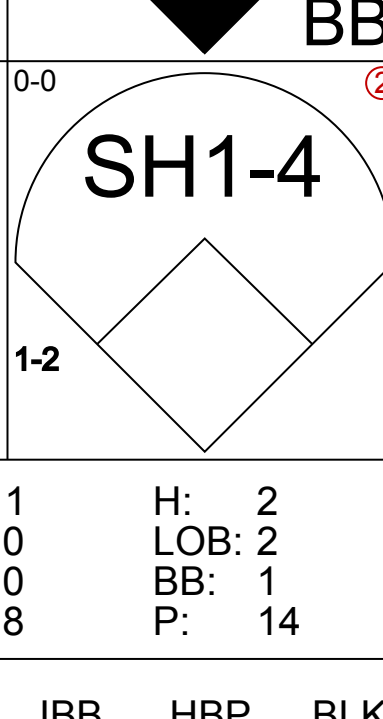
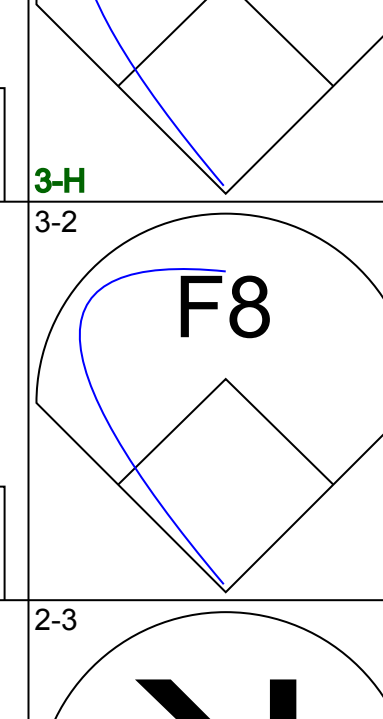

Batter	1	2	3	4	5	6	7	8	9	AB	R	H	RBI	BB	SO	LOB	BOTTOM				
Maury Wills, S OBP: 0.351, SLG: 0.344 (1, 6)										3	0	1	0	0	0	0	New York Mets @ Los Angeles Dodgers Dodger Stadium, Los Angeles, CA Wed Sep 25 1963, 7:05 PM PDT Att: 24,181 - Unknown				
Bob Miller, R OBP: 0.102, SLG: 0.071 (6, 1)										1	0	0	0	0	0	0					
Ron Perranoski, L OBP: 0.192, SLG: 0.125 (9, 1)										0	0	0	0	0	0	0					
Willie Davis, L OBP: 0.283, SLG: 0.368 (1, 8)										4	0	2	0	0	0	0					
Wally Moon, L OBP: 0.351, SLG: 0.389 (1, 9)										2	1	2	0	0	0	0					
Dick Nen, L OBP: 0.375, SLG: 0.667 (6, 3)										2	0	0	0	0	1	1					
Tommy Davis, R OBP: 0.357, SLG: 0.450 (1, 7)										3	0	2	0	0	0	2					
Al Ferrara, R OBP: 0.279, SLG: 0.243 (6, 7)										1	0	0	0	0	1	0					
Ron Fairly, L OBP: 0.346, SLG: 0.387 (1, 3)										2	0	0	0	0	0	1					
Frank Howard, R OBP: 0.330, SLG: 0.516 (6, 9)										2	0	1	0	0	0	2					
Ken McMullen, R OBP: 0.292, SLG: 0.333 (1, 5)										3	0	0	0	0	0	0					
Dick Tracewski, R OBP: 0.302, SLG: 0.273 (6, 6)										3	0	1	0	0	1	0					
Doug Camilli, R OBP: 0.232, SLG: 0.270 (1, 2)										2	0	0	0	1	1	0					
Sandy Koufax, R OBP: 0.311, SLG: 0.091 (1, 1)										2	0	0	0	0	0	2					
Mary Breeding, R OBP: 0.284, SLG: 0.320 (6, 4)										1	0	0	0	0	1	0					
Inning Stats	R: 1 E: 1 K: 0 S: 7	H: 2 LOB: 1 BB: 0 P: 11	R: 0 E: 0 K: 0 S: 8	H: 0 LOB: 0 BB: 0 P: 12	R: 0 E: 0 K: 0 S: 8	H: 3 LOB: 2 BB: 0 P: 14	R: 0 E: 0 K: 0 S: 9	H: 1 LOB: 2 BB: 1 P: 17	R: 0 E: 0 K: 1 S: 12	H: 2 LOB: 0 BB: 0 P: 22	R: 0 E: 0 K: 2 S: 9	H: 0 LOB: 0 BB: 0 P: 12	R: 0 E: 0 K: 1 S: 7	H: 0 LOB: 0 BB: 0 P: 11	R: 0 E: 0 K: 1 S: 9	H: 1 LOB: 0 BB: 0 P: 15	1B: 8 2B: 1 3B: 0 HR: 0	SF: 0 SAC: 0 DP: 0 HBP: 0	WP: 0 PB: 0 SB: 0 CS: 1	PA: 33	
PITCHER	IP	WLS	BF	H	R	ER	SO	BB	IBB	HBP	BLK	WP	HR	S	P	ERA	WHIP				
Roger Craig, R ERA: 3.78 (1, 1)	7.0	L	29	8	1	0	4	0	1	0	0	0	0	60	99	0.00	1.143				
Larry Bearnarth, R ERA: 3.09 (8, 1)	1.0		3	1	0	0	1	0	0	0	0	0	0	9	15	0.00	1.000				

AB 34
R 0
H 7
RBI 0
BB 0
SO 10
LOB 11



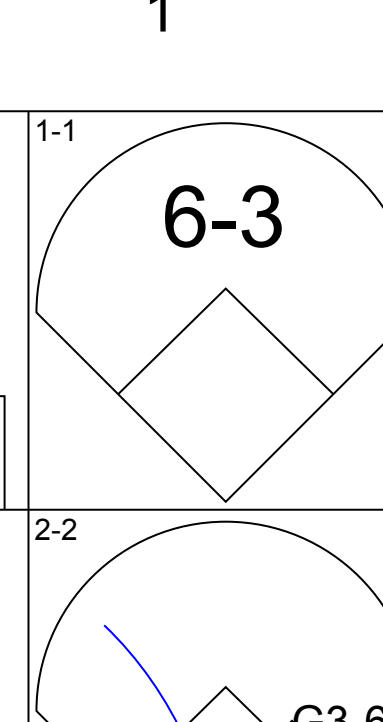
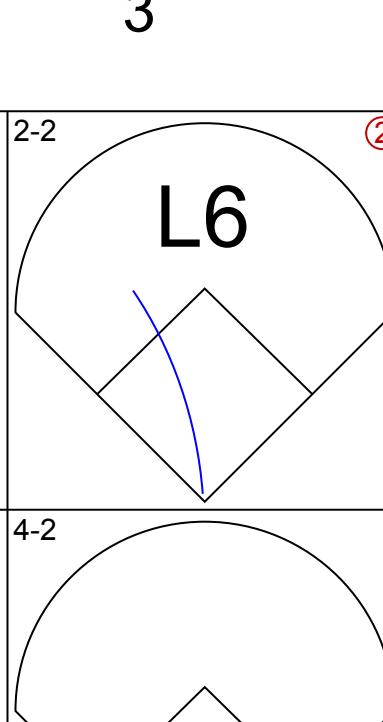
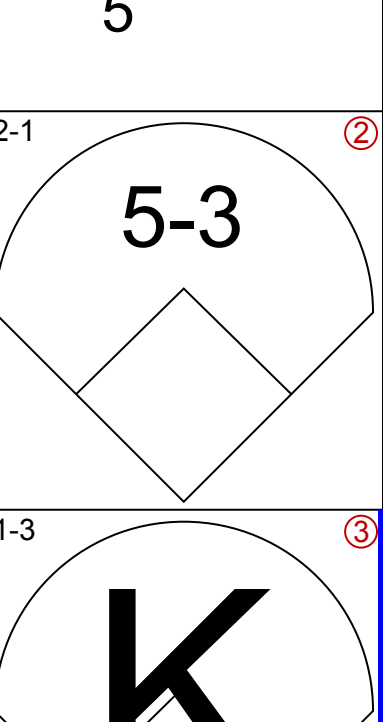
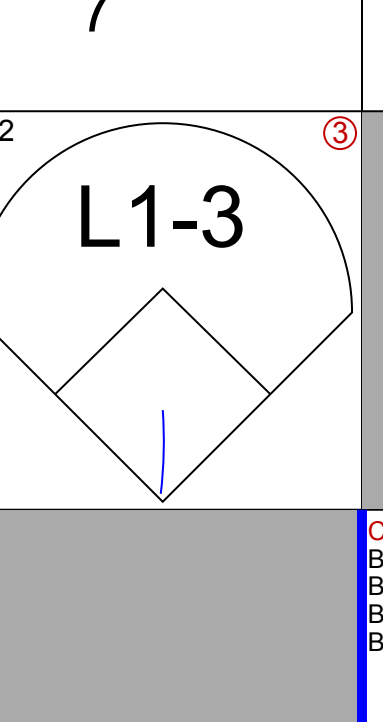
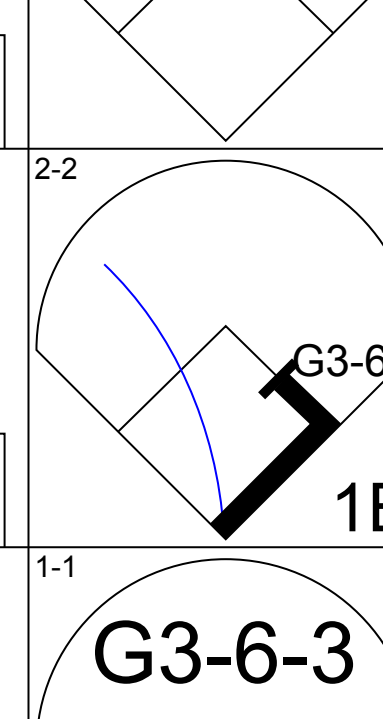
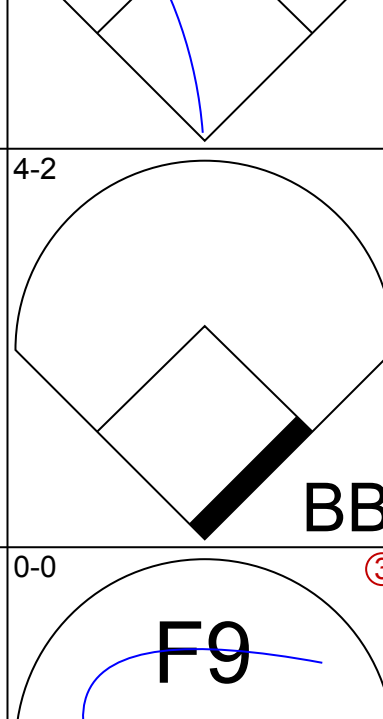
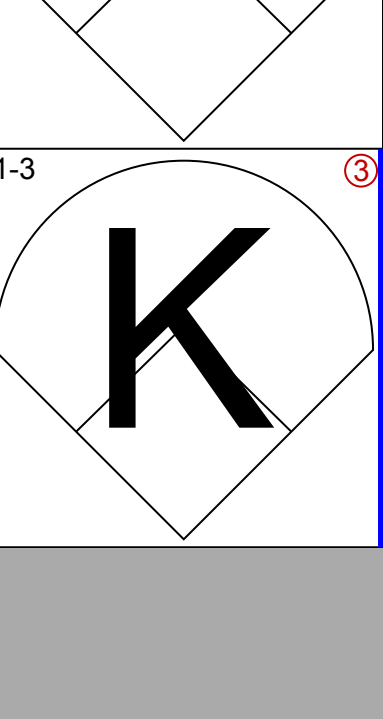

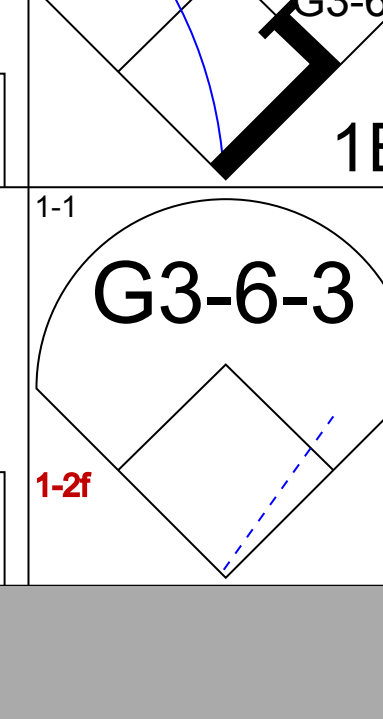

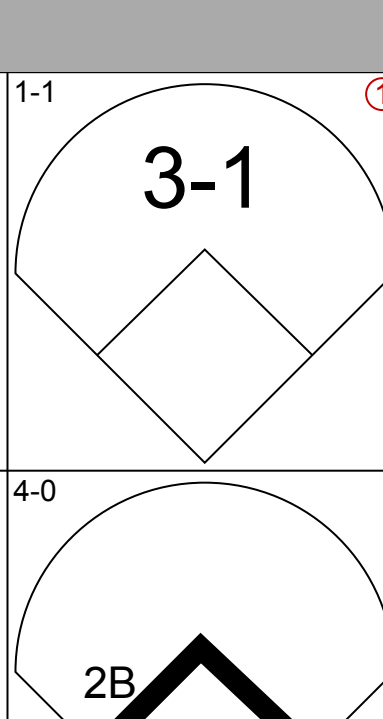
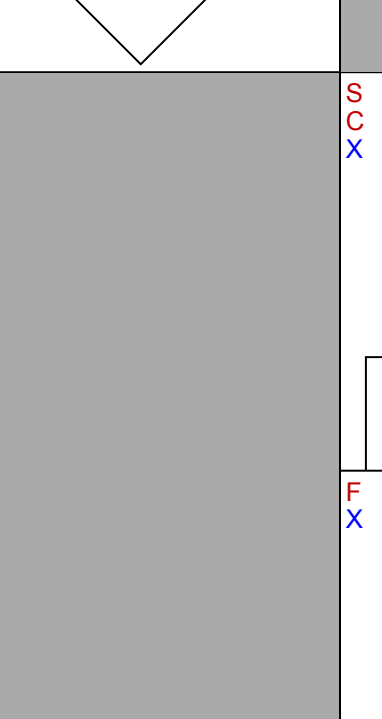
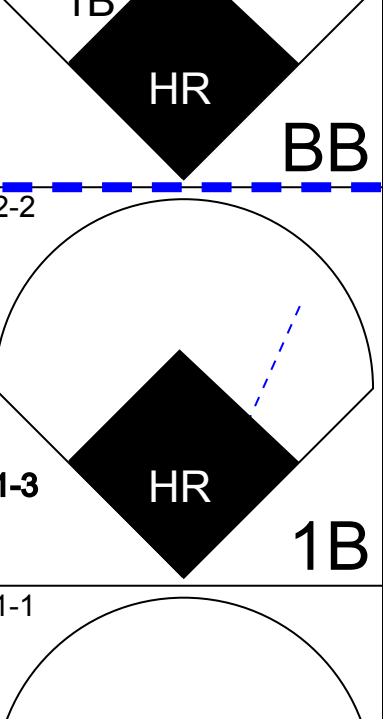
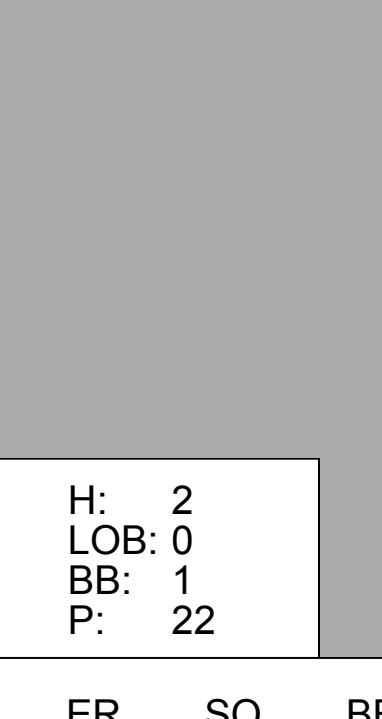
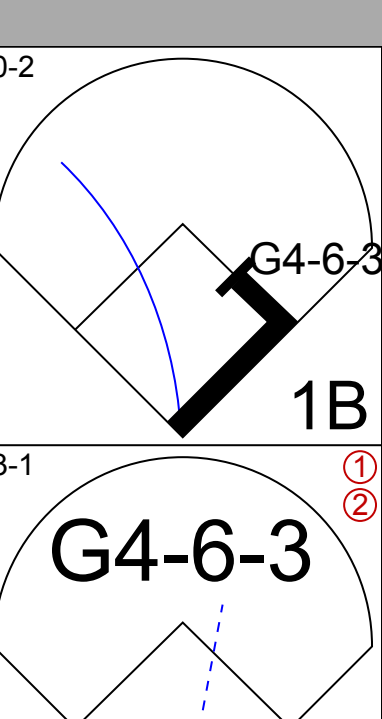
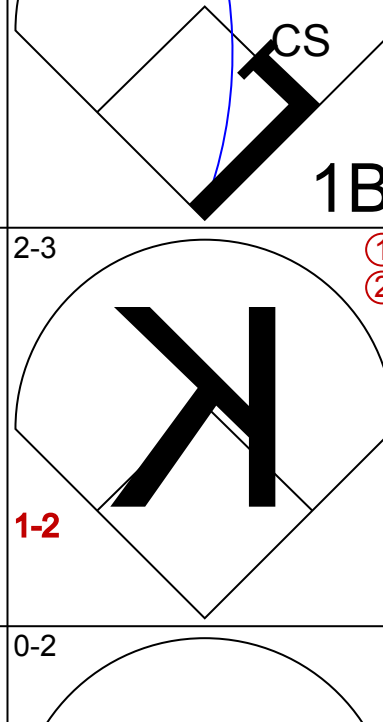
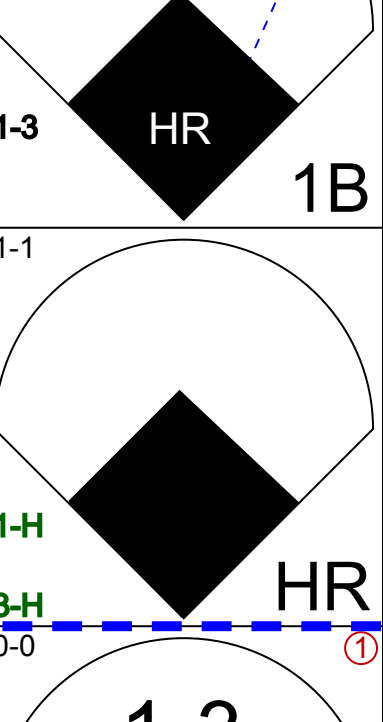


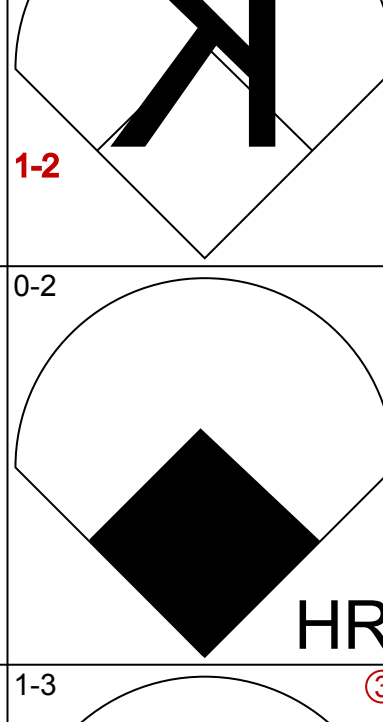
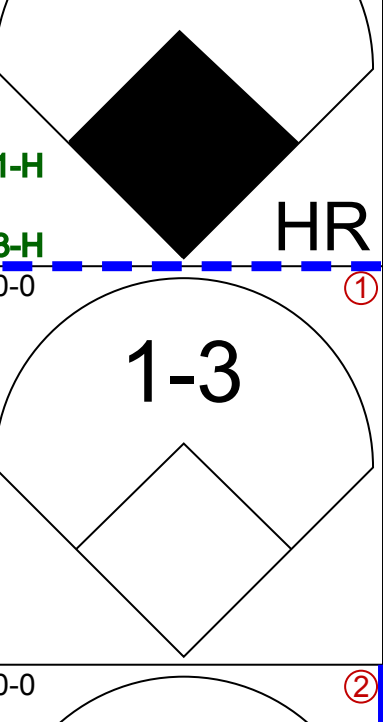

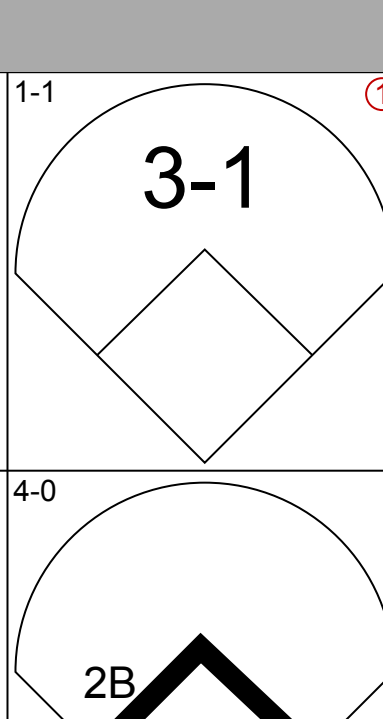
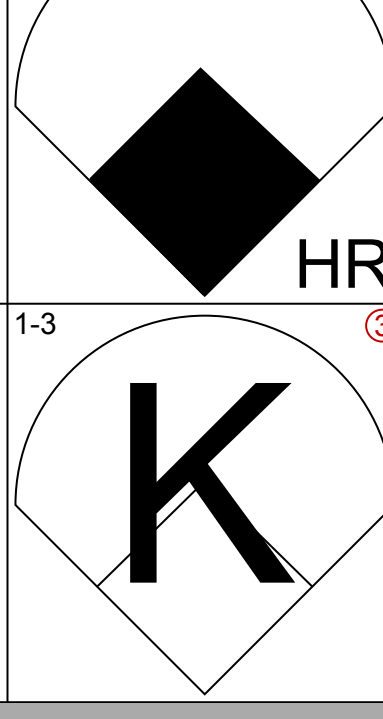
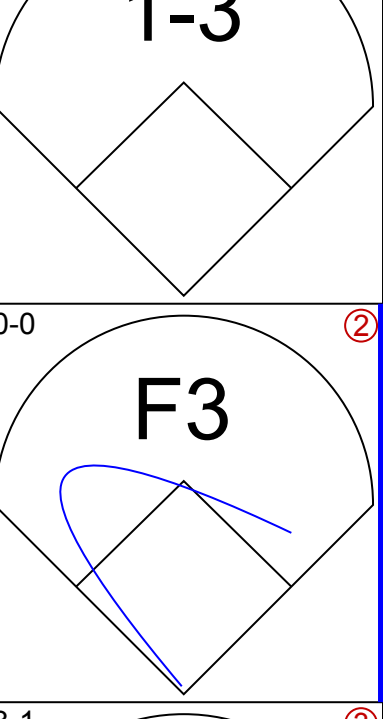
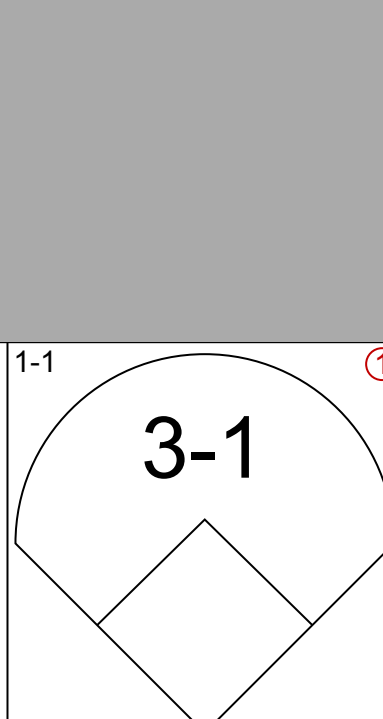
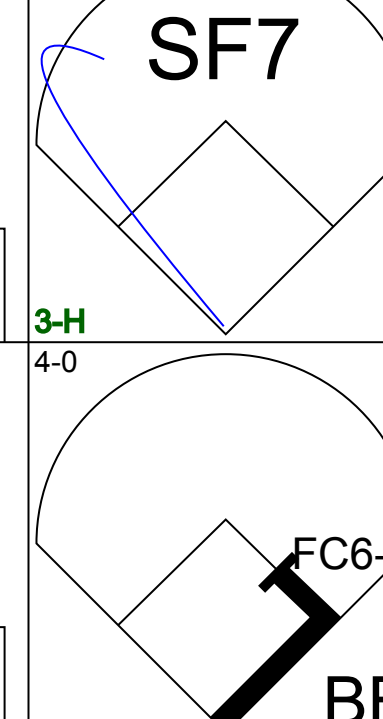

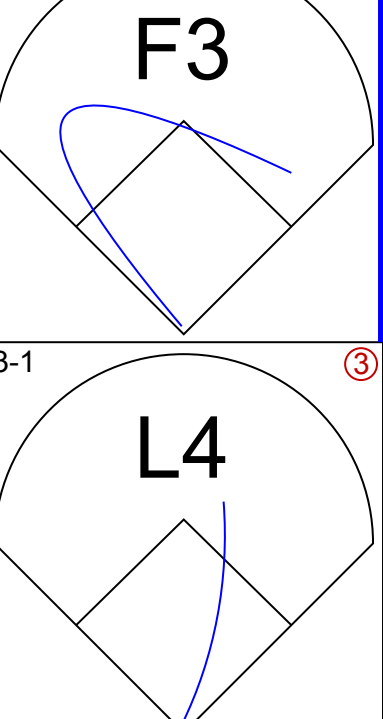
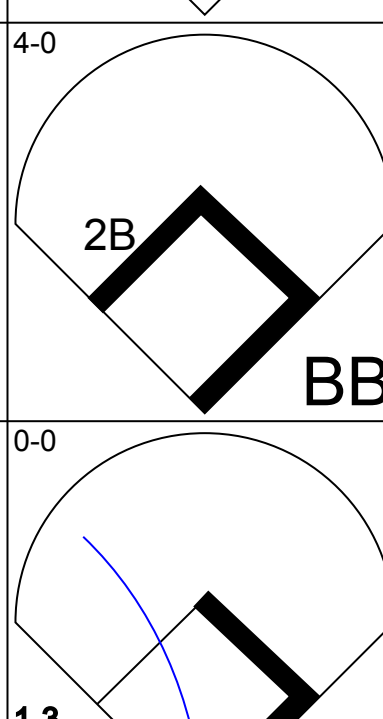

AB 31
R 1
H 9
RBI 0
BB 1
SO 5
LOB 8



Batter	1	2	3	4	5	6	7	8	9	AB	R	H	RBI	BB	SO	LOB	TOP			
Ed Kranepool, L (1, 9) OBP: 0.254, SLG: 0.288										4	0	1	0	0	1	1	New York Mets @ Los Angeles Dodgers Dodger Stadium, Los Angeles, CA Thu Sep 26 1963, 7:05 PM PDT Att: 18,546 - Unknown			
Pumpsie Green, S (1, 5) OBP: 0.409, SLG: 0.426										4	0	1	1	0	0	1				
Ted Schreiber, R (7, 5) OBP: 0.236, SLG: 0.160										0	0	0	0	0	0	0				
Ron Hunt, R (1, 4) OBP: 0.335, SLG: 0.395										4	0	1	0	0	0	2				
Tim Harkness, L (1, 3) OBP: 0.290, SLG: 0.336										4	1	1	0	0	1	1				
Joe Hicks, L (1, 7) OBP: 0.286, SLG: 0.391										3	1	0	0	0	1	1				
Rod Kanehl, R (8, 7) OBP: 0.268, SLG: 0.288										0	0	0	0	0	0	0				
Duke Carmel, L (1, 8) OBP: 0.322, SLG: 0.360										4	1	3	2	0	0	1				
Chico Fernandez, R (1, 6) OBP: 0.244, SLG: 0.240										3	0	0	1	0	1	1				
Norm Sherry, R (1, 2) OBP: 0.205, SLG: 0.184										2	1	0	0	1	0	0				
Joe Christopher, R (9, PH) OBP: 0.294, SLG: 0.292										1	0	0	0	0	0	0				
Carl Willey, R (1, 1) OBP: 0.143, SLG: 0.167										2	0	1	0	0	1	0				
Galen Cisco, R (8, 1) OBP: 0.209, SLG: 0.158										0	0	0	0	0	0	0				
Larry Bearnarth, R (8, 1) OBP: 0.172, SLG: 0.179										0	0	0	0	0	0	0				
Dick Smith, R (9, PH) OBP: 0.317, SLG: 0.278										1	0	0	0	0	1	0				
Inning Stats	R: 0 E: 0 K: 1 S: 7	H: 0 LOB: 0 BB: 0 P: 12	R: 0 E: 0 K: 0 S: 6	H: 1 LOB: 0 BB: 0 P: 8	R: 1 E: 0 K: 0 S: 8	H: 2 LOB: 2 BB: 1 P: 14	R: 3 E: 0 K: 1 S: 11	H: 2 LOB: 0 BB: 0 P: 20	R: 0 E: 0 K: 1 S: 8	H: 1 LOB: 1 BB: 0 P: 12	R: 0 E: 0 K: 0 S: 6	H: 1 LOB: 1 BB: 0 P: 8	R: 0 E: 0 K: 1 S: 9	H: 1 LOB: 1 BB: 0 P: 12	R: 0 E: 0 K: 2 S: 7	H: 0 LOB: 0 BB: 0 P: 14	1B: 7 2B: 0 3B: 1 HR: 0	SF: 1 SAC: 1 DP: 0 HBP: 1	WP: 0 PB: 1 SB: 1 CS: 1	PA: 37
PITCHER	IP WLS BF H R ER SO BB IBB HBP BLK WP HR S P ERA WHIP																			
Larry Sherry, R (1, 1) ERA: 3.73	5.0	21	5	4	4	2	1	0	1	0	0	0	0	0	38	62	7.20	1.200		
Ken Rowe, R (6, 1) ERA: 3.04	3.0	W	12	3	0	0	2	0	0	0	0	0	0	0	23	32	0.00	1.000		
Ron Perranoski, L (9, 1) ERA: 1.67	1.0	S	3	0	0	0	2	0	0	0	0	0	0	0	7	14	0.00	0.000		

AB	32
R	4
H	8
RBI	4
BB	1
SO	6
LOB	8



Batter	1	2	3	4	5	6	7	8	9	AB	R	H	RBI	BB	SO	LOB	BOTTOM			
Maury Wills, S (1, 6) OBP: 0.350, SLG: 0.343										2	0	0	0	0	0	2	New York Mets @ Los Angeles Dodgers Dodger Stadium, Los Angeles, CA Thu Sep 26 1963, 7:05 PM PDT Att: 18,546 - Unknown			
Dick Tracewski, R (4, 6) OBP: 0.300, SLG: 0.271										2	0	0	0	0	0	2				
Jim Gilliam, S (1, 4) OBP: 0.356, SLG: 0.386										2	0	1	0	1	1	0				
Ken Rowe, R (6, 1) OBP: 0.444, SLG: 0.667										0	0	0	0	0	0	0				
Dick Nen, L (8, PH) OBP: 0.444, SLG: 0.667										0	1	0	0	1	0	0				
Willie Davis, L (1, 8) OBP: 0.283, SLG: 0.368										3	0	1	0	0	0	4				
Ron Fairly, L (7, 8) OBP: 0.347, SLG: 0.388										1	1	1	0	0	0	0				
Frank Howard, R (1, 9) OBP: 0.333, SLG: 0.528										4	2	3	3	0	1	1				
Wally Moon, L (1, 7) OBP: 0.349, SLG: 0.386										2	0	0	0	0	0	2				
Lee Walls, R (5, 7) OBP: 0.282, SLG: 0.346										2	1	1	1	0	0	0				
Bill Skowron, R (1, 3) OBP: 0.251, SLG: 0.290										3	0	0	1	0	1	0				
Ron Perranoski, L (9, 1) OBP: 0.192, SLG: 0.125										0	0	0	0	0	0	0				
Ken McMullen, R (1, 5) OBP: 0.297, SLG: 0.339										2	0	1	0	1	0	0				
Mary Breeding, R (7, PR) OBP: 0.283, SLG: 0.319										1	0	0	0	0	0	0				
Doug Camilli, R (1, 2) OBP: 0.234, SLG: 0.265										2	0	0	0	1	0	2				
Larry Sherry, R (1, 1) OBP: 0.273, SLG: 0.222										1	0	1	0	0	0	0				
Derrell Griffith, L (6, PH) OBP: 0.273, SLG: 0.222										2	0	0	0	0	0	1				
Inning Stats	R: 0 E: 0 K: 0 S: 8	H: 1 LOB: 0 BB: 0 P: 12	R: 0 E: 0 K: 0 S: 8	H: 1 LOB: 0 BB: 0 P: 11	R: 0 E: 0 K: 0 S: 9	H: 1 LOB: 3 BB: 2 P: 20	R: 1 E: 0 K: 0 S: 9	H: 1 LOB: 1 BB: 1 P: 15	R: 0 E: 0 K: 1 S: 8	H: 0 LOB: 0 BB: 0 P: 11	R: 1 E: 0 K: 2 S: 13	H: 2 LOB: 0 BB: 0 P: 17	R: 0 E: 0 K: 0 S: 10	H: 1 LOB: 2 BB: 0 P: 11	R: 3 E: 0 K: 0 S: 12	H: 2 LOB: 0 BB: 1 P: 22	1B: 4 2B: 3 3B: 0 HR: 2	SF: 1 SAC: 0 DP: 2 HBP: 0	WP: 0 PB: 0 SB: 0 CS: 1	PA: 34
PITCHER	IP WLS BF H R ER SO BB IBB HBP BLK WP HR S P ERA WHIP																			
Carl Willey, R (1, 1) ERA: 3.1	7.0	L	29	7	3	3	3	0	0	0	0	0	0	1	66	102	3.86	1.571		
Galen Cisco, R (8, 1) ERA: 4.29	0.0	L	2	2	2	2	0	0	0	0	0	1	7	10						
Larry Bearnarth, R (8, 1) ERA: 3.06	1.0		3	0	0	0	0	0	0	0	0	0	4	7	0.00	0.000				


AB	29
R	5
H	9
RBI	5
BB	4
SO	3
LOB	14




Batter	1	2	3	4	5	6	7	8	9	AB	R	H	RBI	BB	SO	LOB	TOP			
Joe Christopher, R OBP: 0.297, SLG: 0.291 (1, 9)	6-3	F9	1B		F3			6-3 BB		4	0	1	1	1	0	1	New York Mets @ Houston Colt 45's Colt Stadium, Houston, TX Fri Sep 27 1963, 8:05 PM EDT Att: 5,802 - Cloudy - 76 F			
Dick Smith, R OBP: 0.304, SLG: 0.268 (1, 8)	4-3		1B			6-3		F7		5	1	1	0	0	0	3				
Ron Hunt, R OBP: 0.334, SLG: 0.395 Ted Schreiber, R OBP: 0.236, SLG: 0.160 (1, 4) (9, 4)	L3		1B	P4		K		6-3		5	1	1	1	0	1	1				
Frank Thomas, R OBP: 0.318, SLG: 0.395 Rod Kanehl, R OBP: 0.296, SLG: 0.288 (1, 7) (8, 7)		WP E 1B	F3	2B	1B			F8		5	1	2	0	0	0	2				
Jim Hickman, R OBP: 0.292, SLG: 0.399 (1, 5)		E7 G3 1-H 6-3 1B	FC6-4 2-H 1B	1-3 2B				F7		5	1	3	1	0	0	0				
Tim Larkness, L OBP: 0.289, SLG: 0.337 Ed Kranepool, L OBP: 0.254, SLG: 0.288 (1, 3) (9, 3)		G3 2-3	FC6-4 1B 1-2 PB	K				WP SF8 2B		5	2	1	0	0	1	4				
Chris Cannizzaro, R OBP: 0.273, SLG: 0.290 (1, 2)	6-3		PB 1B	L7				E7 1B		4	2	1	2	0	0	2				
Al Moran, R OBP: 0.274, SLG: 0.229 (1, 6)	E6 1B		1B 1B	5-3				2-H 1B		5	2	3	2	0	0	0				
Al Jackson, L OBP: 0.210, SLG: 0.228 (1, 1)			1B 1-2 1B	F8				F7		5	0	2	1	0	0	2				
Inning Stats	R: 0 E: 0 K: 0 S: 3	H: 0 LOB: 0 BB: 0 P: 3	R: 3 E: 2 K: 0 S: 7	H: 3 LOB: 1 BB: 0 P: 7	R: 5 E: 0 K: 0 S: 10	H: 7 LOB: 2 BB: 0 P: 10	R: 0 E: 0 K: 1 S: 7	H: 2 LOB: 2 BB: 0 P: 7	R: 0 E: 0 K: 1 S: 5	H: 0 LOB: 0 BB: 0 P: 5	R: 1 E: 1 K: 0 S: 5	H: 1 LOB: 1 BB: 0 P: 5	R: 0 E: 0 K: 0 S: 3	H: 0 LOB: 1 BB: 1 P: 7	R: 1 E: 0 K: 0 S: 5	H: 2 LOB: 1 BB: 0 P: 5		1B: 12 2B: 3 HR: 0	SF: 1 SAC: 0 DP: 0 HBP: 0	WP: 2 PB: 1 SB: 0 CS: 0
PITCHER	IP WLS BF H R ER SO BB IBB HBP BLK WP HR S P ERA WHIP	IP WLS BF H R ER SO BB IBB HBP BLK WP HR S P ERA WHIP																		
Jay Dahl, L ERA: 16.88 (1, 1)	2.2 L 16 7 7 5 0 0 0 0 0 1 0 16 16 16.88 2.625																			
Danny Coombs, L ERA: 27.0 (3, 1)	0.1 4 3 1 1 0 0 0 0 0 0 0 4 4 27.00 9.000																			
Joe Hoerner, L ERA: (4, 1)	3.0 11 2 0 0 2 0 0 0 0 0 0 15 15 0.00 0.667																			
Jim Dickson, R ERA: 7.11 (7, 1)	2.0 9 1 1 0 0 1 0 0 0 0 0 8 12 0.00 1.000																			
Dick Drott, R ERA: 4.89 (9, 1)	1.0 5 2 1 1 0 0 0 0 0 1 0 5 5 9.00 2.000																			

Batter	1	2	3	4	5	6	7	8	9	AB	R	H	RBI	BB	SO	LOB	BOTTOM			
Sonny Jackson, L (1, 6)	L3		L6		K				E5 3B	3	0	0	0	0	1	2	New York Mets @ Houston Colt 45's Colt Stadium, Houston, TX Fri Sep 27 1963, 8:05 PM EDT Att: 5,802 - Cloudy - 76 F			
Ernie Fazio, R OBP: 0.275, SLG: 0.282 (6, 5)							5-3 BB			5	0	2	1	0	1	2				
Joe Morgan, L OBP: 0.333, SLG: 0.400 (1, 4)	K		F9		1B 1-2 1B		5-3 1-2 1B		1-H 3B	5	0	2	1	0	1	2				
Jimmy Wynn, R OBP: 0.312, SLG: 0.366 (1, 8)	CS 1B		F9		L9				4-0 BB BB	4	0	2	0	1	0	3				
Rusty Staub, L OBP: 0.305, SLG: 0.305 (1, 3)	CS 1-2	F8		1B FC3-6 1B	1-3 2-H 1B		P4		0-3 1	5	1	2	1	0	1	4				
Aaron Pointer, R OBP: 0.200, SLG: 0.200 (1, 9)		P4		FC3-6 1B	L9		6-3		0-3 2	5	0	1	0	0	1	6				
Brock Davis, L OBP: 0.254, SLG: 0.291 (1, 7)			1B 1B	FC3-6 1-3 1B		4-3		K		5	0	1	1	0	1	3				
Glenn Vaughan, S OBP: 0.222, SLG: 0.160 (1, 5) (6, 6)			1-2 1B	1-3	K		F8			4	0	2	0	0	0	1				
Jerry Grote, R OBP: 0.286, SLG: 0.200 Dave Adlesh, R (1, 2) (7, 2)			K		K			K		3	0	1	0	0	2	3				
Jay Dahl, S Danny Coombs, R Johnny Westly, R Joe Hoerner, R Mike White, R Jim Dickson, L Carl Warwick, R Dick Drott, R (1, 1) (3, 1) (3, PH) (4, 1) (5, PH) (7, 1) (8, PH) (9, 1)					E3 1B		5-3		5-3	0	0	0	0	0	0	0				
Inning Stats	R: 0 E: 0 K: 1 S: 5	H: 1 LOB: 0 BB: 0 P: 5	R: 0 E: 0 K: 1 S: 7	H: 2 LOB: 2 BB: 0 P: 7	R: 0 E: 0 K: 0 S: 3	H: 0 LOB: 1 BB: 1 P: 7	R: 1 E: 0 K: 1 S: 7	H: 2 LOB: 1 BB: 0 P: 7	R: 1 E: 1 K: 1 S: 8	H: 2 LOB: 2 BB: 0 P: 8	R: 0 E: 0 K: 0 S: 4	H: 1 LOB: 1 BB: 0 P: 4	R: 0 E: 0 K: 2 S: 8	H: 1 LOB: 2 BB: 0 P: 8	R: 1 E: 1 K: 2 S: 9	H: 1 LOB: 2 BB: 1 P: 13	1B: 10 2B: 0 3B: 1 HR: 0	SF: 0 SAC: 0 DP: 0 HBP: 0	WP: 0 PB: 0 SB: 0 CS: 1	PA: 43
PITCHER	IP WLS BF H R ER SO BB IBB HBP BLK WP HR S P ERA WHIP	IP WLS BF H R ER SO BB IBB HBP BLK WP HR S P ERA WHIP																		
Al Jackson, L ERA: 3.93 (1, 1)	9.0 W 42 11 3 1 8 3 0 0 0 0 0 55 67 1.00 1.556																			

AB 43
R 10
H 15
RBI 8
BB 1
SO 2
LOB 15




AB 39
R 3
H 11
RBI 3
BB 3
SO 8
LOB 27




Batter	1	2	3	4	5	6	7	8	9	AB	R	H	RBI	BB	SO	LOB	TOP			
Ed Kranepool, L OBP: 0.297, SLG: 0.291 (1,9)										4	0	2	1	0	0	0	New York Mets @ Houston Colt 45's Colt Stadium, Houston, TX Sat Sep 28 1963, 4:33 AM EDT Att: 2,566 - Cloudy - 81 F			
Duke Carmel, L OBP: 0.321, SLG: 0.363 (1,8)										4	0	1	0	0	0	2				
Ron Hunt, R OBP: 0.332, SLG: 0.392 (1,4)										4	0	0	0	0	0	4				
Tim Harkness, L OBP: 0.288, SLG: 0.339 (1,3)										4	0	1	0	0	0	0				
Jim Hickman, R OBP: 0.291, SLG: 0.400 (1,5)										4	0	1	0	0	0	1				
Joe Hicks, L OBP: 0.279, SLG: 0.381 (1,7)										4	0	0	0	0	0	2				
Choo-Choo Coleman, L OBP: 0.263, SLG: 0.212 (1,2)										4	0	0	0	0	1	2				
Al Moran, R OBP: 0.275, SLG: 0.231 (7, PH)										2	1	1	0	0	0	0				
Joe Christopher, R OBP: 0.295, SLG: 0.289 (7, PH)										1	0	0	0	0	0	0				
Chico Fernandez, R OBP: 0.244, SLG: 0.240 (7, PH)										0	0	0	0	0	0	0				
Craig Anderson, R OBP: 0.333, SLG: 0.333 (6, 1)										2	0	1	0	0	0	0				
Galen Cisco, R OBP: 0.209, SLG: 0.158 (6, 1)										0	0	0	0	0	0	0				
Grover Powell, L OBP: 0.333, SLG: 0.200 (6, 1)										0	0	0	0	0	0	0				
Frank Thomas, R OBP: 0.317, SLG: 0.394 (7, PH)										1	0	0	0	0	0	0				
Tracy Stallard, R OBP: 0.093, SLG: 0.063 (7, 1)										0	0	0	0	0	0	0				
Inning Stats	R: 0 E: 0 K: 0 S: 3	H: 0 LOB: 0 BB: 0 P: 3	R: 0 E: 0 K: 0 S: 3	H: 0 LOB: 0 BB: 0 P: 3	R: 1 E: 0 K: 0 S: 6	H: 3 LOB: 2 BB: 0 P: 6	R: 0 E: 0 K: 0 S: 4	H: 1 LOB: 1 BB: 0 P: 4	R: 0 E: 0 K: 0 S: 5	H: 2 LOB: 2 BB: 0 P: 5	R: 0 E: 0 K: 1 S: 5	H: 0 LOB: 0 BB: 0 P: 5	R: 0 E: 0 K: 0 S: 3	H: 0 LOB: 0 BB: 0 P: 3	R: 0 E: 0 K: 0 S: 4	H: 1 LOB: 1 BB: 0 P: 4	1B: 4 2B: 3 3B: 0 HR: 0	SF: 0 SAC: 0 DP: 0 HBP: 0	WP: 0 PB: 0 SB: 0 CS: 0	PA: 34
PITCHER Don Nottebart, R ERA: 3.17 (1, 1)	IP: 9.0 WLS: W BF: 34 H: 7 R: 1 ER: 1 SO: 1 BB: 0 IBB: 0 HBP: 0 BLK: 0 WP: 0 HR: 0 S: 36 P: 36 ERA: 1.00 WHIP: 0.778															PITCHER				

Batter	1	2	3	4	5	6	7	8	9	AB	R	H	RBI	BB	SO	LOB	BOTTOM			
Glenn Vaughan, S OBP: 0.233, SLG: 0.179 (1, 6)										3	0	1	0	0	0	0	New York Mets @ Houston Colt 45's Colt Stadium, Houston, TX Sat Sep 28 1963, 4:33 AM EDT Att: 2,566 - Cloudy - 81 F			
Pete Runnels, L OBP: 0.333, SLG: 0.296 (6, PH)										0	0	0	1	1	0	0				
Bob Lillis, R OBP: 0.224, SLG: 0.233 (7, 6)										1	0	0	0	0	0	0				
Joe Morgan, L OBP: 0.320, SLG: 0.348 (1, 4)										3	1	0	1	1	2	2				
Ernie Fazio, R OBP: 0.273, SLG: 0.281 (7, 4)										1	0	0	0	0	0	0				
Al Spangler, L OBP: 0.353, SLG: 0.385 (1, 9)										3	1	0	0	1	1	3				
Rusty Staub, L OBP: 0.308, SLG: 0.308 (1, 3)										4	1	3	2	0	0	2				
Jimmy Wynn, R OBP: 0.314, SLG: 0.372 (1, 7)										4	2	2	2	0	1	3				
Howie Goss, R OBP: 0.284, SLG: 0.328 (1, 8)										3	1	0	0	0	0	0				
Ivan Murrell, R OBP: 0.273, SLG: 0.300 (8, 8)										4	1	1	1	0	1	1				
Bob Aspromonte, R OBP: 0.273, SLG: 0.300 (1, 5)										4	1	1	1	0	1	1				
John Bateman, R OBP: 0.244, SLG: 0.327 (1, 2)										3	1	0	0	1	1	0				
Don Nottebart, R OBP: 0.179, SLG: 0.167 (1, 1)										4	1	2	1	0	0	0				
Inning Stats	R: 3 E: 3 K: 2 S: 11	H: 2 LOB: 1 BB: 0 P: 11	R: 0 E: 0 K: 0 S: 3	H: 0 LOB: 0 BB: 0 P: 3	R: 0 E: 0 K: 3 S: 10	H: 1 LOB: 1 BB: 0 P: 10	R: 0 E: 0 K: 1 S: 5	H: 0 LOB: 0 BB: 0 P: 5	R: 0 E: 1 K: 0 S: 4	H: 2 LOB: 2 BB: 1 P: 8	R: 6 E: 0 K: 0 S: 7	H: 4 LOB: 2 BB: 3 P: 19	R: 0 E: 0 K: 0 S: 3	H: 0 LOB: 0 BB: 0 P: 3	R: 0 E: 0 K: 0 S: 3	H: 0 LOB: 0 BB: 0 P: 3	1B: 7 2B: 2 3B: 0 HR: 0	SF: 0 SAC: 1 DP: 2 HBP: 0	WP: 0 PB: 1 SB: 0 CS: 0	PA: 38
PITCHER Craig Anderson, R ERA: 8.68 (1, 1)	IP: 5.0 WLS: L BF: 27 H: 8 R: 8 ER: 5 SO: 6 BB: 2 IBB: 0 HBP: 0 BLK: 0 WP: 0 HR: 0 S: 37 P: 45 ERA: 9.00 WHIP: 2.000															PITCHER				
Galen Cisco, R ERA: 4.34 (6, 1)	0.1	3	0	0	0	0	2	0	0	0	0	1	9	0.00	6.000					
Grover Powell, L ERA: 2.51 (6, 1)	0.2	2	1	1	1	0	0	0	0	0	0	2	2	13.50	1.500					
Tracy Stallard, R ERA: 4.68 (7, 1)	2.0	6	0	0	0	0	0	0	0	0	0	6	6	0.00	0.000					

AB 34
R 1
H 7
RBI 1
BB 0
SO 1
LOB 11



AB 33
R 9
H 9
RBI 8
BB 4
SO 6
LOB 11



Batter	1	2	3	4	5	6	7	8	9	AB	R	H	RBI	BB	SO	LOB	TOP			
Ed Kranepool, L OBP: 0.256, SLG: 0.289 (1, 9)	0-0 4-3		0-0 L4-3 1B	0-0 3-1			0-0 P5		0-0 G4-6-3	5	0	1	1	0	0	2				
Duke Carmel, L OBP: 0.320, SLG: 0.358 (1, 8)	0-3 K		0-3 K		4-0 2B BB		0-0 F8			3	0	0	0	1	2	1				
Ron Hunt, R OBP: 0.334, SLG: 0.396 (1, 4)	1-0 BB HBP		0-0 L4-3		0-0 2B		0-0			3	0	2	0	0	0	1				
Tim Harkness, L OBP: 0.290, SLG: 0.339 (1, 3)	4-0 1-2 BB			0-0 1B 1B	0-3 K		0-0 4-3			3	1	1	0	1	1	3				
Jim Hickman, R OBP: 0.291, SLG: 0.399 Ted Schreiber, R OBP: 0.236, SLG: 0.160 (8, 5)	0-3 K			0-0 1B 1B E	0-0 F5		0-0 P5			4	1	1	0	0	1	4				
Joe Hicks, L OBP: 0.272, SLG: 0.371 (1, 7)		0-0 F9		0-0 P5	0-0 P6		0-0 G3			4	0	0	0	0	0	4				
Choo-Choo Coleman, L OBP: 0.226, SLG: 0.215 Chris Cannizzaro, R OBP: 0.257, SLG: 0.273 (5, 2)		0-0 G3		0-0 E 1B	0-0 P3		0-0 F8			2	1	1	1	0	0	0				
Al Moran, R OBP: 0.274, SLG: 0.230 Chico Fernandez, R OBP: 0.242, SLG: 0.237 (6, PH)		0-0 F9		0-3 K	0-0 F2		0-0 4-3			2	0	0	0	0	1	2				
Larry Bearnarth, R Ed Bauta, R Tracy Stallard, R Frank Thomas, Jr. Grover Powell, L Dick Smith, R (5, PH)			0-0 1B 3B	0-0 E7 1B	0-0 F8		0-0 G4-6-3 1B			2	1	2	2	0	0	0				
Inning Stats	R: 0 E: 0 K: 2 S: 7	H: 0 LOB: 2 BB: 1 P: 12	R: 0 E: 0 K: 0 S: 3	H: 0 LOB: 0 BB: 0 P: 3	R: 1 E: 0 K: 1 S: 6	H: 2 LOB: 0 BB: 0 P: 6	R: 3 E: 1 K: 1 S: 9	H: 4 LOB: 2 BB: 1 P: 9	R: 0 E: 0 K: 0 S: 6	H: 0 LOB: 0 BB: 0 P: 3	R: 0 E: 0 K: 0 S: 4	H: 1 LOB: 1 BB: 0 P: 4	R: 0 E: 0 K: 0 S: 3	H: 0 LOB: 0 BB: 0 P: 3	R: 0 E: 0 K: 0 S: 3	H: 1 LOB: 0 BB: 0 P: 3	1B: 7 2B: 2 3B: 1 HR: 0	SF: 0 SAC: 0 DP: 2 HBP: 1	WP: 0 PB: 0 SB: 1 CS: 0	PA: 37
PITCHER	IP WLS BF H R ER SO BB IBB HBP BLK WP HR S P ERA WHIP	IP WLS BF H R ER SO BB IBB HBP BLK WP HR S P ERA WHIP	IP WLS BF H R ER SO BB IBB HBP BLK WP HR S P ERA WHIP	IP WLS BF H R ER SO BB IBB HBP BLK WP HR S P ERA WHIP	IP WLS BF H R ER SO BB IBB HBP BLK WP HR S P ERA WHIP	IP WLS BF H R ER SO BB IBB HBP BLK WP HR S P ERA WHIP	IP WLS BF H R ER SO BB IBB HBP BLK WP HR S P ERA WHIP	IP WLS BF H R ER SO BB IBB HBP BLK WP HR S P ERA WHIP	IP WLS BF H R ER SO BB IBB HBP BLK WP HR S P ERA WHIP	IP WLS BF H R ER SO BB IBB HBP BLK WP HR S P ERA WHIP	IP WLS BF H R ER SO BB IBB HBP BLK WP HR S P ERA WHIP	IP WLS BF H R ER SO BB IBB HBP BLK WP HR S P ERA WHIP	IP WLS BF H R ER SO BB IBB HBP BLK WP HR S P ERA WHIP	IP WLS BF H R ER SO BB IBB HBP BLK WP HR S P ERA WHIP	IP WLS BF H R ER SO BB IBB HBP BLK WP HR S P ERA WHIP	IP WLS BF H R ER SO BB IBB HBP BLK WP HR S P ERA WHIP	IP WLS BF H R ER SO BB IBB HBP BLK WP HR S P ERA WHIP			
Chris Zachary, R ERA: 4.89 Jim Umbricht, R ERA: 2.51 Turk Farrell, R ERA: 3.02 Jim Dickson, R ERA: 6.14	3.1 0.2 3.0 2.0	16 W 12 S	5 1 2 1	4 0 0 0	4 0 0 0	3 0 0 0	25 5 13 6	10.80 0.00 0.00 0.00	1.800 1.500 1.000 0.500											

New York Mets @ Houston Colt 45's
 Colt Stadium, Houston, TX
 Sun Sep 29 1963, 4:33 AM EDT
 Att. 3,899 - Unknown - 82 F

AB	34
R	4
H	9
RBI	4
BB	2
SO	5
LOB	17



Batter	1	2	3	4	5	6	7	8	9	AB	R	H	RBI	BB	SO	LOB	BOTTOM			
Glenn Vaughan, S OBP: 0.219, SLG: 0.167 (4, PH) Pete Runnels, L OBP: 0.332, SLG: 0.296 Turk Farrell, R OBP: 0.194, SLG: 0.190 Jim Dickson, L (8, 1)	0-3 K		0-3 K	0-0 SF9	0-3 K	0-0 1-3		0-0 F5		2	0	0	0	0	2	0				
Joe Morgan, L OBP: 0.319, SLG: 0.372 (1, 4)	0-0 P5		4-0 L3 BB	0-3 K	4-0 BB BB		4-0 FC4-6 BB			2	1	0	0	3	1	2				
Jimmy Wynn, R OBP: 0.319, SLG: 0.372 (1, 7)	0-3 K		0-0 L3	0-0 1B	4-0 BB BB		4-0 FC4-6 BB			3	0	1	2	2	1	1				
Rusty Staub, L OBP: 0.309, SLG: 0.308 (1, 3)		0-0 G3		0-0 1B	4-0 BB		0-0 FC4-6			4	1	1	1	1	0	4				
Bob Aspromonte, R OBP: 0.276, SLG: 0.306 (1, 5)		4-0 BB 3B BB		0-0 1B 1B	0-0 F9		0-0 FC6-4			4	3	2	1	1	0	4				
Ivan Murrell, R OBP: 0.200, SLG: 0.200 (1, 8)		0-3 K		0-0 1B 1B	0-0 F3	0-3 K		0-0 FC6-4		5	1	1	0	0	2	3				
John Paciorek, R OBP: 1.000, SLG: 1.000 (1, 9)		4-0 BB 3B BB		0-0 1B 1B	0-0 1B 1B	4-0 WP E BB		0-0 G1-4-3 1B		3	4	3	3	2	0	0				
John Bateman, R OBP: 0.249, SLG: 0.334 Dave Adlesh, R (8, PH)		0-0 BB 3B		0-0 1B 1B	0-0 E7 1B	4-0 E8		0-0 G1-4-3		3	2	2	3	1	0	1				
Chris Zachary, L Jim Umbricht, R Al Spangler, L Bob Lillis, R (5, 6)		0-3 K		0-0 1B 1B	0-0 E7 BB 1B	0-0 E8		4-0 BB		1	0	0	0	0	1	1				
Inning Stats	R: 0 E: 0 K: 2 S: 7	H: 0 LOB: 0 BB: 0 P: 7	R: 2 E: 0 K: 2 S: 8	H: 1 LOB: 2 BB: 2 P: 16	R: 0 E: 0 K: 1 S: 4	H: 0 LOB: 0 BB: 1 P: 8	R: 5 E: 0 K: 1 S: 12	H: 7 LOB: 2 BB: 0 P: 12	R: 4 E: 1 K: 1 S: 8	H: 3 LOB: 3 BB: 4 P: 24	R: 1 E: 1 K: 1 S: 6	H: 1 LOB: 1 BB: 1 P: 10	R: 1 E: 0 K: 0 S: 3	H: 0 LOB: 1 BB: 2 P: 11	R: 0 E: 0 K: 0 S: 3	H: 1 LOB: 1 BB: 1 P: 7	1B: 11 2B: 1 3B: 2 HR: 0	SF: 1 SAC: 0 DP: 2 HBP: 0	WP: 1 PB: 0 SB: 0 CS: 0	PA: 46
PITCHER	IP WLS BF H R ER SO BB IBB HBP BLK WP HR S P ERA WHIP	IP WLS BF H R ER SO BB IBB HBP BLK WP HR S P ERA WHIP	IP WLS BF H R ER SO BB IBB HBP BLK WP HR S P ERA WHIP	IP WLS BF H R ER SO BB IBB HBP BLK WP HR S P ERA WHIP	IP WLS BF H R ER SO BB IBB HBP BLK WP HR S P ERA WHIP	IP WLS BF H R ER SO BB IBB HBP BLK WP HR S P ERA WHIP	IP WLS BF H R ER SO BB IBB HBP BLK WP HR S P ERA WHIP	IP WLS BF H R ER SO BB IBB HBP BLK WP HR S P ERA WHIP	IP WLS BF H R ER SO BB IBB HBP BLK WP HR S P ERA WHIP	IP WLS BF H R ER SO BB IBB HBP BLK WP HR S P ERA WHIP	IP WLS BF H R ER SO BB IBB HBP BLK WP HR S P ERA WHIP	IP WLS BF H R ER SO BB IBB HBP BLK WP HR S P ERA WHIP	IP WLS BF H R ER SO BB IBB HBP BLK WP HR S P ERA WHIP	IP WLS BF H R ER SO BB IBB HBP BLK WP HR S P ERA WHIP	IP WLS BF H R ER SO BB IBB HBP BLK WP HR S P ERA WHIP	IP WLS BF H R ER SO BB IBB HBP BLK WP HR S P ERA WHIP	IP WLS BF H R ER SO BB IBB HBP BLK WP HR S P ERA WHIP			
Larry Bearnarth, R Ed Bauta, R Tracy Stallard, R Grover Powell, L ERA: 2.72	3.0 1.1 0.2 3.0	L 9 6 14	17 4 1 2	7 3 1 2	7 3 0 0	36 10 17 28	21.00 20.25 13.50 6.00	3.000 3.750 6.000 2.000												

New York Mets @ Houston Colt 45's
 Colt Stadium, Houston, TX
 Sun Sep 29 1963, 4:33 AM EDT
 Att. 3,899 - Unknown - 82 F

AB	34
R	13
H	13
RBI	13
BB	11
SO	8
LOB	21

