

New York Mets - 1965

Batter	1	2	3	4	5	6	7	8	9	AB	R	H	RBI	BB	SO	LOB	TOP			
Maury Wills, S OBP: 0.400, SLG: 0.250										4	1	1	0	1	1	0				
Wes Parker, S OBP: 0.333, SLG: 0.333										3	1	1	0	0	0	1				
Willie Davis, L OBP: 1.000, SLG: 2.333 Al Ferrara, R										3	2	3	2	0	0	0				
Tommy Davis, R OBP: 0.667, SLG: 0.667 Dick Smith, R										3	0	2	0	0	0	2				
John Roseboro, L										4	0	0	1	0	1	3				
Jim Lefebvre, S										4	0	0	0	0	0	2				
Ron Fairly, L										3	1	0	0	1	0	0				
John Kennedy, R										4	0	0	0	0	1	1				
Don Drysdale, R OBP: 0.250, SLG: 1.000										4	1	1	2	0	1	0				
Inning Stats	R: 2 E: 0 K: 0 S: 6	H: 3 LOB: 1 BB: 0 P: 6	R: 0 E: 0 K: 2 S: 7	H: 0 LOB: 0 BB: 0 P: 7	R: 1 E: 0 K: 2 S: 9	H: 2 LOB: 1 BB: 0 P: 9	R: 2 E: 0 K: 0 S: 4	H: 1 LOB: 0 BB: 1 P: 8	R: 1 E: 0 K: 0 S: 5	H: 2 LOB: 1 BB: 0 P: 5	R: 0 E: 0 K: 0 S: 3	H: 0 LOB: 1 BB: 1 P: 7	R: 0 E: 0 K: 0 S: 3	H: 0 LOB: 0 BB: 0 P: 3	R: 0 E: 0 K: 0 S: 3	H: 0 LOB: 0 BB: 0 P: 3	1B: 5 2B: 1 3B: 0 HR: 2	SF: 0 SAC: 1 DP: 0 HBP: 0	WP: 0 PB: 1 SB: 2 CS: 0	PA: 37
PITCHER	IP WLS BF H R ER SO BB IBB HBP BLK WP HR S P ERA WHIP																			
Al Jackson, L ERA: 10.8	(1, 1) 5.0 L 24 8 6 6 4 1 0 0 0 0 0 2 31 35 10.80 1.800																			
Frank Lary, R ERA:	(6, 1) 1.0 3 0 0 0 0 0 0 0 0 0 0 0 3 3 0.00 0.000																			
Tom Parsons, R ERA:	(7, 1) 2.0 7 0 0 0 0 0 1 0 0 0 0 0 6 10 0.00 0.500																			
Jim Bethke, R ERA:	(9, 1) 1.0 3 0 0 0 0 0 0 0 0 0 0 0 0 3 3 0.00 0.000																			

Los Angeles Dodgers @ New York Mets
Shea Stadium, Flushing, NY
Mon Apr 12 1965, 3:33 AM EST
Att: 37,999 - Unknown

AB 34
R 6
H 8
RBI 5
BB 2
SO 4
LOB 11



Batter	1	2	3	4	5	6	7	8	9	AB	R	H	RBI	BB	SO	LOB	BOTTOM					
Billy Cowan, R										4	0	0	0	0	3	0						
Roy McMillan, R OBP: 0.250, SLG: 0.250										4	1	1	0	0	0	0						
Johnny Lewis, L OBP: 0.333, SLG: 0.667										3	0	1	1	0	0	0						
Ed Kranepool, L OBP: 0.333, SLG: 0.333										3	0	1	0	0	0	1						
Joe Christopher, R OBP: 0.667, SLG: 0.500										2	0	1	0	1	1	1						
Charley Smith, R										3	0	0	0	0	2	2						
Bobby Klaus, R										3	0	0	0	0	1	1						
Chris Cannizzaro, R										1	0	0	0	0	0	0						
Ron Swoboda, R										1	0	0	0	0	0	0						
Tom Parsons, R										0	0	0	0	0	0	0						
Cleon Jones, R										1	0	0	0	0	1	0						
Jim Bethke, R										0	0	0	0	0	0	0						
Al Jackson, L										1	0	0	0	0	1	0						
Frank Lary, R										0	0	0	0	0	0	0						
Jesse Gonder, L										2	0	0	0	0	0	0						
Inning Stats	R: 0 E: 0 K: 1 S: 5	H: 0 LOB: 0 BB: 0 P: 5	R: 0 E: 0 K: 1 S: 5	H: 1 LOB: 0 BB: 0 P: 5	R: 0 E: 0 K: 1 S: 5	H: 0 LOB: 0 BB: 0 P: 5	R: 1 E: 0 K: 1 S: 6	H: 2 LOB: 0 BB: 0 P: 6	R: 0 E: 0 K: 0 S: 2	H: 0 LOB: 0 BB: 1 P: 6	R: 0 E: 0 K: 0 S: 3	H: 0 LOB: 0 BB: 0 P: 3	R: 0 E: 0 K: 1 S: 6	H: 1 LOB: 1 BB: 0 P: 6	R: 0 E: 0 K: 3 S: 9	H: 0 LOB: 0 BB: 0 P: 9	R: 0 E: 0 K: 1 S: 5	H: 0 LOB: 0 BB: 0 P: 5	1B: 3 2B: 1 3B: 0 HR: 0	SF: 0 SAC: 0 DP: 1 HBP: 0	WP: 0 PB: 0 SB: 0 CS: 1	PA: 29
PITCHER	IP WLS BF H R ER SO BB IBB HBP BLK WP HR S P ERA WHIP																					
Don Drysdale, R ERA: 1.0	(1, 1) 9.0 W 29 4 1 1 9 1 0 0 0 0 0 0 46 50 1.00 0.556																					

Los Angeles Dodgers @ New York Mets
Shea Stadium, Flushing, NY
Mon Apr 12 1965, 3:33 AM EST
Att: 37,999 - Unknown

AB 28
R 1
H 4
RBI 1
BB 1
SO 9
LOB 5




Batter	1	2	3	4	5	6	7	8	9	10	11	AB	R	H	RBI	BB	SO	LOB
Bob Lillis, R OBP: 0.100, SLG: 0.100 (1, 6)	6-3			L7			FC5			5-3	FC5-4	6	0	1	0	0	0	4
Joe Morgan, L OBP: 0.333, SLG: 0.375 (1, 4)	K			K		2-3		4-3			4-3	5	0	0	0	0	2	1
Jimmy Wynn, R OBP: 0.222, SLG: 0.250 (1, 8)	L7			PO BB			1B 2B	K			E6 FC4-6	4	1	1	0	1	1	0
Walt Bond, L OBP: 0.111, SLG: 0.111 (1, 3)		F8		PO	P4		1B 2B	G3			FC4-6 WP BB	5	2	1	0	0	0	1
Bob Aspromonte, R OBP: 0.222, SLG: 0.125 (1, 5)		L8			6-3		F9				BB BB 1B BB	4	1	0	0	1	0	2
Jim Beauchamp, R OBP: 0.429, SLG: 0.333 Rusty Staub, L (8, 7) (9, 9)		L7					1B 1B			E4 1B	1B BB E BB	3	1	2	1	0	0	0
Joe Gaines, R OBP: 0.286, SLG: 0.167 Al Spangler, L OBP: 1.000, SLG: 1.000 (9, PH) (9, 7)			6-3		1-3		1B FC2 1B			CS 1B	E S BB	3	0	1	0	0	0	1
Ron Brand, R OBP: 0.400, SLG: 0.400 (1, 2)		L7				5-3	FC5 FC2 1B			CS	F8 E5 S 1B	5	0	2	3	0	0	0
Turk Farrell, R Hal Woodeshick, R Jim Owens, R (1, 1) (11, 1) (11, 1)			F8			F8	FC2			K	FC5-4 BB	4	0	0	0	1	1	2

Houston Astros @ New York Mets
Shea Stadium, Flushing, NY
Wed Apr 14 1965, 3:33 AM EST
Att: 7,277 - Unknown - 58 F

livebaseballscorecards.com

AB 41
R 7
H 9
RBI 5
BB 5
SO 4
LOB 11



Inning Stats	R: 0	H: 0	E: 0	K: 1	BB: 0	S: 5	P: 5	R: 0	H: 0	E: 0	K: 0	BB: 0	S: 3	P: 3	R: 0	H: 0	E: 0	K: 0	BB: 0	S: 3	P: 3	R: 0	H: 0	E: 0	K: 0	BB: 0	S: 4	P: 8	R: 0	H: 1	E: 0	K: 0	BB: 0	S: 4	P: 4	R: 3	H: 5	E: 0	K: 0	BB: 0	S: 8	P: 8	R: 0	H: 0	E: 0	K: 1	BB: 0	S: 5	P: 5	R: 0	H: 1	E: 1	K: 0	BB: 0	S: 3	P: 3	R: 4	H: 1	E: 2	K: 0	BB: 2	S: 5	P: 21	1B: 8	SF: 0	2B: 1	SAC: 0	3B: 0	DP: 0	HR: 0	HBP: 0	WP: 2	PA: 48
--------------	------	------	------	------	-------	------	------	------	------	------	------	-------	------	------	------	------	------	------	-------	------	------	------	------	------	------	-------	------	------	------	------	------	------	-------	------	------	------	------	------	------	-------	------	------	------	------	------	------	-------	------	------	------	------	------	------	-------	------	------	------	------	------	------	-------	------	-------	-------	-------	-------	--------	-------	-------	-------	--------	-------	--------

PITCHER	IP	WLS	BF	H	R	ER	SO	BB	IBB	HBP	BLK	WP	HR	S	P	ERA	WHIP
Warren Spahn, L ERA: 3.38	(1, 1)															3.38	1.000
Dennis Ribant, R ERA:	(9, 1)	2.0		6	1	0	0	1	0	0	0	0	0	8	8	0.00	0.500
Larry Bearmarth, R ERA:	(11, 1)	0.2	L	6	0	4	0	0	3	0	0	0	1	3	15	0.00	4.500
Galen Cisco, R ERA:	(11, 1)	0.1		3	1	0	0	0	1	0	0	0	0	2	6	0.00	6.000

Batter	1	2	3	4	5	6	7	8	9	10	11	AB	R	H	RBI	BB	SO	LOB
Bobby Klaus, R (1, 4)	F7		L8		6-3			F7			F9	5	0	0	0	0	0	3
Roy McMillan, R OBP: 0.125, SLG: 0.125 Ron Swoboda, R OBP: 0.500, SLG: 2.000 (11, PH)	F2		FC6-4			P6		5-3			HR	4	0	0	0	0	0	3
Johnny Lewis, L OBP: 0.286, SLG: 0.429 Danny Napoleon, R OBP: 1.000, SLG: 1.000 (11, PH)	CS 1B			4-3		F7		G3			WP 1B 1B	4	0	1	0	0	0	0
Joe Christopher, R OBP: 0.625, SLG: 1.000 (1, 7)	CS	3-1		HR 1B		6-3		HR			WP 1B 1B	5	3	3	1	0	0	0
Ed Kranepool, L OBP: 0.250, SLG: 0.625 (1, 3)		P4		HR		1-3		L8			2-3	5	1	1	2	0	0	2
Cleon Jones, R OBP: 0.167, SLG: 0.167 (1, 8)		F9			1-3		K	K			1B	5	0	1	2	0	2	0
Charley Smith, R (1, 5)			E3 L8 1B	6-3		K		K		F5	K	5	0	0	0	0	2	1
Chris Cannizzaro, R OBP: 0.333, SLG: 0.333 Jesse Gonder, L (8, PH) (9, 2)			FC6-4 1B		K		P6	K		K		2	0	1	0	0	1	0
Warren Spahn, L ERA: 3.48 Denny Cowan, R Dennis Ribant, R Jim Hickman, R Larry Bearmarth, R Galen Cisco, R (1, 1) (8, PH) (8, 1) (9, PH) (11, 1) (11, 1)			K		K		K	2B		K		3	0	1	0	0	2	2

Houston Astros @ New York Mets
Shea Stadium, Flushing, NY
Wed Apr 14 1965, 3:33 AM EST
Att: 7,277 - Unknown - 58 F

livebaseballscorecards.com

AB 43
R 6
H 10
RBI 6
BB 0
SO 9
LOB 11



Inning Stats	R: 0	H: 1	E: 0	K: 0	BB: 0	S: 3	P: 3	R: 0	H: 0	E: 0	K: 0	BB: 0	S: 3	P: 3	R: 0	H: 0	E: 0	K: 0	BB: 0	S: 5	P: 5	R: 0	H: 2	E: 0	K: 0	BB: 0	S: 5	P: 5	R: 0	H: 0	E: 0	K: 2	BB: 0	S: 7	P: 7	R: 0	H: 0	E: 0	K: 0	BB: 0	S: 4	P: 4	R: 1	H: 1	E: 0	K: 1	BB: 0	S: 6	P: 6	R: 0	H: 0	E: 0	K: 2	BB: 0	S: 7	P: 7	R: 3	H: 4	E: 0	K: 1	BB: 0	S: 9	P: 9	1B: 6	SF: 0	2B: 1	SAC: 0	3B: 0	DP: 0	HR: 3	HBP: 0	WP: 1	PA: 44
--------------	------	------	------	------	-------	------	------	------	------	------	------	-------	------	------	------	------	------	------	-------	------	------	------	------	------	------	-------	------	------	------	------	------	------	-------	------	------	------	------	------	------	-------	------	------	------	------	------	------	-------	------	------	------	------	------	------	-------	------	------	------	------	------	------	-------	------	------	-------	-------	-------	--------	-------	-------	-------	--------	-------	--------

PITCHER	IP	WLS	BF	H	R	ER	SO	BB	IBB	HBP	BLK	WP	HR	S	P	ERA	WHIP
Turk Farrell, R ERA: 3.48	(1, 1)															3.48	0.677
Hal Woodeshick, L ERA: 7.71	(11, 1)	0.1		4	3	2	2	0	0	0	0	0	1	4	4	54.00	9.000
Jim Owens, R ERA:	(11, 1)	0.1	S	1	0	0	0	1	0	0	0	0	0	3	3	0.00	0.000

Batter	1	2	3	4	5	6	7	8	9	AB	R	H	RBI	BB	SO	LOB	TOP					
Hal Lanier, R OBP: 0.111, SLG: 0.059 (1.4)										5	0	1	0	0	0	3	San Francisco Giants @ New York Mets Shea Stadium, Flushing, NY Sat Apr 17 1965, 3:33 AM EST Att: 34,945 - Unknown					
Matty Alou, L OBP: 0.462, SLG: 0.462 (1.7)										4	0	2	1	0	0	2						
Willie Mays, R OBP: 0.471, SLG: 0.813 (1.8)										4	1	2	0	0	0	2						
Willie McCovey, L OBP: 0.353, SLG: 0.267 (1.3)										4	0	2	1	0	1	1						
Jim Ray Hart, R OBP: 0.353, SLG: 0.313 (1.5)										3	0	1	0	1	0	1						
Jesus Alou, R OBP: 0.529, SLG: 0.529 (1.9)										4	1	2	0	0	0	2						
Ed Bailey, L (1.2)										3	1	0	0	1	3	1		AB 34 R 4 H 13 RBI 4 BB 2 SO 4 LOB 14				
Jose Pagan, R OBP: 0.357, SLG: 0.385 (1.6)										4	1	2	0	0	0	1						
Juan Marichal, R OBP: 0.143, SLG: 0.167 (1.1)										3	0	1	2	0	0	1						
Inning Stats	R: 0 E: 0 K: 0 S: 3	H: 1 LOB: 0 BB: 0 P: 3	R: 0 E: 0 K: 1 S: 5	H: 0 LOB: 0 BB: 0 P: 5	R: 1 E: 1 K: 1 S: 8	H: 2 LOB: 2 BB: 0 P: 8	R: 0 E: 0 K: 0 S: 3	H: 2 LOB: 1 BB: 0 P: 3	R: 0 E: 0 K: 1 S: 5	H: 0 LOB: 0 BB: 0 P: 5	R: 1 E: 0 K: 0 S: 6	H: 4 LOB: 2 BB: 0 P: 6	R: 1 E: 1 K: 0 S: 4	H: 1 LOB: 1 BB: 1 P: 8	R: 0 E: 0 K: 0 S: 2	H: 1 LOB: 0 BB: 1 P: 6		R: 1 E: 0 K: 1 S: 7	H: 2 LOB: 1 BB: 0 P: 7	1B: 13 2B: 0 3B: 0 HR: 0	SF: 1 SAC: 0 DP: 3 HBP: 0	WP: 0 PB: 0 SB: 1 CS: 0
PITCHER	IP WLS BF H R ER SO BB IBB HBP BLK WP HR S P ERA WHIP																					
Tom Parsons, R (1.1)	6.0 L 24 9 2 1 3 0 0 0 0 0 0 0 30 30 1.50 1.500																					
Larry Bearnarth, R (7.1)	0.0 2 1 1 0 0 1 0 0 0 0 0 0 1 5 ∞ ∞																					
Dennis Ribant, R (7.1)	2.0 6 1 0 0 0 1 0 0 0 0 0 0 5 9 0.00 1.000																					
Jim Bethke, R (9.1)	1.0 5 2 1 1 1 0 0 0 0 0 0 0 7 7 9.00 2.000																					

Batter	1	2	3	4	5	6	7	8	9	AB	R	H	RBI	BB	SO	LOB	BOTTOM					
Bobby Klaus, R OBP: 0.235, SLG: 0.375 (1.4)										3	0	1	0	1	1	0	San Francisco Giants @ New York Mets Shea Stadium, Flushing, NY Sat Apr 17 1965, 3:33 AM EST Att: 34,945 - Unknown					
Roy McMillan, R OBP: 0.067, SLG: 0.067 (1.6)										3	0	0	0	0	0	2						
Jesse Gonder, L (9, PH) OBP: 0.167, SLG: 0.167										1	0	0	0	0	0	0						
Johnny Lewis, L OBP: 0.467, SLG: 0.538 (1.9)										4	0	2	0	0	0	1						
Joe Christopher, R OBP: 0.438, SLG: 0.538 (1.7)										3	0	0	0	1	0	3						
Ed Kranepool, L OBP: 0.400, SLG: 0.667 (1.3)										3	0	1	0	0	0	1						
Cleon Jones, R OBP: 0.077, SLG: 0.077 (1.8)										3	0	0	0	0	1	1						
Charley Smith, R OBP: 0.133, SLG: 0.077 (1.5)										3	0	0	0	0	1	1						
Chris Cannizzaro, R OBP: 0.111, SLG: 0.111 (1.2)										3	0	0	0	0	0	0						
Tom Parsons, R (1.1)										1	0	0	0	0	1	0	AB 29 R 0 H 4 RBI 0 BB 2 SO 6 LOB 9					
Jim Hickman, R (6, PH)										1	0	0	0	0	1	0						
Larry Bearnarth, R (7.1)										0	0	0	0	0	0	0						
Dennis Ribant, R (7.1)										0	0	0	0	0	0	0						
Ron Swoboda, R (8, PH) OBP: 0.330, SLG: 0.333										1	0	0	0	0	1	0						
Jim Bethke, R (9.1)										0	0	0	0	0	0	0						
Inning Stats	R: 0 E: 0 K: 0 S: 4	H: 2 LOB: 1 BB: 0 P: 4	R: 0 E: 0 K: 0 S: 3	H: 1 LOB: 0 BB: 0 P: 3	R: 0 E: 0 K: 2 S: 7	H: 0 LOB: 0 BB: 0 P: 7	R: 0 E: 0 K: 0 S: 3	H: 0 LOB: 1 BB: 1 P: 7	R: 0 E: 0 K: 1 S: 5	H: 0 LOB: 0 BB: 0 P: 5	R: 0 E: 0 K: 1 S: 5	H: 0 LOB: 1 BB: 1 P: 9	R: 0 E: 0 K: 1 S: 5	H: 0 LOB: 0 BB: 0 P: 5	R: 0 E: 0 K: 1 S: 5	H: 0 LOB: 0 BB: 0 P: 5	R: 0 E: 0 K: 0 S: 4	H: 1 LOB: 1 BB: 0 P: 4	1B: 4 2B: 0 3B: 0 HR: 0	SF: 0 SAC: 0 DP: 2 HBP: 0	WP: 0 PB: 0 SB: 1 CS: 0	PA: 31
PITCHER	IP WLS BF H R ER SO BB IBB HBP BLK WP HR S P ERA WHIP																					
Juan Marichal, R (1.1)	9.0 W 31 4 0 0 6 2 0 0 0 0 0 0 41 49 0.00 0.667																					

Batter	1	2	3	4	5	6	7	8	9	AB	R	H	RBI	BB	SO	LOB	TOP									
Harvey Kuenn, R OBP: 0.222, SLG: 0.222 (1, 7)	4-1		1-3		6-3					5	0	2	1	0	0	1	San Francisco Giants @ New York Mets Shea Stadium, Flushing, NY Sun Apr 18 1965, 3:33 AM EST Unknown									
Hal Lanier, R OBP: 0.130, SLG: 0.136 (1, 4)	F9		5-3			SH1-3 2B	1-3		K	5	1	1	0	0	1	2										
Willie Mays, R OBP: 0.429, SLG: 0.700 (1, 8)	K			F8		SH1-3		FC1-5 1B	F9	4	0	1	0	0	1	0										
Jesus Alou, R OBP: 0.571, SLG: 0.667 (1, 9)		G3 E 2B		F8			4-3 2B	BB FC1-5 1B		4	2	3	1	0	0	0										
Jim Ray Hart, R OBP: 0.333, SLG: 0.300 (1, 5)	F8					4-3 2B		FC1-5 BB 1B		4	0	1	0	0	0	4										
Willie McCovey, L OBP: 0.333, SLG: 0.222 Matty Alou, L OBP: 0.462, SLG: 0.462 (1, 3) (8, PR)	G3					3-1		BB BB		3	0	0	0	1	1	3										
Jose Pagan, R OBP: 0.333, SLG: 0.313 (1, 6)	E6							BB BB BB		3	0	0	1	1	0	0										
Tom Haller, L OBP: 0.100, SLG: 0.100 Orlando Cepeda, R Ed Bailey, L (1, 2) (8, PH) (8, 2)	K					SH5-3		BB BB BB		2	0	0	0	0	2	1										
Jack Sanford, R OBP: 0.500, SLG: 0.333 Cap Peterson, R OBP: 1.000, SLG: 2.000 Bob Shaw, R (1, 1) (7, PH) (7, 1)			K			F7				2	0	0	0	0	1	1										
										1	1	1	0	0	0	0										
										1	0	0	0	0	0	3										
Inning Stats	R: 0 E: 0 K: 1 S: 5	H: 0 LOB: 0 BB: 0 P: 5	R: 1 E: 1 K: 1 S: 7	H: 1 LOB: 1 BB: 0 P: 7	R: 0 E: 0 K: 1 S: 5	H: 0 LOB: 0 BB: 0 P: 5	R: 0 E: 0 K: 1 S: 6	H: 1 LOB: 1 BB: 0 P: 6	R: 0 E: 1 K: 0 S: 4	H: 0 LOB: 1 BB: 0 P: 4	R: 1 E: 0 K: 0 S: 5	H: 2 LOB: 1 BB: 0 P: 5	R: 1 E: 0 K: 1 S: 7	H: 2 LOB: 1 BB: 0 P: 7	R: 1 E: 0 K: 1 S: 7	H: 2 LOB: 2 BB: 2 P: 15	R: 0 E: 0 K: 1 S: 5	H: 1 LOB: 0 BB: 0 P: 5	1B: 5 2B: 4 3B: 0 HR: 0	SF: 0 SAC: 2 DP: 0 HBP: 0	WP: 0 PB: 0 SB: 1 CS: 1	PA: 39				
PITCHER	IP	WLS	BF	H	R	ER	SO	BB	IBB	HBP	BLK	WP	HR	S	P	ERA	WHIP									
Al Jackson, L ERA: 6.75 Jack Fisher, R ERA: 4.0 Tug McGraw, L ERA: Larry Bearnarth, R ERA:	(1, 1) (8, 1) (8, 1) (9, 1)	7.0 0.1 0.2 1.0	L 3 2 3	31 0 0 1	8 0 0 0	4 0 0 0	3 0 0 0	5 0 1 1	0 2 0 0	0 0 0 0	0 0 0 0	0 0 0 0	0 0 0 0	0 0 1 5	41 9 4 5	41 9 4 5	3.86 0.00 0.00 0.00	1.143 6.000 0.000 1.000								

Batter	1	2	3	4	5	6	7	8	9	AB	R	H	RBI	BB	SO	LOB	BOTTOM								
Bobby Klaus, R OBP: 0.190, SLG: 0.300 (1, 4)	1-3		F9		F8					4	0	0	0	0	1	0	San Francisco Giants @ New York Mets Shea Stadium, Flushing, NY Sun Apr 18 1965, 3:33 AM EST Unknown								
Roy McMillan, R OBP: 0.105, SLG: 0.105 (1, 6)	F9			F9 1B		6-3		6-3		4	1	1	0	0	0	0									
Johnny Lewis, L OBP: 0.474, SLG: 0.500 (1, 9)	1-3			F9 1B			BB		K	3	0	1	0	1	1	0									
Joe Christopher, R OBP: 0.350, SLG: 0.412 (1, 7)		F8		F9		F9		F9	5-3	4	0	0	0	0	0	3									
Ed Kranepool, L OBP: 0.421, SLG: 0.684 (1, 3)		4-3 2B		FC6-4 1B		F8		3-1		4	0	2	1	0	0	1									
Cleon Jones, R OBP: 0.063, SLG: 0.063 (1, 8)	4-3			F9						3	0	0	0	0	1	3									
Charley Smith, R OBP: 0.111, SLG: 0.063 (1, 5)	F8			FC6-4						3	0	0	0	0	1	3									
Chris Cannizzaro, R OBP: 0.167, SLG: 0.091 (1, 2)			F4							2	0	0	0	1	0	0									
Al Jackson, L Jack Fisher, R Tug McGraw, R Billy Cowan, R Larry Bearnarth, R (1, 1) (8, 1) (8, 1) (8, PH) (9, 1)			K2-3		G4-6-3 BB			4-3	4-3	2	0	0	0	0	0	0									
										0	0	0	0	0	0	0									
										0	0	0	0	0	0	0									
										0	0	0	0	0	0	0									
										0	0	0	0	0	0	0									
Inning Stats	R: 0 E: 0 K: 0 S: 3	H: 0 LOB: 0 BB: 0 P: 3	R: 0 E: 0 K: 0 S: 4	H: 1 LOB: 1 BB: 0 P: 4	R: 0 E: 0 K: 1 S: 5	H: 0 LOB: 0 BB: 0 P: 5	R: 0 E: 0 K: 0 S: 6	H: 3 LOB: 2 BB: 0 P: 6	R: 0 E: 0 K: 0 S: 2	H: 0 LOB: 0 BB: 1 P: 6	R: 0 E: 0 K: 0 S: 3	H: 0 LOB: 1 BB: 1 P: 7	R: 0 E: 0 K: 2 S: 7	H: 0 LOB: 0 BB: 0 P: 7	R: 0 E: 0 K: 1 S: 5	H: 0 LOB: 0 BB: 0 P: 5	R: 0 E: 0 K: 1 S: 5	H: 0 LOB: 0 BB: 0 P: 5	1B: 3 2B: 1 3B: 0 HR: 0	SF: 0 SAC: 0 DP: 1 HBP: 0	WP: 0 PB: 0 SB: 0 CS: 0	PA: 32			
PITCHER	IP	WLS	BF	H	R	ER	SO	BB	IBB	HBP	BLK	WP	HR	S	P	ERA	WHIP								
Jack Sanford, R ERA: 4.38 Bob Shaw, R ERA:	(1, 1) (7, 1)	6.0 3.0	W S	23 9	4 0	1 0	1 0	1 4	0 0	0 0	0 0	0 0	0 0	17 17	23 17	1.50 0.00	1.000 0.000								

AB 35
R 4
H 9
RBI 3
BB 2
SO 7
LOB 18



AB 30
R 1
H 4
RBI 1
BB 2
SO 5
LOB 11



Batter	1	2	3	4	5	6	7	8	9	AB	R	H	RBI	BB	SO	LOB	TOP										
Cleon Jones, R (1,9) OBP: 0.150, SLG: 0.150 Hawk Taylor, R (8,2)	0-0 1B E 9-2 1B		0-3 K		0-0 1-3			0-0 SH3-4 2-3 1B		4	0	2	0	0	1	1											
Roy McMillan, R (1,6) OBP: 0.154, SLG: 0.120	0-0 E6 1-2 1B		0-0 6-3		0-0 5-3			0-0 SH3-4 1-2 3-H 0-0 F3		3	0	0	1	0	0	1											
Joe Christopher, R (1,7) OBP: 0.357, SLG: 0.400	0-0 1-2 2-3 1B		0-0 4-3		0-0 1-3			0-0 F3		4	0	1	0	0	0	2											
Jim Hickman, R (1,3) Ed Kranepool, L (9,PH) OBP: 0.458, SLG: 0.739	0-0 9-2 3-H			0-0 1-3				0-0 SH 1B		3	0	0	0	0	0	3											
Charley Smith, R (1,5) OBP: 0.154, SLG: 0.167	0-3 K			0-0 1-3				0-0 F3		4	0	0	0	0	1	3											
Billy Cowan, R (1,8) OBP: 0.125, SLG: 0.250		0-0 2B		0-3 K				0-0 SH 1-3 1B		3	1	1	0	0	2	0											
Bobby Klaus, R (1,4) OBP: 0.214, SLG: 0.240		0-0 6-3			0-0 E6 FC4-6			0-0 1B SH3-4 BB		3	0	0	0	1	0	1											
Chris Cannizzaro, R (1,2) OBP: 0.222, SLG: 0.125 Johnny Lewis, L (8,PR) OBP: 0.488, SLG: 0.476		0-3 K		0-0 FC4-6 1-2				4-0 1B SH3-4 BB		2	0	0	0	1	1	2											
Warren Spahn, L (1,1) OBP: 0.167, SLG: 0.333		0-0 1-3		0-3 K				0-0 SH5-4 1-2		3	0	0	0	0	1	4											
Inning Stats	R: 0 E: 1 K: 1 S: 7	H: 2 LOB: 2 BB: 0 P: 7	R: 0 E: 0 K: 1 S: 6	H: 1 LOB: 1 BB: 0 P: 6	R: 0 E: 0 K: 1 S: 5	H: 0 LOB: 0 BB: 0 P: 5	R: 0 E: 0 K: 1 S: 5	H: 0 LOB: 0 BB: 0 P: 5	R: 0 E: 0 K: 0 S: 3	H: 0 LOB: 0 BB: 0 P: 3	R: 0 E: 0 K: 1 S: 5	H: 0 LOB: 0 BB: 0 P: 5	R: 0 E: 0 K: 0 S: 4	H: 1 LOB: 2 BB: 1 P: 8	R: 2 E: 1 K: 0 S: 5	H: 2 LOB: 1 BB: 1 P: 9	1B: 5 2B: 3 3B: 0 HR: 0	SF: 0 SAC: 3 DP: 2 HBP: 0	WP: 0 PB: 0 SB: 0 CS: 0	PA: 36							
PITCHER	IP	WLS	BF	H	R	ER	SO	BB	IBB	HBP	BLK	WP	HR	S	P	ERA	WHIP										
Claude Osteen, L (1,1) ERA: 1.06	8.0	L	30	4	1	1	6	1	0	0	0	0	0	41	45	1.12	0.625										
Bob Miller, R (9,1) ERA: 3.86	0.1		4	1	2	1	0	1	0	0	0	0	0	3	7	27.00	6.000										
Ron Perranoski, L (9,1) ERA:	0.2		2	1	0	0	0	0	0	0	0	0	0	2	2	0.00	1.500										

New York Mets @ Los Angeles Dodgers
Dodger Stadium, Los Angeles, CA
Tue Apr 20 1965, 6:05 PM PST
Att: 36,161 - Unknown

AB 31
R 3
H 6
RBI 3
BB 2
SO 6
LOB 17



Batter	1	2	3	4	5	6	7	8	9	AB	R	H	RBI	BB	SO	LOB	BOTTOM										
Dick Tracewski, R (1,6) OBP: 0.400, SLG: 0.250	0-0 FC2-6 1B		4-0 G6-3 BB			0-0 6-3		0-0 F7		3	0	1	0	1	0	1											
Wes Parker, S (1,3) OBP: 0.316, SLG: 0.474	0-0 FC2-6 5-3 E 1-2		0-0 G6-3 1-2			0-0 1B				4	1	2	0	0	0	3											
Willie Davis, L (1,8) OBP: 0.313, SLG: 0.533	0-0 5-3 1-3			0-0 G6-3 1B			0-0 F8			4	1	1	0	0	0	3											
Tommy Davis, R (1,7) OBP: 0.211, SLG: 0.211	0-0 B2-3			0-0 G6-3 1-2			0-0 L7			4	0	1	1	0	0	2											
John Roseboro, L (1,2) OBP: 0.200, SLG: 0.158 Nate Oliver, R (9,PR)		0-0 P3		0-0 P6			0-3 K			4	0	1	1	0	1	0											
Jim Lefebvre, S (1,4) OBP: 0.350, SLG: 0.611		0-3 K2-3			0-3 K					4	0	0	0	0	3	2											
Ron Fairly, L (1,9) OBP: 0.400, SLG: 0.571		0-0 4-3			0-0 4-3					4	0	0	0	0	0	2											
John Kennedy, R (1,5) OBP: 0.333, SLG: 0.438			0-0 SH3-4 1B		0-0 F8			0-0 1-3		4	0	1	0	0	1	2											
Claude Osteen, L (1,1) Al Ferrara, R (8,PH) OBP: 0.333, SLG: 1.000 Bob Miller, R (9,1) Ron Perranoski, L (9,1)			0-0 SH3-4			0-0 L7				1	0	0	0	0	0	0											
Inning Stats	R: 0 E: 1 K: 0 S: 4	H: 1 LOB: 1 BB: 0 P: 4	R: 0 E: 0 K: 1 S: 5	H: 0 LOB: 0 BB: 0 P: 5	R: 0 E: 0 K: 0 S: 3	H: 1 LOB: 1 BB: 1 P: 7	R: 0 E: 0 K: 0 S: 3	H: 1 LOB: 0 BB: 0 P: 3	R: 0 E: 0 K: 1 S: 5	H: 0 LOB: 0 BB: 0 P: 5	R: 0 E: 0 K: 0 S: 4	H: 1 LOB: 1 BB: 0 P: 4	R: 0 E: 0 K: 0 S: 4	H: 3 LOB: 2 BB: 0 P: 11	R: 2 E: 1 K: 2 S: 11	H: 3 LOB: 2 BB: 0 P: 11	1B: 7 2B: 0 3B: 1 HR: 0	SF: 0 SAC: 1 DP: 2 HBP: 0	WP: 0 PB: 0 SB: 0 CS: 0	PA: 35							
PITCHER	IP	WLS	BF	H	R	ER	SO	BB	IBB	HBP	BLK	WP	HR	S	P	ERA	WHIP										
Warren Spahn, L (1,1) ERA: 2.12	9.0	W	35	8	2	1	5	1	0	0	0	0	0	44	48	1.00	1.000										

New York Mets @ Los Angeles Dodgers
Dodger Stadium, Los Angeles, CA
Tue Apr 20 1965, 6:05 PM PST
Att: 36,161 - Unknown

AB 33
R 2
H 8
RBI 2
BB 1
SO 5
LOB 15




Batter	1	2	3	4	5	6	7	8	9	AB	R	H	RBI	BB	SO	LOB	TOP			
Johnny Lewis, L OBP: 0.483, SLG: 0.500	F7		SH2-4 1B 2B	FC4 BB		FC6-4 BB		4-3		3	1	1	0	2	0	2				
Roy McMillan, R OBP: 0.133, SLG: 0.103	6-3		SH2-4	FC4		FC6-4		6-3		4	0	0	0	0	0	4				
Ed Kranepool, L OBP: 0.448, SLG: 0.714	2B		BB 1B		F8		1-3		K	5	0	2	1	0	1	0				
Joe Christopher, R OBP: 0.333, SLG: 0.345	HBP		K		6-3		6-3		K	4	0	0	0	0	2	1				
Jim Hickman, R	F7		BB		BB		K			2	0	0	0	2	1	2				
Cleon Jones, R OBP: 0.125, SLG: 0.125		K	K		F7			K		4	0	0	0	0	3	3				
Bobby Klaus, R OBP: 0.250, SLG: 0.222		BB			5-3		1-3		BB 1B	2	0	0	0	2	0	0				
Chris Cannizzaro, R OBP: 0.286, SLG: 0.167		K			SH3-4 BB		BB 1B		BB 1B	2	0	1	0	1	1	1				
Jesse Gonder, L OBP: 0.286, SLG: 0.286										1	0	1	0	0	0	0				
Al Jackson, L										0	0	0	0	0	0	0				
Hawk Taylor, R										0	0	0	0	0	0	0				
Carl Willey, R		K			SH3-4		K			2	0	0	0	0	2	2				
Tug McGraw, R		K			SH3-4		K			0	0	0	0	0	0	0				
Charley Smith, R OBP: 0.148, SLG: 0.160					1-2					1	0	0	0	0	1	2				
Galen Cisco, R										0	0	0	0	0	0	0				
Inning Stats	R: 0 E: 0 K: 0 S: 4	H: 1 LOB: 2 BB: 0 P: 5	R: 0 E: 0 K: 3 S: 9	H: 0 LOB: 1 BB: 1 P: 13	R: 1 E: 0 K: 2 S: 9	H: 2 LOB: 2 BB: 1 P: 13	R: 0 E: 0 K: 0 S: 3	H: 0 LOB: 2 BB: 2 P: 11	R: 0 E: 0 K: 1 S: 6	H: 1 LOB: 2 BB: 1 P: 10	R: 0 E: 0 K: 1 S: 5	H: 0 LOB: 0 BB: 0 P: 5	R: 0 E: 0 K: 2 S: 8	H: 1 LOB: 2 BB: 1 P: 12	R: 0 E: 0 K: 2 S: 7	H: 0 LOB: 0 BB: 0 P: 7	1B: 3 2B: 2 3B: 0 HR: 0	SF: 0 SAC: 2 DP: 0 HBP: 1	WP: 0 PB: 0 SB: 0 CS: 0	PA: 40
PITCHER	IP WLS BF H R ER SO BB IBB HBP BLK WP HR S P ERA WHIP																			
Don Drysdale, R ERA: 2.01	(1, 1) 7.1 W 35 5 1 1 8 7 0 0 1 0 0 0 0 43 72 1.23 1.636																			
Bob Miller, R ERA: 2.25	(8, 1) 1.2 S 5 0 0 0 3 0 0 0 0 0 0 0 0 11 11 0.00 0.000																			

New York Mets @ Los Angeles Dodgers
 Dodger Stadium, Los Angeles, CA
 Wed Apr 21 1965, 6:05 PM PST
 Att: 18,134 - Unknown

livebaseballscorecards.com

AB 30
R 1
H 5
RBI 1
BB 7
SO 11
LOB 17




Batter	1	2	3	4	5	6	7	8	9	AB	R	H	RBI	BB	SO	LOB	BOTTOM			
Maury Wills, S OBP: 0.522, SLG: 0.579	S 1B		P9		1-3		2B 1B			5	1	3	1	0	0	1				
Wes Parker, S OBP: 0.456, SLG: 0.571	G4-6-3 BB		BB 1B		WP 2B BB		1B 2B			2	2	2	1	3	0	0				
Willie Davis, L OBP: 0.238, SLG: 0.400	F7		F9		F9		K		P5	5	0	0	0	0	1	9				
Tommy Davis, R OBP: 0.304, SLG: 0.286	G4-6-3		BB		2B		1B CS IBB			2	0	1	1	2	0	2				
Dick Smith, R	1-2		BB		2B		CS IBB			0	0	0	0	0	0	0				
John Roseboro, L OBP: 0.250, SLG: 0.182		CS BB	F8		G3		1B			3	0	1	2	1	0	4				
Ron Fairly, L OBP: 0.333, SLG: 0.444	3-1				4-3		F9		3-1	4	0	0	0	0	0	3				
Jim Lefebvre, S OBP: 0.375, SLG: 0.619	BB				6-3		4-3		SH3-4 2B	3	1	1	0	1	0	0				
John Kennedy, R OBP: 0.333, SLG: 0.474	K				2B		F8		SH3-4	3	0	1	0	0	1	1				
Don Drysdale, R OBP: 0.333, SLG: 0.667					5-3		BB 1B		1-3	3	1	2	0	0	0	1				
Bob Miller, R					BB 1B		BB 1B			1	0	0	0	0	0	1				
Inning Stats	R: 0 E: 0 K: 0 S: 3	H: 1 LOB: 1 BB: 1 P: 7	R: 0 E: 0 K: 1 S: 4	H: 0 LOB: 2 BB: 2 P: 12	R: 0 E: 0 K: 0 S: 5	H: 2 LOB: 3 BB: 1 P: 9	R: 0 E: 0 K: 0 S: 4	H: 1 LOB: 1 BB: 0 P: 4	R: 1 E: 0 K: 0 S: 4	H: 1 LOB: 1 BB: 1 P: 8	R: 0 E: 0 K: 0 S: 3	H: 0 LOB: 0 BB: 0 P: 3	R: 3 E: 0 K: 1 S: 8	H: 4 LOB: 1 BB: 1 P: 12	R: 1 E: 0 K: 0 S: 5	H: 2 LOB: 2 BB: 1 P: 9	1B: 6 2B: 5 3B: 0 HR: 0	SF: 0 SAC: 1 DP: 1 HBP: 0	WP: 1 PB: 0 SB: 1 CS: 2	PA: 39
PITCHER	IP WLS BF H R ER SO BB IBB HBP BLK WP HR S P ERA WHIP																			
Carl Willey, R ERA: 4.26	(1, 1) 6.0 L 28 7 3 3 1 1 0 1 0 0 0 0 0 6 45 9.00 2.000																			
Tug McGraw, L ERA: 5.4	(7, 1) 1.0 5 2 1 1 1 0 1 0 0 0 0 0 6 10 9.00 2.000																			
Galen Cisco, R ERA: 6.75	(8, 1) 1.0 6 2 1 1 1 0 1 0 0 0 0 0 5 9 9.00 3.000																			

New York Mets @ Los Angeles Dodgers
 Dodger Stadium, Los Angeles, CA
 Wed Apr 21 1965, 6:05 PM PST
 Att: 18,134 - Unknown

livebaseballscorecards.com

AB 31
R 5
H 11
RBI 5
BB 7
SO 2
LOB 22



Batter	1	2	3	4	5	6	7	8	9	AB	R	H	RBI	BB	SO	LOB	TOP					
Billy Cowan, R OBP: 0.250, SLG: 0.333 (1, 8)										4	0	2	0	0	1	0	New York Mets @ Los Angeles Dodgers Dodger Stadium, Los Angeles, CA Thu Apr 22 1965, 6:05 PM PST Att: 20,888 - Unknown					
Roy McMillan, R OBP: 0.147, SLG: 0.094 (1, 6)										3	1	0	0	1	2	2						
Joe Christopher, R OBP: 0.297, SLG: 0.303 (1, 7)										4	0	0	0	0	0	1						
Jim Hickman, R (1, 3)										4	0	0	0	0	1	2						
Charley Smith, R OBP: 0.161, SLG: 0.172 (1, 5)										4	0	1	0	0	1	2						
Ron Swoboda, R OBP: 0.300, SLG: 0.900 (1, 9)										3	0	1	1	0	0	1						
Bobby Klaus, R OBP: 0.229, SLG: 0.200 (1, 4)										3	0	0	0	0	1	3						
Chris Cannizzaro, R OBP: 0.250, SLG: 0.143 (1, 2)										3	0	0	0	0	0	0						
Jack Fisher, R (1, 1)										3	0	0	0	0	3	0						
Inning Stats	R: 0 E: 0 K: 0 S: 3	H: 1 LOB: 0 BB: 0 P: 3	R: 0 E: 0 K: 0 S: 3	H: 0 LOB: 0 BB: 0 P: 3	R: 0 E: 0 K: 1 S: 5	H: 0 LOB: 0 BB: 0 P: 5	R: 0 E: 0 K: 2 S: 7	H: 0 LOB: 0 BB: 0 P: 7	R: 0 E: 0 K: 0 S: 4	H: 1 LOB: 1 BB: 0 P: 4	R: 0 E: 0 K: 1 S: 5	H: 0 LOB: 0 BB: 0 P: 5	R: 1 E: 1 K: 3 S: 11	H: 1 LOB: 2 BB: 1 P: 15	R: 0 E: 0 K: 2 S: 8	H: 1 LOB: 1 BB: 0 P: 8	R: 0 E: 0 K: 0 S: 3	H: 0 LOB: 0 BB: 0 P: 3	1B: 4 2B: 0 3B: 0 HR: 0	SF: 0 SAC: 0 DP: 1 HBP: 0	WP: 0 PB: 0 SB: 1 CS: 0	PA: 32
PITCHER Sandy Koufax, L ERA: 1.0 (1, 1)	IP: 9.0 WLS: W BF: 32 H: 4 R: 1 ER: 0 SO: 9 BB: 1 IBB: 0 HBP: 0 BLK: 0 WP: 0 HR: 0 S: 49 P: 53 ERA: 0.00 WHIP: 0.556															PITCHER						

Batter	1	2	3	4	5	6	7	8	9	AB	R	H	RBI	BB	SO	LOB	BOTTOM					
Maury Wills, S OBP: 0.481, SLG: 0.522 (1, 6)										4	1	1	0	0	0	0	New York Mets @ Los Angeles Dodgers Dodger Stadium, Los Angeles, CA Thu Apr 22 1965, 6:05 PM PST Att: 20,888 - Unknown					
Wes Parker, S OBP: 0.429, SLG: 0.560 (1, 3)										4	0	1	0	0	0	1						
Willie Davis, L OBP: 0.240, SLG: 0.375 (1, 8)										4	1	1	0	0	0	2						
Tommy Davis, R OBP: 0.296, SLG: 0.280 (1, 7)										4	0	1	1	0	0	1						
John Roseboro, L OBP: 0.286, SLG: 0.200 (1, 2)										3	0	1	1	1	0	1						
Ron Fairly, L OBP: 0.370, SLG: 0.524 (1, 9)										3	0	2	0	0	0	1						
Jim Lefebvre, S OBP: 0.370, SLG: 0.583 (1, 4)										3	0	1	0	0	1	1						
John Kennedy, R OBP: 0.292, SLG: 0.409 (1, 5)										3	0	0	0	0	0	2						
Sandy Koufax, R (1, 1)										3	0	0	0	0	2	1						
Inning Stats	R: 0 E: 0 K: 0 S: 3	H: 0 LOB: 0 BB: 1 P: 3	R: 0 E: 0 K: 2 S: 7	H: 0 LOB: 0 BB: 0 P: 7	R: 1 E: 0 K: 0 S: 5	H: 2 LOB: 1 BB: 0 P: 5	R: 0 E: 0 K: 0 S: 4	H: 2 LOB: 1 BB: 0 P: 4	R: 0 E: 0 K: 0 S: 3	H: 1 LOB: 0 BB: 0 P: 3	R: 0 E: 1 K: 0 S: 4	H: 1 LOB: 1 BB: 0 P: 4	R: 0 E: 0 K: 1 S: 5	H: 0 LOB: 0 BB: 0 P: 5	R: 1 E: 0 K: 0 S: 4	H: 2 LOB: 1 BB: 0 P: 4	R: 0 E: 0 K: 0 S: 3	H: 2 LOB: 1 BB: 0 P: 4	1B: 6 2B: 3 3B: 0 HR: 0	SF: 0 SAC: 0 DP: 2 HBP: 0	WP: 0 PB: 0 SB: 0 CS: 1	PA: 33
PITCHER Jack Fisher, R ERA: 3.06 (1, 1)	IP: 8.2 WLS: L BF: 32 H: 8 R: 2 ER: 2 SO: 3 BB: 1 IBB: 0 HBP: 0 BLK: 0 WP: 0 HR: 0 S: 37 P: 41 ERA: 2.08 WHIP: 1.038															PITCHER						

AB	31
R	1
H	4
RBI	1
BB	1
SO	9
LOB	11



AB	31
R	2
H	8
RBI	2
BB	1
SO	3
LOB	10



Batter	1	2	3	4	5	6	7	8	9	10	11	AB	R	H	RBI	BB	SO	LOB	TOP			
Johnny Lewis, L OBP: 0.486, SLG: 0.500 (1.9)	SH1-3 1B 2B		K		G4-3 BB		K		E5 1B			4	2	1	0	2	2	0				
Roy McMillan, R OBP: 0.158, SLG: 0.086 Billy Cowan, R OBP: 0.308, SLG: 0.333 (9. PR)	SH1-3 2-3		F8		G4-3 1-2			K	1B E			3	0	0	0	1	1	1				
Ed Kranepool, L OBP: 0.429, SLG: 0.647 (1.3)	K							4-3 2B 1B	F8			6	1	2	0	0	1	6				
Joe Christopher, R OBP: 0.349, SLG: 0.342 (1.7)			F8					4-3 2B 1B				5	2	3	2	1	0	2				
Jim Hickman, R OBP: 0.200, SLG: 0.222 (9.5)	F9				E5			1B 2B	FC6-4 1B			6	1	2	2	0	0	3				
Charley Smith, R OBP: 0.162, SLG: 0.176 (9.6)			6-3		L5				6-3			5	0	1	2	0	1	3				
Bobby Klaus, R OBP: 0.288, SLG: 0.229 (1.4)					F9			1-3				5	0	2	0	1	1	3				
Chris Cannizzaro, R Galen Cisco, R Danny Napoleon, R Tug McGraw, R Ron Swoboda, R Larry Beaman, R Cleon Jones, R Dennis Ribant, R (1.2) (2.1) (7. PR) (7.1) (9. PR) (8.1) (8.1) (10. PR) (10.1)					K							1	0	1	0	0	0	0				
Gary Kroll, R Jim Bethke, R Jesse Gonder, L (1.1) (1.1) (2. PH)			K		4-3				HR			0	0	0	0	0	0	0				
Inning Stats	R: 1 E: 0 K: 1 S: 7	H: 2 LOB: 1 BB: 0 P: 7	R: 0 E: 0 K: 1 S: 6	H: 2 LOB: 2 BB: 0 P: 6	R: 0 E: 0 K: 1 S: 6	H: 1 LOB: 1 BB: 0 P: 6	R: 0 E: 0 K: 0 S: 2	H: 0 LOB: 0 BB: 1 P: 6	R: 0 E: 0 K: 2 S: 7	H: 0 LOB: 0 BB: 0 P: 7	R: 0 E: 0 K: 2 S: 10	H: 3 LOB: 1 BB: 0 P: 10	R: 4 E: 2 K: 0 S: 7	H: 3 LOB: 1 BB: 1 P: 11	R: 0 E: 0 K: 0 S: 3	H: 0 LOB: 3 BB: 3 P: 15	R: 1 E: 0 K: 0 S: 4	H: 1 LOB: 1 BB: 1 P: 8	1B: 9 2B: 4 3B: 0 HR: 2	SF: 1 SAC: 1 DP: 2 HBP: 0	WP: 0 PB: 0 SB: 1 CS: 1	PA: 53
PITCHER Gaylord Perry, R ERA: 6.38 Bob Shaw, R ERA: Frank Linzy, R ERA: Bob Hendley, L ERA: Jim Duffalo, R ERA: 27.0	IP 8.0	WLS 36	BF 4	H 1	R 1	ER 0	SO 0	BB 1	IBB 0	HBP 0	BLK 0	WP 0	HR 0	S 3	P 7	ERA 6.75	WHIP 1.625					
PITCHER Ron Herbel, R ERA: (11.1)	IP 1.0	WLS 4	BF 1	H 1	R 0	ER 0	SO 0	BB 0	IBB 0	HBP 0	BLK 0	WP 0	HR 0	S 4	P 4	ERA 0.00	WHIP 1.000					

New York Mets @ San Francisco Giants
Candlestick Park, San Francisco, CA
Fri Apr 23 1965, 9:05 PM EST
Att: 14,037 - Unknown

AB	45
R	9
H	14
RBI	8
BB	6
SO	9
LOB	24



Batter	1	2	3	4	5	6	7	8	9	10	11	AB	R	H	RBI	BB	SO	LOB	BOTTOM
Jose Pagan, R OBP: 0.235, SLG: 0.194 Chuck Hillier, L (9. PH)	4-3 1B BB	5-3	1-3			5-3			F9			4	1	1	0	1	0	1	
Matty Alou, L OBP: 0.423, SLG: 0.400 (1.7)	4-3 1B BB	E3 E BB SF9				2B 1B			F2			5	3	2	0	1	0	5	
Willie McCovey, L OBP: 0.474, SLG: 0.515 (1.3)	4-3	SF9 E BB			F2							5	0	2	1	1	1	3	
Willie Mays, R OBP: 0.368, SLG: 0.583 (1.8)	1B 1B	E6			F4							5	1	1	1	1	0	5	
Jesus Alou, R OBP: 0.368, SLG: 0.459 (1.9)	HR 1B	SF9			5-3				F7			5	1	1	3	0	0	3	
Jim Ray Hart, R OBP: 0.368, SLG: 0.429 (1.5)	HR 1B	F8							G3			6	2	4	2	0	0	3	
Ed Bailey, L Ken Henderson, B Bob Hendley, R Jim Duffalo, R Ron Herbel, R Harvey Kuenn, R (1.2) (10. PR) (10.1) (10.1) (11.1) (11. PR)	F6											3	0	1	0	1	0	1	
Hal Lanier, R OBP: 0.182, SLG: 0.161 Jim Davenport, R OBP: 0.667, SLG: 0.667 (1.4) (5. PH)												1	0	1	0	1	0	0	
Gaylord Perry, R Bob Shaw, R Frank Linzy, R Tom Haller, L (1.1) (9.1) (9.1) (9. PH)	1-3											4	0	0	0	0	0	6	
PITCHER Gary Kroll, R ERA: 6.14 Jim Bethke, R ERA: 5.4 Galen Cisco, R ERA: 2.84 Tug McGraw, L ERA: 4.91 Larry Beaman, R ERA:	IP 0.1	WLS 5	BF 2	H 1	R 4	ER 4	SO 0	BB 2	IBB 0	HBP 0	BLK 0	WP 0	HR 0	S 3	P 7	ERA 108.00	WHIP 12.000		
PITCHER Dennis Ribant, R ERA: (10.1)	IP 2.0	WLS 7	BF 2	H 2	R 0	ER 0	SO 1	BB 0	IBB 0	HBP 0	BLK 0	WP 0	HR 0	S 9	P 9	ERA 0.00	WHIP 1.000		

New York Mets @ San Francisco Giants
Candlestick Park, San Francisco, CA
Fri Apr 23 1965, 9:05 PM EST
Att: 14,037 - Unknown

AB	43
R	8
H	15
RBI	8
BB	7
SO	2
LOB	31



Batter	1	2	3	4	5	6	7	8	9	AB	R	H	RBI	BB	SO	LOB	TOP					
Johnny Lewis, L (1,9) OBP: 0.477, SLG: 0.486	0-3 K		4-0 1B BB			0-0 2B		0-0 4-3		3	0	1	0	1	1	0	New York Mets @ San Francisco Giants Candlestick Park, San Francisco, CA Sun Apr 25 1965, 6:33 AM EDT Unknown					
Roy McMillan, R (1,6) OBP: 0.159, SLG: 0.098 Tug McGraw, R (7,1) Cleon Jones, R (8,PH) Carl Willey, R (8,1)	0-0 5-3		0-0 1B			0-0 F2		0-3 K		3	0	1	0	0	0	1						
Ed Kranepool, L (1,3) OBP: 0.432, SLG: 0.738	0-0 F8		0-0 6-3			0-0 F6		0-0 1B		4	0	1	0	0	0	3						
Joe Christopher, R (1,7) OBP: 0.353, SLG: 0.333		0-0 CS 1B		0-0 F8		0-3 K		0-0 F3		4	0	1	0	0	1	2						
Charley Smith, R (1,5) OBP: 0.178, SLG: 0.190	0-3 K		0-0 F6			0-0 6-3		0-0 E6 FC4		4	0	0	0	0	1	1						
Jim Hickman, R (1,8) OBP: 0.185, SLG: 0.167	0-0 E5		0-0 F7			4-0 1B BB		0-0 FC4		3	0	0	0	1	0	1						
Bobby Klaus, R (1,4) OBP: 0.239, SLG: 0.200 Ron Swoboda, R (7,PH) Billy Cowan, R (7,4) OBP: 0.286, SLG: 0.308	0-0 6-3			0-3 K		0-0 1-2 1B		0-0 F2		2	0	0	0	0	1	1						
Chris Cannizzaro, R (1,2) OBP: 0.233, SLG: 0.148 Jesse Gonder, L (3,2) OBP: 0.189, SLG: 0.375		0-3 K		0-0 3-1		0-0 F9		0-3 K		1	0	0	0	0	1	0						
Al Jackson, L (1,1) Jim Bethke, R (4,1) Danny Napoleon, R (7,PH) OBP: 0.500, SLG: 1.000		0-3 K		0-3 K		0-0 F3				1	0	0	0	0	1	0						
										1	0	0	0	0	1	0						
										1	0	0	0	0	0	2						
Inning Stats	R: 0 E: 0 K: 1 S: 5	H: 0 LOB: 0 BB: 0 P: 5	R: 0 E: 1 K: 1 S: 6	H: 1 LOB: 1 BB: 0 P: 6	R: 0 E: 0 K: 2 S: 8	H: 1 LOB: 2 BB: 1 P: 12	R: 0 E: 0 K: 0 S: 3	H: 0 LOB: 0 BB: 0 P: 3	R: 0 E: 0 K: 1 S: 7	H: 0 LOB: 0 BB: 0 P: 7	R: 0 E: 0 K: 1 S: 6	H: 1 LOB: 2 BB: 1 P: 6	R: 0 E: 0 K: 0 S: 4	H: 1 LOB: 2 BB: 1 P: 8	R: 0 E: 0 K: 1 S: 6	H: 1 LOB: 1 BB: 0 P: 6	R: 0 E: 1 K: 1 S: 6	H: 0 LOB: 1 BB: 0 P: 6	1B: 4 2B: 2 3B: 0 HR: 0	SF: 0 SAC: 0 DP: 1 HBP: 0	WP: 0 PB: 0 SB: 0 CS: 1	PA: 35
PITCHER Juan Marichal, R (1,1) ERA: 0.5	IP: 9.0 WLS: W BF: 35 H: 5 R: 0 ER: 0 SO: 9 BB: 2 IBB: 0 HBP: 0 BLK: 0 WP: 0 HR: 0 S: 51 P: 59 ERA: 0.00 WHIP: 0.778															PITCHER	IP: 9.0 WLS: W BF: 35 H: 5 R: 0 ER: 0 SO: 9 BB: 2 IBB: 0 HBP: 0 BLK: 0 WP: 0 HR: 0 S: 51 P: 59 ERA: 0.00 WHIP: 0.778					

Batter	1	2	3	4	5	6	7	8	9	AB	R	H	RBI	BB	SO	LOB	BOTTOM
Harvey Kuenn, R (1,7) OBP: 0.400, SLG: 0.250	4-0 FC1-5 S BB	4-0 3B BB		0-0 F3		0-0 1B		0-0 E1 G1-6-3		3	1	1	0	2	0	0	New York Mets @ San Francisco Giants Candlestick Park, San Francisco, CA Sun Apr 25 1965, 6:33 AM EDT Unknown
Hal Lanier, R (1,4) OBP: 0.167, SLG: 0.200	0-0 FC1-5 HR	0-0 1H 2H 3B		0-0 G3		0-0 F4		0-0 G1-6-3		5	1	1	2	0	0	3	
Willie McCovey, L (1,3) OBP: 0.489, SLG: 0.575	0-0 1H HR	4-0 BB		0-0 FC5-4 1B		0-3 K				3	1	2	2	1	1	0	
Willie Mays, R (1,8) OBP: 0.562, SLG: 0.556	0-0 G1	0-0 F9		0-0 FC5-4		0-0 6-3				4	0	0	0	0	0	3	
Jesus Alou, R (1,9) OBP: 0.413, SLG: 0.511	0-0 FC6-4 1B		0-0 2B 2B		0-3 K		0-0 FC BB 1B			4	1	3	0	0	1	0	
Jim Ray Hart, R (1,5) OBP: 0.349, SLG: 0.400 Jim Davenport, R (3,5) OBP: 0.500, SLG: 0.400	0-0 FC6-4		0-0 6-3		0-0 F9		4-0 FC BB			1	0	0	0	0	0	1	
Jose Pagan, R (1,6) OBP: 0.256, SLG: 0.250		0-0 SH2-4 3B 1B		0-0 FC6-4		0-0 4-3		0-0 FC		4	1	2	1	0	0	2	
Tom Haller, L (1,2) OBP: 0.273, SLG: 0.158	0-0 SH2-4	0-0 1-2 2B		0-0 F4		0-3 K2-3		0-0 F3		3	0	0	0	0	1	4	
Juan Marichal, R (1,1) OBP: 0.143, SLG: 0.154	0-0 1-3	0-0 5-3		0-0 5-3		0-0 5-3		0-0 F7		4	0	0	0	0	0	2	
										1B: 5 2B: 2 3B: 1 HR: 1	SF: 0 SAC: 1 DP: 1 HBP: 0	WP: 0 PB: 0 SB: 1 CS: 0	PA: 38				
PITCHER Al Jackson, L (1,1) ERA: 8.4 Jim Bethke, R (4,1) ERA: 2.64 Tug McGraw, L (7,1) ERA: 3.86 Carl Willey, R (8,1) ERA: 3.68	IP: 3.0 WLS: L BF: 18 H: 6 R: 5 ER: 5 SO: 0 BB: 3 IBB: 0 HBP: 0 BLK: 0 WP: 0 HR: 1 S: 15 P: 27 ERA: 15.00 WHIP: 3.000															PITCHER	IP: 3.0 WLS: L BF: 18 H: 6 R: 5 ER: 5 SO: 0 BB: 3 IBB: 0 HBP: 0 BLK: 0 WP: 0 HR: 1 S: 15 P: 27 ERA: 15.00 WHIP: 3.000



Batter	1	2	3	4	5	6	7	8	9	AB	R	H	RBI	BB	SO	LOB	TOP								
Bobby Klaus, R OBP: 0.275, SLG: 0.250 (1, 4)										4	0	2	1	1	1	1	New York Mets @ San Francisco Giants Candlestick Park, San Francisco, CA Sun Apr 25 1965, 6:38 AM EDT Att: 33,905 - Unknown								
Johnny Lewis, L OBP: 0.429, SLG: 0.425 (1, 9)										5	0	0	0	0	2	5									
Joe Christopher, R OBP: 0.339, SLG: 0.306 (1, 7)										4	0	0	0	0	1	1									
Ed Kranepool, L OBP: 0.469, SLG: 0.783 (1, 3)										4	2	3	0	1	0	1									
Ron Swoboda, R OBP: 0.389, SLG: 1.111 Billy Cowan, R OBP: 0.286, SLG: 0.308 (1, 8) (9, 8)										5	1	2	3	0	0	4									
Charley Smith, R OBP: 0.163, SLG: 0.174 (1, 5)										4	0	0	0	0	1	2									
Roy McMillan, R OBP: 0.167, SLG: 0.091 (1, 6)										3	1	0	0	1	0	1									
Chris Cannizzaro, R OBP: 0.206, SLG: 0.129 (1, 2)										4	0	0	0	0	1	1									
Warren Spahn, L OBP: 0.364, SLG: 0.333 (1, 1)										2	0	1	0	2	0	0									
Inning Stats	R: 0 E: 0 K: 0 S: 4	H: 1 LOB: 2 BB: 1 P: 8	R: 1 E: 0 K: 2 S: 8	H: 1 LOB: 1 BB: 2 P: 16	R: 0 E: 0 K: 1 S: 4	H: 1 LOB: 1 BB: 1 P: 4	R: 0 E: 0 K: 1 S: 6	H: 1 LOB: 2 BB: 1 P: 10	R: 1 E: 0 K: 0 S: 5	H: 2 LOB: 1 BB: 0 P: 5	R: 0 E: 0 K: 1 S: 5	H: 0 LOB: 0 BB: 0 P: 5	R: 2 E: 0 K: 2 S: 9	H: 2 LOB: 0 BB: 0 P: 9	R: 0 E: 0 K: 0 S: 3	H: 0 LOB: 1 BB: 1 P: 7		R: 0 E: 0 K: 0 S: 3	H: 0 LOB: 1 BB: 0 P: 4	1B: 3 2B: 4 3B: 0 HR: 1	SF: 0 SAC: 0 DP: 0 HBP: 1	WP: 0 PB: 0 SB: 0 CS: 0	PA: 41		
PITCHER	IP	WLS	BF	H	R	ER	SO	BB	IBB	HBP	BLK	WP	HR	S	P	ERA	WHIP								
Bobby Bolin, R ERA: 4.35 (1, 1)	6.0	L	28	6	2	2	4	3	1	0	0	0	0	32	48	3.00	1.500								
Ron Herbel, R ERA: 2.25 (7, 1)	2.0		9	2	2	2	2	1	0	0	0	0	1	12	16	9.00	1.500								
Frank Linzy, R ERA: (9, 1)	1.0		4	0	0	0	0	0	0	1	0	0	0	3	4	0.00	0.000								

Batter	1	2	3	4	5	6	7	8	9	AB	R	H	RBI	BB	SO	LOB	BOTTOM								
Harvey Kuenn, R OBP: 0.375, SLG: 0.250 (1, 7)										4	0	1	1	0	0	1	New York Mets @ San Francisco Giants Candlestick Park, San Francisco, CA Sun Apr 25 1965, 6:38 AM EDT Att: 33,905 - Unknown								
Hal Lanier, R OBP: 0.152, SLG: 0.182 (1, 4)										4	0	0	0	0	0	1									
Willie McCovey, L OBP: 0.460, SLG: 0.535 Jim Ray Hart, R OBP: 0.341, SLG: 0.390 (1, 3) (9, PH)										3	0	0	0	0	2	0									
Willie Mays, R OBP: 0.373, SLG: 0.612 (1, 8)										4	1	2	1	0	0	0									
Jesus Alou, R OBP: 0.400, SLG: 0.490 (1, 9)										4	0	1	0	0	0	1									
Jim Davenport, R OBP: 0.300, SLG: 0.222 (1, 5)										4	0	0	0	0	1	1									
Jose Pagan, R OBP: 0.234, SLG: 0.227 (1, 6)										4	0	0	0	0	0	1									
Ed Bailey, L OBP: 0.286, SLG: 0.118 Jack Hiatt, R OBP: 0.667, SLG: 0.667 (1, 2) (9, PH) (9, 2)										2	0	0	0	0	1	0									
Bobby Bolin, R Orlando Cepeda, R Ken Henderson, S Ron Herbel, R Cap Peterson, R Frank Linzy, R (1, 1) (9, PH) (9, PH) (7, 1) (9, PH) (9, 1)										1	0	0	0	0	0	0									
Inning Stats	R: 0 E: 0 K: 1 S: 5	H: 0 LOB: 0 BB: 0 P: 5	R: 0 E: 0 K: 1 S: 5	H: 0 LOB: 0 BB: 0 P: 5	R: 0 E: 0 K: 1 S: 5	H: 0 LOB: 0 BB: 0 P: 5	R: 0 E: 0 K: 0 S: 3	H: 0 LOB: 0 BB: 0 P: 3	R: 0 E: 0 K: 0 S: 4	H: 1 LOB: 1 BB: 0 P: 4	R: 0 E: 0 K: 0 S: 4	H: 1 LOB: 1 BB: 0 P: 4	R: 2 E: 0 K: 0 S: 6	H: 3 LOB: 1 BB: 0 P: 6	R: 1 E: 0 K: 0 S: 5	H: 2 LOB: 1 BB: 0 P: 5		1B: 5 2B: 1 3B: 0 HR: 1	SF: 0 SAC: 0 DP: 0 HBP: 0	WP: 0 PB: 0 SB: 0 CS: 0	PA: 34				
PITCHER	IP	WLS	BF	H	R	ER	SO	BB	IBB	HBP	BLK	WP	HR	S	P	ERA	WHIP								
Warren Spahn, L ERA: 2.42 (1, 1)	9.0	W	34	7	3	3	4	0	0	0	0	0	1	42	42	3.00	0.778								

Batter	1	2	3	4	5	6	7	8	9	AB	R	H	RBI	BB	SO	LOB	TOP										
Bobby Klaus, R OBP: 0.255, SLG: 0.229 (1, 4)										4	0	0	0	0	2	1											
Johnny Lewis, L OBP: 0.434, SLG: 0.419 (1, 9)										3	0	1	0	1	0	0											
Joe Christopher, R OBP: 0.317, SLG: 0.283 (1, 7)										4	0	0	0	0	1	1											
Ed Kranepool, L OBP: 0.434, SLG: 0.720 (1, 3)										4	0	0	0	0	1	0											
Ron Swoboda, R OBP: 0.364, SLG: 0.952 Billy Cowan, R OBP: 0.286, SLG: 0.308 (9, PR) (9, 8)										3	0	0	0	1	1	0											
Charley Smith, R OBP: 0.170, SLG: 0.180 (1, 5)										4	1	1	0	0	2	2											
Chris Cannizzaro, R OBP: 0.216, SLG: 0.116 (1, 2)										3	1	1	0	0	2	0											
Roy McMillan, R OBP: 0.196, SLG: 0.149 (1, 6)										3	0	2	2	0	0	0											
Jack Fisher, R Al Jackson, L Dennis Ribant, R (1, 1) (9, 1) (9, 1)										3	0	0	0	0	1	2											
Inning Stats	R: 0 E: 0 K: 1 S: 5	H: 0 LOB: 0 BB: 0 P: 5	R: 2 E: 0 K: 1 S: 8	H: 3 LOB: 1 BB: 0 P: 8	R: 0 E: 0 K: 0 S: 3	H: 0 LOB: 0 BB: 0 P: 3	R: 0 E: 0 K: 2 S: 7	H: 0 LOB: 0 BB: 0 P: 7	R: 0 E: 0 K: 2 S: 6	H: 0 LOB: 0 BB: 1 P: 10	R: 0 E: 0 K: 0 S: 3	H: 0 LOB: 0 BB: 0 P: 3	R: 0 E: 0 K: 1 S: 6	H: 1 LOB: 1 BB: 0 P: 6	R: 0 E: 1 K: 1 S: 6	H: 1 LOB: 3 BB: 1 P: 10	1B: 3 2B: 2 3B: 0 HR: 0	SF: 0 SAC: 0 DP: 0 HBP: 0	WP: 1 PB: 1 SB: 0 CS: 1	PA: 33							
PITCHER	IP	WLS	BF	H	R	ER	SO	BB	IBB	HBP	BLK	WP	HR	S	P	ERA	WHIP										
Don Nottebart, R ERA: 3.0 Hal Woodeshick, L ERA: 4.91 (1, 1) (9, 1)	8.0		28	4	2	2	9	1	0	0	0	0	0	45	49	2.25	0.625										

New York Mets @ Houston Astros
Astrodome, Houston, TX
Tue Apr 27 1965, 8:05 PM EDT
Att: 16,837 - Dome - G2 F

AB	31
R	2
H	5
RBI	2
BB	2
SO	10
LOB	6



Batter	1	2	3	4	5	6	7	8	9	AB	R	H	RBI	BB	SO	LOB	BOTTOM										
Joe Morgan, L OBP: 0.348, SLG: 0.322 (1, 4)										4	0	2	0	0	0	2											
Al Spangler, L OBP: 0.348, SLG: 0.250 (1, 7)										4	0	1	0	0	1	3											
Jimmy Wynn, R OBP: 0.403, SLG: 0.444 (1, 8)										4	0	0	0	0	2	5											
Walt Bond, L OBP: 0.323, SLG: 0.322 (1, 3)										4	0	0	0	0	1	0											
Bob Aspromonte, R OBP: 0.344, SLG: 0.396 (1, 5)										3	1	1	0	1	0	0											
Rusty Staub, L OBP: 0.289, SLG: 0.111 Mike White, R (9, PH) (9, PH)										3	0	0	0	0	1	1											
John Bateman, R OBP: 0.350, SLG: 0.676 Ron Brand, R OBP: 0.286, SLG: 0.211 (9, 2) (9, 2)										3	0	1	0	0	0	1											
Bob Lillis, R OBP: 0.291, SLG: 0.255 Jim Beauchamp, R OBP: 0.360, SLG: 0.238 Eddie Kasko, R OBP: 0.500, SLG: 1.000 (1, 6) (8, PH) (9, 6)										2	0	1	0	0	0	0											
Don Nottebart, R Joe Gaines, R Hal Woodeshick, R (1, 1) (8, PH) (9, 1)										2	0	0	0	0	0	1											
Inning Stats	R: 0 E: 0 K: 1 S: 5	H: 1 LOB: 1 BB: 0 P: 5	R: 0 E: 0 K: 0 S: 3	H: 0 LOB: 0 BB: 0 P: 3	R: 0 E: 0 K: 0 S: 3	H: 0 LOB: 0 BB: 0 P: 3	R: 0 E: 0 K: 1 S: 5	H: 0 LOB: 0 BB: 0 P: 5	R: 0 E: 0 K: 0 S: 3	H: 0 LOB: 0 BB: 0 P: 3	R: 1 E: 2 K: 1 S: 8	H: 2 LOB: 2 BB: 0 P: 8	R: 2 E: 0 K: 0 S: 4	H: 2 LOB: 1 BB: 1 P: 8	1B: 6 2B: 3 3B: 0 HR: 0	SF: 0 SAC: 0 DP: 2 HBP: 0	WP: 0 PB: 0 SB: 0 CS: 0	PA: 35									
PITCHER	IP	WLS	BF	H	R	ER	SO	BB	IBB	HBP	BLK	WP	HR	S	P	ERA	WHIP										
Jack Fisher, R ERA: 2.42 Al Jackson, L ERA: 8.22 Dennis Ribant, R ERA: 1.29 (1, 1) (9, 1) (9, 1)	0.1		1	0	0	0	0	0	0	0	0	0	0	1	1	0.00	0.000										

New York Mets @ Houston Astros
Astrodome, Houston, TX
Tue Apr 27 1965, 8:05 PM EDT
Att: 16,837 - Dome - G2 F

AB	33
R	3
H	8
RBI	3
BB	2
SO	5
LOB	16



Batter	1	2	3	4	5	6	7	8	9	AB	R	H	RBI	BB	SO	LOB	TOP			
Ron Hunt, R OBP: 0.500, SLG: 0.333 (1, 4)										3	1	1	0	0	0	3	New York Mets @ Cincinnati Reds Crosley Field, Cincinnati, OH Fri Apr 30 1965, 7:05 PM EDT Att: 5,216 - Unknown			
Johnny Lewis, L OBP: 0.403, SLG: 0.404 (1, 9)										4	0	0	0	0	0	5				
Joe Christopher, R OBP: 0.304, SLG: 0.290 (1, 7)										4	0	1	0	0	0	1				
Ed Kranepool, L OBP: 0.452, SLG: 0.709 (1, 3)										1	0	0	0	3	1	0				
Ron Swoboda, R OBP: 0.355, SLG: 0.800 (1, 8)										4	0	1	1	0	1	2				
Jim Hickman, R OBP: 0.143, SLG: 0.125 Jesse Gonder, L OBP: 0.222, SLG: 0.389 (8, PH) (8, 2)										3	0	0	0	0	1	4				
Chris Cannizzaro, R OBP: 0.209, SLG: 0.175 Danny Napoleon, R OBP: 0.400, SLG: 0.800 (8, 5)										3	0	0	0	0	1	1				
Roy McMillan, R OBP: 0.224, SLG: 0.189 Billy Cowan, R OBP: 0.207, SLG: 0.286 (9, PH) (8, 2)										3	0	1	0	0	0	0				
Warren Spahn, L OBP: 0.385, SLG: 0.300 Tom Parsons, R (6, 1)										1	0	0	0	1	0	0				
Cleon Jones, R OBP: 0.143, SLG: 0.143 Jim Bethke, R (7, 1) Hawk Taylor, R (9, PH)										0	0	0	0	0	0	0				
Inning Stats	R: 1 E: 0 K: 0 S: 5	H: 3 LOB: 2 BB: 1 P: 9	R: 0 E: 0 K: 0 S: 4	H: 1 LOB: 2 BB: 1 P: 8	R: 0 E: 0 K: 1 S: 5	H: 0 LOB: 0 BB: 0 P: 5	R: 0 E: 0 K: 0 S: 3	H: 0 LOB: 0 BB: 0 P: 3	R: 0 E: 0 K: 3 S: 9	H: 0 LOB: 1 BB: 1 P: 13	R: 0 E: 0 K: 0 S: 4	H: 1 LOB: 1 BB: 0 P: 4	R: 0 E: 0 K: 0 S: 3	H: 0 LOB: 1 BB: 1 P: 7	R: 0 E: 0 K: 0 S: 7	H: 0 LOB: 0 BB: 0 P: 7	1B: 3 2B: 2 3B: 0 HR: 0	SF: 0 SAC: 0 DP: 1 HBP: 1	WP: 0 PB: 0 SB: 0 CS: 0	PA: 36
PITCHER John Tsitouris, R ERA: 3.18 (1, 1)	IP: 9.0 WLS: W BF: 36 H: 5 R: 1 ER: 1 SO: 6 BB: 3 IBB: 1 HBP: 1 BLK: 0 WP: 0 HR: 0 S: 43 P: 60 ERA: 1.00 WHIP: 0.889															PITCHER				

Batter	1	2	3	4	5	6	7	8	9	AB	R	H	RBI	BB	SO	LOB	BOTTOM			
Pete Rose, S OBP: 0.388, SLG: 0.525 (1, 4)										5	1	5	2	0	0	0	New York Mets @ Cincinnati Reds Crosley Field, Cincinnati, OH Fri Apr 30 1965, 7:05 PM EDT Att: 5,216 - Unknown			
Tommy Harper, R OBP: 0.469, SLG: 0.451 (1, 7)										5	1	0	0	0	1	4				
Vada Pinson, L OBP: 0.277, SLG: 0.317 (1, 8)										5	0	0	0	0	1	3				
Frank Robinson, R OBP: 0.469, SLG: 0.680 (1, 9)										4	0	1	0	0	0	2				
Deron Johnson, R OBP: 0.339, SLG: 0.563 (1, 5)										4	1	0	0	0	0	2				
Tony Perez, R OBP: 0.500, SLG: 0.944 (1, 3)										4	1	3	2	0	1	0				
Johnny Edwards, L OBP: 0.324, SLG: 0.567 (1, 2)										3	1	1	1	1	1	1				
Leo Cardenas, R OBP: 0.328, SLG: 0.264 (1, 6)										4	1	2	0	0	0	3				
John Tsitouris, R OBP: 0.222, SLG: 0.125 (1, 1)										4	0	0	0	0	2	2				
Inning Stats	R: 0 E: 0 K: 1 S: 7	H: 2 LOB: 0 BB: 0 P: 7	R: 0 E: 0 K: 2 S: 8	H: 1 LOB: 0 BB: 0 P: 8	R: 0 E: 0 K: 0 S: 4	H: 1 LOB: 1 BB: 0 P: 4	R: 0 E: 0 K: 0 S: 4	H: 1 LOB: 0 BB: 0 P: 4	R: 1 E: 1 K: 0 S: 5	H: 1 LOB: 1 BB: 0 P: 5	R: 5 E: 1 K: 2 S: 12	H: 4 LOB: 0 BB: 0 P: 12	R: 0 E: 0 K: 0 S: 4	H: 1 LOB: 2 BB: 1 P: 8	R: 0 E: 0 K: 1 S: 6	H: 1 LOB: 1 BB: 0 P: 6		1B: 7 2B: 2 3B: 0 HR: 3	SF: 0 SAC: 0 DP: 0 HBP: 0	WP: 0 PB: 0 SB: 1 CS: 0
PITCHER Warren Spahn, L ERA: 3.16 (1, 1)	IP: 5.1 WLS: L BF: 28 H: 10 R: 6 ER: 4 SO: 4 BB: 0 IBB: 0 HBP: 0 BLK: 0 WP: 0 HR: 3 S: 36 P: 36 ERA: 6.75 WHIP: 1.875															PITCHER				
Tom Parsons, R ERA: 3.55 (6, 1)	0.2	2	0	0	0	1	0	0	0	0	0	4	4	0.00	0.000					
Jim Bethke, R ERA: 2.16 (7, 1)	2.0	9	2	0	0	1	0	1	0	0	10	14	0.00	1.000						

Batter	1	2	3	4	5	6	7	8	9	AB	R	H	RBI	BB	SO	LOB	TOP																		
Johnny Lewis, L OBP: 0.373, SLG: 0.368 (1, 9)	0-0 4-3		0-0 4-3		0-0 F7		0-0 G3		0-0 F7	5	0	0	0	0	0	1																			
Ron Hunt, R OBP: 0.625, SLG: 0.400 (1, 4)	0-0 2B		0-0 F9		4-0 FC4-6 BB		1-0 HBP			2	0	1	0	1	0	0																			
Ed Kranepool, L OBP: 0.439, SLG: 0.695 (1, 3)	0-0 1-3 2B		0-0 E1		0-0 FC4-6 1-2 2-3		0-0 F7			4	0	1	0	0	0	3																			
Joe Christopher, R OBP: 0.301, SLG: 0.288 (1, 7)	0-3 K		0-0 P5		0-0 F9				0-0 1B	4	0	1	0	0	1	5																			
Ron Swoboda, R OBP: 0.343, SLG: 0.824 (1, 8)	0-0 P4			0-0 HR		0-3 K		0-0 F9	0-0 F7	4	1	1	1	0	1	3																			
Roy McMillan, R OBP: 0.210, SLG: 0.175 (1, 6)		0-0 P7		0-0 6-3		0-0 F9		0-0 F7		4	0	0	0	0	0	1																			
Chris Cannizzaro, R OBP: 0.205, SLG: 0.162 Larry Bearnarth, R OBP: 0.295, SLG: 0.138 Cleon Jones, R OBP: 0.295, SLG: 0.138 Jim Bethke, R OBP: 0.295, SLG: 0.138 Yogi Berra, L OBP: 0.295, SLG: 0.138 Carl Willey, R OBP: 0.295, SLG: 0.138 (1, 2) (5, 1) (6, PH) (6, 1) (6, PH) (8, 1)		0-0 6-3		0-3 K		0-0 4-3		0-0 G3		2	0	0	0	0	1	0	AB 34																		
Bobby Klaus, R OBP: 0.270, SLG: 0.255 Danny Napoleon, R OBP: 0.333, SLG: 0.667 (1, 5) (9, PH)		4-0 BB		0-0 6-3			0-0 F8		0-0 5-3	2	0	0	0	1	0	0	R 2																		
Gary Kroll, R OBP: 0.400, SLG: 0.400 Al Jackson, L (4, 1) Jesse Conder, L OBP: 0.286, SLG: 0.571 (5, PH) (5, 2)		0-0 P6			0-0 FC4-6 BB 1B		0-0 HR		0-0 4-3	1	0	0	0	0	0	1	H 6																		
Inning Stats	R: 0 E: 0 K: 1 S: 7	H: 2 LOB: 2 BB: 0 P: 7	R: 0 E: 0 K: 0 S: 3	H: 0 LOB: 1 BB: 1 P: 7	R: 0 E: 1 K: 0 S: 4	H: 0 LOB: 1 BB: 0 P: 4	R: 1 E: 0 K: 1 S: 6	H: 1 LOB: 2 BB: 0 P: 6	R: 0 E: 0 K: 0 S: 4	H: 0 LOB: 0 BB: 0 P: 5	R: 1 E: 0 K: 0 S: 4	H: 1 LOB: 1 BB: 0 P: 5	R: 0 E: 0 K: 0 S: 4	H: 1 LOB: 1 BB: 0 P: 4	R: 0 E: 0 K: 0 S: 3	H: 0 LOB: 0 BB: 0 P: 3	1B: 3 2B: 1 3B: 0 HR: 2	SF: 0 SAC: 0 DP: 0 HBP: 1	WP: 0 PA: 37 PB: 0 SB: 0 CS: 0																
PITCHER Sammy Ellis, R ERA: 2.67 (1, 1)	IP 9.0	WLS W	BF 37	H 6	R 2	ER 2	SO 3	BB 2	IBB 0	HBP 1	BLK 0	WP 0	HR 2	S 40	P 49	ERA 2.00	WHIP 0.889	PITCHER	IP 9.0	WLS W	BF 37	H 6	R 2	ER 2	SO 3	BB 2	IBB 0	HBP 1	BLK 0	WP 0	HR 2	S 40	P 49	ERA 2.00	WHIP 0.889

New York Mets @ Cincinnati Reds
Crosley Field, Cincinnati, OH
Sat May 01 1965, 3:33 AM EDT
Att: 3,961 - Sunny

AB	34
R	2
H	6
RBI	2
BB	2
SO	3
LOB	15



Batter	1	2	3	4	5	6	7	8	9	AB	R	H	RBI	BB	SO	LOB	BOTTOM																		
Pete Rose, S OBP: 0.389, SLG: 0.530 (1, 4)	0-0 1B	0-0 FC4-6		0-0 HR	0-0 4-3		0-0 4-3			5	1	2	1	0	0	2																			
Tommy Harper, R OBP: 0.464, SLG: 0.436 (1, 7)	0-0 B3	0-0 5-3		0-3 K	4-0 1B BB		0-0 1B			4	1	1	0	1	1	4																			
Vada Pinson, L OBP: 0.300, SLG: 0.385 (1, 8)	0-0 BB		0-0 F7	0-0 HR	0-0 1B		0-0 G3			5	1	3	4	0	0	1																			
Frank Robinson, R OBP: 0.478, SLG: 0.667 (1, 9)	0-0 FC5-2-5 BB		0-0 6-3	0-0 1B	0-0 1B		1-0 1B SF8 HBP			4	2	2	1	0	0	2																			
Gordy Coleman, L OBP: 0.383, SLG: 0.535 (1, 3)	4-0 BB		0-0 2B	0-0 1B	0-0 4-3		0-0 1B		0-0 1B	4	0	3	1	1	0	2																			
Deron Johnson, R OBP: 0.328, SLG: 0.538 (1, 5)	0-0 P5		0-0 F9	0-0 1B		0-0 6-3		0-0 SF8		4	0	1	1	0	0	4																			
Johnny Edwards, L OBP: 0.308, SLG: 0.514 (1, 2)		0-0 F9		0-0 1B	0-0 4-3		0-0 F7			5	1	1	0	0	0	3	AB 39																		
Leo Cardenas, R OBP: 0.348, SLG: 0.362 (1, 6)		0-0 HR		0-0 F7	0-0 1B	0-0 6-3		0-0 1B		5	2	3	1	0	0	1	R 9																		
Sammy Ellis, L OBP: 0.125, SLG: 0.067 (1, 1)	4-0 FC4-6 BB		0-0 SH	0-0 HR	0-0 F8		0-3 K		0-3 K	3	1	0	0	1	2	3	H 16																		
Inning Stats	R: 0 E: 0 K: 0 S: 5	H: 2 LOB: 3 BB: 1 P: 9	R: 1 E: 0 K: 0 S: 4	H: 1 LOB: 1 BB: 1 P: 8	R: 0 E: 0 K: 0 S: 4	H: 1 LOB: 0 BB: 0 P: 4	R: 5 E: 0 K: 1 S: 12	H: 6 LOB: 2 BB: 0 P: 12	R: 2 E: 0 K: 0 S: 6	H: 3 LOB: 2 BB: 1 P: 10	R: 0 E: 0 K: 0 S: 3	H: 0 LOB: 0 BB: 0 P: 3	R: 0 E: 0 K: 1 S: 6	H: 1 LOB: 1 BB: 0 P: 6	R: 1 E: 0 K: 1 S: 7	H: 2 LOB: 2 BB: 0 P: 8	1B: 11 2B: 3 3B: 0 HR: 2	SF: 1 SAC: 1 DP: 0 HBP: 1	WP: 0 PA: 45 PB: 0 SB: 1 CS: 0																
PITCHER Gary Kroll, R ERA: 7.8 Al Jackson, L ERA: 7.71 Larry Bearnarth, R ERA: 4.91 Jim Bethke, R ERA: 1.74 Carl Willey, R ERA: 4.66 (1, 1) (4, 1) (5, 1) (6, 1) (8, 1)	IP 3.2	WLS L	BF 22	H 6	R 6	ER 6	SO 1	BB 2	IBB 0	HBP 0	BLK 0	WP 0	HR 2	S 22	P 30	ERA 14.73	WHIP 2.727	PITCHER	IP 9.0	WLS W	BF 37	H 6	R 2	ER 2	SO 3	BB 2	IBB 0	HBP 1	BLK 0	WP 0	HR 2	S 40	P 49	ERA 2.00	WHIP 0.889

New York Mets @ Cincinnati Reds
Crosley Field, Cincinnati, OH
Sat May 01 1965, 3:33 AM EDT
Att: 3,961 - Sunny

AB	39
R	9
H	16
RBI	9
BB	3
SO	3
LOB	22



Batter	1	2	3	4	5	6	7	8	9	AB	R	H	RBI	BB	SO	LOB	TOP						
Cleon Jones, R OBP: 0.156, SLG: 0.156 Johnny Lewis, L OBP: 0.397, SLG: 0.426 (6, PH)	F7	1B		FC6-4		2B SH	BB			3	0	1	2	0	0	2	New York Mets @ Cincinnati Reds Crosley Field, Cincinnati, OH Sun May 02 1965, 3:38 AM EDT Att: 17,242 - Unknown						
Bobby Klaus, R OBP: 0.284, SLG: 0.266 (1, 5)	5-3	F8			K	SH	L8			5	1	1	0	0	1	5							
Ron Hunt, R OBP: 0.625, SLG: 0.692 (1, 4)	2B		6-3		G5-4-3	SH		4-3		4	0	2	1	0	0	0							
Joe Christopher, R OBP: 0.280, SLG: 0.270 (1, 7)	P3		K		G5-4-3	SF7		F3		4	0	0	1	0	1	2							
Ron Swoboda, R OBP: 0.326, SLG: 0.707 Billy Cowan, R OBP: 0.250, SLG: 0.267 (6, 8)		1B 1B	6-3					K		3	2	1	0	1	0	1							
Ed Kranepool, L OBP: 0.413, SLG: 0.672 (1, 3)		K		P6		HR	K	6-3		5	1	1	0	0	2	1							
Hawk Taylor, R OBP: 0.333, SLG: 0.667 (1, 2)		K		F8		HR	BB	F9		5	1	2	3	0	1	1							
Roy McMillan, R OBP: 0.250, SLG: 0.222 Jim Hickman, R OBP: 0.135, SLG: 0.118 (9, PH)		1B		1B		E	BB	6-3		4	2	4	0	0	0	0							
Galen Cisco, R OBP: 0.200, SLG: 0.500 Tom Parsons, R OBP: 0.444, SLG: 0.625 Danny Napoleon, R OBP: 0.285, SLG: 0.285 Dennis Ribant, R OBP: 0.193, SLG: 0.193 Jack Fisher, R OBP: 0.300, SLG: 0.400 Gary Kroil, R OBP: 0.385, SLG: 0.300 (1, 1)		1B		FC6-4		K	P7			1	0	1	0	0	0	0							
Inning Stats	R: 0 E: 0 K: 0 S: 4	H: 1 LOB: 1 BB: 0 P: 4	R: 2 E: 0 K: 2 S: 11	H: 4 LOB: 2 BB: 0 P: 11	R: 0 E: 0 K: 1 S: 5	H: 0 LOB: 0 BB: 0 P: 5	R: 0 E: 0 K: 0 S: 5	H: 2 LOB: 2 BB: 0 P: 5	R: 0 E: 0 K: 1 S: 11	H: 1 LOB: 0 BB: 0 P: 5	R: 6 E: 1 K: 1 S: 11	H: 5 LOB: 1 BB: 1 P: 15	R: 0 E: 0 K: 1 S: 7	H: 2 LOB: 3 BB: 1 P: 11	R: 0 E: 0 K: 0 S: 5	H: 0 LOB: 0 BB: 0 P: 5		R: 0 E: 0 K: 0 S: 3	H: 0 LOB: 0 BB: 0 P: 3	1B: 12 2B: 2 3B: 0 HR: 1	SF: 1 SAC: 1 DP: 1 HBP: 0	WP: 1 PB: 0 SB: 0 CS: 0	PA: 44
PITCHER	IP	WLS	BF	H	R	ER	SO	BB	IBB	HBP	BLK	WP	HR	S	P	ERA	WHIP					ERA	WHIP
Joe Nuxhall, L ERA: 5.87	5.0		25	10	5	5	4	1	0	0	0	0	1	32	36	9.00	2.200						
Roger Craig, R ERA: 3.8	1.0	W	7	3	3	2	1	0	0	0	0	1	0	9	9	18.00	3.000						
Bill Henry, L ERA:	1.0	S	6	2	0	0	1	1	0	0	0	0	0	7	11	0.00	3.000						
Billy McCool, L ERA: 1.29	2.0		6	0	0	0	1	0	0	0	0	0	0	8	8	0.00	0.000						

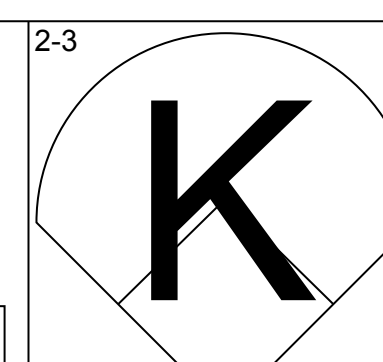
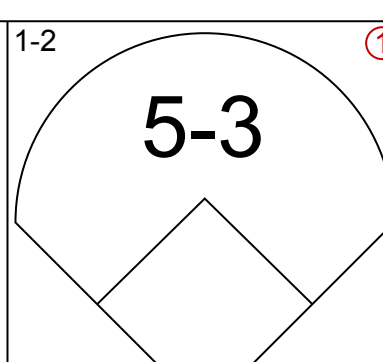
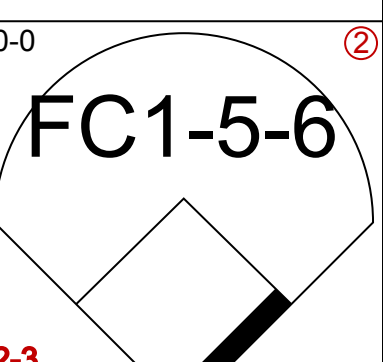
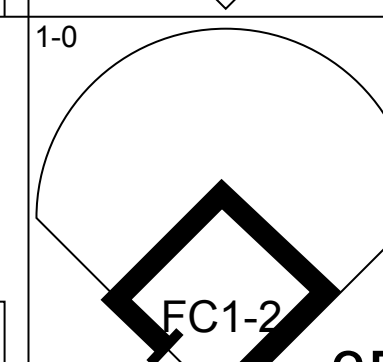
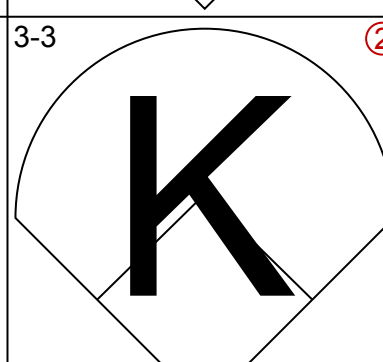
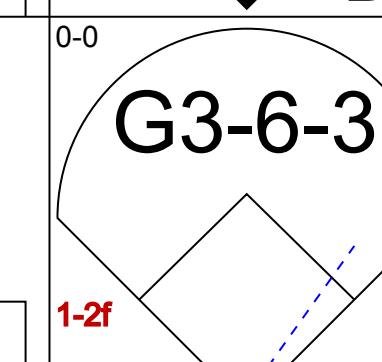
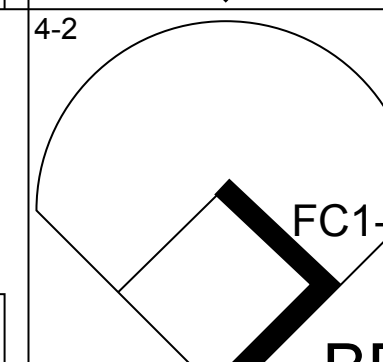
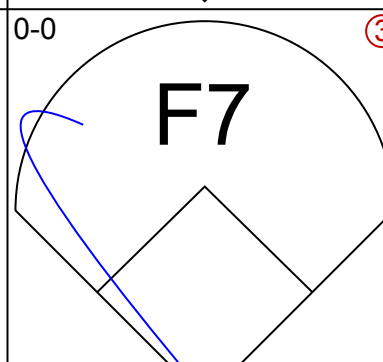
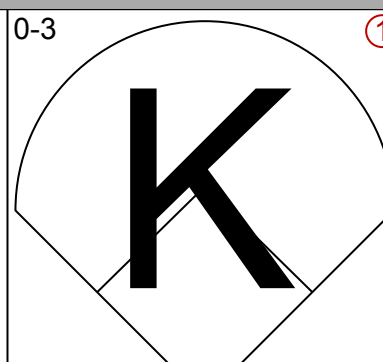
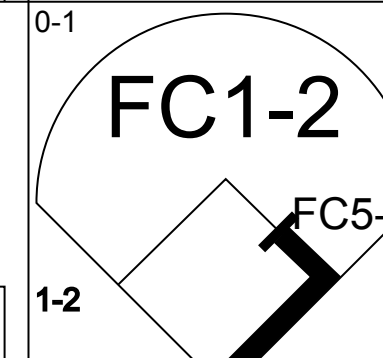
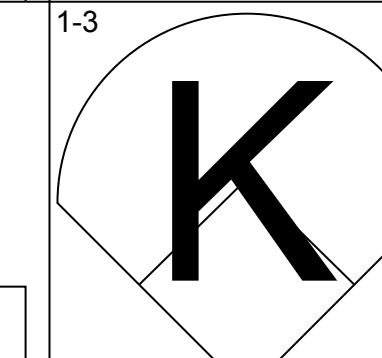
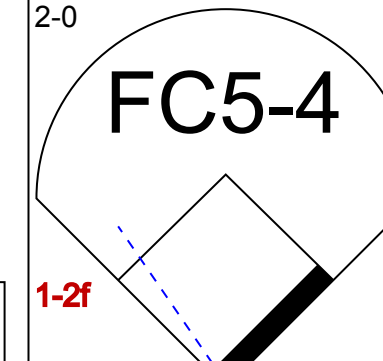
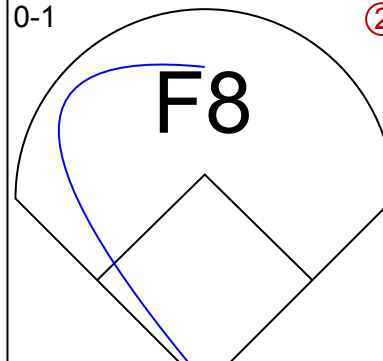

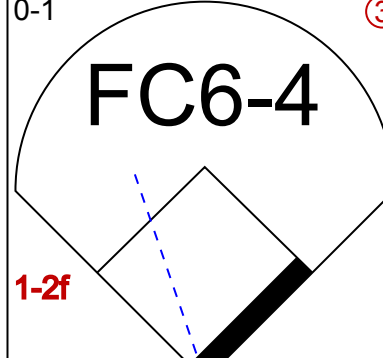





AB 40
R 8
H 15
RBI 8
BB 2
SO 7
LOB 15

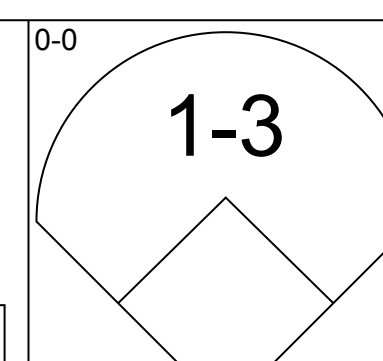
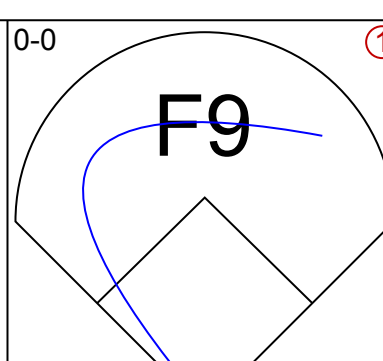
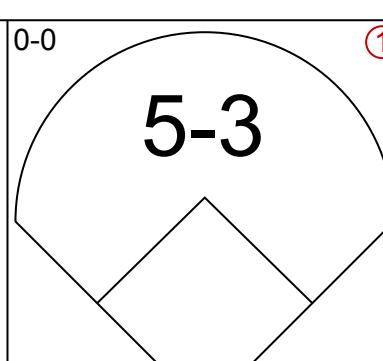
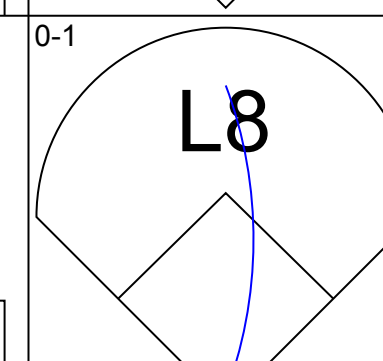
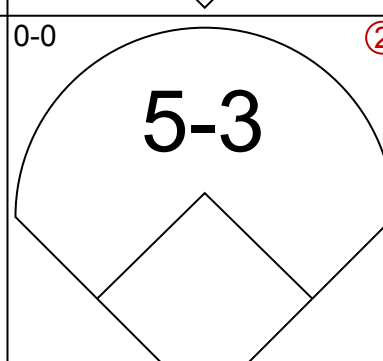
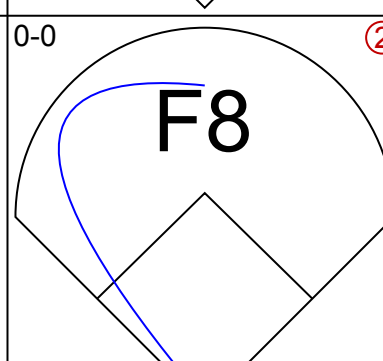
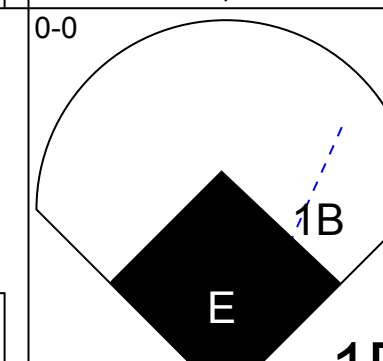
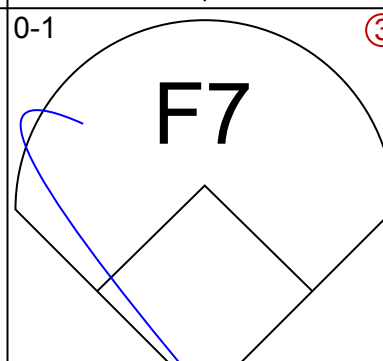
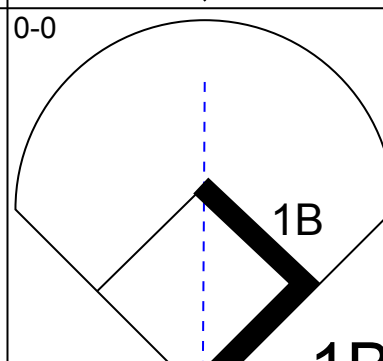
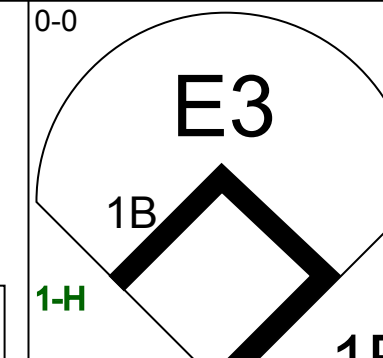
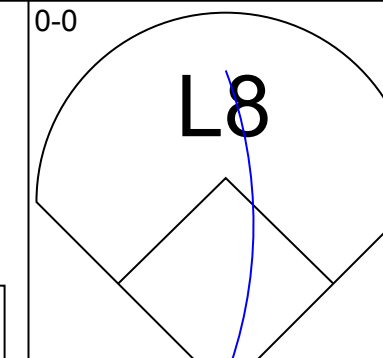
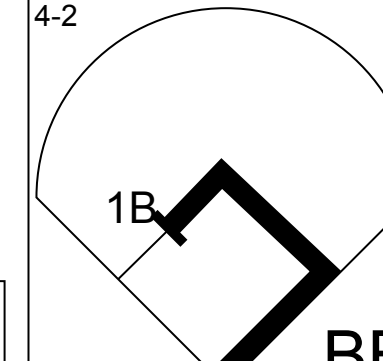
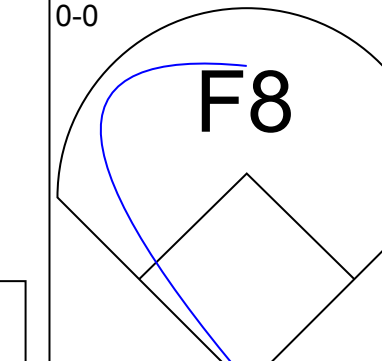
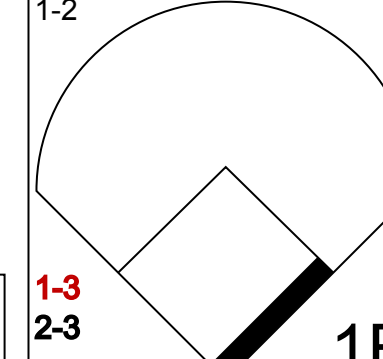









Batter	1	2	3	4	5	6	7	8	9	AB	R	H	RBI	BB	SO	LOB	BOTTOM						
Pete Rose, S OBP: 0.390, SLG: 0.493 (1, 4)	SH3-4	WP		L7		G3		6-3		3	2	0	0	2	0	2	New York Mets @ Cincinnati Reds Crosley Field, Cincinnati, OH Sun May 02 1965, 3:38 AM EDT Att: 17,242 - Unknown						
Tommy Harper, R OBP: 0.446, SLG: 0.419 (1, 7)	SH3-4	1B		5-3		6-3		B1		3	0	0	0	1	0	2							
Vada Pinson, L OBP: 0.313, SLG: 0.378 (1, 8)	2B	FC6-4		P6			L7	6-3		4	1	1	1	1	0	0							
Frank Robinson, R OBP: 0.453, SLG: 0.610 (1, 9)	F8	FC6-4			L8		HR			3	1	0	0	1	0	4							
Gordy Coleman, L OBP: 0.418, SLG: 0.647 (1, 3)	2B		F2		4-3		HR			4	2	2	4	0	0	0							
Deron Johnson, R OBP: 0.348, SLG: 0.542 (1, 5)	2B		HR		6-3		F8			4	1	2	1	0	0	0							
Don Pavletich, R OBP: 0.407, SLG: 0.500 Giraldo Ruiz, S OBP: 0.556, SLG: 0.875 Bill Henry, L OBP: 0.556, SLG: 0.875 Art Shamsky, L OBP: 0.556, SLG: 0.875 Billy McCool, R OBP: 0.338, SLG: 0.379 (1, 2)	F5		HR			3B	2B	1B		3	1	2	2	0	0	1							
Leo Cardenas, R OBP: 0.338, SLG: 0.379 (1, 6)		L4	L7			F8	F9			4	0	0	0	0	0	2							
Joe Nuxhall, L OBP: 0.500, SLG: 0.500 Roger Craig, R OBP: 0.333, SLG: 0.634 (6, 1)		WP	4-3			2B		HR		2	0	1	0	0	0	0							
Johnny Edwards, L OBP: 0.333, SLG: 0.634 (7, 2)		BB				3B		HR		2	1	2	2	0	0	0							
Inning Stats	R: 3 E: 0 K: 0 S: 5	H: 2 LOB: 1 BB: 2 P: 13	R: 1 E: 0 K: 0 S: 4	H: 2 LOB: 2 BB: 2 P: 12	R: 2 E: 0 K: 0 S: 5	H: 2 LOB: 0 BB: 0 P: 5	R: 0 E: 0 K: 0 S: 3	H: 0 LOB: 0 BB: 0 P: 3	R: 1 E: 0 K: 0 S: 5	H: 2 LOB: 2 BB: 0 P: 5	R: 2 E: 0 K: 0 S: 5	H: 2 LOB: 1 BB: 1 P: 9	R: 1 E: 0 K: 0 S: 4	H: 1 LOB: 0 BB: 0 P: 4	R: 0 E: 0 K: 0 S: 3	H: 0 LOB: 0 BB: 0 P: 3	1B: 4 2B: 3 3B: 1 HR: 3	SF: 0 SAC: 1 DP: 0 HBP: 0	WP: 2 PB: 0 SB: 0 CS: 0	PA: 39			
PITCHER	IP	WLS	BF	H	R	ER	SO	BB	IBB	HBP	BLK	WP	HR	S	P	ERA	WHIP					ERA	WHIP
Galen Cisco, R ERA: 10.13	1.2		12	4	4	4	0	4	0	0	0	0	1	6	24	21.60	4.800						
Tom Parsons, R ERA: 7.07	1.1		6	2	2	2	0	0	0	0	0	0	0	6	6	13.50	1.500						
Dennis Ribant, R ERA: 1.93	2.1	L	9	2	1	1	0	0	0	0	0	0	0	9	9	3.86	0.857						
Jack Fisher, R ERA: 3.86	1.1		7	2	2	2	0	1	0	0	0	0	1	6	10	13.50	2.250						
Gary Kroil, R ERA: 7.63	0.1		1	0	0	0	0	0	0	0	0	0	0	1	1	0.00	0.000						

AB 33
R 10
H 11
RBI 10
BB 5
SO 0
LOB 11





Batter	1	2	3	4	5	6	7	8	9	AB	R	H	RBI	BB	SO	LOB	TOP					
Cookie Rojas, R OBP: 0.378, SLG: 0.425											3	0	0	0	1	1	Philadelphia Phillies @ New York Mets Shea Stadium, Flushing, NY Tue May 04 1965, 7:05 PM EDT Att: 17,321 - Unknown					
Johnny Callison, L OBP: 0.244, SLG: 0.444											4	0	1	0	0	1						
Dick Allen, R OBP: 0.462, SLG: 0.681											3	0	1	0	1	1						
Alex Johnson, R OBP: 0.310, SLG: 0.296											4	0	2	0	0	1						
Frank Thomas, R OBP: 0.167, SLG: 0.176											4	1	1	0	0	1						
Tony Taylor, R OBP: 0.354, SLG: 0.365											4	0	1	0	0	0						
Gus Triandos, R OBP: 0.111, SLG: 0.080											4	0	0	0	0	3						
Ruben Amaro, R OBP: 0.311, SLG: 0.255											3	0	2	1	0	1						
Ray Herbert, R OBP: 0.444, SLG: 0.556											2	0	0	0	0	1						
Dick Stuart, R OBP: 0.322, SLG: 0.392											1	0	0	0	0	1						
Gary Wagner, R OBP: 0.288, SLG: 0.703											1	0	0	0	0	0						
Wes Covington, L OBP: 0.288, SLG: 0.703											1	0	0	0	0	1						
Inning Stats	R: 0 E: 0 K: 1 S: 10	H: 1 LOB: 2 BB: 1 P: 19	R: 0 E: 0 K: 0 S: 4	H: 1 LOB: 1 BB: 0 P: 4	R: 0 E: 0 K: 1 S: 9	H: 0 LOB: 0 BB: 0 P: 13	R: 0 E: 1 K: 2 S: 8	H: 1 LOB: 1 BB: 0 P: 9	R: 0 E: 0 K: 1 S: 6	H: 1 LOB: 1 BB: 0 P: 7	R: 0 E: 0 K: 1 S: 8	H: 1 LOB: 1 BB: 0 P: 8	R: 0 E: 0 K: 3 S: 9	H: 0 LOB: 0 BB: 0 P: 14	R: 0 E: 0 K: 1 S: 9	H: 1 LOB: 1 BB: 1 P: 17		R: 1 E: 0 K: 1 S: 12	H: 2 LOB: 1 BB: 0 P: 19	1B: 6 2B: 1 3B: 1 HR: 0	SF: 1 SAC: 0 DP: 1 HBP: 0	WP: 1 PB: 0 SB: 1 CS: 0
PITCHER	IP: 9.0 WLS: W BF: 36 ERA: 5.53	H: 8 R: 1 ER: 1 SO: 11	BB: 2 IBB: 0 HBP: 0 BLK: 0	WP: 1 HR: 0 S: 75 P: 110	ERA: 1.00 WHIP: 1.111	PITCHER										IP: 9.0 WLS: W BF: 36 ERA: 5.53	H: 8 R: 1 ER: 1 SO: 11	BB: 2 IBB: 0 HBP: 0 BLK: 0	WP: 1 HR: 0 S: 75 P: 110	ERA: 1.00 WHIP: 1.111		

Batter	1	2	3	4	5	6	7	8	9	AB	R	H	RBI	BB	SO	LOB	BOTTOM				
Bobby Klaus, R OBP: 0.250, SLG: 0.250											4	0	0	0	0	1	Philadelphia Phillies @ New York Mets Shea Stadium, Flushing, NY Tue May 04 1965, 7:05 PM EDT Att: 17,321 - Unknown				
Ron Hunt, R OBP: 0.500, SLG: 0.529											4	0	0	0	0	3					
Johnny Lewis, L OBP: 0.403, SLG: 0.431											4	1	2	0	0	1					
Ed Kranepool, L OBP: 0.418, SLG: 0.662											4	0	2	0	0	0					
Joe Christopher, R OBP: 0.279, SLG: 0.260											3	0	0	0	1	0					
Jim Hickman, R OBP: 0.135, SLG: 0.118											0	0	0	0	0	0					
Yogi Berra, L OBP: 0.500, SLG: 0.500											3	1	2	0	0	0					
Ron Swoboda, R OBP: 0.326, SLG: 0.682											3	0	1	0	0	0					
Billy Cowan, R OBP: 0.250, SLG: 0.267											0	0	0	0	0	0					
Roy McMillan, R OBP: 0.254, SLG: 0.227											3	0	1	1	0	0					
Al Jackson, L OBP: 0.125, SLG: 0.125											3	0	1	0	0	1					
Inning Stats	R: 1 E: 1 K: 0 S: 10	H: 3 LOB: 3 BB: 1 P: 15	R: 0 E: 0 K: 0 S: 3	H: 0 LOB: 0 BB: 0 P: 3	R: 0 E: 0 K: 0 S: 4	H: 0 LOB: 0 BB: 0 P: 4	R: 0 E: 0 K: 0 S: 4	H: 0 LOB: 0 BB: 0 P: 4	R: 0 E: 0 K: 1 S: 5	H: 0 LOB: 0 BB: 0 P: 5	R: 0 E: 0 K: 0 S: 10	H: 2 LOB: 2 BB: 0 P: 11	R: 1 E: 0 K: 1 S: 16	H: 4 LOB: 2 BB: 0 P: 25	R: 0 E: 0 K: 1 S: 5	H: 0 LOB: 0 BB: 0 P: 5		1B: 9 2B: 0 3B: 0 HR: 0	SF: 0 SAC: 0 DP: 1 HBP: 0	WP: 0 PB: 0 SB: 0 CS: 0	PA: 32
PITCHER	IP: 6.0 WLS: L BF: 23 ERA: 3.12	H: 5 R: 1 ER: 1 SO: 1	BB: 1 IBB: 0 HBP: 0 BLK: 0	WP: 0 HR: 0 S: 36 P: 42	ERA: 1.50 WHIP: 1.000	PITCHER										IP: 6.0 WLS: L BF: 23 ERA: 3.12		H: 5 R: 1 ER: 1 SO: 1	BB: 1 IBB: 0 HBP: 0 BLK: 0	WP: 0 HR: 0 S: 36 P: 42	ERA: 1.50 WHIP: 1.000

Batter	1	2	3	4	5	6	7	8	9	AB	R	H	RBI	BB	SO	LOB	TOP
Felipe Alou, R OBP: 0.271, SLG: 0.338 (1, 7)										5	0	0	0	0	0	4	Milwaukee Braves @ New York Mets Shea Stadium, Flushing, NY Sat May 08 1965, 3:33 AM EDT Att. 15,739 - Cloudy
Ty Cline, L OBP: 0.232, SLG: 0.173 (1, 8)										2	0	0	0	1	0	1	
Phil Niekro, R (5, 1)										0	0	0	0	0	0	0	
Lou Klimchuck, L OBP: 0.125, SLG: 0.067 (8, PH) (6, 3)										2	1	1	0	0	0	2	
Hank Aaron, R OBP: 0.362, SLG: 0.690 (1, 9)										5	0	2	0	0	0	3	
Eddie Mathews, L OBP: 0.429, SLG: 0.726 (1, 5)										2	1	1	2	2	0	1	
Joe Torre, R OBP: 0.365, SLG: 0.509 Sandy Alomar Sr., S OBP: 0.197, SLG: 0.091 Dan Osinski, R (8, PH) (8, 1)										4	0	2	0	0	0	3	
Gene Oliver, R OBP: 0.125, SLG: 0.087 (1, 3) (8, 2)										0	0	0	0	0	0	0	
Denis Menke, R OBP: 0.282, SLG: 0.449 (1, 6)										4	0	0	0	0	0	3	
Frank Bolling, R OBP: 0.250, SLG: 0.286 Miguel de la Hoz, R OBP: 0.214, SLG: 0.083 (5, PH) (5, 4)										4	0	1	0	0	1	3	
Denny Lemaster, R OBP: 0.375, SLG: 0.286 Mack Jones, L OBP: 0.313, SLG: 0.341 (1, 1) (5, PH) (5, 8)										1	0	0	0	0	0	1	
Inning Stats										3	0	3	0	0	0	0	AB 36 R 2 H 11 RBI 2 BB 3 SO 2 LOB 22
PITCHER										1	0	0	0	0	0	1	
Jack Fisher, R ERA: 3.43										1	0	0	0	0	0	1	
Tom Parsons, R ERA: 6.75										3	0	1	0	0	1	0	
Dennis Ribant, R ERA: 1.74										3	0	3	0	0	0	0	
Inning Stats										3	0	3	0	0	0	0	WP: 0 PA: 39 SB: 0 CS: 0
PITCHER										1	0	0	0	0	0	1	

Batter	1	2	3	4	5	6	7	8	9	AB	R	H	RBI	BB	SO	LOB	BOTTOM
Bobby Klaus, R OBP: 0.265, SLG: 0.236 (1, 5)										2	1	0	0	1	0	0	Milwaukee Braves @ New York Mets Shea Stadium, Flushing, NY Sat May 08 1965, 3:33 AM EDT Att. 15,739 - Cloudy
Johnny Lewis, L OBP: 0.388, SLG: 0.403 (1, 9)										3	1	0	0	1	2	2	
Ron Hunt, R OBP: 0.393, SLG: 0.400 (1, 4)										4	0	0	0	0	0	2	
Joe Christopher, R OBP: 0.290, SLG: 0.298 Jim Hickman, R OBP: 0.135, SLG: 0.118 (1, 7) (9, 7)										4	0	2	0	0	1	2	
Ron Swoboda, R OBP: 0.358, SLG: 0.780 Billy Cowan, R OBP: 0.250, SLG: 0.267 (1, 8) (9, 8)										3	2	2	4	1	0	1	
Ed Kranepool, L OBP: 0.384, SLG: 0.603 (1, 3)										0	0	0	0	0	0	0	
Roy McMillan, R OBP: 0.237, SLG: 0.211 (1, 6)										4	0	0	0	0	1	3	
Chris Cannizzaro, R OBP: 0.196, SLG: 0.149 (1, 2)										3	0	0	0	0	2	2	
Jack Fisher, R Tom Parsons, R Dennis Ribant, R (1, 1) (8, 1) (9, 1)										2	0	0	0	1	1	3	
Inning Stats										3	0	0	0	0	0	2	
PITCHER										2	0	0	0	1	1	3	
Denny Lemaster, L ERA: 7.71										3	0	0	0	0	0	2	
Phil Niekro, R ERA: 2.57										0	0	0	0	0	0	0	
Dan Osinski, R ERA: 3.6										0	0	0	0	0	0	0	
Inning Stats										3	0	0	0	0	0	2	WP: 0 PA: 33 SB: 0 CS: 0
PITCHER										0	0	0	0	0	0	0	

Batter	1	2	3	4	5	6	7	8	9	AB	R	H	RBI	BB	SO	LOB	TOP										
Felipe Alou, R OBP: 0.267, SLG: 0.343 (1, 8)	0-3 K	0-0 1B 2B	0-0 F8			0-0 P4		0-0 L8		5	1	1	0	0	1	1	Milwaukee Braves @ New York Mets Shea Stadium, Flushing, NY Sun May 09 1965, 3:33 AM EDT Unknown										
Eddie Mathews, L OBP: 0.415, SLG: 0.687 (1, 5)	0-0 G3	0-0 1B 2H		0-0 4-3		0-0 L8		0-3 K		5	0	1	1	0	1	0											
Hank Aaron, R OBP: 0.365, SLG: 0.660 (1, 9)	0-0 BLK HR 1B	0-0 1-2 1B		0-0 6-3			0-0 6-3		0-0 6-3	5	1	2	0	0	0	0											
Joe Torre, R OBP: 0.373, SLG: 0.557 Ty Cline, R OBP: 0.228, SLG: 0.170 (8, 8)	0-0 HR	0-0 5-3		0-0 L9			0-0 2B HR 1B		0-0 L1-3	4	2	2	2	0	0	2											
Gene Oliver, R OBP: 0.172, SLG: 0.179 (8, 2)	0-0 HBP 1B		0-0 F8		0-0 F7		0-0 HR 2B		0-0 6-3	5	1	2	0	0	0	0											
Denis Menke, R OBP: 0.307, SLG: 0.500 (1, 6)	1-0 HBP		0-0 HR 1B		0-3 K		0-0 HR			3	2	2	3	0	1	0											
Mack Jones, L OBP: 0.327, SLG: 0.409 (1, 7)	0-0 F7		0-0 HR		4-0 S BB		0-0 4-3			3	1	1	2	1	0	2											
Frank Bolling, R OBP: 0.250, SLG: 0.283 (1, 4)		0-0 L9	0-0 SH2-4 1B		0-0 6-3		0-0 L9			4	0	1	0	0	0	1											
Tony Cloninger, R (1, 1)		0-0 6-3	0-0 SH2-4		0-0 6-3		0-0 4-3			3	0	0	0	0	0	0											
Inning Stats	R: 2 E: 0 K: 1 S: 8	H: 3 LOB: 2 BB: 0 P: 9	R: 1 E: 0 K: 0 S: 6	H: 3 LOB: 2 BB: 0 P: 6	R: 2 E: 0 K: 0 S: 6	H: 3 LOB: 1 BB: 0 P: 6	R: 0 E: 0 K: 0 S: 3	H: 0 LOB: 0 BB: 0 P: 3	R: 0 E: 0 K: 1 S: 5	H: 0 LOB: 1 BB: 1 P: 9	R: 0 E: 0 K: 0 S: 3	H: 0 LOB: 0 BB: 0 P: 3	R: 3 E: 0 K: 0 S: 6	H: 3 LOB: 0 BB: 0 P: 6	R: 0 E: 0 K: 1 S: 5	H: 0 LOB: 0 BB: 0 P: 5		R: 0 E: 0 K: 0 S: 3	H: 0 LOB: 0 BB: 0 P: 3	1B: 7 2B: 2 3B: 0 HR: 3	SF: 0 SAC: 1 DP: 0 HBP: 1	WP: 0 PB: 0 CS: 0	PA: 41				
PITCHER	IP	WLS	BF	H	R	ER	SO	BB	IBB	HBP	BLK	WP	HR	S	P	ERA	WHIP										
Al Jackson, L ERA: 6.6 (1, 1)	2.1	L	17	9	5	5	1	0	0	1	1	0	2	18	19	19.29	3.857										
Galen Cisco, R ERA: 9.35 (3, 1)	0.2		2	0	0	0	0	0	0	0	0	0	0	2	2	0.00	0.000										
Frank Lary, R ERA: 2.57 (4, 1)	2.0		7	0	0	0	1	1	0	0	0	0	0	8	12	0.00	0.500										
Carl Willey, R ERA: 5.27 (6, 1)	3.0		12	3	3	3	1	0	0	0	0	0	1	14	14	9.00	1.000										
Tom Parsons, R ERA: 6.32 (9, 1)	1.0		3	0	0	0	0	0	0	0	0	0	0	3	3	0.00	0.000										

Batter	1	2	3	4	5	6	7	8	9	AB	R	H	RBI	BB	SO	LOB	BOTTOM										
Bobby Kious, R OBP: 0.258, SLG: 0.230 (1, 5)	0-0 6-3		0-0 F8		0-0 FC4-6 BB			0-0 F7		2	0	0	0	0	0	1	Milwaukee Braves @ New York Mets Shea Stadium, Flushing, NY Sun May 09 1965, 3:33 AM EDT Unknown										
Johnny Lewis, L OBP: 0.382, SLG: 0.387 (1, 9)	0-3 K			0-0 L7	4-0 FC6-4 BB		0-0 F8			3	0	0	0	1	1	0											
Ron Hunt, R OBP: 0.344, SLG: 0.345 (1, 4)	0-0 4-3			0-0 5-3	0-0 FC6-4		0-0 5-3			4	0	0	0	0	0	3											
Ed Kranepool, L OBP: 0.378, SLG: 0.585 (1, 3)		0-0 4-3		0-0 4-3		0-3 K		0-0 FC4-6 1B		4	0	1	0	0	1	0											
Joe Christopher, R OBP: 0.309, SLG: 0.310 (1, 7)		0-0 G6-4-3 1B			4-0 BB 1B	0-3 K		0-0 FC4-6 1B		3	1	2	0	1	1	0											
Ron Swoboda, R OBP: 0.351, SLG: 0.736 (1, 8)		0-0 G6-4-3			4-0 1B BB	0-3 K		0-0 F8		3	1	0	0	1	1	3											
Yogi Berra, L OBP: 0.222, SLG: 0.222 (1, 2)			0-3 K		0-3 K		0-3 K		0-0 FC4-6 BB	4	0	0	0	0	3	4											
Roy McMillan, R OBP: 0.244, SLG: 0.219 Charley Smith, R OBP: 0.182, SLG: 0.176 (7, PH) (8, 6)			0-0 F9		0-0 FC4-6 1B		0-0 P4		4-0 FC4-6 BB	2	0	1	1	0	0	0											
Al Jackson, L OBP: 0.125, SLG: 0.125 Galen Cisco, R OBP: 0.500, SLG: 0.500 Danny Napoleon, R OBP: 0.428, SLG: 0.538 (3, PH) (4, 5)			0-0		0-0 FC4-6 1B		0-0 F2		0-0 F3	0	0	0	0	0	0	0											
Inning Stats	R: 0 E: 0 K: 1 S: 5	H: 0 LOB: 0 BB: 0 P: 5	R: 0 E: 0 K: 0 S: 3	H: 1 LOB: 0 BB: 0 P: 3	R: 0 E: 0 K: 1 S: 6	H: 1 LOB: 1 BB: 0 P: 6	R: 0 E: 0 K: 0 S: 3	H: 0 LOB: 0 BB: 0 P: 3	R: 2 E: 0 K: 1 S: 7	H: 2 LOB: 3 BB: 3 P: 19	R: 0 E: 0 K: 3 S: 9	H: 0 LOB: 0 BB: 0 P: 9	R: 0 E: 0 K: 1 S: 5	H: 0 LOB: 0 BB: 0 P: 5	R: 0 E: 0 K: 0 S: 3	H: 2 LOB: 3 BB: 1 P: 9		1B: 6 2B: 0 3B: 0 HR: 0	SF: 0 SAC: 0 DP: 1 HBP: 0	WP: 0 PB: 0 CS: 0	PA: 36						
PITCHER	IP	WLS	BF	H	R	ER	SO	BB	IBB	HBP	BLK	WP	HR	S	P	ERA	WHIP										
Tony Cloninger, R ERA: 2.82 (1, 1)	9.0	W	36	6	2	2	7	4	0	0	0	0	0	46	62	2.00	1.111										

Batter	1	2	3	4	5	6	7	8	9	AB	R	H	RBI	BB	SO	LOB	TOP								
Felipe Alou, R OBP: 0.288, SLG: 0.365 (1, 8) (7, 3)	0-0 4-3	0-0 FC6 1B		0-0 4-3		0-0 2B		4-0 IBB		4	0	2	0	1	0	1	Milwaukee Braves @ New York Mets Shea Stadium, Flushing, NY Sun May 09 1965, 3:38 AM EDT Att: 30,774 - Unknown								
Mack Jones, L OBP: 0.500, SLG: 0.500 (1, 7) (7, 1)	0-0	0-0 FC6			0-0 FC6-5 2B	0-0 F9		0-0 5-3		4	1	2	1	0	0	3									
Billy O'Dell, S OBP: 0.500, SLG: 0.500 (8, PH) Bobby Tiefenauer, R (8, 1)	HR	1-2								0	0	0	0	0	0	0									
Hank Aaron, R OBP: 0.351, SLG: 0.615 (1, 9)	0-0 1B		0-0 1-3		0-0 FC6-5 HR		0-3 K		0-0 6-3	5	1	1	0	0	1	1									
Eddie Mathews, L OBP: 0.402, SLG: 0.648 (1, 5)	0-0 E4 1-2		0-0 4-3		0-3 K		0-3 K		4-0 1B BB	4	0	0	0	1	2	2									
Joe Torre, R OBP: 0.403, SLG: 0.667 (1, 2)	0-0 P3		0-0 1B		0-0 HR		0-0 HR		0-0 1-2 1B	5	2	4	3	0	0	2									
Gene Oliver, R OBP: 0.182, SLG: 0.188 (1, 3) Ty Cline, L (7, 8)	0-0 1-3		0-0 L8		0-0 FC5-4 1B		0-0 6-3		0-3 K	4	0	1	0	0	0	3									
Denis Menke, R OBP: 0.313, SLG: 0.480 (1, 6)		0-0 1-3		4-0 1-3 4-3 BB	0-0 FC5-4 1-2		4-0 3-1 6-3 BB		0-0 L8	3	0	0	0	2	0	3									
Frank Bolling, R OBP: 0.250, SLG: 0.280 (1, 4)		0-0 1B SH2-4 1B		0-0 4-3		0-0 6-3		0-0 6-3		4	0	1	0	0	0	2									
Clay Carroll, R (1, 1) Dan Osinski, R (6, 1) Gary Kolb, L (7, 7) OBP: 0.125, SLG: 0.125		0-0 SH2-4		0-0 1-3		0-0 6-3		0-0 3-1		2	0	0	0	0	0	1									
Inning Stats	R: 1 E: 1 K: 0 S: 6	H: 2 LOB: 2 BB: 0 P: 6	R: 0 E: 0 K: 0 S: 5	H: 2 LOB: 2 BB: 0 P: 5	R: 0 E: 0 K: 0 S: 4	H: 1 LOB: 1 BB: 0 P: 4	R: 0 E: 0 K: 0 S: 3	H: 0 LOB: 1 BB: 1 P: 7	R: 2 E: 0 K: 1 S: 8	H: 3 LOB: 1 BB: 0 P: 8	R: 0 E: 0 K: 0 S: 4	H: 1 LOB: 1 BB: 0 P: 4	R: 1 E: 0 K: 2 S: 8	H: 1 LOB: 0 BB: 2 P: 8	R: 0 E: 0 K: 0 S: 3	H: 0 LOB: 2 BB: 1 P: 11	R: 0 E: 0 K: 1 S: 6	H: 1 LOB: 2 BB: 1 P: 10	1B: 6 2B: 2 3B: 0 HR: 3	SF: 0 SAC: 1 DP: 0 HBP: 0	WP: 0 PB: 0 SB: 0 CS: 0	PA: 43			
PITCHER	IP	WLS	BF	H	R	ER	SO	BB	IBB	HBP	BLK	WP	HR	S	P	ERA	WHIP								
Larry Bearnarth, R ERA: 4.91	(1, 1)	5.0	25	8	3	3	1	1	0	0	0	0	2	26	30	5.40	1.800								
Galen Cisco, R ERA: 8.44	(6, 1)	2.0	8	2	1	1	2	0	0	0	0	0	1	12	12	4.50	1.000								
Jim Bethke, R ERA: 1.46	(8, 1)	2.0	W	10	1	0	0	1	2	1	0	0	0	9	21	0.00	1.500								


AB	37
R	4
H	11
RBI	4
BB	4
SO	4
LOB	22




Batter	1	2	3	4	5	6	7	8	9	AB	R	H	RBI	BB	SO	LOB	BOTTOM								
Bobby Klaus, R OBP: 0.264, SLG: 0.237 (1, 5) Charley Smith, R (5, PH) OBP: 0.172, SLG: 0.170	0-0 F5		0-0 1B		0-0 SF8		0-0 FC4-6 1B 2B		0-3 K E HBP 1B	2	0	1	0	0	0	0	Milwaukee Braves @ New York Mets Shea Stadium, Flushing, NY Sun May 09 1965, 3:38 AM EDT Att: 30,774 - Unknown								
Ron Hunt, R OBP: 0.378, SLG: 0.344 (1, 4)	4-0 BB		0-0 4-3		0-0 G6-4-3		0-0 2B BB 1B		1-0 1B E HBP	3	1	1	0	1	0	2									
Johnny Lewis, L OBP: 0.380, SLG: 0.377 (1, 9) Billy Cowan, R (7, PH) OBP: 0.278, SLG: 0.353 (8, 8)	0-0 F7			4-0 2B FC5-2 BB		0-0 4-3	0-0 BB 2B		0-0 B1	2	0	0	0	1	0	1									
Joe Christopher, R OBP: 0.304, SLG: 0.297 (1, 7)	0-0 L9			0-0 F8		0-0 1-3	4-0 BB IBB		0-0 E5 1B	4	0	0	0	1	0	4									
Ed Kranepool, L OBP: 0.400, SLG: 0.600 (1, 3)		0-0 4-3		0-0 FC5-2 2B		4-0 FC5-4 BB	4-0 FC4 BB		0-0 1B	3	0	2	2	2	0	0									
Ron Swoboda, R OBP: 0.344, SLG: 0.696 (1, 8) (8, 9)		4-0 CS BB		0-0 FC5-2 FC6-4		0-0 FC5-4 1-2	0-0 FC4 1-2 2-3 3-H		0-0 1B	3	0	0	0	1	0	6									
Roy McMillan, R OBP: 0.232, SLG: 0.208 (1, 6)		0-0 6-3		0-0 FC6-4		0-0 5-3	0-0 F3			4	0	0	0	0	0	3									
Chris Cannizzaro, R OBP: 0.208, SLG: 0.184 (1, 2) Galen Cisco, R OBP: 0.500, SLG: 0.500 (6, 1) Jim Hickman, R OBP: 0.154, SLG: 0.167 (7, PH) Jim Bethke, R (8, 1)			0-3 K		0-0 1B SF8 2B		0-0 1B FC4-6 2B		0-0 1-3	2	1	1	0	0	1	0									
Larry Bearnarth, R (1, 1) Jesse Gonder, L (5, PH) OBP: 0.296, SLG: 0.519 (6, 2)			0-0 F7		0-0 G6-4-3 1B		0-0 FC4-6 1B		0-0 4-3	1	0	0	0	0	0	0									
Inning Stats	R: 0 E: 0 K: 0 S: 3	H: 0 LOB: 1 BB: 1 P: 7	R: 0 E: 0 K: 0 S: 2	H: 0 LOB: 0 BB: 1 P: 6	R: 0 E: 0 K: 1 S: 6	H: 1 LOB: 2 BB: 0 P: 6	R: 0 E: 0 K: 0 S: 4	H: 1 LOB: 2 BB: 1 P: 8	R: 1 E: 0 K: 0 S: 4	H: 2 LOB: 0 BB: 0 P: 4	R: 0 E: 0 K: 0 S: 3	H: 0 LOB: 1 BB: 1 P: 7	R: 3 E: 0 K: 0 S: 7	H: 4 LOB: 3 BB: 2 P: 15	R: 0 E: 0 K: 0 S: 3	H: 0 LOB: 0 BB: 0 P: 3		R: 1 E: 1 K: 1 S: 6	H: 1 LOB: 3 BB: 0 P: 7	1B: 5 2B: 4 3B: 0 HR: 0	SF: 1 SAC: 0 DP: 1 HBP: 1	WP: 1 PB: 0 SB: 0 CS: 1	PA: 41		
PITCHER	IP	WLS	BF	H	R	ER	SO	BB	IBB	HBP	BLK	WP	HR	S	P	ERA	WHIP								
Clay Carroll, R ERA: 3.97	(1, 1)	5.2	23	4	1	1	1	4	0	0	0	0	0	21	37	1.59	1.412								
Dan Osinski, R ERA: 5.73	(6, 1)	1.0	6	3	3	3	0	0	0	0	0	0	0	6	6	27.00	3.000								
Billy O'Dell, L ERA: 1.53	(7, 1)	0.1	4	1	0	0	0	1	1	0	0	0	0	2	10	0.00	6.000								
Bobby Tiefenauer, R ERA: 2.08	(8, 1)	1.1	L	8	1	1	0	1	0	0	0	1	0	9	10	0.00	0.750								

AB	33
R	5
H	9
RBI	5
BB	6
SO	2
LOB	19



Batter	1	2	3	4	5	6	7	8	9	AB	R	H	RBI	BB	SO	LOB	TOP					
Curt Flood, R OBP: 0.345, SLG: 0.463 (1, 8)	0-0 1-3		0-0 6-3			0-3 K		0-0 3-1		4	0	0	0	0	1	1	St. Louis Cardinals @ New York Mets Shea Stadium, Flushing, NY Wed May 12, 1965, 3:33 AM EDT Att: 7,723 - Unknown AB 31 R 1 H 5 RBI 1 BB 2 SO 2 LOB 9 					
Lou Brock, L OBP: 0.362, SLG: 0.491 (1, 7)	0-3 K			0-0 1-3		0-0 2B		4-0 BB		3	0	1	0	1	1	0						
Tito Francona, L OBP: 0.302, SLG: 0.362 (1, 3)	0-0 1-3			0-0 4-3		0-0 F8		0-0 F2		4	0	0	0	0	0	2						
Ken Boyer, R OBP: 0.365, SLG: 0.415 (1, 5)		0-0 6-3		0-0 6-3			0-0 HR		0-0 1-3	4	1	1	1	0	0	0						
Dick Groat, R OBP: 0.303, SLG: 0.306 (1, 6)		0-0 6-3			4-0 BB		0-0 4-3		0-0 F5	3	0	0	0	1	0	0						
Tim McCarver, L OBP: 0.343, SLG: 0.328 (1, 2)		0-0 PO 1B			0-0 L6		0-0 FC6-4 1B		0-0 F8	4	0	2	0	0	0	1						
Phil Gagliano, R OBP: 0.322, SLG: 0.340 (1, 4)		0-0 PO 1-2	0-0 5-3		0-0 F9		0-0 F3			3	0	0	0	0	0	2						
Mike Shannon, R OBP: 0.224, SLG: 0.160 (1, 9)			0-0 3-1 2B		0-0 F8		0-0 FC6-4 1-2			3	0	1	0	0	0	2						
Curt Simmons, L (1, 1)			0-0 3-1			0-0 6-3		0-0 6-3		2	0	0	0	0	0	1						
Bob Skinner, L OBP: 0.200, SLG: 0.357 (8, PH)			0-0 3-1							1	0	0	0	0	0	0						
Barney Schultz, R (8, 1)			0-0 2-3							0	0	0	0	0	0	0						
Inning Stats	R: 0 E: 0 K: 1 S: 5	H: 0 LOB: 0 BB: 0 P: 5	R: 0 E: 0 K: 0 S: 3	H: 1 LOB: 0 BB: 0 P: 3	R: 0 E: 0 K: 0 S: 4	H: 1 LOB: 1 BB: 0 P: 4	R: 0 E: 0 K: 0 S: 3	H: 0 LOB: 0 BB: 0 P: 3	R: 0 E: 0 K: 0 S: 3	H: 0 LOB: 1 BB: 1 P: 7	R: 0 E: 0 K: 1 S: 6	H: 1 LOB: 1 BB: 0 P: 6	R: 1 E: 0 K: 0 S: 5	H: 2 LOB: 1 BB: 0 P: 5	R: 0 E: 0 K: 0 S: 3	H: 0 LOB: 1 BB: 0 P: 7	R: 0 E: 0 K: 0 S: 3	H: 0 LOB: 0 BB: 0 P: 3	1B: 2 2B: 2 3B: 0 HR: 1	SF: 0 SAC: 0 DP: 0 HBP: 0	WP: 0 PB: 0 SB: 0 CS: 0	PA: 34
PITCHER Jack Fisher, R ERA: 2.98 (1, 1)	IP: 9.0 WLS: W BF: 33 H: 5 R: 1 ER: 1 SO: 2 BB: 2 IBB: 0 HBP: 0 BLK: 0 WP: 0 HR: 1 S: 35 P: 43 ERA: 1.00 WHIP: 0.778															PITCHER	IP: 9.0 WLS: W BF: 33 H: 5 R: 1 ER: 1 SO: 2 BB: 2 IBB: 0 HBP: 0 BLK: 0 WP: 0 HR: 1 S: 35 P: 43 ERA: 1.00 WHIP: 0.778					

Batter	1	2	3	4	5	6	7	8	9	AB	R	H	RBI	BB	SO	LOB	BOTTOM			
Bobby Klaus, R OBP: 0.284, SLG: 0.286 (1, 4)	0-0 6-3		0-0 SH2-3		0-3 K		0-0 2B			3	0	1	1	0	1	0	St. Louis Cardinals @ New York Mets Shea Stadium, Flushing, NY Wed May 12, 1965, 3:33 AM EDT Att: 7,723 - Unknown AB 31 R 2 H 9 RBI 2 BB 1 SO 3 LOB 15 			
Roy McMillan, R OBP: 0.258, SLG: 0.250 (1, 6)	0-0 F9		0-0 L7			0-0 1B	0-0 F7			4	0	1	0	0	0	2				
Joe Christopher, R OBP: 0.300, SLG: 0.303 (1, 7)	0-0 5-3		0-0 2B			0-0 F9		0-0 1B 1-3		4	0	2	1	0	0	1				
Johnny Lewis, L OBP: 0.392, SLG: 0.383 (9, 9)	0-0 5-3		0-0 2B			0-0 F9		0-0 1B 1-3		0	0	0	0	0	0	0				
Jim Hickman, R OBP: 0.136, SLG: 0.146 (9, 7)		0-0 4-3	0-0 6-3			0-0 F9		0-0 1-3		4	0	0	0	0	0	3				
Charley Smith, R OBP: 0.203, SLG: 0.203 (1, 5)		0-0 F8		0-0 F8		0-0 1B		0-0 2-3 1B		4	0	2	0	0	0	0				
Ed Kranepool, L OBP: 0.398, SLG: 0.576 (1, 3)		0-0 1B		0-0 F3		0-0 F9		0-0 F3		4	0	1	0	0	0	4				
Ron Swoboda, R OBP: 0.336, SLG: 0.645 (1, 8)		0-0 FC6-4 1B		0-3 K		4-0 SH3 2B BB		0-3 K		2	1	1	0	1	1	0				
Billy Cowan, R OBP: 0.263, SLG: 0.333 (8, 8)		0-0 FC6-4 1B		0-0 K		4-0 SH3 2B BB		0-3 K		1	0	0	0	0	1	2				
Chris Cannizzaro, R OBP: 0.207, SLG: 0.170 (1, 2)		0-0 FC6-4			0-0 L9		0-0 SH3			2	0	0	0	0	0	2				
Jack Fisher, R OBP: 0.059, SLG: 0.059 (1, 1)			0-0 SH2-3 2B 1B		0-0 F3		0-0 L9			3	1	1	0	0	0	1				
Inning Stats	R: 0 E: 0 K: 0 S: 3	H: 0 LOB: 0 BB: 0 P: 3	R: 0 E: 0 K: 0 S: 5	H: 2 LOB: 2 BB: 0 P: 5	R: 1 E: 0 K: 0 S: 5	H: 2 LOB: 1 BB: 0 P: 5	R: 0 E: 0 K: 1 S: 5	H: 0 LOB: 0 BB: 0 P: 5	R: 0 E: 0 K: 0 S: 5	H: 2 LOB: 2 BB: 0 P: 5	R: 1 E: 0 K: 0 S: 4	H: 1 LOB: 1 BB: 1 P: 8	R: 0 E: 0 K: 1 S: 7	H: 2 LOB: 2 BB: 0 P: 7	R: 0 E: 0 K: 0 S: 3	H: 0 LOB: 0 BB: 0 P: 3	1B: 7 2B: 2 3B: 0 HR: 0	SF: 0 SAC: 2 DP: 0 HBP: 0	WP: 0 PB: 0 SB: 0 CS: 0	PA: 34
PITCHER Curt Simmons, L ERA: 3.52 (1, 1)	IP: 7.0 WLS: L BF: 29 H: 7 R: 2 ER: 2 SO: 2 BB: 1 IBB: 0 HBP: 0 BLK: 0 WP: 0 HR: 0 S: 32 P: 36 ERA: 2.57 WHIP: 1.143															PITCHER	IP: 7.0 WLS: L BF: 29 H: 7 R: 2 ER: 2 SO: 2 BB: 1 IBB: 0 HBP: 0 BLK: 0 WP: 0 HR: 0 S: 32 P: 36 ERA: 2.57 WHIP: 1.143			
Barney Schultz, R ERA: 4.91 (8, 1)	IP: 1.0 WLS: 5 BF: 2 H: 2 R: 0 ER: 0 SO: 1 BB: 0 IBB: 0 HBP: 0 BLK: 0 WP: 0 HR: 0 S: 7 P: 7 ERA: 0.00 WHIP: 2.000															PITCHER	IP: 1.0 WLS: 5 BF: 2 H: 2 R: 0 ER: 0 SO: 1 BB: 0 IBB: 0 HBP: 0 BLK: 0 WP: 0 HR: 0 S: 7 P: 7 ERA: 0.00 WHIP: 2.000			

Batter	1	2	3	4	5	6	7	8	9	AB	R	H	RBI	BB	SO	LOB	TOP			
Pete Rose, S OBP: 0.366, SLG: 0.441 (1,4)	5-3		FC6-4 HR		FC4-5-6 1B		L8			4	1	0	0	0	0	4	Cincinnati Reds @ New York Mets Shea Stadium, Flushing, NY Fri May 14 1965, 7:05 PM EDT Att: 37,552 - Unknown			
Tommy Harper, R OBP: 0.425, SLG: 0.500 (1,7)	K		HR		1B			1-3		4	1	2	3	0	1	0				
Vada Pinson, L OBP: 0.341, SLG: 0.462 (1,8)	4-3		3B		F8			HBP		3	0	1	0	0	0	2				
Frank Robinson, R OBP: 0.419, SLG: 0.607 (1,9)		5-3	6-3		F9			F9		4	0	0	0	0	0	4				
Deron Johnson, R OBP: 0.378, SLG: 0.571 (1,5)		G6-4-3 BB		G5-4-3 1B		5-3		F8		3	0	1	0	1	0	1				
Tony Perez, R OBP: 0.327, SLG: 0.532 (1,3)		G6-4-3		G5-4-3		L8			K	4	0	0	0	0	1	2				
Don Pavletich, R OBP: 0.395, SLG: 0.486 (1,2)			FC6-4 HR BB		L4				K	2	1	0	0	1	1	0				
Leo Cardenas, R OBP: 0.345, SLG: 0.382 (1,6)			FC6-4 1B		F8			1-3	L7	4	0	1	0	0	0	1				
Joey Jay, S OBP: 0.250, SLG: 0.250 (5,1)			K		E8					2	0	0	0	0	1	2				
Geraldo Ruiz, S OBP: 0.143, SLG: 0.143 (7,PH)									CS	1	0	1	0	0	0	0				
Gerry Arrigo, L OBP: 1.000, SLG: 1.000 (7,1)										0	0	0	0	0	0	0				
Inning Stats	R: 0 E: 0 K: 1 S: 5	H: 0 LOB: 0 BB: 0 P: 5	R: 0 E: 0 K: 0 S: 2	H: 0 LOB: 0 BB: 1 P: 6	R: 3 E: 0 K: 1 S: 8	H: 3 LOB: 1 BB: 1 P: 12	R: 0 E: 0 K: 0 S: 3	H: 1 LOB: 1 BB: 0 P: 4	R: 0 E: 0 K: 0 S: 5	H: 1 LOB: 2 BB: 0 P: 5	R: 0 E: 0 K: 0 S: 3	H: 1 LOB: 0 BB: 0 P: 3	R: 0 E: 0 K: 0 S: 3	H: 0 LOB: 1 BB: 0 P: 4	R: 0 E: 0 K: 2 S: 7	H: 0 LOB: 0 BB: 0 P: 7	1B: 4 2B: 0 3B: 1 HR: 1	SF: 0 SAC: 0 DP: 2 HBP: 2	WP: 0 PB: 0 SB: 0 CS: 1	PA: 35
PITCHER Al Jackson, L ERA: 5.77 (1,1)	IP: 9.0 WLS: W BF: 35 H: 6 R: 3 ER: 3 SO: 4 BB: 2 IBB: 0 HBP: 2 BLK: 0 WP: 0 HR: 1 S: 39 P: 49 ERA: 3.00 WHIP: 0.889																			

Batter	1	2	3	4	5	6	7	8	9	AB	R	H	RBI	BB	SO	LOB	BOTTOM			
Bobby Klaus, R OBP: 0.296, SLG: 0.310 (1,4)			1B		L3		SH3-4			3	1	2	0	0	0	0	Cincinnati Reds @ New York Mets Shea Stadium, Flushing, NY Fri May 14 1965, 7:05 PM EDT Att: 37,552 - Unknown			
Johnny Lewis, L OBP: 0.396, SLG: 0.424 (1,9)	K		F7		HR		S			4	1	2	2	0	1	2				
Joe Christopher, R OBP: 0.307, SLG: 0.320 (1,7)	F8		1B		2B		5-3			4	0	2	0	0	0	2				
Jim Hickman, R OBP: 0.136, SLG: 0.146 (9,7)			1B		FC6-5-3		K			0	0	0	0	0	0	0				
Jesse Gonder, L OBP: 0.344, SLG: 0.500 (1,2)			G4-6-3 1B		FC6-5-3					3	0	1	1	1	1	2				
Ed Kranepool, L OBP: 0.383, SLG: 0.552 (1,3)	K		G4-6-3		P5			L8		4	0	0	0	0	1	4				
Charley Smith, R OBP: 0.221, SLG: 0.286 (1,5)		L9 SF8 2B		P3		HR		L7		4	2	2	1	0	0	0				
Ron Swoboda, R OBP: 0.333, SLG: 0.615 (1,8)		L9		F8				K		3	0	0	0	1	1	1				
Billy Cowan, R OBP: 0.263, SLG: 0.333 (9,8)		2-3			G6-4-3 BB					0	0	0	0	0	0	0				
Roy McMillan, R OBP: 0.261, SLG: 0.256 (1,6)		SF8			G6-4-3					2	0	1	1	0	0	1				
Al Jackson, L OBP: 0.182, SLG: 0.182 (1,1)		K		4-3				SH3-4 1B		3	1	1	0	0	1	1				
Inning Stats	R: 0 E: 0 K: 2 S: 8	H: 1 LOB: 2 BB: 1 P: 12	R: 1 E: 0 K: 1 S: 6	H: 1 LOB: 0 BB: 0 P: 6	R: 1 E: 0 K: 0 S: 5	H: 3 LOB: 1 BB: 0 P: 5	R: 0 E: 0 K: 0 S: 4	H: 1 LOB: 1 BB: 0 P: 4	R: 1 E: 0 K: 0 S: 4	H: 2 LOB: 0 BB: 0 P: 4	R: 1 E: 0 K: 0 S: 3	H: 1 LOB: 0 BB: 1 P: 7	R: 1 E: 0 K: 1 S: 7	H: 2 LOB: 1 BB: 0 P: 7	R: 0 E: 0 K: 1 S: 5	H: 0 LOB: 0 BB: 0 P: 5	1B: 6 2B: 4 3B: 0 HR: 2	SF: 1 SAC: 1 DP: 3 HBP: 0	WP: 0 PB: 0 SB: 1 CS: 0	PA: 34
PITCHER Joey Jay, R ERA: 4.82 (1,1)	IP: 4.1 WLS: L BF: 5 H: 1 R: 1 ER: 1 SO: 0 BB: 1 IBB: 0 HBP: 0 BLK: 0 WP: 0 HR: 1 S: 26 P: 30 ERA: 6.23 WHIP: 2.077																			
Joe Nuxhall, L ERA: 4.5 (5,1)	IP: 1.2 WLS: L BF: 5 H: 1 R: 1 ER: 1 SO: 0 BB: 1 IBB: 0 HBP: 0 BLK: 0 WP: 0 HR: 4 S: 8 P: 12 ERA: 4.50 WHIP: 1.000																			
Gerry Arrigo, L ERA: 2.4 (7,1)	IP: 2.0 WLS: L BF: 8 H: 2 R: 1 ER: 1 SO: 2 BB: 0 IBB: 0 HBP: 0 BLK: 0 WP: 0 HR: 0 S: 12 P: 12 ERA: 4.50 WHIP: 1.000																			

Batter	1	2	3	4	5	6	7	8	9	AB	R	H	RBI	BB	SO	LOB	TOP					
Pete Rose, S OBP: 0.380, SLG: 0.452 (1, 4)										6	4	4	1	0	0	0	Cincinnati Reds @ New York Mets Shea Stadium, Flushing, NY Sat May 15 1965, 3:33 AM EDT Att: 21,592 - Sunny					
Tommy Harper, R OBP: 0.426, SLG: 0.509 (1, 7)										4	2	1	1	2	0	3						
Vada Pinson, L OBP: 0.356, SLG: 0.488 (1, 8)										6	3	4	2	0	0	2						
Frank Robinson, R OBP: 0.405, SLG: 0.578 (1, 9)									6	0	1	1	0	1	5							
Gordy Coleman, L OBP: 0.427, SLG: 0.642 (1, 3)										4	1	2	1	1	0	2						
Deron Johnson, R OBP: 0.388, SLG: 0.612 (1, 5)										5	1	3	5	0	1	3						
Johnny Edwards, L OBP: 0.321, SLG: 0.493 (1, 2)										4	0	1	1	1	0	3						
Leo Cardenas, R OBP: 0.355, SLG: 0.381 (1, 6)										3	1	1	0	2	0	2						
Jim O'Toole, S (1, 1)										3	0	0	0	0	2	5						
Jim Duffalo, R (5, 1)										0	0	0	0	0	0	0						
Billy McCool, R (5, 1)										2	0	0	0	0	2	1						
Inning Stats	R: 4 E: 0 K: 0 S: 7	H: 4 LOB: 2 BB: 2 P: 15	R: 0 E: 0 K: 0 S: 2	H: 0 LOB: 0 BB: 1 P: 6	R: 0 E: 0 K: 1 S: 7	H: 2 LOB: 3 BB: 1 P: 11	R: 3 E: 1 K: 1 S: 9	H: 3 LOB: 2 BB: 1 P: 13	R: 0 E: 0 K: 1 S: 5	H: 1 LOB: 1 BB: 0 P: 9	R: 3 E: 0 K: 1 S: 10	H: 5 LOB: 2 BB: 0 P: 10	R: 0 E: 0 K: 1 S: 5	H: 0 LOB: 0 BB: 0 P: 5	R: 2 E: 0 K: 0 S: 5	H: 2 LOB: 0 BB: 0 P: 5	1B: 11 2B: 3 3B: 3 HR: 0	SF: 1 SAC: 0 DP: 1 HBP: 0	WP: 1 PB: 1 CS: 0	PA: 50		
PITCHER	IP WLS BF H R ER SO BB IBB HBP BLK WP HR S P ERA WHIP	IP WLS BF H R ER SO BB IBB HBP BLK WP HR S P ERA WHIP																				
Galen Cisco, R ERA: 9.22 (1, 1)	3.0 L 18 6 4 4 1 3 1 0 1 0 0 16 32 12.00 3.000																					
Tug McGraw, L ERA: 4.05 (4, 1)	2.0 3 3 0 2 2 0 0 0 0 0 0 14 21 0.00 2.500																					
Tom Parsons, R ERA: 6.75 (6, 1)	3.0 6 3 3 3 0 0 0 0 0 0 0 21 22 9.00 2.000																					
Jim Bethke, R ERA: 2.7 (9, 1)	1.0 5 2 2 2 0 0 0 0 0 0 1 0 5 5 18.00 2.000																					
Batter	1	2	3	4	5	6	7	8	9	AB	R	H	RBI	BB	SO	LOB	BOTTOM					
Bobby Klaus, R OBP: 0.301, SLG: 0.308 (1, 4)										4	1	1	0	1	1	1	Cincinnati Reds @ New York Mets Shea Stadium, Flushing, NY Sat May 15 1965, 3:33 AM EDT Att: 21,592 - Sunny					
Roy McMillan, R OBP: 0.278, SLG: 0.275 (1, 6)										5	1	3	2	0	1	1						
Joe Christopher, R OBP: 0.311, SLG: 0.327 (1, 7)										4	1	1	2	0	2	2						
Charley Smith, R OBP: 0.219, SLG: 0.279 (1, 5)										5	0	1	0	0	0	3						
Ron Swoboda, R OBP: 0.364, SLG: 0.623 (1, 8)										4	0	3	1	1	0	2						
Ed Kranepool, L OBP: 0.393, SLG: 0.554 (1, 3)										5	1	3	0	0	1	4						
Hawk Taylor, R OBP: 0.308, SLG: 0.769 (1, 2)										4	1	1	1	0	2	5						
Jim Hickman, R OBP: 0.167, SLG: 0.159 (1, 9)										3	1	1	0	1	1	0						
Galen Cisco, R OBP: 0.300, SLG: 0.500 (1, 1)										0	0	0	0	0	0	0						
Danny Nicoleson, R OBP: 0.375, SLG: 0.487 (4, 1)										1	0	0	0	0	0	1						
Tug McGraw, R OBP: 0.375, SLG: 0.487 (4, 1)										0	0	0	0	0	0	0						
Billy Cowan, R OBP: 0.356, SLG: 0.368 (5, PH)										1	1	1	1	0	0	0						
Tom Parsons, R OBP: 0.300, SLG: 0.368 (6, PH)										1	0	0	0	0	1	0						
Chris Cannizzaro, R OBP: 0.200, SLG: 0.167 (8, PH)										1	0	0	0	0	1	0						
Jim Bethke, R (9, 1)										0	0	0	0	0	0	0						
Inning Stats	R: 0 E: 0 K: 2 S: 6	H: 0 LOB: 1 BB: 1 P: 10	R: 0 E: 0 K: 0 S: 4	H: 2 LOB: 1 BB: 0 P: 4	R: 0 E: 0 K: 0 S: 2	H: 0 LOB: 0 BB: 1 P: 6	R: 0 E: 0 K: 0 S: 3	H: 1 LOB: 1 BB: 0 P: 4	R: 0 E: 0 K: 2 S: 15	H: 8 LOB: 2 BB: 0 P: 15	R: 0 E: 0 K: 3 S: 9	H: 0 LOB: 0 BB: 0 P: 9	R: 0 E: 0 K: 2 S: 9	H: 2 LOB: 2 BB: 0 P: 9	R: 1 E: 0 K: 1 S: 6	H: 1 LOB: 0 BB: 0 P: 6	R: 0 E: 0 K: 0 S: 4	H: 1 LOB: 2 BB: 1 P: 8	1B: 13 2B: 2 3B: 0 HR: 1	SF: 0 SAC: 0 DP: 4 HBP: 1	WP: 0 PB: 1 CS: 1	PA: 42
PITCHER	IP WLS BF H R ER SO BB IBB HBP BLK WP HR S P ERA WHIP	IP WLS BF H R ER SO BB IBB HBP BLK WP HR S P ERA WHIP																				
Jim O'Toole, L ERA: 6.06 (1, 1)	4.1 W 21 9 6 6 3 2 0 0 0 0 0 24 33 12.46 2.538																					
Jim Duffalo, R ERA: 2.7 (5, 1)	0.1 3 2 0 0 0 0 0 0 0 0 0 3 3 0.00 6.000																					
Billy McCool, L ERA: 2.7 (5, 1)	4.1 W 18 4 1 1 7 1 0 0 0 0 0 31 35 2.08 1.154																					

AB	43
R	12
H	17
RBI	12
BB	6
SO	6
LOB	26



AB	38
R	7
H	15
RBI	7
BB	3
SO	10
LOB	19



WP	0
PB	1
CS	1

Batter	1	2	3	4	5	6	7	8	9	AB	R	H	RBI	BB	SO	LOB	TOP			
Pete Rose, S OBP: 0.376, SLG: 0.445 (1,4)	B1-3		4-3			FC5-2 1B			F7	4	0	1	0	0	0	0	Cincinnati Reds @ New York Mets Shea Stadium, Flushing, NY Sun May 16 1965, 3:33 AM EDT Unknown			
Tommy Harper, R OBP: 0.421, SLG: 0.495 (1,7)	5-3			5-3		FC5-2			HR BB	3	1	0	0	1	0	2				
Vada Pinson, L OBP: 0.360, SLG: 0.512 (1,8)	1B			F9		K			HR	4	1	2	2	0	1	2				
Frank Robinson, R OBP: 0.400, SLG: 0.564 (1,9)	F2			P3			5-3		1B	4	0	1	0	0	0	1				
Gordy Coleman, L OBP: 0.430, SLG: 0.634 (1,3)		F8			K		G4-6-3 1B		G4-6-3 1B	4	0	2	0	0	1	0				
Deron Johnson, R OBP: 0.375, SLG: 0.589 (1,5)	6-3			F2		G4-6-3 1-2f			G4-6-3 1-2f	4	0	0	0	0	0	3				
Johnny Edwards, L OBP: 0.309, SLG: 0.472 (1,2)	4-3			F7					P4	3	0	0	0	0	0	0				
Leo Cardenas, R OBP: 0.355, SLG: 0.380 (1,6)			K			FC2-6 1B			K	3	0	1	0	0	2	0				
John Taitouris, R OBP: 0.147, SLG: 0.077 (3,1)										1	0	0	0	0	0	1				
Joe Nuxhall, L OBP: 0.236, SLG: 0.250 (5, PH)										0	0	0	0	0	0	0				
Mary Keneigh, L (6, PH)										0	0	0	0	0	0	0				
Roger Craig, R (6, PH)										0	0	0	0	0	0	0				
Jim Duffalo, R (6, PH)										0	0	0	0	0	0	0				
Art Shamsky, L OBP: 0.367, SLG: 0.529 (8, PH)										1	0	0	0	0	1	0				
Joey Jay, S (8, PH)										0	0	0	0	0	0	0				
Inning Stats	R: 0 E: 0 K: 0 S: 4	H: 1 LOB: 1 BB: 0 P: 4	R: 0 E: 0 K: 0 S: 3	H: 0 LOB: 0 BB: 0 P: 3	R: 0 E: 0 K: 2 S: 7	H: 0 LOB: 0 BB: 0 P: 7	R: 0 E: 0 K: 0 S: 3	H: 0 LOB: 0 BB: 0 P: 3	R: 0 E: 0 K: 1 S: 5	H: 2 LOB: 2 BB: 0 P: 7	R: 0 E: 0 K: 0 S: 3	H: 1 LOB: 0 BB: 0 P: 3	R: 0 E: 0 K: 2 S: 7	H: 0 LOB: 0 BB: 0 P: 7	R: 2 E: 0 K: 0 S: 5	H: 3 LOB: 1 BB: 1 P: 9	1B: 6 2B: 0 3B: 0 HR: 1	SF: 0 SAC: 0 DP: 2 HBP: 0	WP: 0 PB: 0 SB: 0 CS: 0	PA: 33
PITCHER	IP WLS BF H R ER SO BB IBB HBP BLK WP HR S P ERA WHIP																			
Jack Fisher, R ERA: 2.86 (1,1)	8.1 W 32 7 2 2 6 1 0 0 0 0 1 43 47 2.16 0.960																			
Dennis Ribant, R ERA: 1.5 (9,1)	0.2 S 1 0 0 0 0 0 0 0 0 0 0 0 1 1 0.00 0.000																			

AB	32
R	2
H	7
RBI	2
BB	1
SO	6
LOB	9



Batter	1	2	3	4	5	6	7	8	9	AB	R	H	RBI	BB	SO	LOB	BOTTOM			
Bobby Klaus, R OBP: 0.299, SLG: 0.305 (1,4)	5-3	4-3			CS 1B				K	4	0	1	0	0	1	1	Cincinnati Reds @ New York Mets Shea Stadium, Flushing, NY Sun May 16 1965, 3:33 AM EDT Unknown			
Roy McMillan, R OBP: 0.287, SLG: 0.326 (1,6)	HR 2B		L5		1-2 HR				P4	4	2	2	1	0	0	0				
Johnny Lewis, L OBP: 0.400, SLG: 0.455 (1,9)	2H HR								6-3	3	1	1	2	1	1	0				
Ed Kranepool, L OBP: 0.397, SLG: 0.548 (1,3)	CS BB				K				F2	3	1	1	0	1	1	1				
Joe Christopher, R OBP: 0.309, SLG: 0.318 (1,7)	1-3				P6				F3	3	0	0	0	1	0	3				
Jim Hickman, R OBP: 0.167, SLG: 0.159 (9,7)	1-2								FC6-4 BB	0	0	0	0	0	0	0				
Charley Smith, R OBP: 0.221, SLG: 0.319 (1,5)		F8			6-3				F8	4	1	1	2	0	0	1				
Ron Swoboda, R OBP: 0.363, SLG: 0.611 (1,8)		F8			F8				FC6-4	3	0	1	0	0	0	0				
Billy Cowan, R OBP: 0.286, SLG: 0.350 (8,8)		F8			F8				1B	1	0	0	0	0	0	1				
Chris Cannizzaro, R OBP: 0.210, SLG: 0.175 (1,2)		2B 1B			6-3				K	3	1	1	0	0	1	1				
Jack Fisher, R OBP: 0.100, SLG: 0.150 (1,1)		1H 2B			L9				5-3	3	0	1	1	0	0	1				
Dennis Ribant, R (9,1)										0	0	0	0	0	0	0				
Inning Stats	R: 2 E: 0 K: 0 S: 4	H: 2 LOB: 1 BB: 0 P: 8	R: 1 E: 0 K: 0 S: 5	H: 2 LOB: 1 BB: 0 P: 5	R: 0 E: 0 K: 1 S: 5	H: 0 LOB: 1 BB: 1 P: 9	R: 0 E: 0 K: 0 S: 3	H: 0 LOB: 0 BB: 0 P: 3	R: 1 E: 0 K: 1 S: 6	H: 2 LOB: 0 BB: 0 P: 6	R: 2 E: 0 K: 1 S: 8	H: 3 LOB: 1 BB: 0 P: 8	R: 0 E: 0 K: 0 S: 5	H: 0 LOB: 0 BB: 0 P: 5	R: 0 E: 0 K: 0 S: 3	H: 0 LOB: 1 BB: 1 P: 7	1B: 4 2B: 2 3B: 0 HR: 3	SF: 0 SAC: 0 DP: 0 HBP: 0	WP: 0 PB: 0 SB: 0 CS: 2	PA: 34
PITCHER	IP WLS BF H R ER SO BB IBB HBP BLK WP HR S P ERA WHIP																			
John Taitouris, R ERA: 3.89 (1,1)	2.1 L 11 4 3 3 0 1 0 0 0 0 0 1 13 17 3.38 1.125																			
Joe Nuxhall, L ERA: 4.42 (3,1)	2.2 10 2 1 1 2 1 0 0 0 0 0 1 13 17 3.38 1.125																			
Roger Craig, R ERA: 6.97 (6,1)	0.1 4 3 2 2 0 0 0 0 0 0 0 1 4 4 54.00 9.000																			
Jim Duffalo, R ERA: 1.8 (6,1)	1.2 5 0 0 0 2 0 0 0 0 0 0 0 9 9 0.00 0.000																			
Joey Jay, R ERA: 4.7 (8,1)	1.0 4 0 0 0 0 1 0 0 0 0 0 0 3 7 0.00 1.000																			

AB	31
R	6
H	9
RBI	6
BB	3
SO	4
LOB	9



Batter	1	2	3	4	5	6	7	8	9	AB	R	H	RBI	BB	SO	LOB	TOP							
Pete Rose, S OBP: 0.390, SLG: 0.474 (1, 4)										5	2	4	0	0	0	0								
Tommy Harper, R OBP: 0.415, SLG: 0.487 (1, 7)										4	0	1	1	0	0	3								
Vada Pinson, L OBP: 0.355, SLG: 0.500 (1, 8)										5	1	1	0	0	1	2								
Frank Robinson, R OBP: 0.417, SLG: 0.582 (1, 9)										4	1	3	1	1	1	0								
Deron Johnson, R OBP: 0.376, SLG: 0.577 (1, 5)										4	0	1	0	1	0	5								
Tony Perez, R OBP: 0.302, SLG: 0.490 Gordy Coleman, L OBP: 0.425, SLG: 0.625 (9, PH)										4	0	0	1	0	1	8								
Don Pavletich, R OBP: 0.426, SLG: 0.600 (1, 2)										3	1	2	2	1	0	0								
Leo Cardenas, R OBP: 0.344, SLG: 0.366 (1, 6)										4	0	0	0	0	0	4								
Sammy Ellis, L OBP: 0.136, SLG: 0.095 John Tsitouris, R OBP: 0.125, SLG: 0.087 Jimmie Coaker, R Jim Duffalo, R Art Shamsky, L OBP: 0.367, SLG: 0.500 Gerry Arrigo, L OBP: 1.000, SLG: 1.000 (8, 1)										0	0	0	0	0	0	0								
Inning Stats	R: 0 E: 1 K: 1 S: 7	H: 1 LOB: 3 BB: 1 P: 11	R: 1 E: 0 K: 0 S: 4	H: 1 LOB: 0 BB: 0 P: 4	R: 0 E: 0 K: 1 S: 7	H: 2 LOB: 2 BB: 0 P: 7	R: 0 E: 0 K: 0 S: 3	H: 0 LOB: 0 BB: 0 P: 3	R: 2 E: 0 K: 0 S: 6	H: 3 LOB: 3 BB: 2 P: 14	R: 1 E: 0 K: 1 S: 6	H: 1 LOB: 0 BB: 0 P: 6	R: 1 E: 0 K: 0 S: 5	H: 2 LOB: 1 BB: 0 P: 5	R: 0 E: 0 K: 0 S: 3	H: 1 LOB: 0 BB: 0 P: 3	R: 0 E: 0 K: 1 S: 6	H: 1 LOB: 1 BB: 0 P: 6	1B: 8 2B: 2 3B: 1 HR: 1	SF: 1 SAC: 0 DP: 1 HBP: 0	WP: 0 PB: 0 SB: 2 CS: 0	PA: 42		
PITCHER	IP	WLS	BF	H	R	ER	SO	BB	IBB	HBP	BLK	WP	HR	S	P	ERA	WHIP							
Warren Spahn, L ERA: 3.51	7.0	W	35	10	5	5	3	3	0	0	0	0	1	38	50	6.43	1.857							
Frank Lary, R ERA: 2.0	2.0	S	7	2	0	0	1	0	0	0	0	0	0	9	9	0.00	1.000							

Cincinnati Reds @ New York Mets
Shea Stadium, Flushing, NY
Sun May 16 1965, 3:38 AM EDT
Att: 48,536 - Unknown

AB	38
R	5
H	12
RBI	5
BB	3
SO	4
LOB	23

Batter	1	2	3	4	5	6	7	8	9	AB	R	H	RBI	BB	SO	LOB	BOTTOM							
Bobby Klaus, R OBP: 0.304, SLG: 0.303 (1, 4)										4	1	1	0	1	0	1								
Roy McMillan, R OBP: 0.283, SLG: 0.320 (1, 6)										5	0	1	0	0	0	4								
Johnny Lewis, L OBP: 0.404, SLG: 0.451 (1, 9)										3	2	1	1	1	0	2								
Ed Kranepool, L OBP: 0.400, SLG: 0.556 (1, 3)										4	1	2	0	0	0	2								
Jesse Gonder, L OBP: 0.389, SLG: 0.545 Billy Cowan, R OBP: 0.286, SLG: 0.350 (7, PR)										3	1	2	2	1	0	1								
Joe Christopher, R OBP: 0.315, SLG: 0.319 Jim Hickman, R OBP: 0.167, SLG: 0.159 (9, 7)										3	0	1	1	1	0	1								
Charley Smith, R OBP: 0.259, SLG: 0.378 (1, 5)										2	2	2	2	1	0	0								
Ron Swoboda, R OBP: 0.357, SLG: 0.632 Frank Lary, R OBP: 0.500, SLG: 0.500 (8, 1)										4	1	1	2	0	1	5								
Warren Spahn, L OBP: 0.429, SLG: 0.214 Chris Cannizzaro, R OBP: 0.200, SLG: 0.172 (8, 2)										1	0	0	0	1	0	0								
Inning Stats	R: 6 E: 0 K: 0 S: 8	H: 6 LOB: 2 BB: 2 P: 17	R: 1 E: 1 K: 0 S: 3	H: 1 LOB: 2 BB: 3 P: 15	R: 0 E: 0 K: 0 S: 3	H: 0 LOB: 1 BB: 1 P: 7	R: 0 E: 0 K: 0 S: 3	H: 1 LOB: 0 BB: 0 P: 3	R: 1 E: 0 K: 1 S: 6	H: 1 LOB: 0 BB: 0 P: 6	R: 0 E: 0 K: 0 S: 3	H: 1 LOB: 1 BB: 0 P: 4	R: 0 E: 0 K: 0 S: 3	H: 0 LOB: 0 BB: 0 P: 3	R: 0 E: 0 K: 0 S: 3	H: 0 LOB: 0 BB: 0 P: 3	1B: 7 2B: 2 3B: 0 HR: 2	SF: 0 SAC: 0 DP: 4 HBP: 2	WP: 0 PB: 0 SB: 0 CS: 0	PA: 38				
PITCHER	IP	WLS	BF	H	R	ER	SO	BB	IBB	HBP	BLK	WP	HR	S	P	ERA	WHIP							
Sammy Ellis, R ERA: 3.7	0.2	L	8	5	6	6	0	2	0	0	0	0	1	6	14	81.00	10.500							
John Tsitouris, R ERA: 3.92	4.1		20	4	2	2	1	4	0	1	0	0	1	17	34	4.15	1.846							
Jim Duffalo, R ERA: 1.29	2.0		7	2	0	0	0	0	0	1	0	0	0	6	7	0.00	1.000							
Gerry Arrigo, L ERA: 2.25	1.0		3	0	0	0	0	0	0	0	0	0	0	3	3	0.00	0.000							

Cincinnati Reds @ New York Mets
Shea Stadium, Flushing, NY
Sun May 16 1965, 3:38 AM EDT
Att: 48,536 - Unknown

AB	30
R	8
H	11
RBI	8
BB	6
SO	1
LOB	16

Batter	1	2	3	4	5	6	7	8	9	AB	R	H	RBI	BB	SO	LOB	TOP					
Bobby Klaus, R (1,4) OBP: 0.296, SLG: 0.294	L6	F8			L9		K		G5-4-3	3	0	0	0	0	0	0	New York Mets @ Milwaukee Braves Milwaukee County Stadium, Milwaukee, WI Tue May 18 1965, 8:05 PM EDT Att: 3,134 - Unknown					
Danny Napoleon, R (7,PH) OBP: 0.353, SLG: 0.438										1	0	0	0	0	1							
Larry Bearmarth, R (7,1)										0	0	0	0	0	0							
Jim Hickman, R (9,PH) OBP: 0.163, SLG: 0.156										1	0	0	0	0	3							
Roy McMillan, R (1,6) OBP: 0.282, SLG: 0.327	4-3 2B		L7		L7			L5		4	0	1	0	0	0							
Johnny Lewis, L (1,9) OBP: 0.398, SLG: 0.442	4-3 2-3						K	K		4	0	1	0	0	2	1						
Ed Kranepool, L (1,3) OBP: 0.403, SLG: 0.550			L7					F8		3	0	1	0	1	0	1						
Joe Christopher, R (1,7) OBP: 0.313, SLG: 0.316	F8		F9				P3			4	1	1	0	0	0	4						
Charley Smith, R (1,5) OBP: 0.282, SLG: 0.397		HR 1B					F2			4	1	3	0	0	0	1						
Ron Swoboda, R (1,8) OBP: 0.364, SLG: 0.675							K			4	1	2	3	0	2	1						
Chris Cannizzaro, R (1,2) OBP: 0.200, SLG: 0.167										2	0	0	0	0	1	1						
Chuck Hiller, L (7,PH) OBP: 0.111, SLG: 0.444										2	0	0	0	0	0	2						
Gary Kroll, R (1,1) OBP: 0.286, SLG: 0.286										2	0	0	0	0	1	0						
Jesse Gonder, L (7,PH) OBP: 0.421, SLG: 0.559	6-3									1	0	1	0	1	0	0						
Billy Cowan, R (9,PR) OBP: 0.286, SLG: 0.350										0	0	0	0	0	0	0						
Inning Stats	R: 0 E: 0 K: 0 S: 4	H: 1 LOB: 2 BB: 1 P: 8	R: 2 E: 0 K: 0 S: 5	H: 2 LOB: 0 BB: 0 P: 5	R: 0 E: 0 K: 0 S: 4	H: 1 LOB: 1 BB: 0 P: 4	R: 0 E: 0 K: 2 S: 7	H: 1 LOB: 1 BB: 0 P: 7	R: 0 E: 0 K: 1 S: 5	H: 0 LOB: 0 BB: 0 P: 5	R: 0 E: 0 K: 1 S: 6	H: 1 LOB: 1 BB: 0 P: 6	R: 0 E: 0 K: 2 S: 8	H: 1 LOB: 0 BB: 0 P: 8	R: 0 E: 0 K: 1 S: 5	H: 0 LOB: 0 BB: 0 P: 5	R: 1 E: 0 K: 0 S: 5	H: 3 LOB: 3 BB: 1 P: 9	1B: 7 2B: 3 3B: 0 HR: 1	SF: 0 SAC: 0 DP: 2 HBP: 0	WP: 0 PB: 0 CS: 1	PA: 37
PITCHER Tony Cloninger, R (1,1) ERA: 3.34	IP: 9.0 WLS: W BF: 37 H: 10 R: 3 ER: 3 SO: 7 BB: 1 IBB: 1 HBP: 0 BLK: 0 WP: 0 HR: 1 S: 49 P: 57 ERA: 3.00 WHIP: 1.222															PITCHER	IP: 9.0 WLS: W BF: 37 H: 10 R: 3 ER: 3 SO: 7 BB: 1 IBB: 1 HBP: 0 BLK: 0 WP: 0 HR: 1 S: 49 P: 57 ERA: 3.00 WHIP: 1.222					

AB 35
R 3
H 10
RBI 3
BB 2
SO 7
LOB 15



Batter	1	2	3	4	5	6	7	8	9	AB	R	H	RBI	BB	SO	LOB	BOTTOM			
Felipe Alou, R (1,3) OBP: 0.330, SLG: 0.438	F7						6-3			4	0	2	0	0	0	0	New York Mets @ Milwaukee Braves Milwaukee County Stadium, Milwaukee, WI Tue May 18 1965, 8:05 PM EDT Att: 3,134 - Unknown			
Eddie Mathews, L (1,5) OBP: 0.395, SLG: 0.561	F9									3	0	0	0	1	0	1				
Hank Aaron, R (1,9) OBP: 0.378, SLG: 0.593	P5									3	0	0	0	1	0	2				
Joe Torre, R (1,2) OBP: 0.436, SLG: 0.678										3	1	1	0	1	0	2				
Rico Carty, R (1,7) OBP: 0.333, SLG: 0.450										4	2	2	2	0	0	1				
Ty Cline, L (9,8) OBP: 0.293, SLG: 0.235										0	0	0	0	0	0	0				
Mack Jones, L (1,8) OBP: 0.303, SLG: 0.403										4	1	2	0	0	0	1				
Frank Bolling, R (1,4) OBP: 0.352, SLG: 0.433										3	0	2	2	1	0	1				
Sandy Alomar Sr., S (1,6) OBP: 0.188, SLG: 0.161										4	0	2	0	0	1	1				
Tony Cloninger, R (1,1) ERA: 4.85										4	0	0	0	0	1	4				
Inning Stats	R: 0 E: 0 K: 0 S: 3	H: 0 LOB: 0 BB: 0 P: 3	R: 2 E: 0 K: 1 S: 7	H: 3 LOB: 0 BB: 0 P: 7	R: 0 E: 0 K: 0 S: 3	H: 1 LOB: 1 BB: 1 P: 7	R: 1 E: 0 K: 0 S: 5	H: 2 LOB: 1 BB: 0 P: 5	R: 0 E: 0 K: 0 S: 4	H: 1 LOB: 2 BB: 1 P: 8	R: 0 E: 0 K: 0 S: 4	H: 1 LOB: 0 BB: 0 P: 8	R: 0 E: 0 K: 0 S: 3	H: 0 LOB: 0 BB: 0 P: 3	R: 1 E: 0 K: 1 S: 7	H: 3 LOB: 2 BB: 1 P: 11	1B: 8 2B: 1 3B: 1 HR: 1	SF: 0 SAC: 0 DP: 2 HBP: 0	WP: 0 PB: 0 CS: 1	PA: 36
PITCHER Gary Kroll, R (1,1) ERA: 6.75	IP: 6.0 WLS: L BF: 27 H: 8 R: 3 ER: 3 SO: 1 BB: 3 IBB: 0 HBP: 0 BLK: 0 WP: 0 HR: 1 S: 26 P: 38 ERA: 4.50 WHIP: 1.833															PITCHER Larry Bearmarth, R (7,1) ERA: 4.85	IP: 2.0 WLS: 9 BF: 3 H: 1 R: 1 ER: 1 SO: 1 BB: 0 IBB: 0 HBP: 0 BLK: 0 WP: 0 HR: 0 S: 10 P: 14 ERA: 4.50 WHIP: 2.000			

AB 32
R 4
H 11
RBI 4
BB 4
SO 2
LOB 13



Batter	1	2	3	4	5	6	7	8	9	AB	R	H	RBI	BB	SO	LOB	TOP				
Johnny Lewis, L (1, 9) OBP: 0.393, SLG: 0.465 Billy Cowan, R (9, PH) OBP: 0.273, SLG: 0.333	F7			4-3	HR			K	L6	4	1	1	2	0	1	0					
Roy McMillan, R (1, 6) OBP: 0.281, SLG: 0.324	F7			E6 FC6-4	1B			P4		4	0	1	0	0	0	0					
Jesse Gonder, L (1, 2) OBP: 0.405, SLG: 0.553	5-3			P6	F7					4	0	1	0	0	0	2					
Joe Christopher, R (1, 7) OBP: 0.304, SLG: 0.306		6-3		FC6-4 1-2				F8	5-3	4	0	0	0	0	0	2					
Ed Kranepool, L (1, 3) OBP: 0.406, SLG: 0.557		G3						4-3		4	2	2	0	0	0	0					
Ron Swoboda, R (1, 8) OBP: 0.359, SLG: 0.679		6-3								4	1	1	1	0	1	1					
Charley Smith, R (1, 5) OBP: 0.281, SLG: 0.390			1-3		5-3			F2		4	0	1	0	0	0	1					
Bobby Klaus, R (1, 4) OBP: 0.299, SLG: 0.291 Jim Bethke, R (5, 1)			F8					K		1	0	0	0	1	0	0					
Danny Napoleon, R (7, PH) OBP: 0.333, SLG: 0.412 Frank Lary, R (7, 1) OBP: 0.500, SLG: 0.500 Jim Hickman, R (9, PH) OBP: 0.180, SLG: 0.174					FC6-4 BB			K	FC6-4 1B	1	0	0	0	0	1	0					
Galen Cisco, R (1, 1) OBP: 0.333, SLG: 0.333 Tug McGraw, R (4, 1) Chuck Hiller, L (5, PH) OBP: 0.083, SLG: 0.333					FC6-4 HR			K	FC6-4 1-2 2-3 3-H	1	0	0	0	0	1	0					
Inning Stats	R: 0 E: 0 K: 0 S: 3	H: 0 LOB: 0 BB: 0 P: 3	R: 0 E: 0 K: 0 S: 3	H: 0 LOB: 0 BB: 0 P: 3	R: 0 E: 0 K: 1 S: 5	H: 0 LOB: 0 BB: 0 P: 5	R: 0 E: 1 K: 0 S: 4	H: 0 LOB: 1 BB: 0 P: 4	R: 4 E: 0 K: 0 S: 7	H: 4 LOB: 1 BB: 1 P: 11	R: 0 E: 0 K: 0 S: 3	H: 0 LOB: 0 BB: 0 P: 3	R: 0 E: 0 K: 1 S: 6	H: 1 LOB: 1 BB: 0 P: 6	R: 1 E: 0 K: 1 S: 8	H: 3 LOB: 2 BB: 0 P: 8	1B: 4 2B: 2 3B: 1 HR: 1	SF: 0 SAC: 0 DP: 0 HBP: 0	WP: 0 PB: 0 CS: 0	PA: 37	
PITCHER	IP	WLS	BF	H	R	ER	SO	BB	IBB	HBP	BLK	WP	HR	S	P	ERA	WHIP				
Bob Sadowski, R (1, 1) ERA: 4.23	8.1	W	34	7	5	5	5	1	0	0	0	0	1	43	47	5.40	0.960				
Dan Osinski, R (9, 1) ERA: 3.57	0.1		2	1	0	0	0	0	0	0	0	0	0	2	2	0.00	3.000				
Billy O'Dell, L (9, 1) ERA: 2.7	0.1	S	1	0	0	0	0	0	0	0	0	0	0	1	1	0.00	0.000				

New York Mets @ Milwaukee Braves
Milwaukee County Stadium, Milwaukee, WI
Wed May 19 1965, 8:05 PM EDT
Att. 2,355 - Unknown - 61 F

AB 36
R 5
H 8
RBI 5
BB 1
SO 5
LOB 11

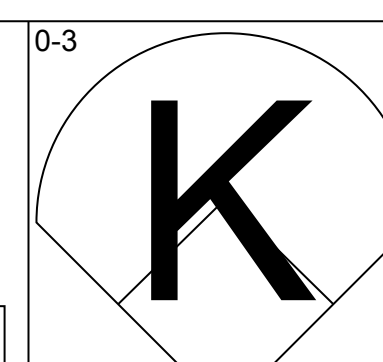
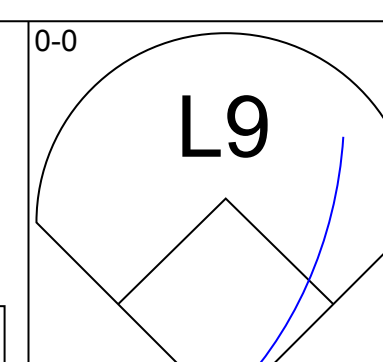
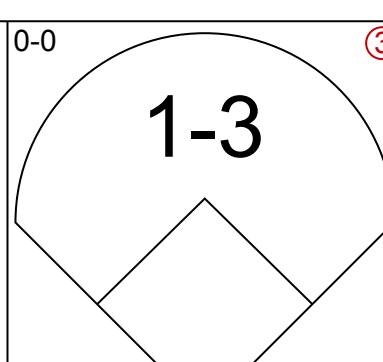
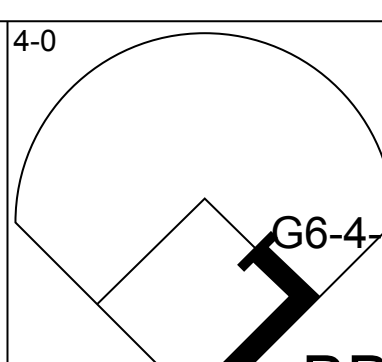
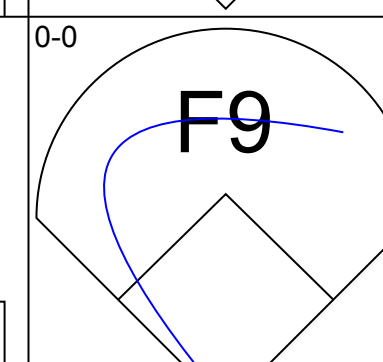
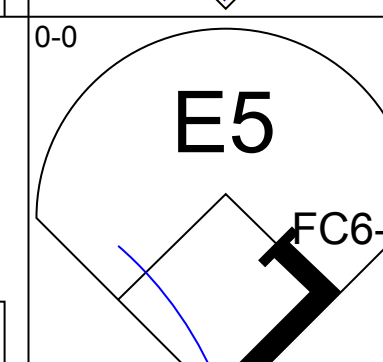
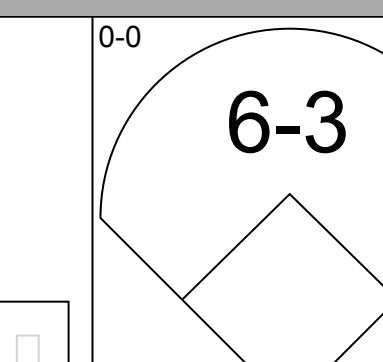
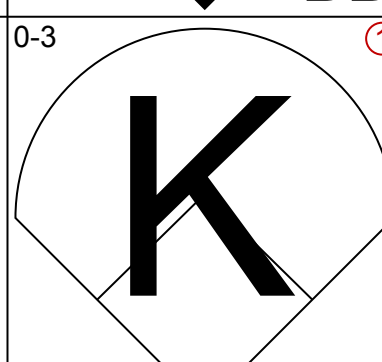
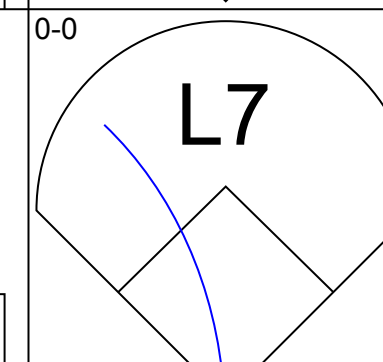
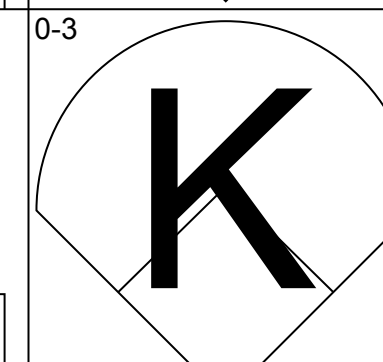
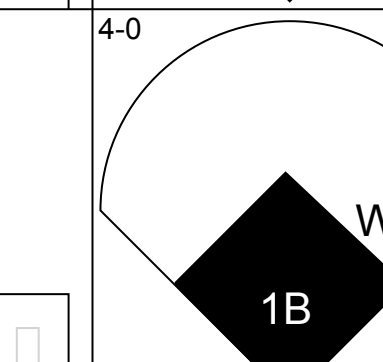
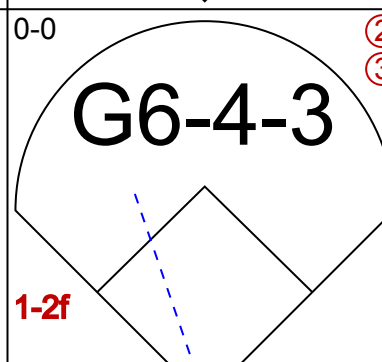
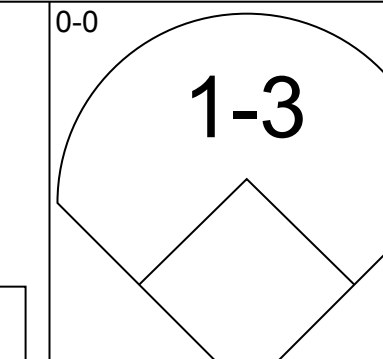
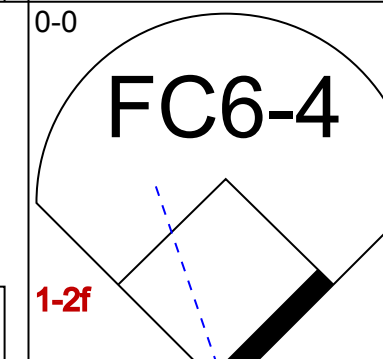
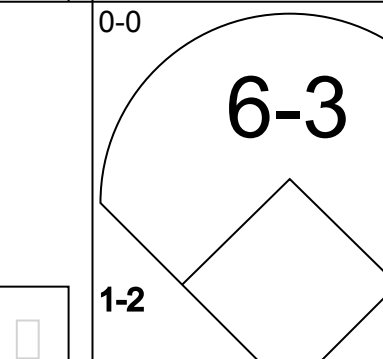
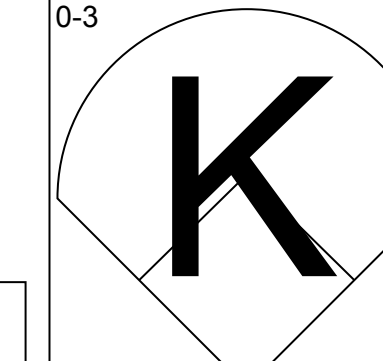
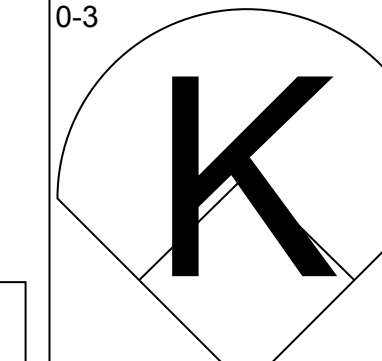
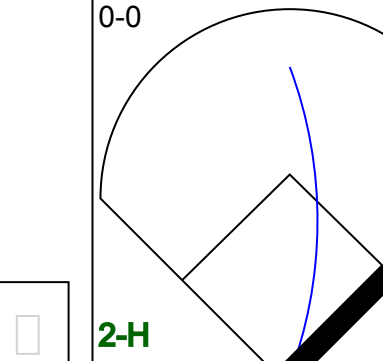
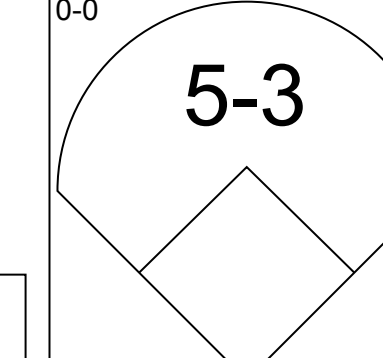
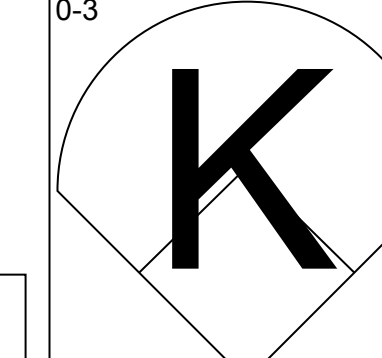
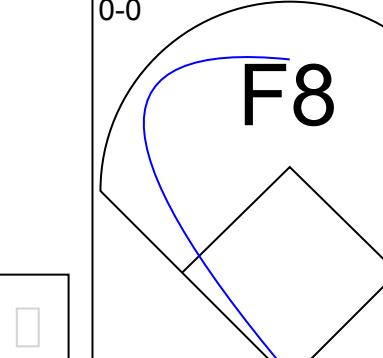
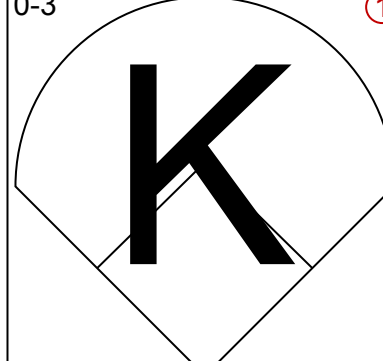
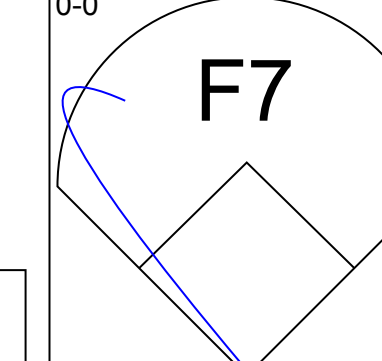
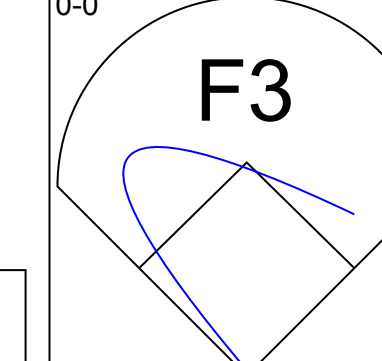
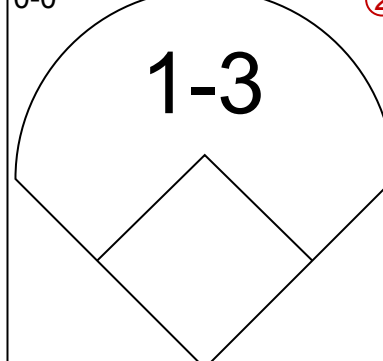
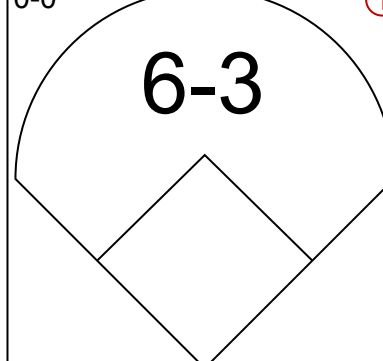
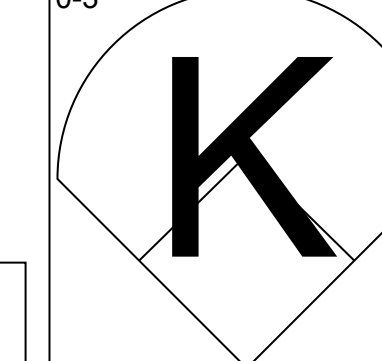
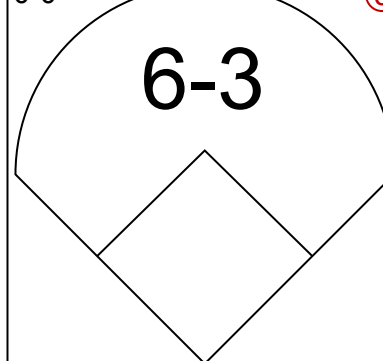
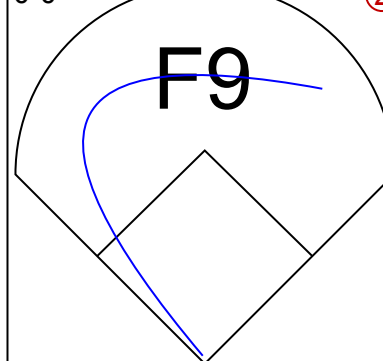
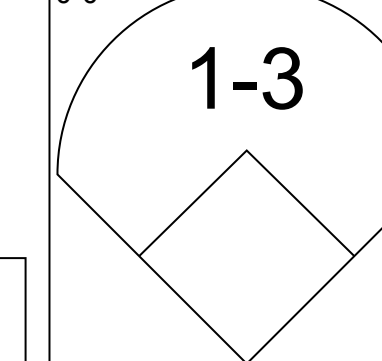


Batter	1	2	3	4	5	6	7	8	9	AB	R	H	RBI	BB	SO	LOB	BOTTOM				
Felipe Alou, R (1, 3) OBP: 0.325, SLG: 0.427	F9	FC5 F9		G3-6-3 1B		5-3		6-3		5	0	1	0	0	0	0					
Eddie Mathews, L (1, 5) OBP: 0.390, SLG: 0.544	P4	F9 2-3		G3-6-3 1-2				F5		5	0	1	0	0	0	2					
Hank Aaron, R (1, 9) OBP: 0.372, SLG: 0.576		F3			F5	P4				4	0	1	0	0	0	2					
Joe Torre, R (1, 2) OBP: 0.448, SLG: 0.723	F8				HR					4	3	3	1	0	0	1					
Rico Carty, R (1, 7) OBP: 0.400, SLG: 0.500 Ty Cline, L (7, PR) OBP: 0.293, SLG: 0.235		1B PB 1B		CS 1B		F9		1B WP 1B		4	1	3	0	0	0	1					
Mack Jones, L (1, 8) OBP: 0.338, SLG: 0.429		1B 1B		L6-4 CS 1B		BB 1B		G6-4-3 1B		3	1	3	1	1	0	0					
Frank Bolling, R (1, 4) OBP: 0.373, SLG: 0.435		1B E 1B		1-2 2-3 BB		1B BB		P6		2	1	1	0	2	0	2					
Sandy Alomar Sr., S (1, 6) OBP: 0.222, SLG: 0.200		E8 E 1B		L6-4				G6-4-3		4	1	2	3	0	0	4					
Bob Sadowski, R (1, 1) OBP: 0.200, SLG: 0.200 Dan Osinski, R (9, 1) Billy O'Dell, S (9, 1) OBP: 0.286, SLG: 0.286								F2		4	0	0	0	0	3	1					
Inning Stats	R: 0 E: 0 K: 0 S: 4	H: 1 LOB: 1 BB: 0 P: 4	R: 4 E: 2 K: 1 S: 9	H: 3 LOB: 1 BB: 1 P: 13	R: 1 E: 0 K: 0 S: 4	H: 3 LOB: 1 BB: 1 P: 8	R: 0 E: 0 K: 1 S: 5	H: 1 LOB: 0 BB: 0 P: 5	R: 1 E: 0 K: 0 S: 5	H: 3 LOB: 3 BB: 1 P: 9	R: 0 E: 0 K: 1 S: 6	H: 1 LOB: 1 BB: 0 P: 6	R: 1 E: 0 K: 0 S: 5	H: 3 LOB: 2 BB: 0 P: 5	R: 0 E: 0 K: 0 S: 3	H: 0 LOB: 0 BB: 0 P: 3	1B: 13 2B: 2 3B: 0 HR: 1	SF: 0 SAC: 0 DP: 3 HBP: 0	WP: 1 PB: 1 CS: 2	PA: 38	
PITCHER	IP	WLS	BF	H	R	ER	SO	BB	IBB	HBP	BLK	WP	HR	S	P	ERA	WHIP				
Galen Cisco, R (1, 1) ERA: 9.18	3.0	L	17	7	5	3	1	2	0	0	0	0	0	5	5	9.00	3.000				
Tug McGraw, L (4, 1) ERA: 3.52	1.0		3	1	0	0	1	0	0	0	0	0	0	5	5	0.00	1.000				
Jim Bethke, R (5, 1) ERA: 2.93	2.0		10	4	1	1	1	1	0	0	0	0	0	11	15	4.50	2.500				
Frank Lary, R (7, 1) ERA: 2.45	2.0		8	3	1	1	0	0	0	0	0	1	0	8	8	4.50	1.500				

New York Mets @ Milwaukee Braves
Milwaukee County Stadium, Milwaukee, WI
Wed May 19 1965, 8:05 PM EDT
Att. 2,355 - Unknown - 61 F

AB 35
R 7
H 15
RBI 5
BB 3
SO 3
LOB 13

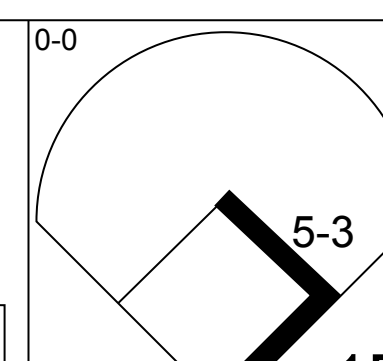
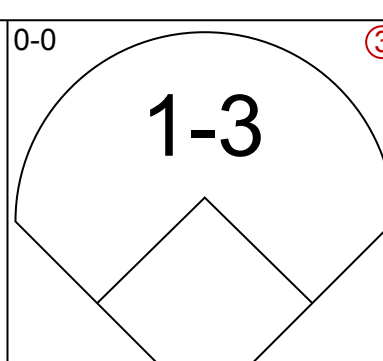
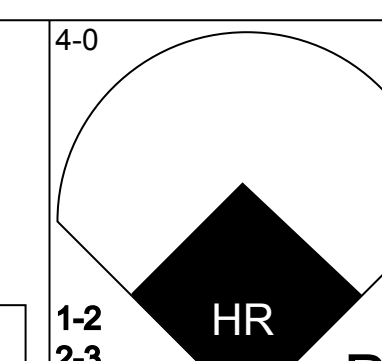
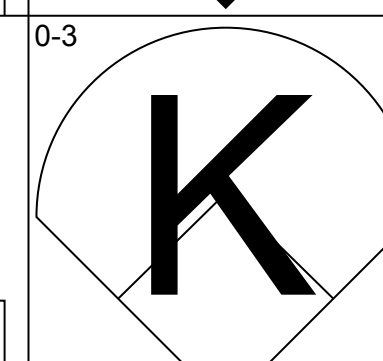
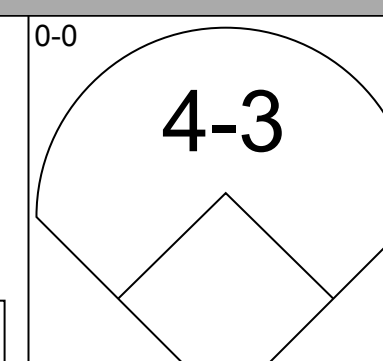
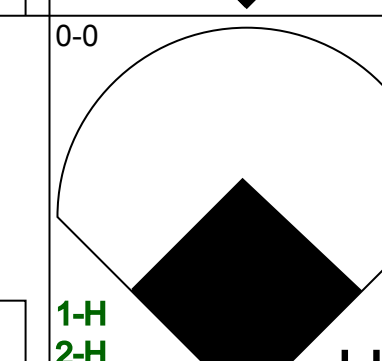
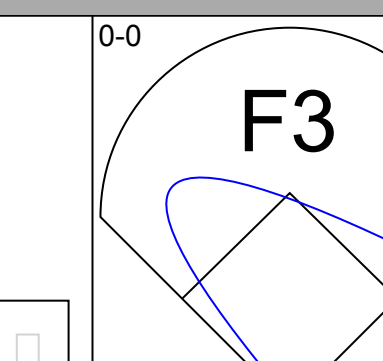
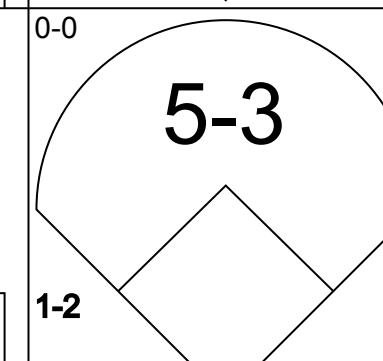
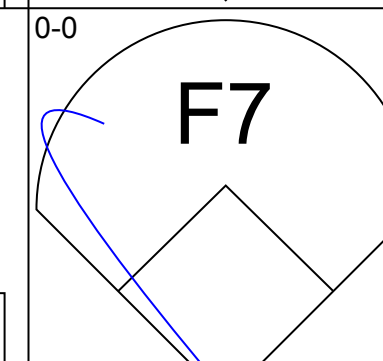
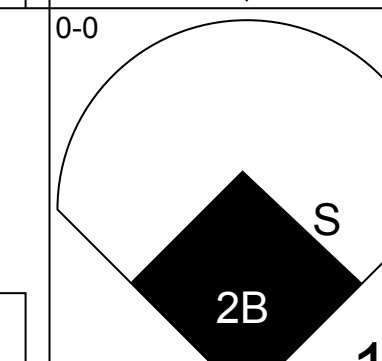
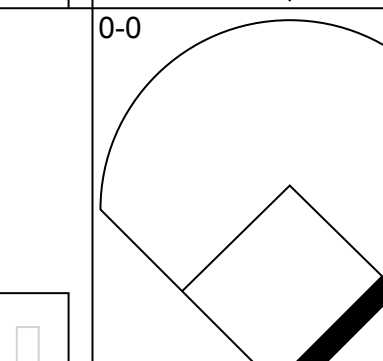
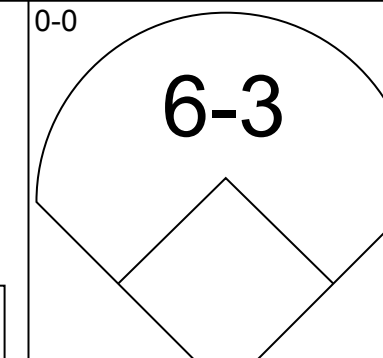
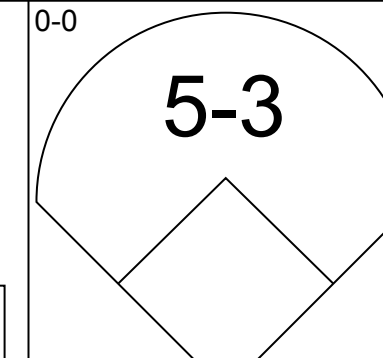
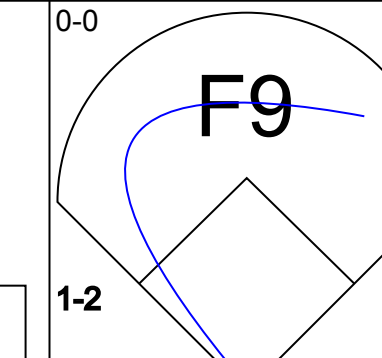
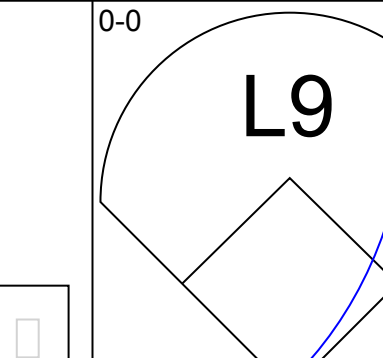
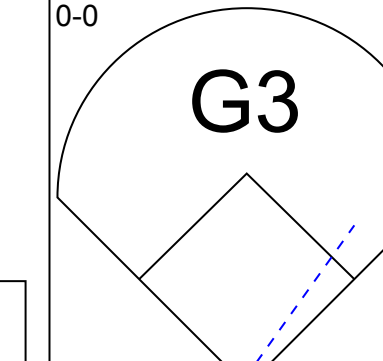
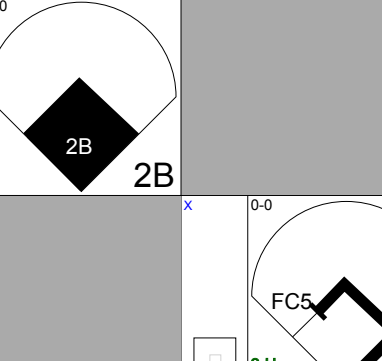
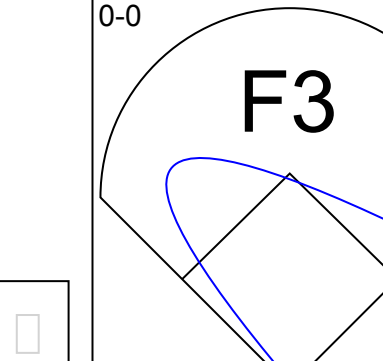
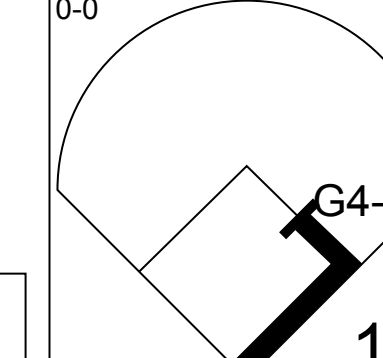
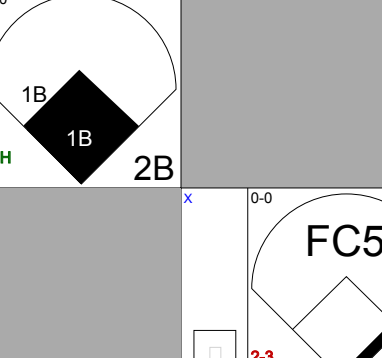
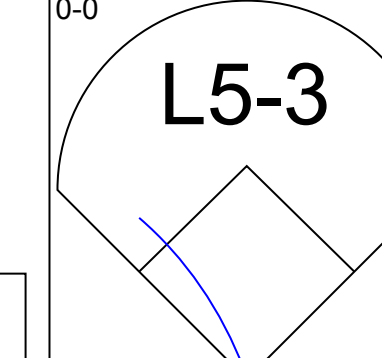
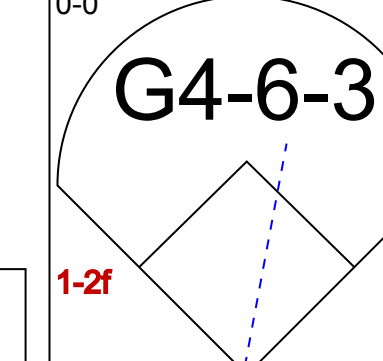
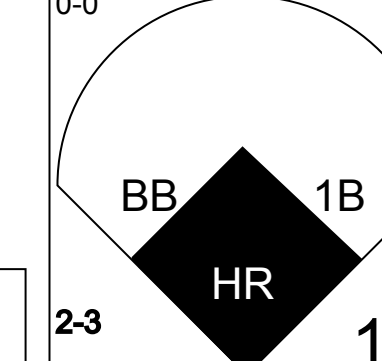
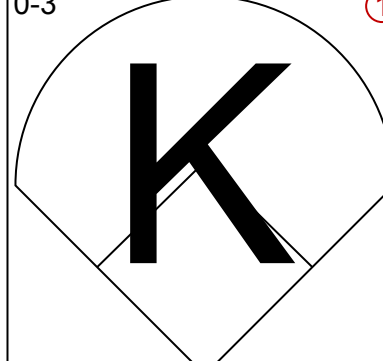
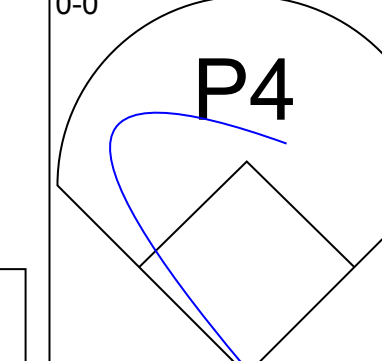
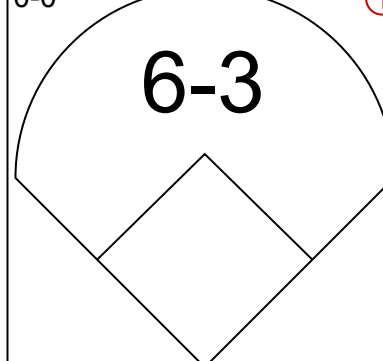
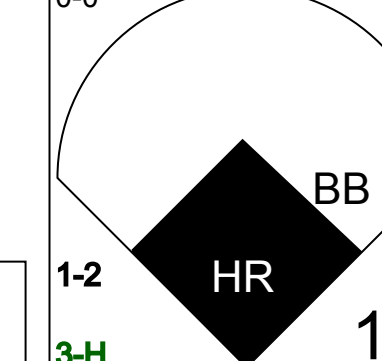
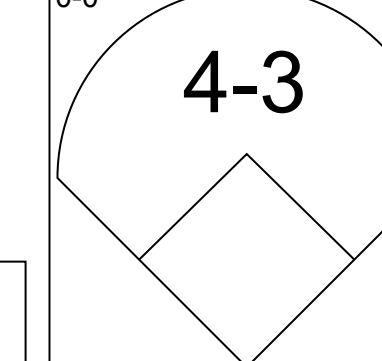
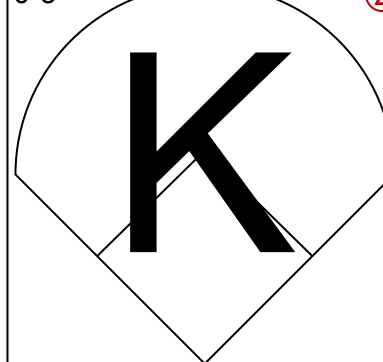
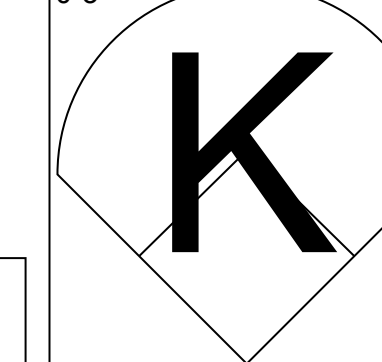
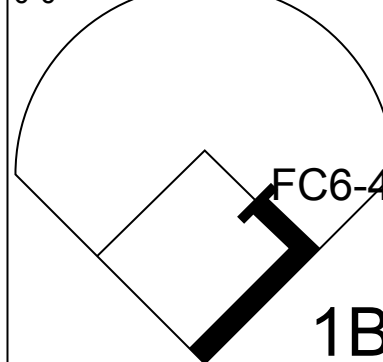


Batter	1	2	3	4	5	6	7	8	9	AB	R	H	RBI	BB	SO	LOB	TOP				
Bobby Klaus, R (1,4) OBP: 0.298, SLG: 0.283 (7,6)										3	0	0	0	1	1	0					
Roy McMillan, R (1,6) OBP: 0.274, SLG: 0.315 Chuck Hiller, L (7,4) OBP: 0.083, SLG: 0.333 Hawk Taylor, R (9,PH) OBP: 0.286, SLG: 0.714										3	0	0	0	0	0	0					
Billy Cowan, R (1,8) OBP: 0.269, SLG: 0.292										3	1	0	0	1	1	2					
Charley Smith, R (1,5) OBP: 0.272, SLG: 0.376										3	0	0	0	0	0	2					
Ron Swoboda, R (1,9) OBP: 0.358, SLG: 0.667										3	0	1	1	0	2	0					
Jim Hickman, R (1,7) OBP: 0.170, SLG: 0.163										3	0	0	0	0	1	1					
Ed Kranepool, L (1,3) OBP: 0.397, SLG: 0.542										3	0	0	0	0	1	0					
Chris Cannizzaro, R (1,2) OBP: 0.191, SLG: 0.159										3	0	0	0	0	1	0					
Warren Spahn, L (1,1) OBP: 0.409, SLG: 0.200 Joe Christopher, R (6,PH) OBP: 0.301, SLG: 0.303 Tom Parsons, R (6,1) Danny Napoleon, R (8,PH) OBP: 0.316, SLG: 0.389 Tug McGraw, R (8,1)										1	0	0	0	0	0	0					
Inning Stats	R: 0 E: 0 K: 1 S: 5	H: 0 LOB: 0 BB: 0 P: 5	R: 0 E: 0 K: 1 S: 5	H: 0 LOB: 0 BB: 0 P: 5	R: 0 E: 0 K: 1 S: 5	H: 0 LOB: 0 BB: 0 P: 5	R: 0 E: 1 K: 1 S: 6	H: 0 LOB: 1 BB: 0 P: 6	R: 0 E: 0 K: 2 S: 7	H: 0 LOB: 0 BB: 0 P: 7	R: 0 E: 0 K: 0 S: 3	H: 0 LOB: 0 BB: 0 P: 3	R: 1 E: 0 K: 0 S: 4	H: 1 LOB: 1 BB: 1 P: 8	R: 0 E: 0 K: 1 S: 5	H: 0 LOB: 0 BB: 1 P: 5	R: 0 E: 0 K: 1 S: 4	H: 0 LOB: 0 BB: 1 P: 8	1B: 1 2B: 0 3B: 0 HR: 0	SF: 0 SAC: 0 DP: 1 HBP: 0	WP: 1 PA: 30 CS: 0
PITCHER Wade Blasingame, L (1,1) ERA: 2.98	IP: 9.0 WLS: W BF: 30 H: 1 R: 1 ER: 1 SO: 8 BB: 2 IBB: 0 HBP: 0 BLK: 0 WP: 1 HR: 0 S: 44 P: 52 ERA: 1.00 WHIP: 0.333											PITCHER	IP: 9.0 WLS: W BF: 30 H: 1 R: 1 ER: 1 SO: 8 BB: 2 IBB: 0 HBP: 0 BLK: 0 WP: 1 HR: 0 S: 44 P: 52 ERA: 1.00 WHIP: 0.333								

New York Mets @ Milwaukee Braves
Milwaukee County Stadium, Milwaukee, WI
Thu May 20 1965, 8:05 PM EDT
Att: 17,433 - Unknown

AB	28
R	1
H	1
RBI	1
BB	2
SO	8
LOB	6



Batter	1	2	3	4	5	6	7	8	9	AB	R	H	RBI	BB	SO	LOB	BOTTOM		
Felipe Alou, R (1,8) OBP: 0.331, SLG: 0.425 (6,3)										3	1	1	0	1	0	1			
Eddie Mathews, L (1,5) OBP: 0.386, SLG: 0.561										4	1	1	4	0	1	1			
Hank Aaron, R (1,9) OBP: 0.378, SLG: 0.573										4	1	2	0	0	0	1			
Joe Torre, R (1,2) OBP: 0.431, SLG: 0.694										4	0	0	0	0	0	3			
Rico Carty, R (1,7) OBP: 0.414, SLG: 0.571										4	1	2	1	0	0	1			
Gene Oliver, R (1,3) OBP: 0.288, SLG: 0.386 Ty Cline, L (6,8) OBP: 0.289, SLG: 0.232										3	1	2	1	0	0	1			
Frank Bolling, R (1,4) OBP: 0.367, SLG: 0.425										4	1	1	0	0	1	1			
Sandy Alomar Sr., S (1,6) OBP: 0.225, SLG: 0.205										4	1	1	1	0	0	0			
Wade Blasingame, L (1,1) OBP: 0.294, SLG: 0.294										3	0	1	0	0	2	2			
Inning Stats	R: 0 E: 0 K: 1 S: 6	H: 1 LOB: 1 BB: 0 P: 6	R: 0 E: 0 K: 0 S: 3	H: 1 LOB: 0 BB: 0 P: 3	R: 0 E: 0 K: 1 S: 5	H: 0 LOB: 0 BB: 0 P: 5	R: 0 E: 0 K: 0 S: 3	H: 0 LOB: 0 BB: 0 P: 3	R: 7 E: 0 K: 1 S: 12	H: 7 LOB: 1 BB: 1 P: 16	R: 0 E: 0 K: 1 S: 6	H: 1 LOB: 1 BB: 0 P: 6	R: 0 E: 0 K: 0 S: 4	H: 1 LOB: 1 BB: 0 P: 4	R: 0 E: 0 K: 0 S: 3	H: 0 LOB: 0 BB: 0 P: 3	1B: 7 2B: 3 3B: 0 HR: 1	SF: 0 SAC: 0 DP: 1 HBP: 0	WP: 0 PA: 35 CS: 0
PITCHER Warren Spahn, L (1,1) ERA: 4.26 Tom Parsons, R (6,1) ERA: 6.1 Tug McGraw, L (8,1) ERA: 3.12	IP: 5.0 WLS: L BF: 24 H: 9 R: 7 ER: 7 SO: 3 BB: 1 IBB: 0 HBP: 0 BLK: 0 WP: 0 HR: 1 S: 29 P: 33 ERA: 12.60 WHIP: 2.000											PITCHER	IP: 5.0 WLS: L BF: 24 H: 9 R: 7 ER: 7 SO: 3 BB: 1 IBB: 0 HBP: 0 BLK: 0 WP: 0 HR: 1 S: 29 P: 33 ERA: 12.60 WHIP: 2.000						

New York Mets @ Milwaukee Braves
Milwaukee County Stadium, Milwaukee, WI
Thu May 20 1965, 8:05 PM EDT
Att: 17,433 - Unknown

AB	34
R	7
H	11
RBI	7
BB	1
SO	4
LOB	11



Batter	1	2	3	4	5	6	7	8	9	AB	R	H	RBI	BB	SO	LOB	TOP			
Roy McMillan, R OBP: 0.281, SLG: 0.322	FC3-6 1B		FC4-6 1B		5-3		K			4	0	2	0	0	1	1				
Johnny Lewis, L OBP: 0.380, SLG: 0.447	FC3-6 SF8		FC4-6			F5		K		4	1	0	0	0	1	2				
Ed Kranepool, L OBP: 0.385, SLG: 0.525	E6		3-1			K		4-3		4	0	0	0	0	1	2				
Jesse Gonder, L OBP: 0.391, SLG: 0.561	SF8				L8		K			3	0	1	1	0	1	0				
Danny Napoleon, R OBP: 0.316, SLG: 0.389										0	0	0	0	0	0	0				
Chris Cannizzaro, R OBP: 0.191, SLG: 0.159										0	0	0	0	0	0	0				
Charley Smith, R OBP: 0.281, SLG: 0.416	F7				HR			HR		4	2	2	1	0	1	2				
Ron Swoboda, R OBP: 0.384, SLG: 0.692		F9								4	1	2	2	0	0	0				
Billy Cowan, R OBP: 0.269, SLG: 0.292					CS 1B			HR		0	0	0	0	0	0	0				
Jim Hickman, R OBP: 0.175, SLG: 0.170		6-3			4-3			6-3		4	0	1	0	0	0	1				
Bobby Klaus, R OBP: 0.288, SLG: 0.273		4-3						1B		4	0	0	0	0	0	1				
Al Jackson, L OBP: 0.214, SLG: 0.286										3	0	1	0	0	1	0				
Dennis Ribant, R										1	0	0	0	0	0	1				
Larry Bearnarth, R								2B		0	0	0	0	0	0	0				
Inning Stats	R: 1 E: 1 K: 0 S: 5	H: 1 LOB: 1 BB: 0 P: 5	R: 0 E: 0 K: 0 S: 3	H: 0 LOB: 0 BB: 0 P: 3	R: 0 E: 0 K: 0 S: 4	H: 1 LOB: 1 BB: 0 P: 4	R: 1 E: 0 K: 0 S: 4	H: 2 LOB: 0 BB: 0 P: 4	R: 0 E: 0 K: 2 S: 7	H: 0 LOB: 0 BB: 0 P: 7	R: 2 E: 0 K: 1 S: 8	H: 3 LOB: 1 BB: 0 P: 8	R: 0 E: 0 K: 2 S: 8	H: 1 LOB: 1 BB: 0 P: 8	R: 0 E: 0 K: 0 S: 4	H: 1 LOB: 1 BB: 0 P: 4	1B: 5 2B: 2 3B: 0 HR: 2	SF: 1 SAC: 0 DP: 0 HBP: 0	WP: 0 PB: 0 SB: 0 CS: 1	PA: 36
PITCHER	IP WLS BF H R ER SO BB IBB HBP BLK WP HR S P ERA WHIP																			
Ray Washburn, R ERA: 2.66	(1, 1) 6.2 27 7 4 3 3 0 0 0 0 0 2 33 33 4.05 1.050																			
Ron Taylor, R ERA: 5.26	(7, 1) 2.1 W 9 2 0 0 3 0 0 0 0 0 0 15 15 0.00 0.857																			

New York Mets @ St. Louis Cardinals
Sportsman's Park, St. Louis, MO
Fri May 21 1965, 8:05 PM EDT
Att: 22,274 - Unknown

AB 35
R 4
H 9
RBI 4
BB 0
SO 6
LOB 10



Batter	1	2	3	4	5	6	7	8	9	AB	R	H	RBI	BB	SO	LOB	BOTTOM					
Julian Javier, R OBP: 0.259, SLG: 0.370	6-3		4-3 1B		5-3		5-3		SH FC4-2 FC4-6 BB	4	1	1	0	0	0	0						
Lou Brock, L OBP: 0.374, SLG: 0.468	4-3		4-3		K		2-3		FC4-2 E BB	4	1	0	0	1	1	1						
Curt Flood, R OBP: 0.371, SLG: 0.534	6-3		G6-4-3 BB		WP 1B		PB 1B 2B		FC4-2 FC4-6	4	1	2	0	1	0	3						
Ken Boyer, R OBP: 0.363, SLG: 0.402		1B FC6-4 1B	G6-4-3		BB		1B		FC4-6	4	1	2	2	1	0	3						
Dick Groat, R OBP: 0.306, SLG: 0.328		FC6-4 1B			1B		K		F9	4	0	2	0	0	1	3						
Bill White, L OBP: 0.383, SLG: 0.464		FC6-4 1B			1B		L3		F8	4	1	2	0	0	0	0						
Phil Gagliano, R OBP: 0.329, SLG: 0.429		FC6-4			1B		L9		6-3	4	0	0	1	0	0	3						
Mike Shannon, R OBP: 0.227, SLG: 0.143		FC6-4			6-3		L9		6-3	0	0	0	0	0	0	0						
Bob Uecker, R OBP: 0.405, SLG: 0.321		1-2 2-3 3-H								2	0	1	1	1	1	2						
Tim McCarver, L OBP: 0.337, SLG: 0.410		K					WP BB		F4	1	0	0	0	0	0	0						
Ray Washburn, R					L7		1-3			3	0	0	0	0	0	4						
Ron Taylor, R OBP: 0.500, SLG: 1.000		L9							SH FC4-2 2B	0	0	0	0	0	0	0						
Tito Francona, L OBP: 0.296, SLG: 0.375										1	0	1	0	0	0	0						
Dal Maxvill, R										0	0	0	0	0	0	0						
Inning Stats	R: 0 E: 0 K: 0 S: 3	H: 0 LOB: 0 BB: 0 P: 3	R: 1 E: 0 K: 1 S: 8	H: 3 LOB: 2 BB: 0 P: 8	R: 0 E: 0 K: 0 S: 3	H: 1 LOB: 1 BB: 1 P: 7	R: 1 E: 0 K: 0 S: 5	H: 3 LOB: 1 BB: 0 P: 5	R: 0 E: 0 K: 2 S: 8	H: 1 LOB: 2 BB: 1 P: 12	R: 0 E: 0 K: 0 S: 3	H: 0 LOB: 1 BB: 1 P: 7	R: 1 E: 0 K: 0 S: 5	H: 2 LOB: 1 BB: 0 P: 5	R: 0 E: 0 K: 0 S: 3	H: 0 LOB: 0 BB: 0 P: 3	R: 2 E: 1 K: 0 S: 4	H: 1 LOB: 3 BB: 1 P: 8	1B: 9 2B: 2 3B: 0 HR: 0	SF: 0 SAC: 1 DP: 1 HBP: 0	WP: 3 PB: 1 SB: 0 CS: 0	PA: 40
PITCHER	IP WLS BF H R ER SO BB IBB HBP BLK WP HR S P ERA WHIP																					
Al Jackson, L ERA: 5.52	(1, 1) 6.2 30 7 4 3 3 0 0 0 0 0 2 33 33 4.05 1.800																					
Dennis Ribant, R ERA: 2.03	(7, 1) 1.1 L 8 2 2 1 0 1 0 0 0 0 0 7 11 6.75 2.250																					
Larry Bearnarth, R ERA: 4.61	(9, 1) 0.2 2 0 0 0 0 0 0 0 0 0 0 2 2 0.00 0.000																					

New York Mets @ St. Louis Cardinals
Sportsman's Park, St. Louis, MO
Fri May 21 1965, 8:05 PM EDT
Att: 22,274 - Unknown

AB 35
R 5
H 11
RBI 4
BB 4
SO 3
LOB 19



Batter	1	2	3	4	5	6	7	8	9	AB	R	H	RBI	BB	SO	LOB	TOP								
Johnny Lewis, L OBP: 0.383, SLG: 0.442 (1, 8)										4	1	1	0	1	2	0	New York Mets @ Philadelphia Phillies Connie Mack Stadium, Philadelphia, PA Mon May 24 1965, 7:05 PM EDT Unknown								
Roy McMillan, R OBP: 0.276, SLG: 0.320 (1, 6)										4	1	2	0	0	2	0									
Ed Kranepool, L OBP: 0.383, SLG: 0.555 (1, 3)										5	2	2	3	0	0	3									
Charley Smith, R OBP: 0.282, SLG: 0.437 (1, 5)										5	1	2	2	0	1	0									
Jesse Gonder, L OBP: 0.404, SLG: 0.533 (1, 2)										3	0	1	0	2	2	0									
Ron Swoboda, R OBP: 0.360, SLG: 0.653 Jim Hickman, R OBP: 0.164, SLG: 0.159 (1, 9)										2	0	1	0	1	0	2									
Joe Christopher, R Billy Cowan, R OBP: 0.235, SLG: 0.250 (1, 7)										3	1	1	0	1	1	3									
Bobby Klaus, R OBP: 0.302, SLG: 0.301 (1, 4)										4	0	0	0	0	3	4									
Warren Spahn, L OBP: 0.385, SLG: 0.211 (1, 1)										4	0	1	1	0	1	2									
Inning Stats	R: 2 E: 0 K: 0 S: 7	H: 3 LOB: 2 BB: 1 P: 16	R: 0 E: 0 K: 3 S: 9	H: 0 LOB: 0 BB: 0 P: 9	R: 0 E: 0 K: 1 S: 5	H: 0 LOB: 0 BB: 0 P: 5	R: 0 E: 0 K: 2 S: 8	H: 1 LOB: 1 BB: 0 P: 10	R: 2 E: 0 K: 1 S: 11	H: 3 LOB: 2 BB: 1 P: 17	R: 1 E: 0 K: 0 S: 4	H: 2 LOB: 2 BB: 2 P: 12	R: 1 E: 1 K: 2 S: 9	H: 2 LOB: 2 BB: 1 P: 14	R: 0 E: 0 K: 3 S: 7	H: 0 LOB: 0 BB: 0 P: 12		R: 0 E: 0 K: 3 S: 9	H: 0 LOB: 0 BB: 0 P: 10	1B: 6 2B: 2 3B: 1 HR: 2	SF: 0 SAC: 2 DP: 1 HBP: 0	WP: 0 PB: 0 SB: 1 CS: 0	PA: 42		
PITCHER	IP	WLS	BF	H	R	ER	SO	BB	IBB	HBP	BLK	WP	HR	S	P	ERA	WHIP								
Jim Bunning, R ERA: 4.04 (1, 1)	5.0	L	24	7	4	4	7	2	0	0	0	0	1	40	57	7.20	1.800								
Bo Belinsky, L ERA: 6.5 (6, 1)	1.1		9	3	2	2	1	3	0	0	0	0	1	8	20	13.50	4.500								
Ed Roebuck, R ERA: 4.12 (7, 1)	0.2		3	1	0	0	1	0	0	0	0	0	0	5	6	0.00	1.500								
Ryne Duren, R ERA: 3.27 (8, 1)	1.0		3	0	0	0	1	0	0	0	0	0	0	7	12	0.00	0.000								
Gary Wagner, R ERA: 2.45 (9, 1)	1.0		3	0	0	0	3	0	0	0	0	0	0	9	10	0.00	0.000								

Batter	1	2	3	4	5	6	7	8	9	AB	R	H	RBI	BB	SO	LOB	BOTTOM								
Cookie Rojas, R OBP: 0.398, SLG: 0.432 (1, 8)										3	1	0	0	2	0	3	New York Mets @ Philadelphia Phillies Connie Mack Stadium, Philadelphia, PA Mon May 24 1965, 7:05 PM EDT Unknown								
Johnny Callison, L OBP: 0.343, SLG: 0.557 (1, 9)										4	0	1	0	0	1	6									
Dick Allen, R OBP: 0.415, SLG: 0.597 (1, 5)										4	0	1	1	1	0	5									
Dick Stuart, R OBP: 0.355, SLG: 0.418 (1, 3)										4	1	1	0	0	0	2									
Alex Johnson, R OBP: 0.389, SLG: 0.522 (1, 7)										4	0	0	0	0	1	2									
Tony Taylor, R OBP: 0.338, SLG: 0.373 (1, 4)										3	0	0	0	0	0	1									
Gus Triandos, R OBP: 0.231, SLG: 0.183 (1, 2)										4	0	4	1	0	0	0									
Bobby Wine, R OBP: 0.217, SLG: 0.160 Bo Belinsky, L OBP: 0.265, SLG: 0.274 Ed Roebuck, R OBP: 0.260 Ruben Amaro, R OBP: 0.260 Ryne Duren, R OBP: 0.260 Wes Covington, L OBP: 0.466 Gary Wagner, R OBP: 0.466 (1, 6)										2	0	0	0	0	0	2									
Jim Bunning, R OBP: 0.182, SLG: 0.318 Frank Thomas, R OBP: 0.226, SLG: 0.241 (1, 1)										1	0	0	0	0	0	0									
Inning Stats	R: 0 E: 0 K: 0 S: 3	H: 0 LOB: 1 BB: 0 P: 5	R: 0 E: 0 K: 0 S: 6	H: 1 LOB: 0 BB: 0 P: 10	R: 1 E: 0 K: 0 S: 6	H: 1 LOB: 1 BB: 1 P: 11	R: 0 E: 0 K: 0 S: 5	H: 0 LOB: 0 BB: 0 P: 9	R: 0 E: 0 K: 0 S: 8	H: 2 LOB: 2 BB: 0 P: 13	R: 0 E: 0 K: 0 S: 3	H: 0 LOB: 1 BB: 1 P: 7	R: 0 E: 1 K: 1 S: 8	H: 2 LOB: 3 BB: 1 P: 14	R: 1 E: 0 K: 1 S: 9	H: 2 LOB: 1 BB: 0 P: 11		R: 0 E: 0 K: 0 S: 4	H: 2 LOB: 1 BB: 0 P: 4	1B: 9 2B: 1 3B: 0 HR: 0	SF: 0 SAC: 1 DP: 1 HBP: 1	WP: 0 PB: 0 SB: 0 CS: 0	PA: 39		
PITCHER	IP	WLS	BF	H	R	ER	SO	BB	IBB	HBP	BLK	WP	HR	S	P	ERA	WHIP								
Warren Spahn, L ERA: 3.97 (1, 1)	9.0	W	39	10	2	2	2	3	0	1	0	0	0	52	84	2.00	1.444								

AB	35
R	6
H	11
RBI	6
BB	5
SO	13
LOB	14



AB	34
R	2
H	10
RBI	2
BB	3
SO	2
LOB	23



Batter	1	2	3	4	5	6	7	8	9	AB	R	H	RBI	BB	SO	LOB	TOP										
Bobby Klaus, R OBP: 0.313, SLG: 0.313 (1,4)	F9		F8			4-3 2B 1B	1B		1-2 1B	5	1	3	0	0	0	0	New York Mets @ Philadelphia Phillies Connie Mack Stadium, Philadelphia, PA Mon May 24, 1965, 7:05 PM EDT Att: 21,701 - Unknown livebaseballscorecards.com										
Roy McMillan, R OBP: 0.273, SLG: 0.316 (1,6)	K2-3		K			4-3	FC6-4 1B		F9	5	0	1	0	0	2	3											
Joe Christopher, R OBP: 0.297, SLG: 0.292 (1,7) Ed Kranepool, L OBP: 0.393, SLG: 0.555 (9,3)	6-3				F7	K	FC6-4 1-2			4	0	0	0	0	1	3											
Charley Smith, R OBP: 0.298, SLG: 0.458 (1,5)		BB 1B			BB 1B	HR 2B			K	4	1	3	1	0	1	0											
Ron Swoboda, R OBP: 0.374, SLG: 0.647 (1,9) Billy Cowan, R OBP: 0.235, SLG: 0.250 (9,8)		BB 1-2 BB			G4-6-3 BB	HR 1BB			K	1	1	0	0	3	1	0											
Johnny Lewis, L OBP: 0.380, SLG: 0.462 (1,8) (9,9)			K		G4-6-3 1-2	HR			K	0	0	0	0	0	0	0											
Jim Hickman, R OBP: 0.195, SLG: 0.149 (1,3) (9,7)	P4				F9	6-3			P4	4	0	0	0	0	2												
Chris Cannizzaro, R OBP: 0.200, SLG: 0.171 (1,2)			K						FC1-6 1B	4	0	2	0	0	2	2											
Frank Lary, R OBP: 0.167, SLG: 0.167 (1,1) Tug McGraw, R (9,1)			F8			6-3			FC1-6 1B	4	0	0	0	0	1	1											
Inning Stats	R: 0 E: 0 K: 1 S: 7	H: 0 LOB: 0 BB: 0 P: 7	R: 0 E: 0 K: 2 S: 8	H: 1 LOB: 2 BB: 1 P: 12	R: 0 E: 0 K: 1 S: 5	H: 0 LOB: 0 BB: 0 P: 5	R: 0 E: 0 K: 0 S: 3	H: 1 LOB: 1 BB: 1 P: 7	R: 0 E: 0 K: 0 S: 3	H: 1 LOB: 0 BB: 0 P: 3	R: 4 E: 0 K: 2 S: 10	H: 3 LOB: 0 BB: 1 P: 18	R: 0 E: 0 K: 2 S: 9	H: 2 LOB: 2 BB: 0 P: 9	R: 0 E: 0 K: 3 S: 9	H: 0 LOB: 0 BB: 0 P: 12	R: 0 E: 0 K: 0 S: 5	H: 2 LOB: 2 BB: 0 P: 7	1B: 8 2B: 1 3B: 0 HR: 1	SF: 0 SAC: 0 DP: 1 HBP: 0	WP: 0 PB: 0 SB: 0 CS: 0	PA: 38					
PITCHER	IP	WLS	BF	H	R	ER	SO	BB	IBB	HBP	BLK	WP	HR	S	P	ERA	WHIP										
Chris Short, L ERA: 3.38 (1,1)	6.0	L	25	6	4	4	5	2	1	0	0	0	1	36	52	6.00	1.333										
Gary Wagner, R ERA: 2.21 (7,1)	2.0		8	2	0	0	5	0	0	0	0	0	0	18	21	0.00	1.000										
Jack Baldschun, R ERA: 4.28 (9,1)	1.0		5	2	0	0	0	0	0	0	0	0	0	5	7	0.00	2.000										

Batter	1	2	3	4	5	6	7	8	9	AB	R	H	RBI	BB	SO	LOB	BOTTOM										
Tony Gonzalez, L OBP: 0.288, SLG: 0.413 (1,8)	3-1		4-3			1B			HR	4	1	2	1	0	0	0	New York Mets @ Philadelphia Phillies Connie Mack Stadium, Philadelphia, PA Mon May 24, 1965, 7:05 PM EDT Att: 21,701 - Unknown livebaseballscorecards.com										
Dick Allen, R OBP: 0.411, SLG: 0.588 (1,5)	F9		K			F9			1B	4	0	1	0	0	1	1											
Johnny Callison, L OBP: 0.341, SLG: 0.546 (1,9)					K	G3			P2	3	0	0	0	1	1	2											
Wes Covington, L OBP: 0.253, SLG: 0.447 (1,7) Alex Johnson, R OBP: 0.394, SLG: 0.515 (9,PH)					L3				K	3	0	0	0	0	1	1											
Frank Thomas, R OBP: 0.257, SLG: 0.250 (1,3)		G3 SH1-3 BB			5-3				1B	3	0	1	0	1	0	0											
Tony Taylor, R OBP: 0.331, SLG: 0.366 (1,4)		SH1-3			F2				4-3	3	0	0	0	0	1	2											
Clay Dalrymple, L OBP: 0.265, SLG: 0.307 (1,2)		G3				G5-4-3 BB			P6	2	0	0	0	1	0	1											
Bobby Wine, R OBP: 0.208, SLG: 0.182 (1,6) Cookie Rojas, R OBP: 0.394, SLG: 0.427 (9,6)					F9	G5-4-3			K	2	0	0	0	0	2												
Chris Short, R OBP: 0.083, SLG: 0.083 (1,1) John Herrnstein, L OBP: 0.222, SLG: 0.125 (6,PH) Gary Wagner, R (7,1) John Briggs, L OBP: 0.391, SLG: 0.526 (8,PH) Jack Baldschun, R (9,1)					L8				F2	1	0	0	0	0	0	0											
Inning Stats	R: 0 E: 0 K: 1 S: 5	H: 0 LOB: 1 BB: 1 P: 9	R: 0 E: 0 K: 0 S: 3	H: 0 LOB: 1 BB: 1 P: 7	R: 0 E: 0 K: 1 S: 5	H: 0 LOB: 0 BB: 0 P: 5	R: 0 E: 0 K: 1 S: 5	H: 0 LOB: 0 BB: 0 P: 8	R: 0 E: 0 K: 0 S: 6	H: 0 LOB: 0 BB: 0 P: 14	R: 0 E: 0 K: 0 S: 6	H: 1 LOB: 1 BB: 0 P: 8	R: 0 E: 0 K: 1 S: 7	H: 0 LOB: 0 BB: 0 P: 8	R: 0 E: 0 K: 1 S: 5	H: 0 LOB: 0 BB: 0 P: 5	R: 1 E: 0 K: 0 S: 10	H: 3 LOB: 2 BB: 0 P: 13	1B: 3 2B: 0 3B: 0 HR: 1	SF: 0 SAC: 1 DP: 1 HBP: 0	WP: 0 PB: 0 SB: 0 CS: 0	PA: 33					
PITCHER	IP	WLS	BF	H	R	ER	SO	BB	IBB	HBP	BLK	WP	HR	S	P	ERA	WHIP										
Frank Lary, R ERA: 1.89 (1,1)	8.0	W	29	3	1	1	5	3	0	0	0	0	0	8	11	0.00	1.000										
Tug McGraw, L ERA: 2.79 (9,1)	1.0	S	4	1	0	0	1	0	0	0	0	0	0	8	11	0.00	1.000										

Batter	1	2	3	4	5	6	7	8	9	AB	R	H	RBI	BB	SO	LOB	TOP								
Johnny Lewis, L OBP: 0.376, SLG: 0.479	6-3	FC4-6								4	1	1	1	0	0	2	New York Mets @ Philadelphia Phillies Connie Mack Stadium, Philadelphia, PA Tue May 25 1965, 7:05 PM EDT Att: 6,344 - Unknown								
Roy McMillan, R OBP: 0.288, SLG: 0.309	F7		F9							3	0	0	0	0	1	0									
Jim Hickman, R OBP: 0.153, SLG: 0.147										1	0	0	0	0	0	1									
Tug McGraw, R (7, 1)										0	0	0	0	0	0	0									
Ed Kranepool, L OBP: 0.379, SLG: 0.545	2B	1B	4-3							4	0	1	0	0	0	0									
Charley Smith, R OBP: 0.297, SLG: 0.459			6-3							4	0	1	0	0	1	0									
Jesse Gonder, L OBP: 0.411, SLG: 0.542										3	1	1	0	1	1	0									
Ron Swoboda, R OBP: 0.370, SLG: 0.660	3-1									4	1	1	1	0	0	3									
Joe Christopher, R OBP: 0.289, SLG: 0.284			1-3							4	0	0	0	0	1	1									
Bobby Klaus, R OBP: 0.311, SLG: 0.311										4	0	1	0	0	0	1									
Al Jackson, L OBP: 0.214, SLG: 0.286										0	0	0	0	0	0	0									
Larry Seaman, R OBP: 0.250, SLG: 0.318										1	0	0	0	0	1	1									
Danny Napoleon, R OBP: 0.250, SLG: 0.250										1	0	0	0	0	0	1									
Galen Cisco, R OBP: 0.250, SLG: 0.250										0	0	0	0	0	0	0									
Tom Parsons, R OBP: 0.143, SLG: 0.357										2	0	1	0	0	0	0									
Chuck Hiller, L OBP: 0.143, SLG: 0.357										0	0	1	0	0	0	0									
Inning Stats	R: 0 E: 0 K: 0 S: 13	H: 2 LOB: 3 BB: 1 P: 24	R: 0 E: 0 K: 1 S: 8	H: 1 LOB: 1 BB: 0 P: 9	R: 0 E: 0 K: 0 S: 5	H: 0 LOB: 0 BB: 0 P: 7	R: 1 E: 1 K: 2 S: 9	H: 1 LOB: 1 BB: 0 P: 9	R: 1 E: 0 K: 1 S: 6	H: 1 LOB: 0 BB: 0 P: 6	R: 0 E: 0 K: 1 S: 5	H: 0 LOB: 0 BB: 0 P: 5	R: 0 E: 0 K: 0 S: 4	H: 1 LOB: 1 BB: 0 P: 4	R: 0 E: 0 K: 1 S: 5	H: 0 LOB: 0 BB: 0 P: 5	R: 1 E: 0 K: 0 S: 4	H: 1 LOB: 0 BB: 0 P: 4	R: 1 E: 0 K: 0 S: 4	H: 1 LOB: 0 BB: 0 P: 4	1B: 3 2B: 2 3B: 0 HR: 2	SF: 0 SAC: 0 DP: 0 HBP: 0	WP: 0 PB: 0 SB: 0 CS: 0	PA: 36	
PITCHER Ray Herbert, R ERA: 2.87	IP: 9.0 WLS: W BF: 36 H: 7 R: 3 ER: 2 SO: 6 BB: 0 IBB: 1 HBP: 0 BLK: 0 WP: 0 HR: 2 S: 59 P: 73 ERA: 2.00 WHIP: 0.778																								

New York Mets @ Philadelphia Phillies
 Connie Mack Stadium, Philadelphia, PA
 Tue May 25 1965, 7:05 PM EDT
 Att: 6,344 - Unknown

AB 35
 R 3
 H 7
 RBI 2
 BB 1
 SO 6
 LOB 10



Batter	1	2	3	4	5	6	7	8	9	AB	R	H	RBI	BB	SO	LOB	BOTTOM								
Cookie Rojas, R OBP: 0.386, SLG: 0.416	6-3									5	0	1	1	0	1	4	New York Mets @ Philadelphia Phillies Connie Mack Stadium, Philadelphia, PA Tue May 25 1965, 7:05 PM EDT Att: 6,344 - Unknown								
John Briggs, L OBP: 0.391, SLG: 0.526		9-3-2								0	0	0	0	0	0	0									
Tony Taylor, R OBP: 0.338, SLG: 0.369										4	2	2	0	0	1	2									
Johnny Callison, L OBP: 0.349, SLG: 0.567										5	1	3	2	0	1	4									
Dick Allen, R OBP: 0.410, SLG: 0.579										4	1	1	1	1	2	4									
Alex Johnson, R OBP: 0.372, SLG: 0.493										5	1	1	1	0	2	4									
Frank Thomas, R OBP: 0.300, SLG: 0.324										5	2	3	1	0	0	0									
Gus Triandos, R OBP: 0.257, SLG: 0.215										5	1	3	1	0	1	1									
Bobby Wine, R OBP: 0.220, SLG: 0.178										1	0	0	0	1	1	1									
Wes Covington, L OBP: 0.291, SLG: 0.455										1	0	1	1	0	0	0									
Ruben Amaro, R OBP: 0.303, SLG: 0.253										2	1	0	0	0	0	1									
Ray Herbert, R OBP: 0.467, SLG: 0.533										4	1	3	2	0	1	1									
Inning Stats	R: 5 E: 1 K: 0 S: 17	H: 5 LOB: 2 BB: 2 P: 37	R: 0 E: 0 K: 2 S: 9	H: 1 LOB: 1 BB: 0 P: 13	R: 0 E: 0 K: 3 S: 10	H: 1 LOB: 1 BB: 0 P: 10	R: 1 E: 0 K: 2 S: 12	H: 2 LOB: 1 BB: 0 P: 16	R: 4 E: 0 K: 3 S: 17	H: 6 LOB: 2 BB: 0 P: 19	R: 0 E: 0 K: 0 S: 3	H: 0 LOB: 0 BB: 0 P: 3	R: 0 E: 0 K: 0 S: 7	H: 2 LOB: 2 BB: 0 P: 9	R: 0 E: 0 K: 0 S: 4	H: 1 LOB: 1 BB: 0 P: 4	1B: 15 2B: 3 3B: 1 HR: 0	SF: 0 SAC: 0 DP: 1 HBP: 1	WP: 0 PB: 0 SB: 0 CS: 0	PA: 44					
PITCHER Al Jackson, L ERA: 6.46	IP: 0.1 WLS: L BF: 3 H: 1 R: 0 ER: 0 SO: 0 BB: 1 IBB: 0 HBP: 0 BLK: 0 WP: 0 HR: 0 S: 12 P: 25 ERA: 135.00 WHIP: 15.000																								
Larry Bearnarth, R ERA: 4.5	IP: 0.2 WLS: L BF: 3 H: 1 R: 0 ER: 0 SO: 0 BB: 1 IBB: 0 HBP: 0 BLK: 0 WP: 0 HR: 0 S: 5 P: 12 ERA: 0.00 WHIP: 3.000																								
Galen Cisco, R ERA: 9.55	IP: 3.0 WLS: L BF: 17 H: 8 R: 5 ER: 5 SO: 7 BB: 0 IBB: 0 HBP: 0 BLK: 0 WP: 0 HR: 0 S: 37 P: 46 ERA: 15.00 WHIP: 2.667																								
Tom Parsons, R ERA: 5.63	IP: 2.0 WLS: L BF: 8 H: 2 R: 0 ER: 0 SO: 3 BB: 0 IBB: 0 HBP: 0 BLK: 0 WP: 0 HR: 0 S: 14 P: 15 ERA: 0.00 WHIP: 1.000																								
Tug McGraw, L ERA: 2.31	IP: 2.0 WLS: L BF: 9 H: 3 R: 0 ER: 0 SO: 0 BB: 0 IBB: 0 HBP: 0 BLK: 0 WP: 0 HR: 0 S: 11 P: 13 ERA: 0.00 WHIP: 1.500																								

New York Mets @ Philadelphia Phillies
 Connie Mack Stadium, Philadelphia, PA
 Tue May 25 1965, 7:05 PM EDT
 Att: 6,344 - Unknown


AB 41
 R 10
 H 18
 RBI 10
 BB 2
 SO 10
 LOB 22




Batter	1	2	3	4	5	6	7	8	9	AB	R	H	RBI	BB	SO	LOB	TOP								
Jimmy Stewart, S OBP: 0.375, SLG: 0.278 (1, 8)	0-0 1-3		0-0 F8		0-0 F9	0-3 K	0-0 P9			5	0	0	0	0	1	4	Chicago Cubs @ New York Mets Shea Stadium, Flushing, NY Thu May 27 1965, 3:33 AM EDT Att. 9,561 - Unknown - 80 F								
Glenn Beckert, R OBP: 0.247, SLG: 0.282 (1, 4)	4-0 BB		0-0 6-3		4-0 BB	4-0 BB		0-3 K		2	0	0	0	3	1	0									
Billy Williams, L OBP: 0.313, SLG: 0.412 (1, 7)	0-0 P6		0-0 P6		0-0 G3	0-0 L7		0-0 P5		5	0	0	0	0	0	5									
Ron Santo, R OBP: 0.372, SLG: 0.532 (1, 5)	0-0 L5			0-3 K		1-0 F9 SH 1B HBP	4-0 BB 14 1B BB	0-0 L4		3	2	0	0	1	1	1									
Doug Clemens, L OBP: 0.319, SLG: 0.322 (1, 9)		4-0 FC5-4 S BB		0-0 4-3 S 1B		0-0 SH 1B 1-2 1B	4-0 BB 14 1B BB		0-0 4-3	2	2	1	0	2	0	0									
Len Gabrielson, L OBP: 0.353, SLG: 0.467 Jack Warner, R (6, 1)		4-0 BB		0-0 4-3		0-0 F9	0-3 K		0-0 G1-6-3 1B	2	0	0	0	1	0	3									
Joey Amalfitano, R OBP: 0.167, SLG: 0.167 Ernie Broglio, R (7, PH)		1-2 FC5-4 BB		1-3		2-3				1	0	0	0	0	1	2									
Harry Bright, R OBP: 0.267, SLG: 0.286 (9, PH)										0	0	0	0	0	0	0									
Vic Roznovsky, L OBP: 0.316, SLG: 0.412 (1, 2)		0-0 P6		4-0 BB		0-0 1B 1-3 3-H 1B	0-0 P5		0-0 G1-6-3 1-2 1B	4	1	1	1	1	0	5									
Roberto Pena, R OBP: 0.317, SLG: 0.329 (1, 6)		0-0 FC5-4 1-2 2-3		0-0 P6		0-0 14 1B 3-H 1B	4-0 14 1B 1-2 2-3 BB			3	0	1	1	1	0	4									
Cal Koonce, R OBP: 0.125, SLG: 0.087 Don Landrum, L OBP: 0.319, SLG: 0.410 Bob Humphreys, R (5, PH)		0-0 2-3				0-3 K	0-0 BB 1-3 3-H 1B	0-0 1B	0-0 1-2 2-H 3-H 1B	1	0	0	0	0	0	2									
14 Ernie Banks, R OBP: 0.349, SLG: 0.522 (6, PH)						1-3 3-H 1B	1-2 2-H 3-H 1B			2	0	2	3	0	0	0									
Inning Stats	R: 0 E: 0 K: 0 S: 3	H: 0 LOB: 1 BB: 1 P: 7	R: 0 E: 0 K: 0 S: 3	H: 0 LOB: 2 BB: 2 P: 11	R: 0 E: 0 K: 0 S: 3	H: 1 LOB: 0 BB: 1 P: 3	R: 0 E: 0 K: 1 S: 6	H: 1 LOB: 1 BB: 1 P: 10	R: 0 E: 0 K: 1 S: 5	H: 0 LOB: 1 BB: 1 P: 9	R: 3 E: 1 K: 1 S: 9	H: 3 LOB: 3 BB: 1 P: 14	R: 2 E: 0 K: 1 S: 6	H: 1 LOB: 2 BB: 3 P: 18	R: 0 E: 0 K: 1 S: 5	H: 0 LOB: 0 BB: 0 P: 5		R: 0 E: 0 K: 0 S: 3	H: 1 LOB: 0 BB: 0 P: 3	1B: 6 2B: 0 3B: 0 HR: 0	SF: 0 SAC: 1 DP: 1 HBP: 1	WP: 0 PB: 0 SB: 3 CS: 0	PA: 43		
PITCHER	IP	WLS	BF	H	R	ER	SO	BB	IBB	HBP	BLK	WP	HR	S	P	ERA		WHIP							
Gary Kroll, R ERA: 5.29	5.1	W	27	4	3	2	2	5	0	1	0	0	0	25	46	3.38	1.688								
Tug McGraw, L ERA: 3.65	0.2		5	0	2	2	1	3	0	0	0	0	0	4	16	27.00	4.500								
Galen Cisco, R ERA: 9.27	0.2		4	1	0	0	1	1	0	0	0	0	0	5	9	0.00	3.000								
Larry Bearnarth, R ERA: 3.6	2.1	S	7	1	0	0	1	0	0	0	0	0	0	9	9	0.00	0.429								

Batter	1	2	3	4	5	6	7	8	9	AB	R	H	RBI	BB	SO	LOB	BOTTOM									
Bobby Klaus, R OBP: 0.327, SLG: 0.321 (1, 4)	0-0 5-3		0-0 E6 BB 2B		4-0 E FC5-2 BB		0-0 WP 1B 2B		0-0 1B	4	2	2	0	1	0	1	Chicago Cubs @ New York Mets Shea Stadium, Flushing, NY Thu May 27 1965, 3:33 AM EDT Att. 9,561 - Unknown - 80 F									
Johnny Lewis, L OBP: 0.384, SLG: 0.488 (1, 8)	0-0 3B		0-0 SF9		0-0 E6 PB FC5-2 1B		0-0 L8 1B		0-0 4-3	4	2	2	2	0	0	2										
Charley Smith, R OBP: 0.307, SLG: 0.475 (1, 5)	0-0 SF8 2B		0-0 SF8		0-0 FC5-2 PB 1B		0-0 L8 1B			3	3	1	1	1	0	3										
Ed Kranepool, L OBP: 0.384, SLG: 0.551 (1, 3)	0-0 SF8		0-0 SF8		0-0 1B 1-2 2-3 IBB		0-0 G3			2	0	1	3	1	0	0										
Ron Swoboda, R OBP: 0.375, SLG: 0.649 Billy Cowan, R OBP: 0.235, SLG: 0.250 (8, 8)	0-0 1B		0-0 P9		0-0 1-3 2-H 3-H 1B		0-0 F5			4	0	2	2	0	0	0										
Joe Christopher, R OBP: 0.291, SLG: 0.282 Jim Hickman, R OBP: 0.173, SLG: 0.183 (8, 7)	0-0 1B		4-0 FC6-4 E BB		0-3 K		0-0 F9			3	0	1	0	1	1	1										
Hawk Taylor, R OBP: 0.259, SLG: 0.692 (1, 2)	0-0 F9		0-0 E6 FC6-4		0-3 K		0-0 5-3			4	0	0	0	0	1	3										
Roy McMillan, R OBP: 0.265, SLG: 0.303 (1, 6)		0-0 E SH1-4 SF9 1B		0-0 FC6-4		0-3 K		0-0 G3		4	1	1	0	0	1	2										
Gary Kroll, R OBP: 0.231, SLG: 0.308 Tug McGraw, R (6, 1)		0-0 SH1-4		0-0 F8		0-3 K		0-0 5-3		2	0	0	0	0	1	2										
Galen Cisco, R OBP: 0.250, SLG: 0.250 Larry Bearnarth, R (7, 1)										0	0	0	0	0	0	0										
Inning Stats	R: 2 E: 0 K: 0 S: 7	H: 4 LOB: 2 BB: 0 P: 7	R: 3 E: 1 K: 0 S: 5	H: 2 LOB: 1 BB: 1 P: 9	R: 0 E: 1 K: 0 S: 4	H: 0 LOB: 2 BB: 1 P: 8	R: 2 E: 1 K: 1 S: 6	H: 1 LOB: 1 BB: 2 P: 14	R: 0 E: 0 K: 3 S: 9	H: 0 LOB: 0 BB: 0 P: 9	R: 1 E: 0 K: 0 S: 4	H: 2 LOB: 0 BB: 0 P: 4	R: 0 E: 0 K: 0 S: 3	H: 0 LOB: 0 BB: 0 P: 3	R: 0 E: 0 K: 0 S: 4	H: 1 LOB: 1 BB: 0 P: 4		1B: 6 2B: 3 3B: 1 HR: 0	SF: 2 SAC: 1 DP: 0 HBP: 0	WP: 1 PB: 1 SB: 0 CS: 0	PA: 38					
PITCHER	IP	WLS	BF	H	R	ER	SO	BB	IBB	HBP	BLK	WP	HR	S	P	ERA		WHIP								
Cal Koonce, R ERA: 3.86	4.0	L	24	7	3	1	0	3	0	0	0	0	0	9	9	6.75		2.500								
Bob Humphreys, R ERA: 2.16	1.0		3	0	0	0	3	0	0	0	0	0	0	9	9	0.00		0.000								
Jack Warner, R ERA: 8.22	1.0		4	2	1	1	0	0	0	0	0	1	0	4	4	9.00	2.000									
Ernie Broglio, R ERA: 5.85	2.0		7	1	0	0	0	0	0	0	0	0	0	7	7	0.00	0.500									



Batter	1	2	3	4	5	6	7	8	9	AB R H RBI BB SO LOB	TOP									
Bob Bailey, R (1,5) OBP: 0.363, SLG: 0.351	6-3		1B					FC6-4 SF9 1B	1-2 BB	3 1 2 0 2 0 0	Pittsburgh Pirates @ New York Mets Shea Stadium, Flushing, NY Fri May 28 1965, 7:05 PM EDT Att: 32,011 - Unknown									
Manny Mota, R (1,8) OBP: 0.156, SLG: 0.133	1B BB		K		4-3			FC3 FC6-4	F8	4 0 0 0 1 1 5										
Roberto Clemente, R (1,9) OBP: 0.314, SLG: 0.331	1-2 1B		1-3					FC6-4 SF9 BB HR	1-2 1B	5 1 3 1 0 0 3										
Donn Clendenon, R (1,3) OBP: 0.396, SLG: 0.476	L7							FC6-4 SF9 HR BB	1-2 1-3	4 2 1 1 1 0 5										
Bill Mazerowski, R (1,4) OBP: 0.295, SLG: 0.410	F7							SF9 BB		3 0 0 1 0 0 3										
Willie Stargell, L (1,7) OBP: 0.302, SLG: 0.539		F7								4 1 1 3 0 0 1										
Andre Rodgers, R (1,6) OBP: 0.359, SLG: 0.457		K								4 0 0 0 0 1 0										
Del Crandall, R (1,2) OBP: 0.268, SLG: 0.224										4 0 0 0 0 0 0										
Bob Veale, S (1,1) OBP: 0.071, SLG: 0.037			K							3 1 0 0 1 2 0										
Inning Stats	R: 0 E: 0 K: 0 S: 4	H: 1 LOB: 2 BB: 1 P: 8	R: 0 E: 0 K: 1 S: 5	H: 0 LOB: 0 BB: 0 P: 5	R: 0 E: 0 K: 2 S: 8	H: 1 LOB: 1 BB: 0 P: 8	R: 1 E: 0 K: 0 S: 4	H: 1 LOB: 0 BB: 0 P: 4	R: 0 E: 0 K: 1 S: 5	H: 0 LOB: 1 BB: 1 P: 7	R: 0 E: 0 K: 0 S: 4	H: 0 LOB: 0 BB: 0 P: 5	R: 4 E: 1 K: 0 S: 6	H: 2 LOB: 0 BB: 1 P: 10	R: 1 E: 0 K: 0 S: 4	H: 1 LOB: 2 BB: 2 P: 12	1B: 4 2B: 1 3B: 0 HR: 2	SF: 1 SAC: 0 DP: 0 HBP: 0	WP: 0 PB: 0 SB: 1 CS: 0	PA: 40
PITCHER	IP WLS BF H R ER SO BB IBB HBP BLK WP HR S P ERA WHIP											PITCHER	IP WLS BF H R ER SO BB IBB HBP BLK WP HR S P ERA WHIP							
Warren Spahn, L (1,1) ERA: 3.68	8.0 L 34 6 5 1 4 3 0 0 0 0 2 39 51 1.12 1.125																			
Jim Bethke, R (9,1) ERA: 2.79	1.0 6 1 1 1 0 2 0 0 0 0 0 4 12 9.00 3.000																			

Batter	1	2	3	4	5	6	7	8	9	AB R H RBI BB SO LOB	BOTTOM									
Bobby Klaus, R (1,4) OBP: 0.319, SLG: 0.312	F8		K					G5-4-3		4 0 0 0 0 1 2	Pittsburgh Pirates @ New York Mets Shea Stadium, Flushing, NY Fri May 28 1965, 7:05 PM EDT Att: 32,011 - Unknown									
Roy McMillan, R (1,6) OBP: 0.285, SLG: 0.302	4-3								1-3	4 0 1 0 0 0 0										
Charley Smith, R (1,5) OBP: 0.298, SLG: 0.459	K								F3	4 0 0 0 0 3 1										
Ron Swoboda, R (1,9) OBP: 0.364, SLG: 0.627		L4								4 0 0 0 0 1 1										
Hawk Taylor, R (1,2) OBP: 0.233, SLG: 0.621		4-3								3 0 0 0 0 0 0										
Joe Christopher, R (1,7) OBP: 0.292, SLG: 0.297		4-3								3 0 1 0 0 0 0										
Johnny Lewis, L (1,8) OBP: 0.377, SLG: 0.477			K							3 0 0 0 0 3 1										
Jim Hickman, R (1,3) OBP: 0.192, SLG: 0.205										2 1 1 0 1 0 0										
Warren Spahn, L (1,1) OBP: 0.393, SLG: 0.238										2 0 1 1 0 1 2										
Danny Napoleon, R (8,PH) OBP: 0.333, SLG: 0.333										1 0 1 0 0 0 0										
Jim Bethke, R (9,1) ERA: 2.79										0 0 0 0 0 0 0										
Inning Stats	R: 0 E: 0 K: 1 S: 5	H: 0 LOB: 0 BB: 0 P: 5	R: 0 E: 0 K: 0 S: 3	H: 0 LOB: 0 BB: 0 P: 3	R: 1 E: 0 K: 2 S: 8	H: 2 LOB: 0 BB: 0 P: 8	R: 0 E: 0 K: 1 S: 5	H: 0 LOB: 0 BB: 0 P: 5	R: 0 E: 0 K: 2 S: 8	H: 1 LOB: 2 BB: 1 P: 12	R: 0 E: 0 K: 1 S: 6	H: 1 LOB: 1 BB: 0 P: 6	R: 0 E: 0 K: 1 S: 5	H: 0 LOB: 0 BB: 0 P: 5	R: 0 E: 0 K: 0 S: 3	H: 1 LOB: 0 BB: 0 P: 3	1B: 3 2B: 1 3B: 1 HR: 0	SF: 0 SAC: 0 DP: 1 HBP: 0	WP: 0 PB: 0 SB: 0 CS: 1	PA: 31
PITCHER	IP WLS BF H R ER SO BB IBB HBP BLK WP HR S P ERA WHIP											PITCHER	IP WLS BF H R ER SO BB IBB HBP BLK WP HR S P ERA WHIP							
Bob Veale, L (1,1) ERA: 3.04	9.0 W 31 5 1 1 9 0 1 0 0 0 0 48 52 1.00 0.556																			

Batter	1	2	3	4	5	6	7	8	9	AB	R	H	RBI	BB	SO	LOB	TOP								
Bob Bailey, R OBP: 0.364, SLG: 0.348 (1, 5)										4	2	1	0	1	0	0									
Bill Virdon, L OBP: 0.340, SLG: 0.368 (1, 8)										5	1	1	0	0	0	1									
Roberto Clemente, R OBP: 0.329, SLG: 0.367 (1, 9)										5	3	4	2	0	0	0									
Willie Stargell, L OBP: 0.316, SLG: 0.542 (1, 7)										3	0	2	1	1	0	0									
Donn Clendenon, R OBP: 0.399, SLG: 0.476 (1, 3)										2	1	1	2	1	0	2									
Bill Mazeroski, R OBP: 0.271, SLG: 0.381 (1, 4)										3	0	0	1	0	0	4									
Andre Rodgers, R OBP: 0.372, SLG: 0.462 (1, 6)										4	0	2	1	0	0	1									
Del Crandall, R OBP: 0.250, SLG: 0.298 (1, 2)										4	0	0	0	0	0	2									
Joe Gibbon, R OBP: 0.200, SLG: 0.143 Don Schwall, R (1, 1)										0	0	0	0	0	0	0									
Manny Mota, R OBP: 0.154, SLG: 0.131 Al McBean, R OBP: 0.273, SLG: 0.273 (7, 1)										2	0	0	0	0	0	1									
										1	0	0	0	0	0	0									
										1	0	1	0	0	0	0									
Inning Stats	R: 2 E: 0 K: 0 S: 5	H: 2 LOB: 1 BB: 1 P: 9	R: 0 E: 0 K: 1 S: 5	H: 0 LOB: 0 BB: 0 P: 5	R: 0 E: 0 K: 0 S: 3	H: 1 LOB: 0 BB: 0 P: 3	R: 1 E: 0 K: 0 S: 4	H: 1 LOB: 1 BB: 1 P: 8	R: 0 E: 0 K: 0 S: 3	H: 0 LOB: 0 BB: 0 P: 3	R: 1 E: 0 K: 0 S: 5	H: 2 LOB: 1 BB: 0 P: 5	R: 3 E: 0 K: 0 S: 7	H: 4 LOB: 2 BB: 1 P: 11	R: 0 E: 0 K: 0 S: 3	H: 2 LOB: 2 BB: 0 P: 3	R: 0 E: 0 K: 1 S: 5	H: 0 LOB: 0 BB: 0 P: 5	1B: 10 2B: 1 3B: 1 HR: 0	SF: 2 SAC: 0 DP: 0 HBP: 0	WP: 1 PB: 0 SB: 1 CS: 0	PA: 40			
PITCHER	IP	WLS	BF	H	R	ER	SO	BB	IBB	HBP	BLK	WP	HR	S	P	ERA	WHIP								
Frank Lary, R ERA: 3.86 (1, 1)	6.2	L	30	8	7	7	1	3	0	0	1	1	0	29	41	9.45	1.650								
Larry Bearnarth, R ERA: 3.39 (7, 1)	1.1		6	4	0	0	0	0	0	0	0	0	0	6	6	0.00	3.000								
Galen Cisco, R ERA: 8.87 (9, 1)	1.0		3	0	0	0	1	0	0	0	0	0	0	5	5	0.00	0.000								

Pittsburgh Pirates @ New York Mets
Shea Stadium, Flushing, NY
Sat May 29 1965, 3:33 AM EDT
Att: 11,297 - Unknown

AB 34
R 7
H 12
RBI 7
BB 3
SO 2
LOB 10



Batter	1	2	3	4	5	6	7	8	9	AB	R	H	RBI	BB	SO	LOB	BOTTOM								
Bobby Klaus, R OBP: 0.317, SLG: 0.306 Hawk Taylor, R OBP: 0.226, SLG: 0.600 Galen Cisco, R OBP: 0.250, SLG: 0.250 (1, 4)										3	0	0	0	1	1	1									
Johnny Lewis, L OBP: 0.371, SLG: 0.467 (1, 8)										5	1	1	0	0	1	2									
Ron Swoboda, R OBP: 0.365, SLG: 0.615 (1, 9)										4	1	1	0	0	2	1									
Joe Christopher, R OBP: 0.307, SLG: 0.324 (1, 7)										3	2	2	3	2	0	2									
Ed Kranepool, L OBP: 0.385, SLG: 0.543 (1, 3)										4	0	1	0	1	0	2									
Danny Napoleon, R OBP: 0.281, SLG: 0.276 (1, 5)										5	0	0	0	0	0	5									
Roy McMillan, R OBP: 0.270, SLG: 0.303 (1, 6)										3	0	1	0	1	1	1									
Chris Cannizzaro, R OBP: 0.263, SLG: 0.164 Chuck Hillier, L OBP: 0.176, SLG: 0.313 (1, 2)										2	0	0	0	1	1	3									
Frank Lary, R OBP: 0.222, SLG: 0.222 Larry Bearnarth, R (7, 1)										3	0	1	0	0	0	2									
Jesse Conder, L OBP: 0.414, SLG: 0.540 (9, 2)										0	0	0	0	0	0	0									
										1	0	1	0	0	0	0									
Inning Stats	R: 3 E: 0 K: 0 S: 6	H: 3 LOB: 2 BB: 2 P: 14	R: 0 E: 0 K: 1 S: 5	H: 0 LOB: 1 BB: 1 P: 10	R: 0 E: 0 K: 1 S: 6	H: 1 LOB: 0 BB: 0 P: 6	R: 0 E: 0 K: 2 S: 8	H: 1 LOB: 1 BB: 0 P: 8	R: 1 E: 1 K: 0 S: 5	H: 1 LOB: 2 BB: 1 P: 9	R: 0 E: 0 K: 1 S: 5	H: 0 LOB: 0 BB: 0 P: 5	R: 0 E: 0 K: 0 S: 2	H: 0 LOB: 1 BB: 1 P: 6	R: 0 E: 0 K: 1 S: 6	H: 1 LOB: 0 BB: 0 P: 6	R: 0 E: 0 K: 0 S: 4	H: 1 LOB: 2 BB: 1 P: 8	1B: 7 2B: 0 3B: 0 HR: 1	SF: 0 SAC: 0 DP: 1 HBP: 1	WP: 2 PB: 0 SB: 0 CS: 0	PA: 42			
PITCHER	IP	WLS	BF	H	R	ER	SO	BB	IBB	HBP	BLK	WP	HR	S	P	ERA	WHIP								
Joe Gibbon, L ERA: 5.29 (1, 1)	0.1		3	3	3	0	0	1	0	0	0	0	0	4	8	81.00	12.000								
Don Schwall, R ERA: 4.79 (1, 1)	5.2	W	25	3	1	0	5	3	0	1	0	2	0	31	44	0.00	1.059								
Al McBean, R ERA: 2.09 (7, 1)	3.0	S	12	2	0	0	1	2	0	0	0	0	0	12	20	0.00	1.333								

Pittsburgh Pirates @ New York Mets
Shea Stadium, Flushing, NY
Sat May 29 1965, 3:33 AM EDT
Att: 11,297 - Unknown

AB 35
R 4
H 8
RBI 3
BB 6
SO 6
LOB 20



Batter	1	2	3	4	5	6	7	8	9	AB	R	H	RBI	BB	SO	LOB	TOP								
Bob Bailey, R (1, 5) OBP: 0.360, SLG: 0.361	F5		FC6-4 1B		4-3 S 9-2 1B		6-3		HR	5	2	2	2	0	0	1									
Bill Virdon, L (1, 8) OBP: 0.336, SLG: 0.362	P4		1B		4-3		F7		F8	5	0	1	0	0	0	1									
Roberto Clemente, R (1, 9) Manny Mota, R (9, 9) OBP: 0.339, SLG: 0.377 OBP: 0.171, SLG: 0.167	1-3		FC6 1B		9-2		K		2B 1B	5	1	2	1	0	1	1									
Willie Stargell, L (1, 7) OBP: 0.324, SLG: 0.567		6-3	FC6 1-2				HR		1B HR 1B 2B	5	3	3	2	0	0	2									
Donn Clendenon, R (1, 3) Andre Rodgers, R (4, 3) OBP: 0.400, SLG: 0.481 OBP: 0.380, SLG: 0.444		K			F7 1B 2B		FC5-4 BB		F5 F3	2	1	1	0	0	1	0									
Bill Mazaroski, R (1, 4) OBP: 0.281, SLG: 0.431	P6				F7		FC5-4 HR		HR 1B	5	2	2	1	0	0	2									
Gene Alley, R (1, 6) OBP: 0.310, SLG: 0.376			4-3 FC6-4 2B		FC1		HR		F8 K	5	2	2	2	0	1	4									
Jim Pagliaroni, R (1, 2) OBP: 0.294, SLG: 0.383			4-3				K		HR	4	1	2	4	0	1	1									
Vern Law, R (1, 1) OBP: 0.267, SLG: 0.267			CI FC6-4		K		5-3		5-3	3	0	0	0	0	1	1									
Inning Stats	R: 0 E: 0 K: 0 S: 3	H: 0 LOB: 0 BB: 0 P: 3	R: 0 E: 0 K: 1 S: 5	H: 0 LOB: 0 BB: 0 P: 5	R: 2 E: 1 K: 0 S: 7	H: 3 LOB: 2 BB: 0 P: 7	R: 1 E: 0 K: 1 S: 7	H: 2 LOB: 1 BB: 0 P: 7	R: 0 E: 0 K: 0 S: 3	H: 1 LOB: 0 BB: 0 P: 3	R: 3 E: 0 K: 1 S: 7	H: 2 LOB: 0 BB: 1 P: 11	R: 0 E: 0 K: 1 S: 5	H: 0 LOB: 0 BB: 0 P: 5	R: 3 E: 0 K: 0 S: 6	H: 3 LOB: 0 BB: 0 P: 6	R: 3 E: 0 K: 1 S: 9	H: 4 LOB: 1 BB: 0 P: 9	1B: 8 2B: 4 3B: 0 HR: 4	SF: 0 SAC: 0 DP: 1 HBP: 0	WP: 0 PB: 0 SB: 1 CS: 0	PA: 43			
PITCHER	IP	WLS	BF	H	R	ER	SO	BB	IBB	HBP	BLK	WP	HR	S	P	ERA	WHIP								
Tom Parsons, R (1, 1) ERA: 4.97	5.0	L	21	6	3	1	2	0	0	0	0	0	0	25	25	1.80	1.200								
Dennis Ribant, R (6, 1) ERA: 5.4	3.0		15	5	6	6	2	1	0	0	0	0	3	18	22	18.00	2.000								
Galen Cisco, R (9, 1) ERA: 9.62	1.0		7	4	3	3	1	0	0	0	0	0	1	9	9	27.00	4.000								

Pittsburgh Pirates @ New York Mets
Shea Stadium, Flushing, NY
Sun May 30 1965, 3:38 AM EDT
Att: 41,552 - Unknown

AB 41
R 12
H 15
RBI 12
BB 1
SO 5
LOB 15



Batter	1	2	3	4	5	6	7	8	9	AB	R	H	RBI	BB	SO	LOB	BOTTOM								
Bobby Klaus, R (1, 5) OBP: 0.304, SLG: 0.291	P5		5-3		K			K		4	0	0	0	0	2	3									
Roy McMillan, R (1, 6) OBP: 0.287, SLG: 0.297	L7				6-3		F9		P4	4	0	0	0	0	0	0									
Ed Kranepool, L (1, 3) OBP: 0.372, SLG: 0.520	K				P4		4-3		6-3	4	0	0	0	0	1	0									
Joe Christopher, R (1, 7) OBP: 0.312, SLG: 0.329		6-3			1B		K		F7	4	0	1	0	0	1	0									
Johnny Lewis, L (1, 9) OBP: 0.359, SLG: 0.448		6-3			K		1B 1B		P6	4	0	1	0	0	1	1									
Chuck Hillier, L (1, 4) OBP: 0.174, SLG: 0.273	P5				FC3-6 1B		F7			3	0	1	0	0	0	1									
Billy Cowan, R (1, 8) OBP: 0.263, SLG: 0.306					4-3 2B		K		G6-4-3 1B	3	0	2	0	0	1	1									
Chris Cannizzaro, R (1, 2) Hawk Taylor, R (7, PH) OBP: 0.210, SLG: 0.173 OBP: 0.212, SLG: 0.563					4-3		FC3-6 1B		G6-4-3	2	0	1	0	0	0	1									
Tom Parsons, R (1, 1)					K		FC3-6 1B			1	0	0	0	0	1	1									
Jesse Gonder, L (5, PH) Dennis Ribant, R (6, 1) Jim Hickman, R (8, PH) Galen Cisco, R (9, 1) OBP: 0.397, SLG: 0.509 OBP: 0.188, SLG: 0.200 OBP: 0.250, SLG: 0.250					K		1-2 2-3		G3	1	0	0	0	0	0	0									
Inning Stats	R: 0 E: 0 K: 1 S: 5	H: 0 LOB: 0 BB: 0 P: 5	R: 0 E: 0 K: 0 S: 3	H: 0 LOB: 0 BB: 0 P: 3	R: 0 E: 0 K: 1 S: 6	H: 1 LOB: 1 BB: 0 P: 6	R: 0 E: 0 K: 1 S: 6	H: 1 LOB: 1 BB: 0 P: 6	R: 0 E: 0 K: 2 S: 9	H: 2 LOB: 2 BB: 0 P: 9	R: 0 E: 0 K: 1 S: 5	H: 0 LOB: 0 BB: 0 P: 5	R: 0 E: 0 K: 0 S: 4	H: 2 LOB: 1 BB: 0 P: 4	R: 0 E: 0 K: 1 S: 5	H: 0 LOB: 0 BB: 0 P: 5	R: 0 E: 0 K: 0 S: 3	H: 0 LOB: 0 BB: 0 P: 3	1B: 5 2B: 1 3B: 0 HR: 0	SF: 0 SAC: 0 DP: 1 HBP: 0	WP: 0 PB: 0 SB: 0 CS: 0	PA: 32			
PITCHER	IP	WLS	BF	H	R	ER	SO	BB	IBB	HBP	BLK	WP	HR	S	P	ERA	WHIP								
Vern Law, R (1, 1) ERA: 2.29	9.0	W	32	6	0	0	7	0	0	0	0	0	0	46	46	0.00	0.667								

Pittsburgh Pirates @ New York Mets
Shea Stadium, Flushing, NY
Sun May 30 1965, 3:38 AM EDT
Att: 41,552 - Unknown

AB 32
R 0
H 6
RBI 0
BB 0
SO 7
LOB 12



Batter	1	2	3	4	5	6	7	8	9	AB	R	H	RBI	BB	SO	LOB	TOP										
Bobby Klaus, R OBP: 0.301, SLG: 0.284 (1, 5)										4	1	0	0	1	1	4											
Johnny Lewis, L OBP: 0.355, SLG: 0.436 (1, 9)										4	0	0	0	1	0	2											
Joe Christopher, R OBP: 0.315, SLG: 0.327 (1, 7)										4	1	1	0	1	0	4											
Ed Kranepool, L OBP: 0.391, SLG: 0.539 (1, 3)										4	1	4	1	1	0	0											
Chuck Hillier, L OBP: 0.185, SLG: 0.240 (1, 4)										3	1	0	0	1	1	5											
Jim Hickman, R OBP: 0.200, SLG: 0.250 (1, 8)										5	1	2	4	0	1	4											
Roy McMillan, R OBP: 0.259, SLG: 0.288 (1, 6)										5	0	0	0	0	1	6											
Chris Cannizzaro, R OBP: 0.224, SLG: 0.190 (1, 2)										4	0	2	0	0	0	0											
Jack Fisher, R OBP: 0.148, SLG: 0.154 (1, 1)										3	0	1	0	0	1	0											
Inning Stats	R: 4 E: 0 K: 0 S: 4	H: 2 LOB: 0 BB: 3 P: 16	R: 0 E: 0 K: 1 S: 5	H: 0 LOB: 0 BB: 0 P: 5	R: 0 E: 0 K: 0 S: 4	H: 1 LOB: 1 BB: 0 P: 4	R: 0 E: 0 K: 0 S: 5	H: 2 LOB: 2 BB: 0 P: 5	R: 1 E: 0 K: 1 S: 7	H: 2 LOB: 2 BB: 1 P: 11	R: 0 E: 0 K: 0 S: 6	H: 1 LOB: 1 BB: 0 P: 7	R: 0 E: 0 K: 0 S: 4	H: 1 LOB: 0 BB: 0 P: 4	R: 0 E: 0 K: 2 S: 3	H: 0 LOB: 0 BB: 0 P: 3	R: 0 E: 1 K: 2 S: 9	H: 1 LOB: 3 BB: 1 P: 13	1B: 8 2B: 2 3B: 0 HR: 1	SF: 0 SAC: 1 DP: 1 HBP: 1	WP: 1 PB: 0 SB: 0 CS: 0	PA: 43					
PITCHER	IP	WLS	BF	H	R	ER	SO	BB	IBB	HBP	BLK	WP	HR	S	P	ERA	WHIP										
Cal Koonce, R ERA: 4.27 (1, 1)	4.2	L	24	7	5	5	2	3	1	0	0	0	1	24	40	9.64	2.143										
Bob Humphreys, R ERA: 1.54 (5, 1)	1.1		6	1	0	0	1	0	0	1	0	0	0	7	8	0.00	0.750										
Lindy McDaniel, R ERA: 1.54 (7, 1)	2.0		7	1	0	0	0	0	0	0	0	0	0	7	7	0.00	0.500										
Ted Abernathy, R ERA: 1.62 (9, 1)	1.0		6	1	0	0	2	0	1	0	0	1	0	9	13	0.00	1.000										

New York Mets @ Chicago Cubs
Wrigley Field, Chicago, IL
Mon May 31 1965, 3:33 AM CDT
Cloudy - 70 F

AB	36
R	5
H	10
RBI	5
BB	5
SO	5
LOB	25



Batter	1	2	3	4	5	6	7	8	9	AB	R	H	RBI	BB	SO	LOB	BOTTOM										
Harvey Kuenn, R OBP: 0.333, SLG: 0.222 (1, 7)										4	0	0	0	0	0	2											
Billy Williams, L OBP: 0.317, SLG: 0.419 (1, 8)										4	1	2	0	0	0	2											
Ron Santo, R OBP: 0.365, SLG: 0.506 (1, 5)										4	0	0	0	0	3	4											
14 Ernie Banks, R OBP: 0.370, SLG: 0.538 (1, 3)										3	1	0	0	1	1	1											
Doug Clemens, L OBP: 0.318, SLG: 0.316 (1, 9)										4	0	0	0	0	1	2											
Chris Krug, R OBP: 0.167, SLG: 0.200 (1, 2)										2	0	0	0	0	0	0											
George Altman, L OBP: 0.381, SLG: 0.518 (7, PH)										1	0	0	0	0	0	0											
Vic Roznovsky, L OBP: 0.323, SLG: 0.404 (7, PR) (8, 2)										1	0	0	0	0	0	0											
Roberto Pena, R OBP: 0.303, SLG: 0.308 (1, 6)										2	0	0	0	0	0	0											
Jimmy Stewart, S OBP: 0.361, SLG: 0.222 (7, PH) (8, 6)										1	0	0	0	0	0	1											
Glenn Beckert, R OBP: 0.249, SLG: 0.286 (1, 4)										3	0	1	0	0	0	0											
Cal Koonce, R OBP: 0.126, SLG: 0.260 (5, 1)										1	0	0	0	0	0	0											
Bob Humphreys, R OBP: 0.317, SLG: 0.419 (5, PH)										0	0	0	0	0	0	0											
Ed Bailey, L OBP: 0.317, SLG: 0.419 (5, PH)										1	0	0	0	0	0	0											
Lindy McDaniel, R OBP: 0.317, SLG: 0.419 (7, 1)										0	0	0	0	0	0	0											
Don Landrum, L OBP: 0.317, SLG: 0.419 (8, PH)										0	0	0	0	0	0	0											
Larry Jackson, R OBP: 0.317, SLG: 0.419 (8, PH)										0	0	0	0	0	0	0											
Ted Abernathy, R OBP: 0.317, SLG: 0.419 (8, PH)										0	0	0	0	0	0	0											
Inning Stats	R: 0 E: 0 K: 0 S: 4	H: 1 LOB: 1 BB: 0 P: 4	R: 0 E: 0 K: 0 S: 3	H: 0 LOB: 0 BB: 0 P: 3	R: 0 E: 0 K: 0 S: 3	H: 0 LOB: 0 BB: 0 P: 3	R: 0 E: 0 K: 2 S: 7	H: 0 LOB: 0 BB: 0 P: 7	R: 0 E: 0 K: 0 S: 3	H: 0 LOB: 0 BB: 0 P: 3	R: 0 E: 0 K: 0 S: 3	H: 0 LOB: 0 BB: 0 P: 3	R: 2 E: 1 K: 1 S: 7	H: 1 LOB: 1 BB: 1 P: 11	R: 0 E: 0 K: 1 S: 6	H: 1 LOB: 2 BB: 1 P: 10	R: 0 E: 0 K: 1 S: 5	H: 0 LOB: 0 BB: 0 P: 5	1B: 2 2B: 1 3B: 0 HR: 0	SF: 0 SAC: 0 DP: 0 HBP: 0	WP: 1 PB: 0 SB: 0 CS: 0	PA: 33					
PITCHER	IP	WLS	BF	H	R	ER	SO	BB	IBB	HBP	BLK	WP	HR	S	P	ERA	WHIP										
Jack Fisher, R ERA: 3.41 (1, 1)	9.0	W	33	3	2	0	5	2	0	0	0	1	0	41	49	0.00	0.556										

New York Mets @ Chicago Cubs
Wrigley Field, Chicago, IL
Mon May 31 1965, 3:33 AM CDT
Cloudy - 70 F

AB	31
R	2
H	3
RBI	0
BB	2
SO	5
LOB	12



Batter	1	2	3	4	5	6	7	8	9	AB	R	H	RBI	BB	SO	LOB	TOP																	
Bobby Klaus, R (1,5) OBP: 0.306, SLG: 0.296 Ron Swoboda, R (9, PH) OBP: 0.352, SLG: 0.591 Jim Bethke, R (9, 1)										4	1	2	1	0	1	0																		
Johnny Lewis, L (1,9) OBP: 0.352, SLG: 0.428										3	0	0	1	1	0	2																		
Joe Christopher, R (1,7) OBP: 0.317, SLG: 0.325										4	0	1	0	1	1	3																		
Ed Kranepool, L (1,3) OBP: 0.387, SLG: 0.529										3	0	0	0	1	1																			
Chuck Hiller, L (1,4) OBP: 0.161, SLG: 0.207										4	0	0	0	0	3																			
Jim Hickman, R (1,8) OBP: 0.202, SLG: 0.262										4	1	1	0	0	0																			
Roy McMillan, R (1,6) Billy Cowan, R (9, PR) OBP: 0.263, SLG: 0.306										4	0	3	0	0	0	1																		
Chris Cannizzaro, R (1,2) Jesse Gonder, L (9, PH) OBP: 0.406, SLG: 0.518 Al Jackson, L (9, PR) OBP: 0.186, SLG: 0.250 Charley Smith, R (9, 6) OBP: 0.288, SLG: 0.459										2	0	0	0	1	0	2																		
Gary Kroll, R (1,1) OBP: 0.188, SLG: 0.250 Larry Bearnarth, R (8, 1) Hawk Taylor, R (9, PH) OBP: 0.206, SLG: 0.545										3	0	0	0	0	2	3																		
Inning Stats	R: 0 E: 0 K: 1 S: 6	H: 1 LOB: 2 BB: 1 P: 10	R: 0 E: 0 K: 1 S: 6	H: 1 LOB: 1 BB: 0 P: 6	R: 0 E: 0 K: 1 S: 5	H: 0 LOB: 0 BB: 0 P: 5	R: 0 E: 0 K: 0 S: 3	H: 0 LOB: 0 BB: 0 P: 3	R: 0 E: 0 K: 1 S: 5	H: 1 LOB: 0 BB: 0 P: 5	R: 1 E: 0 K: 0 S: 4	H: 1 LOB: 1 BB: 1 P: 8	R: 1 E: 0 K: 0 S: 5	H: 2 LOB: 2 BB: 1 P: 9	R: 0 E: 0 K: 1 S: 5	H: 0 LOB: 0 BB: 0 P: 5	R: 1 E: 0 K: 1 S: 8	H: 2 LOB: 3 BB: 1 P: 12	1B: 5 2B: 3 3B: 0 HR: 0	SF: 0 SAC: 1 DP: 1 HBP: 0	WP: 1 PB: 0 SB: 0 CS: 0	PA: 39												
PITCHER	IP WLS BF H R ER SO BB IBB HBP BLK WP HR S P ERA WHIP																																	
Ernie Broglio, R (1,1) ERA: 5.06	6.2	28	6	2	2	4	2	1	0	0	0	1	0	33	45	2.70	1.200																	
Lindy McDaniel, R (7,1) ERA: 1.49	1.1	4	0	0	0	1	0	0	0	0	0	0	0	6	6	0.00	0.000																	
Ted Abernathy, R (9,1) ERA: 1.8	1.0	7	2	1	1	1	1	0	0	0	0	0	0	8	12	9.00	3.000																	

New York Mets @ Chicago Cubs
Wrigley Field, Chicago, IL
Mon May 31 1965, 3:38 AM CDT
Att: 32,250 - Cloudy - 70 F

AB	34
R	3
H	8
RBI	2
BB	4
SO	6
LOB	20



Batter	1	2	3	4	5	6	7	8	9	AB	R	H	RBI	BB	SO	LOB	BOTTOM																	
Harvey Kuenn, R (1,7) OBP: 0.329, SLG: 0.212										3	0	0	0	1	0	2																		
Billy Williams, L (1,8) OBP: 0.315, SLG: 0.432										4	1	1	2	0	0	2																		
Ron Santo, R (1,5) OBP: 0.368, SLG: 0.506										4	0	2	0	0	0	2																		
14 Ernie Banks, R (1,3) OBP: 0.362, SLG: 0.526										4	0	0	0	0	0	2																		
Doug Clemens, L (1,9) OBP: 0.310, SLG: 0.307										4	1	0	0	0	2	0																		
Ed Bailey, L (1,2) OBP: 0.244, SLG: 0.121 Joey Amalfitano, R (9, PR) OBP: 0.154, SLG: 0.154										4	0	1	1	0	1	0																		
Roberto Pena, R (1,6) OBP: 0.302, SLG: 0.306										4	0	1	0	0	0	1																		
Glenn Beckert, R (1,4) OBP: 0.255, SLG: 0.292										3	0	2	0	0	0	0																		
Ernie Broglio, R (1,1) Lindy McDaniel, R (7,1) Jimmy Stewart, S (9, PH) OBP: 0.378, SLG: 0.222 Ted Abernathy, R (9, 1) George Altman, L (9, PH) OBP: 0.378, SLG: 0.512										1	0	0	0	0	0	1																		
Inning Stats	R: 0 E: 0 K: 0 S: 4	H: 1 LOB: 1 BB: 0 P: 4	R: 0 E: 0 K: 0 S: 3	H: 0 LOB: 0 BB: 0 P: 3	R: 0 E: 0 K: 1 S: 4	H: 1 LOB: 2 BB: 1 P: 8	R: 0 E: 0 K: 1 S: 5	H: 0 LOB: 0 BB: 0 P: 5	R: 0 E: 0 K: 0 S: 4	H: 1 LOB: 1 BB: 0 P: 4	R: 0 E: 0 K: 0 S: 3	H: 0 LOB: 0 BB: 0 P: 3	R: 0 E: 0 K: 2 S: 7	H: 0 LOB: 0 BB: 0 P: 7	R: 2 E: 0 K: 0 S: 5	H: 2 LOB: 1 BB: 1 P: 9	R: 1 E: 1 K: 0 S: 5	H: 2 LOB: 1 BB: 0 P: 5	1B: 6 2B: 0 3B: 0 HR: 1	SF: 0 SAC: 2 DP: 0 HBP: 0	WP: 1 PB: 0 SB: 1 CS: 1	PA: 36												
PITCHER	IP WLS BF H R ER SO BB IBB HBP BLK WP HR S P ERA WHIP																																	
Gary Kroll, R (1,1) ERA: 4.75	7.2	30	5	2	2	3	2	0	0	0	0	0	0	34	42	2.35	0.913																	
Larry Bearnarth, R (8,1) ERA: 3.32	0.1	1	0	0	0	0	0	0	0	0	0	0	0	1	1	0.00	0.000																	
Jim Bethke, R (9,1) ERA: 2.66	1.0	5	2	1	0	0	0	0	0	0	0	0	0	5	5	0.00	2.000																	

New York Mets @ Chicago Cubs
Wrigley Field, Chicago, IL
Mon May 31 1965, 3:38 AM CDT
Att: 32,250 - Cloudy - 70 F

AB	32
R	3
H	7
RBI	3
BB	2
SO	3
LOB	11



Batter	1	2	3	4	5	6	7	8	9	AB	R	H	RBI	BB	SO	LOB	TOP										
Bobby Klaus, R OBP: 0.305, SLG: 0.292	F3		P3	2B 1B BB		FC3-6 1B		4-3		4	1	1	1	1	0	2											
Ed Kranepool, L OBP: 0.388, SLG: 0.534	K		SF8	1B 2B		FC3-6 1B				4	1	2	3	0	1	1											
Joe Christopher, R OBP: 0.328, SLG: 0.343	K		F9	1B						4	0	2	2	0	1	1											
Johnny Lewis, L OBP: 0.357, SLG: 0.423	K			1B						1	0	0	0	0	0	1											
Charley Smith, R OBP: 0.299, SLG: 0.453		K		1B						5	1	2	0	0	1	3											
Ron Swoboda, R OBP: 0.340, SLG: 0.568		1-3		L9						4	0	0	0	0	1	3											
Billy Cowan, R OBP: 0.256, SLG: 0.297				K						1	0	0	0	0	0	1											
Jim Hickman, R OBP: 0.204, SLG: 0.323		F9		K		5-3				4	0	0	0	0	2	1											
Roy McMillan, R OBP: 0.284, SLG: 0.324			WP 1B	1B BB	F9			4-3		4	2	2	0	0	0	0											
Chris Cannizzaro, R OBP: 0.239, SLG: 0.181			1B WP SF8 HBP	BB 1B	F9			6-3		2	2	0	0	1	0	0											
Galen Cisco, R OBP: 0.375, SLG: 0.375				1B 2B 1B						4	1	2	2	0	1	0											
Larry Miller, L OBP: 0.375, SLG: 0.375				1B 2B 1B		4-3				0	0	0	0	0	0	0											
Tom Parsons, R OBP: 0.375, SLG: 0.375				1B 2B 1B				K		0	0	0	0	0	0	0											
Inning Stats	R: 0 E: 0 K: 2 S: 7	H: 0 LOB: 0 BB: 0 P: 7	R: 0 E: 0 K: 1 S: 5	H: 0 LOB: 0 BB: 0 P: 5	R: 2 E: 0 K: 0 S: 5	H: 2 LOB: 1 BB: 0 P: 6	R: 6 E: 0 K: 2 S: 13	H: 6 LOB: 2 BB: 2 P: 21	R: 0 E: 0 K: 0 S: 3	H: 0 LOB: 0 BB: 0 P: 3	R: 0 E: 0 K: 0 S: 5	H: 2 LOB: 2 BB: 0 P: 5	R: 0 E: 0 K: 1 S: 5	H: 0 LOB: 0 BB: 0 P: 5	R: 0 E: 0 K: 1 S: 5	H: 0 LOB: 1 BB: 0 P: 5	R: 0 E: 0 K: 0 S: 4	H: 1 LOB: 1 BB: 0 P: 4	1B: 10 2B: 1 3B: 0 HR: 0	SF: 1 SAC: 0 DP: 0 HBP: 1	WP: 1 PB: 0 SB: 1 CS: 0	PA: 41					
PITCHER	IP	WLS	BF	H	R	ER	SO	BB	IBB	HBP	BLK	WP	HR	S	P	ERA	WHIP										
Joe Gibbon, L ERA: 5.94	3.2	L	18	5	6	6	4	1	0	1	0	1	0	24	29	14.73	1.636										
Tommie Sisk, R ERA: 4.34	0.0		4	3	2	2	0	1	0	0	0	0	0	3	7	∞	∞										
Don Schwalt, R ERA: 4.67	0.1		1	0	0	0	1	0	0	0	0	0	0	3	3	0.00	0.000										
Wilbur Wood, L ERA: 1.33	3.0		11	2	0	0	1	0	0	0	0	0	0	13	13	0.00	0.667										
Frank Carpin, L ERA:	1.0		3	0	0	0	1	0	0	0	0	0	0	5	5	0.00	0.000										

New York Mets @ Pittsburgh Pirates
 Forbes Field, Pittsburgh, PA
 Thu Jun 03 1965, 7:05 PM EDT
 Att: 9,169 - Unknown

AB	37
R	8
H	11
RBI	8
BB	2
SO	7
LOB	13



Batter	1	2	3	4	5	6	7	8	9	AB	R	H	RBI	BB	SO	LOB	BOTTOM										
Bob Bailey, R OBP: 0.355, SLG: 0.346	K		WP 1B		F8			6-3		4	0	1	0	1	1	0											
Bill Virdon, L OBP: 0.329, SLG: 0.354	4-3		K		G3			1-3		5	0	0	0	0	1	3											
Al McBean, R OBP: 0.250, SLG: 0.250										0	0	0	0	0	0	0											
Roberto Clemente, R OBP: 0.347, SLG: 0.393			WP 1B		2-3			HR 3B		4	1	2	0	1	1	0											
Willie Stargell, L OBP: 0.323, SLG: 0.565	4-3							1-6-3		4	1	2	2	1	0	1											
Donn Clendenon, R OBP: 0.388, SLG: 0.473		5-3	P6		FC6-4 G6-4-3			1B E 1B		5	1	1	0	0	0	4											
Bill Mazeroski, R OBP: 0.338, SLG: 0.475		1B BB	L7		G6-4-3			E SF9 1B		3	1	1	0	1	0	4											
Andre Rodgers, R OBP: 0.435, SLG: 0.526					FC6-4 1B			E9 HR 1B		4	1	4	1	0	0	0											
Jim Pagliaroni, R OBP: 0.289, SLG: 0.353		K			FC6-4 G6-4-3			SF9		3	0	0	1	0	1	4											
Joe Gibbon, L ERA: 5.94					G6-4-3			HR		1	0	0	0	0	0	2											
Tommie Sisk, R ERA: 4.34										0	0	0	0	0	0	0											
Don Schwalt, R ERA: 4.67										0	0	0	0	0	0	0											
Wilbur Wood, L ERA: 1.33										0	0	0	0	0	0	0											
Frank Carpin, L ERA:										0	0	0	0	0	0	0											
Tom Parsons, R ERA: 4.88										1	0	0	0	0	0	0											
Inning Stats	R: 0 E: 0 K: 1 S: 5	H: 0 LOB: 1 BB: 1 P: 9	R: 0 E: 0 K: 2 S: 8	H: 1 LOB: 2 BB: 1 P: 12	R: 0 E: 0 K: 1 S: 7	H: 2 LOB: 3 BB: 1 P: 11	R: 0 E: 0 K: 0 S: 3	H: 1 LOB: 0 BB: 0 P: 3	R: 0 E: 0 K: 0 S: 3	H: 0 LOB: 0 BB: 0 P: 3	R: 0 E: 0 K: 0 S: 3	H: 1 LOB: 2 BB: 1 P: 3	R: 0 E: 1 K: 0 S: 9	H: 1 LOB: 0 BB: 0 P: 9	R: 0 E: 0 K: 1 S: 5	H: 0 LOB: 0 BB: 0 P: 5	1B: 8 2B: 1 3B: 1 HR: 2	SF: 1 SAC: 0 DP: 2 HBP: 0	WP: 1 PB: 0 SB: 0 CS: 0	PA: 41							
PITCHER	IP	WLS	BF	H	R	ER	SO	BB	IBB	HBP	BLK	WP	HR	S	P	ERA	WHIP										
Galen Cisco, R ERA: 8.04	7.0	W	31	8	2	2	4	4	0	0	0	0	1	35	51	2.57	1.714										
Larry Miller, L ERA:	0.0		3	3	1	1	0	0	0	0	0	0	0	3	3	∞	∞										
Tom Parsons, R ERA: 4.88	2.0	S	7	1	3	3	1	0	0	0	0	0	1	9	9	13.50	0.500										

New York Mets @ Pittsburgh Pirates
 Forbes Field, Pittsburgh, PA
 Thu Jun 03 1965, 7:05 PM EDT
 Att: 9,169 - Unknown

AB	36
R	6
H	12
RBI	6
BB	4
SO	5
LOB	20



Batter	1	2	3	4	5	6	7	8	9	AB	R	H	RBI	BB	SO	LOB	TOP								
Bobby Klaus, R OBP: 0.304, SLG: 0.291 (1, 4)										4	0	1	0	0	1	2	New York Mets @ Pittsburgh Pirates Forbes Field, Pittsburgh, PA Fri Jun 04 1965, 7:05 PM EDT Att: 11,026 - Unknown								
Ed Kranepool, L OBP: 0.390, SLG: 0.521 (1, 3)										4	0	0	0	0	0	2									
Joe Christopher, R OBP: 0.327, SLG: 0.341 Billy Cowan, R OBP: 0.256, SLG: 0.297 (9, 7)										4	1	1	0	0	0	1									
Johnny Lewis, L OBP: 0.355, SLG: 0.419 (1, 9)										4	0	1	0	0	0	1									
Charley Smith, R OBP: 0.298, SLG: 0.462 (1, 5)										4	0	1	1	0	0	2									
Jim Hickman, R OBP: 0.206, SLG: 0.313 (1, 8)										3	0	0	0	1	0	1									
Roy McMillan, R OBP: 0.284, SLG: 0.322 (1, 6)										4	0	1	0	0	0	1									
Chris Cannizzaro, R OBP: 0.240, SLG: 0.174 (1, 2)										3	1	0	0	1	0	0									
Jack Fisher, R OBP: 0.167, SLG: 0.172 (1, 1)										3	0	1	0	0	0	3									
Inning Stats	R: 0 E: 0 K: 0 S: 5	H: 2 LOB: 2 BB: 0 P: 5	R: 0 E: 1 K: 0 S: 4	H: 0 LOB: 1 BB: 0 P: 4	R: 0 E: 0 K: 0 S: 3	H: 0 LOB: 0 BB: 0 P: 3	R: 0 E: 0 K: 0 S: 3	H: 0 LOB: 0 BB: 0 P: 3	R: 0 E: 0 K: 1 S: 6	H: 1 LOB: 1 BB: 0 P: 6	R: 1 E: 0 K: 0 S: 5	H: 2 LOB: 1 BB: 0 P: 5	R: 1 E: 1 K: 0 S: 4	H: 1 LOB: 1 BB: 1 P: 8	R: 0 E: 0 K: 0 S: 3	H: 0 LOB: 0 BB: 0 P: 3	R: 0 E: 0 K: 0 S: 2	H: 0 LOB: 0 BB: 1 P: 6	1B: 5 2B: 0 3B: 1 HR: 0	SF: 0 SAC: 0 DP: 1 HBP: 0	WP: 0 PB: 0 SB: 0 CS: 0	PA: 35			
PITCHER	IP	WLS	BF	H	R	ER	SO	BB	IBB	HBP	BLK	WP	HR	S	P	ERA	WHIP								
Bob Friend, R ERA: 3.43 (1, 1)	8.0	L	32	6	2	1	1	1	0	0	0	0	0	33	37	1.12	0.875								
Al McBean, R ERA: 1.94 (9, 1)	1.0		3	0	0	0	0	1	0	0	0	0	0	2	6	0.00	1.000								

AB	33
R	2
H	6
RBI	1
BB	2
SO	1
LOB	13




Batter	1	2	3	4	5	6	7	8	9	AB	R	H	RBI	BB	SO	LOB	BOTTOM								
Bob Bailey, R OBP: 0.358, SLG: 0.350 (1, 5)										4	0	2	0	0	0	1	New York Mets @ Pittsburgh Pirates Forbes Field, Pittsburgh, PA Fri Jun 04 1965, 7:05 PM EDT Att: 11,026 - Unknown								
Bill Virdon, L OBP: 0.321, SLG: 0.344 (1, 8)										4	0	0	0	0	1	4									
Roberto Clemente, R OBP: 0.339, SLG: 0.363 (1, 9)										4	0	0	0	0	0	4									
Willie Stargell, L OBP: 0.321, SLG: 0.553 (1, 7)										3	0	0	0	1	0	0									
Donn Clendenon, R OBP: 0.385, SLG: 0.474 (1, 3)										4	1	1	0	0	1	1									
Bill Mazeroski, R OBP: 0.347, SLG: 0.477 Gene Alley, R OBP: 0.305, SLG: 0.369 (9, FR)										4	0	2	1	0	0	0									
Andre Rodgers, R OBP: 0.424, SLG: 0.525 (1, 6)										4	0	1	0	0	1	3									
Del Crandall, R OBP: 0.273, SLG: 0.241 Manny Mota, R OBP: 0.195, SLG: 0.192 Jim Pagliaroni, R OBP: 0.289, SLG: 0.353 (9, 2)										2	0	1	0	0	0	1									
Bob Friend, R OBP: 0.414, SLG: 0.607 Al McBean, R OBP: 0.250, SLG: 0.250 (9, 1)										1	0	0	0	0	0	1									
Inning Stats	R: 0 E: 0 K: 0 S: 3	H: 0 LOB: 0 BB: 0 P: 3	R: 1 E: 0 K: 0 S: 4	H: 2 LOB: 0 BB: 0 P: 4	R: 0 E: 0 K: 0 S: 5	H: 2 LOB: 2 BB: 0 P: 5	R: 0 E: 0 K: 0 S: 2	H: 0 LOB: 0 BB: 1 P: 6	R: 0 E: 0 K: 0 S: 4	H: 1 LOB: 1 BB: 0 P: 4	R: 0 E: 0 K: 1 S: 5	H: 0 LOB: 0 BB: 0 P: 5	R: 0 E: 0 K: 0 S: 3	H: 1 LOB: 0 BB: 0 P: 3	R: 0 E: 0 K: 0 S: 5	H: 2 LOB: 2 BB: 0 P: 5	R: 0 E: 1 K: 2 S: 8	H: 0 LOB: 1 BB: 0 P: 8	1B: 6 2B: 3 3B: 0 HR: 0	SF: 0 SAC: 0 DP: 3 HBP: 0	WP: 1 PB: 0 SB: 0 CS: 0	PA: 34			
PITCHER	IP	WLS	BF	H	R	ER	SO	BB	IBB	HBP	BLK	WP	HR	S	P	ERA	WHIP								
Jack Fisher, R ERA: 3.14 (1, 1)	9.0	W	34	8	1	1	3	1	0	0	0	1	0	39	43	1.00	1.000								




Batter	1	2	3	4	5	6	7	8	9	AB	R	H	RBI	BB	SO	LOB	TOP			
Bobby Klaus, R (1,4) OBP: 0.303, SLG: 0.291 Chuck Hiller, L (8,PH) OBP: 0.216, SLG: 0.314 (8,4)	L1		1B		F7			6-3		3	0	1	0	0	0	0	New York Mets @ Pittsburgh Pirates Forbes Field, Pittsburgh, PA Sun Jun 06 1965, 3:33 AM EDT Unknown			
Johnny Lewis, L (1,9) OBP: 0.345, SLG: 0.423	6-3		G3		6-3			HR		4	1	1	1	0	0	2				
Joe Christopher, R (1,7) OBP: 0.324, SLG: 0.339	K		6-3		F8			2B		4	0	1	0	0	1	2				
Ed Kranepool, L (1,3) OBP: 0.371, SLG: 0.506		4-3		E9 1B	F8			G3		4	0	0	0	0	0	1				
Jesse Gonder, L (1,2) OBP: 0.355, SLG: 0.485		5-3		F7	1-3			HR		4	1	1	1	0	0	1				
Charley Smith, R (1,5) OBP: 0.291, SLG: 0.446		P4		FC6 1B				K		4	0	1	0	0	2	0				
Jim Hickman, R (1,8) OBP: 0.202, SLG: 0.301			1B FC4-6 1B	P5				K		4	1	1	0	0	2	2				
Roy McMillan, R (1,6) OBP: 0.281, SLG: 0.319 Ron Swoboda, R (9,PH) OBP: 0.345, SLG: 0.571			FC4-6 1B	FC6 1-2				1-3		3	0	1	0	0	0	2				
Al Jackson, L (1,1) OBP: 0.167, SLG: 0.222 Tom Parsons, R (6,1)			FC4-6 1B		F5			F8		2	0	0	1	0	0	1				
Hawk Taylor, R (8,PH) OBP: 0.200, SLG: 0.529 Larry Bearnarth, R (8,1) OBP: 0.200, SLG: 0.400 Danny Napoleon, R (9,PH) OBP: 0.295, SLG: 0.258			1-2 3H					6-3		1	0	0	0	0	0	1				
Inning Stats	R: 0 E: 0 K: 1 S: 5	H: 0 LOB: 0 BB: 0 P: 5	R: 0 E: 0 K: 0 S: 3	H: 0 LOB: 0 BB: 0 P: 3	R: 0 E: 0 K: 0 S: 6	H: 3 LOB: 2 BB: 0 P: 6	R: 0 E: 1 K: 0 S: 5	H: 1 LOB: 2 BB: 0 P: 5	R: 0 E: 0 K: 0 S: 3	H: 0 LOB: 0 BB: 0 P: 3	R: 0 E: 0 K: 2 S: 7	H: 0 LOB: 0 BB: 0 P: 7	R: 0 E: 0 K: 0 S: 5	H: 2 LOB: 1 BB: 0 P: 5	R: 1 E: 0 K: 2 S: 9	H: 2 LOB: 1 BB: 0 P: 9	1B: 5 2B: 1 3B: 0 HR: 2	SF: 0 SAC: 0 DP: 0 HBP: 0	WP: 0 PB: 0 SB: 0 CS: 0	PA: 36
PITCHER Don Cardwell, R (1,1) ERA: 3.73	IP: 9.0 WLS: W BF: 36 H: 8 R: 3 ER: 3 SO: 5 BB: 0 IBB: 0 HBP: 0 BLK: 0 WP: 0 HR: 2 S: 46 P: 46 ERA: 3.00 WHIP: 0.889																			

Batter	1	2	3	4	5	6	7	8	9	AB	R	H	RBI	BB	SO	LOB	BOTTOM	
Bob Bailey, R (1,5) OBP: 0.350, SLG: 0.341 Jose Pagan, R (9,5) OBP: 0.274, SLG: 0.256	5-3		K		G6-4-3 1-2 3H			F9		4	0	0	0	0	1	1	New York Mets @ Pittsburgh Pirates Forbes Field, Pittsburgh, PA Sun Jun 06 1965, 3:33 AM EDT Unknown	
Manny Mota, R (1,8) OBP: 0.222, SLG: 0.221 (8,7)	BLK 2B 1B		FC6-4 1B		F9			3B 1B		4	2	3	0	0	0	0		
Roberto Clemente, R (1,9) OBP: 0.349, SLG: 0.425 Bill Virdon, L (8,8) OBP: 0.317, SLG: 0.340			FC6-4 1-2					L8 E 2B 1H		4	1	3	2	0	0	1		
Donn Clendenon, R (1,3) OBP: 0.383, SLG: 0.478	F9				F7			L8 2-3		4	0	0	0	0	1	3		
Bill Mazerowski, R (1,4) OBP: 0.333, SLG: 0.438	4-3							E5 1B		4	1	1	0	0	0	1		
Willie Stargell, L (1,7) OBP: 0.336, SLG: 0.564 (8,9)			K		K			FC5-4 1B 2H		3	0	1	1	0	2	1		
Gene Alley, R (1,6) OBP: 0.304, SLG: 0.359					K			K BB HBP		3	0	0	0	1	2	2		
Del Crandall, R (1,2) OBP: 0.271, SLG: 0.258					1-3			G1-6-3 BB		4	1	1	0	0	0	3		
Don Cardwell, R (1,1) OBP: 0.190, SLG: 0.200			K		SH G6-4-3 2B 2-3			FC5-4 1-2		2	0	0	0	0	2	0		
Inning Stats	R: 1 E: 0 K: 0 S: 5	H: 2 LOB: 1 BB: 0 P: 5	R: 0 E: 0 K: 1 S: 5	H: 0 LOB: 0 BB: 0 P: 5	R: 0 E: 0 K: 2 S: 8	H: 1 LOB: 1 BB: 0 P: 8	R: 0 E: 0 K: 2 S: 8	H: 1 LOB: 1 BB: 0 P: 8	R: 1 E: 1 K: 1 S: 8	H: 2 LOB: 1 BB: 0 P: 8	R: 1 E: 0 K: 2 S: 9	H: 2 LOB: 1 BB: 0 P: 9	R: 0 E: 0 K: 0 S: 2	H: 0 LOB: 1 BB: 1 P: 7	1B: 5 2B: 3 3B: 1 HR: 0	SF: 0 SAC: 1 DP: 2 HBP: 1		WP: 0 PB: 0 SB: 0 CS: 0
PITCHER Al Jackson, L (1,1) ERA: 5.87 Tom Parsons, R (6,1) ERA: 4.91 Larry Bearnarth, R (8,1) ERA: 3.25	IP: 5.1 WLS: L BF: 24 H: 7 R: 4 ER: 4 SO: 3 BB: 0 IBB: 0 HBP: 0 BLK: 1 WP: 0 HR: 0 S: 34 P: 34 ERA: 5.06 WHIP: 1.312																	



Batter	1	2	3	4	5	6	7	8	9	AB	R	H	RBI	BB	SO	LOB	TOP			
Bobby Klaus, R (1,4) OBP: 0.302, SLG: 0.286	F9		1B BB		L6		P4			3	0	0	0	1	0	2	New York Mets @ Pittsburgh Pirates Forbes Field, Pittsburgh, PA Sun Jun 06 1965, 3:38 AM EDT Att: 16,387 - Unknown 			
Roy McMillan, R (1,6) OBP: 0.281, SLG: 0.317	FC 1B		F8		F5		F8			4	0	1	0	0	0	3				
Joe Christopher, R (1,9) OBP: 0.322, SLG: 0.337	FC 1-2		1-3 1B		F8			6-3		4	0	1	0	0	0	1				
Charley Smith, R (1,5) OBP: 0.283, SLG: 0.434	F2		K			F7		K		4	0	0	0	0	2	4				
Ron Swoboda, R (1,7) OBP: 0.336, SLG: 0.555	5-3		F9			K		6-3		4	0	0	0	0	1	4				
Jim Hickman, R (1,3) OBP: 0.204, SLG: 0.292		E3 CS 1B		5-3		F8			BB	3	0	0	0	1	0	0				
Billy Cowan, R (1,8) OBP: 0.256, SLG: 0.293		1-2 CS 1B		5-3			F8		K	4	0	1	0	0	1	1				
Chris Cannizzaro, R (1,2) OBP: 0.253, SLG: 0.191		K						F8		3	0	2	0	0	1	2				
Hawk Taylor, R (9, PH) OBP: 0.194, SLG: 0.514		1-2 2-3 K					HBP 1B			1	0	0	0	0	0	1				
Warren Spahn, L (1,1) OBP: 0.355, SLG: 0.208									P3	2	0	0	0	0	1	2				
Danny Napoleon, R (7, PH) OBP: 0.286, SLG: 0.258										0	0	0	0	0	0	0				
Frank Lary, R (7,1) OBP: 0.222, SLG: 0.222										0	0	0	0	0	0	0				
Ed Kranepool, L (9, PH) OBP: 0.369, SLG: 0.503							1-2 HBP			1	0	0	0	0	0	1				
Inning Stats	R: 0 E: 0 K: 0 S: 5	H: 1 LOB: 2 BB: 0 P: 5	R: 0 E: 1 K: 1 S: 6	H: 1 LOB: 1 BB: 0 P: 6	R: 0 E: 0 K: 1 S: 6	H: 1 LOB: 2 BB: 1 P: 10	R: 0 E: 0 K: 1 S: 6	H: 1 LOB: 1 BB: 0 P: 6	R: 0 E: 0 K: 1 S: 3	H: 0 LOB: 0 BB: 0 P: 3	R: 0 E: 0 K: 1 S: 5	H: 0 LOB: 0 BB: 0 P: 5	R: 0 E: 0 K: 1 S: 4	H: 1 LOB: 2 BB: 0 P: 5	R: 0 E: 0 K: 1 S: 5	H: 0 LOB: 0 BB: 1 P: 9	1B: 5 2B: 1 3B: 0 HR: 0	SF: 0 SAC: 0 DP: 1 HBP: 1	WP: 0 PB: 0 SB: 0 CS: 2	PA: 36
PITCHER Bob Veale, L (1,1) ERA: 2.43	IP: 9.0 WLS: W BF: 36 H: 5 R: 0 ER: 0 SO: 6 BB: 2 IBB: 0 HBP: 1 BLK: 0 WP: 0 HR: 0 S: 45 P: 54 ERA: 0.00 WHIP: 0.778															ERA: 0.00 WHIP: 0.778				

Batter	1	2	3	4	5	6	7	8	9	AB	R	H	RBI	BB	SO	LOB	BOTTOM			
Bob Bailey, R (1,5) OBP: 0.345, SLG: 0.335	P5			5-3	FC6-4			K		3	0	0	0	0	0	2	New York Mets @ Pittsburgh Pirates Forbes Field, Pittsburgh, PA Sun Jun 06 1965, 3:38 AM EDT Att: 16,387 - Unknown 			
Jose Pagan, R (6,5) OBP: 0.271, SLG: 0.253					1-2					1	0	0	0	0	1	0				
Manny Mota, R (1,8) OBP: 0.224, SLG: 0.222	6-3			G4-6-3 1B		L9		L8		4	0	1	0	0	0	0				
Roberto Clemente, R (1,9) OBP: 0.347, SLG: 0.439	5-3			G4-6-3 1-2			HR	F7		4	1	1	1	0	0	1				
Donn Clendenon, R (1,3) OBP: 0.377, SLG: 0.470		F5			K	K				3	0	0	0	0	2	0				
Bill Mazerowski, R (1,4) OBP: 0.333, SLG: 0.434		5-3			2B 1B 1B	L1				3	1	1	0	0	0	0				
Willie Stargell, L (1,7) OBP: 0.333, SLG: 0.553		F8			F5		K			3	0	0	0	0	1	1				
Gene Alley, R (1,6) OBP: 0.305, SLG: 0.366				6-3		1B 2B		L9		3	1	1	0	0	0	0				
Jim Pagliaroni, R (1,2) OBP: 0.314, SLG: 0.387			F8		1B IBB					2	0	1	0	1	0	0				
Bob Veale, S (1,1) OBP: 0.114, SLG: 0.088			K		1-3 2-4 H 1B	FC6-4		2-3		3	0	1	2	0	1	1				
Inning Stats	R: 0 E: 0 K: 0 S: 3	H: 0 LOB: 0 BB: 0 P: 3	R: 0 E: 0 K: 0 S: 3	H: 0 LOB: 0 BB: 0 P: 3	R: 0 E: 0 K: 1 S: 5	H: 0 LOB: 0 BB: 0 P: 5	R: 0 E: 0 K: 0 S: 3	H: 1 LOB: 0 BB: 0 P: 3	R: 2 E: 0 K: 1 S: 8	H: 3 LOB: 2 BB: 1 P: 12	R: 1 E: 0 K: 1 S: 6	H: 1 LOB: 0 BB: 0 P: 6	R: 0 E: 0 K: 1 S: 6	H: 1 LOB: 1 BB: 0 P: 6	R: 0 E: 0 K: 1 S: 5	H: 0 LOB: 0 BB: 0 P: 5	1B: 4 2B: 1 3B: 0 HR: 1	SF: 0 SAC: 0 DP: 1 HBP: 0	WP: 0 PB: 0 SB: 0 CS: 0	PA: 30
PITCHER Warren Spahn, L (1,1) ERA: 3.89	IP: 6.0 WLS: L BF: 23 H: 5 R: 3 ER: 3 SO: 3 BB: 0 IBB: 1 HBP: 0 BLK: 0 WP: 0 HR: 1 S: 28 P: 32 ERA: 4.50 WHIP: 0.833															ERA: 4.50 WHIP: 0.833				
Frank Lary, R (7,1) ERA: 3.56	IP: 2.0 WLS: 7 BF: 7 H: 1 R: 0 ER: 0 SO: 2 BB: 0 IBB: 0 HBP: 0 BLK: 0 WP: 0 HR: 0 S: 11 P: 11 ERA: 0.00 WHIP: 0.500															ERA: 0.00 WHIP: 0.500				

Batter	1	2	3	4	5	6	7	8	9	AB	R	H	RBI	BB	SO	LOB	TOP			
Dick Schofield, S (1, 6) OBP: 0.391, SLG: 0.323	1-0 1B 2B HBP		0-0 FC5-4 1B		0-0 5-3			0-0 6-3		3	1	1	0	0	0	0				
Jesus Alou, R (1, 9) OBP: 0.327, SLG: 0.447	0-0 2B 1B		0-0 F8		0-0 1-3			0-0 5-3		4	1	1	0	0	0	1				
Willie Mays, R (1, 8) OBP: 0.393, SLG: 0.674	0-0 PB 1H 2H 2B		0-0 FC5-4 1-2		0-0 F6			0-0 5-3		4	0	1	2	0	0	1				
Willie McCovey, L (1, 3) OBP: 0.426, SLG: 0.600	0-0 F5		0-0 F7		4-0 G3 BB			0-0 F6		3	0	0	0	1	0	2				
Jim Ray Hart, R (1, 5) OBP: 0.296, SLG: 0.429	0-0 4-3 2-3		0-0 1B		0-0 G3 1-2			0-0 F8		4	0	1	0	0	0	2				
Len Gabrielson, L (1, 7) OBP: 0.324, SLG: 0.373	0-0 4-3		0-0 F5		0-0 F8			0-3 K		4	0	0	0	0	1	3				
Jim Davenport, R (1, 4) OBP: 0.303, SLG: 0.354		0-3 K		0-0 F9				0-0 F9		3	0	0	0	0	1	1	AB 31			
Tom Haller, L (1, 2) OBP: 0.352, SLG: 0.315		0-0 F4		0-3 K				0-0 4-3		3	0	0	0	0	1	1	R 2			
Bob Shaw, R (1, 1) OBP: 0.118, SLG: 0.118 (7, PH)		0-3 K			0-0 1-3			0-0 4-3		2	0	0	0	0	1	0	H 4			
Cap Peterson, R (7, PH) OBP: 0.361, SLG: 0.438										1	0	0	0	0	0	0	RBI 2			
Frank Linzy, R (7, 1)										0	0	0	0	0	0	0	BB 1			
																	SO 4			
																	LOB 11			
Inning Stats	R: 2 E: 0 K: 0 S: 5	H: 2 LOB: 1 BB: 0 P: 6	R: 0 E: 0 K: 2 S: 7	H: 0 LOB: 0 BB: 0 P: 7	R: 0 E: 0 K: 0 S: 4	H: 1 LOB: 1 BB: 0 P: 4	R: 0 E: 0 K: 1 S: 6	H: 1 LOB: 1 BB: 0 P: 6	R: 0 E: 0 K: 0 S: 3	H: 0 LOB: 0 BB: 1 P: 7	R: 0 E: 0 K: 0 S: 3	H: 0 LOB: 0 BB: 0 P: 3	R: 0 E: 0 K: 0 S: 3	H: 0 LOB: 0 BB: 0 P: 3	R: 0 E: 0 K: 1 S: 5	H: 0 LOB: 0 BB: 0 P: 5	1B: 3 2B: 1 3B: 0 HR: 0	SF: 0 SAC: 0 DP: 0 HBP: 1	WP: 0 PB: 1 SB: 0 CS: 0	PA: 33
PITCHER	IP WLS BF H R ER SO BB IBB HBP BLK WP HR S P ERA WHIP																			
Galen Cisco, R (1, 1) ERA: 6.86	8.0 L 30 4 2 2 3 1 0 1 0 0 0 34 39 2.25 0.625																			
Larry Bearnarth, R (9, 1) ERA: 3.14	1.0 3 0 0 0 1 0 0 0 0 0 0 5 5 0.00 0.000																			

San Francisco Giants @ New York Mets
Shea Stadium, Flushing, NY
Tue Jun 08 1965, 7:05 PM EDT
Att: 34,659 - Unknown

AB 31
R 2
H 4
RBI 2
BB 1
SO 4
LOB 11



Batter	1	2	3	4	5	6	7	8	9	AB	R	H	RBI	BB	SO	LOB	BOTTOM					
Bobby Klaus, R (1, 4) OBP: 0.298, SLG: 0.281	0-3 K		0-0 5-3		0-0 FC6-4 1-2			0-0 4-3		3	0	0	0	0	1	1						
Jesse Gonder, L (8, PH) OBP: 0.351, SLG: 0.478 (9, 2)										1	0	0	0	0	0	0						
Johnny Lewis, L (1, 8) OBP: 0.338, SLG: 0.413	0-0 F9		0-3 K		0-0 F9			0-0 5-3		4	0	0	0	0	1	0						
Joe Christopher, R (1, 9) OBP: 0.321, SLG: 0.335	0-0 1B 1B			0-3 K				0-0 4-3		4	0	1	0	0	1	0						
Ed Kranepool, L (1, 3) OBP: 0.377, SLG: 0.508	0-0 1B			0-0 F8				0-0 1B		4	0	3	0	0	0	0						
Billy Cowan, R (9, PR) OBP: 0.296, SLG: 0.293	1-3 1B							1B		0	0	0	0	0	0	0						
Charley Smith, R (1, 5) OBP: 0.282, SLG: 0.429	0-0 5-3			0-0 F5				0-3 K		4	0	1	0	0	1	3						
Ron Swoboda, R (1, 7) OBP: 0.340, SLG: 0.574		0-3 K			0-0 HR			0-3 K		4	1	2	1	0	2	0						
Roy McMillan, R (1, 6) OBP: 0.281, SLG: 0.318								0-3 K		3	0	1	0	0	1	0						
Hawk Taylor, R (9, PH) OBP: 0.189, SLG: 0.500				0-0 G6-4-3 1B				0-0 K		1	0	0	0	0	0	3	AB 35					
Chris Cannizzaro, R (1, 2) OBP: 0.245, SLG: 0.185										1-2 2-3 3-H	0	0	0	0	0	0	R 1					
Larry Bearnarth, R (9, 1) OBP: 0.200, SLG: 0.400				0-0 G6-4-3				0-0 K		3	0	0	0	0	0	1	H 9					
Jim Hickman, R (9, PH) OBP: 0.292, SLG: 0.290				0-0 1-2				0-0 F8		1	0	0	0	0	0	3	RBI 1					
Galen Cisco, R (1, 1) OBP: 0.400, SLG: 0.400																	BB 0					
Chuck Hiller, L (8, PH) OBP: 0.211, SLG: 0.306 (9, 4)				0-3 K				0-0 FC6-4 1B		2	0	1	0	0	1	0	SO 8					
																	LOB 11					
Inning Stats	R: 0 E: 0 K: 1 S: 7	H: 2 LOB: 2 BB: 0 P: 7	R: 0 E: 0 K: 1 S: 5	H: 1 LOB: 0 BB: 0 P: 5	R: 0 E: 0 K: 2 S: 7	H: 0 LOB: 0 BB: 0 P: 7	R: 0 E: 0 K: 1 S: 5	H: 0 LOB: 0 BB: 0 P: 5	R: 1 E: 0 K: 0 S: 5	H: 2 LOB: 1 BB: 0 P: 5	R: 0 E: 0 K: 1 S: 6	H: 1 LOB: 1 BB: 0 P: 6	R: 0 E: 0 K: 2 S: 7	H: 0 LOB: 0 BB: 0 P: 7	R: 0 E: 0 K: 0 S: 3	H: 0 LOB: 0 BB: 0 P: 3	R: 0 E: 0 K: 0 S: 6	H: 3 LOB: 3 BB: 0 P: 6	1B: 8 2B: 0 3B: 0 HR: 1	SF: 0 SAC: 0 DP: 1 HBP: 0	WP: 0 PB: 0 SB: 0 CS: 0	PA: 35
PITCHER	IP WLS BF H R ER SO BB IBB HBP BLK WP HR S P ERA WHIP																					
Bob Shaw, R (1, 1) ERA: 3.21	6.0 W 23 6 1 1 6 0 0 0 0 0 0 35 35 1.50 1.000																					
Frank Linzy, R (7, 1) ERA: 1.42	3.0 S 12 3 0 0 2 0 0 0 0 0 0 16 16 0.00 1.000																					

San Francisco Giants @ New York Mets
Shea Stadium, Flushing, NY
Tue Jun 08 1965, 7:05 PM EDT
Att: 34,659 - Unknown

AB 35
R 1
H 9
RBI 1
BB 0
SO 8
LOB 11



Batter	1	2	3	4	5	6	7	8	9	AB	R	H	RBI	BB	SO	LOB	TOP				
Dick Schofield, S (1,6) OBP: 0.354, SLG: 0.323	4-0 HR BB		0-0 F6			0-0 1-3		0-0 BB 1B 1B		3	2	1	0	1	0	0					
Jesus Alou, R (1,9) OBP: 0.321, SLG: 0.439	0-0 F7		0-3 K			0-0 F8		0-0 F6		4	0	0	0	0	1	3					
Willie Mays, R (1,8) OBP: 0.395, SLG: 0.686	0-0 1-H HR			0-3 K		0-0 F7		0-0 1B BB 1B		4	1	2	3	0	1	0					
Willie McCovey, L (1,3) OBP: 0.422, SLG: 0.590	0-0 4-3			0-3 K			0-0 3-1	4-0 1B BB		3	0	0	0	1	1	0					
Jim Ray Hart, R (1,5) OBP: 0.300, SLG: 0.430	0-3 K			0-3 K			0-0 BB 1B	0-0 1B BB		4	0	2	1	0	2	0					
Hal Lanier, R (8,4) OBP: 0.267, SLG: 0.292	0-3 K			0-3 K			0-0 BB 1B	1-2 2-3 3-4 1B		0	0	0	0	0	0	0					
Len Gabrielson, L (1,7) OBP: 0.338, SLG: 0.393		0-0 L4-6 2B			0-0 F7		4-0 1-2 BB G6-4-3	0-0 F7		2	0	1	0	1	0	0					
Cap Peterson, R (8, PH) OBP: 0.351, SLG: 0.424		0-0 L4-6			E9 G3		0-0 G6-4-3 1-2	0-0 F9		1	0	0	0	0	0	3					
Matty Alou, L (8,7) OBP: 0.283, SLG: 0.318		0-0 2-3			0-0 G3		0-0 2-3	0-0 4-3		0	0	0	0	0	1	1					
Tom Haller, L (1,2) OBP: 0.342, SLG: 0.305		0-0 F5			0-0 G3			0-0 4-3	0-3 K	4	0	0	0	0	1	1					
Gaylord Perry, R (1,1) OBP: 0.150, SLG: 0.105			0-0 3-1		0-3 K			1-0 1B HBP	0-3 K	3	1	0	0	0	2	1					
Inning Stats	R: 2 E: 0 K: 1 S: 6	H: 1 LOB: 0 BB: 1 P: 10	R: 0 E: 0 K: 0 S: 3	H: 1 LOB: 0 BB: 0 P: 3	R: 0 E: 0 K: 1 S: 5	H: 0 LOB: 0 BB: 0 P: 5	R: 0 E: 0 K: 3 S: 9	H: 0 LOB: 0 BB: 0 P: 9	R: 0 E: 1 K: 1 S: 6	H: 0 LOB: 1 BB: 0 P: 6	R: 0 E: 0 K: 0 S: 3	H: 1 LOB: 1 BB: 1 P: 7	R: 2 E: 0 K: 0 S: 6	H: 3 LOB: 3 BB: 1 P: 11	R: 0 E: 0 K: 2 S: 7	H: 0 LOB: 0 BB: 0 P: 7	1B: 4 2B: 2 3B: 0 HR: 1	SF: 0 SAC: 0 DP: 2 HBP: 1	WP: 0 PB: 0 SB: 0 CS: 0	PA: 36	
PITCHER	IP WLS BF H R ER SO BB IBB HBP BLK WP HR S P ERA WHIP	7.2 L 32 6 4 4 6 3 0 1 0 0 1 40 53 4.70 1.174	1.1 4 0 0 0 2 0 0 0 0 0 0 0 8 8 0.00 0.000																		

San Francisco Giants @ New York Mets
Shea Stadium, Flushing, NY
Wed Jun 09 1965, 7:05 PM EDT
Att: 37,660 - Unknown

AB	32
R	4
H	6
RBI	4
BB	3
SO	8
LOB	11



Batter	1	2	3	4	5	6	7	8	9	AB	R	H	RBI	BB	SO	LOB	BOTTOM					
Bobby Klaus, R (1,4) OBP: 0.294, SLG: 0.277	0-0 F8		0-0 4-3		0-0 L6-3		0-3 K			3	0	0	0	0	0	1						
Jesse Gonder, L (7, PH) OBP: 0.346, SLG: 0.471	0-0 F8		0-0 4-3		0-0 L6-3		0-3 K			1	0	0	0	0	1	2						
Chuck Hiller, L (8,4) OBP: 0.211, SLG: 0.306	0-0 F8		0-0 4-3		0-0 L6-3		0-3 K			0	0	0	0	0	0	0						
Roy McMillan, R (1,6) OBP: 0.281, SLG: 0.316	0-0 4-3			0-0 4-3	0-0 1B		0-0 F3			4	0	1	0	0	0	2						
Johnny Lewis, L (1,9) OBP: 0.342, SLG: 0.411	4-0 BB			0-0 HR 1B	0-3 K			0-0 1-3		3	1	1	0	1	1	1						
Charley Smith, R (1,5) OBP: 0.281, SLG: 0.444	0-3 K			0-0 1-H HR	0-0 HR 1B		0-0 F4	0-0 F7		4	1	1	2	0	1	1						
Ed Kranepool, L (1,3) OBP: 0.394, SLG: 0.511		0-0 K2-3 1B		4-0 FC5-4 BB	0-0 FC5-4 BB		0-0 F6	0-0 1B		3	0	2	0	1	0	0						
Ron Swoboda, R (1,7) OBP: 0.331, SLG: 0.559		0-3 K		0-0 FC5-4 E	0-0 FC5-4 E		0-0 F4	0-0 F3		4	0	0	0	0	1	3						
Jim Hickman, R (1,8) OBP: 0.195, SLG: 0.279		0-3 K2-3		0-0 E5	0-0 E5		0-0 1-3	0-0 3-1		4	0	0	0	0	1	2						
Chris Cannizzaro, R (1,2) OBP: 0.248, SLG: 0.189			0-3 K		0-0 6-3		0-0 1B	0-3 K		3	0	1	0	0	1	2						
Joe Christopher, R (8, PH) OBP: 0.319, SLG: 0.333			0-3 K		0-0 6-3		0-0 1B	0-3 K		1	0	0	0	0	1	0						
Jack Fisher, R (1,1) OBP: 0.212, SLG: 0.219			0-3 K		0-0 L6-3 1B		0-0 1B	0-3 K		3	0	2	0	0	1	0						
Larry Miller, L (8,1) OBP: 0.184, SLG: 0.486			0-3 K		0-0 L6-3 1B		0-0 1B	0-3 K		0	0	0	0	0	0	0						
Hawk Taylor, R (9, PH) OBP: 0.184, SLG: 0.486			0-3 K		0-0 L6-3 1B		0-0 1B	0-3 K		1	0	0	0	0	1	0						
Inning Stats	R: 0 E: 0 K: 1 S: 5	H: 0 LOB: 1 BB: 1 P: 9	R: 0 E: 0 K: 2 S: 7	H: 1 LOB: 1 BB: 0 P: 7	R: 0 E: 0 K: 2 S: 7	H: 0 LOB: 0 BB: 0 P: 7	R: 2 E: 1 K: 0 S: 6	H: 2 LOB: 2 BB: 1 P: 10	R: 0 E: 0 K: 1 S: 6	H: 2 LOB: 1 BB: 0 P: 6	R: 0 E: 0 K: 0 S: 3	H: 0 LOB: 0 BB: 0 P: 3	R: 0 E: 0 K: 1 S: 7	H: 2 LOB: 2 BB: 0 P: 7	R: 0 E: 0 K: 0 S: 4	H: 1 LOB: 1 BB: 0 P: 4	R: 0 E: 0 K: 2 S: 7	H: 0 LOB: 0 BB: 0 P: 7	1B: 7 2B: 2 3B: 0 HR: 1	SF: 0 SAC: 0 DP: 2 HBP: 0	WP: 0 PB: 0 SB: 0 CS: 0	PA: 36
PITCHER	IP WLS BF H R ER SO BB IBB HBP BLK WP HR S P ERA WHIP	9.0 W 36 8 2 2 9 2 0 0 0 0 1 52 60 2.00 1.111																				

San Francisco Giants @ New York Mets
Shea Stadium, Flushing, NY
Wed Jun 09 1965, 7:05 PM EDT
Att: 37,660 - Unknown

AB	34
R	2
H	8
RBI	2
BB	2
SO	9
LOB	14



Batter	1	2	3	4	5	6	7	8	9	AB	R	H	RBI	BB	SO	LOB	TOP				
Dick Schofield, S OBP: 0.352, SLG: 0.322										4	0	1	0	0	0	2					
Jesus Alou, R OBP: 0.320, SLG: 0.449										4	1	1	1	0	0	1					
Willie Mays, R OBP: 0.393, SLG: 0.677										4	1	1	0	0	1	1					
Willie McCovey, L OBP: 0.419, SLG: 0.580										3	0	0	0	1	0	1					
Jim Ray Hart, R OBP: 0.296, SLG: 0.423										3	0	0	0	0	0	1					
Hal Lanier, R OBP: 0.271, SLG: 0.297										1	0	1	0	0	0	0					
Len Gabrielson, L OBP: 0.347, SLG: 0.422										3	0	1	0	1	0	0					
Jim Davenport, R OBP: 0.299, SLG: 0.371										3	1	1	2	0	0	1					
Tom Haller, L OBP: 0.340, SLG: 0.303										4	0	1	0	0	0	3					
Juan Marichal, R OBP: 0.211, SLG: 0.194										2	0	0	0	0	0	0					
Inning Stats	R: 0 E: 0 K: 0 S: 3	H: 1 LOB: 0 BB: 0 P: 3	R: 0 E: 0 K: 0 S: 4	H: 1 LOB: 1 BB: 0 P: 4	R: 0 E: 0 K: 0 S: 3	H: 0 LOB: 0 BB: 0 P: 3	R: 1 E: 0 K: 1 S: 5	H: 1 LOB: 1 BB: 1 P: 9	R: 1 E: 1 K: 0 S: 5	H: 2 LOB: 1 BB: 0 P: 5	R: 0 E: 0 K: 0 S: 3	H: 0 LOB: 0 BB: 0 P: 3	R: 0 E: 0 K: 0 S: 3	H: 0 LOB: 0 BB: 0 P: 3	R: 1 E: 0 K: 0 S: 5	H: 2 LOB: 3 BB: 1 P: 10	1B: 4 2B: 0 3B: 1 HR: 2	SF: 0 SAC: 1 DP: 3 HBP: 1	WP: 0 PB: 0 SB: 0 CS: 0	PA: 35	
PITCHER	IP	WLS	BF	H	R	ER	SO	BB	IBB	HBP	BLK	WP	HR	S	P	ERA	WHIP				
Gary Kroll, R ERA: 5.09	4.1	L	18	5	2	2	1	1	0	0	0	0	2	19	23	4.15	1.385				
Frank Lary, R ERA: 3.16	3.2		10	0	0	0	0	0	0	0	0	0	0	10	10	0.00	0.000				
Larry Bearnarth, R ERA: 3.34	1.0		7	2	1	1	0	1	0	1	0	0	0	5	10	9.00	3.000				

San Francisco Giants @ New York Mets
Shea Stadium, Flushing, NY
Thu Jun 10 1965, 7:05 PM EDT
Att: 24,458 - Unknown

AB	31
R	3
H	7
RBI	3
BB	2
SO	1
LOB	10



Batter	1	2	3	4	5	6	7	8	9	AB	R	H	RBI	BB	SO	LOB	BOTTOM					
Chuck Hiller, L OBP: 0.238, SLG: 0.325										4	0	2	0	0	0	0						
Roy McMillan, R OBP: 0.275, SLG: 0.310										4	0	0	0	0	1	2						
Ed Kranepool, L OBP: 0.377, SLG: 0.500										4	0	0	0	0	1	1						
Johnny Lewis, L OBP: 0.345, SLG: 0.419										4	0	2	0	0	1	1						
Charley Smith, R OBP: 0.287, SLG: 0.445										4	0	2	0	0	0	1						
Joe Christopher, R OBP: 0.319, SLG: 0.333										3	0	1	0	0	1	2						
Billy Cowan, R OBP: 0.239, SLG: 0.273										3	0	0	0	0	0	4						
Chris Cannizzaro, R OBP: 0.245, SLG: 0.188										1	0	0	0	0	0	0						
Jesse Gonder, L OBP: 0.339, SLG: 0.458										2	0	0	0	0	0	2						
Gary Kroll, R OBP: 0.176, SLG: 0.235										1	0	0	0	0	1	0						
Frank Lary, R OBP: 0.200, SLG: 0.200										1	0	0	0	0	1	0						
Danny Napoleon, R OBP: 0.278, SLG: 0.250										1	0	0	0	0	0	0						
Larry Bearnarth, R OBP: 0.200, SLG: 0.400										0	0	0	0	0	0	0						
Inning Stats	R: 0 E: 0 K: 1 S: 5	H: 0 LOB: 0 BB: 0 P: 5	R: 0 E: 0 K: 1 S: 5	H: 0 LOB: 0 BB: 0 P: 5	R: 0 E: 0 K: 1 S: 5	H: 0 LOB: 0 BB: 0 P: 5	R: 0 E: 0 K: 0 S: 4	H: 1 LOB: 1 BB: 0 P: 4	R: 0 E: 0 K: 0 S: 4	H: 2 LOB: 1 BB: 0 P: 4	R: 0 E: 0 K: 2 S: 7	H: 0 LOB: 0 BB: 0 P: 7	R: 0 E: 0 K: 1 S: 7	H: 2 LOB: 2 BB: 0 P: 7	R: 0 E: 0 K: 0 S: 4	H: 1 LOB: 1 BB: 0 P: 4	R: 0 E: 0 K: 0 S: 3	H: 1 LOB: 0 BB: 0 P: 3	1B: 6 2B: 1 3B: 0 HR: 0	SF: 0 SAC: 0 DP: 2 HBP: 0	WP: 0 PB: 0 SB: 0 CS: 0	PA: 32
PITCHER	IP	WLS	BF	H	R	ER	SO	BB	IBB	HBP	BLK	WP	HR	S	P	ERA	WHIP					
Juan Marichal, R ERA: 1.85	9.0	W	32	7	0	0	6	0	0	0	0	0	0	44	44	0.00	0.778					


San Francisco Giants @ New York Mets
Shea Stadium, Flushing, NY
Thu Jun 10 1965, 7:05 PM EDT
Att: 24,458 - Unknown

AB	32
R	0
H	7
RBI	0
BB	0
SO	6
LOB	13




Batter	1	2	3	4	5	6	7	8	9	AB	R	H	RBI	BB	SO	LOB	TOP			
Maury Wills, S OBP: 0.336, SLG: 0.327	0-0 4-3		0-0 CS 1B		0-0 5-3		0-0 2B		4 0 2 0 0 0 0											
Dick Tracewski, R OBP: 0.313, SLG: 0.273 John Kennedy, R OBP: 0.274, SLG: 0.273	4-0 1B BB		0-3 K		0-0 1-3		0-0 P3		3 0 0 0 1 1 2 0 0 0 0 0 0 0											
Willie Davis, L OBP: 0.269, SLG: 0.364	0-0 F7			0-0 F7		0-0 F5		0-0 P6	4 0 0 0 0 0 1											
Ron Fairly, L OBP: 0.383, SLG: 0.458	0-0 1B			0-0 P6		0-0 6-3		0-0 P5	4 0 1 0 0 0 0											
Lou Johnson, R OBP: 0.368, SLG: 0.500	0-0 L7			0-0 5-3		0-0 1-3		0-0 L6	4 0 0 0 0 0 2											
John Roseboro, L OBP: 0.294, SLG: 0.310		0-3 K			0-0 HR		0-3 K		3 1 1 1 0 2 0											
Jim Lefebvre, S OBP: 0.346, SLG: 0.364		0-3 K		0-0 L7		0-0 F7			3 0 0 0 0 1 0								AB 31			
Al Ferrara, R OBP: 0.243, SLG: 0.303		0-3 K		0-0 5-3		0-0 5-3			3 0 0 0 0 1 0								R 2			
Don Drysdale, R OBP: 0.364, SLG: 0.643			0-0 5-3		0-3 K		0-0 HR		3 1 1 1 0 1 0								H 5			
Inning Stats	R: 0 E: 0 K: 0 S: 4	H: 1 LOB: 2 BB: 1 P: 8	R: 0 E: 0 K: 3 S: 9	H: 0 LOB: 0 BB: 0 P: 9	R: 0 E: 0 K: 1 S: 5	H: 1 LOB: 0 BB: 0 P: 5	R: 0 E: 0 K: 0 S: 3	H: 0 LOB: 0 BB: 0 P: 3	R: 1 E: 0 K: 1 S: 6	H: 1 LOB: 0 BB: 0 P: 6	R: 0 E: 0 K: 0 S: 3	H: 0 LOB: 0 BB: 0 P: 5	R: 0 E: 0 K: 1 S: 5	H: 2 LOB: 1 BB: 0 P: 5	R: 0 E: 0 K: 0 S: 3	H: 0 LOB: 0 BB: 0 P: 3	1B: 2 2B: 1 3B: 0 HR: 2	SF: 0 SAC: 0 DP: 0 HBP: 0	WP: 0 PB: 0 SB: 0 CS: 1	PA: 32
PITCHER Warren Spahn, L ERA: 3.71	IP: 9.0 WLS: L BF: 32	H: 5 R: 2 ER: 2 SO: 6	BB: 1 IBB: 0 HBP: 0 BLK: 0	WP: 0 HR: 2 S: 43 P: 47	ERA: 2.00 WHIP: 0.667	PITCHER														

Los Angeles Dodgers @ New York Mets
Shea Stadium, Flushing, NY
Fri Jun 11 1965, 7:05 PM EDT
Att: 55,023 - Unknown

livebaseballscorecards.com
AB 31
R 2
H 5
RBI 2
BB 1
SO 6
LOB 5


Batter	1	2	3	4	5	6	7	8	9	AB	R	H	RBI	BB	SO	LOB	BOTTOM			
Chuck Hiller, L OBP: 0.239, SLG: 0.318	0-0 F8			0-0 F7		0-0 5-3 1B		0-0 3-1		4 0 1 0 0 0 0										
Roy McMillan, R OBP: 0.270, SLG: 0.304	0-0 F7			0-0 6-3		0-0 5-3		0-0 6-3		4 0 0 0 0 0 1										
Jesse Gonder, L OBP: 0.321, SLG: 0.434	0-3 K			0-0 4-3		0-0 F2		0-0 L3	4 0 0 0 0 1 1											
Johnny Lewis, L OBP: 0.343, SLG: 0.415		0-0 4-3			0-0 WP 1B 1-3		0-0 F7	0-0 P5	4 1 1 0 0 0 0											
Ed Kranepool, L OBP: 0.370, SLG: 0.489		0-0 6-3		0-0 1-3		0-3 K		0-3 K	4 0 0 0 0 2 1											
Charley Smith, R OBP: 0.287, SLG: 0.449		0-0 P4		0-0 5-3		0-0 2B			3 0 1 0 0 0 1											
Joe Christopher, R OBP: 0.324, SLG: 0.335			0-0 5-3		0-0 1B		4-0 IBB		2 0 1 1 1 0 0								AB 31			
Billy Cowan, R OBP: 0.224, SLG: 0.255			0-0 1-3		3-H L8		0-3 K		3 0 0 0 0 1 3								R 1			
Warren Spahn, L OBP: 0.324, SLG: 0.185			0-3 K		0-0 6-3		0-3 K		3 0 0 0 0 2 0								H 4			
Inning Stats	R: 0 E: 0 K: 1 S: 5	H: 0 LOB: 0 BB: 0 P: 5	R: 0 E: 0 K: 0 S: 3	H: 0 LOB: 0 BB: 0 P: 3	R: 0 E: 0 K: 1 S: 5	H: 0 LOB: 0 BB: 0 P: 5	R: 0 E: 0 K: 0 S: 3	H: 0 LOB: 0 BB: 0 P: 3	R: 1 E: 0 K: 0 S: 5	H: 2 LOB: 1 BB: 0 P: 5	R: 0 E: 0 K: 2 S: 8	H: 1 LOB: 2 BB: 1 P: 12	R: 0 E: 0 K: 1 S: 5	H: 0 LOB: 0 BB: 0 P: 5	R: 0 E: 0 K: 1 S: 5	H: 0 LOB: 0 BB: 0 P: 5	1B: 3 2B: 1 3B: 0 HR: 0	SF: 0 SAC: 0 DP: 0 HBP: 0	WP: 1 PB: 0 SB: 0 CS: 0	PA: 32
PITCHER Don Drysdale, R ERA: 2.29	IP: 9.0 WLS: W BF: 32	H: 4 R: 1 ER: 1 SO: 6	BB: 0 IBB: 1 HBP: 0 BLK: 0	WP: 1 HR: 0 S: 43 P: 47	ERA: 1.00 WHIP: 0.444	PITCHER														

Los Angeles Dodgers @ New York Mets
Shea Stadium, Flushing, NY
Fri Jun 11 1965, 7:05 PM EDT
Att: 55,023 - Unknown

livebaseballscorecards.com
AB 31
R 1
H 4
RBI 1
BB 1
SO 6
LOB 7


Batter	1	2	3	4	5	6	7	8	9	AB	R	H	RBI	BB	SO	LOB	TOP					
Maury Wills, S OBP: 0.344, SLG: 0.333 (1, 6)										3	1	2	0	1	1	0	Los Angeles Dodgers @ New York Mets Shea Stadium, Flushing, NY Sun Jun 13 1965, 3:33 AM EDT Unknown					
Jim Gilliam, S OBP: 0.446, SLG: 0.542 John Kennedy, R OBP: 0.274, SLG: 0.273 (1, 5) (8, 5)										4	1	1	0	0	0	2						
Willie Davis, L OBP: 0.267, SLG: 0.358 (1, 8)										4	1	1	2	0	0	0						
Ron Fairly, L OBP: 0.377, SLG: 0.448 (1, 9)										4	1	2	1	0	0	0						
Wally Moon, L OBP: 0.406, SLG: 0.389 (1, 7)										3	0	0	0	1	1	1						
John Roseboro, L OBP: 0.293, SLG: 0.315 (1, 2)										4	0	1	1	0	1	1						
Wes Parker, S OBP: 0.349, SLG: 0.391 (1, 3)										4	1	2	0	0	0	2						
Jim Lefebvre, S OBP: 0.343, SLG: 0.361 (1, 4)										4	0	0	0	0	2	4						
Claude Osteen, L OBP: 0.077, SLG: 0.077 Bob Miller, R (9, 1)										3	0	0	1	0	1	2						
Inning Stats	R: 0 E: 0 K: 0 S: 2	H: 0 LOB: 0 BB: 1 P: 6	R: 0 E: 0 K: 1 S: 5	H: 0 LOB: 0 BB: 0 P: 5	R: 0 E: 0 K: 0 S: 3	H: 0 LOB: 0 BB: 0 P: 3	R: 4 E: 0 K: 0 S: 8	H: 5 LOB: 2 BB: 1 P: 12	R: 0 E: 0 K: 1 S: 5	H: 0 LOB: 0 BB: 0 P: 5	R: 0 E: 0 K: 0 S: 3	H: 0 LOB: 0 BB: 0 P: 3	R: 1 E: 0 K: 1 S: 7	H: 2 LOB: 1 BB: 0 P: 7	R: 0 E: 0 K: 1 S: 6	H: 1 LOB: 1 BB: 0 P: 6	R: 0 E: 0 K: 2 S: 7	H: 1 LOB: 0 BB: 0 P: 7	1B: 7 2B: 1 3B: 1 HR: 0	SF: 0 SAC: 1 DP: 0 HBP: 0	WP: 0 PB: 1 SB: 0 CS: 0	PA: 36
PITCHER	IP WLS BF H R ER SO BB IBB HBP BLK WP HR S P ERA WHIP																					
Jack Fisher, R ERA: 3.56 Larry Miller, L ERA: 7.11 Tom Parsons, R ERA: 4.63	(1, 1) (4, 1) (8, 1)	3.0 4.0 2.0	L 14 7	15 2 2	5 1 0	4 1 0	4 1 0	1 2 3	2 0 0	0 0 0	0 0 0	0 0 0	0 0 0	0 18 13	23 18 13	12.00 2.25 0.00	2.333 0.500 1.000					

Batter	1	2	3	4	5	6	7	8	9	AB	R	H	RBI	BB	SO	LOB	BOTTOM					
Bobby Klaus, R OBP: 0.294, SLG: 0.269 (1, 4) (9, 6)										3	0	0	0	1	0	2	Los Angeles Dodgers @ New York Mets Shea Stadium, Flushing, NY Sun Jun 13 1965, 3:33 AM EDT Unknown					
Jim Hickman, R OBP: 0.189, SLG: 0.270 (9, PH)										1	0	0	0	0	0	1						
Roy McMillan, R OBP: 0.274, SLG: 0.300 Johnny Lewis, L OBP: 0.343, SLG: 0.415 Chuck Hiller, L OBP: 0.239, SLG: 0.318 (1, 6) (8, FR) (9, 4)										2	0	1	0	2	0	1						
Charley Smith, R OBP: 0.286, SLG: 0.440 (1, 5)										4	0	1	0	0	1	2						
Joe Christopher, R OBP: 0.322, SLG: 0.332 (1, 9)										4	0	1	0	0	2	3						
Ed Kranepool, L OBP: 0.363, SLG: 0.479 (1, 3)										4	0	0	0	0	2	5						
Ron Swoboda, R OBP: 0.339, SLG: 0.577 (1, 7)										3	2	2	1	1	0	0						
Billy Cowan, R OBP: 0.228, SLG: 0.273 (1, 8)										4	0	1	0	0	1	1						
Chris Cannizzaro, R OBP: 0.250, SLG: 0.194 Hawk Taylor, R OBP: 0.182, SLG: 0.452 (1, 2) (7, PH) (8, 2)										2	0	1	0	0	0	0						
Jack Fisher, R OBP: 0.206, SLG: 0.212 Larry Miller, L OBP: 0.268, SLG: 0.243 Tom Parsons, R OBP: 0.318, SLG: 0.429 (1, 1) (4, 1) (8, 1) (9, PH)										1	0	0	0	0	0	0						
Inning Stats	R: 0 E: 0 K: 0 S: 2	H: 0 LOB: 0 BB: 1 P: 6	R: 0 E: 0 K: 1 S: 5	H: 0 LOB: 0 BB: 0 P: 5	R: 0 E: 0 K: 0 S: 3	H: 0 LOB: 0 BB: 0 P: 3	R: 0 E: 0 K: 1 S: 7	H: 2 LOB: 2 BB: 0 P: 7	R: 0 E: 0 K: 2 S: 8	H: 1 LOB: 2 BB: 1 P: 12	R: 0 E: 0 K: 1 S: 5	H: 0 LOB: 1 BB: 1 P: 9	R: 1 E: 1 K: 0 S: 4	H: 1 LOB: 0 BB: 0 P: 4	R: 0 E: 0 K: 2 S: 8	H: 1 LOB: 2 BB: 1 P: 12	R: 1 E: 0 K: 0 S: 5	H: 2 LOB: 1 BB: 0 P: 5	1B: 5 2B: 1 3B: 0 HR: 1	SF: 1 SAC: 0 DP: 1 HBP: 0	WP: 0 PB: 0 SB: 0 CS: 1	PA: 37
PITCHER	IP WLS BF H R ER SO BB IBB HBP BLK WP HR S P ERA WHIP																					
Claude Osteen, L ERA: 2.69 Bob Miller, R ERA: 2.72	(1, 1) (9, 1)	8.0 1.0	W S	34 3	7 0	2 0	2 0	0 0	0 0	0 0	0 0	0 0	0 0	0 3	3 3	0.00 0.000	0.000					



Batter	1	2	3	4	5	6	7	8	9	AB	R	H	RBI	BB	SO	LOB	TOP										
Wes Parker, S OBP: 0.350, SLG: 0.388 (1, 3)	1-3		1B	L7			1B	4-3		4	1	1	0	1	0	3											
Jim Gilliam, S OBP: 0.459, SLG: 0.529 John Kennedy, R OBP: 0.274, SLG: 0.273 (1, 5)	F7		BB	BB			F8		SH1-4	3	1	1	0	2	0	1											
Willie Davis, L OBP: 0.266, SLG: 0.356 (1, 8)	E3		K	G3			1B		SH1-4	4	0	1	0	0	1	5											
Ron Fairly, L OBP: 0.378, SLG: 0.444 (1, 9)	F7		BB				E4		2B	4	1	1	2	1	0	2											
Wally Moon, L OBP: 0.391, SLG: 0.390 (1, 7)		3-1	P5				K		L4-6	5	0	1	1	0	2	5											
John Roseboro, L OBP: 0.286, SLG: 0.306 (1, 2)	4-3			L8			F9		L4-6	5	0	0	0	0	0	3											
Jim Lefebvre, S OBP: 0.346, SLG: 0.364 (1, 4)				E9			L7		P6	4	1	2	0	0	0	0											
Dick Tracewski, R OBP: 0.311, SLG: 0.273 (1, 6)	4-3			L6			L6		K	4	0	1	1	0	1	1											
Nick Willhite, L OBP: 0.233, SLG: 0.333 Bob Miller, R OBP: 0.246, SLG: 0.306 Al Ferrara, R OBP: 0.246, SLG: 0.306 Maury Wills, S OBP: 0.344, SLG: 0.333 Ron Perranoski, L OBP: 0.274, SLG: 0.333 Johnny Podres, L OBP: 0.175, SLG: 0.113 (1, 1)			K				K		S	3	0	1	0	0	2	0											
Inning Stats	R: 0 E: 1 K: 0 S: 4	H: 0 LOB: 1 BB: 0 P: 4	R: 0 E: 0 K: 0 S: 4	H: 1 LOB: 1 BB: 0 P: 4	R: 0 E: 0 K: 2 S: 9	H: 2 LOB: 3 BB: 1 P: 13	R: 1 E: 1 K: 0 S: 6	H: 3 LOB: 3 BB: 1 P: 10	R: 0 E: 0 K: 1 S: 5	H: 0 LOB: 0 BB: 0 P: 5	R: 1 E: 1 K: 1 S: 7	H: 1 LOB: 2 BB: 1 P: 11	R: 0 E: 0 K: 1 S: 5	H: 0 LOB: 2 BB: 0 P: 6	R: 2 E: 0 K: 0 S: 4	H: 2 LOB: 0 BB: 1 P: 8	1B: 8 2B: 2 3B: 0 HR: 0	SF: 0 SAC: 1 DP: 1 HBP: 1	WP: 0 PB: 0 SB: 1 CS: 0	PA: 42							
PITCHER	IP	WLS	BF	H	R	ER	SO	BB	IBB	HBP	BLK	WP	HR	S	P	ERA	WHIP										
Galen Cisco, R ERA: 6.49 (1, 1)	3.2		20	6	1	1	2	2	0	0	0	0	0	22	30	2.46	2.182										
Larry Miller, L ERA: 5.19 (4, 1)	2.1		7	0	0	0	2	0	0	0	0	0	0	11	11	0.00	0.000										
Larry Bearmarth, R ERA: 3.6 (7, 1)	0.1		4	1	1	1	0	1	0	0	0	0	0	3	7	27.00	6.000										
Gary Kroll, R ERA: 5.25 (7, 1)	2.0	L	9	1	2	2	2	1	0	1	0	0	0	11	16	9.00	1.000										
Tom Parsons, R ERA: 4.54 (9, 1)	0.2		2	1	0	0	0	0	0	0	0	0	0	2	2	0.00	1.500										

Los Angeles Dodgers @ New York Mets
Shea Stadium, Flushing, NY
Sun Jun 13 1965, 3:38 AM EDT
Att: 57,175 - Unknown

AB 36
R 4
H 9
RBI 4
BB 4
SO 6
LOB 20

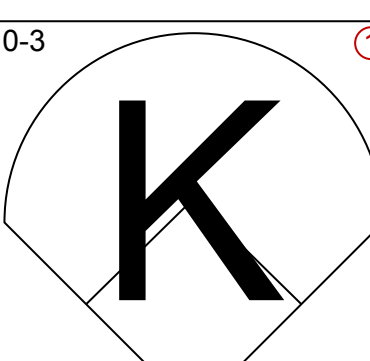
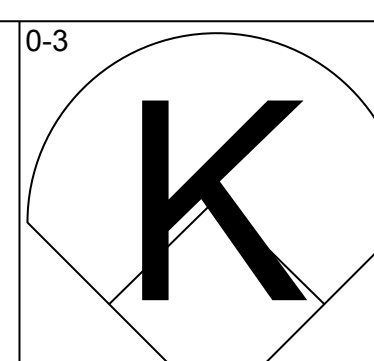
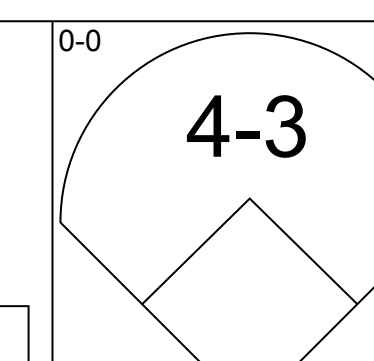
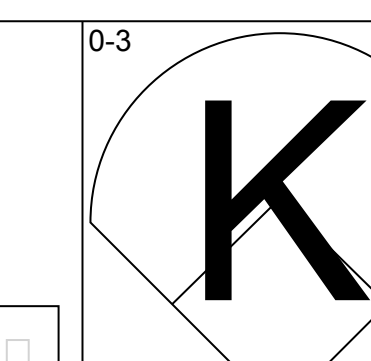
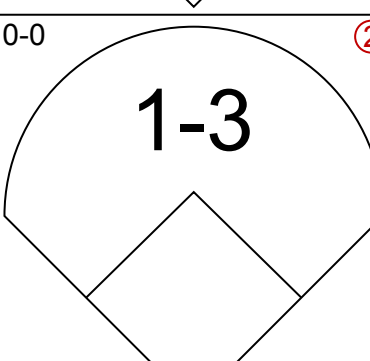
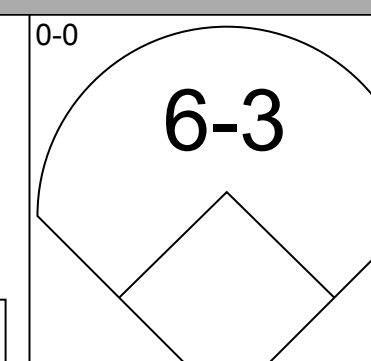
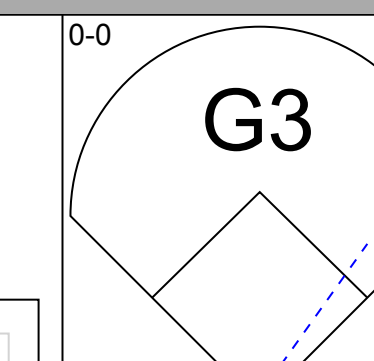
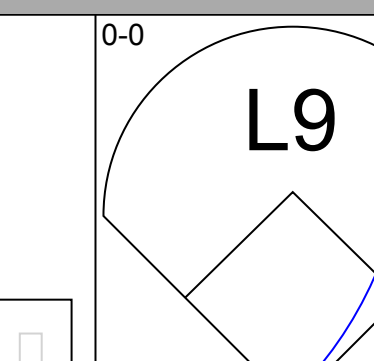
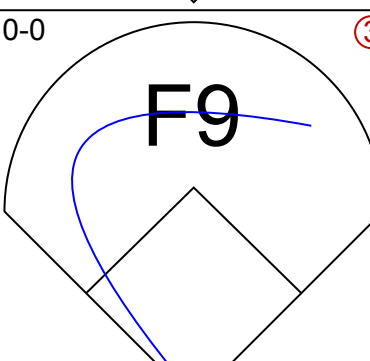
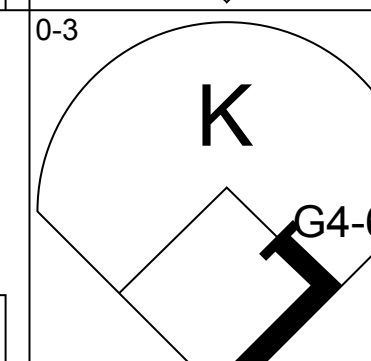
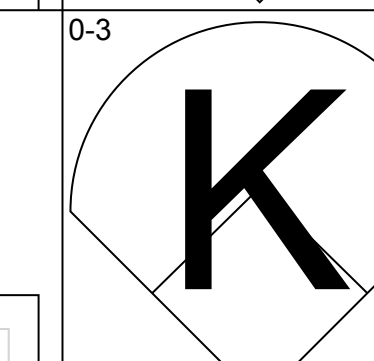
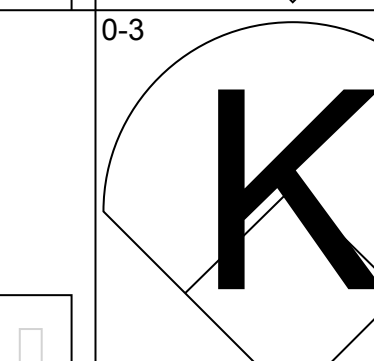
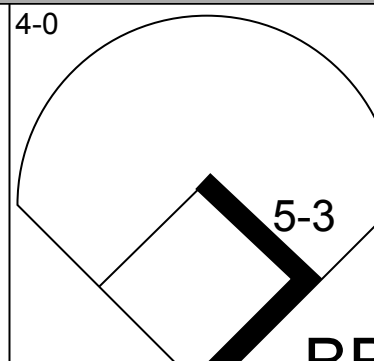
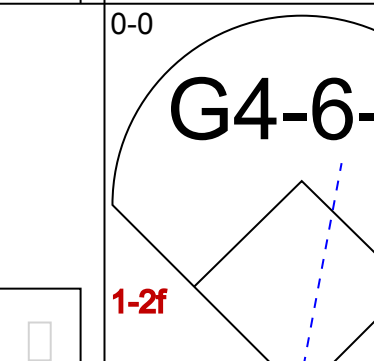
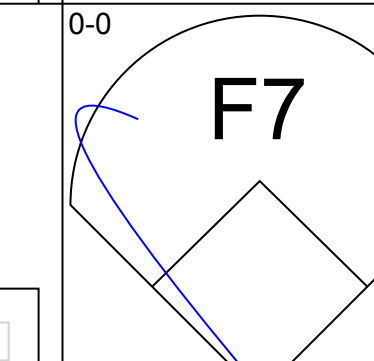
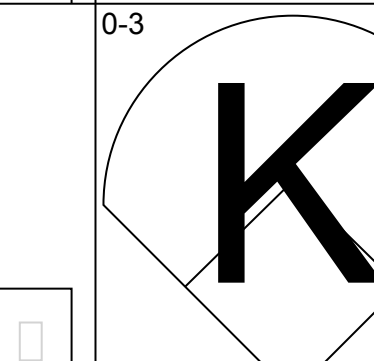
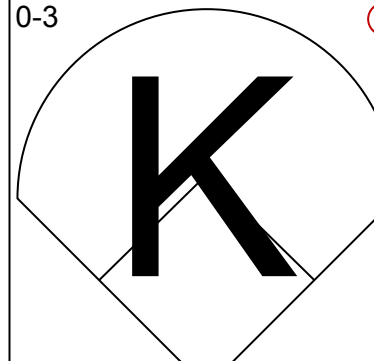
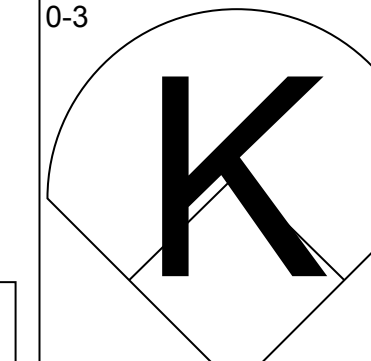
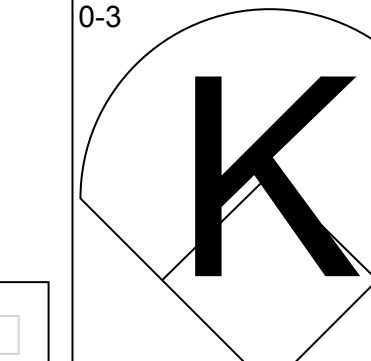
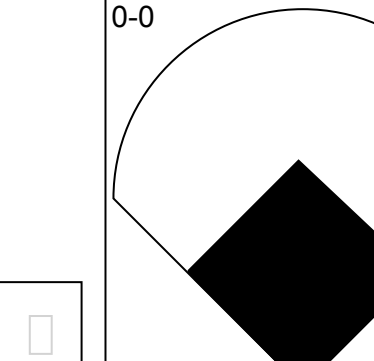

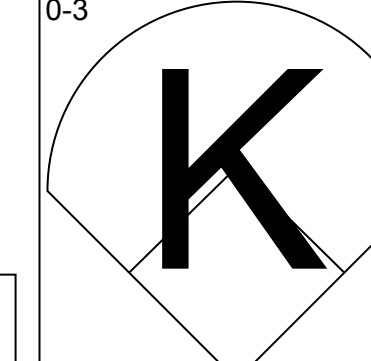
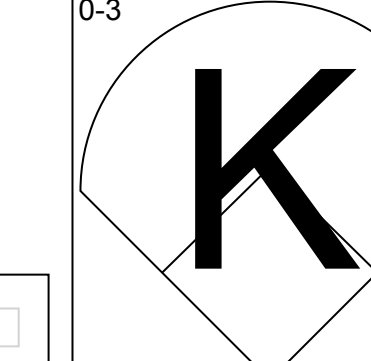
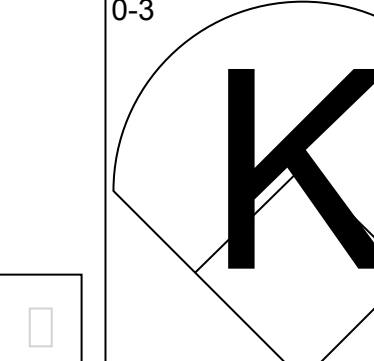
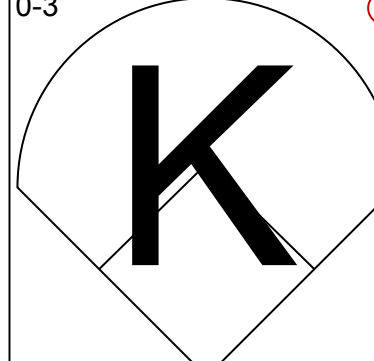
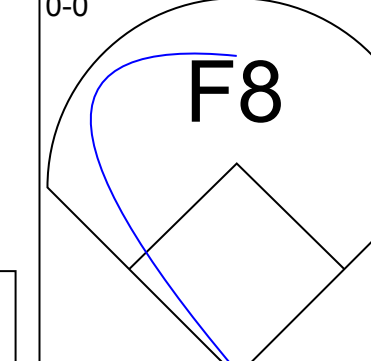
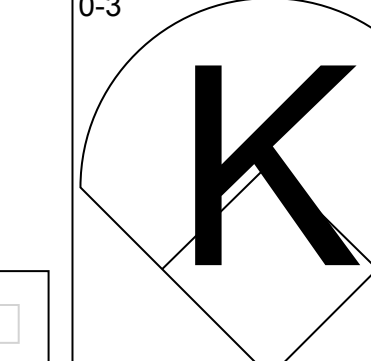
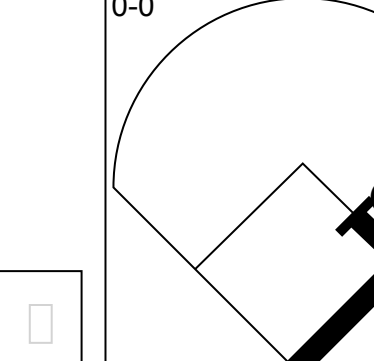
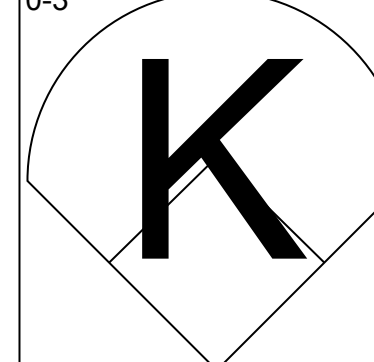
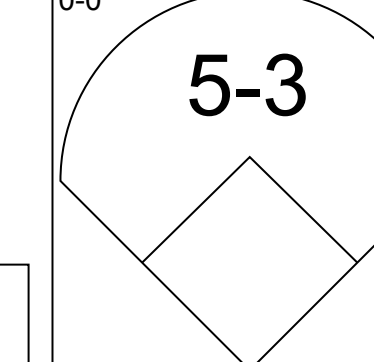
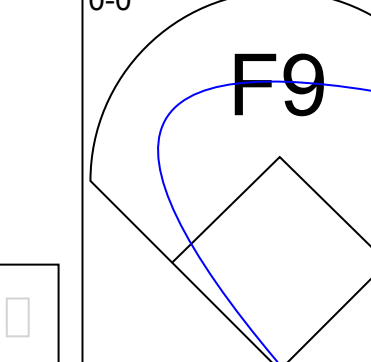
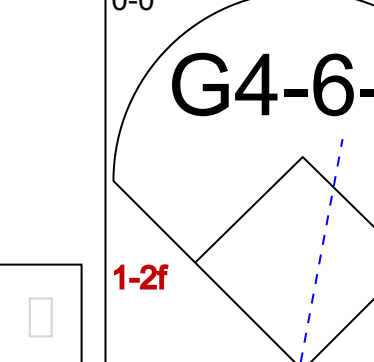
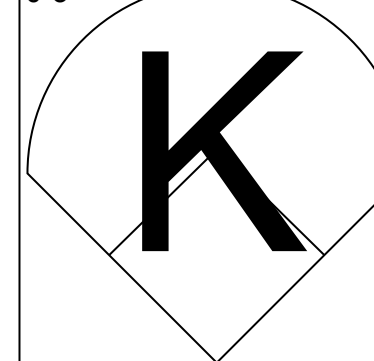
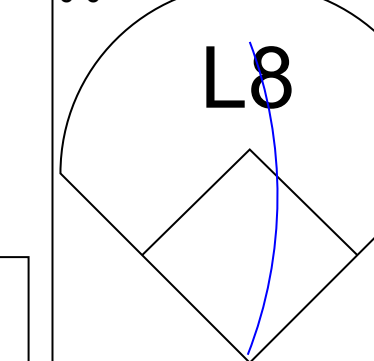
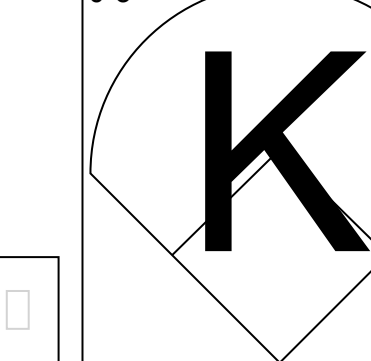


Batter	1	2	3	4	5	6	7	8	9	AB	R	H	RBI	BB	SO	LOB	BOTTOM										
Bobby Klaus, R OBP: 0.296, SLG: 0.265 (1, 4)	G5-4-3		L8				K		BB	3	0	0	0	2	1	2											
Roy McMillan, R OBP: 0.272, SLG: 0.302 (1, 6)	P4			1B			L7		F3	5	1	1	0	0	0	4											
Charley Smith, R OBP: 0.294, SLG: 0.462 (1, 5)	G5-4-3			1B			HR		F2	5	1	3	2	0	0	4											
Ron Swoboda, R OBP: 0.343, SLG: 0.586 (7, 7)		K		K			E		BB	3	1	1	0	1	2	1											
Jim Hickman, R OBP: 0.189, SLG: 0.270 (9, 7)							3B		BB	0	0	0	0	0	0	0											
Hawk Taylor, R OBP: 0.167, SLG: 0.413 (1, 3)		L8		F7			4-3		F8	4	0	0	0	0	0	4											
Danny Napoleon, R OBP: 0.279, SLG: 0.256 Johnny Lewis, L OBP: 0.344, SLG: 0.413 (6, PH)	1-3			FC6-4			E		4-3	2	0	1	0	0	0	0											
Billy Cowan, R OBP: 0.230, SLG: 0.271 (1, 8)			L5	FC6-4			E8		P3	4	0	1	1	0	0	2											
Chris Cannizzaro, R OBP: 0.261, SLG: 0.218 Joe Christopher, R OBP: 0.325, SLG: 0.332 (9, PH)							6-3		BB	3	0	2	0	0	0	0											
Galen Cisco, R OBP: 0.261, SLG: 0.364 Larry Miller, L OBP: 0.246, SLG: 0.306 Larry Bearmarth, R OBP: 0.246, SLG: 0.306 Gary Kroll, R OBP: 0.274, SLG: 0.333 Tom Parsons, R OBP: 0.274, SLG: 0.333 Jesse Gonder, L OBP: 0.209, SLG: 0.436 Al Jackson, L OBP: 0.175, SLG: 0.200 (1, 1)							4-3		CS	1	0	0	0	0	0	0											
Inning Stats	R: 0 E: 0 K: 0 S: 2	H: 0 LOB: 0 BB: 1 P: 6	R: 0 E: 0 K: 1 S: 5	H: 0 LOB: 0 BB: 0 P: 5	R: 0 E: 0 K: 0 S: 4	H: 1 LOB: 1 BB: 0 P: 4	R: 1 E: 0 K: 1 S: 8	H: 3 LOB: 2 BB: 0 P: 8	R: 0 E: 0 K: 0 S: 3	H: 0 LOB: 0 BB: 0 P: 3	R: 2 E: 1 K: 0 S: 5	H: 3 LOB: 1 BB: 1 P: 9	R: 0 E: 0 K: 2 S: 7	H: 1 LOB: 1 BB: 0 P: 7	R: 0 E: 0 K: 0 S: 4	H: 1 LOB: 2 BB: 1 P: 8	R: 0 E: 0 K: 0 S: 4	H: 1 LOB: 3 BB: 2 P: 12	1B: 6 2B: 3 3B: 1 HR: 1	SF: 0 SAC: 0 DP: 2 HBP: 0	WP: 0 PB: 0 SB: 0 CS: 1	PA: 39					
PITCHER	IP	WLS	BF	H	R	ER	SO	BB	IBB	HBP	BLK	WP	HR	S	P	ERA	WHIP										
Nick Willhite, L ERA: 5.4 (1, 1)	5.1		21	5	2	2	2	1	0	0	0	0	0	10	14	5.40	1.800										
Bob Miller, R ERA: 2.53 (6, 1)	1.2		7	3	1	1	2	0	1	0	0	0	0	10	14	5.40	1.800										
Ron Perranoski, L ERA: 2.53 (8, 1)	1.1	W	9	2	0	0	0	3	0	0	0	0	0	6	18	0.00	3.750										
Johnny Podres, L ERA: 2.37 (9, 1)	0.2	S	2	0	0	0	0	0	0	0	0	0	0	2	2	0.00	0.000										

Los Angeles Dodgers @ New York Mets
Shea Stadium, Flushing, NY
Sun Jun 13 1965, 3:38 AM EDT
Att: 57,175 - Unknown

AB 34
R 3
H 10
RBI 3
BB 5
SO 4
LOB 21

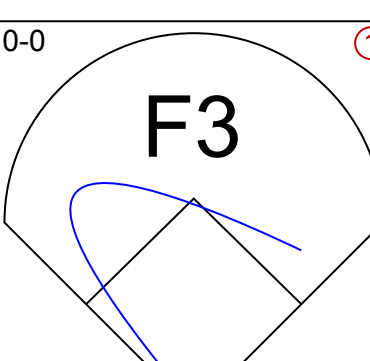
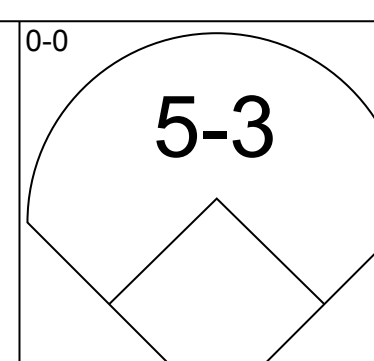
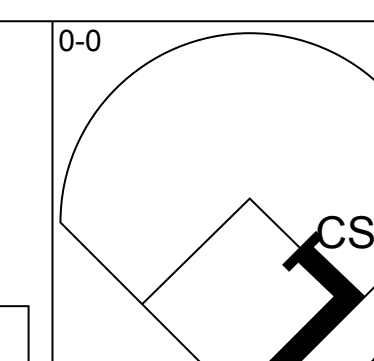
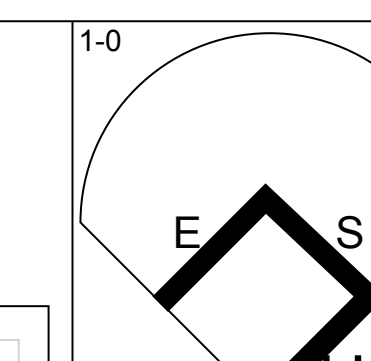
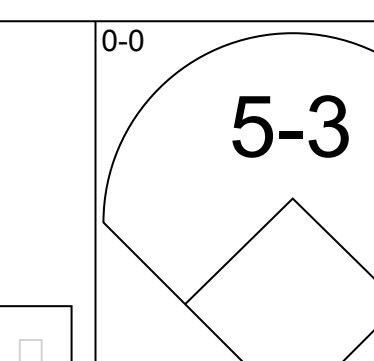
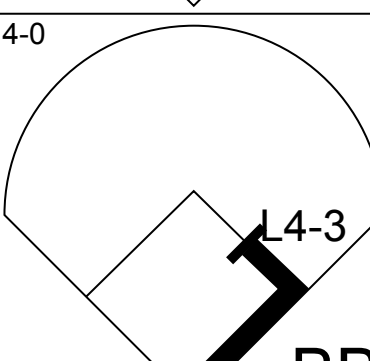
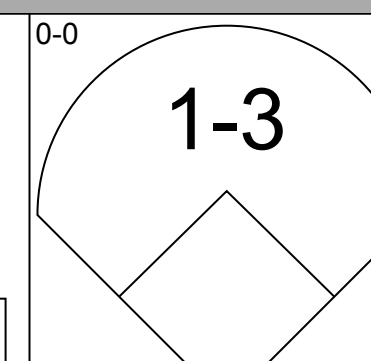
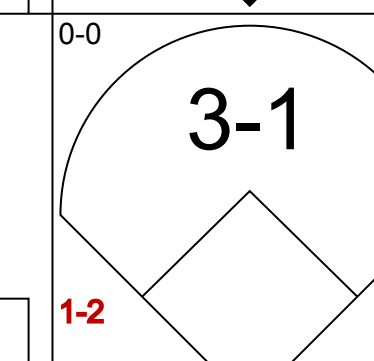
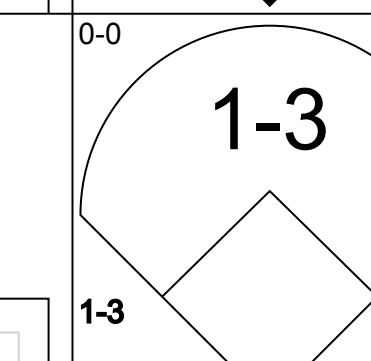
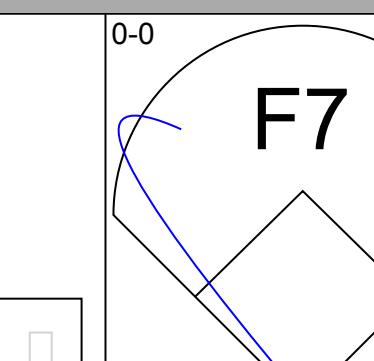
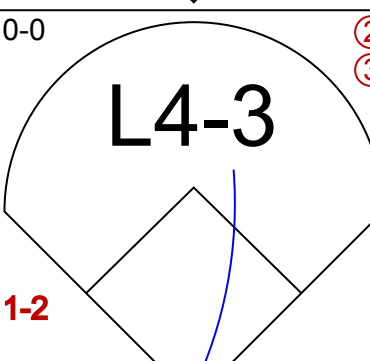
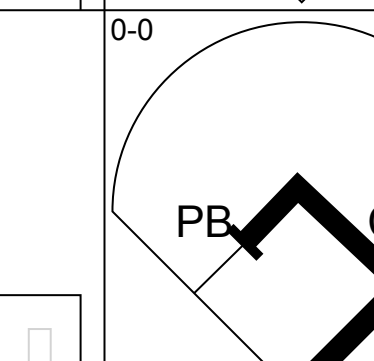
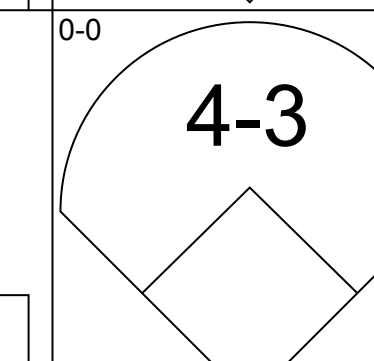
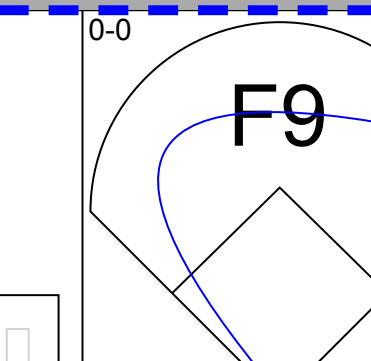
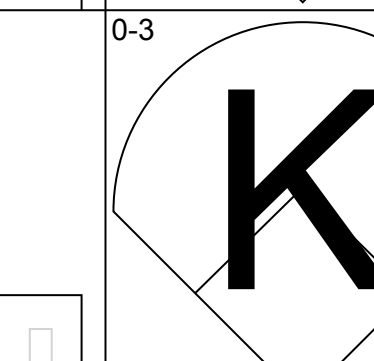
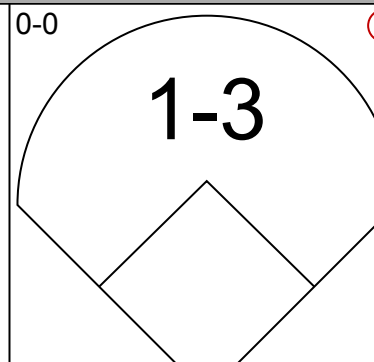
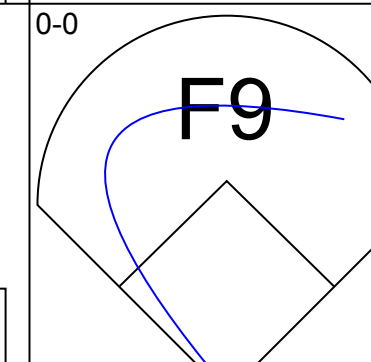
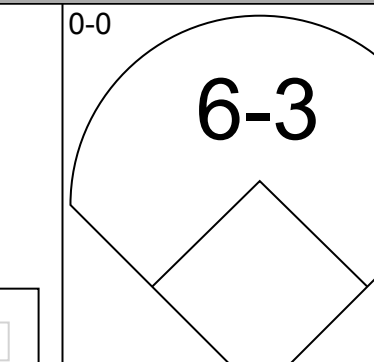
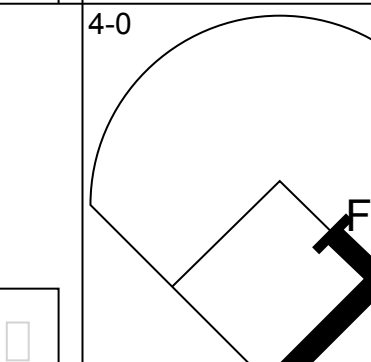
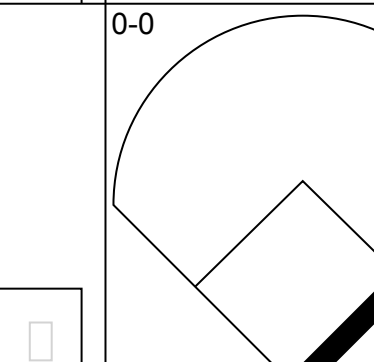
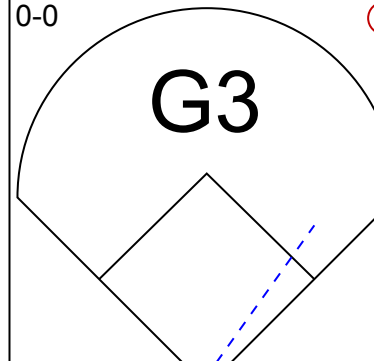
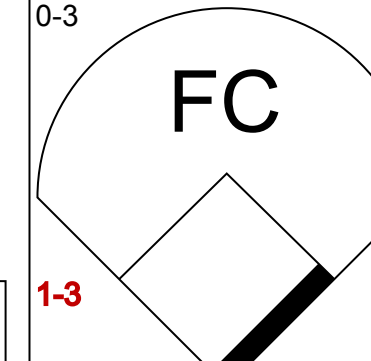
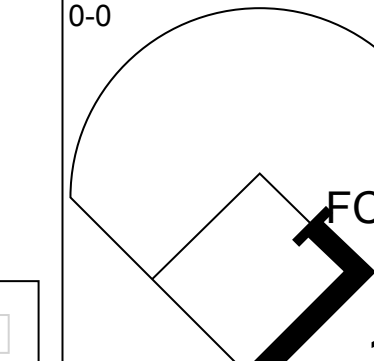
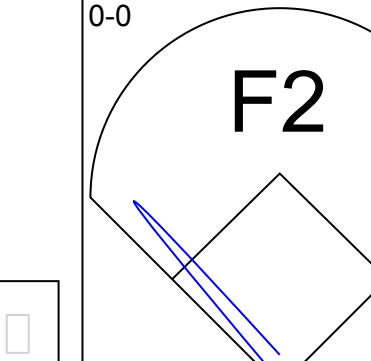
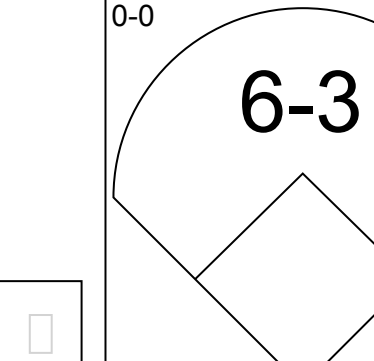

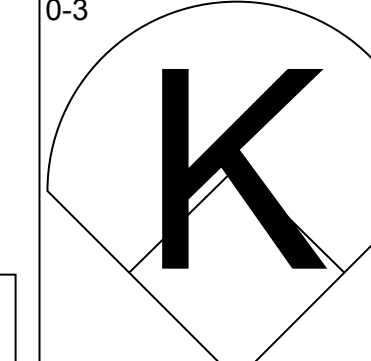
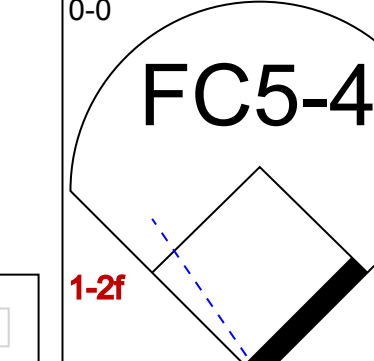
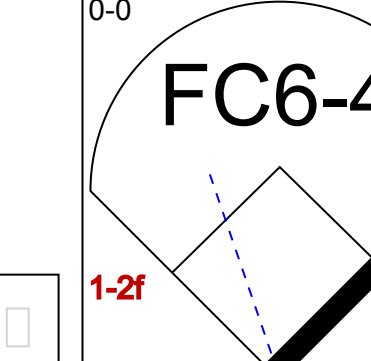
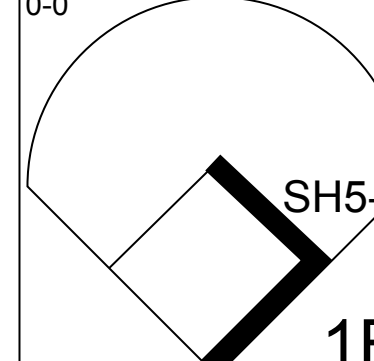
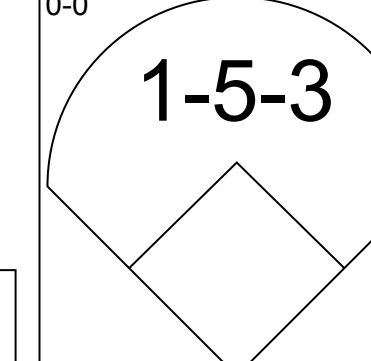
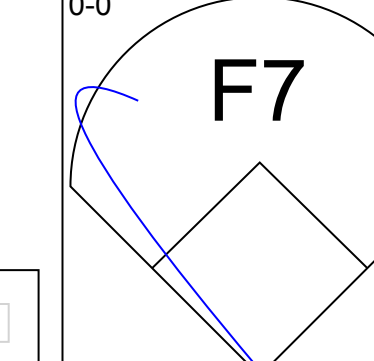
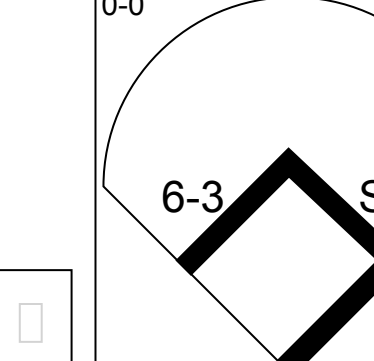
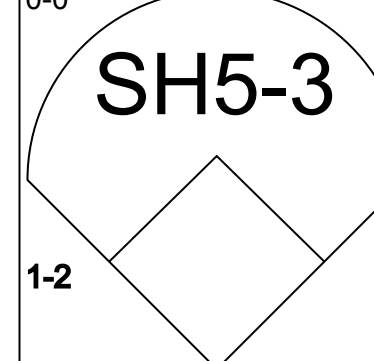
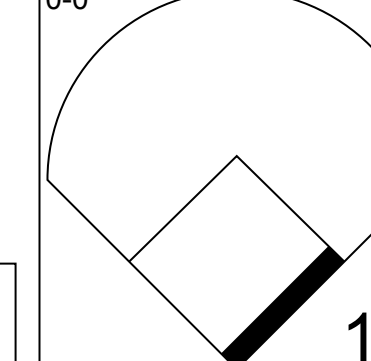
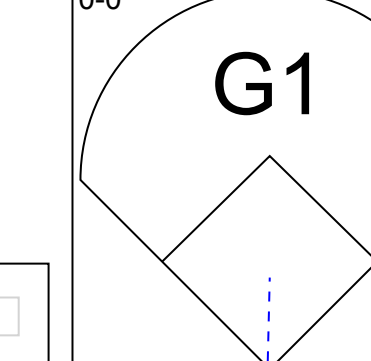
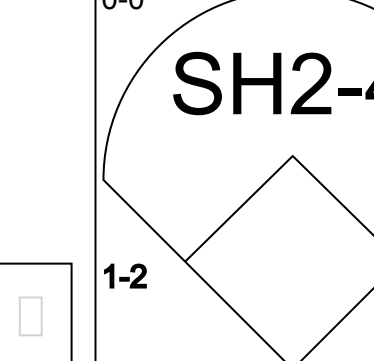
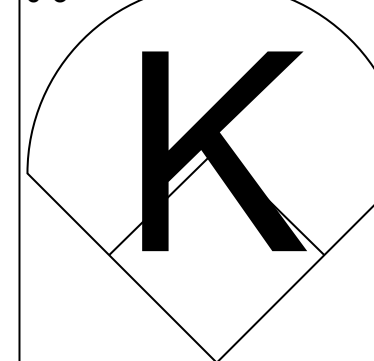
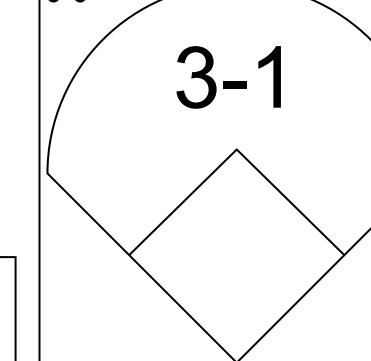
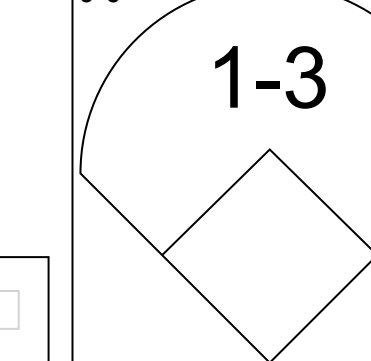
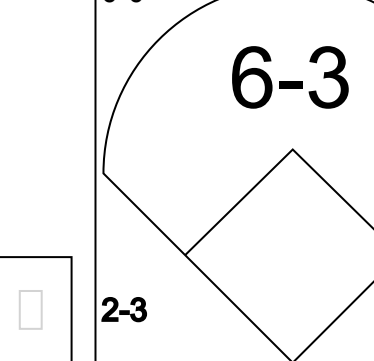


Batter	1	2	3	4	5	6	7	8	9	10	11	AB	R	H	RBI	BB	SO	LOB	TOP	
Billy Cowan, R OBP: 0.215, SLG: 0.254 (1, 8)												4	0	0	0	0	3	0		
Chuck Hiller, L OBP: 0.292, SLG: 0.292 Jim Hickman, R OBP: 0.189, SLG: 0.270 (1, 4) (11, 7)												4	0	0	0	0	0	0	0	
Charley Smith, R OBP: 0.288, SLG: 0.451 (1, 5)												4	0	0	0	0	3	0		
Ed Kranepool, L OBP: 0.361, SLG: 0.472 (1, 3)												3	0	0	0	1	1	1		
Johnny Lewis, L OBP: 0.343, SLG: 0.426 (1, 9)												4	1	1	1	0	3	1		
Ron Swoboda, R OBP: 0.335, SLG: 0.571 Bobby Klaus, R OBP: 0.296, SLG: 0.265 (1, 7) (11, 4)												4	0	0	0	0	3	1		
Roy McMillan, R OBP: 0.272, SLG: 0.301 (1, 6)												4	0	1	0	0	2	1		
Chris Cannizzaro, R OBP: 0.257, SLG: 0.214 Jesse Gonder, L OBP: 0.318, SLG: 0.425 (9, PH) (9, 2)												2	0	0	0	0	1	0		
Frank Lary, R OBP: 0.167, SLG: 0.167 Joe Christopher, R OBP: 0.323, SLG: 0.330 Larry Bearmarth, R OBP: 0.200, SLG: 0.400 (1, 1) (9, PH) (9, 1)												2	0	0	0	0	1	0		
Inning Stats	R: 0 E: 0 K: 1 S: 5	H: 0 LOB: 0 BB: 0 P: 5	R: 0 E: 0 K: 2 S: 7	H: 0 LOB: 1 BB: 1 P: 11	R: 0 E: 0 K: 3 S: 9	H: 0 LOB: 0 BB: 0 P: 9	R: 0 E: 0 K: 1 S: 5	H: 0 LOB: 0 BB: 0 P: 5	R: 0 E: 0 K: 2 S: 7	H: 0 LOB: 0 BB: 0 P: 7	R: 0 E: 0 K: 3 S: 9	H: 0 LOB: 0 BB: 0 P: 9	R: 0 E: 0 K: 2 S: 7	H: 0 LOB: 0 BB: 0 P: 7	R: 1 E: 0 K: 1 S: 6	H: 2 LOB: 0 BB: 0 P: 6	1B: 1 2B: 0 3B: 0 HR: 1	SF: 0 SAC: 0 DP: 2 HBP: 0	WP: 1 PB: 0 SB: 0 CS: 0	PA: 35
PITCHER Jim Maloney, R ERA: 2.44 (1, 1)	IP 11.0	WLS L	BF 35	H 2	R 1	ER 1	SO 18	BB 1	IBB 0	HBP 0	BLK 0	WP 1	HR 1	S 70	P 74	ERA 0.82	WHIP 0.273			

New York Mets @ Cincinnati Reds
Crosley Field, Cincinnati, OH
Mon Jun 14 1965, 7:05 PM EDT
Att: 5,989 - Unknown

AB 34
R 1
H 2
RBI 1
BB 1
SO 18
LOB 5

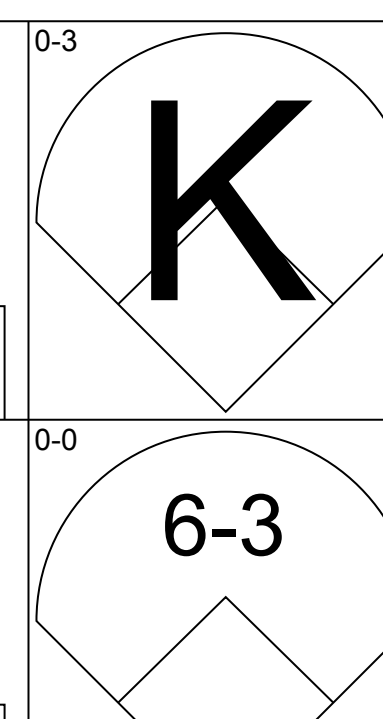
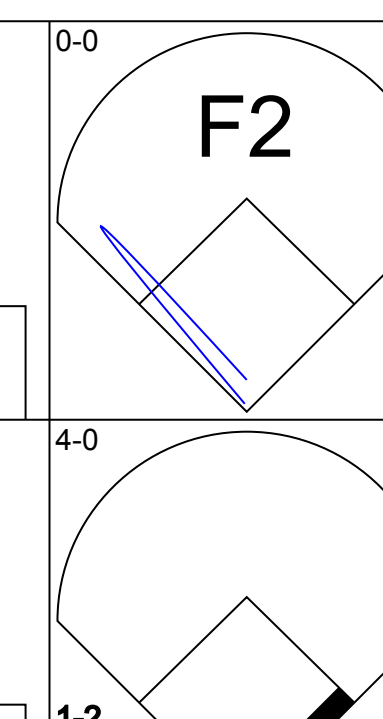
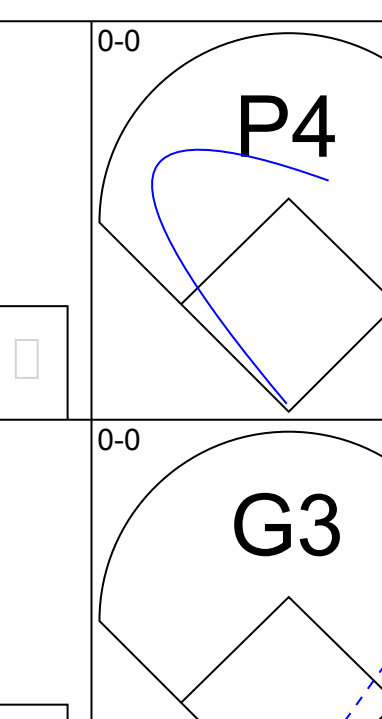
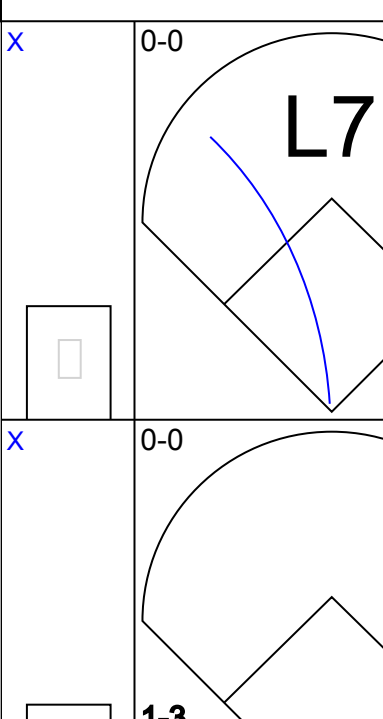
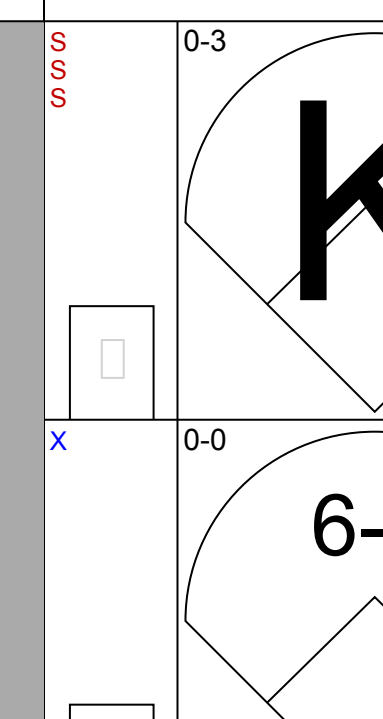
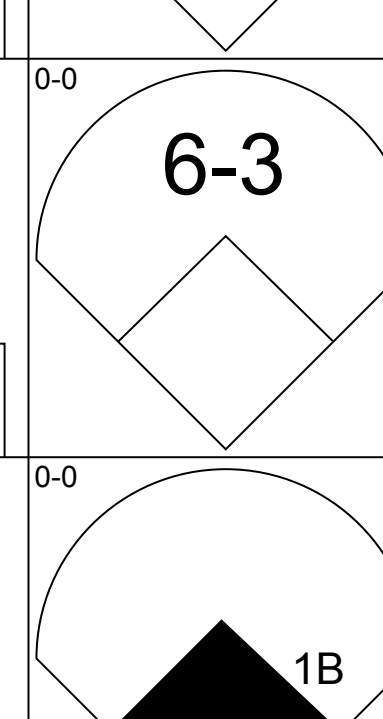
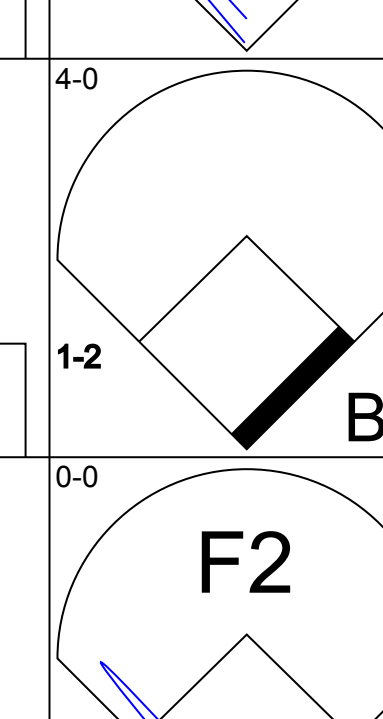
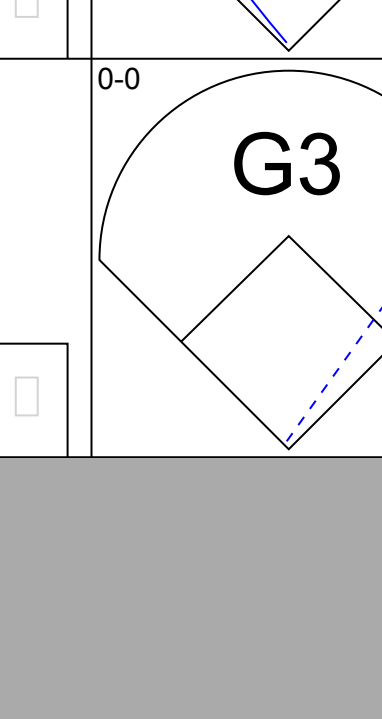
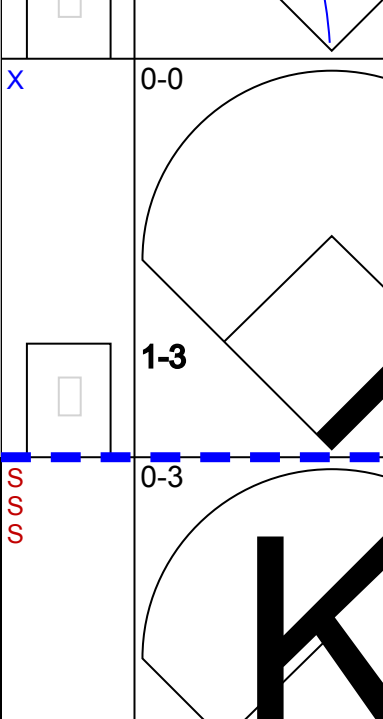
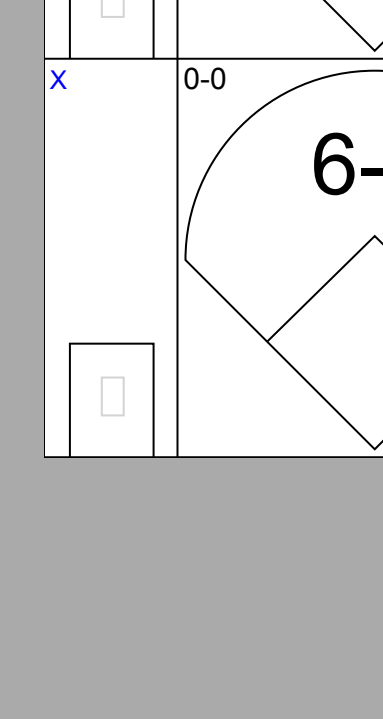
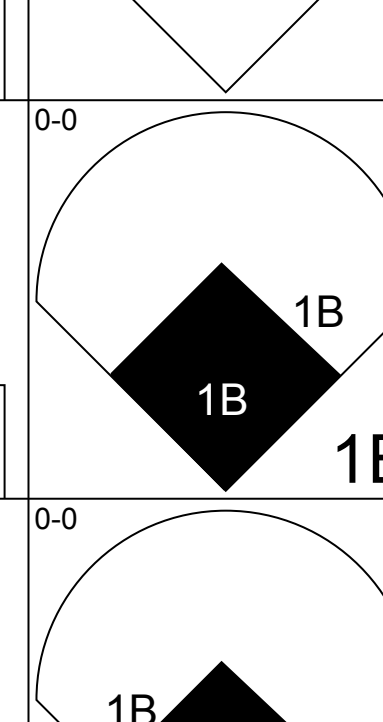
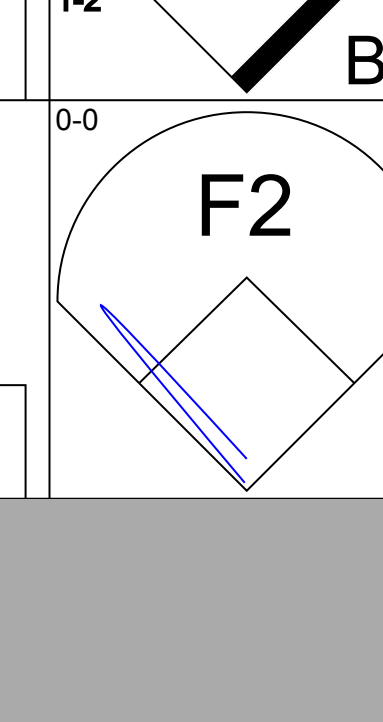
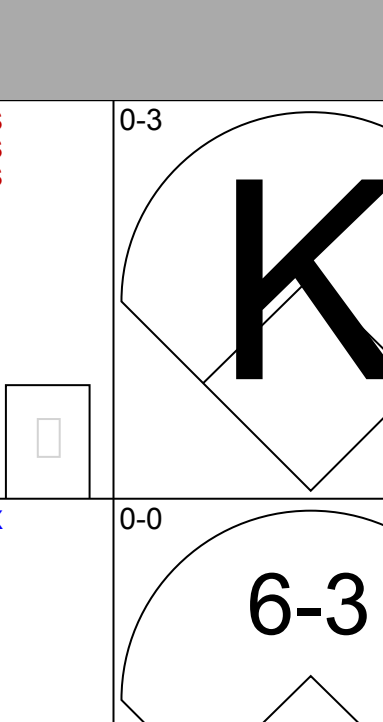
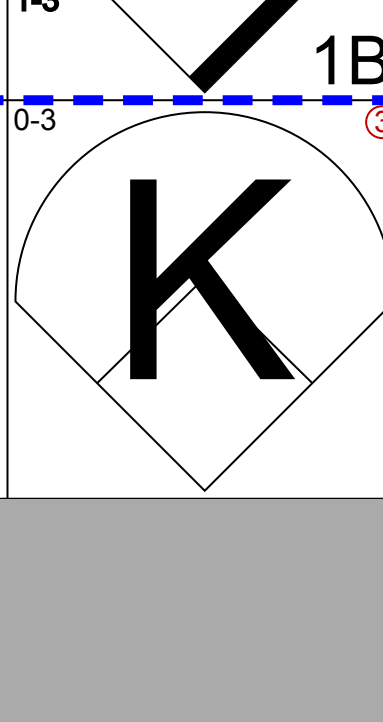
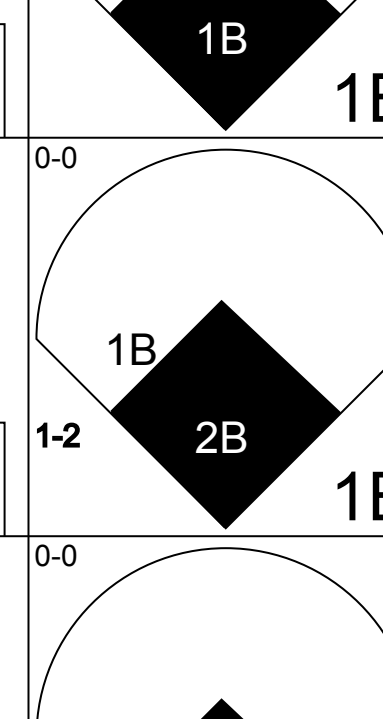
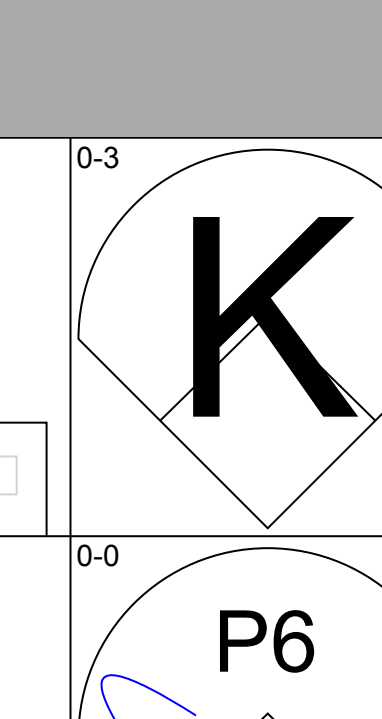
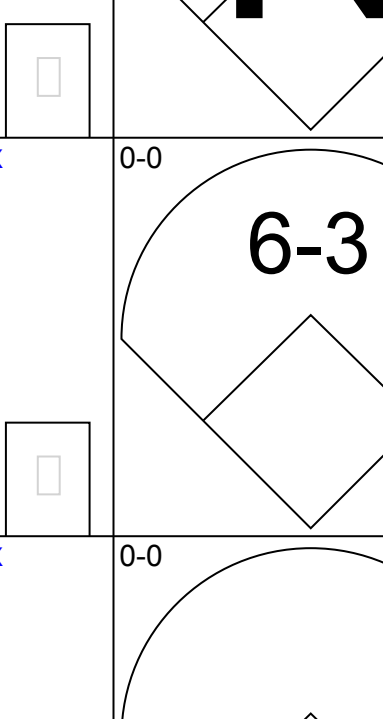
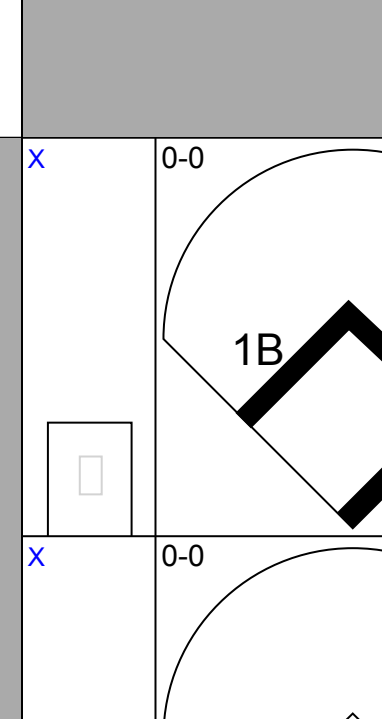
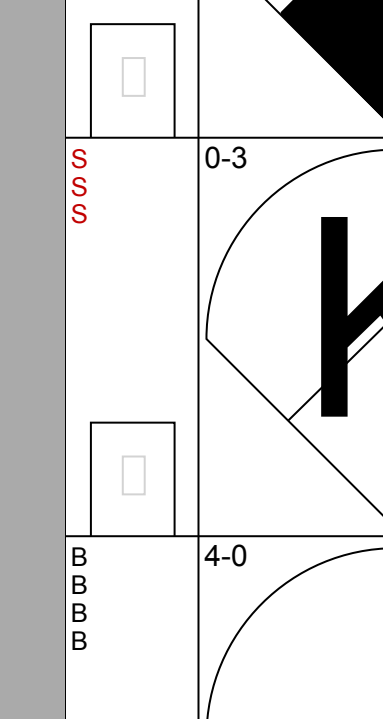
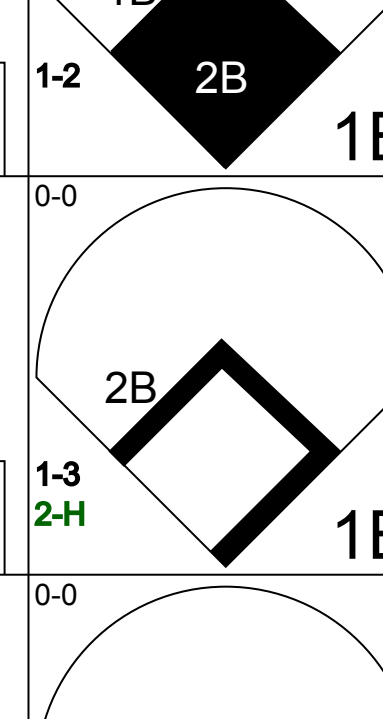
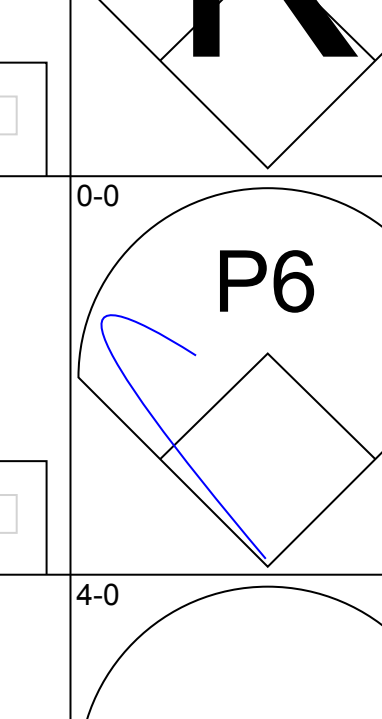
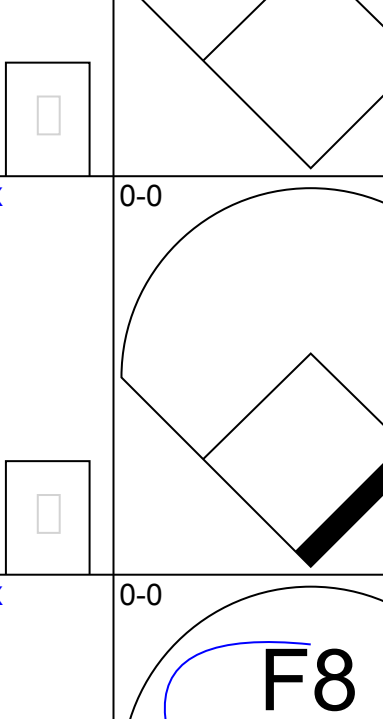
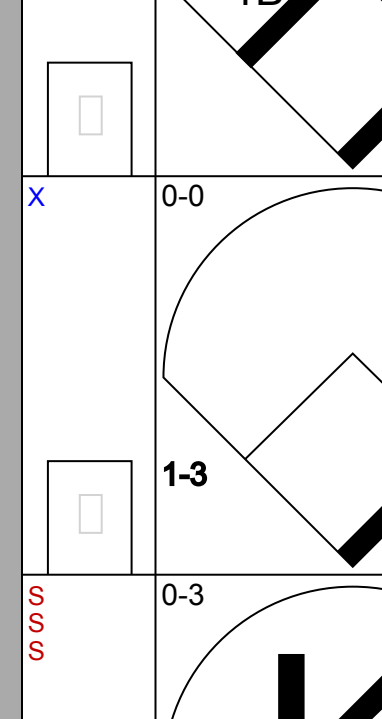
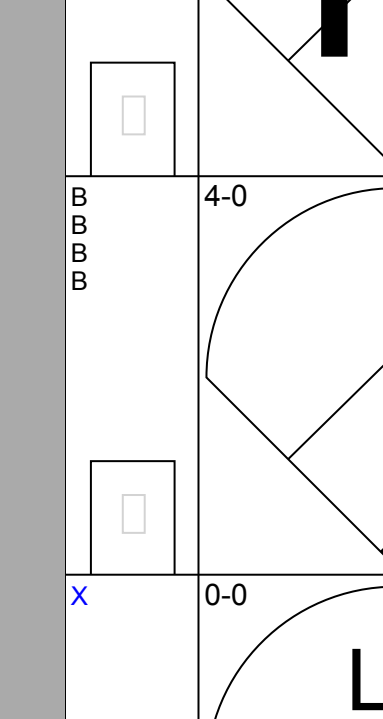
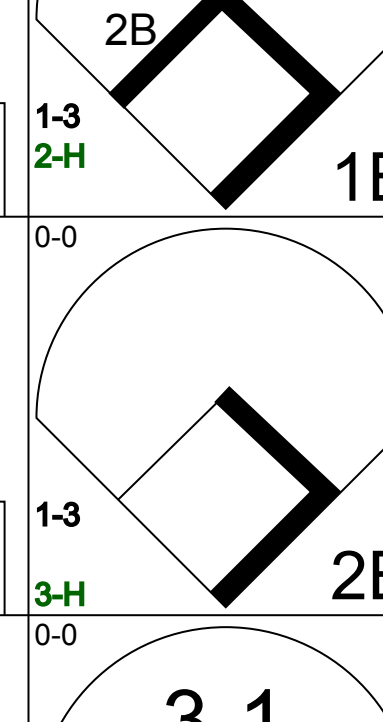
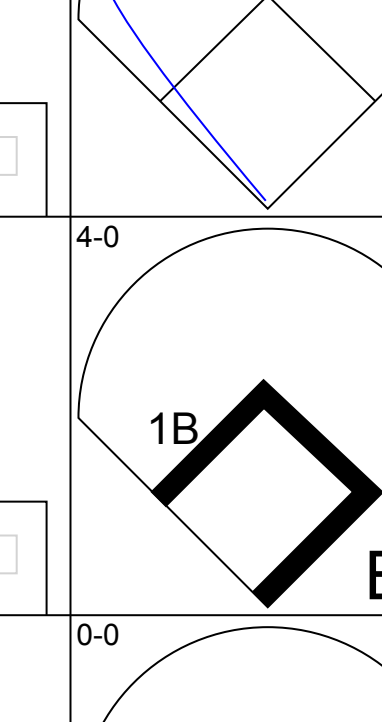
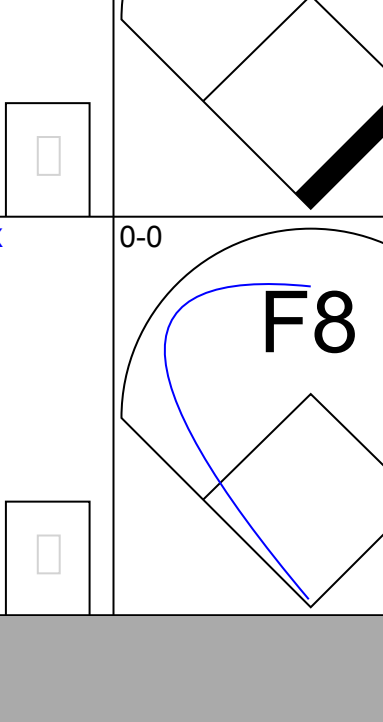
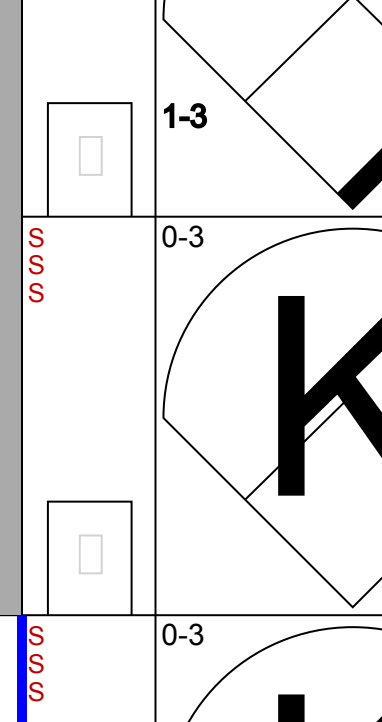
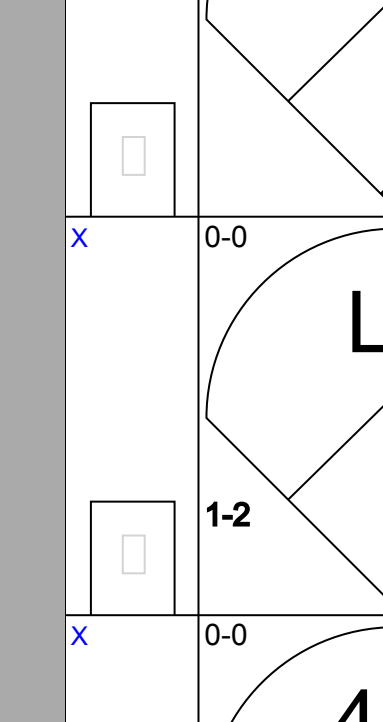
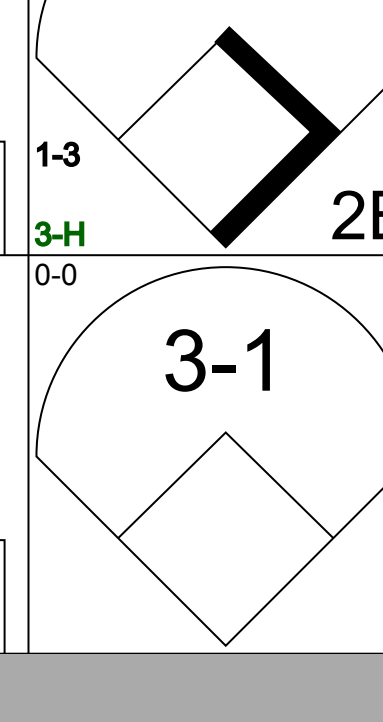
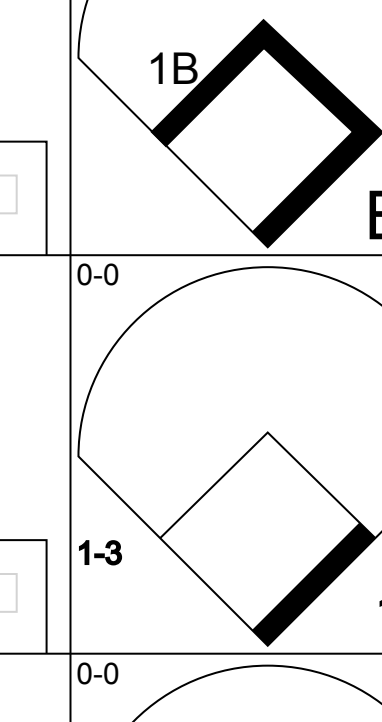
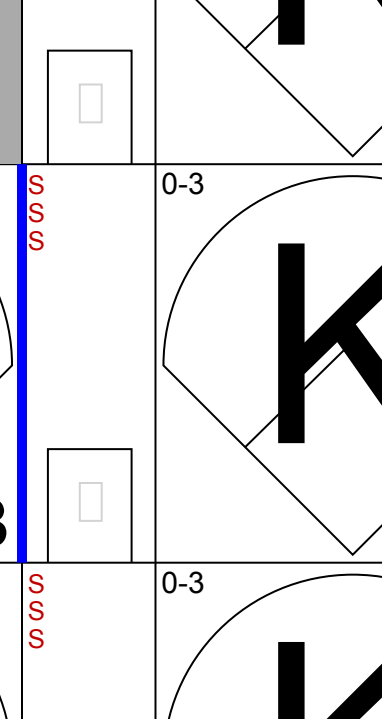

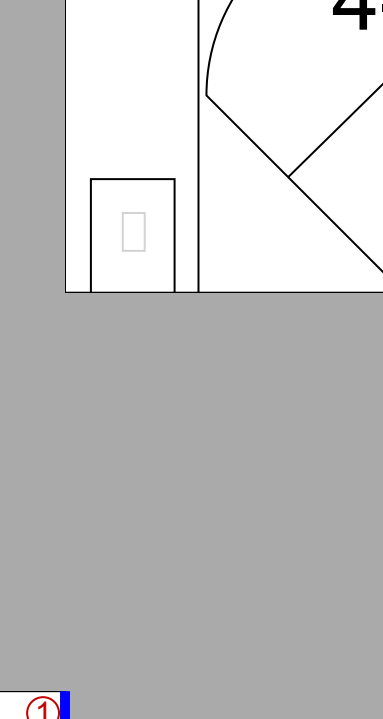
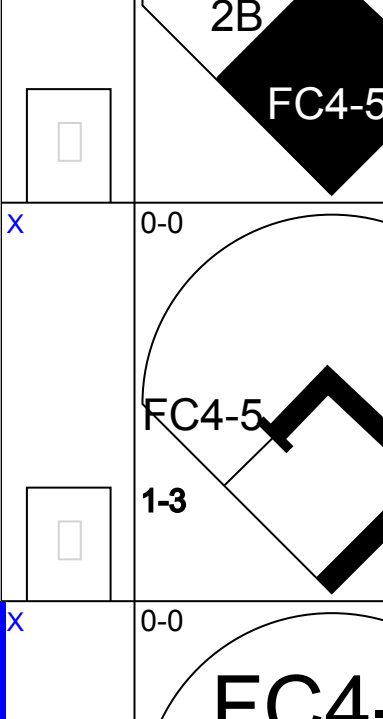
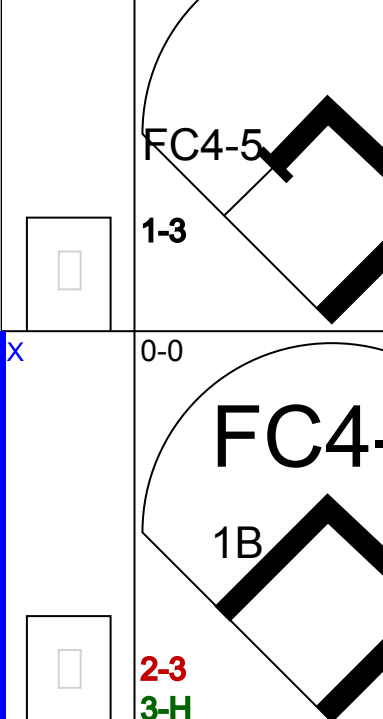
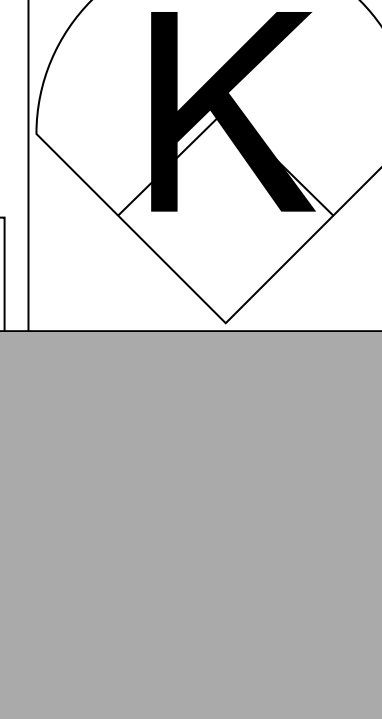
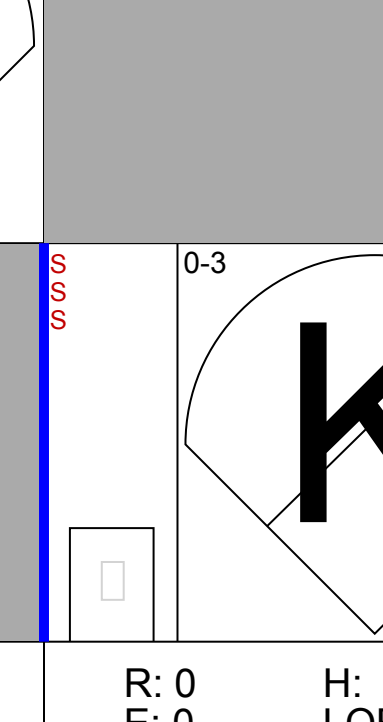
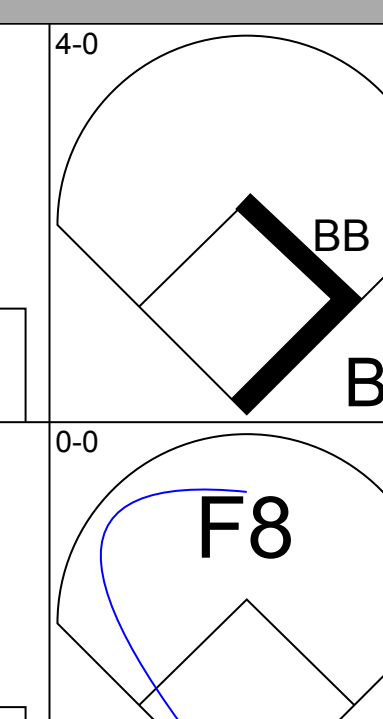
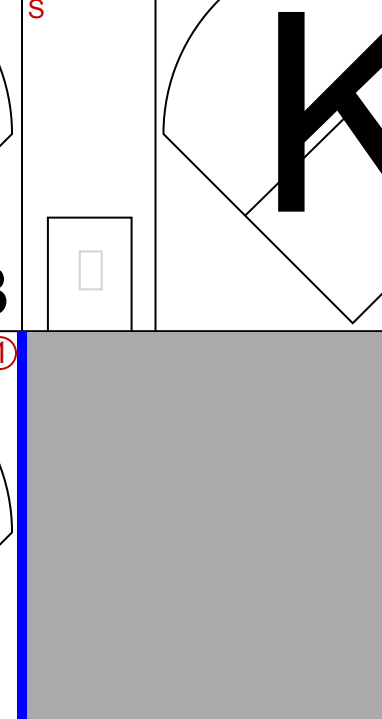
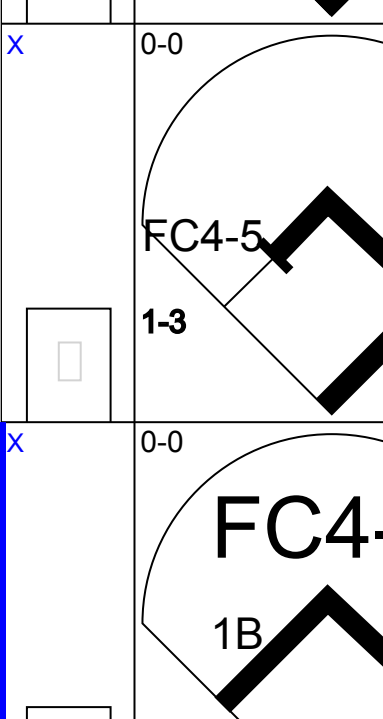
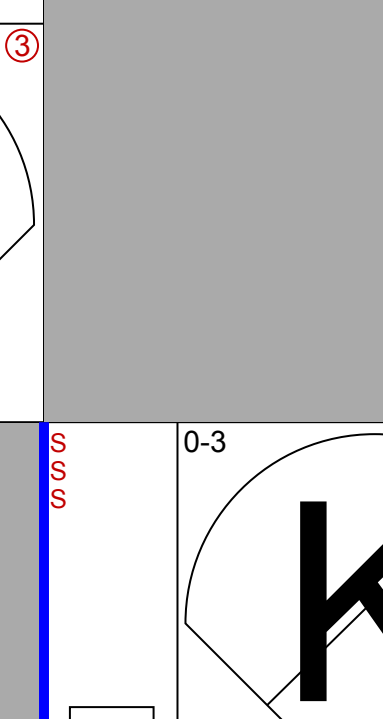
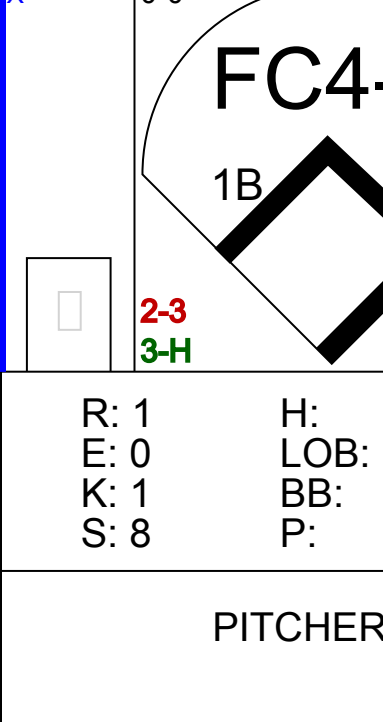
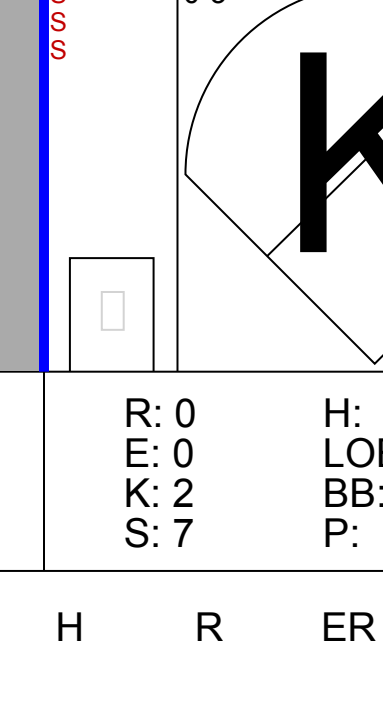
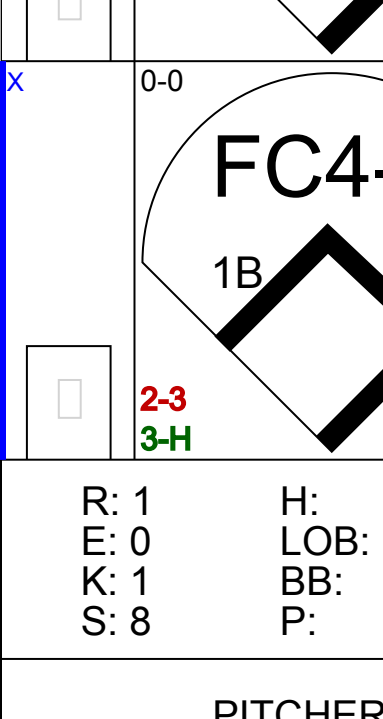
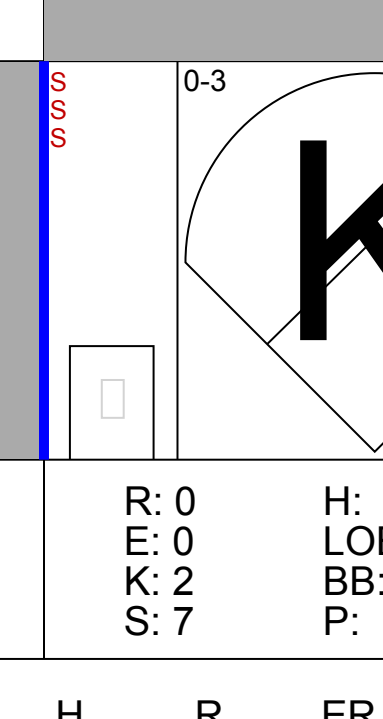


Batter	1	2	3	4	5	6	7	8	9	10	11	AB	R	H	RBI	BB	SO	LOB	BOTTOM	
Tommy Harper, R OBP: 0.372, SLG: 0.412 (1, 7)												4	0	1	0	0	0	3		
Pete Rose, S OBP: 0.368, SLG: 0.392 (1, 4)												4	0	0	0	1	0	2		
Vada Pinson, L OBP: 0.367, SLG: 0.508 (1, 8)												5	0	1	0	0	1	1		
Frank Robinson, R OBP: 0.382, SLG: 0.512 (1, 9)												4	0	1	0	1	0	1		
Gordy Coleman, L OBP: 0.380, SLG: 0.545 (1, 3)												5	0	1	0	0	0	3		
Deron Johnson, R OBP: 0.316, SLG: 0.510 (1, 5)												4	0	0	0	0	1	2		
Johnny Edwards, L OBP: 0.370, SLG: 0.571 Giraldo Ruiz, S OBP: 0.077, SLG: 0.077 Don Pavletich, R OBP: 0.419, SLG: 0.588 (1, 2) (10, PR) (11, 2)												4	0	2	0	0	0	1		
Leo Cardenas, R OBP: 0.330, SLG: 0.376 (1, 6)												2	0	1	0	0	0	0		
Jim Maloney, L OBP: 0.303, SLG: 0.214 (1, 1)												4	0	0	0	0	1	4		
Inning Stats	R: 0 E: 0 K: 0 S: 2	H: 0 LOB: 0 BB: 1 P: 6	R: 0 E: 0 K: 0 S: 3	H: 0 LOB: 0 BB: 0 P: 3	R: 0 E: 0 K: 1 S: 6	H: 1 LOB: 1 BB: 0 P: 6	R: 0 E: 0 K: 0 S: 6	H: 1 LOB: 1 BB: 0 P: 6	R: 0 E: 0 K: 1 S: 6	H: 1 LOB: 1 BB: 0 P: 6	R: 0 E: 0 K: 0 S: 3	H: 0 LOB: 0 BB: 1 P: 4	R: 0 E: 0 K: 0 S: 3	H: 0 LOB: 1 BB: 1 P: 7	R: 0 E: 0 K: 1 S: 6	H: 1 LOB: 1 BB: 0 P: 6	1B: 7 2B: 1 3B: 0 HR: 0	SF: 0 SAC: 2 DP: 1 HBP: 1	WP: 0 PB: 1 SB: 1 CS: 2	PA: 41
PITCHER Frank Lary, R ERA: 2.52 (1, 1)	IP 8.0	WLS 3	BF 29	H 5	R 0	ER 0	SO 3	BB 1	IBB 0	HBP 1	BLK 0	WP 0	HR 0	S 33	P 38	ERA 0.00	WHIP 0.750			
Larry Bearmarth, R ERA: 3.27 (9, 1)	IP 3.0	WLS W	BF 12	H 2	R 0	ER 0	SO 1	BB 1	IBB 0	HBP 0	BLK 0	WP 0	HR 0	S 13	P 17	ERA 0.00	WHIP 1.000			

New York Mets @ Cincinnati Reds
Crosley Field, Cincinnati, OH
Mon Jun 14 1965, 7:05 PM EDT
Att: 5,989 - Unknown

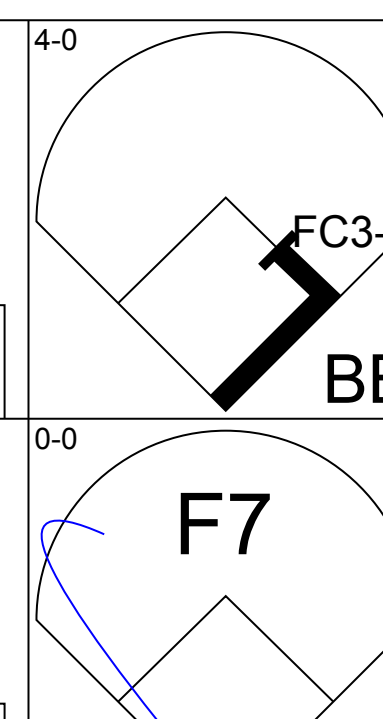
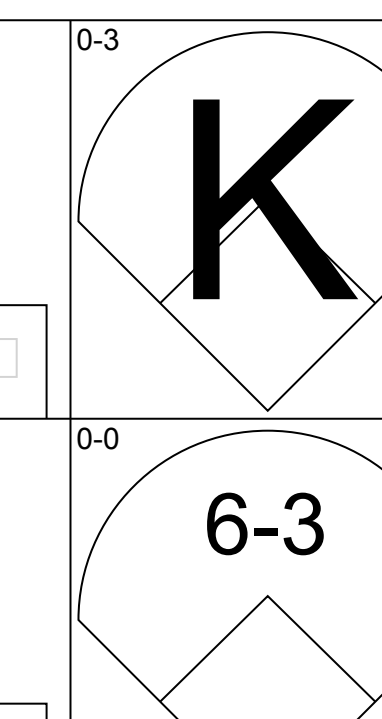
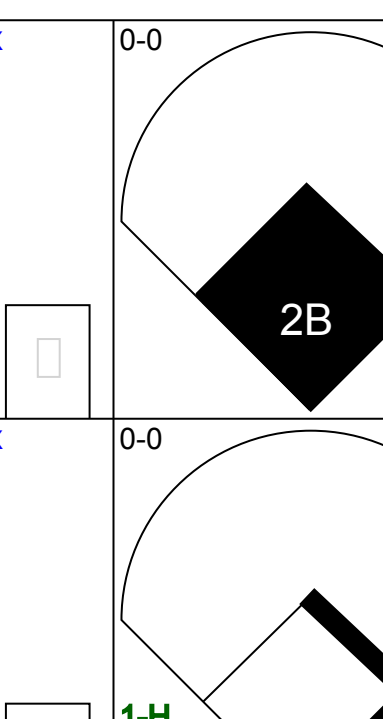
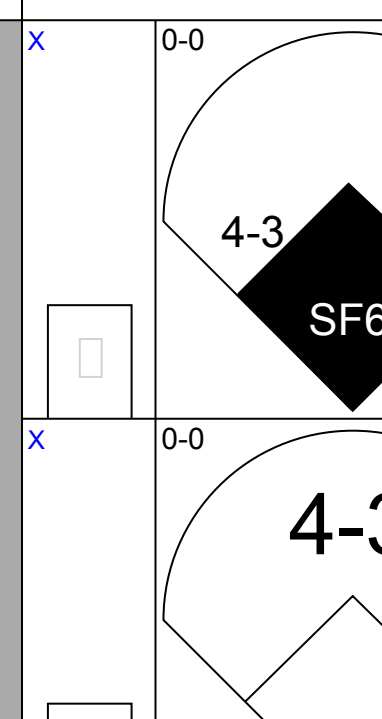
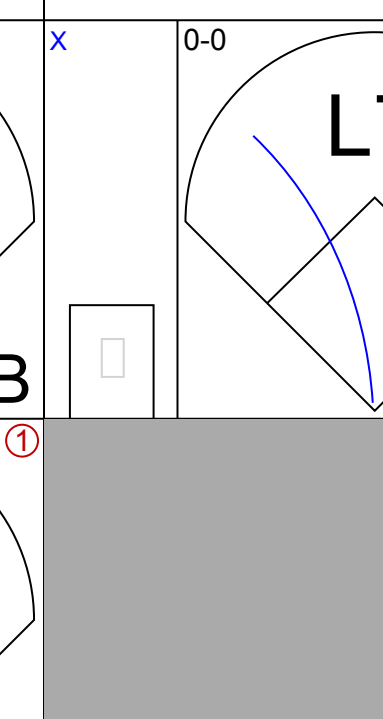
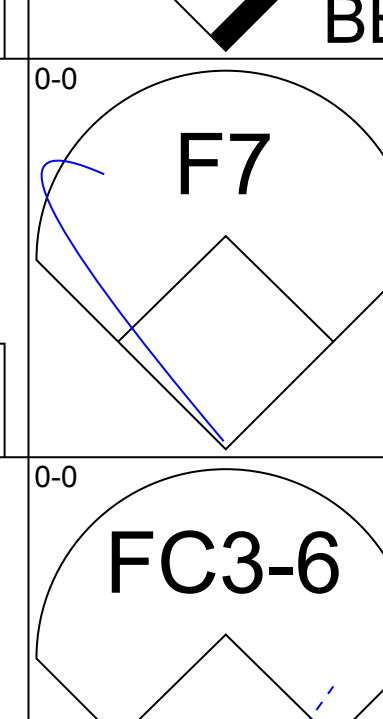
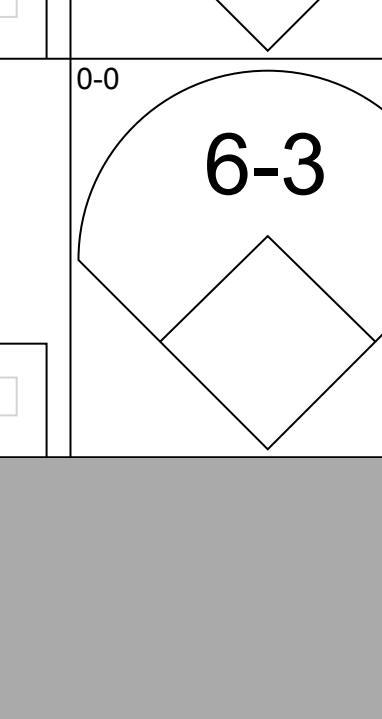
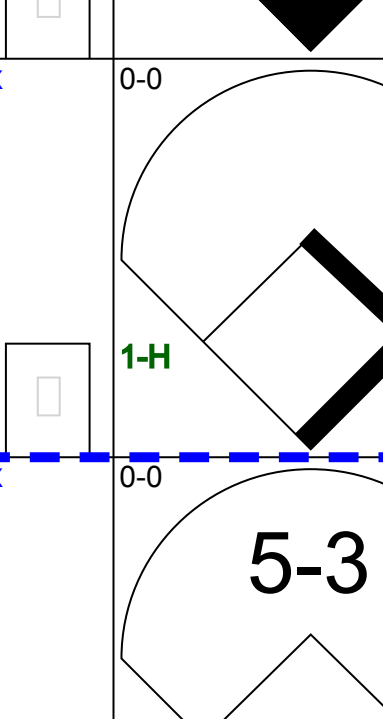
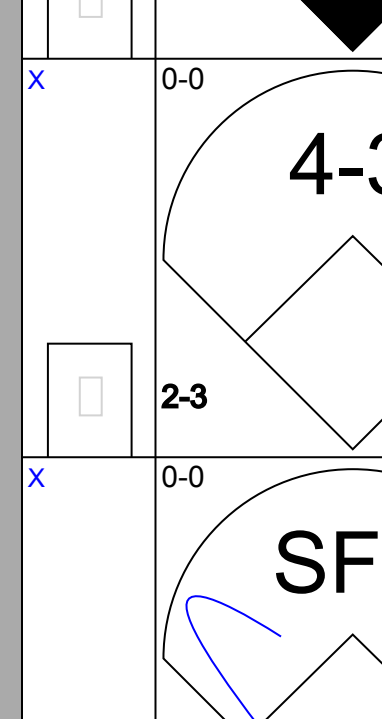
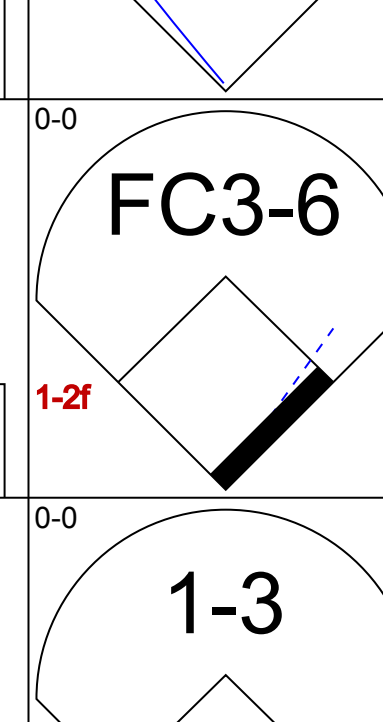
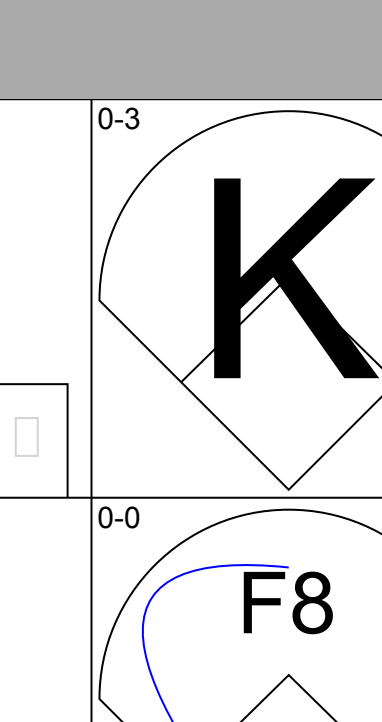
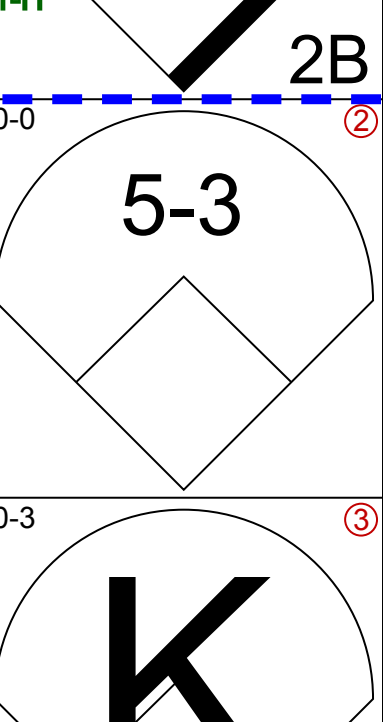
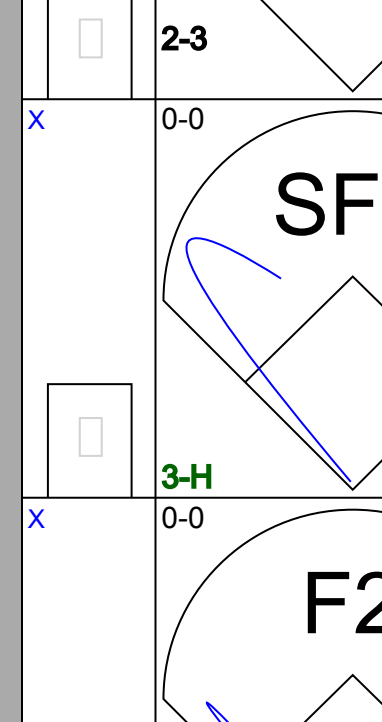
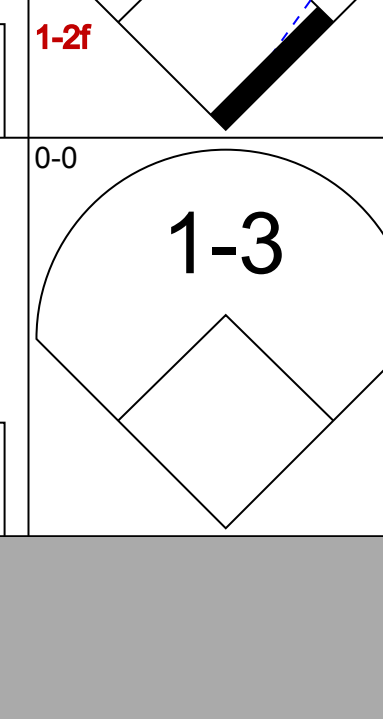
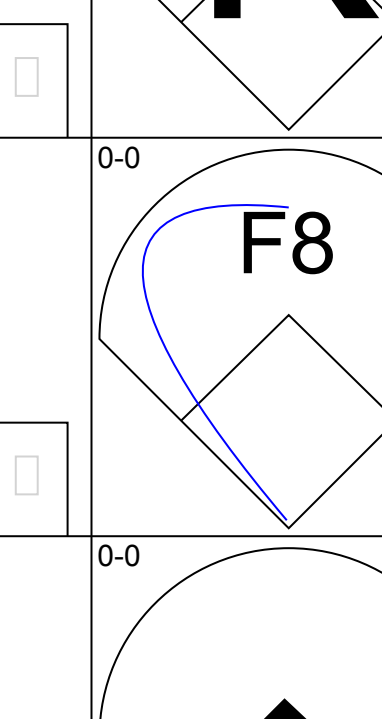
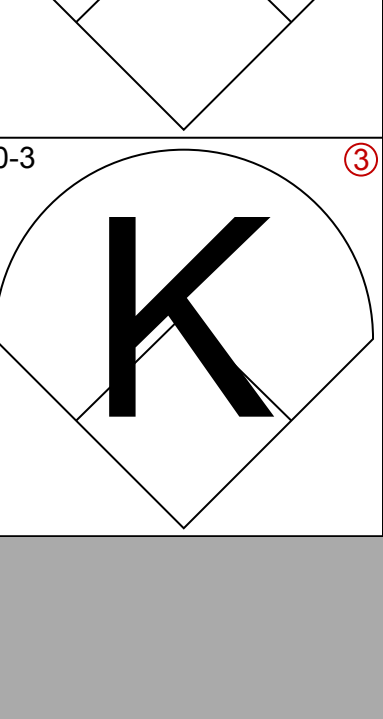
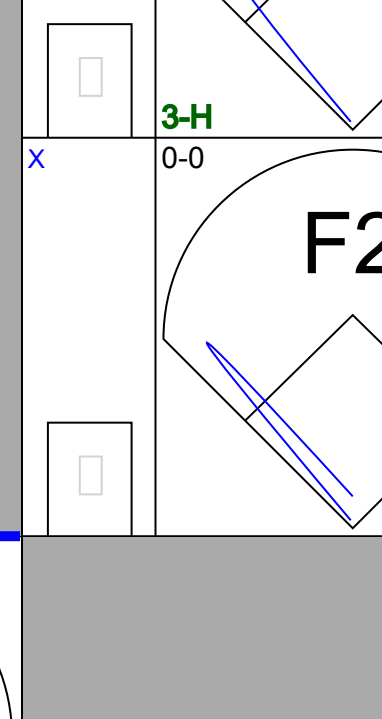
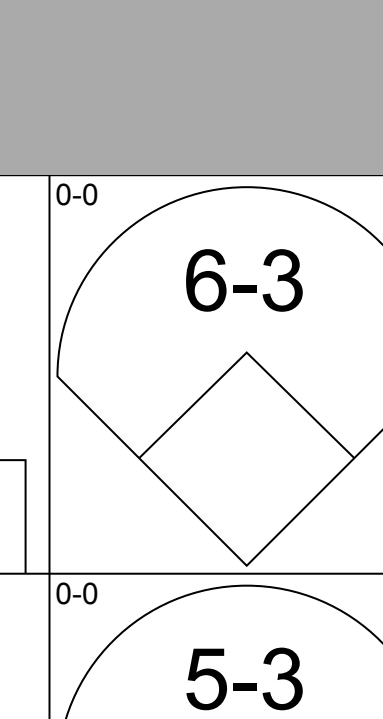
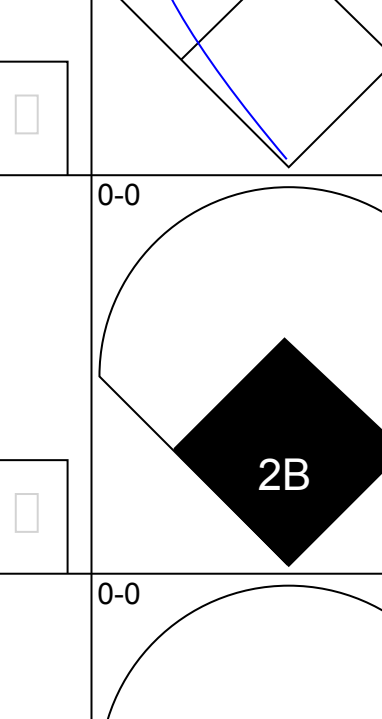


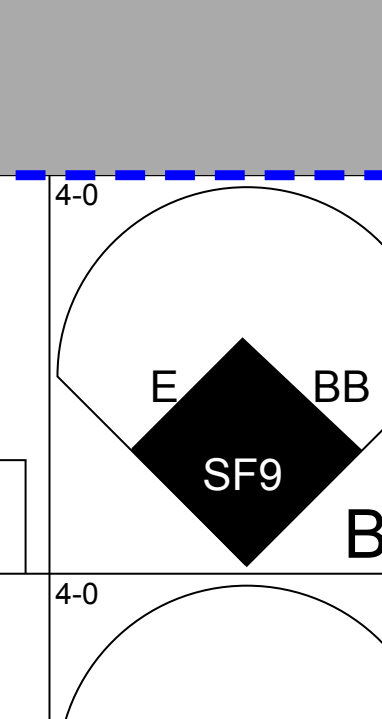
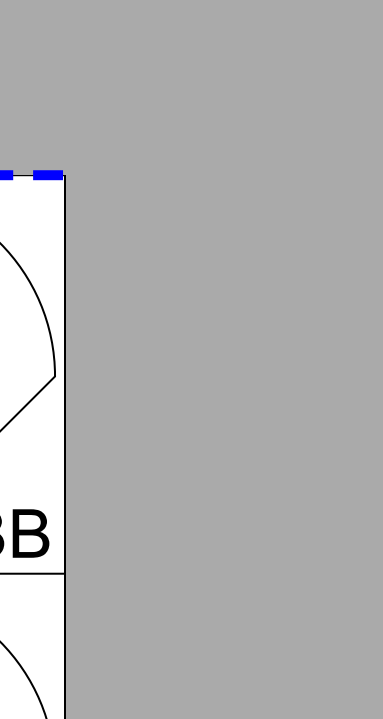
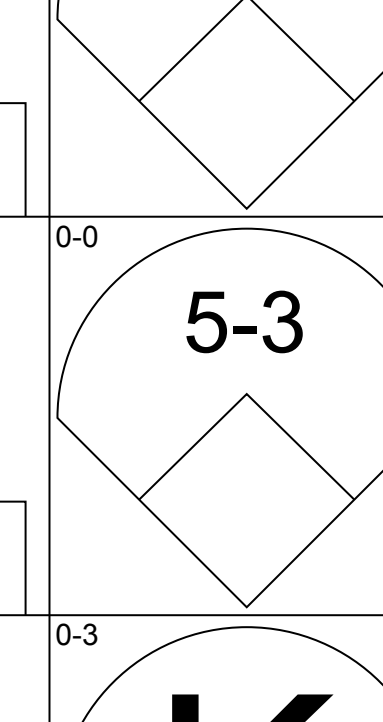
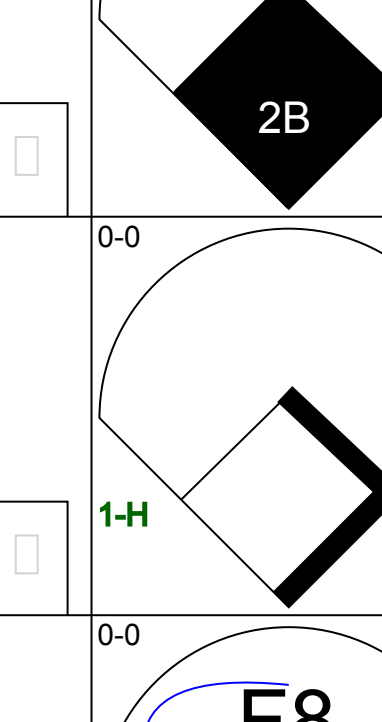


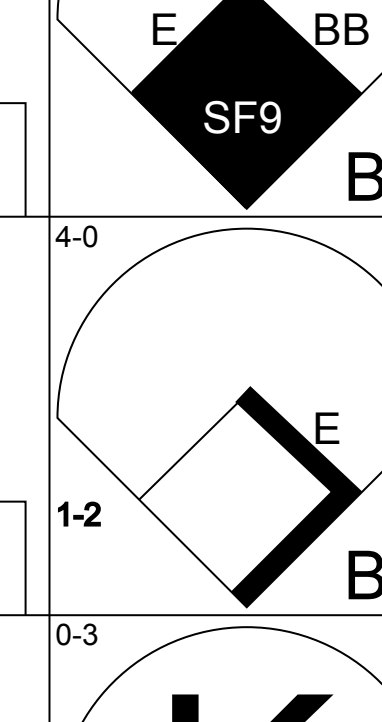
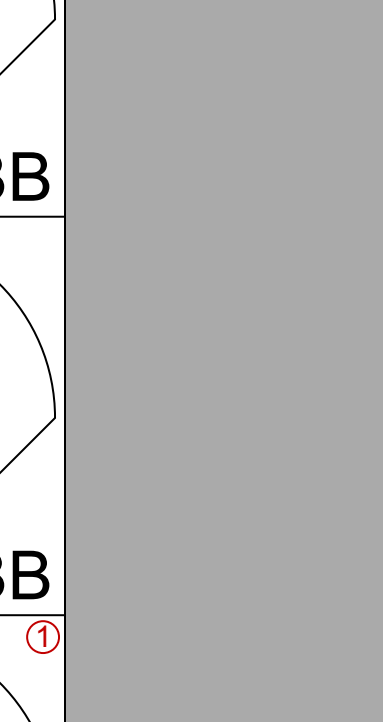
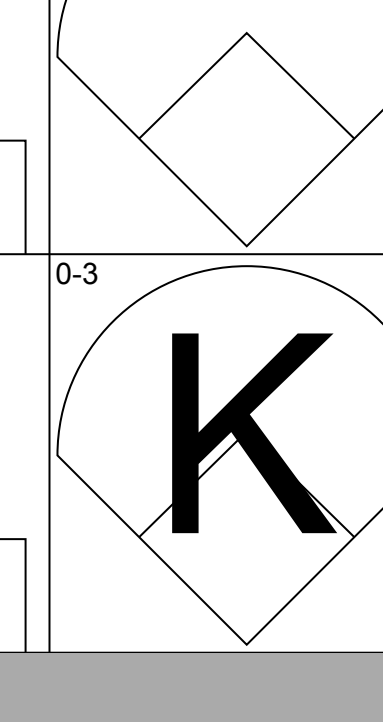
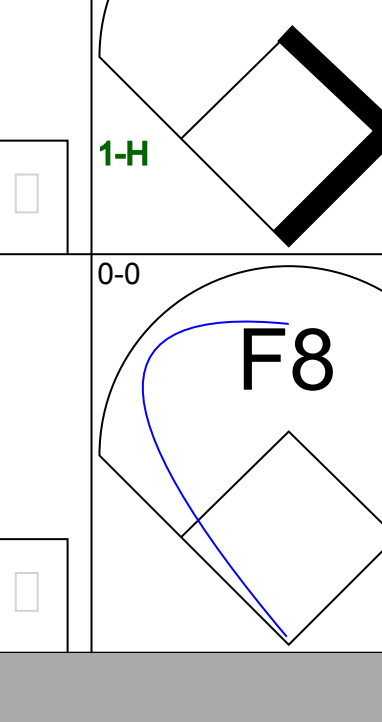
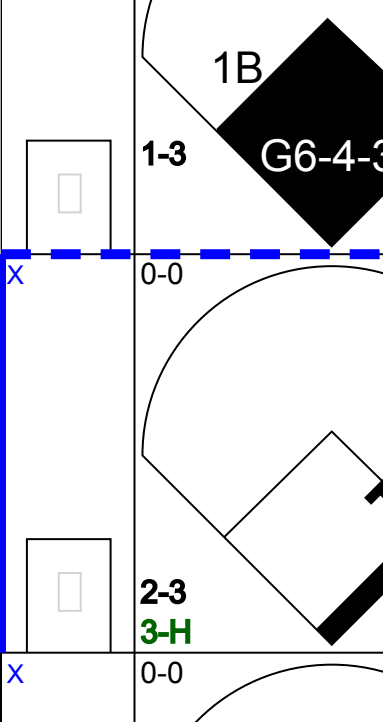
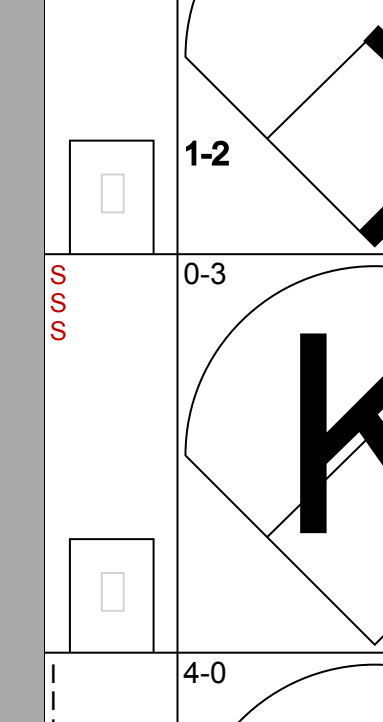
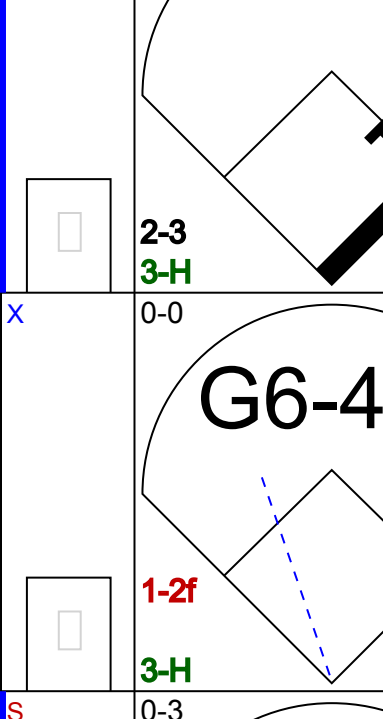
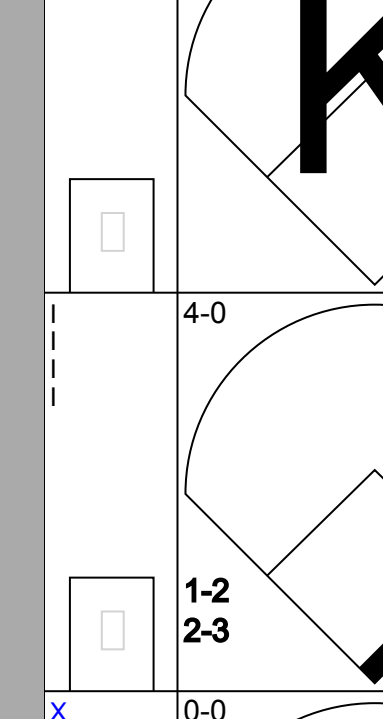
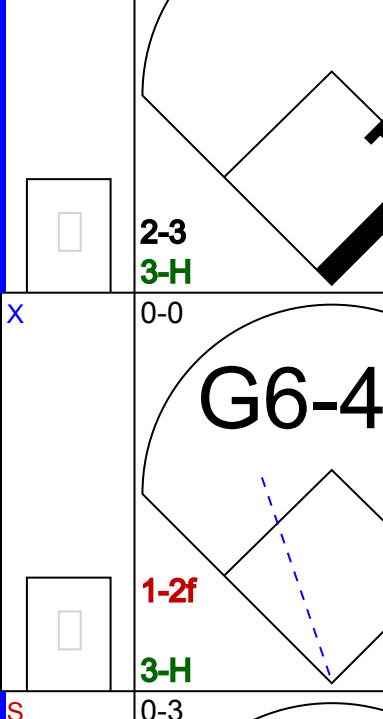
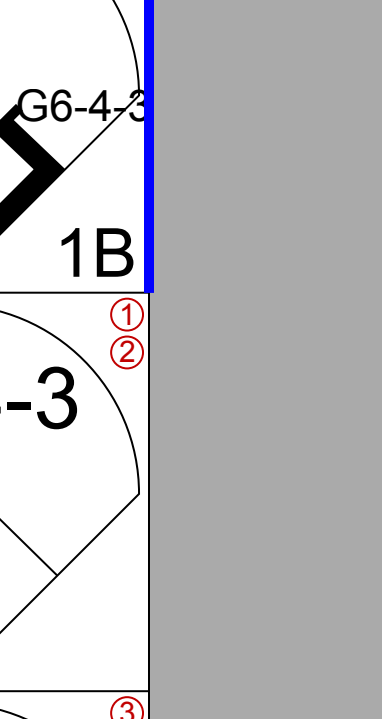
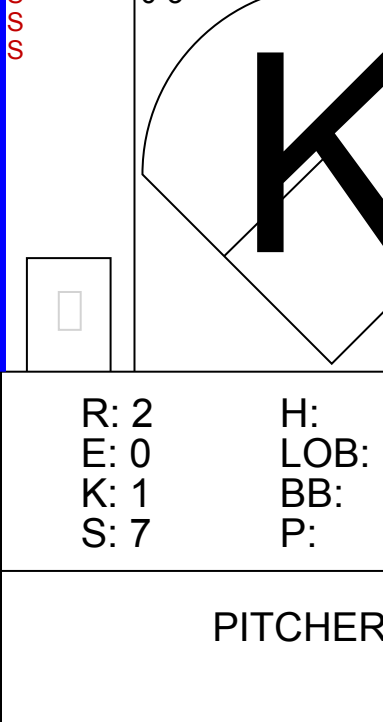
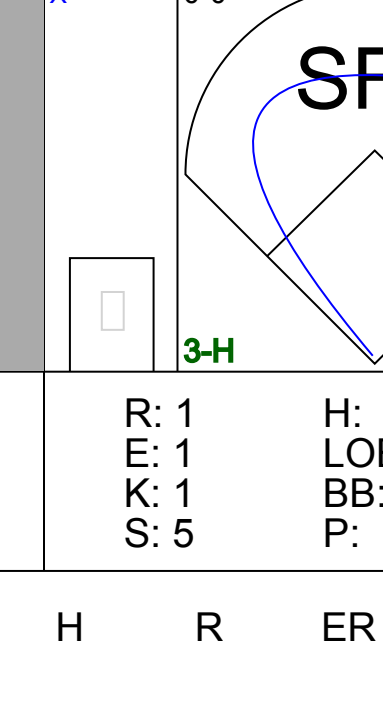
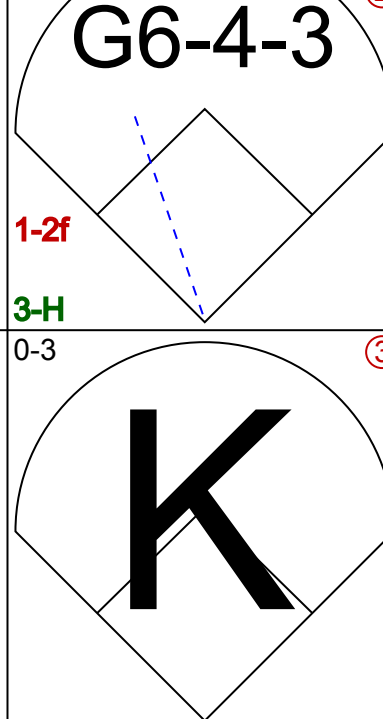
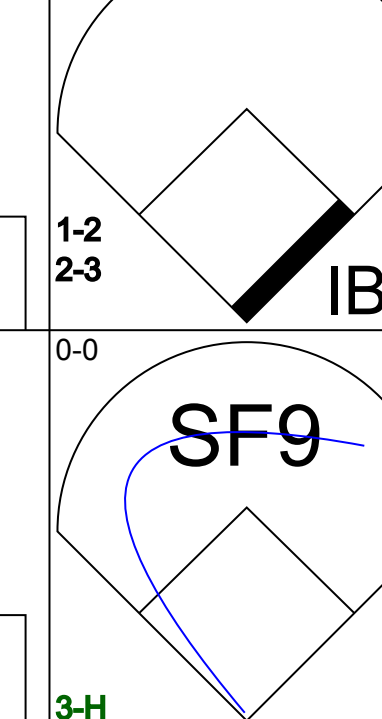
AB 36
R 0
H 7
RBI 0
BB 2
SO 3
LOB 17



Batter	1	2	3	4	5	6	7	8	9	AB	R	H	RBI	BB	SO	LOB	TOP					
Billy Cowan, R OBP: 0.203, SLG: 0.264 (1, 8)										5	0	0	0	0	2	2	New York Mets @ Cincinnati Reds Crosley Field, Cincinnati, OH Wed Jun 16 1965, 7:05 PM EDT Att: 7,641 - Unknown					
Roy McMillan, R OBP: 0.275, SLG: 0.305 (1, 6)										4	0	1	0	1	0	0						
Charley Smith, R OBP: 0.285, SLG: 0.457 (1, 5)										5	2	2	1	0	2	4						
Ron Swoboda, R OBP: 0.331, SLG: 0.555 (1, 7)										5	1	2	0	0	2	0						
Joe Christopher, R OBP: 0.336, SLG: 0.341 (1, 9)										4	0	3	1	1	0	0						
Jim Hickman, R OBP: 0.198, SLG: 0.280 (1, 3)										3	0	1	1	1	1	3						
Chuck Hiller, L OBP: 0.218, SLG: 0.283 (7, 4)										1	0	0	0	0	0	1						
Bobby Klaus, R OBP: 0.271 (7, PH)										3	1	2	0	0	0	2						
Ed Kranepool, L OBP: 0.353, SLG: 0.460 (7, 3)										2	0	0	0	0	1	3						
Chris Cannizzaro, R OBP: 0.261, SLG: 0.222 (1, 2)										3	0	1	0	1	1	4						
Al Jackson, L OBP: 0.136, SLG: 0.182 (5, 1)										2	0	0	0	0	0	1						
Larry Bearnarth, R OBP: 0.200, SLG: 0.000 (8, PH)										0	0	0	0	0	0	0						
Johnny Lewis, L OBP: 0.328, SLG: 0.417 (8, 1)										0	0	0	0	0	0	0						
Tug McGraw, R (8, 1)										0	0	0	0	0	0	0						
Inning Stats	R: 2 E: 0 K: 1 S: 9	H: 4 LOB: 2 BB: 0 P: 9	R: 0 E: 0 K: 0 S: 3	H: 0 LOB: 2 BB: 2 P: 11	R: 0 E: 0 K: 1 S: 6	H: 1 LOB: 2 BB: 1 P: 10	R: 0 E: 0 K: 0 S: 3	H: 0 LOB: 0 BB: 0 P: 3	R: 0 E: 0 K: 1 S: 6	H: 1 LOB: 1 BB: 0 P: 6	R: 1 E: 0 K: 1 S: 8	H: 3 LOB: 2 BB: 0 P: 8	R: 0 E: 0 K: 3 S: 11	H: 2 LOB: 2 BB: 0 P: 11	R: 0 E: 0 K: 2 S: 7	H: 0 LOB: 0 BB: 0 P: 7	R: 1 E: 0 K: 1 S: 6	H: 1 LOB: 1 BB: 1 P: 10	1B: 9 2B: 2 3B: 0 HR: 1	SF: 0 SAC: 0 DP: 0 HBP: 0	WP: 1 PB: 0 SB: 0 CS: 0	PA: 43
PITCHER	IP	WLS	BF	H	R	ER	SO	BB	IBB	HBP	BLK	WP	HR	S	P	ERA	WHIP					
Jim O'Toole, L ERA: 6.85 (1, 1)	5.2	W	29	9	3	3	3	3	0	0	0	0	0	32	44	4.76	2.118					
John Tsitouris, R ERA: 4.25 (6, 1)	3.1	S	14	3	1	1	7	1	0	0	1	1	1	27	31	2.70	1.200					

AB 39
R 4
H 12
RBI 4
BB 4
SO 10
LOB 21



Batter	1	2	3	4	5	6	7	8	9	AB	R	H	RBI	BB	SO	LOB	BOTTOM					
Tommy Harper, R OBP: 0.375, SLG: 0.415 (1, 7)										4	2	2	0	1	1	2	New York Mets @ Cincinnati Reds Crosley Field, Cincinnati, OH Wed Jun 16 1965, 7:05 PM EDT Att: 7,641 - Unknown					
Pete Rose, S OBP: 0.368, SLG: 0.397 (1, 4)										4	0	1	1	0	0	2						
Vada Pinson, L OBP: 0.367, SLG: 0.504 (1, 8)										3	0	0	1	0	1	2						
Frank Robinson, R OBP: 0.373, SLG: 0.495 (1, 9)										4	0	0	0	0	1	2						
Deron Johnson, R OBP: 0.322, SLG: 0.512 (1, 5)										3	3	2	0	1	0	0						
Don Pavletich, R OBP: 0.426, SLG: 0.598 (1, 2)										3	1	2	1	1	0	0						
Tony Perez, R OBP: 0.280, SLG: 0.447 (1, 3)										2	0	0	0	0	1	1						
Gordy Coleman, L OBP: 0.385, SLG: 0.549 (6, PH)										1	0	1	1	0	0	0						
Jim Maloney, L OBP: 0.303, SLG: 0.214 (6, PR)										0	0	0	0	0	0	0						
Marty Keough, L OBP: 0.308, SLG: 0.100 (7, 3)										1	0	0	0	0	1	2						
Leo Cardenas, R OBP: 0.333, SLG: 0.403 (1, 6)										3	2	2	2	1	0	1						
Jim O'Toole, S (1, 1)										2	0	0	0	0	0	0						
John Tsitouris, R OBP: 0.083, SLG: 0.045 (6, 1)										1	0	0	1	0	1	1						
Inning Stats	R: 0 E: 0 K: 0 S: 3	H: 0 LOB: 1 BB: 1 P: 7	R: 0 E: 0 K: 1 S: 5	H: 0 LOB: 0 BB: 0 P: 5	R: 1 E: 0 K: 1 S: 6	H: 1 LOB: 0 BB: 0 P: 6	R: 1 E: 0 K: 1 S: 7	H: 2 LOB: 1 BB: 0 P: 7	R: 2 E: 0 K: 1 S: 8	H: 3 LOB: 1 BB: 0 P: 8	R: 2 E: 0 K: 1 S: 7	H: 3 LOB: 1 BB: 0 P: 7	R: 1 E: 0 K: 0 S: 4	H: 1 LOB: 0 BB: 0 P: 4	R: 1 E: 1 K: 1 S: 5	H: 0 LOB: 2 BB: 3 P: 17	R: 1 E: 1 K: 1 S: 5	H: 0 LOB: 2 BB: 3 P: 17	1B: 4 2B: 4 3B: 0 HR: 2	SF: 2 SAC: 0 DP: 1 HBP: 0	WP: 0 PB: 0 SB: 0 CS: 0	PA: 37
PITCHER	IP	WLS	BF	H	R	ER	SO	BB	IBB	HBP	BLK	WP	HR	S	P	ERA	WHIP					
Al Jackson, L ERA: 5.82 (1, 1)	0.2	L	2	0	0	0	1	0	0	0	0	0	0	4	4	0.00	0.000					
Gary Kroll, R ERA: 5.11 (5, 1)	0.0		2	2	2	2	0	0	0	0	0	0	0	2	2	∞	∞					
Jim Bethke, R ERA: 2.96 (6, 1)	2.0		7	2	1	1	1	0	0	0	0	0	0	9	9	4.50	1.000					
Larry Bearnarth, R ERA: 3.34 (6, 1)	1.0		6	0	1	1	1	2	1	0	0	0	0	5	17	9.00	2.000					
Tug McGraw, L ERA: 4.99 (8, 1)																						

AB 31
R 8
H 10
RBI 7
BB 4
SO 6
LOB 13



Batter	1	2	3	4	5	6	7	8	9	AB	R	H	RBI	BB	SO	LOB	TOP										
Chuck Hiller, L (1,4) OBP: 0.237, SLG: 0.286	FC6-4 BB		4-3					4-3		3	0	1	0	1	0	0	New York Mets @ San Francisco Giants Candlestick Park, San Francisco, CA Fri Jun 18 1965, 10:05 PM EDT Att: 12,788 - Unknown										
Roy McMillan, R (1,6) OBP: 0.271, SLG: 0.300	K		4-3		F8			K		4	0	0	0	0	2	4											
Ed Kranepool, L (1,3) OBP: 0.351, SLG: 0.454	FC6-4 1-2		6-3		4-3			BB		3	0	0	0	1	0	4											
Charley Smith, R (1,5) OBP: 0.279, SLG: 0.447	4-3			F2		K		K		4	0	0	0	0	2	2											
Johnny Lewis, L (1,9) OBP: 0.330, SLG: 0.408		F7		F6		K		G3		4	0	0	0	0	1	0											
Ron Swoboda, R (1,7) OBP: 0.330, SLG: 0.554				K		G3		F4		4	0	1	0	0	1	0											
Jim Hickman, R (1,8) OBP: 0.200, SLG: 0.279								F8		4	0	1	0	0	0	1											
Chris Cannizzaro, R (1,2) OBP: 0.262, SLG: 0.218										2	0	0	0	1	2	1											
Galen Cisco, R (1,1) OBP: 0.333, SLG: 0.333 (5, PH)										1	0	0	0	0	0	2											
Jesse Gonder, L (5, PH) OBP: 0.322, SLG: 0.427										1	0	1	0	0	0	0											
Billy Cowan, R (5, PR) OBP: 0.203, SLG: 0.264										0	0	0	0	0	0	0											
Gary Kroll, R (5,1) OBP: 0.158, SLG: 0.211										1	0	0	0	0	0	0											
Inning Stats	R: 0 E: 0 K: 1 S: 5	H: 0 LOB: 1 BB: 1 P: 9	R: 0 E: 0 K: 0 S: 4	H: 1 LOB: 2 BB: 1 P: 8	R: 0 E: 0 K: 0 S: 3	H: 0 LOB: 0 BB: 0 P: 3	R: 0 E: 0 K: 1 S: 5	H: 0 LOB: 0 BB: 0 P: 5	R: 0 E: 0 K: 1 S: 8	H: 3 LOB: 3 BB: 0 P: 8	R: 0 E: 0 K: 2 S: 7	H: 0 LOB: 0 BB: 0 P: 7	R: 0 E: 0 K: 1 S: 5	H: 0 LOB: 0 BB: 0 P: 5	R: 0 E: 0 K: 2 S: 7	H: 0 LOB: 1 BB: 1 P: 11	R: 0 E: 0 K: 0 S: 3	H: 0 LOB: 0 BB: 0 P: 3	1B: 3 2B: 1 3B: 0 HR: 0	SF: 0 SAC: 0 DP: 0 HBP: 0	WP: 0 PB: 0 SB: 0 CS: 0	PA: 34					
PITCHER	IP	WLS	BF	H	R	ER	SO	BB	IBB	HBP	BLK	WP	HR	S	P	ERA	WHIP										
Jack Sanford, R (1,1) ERA: 3.69	7.0	W	27	4	0	0	6	1	1	0	0	0	0	37	45	0.00	0.714										
Frank Linzy, R (8,1) ERA: 1.14	2.0	S	7	0	0	0	2	1	0	0	0	0	0	10	14	0.00	0.500										

AB	31
R	0
H	4
RBI	0
BB	3
SO	8
LOB	14



Batter	1	2	3	4	5	6	7	8	9	AB	R	H	RBI	BB	SO	LOB	BOTTOM										
Dick Schofield, S (1,6) OBP: 0.323, SLG: 0.295	K		F7		G3			F8		4	0	0	0	0	1	2	New York Mets @ San Francisco Giants Candlestick Park, San Francisco, CA Fri Jun 18 1965, 10:05 PM EDT Att: 12,788 - Unknown										
Matty Alou, L (1,9) OBP: 0.286, SLG: 0.319	1-3		6-3					4-3		4	0	1	0	0	0	0											
Willie McCovey, L (1,3) OBP: 0.399, SLG: 0.538								4-3		2	1	0	0	2	0	1											
Willie Mays, R (1,8) OBP: 0.399, SLG: 0.699				HR	BB			4-3		3	1	1	2	1	1	2											
Jim Ray Hart, R (1,5) OBP: 0.292, SLG: 0.401			F5		6-3			FC4	BB	4	0	0	0	0	0	2											
Cap Peterson, R (1,7) OBP: 0.320, SLG: 0.356					6-3			FC4	BB	3	0	1	0	0	0	0											
Tom Haller, L (1,2) OBP: 0.331, SLG: 0.324					K			1-6-3	1B	3	1	1	1	0	1	1											
Hal Lanier, R (1,4) OBP: 0.272, SLG: 0.302								F9		2	0	0	0	1	1	0											
Jack Sanford, R (1,1) OBP: 0.174, SLG: 0.095									BB	2	0	0	0	0	1	0											
Len Gabrielson, L (7, PH) OBP: 0.341, SLG: 0.397										1	0	0	0	0	1	2											
Frank Linzy, R (8,1) ERA: 4.73					K					0	0	0	0	0	0	0											
Inning Stats	R: 0 E: 0 K: 1 S: 5	H: 0 LOB: 1 BB: 1 P: 9	R: 1 E: 0 K: 1 S: 6	H: 1 LOB: 0 BB: 0 P: 6	R: 0 E: 0 K: 1 S: 5	H: 0 LOB: 0 BB: 0 P: 5	R: 2 E: 0 K: 1 S: 6	H: 1 LOB: 0 BB: 1 P: 10	R: 0 E: 0 K: 1 S: 3	H: 0 LOB: 0 BB: 0 P: 3	R: 0 E: 0 K: 1 S: 6	H: 1 LOB: 1 BB: 0 P: 6	R: 0 E: 0 K: 1 S: 6	H: 1 LOB: 2 BB: 1 P: 10	R: 0 E: 0 K: 0 S: 3	H: 0 LOB: 1 BB: 1 P: 7	1B: 2 2B: 0 3B: 0 HR: 2	SF: 0 SAC: 0 DP: 0 HBP: 0	WP: 0 PB: 0 SB: 1 CS: 0	PA: 32							
PITCHER	IP	WLS	BF	H	R	ER	SO	BB	IBB	HBP	BLK	WP	HR	S	P	ERA	WHIP										
Galen Cisco, R (1,1) ERA: 6.51	4.0	L	16	2	3	3	4	2	0	0	0	0	0	22	30	6.75	1.000										
Gary Kroll, R (5,1) ERA: 4.73	4.0		16	2	0	0	2	2	0	0	0	0	0	18	26	0.00	1.000										



Batter	1	2	3	4	5	6	7	8	9	AB	R	H	RBI	BB	SO	LOB	TOP					
Chuck Hiller, L (1.4) OBP: 0.222, SLG: 0.267	2-3		4-3		F7			4-3		4	0	0	0	0	0	1	New York Mets @ San Francisco Giants Candlestick Park, San Francisco, CA Sat Jun 19 1965, 6:33 AM EDT Att: 17,069 - Unknown livebaseballscorecards.com					
Johnny Lewis, L (1.9) OBP: 0.329, SLG: 0.405	K		K		1B			F7		4	0	1	0	0	2	0						
Charley Smith, R (1.5) OBP: 0.284, SLG: 0.448	1B		1B		1-6-3			K		4	0	2	0	0	1	2						
Ed Kranepool, L (1.3) OBP: 0.345, SLG: 0.445	G3		F8						1-3	4	0	0	0	0	2							
Ron Swoboda, R (1.7) OBP: 0.323, SLG: 0.541		K		6-3				F3		4	0	0	0	0	1	0						
Jim Hickman, R (1.8) OBP: 0.194, SLG: 0.270		K		6-3				5-3		4	0	0	0	0	2	0						
Roy McMillan, R (1.6) OBP: 0.273, SLG: 0.398 Danny Napoleon, R (7. PH) OBP: 0.267, SLG: 0.244 John Stephenson, L (7.2)		1B	2B		6-3			F6		2	1	1	0	0	0	0						
Chris Cannizzaro, R (1.2) OBP: 0.274, SLG: 0.225 Joe Christopher, R (7. PH) OBP: 0.338, SLG: 0.340 Bobby Klaus, R (7.6)		2H	1B					K		1	0	1	1	1	0	0						
Jack Fisher, R (1.1) OBP: 0.189, SLG: 0.194		K						6-3		3	0	0	0	0	1	2						
Jack Fisher, R (1.1) OBP: 0.189, SLG: 0.194		K						6-3		3	0	0	0	0	1	2						
Inning Stats	R: 0 E: 0 K: 1 S: 6	H: 1 LOB: 1 BB: 0 P: 6	R: 1 E: 0 K: 3 S: 11	H: 2 LOB: 1 BB: 0 P: 11	R: 0 E: 0 K: 1 S: 6	H: 1 LOB: 1 BB: 0 P: 6	R: 0 E: 0 K: 0 S: 3	H: 0 LOB: 0 BB: 0 P: 3	R: 0 E: 0 K: 0 S: 4	H: 1 LOB: 2 BB: 1 P: 8	R: 0 E: 0 K: 0 S: 3	H: 0 LOB: 0 BB: 0 P: 3	R: 0 E: 0 K: 1 S: 5	H: 0 LOB: 0 BB: 0 P: 5	R: 0 E: 0 K: 1 S: 5	H: 0 LOB: 0 BB: 0 P: 5	R: 0 E: 0 K: 1 S: 5	H: 0 LOB: 0 BB: 0 P: 5	1B: 4 2B: 1 3B: 0 HR: 0	SF: 0 SAC: 0 DP: 0 HBP: 0	WP: 0 PB: 0 SB: 0 CS: 0	PA: 33
PITCHER Juan Marichal, R (1.1) ERA: 1.73	IP: 9.0 WLS: W BF: 33 H: 5 R: 1 ER: 1 SO: 8 BB: 1 IBB: 0 HBP: 0 BLK: 0 WP: 0 HR: 0 S: 48 P: 52 ERA: 1.00 WHIP: 0.667															PITCHER						

Batter	1	2	3	4	5	6	7	8	9	AB	R	H	RBI	BB	SO	LOB	BOTTOM					
Dick Schofield, S (1.6) OBP: 0.318, SLG: 0.289	4-3		F8		K			4-3		4	0	0	0	0	1	1	New York Mets @ San Francisco Giants Candlestick Park, San Francisco, CA Sat Jun 19 1965, 6:33 AM EDT Att: 17,069 - Unknown livebaseballscorecards.com					
Matty Alou, L (1.7) OBP: 0.291, SLG: 0.319	1B	1B	4-3	BB				4-3		3	1	1	0	1	0	0						
Willie McCovey, L (1.3) OBP: 0.401, SLG: 0.537	4-3	1B						P1		4	0	2	0	0	0	1						
Willie Mays, R (1.8) OBP: 0.401, SLG: 0.694	4-3	1B		1B	4-3	BB		G6-4-3	1B	3	1	1	0	1	0	2						
Jesus Alou, R (1.9) OBP: 0.328, SLG: 0.439	4-3							G6-4-3	1B	2	0	1	1	1	0	2						
Jim Ray Hart, R (1.5) OBP: 0.288, SLG: 0.396	6-3							G4-6-3	1B	3	0	0	0	0	0	5						
Tom Haller, L (1.2) OBP: 0.325, SLG: 0.317			F7		F9					3	0	0	0	0	0	0						
Hal Lanier, R (1.4) OBP: 0.268, SLG: 0.297			4-3					4-3		3	0	0	0	0	0	0						
Juan Marichal, R (1.1) OBP: 0.222, SLG: 0.209			6-3					G3		3	0	1	0	0	0	0						
Inning Stats	R: 1 E: 0 K: 0 S: 5	H: 2 LOB: 2 BB: 1 P: 9	R: 0 E: 0 K: 0 S: 3	H: 0 LOB: 0 BB: 0 P: 3	R: 0 E: 0 K: 0 S: 3	H: 0 LOB: 0 BB: 0 P: 3	R: 1 E: 0 K: 0 S: 3	H: 1 LOB: 1 BB: 1 P: 7	R: 0 E: 0 K: 1 S: 5	H: 0 LOB: 0 BB: 0 P: 5	R: 0 E: 0 K: 0 S: 4	H: 1 LOB: 2 BB: 1 P: 8	R: 0 E: 0 K: 0 S: 4	H: 1 LOB: 1 BB: 0 P: 4	R: 0 E: 0 K: 0 S: 3	H: 1 LOB: 0 BB: 0 P: 3		R: 0 E: 0 K: 0 S: 3	H: 1 LOB: 0 BB: 0 P: 3	1B: 6 2B: 0 3B: 0 HR: 0	SF: 0 SAC: 0 DP: 2 HBP: 0	WP: 0 PB: 0 SB: 0 CS: 0
PITCHER Jack Fisher, R (1.1) ERA: 3.45	IP: 8.0 WLS: L BF: 31 H: 6 R: 2 ER: 2 SO: 1 BB: 3 IBB: 0 HBP: 0 BLK: 1 WP: 0 HR: 0 S: 30 P: 42 ERA: 2.25 WHIP: 1.125															PITCHER						

Batter	1	2	3	4	5	6	7	8	9	AB	R	H	RBI	BB	SO	LOB	TOP			
Billy Cowan, R OBP: 0.192, SLG: 0.250 (1, 8)										4	0	0	0	0	1	0	New York Mets @ Los Angeles Dodgers Dodger Stadium, Los Angeles, CA Sun Jun 20 1965, 3:33 AM PDT Unknown livebaseballscorecards.com			
Bobby Klaus, R OBP: 0.300, SLG: 0.267 (1, 4)										3	0	0	0	1	1	0				
Charley Smith, R OBP: 0.278, SLG: 0.439 (1, 5)										4	0	0	0	0	2	1				
Joe Christopher, R OBP: 0.331, SLG: 0.335 (1, 9)										3	0	0	0	0	0	1				
Ron Swoboda, R OBP: 0.318, SLG: 0.531 (1, 7)										3	0	0	0	0	2	0				
Jim Hickman, R OBP: 0.197, SLG: 0.295 (1, 3)										3	1	1	1	0	0	0				
Roy McMillan, R OBP: 0.289, SLG: 0.302 (1, 6)										3	0	0	0	0	3	0				
Chris Cannizzaro, R OBP: 0.276, SLG: 0.221 (1, 2)										2	0	0	0	1	0	0				
Warren Spahn, L OBP: 0.289, SLG: 0.161 Danny Napoleon, R (& PH) OBP: 0.281, SLG: 0.238 Larry Bearmarth, R OBP: 0.200, SLG: 0.400 (8, 1)										2	0	0	0	0	2	1	AB 28 R 1 H 1 RBI 1 BB 2 SO 12 LOB 3 			
Inning Stats	R: 0 E: 0 K: 1 S: 5	H: 0 LOB: 0 BB: 0 P: 5	R: 0 E: 0 K: 1 S: 5	H: 0 LOB: 0 BB: 0 P: 5	R: 0 E: 0 K: 2 S: 7	H: 0 LOB: 1 BB: 0 P: 7	R: 0 E: 0 K: 1 S: 5	H: 0 LOB: 1 BB: 1 P: 9	R: 1 E: 0 K: 2 S: 8	H: 1 LOB: 1 BB: 1 P: 12	R: 0 E: 0 K: 1 S: 5	H: 0 LOB: 0 BB: 0 P: 5	R: 0 E: 0 K: 1 S: 5	H: 0 LOB: 0 BB: 0 P: 5	R: 0 E: 0 K: 1 S: 5	H: 0 LOB: 0 BB: 0 P: 7		1B: 0 2B: 0 3B: 0 HR: 1	SF: 0 SAC: 0 DP: 0 HBP: 0	WP: 0 PB: 0 SB: 0 CS: 0
PITCHER Sandy Koufax, L ERA: 1.96 (1, 1)	IP: 9.0 WLS: W BF: 30 H: 1 R: 1 ER: 1 SO: 12 BB: 2 IBB: 0 HBP: 0 BLK: 0 WP: 0 HR: 1 S: 52 P: 60 ERA: 1.00 WHIP: 0.333															PITCHER IP: WLS: BF: H: R: ER: SO: BB: IBB: HBP: BLK: WP: HR: S: P: ERA: WHIP:				

Batter	1	2	3	4	5	6	7	8	9	AB	R	H	RBI	BB	SO	LOB	BOTTOM			
Maury Wills, S OBP: 0.336, SLG: 0.325 (1, 6)										4	0	2	0	0	0	0	New York Mets @ Los Angeles Dodgers Dodger Stadium, Los Angeles, CA Sun Jun 20 1965, 3:33 AM PDT Unknown livebaseballscorecards.com			
Jim Gilliam, S OBP: 0.435, SLG: 0.466 (1, 7)										4	1	1	0	0	0	2				
Wes Parker, S OBP: 0.340, SLG: 0.381 (1, 3)										2	1	0	0	1	0	1				
Ron Fairly, L OBP: 0.368, SLG: 0.429 (1, 8)										3	0	1	2	0	0	1				
John Roseboro, L OBP: 0.279, SLG: 0.294 (1, 2)										3	0	0	0	0	1	1				
Jim Lefebvre, S OBP: 0.332, SLG: 0.352 (1, 4)										3	0	0	0	0	0	0				
Al Ferrara, R OBP: 0.273, SLG: 0.306 (1, 9)										3	0	0	0	0	1	0				
Dick Tracewski, R OBP: 0.315, SLG: 0.278 John Kennedy, R OBP: 0.274, SLG: 0.273 (9, 5)										3	0	0	0	0	0	0				
Sandy Koufax, R OBP: 0.196, SLG: 0.200 (1, 1)										3	0	0	0	0	1	0	AB 28 R 2 H 4 RBI 2 BB 1 SO 3 LOB 5 			
Inning Stats	R: 0 E: 0 K: 0 S: 4	H: 1 LOB: 1 BB: 0 P: 4	R: 0 E: 0 K: 0 S: 3	H: 0 LOB: 0 BB: 0 P: 3	R: 0 E: 0 K: 1 S: 6	H: 1 LOB: 1 BB: 0 P: 6	R: 0 E: 0 K: 0 S: 3	H: 0 LOB: 0 BB: 0 P: 3	R: 0 E: 0 K: 1 S: 5	H: 0 LOB: 0 BB: 0 P: 5	R: 2 E: 0 K: 1 S: 7	H: 2 LOB: 1 BB: 1 P: 11	R: 0 E: 0 K: 0 S: 3	H: 0 LOB: 0 BB: 0 P: 3	R: 0 E: 0 K: 0 S: 3	H: 0 LOB: 0 BB: 0 P: 3		1B: 3 2B: 1 3B: 0 HR: 0	SF: 0 SAC: 0 DP: 0 HBP: 0	WP: 0 PB: 0 SB: 0 CS: 0
PITCHER Warren Spahn, L ERA: 3.65 Larry Bearmarth, R ERA: 3.25 (8, 1)	IP: 7.0 WLS: L BF: 26 H: 4 R: 2 ER: 2 SO: 3 BB: 1 IBB: 0 HBP: 0 BLK: 0 WP: 0 HR: 0 S: 31 P: 35 ERA: 2.57 WHIP: 0.714															PITCHER IP: WLS: BF: H: R: ER: SO: BB: IBB: HBP: BLK: WP: HR: S: P: ERA: WHIP:				

Batter	1	2	3	4	5	6	7	8	9	AB	R	H	RBI	BB	SO	LOB	TOP				
Chuck Hiller, L (1.4) OBP: 0.250, SLG: 0.281	SH5-3 1B		2B BB		K	4-3			SH3 1B	4	0	2	0	1	1	2	New York Mets @ Los Angeles Dodgers Dodger Stadium, Los Angeles, CA Sun Jun 20 1965, 3:38 AM PDT Att: 52,248 - Unknown				
Johnny Lewis, L (1.9) OBP: 0.324, SLG: 0.409	SH5-3		2B		E9			G3	SH3	3	0	1	0	0	0	0					
Joe Christopher, R (1.7) OBP: 0.324, SLG: 0.327 Billy Cowan, R (9.8) OBP: 0.192, SLG: 0.250	4-3		F8		L9			4-3	3-1	5	0	0	0	0	0	5					
Ed Kranepool, L (1.3) OBP: 0.342, SLG: 0.437	F7		IBB			6-3		F5	6-3	4	0	0	0	1	0	2					
Charley Smith, R (1.5) OBP: 0.282, SLG: 0.445		5-3	F7			PB 1B 2B		2B SH1-3 1B		4	2	2	0	0	0	3					
Jim Hickman, R (1.8) OBP: 0.213, SLG: 0.318				6-3		1B 1B		SH1-3 1-3 2B		3	1	2	0	1	0	0					
Roy McMillan, R (1.6) OBP: 0.270, SLG: 0.303	F2			F7		4-3 1B 1-2 3-H		SH1-3		3	0	1	2	0	0	1					
Chris Cannizzaro, R (1.2) OBP: 0.275, SLG: 0.222	F8			F3		1-2 2-H		F9		4	0	1	1	0	0	2					
Frank Lary, R (1.1) OBP: 0.133, SLG: 0.133 Larry Miller, L (6.1)			5-3		P6	4-3		K		3	0	0	0	0	0	2					
						1-2 2-3				1	0	0	0	0	1	1					
Inning Stats	R: 0 E: 0 K: 0 S: 4	H: 1 LOB: 1 BB: 0 P: 4	R: 0 E: 0 K: 0 S: 4	H: 1 LOB: 1 BB: 0 P: 4	R: 0 E: 0 K: 0 S: 4	H: 1 LOB: 2 BB: 2 P: 15	R: 0 E: 0 K: 0 S: 3	H: 0 LOB: 0 BB: 0 P: 3	R: 0 E: 1 K: 1 S: 6	H: 0 LOB: 1 BB: 0 P: 6	R: 0 E: 0 K: 0 S: 3	H: 0 LOB: 0 BB: 0 P: 3	R: 0 E: 0 K: 0 S: 7	H: 2 LOB: 0 BB: 0 P: 7	R: 0 E: 0 K: 0 S: 4	H: 1 LOB: 1 BB: 0 P: 4	1B: 5 2B: 4 3B: 0 HR: 0	SF: 0 SAC: 3 DP: 0 HBP: 0	WP: 0 PB: 1 SB: 0 CS: 0	PA: 40	
PITCHER Don Drysdale, R (1.1) ERA: 2.32	IP: 9.0 WLS: L BF: 40	H: 9 R: 3 ER: 3 SO: 2	BB: 2 IBB: 1 HBP: 0 BLK: 0	WP: 0 HR: 0 S: 41 P: 53	ERA: 3.00 WHIP: 1.222											PITCHER	IP: 9.0 WLS: L BF: 40	H: 9 R: 3 ER: 3 SO: 2	BB: 2 IBB: 1 HBP: 0 BLK: 0	WP: 0 HR: 0 S: 41 P: 53	ERA: 3.00 WHIP: 1.222

Batter	1	2	3	4	5	6	7	8	9	AB	R	H	RBI	BB	SO	LOB	BOTTOM					
Maury Wills, S (1.6) OBP: 0.335, SLG: 0.324	4-3 S 1B		FC3-6 S 1-2		6-3			FC4 CS		4	0	1	0	0	0	2	New York Mets @ Los Angeles Dodgers Dodger Stadium, Los Angeles, CA Sun Jun 20 1965, 3:38 AM PDT Att: 52,248 - Unknown					
Jim Gilliam, S (1.7) OBP: 0.427, SLG: 0.447	4-3		1-3 BB			1-3		CS	6-3	3	0	0	0	1	0	1						
Wes Parker, S (1.3) OBP: 0.339, SLG: 0.379	K		K			1B 1B		5-3		4	1	1	0	0	2	3						
Ron Fairly, L (1.8) OBP: 0.370, SLG: 0.430	P4			1B FC1-4 1B		1B SF9 1B		4-3		4	1	2	0	0	0	1						
John Roseboro, L (1.2) OBP: 0.283, SLG: 0.298		3-1		FC1-4 1-3 1B		1-3 2-H 1B		3-1		4	0	2	1	0	0	0						
Jim Lefebvre, S (1.4) OBP: 0.327, SLG: 0.348	F9			FC1-4-5 1-3 3-H		SF9		F8		3	0	0	1	0	0	2						
Al Ferrara, R (1.9) OBP: 0.271, SLG: 0.302	6-3			F8		P6				4	0	1	0	0	0	2						
Dick Tracewski, R (1.5) OBP: 0.320, SLG: 0.279			FC3-6 BB		P3			FC1-6 1B		3	0	1	0	1	0	1						
Don Drysdale, R (1.1) OBP: 0.360, SLG: 0.604			K		K			FC1-6 FC4 1-2		3	0	0	0	0	2	2						
Inning Stats	R: 0 E: 0 K: 1 S: 6	H: 1 LOB: 0 BB: 0 P: 6	R: 0 E: 0 K: 0 S: 3	H: 0 LOB: 0 BB: 0 P: 3	R: 0 E: 0 K: 2 S: 7	H: 0 LOB: 2 BB: 2 P: 15	R: 0 E: 0 K: 0 S: 4	H: 2 LOB: 1 BB: 0 P: 4	R: 0 E: 0 K: 1 S: 5	H: 0 LOB: 0 BB: 0 P: 5	R: 0 E: 0 K: 0 S: 6	H: 3 LOB: 1 BB: 0 P: 6	R: 0 E: 0 K: 0 S: 3	H: 1 LOB: 0 BB: 0 P: 3	R: 0 E: 0 K: 0 S: 3	H: 0 LOB: 0 BB: 0 P: 3		R: 0 E: 0 K: 0 S: 4	H: 1 LOB: 1 BB: 0 P: 4	1B: 8 2B: 1 3B: 0 HR: 0	SF: 1 SAC: 0 DP: 1 HBP: 0	WP: 0 PB: 0 SB: 2 CS: 1
PITCHER Frank Lary, R (1.1) ERA: 2.62 Larry Miller, L (6.1) ERA: 4.97	IP: 5.1 WLS: W BF: 23	H: 6 R: 2 ER: 2 SO: 4	BB: 2 IBB: 0 HBP: 0 BLK: 0	WP: 0 HR: 0 S: 29 P: 37	ERA: 3.38 WHIP: 1.500											PITCHER	IP: 5.1 WLS: W BF: 23	H: 6 R: 2 ER: 2 SO: 4	BB: 2 IBB: 0 HBP: 0 BLK: 0	WP: 0 HR: 0 S: 29 P: 37	ERA: 3.38 WHIP: 1.500	

Batter	1	2	3	4	5	6	7	8	9	AB	R	H	RBI	BB	SO	LOB	TOP			
Billy Cowan, R OBP: 0.195, SLG: 0.288 (1, 8)	0-0 1-3			0-0 F8		0-0 FC3-5-2		0-0 HR	4	1	1	1	0	0	2					
Roy McMillan, R OBP: 0.266, SLG: 0.298 (1, 6)	0-0 6-3			0-0 6-3		0-0 5-3		0-0 6-3	4	0	0	0	0	0	2					
Joe Christopher, R OBP: 0.323, SLG: 0.326 Johnny Lewis, L OBP: 0.329, SLG: 0.409 (1, 9)	0-3 K			0-3 K			0-0 G6-3 SH 1B	0-3 K	4	0	1	0	0	3	0					
Charley Smith, R OBP: 0.278, SLG: 0.438 (1, 5)		0-0 F9			0-0 F3		0-0 SH G6-3	0-0 5-3	3	0	0	0	0	0	0					
Jim Hickman, R OBP: 0.215, SLG: 0.313 (1, 3)		4-0 G4-6-3 BB			0-0 F9		0-0 G6-3	0-0 5-3	2	0	0	0	1	0	2					
Danny Napoleon, R OBP: 0.245, SLG: 0.222 Ed Kranepool, L OBP: 0.342, SLG: 0.437 (1, 7)		0-0 G4-6-3			0-0 6-3		0-0 L8		3	0	0	0	0	0	2					
Bobby Klaus, R OBP: 0.300, SLG: 0.265 (1, 4)			0-0 6-3			4-0 E S FC3-5-2 BB		0-0 6-3	2	0	0	0	1	0	0					
Chris Cannizzaro, R OBP: 0.276, SLG: 0.218 (1, 2)			0-0 F9			4-0 FC3-5-2 BB		0-0 5-3	2	0	0	0	1	0	0					
Al Jackson, L OBP: 0.120, SLG: 0.160 (1, 1)			0-3 K			0-3 K		0-0 4-3	3	0	0	0	0	2	2					
Inning Stats	R: 0 E: 0 K: 1 S: 5	H: 0 LOB: 0 BB: 0 P: 5	R: 0 E: 0 K: 0 S: 2	H: 0 LOB: 0 BB: 1 P: 6	R: 0 E: 0 K: 1 S: 5	H: 0 LOB: 0 BB: 0 P: 5	R: 0 E: 0 K: 0 S: 3	H: 0 LOB: 0 BB: 0 P: 3	R: 0 E: 0 K: 1 S: 5	H: 0 LOB: 2 BB: 2 P: 13	R: 0 E: 1 K: 0 S: 4	H: 1 LOB: 1 BB: 0 P: 4	R: 0 E: 0 K: 0 S: 3	H: 0 LOB: 0 BB: 0 P: 3	R: 1 E: 0 K: 1 S: 6	H: 1 LOB: 0 BB: 0 P: 6	1B: 1 2B: 0 3B: 0 HR: 1	SF: 0 SAC: 1 DP: 2 HBP: 0	WP: 0 PB: 0 SB: 1 CS: 0	PA: 31
PITCHER Claude Osteen, L ERA: 2.39 (1, 1)	IP: 9.0 WLS: L BF: 31	H: 2 R: 1 ER: 1 SO: 5	BB: 3 IBB: 0 HBP: 0 BLK: 0	WP: 0 HR: 1 S: 38 P: 50	ERA: 1.00 WHIP: 0.556															

New York Mets @ Los Angeles Dodgers
Dodger Stadium, Los Angeles, CA
 Mon Jun 21 1965, 7:05 PM PDT
 Att: 18,867 - Unknown

AB	27
R	1
H	2
RBI	1
BB	3
SO	5
LOB	10



Batter	1	2	3	4	5	6	7	8	9	AB	R	H	RBI	BB	SO	LOB	BOTTOM					
Maury Wills, S OBP: 0.333, SLG: 0.320 (1, 6)	0-0 6-3		0-0 4-3			0-3 K		4-0 BB	3	0	0	0	1	1	0							
Jim Gilliam, S OBP: 0.430, SLG: 0.456 (1, 7)	0-0 BB		4-0 G6-4-3 BB			0-0 P4		0-0 F9	3	0	1	0	1	0	2							
Wes Parker, S OBP: 0.341, SLG: 0.378 (1, 3)	4-0 BB		0-0 G6-4-3			0-0 1B		0-0 FC5	3	0	1	0	1	0	3							
Ron Fairly, L OBP: 0.364, SLG: 0.423 (1, 8)	0-0 F8			0-0 4-3		0-0 6-3		0-0 F7	4	0	0	0	0	0	3							
Jim Lefebvre, S OBP: 0.326, SLG: 0.343 (1, 4)	4-0 1-2 2-3 BB			0-0 6-3		0-0 5-3		0-0 6-3	3	0	0	0	1	0	0							
Jeff Torborg, R OBP: 0.304, SLG: 0.415 (1, 2)	0-0 1-3			0-0 L9		0-0 F7		0-3 K	4	0	0	0	0	1	3							
Al Ferrara, R OBP: 0.258, SLG: 0.286 (1, 9)		0-0 F7			0-3 K		0-0 F7		3	0	0	0	0	1	0							
Dick Tracewski, R OBP: 0.314, SLG: 0.273 (1, 5)		0-3 K			0-0 5-3			0-3 K	3	0	0	0	0	2	0							
Claude Osteen, L OBP: 0.111, SLG: 0.091 (1, 1)		0-3 K			0-0 F8			0-0 FC5 BB 1B	3	0	1	0	0	1	0							
Inning Stats	R: 0 E: 0 K: 0 S: 4	H: 1 LOB: 3 BB: 2 P: 12	R: 0 E: 0 K: 2 S: 7	H: 0 LOB: 0 BB: 0 P: 7	R: 0 E: 0 K: 0 S: 2	H: 0 LOB: 0 BB: 1 P: 6	R: 0 E: 0 K: 0 S: 3	H: 0 LOB: 0 BB: 0 P: 3	R: 0 E: 0 K: 1 S: 5	H: 0 LOB: 0 BB: 0 P: 5	R: 0 E: 0 K: 1 S: 6	H: 1 LOB: 1 BB: 0 P: 6	R: 0 E: 0 K: 0 S: 3	H: 0 LOB: 0 BB: 0 P: 3	R: 0 E: 0 K: 1 S: 6	H: 1 LOB: 2 BB: 1 P: 10	R: 0 E: 0 K: 1 S: 5	H: 0 LOB: 0 BB: 0 P: 5	1B: 2 2B: 1 3B: 0 HR: 0	SF: 0 SAC: 0 DP: 1 HBP: 0	WP: 0 PB: 0 SB: 0 CS: 0	PA: 33
PITCHER Al Jackson, L ERA: 5.18 (1, 1)	IP: 9.0 WLS: W BF: 33	H: 3 R: 0 ER: 0 SO: 6	BB: 4 IBB: 0 HBP: 0 BLK: 0	WP: 0 HR: 0 S: 41 P: 57	ERA: 0.00 WHIP: 0.778																	

New York Mets @ Los Angeles Dodgers
Dodger Stadium, Los Angeles, CA
 Mon Jun 21 1965, 7:05 PM PDT
 Att: 18,867 - Unknown

AB	29
R	0
H	3
RBI	0
BB	4
SO	6
LOB	11



Batter	1	2	3	4	5	6	7	8	9	AB	R	H	RBI	BB	SO	LOB	TOP										
Billy Cowan, R OBP: 0.198, SLG: 0.286 (1, 8)	0-0 6-3		0-0 6-3		0-3 K			0-0 CS 1B		4	0	1	0	0	1	0											
Roy McMillan, R OBP: 0.282, SLG: 0.293 (1, 6)	0-0 L8		0-0 F5			0-0 6-3		0-0 CS 1-2	0-0 1-3	4	0	0	0	0	0	0											
Joe Christopher, R OBP: 0.324, SLG: 0.327 Tom Parsons, R (5, 1)	0-0 FC5-4 1B		0-3 K			0-3 K			0-0 E7 6-3	2	0	1	0	0	1	0											
Larry Miller, L (7, 1)										1	0	0	0	0	1	0											
Ron Swoboda, R OBP: 0.316, SLG: 0.528 (9, PH)										0	0	0	0	0	0	0											
Charley Smith, R OBP: 0.273, SLG: 0.430 (1, 5)	0-0 FC5-4 1-2			0-0 F8		0-0 5-3			0-0 6-3	4	0	0	0	0	0	2											
Jim Hickman, R OBP: 0.230, SLG: 0.343 Al Jackson, L (9, PR) OBP: 0.120, SLG: 0.160		0-0 HR		0-0 1-3 1B			0-3 K		4-0 FC6-4 BB	3	1	2	1	1	1	0											
Danny Napoleon, R OBP: 0.226, SLG: 0.204 (1, 7)		0-0 E6 4-3 3B		0-0 1-3			0-0 F8		0-0 FC6-4 1-2	4	1	0	0	0	0	3											
Bobby Klaus, R OBP: 0.262, SLG: 0.262 Chuck Hiller, L OBP: 0.246, SLG: 0.277 (7, PH) (7, 4)		0-0 4-3		0-0 F8			0-0 F9			2	0	0	0	0	0	2											
Chris Cannizzaro, R OBP: 0.277, SLG: 0.238 (1, 2)		0-0 CS 2H 3B			0-0 F9			0-0 6-3		3	0	1	1	0	0	0											
Galen Cisco, R OBP: 0.308, SLG: 0.308 Johnny Lewis, L OBP: 0.326, SLG: 0.405 (5, PH) (5, 9)		0-0 5-3			0-3 K			0-3 K		1	0	0	0	0	0	1											
Inning Stats	R: 0 E: 0 K: 0 S: 4	H: 1 LOB: 1 BB: 0 P: 4	R: 2 E: 1 K: 0 S: 5	H: 2 LOB: 0 BB: 0 P: 5	R: 0 E: 0 K: 1 S: 5	H: 0 LOB: 0 BB: 0 P: 5	R: 0 E: 0 K: 0 S: 4	H: 1 LOB: 1 BB: 0 P: 4	R: 0 E: 0 K: 2 S: 7	H: 0 LOB: 0 BB: 0 P: 7	R: 0 E: 0 K: 1 S: 5	H: 0 LOB: 0 BB: 0 P: 5	R: 0 E: 0 K: 1 S: 5	H: 1 LOB: 0 BB: 0 P: 5	R: 0 E: 1 K: 0 S: 4	H: 0 LOB: 2 BB: 1 P: 8	1B: 3 2B: 0 3B: 1 HR: 1	SF: 0 SAC: 0 DP: 0 HBP: 0	WP: 0 PB: 0 SB: 0 CS: 2	PA: 34							
PITCHER	IP	WLS	BF	H	R	ER	SO	BB	IBB	HBP	BLK	WP	HR	S	P	ERA	WHIP										
Johnny Podres, L ERA: 2.67 (1, 1)	1.1		8	3	2	1	0	0	0	0	0	0	1	8	8	6.75	2.250										
Howie Reed, R ERA: 2.74 (2, 1)	5.2	W	17	1	0	0	5	0	0	0	0	0	0	27	27	0.00	0.176										
Ron Perranoski, L ERA: 2.16 (8, 1)	2.0	S	8	1	0	0	1	1	0	0	0	0	0	9	13	0.00	1.000										

New York Mets @ Los Angeles Dodgers
Dodger Stadium, Los Angeles, CA
Tue Jun 22 1965, 7:05 PM PDT
Att: 20,633 - Unknown

AB 32
R 2
H 5
RBI 2
BB 1
SO 6
LOB 8



Batter	1	2	3	4	5	6	7	8	9	AB	R	H	RBI	BB	SO	LOB	BOTTOM										
Maury Wills, S OBP: 0.329, SLG: 0.316 (1, 6)	0-3 K		0-0 FC3-6 1B 1-2		0-0 4-3		0-0 B2			4	0	0	0	0	1	3											
Jim Gilliam, S OBP: 0.433, SLG: 0.451 (1, 7)	0-0 F8		0-0 1-3 1B			0-0 1-3		4-0 SH1-4 1B BB		3	1	1	0	1	0	0											
Wes Parker, S OBP: 0.337, SLG: 0.373 (1, 3)	0-0 3-1		0-0 F8			0-0 F7		0-0 SH1-4 1-2		3	0	0	0	0	0	2											
Ron Fairly, L OBP: 0.370, SLG: 0.448 (1, 8)		0-0 G3 3B		0-0 HR		0-0 L4		0-0 2H 1B		4	2	3	2	0	0	0											
John Roseboro, L OBP: 0.287, SLG: 0.301 (1, 2)		0-0 G3		0-0 CS 1B			0-0 1B FC6-2 1B	0-0 F5		4	0	2	1	0	0	1											
Jim Lefebvre, S OBP: 0.325, SLG: 0.342 (1, 4)		0-0 4-3		0-3 K			0-0 FC6-2 SF9 1B	0-0 L5		4	1	1	0	0	1	2											
Willie Crawford, L OBP: 0.083, SLG: 0.083 (1, 9)		0-0 F7		0-0 L5			0-0 SF9 FC6-2 1B			3	0	1	0	0	0	0											
John Kennedy, R OBP: 0.277, SLG: 0.276 (1, 5)			0-0 FC3-6 1B		0-0 F7		0-0 FC6-2 1-2 2-3 3H			3	0	1	0	0	0	3											
Johnny Podres, L OBP: 0.143, SLG: 0.143 Howie Reed, R (2, 1)			0-3 K		0-3 K		0-0 SF9 3H			0	0	0	0	0	0	0											
Wally Moon, L OBP: 0.353, SLG: 0.329 Lou Johnson, R OBP: 0.372, SLG: 0.496 Ron Perranoski, L (8, 1)										0	0	0	0	0	0	0											
Inning Stats	R: 0 E: 0 K: 1 S: 5	H: 0 LOB: 0 BB: 0 P: 5	R: 1 E: 0 K: 0 S: 4	H: 1 LOB: 0 BB: 0 P: 4	R: 0 E: 0 K: 1 S: 7	H: 2 LOB: 2 BB: 0 P: 7	R: 1 E: 0 K: 1 S: 6	H: 2 LOB: 0 BB: 0 P: 6	R: 0 E: 0 K: 1 S: 5	H: 0 LOB: 0 BB: 0 P: 5	R: 0 E: 0 K: 0 S: 3	H: 0 LOB: 0 BB: 0 P: 3	R: 1 E: 0 K: 0 S: 6	H: 3 LOB: 2 BB: 0 P: 6	R: 1 E: 0 K: 0 S: 4	H: 1 LOB: 1 BB: 1 P: 8	1B: 7 2B: 1 3B: 1 HR: 1	SF: 1 SAC: 1 DP: 1 HBP: 0	WP: 0 PB: 0 SB: 0 CS: 1	PA: 33							
PITCHER	IP	WLS	BF	H	R	ER	SO	BB	IBB	HBP	BLK	WP	HR	S	P	ERA	WHIP										
Galen Cisco, R ERA: 6.35 (1, 1)	4.0		16	5	2	2	3	0	0	0	0	0	0	12	12	4.50	1.250										
Tom Parsons, R ERA: 4.5 (5, 1)	2.1	L	10	3	1	1	1	0	0	0	0	0	0	6	10	3.86	1.286										
Larry Miller, L ERA: 5.02 (7, 1)	1.2		7	1	1	1	0	1	0	0	0	0	0	6	10	5.40	1.200										

New York Mets @ Los Angeles Dodgers
Dodger Stadium, Los Angeles, CA
Tue Jun 22 1965, 7:05 PM PDT
Att: 20,633 - Unknown

AB 30
R 4
H 9
RBI 4
BB 1
SO 4
LOB 12



Batter	1	2	3	4	5	6	7	8	9	AB	R	H	RBI	BB	SO	LOB	TOP
Chuck Hiller, L (1,4) OBP: 0.233, SLG: 0.261	F8		F8			K		F9		4	0	0	0	0	1	2	
Roy McMillan, R (1,6) OBP: 0.299, SLG: 0.290	K		SF9			1-3			1B FC4-6	2	0	0	1	0	1	0	
Ron Swoboda, R (9,PH) OBP: 0.320, SLG: 0.531									1B	1	1	1	0	0	0	0	
Ed Kranepool, L (1,3) OBP: 0.344, SLG: 0.442			G3			G3			FC4-6 1-3 1B	4	0	2	0	0	0	1	
Charley Smith, R (1,5) OBP: 0.268, SLG: 0.422	6-3					K			K	4	0	0	0	0	3	3	
Johnny Lewis, L (1,9)		L9				L8			FC4-6 1-2 3-H 1B	4	0	1	1	0	0	1	
Jim Hickman, R (1,8) OBP: 0.224, SLG: 0.333		K				F8			K	4	0	0	0	0	2	2	
Joe Christopher, R (1,7) OBP: 0.320, SLG: 0.323						F8			L9	3	0	0	0	0	1	1	
Chris Cannizzaro, R (1,2) OBP: 0.281, SLG: 0.250						K			4-3	2	1	1	0	0	1	0	
John Stephenson, L (8,2)			SH SF9 2B							1	0	0	0	0	0	0	
Jack Fisher, R (1,1) OBP: 0.184, SLG: 0.189						5-3			F8	1	0	0	0	0	0	0	
Larry Miller, L (5,1)										0	0	0	0	0	0	0	
Jesse Conder, L (8,PH) OBP: 0.319, SLG: 0.422			SH							1	0	0	0	0	0	0	
Gary Kroll, R (8,1) OBP: 0.158, SLG: 0.211			2-3							0	0	0	0	0	0	0	
Inning Stats	R: 0 E: 0 K: 1 S: 6	H: 1 LOB: 1 BB: 0 P: 6	R: 0 E: 0 K: 2 S: 7	H: 0 LOB: 0 BB: 0 P: 7	R: 1 E: 1 K: 0 S: 5	H: 1 LOB: 1 BB: 0 P: 5	R: 0 E: 0 K: 1 S: 5	H: 0 LOB: 0 BB: 0 P: 5	R: 0 E: 0 K: 1 S: 5	H: 1 LOB: 1 BB: 0 P: 6	R: 0 E: 0 K: 0 S: 3	H: 0 LOB: 0 BB: 0 P: 3	R: 1 E: 0 K: 2 S: 9	H: 2 LOB: 1 BB: 0 P: 9	1B: 3 2B: 2 3B: 0 HR: 0	SF: 1 SAC: 1 DP: 0 HBP: 0	WP: 0 PA: 33 PB: 0 SB: 0 CS: 0
PITCHER	IP WLS BF H R ER SO BB IBB HBP BLK WP HR S P ERA WHIP																
Claude Raymond, R (1,1) ERA: 2.59	8.0 W 30 5 2 1 7 0 0 0 0 0 0 0 44 44 1.12 0.625																
Jim Owens, R (9,1) ERA: 2.42	1.0 S 3 0 0 0 2 0 0 0 0 0 0 0 7 7 0.00 0.000																

New York Mets @ Houston Astros
Astrodome, Houston, TX
Thu Jun 24 1965, 8:05 PM EDT
Att: 22,329 - Unknown

AB 31
R 2
H 5
RBI 2
BB 0
SO 9
LOB 10



Batter	1	2	3	4	5	6	7	8	9	AB	R	H	RBI	BB	SO	LOB	BOTTOM		
Joe Morgan, L (1,4) OBP: 0.358, SLG: 0.369	G3	F8				1B				3	1	1	0	1	0	2			
Lee Maye, L (1,7) OBP: 0.266, SLG: 0.352	G3	L7				3B				3	0	1	1	1	0	2			
Walt Bond, L (1,9) OBP: 0.318, SLG: 0.359	G3					1B				3	0	1	0	1	0	1			
Jim Gentile, L (1,3) OBP: 0.299, SLG: 0.454						1B				4	0	0	0	0	3	5			
Bob Aspromonte, R (1,5) OBP: 0.343, SLG: 0.390						1B WP 2B				4	1	1	0	0	1	0			
Jimmy Wynn, R (1,8) OBP: 0.386, SLG: 0.479										4	1	2	0	0	1	0			
Ron Brand, R (1,2) OBP: 0.282, SLG: 0.277										3	1	0	0	1	0	1			
Bob Lillis, R (1,6) OBP: 0.276, SLG: 0.251										3	0	0	0	0	0	2			
Claude Raymond, R (1,1) OBP: 0.176, SLG: 0.176										3	0	1	1	0	0	1			
Jim Owens, R (9,1)										0	0	0	0	0	0	0			
Inning Stats	R: 0 E: 0 K: 0 S: 3	H: 0 LOB: 0 BB: 0 P: 3	R: 3 E: 1 K: 1 S: 9	H: 3 LOB: 2 BB: 1 P: 13	R: 0 E: 0 K: 0 S: 3	H: 1 LOB: 0 BB: 0 P: 3	R: 0 E: 0 K: 0 S: 4	H: 1 LOB: 1 BB: 0 P: 4	R: 1 E: 0 K: 1 S: 6	H: 2 LOB: 0 BB: 0 P: 6	R: 0 E: 0 K: 1 S: 5	H: 0 LOB: 0 BB: 0 P: 5	R: 0 E: 0 K: 1 S: 5	H: 0 LOB: 3 BB: 3 P: 17	R: 0 E: 0 K: 1 S: 5	H: 0 LOB: 0 BB: 0 P: 5	1B: 5 2B: 1 3B: 1 HR: 0	SF: 0 SAC: 0 DP: 1 HBP: 0	WP: 1 PA: 35 PB: 0 SB: 1 CS: 1
PITCHER	IP WLS BF H R ER SO BB IBB HBP BLK WP HR S P ERA WHIP																		
Jack Fisher, R (1,1) ERA: 3.58	4.0 L 20 7 4 0 3 3 0 0 0 0 0 0 14 26 0.00 1.000																		
Larry Miller, L (5,1) ERA: 4.15	3.0 11 0 0 0 3 3 0 0 0 0 0 0 5 5 0.00 0.000																		
Gary Kroll, R (8,1) ERA: 4.64	1.0 3 0 0 0 1 0 0 0 0 0 0 0 5 5 0.00 0.000																		

New York Mets @ Houston Astros
Astrodome, Houston, TX
Thu Jun 24 1965, 8:05 PM EDT
Att: 22,329 - Unknown

AB 30
R 4
H 7
RBI 2
BB 4
SO 5
LOB 14



Batter	1	2	3	4	5	6	7	8	9	AB	R	H	RBI	BB	SO	LOB	TOP													
Chuck Hiller, L (1, 4) <small>OBP: 0.234, SLG: 0.260</small> Bobby Klaus, R (7, 4) <small>OBP: 0.298, SLG: 0.262</small> John Stephenson, L (9, PH)										4	0	1	0	0	2	3														
Roy McMillan, R (1, 6) <small>OBP: 0.265, SLG: 0.296</small>										5	0	3	0	0	0	0														
Ed Kranepool, L (1, 3) <small>OBP: 0.341, SLG: 0.437</small>										5	0	1	0	0	1	4														
Joe Christopher, R (1, 7) <small>OBP: 0.319, SLG: 0.322</small>										4	0	1	0	0	1	4														
Johnny Lewis, L (1, 9) <small>OBP: 0.324, SLG: 0.408</small>										4	1	1	0	0	1	3														
Charley Smith, R (1, 5) <small>OBP: 0.277, SLG: 0.428</small>										4	1	3	1	0	1	0														
Billy Cowan, R (1, 8) <small>OBP: 0.191, SLG: 0.276</small> Tug McGraw, R (6, 1) <small>OBP: 0.222, SLG: 0.200</small> Danny Napoleon, R (8, PH) <small>OBP: 0.158, SLG: 0.211</small> Gary Kroll, R (8, 1) <small>OBP: 0.158, SLG: 0.211</small>										3	0	0	0	0	2	2	AB 39													
Chris Cannizzaro, R (1, 2) <small>OBP: 0.284, SLG: 0.254</small> Jesse Gonder, L (6, PH) <small>OBP: 0.312, SLG: 0.412</small>										2	0	1	0	0	1	1	R 2													
Warren Spahn, L (1, 1) <small>OBP: 0.275, SLG: 0.152</small> Tom Parsons, R (5, 1) <small>OBP: 0.316, SLG: 0.525</small> Ron Swoboda, R (6, PH) <small>OBP: 0.316, SLG: 0.525</small>										0	0	0	0	0	0	0	H 11													
Inning Stats	R: 0 E: 0 K: 1 S: 6	H: 1 LOB: 1 BB: 0 P: 6	R: 0 E: 1 K: 2 S: 8	H: 0 LOB: 1 BB: 0 P: 8	R: 0 E: 0 K: 1 S: 7	H: 2 LOB: 2 BB: 0 P: 7	R: 1 E: 0 K: 2 S: 10	H: 3 LOB: 2 BB: 0 P: 10	R: 0 E: 0 K: 1 S: 6	H: 2 LOB: 1 BB: 0 P: 6	R: 1 E: 0 K: 2 S: 9	H: 1 LOB: 1 BB: 0 P: 9	R: 0 E: 0 K: 1 S: 8	H: 1 LOB: 1 BB: 0 P: 8	R: 0 E: 0 K: 1 S: 6	H: 1 LOB: 0 BB: 0 P: 6	R: 0 E: 0 K: 0 S: 3	H: 0 LOB: 0 BB: 0 P: 3	1B: 10 2B: 1 3B: 1 HR: 0	SF: 0 SAC: 0 DP: 1 HBP: 0	WP: 3 PB: 1 SB: 0 CS: 0	PA: 39								
PITCHER Larry Dierker, R (1, 1) <small>ERA: 3.97</small> Dave Giusti, R (7, 1) <small>ERA: 3.93</small>	IP: 6.0 WLS: W BF: 28	H: 9 R: 2 ER: 1 SO: 9	BB: 0 IBB: 0 HBP: 0 BLK: 0	WP: 1 HR: 0 S: 46 P: 46	ERA: 1.50 WHIP: 1.500											IP: 3.0 WLS: S BF: 11	H: 2 R: 0 ER: 0 SO: 3	BB: 0 IBB: 0 HBP: 0 BLK: 0	WP: 2 HR: 0 S: 17 P: 17	ERA: 0.00 WHIP: 0.667										

New York Mets @ Houston Astros
Astrodome, Houston, TX
Fri Jun 25 1965, 8:05 PM EDT
Att: 27,161 - Unknown

AB	39
R	2
H	11
RBI	1
BB	0
SO	12
LOB	23



Batter	1	2	3	4	5	6	7	8	9	AB	R	H	RBI	BB	SO	LOB	BOTTOM													
Joe Morgan, L (1, 4) <small>OBP: 0.358, SLG: 0.375</small>										4	1	1	2	1	0	0														
Joe Gaines, R (1, 9) <small>OBP: 0.293, SLG: 0.418</small>										5	1	2	2	0	0	1														
Jimmy Wynn, R (1, 8) <small>OBP: 0.371, SLG: 0.488</small>										4	1	2	1	1	1	0														
Walt Bond, L (1, 3) <small>OBP: 0.321, SLG: 0.359</small>										3	0	1	1	0	0	2														
Bob Aspromonte, R (1, 5) <small>OBP: 0.341, SLG: 0.388</small>										4	0	1	0	0	0	4														
Gus Triandos, R (1, 2) <small>OBP: 0.238, SLG: 0.198</small>										4	0	0	0	0	1	2														
Lee Maye, L (1, 7) <small>OBP: 0.272, SLG: 0.358</small>										3	1	1	0	1	0	0	AB 33													
Bob Lillis, R (1, 6) <small>OBP: 0.276, SLG: 0.248</small>										3	0	0	0	0	0	4	R 6													
Larry Dierker, R (1, 1) <small>OBP: 0.222, SLG: 0.176</small> Dave Giusti, R (7, 1) <small>OBP: 0.217, SLG: 0.333</small>										2	2	1	0	1	0	3	H 9													
Inning Stats	R: 0 E: 0 K: 0 S: 5	H: 2 LOB: 2 BB: 0 P: 5	R: 2 E: 0 K: 1 S: 7	H: 2 LOB: 1 BB: 1 P: 11	R: 0 E: 0 K: 0 S: 3	H: 0 LOB: 0 BB: 0 P: 3	R: 0 E: 0 K: 0 S: 3	H: 0 LOB: 0 BB: 0 P: 3	R: 4 E: 1 K: 0 S: 8	H: 5 LOB: 3 BB: 2 P: 16	R: 0 E: 0 K: 0 S: 3	H: 0 LOB: 2 BB: 1 P: 8	R: 0 E: 0 K: 0 S: 3	H: 0 LOB: 1 BB: 0 P: 4	R: 0 E: 0 K: 1 S: 5	H: 0 LOB: 0 BB: 0 P: 5	1B: 6 2B: 1 3B: 2 HR: 0	SF: 0 SAC: 0 DP: 0 HBP: 2	WP: 1 PB: 0 SB: 1 CS: 0	PA: 39										
PITCHER Warren Spahn, L (1, 1) <small>ERA: 3.99</small> Tom Parsons, R (5, 1) <small>ERA: 4.39</small> Tug McGraw, L (6, 1) <small>ERA: 4.42</small> Gary Kroll, R (8, 1) <small>ERA: 4.55</small>	IP: 4.0 WLS: L BF: 21	H: 7 R: 6 ER: 6 SO: 1	BB: 2 IBB: 0 HBP: 0 BLK: 0	WP: 1 HR: 0 S: 21 P: 29	ERA: 13.50 WHIP: 2.250											IP: 1.0 WLS: 6 BF: 2	H: 2 R: 0 ER: 0 SO: 0	BB: 1 IBB: 0 HBP: 0 BLK: 0	WP: 0 HR: 0 S: 5 P: 5	ERA: 0.00 WHIP: 2.000										

New York Mets @ Houston Astros
Astrodome, Houston, TX
Fri Jun 25 1965, 8:05 PM EDT
Att: 27,161 - Unknown


AB	33
R	6
H	9
RBI	6
BB	4
SO	2
LOB	17



Batter	1	2	3	4	5	6	7	8	9	AB	R	H	RBI	BB	SO	LOB	TOP										
Chuck Hillier, L (1,4) OBP: 0.235, SLG: 0.260	P6		G6-4-3			P6		SH5-4 1B		4	0	1	0	0	0	1											
Roy McMillan, R (1,6) OBP: 0.266, SLG: 0.294	G5-4-3 BB			F9		6-3		SH5-4		2	0	0	0	1	0	0											
Joe Christopher, R (1,7) OBP: 0.314, SLG: 0.316	G5-4-3			F8		5-3		K		4	0	0	0	0	1	3											
Ed Kranepool, L (1,3) OBP: 0.340, SLG: 0.431		K		4-3			F9	BB		3	0	0	0	1	1	0											
Johnny Lewis, L (1,9) OBP: 0.322, SLG: 0.403		BB		1-3			L9	K		3	0	0	0	1	1	3											
Charley Smith, R (1,5) OBP: 0.285, SLG: 0.443		K								4	0	3	0	0	1	1											
Billy Cowan, R (1,8) OBP: 0.282, SLG: 0.270										2	0	0	0	0	0	2											
Ron Swoboda, R (7, PH) OBP: 0.318, SLG: 0.522	P6			5-3			BB	FC5-4 1B		1	0	0	0	1	0	1											
Chris Cannizzaro, R (1,2) OBP: 0.282, SLG: 0.252										1	0	0	0	0	0	0											
Jesse Gonder, L (3,2) OBP: 0.313, SLG: 0.402			E5 FC1-8					FC3-6		2	0	0	0	1	1	3											
Frank Lary, R (1,1) OBP: 0.118, SLG: 0.118										2	0	0	0	0	1	3											
Danny Napoleon, R (8, PH) OBP: 0.236, SLG: 0.216										1	0	1	0	0	0	0											
Larry Bearnarth, R (8, PH) OBP: 0.200, SLG: 0.400										0	0	0	0	0	0	0											
John Stephenson, L (8, PH) OBP: 0.200, SLG: 0.400										1	0	0	0	0	0	1											
Inning Stats	R: 0 E: 0 K: 0 S: 2	H: 0 LOB: 0 BB: 1 P: 6	R: 0 E: 0 K: 2 S: 7	H: 0 LOB: 1 BB: 1 P: 11	R: 0 E: 1 K: 0 S: 3	H: 0 LOB: 0 BB: 0 P: 3	R: 0 E: 0 K: 0 S: 3	H: 0 LOB: 0 BB: 0 P: 3	R: 0 E: 0 K: 1 S: 6	H: 1 LOB: 2 BB: 1 P: 10	R: 0 E: 0 K: 0 S: 3	H: 0 LOB: 0 BB: 0 P: 3	R: 0 E: 0 K: 1 S: 6	H: 1 LOB: 2 BB: 1 P: 10	R: 0 E: 0 K: 2 S: 9	H: 2 LOB: 1 BB: 1 P: 13	R: 0 E: 0 K: 0 S: 4	H: 1 LOB: 1 BB: 0 P: 4	1B: 3 2B: 2 3B: 0 HR: 0	SF: 0 SAC: 1 DP: 2 HBP: 0	WP: 0 PB: 0 SB: 0 CS: 0	PA: 36					
PITCHER	IP	WLS	BF	H	R	ER	SO	BB	IBB	HBP	BLK	WP	HR	S	P	ERA	WHIP										
Turk Farrell, R (1,1) ERA: 2.0	9.0	W	36	5	0	0	6	4	1	0	0	0	0	43	63	0.00	1.000										

New York Mets @ Houston Astros
Astrodome, Houston, TX
Sat Jun 26 1965, 8:05 PM EDT
Att: 33,500 - Unknown


AB 30
R 0
H 5
RBI 0
BB 5
SO 6
LOB 18



Batter	1	2	3	4	5	6	7	8	9	AB	R	H	RBI	BB	SO	LOB	BOTTOM										
Joe Morgan, L (1,4) OBP: 0.360, SLG: 0.375	4-3 1B		4-3			4-0 2B		F8		3	2	1	0	1	0	1											
Lee Maye, L (1,7) OBP: 0.284, SLG: 0.375	4-3					BB				4	0	3	1	0	0	1											
Walt Bond, L (1,9) OBP: 0.316, SLG: 0.353	F8					1-H 2B				4	0	0	0	0	3	5											
Jim Gentile, L (1,3) OBP: 0.302, SLG: 0.452										3	0	1	1	1	0	3											
Bob Aspromonte, R (1,5) OBP: 0.338, SLG: 0.383	FC6-4 1B									3	0	0	0	0	0	3											
Jimmy Wynn, R (1,8) OBP: 0.370, SLG: 0.486										3	0	1	0	0	1	0											
Ron Brand, R (1,2) OBP: 0.277, SLG: 0.272										3	0	0	0	0	0	1											
Bob Lillis, R (1,6) OBP: 0.272, SLG: 0.244										3	0	0	0	0	0	1											
Turk Farrell, R (1,1) OBP: 0.194, SLG: 0.200										3	0	1	0	0	0	1											
Inning Stats	R: 1 E: 0 K: 0 S: 5	H: 2 LOB: 1 BB: 0 P: 5	R: 0 E: 0 K: 0 S: 4	H: 1 LOB: 1 BB: 0 P: 4	R: 0 E: 0 K: 1 S: 5	H: 1 LOB: 1 BB: 0 P: 5	R: 0 E: 0 K: 1 S: 4	H: 0 LOB: 0 BB: 1 P: 8	R: 0 E: 0 K: 0 S: 3	H: 0 LOB: 0 BB: 0 P: 3	R: 1 E: 0 K: 1 S: 6	H: 1 LOB: 1 BB: 1 P: 10	R: 0 E: 0 K: 0 S: 3	H: 0 LOB: 0 BB: 0 P: 3	R: 0 E: 0 K: 1 S: 7	H: 2 LOB: 2 BB: 0 P: 7	1B: 6 2B: 3 3B: 0 HR: 0	SF: 0 SAC: 0 DP: 2 HBP: 0	WP: 0 PB: 1 SB: 2 CS: 1	PA: 31							
PITCHER	IP	WLS	BF	H	R	ER	SO	BB	IBB	HBP	BLK	WP	HR	S	P	ERA	WHIP										
Frank Lary, R (1,1) ERA: 2.61	7.0	L	26	5	2	2	3	2	0	0	0	0	0	30	38	2.57	1.000										
Larry Bearnarth, R (8,1) ERA: 3.16	1.0		5	2	0	0	1	0	0	0	0	0	0	7	7	0.00	2.000										

New York Mets @ Houston Astros
Astrodome, Houston, TX
Sat Jun 26 1965, 8:05 PM EDT
Att: 33,500 - Unknown

AB 29
R 2
H 7
RBI 2
BB 2
SO 4
LOB 16



Batter	1	2	3	4	5	6	7	8	9	AB	R	H	RBI	BB	SO	LOB	TOP										
Chuck Hiller, L (1,4) OBP: 0.235, SLG: 0.250	F2			L8		P4			BB 1B BB	3	1	0	0	1	0	1											
Roy McMillan, R (1,6) OBP: 0.262, SLG: 0.290	4-3			6-3			L8		BB BB BB K	4	0	0	0	0	1	1											
Johnny Lewis, L (1,9) OBP: 0.321, SLG: 0.400	K			K			K		BB BB BB 1B 1B	4	0	1	0	0	3	0											
Jesse Gonder, L (1,2) OBP: 0.310, SLG: 0.396		G3			3-1				BB BB BB 1B	4	0	1	1	0	0	0											
Bobby Klaus, R (9, PR) OBP: 0.296, SLG: 0.262							4-3		BB BB BB 1B	0	0	0	0	0	0	0											
Ed Kranepool, L (1,3) OBP: 0.340, SLG: 0.427		5-3			K				BB BB BB F9	2	1	0	0	0	1	0											
Jim Hickman, R (9, PH) OBP: 0.222, SLG: 0.331									BB BB BB F9	1	0	0	0	0	0	2											
Charley Smith, R (1,5) OBP: 0.280, SLG: 0.435					5-3				BB BB BB P4	4	0	0	0	0	2	3											
Ron Swoboda, R (1,7) OBP: 0.323, SLG: 0.530				K					BB BB BB E7 1B	3	0	2	0	0	1	0											
Billy Cowan, R (1,8) OBP: 0.191, SLG: 0.272				K					BB BB BB K	3	0	1	0	0	2	1											
Al Jackson, L (1,1) OBP: 0.115, SLG: 0.154				K					BB BB BB SH1-3 1B	1	0	0	0	0	1	0											
Joe Christopher, R (8, PH) OBP: 0.313, SLG: 0.315									BB BB BB SH1-3 1B	1	0	0	0	0	0	1											
Larry Miller, L (8,1) OBP: 0.200, SLG: 0.400									BB BB BB SH1-3 1B	0	0	0	0	0	0	0											
Larry Bearnarth, R (8,1) OBP: 0.200, SLG: 0.400									BB BB BB F9	0	0	0	0	0	0	0											
Inning Stats	R: 0 E: 0 K: 1 S: 5	H: 0 LOB: 0 BB: 0 P: 5	R: 0 E: 0 K: 1 S: 5	H: 0 LOB: 0 BB: 0 P: 5	R: 0 E: 0 K: 3 S: 9	H: 0 LOB: 0 BB: 0 P: 9	R: 0 E: 0 K: 1 S: 5	H: 0 LOB: 0 BB: 0 P: 5	R: 0 E: 0 K: 0 S: 4	H: 2 LOB: 1 BB: 0 P: 4	R: 0 E: 0 K: 1 S: 5	H: 0 LOB: 0 BB: 0 P: 5	R: 1 E: 1 K: 2 S: 8	H: 1 LOB: 1 BB: 0 P: 9	R: 1 E: 0 K: 1 S: 7	H: 2 LOB: 2 BB: 1 P: 11	1B: 4 2B: 1 3B: 0 HR: 0	SF: 0 SAC: 1 DP: 0 HBP: 1	WP: 0 PB: 0 SB: 0 CS: 0	PA: 33							
PITCHER	IP	WLS	BF	H	R	ER	SO	BB	IBB	HBP	BLK	WP	HR	S	P	ERA	WHIP										
Bob Bruce, R (1,1) ERA: 3.37	8.0	W	28	3	2	1	10	1	0	1	0	0	0	46	51	1.12	0.500										
Jim Owens, R (9,1) ERA: 2.4	0.1		3	2	0	0	1	0	0	0	0	0	0	5	5	0.00	6.000										
Mike Cuellar, L (9,1) ERA: 13.5	0.2	S	2	0	0	0	0	0	0	0	0	0	0	2	2	0.00	0.000										

New York Mets @ Houston Astros
Astrodome, Houston, TX
Sun Jun 27 1965, 4:33 AM EDT
Att: 25,224 - Unknown

AB 30
R 2
H 5
RBI 1
BB 1
SO 11
LOB 9



Batter	1	2	3	4	5	6	7	8	9	AB	R	H	RBI	BB	SO	LOB	BOTTOM										
Joe Morgan, L (1,4) OBP: 0.359, SLG: 0.371	L4				3-1			F7		3	0	0	0	1	0	1											
Joe Gaines, R (1,9) OBP: 0.291, SLG: 0.412	4-3			CS	6-3		F9	S 2B 1B		4	1	1	0	0	0	0											
Jimmy Wynn, R (1,8) OBP: 0.372, SLG: 0.490	S 1B				5-3		P6	1B 2B		4	1	2	1	0	0	0											
Walt Bond, L (1,3) OBP: 0.319, SLG: 0.356	6-3				1-3			5-3 1B		4	0	2	1	0	0	1											
Bob Aspromonte, R (1,5) OBP: 0.337, SLG: 0.381					5-3		6-3	5-3		4	0	1	0	0	0	2											
Lee Maye, L (1,7) OBP: 0.283, SLG: 0.391		F8						3-1	4-3	4	1	1	1	0	0	2											
Ron Brand, R (1,2) OBP: 0.284, SLG: 0.280										3	1	2	0	0	0	1											
Bob Lillis, R (1,6) OBP: 0.268, SLG: 0.241					5-3			F8		3	0	0	0	0	1	2											
Bob Bruce, R (1,1) OBP: 0.098, SLG: 0.100										3	0	1	1	0	1	1											
Jim Owens, R (9,1) ERA: 5.09					K			6-3		0	0	0	0	0	0	0											
Mike Cuellar, L (9,1) ERA: 3.11										0	0	0	0	0	0	0											
Inning Stats	R: 0 E: 0 K: 0 S: 4	H: 1 LOB: 1 BB: 0 P: 4	R: 0 E: 0 K: 0 S: 3	H: 1 LOB: 0 BB: 0 P: 3	R: 0 E: 0 K: 1 S: 4	H: 0 LOB: 0 BB: 1 P: 8	R: 0 E: 0 K: 0 S: 3	H: 0 LOB: 0 BB: 0 P: 3	R: 2 E: 0 K: 1 S: 8	H: 3 LOB: 1 BB: 0 P: 8	R: 0 E: 0 K: 0 S: 4	H: 1 LOB: 1 BB: 0 P: 4	R: 0 E: 0 K: 0 S: 4	H: 1 LOB: 1 BB: 0 P: 4	R: 2 E: 0 K: 0 S: 6	H: 3 LOB: 1 BB: 0 P: 6	1B: 8 2B: 1 3B: 0 HR: 1	SF: 0 SAC: 0 DP: 1 HBP: 0	WP: 1 PB: 0 SB: 4 CS: 1	PA: 34							
PITCHER	IP	WLS	BF	H	R	ER	SO	BB	IBB	HBP	BLK	WP	HR	S	P	ERA	WHIP										
Al Jackson, L (1,1) ERA: 4.97	7.0	L	27	7	2	2	2	1	0	0	0	0	0	30	34	2.57	1.143										
Larry Miller, L (8,1) ERA: 5.09	0.1		4	3	2	2	0	0	0	0	0	0	0	4	4	54.00	9.000										
Larry Bearnarth, R (8,1) ERA: 3.11	0.2		2	0	0	0	0	0	0	0	0	0	0	2	2	0.00	0.000										

New York Mets @ Houston Astros
Astrodome, Houston, TX
Sun Jun 27 1965, 4:33 AM EDT
Att: 25,224 - Unknown

AB 32
R 4
H 10
RBI 4
BB 1
SO 2
LOB 10



Batter	1	2	3	4	5	6	7	8	9	AB	R	H	RBI	BB	SO	LOB	TOP			
Mack Jones, L OBP: 0.318, SLG: 0.519 (1, 8)	4-3		K		1-H HR		K		1-2 1B	5	1	2	2	0	2	0	Milwaukee Braves @ New York Mets Shea Stadium, Flushing, NY Mon Jun 28 1965, 7:05 PM EDT Att: 38,033 - Unknown			
Frank Bolling, R OBP: 0.340, SLG: 0.405 (1, 4)	6-3		K					G6-4-3 1B	P3	5	0	2	0	0	1	2				
Hank Aaron, R OBP: 0.401, SLG: 0.570 (1, 9)	1B BB			5-3	K			G6-4-3 1-2		3	0	0	0	1	1	2				
Joe Torre, R OBP: 0.403, SLG: 0.588 (1, 2)	1-3 1B			F8		L7		BB 1B		4	0	2	0	0	0	0				
Eddie Mathews, L OBP: 0.329, SLG: 0.428 (1, 5)	L9			4-3		K		1-2 BB		3	0	0	0	1	1	2				
Rico Carty, R OBP: 0.343, SLG: 0.444 (1, 7)		1-3			E 1B BB				F7	3	1	1	0	1	0	2				
Ty Cline, L OBP: 0.271, SLG: 0.239 (1, 3)	L6-3				1-H FC4-6 1B		F5		1B	4	0	2	1	0	0	1				
Miguel de la Hoz, R OBP: 0.260, SLG: 0.239 (1, 6)	6-3			K			6-3		F8	4	0	0	0	0	1	2				
Hank Fischer, R OBP: 0.125, SLG: 0.125 (4, 1)			L9			FC4-6 1-2 HR			K	1	0	0	0	0	0	0				
Dave Eilers, R OBP: 0.103, SLG: 0.081 (5, PH)							F8			0	0	0	0	0	0	0				
Lou Kimchuck, L OBP: 0.103, SLG: 0.081 (5, PH)										0	1	1	0	0	0	1				
Dan Osinski, R OBP: 0.226, SLG: 0.094 (7, PH)										0	0	0	0	0	0	0				
Felipe Alou, R OBP: 0.226, SLG: 0.094 (7, PH)										0	0	0	0	0	0	0				
Phil Niekro, R OBP: 0.226, SLG: 0.094 (7, PH)										0	0	0	0	0	0	0				
Denis Menke, R OBP: 0.226, SLG: 0.094 (9, PH)										1	0	0	0	0	1	1				
Inning Stats	R: 0 E: 0 K: 0 S: 4	H: 1 LOB: 2 BB: 1 P: 8	R: 0 E: 0 K: 0 S: 3	H: 0 LOB: 0 BB: 0 P: 3	R: 0 E: 0 K: 2 S: 7	H: 0 LOB: 0 BB: 0 P: 7	R: 0 E: 0 K: 0 S: 3	H: 0 LOB: 0 BB: 0 P: 3	R: 3 E: 1 K: 2 S: 10	H: 3 LOB: 1 BB: 1 P: 14	R: 0 E: 0 K: 1 S: 6	H: 1 LOB: 1 BB: 0 P: 6	R: 0 E: 0 K: 0 S: 5	H: 2 LOB: 2 BB: 1 P: 8	R: 0 E: 0 K: 1 S: 7	H: 2 LOB: 2 BB: 0 P: 7	1B: 7 2B: 1 3B: 0 HR: 1	SF: 0 SAC: 0 DP: 1 HBP: 0	WP: 0 PB: 0 CS: 0	PA: 38
PITCHER	IP WLS BF H R ER SO BB IBB HBP BLK WP HR S P ERA WHIP																			
Galen Cisco, R ERA: 6.31 (1, 1)	4.2		20	4	3	3	3	2	0	0	0	0	0	0	1	24	32	5.79	1.286	
Gary Kroll, R ERA: 4.22 (5, 1)	4.1	W	18	5	0	0	4	1	0	0	0	0	0	0	0	25	29	0.00	1.385	



Batter	1	2	3	4	5	6	7	8	9	AB	R	H	RBI	BB	SO	LOB	BOTTOM			
Chuck Hiller, L OBP: 0.287, SLG: 0.307 (1, 4)	L4-6-3 1B			1-2 2-H 3-H 1B		IBB		1B		4	0	4	2	1	0	0	Milwaukee Braves @ New York Mets Shea Stadium, Flushing, NY Mon Jun 28 1965, 7:05 PM EDT Att: 38,033 - Unknown			
Roy McMillan, R OBP: 0.281, SLG: 0.295 (1, 6)	L4-6-3 1-2		K	F8		P6		L4-3		5	0	0	0	0	1	8				
Ed Kranepool, L OBP: 0.341, SLG: 0.438 (1, 3)	L4-3			HR	P4		K			4	1	1	1	0	1	5				
Ron Swoboda, R OBP: 0.319, SLG: 0.519 (1, 8)			K		SH3-4 BB 1B	P5				3	1	1	0	0	1	0				
Billy Cowan, R OBP: 0.206, SLG: 0.319 (6, 8)							HR			1	1	1	1	0	0	0				
Johnny Lewis, L OBP: 0.327, SLG: 0.404 (1, 9)			K		BB SH3-4 1B	L4-3		L5-3		4	1	1	0	0	1	0				
Charley Smith, R OBP: 0.282, SLG: 0.432 (1, 5)				SH3-4				L6-3		3	0	1	0	0	1	0				
Danny Napoleon, R OBP: 0.242, SLG: 0.211 (1, 7)	L1-3			1-2 2-3	1B BB IBB			L1-3		3	1	1	0	1	0	1				
Chris Cannizzaro, R OBP: 0.280, SLG: 0.241 (1, 2)			L6-3		1-2 2-3 3-H 1B BB			L6-3		2	1	0	1	2	0	0				
Galen Cisco, R OBP: 0.333, SLG: 0.333 (1, 1)			L4-3		1-2 2-3 3-H 1B					2	0	1	1	0	0	0				
Gary Kroll, R OBP: 0.150, SLG: 0.200 (5, 1)						SH3-4		F9		1	0	0	0	0	0	0				
Inning Stats	R: 0 E: 0 K: 0 S: 3	H: 1 LOB: 0 BB: 0 P: 3	R: 0 E: 0 K: 2 S: 8	H: 1 LOB: 1 BB: 0 P: 8	R: 0 E: 0 K: 1 S: 6	H: 1 LOB: 1 BB: 0 P: 6	R: 5 E: 0 K: 0 S: 8	H: 5 LOB: 2 BB: 2 P: 16	R: 0 E: 0 K: 1 S: 5	H: 0 LOB: 0 BB: 0 P: 5	R: 0 E: 0 K: 1 S: 6	H: 1 LOB: 3 BB: 2 P: 14	R: 1 E: 0 K: 0 S: 4	H: 1 LOB: 0 BB: 0 P: 4	R: 0 E: 0 K: 0 S: 4	H: 1 LOB: 1 BB: 0 P: 4		1B: 9 2B: 0 3B: 0 HR: 2	SF: 0 SAC: 2 DP: 1 HBP: 0	WP: 0 PB: 0 CS: 0
PITCHER	IP WLS BF H R ER SO BB IBB HBP BLK WP HR S P ERA WHIP																			
Hank Fischer, R ERA: 5.16 (1, 1)	3.1	L	19	8	5	5	3	1	1	0	0	0	0	0	0	2	2	0.00	0.000	
Dave Eilers, R ERA: 6.75 (4, 1)	0.2		2	0	0	0	0	0	0	0	0	0	0	0	0	2	2	0.00	0.000	
Dan Osinski, R ERA: 4.17 (5, 1)	2.0		9	1	0	0	2	1	1	0	0	0	0	0	11	19	0.00	1.000		
Phil Niekro, R ERA: 2.65 (7, 1)	2.0		8	2	1	1	0	0	0	0	0	0	0	1	8	8	4.50	1.000		



Batter	1	2	3	4	5	6	7	8	9	AB	R	H	RBI	BB	SO	LOB	TOP					
Mack Jones, L OBP: 0.319, SLG: 0.516 (1, 8)	L9		K	FC6-4 1B		K				5	0	2	0	0	2	1						
Frank Bolling, R OBP: 0.342, SLG: 0.422 (1, 4)	HR		4-3	FC6-4 1-2				K		5	2	2	1	0	1	3						
Hank Aaron, R OBP: 0.401, SLG: 0.577 (1, 9)	L7		BB 1B		P6		L8		HR	4	2	1	1	1	0	1						
Joe Torre, R OBP: 0.403, SLG: 0.582 (1, 2)	5-3		1B BB		5-3		6-3		HR G6-4-3 1B	4	0	1	0	1	0	1						
Rico Carty, R OBP: 0.338, SLG: 0.434 (1, 7)		K	1-2 2-H 1B		F9		E4 2B E		G6-4-3 1B	5	1	1	1	0	1	2						
Eddie Mathews, L OBP: 0.337, SLG: 0.449 (1, 5)	HR		F2			E 1B SF7 BB	E9 1-H 3-H 2B		1B	4	2	3	2	1	0	2						
Gene Oliver, R OBP: 0.355, SLG: 0.423 (1, 3)					F9				L3	4	1	1	1	0	0	2	AB 39					
Ty Cline, L OBP: 0.269, SLG: 0.236 (7, 3)	HR					F9	6-3			1	0	0	0	0	0	1	R 8					
Miguel de la Hoz, R OBP: 0.273, SLG: 0.254 (1, 6)		6-3				E9 1-3 1B		6-3		4	0	2	0	0	0	0	H 13					
Dick Kelley, R OBP: 0.237, SLG: 0.167 (2, 1)																	RBI 7					
Bob Sadowski, R OBP: 0.319, SLG: 0.483 (6, PH)	1-3					SF7				1	0	0	0	0	0	0	BB 3					
Dan Osinski, R OBP: 0.319, SLG: 0.483 (6, PH)										0	0	0	0	0	0	0	SO 6					
Billy O'Dell, L OBP: 0.331, SLG: 0.308 (8, 1)										0	0	0	0	0	0	0	LOB 14					
Ken Johnson, R OBP: 0.147, SLG: 0.178 (8, 1)										0	0	0	0	0	0	0						
Inning Stats	R: 1 E: 0 K: 0 S: 4	H: 1 LOB: 0 BB: 0 P: 4	R: 2 E: 0 K: 1 S: 7	H: 2 LOB: 0 BB: 0 P: 7	R: 1 E: 0 K: 1 S: 6	H: 1 LOB: 2 BB: 2 P: 14	R: 0 E: 0 K: 1 S: 7	H: 2 LOB: 2 BB: 0 P: 7	R: 0 E: 0 K: 0 S: 3	H: 0 LOB: 0 BB: 0 P: 3	R: 1 E: 1 K: 1 S: 6	H: 1 LOB: 1 BB: 1 P: 10	R: 2 E: 2 K: 0 S: 6	H: 2 LOB: 1 BB: 0 P: 6	R: 0 E: 0 K: 2 S: 8	H: 1 LOB: 1 BB: 0 P: 8	R: 1 E: 0 K: 0 S: 5	H: 3 LOB: 1 BB: 0 P: 5	1B: 7 2B: 2 3B: 0 HR: 4	SF: 1 SAC: 0 DP: 1 HBP: 0	WP: 0 PB: 0 CS: 0	PA: 43
PITCHER	IP WLS BF H R ER SO BB IBB HBP BLK WP HR S P ERA WHIP																					
Warren Spahn, L ERA: 4.09 (1, 1)	6.0 L 29 8 6 4 4 3 0 0 0 0 0 3 34 46 6.00 1.833																					
Jim Bethke, R ERA: 2.95 (7, 1)	1.0 5 1 1 0 0 0 0 0 0 0 0 0 5 5 0.00 1.000																					
Tug McGraw, L ERA: 4.43 (8, 1)	2.0 9 4 1 1 2 0 0 0 0 0 0 1 13 13 4.50 2.000																					

Milwaukee Braves @ New York Mets
Shea Stadium, Flushing, NY
Tue Jun 29 1965, 7:05 PM EDT
Att: 23,791 - Unknown

AB 39
R 8
H 13
RBI 7
BB 3
SO 6
LOB 14





Batter	1	2	3	4	5	6	7	8	9	AB	R	H	RBI	BB	SO	LOB	BOTTOM					
Billy Cowan, R OBP: 0.228, SLG: 0.367 (1, 8)	HR	1B BB		FC6 1-2			K		2B 2B	4	2	2	2	1	1	1						
Roy McMillan, R OBP: 0.280, SLG: 0.293 (1, 6)	L8			4-3			L1		L1-3	5	0	1	1	0	0	2						
Charley Smith, R OBP: 0.288, SLG: 0.444 (8, 4)	WP HR 1B		K				L8			5	1	3	1	0	1	2						
Jim Hickman, R OBP: 0.228, SLG: 0.361 (1, 9) (6, 7) (8, 5)	HR			4-3 2B			5-3		K	5	1	2	2	0	1	2						
Danny Napoleon, R OBP: 0.234, SLG: 0.203 (5, PH) Johnny Lewis, L OBP: 0.328, SLG: 0.402 (6, 9)	P4			K			3-1			2	0	0	0	0	1	1						
Ed Kranepool, L OBP: 0.336, SLG: 0.430 (1, 3)	6-3			4-3			1-3		K	4	0	0	0	0	1	3						
Bobby Klaus, R OBP: 0.295, SLG: 0.260 (1, 4)			L6				4-3		K	2	0	0	0	0	1	1	AB 37					
Chuck Hillier, L OBP: 0.284, SLG: 0.303 (7, 4)				K						1	0	0	0	0	0	0	R 6					
Ron Swoboda, R OBP: 0.317, SLG: 0.516 (8, 7)										1	0	0	0	0	1	2	H 10					
Chris Cannizzaro, R OBP: 0.281, SLG: 0.257 (8, PH)							F7			3	1	1	0	0	1	0	RBI 6					
John Stephenson, L OBP: 0.250, SLG: 0.500 (8, PH)			1B 3B							1	1	1	0	0	0	0	BB 3					
Warren Spahn, L OBP: 0.286, SLG: 0.147 (7, 1)			4-3							1	0	0	0	1	0	1	SO 10					
Joe Christopher, R OBP: 0.312, SLG: 0.314 (7, PH)										0	0	0	0	0	0	0	LOB 16					
Tug McGraw, R (8, 1)										0	0	0	0	0	0	0						
Jesse Gonder, L OBP: 0.314, SLG: 0.391 (8, PH)										1	0	0	0	1	0	1						
Inning Stats	R: 3 E: 0 K: 0 S: 6	H: 3 LOB: 0 BB: 0 P: 6	R: 1 E: 0 K: 1 S: 7	H: 2 LOB: 1 BB: 1 P: 11	R: 0 E: 0 K: 2 S: 8	H: 1 LOB: 1 BB: 0 P: 8	R: 0 E: 0 K: 0 S: 3	H: 0 LOB: 1 BB: 1 P: 7	R: 0 E: 0 K: 0 S: 3	H: 0 LOB: 0 BB: 0 P: 3	R: 0 E: 0 K: 1 S: 5	H: 0 LOB: 0 BB: 0 P: 5	R: 0 E: 0 K: 2 S: 7	H: 0 LOB: 0 BB: 0 P: 7	R: 0 E: 0 K: 2 S: 8	H: 1 LOB: 2 BB: 1 P: 12	R: 2 E: 0 K: 2 S: 10	H: 3 LOB: 1 BB: 0 P: 10	1B: 2 2B: 5 3B: 1 HR: 2	SF: 0 SAC: 0 DP: 0 HBP: 0	WP: 1 PB: 0 CS: 0	PA: 40
PITCHER	IP WLS BF H R ER SO BB IBB HBP BLK WP HR S P ERA WHIP																					
Dick Kelley, L ERA: 4.26 (1, 1)	1.2 W 12 1 0 0 3 1 0 0 0 0 0 0 17 21 0.00 0.600																					
Bob Sadowski, R ERA: 4.44 (2, 1)	3.1 12 1 0 0 3 1 0 0 0 0 0 0 17 21 0.00 0.600																					
Dan Osinski, R ERA: 3.92 (6, 1)	2.1 9 1 0 0 3 1 0 0 0 0 0 0 14 18 0.00 0.857																					
Billy O'Dell, L ERA: 2.84 (8, 1)	0.1 S 1 0 0 0 1 0 0 0 0 0 0 0 3 3 0.00 0.000																					
Ken Johnson, R ERA: 3.54 (8, 1)	1.1 S 7 3 2 2 3 0 0 0 0 0 0 0 13 13 13.50 2.250																					


Milwaukee Braves @ New York Mets
Shea Stadium, Flushing, NY
Tue Jun 29 1965, 7:05 PM EDT
Att: 23,791 - Unknown


AB 37
R 6
H 10
RBI 6
BB 3
SO 10
LOB 16

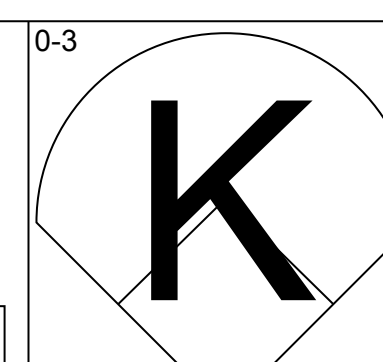
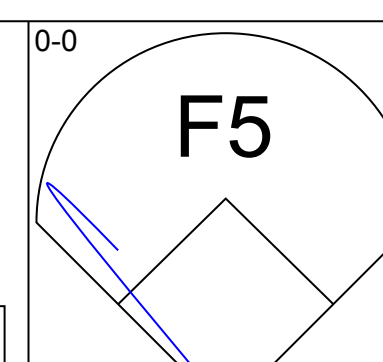
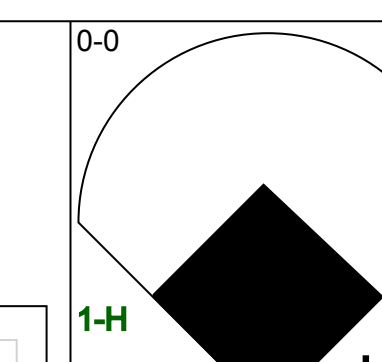
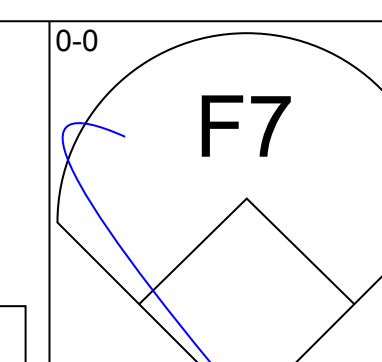
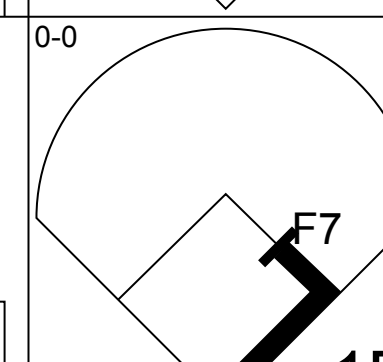
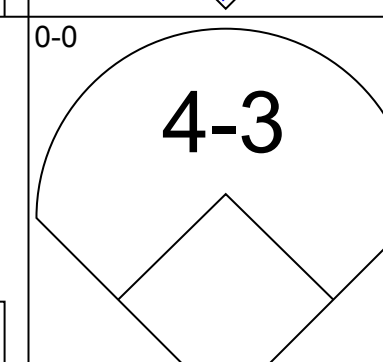
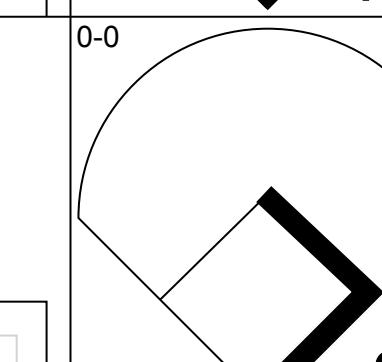

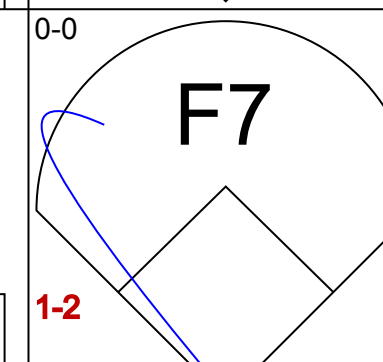
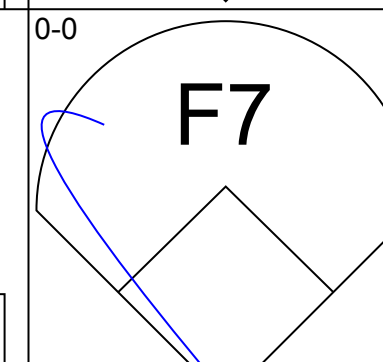
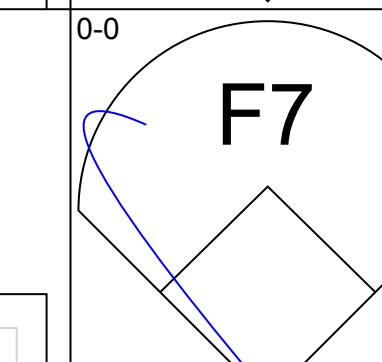

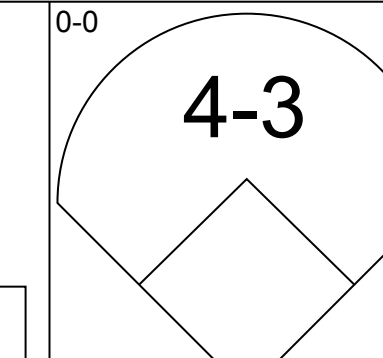
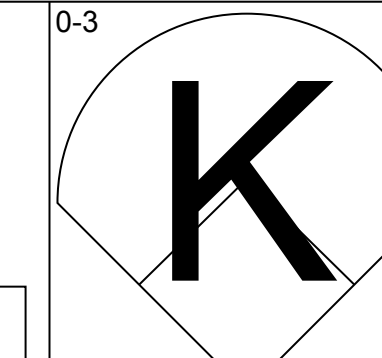
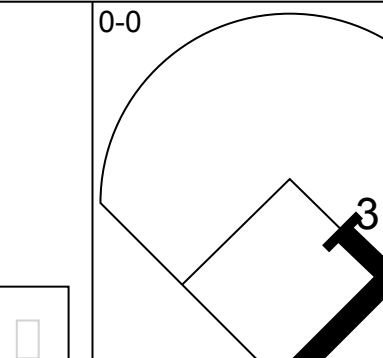
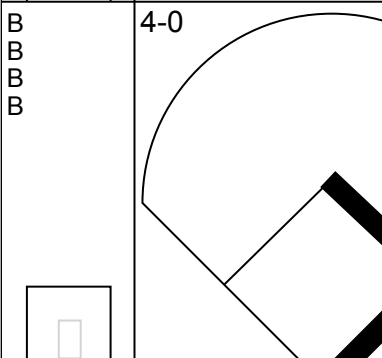
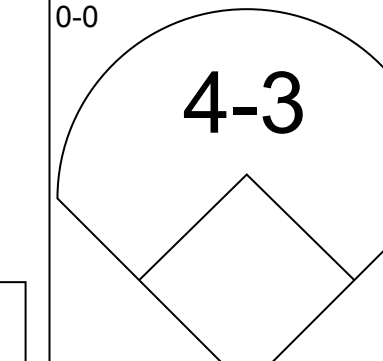
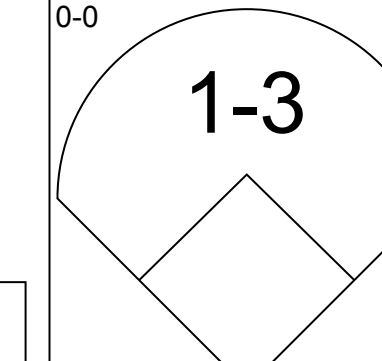
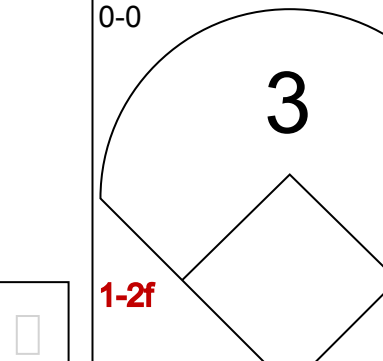
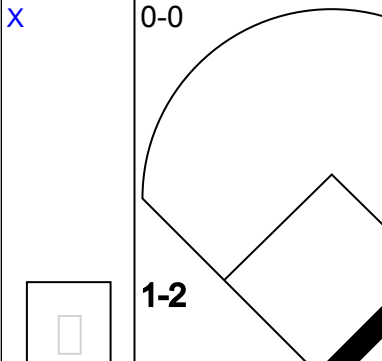
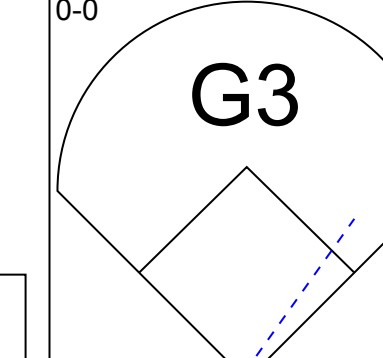
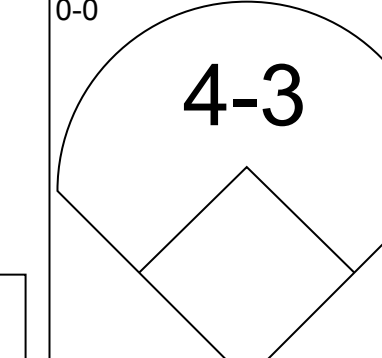
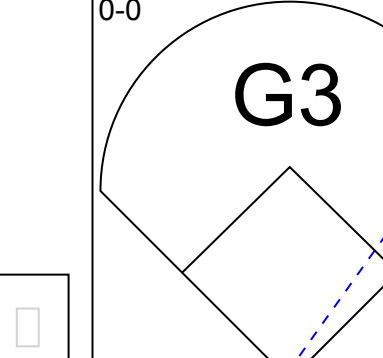
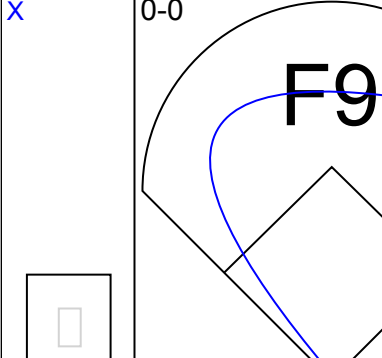
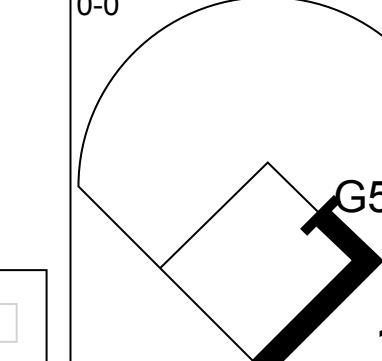
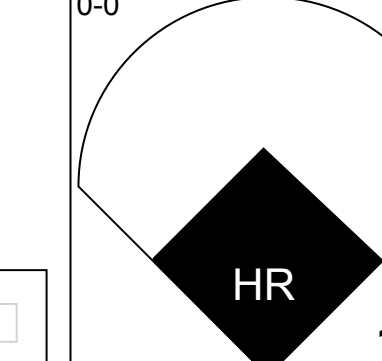
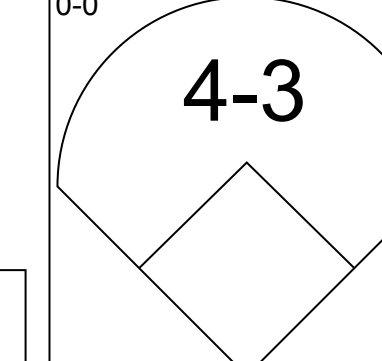
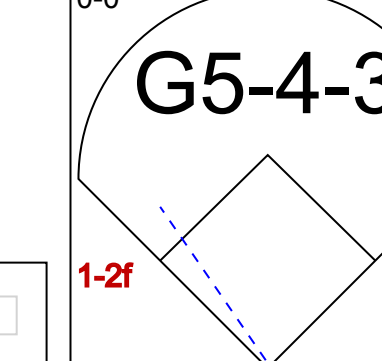
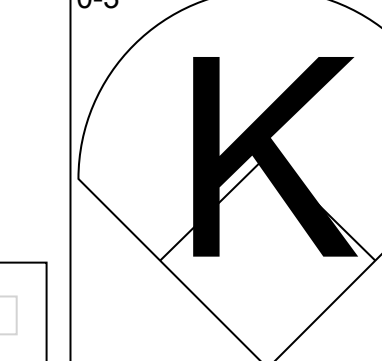
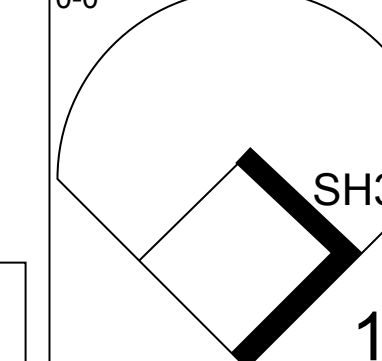
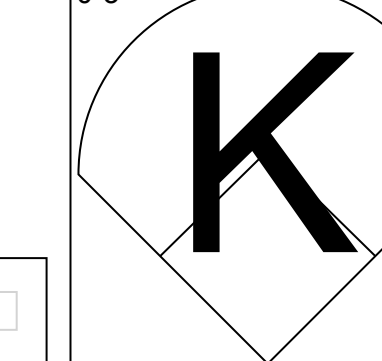
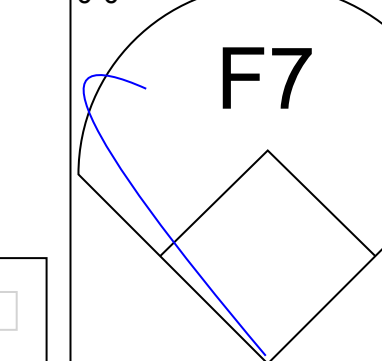
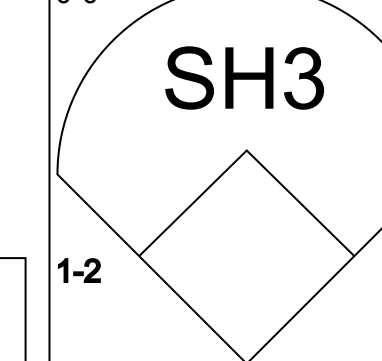


Batter	1	2	3	4	5	6	7	8	9	AB	R	H	RBI	BB	SO	LOB	TOP			
Tommy Harper, R OBP: 0.370, SLG: 0.448 (1, 7)	F3		K				F8			4	0	1	0	0	1	0	<p>Cincinnati Reds @ New York Mets Shea Stadium, Flushing, NY Wed Jun 30 1965, 7:05 PM EDT Att: 20,946 - Unknown</p> <p>AB 31 R 3 H 5 RBI 3 BB 3 SO 8 LOB 6</p> 			
Pete Rose, S OBP: 0.366, SLG: 0.381 (1, 4)	K			1-3	F7			4-3		4	0	0	0	0	1					
Vada Pinson, L OBP: 0.353, SLG: 0.490 (1, 8)				P6		CS		G3		4	0	2	0	0	0					
Frank Robinson, R OBP: 0.381, SLG: 0.537 (1, 9)	P4			1B HR		CS		K		2	1	0	0	2	1					
Art Shamsky, L OBP: 0.348, SLG: 0.452 (1, 3)		P6		1-2 HR	1B		F5		F9	4	1	1	0	0	2					
Deron Johnson, R OBP: 0.336, SLG: 0.514 (1, 5)	P6			1-H 2-H HR			4-0		F8	3	1	1	3	1	0					
Johnny Edwards, L OBP: 0.341, SLG: 0.538 (1, 2)	4-3			4-3					F8	4	0	0	0	0	1	2				
Leo Cardenas, R OBP: 0.339, SLG: 0.416 (1, 6)			K							3	0	0	0	0	3	0				
John Tsitouris, R OBP: 0.069, SLG: 0.037 Gerry Arrigo, L OBP: 0.182, SLG: 0.455 Roger Craig, R (6, 1) Marty Keough, L OBP: 0.167, SLG: 0.038 (7, PH) Jim Duffalo, R (7, 1)			K		4-1			F8		1	0	0	0	0	1	0				
										1	0	0	0	0	0	0				
										0	0	0	0	0	0	0				
										0	0	0	0	0	0	0				
Inning Stats	R: 0 E: 0 K: 1 S: 6	H: 1 LOB: 1 BB: 0 P: 6	R: 0 E: 0 K: 0 S: 3	H: 0 LOB: 0 BB: 0 P: 3	R: 0 E: 0 K: 3 S: 9	H: 0 LOB: 0 BB: 0 P: 9	R: 3 E: 0 K: 0 S: 5	H: 2 LOB: 0 BB: 1 P: 9	R: 0 E: 0 K: 1 S: 6	H: 1 LOB: 1 BB: 0 P: 6	R: 0 E: 0 K: 1 S: 5	H: 0 LOB: 0 BB: 0 P: 5	R: 0 E: 0 K: 1 S: 5	H: 0 LOB: 0 BB: 0 P: 5	R: 0 E: 0 K: 0 S: 3	H: 0 LOB: 0 BB: 0 P: 3	1B: 3 2B: 1 3B: 0 HR: 1	SF: 0 SAC: 0 DP: 0 HBP: 0	WP: 0 PB: 0 SB: 0 CS: 2	PA: 34
PITCHER	IP WLS BF H R ER SO BB IBB HBP BLK WP HR S P ERA WHIP	IP WLS BF H R ER SO BB IBB HBP BLK WP HR S P ERA WHIP																		
Tom Parsons, R ERA: 4.6 (1, 1)	4.0	16	3	3	3	4	1	0	0	0	0	0	0	0	23	27	6.75	1.000		
Gary Kroll, R ERA: 3.9 (5, 1)	5.0	18	2	0	0	4	2	0	0	0	0	0	0	24	32	0.00	0.800			

Batter	1	2	3	4	5	6	7	8	9	AB	R	H	RBI	BB	SO	LOB	BOTTOM			
Chuck Hiller, L OBP: 0.300, SLG: 0.330 (1, 4)	WP 1B 2B	K		1-3 2-H 1B		1B WP SF8	4-3			5	3	3	1	0	1	3	<p>Cincinnati Reds @ New York Mets Shea Stadium, Flushing, NY Wed Jun 30 1965, 7:05 PM EDT Att: 20,946 - Unknown</p> <p>AB 34 R 6 H 12 RBI 6 BB 4 SO 9 LOB 25</p> 			
Roy McMillan, R OBP: 0.268, SLG: 0.300 (1, 6)	5-3 2-H 1B		4-3	2B 1-2 3-H 1B		6-3 1B 1B		BB HBP		4	0	3	2	0	0					
Ed Kranepool, L OBP: 0.337, SLG: 0.448 (1, 3)	K		HR	1-3 2-H 2B		SF8		K		4	1	2	3	0	2	2				
Johnny Lewis, L OBP: 0.330, SLG: 0.399 (1, 9)	5-3 1-2		CS BB	K		6-3 1B		F8		4	0	1	0	1	1	4				
Charley Smith, R OBP: 0.285, SLG: 0.439 Bobby Klaus, R OBP: 0.297, SLG: 0.258 (6, 5)	K		K		F2	6-3				3	0	0	0	0	2	2				
						1-2 2-3		1-2 BB		1	0	0	0	1	0	2				
Jim Hickman, R OBP: 0.227, SLG: 0.355 (1, 7)		P6		L8		F9 1B		F8		5	0	1	0	0	0	4				
Billy Cowan, R OBP: 0.248, SLG: 0.386 (1, 8)		E1		1B 2B				SH1-4 HBP		3	1	2	0	0	0					
Chris Cannizzaro, R OBP: 0.280, SLG: 0.252 (1, 2)		K		1B 1B BB		F9		K		3	1	0	0	1	2	4				
Tom Parsons, R (1, 1)										0	0	0	0	1	0	0				
Jesse Gonder, L OBP: 0.311, SLG: 0.387 (4, PH) Gary Kroll, R OBP: 0.143, SLG: 0.190 (5, 1)				F8		K		SH1-4		1	0	0	0	0	2					
										1	0	0	0	0	1	2				
Inning Stats	R: 1 E: 0 K: 2 S: 9	H: 2 LOB: 1 BB: 0 P: 9	R: 0 E: 1 K: 2 S: 8	H: 0 LOB: 2 BB: 1 P: 12	R: 1 E: 0 K: 1 S: 5	H: 1 LOB: 0 BB: 1 P: 9	R: 3 E: 0 K: 1 S: 9	H: 4 LOB: 2 BB: 1 P: 13	R: 0 E: 0 K: 1 S: 7	H: 2 LOB: 2 BB: 0 P: 7	R: 1 E: 0 K: 0 S: 6	H: 3 LOB: 2 BB: 0 P: 6	R: 0 E: 0 K: 1 S: 5	H: 0 LOB: 1 BB: 0 P: 6	R: 0 E: 0 K: 1 S: 5	H: 0 LOB: 2 BB: 1 P: 10	1B: 8 2B: 3 3B: 0 HR: 1	SF: 1 SAC: 1 DP: 0 HBP: 2	WP: 2 PB: 0 SB: 1 CS: 1	PA: 42
PITCHER	IP WLS BF H R ER SO BB IBB HBP BLK WP HR S P ERA WHIP	IP WLS BF H R ER SO BB IBB HBP BLK WP HR S P ERA WHIP																		
John Tsitouris, R ERA: 4.41 (1, 1)	3.2	20	6	5	5	5	0	0	0	0	0	0	0	1	0	15	15	5.40	3.600	
Gerry Arrigo, L ERA: 6.75 (4, 1)	1.2	11	6	1	1	2	0	0	0	0	0	0	0	0	2	2	0.00	0.000		
Roger Craig, R ERA: 2.95 (6, 1)	0.2	2	0	0	0	0	0	0	0	0	0	0	0	0	2	2	0.00	0.000		
Jim Duffalo, R ERA: 2.81 (7, 1)	2.0	9	0	0	0	2	1	0	2	0	0	0	0	10	16	0.00	0.500			

Batter	1	2	3	4	5	6	7	8	9	AB	R	H	RBI	BB	SO	LOB	TOP			
Tommy Harper, R (1,7) OBP: 0.366, SLG: 0.443	6-3		1B BB					F8		3	1	0	0	1	0	0	Cincinnati Reds @ New York Mets Shea Stadium, Flushing, NY Thu Jul 01 1965, 3:33 AM EDT Att: 14,738 - Unknown AB 31 R 1 H 7 RBI 1 BB 4 SO 4 LOB 17 			
Pete Rose, S (1,4) OBP: 0.366, SLG: 0.380	5-3		G3 1B 1-2					F8		4	0	1	0	0	0	0				
Vada Pinson, L (1,8) OBP: 0.355, SLG: 0.491				G3 1B 1-2 2-H				F7		4	0	2	1	0	0	0				
Frank Robinson, R (1,9) OBP: 0.380, SLG: 0.536	L9			G3 1B 1-2 2-3				F8		4	0	1	0	0	0	3				
Deron Johnson, R (1,5)				G6-3 BB 2B				F9		3	0	1	0	1	1	1				
Don Pavletich, R (1,2) OBP: 0.397, SLG: 0.565				G6-3 BB 1-2				L7		4	0	0	0	0	0	5				
Tony Perez, R (1,3) OBP: 0.291, SLG: 0.464								L3 1B BB FC6-4		3	0	2	0	1	1	1				
Leo Cardenas, R (1,6) OBP: 0.338, SLG: 0.412				L5 BB				L3 BB FC6-4		3	0	0	0	1	0	4				
Jim Maloney, L (1,1) OBP: 0.255, SLG: 0.220								K2-3		2	0	0	0	0	1	3				
Charlie James, R (7,PH) OBP: 0.278, SLG: 0.235										1	0	0	0	0	1	0				
Billy McCool, R (7,1)										0	0	0	0	0	0	0				
Roger Craig, R (8,1)										0	0	0	0	0	0	0				
Inning Stats	R: 0 E: 0 K: 0 S: 4	H: 1 LOB: 1 BB: 0 P: 4	R: 0 E: 0 K: 1 S: 6	H: 1 LOB: 2 BB: 1 P: 10	R: 1 E: 0 K: 0 S: 4	H: 2 LOB: 2 BB: 2 P: 12	R: 0 E: 0 K: 1 S: 5	H: 1 LOB: 0 BB: 0 P: 5	R: 0 E: 0 K: 1 S: 5	H: 0 LOB: 0 BB: 0 P: 5	R: 0 E: 0 K: 1 S: 5	H: 1 LOB: 0 BB: 0 P: 5	R: 0 E: 0 K: 0 S: 3	H: 0 LOB: 0 BB: 0 P: 3	R: 0 E: 0 K: 0 S: 4	H: 1 LOB: 2 BB: 1 P: 8	1B: 4 2B: 4 3B: 1 HR: 0	SF: 0 SAC: 0 DP: 3 HBP: 0	WP: 0 PB: 0 SB: 0 CS: 1	PA: 35
PITCHER	IP WLS BF H R ER SO BB IBB HBP BLK WP HR S P ERA WHIP																			
Al Jackson, L (1,1) ERA: 4.61	9.0 W 35 7 1 1 4 4 0 0 0 0 0 39 55 1.00 1.222																			

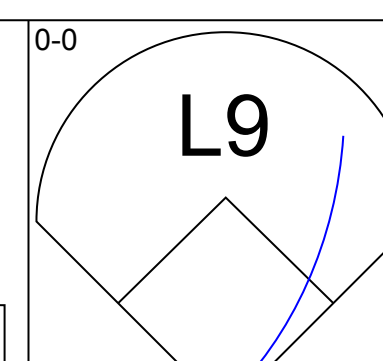
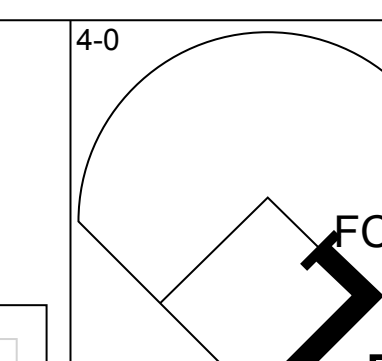
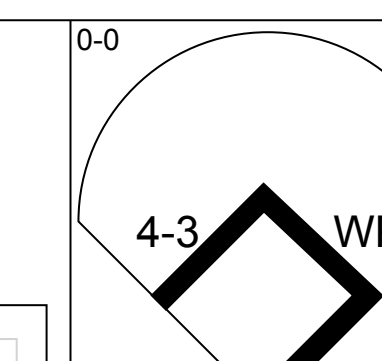
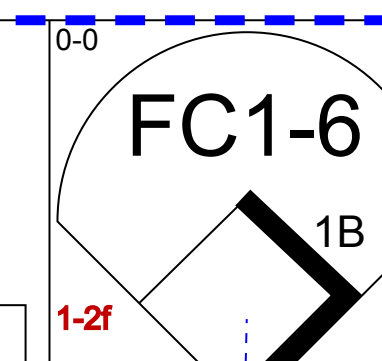
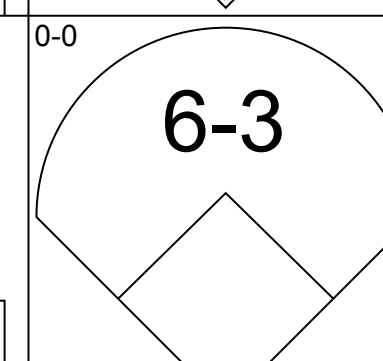
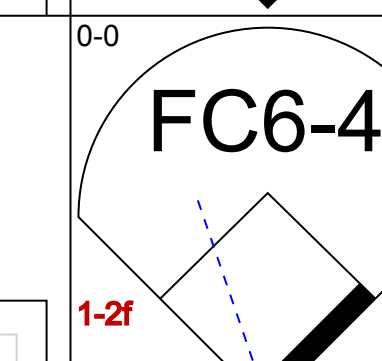
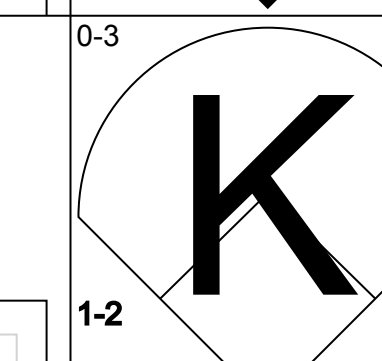
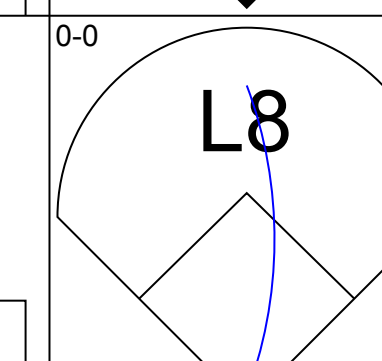
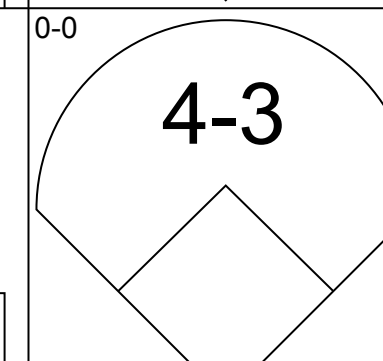
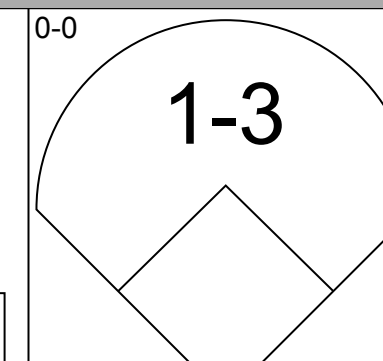
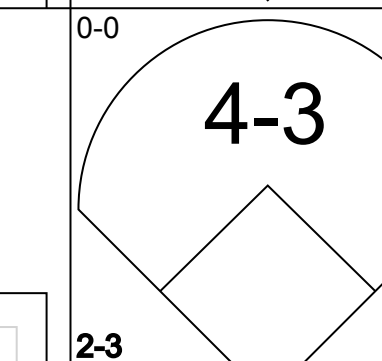
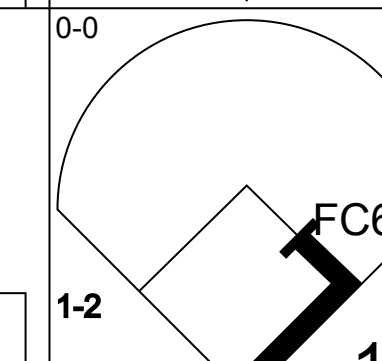
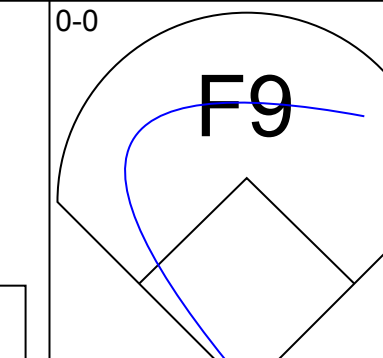
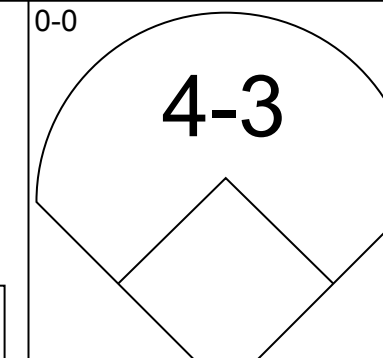
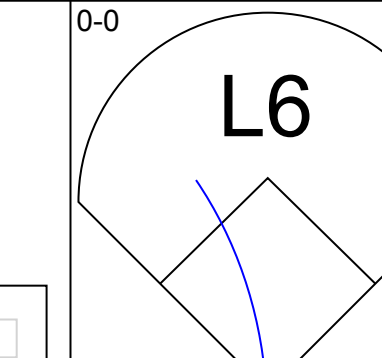
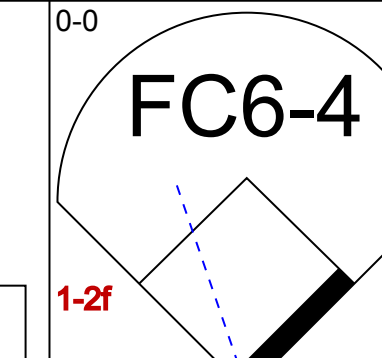
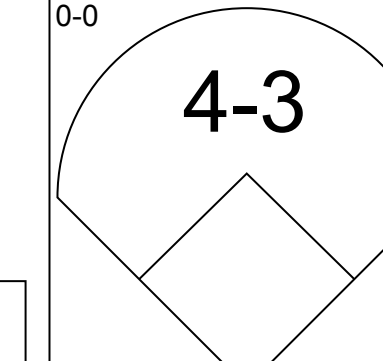
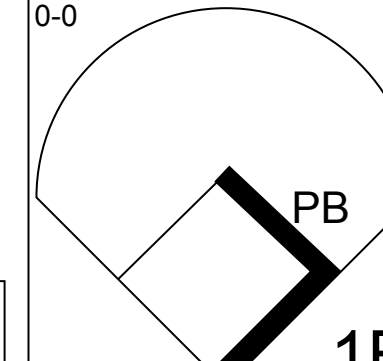


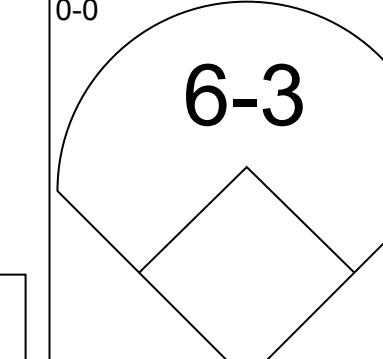
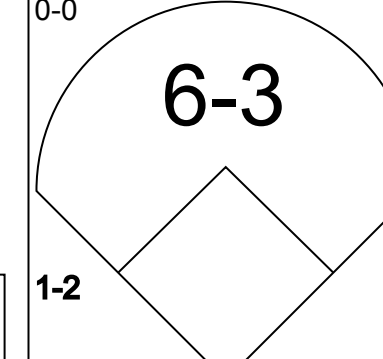


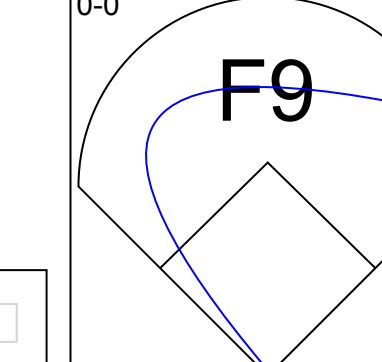
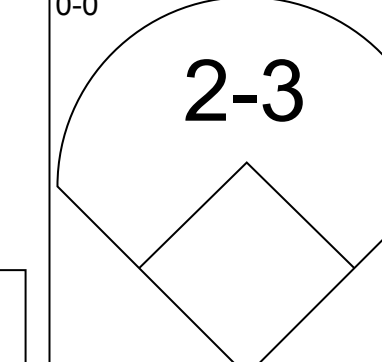
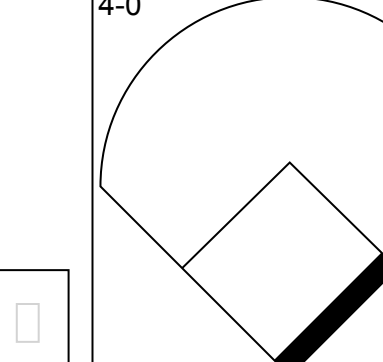

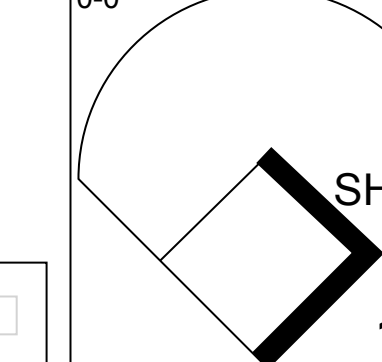
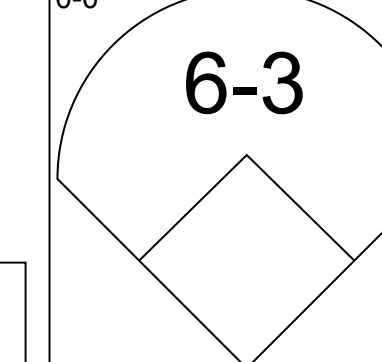
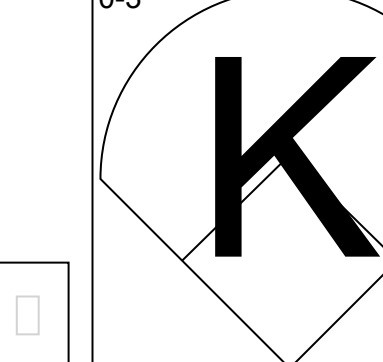

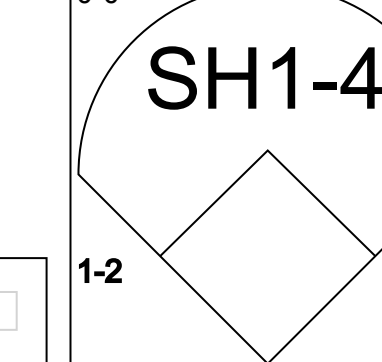
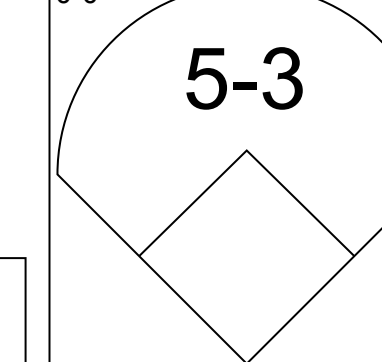

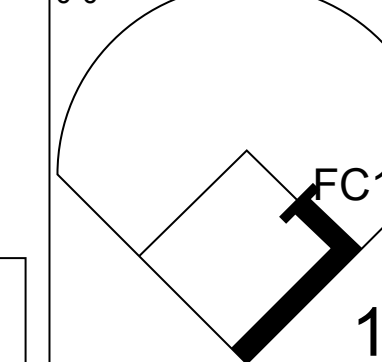
Batter	1	2	3	4	5	6	7	8	9	AB	R	H	RBI	BB	SO	LOB	BOTTOM			
Chuck Hiller, L (1,4) OBP: 0.295, SLG: 0.333	6-3			1-H 2B				3-1		5	0	1	1	0	2	1	Cincinnati Reds @ New York Mets Shea Stadium, Flushing, NY Thu Jul 01 1965, 3:33 AM EDT Att: 14,738 - Unknown AB 33 R 5 H 9 RBI 5 BB 3 SO 10 LOB 14 			
Roy McMillan, R (1,6) OBP: 0.272, SLG: 0.300	HR 1B	5-3						F9		3	1	1	0	1	0	1				
Ed Kranepool, L (1,3) OBP: 0.336, SLG: 0.457	1-H HR		6-3					K		4	1	1	2	0	2	2				
Johnny Lewis, L (1,9) OBP: 0.336, SLG: 0.407			4-3					4-3 2B		3	1	2	0	1	0	0				
Jim Hickman, R (1,8) OBP: 0.234, SLG: 0.359	L1 1-2							5-3		4	1	2	0	0	0	2				
Danny Napoleon, R (1,7) OBP: 0.242, SLG: 0.200								4-3		1	0	0	0	0	1	1				
Ron Swoboda, R (5,7) OBP: 0.319, SLG: 0.526								4-3		2	0	1	2	0	0	1				
Bobby Klaus, R (1,5) OBP: 0.292, SLG: 0.254	P6							1-H 2-H 3B		4	0	0	0	0	1	4				
Chris Cannizzaro, R (1,2) OBP: 0.286, SLG: 0.261								F8		3	1	1	0	1	0	0				
Al Jackson, L (1,1) OBP: 0.100, SLG: 0.133								K		4	0	0	0	0	4	2				
Inning Stats	R: 2 E: 0 K: 0 S: 5	H: 2 LOB: 2 BB: 1 P: 10	R: 0 E: 0 K: 2 S: 8	H: 1 LOB: 1 BB: 0 P: 8	R: 0 E: 0 K: 1 S: 6	H: 1 LOB: 1 BB: 0 P: 6	R: 1 E: 0 K: 2 S: 8	H: 1 LOB: 2 BB: 2 P: 16	R: 0 E: 0 K: 0 S: 4	H: 0 LOB: 0 BB: 0 P: 4	R: 0 E: 0 K: 2 S: 7	H: 0 LOB: 0 BB: 0 P: 7	R: 2 E: 0 K: 2 S: 10	H: 3 LOB: 1 BB: 0 P: 10	R: 0 E: 0 K: 1 S: 5	H: 0 LOB: 0 BB: 0 P: 5	1B: 4 2B: 3 3B: 1 HR: 1	SF: 0 SAC: 0 DP: 0 HBP: 1	WP: 0 PB: 1 SB: 0 CS: 0	PA: 37
PITCHER	IP WLS BF H R ER SO BB IBB HBP BLK WP HR S P ERA WHIP																			
Jim Maloney, R (1,1) ERA: 2.65	6.0 L 28 6 3 3 7 3 0 0 0 0 0 10 10 4.50 1.500																			
Billy McCool, L (7,1) ERA: 3.49	1.0 6 3 2 2 2 0 0 0 0 0 0 10 10 18.00 3.000																			
Roger Craig, R (8,1) ERA: 2.87	1.0 3 0 0 0 1 0 0 0 0 0 0 5 5 0.00 0.000																			

Batter	1	2	3	4	5	6	7	8	9	AB	R	H	RBI	BB	SO	LOB	TOP																						
Phil Gagliano, R (1, 9) OBP: 0.354, SLG: 0.457 Mike Shannon, R (8, 9) OBP: 0.255, SLG: 0.287										4	1	1	2	0	1	1																							
Dick Groat, R (1, 6) OBP: 0.335, SLG: 0.328 Dal Maxvill, R (9, 6) OBP: 0.100, SLG: 0.138										4	0	2	0	0	0	0																							
Lou Brock, L (1, 7) OBP: 0.330, SLG: 0.416										4	0	0	0	0	0	2																							
Curt Flood, R (1, 8) OBP: 0.347, SLG: 0.427											3	0	1	0	1	1	0																						
Ken Boyer, R (1, 5) OBP: 0.319, SLG: 0.389											4	0	1	0	0	0	1																						
Tim McCarver, L (1, 2) OBP: 0.335, SLG: 0.431											4	0	0	0	0	2																							
Tito Francona, L (1, 3) OBP: 0.313, SLG: 0.410										3	1	2	0	0	0	0																							
Jerry Buchek, R (1, 4) OBP: 0.250, SLG: 0.303										3	0	1	0	0	1	2																							
Tracy Stallard, R (1, 1) OBP: 0.118, SLG: 0.118 Hal Woodeshick, R (8, 1) OBP: 0.200, SLG: 0.111										2	0	0	0	0	1	1																							
Inning Stats	R: 0 E: 0 K: 1 S: 5	H: 1 LOB: 0 BB: 0 P: 5	R: 0 E: 0 K: 0 S: 3	H: 0 LOB: 0 BB: 0 P: 3	R: 0 E: 0 K: 1 S: 5	H: 1 LOB: 0 BB: 0 P: 5	R: 0 E: 0 K: 0 S: 3	H: 0 LOB: 0 BB: 0 P: 3	R: 0 E: 0 K: 1 S: 5	H: 0 LOB: 0 BB: 0 P: 5	R: 2 E: 0 K: 1 S: 8	H: 3 LOB: 1 BB: 0 P: 8	R: 0 E: 0 K: 0 S: 3	H: 1 LOB: 0 BB: 0 P: 3	R: 0 E: 0 K: 0 S: 4	H: 1 LOB: 1 BB: 0 P: 4	R: 0 E: 0 K: 0 S: 4	H: 1 LOB: 2 BB: 1 P: 8	1B: 6 2B: 2 3B: 0 HR: 1	SF: 0 SAC: 1 DP: 2 HBP: 0	WP: 0 PB: 0 SB: 0 CS: 0	PA: 33																	
PITCHER	IP	WLS	BF	H	R	ER	SO	BB	IBB	HBP	BLK	WP	HR	S	P	ERA	WHIP					PITCHER	IP	WLS	BF	H	R	ER	SO	BB	IBB	HBP	BLK	WP	HR	S	P	ERA	WHIP
Jack Fisher, R (1, 1) ERA: 3.38 Larry Bearnarth, R (9, 1) ERA: 3.03	8.0	L	28	7	2	2	4	0	0	0	0	0	1	36	36	2.25	0.875																						

St. Louis Cardinals @ New York Mets
Shea Stadium, Flushing, NY
Sat Jul 03 1965, 7:05 PM EDT
Att: 28,041 - Unknown

AB 31
R 2
H 8
RBI 2
BB 1
SO 4
LOB 9



Batter	1	2	3	4	5	6	7	8	9	AB	R	H	RBI	BB	SO	LOB	BOTTOM																						
Chuck Hiller, L (1, 4) OBP: 0.316, SLG: 0.374										3	0	1	0	1	0	1																							
Roy McMillan, R (1, 6) OBP: 0.287, SLG: 0.292										4	0	0	0	0	1	4																							
Ed Kranepool, L (1, 3) OBP: 0.337, SLG: 0.452										4	0	1	0	0	0	1																							
Ron Swoboda, R (1, 7) OBP: 0.307, SLG: 0.505										4	0	0	0	0	0	3																							
Johnny Lewis, L (1, 9) OBP: 0.341, SLG: 0.405										4	0	1	0	0	1	0																							
Billy Cowan, R (1, 8) OBP: 0.245, SLG: 0.387										4	0	1	0	0	0	1																							
Bobby Klaus, R (1, 5) OBP: 0.292, SLG: 0.248											3	0	0	0	1	1																							
Chris Cannizzaro, R (1, 2) OBP: 0.283, SLG: 0.259 Joe Christopher, R (7, PH) OBP: 0.309, SLG: 0.311 John Stephenson, L (8, 2) OBP: 0.167, SLG: 0.333											2	0	1	0	0	0	0																						
Jack Fisher, R (1, 1) OBP: 0.186, SLG: 0.190 Danny Napoleon, R (8, PH) OBP: 0.254, SLG: 0.213 Al Jackson, L (6, PR) OBP: 0.100, SLG: 0.133 Larry Bearnarth, R (9, 1) OBP: 0.200, SLG: 0.400											1	0	0	0	0	0	0																						
Inning Stats	R: 0 E: 0 K: 0 S: 3	H: 0 LOB: 0 BB: 0 P: 3	R: 0 E: 0 K: 0 S: 3	H: 0 LOB: 0 BB: 0 P: 3	R: 0 E: 0 K: 0 S: 4	H: 1 LOB: 2 BB: 1 P: 8	R: 0 E: 0 K: 0 S: 4	H: 1 LOB: 1 BB: 0 P: 4	R: 0 E: 0 K: 1 S: 6	H: 1 LOB: 1 BB: 0 P: 6	R: 0 E: 0 K: 1 S: 5	H: 0 LOB: 1 BB: 1 P: 9	R: 0 E: 0 K: 0 S: 5	H: 2 LOB: 2 BB: 0 P: 5	R: 0 E: 0 K: 2 S: 8	H: 1 LOB: 1 BB: 0 P: 8	1B: 5 2B: 1 3B: 0 HR: 0	SF: 0 SAC: 1 DP: 0 HBP: 0	WP: 1 PB: 1 SB: 0 CS: 0	PA: 35																			
PITCHER	IP	WLS	BF	H	R	ER	SO	BB	IBB	HBP	BLK	WP	HR	S	P	ERA	WHIP					PITCHER	IP	WLS	BF	H	R	ER	SO	BB	IBB	HBP	BLK	WP	HR	S	P	ERA	WHIP
Tracy Stallard, R (1, 1) ERA: 2.89 Hal Woodeshick, L (8, 1) ERA: 3.45	7.0	W	27	4	0	0	2	0	0	0	0	0	0	29	37	0.00	0.857																						

St. Louis Cardinals @ New York Mets
Shea Stadium, Flushing, NY
Sat Jul 03 1965, 7:05 PM EDT
Att: 28,041 - Unknown

AB 32
R 0
H 6
RBI 0
BB 2
SO 4
LOB 13



Batter	1	2	3	4	5	6	7	8	9	AB	R	H	RBI	BB	SO	LOB	TOP					
Phil Gagliano, R OBP: 0.360, SLG: 0.469 Mike Shannon, R OBP: 0.255, SLG: 0.287	5-3	1B BB		FC5-4 1B		1-3		L3-5 3B		4	0	2	1	1	0	0						
Dick Groat, R OBP: 0.336, SLG: 0.329	6-3	1B	1-2 2-3 3-H	FC5-4 1-2		6-3		L3-5		5	0	2	1	0	0	2						
Lou Brock, L OBP: 0.331, SLG: 0.415	6-3	F5			S E 1B				CS 1B	5	1	2	0	0	1	4						
Curt Flood, R OBP: 0.348, SLG: 0.425	5-3	F9			F4		1B BB		1-2 1B	4	0	1	0	1	0	5						
Ken Boyer, R OBP: 0.318, SLG: 0.385		1B 1B	6-3		K		K		F5	5	1	1	0	0	2	3						
Tim McCarver, L OBP: 0.345, SLG: 0.440		1B BB SH1-3	L3 1B						F2	5	1	4	1	0	0	1						
Tito Francona, L OBP: 0.311, SLG: 0.398		SH1-3 1B BB	L3		3-H 1B					3	1	0	0	1	1	4						
Jerry Buchek, R OBP: 0.278, SLG: 0.362		1B SH1-3 1B			K			HR	3B BB	3	2	2	2	1	1	0						
Bob Purkey, R OBP: 0.087, SLG: 0.045 Don Dennis, R OBP: 1.000, SLG: 1.000	SH1-3				K		K		F1	3	0	0	1	0	2	1						
		1-2 2-3 3-H								0	0	0	0	0	0	0						
Inning Stats	R: 0 E: 0 K: 0 S: 4	H: 1 LOB: 1 BB: 0 P: 4	R: 3 E: 0 K: 0 S: 7	H: 4 LOB: 3 BB: 2 P: 15	R: 0 E: 0 K: 0 S: 3	H: 1 LOB: 1 BB: 0 P: 3	R: 0 E: 0 K: 2 S: 8	H: 1 LOB: 1 BB: 0 P: 8	R: 1 E: 1 K: 1 S: 7	H: 2 LOB: 1 BB: 0 P: 7	R: 1 E: 0 K: 3 S: 6	H: 1 LOB: 2 BB: 1 P: 6	R: 0 E: 0 K: 3 S: 10	H: 1 LOB: 2 BB: 1 P: 14	R: 1 E: 0 K: 0 S: 3	H: 1 LOB: 1 BB: 0 P: 7	R: 0 E: 0 K: 0 S: 4	H: 2 LOB: 1 BB: 0 P: 4	1B: 12 2B: 2 3B: 1 HR: 1	SF: 0 SAC: 1 DP: 2 HBP: 0	WP: 0 PB: 0 SB: 1 CS: 1	PA: 42
PITCHER	IP ERA WLS BF H R ER SO BB IBB HBP BLK WP HR S P ERA WHIP	1.1 6.63 L 10 4 3 3 0 2 0 0 0 0 0 8 16 20.25 4.500	2.1 6.83 L 6 2 0 0 0 0 0 0 0 0 0 0 6 6 0.00 1.200	4.1 3.97 L 18 5 2 1 7 1 0 0 0 0 1 31 35 2.25 1.500	2.0 4.43 L 8 3 1 1 0 1 0 0 0 0 0 0 7 11 4.50 2.000											IP ERA WLS BF H R ER SO BB IBB HBP BLK WP HR S P ERA WHIP						

St. Louis Cardinals @ New York Mets
Shea Stadium, Flushing, NY
Sun Jul 04 1965, 3:33 AM EDT
Att: 20,006 - Unknown

AB 37
R 6
H 14
RBI 6
BB 4
SO 7
LOB 20



Batter	1	2	3	4	5	6	7	8	9	AB	R	H	RBI	BB	SO	LOB	BOTTOM			
Chuck Hiller, L OBP: 0.319, SLG: 0.375	5-3		1-2 1B		FC6-4 1B		L4		4-3	5	0	2	0	0	0	2				
Roy McMillan, R OBP: 0.284, SLG: 0.288	F9		F7		FC6-4 1-2			1-3		4	0	0	0	0	0	3				
Ed Kranepool, L OBP: 0.343, SLG: 0.461		2B	F7				2B 1B			4	0	3	0	0	0	2				
Ron Swoboda, R OBP: 0.306, SLG: 0.505	K				L8		FC5 2B		G5-4-3 1B	4	0	1	0	0	1	2				
Johnny Lewis, L OBP: 0.339, SLG: 0.415		6-3			HR		2-3		K	4	1	1	1	0	1	2				
Billy Cowan, R OBP: 0.237, SLG: 0.373		F8			F4		L5		F8	4	0	0	0	0	0	2				
Bobby Klaus, R OBP: 0.290, SLG: 0.245 Jim Hickman, R OBP: 0.231, SLG: 0.348	1-3				F2		FC5		1B BB	2	0	0	0	0	0	0				
Chris Cannizzaro, R OBP: 0.280, SLG: 0.262 John Stephenson, L OBP: 0.250, SLG: 0.375					FC1-6 1B		6-3		L9	2	0	1	0	0	0	0				
Galen Cisco, R OBP: 0.333, SLG: 0.333 Larry Miller, L OBP: 0.150, SLG: 0.150 Al Jackson, L OBP: 0.133, SLG: 0.133 Gary Kroll, R OBP: 0.338, SLG: 0.432 Joe Christopher, R OBP: 0.330, SLG: 0.330 Tug McGraw, R OBP: 0.265, SLG: 0.326			FC1-6 1B		1-3				F3	0	0	0	0	0	0	0				
			1-2 2-H							1B	2	0	1	0	0	0				
Inning Stats	R: 0 E: 0 K: 1 S: 6	H: 1 LOB: 1 BB: 0 P: 6	R: 0 E: 0 K: 0 S: 3	H: 0 LOB: 0 BB: 0 P: 3	R: 0 E: 0 K: 0 S: 5	H: 2 LOB: 2 BB: 0 P: 5	R: 1 E: 0 K: 0 S: 4	H: 1 LOB: 0 BB: 0 P: 4	R: 0 E: 0 K: 0 S: 4	H: 2 LOB: 2 BB: 0 P: 4	R: 0 E: 0 K: 0 S: 5	H: 0 LOB: 0 BB: 0 P: 3	R: 0 E: 0 K: 0 S: 3	H: 1 LOB: 0 BB: 0 P: 3	R: 1 E: 0 K: 1 S: 7	H: 2 LOB: 2 BB: 1 P: 11	1B: 7 2B: 2 3B: 0 HR: 1	SF: 0 SAC: 0 DP: 1 HBP: 0	WP: 0 PB: 0 SB: 0 CS: 0	PA: 37
PITCHER	IP ERA WLS BF H R ER SO BB IBB HBP BLK WP HR S P ERA WHIP	8.2 6.09 S 1 0 0 0 0 0 0 0 0 0 0 0 1 1 0.00 0.000											IP ERA WLS BF H R ER SO BB IBB HBP BLK WP HR S P ERA WHIP							

St. Louis Cardinals @ New York Mets
Shea Stadium, Flushing, NY
Sun Jul 04 1965, 3:33 AM EDT
Att: 20,006 - Unknown

AB 36
R 2
H 10
RBI 2
BB 1
SO 2
LOB 16



Batter	1	2	3	4	5	6	7	8	9	AB	R	H	RBI	BB	SO	LOB	TOP																		
Glenn Beckert, R OBP: 0.277, SLG: 0.316 (1, 4)										4	0	1	0	1	0	0																			
Don Landrum, L OBP: 0.344, SLG: 0.445 (1, 8)										4	0	2	1	0	0	1																			
Billy Williams, L OBP: 0.345, SLG: 0.479 (1, 9)										3	0	0	0	1	0	2																			
Ron Santo, R OBP: 0.356, SLG: 0.490 (1, 5)										4	0	1	0	0	0	4																			
14 Ernie Banks, R OBP: 0.350, SLG: 0.464 (1, 3)										4	0	0	0	0	0	2																			
Jimmy Stewart, S OBP: 0.341, SLG: 0.279 (1, 7)										3	0	1	0	1	1	0																			
Chris Krug, R OBP: 0.247, SLG: 0.275 (8, PH)										3	1	2	1	0	0	0																			
Ed Batley, L OBP: 0.266, SLG: 0.235 (8, 2)										1	0	0	0	0	0	1																			
Don Kessinger, S OBP: 0.247, SLG: 0.205 (9, PH)										3	1	2	0	0	0	0																			
Doug Clemens, L OBP: 0.326, SLG: 0.345 (9, PH)										1	0	0	0	0	0	0																			
Dick Ellsworth, L OBP: 0.125, SLG: 0.103 (6, PH)										2	0	0	0	0	1	3																			
George Altman, L OBP: 0.349, SLG: 0.419 (6, PH)										1	0	0	0	0	0	0																			
Lindy McDaniel, R OBP: 0.375, SLG: 0.314 (9, PH)										0	0	0	0	0	0	0																			
Inning Stats	R: 0 E: 1 K: 0 S: 4	H: 1 LOB: 1 BB: 0 P: 4	R: 0 E: 0 K: 0 S: 4	H: 2 LOB: 2 BB: 1 P: 8	R: 0 E: 0 K: 0 S: 5	H: 2 LOB: 2 BB: 0 P: 5	R: 2 E: 0 K: 1 S: 8	H: 3 LOB: 3 BB: 2 P: 16	R: 0 E: 0 K: 1 S: 5	H: 0 LOB: 0 BB: 0 P: 5	R: 0 E: 0 K: 0 S: 3	H: 0 LOB: 0 BB: 0 P: 3	R: 0 E: 0 K: 0 S: 3	H: 1 LOB: 0 BB: 0 P: 3	R: 0 E: 0 K: 0 S: 3	H: 0 LOB: 0 BB: 0 P: 3	1B: 8 2B: 1 3B: 0 HR: 1	SF: 0 SAC: 0 DP: 1 HBP: 0	WP: 0 PB: 0 SB: 0 CS: 0	PA: 37															
PITCHER	IP WLS BF H R ER SO BB IBB HBP BLK WP HR S P ERA WHIP																																		
Warren Spahn, L ERA: 4.1	4.0	W	22	8	2	2	1	3	0	0	0	0	0	0	1	21	33	4.50	2.750																
Larry Bearnarth, R ERA: 2.68	5.0	W	15	1	0	0	1	0	0	0	0	0	0	0	0	17	17	0.00	0.200																

Chicago Cubs @ New York Mets
Shea Stadium, Flushing, NY
Mon Jul 05 1965, 3:33 AM EDT
Cloudy - 70 F

AB	34
R	2
H	9
RBI	2
BB	3
SO	2
LOB	13



Batter	1	2	3	4	5	6	7	8	9	AB	R	H	RBI	BB	SO	LOB	BOTTOM																		
Billy Cowan, R OBP: 0.237, SLG: 0.368 (1, 8)										4	1	1	0	0	1	0																			
Roy McMillan, R OBP: 0.285, SLG: 0.288 (1, 6)										3	0	1	0	0	0	0																			
Joe Christopher, R OBP: 0.305, SLG: 0.306 (1, 9)										3	1	0	0	0	0	2																			
Chuck Hiller, L OBP: 0.319, SLG: 0.375 (8, 4)										0	0	0	0	0	0	0																			
Ron Swoboda, R OBP: 0.307, SLG: 0.517 (1, 7)										3	1	1	3	0	1	0																			
Johnny Lewis, L OBP: 0.339, SLG: 0.415 (9, 9)										0	0	0	0	0	0	0																			
Jim Hickman, R OBP: 0.233, SLG: 0.348 (8, 9)										3	0	1	0	0	1	0																			
Ed Kranepool, L OBP: 0.339, SLG: 0.456 (1, 3)										3	0	0	0	0	0	1																			
Bobby Klaus, R OBP: 0.286, SLG: 0.242 (1, 4)										3	0	0	0	0	0	1																			
Chris Cannizzaro, R OBP: 0.281, SLG: 0.257 (1, 2)										3	0	0	0	0	1	0																			
Warren Spahn, L OBP: 0.279, SLG: 0.143 (1, 1)										1	0	0	0	0	0	0																			
Larry Bearnarth, R OBP: 0.143, SLG: 0.286 (5, 1)										2	0	0	0	0	1	0																			
Inning Stats	R: 3 E: 0 K: 0 S: 7	H: 4 LOB: 1 BB: 0 P: 7	R: 0 E: 0 K: 1 S: 5	H: 0 LOB: 0 BB: 0 P: 5	R: 0 E: 0 K: 1 S: 5	H: 0 LOB: 0 BB: 0 P: 5	R: 0 E: 0 K: 2 S: 7	H: 0 LOB: 0 BB: 0 P: 7	R: 0 E: 0 K: 0 S: 3	H: 0 LOB: 0 BB: 0 P: 3	R: 0 E: 0 K: 0 S: 3	H: 0 LOB: 0 BB: 0 P: 3	R: 0 E: 0 K: 0 S: 3	H: 0 LOB: 0 BB: 0 P: 3	R: 0 E: 0 K: 0 S: 3	H: 0 LOB: 0 BB: 0 P: 3	1B: 3 2B: 0 3B: 0 HR: 1	SF: 0 SAC: 0 DP: 0 HBP: 0	WP: 0 PB: 0 SB: 0 CS: 0	PA: 28															
PITCHER	IP WLS BF H R ER SO BB IBB HBP BLK WP HR S P ERA WHIP																																		
Dick Ellsworth, L ERA: 3.25	5.0	L	19	4	3	3	5	0	0	0	0	0	0	0	0	9	29	5.40	0.800																
Lindy McDaniel, R ERA: 2.07	3.0		9	0	0	0	0	0	0	0	0	0	0	0	9	9	0.00	0.000																	

Chicago Cubs @ New York Mets
Shea Stadium, Flushing, NY
Mon Jul 05 1965, 3:33 AM EDT
Cloudy - 70 F

AB	28
R	3
H	4
RBI	3
BB	0
SO	5
LOB	4



Batter	1	2	3	4	5	6	7	8	9	AB	R	H	RBI	BB	SO	LOB	TOP							
Glenn Beckert, R OBP: 0.277, SLG: 0.315 (1, 4)										4	0	1	0	0	0	0								
Don Landrum, L OBP: 0.342, SLG: 0.446 (1, 8)										4	0	1	0	0	0	1								
Billy Williams, L OBP: 0.342, SLG: 0.473 (1, 9)										4	0	0	0	0	0	3								
Ron Santo, R OBP: 0.355, SLG: 0.486 (1, 5)										3	0	0	0	1	1	2								
George Altman, L OBP: 0.284, SLG: 0.414 (1, 3)										4	0	1	0	0	0	2								
Doug Clemens, L OBP: 0.331, SLG: 0.348 (1, 7)										4	0	2	0	0	0	0								
Ed Bailey, L OBP: 0.246, SLG: 0.246 (1, 2)										1	0	1	0	1	0	0								
Vic Roznovsky, L OBP: 0.336, SLG: 0.366 (4, 2)										2	0	0	0	0	1	2								
Don Kessinger, S OBP: 0.247, SLG: 0.200 (7, PH)										2	0	0	0	0	1	3								
Jimmy Stewart, S OBP: 0.336, SLG: 0.274 (7, 6)										2	0	0	0	0	0	0								
Bill Faul, R (4, 1)										1	0	0	0	0	0	0								
Bob Humphreys, R (4, 1)										0	0	0	0	0	0	0								
Harvey Kuenn, R OBP: 0.247, SLG: 0.228 (5, PH)										0	0	0	0	0	0	0								
Cal Koonce, R OBP: 0.281, SLG: 0.284 (5, 1)										0	0	0	0	0	0	0								
Joey Amalfitano, R OBP: 0.256, SLG: 0.236 (7, PH)										1	0	0	0	0	0	0								
Ted Abernathy, R OBP: 0.143, SLG: 0.143 (7, 1)										0	0	0	0	0	0	0								
Inning Stats	R: 0 E: 0 K: 0 S: 4	H: 1 LOB: 1 BB: 0 P: 4	R: 0 E: 0 K: 1 S: 5	H: 0 LOB: 1 BB: 1 P: 9	R: 0 E: 1 K: 0 S: 4	H: 0 LOB: 1 BB: 0 P: 4	R: 0 E: 0 K: 0 S: 4	H: 2 LOB: 2 BB: 1 P: 8	R: 0 E: 0 K: 0 S: 3	H: 0 LOB: 0 BB: 0 P: 3	R: 0 E: 0 K: 2 S: 9	H: 2 LOB: 2 BB: 0 P: 9	R: 0 E: 0 K: 0 S: 3	H: 0 LOB: 0 BB: 0 P: 3	R: 0 E: 0 K: 0 S: 4	H: 1 LOB: 1 BB: 0 P: 4	R: 0 E: 0 K: 0 S: 3	H: 0 LOB: 0 BB: 0 P: 3	1B: 5 2B: 1 3B: 0 HR: 0	SF: 0 SAC: 0 DP: 0 HBP: 0	WP: 0 PB: 0 SB: 0 CS: 0	PA: 35		
PITCHER Tom Parsons, R ERA: 3.81 (1, 1)	IP: 9.0 WLS: W BF: 35 H: 6 R: 0 ER: 0 SO: 3 BB: 2 IBB: 0 HBP: 0 BLK: 0 WP: 0 HR: 0 S: 39 P: 47 ERA: 0.00 WHIP: 0.889																							

Chicago Cubs @ New York Mets
Shea Stadium, Flushing, NY
Mon Jul 05 1965, 3:38 AM EDT
Att: 35,900 - Cloudy - 70 F

AB 33
R 0
H 6
RBI 0
BB 2
SO 3
LOB 13



Batter	1	2	3	4	5	6	7	8	9	AB	R	H	RBI	BB	SO	LOB	BOTTOM			
Billy Cowan, R OBP: 0.238, SLG: 0.364 (1, 8)										4	0	1	0	0	1	0				
Roy McMillan, R OBP: 0.281, SLG: 0.284 (1, 6)										4	0	0	0	0	1	1				
Chuck Hiller, L OBP: 0.317, SLG: 0.365 (1, 4)										3	1	0	0	1	0	1				
Ed Kranepool, L OBP: 0.341, SLG: 0.456 (1, 3)										4	1	2	0	0	0	0				
Johnny Lewis, L OBP: 0.336, SLG: 0.410 (1, 9)										3	0	0	0	0	0	3				
Ron Swoboda, R OBP: 0.316, SLG: 0.536 (1, 7)										2	1	2	2	1	0	0				
Bobby Klaus, R OBP: 0.286, SLG: 0.242 (7, 5)										0	0	0	0	0	0	0				
Jim Hickman, R OBP: 0.235, SLG: 0.343 (7, 7)										2	0	0	1	1	0	1				
Chris Cannizzaro, R OBP: 0.276, SLG: 0.252 (1, 2)										3	0	0	0	0	0	3				
Tom Parsons, R OBP: 0.222, SLG: 0.125 (1, 1)										3	0	1	0	0	1	0				
Inning Stats	R: 0 E: 0 K: 0 S: 3	H: 0 LOB: 0 BB: 0 P: 3	R: 2 E: 0 K: 0 S: 5	H: 2 LOB: 0 BB: 0 P: 5	R: 0 E: 0 K: 2 S: 7	H: 1 LOB: 0 BB: 0 P: 7	R: 1 E: 0 K: 0 S: 3	H: 1 LOB: 2 BB: 3 P: 15	R: 0 E: 0 K: 0 S: 4	H: 1 LOB: 1 BB: 0 P: 4	R: 0 E: 0 K: 0 S: 4	H: 1 LOB: 1 BB: 0 P: 4	R: 0 E: 0 K: 1 S: 5	H: 0 LOB: 0 BB: 0 P: 5	R: 0 E: 0 K: 0 S: 3	H: 0 LOB: 0 BB: 0 P: 3	1B: 5 2B: 0 3B: 0 HR: 1	SF: 0 SAC: 0 DP: 1 HBP: 0	WP: 0 PB: 1 SB: 0 CS: 0	PA: 31
PITCHER Bill Faul, R ERA: 11.57 (1, 1)	IP: 3.1 WLS: L BF: 15 H: 4 R: 3 ER: 3 SO: 2 BB: 2 IBB: 0 HBP: 0 BLK: 0 WP: 1 HR: 1 S: 17 P: 25 ERA: 8.10 WHIP: 1.800																			
Bob Humphreys, R ERA: 2.12 (4, 1)	0.2 WLS: L BF: 2 H: 0 R: 0 ER: 0 SO: 0 BB: 1 IBB: 0 HBP: 0 BLK: 0 WP: 0 HR: 0 S: 1 P: 5 ERA: 0.00 WHIP: 1.500																			
Cal Koonce, R ERA: 4.08 (5, 1)	2.0 WLS: L BF: 8 H: 2 R: 0 ER: 0 SO: 0 BB: 0 IBB: 0 HBP: 0 BLK: 0 WP: 0 HR: 0 S: 8 P: 8 ERA: 0.00 WHIP: 1.000																			
Ted Abernathy, R ERA: 1.88 (7, 1)	2.0 WLS: L BF: 6 H: 0 R: 0 ER: 0 SO: 1 BB: 0 IBB: 0 HBP: 0 BLK: 0 WP: 0 HR: 0 S: 8 P: 8 ERA: 0.00 WHIP: 0.000																			

Chicago Cubs @ New York Mets
Shea Stadium, Flushing, NY
Mon Jul 05 1965, 3:38 AM EDT
Att: 35,900 - Cloudy - 70 F

AB 28
R 3
H 6
RBI 3
BB 3
SO 3
LOB 9



Batter	1	2	3	4	5	6	7	8	9	AB	R	H	RBI	BB	SO	LOB	TOP								
Glenn Beckert, R OBP: 0.276, SLG: 0.312	4-0 BB		0-0 L3		0-0 F9		0-0 F8	0-0 FC6-4		4	0	0	0	1	0	1									
Don Landrum, L OBP: 0.333, SLG: 0.434	0-0 F3		0-3 K		0-0 F9		0-0 3-1	0-0 4-3		5	0	0	0	0	1	2									
Billy Williams, L OBP: 0.348, SLG: 0.485	0-0 P4			0-0 HR		0-0 HBP 1B		0-0 1B BB	4-0 BB	4	3	3	1	1	0	1									
14 Ernie Banks, R OBP: 0.350, SLG: 0.463	0-0 1-3			0-0 P3		0-0 HBP 1B		0-0 FC6 BB 1B	0-0 FC6-4 1B	5	2	2	0	0	0	2									
Jimmy Stewart, S OBP: 0.346, SLG: 0.291		0-0 6-3		0-0 S 2B		1-0 1B HBP		0-0 BB 1B	0-0 L6	4	1	2	0	0	0	2									
Ron Santo, R OBP: 0.355, SLG: 0.489		0-0 3B		0-0 F2		0-0 F5		4-0 BB 1B	0-0 P6	4	1	1	1	1	0	6									
Chris Krug, R OBP: 0.238, SLG: 0.288		0-0 6-3		4-0 BB		0-0 G6-4-3 1B		0-0 4-3 1B	0-0 FC6-4 1-2	4	1	2	4	1	0	3									
Don Kessinger, S OBP: 0.231, SLG: 0.190		0-0 1-3		0-0 P4		0-0 G6-4-3 1-2		0-0 4-3		4	0	0	0	0	0	7									
Larry Jackson, R OBP: 0.209, SLG: 0.293			0-3 K		0-3 K		0-0 6-3			4	0	1	2	0	2	0									
Ted Abernathy, R OBP: 0.143, SLG: 0.143								0-0 FC6-4 1B		0	0	0	0	0	0	0									
Inning Stats	R: 0 E: 0 K: 0 S: 3	H: 0 LOB: 1 BB: 1 P: 7	R: 0 E: 0 K: 0 S: 4	H: 1 LOB: 1 BB: 0 P: 4	R: 0 E: 0 K: 2 S: 7	H: 0 LOB: 0 BB: 0 P: 7	R: 1 E: 0 K: 0 S: 5	H: 2 LOB: 2 BB: 1 P: 9	R: 0 E: 0 K: 1 S: 5	H: 0 LOB: 0 BB: 0 P: 5	R: 2 E: 0 K: 0 S: 5	H: 3 LOB: 1 BB: 0 P: 6	R: 0 E: 0 K: 0 S: 3	H: 0 LOB: 0 BB: 0 P: 3	R: 5 E: 1 K: 0 S: 8	H: 4 LOB: 1 BB: 1 P: 12	R: 0 E: 0 K: 0 S: 4	H: 1 LOB: 2 BB: 1 P: 8	1B: 8 2B: 1 3B: 1 HR: 1	SF: 0 SAC: 0 DP: 1 HBP: 1	WP: 0 PB: 0 SB: 2 CS: 0	PA: 43			
PITCHER	IP WLS BF H R ER SO BB IBB HBP BLK WP HR S P ERA WHIP	IP WLS BF H R ER SO BB IBB HBP BLK WP HR S P ERA WHIP	IP WLS BF H R ER SO BB IBB HBP BLK WP HR S P ERA WHIP	IP WLS BF H R ER SO BB IBB HBP BLK WP HR S P ERA WHIP	IP WLS BF H R ER SO BB IBB HBP BLK WP HR S P ERA WHIP	IP WLS BF H R ER SO BB IBB HBP BLK WP HR S P ERA WHIP	IP WLS BF H R ER SO BB IBB HBP BLK WP HR S P ERA WHIP	IP WLS BF H R ER SO BB IBB HBP BLK WP HR S P ERA WHIP	IP WLS BF H R ER SO BB IBB HBP BLK WP HR S P ERA WHIP	IP WLS BF H R ER SO BB IBB HBP BLK WP HR S P ERA WHIP	IP WLS BF H R ER SO BB IBB HBP BLK WP HR S P ERA WHIP	IP WLS BF H R ER SO BB IBB HBP BLK WP HR S P ERA WHIP	IP WLS BF H R ER SO BB IBB HBP BLK WP HR S P ERA WHIP	IP WLS BF H R ER SO BB IBB HBP BLK WP HR S P ERA WHIP	IP WLS BF H R ER SO BB IBB HBP BLK WP HR S P ERA WHIP	IP WLS BF H R ER SO BB IBB HBP BLK WP HR S P ERA WHIP	IP WLS BF H R ER SO BB IBB HBP BLK WP HR S P ERA WHIP	IP WLS BF H R ER SO BB IBB HBP BLK WP HR S P ERA WHIP	IP WLS BF H R ER SO BB IBB HBP BLK WP HR S P ERA WHIP	IP WLS BF H R ER SO BB IBB HBP BLK WP HR S P ERA WHIP	IP WLS BF H R ER SO BB IBB HBP BLK WP HR S P ERA WHIP	IP WLS BF H R ER SO BB IBB HBP BLK WP HR S P ERA WHIP	IP WLS BF H R ER SO BB IBB HBP BLK WP HR S P ERA WHIP	IP WLS BF H R ER SO BB IBB HBP BLK WP HR S P ERA WHIP	IP WLS BF H R ER SO BB IBB HBP BLK WP HR S P ERA WHIP

Chicago Cubs @ New York Mets
Shea Stadium, Flushing, NY
Wed Jul 07 1965, 3:33 AM EDT
Att: 17,916 - Unknown

AB	38
R	8
H	11
RBI	8
BB	4
SO	3
LOB	24



Batter	1	2	3	4	5	6	7	8	9	AB	R	H	RBI	BB	SO	LOB	BOTTOM								
Billy Cowan, R OBP: 0.236, SLG: 0.358	0-0 6-3		0-0 SH5-4 1B		0-0 F7			0-0 6-3	0-3 K	5	1	1	0	0	1	1									
Roy McMillan, R OBP: 0.258, SLG: 0.282	0-0 6-3		0-0 SH5-4		0-0 3-1			0-0 1B		2	0	0	0	0	0	0									
Joe Christopher, R OBP: 0.307, SLG: 0.309			1-2 2-3					0-0 1B		1	1	1	0	0	0	0									
Bobby Klaus, R OBP: 0.286, SLG: 0.242			1-2 2-3					0-0 1B		0	0	0	0	0	0	0									
Chuck Hiller, L OBP: 0.331, SLG: 0.387	0-0 2B		0-0 2-H 3-H 1B		0-0 F7			0-0 1B		4	0	3	2	0	0	0									
Ed Kranepool, L OBP: 0.337, SLG: 0.449	0-3 K		0-0 F9		0-0 F5			0-0 P6		4	0	0	0	0	1	4									
Johnny Lewis, L OBP: 0.341, SLG: 0.413		0-0 G6-4-3 1B	0-0 G3		4-0 BB			0-0 1-2 2-H 1B		3	0	2	1	1	0	1									
Ron Swoboda, R OBP: 0.310, SLG: 0.526	0-0 G6-4-3 1-2		0-0 F3		0-3 K			0-0 F2		4	0	0	0	0	1	4									
Jim Hickman, R OBP: 0.240, SLG: 0.347	0-0 1B		0-0 L8		0-0 L8			0-0 G4-6-3 1B		4	0	2	0	0	1	0									
Chris Cannizzaro, R OBP: 0.273, SLG: 0.248		0-3 K	0-0 F8		0-0 F2			0-0 FC5-4 BB		2	0	0	0	0	1	1									
John Stephenson, L OBP: 0.300, SLG: 0.333										1	0	0	0	1	0	1									
Al Jackson, L OBP: 0.125, SLG: 0.156			0-0 SH5-4 1B		0-0 1-3			0-0 FC5-4 BB		0	0	0	0	0	0	0									
Jesse Gonder, L OBP: 0.308, SLG: 0.383								0-0 G4-6-3		1	0	0	0	0	0	1									
Larry Bearnarth, R OBP: 0.143, SLG: 0.286								1-2		0	0	0	0	0	0	0									
Galen Cisco, R OBP: 0.333, SLG: 0.333								1-2		0	0	0	0	0	0	0									
Danny Napoleon, R OBP: 0.281, SLG: 0.222								1-2		1	0	0	0	0	0	1									
Inning Stats	R: 0 E: 0 K: 1 S: 6	H: 1 LOB: 1 BB: 0 P: 6	R: 0 E: 0 K: 1 S: 6	H: 2 LOB: 1 BB: 0 P: 6	R: 2 E: 0 K: 0 S: 6	H: 3 LOB: 1 BB: 0 P: 6	R: 0 E: 0 K: 0 S: 3	H: 0 LOB: 0 BB: 0 P: 3	R: 0 E: 0 K: 1 S: 5	H: 0 LOB: 1 BB: 1 P: 9	R: 0 E: 0 K: 0 S: 3	H: 1 LOB: 0 BB: 0 P: 3	R: 1 E: 0 K: 0 S: 6	H: 3 LOB: 2 BB: 0 P: 6	R: 0 E: 0 K: 2 S: 7	H: 0 LOB: 1 BB: 1 P: 11	1B: 9 2B: 1 3B: 0 HR: 0	SF: 0 SAC: 1 DP: 2 HBP: 0	WP: 0 PB: 0 SB: 0 CS: 0	PA: 37					
PITCHER	IP WLS BF H R ER SO BB IBB HBP BLK WP HR S P ERA WHIP	IP WLS BF H R ER SO BB IBB HBP BLK WP HR S P ERA WHIP	IP WLS BF H R ER SO BB IBB HBP BLK WP HR S P ERA WHIP	IP WLS BF H R ER SO BB IBB HBP BLK WP HR S P ERA WHIP	IP WLS BF H R ER SO BB IBB HBP BLK WP HR S P ERA WHIP	IP WLS BF H R ER SO BB IBB HBP BLK WP HR S P ERA WHIP	IP WLS BF H R ER SO BB IBB HBP BLK WP HR S P ERA WHIP	IP WLS BF H R ER SO BB IBB HBP BLK WP HR S P ERA WHIP	IP WLS BF H R ER SO BB IBB HBP BLK WP HR S P ERA WHIP	IP WLS BF H R ER SO BB IBB HBP BLK WP HR S P ERA WHIP	IP WLS BF H R ER SO BB IBB HBP BLK WP HR S P ERA WHIP	IP WLS BF H R ER SO BB IBB HBP BLK WP HR S P ERA WHIP	IP WLS BF H R ER SO BB IBB HBP BLK WP HR S P ERA WHIP	IP WLS BF H R ER SO BB IBB HBP BLK WP HR S P ERA WHIP	IP WLS BF H R ER SO BB IBB HBP BLK WP HR S P ERA WHIP	IP WLS BF H R ER SO BB IBB HBP BLK WP HR S P ERA WHIP	IP WLS BF H R ER SO BB IBB HBP BLK WP HR S P ERA WHIP	IP WLS BF H R ER SO BB IBB HBP BLK WP HR S P ERA WHIP	IP WLS BF H R ER SO BB IBB HBP BLK WP HR S P ERA WHIP	IP WLS BF H R ER SO BB IBB HBP BLK WP HR S P ERA WHIP	IP WLS BF H R ER SO BB IBB HBP BLK WP HR S P ERA WHIP	IP WLS BF H R ER SO BB IBB HBP BLK WP HR S P ERA WHIP	IP WLS BF H R ER SO BB IBB HBP BLK WP HR S P ERA WHIP	IP WLS BF H R ER SO BB IBB HBP BLK WP HR S P ERA WHIP	IP WLS BF H R ER SO BB IBB HBP BLK WP HR S P ERA WHIP

Chicago Cubs @ New York Mets
Shea Stadium, Flushing, NY
Wed Jul 07 1965, 3:33 AM EDT
Att: 17,916 - Unknown


AB	34
R	3
H	10
RBI	3
BB	2
SO	5
LOB	14



Batter	1	2	3	4	5	6	7	8	9	AB	R	H	RBI	BB	SO	LOB	TOP										
Joe Morgan, L (1,4) OBP: 0.386, SLG: 0.444	L4	3B		WP FC4-2-5 S BB		P3		F9		4	1	1	3	1	0	2											
Lee Maye, L (1,7) OBP: 0.304, SLG: 0.402	1B	SF6		P4		3-1			P4	5	2	2	1	0	0	2											
Jim Gentile, L (1,3) OBP: 0.318, SLG: 0.438	1B	HBP		FC4-2-5			4-3		K	4	0	2	0	0	1	1											
Rusty Staub, L (1,9) OBP: 0.318, SLG: 0.343	G1-4-3	SF6		K			4-3			4	0	2	2	0	1	2											
Bob Aspromonte, R (1,5) OBP: 0.311, SLG: 0.347	G1-4-3	6-3					L6			4	0	2	2	0	1	2											
Jimmy Wynn, R (1,8) OBP: 0.380, SLG: 0.507		E 3B		S 1B			K			5	0	0	0	0	1	5											
Gus Triandos, R (1,2) OBP: 0.237, SLG: 0.184		E 3B		F9		5-3-6-2-5		F8		3	1	0	0	1	0	2											
Bob Lillis, R (1,6) OBP: 0.266, SLG: 0.228		E4 3B		K			S HBP			2	1	0	0	0	1	3											
Larry Dierker, R (1,1) OBP: 0.182, SLG: 0.143				K						3	0	0	0	0	3	5											
Ron Taylor, R (9,1) OBP: 0.400, SLG: 0.600				K			K		SH5-3	0	0	0	0	0	0	0											
Inning Stats	R: 1 E: 0 K: 0 S: 5	H: 3 LOB: 1 BB: 0 P: 5	R: 5 E: 2 K: 1 S: 9	H: 3 LOB: 1 BB: 1 P: 14	R: 0 E: 0 K: 2 S: 8	H: 1 LOB: 1 BB: 0 P: 8	R: 0 E: 0 K: 1 S: 5	H: 0 LOB: 1 BB: 1 P: 9	R: 0 E: 0 K: 1 S: 4	H: 0 LOB: 1 BB: 0 P: 8	R: 0 E: 0 K: 1 S: 6	H: 1 LOB: 1 BB: 0 P: 6	R: 0 E: 0 K: 0 S: 3	H: 0 LOB: 1 BB: 0 P: 4	R: 0 E: 0 K: 1 S: 6	H: 1 LOB: 1 BB: 0 P: 6	1B: 5 2B: 3 3B: 2 HR: 0	SF: 1 SAC: 1 DP: 2 HBP: 3	WP: 1 PB: 1 SB: 4 CS: 0	PA: 41							
PITCHER	IP	WLS	BF	H	R	ER	SO	BB	IBB	HBP	BLK	WP	HR	S	P	ERA	WHIP										
Jack Fisher, R (1,1) ERA: 3.63	1.1	L	10	5	5	4	1	1	0	0	0	0	0	11	15	27.00	4.500										
Gordie Richardson, L (2,1) ERA: 4.24	1.2		8	2	1	0	2	0	0	1	0	0	0	11	12	0.00	1.200										
Tug McGraw, L (4,1) ERA: 4.24	1.0		4	0	0	0	1	1	0	0	0	1	0	5	9	0.00	1.000										
Dennis Musgraves, R (5,1) ERA: 3.69	3.0		11	1	0	0	3	1	0	1	0	0	0	15	20	0.00	0.667										
Gary Kroll, R (8,1) ERA: 3.69	2.0		8	1	0	0	1	0	0	1	0	0	0	9	10	0.00	0.500										

Houston Astros @ New York Mets
Shea Stadium, Flushing, NY
Fri Jul 09 1965, 7:05 PM EDT
Att: 29,645 - Sunny - 81 F


AB	33
R	6
H	9
RBI	6
BB	3
SO	8
LOB	23



Batter	1	2	3	4	5	6	7	8	9	AB	R	H	RBI	BB	SO	LOB	BOTTOM										
Chuck Hiller, L (1,4) OBP: 0.326, SLG: 0.382	F9		F8		1B		F7			4	0	1	0	0	0	2											
Roy McMillan, R (1,6) OBP: 0.259, SLG: 0.282	F8		1B		L7		4-3			4	0	1	0	0	0	2											
Johnny Lewis, L (1,9) OBP: 0.344, SLG: 0.414	K		1B		K					4	1	2	1	0	2	1											
Ron Swoboda, R (1,7) OBP: 0.305, SLG: 0.516		L7	G5-4-3		K					4	0	0	0	0	1	4											
Ed Kranepool, L (1,3) OBP: 0.339, SLG: 0.450		E 1B		3-1		B4		L5-3		4	0	2	1	0	0	0											
Billy Cowan, R (1,8) OBP: 0.229, SLG: 0.346		E4 1B		K		K		L5-3		4	0	0	0	0	2	2											
Bobby Klaus, R (1,5) OBP: 0.287, SLG: 0.240		L7								2	0	0	0	1	0	2											
Jim Hickman, R (9, PH) OBP: 0.239, SLG: 0.345					BB		P6		L6	1	0	0	0	0	0	0											
Chris Cannizzaro, R (1,2) OBP: 0.273, SLG: 0.248		3-1								0	0	0	0	0	0	0											
Jesse Gonder, L (2, PH) OBP: 0.306, SLG: 0.371										3	0	0	0	1	1	2											
Jack Fisher, R (1,1) ERA: 3.63					L4					0	0	0	0	0	0	0											
Gordie Richardson, R (2,1) ERA: 4.24										0	0	0	0	0	0	0											
Tug McGraw, L (4,1) ERA: 4.24										0	0	0	0	0	0	0											
Dennis Musgraves, R (5,1) ERA: 3.69										0	0	0	0	0	0	0											
John Stegeman, L (8,1) ERA: 3.69										0	0	0	0	0	0	0											
Gary Kroll, R (8,1) ERA: 3.69										0	0	0	0	0	0	0											
Inning Stats	R: 0 E: 0 K: 1 S: 5	H: 0 LOB: 0 BB: 0 P: 5	R: 0 E: 1 K: 0 S: 5	H: 1 LOB: 2 BB: 0 P: 5	R: 1 E: 0 K: 0 S: 5	H: 3 LOB: 1 BB: 0 P: 5	R: 0 E: 0 K: 1 S: 5	H: 0 LOB: 2 BB: 2 P: 13	R: 0 E: 0 K: 1 S: 5	H: 0 LOB: 0 BB: 0 P: 5	R: 0 E: 0 K: 0 S: 3	H: 0 LOB: 1 BB: 1 P: 7	R: 1 E: 0 K: 0 S: 4	H: 2 LOB: 0 BB: 0 P: 4	R: 0 E: 0 K: 1 S: 5	H: 0 LOB: 0 BB: 0 P: 5	1B: 7 2B: 1 3B: 0 HR: 0	SF: 0 SAC: 0 DP: 2 HBP: 0	WP: 0 PB: 0 SB: 0 CS: 0	PA: 36							
PITCHER	IP	WLS	BF	H	R	ER	SO	BB	IBB	HBP	BLK	WP	HR	S	P	ERA	WHIP										
Larry Dierker, R (1,1) ERA: 3.82	8.0	W	33	7	2	2	5	3	0	0	0	0	0	40	52	0.00	1.250										
Ron Taylor, R (9,1) ERA: 4.27	1.0	S	3	0	0	0	1	0	0	0	0	0	0	5	5	0.00	0.000										

Houston Astros @ New York Mets
Shea Stadium, Flushing, NY
Fri Jul 09 1965, 7:05 PM EDT
Att: 29,645 - Sunny - 81 F

AB	33
R	2
H	7
RBI	2
BB	3
SO	6
LOB	17



Batter	1	2	3	4	5	6	7	8	9	AB	R	H	RBI	BB	SO	LOB	TOP										
Joe Morgan, L (1, 4) OBP: 0.385, SLG: 0.461	L3	F7		HR	G3		FC4-6 1B		HR	6	3	2	3	0	0	5											
Lee Maye, L (1, 7) OBP: 0.315, SLG: 0.407	BB	1B		1B		6-3	1B		4-3	5	1	3	1	1	0	0											
Joe Gaines, R (9, 7) OBP: 0.302, SLG: 0.411	1B	1B		BB			1B			0	0	0	0	0	0	0											
Jimmy Wynn, R (1, 8) OBP: 0.382, SLG: 0.507	1B	BB		1B		6-3	E7		L9	6	1	3	1	0	1	2											
Walt Bond, L (1, 3) OBP: 0.327, SLG: 0.371	1B	BB		1B		4-3				2	1	0	0	2	0	4											
Bob Aspromonte, R (1, 5) OBP: 0.313, SLG: 0.348	1B			1B		L9	P6			5	1	2	1	0	0	4											
Rusty Staub, L (1, 9) OBP: 0.281, SLG: 0.349	1B			1B		F9	WP		G5-4-3	5	1	3	2	0	1	1											
Gus Triandos, R (1, 2) OBP: 0.235, SLG: 0.185	P6			1B		6-3	1B		G5-4-3	5	0	1	0	0	0	4											
Bob Lillis, R (1, 6) OBP: 0.272, SLG: 0.235	CS	1B		1-3		1-2	FC4-6		F7	5	2	3	2	0	0	0											
Turk Farrell, R (1, 1) OBP: 0.196, SLG: 0.200				P3		F9			4-3	3	0	1	0	0	0	2											
Nellie Fox, L (7, PH) OBP: 0.281, SLG: 0.344										1	0	1	0	0	0	0											
Ron Taylor, R (7, 1) OBP: 0.333, SLG: 0.500	1-2	1B								1	0	0	0	0	0	0											
Inning Stats	R: 3 E: 0 K: 0 S: 6	H: 4 LOB: 1 BB: 1 P: 10	R: 1 E: 0 K: 1 S: 8	H: 3 LOB: 2 BB: 0 P: 8	R: 0 E: 0 K: 1 S: 5	H: 0 LOB: 0 BB: 0 P: 5	R: 1 E: 0 K: 0 S: 5	H: 2 LOB: 2 BB: 1 P: 9	R: 1 E: 0 K: 0 S: 6	H: 3 LOB: 2 BB: 0 P: 6	R: 0 E: 0 K: 0 S: 3	H: 0 LOB: 1 BB: 0 P: 4	R: 3 E: 1 K: 0 S: 8	H: 5 LOB: 3 BB: 1 P: 12	R: 0 E: 0 K: 0 S: 3	H: 1 LOB: 0 BB: 0 P: 3	R: 1 E: 0 K: 0 S: 4	H: 1 LOB: 0 BB: 0 P: 4	1B: 17 2B: 0 3B: 0 HR: 2	SF: 0 SAC: 0 DP: 1 HBP: 1	WP: 1 PB: 0 SB: 1 CS: 1	PA: 49					
PITCHER	IP	WLS	BF	H	R	ER	SO	BB	IBB	HBP	BLK	WP	HR	S	P	ERA	WHIP										
Warren Spahn, L (1, 1) ERA: 4.36	1.0	L	9	6	4	4	0	1	0	0	0	0	0	8	12	36.00	7.000										
Galen Cisco, R (2, 1) ERA: 6.31	2.2		12	3	1	1	2	1	0	0	0	0	1	15	19	3.38	1.500										
Gordie Richardson, L (4, 1) ERA: 3.0	1.1		7	3	1	1	0	0	0	0	0	0	0	7	7	6.75	2.250										
Larry Bearnarth, R (6, 1) ERA: 3.94	1.2		11	5	3	3	0	0	0	1	0	1	0	10	11	16.20	3.000										
Tug McGraw, L (7, 1) ERA: 4.21	2.1		9	2	1	1	0	1	0	0	0	0	1	8	12	3.86	1.286										

Houston Astros @ New York Mets
Shea Stadium, Flushing, NY
Sat Jul 10 1965, 3:33 AM EDT
Att: 13,837 - Cloudy - 80 F

AB 44
R 10
H 19
RBI 10
BB 3
SO 2
LOB 22



Batter	1	2	3	4	5	6	7	8	9	AB	R	H	RBI	BB	SO	LOB	BOTTOM										
Chuck Hillier, L (1, 4) OBP: 0.319, SLG: 0.370	P4		FC		6-3		L3			4	0	0	0	0	0	2											
Roy McMillan, R (1, 6) OBP: 0.258, SLG: 0.280	F9		K			2B			6-3	2	0	0	0	0	1	2											
Bobby Klaus, R (6, 6) OBP: 0.288, SLG: 0.239						BB				1	0	0	0	1	0	0											
Ed Kranepool, L (1, 3) OBP: 0.334, SLG: 0.444	L8		L9			L9			G3	4	0	0	0	0	0	3											
Johnny Lewis, L (1, 9) OBP: 0.346, SLG: 0.427		HR		1B		K			1-3	4	1	2	1	0	1	1											
Ron Swoboda, R (1, 7) OBP: 0.308, SLG: 0.520	6-3								P4	4	0	2	0	0	0	0											
Charley Smith, R (1, 5) OBP: 0.279, SLG: 0.430	K								F8	4	0	0	0	0	1	4											
Jim Hickman, R (1, 8) OBP: 0.241, SLG: 0.351										3	0	1	0	0	1	2											
Joe Christopher, R (9, PH) OBP: 0.313, SLG: 0.315										1	0	1	0	0	0	0											
Chris Cannizzaro, R (1, 2) OBP: 0.275, SLG: 0.252										2	0	1	0	0	1	0											
Larry Bearnarth, R (6, 1) OBP: 0.143, SLG: 0.286										0	0	0	0	0	0	0											
Tug McGraw, R (7, 1) OBP: 0.303, SLG: 0.367										1	0	0	0	0	0	1											
Jesse Gonder, L (9, PH) OBP: 0.303, SLG: 0.367										1	0	0	0	0	0	1											
Warren Spahn, L (1, 1) OBP: 0.279, SLG: 0.143										0	0	0	0	0	0	0											
Galen Cisco, R (2, 1) ERA: 6.31										0	0	0	0	0	0	0											
Gordie Richardson, R (4, 1) ERA: 3.0										0	0	0	0	0	0	0											
John Stephenson, L (5, PH) OBP: 0.308, SLG: 0.273										2	0	0	0	0	0	1											
Inning Stats	R: 0 E: 0 K: 0 S: 3	H: 0 LOB: 0 BB: 0 P: 3	R: 1 E: 0 K: 2 S: 8	H: 1 LOB: 0 BB: 0 P: 8	R: 0 E: 0 K: 1 S: 7	H: 1 LOB: 2 BB: 0 P: 7	R: 0 E: 0 K: 0 S: 4	H: 2 LOB: 1 BB: 0 P: 4	R: 0 E: 0 K: 1 S: 5	H: 0 LOB: 0 BB: 0 P: 5	R: 0 E: 0 K: 1 S: 6	H: 1 LOB: 2 BB: 1 P: 10	R: 0 E: 0 K: 0 S: 4	H: 1 LOB: 1 BB: 0 P: 4	R: 0 E: 0 K: 0 S: 3	H: 0 LOB: 0 BB: 0 P: 3	R: 0 E: 0 K: 0 S: 4	H: 1 LOB: 1 BB: 0 P: 4	1B: 4 2B: 2 3B: 0 HR: 1	SF: 0 SAC: 1 DP: 1 HBP: 0	WP: 0 PB: 0 SB: 0 CS: 0	PA: 35					
PITCHER	IP	WLS	BF	H	R	ER	SO	BB	IBB	HBP	BLK	WP	HR	S	P	ERA	WHIP										
Turk Farrell, R (1, 1) ERA: 2.3	6.0		24	5	1	1	5	1	0	0	0	0	0	33	37	1.50	1.000										
Ron Taylor, R (7, 1) ERA: 4.04	3.0	S	11	2	0	0	0	0	0	0	0	0	0	11	11	0.00	0.667										

Houston Astros @ New York Mets
Shea Stadium, Flushing, NY
Sat Jul 10 1965, 3:33 AM EDT
Att: 13,837 - Cloudy - 80 F

AB 33
R 1
H 7
RBI 1
BB 1
SO 5
LOB 17



Batter	1	2	3	4	5	6	7	8	9	AB	R	H	RBI	BB	SO	LOB	TOP										
Bobby Klaus, R OBP: 0.293, SLG: 0.245 Chuck Hiller, L OBP: 0.314, SLG: 0.364	0-0 1B		0-0 E5 2B WP		0-0 1B		0-0 F3		0-3 K	3	1	2	0	0	0	0											
Roy McMillan, R OBP: 0.281, SLG: 0.286	0-0 F8		0-0 WP 1-3 HR 2B		0-0 1B		0-3 K			4	1	2	0	0	1	2											
Joe Christopher, R OBP: 0.308, SLG: 0.310	0-0 L9		0-0 6-3		0-3 K		0-0 F7			4	0	0	0	0	1	5											
Ron Swoboda, R OBP: 0.307, SLG: 0.516	0-0 P5		0-0 F3		0-0 F7			0-0 G3 1B		4	0	1	0	0	0	4											
Charley Smith, R OBP: 0.278, SLG: 0.439		0-0 P6	0-0 HR		0-3 K			0-0 F5		4	1	1	2	0	1	3											
Jim Hickman, R OBP: 0.237, SLG: 0.345 Johnny Lewis, L OBP: 0.345, SLG: 0.425	0-0 E5 HR		0-0 5-3		0-0 5-3			0-0 G3		3	1	0	0	0	0	0											
Ed Kranepool, L OBP: 0.337, SLG: 0.455		0-0 HR		0-0 FC1-6 1B		0-0 P6		0-3 K		4	1	2	2	0	1	1											
Chris Cannizzaro, R OBP: 0.271, SLG: 0.247 Danny Napoleon, R OBP: 0.254, SLG: 0.215	0-0 6-3		0-0 FC1-6 G4-6-3		0-0 L9			0-0 6-3		3	0	0	0	0	0	1											
Jack Fisher, R OBP: 0.178, SLG: 0.182 Larry Miller, L	0-0 F9		0-0 G4-6-3		0-0 BB			0-0 4-3		2	0	0	0	0	0	1											
Larry Bearmarth, R OBP: 0.250, SLG: 0.288 Gordie Richardson, R OBP: 0.227, SLG: 0.344										0	0	0	0	0	0	0											
Inning Stats	R: 0 E: 0 K: 0 S: 4	H: 1 LOB: 1 BB: 0 P: 4	R: 2 E: 1 K: 0 S: 5	H: 1 LOB: 0 BB: 0 P: 5	R: 3 E: 1 K: 0 S: 6	H: 2 LOB: 0 BB: 0 P: 6	R: 0 E: 0 K: 2 S: 3	H: 1 LOB: 0 BB: 0 P: 3	R: 0 E: 0 K: 0 S: 9	H: 0 LOB: 2 BB: 0 P: 9	R: 0 E: 0 K: 1 S: 5	H: 0 LOB: 1 BB: 1 P: 9	R: 0 E: 0 K: 1 S: 6	H: 1 LOB: 1 BB: 0 P: 6	R: 0 E: 0 K: 1 S: 5	H: 0 LOB: 0 BB: 0 P: 5	1B: 5 2B: 1 3B: 0 HR: 2	SF: 0 SAC: 0 DP: 1 HBP: 0	WP: 1 PB: 0 SB: 0 CS: 0	PA: 37							
PITCHER	IP	WLS	BF	H	R	ER	SO	BB	IBB	HBP	BLK	WP	HR	S	P	ERA	WHIP										
Curt Simmons, L ERA: 3.5	3.0		15	4	5	1	0	0	0	0	0	1	2	15	15	3.00	1.333										
Nelson Briles, R ERA: 4.45	2.0		8	3	0	0	2	0	0	0	0	0	0	12	12	0.00	1.500										
Barney Schultz, R ERA: 3.44	2.0	W	7	0	0	0	1	1	0	0	0	0	0	8	12	0.00	0.500										
Don Dennis, R ERA: 3.0	0.1		2	1	0	0	0	0	0	0	0	0	0	2	2	0.00	3.000										
Hal Woodeshick, L ERA: 3.53	1.2	S	5	0	0	0	2	0	0	0	0	0	0	9	9	0.00	0.000										

New York Mets @ St. Louis Cardinals
Sportsman's Park, St. Louis, MO
Thu Jul 15 1965, 8:05 PM EDT
Att: 14,829 - Unknown

AB 36
R 5
H 8
RBI 4
BB 1
SO 5
LOB 19



Batter	1	2	3	4	5	6	7	8	9	AB	R	H	RBI	BB	SO	LOB	BOTTOM										
Lou Brock, L OBP: 0.343, SLG: 0.426	0-0 1-3		0-0 1B 2B		0-0 5-3		4-0 2B BB			3	2	1	1	1	0	0											
Dick Groat, R OBP: 0.339, SLG: 0.334	0-0 G5-4-3 1B		0-0 FC4 1B			0-0 1-3	0-0 SH1-3 2B 2B			4	0	3	3	0	0	0											
Curt Flood, R OBP: 0.355, SLG: 0.423	0-0 G5-4-3		0-0 FC4			0-0 6-3	0-0 SH1-3			3	0	0	0	0	0	2											
Bill White, L OBP: 0.364, SLG: 0.442		0-3 K		0-0 4-3		4-0 1B 1B BB	0-0 2B			3	1	1	0	1	1	0											
Ken Boyer, R OBP: 0.320, SLG: 0.382 Dal Maxvill, R OBP: 0.097, SLG: 0.133		0-3 K		0-0 6-3		0-0 BB 1B	0-0 F8			3	0	1	0	0	1	0											
Tito Francona, L OBP: 0.326, SLG: 0.427 Mike Shannon, R OBP: 0.250, SLG: 0.287		0-3 K		0-0 F3		0-0 BB 1B		0-0 F5		3	0	1	1	0	1	0											
Tim McCarver, L OBP: 0.328, SLG: 0.412			0-0 6-3 2B 1B		0-0 WP 6-3 2B	0-0 FC6 BB		0-0 5-3		3	2	2	0	1	0	0											
Jerry Buchek, R OBP: 0.260, SLG: 0.333			0-0 6-3		0-0 F9	0-0 FC6		0-0 1B		4	0	1	0	0	0	5											
Curt Simmons, L OBP: 0.245, SLG: 0.073 Carl Warwick, R OBP: 0.203, SLG: 0.213 Nelson Briles, R OBP: 0.300, SLG: 0.420 Phil Gagliano, R OBP: 0.260, SLG: 0.420 Barney Schultz, R OBP: 0.260, SLG: 0.420 Bob Skinner, L OBP: 0.260, SLG: 0.420 Don Dennis, R OBP: 0.260, SLG: 0.420 Hal Woodeshick, R OBP: 0.260, SLG: 0.420	0-0 F9		0-0 F9		0-0 6-3		0-0 E4 2B		0-3 K	0	0	0	0	0	0	0											
Inning Stats	R: 0 E: 0 K: 0 S: 3	H: 1 LOB: 0 BB: 0 P: 3	R: 0 E: 0 K: 3 S: 9	H: 0 LOB: 0 BB: 0 P: 9	R: 2 E: 0 K: 0 S: 6	H: 3 LOB: 1 BB: 0 P: 6	R: 0 E: 0 K: 0 S: 3	H: 0 LOB: 0 BB: 0 P: 3	R: 1 E: 0 K: 0 S: 5	H: 2 LOB: 3 BB: 2 P: 13	R: 2 E: 1 K: 0 S: 5	H: 2 LOB: 1 BB: 1 P: 9	R: 0 E: 0 K: 1 S: 6	H: 1 LOB: 1 BB: 0 P: 6	1B: 6 2B: 4 3B: 0 HR: 0	SF: 0 SAC: 1 DP: 1 HBP: 0	WP: 1 PB: 0 SB: 0 CS: 0	PA: 36									
PITCHER	IP	WLS	BF	H	R	ER	SO	BB	IBB	HBP	BLK	WP	HR	S	P	ERA	WHIP										
Jack Fisher, R ERA: 3.75	5.2		23	6	4	4	3	1	0	0	0	1	0	28	32	6.35	1.235										
Larry Miller, L ERA: 3.97	0.0		2	1	0	0	0	1	0	0	0	0	0	1	5	-	-										
Larry Bearmarth, R ERA: 4.11	0.1	L	4	1	2	1	0	1	0	0	0	0	0	3	7	27.00	6.000										
Gordie Richardson, L ERA: 1.8	2.0		7	2	0	0	1	0	0	0	0	0	0	9	9	0.00	1.000										

New York Mets @ St. Louis Cardinals
Sportsman's Park, St. Louis, MO
Thu Jul 15 1965, 8:05 PM EDT
Att: 14,829 - Unknown

AB 32
R 6
H 10
RBI 6
BB 3
SO 4
LOB 10



Batter	1	2	3	4	5	6	7	8	9	AB	R	H	RBI	BB	SO	LOB	TOP								
Chuck Hiller, L (1,4) OBP: 0.305, SLG: 0.353	F9			L7	L9		P6			4	0	0	0	0	0	2									
Joe Christopher, R (1,9) OBP: 0.305, SLG: 0.306	K			F9	F9					3	0	0	0	0	1	1									
Jim Hickman, R (5,9) OBP: 0.241, SLG: 0.365								HR		1	1	1	1	0	0	0									
Ed Kranepool, L (1,3) OBP: 0.335, SLG: 0.456	4-3			HR	2B		F9		K	4	1	1	0	0	1	0									
Charley Smith, R (1,5) OBP: 0.278, SLG: 0.448		5-3							K	4	1	1	2	0	2	0									
Bobby Klaus, R (8,5) OBP: 0.293, SLG: 0.245				HR					K	0	0	0	0	0	0	0									
Jesse Gonder, L (1,2) OBP: 0.310, SLG: 0.396	K								6-3	3	1	1	1	1	1	0									
Ron Swoboda, R (1,7) OBP: 0.302, SLG: 0.507	G3				6-3		F9			4	0	0	0	0	0	1									
Johnny Lewis, L (1,8) OBP: 0.343, SLG: 0.434			K						K	4	1	1	1	0	3	0									
Roy McMillan, R (1,6) OBP: 0.261, SLG: 0.287			1-3							3	0	1	0	0	0	0									
Billy Cowan, R (9,PH) OBP: 0.226, SLG: 0.341					3-1				K	1	0	0	0	0	1	0									
Al Jackson, L (1,1) OBP: 0.147, SLG: 0.176										2	0	1	0	0	0	0									
Gordie Richardson, R (6,1) OBP: 0.333, SLG: 0.333	F8								F9	0	0	0	0	0	0	0									
Galen Cisco, R (7,PH) OBP: 0.250, SLG: 0.212										1	0	0	0	0	0	1									
Tug McGraw, R (7,1) OBP: 0.250, SLG: 0.212										0	0	0	0	0	0	0									
Inning Stats	R: 0 E: 0 K: 1 S: 5	H: 0 LOB: 0 BB: 0 P: 5	R: 0 E: 0 K: 1 S: 5	H: 0 LOB: 0 BB: 0 P: 5	R: 0 E: 0 K: 1 S: 5	H: 0 LOB: 0 BB: 0 P: 5	R: 3 E: 0 K: 0 S: 6	H: 3 LOB: 0 BB: 0 P: 6	R: 1 E: 0 K: 1 S: 5	H: 2 LOB: 1 BB: 0 P: 5	R: 0 E: 0 K: 1 S: 5	H: 0 LOB: 1 BB: 1 P: 9	R: 0 E: 0 K: 1 S: 6	H: 1 LOB: 1 BB: 0 P: 6	R: 1 E: 0 K: 2 S: 8	H: 1 LOB: 0 BB: 0 P: 8	R: 0 E: 0 K: 2 S: 7	H: 0 LOB: 0 BB: 0 P: 7	1B: 2 2B: 1 3B: 0 HR: 4	SF: 0 SAC: 0 DP: 0 HBP: 0	WP: 0 PB: 0 SB: 0 CS: 0	PA: 35			
PITCHER	IP	WLS	BF	H	R	ER	SO	BB	IBB	HBP	BLK	WP	HR	S	P	ERA	WHIP								
Bob Gibson, R (1,1) ERA: 2.84	7.0	W	29	7	5	5	5	1	0	0	0	0	4	38	42	6.43	1.143								
Hal Woodeshick, L (8,1) ERA: 3.21	2.0	S	6	0	0	0	4	0	0	0	0	0	0	14	14	0.00	0.000								

New York Mets @ St. Louis Cardinals
Sportsman's Park, St. Louis, MO
Fri Jul 16 1965, 8:05 PM EDT
Att: 14,153 - Unknown

AB 34
R 5
H 7
RBI 5
BB 1
SO 9
LOB 5



Batter	1	2	3	4	5	6	7	8	9	AB	R	H	RBI	BB	SO	LOB	BOTTOM								
Lou Brock, L (1,7) OBP: 0.345, SLG: 0.427	F8					F9				4	1	2	1	0	0	0									
Dick Groat, R (1,6) OBP: 0.338, SLG: 0.331	F8									3	1	0	0	1	0	4									
Phil Gagliano, R (1,5) OBP: 0.345, SLG: 0.446										4	1	3	2	0	0	0									
Curt Flood, R (1,8) OBP: 0.357, SLG: 0.424	K				1-3					4	1	2	1	0	1	2									
Bill White, L (1,3) OBP: 0.363, SLG: 0.439		K			4-3					4	1	1	1	0	2	1									
Mike Shannon, R (1,9) OBP: 0.245, SLG: 0.281		K			F8					3	1	0	0	0	1	0									
Bob Uecker, R (1,2) OBP: 0.370, SLG: 0.317		K			K					3	1	0	0	1	2	0									
Jerry Buchek, R (1,4) OBP: 0.269, SLG: 0.333										3	1	1	0	1	1	1									
Bob Gibson, R (1,1) ERA: 4.84										2	0	0	0	0	2										
Hal Woodeshick, R (8,1) OBP: 0.167, SLG: 0.091										1	0	0	0	0	1	1									
Inning Stats	R: 0 E: 0 K: 1 S: 6	H: 1 LOB: 1 BB: 0 P: 6	R: 0 E: 0 K: 3 S: 9	H: 0 LOB: 0 BB: 0 P: 9	R: 2 E: 0 K: 0 S: 6	H: 3 LOB: 1 BB: 0 P: 6	R: 0 E: 0 K: 1 S: 5	H: 0 LOB: 0 BB: 0 P: 5	R: 0 E: 0 K: 1 S: 5	H: 0 LOB: 0 BB: 0 P: 5	R: 6 E: 2 K: 0 S: 8	H: 4 LOB: 1 BB: 2 P: 16	R: 0 E: 0 K: 1 S: 5	H: 1 LOB: 0 BB: 0 P: 5	R: 0 E: 0 K: 1 S: 5	H: 0 LOB: 1 BB: 1 P: 9	1B: 8 2B: 0 3B: 1 HR: 0	SF: 0 SAC: 2 DP: 0 HBP: 0	WP: 0 PB: 0 SB: 1 CS: 2	PA: 36					
PITCHER	IP	WLS	BF	H	R	ER	SO	BB	IBB	HBP	BLK	WP	HR	S	P	ERA	WHIP								
Al Jackson, L (1,1) ERA: 1.69	5.0	L	24	7	7	6	6	1	0	0	0	0	0	3	7	0.00	6.000								
Gordie Richardson, L (6,1) ERA: 1.69	0.1		4	1	1	0	0	1	0	0	0	0	0	1	1	0.00	0.000								
Galen Cisco, R (7,1) ERA: 3.9	0.2		1	0	0	0	0	0	0	0	0	0	0	1	1	0.00	0.000								
Tug McGraw, L (7,1) ERA: 3.9	2.0		7	1	0	0	2	1	0	0	0	0	0	10	14	0.00	1.000								

New York Mets @ St. Louis Cardinals
Sportsman's Park, St. Louis, MO
Fri Jul 16 1965, 8:05 PM EDT
Att: 14,153 - Unknown

AB 31
R 8
H 9
RBI 5
BB 3
SO 8
LOB 11



Batter	1	2	3	4	5	6	7	8	9	AB	R	H	RBI	BB	SO	LOB	TOP						
Chuck Hillier, L (1,4) OBP: 0.303, SLG: 0.350	P6		G1-6-3 1B		F8		F8			4	0	1	0	0	0	3	New York Mets @ St. Louis Cardinals Sportsman's Park, St. Louis, MO Sat Jul 17 1965, 4:33 AM EDT Att: 12,291 - Unknown						
Johnny Lewis, L (1,8) OBP: 0.339, SLG: 0.428	4-3		G1-6-3 1-2			F7		4-3	4	0	0	0	0	0	1								
Charley Smith, R (1,5) OBP: 0.278, SLG: 0.445			1-3			P5		K	4	0	1	0	0	1	0								
Ed Kranepool, L (1,3) OBP: 0.338, SLG: 0.455	F5				5-3				3	0	1	0	1	0	1								
Ron Swoboda, R (1,7) OBP: 0.306, SLG: 0.519		HR			G4-6-3 1B				4	1	2	1	0	0	2								
Jesse Gonder, L (1,2) OBP: 0.308, SLG: 0.390	4-3		G4-6-3 1-2						4	0	1	0	0	0	1								
Jim Hickman, R (1,9) OBP: 0.242, SLG: 0.365						L7			3	0	1	0	0	0	0								
Larry Bearnarth, R (7,1) OBP: 0.250, SLG: 0.286	E5								0	0	0	0	0	0	0								
Danny Napoleon, R (9, PH) OBP: 0.247, SLG: 0.209									1	0	0	0	0	1	0								
Roy McMillan, R (1,6) OBP: 0.259, SLG: 0.284									3	0	0	0	0	0	3								
Billy Cowan, R (9, PH) OBP: 0.224, SLG: 0.338	5-3					4-3		FC5-4 1B	1	0	0	0	0	1	0								
Larry Miller, L (1,1) Galen Cisco, R (3,1) Joe Christopher, R (5, PH) Dennis Musgraves, R (5,1) John Stephenson, L (7, PH) ERA: 2.5	1-3								1	0	0	0	0	0	1								
Inning Stats	R: 0 E: 0 K: 0 S: 4	H: 1 LOB: 1 BB: 0 P: 4	R: 1 E: 1 K: 0 S: 5	H: 1 LOB: 1 BB: 0 P: 5	R: 0 E: 0 K: 0 S: 3	H: 1 LOB: 0 BB: 0 P: 3	R: 0 E: 0 K: 0 S: 3	H: 1 LOB: 1 BB: 0 P: 4	R: 0 E: 0 K: 0 S: 4	H: 0 LOB: 1 BB: 1 P: 7	R: 0 E: 0 K: 0 S: 5	H: 2 LOB: 2 BB: 0 P: 5	R: 0 E: 0 K: 1 S: 6	H: 1 LOB: 1 BB: 0 P: 6	R: 0 E: 0 K: 2 S: 7	H: 0 LOB: 0 BB: 0 P: 7	1B: 7 2B: 0 3B: 0 HR: 1	SF: 0 SAC: 0 DP: 2 HBP: 0	WP: 0 PB: 0 SB: 0 CS: 0	PA: 35			
PITCHER	IP WLS BF H R ER SO BB IBB HBP BLK WP HR S P ERA WHIP	6.0 W 25 7 1 1 0 1 0 0 0 0 1 24 28 1.50 1.333	3.0 S 10 1 0 0 3 0 0 0 0 0 0 16 16 0.00 0.333																				

AB	34
R	1
H	8
RBI	1
BB	1
SO	3
LOB	14



Batter	1	2	3	4	5	6	7	8	9	AB	R	H	RBI	BB	SO	LOB	BOTTOM						
Lou Brock, L (1,7) OBP: 0.345, SLG: 0.423	F7		F7	BLK BB		CS S BB		L6		3	0	0	0	2	0	0	New York Mets @ St. Louis Cardinals Sportsman's Park, St. Louis, MO Sat Jul 17 1965, 4:33 AM EDT Att: 12,291 - Unknown						
Dick Groat, R (1,6) OBP: 0.339, SLG: 0.330	F8		BB 2B 1B	1-2 2-3		WP BB		G3		4	1	1	0	1	0	2							
Phil Gagliano, R (1,5) OBP: 0.357, SLG: 0.453	1B 2B		4-0 1-2 2B BB			FC6-4 BB			1	1	1	0	3	0	0								
Curt Flood, R (1,8) OBP: 0.359, SLG: 0.428			0-0 HR 2B			FC6-4			4	1	2	2	0	1	5								
Bill White, L (1,3) OBP: 0.364, SLG: 0.450	K		2H HR 2B						4	1	2	2	0	1	2								
Mike Shannon, R (1,9) OBP: 0.252, SLG: 0.294			CS 1B			CS E 1B			4	0	2	0	0	1	1								
Bob Uecker, R (1,2) OBP: 0.356, SLG: 0.302			K 1-2			K 1-2 2-3			4	0	0	0	0	3	4								
Jerry Buchek, R (1,4) OBP: 0.278, SLG: 0.350						BLK SH3-4 1B			4	0	2	0	0	0	2								
Bob Purkey, R (1,1) OBP: 0.080, SLG: 0.042									2	0	0	0	0	1	1								
Don Dennis, R (7,1) OBP: 0.500, SLG: 0.500	F8					SH3-4		6-3	1	0	0	0	0	0	0								
Inning Stats	R: 0 E: 0 K: 1 S: 7	H: 2 LOB: 2 BB: 0 P: 7	R: 0 E: 0 K: 1 S: 6	H: 2 LOB: 1 BB: 0 P: 6	R: 4 E: 0 K: 2 S: 10	H: 3 LOB: 0 BB: 1 P: 14	R: 0 E: 0 K: 1 S: 6	H: 1 LOB: 3 BB: 2 P: 14	R: 0 E: 0 K: 1 S: 4	H: 0 LOB: 2 BB: 3 P: 16	R: 0 E: 0 K: 0 S: 4	H: 1 LOB: 1 BB: 0 P: 4	R: 0 E: 0 K: 0 S: 3	H: 0 LOB: 0 BB: 0 P: 3	R: 0 E: 0 K: 1 S: 7	H: 0 LOB: 0 BB: 0 P: 7	1B: 5 2B: 5 3B: 0 HR: 1	SF: 0 SAC: 1 DP: 1 HBP: 0	WP: 1 PB: 1 SB: 1 CS: 4	PA: 38			
PITCHER	IP WLS BF H R ER SO BB IBB HBP BLK WP HR S P ERA WHIP	2.1 L 14 7 4 4 2 1 0 0 0 0 1 7 21 15.43 3.429	1.2 8 1 0 0 3 2 0 0 0 1 0 0 12 20 0.00 1.800	2.0 9 1 0 0 2 3 0 0 0 1 0 0 10 22 0.00 2.000	2.0 7 1 0 0 0 0 0 0 0 0 0 0 7 7 0.00 0.500																		



Batter	1	2	3	4	5	6	7	8	9	AB	R	H	RBI	BB	SO	LOB	TOP			
Chuck Hiller, L (1,4) OBP: 0.309, SLG: 0.376			6-3		F7			1B		4	1	2	1	0	0	0	New York Mets @ Milwaukee Braves Milwaukee County Stadium, Milwaukee, WI Sun Jul 18 1965, 4:33 AM EDT Unknown			
Ron Swoboda, R (1,7) OBP: 0.301, SLG: 0.511	K		6-3		L7			L4		4	0	0	0	0	1	1				
Johnny Lewis, L (1,8) OBP: 0.334, SLG: 0.421	K		L6		P6			K		4	0	0	0	0	2	1				
Charley Smith, R (1,5) OBP: 0.281, SLG: 0.444	WP BB 1B				K				K	3	0	1	0	1	2	0				
Ed Kranepool, L (1,3) OBP: 0.336, SLG: 0.450	WP BB 1-2				P5			F5		3	0	0	0	1	0	1				
Jim Hickman, R (1,9) OBP: 0.247, SLG: 0.368	K 1-2 2-3				G1-6-3 1B			6-3		4	0	2	0	0	1	2				
Roy McMillan, R (1,6) OBP: 0.257, SLG: 0.282			P4		G1-6-3					2	0	0	0	0	0	2				
Danny Napoleon, R (7, PH) OBP: 0.257, SLG: 0.221										1	0	1	0	0	0	0				
Bobby Klaus, R (7,6) OBP: 0.293, SLG: 0.245										0	0	0	0	0	0	0				
Joe Christopher, R (9, PH) OBP: 0.310, SLG: 0.309										0	0	0	0	1	0	0				
Chris Cannizzaro, R (1,2) OBP: 0.268, SLG: 0.244			L8							2	0	0	0	0	0	0				
John Stephenson, L (7, PH) OBP: 0.250, SLG: 0.214										2	0	0	0	0	0	3				
Tom Parsons, R (1,1) OBP: 0.182, SLG: 0.100										2	0	0	0	0	2	0				
Billy Cowan, R (8, PH) OBP: 0.222, SLG: 0.336										1	0	0	0	0	0	0				
Galen Cisco, R (8,1) OBP: 0.333, SLG: 0.333										0	0	0	0	0	0	0				
Inning Stats	R: 1 E: 0 K: 3 S: 11	H: 2 LOB: 2 BB: 1 P: 15	R: 0 E: 0 K: 1 S: 5	H: 0 LOB: 0 BB: 0 P: 5	R: 0 E: 0 K: 0 S: 3	H: 0 LOB: 0 BB: 0 P: 3	R: 0 E: 0 K: 0 S: 3	H: 1 LOB: 1 BB: 1 P: 7	R: 0 E: 0 K: 1 S: 5	H: 0 LOB: 0 BB: 0 P: 5	R: 0 E: 0 K: 0 S: 4	H: 1 LOB: 1 BB: 0 P: 4	R: 0 E: 0 K: 1 S: 6	H: 1 LOB: 1 BB: 1 P: 6	R: 0 E: 0 K: 1 S: 6	H: 1 LOB: 2 BB: 1 P: 10	1B: 5 2B: 0 3B: 0 HR: 1	SF: 0 SAC: 0 DP: 1 HBP: 0	WP: 1 PB: 0 CS: 0	PA: 35
PITCHER Tony Cloninger, R (1,1) ERA: 3.93	IP: 9.0 WLS: W BF: 35 H: 6 R: 1 ER: 1 SO: 8 BB: 3 IBB: 0 HBP: 0 BLK: 0 WP: 1 HR: 1 S: 48 P: 60 ERA: 1.00 WHIP: 1.000															PITCHER				

AB	32
R	1
H	6
RBI	1
BB	3
SO	8
LOB	10



Batter	1	2	3	4	5	6	7	8	9	AB	R	H	RBI	BB	SO	LOB	BOTTOM			
Felipe Alou, R (1,7) OBP: 0.323, SLG: 0.492	K		E9 1B		F8			F8		4	1	1	0	0	1	0	New York Mets @ Milwaukee Braves Milwaukee County Stadium, Milwaukee, WI Sun Jul 18 1965, 4:33 AM EDT Unknown			
Frank Bolling, R (1,4) OBP: 0.312, SLG: 0.375	K		F5		F7			5-3		4	0	0	0	0	1	1				
Hank Aaron, R (1,9) OBP: 0.386, SLG: 0.561	6-3		F		P4			5-3		4	1	1	1	0	0	0				
Gene Oliver, R (1,2) OBP: 0.352, SLG: 0.429			F7		6-3					3	0	1	1	0	0	0				
Eddie Mathews, L (1,5) OBP: 0.340, SLG: 0.467			E7 1B							3	2	2	2	0	0	1				
Joe Torre, R (1,3) OBP: 0.385, SLG: 0.525			G3							3	0	0	0	0	2	0				
Mack Jones, L (1,8) OBP: 0.318, SLG: 0.524			HR							3	0	0	0	0	0	0				
Woody Woodward, R (1,6) OBP: 0.236, SLG: 0.233			K							3	0	0	0	0	1	0				
Tony Cloninger, R (1,1) OBP: 0.182, SLG: 0.255			G3							3	1	1	0	0	1	0				
										3	1	1	0	0	1	0				
Inning Stats	R: 0 E: 0 K: 2 S: 7	H: 0 LOB: 0 BB: 0 P: 7	R: 1 E: 0 K: 1 S: 6	H: 1 LOB: 0 BB: 0 P: 6	R: 3 E: 2 K: 1 S: 9	H: 4 LOB: 1 BB: 0 P: 9	R: 0 E: 0 K: 1 S: 5	H: 0 LOB: 0 BB: 0 P: 5	R: 0 E: 0 K: 0 S: 4	H: 1 LOB: 0 BB: 0 P: 4	R: 0 E: 0 K: 1 S: 5	H: 0 LOB: 0 BB: 0 P: 5	R: 0 E: 0 K: 0 S: 3	H: 0 LOB: 0 BB: 0 P: 3	R: 0 E: 0 K: 1 S: 3	H: 0 LOB: 0 BB: 0 P: 3	1B: 4 2B: 0 3B: 0 HR: 2	SF: 0 SAC: 0 DP: 0 HBP: 0	WP: 0 PB: 0 CS: 0	PA: 30
PITCHER Tom Parsons, R (1,1) ERA: 3.97 Galen Cisco, R (8,1) ERA: 5.99	IP: 7.0 WLS: L BF: 27 H: 6 R: 5 ER: 4 SO: 6 BB: 0 IBB: 0 HBP: 0 BLK: 0 WP: 0 HR: 2 S: 39 P: 39 ERA: 5.14 WHIP: 0.857															PITCHER				

AB	30
R	5
H	6
RBI	4
BB	0
SO	6
LOB	2



Batter	1	2	3	4	5	6	7	8	9	AB	R	H	RBI	BB	SO	LOB	TOP					
Chuck Hiller, L (1, 4) <small>OBP: 0.305, SLG: 0.371</small> Joe Christopher, R (4, FH) <small>OBP: 0.306, SLG: 0.305</small>	4-3	5-3		FC6-4 1B		L9			1-4-3	2	0	0	0	0	0	0	New York Mets @ Milwaukee Braves Milwaukee County Stadium, Milwaukee, WI Sun Jul 18 1965, 4:38 AM EDT Att: 12,127 - Unknown					
John Stephenson, L (1, 9) <small>OBP: 0.276, SLG: 0.250</small> Jim Hickman, R (4, FH) <small>OBP: 0.249, SLG: 0.367</small>	K					K			K	3	2	0	1	0	0	1						
Ron Swoboda, R (1, 7) <small>OBP: 0.300, SLG: 0.506</small>	1B	6-3		K					5-3	1	4	1	1	0	0	1						
Ed Kranepool, L (1, 3) <small>OBP: 0.335, SLG: 0.447</small>	1B			6-3					4-3	1	4	1	1	0	0	1						
Charley Smith, R (1, 5) <small>OBP: 0.284, SLG: 0.442</small>	1B			5-3					5-3	3	1	1	1	1	0	0						
Johnny Lewis, L (1, 8) <small>OBP: 0.335, SLG: 0.420</small> Roy McMillan, R (4, 6) <small>OBP: 0.256, SLG: 0.280</small>	2B			6-3					F8	2	1	0	0	0	1	0						
Bobby Klaus, R (1, 6) <small>OBP: 0.300, SLG: 0.254</small>	2B								F9	2	3	1	2	2	1	0						
Chris Cannizzaro, R (1, 2) <small>OBP: 0.262, SLG: 0.238</small>	K			K					P4	3	4	0	0	0	0	2						
Gary Kroll, R (1, 1) <small>OBP: 0.130, SLG: 0.174</small> Tug McGraw, R (3, 1) <small>OBP: 0.333, SLG: 0.333</small> Billy Cowan, R (9, FH) <small>OBP: 0.221, SLG: 0.333</small>	F3			FC6-4 1B					6-3	1	1	0	0	0	0	0						
Inning Stats	R: 3 E: 1 K: 2 S: 11	H: 4 LOB: 2 BB: 1 P: 15	R: 0 E: 0 K: 0 S: 4	H: 1 LOB: 1 BB: 0 P: 4	R: 0 E: 0 K: 0 S: 3	H: 0 LOB: 0 BB: 0 P: 3	R: 1 E: 0 K: 2 S: 9	H: 2 LOB: 2 BB: 1 P: 13	R: 0 E: 0 K: 0 S: 4	H: 1 LOB: 2 BB: 1 P: 8	R: 0 E: 0 K: 2 S: 7	H: 0 LOB: 0 BB: 0 P: 7	R: 0 E: 0 K: 1 S: 5	H: 0 LOB: 0 BB: 0 P: 5	R: 0 E: 0 K: 1 S: 5	H: 0 LOB: 0 BB: 0 P: 5		R: 0 E: 0 K: 1 S: 5	H: 0 LOB: 0 BB: 0 P: 5	1B: 7 2B: 1 3B: 0 HR: 0	SF: 0 SAC: 0 DP: 0 HBP: 0	WP: 0 PB: 0 CS: 0
PITCHER Hank Fischer, R (1, 1) <small>ERA: 4.58</small> Dick Kelley, L (3, 1) <small>ERA: 2.94</small>	IP: 2.0 WLS: 0 BF: 12	H: 5 R: 3 ER: 3 SO: 2	BB: 0 IBB: 1 HBP: 0 BLK: 0	WP: 0 HR: 0 S: 15 P: 19	ERA: 13.50 WHIP: 2.500	IP: 7.0 WLS: 1 BF: 26	H: 3 R: 1 ER: 1 SO: 7	BB: 2 IBB: 0 HBP: 0 BLK: 0	WP: 0 HR: 0 S: 38 P: 46	ERA: 1.29 WHIP: 0.714												

Batter	1	2	3	4	5	6	7	8	9	AB	R	H	RBI	BB	SO	LOB	BOTTOM			
Felipe Alou, R (1, 7) <small>OBP: 0.324, SLG: 0.493</small>	F2	E5		4-3		1B				5	0	2	0	0	0	1	New York Mets @ Milwaukee Braves Milwaukee County Stadium, Milwaukee, WI Sun Jul 18 1965, 4:38 AM EDT Att: 12,127 - Unknown			
Frank Bolling, R (1, 4) <small>OBP: 0.307, SLG: 0.369</small>	F9	K		F8		F8			5-3	5	0	0	0	0	1	4				
Hank Aaron, R (1, 9) <small>OBP: 0.390, SLG: 0.567</small>	F8			HR						4	1	3	0	0	0	0				
Gene Oliver, R (1, 2) <small>OBP: 0.350, SLG: 0.441</small>	F8			P6		K				4	1	1	2	0	1	3				
Eddie Mathews, L (1, 5) <small>OBP: 0.345, SLG: 0.467</small>	1B	1B		WP					F5	2	1	1	0	2	0	0				
Joe Torre, R (1, 3) <small>OBP: 0.383, SLG: 0.521</small>	1B	1B		K		F9			K	4	1	1	0	0	2	2				
Mack Jones, L (1, 8) <small>OBP: 0.320, SLG: 0.521</small>	1B	1B		K		P6			2-4	3	1	1	1	1	1	2				
Woody Woodward, R (1, 6) <small>OBP: 0.236, SLG: 0.233</small> Miguel de la Hoz, R (2, PH) <small>OBP: 0.302, SLG: 0.357</small>	P6					F7			2-4	0	0	0	0	0	0	0				
Hank Fischer, R (1, 1) <small>OBP: 0.176, SLG: 0.176</small> Ty Cline, L (2, PH) <small>OBP: 0.265, SLG: 0.240</small> Dick Kelley, R (3, 1)	E			K		K			F9	1	0	1	1	0	0	0				
Inning Stats	R: 0 E: 0 K: 0 S: 3	H: 3 LOB: 2 BB: 1 P: 13	R: 2 E: 0 K: 3 S: 11	H: 2 LOB: 2 BB: 2 P: 19	R: 0 E: 0 K: 0 S: 4	H: 1 LOB: 1 BB: 0 P: 4	R: 0 E: 0 K: 2 S: 9	H: 2 LOB: 2 BB: 0 P: 9	R: 0 E: 0 K: 1 S: 4	H: 0 LOB: 1 BB: 1 P: 8	R: 0 E: 0 K: 0 S: 4	H: 1 LOB: 1 BB: 0 P: 4	R: 0 E: 0 K: 0 S: 4	H: 1 LOB: 1 BB: 0 P: 4	1B: 7 2B: 2 3B: 0 HR: 1	SF: 0 SAC: 0 DP: 0 HBP: 0		WP: 1 PB: 0 CS: 0	PA: 38	
PITCHER Gary Kroll, R (1, 1) <small>ERA: 4.09</small> Tug McGraw, L (3, 1) <small>ERA: 3.21</small>	IP: 2.0 WLS: 0 BF: 13	H: 5 R: 5 ER: 4 SO: 1	BB: 1 IBB: 0 HBP: 0 BLK: 0	WP: 1 HR: 0 S: 34 P: 46	ERA: 18.00 WHIP: 3.000	IP: 6.0 WLS: 1 BF: 26	H: 5 R: 0 ER: 0 SO: 6	BB: 3 IBB: 0 HBP: 0 BLK: 0	WP: 1 HR: 0 S: 34 P: 46	ERA: 0.00 WHIP: 1.333										


Batter	1	2	3	4	5	6	7	8	9	AB	R	H	RBI	BB	SO	LOB	TOP					
Billy Cowan, R OBP: 0.214, SLG: 0.324 (1, 8)	0-0 6-3		0-0 6-3			0-0 F7		0-0 F8		4	0	0	0	0	0	0	New York Mets @ Milwaukee Braves Milwaukee County Stadium, Milwaukee, WI Mon Jul 19 1965, 8:05 PM EDT Att: 5,591 - Unknown					
Chuck Hiller, L OBP: 0.316, SLG: 0.377 (1, 4)	0-0 4-3		0-0 1B			1-0 HBP		0-0 1B		3	0	2	0	0	0	0						
Charley Smith, R OBP: 0.284, SLG: 0.443 (1, 5)	0-0 2B		0-0 F8			0-0 P4		0-0 F7		4	0	1	0	0	0	3						
Ed Kranepool, L OBP: 0.331, SLG: 0.441 (1, 3)	0-3 K				0-0 F2		0-3 K		0-0 P3		4	0	0	0	0	2		3				
Ron Swoboda, R OBP: 0.303, SLG: 0.506 (1, 7)		0-0 5-3			0-0 P6				0-0 1B		4	0	2	0	0	0		0				
Johnny Lewis, L OBP: 0.331, SLG: 0.414 (1, 9)	0-0 4-3		0-0 4-3			0-3 K		0-0 F9		4	0	0	0	0	1	2						
Roy McMillan, R OBP: 0.257, SLG: 0.281 Danny Napoleon, R OBP: 0.253, SLG: 0.217 (0, PH)	0-0 1B				0-0 5-3		0-0 P3		0-3 K		3	0	1	0	0	0		1				
Chris Cannizzaro, R OBP: 0.261, SLG: 0.237 John Stephenson, L OBP: 0.286, SLG: 0.263 (5, PH)	0-0 F5				0-0 4-3		0-0 1B		0-0 F2		1	0	0	0	0	0		1				
Jack Fisher, R OBP: 0.174, SLG: 0.178 Joe Christopher, R OBP: 0.355, SLG: 0.304 Dennis Musgraves, R OBP: 0.248, SLG: 0.365 Jim Hickman, R OBP: 0.248, SLG: 0.365 Gordie Richardson, R OBP: 0.248, SLG: 0.365 (7, 1)			0-3 K		0-0 P4		0-3 K				1	0	0	0	0	1		0				
Inning Stats	R: 0 E: 0 K: 1 S: 6	H: 1 LOB: 1 BB: 0 P: 6	R: 0 E: 0 K: 0 S: 4	H: 1 LOB: 1 BB: 0 P: 4	R: 0 E: 0 K: 1 S: 6	H: 1 LOB: 1 BB: 0 P: 6	R: 0 E: 0 K: 0 S: 3	H: 0 LOB: 0 BB: 0 P: 3	R: 0 E: 0 K: 1 S: 5	H: 0 LOB: 1 BB: 0 P: 6	R: 0 E: 0 K: 2 S: 9	H: 2 LOB: 2 BB: 0 P: 9	R: 0 E: 0 K: 0 S: 4	H: 1 LOB: 1 BB: 0 P: 4	R: 0 E: 0 K: 1 S: 6	H: 1 LOB: 1 BB: 0 P: 6		1B: 6 2B: 1 3B: 0 HR: 0	SF: 0 SAC: 0 DP: 0 HBP: 1	WP: 0 PB: 0 CS: 0	PA: 35	
PITCHER Ken Johnson, R ERA: 3.3 (1, 1)	IP: 9.0 WLS: W BF: 35 H: 7 R: 0 ER: 0 SO: 6 BB: 0 IBB: 0 HBP: 1 BLK: 0 WP: 0 HR: 0 S: 46 P: 47 ERA: 0.00 WHIP: 0.778											PITCHER IP: 9.0 WLS: W BF: 35 H: 7 R: 0 ER: 0 SO: 6 BB: 0 IBB: 0 HBP: 1 BLK: 0 WP: 0 HR: 0 S: 46 P: 47 ERA: 0.00 WHIP: 0.778										


AB	34
R	0
H	7
RBI	0
BB	0
SO	6
LOB	14



Batter	1	2	3	4	5	6	7	8	9	AB	R	H	RBI	BB	SO	LOB	BOTTOM					
Felipe Alou, R OBP: 0.323, SLG: 0.500 (1, 7)	0-0 HR		0-0 4-3		0-0 F9		0-0 F9			4	1	1	1	0	0	1	New York Mets @ Milwaukee Braves Milwaukee County Stadium, Milwaukee, WI Mon Jul 19 1965, 8:05 PM EDT Att: 5,591 - Unknown					
Frank Bolling, R OBP: 0.303, SLG: 0.364 (1, 4)	0-0 6-3		0-0 P3		0-0 5-3		0-0 P6			4	0	0	0	0	0	0						
Hank Aaron, R OBP: 0.391, SLG: 0.575 (1, 9)	0-0 HR		0-0 F8		4-0 S BB		0-0 F9			3	1	1	1	1	0	0						
Gene Oliver, R OBP: 0.344, SLG: 0.432 (1, 2)	0-0 L8		0-3 K		0-3 K		0-0 1-3			4	0	0	0	0	2	1						
Eddie Mathews, L OBP: 0.349, SLG: 0.479 (1, 5)	0-0 HBP 1B				0-0 HR		4-0 BB		0-3 K		3	1	2	1	1	1		0				
Joe Torre, R OBP: 0.384, SLG: 0.530 (1, 3)	1-0 1-2 HBP				0-0 6-3		0-0 P6		0-0 HR		3	1	1	1	0	0		2				
Mack Jones, L OBP: 0.323, SLG: 0.519 (1, 8)	0-3 K				0-0 FC6-4 1B		1-0 E S SH1-4 HBP		0-0 1-3		3	1	1	0	0	1		2				
Woody Woodward, R OBP: 0.227, SLG: 0.224 (1, 6)		0-0 F8			0-0 FC6-4 2B		0-0 5-3		0-3 K		4	1	0	0	0	1		2				
Ken Johnson, R OBP: 0.125, SLG: 0.167 (1, 1)		0-3 K			0-0 1-H 2B		0-0 SH1-4				2	0	1	2	0	1		0				
Inning Stats	R: 2 E: 0 K: 1 S: 8	H: 3 LOB: 2 BB: 0 P: 9	R: 0 E: 0 K: 1 S: 5	H: 0 LOB: 0 BB: 0 P: 5	R: 0 E: 0 K: 0 S: 5	H: 0 LOB: 0 BB: 0 P: 5	R: 2 E: 0 K: 0 S: 6	H: 3 LOB: 1 BB: 0 P: 6	R: 0 E: 0 K: 1 S: 5	H: 0 LOB: 2 BB: 2 P: 13	R: 1 E: 0 K: 0 S: 3	H: 0 LOB: 0 BB: 0 P: 4	R: 0 E: 0 K: 0 S: 3	H: 0 LOB: 0 BB: 0 P: 3	R: 1 E: 0 K: 2 S: 8	H: 1 LOB: 0 BB: 0 P: 8		1B: 2 2B: 1 3B: 0 HR: 4	SF: 0 SAC: 1 DP: 0 HBP: 2	WP: 0 PB: 0 CS: 0	PA: 35	
PITCHER Jack Fisher, R ERA: 3.91 Dennis Musgraves, R ERA: Gordie Richardson, L ERA: 2.45 (1, 1)	IP: 4.0 WLS: L BF: 19 H: 6 R: 4 ER: 4 SO: 3 BB: 4 IBB: 4 HBP: 3 BLK: 0 WP: 0 HR: 3 S: 24 P: 25 ERA: 9.00 WHIP: 1.500											PITCHER IP: 2.0 WLS: 0 BF: 9 H: 0 R: 1 ER: 0 SO: 1 BB: 0 IBB: 0 HBP: 1 BLK: 0 WP: 0 HR: 0 S: 8 P: 11 ERA: 4.50 WHIP: 0.500										



Batter	1	2	3	4	5	6	7	8	9	AB	R	H	RBI	BB	SO	LOB	TOP			
Johnny Lewis, L (1.9) OBP: 0.327, SLG: 0.408	0-3 K		0-0 3-1			0-0 3-1			0-0 F7	4	0	0	0	0	1	0	<p>New York Mets @ Milwaukee Braves Milwaukee County Stadium, Milwaukee, WI</p> <p>Tue Jul 20 1965, 4:33 AM EDT Att: 4,414 - Unknown</p> <p>livebaseballscores.com</p> <p>AB 30 R 1 H 5 RBI 1 BB 0 SO 8 LOB 4</p> 			
Roy McMillan, R (1.6) OBP: 0.257, SLG: 0.284	0-0 1B 2B		0-3 K			0-0 L8			0-0 5-3	4	1	1	0	0	1	0				
Ed Kranepool, L (1.3) OBP: 0.330, SLG: 0.439	0-3 K			0-0 G5-4-3 1B		0-3 K			0-3 K	4	0	1	0	0	3	1				
Ron Swoboda, R (1.7) OBP: 0.303, SLG: 0.504	0-0 2H 1B			0-0 G5-4-3 1-2			0-0 F7			3	0	1	1	0	0	1				
Chuck Hillier, L (1.4) OBP: 0.310, SLG: 0.369	0-0 CS 1-2	0-0 G3		0-0 F8			0-0 L8			3	0	0	0	0	0	0				
Charley Smith, R (1.5) OBP: 0.281, SLG: 0.438		0-3 K			0-3 K				0-0 5-3	3	0	0	0	0	2	0				
Jim Hickman, R (1.8) OBP: 0.249, SLG: 0.365		0-0 1B			0-0 F2				0-0 F3	3	0	1	0	0	0	0				
Chris Cannizzaro, R (1.2) OBP: 0.263, SLG: 0.240 (8, PH) Joe Christopher, R (8, PH) John Stephenson, L (8, 2) OBP: 0.304, SLG: 0.303 OBP: 0.266, SLG: 0.253		0-0 L4			0-0 1B				0-0 F7	2	0	1	0	0	0	0				
Galen Cisco, R (1.1) OBP: 0.294, SLG: 0.294 Larry Bearnarth, R (7, 1) OBP: 0.250, SLG: 0.286 Larry Miller, L (7, 1) Danny Napoleon, R (8, PH) Gary Kroll, R (8, 1) OBP: 0.250, SLG: 0.214 OBP: 0.130, SLG: 0.174			0-3 K		0-0 F9				0-0 F9	2	0	0	0	0	1	1				
Inning Stats	R: 1 E: 0 K: 2 S: 8	H: 2 LOB: 0 BB: 0 P: 8	R: 0 E: 0 K: 1 S: 6	H: 1 LOB: 1 BB: 0 P: 6	R: 0 E: 0 K: 2 S: 7	H: 0 LOB: 0 BB: 0 P: 7	R: 0 E: 0 K: 0 S: 3	H: 1 LOB: 0 BB: 0 P: 3	R: 0 E: 0 K: 1 S: 6	H: 1 LOB: 1 BB: 0 P: 6	R: 0 E: 0 K: 0 S: 5	H: 0 LOB: 0 BB: 0 P: 5	R: 0 E: 0 K: 0 S: 3	H: 0 LOB: 0 BB: 0 P: 3	R: 0 E: 0 K: 0 S: 3	H: 0 LOB: 0 BB: 0 P: 3		1B: 4 2B: 1 3B: 0 HR: 0	SF: 0 SAC: 0 DP: 1 HBP: 0	WP: 0 PB: 0 CS: 1
PITCHER	IP WLS BF H R ER SO BB IBB HBP BLK WP HR S P ERA WHIP																			
Hank Fischer, R (1, 1) ERA: 4.21	7.0 W 24 5 1 1 7 0 0 0 0 0 0 0 38 38 1.29 0.714																			
Billy O'Dell, L (8, 1) ERA: 2.36	2.0 S 6 0 0 0 1 0 0 0 0 0 0 0 8 8 0.00 0.000																			

Batter	1	2	3	4	5	6	7	8	9	AB	R	H	RBI	BB	SO	LOB	BOTTOM	
Felipe Alou, R (1.7) OBP: 0.324, SLG: 0.498 (8, 3)	0-0 P4		0-0 6-3			0-0 SH1-3 1B	0-0 1B HR	0-0 F3		5	1	2	2	0	0	3	<p>New York Mets @ Milwaukee Braves Milwaukee County Stadium, Milwaukee, WI</p> <p>Tue Jul 20 1965, 4:33 AM EDT Att: 4,414 - Unknown</p> <p>livebaseballscores.com</p> <p>AB 33 R 7 H 9 RBI 7 BB 4 SO 2 LOB 23</p> 	
Frank Bolling, R (1.4) OBP: 0.302, SLG: 0.362	0-0 L7			0-0 4-3		0-0 SH1-3 1-2	0-0 HR 1B	0-0 P4		4	1	1	0	0	0	2		
Hank Aaron, R (1.9) OBP: 0.392, SLG: 0.580	0-0 5-3			0-3 K		0-0 K	0-0 BB HR	0-0 1-3		4	1	1	3	1	1	2		
Gene Oliver, R (1.2) OBP: 0.342, SLG: 0.429		0-0 4-3		0-0 6-3		0-0 F7	0-0 FC3-6 1B			4	0	1	0	0	0	2		
Eddie Mathews, L (1.5) OBP: 0.345, SLG: 0.473		0-0 F7			0-0 3-1	0-0 L8	0-0 FC3-6 1-2			4	0	0	0	0	0	4		
Joe Torre, R (1, 3) OBP: 0.387, SLG: 0.530 (7, PR) Ty Cline, L (8, 7) OBP: 0.263, SLG: 0.238		0-0 5-3			4-0 1B BB		0-0 E7 1B F7			2	0	1	0	1	0	0		
Mack Jones, L (1.8) OBP: 0.325, SLG: 0.517			0-0 4-3 1B		0-0 F7		0-0 SH BB			3	1	1	0	1	0	3		
Woody Woodward, R (1.6) OBP: 0.239, SLG: 0.229			0-0 4-3 1-2		0-0 1-2 1B		0-0 SH 2B 1B BB	4-0 E BB		2	1	1	0	1	0	1		
Hank Fischer, R (1, 1) ERA: 5.86 Rico Carby, R (7, PH) OBP: 0.362, SLG: 0.503 Billy O'Dell, S (8, 1) OBP: 0.214, SLG: 0.286			0-3 K		0-0 2-3		0-0 1-3 2-4 3-H 1B 2B	0-0 E4		2	0	0	0	0	1	3		
Inning Stats	R: 0 E: 0 K: 0 S: 3	H: 0 LOB: 0 BB: 0 P: 3	R: 0 E: 0 K: 0 S: 3	H: 0 LOB: 0 BB: 0 P: 3	R: 0 E: 0 K: 1 S: 6	H: 1 LOB: 1 BB: 0 P: 6	R: 0 E: 0 K: 1 S: 5	H: 0 LOB: 0 BB: 0 P: 5	R: 0 E: 0 K: 0 S: 4	H: 1 LOB: 2 BB: 1 P: 8	R: 0 E: 0 K: 0 S: 4	H: 6 LOB: 2 BB: 1 P: 14	R: 0 E: 1 K: 0 S: 4	H: 0 LOB: 2 BB: 1 P: 8	1B: 7 2B: 1 3B: 0 HR: 1	SF: 0 SAC: 2 DP: 0 HBP: 0		WP: 0 PB: 0 CS: 0
PITCHER	IP WLS BF H R ER SO BB IBB HBP BLK WP HR S P ERA WHIP																	
Galen Cisco, R (1, 1) ERA: 5.86	6.0 L 26 4 3 3 2 3 0 0 0 0 0 0 27 39 4.50 1.167																	
Larry Bearnarth, R (7, 1) ERA: 4.5	0.0 3 3 1 1 0 0 0 0 0 0 0 0 3 3																	
Larry Miller, L (7, 1) ERA: 5.19	1.0 5 2 3 3 0 0 0 0 0 0 0 1 5 5 27.00 2.000																	
Gary Kroll, R (8, 1) ERA: 4.03	1.0 5 0 0 0 0 1 0 0 0 0 0 0 4 8 0.00 1.000																	

Batter	1	2	3	4	5	6	7	8	9	AB	R	H	RBI	BB	SO	LOB	TOP			
Gary Kolb, L OBP: 0.250, SLG: 0.226 (1, 8)	0-0 3-1		0-3 K		0-0 P6			0-3 K		4	0	0	0	0	2	3				
Roy McMillan, R OBP: 0.254, SLG: 0.280 (1, 6)	0-0 6-3		0-0 L3			0-0 6-3		0-0 4-3		4	0	0	0	0	0	2				
Ed Kranepool, L OBP: 0.329, SLG: 0.436 (1, 3)	0-0 1-3			0-0 G1-6-3 1B		0-0 5-3		0-0 F5		4	0	1	0	0	0	0				
Charley Smith, R OBP: 0.277, SLG: 0.432 (1, 5)		0-0 F7		0-0 F7		0-0 5-3		0-0 F7		4	0	0	0	0	0	1				
Johnny Lewis, L OBP: 0.329, SLG: 0.407 (1, 9)		0-0 L9		0-0 G1-6-3			0-0 1B	4-0 WP		3	0	1	0	1	0	1				
Ron Swoboda, R OBP: 0.306, SLG: 0.504 Jim Hickman, R OBP: 0.249, SLG: 0.365 (1, 7) (9, 7)		0-0 F8			0-0 FC4 1B		0-0 G1-6-3 1B	0-3 BB		4	0	2	0	0	1	1				
Chuck Hiller, L OBP: 0.311, SLG: 0.375 (1, 4)			0-0 SH 2B		0-0 FC4 E 1-2		0-0 F9			3	1	1	0	0	0	3				
Chris Cannizzaro, R OBP: 0.260, SLG: 0.237 (1, 2)			0-0 SH		0-0 1-3		0-0 G1-6-3			2	0	0	0	0	0	3				
Al Jackson, L OBP: 0.135, SLG: 0.162 (1, 1)			0-0 P6		0-0 E4 2H		0-0 5-3			3	0	0	0	0	0	2				
Inning Stats	R: 0 E: 0 K: 0 S: 3	H: 0 LOB: 0 BB: 0 P: 3	R: 0 E: 0 K: 0 S: 3	H: 0 LOB: 0 BB: 0 P: 3	R: 0 E: 1 K: 1 S: 7	H: 1 LOB: 2 BB: 0 P: 7	R: 0 E: 0 K: 0 S: 3	H: 1 LOB: 1 BB: 0 P: 3	R: 1 E: 1 K: 0 S: 5	H: 1 LOB: 1 BB: 0 P: 5	R: 0 E: 0 K: 0 S: 3	H: 0 LOB: 0 BB: 0 P: 3	R: 0 E: 0 K: 0 S: 4	H: 2 LOB: 1 BB: 0 P: 4	R: 0 E: 0 K: 1 S: 5	H: 0 LOB: 1 BB: 1 P: 9	1B: 4 2B: 1 3B: 0 HR: 0	SF: 0 SAC: 1 DP: 2 HBP: 0	WP: 1 PB: 0 SB: 0 CS: 0	PA: 33
PITCHER Don Cardwell, R ERA: 3.66 (1, 1)	IP: 9.0 WLS: L BF: 33	H: 5 R: 1 ER: 0 SO: 3	BB: 1 IBB: 0 HBP: 0 BLK: 0	WP: 1 HR: 0 S: 38 P: 42	ERA: 0.00 WHIP: 0.667															

New York Mets @ Pittsburgh Pirates
Forbes Field, Pittsburgh, PA
Wed Jul 21 1965, 7:05 PM EDT
Att: 22,670 - Unknown

AB 31
R 1
H 5
RBI 0
BB 1
SO 3
LOB 16



Batter	1	2	3	4	5	6	7	8	9	AB	R	H	RBI	BB	SO	LOB	BOTTOM			
Bob Bailey, R OBP: 0.331, SLG: 0.376 (1, 5)	0-0 F8			0-0 6-3		0-0 6-3			0-0 1-3	4	0	0	0	0	0	1				
Manny Mota, R OBP: 0.302, SLG: 0.335 (1, 8)	0-0 F9			0-0 5-3			0-0 4-3	0-3 K		4	0	0	0	0	1	1				
Roberto Clemente, R OBP: 0.369, SLG: 0.466 (1, 9)	0-0 F8			0-0 E4		4-0 BB	0-0 G5-4-3		0-0 4-3	3	0	0	0	1	0	1				
Donn Clendenon, R OBP: 0.375, SLG: 0.486 (1, 3)		0-0 F8		0-0 1-3			0-0 G5-4-3			3	0	0	0	0	0	2				
Bill Mazerolski, R OBP: 0.305, SLG: 0.357 (1, 4)		0-3 K			0-0 1-3			0-0 5-3		3	0	0	0	0	1	0				
Willie Stargell, L OBP: 0.336, SLG: 0.570 (1, 7)		0-0 P5			0-0 F7			0-0 FC6-4 1B		3	0	1	0	0	0	0				
Jim Pagliaroni, R OBP: 0.355, SLG: 0.444 Jose Pagan, R OBP: 0.266, SLG: 0.254 Del Crandall, R OBP: 0.305, SLG: 0.253 (1, 2) (6, PR) (9, 2)			0-3 K		0-0 4-3			0-0 FC6-4		3	0	0	0	0	1	1				
Gene Alley, R OBP: 0.277, SLG: 0.316 (1, 6)			0-3 K			0-0 6-3		0-0 5-3		3	0	0	0	0	1	1				
Don Cardwell, R OBP: 0.175, SLG: 0.256 Ozzie Virgil, R OBP: 0.395, SLG: 0.500 (1, 1) (9, PH)			0-0 L9			0-0 F9			0-0 E5 1B	2	0	0	0	0	0	0				
Inning Stats	R: 0 E: 0 K: 0 S: 3	H: 0 LOB: 0 BB: 0 P: 3	R: 0 E: 0 K: 1 S: 5	H: 0 LOB: 0 BB: 0 P: 5	R: 0 E: 0 K: 2 S: 7	H: 0 LOB: 0 BB: 0 P: 7	R: 0 E: 1 K: 0 S: 4	H: 0 LOB: 1 BB: 0 P: 4	R: 0 E: 0 K: 0 S: 3	H: 0 LOB: 0 BB: 0 P: 3	R: 0 E: 0 K: 0 S: 2	H: 0 LOB: 0 BB: 1 P: 6	R: 0 E: 0 K: 0 S: 4	H: 1 LOB: 1 BB: 0 P: 4	R: 0 E: 1 K: 1 S: 6	H: 1 LOB: 1 BB: 0 P: 6	1B: 2 2B: 0 3B: 0 HR: 0	SF: 0 SAC: 0 DP: 1 HBP: 0	WP: 0 PB: 0 SB: 0 CS: 0	PA: 30
PITCHER Al Jackson, L ERA: 4.47 (1, 1)	IP: 9.0 WLS: W BF: 30	H: 2 R: 0 ER: 0 SO: 4	BB: 1 IBB: 0 HBP: 0 BLK: 0	WP: 0 HR: 0 S: 37 P: 41	ERA: 0.00 WHIP: 0.333															

New York Mets @ Pittsburgh Pirates
Forbes Field, Pittsburgh, PA
Wed Jul 21 1965, 7:05 PM EDT
Att: 22,670 - Unknown

AB 29
R 0
H 2
RBI 0
BB 1
SO 4
LOB 7



Batter	1	2	3	4	5	6	7	8	9	10	AB	R	H	RBI	BB	SO	LOB	TOP				
John Briggs, L OBP: 0.369, SLG: 0.417 Alex Johnson, R OBP: 0.355, SLG: 0.478	(1, 8) 2-2 G3			(4, 0) SH1-3 2B BB		(1, 0) 4-3		(2, 3) K			3	1	0	0	1	1	0	Philadelphia Phillies @ New York Mets Shea Stadium, Flushing, NY Fri Jul 23 1965, 7:05 PM EDT Att: 38,533 - Unknown				
Tony Taylor, R OBP: 0.307, SLG: 0.333 Cookie Rojas, R OBP: 0.369, SLG: 0.392	(1, 4) 1-3 K			(0, 0) SH1-3		(2, 0) 4-3		(2, 0) 4-3			3	0	0	0	0	1	0					
Johnny Callison, L OBP: 0.325, SLG: 0.555	(1, 9) 0-0 L8			(0, 0) 1B 2B		(3, 2) F8		(2, 2) L9			4	1	1	1	0	0	0					
Dick Allen, R OBP: 0.411, SLG: 0.539	(1, 5) K			(0, 0) FC4-6 1B		(0, 0) FC6-4 1B		(0, 0) G2-6-3 1B			4	0	3	1	0	1	0					
Tony Gonzalez, L OBP: 0.340, SLG: 0.482	(1, 7) 0-0 L7			(1, 2) FC4-6 1-2		(0, 0) FC6-4 BB 1B		(0, 0) G2-6-3 1-2			4	0	0	0	0	0	3					
Dick Stuart, R OBP: 0.297, SLG: 0.436	(1, 3) 0-0 5-3			(1, 2) F9		(0, 0) BB 1B		(1, 3) K			4	0	1	0	0	1	1					
Clay Dalrymple, L OBP: 0.264, SLG: 0.291	(1, 2) 0-0 3-1			(0, 0) 4-3		(0, 0) F8		(0, 0) F5			4	0	0	0	0	2						
Bobby Wine, R OBP: 0.247, SLG: 0.204 Wes Covington, L OBP: 0.307, SLG: 0.503 Ruben Amaro, R OBP: 0.304, SLG: 0.234	(1, 6) 0-0 F8			(0, 0) 6-3		(4, 0) FC4-6 1-2 2-3 BB		(0, 0) 6-3			2	0	0	0	0	0	0					
Chris Short, R OBP: 0.127, SLG: 0.127 John Hermstein, L OBP: 0.245, SLG: 0.333 Jack Baldschun, R OBP: 0.304, SLG: 0.234	(1, 1) 0-0 6-3			(0, 3) K		(1, 0) FC4-6 1-2		(0, 0) 1-3			3	0	0	0	0	1	3					
Inning Stats	R: 0 E: 0 K: 1 S: 7	H: 0 LOB: 0 BB: 0 P: 10	R: 0 E: 0 K: 1 S: 5	H: 0 LOB: 0 BB: 0 P: 5	R: 0 E: 0 K: 0 S: 3	H: 0 LOB: 0 BB: 0 P: 3	R: 2 E: 0 K: 0 S: 9	H: 2 LOB: 1 BB: 1 P: 15	R: 0 E: 0 K: 1 S: 5	H: 0 LOB: 0 BB: 0 P: 5	R: 0 E: 0 K: 0 S: 5	H: 2 LOB: 3 BB: 1 P: 10	R: 0 E: 0 K: 1 S: 7	H: 0 LOB: 0 BB: 0 P: 11	R: 0 E: 0 K: 0 S: 3	H: 1 LOB: 0 BB: 0 P: 6	R: 0 E: 0 K: 0 S: 3		H: 0 LOB: 0 BB: 0 P: 3	1B: 4 2B: 1 3B: 0 HR: 0	SF: 0 SAC: 1 DP: 1 HBP: 0	WP: 0 PB: 0 SB: 0 CS: 0
PITCHER Jack Fisher, R ERA: 3.76	(1, 1) IP: 10.0 WLS: W BF: 36 H: 5 R: 2 ER: 2 SO: 5 BB: 2 IBB: 0 HBP: 0 BLK: 0 WP: 0 HR: 0 S: 54 P: 77 ERA: 1.80 WHIP: 0.700																					

Batter	1	2	3	4	5	6	7	8	9	10	AB	R	H	RBI	BB	SO	LOB	BOTTOM						
Billy Cowan, R OBP: 0.215, SLG: 0.329	(1, 8) 0-0 F9 SH1 2B					(2, 3) K		(0, 3) K			4	1	1	0	0	3	0	Philadelphia Phillies @ New York Mets Shea Stadium, Flushing, NY Fri Jul 23 1965, 7:05 PM EDT Att: 38,533 - Unknown						
Roy McMillan, R OBP: 0.251, SLG: 0.277	(1, 6) 0-0 F9 2-3			(0, 0) L8		(0, 3) K		(0, 0) P4			4	0	0	0	0	1	1							
Charley Smith, R OBP: 0.277, SLG: 0.434	(1, 5) 0-0 SH1			(0, 0) 5-3		(0, 0) 2B		(3, 0) F9			3	0	1	1	0	0	0							
Ron Swoboda, R OBP: 0.305, SLG: 0.498	(1, 7) 4-0 BB			(0, 0) 1-3		(2, 3) K		(0, 0) F7			3	0	0	0	1	1	1							
Jim Hickman, R OBP: 0.290, SLG: 0.379 Johnny Lewis, L OBP: 0.328, SLG: 0.406	(1, 9) 0-3 K			(0, 1) HR		(0, 0) 5-3		(0, 0) F5			3	1	1	1	0	1	1							
Ed Kranenpool, L OBP: 0.328, SLG: 0.434	(1, 3) K			(0, 3) K		(0, 1) F9		(0, 0) 1B 1B			4	1	1	0	0	2	0							
Bobby Klaus, R OBP: 0.300, SLG: 0.255 Chuck Hillier, L OBP: 0.315, SLG: 0.379	(1, 4) 0-0 CS 1B			(0, 0) F8		(0, 0) 1-3		(0, 0) 1B 1B			3	0	1	0	0	0	0							
Chris Cannizzaro, R OBP: 0.256, SLG: 0.233 John Stephenson, L OBP: 0.319, SLG: 0.300	(1, 2) 0-0 6-3			(2, 3) K		(3, 2) P4		(2, 2) 1B 1B			3	0	0	0	0	1	1							
Jack Fisher, R OBP: 0.163, SLG: 0.167	(1, 1) 0-3 K			(0, 0) P3		(0, 0) 6-3		(0, 0) 1B 1B			3	0	0	0	0	1	0							
Inning Stats	R: 1 E: 0 K: 1 S: 6	H: 1 LOB: 1 BB: 1 P: 10	R: 0 E: 0 K: 1 S: 5	H: 1 LOB: 0 BB: 0 P: 5	R: 0 E: 0 K: 2 S: 7	H: 0 LOB: 0 BB: 0 P: 7	R: 1 E: 0 K: 1 S: 7	H: 1 LOB: 0 BB: 0 P: 7	R: 0 E: 0 K: 1 S: 6	H: 0 LOB: 0 BB: 0 P: 8	R: 0 E: 0 K: 3 S: 10	H: 1 LOB: 1 BB: 0 P: 14	R: 0 E: 0 K: 0 S: 4	H: 0 LOB: 0 BB: 0 P: 4	R: 0 E: 0 K: 1 S: 7	H: 0 LOB: 0 BB: 0 P: 10	R: 0 E: 0 K: 0 S: 3		H: 0 LOB: 0 BB: 0 P: 6	R: 1 E: 0 K: 0 S: 7	H: 3 LOB: 2 BB: 0 P: 9	1B: 4 2B: 2 3B: 0 HR: 1	SF: 0 SAC: 1 DP: 0 HBP: 0	WP: 0 PB: 0 SB: 0 CS: 1
PITCHER Chris Short, L ERA: 3.11 Jack Baldschun, R ERA: 4.31	(1, 1) IP: 9.0 WLS: L BF: 4 H: 3 R: 1 ER: 1 SO: 10 BB: 1 IBB: 0 HBP: 0 BLK: 0 WP: 0 HR: 1 S: 55 P: 71 ERA: 2.00 WHIP: 0.556																							

Batter	1	2	3	4	5	6	7	8	9	AB	R	H	RBI	BB	SO	LOB	TOP					
Tony Gonzalez, L (1, 8) OBP: 0.336, SLG: 0.472	1-1 F7		1-0 F7		4-0 WP BB	0-0 G3		0-0 L7		4	0	0	0	1	0	2	Philadelphia Phillies @ New York Mets Shea Stadium, Flushing, NY Sat Jul 24 1965, 3:33 AM EDT Att: 36,921 - Unknown					
Ruben Amaro, R (1, 4) OBP: 0.307, SLG: 0.235	0-0 F9		0-0 5-3		1-0 1-3		4-0 1B BB	0-0 1B		4	0	1	0	1	0	1						
Johnny Callison, L (1, 9) OBP: 0.328, SLG: 0.554	0-0 2B 1B		4-0 BB		3-3 K		0-0 1B	0-0 4-3		4	1	2	0	1	1	3						
Dick Allen, R (1, 5) OBP: 0.413, SLG: 0.543	0-0 1B		0-3 K		2-3 K		0-0 1B			5	1	3	0	0	2	2						
Wes Covington, L (1, 7) OBP: 0.319, SLG: 0.541 Alex Johnson, R (7, PH) OBP: 0.357, SLG: 0.478	2-1 FC6-4 2H 3H 1B				0-0 HR		0-0 HR 2B	2-3 K		3	2	3	3	0	0	0						
Dick Stuart, R (1, 3) OBP: 0.295, SLG: 0.443	0-1 FC6-4 1-2				0-0 6-3		0-0 HR	2-3 K		5	1	1	2	0	1	6						
Clay Dalrymple, L (1, 2) OBP: 0.257, SLG: 0.282					0-0 L3		0-0 1-3	0-0 F8		5	0	0	0	0	0	4						
Bobby Wine, R (1, 6) OBP: 0.247, SLG: 0.205					0-0 FC6-4 1B		0-0 F9			4	0	1	0	0	0	0						
Jim Bunning, R (1, 1) OBP: 0.246, SLG: 0.298					0-0 FC6-4 1-2		0-0 1B			4	0	2	0	0	0	1						
Inning Stats	R: 2 E: 0 K: 0 S: 9	H: 3 LOB: 1 BB: 0 P: 12	R: 0 E: 0 K: 0 S: 5	H: 0 LOB: 0 BB: 0 P: 6	R: 0 E: 0 K: 1 S: 5	H: 0 LOB: 1 BB: 1 P: 10	R: 1 E: 0 K: 0 S: 5	H: 2 LOB: 1 BB: 0 P: 5	R: 0 E: 0 K: 2 S: 6	H: 3 LOB: 3 BB: 0 P: 6	R: 0 E: 0 K: 2 S: 11	H: 2 LOB: 3 BB: 1 P: 19	R: 0 E: 0 K: 0 S: 5	H: 2 LOB: 2 BB: 0 P: 5	R: 0 E: 0 K: 0 S: 5	H: 2 LOB: 1 BB: 0 P: 5		1B: 10 2B: 2 3B: 0 HR: 2	SF: 0 SAC: 0 DP: 1 HBP: 0	WP: 1 PB: 0 SB: 0 CS: 0	PA: 43	
PITCHER	IP WLS BF H R ER SO BB IBB HBP BLK WP HR S P ERA WHIP	IP WLS BF H R ER SO BB IBB HBP BLK WP HR S P ERA WHIP	IP WLS BF H R ER SO BB IBB HBP BLK WP HR S P ERA WHIP	IP WLS BF H R ER SO BB IBB HBP BLK WP HR S P ERA WHIP	IP WLS BF H R ER SO BB IBB HBP BLK WP HR S P ERA WHIP	IP WLS BF H R ER SO BB IBB HBP BLK WP HR S P ERA WHIP	IP WLS BF H R ER SO BB IBB HBP BLK WP HR S P ERA WHIP	IP WLS BF H R ER SO BB IBB HBP BLK WP HR S P ERA WHIP	IP WLS BF H R ER SO BB IBB HBP BLK WP HR S P ERA WHIP	IP WLS BF H R ER SO BB IBB HBP BLK WP HR S P ERA WHIP	IP WLS BF H R ER SO BB IBB HBP BLK WP HR S P ERA WHIP	IP WLS BF H R ER SO BB IBB HBP BLK WP HR S P ERA WHIP	IP WLS BF H R ER SO BB IBB HBP BLK WP HR S P ERA WHIP	IP WLS BF H R ER SO BB IBB HBP BLK WP HR S P ERA WHIP	IP WLS BF H R ER SO BB IBB HBP BLK WP HR S P ERA WHIP	IP WLS BF H R ER SO BB IBB HBP BLK WP HR S P ERA WHIP	IP WLS BF H R ER SO BB IBB HBP BLK WP HR S P ERA WHIP	IP WLS BF H R ER SO BB IBB HBP BLK WP HR S P ERA WHIP	IP WLS BF H R ER SO BB IBB HBP BLK WP HR S P ERA WHIP	IP WLS BF H R ER SO BB IBB HBP BLK WP HR S P ERA WHIP	IP WLS BF H R ER SO BB IBB HBP BLK WP HR S P ERA WHIP	IP WLS BF H R ER SO BB IBB HBP BLK WP HR S P ERA WHIP

AB	40
R	5
H	14
RBI	5
BB	3
SO	5
LOB	22



Batter	1	2	3	4	5	6	7	8	9	AB	R	H	RBI	BB	SO	LOB	BOTTOM					
Chuck Hiller, L (1, 4) OBP: 0.313, SLG: 0.372	0-1 4-3		4-1 BB			0-3 K			0-3 K	3	0	0	0	1	2	0	Philadelphia Phillies @ New York Mets Shea Stadium, Flushing, NY Sat Jul 24 1965, 3:33 AM EDT Att: 36,921 - Unknown					
Roy McMillan, R (1, 6) OBP: 0.248, SLG: 0.274 Bobby Klaus, R (8, 6) OBP: 0.300, SLG: 0.255 Danny Napoleon, R (8, PH) OBP: 0.247, SLG: 0.211	1-0 F9		0-3 K			0-0 P4			2-1 F2	3	0	0	0	0	1	1						
Ed Kranepool, L (1, 3) OBP: 0.325, SLG: 0.428	0-1 F9					0-3 K			0-0 P3	4	0	0	0	0	1	0						
Charley Smith, R (1, 5) OBP: 0.274, SLG: 0.430						0-0 F7			0-3 K	3	0	0	0	0	2	0						
Johnny Lewis, L (1, 9) OBP: 0.331, SLG: 0.419						0-0 1B			0-3 K	3	1	2	1	0	1	0						
Ron Swoboda, R (1, 7) OBP: 0.302, SLG: 0.492						0-3 K			0-3 K	3	0	0	0	0	3	1						
Gary Kolb, L (1, 8) OBP: 0.229, SLG: 0.206									0-0 L3	3	0	0	0	0	0	1						
Chris Cannizzaro, R (1, 2) OBP: 0.254, SLG: 0.230 John Stephenson, L (8, PH) OBP: 0.304, SLG: 0.286									0-3 K	2	0	0	0	0	0	0						
Tom Parsons, R (1, 1) OBP: 0.154, SLG: 0.083 Larry Miller, L (6, 1) Dennis Musgraves, R (7, 1) Joe Christopher, R (8, PH) Tug McGraw, R (9, 1) OBP: 0.333, SLG: 0.333									0-0 P6	2	0	0	0	0	0	0						
Inning Stats	R: 0 E: 0 K: 0 S: 5	H: 0 LOB: 0 BB: 0 P: 6	R: 0 E: 0 K: 2 S: 10	H: 1 LOB: 1 BB: 0 P: 13	R: 0 E: 0 K: 2 S: 8	H: 0 LOB: 1 BB: 1 P: 12	R: 1 E: 0 K: 1 S: 6	H: 1 LOB: 0 BB: 0 P: 6	R: 0 E: 0 K: 0 S: 3	H: 0 LOB: 0 BB: 0 P: 3	R: 0 E: 0 K: 2 S: 7	H: 0 LOB: 0 BB: 0 P: 7	R: 0 E: 0 K: 3 S: 9	H: 0 LOB: 0 BB: 0 P: 9	R: 0 E: 0 K: 1 S: 5	H: 0 LOB: 0 BB: 0 P: 5		R: 0 E: 0 K: 1 S: 6	H: 0 LOB: 0 BB: 0 P: 8	1B: 1 2B: 0 3B: 0 HR: 1	SF: 0 SAC: 0 DP: 0 HBP: 0	WP: 0 PB: 0 SB: 0 CS: 0
PITCHER	IP WLS BF H R ER SO BB IBB HBP BLK WP HR S P ERA WHIP	IP WLS BF H R ER SO BB IBB HBP BLK WP HR S P ERA WHIP	IP WLS BF H R ER SO BB IBB HBP BLK WP HR S P ERA WHIP	IP WLS BF H R ER SO BB IBB HBP BLK WP HR S P ERA WHIP	IP WLS BF H R ER SO BB IBB HBP BLK WP HR S P ERA WHIP	IP WLS BF H R ER SO BB IBB HBP BLK WP HR S P ERA WHIP	IP WLS BF H R ER SO BB IBB HBP BLK WP HR S P ERA WHIP	IP WLS BF H R ER SO BB IBB HBP BLK WP HR S P ERA WHIP	IP WLS BF H R ER SO BB IBB HBP BLK WP HR S P ERA WHIP	IP WLS BF H R ER SO BB IBB HBP BLK WP HR S P ERA WHIP	IP WLS BF H R ER SO BB IBB HBP BLK WP HR S P ERA WHIP	IP WLS BF H R ER SO BB IBB HBP BLK WP HR S P ERA WHIP	IP WLS BF H R ER SO BB IBB HBP BLK WP HR S P ERA WHIP	IP WLS BF H R ER SO BB IBB HBP BLK WP HR S P ERA WHIP	IP WLS BF H R ER SO BB IBB HBP BLK WP HR S P ERA WHIP	IP WLS BF H R ER SO BB IBB HBP BLK WP HR S P ERA WHIP	IP WLS BF H R ER SO BB IBB HBP BLK WP HR S P ERA WHIP	IP WLS BF H R ER SO BB IBB HBP BLK WP HR S P ERA WHIP	IP WLS BF H R ER SO BB IBB HBP BLK WP HR S P ERA WHIP	IP WLS BF H R ER SO BB IBB HBP BLK WP HR S P ERA WHIP	IP WLS BF H R ER SO BB IBB HBP BLK WP HR S P ERA WHIP	IP WLS BF H R ER SO BB IBB HBP BLK WP HR S P ERA WHIP

AB	29
R	1
H	2
RBI	1
BB	1
SO	12
LOB	3



Batter	1	2	3	4	5	6	7	8	9	AB	R	H	RBI	BB	SO	LOB	TOP			
Tony Gonzalez, L (1, 8) OBP: 0.335, SLG: 0.468										4	0	1	0	0	1	1	Philadelphia Phillies @ New York Mets Shea Stadium, Flushing, NY Sun Jul 25 1965, 3:33 AM EDT Unknown			
Ruben Amaro, R (1, 4) OBP: 0.395, SLG: 0.241										4	0	1	0	0	0	1				
Johnny Callison, L (1, 9) OBP: 0.328, SLG: 0.551										4	0	1	0	0	1	2				
Dick Allen, R (1, 5) OBP: 0.409, SLG: 0.537										4	0	0	0	0	0	2				
Wes Covington, L (1, 7) OBP: 0.324, SLG: 0.557										3	1	1	1	1	1	1				
Dick Stuart, R (1, 3) OBP: 0.288, SLG: 0.443											4	0	2	0	0	1				
Clay Dalrymple, L (1, 2) OBP: 0.251, SLG: 0.276											4	0	0	0	0	1				
Bobby Wine, R (1, 6) OBP: 0.249, SLG: 0.207										3	0	1	0	0	1	1				
Bo Belinsky, L (1, 1) Ed Roebuck, R (2, 1) John Hermstein, L (3, PH) Art Mahaffey, R (3, PH) John Briggs, L (5, PH) Jack Baldschun, R (5, 1) Cookie Rojas, R (7, PH) Gary Wagner, R (7, 1)											0	0	0	0	0	0				
Inning Stats	R: 0 E: 0 K: 0 S: 9	H: 1 LOB: 1 BB: 0 P: 14	R: 1 E: 0 K: 0 S: 4	H: 1 LOB: 1 BB: 0 P: 6	R: 0 E: 0 K: 0 S: 11	H: 1 LOB: 1 BB: 0 P: 15	R: 0 E: 0 K: 0 S: 4	H: 0 LOB: 0 BB: 1 P: 9	R: 0 E: 0 K: 1 S: 8	H: 1 LOB: 1 BB: 0 P: 11	R: 0 E: 0 K: 3 S: 10	H: 1 LOB: 1 BB: 0 P: 11	R: 0 E: 0 K: 2 S: 7	H: 0 LOB: 0 BB: 0 P: 7	R: 0 E: 0 K: 0 S: 4	H: 1 LOB: 1 BB: 0 P: 4		1B: 5 2B: 1 3B: 0 HR: 1	SF: 0 SAC: 0 DP: 1 HBP: 0	WP: 0 PB: 0 SB: 0 CS: 0
PITCHER	IP WLS BF H R ER SO BB IBB HBP BLK WP HR S P ERA WHIP																			
Galen Cisco, R (1, 1) ERA: 5.52	6.0 W 23 5 1 1 1 1 1 0 0 0 0 0 1 42 63 1.50 1.000																			
Gary Kroll, R (7, 1) ERA: 3.87	3.0 S 11 2 0 0 5 0 0 0 0 0 0 0 0 21 22 0.00 0.667																			

Batter	1	2	3	4	5	6	7	8	9	AB	R	H	RBI	BB	SO	LOB	BOTTOM			
Billy Cowan, R (1, 8) OBP: 0.215, SLG: 0.338										5	1	1	2	0	2	3	Philadelphia Phillies @ New York Mets Shea Stadium, Flushing, NY Sun Jul 25 1965, 3:33 AM EDT Unknown			
Roy McMillan, R (1, 6) OBP: 0.251, SLG: 0.279										5	1	2	1	0	0	0				
Charley Smith, R (1, 5) OBP: 0.274, SLG: 0.427										4	1	1	1	0	1	1				
Ron Swoboda, R (1, 7) OBP: 0.301, SLG: 0.489											4	1	1	0	0	1				
Jim Hickman, R (1, 9) OBP: 0.259, SLG: 0.384										3	1	2	0	0	0	2				
Ed Kranepool, L (1, 3) OBP: 0.324, SLG: 0.425										2	0	0	1	1	0	2				
Bobby Klaus, R (1, 4) OBP: 0.307, SLG: 0.265										3	1	2	1	1	1	1				
Chris Cannizzaro, R (1, 2) OBP: 0.254, SLG: 0.231											4	1	1	1	0	2		5		
Galen Cisco, R (1, 1) OBP: 0.250, SLG: 0.250										3	1	0	0	0	1	4				
Gary Kroll, R (7, 1) OBP: 0.125, SLG: 0.167										1	0	0	0	0	0	0				
Inning Stats	R: 0 E: 0 K: 0 S: 7	H: 0 LOB: 0 BB: 0 P: 12	R: 5 E: 1 K: 1 S: 18	H: 4 LOB: 1 BB: 1 P: 31	R: 1 E: 2 K: 2 S: 19	H: 1 LOB: 3 BB: 1 P: 30	R: 2 E: 0 K: 1 S: 10	H: 3 LOB: 1 BB: 0 P: 10	R: 0 E: 0 K: 2 S: 7	H: 0 LOB: 0 BB: 0 P: 7	R: 0 E: 0 K: 1 S: 6	H: 0 LOB: 0 BB: 0 P: 6	R: 0 E: 0 K: 0 S: 4	H: 2 LOB: 1 BB: 0 P: 4	R: 0 E: 0 K: 1 S: 5	H: 0 LOB: 0 BB: 0 P: 5	1B: 7 2B: 3 3B: 1 HR: 0	SF: 1 SAC: 0 DP: 1 HBP: 1	WP: 1 PB: 0 SB: 0 CS: 0	PA: 38
PITCHER	IP WLS BF H R ER SO BB IBB HBP BLK WP HR S P ERA WHIP																			
Bo Belinsky, L (1, 1) ERA: 4.83	1.2 L 10 3 5 1 0 0 0 0 0 0 0 0 0 3 3 0.00 3.000																			
Ed Roebuck, R (2, 1) ERA: 3.58	0.1 2 1 0 0 0 0 0 0 0 0 0 0 0 3 3 0.00 3.000																			
Art Mahaffey, R (3, 1) ERA: 6.37	2.0 13 4 3 2 3 1 0 1 0 0 0 0 0 29 40 9.00 2.500																			
Jack Baldschun, R (5, 1) ERA: 4.1	2.0 6 0 0 0 0 3 0 0 0 0 0 0 0 13 13 0.00 0.000																			
Gary Wagner, R (7, 1) ERA: 3.19	2.0 7 2 0 0 1 0 0 0 0 0 0 0 0 9 9 0.00 1.000																			

Batter	1	2	3	4	5	6	7	8	9	AB	R	H	RBI	BB	SO	LOB	TOP	
Chuck Hiller, L (1, 4) <small>OBP: 0.320, SLG: 0.374</small> Billy Cowan, R (9, PH) <small>OBP: 0.213, SLG: 0.336</small>	F9		1B		K		F7		G6-4-3	4	0	1	0	0	1	0		
Roy McMillan, R (1, 6) <small>OBP: 0.254, SLG: 0.282</small>	6-3		1B		G4-6-3		P4			4	0	2	0	0	0	0		
Ed Kranepool, L (1, 3) <small>OBP: 0.322, SLG: 0.422</small>	1B	2B	P5		G4-6-3		G3			4	1	1	0	0	0	3		
Charley Smith, R (1, 5) <small>OBP: 0.277, SLG: 0.429</small>	2H	1B	K				F8			4	0	2	1	0	1	2		
Johnny Lewis, L (1, 8) <small>OBP: 0.332, SLG: 0.414</small>	F7		K				6-3		1B	4	1	1	0	0	1	4		
Ron Swoboda, R (1, 7) <small>OBP: 0.300, SLG: 0.481</small>		P4			L8		F7		1B	4	1	1	0	0	0	1		
Jim Hickman, R (1, 9) <small>OBP: 0.260, SLG: 0.385</small> Larry Miller, L (7, 1) Joe Christopher, R (9, PH) <small>OBP: 0.301, SLG: 0.299</small>	1-3	1B	6-3				K		K	3	0	1	0	0	1	1	AB 36	
Chris Cannizzaro, R (1, 2) <small>OBP: 0.252, SLG: 0.230</small> Al Jackson, L (4, PR) <small>OBP: 0.128, SLG: 0.154</small> Gary Kroll, R (4, 1) <small>OBP: 0.153, SLG: 0.167</small> Gary Kolb, L (7, PH) <small>OBP: 0.263, SLG: 0.243</small>	1-3						G4-6-3	1B	BB	2	0	1	0	0	0	0	R 3	
Jack Fisher, R (1, 1) <small>OBP: 0.160, SLG: 0.163</small> Gordie Richardson, R (3, 1) John Stephenson, L (4, PH) <small>OBP: 0.269, SLG: 0.250</small> Danny Napoleon, R (9, PH) <small>OBP: 0.256, SLG: 0.211</small>	K		4-1				G4-6-3	1-2	BB	2	0	0	0	0	0	2	H 12	
Inning Stats	R: 1 E: 0 K: 0 S: 5	H: 2 LOB: 1 BB: 0 P: 5	R: 0 E: 0 K: 1 S: 6	H: 1 LOB: 1 BB: 0 P: 6	R: 0 E: 0 K: 2 S: 9	H: 2 LOB: 2 BB: 0 P: 9	R: 0 E: 0 K: 0 S: 4	H: 1 LOB: 1 BB: 0 P: 4	R: 0 E: 0 K: 1 S: 5	H: 1 LOB: 0 BB: 0 P: 6	R: 0 E: 0 K: 0 S: 3	H: 0 LOB: 0 BB: 0 P: 3	R: 2 E: 0 K: 1 S: 7	H: 3 LOB: 1 BB: 1 P: 11	1B: 10 2B: 2 3B: 0 HR: 0	SF: 0 SAC: 0 DP: 3 HBP: 0	WP: 1 PB: 0 SB: 0 CS: 0	PA: 37
PITCHER	IP WLS BF H R ER SO BB IBB HBP BLK WP HR S P ERA WHIP																	
Bob Buhl, R (1, 1) <small>ERA: 3.57</small> Billy Hoelt, L (9, 1) <small>ERA: 1.75</small> Ted Abernathy, R (9, 1) <small>ERA: 2.0</small>	8.1 W 35 12 3 3 6 0 0 0 0 1 0 47 47 3.24 1.440																	

New York Mets @ Chicago Cubs
Wrigley Field, Chicago, IL
Tue Jul 27 1965, 3:33 AM CDT
Att: 6,410 - Cloudy - 80 F

AB 36
R 3
H 12
RBI 2
BB 1
SO 6
LOB 18



Batter	1	2	3	4	5	6	7	8	9	AB	R	H	RBI	BB	SO	LOB	BOTTOM	
Jimmy Stewart, S (1, 7) <small>OBP: 0.329, SLG: 0.301</small>	3-1		2B		K		4-3			3	1	1	0	1	1	1		
Don Landrum, L (1, 8) <small>OBP: 0.330, SLG: 0.387</small>	L7		14		G3		K			4	1	1	1	0	1	2		
Billy Williams, L (1, 9) <small>OBP: 0.356, SLG: 0.488</small>	3-1		14		F9		5-3			3	1	0	0	1	0	1		
14 Ernie Banks, R (1, 3) <small>OBP: 0.343, SLG: 0.457</small>	5-3		2B		HR		F3			4	2	2	4	0	0	1		
Ron Santo, R (1, 5) <small>OBP: 0.354, SLG: 0.492</small>	F9		CS		1B		K			3	0	1	1	1	1	0		
Ed Bailey, L (1, 2) <small>OBP: 0.366, SLG: 0.374</small>	G6-4-3		2B		P4		FC4-6	BB		2	0	1	0	2	0	1		
Glenn Beckert, R (1, 4) <small>OBP: 0.271, SLG: 0.299</small>	G6-4-3		F8		1B		FC4-6	FC3-6		4	0	1	0	0	0	4	AB 31	
Don Kessinger, S (1, 6) <small>OBP: 0.242, SLG: 0.224</small>			6-3		L9		F3		FC3-6	4	0	0	0	0	0	3	R 6	
Bob Buhl, R (1, 1) <small>OBP: 0.103, SLG: 0.055</small> Billy Hoelt, L (9, 1) <small>OBP: 0.333, SLG: 0.333</small> Ted Abernathy, R (9, 1) <small>OBP: 0.100, SLG: 0.100</small>			BB		1B		K		K	4	1	2	0	0	2	1	H 9	
Inning Stats	R: 0 E: 0 K: 0 S: 4	H: 1 LOB: 0 BB: 0 P: 4	R: 0 E: 0 K: 0 S: 3	H: 1 LOB: 0 BB: 0 P: 3	R: 5 E: 0 K: 0 S: 6	H: 4 LOB: 1 BB: 3 P: 18	R: 0 E: 0 K: 1 S: 6	H: 1 LOB: 0 BB: 0 P: 6	R: 1 E: 0 K: 0 S: 5	H: 2 LOB: 2 BB: 1 P: 9	R: 0 E: 0 K: 2 S: 7	H: 0 LOB: 0 BB: 0 P: 7	R: 0 E: 0 K: 1 S: 5	H: 0 LOB: 0 BB: 1 P: 9	1B: 5 2B: 3 3B: 0 HR: 1	SF: 0 SAC: 0 DP: 1 HBP: 0	WP: 0 PB: 0 SB: 1 CS: 1	PA: 37
PITCHER	IP WLS BF H R ER SO BB IBB HBP BLK WP HR S P ERA WHIP																	
Jack Fisher, R (1, 1) <small>ERA: 4.01</small> Gordie Richardson, L (3, 1) <small>ERA: 2.7</small> Gary Kroll, R (4, 1) <small>ERA: 3.84</small> Larry Miller, L (7, 1) <small>ERA: 4.66</small>	2.1 L 14 6 5 5 0 1 0 0 0 0 0 0 1 20 19.29 3.000																	

New York Mets @ Chicago Cubs
Wrigley Field, Chicago, IL
Tue Jul 27 1965, 3:33 AM CDT
Att: 6,410 - Cloudy - 80 F

AB 31
R 6
H 9
RBI 6
BB 5
SO 5
LOB 14



Batter	1	2	3	4	5	6	7	8	9	AB	R	H	RBI	BB	SO	LOB	TOP			
Chuck Hiller, L (1.4) OBP: 0.318, SLG: 0.371	4-3			G6-3 1B			F8		4-3	4	0	1	0	0	0	0				
Roy McMillan, R (1.6) OBP: 0.285, SLG: 0.282				F5			6-3		5-3	3	0	1	0	0	0	1				
Bobby Klaus, R (7.6) OBP: 0.305, SLG: 0.260	FC4-6 1B									1	0	0	0	0	0	0				
Johnny Lewis, L (1.8) OBP: 0.329, SLG: 0.409	FC4-6 1-2			G6-3 1-2			K			3	0	0	0	0	1	2				
Ed Kranepool, L (1.3) OBP: 0.319, SLG: 0.418	CS 1-2	F7			1-3				4-3	3	0	0	0	0	0	0				
Charley Smith, R (1.5) OBP: 0.277, SLG: 0.426		6-3			1-3			K 1B		3	0	0	0	0	1	0				
Gary Kolb, L (1.7) OBP: 0.288, SLG: 0.250		F9			4-3			FC4-6 1-2		3	0	1	0	0	0	0				
Jim Hickman, R (1.9) OBP: 0.274, SLG: 0.398				G4-3 1B			G4-6-3 1B		K	3	0	2	0	0	1	2				
John Stephenson, L (1.2) OBP: 0.241, SLG: 0.222				G4-3 1-2			G4-6-3 1-2		FC4-6 1-2	3	0	0	0	0	0	4				
Tug McGraw, R (1.1) Jack Fisher, R (1.1) Billy Cowart, R (6.1) Gary Kroll, R (6.1) Larry Miller, L (6.1) Joe Christopher, R (6.1)				3-1			K		G3	0	0	0	0	0	0	0				
Inning Stats	R: 0 E: 0 K: 0 S: 3	H: 1 LOB: 0 BB: 0 P: 3	R: 0 E: 0 K: 0 S: 3	H: 0 LOB: 0 BB: 0 P: 3	R: 0 E: 0 K: 0 S: 3	H: 1 LOB: 0 BB: 0 P: 3	R: 0 E: 0 K: 0 S: 3	H: 0 LOB: 0 BB: 0 P: 3	R: 0 E: 0 K: 1 S: 5	H: 1 LOB: 0 BB: 0 P: 5	R: 0 E: 0 K: 1 S: 5	H: 0 LOB: 2 BB: 0 P: 9	R: 0 E: 0 K: 2 S: 9	H: 1 LOB: 0 BB: 0 P: 3	R: 0 E: 0 K: 0 S: 3	H: 0 LOB: 0 BB: 0 P: 3	1B: 5 2B: 0 3B: 0 HR: 0	SF: 0 SAC: 0 DP: 3 HBP: 0	WP: 1 PB: 0 SB: 0 CS: 1	PA: 30
PITCHER Larry Jackson, R (1.1) ERA: 4.33	IP: 9.0 WLS: W BF: 29 H: 5 R: 0 ER: 0 SO: 4 BB: 0 IBB: 0 HBP: 0 BLK: 0 WP: 1 HR: 0 S: 37 P: 37 ERA: 0.00 WHIP: 0.556																			

New York Mets @ Chicago Cubs
Wrigley Field, Chicago, IL
Wed Jul 28 1965, 3:38 AM CDT
Att: 13,151 - Sunny - 70 F

AB	29
R	0
H	5
RBI	0
BB	0
SO	4
LOB	9



Batter	1	2	3	4	5	6	7	8	9	AB	R	H	RBI	BB	SO	LOB	BOTTOM			
Jimmy Stewart, S (1.8) OBP: 0.333, SLG: 0.312	HR 1B	F8		3-1		14 1B BB				4	2	0	1	0	0	0				
Harvey Kuenn, R (1.7) OBP: 0.331, SLG: 0.210	F8 1-2	1B		K		14 1B BB SF8	6-3			4	1	1	1	1	1	2				
Billy Williams, L (1.9) OBP: 0.360, SLG: 0.500	HR 2H	1B		1B		SF8 3H		3-1		4	1	3	3	0	0	0				
14 Ernie Banks, R (1.3) OBP: 0.347, SLG: 0.467	1B 1B	6-3		K		BB 1B		WP BB 1B		5	2	3	1	0	1	3				
Ron Santo, R (1.5) OBP: 0.358, SLG: 0.500	K			FC4-2 2B		P6 1-2 2-3 BB		WP 1B BB		3	1	1	0	2	1	1				
Chris Krug, R (1.2) OBP: 0.288, SLG: 0.337	1B 1-2			4-3		SF8		K		4	0	1	1	0	1	3				
Glenn Beckert, R (1.4) OBP: 0.275, SLG: 0.304	1-3 2H			FC4-2 1B		F8 3H		1B		5	0	2	3	0	0	3				
Don Kessinger, S (1.6) OBP: 0.253, SLG: 0.227	4-3			1-3 1B		SH BB BLK BB	6-3	FC6 1-2		4	1	2	0	1	0	2				
Larry Jackson, R (1.1) OBP: 0.161, SLG: 0.222		3-1		2-3		SH BB SF8	G3	FC6 1-2		4	1	0	0	0	0	4				
Inning Stats	R: 3 E: 0 K: 1 S: 10	H: 5 LOB: 2 BB: 0 P: 10	R: 0 E: 0 K: 0 S: 5	H: 2 LOB: 2 BB: 0 P: 5	R: 0 E: 0 K: 0 S: 5	H: 2 LOB: 2 BB: 0 P: 5	R: 0 E: 0 K: 2 S: 8	H: 1 LOB: 1 BB: 0 P: 8	R: 0 E: 0 K: 0 S: 3	H: 0 LOB: 0 BB: 0 P: 3	R: 4 E: 0 K: 0 S: 5	H: 1 LOB: 2 BB: 4 P: 21	R: 0 E: 0 K: 0 S: 4	H: 1 LOB: 1 BB: 0 P: 4	R: 2 E: 0 K: 1 S: 8	H: 3 LOB: 2 BB: 1 P: 12	1B: 12 2B: 1 3B: 1 HR: 1	SF: 2 SAC: 1 DP: 0 HBP: 0	WP: 1 PB: 0 SB: 1 CS: 0	PA: 45
PITCHER Tug McGraw, L (1.1) ERA: 3.82 Jack Fisher, R (1.1) ERA: 3.69 Gary Kroll, R (6.1) ERA: 4.19 Larry Miller, L (6.1) ERA: 5.06	IP: 0.2 WLS: L BF: 7 H: 5 R: 3 ER: 3 SO: 3 BB: 0 IBB: 0 HBP: 0 BLK: 0 WP: 0 HR: 1 S: 9 P: 9 ERA: 40.50 WHIP: 7.500																			

New York Mets @ Chicago Cubs
Wrigley Field, Chicago, IL
Wed Jul 28 1965, 3:38 AM CDT
Att: 13,151 - Sunny - 70 F

AB	37
R	9
H	15
RBI	9
BB	5
SO	4
LOB	18



Batter	1	2	3	4	5	6	7	8	9	AB	R	H	RBI	BB	SO	LOB	TOP								
Chuck Hiller, L (1, 4) <small>OBP: 0.314, SLG: 0.370</small>	4-3	B3		L7		4-1		WP HR	FC6	6	1	1	0	0	0	4									
Roy McMillan, R (1, 6) <small>OBP: 0.287, SLG: 0.283</small> Bobby Klaus, R (6, FR) <small>OBP: 0.307, SLG: 0.260</small>	2B	1B	E		F6	E4		HR		3	2	1	0	1	0	0									
Johnny Lewis, L (1, 9) <small>OBP: 0.336, SLG: 0.439</small>	1B	2B	E7					HR		5	3	4	4	0	0	0									
Charley Smith, R (1, 5) <small>OBP: 0.279, SLG: 0.423</small>	G6-3	5-3			F7	K		HR		4	0	1	2	1	1	3									
Ed Kranepool, L (1, 3) <small>OBP: 0.315, SLG: 0.412</small>	G6-3		F5		F7		P6		G4-6-3	5	0	0	0	0	0	2									
Ron Swoboda, R (1, 7) <small>OBP: 0.291, SLG: 0.466</small>		E9	K			K	F3		P6	5	1	0	0	0	2	0									
Gary Kolb, L (1, 8) Jim Hickman, R (7, PH) <small>OBP: 0.276, SLG: 0.396</small>	6-3	E	K			K		BB		2	2	1	1	1	1	0									
Chris Cannizzaro, R (1, 2) <small>OBP: 0.255, SLG: 0.229</small>	6-3			L9		1B	4-3			4	1	1	0	1	0	2									
Galen Cisco, R (1, 1) <small>OBP: 0.320, SLG: 0.292</small>		BB	F3		E8			2B	FC1-6	4	3	2	1	1	0	1									
Inning Stats	R: 2 E: 0 K: 0 S: 5	H: 3 LOB: 0 BB: 0 P: 5	R: 4 E: 2 K: 0 S: 6	H: 1 LOB: 1 BB: 2 P: 14	R: 0 E: 0 K: 2 S: 7	H: 0 LOB: 0 BB: 0 P: 7	R: 0 E: 0 K: 0 S: 3	H: 0 LOB: 0 BB: 0 P: 3	R: 1 E: 0 K: 0 S: 4	H: 1 LOB: 0 BB: 0 P: 4	R: 3 E: 2 K: 2 S: 10	H: 2 LOB: 2 BB: 2 P: 18	R: 0 E: 0 K: 0 S: 3	H: 0 LOB: 1 BB: 1 P: 7	R: 4 E: 0 K: 0 S: 5	H: 3 LOB: 0 BB: 2 P: 13	R: 0 E: 0 K: 1 S: 6	H: 1 LOB: 1 BB: 0 P: 6	1B: 6 2B: 3 3B: 0 HR: 2	SF: 0 SAC: 0 DP: 2 HBP: 0	WP: 1 PB: 0 SB: 1 CS: 0	PA: 46			
PITCHER	IP	WLS	BF	H	R	ER	SO	BB	IBB	HBP	BLK	WP	HR	S	P	ERA	WHIP								
Cal Koonce, R (1, 1) <small>ERA: 4.16</small> Billy Hoelt, L (2, 1) <small>ERA: 1.99</small> Bob Hendley, L (6, 1) <small>ERA: 9.31</small> Bob Humphreys, R (8, 1) <small>ERA: 2.29</small> Lindy McDaniel, R (9, 1) <small>ERA: 2.4</small>	1.1	L	9	4	5	2	0	1	0	0	0	0	0	8	12	13.50	3.750								
	3.2		14	1	2	1	2	1	0	0	0	0	1	17	21	2.46	0.545								
	2.0		17	5	7	5	2	5	0	0	0	1	1	16	36	22.50	5.000								
	1.0		2	0	0	0	0	0	0	0	0	0	0	2	2	0.00	0.000								
	1.0		4	1	0	0	1	0	0	0	0	0	0	6	6	0.00	1.000								
Batter	1	2	3	4	5	6	7	8	9	AB	R	H	RBI	BB	SO	LOB	BOTTOM								
Jimmy Stewart, S (1, 7) <small>OBP: 0.325, SLG: 0.303</small>	P6		F7		K			G3		4	0	0	0	0	1	1									
Doug Clemens, L (1, 8) <small>OBP: 0.340, SLG: 0.347</small>	P6		F7			4-3			F9	4	0	0	0	0	0	0									
Billy Williams, L (1, 9) <small>OBP: 0.359, SLG: 0.498</small>	E		P4			F7			P6	4	0	1	0	0	0	0									
14 Ernie Banks, R (1, 3) <small>OBP: 0.346, SLG: 0.464</small>	E			K		F8			6-3	3	0	0	0	1	1	0									
Ron Santo, R (1, 5) <small>OBP: 0.360, SLG: 0.501</small>	E5									3	0	2	0	0	0	2									
Ed Bailey, L (1, 2) <small>OBP: 0.354, SLG: 0.362</small>	K		G4-6-3							3	0	0	0	0	1	5									
Glenn Beckert, R (1, 4) <small>OBP: 0.273, SLG: 0.302</small>		6-3			5-3			L8		3	0	0	0	0	0	0									
Don Kessinger, S (1, 6) <small>OBP: 0.264, SLG: 0.229</small>		5-3						4-3		3	0	1	0	0	0	0									
Cal Koonce, R (1, 1) <small>OBP: 0.170, SLG: 0.116</small> Billy Hoelt, L (2, 1) <small>OBP: 0.290, SLG: 0.280</small> George Altman, L (5, PH) <small>OBP: 0.146, SLG: 0.373</small> Bob Hendley, R (6, 1) <small>ERA: 9.31</small> Bob Humphreys, R (8, 1) <small>ERA: 2.29</small> Joey Amalfitano, R (9, 1) <small>OBP: 0.333, SLG: 0.332</small> Lindy McDaniel, R (9, 1) <small>ERA: 2.4</small>		4-3							F9	0	0	0	0	0	0	0									
Inning Stats	R: 0 E: 1 K: 1 S: 7	H: 1 LOB: 3 BB: 1 P: 11	R: 0 E: 0 K: 0 S: 3	H: 0 LOB: 0 BB: 0 P: 3	R: 0 E: 0 K: 0 S: 3	H: 0 LOB: 0 BB: 0 P: 3	R: 0 E: 0 K: 1 S: 5	H: 1 LOB: 0 BB: 0 P: 5	R: 0 E: 0 K: 2 S: 8	H: 1 LOB: 1 BB: 0 P: 8	R: 0 E: 0 K: 0 S: 3	H: 0 LOB: 0 BB: 0 P: 3	R: 0 E: 0 K: 0 S: 3	H: 0 LOB: 0 BB: 0 P: 3	R: 0 E: 0 K: 0 S: 3	H: 0 LOB: 0 BB: 0 P: 3	1B: 4 2B: 0 3B: 0 HR: 0	SF: 0 SAC: 0 DP: 2 HBP: 0	WP: 0 PB: 0 SB: 0 CS: 0	PA: 31					
PITCHER	IP	WLS	BF	H	R	ER	SO	BB	IBB	HBP	BLK	WP	HR	S	P	ERA	WHIP								
Galen Cisco, R (1, 1) <small>ERA: 4.94</small>	9.0	W	31	4	0	0	4	1	0	0	0	0	0	38	42	0.00	0.556								

New York Mets @ Chicago Cubs
Wrigley Field, Chicago, IL
Thu Jul 29 1965, 3:33 AM CDT
Sunny - 70 F

AB 39
R 14
H 11
RBI 8
BB 7
SO 5
LOB 12



New York Mets @ Chicago Cubs
Wrigley Field, Chicago, IL
Thu Jul 29 1965, 3:33 AM CDT
Sunny - 70 F

AB 30
R 0
H 4
RBI 0
BB 1
SO 4
LOB 9



Batter	1	2	3	4	5	6	7	8	9	AB	R	H	RBI	BB	SO	LOB	TOP			
Chuck Hiller, L (1,4) OBP: 0.306, SLG: 0.375	E6 1B	G3			6-3			HR	F7	5	1	1	1	0	0	2	New York Mets @ Philadelphia Phillies Connie Mack Stadium, Philadelphia, PA Fri Jul 30 1965, 7:05 PM EDT Att: 16,429 - Unknown			
Roy McMillan, R (1,6) OBP: 0.256, SLG: 0.281			F8		6-3			K	F8	3	1	1	0	0	0	0				
Bobby Klaus, R (7,6) OBP: 0.304, SLG: 0.257	HBP SF9 1B									1	0	0	0	0	1	0				
Ron Swoboda, R (9,PH) OBP: 0.285, SLG: 0.456										1	0	0	0	0	0	1				
Johnny Lewis, L (1,9) OBP: 0.345, SLG: 0.442	SF9 HBP BB		F8 WP 1B		4-3			1B BB		2	1	1	0	2	0	0				
Charley Smith, R (1,5) OBP: 0.290, SLG: 0.429	FC4-6 HBP		F8		G3-6-3 1B			1B 1B		3	0	2	0	0	0	1				
Joe Christopher, R (1,7) OBP: 0.298, SLG: 0.297	SF9		6-3		L6			1B		3	0	1	2	0	0	2				
Gary Kolb, L (1,8) OBP: 0.264, SLG: 0.260	FC4-6				F8		G3-6-3 1B	K		4	0	0	0	0	1	5				
Jim Hickman, R (1,3) OBP: 0.275, SLG: 0.392		SH1-4 1B			5-3			L7		4	0	1	0	0	0	2				
Jimmie Schaffer, R (1,2) OBP: 0.256, SLG: 0.325		F8			6-3					3	0	1	0	0	0	1				
John Stephenson, L (9,PH) OBP: 0.256, SLG: 0.241					1B			1B		1	0	1	0	0	0	0				
Al Jackson, L (1,1) OBP: 0.125, SLG: 0.150		SH1-4			F5			L7		1	0	0	0	0	0	1				
Tug McGraw, R (4,1) OBP: 0.333, SLG: 0.333										0	0	0	0	0	0	0				
Billy Cowan, R (7,PH) OBP: 0.204, SLG: 0.320										1	0	0	0	0	0	0				
Larry Bearnarth, R (7,1) OBP: 0.250, SLG: 0.286										0	0	0	0	0	0	0				
Ed Kranepool, L (9,PH) OBP: 0.311, SLG: 0.406										1	0	0	0	0	0	1				
Inning Stats	R: 1 E: 1 K: 0 S: 9	H: 1 LOB: 2 BB: 1 P: 15	R: 0 E: 0 K: 0 S: 6	H: 1 LOB: 1 BB: 0 P: 10	R: 0 E: 0 K: 0 S: 7	H: 1 LOB: 1 BB: 0 P: 9	R: 0 E: 0 K: 0 S: 9	H: 1 LOB: 1 BB: 0 P: 15	R: 0 E: 0 K: 0 S: 3	H: 0 LOB: 0 BB: 0 P: 8	R: 0 E: 0 K: 0 S: 6	H: 0 LOB: 0 BB: 0 P: 9	R: 2 E: 0 K: 0 S: 16	H: 3 LOB: 2 BB: 1 P: 26	R: 0 E: 0 K: 0 S: 10	H: 1 LOB: 1 BB: 0 P: 17	1B: 8 2B: 0 3B: 0 HR: 1	SF: 1 SAC: 1 DP: 1 HBP: 1	WP: 1 PB: 0 SB: 0 CS: 0	PA: 38
PITCHER	IP WLS BF H R ER SO BB IBB HBP BLK WP HR S P ERA WHIP																			
Lew Burdette, R (1,1) ERA: 5.7	7.1 W 31 7 3 3 1 2 0 1 0 1 1 55 85 3.68 1.227																			
Gary Wagner, R (8,1) ERA: 3.03	1.2 S 7 2 0 0 1 0 0 0 0 0 0 0 18 28 0.00 1.200																			

Batter	1	2	3	4	5	6	7	8	9	AB	R	H	RBI	BB	SO	LOB	BOTTOM			
Cookie Rojas, R (1,4) OBP: 0.367, SLG: 0.393	F9 SH1-3 1B		HR 1B		6-3			BB 1B		4	1	3	0	0	0	2	New York Mets @ Philadelphia Phillies Connie Mack Stadium, Philadelphia, PA Fri Jul 30 1965, 7:05 PM EDT Att: 16,429 - Unknown			
Johnny Callison, L (1,9) OBP: 0.333, SLG: 0.551	SH1-3		HR		4-3			BB		2	1	1	2	1	0	0				
Dick Allen, R (1,5) OBP: 0.403, SLG: 0.519	F9		L6-3 BB		1B			K		3	1	1	0	1	1	4				
Dick Stuart, R (1,3) OBP: 0.292, SLG: 0.421	K		L6-3		F9			6-3		4	0	0	0	0	1	3				
Ruben Amaro, R (8,3) OBP: 0.308, SLG: 0.249			1-2		1B			6-3		0	0	0	0	0	0	0				
Alex Johnson, R (1,7) OBP: 0.369, SLG: 0.480		5-3	P4		1B			1-3		4	0	1	1	0	0	0				
Adolfo Phillips, R (1,8) OBP: 0.176, SLG: 0.176	K		K		F7			6-3		4	0	0	0	0	2	1				
Pat Corrales, R (1,2) OBP: 0.406, SLG: 0.398		HR BB			1B BB			F8		2	1	0	0	2	0	0				
Bobby Wine, R (1,6) OBP: 0.272, SLG: 0.247	HR		HR		1B BB			K		3	1	2	2	1	1	0				
Lew Burdette, R (1,1) OBP: 0.421, SLG: 0.474			HR		1B			F9		3	0	0	0	0	1	3				
Gary Wagner, R (8,1) OBP: 0.125, SLG: 0.250	1-3				F3			K		1	0	0	0	0	0	0				
Inning Stats	R: 0 E: 0 K: 1 S: 11	H: 1 LOB: 1 BB: 0 P: 14	R: 2 E: 0 K: 1 S: 8	H: 1 LOB: 0 BB: 1 P: 13	R: 2 E: 0 K: 0 S: 12	H: 2 LOB: 0 BB: 1 P: 22	R: 0 E: 0 K: 1 S: 17	H: 1 LOB: 2 BB: 1 P: 29	R: 1 E: 0 K: 0 S: 9	H: 2 LOB: 1 BB: 0 P: 15	R: 0 E: 0 K: 2 S: 11	H: 1 LOB: 3 BB: 2 P: 24	R: 0 E: 0 K: 0 S: 8	H: 0 LOB: 0 BB: 0 P: 11	R: 0 E: 0 K: 1 S: 9	H: 0 LOB: 0 BB: 0 P: 13	1B: 6 2B: 1 3B: 0 HR: 2	SF: 0 SAC: 1 DP: 1 HBP: 0	WP: 0 PB: 0 SB: 1 CS: 0	PA: 36
PITCHER	IP WLS BF H R ER SO BB IBB HBP BLK WP HR S P ERA WHIP																			
Al Jackson, L (1,1) ERA: 4.42	3.1 L 17 5 4 4 3 3 0 0 0 0 0 0 23 44 10.80 2.400																			
Tug McGraw, L (4,1) ERA: 3.79	2.2 13 3 1 1 2 2 0 0 0 0 0 0 23 44 3.38 1.875																			
Larry Bearnarth, R (7,1) ERA: 4.8	2.0 6 0 0 0 1 0 0 0 0 0 0 0 17 24 0.00 0.000																			

Batter	1	2	3	4	5	6	7	8	9	10	11	AB	R	H	RBI	BB	SO	LOB	TOP			
Joe Christopher, R OBP: 0.294, SLG: 0.292 Chuck Hiller, L OBP: 0.305, SLG: 0.373 Gary Kroil, R OBP: 0.120, SLG: 0.160 Gordie Richardson, R (11, 1)	2-3 K		1-1 P4		2-1 P6		2-1 F9			0-2 FC4-6	3-2 6-3	4	0	0	0	0	1	1				
Roy McMillan, R OBP: 0.255, SLG: 0.278	4-2 1B HR		0-1 6-3		1-1 F6			0-0 F8		2-3 K		4	1	0	0	1	1	1				
Jim Hickman, R OBP: 0.282, SLG: 0.396	3-2 1B HR		0-0 6-3		3-2 F9			3-2 G5-4-3 1B		2-2 6-3		5	1	3	0	0	0	1				
Charley Smith, R OBP: 0.288, SLG: 0.435	1-0 1B HR		0-1 1-3					0-0 F9			3-1 F9	5	1	1	3	0	0	2				
Ron Swoboda, R OBP: 0.281, SLG: 0.448	1-2 F8			0-3 K		0-3 K			1-0 F8		1-3 K	5	0	0	0	0	3	0				
Johnny Lewis, L OBP: 0.349, SLG: 0.441	0-3 K			3-2 1B		3-3 K			4-1 BB		4-2 1B 2B	3	1	1	0	2	2	0				
Bobby Klaus, R OBP: 0.306, SLG: 0.260			0-0 L7		1-1 1B		2-1 F7		0-0 F6		1-2 2B 1B	5	0	2	0	0	0	1				
Chris Cannizzaro, R OBP: 0.197, SLG: 0.189 John Stephenson, L OBP: 0.281, SLG: 0.300 Jimmie Schaffer, R OBP: 0.256, SLG: 0.325	1-0 F2		0-0 1B		0-0 1B		3-1 P4		0-1 6-3		3-2 1B 2B	4	0	1	0	0	0	1				
Jack Fisher, R OBP: 0.313, SLG: 0.408 Ed Kranepool, L OBP: 0.125, SLG: 0.150 Al Jackson, L OBP: 0.209, SLG: 0.320	0-0 F9		0-2 1-3		1-1 2B		1-1 2B			0-1 FC4-6 1B	4-0 1B	3	0	1	0	0	0	2				
Inning Stats	R: 3 E: 0 K: 2 S: 20	H: 2 LOB: 0 BB: 1 P: 31	R: 0 E: 0 K: 0 S: 3	H: 0 LOB: 0 BB: 0 P: 4	R: 0 E: 0 K: 0 S: 7	H: 1 LOB: 1 BB: 0 P: 8	R: 0 E: 0 K: 1 S: 12	H: 3 LOB: 2 BB: 0 P: 16	R: 0 E: 0 K: 0 S: 8	H: 0 LOB: 0 BB: 0 P: 14	R: 0 E: 0 K: 0 S: 7	H: 1 LOB: 1 BB: 0 P: 16	R: 0 E: 0 K: 0 S: 5	H: 0 LOB: 0 BB: 1 P: 10	R: 0 E: 0 K: 1 S: 11	H: 1 LOB: 1 BB: 2 P: 15	R: 1 E: 0 K: 1 S: 22	H: 2 LOB: 3 BB: 2 P: 41	1B: 8 2B: 2 3B: 0 HR: 1	SF: 0 SAC: 0 DP: 1 HBP: 0	WP: 0 PB: 0 SB: 0 CS: 0	PA: 46
PITCHER	IP ERA WLS BF H R ER SO BB IBB HBP BLK WP HR S P ERA WHIP	9.0 3.05 L 10 3 1 1 2 1 1 0 0 0 0 26 46 5.40 2.400	0.1 1 0 0 0 0 0 0 0 0 0 0 0 7 10 0.00 0.000																			

New York Mets @ Philadelphia Phillies
 Connie Mack Stadium, Philadelphia, PA
 Sat Jul 31 1965, 3:33 AM EDT
 Att: 10,207 - Unknown

AB 42
 R 4
 H 11
 RBI 4
 BB 4
 SO 7
 LOB 13



Batter	1	2	3	4	5	6	7	8	9	10	11	AB	R	H	RBI	BB	SO	LOB	BOTTOM					
Cookie Rojas, R OBP: 0.361, SLG: 0.385	0-0 P4		1-3 K		0-1 F7		1-0 FC6-4		1-0 1-3		1-1 FC5	6	0	0	0	0	1	6						
Dick Allen, R OBP: 0.401, SLG: 0.515	2-2 L8		0-0 1B		1-1 L7			0-0 L6		2-1 F8		5	0	1	0	0	0	0						
Johnny Callison, L OBP: 0.333, SLG: 0.552	0-0 2B		2-1 L8		2-3 K			0-0 1B		1-1 P5		5	1	2	0	0	1	1						
Wes Covington, L OBP: 0.319, SLG: 0.530	4-1 2B PO		2-2 FC4-6 1B		1-0 G6-3 1B		2-3 K		1-1 F8			4	0	2	0	1	1	1						
Tony Gonzalez, L OBP: 0.331, SLG: 0.457	0-1 1B 2B		2-2 FC4-6		0-0 G6-3		0-1 G3				0-0 BB 2B	5	0	2	1	0	0	4						
Dick Stuart, R OBP: 0.297, SLG: 0.435 Tony Taylor, R OBP: 0.307, SLG: 0.333 Ruben Amaro, R OBP: 0.312, SLG: 0.249	1-1 PO	2-2 HR		3-1 1B 2B		3-3 K			4-2 1B BB		1-1 FC5 BB HBP	3	2	2	1	1	1	0						
Clay Dalrymple, L OBP: 0.273, SLG: 0.295				0-0 F5		0-0 G5-4-3 1B			0-0 P6		0-2 P5	5	0	1	1	0	0	3						
Bobby Wine, R OBP: 0.273, SLG: 0.249 John Briggs, L OBP: 0.371, SLG: 0.419 John Herrnstein, L OBP: 0.241, SLG: 0.321				0-0 F8		1-2 G5-4-3			0-0 P6		2-1 P6	3	0	1	0	0	0	1						
Chris Short, R OBP: 0.117, SLG: 0.117 Alex Johnson, R OBP: 0.367, SLG: 0.477 Jack Baldschun, R OBP: 0.241, SLG: 0.321 Ed Roebuck, R OBP: 0.209, SLG: 0.320				0-0 6-3		0-0 1-3			0-0 FC1-6		4-2 K	3	0	0	0	0	0	1						
Inning Stats	R: 1 E: 0 K: 0 S: 9	H: 2 LOB: 1 BB: 1 P: 16	R: 1 E: 0 K: 0 S: 6	H: 1 LOB: 0 BB: 0 P: 8	R: 0 E: 0 K: 1 S: 14	H: 2 LOB: 2 BB: 0 P: 21	R: 1 E: 0 K: 0 S: 7	H: 2 LOB: 0 BB: 0 P: 11	R: 0 E: 0 K: 1 S: 8	H: 1 LOB: 1 BB: 0 P: 11	R: 0 E: 0 K: 0 S: 4	H: 1 LOB: 1 BB: 0 P: 5	R: 0 E: 0 K: 1 S: 8	H: 1 LOB: 1 BB: 0 P: 10	R: 0 E: 0 K: 0 S: 6	H: 0 LOB: 0 BB: 1 P: 10	R: 0 E: 0 K: 0 S: 12	H: 1 LOB: 3 BB: 1 P: 20	1B: 7 2B: 4 3B: 0 HR: 1	SF: 0 SAC: 0 DP: 2 HBP: 1	WP: 0 PB: 0 SB: 0 CS: 0	PA: 47		
PITCHER	IP ERA WLS BF H R ER SO BB IBB HBP BLK WP HR S P ERA WHIP	9.0 3.84 W 5 S 4	11 3 0 0 0 0 0 0 1 0 0 0 0 0 0 0 17	3 3 0 0 0 0 0 0 0 0 0 0 0 0 0 0 17	2 0 0 0 0 0 0 0 0 0 0 0 0 0 0 0 17	0 0 1 0 0 0 0 0 0 0 0 0 0 0 0 0 17	3.00 1.444 1.000 0.000 0.000																	

New York Mets @ Philadelphia Phillies
 Connie Mack Stadium, Philadelphia, PA
 Sat Jul 31 1965, 3:33 AM EDT
 Att: 10,207 - Unknown


AB 42
 R 3
 H 12
 RBI 3
 BB 3
 SO 5
 LOB 21



Batter	1	2	3	4	5	6	7	8	9	AB	R	H	RBI	BB	SO	LOB	TOP			
Chuck Hiller, L (1,4) OBP: 0.303, SLG: 0.370	0-1 SH3-4 1B		1-0 F9			1-1 FC6-5-2-5-2 3-H		1-1 F2		4	0	1	0	0	0	1				
Roy McMillan, R (1,6) OBP: 0.254, SLG: 0.276	0-0 SH3-4			0-1 F7		0-0 6-3		2-0 5-3		2	0	0	0	0	0	1				
Ron Swoboda, R (8,PH) OBP: 0.280, SLG: 0.447										1	0	0	0	0	0	0				
Bobby Klaus, R (8,6) OBP: 0.306, SLG: 0.260	1-2									0	0	0	0	0	0	0				
Johnny Lewis, L (1,8) OBP: 0.350, SLG: 0.445	3-3 K			3-2 P4			0-1 HR		2-1 G6-4-3 1B	4	1	2	0	0	1	1				
Charley Smith, R (1,5) OBP: 0.288, SLG: 0.442	1-3 K			0-1 F8			0-0 HR		1-1 G6-4-3 1B	4	1	1	2	0	1	2				
Ed KranePOOL, L (1,3) OBP: 0.309, SLG: 0.403		2-2 L9			1-3 K		2-2 L8		2-3 K	4	0	0	0	0	2	0				
Gary Kolb, L (1,9) OBP: 0.250, SLG: 0.245		0-1 L8			1-2 F5		3-3 K			3	0	0	0	0	1	0				
Jim Hickman, R (1,7) OBP: 0.282, SLG: 0.396		2-3 K			1-3 K		2-2 1B			3	0	1	0	0	2	0				
Chris Cannizzaro, R (1,2) OBP: 0.253, SLG: 0.279			3-2 L7			2-1 F9 2B		1-3 K		1	0	0	0	0	0	0				
Joe Christopher, R (8,PH) OBP: 0.248, SLG: 0.299										1	0	1	0	0	0	0				
Larry Miller, L (8,1) OBP: 0.259, SLG: 0.325										0	0	0	0	0	0	0				
Danny Napoleone, R (7,PH) OBP: 0.259, SLG: 0.325										1	0	0	0	0	1	1				
Larry Beaman, R (7,1) OBP: 0.259, SLG: 0.325										0	0	0	0	0	0	0				
Gordie Richardson, R (7,1) OBP: 0.259, SLG: 0.325										0	0	0	0	0	0	0				
Tom Parsons, R (1,1) OBP: 0.125, SLG: 0.067			1-3 K			0-1 F9		1-0 4-3		1	0	0	0	0	1	0				
John Stephenson, L (6,PH) OBP: 0.265, SLG: 0.281						2-3				2	0	0	0	0	0	1				
Inning Stats	R: 0 E: 0 K: 2 S: 9	H: 1 LOB: 1 BB: 0 P: 13	R: 0 E: 0 K: 1 S: 8	H: 0 LOB: 0 BB: 0 P: 12	R: 0 E: 0 K: 1 S: 7	H: 0 LOB: 0 BB: 0 P: 12	R: 0 E: 0 K: 0 S: 8	H: 0 LOB: 0 BB: 0 P: 11	R: 0 E: 0 K: 2 S: 10	H: 1 LOB: 1 BB: 0 P: 10	R: 2 E: 0 K: 2 S: 15	H: 3 LOB: 1 BB: 0 P: 23	R: 0 E: 0 K: 1 S: 4	H: 0 LOB: 0 BB: 0 P: 8	R: 0 E: 0 K: 1 S: 7	H: 1 LOB: 0 BB: 0 P: 12	1B: 3 2B: 2 HR: 1	SF: 0 SAC: 1 DP: 1 HBP: 0	WP: 0 PB: 0 SB: 0 CS: 0	PA: 32
PITCHER	IP WLS BF H R ER SO BB IBB HBP BLK WP HR S P ERA WHIP																			
Jim Bunning, R (1,1) ERA: 2.79	7.0 W 26 5 2 2 8 0 0 0 0 0 1 64 94 2.57 0.714																			
Gary Wagner, R (8,1) ERA: 2.94	2.0 S 6 1 0 0 1 0 0 0 0 0 0 0 11 20 0.00 0.500																			

New York Mets @ Philadelphia Phillies
 Connie Mack Stadium, Philadelphia, PA
 Sun Aug 01 1965, 3:33 AM EDT
 Att: 8,935 - Unknown


AB	31
R	2
H	6
RBI	2
BB	0
SO	9
LOB	7



Batter	1	2	3	4	5	6	7	8	9	AB	R	H	RBI	BB	SO	LOB	BOTTOM	
Tony Gonzalez, L (1,8) OBP: 0.333, SLG: 0.469	0-0 P4		0-0 E4 HR		0-0 HR		4-1 1B 2-1 BB			3	2	1	1	1	0	0		
Cookie Rojas, R (1,4) OBP: 0.362, SLG: 0.390	2-0		3-2 F9		2-0 4-3		3-2 1B 2-H			4	0	2	0	0	0	1		
Johnny Callison, L (1,9) OBP: 0.333, SLG: 0.556	0-0 P6		0-0 1-H HR		2-0 4-3		2-0 2-1 3-H		0-3 K	4	1	1	2	0	1	1		
Dick Allen, R (1,5) OBP: 0.400, SLG: 0.510	0-0 1-3		0-3 K			4-0 BB		0-3 K		3	0	0	0	1	2	1		
Wes Covington, L (1,7) OBP: 0.316, SLG: 0.524		0-0 F8		0-3 K		0-2 L7		2-3 K		2	0	0	0	0	1	0		
Alex Johnson, R (6,PH) OBP: 0.363, SLG: 0.472										2	0	0	0	0	1	1		
Dick Stuart, R (1,3) OBP: 0.297, SLG: 0.433		4-2 1B BB		3-3 K		2-3 K				2	0	0	0	1	2	1		
Clay Dalrymple, L (1,2) OBP: 0.274, SLG: 0.295		0-2		0-1 P4		3-3 K				3	0	1	0	0	1	1		
Bobby Wine, R (1,6) OBP: 0.269, SLG: 0.245		0-2 P4		1-3 K			0-0 4-3			3	0	0	0	0	1	2		
Jim Bunning, R (1,1) ERA: 4.48		0-1 4-3			1-2 4-3		1-0 1B 2B			3	0	1	0	0	0	2		
Gary Wagner, R (8,1) OBP: 0.125, SLG: 0.250										0	0	0	0	0	0	0		
Inning Stats	R: 0 E: 0 K: 0 S: 4	H: 1 LOB: 1 BB: 0 P: 6	R: 0 E: 0 K: 0 S: 14	H: 1 LOB: 2 BB: 1 P: 18	R: 2 E: 1 K: 2 S: 12	H: 1 LOB: 0 BB: 0 P: 15	R: 0 E: 0 K: 2 S: 11	H: 0 LOB: 0 BB: 0 P: 15	R: 1 E: 0 K: 0 S: 6	H: 1 LOB: 0 BB: 0 P: 11	R: 0 E: 0 K: 2 S: 9	H: 2 LOB: 2 BB: 1 P: 16	R: 0 E: 0 K: 3 S: 9	H: 0 LOB: 0 BB: 0 P: 11	1B: 2 2B: 2 HR: 2	SF: 0 SAC: 0 DP: 0 HBP: 0	WP: 0 PB: 0 SB: 0 CS: 0	PA: 32
PITCHER	IP WLS BF H R ER SO BB IBB HBP BLK WP HR S P ERA WHIP																	
Tom Parsons, R (1,1) ERA: 4.48	5.0 L 21 4 3 2 4 1 0 0 0 0 0 0 9 65 3.60 1.000																	
Larry Miller, L (8,1) ERA: 4.91	1.0 4 0 0 0 2 1 0 0 0 0 0 0 9 18 0.00 1.000																	
Larry Beaman, R (7,1) ERA: 4.73	0.2 4 2 0 0 0 1 0 0 0 0 0 0 6 14 0.00 4.500																	
Gordie Richardson, L (7,1) ERA: 1.62	1.1 4 0 0 0 3 0 0 0 0 0 0 0 9 13 0.00 0.000																	

New York Mets @ Philadelphia Phillies
 Connie Mack Stadium, Philadelphia, PA
 Sun Aug 01 1965, 3:33 AM EDT
 Att: 8,935 - Unknown

AB	29
R	3
H	6
RBI	3
BB	3
SO	9
LOB	10



Batter	1	2	3	4	5	6	7	8	9	AB	R	H	RBI	BB	SO	LOB	TOP								
Bob Bailey, R OBP: 0.324, SLG: 0.372 (1, 5)	0-3 K		0-0 2B		0-0 FC5-4 1B	0-0 2B		0-0 L7		5	1	2	1	0	1	2									
Bill Virdon, L OBP: 0.348, SLG: 0.388 (1, 8)	0-0 F9		0-0 4-1		4-0 1B	0-3 K			4-0 1B 3B	3	1	0	0	2	1	4									
Roberto Clemente, R OBP: 0.382, SLG: 0.468 (1, 9)	0-0 6-3			0-0 5-3	0-0 2B				0-0 L7	5	1	2	2	0	0	1									
Willie Stargell, L OBP: 0.331, SLG: 0.541 (1, 7)		0-0 6-3		0-0 1B	0-0 2B				0-0 1-3	5	1	3	1	0	0	1									
Donn Clendenon, R OBP: 0.365, SLG: 0.476 (1, 3)		0-0 6-3		0-0 1B	4-0 2B				0-0 1B	4	0	2	1	1	0	1									
Bill Mazerowski, R OBP: 0.303, SLG: 0.361 (1, 4)		0-3 K		0-0 SF8	0-0 F7				0-0 3B	4	0	0	1	0	1	4									
Andre Rodgers, R OBP: 0.356, SLG: 0.402 Gene Alley, R OBP: 0.277, SLG: 0.323 (6, 6)			0-0 G3	0-0 P3		4-0 E1			0-0 HR	2	0	0	0	1	0	1									
Jim Pagliaroni, R OBP: 0.347, SLG: 0.446 (1, 2)			0-0 L7		4-0 FC5-4 1B	0-0 E			0-0 L5	3	2	1	0	1	0	0									
Vern Law, R OBP: 0.290, SLG: 0.339 (1, 1)			0-0 2B		0-0 FC5-4 1B	0-0 E1			0-0 P4	4	0	2	0	0	0	2									
Inning Stats	R: 0 E: 0 K: 1 S: 5	H: 0 LOB: 0 BB: 0 P: 5	R: 0 E: 0 K: 1 S: 5	H: 0 LOB: 0 BB: 0 P: 5	R: 0 E: 0 K: 0 S: 5	H: 2 LOB: 2 BB: 0 P: 5	R: 1 E: 0 K: 0 S: 5	H: 2 LOB: 1 BB: 0 P: 5	R: 3 E: 0 K: 0 S: 5	H: 3 LOB: 2 BB: 3 P: 17	R: 1 E: 1 K: 1 S: 6	H: 2 LOB: 2 BB: 1 P: 10	R: 0 E: 0 K: 0 S: 4	H: 1 LOB: 1 BB: 0 P: 4	R: 1 E: 0 K: 0 S: 4	H: 1 LOB: 0 BB: 0 P: 4	R: 1 E: 0 K: 0 S: 4	H: 2 LOB: 1 BB: 1 P: 8	1B: 6 2B: 4 3B: 2 HR: 1	SF: 1 SAC: 0 DP: 0 HBP: 0	WP: 0 PB: 0 SB: 1 CS: 0	PA: 42			
PITCHER	IP	WLS	BF	H	R	ER	SO	BB	IBB	HBP	BLK	WP	HR	S	P	ERA	WHIP								
Galen Cisco, R ERA: 5.08 (1, 1)	4.2	L	22	7	4	4	2	2	0	0	0	0	0	24	32	7.71	1.929								
Gary Kroll, R ERA: 4.12 (5, 1)	0.1		2	0	0	0	0	1	0	0	0	0	0	1	5	0.00	3.000								
Larry Miller, L ERA: 5.0 (6, 1)	3.0		13	4	2	2	1	1	0	0	0	0	1	14	18	6.00	1.667								
Tug McGraw, L ERA: 3.92 (9, 1)	1.0		5	2	1	1	0	1	0	0	0	0	0	4	8	9.00	3.000								

Pittsburgh Pirates @ New York Mets
Shea Stadium, Flushing, NY
Tue Aug 03 1965, 7:05 PM EDT
Att: 24,597 - Unknown

AB 36
R 7
H 13
RBI 7
BB 5
SO 3
LOB 16



Batter	1	2	3	4	5	6	7	8	9	AB	R	H	RBI	BB	SO	LOB	BOTTOM								
Chuck Hiller, L OBP: 0.298, SLG: 0.363 (1, 4)	0-0 4-3		0-0 P1		0-3 K			0-0 1-3		4	0	0	0	0	1	1									
Roy McMillan, R OBP: 0.282, SLG: 0.274 Bobby Klaus, R OBP: 0.304, SLG: 0.259 (7, 6)	0-0 6-3		0-0 4-3			0-0 L8			0-0 5-3	3	0	0	0	0	0	0									
Johnny Lewis, L OBP: 0.352, SLG: 0.444 (1, 8)	0-0 1B			4-0 FC5-4 BB		0-0 F7			0-3 K	3	0	1	0	1	1	0									
Charley Smith, R OBP: 0.284, SLG: 0.436 (1, 5)	0-0 P6			0-0 FC5-4	1-2 K				0-0 6-3	4	0	0	0	0	1	2									
Ed Kranepool, L OBP: 0.307, SLG: 0.399 (1, 3)		0-0 4-3		0-0 L7					0-0 F8	3	0	0	0	0	0	1									
Jim Hickman, R OBP: 0.283, SLG: 0.395 (1, 7)		0-0 1B		0-0 L4					0-0 L5	3	0	1	0	0	0	1									
Gary Kolb, L OBP: 0.237, SLG: 0.232 (1, 9)		0-0 F5			0-3 K				0-0 L7	3	0	0	0	0	1	1									
Jimmie Schaffer, R OBP: 0.250, SLG: 0.317 Joe Christopher, R OBP: 0.295, SLG: 0.301 Larry Miller, L (6, 1)		0-0 L6				0-0 K			0-0 6-3	1	0	0	0	0	0	1									
Danny Napoleon, R OBP: 0.256, SLG: 0.293 Tug McGraw, R OBP: 0.333, SLG: 0.333 (8, PH)					0-0 1B					1	0	0	0	0	0	0									
Galen Cisco, R OBP: 0.308, SLG: 0.280 Gary Kroll, R OBP: 0.120, SLG: 0.160 John Stephenson, L OBP: 0.250, SLG: 0.265 (6, 2)			0-0 6-3			0-0 P3			0-3 K	1	0	0	0	0	0	1									
Inning Stats	R: 0 E: 0 K: 0 S: 4	H: 1 LOB: 1 BB: 0 P: 4	R: 0 E: 0 K: 0 S: 4	H: 1 LOB: 0 BB: 0 P: 4	R: 0 E: 0 K: 0 S: 3	H: 0 LOB: 0 BB: 0 P: 3	R: 0 E: 0 K: 0 S: 3	H: 0 LOB: 1 BB: 1 P: 7	R: 0 E: 0 K: 2 S: 8	H: 1 LOB: 1 BB: 0 P: 8	R: 0 E: 0 K: 1 S: 5	H: 0 LOB: 0 BB: 0 P: 5	R: 0 E: 0 K: 0 S: 3	H: 0 LOB: 0 BB: 0 P: 3	R: 0 E: 0 K: 1 S: 5	H: 0 LOB: 0 BB: 0 P: 5	R: 0 E: 0 K: 1 S: 5	H: 0 LOB: 0 BB: 0 P: 5	1B: 3 2B: 0 3B: 0 HR: 0	SF: 0 SAC: 0 DP: 0 HBP: 0	WP: 0 PB: 0 SB: 0 CS: 0	PA: 31			
PITCHER	IP	WLS	BF	H	R	ER	SO	BB	IBB	HBP	BLK	WP	HR	S	P	ERA	WHIP								
Vern Law, R ERA: 1.79 (1, 1)	9.0	W	31	3	0	0	5	1	0	0	0	0	0	40	44	0.00	0.444								

Pittsburgh Pirates @ New York Mets
Shea Stadium, Flushing, NY
Tue Aug 03 1965, 7:05 PM EDT
Att: 24,597 - Unknown

AB 30
R 0
H 3
RBI 0
BB 1
SO 5
LOB 8



Batter	1	2	3	4	5	6	7	8	9	AB	R	H	RBI	BB	SO	LOB	TOP	
Bob Bailey, R OBP: 0.323, SLG: 0.370 (1, 5)										4	1	1	0	0	0	2		
Bill Virdon, L OBP: 0.347, SLG: 0.386 (1, 8)										4	0	1	0	0	0	1		
Roberto Clemente, R OBP: 0.383, SLG: 0.467 (1, 9)										3	0	1	0	1	1	1		
Willie Stargell, L OBP: 0.327, SLG: 0.535 (1, 7)										4	0	0	1	0	1	3		
Don Clendenon, R OBP: 0.364, SLG: 0.478 (1, 3)										4	1	1	0	0	1	1		
Bill Mazerowski, R OBP: 0.302, SLG: 0.360 (1, 4)										4	0	1	0	0	1	1		
Andre Rodgers, R Gene Alley, R OBP: 0.276, SLG: 0.322 (7, 6)										2	1	1	2	0	0	0		
Jim Pagliaroni, R OBP: 0.347, SLG: 0.444 (1, 2)										3	0	1	0	0	0	0		
Bob Veale, S Don Schwall, R OBP: 0.119, SLG: 0.078 (9, 1)										3	0	0	0	0	1	2		
Inning Stats	R: 1 E: 0 K: 1 S: 7	H: 2 LOB: 1 BB: 0 P: 7	R: 0 E: 0 K: 0 S: 3	H: 0 LOB: 1 BB: 1 P: 7	R: 0 E: 0 K: 1 S: 5	H: 0 LOB: 0 BB: 0 P: 5	R: 0 E: 0 K: 0 S: 3	H: 0 LOB: 0 BB: 0 P: 3	R: 0 E: 0 K: 0 S: 7	H: 2 LOB: 2 BB: 0 P: 6	R: 0 E: 0 K: 0 S: 3	H: 1 LOB: 0 BB: 0 P: 3	R: 0 E: 0 K: 1 S: 5	H: 0 LOB: 0 BB: 0 P: 5	1B: 5 2B: 1 3B: 1 HR: 1	SF: 0 SAC: 1 DP: 1 HBP: 0	WP: 0 PB: 0 SB: 0 CS: 1	PA: 34
PITCHER	IP WLS BF H R ER SO BB IBB HBP BLK WP HR S P ERA WHIP																	
Jack Fisher, R ERA: 3.82 Gary Kroll, R ERA: 4.07	(1, 1) 8.0 L 31 7 3 3 5 1 0 0 0 0 0 1 40 44 3.38 1.000																	

Pittsburgh Pirates @ New York Mets
Shea Stadium, Flushing, NY
Wed Aug 04 1965, 3:33 AM EDT
Att: 20,703 - Unknown

AB 32
R 3
H 7
RBI 3
BB 1
SO 6
LOB 11

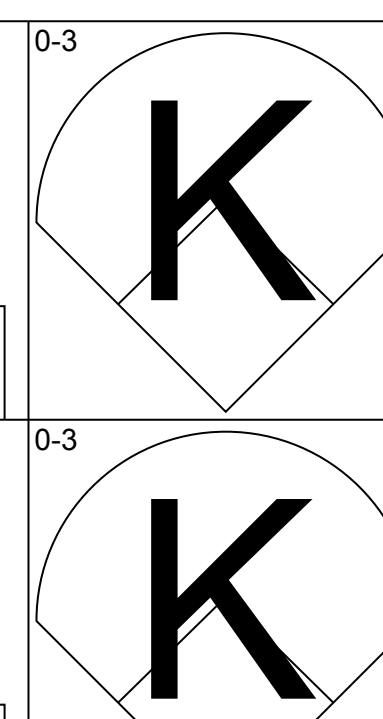
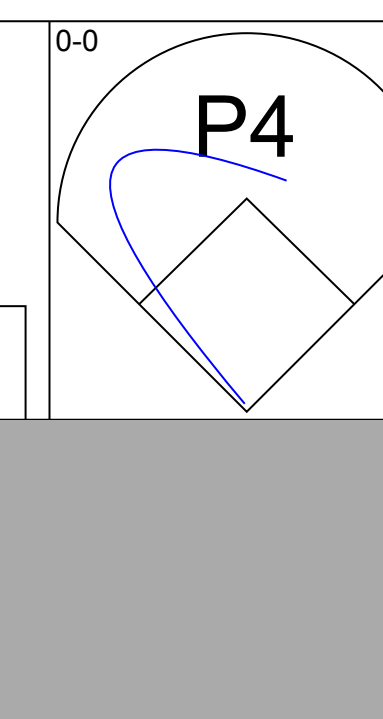
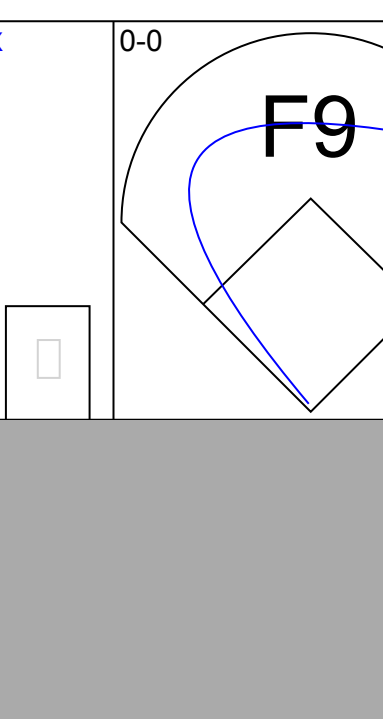
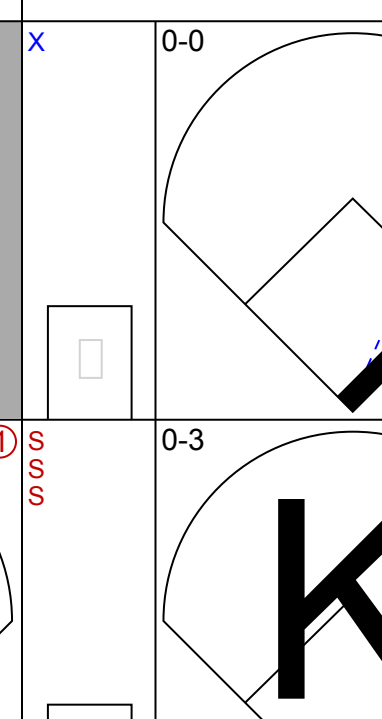
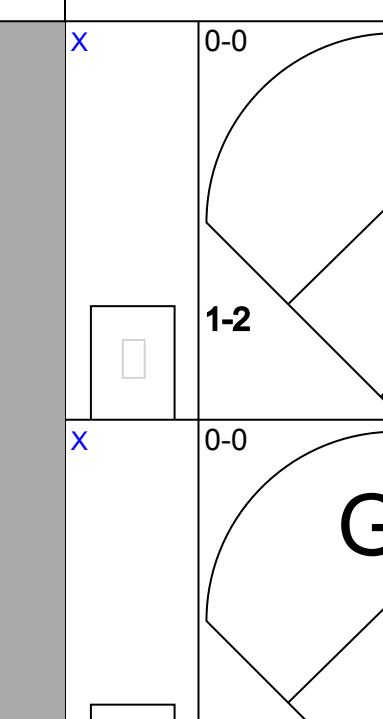
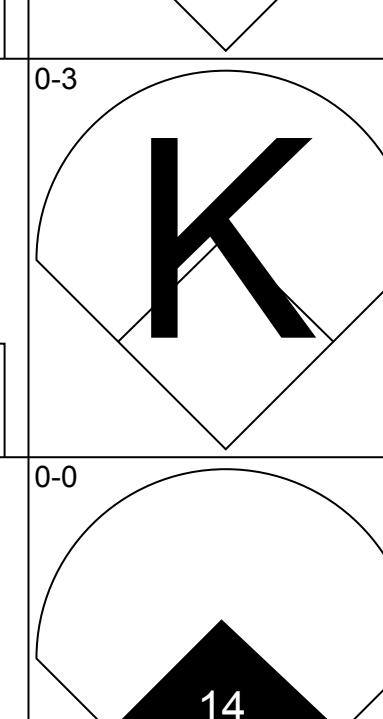
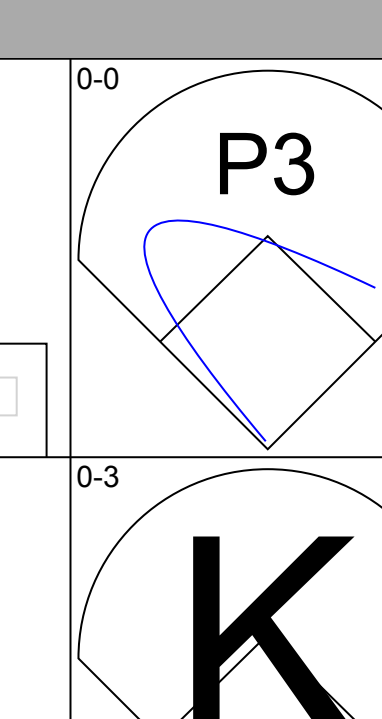
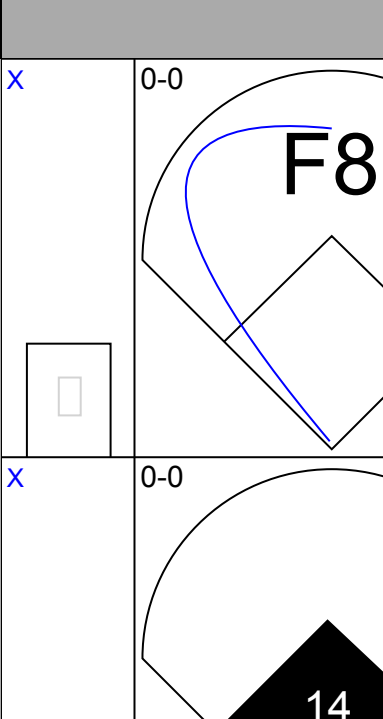
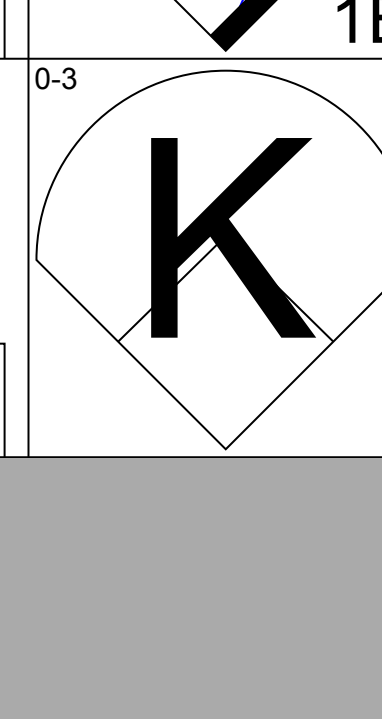
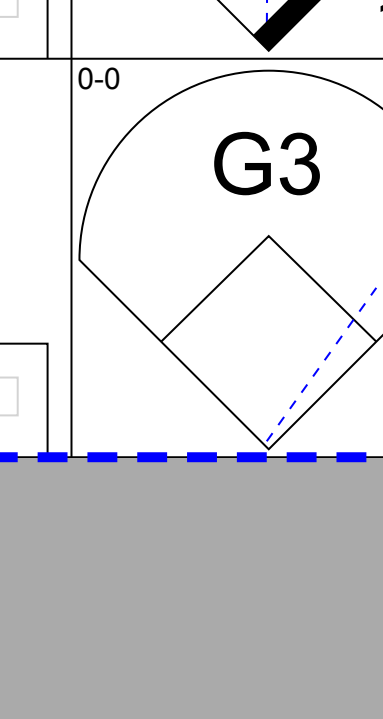
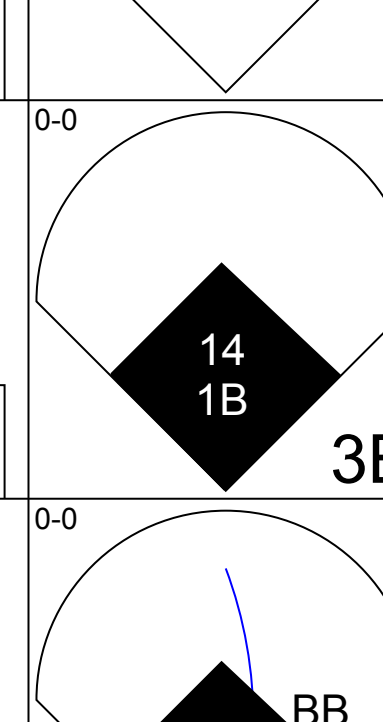
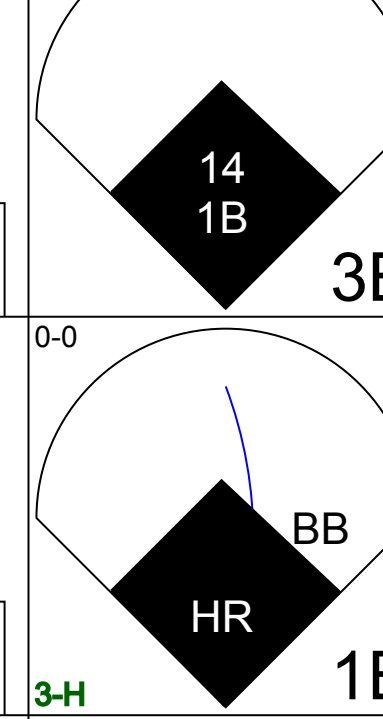
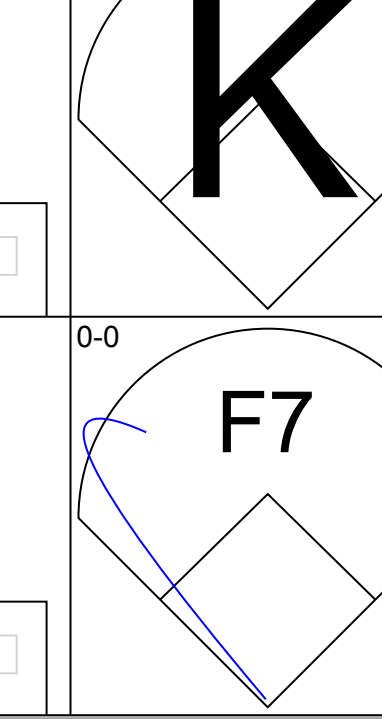
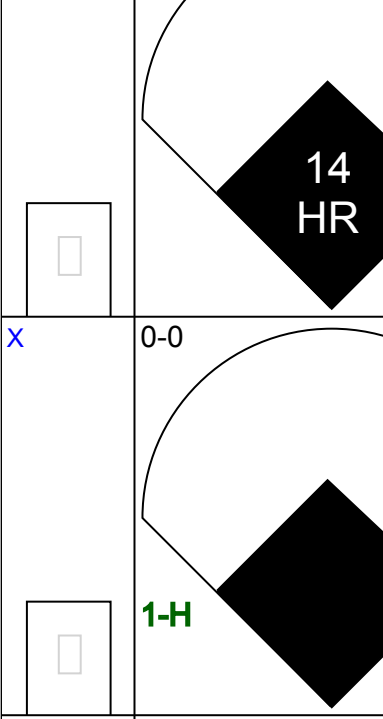
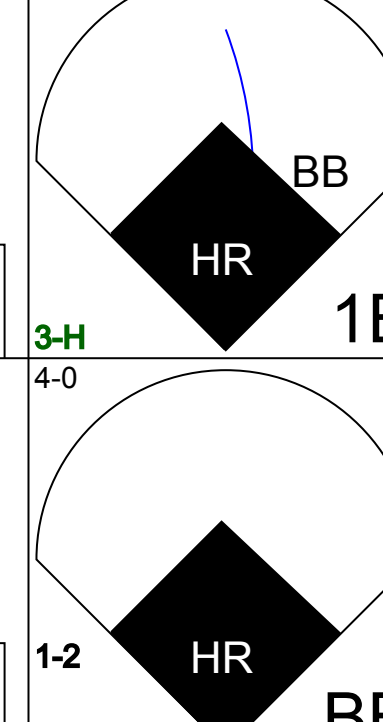
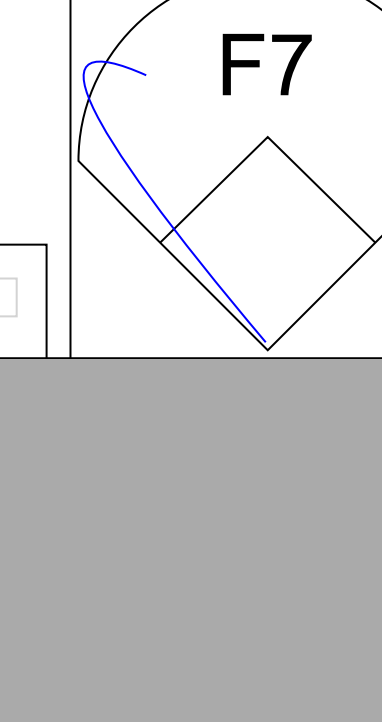
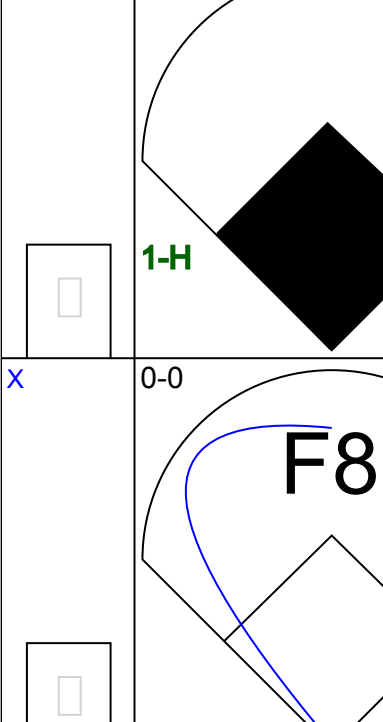
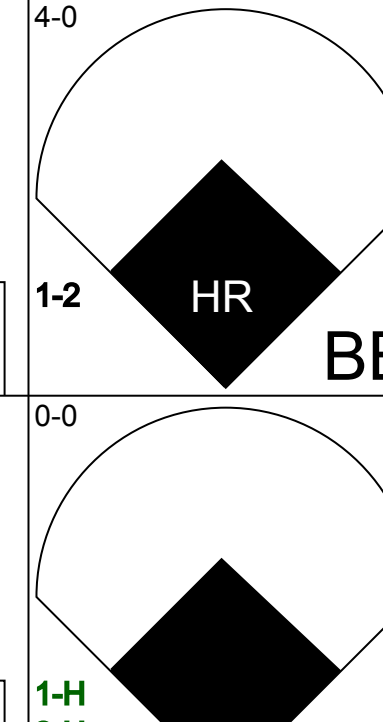
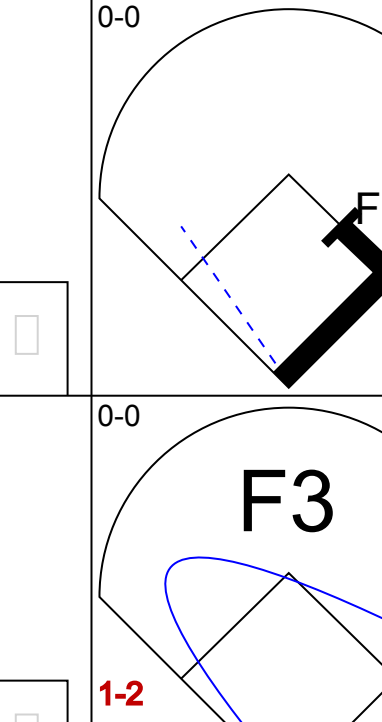
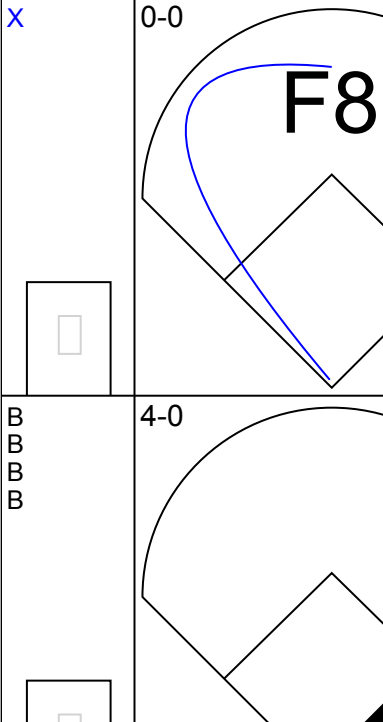
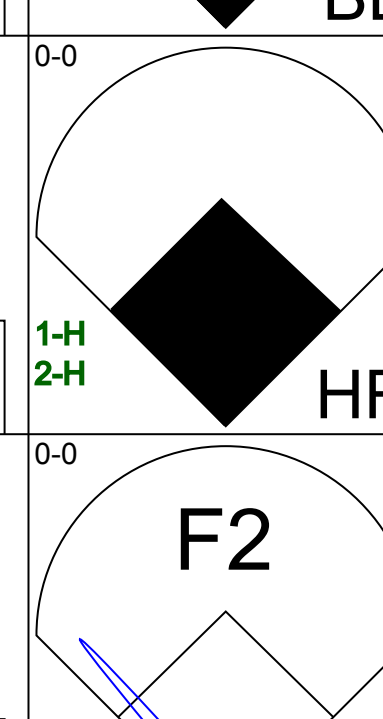
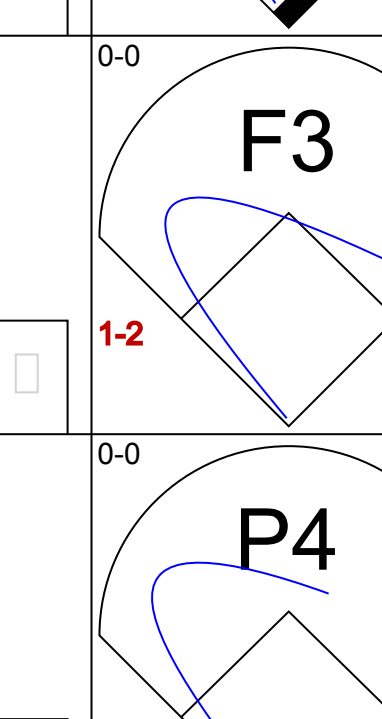
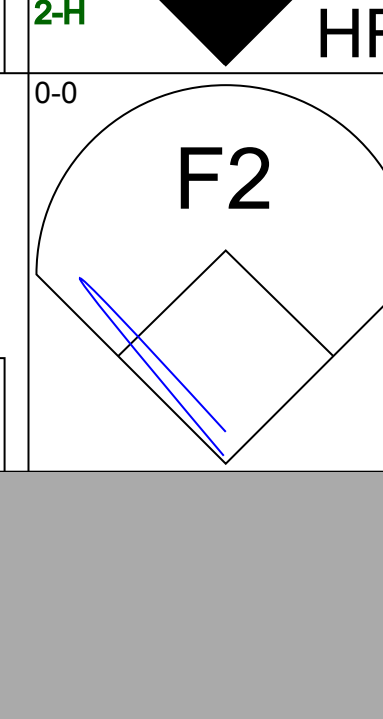
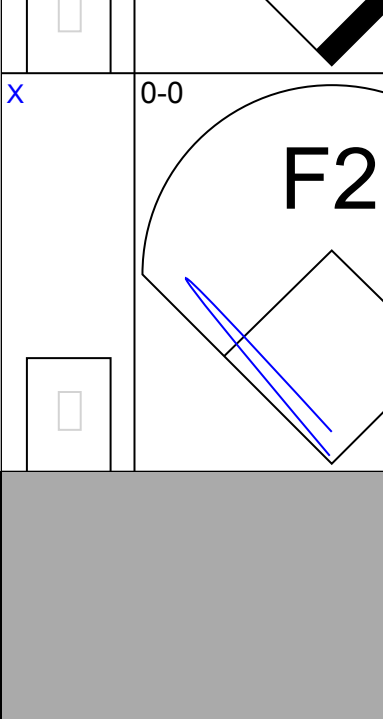
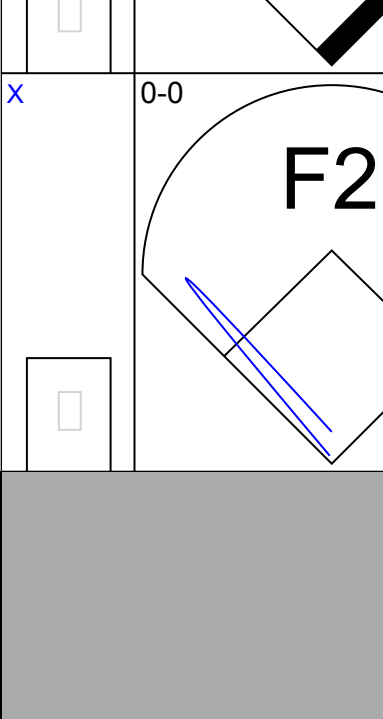




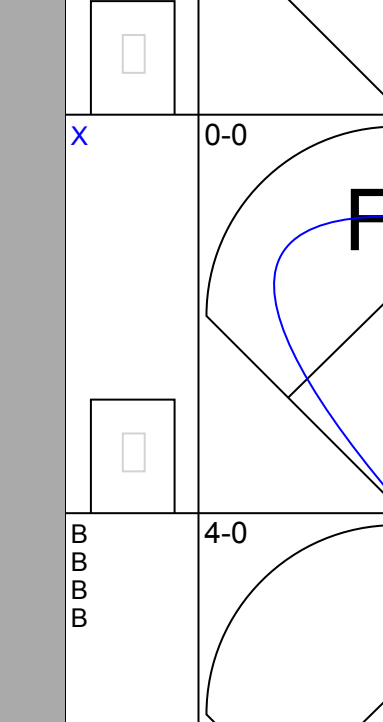
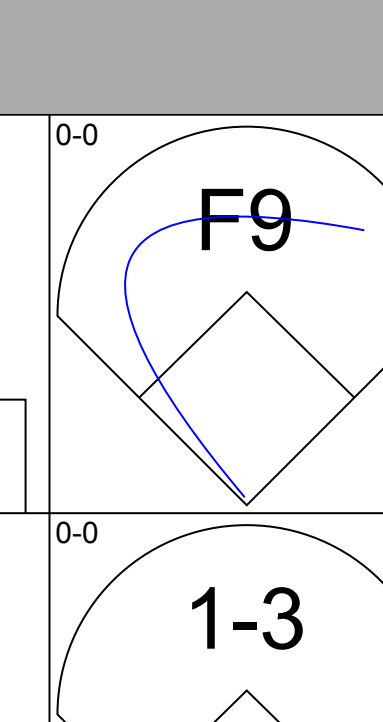
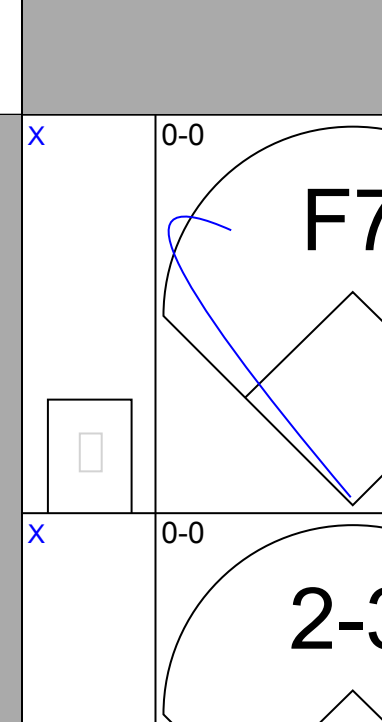
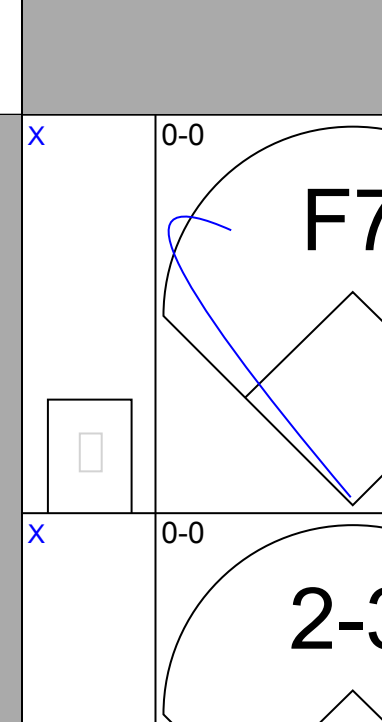
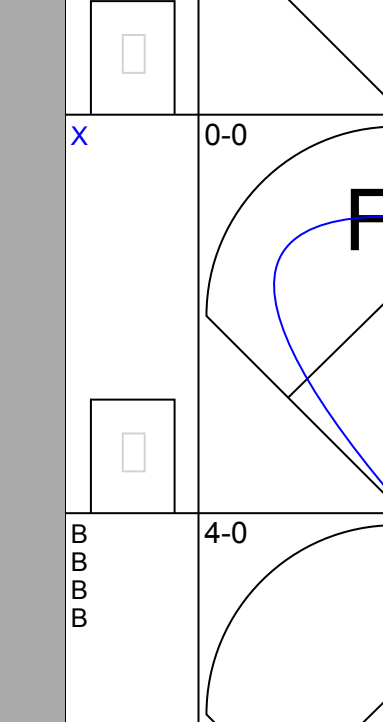
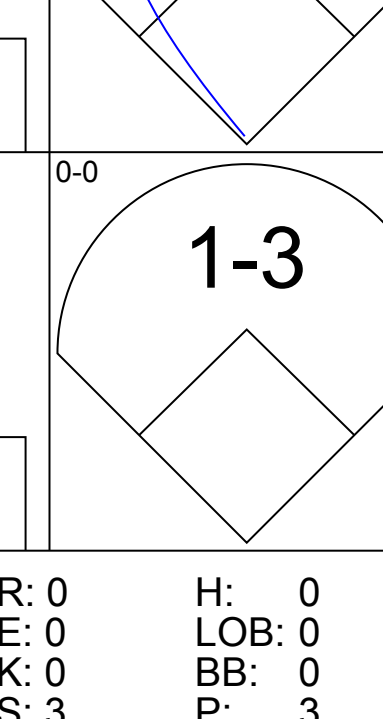
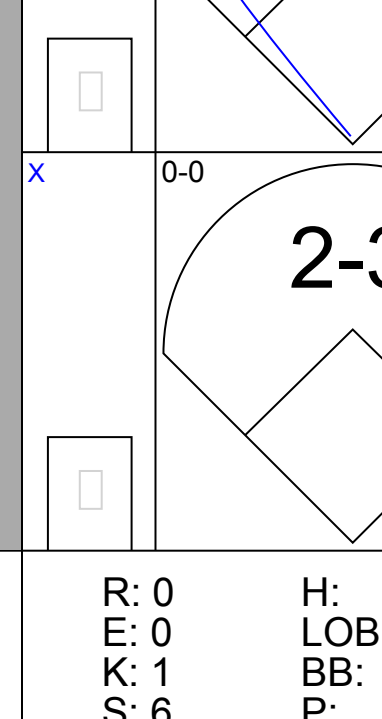
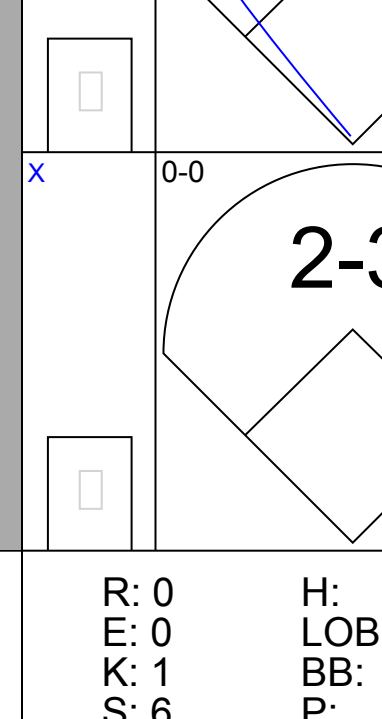


Batter	1	2	3	4	5	6	7	8	9	AB	R	H	RBI	BB	SO	LOB	BOTTOM			
Bobby Klaus, R OBP: 0.300, SLG: 0.255 (1, 4)										4	0	0	0	0	1	2				
Roy McMillan, R OBP: 0.254, SLG: 0.277 (1, 6)										3	0	1	0	1	0	2				
Joe Christopher, R OBP: 0.298, SLG: 0.298 (1, 9)										3	0	0	0	1	3	3				
Charley Smith, R OBP: 0.287, SLG: 0.437 (1, 5)										4	0	2	0	0	2	2				
Jim Hickman, R OBP: 0.282, SLG: 0.392 (1, 3)										4	0	1	0	0	1	3				
Ron Swoboda, R OBP: 0.279, SLG: 0.444 (1, 7)										4	0	1	0	0	2	2				
Billy Cowan, R Johnny Lewis, L OBP: 0.351, SLG: 0.442 (9, PH)										3	0	0	0	0	1	1				
Chris Cannizzaro, R Al Jackson, L Gary Kroll, R OBP: 0.253, SLG: 0.225 OBP: 0.125, SLG: 0.150 OBP: 0.150, SLG: 0.160 (1, 2) (8, PR) (9, 1)										2	0	0	0	1	1	0				
Jack Fisher, R Jimmie Schaffer, R OBP: 0.161, SLG: 0.182 OBP: 0.267, SLG: 0.317 (1, 1) (8, PH) (9, 2)										2	0	0	0	0	1	0				
Inning Stats	R: 0 E: 0 K: 2 S: 7	H: 0 LOB: 2 BB: 2 P: 15	R: 0 E: 0 K: 1 S: 5	H: 0 LOB: 0 BB: 0 P: 5	R: 0 E: 0 K: 2 S: 8	H: 1 LOB: 1 BB: 0 P: 8	R: 0 E: 0 K: 2 S: 7	H: 0 LOB: 0 BB: 0 P: 7	R: 0 E: 0 K: 1 S: 5	H: 0 LOB: 0 BB: 0 P: 5	R: 0 E: 0 K: 0 S: 4	H: 2 LOB: 1 BB: 0 P: 4	R: 0 E: 0 K: 2 S: 7	H: 0 LOB: 2 BB: 2 P: 15	R: 0 E: 0 K: 0 S: 4	H: 2 LOB: 1 BB: 0 P: 4	1B: 4 2B: 1 3B: 0 HR: 0	SF: 0 SAC: 0 DP: 2 HBP: 0	WP: 0 PB: 0 SB: 0 CS: 0	PA: 34
PITCHER	IP WLS BF H R ER SO BB IBB HBP BLK WP HR S P ERA WHIP																			
Bob Veale, L Don Schwall, R ERA: 2.96 ERA: 2.65	(1, 1) 8.0 W 32 5 0 0 12 4 0 0 0 0 0 0 2 2 0.00 0.000																			

Pittsburgh Pirates @ New York Mets
Shea Stadium, Flushing, NY
Wed Aug 04 1965, 3:33 AM EDT
Att: 20,703 - Unknown

AB 30
R 0
H 5
RBI 0
BB 4
SO 12
LOB 17

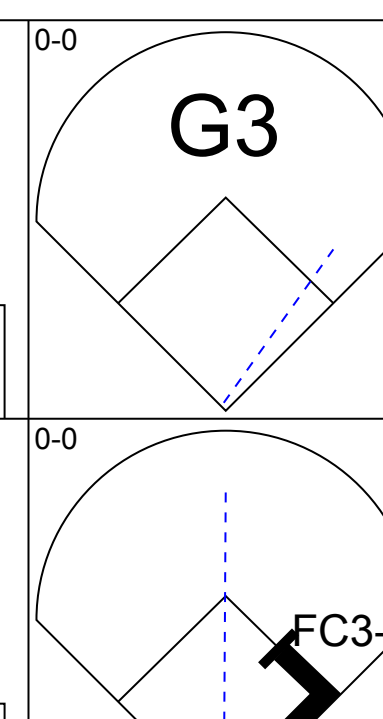
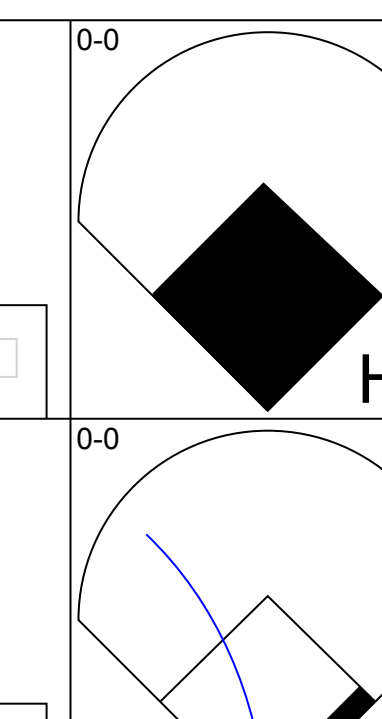
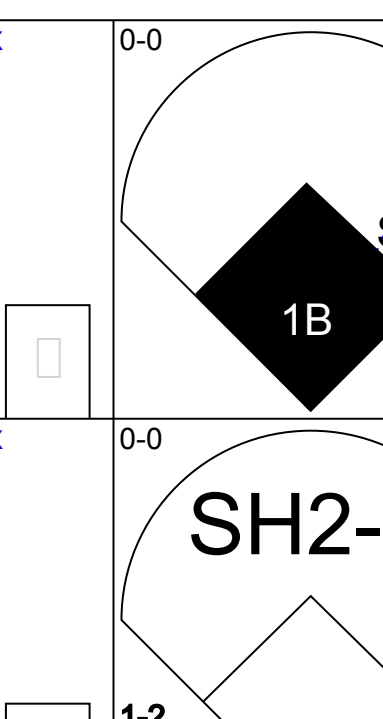
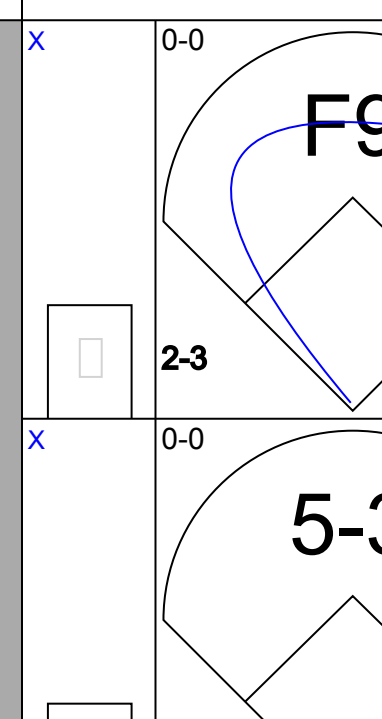
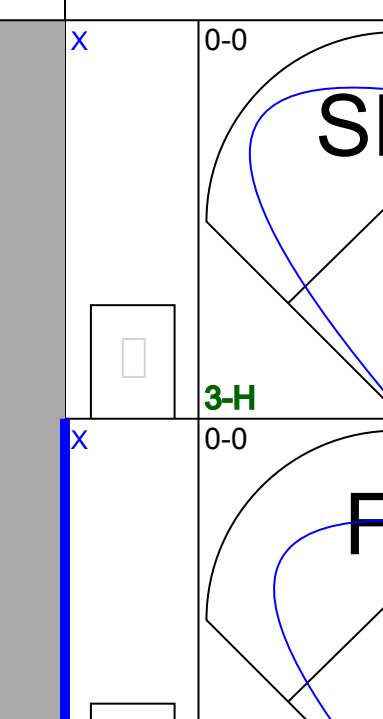
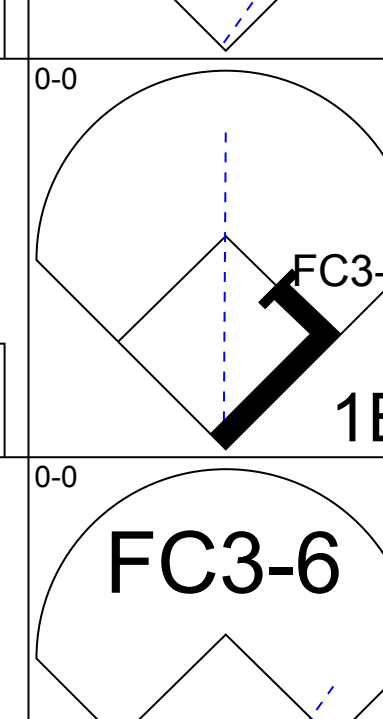
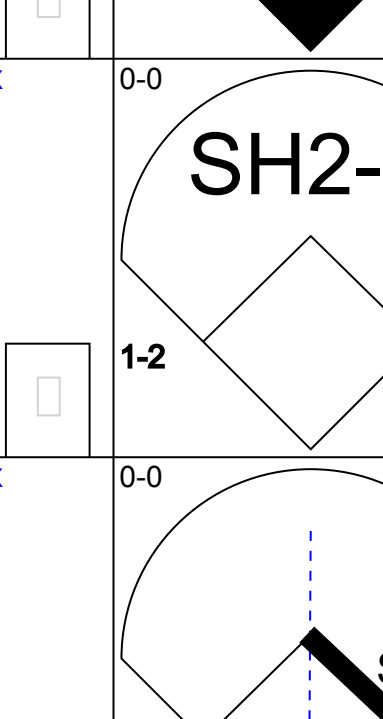
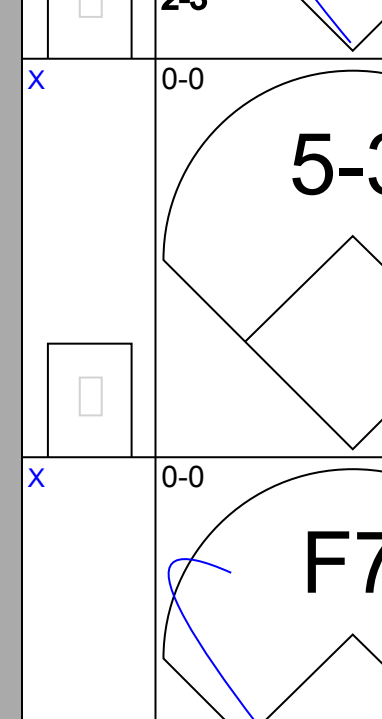
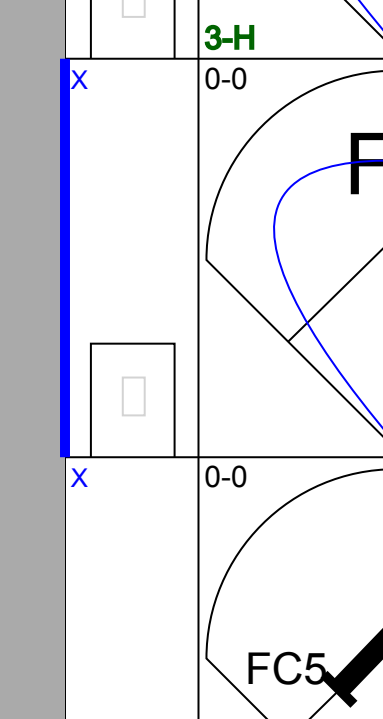
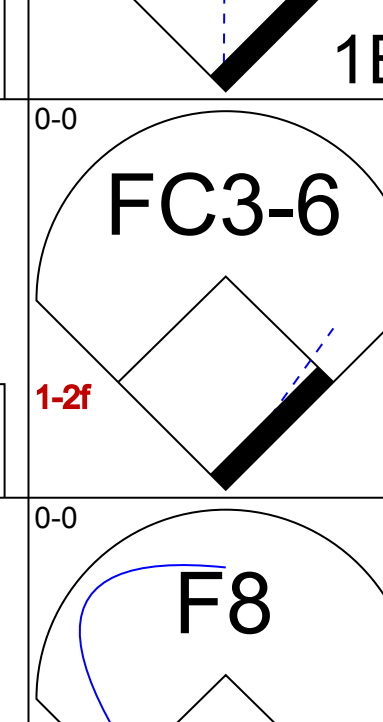
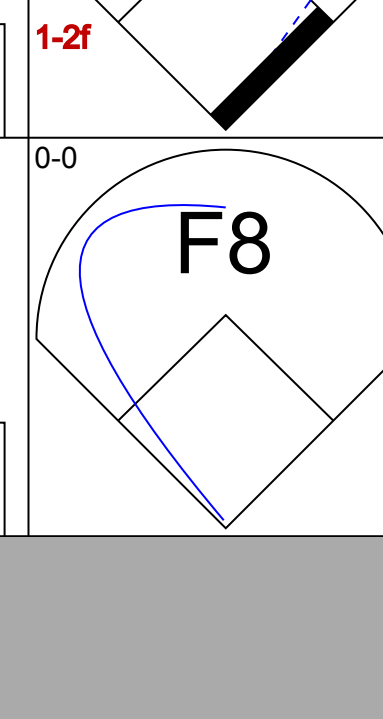
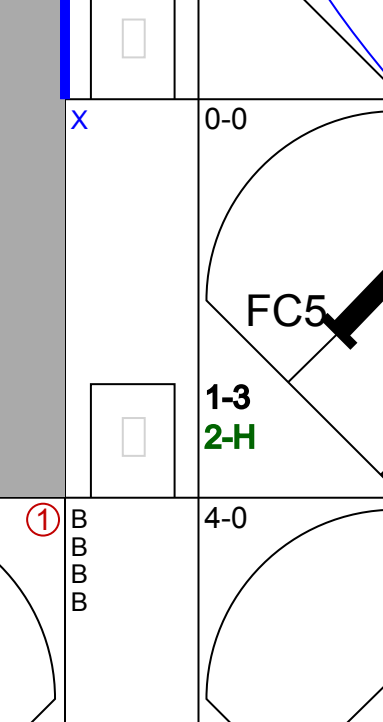
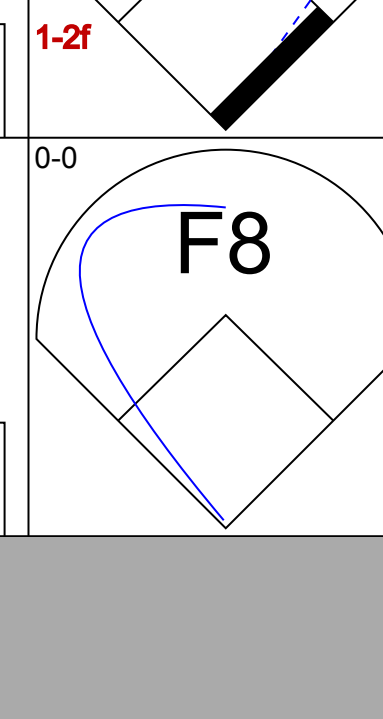

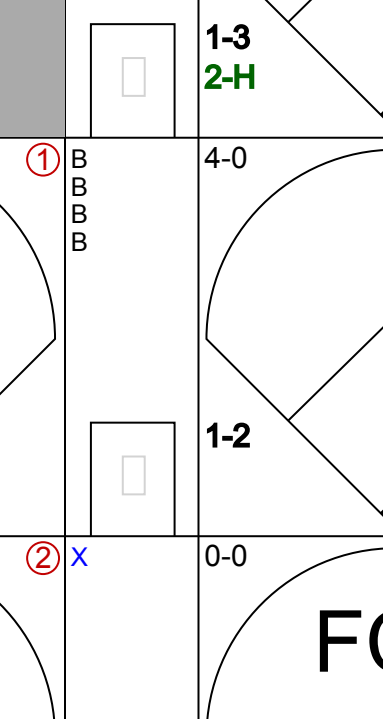

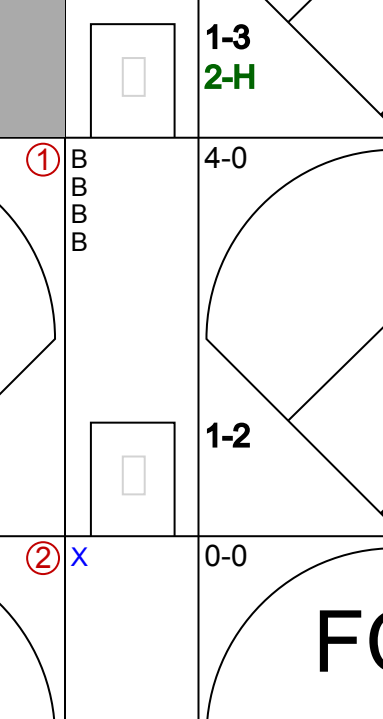

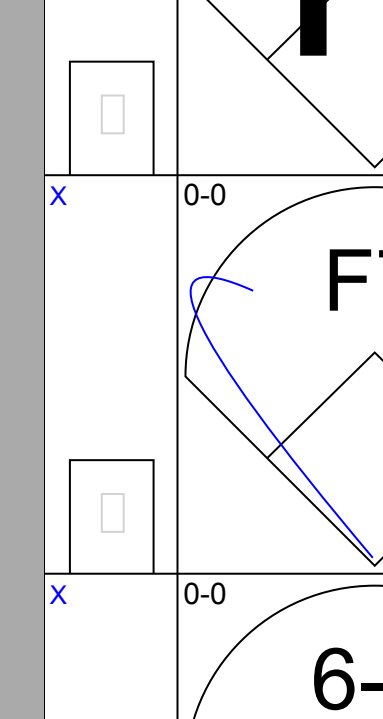
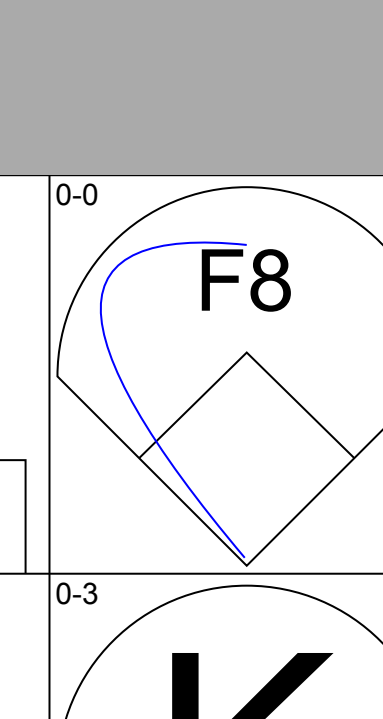
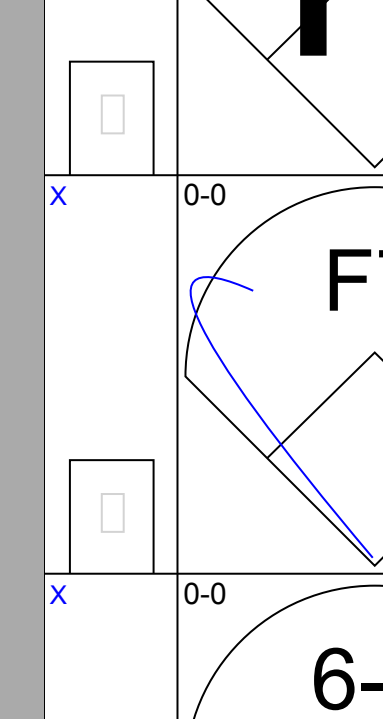
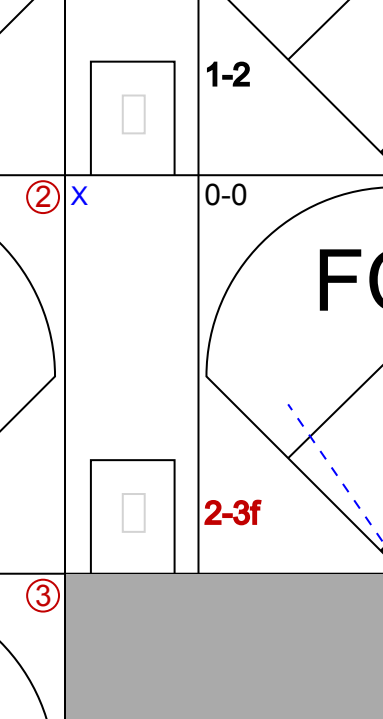
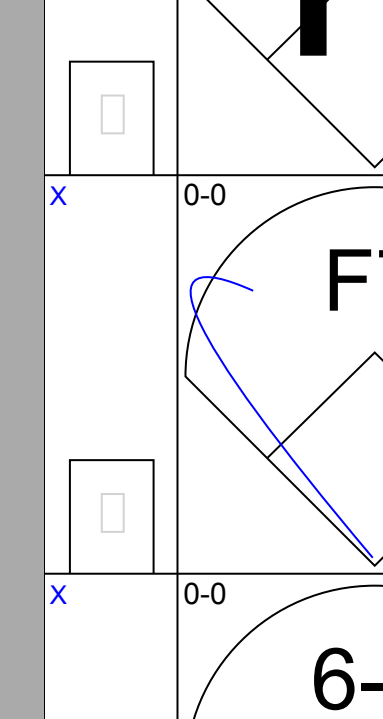
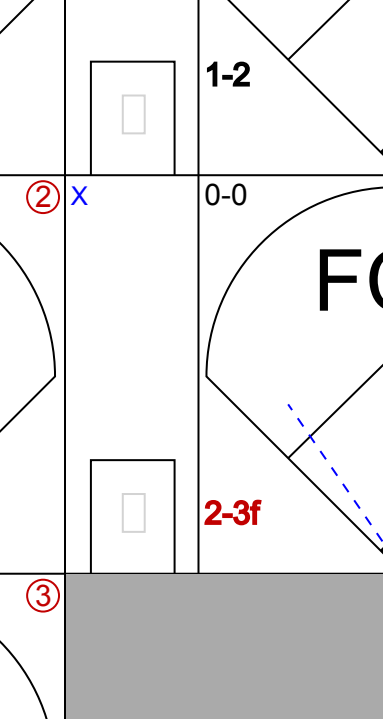

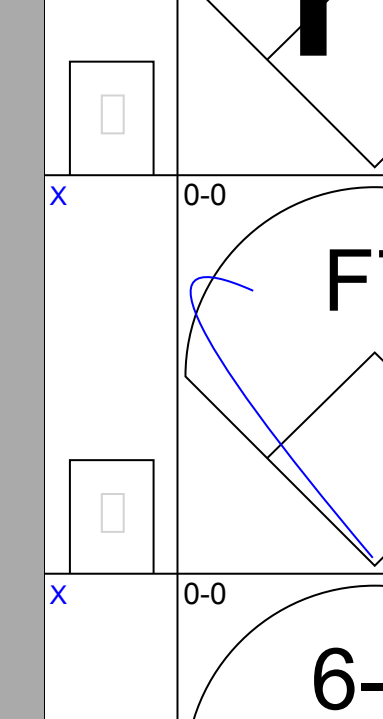
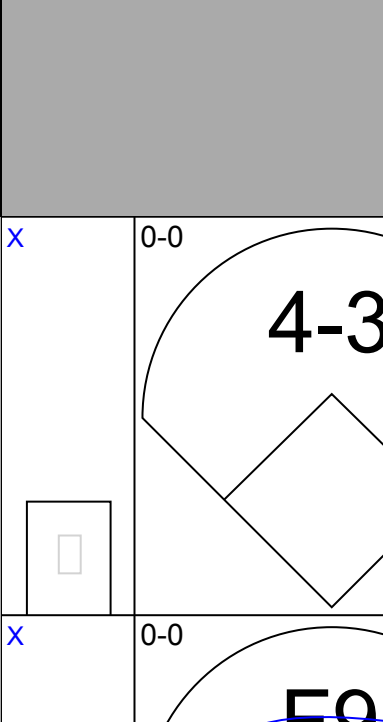
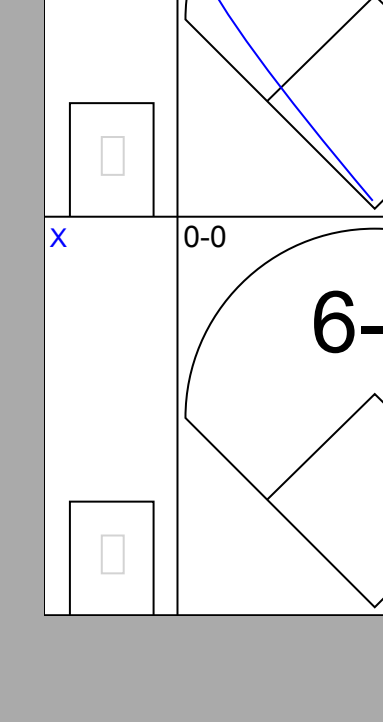
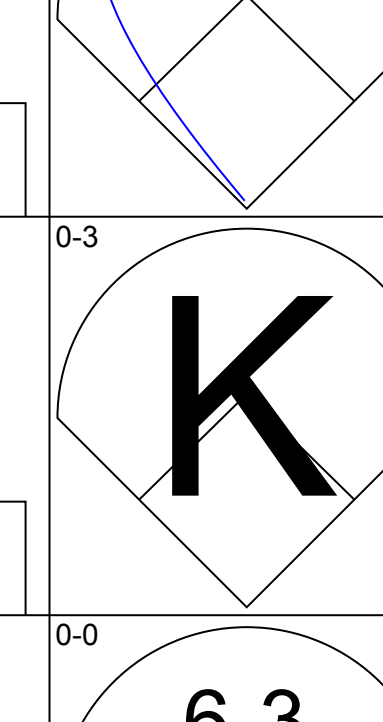
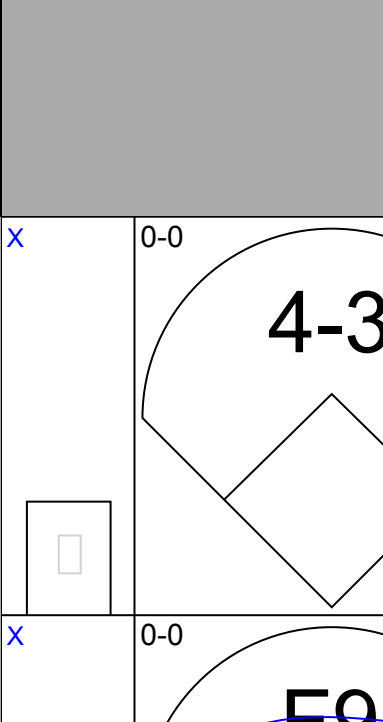
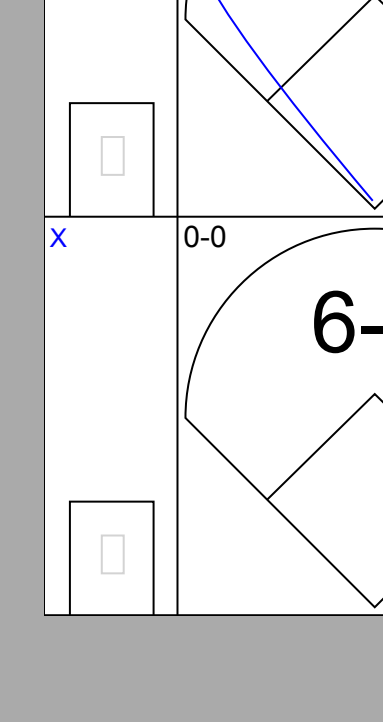
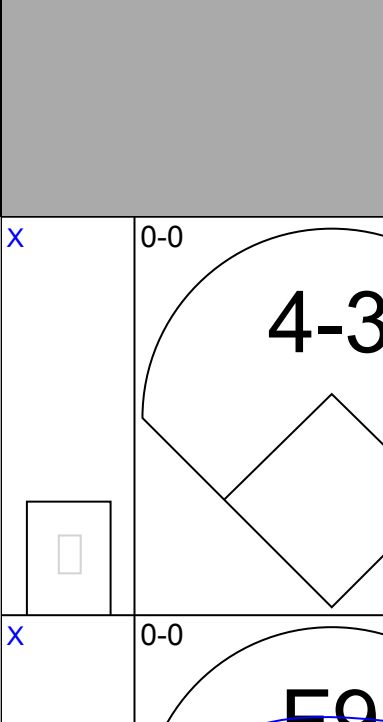
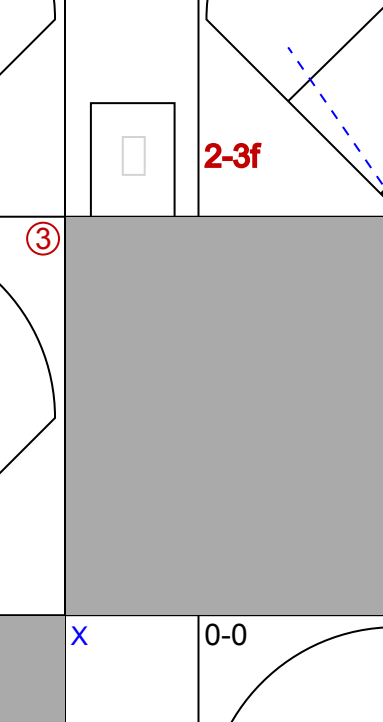
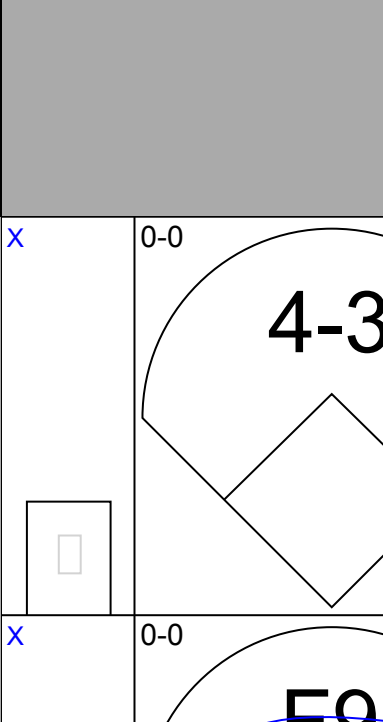
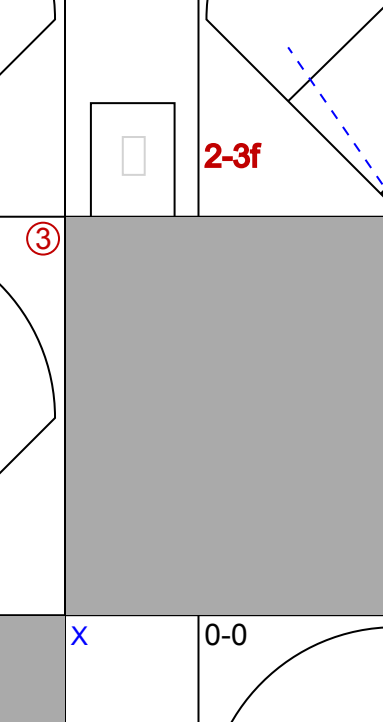
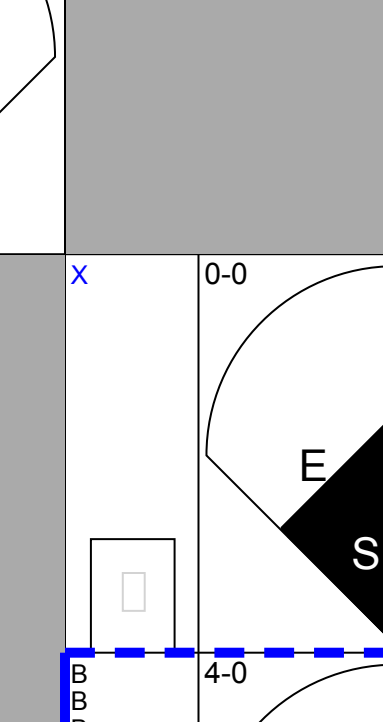
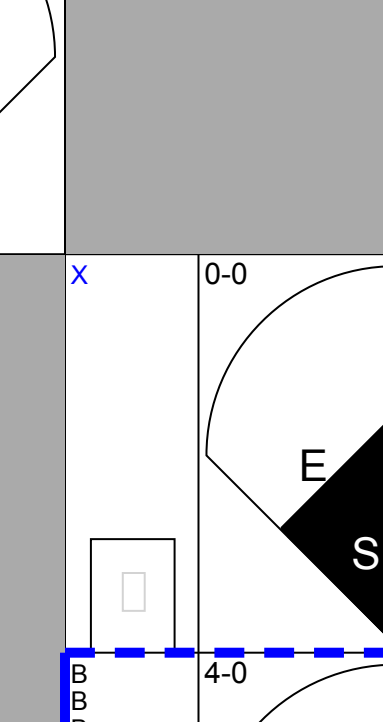
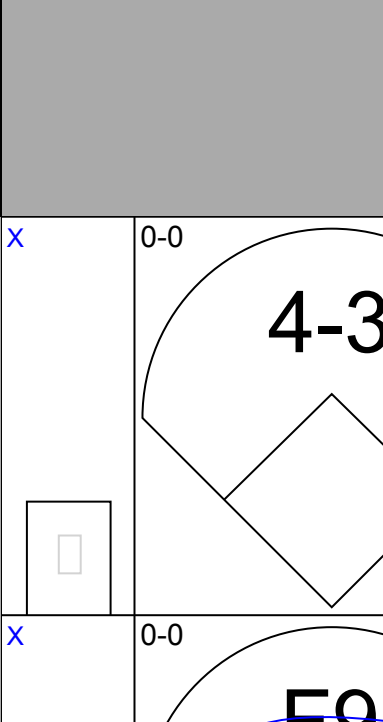
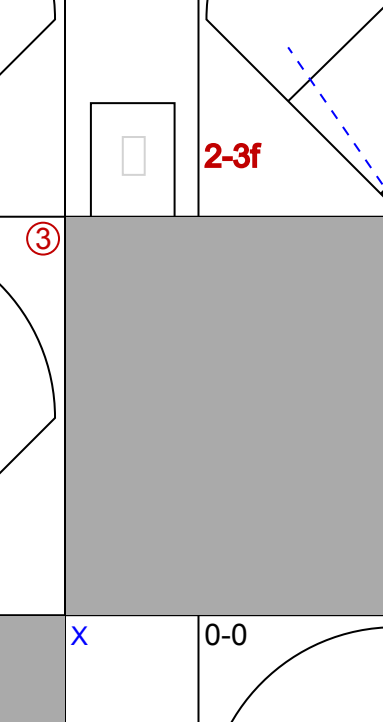
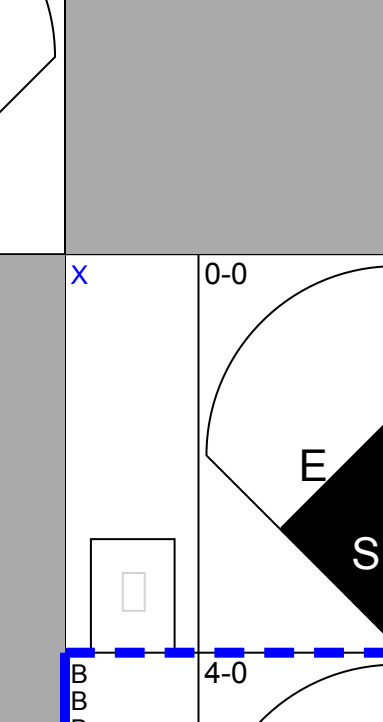
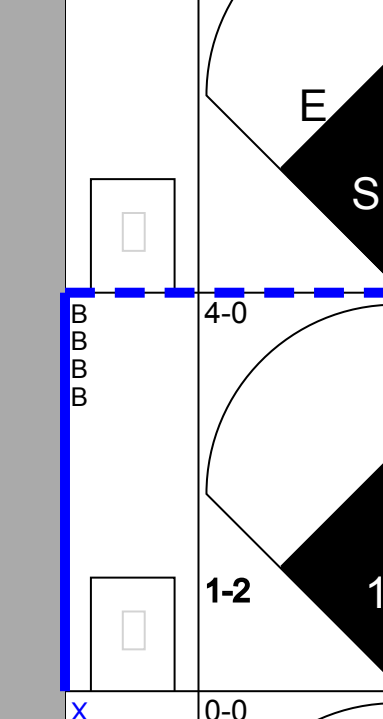
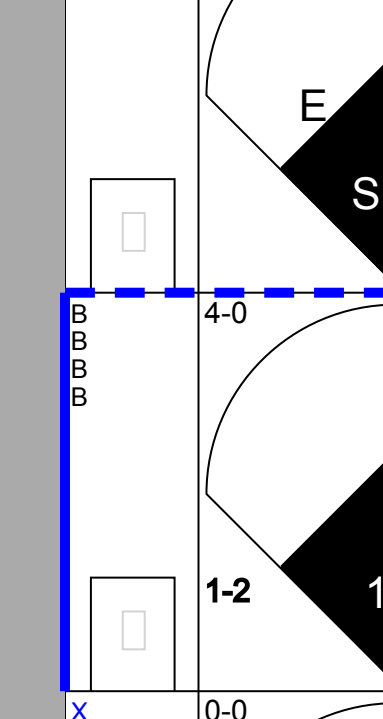
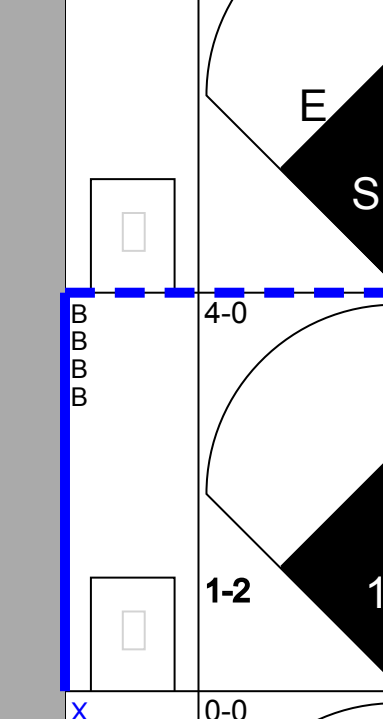

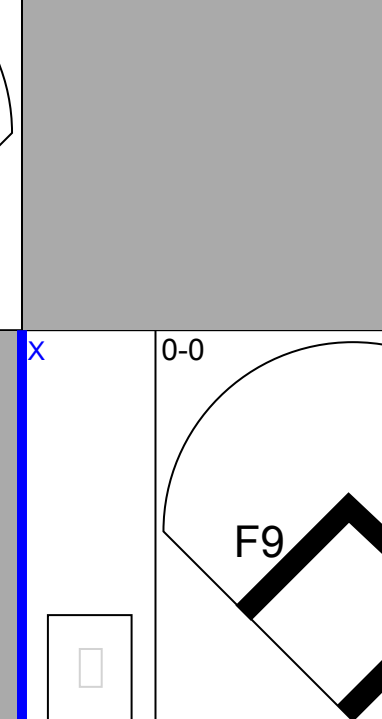


Batter	1	2	3	4	5	6	7	8	9	AB	R	H	RBI	BB	SO	LOB	TOP					
Jimmy Stewart, S (1, 7) <small>OBP: 0.328, SLG: 0.312</small>										5	0	2	0	0	1	0	Chicago Cubs @ New York Mets Shea Stadium, Flushing, NY Sun Aug 08 1965, 3:33 AM EDT Sunny - 80 F					
Don Landrum, L (1, 8) <small>OBP: 0.320, SLG: 0.370</small>										5	0	0	0	0	2	3						
Ellis Burton, S (9, 8) <small>OBP: 0.200, SLG: 0.176</small>										0	0	0	0	0	0	0						
Billy Williams, L (1, 9) <small>OBP: 0.355, SLG: 0.497</small>										4	3	3	0	0	1	0						
14 Ernie Banks, R (1, 3) <small>OBP: 0.342, SLG: 0.456</small>										3	2	2	4	0	0	0						
Ron Santo, R (1, 5) <small>OBP: 0.371, SLG: 0.508</small>										3	1	1	0	1	1	0						
Ed Bailey, L (1, 2) <small>OBP: 0.382, SLG: 0.387</small>										3	1	1	3	1	0	1						
Chris Krug, R (9, 2) <small>OBP: 0.280, SLG: 0.340</small>										0	0	0	0	0	0	0						
Glenn Beckert, R (1, 4) <small>OBP: 0.265, SLG: 0.292</small>										4	0	0	0	0	0	1						
Don Kessinger, S (1, 6) <small>OBP: 0.245, SLG: 0.212</small>										4	0	0	0	0	1	0						
Bob Buhl, R (1, 1) <small>OBP: 0.108, SLG: 0.065</small>										2	0	0	0	0	1	0						
Lindy McDaniel, R (5, 1) <small>OBP: 0.091, SLG: 0.091</small>										1	0	0	0	1	0	0						
Ted Abernathy, R (9, 1) <small>OBP: 0.091, SLG: 0.091</small>										0	0	0	0	0	0	0						
Inning Stats	R: 4 E: 0 K: 2 S: 10	H: 3 LOB: 0 BB: 1 P: 14	R: 0 E: 0 K: 0 S: 3	H: 0 LOB: 0 BB: 0 P: 3	R: 0 E: 0 K: 1 S: 5	H: 0 LOB: 0 BB: 0 P: 5	R: 0 E: 0 K: 0 S: 3	H: 1 LOB: 0 BB: 0 P: 3	R: 0 E: 0 K: 2 S: 7	H: 0 LOB: 0 BB: 1 P: 7	R: 2 E: 0 K: 0 S: 5	H: 2 LOB: 1 BB: 1 P: 9	R: 0 E: 0 K: 1 S: 6	H: 1 LOB: 0 BB: 0 P: 6	R: 1 E: 0 K: 1 S: 6	H: 1 LOB: 0 BB: 0 P: 6	R: 0 E: 0 K: 0 S: 4	H: 1 LOB: 2 BB: 1 P: 8	1B: 5 2B: 0 3B: 2 HR: 2	SF: 1 SAC: 0 DP: 0 HBP: 0	WP: 0 PB: 0 SB: 0 CS: 0	PA: 38
PITCHER	IP WLS BF H R ER SO BB IBB HBP BLK WP HR S P ERA WHIP																					
Jack Fisher, R (1, 1) <small>ERA: 3.98</small>	7.0 L 29 7 6 6 6 2 0 0 0 0 0 2 39 47 7.71 1.286																					
Gordie Richardson, L (8, 1) <small>ERA: 4.76</small>	2.0 9 2 1 1 1 1 0 0 0 0 0 0 10 14 4.50 1.500																					

Chicago Cubs @ New York Mets
 Shea Stadium, Flushing, NY
 Sun Aug 08 1965, 3:33 AM EDT
 Sunny - 80 F

AB	34
R	7
H	9
RBI	7
BB	3
SO	7
LOB	5



Batter	1	2	3	4	5	6	7	8	9	AB	R	H	RBI	BB	SO	LOB	BOTTOM					
Chuck Hillier, L (1, 4) <small>OBP: 0.297, SLG: 0.377</small>										4	2	2	2	0	0	1	Chicago Cubs @ New York Mets Shea Stadium, Flushing, NY Sun Aug 08 1965, 3:33 AM EDT Sunny - 80 F					
Roy McMillan, R (1, 6) <small>OBP: 0.285, SLG: 0.284</small>										3	0	2	0	0	0	1						
Jim Hickman, R (9, PH) <small>OBP: 0.276, SLG: 0.377</small>										1	0	0	0	0	0	2						
Johnny Lewis, L (1, 8) <small>OBP: 0.349, SLG: 0.437</small>										5	0	2	2	0	1	3						
Charley Smith, R (1, 5) <small>OBP: 0.284, SLG: 0.433</small>										4	1	1	1	1	2	2						
Ed Kranepool, L (1, 3) <small>OBP: 0.311, SLG: 0.406</small>										5	0	0	0	0	0	4						
Gary Kolb, L (1, 9) <small>OBP: 0.257, SLG: 0.296</small>										4	1	0	0	0	1	0						
Joe Christopher, R (1, 7) <small>OBP: 0.301, SLG: 0.299</small>										4	1	2	0	0	0	0						
Chris Cannizzaro, R (1, 2) <small>OBP: 0.257, SLG: 0.230</small>										3	0	0	0	0	0	1						
Gordie Richardson, R (8, 1) <small>OBP: 0.230, SLG: 0.441</small>										0	0	0	0	0	0	0						
Ron Swoboda, R (9, PH) <small>OBP: 0.125, SLG: 0.150</small>										0	0	0	0	1	0	0						
Al Jackson, L (9, PR) <small>OBP: 0.125, SLG: 0.150</small>										0	1	0	0	0	0	0						
Jack Fisher, R (1, 1) <small>OBP: 0.155, SLG: 0.175</small>										2	0	0	0	0	1	1						
John Stephenson, L (7, PH) <small>OBP: 0.262, SLG: 0.300</small>										2	0	1	0	0	0	2						
Tug McGraw, R (9, PR) <small>OBP: 0.333, SLG: 0.333</small>										0	0	0	0	0	0	0						
Inning Stats	R: 0 E: 0 K: 0 S: 4	H: 1 LOB: 1 BB: 0 P: 4	R: 0 E: 0 K: 1 S: 5	H: 0 LOB: 0 BB: 0 P: 5	R: 1 E: 0 K: 1 S: 7	H: 2 LOB: 1 BB: 0 P: 7	R: 2 E: 2 K: 1 S: 8	H: 2 LOB: 1 BB: 0 P: 8	R: 1 E: 0 K: 1 S: 7	H: 2 LOB: 1 BB: 0 P: 7	R: 0 E: 0 K: 0 S: 3	H: 0 LOB: 0 BB: 0 P: 3	R: 0 E: 0 K: 0 S: 4	H: 1 LOB: 1 BB: 0 P: 4	R: 0 E: 0 K: 1 S: 5	H: 0 LOB: 0 BB: 0 P: 5	R: 2 E: 1 K: 0 S: 6	H: 2 LOB: 3 BB: 2 P: 14	1B: 7 2B: 1 3B: 0 HR: 2	SF: 1 SAC: 1 DP: 0 HBP: 0	WP: 0 PB: 0 SB: 1 CS: 0	PA: 41
PITCHER	IP WLS BF H R ER SO BB IBB HBP BLK WP HR S P ERA WHIP																					
Bob Buhl, R (1, 1) <small>ERA: 3.88</small>	4.1 W 21 7 4 3 3 0 0 0 0 0 0 2 27 27 6.23 1.615																					
Lindy McDaniel, R (5, 1) <small>ERA: 2.45</small>	3.2 W 13 2 1 1 2 0 0 0 0 0 0 0 17 17 2.46 0.545																					
Ted Abernathy, R (9, 1) <small>ERA: 1.81</small>	1.0 S 7 1 1 0 0 2 0 0 0 0 0 0 5 13 0.00 3.000																					

Chicago Cubs @ New York Mets
 Shea Stadium, Flushing, NY
 Sun Aug 08 1965, 3:33 AM EDT
 Sunny - 80 F

AB	37
R	6
H	10
RBI	5
BB	2
SO	5
LOB	17

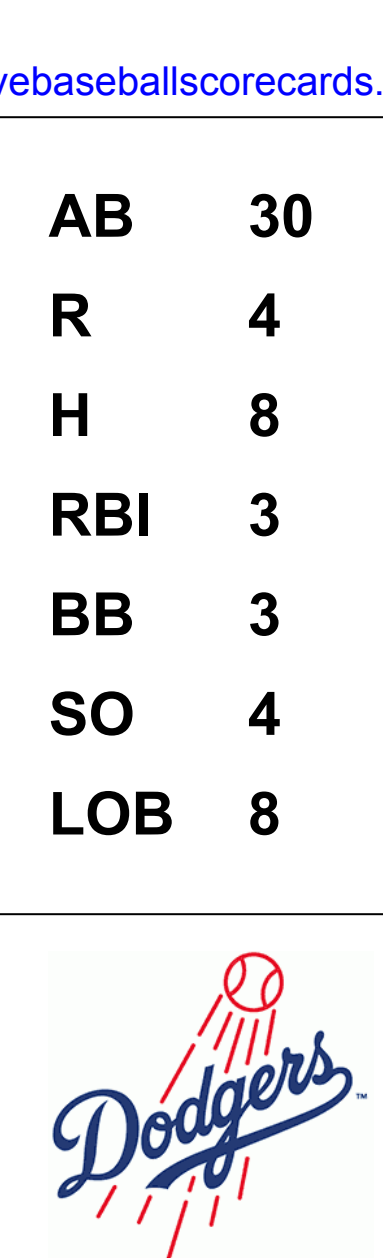


Batter	1	2	3	4	5	6	7	8	9	AB	R	H	RBI	BB	SO	LOB	TOP					
Bobby Klaus, R OBP: 0.308, SLG: 0.259 (1.4)										4	1	2	0	0	2	0	New York Mets @ Los Angeles Dodgers Dodger Stadium, Los Angeles, CA Tue Aug 10 1965, 7:05 PM PDT Att: 36,815 - Unknown					
Roy McMillan, R OBP: 0.289, SLG: 0.286 (1.6)	4-3									4	1	2	0	0	0	0						
Charley Smith, R OBP: 0.288, SLG: 0.449 (1.5)	F2									4	0	1	1	0	2	2						
Joe Christopher, R OBP: 0.299, SLG: 0.296 (1.9)										2	0	0	1	1	2	0						
Jim Hickman, R OBP: 0.267, SLG: 0.364 (1.3)	6-3									4	0	0	0	0	1	2						
Ron Swoboda, R OBP: 0.286, SLG: 0.457 (1.7)										3	1	2	1	1	1	0						
Johnny Lewis, L OBP: 0.346, SLG: 0.428 (1.8)							3-1			4	0	0	0	0	1	2						
Chris Cannizzaro, R OBP: 0.259, SLG: 0.230 (1.2)										4	0	0	0	0	1	0						
Al Jackson, L OBP: 0.119, SLG: 0.143 (1.1)										2	0	0	0	0	2	0						
Ron Hunt, R OBP: 0.333, SLG: 0.298 (8, PH)										1	0	0	0	0	1	0						
Tug McGraw, R OBP: 0.333, SLG: 0.333 (8, PH)										0	0	0	0	0	0	0						
Jimmie Schaffer, R OBP: 0.250, SLG: 0.313 (8, PH)										1	0	0	0	0	1	0						
Inning Stats	R: 0 E: 0 K: 1 S: 5	H: 0 LOB: 0 BB: 0 P: 5	R: 0 E: 0 K: 1 S: 5	H: 0 LOB: 1 BB: 1 P: 9	R: 0 E: 0 K: 2 S: 9	H: 2 LOB: 2 BB: 0 P: 9	R: 0 E: 0 K: 2 S: 8	H: 1 LOB: 1 BB: 0 P: 8	R: 0 E: 0 K: 2 S: 7	H: 0 LOB: 0 BB: 0 P: 7	R: 0 E: 0 K: 1 S: 5	H: 0 LOB: 1 BB: 1 P: 9	R: 0 E: 0 K: 2 S: 7	H: 0 LOB: 0 BB: 0 P: 7	R: 2 E: 0 K: 1 S: 10	H: 3 LOB: 1 BB: 0 P: 10	R: 1 E: 0 K: 1 S: 6	H: 1 LOB: 0 BB: 0 P: 6	1B: 4 2B: 2 3B: 0 HR: 1	SF: 1 SAC: 0 DP: 0 HBP: 0	WP: 0 PB: 0 SB: 0 CS: 0	PA: 36
PITCHER Sandy Koufax, L ERA: 2.14 (1.1)	IP: 9.0 WLS: W BF: 36 H: 7 R: 3 ER: 3 SO: 14 BB: 2 IBB: 0 HBP: 0 BLK: 0 WP: 0 HR: 1 S: 62 P: 70 ERA: 3.00 WHIP: 1.000															PITCHER	IP: 9.0 WLS: W BF: 36 H: 7 R: 3 ER: 3 SO: 14 BB: 2 IBB: 0 HBP: 0 BLK: 0 WP: 0 HR: 1 S: 62 P: 70 ERA: 3.00 WHIP: 1.000					

AB	33
R	3
H	7
RBI	3
BB	2
SO	14
LOB	6



Batter	1	2	3	4	5	6	7	8	9	AB	R	H	RBI	BB	SO	LOB	BOTTOM			
Maury Wills, S OBP: 0.339, SLG: 0.337 (1.6)										4	1	1	0	0	1	0	New York Mets @ Los Angeles Dodgers Dodger Stadium, Los Angeles, CA Tue Aug 10 1965, 7:05 PM PDT Att: 36,815 - Unknown			
Jim Gilliam, S OBP: 0.379, SLG: 0.405 (1.7)	6-3									3	1	1	1	0	0	0				
Willie Davis, L OBP: 0.267, SLG: 0.337 (6.8)	6-3									1	0	1	0	0	0	0				
Jim Lefebvre, S OBP: 0.326, SLG: 0.354 (1.4)										3	0	1	0	1	0	1				
Lou Johnson, R OBP: 0.313, SLG: 0.395 (1.8)										4	0	0	0	0	0	2				
Don LeJohn, R OBP: 0.365, SLG: 0.333 (1.5)	6-3									3	0	0	0	0	2	0				
John Kennedy, R OBP: 0.261, SLG: 0.263 (7.5)	6-3									1	0	0	0	0	1	0				
Ron Fairly, L OBP: 0.369, SLG: 0.418 (1.9)	6-3									4	2	2	0	0	0	0				
Wes Parker, S OBP: 0.334, SLG: 0.361 (1.3)										2	0	1	1	1	0	1				
John Roseboro, L OBP: 0.270, SLG: 0.288 (1.2)	4-3									2	0	1	1	1	0	1				
Sandy Koufax, R OBP: 0.267, SLG: 0.241 (1.1)										3	0	0	0	0	0	3				
Inning Stats	R: 0 E: 0 K: 1 S: 5	H: 0 LOB: 1 BB: 1 P: 9	R: 0 E: 0 K: 0 S: 3	H: 0 LOB: 1 BB: 1 P: 7	R: 2 E: 1 K: 0 S: 5	H: 3 LOB: 0 BB: 0 P: 5	R: 1 E: 0 K: 1 S: 7	H: 2 LOB: 1 BB: 0 P: 7	R: 0 E: 0 K: 0 S: 3	H: 0 LOB: 0 BB: 0 P: 3	R: 1 E: 0 K: 1 S: 7	H: 2 LOB: 2 BB: 1 P: 11	R: 0 E: 0 K: 1 S: 3	H: 1 LOB: 0 BB: 0 P: 3	R: 0 E: 0 K: 1 S: 5	H: 0 LOB: 0 BB: 0 P: 5	1B: 6 2B: 1 3B: 1 HR: 0	SF: 0 SAC: 0 DP: 1 HBP: 0	WP: 0 PB: 0 SB: 0 CS: 1	PA: 33
PITCHER Al Jackson, L ERA: 4.5 (1.1)	IP: 7.0 WLS: L BF: 30 H: 8 R: 4 ER: 4 SO: 3 BB: 2 IBB: 1 HBP: 0 BLK: 0 WP: 0 HR: 0 S: 33 P: 45 ERA: 3.86 WHIP: 1.429															PITCHER	IP: 7.0 WLS: L BF: 30 H: 8 R: 4 ER: 4 SO: 3 BB: 2 IBB: 1 HBP: 0 BLK: 0 WP: 0 HR: 0 S: 33 P: 45 ERA: 3.86 WHIP: 1.429			
Tug McGraw, L ERA: 3.73 (8.1)	IP: 1.0 WLS: L BF: 3 H: 0 R: 0 ER: 0 SO: 1 BB: 0 IBB: 0 HBP: 0 BLK: 0 WP: 0 HR: 0 S: 5 P: 5 ERA: 0.00 WHIP: 0.000															PITCHER	IP: 1.0 WLS: L BF: 3 H: 0 R: 0 ER: 0 SO: 1 BB: 0 IBB: 0 HBP: 0 BLK: 0 WP: 0 HR: 0 S: 5 P: 5 ERA: 0.00 WHIP: 0.000			



Batter	1	2	3	4	5	6	7	8	9	AB	R	H	RBI	BB	SO	LOB	TOP					
Chuck Hiller, L (1,4) OBP: 0.295, SLG: 0.374	6-3		HBP BB		G4-6-3			B2-6-4		3	0	0	0	1	0	2						
Roy McMillan, R (1,6) OBP: 0.270, SLG: 0.284	6-3							E4		2	0	0	0	0	0	0						
Ron Swoboda, R (8, PH) OBP: 0.285, SLG: 0.455	6-3									1	0	0	0	0	0	1						
Ron Hunt, R (8, PR) OBP: 0.333, SLG: 0.298										0	0	0	0	0	0	0						
Tug McGraw, R (8, 1) OBP: 0.333, SLG: 0.333			HBP							0	0	0	0	0	0	0						
Johnny Lewis, L (1,9) OBP: 0.343, SLG: 0.423	F7		G3				L8	F7		4	0	0	0	0	0	5						
Ed Kranepool, L (1,3) OBP: 0.319, SLG: 0.412		6-3		FC5-4 1B				G6-4-3 1B		4	0	3	0	0	0	0						
Charley Smith, R (1,5) OBP: 0.285, SLG: 0.444		L7		P6			1-3	G6-4-3		4	0	0	0	0	0	3						
Gary Kolb, L (1,8) OBP: 0.285, SLG: 0.304		F2		K				F8		4	0	0	0	0	1	1						
Joe Christopher, R (1,7) OBP: 0.299, SLG: 0.296			HBP BB 1B	FC5-4			G3			3	0	1	0	0	0	1						
Chris Cannizzaro, R (1,2) OBP: 0.255, SLG: 0.226			F8		3-1		K			3	0	0	0	0	1	1						
Larry Miller, L (1,1) OBP: 0.125, SLG: 0.125			K					E3		2	0	1	0	0	1	1						
Gordie Richardson, R (8, 1)										0	0	0	0	0	0	0						
John Stephenson, L (8, PH) OBP: 0.283, SLG: 0.341										1	0	0	0	0	0	0						
Al Jackson, L (8, PR) OBP: 0.119, SLG: 0.143										0	0	0	0	0	0	0						
Bobby Klaus, R (8, 6) OBP: 0.308, SLG: 0.259										0	0	0	0	0	0	0						
Inning Stats	R: 0 E: 0 K: 1 S: 3	H: 0 LOB: 0 BB: 0 P: 3	R: 0 E: 0 K: 0 S: 3	H: 0 LOB: 0 BB: 0 P: 3	R: 0 E: 0 K: 1 S: 6	H: 1 LOB: 3 BB: 1 P: 11	R: 0 E: 0 K: 1 S: 6	H: 1 LOB: 1 BB: 0 P: 6	R: 0 E: 0 K: 0 S: 3	H: 1 LOB: 1 BB: 0 P: 3	R: 0 E: 0 K: 0 S: 4	H: 1 LOB: 1 BB: 0 P: 4	R: 0 E: 0 K: 1 S: 5	H: 0 LOB: 0 BB: 0 P: 5	R: 0 E: 2 K: 0 S: 4	H: 0 LOB: 2 BB: 0 P: 4	R: 0 E: 0 K: 0 S: 3	H: 1 LOB: 0 BB: 0 P: 3	1B: 5 2B: 0 3B: 0 HR: 0	SF: 0 SAC: 0 DP: 3 HBP: 1	WP: 0 PB: 0 SB: 0 CS: 0	PA: 33
PITCHER Don Drysdale, R (1,1) ERA: 2.76	IP: 9.0 WLS: W BF: 33 H: 5 R: 0 ER: 0 SO: 3 BB: 1 IBB: 0 HBP: 1 BLK: 0 WP: 0 HR: 0 S: 37 P: 42 ERA: 0.00 WHIP: 0.667															PITCHER	IP: 9.0 WLS: W BF: 33 H: 5 R: 0 ER: 0 SO: 3 BB: 1 IBB: 0 HBP: 1 BLK: 0 WP: 0 HR: 0 S: 37 P: 42 ERA: 0.00 WHIP: 0.667					

New York Mets @ Los Angeles Dodgers
Dodger Stadium, Los Angeles, CA
Wed Aug 11 1965, 7:05 PM PDT
Att: 23,376 - Unknown

AB 31
R 0
H 5
RBI 0
BB 1
SO 3
LOB 15



Batter	1	2	3	4	5	6	7	8	9	AB	R	H	RBI	BB	SO	LOB	BOTTOM			
Maury Wills, S (1,6) OBP: 0.341, SLG: 0.337	6-3		K		1B BB		PB 1B			3	1	1	0	1	1	0				
Jim Gilliam, S (1,5) OBP: 0.385, SLG: 0.408										3	0	2	1	1	0	0				
Willie Crawford, L (7, PR) OBP: 0.182, SLG: 0.100			6-3							0	0	0	0	0	0	0				
John Kennedy, R (8, 5) OBP: 0.261, SLG: 0.263	1B BB				1-3 1B		1-H 1B			0	0	0	0	0	0	0				
Jim Lefebvre, S (1,4) OBP: 0.330, SLG: 0.356								P1		3	0	2	0	1	0	1				
Ron Fairly, L (1,9) OBP: 0.366, SLG: 0.414			K		F8		K			4	0	0	0	0	3	7				
Lou Johnson, R (1,7) OBP: 0.312, SLG: 0.393	6-3			F7			BB 1B	P4		4	0	1	0	0	0	3				
Wes Parker, S (1,3) OBP: 0.333, SLG: 0.359		5-3		4-3				F8		3	0	0	0	1	0	0				
Willie Davis, L (1,8) OBP: 0.270, SLG: 0.337			FC6-4 BB		CS 1B		K	K		3	0	1	0	1	2	2				
John Roseboro, L (1,2) OBP: 0.267, SLG: 0.285		FC6-4		CS			K	K		4	0	0	0	0	3	3				
Don Drysdale, R (1,1) OBP: 0.333, SLG: 0.534		FC6-4					K	5-3		3	0	0	0	0	1	3				
Inning Stats	R: 0 E: 0 K: 1 S: 6	H: 1 LOB: 2 BB: 1 P: 10	R: 0 E: 0 K: 0 S: 3	H: 0 LOB: 1 BB: 1 P: 7	R: 0 E: 0 K: 2 S: 8	H: 1 LOB: 0 BB: 0 P: 8	R: 0 E: 0 K: 0 S: 3	H: 1 LOB: 0 BB: 0 P: 3	R: 0 E: 0 K: 2 S: 8	H: 1 LOB: 3 BB: 2 P: 16	R: 0 E: 0 K: 2 S: 8	H: 1 LOB: 1 BB: 1 P: 12	R: 1 E: 0 K: 1 S: 7	H: 2 LOB: 1 BB: 0 P: 7	R: 0 E: 0 K: 2 S: 7	H: 0 LOB: 0 BB: 0 P: 7	1B: 7 2B: 0 3B: 0 HR: 0	SF: 0 SAC: 0 DP: 0 HBP: 0	WP: 1 PB: 1 SB: 0 CS: 1	PA: 36
PITCHER Larry Miller, L (1,1) ERA: 4.37 Gordie Richardson, L (8, 1) ERA: 5.47 Tug McGraw, L (8, 1) ERA: 3.64	IP: 5.0 WLS: L BF: 8 H: 2 R: 1 ER: 1 SO: 3 BB: 0 IBB: 0 HBP: 0 BLK: 0 WP: 0 HR: 0 S: 14 P: 14 ERA: 0.00 WHIP: 1.000															PITCHER	IP: 5.0 WLS: L BF: 8 H: 2 R: 1 ER: 1 SO: 3 BB: 0 IBB: 0 HBP: 0 BLK: 0 WP: 0 HR: 0 S: 14 P: 14 ERA: 0.00 WHIP: 1.000			

New York Mets @ Los Angeles Dodgers
Dodger Stadium, Los Angeles, CA
Wed Aug 11 1965, 7:05 PM PDT
Att: 23,376 - Unknown

AB 30
R 1
H 7
RBI 1
BB 5
SO 10
LOB 19



Batter	1	2	3	4	5	6	7	8	9	AB	R	H	RBI	BB	SO	LOB	TOP					
Chuck Hiller, L (1.4) OBP: 0.295, SLG: 0.371	1-3		L8					5-3		4	0	1	1	0	0	0	New York Mets @ Houston Astros Astrodome, Houston, TX Fri Aug 13 1965, 8:05 PM EDT Att: 27,978 - Dome					
Roy McMillan, R (1.6) OBP: 0.274, SLG: 0.289	K			SH5-3	1B			1B		4	0	3	0	0	1	0						
Ed Kranepool, L (1.3) OBP: 0.316, SLG: 0.409	F8			SH5-3	4-3			P6		3	0	0	0	0	0	3						
Charley Smith, R (1.5) OBP: 0.284, SLG: 0.444		2B		6-3				F7		4	0	1	0	0	1	2						
Johnny Lewis, L (1.9) OBP: 0.339, SLG: 0.418	P6		F9					F8		4	0	0	0	0	0	2						
Gary Kolb, L (1.8) OBP: 0.253, SLG: 0.289	P6						K	4-3		4	0	0	0	0	1	1						
Joe Christopher, R (1.7) OBP: 0.300, SLG: 0.300	G3							F8		3	1	1	0	0	0	1						
Jim Hickman, R (7.7) OBP: 0.266, SLG: 0.362					E			4-3		1	0	0	0	0	0	0						
John Stephenson, L (1.2) OBP: 0.265, SLG: 0.319			G3		E6			1-3		3	1	0	0	0	0	0						
Jack Fisher, R (1.1) OBP: 0.148, SLG: 0.167			K		K			1-3		3	0	0	0	0	2	1						
Inning Stats	R: 0 E: 0 K: 1 S: 5	H: 0 LOB: 0 BB: 0 P: 5	R: 0 E: 0 K: 0 S: 4	H: 1 LOB: 1 BB: 0 P: 4	R: 0 E: 0 K: 1 S: 5	H: 0 LOB: 0 BB: 0 P: 5	R: 0 E: 0 K: 0 S: 4	H: 1 LOB: 1 BB: 0 P: 4	R: 2 E: 1 K: 2 S: 11	H: 3 LOB: 2 BB: 0 P: 11	R: 0 E: 0 K: 1 S: 5	H: 0 LOB: 0 BB: 0 P: 5	R: 0 E: 0 K: 0 S: 3	H: 0 LOB: 0 BB: 0 P: 3	R: 0 E: 0 K: 0 S: 4	H: 1 LOB: 1 BB: 0 P: 4	R: 0 E: 0 K: 0 S: 3	H: 0 LOB: 0 BB: 0 P: 3	1B: 4 2B: 2 3B: 0 HR: 0	SF: 0 SAC: 1 DP: 0 HBP: 0	WP: 0 PB: 0 SB: 0 CS: 0	PA: 34
PITCHER Don Nottebart, R (1.1) ERA: 4.35	IP: 9.0 WLS: W BF: 34 H: 6 R: 2 ER: 0 SO: 5 BB: 0 IBB: 0 HBP: 0 BLK: 0 WP: 0 HR: 0 S: 44 P: 44 ERA: 0.00 WHIP: 0.667															PITCHER						

AB	33
R	2
H	6
RBI	1
BB	0
SO	5
LOB	10



Batter	1	2	3	4	5	6	7	8	9	AB	R	H	RBI	BB	SO	LOB	BOTTOM	
Lee Maye, L (1.7) OBP: 0.274, SLG: 0.358	L7		F7					4-3		4	0	0	0	0	0	0	New York Mets @ Houston Astros Astrodome, Houston, TX Fri Aug 13 1965, 8:05 PM EDT Att: 27,978 - Dome	
Joe Morgan, L (1.4) OBP: 0.380, SLG: 0.452	E4			4-3			1B	1B	BB	3	2	1	0	1	0	0		
Jimmy Wynn, R (1.8) OBP: 0.364, SLG: 0.462	L4			6-3			1B	1B		4	1	1	0	0	0	2		
Jim Gentile, L (1.3) OBP: 0.326, SLG: 0.440	K			K			1B	1B		3	0	1	1	1	2	1		
Bob Aspromonte, R (1.5) OBP: 0.317, SLG: 0.348		F8			6-3		G1	1B		3	0	1	1	1	0	0		
Rusty Staub, L (1.9) OBP: 0.331, SLG: 0.354	L5				F8		G1	1B		4	0	1	1	0	0	1		
Ron Brand, R (1.2) OBP: 0.291, SLG: 0.287	L7				5-3		F8			3	0	0	0	0	0	1		
Bob Lillis, R (1.6) OBP: 0.261, SLG: 0.234			5-3					F8		3	0	0	0	0	0	0		
Don Nottebart, R (1.1) OBP: 0.143, SLG: 0.077			K					6-3		3	0	0	0	0	2	0		
Inning Stats	R: 0 E: 1 K: 1 S: 6	H: 1 LOB: 1 BB: 0 P: 6	R: 0 E: 0 K: 0 S: 3	H: 0 LOB: 0 BB: 0 P: 3	R: 0 E: 0 K: 1 S: 5	H: 0 LOB: 0 BB: 0 P: 5	R: 0 E: 0 K: 1 S: 5	H: 0 LOB: 0 BB: 0 P: 5	R: 2 E: 0 K: 0 S: 5	H: 3 LOB: 1 BB: 1 P: 9	R: 0 E: 0 K: 0 S: 3	H: 0 LOB: 0 BB: 0 P: 3	R: 1 E: 1 K: 0 S: 3	H: 1 LOB: 3 BB: 2 P: 11	1B: 5 2B: 0 3B: 0 HR: 0	SF: 0 SAC: 0 DP: 0 HBP: 0	WP: 0 PB: 0 SB: 0 CS: 0	PA: 33
PITCHER Jack Fisher, R (1.1) ERA: 3.89	IP: 8.1 WLS: L BF: 33 H: 5 R: 3 ER: 2 SO: 4 BB: 1 IBB: 2 HBP: 0 BLK: 0 WP: 0 HR: 0 S: 38 P: 50 ERA: 2.16 WHIP: 0.720															PITCHER		

AB	30
R	3
H	5
RBI	3
BB	3
SO	4
LOB	5



Batter	1	2	3	4	5	6	7	8	9	10	AB	R	H	RBI	BB	SO	LOB
Chuck Hiller, L (1, 4) OBP: 0.297, SLG: 0.372 (10, 9)	P6		F7		F9			BLK SH2-4 1B		1B S 1B	5	1	2	0	0	0	2
Roy McMillan, R (1, 6) OBP: 0.276, SLG: 0.291	FC3-6 1B			6-3		4-3		SH2-4 1-2		E 1-3 1B	4	0	2	0	0	0	0
Johnny Lewis, L (1, 9) OBP: 0.338, SLG: 0.415 Ron Hunt, R (10, PH) OBP: 0.327, SLG: 0.292 Bobby Klaus, R (10, 4) OBP: 0.308, SLG: 0.259	FC3-6 1-2f					K		K		E1 1-3 3-H 0-3	3	0	0	0	1	2	2
Ed Kranepool, L (1, 3) OBP: 0.312, SLG: 0.403	F8			F5		4-3		K		K	5	0	0	0	0	2	5
Charley Smith, R (1, 5) OBP: 0.263, SLG: 0.441				K		K		S 1B		F5	5	0	1	0	0	3	3
Gary Kolb, L (1, 8) OBP: 0.256, SLG: 0.282 Jim Hickman, R (7, 8) OBP: 0.265, SLG: 0.361				K		E S BB		P3 1-2		6-3	2	0	0	0	1	1	1
Joe Christopher, R (1, 7) OBP: 0.297, SLG: 0.297 Darrell Sutherland, R (7, 1) OBP: 0.333, SLG: 1.000				F7		F8 1-3		P5			3	0	0	0	0	0	2
John Stephenson, L (1, 2) OBP: 0.264, SLG: 0.300 Chris Cannizzaro, R (9, 2) OBP: 0.265, SLG: 0.226				5-3		K		FC6-4 IBB		P6	3	0	0	0	1	1	2
Galen Cisco, R (1, 1) OBP: 0.310, SLG: 0.259 Ron Swoboda, R (7, PH) (7, 7) OBP: 0.263, SLG: 0.452				K				FC6-4 1-2f		F8	1	0	0	0	1	1	0
											2	0	0	0	0	0	2
Inning Stats	R: 0 E: 0 K: 1 S: 4	H: 1 LOB: 1 BB: 0 P: 4	R: 0 E: 0 K: 2 S: 7	H: 0 LOB: 0 BB: 0 P: 7	R: 0 E: 0 K: 1 S: 5	H: 0 LOB: 0 BB: 0 P: 5	R: 0 E: 0 K: 1 S: 5	H: 0 LOB: 2 BB: 0 P: 5	R: 0 E: 0 K: 2 S: 8	H: 1 LOB: 2 BB: 1 P: 8	R: 0 E: 0 K: 0 S: 4	H: 1 LOB: 1 BB: 0 P: 4	R: 1 E: 1 K: 2 S: 10	H: 2 LOB: 2 BB: 0 P: 10	1B: 5 2B: 0 3B: 1 HR: 0	SF: 0 SAC: 1 DP: 0 HBP: 0	WP: 0 PA: 41
PITCHER	IP 9.0	WLS L	BF 35	H 4	R 0	ER 0	SO 8	BB 3	IBB 1	HBP 0	BLK 1	WP 0	HR 0	S 47	P 63	ERA 0.00	WHIP 0.778
Larry Dierker, R (1, 1) ERA: 3.73																	
Dave Giusti, R (10, 1) ERA: 4.37	0.1	L	3	2	1	0	0	0	0	0	0	0	0	3	3	0.00	6.000
Danny Coombs, L (10, 1) ERA: 4.42	0.1		2	0	0	0	1	0	0	0	0	0	0	4	4	0.00	0.000
Ron Taylor, R (10, 1) ERA: 4.79	0.1		1	0	0	0	1	0	0	0	0	0	0	3	3	0.00	0.000

TOP

New York Mets @ Houston Astros
Astrodome, Houston, TX
Sat Aug 14 1965, 8:05 PM EDT
Att. 41,732 - Dome

livebaseballscorecards.com

AB 36
R 1
H 6
RBI 0
BB 4
SO 10
LOB 20



WP: 0 PA: 41
PB: 0
SB: 3
CS: 0


Batter	1	2	3	4	5	6	7	8	9	10	AB	R	H	RBI	BB	SO	LOB		
Lee Maye, L (1, 7) OBP: 0.271, SLG: 0.354	P6		L4		4-3			K			4	0	0	0	1	0			
Joe Morgan, L (1, 4) OBP: 0.379, SLG: 0.449	4-3		4-3			4-3				CS BB	3	0	0	0	1	0			
Jimmy Wynn, R (1, 8) OBP: 0.363, SLG: 0.458	K				P4			G1-6-3 BB		F3	3	0	0	0	1	1			
Jim Gentile, L (1, 3) OBP: 0.322, SLG: 0.434				4-3	F7			G1-6-3 1-2f		K	4	0	0	0	0	1			
Bob Aspromonte, R (1, 5) OBP: 0.316, SLG: 0.352				6-3				F7		F2	4	0	1	0	0	0			
Rusty Staub, L (1, 9) OBP: 0.337, SLG: 0.355										F8	2	0	1	0	2	0			
Ron Brand, R (1, 2) OBP: 0.290, SLG: 0.287					L7			G6-4-3 BB			4	0	1	0	0	3			
Eddie Kasko, R (1, 6) OBP: 0.252, SLG: 0.260					F7			G6-4-3 1-2f		5-3	3	0	0	0	0	2			
Larry Dierker, R (1, 1) OBP: 0.143, SLG: 0.206 Dave Giusti, R (10, 1) OBP: 0.219, SLG: 0.300 Danny Coombs, R (10, 1) OBP: 0.250, SLG: 0.143 Ron Taylor, R (10, 1) OBP: 0.154, SLG: 0.231											3	0	0	0	0	2			
											0	0	0	0	0	0			
											0	0	0	0	0	0			
											0	0	0	0	0	0			
Inning Stats	R: 0 E: 0 K: 1 S: 5	H: 0 LOB: 0 BB: 0 P: 5	R: 0 E: 0 K: 0 S: 5	H: 2 LOB: 2 BB: 0 P: 5	R: 0 E: 0 K: 1 S: 5	H: 0 LOB: 0 BB: 0 P: 5	R: 0 E: 0 K: 0 S: 4	H: 1 LOB: 2 BB: 1 P: 8	R: 0 E: 0 K: 1 S: 5	H: 0 LOB: 0 BB: 0 P: 5	R: 0 E: 0 K: 2 S: 2	H: 0 LOB: 0 BB: 1 P: 6	R: 0 E: 0 K: 1 S: 5	H: 0 LOB: 1 BB: 1 P: 8	R: 0 E: 0 K: 0 S: 3	H: 0 LOB: 0 BB: 0 P: 3	1B: 2 2B: 1 3B: 1 HR: 0	SF: 0 SAC: 0 DP: 3 HBP: 0	WP: 0 PA: 34
PITCHER	IP 6.0	WLS W	BF 12	H 0	R 0	ER 0	SO 2	BB 0	IBB 0	HBP 0	BLK 0	WP 0	HR 0	S 14	P 22	ERA 0.00	WHIP 0.500		
Galen Cisco, R (1, 1) ERA: 4.49																			
Darrell Sutherland, R (7, 1) ERA: 2.27	4.0	W	12	0	0	0	2	2	0	0	0	0	0	0	0	0	0		

BOTTOM

New York Mets @ Houston Astros
Astrodome, Houston, TX
Sat Aug 14 1965, 8:05 PM EDT
Att. 41,732 - Dome

livebaseballscorecards.com

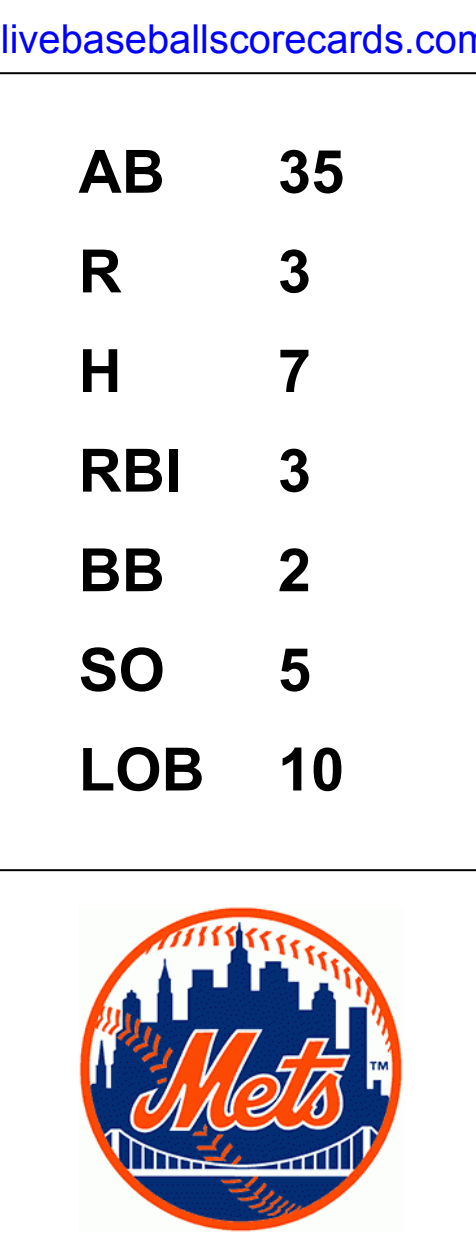
AB 30
R 0
H 3
RBI 0
BB 4
SO 5
LOB 8



WP: 0 PA: 34
PB: 0
SB: 0
CS: 1

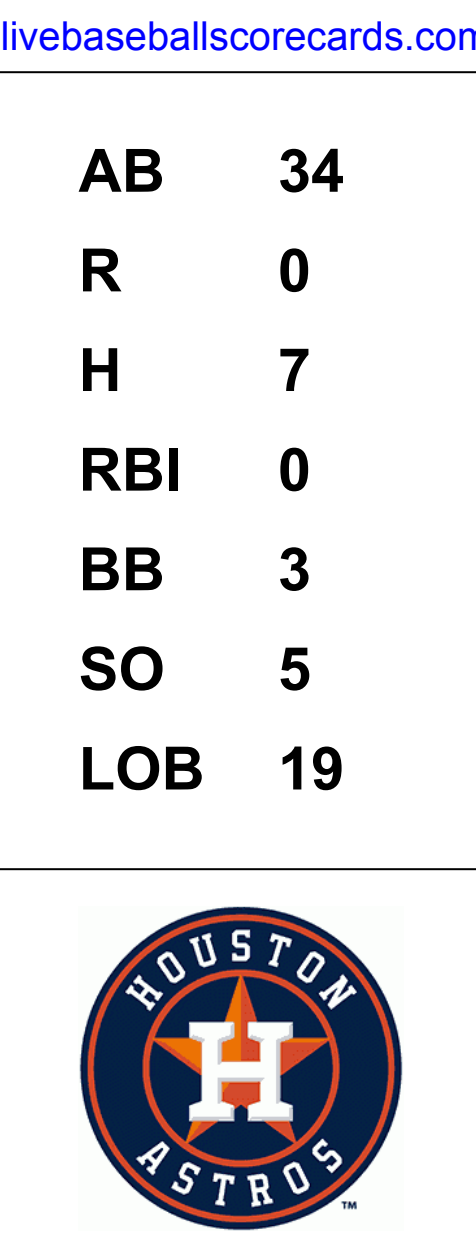
Batter	1	2	3	4	5	6	7	8	9	AB	R	H	RBI	BB	SO	LOB	TOP								
Chuck Hillier, L (1, 4) <small>OBP: 0.294, SLG: 0.365</small> Bobby Klaus, R (9, PH) <small>OBP: 0.307, SLG: 0.258</small>	L9		F9		K		3-1		FC5-4	4	0	0	0	0	1	0									
Roy McMillan, R (1, 6) <small>OBP: 0.276, SLG: 0.291</small>	3B 1B		4-3			E4		F9		4	1	1	0	0	0	0									
Johnny Lewis, L (1, 8) <small>OBP: 0.340, SLG: 0.421</small>	FC6-2 3B				FC3-6			G3		4	1	2	1	0	0	1									
Charley Smith, R (1, 5) <small>OBP: 0.283, SLG: 0.441</small>	FC6-2		L4					K		4	0	1	1	0	1	2									
Ed Kranepool, L (1, 3) <small>OBP: 0.309, SLG: 0.399</small>	P6			4-3		P3			P3	4	0	0	0	0	2										
Ron Swoboda, R (1, 7) <small>OBP: 0.286, SLG: 0.461</small> Gary Kolb, L (9, 7) <small>OBP: 0.256, SLG: 0.282</small>		HR		5-3					K	3	1	1	1	1	1	0									
Joe Christopher, R (1, 9) <small>OBP: 0.286, SLG: 0.294</small> Jim Hickman, R (6, 9) <small>OBP: 0.267, SLG: 0.363</small>	6-3		F8			F9			E 1B	3	0	0	0	0	2		AB 35 R 3 H 7 RBI 3 BB 2 SO 5 LOB 10								
Jimmie Schaffer, R (1, 2) <small>OBP: 0.250, SLG: 0.308</small>	K				K				E9 1B	4	0	1	0	0	2	0									
Al Jackson, L (1, 1) <small>OBP: 0.130, SLG: 0.133</small>	G3				G3				FC5-4 BB	3	0	0	0	1	0	0									
Inning Stats	R: 1 E: 0 K: 0 S: 5	H: 2 LOB: 1 BB: 0 P: 5	R: 1 E: 0 K: 1 S: 6	H: 1 LOB: 0 BB: 0 P: 6	R: 0 E: 0 K: 0 S: 4	H: 1 LOB: 1 BB: 0 P: 4	R: 0 E: 0 K: 0 S: 3	H: 0 LOB: 0 BB: 0 P: 3	R: 0 E: 0 K: 2 S: 7	H: 0 LOB: 0 BB: 0 P: 7	R: 0 E: 1 K: 0 S: 5	H: 1 LOB: 2 BB: 1 P: 9	R: 0 E: 0 K: 0 S: 3	H: 0 LOB: 0 BB: 0 P: 3	R: 0 E: 0 K: 1 S: 5	H: 0 LOB: 0 BB: 0 P: 5	R: 0 E: 1 K: 1 S: 7	H: 2 LOB: 3 BB: 1 P: 11	1B: 4 2B: 1 3B: 1 HR: 1	SF: 0 SAC: 0 DP: 0 HBP: 0	WP: 0 PB: 0 SB: 0 CS: 0	PA: 37			
PITCHER	IP	WLS	BF	H	R	ER	SO	BB	IBB	HBP	BLK	WP	HR	S	P	ERA	WHIP								
Bob Bruce, R (1, 1) <small>ERA: 3.44</small> Mike Cuellar, L (8, 1) <small>ERA: 5.51</small> Ron Taylor, R (9, 1) <small>ERA: 4.77</small>	7.0	L	28	5	3	2	3	0	1	0	0	0	1	33	37	2.57	0.714								

New York Mets @ Houston Astros
Astrodome, Houston, TX
Sun Aug 15 1965, 4:33 AM EDT
Att: 33,952 - Dome



Batter	1	2	3	4	5	6	7	8	9	AB	R	H	RBI	BB	SO	LOB	BOTTOM								
Ron Brand, R (1, 7) <small>OBP: 0.292, SLG: 0.289</small>	F9		G5-3 BB 1B				F8		L7	5	0	2	0	0	2										
Joe Morgan, L (1, 4) <small>OBP: 0.378, SLG: 0.446</small>	K				L8		E4			3	0	0	0	1	1	3									
Jimmy Wynn, R (1, 8) <small>OBP: 0.361, SLG: 0.455</small> Lee Maye, L (6, 8) <small>OBP: 0.270, SLG: 0.353</small>	K		G5-3							3	0	0	0	0	2	4									
Frank Thomas, R (1, 3) <small>OBP: 0.239, SLG: 0.283</small>		5-3				FC5-4 BB				3	0	0	0	1	0	0									
Bob Aspromonte, R (1, 5) <small>OBP: 0.316, SLG: 0.351</small>		F7			FC5-4					4	0	1	0	0	0	1									
Joe Gaines, R (1, 9) <small>OBP: 0.299, SLG: 0.375</small>					P4					4	0	1	0	0	0	2									
Gus Triandos, R (1, 2) <small>OBP: 0.249, SLG: 0.240</small>					FC6-4					3	0	0	0	1	1	2									
Bob Lillis, R (1, 6) <small>OBP: 0.261, SLG: 0.234</small>		FC6-4								4	0	1	0	0	0	2									
Bob Bruce, R (1, 1) <small>OBP: 0.325, SLG: 0.145</small> Eddie Kasko, R (7, PH) <small>OBP: 0.298, SLG: 0.209</small> Claudio Raymond, R (7, PH) <small>OBP: 0.154, SLG: 0.120</small> Mike Cuellar, L (8, 1) <small>OBP: 0.270, SLG: 0.353</small> Ron Taylor, R (9, 1) <small>OBP: 0.261, SLG: 0.234</small> Rusty Staub, L (9, PH) <small>OBP: 0.300, SLG: 0.354</small>			1-3							2	0	1	0	0	0	0									
Inning Stats	R: 0 E: 0 K: 2 S: 7	H: 0 LOB: 0 BB: 0 P: 7	R: 0 E: 0 K: 0 S: 4	H: 1 LOB: 2 BB: 1 P: 8	R: 0 E: 0 K: 0 S: 3	H: 1 LOB: 1 BB: 1 P: 7	R: 0 E: 0 K: 0 S: 3	H: 0 LOB: 1 BB: 1 P: 7	R: 0 E: 0 K: 1 S: 7	H: 2 LOB: 2 BB: 0 P: 7	R: 0 E: 0 K: 0 S: 4	H: 1 LOB: 1 BB: 0 P: 4	R: 0 E: 1 K: 0 S: 5	H: 1 LOB: 2 BB: 0 P: 5	R: 0 E: 0 K: 0 S: 3	H: 0 LOB: 0 BB: 0 P: 3	R: 0 E: 0 K: 2 S: 8	H: 1 LOB: 1 BB: 0 P: 8	1B: 7 2B: 0 3B: 0 HR: 0	SF: 0 SAC: 0 DP: 1 HBP: 0	WP: 0 PB: 0 SB: 0 CS: 0	PA: 37			
PITCHER	IP	WLS	BF	H	R	ER	SO	BB	IBB	HBP	BLK	WP	HR	S	P	ERA	WHIP								
Al Jackson, L (1, 1) <small>ERA: 4.23</small>	9.0	W	37	7	0	0	5	3	0	0	0	0	0	44	56	0.00	1.111								

New York Mets @ Houston Astros
Astrodome, Houston, TX
Sun Aug 15 1965, 4:33 AM EDT
Att: 33,952 - Dome



Batter	1	2	3	4	5	6	7	8	9	AB	R	H	RBI	BB	SO	LOB	TOP			
Chuck Hiller, L OBP: 0.295, SLG: 0.386 (1,4)										4	1	2	1	0	0	1	New York Mets @ San Francisco Giants Candlestick Park, San Francisco, CA Mon Aug 16 1965, 6:33 AM EDT Att: 6,779 - Unknown			
Roy McMillan, R OBP: 0.276, SLG: 0.290 (1,6)										4	0	1	1	0	1	1				
Johnny Lewis, L OBP: 0.337, SLG: 0.416 (1,9)										4	0	0	0	0	2	2				
Charley Smith, R OBP: 0.280, SLG: 0.437 (1,5)										4	0	0	0	0	1	1				
Ed Kranepool, L OBP: 0.307, SLG: 0.396 (1,3)										3	0	0	0	0	0	0				
Ron Swoboda, R OBP: 0.283, SLG: 0.456 (1,7)										3	0	0	0	0	0	0				
Jim Hickman, R OBP: 0.264, SLG: 0.359 (1,8)										3	0	0	0	0	0	0				
John Stephenson, L OBP: 0.255, SLG: 0.288 Jimmie Schaffer, R OBP: 0.246, SLG: 0.302 (1,2) (6,2)										2	0	0	0	0	0	0				
Tom Parsons, R Gordie Richardson, R Joe Christopher, R Bob Moorhead, R Gary Kolb, L Darrell Sutherland, R Tug McGraw, R (1,1) (4,1) (6,Ph) (6,Ph) (8,Ph) (8,1) (8,1)										1	0	0	0	0	1	0				
Inning Stats	R: 0 E: 0 K: 1 S: 6	H: 1 LOB: 1 BB: 0 P: 6	R: 0 E: 0 K: 0 S: 3	H: 0 LOB: 0 BB: 0 P: 3	R: 0 E: 0 K: 1 S: 5	H: 0 LOB: 0 BB: 0 P: 5	R: 0 E: 0 K: 0 S: 3	H: 0 LOB: 0 BB: 0 P: 3	R: 1 E: 0 K: 1 S: 7	H: 2 LOB: 1 BB: 0 P: 7	R: 0 E: 0 K: 0 S: 3	H: 0 LOB: 0 BB: 0 P: 3	R: 0 E: 0 K: 1 S: 5	H: 0 LOB: 0 BB: 0 P: 5	R: 1 E: 0 K: 2 S: 8	H: 1 LOB: 0 BB: 0 P: 8		1B: 2 2B: 1 3B: 0 HR: 1	SF: 0 SAC: 0 DP: 0 HBP: 0	WP: 0 PB: 0 SB: 1 CS: 0
PITCHER Bob Shaw, R ERA: 2.37 (1,1)	IP: 9.0 WLS: W BF: 31 H: 4 R: 2 ER: 2 SO: 6 BB: 0 IBB: 0 HBP: 0 BLK: 0 WP: 0 HR: 1 S: 43 P: 43 ERA: 2.00 WHIP: 0.444															PITCHER IP: WLS: BF: H: R: ER: SO: BB: IBB: HBP: BLK: WP: HR: S: P: ERA: WHIP				

Batter	1	2	3	4	5	6	7	8	9	AB	R	H	RBI	BB	SO	LOB	BOTTOM			
Jim Davenport, R OBP: 0.293, SLG: 0.350 (1,6)										4	0	1	0	0	0	2	New York Mets @ San Francisco Giants Candlestick Park, San Francisco, CA Mon Aug 16 1965, 6:33 AM EDT Att: 6,779 - Unknown			
Hal Lanier, R OBP: 0.285, SLG: 0.285 (1,4)										4	0	0	0	0	1					
Willie Mays, R OBP: 0.394, SLG: 0.633 (1,8)										3	2	1	1	1	1	0				
Willie McCovey, L OBP: 0.395, SLG: 0.558 (1,3)										4	0	2	0	0	0	0				
Jim Ray Hart, R OBP: 0.334, SLG: 0.445 (1,5)										2	0	1	1	1	0	0				
Len Gabrielson, L OBP: 0.384, SLG: 0.472 (1,7)										4	1	2	0	0	1	1				
Tom Haller, L OBP: 0.336, SLG: 0.375 (1,2)										3	0	2	0	0	3					
Ken Henderson, S OBP: 0.240, SLG: 0.182 (1,9)										3	0	1	1	0	1					
Bob Shaw, R OBP: 0.140, SLG: 0.125 (1,1)										3	0	0	0	0	1	3				
Inning Stats	R: 0 E: 0 K: 0 S: 3	H: 1 LOB: 0 BB: 0 P: 3	R: 0 E: 0 K: 0 S: 3	H: 0 LOB: 0 BB: 0 P: 3	R: 0 E: 0 K: 0 S: 3	H: 1 LOB: 0 BB: 0 P: 3	R: 1 E: 0 K: 0 S: 6	H: 3 LOB: 3 BB: 1 P: 10	R: 0 E: 0 K: 1 S: 5	H: 0 LOB: 0 BB: 0 P: 5	R: 0 E: 0 K: 1 S: 5	H: 0 LOB: 0 BB: 0 P: 5	R: 1 E: 0 K: 0 S: 6	H: 4 LOB: 2 BB: 0 P: 6	R: 1 E: 0 K: 1 S: 6	H: 1 LOB: 1 BB: 1 P: 10		1B: 9 2B: 1 3B: 0 HR: 1	SF: 1 SAC: 0 DP: 1 HBP: 0	WP: 1 PB: 0 SB: 0 CS: 1
PITCHER Tom Parsons, R Gordie Richardson, L Bob Moorhead, R Darrell Sutherland, R Tug McGraw, L (1,1) (4,1) (6,1) (8,1) (8,1)	IP: 3.2 WLS: L BF: 15 H: 5 R: 1 ER: 1 SO: 1 BB: 1 IBB: 0 HBP: 0 BLK: 0 WP: 0 HR: 0 S: 14 P: 18 ERA: 4.7 WHIP: 5.19															PITCHER IP: WLS: BF: H: R: ER: SO: BB: IBB: HBP: BLK: WP: HR: S: P: ERA: WHIP				

Batter	1	2	3	4	5	6	7	8	9	AB	R	H	RBI	BB	SO	LOB	TOP										
Chuck Hiller, L (1, 7) OBP: 0.298, SLG: 0.383	1-3		BB SH1-3 FC6-4 BB	CS	SH1-3 1B		4-3		F2	4	1	1	0	1	0	1											
Ron Hunt, R (1, 4) OBP: 0.333, SLG: 0.286	6-3		SH1-3		SH1-3					1	0	0	0	1	0	0											
Johnny Lewis, L (1, 9) OBP: 0.338, SLG: 0.414	HBP		FC6-4 BB		K				F7	2	0	0	0	1	1	3											
Ed Kranepool, L (1, 3) OBP: 0.307, SLG: 0.393	G1		FC6-4 BB		K				K	3	0	0	0	1	2	2											
Charley Smith, R (1, 5) OBP: 0.282, SLG: 0.436		1B BB	FC6-4			K				3	1	1	1	1	1	2											
John Stephenson, L (1, 2) OBP: 0.254, SLG: 0.286	1B		K			K			F8	4	0	1	0	0	2	3											
Gary Kolb, L (1, 8) OBP: 0.242, SLG: 0.267	K					K			K	4	0	0	0	0	3	3											
Roy McMillan, R (1, 6) OBP: 0.275, SLG: 0.290	G6-4-3 1B					K			F7	4	0	1	1	0	1	0											
Jack Fisher, R (1, 1) OBP: 0.143, SLG: 0.161	G6-4-3									2	0	0	0	0	0	2											
Gordie Richardson, R (6, 1) OBP: 0.259, SLG: 0.298										0	0	0	0	0	0	0											
Joe Christopher, R (7, PH) OBP: 0.333, SLG: 1.000										1	0	1	0	0	0	0											
Darrell Sutherland, R (7, 1) OBP: 0.333, SLG: 1.000										0	0	0	0	0	0	0											
Ron Swoboda, R (9, PH) OBP: 0.252, SLG: 0.455										1	0	0	0	0	0	0											
Inning Stats	R: 0 E: 0 K: 0 S: 3	H: 0 LOB: 1 BB: 0 P: 4	R: 1 E: 0 K: 1 S: 6	H: 2 LOB: 1 BB: 1 P: 10	R: 1 E: 0 K: 1 S: 5	H: 0 LOB: 2 BB: 3 P: 17	R: 0 E: 1 K: 1 S: 5	H: 0 LOB: 0 BB: 0 P: 5	R: 0 E: 0 K: 2 S: 8	H: 1 LOB: 1 BB: 0 P: 8	R: 0 E: 0 K: 3 S: 9	H: 0 LOB: 0 BB: 0 P: 9	R: 0 E: 0 K: 0 S: 4	H: 1 LOB: 2 BB: 1 P: 8	R: 0 E: 0 K: 2 S: 8	H: 1 LOB: 1 BB: 0 P: 8	R: 0 E: 0 K: 0 S: 3	H: 0 LOB: 0 BB: 0 P: 3	1B: 5 2B: 0 3B: 0 HR: 0	SF: 0 SAC: 2 DP: 1 HBP: 1	WP: 0 PB: 0 SB: 0 CS: 1	PA: 38					
PITCHER	IP	WLS	BF	H	R	ER	SO	BB	IBB	HBP	BLK	WP	HR	S	P	ERA	WHIP										
Gaylord Perry, R (1, 1) ERA: 4.07	2.1		13	2	2	2	1	4	0	1	0	0	0	10	27	7.71	2.571										
Bobby Bolin, R (3, 1) ERA: 2.23	6.2	W	24	3	0	0	9	1	0	0	0	0	0	41	45	0.00	0.600										

New York Mets @ San Francisco Giants
Candlestick Park, San Francisco, CA
Tue Aug 17 1965, 6:33 AM EDT
Att: 7,656 - Unknown

AB 29
R 2
H 5
RBI 2
BB 5
SO 10
LOB 16



Batter	1	2	3	4	5	6	7	8	9	AB	R	H	RBI	BB	SO	LOB	BOTTOM										
Matty Alou, L (1, 9) OBP: 0.292, SLG: 0.324	4-3		E5 1B		F3		E 1B			4	0	1	0	0	0	1											
Jim Davenport, R (1, 6) OBP: 0.236, SLG: 0.357	5-3		F3				E 1B			4	0	2	0	0	0	2											
Willie McCovey, L (1, 3) OBP: 0.394, SLG: 0.555	F5						E1			4	0	1	1	0	1	3											
Jim Ray Hart, R (1, 5) OBP: 0.336, SLG: 0.444		FC6-4 BB		1B 2B	5-3		K			3	1	1	0	1	1	4											
Len Gabrielson, L (1, 7) OBP: 0.382, SLG: 0.467		K		2B 1B			3-1		4-3	4	1	1	0	0	1	4											
Tom Haller, L (1, 2) OBP: 0.335, SLG: 0.371							1B BB		1-3	3	0	0	0	1	1	3											
Hal Lanier, R (1, 4) OBP: 0.265, SLG: 0.285		FC6-4			F9		G5-4-3 1B		F8	4	0	1	0	0	0	3											
Ken Henderson, S (1, 8) OBP: 0.276, SLG: 0.269							G5-4-3		6-3	4	1	2	2	0	0	2											
Gaylord Perry, R (1, 1) OBP: 0.180, SLG: 0.153										0	0	0	0	0	0	0											
Bobby Bolin, R (3, 1) OBP: 0.172, SLG: 0.143										3	0	0	0	0	1	2											
Inning Stats	R: 0 E: 0 K: 0 S: 3	H: 0 LOB: 0 BB: 0 P: 3	R: 0 E: 0 K: 1 S: 5	H: 0 LOB: 1 BB: 1 P: 9	R: 1 E: 1 K: 0 S: 5	H: 2 LOB: 2 BB: 0 P: 5	R: 2 E: 0 K: 1 S: 8	H: 3 LOB: 1 BB: 0 P: 8	R: 0 E: 0 K: 0 S: 3	H: 1 LOB: 1 BB: 1 P: 7	R: 0 E: 1 K: 2 S: 10	H: 2 LOB: 3 BB: 0 P: 10	R: 0 E: 0 K: 0 S: 3	H: 0 LOB: 0 BB: 0 P: 3	R: 0 E: 0 K: 0 S: 3	H: 0 LOB: 0 BB: 0 P: 3	1B: 7 2B: 2 3B: 0 HR: 0	SF: 0 SAC: 0 DP: 1 HBP: 0	WP: 0 PB: 0 SB: 0 CS: 0	PA: 35							
PITCHER	IP	WLS	BF	H	R	ER	SO	BB	IBB	HBP	BLK	WP	HR	S	P	ERA	WHIP										
Jack Fisher, R (1, 1) ERA: 3.88	5.1	L	25	7	3	2	3	2	0	0	0	0	0	29	37	3.38	1.688										
Gordie Richardson, L (6, 1) ERA: 5.06	0.2		1	0	0	0	0	0	0	0	0	0	0	1	1	0.00	0.000										
Darrell Sutherland, R (7, 1) ERA: 2.79	2.0		9	2	0	0	2	0	0	0	0	0	0	13	13	0.00	1.000										

New York Mets @ San Francisco Giants
Candlestick Park, San Francisco, CA
Tue Aug 17 1965, 6:33 AM EDT
Att: 7,656 - Unknown

AB 33
R 3
H 9
RBI 3
BB 2
SO 5
LOB 24



Batter	1	2	3	4	5	6	7	8	9	AB	R	H	RBI	BB	SO	LOB	TOP			
Ron Hunt, R OBP: 0.311, SLG: 0.264 (1, 4)	F9		5-3			F8		F4		4	0	0	0	0	0	0	New York Mets @ San Francisco Giants Candlestick Park, San Francisco, CA Wed Aug 18 1965, 6:33 AM EDT Att: 8,841 - Unknown			
Roy McMillan, R OBP: 0.280, SLG: 0.291 (1, 6)	WP BB			G3 BB				K		2	0	1	0	2	1	0				
Chuck Hiller, L OBP: 0.293, SLG: 0.377 (1, 7)	F8			G3 1-2		5-3		6-3		4	0	0	0	0	0	3				
Johnny Lewis, L OBP: 0.337, SLG: 0.412 (1, 9)	K			F9				K		4	0	1	0	0	2	2				
Ed Kranepool, L OBP: 0.308, SLG: 0.392 (1, 3)		5-3		F9				K		3	0	1	0	1	0	1				
Charley Smith, R OBP: 0.279, SLG: 0.431 (1, 5)	F8				5-3		FC3-6 BB	G1-4-3		4	0	0	0	0	0	3				
Jim Hickman, R OBP: 0.262, SLG: 0.355 (1, 8)	F9				K		F6			3	0	0	0	0	1	2				
Chris Cannizzaro, R OBP: 0.253, SLG: 0.224 (7, PH)			K		F4					2	0	0	0	0	1	0				
John Stephenson, L OBP: 0.267, SLG: 0.286 (7, PR)										0	0	0	0	0	1	0				
Al Jackson, L OBP: 0.130, SLG: 0.133 (7, PR)										0	0	0	0	0	0	0				
Jimmie Schaffer, R OBP: 0.246, SLG: 0.302 (7, 2)										0	0	0	0	0	0	0				
Larry Miller, L OBP: 0.100, SLG: 0.100 (7, PH)			K							2	0	0	0	0	2	0				
Joe Christopher, R OBP: 0.298, SLG: 0.297 (7, 1)			K							1	0	0	0	0	0	3				
Bob Moorhead, R (7, 1)										0	0	0	0	0	0	0				
Tom Parsons, R OBP: 0.111, SLG: 0.059 (8, 1)										0	0	0	0	0	0	0				
Inning Stats	R: 0 E: 0 K: 1 S: 5	H: 0 LOB: 1 BB: 1 P: 9	R: 0 E: 0 K: 0 S: 3	H: 0 LOB: 0 BB: 0 P: 3	R: 0 E: 0 K: 2 S: 7	H: 0 LOB: 0 BB: 0 P: 7	R: 0 E: 0 K: 0 S: 3	H: 0 LOB: 1 BB: 1 P: 7	R: 0 E: 0 K: 1 S: 5	H: 1 LOB: 1 BB: 0 P: 6	R: 0 E: 0 K: 0 S: 5	H: 2 LOB: 3 BB: 1 P: 9	R: 0 E: 0 K: 1 S: 5	H: 0 LOB: 0 BB: 0 P: 5	R: 0 E: 0 K: 1 S: 4	H: 0 LOB: 0 BB: 1 P: 8	1B: 3 2B: 0 3B: 0 HR: 0	SF: 0 SAC: 0 DP: 1 HBP: 0	WP: 1 PB: 0 SB: 0 CS: 0	PA: 33
PITCHER Juan Marichal, R ERA: 1.73 (1, 1)	IP: 9.0 WLS: W BF: 33 H: 3 R: 0 ER: 0 SO: 7 BB: 4 IBB: 0 HBP: 0 BLK: 0 WP: 1 HR: 0 S: 43 P: 59 ERA: 0.00 WHIP: 0.778															PITCHER				

Batter	1	2	3	4	5	6	7	8	9	AB	R	H	RBI	BB	SO	LOB	BOTTOM	
Tito Fuentes, S OBP: 0.400, SLG: 0.400 (1, 6)	F4	FC5-4 1B			K2-3			5-3		5	1	2	0	0	1	1	New York Mets @ San Francisco Giants Candlestick Park, San Francisco, CA Wed Aug 18 1965, 6:33 AM EDT Att: 8,841 - Unknown	
Willie McCovey, L OBP: 0.392, SLG: 0.550 (1, 3)	3-1	F8			1B		F7	3-1		5	0	1	0	0	0	3		
Willie Mays, R OBP: 0.395, SLG: 0.639 (1, 8)	HR	FC5-4 1-2			1B		1-3			4	1	2	1	0	0	2		
Jim Ray Hart, R OBP: 0.337, SLG: 0.444 (1, 5)	1B 1B		1-6-3		F8		FC6 1B			4	1	2	1	0	0	2		
Orlando Cepeda, R OBP: 0.333, SLG: 0.333 (1, 7)	1B		6-3		F8		FC6			2	0	1	0	0	0	0		
Len Gabrielson, L OBP: 0.378, SLG: 0.462 (4, 7)	1-2 1B						FC6 1-2			2	0	0	0	0	0	3		
Hal Lanier, R OBP: 0.287, SLG: 0.287 (1, 4)	1-3 2-H 1B		4-3			6-3		1B SH 1B		4	1	2	1	0	0	0		
Dick Bertell, R OBP: 0.295, SLG: 0.230 (1, 2)	FC6-4 BB				F8		F7	F9		3	0	0	0	1	0	1		
Ken Henderson, S OBP: 0.273, SLG: 0.267 (1, 9)	FC6-4 1-2				5-3		E5 FC4	SH WP 1B		4	1	1	0	0	0	3		
Juan Marichal, R OBP: 0.163, SLG: 0.154 (1, 1)		6-3			3-1		FC4 1-2	SH WP 1-2 3-H		3	0	0	1	0	0	1		
Inning Stats	R: 2 E: 0 K: 0 S: 7	H: 4 LOB: 3 BB: 1 P: 11	R: 0 E: 0 K: 0 S: 4	H: 1 LOB: 1 BB: 0 P: 4	R: 0 E: 0 K: 0 S: 3	H: 0 LOB: 0 BB: 0 P: 3	R: 0 E: 0 K: 0 S: 3	H: 0 LOB: 2 BB: 0 P: 7	R: 0 E: 1 K: 0 S: 4	H: 0 LOB: 1 BB: 0 P: 4	R: 1 E: 0 K: 0 S: 5	H: 2 LOB: 1 BB: 0 P: 5	R: 2 E: 0 K: 0 S: 6	H: 2 LOB: 1 BB: 0 P: 6	1B: 10 2B: 0 3B: 0 HR: 1	SF: 0 SAC: 1 DP: 0 HBP: 0	WP: 2 PB: 0 SB: 0 CS: 0	PA: 38
PITCHER Larry Miller, L ERA: 4.21 (1, 1)	IP: 6.0 WLS: L BF: 27 H: 7 R: 2 ER: 2 SO: 1 BB: 1 IBB: 0 HBP: 0 BLK: 0 WP: 0 HR: 1 S: 28 P: 32 ERA: 3.00 WHIP: 1.333															PITCHER		
Bob Moorhead, R ERA: 10.9 (7, 1)	1.1 9 4 3 3 0 0 0 0 0 0 0 9 9 20.25 3.000																	
Tom Parsons, R ERA: 4.66 (8, 1)	0.2 2 0 0 0 0 0 0 0 0 0 1 0 2 2 0.00 0.000																	

Batter	1	2	3	4	5	6	7	8	9	AB	R	H	RBI	BB	SO	LOB	TOP								
Lou Brock, L OBP: 0.345, SLG: 0.438 (1, 7)										5	2	3	0	0	2	0									
Dick Groat, R OBP: 0.324, SLG: 0.324 (1, 6)										5	1	1	1	0	0	1									
Curt Flood, R OBP: 0.355, SLG: 0.410 (1, 8)										4	2	1	2	1	0	0									
Ken Boyer, R OBP: 0.329, SLG: 0.387 (1, 5)										4	2	2	3	0	1	1									
Bill White, L OBP: 0.363, SLG: 0.453 (1, 3)										2	0	0	0	2	1	0									
Ted Savage, R OBP: 0.161, SLG: 0.217 (1, 9)										4	0	0	0	0	1	3									
Tim McCarver, L OBP: 0.330, SLG: 0.435 (1, 2)										3	0	0	0	0	0	2									
Dave Ricketts, S OBP: 0.333, SLG: 0.304 (7, 2)										1	0	1	0	0	0	0									
Dal Maxvill, R OBP: 0.115, SLG: 0.140 (1, 4)										4	0	0	0	0	1	1									
Bob Gibson, R OBP: 0.235, SLG: 0.346 (1, 1)										3	1	0	0	0	1	0									
Inning Stats	R: 3 E: 1 K: 1 S: 8	H: 2 LOB: 0 BB: 0 P: 8	R: 0 E: 0 K: 1 S: 5	H: 0 LOB: 0 BB: 0 P: 5	R: 0 E: 0 K: 1 S: 5	H: 0 LOB: 0 BB: 0 P: 5	R: 0 E: 0 K: 1 S: 5	H: 0 LOB: 0 BB: 0 P: 5	R: 5 E: 2 K: 0 S: 8	H: 4 LOB: 2 BB: 1 P: 13	R: 0 E: 0 K: 1 S: 5	H: 1 LOB: 0 BB: 0 P: 5	R: 0 E: 0 K: 1 S: 5	H: 0 LOB: 2 BB: 2 P: 13	R: 0 E: 0 K: 0 S: 3	H: 1 LOB: 0 BB: 0 P: 3	R: 0 E: 0 K: 1 S: 5	H: 0 LOB: 0 BB: 0 P: 5	1B: 5 2B: 0 3B: 2 HR: 1	SF: 0 SAC: 0 DP: 1 HBP: 1	WP: 1 PB: 0 SB: 2 CS: 1	PA: 40			
PITCHER	IP	WLS	BF	H	R	ER	SO	BB	IBB	HBP	BLK	WP	HR	S	P	ERA	WHIP								
Al Jackson, L ERA: 4.45 (1, 1)	4.2	L	22	6	8	6	4	0	0	1	0	0	1	29	30	11.57	1.286								
Gordie Richardson, L ERA: 5.0 (5, 1)	0.1		3	0	0	0	0	1	0	0	0	0	0	2	6	0.00	3.000								
Jim Bethke, R ERA: 2.73 (6, 1)	3.0		11	2	0	0	2	2	0	0	0	1	0	13	21	0.00	1.333								
Bob Moorhead, R ERA: 8.31 (9, 1)	1.0		3	0	0	0	1	0	0	0	0	0	0	5	5	0.00	0.000								

St. Louis Cardinals @ New York Mets
Shea Stadium, Flushing, NY
Fri Aug 20 1965, 7:05 PM EDT
Att: 28,055 - Unknown

AB 35
R 8
H 8
RBI 6
BB 3
SO 7
LOB 8



Batter	1	2	3	4	5	6	7	8	9	AB	R	H	RBI	BB	SO	LOB	BOTTOM								
Chuck Hillier, L OBP: 0.292, SLG: 0.374 (1, 7)										4	0	1	0	0	1	0									
Roy McMillan, R OBP: 0.280, SLG: 0.289 (1, 6)										2	0	0	0	0	1	0									
Jim Bethke, R OBP: 0.297, SLG: 0.296 (6, 1)										0	0	0	0	0	0	0									
Joe Christopher, R OBP: 0.297, SLG: 0.296 (8, PH)										1	0	0	0	0	1	0									
Bob Moorhead, R ERA: 8.31 (9, 1)										0	0	0	0	0	0	0									
Johnny Lewis, L OBP: 0.334, SLG: 0.408 (1, 9)										4	0	0	0	0	3	2									
Ed Kranepool, L OBP: 0.308, SLG: 0.391 (1, 3)										4	0	1	0	0	1	2									
Charley Smith, R OBP: 0.279, SLG: 0.437 (1, 5)										4	1	1	1	0	0	1									
Gary Kolb, L OBP: 0.235, SLG: 0.258 (1, 8)										3	0	0	0	0	2	1									
Ron Hunt, R OBP: 0.313, SLG: 0.255 (1, 4)										2	0	0	0	1	1	0									
Jimmie Schaffer, R OBP: 0.237, SLG: 0.291 (1, 2)										2	0	0	0	0	0	2									
Bobby Klaus, R OBP: 0.305, SLG: 0.257 (6, 6)										1	0	0	0	0	0	0									
Al Jackson, L OBP: 0.128, SLG: 0.130 (1, 1)										1	0	0	0	0	0	0									
Gordie Richardson, R ERA: 5.0 (5, 1)										0	0	0	0	0	0	0									
John Stephenson, L OBP: 0.258, SLG: 0.276 (5, PH)										2	0	0	0	0	1	0									
Inning Stats	R: 0 E: 0 K: 3 S: 9	H: 0 LOB: 0 BB: 0 P: 9	R: 0 E: 0 K: 1 S: 6	H: 1 LOB: 2 BB: 1 P: 10	R: 0 E: 0 K: 2 S: 8	H: 1 LOB: 0 BB: 0 P: 9	R: 1 E: 0 K: 1 S: 6	H: 1 LOB: 0 BB: 0 P: 6	R: 0 E: 0 K: 0 S: 3	H: 0 LOB: 0 BB: 0 P: 3	R: 0 E: 0 K: 1 S: 5	H: 0 LOB: 0 BB: 0 P: 5	R: 0 E: 0 K: 1 S: 5	H: 0 LOB: 0 BB: 0 P: 5	R: 0 E: 0 K: 2 S: 7	H: 0 LOB: 0 BB: 0 P: 7	R: 0 E: 0 K: 0 S: 3	H: 0 LOB: 0 BB: 0 P: 3	1B: 2 2B: 0 3B: 0 HR: 1	SF: 0 SAC: 0 DP: 0 HBP: 1	WP: 0 PB: 0 SB: 0 CS: 0	PA: 32			
PITCHER	IP	WLS	BF	H	R	ER	SO	BB	IBB	HBP	BLK	WP	HR	S	P	ERA	WHIP								
Bob Gibson, R ERA: 3.0 (1, 1)	9.0	W	32	3	1	1	11	1	0	1	0	0	1	52	57	1.00	0.444								

St. Louis Cardinals @ New York Mets
Shea Stadium, Flushing, NY
Fri Aug 20 1965, 7:05 PM EDT
Att: 28,055 - Unknown

AB 30
R 1
H 3
RBI 1
BB 1
SO 11
LOB 8



Batter	1	2	3	4	5	6	7	8	9	AB	R	H	RBI	BB	SO	LOB	TOP			
Lou Brock, L OBP: 0.344, SLG: 0.438 (1, 7)	5-3			1-3		5-3		1B	FC6	5	1	1	0	0	0	2				
Dick Groat, R OBP: 0.326, SLG: 0.324 (1, 6)	P2			5-3 1B		K		4-3 1B		3	1	1	1	1	1	0				
Curt Flood, R OBP: 0.354, SLG: 0.411 (1, 8)	6-3			5-3				K		4	0	1	0	0	1	2				
Bill White, L OBP: 0.362, SLG: 0.451 (1, 3)		G3				F5		4-3		4	0	1	1	0	0	2				
Ken Boyer, R OBP: 0.329, SLG: 0.386 (1, 5)	F7			5-3				2-3		4	0	1	0	0	0	2				
Bob Skinner, L OBP: 0.346, SLG: 0.467 (1, 9)	6-3				6-3					4	0	1	0	0	1	1				
Tim McCarver, L OBP: 0.329, SLG: 0.432 (1, 2)			G3				FC6-4 1B	L7		4	0	1	0	0	0	2				
Dal Maxvill, R OBP: 0.143, SLG: 0.151 (1, 4)			5-3		L9					3	0	1	0	1	0	1				
Bob Purkey, R OBP: 0.269, SLG: 0.330 Nelson Briles, R OBP: 0.299, SLG: 0.355 Tito Francona, L OBP: 0.341, SLG: 0.404 Ray Sadecki, L OBP: 0.302, SLG: 0.344 Phil Gagliano, R OBP: 0.302, SLG: 0.328 Hal Woodeshick, L OBP: 0.187, SLG: 0.209 Mike Shannon, R OBP: 0.284, SLG: 0.369 (1, 1) (1, 1) (5, PH) (5, 1) (7, PH) (7, 1) (9, PH)										0	0	0	0	0	0	0				
Inning Stats	R: 0 E: 0 K: 0 S: 3	H: 0 LOB: 0 BB: 0 P: 3	R: 0 E: 0 K: 0 S: 3	H: 0 LOB: 0 BB: 0 P: 3	R: 0 E: 0 K: 1 S: 5	H: 0 LOB: 0 BB: 1 P: 5	R: 1 E: 0 K: 0 S: 4	H: 1 LOB: 1 BB: 0 P: 8	R: 0 E: 0 K: 1 S: 6	H: 1 LOB: 1 BB: 0 P: 6	R: 0 E: 0 K: 1 S: 7	H: 2 LOB: 2 BB: 0 P: 7	R: 1 E: 0 K: 1 S: 7	H: 2 LOB: 1 BB: 1 P: 7	R: 0 E: 0 K: 1 S: 6	H: 1 LOB: 2 BB: 1 P: 10	1B: 6 2B: 2 3B: 0 HR: 0	SF: 0 SAC: 0 DP: 0 HBP: 0	WP: 1 PB: 0 SB: 0 CS: 0	PA: 37
PITCHER Jack Fisher, R ERA: 3.79 (1, 1)	IP: 9.0 WLS: W BF: 37 H: 8 R: 2 ER: 2 SO: 5 BB: 2 IBB: 0 HBP: 0 BLK: 0 WP: 1 HR: 0 S: 45 P: 53 ERA: 2.00 WHIP: 1.111																			

St. Louis Cardinals @ New York Mets
Shea Stadium, Flushing, NY
Sat Aug 21 1965, 3:33 AM EDT
Att: 15,941 - Unknown

AB 35
R 2
H 8
RBI 2
BB 2
SO 5
LOB 17



Batter	1	2	3	4	5	6	7	8	9	AB	R	H	RBI	BB	SO	LOB	BOTTOM	
Ron Hunt, R OBP: 0.304, SLG: 0.250 (1, 4)	BB G3 BB	F8	L8		K			K		5	1	1	0	0	2	4		
Roy McMillan, R OBP: 0.278, SLG: 0.291 (1, 6)	G3	F7		6-3		1B		1-3		5	1	1	0	0	0	2		
Charley Smith, R OBP: 0.280, SLG: 0.435 (1, 5)	P4	P4		BB BB		2B		L5		4	0	1	1	1	0	2		
Johnny Lewis, L OBP: 0.336, SLG: 0.406 (1, 8)	BB BB 1B BB			4-3 1B BB		K		K		2	2	0	0	2	2	2		
Ron Swoboda, R OBP: 0.285, SLG: 0.452 Gary Kolb, L OBP: 0.235, SLG: 0.258 (1, 7) (9, 7)	4-0 BB 1B BB			K		K		K		2	1	0	0	2	2	2		
Ed Kranevool, L OBP: 0.307, SLG: 0.388 (1, 3)	4-0 1B BB			4-3		P4		4-3		3	0	0	1	1	0	4		
Joe Christopher, R OBP: 0.299, SLG: 0.297 Jim Hickman, R OBP: 0.262, SLG: 0.355 (1, 9) (8, 9)				1B 1B HBP		F8		3-1		3	1	1	2	0	0	0		
Chris Cannizzaro, R OBP: 0.257, SLG: 0.229 (1, 2)	F7			1B 1B				6-3		4	0	2	1	0	0	2		
Jack Fisher, R OBP: 0.167, SLG: 0.185 (1, 1)				1B		SH2-4		6-3		3	0	2	1	0	0	0		
Inning Stats	R: 3 E: 0 K: 0 S: 5	H: 2 LOB: 2 BB: 3 P: 17	R: 0 E: 0 K: 0 S: 4	H: 1 LOB: 1 BB: 0 P: 4	R: 2 E: 0 K: 1 S: 7	H: 2 LOB: 2 BB: 1 P: 12	R: 0 E: 0 K: 1 S: 5	H: 0 LOB: 2 BB: 2 P: 13	R: 0 E: 0 K: 2 S: 9	H: 2 LOB: 1 BB: 0 P: 9	R: 0 E: 0 K: 0 S: 3	H: 0 LOB: 0 BB: 0 P: 3	R: 0 E: 0 K: 1 S: 5	H: 0 LOB: 0 BB: 0 P: 5	1B: 7 2B: 1 3B: 0 HR: 0	SF: 0 SAC: 1 DP: 0 HBP: 1	WP: 0 PB: 0 SB: 0 CS: 0	PA: 39
PITCHER Bob Purkey, R ERA: 5.73 Nelson Briles, R ERA: 4.09 Ray Sadecki, L ERA: 5.9 Hal Woodeshick, L ERA: 2.35 (1, 1) (1, 1) (5, 1) (7, 1)	IP: 0.2 WLS: L BF: 7 H: 2 R: 3 ER: 3 SO: 3 BB: 3 IBB: 0 HBP: 0 BLK: 0 WP: 0 HR: 0 S: 4 P: 16 ERA: 40.50 WHIP: 7.500																	

St. Louis Cardinals @ New York Mets
Shea Stadium, Flushing, NY
Sat Aug 21 1965, 3:33 AM EDT
Att: 15,941 - Unknown

AB 31
R 6
H 8
RBI 6
BB 6
SO 6
LOB 18



Batter	1	2	3	4	5	6	7	8	9	AB	R	H	RBI	BB	SO	LOB	TOP			
Lou Brock, L OBP: 0.342, SLG: 0.437 (1, 7)	1-3		4-3		F7		1B		F8	5	1	1	1	0	0	0	St. Louis Cardinals @ New York Mets Shea Stadium, Flushing, NY Sun Aug 22 1965, 3:33 AM EDT Unknown livebaseballscorecards.com			
Dick Groat, R OBP: 0.328, SLG: 0.329 (1, 6)	L7		BB		L9		1B		2B	5	0	3	2	0	0	0				
Curt Flood, R OBP: 0.354, SLG: 0.409 (1, 8)	1B		1-2		6-3		1-3		1-3	4	0	1	0	1	0	2				
Bill White, L OBP: 0.361, SLG: 0.456 (1, 3)	5-3		K		F8		HR			4	1	1	1	0	1	3				
Ken Boyer, R OBP: 0.330, SLG: 0.384 (1, 5)		BB			6-3		K			2	0	0	0	2	1	0				
Bob Stinner, L OBP: 0.350, SLG: 0.484 (1, 9)		BB			F8					4	1	2	0	0	1	2				
Julian Javier, R OBP: 0.261, SLG: 0.342 (8, PR)	K						1B		1-3	0	1	0	0	0	0	0				
Mike Shannon, R OBP: 0.294, SLG: 0.369 (8, 9)							2B		1B	0	0	0	0	0	0	0				
Tim McCarver, L OBP: 0.328, SLG: 0.430 (1, 2)	F8				F7		1B		1-3	4	1	1	1	0	0	2				
Dal Maxvill, R OBP: 0.133, SLG: 0.140 (1, 4)	5-3				6-3		1B		P4	4	0	0	0	0	0	5				
Tracy Stallard, R OBP: 0.094, SLG: 0.094 (1, 1)					F3		L9		6-3	2	0	0	0	0	1	0				
Tito Francona, L OBP: 0.319, SLG: 0.401 (7, PH)										1	0	0	0	0	0	2				
Don Dennis, R OBP: 0.500, SLG: 0.500 (7, 1)					K					0	0	0	0	0	0	0				
Hal Woodeshick, R OBP: 0.167, SLG: 0.091 (8, 1)										0	0	0	0	0	0	0				
Phil Gagliano, R OBP: 0.327, SLG: 0.386 (9, PH)										1	0	0	0	0	0	0				
Inning Stats	R: 0 E: 0 K: 0 S: 4	H: 1 LOB: 1 BB: 0 P: 4	R: 0 E: 0 K: 1 S: 5	H: 0 LOB: 1 BB: 1 P: 9	R: 0 E: 0 K: 1 S: 6	H: 1 LOB: 2 BB: 1 P: 10	R: 0 E: 0 K: 0 S: 3	H: 0 LOB: 0 BB: 0 P: 5	R: 0 E: 0 K: 0 S: 3	H: 0 LOB: 0 BB: 0 P: 3	R: 3 E: 0 K: 0 S: 7	H: 4 LOB: 1 BB: 0 P: 7	R: 2 E: 0 K: 1 S: 7	H: 2 LOB: 1 BB: 0 P: 7	R: 0 E: 0 K: 0 S: 4	H: 1 LOB: 1 BB: 0 P: 4	1B: 5 2B: 2 3B: 1 HR: 1	SF: 0 SAC: 0 DP: 0 HBP: 0	WP: 0 PB: 0 SB: 0 CS: 0	PA: 39
PITCHER	IP WLS BF H R ER SO BB IBB HBP BLK WP HR S P ERA WHIP																			
Darrell Sutherland, R ERA: 3.24 (1, 1)	7.0	30	6	3	3	3	3	0	0	0	0	0	0	33	45	3.86	1.286			
Gordie Richardson, L ERA: 5.46 (8, 1)	1.0	W	5	2	2	2	1	0	0	0	0	0	0	1	7	18.00	2.000			
Dave Eilers, R ERA: 9.64 (9, 1)	1.0	S	4	1	0	0	0	0	0	0	0	0	0	4	4	0.00	1.000			

Batter	1	2	3	4	5	6	7	8	9	AB	R	H	RBI	BB	SO	LOB	BOTTOM			
Ron Hunt, R OBP: 0.324, SLG: 0.308 (1, 4)	SH5-3		F9		1B		6-3		5-3	5	1	3	0	0	0	1	St. Louis Cardinals @ New York Mets Shea Stadium, Flushing, NY Sun Aug 22 1965, 3:33 AM EDT Unknown livebaseballscorecards.com			
Roy McMillan, R OBP: 0.280, SLG: 0.292 (1, 6)	SH5-3		SH1-4		2B		F9			2	0	1	1	0	0	0				
Charley Smith, R OBP: 0.294, SLG: 0.435 (1, 5)					2H					0	1	0	0	1	0	0				
Bobby Klaus, R OBP: 0.305, SLG: 0.256 (5, 5)					K					1	0	0	0	0	1	1				
Gordie Richardson, R ERA: 5.46 (8, 1)										0	0	0	0	0	0	0				
Gary Kolb, L OBP: 0.232, SLG: 0.255 (8, PH)	1B		HBP							1	0	0	0	0	1	0				
Johnny Lewis, L OBP: 0.335, SLG: 0.404 (1, 8)	FC3-2-5		F9		G3				1B	4	1	1	0	0	0	5				
Ron Swoboda, R OBP: 0.290, SLG: 0.454 (1, 7)									1B	3	0	2	1	1	0	2				
Al Jackson, L OBP: 0.128, SLG: 0.130 (8, PR)										0	1	0	0	0	0	0				
Jimmie Schaffer, R OBP: 0.237, SLG: 0.291 (9, 2)	1B		FC5-4		BB				1B	0	0	0	0	0	0	0				
Ed Kranepool, L OBP: 0.309, SLG: 0.389 (1, 3)	3-1				CS		P6		1B	4	1	2	1	0	0	3				
Joe Christopher, R OBP: 0.259, SLG: 0.296 (1, 9)			5-3		F8		F7		1B	4	1	1	1	0	0	2				
Dave Eilers, R ERA: 9.64 (9, 1)					1-2				HR	0	0	0	0	0	0	0				
Chris Cannizzaro, R OBP: 0.254, SLG: 0.226 (1, 2)			F9				P3		HR	3	0	0	0	0	1	1				
John Stephenson, L OBP: 0.258, SLG: 0.276 (8, PH)										0	0	0	0	0	0	0				
Jim Hickman, R OBP: 0.264, SLG: 0.369 (8, PH)									HR	1	1	1	3	0	0	0				
Darrell Sutherland, R OBP: 0.200, SLG: 0.600 (1, 1)					5-3					2	0	0	0	0	1	0				
Chuck Hiller, R OBP: 0.250, SLG: 0.371 (7, PH)										2	0	0	0	0	2	1				
Inning Stats	R: 1 E: 0 K: 0 S: 5	H: 2 LOB: 2 BB: 1 P: 9	R: 0 E: 0 K: 1 S: 5	H: 0 LOB: 0 BB: 0 P: 5	R: 0 E: 0 K: 1 S: 4	H: 1 LOB: 0 BB: 0 P: 5	R: 0 E: 0 K: 0 S: 3	H: 0 LOB: 1 BB: 1 P: 7	R: 0 E: 0 K: 1 S: 5	H: 0 LOB: 0 BB: 0 P: 5	R: 5 E: 0 K: 2 S: 12	H: 5 LOB: 1 BB: 0 P: 12	R: 0 E: 0 K: 2 S: 7	H: 0 LOB: 0 BB: 0 P: 7	R: 0 E: 0 K: 2 S: 12	H: 5 LOB: 1 BB: 0 P: 12	1B: 8 2B: 2 3B: 0 HR: 1	SF: 0 SAC: 2 DP: 0 HBP: 1	WP: 0 PB: 0 SB: 0 CS: 1	PA: 37
PITCHER	IP WLS BF H R ER SO BB IBB HBP BLK WP HR S P ERA WHIP																			
Tracy Stallard, R ERA: 3.53 (1, 1)	6.0	26	6	2	2	3	2	0	0	0	0	0	0	29	38	3.00	1.333			
Don Dennis, R ERA: 3.2 (7, 1)	1.1	L	8	4	4	4	2	0	0	0	0	0	0	12	12	27.00	3.000			
Hal Woodeshick, L ERA: 2.45 (8, 1)	0.2	3	1	1	1	1	1	0	0	0	0	0	0	1	5	13.50	1.500			

Batter	1	2	3	4	5	6	7	8	9	AB	R	H	RBI	BB	SO	LOB	TOP		
Lou Brock, L OBP: 0.341, SLG: 0.434 (1, 7)	4-0 BB		0-0 P3	0-0 F8		0-0 F5			0-0 L6-3	4	0	0	0	1	0	2			
Dick Groat, R OBP: 0.328, SLG: 0.328 (1, 6)	0-3 K		0-0 HR			0-0 L9			0-3 K	4	1	1	0	0	2	1			
Curt Flood, R OBP: 0.351, SLG: 0.406 (1, 8)	0-0 P4		0-0 F5			0-0 F9			0-0 P4	4	0	0	0	0	0	2			
Ken Boyer, R OBP: 0.331, SLG: 0.390 (1, 5)	0-0 F2		0-0 HR			4-0 1B			0-0 6-3	3	1	1	2	1	0	1			
Bill White, L OBP: 0.367, SLG: 0.460 (1, 3)		4-0 1B	0-0 BB			0-0 BB			0-0 G4-6-3	3	0	3	0	1	0	0			
Phil Gaetano, R OBP: 0.326, SLG: 0.383 (1, 4)		0-0 BB	0-0 1B			4-0 1B			0-0 F8	3	0	0	0	1	0	3			
Tim McCarver, L OBP: 0.325, SLG: 0.425 (1, 2)		0-0 F5		0-3 K		0-0 3-1			0-0 G4-6-3	4	0	0	0	0	1	5			
Mike Shannon, R OBP: 0.289, SLG: 0.369 (1, 9)		0-0 1B	4-0 SH1-4			0-0 F8			0-3 K	3	0	1	0	1	1	0			
Ray Washburn, R OBP: 0.219, SLG: 0.200 (1, 1)		0-3 K		0-0 SH1-4		0-0 F9			0-0 L6-3	2	0	0	0	0	1	2			
Don Dennis, R OBP: 0.500, SLG: 0.500 (6, 1)										0	0	0	0	0	0	0			
Ted Savage, R OBP: 0.175, SLG: 0.230 (9, PH)										1	0	1	0	0	0	0			
Inning Stats	R: 0 E: 0 K: 1 S: 5	H: 0 LOB: 1 BB: 1 P: 9	R: 0 E: 0 K: 1 S: 6	H: 1 LOB: 2 BB: 1 P: 10	R: 2 E: 0 K: 0 S: 6	H: 3 LOB: 1 BB: 0 P: 6	R: 0 E: 0 K: 1 S: 5	H: 0 LOB: 1 BB: 1 P: 9	R: 0 E: 0 K: 0 S: 4	H: 0 LOB: 3 BB: 2 P: 12	R: 0 E: 0 K: 1 S: 5	H: 0 LOB: 0 BB: 0 P: 5	R: 0 E: 0 K: 0 S: 3	H: 1 LOB: 0 BB: 0 P: 3	R: 0 E: 0 K: 1 S: 5	H: 1 LOB: 0 BB: 0 P: 5	1B: 6 2B: 1 3B: 0 HR: 1	SF: 0 SAC: 1 DP: 2 HBP: 0	WP: 0 PA: 37 PB: 0 SB: 0 CS: 0
PITCHER Tug McGraw, L ERA: 3.33 (1, 1)	IP 9.0	WLS W	BF 37	H 7	R 2	ER 2	SO 5	BB 5	IBB 0	HBP 0	BLK 0	WP 0	HR 1	S 42	P 62	ERA 2.00	WHIP 1.333		

St. Louis Cardinals @ New York Mets
Shea Stadium, Flushing, NY
Sun Aug 22 1965, 3:38 AM EDT
Att: 22,522 - Unknown

AB 31
R 2
H 7
RBI 2
BB 5
SO 5
LOB 16



Batter	1	2	3	4	5	6	7	8	9	AB	R	H	RBI	BB	SO	LOB	BOTTOM	
Ron Hunt, R OBP: 0.338, SLG: 0.324 (1, 4)	0-0 SH3-4									3	2	2	0	0	0	0		
Bobby Klaus, R OBP: 0.304, SLG: 0.255 (6, 4)	1B	3-1								1	0	0	0	0	0	0		
Roy McMillan, R OBP: 0.283, SLG: 0.299 (1, 6)	SH3-4									3	0	2	1	0	0	0		
Chuck Hiller, L OBP: 0.285, SLG: 0.365 (1, 5)	1-2									4	0	0	0	0	0	3		
Johnny Lewis, L OBP: 0.336, SLG: 0.402 (1, 8)	1B									2	1	0	0	2	1	0		
Ron Swoboda, R OBP: 0.296, SLG: 0.458 (1, 7)	1B									4	1	3	1	0	0	0		
Ed Kranepool, L OBP: 0.309, SLG: 0.388 (1, 3)	1-3 2-H									4	0	1	1	0	1	3		
Joe Christopher, R OBP: 0.299, SLG: 0.300 (1, 9)	1-3 3-H									3	0	1	1	0	0	3		
Chris Cannizzaro, R OBP: 0.255, SLG: 0.224 (1, 2)		6-3								2	0	0	0	1	0	0		
Tug McGraw, R OBP: 0.167, SLG: 0.167 (1, 1)	0-3 K									3	0	0	0	0	2	3		
Inning Stats	R: 2 E: 0 K: 0 S: 6	H: 3 LOB: 2 BB: 1 P: 10	R: 0 E: 0 K: 1 S: 5	H: 0 LOB: 0 BB: 0 P: 5	R: 0 E: 0 K: 1 S: 5	H: 1 LOB: 0 BB: 0 P: 3	R: 0 E: 0 K: 1 S: 5	H: 1 LOB: 0 BB: 0 P: 5	R: 1 E: 0 K: 0 S: 4	H: 2 LOB: 2 BB: 2 P: 12	R: 0 E: 0 K: 0 S: 3	H: 0 LOB: 0 BB: 0 P: 3	R: 0 E: 0 K: 1 S: 5	H: 0 LOB: 0 BB: 0 P: 5	1B: 7 2B: 2 3B: 1 HR: 0	SF: 0 SAC: 1 DP: 3 HBP: 0	WP: 0 PA: 33 PB: 0 SB: 0 CS: 0	
PITCHER Ray Washburn, R ERA: 4.11 (1, 1)	IP 5.1	WLS L	BF 25	H 9	R 4	ER 4	SO 3	BB 2	IBB 0	HBP 0	BLK 0	WP 0	HR 0	S 29	P 37	ERA 6.75	WHIP 2.062	
Don Dennis, R ERA: 3.0 (6, 1)	IP 2.2	WLS L	BF 8	H 0	R 0	ER 0	SO 1	BB 0	IBB 1	HBP 0	BLK 0	WP 0	HR 0	S 9	P 13	ERA 0.00	WHIP 0.000	

St. Louis Cardinals @ New York Mets
Shea Stadium, Flushing, NY
Sun Aug 22 1965, 3:38 AM EDT
Att: 22,522 - Unknown

AB 29
R 4
H 9
RBI 4
BB 3
SO 4
LOB 12



Batter	1	2	3	4	5	6	7	8	9	AB	R	H	RBI	BB	SO	LOB	TOP			
Maury Wills, S OBP: 0.339, SLG: 0.333	4-3		CS 1B			SH5-3 1B		SH5-4		3	1	2	0	0	0	0				
Wes Parker, S OBP: 0.339, SLG: 0.359	F9		FC6-4 BB			SH5-3		2B		1	1	0	0	2	0	0				
Lou Johnson, R OBP: 0.303, SLG: 0.379	E S 1B		FC6-4			FC4 1B		1B		4	0	3	3	0	0	1				
Jim Lefebvre, S OBP: 0.333, SLG: 0.354	1-3 BB					FC4		5-3		3	0	0	0	1	0	3				
Ron Fairly, L OBP: 0.362, SLG: 0.403	F7					G3		1B		4	0	1	0	0	0	3				
Don LeJohn, R OBP: 0.309, SLG: 0.281																				
John Kennedy, R OBP: 0.252, SLG: 0.245		K																		
Willie Davis, L OBP: 0.273, SLG: 0.342						1-3														
Jeff Torborg, R OBP: 0.303, SLG: 0.395						F8														
Howie Reed, R OBP: 0.303, SLG: 0.395						F8														
Don Drysdale, R OBP: 0.321, SLG: 0.525																				
Willie Crawford, L OBP: 0.167, SLG: 0.091																				
Bob Miller, R OBP: 0.167, SLG: 0.091																				
Inning Stats	R: 0 E: 0 K: 0 S: 4	H: 1 LOB: 2 BB: 1 P: 8	R: 0 E: 0 K: 1 S: 5	H: 1 LOB: 0 BB: 0 P: 5	R: 0 E: 0 K: 0 S: 2	H: 0 LOB: 0 BB: 2 P: 10	R: 0 E: 0 K: 0 S: 3	H: 0 LOB: 0 BB: 0 P: 3	R: 0 E: 0 K: 1 S: 5	H: 0 LOB: 1 BB: 0 P: 5	R: 0 E: 0 K: 0 S: 3	H: 0 LOB: 0 BB: 0 P: 3	R: 2 E: 0 K: 0 S: 5	H: 3 LOB: 2 BB: 1 P: 9	R: 0 E: 0 K: 0 S: 4	H: 1 LOB: 1 BB: 0 P: 4	1B: 8 2B: 1 3B: 0 HR: 0	SF: 0 SAC: 2 DP: 1 HBP: 0	WP: 0 PB: 0 SB: 1 CS: 1	PA: 36
PITCHER	IP WLS BF H R ER SO BB IBB HBP BLK WP HR S P ERA WHIP																			
Al Jackson, L ERA: 4.4	(1, 1) 8.0 32 8 3 3 2 4 0 0 0 0 0 0 32 48 3.38 1.500																			
Dave Eilers, R ERA: 7.94	(9, 1) 1.0 W 4 1 0 0 0 0 0 0 0 0 0 0 4 4 0.00 1.000																			

Los Angeles Dodgers @ New York Mets
Shea Stadium, Flushing, NY
Tue Aug 24 1965, 7:05 PM EDT
Att: 37,023 - Unknown

AB	30
R	3
H	9
RBI	3
BB	4
SO	2
LOB	10



Batter	1	2	3	4	5	6	7	8	9	AB	R	H	RBI	BB	SO	LOB	BOTTOM					
Ron Hunt, R OBP: 0.326, SLG: 0.316	K		6-3		FC1-2 1B			5-3		4	0	0	0	0	1	2						
Roy McMillan, R OBP: 0.286, SLG: 0.302	P3							F8		4	1	2	0	0	0	0						
Chuck Hiller, L OBP: 0.287, SLG: 0.368										4	0	2	0	0	0	1						
Johnny Lewis, L OBP: 0.339, SLG: 0.404										4	0	1	0	0	0	2						
Ron Swoboda, R OBP: 0.288, SLG: 0.446										4	1	0	1	0	1	1						
Ed Kranepool, L OBP: 0.311, SLG: 0.389										4	0	1	0	0	0	1						
Bobby Klaus, R OBP: 0.304, SLG: 0.255										0	1	0	0	0	0	0						
Joe Christopher, R OBP: 0.301, SLG: 0.306										4	1	1	0	0	0	0						
Chris Cannizzaro, R OBP: 0.258, SLG: 0.225										2	0	1	0	1	1	0						
John Stephenson, L OBP: 0.277, SLG: 0.300										1	0	1	3	0	0	0						
Al Jackson, L OBP: 0.120, SLG: 0.122										3	0	0	0	0	2	2						
Dave Eilers, R ERA: 3.02	(9, 1) 1.0 L 8 4 3 2 0 0 0 0 0 0 0 0 8 8 18.00 4.000																					
Inning Stats	R: 0 E: 0 K: 1 S: 6	H: 1 LOB: 0 BB: 0 P: 6	R: 0 E: 0 K: 1 S: 5	H: 0 LOB: 0 BB: 0 P: 5	R: 0 E: 0 K: 2 S: 7	H: 0 LOB: 0 BB: 0 P: 7	R: 1 E: 0 K: 0 S: 5	H: 2 LOB: 1 BB: 0 P: 5	R: 0 E: 0 K: 0 S: 4	H: 1 LOB: 3 BB: 1 P: 8	R: 0 E: 0 K: 0 S: 3	H: 0 LOB: 0 BB: 0 P: 3	R: 0 E: 0 K: 1 S: 6	H: 1 LOB: 1 BB: 0 P: 6	R: 0 E: 0 K: 0 S: 4	H: 1 LOB: 1 BB: 0 P: 4	R: 3 E: 1 K: 0 S: 4	H: 3 LOB: 2 BB: 0 P: 4	1B: 7 2B: 2 3B: 0 HR: 0	SF: 0 SAC: 0 DP: 0 HBP: 0	WP: 0 PB: 0 SB: 0 CS: 0	PA: 35
PITCHER	IP WLS BF H R ER SO BB IBB HBP BLK WP HR S P ERA WHIP																					
Howie Reed, R ERA: 3.02	(1, 1) 7.0 27 5 1 1 5 1 0 0 0 0 0 0 27 40 1.29 0.857																					
Bob Miller, R ERA: 3.13	(8, 1) 1.0 L 8 4 3 2 0 0 0 0 0 0 0 0 8 8 18.00 4.000																					

Los Angeles Dodgers @ New York Mets
Shea Stadium, Flushing, NY
Tue Aug 24 1965, 7:05 PM EDT
Att: 37,023 - Unknown

AB	34
R	4
H	9
RBI	4
BB	1
SO	5
LOB	9



Batter	1	2	3	4	5	6	7	8	9	AB	R	H	RBI	BB	SO	LOB	TOP																		
Maury Wills, S OBP: 0.339, SLG: 0.333	0-0 3B 1B		0-0 4-3		0-0 5-3			0-0 1-3		4	1	1	0	0	0	0	Los Angeles Dodgers @ New York Mets Shea Stadium, Flushing, NY Wed Aug 25 1965, 7:05 PM EDT Att: 32,432 - Unknown																		
Jim Gilliam, S OBP: 0.379, SLG: 0.394	0-0 1-H SF9 3B		0-0 FC4-6 2B 1B		0-0 F8			0-0 1B		4	2	3	1	0	0	0																			
Willie Davis, L OBP: 0.272, SLG: 0.342	0-0 SF9		0-0 FC4-6 1-2 1B		0-0 E3 CS			0-0 F9		3	0	1	1	0	0	1																			
Ron Fairly, L OBP: 0.359, SLG: 0.400	0-0 3-H G3		0-0 FC4-6 2B 1-2 2-3 1B		0-0 CS	0-0 P1		0-0 G3		4	0	0	0	0	0	3																			
Lou Johnson, R OBP: 0.303, SLG: 0.380	0-0 P3		0-0 1-3 3-H 2B		0-0 6-3			0-0 F8		4	0	1	1	0	0	0																			
Jim Lefebvre, S OBP: 0.330, SLG: 0.350		0-0 3-1	0-0 L5		0-0 4-3			0-0 5-3		4	0	0	0	0	0	2																			
Wes Parker, S OBP: 0.341, SLG: 0.368		0-0 HR		0-0 6-3			0-0 5-3		0-0 2B 1B	4	2	2	1	0	0	0																			
John Roseboro, L OBP: 0.274, SLG: 0.296		0-0 F8		0-0 G3			0-0 6-3		0-0 2B 1B	2	0	0	0	0	0	0																			
Jeff Torborg, R OBP: 0.306, SLG: 0.405		0-0 F8		0-0 G3			0-0 6-3		0-0 1-H 2B	2	0	1	1	0	0	0																			
Claude Osteen, L OBP: 0.192, SLG: 0.145		0-3 K		0-0 F8			0-3 K		0-0 6-3	2	0	0	0	0	1	0																			
John Kennedy, R OBP: 0.250, SLG: 0.242										0	0	0	0	0	0	0																			
Nick Willhite, L OBP: 0.600, SLG: 0.571										1	0	0	0	0	1	0																			
Don Drysdale, R OBP: 0.319, SLG: 0.520										1	0	0	0	0	0	1																			
Inning Stats	R: 2 E: 0 K: 0 S: 5	H: 2 LOB: 0 BB: 0 P: 5	R: 1 E: 0 K: 1 S: 6	H: 1 LOB: 0 BB: 0 P: 6	R: 1 E: 0 K: 0 S: 6	H: 3 LOB: 2 BB: 0 P: 6	R: 0 E: 0 K: 0 S: 3	H: 0 LOB: 0 BB: 0 P: 3	R: 0 E: 1 K: 1 S: 3	H: 0 LOB: 0 BB: 0 P: 3	R: 0 E: 0 K: 1 S: 5	H: 0 LOB: 0 BB: 0 P: 5	R: 0 E: 0 K: 0 S: 4	H: 1 LOB: 1 BB: 0 P: 4	R: 1 E: 0 K: 0 S: 5	H: 2 LOB: 1 BB: 0 P: 5	1B: 5 2B: 2 3B: 1 HR: 1	SF: 1 SAC: 0 DP: 0 HBP: 0	WP: 0 PB: 0 SB: 0 CS: 1	PA: 37															
PITCHER	IP WLS BF H R ER SO BB IBB HBP BLK WP HR S P ERA WHIP																																		
Jack Fisher, R ERA: 3.92	(1, 1)	2.1	12	5	4	4	1	0	0	0	0	0	0	0	1	14	14	15.43	2.143																
Gordie Richardson, L ERA: 4.67	(3, 1)	6.2	W	24	4	1	1	1	0	0	0	0	0	0	0	26	26	1.35	0.600																

Batter	1	2	3	4	5	6	7	8	9	AB	R	H	RBI	BB	SO	LOB	BOTTOM																		
Ron Hunt, R OBP: 0.330, SLG: 0.313	4-0 1B 2B BB		0-3 K		0-0 1B			0-0 1-3		4	1	1	0	1	1	1	Los Angeles Dodgers @ New York Mets Shea Stadium, Flushing, NY Wed Aug 25 1965, 7:05 PM EDT Att: 32,432 - Unknown																		
Roy McMillan, R OBP: 0.285, SLG: 0.299	0-0 F8	0-0 6-3		0-0 5-3		4-0 1B BB		0-0 F7		4	0	0	0	1	0	3																			
Joe Christopher, R OBP: 0.306, SLG: 0.319	0-0 2B 1-2 1B	0-0 2-H HR		0-0 6-3		0-0 1-2 1B		0-0 F7		5	2	3	2	0	0	0																			
Ron Swoboda, R OBP: 0.288, SLG: 0.447	0-0 1-3 2-H 1B BB 2B	0-3 K		0-0 F7		0-0 L6		0-0 6-3		4	1	1	1	0	1	2																			
Jim Hickman, R OBP: 0.270, SLG: 0.372	4-0 BB 1B IBB		0-0 1-3		0-0 3B 2B		1-0 4-3 1B HBP			2	1	1	0	1	0	0																			
Ed Kranepool, L OBP: 0.313, SLG: 0.395	0-0 1-2 2-3 3-H 1B		0-0 L8		0-0 WP 3B		0-3 K			4	1	2	2	0	1	1																			
Chris Cannizzaro, R OBP: 0.266, SLG: 0.227	4-0 1-2 2-3 3-H BB		0-0 4-3		4-0 BB		0-0 4-3 1B			2	0	1	1	2	0	0																			
Chuck Hiller, L OBP: 0.283, SLG: 0.362	0-0 G4-6-3			0-0 1-3		0-0 F9		0-0 4-3		4	0	0	0	0	0	6																			
Jack Fisher, R OBP: 0.179, SLG: 0.197		0-0 6-3 HR 1B		0-3 K		0-3 K		0-3 K		1	1	1	0	0	0	0																			
Gordie Richardson, R ERA: 2.2	(3, 1)									3	0	0	0	0	3	2																			
Inning Stats	R: 3 E: 0 K: 0 S: 5	H: 3 LOB: 2 BB: 3 P: 17	R: 2 E: 0 K: 2 S: 9	H: 2 LOB: 0 BB: 0 P: 9	R: 0 E: 0 K: 0 S: 3	H: 0 LOB: 0 BB: 0 P: 3	R: 0 E: 0 K: 1 S: 6	H: 1 LOB: 1 BB: 0 P: 6	R: 2 E: 0 K: 0 S: 5	H: 2 LOB: 1 BB: 1 P: 9	R: 0 E: 0 K: 1 S: 6	H: 1 LOB: 2 BB: 1 P: 10	R: 0 E: 0 K: 2 S: 8	H: 1 LOB: 2 BB: 0 P: 9	R: 0 E: 0 K: 0 S: 3	H: 0 LOB: 0 BB: 0 P: 3	1B: 6 2B: 2 3B: 1 HR: 1	SF: 0 SAC: 0 DP: 1 HBP: 1	WP: 1 PB: 0 SB: 0 CS: 0	PA: 39															
PITCHER	IP WLS BF H R ER SO BB IBB HBP BLK WP HR S P ERA WHIP																																		
Claude Osteen, L ERA: 2.84	(1, 1)	4.2	L	24	8	7	3	2	1	0	0	0	0	1	27	39	13.50	2.143																	
Jim Brewer, L ERA: 2.2	(5, 1)	1.1		7	1	0	0	1	2	0	0	0	0	1	0	7	15	0.00	2.250																
Nick Willhite, L ERA: 5.87	(7, 1)	2.0		8	1	0	0	2	0	0	1	0	0	0	0	11	12	0.00	0.500																

Batter	1	2	3	4	5	6	7	8	9	AB	R	H	RBI	BB	SO	LOB	TOP			
Maury Wills, S (1,6) X OBP: 0.344, SLG: 0.338	0-0 SH3 2B 1B		0-0 1B			0-0 SH1-3 1B		0-0 1-3 1B		4	1	4	0	0	0	0	Los Angeles Dodgers @ New York Mets Shea Stadium, Flushing, NY Thu Aug 26 1965, 7:05 PM EDT Att: 45,950 - Unknown livebaseballscorecards.com			
Wes Parker, S (1,3) X OBP: 0.341, SLG: 0.373	0-0 SH3 1-2		0-0 F7			0-0 SH1-3 1-2		0-0 3B		2	0	1	1	0	0	1				
Jim Gilliam, S (1,7) S OBP: 0.377, SLG: 0.390	0-3 K		0-0 F8			0-0 F8		0-0 3H 4-0 FC5-4 BB		3	0	0	0	1	1	3				
Lou Johnson, R (1,9) X OBP: 0.302, SLG: 0.382	0-0 2H 2B			0-3 K		0-0 L7		0-0 1-2 FC5-4		4	0	1	1	0	1	3				
Jim Lefebvre, S (1,4) X OBP: 0.329, SLG: 0.349	0-0 4-3			0-0 G3-6-1 1B			0-0 F8		0-0 6-3	4	0	1	0	0	0	1				
Don LeJohn, R (1,5) X OBP: 0.296, SLG: 0.269 Ron Fairly, L (9, PH) X OBP: 0.358, SLG: 0.399		0-0 6-3		0-0 G3-6-1 1-2			0-3 K		0-3 K	3	0	0	0	0	1	1				
Willie Davis, L (1,8) S OBP: 0.272, SLG: 0.341		0-3 K					0-3 K		0-0 6-3	4	0	1	0	0	2	0				
Jeff Torborg, R (1,2) X OBP: 0.299, SLG: 0.395		0-0 F7					0-0 F9 1-2		0-0 6-3	3	0	0	0	0	0	1				
Sandy Koufax, R (1,1) X OBP: 0.255, SLG: 0.215 Dick Tracewski, R (8, PH) X OBP: 0.318, SLG: 0.273 Johnny Podres, L (8,1) X OBP: 0.195, SLG: 0.175			0-0 1-3				0-0 F8		0-0 1B 3B BB	2	0	0	0	0	0	0				
Inning Stats	R: 1 E: 0 K: 1 S: 7	H: 2 LOB: 1 BB: 0 P: 7	R: 0 E: 0 K: 1 S: 5	H: 0 LOB: 0 BB: 0 P: 5	R: 0 E: 0 K: 0 S: 4	H: 1 LOB: 1 BB: 0 P: 4	R: 0 E: 0 K: 1 S: 5	H: 1 LOB: 0 BB: 0 P: 5	R: 0 E: 0 K: 0 S: 3	H: 1 LOB: 1 BB: 0 P: 4	R: 0 E: 0 K: 2 S: 7	H: 0 LOB: 0 BB: 0 P: 7	R: 1 E: 0 K: 0 S: 4	H: 2 LOB: 2 BB: 2 P: 12	R: 0 E: 0 K: 1 S: 5	H: 0 LOB: 0 BB: 0 P: 5	1B: 6 2B: 1 3B: 1 HR: 0	SF: 0 SAC: 2 DP: 1 HBP: 0	WP: 0 PB: 0 SB: 0 CS: 1	PA: 34
PITCHER	IP WLS BF H R ER SO BB IBB HBP BLK WP HR S P ERA WHIP																			
Tug McGraw, L (1,1) ERA: 3.2	7.2 W 29 8 2 2 5 1 0 0 0 0 0 0 38 42 2.35 1.174																			
Jack Fisher, R (8,1) ERA: 3.9	1.1 S 5 0 0 0 1 1 0 0 0 0 0 0 6 10 0.00 0.750																			

Batter	1	2	3	4	5	6	7	8	9	AB	R	H	RBI	BB	SO	LOB	BOTTOM			
Ron Hunt, R (1,5) B OBP: 0.326, SLG: 0.301	4-0 2B BB		0-0 F3		0-0 F8		0-0 F9			3	1	0	0	1	0	2	Los Angeles Dodgers @ New York Mets Shea Stadium, Flushing, NY Thu Aug 26 1965, 7:05 PM EDT Att: 45,950 - Unknown livebaseballscorecards.com			
Roy McMillan, R (1,6) X OBP: 0.287, SLG: 0.303	0-0 SH1-3 1H 1B 2B		0-0 1B			0-0 6-3		0-0 1-3		4	1	2	1	0	0	0				
Joe Christopher, R (1,9) X OBP: 0.306, SLG: 0.328	0-0 SH1-3 2-3		0-0 F6			0-3 K2-3		0-0 HR		3	1	1	1	0	1	1				
Ron Swoboda, R (1,7) X OBP: 0.287, SLG: 0.454	0-0 F4		0-0 1-3			0-0 5-3		0-0 HR		4	1	1	1	0	0	2				
Jim Hickman, R (1,8) X OBP: 0.270, SLG: 0.370	0-0 3H 1B			0-3 K			0-3 K		0-0 F9	4	0	1	1	0	2	0				
Ed Kranepool, L (1,3) X OBP: 0.312, SLG: 0.396	0-0 G3			0-0 F8			0-0 FC6-4 E 2B		0-0 F5	4	1	1	0	0	0	1				
Chris Cannizzaro, R (1,2) X OBP: 0.266, SLG: 0.225		0-0 5-3					0-0 FC6-4 IBB			2	0	0	0	1	1	0				
Chuck Hiller, L (1,4) X OBP: 0.280, SLG: 0.359 Bobby Klaus, R (7, PH) X OBP: 0.303, SLG: 0.254 (8,4)		0-0 F4			0-0 F7		0-0 FC6-4 E 1-2 2-3			2	0	0	0	0	0	0				
Tug McGraw, R (1,1) X OBP: 0.111, SLG: 0.111 Jack Fisher, R (8,1) X OBP: 0.179, SLG: 0.197		0-3 K			0-0 F5		0-0 1-2 3H E5			3	0	0	0	0	1	1				
Inning Stats	R: 2 E: 0 K: 0 S: 5	H: 2 LOB: 1 BB: 1 P: 9	R: 0 E: 0 K: 1 S: 5	H: 0 LOB: 0 BB: 0 P: 5	R: 0 E: 0 K: 0 S: 4	H: 1 LOB: 1 BB: 0 P: 4	R: 0 E: 0 K: 2 S: 7	H: 0 LOB: 0 BB: 0 P: 7	R: 0 E: 0 K: 0 S: 3	H: 0 LOB: 0 BB: 0 P: 3	R: 0 E: 0 K: 1 S: 5	H: 0 LOB: 0 BB: 0 P: 5	R: 1 E: 1 K: 1 S: 7	H: 1 LOB: 2 BB: 1 P: 11	R: 2 E: 0 K: 0 S: 5	H: 2 LOB: 0 BB: 0 P: 5	1B: 2 2B: 2 3B: 0 HR: 2	SF: 0 SAC: 1 DP: 0 HBP: 0	WP: 0 PB: 0 SB: 0 CS: 0	PA: 33
PITCHER	IP WLS BF H R ER SO BB IBB HBP BLK WP HR S P ERA WHIP																			
Sandy Koufax, L (1,1) ERA: 2.19	7.0 L 28 4 3 2 5 1 0 0 0 0 0 0 36 44 2.57 0.714																			
Johnny Podres, L (8,1) ERA: 3.71	1.0 5 2 2 2 0 0 0 0 0 0 0 2 5 5 18.00 2.000																			



Batter	1	2	3	4	5	6	7	8	9	AB	R	H	RBI	BB	SO	LOB	TOP					
Dick Schofield, S OBP: 0.285, SLG: 0.253 (1, 6)										4	0	1	0	0	0	2						
Tito Fuentes, S OBP: 0.233, SLG: 0.175 (1, 4)										4	0	0	0	0	0	2						
Willie Mays, R OBP: 0.398, SLG: 0.656 (1, 8)										4	0	2	0	0	1	0						
Willie McCovey, L OBP: 0.386, SLG: 0.554 (1, 3)										3	0	0	0	1	2	1						
Jim Ray Hart, R OBP: 0.346, SLG: 0.465 (1, 5)										4	0	1	0	0	2	0						
Len Gabrielson, L OBP: 0.369, SLG: 0.446 (7, PH)										2	0	0	0	0	1	2						
Jesus Alou, R OBP: 0.321, SLG: 0.423 (7, 9)										1	0	1	0	0	0	0						
Tom Haller, L OBP: 0.332, SLG: 0.369 (7, PH)										2	0	0	0	0	0	0						
Cap Peterson, R OBP: 0.330, SLG: 0.429 (7, 2)										1	0	0	0	0	0	1						
Dick Bertell, R OBP: 0.302, SLG: 0.231 (7, 2)										0	0	0	0	0	0	0						
Ken Henderson, S OBP: 0.255, SLG: 0.261 (7, 7)										3	0	1	0	0	2	1						
Bob Shaw, R OBP: 0.127, SLG: 0.113 (8, 1)										2	0	0	0	0	0	1						
Masanori Murakami, L OBP: 0.150, SLG: 0.150 (8, PH)										0	0	0	0	0	0	0						
Orlando Cepeda, R OBP: 0.283, SLG: 0.235 (8, PH)										0	0	0	0	1	0	0						
Gaylord Perry, R OBP: 0.185, SLG: 0.145 (8, 1)										0	0	0	0	0	0	0						
Inning Stats	R: 0 E: 0 K: 0 S: 3	H: 2 LOB: 1 BB: 0 P: 3	R: 0 E: 0 K: 1 S: 5	H: 0 LOB: 0 BB: 0 P: 5	R: 0 E: 0 K: 0 S: 4	H: 1 LOB: 1 BB: 0 P: 4	R: 0 E: 0 K: 0 S: 4	H: 1 LOB: 2 BB: 1 P: 8	R: 0 E: 0 K: 1 S: 5	H: 0 LOB: 0 BB: 0 P: 5	R: 0 E: 0 K: 1 S: 6	H: 1 LOB: 1 BB: 0 P: 6	R: 0 E: 0 K: 2 S: 8	H: 1 LOB: 1 BB: 0 P: 8	R: 0 E: 0 K: 0 S: 2	H: 0 LOB: 1 BB: 1 P: 6	R: 0 E: 0 K: 3 S: 9	H: 0 LOB: 0 BB: 0 P: 9	1B: 5 2B: 1 3B: 0 HR: 0	SF: 0 SAC: 0 DP: 2 HBP: 0	WP: 1 PB: 0 SB: 0 CS: 0	PA: 32
PITCHER	IP	WLS	BF	H	R	ER	SO	BB	IBB	HBP	BLK	WP	HR	S	P	ERA	WHIP					
Galen Cisco, R ERA: 4.25 (1, 1)	5.2	W	21	5	0	0	2	1	0	0	0	0	0	24	28	0.00	1.059					
Al Jackson, L ERA: 4.31 (6, 1)	3.1	S	11	1	0	0	6	1	0	0	0	1	0	22	26	0.00	0.600					

San Francisco Giants @ New York Mets
Shea Stadium, Flushing, NY
Sat Aug 28 1965, 3:33 AM EDT
Att: 48,147 - Unknown

AB	30
R	0
H	6
RBI	0
BB	2
SO	8
LOB	10



Batter	1	2	3	4	5	6	7	8	9	AB	R	H	RBI	BB	SO	LOB	BOTTOM				
Ron Hunt, R OBP: 0.346, SLG: 0.363 (1, 4)										4	0	1	1	1	1	3					
Johnny Lewis, L OBP: 0.338, SLG: 0.403 (1, 8)										3	0	1	0	0	1	1					
Jim Hickman, R OBP: 0.265, SLG: 0.364 (6, PH)										1	0	0	0	0	1	3					
Ed Kranepool, L OBP: 0.309, SLG: 0.391 (1, 3)										4	0	0	0	0	1	5					
Charley Smith, R OBP: 0.285, SLG: 0.441 (1, 5)										4	0	1	0	0	1	2					
Joe Christopher, R OBP: 0.302, SLG: 0.326 (1, 9)										4	0	1	0	0	2	3					
Ron Swoboda, R OBP: 0.289, SLG: 0.452 (1, 7)										4	2	2	0	0	0	1					
John Stephenson, L OBP: 0.286, SLG: 0.308 (1, 2)										4	1	2	0	0	1	0					
Roy McMillan, R OBP: 0.289, SLG: 0.303 (1, 6)										3	0	2	2	1	0	0					
Galen Cisco, R OBP: 0.310, SLG: 0.259 (1, 1)										0	0	0	0	0	0	0					
Al Jackson, L OBP: 0.118, SLG: 0.120 (6, 1)										1	0	0	0	0	0	0					
Inning Stats	R: 0 E: 0 K: 2 S: 9	H: 2 LOB: 2 BB: 0 P: 9	R: 2 E: 0 K: 1 S: 8	H: 3 LOB: 1 BB: 0 P: 8	R: 0 E: 0 K: 0 S: 4	H: 1 LOB: 1 BB: 0 P: 4	R: 0 E: 0 K: 0 S: 3	H: 0 LOB: 1 BB: 1 P: 7	R: 0 E: 0 K: 1 S: 8	H: 1 LOB: 1 BB: 0 P: 4	R: 1 E: 0 K: 1 S: 8	H: 3 LOB: 3 BB: 1 P: 12	R: 0 E: 0 K: 2 S: 7	H: 0 LOB: 0 BB: 0 P: 7	R: 0 E: 1 K: 2 S: 8	H: 0 LOB: 1 BB: 0 P: 8	1B: 8 2B: 2 3B: 0 HR: 0	SF: 0 SAC: 3 DP: 0 HBP: 0	WP: 0 PB: 0 SB: 1 CS: 0	PA: 37	
PITCHER	IP	WLS	BF	H	R	ER	SO	BB	IBB	HBP	BLK	WP	HR	S	P	ERA	WHIP				
Bob Shaw, R ERA: 2.44 (1, 1)	5.1	L	27	10	3	3	3	1	0	0	0	0	0	32	36	5.06	2.062				
Masanori Murakami, L ERA: 4.18 (6, 1)	1.2		6	0	0	0	3	0	1	0	0	0	0	11	15	0.00	0.000				
Gaylord Perry, R ERA: 4.14 (8, 1)	1.0		4	0	0	0	2	0	0	0	0	0	0	8	8	0.00	0.000				

San Francisco Giants @ New York Mets
Shea Stadium, Flushing, NY
Sat Aug 28 1965, 3:33 AM EDT
Att: 48,147 - Unknown


AB	32
R	3
H	10
RBI	3
BB	2
SO	8
LOB	18



Batter	1	2	3	4	5	6	7	8	9	AB	R	H	RBI	BB	SO	LOB	TOP										
Matty Alou, L OBP: 0.279, SLG: 0.308 (1, 9)	F2		FC4-6 BB		F3		F7		G6-4-3 1B	4	0	1	0	1	0	0											
Len Gabrielson, L OBP: 0.370, SLG: 0.442 (1, 7)	1B BB		FC4-6 HR		K			1B 2B	F8	4	2	1	1	1	1	3											
Willie Mays, R OBP: 0.398, SLG: 0.660 (1, 8)	CS 1B		HR		K			F3	G6-4-3	5	1	2	3	0	1	2											
Willie McCovey, L OBP: 0.385, SLG: 0.551 Ken Henderson, S OBP: 0.294, SLG: 0.271 (1, 3)	CS	G3	K		F8			2B 1B		2	0	0	0	0	1	0											
Jim Ray Hart, R OBP: 0.347, SLG: 0.466 (1, 5)		F8	F9			PB BB		1B E 2B		3	1	1	1	1	0	0											
Tom Haller, L OBP: 0.334, SLG: 0.366 (1, 2)	F6			3-1		FC6-4 BB		E IBB		2	0	0	0	2	0	0											
Hal Lanier, R OBP: 0.287, SLG: 0.289 (1, 4)			1B 2B		F9			E6 1B		4	1	2	1	0	0	2											
Tito Fuentes, S OBP: 0.234, SLG: 0.182 (1, 6)			1B FC4-6		K			1-3 2-H 3-H	K	4	1	1	0	0	2	2											
Bobby Bolin, R OBP: 0.167, SLG: 0.143 Dick Schofield, S OBP: 0.255, SLG: 0.252 Masanori Murakami, L OBP: 0.091, SLG: 0.091 (1, 1)			FC4-6 BB HR		F8			4-3	5-3	2	1	1	1	0	0	0											
Inning Stats	R: 0 E: 0 K: 0 S: 2	H: 1 LOB: 0 BB: 1 P: 6	R: 0 E: 0 K: 0 S: 3	H: 0 LOB: 0 BB: 0 P: 3	R: 5 E: 0 K: 1 S: 9	H: 4 LOB: 0 BB: 1 P: 13	R: 0 E: 0 K: 1 S: 5	H: 0 LOB: 0 BB: 0 P: 5	R: 0 E: 0 K: 1 S: 5	H: 0 LOB: 2 BB: 2 P: 13	R: 0 E: 0 K: 0 S: 3	H: 0 LOB: 0 BB: 0 P: 3	R: 0 E: 1 K: 1 S: 9	H: 4 LOB: 2 BB: 1 P: 13	R: 0 E: 0 K: 0 S: 3	H: 1 LOB: 0 BB: 0 P: 3	1B: 7 2B: 2 3B: 0 HR: 1	SF: 0 SAC: 0 DP: 1 HBP: 0	WP: 0 PB: 2 SB: 0 CS: 1	PA: 40							
PITCHER	IP	WLS	BF	H	R	ER	SO	BB	IBB	HBP	BLK	WP	HR	S	P	ERA	WHIP										
Jack Fisher, R ERA: 4.08 Gordie Richardson, L ERA: 4.23 Bob Moorhead, R ERA: 5.68 Dave Eilers, R ERA: 8.22 Jim Bethke, R ERA: 3.88 (1, 1)	2.1	L	12	5	5	5	0	2	0	0	0	0	1	10	18	19.29	3.000										

San Francisco Giants @ New York Mets
Shea Stadium, Flushing, NY
Sun Aug 29 1965, 3:33 AM EDT
Att: 46,033 - Unknown


AB 34
R 8
H 10
RBI 7
BB 5
SO 5
LOB 11



Batter	1	2	3	4	5	6	7	8	9	AB	R	H	RBI	BB	SO	LOB	BOTTOM										
Ron Hunt, R OBP: 0.349, SLG: 0.351 (1, 4)	2B HBP	K			1B BB	F3			5-3	3	1	0	0	1	1	2											
Johnny Lewis, L OBP: 0.336, SLG: 0.400 (1, 8)	K		F9		1B FC5-4	1B		F5	K	5	1	1	0	0	2	1											
Ed Kranepool, L OBP: 0.310, SLG: 0.393 (1, 3)	1-3 2B		3-1		1-3 2-H	1B		K	F7	5	0	2	1	0	1	0											
Charley Smith, R OBP: 0.284, SLG: 0.439 (1, 5)	K		2B		FC5-4 1-3	1B		K		4	0	1	1	0	2	3											
Joe Christopher, R OBP: 0.304, SLG: 0.340 (1, 9)	K		1-3 2B		1-3	1-2		HR		4	1	2	1	0	1	3											
John Stephenson, L OBP: 0.288, SLG: 0.299 Jimmie Schaffer, R OBP: 0.233, SLG: 0.286 (1, 2)		1-3	K		BB			K		2	0	0	0	1	1	2											
Ron Swoboda, R OBP: 0.289, SLG: 0.448 (1, 7)		F7			F9	F7		BB		3	0	0	0	1	0	2											
Roy McMillan, R OBP: 0.288, SLG: 0.303 (1, 6)		BB 1B			F4			K		4	0	1	0	0	1	1											
Jack Fisher, R OBP: 0.191, SLG: 0.197 Gordie Richardson, R ERA: 4.23 Bob Moorhead, R ERA: 5.68 Chuck Hiller, L OBP: 0.277, SLG: 0.335 Dave Eilers, R ERA: 8.22 Jim Hickman, R OBP: 0.264, SLG: 0.362 Jim Bethke, R ERA: 3.88 (1, 1)		4-0 BB 1B			K			F9	K	0	0	0	0	1	0	0											
Inning Stats	R: 0 E: 0 K: 3 S: 10	H: 1 LOB: 2 BB: 0 P: 11	R: 0 E: 0 K: 1 S: 6	H: 1 LOB: 2 BB: 1 P: 10	R: 0 E: 0 K: 1 S: 7	H: 2 LOB: 0 BB: 0 P: 7	R: 0 E: 0 K: 1 S: 5	H: 0 LOB: 0 BB: 0 P: 5	R: 2 E: 0 K: 0 S: 5	H: 2 LOB: 2 BB: 2 P: 13	R: 0 E: 0 K: 0 S: 3	H: 0 LOB: 0 BB: 0 P: 3	R: 0 E: 0 K: 2 S: 7	H: 0 LOB: 0 BB: 0 P: 7	R: 1 E: 0 K: 3 S: 10	H: 1 LOB: 1 BB: 1 P: 14	R: 0 E: 0 K: 1 S: 5	H: 0 LOB: 0 BB: 0 P: 5	1B: 4 2B: 2 3B: 0 HR: 1	SF: 0 SAC: 0 DP: 0 HBP: 1	WP: 0 PB: 0 SB: 0 CS: 0	PA: 39					
PITCHER	IP	WLS	BF	H	R	ER	SO	BB	IBB	HBP	BLK	WP	HR	S	P	ERA	WHIP										
Bobby Bolin, R ERA: 2.38 Masanori Murakami, L ERA: 4.12 (1, 1)	6.0	W	28	6	2	2	6	3	0	1	0	0	1	22	26	3.00	0.667										

San Francisco Giants @ New York Mets
Shea Stadium, Flushing, NY
Sun Aug 29 1965, 3:33 AM EDT
Att: 46,033 - Unknown

AB 34
R 3
H 7
RBI 3
BB 4
SO 12
LOB 15



Batter	1	2	3	4	5	6	7	8	9	AB	R	H	RBI	BB	SO	LOB	TOP					
Eddie Kasko, R OBP: 0.275, SLG: 0.289	4-0 FC4-6 BB	0-0 1B		0-0 6-3			0-0 6-3			3	0	1	0	1	0	1						
Joe Morgan, L OBP: 0.389, SLG: 0.443	0-0 FC4-6 BB 1-2 HR	0-0 4-3			0-0 3-1			0-0 P6		4	1	0	0	0	0	2						
Jimmy Wynn, R OBP: 0.375, SLG: 0.484	4-0 1-2 HR BB		0-3 K		1-0 K HBP			0-3 K		2	1	0	0	1	2	0						
Frank Thomas, R OBP: 0.262, SLG: 0.364	0-0 HR		0-0 HR		0-3 K			0-0 P5		4	2	2	4	0	1	1						
Jim Gentile, L OBP: 0.331, SLG: 0.428	0-0 2H HR		0-0 HR		1-2 K					0	0	0	0	0	0	0						
Bob Aspromonte, R OBP: 0.327, SLG: 0.350	0-0 SH1-3 1B		0-0 P4		0-0 6-3		0-0 6-3		0-0 6-3	4	0	1	0	0	0	0						
Joe Gaines, R OBP: 0.292, SLG: 0.364	0-0 SH1-3 1-2		0-0 6-3		0-0 P4		0-0 P4		0-0 F9	3	0	0	0	0	0	0						
Rusty Staub, L OBP: 0.342, SLG: 0.385	0-0 G3		0-0 G3		0-0 L4			0-0 1-6-3		4	0	0	0	0	0	1						
Ron Brand, R OBP: 0.287, SLG: 0.292		0-0 F8		4-0 S BB		0-0 6-3				2	0	0	0	1	0	0						
Robin Roberts, S OBP: 0.231, SLG: 0.213		0-0 F7		0-0 F8		0-0 F7				3	0	0	0	0	0	1						
Jim Owens, R OBP: 0.125, SLG: 0.125				1-2 F8						0	0	0	0	0	0	0						
Inning Stats	R: 3 E: 0 K: 0 S: 5	H: 2 LOB: 1 BB: 2 P: 13	R: 0 E: 0 K: 0 S: 4	H: 1 LOB: 1 BB: 0 P: 4	R: 1 E: 0 K: 1 S: 6	H: 1 LOB: 0 BB: 0 P: 6	R: 0 E: 0 K: 0 S: 3	H: 0 LOB: 1 BB: 1 P: 7	R: 0 E: 0 K: 1 S: 4	H: 0 LOB: 0 BB: 0 P: 5	R: 0 E: 0 K: 0 S: 3	H: 0 LOB: 0 BB: 0 P: 3	R: 0 E: 0 K: 1 S: 5	H: 0 LOB: 0 BB: 0 P: 5	R: 0 E: 0 K: 0 S: 3	H: 0 LOB: 0 BB: 0 P: 3	1B: 2 2B: 0 3B: 0 HR: 2	SF: 0 SAC: 1 DP: 0 HBP: 1	WP: 0 PB: 0 SB: 1 CS: 0	PA: 34		
PITCHER	IP WLS BF H R ER SO BB IBB HBP BLK WP HR S P ERA WHIP	IP WLS BF H R ER SO BB IBB HBP BLK WP HR S P ERA WHIP	IP WLS BF H R ER SO BB IBB HBP BLK WP HR S P ERA WHIP	IP WLS BF H R ER SO BB IBB HBP BLK WP HR S P ERA WHIP	IP WLS BF H R ER SO BB IBB HBP BLK WP HR S P ERA WHIP	IP WLS BF H R ER SO BB IBB HBP BLK WP HR S P ERA WHIP	IP WLS BF H R ER SO BB IBB HBP BLK WP HR S P ERA WHIP	IP WLS BF H R ER SO BB IBB HBP BLK WP HR S P ERA WHIP	IP WLS BF H R ER SO BB IBB HBP BLK WP HR S P ERA WHIP	IP WLS BF H R ER SO BB IBB HBP BLK WP HR S P ERA WHIP	IP WLS BF H R ER SO BB IBB HBP BLK WP HR S P ERA WHIP	IP WLS BF H R ER SO BB IBB HBP BLK WP HR S P ERA WHIP	IP WLS BF H R ER SO BB IBB HBP BLK WP HR S P ERA WHIP	IP WLS BF H R ER SO BB IBB HBP BLK WP HR S P ERA WHIP	IP WLS BF H R ER SO BB IBB HBP BLK WP HR S P ERA WHIP	IP WLS BF H R ER SO BB IBB HBP BLK WP HR S P ERA WHIP	IP WLS BF H R ER SO BB IBB HBP BLK WP HR S P ERA WHIP	IP WLS BF H R ER SO BB IBB HBP BLK WP HR S P ERA WHIP	IP WLS BF H R ER SO BB IBB HBP BLK WP HR S P ERA WHIP	IP WLS BF H R ER SO BB IBB HBP BLK WP HR S P ERA WHIP	IP WLS BF H R ER SO BB IBB HBP BLK WP HR S P ERA WHIP	IP WLS BF H R ER SO BB IBB HBP BLK WP HR S P ERA WHIP

Houston Astros @ New York Mets
Shea Stadium, Flushing, NY
Tue Aug 31 1965, 7:05 PM EDT
Unknown

AB	29
R	4
H	4
RBI	4
BB	3
SO	3
LOB	6



Batter	1	2	3	4	5	6	7	8	9	AB	R	H	RBI	BB	SO	LOB	BOTTOM					
Ron Hunt, R OBP: 0.342, SLG: 0.343	0-0 WP BB 6-3 1B		0-0 P3		0-0 6-3		0-0 3-1		0-0 4-3	5	1	1	0	0	0	1						
Johnny Lewis, L OBP: 0.336, SLG: 0.399	0-0 F8		0-0 BB 1B		0-0 6-3		0-0 F8			4	0	1	0	0	0	1						
Ed Kranepool, L OBP: 0.314, SLG: 0.394	4-0 6-3 1-2 WP E BB		4-0 1-2 BB		0-0 1B 1B		0-0 F8			2	1	1	0	2	0	0						
Charley Smith, R OBP: 0.284, SLG: 0.438	0-0 6-3 1-3 2H		0-0 P4		0-0 1B		0-3 K			4	0	1	1	0	1	3						
John Stephenson, L OBP: 0.273, SLG: 0.282	0-0 E1 3H		0-0 L9		0-3 K		0-0 F8			4	0	0	0	0	1	4						
Ron Swoboda, R OBP: 0.286, SLG: 0.446	0-0 F2		0-0 6-3		0-0 P4		0-0 P4		0-0 SH1-4 1B 6-3 1B	4	1	1	0	0	0	1						
Joe Christopher, R OBP: 0.306, SLG: 0.342		0-0 F9		0-0 1B		0-3 K		0-0 6-3 SH1-4 1B		4	0	2	0	0	1	0						
Roy McMillan, R OBP: 0.287, SLG: 0.301		0-0 1-3		0-0 P6		0-3 K		0-0 SH1-4		3	0	0	0	0	1	1						
Larry Miller, L OBP: 0.182, SLG: 0.182		0-0 6-3		0-0 4-3				0-0 6-3		0	0	0	0	0	0	0						
Darrell Sutherland, R OBP: 0.131, SLG: 0.333										2	0	0	0	0	0	1						
Gary Kolb, L OBP: 0.228, SLG: 0.250										1	0	0	0	0	1	0						
Dave Eilers, R										0	0	0	0	0	0	0						
Chuck Hiller, L OBP: 0.276, SLG: 0.354									2-3 3H	1	0	0	1	0	0	1						
Inning Stats	R: 2 E: 1 K: 0 S: 5	H: 1 LOB: 1 BB: 1 P: 9	R: 0 E: 0 K: 0 S: 3	H: 0 LOB: 0 BB: 0 P: 3	R: 0 E: 0 K: 0 S: 4	H: 1 LOB: 2 BB: 1 P: 8	R: 0 E: 0 K: 0 S: 4	H: 1 LOB: 1 BB: 0 P: 4	R: 0 E: 0 K: 1 S: 7	H: 2 LOB: 2 BB: 0 P: 7	R: 0 E: 0 K: 2 S: 7	H: 0 LOB: 0 BB: 0 P: 7	R: 0 E: 0 K: 1 S: 5	H: 0 LOB: 0 BB: 0 P: 5	R: 0 E: 0 K: 1 S: 5	H: 0 LOB: 0 BB: 0 P: 5	R: 1 E: 0 K: 0 S: 5	H: 2 LOB: 1 BB: 0 P: 5	1B: 7 2B: 0 3B: 0 HR: 0	SF: 0 SAC: 1 DP: 0 HBP: 0	WP: 1 PB: 0 SB: 0 CS: 0	PA: 37
PITCHER	IP WLS BF H R ER SO BB IBB HBP BLK WP HR S P ERA WHIP	IP WLS BF H R ER SO BB IBB HBP BLK WP HR S P ERA WHIP	IP WLS BF H R ER SO BB IBB HBP BLK WP HR S P ERA WHIP	IP WLS BF H R ER SO BB IBB HBP BLK WP HR S P ERA WHIP	IP WLS BF H R ER SO BB IBB HBP BLK WP HR S P ERA WHIP	IP WLS BF H R ER SO BB IBB HBP BLK WP HR S P ERA WHIP	IP WLS BF H R ER SO BB IBB HBP BLK WP HR S P ERA WHIP	IP WLS BF H R ER SO BB IBB HBP BLK WP HR S P ERA WHIP	IP WLS BF H R ER SO BB IBB HBP BLK WP HR S P ERA WHIP	IP WLS BF H R ER SO BB IBB HBP BLK WP HR S P ERA WHIP	IP WLS BF H R ER SO BB IBB HBP BLK WP HR S P ERA WHIP	IP WLS BF H R ER SO BB IBB HBP BLK WP HR S P ERA WHIP	IP WLS BF H R ER SO BB IBB HBP BLK WP HR S P ERA WHIP	IP WLS BF H R ER SO BB IBB HBP BLK WP HR S P ERA WHIP	IP WLS BF H R ER SO BB IBB HBP BLK WP HR S P ERA WHIP	IP WLS BF H R ER SO BB IBB HBP BLK WP HR S P ERA WHIP	IP WLS BF H R ER SO BB IBB HBP BLK WP HR S P ERA WHIP	IP WLS BF H R ER SO BB IBB HBP BLK WP HR S P ERA WHIP	IP WLS BF H R ER SO BB IBB HBP BLK WP HR S P ERA WHIP	IP WLS BF H R ER SO BB IBB HBP BLK WP HR S P ERA WHIP	IP WLS BF H R ER SO BB IBB HBP BLK WP HR S P ERA WHIP	IP WLS BF H R ER SO BB IBB HBP BLK WP HR S P ERA WHIP

Houston Astros @ New York Mets
Shea Stadium, Flushing, NY
Tue Aug 31 1965, 7:05 PM EDT
Unknown

AB	34
R	3
H	7
RBI	2
BB	2
SO	5
LOB	13



Batter	1	2	3	4	5	6	7	8	9	AB	R	H	RBI	BB	SO	LOB	TOP			
Bob Lillis, R OBP: 0.264, SLG: 0.242 (1, 6)	F9		5-3			F3		L8		4	0	0	0	0	0	0				
Joe Morgan, L OBP: 0.369, SLG: 0.448 (1, 4)	SF4		F8			P3		1B		4	1	2	0	0	0	0				
Jimmy Wynn, R OBP: 0.376, SLG: 0.481 (1, 8)	BB		5-3			BB		F3		2	0	0	0	2	0	1				
Frank Thomas, R OBP: 0.255, SLG: 0.356 (9, PR)	SF4					F8				3	0	0	1	0	0	1				
Lee Mays, L OBP: 0.282, SLG: 0.356 (9, 3)	1-2					1-2				0	1	0	0	0	0	0				
Jim Gentile, L OBP: 0.331, SLG: 0.428 (1, 5)	6-3									0	0	0	0	0	0	0				
Bob Aspromonte, R OBP: 0.325, SLG: 0.348 (1, 9)										3	0	0	0	0	0	1				
Rusty Staub, L OBP: 0.347, SLG: 0.397 (1, 7)										3	1	2	2	1	1	0				
Joe Gaines, R OBP: 0.291, SLG: 0.359 (1, 2)	5-3					P4				3	0	0	0	1	0	1				
Dave Adlesh, R OBP: 0.238, SLG: 0.211 (9, PH)	F8					4-3				3	0	0	0	0	1	1				
Ron Brand, R OBP: 0.286, SLG: 0.291 (9, 2)						K				1	0	0	0	0	0	2				
Bob Bruce, R OBP: 0.108, SLG: 0.125 (1, 1)	4-3					K				4	0	0	0	0	1	2				
Inning Stats	R: 1 E: 0 K: 0 S: 4	H: 1 LOB: 1 BB: 1 P: 8	R: 1 E: 0 K: 0 S: 4	H: 1 LOB: 0 BB: 0 P: 4	R: 0 E: 0 K: 1 S: 3	H: 0 LOB: 0 BB: 0 P: 3	R: 0 E: 0 K: 1 S: 5	H: 0 LOB: 0 BB: 0 P: 5	R: 0 E: 0 K: 1 S: 5	H: 0 LOB: 1 BB: 1 P: 7	R: 0 E: 0 K: 1 S: 5	H: 0 LOB: 1 BB: 1 P: 9	R: 0 E: 0 K: 0 S: 4	H: 1 LOB: 1 BB: 0 P: 4	R: 1 E: 2 K: 0 S: 5	H: 1 LOB: 2 BB: 1 P: 9	1B: 2 2B: 0 3B: 1 HR: 1	SF: 1 SAC: 1 DP: 0 HBP: 0	WP: 0 PB: 0 SB: 2 CS: 0	PA: 36
PITCHER Tug McGraw, L ERA: 3.04 (1, 1)	IP: 9.0 WLS: L BF: 36	H: 4 R: 3 ER: 2 SO: 3	BB: 4 IBB: 0 HBP: 0 BLK: 0	WP: 0 HR: 1 S: 38 P: 54	ERA: 2.00 WHIP: 0.889	PITCHER IP: 9.0 WLS: L BF: 36 H: 4 R: 3 ER: 2 SO: 3 BB: 4 IBB: 0 HBP: 0 BLK: 0 WP: 0 HR: 1 S: 38 P: 54 ERA: 2.00 WHIP: 0.889														

Houston Astros @ New York Mets
Shea Stadium, Flushing, NY
Tue Aug 31 1965, 7:05 PM EDT
Att: 25,562 - Unknown - 64 F

AB 30
R 3
H 4
RBI 3
BB 4
SO 3
LOB 9



Batter	1	2	3	4	5	6	7	8	9	AB	R	H	RBI	BB	SO	LOB	BOTTOM			
Ron Hunt, R OBP: 0.331, SLG: 0.330 (1, 4)	F8		1-3		6-3			G3-6		4	0	0	0	0	0	1				
Roy McMillan, R OBP: 0.285, SLG: 0.299 (9, PH)	6-3		6-3			B3				3	0	0	0	0	0	0				
Chuck Hiller, L OBP: 0.275, SLG: 0.352 (1, 9)	6-3					4-3				4	1	1	0	0	0	0				
Joe Christopher, R OBP: 0.305, SLG: 0.341 (1, 3)						F8				4	1	1	2	0	0	1				
Ed Kranepool, L OBP: 0.313, SLG: 0.399 (1, 5)	G3					1B				4	0	1	0	0	0	1				
Charley Smith, R OBP: 0.284, SLG: 0.436 (1, 8)	1B					5-3				4	0	1	0	0	0	1				
Johnny Lewis, L OBP: 0.333, SLG: 0.396 (1, 7)	K					G3				3	0	0	0	0	2	1				
Jim Hickman, R OBP: 0.265, SLG: 0.362 (1, 2)	FC6-4					5-3				3	0	1	0	0	1	0				
Chris Cannizzaro, R OBP: 0.269, SLG: 0.226 (1, 1)	FC6-4					5-3				2	0	0	0	1	0	2				
Tug McGraw, R OBP: 0.083, SLG: 0.083 (1, 1)	L9					K				3	0	0	0	0	1	1				
Inning Stats	R: 0 E: 0 K: 0 S: 3	H: 0 LOB: 0 BB: 0 P: 3	R: 0 E: 0 K: 1 S: 7	H: 2 LOB: 2 BB: 0 P: 7	R: 0 E: 0 K: 0 S: 3	H: 0 LOB: 0 BB: 0 P: 3	R: 2 E: 1 K: 0 S: 5	H: 2 LOB: 0 BB: 0 P: 5	R: 0 E: 0 K: 1 S: 5	H: 0 LOB: 0 BB: 0 P: 5	R: 0 E: 0 K: 2 S: 7	H: 0 LOB: 0 BB: 0 P: 7	R: 0 E: 0 K: 0 S: 2	H: 0 LOB: 0 BB: 1 P: 6	R: 0 E: 1 K: 0 S: 4	H: 0 LOB: 1 BB: 0 P: 4	1B: 3 2B: 0 3B: 0 HR: 1	SF: 0 SAC: 0 DP: 1 HBP: 0	WP: 0 PB: 0 SB: 0 CS: 0	PA: 32
PITCHER Bob Bruce, R ERA: 3.45 (1, 1)	IP: 9.0 WLS: W BF: 32	H: 4 R: 2 ER: 2 SO: 4	BB: 1 IBB: 0 HBP: 0 BLK: 0	WP: 0 HR: 1 S: 39 P: 43	ERA: 2.00 WHIP: 0.556	PITCHER IP: 9.0 WLS: W BF: 32 H: 4 R: 2 ER: 2 SO: 4 BB: 1 IBB: 0 HBP: 0 BLK: 0 WP: 0 HR: 1 S: 39 P: 43 ERA: 2.00 WHIP: 0.556														

Houston Astros @ New York Mets
Shea Stadium, Flushing, NY
Tue Aug 31 1965, 7:05 PM EDT
Att: 25,562 - Unknown - 64 F

AB 31
R 2
H 4
RBI 2
BB 1
SO 4
LOB 7



Batter	1	2	3	4	5	6	7	8	9	AB	R	H	RBI	BB	SO	LOB	TOP			
Eddie Kasko, R OBP: 0.274, SLG: 0.295 (1, 6)	0-0 5-3		0-0 6-3			0-0 1B 1B 2B		0-0 L7		4	1	1	0	0	0	1				
Joe Morgan, L OBP: 0.397, SLG: 0.444 (1, 4)	0-0 F7			0-0 P3		0-0 F2		0-0 P4		4	0	0	0	0	0	1				
Jimmy Wynn, R OBP: 0.377, SLG: 0.482 (1, 8)	0-0 1-3			0-0 6-3		0-0 1B 2-3 1B		0-0 1B		4	0	2	0	0	0	0				
Walt Bond, L OBP: 0.333, SLG: 0.361 (1, 3)		0-0 G3		4-0 BB		0-0 1B G6-4-3		0-0 F9		3	0	1	1	1	0	1				
Bob Aspromonte, R OBP: 0.322, SLG: 0.345 (1, 5)		0-0 F8		0-0 G3		0-0 G6-4-3 1-2			0-0 5-3	4	0	0	0	0	0	3				
Rusty Staub, L OBP: 0.343, SLG: 0.392 (1, 9)		0-0 1-3-1			0-0 G3				0-0 4-3	4	0	0	0	0	0	0				
Joe Gaines, R OBP: 0.295, SLG: 0.362 (1, 7)			0-0 S 1B		0-0 F7				0-3 K	4	0	2	0	0	1	0				
Ron Brand, R OBP: 0.287, SLG: 0.291 (1, 2)			0-0 F7 1-2		0-0 1B				0-0 5-3	3	0	1	0	0	0	2				
Danny Coombs, R OBP: 0.222, SLG: 0.125 Mike Cuellar, L (1, 1)			0-3 K		0-3 K				0-0 1-3	0	0	0	0	0	0	0				
Bob Lillis, R OBP: 0.263, SLG: 0.241 Ron Taylor, R OBP: 0.143, SLG: 0.214 (7, 1)										2	0	0	0	0	2	2				
										1	0	0	0	0	0	1				
										0	0	0	0	0	0	0				
Inning Stats	R: 0 E: 0 K: 0 S: 3	H: 0 LOB: 0 BB: 0 P: 3	R: 0 E: 0 K: 0 S: 3	H: 0 LOB: 0 BB: 0 P: 3	R: 0 E: 0 K: 1 S: 6	H: 1 LOB: 1 BB: 0 P: 6	R: 0 E: 0 K: 0 S: 3	H: 0 LOB: 1 BB: 1 P: 7	R: 0 E: 0 K: 1 S: 6	H: 1 LOB: 1 BB: 0 P: 6	R: 1 E: 0 K: 0 S: 5	H: 3 LOB: 1 BB: 0 P: 5	R: 0 E: 0 K: 0 S: 4	H: 1 LOB: 1 BB: 0 P: 4	R: 0 E: 0 K: 1 S: 5	H: 0 LOB: 0 BB: 0 P: 5	1B: 6 2B: 1 3B: 0 HR: 0	SF: 0 SAC: 0 DP: 1 HBP: 0	WP: 0 PB: 0 SB: 1 CS: 0	PA: 34
PITCHER	IP WLS BF H R ER SO BB IBB HBP BLK WP HR S P ERA WHIP	9.0 W 34 7 1 1 3 1 0 0 0 0 0 39 43 1.00 0.889																		

Houston Astros @ New York Mets
Shea Stadium, Flushing, NY
Wed Sep 01 1965, 3:33 AM EDT
Unknown - 72 F

AB	33
R	1
H	7
RBI	1
BB	1
SO	3
LOB	11



Batter	1	2	3	4	5	6	7	8	9	AB	R	H	RBI	BB	SO	LOB	BOTTOM			
Ron Hunt, R OBP: 0.328, SLG: 0.321 (1, 4)	0-0 F9	4-0 2B BB			0-0 4-3			0-0 F3		3	0	0	0	1	0	0				
Roy McMillan, R OBP: 0.287, SLG: 0.301 (1, 6)	4-0 1B WP BB	0-0 1-3 2B			0-3 K			0-0 P4		3	1	1	0	1	1	0				
Charley Smith, R OBP: 0.286, SLG: 0.439 (1, 5)	0-0 WP BB 1B	0-0 6-3			0-0 F8			0-0 3B 2B		4	2	2	0	0	0	2				
Ron Swoboda, R OBP: 0.291, SLG: 0.443 (1, 7)	4-0 BB BB BB		0-0 F7		0-3 K			4-0 3B BB		2	1	0	0	2	1	0				
Joe Christopher, R OBP: 0.307, SLG: 0.346 (1, 9)	4-0 1-2 BB BB		0-0 P6		0-0 5-3			0-0 1H 2H 3B		3	0	1	2	1	0	0				
Jim Hickman, R OBP: 0.285, SLG: 0.358 (1, 8)	4-0 G4-6-3 1-2 2-3 3H BB		0-3 K		0-3 K			0-3 K		3	0	0	1	1	3	1				
Ed Kranepool, L OBP: 0.313, SLG: 0.399 (1, 3)	0-0 G4-6-3 1-2			0-0 G6-4-3 1B				0-0 6-3		3	0	1	0	0	0	3				
Jimmie Schaffer, R OBP: 0.222, SLG: 0.271 (1, 2)		0-3 K		0-0 G6-4-3 1-2				0-3 K		3	0	0	0	0	2	1				
Al Jackson, L OBP: 0.111, SLG: 0.113 (1, 1)		0-3 K		0-0 P4				0-0 L9		3	0	0	0	0	1	0				
Inning Stats	R: 2 E: 0 K: 0 S: 3	H: 1 LOB: 2 BB: 4 P: 19	R: 0 E: 0 K: 2 S: 8	H: 1 LOB: 2 BB: 1 P: 12	R: 0 E: 0 K: 1 S: 5	H: 0 LOB: 0 BB: 0 P: 5	R: 0 E: 0 K: 0 S: 3	H: 1 LOB: 0 BB: 0 P: 3	R: 0 E: 0 K: 1 S: 5	H: 0 LOB: 0 BB: 0 P: 5	R: 0 E: 0 K: 2 S: 7	H: 0 LOB: 0 BB: 0 P: 7	R: 0 E: 0 K: 1 S: 5	H: 0 LOB: 0 BB: 0 P: 5	R: 2 E: 0 K: 1 S: 7	H: 2 LOB: 1 BB: 1 P: 11	1B: 2 2B: 2 3B: 1 HR: 0	SF: 0 SAC: 0 DP: 2 HBP: 0	WP: 2 PB: 0 SB: 0 CS: 0	PA: 33
PITCHER	IP WLS BF H R ER SO BB IBB HBP BLK WP HR S P ERA WHIP	0.1 L 6 2 0 0 6 1 0 0 0 0 0 29 33 0.00 0.529																		

Houston Astros @ New York Mets
Shea Stadium, Flushing, NY
Wed Sep 01 1965, 3:33 AM EDT
Unknown - 72 F

AB	27
R	4
H	5
RBI	3
BB	6
SO	8
LOB	7



Batter	1	2	3	4	5	6	7	8	9	AB	R	H	RBI	BB	SO	LOB	TOP			
Bob Lillis, R OBP: 0.270, SLG: 0.254 (1, 6)										5	1	4	0	0	0	0				
Joe Morgan, L OBP: 0.365, SLG: 0.442 (1, 4)										5	1	1	1	1	0	2	3			
Jimmy Wynn, R OBP: 0.375, SLG: 0.479 (1, 8)										5	1	1	0	0	0	2				
Bob Aspromonte, R OBP: 0.322, SLG: 0.344 (1, 5)										4	2	1	0	0	0	3				
Rusty Staub, L OBP: 0.345, SLG: 0.401 (1, 9)										3	1	1	3	1	1	1				
Joe Gaines, R OBP: 0.285, SLG: 0.358 (1, 7)										2	0	0	0	1	1	1				
Lee Mays, L OBP: 0.281, SLG: 0.355 (7, 7)										1	0	0	0	0	0	3				
Jim Gentile, L OBP: 0.332, SLG: 0.447 (1, 3)										4	2	2	3	0	1	1				
Dave Adlesh, R OBP: 0.200, SLG: 0.174 (1, 2)										4	0	0	0	0	4	0				
Turk Farrell, R OBP: 0.199, SLG: 0.162 (1, 1)										3	0	0	0	0	1	0				
Dave Giusti, R OBP: 0.222, SLG: 0.294 (6, 1)										1	0	0	0	0	0	0				
Inning Stats	R: 5 E: 2 K: 1 S: 9	H: 3 LOB: 0 BB: 1 P: 13	R: 0 E: 0 K: 2 S: 8	H: 1 LOB: 1 BB: 0 P: 8	R: 2 E: 0 K: 3 S: 11	H: 2 LOB: 0 BB: 0 P: 11	R: 0 E: 0 K: 0 S: 3	H: 0 LOB: 0 BB: 0 P: 3	R: 0 E: 0 K: 1 S: 6	H: 1 LOB: 0 BB: 0 P: 6	R: 0 E: 1 K: 1 S: 7	H: 2 LOB: 3 BB: 1 P: 11	R: 0 E: 0 K: 2 S: 7	H: 0 LOB: 0 BB: 0 P: 7	R: 0 E: 0 K: 0 S: 3	H: 1 LOB: 0 BB: 0 P: 3	1B: 6 2B: 0 3B: 1 HR: 3	SF: 0 SAC: 0 DP: 2 HBP: 0	WP: 0 PB: 0 SB: 0 CS: 0	PA: 39
PITCHER	IP WLS BF H R ER SO BB IBB HBP BLK WP HR S P ERA WHIP																			
Rob Gardner, L ERA: 15.0 (1, 1)	3.0 L 17 6 7 5 6 6 1 0 0 0 0 0 2 28 32 15.00 2.333																			
Bob Moorhead, R ERA: 4.32 (4, 1)	2.0 6 0 0 0 0 0 0 0 0 0 0 0 0 6 6 0.00 0.000																			
Tom Parsons, R ERA: 4.81 (6, 1)	1.2 9 3 1 1 2 0 0 1 0 0 0 0 1 12 16 5.40 1.800																			
Gordie Richardson, L ERA: 4.19 (7, 1)	0.1 1 0 0 0 0 0 0 0 0 0 0 0 0 1 1 0.00 0.000																			
Dave Eilers, R ERA: 5.4 (8, 1)	2.0 6 1 0 0 2 0 0 0 0 0 0 0 0 10 10 0.00 0.500																			

Houston Astros @ New York Mets
Shea Stadium, Flushing, NY
Wed Sep 01 1965, 3:38 AM EDT
Att: 13,880 - Unknown - 74 F

AB 37
R 8
H 10
RBI 7
BB 2
SO 10
LOB 14

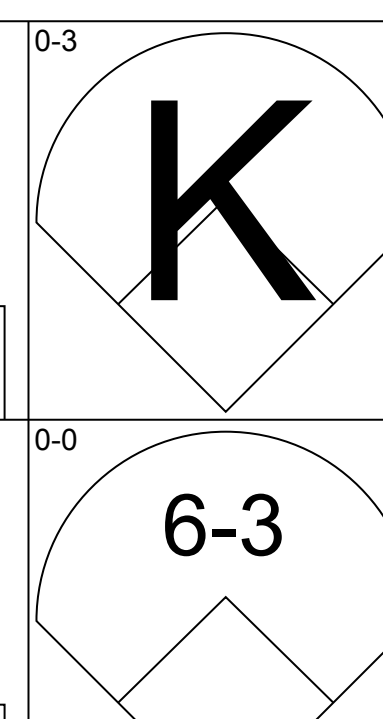
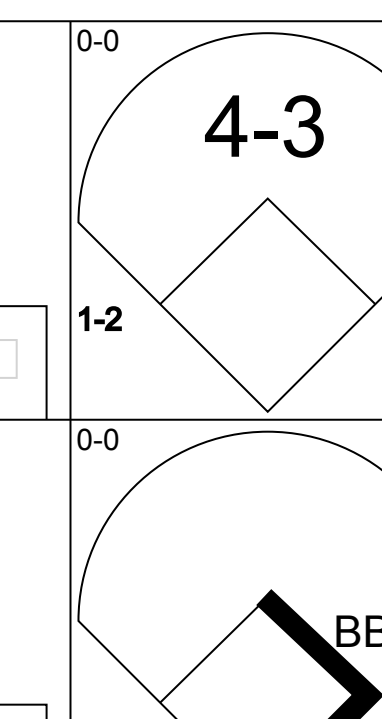
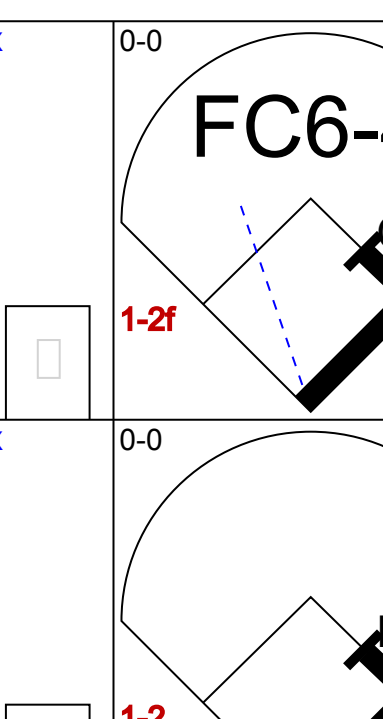
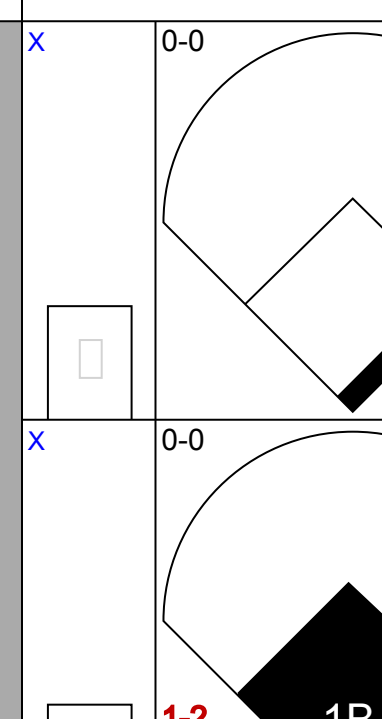
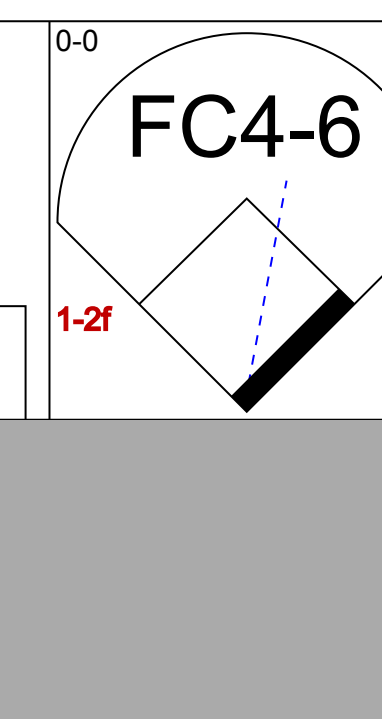
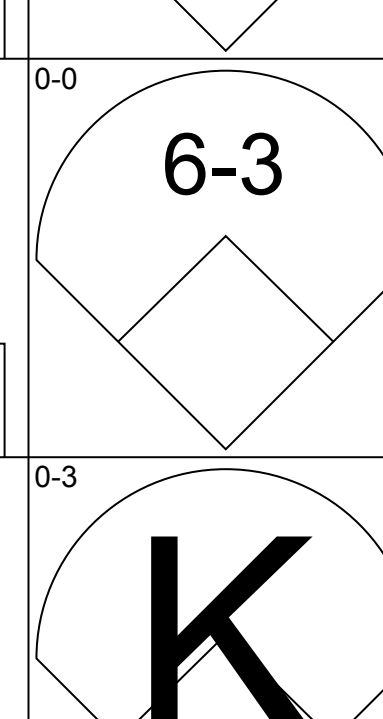
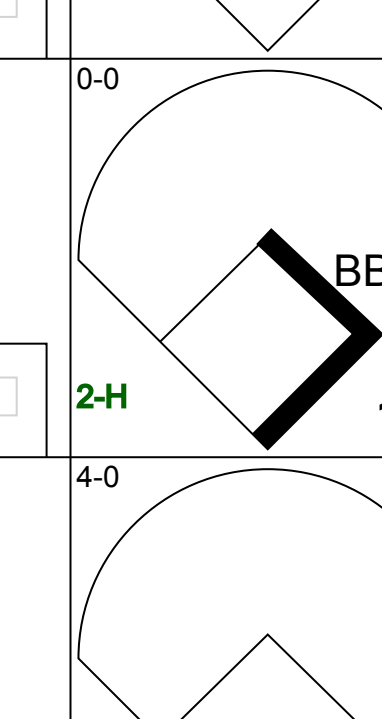
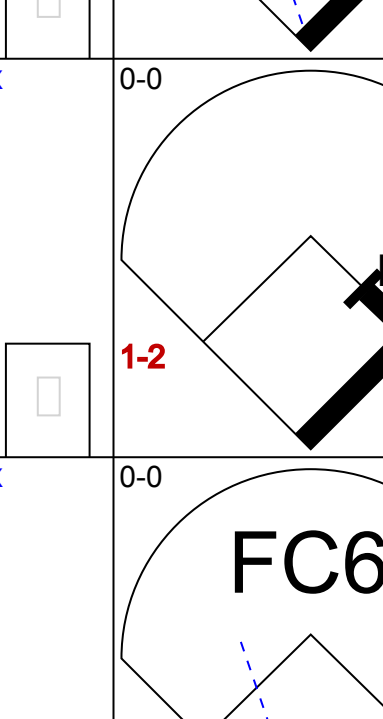
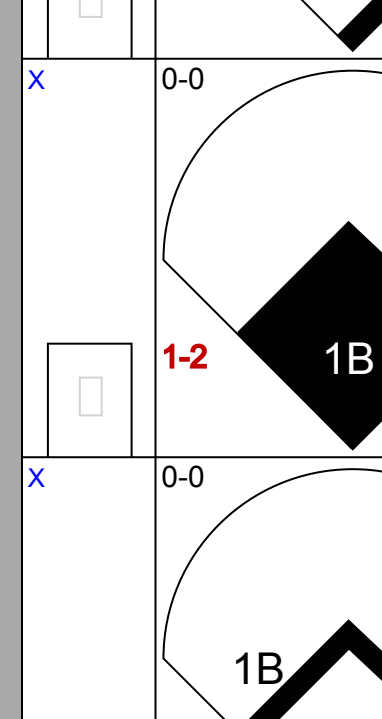

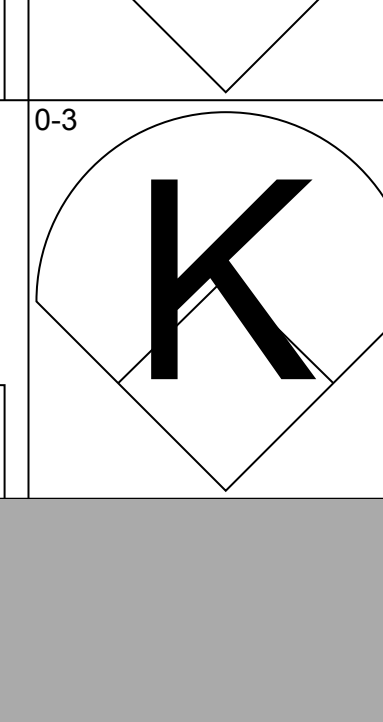
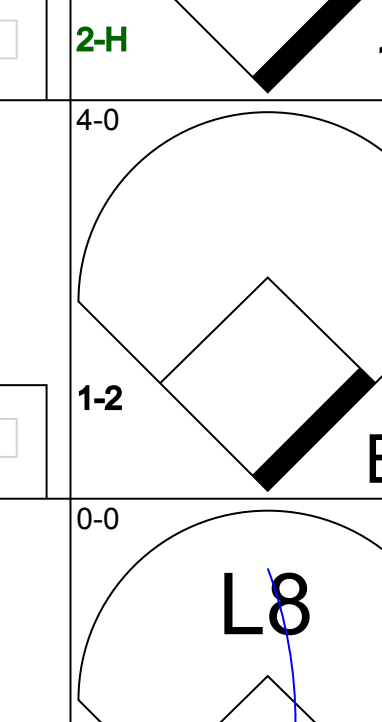
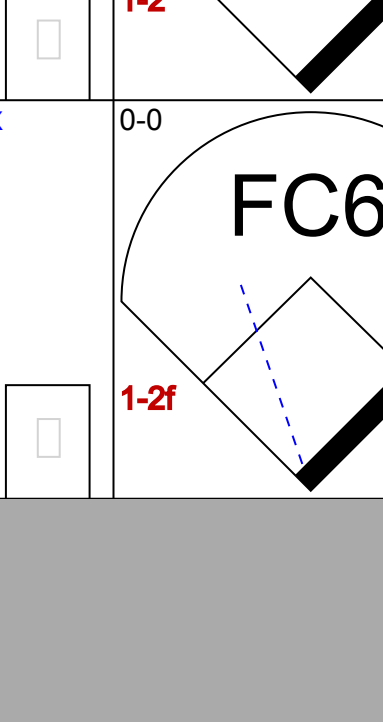
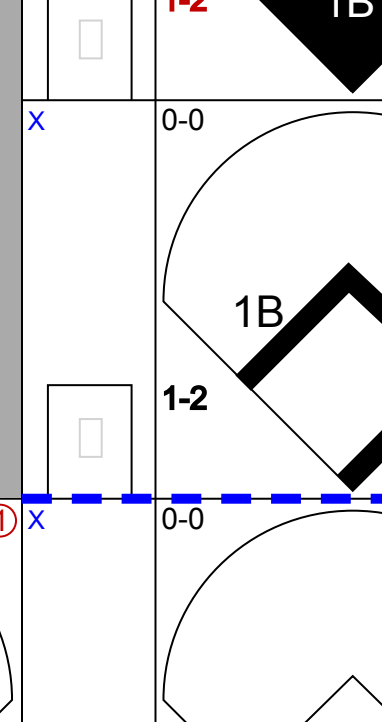

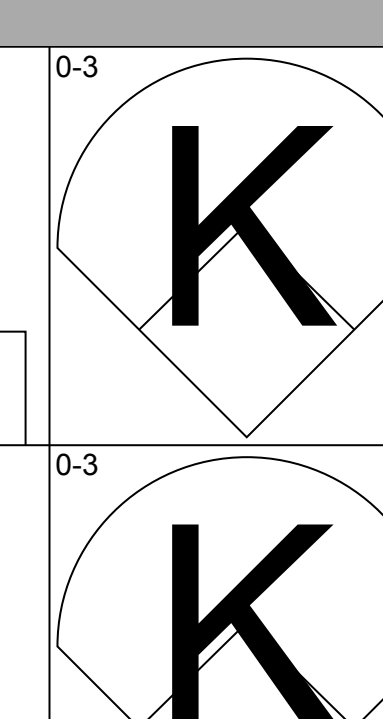
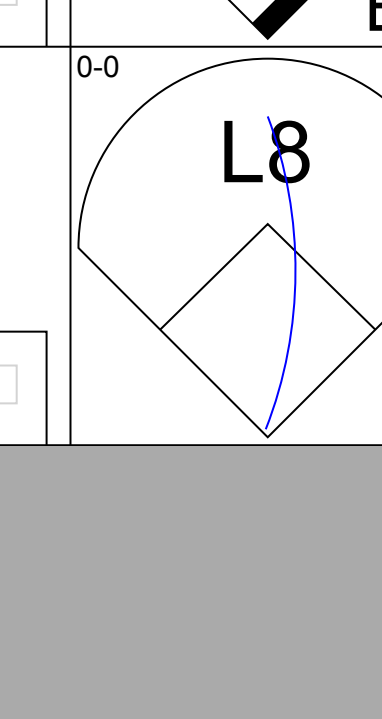

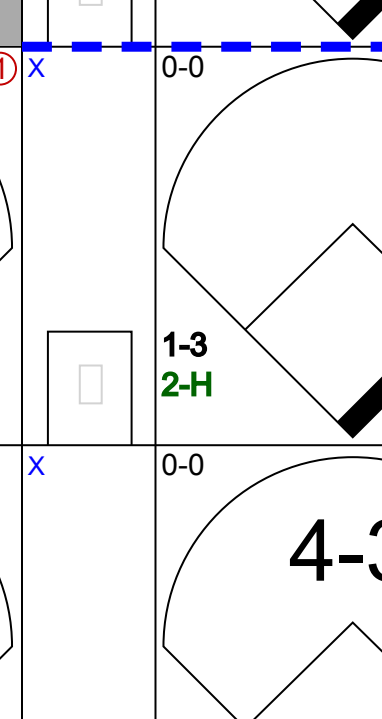


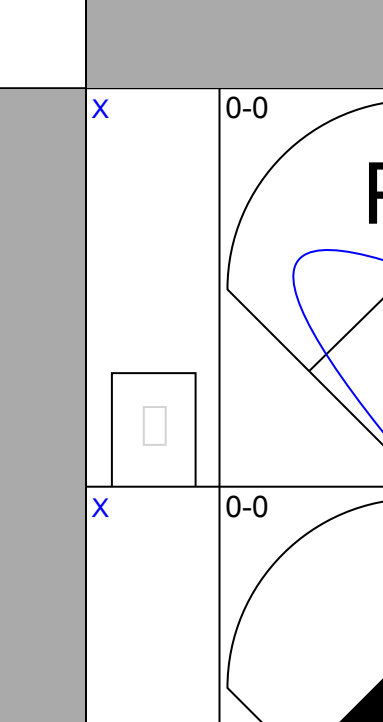

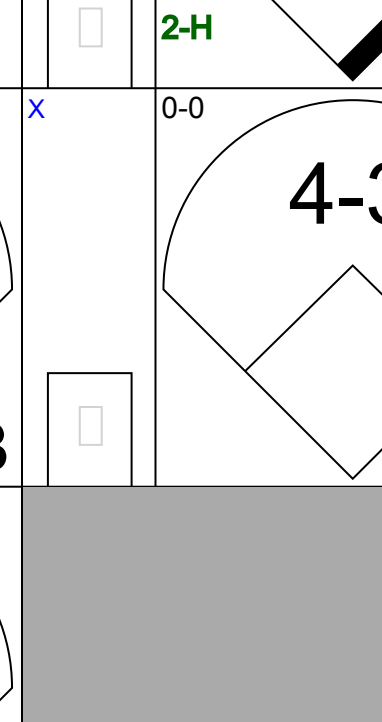

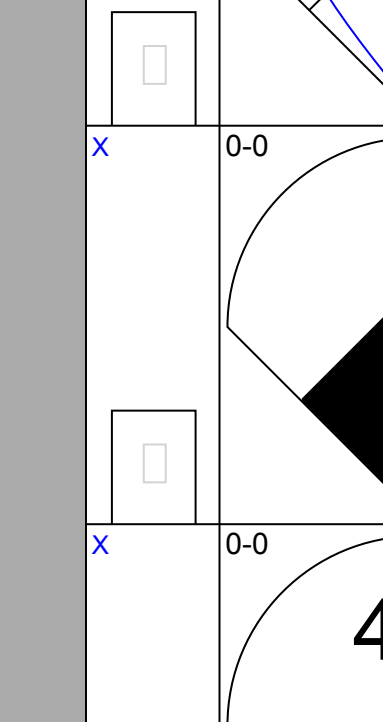


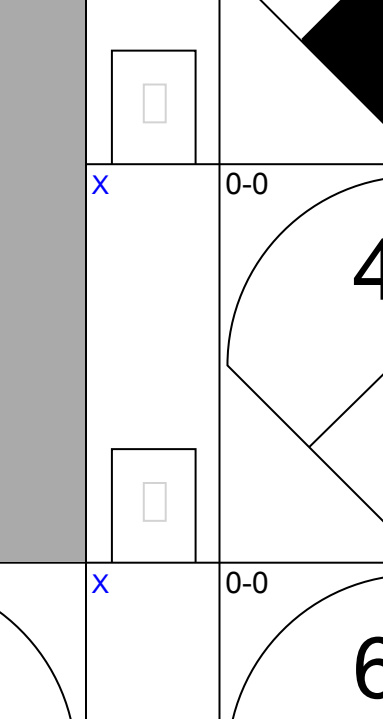

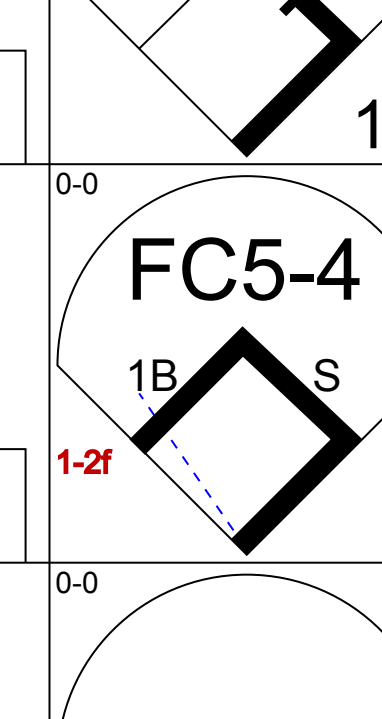
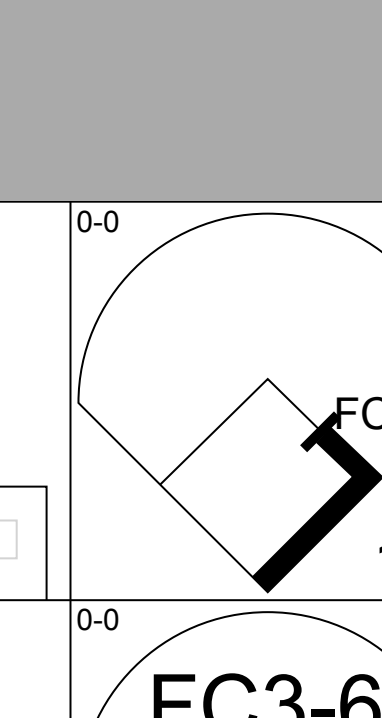
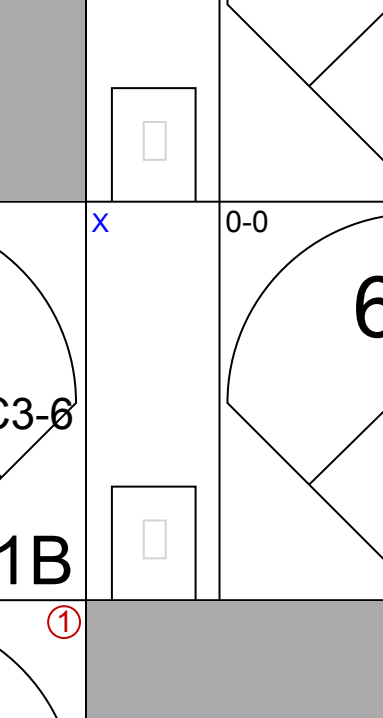

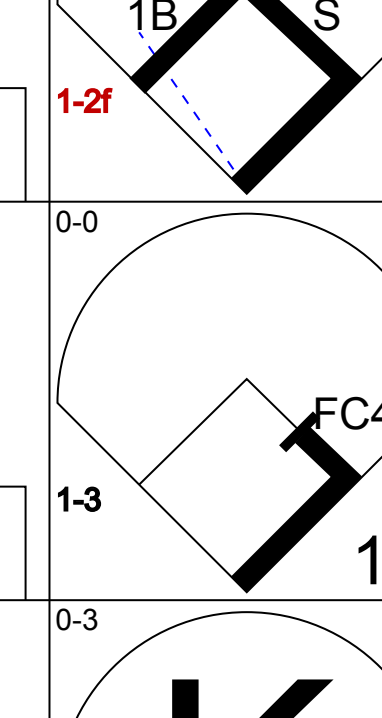
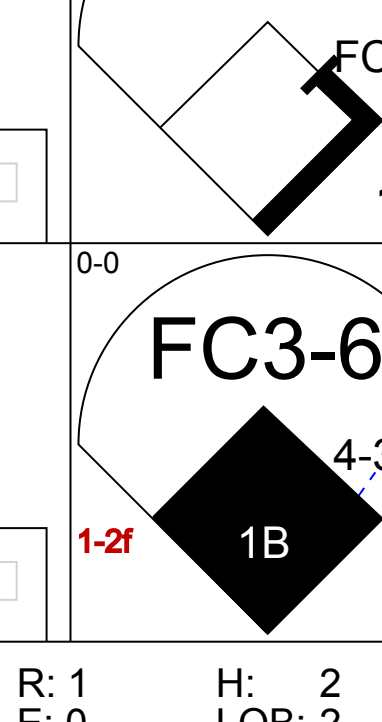
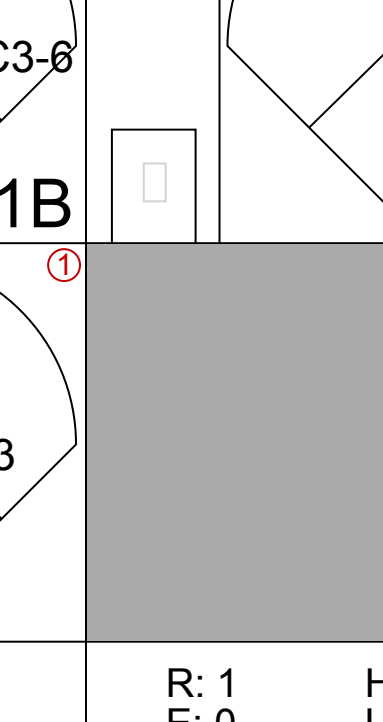
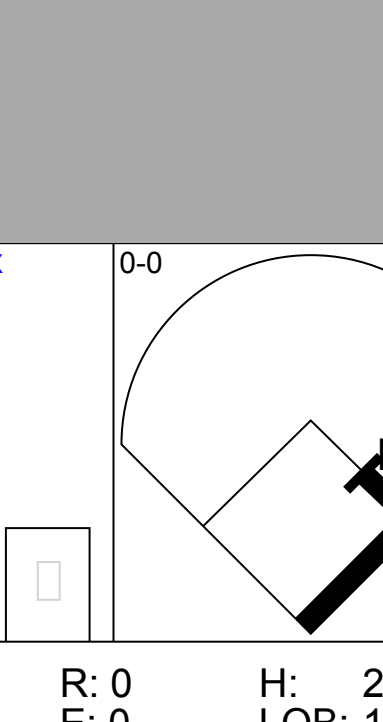
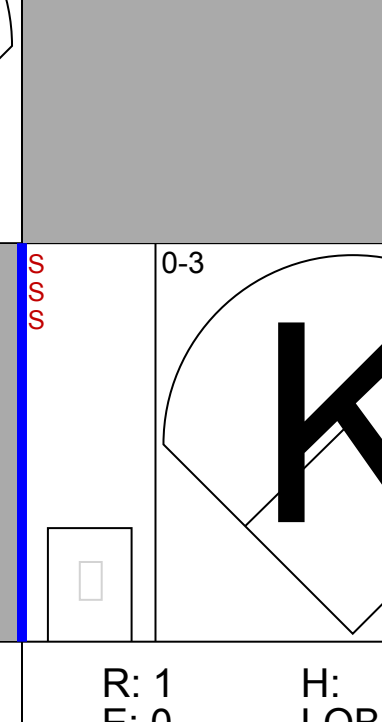
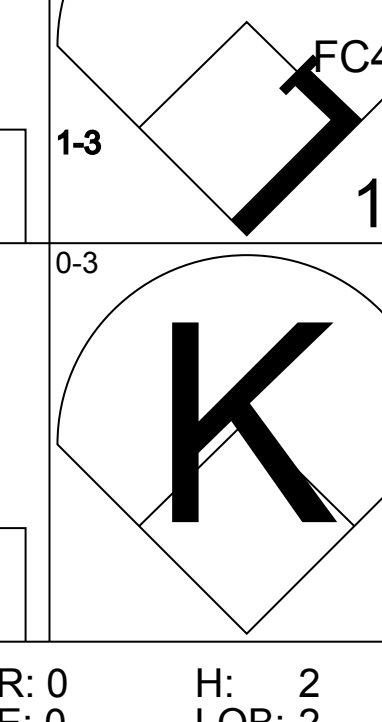


Batter	1	2	3	4	5	6	7	8	9	AB	R	H	RBI	BB	SO	LOB	BOTTOM					
Ron Hunt, R OBP: 0.336, SLG: 0.330 (1, 4)										3	2	2	1	0	1	0						
Tom Parsons, R OBP: 0.196, SLG: 0.286 (6, 1)										2	0	0	0	0	0	1						
Gordie Richardson, R OBP: 0.246, SLG: 0.357 (7, PH)										3	0	1	1	0	0	0						
Jim Hickman, R OBP: 0.246, SLG: 0.357 (8, 1)										4	0	2	0	0	1	1						
Dave Eilers, R OBP: 0.304, SLG: 0.256 (9, PH)										2	0	1	1	0	0	0						
Roy McMillan, R OBP: 0.285, SLG: 0.300 (1, 6)										2	0	0	0	0	0	1						
Bob Moorhead, R (4, 1)										3	0	1	1	0	0	0						
Chuck Hillier, L OBP: 0.276, SLG: 0.352 (5, PH)										4	0	2	0	0	1	1						
Ed Kranepool, L OBP: 0.315, SLG: 0.402 (1, 3)										2	0	1	1	0	0	0						
Charley Smith, R OBP: 0.287, SLG: 0.439 (1, 5)										2	0	0	0	0	1	3						
Gary Kolb, L OBP: 0.223, SLG: 0.245 (5, 5)										2	0	0	0	0	1	3						
Johnny Lewis, L OBP: 0.333, SLG: 0.393 (1, 8)										3	1	0	0	1	2	1						
Joe Christopher, R OBP: 0.315, SLG: 0.359 (1, 9)										4	1	4	0	0	0	0						
Ron Swoboda, R OBP: 0.290, SLG: 0.445 (1, 7)										3	1	1	2	0	0	2						
Chris Cannizzaro, R OBP: 0.267, SLG: 0.224 (1, 2)										2	0	0	0	0	2	1						
John Stephenson, L OBP: 0.266, SLG: 0.274 (6, PH)										2	0	0	0	0	1	2						
John Stephenson, L (7, 2)										2	0	0	0	0	1	2						
Rob Gardner, R (1, 1)										0	0	0	0	0	0	0						
Kevin Collins, L (3, PH)										4	0	0	0	0	2	2						
Kevin Collins, L (4, 6)										4	0	0	0	0	2	2						
Inning Stats	R: 1 E: 1 K: 2 S: 9	H: 2 LOB: 1 BB: 0 P: 9	R: 0 E: 0 K: 1 S: 5	H: 1 LOB: 0 BB: 0 P: 5	R: 0 E: 0 K: 2 S: 7	H: 0 LOB: 0 BB: 0 P: 7	R: 0 E: 0 K: 1 S: 5	H: 0 LOB: 0 BB: 0 P: 5	R: 3 E: 1 K: 3 S: 14	H: 5 LOB: 2 BB: 0 P: 14	R: 1 E: 0 K: 0 S: 4	H: 1 LOB: 1 BB: 1 P: 8	R: 0 E: 0 K: 1 S: 6	H: 1 LOB: 0 BB: 0 P: 6	R: 0 E: 0 K: 1 S: 6	H: 1 LOB: 0 BB: 0 P: 6	R: 0 E: 0 K: 0 S: 3	H: 0 LOB: 0 BB: 0 P: 3	1B: 7 2B: 4 3B: 0 HR: 0	SF: 1 SAC: 0 DP: 1 HBP: 0	WP: 0 PB: 0 SB: 0 CS: 0	PA: 38
PITCHER	IP WLS BF H R ER SO BB IBB HBP BLK WP HR S P ERA WHIP																					
Turk Farrell, R ERA: 3.31 (1, 1)	5.0 W 24 9 5 4 9 1 0 0 0 0 0 0 0 41 45 7.20 2.000																					
Dave Giusti, R ERA: 4.06 (6, 1)	4.0 S 14 2 0 0 2 0 0 0 0 0 0 0 0 18 18 0.00 0.500																					

Houston Astros @ New York Mets
Shea Stadium, Flushing, NY
Wed Sep 01 1965, 3:38 AM EDT
Att: 13,880 - Unknown - 74 F

AB 36
R 5
H 11
RBI 5
BB 1
SO 11
LOB 13

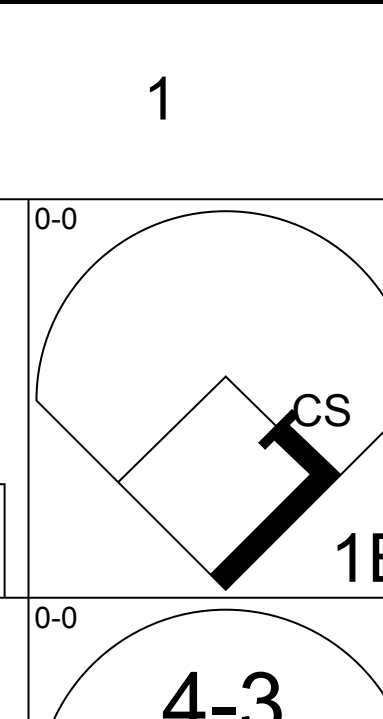
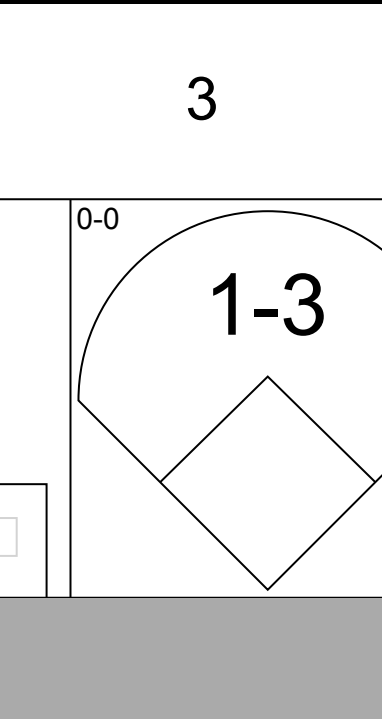
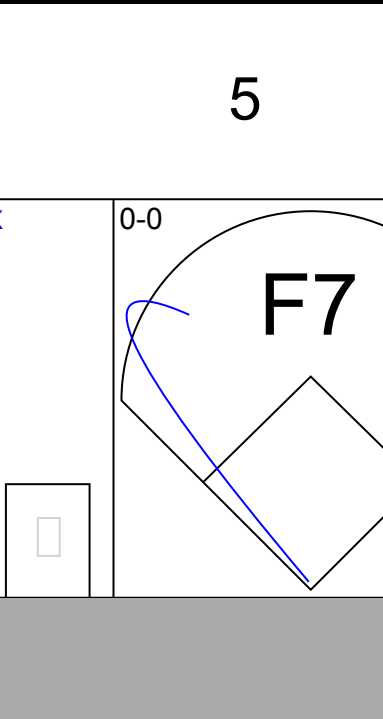
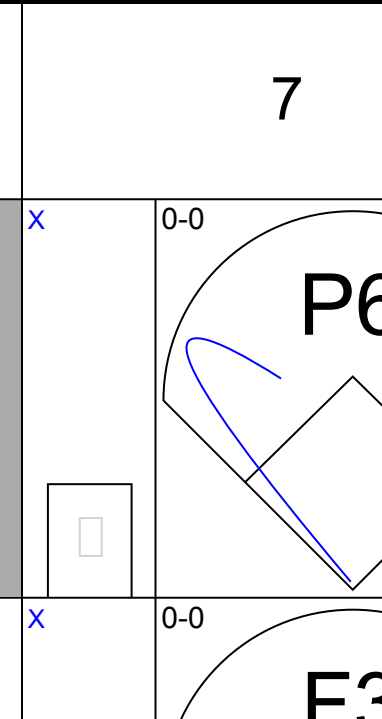
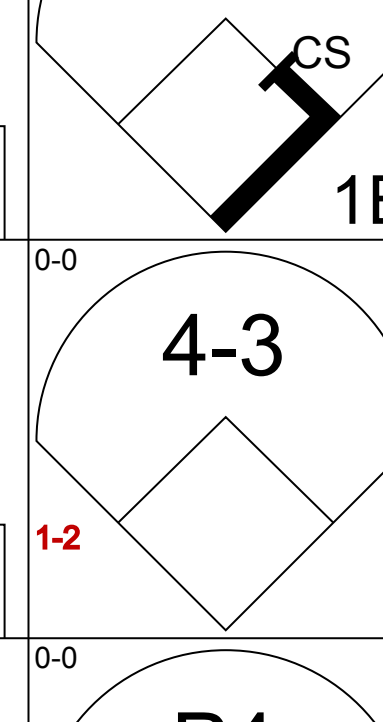
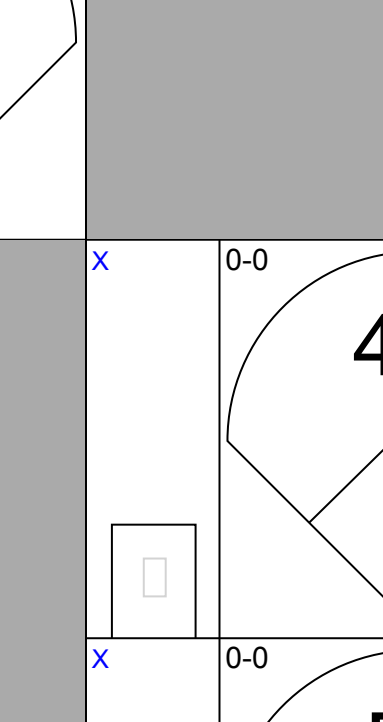
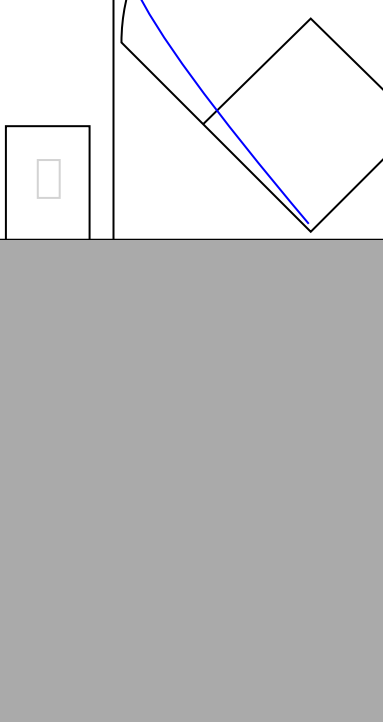
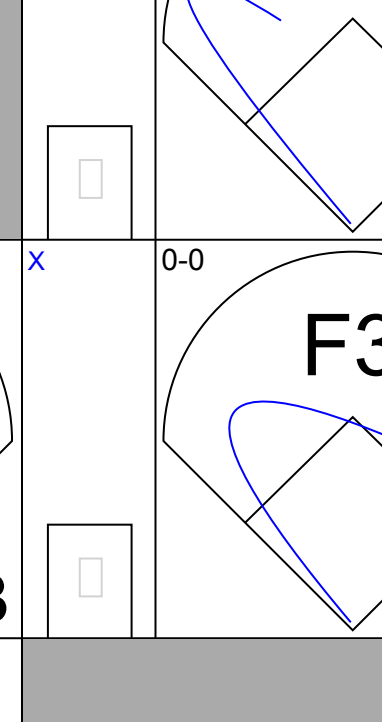
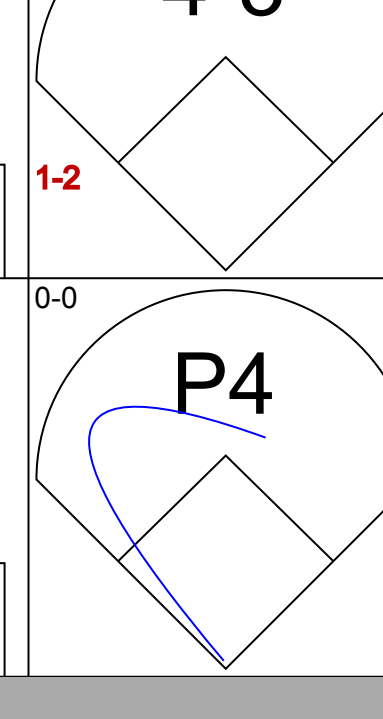
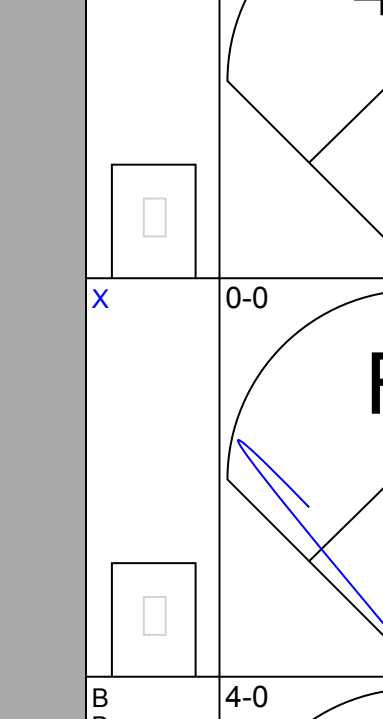

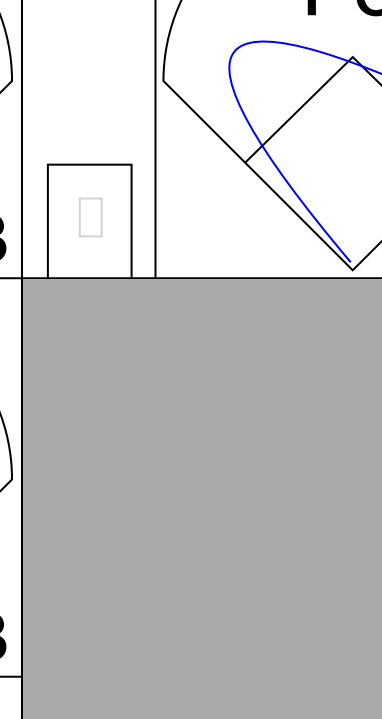
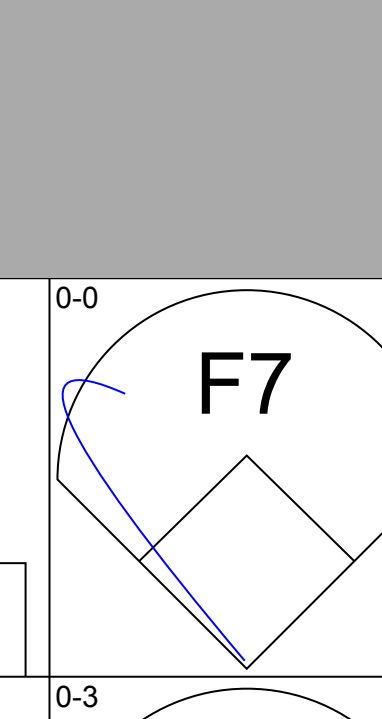
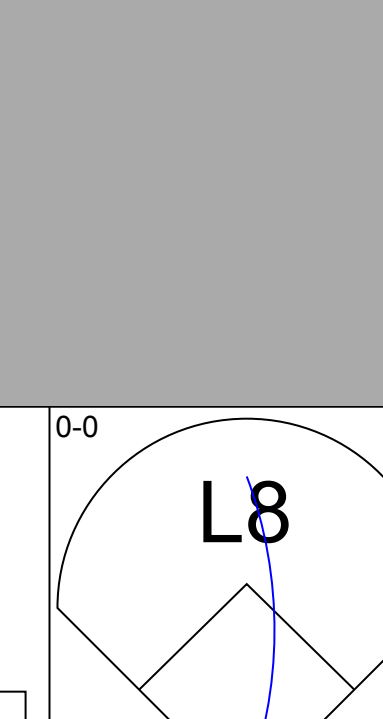
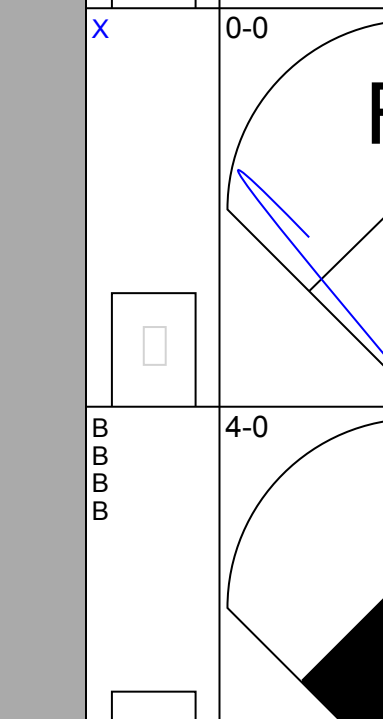



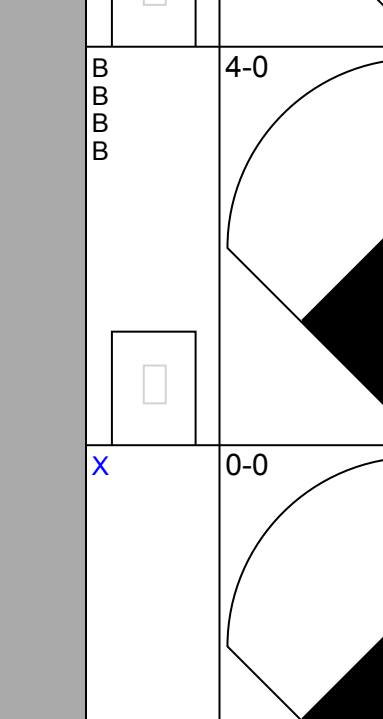



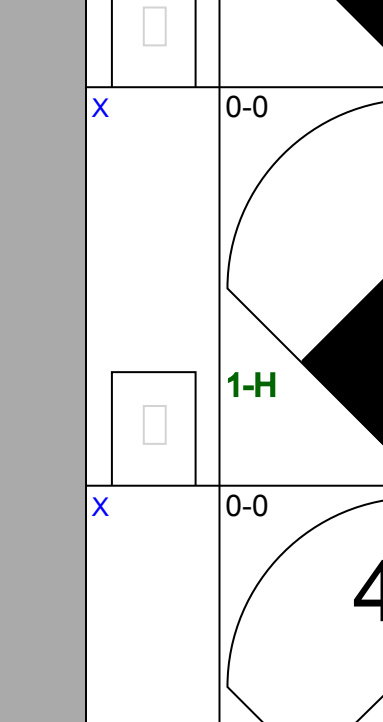

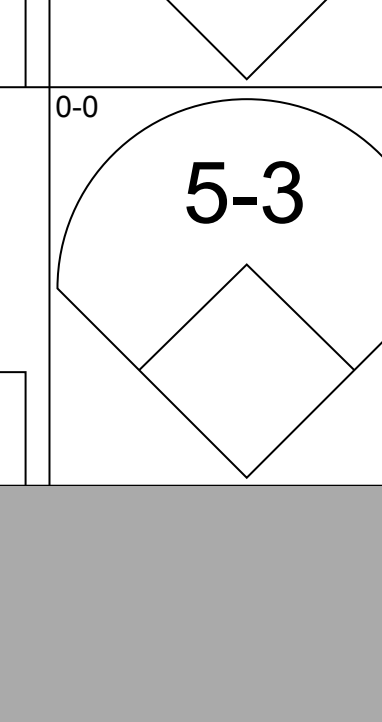

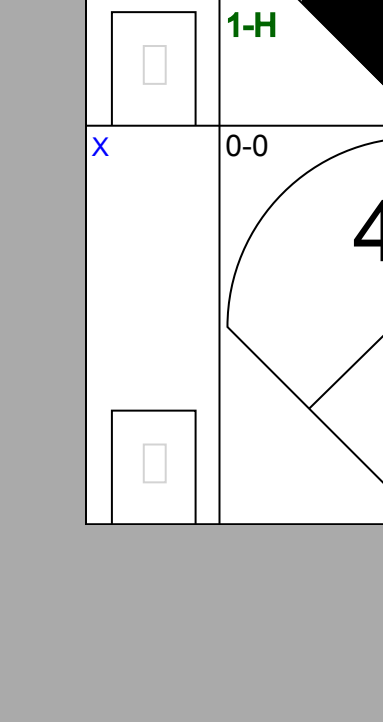



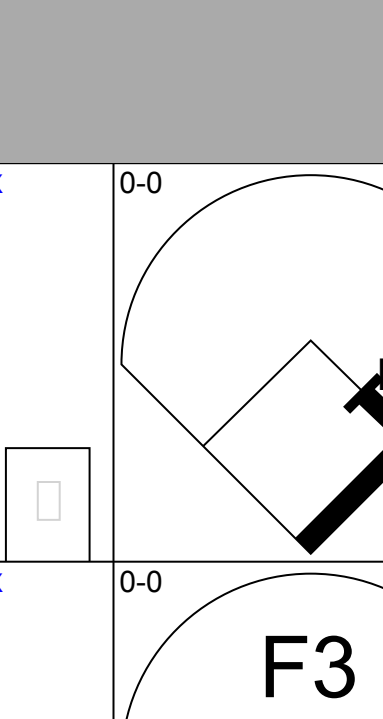


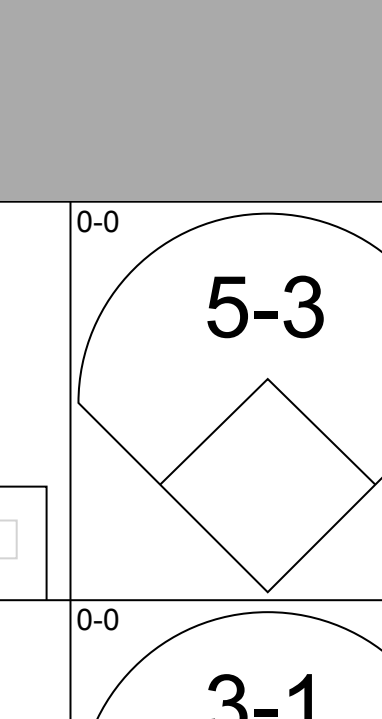
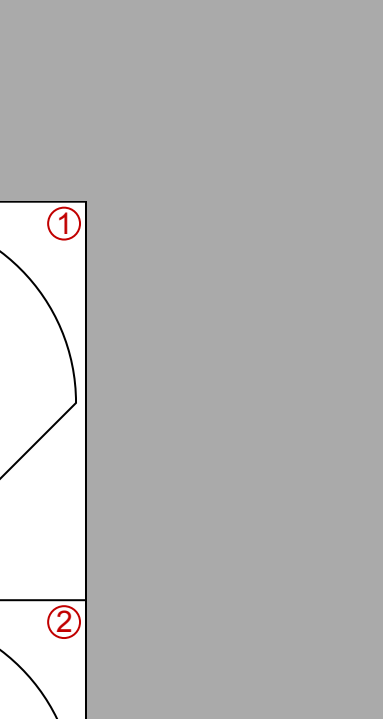
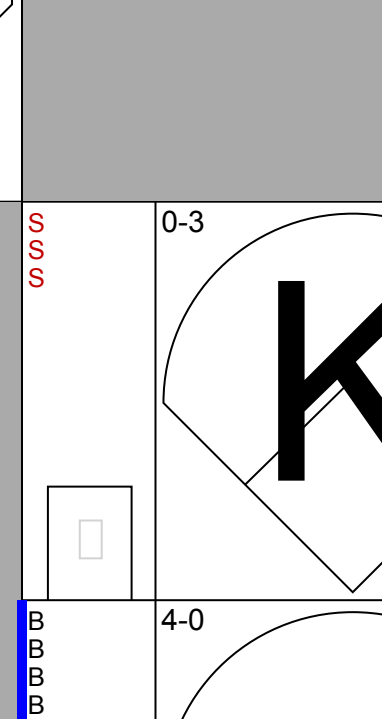


Batter	1	2	3	4	5	6	7	8	9	AB	R	H	RBI	BB	SO	LOB	TOP					
Ron Hunt, R OBP: 0.333, SLG: 0.322 (1, 4)										5	0	1	0	0	1	4						
Roy McMillan, R OBP: 0.290, SLG: 0.305 (1, 6)										5	1	3	1	0	0	0						
Joe Christopher, R OBP: 0.315, SLG: 0.357 Johnny Lewis, L OBP: 0.332, SLG: 0.391 (1, 9)										4	0	1	0	1	1	1						
Charley Smith, R OBP: 0.288, SLG: 0.438 (1, 5)										5	0	1	1	0	1	2						
Ron Swoboda, R OBP: 0.288, SLG: 0.438 Ed Kranepool, L OBP: 0.312, SLG: 0.398 (1, 7)										3	1	0	0	1	1	2						
Ed Kranepool, L OBP: 0.312, SLG: 0.398 (9, 3)										0	0	0	0	0	0	0						
Jim Hickman, R OBP: 0.276, SLG: 0.397 (1, 3)										4	3	4	4	0	0	0						
Cleon Jones, R OBP: 0.139, SLG: 0.139 (1, 8)										4	0	0	0	0	1	1						
Greg Goossen, R OBP: 0.500, SLG: 0.500 (1, 2)										4	0	2	0	0	0	0						
Dick Selma, R OBP: 0.500, SLG: 0.500 Gordie Richardson, R (6, 1)										2	1	1	0	0	0	1						
										2	0	0	0	0	2	2						
Inning Stats	R: 0 E: 0 K: 2 S: 7	H: 0 LOB: 0 BB: 0 P: 7	R: 1 E: 0 K: 2 S: 8	H: 1 LOB: 0 BB: 0 P: 8	R: 1 E: 0 K: 0 S: 5	H: 2 LOB: 2 BB: 1 P: 9	R: 1 E: 0 K: 0 S: 4	H: 1 LOB: 0 BB: 0 P: 4	R: 0 E: 0 K: 0 S: 4	H: 2 LOB: 1 BB: 0 P: 4	R: 2 E: 0 K: 1 S: 6	H: 1 LOB: 0 BB: 1 P: 10	R: 1 E: 0 K: 1 S: 8	H: 4 LOB: 2 BB: 0 P: 8	R: 0 E: 0 K: 1 S: 7	H: 2 LOB: 2 BB: 0 P: 7	R: 0 E: 0 K: 0 S: 3	H: 0 LOB: 0 BB: 0 P: 3	1B: 10 2B: 0 3B: 0 HR: 3	SF: 0 SAC: 0 DP: 0 HBP: 0	WP: 0 PB: 0 SB: 0 CS: 1	PA: 40
PITCHER	IP WLS BF H R ER SO BB IBB HBP BLK WP HR S P ERA WHIP																					
Ray Sadecki, L ERA: 5.91 (1, 1)	6.2 L 30 10 6 6 6 2 0 0 0 0 0 3 40 48 8.10 1.800																					
Don Dennis, R ERA: 2.59 (7, 1)	0.1 2 1 0 0 0 0 0 0 0 0 0 0 2 2 0.00 3.000																					
Nelson Briles, R ERA: 3.75 (8, 1)	2.0 8 2 0 0 0 1 0 0 0 0 0 0 0 10 10 0.00 1.000																					

New York Mets @ St. Louis Cardinals
Sportsman's Park, St. Louis, MO
Fri Sep 03 1965, 8:05 PM EDT
Att: 13,774 - Unknown

AB 38
R 6
H 13
RBI 6
BB 2
SO 7
LOB 13





Batter	1	2	3	4	5	6	7	8	9	AB	R	H	RBI	BB	SO	LOB	BOTTOM					
Bobby Tolan, L OBP: 0.250, SLG: 0.250 (1, 9)										4	0	1	0	0	0	2						
Curt Flood, R OBP: 0.355, SLG: 0.410 (1, 8)										4	1	1	0	0	0	2						
Lou Brock, L OBP: 0.349, SLG: 0.456 (1, 7)										4	0	1	0	0	0	0						
Ken Boyer, R OBP: 0.331, SLG: 0.392 (1, 5)										3	1	1	1	1	1	0						
Bill White, L OBP: 0.370, SLG: 0.479 (1, 3)										3	1	1	2	0	0	0						
Dick Groat, R OBP: 0.316, SLG: 0.317 (1, 6)										3	0	0	0	1	1	2						
Tim McCarver, L OBP: 0.327, SLG: 0.417 (1, 2)										4	0	1	0	0	1	3						
Julian Javier, R OBP: 0.241, SLG: 0.323 (1, 4)										4	0	0	0	0	2	1						
Ray Sadecki, L OBP: 0.205, SLG: 0.256 Don Dennis, R OBP: 0.500, SLG: 0.500 Mike Shannon, R OBP: 0.293, SLG: 0.363 Nelson Briles, R (8, 1)										2	0	0	0	0	0	1						
										0	0	0	0	0	0	0						
										0	0	0	0	1	0	0						
										0	0	0	0	0	0	0						
Inning Stats	R: 0 E: 0 K: 0 S: 3	H: 1 LOB: 0 BB: 0 P: 3	R: 0 E: 0 K: 0 S: 3	H: 0 LOB: 1 BB: 1 P: 7	R: 0 E: 0 K: 0 S: 3	H: 0 LOB: 0 BB: 0 P: 3	R: 2 E: 0 K: 0 S: 4	H: 1 LOB: 0 BB: 1 P: 8	R: 0 E: 0 K: 0 S: 4	H: 1 LOB: 1 BB: 0 P: 4	R: 1 E: 0 K: 1 S: 8	H: 3 LOB: 2 BB: 0 P: 8	R: 0 E: 0 K: 1 S: 5	H: 0 LOB: 1 BB: 1 P: 9	R: 0 E: 0 K: 1 S: 7	H: 0 LOB: 0 BB: 0 P: 5	R: 0 E: 0 K: 2 S: 7	H: 0 LOB: 0 BB: 0 P: 7	1B: 5 2B: 0 3B: 0 HR: 1	SF: 0 SAC: 1 DP: 0 HBP: 0	WP: 0 PB: 0 SB: 0 CS: 1	PA: 35
PITCHER	IP WLS BF H R ER SO BB IBB HBP BLK WP HR S P ERA WHIP																					
Dick Selma, R ERA: 5.4 (1, 1)	5.0 W 22 6 3 3 0 2 0 0 0 0 0 0 0 22 26 5.40 1.600																					
Gordie Richardson, L ERA: 3.98 (6, 1)	4.0 S 13 0 0 0 5 1 0 0 0 0 0 0 0 22 26 0.00 0.250																					

New York Mets @ St. Louis Cardinals
Sportsman's Park, St. Louis, MO
Fri Sep 03 1965, 8:05 PM EDT
Att: 13,774 - Unknown

AB 31
R 3
H 6
RBI 3
BB 3
SO 5
LOB 11



Batter	1	2	3	4	5	6	7	8	9	AB	R	H	RBI	BB	SO	LOB	TOP
Ron Hunt, R OBP: 0.331, SLG: 0.314 (1,4)	L6		G3					6-3		3	0	0	0	1	0	0	New York Mets @ St. Louis Cardinals Sportsman's Park, St. Louis, MO Sun Sep 05 1965, 4:33 AM EDT Unknown
Roy McMillan, R OBP: 0.288, SLG: 0.303 Chuck Hiller, L OBP: 0.274, SLG: 0.350 (9, PH)	K		5-3				CS	6-3	K	3	0	0	0	0	1	0	
Ed Kranepool, L OBP: 0.312, SLG: 0.396 (1,3)	1B		6-3					F8	L7	3	0	0	0	1	0	0	
Johnny Lewis, L OBP: 0.331, SLG: 0.390 (1,8)	1B			1-3				4-1	L8	4	0	1	0	0	0	0	
Charley Smith, R OBP: 0.286, SLG: 0.435 (1,5)	FC6-4			K				K		3	0	0	0	0	2	2	
Joe Christopher, R OBP: 0.318, SLG: 0.358 (1,9)				1B				1-3		2	0	1	0	1	0	0	
Jim Hickman, R OBP: 0.273, SLG: 0.393 (1,7)	K			5-3				G1		3	0	0	0	0	1	2	
Chris Cannizzaro, R OBP: 0.264, SLG: 0.221 (1,2)	K							L8	L5	3	0	0	0	0	1	1	
Tug McGraw, R OBP: 0.067, SLG: 0.067 Darrell Sutherland, R OBP: 0.111, SLG: 0.333 Gordie Richardson, R OBP: 0.111, SLG: 0.333 (8,1)	K							K2-3	1-3	3	0	0	0	0	2	1	
Inning Stats	R: 0 H: 1 E: 0 LOB: 2 K: 1 BB: 1 S: 6	H: 0 R: 0 ER: 0 SO: 8 BB: 3 IBB: 0 HBP: 0 BLK: 0	H: 0 R: 0 ER: 0 SO: 8 BB: 3 IBB: 0 HBP: 0 BLK: 0	H: 0 R: 0 ER: 0 SO: 8 BB: 3 IBB: 0 HBP: 0 BLK: 0	H: 1 R: 0 ER: 0 SO: 8 BB: 3 IBB: 0 HBP: 0 BLK: 0	H: 0 R: 0 ER: 0 SO: 8 BB: 3 IBB: 0 HBP: 0 BLK: 0	H: 0 R: 0 ER: 0 SO: 8 BB: 3 IBB: 0 HBP: 0 BLK: 0	H: 0 R: 0 ER: 0 SO: 8 BB: 3 IBB: 0 HBP: 0 BLK: 0	H: 0 R: 0 ER: 0 SO: 8 BB: 3 IBB: 0 HBP: 0 BLK: 0	H: 0 R: 0 ER: 0 SO: 8 BB: 3 IBB: 0 HBP: 0 BLK: 0	1B: 2 2B: 0 3B: 0 HR: 0	SF: 0 SAC: 0 DP: 0 HBP: 0	WP: 0 PB: 0 SB: 0 CS: 1	PA: 32			
PITCHER Bob Gibson, R ERA: 2.91 (1,1)	IP: 9.0 WLS: W BF: 31 H: 2 R: 0 ER: 0 SO: 8 BB: 3 IBB: 0 HBP: 0 BLK: 0 WP: 0 HR: 0 S: 44 P: 56 ERA: 0.00 WHIP: 0.556											PITCHER	IP: 9.0 WLS: W BF: 31 H: 2 R: 0 ER: 0 SO: 8 BB: 3 IBB: 0 HBP: 0 BLK: 0 WP: 0 HR: 0 S: 44 P: 56 ERA: 0.00 WHIP: 0.556				

Batter	1	2	3	4	5	6	7	8	9	AB	R	H	RBI	BB	SO	LOB	BOTTOM
Lou Brock, L OBP: 0.347, SLG: 0.452 (1,7)	F7			1-3				L5		4	0	0	0	0	0	2	New York Mets @ St. Louis Cardinals Sportsman's Park, St. Louis, MO Sun Sep 05 1965, 4:33 AM EDT Unknown
Curt Flood, R OBP: 0.356, SLG: 0.410 (1,8)				4-3				3-H		3	0	1	0	0	0	0	
Dick Groat, R OBP: 0.316, SLG: 0.315 (1,6)	L9			F7				6-3		3	0	0	0	0	0	1	
Ken Boyer, R OBP: 0.332, SLG: 0.390 (1,5)								P4	P6	2	1	0	0	1	0	0	
Bill White, L OBP: 0.371, SLG: 0.478 (1,3)	K							SH	SH	1	1	0	0	0	1	0	
Julian Javier, R OBP: 0.243, SLG: 0.320 (1,4)								2B	2B	2	1	0	0	1	0	1	
Bobby Tolan, L OBP: 0.143, SLG: 0.143 (1,9)								1B	F8	3	0	0	0	0	0	2	
Tim McCarver, L OBP: 0.327, SLG: 0.419 (1,2)								3-H	F7	3	0	1	1	0	0	0	
Bob Gibson, R OBP: 0.247, SLG: 0.384 (1,1)								2-3	1B	3	0	1	1	0	1	0	
Inning Stats	R: 0 H: 1 E: 0 LOB: 0 K: 0 BB: 0 S: 3	H: 0 R: 0 ER: 0 SO: 5 BB: 0 IBB: 0 HBP: 0 BLK: 0	H: 0 R: 0 ER: 0 SO: 5 BB: 0 IBB: 0 HBP: 0 BLK: 0	H: 0 R: 0 ER: 0 SO: 5 BB: 0 IBB: 0 HBP: 0 BLK: 0	H: 0 R: 0 ER: 0 SO: 5 BB: 0 IBB: 0 HBP: 0 BLK: 0	H: 0 R: 0 ER: 0 SO: 5 BB: 0 IBB: 0 HBP: 0 BLK: 0	H: 0 R: 0 ER: 0 SO: 5 BB: 0 IBB: 0 HBP: 0 BLK: 0	H: 0 R: 0 ER: 0 SO: 5 BB: 0 IBB: 0 HBP: 0 BLK: 0	H: 0 R: 0 ER: 0 SO: 5 BB: 0 IBB: 0 HBP: 0 BLK: 0	H: 0 R: 0 ER: 0 SO: 5 BB: 0 IBB: 0 HBP: 0 BLK: 0	1B: 2 2B: 2 3B: 0 HR: 0	SF: 0 SAC: 1 DP: 2 HBP: 1	WP: 0 PB: 0 SB: 0 CS: 1	PA: 28			
PITCHER Tug McGraw, L ERA: 2.76 (1,1) Darrell Sutherland, R ERA: 3.07 (8,1) Gordie Richardson, L ERA: 3.88 (8,1)	IP: 7.0 WLS: L BF: 23 H: 1 R: 2 ER: 0 SO: 2 BB: 1 IBB: 0 HBP: 0 BLK: 0 WP: 0 HR: 0 S: 25 P: 30 ERA: 0.00 WHIP: 0.286											PITCHER	IP: 1.0 WLS: L BF: 4 H: 2 R: 1 ER: 0 SO: 0 BB: 2 IBB: 0 HBP: 0 BLK: 0 WP: 0 HR: 0 S: 4 P: 4 ERA: 0.00 WHIP: 2.000				

Batter	1	2	3	4	5	6	7	8	9	AB	R	H	RBI	BB	SO	LOB	TOP								
Ron Hunt, R OBP: 0.329, SLG: 0.312 (1,4)	1-4-3		1-3					4-3		4	0	1	0	0	0	1									
Roy McMillan, R OBP: 0.288, SLG: 0.302 (1,6)	K			1-3						1	0	0	0	0	1	0									
Bud Harrelson, S (1,6)										2	0	0	0	0	0	2									
Chuck Hiller, L OBP: 0.277, SLG: 0.352 (9,PH)										1	1	1	0	0	0	0									
Ed Kranepool, L OBP: 0.313, SLG: 0.397 (1,3)	4-3									4	0	2	0	0	0	1									
Bobby Klaus, R OBP: 0.304, SLG: 0.256 (9,PR)										0	0	0	0	0	0	0									
Charley Smith, R OBP: 0.283, SLG: 0.431 (1,5)		F8		G4-6-3						4	0	0	0	0	0	4									
Johnny Lewis, L OBP: 0.333, SLG: 0.391 (1,8)										4	0	2	1	0	0	0									
Joe Christopher, R OBP: 0.314, SLG: 0.354 (1,9)										4	0	0	0	0	1	3									
Ron Swoboda, R OBP: 0.239, SLG: 0.437 (1,7)										3	0	1	0	0	1	2									
Darrell Sutherland, R OBP: 0.111, SLG: 0.333 (7,1)										0	0	0	0	0	0	0									
Jimmie Schaffer, R OBP: 0.231, SLG: 0.295 (1,2)										2	0	1	0	0	1	1									
Al Jackson, L OBP: 0.111, SLG: 0.113 (6,PR)										0	0	0	0	0	0	0									
John Stephenson, L OBP: 0.262, SLG: 0.269 (6,2)										1	0	0	0	0	0	0									
Rob Gardner, R (1,1)										1	0	0	0	0	0	1									
Cleon Jones, R OBP: 0.135, SLG: 0.135 (7,7)										1	0	0	0	0	0	0									
Inning Stats	R: 0 E: 0 K: 1 S: 5	H: 0 LOB: 0 BB: 0 P: 5	R: 0 E: 0 K: 0 S: 3	H: 0 LOB: 0 BB: 0 P: 3	R: 0 E: 0 K: 1 S: 6	H: 1 LOB: 1 BB: 0 P: 6	R: 0 E: 0 K: 0 S: 3	H: 1 LOB: 0 BB: 0 P: 3	R: 0 E: 0 K: 1 S: 5	H: 0 LOB: 0 BB: 0 P: 5	R: 0 E: 0 K: 0 S: 4	H: 2 LOB: 2 BB: 0 P: 4	R: 0 E: 0 K: 1 S: 7	H: 2 LOB: 2 BB: 0 P: 7	R: 0 E: 0 K: 0 S: 3	H: 0 LOB: 0 BB: 0 P: 3	R: 1 E: 1 K: 0 S: 5	H: 2 LOB: 1 BB: 0 P: 5	1B: 7 2B: 1 3B: 0 HR: 0	SF: 0 SAC: 1 DP: 2 HBP: 0	WP: 0 PB: 0 SB: 0 CS: 0	PA: 33			
PITCHER	IP	WLS	BF	H	R	ER	SO	BB	IBB	HBP	BLK	WP	HR	S	P	ERA	WHIP								
Ray Washburn, R ERA: 3.81 (1,1)	6.0	W	20	4	0	0	3	0	0	0	0	0	0	26	26	0.00	0.667								
Nelson Briles, R ERA: 3.57 (7,1)	3.0	S	13	4	1	0	1	0	0	0	0	0	0	15	15	0.00	1.333								

New York Mets @ St. Louis Cardinals
Sportsman's Park, St. Louis, MO
Sun Sep 05 1965, 4:38 AM EDT
Att: 18,952 - Unknown

AB 32
R 1
H 8
RBI 1
BB 0
SO 4
LOB 15



Batter	1	2	3	4	5	6	7	8	9	AB	R	H	RBI	BB	SO	LOB	BOTTOM								
Bobby Tolan, L OBP: 0.182, SLG: 0.182 (1,9)	F3									4	0	1	0	0	0	1									
Julian Javier, R OBP: 0.248, SLG: 0.328 (1,4)	P6									4	1	2	0	0	0	1									
Curt Flood, R OBP: 0.358, SLG: 0.407 (1,8)										3	0	0	0	1	0	2									
Phil Gagliano, R OBP: 0.321, SLG: 0.372 (1,5)										3	0	0	0	1	1	2									
Mike Shannon, R OBP: 0.292, SLG: 0.361 (1,7)										4	0	1	1	0	1	3									
George Kemeck, L OBP: 0.333, SLG: 0.333 (1,3)										3	1	1	0	0	0	1									
Jerry Buchek, R OBP: 0.272, SLG: 0.356 (1,6)										3	1	1	1	0	2	1									
Bob Uecker, R OBP: 0.340, SLG: 0.311 (1,2)										3	0	1	0	0	0	0									
Ray Washburn, R OBP: 0.212, SLG: 0.194 (1,1)										1	0	0	1	0	1	0									
Nelson Briles, R (7,1)										1	0	0	0	0	0	0									
Inning Stats	R: 0 E: 0 K: 0 S: 3	H: 0 LOB: 2 BB: 2 P: 11	R: 0 E: 0 K: 1 S: 5	H: 0 LOB: 0 BB: 0 P: 5	R: 0 E: 0 K: 2 S: 7	H: 0 LOB: 0 BB: 0 P: 7	R: 0 E: 0 K: 1 S: 7	H: 2 LOB: 1 BB: 0 P: 7	R: 1 E: 0 K: 0 S: 5	H: 2 LOB: 1 BB: 0 P: 5	R: 1 E: 0 K: 0 S: 4	H: 1 LOB: 0 BB: 0 P: 4	R: 0 E: 0 K: 0 S: 4	H: 1 LOB: 1 BB: 0 P: 4	R: 0 E: 0 K: 0 S: 4	H: 1 LOB: 1 BB: 0 P: 4	R: 1 E: 1 K: 0 S: 5	H: 3 LOB: 1 BB: 0 P: 5	1B: 5 2B: 2 3B: 0 HR: 1	SF: 0 SAC: 1 DP: 1 HBP: 0	WP: 1 PB: 0 SB: 0 CS: 0	PA: 32			
PITCHER	IP	WLS	BF	H	R	ER	SO	BB	IBB	HBP	BLK	WP	HR	S	P	ERA	WHIP								
Rob Gardner, L ERA: 7.0 (1,1)	6.0	L	24	5	2	2	5	2	0	0	0	0	0	32	40	3.00	1.167								
Darrell Sutherland, R ERA: 3.16 (7,1)	2.0		8	2	1	1	0	0	0	0	0	1	1	8	8	4.50	1.000								

New York Mets @ St. Louis Cardinals
Sportsman's Park, St. Louis, MO
Sun Sep 05 1965, 4:38 AM EDT
Att: 18,952 - Unknown

AB 29
R 3
H 7
RBI 3
BB 2
SO 5
LOB 11



Batter	1	2	3	4	5	6	7	8	9	AB	R	H	RBI	BB	SO	LOB	TOP				
Ron Hunt, R OBP: 0.324, SLG: 0.308 (1, 4)										4	0	1	0	0	0	3	New York Mets @ Milwaukee Braves Milwaukee County Stadium, Milwaukee, WI Mon Sep 06 1965, 4:38 AM EDT Att: 7,213 - Unknown				
Joe Christopher, R OBP: 0.311, SLG: 0.352 (1, 9)										4	0	0	0	0	0	3					
Charley Smith, R OBP: 0.280, SLG: 0.424 (1, 5)										3	0	0	0	1	0	2					
Jim Hickman, R OBP: 0.272, SLG: 0.390 (1, 3)										4	0	0	0	0	1	1					
Ron Swoboda, R OBP: 0.288, SLG: 0.435 (1, 7)										4	1	1	0	0	2	0					
Greg Goossen, R OBP: 0.500, SLG: 0.500 (1, 2)										4	0	2	0	0	0	0					
Cleon Jones, R OBP: 0.146, SLG: 0.146 (1, 8)										3	0	1	0	0	0	1					
Bud Harrelson, S (1, 6)										1	0	0	0	0	0	0					
Danny Napoleon, R OBP: 0.293, SLG: 0.203 (5, PH)										0	0	0	1	0	0	0					
Bobby Klaus, R OBP: 0.304, SLG: 0.256 (5, PH)										0	0	0	0	0	0	0					
Ed Kranepool, L OBP: 0.314, SLG: 0.397 (8, PH)										1	0	1	0	0	0	0					
Kevin Collins, L (8, PH)										0	0	0	0	0	0	0					
Jack Fisher, R OBP: 0.197, SLG: 0.203 (8, PH)										2	0	1	0	0	0	1					
Johnny Lewis, L OBP: 0.333, SLG: 0.391 (8, PH)										1	0	1	0	0	0	0					
Dennis Ribant, R (8, 1)										0	0	0	0	0	0	0					
Inning Stats	R: 0 E: 0 K: 0 S: 3	H: 1 LOB: 0 BB: 0 P: 3	R: 0 E: 0 K: 1 S: 5	H: 0 LOB: 0 BB: 0 P: 5	R: 0 E: 0 K: 0 S: 4	H: 1 LOB: 1 BB: 0 P: 4	R: 0 E: 0 K: 0 S: 3	H: 0 LOB: 0 BB: 0 P: 3	R: 1 E: 0 K: 0 S: 5	H: 3 LOB: 1 BB: 0 P: 5	R: 0 E: 0 K: 1 S: 5	H: 0 LOB: 1 BB: 1 P: 9	R: 0 E: 0 K: 1 S: 5	H: 1 LOB: 0 BB: 0 P: 5	R: 0 E: 0 K: 0 S: 5	H: 2 LOB: 2 BB: 0 P: 5	R: 0 E: 0 K: 0 S: 3	H: 0 LOB: 0 BB: 0 P: 3	1B: 8 2B: 2 3B: 0 HR: 0	SF: 1 SAC: 0 DP: 2 HBP: 0	WP: 0 PA: 33 CS: 0
PITCHER	IP WLS BF H R ER SO BB IBB HBP BLK WP HR S P ERA WHIP																				
Wade Blasingame, L ERA: 3.47 (1, 1)	7.0 W 25 6 1 1 3 1 0 0 0 0 0 30 34 1.29 1.000																				
Phil Niekro, R ERA: 3.41 (8, 1)	2.0 S 8 2 0 0 0 0 0 0 0 0 0 8 8 0.00 1.000																				

AB	31
R	1
H	8
RBI	1
BB	1
SO	3
LOB	11



Batter	1	2	3	4	5	6	7	8	9	AB	R	H	RBI	BB	SO	LOB	BOTTOM		
Rico Carty, R OBP: 0.589, SLG: 0.526 (1, 7)										4	1	2	0	1	1	0	New York Mets @ Milwaukee Braves Milwaukee County Stadium, Milwaukee, WI Mon Sep 06 1965, 4:38 AM EDT Att: 7,213 - Unknown		
Sandy Alomar Sr., S OBP: 0.292, SLG: 0.265 (8, PH)										0	0	0	0	0	0	0			
Ty Cline, L OBP: 0.255, SLG: 0.256 (9, 7)										0	0	0	0	0	0	0			
Mack Jones, L OBP: 0.314, SLG: 0.526 (1, 8)										4	1	1	0	1	0	2			
Hank Aaron, R OBP: 0.387, SLG: 0.563 (1, 9)										4	1	2	1	0	2	1			
Eddie Mathews, L OBP: 0.355, SLG: 0.487 (1, 5)										2	0	1	0	2	1	2			
Joe Torre, R OBP: 0.372, SLG: 0.498 (1, 2)										4	0	3	2	0	0	2			
Felipe Alou, R OBP: 0.338, SLG: 0.491 (1, 3)										3	0	0	0	1	0	3			
Frank Bolling, R OBP: 0.299, SLG: 0.359 (1, 4)										4	0	0	0	0	0	6			
Woody Woodward, R OBP: 0.211, SLG: 0.251 (1, 6)										4	0	0	0	0	0	4			
Wade Blasingame, L OBP: 0.203, SLG: 0.273 (1, 1)										3	0	0	0	0	1	0			
Phil Niekro, R OBP: 0.125, SLG: 0.125 (8, 1)										1	0	0	0	0	0	0			
Inning Stats	R: 0 E: 0 K: 1 S: 6	H: 1 LOB: 2 BB: 1 P: 10	R: 0 E: 0 K: 0 S: 3	H: 0 LOB: 0 BB: 0 P: 3	R: 3 E: 1 K: 1 S: 9	H: 3 LOB: 3 BB: 2 P: 17	R: 0 E: 0 K: 2 S: 8	H: 1 LOB: 2 BB: 1 P: 12	R: 0 E: 0 K: 0 S: 4	H: 1 LOB: 1 BB: 0 P: 4	R: 0 E: 0 K: 0 S: 3	H: 0 LOB: 0 BB: 0 P: 3	R: 0 E: 0 K: 1 S: 6	H: 2 LOB: 2 BB: 1 P: 10	R: 0 E: 0 K: 0 S: 4	H: 1 LOB: 2 BB: 0 P: 4	1B: 6 2B: 3 3B: 0 HR: 0	SF: 0 SAC: 0 DP: 1 HBP: 0	WP: 0 PA: 38 CS: 0
PITCHER	IP WLS BF H R ER SO BB IBB HBP BLK WP HR S P ERA WHIP																		
Jack Fisher, R ERA: 4.02 (1, 1)	7.0 L 34 8 3 3 5 4 1 0 0 0 0 39 59 3.86 1.714																		
Dennis Ribant, R ERA: 5.12 (8, 1)	1.0 4 1 0 0 0 0 0 0 0 0 0 4 4 0.00 1.000																		



Batter	1	2	3	4	5	6	7	8	9	AB	R	H	RBI	BB	SO	LOB	TOP										
Chuck Hiller, L (1.4) Greg Goossen, R (8. PH) Tom Parsons, R (8.1) Gordie Richardson, R (8.1)	3-1			1B		E4		1-3		3	0	1	0	0	0	0	New York Mets @ Cincinnati Reds Crosley Field, Cincinnati, OH Thu Sep 09 1965, 7:05 PM EDT Att: 6,519 - Unknown livebaseballscorecards.com										
Roy McMillan, R (1.6)	K		F7		K		E2		4	0	1	2	0	2	2												
Ed Kranepool, L (1.3)	F8		F8		4-3		F8		4	0	0	0	0	0	3												
Johnny Lewis, L (1.8) Jim Hickman, R (7. PH)	L6						F8		2	0	1	0	0	0	0												
Al Jackson, L (9. PR) Jimmie Schaffer, R (9.2)				1B				HBP	0	0	0	0	0	0	0												
Joe Christopher, R (1.9)	P6		F2				6-3		3	0	0	0	0	0	2												
John Stephenson, L (1.2) Danny Napolson, R (7. PH) Chris Cannizzaro, R (7.2) Cleon Jones, R (9. PH)	P6				F9		L4		2	0	0	0	0	0	0												
Charley Smith, R (1.5)			P6		K			L8	4	1	1	0	0	1	2												
Gary Kolb, L (1.7) Ron Hunt, R (8. PH)	F2		F2		4-3		K	6-3	2	0	0	0	0	0	0												
Tug McGraw, R (1.1) Ron Swoboda, R (8. PH)	K					P4			2	0	0	0	0	1	0												
Inning Stats	R: 0 E: 0 K: 1 S: 5	H: 0 LOB: 0 BB: 0 P: 5	R: 0 E: 0 K: 0 S: 3	H: 0 LOB: 0 BB: 0 P: 3	R: 0 E: 0 K: 1 S: 5	H: 2 LOB: 2 BB: 0 P: 5	R: 0 E: 0 K: 0 S: 5	H: 0 LOB: 0 BB: 0 P: 5	R: 0 E: 1 K: 1 S: 6	H: 0 LOB: 1 BB: 0 P: 6	R: 0 E: 0 K: 0 S: 3	H: 0 LOB: 0 BB: 0 P: 3	R: 2 E: 1 K: 1 S: 8	H: 3 LOB: 1 BB: 0 P: 8	R: 0 E: 0 K: 1 S: 6	H: 1 LOB: 2 BB: 0 P: 7	1B: 6 2B: 0 3B: 0 HR: 0	SF: 0 SAC: 0 DP: 0 HBP: 1	WP: 0 PB: 0 SB: 0 CS: 0	PA: 35							
PITCHER	IP	WLS	BF	H	R	ER	SO	BB	IBB	HBP	BLK	WP	HR	S	P	ERA	WHIP										
John Tsitouris, R (1.1) ERA: 4.77	6.0		21	2	0	0	4	0	0	0	0	0	0	29	29	0.00	0.333										
Billy McCool, L (7.1) ERA: 4.17	2.0		10	4	2	2	1	0	0	0	0	0	0	12	12	9.00	2.000										
Sammy Ellis, R (9.1) ERA: 3.69	1.0	W	4	0	0	0	1	0	0	1	0	0	0	5	6	0.00	0.000										

Batter	1	2	3	4	5	6	7	8	9	AB	R	H	RBI	BB	SO	LOB	BOTTOM										
Tommy Harper, R (1.7)	5-3		F9		F8			L7		4	0	0	0	0	0	2	New York Mets @ Cincinnati Reds Crosley Field, Cincinnati, OH Thu Sep 09 1965, 7:05 PM EDT Att: 6,519 - Unknown livebaseballscorecards.com										
Pete Rose, S (1.4)	K			4-3 WP HR		6-3		FC6-4		4	1	2	0	0	1	0											
Vada Pinson, L (1.8)	FC5-4			4-3		F8		FC6-4		4	0	1	0	0	0	3											
Deron Johnson, R (1.5)	FC5-4					F7				4	1	1	2	0	0	1											
Frank Robinson, R (1.9)		K2-3					CS			3	0	0	0	1	2	0											
Tony Perez, R (1.3)	K			L9		5-3				4	1	1	1	0	1	1											
Johnny Edwards, L (1.2)	F8				WP					3	0	1	0	0	1	0											
Leo Cardenas, R (1.6)			L9			6-3		1B		3	0	1	0	0	0	1											
John Tsitouris, R (1.1) Billy McCool, R (7.1) Sammy Ellis, L (9.1)			F3					K		2	0	0	0	0	0	1											
Inning Stats	R: 0 E: 0 K: 1 S: 6	H: 1 LOB: 1 BB: 0 P: 6	R: 0 E: 0 K: 2 S: 7	H: 0 LOB: 0 BB: 0 P: 7	R: 0 E: 0 K: 0 S: 3	H: 0 LOB: 0 BB: 0 P: 3	R: 2 E: 0 K: 1 S: 7	H: 2 LOB: 0 BB: 0 P: 7	R: 0 E: 0 K: 0 S: 4	H: 1 LOB: 1 BB: 0 P: 4	R: 0 E: 0 K: 0 S: 3	H: 0 LOB: 0 BB: 0 P: 3	R: 0 E: 0 K: 1 S: 7	H: 2 LOB: 2 BB: 0 P: 7	R: 1 E: 0 K: 0 S: 3	H: 1 LOB: 0 BB: 0 P: 3		1B: 5 2B: 0 3B: 0 HR: 2	SF: 0 SAC: 0 DP: 0 HBP: 0	WP: 2 PB: 0 SB: 0 CS: 1	PA: 33						
PITCHER	IP	WLS	BF	H	R	ER	SO	BB	IBB	HBP	BLK	WP	HR	S	P	ERA	WHIP										
Tug McGraw, L (1.1) ERA: 2.74	7.0		25	4	2	2	5	1	0	0	0	0	0	34	38	2.57	0.714										
Tom Parsons, R (8.1) ERA: 4.67	0.2		4	2	0	0	1	0	0	0	0	0	0	6	6	0.00	3.000										
Gordie Richardson, L (8.1) ERA: 9.97	1.0	L	4	1	1	1	0	0	0	0	0	0	1	4	4	9.00	1.000										

Batter	1	2	3	4	5	6	7	8	9	AB	R	H	RBI	BB	SO	LOB	TOP								
Rico Carty, R OBP: 0.364, SLG: 0.515 Phil Niekro, R OBP: 0.125, SLG: 0.125	6-3		K				P4			4	0	1	1	0	1	0	Milwaukee Braves @ New York Mets Shea Stadium, Flushing, NY Fri Sep 10 1965, 7:05 PM EDT Att: 26,661 - Unknown								
Mack Jones, L OBP: 0.311, SLG: 0.521	L9		K					P6		4	0	0	0	0	1	1									
Hank Aaron, R OBP: 0.387, SLG: 0.568	E6			K			L7	F7		4	0	0	0	0	1	0									
Eddie Mathews, L OBP: 0.350, SLG: 0.480	L8			K			L4	G3		4	0	0	0	0	1	1									
Joe Torre, R OBP: 0.380, SLG: 0.511										2	0	1	0	2	0	0									
Gene Oliver, R OBP: 0.325, SLG: 0.477	P5			5-3				F9		4	0	0	0	0	0	3									
Frank Bolling, R OBP: 0.300, SLG: 0.362	FC1-6-5							FC4		4	2	2	0	0	0	2									
Sandy Alomar Sr., S OBP: 0.256, SLG: 0.259 Frank Thomas, R OBP: 0.247, SLG: 0.343 Woody Woodward, R OBP: 0.209, SLG: 0.249	1-6-3						P4	6-3		2	0	0	0	0	0	2									
Wade Blasingame, L OBP: 0.200, SLG: 0.269 Billy O'Dell, S OBP: 0.190, SLG: 0.200 Felipe Alou, R OBP: 0.338, SLG: 0.494			K				SH2-4			1	0	0	0	0	1	0									
										0	0	0	0	0	0	0									
										1	1	1	2	0	0	0									
Inning Stats	R: 0 E: 1 K: 0 S: 4	H: 0 LOB: 1 BB: 0 P: 4	R: 0 E: 0 K: 0 S: 4	H: 1 LOB: 1 BB: 0 P: 4	R: 0 E: 0 K: 3 S: 9	H: 0 LOB: 0 BB: 0 P: 9	R: 0 E: 0 K: 2 S: 7	H: 0 LOB: 1 BB: 1 P: 11	R: 1 E: 0 K: 0 S: 5	H: 2 LOB: 1 BB: 0 P: 5	R: 0 E: 0 K: 0 S: 3	H: 0 LOB: 0 BB: 0 P: 3	R: 2 E: 0 K: 0 S: 5	H: 2 LOB: 0 BB: 0 P: 5	R: 0 E: 0 K: 0 S: 3	H: 0 LOB: 0 BB: 0 P: 3	R: 0 E: 0 K: 0 S: 3	H: 0 LOB: 0 BB: 0 P: 7	1B: 2 2B: 2 3B: 0 HR: 1	SF: 0 SAC: 1 DP: 0 HBP: 0	WP: 0 PB: 0 CS: 0	PA: 35			
PITCHER	IP WLS BF H R ER SO BB IBB HBP BLK WP HR S P ERA WHIP																								
Jack Fisher, R ERA: 3.99	(1, 1)	8.0	L	31	5	3	3	5	1	0	0	0	0	0	1	40	44	3.38	0.750						
Darrell Sutherland, R ERA: 3.51	(9, 1)	1.0		4	0	0	0	0	1	0	0	0	0	0	0	3	7	0.00	1.000						

AB 32
R 3
H 5
RBI 3
BB 2
SO 5
LOB 11



Batter	1	2	3	4	5	6	7	8	9	AB	R	H	RBI	BB	SO	LOB	BOTTOM								
Ron Hunt, R OBP: 0.304, SLG: 0.286	4-3		F8			6-3		1-3		4	0	0	0	0	0	1	Milwaukee Braves @ New York Mets Shea Stadium, Flushing, NY Fri Sep 10 1965, 7:05 PM EDT Att: 26,661 - Unknown								
Roy McMillan, R OBP: 0.285, SLG: 0.299 John Stephenson, L OBP: 0.264, SLG: 0.306	K					F8		K		3	0	0	0	0	1	0									
Joe Christopher, R OBP: 0.307, SLG: 0.345	6-3					P2		E6		4	0	0	0	0	1	0									
Jim Hickman, R OBP: 0.276, SLG: 0.401		L7					K	G6-4-3		4	1	1	1	0	1	1									
Ron Swoboda, R OBP: 0.292, SLG: 0.436		FC1-4 BB					K			1	0	0	0	1	1	0									
Cleon Jones, R OBP: 0.122, SLG: 0.122 Bud Harrelson, S		K					F9			3	0	0	0	0	2	2									
Greg Goossen, R OBP: 0.364, SLG: 0.364 Ed Kranepool, L OBP: 0.311, SLG: 0.391		FC1-4				6-3		K		2	0	0	0	0	0	1									
Bobby Klaus, R OBP: 0.304, SLG: 0.255 Chuck Hiller, L OBP: 0.280, SLG: 0.352 Darrell Sutherland, R OBP: 0.111, SLG: 0.333			G1				F7			2	0	0	0	0	0	0									
Jack Fisher, R OBP: 0.192, SLG: 0.197 Johnny Lewis, L OBP: 0.333, SLG: 0.391			L4				F8			2	0	0	0	0	0	0									
										1	0	0	0	0	1	1									
Inning Stats	R: 0 E: 0 K: 1 S: 5	H: 0 LOB: 0 BB: 0 P: 5	R: 0 E: 0 K: 1 S: 5	H: 0 LOB: 1 BB: 1 P: 9	R: 0 E: 0 K: 0 S: 3	H: 0 LOB: 0 BB: 0 P: 3	R: 1 E: 0 K: 1 S: 6	H: 1 LOB: 1 BB: 0 P: 7	R: 0 E: 0 K: 0 S: 3	H: 0 LOB: 0 BB: 0 P: 3	R: 0 E: 0 K: 3 S: 9	H: 0 LOB: 0 BB: 0 P: 9	R: 0 E: 0 K: 2 S: 7	H: 0 LOB: 1 BB: 1 P: 11	R: 0 E: 1 K: 1 S: 5	H: 0 LOB: 0 BB: 0 P: 5	1B: 0 2B: 0 3B: 0 HR: 1	SF: 0 SAC: 0 DP: 1 HBP: 1	WP: 0 PB: 0 CS: 0	PA: 31					
PITCHER	IP WLS BF H R ER SO BB IBB HBP BLK WP HR S P ERA WHIP																								
Wade Blasingame, L ERA: 3.43	(1, 1)	5.0		18	1	1	1	3	1	0	0	0	0	0	0	22	27	1.80	0.400						
Billy O'Dell, L ERA: 2.27	(6, 1)	1.0	W	3	0	0	0	0	0	0	0	0	0	0	3	3	0.00	0.000							
Phil Niekro, R ERA: 3.25	(7, 1)	3.0	S	10	0	0	0	6	1	0	0	0	0	0	21	25	0.00	0.333							

AB 28
R 1
H 1
RBI 1
BB 2
SO 9
LOB 6



Batter	1	2	3	4	5	6	7	8	9	10	AB	R	H	RBI	BB	SO	LOB	TOP					
Rico Carty, R OBP: 0.358, SLG: 0.504 Ty Cline, L OBP: 0.251, SLG: 0.251	(1, 7) 0-3 K		(2) 0-3 K		(3) 0-0 6-3			(1) 0-0 B1			3	0	0	0	0	2	1						
Mack Jones, L OBP: 0.312, SLG: 0.519	(1, 8) 1-0 1B HBP		0-0 1B			(1) 0-0 F7		(2) 0-3 K			3	0	1	0	0	0	1	2					
Felipe Alou, R OBP: 0.338, SLG: 0.490	(1, 9) 0-0 1B		(5) 0-0 F9			(2) 0-0 F7		(3) 0-3 K			4	0	1	0	0	0	1	3					
Eddie Mathews, L OBP: 0.348, SLG: 0.476	(1, 5) 0-3 K					(3) 0-0 F8			(1) 0-3 K		4	0	0	0	0	0	3	2					
Joe Torre, R OBP: 0.377, SLG: 0.503	(1, 2) 0-3 K					(2) 0-0 L8			(2) 0-3 K		4	0	0	0	0	0	2	2					
Gene Oliver, R OBP: 0.326, SLG: 0.469	(1, 3) 0-3 K					(3) 0-0 3-1			(3) 0-0 6-3		4	0	0	0	0	0	1	0					
Frank Bolling, R OBP: 0.298, SLG: 0.358	(1, 4) 0-0 P6					0-0 SH1 1B			(3) 0-0 F9		4	0	1	0	0	0	0						
Sandy Alomar Sr., S OBP: 0.279, SLG: 0.300 Jesus Cortes, L OBP: 0.312, SLG: 0.390 Woody Woodward, D OBP: 0.209, SLG: 0.249 Johnny Blanchard, L OBP: 0.201, SLG: 0.245 Miguel de la Hoz, R OBP: 0.203, SLG: 0.338	(1, 4) 0-0 CS 1B					0-0 SH1 1B			(2) 4-0 F9		1	0	1	0	0	0	0						
Bob Sadowski, R OBP: 0.097, SLG: 0.067	(1, 1) 0-0 CS 1B					0-3 K			(3) 0-0 SH BB		1	0	0	0	0	0	0						
						0-3 K			(3) 0-0 SH 1-2		3	0	0	0	0	0	3	1					
Inning Stats	R: 0 E: 0 K: 3 S: 10	H: 1 LOB: 2 BB: 0 P: 11	R: 0 E: 0 K: 1 S: 5	H: 1 LOB: 0 BB: 0 P: 5	R: 0 E: 0 K: 2 S: 8	H: 0 LOB: 0 BB: 0 P: 8	R: 0 E: 0 K: 1 S: 6	H: 1 LOB: 1 BB: 0 P: 6	R: 0 E: 0 K: 0 S: 3	H: 0 LOB: 0 BB: 0 P: 3	R: 0 E: 0 K: 0 S: 3	H: 0 LOB: 0 BB: 0 P: 3	R: 0 E: 0 K: 2 S: 7	H: 0 LOB: 0 BB: 0 P: 7	R: 0 E: 0 K: 1 S: 5	H: 0 LOB: 0 BB: 0 P: 5	1B: 4 2B: 0 3B: 0 HR: 0	SF: 0 SAC: 2 DP: 0 HBP: 1	WP: 0 PA: 37 PB: 0 SB: 0 CS: 1				
PITCHER Dick Selma, R ERA: 1.8	(1, 1)	IP: 10.0 W: 36 BF: 4	H: 4 R: 0 ER: 0 SO: 13	BB: 1 IBB: 0 HBP: 1 BLK: 0	WP: 0 HR: 0 S: 60 P: 65	ERA: 0.00 WHIP: 0.500		PITCHER	IP: 10.0 W: 36 BF: 4	H: 4 R: 0 ER: 0 SO: 13	BB: 1 IBB: 0 HBP: 1 BLK: 0	WP: 0 HR: 0 S: 60 P: 65	ERA: 0.00 WHIP: 0.500										
Batter	1	2	3	4	5	6	7	8	9	10	AB	R	H	RBI	BB	SO	LOB	BOTTOM					
Chuck Hiller, L OBP: 0.276, SLG: 0.345	(1, 4) 0-0 L4		(1) 0-0 1B			(1) 0-0 1-3			(1) 0-0 L9		4	0	1	0	0	0	0						
Roy McMillan, R OBP: 0.282, SLG: 0.296	(1, 6) 0-0 6-3		(3) 0-0 5-3			(2) 0-0 6-3			(2) 0-0 5-3		4	0	0	0	0	0	2						
Ed Kranepool, L OBP: 0.308, SLG: 0.386	(1, 3) 0-0 F2					(1) 0-0 G3			(3) 0-3 K		4	0	0	0	0	1	0						
Joe Christopher, R OBP: 0.306, SLG: 0.343	(1, 9) 0-0 L8					(2) 0-3 K			(1) 0-0 G3 SH3-4 1B		4	1	1	0	0	2	0						
Jim Hickman, R OBP: 0.277, SLG: 0.389 Ron Hunt, R OBP: 0.298, SLG: 0.280	(1, 8) 0-3 K					(2) 0-3 K			(1) 0-0 SH3-4 1B		2	0	0	0	1	2	0						
Ron Swoboda, R OBP: 0.291, SLG: 0.431	(1, 7) 0-0 F9					(3) 0-3 BB			(2) 0-0 SH3-4 1-2		0	0	0	0	0	0	0						
Charley Smith, R OBP: 0.277, SLG: 0.417	(1, 5) 0-0 F9					(3) 0-3 K			(2) 0-0 G3		4	0	0	0	0	1	2						
Chris Cannizzaro, R OBP: 0.268, SLG: 0.226	(1, 2) 0-0 6-3					(1) 0-0 F3			(1) 0-0 3H 1B		4	0	1	1	0	1	0						
Dick Selma, R OBP: 0.200, SLG: 0.200	(1, 1) 0-0 FC1-6 1B					(2) 0-0 P4			(3) 0-0 G6-3 1B		3	0	2	0	0	0	0						
						(3) 0-0 FC1-6 1B			(3) 0-0 G6-3 1-2		3	0	0	0	0	1	2						
Inning Stats	R: 0 E: 0 K: 0 S: 3	H: 0 LOB: 0 BB: 0 P: 3	R: 0 E: 0 K: 1 S: 5	H: 0 LOB: 0 BB: 0 P: 5	R: 0 E: 0 K: 0 S: 5	H: 2 LOB: 2 BB: 0 P: 5	R: 0 E: 0 K: 2 S: 7	H: 0 LOB: 1 BB: 1 P: 11	R: 0 E: 0 K: 1 S: 5	H: 0 LOB: 0 BB: 0 P: 5	R: 0 E: 0 K: 0 S: 3	H: 0 LOB: 0 BB: 0 P: 3	R: 0 E: 0 K: 2 S: 7	H: 0 LOB: 0 BB: 0 P: 7	R: 0 E: 0 K: 1 S: 5	H: 1 LOB: 0 BB: 0 P: 5	R: 0 E: 0 K: 1 S: 5	H: 0 LOB: 0 BB: 0 P: 5	R: 1 E: 0 K: 0 S: 4	H: 2 LOB: 1 BB: 0 P: 4	1B: 5 2B: 0 3B: 0 HR: 0	SF: 0 SAC: 1 DP: 1 HBP: 0	WP: 0 PA: 34 PB: 0 SB: 0 CS: 0
PITCHER Bob Sadowski, R ERA: 4.26	(1, 1)	IP: 9.2 W: 34 BF: 5	H: 5 R: 1 ER: 1 SO: 8	BB: 1 IBB: 0 HBP: 0 BLK: 0	WP: 0 HR: 0 S: 49 P: 53	ERA: 0.93 WHIP: 0.621		PITCHER	IP: 9.2 W: 34 BF: 5	H: 5 R: 1 ER: 1 SO: 8	BB: 1 IBB: 0 HBP: 0 BLK: 0	WP: 0 HR: 0 S: 49 P: 53	ERA: 0.93 WHIP: 0.621										

Milwaukee Braves @ New York Mets
Shea Stadium, Flushing, NY
Sun Sep 12 1965, 3:33 AM EDT
Att: 13,500 - Unknown

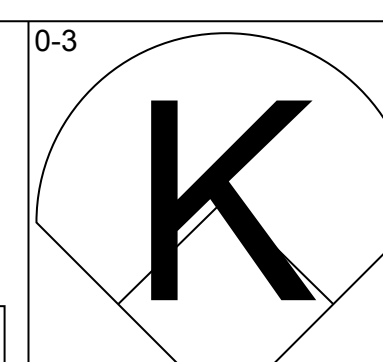
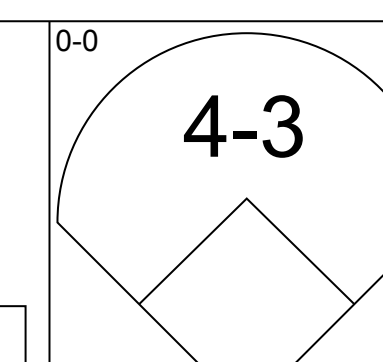
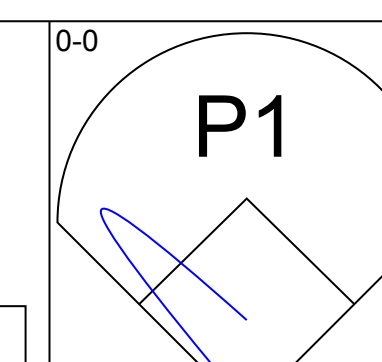
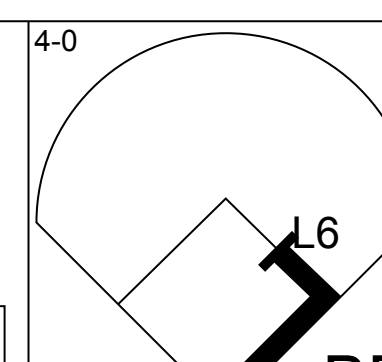
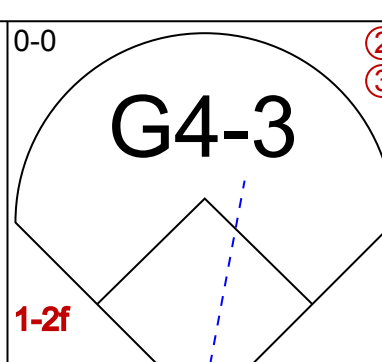
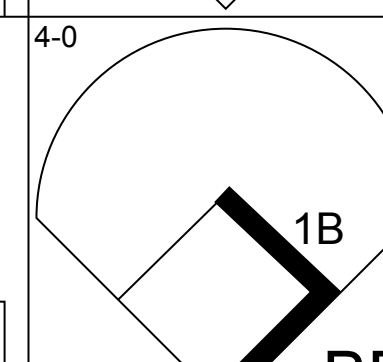
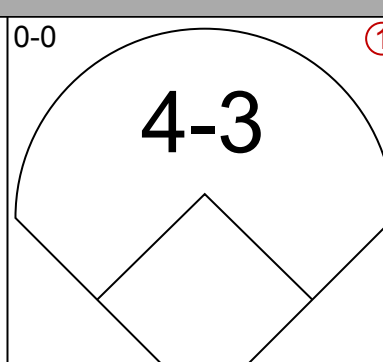
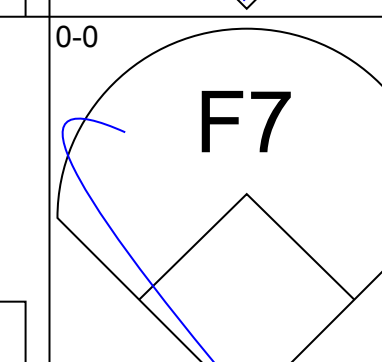
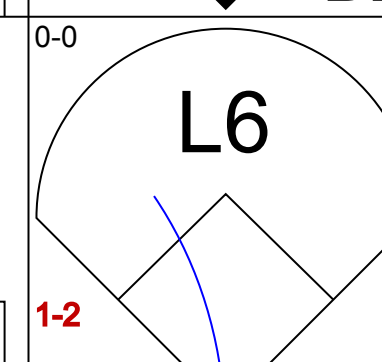
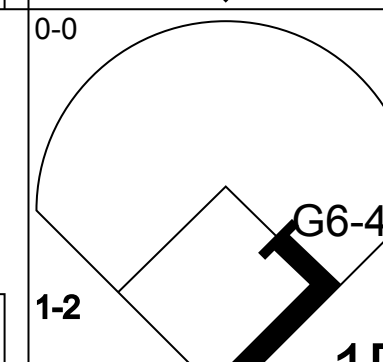
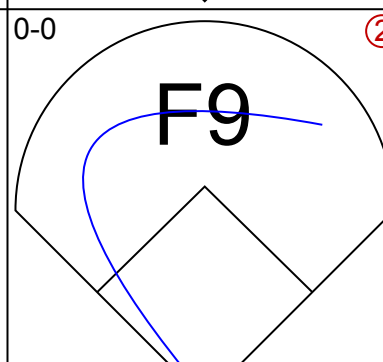
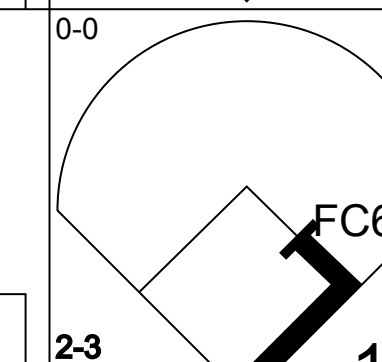
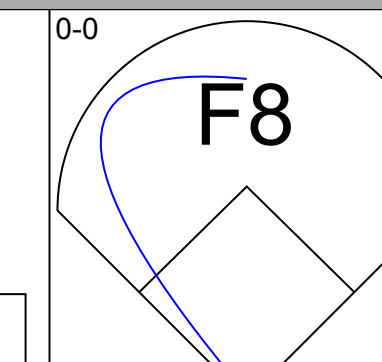
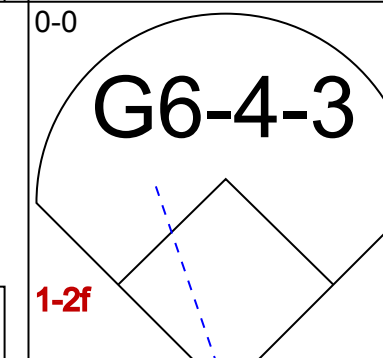
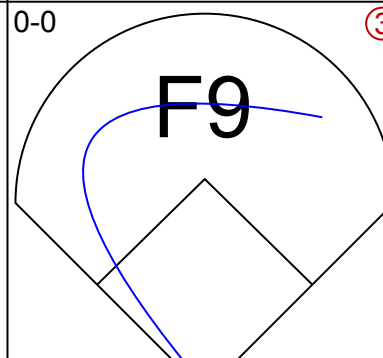
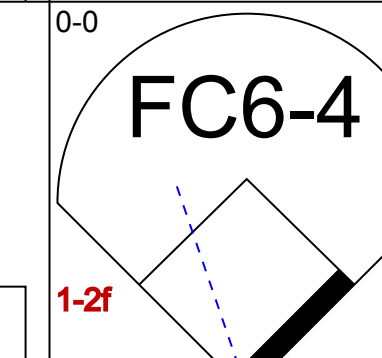
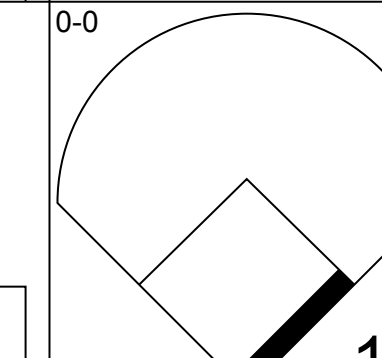
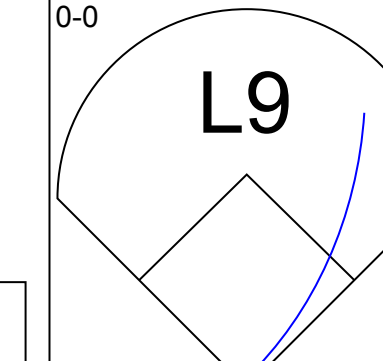
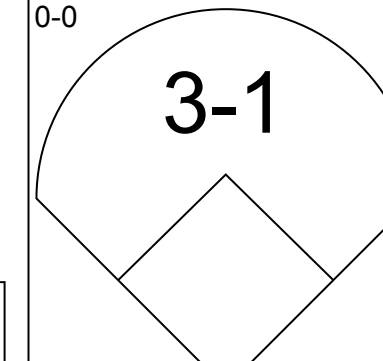
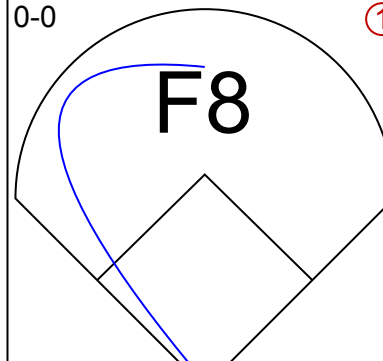
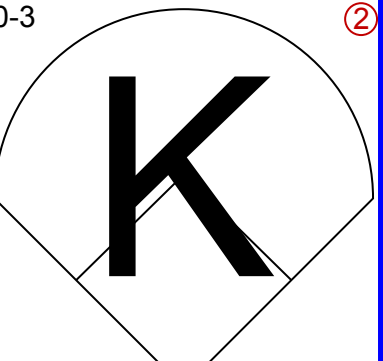
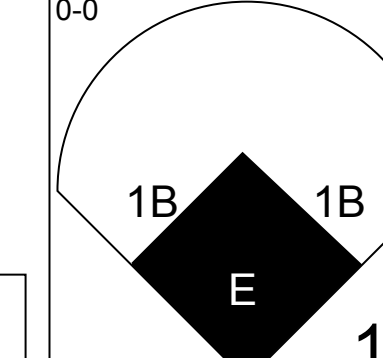
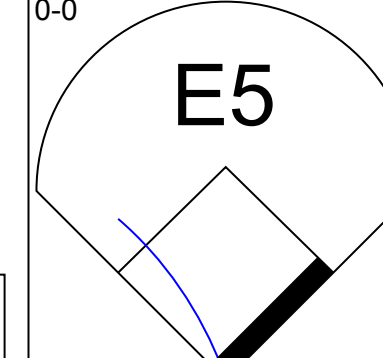
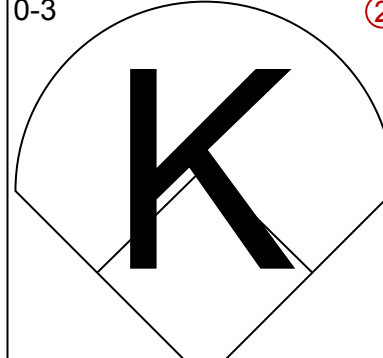
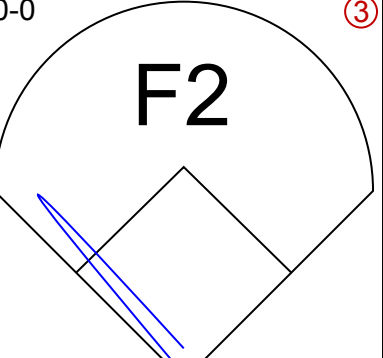
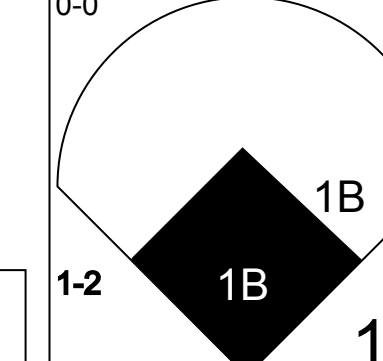
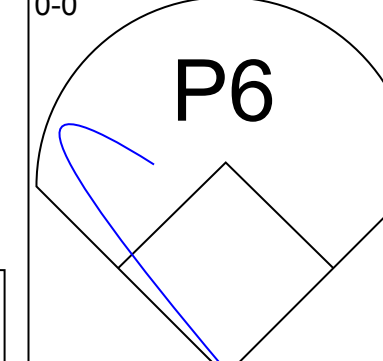
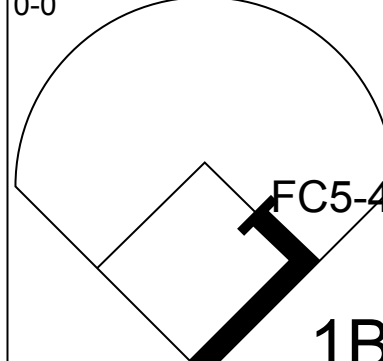

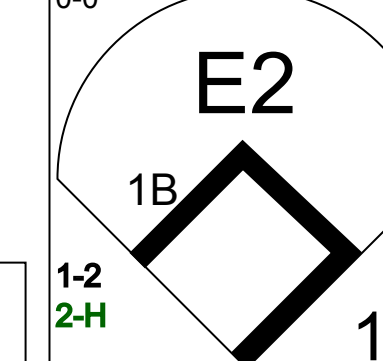
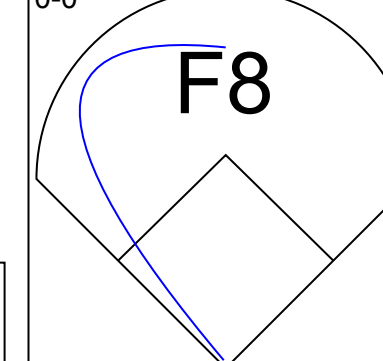
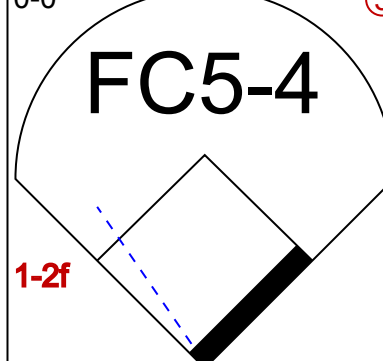

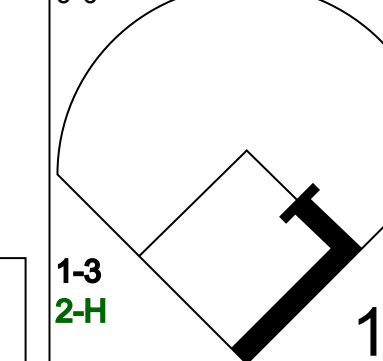
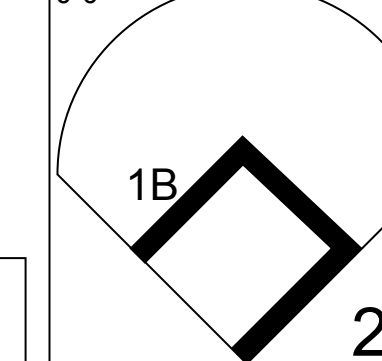
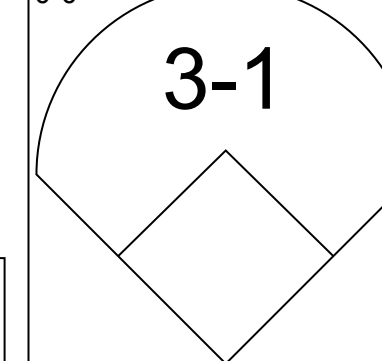
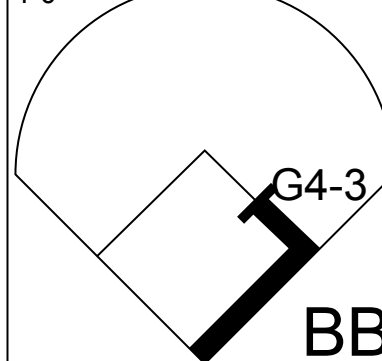
AB 32
R 0
H 4
RBI 0
BB 1
SO 13
LOB 13

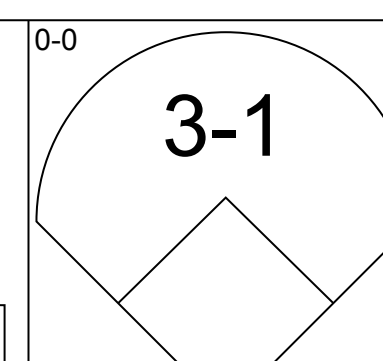
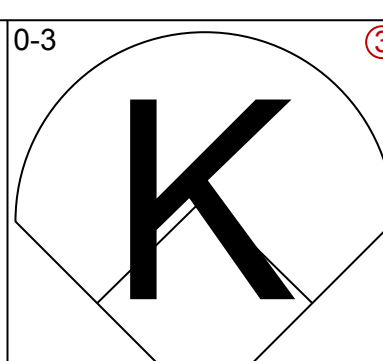
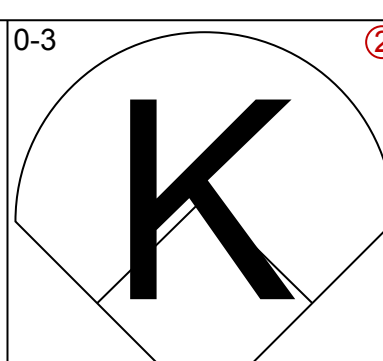
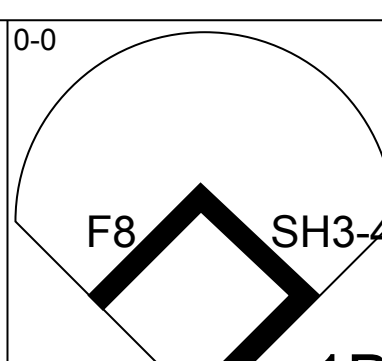
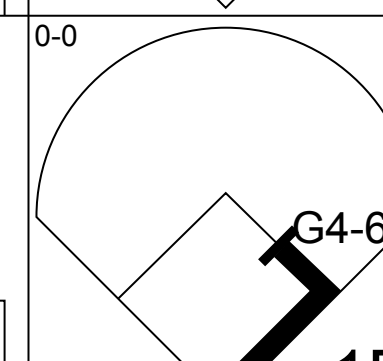
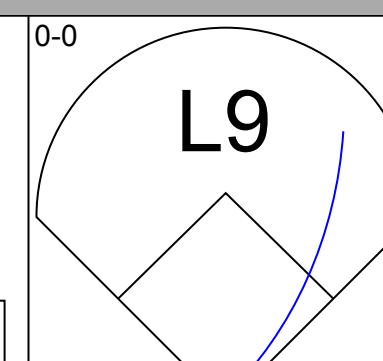
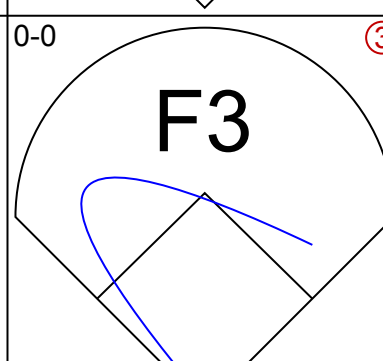
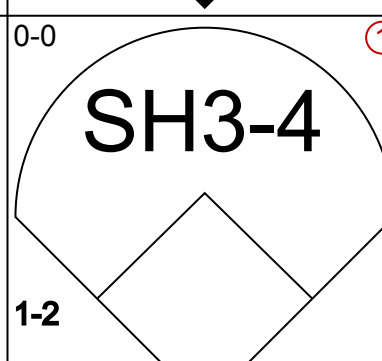
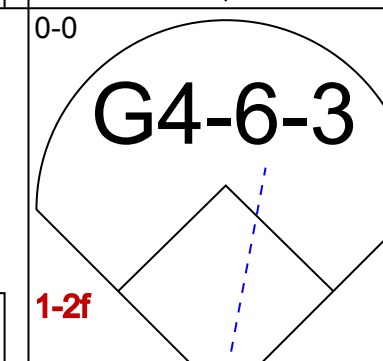
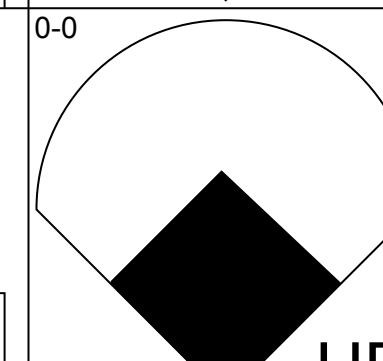

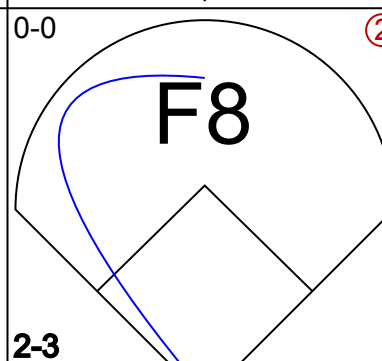
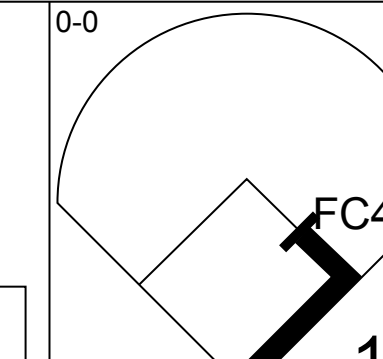
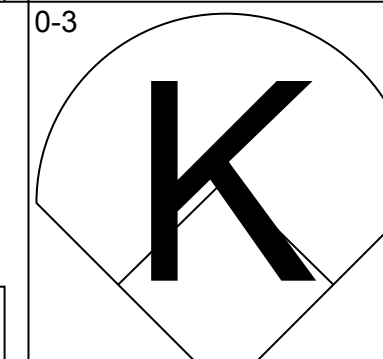

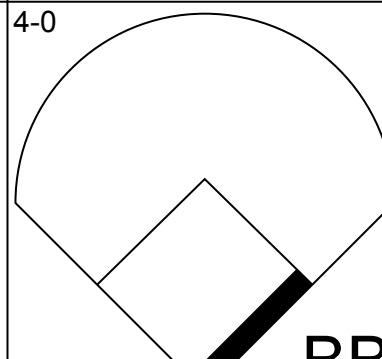
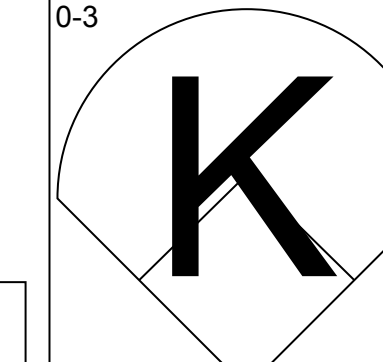
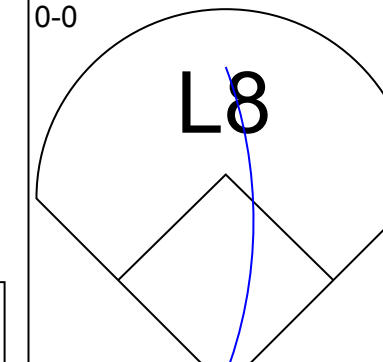

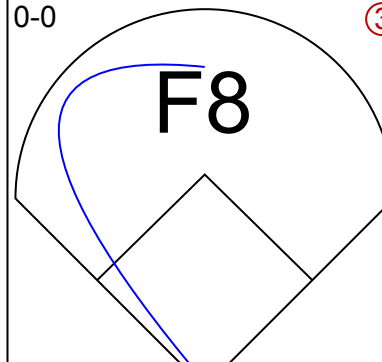
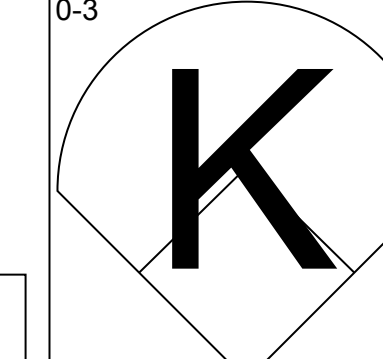
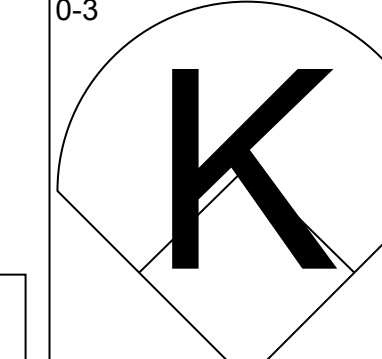
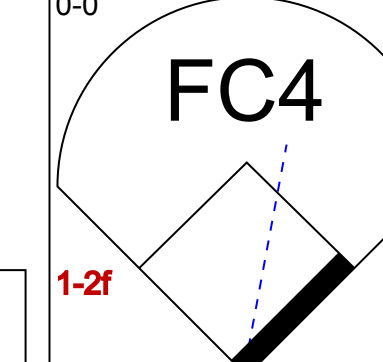
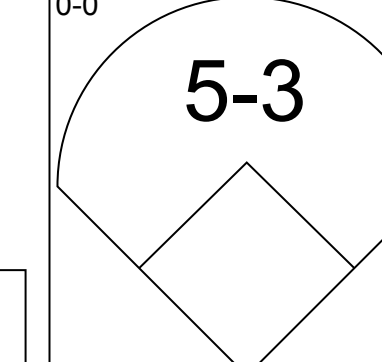
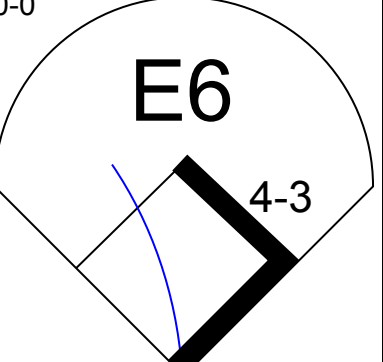
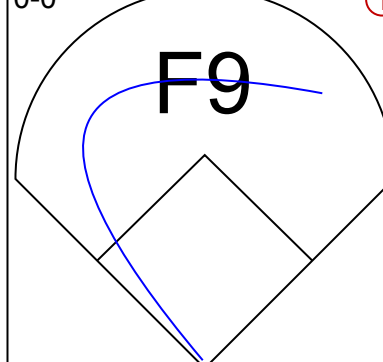
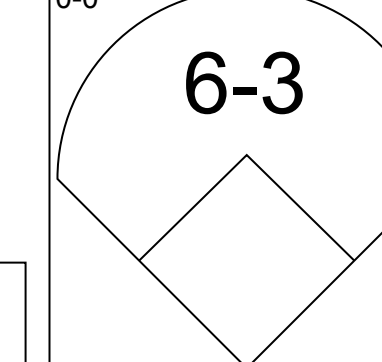
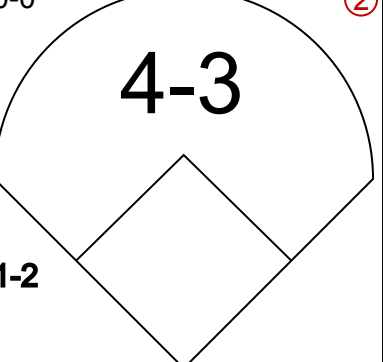
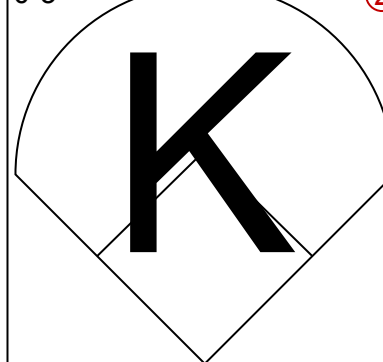
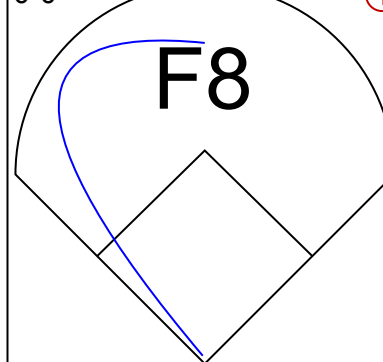
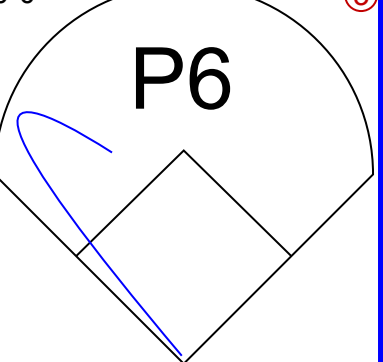


Milwaukee Braves @ New York Mets
Shea Stadium, Flushing, NY
Sun Sep 12 1965, 3:33 AM EDT
Att: 13,500 - Unknown

AB 32
R 1
H 5
RBI 1
BB 1
SO 8
LOB 6



Batter	1	2	3	4	5	6	7	8	9	AB	R	H	RBI	BB	SO	LOB	TOP			
Tommy Harper, R OBP: 0.351, SLG: 0.411 (1, 7)										4	0	0	0	1	1	4	Cincinnati Reds @ New York Mets Shea Stadium, Flushing, NY Wed Sep 15 1965, 7:05 PM EDT Att: 8,837 - Unknown			
Pete Rose, S OBP: 0.381, SLG: 0.448 (1, 4)										3	0	0	0	1	0	2				
Vada Pinson, L OBP: 0.346, SLG: 0.480 (1, 8)										4	0	2	0	0	0	0				
Frank Robinson, R OBP: 0.383, SLG: 0.532 (1, 9)										4	0	1	0	0	0	4				
Gordy Coleman, L OBP: 0.360, SLG: 0.512 Marty Keough, L OBP: 0.196, SLG: 0.119 (8, 3)										4	0	0	0	0	1	1				
Deron Johnson, R OBP: 0.340, SLG: 0.519 (1, 5)										4	1	1	0	0	1	1				
Johnny Edwards, L OBP: 0.361, SLG: 0.486 (1, 2)										4	1	2	0	0	0	1				
Leo Cardenas, R OBP: 0.357, SLG: 0.429 (1, 6)										4	0	2	0	0	0	2				
Jim Maloney, L OBP: 0.322, SLG: 0.346 (1, 1)										3	0	2	1	1	0	0				
Inning Stats	R: 0 E: 0 K: 1 S: 5	H: 1 LOB: 1 BB: 1 P: 9	R: 2 E: 1 K: 0 S: 6	H: 4 LOB: 1 BB: 0 P: 6	R: 0 E: 0 K: 0 S: 3	H: 0 LOB: 0 BB: 0 P: 3	R: 0 E: 1 K: 0 S: 4	H: 0 LOB: 1 BB: 0 P: 4	R: 0 E: 0 K: 1 S: 5	H: 2 LOB: 2 BB: 0 P: 5	R: 0 E: 0 K: 0 S: 2	H: 0 LOB: 0 BB: 1 P: 6	R: 0 E: 0 K: 1 S: 6	H: 1 LOB: 1 BB: 0 P: 6	R: 0 E: 0 K: 0 S: 3	H: 1 LOB: 1 BB: 1 P: 7		1B: 8 2B: 1 3B: 1 HR: 0	SF: 0 SAC: 0 DP: 2 HBP: 0	WP: 0 PA: 37 PB: 0 SB: 0 CS: 0
PITCHER	IP	WLS	BF	H	R	ER	SO	BB	IBB	HBP	BLK	WP	HR	S	P	ERA	WHIP			
Jack Fisher, R ERA: 3.9 Gordie Richardson, L ERA: 3.97	(1, 1)	8.0	L	33	9	2	1	3	2	0	0	0	0	0	37	45	1.12	1.375		
(8, 1)	1.0	4	1	0	0	0	0	1	0	0	0	0	0	3	7	0.00	2.000			

Batter	1	2	3	4	5	6	7	8	9	AB	R	H	RBI	BB	SO	LOB	BOTTOM			
Johnny Lewis, L OBP: 0.330, SLG: 0.386 (1, 8)										4	0	1	0	0	2	0	Cincinnati Reds @ New York Mets Shea Stadium, Flushing, NY Wed Sep 15 1965, 7:05 PM EDT Att: 8,837 - Unknown			
Ron Hunt, R OBP: 0.297, SLG: 0.281 (1, 4)										3	0	1	0	0	0	0				
Ed Kranepool, L OBP: 0.308, SLG: 0.390 (1, 3)										4	1	1	1	0	0	2				
Charley Smith, R OBP: 0.277, SLG: 0.412 (1, 5)										3	0	1	0	1	1	0				
John Stephenson, L OBP: 0.245, SLG: 0.283 (1, 2)										4	0	0	0	0	1	3				
Joe Christopher, R OBP: 0.303, SLG: 0.337 (1, 9)										3	0	0	0	0	3	1				
Jim Hickman, R OBP: 0.277, SLG: 0.396 (1, 7)										3	0	0	0	0	0	1				
Roy McMillan, R OBP: 0.284, SLG: 0.298 (1, 6)										3	0	0	0	0	0	1				
Jack Fisher, R OBP: 0.187, SLG: 0.192 Chuck Hiller, L OBP: 0.277, SLG: 0.349 Gordie Richardson, R (8, 1)										2	0	0	0	0	1	0				
										1	0	0	0	0	0	1				
										0	0	0	0	0	0	0				
Inning Stats	R: 0 E: 0 K: 0 S: 3	H: 1 LOB: 0 BB: 0 P: 3	R: 0 E: 0 K: 2 S: 8	H: 1 LOB: 1 BB: 0 P: 8	R: 0 E: 0 K: 2 S: 7	H: 0 LOB: 0 BB: 0 P: 7	R: 1 E: 0 K: 1 S: 6	H: 1 LOB: 0 BB: 0 P: 6	R: 0 E: 0 K: 1 S: 5	H: 0 LOB: 0 BB: 0 P: 5	R: 0 E: 0 K: 0 S: 3	H: 0 LOB: 0 BB: 0 P: 3	R: 0 E: 1 K: 1 S: 6	H: 0 LOB: 1 BB: 0 P: 6	R: 0 E: 0 K: 0 S: 4	H: 1 LOB: 2 BB: 1 P: 8	1B: 3 2B: 0 3B: 0 HR: 1	SF: 0 SAC: 1 DP: 1 HBP: 0	WP: 0 PA: 32 PB: 0 SB: 0 CS: 0	
PITCHER	IP	WLS	BF	H	R	ER	SO	BB	IBB	HBP	BLK	WP	HR	S	P	ERA	WHIP			
Jim Maloney, R ERA: 2.55	(1, 1)	9.0	W	32	4	1	1	8	1	0	0	0	0	1	47	51	1.00	0.556		

Batter	1	2	3	4	5	6	7	8	9	AB	R	H	RBI	BB	SO	LOB	TOP					
Tommy Harper, R OBP: 0.351, SLG: 0.410										4	0	1	0	0	0	0	Cincinnati Reds @ New York Mets Shea Stadium, Flushing, NY Thu Sep 16 1965, 3:33 AM EDT Att: 4,965 - Unknown					
Pete Rose, S OBP: 0.382, SLG: 0.449										4	1	2	0	0	0							
Vada Pinson, L OBP: 0.345, SLG: 0.479										4	1	1	0	0	2							
Frank Robinson, R OBP: 0.382, SLG: 0.529										3	0	0	0	1	0	4						
Deron Johnson, R OBP: 0.341, SLG: 0.523										3	1	1	3	1	0	1						
Tony Perez, R OBP: 0.317, SLG: 0.482										4	0	1	0	0	0	3						
Johnny Edwards, L OBP: 0.362, SLG: 0.485										3	0	1	0	1	0	0						
Marty Keough, L OBP: 0.196, SLG: 0.119										0	0	0	0	0	0	0						
Leo Cardenas, R OBP: 0.356, SLG: 0.430										4	0	1	0	0	0	3						
John Taitouris, R OBP: 0.109, SLG: 0.070										1	0	0	0	0	0	0						
Ted Davidson, R										0	0	0	0	0	0	0						
Lee May, R										0	0	0	0	0	0	0						
Joe Nuxhall, L OBP: 0.154, SLG: 0.036										0	0	0	0	0	0	0						
Tommy Helms, R OBP: 0.154, SLG: 0.036										0	0	0	0	0	0	0						
Joey Jay, S OBP: 0.075, SLG: 0.063										0	0	0	0	0	0	0						
Gerry Arrigo, L OBP: 0.075, SLG: 0.063										0	0	0	0	0	0	0						
Gordy Coleman, L OBP: 0.098, SLG: 0.417										0	0	0	0	0	0	0						
Gordy Coleman, L OBP: 0.098, SLG: 0.417										0	0	0	0	0	0	0						
Inning Stats	R: 0 E: 0 K: 0 S: 5	H: 2 LOB: 3 BB: 1 P: 9	R: 0 E: 0 K: 0 S: 3	H: 0 LOB: 0 BB: 0 P: 3	R: 0 E: 0 K: 0 S: 3	H: 0 LOB: 0 BB: 0 P: 3	R: 0 E: 0 K: 0 S: 4	H: 1 LOB: 2 BB: 1 P: 8	R: 0 E: 0 K: 0 S: 3	H: 0 LOB: 0 BB: 0 P: 3	R: 0 E: 0 K: 0 S: 2	H: 0 LOB: 0 BB: 1 P: 6	R: 0 E: 0 K: 0 S: 4	H: 1 LOB: 1 BB: 0 P: 4	R: 3 E: 0 K: 0 S: 6	H: 3 LOB: 0 BB: 0 P: 6	R: 0 E: 0 K: 0 S: 3	H: 1 LOB: 1 BB: 0 P: 3	1B: 5 2B: 1 3B: 1 HR: 1	SF: 0 SAC: 0 DP: 2 HBP: 0	WP: 0 PB: 0 SB: 2 CS: 0	PA: 36
PITCHER	IP WLS BF H R ER SO BB IBB HBP BLK WP HR S P ERA WHIP																					
Al Jackson, L ERA: 4.38	(1, 1) 8.0 W 34 8 3 3 0 3 0 0 0 0 0 1 31 43 3.38 1.375																					
Dave Eilers, R ERA: 4.8	(9, 1) 1.0 S 2 0 0 0 0 0 0 0 0 0 0 0 2 2 0.00 0.000																					

AB	33
R	3
H	8
RBI	3
BB	3
SO	0
LOB	15



Batter	1	2	3	4	5	6	7	8	9	AB	R	H	RBI	BB	SO	LOB	BOTTOM	
Johnny Lewis, L OBP: 0.327, SLG: 0.381										5	0	0	0	0	0	5	Cincinnati Reds @ New York Mets Shea Stadium, Flushing, NY Thu Sep 16 1965, 3:33 AM EDT Att: 4,965 - Unknown	
Ron Hunt, R OBP: 0.302, SLG: 0.302										3	1	1	1	1	0	0		
Ed Kranepool, L OBP: 0.311, SLG: 0.392										3	1	2	0	1	0	0		
Charley Smith, R OBP: 0.275, SLG: 0.410										3	0	0	0	0	2	2		
Joe Christopher, R OBP: 0.303, SLG: 0.336										4	2	1	0	0	1	4		
John Stephenson, L OBP: 0.285, SLG: 0.365										4	3	3	4	0	0	0		
Jim Hickman, R OBP: 0.276, SLG: 0.394										4	0	1	0	0	0	2		
Roy McMillan, R OBP: 0.285, SLG: 0.299										4	0	2	1	0	0	1		
Al Jackson, L OBP: 0.123, SLG: 0.125										2	0	1	1	0	1	0		
Dave Eilers, R										0	0	0	0	0	0	0		
Inning Stats	R: 1 E: 0 K: 1 S: 6	H: 1 LOB: 1 BB: 1 P: 10	R: 0 E: 0 K: 0 S: 5	H: 2 LOB: 0 BB: 0 P: 5	R: 3 E: 0 K: 0 S: 5	H: 2 LOB: 0 BB: 1 P: 9	R: 0 E: 0 K: 1 S: 5	H: 0 LOB: 0 BB: 0 P: 5	R: 0 E: 0 K: 0 S: 6	H: 3 LOB: 1 BB: 0 P: 6	R: 0 E: 0 K: 1 S: 6	H: 1 LOB: 1 BB: 0 P: 6	R: 1 E: 0 K: 0 S: 5	H: 2 LOB: 1 BB: 0 P: 5	1B: 8 2B: 0 3B: 0 HR: 3	SF: 0 SAC: 3 DP: 1 HBP: 0	WP: 1 PB: 0 SB: 1 CS: 0	PA: 37
PITCHER	IP WLS BF H R ER SO BB IBB HBP BLK WP HR S P ERA WHIP																	
John Taitouris, R ERA: 4.95	(1, 1) 2.2 L 15 4 0 0 0 1 2 0 0 0 0 0 2 15 23 9.00 2.625																	
Ted Davidson, L ERA: 2.12	(3, 1) 1.1 4 0 0 0 1 0 0 0 0 0 0 0 6 6 0.00 0.000																	
Joe Nuxhall, L ERA: 3.45	(5, 1) 2.0 9 3 2 2 1 0 0 0 0 0 0 0 11 11 9.00 1.500																	
Joey Jay, R ERA: 4.2	(7, 1) 1.0 4 1 0 0 1 0 0 0 0 0 1 0 6 6 0.00 1.000																	
Gerry Arrigo, L ERA: 6.17	(8, 1) 1.0 5 2 1 1 0 0 0 0 0 0 0 1 5 5 9.00 2.000																	



Batter	1	2	3	4	5	6	7	8	9	AB	R	H	RBI	BB	SO	LOB	TOP
Johnny Lewis, L OBP: 0.329, SLG: 0.383 (1, 9)										4	0	2	1	1	2	0	New York Mets @ Chicago Cubs Wrigley Field, Chicago, IL Sat Sep 18 1965, 3:33 AM CDT Att: 3,930 - Cloudy - 80 F
Ron Hunt, R OBP: 0.305, SLG: 0.305 (1, 4)										5	1	2	0	0	0	3	
Ed Kranepool, L OBP: 0.259, SLG: 0.389 Al Jackson, L OBP: 0.123, SLG: 0.125 Cleon Jones, R OBP: 0.151, SLG: 0.135 (1, 3)										3	0	0	0	1	0	2	
Charley Smith, R OBP: 0.277, SLG: 0.410 (1, 5)										4	0	2	0	0	1	2	
John Stephenson, L OBP: 0.269, SLG: 0.398 Joe Christopher, R OBP: 0.304, SLG: 0.336 (8, PH)										2	1	1	2	0	0	1	
Jim Hickman, R OBP: 0.279, SLG: 0.392 (8, 3)										2	0	0	0	2	1	1	
Danny Napoleon, R OBP: 0.276, SLG: 0.185 Chuck Hillier, L OBP: 0.276, SLG: 0.347 Chris Cannizzaro, R OBP: 0.266, SLG: 0.224 (8, PH)										3	0	0	0	0	0	3	
Roy McMillan, R OBP: 0.285, SLG: 0.300 Gary Kolb, L OBP: 0.216, SLG: 0.236 (9, PH)										3	1	1	0	0	0	0	
Tug McGraw, R OBP: 0.095, SLG: 0.095 Dave Eilers, R (7, 1)										3	0	0	0	0	2	1	
Gordie Richardson, R (8, 1)										0	0	0	0	0	0	0	
Ron Swoboda, R OBP: 0.292, SLG: 0.429 (9, PH)										1	0	0	0	0	0	0	
Inning Stats	R: 0 E: 0 K: 1 S: 5	H: 1 LOB: 0 BB: 0 P: 5	R: 0 E: 0 K: 0 S: 4	H: 1 LOB: 1 BB: 0 P: 4	R: 0 E: 0 K: 0 S: 4	H: 1 LOB: 2 BB: 1 P: 8	R: 0 E: 0 K: 2 S: 9	H: 2 LOB: 0 BB: 0 P: 9	R: 1 E: 1 K: 1 S: 7	H: 2 LOB: 1 BB: 0 P: 7	R: 0 E: 0 K: 0 S: 2	H: 0 LOB: 3 BB: 3 P: 14	R: 0 E: 0 K: 1 S: 5	H: 0 LOB: 1 BB: 1 P: 9	1B: 7 2B: 0 3B: 0 HR: 1	SF: 0 SAC: 1 DP: 1 HBP: 0	WP: 0 PA: 39 PB: 0 SB: 1 CS: 1
PITCHER	IP WLS BF H R ER SO BB IBB HBP BLK WP HR S P ERA WHIP																
Larry Jackson, R ERA: 3.84 (1, 1)	7.0 W 29 8 3 2 6 1 0 0 0 0 1 40 44 2.57 1.286																
Billy Hoelt, L ERA: 2.55 (8, 1)	0.1 3 0 0 0 0 2 0 0 0 0 0 1 9 0.00 6.000																
Ted Abernathy, R ERA: 2.28 (8, 1)	1.2 S 6 0 0 0 1 2 0 0 0 0 0 6 14 0.00 1.200																

AB	32
R	3
H	8
RBI	3
BB	5
SO	7
LOB	16



Batter	1	2	3	4	5	6	7	8	9	AB	R	H	RBI	BB	SO	LOB	BOTTOM
Don Young, R OBP: 0.065, SLG: 0.167 (1, 8)										4	0	0	1	0	0	2	New York Mets @ Chicago Cubs Wrigley Field, Chicago, IL Sat Sep 18 1965, 3:33 AM CDT Att: 3,930 - Cloudy - 80 F
Glenn Beckert, R OBP: 0.288, SLG: 0.290 (1, 4)										4	1	2	0	1	0	0	
Billy Williams, L OBP: 0.374, SLG: 0.558 (1, 9)										4	1	1	3	1	0	4	
Ron Santo, R OBP: 0.377, SLG: 0.499 (1, 5)										3	0	1	0	1	0	0	
14 Ernie Banks, R OBP: 0.330, SLG: 0.448 (1, 3)										3	0	0	0	1	0	2	
John Boccabella, R OBP: 0.364, SLG: 0.900 Billy Hoelt, L OBP: 0.273, SLG: 0.273 Ted Abernathy, R OBP: 0.176, SLG: 0.125 (1, 7)										4	0	0	0	0	0	2	
Chris Krug, R OBP: 0.279, SLG: 0.348 (1, 2)										4	1	3	0	0	0	0	
Don Kessinger, S OBP: 0.268, SLG: 0.243 (1, 6)										3	1	1	0	1	0	1	
Larry Jackson, R OBP: 0.165, SLG: 0.210 Harvey Kuenn, R OBP: 0.353, SLG: 0.260 Doug Clemens, L OBP: 0.310, SLG: 0.297 (1, 1)										2	0	0	0	0	2	3	
										1	0	0	0	0	0	2	
										0	0	0	0	1	0	0	
Inning Stats	R: 0 E: 0 K: 0 S: 3	H: 0 LOB: 2 BB: 2 P: 11	R: 0 E: 0 K: 0 S: 3	H: 0 LOB: 0 BB: 0 P: 3	R: 0 E: 0 K: 1 S: 6	H: 1 LOB: 1 BB: 0 P: 6	R: 0 E: 0 K: 1 S: 7	H: 1 LOB: 3 BB: 1 P: 11	R: 0 E: 0 K: 0 S: 3	H: 0 LOB: 0 BB: 0 P: 3	R: 0 E: 0 K: 0 S: 3	H: 0 LOB: 2 BB: 1 P: 12	R: 0 E: 0 K: 0 S: 4	H: 1 LOB: 3 BB: 2 P: 12	1B: 5 2B: 2 3B: 0 HR: 1	SF: 1 SAC: 0 DP: 0 HBP: 0	WP: 0 PA: 39 PB: 0 SB: 0 CS: 0
PITCHER	IP WLS BF H R ER SO BB IBB HBP BLK WP HR S P ERA WHIP																
Tug McGraw, L ERA: 3.29 (1, 1)	6.2 L 30 6 4 4 2 3 0 0 0 0 0 1 31 43 5.40 1.350																
Dave Eilers, R ERA: 4.5 (7, 1)	1.0 8 2 0 0 0 1 2 0 0 0 0 5 17 0.00 3.000																
Gordie Richardson, L ERA: 0.94 (8, 1)	0.1 1 0 0 0 0 0 0 0 0 0 0 1 1 0.00 0.000																


AB	32
R	4
H	8
RBI	4
BB	6
SO	2
LOB	16



Batter	1	2	3	4	5	6	7	8	9	AB	R	H	RBI	BB	SO	LOB	TOP					
Bobby Klaus, R OBP: 0.306, SLG: 0.264 (1, 4)										3	3	1	1	2	0	2						
Bud Harrelson, S OBP: 0.091, SLG: 0.091 (1, 6)										3	1	1	0	0	1	1						
Chuck Hiller, L OBP: 0.277, SLG: 0.348 (6, PH)										2	0	1	0	0	0	0						
Charley Smith, R OBP: 0.278, SLG: 0.409 (1, 5)										4	1	1	1	1	0	0						
Jim Hickman, R OBP: 0.284, SLG: 0.391 (1, 3)										3	1	1	1	2	1	2						
Ron Swoboda, R OBP: 0.296, SLG: 0.431 (1, 7)										3	1	1	0	2	0	3						
Danny Napoleon, R OBP: 0.247, SLG: 0.198 (1, 9)										5	1	1	0	0	3	7						
Cleon Jones, R OBP: 0.190, SLG: 0.179 (1, 8)										4	0	2	3	1	0	3						
Greg Goossen, R OBP: 0.235, SLG: 0.235 (1, 2)										5	0	0	0	0	2	7						
Dick Selma, R OBP: 0.143, SLG: 0.143 (1, 1)										2	0	0	0	0	2	0						
Darrell Sutherland, R OBP: 0.152, SLG: 0.354 (5, 1)										2	0	1	0	0	0	0						
Inning Stats	R: 4 E: 1 K: 2 S: 10	H: 3 LOB: 1 BB: 2 P: 18	R: 1 E: 0 K: 2 S: 8	H: 1 LOB: 0 BB: 0 P: 8	R: 0 E: 0 K: 0 S: 4	H: 1 LOB: 2 BB: 1 P: 8	R: 0 E: 0 K: 1 S: 4	H: 0 LOB: 0 BB: 1 P: 8	R: 1 E: 0 K: 1 S: 7	H: 2 LOB: 2 BB: 1 P: 11	R: 1 E: 0 K: 0 S: 4	H: 2 LOB: 1 BB: 0 P: 7	R: 0 E: 0 K: 1 S: 5	H: 0 LOB: 0 BB: 0 P: 5	R: 0 E: 0 K: 1 S: 5	H: 0 LOB: 1 BB: 1 P: 9	1B: 6 2B: 4 3B: 0 HR: 1	SF: 0 SAC: 0 DP: 2 HBP: 0	WP: 0 PB: 1 SB: 0 CS: 0	PA: 44		
PITCHER	IP WLS BF H R ER SO BB IBB HBP BLK WP HR S P ERA WHIP	IP WLS BF H R ER SO BB IBB HBP BLK WP HR S P ERA WHIP	IP WLS BF H R ER SO BB IBB HBP BLK WP HR S P ERA WHIP	IP WLS BF H R ER SO BB IBB HBP BLK WP HR S P ERA WHIP	IP WLS BF H R ER SO BB IBB HBP BLK WP HR S P ERA WHIP	IP WLS BF H R ER SO BB IBB HBP BLK WP HR S P ERA WHIP	IP WLS BF H R ER SO BB IBB HBP BLK WP HR S P ERA WHIP	IP WLS BF H R ER SO BB IBB HBP BLK WP HR S P ERA WHIP	IP WLS BF H R ER SO BB IBB HBP BLK WP HR S P ERA WHIP	IP WLS BF H R ER SO BB IBB HBP BLK WP HR S P ERA WHIP	IP WLS BF H R ER SO BB IBB HBP BLK WP HR S P ERA WHIP	IP WLS BF H R ER SO BB IBB HBP BLK WP HR S P ERA WHIP	IP WLS BF H R ER SO BB IBB HBP BLK WP HR S P ERA WHIP	IP WLS BF H R ER SO BB IBB HBP BLK WP HR S P ERA WHIP	IP WLS BF H R ER SO BB IBB HBP BLK WP HR S P ERA WHIP	IP WLS BF H R ER SO BB IBB HBP BLK WP HR S P ERA WHIP	IP WLS BF H R ER SO BB IBB HBP BLK WP HR S P ERA WHIP	IP WLS BF H R ER SO BB IBB HBP BLK WP HR S P ERA WHIP	IP WLS BF H R ER SO BB IBB HBP BLK WP HR S P ERA WHIP	IP WLS BF H R ER SO BB IBB HBP BLK WP HR S P ERA WHIP	IP WLS BF H R ER SO BB IBB HBP BLK WP HR S P ERA WHIP	
Bob Hendley, L ERA: 6.51 (1, 1)	2.0 L	14 5	5 5	4 4	3 3	0 0	0 0	0 0	0 0	0 0	1 1	19 31	18.00 4.000									
Bob Humphreys, R ERA: 3.3 (3, 1)	1.0 3	0 0	0 0	0 0	0 0	0 0	0 0	0 0	0 0	0 0	0 0	3 3	0.00 0.000									
Cal Koonce, R ERA: 3.73 (4, 1)	2.0 9	2 1	1 2	1 2	2 2	0 0	0 0	0 0	0 0	0 0	0 0	11 19	4.50 2.000									
Ernie Broglio, R ERA: 6.93 (6, 1)	0.1 5	2 1	1 1	0 0	1 1	0 0	0 0	0 0	0 0	0 0	3 11	27.00 9.000										
Lindy McDaniel, R ERA: 2.51 (6, 1)	2.2 9	1 1	0 2	0 2	0 0	0 0	0 0	0 0	0 0	0 0	13 13	0.00 0.375										
Don Young, R OBP: 0.081, SLG: 0.156 (1, 8)										2	0	0	0	0	2	1						
Cal Koonce, R OBP: 0.204, SLG: 0.125 (4, 1)										0	0	0	0	0	0	0						
Doug Clemens, L OBP: 0.311, SLG: 0.299 (5, PH)										1	1	1	0	0	0	0						
Ernie Broglio, R (6, 1)										0	0	0	0	0	0	0						
Ed Bailey, L OBP: 0.369, SLG: 0.355 (6, 2)										1	0	0	1	0	0	1						
Glenn Beckert, R OBP: 0.289, SLG: 0.290 (1, 4)										4	1	1	1	1	0	1						
Billy Williams, L OBP: 0.374, SLG: 0.555 (1, 9)										3	0	0	0	2	1	3						
Ron Santo, R OBP: 0.376, SLG: 0.496 (1, 5)										4	1	0	0	1	0	2						
14 Ernie Banks, R OBP: 0.332, SLG: 0.449 (1, 3)										3	0	2	2	1	0	0						
George Altman, L OBP: 0.310, SLG: 0.351 (1, 7)										4	0	2	1	0	0	2						
Chris Krug, R OBP: 0.274, SLG: 0.342 (1, 2)										3	0	0	0	0	1	6						
Lindy McDaniel, R (6, 1)										0	0	0	0	0	0	0						
Jimmy Stewart, S OBP: 0.307, SLG: 0.292 (8, PH)										1	0	0	0	0	0	0						
Ken Holtzman, R (9, 1)										0	0	0	0	0	0	0						
Don Kessinger, S OBP: 0.271, SLG: 0.254 (1, 6)										4	2	2	0	0	0	0						
Bob Hendley, R (1, 1)										0	0	0	0	0	0	0						
Bob Humphreys, R (3, 1)										0	0	0	0	0	0	0						
Don Landrum, L OBP: 0.306, SLG: 0.345 (4, 8)										3	1	2	1	1	1	1						
Inning Stats	R: 0 E: 0 K: 1 S: 4	H: 0 LOB: 0 BB: 1 P: 8	R: 0 E: 0 K: 0 S: 3	H: 1 LOB: 1 BB: 1 P: 7	R: 0 E: 0 K: 1 S: 6	H: 1 LOB: 1 BB: 0 P: 6	R: 0 E: 0 K: 0 S: 4	H: 1 LOB: 2 BB: 1 P: 8	R: 4 E: 0 K: 2 S: 12	H: 5 LOB: 2 BB: 1 P: 16	R: 0 E: 0 K: 0 S: 2	H: 0 LOB: 0 BB: 1 P: 6	R: 0 E: 0 K: 1 S: 5	H: 0 LOB: 0 BB: 0 P: 5	R: 0 E: 0 K: 0 S: 3	H: 0 LOB: 0 BB: 0 P: 3	R: 2 E: 0 K: 0 S: 5	H: 2 LOB: 1 BB: 1 P: 9	1B: 8 2B: 0 3B: 2 HR: 0	SF: 1 SAC: 0 DP: 3 HBP: 0	WP: 0 PB: 0 SB: 0 CS: 0	PA: 40
PITCHER	IP WLS BF H R ER SO BB IBB HBP BLK WP HR S P ERA WHIP	IP WLS BF H R ER SO BB IBB HBP BLK WP HR S P ERA WHIP	IP WLS BF H R ER SO BB IBB HBP BLK WP HR S P ERA WHIP	IP WLS BF H R ER SO BB IBB HBP BLK WP HR S P ERA WHIP	IP WLS BF H R ER SO BB IBB HBP BLK WP HR S P ERA WHIP	IP WLS BF H R ER SO BB IBB HBP BLK WP HR S P ERA WHIP	IP WLS BF H R ER SO BB IBB HBP BLK WP HR S P ERA WHIP	IP WLS BF H R ER SO BB IBB HBP BLK WP HR S P ERA WHIP	IP WLS BF H R ER SO BB IBB HBP BLK WP HR S P ERA WHIP	IP WLS BF H R ER SO BB IBB HBP BLK WP HR S P ERA WHIP	IP WLS BF H R ER SO BB IBB HBP BLK WP HR S P ERA WHIP	IP WLS BF H R ER SO BB IBB HBP BLK WP HR S P ERA WHIP	IP WLS BF H R ER SO BB IBB HBP BLK WP HR S P ERA WHIP	IP WLS BF H R ER SO BB IBB HBP BLK WP HR S P ERA WHIP	IP WLS BF H R ER SO BB IBB HBP BLK WP HR S P ERA WHIP	IP WLS BF H R ER SO BB IBB HBP BLK WP HR S P ERA WHIP	IP WLS BF H R ER SO BB IBB HBP BLK WP HR S P ERA WHIP	IP WLS BF H R ER SO BB IBB HBP BLK WP HR S P ERA WHIP	IP WLS BF H R ER SO BB IBB HBP BLK WP HR S P ERA WHIP	IP WLS BF H R ER SO BB IBB HBP BLK WP HR S P ERA WHIP	IP WLS BF H R ER SO BB IBB HBP BLK WP HR S P ERA WHIP	
Dick Selma, R ERA: 3.2 (1, 1)	4.2 W	22 4	6 2	4 2	4 2	3 2	4 2	2 2	2 2	2	0	0	0	0	0	0						
Darrell Sutherland, R ERA: 3.35 (5, 1)	4.1 W	18 4	2 2	2 2	2 2	0 0	0 0	0 0	0 0	0	0	20 28	4.15 1.385									


New York Mets @ Chicago Cubs
Wrigley Field, Chicago, IL
Sun Sep 19 1965, 3:33 AM CDT
Att: 5,981 - Unknown

AB 36
R 8
H 10
RBI 6
BB 8
SO 9
LOB 25



New York Mets @ Chicago Cubs
Wrigley Field, Chicago, IL
Sun Sep 19 1965, 3:33 AM CDT
Att: 5,981 - Unknown

AB 33
R 6
H 10
RBI 6
BB 6
SO 5
LOB 17



Batter	1	2	3	4	5	6	7	8	9	AB	R	H	RBI	BB	SO	LOB	TOP			
Johnny Lewis, L OBP: 0.329, SLG: 0.386 (1, 9)	0-0 6-3		0-0 4-3			0-3 K		0-0 3B	4 0 1 0 0 1 0											
Chuck Hiller, L OBP: 0.275, SLG: 0.345 Danny Napoleon, R (9, PH) OBP: 0.245, SLG: 0.195 (1, 4)	0-0 F8			0-0 L8		0-0 F8		0-0 F3	3 0 0 0 0 0 0 1 0 0 0 0 0 0											
Charley Smith, R OBP: 0.277, SLG: 0.497 Jimmie Schaffer, R OBP: 0.214, SLG: 0.273 (1, 5)	0-3 K			0-0 6-3			0-0 F8		2 0 0 0 0 1 0 1 0 0 0 0 0 0											
Ed Kranepool, L OBP: 0.309, SLG: 0.387 (1, 3)		0-0 4-3		0-0 4-3			0-0 G3		3 0 0 0 0 0 0											
Jim Hickman, R OBP: 0.284, SLG: 0.389 (1, 8)		0-0 F9			4-0 G6-4-3 BB		0-0 P4		2 0 0 0 1 0 0											
John Stephenson, L OBP: 0.274, SLG: 0.400 Bud Harrelson, S OBP: 0.083, SLG: 0.083 (1, 2)					0-0 G6-4-3 1-2			0-0 F8	2 0 1 0 0 0 1 1 0 0 0 0 0 0											
Joe Christopher, R OBP: 0.304, SLG: 0.334 Carl Willey, R (8, 1)				0-0 6-3		4-0 BB		0-3 K	2 0 0 0 1 1 1 0 0 0 0 0 0 0											
Roy McMillan, R OBP: 0.284, SLG: 0.298 Bob Moorhead, R (6, 1)				0-0 5-3		0-0 1-3		0-0 6-3	2 0 0 0 0 0 1 0 0 0 0 0 0 0 1 0 0 0 0 0 0											
Gary Kolb, L OBP: 0.214, SLG: 0.234 (8, PH)																				
Jack Fisher, R OBP: 0.184, SLG: 0.189 Dennis Ribant, R (5, 1)				0-0 6-3				0-0 6-3	1 0 2 0 0 0 0 0 0											
Kevin Collins, L (6, 5)																				
Inning Stats	R: 0 E: 0 K: 1 S: 5	H: 0 LOB: 0 BB: 0 P: 5	R: 0 E: 0 K: 0 S: 4	H: 1 LOB: 1 BB: 0 P: 4	R: 0 E: 0 K: 0 S: 3	H: 0 LOB: 0 BB: 0 P: 3	R: 0 E: 0 K: 0 S: 3	H: 0 LOB: 0 BB: 0 P: 3	R: 0 E: 0 K: 1 S: 5	H: 0 LOB: 0 BB: 0 P: 5	R: 0 E: 0 K: 0 S: 3	H: 0 LOB: 0 BB: 0 P: 3	R: 0 E: 0 K: 1 S: 5	H: 0 LOB: 0 BB: 0 P: 5	R: 0 E: 0 K: 0 S: 3	H: 1 LOB: 0 BB: 0 P: 3	1B: 1 2B: 0 3B: 1 HR: 0	SF: 0 SAC: 0 DP: 1 HBP: 0	WP: 0 PB: 0 SB: 0 CS: 0	PA: 29
PITCHER Tommie Sisk, R ERA: 3.76 (1, 1)	IP: 9.0 WLS: W BF: 29 H: 2 R: 0 ER: 0 SO: 3 BB: 2 IBB: 0 HBP: 0 BLK: 0 WP: 0 HR: 0 S: 33 P: 41 ERA: 0.00 WHIP: 0.444															PITCHER Tommie Sisk, R ERA: 3.76 (1, 1)	IP: 9.0 WLS: W BF: 29 H: 2 R: 0 ER: 0 SO: 3 BB: 2 IBB: 0 HBP: 0 BLK: 0 WP: 0 HR: 0 S: 33 P: 41 ERA: 0.00 WHIP: 0.444			

New York Mets @ Pittsburgh Pirates
Forbes Field, Pittsburgh, PA
Mon Sep 20 1965, 7:05 PM EDT
Att: 3,892 - Unknown

AB 27
R 0
H 2
RBI 0
BB 2
SO 3
LOB 3





Batter	1	2	3	4	5	6	7	8	9	AB	R	H	RBI	BB	SO	LOB	BOTTOM	
Bob Bailey, R OBP: 0.334, SLG: 0.369 (1, 5)	0-0 L8			0-3 K	0-0 E9 1B	0-0 L6		0-0 L7	5 1 1 0 0 1 0									
Bill Virdon, L OBP: 0.330, SLG: 0.381 (1, 8)	0-0 5-3			0-0 4-3	0-0 WP 2B 1B			4-0 1B BB	4 1 2 1 1 0 0									
Roberto Clemente, R OBP: 0.363, SLG: 0.471 Bob Oliver, R (8, 7)	0-0 6-3			0-0 1B 1B	0-0 WP 2B 1B		0-0 4-3		4 2 2 0 0 0 1 1 0 0 0 0 0 1									
Willie Stargell, L OBP: 0.323, SLG: 0.503 George Springs, L OBP: 0.500, SLG: 0.500 (7, PR)		0-0 L5		0-0 2B 1B	4-0 2B G5-4-3 BB		4-0 6-3 1B BB	0-0 FC5-4 1B	2 2 1 0 2 0 0 1 1 1 0 0 0 0									
Donn Clendenon, R OBP: 0.355, SLG: 0.482 (1, 3)		0-0 6-3		0-0 2B 1B	0-0 G5-4-3 2B		0-0 6-3	0-0 FC5-4	5 1 2 3 0 0 3									
Bill Mazerowski, R OBP: 0.288, SLG: 0.333 (1, 4)		0-0 5-3		0-0 2B 1B	4-0 G5-4-3 BB		0-0 P3		3 0 1 2 1 0 2									
Jim Pagliaroni, R OBP: 0.331, SLG: 0.409 Jerry May, R OBP: 1.000, SLG: 1.000 (1, 2)			0-0 F7	0-3 K	0-0 G5-4-3		0-0 1B 1B		3 0 0 0 0 1 3 1 0 1 1 0 0 0									
Gene Alley, R OBP: 0.302, SLG: 0.345 (1, 6)					E6 PB		0-0 1B		4 1 1 0 0 0 1									
Tommie Sisk, R OBP: 0.103, SLG: 0.071 (1, 1)			0-0 F7		0-0 SH PB E		0-3 K	0-3 K	3 1 0 0 0 2 2									
Inning Stats	R: 0 E: 0 K: 0 S: 3	H: 0 LOB: 0 BB: 0 P: 3	R: 0 E: 0 K: 0 S: 3	H: 0 LOB: 0 BB: 0 P: 3	R: 0 E: 0 K: 2 S: 11	H: 4 LOB: 1 BB: 0 P: 11	R: 6 E: 3 K: 0 S: 8	H: 4 LOB: 1 BB: 2 P: 16	R: 0 E: 0 K: 1 S: 6	H: 1 LOB: 0 BB: 0 P: 6	R: 1 E: 0 K: 1 S: 7	H: 2 LOB: 1 BB: 1 P: 11	R: 0 E: 0 K: 0 S: 4	H: 1 LOB: 2 BB: 1 P: 8	1B: 10 2B: 2 3B: 0 HR: 0	SF: 0 SAC: 1 DP: 1 HBP: 0	WP: 1 PB: 1 SB: 0 CS: 0	PA: 41
PITCHER Jack Fisher, R ERA: 4.06 Dennis Ribant, R ERA: 6.04 Rob Gardner, L ERA: 6.3 Bob Moorhead, R ERA: 4.4 Carl Willey, R ERA: 5.68	IP: 4.0 WLS: L BF: 20 H: 6 R: 7 ER: 6 SO: 2 BB: 0 IBB: 0 HBP: 0 BLK: 0 WP: 0 HR: 0 S: 24 P: 24 ERA: 13.50 WHIP: 1.500															PITCHER Jack Fisher, R ERA: 4.06 Dennis Ribant, R ERA: 6.04 Rob Gardner, L ERA: 6.3 Bob Moorhead, R ERA: 4.4 Carl Willey, R ERA: 5.68	IP: 4.0 WLS: L BF: 20 H: 6 R: 7 ER: 6 SO: 2 BB: 0 IBB: 0 HBP: 0 BLK: 0 WP: 0 HR: 0 S: 24 P: 24 ERA: 13.50 WHIP: 1.500	

New York Mets @ Pittsburgh Pirates
Forbes Field, Pittsburgh, PA
Mon Sep 20 1965, 7:05 PM EDT
Att: 3,892 - Unknown

AB 36
R 10
H 12
RBI 7
BB 4
SO 4
LOB 13



Batter	1	2	3	4	5	6	7	8	9	AB	R	H	RBI	BB	SO	LOB	TOP										
Ron Hunt, R OBP: 0.309, SLG: 0.323 Bobby Klaus, R OBP: 0.305, SLG: 0.263 (7, PR) (7, 4)	0-0 1B 3B		0-0 1-3		0-3 K		0-0 1B		0-3 K	4	1	2	0	0	1	2	<p>New York Mets @ Pittsburgh Pirates Forbes Field, Pittsburgh, PA Tue Sep 21 1965, 7:05 PM EDT Att: 4,660 - Unknown</p> <p>livebaseballscores.com</p> <p>AB 35 R 5 H 10 RBI 5 BB 2 SO 6 LOB 13</p> 										
Roy McMillan, R OBP: 0.282, SLG: 0.296 (1, 6)	0-0 F3		0-0 6-3		0-0 FC1 1-2 3-H		0-0 F9		0-0 FC6-4	5	0	0	0	0	0	5											
Ed Kranepool, L OBP: 0.311, SLG: 0.388 (1, 3)	0-0 FC6-4 1B		0-0 F9				0-0 G4-6-3 1B		0-0 F8	4	0	2	1	0	0	0											
Charley Smith, R OBP: 0.277, SLG: 0.408 (1, 5)	0-0 FC6-4 1-2			0-0 P5		0-0 G4-6-3 1-2		0-0 PB SF9 2B		4	1	1	0	0	0	2											
Joe Christopher, R OBP: 0.304, SLG: 0.332 (1, 9)	0-0 6-3			0-0 5-3		0-0 5-3		4-0 BB		3	0	0	0	1	0	1											
Jim Hickman, R OBP: 0.284, SLG: 0.398 (7, 7)		0-0 HR		0-3 K			0-0 5-3	0-0 SF9 2B		3	1	1	2	0	1	0											
Ron Swoboda, R OBP: 0.296, SLG: 0.430 Bud Harrelson, S OBP: 0.083, SLG: 0.083 Jimmie Schaffer, R OBP: 0.211, SLG: 0.269 (7, PR) (7, 2)		0-3 K		0-3 K		0-3 K		0-0 HR 1B	0-0 L6	3	0	1	0	0	2	0											
Chris Cannizzaro, R OBP: 0.268, SLG: 0.224 Johnny Lewis, L OBP: 0.329, SLG: 0.393 (7, PH) (7, 8)		0-0 6-3			4-0 1B FC1 BB		0-0 HR		0-0 L7	1	0	0	0	1	0	0											
Al Jackson, L OBP: 0.133, SLG: 0.136 Dave Eilers, R OBP: 1.000, SLG: 1.000 (7, 1)		0-3 K			0-0 FC1 1B		0-0 F7		0-0 FC6-4 1B	3	0	1	0	0	1	1											
										1	0	1	0	0	0	0											
Inning Stats	R: 1 E: 0 K: 0 S: 5	H: 2 LOB: 1 BB: 0 P: 5	R: 1 E: 0 K: 2 S: 8	H: 1 LOB: 0 BB: 0 P: 8	R: 0 E: 0 K: 1 S: 3	H: 0 LOB: 0 BB: 0 P: 3	R: 0 E: 0 K: 2 S: 5	H: 0 LOB: 0 BB: 1 P: 5	R: 0 E: 0 K: 1 S: 8	H: 1 LOB: 2 BB: 1 P: 12	R: 0 E: 0 K: 0 S: 3	H: 1 LOB: 1 BB: 0 P: 3	R: 2 E: 0 K: 0 S: 6	H: 3 LOB: 1 BB: 0 P: 6	R: 1 E: 0 K: 0 S: 4	H: 1 LOB: 1 BB: 1 P: 8	R: 0 E: 0 K: 1 S: 6	H: 1 LOB: 1 BB: 0 P: 6	1B: 6 2B: 1 3B: 1 HR: 2	SF: 1 SAC: 0 DP: 1 HBP: 0	WP: 0 PB: 0 SB: 0 CS: 0	PA: 38					
PITCHER	IP	WLS	BF	H	R	ER	SO	BB	IBB	HBP	BLK	WP	HR	S	P	ERA	WHIP										
Don Cardwell, R ERA: 3.3 Al McBean, R ERA: 2.37 Roy Face, R ERA: 3.14	(1, 1) (7, 1) (9, 1)	6.2 1.1 1.0	28 6 4	8 1 1	4 1 0	4 0 0	5 0 1	1 0 0	0 0 0	0 0 0	0 0 0	0 0 0	2 5 6	37 9 6	41 9 6	0.00 0.00 0.00	1.350 1.500 1.000										

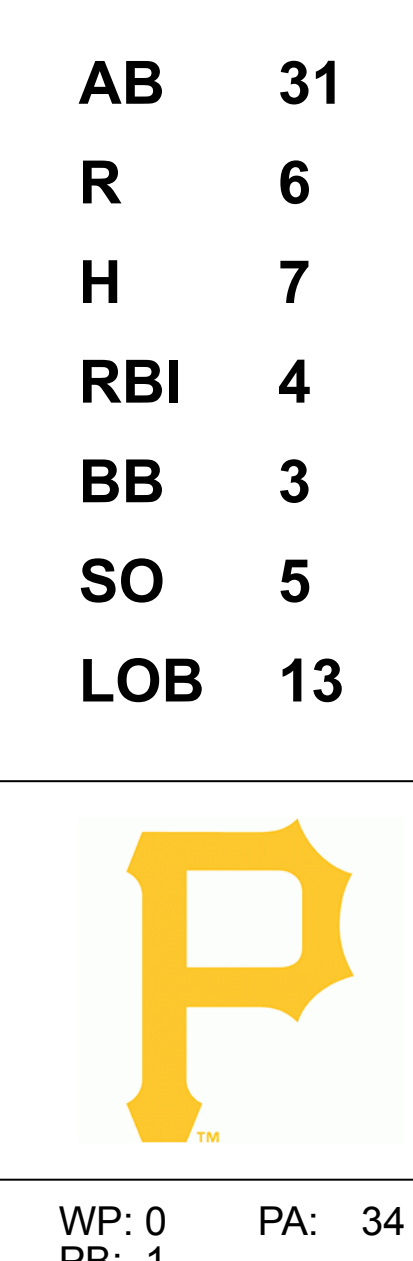
Batter	1	2	3	4	5	6	7	8	9	AB	R	H	RBI	BB	SO	LOB	BOTTOM										
Bob Bailey, R OBP: 0.333, SLG: 0.367 (8, 5)	0-0 5-3		0-0 6-3	4-0 1-2 BB		0-0 G5-4-3 1-2 2-3		0-0 E5		4	0	0	0	1	0	2	<p>New York Mets @ Pittsburgh Pirates Forbes Field, Pittsburgh, PA Tue Sep 21 1965, 7:05 PM EDT Att: 4,660 - Unknown</p> <p>livebaseballscores.com</p> <p>AB 36 R 6 H 11 RBI 5 BB 4 SO 3 LOB 19</p> 										
Manny Mota, R OBP: 0.330, SLG: 0.389 Bill Virdon, L OBP: 0.329, SLG: 0.380 (8, PH) (9, 8)	0-0 5-3		0-0 F9	0-0 F9		0-0 5-3		0-0 F7		4	0	0	0	0	0	3											
Roberto Clemente, R OBP: 0.394, SLG: 0.471 (1, 9)	4-0 BB		0-0 FC6-4 1B		0-0 1B G6-4-3 1B		0-0 6-3	0-0 4-3		4	1	2	0	1	0	1											
Donn Clendenon, R OBP: 0.354, SLG: 0.479 (1, 3)	0-0 L4		0-0 FC6-4 1-2		0-0 1B G6-4-3 1B		0-0 6-3		0-0 F8	5	0	1	0	0	0	2											
Bill Mazerowski, R OBP: 0.292, SLG: 0.336 George Spriggs, L OBP: 0.500, SLG: 0.500 (9, PR)		0-0 5-3		0-0 FC4 1B		0-0 G6-4-3 1-2 3-H		0-0 HBP 1B 1B		5	1	3	0	0	0	1											
Andre Rodgers, R OBP: 0.341, SLG: 0.370 Willie Stargell, L OBP: 0.324, SLG: 0.502 (7, PH) (8, 7)		4-0 G3 BB BB		0-0 FC4 E 1B 3B		0-0 E5		0-3 K		2	1	0	0	1	0	1											
Jim Pagliaroni, R OBP: 0.336, SLG: 0.420 (1, 2)		4-0 G3 BB		0-0 E8 1-2 3B 1B		0-3 K		0-0 HBP 1B		4	2	3	3	1	1	1											
Gene Alley, R OBP: 0.304, SLG: 0.351 (1, 6)		0-0 G3		0-0 CS 3B		0-0 K		0-0 F9		4	0	2	2	0	0	4											
Don Cardwell, R OBP: 0.233, SLG: 0.284 Al McBean, R OBP: 0.250, SLG: 0.259 Jerry Lynch, L OBP: 0.331, SLG: 0.417 Roy Face, R (9, 1)		0-3 K		0-0 CS 3B		0-0 SH G5-4-3		0-0 4-3		1	0	0	0	0	1	2											
										0	0	0	0	0	0	0											
Inning Stats	R: 0 E: 0 K: 0 S: 3	H: 0 LOB: 1 BB: 1 P: 7	R: 0 E: 0 K: 1 S: 5	H: 0 LOB: 2 BB: 2 P: 13	R: 0 E: 0 K: 0 S: 4	H: 1 LOB: 1 BB: 0 P: 4	R: 2 E: 1 K: 0 S: 5	H: 3 LOB: 2 BB: 1 P: 10	R: 1 E: 1 K: 1 S: 7	H: 2 LOB: 1 BB: 0 P: 7	R: 0 E: 0 K: 0 S: 4	H: 1 LOB: 1 BB: 0 P: 4	R: 1 E: 0 K: 0 S: 5	H: 2 LOB: 2 BB: 0 P: 6	R: 0 E: 1 K: 0 S: 4	H: 0 LOB: 1 BB: 0 P: 4	R: 2 E: 0 K: 1 S: 6	H: 2 LOB: 1 BB: 0 P: 6	1B: 9 2B: 0 3B: 1 HR: 1	SF: 0 SAC: 1 DP: 2 HBP: 2	WP: 0 PB: 0 SB: 0 CS: 1	PA: 43					
PITCHER	IP	WLS	BF	H	R	ER	SO	BB	IBB	HBP	BLK	WP	HR	S	P	ERA	WHIP										
Al Jackson, L ERA: 4.38 Dave Eilers, R ERA: 5.3	(1, 1) (7, 1)	6.0 2.2	29 14	7 4	3 3	3 3	2 1	0 0	0 0	1 1	0 0	0 0	1 1	28 15	45 16	4.50 10.12	1.833 1.500										

Batter	1	2	3	4	5	6	7	8	9	AB	R	H	RBI	BB	SO	LOB	TOP
Bobby Klaus, R (1,4) OBP: 0.302, SLG: 0.259	0-0 6-3			0-0 P6	0-0 F3			0-0 G5-4-3		4	0	0	0	0	0	2	New York Mets @ Pittsburgh Pirates Forbes Field, Pittsburgh, PA Wed Sep 22 1965, 7:05 PM EDT Att: 4,964 - Unknown
Bud Harrelson, S (1,6) OBP: 0.063, SLG: 0.063	0-0 1-3			0-0 G3				0-0 F8		4	0	0	0	0	0	0	
Ed Kranepool, L (1,3) OBP: 0.310, SLG: 0.387	0-0 4-3			0-0 1B					0-0 1-3	4	0	1	0	0	0	0	
Charley Smith, R (1,5) OBP: 0.277, SLG: 0.408 Kevin Collins, L (6,5) OBP: 0.125, SLG: 0.125		0-3 K		0-0 1B				0-3 K		3	0	1	0	0	2	0	
Jim Hickman, R (1,8) OBP: 0.283, SLG: 0.396		0-0 F9		0-0 F9					0-0 1B	4	0	1	0	0	0	2	
Ron Swoboda, R (1,7) OBP: 0.293, SLG: 0.426		0-0 F7			0-0 F7				0-0 1-3	4	0	0	1	0	0	1	
Cleon Jones, R (1,9) OBP: 0.194, SLG: 0.233			0-0 4-3		0-0 HR			0-0 E5		4	1	1	1	0	0	1	
Greg Goossen, R (1,2) OBP: 0.200, SLG: 0.200			0-3 K		0-0 F9			0-0 FC4		3	0	0	0	0	1	1	
Tug McGraw, R (1,1) OBP: 0.130, SLG: 0.130 Galen Cisco, R (5,1) OBP: 0.310, SLG: 0.259 Gary Kolb, L (6,PH) OBP: 0.221, SLG: 0.241 Dennis Ribant, R (8,1) OBP: 0.221, SLG: 0.241			0-0 6-3					0-0 1B		2	0	1	0	0	0	0	
Inning Stats	R: 0 E: 0 K: 0 S: 3	H: 0 LOB: 0 BB: 0 P: 3	R: 0 E: 0 K: 1 S: 5	H: 0 LOB: 0 BB: 0 P: 5	R: 0 E: 0 K: 1 S: 5	H: 2 LOB: 2 BB: 0 P: 5	R: 1 E: 0 K: 0 S: 5	H: 2 LOB: 1 BB: 0 P: 5	R: 0 E: 0 K: 1 S: 4	H: 0 LOB: 1 BB: 0 P: 4	R: 0 E: 0 K: 0 S: 3	H: 1 LOB: 0 BB: 0 P: 3	R: 1 E: 0 K: 0 S: 5	H: 2 LOB: 1 BB: 0 P: 5	1B: 6 2B: 0 3B: 0 HR: 1	SF: 0 SAC: 0 DP: 1 HBP: 0	
PITCHER Bob Friend, R (1,1) ERA: 3.23	IP: 9.0 WLS: W BF: 34 H: 7 R: 2 ER: 2 SO: 3 BB: 0 IBB: 0 HBP: 0 BLK: 0 WP: 0 HR: 1 S: 40 P: 40 ERA: 2.00 WHIP: 0.778															PITCHER Bob Friend, R (1,1) ERA: 3.23	IP: 9.0 WLS: W BF: 34 H: 7 R: 2 ER: 2 SO: 3 BB: 0 IBB: 0 HBP: 0 BLK: 0 WP: 0 HR: 1 S: 40 P: 40 ERA: 2.00 WHIP: 0.778

AB	34
R	2
H	7
RBI	2
BB	0
SO	3
LOB	7



Batter	1	2	3	4	5	6	7	8	9	AB	R	H	RBI	BB	SO	LOB	BOTTOM
Bob Bailey, R (1,7) OBP: 0.332, SLG: 0.366	0-0 6-3			0-0 4-3	0-0 P5	0-3 K				4	1	1	0	0	1	3	New York Mets @ Pittsburgh Pirates Forbes Field, Pittsburgh, PA Wed Sep 22 1965, 7:05 PM EDT Att: 4,964 - Unknown
Manny Mota, R (1,8) OBP: 0.328, SLG: 0.385	0-0 G3			0-0 5-3	4-0 1B			0-0 6-3		3	1	0	0	1	0	1	
Roberto Clemente, R (1,9) OBP: 0.394, SLG: 0.470	0-0 3-1			0-0 4-3	0-0 E			0-0 L9		4	1	1	0	0	0	1	
Donn Clendenon, R (1,3) OBP: 0.354, SLG: 0.479		0-0 F8		4-0 1B	0-0 E5			0-3 K		3	2	1	2	1	1	0	
Bill Mazerolski, R (1,4) OBP: 0.294, SLG: 0.338		0-3 K		0-0 1B	0-0 1B			0-0 P4		4	0	2	2	0	1	0	
Andre Rodgers, R (1,5) OBP: 0.338, SLG: 0.367		0-0 6-3		0-0 1B	0-0 K			0-0 4-3		4	0	1	0	0	1	1	
Jim Pagliaroni, R (1,2) OBP: 0.339, SLG: 0.421 George Spriggs, L (6,PR) OBP: 0.500, SLG: 0.500 Jerry May, R (7,2) OBP: 0.500, SLG: 0.500			4-0 BB	0-0 F8		0-0 1B		0-0 4-3		2	0	1	0	1	0	2	
Gene Alley, R (1,6) OBP: 0.302, SLG: 0.349			0-0 FC6-4		0-0 F8			0-0 F9		3	0	0	0	0	0	2	
Bob Friend, R (1,1) OBP: 0.056, SLG: 0.043			0-0 B1-6-3		0-0 E3			0-3 K		3	1	0	0	0	1	3	
Inning Stats	R: 0 E: 0 K: 0 S: 3	H: 0 LOB: 0 BB: 0 P: 3	R: 0 E: 0 K: 1 S: 5	H: 0 LOB: 0 BB: 1 P: 6	R: 2 E: 0 K: 0 S: 6	H: 3 LOB: 2 BB: 1 P: 10	R: 4 E: 2 K: 1 S: 9	H: 3 LOB: 1 BB: 1 P: 13	R: 0 E: 0 K: 2 S: 8	H: 1 LOB: 2 BB: 0 P: 8	R: 0 E: 0 K: 1 S: 5	H: 0 LOB: 0 BB: 0 P: 5	R: 0 E: 0 K: 0 S: 3	H: 0 LOB: 0 BB: 0 P: 3	1B: 7 2B: 0 3B: 0 HR: 0	SF: 0 SAC: 0 DP: 1 HBP: 0	
PITCHER Tug McGraw, L (1,1) ERA: 3.32 Galen Cisco, R (5,1) ERA: 4.49 Dennis Ribant, R (8,1) ERA: 5.79	IP: 4.2 WLS: L BF: 22 H: 5 R: 6 ER: 2 SO: 1 BB: 3 IBB: 0 HBP: 0 BLK: 0 WP: 0 HR: 0 S: 21 P: 33 ERA: 3.86 WHIP: 1.714															PITCHER Tug McGraw, L (1,1) ERA: 3.32 Galen Cisco, R (5,1) ERA: 4.49 Dennis Ribant, R (8,1) ERA: 5.79	IP: 4.2 WLS: L BF: 22 H: 5 R: 6 ER: 2 SO: 1 BB: 3 IBB: 0 HBP: 0 BLK: 0 WP: 0 HR: 0 S: 21 P: 33 ERA: 3.86 WHIP: 1.714



Batter	1	2	3	4	5	6	7	8	9	AB	R	H	RBI	BB	SO	LOB	TOP									
Ron Hunt, R OBP: 0.310, SLG: 0.329 (1, 4)	0-2 1B 1B	1-1 2B		2-0 6-3			1-3 K		0-0 P6	5	0	2	2	0	1	1										
Kevin Collins, L OBP: 0.167, SLG: 0.091 (1, 5)	1-3 K	4-2 2B			0-3 K		0-0 4-3			3	0	0	0	1	2	1										
Johnny Lewis, L OBP: 0.332, SLG: 0.392 (1, 9)	2-0 1B	1-3 K		4-0 CS BB			0-0 4-3			3	0	1	0	1	1	2										
Ed Kranepool, L OBP: 0.307, SLG: 0.381 (1, 3)	1-0 F5		0-0 4-3		3-3 1-2 K		0-0 1-3			4	0	0	0	0	1	3										
Jim Hickman, R OBP: 0.285, SLG: 0.407 (1, 8)	1-3 K		0-0 2B 1B		0-0 F8		0-0 HR			4	1	2	1	0	1	2										
Joe Christopher, R OBP: 0.303, SLG: 0.333 (1, 7)		0-3 K	0-0 2B		0-0 F8		0-3 K			4	0	1	0	0	2	0										
Greg Goossen, R OBP: 0.250, SLG: 0.375 (1, 2)		0-0 2B 1B	0-0 P6		0-0 HR		0-3 K		0-3 K	4	2	2	1	0	1	1										
Bud Harrelson, S OBP: 0.150, SLG: 0.158 (1, 6)		0-0 2B 2B		0-0 L9		0-3 K		4-0 SH1-4 BB		3	1	1	0	1	1	0										
Carl Willey, R (1, 1)		0-3 K		0-0 F2			0-0 4-3		0-0 SH1-4	3	0	0	0	0	1	2										
Inning Stats	R: 0 E: 0 K: 2 S: 11	H: 2 LOB: 2 BB: 0 P: 16	R: 2 E: 0 K: 3 S: 15	H: 3 LOB: 2 BB: 1 P: 21	R: 0 E: 0 K: 0 S: 4	H: 2 LOB: 1 BB: 0 P: 4	R: 0 E: 0 K: 0 S: 3	H: 0 LOB: 0 BB: 0 P: 5	R: 0 E: 0 K: 2 S: 6	H: 0 LOB: 0 BB: 1 P: 13	R: 1 E: 0 K: 1 S: 6	H: 1 LOB: 0 BB: 0 P: 6	R: 0 E: 0 K: 1 S: 5	H: 0 LOB: 0 BB: 0 P: 6	R: 1 E: 0 K: 1 S: 6	H: 1 LOB: 0 BB: 0 P: 6	R: 0 E: 0 K: 1 S: 5	H: 0 LOB: 1 BB: 1 P: 9	1B: 4 2B: 3 3B: 0 HR: 2	SF: 0 SAC: 1 DP: 0 HBP: 0	WP: 0 PB: 0 SB: 0 CS: 1	PA: 37				
PITCHER	IP	WLS	BF	H	R	ER	SO	BB	IBB	HBP	BLK	WP	HR	S	P	ERA	WHIP									
Ray Herbert, R ERA: 3.86 (1, 1)	4.0	L	19	7	2	2	5	1	0	0	0	0	0	0	33	46	4.50	2.000								
Bo Belinsky, L ERA: 4.54 (5, 1)	2.0		7	1	1	1	3	1	0	0	0	0	1	12	19	4.50	1.000									
Fergie Jenkins, R ERA: 2.61 (7, 1)	2.0		7	1	1	1	2	0	0	0	0	0	1	11	12	4.50	0.500									
Jack Baldschun, R ERA: 3.86 (9, 1)	1.0		4	0	0	0	1	1	0	0	0	0	0	5	9	0.00	1.000									

New York Mets @ Philadelphia Phillies
 Connie Mack Stadium, Philadelphia, PA
 Sat Sep 25 1965, 3:38 AM EDT
 Att: 6,825 - Unknown

AB 33
 R 4
 H 9
 RBI 4
 BB 3
 SO 11
 LOB 12



Batter	1	2	3	4	5	6	7	8	9	AB	R	H	RBI	BB	SO	LOB	BOTTOM								
John Briggs, L OBP: 0.353, SLG: 0.379 (1, 8)	1-3 K		0-0 F8	0-0 P6			0-0 F8		0-0 F8	5	0	0	0	0	1	3									
Dick Allen, R OBP: 0.375, SLG: 0.502 (1, 5)	0-0 5-3		0-0 6-3		1-0 1-3		0-0 2B 1B		0-0 F9	5	1	1	0	0	0	0									
Johnny Callison, L OBP: 0.329, SLG: 0.516 (1, 9)	0-0 1B		0-0 E1 1B	0-1 E6		3-1 F3		4-0 BB		4	0	2	0	1	0	1									
Tony Gonzalez, L OBP: 0.349, SLG: 0.467 (1, 7)	0-0 1-3		2-0 4-3		1-1 P6		3-2 1-2 2B		0-0 4-3	5	0	1	1	0	0	4									
Dick Stuart, R OBP: 0.293, SLG: 0.446 (1, 3)		0-3 K		4-2 1B HBP BB	0-3 K		0-1 1-3			3	0	0	0	1	2	2									
Tony Taylor, R OBP: 0.307, SLG: 0.326 (1, 4)		4-0 2B BB		2-2 1B HBP		0-3 K		0-0 P3		2	0	0	0	1	1	0									
Bobby Wine, R OBP: 0.289, SLG: 0.288 (1, 6)		3-3 K		1-3 K		4-0 WP BB		0-0 1B		1	0	0	0	0	1	1									
Wes Covington, L OBP: 0.322, SLG: 0.496 (4, PH)										1	0	0	0	0	1	2									
Ruben Amaro, R OBP: 0.313, SLG: 0.251 (5, 6)										1	0	1	0	1	0	0									
Pat Corrales, R OBP: 0.337, SLG: 0.335 (1, 2)		1-1 2B		0-1 F9		0-3 K		0-2 L8		3	0	1	0	0	1	3									
Clay Dainoff, L OBP: 0.292, SLG: 0.304 (8, PH) (9, 2)		1-3 2B								1	0	0	0	0	0	1									
Ray Herbert, R OBP: 0.288, SLG: 0.293 (4, PH)										1	0	0	0	0	0	2									
Bill Skowron, L OBP: 0.207, SLG: 0.300 (5, 1)										1	0	1	0	0	0	0									
Bo Belinsky, L OBP: 0.275, SLG: 0.188 (6, PH)										0	0	0	0	0	0	0									
John Hermitsch, R OBP: 0.233, SLG: 0.265 (7, 1)										0	0	0	0	0	0	0									
Fergie Jenkins, R OBP: 0.305, SLG: 0.459 (8, PH)										0	0	0	0	0	0	0									
Alex Johnson, R OBP: 0.300, SLG: 0.459 (9, 1)										0	0	0	0	0	0	1									
Jack Baldschun, R (9, 1)										0	0	0	0	0	0	0									
Inning Stats	R: 0 E: 0 K: 1 S: 6	H: 1 LOB: 1 BB: 0 P: 7	R: 0 E: 0 K: 2 S: 11	H: 1 LOB: 2 BB: 1 P: 19	R: 0 E: 1 K: 0 S: 4	H: 1 LOB: 1 BB: 0 P: 6	R: 0 E: 0 K: 1 S: 11	H: 1 LOB: 3 BB: 1 P: 18	R: 0 E: 0 K: 1 S: 8	H: 0 LOB: 1 BB: 0 P: 10	R: 0 E: 0 K: 2 S: 9	H: 0 LOB: 1 BB: 1 P: 15	R: 1 E: 0 K: 0 S: 9	H: 2 LOB: 1 BB: 0 P: 15	R: 0 E: 0 K: 0 S: 6	H: 1 LOB: 1 BB: 0 P: 6	R: 0 E: 0 K: 0 S: 3	H: 0 LOB: 1 BB: 1 P: 7	1B: 5 2B: 2 3B: 0 HR: 0	SF: 0 SAC: 0 DP: 0 HBP: 1	WP: 1 PB: 0 SB: 0 CS: 0	PA: 40			
PITCHER	IP	WLS	BF	H	R	ER	SO	BB	IBB	HBP	BLK	WP	HR	S	P	ERA	WHIP								
Carl Willey, R ERA: 4.18 (1, 1)	9.0	W	40	7	1	1	7	4	0	1	0	1	0	67	103	1.00	1.222								

New York Mets @ Philadelphia Phillies
 Connie Mack Stadium, Philadelphia, PA
 Sat Sep 25 1965, 3:38 AM EDT
 Att: 6,825 - Unknown

AB 35
 R 1
 H 7
 RBI 1
 BB 4
 SO 7
 LOB 21



Batter	1	2	3	4	5	6	7	8	9	10	11	12	AB	R	H	RBI	BB	SO	LOB	TOP
Bob Bailey, R OBP: 0.331, SLG: 0.363 (1.5)	4-0 BB G3		0-3 K			0-0 4-3 1B		0-0 4-3		0-0 4-3	0-0 6-3		4	0	1	0	1	1	0	
Bill Virdon, L OBP: 0.325, SLG: 0.374 (1.8)	0-0 G3					0-0 4-3 1B		0-0 4-3		0-0 F8	0-0 F9		5	0	1	0	0	0	2	
Roberto Clemente, R OBP: 0.380, SLG: 0.464 (1.9)	0-3 K		0-0 F9			0-0 4-3		0-0 4-3		0-0 4-3	0-0 1B		5	0	1	0	0	1	3	
Willie Stargell, L OBP: 0.327, SLG: 0.502 (1.7)	0-0 6-3		0-3 K			0-0 P6		0-0 1B 1B		0-0 1B 1B	0-0 4-3		5	0	1	0	0	1	4	
Donn Clendenon, R OBP: 0.353, SLG: 0.473 (1.3)		0-3 K				0-0 1B		0-0 6-3		0-0 1B 1B		0-0 6-3	5	0	2	0	0	1	0	
Bill Mazeroski, R OBP: 0.284, SLG: 0.347 (1.4)		0-0 F7				0-0 F7		0-0 5-3		0-0 L9		0-0 E5	5	0	0	0	0	0	4	
Jim Paggiaroni, R OBP: 0.335, SLG: 0.423 (1.2)		0-0 P6				0-3 K		0-0 5-3		0-0 F7		0-3 K	5	0	0	0	0	2	1	
Gene Alley, R OBP: 0.302, SLG: 0.344 (1.6)			0-0 5-3			0-0 6-3		0-0 P6		0-0 P4		0-0 F8	5	0	0	0	0	0	1	
Tommye Sisk, R OBP: 0.094, SLG: 0.065 Roy Face, R (9.1)			0-0 F8			0-3 K		0-0 6-3		0-0 P6			3	0	0	0	0	1	0	
Inning Stats	R: 0 E: 0 K: 1 S: 5	H: 0 LOB: 1 BB: 1 P: 9	R: 0 E: 0 K: 1 S: 5	H: 0 LOB: 0 BB: 0 P: 5	R: 0 E: 0 K: 1 S: 5	H: 0 LOB: 0 BB: 0 P: 5	R: 0 E: 0 K: 1 S: 7	H: 2 LOB: 2 BB: 0 P: 7	R: 0 E: 0 K: 2 S: 7	H: 0 LOB: 0 BB: 0 P: 3	R: 0 E: 0 K: 0 S: 3	H: 2 LOB: 2 BB: 0 P: 5	R: 0 E: 0 K: 0 S: 4	H: 1 LOB: 1 BB: 0 P: 4	R: 0 E: 1 K: 1 S: 6	H: 0 LOB: 1 BB: 0 P: 6	1B: 6 2B: 0 3B: 0 HR: 0	SF: 0 SAC: 0 DP: 0 HBP: 0	WP: 0 PA: 44	
PITCHER	IP WLS BF H R ER SO BB IBB HBP BLK WP HR S P ERA WHIP	IP WLS BF H R ER SO BB IBB HBP BLK WP HR S P ERA WHIP	IP WLS BF H R ER SO BB IBB HBP BLK WP HR S P ERA WHIP	IP WLS BF H R ER SO BB IBB HBP BLK WP HR S P ERA WHIP	IP WLS BF H R ER SO BB IBB HBP BLK WP HR S P ERA WHIP	IP WLS BF H R ER SO BB IBB HBP BLK WP HR S P ERA WHIP	IP WLS BF H R ER SO BB IBB HBP BLK WP HR S P ERA WHIP	IP WLS BF H R ER SO BB IBB HBP BLK WP HR S P ERA WHIP	IP WLS BF H R ER SO BB IBB HBP BLK WP HR S P ERA WHIP	IP WLS BF H R ER SO BB IBB HBP BLK WP HR S P ERA WHIP	IP WLS BF H R ER SO BB IBB HBP BLK WP HR S P ERA WHIP	IP WLS BF H R ER SO BB IBB HBP BLK WP HR S P ERA WHIP	IP WLS BF H R ER SO BB IBB HBP BLK WP HR S P ERA WHIP	IP WLS BF H R ER SO BB IBB HBP BLK WP HR S P ERA WHIP	IP WLS BF H R ER SO BB IBB HBP BLK WP HR S P ERA WHIP	IP WLS BF H R ER SO BB IBB HBP BLK WP HR S P ERA WHIP	IP WLS BF H R ER SO BB IBB HBP BLK WP HR S P ERA WHIP	IP WLS BF H R ER SO BB IBB HBP BLK WP HR S P ERA WHIP	IP WLS BF H R ER SO BB IBB HBP BLK WP HR S P ERA WHIP	IP WLS BF H R ER SO BB IBB HBP BLK WP HR S P ERA WHIP
Dennis Ribant, R ERA: 3.92 Darrell Sutherland, R ERA: 2.93	(1.1) 11.0	(12.1) 1.0	(1.1) 8.0	(1.1) 11.0	(1.1) 8.0	(1.1) 8.0	(1.1) 8.0	(1.1) 8.0	(1.1) 8.0	(1.1) 8.0	(1.1) 8.0	(1.1) 8.0	(1.1) 8.0	(1.1) 8.0	(1.1) 8.0	(1.1) 8.0	(1.1) 8.0	(1.1) 8.0	(1.1) 8.0	(1.1) 8.0

Pittsburgh Pirates @ New York Mets
Shea Stadium, Flushing, NY
Tue Sep 28 1965, 7:05 PM EDT
Att. 6,995 - Unknown

AB 43
R 0
H 6
RBI 0
BB 1
SO 7
LOB 15



Batter	1	2	3	4	5	6	7	8	9	10	11	12	AB	R	H	RBI	BB	SO	LOB	BOTTOM			
Ron Hunt, R OBP: 0.310, SLG: 0.324 (1.4)	0-3 K			0-0 5-3		0-0 6-3		0-0 6-3			4-0 FC5-4 IBB	0-0 1B	5	0	1	1	1	1	0				
Johnny Lewis, L OBP: 0.331, SLG: 0.388 (1.9)	0-0 1-3			0-0 4-3			4-0 SH5-4 1B BB		4-0 FC5-6 1B BB		0-3 K		3	0	0	0	2	1	2				
Ed Kranepool, L OBP: 0.308, SLG: 0.379 Cleon Jones, R OBP: 0.182, SLG: 0.219 (9, PR)	4-0 CS BB			0-0 P6			0-0 SH5-4 1B		0-0 FC5-6 1B		0-0 FC5-4		3	0	2	0	1	0	0				
Jim Hickman, R OBP: 0.293, SLG: 0.412 (10, 3)	0-0 CS	0-3 K			0-0 G3 SH3-4 1B		0-0 SH5-4		0-0 FC5-6 G6-4-3		0-0 1-3		4	0	1	0	0	1	5				
Joe Christopher, R OBP: 0.307, SLG: 0.335 (1.7)		4-0 CS BB			0-0 SH3-4		0-0 P6		0-0 G6-4-3			0-0 1B 1B	3	1	1	0	1	0	4				
John Stephenson, L OBP: 0.280, SLG: 0.382 (1.2)		0-0 L8			0-0 G3		4-0 IBB			0-0 F9		0-0 1B 1B	4	0	1	0	1	0	2				
Charley Smith, R OBP: 0.277, SLG: 0.402 (1.5)			0-3 K		0-0 6-3		0-0 P6		0-0 P6		0-0 G6-4-3 1B		4	0	1	0	1	1	4				
Bud Harrelson, S OBP: 0.115, SLG: 0.120 Chuck Hiller, L OBP: 0.273, SLG: 0.342 Bobby Klaus, R OBP: 0.302, SLG: 0.259 Roy McMillan, R OBP: 0.282, SLG: 0.294 (12, PH)				0-0 F9		0-3 K		0-0 5-3		0-0 G6-4-3		0-0 FC5-4 2B	3	0	0	0	0	1	0				
Dennis Ribant, R ERA: 3.47 Ron Swoboda, R ERA: 0.143 Dick Selma, R OBP: 0.154, SLG: 0.308 Darrell Sutherland, R OBP: 0.218, SLG: 0.237 (12, PH)	(1.1) 8.0	(11, PH) 3.2	(11, PH) 8.0	(11, PH) 3.2	(11, PH) 8.0	(11, PH) 3.2	(11, PH) 8.0	(11, PH) 3.2	(11, PH) 8.0	(11, PH) 3.2	(11, PH) 3.2	(11, PH) 3.2	(11, PH) 3.2	(11, PH) 3.2	(11, PH) 3.2	(11, PH) 3.2	(11, PH) 3.2	(11, PH) 3.2	(11, PH) 3.2	(11, PH) 3.2			
Inning Stats	R: 0 E: 0 K: 1 S: 4	H: 0 LOB: 0 BB: 1 P: 8	R: 0 E: 0 K: 1 S: 4	H: 0 LOB: 0 BB: 1 P: 8	R: 0 E: 0 K: 1 S: 5	H: 0 LOB: 0 BB: 0 P: 5	R: 0 E: 0 K: 0 S: 5	H: 0 LOB: 0 BB: 0 P: 3	R: 0 E: 0 K: 0 S: 4	H: 1 LOB: 3 BB: 2 P: 12	R: 0 E: 0 K: 0 S: 3	H: 0 LOB: 0 BB: 0 P: 3	R: 0 E: 0 K: 0 S: 3	H: 1 LOB: 1 BB: 1 P: 7	R: 0 E: 0 K: 0 S: 3	H: 1 LOB: 0 BB: 0 P: 3	R: 0 E: 0 K: 1 S: 6	H: 1 LOB: 3 BB: 1 P: 10	R: 1 E: 0 K: 2 S: 9	H: 3 LOB: 3 BB: 1 P: 13	1B: 7 2B: 1 3B: 0 HR: 0	SF: 0 SAC: 2 DP: 2 HBP: 0	WP: 0 PA: 47
PITCHER	IP WLS BF H R ER SO BB IBB HBP BLK WP HR S P ERA WHIP	IP WLS BF H R ER SO BB IBB HBP BLK WP HR S P ERA WHIP	IP WLS BF H R ER SO BB IBB HBP BLK WP HR S P ERA WHIP	IP WLS BF H R ER SO BB IBB HBP BLK WP HR S P ERA WHIP	IP WLS BF H R ER SO BB IBB HBP BLK WP HR S P ERA WHIP	IP WLS BF H R ER SO BB IBB HBP BLK WP HR S P ERA WHIP	IP WLS BF H R ER SO BB IBB HBP BLK WP HR S P ERA WHIP	IP WLS BF H R ER SO BB IBB HBP BLK WP HR S P ERA WHIP	IP WLS BF H R ER SO BB IBB HBP BLK WP HR S P ERA WHIP	IP WLS BF H R ER SO BB IBB HBP BLK WP HR S P ERA WHIP	IP WLS BF H R ER SO BB IBB HBP BLK WP HR S P ERA WHIP	IP WLS BF H R ER SO BB IBB HBP BLK WP HR S P ERA WHIP	IP WLS BF H R ER SO BB IBB HBP BLK WP HR S P ERA WHIP	IP WLS BF H R ER SO BB IBB HBP BLK WP HR S P ERA WHIP	IP WLS BF H R ER SO BB IBB HBP BLK WP HR S P ERA WHIP	IP WLS BF H R ER SO BB IBB HBP BLK WP HR S P ERA WHIP	IP WLS BF H R ER SO BB IBB HBP BLK WP HR S P ERA WHIP	IP WLS BF H R ER SO BB IBB HBP BLK WP HR S P ERA WHIP	IP WLS BF H R ER SO BB IBB HBP BLK WP HR S P ERA WHIP	IP WLS BF H R ER SO BB IBB HBP BLK WP HR S P ERA WHIP			
Tommye Sisk, R ERA: 2.84 Roy Face, R ERA: 2.84	(1.1) 8.0	(9.1) 3.2	(1.1) 8.0	(1.1) 8.0	(1.1) 8.0	(1.1) 8.0	(1.1) 8.0	(1.1) 8.0	(1.1) 8.0	(1.1) 8.0	(1.1) 8.0	(1.1) 8.0	(1.1) 8.0	(1.1) 8.0	(1.1) 8.0	(1.1) 8.0	(1.1) 8.0	(1.1) 8.0	(1.1) 8.0	(1.1) 8.0			

Pittsburgh Pirates @ New York Mets
Shea Stadium, Flushing, NY
Tue Sep 28 1965, 7:05 PM EDT
Att. 6,995 - Unknown

AB 37
R 1
H 8
RBI 1
BB 7
SO 7
LOB 26




Batter	1	2	3	4	5	6	7	8	9	AB	R	H	RBI	BB	SO	LOB	TOP	
Bob Bailey, R OBP: 0.331, SLG: 0.363	L8		4-3		K					4	0	1	0	0	1	0	Pittsburgh Pirates @ New York Mets Shea Stadium, Flushing, NY Wed Sep 29 1965, 3:33 AM EDT Att: 2,807 - Unknown	
Bill Virdon, L OBP: 0.325, SLG: 0.373	L7			F9 1B	K	K	CS	3-1		4	1	1	0	0	1	0		
Roberto Clemente, R OBP: 0.381, SLG: 0.463				G3				K		2	0	0	0	2	1	1		
Willie Stargell, L OBP: 0.327, SLG: 0.500	4-3			F9						4	0	1	0	0	1	3		
Donn Clendenon, R OBP: 0.352, SLG: 0.472								K		4	1	1	1	0	3	2		
Bill Mazaroski, R OBP: 0.296, SLG: 0.348	6-3								F9	4	1	2	1	0	0	0		
Jim Pagliaroni, R OBP: 0.334, SLG: 0.429	G3								F5	4	1	1	2	0	1	1		
Gene Alley, R OBP: 0.299, SLG: 0.341				5-3					F8	4	0	0	0	0	1	0		
Bob Friend, R OBP: 0.056, SLG: 0.042										1	0	0	0	0	1	0		
Don Schwall, R OBP: 0.179, SLG: 0.115				K						2	0	0	0	0	2	0		
Al McBean, R OBP: 0.250, SLG: 0.259										0	0	0	0	0	0	0		
Al McBean, R OBP: 0.250, SLG: 0.259										0	0	0	0	0	0	0		
Inning Stats	R: 0 E: 0 K: 0 S: 3	H: 0 LOB: 1 BB: 1 P: 7	R: 0 E: 0 K: 1 S: 5	H: 0 LOB: 0 BB: 0 P: 5	R: 0 E: 0 K: 1 S: 5	H: 3 LOB: 1 BB: 0 P: 8	R: 0 E: 0 K: 3 S: 9	H: 0 LOB: 1 BB: 1 P: 13	R: 2 E: 0 K: 1 S: 7	H: 3 LOB: 0 BB: 0 P: 7	R: 0 E: 0 K: 2 S: 8	H: 1 LOB: 1 BB: 0 P: 8	R: 0 E: 0 K: 0 S: 3	H: 0 LOB: 0 BB: 0 P: 3	1B: 6 2B: 0 3B: 0 HR: 1	SF: 0 SAC: 0 DP: 0 HBP: 0	WP: 0 PB: 0 SB: 1 CS: 1	PA: 36
PITCHER	IP WLS BF H R ER SO BB IBB HBP BLK WP HR S P ERA WHIP																	
Dick Selma, R ERA: 3.71	(1, 1)	7.0 L 28 6 4 4 10 2 0 0 0 0 0 1 46 54 5.14 1.143																
Jack Fisher, R ERA: 4.04	(8, 1)	2.0 7 1 0 0 2 0 0 0 0 0 0 0 11 11 0.00 0.500																

Batter	1	2	3	4	5	6	7	8	9	AB	R	H	RBI	BB	SO	LOB	BOTTOM			
Ron Hunt, R OBP: 0.317, SLG: 0.331					G2				L9	5	1	3	0	0	0	2	Pittsburgh Pirates @ New York Mets Shea Stadium, Flushing, NY Wed Sep 29 1965, 3:33 AM EDT Att: 2,807 - Unknown			
Johnny Lewis, L OBP: 0.330, SLG: 0.386										2	0	0	0	0	0	2				
Greg Goossen, R OBP: 0.280, SLG: 0.375										0	0	0	0	1	0	0				
Gary Kolb, L OBP: 0.216, SLG: 0.237										0	0	0	0	0	0	0				
Ed Kranepool, L OBP: 0.306, SLG: 0.377										3	0	0	0	0	0	3				
Danny Napoleon, R OBP: 0.242, SLG: 0.193										1	0	0	0	0	0	2				
Cleon Jones, R OBP: 0.182, SLG: 0.219										0	0	0	0	0	0	0				
Jim Hickman, R OBP: 0.292, SLG: 0.410										4	0	1	1	0	1	3				
Joe Christopher, R OBP: 0.310, SLG: 0.340										3	1	2	0	1	0	0				
John Stephenson, L OBP: 0.276, SLG: 0.377										4	0	1	1	0	0	3				
Charley Smith, R OBP: 0.276, SLG: 0.401										4	0	1	0	0	1	1				
Bud Harrelson, S OBP: 0.138, SLG: 0.214										3	0	1	0	0	0	1				
Roy McMillan, R OBP: 0.291, SLG: 0.293										1	0	0	0	0	0	1				
Dick Selma, R OBP: 0.222, SLG: 0.222										2	0	1	0	0	1	1				
Ron Swoboda, R OBP: 0.294, SLG: 0.429										1	0	0	0	0	1	0				
Jack Fisher, R OBP: 0.184, SLG: 0.189										0	0	0	0	0	0	0				
Kevin Collins, L OBP: 0.200, SLG: 0.143										1	0	1	0	0	0	0				
Inning Stats	R: 0 E: 0 K: 0 S: 3	H: 1 LOB: 0 BB: 0 P: 3	R: 1 E: 0 K: 1 S: 7	H: 2 LOB: 1 BB: 0 P: 7	R: 0 E: 1 K: 0 S: 5	H: 2 LOB: 2 BB: 0 P: 5	R: 0 E: 0 K: 1 S: 6	H: 1 LOB: 1 BB: 0 P: 6	R: 0 E: 1 K: 0 S: 3	H: 0 LOB: 1 BB: 1 P: 7	R: 0 E: 0 K: 1 S: 5	H: 0 LOB: 0 BB: 0 P: 5	R: 1 E: 0 K: 0 S: 5	H: 3 LOB: 2 BB: 1 P: 9	R: 0 E: 0 K: 0 S: 4	H: 2 LOB: 1 BB: 0 P: 4	1B: 9 2B: 1 3B: 1 HR: 0	SF: 0 SAC: 1 DP: 3 HBP: 0	WP: 0 PB: 0 SB: 0 CS: 2	PA: 37
PITCHER	IP WLS BF H R ER SO BB IBB HBP BLK WP HR S P ERA WHIP																			
Bob Friend, R ERA: 3.24	(1, 1)	2.0 W 17 2 1 1 3 1 0 0 0 0 0 0 22 26 1.80 0.600																		
Don Schwall, R ERA: 2.92	(3, 1)	5.0 17 2 1 1 3 1 0 0 0 0 0 0 22 26 1.80 0.600																		
Joe Gibbon, L ERA: 4.51	(8, 1)	0.0 1 0 0 0 0 0 1 0 0 0 0 0 0 4 ∞ ∞																		
Al McBean, R ERA: 2.31	(8, 1)	2.0 S 8 4 0 0 0 0 0 0 0 0 0 0 8 8 0.00 2.000																		

AB	33
R	4
H	7
RBI	4
BB	2
SO	12
LOB	7

AB	34
R	2
H	11
RBI	2
BB	2
SO	4
LOB	19



Batter	1	2	3	4	5	6	7	8	9	AB	R	H	RBI	BB	SO	LOB	TOP					
John Briggs, L (1, 8) OBP: 0.347, SLG: 0.366	P4	SF8		F7		K		3-1		4	0	0	1	0	1	1	Philadelphia Phillies @ New York Mets Shea Stadium, Flushing, NY Sat Oct 02 1965, 7:05 PM EDT Unknown					
Cookie Rojas, R (1, 4) OBP: 0.356, SLG: 0.382	FC4	FC6-4								5	1	4	1	0	0	2						
Johnny Callison, L (1, 9) OBP: 0.331, SLG: 0.515	FC4			FC6-4		P4				4	1	1	0	1	0	3						
Dick Allen, R (1, 5) OBP: 0.376, SLG: 0.498	WP			FC6-4						3	0	1	1	1	1	1						
Tony Gonzalez, L (1, 7) OBP: 0.350, SLG: 0.461	6-3									4	1	1	0	1	0	3						
Dick Stuart, R (1, 3) OBP: 0.288, SLG: 0.434										3	0	0	0	0	1	3						
Ruben Amaro, R (7, PR) OBP: 0.312, SLG: 0.250		6-3		F8		K				1	1	0	0	0	1	0						
Clay Dalrymple, L (1, 2) OBP: 0.295, SLG: 0.299				4-3		P4				4	1	1	1	0	0	4						
Bobby Wine, R (1, 6) OBP: 0.286, SLG: 0.294										4	1	2	0	0	0	1						
Jim Bunning, R (1, 1) OBP: 0.221, SLG: 0.252				SH1-4		L9				2	0	0	0	1	0	2						
Inning Stats	R: 0 E: 0 K: 0 S: 5	H: 2 LOB: 2 BB: 0 P: 5	R: 1 E: 0 K: 0 S: 8	H: 2 LOB: 2 BB: 1 P: 14	R: 0 E: 0 K: 0 S: 12	H: 0 LOB: 2 BB: 2 P: 25	R: 1 E: 0 K: 0 S: 5	H: 2 LOB: 1 BB: 0 P: 5	R: 0 E: 0 K: 1 S: 6	H: 0 LOB: 0 BB: 0 P: 5	R: 4 E: 3 K: 0 S: 21	H: 2 LOB: 2 BB: 0 P: 26	R: 0 E: 0 K: 0 S: 3	H: 1 LOB: 0 BB: 0 P: 3	R: 0 E: 0 K: 2 S: 7	H: 0 LOB: 0 BB: 0 P: 7	1B: 10 2B: 0 3B: 0 HR: 0	SF: 2 SAC: 1 DP: 1 HBP: 1	WP: 1 PB: 0 SB: 2 CS: 0	PA: 42		
PITCHER	IP WLS BF H R ER SO BB IBB HBP BLK WP HR S P ERA WHIP	IP WLS BF H R ER SO BB IBB HBP BLK WP HR S P ERA WHIP	IP WLS BF H R ER SO BB IBB HBP BLK WP HR S P ERA WHIP	IP WLS BF H R ER SO BB IBB HBP BLK WP HR S P ERA WHIP	IP WLS BF H R ER SO BB IBB HBP BLK WP HR S P ERA WHIP	IP WLS BF H R ER SO BB IBB HBP BLK WP HR S P ERA WHIP	IP WLS BF H R ER SO BB IBB HBP BLK WP HR S P ERA WHIP	IP WLS BF H R ER SO BB IBB HBP BLK WP HR S P ERA WHIP	IP WLS BF H R ER SO BB IBB HBP BLK WP HR S P ERA WHIP	IP WLS BF H R ER SO BB IBB HBP BLK WP HR S P ERA WHIP	IP WLS BF H R ER SO BB IBB HBP BLK WP HR S P ERA WHIP	IP WLS BF H R ER SO BB IBB HBP BLK WP HR S P ERA WHIP	IP WLS BF H R ER SO BB IBB HBP BLK WP HR S P ERA WHIP	IP WLS BF H R ER SO BB IBB HBP BLK WP HR S P ERA WHIP	IP WLS BF H R ER SO BB IBB HBP BLK WP HR S P ERA WHIP	IP WLS BF H R ER SO BB IBB HBP BLK WP HR S P ERA WHIP	IP WLS BF H R ER SO BB IBB HBP BLK WP HR S P ERA WHIP	IP WLS BF H R ER SO BB IBB HBP BLK WP HR S P ERA WHIP	IP WLS BF H R ER SO BB IBB HBP BLK WP HR S P ERA WHIP	IP WLS BF H R ER SO BB IBB HBP BLK WP HR S P ERA WHIP	IP WLS BF H R ER SO BB IBB HBP BLK WP HR S P ERA WHIP	IP WLS BF H R ER SO BB IBB HBP BLK WP HR S P ERA WHIP


AB	34
R	6
H	10
RBI	4
BB	4
SO	4
LOB	20




Batter	1	2	3	4	5	6	7	8	9	AB	R	H	RBI	BB	SO	LOB	BOTTOM						
Kevin Collins, L (1, 5) OBP: 0.158, SLG: 0.111	K			K		K			3-1	4	0	0	0	0	3	1	Philadelphia Phillies @ New York Mets Shea Stadium, Flushing, NY Sat Oct 02 1965, 7:05 PM EDT Unknown						
Ron Hunt, R (1, 4) OBP: 0.317, SLG: 0.332				F9		F3				3	0	1	0	0	0	0							
Ed Kranepool, L (1, 3) OBP: 0.305, SLG: 0.375				1-3		6-3				3	0	0	0	0	0	1							
Johnny Lewis, L (1, 9) OBP: 0.330, SLG: 0.384						K				2	0	0	0	1	1	0							
Jim Hickman, R (1, 8) OBP: 0.290, SLG: 0.407						F7				3	0	0	0	0	1	1							
John Stephenson, L (1, 2) OBP: 0.272, SLG: 0.368						K2-3				3	0	0	0	0	2	1							
Gary Kolb, L (1, 7) OBP: 0.213, SLG: 0.231				4-3		4-3				3	0	0	0	0	0	0							
Bud Harrelson, S (1, 6) OBP: 0.156, SLG: 0.226										3	0	1	0	0	1	0							
Larry Bearmuth, R (1, 1) OBP: 0.200, SLG: 0.222										1	0	0	0	0	1	0							
Gordie Richardson, R (5, 1) OBP: 0.310, SLG: 0.339										0	0	0	0	0	0	0							
Joe Christopher, R (6, PH) OBP: 1.000, SLG: 1.000										1	0	0	0	0	1	1							
Dave Eilers, R (7, 1) OBP: 1.000, SLG: 1.000										0	0	0	0	0	0	0							
Ron Swoboda, R (9, PH) OBP: 0.250, SLG: 0.428										1	0	0	0	0	0	0							
Inning Stats	R: 0 E: 0 K: 1 S: 5	H: 1 LOB: 0 BB: 0 P: 5	R: 0 E: 0 K: 2 S: 6	H: 0 LOB: 0 BB: 1 P: 10	R: 0 E: 0 K: 2 S: 7	H: 0 LOB: 0 BB: 0 P: 7	R: 0 E: 0 K: 1 S: 5	H: 0 LOB: 0 BB: 0 P: 5	R: 0 E: 0 K: 2 S: 7	H: 0 LOB: 0 BB: 0 P: 7	R: 0 E: 0 K: 2 S: 8	H: 1 LOB: 1 BB: 0 P: 9	R: 0 E: 0 K: 0 S: 3	H: 0 LOB: 0 BB: 0 P: 3	R: 0 E: 0 K: 0 S: 3	H: 0 LOB: 0 BB: 0 P: 3	R: 0 E: 0 K: 0 S: 3	H: 0 LOB: 0 BB: 0 P: 3	1B: 2 2B: 0 3B: 0 HR: 0	SF: 0 SAC: 0 DP: 1 HBP: 0	WP: 0 PB: 0 SB: 0 CS: 1	PA: 28	
PITCHER	IP WLS BF H R ER SO BB IBB HBP BLK WP HR S P ERA WHIP	IP WLS BF H R ER SO BB IBB HBP BLK WP HR S P ERA WHIP	IP WLS BF H R ER SO BB IBB HBP BLK WP HR S P ERA WHIP	IP WLS BF H R ER SO BB IBB HBP BLK WP HR S P ERA WHIP	IP WLS BF H R ER SO BB IBB HBP BLK WP HR S P ERA WHIP	IP WLS BF H R ER SO BB IBB HBP BLK WP HR S P ERA WHIP	IP WLS BF H R ER SO BB IBB HBP BLK WP HR S P ERA WHIP	IP WLS BF H R ER SO BB IBB HBP BLK WP HR S P ERA WHIP	IP WLS BF H R ER SO BB IBB HBP BLK WP HR S P ERA WHIP	IP WLS BF H R ER SO BB IBB HBP BLK WP HR S P ERA WHIP	IP WLS BF H R ER SO BB IBB HBP BLK WP HR S P ERA WHIP	IP WLS BF H R ER SO BB IBB HBP BLK WP HR S P ERA WHIP	IP WLS BF H R ER SO BB IBB HBP BLK WP HR S P ERA WHIP	IP WLS BF H R ER SO BB IBB HBP BLK WP HR S P ERA WHIP	IP WLS BF H R ER SO BB IBB HBP BLK WP HR S P ERA WHIP	IP WLS BF H R ER SO BB IBB HBP BLK WP HR S P ERA WHIP	IP WLS BF H R ER SO BB IBB HBP BLK WP HR S P ERA WHIP	IP WLS BF H R ER SO BB IBB HBP BLK WP HR S P ERA WHIP	IP WLS BF H R ER SO BB IBB HBP BLK WP HR S P ERA WHIP	IP WLS BF H R ER SO BB IBB HBP BLK WP HR S P ERA WHIP	IP WLS BF H R ER SO BB IBB HBP BLK WP HR S P ERA WHIP	IP WLS BF H R ER SO BB IBB HBP BLK WP HR S P ERA WHIP	IP WLS BF H R ER SO BB IBB HBP BLK WP HR S P ERA WHIP

AB	27
R	0
H	2
RBI	0
BB	1
SO	10
LOB	5



Batter	1	2	3	4	5	6	7	8	9	10	11	12	13	AB R H RBI BB SO LOB	TOP									
Bill Sorrell, L OBP: 0.467, SLG: 0.615 (1, 5)	F7					6-3		F9		F8			HR	6 1 2 1 0 0 1	Philadelphia Phillies @ New York Mets Shea Stadium, Flushing, NY Sun Oct 03 1965, 3:38 AM EDT Att: 18,508 - Unknown livebaseballscorecards.com AB 46 R 3 H 8 RBI 3 BB 3 SO 6 LOB 16 									
John Briggs, L OBP: 0.543, SLG: 0.362 (1, 8)	5-3		F9					F7			SH1-3 1B		1B BB	4 1 1 0 2 0 1										
Johnny Callison, L OBP: 0.326, SLG: 0.509 (1, 9)	2-3			F7				P4			SH1-3 1-2		F2	5 0 0 0 0 0 2										
Tony Gonzalez, L OBP: 0.351, SLG: 0.457 (1, 7)		4-3 1B			1-3					4-3			F8	5 1 1 0 0 0 2										
Dick Stuart, R OBP: 0.287, SLG: 0.429 (1, 3)		4-3						P4		6-3				6 0 1 1 0 2 3										
Ruben Amaro, R OBP: 0.312, SLG: 0.250 (13, PR)				K									1B	0 0 0 0 0 0 0										
Clay Dalrymple, L OBP: 0.292, SLG: 0.302 (1, 2)		4-3											F7	6 0 1 1 0 1 2										
Tony Taylor, R OBP: 0.302, SLG: 0.319 (1, 4)														5 0 0 0 0 1 2										
Bobby Wine, R OBP: 0.284, SLG: 0.292 (1, 6)				F9										4 0 1 0 1 1 0										
Grant Jackson, S (1, 1)														3 0 0 0 0 0 1 2										
Wes Covington, L (15, PH)														1 0 1 0 0 0 0 0										
Adolfo Phillips, R (15, PR)														0 0 0 0 0 0 0 0										
Gary Wagner, R (9, 1)														0 0 0 0 0 0 0 0										
Duke Zentgraf, R (12, PR)														1 0 0 0 0 0 0 1										
Fergie Jenkins, R (15, 1)														0 0 0 0 0 0 0 0										
Inning Stats	R: 0 E: 0 K: 0 S: 3	H: 0 LOB: 0 BB: 0 P: 3	R: 0 E: 0 K: 0 S: 4	H: 1 LOB: 1 BB: 1 P: 4	R: 0 E: 0 K: 1 S: 5	H: 0 LOB: 0 BB: 0 P: 5	R: 0 E: 0 K: 1 S: 5	H: 0 LOB: 1 BB: 1 P: 9	R: 1 E: 0 K: 1 S: 6	H: 1 LOB: 2 BB: 1 P: 11	R: 0 E: 0 K: 0 S: 3	H: 0 LOB: 0 BB: 0 P: 3	R: 0 E: 0 K: 1 S: 7	H: 1 LOB: 1 BB: 0 P: 7	R: 0 E: 0 K: 1 S: 6	H: 1 LOB: 1 BB: 0 P: 8	R: 0 E: 0 K: 0 S: 4	H: 1 LOB: 1 BB: 0 P: 4	R: 2 E: 0 K: 0 S: 5	H: 2 LOB: 1 BB: 1 P: 9	1B: 6 2B: 0 3B: 1 HR: 1	SF: 0 SAC: 1 DP: 0 HBP: 1	W/P: 0 PB: 0 SB: 0 CS: 0	PA: 51
PITCHER Jack Fisher, R ERA: 3.94 (1, 1)	IP: 13.0 WLS: L BF: 51 H: 8 R: 3 ER: 3 SO: 6 BB: 2 IBB: 1 HBP: 1 BLK: 0 WP: 0 HR: 1 S: 60 P: 77 ERA: 2.08 WHIP: 0.769	PITCHER													PITCHER									

Batter	1	2	3	4	5	6	7	8	9	10	11	12	13	AB R H RBI BB SO LOB	BOTTOM															
Bobby Klaus, R OBP: 0.302, SLG: 0.253 (1, 4)	E1									P4				5 0 0 0 1 0 3	Philadelphia Phillies @ New York Mets Shea Stadium, Flushing, NY Sun Oct 03 1965, 3:38 AM EDT Att: 18,508 - Unknown livebaseballscorecards.com AB 45 R 1 H 7 RBI 1 BB 6 SO 16 LOB 21 															
Roy McMillan, R OBP: 0.290, SLG: 0.292 (1, 6)														2 0 0 0 0 1 2																
Bud Harrelson, S OBP: 0.194, SLG: 0.189 (4, 6)	K													0 0 0 0 1 0 0																
Greg Grossen, R OBP: 0.313, SLG: 0.387 (7, PH)														3 0 2 1 0 1 0																
Charley Smith, R OBP: 0.273, SLG: 0.393 (1, 5)														5 0 0 0 1 1 5																
Jim Hickman, R OBP: 0.291, SLG: 0.407 (1, 3)														6 0 2 0 0 1 1																
Joe Christopher, R OBP: 0.311, SLG: 0.339 (1, 9)														5 0 1 0 1 4 2																
Cleon Jones, R OBP: 0.169, SLG: 0.200 (1, 8)														4 0 0 0 0 2 3																
Johnny Lewis, L OBP: 0.331, SLG: 0.384 (11, PH)														2 0 0 0 0 0 1																
Danny Napoleon, R OBP: 0.222, SLG: 0.175 (1, 7)														4 0 0 0 0 1 1																
Ed Kranepool, L OBP: 0.303, SLG: 0.371 (11, PH)														0 0 0 0 1 0 0																
Chris Cannizzaro, R OBP: 0.270, SLG: 0.231 (1, 2)														3 0 2 0 0 1 0																
Gary Kott, L OBP: 0.213, SLG: 0.231 (7, PH)														0 1 0 0 0 0 0																
Kevin Collins, L OBP: 0.208, SLG: 0.217 (8, 6)														2 0 0 0 0 1 2																
Jack Fisher, R OBP: 0.185, SLG: 0.179 (1, 1)														4 0 0 0 1 3 1																
Inning Stats	R: 0 E: 1 K: 1 S: 5	H: 0 LOB: 1 BB: 1 P: 9	R: 0 E: 0 K: 2 S: 7	H: 0 LOB: 0 BB: 0 P: 7	R: 0 E: 0 K: 2 S: 7	H: 0 LOB: 1 BB: 1 P: 11	R: 0 E: 0 K: 1 S: 6	H: 1 LOB: 1 BB: 0 P: 6	R: 0 E: 0 K: 1 S: 5	H: 1 LOB: 3 BB: 2 P: 16	R: 0 E: 0 K: 2 S: 10	H: 1 LOB: 1 BB: 0 P: 11	R: 1 E: 0 K: 1 S: 7	H: 2 LOB: 1 BB: 0 P: 7	R: 0 E: 0 K: 0 S: 3	H: 1 LOB: 0 BB: 0 P: 3	R: 0 E: 0 K: 1 S: 5	H: 0 LOB: 0 BB: 0 P: 5	R: 0 E: 0 K: 1 S: 7	H: 0 LOB: 0 BB: 0 P: 8	R: 0 E: 0 K: 0 S: 6	H: 0 LOB: 2 BB: 2 P: 15	R: 0 E: 0 K: 2 S: 8	H: 1 LOB: 1 BB: 0 P: 8	R: 0 E: 0 K: 2 S: 7	H: 0 LOB: 0 BB: 0 P: 7	1B: 5 2B: 2 3B: 0 HR: 0	SF: 0 SAC: 0 DP: 0 HBP: 0	W/P: 0 PB: 0 SB: 0 CS: 2	PA: 51
PITCHER Grant Jackson, L ERA: 7.24 (1, 1)	IP: 9.0 WLS: 8 BF: 36 H: 6 R: 1 ER: 1 SO: 11 BB: 4 IBB: 0 HBP: 0 BLK: 0 WP: 0 HR: 0 S: 58 P: 75 ERA: 1.00 WHIP: 1.111	PITCHER													PITCHER															
Gary Wagner, R ERA: 3.0 (10, 1)	2.0	8	0	0	0	1	1	0	0	0	0	0	0	13	23	0.00	0.500													
Fergie Jenkins, R ERA: 2.19 (12, 1)	2.0	W	7	1	0	0	4	0	0	0	0	0	0	15	15	0.00	0.500													