

New York Mets - 1966

Batter	1	2	3	4	5	6	7	8	9	AB	R	H	RBI	BB	SO	LOB	TOP
Felipe Alou, R (1, 8) <small>OBP: 0.500, SLG: 0.417</small> Gene Oliver, R (9, 2)										3	0	2	0	1	0	0	Atlanta Braves @ New York Mets Shea Stadium, Flushing, NY Fri Apr 15 1966, 3:33 AM EST Att: 52,812 - Unknown
Frank Bolling, R (1, 4) <small>OBP: 0.273, SLG: 0.273</small>										3	0	1	0	0	0	2	
Hank Aaron, R (1, 9) <small>OBP: 0.143, SLG: 0.143</small>										4	0	1	1	0	2	4	
Rico Carty, R (1, 7) <small>OBP: 0.231, SLG: 0.167</small>										4	0	0	0	0	0	3	
Joe Torre, R (1, 2) <small>OBP: 0.333, SLG: 0.909</small> Marty Keough, L (9, PR) (9, 9)										4	0	1	0	0	0	0	
Lee Thomas, L (1, 3) <small>OBP: 0.231, SLG: 0.167</small>									4	1	1	1	0	0	0		
Denis Menke, R (1, 5)									3	0	0	1	0	0	0		
Woody Woodward, R (1, 6) Gary Geiger, L (8, PH) Sandy Alomar Sr., S (8, 6)										1	0	0	0	0	0	0	
Denny Lemaster, R (1, 1) Billy O'Dell, S (9, 1)										4	1	0	0	0	1	4	
Inning Stats	R: 0 H: 1 E: 0 LOB: 1 K: 1 BB: 0 S: 6 P: 6	R: 0 H: 0 E: 0 LOB: 0 K: 0 BB: 0 S: 3 P: 3	R: 0 H: 0 E: 0 LOB: 0 K: 1 BB: 0 S: 5 P: 5	R: 0 H: 0 E: 0 LOB: 0 K: 1 BB: 0 S: 5 P: 5	R: 0 H: 0 E: 0 LOB: 0 K: 0 BB: 0 S: 3 P: 3	R: 1 H: 1 E: 0 LOB: 2 K: 0 BB: 1 S: 4 P: 9	R: 0 H: 0 E: 0 LOB: 0 K: 0 BB: 0 S: 3 P: 3	R: 0 H: 3 E: 0 LOB: 2 K: 0 BB: 0 S: 5 P: 5	R: 2 H: 2 E: 1 LOB: 2 K: 0 BB: 0 S: 6 P: 6	1B: 6 SF: 0 2B: 2 SAC: 2 3B: 0 DP: 1 HR: 0 HBP: 1	WP: 0 PA: 36 SB: 0 CS: 0						
PITCHER Jack Fisher, R (1, 1) <small>ERA: 2.0</small>	IP: 9.0 WLS: L BF: 36 H: 7 R: 3 ER: 2 SO: 3 BB: 1 IBB: 0 HBP: 1 BLK: 0 WP: 0 HR: 0 S: 40 P: 45 ERA: 2.00 WHIP: 0.889									PITCHER IP: WLS: BF: H: R: ER: SO: BB: IBB: HBP: BLK: WP: HR: S: P: ERA: WHIP							

Batter	1	2	3	4	5	6	7	8	9	AB	R	H	RBI	BB	SO	LOB	BOTTOM
Cleon Jones, R (1, 9) <small>OBP: 0.250, SLG: 1.000</small>										4	1	1	1	0	1	0	Atlanta Braves @ New York Mets Shea Stadium, Flushing, NY Fri Apr 15 1966, 3:33 AM EST Att: 52,812 - Unknown
Ron Hunt, R (1, 4) <small>OBP: 0.250, SLG: 0.250</small>									3	1	0	0	1	0	1		
Ken Boyer, R (1, 5) <small>OBP: 0.250, SLG: 0.333</small>									3	0	1	1	0	1	0		
Dick Stuart, R (1, 3) Ed Kranepool, L (9, 3) Billy Murphy, R (9, PR)									3	0	0	0	0	1	2		
Jim Hickman, R (1, 8) <small>OBP: 0.250, SLG: 0.250</small>									4	0	1	0	0	1	1		
Ron Swoboda, R (1, 7) <small>OBP: 0.250, SLG: 0.250</small>									4	0	1	0	0	0	2		
Jerry Grote, R (1, 2)									2	0	0	0	1	0	2		
Roy McMillan, R (1, 6) Dick Selma, R (8, PR) Eddie Bressoud, R (9, 6)									3	0	1	0	0	0	2		
Jack Fisher, R (1, 1)									3	0	0	0	0	1	2		
Inning Stats	R: 1 H: 0 E: 0 LOB: 0 K: 1 BB: 1 S: 5 P: 9	R: 0 H: 0 E: 0 LOB: 1 K: 1 BB: 1 S: 5 P: 9	R: 0 H: 0 E: 0 LOB: 0 K: 2 BB: 0 S: 7 P: 7	R: 0 H: 0 E: 0 LOB: 0 K: 1 BB: 0 S: 5 P: 5	R: 0 H: 1 E: 0 LOB: 1 K: 0 BB: 0 S: 4 P: 4	R: 0 H: 1 E: 1 LOB: 1 K: 0 BB: 0 S: 4 P: 4	R: 0 H: 1 E: 0 LOB: 0 K: 0 BB: 0 S: 3 P: 3	R: 1 H: 2 E: 0 LOB: 1 K: 0 BB: 0 S: 4 P: 4	R: 0 H: 1 E: 0 LOB: 1 K: 0 BB: 0 S: 4 P: 4	1B: 4 SF: 1 2B: 2 SAC: 0 3B: 0 DP: 2 HR: 1 HBP: 0	WP: 0 PA: 33 SB: 0 CS: 0						
PITCHER Denny Lemaster, L (1, 1) <small>ERA: 1.08</small> Billy O'Dell, L (9, 1) <small>ERA:</small>	IP: 0.2 WLS: S BF: 2 H: 0 R: 0 ER: 0 SO: 0 BB: 0 IBB: 0 HBP: 0 BLK: 0 WP: 0 HR: 0 S: 2 P: 2 ERA: 0.00 WHIP: 0.000									PITCHER IP: WLS: BF: H: R: ER: SO: BB: IBB: HBP: BLK: WP: HR: S: P: ERA: WHIP							

Batter	1	2	3	4	5	6	7	8	9	AB	R	H	RBI	BB	SO	LOB	TOP					
Felipe Alou, R OBP: 0.444, SLG: 0.438 (1, 8)	0-0 1-3			0-0 G3 6-3 2B	0-0 FC6-2			0-0 6-3		4	1	1	0	0	0	2	Atlanta Braves @ New York Mets Shea Stadium, Flushing, NY Sat Apr 16 1966, 3:33 AM EST Att: 22,471 - Unknown					
Frank Bolling, R OBP: 0.200, SLG: 0.200 (1, 4)	0-0 4-3		0-0 G3	0-0 G3	0-0 F8			0-0 5-3		4	0	0	0	0	0	3						
Hank Aaron, R OBP: 0.167, SLG: 0.167 (1, 9)	0-0 P6		0-0 6-3	0-0 6-3		0-0 F8			0-0 1B	4	0	1	1	0	0	0						
Joe Torre, R OBP: 0.313, SLG: 0.714 (1, 2)		0-0 F7		0-0 2B BB		0-0 K		0-0 P6		3	0	0	0	1	1	1						
Rico Carty, R OBP: 0.235, SLG: 0.250 (1, 7)	0-0 1-3		0-0 1-3	0-0 2B		0-0 K		0-0 F8		4	0	1	0	0	1	1						
Lee Thomas, L OBP: 0.176, SLG: 0.125 (1, 3)		0-0 K		0-0 F7			0-0 F7		0-0 4-3	4	0	0	0	0	1	3						
Denis Menke, R OBP: 0.333, SLG: 0.250 (3, 6)			0-0 G4-6-3 1B		0-0 E FC6-2 2B		0-0 5-3			3	0	2	0	0	0	0						
Woody Woodward, R (1, 6)			0-0 G4-6-3		0-0 E4 SH2-4		0-0 F9			0	0	0	0	0	0	0						
Gary Geiger, L OBP: 0.250, SLG: 0.250 (3, PH)			0-0 1-2		0-0 2-3					3	0	0	0	0	0	2						
Hank Fischer, R (1, 1)			0-0 K		0-0 SH2-4			0-0 F9		1	0	0	0	0	1	0						
Gene Oliver, R (8, PH)										1	0	0	0	0	0	0						
Ken Johnson, R (8, 1)										0	0	0	0	0	0	0						
Billy O'Dell, S (8, 1)										0	0	0	0	0	0	0						
Inning Stats	R: 0 E: 0 K: 0 S: 3	H: 0 LOB: 0 BB: 0 P: 3	R: 0 E: 0 K: 1 S: 5	H: 0 LOB: 0 BB: 0 P: 5	R: 0 E: 0 K: 1 S: 5	H: 1 LOB: 0 BB: 0 P: 5	R: 1 E: 0 K: 0 S: 5	H: 2 LOB: 2 BB: 1 P: 9	R: 0 E: 1 K: 0 S: 5	H: 1 LOB: 2 BB: 0 P: 5	R: 0 E: 0 K: 2 S: 7	H: 0 LOB: 0 BB: 0 P: 7	R: 0 E: 0 K: 0 S: 3	H: 0 LOB: 0 BB: 0 P: 3	R: 0 E: 0 K: 0 S: 3	H: 0 LOB: 0 BB: 0 P: 3	R: 0 E: 0 K: 0 S: 4	H: 1 LOB: 1 BB: 0 P: 4	1B: 2 2B: 3 3B: 0 HR: 0	SF: 0 SAC: 1 DP: 1 HBP: 0	WP: 0 PB: 0 CS: 0	PA: 33
PITCHER Jack Hamilton, R ERA: 1.0	IP: 9.0 WLS: W BF: 33 H: 5 R: 1 ER: 1 SO: 4 BB: 1 IBB: 0 HBP: 0 BLK: 0 WP: 0 HR: 0 S: 40 P: 44 ERA: 1.00 WHIP: 0.667																					

AB	31
R	1
H	5
RBI	1
BB	1
SO	4
LOB	12



Batter	1	2	3	4	5	6	7	8	9	AB	R	H	RBI	BB	SO	LOB	BOTTOM			
Ron Hunt, R OBP: 0.250, SLG: 0.143 (1, 4)	0-0 P3		0-0 F9		0-0 6-3			0-0 1B 1-2 1B		4	0	1	0	0	0	0	Atlanta Braves @ New York Mets Shea Stadium, Flushing, NY Sat Apr 16 1966, 3:33 AM EST Att: 22,471 - Unknown			
Johnny Lewis, L (1, 9)	0-0 L8		0-0 F7			0-0 3-1		0-0 P3		3	0	0	0	0	0	0				
Cleon Jones, R OBP: 0.200, SLG: 0.800 (8, PH)										1	0	0	0	0	0	2				
Ken Boyer, R OBP: 0.375, SLG: 0.429 (1, 5)	0-0 HR 1B			0-0 6-3		0-0 F7		0-0 1-3 2-H 1B		4	1	2	1	0	0	0				
Ed Kranepool, L OBP: 0.750, SLG: 1.500 (1, 7)	0-0 1-H HR			0-0 E BB 1B		0-0 F9				3	1	2	2	0	0	0				
Dick Stuart, R OBP: 0.333, SLG: 0.200 (1, 3)				0-0 CS 1B		0-0 E BB		0-0 5-3		2	0	1	0	1	0	0				
Al Luplow, L (8, 7)				0-0 1-2 2-3 K		0-0 1-2 2-3 K		0-0 1B		0	0	0	0	0	0	0				
Choo-Choo Coleman, L OBP: 0.333, SLG: 0.333 (1, 2)	0-0 1-2 CS	0-0 1-3		0-0 1-2 2-3 K		0-0 1-3		0-0 1B		3	0	1	0	0	1	2				
Jim Hickman, R OBP: 0.143, SLG: 0.143 (1, 8)		0-0 P3		0-0 1-3		0-0 6-3		0-0 6-3		3	0	0	0	0	0	2				
Roy McMillan, R OBP: 0.167, SLG: 0.333 (1, 6)		0-0 K			0-0 6-3			0-0 6-3		3	0	0	0	0	1	0				
Jack Hamilton, R OBP: 0.333, SLG: 0.333 (1, 1)			0-0 4-3		0-0 K			0-0 1B 1B		3	1	1	0	0	1	0				
Inning Stats	R: 2 E: 0 K: 0 S: 5	H: 3 LOB: 0 BB: 0 P: 5	R: 0 E: 0 K: 1 S: 5	H: 0 LOB: 0 BB: 0 P: 5	R: 0 E: 0 K: 0 S: 3	H: 0 LOB: 0 BB: 0 P: 3	R: 0 E: 1 K: 1 S: 6	H: 1 LOB: 2 BB: 1 P: 10	R: 0 E: 0 K: 1 S: 5	H: 0 LOB: 0 BB: 0 P: 5	R: 0 E: 0 K: 0 S: 3	H: 0 LOB: 0 BB: 0 P: 3	R: 0 E: 0 K: 0 S: 3	H: 1 LOB: 0 BB: 0 P: 3	R: 1 E: 0 K: 0 S: 5	H: 3 LOB: 2 BB: 0 P: 5	1B: 7 2B: 0 3B: 0 HR: 1	SF: 0 SAC: 0 DP: 0 HBP: 0	WP: 0 PB: 0 CS: 1	PA: 31
PITCHER Hank Fischer, R ERA: 2.57	IP: 7.0 WLS: L BF: 25 H: 5 R: 2 ER: 2 SO: 3 BB: 1 IBB: 0 HBP: 0 BLK: 0 WP: 0 HR: 1 S: 30 P: 34 ERA: 2.57 WHIP: 0.857																			
Ken Johnson, R ERA: 10.8	0.1	3	2	1	1	0	0	0	0	0	0	3	3	27.00	6.000					
Billy O'Dell, L ERA:	0.2	2	1	0	0	0	0	0	0	0	0	2	2	0.00	1.500					



Batter	1	2	3	4	5	6	7	8	9	AB	R	H	RBI	BB	SO	LOB	TOP										
Felipe Alou, R OBP: 0.408, SLG: 0.550 (1, 8)	0-0 6-3		0-0 1-3		0-0 HR		0-0 G5-4-3			4	1	1	1	0	0	2	Atlanta Braves @ New York Mets Shea Stadium, Flushing, NY Sun Apr 17 1966, 3:33 AM EST Att: 26,965 - Unknown										
Eddie Mathews, L OBP: 0.154, SLG: 0.083 Woody Woodward, R (7, 6)	4-0 BB		0-0 F8		0-0 L4			4-0 BB		2	0	0	0	1	0	1											
Hank Aaron, R OBP: 0.227, SLG: 0.238 (1, 9)	0-0 F7			4-0 CS BB		0-0 WP 2B		0-0 E7 S		3	1	1	0	1	0	2											
Joe Torre, R OBP: 0.300, SLG: 0.611 (1, 2)	0-0 F9			0-0 F9		0-0 G5-4-3 1B		0-0 5-3		4	0	1	0	0	0	3											
Rico Carty, R OBP: 0.238, SLG: 0.211 (1, 7)		0-0 6-3		4-0 HR BB		0-0 G5-4-3		0-0 5-3		3	1	0	0	1	0	2											
Lee Thomas, L OBP: 0.238, SLG: 0.316 (1, 3)		0-0 4-3		0-0 HR		4-0 BB			0-0 1-3	3	1	1	2	1	0	0											
Frank Bolling, R OBP: 0.158, SLG: 0.158 (1, 4)		0-0 1-3		0-0 1-3		0-0 1-3			0-0 F9	4	0	0	0	0	0	1											
Denis Menke, R OBP: 0.368, SLG: 0.267 (7, 5)			0-0 FC1-6 1B		0-0 F7		4-0 G5-4-3 BB		0-0 6-3	3	0	1	0	1	0	0											
Tony Cloninger, R OBP: 0.333, SLG: 0.400 Chi-Chi Olivo, R (6, 1)			0-0 FC1-6 1-3		0-0 CS 2B		0-3 K			2	0	1	0	0	0	1											
Phil Niekro, R Billy O'Dell, S (8, 1)										1	0	0	0	0	1	1											
Inning Stats	R: 0 E: 1 K: 0 S: 3	H: 0 LOB: 1 BB: 1 P: 7	R: 0 E: 0 K: 0 S: 3	H: 0 LOB: 0 BB: 0 P: 3	R: 0 E: 0 K: 0 S: 4	H: 1 LOB: 1 BB: 0 P: 4	R: 2 E: 0 K: 0 S: 3	H: 1 LOB: 0 BB: 2 P: 11	R: 1 E: 0 K: 0 S: 4	H: 2 LOB: 1 BB: 1 P: 8	R: 0 E: 0 K: 1 S: 4	H: 0 LOB: 0 BB: 1 P: 8	R: 0 E: 1 K: 0 S: 3	H: 0 LOB: 1 BB: 1 P: 7	R: 0 E: 0 K: 0 S: 3	H: 0 LOB: 0 BB: 0 P: 3	1B: 2 2B: 2 3B: 0 HR: 2	SF: 0 SAC: 0 DP: 2 HBP: 0	WP: 2 PB: 0 CS: 1	PA: 35							
PITCHER	IP	WLS	BF	H	R	ER	SO	BB	IBB	HBP	BLK	WP	HR	S	P	ERA	WHIP										
Dick Selma, R ERA: 5.78 (1, 1)	4.2		19	4	3	3	0	3	0	0	0	0	2	16	28	5.79	1.500										
Gordie Richardson, L ERA: 27.0 (5, 1)	0.1		3	2	1	1	0	0	0	0	0	1	0	3	3	27.00	6.000										
Darrell Sutherland, R ERA: (6, 1)	1.0		3	0	0	0	0	1	0	0	0	0	0	2	6	0.00	1.000										
Tug McGraw, L ERA: (7, 1)	1.0		3	0	0	0	1	1	0	0	0	0	0	4	8	0.00	1.000										
Larry Bearmarth, R ERA: (8, 1)	2.0	W	7	0	0	0	0	1	0	0	0	0	0	6	10	0.00	0.500										

Batter	1	2	3	4	5	6	7	8	9	AB	R	H	RBI	BB	SO	LOB	BOTTOM										
Ron Hunt, R OBP: 0.333, SLG: 0.273 (1, 4)	0-0 F8		0-0 FC1-5 BB 1B		0-0 L9		0-0 SH5-4		0-0 1B E 1B	4	1	2	0	0	0	2	Atlanta Braves @ New York Mets Shea Stadium, Flushing, NY Sun Apr 17 1966, 3:33 AM EST Att: 26,965 - Unknown										
Johnny Lewis, L OBP: 0.375, SLG: 0.286 (1, 9)	0-0 2B 1B		4-0 FC1-5 1B BB		0-3 K		0-3 K		0-0 E 1B	4	3	2	0	1	2	5											
Ken Boyer, R OBP: 0.462, SLG: 0.750 (1, 5)	0-0 1H 2B		0-0 FC1-5 1B FC5-2		0-0 G3 2B		0-0 4-3		0-0 E6 2B	5	0	3	3	0	0	5											
Ed Kranepool, L OBP: 0.667, SLG: 1.000 Cleon Jones, R OBP: 0.200, SLG: 0.800 (9, 8)	0-3 K		0-0 1B		4-0 G3 BB		4-0 FC6-4 BB		0-0 5-3	3	0	1	1	2	1	2											
Dick Stuart, R OBP: 0.182, SLG: 0.100 (1, 3)	0-3 K		0-0 FC5-2		0-3 K		0-0 FC6-4 FC5-4		0-0 6-3	5	0	0	0	0	2	6											
Choo-Choo Coleman, L OBP: 0.143, SLG: 0.143 Billy Murphy, R (8, PH)		0-0 F6		0-0 1-3		0-0 G3		0-0 FC5-4		4-0 E BB BB	4	0	0	0	0	5											
Jim Hickman, R OBP: 0.200, SLG: 0.200 Tug McGraw, R (7, 1)		0-0 F3			0-0 SH5-4 E 1B		0-3 K		0-0 E3 BB IBB	3	0	1	0	0	1	2											
Lou Klimchok, L Larry Bearmarth, R (7, PH)										1	0	0	0	0	1	1											
Roy McMillan, R OBP: 0.444, SLG: 0.333 Eddie Bressoud, R (6, PR) (7, 6)		4-0 BB		4-0 SH5-4 BB		4-0 SH5-4 1B BB		0-0 6-3		0	0	0	0	3	0	0											
Dick Selma, R Gordie Richardson, R Darrell Sutherland, R Al Luplow, L OBP: 0.500, SLG: 0.500 (7, 8)		0-3 K		0-0 SH5-4		0-0 SH5-4		0-0 F8		1	0	0	0	0	1	1											
Ron Swoboda, R OBP: 0.000, SLG: 0.250 (9, PH)					1-2 2-3		1-2 2-3 1B		1-2 2-3 3H BB	0	0	0	1	1	0	0											
Inning Stats	R: 1 E: 0 K: 2 S: 9	H: 2 LOB: 1 BB: 0 P: 9	R: 0 E: 0 K: 1 S: 5	H: 0 LOB: 1 BB: 1 P: 9	R: 1 E: 0 K: 0 S: 5	H: 2 LOB: 2 BB: 1 P: 9	R: 0 E: 1 K: 1 S: 6	H: 1 LOB: 1 BB: 1 P: 10	R: 0 E: 0 K: 1 S: 6	H: 1 LOB: 3 BB: 1 P: 10	R: 0 E: 0 K: 1 S: 5	H: 0 LOB: 1 BB: 1 P: 9	R: 2 E: 1 K: 0 S: 6	H: 3 LOB: 1 BB: 0 P: 6	R: 1 E: 1 K: 0 S: 2	H: 0 LOB: 3 BB: 3 P: 14	1B: 7 2B: 3 3B: 0 HR: 0	SF: 0 SAC: 2 DP: 0 HBP: 0	WP: 0 PB: 0 CS: 0	PA: 45							
PITCHER	IP	WLS	BF	H	R	ER	SO	BB	IBB	HBP	BLK	WP	HR	S	P	ERA	WHIP										
Tony Cloninger, R ERA: 2.5 (1, 1)	5.0		26	6	2	2	2	5	0	0	0	0	0	15	19	6.75	1.500										
Chi-Chi Olivo, R ERA: 4.91 (6, 1)	2.2		12	3	2	2	2	1	0	0	0	0	0	1	1	∞	∞										
Phil Niekro, R ERA: 13.5 (8, 1)	0.0		1	1	0	0	0	0	0	0	0	0	0	1	1	∞	∞										
Billy O'Dell, L ERA: (8, 1)	0.2	L	6	0	1	0	0	2	1	0	0	0	0	3	15	0.00	3.000										

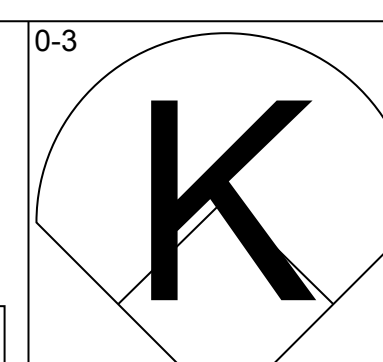
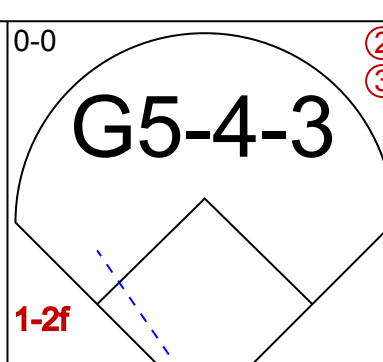
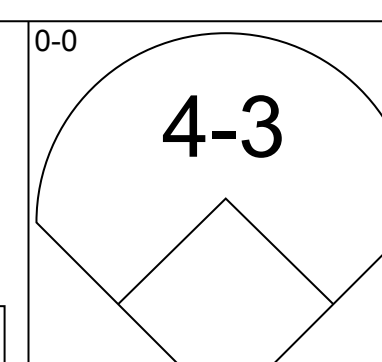
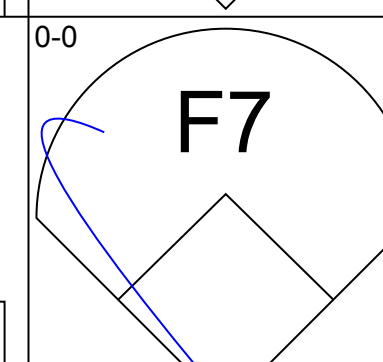
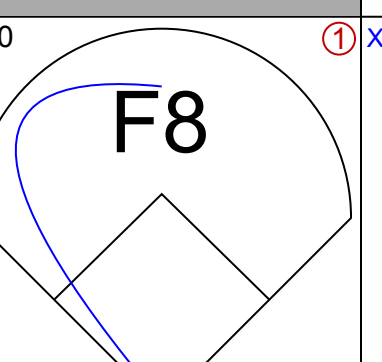
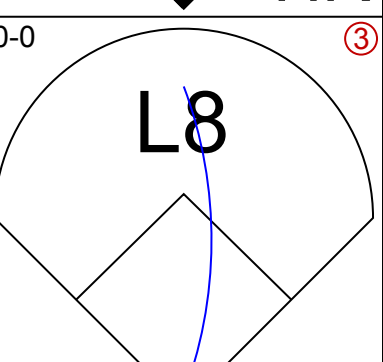
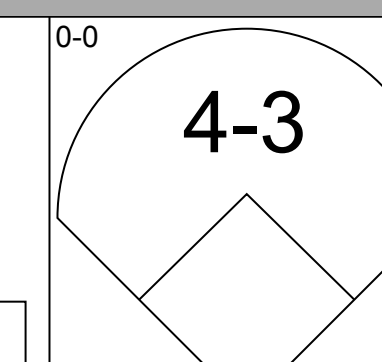
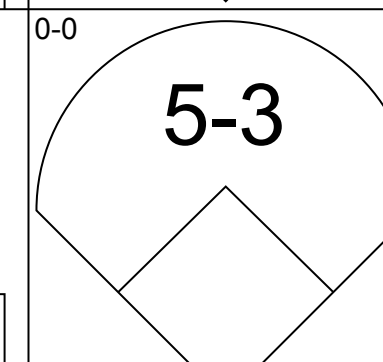
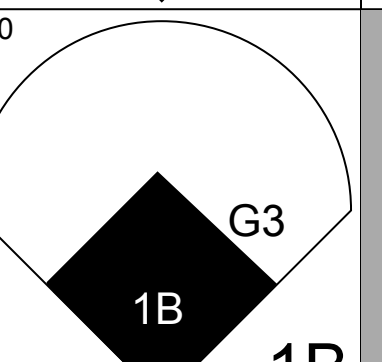
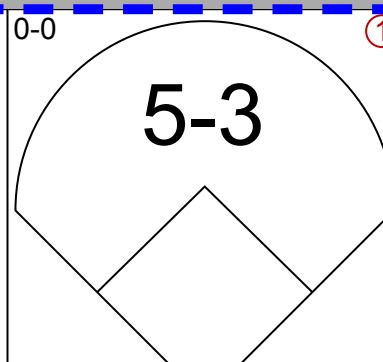
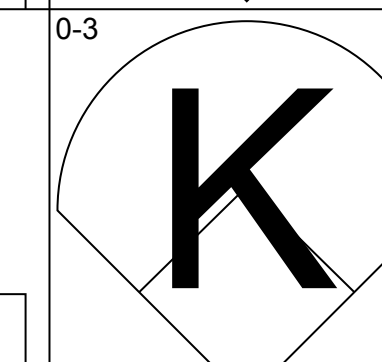
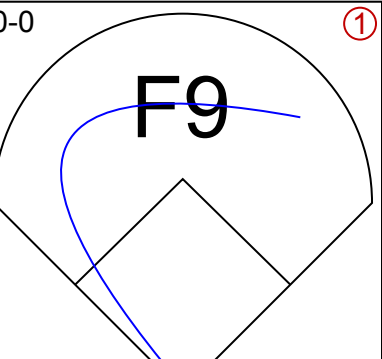
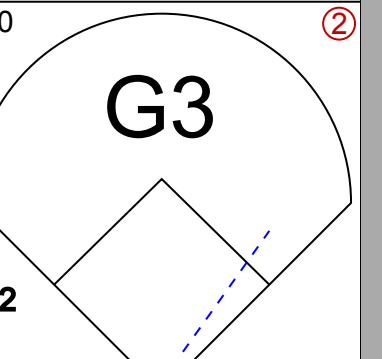
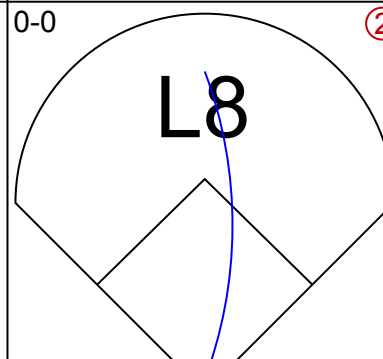
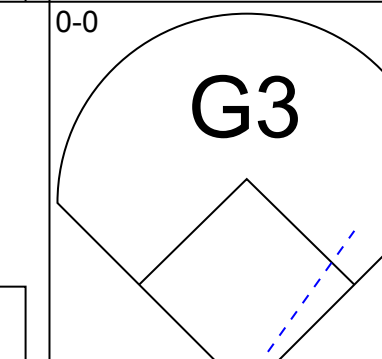
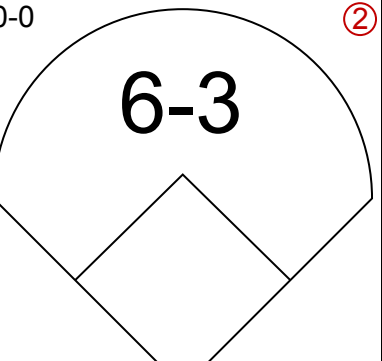
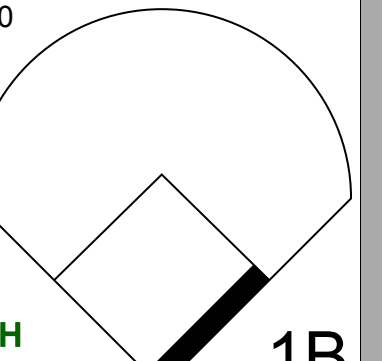
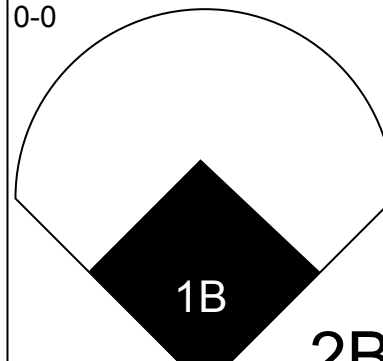
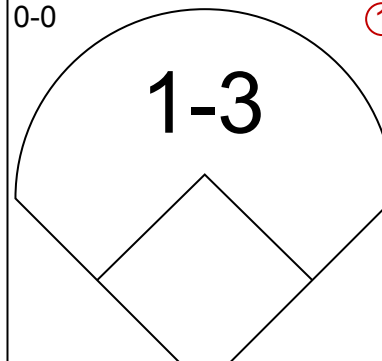
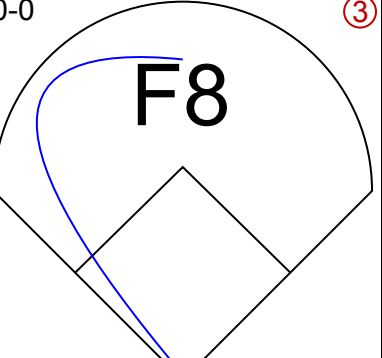
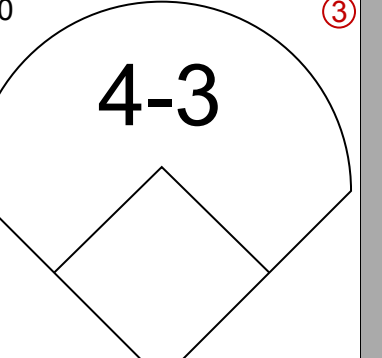
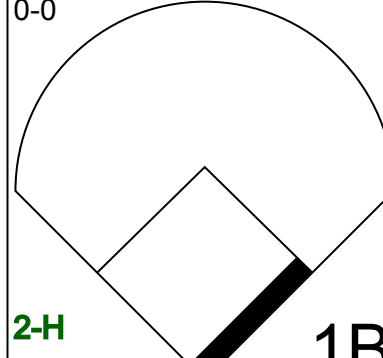
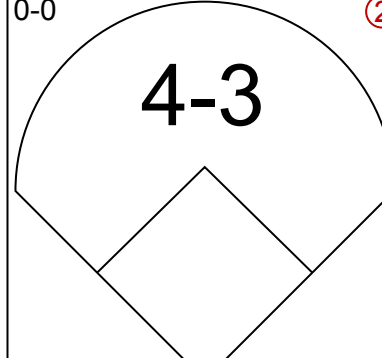
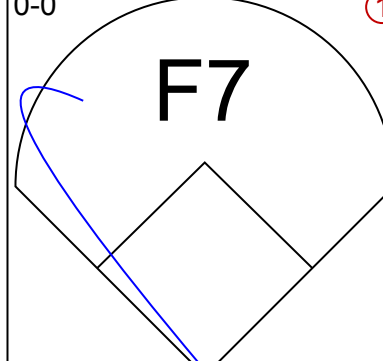
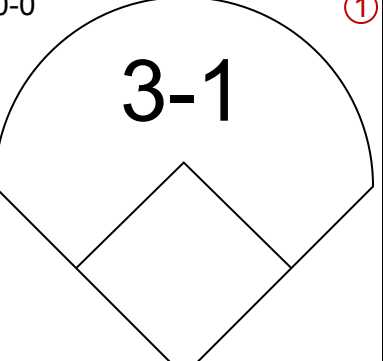
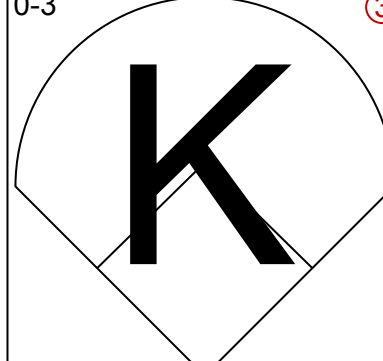
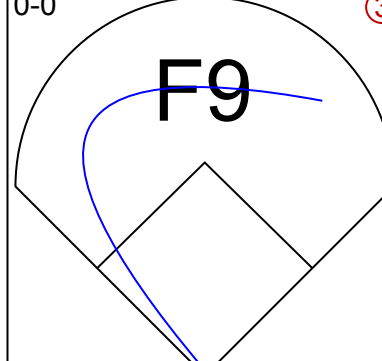
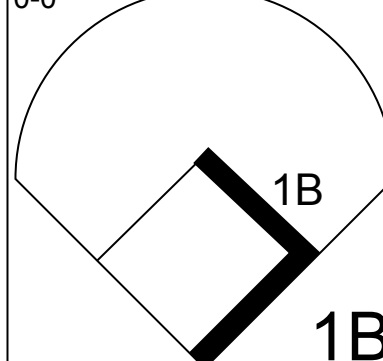
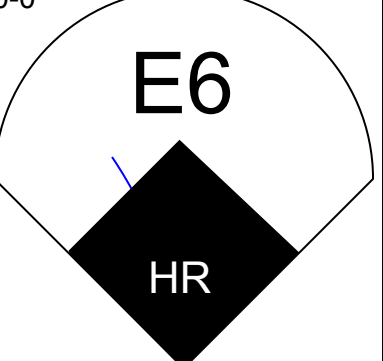
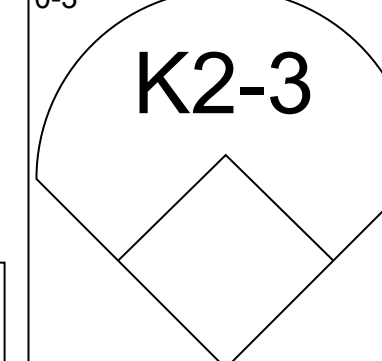
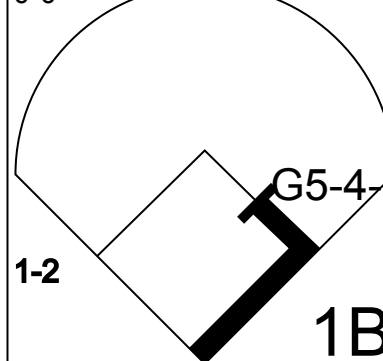
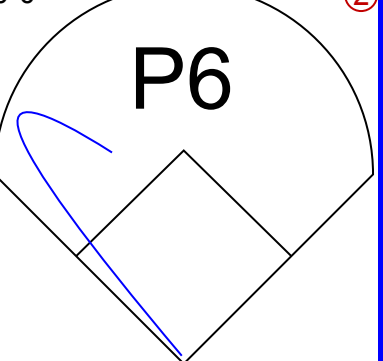
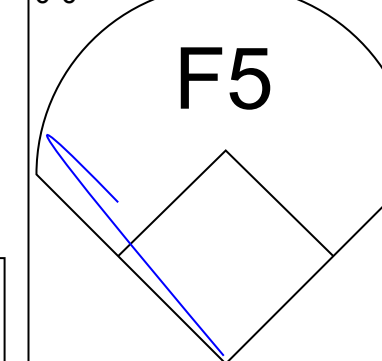
AB 29
R 4
H 6
RBI 3
BB 6
SO 1
LOB 13

AB 34
R 5
H 10
RBI 5
BB 9
SO 8
LOB 30



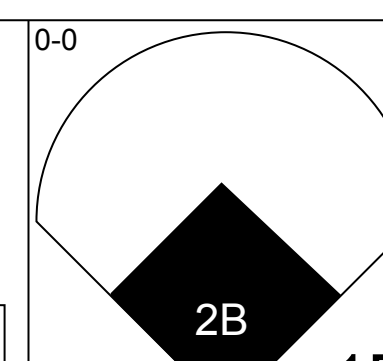
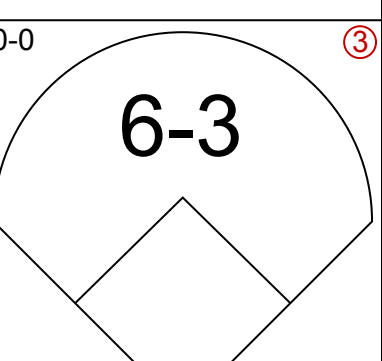
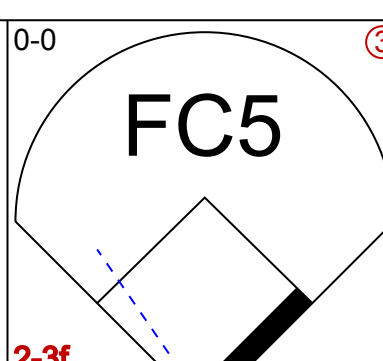
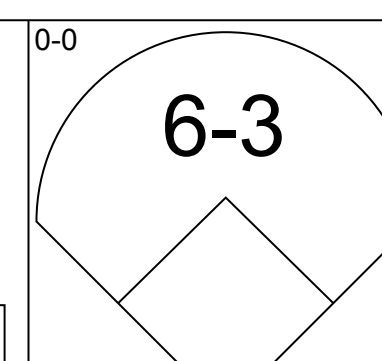
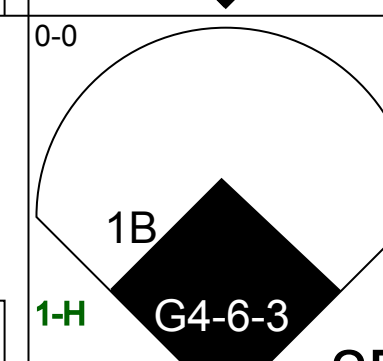
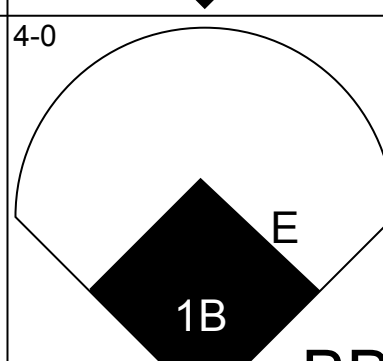
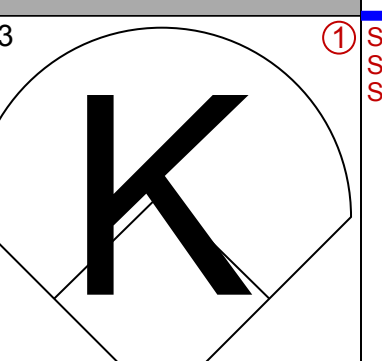
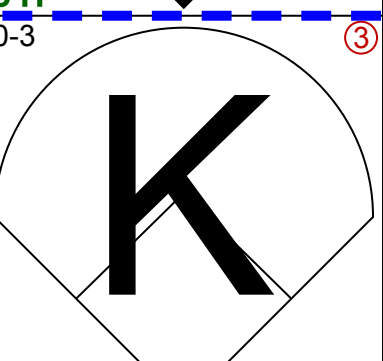
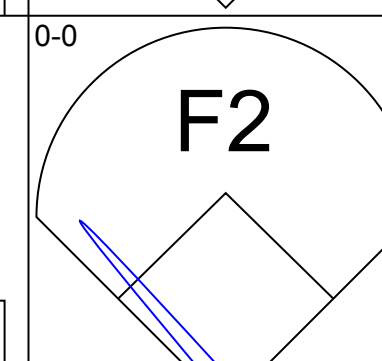
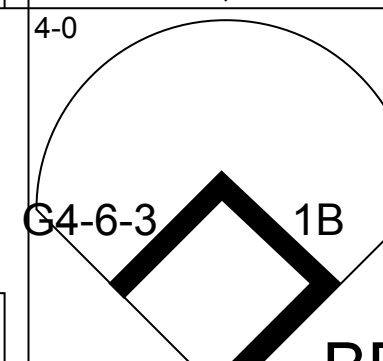
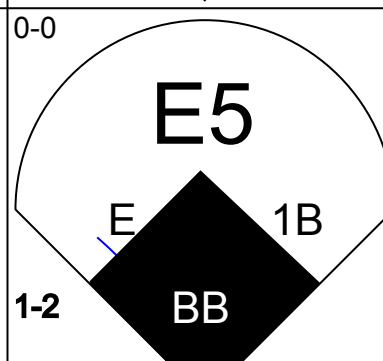
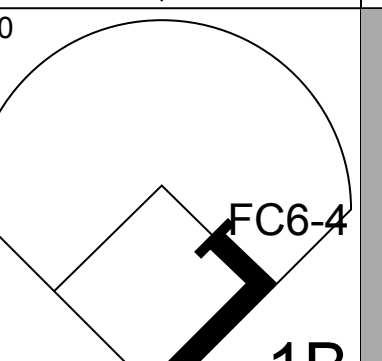
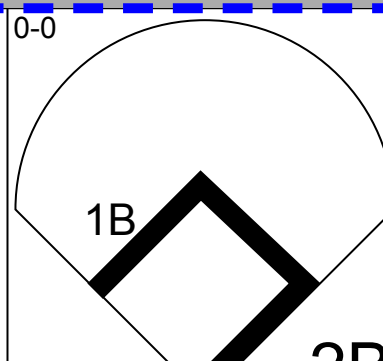
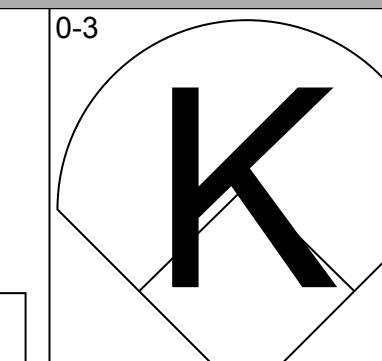
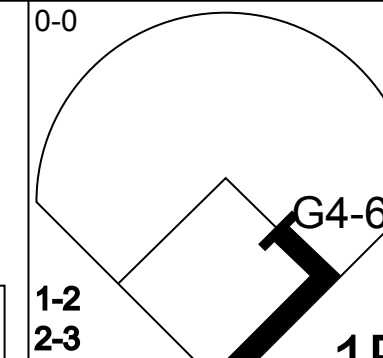
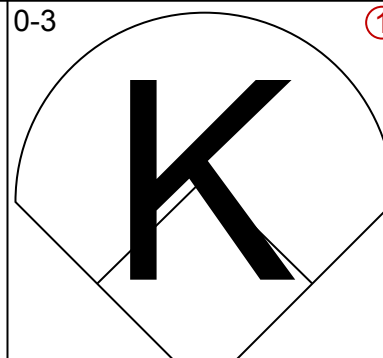
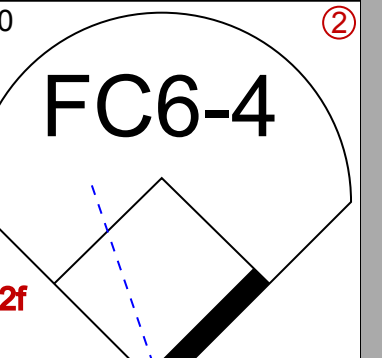
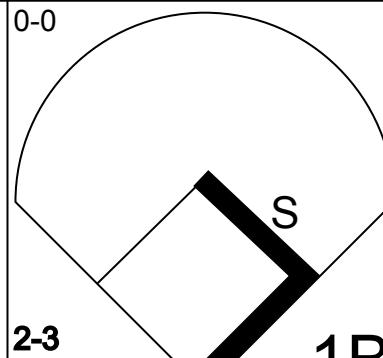
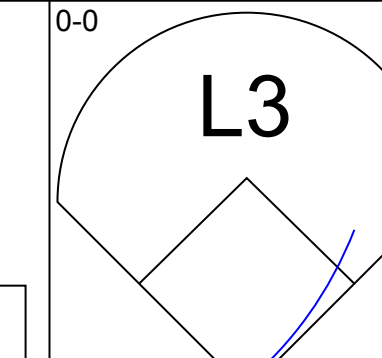
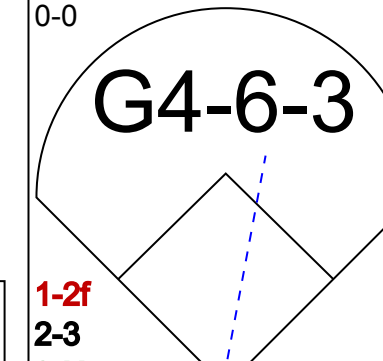
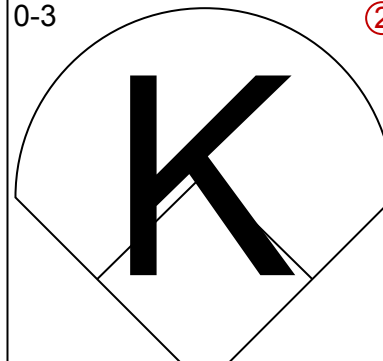
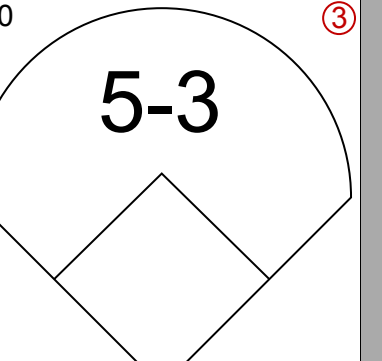
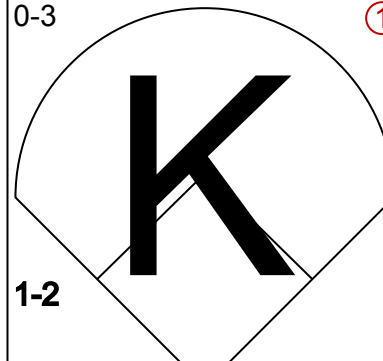
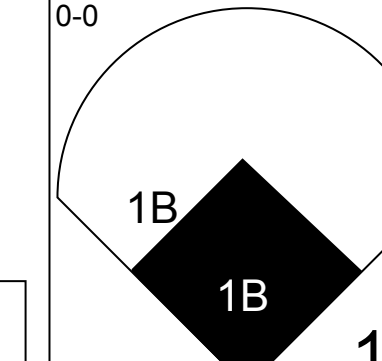
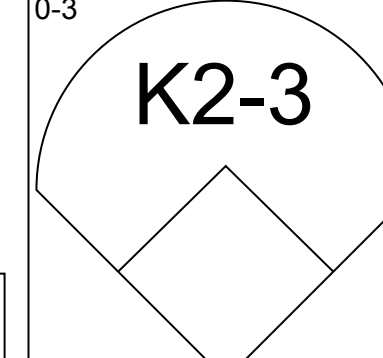
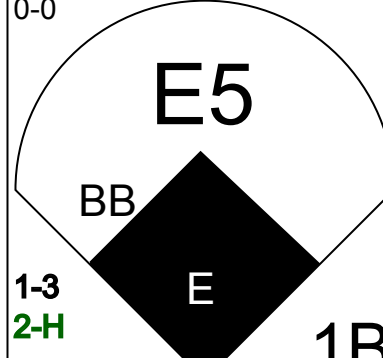
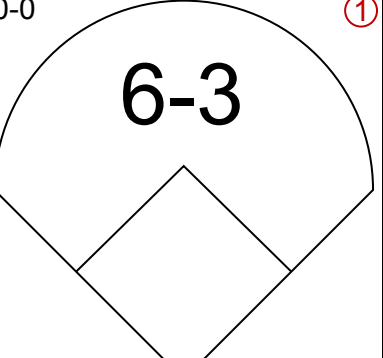
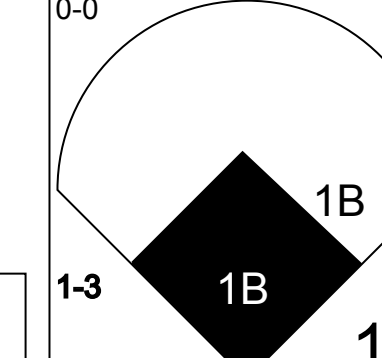
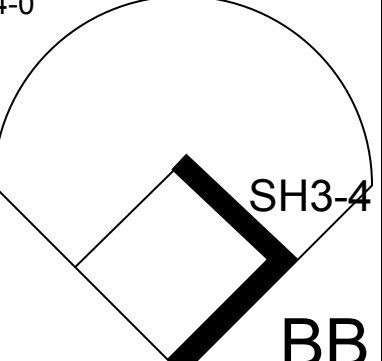
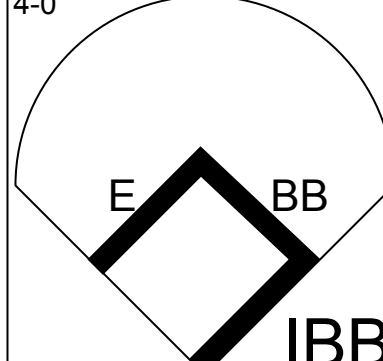
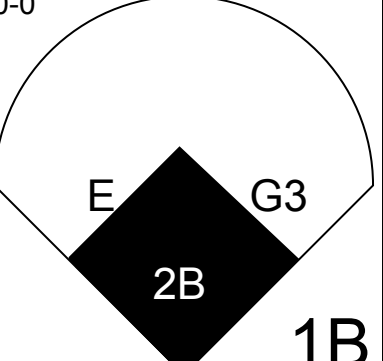
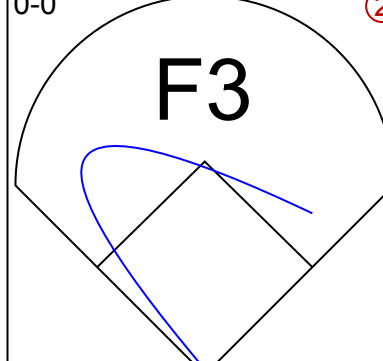
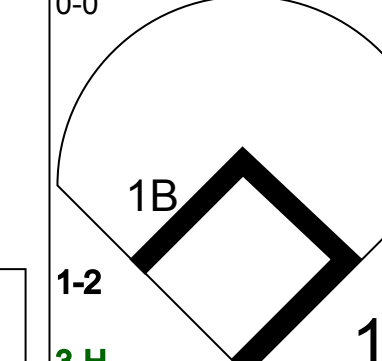
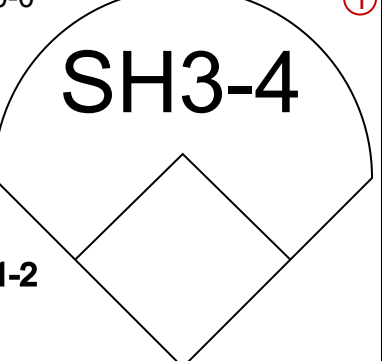
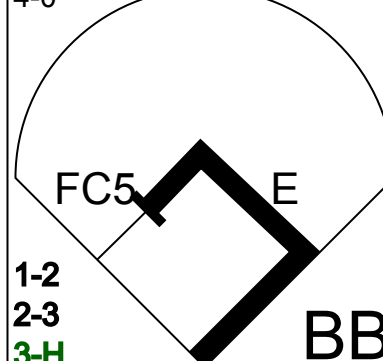
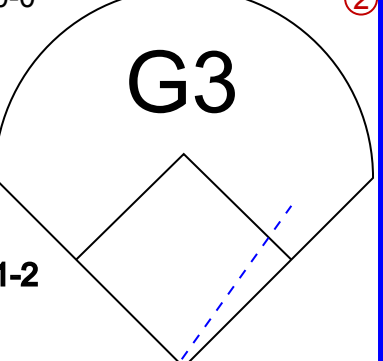
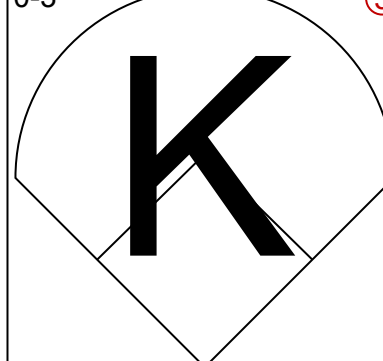
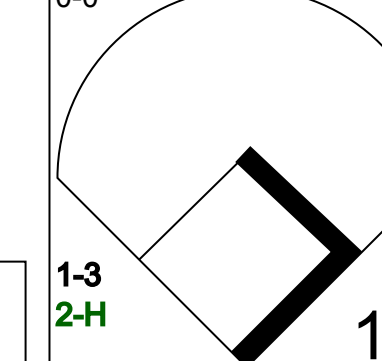
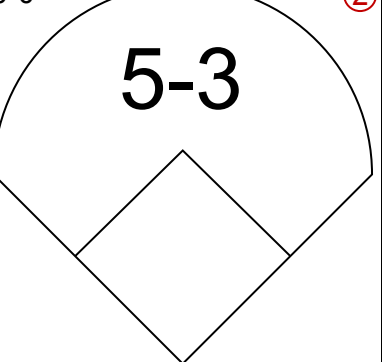
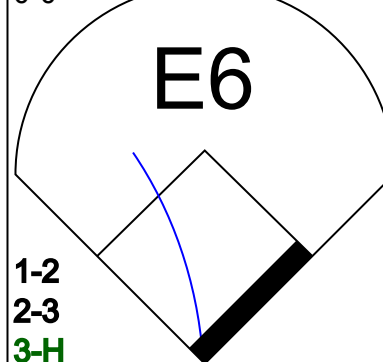
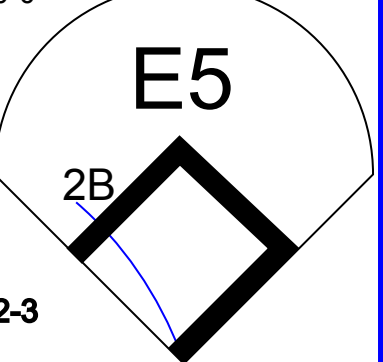
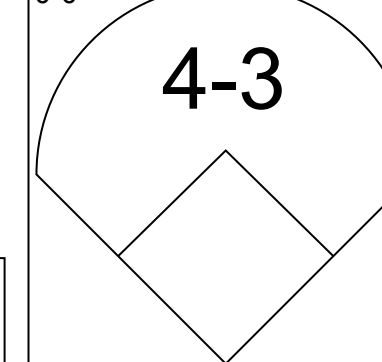
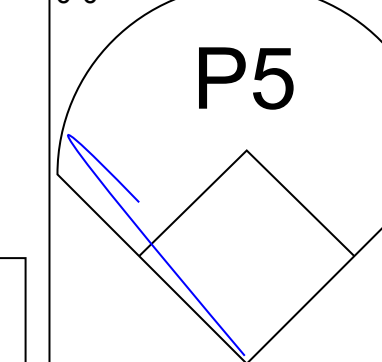
Batter	1	2	3	4	5	6	7	8	9	AB R H RBI BB SO LOB	TOP											
Lou Brock, L OBP: 0.361, SLG: 0.412 (1,9)	0-3 K		0-3 K		0-0 1B		0-3 K		0-0 HR 1B	5 1 2 1 0 3 0	St. Louis Cardinals @ New York Mets Shea Stadium, Flushing, NY Thu Apr 21 1966, 3:33 AM EST Att: 4,261 - Unknown livebaseballscores.com											
Julian Javier, R OBP: 0.250, SLG: 0.242 (1,4)	0-0 WP 1B		0-0 5-3		0-0 P3		4-0 S BB		0-0 P4	4 1 1 0 1 0 3												
Curt Flood, R OBP: 0.469, SLG: 0.533 (1,8)	0-0 S 1B		0-0 4-3		0-0 BB 1B		0-0 P5		0-0 HR	5 1 3 4 0 0 1												
Alex Johnson, R OBP: 0.276, SLG: 0.333 Mike Shannon, R OBP: 0.500, SLG: 0.500 (9,7)	0-3 K			0-0 F8	0-0 BB		0-3 K		0-0 F9	4 0 0 0 1 2 2 0 0 0 0 0 0 0												
Charley Smith, R OBP: 0.500, SLG: 0.750 (1,5)	4-0 BB			0-0 P5	0-0 P4					3 0 1 0 1 0 3												
Tim McCarver, L OBP: 0.286, SLG: 0.286 Pat Corrales, R OBP: 0.200, SLG: 0.200 (5,2)	0-0 L8			0-0 4-3		0-3 K			0-0 SH3 1B	2 0 0 0 0 0 2 1 0 0 0 0 1 0												
Jerry Buchek, R OBP: 0.259, SLG: 0.304 (1,6)		0-0 5-3			0-0 P4	0-0 3B			0-3 K	4 0 1 0 0 1 1												
George Kernek, L OBP: 0.435, SLG: 0.450 Phil Gagliano, R (8,PH)	0-3 K				4-0 1B BB	0-0 FC5-2-5-2			0-0 L7	2 1 0 0 1 1 1 1 0 0 0 0 0 1 0 0 0 0 0 0 0												
Tito Francona, L OBP: 0.200, SLG: 0.200 (9,3)					0-0 1B BB	0-0 F9			0-0 F7	4 1 1 0 0 0 1												
Bob Gibson, R OBP: 0.200, SLG: 0.200 (1,1)					1-2 1B 1B																	
Inning Stats	R: 1 E: 0 K: 2 S: 9	H: 2 LOB: 2 BB: 1 P: 13	R: 0 E: 0 K: 1 S: 5	H: 0 LOB: 0 BB: 0 P: 5	R: 0 E: 0 K: 1 S: 5	H: 0 LOB: 0 BB: 0 P: 5	R: 0 E: 0 K: 0 S: 3	H: 0 LOB: 0 BB: 0 P: 3	R: 2 E: 0 K: 0 S: 6	H: 3 LOB: 3 BB: 2 P: 14	R: 0 E: 0 K: 1 S: 6	H: 1 LOB: 1 BB: 0 P: 6	R: 0 E: 0 K: 2 S: 7	H: 0 LOB: 1 BB: 1 P: 11	R: 0 E: 0 K: 1 S: 6	H: 1 LOB: 1 BB: 0 P: 6	R: 2 E: 0 K: 0 S: 5	H: 2 LOB: 2 BB: 0 P: 5	1B: 7 2B: 0 3B: 1 HR: 1	SF: 0 SAC: 1 DP: 0 HBP: 0	WP: 1 PB: 0 SB: 2 CS: 0	PA: 40
PITCHER	IP WLS BF H R ER SO BB IBB HBP BLK WP HR S P ERA WHIP											PITCHER	IP WLS BF H R ER SO BB IBB HBP BLK WP HR S P ERA WHIP									
Rob Gardner, L ERA: 5.78 (1,1)	4.2 21 5 3 3 4 2 0 0 0 1 0 27 35 5.79 1.500																					
Darrell Sutherland, R ERA: (5,1)	0.0 1 0 0 0 0 1 0 0 0 0 0 0 4 0.000 0.000																					
Larry Bearmarth, R ERA: (5,1)	0.1 1 0 0 0 0 0 0 0 0 0 0 1 1 0.000 0.000																					
Gordie Richardson, L ERA: 5.68 (6,1)	4.0 L 17 4 2 2 4 1 0 0 0 0 1 24 28 4.50 1.250																					

Batter	1	2	3	4	5	6	7	8	9	AB R H RBI BB SO LOB	BOTTOM											
Ron Hunt, R OBP: 0.350, SLG: 0.278 (1,4)	0-0 1-3 PB WP 1B		0-0 5-3		0-0 4-3			0-3 K		4 1 1 1 0 1 2	St. Louis Cardinals @ New York Mets Shea Stadium, Flushing, NY Thu Apr 21 1966, 3:33 AM EST Att: 4,261 - Unknown livebaseballscores.com											
Al Luplow, L OBP: 0.425, SLG: 0.333 (1,7)	0-0 1-3			0-3 K	0-0 FC6-4 1B			0-0 P4		4 0 1 1 0 1 1												
Ken Boyer, R OBP: 0.381, SLG: 0.684 (1,5)	0-0 1-3			0-3 K	0-0 FC6-4 1B			0-3 K		4 0 0 0 0 2 3												
Ed Kranepool, L OBP: 0.375, SLG: 0.500 (1,3)	0-0 F7			0-0 3-1		0-0 6-3			0-0 P4	4 0 0 0 0 0 0												
Johnny Lewis, L OBP: 0.308, SLG: 0.250 (1,9)		0-0 L6			0-0 1B E 1B	0-3 K			0-0 4-1	4 1 1 0 0 1 0												
Jim Hickman, R OBP: 0.167, SLG: 0.167 (1,8)		0-3 K			0-3 K	0-0 P4			0-3 K	4 0 0 0 0 3 1												
Choo-Choo Coleman, L OBP: 0.200, SLG: 0.200 (1,2)		0-3 K			0-0 HBP E 4-3 1B				0-0 L6	3 1 1 0 0 1 0												
Roy McMillan, R OBP: 0.267, SLG: 0.167 (1,6)			0-0 P5		0-0 E4 4-3 HBP 1B				0-0 6-3	3 1 0 1 0 0 1												
Rob Gardner, R Darrell Sutherland, R Larry Bearmarth, R Chuck Hiller, L OBP: 1.000, SLG: 1.000 Gordie Richardson, R (6,1)				0-3 K	0-3 1B 4-3 HBP				0-3 K	1 0 0 0 0 1 0 0 0 0 0 0 0 0 0 0 0 0 0 0 0 1 0 0 0 0 1 0												
Inning Stats	R: 1 E: 0 K: 0 S: 4	H: 1 LOB: 0 BB: 0 P: 4	R: 0 E: 0 K: 2 S: 7	H: 0 LOB: 0 BB: 0 P: 7	R: 0 E: 0 K: 1 S: 5	H: 0 LOB: 0 BB: 0 P: 5	R: 0 E: 0 K: 2 S: 7	H: 0 LOB: 0 BB: 0 P: 7	R: 3 E: 1 K: 1 S: 9	H: 3 LOB: 2 BB: 0 P: 10		R: 0 E: 0 K: 1 S: 5	H: 0 LOB: 0 BB: 0 P: 5	R: 0 E: 0 K: 1 S: 5	H: 0 LOB: 0 BB: 0 P: 5	R: 0 E: 0 K: 2 S: 7	H: 0 LOB: 0 BB: 0 P: 7	R: 0 E: 0 K: 1 S: 5	H: 0 LOB: 0 BB: 0 P: 5	1B: 4 2B: 0 3B: 0 HR: 0	SF: 0 SAC: 0 DP: 0 HBP: 1	WP: 1 PB: 1 SB: 0 CS: 0
PITCHER	IP WLS BF H R ER SO BB IBB HBP BLK WP HR S P ERA WHIP											PITCHER	IP WLS BF H R ER SO BB IBB HBP BLK WP HR S P ERA WHIP									
Bob Gibson, R ERA: 1.5 (1,1)	9.0 W 33 4 4 1 11 0 0 1 0 1 0 54 55 1.00 0.444																					

Batter	1	2	3	4	5	6	7	8	9	AB	R	H	RBI	BB	SO	LOB	TOP															
Ron Hunt, R OBP: 0.333, SLG: 0.409 (1, 4)										4	1	1	2	0	1	2	New York Mets @ Atlanta Braves Atlanta Stadium, Atlanta, GA Fri Apr 22 1966, 6:05 PM EST Att: 15,665 - Unknown															
Roy McMillan, R OBP: 0.211, SLG: 0.125 (1, 6)										4	0	0	0	0	0																	
Ken Boyer, R OBP: 0.360, SLG: 0.609 (1, 5)										4	1	1	0	0	1	0																
Ed Kranepool, L OBP: 0.300, SLG: 0.389 (1, 3)										4	0	0	0	0	0	1																
Cleon Jones, R OBP: 0.333, SLG: 0.667 (1, 8)										4	1	2	1	0	0	0																
Johnny Lewis, L OBP: 0.294, SLG: 0.250 (1, 9)										4	0	1	1	0	0	1																
Al Luplow, L OBP: 0.300, SLG: 0.222 Jerry Grote, R Eddie Bressoud, R (9, PH)										3	0	0	0	0	1	1																
Choo-Choo Coleman, L OBP: 0.250, SLG: 0.250 Billy Murphy, R Larry Bearmarth, R (7, PH)										2	1	1	0	0	0	0																
Jack Hamilton, R Dave Eilers, R Lou Kimchuck, L Dennis Ribant, R Tug McGraw, R Darrell Sutherland, R Jim Hickman, R (7, PH)										1	0	1	0	0	0	0																
Inning Stats	R: 0 E: 0 K: 1 S: 5	H: 0 LOB: 0 BB: 0 P: 5	R: 0 E: 0 K: 0 S: 3	H: 0 LOB: 0 BB: 0 P: 3	R: 0 E: 0 K: 0 S: 4	H: 2 LOB: 1 BB: 0 P: 4	R: 1 E: 0 K: 0 S: 5	H: 2 LOB: 1 BB: 0 P: 5	R: 2 E: 1 K: 0 S: 5	H: 1 LOB: 0 BB: 0 P: 5	R: 1 E: 0 K: 1 S: 7	H: 2 LOB: 1 BB: 0 P: 7	R: 0 E: 0 K: 1 S: 5	H: 0 LOB: 0 BB: 0 P: 5	R: 0 E: 0 K: 0 S: 3	H: 0 LOB: 0 BB: 0 P: 3		1B: 5 2B: 1 3B: 0 HR: 1	SF: 0 SAC: 0 DP: 1 HBP: 0	WP: 0 PA: 34 CS: 0												
PITCHER	IP WLS BF H R ER SO BB IBB HBP BLK WP HR S P ERA WHIP																															
Tony Cloninger, R ERA: 2.35 Billy O'Dell, L ERA: 1.5	(1, 1) (6, 1)	5.0 S	20 14	5 2	3 1	1 1	1 3	0 0	0 0	0 0	0 0	0 0	0 20	22 20	1.80 2.25	1.000 0.500																

AB	34
R	4
H	7
RBI	4
BB	0
SO	4
LOB	6



Batter	1	2	3	4	5	6	7	8	9	AB	R	H	RBI	BB	SO	LOB	BOTTOM															
Felipe Alou, R OBP: 0.390, SLG: 0.500 (1, 8)										5	1	2	1	0	0	4	New York Mets @ Atlanta Braves Atlanta Stadium, Atlanta, GA Fri Apr 22 1966, 6:05 PM EST Att: 15,665 - Unknown															
Eddie Mathews, L OBP: 0.222, SLG: 0.130 (1, 5)										4	2	1	1	1	2	2																
Hank Aaron, R OBP: 0.300, SLG: 0.444 (1, 9)										4	1	2	0	1	1	1																
Lee Thomas, L OBP: 0.308, SLG: 0.472 (1, 3)										5	0	2	0	0	1	3																
Joe Torre, R OBP: 0.342, SLG: 0.500 (1, 2)										5	1	1	0	0	2	7																
Rico Carty, R OBP: 0.385, SLG: 0.370 Gary Geiger, L OBP: 0.214, SLG: 0.167 (1, 7)										4	2	2	1	1	1	1																
Denis Menke, R OBP: 0.444, SLG: 0.333 (1, 6)										3	1	2	1	2	0	3																
Woody Woodward, R OBP: 0.623, SLG: 0.250 Marty Keough, L Sandy Alomar Sr., S OBP: 0.286, SLG: 0.167 (6, PH)										1	0	0	1	1	0	1																
Tony Cloninger, R OBP: 0.222, SLG: 0.250 Billy O'Dell, S (6, 1)										3	0	0	0	0	0	4																
Inning Stats	R: 2 E: 0 K: 1 S: 7	H: 3 LOB: 1 BB: 1 P: 11	R: 0 E: 0 K: 0 S: 3	H: 0 LOB: 1 BB: 1 P: 7	R: 3 E: 3 K: 2 S: 10	H: 1 LOB: 3 BB: 3 P: 22	R: 0 E: 0 K: 1 S: 6	H: 1 LOB: 1 BB: 0 P: 6	R: 1 E: 1 K: 1 S: 8	H: 2 LOB: 2 BB: 0 P: 8	R: 0 E: 0 K: 2 S: 9	H: 2 LOB: 3 BB: 1 P: 13	R: 0 E: 0 K: 0 S: 3	H: 0 LOB: 0 BB: 0 P: 3	R: 2 E: 0 K: 1 S: 9	H: 4 LOB: 2 BB: 0 P: 9		1B: 10 2B: 3 3B: 0 HR: 0	SF: 0 SAC: 1 DP: 1 HBP: 0	WP: 0 PA: 45 CS: 0												
PITCHER	IP WLS BF H R ER SO BB IBB HBP BLK WP HR S P ERA WHIP																															
Jack Hamilton, R ERA: 2.31 Dave Eilers, R Dennis Ribant, R Tug McGraw, L Darrell Sutherland, R ERA:	(1, 1) (3, 1) (5, 1) (5, 1) (6, 1)	2.2 1.1 0.2 0.1 1.0	L 6 5 1 6	17 1 2 0 2	4 0 2 0 0	5 0 1 0 0	2 0 0 1 0	3 0 0 0 2	3 0 0 0 0	0 0 0 0 1	0 0 0 0 0	0 0 0 0 0	0 0 0 0 9	18 8 5 3 13	6.75 0.00 0.00 0.00 0.00	3.000 0.750 3.000 3.000 2.000																



Batter	1	2	3	4	5	6	7	8	9	AB	R	H	RBI	BB	SO	LOB	TOP			
Ron Hunt, R OBP: 0.321, SLG: 0.385 (1, 4)	6-3			5-3		1B		P4		4	0	1	0	0	0	0	New York Mets @ Atlanta Braves Atlanta Stadium, Atlanta, GA Sat Apr 23 1966, 3:33 AM EST Att: 19,539 - Unknown			
Al Luplow, L OBP: 0.286, SLG: 0.231 (1, 9) (7, 7)	F8			1B HR		P6		4-3		4	1	1	0	0	0	1				
Ken Boyer, R OBP: 0.345, SLG: 0.556 (1, 5)	K			1B HR		L9		6-3		4	1	1	0	0	1	1				
Ed Kranepool, L OBP: 0.333, SLG: 0.682 (1, 3)		L7		1B HR		F8			HR	4	2	2	4	0	0	1				
Ron Swoboda, R OBP: 0.250, SLG: 0.182 (1, 7)		P3		5-3					G3	3	0	0	0	0	0	0				
Jack Hamilton, R OBP: 0.500, SLG: 0.500 (7, 1)										0	0	0	0	0	0	0				
Chuck Hillier, L OBP: 0.667, SLG: 0.500 (9, PH)										1	0	0	0	0	0	0				
Cleon Jones, R OBP: 0.313, SLG: 0.563 (1, 8)										4	0	1	0	0	0	0				
Choo-Choo Coleman, L OBP: 0.189, SLG: 0.189 (1, 2)			4-3		K					4	0	0	0	0	2	1				
Roy McMillan, R OBP: 0.227, SLG: 0.158 (1, 6)			F3		P5					3	0	1	0	0	0	0				
Billy Murphy, R (7, PR)										0	0	0	0	0	0	0				
Eddie Bressoud, R (7, 6)										0	0	0	0	0	0	0				
Dick Selma, R (1, 1)										1	0	0	0	0	0	1				
Bill Hepler, L (3, 1)										0	0	0	0	0	0	0				
Darrell Sutherland, R (4, 1)										0	0	0	0	0	0	0				
Lou Klimchock, L (5, PH)										1	0	0	0	0	0	1				
Rob Gardner, R (5, 1)										0	0	0	0	0	0	0				
Johnny Lewis, L OBP: 0.278, SLG: 0.235 (7, 9)										1	0	0	0	0	0	1				
Inning Stats	R: 0 E: 0 K: 1 S: 5	H: 0 LOB: 0 BB: 0 P: 5	R: 0 E: 0 K: 0 S: 3	H: 0 LOB: 0 BB: 0 P: 3	R: 0 E: 0 K: 1 S: 5	H: 0 LOB: 0 BB: 0 P: 5	R: 3 E: 0 K: 0 S: 6	H: 3 LOB: 0 BB: 0 P: 6	R: 0 E: 0 K: 2 S: 4	H: 1 LOB: 1 BB: 0 P: 4	R: 0 E: 0 K: 2 S: 9	H: 2 LOB: 2 BB: 0 P: 9	R: 0 E: 0 K: 0 S: 3	H: 0 LOB: 0 BB: 0 P: 3	R: 1 E: 0 K: 0 S: 4	H: 1 LOB: 0 BB: 0 P: 4	1B: 5 2B: 0 3B: 0 HR: 2	SF: 0 SAC: 0 DP: 0 HBP: 0	WP: 0 PB: 0 CS: 1	PA: 34
PITCHER	IP WLS BF H R ER SO BB IBB HBP BLK WP HR S P ERA WHIP																			
Hank Fischer, R ERA: 3.29 (1, 1)	6.2 W 26 6 3 3 5 0 0 0 0 0 1 36 36 4.05 0.900																			
Chi-Chi Olivo, R ERA: 4.05 (7, 1)	2.1 S 8 1 1 1 1 0 0 0 0 0 0 1 10 10 3.86 0.429																			

AB	34
R	4
H	7
RBI	4
BB	0
SO	6
LOB	6



Batter	1	2	3	4	5	6	7	8	9	AB	R	H	RBI	BB	SO	LOB	BOTTOM			
Felipe Alou, R OBP: 0.413, SLG: 0.524 (1, 7) (5, 8)	S P4			BB 1B		F9		K		4	1	2	0	1	1	3	New York Mets @ Atlanta Braves Atlanta Stadium, Atlanta, GA Sat Apr 23 1966, 3:33 AM EST Att: 19,539 - Unknown			
Gary Geiger, L OBP: 0.188, SLG: 0.143 (1, 8)	F8			G5-4-3 BB		F8				2	0	0	0	0	1	2				
Rico Carty, R OBP: 0.364, SLG: 0.357 (4, PH) (5, 7)		K								1	0	0	0	1	0	0				
Hank Aaron, R OBP: 0.318, SLG: 0.436 (1, 9)	E HR			1B 1B		F8				3	1	1	0	1	0	2				
Lee Thomas, L OBP: 0.279, SLG: 0.425 (1, 3)	P4			F9		F8				4	0	0	0	0	0	2				
Joe Torre, R OBP: 0.405, SLG: 0.703 (1, 2)	HR			BB 1B		L3 BB		HR		3	2	3	3	1	0	0				
Eddie Mathews, L OBP: 0.286, SLG: 0.154 (1, 5)	F9			BB BB		L3		FC1-5 1B		3	0	1	0	1	0	1				
Denis Menke, R OBP: 0.425, SLG: 0.300 (1, 6)		1B G6-4-3 HBP		F5		F8		P3		3	1	0	0	0	0	4				
Woody Woodward, R OBP: 0.667, SLG: 0.429 (1, 4)		G6-4-3 1B		5-3		SH1-4 BB		FC1-5 1B		3	0	2	0	1	0	3				
Hank Fischer, R (1, 1)		G6-4-3		F3		SH1-4		FC1-5		2	0	0	0	0	0	1				
Chi-Chi Olivo, R (7, 1)										1	0	0	0	0	0	2				
Inning Stats	R: 3 E: 0 K: 0 S: 5	H: 2 LOB: 1 BB: 1 P: 9	R: 1 E: 0 K: 1 S: 5	H: 1 LOB: 1 BB: 1 P: 10	R: 0 E: 0 K: 0 S: 5	H: 2 LOB: 3 BB: 1 P: 9	R: 0 E: 0 K: 0 S: 3	H: 1 LOB: 1 BB: 1 P: 7	R: 0 E: 0 K: 0 S: 2	H: 0 LOB: 0 BB: 1 P: 6	R: 0 E: 0 K: 0 S: 3	H: 0 LOB: 1 BB: 1 P: 7	R: 0 E: 0 K: 0 S: 3	H: 0 LOB: 0 BB: 0 P: 3	R: 1 E: 0 K: 1 S: 8	H: 3 LOB: 2 BB: 0 P: 8	1B: 6 2B: 2 3B: 0 HR: 2	SF: 0 SAC: 1 DP: 3 HBP: 1	WP: 0 PB: 0 CS: 0	PA: 37
PITCHER	IP WLS BF H R ER SO BB IBB HBP BLK WP HR S P ERA WHIP																			
Dick Selma, R ERA: 5.14 (3, 1)	1.0 L 6 1 0 0 0 2 0 0 0 0 0 0 4 12 0.00 3.000																			
Darrell Sutherland, R ERA: (4, 1)	0.2 1 0 0 0 0 0 0 0 0 0 0 0 1 1 0.00 0.000																			
Rob Gardner, L ERA: 4.05 (5, 1)	2.0 7 0 0 0 0 2 0 0 0 0 0 0 5 13 0.00 1.000																			
Jack Hamilton, R ERA: 2.63 (7, 1)	2.0 9 3 1 1 1 0 0 0 0 0 0 1 11 11 4.50 1.500																			



Batter	1	2	3	4	5	6	7	8	9	AB	R	H	RBI	BB	SO	LOB	TOP					
Ron Hunt, R OBP: 0.289, SLG: 0.333 (1, 4)	1-3		1B				K		4-3	5	1	2	1	0	1	1	New York Mets @ Atlanta Braves Atlanta Stadium, Atlanta, GA Sun Apr 24 1966, 3:38 AM EDT Att: 40,477 - Unknown					
Roy McMillan, R OBP: 0.250, SLG: 0.240 (1, 6)	2B		F8	F3			E5		1-3	5	1	2	0	0	0	2						
Ken Boyer, R OBP: 0.378, SLG: 0.588 (1, 5)	5-3		FC5		F8		SF8			3	0	1	1	0	0	1						
Jim Hickman, R OBP: 0.259, SLG: 0.231 (1, 9)	BB		K		F7		5-3			3	0	0	0	1	1	2						
Cleon Jones, R OBP: 0.375, SLG: 0.522 (1, 8)	L1				F8			SH2-4		4	0	2	1	0	0	2						
Ron Swoboda, R OBP: 0.211, SLG: 0.167 (1, 7)		F9	FC5			2-3		SH2-4		3	0	0	0	0	0	2						
Ed Kranepool, L OBP: 0.344, SLG: 0.586 (1, 3)	1-3				F7		K			3	0	1	0	1	1	0						
Jerry Grote, R OBP: 0.357, SLG: 0.273 (1, 2)	1-3					4-3		4-3-2		4	1	1	0	0	0	3						
Tug McGraw, R Larry Beamath, R Al Luplow, L Gordie Richardson, R (1, 1) (8, 1) (9, PH) (9, 1)	6-3				F9				4-3	2	1	0	0	1	0	2						
Inning Stats	R: 0 E: 0 K: 0 S: 4	H: 1 LOB: 2 BB: 1 P: 8	R: 0 E: 0 K: 0 S: 4	H: 1 LOB: 1 BB: 0 P: 4	R: 1 E: 0 K: 1 S: 8	H: 3 LOB: 2 BB: 0 P: 8	R: 1 E: 0 K: 0 S: 5	H: 2 LOB: 1 BB: 0 P: 5	R: 0 E: 0 K: 1 S: 3	H: 0 LOB: 0 BB: 0 P: 3	R: 0 E: 0 K: 1 S: 5	H: 0 LOB: 0 BB: 0 P: 5	R: 2 E: 1 K: 1 S: 6	H: 1 LOB: 0 BB: 1 P: 10	R: 0 E: 0 K: 0 S: 3	H: 1 LOB: 1 BB: 1 P: 7		R: 0 E: 0 K: 0 S: 3	H: 0 LOB: 0 BB: 0 P: 3	1B: 7 2B: 3 3B: 0 HR: 0	SF: 1 SAC: 1 DP: 1 HBP: 0	WP: 0 PB: 0 CS: 0
PITCHER	IP	WLS	BF	H	R	ER	SO	BB	IBB	HBP	BLK	WP	HR	S	P	ERA	WHIP					
Denny Lemaster, L ERA: 3.38 (1, 1)	3.2	L	19	7	2	2	1	1	0	0	0	0	0	20	24	4.91	2.182					
Clay Carroll, R ERA: 0.59 (4, 1)	3.1		12	1	2	0	2	1	0	0	0	0	0	15	19	0.00	0.600					
Phil Niekro, R ERA: 3.86 (8, 1)	2.0		7	1	0	0	0	0	1	0	0	0	0	6	10	0.00	0.500					

Batter	1	2	3	4	5	6	7	8	9	AB	R	H	RBI	BB	SO	LOB	BOTTOM				
Felipe Alou, R OBP: 0.400, SLG: 0.608 (1, 8)	5-3		HR		P4			HR		4	2	2	2	0	0	0	New York Mets @ Atlanta Braves Atlanta Stadium, Atlanta, GA Sun Apr 24 1966, 3:38 AM EDT Att: 40,477 - Unknown				
Rico Carty, R OBP: 0.341, SLG: 0.333 (1, 7)	1B		L8		6-3			L4		4	0	1	0	0	0	0					
Hank Aaron, R OBP: 0.302, SLG: 0.396 (1, 9)	P4		K			5-3		F3		4	0	0	0	0	1	1					
Joe Torre, R OBP: 0.440, SLG: 0.698 (1, 2)	F7				FC6-4		6-3	F9		4	0	1	0	0	0	1					
Lee Thomas, L OBP: 0.250, SLG: 0.354 (1, 3)		P6			K			F9		4	0	0	0	0	1	1					
Denis Menke, R OBP: 0.479, SLG: 0.412 (1, 6)		F7			FC6-4			HR		3	1	1	1	1	1	0					
Eddie Mathews, L OBP: 0.500, SLG: 0.235 Sandy Alomar Sr., S OBP: 0.286, SLG: 0.167 (1, 5) (9, PR)					FC6-4		3-1		FC6-4	3	0	1	0	1	0	2					
Woody Woodward, R OBP: 0.500, SLG: 0.308 Gene Oliver, R (9, PH) (1, 4)									1B	0	0	0	0	0	0	0					
Denny Lemaster, R Clay Carroll, R Miguel de la Hoz, R Phil Niekro, R (1, 1) (4, 1) (7, PH) (8, 1)					4-3				FC6-4	1	0	0	0	0	0	1					
Inning Stats	R: 0 E: 0 K: 0 S: 4	H: 1 LOB: 1 BB: 0 P: 4	R: 0 E: 0 K: 0 S: 3	H: 0 LOB: 1 BB: 1 P: 7	R: 1 E: 0 K: 1 S: 6	H: 1 LOB: 0 BB: 0 P: 6	R: 0 E: 0 K: 1 S: 6	H: 1 LOB: 2 BB: 1 P: 10	R: 0 E: 0 K: 1 S: 3	H: 0 LOB: 0 BB: 0 P: 3	R: 1 E: 0 K: 0 S: 4	H: 1 LOB: 0 BB: 0 P: 4	R: 1 E: 0 K: 0 S: 4	H: 1 LOB: 0 BB: 0 P: 4	R: 0 E: 0 K: 1 S: 6	H: 1 LOB: 1 BB: 0 P: 6		1B: 3 2B: 0 3B: 0 HR: 3	SF: 0 SAC: 0 DP: 0 HBP: 0	WP: 0 PB: 0 CS: 0	PA: 35
PITCHER	IP	WLS	BF	H	R	ER	SO	BB	IBB	HBP	BLK	WP	HR	S	P	ERA	WHIP				
Tug McGraw, L ERA: 2.16 (1, 1)	7.0	W	27	4	2	2	3	2	0	0	0	0	0	31	39	2.57	0.857				
Larry Beamath, R ERA: 5.06 (8, 1)	1.0		4	1	1	1	0	0	0	0	0	0	1	4	4	9.00	1.000				
Gordie Richardson, L ERA: 4.91 (9, 1)	1.0	S	4	1	0	0	1	0	0	0	0	0	0	6	6	0.00	1.000				



Batter	1	2	3	4	5	6	7	8	9	AB	R	H	RBI	BB	SO	LOB	TOP				
Ron Hunt, R OBP: 0.318, SLG: 0.350 (1.4)	6-3 2B		4-0 HR BB	6-3		4-0 1B BB		0-0 E3 1B	0-0 5-3	4	3	1	0	2	0	2					
Roy McMillan, R OBP: 0.265, SLG: 0.258 (1.6)	P5		1-2 HR 1B			0-0 E6 G6-4-3		0-0 1-3 3-H 1B	0-0 6-3	6	2	2	1	0	0	3					
Ken Boyer, R OBP: 0.405, SLG: 0.658 (1.5)	6-3 2-3		1-2 HR			0-0 G6-4-3 1-2		4-0 4-3 1B IBB		4	2	2	4	1	0	2					
Ed Kranepool, L OBP: 0.378, SLG: 0.667 (1.3)	4-3		HR			4-0 BB		0-0 1-2 2-H 3-H 3B 1B		4	2	2	3	1	1	2					
Al Luplow, L OBP: 0.200, SLG: 0.158 (1.7)		F8	E4			4-3		0-0 1-2 2-3	4-3	5	0	0	0	0	0	3					
Cleon Jones, R OBP: 0.379, SLG: 0.571 (1.8)	5-3		6-3			E1 SF8 1B		0-0 2-H 3-H 3B	F8 1B	5	2	2	2	0	0	1					
Johnny Lewis, L OBP: 0.292, SLG: 0.238 (1.9)	F3			4-0 BB		SF8 3-H		0-0 3-H	K 1B	3	0	1	2	1	1	0					
Jerry Grote, R OBP: 0.368, SLG: 0.267 (1.2)			K	G1-4-3 BB		E S 1B 1B			K	4	2	1	0	1	2	2					
Jack Hamilton, R OBP: 0.429, SLG: 0.333 Larry Bearmarth, R (7.1)	F8					5-3		0-0 1-2	E 1B 1B	2	0	0	0	1	0	1					
Darrell Sutherland, R OBP: 1.000, SLG: 1.000 Dave Eilers, R (8.1)									F8	0	0	0	0	0	0	0					
Dennis Ribant, R (8.1)										1	0	0	0	0	0	0					
Inning Stats	R: 0 E: 0 K: 0 S: 4	H: 1 LOB: 1 BB: 0 P: 4	R: 0 E: 0 K: 0 S: 3	H: 0 LOB: 0 BB: 0 P: 3	R: 4 E: 1 K: 1 S: 9	H: 3 LOB: 1 BB: 1 P: 13	R: 0 E: 0 K: 0 S: 2	H: 0 LOB: 1 BB: 2 P: 10	R: 0 E: 1 K: 1 S: 9	H: 0 LOB: 1 BB: 1 P: 7	R: 4 E: 1 K: 1 S: 9	H: 4 LOB: 1 BB: 1 P: 13	R: 0 E: 0 K: 1 S: 5	H: 0 LOB: 0 BB: 0 P: 5	R: 6 E: 1 K: 1 S: 10	H: 4 LOB: 1 BB: 2 P: 18	R: 0 E: 0 K: 0 S: 3	H: 0 LOB: 0 BB: 0 P: 3	1B: 8 2B: 1 3B: 1 HR: 2	SF: 1 SAC: 0 DP: 2 HBP: 0	WP: 0 PA: 47 PB: 0 SB: 3 CS: 0
PITCHER	IP WLS BF H R ER SO BB IBB HBP BLK WP HR S P ERA WHIP	4.0 L 19 4 4 4 1 3 0 0 0 0 2 18 30 9.00 1.750	5.1 L 11 4 4 4 0 2 0 0 0 0 0 9 17 21.60 3.600	0.1 L 1 0 0 0 1 0 0 0 0 0 3 3 0.00 0.000	6.1 L 3 0 0 0 1 0 0 0 0 0 5 5 0.00 0.000	0.2 L 9 4 6 2 0 1 1 0 0 0 7 15 27.00 7.500	PITCHER	IP WLS BF H R ER SO BB IBB HBP BLK WP HR S P ERA WHIP	0.1 L 1 0 0 0 1 0 0 0 0 0 0 3 3 0.00 0.000	1.0 L 3 0 0 0 0 0 0 0 0 0 3 3 0.00 0.000											
Ernie Broglio, R ERA: 6.43 Cal Koonce, R ERA: 13.5 Fergie Jenkins, R ERA: 1.13 Bill Faul, R ERA: 6.0 Billy Hoerr, L ERA: 6.75																					
Ted Abernathy, R ERA: 5.23 Bob Hendley, L ERA: 3.72																					

Batter	1	2	3	4	5	6	7	8	9	AB	R	H	RBI	BB	SO	LOB	BOTTOM					
Adolfo Phillips, R OBP: 0.400, SLG: 0.529 (1.8)	F2			E8 2B		1-0 1B HBP		0-0 2-H 3-H 2B	0-3 K	4	1	2	2	1	1	2						
Glenn Beckert, R OBP: 0.288, SLG: 0.306 (1.4)	4-3		F8	F9		1-3 1B		0-0 G3		6	0	1	0	0	0	4						
Billy Williams, L OBP: 0.250, SLG: 0.229 (1.9)	E4 1B E		4-3	K		G3		4-0 FC1-4 BB	0-3 K	5	1	0	0	1	2	2						
Ron Santo, R OBP: 0.481, SLG: 0.439 (1.5)	1-3 1B		K			6-3		0-0 F7	0-0 FC1-4 1B	6	1	1	0	0	1	1						
John Herrnstein, L OBP: 0.300, SLG: 0.176 (1.3)	E4 1-2 3-H		BB 1B BB	WP BB		2B 1B BB		4-0 2B 1B 1B	0-0 4-3	3	2	1	0	3	0	1						
Byron Browne, R OBP: 0.417, SLG: 0.696 (1.7)	4-3		BB 1B	K		1-3 1B 2B		1-2 2-H 1B 1B		5	2	3	1	0	1	3						
Randy Hundley, R OBP: 0.281, SLG: 0.455 (1.2)			HR	1-2 2-3 BB		5-3		4-3 2B 1B	0-0 1B 1B	4	3	3	3	1	0	1						
Don Kessinger, S OBP: 0.417, SLG: 0.450 (1.6)			CS BB	L8		6-3		1-2 2-H 3-H 2B 1B	0-0 1B 1B	4	1	2	2	1	0	3						
Ernie Broglio, R Ty Dineen, L Cal Koonce, R Fergie Jenkins, R Wes Covington, L Bill Faul, R Jimmy Stewart, S Billy Hoerr, L Ted Abernathy, R George Altamirano, L Bob Hendley, R																						
Inning Stats	R: 1 E: 2 K: 0 S: 6	H: 1 LOB: 2 BB: 0 P: 6	R: 1 E: 0 K: 0 S: 3	H: 1 LOB: 2 BB: 2 P: 11	R: 0 E: 0 K: 1 S: 6	H: 1 LOB: 0 BB: 0 P: 14	R: 1 E: 1 K: 1 S: 6	H: 1 LOB: 0 BB: 0 P: 6	R: 0 E: 0 K: 0 S: 5	H: 0 LOB: 1 BB: 1 P: 9	R: 0 E: 0 K: 0 S: 4	H: 1 LOB: 2 BB: 0 P: 5	R: 4 E: 0 K: 0 S: 7	H: 4 LOB: 1 BB: 1 P: 11	R: 4 E: 0 K: 1 S: 10	H: 5 LOB: 2 BB: 1 P: 14	R: 0 E: 0 K: 1 S: 5	H: 0 LOB: 0 BB: 0 P: 5	1B: 10 2B: 3 3B: 0 HR: 1	SF: 0 SAC: 0 DP: 0 HBP: 1	WP: 1 PA: 50 PB: 0 SB: 1 CS: 1	
PITCHER	IP WLS BF H R ER SO BB IBB HBP BLK WP HR S P ERA WHIP	6.1 W 33 6 5 3 3 6 0 1 0 0 1 1 32 57 4.26 1.895	0.1 L 4 3 2 2 0 0 0 0 0 0 0 4 4 54.00 9.000	0.2 L 5 2 3 3 0 1 0 0 0 0 0 4 8 40.50 4.500	0.0 S 3 3 1 1 0 0 0 0 0 0 3 3 =	1.2 S 5 0 0 0 2 0 0 0 0 0 9 9 0.00 0.000	PITCHER	IP WLS BF H R ER SO BB IBB HBP BLK WP HR S P ERA WHIP														
Jack Hamilton, R ERA: 3.15 Larry Bearmarth, R ERA: 7.94 Darrell Sutherland, R ERA: 5.06 Dave Eilers, R ERA: 4.5 Dennis Ribant, R ERA: 1.42																						

New York Mets @ Chicago Cubs
Wrigley Field, Chicago, IL
Tue Apr 26 1966, 3:33 AM CDT
Att.: 4,619 - Unknown

AB 39
R 14
H 12
RBI 12
BB 7
SO 4
LOB 16



New York Mets @ Chicago Cubs
Wrigley Field, Chicago, IL
Tue Apr 26 1966, 3:33 AM CDT
Att.: 4,619 - Unknown

AB 42
R 11
H 14
RBI 9
BB 7
SO 5
LOB 20



Batter	1	2	3	4	5	6	7	8	9	10	11	AB	R	H	RBI	BB	SO	LOB	TOP
Ron Hunt, R OBP: 0.340, SLG: 0.341 (1, 4)												4	1	1	0	2	1	0	
Roy McMillan, R OBP: 0.275, SLG: 0.270 (1, 6)												6	1	2	2	0	1	2	
Ken Boyer, R OBP: 0.417, SLG: 0.651 (1, 5)												5	0	2	0	1	1	1	
Ed Kranepool, L OBP: 0.367, SLG: 0.595 (1, 3)												4	0	0	0	1	1	5	
Johnny Lewis, L OBP: 0.333, SLG: 0.292 Cleon Jones, R OBP: 0.367, SLG: 0.552 Billy Murphy, R (9, 8)												3	0	2	1	0	0	1	
Al Luplow, L OBP: 0.261, SLG: 0.227 Jim Hickman, R OBP: 0.276, SLG: 0.222 (9, PH)												3	0	2	0	0	0	0	
Ron Swoboda, R OBP: 0.250, SLG: 0.143 (1, 7)												3	1	0	0	2	0	3	
Jerry Grote, R OBP: 0.375, SLG: 0.263 (1, 2)												4	1	1	0	1	0	6	
Rob Gardner, R Eddie Bressoud, R Dick Selma, R Chuck Hiller, L Darrell Sutherland, R (11, 1)												3	0	0	0	0	0	1	
Inning Stats	R: 1 E: 0 K: 2 S: 9	H: 3 LOB: 2 BB: 0 P: 9	R: 0 E: 0 K: 0 S: 3	H: 1 LOB: 0 BB: 0 P: 3	R: 0 E: 0 K: 0 S: 3	H: 1 LOB: 0 BB: 0 P: 3	R: 0 E: 0 K: 1 S: 4	H: 0 LOB: 0 BB: 1 P: 8	R: 0 E: 0 K: 0 S: 5	H: 2 LOB: 2 BB: 0 P: 5	R: 0 E: 0 K: 0 S: 3	H: 0 LOB: 3 BB: 2 P: 14	R: 0 E: 0 K: 1 S: 7	H: 2 LOB: 2 BB: 3 P: 19	1B: 10 2B: 2 3B: 0 HR: 0	SF: 0 SAC: 3 DP: 3 HBP: 0	WP: 1 PB: 1 SB: 0 CS: 0	PA: 48	
PITCHER	IP ERA WLS BF H R ER SO BB IBB HBP BLK WP HR S P ERA WHIP	Steve Blass, R ERA: 3.22 Luke Walker, L ERA: 6.43 Pete Mikkelsen, R ERA: 4.32 Al McBean, R ERA: 3.24	8.0 3.22 2.2 15 1 3 3 2 4 2 0 0 0 0 13 37 10.12 1.875	1 3 3 2 4 2 0 0 0 0 0 0 0 0 4 4 ∞ ∞	0 0 0 0 1 0 0 0 0 0 0 0 0 0 2 2 27.00 3.000		PITCHER	IP ERA WLS BF H R ER SO BB IBB HBP BLK WP HR S P ERA WHIP	Steve Blass, R ERA: 3.22 Luke Walker, L ERA: 6.43 Pete Mikkelsen, R ERA: 4.32 Al McBean, R ERA: 3.24	8.0 3.22 2.2 15 1 3 3 2 4 2 0 0 0 0 13 37 10.12 1.875	1 3 3 2 4 2 0 0 0 0 0 0 0 0 4 4 ∞ ∞	0 0 0 0 1 0 0 0 0 0 0 0 0 0 2 2 27.00 3.000							

New York Mets @ Pittsburgh Pirates
Forbes Field, Pittsburgh, PA
Fri Apr 29 1966, 7:05 PM EDT
Att: 8,665 - Unknown

AB 40
R 5
H 11
RBI 4
BB 8
SO 6
LOB 20



Batter	1	2	3	4	5	6	7	8	9	10	11	AB	R	H	RBI	BB	SO	LOB	BOTTOM				
Manny Mota, R OBP: 0.471, SLG: 0.625 (1, 8)												4	1	1	0	1	0	1					
Jose Pagan, R OBP: 0.367, SLG: 0.571 (1, 7)												5	0	2	0	0	0	1					
Roberto Clemente, R OBP: 0.333, SLG: 0.415 (1, 9)												5	0	1	0	0	0	4					
Donn Clendenon, R OBP: 0.328, SLG: 0.296 (1, 3)												5	0	1	1	0	0	3					
Jim Pagan, R OBP: 0.395, SLG: 0.543 Matty Alou, L OBP: 0.362, SLG: 0.556 Jerry May, R Dave Roberts, L OBP: 0.250, SLG: 0.375 (11, PH)												4	1	3	0	0	0	0					
Bill Mazeroski, R OBP: 0.258, SLG: 0.310 (1, 4)												4	0	0	0	0	0	3					
Bob Bailey, R OBP: 0.288, SLG: 0.396 (1, 5)												4	0	1	1	0	1	1					
Andre Rodgers, R OBP: 0.222, SLG: 0.125 (1, 6)												4	0	0	0	0	0	2					
Steve Blass, R ERA: 2.3 Luke Walker, L ERA: 4.5 Pete Mikkelsen, R Al McBean, R (11, 1)												3	0	2	0	0	1	1					
Inning Stats	R: 0 E: 0 K: 0 S: 4	H: 1 LOB: 1 BB: 0 P: 4	R: 0 E: 0 K: 0 S: 3	H: 0 LOB: 0 BB: 0 P: 3	R: 0 E: 0 K: 0 S: 3	H: 1 LOB: 0 BB: 0 P: 3	R: 0 E: 0 K: 0 S: 3	H: 0 LOB: 0 BB: 0 P: 3	R: 0 E: 0 K: 0 S: 5	H: 3 LOB: 2 BB: 0 P: 5	R: 1 E: 0 K: 1 S: 7	H: 2 LOB: 1 BB: 0 P: 7	R: 0 E: 0 K: 0 S: 3	H: 1 LOB: 1 BB: 0 P: 3	R: 0 E: 0 K: 2 S: 7	H: 0 LOB: 0 BB: 0 P: 7	R: 1 E: 0 K: 0 S: 4	H: 1 LOB: 1 BB: 1 P: 8	1B: 10 2B: 1 3B: 0 HR: 0	SF: 0 SAC: 0 DP: 3 HBP: 0	WP: 0 PB: 0 SB: 0 CS: 0	PA: 41	
PITCHER	IP ERA WLS BF H R ER SO BB IBB HBP BLK WP HR S P ERA WHIP	Steve Blass, R ERA: 2.3 Luke Walker, L ERA: 4.5 Pete Mikkelsen, R Al McBean, R ERA: 5.68	9.0 2.3 1.0 33 10 1 1 1 0 0 0 0 0 0 35 35 1.00 1.111	3 3 0 0 2 0 0 0 0 0 0 0 0 0 7 7 0.00 0.000	5 5 1 1 1 0 1 0 0 0 0 0 0 0 4 8 9.00 2.000		PITCHER	IP ERA WLS BF H R ER SO BB IBB HBP BLK WP HR S P ERA WHIP	Steve Blass, R ERA: 2.3 Luke Walker, L ERA: 4.5 Pete Mikkelsen, R Al McBean, R ERA: 5.68	9.0 2.3 1.0 33 10 1 1 1 0 0 0 0 0 0 35 35 1.00 1.111	3 3 0 0 2 0 0 0 0 0 0 0 0 0 7 7 0.00 0.000	5 5 1 1 1 0 1 0 0 0 0 0 0 0 4 8 9.00 2.000											

New York Mets @ Pittsburgh Pirates
Forbes Field, Pittsburgh, PA
Fri Apr 29 1966, 7:05 PM EDT
Att: 8,665 - Unknown

AB 40
R 2
H 11
RBI 2
BB 1
SO 3
LOB 17



Batter	1	2	3	4	5	6	7	8	9	AB	R	H	RBI	BB	SO	LOB	TOP					
Eddie Bressoud, R OBP: 0.267, SLG: 0.429 (1, 4)										5	2	3	2	0	0	2						
Roy McMillan, R OBP: 0.269, SLG: 0.217 (1, 6)										4	1	0	0	1	0	1						
Ken Boyer, R OBP: 0.393, SLG: 0.556 (1, 5)										5	0	1	1	0	1	1						
Jim Hickman, R OBP: 0.262, SLG: 0.205 (8, 8)										4	2	1	0	1	1	2						
Ron Swoboda, R OBP: 0.250, SLG: 0.310 (1, 7)										4	1	2	3	0	1	1						
Ed Kranevool, L OBP: 0.302, SLG: 0.468 (1, 3)										3	1	0	0	1	1	1						
Jerry Grote, R OBP: 0.382, SLG: 0.259 (1, 2)										3	0	0	0	0	1	0						
Billy Murphy, R (1, 8)										2	1	0	0	1	0	0						
Johnny Lewis, L OBP: 0.300, SLG: 0.259 (8, PH)										0	0	0	0	0	0	0						
Ron Hunt, R OBP: 0.304, SLG: 0.300 (8, PH)										1	0	0	0	0	0	1						
Al Luplow, L OBP: 0.296, SLG: 0.308 (8, 9)										0	0	0	0	0	0	0						
Jack Hamilton, R OBP: 0.273, SLG: 0.200 (1, 1)										4	0	0	0	0	0	4						
Inning Stats	R: 3 E: 0 K: 2 S: 9	H: 2 LOB: 0 BB: 1 P: 13	R: 2 E: 2 K: 1 S: 7	H: 2 LOB: 2 BB: 2 P: 15	R: 0 E: 0 K: 0 S: 3	H: 0 LOB: 0 BB: 0 P: 3	R: 1 E: 0 K: 0 S: 4	H: 1 LOB: 0 BB: 0 P: 4	R: 0 E: 0 K: 1 S: 6	H: 1 LOB: 1 BB: 0 P: 6	R: 0 E: 0 K: 0 S: 3	H: 0 LOB: 0 BB: 0 P: 3	R: 0 E: 0 K: 0 S: 3	H: 0 LOB: 0 BB: 0 P: 3	R: 2 E: 3 K: 1 S: 7	H: 1 LOB: 2 BB: 1 P: 12	R: 0 E: 0 K: 0 S: 3	H: 0 LOB: 0 BB: 0 P: 3	1B: 4 2B: 1 3B: 0 HR: 2	SF: 0 SAC: 0 DP: 0 HBP: 1	WP: 0 PB: 0 SB: 0 CS: 1	PA: 40
PITCHER	IP WLS BF H R ER SO BB IBB HBP BLK WP HR S P ERA WHIP																					
Ray Sadecki, L ERA: 2.22 (1, 1)	6.0 L 27 6 6 4 4 3 0 0 0 0 0 2 32 44 6.00 1.500																					
Tracy Stallard, R ERA: 2.45 (7, 1)	1.1 7 1 2 0 1 0 1 1 0 0 0 0 7 12 0.00 0.750																					
Hal Woodeshick, L ERA: 3.86 (8, 1)	0.2 3 0 0 0 0 0 0 0 0 0 0 0 3 3 0.00 0.000																					
Don Dennis, R ERA: (9, 1)	1.0 3 0 0 0 0 0 0 0 0 0 0 0 3 3 0.00 0.000																					

New York Mets @ St. Louis Cardinals
Sportsman's Park, St. Louis, MO
Wed May 04 1966, 8:05 PM EDT
Att: 7,924 - Unknown

AB 35
R 8
H 7
RBI 6
BB 4
SO 5
LOB 13



Batter	1	2	3	4	5	6	7	8	9	AB	R	H	RBI	BB	SO	LOB	BOTTOM			
Lou Brock, L OBP: 0.295, SLG: 0.381 (1, 9)										3	0	0	0	1	0	0				
Alex Johnson, R OBP: 0.244, SLG: 0.311 (1, 7)										4	0	0	0	0	1	2				
Curt Flood, R OBP: 0.383, SLG: 0.474 (1, 8)										3	0	0	0	0	1	0				
Tito Francona, L OBP: 0.231, SLG: 0.167 (1, 3)										3	0	0	0	0	1	0				
Charley Smith, R OBP: 0.400, SLG: 0.536 (1, 5)										3	0	0	0	0	2	0				
Julian Javier, R OBP: 0.220, SLG: 0.224 (1, 4)										3	0	0	0	0	0	0				
Dal Maxvill, R OBP: 0.269, SLG: 0.320 (1, 6)										3	0	0	0	0	0	0				
Pat Corrales, R OBP: 0.273, SLG: 0.318 (1, 2)										3	0	0	0	0	0	0				
Ray Sadecki, L OBP: 0.429, SLG: 0.857 (8, PH)										1	0	1	0	0	0	0				
George Kottick, L OBP: 0.208, SLG: 0.277 (7, 1)										0	0	0	0	0	0	0				
Tracy Stallard, R (8, 1)										0	0	0	0	0	0	0				
Hal Woodeshick, R (9, 1)										0	0	0	0	0	0	0				
Don Dennis, R (9, 1)										0	0	0	0	0	0	0				
Bob Skinner, L OBP: 0.250, SLG: 0.182 (8, PH)										1	0	0	0	0	0	0				
Inning Stats	R: 0 E: 0 K: 0 S: 3	H: 0 LOB: 0 BB: 0 P: 3	R: 0 E: 0 K: 1 S: 5	H: 0 LOB: 0 BB: 0 P: 5	R: 0 E: 0 K: 1 S: 6	H: 1 LOB: 2 BB: 1 P: 10	R: 0 E: 0 K: 2 S: 7	H: 0 LOB: 0 BB: 0 P: 7	R: 0 E: 0 K: 0 S: 3	H: 0 LOB: 0 BB: 0 P: 3	R: 0 E: 0 K: 1 S: 5	H: 0 LOB: 0 BB: 0 P: 5	R: 0 E: 0 K: 0 S: 3	H: 0 LOB: 0 BB: 0 P: 3	R: 0 E: 0 K: 0 S: 3	H: 0 LOB: 0 BB: 0 P: 3	1B: 1 2B: 0 3B: 0 HR: 0	SF: 0 SAC: 0 DP: 0 HBP: 0	WP: 0 PB: 0 SB: 0 CS: 0	PA: 29
PITCHER	IP WLS BF H R ER SO BB IBB HBP BLK WP HR S P ERA WHIP																			
Jack Hamilton, R ERA: 2.17 (1, 1)	9.0 W 29 1 0 0 6 1 0 0 0 0 0 0 40 44 0.00 0.222																			

New York Mets @ St. Louis Cardinals
Sportsman's Park, St. Louis, MO
Wed May 04 1966, 8:05 PM EDT
Att: 7,924 - Unknown

AB 28
R 0
H 1
RBI 0
BB 1
SO 6
LOB 2



Batter	1	2	3	4	5	6	7	8	9	AB	R	H	RBI	BB	SO	LOB	TOP					
Adolfo Phillips, R OBP: 0.368, SLG: 0.490 (1, 8)	0-0 5-3		0-0 F7		0-0 F8			0-0 1-3		4	0	0	0	0	0	0						
Glenn Beckert, R OBP: 0.275, SLG: 0.276 (1, 4)	4-0 FC4-6 BB		0-0 F7			0-0 F8		0-0 F7		3	0	0	0	1	0	0						
Billy Williams, L OBP: 0.244, SLG: 0.213 (1, 9)	0-0 FC4-6 1-2			0-0 4-3			0-0 3-1		0-0 4-3	4	0	0	0	0	0	1						
Ron Santo, R OBP: 0.447, SLG: 0.557 (1, 5)	0-0 FC6-4 1-2			4-0 1B BB			0-0 HR		4-0 14 CS BB	2	1	1	1	2	0	1						
John Boccabella, R OBP: 0.241, SLG: 0.357 (1, 3)		0-0 6-3		0-3 K		0-3 K			0-3 K	3	0	0	0	0	2	1						
14 Ernie Banks, R OBP: 0.213, SLG: 0.222 (8, 3)									0-3 K	1	0	0	0	0	1	1						
Byron Browne, R OBP: 0.357, SLG: 0.549 (1, 7)		0-3 K		0-0 1B				0-0 5-3		3	0	1	0	0	1	0						
Randy Hundley, R OBP: 0.233, SLG: 0.357 (1, 2)		0-0 FC5-4 1B		0-3 K				0-0 5-3		3	0	1	0	0	1	2						
Don Kessinger, S OBP: 0.283, SLG: 0.286 (1, 6)		0-0 FC5-4 1-2					0-0 CS 1B		0-0 P6	3	0	1	0	0	0	1						
Ken Holtzman, R (1, 1)			0-3 K		0-3 K			0-3 K		3	0	0	0	0	3	1						
Inning Stats	R: 0 E: 0 K: 0 S: 3	H: 0 LOB: 1 BB: 1 P: 7	R: 0 E: 0 K: 1 S: 6	H: 1 LOB: 1 BB: 0 P: 6	R: 0 E: 0 K: 1 S: 5	H: 0 LOB: 0 BB: 0 P: 5	R: 0 E: 0 K: 2 S: 8	H: 1 LOB: 2 BB: 1 P: 12	R: 0 E: 0 K: 1 S: 5	H: 1 LOB: 0 BB: 0 P: 5	R: 1 E: 0 K: 0 S: 6	H: 1 LOB: 0 BB: 0 P: 6	R: 0 E: 0 K: 0 S: 3	H: 0 LOB: 0 BB: 0 P: 3	R: 0 E: 0 K: 1 S: 5	H: 0 LOB: 0 BB: 1 P: 5	R: 0 E: 0 K: 1 S: 4	H: 0 LOB: 0 BB: 1 P: 8	1B: 3 2B: 1 3B: 0 HR: 1	SF: 0 SAC: 0 DP: 1 HBP: 0	WP: 0 PB: 0 SB: 0 CS: 2	PA: 32
PITCHER Rob Gardner, L ERA: 1.82 (1, 1)	IP: 9.0 WLS: W BF: 32 H: 4 R: 1 ER: 1 SO: 8 BB: 3 IBB: 0 HBP: 0 BLK: 0 WP: 0 HR: 1 S: 45 P: 57 ERA: 1.00 WHIP: 0.778															PITCHER						

Chicago Cubs @ New York Mets
Shea Stadium, Flushing, NY
Fri May 06 1966, 7:05 PM EDT
Att: 27,656 - Unknown

AB	29
R	1
H	4
RBI	1
BB	3
SO	8
LOB	8



Batter	1	2	3	4	5	6	7	8	9	AB	R	H	RBI	BB	SO	LOB	BOTTOM					
Eddie Bressoud, R OBP: 0.278, SLG: 0.412 (1, 4)	0-0 F9 E 1B		0-0 F8		0-0 P5			0-0 SH FC5 FC2-5 1-2		3	0	1	0	0	0	1						
Roy McMillan, R OBP: 0.250, SLG: 0.200 (1, 6)	0-0 E6 1-2		0-0 4-3		0-0 F7			0-0 FC2-5 FC5 1-2 2-3f		4	0	0	0	0	0	4						
Ken Boyer, R OBP: 0.385, SLG: 0.526 (1, 5)	0-0 F9 2-3		4-0 CS BB		0-0 6-3			0-0 FC5 1-2 2-3f		3	0	0	0	1	0	4						
Ron Swoboda, R OBP: 0.222, SLG: 0.273 (1, 7)	0-3 K		0-0 CS	0-3 K		0-0 4-3		0-0 P6		4	0	0	0	0	2	4						
Cleon Jones, R OBP: 0.353, SLG: 0.606 (1, 8)	0-0 F9			0-0 1-3		0-0 6-3			0-0 HR	4	1	1	1	0	0	2						
Jim Hickman, R OBP: 0.287, SLG: 0.214 (1, 9)		0-0 FC5-6 1B		0-3 K			0-0 F7			3	0	1	0	0	1	0						
Ed Kranepool, L OBP: 0.286, SLG: 0.440 (1, 3)		0-0 FC5-6 1-2			0-0 3-1		0-0 F9			3	0	0	0	0	0	1						
Jerry Grote, R OBP: 0.378, SLG: 0.300 (1, 2)		0-0 F7			0-0 2B 2B		0-0 5-3			3	1	1	0	0	0	1						
Rob Gardner, R OBP: 0.286, SLG: 0.429 (1, 1)		0-0 F8			0-0 2B			0-0 FC2-5 SH 1B		3	0	2	1	0	0	1						
Inning Stats	R: 0 E: 1 K: 1 S: 7	H: 1 LOB: 2 BB: 0 P: 7	R: 0 E: 0 K: 0 S: 4	H: 1 LOB: 1 BB: 0 P: 4	R: 0 E: 0 K: 0 S: 2	H: 0 LOB: 0 BB: 1 P: 6	R: 0 E: 0 K: 2 S: 7	H: 0 LOB: 0 BB: 0 P: 7	R: 1 E: 0 K: 0 S: 5	H: 2 LOB: 1 BB: 0 P: 5	R: 0 E: 0 K: 0 S: 3	H: 0 LOB: 0 BB: 0 P: 3	R: 0 E: 0 K: 0 S: 3	H: 0 LOB: 0 BB: 0 P: 3	R: 0 E: 0 K: 0 S: 5	H: 1 LOB: 2 BB: 0 P: 5	R: 1 E: 0 K: 0 S: 1	H: 1 LOB: 0 BB: 0 P: 1	1B: 3 2B: 2 3B: 0 HR: 1	SF: 0 SAC: 1 DP: 0 HBP: 0	WP: 0 PB: 0 SB: 0 CS: 1	PA: 33
PITCHER Ken Holtzman, L ERA: 3.6 (1, 1)	IP: 8.0 WLS: L BF: 32 H: 6 R: 2 ER: 2 SO: 3 BB: 1 IBB: 0 HBP: 0 BLK: 0 WP: 0 HR: 1 S: 37 P: 41 ERA: 2.25 WHIP: 0.875															PITCHER						

Chicago Cubs @ New York Mets
Shea Stadium, Flushing, NY
Fri May 06 1966, 7:05 PM EDT
Att: 27,656 - Unknown

AB	30
R	2
H	6
RBI	2
BB	1
SO	3
LOB	18



Batter	1	2	3	4	5	6	7	8	9	AB	R	H	RBI	BB	SO	LOB	TOP										
Adolfo Phillips, R OBP: 0.339, SLG: 0.444 (1, 8)	0-0 5-3		0-3 K		0-3 K		0-3 K		0-0 P3	5	0	0	0	0	3	1											
Glenn Beckert, R OBP: 0.274, SLG: 0.275 (1, 4)	0-0 S 1B		0-0 F8			0-0 P5	0-0 4-3			4	0	1	0	0	0	0											
Billy Williams, L OBP: 0.256, SLG: 0.226 (1, 7)	0-0 1-2 1B		0-0 3-1			0-0 BB HR 1B		0-0 F9		4	1	2	0	0	0	0											
Ron Santo, R OBP: 0.438, SLG: 0.534 (1, 5)	0-0 F8 2-3		0-0 5-3		0-0 5-3	4-0 HR BB 1B		0-0 F9		3	1	0	0	1	0	2											
Byron Browne, R OBP: 0.367, SLG: 0.593 (1, 9)	0-3 K		0-3 K2-3		0-0 K2-3	0-0 HR 1-1 2-H		4-0 14 E BB		3	1	1	3	1	2	2											
14 Ernie Banks, R OBP: 0.216, SLG: 0.245 (1, 3)		0-0 P4		0-0 5-3		0-0 2B		0-0 E4		4	0	1	0	0	0	1											
Chris Krug, R OBP: 0.167, SLG: 0.167 (1, 2)		0-0 1B		0-0 6-3		0-3 K		0-3 K		4	0	1	0	0	2	3											
Don Kessinger, S OBP: 0.263, SLG: 0.264 (1, 6)		0-0 F8		0-0 F4		0-0 L6		0-0 5-3		4	0	0	0	0	0	2											
Ernie Broglio, R OBP: 0.125, SLG: 0.125 (1, 1)		0-3 K		0-0 1B		0-3 K		0-0 F9		4	0	1	0	0	2	1											
Inning Stats	R: 0 E: 0 K: 1 S: 7	H: 2 LOB: 2 BB: 0 P: 7	R: 0 E: 0 K: 1 S: 6	H: 1 LOB: 1 BB: 0 P: 6	R: 0 E: 0 K: 1 S: 5	H: 0 LOB: 0 BB: 0 P: 5	R: 0 E: 0 K: 1 S: 5	H: 1 LOB: 1 BB: 0 P: 6	R: 3 E: 0 K: 1 S: 8	H: 3 LOB: 1 BB: 1 P: 12	R: 0 E: 0 K: 2 S: 7	H: 0 LOB: 0 BB: 0 P: 7	R: 0 E: 1 K: 0 S: 6	H: 0 LOB: 2 BB: 0 P: 10	R: 0 E: 0 K: 0 S: 3	H: 0 LOB: 0 BB: 0 P: 3	1B: 5 2B: 1 3B: 0 HR: 1	SF: 0 SAC: 0 DP: 0 HBP: 0	WP: 0 PB: 0 SB: 1 CS: 0	PA: 37							
PITCHER	IP	WLS	BF	H	R	ER	SO	BB	IBB	HBP	BLK	WP	HR	S	P	ERA	WHIP										
Tug McGraw, L ERA: 4.24 (1, 1)	5.1	L	24	7	3	3	5	1	0	0	0	0	1	33	37	5.06	1.500										
Dick Selma, R ERA: 3.49 (6, 1)	1.2		5	0	0	0	3	0	0	0	0	0	0	11	11	0.00	0.000										
Jack Fisher, R ERA: 4.91 (8, 1)	2.0		8	0	0	0	1	1	0	0	0	0	0	9	13	0.00	0.500										

Chicago Cubs @ New York Mets
Shea Stadium, Flushing, NY
Sat May 07 1966, 3:33 AM EDT
Att: 16,221 - Unknown

AB 35
R 3
H 7
RBI 3
BB 2
SO 9
LOB 12



Batter	1	2	3	4	5	6	7	8	9	AB	R	H	RBI	BB	SO	LOB	BOTTOM										
Ron Hunt, R OBP: 0.317, SLG: 0.352 (1, 4)	0-0 G6-4-3 3B		0-0 K 1B		0-0 F8		0-0 P6			4	1	2	0	0	0	1											
Al Luplow, L OBP: 0.321, SLG: 0.308 (1, 7)	4-0 G6-4-3 BB		0-3 K		4-0 G4-6-3 BB		0-0 L7			0	0	0	0	1	0	0											
Ron Swoboda, R OBP: 0.231, SLG: 0.257 (2, 7)			0-0 K		4-0 G4-6-3 BB		0-0 L7			2	0	0	0	1	1	1											
Ken Boyer, R OBP: 0.362, SLG: 0.492 (1, 5)	0-0 G6-4-3 1-2 3-H		0-0 6-3		0-0 G4-6-3 1-2		0-0 F8			4	0	0	0	0	0	2											
Ed Kranepool, L OBP: 0.283, SLG: 0.415 (1, 3)	4-0 BB		0-3 K		0-0 L4		0-0 1-3			3	0	0	0	1	1	0											
Cleon Jones, R OBP: 0.342, SLG: 0.568 (1, 8)	0-0 F9		0-0 2B SF9 1B		0-0 4-3		0-0 6-3			4	1	1	0	0	0	1											
Johnny Lewis, L OBP: 0.294, SLG: 0.290 (1, 9)		0-3 K		0-0 SF9 2B		0-0 4-3		0-0 4-3		4	0	1	0	0	1	0											
Eddie Bressoud, R OBP: 0.333, SLG: 0.500 (1, 6)		4-0 1B BB		0-0 SF9 2-3 3-H 4-0		0-0 SH2-4 2B				1	0	1	1	1	0	0											
Chuck Hillier, L OBP: 0.600, SLG: 0.556 (9, PH)								0-0 F9		1	0	0	0	0	0	0											
Jerry Grote, R OBP: 0.410, SLG: 0.323 (1, 2)		0-0 G1-6-3 1B		0-0 SH2-4 IBB		0-0 SH2-4				1	0	1	0	1	0	0											
Tug McGraw, R OBP: 0.333, SLG: 0.200 (1, 1)		0-0 G1-6-3		0-0 1-3		0-0 4-3				2	0	0	0	0	0	4											
Dick Selma, R (6, 1)										0	0	0	0	0	0	0											
John Stephenson, L (7, PH)										1	0	0	0	0	0	1											
Jack Fisher, R (8, 1)										0	0	0	0	0	0	0											
Inning Stats	R: 1 E: 0 K: 0 S: 3	H: 1 LOB: 1 BB: 2 P: 11	R: 0 E: 0 K: 1 S: 5	H: 1 LOB: 1 BB: 1 P: 9	R: 0 E: 0 K: 1 S: 5	H: 1 LOB: 0 BB: 0 P: 5	R: 1 E: 0 K: 1 S: 7	H: 2 LOB: 2 BB: 1 P: 11	R: 0 E: 0 K: 0 S: 2	H: 0 LOB: 0 BB: 1 P: 6	R: 0 E: 0 K: 0 S: 3	H: 0 LOB: 0 BB: 0 P: 3	R: 0 E: 0 K: 0 S: 4	H: 1 LOB: 1 BB: 0 P: 4	R: 0 E: 0 K: 0 S: 3	H: 0 LOB: 0 BB: 0 P: 3	R: 0 E: 0 K: 0 S: 3	H: 0 LOB: 0 BB: 0 P: 3	1B: 3 2B: 2 3B: 1 HR: 0	SF: 1 SAC: 1 DP: 3 HBP: 0	WP: 0 PB: 0 SB: 0 CS: 0	PA: 34					
PITCHER	IP	WLS	BF	H	R	ER	SO	BB	IBB	HBP	BLK	WP	HR	S	P	ERA	WHIP										
Ernie Broglio, R ERA: 6.17 (1, 1)	9.0	W	34	6	2	2	3	4	1	0	0	0	0	35	55	2.00	1.111										

Chicago Cubs @ New York Mets
Shea Stadium, Flushing, NY
Sat May 07 1966, 3:33 AM EDT
Att: 16,221 - Unknown

AB 27
R 2
H 6
RBI 1
BB 5
SO 3
LOB 10



Batter	1	2	3	4	5	6	7	8	9	AB	R	H	RBI	BB	SO	LOB	TOP							
Adolfo Phillips, R OBP: 0.323, SLG: 0.421 Carl Warwick, R OBP: 0.154, SLG: 0.154	5-3			F8		SH1-4		K		3	0	0	0	0	1	0								
Glenn Beckert, R OBP: 0.273, SLG: 0.274	1-3			4-3				4-3		4	0	1	2	0	0	0								
Billy Williams, L OBP: 0.245, SLG: 0.216	G3			3-1				1-3		4	0	0	0	0	0	1								
Ron Santo, R OBP: 0.430, SLG: 0.513		F9			14 G4-6-3 BB	4-3		6-3		3	0	0	0	1	0	1								
Byron Browne, R OBP: 0.359, SLG: 0.561	G3				14 G4-6-3 BB		F8	K		3	0	0	0	1	1	0								
14 Ernie Banks, R OBP: 0.200, SLG: 0.226	6-3			G4-6-3			4-3	6-3		4	0	0	0	0	0	2								
Chris Krug, R OBP: 0.222, SLG: 0.125			E1							2	1	0	0	1	1	1								
Don Kessinger, S OBP: 0.283, SLG: 0.273			F3			SH1-4 1B BB				2	1	1	0	1	0	1								
Dick Ellsworth, L OBP: 0.167, SLG: 0.167 Fergie Jenkins, R OBP: 0.429, SLG: 0.833			K			SH 1B SH1-4		K		2	1	0	0	0	2	1								
Inning Stats	R: 0 E: 0 K: 0 S: 3	H: 0 LOB: 0 BB: 0 P: 3	R: 0 E: 0 K: 0 S: 3	H: 0 LOB: 0 BB: 0 P: 3	R: 0 E: 1 K: 1 S: 5	H: 0 LOB: 0 BB: 0 P: 5	R: 0 E: 0 K: 0 S: 3	H: 0 LOB: 0 BB: 0 P: 3	R: 0 E: 0 K: 1 S: 4	H: 0 LOB: 1 BB: 2 P: 12	R: 2 E: 0 K: 0 S: 5	H: 1 LOB: 1 BB: 1 P: 9	R: 1 E: 0 K: 1 S: 6	H: 1 LOB: 1 BB: 1 P: 10	R: 0 E: 0 K: 1 S: 5	H: 0 LOB: 0 BB: 0 P: 5	R: 0 E: 0 K: 1 S: 5	H: 0 LOB: 0 BB: 0 P: 5	1B: 2 2B: 0 3B: 0 HR: 0	SF: 0 SAC: 2 DP: 1 HBP: 0	WP: 0 PB: 0 SB: 1 CS: 0	PA: 33		
PITCHER	IP	WLS	BF	H	R	ER	SO	BB	IBB	HBP	BLK	WP	HR	S	P	ERA	WHIP							
Jack Hamilton, R ERA: 2.25 Larry Bearnarth, R ERA: 5.87	7.0	L	27	2	3	2	3	4	0	0	0	0	0	29	45	2.57	0.857							

Chicago Cubs @ New York Mets
Shea Stadium, Flushing, NY
Sun May 08 1966, 3:33 AM EDT
Unknown

AB	27
R	3
H	2
RBI	2
BB	4
SO	5
LOB	7



Batter	1	2	3	4	5	6	7	8	9	AB	R	H	RBI	BB	SO	LOB	BOTTOM							
Ron Hunt, R OBP: 0.344, SLG: 0.404	F9		1B BB							3	0	2	0	1	0	0								
Roy McMillan, R OBP: 0.254, SLG: 0.208 Chuck Hiller, L OBP: 0.545, SLG: 0.500	F8		1-3 1B		L7			F2		3	0	1	0	0	0	1								
Ken Boyer, R OBP: 0.342, SLG: 0.462	K		L8			6-3		6-3		4	0	0	0	0	1	3								
Dick Stuart, R OBP: 0.250, SLG: 0.357		HR				F3		K		3	1	1	1	1	1	1								
Cleon Jones, R OBP: 0.357, SLG: 0.550		CS 1B			F8	5-3				3	0	1	0	1	0	1								
Jim Hickman, R OBP: 0.250, SLG: 0.200 Johnny Lewis, L OBP: 0.286, SLG: 0.281	F9				F8		K			3	0	0	0	0	1	2								
Ron Swoboda, R OBP: 0.233, SLG: 0.237	K		L9			1B BB		F8		3	0	0	0	1	1	3								
Jerry Grote, R OBP: 0.405, SLG: 0.324 Ed Kranevool, L OBP: 0.279, SLG: 0.407			5-3		5-3					3	0	1	0	0	0	0								
Jack Hamilton, R OBP: 0.231, SLG: 0.167 Eddie Bressoud, R OBP: 0.318, SLG: 0.474 Larry Bearnarth, R ERA: 2.21			K			G5-4-3 1B				2	0	0	0	0	2	0								
Inning Stats	R: 0 E: 0 K: 1 S: 5	H: 0 LOB: 0 BB: 0 P: 5	R: 1 E: 0 K: 1 S: 6	H: 2 LOB: 1 BB: 0 P: 6	R: 0 E: 0 K: 1 S: 6	H: 1 LOB: 2 BB: 1 P: 10	R: 0 E: 0 K: 0 S: 3	H: 0 LOB: 1 BB: 1 P: 7	R: 0 E: 0 K: 0 S: 3	H: 0 LOB: 0 BB: 0 P: 3	R: 0 E: 0 K: 1 S: 5	H: 1 LOB: 1 BB: 1 P: 9	R: 0 E: 0 K: 1 S: 6	H: 1 LOB: 1 BB: 0 P: 6	R: 0 E: 0 K: 0 S: 3	H: 0 LOB: 1 BB: 1 P: 7	1B: 3 2B: 3 3B: 0 HR: 1	SF: 0 SAC: 0 DP: 2 HBP: 0	WP: 0 PB: 0 SB: 0 CS: 1	PA: 35				
PITCHER	IP	WLS	BF	H	R	ER	SO	BB	IBB	HBP	BLK	WP	HR	S	P	ERA	WHIP							
Dick Ellsworth, L ERA: 2.52 Fergie Jenkins, R ERA: 2.21	7.0	W	28	6	1	1	5	3	0	0	0	0	0	35	47	1.29	1.286							

Chicago Cubs @ New York Mets
Shea Stadium, Flushing, NY
Sun May 08 1966, 3:33 AM EDT
Unknown

AB	31
R	1
H	6
RBI	1
BB	4
SO	6
LOB	16



Batter	1	2	3	4	5	6	7	8	9	AB	R	H	RBI	BB	SO	LOB	TOP															
Tito Fuentes, S OBP: 0.307, SLG: 0.378 (1, 4)	F3	F5			F6		5-3		K	5	0	0	0	0	1	1	San Francisco Giants @ New York Mets Shea Stadium, Flushing, NY Sat May 14 1966, 3:33 AM EDT Att: 32,680 - Unknown															
Len Gabrielson, L OBP: 0.313, SLG: 0.333 (1, 3)	1B BB		F8		K			K	5-3	4	1	0	0	1	2	0																
Willie Mays, R OBP: 0.341, SLG: 0.604 Cap Peterson, R OBP: 0.100, SLG: 0.111 (8, PR) (8, 7)	1B 1-2		K		6-3			1B 1B		4	0	2	0	0	1	0																
Jim Ray Hart, R OBP: 0.411, SLG: 0.560 (1, 5)	1B 1-3 2-H		6-3					1B 1B		4	1	2	1	0	0	0																
Tom Haller, L OBP: 0.362, SLG: 0.500 (1, 2)	F7			F7		G3		1B 1B		4	0	1	1	0	0	2																
Ollie Brown, R OBP: 0.286, SLG: 0.258 (1, 9)	5-3			F8		5-3		FC1-4-6 1B 1-2 3-H		4	0	0	1	0	0	3																
Don Landrum, L OBP: 0.250, SLG: 0.243 (8, 8)		G3 WP		1B BB		G3		1B 1B		3	1	2	0	1	0	0																
Hal Lanier, R OBP: 0.255, SLG: 0.270 (8, PH) Willie McCovey, L OBP: 0.372, SLG: 0.459 Jim Davenport, R OBP: 0.350, SLG: 0.444 (8, 6)		G3		1B		SH1-3 1B		F7		3	0	2	0	0	0	1																
Bobby Bolin, R OBP: 0.300, SLG: 0.250 (4, PH) Ron Herbel, L OBP: 0.224, SLG: 0.329 (4, 1) Joe Gibbon, R (8, 1) Don Mason, L (7, PH) Bob Shaw, R (7, 1) Bob Barton, R OBP: 0.250, SLG: 0.227 (9, PH)		K		F4		SH1-3 1-2		F6		1	0	0	0	0	1	0																
Inning Stats	R: 1 E: 0 K: 0 S: 5	H: 2 LOB: 2 BB: 1 P: 9	R: 1 E: 0 K: 1 S: 6	H: 1 LOB: 0 BB: 0 P: 6	R: 0 E: 0 K: 1 S: 5	H: 0 LOB: 0 BB: 0 P: 5	R: 0 E: 0 K: 0 S: 4	H: 1 LOB: 2 BB: 1 P: 8	R: 0 E: 0 K: 1 S: 5	H: 0 LOB: 0 BB: 0 P: 5	R: 0 E: 0 K: 0 S: 4	H: 1 LOB: 1 BB: 0 P: 4	R: 2 E: 0 K: 1 S: 9	H: 4 LOB: 2 BB: 0 P: 9	R: 0 E: 0 K: 1 S: 5	H: 0 LOB: 0 BB: 0 P: 5		1B: 8 2B: 1 3B: 0 HR: 0	SF: 0 SAC: 1 DP: 0 HBP: 0	WP: 1 PA: 38 SB: 0 CS: 0												
PITCHER	IP WLS BF H R ER SO BB IBB HBP BLK WP HR S P ERA WHIP																															
Jack Fisher, R ERA: 4.91 Dick Selma, R ERA: 2.7	(1, 1) (8, 1)	7.1 S	32 6	8 1	4 0	4 0	4 1	2 0	0 0	0 0	0 0	1 0	38 8	46 8	4.91 0.00	1.364 0.600																

Batter	1	2	3	4	5	6	7	8	9	AB	R	H	RBI	BB	SO	LOB	BOTTOM																
Ron Hunt, R OBP: 0.375, SLG: 0.405 (1, 4)	E 1B BB		F9 SH3-1 1B		WP FC4-2 1B	FC4-2 1B BB				3	3	3	2	2	0	0	San Francisco Giants @ New York Mets Shea Stadium, Flushing, NY Sat May 14 1966, 3:33 AM EDT Att: 32,680 - Unknown																
Eddie Bressoud, R OBP: 0.270, SLG: 0.406 (1, 5)	E5 1B 1-2		SH3-1		SH3-4 1B	FC4-2 1B BB		K		3	2	0	0	0	1	5																	
Johnny Lewis, L OBP: 0.353, SLG: 0.386 (1, 9) Dick Stuart, R OBP: 0.208, SLG: 0.273 (6, PH) Billy Murphy, R OBP: 0.368, SLG: 0.438 (7, 8)					FC4-2 1B 1B	K		1B 1B		2	1	1	1	1	0	1																	
Cleon Jones, R OBP: 0.333, SLG: 0.476 (7, 9)	1B 1B 1B		F9		S 1B	E 1B		K		5	2	3	3	0	1	3																	
Ed Kranepool, L OBP: 0.316, SLG: 0.397 (1, 3)	F7				1B BB	E6 1B		F8		4	0	2	2	1	0	2																	
John Stephenson, L OBP: 0.364, SLG: 0.364 (1, 2)			F9		1-3 2-H 3-H	1-3		FC6-4 1B		5	0	3	2	0	0	3																	
Ron Swoboda, R OBP: 0.218, SLG: 0.220 (1, 7)		5-3		5-3		1B BB 1B		6-3 5-3 1B		5	2	2	0	0	0	2																	
Roy McMillan, R OBP: 0.232, SLG: 0.190 (1, 6)		6-3		5-3		BB FC4-2 1B		5-3		4	0	1	0	0	0	1																	
Jack Fisher, R OBP: 0.100, SLG: 0.100 Dick Selma, R (8, 1)		K		F8		FC4-2 1B 1B		6-3		4	1	1	0	0	1	1																	
Inning Stats	R: 2 E: 1 K: 0 S: 5	H: 3 LOB: 2 BB: 1 P: 9	R: 0 E: 0 K: 1 S: 5	H: 0 LOB: 0 BB: 0 P: 5	R: 1 E: 0 K: 0 S: 5	H: 2 LOB: 2 BB: 1 P: 9	R: 0 E: 0 K: 0 S: 3	H: 0 LOB: 0 BB: 0 P: 3	R: 2 E: 0 K: 0 S: 5	H: 3 LOB: 1 BB: 1 P: 9	R: 5 E: 1 K: 1 S: 10	H: 5 LOB: 1 BB: 1 P: 14	R: 1 E: 0 K: 1 S: 7	H: 2 LOB: 1 BB: 0 P: 7	R: 0 E: 0 K: 1 S: 7	H: 2 LOB: 2 BB: 0 P: 7		1B: 17 2B: 0 3B: 0 HR: 0	SF: 0 SAC: 2 DP: 0 HBP: 0	WP: 1 PA: 43 PB: 0 SB: 1 CS: 0													
PITCHER	IP WLS BF H R ER SO BB IBB HBP BLK WP HR S P ERA WHIP																																
Bobby Bolin, R ERA: 2.34 Ron Herbel, R ERA: 5.2 Joe Gibbon, L ERA: 1.47 Bob Shaw, R ERA: 7.08	(1, 1) (4, 1) (6, 1) (7, 1)	3.0 2.0 1.0 2.0	L 13 5 10	H 6 2 4	R 6 1 1	ER 6 0 1	SO 0 1 2	BB 2 0 0	IBB 0 0 0	HBP 0 0 0	BLK 0 0 0	WP 1 0 0	HR 0 11 7	S 15 19 7	P 23 19 7	ERA 6.00 27.00 0.00	WHIP 2.333 4.000 2.000																


Batter	1	2	3	4	5	6	7	8	9	AB	R	H	RBI	BB	SO	LOB	TOP			
Tito Fuentes, S OBP: 0.304, SLG: 0.372 (1, 4)										4	0	1	0	0	0	1	San Francisco Giants @ New York Mets Shea Stadium, Flushing, NY Sun May 15 1966, 3:33 AM EDT Att: 55,226 - Unknown			
Jim Davenport, R OBP: 0.344, SLG: 0.421 (1, 3)										3	0	0	0	1	0	0				
Willie Mays, R OBP: 0.339, SLG: 0.588 (1, 8)										3	0	0	0	1	0	2				
Jim Ray Hart, R OBP: 0.406, SLG: 0.575 (1, 5)										4	1	1	1	0	0	3				
Jesus Alou, R OBP: 0.275, SLG: 0.337 (1, 7)										4	0	2	0	0	0	0				
Ollie Brown, R OBP: 0.286, SLG: 0.246 (1, 9)										3	0	0	0	1	1	2				
Tom Haller, L OBP: 0.361, SLG: 0.489 Lindy McDaniel, R (8, 1)										2	0	0	0	1	1	1				
Hal Lanier, R OBP: 0.250, SLG: 0.265 (1, 6)										2	0	0	0	0	0	1				
Gaylord Perry, R OBP: 0.143, SLG: 0.143 Bob Fiddy, R OBP: 0.000, SLG: 0.000 Cap Peterson, R OBP: 0.000, SLG: 0.000 Joe Gibbon, L OBP: 0.000, SLG: 0.000 Bob Barton, R OBP: 0.246, SLG: 0.217 (1, 1) (3, 1) (5, PH) (5, 1) (8, PH) (8, 2)										1	0	0	0	0	0	0				
Inning Stats	R: 0 E: 0 K: 0 S: 3	H: 1 LOB: 1 BB: 1 P: 7	R: 0 E: 0 K: 1 S: 5	H: 0 LOB: 1 BB: 1 P: 9	R: 0 E: 0 K: 1 S: 3	H: 0 LOB: 0 BB: 0 P: 3	R: 0 E: 0 K: 1 S: 5	H: 1 LOB: 1 BB: 1 P: 9	R: 0 E: 0 K: 0 S: 3	H: 0 LOB: 0 BB: 0 P: 7	R: 1 E: 0 K: 0 S: 4	H: 1 LOB: 0 BB: 0 P: 4	R: 0 E: 0 K: 0 S: 3	H: 0 LOB: 0 BB: 0 P: 3	R: 0 E: 0 K: 0 S: 4	H: 1 LOB: 1 BB: 0 P: 4		1B: 3 2B: 1 3B: 0 HR: 1	SF: 0 SAC: 1 DP: 2 HBP: 0	WP: 0 PB: 0 SB: 0 CS: 0
PITCHER Rob Gardner, L ERA: 2.13 (1, 1)	IP: 9.0 WLS: W BF: 33 H: 4 R: 1 ER: 1 SO: 2 BB: 4 IBB: 0 HBP: 0 BLK: 0 WP: 0 HR: 1 S: 33 P: 49 ERA: 1.00 WHIP: 0.889															PITCHER				

Batter	1	2	3	4	5	6	7	8	9	AB	R	H	RBI	BB	SO	LOB	BOTTOM			
Ron Hunt, R OBP: 0.387, SLG: 0.417 (1, 4)										5	3	3	0	0	1	1	San Francisco Giants @ New York Mets Shea Stadium, Flushing, NY Sun May 15 1966, 3:33 AM EDT Att: 55,226 - Unknown			
Eddie Brassoud, R OBP: 0.288, SLG: 0.389 (1, 5)										4	0	1	0	0	1	3				
Johnny Lewis, L OBP: 0.345, SLG: 0.375 (1, 9)										4	0	1	2	0	0	2				
Cleon Jones, R OBP: 0.357, SLG: 0.485 (1, 8)										3	1	2	1	1	1	0				
Ed Kranepool, L OBP: 0.313, SLG: 0.389 (1, 3)										4	1	1	1	0	1	4				
John Stephenson, L OBP: 0.400, SLG: 0.600 (1, 2)										4	1	2	1	0	1	2				
Ron Swoboda, R OBP: 0.237, SLG: 0.264 (1, 7)										3	0	1	1	1	2	1				
Roy McMillan, R OBP: 0.219, SLG: 0.179 (1, 6)										4	0	0	0	0	1	2				
Rob Gardner, R OBP: 0.231, SLG: 0.308 (1, 1)										4	0	1	0	0	1	1				
Inning Stats	R: 1 E: 0 K: 2 S: 9	H: 2 LOB: 2 BB: 1 P: 13	R: 0 E: 0 K: 1 S: 5	H: 0 LOB: 0 BB: 0 P: 5	R: 4 E: 0 K: 0 S: 8	H: 5 LOB: 1 BB: 0 P: 8	R: 1 E: 0 K: 0 S: 6	H: 3 LOB: 2 BB: 0 P: 6	R: 0 E: 0 K: 2 S: 7	H: 0 LOB: 1 BB: 1 P: 11	R: 0 E: 0 K: 0 S: 3	H: 1 LOB: 0 BB: 0 P: 3	R: 0 E: 0 K: 2 S: 8	H: 1 LOB: 1 BB: 0 P: 8	R: 0 E: 0 K: 2 S: 7	H: 0 LOB: 0 BB: 0 P: 7		1B: 9 2B: 1 3B: 2 HR: 0	SF: 0 SAC: 0 DP: 1 HBP: 0	WP: 0 PB: 0 SB: 1 CS: 0
PITCHER Gaylord Perry, R ERA: 2.86 Bob Fiddy, R ERA: 3.0 Joe Gibbon, L ERA: 1.27 Lindy McDaniel, R ERA: 3.63 (1, 1) (3, 1) (5, 1) (8, 1)	IP: 2.2 WLS: L BF: 16 H: 7 R: 5 ER: 5 SO: 3 BB: 1 IBB: 0 HBP: 0 BLK: 0 WP: 0 HR: 0 S: 21 P: 25 ERA: 16.88 WHIP: 3.000															PITCHER				

Batter	1	2	3	4	5	6	7	8	9	AB	R	H	RBI	BB	SO	LOB	TOP								
Tommy Helms, R OBP: 0.276, SLG: 0.284 (1, 5)	F7	P4			SH1-3		1B FC4-6 BB		G6-4-3	3	1	0	0	1	0	3									
Pete Rose, S OBP: 0.325, SLG: 0.385 (1, 4)	2B		1-3		K		FC4-6 1B			4	1	2	0	0	1	1									
Vada Pinson, L OBP: 0.367, SLG: 0.496 (1, 9) (8, 8)	K		K		K		FC4-6 FC5-4			4	0	1	2	0	2	2									
Don Pavletich, R OBP: 0.371, SLG: 0.579 (1, 3)	2B				HR		FC5-4			3	1	2	2	1	0	1									
Deron Johnson, R OBP: 0.222, SLG: 0.256 Mel Queen, L OBP: 0.222, SLG: 0.103 (1, 7) (8, 9)	5-3		1-3				1B BB		5-3	4	0	1	0	0	0	1									
Leo Cardenas, R OBP: 0.333, SLG: 0.396 (1, 6)					6-3		1B BB		6-3	3	0	1	0	1	0	0									
Tommy Harper, R OBP: 0.333, SLG: 0.270 (1, 8) (8, 7)							1B BB		5-3	3	0	1	0	1	1	3									
Johnny Edwards, L OBP: 0.242, SLG: 0.293 (1, 2)					K		G1-2-3			4	0	1	0	0	1	6									
Jim Maloney, L OBP: 0.333, SLG: 0.333 (1, 1)	K						SH1-3 1B		L8	4	1	1	0	0	1	3									
Inning Stats	R: 1 E: 0 K: 1 S: 7	H: 2 LOB: 1 BB: 0 P: 7	R: 0 E: 0 K: 1 S: 6	H: 1 LOB: 2 BB: 1 P: 10	R: 1 E: 0 K: 1 S: 6	H: 1 LOB: 0 BB: 1 P: 6	R: 0 E: 0 K: 1 S: 4	H: 0 LOB: 0 BB: 1 P: 8	R: 1 E: 0 K: 1 S: 6	H: 2 LOB: 0 BB: 0 P: 6	R: 0 E: 0 K: 1 S: 6	H: 2 LOB: 1 BB: 1 P: 10	R: 1 E: 0 K: 0 S: 4	H: 1 LOB: 1 BB: 1 P: 8	R: 0 E: 0 K: 0 S: 3	H: 0 LOB: 0 BB: 0 P: 3	R: 0 E: 0 K: 0 S: 3	H: 1 LOB: 0 BB: 0 P: 3	1B: 7 2B: 2 3B: 0 HR: 1	SF: 0 SAC: 1 DP: 2 HBP: 0	WP: 0 PB: 0 SB: 0 CS: 2	PA: 38			
PITCHER	IP	WLS	BF	H	R	ER	SO	BB	IBB	HBP	BLK	WP	HR	S	P	ERA	WHIP								
Tug McGraw, L ERA: 5.33 (1, 1)	3.1	L	15	4	2	2	3	1	0	0	0	0	1	20	24	5.40	1.500								
Dick Selma, R ERA: 2.99 (4, 1)	2.0		10	4	1	1	3	2	0	0	0	0	0	14	22	4.50	3.000								
Bill Hepler, L ERA: (6, 1)	0.2		1	0	0	0	0	0	0	0	0	0	0	1	1	0.00	0.000								
Dave Eilers, R ERA: 2.08 (7, 1)	3.0		11	2	1	1	0	1	0	0	0	0	0	10	14	3.00	1.000								

Cincinnati Reds @ New York Mets
Shea Stadium, Flushing, NY
Tue May 17 1966, 7:05 PM EDT
Att: 17,760 - Unknown


AB	32
R	4
H	10
RBI	4
BB	4
SO	6
LOB	20



Batter	1	2	3	4	5	6	7	8	9	AB	R	H	RBI	BB	SO	LOB	BOTTOM								
Ron Hunt, R OBP: 0.381, SLG: 0.409 (1, 4)	BB 1B		K			1-3			F8	4	0	1	0	0	1	0									
Eddie Braddock, R OBP: 0.244, SLG: 0.350 (1, 5)	K		F8			K			K	4	0	0	0	0	3	1									
Johnny Lewis, L OBP: 0.345, SLG: 0.360 (1, 9)					4-3		L9			2	0	0	0	1	0	0									
Cleon Jones, R OBP: 0.342, SLG: 0.464 (1, 8)	P4				P6		6-3			3	0	0	0	0	0	2									
Ed Kranepool, L OBP: 0.302, SLG: 0.373 (1, 3)	F7				L7		4-3			3	0	0	0	0	0	2									
John Stephenson, L OBP: 0.333, SLG: 0.500 (1, 2)			K			K			1-3	3	0	0	0	0	2	0									
Ron Swoboda, R OBP: 0.242, SLG: 0.268 (1, 7)						K			F9	3	0	1	0	0	1	0									
Roy McMillan, R OBP: 0.211, SLG: 0.171 (1, 6)			G4-6-3				F8		L4	3	0	0	0	0	1	0									
Tug McGraw, R ERA: 5.33 Dick Selma, R ERA: 2.99 Bill Hepler, L ERA: Al Luplow, L OBP: 0.302, SLG: 0.286 Dave Eilers, R ERA: 2.08 Chuck Hiller, L OBP: 0.300, SLG: 0.462 (1, 1) (4, 1) (6, 1) (7, 1) (8, PH)					5-3		K		F8	1	0	0	0	0	0	0									
Inning Stats	R: 0 E: 0 K: 1 S: 6	H: 1 LOB: 2 BB: 1 P: 10	R: 0 E: 0 K: 1 S: 5	H: 1 LOB: 0 BB: 0 P: 5	R: 0 E: 0 K: 1 S: 5	H: 0 LOB: 0 BB: 0 P: 5	R: 0 E: 0 K: 2 S: 3	H: 0 LOB: 0 BB: 0 P: 3	R: 0 E: 0 K: 2 S: 7	H: 0 LOB: 0 BB: 0 P: 7	R: 0 E: 0 K: 0 S: 3	H: 0 LOB: 0 BB: 0 P: 3	R: 0 E: 0 K: 0 S: 3	H: 0 LOB: 0 BB: 0 P: 3	R: 0 E: 0 K: 1 S: 5	H: 0 LOB: 0 BB: 0 P: 5	1B: 2 2B: 0 3B: 0 HR: 0	SF: 0 SAC: 0 DP: 1 HBP: 0	WP: 0 PB: 0 SB: 0 CS: 0	PA: 29					
PITCHER	IP	WLS	BF	H	R	ER	SO	BB	IBB	HBP	BLK	WP	HR	S	P	ERA	WHIP								
Jim Maloney, R ERA: 1.04 (1, 1)	9.0	W	29	2	0	0	8	1	0	0	0	0	0	44	48	0.00	0.333								

Cincinnati Reds @ New York Mets
Shea Stadium, Flushing, NY
Tue May 17 1966, 7:05 PM EDT
Att: 17,760 - Unknown

AB	28
R	0
H	2
RBI	0
BB	1
SO	8
LOB	6



Batter	1	2	3	4	5	6	7	8	9	AB	R	H	RBI	BB	SO	LOB	TOP										
Tommy Helms, R OBP: 0.273, SLG: 0.281 (1, 5)	5-3	F8		FC5-2			P4			5	0	1	1	0	0	3	Cincinnati Reds @ New York Mets Shea Stadium, Flushing, NY Wed May 18 1966, 7:05 PM EDT Att: 14,640 - Unknown										
Pete Rose, S OBP: 0.326, SLG: 0.380 (1, 4)	1B BB		G3	K	F7			5-3 1B		4	1	1	0	1	1	6											
Vada Pinson, L OBP: 0.376, SLG: 0.491 (1, 8)	L7				HBP 2B BB	F8 BB		F8		3	1	1	0	2	0	2											
Don Pavletich, R OBP: 0.373, SLG: 0.557 (1, 3)	BB BB 1B		K		2B BB HBP		F8	5-3		4	1	1	0	0	1	3											
Art Shamsky, L OBP: 0.462, SLG: 0.906 Mel Queen, L OBP: 0.222, SLG: 0.103 (1, 9) (9, 9)	BB BB		F7		L7		F8 BB	F8		3	0	0	0	2	0	4											
Deron Johnson, R OBP: 0.240, SLG: 0.277 Tommy Harper, R OBP: 0.333, SLG: 0.270 (1, 7) (9, 7)	BB BB			FC5-4 1B	BB 1B 2B		F8		1-3	4	1	2	2	1	0	2											
Leo Cardenas, R OBP: 0.327, SLG: 0.381 (1, 6)	P6		FC5-4 SH FC5-2	1B BB IBB			F9		K	4	0	0	0	1	1	6											
Johnny Edwards, L OBP: 0.269, SLG: 0.295 (1, 2)		B1-6-4 1B		FC5-2 SH BB	1-2 2-3 3-H BB		P6		4-3	3	0	1	1	2	0	0											
Sammy Ellis, L OBP: 0.235, SLG: 0.133 (1, 1)		B1-6-4		SH FC5-2	K		6-3			3	0	0	0	0	1	4											
Inning Stats	R: 1 E: 0 K: 0 S: 4	H: 1 LOB: 3 BB: 3 P: 16	R: 0 E: 0 K: 0 S: 3	H: 1 LOB: 0 BB: 0 P: 3	R: 0 E: 0 K: 1 S: 5	H: 0 LOB: 1 BB: 1 P: 9	R: 0 E: 1 K: 1 S: 7	H: 1 LOB: 3 BB: 1 P: 11	R: 3 E: 0 K: 1 S: 4	H: 2 LOB: 3 BB: 3 P: 20	R: 0 E: 0 K: 0 S: 4	H: 1 LOB: 2 BB: 1 P: 8	R: 0 E: 0 K: 0 S: 3	H: 0 LOB: 0 BB: 0 P: 3	R: 0 E: 0 K: 0 S: 4	H: 1 LOB: 1 BB: 0 P: 4		R: 0 E: 0 K: 1 S: 5	H: 0 LOB: 0 BB: 0 P: 5	1B: 6 2B: 1 3B: 0 HR: 0	SF: 0 SAC: 1 DP: 1 HBP: 1	WP: 0 PB: 0 SB: 0 CS: 0	PA: 44				
PITCHER	IP	WLS	BF	H	R	ER	SO	BB	IBB	HBP	BLK	WP	HR	S	P	ERA	WHIP										
Jack Hamilton, R ERA: 3.08 (1, 1)	4.1	L	24	4	4	4	2	6	0	1	0	0	0	21	46	8.31	2.308										
Gordie Richardson, L ERA: 4.35 (5, 1)	0.0		2	0	0	0	0	1	1	0	0	0	0	0	8	=	=										
Dennis Ribant, R ERA: 1.68 (5, 1)	2.2		11	2	0	0	1	1	0	0	0	0	0	12	16	0.00	1.125										
Larry Bearnarth, R ERA: 4.26 (8, 1)	2.0		7	1	0	0	1	0	0	0	0	0	0	9	9	0.00	0.500										
Batter	1	2	3	4	5	6	7	8	9	AB	R	H	RBI	BB	SO	LOB	BOTTOM										
Ron Hunt, R OBP: 0.366, SLG: 0.391 (1, 4)	F9			P3	F8			F8		4	0	0	0	0	0	2	Cincinnati Reds @ New York Mets Shea Stadium, Flushing, NY Wed May 18 1966, 7:05 PM EDT Att: 14,640 - Unknown										
Eddie Brassoud, R OBP: 0.245, SLG: 0.341 (1, 5) (8, 6)	6-3			E 1B	K			K		4	1	1	0	0	2	2											
Johnny Lewis, L OBP: 0.355, SLG: 0.396 (1, 9)	K			E9 1-H 3B			F9	FC4-6 BB		3	1	1	1	1	1	0											
Dick Stuart, R OBP: 0.250, SLG: 0.280 (1, 3)		L9		BB				FC4-6		3	0	1	0	1	0	1											
Ed Kranepool, L OBP: 0.300, SLG: 0.359 (1, 7)		G6-4-3 BB		K			F7		P5	3	0	0	0	1	1	2											
Cleon Jones, R OBP: 0.325, SLG: 0.438 (1, 8)		G6-4-3		F8			P6		K	4	0	0	0	0	1	3											
Roy McMillan, R OBP: 0.215, SLG: 0.178 Larry Bearnarth, R OBP: 0.290, SLG: 0.276 (1, 6) (8, 1)				4-3			5-3		4-3	3	0	1	0	0	0	0											
Al Luplow, L OBP: 0.290, SLG: 0.276 (9, PH)					HBP 1B					1	0	0	0	0	0	0											
Jerry Grote, R OBP: 0.397, SLG: 0.298 Chuck Hiller, L OBP: 0.467, SLG: 0.429 (1, 2) (7, PH) (8, 5)				4-3			F2			1	0	0	0	0	0	0											
Jack Hamilton, R OBP: 0.188, SLG: 0.133 Gordie Richardson, R OBP: 0.188, SLG: 0.133 Dennis Ribant, R OBP: 0.188, SLG: 0.133 John Stephenson, L OBP: 0.316, SLG: 0.474 (1, 1) (5, 1) (5, 1) (7, PH) (8, 2)				K			P5			1	0	0	0	0	1	0											
Inning Stats	R: 0 E: 0 K: 1 S: 5	H: 0 LOB: 0 BB: 0 P: 5	R: 0 E: 0 K: 0 S: 2	H: 0 LOB: 0 BB: 1 P: 6	R: 0 E: 0 K: 1 S: 5	H: 0 LOB: 0 BB: 0 P: 5	R: 2 E: 1 K: 1 S: 7	H: 2 LOB: 1 BB: 1 P: 11	R: 0 E: 0 K: 2 S: 8	H: 1 LOB: 2 BB: 0 P: 9	R: 0 E: 0 K: 0 S: 4	H: 1 LOB: 1 BB: 0 P: 4	R: 0 E: 0 K: 0 S: 3	H: 0 LOB: 0 BB: 0 P: 3	R: 0 E: 0 K: 1 S: 5	H: 0 LOB: 0 BB: 0 P: 5	R: 0 E: 0 K: 1 S: 5	H: 0 LOB: 0 BB: 0 P: 5	1B: 3 2B: 0 3B: 1 HR: 0	SF: 0 SAC: 0 DP: 1 HBP: 1	WP: 0 PB: 0 SB: 0 CS: 0	PA: 34					
PITCHER	IP	WLS	BF	H	R	ER	SO	BB	IBB	HBP	BLK	WP	HR	S	P	ERA	WHIP										
Sammy Ellis, R ERA: 5.15 (1, 1)	9.0	W	34	4	2	1	7	3	0	1	0	0	0	44	57	1.00	0.778										

AB	33
R	4
H	7
RBI	4
BB	9
SO	4
LOB	30



WP	0
PB	0
SB	0
CS	0

AB	30
R	2
H	4
RBI	1
BB	3
SO	7
LOB	12



WP	0
PB	0
SB	0
CS	0

Batter	1	2	3	4	5	6	7	8	9	AB	R	H	RBI	BB	SO	LOB	TOP			
Ron Hunt, R OBP: 0.418, SLG: 0.459 (1,4)										3	1	3	0	0	0	0				
Cleon Jones, R OBP: 0.337, SLG: 0.432 (1,8)										3	1	2	0	0	0	1				
Johnny Lewis, L OBP: 0.324, SLG: 0.344 (1,9)										4	0	0	0	0	3	6				
Dick Stuart, R OBP: 0.278, SLG: 0.303 (1,3)										4	1	1	1	0	1	3				
Ed Kranepool, L OBP: 0.303, SLG: 0.368 (1,7)										4	0	1	0	0	0	2				
Billy Murphy, R OBP: 0.350, SLG: 0.412 (8, PR)										0	0	0	0	0	0	0				
John Stephenson, L OBP: 0.444, SLG: 0.538 (1,2)										3	0	2	1	1	0	1				
Chuck Hillier, L OBP: 0.409, SLG: 0.381 (1,5)										4	0	1	0	0	0	2				
Roy McMillan, R OBP: 0.214, SLG: 0.179 (1,6)										3	0	1	0	0	0	2				
Al Luplow, L OBP: 0.281, SLG: 0.267 (9, PH)										1	0	0	0	0	1	0				
Rob Gardner, R OBP: 0.188, SLG: 0.250 (1,1)										3	0	0	0	0	1	1				
Ron Swoboda, R OBP: 0.238, SLG: 0.263 (9, PH)										1	0	0	0	0	0	0				
Inning Stats	R: 3 E: 1 K: 1 S: 9	H: 4 LOB: 1 BB: 0 P: 9	R: 0 E: 0 K: 0 S: 2	H: 0 LOB: 0 BB: 0 P: 3	R: 0 E: 0 K: 1 S: 6	H: 1 LOB: 1 BB: 0 P: 6	R: 0 E: 0 K: 1 S: 6	H: 2 LOB: 1 BB: 0 P: 6	R: 0 E: 0 K: 0 S: 5	H: 1 LOB: 1 BB: 0 P: 7	R: 0 E: 0 K: 0 S: 4	H: 1 LOB: 1 BB: 0 P: 4	R: 0 E: 0 K: 1 S: 5	H: 1 LOB: 1 BB: 0 P: 5	R: 0 E: 0 K: 1 S: 5	H: 0 LOB: 0 BB: 0 P: 5	1B: 11 2B: 1 3B: 0 HR: 0	SF: 0 SAC: 0 DP: 4 HBP: 2	WP: 1 PB: 0 SB: 1 CS: 1	PA: 37
PITCHER	IP WLS BF H R ER SO BB IBB HBP BLK WP HR S P ERA WHIP																			
Bobby Bolin, R ERA: 2.66 (1,1)	0.2	6	4	3	2	1	0	0	0	0	0	1	0	8	2	27.00	6.000			
Bob Priddy, R ERA: 1.77 (1,1)	4.1	W	16	4	0	0	3	0	0	2	0	0	0	20	22	0.00	0.923			
Joe Gibbon, L ERA: 1.82 (6,1)	0.1	S	3	1	0	0	0	1	0	0	0	0	0	2	6	0.00	6.000			
Frank Linzy, R ERA: 1.91 (6,1)	3.2	S	11	2	0	0	2	0	0	0	0	0	0	15	15	0.00	0.545			

New York Mets @ San Francisco Giants
Candlestick Park, San Francisco, CA
Sat May 21 1966, 6:33 AM EDT
Att: 17,801 - Unknown

AB 33
R 3
H 11
RBI 2
BB 1
SO 6
LOB 18



Batter	1	2	3	4	5	6	7	8	9	AB	R	H	RBI	BB	SO	LOB	BOTTOM			
Jim Davenport, R OBP: 0.320, SLG: 0.373 (1,6)										4	1	1	0	0	0	3				
Willie McCovey, L OBP: 0.400, SLG: 0.506 (1,3)										4	2	2	2	0	0	1				
Willie Mays, R OBP: 0.340, SLG: 0.530 (1,8)										4	0	0	0	0	0	1				
Jim Ray Hart, R OBP: 0.387, SLG: 0.570 (1,5)										4	1	1	0	0	1	0				
Cap Peterson, R OBP: 0.208, SLG: 0.227 (1,7)										4	0	1	1	0	1	0				
Don Landrum, L OBP: 0.256, SLG: 0.231 (9,7)										0	0	0	0	0	0	0				
Ollie Brown, R OBP: 0.277, SLG: 0.279 (1,9)										4	0	0	0	0	0	1				
Bob Barton, R OBP: 0.222, SLG: 0.182 (1,2)										2	0	0	0	1	0	1				
Hal Lanier, R OBP: 0.250, SLG: 0.263 (1,4)										3	0	1	0	0	0	1				
Bobby Bolin, R OBP: 0.300, SLG: 0.250 (1,1)										0	0	0	0	0	0	0				
Bob Priddy, R OBP: 0.400, SLG: 0.250 (1,1)										1	0	1	0	0	0	0				
Joe Gibbon, R OBP: 0.250, SLG: 0.500 (6,1)										0	0	0	0	0	0	0				
Frank Linzy, R OBP: 0.250, SLG: 0.500 (6,1)										1	0	0	0	0	0	1				
Inning Stats	R: 2 E: 0 K: 1 S: 7	H: 2 LOB: 0 BB: 0 P: 7	R: 0 E: 0 K: 0 S: 3	H: 0 LOB: 2 BB: 1 P: 8	R: 2 E: 0 K: 0 S: 6	H: 3 LOB: 1 BB: 0 P: 6	R: 0 E: 0 K: 0 S: 4	H: 1 LOB: 1 BB: 0 P: 4	R: 0 E: 0 K: 0 S: 5	H: 0 LOB: 0 BB: 0 P: 5	R: 0 E: 0 K: 0 S: 4	H: 1 LOB: 1 BB: 0 P: 4	R: 0 E: 0 K: 0 S: 3	H: 0 LOB: 0 BB: 0 P: 3	R: 0 E: 0 K: 0 S: 3	H: 0 LOB: 0 BB: 0 P: 3	1B: 6 2B: 0 3B: 0 HR: 1	SF: 0 SAC: 0 DP: 0 HBP: 1	WP: 1 PB: 1 SB: 0 CS: 0	PA: 33
PITCHER	IP WLS BF H R ER SO BB IBB HBP BLK WP HR S P ERA WHIP																			
Rob Gardner, L ERA: 2.35 (1,1)	8.0	L	33	7	4	3	2	1	0	0	1	1	1	35	40	3.38	1.000			

New York Mets @ San Francisco Giants
Candlestick Park, San Francisco, CA
Sat May 21 1966, 6:33 AM EDT
Att: 17,801 - Unknown

AB 31
R 4
H 7
RBI 3
BB 1
SO 2
LOB 9



Batter	1	2	3	4	5	6	7	8	9	AB	R	H	RBI	BB	SO	LOB	TOP			
Ron Hunt, R OBP: 0.412, SLG: 0.451 (1, 4)										4	0	1	0	0	1	0				
Cleon Jones, R OBP: 0.344, SLG: 0.435 (1, 8)										4	0	2	0	0	1	1				
John Stephenson, L OBP: 0.400, SLG: 0.483 Gerry Arrigo, L (6, 1)										3	0	0	0	0	1	2				
Ron Swoboda, R OBP: 0.250, SLG: 0.263 (9, FH)										0	0	0	0	0	0	0				
Dick Stuart, R OBP: 0.250, SLG: 0.270 (1, 3)										4	0	0	0	0	1	2				
Johnny Lewis, L OBP: 0.311, SLG: 0.328 (1, 9)										3	0	0	0	0	0	0				
Ed Kranepool, L OBP: 0.294, SLG: 0.356 (1, 7)										3	0	0	0	0	0	0				
Chuck Hillier, L OBP: 0.360, SLG: 0.333 (1, 5)										3	0	0	0	0	0	0				
Roy McMillan, R OBP: 0.207, SLG: 0.173 (1, 6)										3	0	0	0	0	0	0				
Larry Bearmarth, R (1, 1)										1	0	0	0	0	0	0				
Bill Hepler, L (3, 1)										0	0	0	0	0	0	0				
Billy Murphy, R OBP: 0.333, SLG: 0.389 Hawk Taylor, R (6, 2)										1	0	0	0	0	1	0				
										1	0	0	0	0	0	0				
Inning Stats	R: 0 E: 0 K: 1 S: 6	H: 1 LOB: 1 BB: 0 P: 6	R: 0 E: 0 K: 0 S: 3	H: 0 LOB: 0 BB: 0 P: 3	R: 0 E: 0 K: 1 S: 6	H: 1 LOB: 1 BB: 0 P: 6	R: 0 E: 0 K: 0 S: 3	H: 0 LOB: 0 BB: 0 P: 3	R: 0 E: 0 K: 0 S: 3	H: 0 LOB: 0 BB: 0 P: 3	R: 0 E: 0 K: 2 S: 8	H: 1 LOB: 1 BB: 0 P: 8	R: 0 E: 0 K: 0 S: 3	H: 0 LOB: 0 BB: 0 P: 3	R: 0 E: 0 K: 1 S: 5	H: 0 LOB: 1 BB: 1 P: 9	1B: 3 2B: 0 3B: 0 HR: 0	SF: 0 SAC: 0 DP: 0 HBP: 0	WP: 0 PB: 0 SB: 0 CS: 0	PA: 31
PITCHER Juan Marichal, R ERA: 0.69 (1, 1)	IP: 9.0 WLS: W BF: 31 H: 3 R: 0 ER: 0 SO: 5 BB: 1 IBB: 0 HBP: 0 BLK: 0 WP: 0 HR: 0 S: 40 P: 44 ERA: 0.00 WHIP: 0.444															PITCHER IP: 9.0 WLS: W BF: 31 H: 3 R: 0 ER: 0 SO: 5 BB: 1 IBB: 0 HBP: 0 BLK: 0 WP: 0 HR: 0 S: 40 P: 44 ERA: 0.00 WHIP: 0.444				

New York Mets @ San Francisco Giants
Candlestick Park, San Francisco, CA
Sun May 22 1966, 6:33 AM EDT
Unknown

AB	30
R	0
H	3
RBI	0
BB	1
SO	5
LOB	5



Batter	1	2	3	4	5	6	7	8	9	AB	R	H	RBI	BB	SO	LOB	BOTTOM			
Don Landrum, L OBP: 0.234, SLG: 0.209 (1, 8)										4	0	0	0	0	0	1				
Jim Davenport, R OBP: 0.333, SLG: 0.377 Tito Fuentes, S OBP: 0.316, SLG: 0.366 (6, 4)										2	2	1	0	1	0	0				
Willie McCovey, L OBP: 0.413, SLG: 0.522 (1, 3)										3	0	2	0	0	1	1				
Jim Ray Hart, R OBP: 0.396, SLG: 0.594 (1, 5)										3	1	2	3	1	0	1				
Cap Peterson, R OBP: 0.250, SLG: 0.240 (1, 7)										3	0	1	1	1	0	3				
Tom Haller, L OBP: 0.336, SLG: 0.439 (1, 2)										3	1	0	0	1	0	6				
Ollie Brown, R OBP: 0.276, SLG: 0.270 (1, 9)										3	0	0	0	1	0	1				
Hal Lanier, R OBP: 0.250, SLG: 0.262 (6, 6)										4	0	1	0	0	0	2				
Juan Marichal, R OBP: 0.344, SLG: 0.375 (1, 1)										4	0	1	1	0	0	1				
Inning Stats	R: 1 E: 0 K: 0 S: 4	H: 1 LOB: 1 BB: 1 P: 8	R: 1 E: 0 K: 0 S: 4	H: 1 LOB: 1 BB: 1 P: 8	R: 2 E: 0 K: 1 S: 7	H: 3 LOB: 0 BB: 0 P: 7	R: 0 E: 0 K: 0 S: 2	H: 0 LOB: 0 BB: 1 P: 6	R: 0 E: 0 K: 0 S: 4	H: 1 LOB: 3 BB: 1 P: 9	R: 0 E: 0 K: 0 S: 3	H: 1 LOB: 0 BB: 0 P: 3	R: 1 E: 0 K: 0 S: 5	H: 2 LOB: 2 BB: 1 P: 9	R: 0 E: 0 K: 0 S: 3	H: 0 LOB: 0 BB: 0 P: 3	1B: 7 2B: 2 3B: 0 HR: 1	SF: 0 SAC: 0 DP: 3 HBP: 1	WP: 0 PB: 0 SB: 0 CS: 0	PA: 36
PITCHER Larry Bearmarth, R ERA: 6.0 (3, 1)	IP: 2.1 WLS: L BF: 10 H: 1 R: 0 ER: 0 SO: 0 BB: 2 IBB: 0 HBP: 1 BLK: 0 WP: 0 HR: 0 S: 7 P: 14 ERA: 6.00 WHIP: 1.125															PITCHER Gerry Arrigo, L ERA: 4.35 (6, 1)	IP: 3.0 WLS: L BF: 12 H: 3 R: 1 ER: 1 SO: 0 BB: 1 IBB: 0 HBP: 0 BLK: 0 WP: 0 HR: 0 S: 11 P: 15 ERA: 3.00 WHIP: 1.000			

New York Mets @ San Francisco Giants
Candlestick Park, San Francisco, CA
Sun May 22 1966, 6:33 AM EDT
Unknown

AB	30
R	5
H	9
RBI	5
BB	5
SO	1
LOB	16



Batter	1	2	3	4	5	6	7	8	9	AB	R	H	RBI	BB	SO	LOB	TOP					
Ron Hunt, R OBP: 0.424, SLG: 0.447 Chuck Hiller, L OBP: 0.385, SLG: 0.360										1	2	0	0	2	0	0	New York Mets @ San Francisco Giants Candlestick Park, San Francisco, CA Sun May 22 1966, 6:38 AM EDT Att: 40,496 - Unknown					
Eddie Bressoud, R OBP: 0.299, SLG: 0.365										4	2	1	2	1	0	4						
Cleon Jones, R OBP: 0.337, SLG: 0.427										4	0	1	1	0	1	5						
Dick Stuart, R OBP: 0.267, SLG: 0.286 Ed Kraneppol, L OBP: 0.294, SLG: 0.356										5	1	2	1	0	1	1						
Ron Swoboda, R OBP: 0.290, SLG: 0.367										3	1	2	1	1	0	0						
Billy Murphy, R OBP: 0.295, SLG: 0.318										4	0	0	1	0	1	3						
Jerry Grote, R OBP: 0.387, SLG: 0.280										3	0	0	0	1	2	0						
Roy McMillan, R OBP: 0.209, SLG: 0.176										4	1	1	0	0	1	2						
Jack Hamilton, R OBP: 0.158, SLG: 0.111										3	0	0	0	0	2	0						
Inning Stats	R: 3 E: 0 K: 1 S: 7	H: 1 LOB: 2 BB: 1 P: 16	R: 0 E: 0 K: 1 S: 5	H: 1 LOB: 2 BB: 1 P: 9	R: 1 E: 0 K: 0 S: 4	H: 1 LOB: 0 BB: 0 P: 4	R: 3 E: 0 K: 0 S: 6	H: 3 LOB: 2 BB: 1 P: 11	R: 0 E: 0 K: 3 S: 9	H: 0 LOB: 0 BB: 0 P: 9	R: 0 E: 0 K: 1 S: 5	H: 0 LOB: 1 BB: 1 P: 9	R: 0 E: 0 K: 2 S: 7	H: 0 LOB: 0 BB: 0 P: 7	R: 0 E: 1 K: 0 S: 5	H: 1 LOB: 2 BB: 0 P: 5		R: 0 E: 0 K: 0 S: 3	H: 1 LOB: 0 BB: 0 P: 3	1B: 5 2B: 0 3B: 2 HR: 1	SF: 2 SAC: 1 DP: 1 HBP: 2	WP: 1 PB: 0 SB: 0 CS: 0
PITCHER	IP WLS BF H R ER SO BB IBB HBP BLK WP HR S P ERA WHIP																					
Ray Sadecki, L ERA: 3.21	(1, 1) 0.2 L 7 1 3 3 1 2 0 1 0 0 1 0 6 15 40.50 4.500																					
Bobby Bolin, R ERA: 3.19	(1, 1) 3.0 16 5 4 4 1 1 1 1 0 0 1 15 24 12.00 2.000																					
Ron Herbel, R ERA: 4.8	(4, 1) 2.1 8 0 0 0 4 1 0 0 0 0 0 0 15 19 0.00 0.429																					
Bob Shaw, R ERA: 6.56	(7, 1) 2.0 8 1 0 0 2 0 0 0 0 0 0 0 12 12 0.00 0.500																					
Bill Henry, L ERA: 2.08	(9, 1) 1.0 3 1 0 0 0 0 0 0 0 0 0 0 3 3 0.00 1.000																					
Batter	1	2	3	4	5	6	7	8	9	AB	R	H	RBI	BB	SO	LOB	BOTTOM					
Tito Fuentes, S OBP: 0.323, SLG: 0.392										4	1	2	0	0	0	1	New York Mets @ San Francisco Giants Candlestick Park, San Francisco, CA Sun May 22 1966, 6:38 AM EDT Att: 40,496 - Unknown					
Don Landrum, L OBP: 0.216, SLG: 0.191										4	0	0	0	0	2	3						
Jim Ray Hart, R OBP: 0.399, SLG: 0.613										4	1	2	2	0	0	1						
Cap Peterson, R OBP: 0.250, SLG: 0.241										4	0	1	0	0	1	1						
Tom Haller, L OBP: 0.325, SLG: 0.423										4	0	0	0	0	1	1						
Ollie Brown, R OBP: 0.267, SLG: 0.261										3	0	0	0	0	1	0						
Bob Barton, R OBP: 0.205, SLG: 0.167										3	0	0	0	0	0	0						
Hal Lanier, R OBP: 0.246, SLG: 0.258 Bob Shaw, R	(1, 6) (7, 1)									2	0	0	0	0	0	0						
Len Gabrielson, L OBP: 0.288, SLG: 0.302 Bill Henry, L	(8, PH) (9, 1)									1	0	0	0	0	0	0						
Ray Sadecki, L OBP: 0.333, SLG: 0.667 Bobby Bolin, R OBP: 0.286, SLG: 0.235 Ron Herbel, R	(1, 1) (1, 1) (4, 1)									0	0	0	0	0	0	0						
Don Mason, L OBP: 0.125, SLG: 0.125	(6, PH) (7, 4)									2	0	1	0	0	0	0						
Inning Stats	R: 0 E: 0 K: 1 S: 6	H: 1 LOB: 0 BB: 0 P: 6	R: 0 E: 0 K: 0 S: 3	H: 0 LOB: 0 BB: 0 P: 3	R: 0 E: 0 K: 0 S: 3	H: 0 LOB: 0 BB: 0 P: 3	R: 0 E: 0 K: 1 S: 5	H: 0 LOB: 0 BB: 0 P: 5	R: 0 E: 0 K: 1 S: 6	H: 1 LOB: 1 BB: 0 P: 6	R: 1 E: 0 K: 0 S: 4	H: 1 LOB: 0 BB: 0 P: 4	R: 0 E: 0 K: 0 S: 3	H: 0 LOB: 0 BB: 0 P: 3	R: 1 E: 0 K: 1 S: 7	H: 3 LOB: 1 BB: 0 P: 7	1B: 3 2B: 2 3B: 0 HR: 1	SF: 0 SAC: 0 DP: 0 HBP: 0	WP: 0 PB: 0 SB: 0 CS: 0	PA: 32		
PITCHER	IP WLS BF H R ER SO BB IBB HBP BLK WP HR S P ERA WHIP																					
Jack Hamilton, R ERA: 2.91	(1, 1) 9.0 W 32 6 2 2 5 0 0 0 0 0 1 42 42 2.00 0.667																					

Batter	1	2	3	4	5	6	7	8	9	AB	R	H	RBI	BB	SO	LOB	TOP																		
Ron Hunt, R OBP: 0.418, SLG: 0.449 (1, 4)	0-0 E 2B		0-0 4-3	0-0 6-3			0-0 6-3			4	1	1	0	0	0	1																			
Cleon Jones, R OBP: 0.381, SLG: 0.430 (1, 8)	0-0 E4 1B		0-0 F8		0-0 G6-4-3 1B			0-0 L8		4	0	2	0	0	0	0																			
Ken Boyer, R OBP: 0.323, SLG: 0.455 (1, 5)	0-0 F9		0-0 2B		0-0 F9			0-3 K		4	0	1	0	0	1	2																			
Dick Stuart, R OBP: 0.245, SLG: 0.261 (1, 3)	0-3 K		0-0 F7		0-0 G6-4-3 1-2			0-0 F9		4	0	0	0	0	1	3																			
Ed Kranepool, L OBP: 0.292, SLG: 0.351 (1, 7)	0-0 3-1			0-0 FC3-6 1B 2B 1B			0-0 F5		0-0 F7	4	1	1	0	0	0	1																			
Ron Swoboda, R OBP: 0.301, SLG: 0.375 (1, 9)		0-0 1B		0-0 FC3-6 1-2 1B			0-0 5-3		0-0 F7	4	0	2	0	0	0	0																			
Jerry Grote, R OBP: 0.381, SLG: 0.275 John Stephenson, L OBP: 0.364, SLG: 0.438 (4, PH) (4, 2)	0-3 K		0-0 FC3-6 1-2 2-3 2B		0-0 P6			0-3 K		1	0	0	0	0	1	1																			
Roy McMillan, R OBP: 0.202, SLG: 0.170 (1, 6)	0-0 L7		0-0 F2				0-0 F8			3	0	0	0	0	0	3																			
Jack Fisher, R OBP: 0.143, SLG: 0.077 Gerry Arrigo, L OBP: 0.303, SLG: 0.323 Al Luplow, L OBP: 0.303, SLG: 0.323 Rob Gardner, R OBP: 0.303, SLG: 0.323 Gordie Richardson, R OBP: 0.303, SLG: 0.323 Johnny Lewis, L OBP: 0.303, SLG: 0.323 Bill Hepler, L OBP: 0.303, SLG: 0.323 Dave Eilers, R OBP: 0.303, SLG: 0.323 (1, 1) (3, 1) (4, PH) (4, PH) (4, 1) (7, PH) (7, 1) (7, 1)	0-3 K		0-0 1-H 3-H 2B		0-0 P6					1	0	0	0	0	1	1																			
Inning Stats	R: 1 E: 1 K: 7 S: 7	H: 2 LOB: 1 BB: 0 P: 7	R: 0 E: 0 K: 2 S: 8	H: 1 LOB: 1 BB: 0 P: 8	R: 0 E: 0 K: 0 S: 4	H: 1 LOB: 1 BB: 0 P: 4	R: 2 E: 0 K: 0 S: 6	H: 3 LOB: 1 BB: 0 P: 6	R: 0 E: 0 K: 0 S: 3	H: 0 LOB: 0 BB: 0 P: 3	R: 0 E: 0 K: 0 S: 3	H: 0 LOB: 0 BB: 0 P: 3	R: 0 E: 0 K: 1 S: 5	H: 0 LOB: 0 BB: 0 P: 5	R: 0 E: 0 K: 1 S: 5	H: 0 LOB: 0 BB: 0 P: 5	1B: 5 2B: 3 3B: 0 HR: 0	SF: 0 SAC: 0 DP: 1 HBP: 0	WP: 0 PB: 0 SB: 0 CS: 0	PA: 34															
PITCHER	IP WLS BF H R ER SO BB IBB HBP BLK WP HR S P ERA WHIP	IP WLS BF H R ER SO BB IBB HBP BLK WP HR S P ERA WHIP																																	
Robin Roberts, R ERA: 3.11 (1, 1)	3.2	18	7	3	3	3	0	0	0	0	0	0	0	0	24	24	7.36	1.909																	
Claude Raymond, R ERA: 1.73 (4, 1)	5.1	W	16	1	0	0	2	0	0	0	0	0	0	0	20	20	0.00	0.188																	

New York Mets @ Houston Astros
Astrodome, Houston, TX
Tue May 24 1966, 8:05 PM EDT
Att: 12,447 - Unknown

AB 34
R 3
H 8
RBI 2
BB 0
SO 5
LOB 14



Batter	1	2	3	4	5	6	7	8	9	AB	R	H	RBI	BB	SO	LOB	BOTTOM																
Joe Morgan, L OBP: 0.462, SLG: 0.486 (1, 4)	0-0 CI SH 2B	0-0 FC4-6 1B	4-0 BB			0-0 6-3		0-0 L6		4	1	2	0	1	0	0																	
Sonny Jackson, L OBP: 0.316, SLG: 0.303 (1, 6)	0-0 SH CI 2B	0-0 FC4-6 1-3 1B	0-0 4-3			0-0 BB		0-0 F5		3	2	0	0	1	0	3																	
Jimmy Wynn, R OBP: 0.309, SLG: 0.462 (1, 8)	0-1 CI 2B	0-0 1-3		0-0 L6		0-0 F9		0-0 1-3		4	1	0	0	0	0	2																	
Jim Gentile, L OBP: 0.328, SLG: 0.431 (1, 3)	0-0 2B	0-0 1B	4-0 BB	0-0 3-1		0-0 K				3	1	1	3	1	1	0																	
Rusty Staub, L OBP: 0.286, SLG: 0.362 (6, 7)	0-0 4-3 2H 2B	0-0 1-3 2H 1B		0-0 F8		0-0 PB 1B		0-0 PB 1B		4	0	3	2	0	0	0																	
Bob Aspromonte, R OBP: 0.265, SLG: 0.284 (1, 5)	0-0 6-3	0-0 L9			0-0 F9		0-0 PB 1B		0-0 PB 1B	4	0	1	0	0	0	3																	
Lee Maye, L OBP: 0.258, SLG: 0.390 Dave Nicholson, R OBP: 0.412, SLG: 0.479 (6, 9)	0-0 4-3 2-3		0-0 WP 2B		0-0 F5		0-0 F9		0-0 F9	3	0	1	0	0	0	1																	
John Bateman, R OBP: 0.323, SLG: 0.450 (1, 2)	1-0 HBP		0-3 K		0-0 4-3		0-0 BB			2	0	0	0	1	1	1																	
Robin Roberts, S Claude Raymond, R (1, 1) (4, 1)	0-0 P6		0-0 F8			0-3 K		0-0 4-3		2	0	0	0	0	0	3																	
2	2	0	0	0	1	3				2	0	0	0	0	1	3																	
Inning Stats	R: 4 E: 2 K: 0 S: 8	H: 3 LOB: 2 BB: 0 P: 9	R: 1 E: 0 K: 0 S: 5	H: 2 LOB: 2 BB: 1 P: 9	R: 0 E: 0 K: 1 S: 6	H: 1 LOB: 2 BB: 1 P: 10	R: 0 E: 0 K: 0 S: 3	H: 0 LOB: 0 BB: 0 P: 3	R: 0 E: 0 K: 1 S: 5	H: 0 LOB: 1 BB: 1 P: 9	R: 0 E: 0 K: 1 S: 7	H: 2 LOB: 3 BB: 1 P: 11	R: 0 E: 0 K: 0 S: 3	H: 0 LOB: 0 BB: 0 P: 3	1B: 5 2B: 3 3B: 0 HR: 0	SF: 0 SAC: 1 DP: 0 HBP: 1	WP: 1 PB: 1 SB: 0 CS: 0	PA: 39															
PITCHER	IP WLS BF H R ER SO BB IBB HBP BLK WP HR S P ERA WHIP	IP WLS BF H R ER SO BB IBB HBP BLK WP HR S P ERA WHIP																															
Jack Fisher, R ERA: 5.01 (1, 1)	2.2	L	19	5	3	1	2	0	1	0	0	18	27	10.12	3.000																		
Gerry Arrigo, L ERA: 4.22 (3, 1)	0.1		1	0	0	0	0	0	0	0	0	1	1	0.00	0.000																		
Gordie Richardson, L ERA: 3.28 (4, 1)	3.0		10	0	0	0	1	1	0	0	0	0	11	15	0.00	0.333																	
Bill Hepler, L ERA: 4.29 (7, 1)	0.2		5	2	0	0	1	1	0	0	0	0	6	10	0.00	4.500																	
Dave Eilers, R ERA: 1.88 (7, 1)	1.1		4	0	0	0	0	0	0	0	0	4	4	0.00	0.000																		

New York Mets @ Houston Astros
Astrodome, Houston, TX
Tue May 24 1966, 8:05 PM EDT
Att: 12,447 - Unknown

AB 32
R 5
H 8
RBI 5
BB 4
SO 3
LOB 18



Batter	1	2	3	4	5	6	7	8	9	AB	R	H	RBI	BB	SO	LOB	TOP			
Ron Hunt, R (1,4) OBP: 0.413, SLG: 0.436	G4-6-3 BB		6-3			1-3		G4-6-3		3	0	0	0	1	0	2				
Cleon Jones, R (1,8) OBP: 0.330, SLG: 0.412	G4-6-3			6-3		4-3			L9	4	0	0	0	0	0	2				
Ken Boyer, R (1,5) OBP: 0.330, SLG: 0.467				K					K	4	0	2	1	0	2	0				
Ed Kranepool, L (1,7) OBP: 0.291, SLG: 0.340	4-3			F9		4-3				3	0	0	0	1	0	2				
Dick Stuart, R (1,3) OBP: 0.226, SLG: 0.240		F8			K				K	4	0	0	0	0	2	1				
John Stephenson, L (1,2) OBP: 0.333, SLG: 0.400		L9			K				P4	3	0	0	0	0	1	0				
Ron Swoboda, R (1,9) OBP: 0.303, SLG: 0.373		F7							F9	3	0	1	0	0	0	0				
Eddie Bressoud, R (1,6) OBP: 0.262, SLG: 0.364			K		K				G4-6-3 1B	3	0	1	0	0	2	1				
Rob Gardner, R (1,1) OBP: 0.176, SLG: 0.235			K						P6	1	0	0	0	0	1	0				
Gerry Arrigo, L (5,1) OBP: 0.500, SLG: 0.500						4-3 2B				1	1	1	0	0	0	0				
Larry Bearnarth, R (7,1) OBP: 0.370, SLG: 0.346										0	0	0	0	0	0	0				
Chuck Hillier, L (8,PH) OBP: 0.370, SLG: 0.346										1	0	0	0	0	0	1				
Dave Eilers, R (8,1) OBP: 0.370, SLG: 0.346										0	0	0	0	0	0	0				
Inning Stats	R: 0 E: 0 K: 0 S: 3	H: 1 LOB: 1 BB: 1 P: 7	R: 0 E: 0 K: 0 S: 3	H: 0 LOB: 0 BB: 0 P: 3	R: 0 E: 0 K: 2 S: 7	H: 0 LOB: 0 BB: 0 P: 7	R: 0 E: 0 K: 1 S: 5	H: 0 LOB: 0 BB: 0 P: 5	R: 0 E: 0 K: 3 S: 10	H: 1 LOB: 1 BB: 0 P: 10	R: 0 E: 0 K: 1 S: 5	H: 0 LOB: 0 BB: 0 P: 5	R: 0 E: 0 K: 0 S: 3	H: 1 LOB: 0 BB: 0 P: 3	R: 0 E: 0 K: 1 S: 5	H: 0 LOB: 1 BB: 1 P: 9	1B: 4 2B: 1 3B: 0 HR: 0	SF: 0 SAC: 0 DP: 2 HBP: 0	WP: 0 PB: 0 SB: 0 CS: 0	PA: 32
PITCHER Larry Dierker, R (1,1) ERA: 3.61	IP: 9.0 WLS: W BF: 32 H: 5 R: 1 ER: 1 SO: 8 BB: 2 IBB: 0 HBP: 0 BLK: 0 WP: 0 HR: 0 S: 46 P: 54 ERA: 1.00 WHIP: 0.778															PITCHER				

New York Mets @ Houston Astros
Astrodome, Houston, TX
Wed May 25 1966, 8:05 PM EDT
Att: 17,461 - Unknown

AB	30
R	1
H	5
RBI	1
BB	2
SO	8
LOB	9



Batter	1	2	3	4	5	6	7	8	9	AB	R	H	RBI	BB	SO	LOB	BOTTOM			
Joe Morgan, L (1,4) OBP: 0.491, SLG: 0.472	3-1		5-3		F7		F5			4	0	0	0	0	0	0				
Sonny Jackson, L (1,6) OBP: 0.314, SLG: 0.297	4-3		S 1B BB		5-3		F8			3	1	0	0	1	0	0				
Jimmy Wynn, R (1,8) OBP: 0.307, SLG: 0.453	P5		6-3		K		1B BB			3	0	0	0	1	1	1				
Dave Nicholson, R (1,9) OBP: 0.438, SLG: 0.560		F7 1B 2B	FC5-4 1B			HR	1B BB			4	2	4	2	0	0	0				
Felix Mantilla, R (1,3) OBP: 0.318, SLG: 0.476		1B E HBP	FC5-4 1-2		F5		6-3			3	1	0	0	0	0	3				
Bob Aspromonte, R (1,5) OBP: 0.285, SLG: 0.290		F7 2-3		SH4-3 SF8 2B		K		F8		4	1	1	0	0	1	2				
John Bateman, R (1,2) OBP: 0.338, SLG: 0.504		E8 1H 3H 1B		SH4-3		1B 3B		HR		3	2	3	2	0	0	0				
Rusty Staub, L (1,7) OBP: 0.285, SLG: 0.361		P3		SF8				6-3		3	0	1	2	0	0	1				
Larry Dierker, R (1,1) OBP: 0.250, SLG: 0.438		5-3		K		K		K		4	0	0	0	0	3	2				
Inning Stats	R: 0 E: 0 K: 0 S: 3	H: 0 LOB: 0 BB: 0 P: 3	R: 2 E: 1 K: 0 S: 5	H: 2 LOB: 1 BB: 0 P: 6	R: 1 E: 0 K: 0 S: 4	H: 1 LOB: 1 BB: 1 P: 8	R: 1 E: 0 K: 1 S: 6	H: 1 LOB: 0 BB: 0 P: 6	R: 0 E: 0 K: 2 S: 10	H: 3 LOB: 1 BB: 0 P: 10	R: 0 E: 0 K: 0 S: 4	H: 1 LOB: 2 BB: 1 P: 8	R: 0 E: 0 K: 1 S: 6	H: 1 LOB: 0 BB: 0 P: 6	R: 1 E: 0 K: 1 S: 6	H: 1 LOB: 0 BB: 0 P: 6	1B: 4 2B: 2 3B: 1 HR: 2	SF: 1 SAC: 1 DP: 0 HBP: 1	WP: 0 PB: 0 SB: 1 CS: 0	PA: 36
PITCHER Rob Gardner, L (1,1) ERA: 2.7	IP: 4.0 WLS: L BF: 18 H: 4 R: 4 ER: 2 SO: 3 BB: 1 IBB: 0 HBP: 0 BLK: 0 WP: 0 HR: 0 S: 18 P: 23 ERA: 6.75 WHIP: 1.250															PITCHER				
Gerry Arrigo, L (5,1) ERA: 4.73	2.2	13	4	2	2	3	1	0	0	0	0	1	18	22	6.75	1.875				
Larry Bearnarth, R (7,1) ERA: 5.87	0.1	1	0	0	0	0	0	0	0	0	0	0	1	1	0.00	0.000				
Dave Eilers, R (8,1) ERA: 2.35	1.0	4	1	1	1	1	0	0	0	0	0	1	6	6	9.00	1.000				

New York Mets @ Houston Astros
Astrodome, Houston, TX
Wed May 25 1966, 8:05 PM EDT
Att: 17,461 - Unknown

AB	31
R	7
H	9
RBI	6
BB	2
SO	5
LOB	9



Batter	1	2	3	4	5	6	7	8	9	AB	R	H	RBI	BB	SO	LOB	TOP			
Cleon Jones, R OBP: 0.318, SLG: 0.396 (1, 9)	G3		F7			K		G3		4	0	0	0	0	1	2				
Ron Hunt, R OBP: 0.400, SLG: 0.421 (1, 4)	5-3			F8		4-3			F7	4	0	0	0	0	0	0				
Ken Boyer, R OBP: 0.320, SLG: 0.453 Eddie Bressoud, R OBP: 0.258, SLG: 0.357 (6, 5)	F7			P4		F7			K	3	0	0	0	0	0	0				
Dick Stuart, R OBP: 0.228, SLG: 0.241 (1, 3)		F8		K			F8			4	0	1	0	0	1	0				
Ron Swoboda, R OBP: 0.300, SLG: 0.366 (1, 7)	5-3				6-3 1B		F7			4	0	1	0	0	0	1				
Billy Murphy, R OBP: 0.241, SLG: 0.280 (1, 8)	K				6-3 1-2		1-3			3	0	0	0	0	1	1				
Jerry Grote, R OBP: 0.354, SLG: 0.259 Bill Hepler, L (8, 1)			5-3			K		5-3		3	0	0	0	0	1	1				
Roy McMillan, R OBP: 0.216, SLG: 0.169 (1, 6)								4-3		1	0	0	0	2	0	0				
Jack Hamilton, R OBP: 0.143, SLG: 0.100 Gordie Richardson, R Hawk Taylor, R OBP: 0.500, SLG: 0.500 (8, 2)										2	0	0	0	0	1	3				
Inning Stats	R: 0 E: 0 K: 0 S: 3	H: 0 LOB: 0 BB: 0 P: 3	R: 0 E: 0 K: 1 S: 5	H: 0 LOB: 0 BB: 0 P: 5	R: 0 E: 0 K: 1 S: 5	H: 0 LOB: 1 BB: 1 P: 9	R: 0 E: 0 K: 1 S: 5	H: 0 LOB: 0 BB: 0 P: 5	R: 0 E: 0 K: 1 S: 6	H: 1 LOB: 2 BB: 1 P: 10	R: 0 E: 0 K: 0 S: 3	H: 0 LOB: 0 BB: 0 P: 3	R: 0 E: 0 K: 0 S: 4	H: 1 LOB: 1 BB: 0 P: 4	R: 0 E: 0 K: 1 S: 6	H: 1 LOB: 1 BB: 0 P: 6	1B: 3 2B: 0 3B: 0 HR: 0	SF: 0 SAC: 0 DP: 0 HBP: 0	WP: 0 PB: 0 SB: 0 CS: 0	PA: 32
PITCHER Claude Osteen, L ERA: 2.21 (1, 1)	IP: 9.0 WLS: W BF: 32 H: 3 R: 0 ER: 0 SO: 6 BB: 1 IBB: 1 HBP: 0 BLK: 0 WP: 0 HR: 0 S: 42 P: 50 ERA: 0.00 WHIP: 0.444																			

New York Mets @ Los Angeles Dodgers
Dodger Stadium, Los Angeles, CA
Fri May 27 1966, 7:05 PM PDT
Att: 23,134 - Unknown

AB 30
R 0
H 3
RBI 0
BB 2
SO 6
LOB 8



Batter	1	2	3	4	5	6	7	8	9	AB	R	H	RBI	BB	SO	LOB	BOTTOM			
Maury Wills, S OBP: 0.342, SLG: 0.320 (1, 6)	6-3		4-3		P6	FC6-4				4	0	0	0	0	0	4				
Jim Gilliam, S OBP: 0.286, SLG: 0.260 John Kennedy, R OBP: 0.265, SLG: 0.281 (8, 5)				4-3			1-3			3	1	1	0	1	0	0				
Willie Davis, L OBP: 0.285, SLG: 0.349 (1, 8)										4	1	2	0	0	1	1				
Ron Fairly, L OBP: 0.391, SLG: 0.425 Lou Johnson, R OBP: 0.292, SLG: 0.424 (6, 9)										0	0	0	0	2	0	0				
Tommy Davis, R OBP: 0.271, SLG: 0.239 (1, 7)										4	0	1	0	0	0	3				
Jim Lefebvre, S OBP: 0.344, SLG: 0.489 (1, 4)										3	1	2	1	1	0	2				
Wes Parker, S OBP: 0.315, SLG: 0.369 (1, 3)										4	0	0	0	0	3	5				
John Roseboro, L OBP: 0.283, SLG: 0.356 (1, 2)										1	0	0	0	2	0	0				
Claude Osteen, L OBP: 0.185, SLG: 0.192 (1, 1)										3	0	0	0	0	1	3				
Inning Stats	R: 0 E: 0 K: 1 S: 4	H: 0 LOB: 1 BB: 1 P: 8	R: 0 E: 0 K: 0 S: 3	H: 1 LOB: 1 BB: 1 P: 7	R: 0 E: 0 K: 0 S: 3	H: 0 LOB: 0 BB: 0 P: 3	R: 0 E: 0 K: 0 S: 3	H: 1 LOB: 1 BB: 1 P: 7	R: 0 E: 0 K: 2 S: 7	H: 0 LOB: 2 BB: 2 P: 15	R: 4 E: 3 K: 3 S: 10	H: 3 LOB: 2 BB: 1 P: 14	R: 0 E: 0 K: 0 S: 3	H: 0 LOB: 0 BB: 0 P: 3	R: 0 E: 0 K: 1 S: 5	H: 1 LOB: 1 BB: 0 P: 5	1B: 5 2B: 2 3B: 0 HR: 0	SF: 0 SAC: 1 DP: 3 HBP: 0	WP: 0 PB: 0 SB: 1 CS: 2	PA: 34
PITCHER Jack Hamilton, R ERA: 2.95 Gordie Richardson, L ERA: 2.93 Bill Hepler, L ERA: (1, 1)	IP: 5.1 WLS: L BF: 24 H: 5 R: 4 ER: 2 SO: 3 BB: 5 IBB: 0 HBP: 0 BLK: 0 WP: 0 HR: 0 S: 25 P: 45 ERA: 3.38 WHIP: 1.875																			

New York Mets @ Los Angeles Dodgers
Dodger Stadium, Los Angeles, CA
Fri May 27 1966, 7:05 PM PDT
Att: 23,134 - Unknown

AB 27
R 4
H 6
RBI 1
BB 6
SO 5
LOB 18



Batter	1	2	3	4	5	6	7	8	9	AB	R	H	RBI	BB	SO	LOB	TOP			
Ron Hunt, R OBP: 0.388, SLG: 0.407 (1, 4)										4	0	0	0	0	0	1	<p>New York Mets @ Los Angeles Dodgers Dodger Stadium, Los Angeles, CA Sat May 28 1966, 7:05 PM PDT Att: 36,389 - Unknown</p> <p>livebaseballscorecards.com</p> <p>AB 27 R 1 H 3 RBI 0 BB 2 SO 10 LOB 3</p>			
Cleon Jones, R OBP: 0.305, SLG: 0.381 (1, 9)										4	0	0	0	0	2	0				
Ken Boyer, R OBP: 0.321, SLG: 0.449 (1, 5)										3	0	1	0	0	0	0				
Ron Swoboda, R OBP: 0.289, SLG: 0.351 (1, 7)										3	0	0	0	0	0	1				
Dick Stuart, R OBP: 0.233, SLG: 0.232 (1, 3)										2	0	0	0	1	1	0				
Hawk Taylor, R OBP: 0.200, SLG: 0.200 (1, 2)										3	0	0	0	0	2	1				
Billy Murphy, R OBP: 0.250, SLG: 0.321 (1, 8)										3	0	1	0	0	2	0				
Roy McMillan, R OBP: 0.222, SLG: 0.187 Dave Eilers, R OBP: 0.200, SLG: 0.318 Bill Hepler, L OBP: 0.143, SLG: 0.077 (1, 6)										1	1	0	0	1	0	0				
Dennis Ribant, R OBP: 0.266, SLG: 0.362 Larry Bearnath, R OBP: 0.299, SLG: 0.426 Eddie Bressoud, R OBP: 0.299, SLG: 0.426 (6, 6)										0	0	0	0	0	0	0				
Inning Stats	R: 0 E: 0 K: 1 S: 5	H: 0 LOB: 0 BB: 0 P: 5	R: 0 E: 0 K: 1 S: 5	H: 1 LOB: 2 BB: 1 P: 9	R: 0 E: 0 K: 1 S: 5	H: 0 LOB: 0 BB: 0 P: 5	R: 0 E: 0 K: 1 S: 5	H: 1 LOB: 0 BB: 0 P: 5	R: 0 E: 0 K: 2 S: 7	H: 0 LOB: 0 BB: 0 P: 7	R: 0 E: 0 K: 0 S: 3	H: 0 LOB: 0 BB: 0 P: 3	R: 0 E: 0 K: 3 S: 9	H: 0 LOB: 0 BB: 0 P: 9	R: 0 E: 0 K: 1 S: 5	H: 0 LOB: 0 BB: 0 P: 5		1B: 2 2B: 1 3B: 0 HR: 0	SF: 0 SAC: 0 DP: 2 HBP: 0	WP: 0 PB: 0 SB: 0 CS: 0
PITCHER Sandy Koufax, L ERA: 1.64 (1, 1)	IP: 9.0 WLS: W BF: 29 H: 3 R: 1 ER: 0 SO: 10 BB: 2 IBB: 0 HBP: 0 BLK: 0 WP: 0 HR: 0 S: 47 P: 55 ERA: 0.00 WHIP: 0.556															PITCHER Sandy Koufax, L ERA: 1.64 (1, 1)	IP: 9.0 WLS: W BF: 29 H: 3 R: 1 ER: 0 SO: 10 BB: 2 IBB: 0 HBP: 0 BLK: 0 WP: 0 HR: 0 S: 47 P: 55 ERA: 0.00 WHIP: 0.556			

Batter	1	2	3	4	5	6	7	8	9	AB	R	H	RBI	BB	SO	LOB	BOTTOM			
Maury Wills, S OBP: 0.344, SLG: 0.325 (1, 6)										4	1	1	0	1	1	4	<p>New York Mets @ Los Angeles Dodgers Dodger Stadium, Los Angeles, CA Sat May 28 1966, 7:05 PM PDT Att: 36,389 - Unknown</p> <p>livebaseballscorecards.com</p> <p>AB 30 R 7 H 10 RBI 7 BB 9 SO 6 LOB 18</p>			
Wes Parker, S OBP: 0.325, SLG: 0.391 (1, 3)										2	2	1	1	2	1	1				
Willie Davis, L OBP: 0.296, SLG: 0.354 (1, 8)										4	1	2	2	1	0	0				
Tommy Davis, R OBP: 0.264, SLG: 0.235 (1, 7)										5	1	1	0	0	1	7				
Jim Lefebvre, S OBP: 0.346, SLG: 0.489 (1, 4)										4	1	2	3	0	0	0				
Lou Johnson, R OBP: 0.299, SLG: 0.426 (1, 9)										4	0	2	0	0	0	1				
John Roseboro, L OBP: 0.291, SLG: 0.348 (1, 2)										2	0	0	0	2	1	1				
John Kennedy, R OBP: 0.289, SLG: 0.286 (1, 5)										3	0	1	0	1	0	3				
Sandy Koufax, R (1, 1)										2	1	0	1	2	2	1				
Inning Stats	R: 2 E: 0 K: 0 S: 4	H: 2 LOB: 3 BB: 4 P: 20	R: 0 E: 0 K: 1 S: 6	H: 1 LOB: 0 BB: 0 P: 7	R: 0 E: 0 K: 1 S: 5	H: 0 LOB: 0 BB: 0 P: 5	R: 0 E: 0 K: 3 S: 10	H: 1 LOB: 1 BB: 0 P: 10	R: 1 E: 1 K: 0 S: 5	H: 2 LOB: 1 BB: 0 P: 5	R: 2 E: 0 K: 0 S: 4	H: 2 LOB: 2 BB: 3 P: 12	R: 1 E: 0 K: 0 S: 6	H: 1 LOB: 2 BB: 3 P: 15	R: 1 E: 0 K: 1 S: 6	H: 1 LOB: 0 BB: 0 P: 6		1B: 8 2B: 1 3B: 0 HR: 1	SF: 1 SAC: 0 DP: 3 HBP: 1	WP: 0 PB: 0 SB: 3 CS: 0
PITCHER Dennis Ribant, R ERA: 2.38 Larry Bearnath, R ERA: 4.58 Dave Eilers, R ERA: 3.45 Bill Hepler, L ERA: 1.29 Gordie Richardson, L ERA: 2.81 (1, 1)	IP: 6.2 WLS: L BF: 19 H: 4 R: 1 ER: 0 SO: 5 BB: 0 IBB: 1 HBP: 1 BLK: 0 WP: 0 HR: 0 S: 27 P: 32 ERA: 0.00 WHIP: 0.923															PITCHER Jack Fisher, R ERA: 5.1 (8, 1)	IP: 1.0 WLS: L BF: 4 H: 1 R: 1 ER: 1 SO: 1 BB: 0 IBB: 0 HBP: 0 BLK: 0 WP: 0 HR: 1 S: 6 P: 6 ERA: 9.00 WHIP: 1.000			

Batter	1	2	3	4	5	6	7	8	9	AB	R	H	RBI	BB	SO	LOB	TOP								
Ron Hunt, R OBP: 0.381, SLG: 0.398 (1, 4)	F8		FC6-4 1B		F9	F9		6-3		5	0	1	0	0	0	2									
Cleon Jones, R OBP: 0.310, SLG: 0.382 (1, 8) (9, 9)	K		FC6-4 1-2		E6 HR		F8 BB FC6	BB 1B	BB 2B	5	3	2	0	0	1	1									
Johnny Lewis, L OBP: 0.313, SLG: 0.362 Dick Stuart, R OBP: 0.246, SLG: 0.232 Billy Murphy, R OBP: 0.250, SLG: 0.321 (1, 9) (9, PH) (9, FR) (9, 8)	F7		F7				FC6 F8 BB	BB 2B	BB 2B	3	1	1	2	1	0	1									
Ken Boyer, R OBP: 0.324, SLG: 0.441 (1, 5)		BB BB	BB BB		F6		F8		K	4	1	1	0	1	1	4									
Ed Kranepool, L OBP: 0.307, SLG: 0.343 Hawk Taylor, R OBP: 0.333, SLG: 0.500 (1, 3) (9, PH) (9, 3)		BB BB	BB BB		4-3		FC6 IBB		BB 2B	2	0	1	0	2	0	0									
Ron Swoboda, R OBP: 0.295, SLG: 0.346 (1, 7)	F9		K			SH1-3 1B	FC6 S		BB 1B IBB	4	0	1	1	1	1	6									
Jerry Grote, R OBP: 0.366, SLG: 0.288 (1, 2)	F2					SH1-3 1B	K		K	5	0	2	1	0	2	6									
Roy McMillan, R OBP: 0.223, SLG: 0.170 (1, 6)	5-3		FC6-2		SH1-3			6-3	BB 1B	4	0	1	1	0	0	4									
Rob Gardner, R OBP: 0.143, SLG: 0.190 Gerry Arrigo, L OBP: 0.667, SLG: 0.667 (1, 1) (8, 1)			4-3		K		F9		1-3 1B	4	0	0	0	0	1	4									
Inning Stats	R: 0 E: 0 K: 1 S: 5	H: 0 LOB: 0 BB: 0 P: 5	R: 0 E: 0 K: 0 S: 3	H: 0 LOB: 2 BB: 2 P: 11	R: 0 E: 0 K: 0 S: 4	H: 1 LOB: 1 BB: 0 P: 4	R: 1 E: 0 K: 2 S: 10	H: 3 LOB: 2 BB: 0 P: 10	R: 2 E: 1 K: 0 S: 5	H: 1 LOB: 0 BB: 0 P: 5	R: 0 E: 0 K: 0 S: 5	H: 2 LOB: 2 BB: 0 P: 5	R: 1 E: 0 K: 1 S: 6	H: 1 LOB: 2 BB: 2 P: 14	R: 0 E: 0 K: 0 S: 3	H: 0 LOB: 0 BB: 0 P: 3	R: 3 E: 0 K: 2 S: 10	H: 4 LOB: 2 BB: 2 P: 18	1B: 9 2B: 2 3B: 0 HR: 1	SF: 0 SAC: 1 DP: 0 HBP: 0	WP: 0 PB: 0 SB: 1 CS: 0	PA: 45			
PITCHER	IP	WLS	BF	H	R	ER	SO	BB	IBB	HBP	BLK	WP	HR	S	P	ERA	WHIP								
Don Sutton, R ERA: 2.82 (1, 1)	5.0		25	7	3	2	3	2	0	0	0	0	1	29	37	3.60	1.800								
Joe Moeller, R ERA: 1.46 (6, 1)	1.0		3	0	0	0	0	0	0	0	0	0	0	3	3	0.00	0.000								
Phil Regan, R ERA: 1.73 (7, 1)	2.0		10	2	2	2	1	1	1	0	0	0	0	10	18	9.00	1.500								
Ron Perranoski, L ERA: 2.14 (9, 1)	1.0	L	7	3	2	2	2	1	1	0	0	0	0	9	17	18.00	4.000								

New York Mets @ Los Angeles Dodgers
Dodger Stadium, Los Angeles, CA
Sun May 29 1966, 3:33 AM PDT
Att: 30,482 - Unknown

AB	38
R	7
H	12
RBI	7
BB	6
SO	6
LOB	28



Batter	1	2	3	4	5	6	7	8	9	AB	R	H	RBI	BB	SO	LOB	BOTTOM								
Maury Wills, S OBP: 0.339, SLG: 0.321 (1, 6)	1-3		L8	5-3			CS 1B		K	5	0	1	0	0	1	1									
Jim Gilliam, S OBP: 0.253, SLG: 0.247 John Kennedy, R OBP: 0.282, SLG: 0.278 (1, 5) (9, 5)	1-3		4-3		P4		F9		F9	4	0	0	0	0	0	1									
Willie Davis, L OBP: 0.307, SLG: 0.366 (1, 8)			WP S BB		G3		4-3		1B	4	0	2	0	1	0	0									
Tommy Davis, R OBP: 0.253, SLG: 0.236 Derrill Griffith, L OBP: 0.300, SLG: 0.125 (1, 7) (8, PR) (9, 7)	6-3		6-3		5-3				K	4	0	1	0	0	0	2									
Jeff Torborg, R OBP: 0.311, SLG: 0.321 (9, PH)			1-3					IHR 1B	K	1	0	0	0	0	1	1									
Jim Lefebvre, S OBP: 0.362, SLG: 0.542 (1, 4)				5-3 1B 2B		SH1-4 BB		IHR 1B		3	3	3	3	1	0	0									
Lou Johnson, R OBP: 0.307, SLG: 0.439 (1, 9)	6-3			5-3 2B 1B		SH1-4		BB 2B		3	2	2	0	0	0	0									
Wes Parker, S OBP: 0.333, SLG: 0.400 (1, 3)				5-3		F8		G1-6-3 1B		4	0	2	1	0	0	3									
John Roseboro, L OBP: 0.299, SLG: 0.358 (1, 2)	F5					FC6-4 BB		G1-6-3 1B		3	0	1	2	1	0	2									
Don Sutton, R OBP: 0.345, SLG: 0.345 Joe Moeller, R (1, 1) (6, 1)						FC6-4		4-3		2	0	0	0	0	2	2									
Al Ferrara, R OBP: 0.344, SLG: 0.411 Phil Regan, R (7, 1) (7, 1)	K			K						1	0	0	0	0	0	1									
Ron Perranoski, L OBP: 0.300, SLG: 1.000 (9, 1)										0	0	0	0	0	0	0									
Inning Stats	R: 0 E: 0 K: 0 S: 4	H: 1 LOB: 1 BB: 0 P: 4	R: 1 E: 0 K: 1 S: 7	H: 2 LOB: 1 BB: 0 P: 7	R: 0 E: 0 K: 0 S: 3	H: 0 LOB: 1 BB: 1 P: 7	R: 2 E: 0 K: 1 S: 8	H: 3 LOB: 1 BB: 0 P: 8	R: 0 E: 0 K: 0 S: 3	H: 0 LOB: 0 BB: 0 P: 3	R: 0 E: 0 K: 0 S: 3	H: 0 LOB: 2 BB: 2 P: 11	R: 0 E: 0 K: 0 S: 3	H: 1 LOB: 0 BB: 0 P: 3	R: 3 E: 0 K: 0 S: 6	H: 4 LOB: 1 BB: 0 P: 6	R: 0 E: 0 K: 2 S: 8	H: 1 LOB: 1 BB: 0 P: 8	1B: 6 2B: 4 3B: 0 HR: 2	SF: 0 SAC: 1 DP: 1 HBP: 0	WP: 1 PB: 0 SB: 1 CS: 1	PA: 40			
PITCHER	IP	WLS	BF	H	R	ER	SO	BB	IBB	HBP	BLK	WP	HR	S	P	ERA	WHIP								
Rob Gardner, L ERA: 3.32 (1, 1)	7.0		33	10	6	6	2	3	0	0	0	0	0	34	46	7.71	1.857								
Gerry Arrigo, L ERA: 4.11 (8, 1)	2.0	W	7	2	0	0	2	0	0	0	0	0	0	11	11	0.00	1.000								

New York Mets @ Los Angeles Dodgers
Dodger Stadium, Los Angeles, CA
Sun May 29 1966, 3:33 AM PDT
Att: 30,482 - Unknown

AB	36
R	6
H	12
RBI	6
BB	3
SO	4
LOB	15



Batter	1	2	3	4	5	6	7	8	9	AB	R	H	RBI	BB	SO	LOB	TOP								
Cookie Rojas, R OBP: 0.284, SLG: 0.305 (1, 4)	F9	FC6-4			5-3		5-3		4-3	5	0	0	0	0	0	2	Philadelphia Phillies @ New York Mets Shea Stadium, Flushing, NY Mon May 30 1966, 3:33 AM EDT Unknown								
Johnny Callison, L OBP: 0.324, SLG: 0.364 (1, 9)	3-1		G3		IBB		HR		1B	4	1	2	1	1	0	0									
Dick Groat, R OBP: 0.308, SLG: 0.353 Tony Taylor, R OBP: 0.298, SLG: 0.398 (7, PR) (7, 5)	4-3		6-3		F7				1B	4	0	1	0	0	0	2									
Dick Allen, R OBP: 0.406, SLG: 0.661 Tony Gonzalez, L OBP: 0.272, SLG: 0.372 (7, 7)		HR	L7			SH2-3 HR	1B		FC6-2-5	4	2	2	1	0	0	1									
Jackie Brandt, R OBP: 0.286, SLG: 0.217 (1, 8)		CS BB		K		SH2-3			5-3	3	0	0	0	1	1	3									
Bill White, L OBP: 0.308, SLG: 0.342 (1, 3)		HR		G3		HR	IBB		4-3	3	2	1	1	1	0	0									
Bob Uecker, R OBP: 0.333, SLG: 0.473 (1, 2)		1B 2B		F7		HR			F7	4	2	2	3	0	0	0									
Bobby Wine, R OBP: 0.267, SLG: 0.310 (1, 6)		6-3			E5 SH3-4		F9			4	0	1	0	0	0	1									
Jim Bunning, R OBP: 0.257, SLG: 0.212 (1, 1)			FC6-4 1B		SH3-4		K		6-3	3	0	1	1	0	1	1									
Inning Stats	R: 0 E: 0 K: 0 S: 3	H: 0 LOB: 0 BB: 0 P: 3	R: 3 E: 0 K: 0 S: 6	H: 4 LOB: 1 BB: 1 P: 10	R: 0 E: 0 K: 0 S: 3	H: 0 LOB: 0 BB: 0 P: 3	R: 0 E: 0 K: 1 S: 5	H: 0 LOB: 0 BB: 0 P: 5	R: 0 E: 1 K: 0 S: 4	H: 0 LOB: 2 BB: 1 P: 8	R: 3 E: 0 K: 1 S: 7	H: 2 LOB: 1 BB: 1 P: 11	R: 1 E: 0 K: 0 S: 5	H: 2 LOB: 1 BB: 0 P: 5	R: 0 E: 0 K: 0 S: 4	H: 1 LOB: 1 BB: 0 P: 4	R: 0 E: 0 K: 0 S: 5	H: 2 LOB: 2 BB: 0 P: 5	1B: 4 2B: 3 3B: 0 HR: 4	SF: 0 SAC: 2 DP: 0 HBP: 0	WP: 0 PB: 0 SB: 0 CS: 1	PA: 41			
PITCHER	IP	WLS	BF	H	R	ER	SO	BB	IBB	HBP	BLK	WP	HR	S	P	ERA	WHIP								
Gordie Richardson, L ERA: 4.15 (1, 1)	1.1	L	7	3	3	3	0	1	0	0	0	0	2	6	10	20.25	3.000								
Dennis Ribant, R ERA: 2.05 (2, 1)	3.2		14	1	0	0	1	0	1	0	0	0	0	15	19	0.00	0.273								
Dave Eilers, R ERA: 4.82 (6, 1)	3.0		15	5	4	4	1	0	1	0	0	0	2	16	20	12.00	1.667								
Bill Hepler, L ERA: 1.13 (9, 1)	1.0		5	2	0	0	0	0	0	0	0	0	0	5	5	0.00	2.000								

AB	36
R	7
H	11
RBI	7
BB	3
SO	2
LOB	12



Batter	1	2	3	4	5	6	7	8	9	AB	R	H	RBI	BB	SO	LOB	BOTTOM								
Ron Hunt, R OBP: 0.371, SLG: 0.386 (1, 4)	P6		P6			6-3		FC6-4		4	0	0	0	0	0	3	Philadelphia Phillies @ New York Mets Shea Stadium, Flushing, NY Mon May 30 1966, 3:33 AM EDT Unknown								
Johnny Lewis, L OBP: 0.310, SLG: 0.356 (1, 9)	K		L7			5-3			BB 1B E	4	1	1	0	0	1	2									
Ken Boyer, R OBP: 0.322, SLG: 0.434 (1, 5)	K2-3				F7		K		E BB 1B	4	1	1	0	0	2	0									
Ed Kranepool, L OBP: 0.305, SLG: 0.333 (1, 3)		P6			3-1				L4-6 E BB	3	0	0	0	1	0	0									
Cleon Jones, R OBP: 0.308, SLG: 0.372 (1, 8)		G4-6-3 BB			K				E6 1B	3	0	0	1	1	1	2									
John Stephenson, L OBP: 0.300, SLG: 0.359 (1, 2)		G4-6-3			P6				L4-6	4	0	0	0	0	0	4									
Ron Swoboda, R OBP: 0.304, SLG: 0.354 (1, 7)			FC3-5 1B			K			P4 1B	4	0	2	1	0	1	0									
Roy McMillan, R OBP: 0.234, SLG: 0.194 (1, 6)			WP FC3-5 1B						K F8	4	0	2	0	0	1	2									
Gordie Richardson, R (1, 1)			FC3-5 WP							0	0	0	0	0	0	0									
Dennis Ribant, R (2, 1)										1	0	0	0	0	0	2									
Al Luplow, L OBP: 0.313 (5, PR)										1	0	0	0	0	1	1									
Dave Eilers, R (6, 1)										0	0	0	0	0	0	0									
Chuck Hiller, L OBP: 0.301, SLG: 0.370 (8, PR)										1	0	1	0	0	0	0									
Bill Hepler, L (9, 1)										0	0	0	0	0	0	0									
Inning Stats	R: 0 E: 0 K: 2 S: 7	H: 0 LOB: 0 BB: 0 P: 7	R: 0 E: 0 K: 0 S: 2	H: 0 LOB: 0 BB: 1 P: 6	R: 0 E: 0 K: 0 S: 5	H: 2 LOB: 2 BB: 0 P: 5	R: 0 E: 0 K: 1 S: 5	H: 0 LOB: 0 BB: 0 P: 5	R: 0 E: 0 K: 1 S: 3	H: 0 LOB: 0 BB: 0 P: 3	R: 0 E: 0 K: 1 S: 6	H: 1 LOB: 1 BB: 0 P: 6	R: 2 E: 1 K: 0 S: 6	H: 3 LOB: 2 BB: 1 P: 10	1B: 6 2B: 2 3B: 0 HR: 0	SF: 0 SAC: 0 DP: 2 HBP: 0	WP: 1 PB: 0 SB: 0 CS: 0	PA: 35							
PITCHER	IP	WLS	BF	H	R	ER	SO	BB	IBB	HBP	BLK	WP	HR	S	P	ERA	WHIP								
Jim Bunning, R ERA: 1.73 (1, 1)	9.0	W	35	7	2	1	7	2	0	0	0	1	0	47	55	1.00	1.000								


AB	33
R	2
H	7
RBI	2
BB	2
SO	7
LOB	16



Batter	1	2	3	4	5	6	7	8	9	AB	R	H	RBI	BB	SO	LOB	TOP					
Matty Alou, L OBP: 0.364, SLG: 0.506 (1, 8)	L6			4-3 1B	CS 1B			6-3	FC6-4	5	1	2	1	0	0	1						
Gene Alley, R OBP: 0.305, SLG: 0.364 (1, 6)	P6			4-3	CS			G3 E E 1B		4	1	1	0	0	0	1						
Manny Mota, R OBP: 0.400, SLG: 0.563 (1, 7)	K			P4				G3		4	0	1	0	0	1	2						
Willie Stargell, L OBP: 0.365, SLG: 0.438 Don Clendenon, R OBP: 0.304, SLG: 0.346 (1, 3)		K		1B HBP				E3 1B		3	0	0	0	0	1	1						
Roberto Clemente, R OBP: 0.342, SLG: 0.471 (1, 9)	K			1-3 2-H 1B				3-H 1B		4	0	2	1	0	2	1						
Jim Pagliaroni, R OBP: 0.291, SLG: 0.383 (1, 2)	F9			5-3				1-3	6-3	4	0	0	0	0	0	4						
Bill Mazerowski, R OBP: 0.261, SLG: 0.333 (1, 4)				F9		F3		F3	G5-4-3 1B	4	0	1	0	0	0	0						
Bob Bailey, R OBP: 0.335, SLG: 0.396 (1, 5)	L7			L7	SH1-3 1B			BB	G5-4-3	3	1	1	0	1	0	1						
Don Cardwell, R OBP: 0.071, SLG: 0.071 Al McBean, R (9, 1)	K			K	SH1-3			K	FC6-4 1B	3	0	1	0	0	2	1						
Inning Stats	R: 0 E: 0 K: 1 S: 5	H: 0 LOB: 0 BB: 0 P: 5	R: 0 E: 0 K: 2 S: 7	H: 0 LOB: 0 BB: 0 P: 7	R: 0 E: 0 K: 1 S: 5	H: 0 LOB: 0 BB: 0 P: 5	R: 1 E: 0 K: 0 S: 5	H: 2 LOB: 2 BB: 0 P: 6	R: 1 E: 0 K: 0 S: 4	H: 2 LOB: 0 BB: 0 P: 4	R: 0 E: 0 K: 1 S: 6	H: 1 LOB: 1 BB: 0 P: 6	R: 0 E: 0 K: 1 S: 5	H: 0 LOB: 1 BB: 1 P: 9	R: 1 E: 1 K: 0 S: 6	H: 2 LOB: 2 BB: 0 P: 6	R: 0 E: 0 K: 0 S: 4	H: 2 LOB: 0 BB: 0 P: 4	1B: 9 2B: 0 3B: 0 HR: 0	SF: 0 SAC: 1 DP: 1 HBP: 1	WP: 0 PB: 0 SB: 0 CS: 1	PA: 38
PITCHER Dennis Ribant, R ERA: 2.04 (1, 1)	IP: 9.0 WLS: L BF: 37 H: 9 R: 3 ER: 2 SO: 6 BB: 1 IBB: 0 HBP: 1 BLK: 0 WP: 0 HR: 0 S: 47 P: 52 ERA: 2.00 WHIP: 1.111															PITCHER						

Pittsburgh Pirates @ New York Mets
Shea Stadium, Flushing, NY
Wed Jun 01 1966, 7:05 PM EDT
Att: 11,795 - Unknown


AB 34
R 3
H 9
RBI 2
BB 1
SO 6
LOB 12





Batter	1	2	3	4	5	6	7	8	9	AB	R	H	RBI	BB	SO	LOB	BOTTOM			
Ron Hunt, R OBP: 0.372, SLG: 0.387 (1, 4)	P1			5-3		L8-4			L8	4	0	0	0	0	0	1				
Johnny Lewis, L OBP: 0.295, SLG: 0.361 (1, 9)	1-3			K				2-3	2B BB	3	0	0	0	1	1	0				
Ken Boyer, R OBP: 0.320, SLG: 0.445 (1, 5)	5-3			4-3				4-3 1B	2B	4	0	2	0	0	0	0				
Ed Kranepool, L OBP: 0.302, SLG: 0.321 Billy Murphy, R OBP: 0.250, SLG: 0.321 (9, PR)		G4-6-3 1B			1-4-3			4-3	BB	3	0	1	0	1	0	1				
Dick Stuart, R OBP: 0.257, SLG: 0.338 (1, 3)	L4			HR				K	K	4	1	1	1	0	2	5				
John Stephenson, L OBP: 0.267, SLG: 0.318 (1, 2)	G4-6-3				F2			6-3		3	0	0	0	0	0	1				
Cleon Jones, R OBP: 0.305, SLG: 0.371 (1, 8)			K		P4			6-3		3	0	0	0	0	1	0				
Roy McMillan, R OBP: 0.246, SLG: 0.210 (1, 6)			5-3			L8-4 SH3 1B		6-3		3	0	1	0	0	0	0				
Dennis Ribant, R Chuck Hiller, L OBP: 0.400, SLG: 0.379 (9, PH)			K		SH3			L3		1	0	0	0	0	1	0				
Inning Stats	R: 0 E: 0 K: 0 S: 3	H: 0 LOB: 0 BB: 0 P: 3	R: 0 E: 0 K: 0 S: 3	H: 1 LOB: 0 BB: 0 P: 3	R: 0 E: 0 K: 2 S: 7	H: 0 LOB: 0 BB: 0 P: 7	R: 0 E: 0 K: 1 S: 5	H: 0 LOB: 0 BB: 0 P: 5	R: 1 E: 0 K: 0 S: 4	H: 1 LOB: 0 BB: 0 P: 4	R: 0 E: 0 K: 0 S: 3	H: 1 LOB: 1 BB: 0 P: 6	R: 0 E: 0 K: 0 S: 3	H: 0 LOB: 0 BB: 0 P: 3	R: 1 E: 0 K: 1 S: 6	H: 1 LOB: 3 BB: 2 P: 14	1B: 3 2B: 2 3B: 0 HR: 1	SF: 0 SAC: 1 DP: 2 HBP: 0	WP: 0 PB: 0 SB: 0 CS: 0	PA: 32
PITCHER Don Cardwell, R ERA: 3.3 Al McBean, R ERA: 3.35 (9, 1)	IP: 8.2 WLS: W BF: 31 H: 5 R: 1 ER: 1 SO: 4 BB: 2 IBB: 0 HBP: 0 BLK: 0 WP: 0 HR: 1 S: 37 P: 45 ERA: 1.04 WHIP: 0.808															PITCHER				

Pittsburgh Pirates @ New York Mets
Shea Stadium, Flushing, NY
Wed Jun 01 1966, 7:05 PM EDT
Att: 11,795 - Unknown

AB 29
R 1
H 5
RBI 1
BB 2
SO 5
LOB 8



Batter	1	2	3	4	5	6	7	8	9	AB R H RBI BB SO LOB	TOP											
Gene Alley, R OBP: 0.315, SLG: 0.368 (1, 6)	4-0 CS BB	0-0 5-3					0-0 P3		0-0 1B SF7 1B	4 1 2 0 1 0 1	Pittsburgh Pirates @ New York Mets Shea Stadium, Flushing, NY Thu Jun 02 1966, 7:05 PM EDT Att: 11,785 - Unknown AB 35 R 5 H 10 RBI 5 BB 6 SO 4 LOB 15 											
Manny Mota, R OBP: 0.400, SLG: 0.554 (1, 8)	0-0 F9		0-0 6-3		0-3 K		0-0 BB 1B		0-0 G3 1B	5 0 2 1 0 1 2												
Roberto Clemente, R OBP: 0.344, SLG: 0.463 (1, 9)	4-0 1B BB		0-0 6-3		0-0 F8		4-0 BB		0-0 G3	3 0 0 0 2 0 3												
Donn Clendenon, R OBP: 0.312, SLG: 0.369 (1, 3)	0-0 BB 1B		0-3 K		0-0 HR		0-3 K		4-0 IBB	4 1 2 1 1 2 2												
Jim Pagliaroni, R OBP: 0.288, SLG: 0.374 (1, 2)	4-0 1-2 BB		0-0 P4		0-0 L7		0-0 4-3		0-0 SF7	3 0 0 1 1 0 0												
Bill Mazerowski, R OBP: 0.254, SLG: 0.324 (1, 4)	0-0 P5		0-0 6-3		0-0 6-3		0-0 F7		3-H 0-0 L8	5 0 0 0 0 0 5												
Bob Bailey, R OBP: 0.333, SLG: 0.387 (1, 5)		0-0 P4		4-0 BB	0-0 6-3		0-3 K			3 0 0 0 1 1 0												
Willie Stargell, L OBP: 0.366, SLG: 0.468 (1, 7)		0-0 2B		0-0 F9			0-0 F8		0-0 HR	4 1 2 1 0 0 1												
Vern Law, R OBP: 0.357, SLG: 0.571 (1, 1)		0-0 5-3			0-0 5-3		0-0 HR		0-0 1B 1B	4 2 2 1 0 0 1												
Inning Stats	R: 0 E: 0 K: 0 S: 3	H: 1 LOB: 3 BB: 3 P: 15	R: 0 E: 0 K: 0 S: 4	H: 1 LOB: 1 BB: 0 P: 4	R: 0 E: 0 K: 1 S: 5	H: 0 LOB: 0 BB: 0 P: 5	R: 0 E: 0 K: 0 S: 3	H: 0 LOB: 1 BB: 0 P: 7	R: 0 E: 0 K: 1 S: 6	H: 1 LOB: 1 BB: 0 P: 6	R: 1 E: 0 K: 0 S: 4	H: 1 LOB: 0 BB: 0 P: 4	R: 1 E: 0 K: 1 S: 7	H: 2 LOB: 2 BB: 1 P: 11	R: 0 E: 0 K: 1 S: 5	H: 0 LOB: 0 BB: 0 P: 5	R: 3 E: 0 K: 0 S: 7	H: 4 LOB: 2 BB: 1 P: 11	1B: 6 2B: 1 3B: 0 HR: 3	SF: 1 SAC: 0 DP: 0 HBP: 0	WP: 0 PB: 0 SB: 0 CS: 1	PA: 42
PITCHER	IP WLS BF H R ER SO BB IBB HBP BLK WP HR S P ERA WHIP																					
Rob Gardner, L ERA: 3.25 (1, 1)	6.2 L 30 6 2 2 2 5 0 0 0 0 0 2 29 49 2.70 1.650																					
Dave Eilers, R ERA: 4.35 (7, 1)	1.1 4 0 0 0 2 0 0 0 0 0 0 0 8 8 0.00 0.000																					
Gordie Richardson, L ERA: 5.71 (9, 1)	0.0 3 3 3 3 0 0 0 0 0 0 0 1 3 3 ∞ ∞																					
Bill Hepler, L ERA: 1.0 (9, 1)	1.0 5 1 0 0 0 0 0 1 0 0 0 0 0 4 8 0.00 1.000																					

Batter	1	2	3	4	5	6	7	8	9	AB R H RBI BB SO LOB	BOTTOM									
Cleon Jones, R OBP: 0.319, SLG: 0.378 (1, 8)	0-0 4-3 6-3 1B		0-0 6-3			4-0 SH3 BB		0-0 1B		3 0 2 0 1 0 0	Pittsburgh Pirates @ New York Mets Shea Stadium, Flushing, NY Thu Jun 02 1966, 7:05 PM EDT Att: 11,785 - Unknown AB 28 R 0 H 3 RBI 0 BB 4 SO 5 LOB 11 									
Ron Hunt, R OBP: 0.365, SLG: 0.379 (1, 4)	0-0 6-3 1-2		0-0 P3			0-0 SH3		0-0 L9		3 0 0 0 0 0 2										
Johnny Lewis, L OBP: 0.283, SLG: 0.345 (1, 9)	0-0 4-3			0-3 K2-3		0-0 4-3		0-3 K		4 0 0 0 0 2 3										
Gordie Richardson, R (9, 1)										0 0 0 0 0 0 0										
Bill Hepler, L (9, 1)										0 0 0 0 0 0 0										
Ken Boyer, R OBP: 0.318, SLG: 0.434 (1, 5)	4-0 BB		0-3 K		0-0 P6			0-0 L5		3 0 0 0 1 1 1										
Ed Kranepool, L OBP: 0.292, SLG: 0.310 (1, 3)	0-0 F9		0-0 1-3			0-0 P4		0-0 F8		4 0 0 0 0 0 2										
Al Luplow, L OBP: 0.289, SLG: 0.286 (1, 7)		4-0 G5-4-3 BB			0-0 P3		0-3 K		0-0 3-1	3 0 0 0 1 1 0										
Hawk Taylor, R OBP: 0.250, SLG: 0.375 (1, 2)			0-0 G5-4-3		0-0 P5		4-0 BB			2 0 0 0 0 0 1										
John Stephenson, L OBP: 0.283, SLG: 0.318 (7, PH)			1-2							0 0 0 0 1 0 0										
Roy McMillan, R OBP: 0.248, SLG: 0.213 (1, 6)		0-0 6-3			0-0 1B		0-0 L7			3 0 1 0 0 0 1										
Rob Gardner, R OBP: 0.130, SLG: 0.174 (7, 1)			0-0 P6		0-3 K			0-0 F9		2 0 0 0 0 1 1										
Dave Eilers, R (7, 1)										0 0 0 0 0 0 0										
Chuck Hiller, L OBP: 0.387, SLG: 0.367 (6, PH)										1 0 0 0 0 0 0										
Inning Stats	R: 0 E: 0 K: 0 S: 4	H: 1 LOB: 2 BB: 1 P: 8	R: 0 E: 0 K: 0 S: 2	H: 0 LOB: 0 BB: 1 P: 6	R: 0 E: 0 K: 2 S: 7	H: 0 LOB: 0 BB: 0 P: 7	R: 0 E: 0 K: 1 S: 6	H: 0 LOB: 1 BB: 0 P: 6	R: 0 E: 0 K: 0 S: 3	H: 0 LOB: 1 BB: 1 P: 7	R: 0 E: 0 K: 1 S: 5	H: 0 LOB: 1 BB: 1 P: 9	R: 0 E: 0 K: 1 S: 6	H: 1 LOB: 1 BB: 0 P: 6	R: 0 E: 0 K: 0 S: 3	H: 0 LOB: 0 BB: 0 P: 3	1B: 3 2B: 0 3B: 0 HR: 0	SF: 0 SAC: 1 DP: 1 HBP: 0	WP: 0 PB: 0 SB: 0 CS: 0	PA: 33
PITCHER	IP WLS BF H R ER SO BB IBB HBP BLK WP HR S P ERA WHIP																			
Vern Law, R ERA: 2.01 (1, 1)	9.0 W 33 3 0 0 5 4 0 0 0 0 0 0 39 55 0.00 0.778																			

Batter	1	2	3	4	5	6	7	8	9	AB	R	H	RBI	BB	SO	LOB	TOP			
Maury Wills, S OBP: 0.326, SLG: 0.324 (1, 6)	4-0 CS BB		0-0 4-3			0-0 4-3		0-0 B3-1	0-0 3 0 0 0 1 0 0											
Wes Parker, S OBP: 0.342, SLG: 0.414 (1, 3)	0-0 B4-3 1-2		0-3 K			0-0 F9		0-0 HR	0-0 4 1 1 1 0 1 1											
Willie Davis, L OBP: 0.288, SLG: 0.350 (1, 8)	0-0 G3			0-3 K			0-0 P4	0-3 K	0-3 4 0 0 0 0 2 0											
Lou Johnson, R OBP: 0.323, SLG: 0.470 (1, 9)		0-0 E 5-3 1B		0-0 F8			0-0 5-3	0-0 5-3	0-0 4 1 1 0 0 0 0											
Jim Lefebvre, S OBP: 0.366, SLG: 0.519 (1, 4)		0-0 E8 5-3 1-3		0-0 4-3			0-0 4-3		0-0 3 0 0 0 0 0 1											
Wes Covington, L OBP: 0.111, SLG: 0.059 (1, 7)		0-0 5-3				0-0 P8		0-0 F9	0-0 3 0 0 1 0 0 1											
John Roseboro, L OBP: 0.311, SLG: 0.373 (1, 2)		0-0 5-3				0-0 L9		0-0 4-3	0-0 3 0 0 0 0 0 1											
John Kennedy, R OBP: 0.260, SLG: 0.255 (1, 5)		0-3 K				0-0 6-3		0-0 1B	0-0 3 0 1 0 0 1 1											
Don Drysdale, R WPA: 0.260, SLG: 0.387 (5, 1) Nick Wilhite, L OBP: 0.297, SLG: 0.111 (6, PH) Bob Miller, R OBP: 0.296, SLG: 0.283 (8, PH) Tommy Davis, R OBP: 0.296, SLG: 0.283 (8, PH) Jim Brewer, L (8, 1)			0-0 5-3				0-0 P6	0-0 P4	0-0 1 0 0 0 0 0 0 0 0 0 0 0 0 0 0 1 0 0 0 0 0 0 0 0 0 0 0 0 1 0 0 0 0 0 1 0 0 0 0 0 0 0											
Inning Stats	R: 0 E: 0 K: 0 S: 2	H: 0 LOB: 0 BB: 1 P: 6	R: 1 E: 1 K: 1 S: 7	H: 1 LOB: 1 BB: 0 P: 7	R: 0 E: 0 K: 1 S: 5	H: 0 LOB: 0 BB: 0 P: 5	R: 0 E: 0 K: 1 S: 5	H: 0 LOB: 0 BB: 0 P: 5	R: 0 E: 0 K: 0 S: 3	H: 0 LOB: 0 BB: 0 P: 3	R: 0 E: 0 K: 0 S: 3	H: 0 LOB: 0 BB: 0 P: 3	R: 0 E: 0 K: 0 S: 4	H: 1 LOB: 1 BB: 0 P: 4	R: 1 E: 0 K: 1 S: 6	H: 1 LOB: 0 BB: 0 P: 6	1B: 2 2B: 0 3B: 0 HR: 1	SF: 0 SAC: 0 DP: 0 HBP: 0	WP: 0 PB: 0 SB: 0 CS: 1	PA: 31
PITCHER Jack Fisher, R ERA: 3.92 (1, 1)	IP: 9.0 WLS: W BF: 31 H: 3 R: 2 ER: 1 SO: 4 BB: 1 IBB: 0 HBP: 0 BLK: 0 WP: 0 HR: 1 S: 38 P: 42 ERA: 1.00 WHIP: 0.444																			

Los Angeles Dodgers @ New York Mets
Shea Stadium, Flushing, NY
Fri Jun 03 1966, 7:05 PM EDT
Att: 49,414 - Unknown

AB 30
R 2
H 3
RBI 2
BB 1
SO 4
LOB 6



Batter	1	2	3	4	5	6	7	8	9	AB	R	H	RBI	BB	SO	LOB	BOTTOM			
Chuck Hiller, L OBP: 0.371, SLG: 0.353 (1, 7) Billy Murphy, R OBP: 0.242, SLG: 0.310 (8, 8)	0-0 P6	0-0 5-3			0-0 SH3-4 E 1B	0-0 F3		0-3 K	0-0 4 1 1 0 0 0 2 1 0 0 0 0 1 0											
Ron Hunt, R OBP: 0.364, SLG: 0.385 (1, 4)	0-0 1B SF8 2B	0-0 F7			0-0 SH3-4 1-2 1B	0-0 6-3			0-0 3 1 1 0 0 0 2											
Cleon Jones, R OBP: 0.331, SLG: 0.389 (1, 8) (8, 9)	0-0 1B 2-3 1B		0-0 1B		0-0 E3 HR 1B		0-0 1-3		0-0 4 2 3 1 0 0 0											
Ed Kranepool, L OBP: 0.299, SLG: 0.319 (1, 3)	0-0 SF8		0-0 G6-3 1B		0-0 F8		0-0 1B S 1B		0-0 3 1 2 1 0 0 1											
Ken Boyer, R OBP: 0.331, SLG: 0.468 (1, 5)	0-0 1B 1-3 1B		0-0 F5		0-0 HR 2H 1B		0-0 S 1B		0-0 4 1 3 2 0 0 2											
Al Luplow, L OBP: 0.310, SLG: 0.308 (1, 9) (8, 7)	0-0 1B 1-3 3H 1B		0-0 G6-3 1-2 1B		0-0 1B		0-0 P6		0-0 4 0 2 1 0 0 4											
Roy McMillan, R OBP: 0.240, SLG: 0.205 (1, 6)	0-0 F8		0-3 K		0-0 L9		0-3 K		0-3 4 0 0 0 0 2 4											
Jerry Grote, R OBP: 0.346, SLG: 0.265 (1, 2)		4-0 FC3-6 BB		0-0 5-3		0-0 FC3-6 1B		0-3 K	0-3 3 0 1 0 1 1 0											
Jack Fisher, R OBP: 0.150, SLG: 0.158 (1, 1)		0-0 FC3-6 1-2 5-3		0-0 L7		0-0 FC3-6 1-2		0-0 5-3	0-0 4 0 0 0 0 0 2											
Inning Stats	R: 2 E: 0 K: 0 S: 7	H: 4 LOB: 2 BB: 0 P: 7	R: 0 E: 0 K: 0 S: 3	H: 0 LOB: 1 BB: 1 P: 7	R: 0 E: 0 K: 1 S: 4	H: 2 LOB: 1 BB: 0 P: 4	R: 0 E: 0 K: 1 S: 5	H: 0 LOB: 0 BB: 0 P: 5	R: 3 E: 1 K: 0 S: 7	H: 4 LOB: 1 BB: 0 P: 7	R: 0 E: 0 K: 0 S: 4	H: 1 LOB: 1 BB: 0 P: 4	R: 1 E: 0 K: 1 S: 7	H: 2 LOB: 1 BB: 0 P: 7	R: 0 E: 0 K: 2 S: 7	H: 0 LOB: 0 BB: 0 P: 7	1B: 11 2B: 1 3B: 0 HR: 1	SF: 1 SAC: 1 DP: 1 HBP: 0	WP: 0 PB: 0 SB: 2 CS: 0	PA: 37
PITCHER Don Drysdale, R ERA: 4.04 (5, 1) Nick Wilhite, L ERA: 2.45 (6, 1) Bob Miller, R ERA: 3.6 (8, 1) Jim Brewer, L ERA: (8, 1)	IP: 4.2 WLS: L BF: 23 H: 5 R: 5 ER: 5 SO: 1 BB: 1 IBB: 0 HBP: 0 BLK: 0 WP: 0 HR: 1 S: 24 P: 28 ERA: 9.64 WHIP: 2.143																			

Los Angeles Dodgers @ New York Mets
Shea Stadium, Flushing, NY
Fri Jun 03 1966, 7:05 PM EDT
Att: 49,414 - Unknown

AB 34
R 6
H 13
RBI 5
BB 1
SO 4
LOB 17



Batter	1	2	3	4	5	6	7	8	9	AB	R	H	RBI	BB	SO	LOB	TOP					
Maury Wills, S OBP: 0.333, SLG: 0.331 (1, 6)	L6		S 1B		SH1-4 1B	F9		CS 1B		5	1	3	1	0	0	1	Los Angeles Dodgers @ New York Mets Shea Stadium, Flushing, NY Sat Jun 04 1966, 3:33 AM EDT Att: 35,909 - Unknown					
Wes Parker, S OBP: 0.350, SLG: 0.421 (1, 3) (9, 8)	PB 1-3 1B		F8		SH1-4	HR 1B		CS 1-2	FC6 1B	4	1	3	0	0	0	1						
Willie Davis, L OBP: 0.295, SLG: 0.352 Tommy Davis, R OBP: 0.297, SLG: 0.339 Jim Gilliam, S OBP: 0.239, SLG: 0.224 (1, 8) (5, 7) (9, 3)	1-3				WP S 1B	HR 1-2 1B			K	2	0	1	1	1	0	1						
Lou Johnson, R OBP: 0.327, SLG: 0.470 Derrell Griffith, L OBP: 0.200, SLG: 0.077 (1, 7) (5, 8) (9, 7)			3-1		P6	K			FC6 G3-6-1	0	0	0	0	0	0	0						
Jim Lefebvre, S OBP: 0.362, SLG: 0.506 (1, 4)	K				1-3	WP IBB			G3-6-1	4	0	0	0	1	2	4						
Al Ferrara, R OBP: 0.321, SLG: 0.386 (1, 9)					G3 1B	5-3				4	0	1	0	0	0	2						
John Roseboro, L OBP: 0.310, SLG: 0.368 (1, 2)					G3	1-2 2-3				4	1	1	0	0	1	1						
John Kennedy, R OBP: 0.241, SLG: 0.235 (1, 5)					1-3					4	0	0	0	0	1	2						
Claude Osteen, L OBP: 0.242, SLG: 0.406 Phil Regan, R OBP: 0.100, SLG: 0.100 (1, 1) (7, 1)					P7	1B 3B			5-3	3	2	2	1	0	0	0						
Inning Stats	R: 0 E: 0 K: 1 S: 6	H: 1 LOB: 2 BB: 0 P: 7	R: 0 E: 0 K: 0 S: 3	H: 0 LOB: 0 BB: 0 P: 3	R: 0 E: 0 K: 0 S: 4	H: 1 LOB: 1 BB: 0 P: 8	R: 0 E: 0 K: 0 S: 4	H: 1 LOB: 1 BB: 0 P: 4	R: 2 E: 0 K: 0 S: 6	H: 3 LOB: 2 BB: 1 P: 10	R: 4 E: 0 K: 1 S: 9	H: 4 LOB: 0 BB: 0 P: 9	R: 0 E: 0 K: 2 S: 7	H: 0 LOB: 0 BB: 0 P: 7	R: 0 E: 0 K: 1 S: 5	H: 1 LOB: 0 BB: 0 P: 5		R: 0 E: 0 K: 1 S: 6	H: 1 LOB: 1 BB: 0 P: 6	1B: 10 2B: 0 3B: 1 HR: 1	SF: 0 SAC: 1 DP: 1 HBP: 1	WP: 1 PB: 1 SB: 3 CS: 1
PITCHER	IP	WLS	BF	H	R	ER	SO	BB	IBB	HBP	BLK	WP	HR	S	P	ERA	WHIP					
Jack Hamilton, R ERA: 3.54 Gordie Richardson, L ERA: 6.5 Bill Hepler, L ERA: 0.82 Dave Eilers, R ERA: 4.15 (1, 1) (6, 1) (7, 1) (9, 1)	5.1	L	27	8	4	4	1	1	1	1	0	1	0	26	35	6.75	1.688					

Batter	1	2	3	4	5	6	7	8	9	AB	R	H	RBI	BB	SO	LOB	BOTTOM					
Cleon Jones, R OBP: 0.333, SLG: 0.390 (1, 9) (8, 8)	3-1		1-3							5	1	2	0	0	1	0	Los Angeles Dodgers @ New York Mets Shea Stadium, Flushing, NY Sat Jun 04 1966, 3:33 AM EDT Att: 35,909 - Unknown					
Ron Hunt, R OBP: 0.383, SLG: 0.404 (1, 4)	1B		4-3 1B		E 1-3 2B					3	1	3	0	2	0	0						
Ken Boyer, R OBP: 0.319, SLG: 0.450 (1, 5)	F8		4-3 1-2		FC5-2 E					5	0	0	0	0	1	7						
Dick Stuart, R OBP: 0.280, SLG: 0.348 (1, 3)	FC5-4 1B		K		3-H 4-0 1-2 2-3 IBB					4	0	2	1	1	2	2						
Ron Swoboda, R OBP: 0.324, SLG: 0.355 (1, 7)	FC5-4 1-2				F2					5	0	2	1	0	0	6						
Eddie Bressoud, R OBP: 0.292, SLG: 0.391 (1, 6)					CS 1B					3	1	1	0	1	0	3						
Billy Murphy, R OBP: 0.250, SLG: 0.313 Al Luplow, L OBP: 0.302, SLG: 0.300 (1, 8) (7, PH) (8, 9)			F7		1B					3	0	1	0	0	1	2						
Jerry Grote, R OBP: 0.345, SLG: 0.268 Bill Hepler, L Chuck Hillier, L OBP: 0.361, SLG: 0.343 Dave Eilers, R (1, 2) (7, 1) (8, PH) (9, 1)			FC6-4		1-4-3					0	0	0	0	0	0	0						
Jack Hamilton, R OBP: 0.167, SLG: 0.130 Gordie Richardson, R Hawk Taylor, R OBP: 0.200, SLG: 0.300 (1, 1) (6, PH) (7, 2)			F9		5-3					2	0	0	0	0	0	1						
Inning Stats	R: 0 E: 0 K: 0 S: 5	H: 2 LOB: 2 BB: 0 P: 5	R: 0 E: 0 K: 0 S: 3	H: 0 LOB: 1 BB: 1 P: 7	R: 0 E: 0 K: 1 S: 6	H: 1 LOB: 1 BB: 0 P: 6	R: 0 E: 0 K: 0 S: 4	H: 2 LOB: 1 BB: 0 P: 4	R: 0 E: 0 K: 0 S: 5	H: 2 LOB: 3 BB: 1 P: 9	R: 1 E: 0 K: 1 S: 6	H: 2 LOB: 0 BB: 0 P: 6	R: 2 E: 0 K: 1 S: 8	H: 3 LOB: 2 BB: 1 P: 12	R: 0 E: 0 K: 1 S: 5	H: 0 LOB: 0 BB: 0 P: 5		R: 0 E: 0 K: 1 S: 5	H: 0 LOB: 1 BB: 1 P: 9	1B: 10 2B: 1 3B: 1 HR: 0	SF: 0 SAC: 0 DP: 1 HBP: 0	WP: 0 PB: 0 SB: 0 CS: 1
PITCHER	IP	WLS	BF	H	R	ER	SO	BB	IBB	HBP	BLK	WP	HR	S	P	ERA	WHIP					
Claude Osteen, L ERA: 2.31 Phil Regan, R ERA: 1.69 (1, 1) (7, 1)	6.0	W	28	10	2	2	2	1	1	0	0	0	0	30	38	3.00	1.833					




Batter	1	2	3	4	5	6	7	8	9	AB	R	H	RBI	BB	SO	LOB	TOP									
Maury Wills, S OBP: 0.330, SLG: 0.328 Bart Shirley, R OBP: 0.200, SLG: 0.200	F8		F9		K				6-3	5	1	1	0	0	1	2										
Wes Parker, S OBP: 0.349, SLG: 0.451	L7		F8		F8					6	2	2	4	0	0	0										
Willie Davis, L OBP: 0.300, SLG: 0.374 Jim Gilliam, S OBP: 0.234, SLG: 0.218	E1				1B				L9	4	2	2	1	0	0	0										
Tommy Davis, R OBP: 0.348, SLG: 0.418 Derrill Griffith, L OBP: 0.198, SLG: 0.071	WP				1B				L7	5	2	5	0	0	0	0										
Jim Lefebvre, S OBP: 0.359, SLG: 0.503	K				B2					3	1	1	2	0	1	4										
Al Ferrara, R OBP: 0.346, SLG: 0.446										4	3	3	3	1	1	0										
John Kennedy, R OBP: 0.254, SLG: 0.268	5-3				F8					5	2	2	2	0	0	1										
Jeff Torborg, R OBP: 0.319, SLG: 0.323	5-3				K					4	0	1	2	1	1	0										
Sandy Koufax, R OBP: 0.100, SLG: 0.079					6-3					5	1	2	2	0	1	2										
Inning Stats	R: 0 E: 1 K: 1 S: 7	H: 1 LOB: 2 BB: 0 P: 7	R: 0 E: 0 K: 1 S: 5	H: 0 LOB: 0 BB: 0 P: 5	R: 0 E: 0 K: 0 S: 3	H: 0 LOB: 0 BB: 0 P: 3	R: 3 E: 0 K: 1 S: 8	H: 3 LOB: 0 BB: 0 P: 8	R: 0 E: 0 K: 2 S: 7	H: 0 LOB: 0 BB: 0 P: 7	R: 1 E: 0 K: 0 S: 5	H: 3 LOB: 1 BB: 0 P: 5	R: 7 E: 0 K: 0 S: 11	H: 8 LOB: 2 BB: 1 P: 15	R: 4 E: 1 K: 0 S: 7	H: 3 LOB: 2 BB: 1 P: 11	R: 1 E: 0 K: 0 S: 4	H: 1 LOB: 0 BB: 0 P: 4	1B: 11 2B: 3 3B: 1 HR: 4	SF: 1 SAC: 1 DP: 0 HBP: 0	WP: 2 PB: 0 SB: 1 CS: 0	PA: 49				
PITCHER	IP	WLS	BF	H	R	ER	SO	BB	IBB	HBP	BLK	WP	HR	S	P	ERA	WHIP									
Gerry Arrigo, L ERA: 4.7	(1, 1)	5.1	L	23	6	4	4	5	0	0	0	0	0	2	33	33	6.75	1.125								
Dave Eilers, R ERA: 4.03	(6, 1)	0.2		2	1	0	0	0	0	0	0	0	0	2	2	0.00	1.500									
Gordie Richardson, L ERA: 9.18	(7, 1)	0.2		8	6	6	6	0	0	0	0	0	1	8	8	81.00	9.000									
Bill Hepler, L ERA: 1.59	(7, 1)	0.1		4	2	1	1	0	0	1	0	0	0	3	7	27.00	6.000									
Jack Hamilton, R ERA: 3.57	(8, 1)	2.0		12	4	5	1	0	1	0	0	0	1	11	15	4.50	2.500									

Los Angeles Dodgers @ New York Mets
Shea Stadium, Flushing, NY
Sun Jun 05 1966, 3:33 AM EDT
Unknown

livebaseballscores.com

AB 45
R 16
H 19
RBI 16
BB 2
SO 5
LOB 9




Batter	1	2	3	4	5	6	7	8	9	AB	R	H	RBI	BB	SO	LOB	BOTTOM								
Cleon Jones, R OBP: 0.324, SLG: 0.379	F8		P4			5-3		F8		4	0	0	0	0	0	0									
Ron Hunt, R OBP: 0.386, SLG: 0.423	F9									3	2	1	1	1	0	0									
Ken Boyer, R OBP: 0.317, SLG: 0.452										4	0	1	0	0	1	2									
Dick Stuart, R OBP: 0.278, SLG: 0.342	6-3									4	1	1	0	0	0	2									
Ron Swoboda, R OBP: 0.321, SLG: 0.344										3	0	0	0	1	3	0									
Hawk Taylor, R OBP: 0.194, SLG: 0.231 Jack Hamilton, R OBP: 0.167, SLG: 0.130 Chuck Hillier, L OBP: 0.376, SLG: 0.361	F7									3	0	0	0	0	2	3									
Billy Murphy, R OBP: 0.250, SLG: 0.306	F7									0	0	0	0	0	0	0									
Roy McMillan, R OBP: 0.236, SLG: 0.202 Gordie Richardson, R OBP: 0.341, SLG: 0.264										1	0	1	0	0	0	0									
Billy Hepler, L OBP: 0.341, SLG: 0.264										1	0	0	0	0	0	2									
Gerry Arrigo, L OBP: 0.400, SLG: 0.400 Dave Eilers, R OBP: 0.284, SLG: 0.379										1	0	0	0	0	1	0									
Eddie Bressoud, R OBP: 0.284, SLG: 0.379										2	0	0	0	0	0	0									
Inning Stats	R: 0 E: 0 K: 0 S: 4	H: 1 LOB: 1 BB: 0 P: 4	R: 0 E: 0 K: 1 S: 5	H: 0 LOB: 0 BB: 0 P: 5	R: 0 E: 0 K: 2 S: 7	H: 0 LOB: 0 BB: 0 P: 7	R: 0 E: 0 K: 0 S: 2	H: 0 LOB: 0 BB: 1 P: 6	R: 0 E: 0 K: 3 S: 9	H: 0 LOB: 0 BB: 0 P: 9	R: 0 E: 0 K: 0 S: 3	H: 0 LOB: 0 BB: 0 P: 3	R: 2 E: 1 K: 1 S: 8	H: 2 LOB: 2 BB: 1 P: 12	R: 1 E: 0 K: 1 S: 6	H: 1 LOB: 0 BB: 0 P: 6	R: 0 E: 0 K: 1 S: 6	H: 1 LOB: 1 BB: 0 P: 6	1B: 3 2B: 1 3B: 0 HR: 1	SF: 0 SAC: 0 DP: 1 HBP: 0	WP: 0 PB: 0 SB: 0 CS: 0	PA: 34			
PITCHER	IP	WLS	BF	H	R	ER	SO	BB	IBB	HBP	BLK	WP	HR	S	P	ERA	WHIP								
Sandy Koufax, L ERA: 1.44	(1, 1)	9.0	W	34	5	3	1	9	2	0	0	0	0	50	58	1.00	0.778								

Los Angeles Dodgers @ New York Mets
Shea Stadium, Flushing, NY
Sun Jun 05 1966, 3:33 AM EDT
Unknown

livebaseballscores.com

AB 32
R 3
H 5
RBI 3
BB 2
SO 9
LOB 10



Batter	1	2	3	4	5	6	7	8	9	AB	R	H	RBI	BB	SO	LOB	TOP			
Maury Wills, S OBP: 0.322, SLG: 0.319 (1,6)										5	0	0	0	0	0	2				
Wes Parker, S OBP: 0.350, SLG: 0.463 (1,3)										4	1	1	1	1	1	1				
Willie Davis, L OBP: 0.299, SLG: 0.377 (1,8)										4	1	1	0	0	1	3				
Tommy Davis, R OBP: 0.356, SLG: 0.451 (8, PR)										4	0	2	0	0	0	1				
Lou Johnson, R OBP: 0.327, SLG: 0.470 (8, PH)										0	0	0	0	0	0	0				
Ron Perranoski, L OBP: 0.333, SLG: 0.667 (8, 1)										0	0	0	0	0	0	0				
Jim Lefebvre, S OBP: 0.354, SLG: 0.497 (1,4)										2	0	0	1	0	0	1				
Al Ferrara, R OBP: 0.356, SLG: 0.462 (1,9)										4	0	2	0	0	0	3				
John Roseboro, L OBP: 0.315, SLG: 0.368 (1,2)										3	0	1	0	1	0	2				
John Kennedy, R OBP: 0.258, SLG: 0.271 (8, PH)										3	0	1	0	0	0	2				
Jim Gilliam, S OBP: 0.232, SLG: 0.216 (8, 5)										1	0	0	0	0	0	3				
Joe Moeller, R OBP: 0.500, SLG: 0.500 (6, 1)										2	0	1	0	0	0	0				
Bob Miller, R OBP: 0.176, SLG: 0.067 (8, 7)										1	0	0	0	0	1	1				
Derrell Griffith, L OBP: 0.176, SLG: 0.067 (8, 7)										1	0	0	0	0	0	0				
Inning Stats	R: 0 E: 0 K: 0 S: 3	H: 0 LOB: 0 BB: 0 P: 3	R: 0 E: 0 K: 0 S: 4	H: 1 LOB: 1 BB: 0 P: 4	R: 0 E: 0 K: 0 S: 3	H: 0 LOB: 0 BB: 0 P: 3	R: 2 E: 0 K: 0 S: 7	H: 4 LOB: 2 BB: 0 P: 7	R: 0 E: 0 K: 2 S: 4	H: 1 LOB: 1 BB: 0 P: 4	R: 0 E: 0 K: 0 S: 4	H: 1 LOB: 2 BB: 1 P: 12	R: 0 E: 0 K: 0 S: 4	H: 1 LOB: 3 BB: 0 P: 8	R: 0 E: 0 K: 1 S: 5	H: 0 LOB: 0 BB: 0 P: 5	1B: 4 2B: 4 3B: 0 HR: 1	SF: 1 SAC: 1 DP: 0 HBP: 0	WP: 0 PB: 1 SB: 0 CS: 0	PA: 38
PITCHER	IP WLS BF H R ER SO BB IBB HBP BLK WP HR S P ERA WHIP																			
Dennis Ribant, R ERA: 2.14 (1, 1)	6.2 29 8 2 2 1 1 0 0 0 0 1 30 34 2.70 1.350																			
Larry Bearnarth, R ERA: 3.86 (7, 1)	2.1 W 9 1 0 0 2 0 1 0 0 0 0 0 12 16 0.00 0.429																			

Los Angeles Dodgers @ New York Mets
Shea Stadium, Flushing, NY
Sun Jun 05 1966, 3:38 AM EDT
Att: 56,332 - Unknown

AB 34
R 2
H 9
RBI 2
BB 2
SO 3
LOB 19

Batter	1	2	3	4	5	6	7	8	9	AB	R	H	RBI	BB	SO	LOB	BOTTOM			
Chuck Hiller, L OBP: 0.375, SLG: 0.342 (1, 7)										2	0	0	0	0	0	1				
Ron Swoboda, R OBP: 0.318, SLG: 0.340 (8, PH)										1	0	0	0	0	0	0				
Ron Hunt, R OBP: 0.377, SLG: 0.412 (1, 4)										4	0	0	0	0	0	2				
Al Luplow, L OBP: 0.298, SLG: 0.279 (1, 9)										3	0	0	0	0	0	0				
Ken Boyer, R OBP: 0.322, SLG: 0.453 (1, 5)										4	1	2	0	0	0	0				
Cleon Jones, R OBP: 0.318, SLG: 0.371 (1, 8)										3	0	0	0	0	1	3				
Ed Kranepool, L OBP: 0.299, SLG: 0.328 (1, 3)										3	1	1	0	0	0	2				
Dick Stuart, R OBP: 0.288, SLG: 0.342 (8, PH)										0	0	0	0	1	0	0				
Roy McMillan, R OBP: 0.236, SLG: 0.203 (1, 6)										4	1	1	1	0	0	2				
Jerry Grote, R OBP: 0.360, SLG: 0.303 (1, 2)										4	0	3	0	0	0	1				
Dennis Ribant, R OBP: 0.125, SLG: 0.125 (1, 1)										2	0	1	0	0	0	1				
Larry Bearnarth, R ERA: 3.18 (7, 1)										1	0	0	0	0	0	1				
Eddie Bressoud, R OBP: 0.284, SLG: 0.379 (8, PH)										1	0	0	0	0	0	2				
Inning Stats	R: 0 E: 0 K: 0 S: 3	H: 0 LOB: 0 BB: 0 P: 3	R: 0 E: 1 K: 0 S: 3	H: 0 LOB: 0 BB: 0 P: 3	R: 0 E: 0 K: 0 S: 4	H: 1 LOB: 1 BB: 0 P: 4	R: 0 E: 0 K: 0 S: 3	H: 0 LOB: 0 BB: 0 P: 3	R: 2 E: 1 K: 1 S: 8	H: 3 LOB: 2 BB: 0 P: 9	R: 0 E: 0 K: 0 S: 3	H: 1 LOB: 1 BB: 0 P: 4	R: 0 E: 0 K: 0 S: 3	H: 1 LOB: 0 BB: 0 P: 3	R: 0 E: 0 K: 0 S: 4	H: 2 LOB: 2 BB: 1 P: 8	1B: 6 2B: 2 3B: 0 HR: 0	SF: 0 SAC: 1 DP: 2 HBP: 2	WP: 1 PB: 0 SB: 1 CS: 1	PA: 37
PITCHER	IP WLS BF H R ER SO BB IBB HBP BLK WP HR S P ERA WHIP																			
Joe Moeller, R ERA: 1.56 (1, 1)	5.0 22 5 2 1 1 1 0 0 0 0 0 0 22 24 1.80 1.000																			
Bob Miller, R ERA: 3.18 (6, 1)	2.0 5 1 0 0 0 0 0 0 0 0 0 0 5 5 0.00 0.500																			
Ron Perranoski, L ERA: 2.16 (8, 1)	1.2 L 9 2 1 1 0 0 0 1 0 0 1 0 7 11 5.40 1.200																			

Los Angeles Dodgers @ New York Mets
Shea Stadium, Flushing, NY
Sun Jun 05 1966, 3:38 AM EDT
Att: 56,332 - Unknown

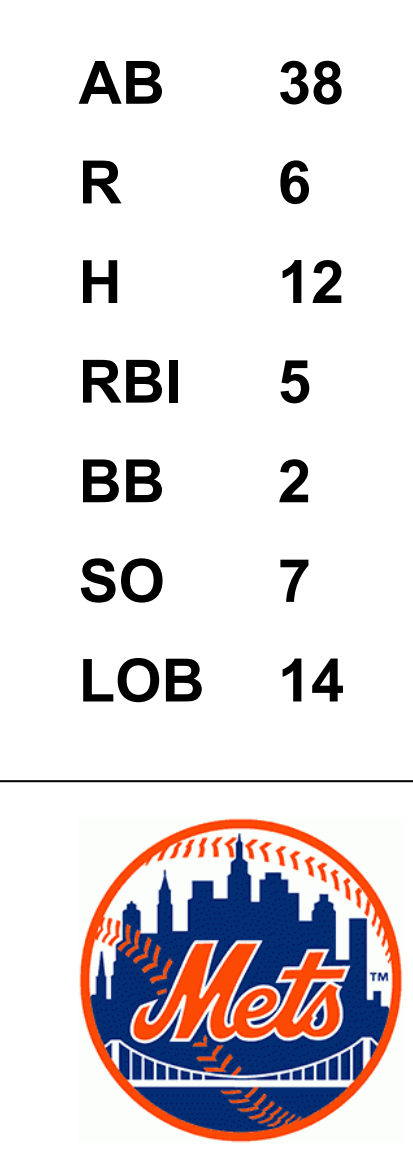
AB 32
R 3
H 8
RBI 1
BB 1
SO 1
LOB 15

Batter	1	2	3	4	5	6	7	8	9	AB	R	H	RBI	BB	SO	LOB	TOP											
Denis Menke, R (1.5) OBP: 0.388, SLG: 0.462 Eddie Mathews, L (9.5) OBP: 0.291, SLG: 0.285	1-3		L6		1B	K	HBP			3	1	0	1	1	1	1	Atlanta Braves @ New York Mets Shea Stadium, Flushing, NY Tue Jun 07 1966, 3:33 AM EDT Att: 14,513 - Unknown											
Woody Woodward, R (1.6) OBP: 0.353, SLG: 0.346	K		F2		FC1-6 1B	1B	G5-3			5	2	2	2	0	1	3												
Hank Aaron, R (1.9) OBP: 0.368, SLG: 0.607	F7				1B	1B	1B			4	1	2	2	1	0	0												
Felipe Alou, R (1.7) OBP: 0.325, SLG: 0.477		6-3			F5	FC1-6 HR	1B	K		5	1	1	1	0	1	3												
Mack Jones, L (1.8) OBP: 0.325, SLG: 0.522					K	K	K	F5		5	0	1	0	0	3	4												
Joe Torre, R (1.3) OBP: 0.357, SLG: 0.519					5-3	HR				4	1	1	3	1	0	1												
Rico Carty, R (1.2) OBP: 0.313, SLG: 0.313										4	2	1	0	1	1	2												
Felix Millan, R (1.4) OBP: 0.350, SLG: 0.400										5	2	4	0	0	1	2												
Denny Lemaster, R (1.1) OBP: 0.179, SLG: 0.080 Clay Carroll, R (3.1) ERA: 4.15										1	0	0	0	0	1	0												
Miguel de la Hoz, R (5. PH) OBP: 0.123, SLG: 0.125 Arnold Umbach, R (5.1) OBP: 0.400, SLG: 0.250 Ted Abernathy, R (7.1) OBP: 0.266, SLG: 0.167										0	0	0	0	0	0	1												
Inning Stats	R: 0 E: 0 K: 1 S: 5	H: 0 LOB: 0 BB: 0 P: 5	R: 0 E: 0 K: 2 S: 8	H: 1 LOB: 2 BB: 1 P: 12	R: 0 E: 0 K: 1 S: 5	H: 0 LOB: 0 BB: 0 P: 5	R: 0 E: 0 K: 1 S: 6	H: 1 LOB: 1 BB: 0 P: 6	R: 7 E: 0 K: 1 S: 11	H: 6 LOB: 0 BB: 1 P: 15	R: 3 E: 0 K: 2 S: 10	H: 3 LOB: 1 BB: 1 P: 14	R: 1 E: 0 K: 0 S: 3	H: 1 LOB: 2 BB: 2 P: 12	R: 0 E: 0 K: 1 S: 5	H: 0 LOB: 0 BB: 0 P: 5		R: 0 E: 0 K: 0 S: 4	H: 1 LOB: 1 BB: 0 P: 4	1B: 11 2B: 1 3B: 0 HR: 1	SF: 0 SAC: 1 DP: 1 HBP: 1	WP: 1 PB: 0 SB: 1 CS: 0	PA: 45					
PITCHER	IP	WLS	BF	H	R	ER	SO	BB	IBB	HBP	BLK	WP	HR	S	P	ERA		WHIP										
Rob Gardner, L (1.1) ERA: 3.72	4.0		20	6	5	5	5	2	0	0	0	0	0	28	36	11.25		2.000										
Dick Selma, R (5.1) ERA: 4.15	1.2	L	11	5	5	5	2	1	0	0	0	0	1	14	18	27.00		3.600										
Bill Hepler, L (6.1) ERA: 2.25	0.2		5	1	1	1	1	2	0	0	0	1	0	5	13	13.50		4.500										
Dave Eilers, R (7.1) ERA: 3.75	1.2		5	0	0	0	1	0	0	1	0	0	0	6	7	0.00	0.000											
Dennis Ribant, R (9.1) ERA: 2.09	1.0		4	1	0	0	0	0	0	0	0	0	0	4	4	0.00	1.000											

AB 38
R 11
H 13
RBI 10
BB 5
SO 9
LOB 17




Batter	1	2	3	4	5	6	7	8	9	AB	R	H	RBI	BB	SO	LOB	BOTTOM											
Cleon Jones, R (1.8) OBP: 0.314, SLG: 0.372	FC5-4 2B	4-3		L9		FC5-4		1-3		5	1	1	0	0	0	2	Atlanta Braves @ New York Mets Shea Stadium, Flushing, NY Tue Jun 07 1966, 3:33 AM EDT Att: 14,513 - Unknown											
Ron Hunt, R (1.4) OBP: 0.372, SLG: 0.401	FC5-4 BB	3-1		E6				K		4	0	0	0	1	1	1												
Ken Boyer, R (1.5) OBP: 0.325, SLG: 0.451	FC5-4 1B			FC5-4		HR		1B		5	3	2	0	0	1	4												
Dick Stuart, R (1.3) OBP: 0.294, SLG: 0.385	K			HR				1B		5	1	2	2	0	1	2												
Ron Swoboda, R (1.7) OBP: 0.325, SLG: 0.340	1B			5-3		P4		1B		3	1	1	1	1	0	0												
Jerry Grote, R (1.2) OBP: 0.359, SLG: 0.304 Chuck Hillier, L (7. PH) OBP: 0.390, SLG: 0.359 John Stephenson, L (8.2) OBP: 0.293, SLG: 0.318	1B			F8		K		1B		3	0	1	1	0	1	0												
Al Luplow, L (1.9) OBP: 0.314, SLG: 0.298	1B			F9				L5		4	0	2	1	0	0	2												
Roy McMillan, R (1.6) OBP: 0.229, SLG: 0.197	K			G3		G5-4-3		K		4	0	0	0	0	2	3												
Rob Gardner, R (1.1) OBP: 0.180, SLG: 0.200 Dick Selma, R (3.1) ERA: 4.15 Bill Hepler, L (5.1) ERA: 2.25 Dave Eilers, R (7.1) ERA: 3.75 Ed Kranenoc, L (8. PH) OBP: 0.320, SLG: 0.325 Dennis Ribant, R (9.1) ERA: 2.09				F7		FC5-4 1B		K		2	0	1	0	0	0	0												
Inning Stats	R: 3 E: 0 K: 2 S: 10	H: 3 LOB: 2 BB: 2 P: 18	R: 0 E: 0 K: 0 S: 3	H: 0 LOB: 0 BB: 0 P: 3	R: 2 E: 0 K: 0 S: 5	H: 2 LOB: 0 BB: 0 P: 5	R: 0 E: 1 K: 0 S: 5	H: 1 LOB: 2 BB: 0 P: 5	R: 0 E: 0 K: 1 S: 5	H: 0 LOB: 0 BB: 0 P: 5	R: 0 E: 0 K: 0 S: 4	H: 2 LOB: 1 BB: 0 P: 4	R: 1 E: 0 K: 1 S: 8	H: 4 LOB: 2 BB: 0 P: 8	R: 0 E: 0 K: 2 S: 7	H: 0 LOB: 0 BB: 0 P: 7		R: 0 E: 0 K: 1 S: 5	H: 0 LOB: 0 BB: 0 P: 5	1B: 10 2B: 1 3B: 0 HR: 1	SF: 0 SAC: 0 DP: 1 HBP: 0	WP: 1 PB: 0 SB: 2 CS: 0	PA: 40					
PITCHER	IP	WLS	BF	H	R	ER	SO	BB	IBB	HBP	BLK	WP	HR	S	P	ERA		WHIP										
Denny Lemaster, L (1.1) ERA: 3.72	2.0		13	5	5	5	2	2	0	0	0	0	0	8	8	0.00		0.500										
Clay Carroll, R (3.1) ERA: 1.90	2.0	W	8	1	0	0	0	0	0	0	0	0	0	8	8	0.00		0.500										
Arnold Umbach, R (5.1) ERA: 2.45	2.1		11	5	1	1	2	0	0	0	0	0	0	15	15	3.86		2.143										
Ted Abernathy, R (7.1) ERA: 5.99	2.2	S	8	1	0	0	3	0	0	0	0	0	0	14	14	0.00		0.375										



Batter	1	2	3	4	5	6	7	8	9	AB	R	H	RBI	BB	SO	LOB	TOP			
Tommy Harper, R OBP: 0.340, SLG: 0.377 (1, 9)										4	0	1	0	0	0	1				
Pete Rose, S OBP: 0.290, SLG: 0.340 (1, 4)										3	0	0	0	1	0	1				
Vada Pinson, L OBP: 0.346, SLG: 0.448 (1, 8)										4	0	0	0	0	0	2				
Deron Johnson, R OBP: 0.287, SLG: 0.366 (1, 7)										4	0	0	0	0	1	1				
Tony Perez, R OBP: 0.320, SLG: 0.344 (1, 3)										3	0	1	0	0	0	0				
Leo Cardenas, R OBP: 0.333, SLG: 0.500 (1, 6)										3	0	0	0	0	0	1				
Giraldo Ruiz, S OBP: 0.083, SLG: 0.083 (1, 5)										3	0	1	0	0	1	0				
Jimmie Coker, R OBP: 0.167, SLG: 0.500 (1, 2)										3	0	0	0	0	1	1				
Jim Maloney, L OBP: 0.267, SLG: 0.241 (1, 1)										2	0	0	0	0	1	0				
Don Pavletich, R OBP: 0.330, SLG: 0.449 (8, PH)										1	0	1	0	0	0	0				
Jack Baldschun, R OBP: 0.167, SLG: 0.500 (8, 1)										0	0	0	0	0	0	0				
Inning Stats	R: 0 E: 0 K: 0 S: 3	H: 0 LOB: 1 BB: 1 P: 7	R: 0 E: 0 K: 0 S: 3	H: 0 LOB: 0 BB: 0 P: 3	R: 0 E: 0 K: 2 S: 7	H: 0 LOB: 0 BB: 0 P: 7	R: 0 E: 0 K: 1 S: 5	H: 2 LOB: 1 BB: 0 P: 4	R: 0 E: 0 K: 0 S: 4	H: 1 LOB: 1 BB: 0 P: 4	R: 0 E: 0 K: 0 S: 3	H: 0 LOB: 0 BB: 0 P: 3	R: 0 E: 0 K: 1 S: 6	H: 1 LOB: 1 BB: 0 P: 6	R: 0 E: 0 K: 0 S: 3	H: 0 LOB: 0 BB: 0 P: 3	1B: 4 2B: 0 3B: 0 HR: 0	SF: 0 SAC: 0 DP: 1 HBP: 0	WP: 0 PB: 0 SB: 0 CS: 0	PA: 31
PITCHER Dick Rusteck, L ERA: (1, 1)	IP: 9.0 WLS: W BF: 31 H: 4 R: 0 ER: 0 SO: 4 BB: 1 IBB: 0 HBP: 0 BLK: 0 WP: 0 HR: 0 S: 38 P: 42 ERA: 0.00 WHIP: 0.556															PITCHER				

Cincinnati Reds @ New York Mets
Shea Stadium, Flushing, NY
Fri Jun 10 1966, 7:05 PM EDT
Att: 33,977 - Unknown


AB	30
R	0
H	4
RBI	0
BB	1
SO	4
LOB	7



Batter	1	2	3	4	5	6	7	8	9	AB	R	H	RBI	BB	SO	LOB	BOTTOM			
Johnny Lewis, L OBP: 0.286, SLG: 0.337 (1, 8)										3	0	1	0	1	1	0				
Ron Hunt, R OBP: 0.371, SLG: 0.396 (1, 4)										3	0	1	0	0	1	2				
Al Luplow, L OBP: 0.344, SLG: 0.291 (1, 9)										4	0	0	0	0	1	3				
Ken Boyer, R OBP: 0.329, SLG: 0.461 (1, 5)										4	1	1	0	0	0	2				
Ed Kranepool, L OBP: 0.303, SLG: 0.318 (1, 3)										3	0	1	0	1	2	2				
John Stephenson, L OBP: 0.286, SLG: 0.320 (1, 2)										4	1	2	1	0	0	0				
Ron Swoboda, R OBP: 0.325, SLG: 0.333 (1, 7)										3	1	1	0	0	0	2				
Eddie Bressoud, R OBP: 0.291, SLG: 0.465 (1, 6)										4	2	2	4	0	1	3				
Dick Rusteck, R OBP: 0.167, SLG: 0.500 (1, 1)										4	0	0	0	0	2	3				
Inning Stats	R: 0 E: 0 K: 1 S: 5	H: 0 LOB: 2 BB: 1 P: 10	R: 3 E: 0 K: 2 S: 10	H: 3 LOB: 1 BB: 0 P: 11	R: 1 E: 0 K: 1 S: 8	H: 3 LOB: 2 BB: 0 P: 8	R: 0 E: 0 K: 1 S: 5	H: 0 LOB: 0 BB: 0 P: 5	R: 0 E: 0 K: 1 S: 7	H: 2 LOB: 2 BB: 0 P: 7	R: 0 E: 0 K: 0 S: 2	H: 0 LOB: 0 BB: 1 P: 6	R: 1 E: 0 K: 1 S: 6	H: 1 LOB: 0 BB: 0 P: 6	R: 0 E: 0 K: 0 S: 6	H: 0 LOB: 0 BB: 0 P: 6	1B: 6 2B: 1 3B: 0 HR: 2	SF: 0 SAC: 0 DP: 0 HBP: 2	WP: 0 PB: 0 SB: 0 CS: 1	PA: 37
PITCHER Jim Maloney, R ERA: 2.32 (1, 1)	IP: 7.0 WLS: L BF: 32 H: 8 R: 4 ER: 4 SO: 7 BB: 2 IBB: 0 HBP: 2 BLK: 0 WP: 0 HR: 1 S: 42 P: 52 ERA: 5.14 WHIP: 1.429															PITCHER				
Jack Baldschun, R ERA: 9.19 (8, 1)	IP: 1.0 WLS: L BF: 4 H: 1 R: 1 ER: 1 SO: 1 BB: 0 IBB: 0 HBP: 0 BLK: 0 WP: 0 HR: 1 S: 6 P: 6 ERA: 9.00 WHIP: 1.000															PITCHER				

Cincinnati Reds @ New York Mets
Shea Stadium, Flushing, NY
Fri Jun 10 1966, 7:05 PM EDT
Att: 33,977 - Unknown


AB	32
R	5
H	9
RBI	5
BB	2
SO	8
LOB	17



Batter	1	2	3	4	5	6	7	8	9	AB	R	H	RBI	BB	SO	LOB	TOP								
Tommy Harper, R OBP: 0.338, SLG: 0.373 (1, 9)	6-3		G4-6-3 1B		5-3			F2		4	0	1	0	0	0	1									
Pete Rose, S OBP: 0.293, SLG: 0.340 (1, 4)	4-3		F7			FC4-6 BB		FC4-6 1B		3	0	1	0	1	0	1									
Vada Pinson, L OBP: 0.340, SLG: 0.439 (1, 8)	4-3		G4-6-3 1-2			FC4-6 1-2		FC4-6 1-2		4	0	0	0	0	0	3									
Gordy Coleman, L OBP: 0.258, SLG: 0.211 (1, 3)		SH1-3 WP 1B		P6		K		K		4	0	1	0	0	2	2									
Deron Johnson, R OBP: 0.286, SLG: 0.359 (1, 7)		SH1-3 1-2 BB		6-3		6-3			K	3	0	0	0	1	1	1									
Tommy Helms, R OBP: 0.316, SLG: 0.387 (1, 5)		F4		L1			L7		F3	4	0	0	0	0	0	2									
Leo Cardenas, R OBP: 0.328, SLG: 0.492 (1, 6)		SH1-3 1-2 2-3			K		6-3		F3	3	0	0	0	0	1	0									
Johnny Edwards, L OBP: 0.359, SLG: 0.340 (1, 2)										2	0	2	0	1	0	0									
Milt Pappas, R OBP: 0.133, SLG: 0.207 (7, PH)										2	0	0	0	0	0	4									
Art Shamsky, L OBP: 0.336, SLG: 0.591 (7, 1)										1	0	0	0	0	0	1									
Ted Davidson, R (7, 1)										0	0	0	0	0	0	0									
Inning Stats	R: 0 E: 0 K: 0 S: 3	H: 0 LOB: 0 BB: 0 P: 3	R: 0 E: 0 K: 0 S: 4	H: 1 LOB: 3 BB: 2 P: 12	R: 0 E: 0 K: 0 S: 3	H: 1 LOB: 0 BB: 0 P: 3	R: 0 E: 0 K: 0 S: 3	H: 0 LOB: 0 BB: 0 P: 3	R: 0 E: 0 K: 1 S: 6	H: 1 LOB: 1 BB: 1 P: 6	R: 0 E: 0 K: 0 S: 5	H: 0 LOB: 1 BB: 1 P: 9	R: 0 E: 0 K: 0 S: 4	H: 1 LOB: 1 BB: 0 P: 4	R: 0 E: 0 K: 1 S: 6	H: 1 LOB: 1 BB: 0 P: 6	R: 0 E: 0 K: 1 S: 5	H: 0 LOB: 0 BB: 0 P: 5	R: 0 E: 0 K: 1 S: 5	H: 0 LOB: 0 BB: 0 P: 5	1B: 4 2B: 1 3B: 0 HR: 0	SF: 0 SAC: 1 DP: 1 HBP: 0	WP: 1 PB: 0 SB: 0 CS: 0	PA: 34	
PITCHER Dennis Ribant, R ERA: 1.66 (1, 1)	IP: 9.0 WLS: W BF: 34 H: 5 R: 0 ER: 0 SO: 4 BB: 2 IBB: 1 HBP: 0 BLK: 0 WP: 1 HR: 0 S: 39 P: 51 ERA: 0.00 WHIP: 0.778															PITCHER	IP: WLS: BF: H: R: ER: SO: BB: IBB: HBP: BLK: WP: HR: S: P: ERA: WHIP:								

Cincinnati Reds @ New York Mets
Shea Stadium, Flushing, NY
Sat Jun 11 1966, 7:05 PM EDT
Unknown


AB	30
R	0
H	5
RBI	0
BB	3
SO	4
LOB	15



Batter	1	2	3	4	5	6	7	8	9	AB	R	H	RBI	BB	SO	LOB	BOTTOM								
Johnny Lewis, L OBP: 0.303, SLG: 0.385 (1, 8)	E S 1B		L6		SH1-4 1B		HR			4	2	3	1	0	0	0									
Ron Hunt, R OBP: 0.365, SLG: 0.390 (1, 4)	K		F9		SH1-4		F2			3	0	0	0	0	1	1									
Al Luplow, L OBP: 0.338, SLG: 0.288 (1, 9)	F8		F9				K			4	0	1	1	0	1	1									
Ken Boyer, R OBP: 0.322, SLG: 0.449 (1, 5)	E4 2-3		F8		L8			E5 FC3-6		4	0	0	0	0	0	2									
Ed Kranepool, L OBP: 0.301, SLG: 0.316 (1, 3)	K				E 1B		K		FC3-6 CS	4	1	1	0	0	2	4									
John Stephenson, L OBP: 0.286, SLG: 0.315 (1, 2)		L7		E5 1B		K		K		4	1	1	0	0	2	1									
Ron Swoboda, R OBP: 0.325, SLG: 0.333 (1, 7)		6-3		3-1 1B		K		K		3	0	1	1	0	1	0									
Eddie Bressoud, R OBP: 0.293, SLG: 0.459 (1, 6)				3-1		5-3				3	0	1	0	0	0	1									
Dennis Ribant, R OBP: 0.091, SLG: 0.091 (1, 1)		L7		F8			F8			3	0	0	0	0	0	2									
Inning Stats	R: 0 E: 1 K: 2 S: 9	H: 1 LOB: 2 BB: 0 P: 9	R: 0 E: 0 K: 0 S: 4	H: 1 LOB: 1 BB: 0 P: 4	R: 0 E: 0 K: 0 S: 3	H: 0 LOB: 0 BB: 0 P: 3	R: 2 E: 1 K: 0 S: 6	H: 3 LOB: 1 BB: 0 P: 6	R: 1 E: 0 K: 1 S: 7	H: 2 LOB: 1 BB: 0 P: 7	R: 0 E: 0 K: 2 S: 7	H: 0 LOB: 0 BB: 0 P: 7	R: 1 E: 0 K: 1 S: 6	H: 1 LOB: 0 BB: 0 P: 6	R: 0 E: 1 K: 1 S: 5	H: 0 LOB: 1 BB: 0 P: 5	R: 0 E: 1 K: 1 S: 5	H: 0 LOB: 1 BB: 0 P: 5	R: 0 E: 1 K: 1 S: 5	H: 0 LOB: 1 BB: 0 P: 5	1B: 7 2B: 1 3B: 0 HR: 1	SF: 0 SAC: 1 DP: 1 HBP: 0	WP: 0 PB: 0 SB: 1 CS: 1	PA: 33	
PITCHER Milt Pappas, R ERA: 4.04 (1, 1)	IP: 6.0 WLS: L BF: 26 H: 7 R: 3 ER: 2 SO: 5 BB: 0 IBB: 0 HBP: 0 BLK: 0 WP: 0 HR: 0 S: 36 P: 36 ERA: 3.00 WHIP: 1.167															PITCHER	IP: WLS: BF: H: R: ER: SO: BB: IBB: HBP: BLK: WP: HR: S: P: ERA: WHIP:								
Ted Davidson, L ERA: 3.15 (7, 1)	2.0 L 7 1 1 1 2 0 0 0 0 0 1 11 11 4.50 0.500																								

Cincinnati Reds @ New York Mets
Shea Stadium, Flushing, NY
Sat Jun 11 1966, 7:05 PM EDT
Unknown

AB	32
R	4
H	8
RBI	3
BB	0
SO	7
LOB	12



Batter	1	2	3	4	5	6	7	8	9	10	AB	R	H	RBI	BB	SO	LOB	TOP				
Tommy Harper, R OBP: 0.331, SLG: 0.364 (1, 8) (9, 7)	6-3		FC5-4		P4		1-3		1B	6-3	6	0	1	1	0	0	4	Cincinnati Reds @ New York Mets Shea Stadium, Flushing, NY Sat Jun 11 1966, 7:05 PM EDT Att: 40,997 - Unknown				
Giraldo Ruiz, S OBP: 0.188, SLG: 0.133 (1, 5) (9, PH)	BB		F9		K			1B	1B		3	0	1	0	1	1	1					
Vade Pinson, L OBP: 0.343, SLG: 0.442 (9, 8)	BB							1B	1B		1	0	1	1	0	0	0					
Pete Rose, S OBP: 0.296, SLG: 0.338 (1, 4)	FC6-4			5-3		FC4-6		F9	1-3		4	0	1	0	1	0	3					
Tony Perez, R OBP: 0.315, SLG: 0.337 (1, 3)	FC6-4			1-3		L8		G6-4-3		L7	5	0	1	0	0	0	2					
Deron Johnson, R OBP: 0.289, SLG: 0.357 (1, 7) (9, 5)		K		1B		FC4-6		G6-4-3		1B	4	1	1	0	1	1	3					
Leo Cardenas, R OBP: 0.330, SLG: 0.489 (1, 6)	5-3			BB				1-2		1B	5	1	2	0	0	0	0					
Dick Simpson, R OBP: 0.188, SLG: 0.333 (1, 9)				1B							3	0	0	0	1	2	2					
Art Shamsky, L OBP: 0.346, SLG: 0.591 (10, PH) (10, 9)	K			1-2				1B		1B	0	1	0	0	1	0	0					
Jimmie Coker, R OBP: 0.250, SLG: 0.467 (1, 2)								BB		BB	3	1	1	0	1	0	0					
Gordy Coleman, L OBP: 0.270, SLG: 0.224 (10, PH)			1-3								1	0	1	2	0	0	0					
Johnny Edwards, L OBP: 0.359, SLG: 0.340 (10, 2)								1B		WP	0	0	0	0	0	0	0					
Jim O'Toole, S OBP: 0.188, SLG: 0.188 (7, PH)										1-3	2	0	1	0	0	0	1					
Don Harvey, R OBP: 0.277, SLG: 0.444 (7, 1)										2-3	0	0	0	0	0	0	0					
Sammy Ellis, R OBP: 0.192, SLG: 0.190 (9, PH)										3-H	1	0	1	0	0	0	0					
Tommy Helms, R OBP: 0.193, SLG: 0.300 (9, PH)										3-H	0	1	0	0	0	0	0					
Jim Maloney, R OBP: 0.241, SLG: 0.241 (9, PH)										2-3	1	0	0	0	0	0	0					
Billy McCool, L OBP: 0.286, SLG: 0.167 (9, 1)										3-H	1	0	0	0	0	1	1					
Inning Stats	R: 0 E: 0 K: 0 S: 2	H: 0 LOB: 1 BB: 2 P: 10	R: 0 E: 0 K: 2 S: 7	H: 0 LOB: 0 BB: 0 P: 7	R: 0 E: 0 K: 0 S: 4	H: 1 LOB: 1 BB: 0 P: 4	R: 0 E: 0 K: 1 S: 6	H: 1 LOB: 0 BB: 0 P: 5	R: 0 E: 0 K: 1 S: 5	H: 0 LOB: 0 BB: 0 P: 6	R: 0 E: 0 K: 0 S: 4	H: 1 LOB: 2 BB: 1 P: 8	R: 0 E: 0 K: 0 S: 6	H: 2 LOB: 1 BB: 1 P: 4	R: 2 E: 0 K: 0 S: 6	H: 3 LOB: 2 BB: 1 P: 10	R: 3 E: 0 K: 1 S: 8	H: 3 LOB: 1 BB: 1 P: 12	1B: 12 2B: 0 3B: 0 HR: 0	SF: 0 SAC: 0 DP: 1 HBP: 0	WP: 1 PB: 0 SB: 1 CS: 0	PA: 46
PITCHER	IP	WLS	BF	H	R	ER	SO	BB	IBB	HBP	BLK	WP	HR	S	P	ERA	WHIP					
Rob Gardner, L ERA: 3.54	(1, 1)	8.2	36	7	2	2	5	5	0	0	0	0	0	41	61	2.08	1.385					
Larry Bearmarth, R ERA: 4.5	(9, 1)	0.2	L	6	4	2	0	0	0	0	0	0	0	6	6	27.00	6.000					
Dick Selma, R ERA: 4.4	(10, 1)	0.2		4	1	1	1	1	0	0	0	1	0	5	9	13.50	3.000					

Batter	1	2	3	4	5	6	7	8	9	10	AB	R	H	RBI	BB	SO	LOB	BOTTOM			
Ron Hunt, R OBP: 0.368, SLG: 0.389 (1, 4)	F8		HR		F7			SH5-3		BB	3	1	1	0	1	0	0	Cincinnati Reds @ New York Mets Shea Stadium, Flushing, NY Sat Jun 11 1966, 7:05 PM EDT Att: 40,997 - Unknown			
Al Luplow, L OBP: 0.333, SLG: 0.274 (1, 9)	K		4-1					BB		F5	3	0	0	0	1	2	1				
Dick Stuart, R OBP: 0.298, SLG: 0.365 (10, PH)			1-2								1	0	0	0	0	0	1				
Ken Boyer, R OBP: 0.324, SLG: 0.466 (1, 5)	1B		HR					K		K	5	1	2	2	0	2	4				
Ron Swoboda, R OBP: 0.315, SLG: 0.321 (1, 7)	K		6-3					FC5			4	0	0	0	0	1	4				
Hawk Taylor, R OBP: 0.211, SLG: 0.316 (1, 2)			2B		CS			L8		F3	4	0	2	0	0	0	0				
Eddie Bressaud, R OBP: 0.279, SLG: 0.436 (1, 6)			6-3		F8			6-3		5-3	4	0	0	0	0	0	2				
Ed Kranepool, L OBP: 0.300, SLG: 0.309 (1, 3)			K		1-4-3			L4		BB	3	0	0	0	1	1	1				
Billy Murphy, R OBP: 0.250, SLG: 0.300 (1, 8)			P3		F7			SH5-3		K	4	0	1	0	0	1	2				
Rob Gardner, R OBP: 0.148, SLG: 0.185 (1, 1)					F9			SH			2	0	0	0	0	0	0				
Larry Bearmarth, R OBP: 0.143, SLG: 0.286 (9, 1)								FC5			0	0	0	0	0	0	0				
Dick Selma, R (10, 1)								SH5-3			0	0	0	0	0	0	0				
Roy McMillan, R OBP: 0.217, SLG: 0.186 (10, PH)								1-2		K	1	0	0	0	0	1	0				
Inning Stats	R: 0 E: 0 K: 2 S: 8	H: 1 LOB: 1 BB: 8 P: 8	R: 0 E: 0 K: 1 S: 6	H: 1 LOB: 1 BB: 0 P: 6	R: 2 E: 0 K: 0 S: 5	H: 2 LOB: 0 BB: 0 P: 5	R: 0 E: 0 K: 0 S: 3	H: 1 LOB: 0 BB: 0 P: 3	R: 0 E: 0 K: 0 S: 3	H: 0 LOB: 0 BB: 0 P: 5	R: 0 E: 0 K: 0 S: 7	H: 0 LOB: 3 BB: 1 P: 11	R: 0 E: 0 K: 1 S: 5	H: 0 LOB: 1 BB: 1 P: 9	R: 0 E: 0 K: 2 S: 7	H: 0 LOB: 1 BB: 1 P: 11	1B: 4 2B: 1 3B: 0 HR: 1	SF: 0 SAC: 2 DP: 0 HBP: 0	WP: 0 PB: 0 SB: 0 CS: 1	PA: 39	
PITCHER	IP	WLS	BF	H	R	ER	SO	BB	IBB	HBP	BLK	WP	HR	S	P	ERA	WHIP				
Jim O'Toole, L ERA: 2.44	(1, 1)	6.0	22	5	2	2	4	4	0	0	0	0	0	30	30	3.00	0.833				
Sammy Ellis, R ERA: 5.7	(7, 1)	2.0	9	1	0	0	1	1	0	0	0	0	0	10	14	0.00	1.000				
Billy McCool, L ERA: 1.83	(9, 1)	2.0	W	8	0	0	3	2	0	0	0	0	0	12	20	0.00	1.000				

AB	40
R	5
H	12
RBI	4
BB	6
SO	6
LOB	18



AB	34
R	2
H	6
RBI	2
BB	3
SO	8
LOB	15



Batter	1	2	3	4	5	6	7	8	9	10	11	AB	R	H	RBI	BB	SO	LOB	TOP						
Tommy Harper, R OBP: 0.329, SLG: 0.361 (1, 9)	K		FC3-6 1B		K		K			SH2-4		4	0	1	0	0	3	1							
Pete Rose, S OBP: 0.298, SLG: 0.336 (1, 4)	1-3		FC3-6 FC6-4		6-3					SH1-3 BB		4	0	1	0	1	0	1							
Vada Pinson, L OBP: 0.341, SLG: 0.436 (1, 8)	4-3		K							SH1-3 BB		3	0	0	0	1	1	3							
Tony Perez, R OBP: 0.310, SLG: 0.330 (1, 3)			FC1-5 1B		FC6-4							5	0	1	0	0	0	3							
Deron Johnson, R OBP: 0.287, SLG: 0.352 (1, 5)			FC1-5 2B 1B		K					FC1-5 G6-4-3		5	1	1	0	0	2	3							
Art Shamsky, L OBP: 0.337, SLG: 0.606 (1, 7)			FC1-5 2B		HR					G6-4-3		5	1	1	1	0	1	4							
Leo Cardenas, R OBP: 0.329, SLG: 0.484 (1, 6)			K		6-3							4	0	1	0	0	1	2							
Johnny Edwards, L OBP: 0.364, SLG: 0.364 (1, 2)					K							4	0	2	1	0	1	1							
Don Nottebart, R OBP: 0.111, SLG: 0.111 (5, 1)												2	0	0	0	0	1	2							
Ted Davidson, R (5, 1)												0	0	0	0	0	0	0							
Gordy Coleman, L OBP: 0.256, SLG: 0.220 (7, PH)												1	0	0	0	0	0	1							
Joe Nuxhall, L OBP: 0.200, SLG: 0.200 (7, 1)												0	0	0	0	0	0	0							
Sammy Ellis, L OBP: 0.250, SLG: 0.143 (9, 1)												1	0	1	0	0	0	0							
Inning Stats	R: 0 E: 0 K: 1 S: 5	H: 0 LOB: 0 BB: 0 P: 5	R: 1 E: 0 K: 2 S: 10	H: 3 LOB: 2 BB: 0 P: 10	R: 0 E: 0 K: 1 S: 6	H: 1 LOB: 1 BB: 0 P: 6	R: 1 E: 0 K: 2 S: 8	H: 1 LOB: 1 BB: 0 P: 8	R: 0 E: 0 K: 1 S: 5	H: 0 LOB: 0 BB: 1 P: 5	R: 0 E: 1 K: 1 S: 3	H: 0 LOB: 1 BB: 1 P: 7	R: 0 E: 0 K: 1 S: 6	H: 1 LOB: 1 BB: 0 P: 6	R: 0 E: 0 K: 1 S: 5	H: 0 LOB: 0 BB: 0 P: 5	R: 0 E: 0 K: 0 S: 4	H: 2 LOB: 1 BB: 0 P: 4	R: 0 E: 0 K: 0 S: 3	H: 0 LOB: 0 BB: 0 P: 3	1B: 6 2B: 2 3B: 0 HR: 1	SF: 0 SAC: 2 DP: 3 HBP: 0	WP: 0 PB: 0 SB: 0 CS: 0	PA: 42	
PITCHER	IP 9.0	WLS 9.0	BF 35	H 7	R 2	ER 0	SO 10	BB 2	IBB 0	HBP 0	BLK 0	WP 0	HR 0	S 3	P 61	ERA 0.00	WHIP 1.000								
Jack Fisher, R ERA: 4.15 (1, 1)																									
Dave Eilers, R ERA: 3.33 (10, 1)	2.0	W	7	2	0	0	0	0	0	0	0	0	0	0	7	0.00	1.000								

Cincinnati Reds @ New York Mets
Shea Stadium, Flushing, NY
Sun Jun 12 1966, 3:33 AM EDT
Att: 28,741 - Unknown

AB	38
R	2
H	9
RBI	2
BB	2
SO	10
LOB	21



Batter	1	2	3	4	5	6	7	8	9	10	11	AB	R	H	RBI	BB	SO	LOB	BOTTOM						
Johnny Lewis, L OBP: 0.289, SLG: 0.366 (1, 8)	G3		F7		K					G3		5	0	0	0	0	1	3							
Ron Hunt, R OBP: 0.369, SLG: 0.394 (1, 4)	6-3				G6-4-3 1B					K		5	0	2	2	0	1	0							
Al Luplow, L OBP: 0.338, SLG: 0.284 (1, 9)					1-3 2H 3H 4H 2B					K		5	0	2	0	0	1	2							
Ken Boyer, R OBP: 0.320, SLG: 0.458 (1, 5)					G6-4-3 1B					K		5	0	1	0	0	2	3							
Ed Kranepool, L OBP: 0.301, SLG: 0.310 (1, 3)												3	0	1	0	0	0	1							
Eddie Bressoud, R OBP: 0.284, SLG: 0.430 (10, 6)					L7					L6		1	1	0	0	1	0	1							
John Stephenson, L OBP: 0.271, SLG: 0.298 (1, 2)										G4-3 1B		3	0	0	0	0	0	1							
Hawk Taylor, R OBP: 0.190, SLG: 0.286 (10, 3)					3-1							2	0	0	0	0	0	2							
Ron Swoboda, R OBP: 0.318, SLG: 0.313 (1, 7)												3	1	0	0	2	1	0							
Roy McMillan, R OBP: 0.220, SLG: 0.183 (1, 6)												2	1	0	0	0	1	0							
Dick Stuart, R OBP: 0.298, SLG: 0.365 (9, PH)												0	0	0	0	0	0	0							
Chuck Hiller, L OBP: 0.432, SLG: 0.463 (9, PH)												0	0	0	0	1	0	0							
Jerry Grote, R OBP: 0.365, SLG: 0.305 (10, 2)												1	0	1	1	0	0	0							
Jack Fisher, R OBP: 0.107, SLG: 0.136 (1, 1)												2	0	0	0	1	2	0							
Cleon Jones, R OBP: 0.313, SLG: 0.367 (9, PH)												1	0	0	0	0	0	3							
Dave Eilers, R (10, 1)												0	0	0	0	0	0	0							
Inning Stats	R: 0 E: 0 K: 1 S: 6	H: 1 LOB: 1 BB: 0 P: 6	R: 0 E: 0 K: 1 S: 5	H: 0 LOB: 0 BB: 0 P: 5	R: 0 E: 0 K: 2 S: 7	H: 0 LOB: 0 BB: 0 P: 7	R: 0 E: 0 K: 0 S: 4	H: 2 LOB: 1 BB: 0 P: 4	R: 2 E: 1 K: 1 S: 7	H: 1 LOB: 2 BB: 1 P: 12	R: 0 E: 0 K: 1 S: 5	H: 0 LOB: 0 BB: 0 P: 5	R: 0 E: 0 K: 2 S: 7	H: 0 LOB: 0 BB: 0 P: 7	R: 0 E: 0 K: 0 S: 4	H: 1 LOB: 3 BB: 2 P: 12	R: 0 E: 0 K: 0 S: 3	H: 0 LOB: 0 BB: 0 P: 3	R: 1 E: 0 K: 0 S: 3	H: 1 LOB: 2 BB: 2 P: 11	1B: 6 2B: 1 3B: 0 HR: 0	SF: 0 SAC: 0 DP: 2 HBP: 1	WP: 0 PB: 0 SB: 0 CS: 0	PA: 44	
PITCHER	IP 4.2	WLS 1.1	BF 20	H 4	R 1	ER 0	SO 5	BB 1	IBB 0	HBP 0	BLK 0	WP 0	HR 0	S 28	P 33	ERA 0.00	WHIP 1.071								
Don Nottebart, R ERA: 1.06 (5, 1)																									
Ted Davidson, L ERA: 2.95 (5, 1)	1.1		4	1	0	0	1	0	0	0	0	0	0	6	6	0.00	0.750								
Joe Nuxhall, L ERA: 5.29 (7, 1)	2.2		10	1	0	0	3	0	1	0	0	0	0	15	19	0.00	0.375								
Sammy Ellis, R ERA: 5.67 (9, 1)	2.0	L	10	1	1	1	0	2	1	0	0	0	0	7	19	4.50	1.500								

Cincinnati Reds @ New York Mets
Shea Stadium, Flushing, NY
Sun Jun 12 1966, 3:33 AM EDT
Att: 28,741 - Unknown

AB	38
R	3
H	7
RBI	3
BB	5
SO	9
LOB	16



Batter	1	2	3	4	5	6	7	8	9	AB	R	H	RBI	BB	SO	LOB	TOP			
Lou Brock, L OBP: 0.276, SLG: 0.339 (1, 7)	G3	FC4-6			F8			4-3		4	0	0	0	0	0	2				
Phil Gaigliano, R OBP: 0.361, SLG: 0.366 (1, 5)	1B		K		L5			6-3		4	1	1	0	0	1	1				
Curt Flood, R OBP: 0.357, SLG: 0.447 (1, 8)	1B	5-3			F9			6-3		4	1	1	1	0	1	0				
Tito Francona, L OBP: 0.333, SLG: 0.291 (1, 3)	1B				P5			F5		4	0	2	0	0	0	0				
Tim McCarver, L OBP: 0.307, SLG: 0.395 (1, 2)	5-3				4-3			FC3-6		4	0	0	1	0	0	2				
Mike Shannon, R OBP: 0.281, SLG: 0.440 (1, 9)	5-3				G6-4-3			CS		3	0	1	0	0	0	1				
Jerry Buchek, R OBP: 0.315, SLG: 0.367 (7, 6)			5-3		G6-4-3			F5		3	0	0	0	0	0	1				
Dal Maxvill, R OBP: 0.208, SLG: 0.220 (7, PH)			6-3					6-3		2	0	0	0	0	0	0				
Bob Skinner, L OBP: 0.250, SLG: 0.308 (7, 4)			6-3					6-3		1	0	0	0	0	0	0				
Julian Javier, R OBP: 0.286, SLG: 0.312 (8, 1)										0	0	0	0	0	0	0				
Al Jackson, L OBP: 0.455, SLG: 0.529 (7, 1)										0	0	0	0	1	0	0				
Hal Woodeshick, R OBP: 0.500, SLG: 1.000 (8, PH)										0	0	0	0	0	0	0				
Bobby Tolan, L OBP: 0.244, SLG: 0.261 (8, 1)										1	0	0	0	0	0	0				
Joe Hoerner, R (8, 1)										0	0	0	0	0	0	0				
Inning Stats	R: 2 E: 0 K: 0 S: 6	H: 3 LOB: 1 BB: 0 P: 6	R: 0 E: 0 K: 0 S: 3	H: 0 LOB: 1 BB: 0 P: 4	R: 0 E: 0 K: 1 S: 5	H: 0 LOB: 0 BB: 0 P: 5	R: 0 E: 0 K: 0 S: 3	H: 1 LOB: 0 BB: 0 P: 3	R: 0 E: 0 K: 0 S: 3	H: 0 LOB: 1 BB: 0 P: 3	R: 0 E: 0 K: 0 S: 3	H: 0 LOB: 0 BB: 0 P: 3	R: 0 E: 0 K: 0 S: 3	H: 0 LOB: 0 BB: 0 P: 3	R: 0 E: 0 K: 1 S: 5	H: 0 LOB: 0 BB: 0 P: 5	1B: 4 2B: 0 3B: 1 HR: 0	SF: 0 SAC: 0 DP: 1 HBP: 1	WP: 0 PB: 0 SB: 1 CS: 1	PA: 33
PITCHER Bob Shaw, R ERA: 5.31 (1, 1)	IP: 9.0 WLS: W BF: 32 H: 5 R: 2 ER: 2 SO: 2 BB: 1 IBB: 0 HBP: 1 BLK: 0 WP: 0 HR: 0 S: 34 P: 39 ERA: 2.00 WHIP: 0.667																			

St. Louis Cardinals @ New York Mets
Shea Stadium, Flushing, NY
Mon Jun 13 1966, 7:05 PM EDT
Unknown

AB 30
R 2
H 5
RBI 2
BB 1
SO 2
LOB 7



Batter	1	2	3	4	5	6	7	8	9	AB	R	H	RBI	BB	SO	LOB	BOTTOM	
Ron Hunt, R OBP: 0.362, SLG: 0.386 (1, 4)	5-3		F9		FC4-6			E6		4	1	0	0	0	0	2		
Al Luplow, L OBP: 0.346, SLG: 0.286 (1, 9)	1B		FC5-4				K	FC1-5		3	0	1	0	1	1	2		
Ken Boyer, R OBP: 0.330, SLG: 0.471 (1, 5)	1B		FC5-4				HR	FC5-4		4	1	3	1	0	0	1		
Ron Swoboda, R OBP: 0.316, SLG: 0.305 (1, 7)	L8				6-3		HR	FC5-4		3	1	0	0	1	0	4		
Hawk Taylor, R OBP: 0.200, SLG: 0.400 (1, 2)	L7				P3		HR	CS		4	1	1	3	0	0	2		
Ed Kranepool, L OBP: 0.293, SLG: 0.301 (1, 3)			4-3		F7		K	K		4	0	0	0	0	2	0		
Billy Murphy, R OBP: 0.271, SLG: 0.386 (1, 8)			F7				6-3	1B		4	1	2	1	0	0	0		
Roy McMillan, R OBP: 0.214, SLG: 0.178 (1, 6)			F8				L8	3-4-3		4	0	0	0	0	0	1		
Bob Shaw, R OBP: 0.222, SLG: 0.222 (1, 1)			K				FC4-6	FC1-5		3	0	2	0	0	1	0		
Inning Stats	R: 0 E: 0 K: 0 S: 4	H: 1 LOB: 2 BB: 1 P: 8	R: 0 E: 0 K: 0 S: 3	H: 0 LOB: 0 BB: 0 P: 3	R: 0 E: 0 K: 1 S: 6	H: 1 LOB: 1 BB: 0 P: 6	R: 0 E: 0 K: 0 S: 3	H: 0 LOB: 0 BB: 0 P: 3	R: 0 E: 0 K: 2 S: 10	H: 3 LOB: 1 BB: 1 P: 14	R: 1 E: 1 K: 0 S: 5	H: 2 LOB: 1 BB: 0 P: 5	R: 1 E: 0 K: 1 S: 6	H: 1 LOB: 0 BB: 0 P: 6	1B: 6 2B: 1 3B: 0 HR: 2	SF: 0 SAC: 0 DP: 0 HBP: 0	WP: 0 PB: 0 SB: 0 CS: 1	PA: 36
PITCHER Al Jackson, L ERA: 2.1 (7, 1)	IP: 6.1 WLS: L BF: 30 H: 8 R: 4 ER: 4 SO: 3 BB: 2 IBB: 0 HBP: 0 BLK: 0 WP: 0 HR: 1 S: 34 P: 42 ERA: 5.68 WHIP: 1.579																	
Hal Woodeshick, L ERA: 1.27 (7, 1)	0.2	1	0	0	0	0	0	0	0	0	0	1	1	0.00	0.000			
Joe Hoerner, L ERA: 0.9 (8, 1)	1.0	4	1	1	1	1	0	0	0	0	1	6	6	9.00	1.000			

St. Louis Cardinals @ New York Mets
Shea Stadium, Flushing, NY
Mon Jun 13 1966, 7:05 PM EDT
Unknown

AB 33
R 5
H 9
RBI 5
BB 2
SO 4
LOB 12



Batter	1	2	3	4	5	6	7	8	9	AB	R	H	RBI	BB	SO	LOB	TOP				
Lou Brock, L OBP: 0.285, SLG: 0.358 (1, 7)										4	2	3	0	0	0	0					
Phil Gaigliano, R OBP: 0.368, SLG: 0.365 (1, 5)										3	0	1	1	1	0	0					
Curt Flood, R OBP: 0.351, SLG: 0.438 (1, 8)										4	1	0	0	0	1	3					
Tito Francona, L OBP: 0.328, SLG: 0.288 (1, 3)										4	0	1	1	0	3	0					
Tim McCarver, L OBP: 0.306, SLG: 0.392 (1, 2)										4	1	1	0	0	1	1					
Mike Shannon, R OBP: 0.280, SLG: 0.455 (1, 9)										4	0	1	1	0	2	0					
Julian Javier, R OBP: 0.280, SLG: 0.305 (1, 4)										4	0	0	0	0	0	1					
Dal Maxwell, R OBP: 0.214, SLG: 0.226 (1, 6)										3	0	1	0	0	1	0					
Ray Washburn, R OBP: 0.125, SLG: 0.071 Hal Woodeshick, R OBP: 0.333, SLG: 0.667 Art Mahaffey, R (8, 1)										2	0	0	0	0	1	1					
										1	0	0	0	0	1	0					
										0	0	0	0	0	0	0					
Inning Stats	R: 1 E: 0 K: 1 S: 6	H: 2 LOB: 1 BB: 1 P: 10	R: 0 E: 0 K: 2 S: 8	H: 1 LOB: 1 BB: 0 P: 8	R: 1 E: 0 K: 1 S: 6	H: 1 LOB: 0 BB: 0 P: 6	R: 0 E: 0 K: 1 S: 5	H: 0 LOB: 0 BB: 0 P: 5	R: 0 E: 0 K: 0 S: 3	H: 0 LOB: 0 BB: 0 P: 3	R: 0 E: 0 K: 0 S: 3	H: 0 LOB: 0 BB: 0 P: 3	R: 1 E: 0 K: 3 S: 11	H: 2 LOB: 1 BB: 0 P: 11	R: 1 E: 0 K: 1 S: 6	H: 2 LOB: 2 BB: 0 P: 6	1B: 6 2B: 2 3B: 2 HR: 0	SF: 0 SAC: 0 DP: 2 HBP: 0	WP: 0 PB: 1 SB: 2 CS: 0	PA: 34	
PITCHER	IP WLS BF H R ER SO BB IBB HBP BLK WP HR S P ERA WHIP	7.0 L 25 4 2 1 6 1 0 0 0 0 0 36 40 1.29 0.714	2.0 9 4 2 2 4 0 0 0 0 0 0 17 17 9.00 2.000																		

St. Louis Cardinals @ New York Mets
Shea Stadium, Flushing, NY
Mon Jun 13 1966, 7:05 PM EDT
Att: 19,535 - Unknown

AB 33
R 4
H 8
RBI 3
BB 1
SO 10
LOB 6



Batter	1	2	3	4	5	6	7	8	9	AB	R	H	RBI	BB	SO	LOB	BOTTOM				
Johnny Lewis, L OBP: 0.303, SLG: 0.371 (8, 9)										4	0	2	0	1	0	0					
Ron Hunt, R OBP: 0.363, SLG: 0.386 (1, 4)										5	0	2	0	0	2	3					
Al Luplow, L OBP: 0.369, SLG: 0.286 Dick Stuart, R OBP: 0.295, SLG: 0.360 Dick Selma, R (8, 1)										0	0	0	0	3	0	0					
Cleon Jones, R OBP: 0.311, SLG: 0.365 (9, PH)										1	0	0	0	0	1	1					
Ken Boyer, R OBP: 0.326, SLG: 0.480 (1, 5)										5	1	1	1	0	0	8					
Ed Kranepool, L OBP: 0.294, SLG: 0.297 Hawk Taylor, R OBP: 0.192, SLG: 0.385 (8, PH)										2	0	0	0	1	0	4					
John Stephenson, L OBP: 0.296, SLG: 0.283 Jerry Grote, R OBP: 0.371, SLG: 0.313 (8, PH)										3	0	0	0	0	0	1					
Ron Swoboda, R OBP: 0.314, SLG: 0.303 (1, 7)										4	0	1	0	0	1	2					
Eddie Bressoud, R OBP: 0.272, SLG: 0.410 (1, 6)										4	0	0	0	0	2	3					
Jack Hamilton, R OBP: 0.154, SLG: 0.120 Chuck Hillier, L OBP: 0.422, SLG: 0.452 Billy Murphy, R OBP: 0.265, SLG: 0.378 (8, 8)										2	0	0	0	0	1	1					
										1	0	0	0	0	0	0					
										1	0	0	0	0	1	0					
Inning Stats	R: 0 E: 0 K: 0 S: 3	H: 0 LOB: 2 BB: 2 P: 11	R: 0 E: 0 K: 1 S: 6	H: 1 LOB: 1 BB: 0 P: 6	R: 0 E: 0 K: 1 S: 6	H: 1 LOB: 2 BB: 1 P: 10	R: 0 E: 0 K: 1 S: 5	H: 0 LOB: 0 BB: 0 P: 5	R: 0 E: 0 K: 0 S: 4	H: 1 LOB: 2 BB: 1 P: 8	R: 0 E: 0 K: 1 S: 5	H: 0 LOB: 1 BB: 1 P: 9	R: 0 E: 0 K: 2 S: 9	H: 1 LOB: 1 BB: 0 P: 9	R: 0 E: 1 K: 2 S: 9	H: 1 LOB: 2 BB: 0 P: 9	1B: 6 2B: 0 3B: 0 HR: 1	SF: 0 SAC: 0 DP: 0 HBP: 0	WP: 0 PB: 0 SB: 1 CS: 0	PA: 40	
PITCHER	IP WLS BF H R ER SO BB IBB HBP BLK WP HR S P ERA WHIP	6.2 W 29 4 0 0 4 5 0 0 0 0 0 1 8 8 0.00 1.350	0.2 4 2 1 1 2 0 0 0 0 0 0 1 8 8 13.50 3.000																		

St. Louis Cardinals @ New York Mets
Shea Stadium, Flushing, NY
Mon Jun 13 1966, 7:05 PM EDT
Att: 19,535 - Unknown

AB 35
R 1
H 7
RBI 1
BB 5
SO 9
LOB 24



Batter	1	2	3	4	5	6	7	8	9	AB	R	H	RBI	BB	SO	LOB	TOP								
Julian Javier, R OBP: 0.278, SLG: 0.302 (1,4)										5	1	1	1	0	2	3	St. Louis Cardinals @ New York Mets Shea Stadium, Flushing, NY Tue Jun 14 1966, 3:33 AM EDT Att: 10,810 - Unknown								
Phil Gagliano, R OBP: 0.380, SLG: 0.364 (1,3)										3	1	1	0	2	1	2									
Curt Flood, R OBP: 0.350, SLG: 0.437 (1,8)										3	0	1	1	0	0	2									
Bobby Tolan, L OBP: 0.238, SLG: 0.254 (4,9)										2	0	0	0	0	2	0									
Mike Shannon, R OBP: 0.306, SLG: 0.467 (1,9)										4	2	3	1	1	0	0									
Jerry Buchek, R OBP: 0.318, SLG: 0.388 (1,5)										5	2	2	2	0	2	3									
Lou Brock, L OBP: 0.286, SLG: 0.390 (1,7)										5	2	4	2	0	0	0									
Pat Corrales, R OBP: 0.205, SLG: 0.195 (1,2)										2	1	0	1	0	1	2									
Dal Maxvill, R OBP: 0.233, SLG: 0.232 (1,6)										3	0	1	1	1	1	1									
Tracy Stallard, R OBP: 0.233, SLG: 0.232 (1,6)										4	0	0	0	0	3	5									
Joe Hoerner, R OBP: 0.233, SLG: 0.232 (1,6)										0	0	0	0	0	0	0									
Inning Stats	R: 0 E: 0 K: 0 S: 2	H: 1 LOB: 0 BB: 1 P: 6	R: 6 E: 1 K: 1 S: 12	H: 6 LOB: 2 BB: 1 P: 16	R: 1 E: 0 K: 1 S: 6	H: 1 LOB: 0 BB: 0 P: 6	R: 0 E: 0 K: 1 S: 5	H: 1 LOB: 0 BB: 1 P: 5	R: 2 E: 0 K: 1 S: 7	H: 2 LOB: 1 BB: 1 P: 11	R: 0 E: 0 K: 2 S: 7	H: 0 LOB: 0 BB: 0 P: 7	R: 0 E: 0 K: 1 S: 5	H: 0 LOB: 0 BB: 0 P: 5	R: 0 E: 0 K: 2 S: 7	H: 0 LOB: 2 BB: 1 P: 12	R: 0 E: 0 K: 3 S: 11	H: 2 LOB: 2 BB: 0 P: 11	1B: 10 2B: 1 3B: 0 HR: 2	SF: 1 SAC: 0 DP: 1 HBP: 1	WP: 1 PB: 0 SB: 4 CS: 2	PA: 44			
PITCHER	IP	WLS	BF	H	R	ER	SO	BB	IBB	HBP	BLK	WP	HR	S	P	ERA	WHIP								
Dick Ruteck, L ERA: 2.7 (1,1)	1.0	L	8	5	5	3	0	1	0	0	0	0	1	7	11	27.00	6.000								
Larry Bearmuth, R ERA: 4.4 (2,1)	0.2		5	2	1	0	1	1	0	0	0	0	0	6	10	0.00	4.500								
Bill Hepler, L ERA: 2.2 (2,1)	0.1		1	0	0	0	0	0	0	0	0	0	0	1	1	0.00	0.000								
Dave Eilers, R ERA: 3.41 (3,1)	2.0		7	2	1	1	2	0	0	0	0	0	1	11	11	4.50	1.000								
Dick Selma, R ERA: 4.67 (5,1)	4.0		17	2	2	2	6	2	0	1	0	0	0	26	35	4.50	1.000								

Batter	1	2	3	4	5	6	7	8	9	AB	R	H	RBI	BB	SO	LOB	BOTTOM								
Johnny Lewis, L OBP: 0.301, SLG: 0.376 (1,8)										4	0	1	0	0	1	5	St. Louis Cardinals @ New York Mets Shea Stadium, Flushing, NY Tue Jun 14 1966, 3:33 AM EDT Att: 10,810 - Unknown								
Billy Murphy, R OBP: 0.260, SLG: 0.370 (9, FH)										1	0	0	0	0	1	0									
Ron Hunt, R OBP: 0.368, SLG: 0.389 (1,4)										4	0	2	0	1	0	0									
Al Luplow, L OBP: 0.348, SLG: 0.267 (1,9)										5	0	0	0	0	0	4									
John Stephenson, L OBP: 0.258, SLG: 0.270 (1,2)										3	1	0	0	1	0	3									
Ron Swoboda, R OBP: 0.319, SLG: 0.310 (1,7)										4	0	2	0	0	0	2									
Ed Kranepool, L OBP: 0.306, SLG: 0.338 (1,3)										3	1	3	1	0	0	0									
Hawk Taylor, R OBP: 0.185, SLG: 0.370 (8, FH)										1	0	0	0	0	0	2									
Eddie Bressoud, R OBP: 0.302, SLG: 0.424 (1,5)										2	0	2	0	2	0	0									
Roy McMillan, R OBP: 0.208, SLG: 0.173 (1,6)										4	0	0	1	0	1	8									
Dick Ruteck, R OBP: 0.278, SLG: 0.302 (1,4)										0	0	0	0	0	0	0									
Inning Stats	R: 0 E: 0 K: 0 S: 4	H: 1 LOB: 2 BB: 1 P: 8	R: 0 E: 0 K: 2 S: 9	H: 2 LOB: 2 BB: 0 P: 9	R: 0 E: 0 K: 0 S: 3	H: 0 LOB: 0 BB: 0 P: 3	R: 0 E: 0 K: 1 S: 7	H: 2 LOB: 3 BB: 1 P: 11	R: 0 E: 0 K: 0 S: 3	H: 1 LOB: 0 BB: 0 P: 3	R: 1 E: 0 K: 0 S: 5	H: 2 LOB: 1 BB: 0 P: 5	R: 0 E: 0 K: 0 S: 3	H: 1 LOB: 0 BB: 0 P: 3	R: 1 E: 0 K: 0 S: 4	H: 1 LOB: 2 BB: 2 P: 12	R: 0 E: 0 K: 1 S: 5	H: 0 LOB: 0 BB: 0 P: 5	1B: 7 2B: 2 3B: 0 HR: 1	SF: 0 SAC: 0 DP: 2 HBP: 0	WP: 0 PB: 0 SB: 0 CS: 0	PA: 39			
PITCHER	IP	WLS	BF	H	R	ER	SO	BB	IBB	HBP	BLK	WP	HR	S	P	ERA	WHIP								
Tracy Stallard, R ERA: 5.16 (1,1)	7.0		32	10	2	2	3	3	0	0	0	0	0	8	12	2.57	1.857								
Joe Hoerner, L ERA: 0.82 (8,1)	2.0	S	7	0	0	0	1	1	0	0	0	0	0	8	12	0.00	0.500								

AB	36
R	9
H	13
RBI	9
BB	4
SO	12
LOB	18



AB	35
R	2
H	10
RBI	2
BB	4
SO	4
LOB	32



Batter	1	2	3	4	5	6	7	8	9	AB	R	H	RBI	BB	SO	LOB	TOP														
Ron Hunt, R OBP: 0.364, SLG: 0.384 (1, 4)										5	0	1	0	0	1	4															
Al Luplow, L OBP: 0.351, SLG: 0.266 (1, 9)										4	0	1	0	1	1	2															
Ken Boyer, R OBP: 0.321, SLG: 0.473 (1, 5)										4	0	1	1	0	0	1															
Cleon Jones, R OBP: 0.310, SLG: 0.358 (1, 8)										3	0	0	0	1	0	1															
Hawk Taylor, R OBP: 0.226, SLG: 0.387 Jerry Grote, R OBP: 0.371, SLG: 0.313 (1, 2)										4	0	2	0	0	0	1															
Ron Swoboda, R OBP: 0.318, SLG: 0.302 (1, 7)										3	1	0	0	1	0	2															
Ed Kranepool, L OBP: 0.305, SLG: 0.342 (1, 3)										4	1	1	0	0	0	2															
Eddie Bressoud, R OBP: 0.310, SLG: 0.461 (1, 6)										4	2	2	3	0	0	0															
Dennis Ribant, R OBP: 0.143, SLG: 0.143 Bill Hepler, L OBP: 0.500, SLG: 0.500 Billy Murphy, R OBP: 0.275, SLG: 0.383 Jack Hamilton, R OBP: 0.154, SLG: 0.120 (1, 1)										3	0	1	0	0	0	0															
Inning Stats	R: 0 E: 0 K: 1 S: 6	H: 2 LOB: 1 BB: 0 P: 6	R: 3 E: 1 K: 0 S: 7	H: 3 LOB: 1 BB: 0 P: 7	R: 0 E: 0 K: 0 S: 4	H: 1 LOB: 1 BB: 0 P: 4	R: 0 E: 1 K: 1 S: 6	H: 0 LOB: 1 BB: 0 P: 6	R: 0 E: 0 K: 0 S: 2	H: 0 LOB: 0 BB: 1 P: 6	R: 0 E: 0 K: 0 S: 4	H: 1 LOB: 1 BB: 0 P: 4	R: 0 E: 0 K: 0 S: 4	H: 1 LOB: 1 BB: 0 P: 4	R: 2 E: 1 K: 0 S: 4	H: 2 LOB: 0 BB: 1 P: 8	1B: 8 2B: 1 3B: 0 HR: 1	SF: 1 SAC: 0 DP: 1 HBP: 0	WP: 0 PB: 0 SB: 0 CS: 2	PA: 40											
PITCHER	IP WLS BF H R ER SO BB IBB HBP BLK WP HR S P ERA WHIP																														
Denny Lemaster, L ERA: 4.42 Arnold Umbach, R ERA: 2.7 Clay Carroll, R ERA: 2.22 Billy O'Dell, L ERA: 2.4 Ted Abernathy, R ERA: 5.73	(1, 1) (3, 1) (6, 1) (8, 1) (9, 1)	2.0 3.0 2.0 1.0 1.0	11 12 7 6 3	5 1 1 3 0	3 0 0 2 0	2 0 0 1 0	1 0 0 0 0	0 1 0 0 0	0 0 0 0 0	0 0 0 0 0	1 0 0 0 0	13 6 6 2 6	13 17 10 6 6	9.00 0.00 0.00 9.00 0.00	2.500 0.667 1.000 3.000 0.000																

New York Mets @ Atlanta Braves
Atlanta Stadium, Atlanta, GA
Wed Jun 15 1966, 7:05 PM EDT
Att: 13,972 - Unknown

AB	35
R	5
H	10
RBI	4
BB	3
SO	2
LOB	13



Batter	1	2	3	4	5	6	7	8	9	AB	R	H	RBI	BB	SO	LOB	BOTTOM														
Eddie Mathews, L OBP: 0.308, SLG: 0.349 Denis Menke, R OBP: 0.374, SLG: 0.442 (1, 5)										3	0	0	0	0	0	1															
Woody Woodward, R OBP: 0.348, SLG: 0.339 (1, 6)										4	0	0	0	1	0	2															
Hank Aaron, R OBP: 0.376, SLG: 0.613 (1, 9)										4	0	0	0	1	2	4															
Felipe Alou, R OBP: 0.333, SLG: 0.489 (1, 3)										3	2	2	2	1	0	0															
Mack Jones, L OBP: 0.333, SLG: 0.520 (1, 8)										4	1	2	0	0	0	2															
Rico Carty, R OBP: 0.387, SLG: 0.398 (1, 7)										4	0	2	0	0	0	0															
Joe Torre, R OBP: 0.357, SLG: 0.500 (1, 2)										4	0	0	1	0	0	2															
Felix Millan, R OBP: 0.286, SLG: 0.333 Gene Oliver, R OBP: 0.219, SLG: 0.197 (1, 4)										3	0	0	0	0	0	2															
Denny Lemaster, L ERA: 1.93 Bill Hepler, L ERA: 2.5 Jack Hamilton, R ERA: 3.79	(1, 1) (7, 1) (9, 1)	6.1 1.2 1.0	27 6 6	7 1 1	3 1 0	3 1 0	1 1 0	1 1 0	0 0 1	2 8 6	2 1 0	27 8 6	35 8 14	0.00 5.40 0.00	3.000 0.600 3.000																
Inning Stats	R: 0 E: 0 K: 0 S: 3	H: 0 LOB: 2 BB: 2 P: 11	R: 0 E: 0 K: 0 S: 4	H: 1 LOB: 1 BB: 0 P: 4	R: 0 E: 0 K: 1 S: 5	H: 0 LOB: 0 BB: 0 P: 5	R: 1 E: 0 K: 0 S: 5	H: 2 LOB: 1 BB: 0 P: 5	R: 0 E: 0 K: 0 S: 4	H: 1 LOB: 1 BB: 0 P: 4	R: 1 E: 0 K: 0 S: 4	H: 2 LOB: 0 BB: 0 P: 4	R: 1 E: 1 K: 0 S: 4	H: 1 LOB: 0 BB: 0 P: 4	R: 1 E: 0 K: 1 S: 6	H: 1 LOB: 0 BB: 0 P: 6	R: 0 E: 0 K: 1 S: 6	H: 1 LOB: 3 BB: 2 P: 14	1B: 5 2B: 1 3B: 0 HR: 3	SF: 0 SAC: 0 DP: 0 HBP: 0	WP: 0 PB: 0 SB: 1 CS: 1	PA: 39									
PITCHER	IP WLS BF H R ER SO BB IBB HBP BLK WP HR S P ERA WHIP																														

New York Mets @ Atlanta Braves
Atlanta Stadium, Atlanta, GA
Wed Jun 15 1966, 7:05 PM EDT
Att: 13,972 - Unknown

AB	35
R	4
H	9
RBI	4
BB	4
SO	3
LOB	14



Batter	1	2	3	4	5	6	7	8	9	AB	R	H	RBI	BB	SO	LOB	TOP			
Al Luplow, L OBP: 0.311, SLG: 0.268 Larry Bearnarth, R OBP: 0.125, SLG: 0.250	(1,9) X 0-0 F9		(2) X 0-0 F2		(2) X 0-0 FC6-4 1B		(3) X 0-0 FC6-4 1-2			3	0	1	0	0	0	1				
Ron Hunt, R OBP: 0.362, SLG: 0.381	(1,4) X 0-0 L7		(2) X 0-0 1B		(2) X 0-0 FC6-4 1-2			(1) X 0-0 5-3		4	0	1	0	0	0	1				
Cleon Jones, R OBP: 0.309, SLG: 0.355	(1,8) X 0-0 1-3		(3) X 0-0 L9		(3) X 0-0 F9			(2) X 0-0 1B		4	0	1	0	0	0	3				
Ken Boyer, R OBP: 0.318, SLG: 0.467 Chuck Hiller, L OBP: 0.396, SLG: 0.422	(1,5) (4,5)		(1) X 0-0 F8		(1) X 0-0 4-3		(1) X 0-0 F7		(2) X 0-0 F8	2	0	0	0	0	0	0				
Ed Kranepool, L OBP: 0.304, SLG: 0.335	(1,3)	(2) X 0-3 K		(2) X 4-0 BB		(2) X 0-0 F5		(3) X 0-3 K		3	0	0	0	1	2	1				
Hawk Taylor, R OBP: 0.229, SLG: 0.371	(1,2)	(2) X 0-0 1B		(2) X 0-0 F7		(3) X 0-0 6-3			(1) X 0-0 6-3	4	0	1	0	0	0	1				
Ron Swoboda, R OBP: 0.309, SLG: 0.293	(1,7)	(3) X 0-0 F9		(3) X 0-0 5-3			(1) X 0-0 5-3		(2) X 0-0 F8	4	0	0	0	0	0	2				
Eddie Bressoud, R OBP: 0.308, SLG: 0.446	(1,6)		(1) X 4-0 1B BB		(1) X 0-3 K		(2) X 0-0 6-3		(3) X 0-0 F7	3	0	0	0	1	1	0				
Rob Gardner, R OBP: 0.143, SLG: 0.179 Dave Eilers, R (3, 1) Billy Murphy, R OBP: 0.302, SLG: 0.458 (5, 9)	(1, 1) (5, 9)		(1) X 0-3 K		(1) X 0-0 HR		(4) X 0-0 FC6-4 BB			1	0	0	0	0	1	1				
Inning Stats	R: 0 E: 0 K: 0 S: 3	H: 0 LOB: 0 BB: 0 P: 3	R: 0 E: 0 K: 1 S: 6	H: 1 LOB: 1 BB: 0 P: 6	R: 0 E: 0 K: 1 S: 6	H: 1 LOB: 2 BB: 1 P: 10	R: 0 E: 0 K: 0 S: 3	H: 0 LOB: 1 BB: 0 P: 7	R: 1 E: 0 K: 1 S: 7	H: 2 LOB: 1 BB: 0 P: 7	R: 0 E: 0 K: 0 S: 3	H: 0 LOB: 1 BB: 1 P: 7	R: 0 E: 0 K: 1 S: 6	H: 1 LOB: 0 BB: 0 P: 6	R: 0 E: 0 K: 0 S: 3	H: 0 LOB: 0 BB: 0 P: 3	1B: 4 2B: 0 3B: 0 HR: 1	SF: 0 SAC: 0 DP: 0 HBP: 0	WP: 0 PB: 0 CS: 0	PA: 35
PITCHER Tony Cloninger, R ERA: 4.32	IP: 9.0 WLS: W BF: 35 H: 5 R: 1 ER: 1 SO: 4 BB: 3 IBB: 0 HBP: 0 BLK: 0 WP: 0 HR: 1 S: 40 P: 52 ERA: 1.00 WHIP: 0.889															PITCHER				

New York Mets @ Atlanta Braves
Atlanta Stadium, Atlanta, GA
Thu Jun 16 1966, 7:05 PM EDT
Att: 15,108 - Unknown

AB	32
R	1
H	5
RBI	1
BB	3
SO	4
LOB	12



Batter	1	2	3	4	5	6	7	8	9	AB	R	H	RBI	BB	SO	LOB	BOTTOM			
Denis Menke, R OBP: 0.372, SLG: 0.444	(1,5) X (7,3) 0-0 1B SH1-4 E		(2) X 0-0 6-3		(2) X 0-0 F7				(1) X 0-0 L7	6	1	2	0	0	0	1				
Woody Woodward, R OBP: 0.350, SLG: 0.337	(1,6) X 0-0 SH1-4 1-2		(3) X 0-0 F7		(3) X 0-0 F9		(2) X 0-0 6-3		(2) X 4-0 FC6-4 1B BB	4	1	1	0	1	0	2				
Hank Aaron, R OBP: 0.379, SLG: 0.608 Gary Geiger, L OBP: 0.301, SLG: 0.363	(1,9) B (6,9) B 4-0 E 1B BB				(1) X 0-0 P6		(3) X 0-0 4-3		(2) X 0-0 FC6-4 1-2 1B	2	2	0	0	2	0	1				
Felipe Alou, R OBP: 0.337, SLG: 0.504	(1,3) X (7,8) 0-0 F2				(2) X 0-0 4-3			(2) X 0-0 FC6-4 1-2 2-3		6	2	3	2	0	0	4				
Rico Carty, R OBP: 0.397, SLG: 0.405 John Herrnstein, L OBP: 0.238, SLG: 0.179	(1,7) X (3, PR) (4,7) 0-0 E3 1B 1-3 2-H 1B				(3) X 0-0 4-3			(3) X 0-0 4-3 1B FC5-4 1B		2	2	2	1	1	0	0				
Gene Oliver, R OBP: 0.256, SLG: 0.243	(1,2)	(4) X 4-0 1B IBB						(2) X 0-0 3-1 1B 2B		4	2	3	0	1	1	2				
Mack Jones, L OBP: 0.307, SLG: 0.558 Miguel de la Hoz, R OBP: 0.185, SLG: 0.185	(1,8) X (7,5) 0-0 1-2 2-H 3-H 1B				(1) X 0-0 P6			(1) X 0-0 FC5-4 L6-4 1B 1-2 3-H		4	2	3	5	0	0	1				
Felix Millan, R OBP: 0.311, SLG: 0.356	(1,4) X 0-0 P6				(1) X 0-0 F8			(2) X 0-0 HR 1B 1-2 1B		5	2	3	2	0	0	2				
Tony Cloninger, R OBP: 0.205, SLG: 0.368	(1,1)	(3) X 0-3 K						(2) X 0-0 L6-4		5	2	3	5	0	1	2				
Inning Stats	R: 3 E: 1 K: 0 S: 6	H: 3 LOB: 2 BB: 2 P: 14	R: 0 E: 0 K: 1 S: 5	H: 0 LOB: 0 BB: 0 P: 5	R: 8 E: 0 K: 1 S: 13	H: 8 LOB: 2 BB: 2 P: 21	R: 1 E: 0 K: 0 S: 5	H: 2 LOB: 1 BB: 0 P: 5	R: 0 E: 0 K: 0 S: 3	H: 0 LOB: 0 BB: 0 P: 3	R: 3 E: 0 K: 0 S: 7	H: 4 LOB: 1 BB: 0 P: 7	R: 2 E: 0 K: 0 S: 6	H: 4 LOB: 1 BB: 0 P: 6	R: 0 E: 0 K: 0 S: 4	H: 1 LOB: 2 BB: 1 P: 8	1B: 15 2B: 4 3B: 0 HR: 4	SF: 0 SAC: 1 DP: 1 HBP: 0	WP: 0 PB: 0 CS: 0	PA: 50
PITCHER Rob Gardner, L ERA: 4.14 Dave Eilers, R ERA: 4.54 Larry Bearnarth, R ERA: 5.19	IP: 2.0 WLS: L BF: 14 H: 8 R: 6 ER: 6 SO: 1 BB: 1 IBB: 0 HBP: 0 BLK: 0 WP: 0 HR: 0 S: 13 P: 25 ERA: 27.00 WHIP: 3.500															PITCHER				

New York Mets @ Atlanta Braves
Atlanta Stadium, Atlanta, GA
Thu Jun 16 1966, 7:05 PM EDT
Att: 15,108 - Unknown

AB	44
R	17
H	22
RBI	16
BB	5
SO	2
LOB	19




Batter	1	2	3	4	5	6	7	8	9	AB	R	H	RBI	BB	SO	LOB	TOP				
Johnny Lewis, L OBP: 0.291, SLG: 0.363 (1, 7)	F7			G3	F7		K			4	0	0	0	0	1	3					
Chuck Hiller, L OBP: 0.415, SLG: 0.440 (1, 4)	1-3			F7 HBP 1B		7-4 1B	K			4	0	2	0	0	1	2					
Cleon Jones, R OBP: 0.310, SLG: 0.351 (1, 8) (7, 9)	F2			BB HBP 1-2		F7		CS 1B		3	0	1	0	0	0	1					
Ken Boyer, R OBP: 0.314, SLG: 0.472 (1, 5)		F7		F7		7-4 1-2		F3		4	0	0	0	0	0	4					
Ed Kranepool, L OBP: 0.303, SLG: 0.329 (1, 3)	4-3			BB 1-2			BB 1B	4-3		3	1	1	0	1	0	0					
John Stephenson, L OBP: 0.297, SLG: 0.258 (1, 2)	6-3			4-3			BB 1B		4-3	3	1	0	0	1	0	3					
Ron Swoboda, R OBP: 0.302, SLG: 0.286 Roy McMillan, R OBP: 0.213, SLG: 0.179 Billy Murphy, R OBP: 0.298, SLG: 0.442 (1, 9) (7, PH) (7, PR) (7, 8)			6-3		F8		BB 1B		P4	2	0	0	0	0	0	0					
Eddie Bressoud, R OBP: 0.319, SLG: 0.465 (1, 6)			K		F2		BB 1B			3	0	1	2	1	1	0					
Jack Fisher, R OBP: 0.179, SLG: 0.120 (1, 1)			K				BB		K	3	0	0	0	1	3	3					
Inning Stats	R: 0 E: 0 K: 0 S: 3	H: 0 LOB: 0 BB: 0 P: 3	R: 0 E: 0 K: 0 S: 3	H: 0 LOB: 0 BB: 0 P: 3	R: 0 E: 0 K: 2 S: 7	H: 0 LOB: 0 BB: 0 P: 7	R: 0 E: 0 K: 0 S: 4	H: 1 LOB: 3 BB: 1 P: 9	R: 0 E: 0 K: 0 S: 3	H: 1 LOB: 1 BB: 0 P: 3	R: 2 E: 0 K: 3 S: 12	H: 3 LOB: 2 BB: 1 P: 16	R: 0 E: 0 K: 0 S: 3	H: 1 LOB: 0 BB: 0 P: 3	R: 0 E: 0 K: 1 S: 5	H: 0 LOB: 1 BB: 1 P: 9	1B: 6 2B: 1 3B: 0 HR: 0	SF: 0 SAC: 0 DP: 1 HBP: 1	WP: 0 PB: 0 SB: 0 CS: 1	PA: 36	
PITCHER	IP	WLS	BF	H	R	ER	SO	BB	IBB	HBP	BLK	WP	HR	S	P	ERA	WHIP				
Hank Fischer, R ERA: 3.81 (1, 1)	6.0	L	26	5	2	2	2	3	0	1	0	0	0	26	39	3.00	1.333				
Billy McCool, L ERA: 1.96 (7, 1)	2.0		6	1	0	0	3	0	0	0	0	0	0	12	12	0.00	0.500				
Don Nottebart, R ERA: 1.38 (9, 1)	1.0		4	0	0	0	1	1	0	0	0	0	0	5	9	0.00	1.000				

New York Mets @ Cincinnati Reds
Crosley Field, Cincinnati, OH
Fri Jun 17 1966, 7:05 PM EDT
Att: 8,948 - Unknown

livebaseballscorecards.com

AB 31
R 2
H 6
RBI 2
BB 4
SO 6
LOB 16




Batter	1	2	3	4	5	6	7	8	9	AB	R	H	RBI	BB	SO	LOB	BOTTOM				
Tommy Harper, R OBP: 0.326, SLG: 0.354 (1, 9)	K		F8			G3 WP 1B		5-3		4	0	1	0	0	1	0					
Pete Rose, S OBP: 0.320, SLG: 0.374 (1, 4)	FC4-6 1B		4-3			6-3 1-2			FC6-4 SH1-4 1B	4	0	2	0	0	0	1					
Vada Pinson, L OBP: 0.357, SLG: 0.474 (1, 8)	FC4-6 1B			E S 3-4 1B		G3 2-3			SH1-4 1-2	3	1	1	0	0	0	2					
Gordy Coleman, L OBP: 0.316, SLG: 0.294 Giraldo Ruiz, S OBP: 0.182, SLG: 0.143 (1, 3) (9, PR)				P6 1-3 1B		3-1			FC6-4 BB	3	0	1	0	1	0	2					
Art Shamsky, L OBP: 0.324, SLG: 0.523 Dick Simpson, R OBP: 0.211, SLG: 0.500 (1, 7) (9, PR)	4-3			3-4			F7		FC6-4 1-2 2-3	4	0	0	1	0	0	4					
Deron Johnson, R OBP: 0.274, SLG: 0.335 (1, 5)		F2		3-H 3-4 K			6-3		F8	4	0	0	0	0	1	2					
Leo Cardenas, R OBP: 0.318, SLG: 0.463 (1, 6)		K			1-6-3			F9		3	0	0	0	0	1	0					
Johnny Edwards, L OBP: 0.360, SLG: 0.352 (1, 2)	1-3				P5				F8	3	0	0	0	0	0	0					
Hank Fischer, R OBP: 0.222, SLG: 0.125 Tony Perez, R OBP: 0.318, SLG: 0.345 Don Nottebart, R OBP: 0.100, SLG: 0.100 (1, 1) (7, 1) (6, PH) (9, 1)				K					F9	2	0	0	0	0	1	0					
Inning Stats	R: 0 E: 0 K: 1 S: 7	H: 2 LOB: 2 BB: 0 P: 7	R: 0 E: 0 K: 1 S: 5	H: 0 LOB: 0 BB: 0 P: 5	R: 0 E: 0 K: 1 S: 5	H: 0 LOB: 0 BB: 0 P: 5	R: 1 E: 0 K: 1 S: 6	H: 1 LOB: 0 BB: 0 P: 6	R: 0 E: 0 K: 0 S: 3	H: 0 LOB: 0 BB: 0 P: 3	R: 0 E: 0 K: 0 S: 4	H: 1 LOB: 1 BB: 0 P: 4	R: 0 E: 0 K: 0 S: 3	H: 0 LOB: 0 BB: 0 P: 3	R: 0 E: 0 K: 0 S: 3	H: 0 LOB: 2 BB: 1 P: 8	1B: 5 2B: 0 3B: 0 HR: 0	SF: 0 SAC: 1 DP: 0 HBP: 0	WP: 1 PB: 0 SB: 1 CS: 0	PA: 33	
PITCHER	IP	WLS	BF	H	R	ER	SO	BB	IBB	HBP	BLK	WP	HR	S	P	ERA	WHIP				
Jack Fisher, R ERA: 3.88 (1, 1)	9.0	W	33	5	1	0	4	1	0	0	0	1	0	40	44	0.00	0.667				

New York Mets @ Cincinnati Reds
Crosley Field, Cincinnati, OH
Fri Jun 17 1966, 7:05 PM EDT
Att: 8,948 - Unknown

livebaseballscorecards.com

AB 31
R 1
H 5
RBI 1
BB 1
SO 4
LOB 11



Batter	1	2	3	4	5	6	7	8	9	AB	R	H	RBI	BB	SO	LOB	TOP				
Chuck Hiller, L (1, 7) OBP: 0.397, SLG: 0.418	F7		FC6-4 1B		F8		L4			4	0	1	0	0	0	0	New York Mets @ Cincinnati Reds Crosley Field, Cincinnati, OH Sun Jun 19 1966, 3:33 AM EDT Unknown				
Ron Hunt, R (1, 4) OBP: 0.362, SLG: 0.381	6-3		K		F2			P3		4	0	0	0	0	1	1					
Al Luplow, L (1, 9) OBP: 0.353, SLG: 0.276			FC6-4 1B		K			P6		4	0	1	0	0	1	1					
Ken Boyer, R (1, 5) OBP: 0.315, SLG: 0.475	F7		FC6-4 1-2			F7		6-3		4	0	0	0	0	2						
Cleon Jones, R (1, 8) OBP: 0.314, SLG: 0.356 Johnny Lewis, L (6, PH) OBP: 0.299, SLG: 0.395		F2							4-3	2	0	1	0	0	0	0					
Ed Kranepool, L (1, 3) OBP: 0.296, SLG: 0.320		1B			F8				6-3	4	0	1	0	0	2						
Eddie Bressoud, R (1, 6) OBP: 0.314, SLG: 0.443		1B			P6				6-3	4	0	1	0	0	2						
Jerry Grote, R (1, 2) OBP: 0.383, SLG: 0.359 Larry Bearnarth, R (7, 1) OBP: 0.125, SLG: 0.250		K								3	0	1	0	0	1	2					
Rob Gardner, R (1, 1) OBP: 0.133, SLG: 0.167 John Stephenson, L (7, PH) OBP: 0.254, SLG: 0.254		K					F2			0	0	0	0	0	0	0					
							F9			2	0	0	0	0	2	4					
Inning Stats	R: 0 E: 0 K: 0 S: 4	H: 1 LOB: 1 BB: 0 P: 4	R: 0 E: 0 K: 2 S: 9	H: 2 LOB: 2 BB: 0 P: 9	R: 0 E: 0 K: 1 S: 6	H: 1 LOB: 1 BB: 0 P: 6	R: 0 E: 0 K: 1 S: 7	H: 2 LOB: 2 BB: 0 P: 7	R: 0 E: 0 K: 0 S: 5	H: 0 LOB: 0 BB: 0 P: 5	R: 0 E: 0 K: 0 S: 4	H: 1 LOB: 1 BB: 0 P: 4	R: 0 E: 0 K: 0 S: 3	H: 0 LOB: 0 BB: 0 P: 3	R: 0 E: 0 K: 0 S: 3	H: 0 LOB: 0 BB: 0 P: 3	R: 0 E: 0 K: 0 S: 3	H: 0 LOB: 0 BB: 0 P: 3	1B: 6 2B: 1 3B: 0 HR: 0	SF: 0 SAC: 0 DP: 0 HBP: 0	WP: 0 PA: 34 PB: 0 SB: 0 CS: 0
PITCHER Milt Pappas, R (1, 1) ERA: 3.89	IP: 9.0 WLS: W BF: 34 H: 7 R: 0 ER: 0 SO: 5 BB: 0 IBB: 0 HBP: 0 BLK: 0 WP: 0 HR: 0 S: 44 P: 44 ERA: 0.00 WHIP: 0.778																				

Batter	1	2	3	4	5	6	7	8	9	AB	R	H	RBI	BB	SO	LOB	BOTTOM		
Tommy Harper, R (1, 7) OBP: 0.337, SLG: 0.357	S 1B		2-3 1B		5-3		F8			4	1	2	0	0	0	1	New York Mets @ Cincinnati Reds Crosley Field, Cincinnati, OH Sun Jun 19 1966, 3:33 AM EDT Unknown		
Pete Rose, S (1, 4) OBP: 0.320, SLG: 0.370	F8		F8		2-3 1B		K			4	1	1	1	0	1	2			
Vada Pinson, L (1, 8) OBP: 0.357, SLG: 0.466	F7		2-3		3-H 1B		6-3			4	1	1	0	0	2				
Tony Perez, R (1, 3) OBP: 0.319, SLG: 0.361			6-3		1-2 1B					4	1	2	3	0	0	1			
Don Pavletich, R (1, 2) OBP: 0.333, SLG: 0.481	F8				1-2 1B					4	0	2	1	0	0	1			
Deron Johnson, R (1, 5) OBP: 0.276, SLG: 0.352			FC5-4 1B		F5		F7			4	0	1	0	0	2				
Dick Simpson, R (1, 9) OBP: 0.174, SLG: 0.409			K		K					4	0	0	0	0	4	2			
Leo Cardenas, R (1, 6) OBP: 0.321, SLG: 0.459			FC5-4 1-2		WP SH5-4 1B		4-3			3	1	1	0	0	1				
Milt Pappas, R (1, 1) OBP: 0.121, SLG: 0.188			K		SH5-4 1-2		P3			2	0	0	0	0	1	1			
Inning Stats	R: 1 E: 0 K: 0 S: 5	H: 2 LOB: 1 BB: 0 P: 5	R: 0 E: 0 K: 2 S: 8	H: 1 LOB: 1 BB: 0 P: 8	R: 0 E: 0 K: 1 S: 4	H: 0 LOB: 0 BB: 0 P: 4	R: 0 E: 0 K: 1 S: 5	H: 0 LOB: 0 BB: 0 P: 5	R: 4 E: 0 K: 0 S: 8	H: 5 LOB: 1 BB: 0 P: 8	R: 0 E: 0 K: 1 S: 5	H: 0 LOB: 0 BB: 0 P: 5	R: 0 E: 0 K: 1 S: 5	H: 0 LOB: 0 BB: 0 P: 5	R: 0 E: 0 K: 1 S: 6	H: 1 LOB: 1 BB: 0 P: 6		1B: 8 2B: 1 3B: 1 HR: 0	SF: 0 SAC: 1 DP: 0 HBP: 0
PITCHER Rob Gardner, L (1, 1) ERA: 4.38 Larry Bearnarth, R (7, 1) ERA: 4.91	IP: 6.0 WLS: L BF: 27 H: 9 R: 5 ER: 5 SO: 4 BB: 0 IBB: 0 HBP: 0 BLK: 0 WP: 1 HR: 0 S: 35 P: 35 ERA: 7.50 WHIP: 1.500																		

Batter	1	2	3	4	5	6	7	8	9	AB	R	H	RBI	BB	SO	LOB	TOP								
Chuck Hiller, L OBP: 0.387, SLG: 0.407 (1, 7)	4-3		F9		E4					4	0	1	0	0	0	2	New York Mets @ Cincinnati Reds Crosley Field, Cincinnati, OH Sun Jun 19 1966, 3:38 AM EDT Att: 11,878 - Unknown								
Ron Hunt, R OBP: 0.360, SLG: 0.376 (1, 4)			F9		1-3		F9			3	0	0	0	1	0	5									
Ken Boyer, R OBP: 0.318, SLG: 0.476 (1, 5)	F9			L5						4	0	2	0	0	0	1									
Johnny Lewis, L OBP: 0.292, SLG: 0.385 (8, PH) Eddie Bressoud, R OBP: 0.311, SLG: 0.439 (8, 3)	P6			F8		K		K		3	0	0	0	0	1	2									
John Stephenson, L OBP: 0.243, SLG: 0.243 (8, PH) Hawk Taylor, R OBP: 0.216, SLG: 0.351 (8, 2)		G3		K		G3-6		G5-4-3		3	0	0	0	0	1	1									
Ron Swoboda, R OBP: 0.287, SLG: 0.272 (1, 9)		P4				F7		5-3		4	0	0	0	0	0	0									
Ed Kranepool, L OBP: 0.302, SLG: 0.343 (8, 8) Billy Murphy, R OBP: 0.293, SLG: 0.434 (8, 8)		F9				1B FC5-2		HR		3	1	2	1	0	0	0									
Roy McMillan, R OBP: 0.221, SLG: 0.182 (1, 6)							5-3			3	1	1	0	1	0	0									
Dennis Ribant, R OBP: 0.118, SLG: 0.118 (1, 1) Dave Eilers, R (7, 1)								E5		3	0	0	0	0	0	3									
Inning Stats	R: 0 E: 0 K: 0 S: 3	H: 0 LOB: 1 BB: 1 P: 7	R: 0 E: 0 K: 0 S: 3	H: 0 LOB: 0 BB: 0 P: 3	R: 0 E: 0 K: 0 S: 3	H: 0 LOB: 1 BB: 1 P: 7	R: 0 E: 0 K: 1 S: 5	H: 0 LOB: 0 BB: 0 P: 5	R: 1 E: 1 K: 0 S: 6	H: 2 LOB: 2 BB: 0 P: 6	R: 0 E: 0 K: 1 S: 5	H: 1 LOB: 0 BB: 0 P: 5	R: 1 E: 1 K: 0 S: 6	H: 2 LOB: 2 BB: 0 P: 6	R: 0 E: 0 K: 1 S: 5	H: 1 LOB: 0 BB: 0 P: 5		R: 0 E: 0 K: 1 S: 5	H: 0 LOB: 0 BB: 0 P: 5	1B: 5 2B: 0 3B: 0 HR: 1	SF: 0 SAC: 0 DP: 2 HBP: 0	WP: 0 PB: 0 SB: 1 CS: 0	PA: 35		
PITCHER	IP	WLS	BF	H	R	ER	SO	BB	IBB	HBP	BLK	WP	HR	S	P	ERA	WHIP								
Sammy Ellis, R ERA: 5.59 (1, 1)	7.0	W	29	5	2	1	2	2	0	0	0	0	1	31	39	1.29	1.000								
Billy McCool, L ERA: 1.99 (8, 1)	2.0	S	6	1	0	0	2	0	0	0	0	0	0	10	10	0.00	0.500								

AB	33
R	2
H	6
RBI	1
BB	2
SO	4
LOB	16



Batter	1	2	3	4	5	6	7	8	9	AB	R	H	RBI	BB	SO	LOB	BOTTOM								
Tommy Harper, R OBP: 0.345, SLG: 0.362 (1, 9)	2B 1B BB									3	1	2	0	1	0	0	New York Mets @ Cincinnati Reds Crosley Field, Cincinnati, OH Sun Jun 19 1966, 3:38 AM EDT Att: 11,878 - Unknown								
Pete Rose, S OBP: 0.320, SLG: 0.374 (1, 4)										3	2	1	0	0	0	3									
Vada Pinson, L OBP: 0.359, SLG: 0.467 (1, 8)										4	0	2	1	0	0	4									
Gordy Coleman, L OBP: 0.306, SLG: 0.290 (1, 3) Dick Simpson, R OBP: 0.174, SLG: 0.409 (9, 9)										3	0	0	1	0	0	2									
Deron Johnson, R OBP: 0.277, SLG: 0.357 (1, 7)										0	0	0	0	0	0	0									
Johnny Edwards, L OBP: 0.354, SLG: 0.346 (1, 2)										3	0	1	1	0	1	1									
Giraldo Ruiz, S OBP: 0.192, SLG: 0.160 (1, 5)										4	0	1	0	0	0	1									
Leo Cardenas, R OBP: 0.317, SLG: 0.453 (1, 6)										3	1	0	0	0	0	1									
Sammy Ellis, L OBP: 0.222, SLG: 0.125 (1, 1) Tony Perez, R OBP: 0.316, SLG: 0.358 (7, PH) Billy McCool, R OBP: 0.222, SLG: 0.125 (8, 1)										2	0	0	0	0	1	0									
Inning Stats	R: 2 E: 0 K: 0 S: 5	H: 2 LOB: 1 BB: 1 P: 9	R: 0 E: 0 K: 1 S: 5	H: 0 LOB: 0 BB: 0 P: 5	R: 0 E: 0 K: 0 S: 3	H: 1 LOB: 0 BB: 0 P: 3	R: 0 E: 0 K: 1 S: 5	H: 0 LOB: 0 BB: 0 P: 5	R: 0 E: 0 K: 0 S: 3	H: 0 LOB: 0 BB: 0 P: 3	R: 1 E: 1 K: 0 S: 5	H: 1 LOB: 1 BB: 0 P: 5	R: 3 E: 3 K: 0 S: 7	H: 2 LOB: 3 BB: 0 P: 7	R: 0 E: 0 K: 0 S: 4	H: 1 LOB: 1 BB: 0 P: 4		R: 0 E: 0 K: 0 S: 4	H: 1 LOB: 1 BB: 0 P: 4	1B: 5 2B: 2 3B: 0 HR: 0	SF: 2 SAC: 0 DP: 1 HBP: 0	WP: 0 PB: 0 SB: 1 CS: 0	PA: 34		
PITCHER	IP	WLS	BF	H	R	ER	SO	BB	IBB	HBP	BLK	WP	HR	S	P	ERA	WHIP								
Dennis Ribant, R ERA: 2.0 (1, 1)	6.2	L	28	6	4	2	2	1	0	0	0	0	0	31	35	2.70	1.050								
Dave Eilers, R ERA: 4.68 (7, 1)	1.1		6	1	0	0	0	0	0	0	0	0	0	6	6	0.00	0.750								



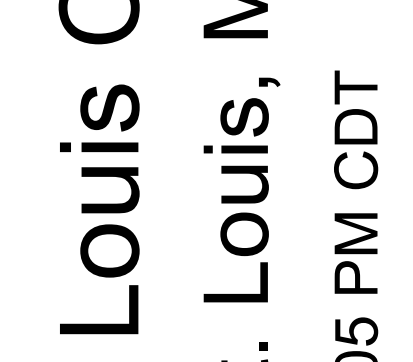
Batter	1	2	3	4	5	6	7	8	9	AB	R	H	RBI	BB	SO	LOB	TOP					
Ron Hunt, R OBP: 0.359, SLG: 0.374 (1, 4)	6-3	F9						P6		4	0	1	0	0	0	1	New York Mets @ St. Louis Cardinals Busch Stadium, St. Louis, MO Mon Jun 20 1966, 7:05 PM CDT Att: 18,639 - Unknown					
Eddie Bressoud, R OBP: 0.317, SLG: 0.436 (1, 6)	FC4-6 1B		K			FC6-4 1B		1B BB		3	0	1	0	1	1							
Al Luplow, L OBP: 0.349, SLG: 0.275 (1, 9)	FC4-6 1-2		4-3			4-3		1-2 1B		4	0	1	0	0	0	1						
Ken Boyer, R OBP: 0.317, SLG: 0.469 (1, 5)	F3		6-3			G6-3 BB		L9		3	0	0	0	1	0	3						
Cleon Jones, R OBP: 0.318, SLG: 0.355 (1, 8)		BB 1B			L9	G6-3 1-2		BB		3	1	1	0	1	0	1						
Ed Kranepool, L OBP: 0.302, SLG: 0.339 (1, 3)		1B SF9 BB			F8					2	1	0	0	1	0	0						
Ron Swoboda, R OBP: 0.286, SLG: 0.270 (9, PH)							5-3			1	0	0	0	0	0	1						
Johnny Lewis, L OBP: 0.302, SLG: 0.384 (9, PH)					K		G3			3	0	1	1	0	1	0						
Billy Murphy, R OBP: 0.288, SLG: 0.426 (9, PH)								F9		1	0	0	0	0	0	1						
Hawk Taylor, R OBP: 0.195, SLG: 0.317 (1, 2)					F8		1-3	F9		4	0	0	0	0	0	3						
Dick Selma, R OBP: 0.125, SLG: 0.250 (8, PH)		SF9 3H					6-3			1	0	0	1	0	0	0						
Chuck Hillier, L OBP: 0.308, SLG: 0.400 (8, PH)								G3		1	0	0	0	0	0	0						
Larry Bearnarth, R OBP: 0.125, SLG: 0.250 (8, 1)										0	0	0	0	0	0	0						
Inning Stats	R: 0 E: 0 K: 0 S: 4	H: 1 LOB: 1 BB: 0 P: 4	R: 2 E: 0 K: 0 S: 5	H: 2 LOB: 1 BB: 1 P: 9	R: 0 E: 0 K: 1 S: 5	H: 0 LOB: 0 BB: 0 P: 5	R: 0 E: 0 K: 1 S: 5	H: 0 LOB: 0 BB: 0 P: 5	R: 0 E: 0 K: 0 S: 4	H: 1 LOB: 1 BB: 0 P: 4	R: 0 E: 0 K: 0 S: 2	H: 0 LOB: 0 BB: 1 P: 6	R: 0 E: 0 K: 0 S: 3	H: 0 LOB: 0 BB: 0 P: 3	R: 0 E: 0 K: 0 S: 4	H: 1 LOB: 2 BB: 1 P: 8	R: 0 E: 0 K: 0 S: 3	H: 0 LOB: 1 BB: 1 P: 7	1B: 5 2B: 0 3B: 0 HR: 0	SF: 1 SAC: 0 DP: 1 HBP: 0	WP: 0 PB: 0 SB: 0 CS: 0	PA: 35
PITCHER	IP WLS BF H R ER SO BB IBB HBP BLK WP HR S P ERA WHIP	IP WLS BF H R ER SO BB IBB HBP BLK WP HR S P ERA WHIP																				
Nelson Briles, R ERA: 3.0 (1, 1)	8.0 W 32 5 2 2 2 4 0 0 0 0 0 0 32 48 2.25 1.125																					
Joe Hoerner, L ERA: 0.75 (9, 1)	1.0 S 3 0 0 0 0 0 0 0 0 0 0 0 3 3 0.00 0.000																					

Batter	1	2	3	4	5	6	7	8	9	AB	R	H	RBI	BB	SO	LOB	BOTTOM			
Lou Brock, L OBP: 0.296, SLG: 0.396 (1, 7)	1B E S BB			4-3				E S WP 1B		3	2	2	0	1	0	2	New York Mets @ St. Louis Cardinals Busch Stadium, St. Louis, MO Mon Jun 20 1966, 7:05 PM CDT Att: 18,639 - Unknown			
Phil Gaetano, R OBP: 0.375, SLG: 0.359 (1, 5)	E SF8 1B		K				F9	E6 WP		4	1	1	0	0	1	2				
Curt Flood, R OBP: 0.338, SLG: 0.417 (1, 8)	E4 1-3 3H 1B		F8				K	4-3		4	1	1	1	0	1	1				
Tito Francona, L OBP: 0.326, SLG: 0.375 (1, 3)	G3		F9				K	F8		4	0	0	0	0	1	2				
Tim McCarver, L OBP: 0.309, SLG: 0.421 (1, 2)	SF8 3H		F8				CS 1B	F8		3	0	1	1	0	0	0				
Mike Shannon, R OBP: 0.308, SLG: 0.432 (1, 9)					6-3		K	FC6-4 1B		4	0	2	1	0	1	1				
Jerry Buchek, R OBP: 0.308, SLG: 0.364 (1, 4)								F7		4	0	1	0	0	0	2				
Julian Javier, R OBP: 0.275, SLG: 0.297 (9, 4)	4-3				5-3 1B			FC6-4 1-2 1B		0	0	0	0	0	0	0				
Dal Maxvill, R OBP: 0.238, SLG: 0.237 (1, 6)								L9		3	0	1	0	0	0	0				
Nelson Briles, R OBP: 0.095, SLG: 0.050 (1, 1)								L9		3	0	0	0	0	1	2				
Joe Hoerner, R ERA: 4.75 (9, 1)										0	0	0	0	0	0	0				
Inning Stats	R: 3 E: 1 K: 0 S: 6	H: 3 LOB: 1 BB: 1 P: 10	R: 0 E: 0 K: 2 S: 8	H: 1 LOB: 0 BB: 0 P: 8	R: 0 E: 0 K: 0 S: 3	H: 0 LOB: 0 BB: 0 P: 3	R: 0 E: 0 K: 0 S: 5	H: 2 LOB: 2 BB: 0 P: 5	R: 0 E: 0 K: 2 S: 7	H: 0 LOB: 0 BB: 0 P: 7	R: 0 E: 0 K: 1 S: 5	H: 1 LOB: 0 BB: 0 P: 5	R: 1 E: 1 K: 0 S: 5	H: 1 LOB: 1 BB: 0 P: 5	R: 0 E: 0 K: 0 S: 4	H: 1 LOB: 1 BB: 0 P: 4	1B: 8 2B: 1 3B: 1 HR: 0	SF: 1 SAC: 0 DP: 1 HBP: 0	WP: 1 PB: 0 SB: 0 CS: 1	PA: 34
PITCHER	IP WLS BF H R ER SO BB IBB HBP BLK WP HR S P ERA WHIP	IP WLS BF H R ER SO BB IBB HBP BLK WP HR S P ERA WHIP																		
Dick Selma, R ERA: 4.1 (1, 1)	7.0 L 30 8 4 1 5 1 0 0 0 0 0 0 39 43 1.29 1.286																			
Larry Bearnarth, R ERA: 4.75 (8, 1)	1.0 4 1 0 0 0 0 0 0 0 0 0 0 4 4 0.00 1.000																			

AB 30
R 2
H 5
RBI 2
BB 4
SO 2
LOB 12



AB 32
R 4
H 9
RBI 3
BB 1
SO 5
LOB 12



Batter	1	2	3	4	5	6	7	8	9	AB	R	H	RBI	BB	SO	LOB	TOP				
Cleon Jones, R (1, 8) OBP: 0.317, SLG: 0.353	0-3 K		0-0 3-1		0-0 1B			0-3 K		4	0	1	0	0	2	0	New York Mets @ St. Louis Cardinals Busch Stadium, St. Louis, MO Tue Jun 21 1966, 7:05 PM CDT Att: 16,494 - Unknown				
Chuck Hiller, L (1, 4) OBP: 0.373, SLG: 0.391	0-0 F7			0-0 WP 1B 6-3	0-0 L3			0-0 F2		4	1	1	0	0	0	1					
Ken Boyer, R (1, 5) OBP: 0.316, SLG: 0.465	0-0 P4			0-0 6-3 WP 1-2 1B		0-0 P6		0-0 6-3		4	1	1	0	0	0	0					
Al Luplow, L (1, 9) OBP: 0.336, SLG: 0.263		0-0 4-3		0-0 6-3		0-0 1-3			0-0 3-1	4	0	0	1	0	0	1					
Ron Swoboda, R (1, 7) OBP: 0.285, SLG: 0.270		0-3 K		0-0 4-3 1B		0-3 K			0-0 5-3	4	0	1	1	0	2	0					
Ed Kranepool, L (1, 3) OBP: 0.301, SLG: 0.333		4-0 BB		0-0 4-3			0-0 4-3		0-0 4-3	3	0	0	0	1	0	1					
Eddie Bressoud, R (1, 6) OBP: 0.310, SLG: 0.425		0-0 F7		0-3 K			0-0 F9			3	0	0	0	0	1	2					
Jerry Grote, R (1, 2) OBP: 0.382, SLG: 0.358			0-0 F7		0-0 P4			0-0 1B		3	0	1	0	0	0	0					
Bob Shaw, R (1, 1) OBP: 0.200, SLG: 0.143			0-3 K		0-0 L6			0-3 K		3	0	0	0	0	2	1					
Inning Stats	R: 0 E: 0 K: 1 S: 5	H: 0 LOB: 0 BB: 0 P: 5	R: 0 E: 0 K: 1 S: 5	H: 0 LOB: 1 BB: 1 P: 9	R: 0 E: 0 K: 1 S: 5	H: 0 LOB: 0 BB: 0 P: 5	R: 2 E: 0 K: 1 S: 8	H: 3 LOB: 1 BB: 0 P: 8	R: 0 E: 0 K: 0 S: 4	H: 1 LOB: 1 BB: 0 P: 4	R: 0 E: 0 K: 1 S: 5	H: 0 LOB: 0 BB: 0 P: 5	R: 0 E: 0 K: 1 S: 6	H: 1 LOB: 1 BB: 0 P: 6	R: 0 E: 0 K: 0 S: 3	H: 0 LOB: 0 BB: 0 P: 3	1B: 5 2B: 0 3B: 0 HR: 0	SF: 0 SAC: 0 DP: 0 HBP: 0	WP: 1 PB: 0 SB: 0 CS: 0	PA: 33	
PITCHER	IP	WLS	BF	H	R	ER	SO	BB	IBB	HBP	BLK	WP	HR	S	P	ERA	WHIP				
Tracy Stallard, R (1, 1) ERA: 4.71	6.0	L	23	4	2	2	5	1	0	0	0	1	0	32	36	3.00	0.833				
Curt Simmons, L (7, 1) ERA: 4.59	2.0		7	1	0	0	2	0	0	0	0	0	0	11	11	0.00	0.500				
Hal Woodeshick, L (9, 1) ERA: 2.28	1.0		3	0	0	0	0	0	0	0	0	0	0	3	3	0.00	0.000				

Batter	1	2	3	4	5	6	7	8	9	AB	R	H	RBI	BB	SO	LOB	BOTTOM					
Lou Brock, L (1, 7) OBP: 0.291, SLG: 0.389	0-3 K		0-0 1-3			0-0 4-3		0-0 L9		4	0	0	0	0	1	0	New York Mets @ St. Louis Cardinals Busch Stadium, St. Louis, MO Tue Jun 21 1966, 7:05 PM CDT Att: 16,494 - Unknown					
Phil Gaetano, R (1, 5) OBP: 0.379, SLG: 0.364	0-0 FC4-6 1B		0-0 F7			0-0 1B			0-3 K	4	0	2	0	0	1	0						
Curt Flood, R (1, 8) OBP: 0.333, SLG: 0.410	0-0 FC4-6 1-2			0-0 6-3		0-3 K			0-0 1-3	4	0	0	0	0	1	2						
Tito Francona, L (1, 3) OBP: 0.311, SLG: 0.357	0-0 P6			0-0 F8			0-0 L3		0-3 K	4	0	0	0	0	1	1						
Tim McCarver, L (1, 2) OBP: 0.309, SLG: 0.435		0-0 P4		0-0 F7			0-0 HR			3	1	1	1	0	0	0						
Mike Shannon, R (1, 9) OBP: 0.301, SLG: 0.421		0-0 F7			0-3 K		0-0 L8			3	0	0	0	0	1	0						
Jerry Buchek, R (1, 4) OBP: 0.309, SLG: 0.363		0-0 FC5-4 1B			0-3 K		0-3 K			3	0	1	0	0	2	0						
Dal Maxvill, R (1, 6) OBP: 0.232, SLG: 0.231		0-0 FC5-4			0-0 5-3			0-3 K		2	0	0	0	0	0	1						
Bob Skinner, L (8, PH) OBP: 0.233, SLG: 0.286										1	0	0	0	0	1	0						
Julian Javier, R (9, 4) OBP: 0.275, SLG: 0.297		0-0 FC5-4 1-2								0	0	0	0	0	0	0						
Tracy Stallard, R (1, 1) ERA: 4.76			0-0 1-6-3			0-0 4-3			0-3 K	1	0	0	0	0	0	0						
Bobby Tolan, L (6, PH) OBP: 0.244, SLG: 0.299										1	0	0	0	0	0	0						
Curt Simmons, L (7, 1) OBP: 0.222, SLG: 0.250										0	0	0	0	0	0	0						
Charley Smith, R (8, PH) OBP: 0.311, SLG: 0.390										1	0	0	0	0	1	0						
Hal Woodeshick, R (9, 1) OBP: 0.333, SLG: 0.667										0	0	0	0	0	0	0						
Inning Stats	R: 0 E: 0 K: 1 S: 6	H: 1 LOB: 1 BB: 0 P: 6	R: 0 E: 0 K: 0 S: 4	H: 1 LOB: 1 BB: 0 P: 4	R: 0 E: 0 K: 0 S: 3	H: 0 LOB: 0 BB: 0 P: 3	R: 0 E: 0 K: 0 S: 3	H: 0 LOB: 0 BB: 0 P: 3	R: 0 E: 0 K: 2 S: 7	H: 0 LOB: 0 BB: 0 P: 7	R: 0 E: 0 K: 1 S: 6	H: 1 LOB: 1 BB: 0 P: 6	R: 1 E: 0 K: 1 S: 6	H: 1 LOB: 0 BB: 0 P: 6	R: 0 E: 0 K: 2 S: 7	H: 0 LOB: 0 BB: 0 P: 7	R: 0 E: 0 K: 2 S: 7	H: 0 LOB: 0 BB: 0 P: 7	1B: 3 2B: 0 3B: 0 HR: 1	SF: 0 SAC: 0 DP: 0 HBP: 0	WP: 0 PB: 0 SB: 0 CS: 0	PA: 31
PITCHER	IP	WLS	BF	H	R	ER	SO	BB	IBB	HBP	BLK	WP	HR	S	P	ERA	WHIP					
Bob Shaw, R (1, 1) ERA: 4.76	9.0	W	31	4	1	1	9	0	0	0	0	0	1	49	49	1.00	0.444					

AB	32
R	2
H	5
RBI	2
BB	1
SO	7
LOB	6



AB	31
R	1
H	4
RBI	1
BB	0
SO	9
LOB	4



Batter	1	2	3	4	5	6	7	8	9	10	AB	R	H	RBI	BB	SO	LOB	TOP			
Cleon Jones, R OBP: 0.319, SLG: 0.354 (1, 9)	6-3		P4			1-2 1B		3-2 3-H		1B	5	0	2	2	0	0	2	New York Mets @ St. Louis Cardinals Busch Stadium, St. Louis, MO Wed Jun 22 1966, 7:05 PM CDT Att. 18,065 - Unknown			
Eddie Bressoud, R OBP: 0.306, SLG: 0.415 (1, 4) (8, 6)	6-3			G5-4-3 1B		K		K	K	1-3	5	0	1	0	0	2	3				
Ken Boyer, R OBP: 0.315, SLG: 0.461 (1, 5)	1B			G5-4-3 1-2		F9		P6			4	0	1	0	0	0	3				
Hawk Taylor, R OBP: 0.222, SLG: 0.333 Ed Kranepool, L OBP: 0.301, SLG: 0.333 (1, 3) (10, 3)	L6			1-3		FC4-6 1B		FC5-4 1B			4	0	2	0	0	0	1				
Ron Swoboda, R OBP: 0.278, SLG: 0.263 (1, 7)	L8					6-3		B2		FC5-4 1-2	4	0	0	0	0	0	2				
Billy Murphy, R OBP: 0.270, SLG: 0.397 (1, 8)	4-3			1-3		1-3		FC4-6 1-2		6-3	4	0	0	0	0	0	1				
Jerry Grote, R OBP: 0.377, SLG: 0.364 (1, 2)	6-3			5-3		F2				F9 1B	4	1	1	0	0	0	1				
Roy McMillan, R OBP: 0.223, SLG: 0.192 Johnny Lewis, L OBP: 0.253, SLG: 0.384 Ron Hunt, R OBP: 0.361, SLG: 0.374 Jack Hamilton, R OBP: 0.148, SLG: 0.115 (1, 6) (8, PR) (8, 4) (10, 1)	L7					P5		BLK 3-2 2B		S 1B IBB	3	0	1	0	0	0	0				
Jack Fisher, R OBP: 0.194, SLG: 0.111 Chuck Hiller, L OBP: 0.368, SLG: 0.385 (1, 1) (10, PH) (10, 4)	5-3					1B BB		4-3 2-3		F9 2-3	2	0	0	0	1	0	1				
Inning Stats	R: 0 E: 0 K: 0 S: 4	H: 1 LOB: 1 BB: 0 P: 4	R: 0 E: 0 K: 0 S: 3	H: 0 LOB: 0 BB: 0 P: 3	R: 0 E: 0 K: 0 S: 3	H: 1 LOB: 0 BB: 0 P: 3	R: 0 E: 0 K: 0 S: 6	H: 1 LOB: 2 BB: 1 P: 10	R: 0 E: 0 K: 0 S: 4	H: 1 LOB: 1 BB: 0 P: 4	R: 0 E: 0 K: 1 S: 6	H: 1 LOB: 1 BB: 0 P: 6	R: 2 E: 0 K: 0 S: 5	H: 2 LOB: 1 BB: 1 P: 9	1B: 6 2B: 3 3B: 0 HR: 0	SF: 0 SAC: 0 DP: 2 HBP: 0	WP: 0 PA: 38 PB: 0 SB: 1 CS: 0				
PITCHER Al Jackson, L ERA: 2.05 (1, 1)	IP: 10.0 WLS: L BF: 38 H: 8 R: 2 ER: 2 SO: 2 BB: 1 IBB: 1 HBP: 0 BLK: 1 WP: 0 HR: 0 S: 40 P: 48 ERA: 1.80 WHIP: 0.900																				

Batter	1	2	3	4	5	6	7	8	9	10	AB	R	H	RBI	BB	SO	LOB	BOTTOM			
Lou Brock, L OBP: 0.290, SLG: 0.387 (1, 7)	K		4-3			CS 1B		1-3			4	0	1	0	0	1	1	New York Mets @ St. Louis Cardinals Busch Stadium, St. Louis, MO Wed Jun 22 1966, 7:05 PM CDT Att. 18,065 - Unknown			
Phil Gagliano, R OBP: 0.375, SLG: 0.360 (1, 5)	5-3			F2		CS 1-2		SH1-4 1B		P6	4	0	1	0	0	0	0				
Curt Flood, R OBP: 0.333, SLG: 0.409 (1, 8)	1B			F3		SH1-4 1-2		SH1-4		P4	3	0	1	0	0	0	0				
Tito Francona, L OBP: 0.298, SLG: 0.341 (1, 3)	F8			5-3		4-3 2-3		4-3		P6	4	0	0	0	0	0	2				
Tim McCarver, L OBP: 0.318, SLG: 0.439 (1, 2)		3-1				G3-6 1B		FC6-4 IBB		FC5-6 BB 1B	3	0	2	0	1	0	0				
Mike Shannon, R OBP: 0.299, SLG: 0.410 (1, 9)	F2			G3-6 1-2		FC6-4 1-2		FC6-4		FC5-6 BB	3	0	0	0	1	0	3				
Jerry Buchek, R OBP: 0.302, SLG: 0.355 Julian Javier, R OBP: 0.275, SLG: 0.297 (1, 4) (10, PR)	5-3			L6		F2				FC5-6 1-2 2-3	4	0	0	0	0	0	2				
Dal Maxvill, R OBP: 0.235, SLG: 0.235 Bob Skinner, L OBP: 0.226, SLG: 0.276 (1, 6) (10, PH)	5-3					6-3		SH1-4 1B		K	3	0	1	0	0	0	0				
Al Jackson, L OBP: 0.370, SLG: 0.409 Bobby Tolan, L OBP: 0.241, SLG: 0.295 (1, 1) (10, PH)	F7					F8		SH1-4 1-2		3-1	2	0	0	0	0	0	0				
Inning Stats	R: 0 E: 0 K: 1 S: 6	H: 1 LOB: 1 BB: 0 P: 6	R: 0 E: 0 K: 0 S: 3	H: 0 LOB: 0 BB: 0 P: 3	R: 0 E: 0 K: 0 S: 3	H: 0 LOB: 0 BB: 0 P: 3	R: 0 E: 0 K: 0 S: 3	H: 1 LOB: 2 BB: 1 P: 8	R: 0 E: 0 K: 0 S: 4	H: 1 LOB: 1 BB: 0 P: 4	R: 0 E: 0 K: 0 S: 3	H: 0 LOB: 0 BB: 0 P: 3	R: 0 E: 0 K: 1 S: 6	H: 1 LOB: 2 BB: 1 P: 10	1B: 6 2B: 0 3B: 0 HR: 0	SF: 0 SAC: 2 DP: 1 HBP: 0	WP: 0 PA: 37 PB: 0 SB: 0 CS: 1				
PITCHER Jack Fisher, R ERA: 3.3 Jack Hamilton, R ERA: 3.83 (1, 1) (10, 1)	IP: 9.0 WLS: W BF: 31 H: 5 R: 0 ER: 0 SO: 1 BB: 0 IBB: 1 HBP: 0 BLK: 0 WP: 0 HR: 0 S: 32 P: 36 ERA: 0.00 WHIP: 0.556																				

Batter	1	2	3	4	5	6	7	8	9	AB	R	H	RBI	BB	SO	LOB	TOP								
Ron Hunt, R OBP: 0.366, SLG: 0.383 (1, 4)	6-3																								
Eddie Bressoud, R OBP: 0.295, SLG: 0.398 (1, 6)	K																								
Ken Boyer, R OBP: 0.316, SLG: 0.464 (1, 5)	1B																								
Cleon Jones, R OBP: 0.325, SLG: 0.376 (1, 9)	1B																								
Hawk Taylor, R OBP: 0.224, SLG: 0.313 Ed Kranepool, L OBP: 0.301, SLG: 0.333 (1, 3) (7, 3)	F8																								
Ron Swoboda, R OBP: 0.272, SLG: 0.256 (1, 7)																									
Billy Murphy, R OBP: 0.299, SLG: 0.459 (1, 8)																									
Jerry Grote, R OBP: 0.381, SLG: 0.363 (1, 2)																									
Bob Friend, R Jack Hamilton, R OBP: 0.143, SLG: 0.111 (7, 1)																									
Inning Stats	R: 0 E: 0 K: 1 S: 7	H: 2 LOB: 2 BB: 0 P: 7	R: 0 E: 0 K: 2 S: 8	H: 1 LOB: 1 BB: 0 P: 8	R: 0 E: 0 K: 1 S: 6	H: 1 LOB: 1 BB: 0 P: 6	R: 1 E: 0 K: 1 S: 7	H: 2 LOB: 1 BB: 0 P: 7	R: 1 E: 0 K: 0 S: 5	H: 2 LOB: 2 BB: 1 P: 9	R: 0 E: 0 K: 1 S: 5	H: 0 LOB: 1 BB: 1 P: 9	R: 1 E: 0 K: 2 S: 8	H: 1 LOB: 0 BB: 0 P: 8	R: 0 E: 0 K: 2 S: 7	H: 0 LOB: 1 BB: 1 P: 11	R: 1 E: 0 K: 1 S: 6	H: 2 LOB: 0 BB: 0 P: 6	1B: 6 2B: 3 3B: 1 HR: 1	SF: 0 SAC: 0 DP: 0 HBP: 0	WP: 0 PB: 0 SB: 3 CS: 1	PA: 41			
PITCHER	IP	WLS	BF	H	R	ER	SO	BB	IBB	HBP	BLK	WP	HR	S	P	ERA	WHIP								
Ken Holtzman, L ERA: 3.73 (1, 1)	7.0	L	32	9	3	3	8	2	0	0	0	0	1	46	54	3.86	1.571								
Fergie Jenkins, R ERA: 4.19 (8, 1)	1.2		8	2	1	0	3	1	0	0	0	0	0	13	17	0.00	1.800								
Bob Hendley, L ERA: 5.23 (9, 1)	0.1		0	0	0	0	0	0	0	0	0	0	0	0	0	0.00	0.000								

New York Mets @ Chicago Cubs
Wrigley Field, Chicago, IL
Fri Jun 24 1966, 3:33 AM CDT
Att: 3,778 - Unknown

AB	37
R	4
H	11
RBI	4
BB	3
SO	11
LOB	18



Batter	1	2	3	4	5	6	7	8	9	AB	R	H	RBI	BB	SO	LOB	BOTTOM								
Glenn Beckert, R OBP: 0.302, SLG: 0.339 (1, 4)																									
Lee Thomas, L OBP: 0.273, SLG: 0.328 (1, 8)																									
Billy Williams, L OBP: 0.323, SLG: 0.432 (1, 9)																									
Ron Santo, R OBP: 0.404, SLG: 0.550 (1, 5)																									
John Boccabella, R OBP: 0.245, SLG: 0.529 (1, 7)																									
14 Ernie Banks, R OBP: 0.277, SLG: 0.373 (1, 3)																									
Randy Hundley, R OBP: 0.272, SLG: 0.397 (1, 2)																									
Don Kessinger, S OBP: 0.299, SLG: 0.253 (1, 6)																									
Ken Holtzman, R OBP: 0.080, SLG: 0.080 George Altman, L OBP: 0.262, SLG: 0.385 Fergie Jenkins, R OBP: 0.350, SLG: 0.474 Bob Hendley, R OBP: 0.250, SLG: 0.286 Jimmy Stewart, S OBP: 0.220, SLG: 0.208 (1, 1) (7, PH) (8, 1) (9, 1) (9, PH)																									
Inning Stats	R: 0 E: 0 K: 0 S: 4	H: 1 LOB: 1 BB: 0 P: 4	R: 2 E: 2 K: 1 S: 7	H: 1 LOB: 0 BB: 0 P: 7	R: 0 E: 0 K: 0 S: 5	H: 1 LOB: 2 BB: 0 P: 5	R: 0 E: 1 K: 0 S: 3	H: 2 LOB: 0 BB: 0 P: 5	R: 0 E: 0 K: 0 S: 3	H: 0 LOB: 0 BB: 0 P: 3	R: 0 E: 0 K: 1 S: 5	H: 0 LOB: 1 BB: 1 P: 9	R: 0 E: 0 K: 1 S: 5	H: 1 LOB: 0 BB: 0 P: 5	R: 0 E: 0 K: 0 S: 4	H: 1 LOB: 2 BB: 1 P: 8	1B: 7 2B: 0 3B: 0 HR: 0	SF: 0 SAC: 0 DP: 2 HBP: 0	WP: 0 PB: 0 SB: 0 CS: 0	PA: 37					
PITCHER	IP	WLS	BF	H	R	ER	SO	BB	IBB	HBP	BLK	WP	HR	S	P	ERA	WHIP								
Bob Friend, R ERA: 4.23 Jack Hamilton, R ERA: 3.71 (1, 1) (7, 1)	6.1	W	27	5	2	0	1	1	0	0	0	0	0	28	32	0.00	0.947								
	2.2	S	10	2	0	0	2	1	0	0	0	0	0	13	17	0.00	1.125								

New York Mets @ Chicago Cubs
Wrigley Field, Chicago, IL
Fri Jun 24 1966, 3:33 AM CDT
Att: 3,778 - Unknown

AB	35
R	2
H	7
RBI	2
BB	2
SO	3
LOB	23



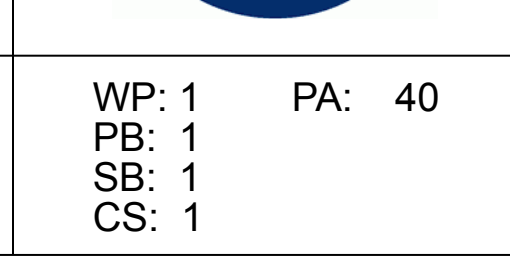
Batter	1	2	3	4	5	6	7	8	9	AB	R	H	RBI	BB	SO	LOB	TOP										
Ron Hunt, R OBP: 0.363, SLG: 0.384 (1, 4)	L9			K	P4			K		5	0	1	2	0	2	2	New York Mets @ Chicago Cubs Wrigley Field, Chicago, IL Sat Jun 25 1966, 3:33 AM CDT Att: 7,708 - Unknown										
Al Luplow, L OBP: 0.322, SLG: 0.250 (1, 9)	6-3	F5		L7			F5	F8		5	0	0	0	0	0	3											
Ken Boyer, R OBP: 0.318, SLG: 0.465 (1, 5)	F9	L8			5-3					4	0	1	0	1	0	2											
Cleon Jones, R OBP: 0.332, SLG: 0.386 (1, 8)			E5 4-3					F8	F9	5	3	3	0	0	0	2											
Johnny Lewis, L OBP: 0.292, SLG: 0.388 Billy Murphy, R OBP: 0.294, SLG: 0.452 (9, PH) (9, 7)		K	4-3					F5	5-3	4	1	1	1	0	1	3											
Ed Kranepool, L OBP: 0.303, SLG: 0.348 (1, 3)			4-3					K	F8	4	2	1	3	1	1	0											
Eddie Bressoud, R OBP: 0.306, SLG: 0.425 (1, 6)			F8						5-3	4	2	2	3	1	0	0											
Jerry Grote, R OBP: 0.385, SLG: 0.368 (1, 2)					K					4	1	2	0	0	2	1											
Bob Shaw, R OBP: 0.263, SLG: 0.176 (1, 1)				K				K		3	0	1	0	1	2	2											
Inning Stats	R: 0 E: 0 K: 0 S: 3	H: 0 LOB: 0 BB: 0 P: 3	R: 4 E: 0 K: 1 S: 10	H: 5 LOB: 2 BB: 1 P: 14	R: 1 E: 1 K: 0 S: 4	H: 1 LOB: 0 BB: 0 P: 4	R: 0 E: 0 K: 2 S: 8	H: 1 LOB: 1 BB: 0 P: 8	R: 4 E: 0 K: 1 S: 9	H: 4 LOB: 1 BB: 1 P: 13	R: 0 E: 0 K: 3 S: 9	H: 0 LOB: 1 BB: 1 P: 13	R: 0 E: 0 K: 1 S: 6	H: 1 LOB: 1 BB: 0 P: 6	R: 0 E: 0 K: 0 S: 3	H: 0 LOB: 0 BB: 0 P: 3	1B: 6 2B: 4 3B: 0 HR: 2	SF: 0 SAC: 0 DP: 0 HBP: 0	WP: 0 PB: 0 SB: 1 CS: 0	PA: 43							
PITCHER	IP	WLS	BF	H	R	ER	SO	BB	IBB	HBP	BLK	WP	HR	S	P	ERA	WHIP										
Bill Hands, R ERA: 4.14 Cal Koonce, R ERA: 5.64 Fergie Jenkins, R ERA: 4.56 Bob Hendley, L ERA: 4.79	1.1	L	9	4	4	4	1	1	0	0	0	0	1	10	14	27.00	3.750										
	2.2		11	3	1	0	2	0	0	0	0	0	0	15	15	0.00	1.125										
	2.0		12	4	4	4	1	1	1	0	0	0	1	12	20	18.00	2.500										
	3.0		11	1	0	0	4	1	0	0	0	0	0	18	22	0.00	0.667										

Batter	1	2	3	4	5	6	7	8	9	AB	R	H	RBI	BB	SO	LOB	BOTTOM										
Adolfo Phillips, R OBP: 0.362, SLG: 0.476 (1, 8)			WP 4-3		F8			FC6-4 1B		4	2	3	0	1	0	1	New York Mets @ Chicago Cubs Wrigley Field, Chicago, IL Sat Jun 25 1966, 3:33 AM CDT Att: 7,708 - Unknown										
Glenn Beckert, R OBP: 0.304, SLG: 0.344 (1, 6) (7, 4)	4-3		L7					FC6-4 1B	F9	5	0	2	0	0	0	3											
Billy Williams, L OBP: 0.317, SLG: 0.424 (1, 9)	G3		4-3		F8			FC6-4 1B	5-3	5	0	0	2	0	0	4											
Ron Santo, R OBP: 0.405, SLG: 0.548 (1, 5)					K			G5-4-3		3	0	1	0	0	1	3											
John Boccabella, R OBP: 0.246, SLG: 0.509 (1, 7)			FC5-4		5-3			K		4	0	1	0	0	1	2											
14 Ernie Banks, R OBP: 0.276, SLG: 0.376 (1, 3)	CS	5-3						K	K	4	1	1	0	0	2	0											
Randy Hundley, R OBP: 0.276, SLG: 0.404 (1, 2)		F7						E5		4	0	2	1	0	0	0											
Joey Amalfitano, R OBP: 0.194, SLG: 0.154 Lee Thomas, L OBP: 0.271, SLG: 0.326 Don Kessinger, S OBP: 0.257, SLG: 0.251 (1, 1) (2, 1) (4, PH) (5, 1) (6, PH) (7, 1) (9, PH)			FC4-6		K			K	G3	2	0	1	0	0	1	1											
Inning Stats	R: 1 E: 0 K: 0 S: 4	H: 2 LOB: 1 BB: 0 P: 5	R: 0 E: 0 K: 0 S: 4	H: 1 LOB: 1 BB: 0 P: 4	R: 1 E: 0 K: 1 S: 5	H: 2 LOB: 1 BB: 0 P: 5	R: 1 E: 0 K: 1 S: 7	H: 2 LOB: 1 BB: 0 P: 7	R: 0 E: 0 K: 2 S: 6	H: 1 LOB: 1 BB: 0 P: 6	R: 0 E: 0 K: 2 S: 8	H: 1 LOB: 1 BB: 0 P: 8	R: 0 E: 0 K: 3 S: 10	H: 0 LOB: 1 BB: 0 P: 10	R: 0 E: 0 K: 0 S: 4	H: 1 LOB: 1 BB: 0 P: 4	1B: 7 2B: 4 3B: 0 HR: 0	SF: 0 SAC: 0 DP: 1 HBP: 1	WP: 1 PB: 1 SB: 1 CS: 1	PA: 40							
PITCHER	IP	WLS	BF	H	R	ER	SO	BB	IBB	HBP	BLK	WP	HR	S	P	ERA	WHIP										
Bob Shaw, R ERA: 4.52	9.0	W	39	11	3	3	7	1	0	1	0	1	0	51	56	3.00	1.333										

AB	39
R	9
H	12
RBI	9
BB	4
SO	8
LOB	15



AB	37
R	3
H	11
RBI	3
BB	1
SO	7
LOB	19



Batter	1	2	3	4	5	6	7	8	9	AB	R	H	RBI	BB	SO	LOB	TOP			
Ron Hunt, R OBP: 0.365, SLG: 0.383 (1, 4)	1-3		1-0			FC6-4 1B		L9		3	0	1	0	0	0	1	New York Mets @ Chicago Cubs Wrigley Field, Chicago, IL Sun Jun 26 1966, 3:33 AM CDT Unknown			
Eddie Bressoud, R OBP: 0.297, SLG: 0.412 (1, 6)	F9		L7			FC6-4 1-2		6-3		4	0	0	0	0	0	4				
Ken Boyer, R OBP: 0.314, SLG: 0.459 Chuck Hiller, L OBP: 0.362, SLG: 0.379 (1, 5) (7, 5)	F9			6-3		4-3			6-3	3	0	0	0	0	0	1				
Cleon Jones, R OBP: 0.335, SLG: 0.385 (1, 9)		G5-4-3 BB		6-3			P6		E6 1B	3	0	1	0	1	0	0				
Hawk Taylor, R OBP: 0.226, SLG: 0.308 (1, 3)		G5-4-3 1-2		P1			1B		6-3	4	0	1	0	0	0	2				
Billy Mumby, R OBP: 0.276, SLG: 0.424 (1, 8)		5-3			1-3		F9		F9	4	0	0	0	0	0	2				
Ron Swoboda, R OBP: 0.273, SLG: 0.258 (1, 7)			K			G6-4-3 1B			2-3	3	0	1	0	0	1	1				
Jerry Grote, R OBP: 0.384, SLG: 0.361 (1, 2)			SH1-4 BB			G6-4-3 1-2			P3	2	0	0	0	1	0	1				
Jack Fisher, R OBP: 0.194, SLG: 0.111 Johnny Lewis, L OBP: 0.290, SLG: 0.385 Dave Eilers, R OBP: 0.228, SLG: 0.197 Roy McMillan, R OBP: 0.228, SLG: 0.197 Dick Rusterck, R OBP: 0.197, SLG: 0.111 (1, 1) (6, PH) (6, PH) (8, PH) (8, PH)			SH1-4				G3			0	0	0	0	0	0	0				
Inning Stats	R: 0 E: 0 K: 0 S: 3	H: 0 LOB: 0 BB: 0 P: 3	R: 0 E: 0 K: 0 S: 2	H: 0 LOB: 0 BB: 1 P: 6	R: 0 E: 0 K: 1 S: 5	H: 0 LOB: 2 BB: 1 P: 10	R: 0 E: 0 K: 0 S: 3	H: 0 LOB: 0 BB: 0 P: 3	R: 0 E: 0 K: 0 S: 4	H: 1 LOB: 0 BB: 0 P: 4	R: 0 E: 0 K: 0 S: 4	H: 1 LOB: 1 BB: 0 P: 4	R: 0 E: 0 K: 0 S: 4	H: 1 LOB: 1 BB: 0 P: 4	R: 0 E: 1 K: 0 S: 4	H: 1 LOB: 1 BB: 0 P: 4		1B: 5 2B: 0 3B: 0 HR: 0	SF: 0 SAC: 1 DP: 2 HBP: 1	WP: 0 PB: 0 SB: 0 CS: 0
PITCHER Curt Simmons, L ERA: 3.61 (1, 1)	IP: 9.0 WLS: W BF: 33 H: 5 R: 0 ER: 0 SO: 1 BB: 2 IBB: 0 HBP: 1 BLK: 0 WP: 0 HR: 0 S: 32 P: 41 ERA: 0.00 WHIP: 0.778															PITCHER				

Batter	1	2	3	4	5	6	7	8	9	AB	R	H	RBI	BB	SO	LOB	BOTTOM			
Adolfo Phillips, R OBP: 0.368, SLG: 0.497 Jimmy Stewart, S OBP: 0.238, SLG: 0.214 (1, 8) (3, 8)	HR	FC4-6 HBP		K		FC6-4 1B		1B BB		1	1	1	1	0	0	0	New York Mets @ Chicago Cubs Wrigley Field, Chicago, IL Sun Jun 26 1966, 3:33 AM CDT Unknown			
Glenn Beckert, R OBP: 0.302, SLG: 0.341 (1, 4)	6-3	FC4-6 1-2		P4		FC6-4 2B 1-2 3-H		1B BB		5	0	1	2	0	0	3				
Billy Williams, L OBP: 0.322, SLG: 0.431 Marty Keough, L OBP: 0.161, SLG: 0.071 (1, 9) (9, 9)	4-3		SH1-4 14 1B HBP		2B 14 SF7 1B		1-3 2B	K		5	2	3	0	0	1	3				
Ron Santo, R OBP: 0.409, SLG: 0.550 Lee Thomas, L OBP: 0.272, SLG: 0.332 (1, 5) (3, PR) (4, 7)	1B		SH1-4 14 1B HBP		1B 2B	F8		G4-6-3 1B 1-2		1	0	1	0	0	0	0				
John Boccabella, R OBP: 0.250, SLG: 0.500 (1, 7) (4, 3)			SH1-4		P4		5-3			3	0	1	0	0	0	2				
14 Ernie Banks, R OBP: 0.276, SLG: 0.375 Joey Amalfitano, R OBP: 0.194, SLG: 0.154 (1, 3) (4, 5) (9, 5)	6-3				SF7		P4			3	0	1	3	0	0	2				
Randy Hundley, R OBP: 0.280, SLG: 0.406 (1, 2)			SH1-4 1B		F9		5-3			4	0	2	1	0	0	1				
Don Kessinger, S OBP: 0.263, SLG: 0.250 (1, 6)		SH1-4	F8			1B SH1-4 FC6-4 BB		BB SH 1B BB		1	2	0	0	2	0	1				
Curt Simmons, L OBP: 0.182, SLG: 0.200 (1, 1)	F7			6-3		SH1-4		SH		2	0	0	0	0	0	1				
Inning Stats	R: 1 E: 0 K: 0 S: 6	H: 3 LOB: 2 BB: 0 P: 6	R: 0 E: 0 K: 0 S: 4	H: 1 LOB: 2 BB: 0 P: 5	R: 2 E: 0 K: 1 S: 5	H: 2 LOB: 1 BB: 0 P: 6	R: 0 E: 0 K: 1 S: 5	H: 0 LOB: 0 BB: 0 P: 5	R: 2 E: 0 K: 0 S: 5	H: 3 LOB: 1 BB: 0 P: 5	R: 1 E: 0 K: 0 S: 5	H: 2 LOB: 2 BB: 1 P: 9	R: 0 E: 0 K: 0 S: 3	H: 0 LOB: 0 BB: 0 P: 3	R: 1 E: 1 K: 1 S: 6	H: 1 LOB: 2 BB: 2 P: 14		1B: 9 2B: 2 3B: 0 HR: 1	SF: 1 SAC: 4 DP: 1 HBP: 2	WP: 0 PB: 0 SB: 0 CS: 0
PITCHER Jack Fisher, R ERA: 3.61 Dave Eilers, R ERA: 4.07 Dick Rusterck, L ERA: 3.27 (1, 1) (6, 1) (8, 1)	IP: 5.0 WLS: L BF: 25 H: 9 R: 5 ER: 5 SO: 1 BB: 0 IBB: 5 HBP: 2 BLK: 0 WP: 0 HR: 1 S: 25 P: 27 ERA: 9.00 WHIP: 1.800															PITCHER				

AB	29
R	0
H	5
RBI	0
BB	2
SO	1
LOB	12



Batter	1	2	3	4	5	6	7	8	9	AB	R	H	RBI	BB	SO	LOB	TOP								
Ron Hunt, R OBP: 0.393, SLG: 0.385 (1,4)			SH1-3 1-2		5-3			G3 F9		4	0	1	0	0	0	2									
Al Luplow, L OBP: 0.325, SLG: 0.250 (1,9)	K		G3 2-3		L9			BB E BB	F8	4	1	1	0	1	1	1									
Ken Boyer, R OBP: 0.312, SLG: 0.451 (1,5)	F8 2-3		E5 G3		F8			BB E BB	E5 1B BB	4	2	0	1	1	0	2									
Cleon Jones, R OBP: 0.336, SLG: 0.380 (1,8)	F9		G3 3-H		K			BB E BB	BB 1B BB	3	2	0	0	2	1	3									
Johnny Lewis, L OBP: 0.293, SLG: 0.381 (1,7)		FC6-4 BB	G3		K			BB E BB	E4 1B BB	4	1	1	1	1	1	3									
Ed Kranevool, L OBP: 0.306, SLG: 0.349 (1,3)	F8			P4				BB E BB	BB 1B BB	5	1	2	3	0	0	1									
Jerry Grote, R OBP: 0.392, SLG: 0.360 (1,2)	FC6-4 1-2			CS BB				BB E BB	BB 1B BB	3	0	1	1	2	1	1									
Roy McMillan, R OBP: 0.221, SLG: 0.191 (1,6)	K			F7 1-2				BB E BB	BB 1B BB	5	0	0	0	0	1	7									
Dennis Ribant, R OBP: 0.182, SLG: 0.182 (1,1)			1B SH1-3 E 1B		2-3			BB E BB	BB 1B BB	5	1	2	1	0	0	4									
Inning Stats	R: 0 E: 0 K: 1 S: 6	H: 1 LOB: 1 BB: 0 P: 6	R: 0 E: 0 K: 1 S: 5	H: 0 LOB: 1 BB: 1 P: 9	R: 1 E: 1 K: 0 S: 6	H: 2 LOB: 2 BB: 0 P: 6	R: 0 E: 0 K: 0 S: 2	H: 0 LOB: 0 BB: 1 P: 6	R: 0 E: 0 K: 0 S: 3	H: 0 LOB: 0 BB: 0 P: 3	R: 0 E: 0 K: 2 S: 7	H: 0 LOB: 0 BB: 0 P: 7	R: 0 E: 1 K: 1 S: 6	H: 0 LOB: 1 BB: 0 P: 6	R: 5 E: 1 K: 0 S: 7	H: 3 LOB: 2 BB: 3 P: 19	R: 2 E: 1 K: 0 S: 6	H: 2 LOB: 3 BB: 2 P: 14	1B: 7 2B: 1 3B: 0 HR: 0	SF: 0 SAC: 1 DP: 0 HBP: 0	WP: 0 PB: 0 SB: 0 CS: 1	PA: 45			
PITCHER	IP	WLS	BF	H	R	ER	SO	BB	IBB	HBP	BLK	WP	HR	S	P	ERA	WHIP								
Bill Faul, R ERA: 4.57 (1,1)	7.1	L	30	3	3	3	5	4	0	0	0	0	0	36	52	3.68	0.955								
Don Lee, R ERA: 2.56 (8,1)	0.0		2	0	0	0	0	1	0	0	0	0	0	1	5	∞	∞								
Billy Hoelt, L ERA: 3.68 (8,1)	0.0		2	2	1	0	0	0	0	0	0	0	0	2	2	∞	∞								
Cal Koonce, R ERA: 5.63 (8,1)	1.2		11	3	3	1	0	1	1	0	0	0	0	9	17	5.40	2.400								

New York Mets @ Chicago Cubs
Wrigley Field, Chicago, IL
Sun Jun 26 1966, 3:38 AM CDT
Att: 16,652 - Unknown

AB 37
R 8
H 8
RBI 7
BB 7
SO 5
LOB 24



Batter	1	2	3	4	5	6	7	8	9	AB	R	H	RBI	BB	SO	LOB	BOTTOM								
Jimmy Stewart, S OBP: 0.239, SLG: 0.233 (1,8)	L3		P6			SH3-4 2B		F8		4	0	1	0	0	0	0									
Glenn Beckert, R OBP: 0.299, SLG: 0.337 (1,4)	F7		F8			SH3-4 2-3		L7		3	0	0	0	0	0	0									
Billy Williams, L OBP: 0.325, SLG: 0.430 (1,9)	1B		F9			4-0 IBB		F8		3	0	1	0	1	0	0									
John Boccabella, R OBP: 0.250, SLG: 0.475 (1,3)	1-3			F9		0-3 K			4-0 14 WP 1B BB	3	1	0	0	1	1	3									
Lee Thomas, L OBP: 0.272, SLG: 0.346 (1,7)		HR		K		0-0 P6			F9	4	1	1	1	0	1	3									
14 Ernie Banks, R OBP: 0.276, SLG: 0.373 (1,5)				P5						4	0	1	0	0	0	1									
Randy Hundley, R OBP: 0.284, SLG: 0.407 (1,2)	F8				5-3			FC3-6 1B		4	0	2	1	0	0	1									
Don Kessinger, S OBP: 0.268, SLG: 0.245 (1,6)		6-3			K			FC3-6 1-2		4	0	0	0	0	1	3									
Bill Faul, R (1,1)					4-3					3	0	0	0	0	1	2									
Don Lee, R OBP: 1.000, SLG: 1.000 (8,1)										0	0	0	0	0	0	0									
Billy Hoelt, L OBP: 0.250, SLG: 0.250 (8,1)										0	0	0	0	0	0	0									
Cal Koonce, R (8,1)										0	0	0	0	0	0	0									
Inning Stats	R: 0 E: 0 K: 0 S: 4	H: 1 LOB: 1 BB: 0 P: 4	R: 1 E: 0 K: 1 S: 7	H: 2 LOB: 0 BB: 0 P: 7	R: 0 E: 0 K: 1 S: 5	H: 0 LOB: 0 BB: 0 P: 3	R: 0 E: 0 K: 1 S: 5	H: 0 LOB: 0 BB: 0 P: 5	R: 0 E: 0 K: 1 S: 6	H: 1 LOB: 2 BB: 1 P: 10	R: 0 E: 0 K: 0 S: 4	H: 1 LOB: 1 BB: 0 P: 4	R: 0 E: 0 K: 0 S: 3	H: 0 LOB: 0 BB: 0 P: 3	R: 1 E: 0 K: 0 S: 4	H: 1 LOB: 1 BB: 1 P: 8	1B: 4 2B: 1 3B: 0 HR: 1	SF: 0 SAC: 1 DP: 0 HBP: 0	WP: 1 PB: 0 SB: 0 CS: 0	PA: 35					
PITCHER	IP	WLS	BF	H	R	ER	SO	BB	IBB	HBP	BLK	WP	HR	S	P	ERA	WHIP								
Dennis Ribant, R ERA: 2.0 (1,1)	9.0	W	35	6	2	2	4	1	1	0	0	1	1	41	49	2.00	0.778								

New York Mets @ Chicago Cubs
Wrigley Field, Chicago, IL
Sun Jun 26 1966, 3:38 AM CDT
Att: 16,652 - Unknown

AB 32
R 2
H 6
RBI 2
BB 2
SO 4
LOB 13



Batter	1	2	3	4	5	6	7	8	9	AB	R	H	RBI	BB	SO	LOB	TOP										
Cookie Rojas, R OBP: 0.311, SLG: 0.352 (1, 4)	L9			4-3		L8			1-3	4	0	0	0	0	0	0											
Johnny Callison, L OBP: 0.325, SLG: 0.394 (1, 9)	4-3			L9			K		4-3	4	0	0	0	0	1	0											
Dick Allen, R OBP: 0.380, SLG: 0.669 (1, 7)	K			6-3			5-3			3	0	0	0	0	1	0											
Bill White, L OBP: 0.338, SLG: 0.442 (1, 3)		K			4-3			HR		3	1	1	1	0	1	0											
Tony Gonzalez, L OBP: 0.301, SLG: 0.358 (1, 8)		4-3			6-3			K		3	0	0	0	0	1	0											
Clay Dalrymple, L OBP: 0.389, SLG: 0.383 (1, 2)		K							4-3	3	0	1	0	0	1	0											
Tony Taylor, R OBP: 0.303, SLG: 0.391 (1, 5)			4-3		1-3				6-3	3	0	0	0	0	0	1											
Dick Groat, R OBP: 0.284, SLG: 0.320 (1, 6)			P4				4-3		6-3	3	0	0	0	0	0	0											
Jim Bunning, R OBP: 0.192, SLG: 0.160 (1, 1)			6-3				6-3			3	0	0	0	0	1	0											
Inning Stats	R: 0 E: 0 K: 1 S: 5	H: 0 LOB: 0 BB: 0 P: 5	R: 0 E: 0 K: 2 S: 7	H: 0 LOB: 0 BB: 0 P: 7	R: 0 E: 0 K: 0 S: 3	H: 0 LOB: 0 BB: 0 P: 3	R: 0 E: 0 K: 0 S: 3	H: 1 LOB: 1 BB: 0 P: 4	R: 0 E: 0 K: 0 S: 3	H: 0 LOB: 0 BB: 0 P: 3	R: 1 E: 0 K: 2 S: 8	H: 1 LOB: 0 BB: 0 P: 8	R: 0 E: 0 K: 0 S: 3	H: 0 LOB: 0 BB: 0 P: 3	R: 0 E: 0 K: 1 S: 5	H: 0 LOB: 0 BB: 0 P: 5	1B: 1 2B: 0 3B: 0 HR: 1	SF: 0 SAC: 0 DP: 0 HBP: 0	WP: 0 PB: 0 SB: 0 CS: 0	PA: 29							
PITCHER	IP	WLS	BF	H	R	ER	SO	BB	IBB	HBP	BLK	WP	HR	S	P	ERA	WHIP										
Bob Friend, R ERA: 3.84 (1, 1)	8.0	L	26	2	1	1	5	0	0	0	0	0	1	36	36	1.12	0.250										
Jack Hamilton, R ERA: 3.67 (9, 1)	1.0		3	0	0	0	1	0	0	0	0	0	0	5	5	0.00	0.000										

Philadelphia Phillies @ New York Mets
Shea Stadium, Flushing, NY
Tue Jun 28 1966, 7:05 PM EDT
Att: 22,693 - Unknown

AB 29
R 1
H 2
RBI 1
BB 0
SO 6
LOB 1



Batter	1	2	3	4	5	6	7	8	9	AB	R	H	RBI	BB	SO	LOB	BOTTOM										
Al Luplow, L OBP: 0.315, SLG: 0.241 (1, 9)	F9		F9		F8			6-3		4	0	0	0	0	0	1											
Ron Hunt, R OBP: 0.372, SLG: 0.388 (1, 4)	BB	BB	S	HBP	1B			FC6	BB	1	0	1	0	2	0	0											
Johnny Lewis, L OBP: 0.292, SLG: 0.372 (1, 7)	BB	BB	P6		CS	P5		FC6		3	0	0	0	1	0	2											
Ken Boyer, R OBP: 0.307, SLG: 0.443 (1, 5)	P6		K			P4			4-3	4	0	0	0	0	1	3											
Ed Kranepool, L OBP: 0.305, SLG: 0.344 (1, 3)	BB	BB			F8		K		F5	3	0	0	0	1	1	0											
Cleon Jones, R OBP: 0.330, SLG: 0.373 (1, 8)	4-3				F9		K		F9	4	0	0	0	0	1	3											
Jerry Grote, R OBP: 0.386, SLG: 0.354 (1, 2)			P5				K			2	0	0	0	0	1	0											
John Stephenson, L OBP: 0.240, SLG: 0.239 (7, PH) (8, 2)					K					1	0	0	0	0	1	0											
Eddie Bressoud, R OBP: 0.298, SLG: 0.410 (1, 6)		K								3	0	1	0	0	2	0											
Bob Friend, R (1, 1)					1B	SH1-4	CS	1B		1	0	0	0	0	1	0											
Chuck Hiller, L OBP: 0.357, SLG: 0.373 (8, PH)					SH1-4					1	0	0	0	0	0	0											
Jack Hamilton, R OBP: 0.143, SLG: 0.111 (9, 1)								F2		0	0	0	0	0	0	0											
Inning Stats	R: 0 E: 0 K: 0 S: 3	H: 0 LOB: 3 BB: 3 P: 15	R: 0 E: 0 K: 2 S: 7	H: 0 LOB: 0 BB: 0 P: 7	R: 0 E: 0 K: 1 S: 5	H: 0 LOB: 1 BB: 0 P: 6	R: 0 E: 0 K: 1 S: 5	H: 2 LOB: 1 BB: 0 P: 4	R: 0 E: 0 K: 1 S: 5	H: 0 LOB: 0 BB: 0 P: 5	R: 0 E: 0 K: 3 S: 9	H: 0 LOB: 0 BB: 0 P: 9	R: 0 E: 0 K: 0 S: 3	H: 0 LOB: 1 BB: 1 P: 7	R: 0 E: 0 K: 0 S: 3	H: 0 LOB: 0 BB: 0 P: 3	1B: 2 2B: 0 3B: 0 HR: 0	SF: 0 SAC: 1 DP: 0 HBP: 1	WP: 0 PB: 0 SB: 1 CS: 1	PA: 34							
PITCHER	IP	WLS	BF	H	R	ER	SO	BB	IBB	HBP	BLK	WP	HR	S	P	ERA	WHIP										
Jim Bunning, R ERA: 1.83 (1, 1)	9.0	W	33	2	0	0	8	4	0	1	0	0	0	44	61	0.00	0.667										

Philadelphia Phillies @ New York Mets
Shea Stadium, Flushing, NY
Tue Jun 28 1966, 7:05 PM EDT
Att: 22,693 - Unknown

AB 27
R 0
H 2
RBI 0
BB 4
SO 8
LOB 9



Batter	1	2	3	4	5	6	7	8	9	AB	R	H	RBI	BB	SO	LOB	TOP								
Cookie Rojas, R OBP: 0.316, SLG: 0.358 (1, 4)										4	1	2	1	1	0	1	Philadelphia Phillies @ New York Mets Shea Stadium, Flushing, NY Wed Jun 29 1966, 3:33 AM EDT Att: 13,918 - Unknown								
Dick Groat, R OBP: 0.283, SLG: 0.318 (1, 6)										5	1	1	0	0	0	4									
Johnny Callison, L OBP: 0.323, SLG: 0.388 (1, 9)										4	1	0	0	1	1	3									
Dick Allen, R OBP: 0.386, SLG: 0.670 (1, 7)										4	0	2	2	1	0	2									
Tony Taylor, R OBP: 0.300, SLG: 0.386 (1, 5)										5	1	1	0	0	0	6									
Jackie Brandt, R OBP: 0.293, SLG: 0.287 (1, 8)										4	0	1	1	0	0	1									
Bill White, L OBP: 0.340, SLG: 0.441 (1, 3)										3	1	1	0	1	2	2									
Bob Uecker, R OBP: 0.317, SLG: 0.398 (1, 2)										3	0	0	0	1	2	3									
Bob Buhl, R OBP: 0.185, SLG: 0.120 (1, 1)										2	0	0	0	0	1	2									
Doug Clemens, L OBP: 0.384, SLG: 0.329 (6, PH)										0	0	0	0	1	0	0									
Roger Craig, R (6, 1)										0	0	0	0	0	0	0									
Darold Knowles, L OBP: 0.200, SLG: 0.200 (7, 1)										1	0	1	1	0	0	0									
Inning Stats	R: 1 E: 0 K: 1 S: 7	H: 2 LOB: 1 BB: 0 P: 7	R: 0 E: 0 K: 2 S: 7	H: 0 LOB: 1 BB: 1 P: 11	R: 0 E: 1 K: 0 S: 4	H: 0 LOB: 2 BB: 1 P: 8	R: 0 E: 0 K: 1 S: 6	H: 1 LOB: 1 BB: 0 P: 6	R: 2 E: 0 K: 1 S: 8	H: 3 LOB: 2 BB: 1 P: 12	R: 0 E: 0 K: 0 S: 2	H: 0 LOB: 0 BB: 1 P: 6	R: 0 E: 0 K: 0 S: 3	H: 0 LOB: 0 BB: 0 P: 3	R: 2 E: 0 K: 1 S: 8	H: 3 LOB: 2 BB: 1 P: 12	R: 0 E: 0 K: 0 S: 2	H: 0 LOB: 0 BB: 1 P: 6	1B: 7 2B: 2 3B: 0 HR: 0	SF: 0 SAC: 0 DP: 2 HBP: 0	WP: 0 SB: 0 CS: 0	PA: 41			
PITCHER	IP	WLS	BF	H	R	ER	SO	BB	IBB	HBP	BLK	WP	HR	S	P	ERA	WHIP								
Rob Gardner, L ERA: 4.47 (1, 1)	4.1	L	22	5	3	3	4	3	0	0	0	0	0	27	39	6.23	1.846								
Dick Selma, R ERA: 4.17 (5, 1)	3.2		16	4	2	2	2	1	1	0	0	0	0	18	26	4.91	1.364								
Bill Hepler, L ERA: 2.37 (9, 1)	1.0		3	0	0	0	0	1	0	0	0	0	0	2	6	0.00	1.000								

Batter	1	2	3	4	5	6	7	8	9	AB	R	H	RBI	BB	SO	LOB	BOTTOM								
Ron Hunt, R OBP: 0.367, SLG: 0.381 (1, 4)										4	0	0	0	0	0	2	Philadelphia Phillies @ New York Mets Shea Stadium, Flushing, NY Wed Jun 29 1966, 3:33 AM EDT Att: 13,918 - Unknown								
Eddie Brassoud, R OBP: 0.297, SLG: 0.401 (1, 6)										3	0	0	0	1	0	0									
Al Luplow, L OBP: 0.323, SLG: 0.252 (1, 9)										3	0	2	0	0	0	0									
Ron Swoboda, R OBP: 0.277, SLG: 0.262 (9, PH)										1	0	1	0	0	0	0									
Ken Boyer, R OBP: 0.310, SLG: 0.439 (1, 5)										2	0	0	0	2	0	3									
Cleon Jones, R OBP: 0.329, SLG: 0.384 (1, 8)										4	1	1	1	0	1	5									
Johnny Lewis, L OBP: 0.288, SLG: 0.367 (1, 7)										2	0	0	0	0	2	1									
Billy Murphy, R OBP: 0.270, SLG: 0.412 (7, PH)										2	0	0	0	0	0	2									
Ed Kranepool, L OBP: 0.300, SLG: 0.338 (1, 3)										3	0	0	0	0	2	0									
Jerry Grote, R OBP: 0.393, SLG: 0.388 (1, 2)										3	1	2	1	0	0	0									
Rob Gardner, R OBP: 0.129, SLG: 0.161 (1, 1)										1	0	0	0	0	1	1									
Dick Selma, R (5, 1)										0	0	0	0	1	0	0									
Hawk Taylor, R OBP: 0.222, SLG: 0.302 (8, PH)										1	0	0	0	1	0	0									
Bill Hepler, L OBP: 0.500, SLG: 0.500 (9, 1)										0	0	0	0	0	0	0									
Inning Stats	R: 0 E: 0 K: 0 S: 3	H: 0 LOB: 0 BB: 0 P: 3	R: 0 E: 0 K: 1 S: 4	H: 0 LOB: 0 BB: 1 P: 8	R: 0 E: 0 K: 2 S: 8	H: 1 LOB: 1 BB: 0 P: 8	R: 0 E: 0 K: 0 S: 3	H: 1 LOB: 0 BB: 0 P: 3	R: 2 E: 0 K: 1 S: 7	H: 2 LOB: 1 BB: 1 P: 11	R: 0 E: 0 K: 0 S: 3	H: 1 LOB: 1 BB: 1 P: 7	R: 0 E: 0 K: 1 S: 5	H: 0 LOB: 0 BB: 0 P: 5	R: 0 E: 0 K: 1 S: 5	H: 0 LOB: 0 BB: 0 P: 5	R: 0 E: 0 K: 1 S: 5	H: 1 LOB: 1 BB: 1 P: 9	1B: 4 2B: 0 3B: 0 HR: 2	SF: 0 SAC: 0 DP: 2 HBP: 0	WP: 0 SB: 0 CS: 2	PA: 35			
PITCHER	IP	WLS	BF	H	R	ER	SO	BB	IBB	HBP	BLK	WP	HR	S	P	ERA	WHIP								
Bob Buhl, R ERA: 3.58 (1, 1)	5.0	W	19	4	2	2	4	2	0	0	0	0	2	25	33	3.60	1.200								
Roger Craig, R ERA: 6.46 (6, 1)	1.0		4	1	0	0	0	1	0	0	0	0	0	3	7	0.00	2.000								
Darold Knowles, L ERA: 2.35 (7, 1)	3.0	S	10	1	0	0	3	1	0	0	0	0	0	15	19	0.00	0.667								

AB	35
R	5
H	9
RBI	5
BB	6
SO	6
LOB	24



Batter	1	2	3	4	5	6	7	8	9	AB	R	H	RBI	BB	SO	LOB	TOP			
Cookie Rojas, R OBP: 0.315, SLG: 0.356 (1, 4)										4	0	1	0	0	0	0	Philadelphia Phillies @ New York Mets Shea Stadium, Flushing, NY Thu Jun 30 1966, 7:05 PM EDT Att: 19,895 - Unknown			
Johnny Callison, L OBP: 0.319, SLG: 0.383 (1, 9)										4	0	0	0	0	0	1				
Dick Allen, R OBP: 0.379, SLG: 0.656 (1, 7)										4	0	0	0	0	2	1				
Bill White, L OBP: 0.342, SLG: 0.440 (1, 3)										3	0	1	0	1	1	0				
Tony Gonzalez, L OBP: 0.302, SLG: 0.358 Jackie Brandt, R OBP: 0.293, SLG: 0.287 (9, PH) (9, 8)										3	1	1	0	0	0	0				
Clay Dalrymple, L OBP: 0.397, SLG: 0.395 (1, 2)										3	0	2	0	1	1	1				
Tony Taylor, R OBP: 0.300, SLG: 0.384 (1, 5)										4	0	1	0	0	0	5				
Dick Groat, R OBP: 0.283, SLG: 0.318 (1, 6)										3	0	1	1	0	0	3				
Chris Short, R OBP: 0.255, SLG: 0.255 (1, 1)										3	0	0	0	0	0	3				
Inning Stats	R: 0 E: 0 K: 1 S: 5	H: 0 LOB: 0 BB: 0 P: 5	R: 1 E: 0 K: 0 S: 5	H: 3 LOB: 2 BB: 1 P: 9	R: 0 E: 0 K: 0 S: 3	H: 0 LOB: 0 BB: 0 P: 3	R: 0 E: 0 K: 0 S: 5	H: 2 LOB: 2 BB: 0 P: 5	R: 0 E: 0 K: 0 S: 3	H: 0 LOB: 0 BB: 0 P: 3	R: 0 E: 0 K: 0 S: 3	H: 1 LOB: 0 BB: 0 P: 3	R: 0 E: 0 K: 1 S: 6	H: 1 LOB: 1 BB: 1 P: 6	R: 0 E: 0 K: 1 S: 5	H: 0 LOB: 1 BB: 1 P: 9		1B: 6 2B: 2 3B: 0 HR: 0	SF: 0 SAC: 1 DP: 2 HBP: 0	WP: 0 PB: 1 SB: 0 CS: 0
PITCHER	IP WLS BF H R ER SO BB IBB HBP BLK WP HR S P ERA WHIP																			
Bob Shaw, R ERA: 4.15 Gerry Arrigo, L ERA: 4.66 (1, 1) (9, 1)	8.0 L 30 7 1 1 3 1 0 0 0 0 0 0 35 39 1.12 1.000																			

AB	31
R	1
H	7
RBI	1
BB	2
SO	4
LOB	14



Batter	1	2	3	4	5	6	7	8	9	AB	R	H	RBI	BB	SO	LOB	BOTTOM			
Ron Hunt, R OBP: 0.369, SLG: 0.383 (1, 4)										4	0	2	0	0	1	0	Philadelphia Phillies @ New York Mets Shea Stadium, Flushing, NY Thu Jun 30 1966, 7:05 PM EDT Att: 19,895 - Unknown			
Eddie Brassoud, R OBP: 0.289, SLG: 0.390 (1, 6)										4	0	0	0	0	2	2				
Cleon Jones, R OBP: 0.328, SLG: 0.382 (1, 9)										4	0	1	0	0	2	1				
Ken Boyer, R OBP: 0.309, SLG: 0.436 (1, 5)										4	0	1	0	0	2	1				
Hawk Taylor, R OBP: 0.224, SLG: 0.298 Johnny Lewis, L OBP: 0.288, SLG: 0.367 (1, 3) (9, PR)										4	0	1	0	0	1	1				
Ron Swoboda, R OBP: 0.277, SLG: 0.262 (1, 7)										4	0	1	0	0	1	2				
Billy Murphy, R OBP: 0.273, SLG: 0.400 (1, 8)										2	0	0	0	1	0	1				
Jerry Grote, R OBP: 0.384, SLG: 0.378 (1, 2)										3	0	0	0	0	3	2				
Bob Shaw, R OBP: 0.238, SLG: 0.158 Roy McMillan, R OBP: 0.220, SLG: 0.190 Gerry Arrigo, L OBP: 0.400, SLG: 0.400 (1, 1) (8, PH) (9, 1)										2	0	0	0	0	1	0				
Inning Stats	R: 0 E: 0 K: 1 S: 6	H: 1 LOB: 1 BB: 0 P: 6	R: 0 E: 0 K: 1 S: 5	H: 1 LOB: 1 BB: 1 P: 9	R: 0 E: 0 K: 2 S: 8	H: 1 LOB: 1 BB: 0 P: 8	R: 0 E: 0 K: 1 S: 6	H: 1 LOB: 1 BB: 0 P: 6	R: 0 E: 0 K: 3 S: 9	H: 0 LOB: 0 BB: 0 P: 9	R: 0 E: 0 K: 1 S: 5	H: 0 LOB: 0 BB: 0 P: 5	R: 0 E: 0 K: 2 S: 8	H: 1 LOB: 1 BB: 0 P: 8	R: 0 E: 0 K: 1 S: 6	H: 1 LOB: 1 BB: 0 P: 6		1B: 6 2B: 0 3B: 0 HR: 0	SF: 0 SAC: 0 DP: 0 HBP: 0	WP: 0 PB: 0 SB: 1 CS: 0
PITCHER	IP WLS BF H R ER SO BB IBB HBP BLK WP HR S P ERA WHIP																			
Chris Short, L ERA: 3.06 (1, 1)	9.0 W 33 6 0 0 13 1 0 0 0 0 0 0 58 62 0.00 0.778																			

AB	32
R	0
H	6
RBI	0
BB	1
SO	13
LOB	10



Batter	1	2	3	4	5	6	7	8	9	AB	R	H	RBI	BB	SO	LOB	TOP				
Matty Alou, L OBP: 0.356, SLG: 0.440 (1, 8)	3-1		5-3			L6		SH	HBP	4	0	1	1	0	0	0					
Gene Alley, R OBP: 0.308, SLG: 0.358 (1, 6)	2-3		K					SH	HBP	3	0	1	0	0	1	0					
Roberto Clemente, R OBP: 0.359, SLG: 0.525 (1, 9)	HR			K		F9		K	3-1	5	1	1	1	0	2	7					
Willie Stargell, L OBP: 0.396, SLG: 0.581 (1, 7)	F9			K		4-3		K		4	0	0	0	0	2	4					
Jose Pagan, R OBP: 0.329, SLG: 0.383 (1, 5) Roy Face, R (8, 1)		G3		F8				F9	F8	4	0	1	0	0	0	3					
Donn Clendenen, R OBP: 0.336, SLG: 0.452 (1, 3)		G3				P4			G3	4	0	1	0	0	0	1					
Jim Pagliaroni, R OBP: 0.323, SLG: 0.383 (1, 2) Al McBean, R OBP: 0.143, SLG: 0.143 (8, PR)		F9						F5	HR	4	1	2	1	0	0	2					
Bill Mazerolski, R OBP: 0.295, SLG: 0.345 (1, 4)		P5				P5		F8		4	0	0	0	0	1	3					
Steve Blass, R OBP: 0.162, SLG: 0.189 (1, 1) Pete Mikkelsen, R OBP: 0.125, SLG: 0.125 (5, 1) Jerry Lynch, L OBP: 0.333, SLG: 0.259 (8, PH) Bob Bailey, R OBP: 0.340, SLG: 0.384 (8, 5)			P4			4-3			SH	2	0	0	0	0	0	0					
Inning Stats	R: 1 E: 0 K: 0 S: 4	H: 1 LOB: 0 BB: 0 P: 4	R: 0 E: 0 K: 0 S: 4	H: 1 LOB: 1 BB: 0 P: 4	R: 0 E: 0 K: 1 S: 5	H: 0 LOB: 0 BB: 0 P: 5	R: 0 E: 0 K: 2 S: 7	H: 0 LOB: 0 BB: 0 P: 7	R: 1 E: 0 K: 0 S: 4	H: 1 LOB: 1 BB: 0 P: 4	R: 0 E: 0 K: 0 S: 4	H: 1 LOB: 1 BB: 0 P: 4	R: 0 E: 2 K: 2 S: 10	H: 1 LOB: 3 BB: 0 P: 10	R: 1 E: 0 K: 1 S: 7	H: 2 LOB: 3 BB: 1 P: 12	1B: 5 2B: 1 3B: 0 HR: 2	SF: 0 SAC: 2 DP: 0 HBP: 1	WP: 1 PB: 0 SB: 0 CS: 0	PA: 39	
PITCHER	IP	WLS	BF	H	R	ER	SO	BB	IBB	HBP	BLK	WP	HR	S	P	ERA	WHIP				
Dennis Ribant, R ERA: 2.05 (1, 1)	7.0	W	29	6	2	2	3	0	0	0	0	0	2	35	35	2.57	0.857				
Jack Hamilton, R ERA: 3.69 (8, 1)	2.0	S	10	2	1	1	3	1	0	1	0	1	0	14	19	4.50	1.500				

Pittsburgh Pirates @ New York Mets
Shea Stadium, Flushing, NY
Sat Jul 02 1966, 3:33 AM EDT
Att: 14,379 - Unknown

AB	35
R	3
H	8
RBI	3
BB	1
SO	6
LOB	20



Batter	1	2	3	4	5	6	7	8	9	AB	R	H	RBI	BB	SO	LOB	BOTTOM				
Chuck Hiller, L OBP: 0.360, SLG: 0.389 (1, 7) Billy Murphy, R OBP: 0.263, SLG: 0.384 (8, 7)	F7		4-3					4-3	SH3-4	4	1	2	0	0	0	0					
Ron Hunt, R OBP: 0.368, SLG: 0.382 (1, 4)	F9		6-3					SH3-4	1B	3	0	1	1	0	0	0					
Al Luplow, L OBP: 0.321, SLG: 0.278 (1, 9)	HR			K		2-3		4-3		4	1	1	1	0	1	2					
Ken Boyer, R OBP: 0.311, SLG: 0.431 (1, 5)		BB		P4		2-3		6-3		2	0	0	0	2	0	1					
Cleon Jones, R OBP: 0.322, SLG: 0.372 (1, 8)	K			2B		FC6		5-3		3	1	0	0	1	1	3					
Ed Kranepool, L OBP: 0.304, SLG: 0.347 (1, 3)		K		1B		FC5-4		K		4	1	2	1	0	2	0					
Eddie Bressoud, R OBP: 0.289, SLG: 0.381 (1, 6)		G5-4-3		1B		L8		K		3	0	1	1	1	1	1					
Jerry Grote, R OBP: 0.368, SLG: 0.360 (1, 2)		G5-4-3		F7		FC5-4				3	0	0	0	0	0	3					
Dennis Ribant, R OBP: 0.160, SLG: 0.160 (1, 1) Jack Hamilton, R OBP: 0.143, SLG: 0.111 (8, 1)			5-3			K		K		3	0	0	0	0	2	1					
Inning Stats	R: 1 E: 0 K: 1 S: 6	H: 1 LOB: 1 BB: 1 P: 10	R: 0 E: 0 K: 1 S: 4	H: 0 LOB: 0 BB: 1 P: 8	R: 0 E: 0 K: 0 S: 3	H: 0 LOB: 0 BB: 0 P: 3	R: 2 E: 0 K: 1 S: 7	H: 2 LOB: 1 BB: 1 P: 11	R: 1 E: 0 K: 1 S: 7	H: 2 LOB: 2 BB: 1 P: 11	R: 0 E: 0 K: 1 S: 6	H: 1 LOB: 1 BB: 0 P: 6	R: 0 E: 0 K: 2 S: 4	H: 1 LOB: 1 BB: 0 P: 4	R: 0 E: 0 K: 2 S: 7	H: 0 LOB: 0 BB: 0 P: 7	1B: 4 2B: 2 3B: 0 HR: 1	SF: 0 SAC: 1 DP: 1 HBP: 0	WP: 0 PB: 0 SB: 0 CS: 0	PA: 34	
PITCHER	IP	WLS	BF	H	R	ER	SO	BB	IBB	HBP	BLK	WP	HR	S	P	ERA	WHIP				
Steve Blass, R ERA: 3.43 (1, 1)	4.1	L	20	5	4	4	4	3	0	0	0	0	1	25	37	8.31	1.846				
Pete Mikkelsen, R ERA: 3.51 (5, 1)	2.2		11	2	0	0	1	1	0	0	0	0	0	12	16	0.00	1.125				
Roy Face, R ERA: 2.54 (8, 1)	1.0		3	0	0	0	2	0	0	0	0	0	0	7	7	0.00	0.000				

Pittsburgh Pirates @ New York Mets
Shea Stadium, Flushing, NY
Sat Jul 02 1966, 3:33 AM EDT
Att: 14,379 - Unknown

AB	29
R	4
H	7
RBI	4
BB	4
SO	7
LOB	11



Batter	1	2	3	4	5	6	7	8	9	AB	R	H	RBI	BB	SO	LOB	TOP										
Ron Hunt, R OBP: 0.368, SLG: 0.374 (1, 4)	L6	F8	1B HBP		5-3			CS 1B		4	0	1	0	0	0	1											
Eddie Bressoud, R OBP: 0.300, SLG: 0.399 (1, 3) (8, 6)	1B HR BB	K 3B 2B	F5			F5		CS 1-2	K	4	2	1	1	1	1	3											
Ken Boyer, R OBP: 0.314, SLG: 0.427 (1, 5)	1B HR	K 3B				L6			F9	5	2	2	2	0	1	1											
Ron Swoboda, R OBP: 0.274, SLG: 0.283 (1, 7)	1B HR	K 3B	K			5-3			1B BB	4	2	2	5	1	1	2											
Cleon Jones, R OBP: 0.335, SLG: 0.384 (1, 9) (9, 8)	2B	2B			F8				1-2 1B	5	0	3	0	0	0	0											
Billy Murphy, R OBP: 0.284, SLG: 0.388 (9, PH)	L6	F8			P4				1-2 1B	4	0	0	0	0	0	2											
Al Luplow, L OBP: 0.317, SLG: 0.276 (9, 9)									4-3	1	0	0	0	0	0	2											
Jerry Grote, R OBP: 0.361, SLG: 0.351 (1, 2)	L9		2B 1B BB		6-3					3	1	0	0	1	1	1											
Roy McMillan, R OBP: 0.229, SLG: 0.204 (8, PH)		6-3	1B 2B		5-3			B3-6-4 BB		3	1	1	0	0	0	0											
Ed Kranevool, L OBP: 0.316, SLG: 0.373 (8, 3)										0	0	0	0	1	0	0											
Bob Shaw, R OBP: 0.250, SLG: 0.182 (1, 1)										3	1	1	0	0	0	2											
Gerry Arrigo, L OBP: 0.400, SLG: 0.400 (7, 1)		2B 1B	2-3		1-3			B3-6-4 1-2		0	0	0	0	0	0	0											
Jack Hamilton, R OBP: 0.133, SLG: 0.103 (7, 1)										1	0	0	0	0	0	1											
Inning Stats	R: 3 E: 0 K: 0 S: 6	H: 3 LOB: 1 BB: 1 P: 10	R: 4 E: 1 K: 1 S: 10	H: 4 LOB: 1 BB: 0 P: 10	R: 2 E: 0 K: 1 S: 7	H: 2 LOB: 2 BB: 1 P: 12	R: 0 E: 0 K: 0 S: 3	H: 0 LOB: 0 BB: 0 P: 3	R: 0 E: 0 K: 0 S: 3	H: 0 LOB: 0 BB: 0 P: 3	R: 0 E: 0 K: 1 S: 5	H: 0 LOB: 0 BB: 0 P: 5	R: 0 E: 0 K: 0 S: 2	H: 1 LOB: 0 BB: 1 P: 6	R: 0 E: 0 K: 1 S: 6	H: 1 LOB: 2 BB: 1 P: 10	1B: 5 2B: 4 3B: 1 HR: 1	SF: 0 SAC: 0 DP: 1 HBP: 1	WP: 1 PB: 0 SB: 0 CS: 1	PA: 43							
PITCHER	IP	WLS	BF	H	R	ER	SO	BB	IBB	HBP	BLK	WP	HR	S	P	ERA	WHIP										
Chris Short, L ERA: 3.27 (1, 1)	1.2	L	11	5	5	4	0	1	0	0	0	0	1	10	14	21.60	3.600										
Ed Roebuck, R ERA: 8.75 (2, 1)	0.1		4	2	2	0	1	0	0	0	0	1	0	6	6	0.00	6.000										
Rick Wise, R ERA: 3.82 (3, 1)	4.0		16	2	2	2	1	1	0	1	0	0	0	16	21	4.50	0.750										
Ray Herbert, R ERA: 3.25 (7, 1)	2.0		6	1	0	0	1	1	0	0	0	0	0	7	11	0.00	1.000										
Terry Fox, R ERA: 5.65 (9, 1)	1.0		5	1	0	0	1	1	0	0	0	0	0	6	10	0.00	2.000										

New York Mets @ Philadelphia Phillies
 Connie Mack Stadium, Philadelphia, PA
 Mon Jul 04 1966, 7:05 PM EDT
 Unknown

AB 37
 R 9
 H 11
 RBI 8
 BB 4
 SO 4
 LOB 15



Batter	1	2	3	4	5	6	7	8	9	AB	R	H	RBI	BB	SO	LOB	BOTTOM										
Cookie Rojas, R OBP: 0.316, SLG: 0.356 (1, 4)	1-3	1-2 3-H 1B			2B 1B	2-3 1B		F9		5	1	3	1	0	0	0											
Johnny Callison, L OBP: 0.323, SLG: 0.391 (1, 9)	B1-3	F9			1B 2B	4-3		BB		4	1	1	1	1	0	4											
Dick Allen, R OBP: 0.384, SLG: 0.709 (1, 7)	6-3		F2		K		HR	F9		5	1	1	1	0	1	2											
Bill White, L OBP: 0.355, SLG: 0.493 (1, 3)		E 3B	G3		K		3B	L9		5	1	2	0	0	1	1											
Tony Gonzalez, L OBP: 0.308, SLG: 0.375 (7, PH)		E4 1B BB SF9					P4	L5		3	1	2	2	0	0	0											
Jackie Brandt, R OBP: 0.306, SLG: 0.295 (8, 8)					2-H 1B					2	0	0	0	0	0	1											
Clay Dalrymple, L OBP: 0.410, SLG: 0.396 (1, 2)		SF9 1B BB	G3		L4		BB	1B		3	1	1	0	2	0	2											
Tony Taylor, R OBP: 0.302, SLG: 0.375 (1, 5)		1B 1B			K		5-3	P9		5	0	1	0	0	1	3											
Dick Groat, R OBP: 0.281, SLG: 0.325 (1, 6)		SF9	F8			1B 2B		K		3	0	1	1	0	1	2											
Chris Short, R OBP: 0.288, SLG: 0.255 (2, PH)		F5			F9			5-3		0	0	0	0	0	0	0											
Doug Clemens, L SLG: 0.520 (3, 1)										1	0	0	0	0	0	2											
Rick Wise, R (5, PH)										1	0	0	0	0	0	1											
Harvey Kuenn, R OBP: 0.320, SLG: 0.364 (7, 1)										0	0	0	0	0	0	0											
Ray Herbert, R (8, PH)										1	0	0	0	0	0	0											
Phil Lutz, R SLG: 0.308 (9, 1)										0	0	0	0	0	0	0											
Terry Fox, R (9, 1)										0	0	0	0	0	0	0											
Inning Stats	R: 0 E: 0 K: 0 S: 3	H: 0 LOB: 0 BB: 0 P: 3	R: 3 E: 1 K: 0 S: 7	H: 3 LOB: 2 BB: 1 P: 11	R: 0 E: 0 K: 1 S: 5	H: 1 LOB: 1 BB: 0 P: 4	R: 0 E: 0 K: 1 S: 5	H: 0 LOB: 0 BB: 0 P: 5	R: 2 E: 0 K: 2 S: 10	H: 3 LOB: 1 BB: 0 P: 10	R: 0 E: 0 K: 0 S: 5	H: 2 LOB: 2 BB: 0 P: 5	R: 1 E: 0 K: 1 S: 7	H: 2 LOB: 2 BB: 1 P: 11	R: 0 E: 0 K: 0 S: 3	H: 0 LOB: 1 BB: 1 P: 7	R: 0 E: 0 K: 0 S: 4	H: 1 LOB: 1 BB: 0 P: 4	1B: 7 2B: 2 3B: 2 HR: 1	SF: 1 SAC: 0 DP: 0 HBP: 0	WP: 0 PB: 0 SB: 0 CS: 0	PA: 43					
PITCHER	IP	WLS	BF	H	R	ER	SO	BB	IBB	HBP	BLK	WP	HR	S	P	ERA	WHIP										
Bob Shaw, R ERA: 4.2 (1, 1)	5.2	W	28	9	5	3	3	1	0	0	0	0	0	33	37	4.76	1.765										
Gerry Arrigo, L ERA: 4.78 (6, 1)	0.1		3	2	1	1	0	0	0	0	0	0	1	3	3	27.00	6.000										
Jack Hamilton, R ERA: 3.67 (7, 1)	3.0	S	12	1	0	0	1	2	0	0	0	0	0	12	20	0.00	1.000										

New York Mets @ Philadelphia Phillies
 Connie Mack Stadium, Philadelphia, PA
 Mon Jul 04 1966, 7:05 PM EDT
 Unknown

AB 39
 R 6
 H 12
 RBI 6
 BB 3
 SO 4
 LOB 18



Batter	1	2	3	4	5	6	7	8	9	AB	R	H	RBI	BB	SO	LOB	TOP			
Chuck Hiller, L (1,4) OBP: 0.395, SLG: 0.457	0-0 4-3	1-0 HR		0-0 5-3		0-0 1B	0-0 G4-6-3 1B			4	2	2	0	0	0	0	New York Mets @ Philadelphia Phillies Connie Mack Stadium, Philadelphia, PA Mon Jul 04 1966, 7:05 PM EDT Att: 19,208 - Unknown			
Al Luplow, L (1,9) OBP: 0.326, SLG: 0.320	0-0 2B	0-0 HR		0-0 4-3		0-0 F 1B	0-0 G4-6-3 1B			5	3	3	4	0	0	2				
Ed Kranepool, L (1,3) OBP: 0.324, SLG: 0.375	0-3 K	0-0 1B		0-0 3-1		0-0 1B	0-0 1B			4	0	2	0	1	1	1				
Cleon Jones, R (1,8) OBP: 0.336, SLG: 0.388	0-0 1B	0-0 1B				0-0 F8	0-0 F8			5	1	2	1	0	0	3				
Billy Murphy, R (8,8) OBP: 0.294, SLG: 0.388	0-0 2B	0-0 HR				0-0 F8	0-0 F8			0	0	0	0	0	0	0				
Ken Boyer, R (1,5) OBP: 0.316, SLG: 0.427	0-0 1B	0-0 P4				0-0 S 1B	0-0 E3 1B			5	1	2	1	0	0	5				
Roy McMillan, R (8,6) OBP: 0.229, SLG: 0.204	0-0 1B	0-0 P4				0-0 S 1B	0-0 E3 1B			0	0	0	0	0	0	0				
John Stephenson, L (1,2) OBP: 0.290, SLG: 0.241	0-3 K			0-0 L3		0-0 K	0-0 G5-4-3 1B			5	0	1	1	0	2	3				
Ron Swoboda, R (1,7) OBP: 0.272, SLG: 0.281		0-3 K		0-0 5-3		0-0 S 1B	0-0 G5-4-3 1B			5	0	1	1	0	1	3				
Eddie Bressoud, R (1,6) OBP: 0.308, SLG: 0.401		0-3 K		0-0 1B		0-0 1B	0-0 SH2-4 1B			4	0	2	0	1	1	0				
Jack Fisher, R (1,1) OBP: 0.200, SLG: 0.129		0-0 HR 1B		0-0 1-3		0-0 4-3	0-0 SH2-4			4	1	1	0	0	0	3				
Inning Stats	R: 2 E: 0 K: 2 S: 10	H: 3 LOB: 1 BB: 0 P: 10	R: 3 E: 0 K: 2 S: 11	H: 4 LOB: 2 BB: 0 P: 12	R: 0 E: 0 K: 0 S: 4	H: 1 LOB: 1 BB: 0 P: 4	R: 0 E: 0 K: 0 S: 3	H: 0 LOB: 0 BB: 0 P: 3	R: 1 E: 0 K: 1 S: 7	H: 2 LOB: 2 BB: 1 P: 11	R: 2 E: 0 K: 0 S: 6	H: 3 LOB: 1 BB: 0 P: 10	R: 0 E: 0 K: 0 S: 4	H: 2 LOB: 1 BB: 0 P: 4	R: 0 E: 0 K: 0 S: 4	H: 1 LOB: 0 BB: 0 P: 3	1B: 12 2B: 3 3B: 0 HR: 1	SF: 0 SAC: 1 DP: 2 HBP: 1	WP: 0 PB: 0 SB: 2 CS: 0	PA: 45
PITCHER	IP WLS BF H R ER SO BB IBB HBP BLK WP HR S P ERA WHIP	IP WLS BF H R ER SO BB IBB HBP BLK WP HR S P ERA WHIP	IP WLS BF H R ER SO BB IBB HBP BLK WP HR S P ERA WHIP	IP WLS BF H R ER SO BB IBB HBP BLK WP HR S P ERA WHIP	IP WLS BF H R ER SO BB IBB HBP BLK WP HR S P ERA WHIP	IP WLS BF H R ER SO BB IBB HBP BLK WP HR S P ERA WHIP	IP WLS BF H R ER SO BB IBB HBP BLK WP HR S P ERA WHIP	IP WLS BF H R ER SO BB IBB HBP BLK WP HR S P ERA WHIP	IP WLS BF H R ER SO BB IBB HBP BLK WP HR S P ERA WHIP	IP WLS BF H R ER SO BB IBB HBP BLK WP HR S P ERA WHIP	IP WLS BF H R ER SO BB IBB HBP BLK WP HR S P ERA WHIP	IP WLS BF H R ER SO BB IBB HBP BLK WP HR S P ERA WHIP	IP WLS BF H R ER SO BB IBB HBP BLK WP HR S P ERA WHIP	IP WLS BF H R ER SO BB IBB HBP BLK WP HR S P ERA WHIP	IP WLS BF H R ER SO BB IBB HBP BLK WP HR S P ERA WHIP	IP WLS BF H R ER SO BB IBB HBP BLK WP HR S P ERA WHIP				
Ray Culp, R (1,1) ERA: 5.24	1.2	12	6	5	5	4	0	0	0	0	1	19	20	27.00	3.600					
Roger Craig, R (2,1) ERA: 6.1	5.1	26	9	3	3	1	1	1	0	0	0	26	34	5.06	1.875					
Ray Herbert, R (8,1) ERA: 3.03	2.0	7	1	0	0	0	0	0	0	0	0	7	7	0.00	0.500					

AB	41
R	8
H	16
RBI	8
BB	2
SO	5
LOB	20



Batter	1	2	3	4	5	6	7	8	9	AB	R	H	RBI	BB	SO	LOB	BOTTOM			
Cookie Rojas, R (1,4) OBP: 0.315, SLG: 0.355	0-0 5-3		0-0 F7			0-0 L5		0-0 1B		4	1	1	0	0	0	0	New York Mets @ Philadelphia Phillies Connie Mack Stadium, Philadelphia, PA Mon Jul 04 1966, 7:05 PM EDT Att: 19,208 - Unknown			
Johnny Callison, L (1,9) OBP: 0.325, SLG: 0.393	0-0 WP 1B		0-3 K			0-0 F8		0-0 1B		4	0	2	0	0	1	0				
Dick Allen, R (1,7) OBP: 0.381, SLG: 0.700	0-3 K				0-0 P4		0-0 2B			4	0	1	0	0	2	3				
Bill White, L (1,3) OBP: 0.360, SLG: 0.500	0-0 1B				0-0 P8		0-0 1B			4	0	3	1	0	0	0				
Tony Gonzalez, L (1,8) OBP: 0.307, SLG: 0.369	0-0 5-3				0-0 BB		0-0 3-1			3	0	0	0	1	0	6				
Clay Dalrymple, L (1,2) OBP: 0.402, SLG: 0.387			0-0 F9		0-0 P6					4	0	0	0	0	0	1				
Tony Taylor, R (1,5) OBP: 0.301, SLG: 0.373			0-0 L4			0-0 5-3		0-0 WP 1B		4	0	1	0	0	0	0				
Dick Groat, R (1,6) OBP: 0.277, SLG: 0.321			0-0 L8			0-0 F9		0-3 K		4	0	0	0	0	1	1				
Ray Culp, R (1,1) ERA: 5.24			0-3 K			0-3 K		0-3 K		0	0	0	0	0	0	0				
Roger Craig, R (2,1) ERA: 6.1			0-0 K			0-0 K		0-0 K		2	0	0	0	0	2	0				
Doug Clemens, L (7,PH) OBP: 0.371, SLG: 0.316										1	0	0	0	0	1	1				
Ray Herbert, R (8,1) ERA: 3.03										0	0	0	0	0	0	0				
Inning Stats	R: 0 E: 0 K: 1 S: 7	H: 2 LOB: 2 BB: 0 P: 7	R: 0 E: 0 K: 0 S: 3	H: 0 LOB: 0 BB: 0 P: 3	R: 0 E: 0 K: 2 S: 7	H: 0 LOB: 0 BB: 0 P: 7	R: 0 E: 0 K: 0 S: 3	H: 0 LOB: 1 BB: 1 P: 7	R: 0 E: 0 K: 0 S: 5	H: 0 LOB: 0 BB: 0 P: 5	R: 0 E: 0 K: 0 S: 8	H: 1 LOB: 1 BB: 0 P: 8	R: 1 E: 0 K: 1 S: 7	H: 3 LOB: 1 BB: 0 P: 7	R: 0 E: 0 K: 0 S: 3	H: 0 LOB: 0 BB: 0 P: 3	1B: 7 2B: 1 3B: 0 HR: 0	SF: 0 SAC: 0 DP: 1 HBP: 0	WP: 2 PB: 0 SB: 0 CS: 0	PA: 35
PITCHER	IP WLS BF H R ER SO BB IBB HBP BLK WP HR S P ERA WHIP	IP WLS BF H R ER SO BB IBB HBP BLK WP HR S P ERA WHIP	IP WLS BF H R ER SO BB IBB HBP BLK WP HR S P ERA WHIP	IP WLS BF H R ER SO BB IBB HBP BLK WP HR S P ERA WHIP	IP WLS BF H R ER SO BB IBB HBP BLK WP HR S P ERA WHIP	IP WLS BF H R ER SO BB IBB HBP BLK WP HR S P ERA WHIP	IP WLS BF H R ER SO BB IBB HBP BLK WP HR S P ERA WHIP	IP WLS BF H R ER SO BB IBB HBP BLK WP HR S P ERA WHIP	IP WLS BF H R ER SO BB IBB HBP BLK WP HR S P ERA WHIP	IP WLS BF H R ER SO BB IBB HBP BLK WP HR S P ERA WHIP	IP WLS BF H R ER SO BB IBB HBP BLK WP HR S P ERA WHIP	IP WLS BF H R ER SO BB IBB HBP BLK WP HR S P ERA WHIP	IP WLS BF H R ER SO BB IBB HBP BLK WP HR S P ERA WHIP	IP WLS BF H R ER SO BB IBB HBP BLK WP HR S P ERA WHIP	IP WLS BF H R ER SO BB IBB HBP BLK WP HR S P ERA WHIP	IP WLS BF H R ER SO BB IBB HBP BLK WP HR S P ERA WHIP				
Jack Fisher, R (1,1) ERA: 3.54	9.0	35	8	1	1	7	1	0	0	2	0	48	52	1.00	1.000					

AB	34
R	1
H	8
RBI	1
BB	1
SO	7
LOB	12



Batter	1	2	3	4	5	6	7	8	9	AB	R	H	RBI	BB	SO	LOB	TOP		
Chuck Hillier, L (1.4) OBP: 0.400, SLG: 0.452	4-0 FC1-5 1B BB		0-0 1B SF8		0-0 4-3			0-3 K		3	1	1	0	1	1	0			
Al Luplow, L (1.7) OBP: 0.331, SLG: 0.326	0-0 FC4-6 FC1-5 1-2 1B		0-0 1-3 SF8 1B		0-0 L4			0-0 1-3		4	0	2	0	0	0	0			
Ed Kranepool, L (1.3) OBP: 0.322, SLG: 0.374	0-0 FC1-5 FC4-6 1-2 2-3F 1B		0-0 SF8 1-2 3-H		0-0 4-3			0-0 FC5-4 1B		3	0	1	1	0	0	2			
Cleon Jones, R (1.8) OBP: 0.331, SLG: 0.382	0-0 FC4-6 1-2 2-3		0-0 1-3		0-0 6-3			0-0 FC5-4 1-2		4	0	0	0	0	0	4			
Ken Boyer, R (1.5) OBP: 0.311, SLG: 0.420	0-0 6-3			0-0 5-3				0-0 F8		4	0	0	0	0	0	2			
Larry Elliot, L (1.9) OBP: 0.250, SLG: 0.250		0-0 4-3		0-0 1B 1B				0-3 K		4	0	1	0	0	1	0			
Eddie Bressoud, R (1.6) Roy McMillan, R (6.6) OBP: 0.310, SLG: 0.402 OBP: 0.226, SLG: 0.201		0-3 K		0-0 1-2 1B				0-0 P4		2	0	1	0	0	1	0			
Jerry Grote, R (1.2) OBP: 0.354, SLG: 0.343		0-0 5-3		0-3 K				0-0 5-3		3	0	0	0	0	1	2			
Bill Hepler, L (1.1) Jack Hamilton, R (6.1) Billy Murphy, R (7.1) Rob Gardner, R (7.1) OBP: 0.200, SLG: 0.200 OBP: 0.133, SLG: 0.103 OBP: 0.261, SLG: 0.383 OBP: 0.152, SLG: 0.182			0-3 K	0-0 6-3				0-0 1-3		2	0	0	0	0	1	2			
Inning Stats	R: 0 E: 0 K: 0 S: 4	H: 1 LOB: 2 BB: 1 P: 8	R: 0 E: 0 K: 1 S: 5	H: 0 LOB: 0 BB: 0 P: 5	R: 1 E: 0 K: 1 S: 7	H: 2 LOB: 1 BB: 0 P: 7	R: 0 E: 0 K: 1 S: 7	H: 2 LOB: 2 BB: 0 P: 7	R: 0 E: 0 K: 1 S: 3	H: 0 LOB: 0 BB: 0 P: 3	R: 0 E: 0 K: 0 S: 3	H: 0 LOB: 0 BB: 0 P: 3	R: 0 E: 0 K: 1 S: 6	H: 1 LOB: 1 BB: 0 P: 6	R: 0 E: 0 K: 0 S: 3	H: 0 LOB: 0 BB: 0 P: 3	1B: 6 2B: 0 3B: 0 HR: 0	SF: 1 SAC: 0 DP: 0 HBP: 0	WP: 0 PA: 34 CS: 0
PITCHER Larry Jackson, R (1.1) ERA: 3.31	IP: 9.0 WLS: W BF: 34 H: 6 R: 1 ER: 1 SO: 5 BB: 1 IBB: 0 HBP: 0 BLK: 0 WP: 0 HR: 0 S: 43 P: 47 ERA: 1.00 WHIP: 0.778															PITCHER			

New York Mets @ Philadelphia Phillies
 Connie Mack Stadium, Philadelphia, PA
 Tue Jul 05 1966, 7:05 PM EDT
 Att: 8,047 - Unknown

AB 32
 R 1
 H 6
 RBI 1
 BB 1
 SO 5
 LOB 12



Batter	1	2	3	4	5	6	7	8	9	AB	R	H	RBI	BB	SO	LOB	BOTTOM		
Cookie Rojas, R (1.4) OBP: 0.314, SLG: 0.351	0-3 K		4-0 WP BB	0-0 F8		0-0 5-3				3	0	0	0	1	1	4			
Johnny Callison, L (1.9) OBP: 0.324, SLG: 0.391	0-0 L8		0-0 F8 1-2		0-3 K	0-0 1B				4	0	1	1	0	1	1			
Dick Groat, R (1.6) OBP: 0.277, SLG: 0.317	4-0 1B BB		0-0 P4	0-0 6-3	0-0 6-3	0-0 4-3				3	0	0	0	1	0	2			
Dick Allen, R (1.7) OBP: 0.388, SLG: 0.700	0-0 1-2 1B		0-0 6-3		4-0 BB			0-0 CS SH3-4 1B		3	0	2	0	1	0	1			
Jackie Brandt, R (1.8) OBP: 0.297, SLG: 0.286	0-0 F5			0-0 E6 BB 6-3	0-0 6-3			0-0 SH3-4 1-2		3	0	0	0	0	0	3			
Bill White, L (1.3) OBP: 0.359, SLG: 0.497		0-0 4-3		0-0 P6		0-0 SH1-3 2B 1B		0-0 F9 2-3		4	1	1	0	0	0	2			
Tony Taylor, R (1.5) OBP: 0.302, SLG: 0.370		4-0 6-3 BB		0-0 6-3 1-2		0-0 SH1-3		0-0 F9		2	0	0	0	1	0	1			
Bob Uecker, R (1.2) OBP: 0.324, SLG: 0.383		0-0 6-3 1-2		4-0 BB IBB		4-0 2B BB		0-0 F9		2	1	0	0	2	0	1			
Larry Jackson, R (1.1) OBP: 0.128, SLG: 0.108		0-0 4-3		4-0 1-2 2-3 BB		0-0 1B 2B		0-0 4-3		3	1	1	2	1	0	1			
Inning Stats	R: 0 E: 0 K: 1 S: 6	H: 1 LOB: 2 BB: 1 P: 10	R: 0 E: 0 K: 0 S: 3	H: 0 LOB: 1 BB: 1 P: 7	R: 0 E: 0 K: 0 S: 3	H: 0 LOB: 1 BB: 1 P: 7	R: 0 E: 1 K: 0 S: 4	H: 0 LOB: 3 BB: 2 P: 12	R: 0 E: 0 K: 0 S: 5	H: 3 LOB: 1 BB: 1 P: 10	R: 0 E: 0 K: 0 S: 3	H: 1 LOB: 0 BB: 0 P: 3	R: 0 E: 0 K: 0 S: 3	H: 0 LOB: 0 BB: 0 P: 3	R: 0 E: 0 K: 0 S: 3	H: 0 LOB: 0 BB: 0 P: 3	1B: 4 2B: 1 3B: 0 HR: 0	SF: 0 SAC: 2 DP: 0 HBP: 0	WP: 1 PA: 36 CS: 1
PITCHER Bill Hepler, L (1.1) ERA: 3.86 Jack Hamilton, R (6.1) ERA: 3.66 Rob Gardner, L (7.1) ERA: 4.31	IP: 5.2 WLS: L BF: 29 H: 4 R: 3 ER: 3 SO: 2 BB: 6 IBB: 1 HBP: 0 BLK: 0 WP: 1 HR: 0 S: 26 P: 54 ERA: 4.76 WHIP: 1.765															PITCHER			

New York Mets @ Philadelphia Phillies
 Connie Mack Stadium, Philadelphia, PA
 Tue Jul 05 1966, 7:05 PM EDT
 Att: 8,047 - Unknown

AB 27
 R 3
 H 5
 RBI 3
 BB 7
 SO 2
 LOB 16



Batter	1	2	3	4	5	6	7	8	9	AB	R	H	RBI	BB	SO	LOB	TOP																			
Cleon Jones, R OBP: 0.332, SLG: 0.386 (1, 8)										3	1	1	1	1	0	2	New York Mets @ Philadelphia Phillies Connie Mack Stadium, Philadelphia, PA Wed Jul 06 1966, 7:05 PM EDT Att: 12,469 - Unknown																			
Chuck Hiller, L OBP: 0.404, SLG: 0.460 (1, 5)										3	2	1	1	1	0	0																				
Gerry Arrigo, L OBP: 0.400, SLG: 0.400 (7, 1)										0	0	0	0	0	0	0																				
Jack Hamilton, R OBP: 0.129, SLG: 0.100 (7, 1)										1	0	0	0	0	1	2																				
Al Luplow, L OBP: 0.333, SLG: 0.323 (1, 7)										1	0	0	0	1	0	0																				
Ron Swoboda, R OBP: 0.274, SLG: 0.289 (7, PH)										2	1	1	1	0	0	0																				
Ed Kranepool, L OBP: 0.324, SLG: 0.384 (1, 3)										5	0	2	3	0	0	1																				
Larry Elliot, L OBP: 0.222, SLG: 0.222 (1, 9)										5	0	1	0	0	0	3																				
John Stephenson, L OBP: 0.244, SLG: 0.235 (6, PH)										2	0	0	0	0	0	1																				
Hawk Taylor, R OBP: 0.215, SLG: 0.281 (6, 2)										2	0	0	0	0	0	1																				
Ron Hunt, R OBP: 0.373, SLG: 0.379 (1, 4)										4	2	3	0	0	0	0																				
Roy McMillan, R OBP: 0.227, SLG: 0.208 (1, 6)										4	1	1	0	0	1	2																				
Dennis Ribant, R OBP: 0.192, SLG: 0.192 (5, PH)										1	0	1	0	0	0	0																				
Billy Murphy, R OBP: 0.258, SLG: 0.378 (5, 1)										1	0	0	0	0	1	0																				
Darrell Sutherland, R OBP: 1.000, SLG: 1.000 (7, PH)										0	0	0	0	0	0	0																				
Ken Boyer, R OBP: 0.313, SLG: 0.425 (7, 5)										2	0	1	1	0	0	2																				
Inning Stats	R: 2 E: 0 K: 0 S: 6	H: 3 LOB: 1 BB: 0 P: 6	R: 0 E: 0 K: 1 S: 6	H: 2 LOB: 1 BB: 0 P: 6	R: 0 E: 0 K: 0 S: 3	H: 0 LOB: 0 BB: 1 P: 7	R: 0 E: 0 K: 0 S: 3	H: 0 LOB: 0 BB: 0 P: 3	R: 0 E: 0 K: 1 S: 5	H: 1 LOB: 1 BB: 0 P: 4	R: 4 E: 0 K: 0 S: 7	H: 4 LOB: 1 BB: 1 P: 11	R: 1 E: 0 K: 1 S: 7	H: 2 LOB: 2 BB: 1 P: 11	R: 0 E: 0 K: 0 S: 3	H: 0 LOB: 0 BB: 0 P: 3	1B: 5 2B: 7 3B: 0 HR: 0	SF: 1 SAC: 1 DP: 1 HBP: 0	WP: 0 PA: 41 PB: 0 SB: 0 CS: 0																	
PITCHER	IP	WLS	BF	H	R	ER	SO	BB	IBB	HBP	BLK	WP	HR	S	P	ERA	WHIP	PITCHER		IP	WLS	BF	H	R	ER	SO	BB	IBB	HBP	BLK	WP	HR	S	P	ERA	WHIP
Jim Bunning, R ERA: 2.08	(1, 1)	5.1	L	21	5	2	2	2	1	0	0	0	0	0	24	28	3.38	1.125																		
Darold Knowles, L ERA: 2.9	(6, 1)	1.2	L	11	5	4	4	0	1	0	0	0	0	0	10	14	21.60	3.600																		
Terry Fox, R ERA: 5.58	(8, 1)	2.0	S	9	2	1	1	1	0	1	0	0	0	0	10	14	4.50	1.000																		


AB	36
R	7
H	12
RBI	7
BB	3
SO	3
LOB	14




Batter	1	2	3	4	5	6	7	8	9	AB	R	H	RBI	BB	SO	LOB	BOTTOM																				
Cookie Rojas, R OBP: 0.313, SLG: 0.349 (1, 4)										5	0	1	0	0	0	2	New York Mets @ Philadelphia Phillies Connie Mack Stadium, Philadelphia, PA Wed Jul 06 1966, 7:05 PM EDT Att: 12,469 - Unknown																				
Johnny Callison, L OBP: 0.322, SLG: 0.388 (1, 9)										5	0	1	0	0	1	2																					
Dick Allen, R OBP: 0.392, SLG: 0.696 (1, 7)										4	2	2	0	1	1	0																					
Bill White, L OBP: 0.359, SLG: 0.498 (1, 3)										5	1	2	0	0	0	3																					
Tony Gonzalez, L OBP: 0.317, SLG: 0.384 (7, PH)										3	1	3	2	0	0	0																					
Jackie Brandt, R OBP: 0.310, SLG: 0.293 (8, 8)										1	1	1	0	1	0	0																					
Clay Dalrymple, L OBP: 0.406, SLG: 0.394 (1, 2)										2	0	1	1	1	1	2																					
Harvey Kuenn, R OBP: 0.300, SLG: 0.373 (7, PH)										1	0	1	1	0	0	0																					
Bob Uecker, R OBP: 0.321, SLG: 0.379 (8, 2)										1	0	0	0	0	1	3																					
Tony Taylor, R OBP: 0.303, SLG: 0.368 (1, 5)										4	0	1	0	1	0	3																					
Dick Groat, R OBP: 0.275, SLG: 0.314 (1, 6)										3	0	0	1	1	1	3																					
Jim Bunning, R OBP: 0.182, SLG: 0.151 ERA: 2.27	(1, 1)	4.0	19	5	3	3	4	1	1	0	0	0	0	0	25	33	6.75	1.500																			
Darrell Sutherland, R ERA: 8.59	(5, 1)	2.0	W	10	4	0	0	2	0	0	0	0	0	14	14	0.00	2.000																				
Gerry Arrigo, L ERA: 6.4	(7, 1)	0.1	S	3	1	2	2	0	1	0	0	0	0	2	6	54.00	6.000																				
Jack Hamilton, R ERA: 3.56	(7, 1)	2.2	S	13	4	0	0	2	2	0	0	0	0	15	23	0.00	2.250																				
Inning Stats	R: 0 E: 0 K: 2 S: 7	H: 0 LOB: 0 BB: 0 P: 7	R: 0 E: 0 K: 0 S: 4	H: 1 LOB: 2 BB: 1 P: 8	R: 0 E: 0 K: 1 S: 5	H: 0 LOB: 0 BB: 0 P: 5	R: 3 E: 0 K: 1 S: 9	H: 4 LOB: 2 BB: 1 P: 13	R: 0 E: 0 K: 1 S: 7	H: 2 LOB: 2 BB: 0 P: 7	R: 0 E: 0 K: 1 S: 7	H: 3 LOB: 2 BB: 1 P: 12	R: 0 E: 0 K: 1 S: 7	H: 2 LOB: 3 BB: 1 P: 11	R: 0 E: 0 K: 0 S: 2	H: 0 LOB: 0 BB: 1 P: 6	1B: 11 2B: 3 3B: 0 HR: 0	SF: 1 SAC: 0 DP: 1 HBP: 0	WP: 0 PA: 45 PB: 0 SB: 0 CS: 0																		
PITCHER	IP	WLS	BF	H	R	ER	SO	BB	IBB	HBP	BLK	WP	HR	S	P	ERA	WHIP	PITCHER		IP	WLS	BF	H	R	ER	SO	BB	IBB	HBP	BLK	WP	HR	S	P	ERA	WHIP	
Dennis Ribant, R ERA: 2.27	(1, 1)	4.0	19	5	3	3	4	1	1	0	0	0	0	0	25	33	6.75	1.500																			
Darrell Sutherland, R ERA: 8.59	(5, 1)	2.0	W	10	4	0	0	2	0	0	0	0	0	14	14	0.00	2.000																				
Gerry Arrigo, L ERA: 6.4	(7, 1)	0.1	S	3	1	2	2	0	1	0	0	0	0	2	6	54.00	6.000																				
Jack Hamilton, R ERA: 3.56	(7, 1)	2.2	S	13	4	0	0	2	2	0	0	0	0	15	23	0.00	2.250																				

AB	39
R	5
H	14
RBI	5
BB	5
SO	8
LOB	23



Batter	1	2	3	4	5	6	7	8	9	AB	R	H	RBI	BB	SO	LOB	TOP										
Cleon Jones, R OBP: 0.337, SLG: 0.391 (1, 8)	0-0 3-1 G3 2B	1-0 1B HBP		0-0 F8 1B		0-0 5-3			0-0 P4	4	1	2	2	0	0	0	New York Mets @ Philadelphia Phillies Connie Mack Stadium, Philadelphia, PA Thu Jul 07 1966, 3:33 AM EDT Att: 7,447 - Unknown 										
Chuck Hiller, L OBP: 0.414, SLG: 0.462 (1, 5)	0-0 3-1	0-0		0-0 1B		0-0 4-3			4-0 2B BB	4	0	2	1	1	0	1											
Ken Boyer, R OBP: 0.313, SLG: 0.425 (9, FR) (9, 5)	0-0 2-3	0-0 1-3 2-H 1B		0-0 1B		0-0			0-0 2B BB	5	1	1	2	0	2	4											
Al Luplow, L OBP: 0.329, SLG: 0.326 (1, 7)	0-0 G3	0-3 K		0-0 F8		0-3 K			0-0 2B	4	1	1	0	1	0	2											
Ed Kranepool, L OBP: 0.325, SLG: 0.382 (1, 3)	0-0 F5		0-0 P4	0-0 P7			0-0 G5-4-3 1B		4-0 2B IBB	5	0	1	2	0	2	1											
Larry Elliot, L OBP: 0.214, SLG: 0.286 (1, 9)		0-0 4-3	0-0 P5		0-3 K		0-3 K		0-0 2B	5	1	2	0	2	1												
Ron Hunt, R OBP: 0.373, SLG: 0.380 (1, 4)		0-0 HR 1B	0-0 6-3		0-0 1B		0-0 G5-4-3 1-2		0-0 F7	5	1	2	0	0	0	3											
Jerry Grote, R OBP: 0.356, SLG: 0.366 (1, 2)		0-0 HR 1B		0-0 2B 1B	0-3 K				0-0 4-3	5	2	2	2	0	1	3											
Roy McMillan, R OBP: 0.238, SLG: 0.222 (1, 6)		0-0 HBP 1B		0-0 1B 2B	4-0 IBB				0-0 6-3	3	2	2	0	1	0	0											
Bob Friend, R (1, 1)		0-0 F2		0-3 K	0-3 K				0-0 6-3	3	0	0	0	0	2	5											
Rob Gardner, R OBP: 0.167, SLG: 0.176 (6, 1)										1	0	0	0	0	0	0											
Darrell Sutherland, R OBP: 1.000, SLG: 1.000 (8, 1)										0	0	0	0	0	0	0											
Gerry Arrigo, L OBP: 0.400, SLG: 0.400 (8, 1)										0	0	0	0	0	0	0											
Inning Stats	R: 1 E: 0 K: 0 S: 4	H: 1 LOB: 0 BB: 0 P: 4	R: 3 E: 0 K: 1 S: 9	H: 4 LOB: 2 BB: 0 P: 10	R: 0 E: 0 K: 0 S: 3	H: 0 LOB: 0 BB: 0 P: 3	R: 2 E: 0 K: 1 S: 9	H: 4 LOB: 2 BB: 0 P: 9	R: 0 E: 0 K: 3 S: 10	H: 1 LOB: 2 BB: 1 P: 14	R: 0 E: 0 K: 1 S: 5	H: 1 LOB: 0 BB: 0 P: 5	R: 0 E: 0 K: 0 S: 3	H: 0 LOB: 0 BB: 0 P: 3	R: 3 E: 0 K: 0 S: 5	H: 2 LOB: 2 BB: 2 P: 13	1B: 8 2B: 4 3B: 0 HR: 1	SF: 0 SAC: 0 DP: 1 HBP: 1	WP: 0 PB: 0 SB: 0 CS: 0	PA: 43							
PITCHER	IP	WLS	BF	H	R	ER	SO	BB	IBB	HBP	BLK	WP	HR	S	P	ERA	WHIP										
Bob Buhl, R ERA: 3.73	3.0		15	5	4	4	1	0	0	1	0	0	1	16	17	12.00	1.667										
Rick Wise, R ERA: 4.29	0.1		5	4	2	2	1	0	0	0	0	0	0	7	7	54.00	12.000										
Darold Knowles, L ERA: 2.69	2.2		10	1	0	0	4	0	1	0	0	0	0	17	21	0.00	0.375										
Ray Herbert, R ERA: 3.66	2.1	L	11	3	3	3	1	1	1	0	0	0	0	11	19	11.57	1.714										
Ed Roebuck, R ERA: 6.0	0.2		2	0	0	0	0	0	0	0	0	0	0	2	2	0.00	0.000										

Batter	1	2	3	4	5	6	7	8	9	AB	R	H	RBI	BB	SO	LOB	BOTTOM										
Cookie Rojas, R OBP: 0.311, SLG: 0.347 (1, 4)	0-0 4-3		0-0 4-3		0-0 6-3		0-0 F7	0-0 1B		5	0	1	0	0	0	1	New York Mets @ Philadelphia Phillies Connie Mack Stadium, Philadelphia, PA Thu Jul 07 1966, 3:33 AM EDT Att: 7,447 - Unknown 										
Johnny Callison, L OBP: 0.329, SLG: 0.405 (1, 9)	0-0 HR		4-0 BB		0-0 1B 2B		0-0 1B	0-0 G3		4	2	3	1	1	0	2											
Dick Allen, R OBP: 0.396, SLG: 0.692 (1, 7)	0-0 P8		0-0 F8		0-0 1B		0-0 1B		4-0 4-3 BB	4	0	2	1	1	0	2											
Bill White, L OBP: 0.354, SLG: 0.490 (1, 3)	0-0 F3		0-0 F3	0-0 4-3		0-3 K		0-0 4-3	0-0 1-2	5	0	0	0	0	1	4											
Tony Gonzalez, L OBP: 0.319, SLG: 0.391 (1, 8)		0-0 6-3		0-0 1B 2B		0-0 P6	0-0 F8		0-3 K	2	1	1	0	0	0	0											
Jackie Brandt, R OBP: 0.302, SLG: 0.284 (6, PH) (7, 8)									0-0 K	3	0	0	0	0	1	3											
Clay Dalrymple, L OBP: 0.410, SLG: 0.395 (1, 2)		4-0 BB		0-0 1B 1B		0-3 K		0-0 1B		2	1	1	1	1	1	0											
Bob Uecker, R OBP: 0.325, SLG: 0.412 (8, PH) (9, 2)		0-0 G6-3 BB		0-0 4-3 1B				0-0 HR	0-0 1-3	2	1	1	1	0	0	1											
Tony Taylor, R OBP: 0.303, SLG: 0.378 (1, 5)		0-0 G6-3 1-2		0-0 4-3		0-0 HR		0-0 F8		4	1	1	1	0	0	2											
Dick Groat, R OBP: 0.281, SLG: 0.323 (1, 6)			0-0 4-3 1B	0-0 2-H 1B		0-0 2B		0-0 6-3		4	0	3	1	0	0	0											
Bob Buhl, R OBP: 0.167, SLG: 0.107 (3, PH) (4, 1)			0-0 F7		0-0 4-3		0-0 6-3		0-0 1B	0	0	0	0	0	0	0											
Doug Clemens, L OBP: 0.293, SLG: 0.306 (4, 1)										1	0	0	0	0	0	1											
Rick Wise, R (4, 1)										0	0	0	0	0	0	0											
Darold Knowles, L OBP: 0.293, SLG: 0.296 (4, 1)										1	0	0	0	0	0	0											
Harvey Kuenn, R OBP: 0.293, SLG: 0.306 (5, PH) (7, 1)										1	0	1	0	0	0	1											
Ray Herbert, R OBP: 0.222, SLG: 0.125 (7, 1)										1	0	1	0	0	0	0											
Ed Roebuck, R (9, 1)										0	0	0	0	0	0	0											
Inning Stats	R: 1 E: 0 K: 0 S: 4	H: 1 LOB: 0 BB: 0 P: 4	R: 0 E: 0 K: 0 S: 2	H: 0 LOB: 0 BB: 1 P: 6	R: 0 E: 0 K: 0 S: 4	H: 1 LOB: 2 BB: 1 P: 8	R: 2 E: 0 K: 0 S: 5	H: 3 LOB: 1 BB: 0 P: 5	R: 1 E: 0 K: 0 S: 5	H: 2 LOB: 1 BB: 0 P: 5	R: 1 E: 0 K: 1 S: 7	H: 2 LOB: 1 BB: 0 P: 7	R: 0 E: 0 K: 1 S: 7	H: 2 LOB: 2 BB: 0 P: 7	R: 1 E: 0 K: 0 S: 6	H: 3 LOB: 2 BB: 0 P: 6	R: 0 E: 0 K: 1 S: 5	H: 0 LOB: 1 BB: 1 P: 9	1B: 8 2B: 3 3B: 0 HR: 3	SF: 0 SAC: 0 DP: 1 HBP: 0	WP: 0 PB: 0 SB: 0 CS: 0	PA: 42					
PITCHER	IP	WLS	BF	H	R	ER	SO	BB	IBB	HBP	BLK	WP	HR	S	P	ERA	WHIP										
Bob Friend, R ERA: 4.4	5.0		22	7	4	4	0	2	0	0	0	0	2	20	28	7.20	1.800										
Rob Gardner, L ERA: 4.41	2.0		11	5	2	2	2	0	0	0	0	0	2	15	15	9.00	2.500										
Darrell Sutherland, R ERA: 9.22	0.2		4	2	0	0	0	0	0	0	0	0	0	4	4	0.00	3.000										
Gerry Arrigo, L ERA: 5.14	1.1	W	5	0	0	0	1	1	0	0	0	0	0	6	10	0.00	0.750										

Batter	1	2	3	4	5	6	7	8	9	AB	R	H	RBI	BB	SO	LOB	TOP			
Cleon Jones, R OBP: 0.336, SLG: 0.387 (1, 8)	0-0 1-3		0-0 G6-4-3			0-0 4-3		4-0 BB		3	0	0	0	1	0	2	New York Mets @ Pittsburgh Pirates Forbes Field, Pittsburgh, PA Fri Jul 08 1966, 7:05 PM EDT Unknown			
Al Luplow, L OBP: 0.327, SLG: 0.319 (1, 7)	0-0 4-3			0-3 K		1-0 HBP		0-0 L8		3	0	0	0	0	1	2				
Ed Kranepool, L OBP: 0.320, SLG: 0.375 (1, 3)	0-0 F7			0-0 F8		0-0 4-3		0-0 4-3		4	0	0	0	0	0	3				
Larry Elliot, L OBP: 0.278, SLG: 0.333 (1, 9)		0-0 5-3		0-0 G3			0-0 FC5-4 1B		0-0 2B 4-3 1B	4	1	2	0	0	0	0				
Ken Boyer, R OBP: 0.312, SLG: 0.422 (1, 5)		0-0 F9			0-0 1B G1-6-3 1B		0-0 FC5-4 FC6-4 1-2f		0-0 F9	4	1	1	0	0	0	2				
Ron Hunt, R OBP: 0.375, SLG: 0.385 (1, 4)		0-0 F8			0-0 1B G1-6-3 1B		0-0 FC6-4 FC5-4 1-2f		0-0 4-3 2B	4	0	2	0	0	0	1				
Eddie Bressoud, R OBP: 0.311, SLG: 0.407 (1, 6)			0-0 1B 2B		0-0 G1-6-3 1-2f 3-H		0-0 FC5-4 1-2f		0-0 4-3 2-3 3-H	3	0	1	0	0	0	2				
Jerry Grote, R OBP: 0.358, SLG: 0.368 (1, 2)			0-0 1B		0-0 6-3			0-0 F9	2	0	1	0	0	0	0	0				
John Stephenson, L OBP: 0.250, SLG: 0.232 (8, FH)			0-0 1B G6-4-3 2-3					0-0 HBP	1	0	0	0	0	0	0	0				
Bob Shaw, R OBP: 0.231, SLG: 0.167 (1, 1)			0-0 P4					0-0 L5	2	0	0	0	0	0	0	2				
Roy McMillan, R OBP: 0.241, SLG: 0.225 (7, 6)								0-0 BB 1B	2	0	1	0	0	0	0	2				
Larry Bearnarth, R OBP: 0.125, SLG: 0.250 (7, 1)									0	0	0	0	0	0	0	0				
Chuck Hiller, L OBP: 0.410, SLG: 0.457 (9, FH)									1	0	0	1	0	0	1					
Inning Stats	R: 0 E: 0 K: 0 S: 3	H: 0 LOB: 0 BB: 0 P: 3	R: 0 E: 0 K: 0 S: 3	H: 0 LOB: 0 BB: 0 P: 3	R: 0 E: 0 K: 1 S: 4	H: 2 LOB: 1 BB: 0 P: 4	R: 0 E: 0 K: 1 S: 5	H: 0 LOB: 0 BB: 0 P: 5	R: 1 E: 0 K: 0 S: 4	H: 2 LOB: 0 BB: 0 P: 4	R: 0 E: 0 K: 0 S: 4	H: 1 LOB: 1 BB: 0 P: 4	R: 0 E: 0 K: 0 S: 4	H: 1 LOB: 2 BB: 0 P: 8	R: 1 E: 0 K: 0 S: 5	H: 2 LOB: 2 BB: 0 P: 6	1B: 6 2B: 2 3B: 0 HR: 0	SF: 0 SAC: 0 DP: 2 HBP: 2	WP: 0 PB: 0 SB: 0 CS: 0	PA: 36
PITCHER Vern Law, R ERA: 3.84 (1, 1)	IP: 9.0 WLS: W BF: 36 H: 8 R: 2 ER: 2 SO: 1 BB: 1 IBB: 0 HBP: 2 BLK: 0 WP: 0 HR: 0 S: 35 P: 41 ERA: 2.00 WHIP: 1.000																			

Batter	1	2	3	4	5	6	7	8	9	AB	R	H	RBI	BB	SO	LOB	BOTTOM			
Matty Alou, L OBP: 0.364, SLG: 0.444 (1, 8)	0-0 1B S 1B	0-0 E8 FC5 1-3 2-H 1B		0-0 6-3		0-0 FC3-6 1-2f	0-0 L3			5	1	2	1	0	0	3	New York Mets @ Pittsburgh Pirates Forbes Field, Pittsburgh, PA Fri Jul 08 1966, 7:05 PM EDT Unknown			
Gene Alley, R OBP: 0.313, SLG: 0.400 (1, 6)	0-0 1B 1-3 2B 1B	0-0 P4		0-0 E9 1B		0-0 G3		0-0 6-3		5	1	2	0	0	0	3				
Roberto Clemente, R OBP: 0.397, SLG: 0.537 (1, 9)	0-0 1B 1-3 3-H 1B	0-3 K		0-0 G3			0-0 1B FC6-4 1B	4-0 IHR BB		4	3	2	1	1	1	3				
Willie Stargell, L OBP: 0.399, SLG: 0.618 (1, 7)		0-0 1B			0-0 G3		0-0 FC6-4 1B	0-0 IHR		4	1	3	4	1	0	0				
Bob Bailey, R OBP: 0.337, SLG: 0.374 (9, 7)	0-0 1-3 3-H 2B	0-0 IBB					0-0 1B	0-0 IHR		0	0	0	0	0	0	0				
Jose Pagan, R OBP: 0.305, SLG: 0.430 (1, 5)	0-0 4-3	0-0 FC5 2-3f			0-0 5-3		0-0 FC6-4 1B 1-2f	0-0 G4-6-3 1B		5	1	1	1	0	0	5				
Donn Clendenen, R OBP: 0.352, SLG: 0.496 (1, 3)	0-0 2-3		0-0 5-3		0-3 K		4-0 1B BB	0-0 G4-6-3 1-2f		4	1	0	0	1	1	2				
Jim Pagliaroni, R OBP: 0.337, SLG: 0.389 (1, 2)	0-0 6-3		0-3 K			4-0 1B WP BB	4-0 1B 1-2 2-3 BB			2	1	0	0	2	1	1				
Bill Mazerowski, R OBP: 0.304, SLG: 0.363 (1, 4)		0-0 1B E 1B		0-0 6-3		0-0 FC1-6 1-3 2-H 3-H 1B	0-0 1B 1-3 2-H 3-H 1B			4	1	3	3	0	0	0				
Vern Law, R OBP: 0.364, SLG: 0.469 (1, 1)		0-0 E 1-2 1B			0-0 F8	0-0 FC1-6 1-2f FC3-6	0-3 K			4	0	1	0	0	1	3				
Inning Stats	R: 3 E: 0 K: 0 S: 7	H: 4 LOB: 1 BB: 0 P: 7	R: 1 E: 1 K: 1 S: 8	H: 3 LOB: 3 BB: 1 P: 12	R: 0 E: 0 K: 1 S: 5	H: 0 LOB: 0 BB: 0 P: 5	R: 0 E: 1 K: 0 S: 4	H: 1 LOB: 1 BB: 0 P: 4	R: 0 E: 0 K: 1 S: 5	H: 0 LOB: 0 BB: 0 P: 5	R: 1 E: 0 K: 0 S: 4	H: 1 LOB: 1 BB: 1 P: 8	R: 3 E: 0 K: 1 S: 8	H: 3 LOB: 2 BB: 2 P: 16	R: 2 E: 0 K: 0 S: 4	H: 2 LOB: 0 BB: 1 P: 8	1B: 12 2B: 1 3B: 0 HR: 1	SF: 0 SAC: 0 DP: 1 HBP: 0	WP: 1 PB: 0 SB: 1 CS: 0	PA: 42
PITCHER Bob Shaw, R ERA: 4.64 (1, 1)	IP: 6.0 WLS: L BF: 31 H: 11 R: 7 ER: 7 SO: 3 BB: 1 IBB: 0 HBP: 0 BLK: 0 WP: 0 HR: 0 S: 35 P: 43 ERA: 10.50 WHIP: 2.000																			
Larry Bearnarth, R ERA: 5.49 (7, 1)	IP: 2.0 WLS: L BF: 11 H: 3 R: 3 ER: 3 SO: 1 BB: 3 IBB: 0 HBP: 0 BLK: 0 WP: 0 HR: 0 S: 10 P: 22 ERA: 13.50 WHIP: 3.000																			

Batter	1	2	3	4	5	6	7	8	9	AB	R	H	RBI	BB	SO	LOB	TOP					
Cleon Jones, R (1, 8) OBP: 0.338, SLG: 0.386										3	0	1	2	1	0	0	New York Mets @ Pittsburgh Pirates Forbes Field, Pittsburgh, PA Fri Jul 08 1966, 7:05 PM EDT Att: 32,440 - Unknown					
Chuck Hiller, L (1, 5) OBP: 0.427, SLG: 0.468										2	0	2	0	1	0	0						
Eddie Bressoud, R (7, PH) OBP: 0.309, SLG: 0.405										1	0	0	0	0	1	3						
Al Luylow, L (1, 7) OBP: 0.321, SLG: 0.313										3	0	0	0	0	0	4						
Ron Swoboda, R (6, PH) OBP: 0.273, SLG: 0.287										1	0	0	0	0	0	0						
Ed Kranepool, L (1, 3) OBP: 0.319, SLG: 0.373										4	0	1	0	0	1	1						
Larry Elliot, L (1, 9) OBP: 0.273, SLG: 0.318										4	0	1	0	0	0	1						
Ron Hunt, R (1, 4) OBP: 0.370, SLG: 0.379										4	0	0	0	0	0	1						
John Stephenson, L (1, 2) OBP: 0.233, SLG: 0.235										3	1	1	0	0	0	1						
Hawk Taylor, R (9, PH) OBP: 0.212, SLG: 0.277										1	0	0	0	0	1	0						
Roy McMillan, R (1, 6) OBP: 0.246, SLG: 0.243										4	1	2	0	0	0	0						
Jack Fisher, R (1, 1) OBP: 0.189, SLG: 0.121										2	0	0	0	0	2	1						
Ken Boyer, R (7, PH) OBP: 0.314, SLG: 0.424										1	0	1	0	0	0	0						
Larry Bearnarth, R (7, 1) OBP: 0.125, SLG: 0.250										0	0	0	0	0	0	0						
Inning Stats	R: 0 E: 0 K: 0 S: 4	H: 1 LOB: 1 BB: 0 P: 4	R: 0 E: 0 K: 0 S: 3	H: 0 LOB: 0 BB: 0 P: 3	R: 1 E: 0 K: 1 S: 7	H: 3 LOB: 1 BB: 0 P: 7	R: 0 E: 0 K: 0 S: 4	H: 1 LOB: 1 BB: 0 P: 4	R: 0 E: 0 K: 1 S: 5	H: 0 LOB: 0 BB: 1 P: 5	R: 0 E: 0 K: 1 S: 4	H: 0 LOB: 0 BB: 1 P: 8	R: 1 E: 0 K: 1 S: 8	H: 3 LOB: 3 BB: 1 P: 12	R: 0 E: 0 K: 0 S: 3	H: 1 LOB: 0 BB: 0 P: 3	R: 0 E: 0 K: 1 S: 5	H: 0 LOB: 0 BB: 0 P: 5	1B: 8 2B: 0 3B: 1 HR: 0	SF: 0 SAC: 0 DP: 3 HBP: 0	WP: 0 PB: 0 SB: 0 CS: 0	PA: 35
PITCHER	IP	WLS	BF	H	R	ER	SO	BB	IBB	HBP	BLK	WP	HR	S	P	ERA	WHIP					
Tommie Sisk, R (1, 1) ERA: 4.76	6.2	W	28	8	2	2	3	2	0	0	0	0	0	32	40	2.70	1.500					
Billy O'Dell, L (7, 1) ERA: 2.48	2.1	S	7	1	0	0	2	0	0	0	0	0	0	11	11	0.00	0.429					

AB	33
R	2
H	9
RBI	2
BB	2
SO	5
LOB	12



Batter	1	2	3	4	5	6	7	8	9	AB	R	H	RBI	BB	SO	LOB	BOTTOM					
Matty Alou, L (1, 8) OBP: 0.366, SLG: 0.445										4	2	2	0	0	0	0	New York Mets @ Pittsburgh Pirates Forbes Field, Pittsburgh, PA Fri Jul 08 1966, 7:05 PM EDT Att: 32,440 - Unknown					
Gene Alley, R (1, 6) OBP: 0.313, SLG: 0.398										4	1	1	0	0	0	1						
Roberto Clemente, R (1, 9) OBP: 0.366, SLG: 0.534										4	0	1	0	0	2	2						
Willie Stargell, L (1, 7) OBP: 0.404, SLG: 0.635										4	3	3	3	0	0	0						
Jose Pagan, R (1, 5) OBP: 0.300, SLG: 0.421										4	1	0	0	0	1	3						
Donn Clendenen, R (1, 3) OBP: 0.355, SLG: 0.504										2	1	1	1	1	0	0						
Jerry Lynch, L (8, PH) OBP: 0.333, SLG: 0.267										1	0	0	0	0	0	0						
Manny Mota, R (9, 7) OBP: 0.355, SLG: 0.526										0	0	0	0	0	0	0						
Bill Mazerowski, R (1, 4) OBP: 0.306, SLG: 0.374										4	1	2	4	0	0	1						
Jesse Gonder, L (1, 2) OBP: 0.210, SLG: 0.383										4	0	0	0	0	1	2						
Tommie Sisk, R (1, 1) OBP: 0.235, SLG: 0.133										3	0	0	0	0	2	0						
Billy O'Dell, S (7, 1) OBP: 0.182, SLG: 0.182										0	0	0	0	0	0	0						
Inning Stats	R: 0 E: 0 K: 0 S: 3	H: 0 LOB: 0 BB: 0 P: 3	R: 1 E: 0 K: 0 S: 5	H: 2 LOB: 1 BB: 0 P: 5	R: 3 E: 0 K: 2 S: 10	H: 3 LOB: 0 BB: 0 P: 10	R: 0 E: 0 K: 1 S: 5	H: 0 LOB: 0 BB: 0 P: 5	R: 0 E: 0 K: 1 S: 5	H: 0 LOB: 0 BB: 0 P: 5	R: 4 E: 0 K: 1 S: 8	H: 3 LOB: 1 BB: 1 P: 12	R: 1 E: 0 K: 1 S: 6	H: 1 LOB: 0 BB: 0 P: 6	R: 0 E: 0 K: 0 S: 4	H: 1 LOB: 1 BB: 0 P: 4	R: 0 E: 0 K: 1 S: 4	H: 1 LOB: 1 BB: 0 P: 4	1B: 6 2B: 1 3B: 1 HR: 2	SF: 0 SAC: 0 DP: 0 HBP: 0	WP: 1 PB: 0 SB: 1 CS: 0	PA: 35
PITCHER	IP	WLS	BF	H	R	ER	SO	BB	IBB	HBP	BLK	WP	HR	S	P	ERA	WHIP					
Jack Fisher, R (1, 1) ERA: 4.0	6.0	L	27	8	8	8	5	1	0	0	0	0	2	36	40	12.00	1.500					
Larry Bearnarth, R (7, 1) ERA: 5.44	2.0		8	2	1	1	1	0	0	0	0	1	0	10	10	4.50	1.000					



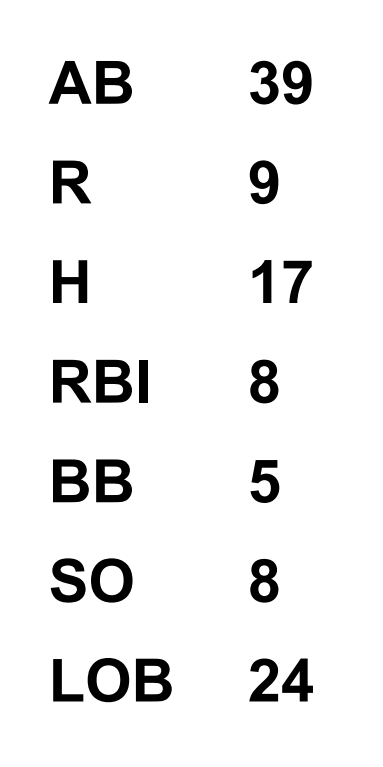
Batter	1	2	3	4	5	6	7	8	9	AB	R	H	RBI	BB	SO	LOB	TOP				
Ron Hunt, R OBP: 0.372, SLG: 0.381 (1, 4)	F8						F8			4	0	2	1	0	0	0	New York Mets @ Pittsburgh Pirates Forbes Field, Pittsburgh, PA Sat Jul 09 1966, 3:33 AM EDT Att: 13,309 - Unknown livebaseballscorecards.com				
Eddie Bressoud, R OBP: 0.393, SLG: 0.395 (1, 6) (4, 5)	E5		F7			P6		P4		4	0	0	0	0	0	2					
Cleon Jones, R OBP: 0.337, SLG: 0.392 (1, 9)	FC5-4		L6			P3		SF8		4	1	1	0	0	0	2					
Ken Boyer, R OBP: 0.315, SLG: 0.425 Roy McMillan, R OBP: 0.249, SLG: 0.243 (1, 5) (4, 6)	FC5-4			5-3		FC6-4		SF8		2	0	1	0	0	0	0					
Ron Swoboda, R OBP: 0.272, SLG: 0.286 (1, 7)	FC5-4			K		FC6-4		F9		4	0	1	0	0	1	2					
Jerry Grote, R OBP: 0.351, SLG: 0.361 Darrell Sutherland, R OBP: 1.000, SLG: 1.000 Chuck Hillier, L OBP: 0.433, SLG: 0.495 (1, 2) (7, 1) (9, PH)		K		F7		FC6-4				3	0	0	0	0	1	2					
Billy Murphy, R OBP: 0.298, SLG: 0.372 (1, 8)		P6				SH2-4		F2		4	1	1	0	0	0	2					
Ed Kranepool, L OBP: 0.318, SLG: 0.371 (1, 3)		F7						4-3		4	0	1	0	0	0	1					
Bill Hepler, L OBP: 0.167, SLG: 0.167 Jack Hamilton, R OBP: 0.129, SLG: 0.100 Hawk Taylor, R OBP: 0.206, SLG: 0.269 (1, 1) (5, 1) (7, PH) (7, 2)			K			SH2-4		G6-4-3		1	0	0	0	0	1	0					
										0	0	0	0	0	0	1					
Inning Stats	R: 0 E: 1 K: 0 S: 5	H: 1 LOB: 2 BB: 0 P: 5	R: 0 E: 0 K: 1 S: 5	H: 0 LOB: 0 BB: 0 P: 5	R: 0 E: 0 K: 1 S: 6	H: 1 LOB: 1 BB: 0 P: 6	R: 0 E: 0 K: 1 S: 5	H: 0 LOB: 0 BB: 0 P: 5	R: 1 E: 1 K: 0 S: 5	H: 2 LOB: 1 BB: 0 P: 5	R: 0 E: 0 K: 0 S: 4	H: 1 LOB: 2 BB: 1 P: 8	R: 0 E: 0 K: 0 S: 3	H: 1 LOB: 0 BB: 0 P: 3	R: 1 E: 0 K: 0 S: 4	H: 1 LOB: 0 BB: 0 P: 4		1B: 6 2B: 0 3B: 2 HR: 0	SF: 1 SAC: 1 DP: 1 HBP: 0	WP: 0 PB: 1 SB: 0 CS: 0	PA: 36
PITCHER Woodie Fryman, L ERA: 2.3 (1, 1)	IP: 9.0 WLS: W BF: 36 H: 8 R: 3 ER: 3 SO: 3 BB: 1 IBB: 0 HBP: 0 BLK: 0 WP: 0 HR: 0 S: 41 P: 45 ERA: 3.00 WHIP: 1.000															PITCHER					

Batter	1	2	3	4	5	6	7	8	9	AB	R	H	RBI	BB	SO	LOB	BOTTOM				
Gene Alley, R OBP: 0.311, SLG: 0.394 (1, 6)	F8		P4					L5		5	0	1	0	0	1	1	New York Mets @ Pittsburgh Pirates Forbes Field, Pittsburgh, PA Sat Jul 09 1966, 3:33 AM EDT Att: 13,309 - Unknown livebaseballscorecards.com				
Manny Mota, R OBP: 0.387, SLG: 0.531 (1, 8)	5-3		2B			G4-6-3				4	1	2	0	0	0	1					
Roberto Clemente, R OBP: 0.367, SLG: 0.539 (1, 9)	6-3		6-3					6-3		4	2	2	0	0	0	1					
Donn Clendenon, R OBP: 0.350, SLG: 0.496 (1, 3)		4-3	4-3			P3		6-3		4	0	0	0	0	0	4					
Jose Pagan, R OBP: 0.303, SLG: 0.428 (1, 5)		L7						6-3		4	0	2	2	0	0	0					
Bill Mazaroski, R OBP: 0.305, SLG: 0.371 (1, 4)		BB				G5-4-3		6-3		3	1	0	0	1	0	2					
Jim Pagliaroni, R OBP: 0.344, SLG: 0.395 (1, 2)		BB								2	1	1	0	2	0	0					
Willie Stargell, L OBP: 0.405, SLG: 0.644 (1, 7)		BB						G3		4	1	2	3	0	0	2					
Woodie Fryman, R OBP: 0.189, SLG: 0.189 (1, 1)		1B						G3		4	0	0	0	0	0	5					
										4	0	0	0	0	0	5					
Inning Stats	R: 0 E: 0 K: 0 S: 3	H: 0 LOB: 0 BB: 0 P: 3	R: 1 E: 0 K: 0 S: 4	H: 1 LOB: 2 BB: 2 P: 12	R: 0 E: 0 K: 0 S: 4	H: 1 LOB: 1 BB: 0 P: 4	R: 0 E: 1 K: 0 S: 4	H: 1 LOB: 2 BB: 1 P: 8	R: 2 E: 0 K: 1 S: 8	H: 3 LOB: 1 BB: 0 P: 8	R: 2 E: 1 K: 0 S: 5	H: 2 LOB: 0 BB: 0 P: 5	R: 1 E: 0 K: 0 S: 4	H: 1 LOB: 0 BB: 0 P: 4	R: 0 E: 0 K: 0 S: 4	H: 1 LOB: 1 BB: 0 P: 4		1B: 4 2B: 5 3B: 0 HR: 1	SF: 0 SAC: 0 DP: 2 HBP: 0	WP: 1 PB: 0 SB: 0 CS: 0	PA: 37
PITCHER Bill Hepler, L ERA: 4.13 Jack Hamilton, R ERA: 3.61 Darrell Sutherland, R ERA: 7.79 (1, 1) (5, 1) (7, 1)	IP: 4.2 WLS: L BF: 23 H: 6 R: 3 ER: 3 SO: 1 BB: 3 IBB: 0 HBP: 0 BLK: 0 WP: 0 HR: 0 S: 22 P: 34 ERA: 5.79 WHIP: 1.929															PITCHER					

Batter	1	2	3	4	5	6	7	8	9	AB	R	H	RBI	BB	SO	LOB	TOP										
Cleon Jones, R OBP: 0.331, SLG: 0.384 (1, 8)										5	0	0	0	0	1	1	New York Mets @ Pittsburgh Pirates Forbes Field, Pittsburgh, PA Sun Jul 10 1966, 3:33 AM EDT Att: 26,150 - Unknown										
Chuck Hiller, L OBP: 0.431, SLG: 0.490 (1, 5)										5	1	2	0	0	0	1											
Al Luplow, L OBP: 0.327, SLG: 0.329 Ron Swoboda, R OBP: 0.274, SLG: 0.304 (7, PH) (7, 7)										2	0	1	0	1	0	0											
Ed Kranepool, L OBP: 0.320, SLG: 0.369 (1, 3)										4	1	1	0	1	2	4											
Larry Elliot, L OBP: 0.346, SLG: 0.440 (1, 9)										3	1	2	1	1	0	1											
Ron Hunt, R OBP: 0.370, SLG: 0.379 (1, 4)										4	0	1	1	0	1	2											
Eddie Bressoud, R OBP: 0.307, SLG: 0.398 (1, 6)										4	0	2	0	0	0	2											
Jerry Grote, R OBP: 0.343, SLG: 0.351 (1, 2)										4	0	0	0	0	0	3											
Bob Gardner, R Jack Hamilton, R Gerry Arrigo, L Jack Fisher, R Hawk Taylor, R Donnell Sutherland, R John Starnes, L Bob Shaw, R Bob Friend, R										2	0	1	0	0	0	1											
Inning Stats	R: 0 E: 0 K: 0 S: 3	H: 0 LOB: 0 BB: 0 P: 3	R: 2 E: 1 K: 0 S: 6	H: 3 LOB: 1 BB: 0 P: 6	R: 0 E: 0 K: 1 S: 4	H: 1 LOB: 1 BB: 0 P: 4	R: 0 E: 0 K: 1 S: 6	H: 1 LOB: 1 BB: 1 P: 10	R: 0 E: 0 K: 0 S: 3	H: 1 LOB: 1 BB: 1 P: 7	R: 2 E: 0 K: 0 S: 5	H: 2 LOB: 1 BB: 1 P: 9	R: 0 E: 0 K: 0 S: 4	H: 1 LOB: 1 BB: 0 P: 4	R: 0 E: 0 K: 2 S: 8	H: 1 LOB: 1 BB: 0 P: 8		1B: 8 2B: 0 3B: 2 HR: 1	SF: 0 SAC: 0 DP: 2 HBP: 0	WP: 1 PB: 0 SB: 0 CS: 0	PA: 40						
PITCHER	IP	WLS	BF	H	R	ER	SO	BB	IBB	HBP	BLK	WP	HR	S	P	ERA	WHIP										
Steve Blass, R ERA: 3.58 (1, 1)	6.0		26	7	2	2	2	2	0	0	0	0	0	28	36	3.00	1.500										
Billy O'Dell, L ERA: 2.77 (7, 1)	1.0		6	2	2	2	0	1	0	0	0	0	1	5	9	18.00	3.000										
Roy Face, R ERA: 2.08 (8, 1)	2.0	W	8	2	0	0	2	0	0	0	0	1	0	12	12	0.00	1.000										

Batter	1	2	3	4	5	6	7	8	9	AB	R	H	RBI	BB	SO	LOB	BOTTOM										
Gene Alley, R OBP: 0.312, SLG: 0.401 (1, 6)										5	1	2	0	0	0	3	New York Mets @ Pittsburgh Pirates Forbes Field, Pittsburgh, PA Sun Jul 10 1966, 3:33 AM EDT Att: 26,150 - Unknown										
Manny Mota, R OBP: 0.388, SLG: 0.527 (1, 8)										5	1	2	0	0	2	4											
Roberto Clemente, R OBP: 0.373, SLG: 0.542 (1, 9)										2	2	1	1	3	0	1											
Donn Clendenon, R OBP: 0.351, SLG: 0.498 (1, 3)										5	1	2	3	0	1	6											
Jose Pagan, R OBP: 0.301, SLG: 0.422 (1, 5)										5	1	1	0	0	1	3											
Bill Mazeroski, R OBP: 0.309, SLG: 0.387 (1, 4)										5	2	3	2	0	0	0											
Jim Pagliaroni, R OBP: 0.348, SLG: 0.396 (1, 2)										4	1	2	0	1	1	1											
Willie Stargell, L OBP: 0.406, SLG: 0.645 (1, 7)										3	0	1	0	1	2	2											
Steve Blass, R OBP: 0.190, SLG: 0.214 Bob Bailey, R OBP: 0.340, SLG: 0.377 (6, PH) Billy O'Dell, S OBP: 0.182, SLG: 0.182 (7, 1) Jerry Lynch, L OBP: 0.324, SLG: 0.258 (7, PH) Roy Face, R (8, 1)										2	0	2	0	0	0	0											
Inning Stats	R: 0 E: 0 K: 1 S: 6	H: 1 LOB: 2 BB: 1 P: 10	R: 0 E: 0 K: 1 S: 7	H: 2 LOB: 2 BB: 0 P: 7	R: 0 E: 0 K: 2 S: 8	H: 1 LOB: 1 BB: 0 P: 8	R: 0 E: 0 K: 1 S: 7	H: 1 LOB: 1 BB: 1 P: 11	R: 2 E: 0 K: 1 S: 8	H: 3 LOB: 3 BB: 2 P: 16	R: 0 E: 0 K: 1 S: 6	H: 1 LOB: 2 BB: 1 P: 10	R: 5 E: 2 K: 1 S: 11	H: 6 LOB: 2 BB: 0 P: 11	1B: 11 2B: 4 3B: 3 HR: 0	SF: 0 SAC: 1 DP: 2 HBP: 0		WP: 0 PB: 0 SB: 1 CS: 1	PA: 45								
PITCHER	IP	WLS	BF	H	R	ER	SO	BB	IBB	HBP	BLK	WP	HR	S	P	ERA	WHIP										
Rob Gardner, L ERA: 4.38 (1, 1)	4.2		22	7	2	2	5	2	0	0	0	0	0	30	38	3.86	1.929										
Jack Hamilton, R ERA: 3.77 (5, 1)	0.1		3	1	2	2	0	1	0	0	0	0	0	2	6	54.00	6.000										
Gerry Arrigo, L ERA: 5.96 (6, 1)	0.1		1	0	0	0	0	0	0	0	0	0	0	1	1	0.00	0.000										
Jack Fisher, R ERA: 3.97 (6, 1)	0.2		5	2	0	0	1	1	0	0	0	0	0	6	10	0.00	4.500										
Darrell Sutherland, R ERA: 7.30 (7, 1)	1.0		5	1	0	0	1	0	1	0	0	0	0	6	10	0.00	1.000										
Bob Shaw, R ERA: 4.94 (8, 1)	0.1	L	8	6	5	3	0	0	0	0	0	0	0	3	8	81.00	18.000										
Bob Friend, R ERA: 4.35 (8, 1)	0.2		1	0	0	0	1	0	0	0	0	0	0	3	3	0.00	0.000										

AB	37
R	4
H	11
RBI	4
BB	3
SO	4
LOB	17



Batter	1	2	3	4	5	6	7	8	9	10	11	AB	R	H	RBI	BB	SO	LOB	TOP			
Maury Wills, S OBP: 0.336, SLG: 0.336 Jim Gilliam, S OBP: 0.261, SLG: 0.238	(1, 6) X 0-0 3-1		(1, 3) X 0-0 P6		(1, 3) X 0-0 B5-3			(1, 3) X 0-0 F8	(1, 3) X 0-0 5-3		(1, 2) X 0-0 P7	3	0	0	0	0	0	1				
Wille Davis, L OBP: 0.265, SLG: 0.364	(1, 8) X 0-0 G3			(1, 0) X 0-0 G3			(1, 0) X 0-0 P8	(1, 2) X 0-0 P6		(1, 0) X 0-0 3-1	(1, 3) X 0-0 FC6-4	6	0	0	0	0	0	3				
Lou Johnson, R OBP: 0.332, SLG: 0.429	(1, 9) X (8, 7) 0-0 P9												4	2	3	0	1	0				
John Roseboro, L OBP: 0.366, SLG: 0.457	(1, 2) X 0-0 F8																					
Tommy Davis, R OBP: 0.312, SLG: 0.357 Wes Parker, S OBP: 0.335, SLG: 0.394	(1, 7) X (8, PR) 0-0 P5																					
Ron Fairly, L OBP: 0.342, SLG: 0.358	(1, 3) X (8, 9) 0-0 3-1																					
Jim Lefebvre, S OBP: 0.343, SLG: 0.473	(1, 4) X 0-0 1-3 1B																					
John Kennedy, R OBP: 0.244, SLG: 0.277	(1, 5) X (5, 6) 0-0 1-3																					
Jim Barbieri, L OBP: 0.412, SLG: 0.357 Bob Miller, R OBP: 0.294, SLG: 0.344 Nate Green, R OBP: 0.250, SLG: 0.237	(1, 1) X (7, 1) (8, 1) (11, PH) (11, 1) 0-0 1-2																					
Don Drysdale, R OBP: 0.333, SLG: 0.333 Ron Perranoski, L OBP: 0.245, SLG: 0.267 Phil Regan, R OBP: 0.176, SLG: 0.176 Dick Stuart, R OBP: 0.234, SLG: 0.344 Nate Green, R OBP: 0.250, SLG: 0.237	(1, 1) X (7, 1) (8, 1) (11, PH) (11, PH) (11, 6) 0-0 K																					
Inning Stats	R: 0 E: 0 K: 0 S: 3	H: 0 LOB: 0 BB: 0 P: 3	R: 0 E: 0 K: 0 S: 3	H: 0 LOB: 0 BB: 0 P: 3	R: 0 E: 0 K: 1 S: 6	H: 1 LOB: 1 BB: 0 P: 6	R: 0 E: 0 K: 0 S: 4	H: 1 LOB: 3 BB: 2 P: 12	R: 0 E: 0 K: 0 S: 3	H: 0 LOB: 0 BB: 0 P: 3	R: 1 E: 0 K: 1 S: 7	H: 2 LOB: 2 BB: 1 P: 11	R: 0 E: 0 K: 0 S: 4	H: 1 LOB: 1 BB: 0 P: 4	R: 0 E: 0 K: 0 S: 3	H: 1 LOB: 0 BB: 0 P: 3	R: 1 E: 0 K: 0 S: 5	H: 2 LOB: 3 BB: 2 P: 13	1B: 8 2B: 1 3B: 0 HR: 1	SF: 0 SAC: 1 DP: 0 HBP: 0	WP: 0 PB: 0 SB: 0 CS: 1	PA: 48
PITCHER	IP 7.2	WLS 5	BF 32	H 6	R 3	ER 3	SO 2	BB 3	IBB 0	HBP 0	BLK 0	WP 0	HR 1	S 33	P 45	ERA 3.94	WHIP 1.174					
Rob Gardner, L ERA: 4.33	(8, 1)	1.1	5	1	0	0	1	0	0	0	0	0	0	7	7	0.00	0.750					
Jack Hamilton, R ERA: 3.76	(10, 1)	2.0	L	10	3	1	1	0	1	1	0	0	0	8	16	4.50	2.000					

Los Angeles Dodgers @ New York Mets
Shea Stadium, Flushing, NY
Fri Jul 15 1966, 7:05 PM EDT
Att: 50,423 - Unknown

AB 41
R 4
H 10
RBI 4
BB 5
SO 3
LOB 17



Batter	1	2	3	4	5	6	7	8	9	10	11	AB	R	H	RBI	BB	SO	LOB	BOTTOM			
Chuck Hiller, L OBP: 0.421, SLG: 0.476	(1, 5) X 0-0 1B G6-3 1B												5	1	1	0	0	1				
Ron Hunt, R OBP: 0.377, SLG: 0.385	(1, 4) X 0-0 1-3 1B												5	1	3	0	0	1				
Al Luplow, L OBP: 0.324, SLG: 0.325	(1, 9) X 0-0 1-2 3-H G6-3												5	0	1	0	0	4				
Larry Elliot, L OBP: 0.371, SLG: 0.424	(1, 7) X 0-3 K												5	1	2	1	0	1				
Cleon Jones, R OBP: 0.331, SLG: 0.386	(1, 8) X 0-0 1-3 1B												4	0	2	0	0	1				
John Stephenson, L OBP: 0.253, SLG: 0.236 Ken Boyer, R OBP: 0.309, SLG: 0.416	(1, 2) X (8, PH) (9, 3) 0-0 1-3 1B																					
Roy McMillan, R OBP: 0.251, SLG: 0.246 Ed Kranepool, L OBP: 0.519, SLG: 0.367 Jerry Grote, R OBP: 0.345, SLG: 0.344	(1, 6) X (8, PH) (9, 2) 0-0 6-3																					
Eddie Bressoud, R OBP: 0.301, SLG: 0.400	(1, 3) X (9, 6) 0-0 1B																					
Jack Fisher, R OBP: 0.225, SLG: 0.194 Rob Gardner, R OBP: 0.167, SLG: 0.194 Ron Swoboda, R OBP: 0.273, SLG: 0.302 Jack Hamilton, R OBP: 0.129, SLG: 0.100 Hawk Taylor, R OBP: 0.268, SLG: 0.268	(1, 1) X (8, 1) (9, PH) (10, 1) (11, PH) 0-0 1-3 1B																					
Inning Stats	R: 1 E: 0 K: 1 S: 6	H: 2 LOB: 0 BB: 0 P: 6	R: 0 E: 0 K: 0 S: 4	H: 1 LOB: 2 BB: 1 P: 8	R: 1 E: 0 K: 1 S: 8	H: 3 LOB: 3 BB: 0 P: 8	R: 0 E: 0 K: 0 S: 3	H: 1 LOB: 0 BB: 0 P: 3	R: 0 E: 0 K: 0 S: 4	H: 1 LOB: 1 BB: 0 P: 4	R: 1 E: 0 K: 0 S: 4	H: 1 LOB: 0 BB: 0 P: 4	R: 0 E: 0 K: 0 S: 5	H: 0 LOB: 0 BB: 0 P: 5	R: 0 E: 0 K: 0 S: 4	H: 1 LOB: 1 BB: 0 P: 4	R: 0 E: 0 K: 0 S: 3	H: 0 LOB: 1 BB: 1 P: 7	1B: 12 2B: 1 3B: 0 HR: 0	SF: 0 SAC: 1 DP: 2 HBP: 0	WP: 1 PB: 2 SB: 0 CS: 0	PA: 46
PITCHER	IP 6.0	WLS 1.1	BF 27	H 11	R 2	ER 2	SO 2	BB 0	IBB 1	HBP 0	BLK 0	WP 1	HR 0	S 30	P 34	ERA 3.00	WHIP 1.833					
Ron Perranoski, L ERA: 2.21	(7, 1)	1.1	5	1	1	0	0	0	0	0	0	0	0	5	5	0.00	0.750					
Phil Regan, R ERA: 1.4	(8, 1)	2.2	W	9	1	0	0	1	0	0	0	0	0	11	11	0.00	0.375					
Bob Miller, R ERA: 4.13	(11, 1)	1.0	S	4	0	0	0	0	1	0	0	0	0	3	7	0.00	1.000					

Los Angeles Dodgers @ New York Mets
Shea Stadium, Flushing, NY
Fri Jul 15 1966, 7:05 PM EDT
Att: 50,423 - Unknown

AB 42
R 3
H 13
RBI 1
BB 2
SO 3
LOB 20



Batter	1	2	3	4	5	6	7	8	9	AB	R	H	RBI	BB	SO	LOB	TOP				
Jim Gilliam, S (1, 5) <small>OBP: 0.273, SLG: 0.234</small> Nate Oliver, R (9, FR) <small>OBP: 0.290, SLG: 0.237</small>	F8		2B	2B	BB	6-3			WP SH3-4 BB	2	1	0	0	3	0	0					
Willie Davis, L (1, 8) <small>OBP: 0.286, SLG: 0.369</small>	HR		2B	FC4-2	2B	P9			SH3-4	4	1	2	0	0	0	2					
Lou Johnson, R (1, 9) <small>OBP: 0.333, SLG: 0.430</small>	K		FC4-2	G3	2B				BB WP WP	4	2	1	1	1	1	3					
John Roseboro, L (1, 2) <small>OBP: 0.371, SLG: 0.472</small>	HR		FC	G3	FC4-2	L9			WP BB 1B	4	2	2	2	1	0	4					
Tommy Davis, R (1, 7) <small>OBP: 0.305, SLG: 0.349</small> Wes Parker, S (7, 3) <small>OBP: 0.337, SLG: 0.394</small>	P4		FC4-2	FC5	G3	L7			1B WP BB	4	0	0	0	0	0	4					
Jim Lefebvre, S (1, 4) <small>OBP: 0.340, SLG: 0.469</small>		F7	G3			E8			BB	5	0	1	2	0	0	2					
Ron Fairly, L (1, 3) <small>OBP: 0.353, SLG: 0.360</small>						G3			FC6-4 BB	2	0	1	0	3	0	1					
John Kennedy, R (1, 6) <small>OBP: 0.236, SLG: 0.267</small>	F7		FC5			5-3			K	5	0	0	0	0	1	9					
Don Sutton, R (1, 1) <small>OBP: 0.264, SLG: 0.288</small>	F8					4-3			1-3	4	0	0	0	1	0	5					
Inning Stats	R: 2 E: 0 K: 1 S: 7	H: 2 LOB: 0 BB: 0 P: 7	R: 0 E: 0 K: 0 S: 4	H: 1 LOB: 1 BB: 0 P: 4	R: 2 E: 0 K: 0 S: 6	H: 2 LOB: 2 BB: 2 P: 14	R: 0 E: 0 K: 0 S: 3	H: 0 LOB: 2 BB: 2 P: 11	R: 0 E: 1 K: 0 S: 4	H: 0 LOB: 1 BB: 0 P: 4	R: 0 E: 0 K: 0 S: 3	H: 1 LOB: 0 BB: 0 P: 3	R: 0 E: 0 K: 0 S: 3	H: 0 LOB: 1 BB: 1 P: 7	R: 3 E: 0 K: 1 S: 6	H: 1 LOB: 3 BB: 5 P: 26	1B: 4 2B: 2 3B: 0 HR: 1	SF: 0 SAC: 1 DP: 1 HBP: 0	WP: 2 PB: 0 SB: 1 CS: 0	PA: 45	
PITCHER	IP WLS BF H R ER SO BB IBB HBP BLK WP HR S P ERA WHIP	IP WLS BF H R ER SO BB IBB HBP BLK WP HR S P ERA WHIP	IP WLS BF H R ER SO BB IBB HBP BLK WP HR S P ERA WHIP	IP WLS BF H R ER SO BB IBB HBP BLK WP HR S P ERA WHIP	IP WLS BF H R ER SO BB IBB HBP BLK WP HR S P ERA WHIP	IP WLS BF H R ER SO BB IBB HBP BLK WP HR S P ERA WHIP	IP WLS BF H R ER SO BB IBB HBP BLK WP HR S P ERA WHIP	IP WLS BF H R ER SO BB IBB HBP BLK WP HR S P ERA WHIP	IP WLS BF H R ER SO BB IBB HBP BLK WP HR S P ERA WHIP	IP WLS BF H R ER SO BB IBB HBP BLK WP HR S P ERA WHIP	IP WLS BF H R ER SO BB IBB HBP BLK WP HR S P ERA WHIP	IP WLS BF H R ER SO BB IBB HBP BLK WP HR S P ERA WHIP	IP WLS BF H R ER SO BB IBB HBP BLK WP HR S P ERA WHIP	IP WLS BF H R ER SO BB IBB HBP BLK WP HR S P ERA WHIP	IP WLS BF H R ER SO BB IBB HBP BLK WP HR S P ERA WHIP	IP WLS BF H R ER SO BB IBB HBP BLK WP HR S P ERA WHIP	IP WLS BF H R ER SO BB IBB HBP BLK WP HR S P ERA WHIP	IP WLS BF H R ER SO BB IBB HBP BLK WP HR S P ERA WHIP	IP WLS BF H R ER SO BB IBB HBP BLK WP HR S P ERA WHIP	IP WLS BF H R ER SO BB IBB HBP BLK WP HR S P ERA WHIP	IP WLS BF H R ER SO BB IBB HBP BLK WP HR S P ERA WHIP
Dennis Ribant, R (1, 1) <small>ERA: 2.62</small> Bill Hegler, L (3, 1) <small>ERA: 4.13</small> Darrell Sutherland, R (3, 1) <small>ERA: 6.04</small> Larry Beaman, R (6, 1) <small>ERA: 5.1</small> Rob Gardner, L (9, 1) <small>ERA: 4.57</small>	2.0 L 12 5 4 4 1 1 0 0 0 0 0 1 13 17 18.00 3.000	0.0 1 0 0 0 0 0 0 0 0 0 0 0 1 10 22 0.00 0.667	3.0 13 0 0 0 0 2 1 0 0 0 0 0 9 13 0.00 0.667	0.1 4 0 3 3 0 2 1 0 0 1 0 1 13 81.00 6.000	0.2 5 1 0 0 1 2 0 0 0 0 0 0 1 5 0.00 4.500																
Chuck Hillier, L (1, 5) <small>OBP: 0.415, SLG: 0.463</small>			G3			K			F8	3	0	0	0	1	1	1					
Ron Hunt, R (1, 4) <small>OBP: 0.372, SLG: 0.380</small>	F9		6-3			K			F7	4	0	0	0	0	1	2					
Al Luplow, L (1, 9) <small>OBP: 0.322, SLG: 0.323</small>	K					K			K	4	0	1	0	0	3	1					
Larry Elliot, L (1, 7) <small>OBP: 0.359, SLG: 0.432</small>	1-3					K			1B SF8	4	1	1	0	0	1	2					
Cleon Jones, R (1, 8) <small>OBP: 0.333, SLG: 0.386</small>		5-3				5-3			BB	3	0	1	0	1	0	0					
Ken Boyer, R (1, 3) <small>OBP: 0.306, SLG: 0.415</small>						P6			F3	3	0	1	1	0	0	2					
Eddie Bressoud, R (1, 6) <small>OBP: 0.296, SLG: 0.392</small>		K				F3			F7	4	0	0	0	0	1	4					
Jerry Grote, R (1, 2) <small>OBP: 0.344, SLG: 0.344</small>		K				F7			1B	3	0	1	0	0	1	1					
Dennis Ribant, R (1, 1) <small>OBP: 0.192, SLG: 0.192</small> Bill Hegler, L (3, 1) <small>OBP: 0.197, SLG: 0.197</small> Darrell Sutherland, R (3, 1) <small>OBP: 0.197, SLG: 0.197</small> John Stephenson, L (5, PH) <small>OBP: 0.197, SLG: 0.197</small> Larry Beaman, R (6, 1) <small>OBP: 0.197, SLG: 0.197</small> Ed Kranepool, L (8, PH) <small>OBP: 0.197, SLG: 0.197</small> Rob Gardner, R (9, 1) <small>OBP: 0.197, SLG: 0.197</small> Jack Hamilton, R (9, 1) <small>OBP: 0.197, SLG: 0.197</small>	9.0 W 34 5 1 1 11 2 0 0 0 0 0 0 54 62 1.00 0.778																				
Inning Stats	R: 0 E: 0 K: 1 S: 5	H: 0 LOB: 1 BB: 1 P: 9	R: 0 E: 0 K: 2 S: 8	H: 1 LOB: 0 BB: 0 P: 8	R: 0 E: 0 K: 1 S: 5	H: 0 LOB: 0 BB: 0 P: 5	R: 0 E: 0 K: 1 S: 6	H: 1 LOB: 2 BB: 1 P: 10	R: 0 E: 0 K: 2 S: 7	H: 0 LOB: 0 BB: 0 P: 7	R: 0 E: 0 K: 2 S: 7	H: 0 LOB: 0 BB: 0 P: 7	R: 0 E: 0 K: 0 S: 3	H: 0 LOB: 1 BB: 0 P: 6	R: 1 E: 0 K: 1 S: 7	H: 2 LOB: 1 BB: 0 P: 7	1B: 4 2B: 1 3B: 0 HR: 0	SF: 1 SAC: 0 DP: 0 HBP: 0	WP: 0 PB: 0 SB: 0 CS: 0	PA: 34	
PITCHER	IP WLS BF H R ER SO BB IBB HBP BLK WP HR S P ERA WHIP	IP WLS BF H R ER SO BB IBB HBP BLK WP HR S P ERA WHIP	IP WLS BF H R ER SO BB IBB HBP BLK WP HR S P ERA WHIP	IP WLS BF H R ER SO BB IBB HBP BLK WP HR S P ERA WHIP	IP WLS BF H R ER SO BB IBB HBP BLK WP HR S P ERA WHIP	IP WLS BF H R ER SO BB IBB HBP BLK WP HR S P ERA WHIP	IP WLS BF H R ER SO BB IBB HBP BLK WP HR S P ERA WHIP	IP WLS BF H R ER SO BB IBB HBP BLK WP HR S P ERA WHIP	IP WLS BF H R ER SO BB IBB HBP BLK WP HR S P ERA WHIP	IP WLS BF H R ER SO BB IBB HBP BLK WP HR S P ERA WHIP	IP WLS BF H R ER SO BB IBB HBP BLK WP HR S P ERA WHIP	IP WLS BF H R ER SO BB IBB HBP BLK WP HR S P ERA WHIP	IP WLS BF H R ER SO BB IBB HBP BLK WP HR S P ERA WHIP	IP WLS BF H R ER SO BB IBB HBP BLK WP HR S P ERA WHIP	IP WLS BF H R ER SO BB IBB HBP BLK WP HR S P ERA WHIP	IP WLS BF H R ER SO BB IBB HBP BLK WP HR S P ERA WHIP	IP WLS BF H R ER SO BB IBB HBP BLK WP HR S P ERA WHIP	IP WLS BF H R ER SO BB IBB HBP BLK WP HR S P ERA WHIP	IP WLS BF H R ER SO BB IBB HBP BLK WP HR S P ERA WHIP	IP WLS BF H R ER SO BB IBB HBP BLK WP HR S P ERA WHIP	IP WLS BF H R ER SO BB IBB HBP BLK WP HR S P ERA WHIP

Los Angeles Dodgers @ New York Mets
Shea Stadium, Flushing, NY
Sat Jul 16 1966, 3:33 AM EDT
Att: 34,821 - Unknown

AB 34
R 7
H 7
RBI 6
BB 10
SO 2
LOB 30



Los Angeles Dodgers @ New York Mets
Shea Stadium, Flushing, NY
Sat Jul 16 1966, 3:33 AM EDT
Att: 34,821 - Unknown

AB 31
R 1
H 5
RBI 1
BB 2
SO 11
LOB 14



Batter	1	2	3	4	5	6	7	8	9	AB	R	H	RBI	BB	SO	LOB	TOP					
Jimmy Wynn, R (1.8) OBP: 0.309, SLG: 0.417										5	1	2	0	0	2	3	Houston Astros @ New York Mets Shea Stadium, Flushing, NY Sun Jul 17 1966, 3:33 AM EDT Sunny - 79 F					
Sonny Jackson, L (1.6) OBP: 0.317, SLG: 0.326										3	0	1	0	0	0	0						
Felix Mantilla, R (1.4) OBP: 0.236, SLG: 0.337										4	0	0	0	0	0	6						
Dave Nicholson, R (1.9) OBP: 0.387, SLG: 0.467										4	0	0	0	0	2	5						
Chuck Harrison, R (1.3) OBP: 0.293, SLG: 0.305										3	1	0	0	1	0	3						
Rusty Staub, L (1.7) OBP: 0.340, SLG: 0.428										2	0	1	0	1	1	0						
John Bateman, R (1.2) OBP: 0.329, SLG: 0.506										3	0	1	1	1	0	2						
Bob Aspromonte, R (1.5) OBP: 0.284, SLG: 0.297										4	0	1	0	0	0	2						
Larry Dierker, R (1.1) OBP: 0.163, SLG: 0.256										3	0	1	0	0	0	2						
Don Arlich, L (7.1)										0	0	0	0	0	0	0						
Jim Owens, R (7.1)										0	0	0	0	0	0	0						
Lee Maye, L (9, PH) OBP: 0.288, SLG: 0.406										1	0	0	0	0	0	0						
Inning Stats	R: 1 E: 0 K: 1 S: 6	H: 1 LOB: 0 BB: 0 P: 6	R: 0 E: 0 K: 1 S: 5	H: 0 LOB: 1 BB: 1 P: 9	R: 0 E: 0 K: 0 S: 5	H: 2 LOB: 2 BB: 0 P: 5	R: 1 E: 0 K: 1 S: 7	H: 2 LOB: 2 BB: 1 P: 11	R: 0 E: 0 K: 0 S: 3	H: 0 LOB: 0 BB: 0 P: 3	R: 0 E: 0 K: 0 S: 4	H: 1 LOB: 1 BB: 0 P: 4	R: 0 E: 2 K: 1 S: 8	H: 1 LOB: 3 BB: 0 P: 8	R: 0 E: 0 K: 0 S: 2	H: 0 LOB: 0 BB: 1 P: 6	R: 0 E: 0 K: 1 S: 5	H: 0 LOB: 0 BB: 0 P: 5	1B: 6 2B: 1 3B: 0 HR: 0	SF: 0 SAC: 3 DP: 1 HBP: 0	WP: 0 PB: 1 SB: 2 CS: 0	PA: 38
PITCHER	IP WLS BF H R ER SO BB IBB HBP BLK WP HR S P ERA WHIP																					
Gerry Arrigo, L (1.1) ERA: 4.33	7.0 W 33 7 2 1 4 3 0 0 0 0 0 0 38 50 1.29 1.429																					
Dennis Ribant, R (8.1) ERA: 2.96	2.0 S 5 0 0 0 1 0 0 0 0 0 0 0 7 7 0.00 0.000																					

AB	32
R	2
H	7
RBI	1
BB	3
SO	5
LOB	23



Batter	1	2	3	4	5	6	7	8	9	AB	R	H	RBI	BB	SO	LOB	BOTTOM			
Chuck Hiller, L (1.7) OBP: 0.410, SLG: 0.450										3	0	0	0	1	0	2	Houston Astros @ New York Mets Shea Stadium, Flushing, NY Sun Jul 17 1966, 3:33 AM EDT Sunny - 79 F			
Ron Hunt, R (1.4) OBP: 0.370, SLG: 0.377										2	0	0	0	0	0	0				
Ron Swoboda, R (5.7) OBP: 0.270, SLG: 0.299										2	0	0	0	0	1	2				
Al Luplow, L (1.8) OBP: 0.315, SLG: 0.314										4	0	0	0	0	0	0				
Larry Elliot, L (1.9) OBP: 0.357, SLG: 0.410										2	0	0	0	1	1	0				
Eddie Bressoud, R (8.5) OBP: 0.299, SLG: 0.392										0	1	0	0	1	0	0				
Ken Boyer, R (1.5) OBP: 0.308, SLG: 0.414										3	0	1	0	0	0	1				
Billy Murphy, R (7, PR) OBP: 0.253, SLG: 0.364										1	1	0	0	0	0	1				
Ed Kranepool, L (1.3) OBP: 0.316, SLG: 0.364										4	0	1	1	0	0	1				
John Stephenson, L (1.2) OBP: 0.242, SLG: 0.226										3	0	0	0	0	1	1				
Jerry Grote, R (8.2) OBP: 0.343, SLG: 0.342										1	0	0	0	0	0	2				
Roy McMillan, R (1.6) OBP: 0.256, SLG: 0.247										3	2	1	0	1	0	2				
Gerry Arrigo, L (1.1) OBP: 0.625, SLG: 0.857										2	0	2	3	1	0	0				
Dennis Ribant, R (8.1) OBP: 0.192, SLG: 0.192										0	0	0	0	0	0	0				
Inning Stats	R: 0 E: 0 K: 0 S: 3	H: 0 LOB: 0 BB: 0 P: 3	R: 0 E: 0 K: 1 S: 5	H: 0 LOB: 0 BB: 0 P: 5	R: 0 E: 0 K: 1 S: 5	H: 0 LOB: 1 BB: 1 P: 9	R: 0 E: 0 K: 0 S: 3	H: 0 LOB: 1 BB: 1 P: 7	R: 1 E: 0 K: 0 S: 5	H: 2 LOB: 1 BB: 0 P: 5	R: 0 E: 0 K: 0 S: 3	H: 0 LOB: 0 BB: 0 P: 3	R: 2 E: 0 K: 1 S: 7	H: 2 LOB: 3 BB: 2 P: 15	R: 1 E: 1 K: 0 S: 5	H: 1 LOB: 2 BB: 1 P: 9	1B: 3 2B: 2 3B: 0 HR: 0	SF: 0 SAC: 0 DP: 0 HBP: 0	WP: 1 PB: 1 SB: 0 CS: 0	PA: 35
PITCHER	IP WLS BF H R ER SO BB IBB HBP BLK WP HR S P ERA WHIP																			
Larry Dierker, R (1.1) ERA: 3.5	6.2 L 27 4 3 3 2 3 0 0 0 0 1 0 0 28 40 4.05 1.050																			
Don Arlich, L (7.1) ERA: 3.82	0.0 1 0 0 0 0 1 0 0 0 0 1 0 0 4 4 0.00 0.000																			
Jim Owens, R (7.1) ERA: 3.82	1.1 7 1 1 0 1 1 0 0 0 0 0 0 0 8 12 0.00 1.500																			

AB	30
R	4
H	5
RBI	4
BB	5
SO	3
LOB	12



Batter	1	2	3	4	5	6	7	8	9	AB	R	H	RBI	BB	SO	LOB	TOP			
Jimmy Wynn, R OBP: 0.310, SLG: 0.417 (1.8)	6-3		K	G5-3			E		E	5	1	2	0	0	1	2	Houston Astros @ New York Mets Shea Stadium, Flushing, NY Sun Jul 17 1966, 3:38 AM EDT Att: 28,566 - Unknown			
Sonny Jackson, L OBP: 0.315, SLG: 0.325 (1.6)	G3		2B		4-3		F8		E3	5	1	1	0	0	0	2				
Rusty Staub, L OBP: 0.338, SLG: 0.427 (1.9)	F5		HR		F8		E3		P6	5	1	1	1	0	0	2				
Felix Mantilla, R OBP: 0.237, SLG: 0.361 (1.4)		L7			K		3-1			4	1	1	2	0	1	2				
Lee Maye, L OBP: 0.292, SLG: 0.413 (1.7)		1B					P5		F8	4	0	2	0	0	0	0				
Bill Heath, L OBP: 0.296, SLG: 0.320 (1.2)		2B					K		6-3	4	0	1	0	0	1	1				
Chuck Harrison, R OBP: 0.298, SLG: 0.306 (1.3)							5-3		6-3	3	0	1	0	1	0	0				
Bob Aspromonte, R OBP: 0.283, SLG: 0.297 (1.5)		F3							F8	4	0	1	0	0	0	3				
Dave Giusti, R OBP: 0.275, SLG: 0.333 (1.1)									6-3	2	0	0	0	0	2	5				
Bary Latman, R OBP: 0.273, SLG: 0.200 (4.1)										1	1	1	0	0	0	0				
John Bateman, R OBP: 0.328, SLG: 0.504 (9. PH)										1	0	0	0	0	0	0				
Inning Stats	R: 0 E: 0 K: 0 S: 3	H: 0 LOB: 0 BB: 0 P: 3	R: 0 E: 0 K: 1 S: 7	H: 2 LOB: 3 BB: 1 P: 11	R: 3 E: 0 K: 1 S: 8	H: 4 LOB: 0 BB: 0 P: 8	R: 0 E: 0 K: 1 S: 6	H: 2 LOB: 1 BB: 0 P: 6	R: 0 E: 0 K: 1 S: 5	H: 0 LOB: 0 BB: 0 P: 5	R: 1 E: 1 K: 0 S: 6	H: 2 LOB: 2 BB: 0 P: 6	R: 0 E: 0 K: 0 S: 3	H: 0 LOB: 0 BB: 0 P: 3	R: 1 E: 1 K: 0 S: 5	H: 1 LOB: 1 BB: 0 P: 5	1B: 8 2B: 2 3B: 0 HR: 1	SF: 0 SAC: 0 DP: 2 HBP: 0	WP: 0 PB: 0 SB: 1 CS: 0	PA: 39
PITCHER Bob Friend, R ERA: 4.2 (1.1)	IP: 9.0 WLS: W BF: 39	H: 11 R: 5 ER: 3 SO: 5	BB: 1 IBB: 0 HBP: 0 BLK: 0	WP: 0 HR: 1 S: 48 P: 52	ERA: 3.00 WHIP: 1.333											ERA: 3.00 WHIP: 1.333				

Batter	1	2	3	4	5	6	7	8	9	AB	R	H	RBI	BB	SO	LOB	BOTTOM			
Chuck Hiller, L OBP: 0.417, SLG: 0.461 (1.4)	5-3		F9							4	0	2	1	0	0	0	Houston Astros @ New York Mets Shea Stadium, Flushing, NY Sun Jul 17 1966, 3:38 AM EDT Att: 28,566 - Unknown			
Al Luplow, L OBP: 0.311, SLG: 0.317 (1.8)	K		HR							5	1	1	0	0	2	4				
Ed Kranepool, L OBP: 0.321, SLG: 0.382 (1.3)	4-3		HR							4	2	2	2	1	0	1				
Larry Elliot, L OBP: 0.370, SLG: 0.405 (1.9)										3	2	1	0	1	0	0				
Billy Murphy, R OBP: 0.260, SLG: 0.371 (8.8)		1B								1	0	1	0	0	0	0				
Ron Swoboda, R OBP: 0.271, SLG: 0.304 (1.7)		L8								3	0	1	1	0	0	1				
Eddie Bressoud, R OBP: 0.307, SLG: 0.393 (1.5)										2	1	1	0	2	0	0				
Jerry Grote, R OBP: 0.346, SLG: 0.346 (1.2)										4	0	2	1	0	2	3				
Roy McMillan, R OBP: 0.261, SLG: 0.253 (1.6)										4	1	2	0	0	1	4				
Bob Friend, R (1.1)										3	0	0	1	0	1	3				
Inning Stats	R: 0 E: 0 K: 1 S: 5	H: 0 LOB: 0 BB: 0 P: 5	R: 1 E: 0 K: 1 S: 7	H: 2 LOB: 2 BB: 1 P: 11	R: 2 E: 0 K: 0 S: 5	H: 2 LOB: 0 BB: 0 P: 5	R: 1 E: 0 K: 1 S: 6	H: 1 LOB: 2 BB: 1 P: 11	R: 1 E: 0 K: 2 S: 9	H: 1 LOB: 2 BB: 1 P: 13	R: 0 E: 0 K: 0 S: 4	H: 1 LOB: 0 BB: 0 P: 4	R: 1 E: 0 K: 0 S: 4	H: 3 LOB: 0 BB: 0 P: 4	R: 1 E: 0 K: 1 S: 7	H: 3 LOB: 2 BB: 1 P: 11	1B: 8 2B: 4 3B: 0 HR: 1	SF: 0 SAC: 2 DP: 0 HBP: 1	WP: 0 PB: 0 SB: 0 CS: 1	PA: 41
PITCHER Dave Giusti, R ERA: 3.59 (1.1)	IP: 3.1 WLS: L BF: 17	H: 5 R: 4 ER: 4 SO: 3	BB: 2 IBB: 0 HBP: 0 BLK: 0	WP: 0 HR: 1 S: 21 P: 29	ERA: 10.80 WHIP: 2.100											ERA: 10.80 WHIP: 2.100				
Barry Latman, R ERA: 2.63 (4.1)	IP: 4.2 WLS: L BF: 23	H: 8 R: 3 ER: 2 SO: 3	BB: 1 IBB: 1 HBP: 1 BLK: 0	WP: 0 HR: 0 S: 26 P: 35	ERA: 3.86 WHIP: 1.929											ERA: 3.86 WHIP: 1.929				

Batter	1	2	3	4	5	6	7	8	9	AB	R	H	RBI	BB	SO	LOB	TOP			
Ron Brand, R OBP: 0.328, SLG: 0.288 (1, 2)		5-3		F3			1-3			4	0	0	0	0	1	3	Houston Astros @ New York Mets Shea Stadium, Flushing, NY Mon Jul 18 1966, 3:33 AM EDT Unknown - 86 F			
Sonny Jackson, L OBP: 0.314, SLG: 0.324 (1, 6)	E7 WP 1B		6-3		4-3		6-3			4	1	1	0	0	0	1				
Jimmy Wynn, R OBP: 0.312, SLG: 0.416 (1, 8)	E 2H 1B		L6		CS BB			K		3	0	1	1	1	1	0				
Dave Nicholson, R OBP: 0.385, SLG: 0.462 (1, 9)	E5 G5-4-3 1-2		BB WP 1B		F8 1-2			K		4	0	1	0	0	1	2				
Felix Mantilla, R OBP: 0.246, SLG: 0.355 (1, 4)	G5-4-3 1-2		BB BB			G5-4-3 BB		1-3		2	0	0	0	2	0	2				
Bob Aspromonte, R OBP: 0.283, SLG: 0.294 (1, 5)		E6 1B		1-2 2-3 BB		G5-4-3 1-2		6-3		3	0	0	0	1	0	1				
Rusty Staub, L OBP: 0.340, SLG: 0.426 (1, 7)				P4		F9		FC6 BB		3	0	1	0	1	0	3				
Chuck Harrison, R OBP: 0.297, SLG: 0.299 (1, 3)				F3		6-3		FC1-6 BB		3	0	0	0	1	1	3				
Mike Cuellar, L OBP: 0.105, SLG: 0.081 Jim Owens, R (8, 1)				F9				FC1-6 1-3		3	0	0	0	0	1	3				
Lee Maye, L OBP: 0.291, SLG: 0.411 (9, PH)								FC6 1-2		1	0	0	0	0	0	1				
Inning Stats	R: 1 E: 2 K: 1 S: 7	H: 2 LOB: 1 BB: 0 P: 7	R: 0 E: 1 K: 1 S: 7	H: 1 LOB: 2 BB: 0 P: 7	R: 0 E: 0 K: 0 S: 4	H: 1 LOB: 3 BB: 2 P: 12	R: 0 E: 0 K: 0 S: 3	H: 0 LOB: 0 BB: 0 P: 3	R: 0 E: 0 K: 0 S: 2	H: 0 LOB: 0 BB: 1 P: 6	R: 0 E: 0 K: 0 S: 3	H: 0 LOB: 1 BB: 1 P: 7	R: 0 E: 0 K: 2 S: 7	H: 0 LOB: 0 BB: 0 P: 7	R: 0 E: 0 K: 1 S: 5	H: 0 LOB: 1 BB: 1 P: 9	1B: 4 2B: 0 3B: 0 HR: 0	SF: 0 SAC: 0 DP: 2 HBP: 0	WP: 2 PB: 2 SB: 0 CS: 1	PA: 36
PITCHER	IP WLS BF H R ER SO BB IBB HBP BLK WP HR S P ERA WHIP	7.0 L 29 4 1 1 2 5 0 0 0 2 0 28 48 1.29 1.286	2.0 W 7 0 0 0 3 1 0 0 0 0 0 12 16 0.00 0.500	PITCHER												IP WLS BF H R ER SO BB IBB HBP BLK WP HR S P ERA WHIP				


AB	30
R	1
H	4
RBI	1
BB	6
SO	5
LOB	19




Batter	1	2	3	4	5	6	7	8	9	AB	R	H	RBI	BB	SO	LOB	BOTTOM			
Chuck Hiller, L OBP: 0.420, SLG: 0.462 (1, 4)					F8			SH3-4 1B		4	1	2	0	0	1	1	Houston Astros @ New York Mets Shea Stadium, Flushing, NY Mon Jul 18 1966, 3:33 AM EDT Unknown - 86 F			
Eddie Brassoud, R OBP: 0.303, SLG: 0.387 (1, 5)				F8		5-3		SH3-4		3	0	0	0	0	1	2				
Ron Swoboda, R OBP: 0.271, SLG: 0.300 (1, 7)				F8		6-3		BB 1B IBB		3	1	0	0	1	1	0				
Hawk Taylor, R OBP: 0.197, SLG: 0.253 (1, 2)						5-3		L8		4	0	0	0	0	2	2				
Billy Murphy, R OBP: 0.260, SLG: 0.366 (1, 8)		6-3						BB 1B 1B		4	1	1	1	0	2	0				
Ed Kranepool, L OBP: 0.324, SLG: 0.386 (1, 3)		1-3			E 2B		P6	1B 1-2 2-3 BB		3	1	1	0	1	0	0				
Roy McMillan, R OBP: 0.275, SLG: 0.264 (1, 6)				1B BB		E2 2H 1B		1B WP 1B		3	0	3	2	1	0	0				
Al Luplow, L OBP: 0.316, SLG: 0.317 (1, 9)								1-3 2H 3H 4-0		3	0	1	0	1	2	2				
Bill Hepler, L OBP: 0.125, SLG: 0.125 Ken Boyer, R OBP: 0.307, SLG: 0.413 Jack Hamilton, R OBP: 0.125, SLG: 0.097 (7, PH) (8, 1)				F2		5-3		1B 1-2 IBB		2	0	0	0	0	0	2				
								L8		1	0	0	0	0	1	2				
										1	0	0	0	0	0	3				
Inning Stats	R: 0 E: 0 K: 3 S: 9	H: 0 LOB: 0 BB: 0 P: 9	R: 0 E: 0 K: 1 S: 5	H: 0 LOB: 0 BB: 0 P: 5	R: 0 E: 0 K: 1 S: 6	H: 1 LOB: 2 BB: 1 P: 10	R: 0 E: 0 K: 2 S: 7	H: 0 LOB: 0 BB: 0 P: 7	R: 1 E: 1 K: 1 S: 7	H: 2 LOB: 1 BB: 0 P: 7	R: 0 E: 0 K: 0 S: 3	H: 0 LOB: 0 BB: 0 P: 3	R: 0 E: 0 K: 2 S: 9	H: 2 LOB: 2 BB: 0 P: 9	R: 3 E: 0 K: 0 S: 6	H: 3 LOB: 3 BB: 3 P: 18	1B: 7 2B: 1 3B: 0 HR: 0	SF: 0 SAC: 1 DP: 0 HBP: 0	WP: 1 PB: 0 SB: 0 CS: 0	PA: 36
PITCHER	IP WLS BF H R ER SO BB IBB HBP BLK WP HR S P ERA WHIP	7.2 L 33 7 4 3 10 2 1 0 0 0 0 2 6 0.00 3.000	PITCHER												IP WLS BF H R ER SO BB IBB HBP BLK WP HR S P ERA WHIP					

AB	31
R	4
H	8
RBI	3
BB	4
SO	10
LOB	14



Batter	1	2	3	4	5	6	7	8	9	AB	R	H	RBI	BB	SO	LOB	TOP										
Lee Mays, L (1,7) OBP: 0.294, SLG: 0.416	E9 1B	1-3			E2 4-3		G3	G3		5	2	2	0	0	0	3	<p>Houston Astros @ New York Mets Shea Stadium, Flushing, NY Mon Jul 18 1966, 3:38 AM EDT Att: 20,690 - Unknown - 92 F</p> <p>livebaseballscores.com</p> <p>AB 34 R 3 H 7 RBI 3 BB 6 SO 3 LOB 17</p> 										
Sonny Jackson, L (1,6) OBP: 0.313, SLG: 0.322			F8		P3		E3 1B	3-1		5	1	1	0	0	0	1											
Jimmy Wynn, R (1,8) OBP: 0.311, SLG: 0.412	P6		1-3		4-3 BB		F9	F8		4	0	0	0	1	0	3											
Rusty Staub, L (1,9) OBP: 0.343, SLG: 0.427			WP 1B BB		4-3			K		4	0	2	3	1	1	1											
Felix Mantilla, R (1,4) OBP: 0.254, SLG: 0.354	6-3				K					3	0	1	0	1	1	1											
Bill Heath, L (1,2) OBP: 0.256, SLG: 0.276		1-3	G3				4-3	G3		4	0	0	0	0	0	5											
Bob Aspromonte, R (1,5) OBP: 0.286, SLG: 0.294		5-3			L5			G6-4-3 1B		3	0	1	0	1	0	0											
Chuck Harrison, R (1,3) OBP: 0.296, SLG: 0.293					6-3		F7	G6-4-3 1-2		3	0	0	0	1	0	2											
Bob Bruce, R (1,1) OBP: 0.111, SLG: 0.059							L4			2	0	0	0	1	1	1											
Claude Raymond, R (7,1)					K			E5		0	0	0	0	0	0	0											
Ron Brand, R (8, PH) OBP: 0.322, SLG: 0.283										1	0	0	0	0	0	0											
Ron Taylor, R (8,1) OBP: 0.500, SLG: 1.000										0	0	0	0	0	0	0											
Inning Stats	R: 2 E: 1 K: 0 S: 5	H: 3 LOB: 0 BB: 0 P: 5	R: 0 E: 0 K: 0 S: 3	H: 0 LOB: 2 BB: 2 P: 11	R: 0 E: 0 K: 0 S: 4	H: 1 LOB: 2 BB: 1 P: 8	R: 0 E: 0 K: 1 S: 5	H: 0 LOB: 0 BB: 0 P: 5	R: 1 E: 1 K: 1 S: 6	H: 1 LOB: 1 BB: 1 P: 10	R: 0 E: 0 K: 0 S: 3	H: 0 LOB: 1 BB: 1 P: 7	R: 0 E: 1 K: 0 S: 5	H: 1 LOB: 3 BB: 1 P: 9	R: 0 E: 1 K: 0 S: 4	H: 1 LOB: 1 BB: 0 P: 4	R: 0 E: 0 K: 1 S: 5	H: 0 LOB: 0 BB: 0 P: 5	1B: 6 2B: 1 3B: 0 HR: 0	SF: 0 SAC: 0 DP: 1 HBP: 0	WP: 1 PB: 0 SB: 2 CS: 0	PA: 40					
PITCHER	IP	WLS	BF	H	R	ER	SO	BB	IBB	HBP	BLK	WP	HR	S	P	ERA	WHIP										
Bob Shaw, R (1,1) ERA: 4.65	7.0	W	33	6	3	1	2	6	0	0	0	1	0	31	55	1.29	1.714										
Jack Hamilton, R (8,1) ERA: 3.62	2.0	S	7	1	0	0	1	0	0	0	0	0	0	9	9	0.00	0.500										

Batter	1	2	3	4	5	6	7	8	9	AB	R	H	RBI	BB	SO	LOB	BOTTOM										
Chuck Hiller, L (1,4) OBP: 0.404, SLG: 0.444	4-3		G3		3-1		F9	P3		5	0	0	0	0	0	3	<p>Houston Astros @ New York Mets Shea Stadium, Flushing, NY Mon Jul 18 1966, 3:38 AM EDT Att: 20,690 - Unknown - 92 F</p> <p>livebaseballscores.com</p> <p>AB 31 R 6 H 8 RBI 6 BB 2 SO 3 LOB 12</p> 										
Al Luplow, L (1,8) OBP: 0.314, SLG: 0.316	K		F5		3-1			2B		4	1	1	1	0	1	0											
Ed Kranepool, L (1,3) OBP: 0.330, SLG: 0.395	PB 1B						F3	2B		4	2	3	1	0	0	0											
Larry Elliot, L (1,9) OBP: 0.400, SLG: 0.522								1B		4	1	3	4	0	0	1											
Jack Hamilton, R (8,1) OBP: 0.125, SLG: 0.097			P5					2B		0	0	0	0	0	0	0											
Ron Swoboda, R (1,7) OBP: 0.275, SLG: 0.297	F8				PB 5-3 HBP			2B		2	0	0	0	1	0	1											
Eddie Bressoud, R (1,5) OBP: 0.298, SLG: 0.379			K		5-3					4	0	0	0	0	1	3											
Jerry Grote, R (1,2) OBP: 0.349, SLG: 0.341			F8							2	0	0	0	1	0	0											
Roy McMillan, R (1,6) OBP: 0.276, SLG: 0.270			E6		G4-6-3 BB					3	1	1	0	0	0	2											
Bob Shaw, R (1,1) OBP: 0.200, SLG: 0.143										2	0	0	0	0	1	1											
John Stephenson, L (7, PH) OBP: 0.250, SLG: 0.226										0	1	0	0	0	0	0											
Billy Murphy, R (8,8) OBP: 0.257, SLG: 0.362										1	0	0	0	0	0	1											
Inning Stats	R: 1 E: 0 K: 1 S: 7	H: 2 LOB: 1 BB: 0 P: 7	R: 0 E: 1 K: 1 S: 6	H: 0 LOB: 1 BB: 0 P: 6	R: 0 E: 0 K: 0 S: 4	H: 1 LOB: 1 BB: 0 P: 4	R: 0 E: 0 K: 0 S: 2	H: 0 LOB: 0 BB: 1 P: 7	R: 0 E: 0 K: 1 S: 5	H: 0 LOB: 0 BB: 0 P: 5	R: 1 E: 0 K: 0 S: 4	H: 1 LOB: 0 BB: 0 P: 4	R: 4 E: 0 K: 0 S: 7	H: 4 LOB: 2 BB: 1 P: 12	R: 0 E: 0 K: 0 S: 3	H: 0 LOB: 1 BB: 0 P: 4	R: 0 E: 0 K: 0 S: 3	H: 0 LOB: 1 BB: 0 P: 4	1B: 4 2B: 3 3B: 0 HR: 1	SF: 0 SAC: 1 DP: 1 HBP: 3	WP: 0 PB: 3 SB: 0 CS: 0	PA: 37					
PITCHER	IP	WLS	BF	H	R	ER	SO	BB	IBB	HBP	BLK	WP	HR	S	P	ERA	WHIP										
Bob Bruce, R (1,1) ERA: 5.24	6.1	L	27	5	4	4	3	1	0	2	0	0	1	30	36	5.68	0.947										
Claude Raymond, R (7,1) ERA: 2.14	0.2		6	3	2	2	0	1	0	0	0	0	0	5	9	27.00	6.000										
Ron Taylor, R (8,1) ERA: 4.41	1.0		4	0	0	0	0	0	0	1	0	0	0	3	4	0.00	0.000										

Batter	1	2	3	4	5	6	7	8	9	10	AB	R	H	RBI	BB	SO	LOB																				
Chuck Hiller, L OBP: 0.393, SLG: 0.430 (1, 4)	K			K		4-3		6-3			4	0	0	0	0	2	2																				
Al Luplow, L OBP: 0.313, SLG: 0.331 (1, 8) (9, 9) (10, 7)	F9			K					F9		4	1	1	1	0	1	0																				
Ed Kranepool, L OBP: 0.325, SLG: 0.389 (1, 3)	P6			F8				4-3	F4		4	0	0	0	0	0	0																				
Larry Elliot, L OBP: 0.369, SLG: 0.500 (1, 9)		4-3									4	0	1	0	0	1	0																				
Billy Murphy, R OBP: 0.257, SLG: 0.362 (9, 8)											0	0	0	0	0	0	0																				
Ron Swoboda, R OBP: 0.274, SLG: 0.310 (1, 7)											4	1	1	1	0	2	1																				
Jerry Grote, R OBP: 0.349, SLG: 0.341 (10, 2)	K										0	0	0	0	0	0	0																				
John Stephenson, L OBP: 0.243, SLG: 0.219 (1, 2)											3	0	0	0	0	2	0																				
Cleon Jones, R OBP: 0.332, SLG: 0.384 (10, PH) (10, 9)	K										1	0	0	0	0	0	0																				
Roy McMillan, R OBP: 0.280, SLG: 0.290 (1, 6)											4	1	2	1	0	1	0																				
Eddie Bressoud, R OBP: 0.297, SLG: 0.376 (1, 5)											4	0	1	0	0	1	1																				
Jack Fisher, R OBP: 0.209, SLG: 0.179 (1, 1)											3	0	0	0	0	3	2																				
Inning Stats	R: 0 E: 0 K: 1 S: 5	H: 0 LOB: 0 BB: 0 P: 5	R: 0 E: 0 K: 2 S: 7	H: 0 LOB: 0 BB: 0 P: 7	R: 0 E: 0 K: 2 S: 7	H: 0 LOB: 0 BB: 0 P: 7	R: 0 E: 0 K: 1 S: 5	H: 1 LOB: 0 BB: 0 P: 5	R: 0 E: 0 K: 1 S: 6	H: 1 LOB: 1 BB: 0 P: 6	R: 1 E: 0 K: 1 S: 6	H: 1 LOB: 0 BB: 0 P: 6	R: 1 E: 0 K: 1 S: 7	H: 2 LOB: 1 BB: 0 P: 7	R: 0 E: 0 K: 1 S: 5	H: 0 LOB: 0 BB: 0 P: 5	R: 1 E: 0 K: 1 S: 6	H: 1 LOB: 0 BB: 0 P: 6	1B: 3 2B: 0 3B: 0 HR: 3	SF: 0 SAC: 0 DP: 1 HBP: 0	WP: 0 PA: 35 PB: 0 SB: 0 CS: 0																
PITCHER	IP WLS BF H R ER SO BB IBB HBP BLK WP HR S P ERA WHIP																																				
Juan Marichal, R ERA: 2.0 (1, 1)	8.0	W	28	5	2	2	11	0	0	0	0	0	0	0	0	0	2.25	0.625																			
Bill Henry, L ERA: 1.56 (9, 1)	1.0	L	4	1	1	1	1	0	0	0	0	0	0	1	6	6	9.00	1.000																			
Lindy McDaniel, R ERA: 3.36 (10, 1)	1.0		3	0	0	0	1	0	0	0	0	0	0	0	5	5	0.00	0.000																			


TOP

New York Mets @ San Francisco Giants
Candlestick Park, San Francisco, CA

Wed Jul 20 1966, 6:33 AM EDT
Att. 13,155 - Unknown

livebaseballscorecards.com

AB 35
R 3
H 6
RBI 3
BB 0
SO 13
LOB 6



Batter	1	2	3	4	5	6	7	8	9	10	AB	R	H	RBI	BB	SO	LOB																				
Bob Schroder, L OBP: 0.276, SLG: 0.276 (1, 6)	G3										5	0	0	0	0	1	1																				
Tom Haller, L OBP: 0.309, SLG: 0.480 (1, 2)	4-3										3	0	0	0	1	0	0																				
Willie Mays, R OBP: 0.344, SLG: 0.539 (1, 8)	6-3										3	1	0	0	1	2	1																				
Willie McCovey, L OBP: 0.380, SLG: 0.555 (1, 3)											3	1	1	0	1	0	1																				
Jim Ray Hart, R OBP: 0.360, SLG: 0.517 (1, 5)											4	0	1	1	0	0	1																				
Cap Peterson, R OBP: 0.313, SLG: 0.358 (1, 7)											4	0	1	1	0	2	2																				
Len Gabrielson, L OBP: 0.279, SLG: 0.297 (1, 9)											3	0	0	0	1	1	3																				
Hal Lanier, R OBP: 0.232, SLG: 0.264 (1, 4)											2	0	1	0	0	0	1																				
Bob Burda, L OBP: 0.200, SLG: 0.200 (8, PH)											1	0	0	0	0	1	0																				
Tito Fuentes, S OBP: 0.277, SLG: 0.328 (9, 4)											0	0	0	0	0	0	0																				
Ozzie Virgil, R OBP: 0.318, SLG: 0.476 (10, PH)											1	0	0	0	0	0	0																				
Juan Marichal, R OBP: 0.264, SLG: 0.306 (1, 1)											2	0	0	0	0	1	1																				
Don Landrum, L OBP: 0.259, SLG: 0.255 (8, PH)											1	0	0	0	0	1	0																				
Bill Henry, L (9, 1)											0	0	0	0	0	0	0																				
Lindy McDaniel, R OBP: 0.100, SLG: 0.100 (10, 1)											0	0	0	0	0	0	0																				
Jim Davenport, R OBP: 0.320, SLG: 0.413 (10, PH)											1	0	1	0	0	0	0																				
Inning Stats	R: 0 E: 0 K: 0 S: 3	H: 2 LOB: 1 BB: 0 P: 5	R: 0 E: 0 K: 0 S: 3	H: 0 LOB: 0 BB: 0 P: 3	R: 0 E: 0 K: 1 S: 5	H: 0 LOB: 0 BB: 0 P: 5	R: 0 E: 0 K: 1 S: 6	H: 1 LOB: 1 BB: 1 P: 6	R: 0 E: 0 K: 3 S: 9	H: 0 LOB: 0 BB: 0 P: 9	R: 0 E: 0 K: 2 S: 8	H: 0 LOB: 0 BB: 0 P: 8	R: 0 E: 0 K: 3 S: 9	H: 0 LOB: 0 BB: 0 P: 9	R: 1 E: 0 K: 2 S: 8	H: 1 LOB: 2 BB: 2 P: 16	R: 0 E: 0 K: 0 S: 3	H: 1 LOB: 0 BB: 0 P: 3	1B: 3 2B: 1 3B: 1 HR: 0	SF: 0 SAC: 0 DP: 1 HBP: 0	WP: 2 PA: 38 PB: 0 SB: 0 CS: 1																
PITCHER	IP WLS BF H R ER SO BB IBB HBP BLK WP HR S P ERA WHIP																																				
Jack Fisher, R ERA: 3.78 (1, 1)	10.0	W	37	5	2	2	9	3	1	0	0	0	0	0	0	0	1.80	0.800																			

BOTTOM

New York Mets @ San Francisco Giants
Candlestick Park, San Francisco, CA

Wed Jul 20 1966, 6:33 AM EDT
Att. 13,155 - Unknown

livebaseballscorecards.com

AB 33
R 2
H 5
RBI 2
BB 4
SO 9
LOB 11



Batter	1	2	3	4	5	6	7	8	9	AB	R	H	RBI	BB	SO	LOB	TOP				
Ron Hunt, R OBP: 0.373, SLG: 0.378 (1, 4)										4	0	2	1	0	0	2	New York Mets @ Los Angeles Dodgers Dodger Stadium, Los Angeles, CA Fri Jul 22, 1966, 7:05 PM PDT Att: 43,728 - Unknown				
Eddie Bressoud, R OBP: 0.315, SLG: 0.394 (1, 5)										2	1	1	0	2	0	1					
Cleon Jones, R OBP: 0.327, SLG: 0.388 (1, 8) (8, 9)										3	0	0	0	0	2	3					
Ron Swoboda, R OBP: 0.289, SLG: 0.348 (1, 7)										4	1	2	2	0	1	1					
Larry Elliot, L OBP: 0.387, SLG: 0.464 (1, 9)										4	0	0	0	0	1	2					
Billy Murphy, R OBP: 0.255, SLG: 0.358 (8, 8)										0	0	0	0	0	0	0					
Jerry Grote, R OBP: 0.340, SLG: 0.349 (1, 2)										4	0	0	0	0	2	2					
Roy McMillan, R OBP: 0.273, SLG: 0.279 (1, 6)										4	0	0	0	0	0	0					
Ed Kranepool, L OBP: 0.326, SLG: 0.398 (1, 3)										4	1	2	0	0	0	0					
Bob Friend, R (1, 1)										2	0	0	0	0	0	1					
Inning Stats	R: 0 E: 0 K: 1 S: 5	H: 1 LOB: 1 BB: 1 P: 9	R: 0 E: 0 K: 1 S: 5	H: 0 LOB: 0 BB: 0 P: 5	R: 1 E: 0 K: 0 S: 5	H: 2 LOB: 1 BB: 0 P: 5	R: 0 E: 0 K: 1 S: 5	H: 0 LOB: 0 BB: 0 P: 5	R: 0 E: 0 K: 2 S: 9	H: 1 LOB: 1 BB: 0 P: 4	R: 0 E: 1 K: 0 S: 4	H: 0 LOB: 1 BB: 0 P: 4	R: 2 E: 0 K: 1 S: 6	H: 1 LOB: 0 BB: 1 P: 10	R: 0 E: 0 K: 0 S: 3	H: 0 LOB: 0 BB: 0 P: 3	1B: 5 2B: 1 3B: 0 HR: 1	SF: 0 SAC: 3 DP: 0 HBP: 0	WP: 0 PB: 0 SB: 0 CS: 1	PA: 36	
PITCHER	IP WLS BF H R ER SO BB IBB HBP BLK WP HR S P ERA WHIP	8.0 L 33 7 3 3 6 2 0 0 0 0 1 43 51 3.38 1.125	1.0 3 0 0 0 0 0 0 0 0 0 0 0 3 3 0.00 0.000																		

AB	31
R	3
H	7
RBI	3
BB	2
SO	6
LOB	12



Batter	1	2	3	4	5	6	7	8	9	AB	R	H	RBI	BB	SO	LOB	BOTTOM				
Jim Barbieri, L OBP: 0.407, SLG: 0.375 (1, 9)										4	0	2	0	0	0	0	New York Mets @ Los Angeles Dodgers Dodger Stadium, Los Angeles, CA Fri Jul 22, 1966, 7:05 PM PDT Att: 43,728 - Unknown				
Maury Wills, S OBP: 0.342, SLG: 0.346 (1, 6)										4	0	2	0	0	0	1					
Willie Davis, L OBP: 0.296, SLG: 0.382 (1, 8)										4	0	1	0	0	1	4					
John Roseboro, L OBP: 0.368, SLG: 0.461 (1, 2)										4	0	2	0	0	1	1					
Lou Johnson, R OBP: 0.320, SLG: 0.404 (1, 7)										4	0	0	0	0	0	3					
Ron Fairly, L OBP: 0.342, SLG: 0.344 (1, 3)										4	0	1	0	0	1	1					
John Kennedy, R OBP: 0.242, SLG: 0.260 (1, 5) (9, 4)										3	0	0	0	0	0	1					
Tommy Davis, R OBP: 0.293, SLG: 0.335 (9, PH)										1	0	0	0	0	0	1					
Nate Oliver, R OBP: 0.293, SLG: 0.238 (1, 4) (8, PH)										2	0	0	0	0	0	0					
Jim Gilliam, S OBP: 0.265, SLG: 0.235 (9, 5)										1	0	0	0	0	0	0					
Claude Osteen, L OBP: 0.283, SLG: 0.373 (1, 1) (8, PH)										2	0	0	0	0	0	0					
Wes Covington, L OBP: 0.156, SLG: 0.036 (8, PH)										1	0	0	0	0	0	0					
Ron Perranoski, L OBP: 0.333, SLG: 0.667 (9, 1)										0	0	0	0	0	0	0					
Inning Stats	R: 0 E: 0 K: 2 S: 8	H: 1 LOB: 1 BB: 0 P: 8	R: 0 E: 0 K: 0 S: 3	H: 0 LOB: 0 BB: 0 P: 3	R: 0 E: 0 K: 0 S: 3	H: 0 LOB: 0 BB: 0 P: 3	R: 0 E: 0 K: 0 S: 4	H: 2 LOB: 1 BB: 0 P: 4	R: 0 E: 0 K: 0 S: 4	H: 1 LOB: 1 BB: 0 P: 4	R: 0 E: 0 K: 0 S: 4	H: 1 LOB: 1 BB: 0 P: 4	R: 0 E: 0 K: 0 S: 5	H: 2 LOB: 2 BB: 0 P: 5	R: 0 E: 0 K: 1 S: 6	H: 1 LOB: 1 BB: 0 P: 6	1B: 8 2B: 0 3B: 0 HR: 0	SF: 0 SAC: 0 DP: 1 HBP: 0	WP: 0 PB: 0 SB: 2 CS: 0	PA: 34	
PITCHER	IP WLS BF H R ER SO BB IBB HBP BLK WP HR S P ERA WHIP	9.0 W 34 8 0 0 3 0 0 0 0 0 0 40 40 0.00 0.889																			

AB	34
R	0
H	8
RBI	0
BB	0
SO	3
LOB	12



Batter	1	2	3	4	5	6	7	8	9	AB	R	H	RBI	BB	SO	LOB	TOP		
Ron Hunt, R OBP: 0.374, SLG: 0.375 (1, 4)	F8		FC5-4 BB		F7		FC4-6 2B		BB	3	0	0	0	2	0	1	New York Mets @ Los Angeles Dodgers Dodger Stadium, Los Angeles, CA Sat Jul 23 1966, 3:33 AM PDT Att: 22,296 - Unknown		
Eddie Bressoud, R OBP: 0.313, SLG: 0.389 (1, 5)	K		FC5-4		BB		F8		SF7	3	0	0	1	1	1	3			
Cleon Jones, R OBP: 0.328, SLG: 0.391 (1, 8) (7, 9)	F9		5-3		FC6-4 1B				F8	5	0	2	0	0	0	3			
Ron Swoboda, R OBP: 0.291, SLG: 0.350 (1, 7)		1B SF8 1B		BB 1B	FC6-4		F9		4-3	5	1	2	0	0	0	5			
Larry Elliot, L OBP: 0.385, SLG: 0.458 Hawk Taylor, R OBP: 0.192, SLG: 0.247 (7, 3)		CS 1B		F7		K		K		3	0	1	0	0	1	1			
Jerry Grote, R OBP: 0.343, SLG: 0.347 (1, 2)	SF8		BB		1-3 BB			5-3		1	0	0	1	2	0	0			
Roy McMillan, R OBP: 0.273, SLG: 0.278 (1, 6)	K		K		1-3			FC5-4 1B		4	0	1	0	0	2	4			
Ed Kranepool, L OBP: 0.326, SLG: 0.398 Dallas Green, L OBP: 0.363, SLG: 0.411 Ken Boyer, R OBP: 0.667, SLG: 0.667 Darrell Sutherland, R OBP: 0.667, SLG: 0.667 (1, 3) (7, 1) (8, PH) (8, 1)			BB 1B	L8		L8		FC5-4		3	0	1	0	0	0	3			
Bob Shaw, R OBP: 0.200, SLG: 0.143 Rob Gardner, R OBP: 0.162, SLG: 0.189 Larry Bearmarth, R OBP: 0.111, SLG: 0.222 Billy Murphy, R OBP: 0.260, SLG: 0.361 (1, 1) (2, 1) (3, 1) (7, PH) (7, 8)			K		K		E5 FC4-6		E5 SF7 1B	0	0	0	0	0	0	0			
Inning Stats	R: 0 E: 0 K: 1 S: 5	H: 0 LOB: 0 BB: 0 P: 5	R: 1 E: 0 K: 1 S: 6	H: 2 LOB: 1 BB: 0 P: 6	R: 0 E: 0 K: 1 S: 6	H: 1 LOB: 2 BB: 1 P: 10	R: 0 E: 0 K: 1 S: 6	H: 1 LOB: 2 BB: 1 P: 10	R: 0 E: 1 K: 0 S: 5	H: 1 LOB: 2 BB: 0 P: 5	R: 0 E: 0 K: 1 S: 6	H: 1 LOB: 1 BB: 0 P: 6	R: 1 E: 1 K: 0 S: 4	H: 1 LOB: 1 BB: 1 P: 8	1B: 7 2B: 2 3B: 0 HR: 0	SF: 2 SAC: 0 DP: 1 HBP: 0		WP: 0 PB: 0 SB: 0 CS: 1	PA: 40
PITCHER Sandy Koufax, L ERA: 1.69 (1, 1)	IP: 9.0 WLS: W BF: 40 H: 8 R: 2 ER: 1 SO: 7 BB: 5 IBB: 0 HBP: 0 BLK: 0 WP: 0 HR: 0 S: 49 P: 69 ERA: 1.00 WHIP: 1.444																		

Batter	1	2	3	4	5	6	7	8	9	AB	R	H	RBI	BB	SO	LOB	BOTTOM		
Jim Barbieri, L OBP: 0.438, SLG: 0.393 Wes Parker, S OBP: 0.340, SLG: 0.391 (1, 9) (9, 3)	1B SF8 1B	1B BB		4-3 SH1-3 1B		4-3		P6		4	1	2	0	1	0	0	New York Mets @ Los Angeles Dodgers Dodger Stadium, Los Angeles, CA Sat Jul 23 1966, 3:33 AM PDT Att: 22,296 - Unknown		
Maury Wills, S OBP: 0.346, SLG: 0.350 Jim Gilliam, S OBP: 0.261, SLG: 0.232 (1, 6) (6, 5)	F9 WP 1B	SF8 1B		SH1-3		5-3		4-3		2	1	2	2	0	0	0			
Willie Davis, L OBP: 0.295, SLG: 0.385 (1, 8)	SF8	6-3		4-3			S SH1-3 2B			3	1	1	1	0	0	3			
John Roseboro, L OBP: 0.370, SLG: 0.457 (1, 2)	F9		1-3		4-0 BB		SH1-3 BB			2	0	0	0	2	0	1			
Lou Johnson, R OBP: 0.320, SLG: 0.403 (1, 7)	5-3		BB WP SF9 1B		5-3		SH1-3			3	1	1	1	0	0	2			
Ron Fairly, L OBP: 0.345, SLG: 0.340 (1, 3) (9, 9)		4-3	SF9 BB BB		6-3		IBB			2	0	0	0	2	0	0			
John Kennedy, R OBP: 0.248, SLG: 0.261 (1, 5) (6, 6)		E 1B 1B		1-2 2-3 BB		F9		L8		3	1	1	0	1	0	2			
Nate Oliver, R OBP: 0.283, SLG: 0.231 (1, 4)		E4 1B		SF9		F3		K		3	1	0	1	0	1	3			
Sandy Koufax, R OBP: 0.082, SLG: 0.070 (1, 1)	5-3		K			K		F9		4	0	0	0	0	2	4			
Inning Stats	R: 2 E: 0 K: 0 S: 5	H: 2 LOB: 0 BB: 0 P: 5	R: 2 E: 1 K: 0 S: 6	H: 2 LOB: 1 BB: 1 P: 10	R: 1 E: 0 K: 1 S: 6	H: 1 LOB: 2 BB: 2 P: 14	R: 0 E: 0 K: 0 S: 4	H: 1 LOB: 1 BB: 1 P: 8	R: 0 E: 0 K: 1 S: 5	H: 0 LOB: 0 BB: 0 P: 5	R: 1 E: 0 K: 1 S: 6	H: 1 LOB: 2 BB: 2 P: 14	R: 0 E: 0 K: 0 S: 3	H: 0 LOB: 0 BB: 0 P: 3	1B: 6 2B: 1 3B: 0 HR: 0	SF: 2 SAC: 2 DP: 0 HBP: 0		WP: 2 PB: 0 SB: 1 CS: 0	PA: 38
PITCHER Bob Shaw, R ERA: 4.75 Rob Gardner, L ERA: 4.63 Larry Bearmarth, R ERA: 4.73 Dallas Green, R ERA: 9.0 Darrell Sutherland, R ERA: 5.78 (1, 1) (2, 1) (3, 1) (7, 1) (8, 1)	IP: 1.2 WLS: L BF: 11 H: 4 R: 4 ER: 2 SO: 0 BB: 1 IBB: 0 HBP: 0 BLK: 0 WP: 1 HR: 0 S: 10 P: 14 ERA: 10.80 WHIP: 3.000																		

Batter	1	2	3	4	5	6	7	8	9	AB	R	H	RBI	BB	SO	LOB	TOP			
Chuck Hiller, L (1,4) OBP: 0.384, SLG: 0.418										5	0	1	0	0	1	5	New York Mets @ Los Angeles Dodgers Dodger Stadium, Los Angeles, CA Sun Jul 24 1966, 3:33 AM PDT Unknown			
Al Luplow, L (1,9) OBP: 0.322, SLG: 0.343										3	0	2	0	1	0	1				
Ed Kranepool, L (1,3) OBP: 0.321, SLG: 0.392										4	0	0	0	0	2	4				
Larry Elliot, L (1,7) OBP: 0.377, SLG: 0.435										3	0	0	0	1	1	2				
Cleon Jones, R (1,8) OBP: 0.327, SLG: 0.389										4	0	1	0	0	1	3				
Ken Boyer, R (1,5) OBP: 0.312, SLG: 0.414										3	0	2	0	1	1	0				
John Stephenson, L (1,2) OBP: 0.234, SLG: 0.210										4	0	0	0	0	0	4				
Roy McMillan, R (1,6) OBP: 0.274, SLG: 0.276										2	0	0	0	0	2	0				
Ron Hunt, R (9, PH) OBP: 0.375, SLG: 0.375										0	0	0	0	0	0	0				
Jack Fisher, R (1,1) OBP: 0.200, SLG: 0.171										2	0	0	0	0	1	2				
Billy Murphy, R (7, PH) OBP: 0.297, SLG: 0.357										1	0	0	0	0	0	0				
Dallas Green, L (7,1) OBP: 0.290, SLG: 0.348										1	0	0	0	0	1	2				
Inning Stats	R: 0 E: 0 K: 2 S: 9	H: 2 LOB: 2 BB: 0 P: 9	R: 0 E: 0 K: 0 S: 3	H: 0 LOB: 2 BB: 1 P: 8	R: 0 E: 0 K: 2 S: 7	H: 1 LOB: 1 BB: 1 P: 11	R: 0 E: 0 K: 2 S: 7	H: 0 LOB: 0 BB: 0 P: 7	R: 0 E: 0 K: 0 S: 4	H: 2 LOB: 1 BB: 0 P: 4	R: 0 E: 1 K: 1 S: 6	H: 0 LOB: 1 BB: 0 P: 6	R: 0 E: 0 K: 0 S: 3	H: 0 LOB: 0 BB: 0 P: 3	R: 0 E: 0 K: 1 S: 6	H: 1 LOB: 2 BB: 0 P: 7	1B: 5 2B: 2 3B: 0 HR: 0	SF: 0 SAC: 0 DP: 2 HBP: 2	WP: 1 PB: 0 CS: 0 SB: 1	PA: 37
PITCHER Don Drysdale, R (1,1) ERA: 4.02	IP: 9.0 WLS: W BF: 37 H: 6 R: 0 ER: 0 SO: 10 BB: 3 IBB: 0 HBP: 2 BLK: 0 WP: 1 HR: 0 S: 52 P: 66 ERA: 0.00 WHIP: 1.000															PITCHER				

AB	32
R	0
H	6
RBI	0
BB	3
SO	10
LOB	23



Batter	1	2	3	4	5	6	7	8	9	AB	R	H	RBI	BB	SO	LOB	BOTTOM			
Jim Barbieri, L (1,9) OBP: 0.417, SLG: 0.375										4	1	1	0	0	0	0	New York Mets @ Los Angeles Dodgers Dodger Stadium, Los Angeles, CA Sun Jul 24 1966, 3:33 AM PDT Unknown			
Wes Parker, S (8,3) OBP: 0.340, SLG: 0.391										0	0	0	0	0	0	0				
Jim Gilliam, S (1,5) OBP: 0.281, SLG: 0.232										4	0	1	1	0	1	2				
Willie Davis, L (1,8) OBP: 0.298, SLG: 0.389										4	0	2	0	0	0	0				
John Roseboro, L (1,2) OBP: 0.368, SLG: 0.466										4	1	1	1	0	1	3				
Lou Johnson, R (1,7) OBP: 0.316, SLG: 0.397										4	0	0	0	0	0	2				
Ron Fairly, L (1,3) OBP: 0.339, SLG: 0.333										4	0	0	0	0	0	0				
Jim Lefebvre, S (1,4) OBP: 0.332, SLG: 0.450										3	1	1	0	0	1	0				
Nate Oliver, R (7,4) OBP: 0.283, SLG: 0.231										0	0	0	0	0	0	0				
John Kennedy, R (1,6) OBP: 0.250, SLG: 0.281										3	1	1	2	0	0	0				
Don Drysdale, R (1,1) OBP: 0.288, SLG: 0.381										3	1	2	1	0	0	0				
Inning Stats	R: 0 E: 0 K: 0 S: 4	H: 1 LOB: 1 BB: 0 P: 4	R: 0 E: 0 K: 0 S: 3	H: 0 LOB: 0 BB: 0 P: 3	R: 2 E: 1 K: 0 S: 7	H: 3 LOB: 2 BB: 0 P: 7	R: 2 E: 0 K: 0 S: 5	H: 2 LOB: 0 BB: 0 P: 5	R: 0 E: 0 K: 1 S: 5	H: 0 LOB: 0 BB: 0 P: 5	R: 0 E: 0 K: 0 S: 4	H: 2 LOB: 1 BB: 0 P: 4	R: 1 E: 0 K: 0 S: 4	H: 1 LOB: 0 BB: 0 P: 4	R: 0 E: 0 K: 0 S: 4	H: 1 LOB: 0 BB: 0 P: 4	1B: 5 2B: 2 3B: 0 HR: 3	SF: 0 SAC: 0 DP: 1 HBP: 0	WP: 0 PB: 0 CS: 0 SB: 0	PA: 33
PITCHER Jack Fisher, R (1,1) ERA: 3.81	IP: 6.0 WLS: L BF: 25 H: 6 R: 4 ER: 3 SO: 3 BB: 0 IBB: 0 HBP: 0 BLK: 0 WP: 0 HR: 2 S: 31 P: 31 ERA: 4.50 WHIP: 1.000															PITCHER				
Dallas Green, R (7,1) ERA: 6.0	IP: 2.0 WLS: L BF: 8 H: 3 R: 1 ER: 1 SO: 0 BB: 0 IBB: 0 HBP: 0 BLK: 0 WP: 0 HR: 1 S: 8 P: 8 ERA: 4.50 WHIP: 1.500															PITCHER				

AB	33
R	5
H	9
RBI	5
BB	0
SO	3
LOB	7



Batter	1	2	3	4	5	6	7	8	9	AB	R	H	RBI	BB	SO	LOB	TOP			
Ron Hunt, R OBP: 0.369, SLG: 0.367 (1, 4)	L5		K		F8		P3	K		5	0	0	0	0	2	4	New York Mets @ Houston Astros Astrodome, Houston, TX Mon Jul 25 1966, 8:05 PM EDT Att: 18,642 - Unknown			
Al Luplow, L OBP: 0.317, SLG: 0.337 (1, 9)	P3		K		2-3			BB 1B E 1B	4-3	5	1	1	0	0	1	1				
Ed Kranepool, L OBP: 0.326, SLG: 0.400 (1, 3)	3B				P3			E 1B FC3-2 1B	HBP	4	0	2	0	0	0	0				
Larry Elliot, L OBP: 0.355, SLG: 0.406 Eddie Bressoud, R OBP: 0.317, SLG: 0.390 Billy Murphy, R OBP: 0.255, SLG: 0.354 (8, PH) (8, PR) (8, 7)	F7				F5		1B 1B	FC3-2 E 1-2 2-3 BB BB	K	3	0	1	0	0	0	1				
Cleon Jones, R OBP: 0.324, SLG: 0.385 (1, 8)	5-3				1B 2B 1B		F8	E6 BB FC3-2 1-2 2-3 1B	P6	5	2	1	0	0	0	4				
Ken Boyer, R OBP: 0.311, SLG: 0.409 (1, 5)	F8				1-2 2B 1B		F8	F8		4	1	2	0	0	0	3				
Jerry Grote, R OBP: 0.337, SLG: 0.344 (1, 2)	K				1-2 2B 1B		K	FC3-2 BB 1-2 2-3 1B		4	1	1	2	0	2	5				
Roy McMillan, R OBP: 0.277, SLG: 0.276 (1, 6)					SH3-4 1B		4-3	F9 1B BB 1-2 2-3 3-H	BB	3	0	1	1	1	0	1				
Dennis Ribant, R OBP: 0.212, SLG: 0.242 Jack Hamilton, R OBP: 0.125, SLG: 0.097 (8, 1)	SH3-4				5-3		P3	1-3 2-H 1B		3	0	1	2	0	0	0				
										0	0	0	0	0	0	0				
Inning Stats	R: 0 E: 0 K: 0 S: 4	H: 1 LOB: 1 BB: 0 P: 4	R: 0 E: 0 K: 1 S: 5	H: 0 LOB: 0 BB: 0 P: 5	R: 0 E: 0 K: 2 S: 8	H: 1 LOB: 1 BB: 0 P: 8	R: 2 E: 0 K: 0 S: 6	H: 3 LOB: 1 BB: 0 P: 6	R: 0 E: 0 K: 1 S: 7	H: 2 LOB: 2 BB: 0 P: 7	R: 0 E: 0 K: 0 S: 3	H: 0 LOB: 0 BB: 0 P: 3	R: 0 E: 0 K: 1 S: 9	H: 3 LOB: 2 BB: 0 P: 17	R: 0 E: 0 K: 1 S: 5	H: 0 LOB: 1 BB: 0 P: 6	1B: 8 2B: 1 3B: 1 HR: 0	SF: 0 SAC: 1 DP: 0 HBP: 1	WP: 0 PB: 0 SB: 0 CS: 0	PA: 41
PITCHER	IP WLS BF H R ER SO BB IBB HBP BLK WP HR S P ERA WHIP																			
Turk Farrell, R ERA: 4.57 (1, 1)	7.0 L 28 7 2 2 4 0 0 0 0 0 0 0 36 36 2.57 1.000																			
Don Arlich, L ERA: 7.36 (8, 1)	0.0 2 2 2 0 0 0 0 0 0 0 0 0 2 2 ∞ ∞																			
Barry Latman, R ERA: 2.73 (8, 1)	2.0 11 1 2 0 2 2 0 1 0 0 0 0 12 21 0.00 1.500																			

Batter	1	2	3	4	5	6	7	8	9	AB	R	H	RBI	BB	SO	LOB	BOTTOM					
Jimmy Wynn, R OBP: 0.321, SLG: 0.433 (1, 8)	K	5-3			5-3		K		K	5	0	0	0	0	3	2	New York Mets @ Houston Astros Astrodome, Houston, TX Mon Jul 25 1966, 8:05 PM EDT Att: 18,642 - Unknown					
Sonny Jackson, L OBP: 0.324, SLG: 0.330 (1, 6)	P1		F7		G4-3 1B		E 1B 1B	BB 1B		5	1	3	1	0	0	0						
Gene Freese, R OBP: 0.265, SLG: 0.313 Nate Colbert, R (9, PR)	1B		FC6-4 BB		G4-3 1-2		F8	FC5-4 BB		3	0	1	0	2	0	2						
Rusty Staub, L OBP: 0.344, SLG: 0.432 (1, 9)	1B		F9		4-3		E7 1B FC4	FC5-4		5	1	1	0	0	0	4						
John Bateman, R OBP: 0.317, SLG: 0.485 (1, 2)	F9		FC6-4		1B 2B		FC4	1B		4	0	2	1	0	0	3						
Lee Maye, L OBP: 0.305, SLG: 0.421 (1, 7)	2B 2B		F8		G6-4-3 1B		FC4	FC4		4	1	2	1	0	0	1						
Bob Aspromonte, R OBP: 0.294, SLG: 0.309 (1, 5)	6-3		FC4-6 1B		G6-4-3		K			4	0	1	0	0	1	4						
Chuck Harrison, R OBP: 0.325, SLG: 0.322 (1, 3)	2B		FC4-6		P6		K			4	0	1	1	0	1	1						
Turk Farrell, R OBP: 0.105, SLG: 0.184 Bill Heath, L OBP: 0.243, SLG: 0.257 Don Arlich, L (8, 1)	4-3		5-3		G3		WP 1B BB			2	0	0	0	0	0	2						
Barry Latman, R OBP: 0.261, SLG: 0.190 Ron Brandt, R OBP: 0.294, SLG: 0.250 (8, PH)										0	0	0	0	0	0	0						
										0	0	0	0	0	0	0						
Inning Stats	R: 0 E: 0 K: 1 S: 7	H: 2 LOB: 2 BB: 0 P: 7	R: 1 E: 0 K: 0 S: 5	H: 2 LOB: 1 BB: 0 P: 5	R: 0 E: 0 K: 0 S: 3	H: 0 LOB: 1 BB: 1 P: 7	R: 0 E: 0 K: 0 S: 4	H: 1 LOB: 1 BB: 0 P: 4	R: 0 E: 0 K: 0 S: 3	H: 1 LOB: 0 BB: 0 P: 3	R: 0 E: 0 K: 0 S: 4	H: 2 LOB: 1 BB: 0 P: 4	R: 0 E: 0 K: 1 S: 5	H: 0 LOB: 0 BB: 0 P: 5	R: 2 E: 1 K: 1 S: 8	H: 2 LOB: 1 BB: 0 P: 8	R: 1 E: 0 K: 2 S: 8	H: 1 LOB: 2 BB: 2 P: 16	1B: 8 2B: 3 3B: 0 HR: 0	SF: 0 SAC: 0 DP: 2 HBP: 0	WP: 1 PB: 0 SB: 0 CS: 0	PA: 40
PITCHER	IP WLS BF H R ER SO BB IBB HBP BLK WP HR S P ERA WHIP																					
Dennis Ribant, R ERA: 2.51 (1, 1)	7.1 W 32 10 3 1 2 1 0 0 0 0 1 0 35 39 1.23 1.500																					
Jack Hamilton, R ERA: 3.55 (8, 1)	1.2 S 8 1 1 1 3 2 0 0 0 0 1 0 12 20 5.40 1.800																					

Batter	1	2	3	4	5	6	7	8	9	AB	R	H	RBI	BB	SO	LOB	TOP									
Chuck Hiller, L (1,4) OBP: 0.382, SLG: 0.414	G3		G4-6-3	K			FC5-6 1B		K	5	0	1	0	0	2	2	New York Mets @ Houston Astros Astrodome, Houston, TX Tue Jul 26 1966, 8:05 PM EDT Att: 19,943 - Unknown									
Al Luplow, L (1,9) OBP: 0.316, SLG: 0.332	3-1		1B 2B BB		F8		FC5-6			3	1	0	0	1	0	1										
Ed Kranepool, L (1,3) OBP: 0.325, SLG: 0.398	F8		1-2 2B		F8		K			4	1	1	0	0	1	1										
Larry Elliot, L (1,7) OBP: 0.363, SLG: 0.425			1B 2B		L6		G3			4	1	2	2	0	0	1										
Cleon Jones, R (1,8) OBP: 0.326, SLG: 0.390	FC6-4 2B		2B				5-3 1B		5-3	4	2	2	1	0	0	1										
Ken Boyer, R (1,5) OBP: 0.310, SLG: 0.411			4-3				5-3		K	4	0	1	1	0	1	2										
Eddie Bressoud, R (1,6) OBP: 0.316, SLG: 0.387	F9				1-3				K	4	0	1	1	0	1	1										
Jerry Grote, R (1,2) OBP: 0.330, SLG: 0.337	F8				4-3		K		P6	4	0	0	0	0	1	2										
Bob Shaw, R (1,1) OBP: 0.242, SLG: 0.194							K		6-3	3	0	2	0	0	1	1	AB 36 R 5 H 10 RBI 5 BB 1 SO 7 LOB 12									
Rob Gardner, R (6,1) OBP: 0.158, SLG: 0.164			G4-6-3 1B							1	0	0	0	0	0	0										
Inning Stats	R: 0 E: 0 K: 0 S: 3	H: 0 LOB: 0 BB: 0 P: 3	R: 1 E: 0 K: 0 S: 5	H: 2 LOB: 1 BB: 0 P: 5	R: 3 E: 0 K: 0 S: 6	H: 4 LOB: 1 BB: 1 P: 10	R: 0 E: 0 K: 1 S: 6	H: 1 LOB: 1 BB: 0 P: 6	R: 0 E: 0 K: 0 S: 3	H: 0 LOB: 0 BB: 0 P: 3	R: 1 E: 0 K: 2 S: 9	H: 2 LOB: 1 BB: 0 P: 9	R: 0 E: 0 K: 1 S: 6	H: 1 LOB: 1 BB: 0 P: 6	R: 0 E: 0 K: 2 S: 7	H: 0 LOB: 0 BB: 0 P: 7		R: 0 E: 0 K: 1 S: 5	H: 0 LOB: 0 BB: 0 P: 5	1B: 7 2B: 3 3B: 0 HR: 0	SF: 0 SAC: 0 DP: 1 HBP: 0	WP: 0 PB: 0 SB: 0 CS: 0	PA: 37			
PITCHER	IP	WLS	BF	H	R	ER	SO	BB	IBB	HBP	BLK	WP	HR	S	P	ERA		WHIP								
Dave Giusti, R (1,1) ERA: 3.66	5.1	L	25	9	5	5	1	1	0	0	0	0	0	26	30	8.44		1.875								
Claude Raymond, R (6,1) ERA: 2.11	1.2		6	1	0	0	3	0	0	0	0	0	0	12	12	0.00		0.600								
Jim Owens, R (8,1) ERA: 3.79	2.0		6	0	0	0	3	0	0	0	0	0	0	12	12	0.00		0.000								

Batter	1	2	3	4	5	6	7	8	9	AB	R	H	RBI	BB	SO	LOB	BOTTOM									
Jimmy Wynn, R (1,8) OBP: 0.320, SLG: 0.434	BB 1B 2B	P6			1-3		F7			4	1	1	0	0	0	1	New York Mets @ Houston Astros Astrodome, Houston, TX Tue Jul 26 1966, 8:05 PM EDT Att: 19,943 - Unknown									
Sonny Jackson, L (1,6) OBP: 0.328, SLG: 0.331	BB 1B BB	E S 1B			4-3				L5-3 BB	2	1	1	1	2	0	0										
Gene Freese, R (1,4) OBP: 0.276, SLG: 0.302	K	K			K				L7	4	0	0	0	0	3	4										
Rusty Staub, L (1,9) OBP: 0.346, SLG: 0.431	1B SF8 BB				L5				L5-3	3	1	1	0	1	0	1										
John Bateman, R (1,2) OBP: 0.319, SLG: 0.483					K				F2	3	0	1	2	1	1	0										
Lee Maye, L (1,7) OBP: 0.301, SLG: 0.417	1-3 2-H 3-H 1B				L6				K	2	0	0	1	0	1	2										
Dave Nicholson, R (8, PH) OBP: 0.377, SLG: 0.451	SF8						K			1	0	0	0	0	1	0										
Chuck Harrison, R (1,3) OBP: 0.318, SLG: 0.315	F7				K		G6-4-3 BB		P6	4	0	0	0	0	1	3										
Bob Aspromonte, R (1,5) OBP: 0.294, SLG: 0.310					F8				5-3	3	1	1	0	0	0	0										
Dave Giusti, R (1,1) OBP: 0.244, SLG: 0.295									F3	2	0	0	0	0	0	1	AB 29 R 4 H 5 RBI 4 BB 4 SO 7 LOB 12									
Claude Raymond, R (6,1) OBP: 0.111, SLG: 0.111										0	0	0	0	0	0	0										
Ron Brandt, R (7, PH) OBP: 0.291, SLG: 0.247										1	0	0	0	0	0	0										
Jim Owens, R (8,1) OBP: 0.318, SLG: 0.315										0	0	0	0	0	0	0										
Inning Stats	R: 3 E: 0 K: 1 S: 7	H: 2 LOB: 1 BB: 2 P: 15	R: 1 E: 0 K: 1 S: 7	H: 2 LOB: 1 BB: 0 P: 7	R: 0 E: 0 K: 1 S: 5	H: 0 LOB: 0 BB: 0 P: 5	R: 0 E: 0 K: 1 S: 5	H: 0 LOB: 0 BB: 0 P: 5	R: 0 E: 0 K: 1 S: 5	H: 1 LOB: 1 BB: 1 P: 9	R: 0 E: 0 K: 0 S: 3	H: 0 LOB: 0 BB: 0 P: 3	R: 0 E: 0 K: 0 S: 2	H: 0 LOB: 0 BB: 1 P: 6	R: 0 E: 0 K: 1 S: 5	H: 0 LOB: 0 BB: 0 P: 5		1B: 4 2B: 2 3B: 0 HR: 0	SF: 1 SAC: 0 DP: 2 HBP: 0	WP: 0 PB: 0 SB: 1 CS: 0	PA: 34					
PITCHER	IP	WLS	BF	H	R	ER	SO	BB	IBB	HBP	BLK	WP	HR	S	P	ERA		WHIP								
Bob Shaw, R (1,1) ERA: 4.87	5.0	W	23	5	4	4	5	3	0	0	0	0	0	30	42	7.20		1.600								
Rob Gardner, L (6,1) ERA: 4.46	4.0	S	11	0	0	0	2	1	0	0	0	0	0	14	18	0.00		0.250								

Batter	1	2	3	4	5	6	7	8	9	AB	R	H	RBI	BB	SO	LOB	TOP										
Chuck Hiller, L (1.4) OBP: 0.376, SLG: 0.407										5	0	1	0	0	0	1											
Al Luplow, L (1.9) OBP: 0.319, SLG: 0.335										4	0	2	1	0	0	0											
Ed Kranepool, L (1.3) OBP: 0.324, SLG: 0.399										4	0	1	0	0	0	3											
Larry Elliot, L (1.7) OBP: 0.369, SLG: 0.434										3	0	1	0	1	1	2											
Cleon Jones, R (1.8) OBP: 0.325, SLG: 0.388										4	1	1	0	0	1	3											
Ken Boyer, R (1.5) OBP: 0.306, SLG: 0.418										4	1	1	2	0	0	3											
Eddie Bressoud, R (1.6) OBP: 0.315, SLG: 0.382										3	0	0	0	1	1	2											
Jerry Grote, R (1.2) OBP: 0.329, SLG: 0.335										4	1	1	0	0	3	2											
Bob Friend, R (1.1) Jack Hamilton, R (8.1) OBP: 0.121, SLG: 0.094										2	0	0	0	0	1	0											
										1	0	0	0	0	1	0											
Inning Stats	R: 0 E: 0 K: 0 S: 3	H: 0 LOB: 0 BB: 0 P: 3	R: 2 E: 0 K: 2 S: 9	H: 2 LOB: 0 BB: 0 P: 9	R: 0 E: 0 K: 0 S: 5	H: 2 LOB: 2 BB: 0 P: 5	R: 0 E: 0 K: 1 S: 5	H: 0 LOB: 0 BB: 0 P: 5	R: 1 E: 1 K: 0 S: 5	H: 2 LOB: 1 BB: 0 P: 5	R: 0 E: 0 K: 2 S: 8	H: 1 LOB: 2 BB: 1 P: 12	R: 0 E: 0 K: 1 S: 5	H: 0 LOB: 0 BB: 0 P: 5	R: 0 E: 0 K: 0 S: 4	H: 1 LOB: 2 BB: 1 P: 8	R: 0 E: 0 K: 2 S: 7	H: 0 LOB: 0 BB: 0 P: 7	1B: 5 2B: 2 3B: 0 HR: 1	SF: 0 SAC: 1 DP: 0 HBP: 0	WP: 1 PB: 0 SB: 0 CS: 0	PA: 37					
PITCHER	IP	WLS	BF	H	R	ER	SO	BB	IBB	HBP	BLK	WP	HR	S	P	ERA	WHIP										
Larry Dierker, R (1.1) ERA: 3.48	2.0	L	8	2	2	2	2	0	0	0	0	0	1	12	12	9.00	1.000										
Barry Latman, R (3.1) ERA: 2.75	2.2		12	4	1	1	1	0	0	0	0	0	0	14	14	3.38	1.500										
Don Arlich, L (5.1) ERA: 6.75	0.1		1	0	0	0	0	0	0	0	0	0	0	1	1	0.00	0.000										
Carroll Sembera, R (6.1) ERA: 2.08	2.0		8	1	0	0	3	1	0	0	0	0	0	13	17	0.00	1.000										
Claude Raymond, R (8.1) ERA: 2.65	2.0		8	1	0	0	2	1	0	0	0	1	0	11	15	0.00	1.000										

New York Mets @ Houston Astros
Astrodome, Houston, TX
Wed Jul 27 1966, 8:05 PM EDT
Att: 23,201 - Dome

AB 34
R 3
H 8
RBI 3
BB 2
SO 8
LOB 16

Batter	1	2	3	4	5	6	7	8	9	AB	R	H	RBI	BB	SO	LOB	BOTTOM										
Sonny Jackson, L (1.6) OBP: 0.328, SLG: 0.330										4	0	1	0	0	0	1											
Lee Maye, L (1.7) OBP: 0.296, SLG: 0.409										4	0	0	0	0	0	1											
Jimmy Wynn, R (1.8) OBP: 0.320, SLG: 0.432										4	1	1	0	0	0	1											
Rusty Staub, L (1.9) OBP: 0.348, SLG: 0.432										4	0	2	0	0	0	1											
John Bateman, R (1.2) OBP: 0.316, SLG: 0.478										3	0	0	0	0	0	3											
Bob Aspromonte, R (1.5) OBP: 0.294, SLG: 0.309										4	0	1	0	0	1	3											
Chuck Harrison, R (1.3) OBP: 0.317, SLG: 0.330										4	1	1	1	0	1	1											
Bob Lillis, R (1.4) OBP: 0.268, SLG: 0.286										3	0	0	0	0	0	0											
Larry Dierker, R (1.1) Barry Latman, R (3.1) Don Arlich, L (5.1) Felix Mantilla, R (5. PH) Nate Colbert, R (5. PH) Carroll Sembera, R (6.1) Gene Fresse, R (7. PH) Claude Raymond, R (8.1)										0	0	0	0	0	0	0											
Inning Stats	R: 0 E: 0 K: 0 S: 3	H: 0 LOB: 0 BB: 0 P: 3	R: 0 E: 0 K: 0 S: 3	H: 2 LOB: 0 BB: 0 P: 3	R: 0 E: 0 K: 1 S: 5	H: 0 LOB: 0 BB: 0 P: 5	R: 1 E: 1 K: 0 S: 5	H: 1 LOB: 1 BB: 0 P: 5	R: 1 E: 1 K: 0 S: 5	H: 1 LOB: 1 BB: 0 P: 5	R: 0 E: 0 K: 1 S: 5	H: 0 LOB: 0 BB: 0 P: 5	R: 0 E: 0 K: 0 S: 3	H: 0 LOB: 0 BB: 0 P: 3	R: 0 E: 0 K: 2 S: 8	H: 1 LOB: 1 BB: 0 P: 8	R: 0 E: 0 K: 2 S: 8	H: 1 LOB: 1 BB: 0 P: 8	1B: 5 2B: 0 3B: 0 HR: 1	SF: 0 SAC: 1 DP: 1 HBP: 0	WP: 1 PB: 0 SB: 1 CS: 0	PA: 35					
PITCHER	IP	WLS	BF	H	R	ER	SO	BB	IBB	HBP	BLK	WP	HR	S	P	ERA	WHIP										
Bob Friend, R (1.1) ERA: 3.61	7.0	W	27	5	2	1	2	0	0	0	0	0	1	31	31	1.29	0.714										
Jack Hamilton, R (8.1) ERA: 3.52	2.0	S	7	1	0	0	2	0	0	0	0	1	0	11	11	0.00	0.500										

New York Mets @ Houston Astros
Astrodome, Houston, TX
Wed Jul 27 1966, 8:05 PM EDT
Att: 23,201 - Dome

AB 33
R 2
H 6
RBI 1
BB 0
SO 4
LOB 11

Batter	1	2	3	4	5	6	7	8	9	AB	R	H	RBI	BB	SO	LOB	TOP											
Adolfo Phillips, R OBP: 0.360, SLG: 0.487 (1, 8)	4-0 S 4-3 BB	FC5-4 1-2f		G5-3 2-3f		K 1		K 2		4	1	0	0	1	2	10	Chicago Cubs @ New York Mets Shea Stadium, Flushing, NY Fri Jul 29 1966, 7:05 PM EDT Att: 26,507 - Unknown livebaseballscores.com											
Glenn Beckert, R OBP: 0.317, SLG: 0.353 (1, 4)	4-3 1-3		6-3		FC1-4 1B	G4-6-3 1-2f		WP E 1B 1-2 2-H 3-H		5	0	2	2	0	0	3												
Billy Williams, L OBP: 0.364, SLG: 0.496 (1, 9)	4-3 3-H		1-3		F9		3-1	E3 WP 1-2 2-3		5	0	0	1	0	0	3												
Ron Santo, R OBP: 0.417, SLG: 0.557 (1, 5)	1B		HR		FC1-4 1-2f		6-3	1-2 2-3 3-H BB		4	1	2	1	1	0	1												
George Altman, L OBP: 0.281, SLG: 0.400 (1, 7)	F7		1-3		4-3		1-3	F8		5	0	0	0	0	0	5												
14 Ernie Banks, R OBP: 0.298, SLG: 0.400 Joey Amalfitano, R OBP: 0.250, SLG: 0.200 Lee Thomas, L OBP: 0.277, SLG: 0.322 (8, 3)		K		1B FC6-2 1B		1B 2B 1B		FC5-4 1B CI	P5	4	1	3	0	0	1	0												
Randy Hundley, R OBP: 0.291, SLG: 0.401 (1, 2)	K		1B FC6-2 1B		2B 1B 1B		CI FC5-4	F7		4	1	2	0	0	1	0												
Don Kessinger, S OBP: 0.267, SLG: 0.272 (1, 6)	1B		G5-3 FC6-2 1B 1-2 2-3		1B 2B		FC5-4 WP 1B 1-2f 2-3	F7		5	1	3	1	0	0	2												
Ken Holtzman, R OBP: 0.125, SLG: 0.103 (1, 1)	1B FC5-4		FC6-2		1B		E9 E 1B WP 1-2			4	1	2	1	0	0	5												
Inning Stats	R: 1 E: 0 K: 0 S: 4	H: 1 LOB: 1 BB: 1 P: 8	R: 0 E: 0 K: 2 S: 9	H: 2 LOB: 2 BB: 0 P: 9	R: 1 E: 0 K: 0 S: 4	H: 1 LOB: 0 BB: 0 P: 4	R: 0 E: 0 K: 0 S: 5	H: 3 LOB: 2 BB: 0 P: 5	R: 0 E: 0 K: 0 S: 4	H: 1 LOB: 1 BB: 0 P: 4	R: 2 E: 0 K: 1 S: 8	H: 4 LOB: 1 BB: 0 P: 8	R: 0 E: 0 K: 0 S: 3	H: 0 LOB: 0 BB: 0 P: 3	R: 3 E: 3 K: 1 S: 10	H: 2 LOB: 3 BB: 1 P: 14		R: 0 E: 0 K: 0 S: 3	H: 0 LOB: 0 BB: 0 P: 3	1B: 12 2B: 1 3B: 0 HR: 1	SF: 0 SAC: 0 DP: 2 HBP: 0	WP: 2 PB: 0 SB: 1 CS: 0	PA: 44					
PITCHER	IP	WLS	BF	H	R	ER	SO	BB	IBB	HBP	BLK	WP	HR	S	P	ERA	WHIP											
Jack Fisher, R ERA: 3.93 Darrell Sutherland, R ERA: 5.47 Jack Hamilton, R ERA: 3.49 Dallas Green, R ERA: 4.5	(1, 1)	5.0	26	11	4	4	2	1	0	0	0	0	0	1	29	33	7.20	2.400										

Batter	1	2	3	4	5	6	7	8	9	AB	R	H	RBI	BB	SO	LOB	BOTTOM											
Ron Hunt, R OBP: 0.368, SLG: 0.366 (1, 4)	F8	1-2 1B			L3		4-3			4	0	1	0	0	0	1	Chicago Cubs @ New York Mets Shea Stadium, Flushing, NY Fri Jul 29 1966, 7:05 PM EDT Att: 26,507 - Unknown livebaseballscores.com											
Eddie Brassoud, R OBP: 0.310, SLG: 0.375 (1, 6)	E4 HR	F7			F8		1-3			4	1	0	0	0	0	3												
Ken Boyer, R OBP: 0.311, SLG: 0.421 (1, 5)	HR BB				P6			F8		3	1	1	0	1	0	0												
Cleon Jones, R OBP: 0.325, SLG: 0.386 (1, 8)	F8				6-3		5-3	G5-4-3 1B		4	0	1	0	0	0	3												
Ron Swoboda, R OBP: 0.286, SLG: 0.355 (1, 7)	1-H 2-H HR				K		F7	G5-4-3 1-2f		4	1	1	3	0	1	2												
Larry Elliot, L OBP: 0.364, SLG: 0.463 (1, 9)	K				F9			HR		4	1	1	1	0	2	1												
Jerry Grote, R OBP: 0.323, SLG: 0.328 (1, 2)					5-3		4-3			4	0	0	0	0	0	0												
Ed Kranepool, L OBP: 0.320, SLG: 0.394 (1, 3)		K			F9		K			4	0	0	0	0	2	0												
Jack Fisher, R OBP: 0.213, SLG: 0.167 Darrell Sutherland, R OBP: 0.607, SLG: 0.667 Billy Murphy, R OBP: 0.262, SLG: 0.360 Jack Hamilton, R OBP: 0.121, SLG: 0.094 Dallas Green, L (9, 1)					K		4-3 1B			1	0	0	0	0	1	0												
Inning Stats	R: 3 E: 1 K: 1 S: 7	H: 1 LOB: 0 BB: 1 P: 11	R: 0 E: 0 K: 1 S: 6	H: 1 LOB: 2 BB: 1 P: 10	R: 0 E: 0 K: 1 S: 6	H: 1 LOB: 1 BB: 0 P: 6	R: 0 E: 0 K: 1 S: 5	H: 0 LOB: 0 BB: 0 P: 5	R: 0 E: 0 K: 0 S: 3	H: 0 LOB: 0 BB: 0 P: 3	R: 1 E: 0 K: 0 S: 4	H: 1 LOB: 0 BB: 0 P: 4	R: 0 E: 0 K: 1 S: 6	H: 1 LOB: 1 BB: 0 P: 6	R: 0 E: 0 K: 0 S: 3	H: 0 LOB: 0 BB: 0 P: 3		R: 0 E: 0 K: 1 S: 5	H: 0 LOB: 0 BB: 0 P: 5	1B: 3 2B: 1 3B: 0 HR: 2	SF: 0 SAC: 0 DP: 1 HBP: 0	WP: 0 PB: 0 SB: 0 CS: 0	PA: 35					
PITCHER	IP	WLS	BF	H	R	ER	SO	BB	IBB	HBP	BLK	WP	HR	S	P	ERA	WHIP											
Ken Holtzman, L ERA: 3.89	(1, 1)	9.0	W	35	6	4	1	6	2	0	0	0	0	2	45	53	1.00	0.889										



Batter	1	2	3	4	5	6	7	8	9	AB	R	H	RBI	BB	SO	LOB	TOP			
Adolfo Phillips, R OBP: 0.359, SLG: 0.484										4	0	1	0	0	2	2				
Glenn Beckert, R OBP: 0.314, SLG: 0.349										4	0	0	0	0	0	1				
Billy Williams, L OBP: 0.366, SLG: 0.499										4	1	2	0	0	0	1				
Ron Santo, R OBP: 0.416, SLG: 0.553										4	0	1	1	0	0	1				
George Altman, L OBP: 0.273, SLG: 0.387										4	0	0	0	0	1	1				
14 Ernie Banks, R OBP: 0.301, SLG: 0.411										4	2	2	1	0	0	0				
Randy Hundley, R OBP: 0.291, SLG: 0.399										4	0	1	0	0	1	0				
Don Kessinger, S OBP: 0.270, SLG: 0.275										4	0	2	1	0	0	0				
Dick Ellsworth, L OBP: 0.164, SLG: 0.169										2	0	0	0	0	1	2				
Cal Koonce, R (5, 1)										0	0	0	0	0	0	0				
Lee Thomas, L OBP: 0.280, SLG: 0.322										0	0	0	0	1	0	0				
Bob Hendley, R OBP: 0.400, SLG: 0.375										0	0	0	0	0	0	0				
Inning Stats	R: 0 E: 0 K: 0 S: 3	H: 1 LOB: 0 BB: 0 P: 3	R: 1 E: 0 K: 1 S: 8	H: 3 LOB: 2 BB: 0 P: 8	R: 0 E: 0 K: 0 S: 3	H: 0 LOB: 0 BB: 0 P: 3	R: 0 E: 0 K: 1 S: 5	H: 0 LOB: 0 BB: 0 P: 5	R: 1 E: 0 K: 1 S: 7	H: 2 LOB: 1 BB: 0 P: 7	R: 0 E: 0 K: 2 S: 8	H: 1 LOB: 2 BB: 1 P: 12	R: 0 E: 0 K: 0 S: 3	H: 1 LOB: 0 BB: 0 P: 3	R: 1 E: 0 K: 0 S: 4	H: 1 LOB: 0 BB: 0 P: 4	1B: 7 2B: 1 3B: 0 HR: 1	SF: 0 SAC: 0 DP: 1 HBP: 0	WP: 0 PB: 0 SB: 0 CS: 1	PA: 36
PITCHER Dennis Ribant, R ERA: 2.55	IP: 9.0 WLS: W BF: 35 H: 9 R: 3 ER: 3 SO: 5 BB: 1 IBB: 0 HBP: 0 BLK: 0 WP: 0 HR: 1 S: 44 P: 48 ERA: 3.00 WHIP: 1.111																			

Chicago Cubs @ New York Mets
Shea Stadium, Flushing, NY
Sat Jul 30 1966, 7:05 PM EDT
Att: 50,306 - Unknown

AB 34
R 3
H 9
RBI 3
BB 1
SO 5
LOB 8



Batter	1	2	3	4	5	6	7	8	9	AB	R	H	RBI	BB	SO	LOB	BOTTOM			
Cleon Jones, R OBP: 0.323, SLG: 0.383										5	1	1	1	0	0	1				
Eddie Braddock, R OBP: 0.317, SLG: 0.386										4	1	3	0	0	0	2				
Ken Boyer, R OBP: 0.311, SLG: 0.419										4	1	1	1	0	1	2				
Ron Swoboda, R OBP: 0.285, SLG: 0.350										3	1	0	0	1	1	2				
Larry Elliot, L OBP: 0.359, SLG: 0.452										4	0	1	2	0	1	1				
Jerry Grote, R OBP: 0.321, SLG: 0.327										4	1	1	0	0	1	2				
Ed Kranepool, L OBP: 0.319, SLG: 0.393										3	1	1	1	0	0	1				
Roy McMillan, R OBP: 0.281, SLG: 0.277										3	0	1	0	1	0	1				
Dennis Ribant, R OBP: 0.189, SLG: 0.216										4	0	0	1	0	1	5				
Inning Stats	R: 1 E: 1 K: 0 S: 5	H: 1 LOB: 1 BB: 0 P: 5	R: 1 E: 1 K: 1 S: 8	H: 2 LOB: 2 BB: 0 P: 8	R: 0 E: 0 K: 1 S: 5	H: 0 LOB: 0 BB: 0 P: 5	R: 1 E: 0 K: 0 S: 5	H: 2 LOB: 1 BB: 0 P: 5	R: 3 E: 0 K: 1 S: 8	H: 3 LOB: 2 BB: 2 P: 16	R: 0 E: 0 K: 1 S: 6	H: 1 LOB: 1 BB: 0 P: 6	R: 0 E: 0 K: 1 S: 5	H: 0 LOB: 0 BB: 0 P: 5	R: 0 E: 0 K: 0 S: 3	H: 0 LOB: 0 BB: 0 P: 3	1B: 8 2B: 1 3B: 0 HR: 0	SF: 1 SAC: 0 DP: 0 HBP: 0	WP: 0 PB: 0 SB: 0 CS: 0	PA: 37
PITCHER Dick Ellsworth, L ERA: 4.63	IP: 4.0 WLS: L BF: 23 H: 8 R: 6 ER: 4 SO: 2 BB: 1 IBB: 0 HBP: 0 BLK: 0 WP: 0 HR: 0 S: 26 P: 30 ERA: 9.00 WHIP: 2.250																			
Cal Koonce, R ERA: 5.07	IP: 2.0 WLS: L BF: 8 H: 1 R: 0 ER: 0 SO: 2 BB: 0 IBB: 0 HBP: 0 BLK: 0 WP: 0 HR: 0 S: 11 P: 15 ERA: 0.00 WHIP: 0.500																			
Bob Hendley, L ERA: 4.45	IP: 2.0 WLS: L BF: 6 H: 0 R: 0 ER: 0 SO: 1 BB: 0 IBB: 0 HBP: 0 BLK: 0 WP: 0 HR: 0 S: 8 P: 8 ERA: 0.00 WHIP: 0.000																			

Chicago Cubs @ New York Mets
Shea Stadium, Flushing, NY
Sat Jul 30 1966, 7:05 PM EDT
Att: 50,306 - Unknown

AB 34
R 6
H 9
RBI 6
BB 2
SO 5
LOB 17



Batter	1	2	3	4	5	6	7	8	9	AB	R	H	RBI	BB	SO	LOB	TOP			
Adolfo Phillips, R OBP: 0.354, SLG: 0.477 (1, 8)	7-4-3		K			P6		E5 1B		4	1	0	0	0	1	0				
Glenn Beckert, R OBP: 0.313, SLG: 0.348 (1, 4)	6-3			L8		F9		1B		4	0	1	0	0	0	0				
Billy Williams, L OBP: 0.365, SLG: 0.495 (1, 9)	6-3			3-1		1B BB		K		3	0	0	0	1	1	0				
Ron Santo, R OBP: 0.416, SLG: 0.551 (1, 5)		F9				1B		F9		3	0	1	0	1	0	0				
14 Ernie Banks, R OBP: 0.297, SLG: 0.406 (1, 3)		F9		1-3		4-3				4	0	0	0	0	0	3				
Byron Browne, R OBP: 0.326, SLG: 0.475 (1, 7)						K		3-1		4	0	1	0	0	1	0				
Randy Hundley, R OBP: 0.291, SLG: 0.397 (1, 2)		L8		4-3		F2		1B		4	0	1	0	0	0	1				
Don Kessinger, S OBP: 0.270, SLG: 0.275 (1, 6)			K			E4		5-3		4	0	1	0	0	1	1				
Bill Hands, R OBP: 0.139, SLG: 0.091 George Altman, L (7, PH) Arnold Earley, L (7, 1)	5-3			K		FC4-6				2	0	0	0	0	1	1				
Inning Stats	R: 0 E: 0 K: 0 S: 3	H: 0 LOB: 0 BB: 0 P: 3	R: 0 E: 0 K: 0 S: 4	H: 1 LOB: 1 BB: 0 P: 4	R: 0 E: 0 K: 2 S: 7	H: 0 LOB: 0 BB: 0 P: 7	R: 0 E: 0 K: 0 S: 3	H: 0 LOB: 1 BB: 1 P: 7	R: 0 E: 0 K: 2 S: 8	H: 0 LOB: 1 BB: 0 P: 8	R: 0 E: 0 K: 0 S: 4	H: 1 LOB: 0 BB: 0 P: 4	R: 1 E: 1 K: 1 S: 6	H: 1 LOB: 0 BB: 0 P: 6	R: 0 E: 0 K: 0 S: 4	H: 1 LOB: 1 BB: 0 P: 4	1B: 5 2B: 0 3B: 0 HR: 0	SF: 0 SAC: 0 DP: 0 HBP: 0	WP: 0 PB: 0 SB: 0 CS: 0	PA: 35
PITCHER Bob Shaw, R ERA: 4.49 (1, 1)	IP: 9.0 WLS: W BF: 35 H: 5 R: 1 ER: 0 SO: 5 BB: 2 IBB: 0 HBP: 0 BLK: 0 WP: 0 HR: 0 S: 43 P: 51 ERA: 0.00 WHIP: 0.778																			

Chicago Cubs @ New York Mets
Shea Stadium, Flushing, NY
Sun Jul 31 1966, 3:33 AM EDT
Att: 21,283 - Unknown

AB	33
R	1
H	5
RBI	0
BB	2
SO	5
LOB	7



Batter	1	2	3	4	5	6	7	8	9	AB	R	H	RBI	BB	SO	LOB	BOTTOM			
Chuck Hillier, L OBP: 0.379, SLG: 0.412 (1, 4)	BB BB		FC4-6			2B		K		3	0	1	1	1	1	1				
Al Luplow, L OBP: 0.316, SLG: 0.330 (1, 9)	F7		F2		3-1			BB BB		3	0	0	0	1	0	3				
Ed Kranepool, L OBP: 0.318, SLG: 0.398 (1, 3)	K		3-1			1B 3B		L8		4	1	1	0	0	1	3				
Larry Elliot, L OBP: 0.365, SLG: 0.442 (1, 7)	BB BB				F7	G3				2	0	0	0	2	0	1				
Cleon Jones, R OBP: 0.322, SLG: 0.382 (1, 8)	L4				6-3	S S 1B		F7		4	0	1	1	0	0	4				
Ken Boyer, R OBP: 0.307, SLG: 0.413 (1, 5)		F9			F8	F9		5-3		4	0	0	0	0	0	1				
Eddie Bressoud, R OBP: 0.323, SLG: 0.391 (1, 6)		5-3			2B BB	S BB		2B		2	1	1	0	2	0	0				
Jerry Grote, R OBP: 0.320, SLG: 0.322 (1, 2)		6-3			K	FC6 IBB		K		3	0	0	0	1	2	2				
Bob Shaw, R OBP: 0.243, SLG: 0.200 (1, 1)					B1	FC6		K		4	0	1	0	0	1	5				
Inning Stats	R: 0 E: 0 K: 1 S: 5	H: 0 LOB: 2 BB: 2 P: 13	R: 0 E: 0 K: 0 S: 3	H: 0 LOB: 0 BB: 0 P: 3	R: 0 E: 0 K: 0 S: 4	H: 1 LOB: 1 BB: 0 P: 4	R: 0 E: 0 K: 0 S: 3	H: 0 LOB: 0 BB: 0 P: 3	R: 1 E: 0 K: 1 S: 6	H: 1 LOB: 1 BB: 1 P: 10	R: 1 E: 0 K: 0 S: 5	H: 2 LOB: 3 BB: 2 P: 13	R: 0 E: 0 K: 1 S: 5	H: 0 LOB: 2 BB: 2 P: 13	R: 0 E: 0 K: 2 S: 8	H: 1 LOB: 1 BB: 0 P: 8	1B: 2 2B: 2 3B: 1 HR: 0	SF: 0 SAC: 0 DP: 0 HBP: 0	WP: 0 PB: 0 SB: 3 CS: 0	PA: 36
PITCHER Bill Hands, R ERA: 4.49 Arnold Earley, L ERA: (7, 1)	IP: 6.0 WLS: L BF: 27 H: 4 R: 2 ER: 2 SO: 2 BB: 4 IBB: 1 HBP: 0 BLK: 0 WP: 0 HR: 0 S: 26 P: 46 ERA: 3.00 WHIP: 1.333																			

Chicago Cubs @ New York Mets
Shea Stadium, Flushing, NY
Sun Jul 31 1966, 3:33 AM EDT
Att: 21,283 - Unknown

AB	29
R	2
H	5
RBI	2
BB	7
SO	5
LOB	20



Batter	1	2	3	4	5	6	7	8	9	AB	R	H	RBI	BB	SO	LOB	TOP									
Tito Fuentes, S OBP: 0.278, SLG: 0.328 (1, 6)										5	0	1	0	0	0	4										
Jim Davenport, R OBP: 0.299, SLG: 0.376 (1, 5)										5	0	0	0	0	0	1										
Willie McCovey, L OBP: 0.383, SLG: 0.553 (1, 3)										5	1	1	0	0	0	0										
Willie Mays, R OBP: 0.360, SLG: 0.554 (1, 8)										4	2	2	1	0	1	0										
Jim Ray Hart, R OBP: 0.345, SLG: 0.493 (1, 7)										4	1	3	2	0	0	0										
Tom Haller, L OBP: 0.316, SLG: 0.474 (1, 2)										3	0	1	0	1	1	2										
Ollie Brown, R OBP: 0.284, SLG: 0.299 (1, 9)										4	0	2	0	0	1	2										
Hal Lanier, R OBP: 0.259, SLG: 0.284 (1, 4)										3	0	1	1	1	0	1										
Joe Gibbon, R OBP: 0.222, SLG: 0.125 Bob Priddy, R OBP: 0.214, SLG: 0.154 (2, 1)										0	0	0	0	0	0	0										
Inning Stats	R: 0 E: 0 K: 0 S: 3	H: 1 LOB: 0 BB: 0 P: 3	R: 0 E: 0 K: 1 S: 5	H: 0 LOB: 1 BB: 1 P: 9	R: 0 E: 0 K: 1 S: 5	H: 0 LOB: 0 BB: 0 P: 5	R: 3 E: 0 K: 0 S: 9	H: 6 LOB: 3 BB: 0 P: 9	R: 1 E: 0 K: 0 S: 5	H: 2 LOB: 1 BB: 0 P: 5	R: 0 E: 0 K: 1 S: 6	H: 1 LOB: 1 BB: 0 P: 6	R: 0 E: 0 K: 1 S: 5	H: 0 LOB: 0 BB: 0 P: 5	R: 0 E: 0 K: 2 S: 8	H: 1 LOB: 2 BB: 1 P: 12	R: 0 E: 0 K: 0 S: 3	H: 0 LOB: 0 BB: 0 P: 3	1B: 8 2B: 3 3B: 0 HR: 0	SF: 0 SAC: 0 DP: 1 HBP: 0	WP: 0 PB: 1 SB: 0 CS: 0	PA: 39				
PITCHER	IP	WLS	BF	H	R	ER	SO	BB	IBB	HBP	BLK	WP	HR	S	P	ERA	WHIP									
Bob Friend, R ERA: 3.69	(1, 1)	5.0	L	24	9	4	3	2	1	0	0	0	0	0	27	31	5.40	2.000								
Darrell Sutherland, R ERA: 5.08	(6, 1)	2.0		7	1	0	0	2	0	0	0	0	0	11	11	0.00	0.500									
Larry Bearmarth, R ERA: 4.56	(8, 1)	2.0		8	1	0	0	2	0	1	0	0	0	11	15	0.00	0.500									

San Francisco Giants @ New York Mets
 Shea Stadium, Flushing, NY
 Mon Aug 01 1966, 7:05 PM EDT
 Att: 39,778 - Unknown

AB	37
R	4
H	11
RBI	4
BB	2
SO	6
LOB	16



Batter	1	2	3	4	5	6	7	8	9	AB	R	H	RBI	BB	SO	LOB	BOTTOM									
Ron Hunt, R OBP: 0.364, SLG: 0.361 (1, 4)										4	0	0	0	0	1	3										
Eddie Brassoud, R OBP: 0.319, SLG: 0.385 (1, 6)										4	0	0	0	0	0	0										
Ken Boyer, R OBP: 0.306, SLG: 0.411 (1, 5)										4	0	1	0	0	1	0										
Cleon Jones, R OBP: 0.321, SLG: 0.380 (1, 8)										4	1	1	0	0	1	1										
Ron Swoboda, R OBP: 0.287, SLG: 0.349 John Stephenson, L OBP: 0.239, SLG: 0.216 (6, 2)										1	1	0	0	1	0	1										
Larry Elliot, L OBP: 0.360, SLG: 0.433 (6, 7)										4	0	1	0	0	0	1										
Jerry Grote, R OBP: 0.332, SLG: 0.320 Darrell Sutherland, R OBP: 0.667, SLG: 0.667 Chuck Hillier, L OBP: 0.377, SLG: 0.409 Larry Bearmarth, R OBP: 0.111, SLG: 0.222 (8, 1)										1	0	0	1	1	1	0										
Ed Kranepool, L OBP: 0.319, SLG: 0.397 (1, 3)										3	0	1	1	0	0	0										
Bob Friend, R Al Luplow, L OBP: 0.315, SLG: 0.327 (6, 9)										1	0	0	0	0	1	3										
Inning Stats	R: 0 E: 0 K: 1 S: 5	H: 0 LOB: 0 BB: 0 P: 5	R: 2 E: 0 K: 1 S: 7	H: 3 LOB: 2 BB: 2 P: 15	R: 0 E: 0 K: 1 S: 4	H: 1 LOB: 1 BB: 0 P: 4	R: 0 E: 0 K: 1 S: 5	H: 0 LOB: 0 BB: 0 P: 5	R: 0 E: 0 K: 0 S: 4	H: 1 LOB: 1 BB: 0 P: 4	R: 0 E: 0 K: 0 S: 3	H: 0 LOB: 0 BB: 0 P: 3	R: 0 E: 0 K: 0 S: 3	H: 0 LOB: 0 BB: 0 P: 3	R: 0 E: 0 K: 1 S: 5	H: 0 LOB: 0 BB: 0 P: 5	1B: 5 2B: 0 3B: 0 HR: 0	SF: 0 SAC: 0 DP: 1 HBP: 0	WP: 0 PB: 0 SB: 0 CS: 0	PA: 33						
PITCHER	IP	WLS	BF	H	R	ER	SO	BB	IBB	HBP	BLK	WP	HR	S	P	ERA	WHIP									
Joe Gibbon, L ERA: 3.62	(1, 1)	1.0	W	8	3	2	2	1	2	0	0	0	0	0	8	16	18.00	5.000								
Bob Priddy, R ERA: 3.74	(2, 1)	8.0		25	2	0	0	4	0	0	0	0	0	33	33	0.00	0.250									

San Francisco Giants @ New York Mets
 Shea Stadium, Flushing, NY
 Mon Aug 01 1966, 7:05 PM EDT
 Att: 39,778 - Unknown

AB	31
R	2
H	5
RBI	2
BB	2
SO	5
LOB	9



Batter	1	2	3	4	5	6	7	8	9	AB	R	H	RBI	BB	SO	LOB	TOP																		
Tito Fuentes, S OBP: 0.277, SLG: 0.326 (1, 6)	L1		6-3			1B BB 1B	K		1-3	5	0	1	0	0	1	2	San Francisco Giants @ New York Mets Shea Stadium, Flushing, NY Tue Aug 02 1966, 7:05 PM EDT Att: 38,258 - Unknown AB 30 R 5 H 7 RBI 4 BB 6 SO 5 LOB 13																		
Willie McCovey, L OBP: 0.382, SLG: 0.550 Don Mason, L OBP: 0.130, SLG: 0.261 Bob Burda, L OBP: 0.188, SLG: 0.200 (1, 3)	3-1		K			1B BB 1-2		2-3	F5	2	0	0	0	1	1	0																			
Willie Mays, R OBP: 0.361, SLG: 0.553 (1, 8)	K			6-3		1-2 2-3 1B		1B BB		3	1	1	0	1	1	0																			
Jim Ray Hart, R OBP: 0.347, SLG: 0.493 (1, 7)		1B SF7 1B		K		1-2 1B	G4-6-3	1B BB		4	2	2	0	0	1	3																			
Jim Davenport, R OBP: 0.306, SLG: 0.377 (1, 5)		1B SF7 1B		6-3				1B BB		2	2	1	0	2	0	0																			
Ozzie Virgil, R OBP: 0.300, SLG: 0.421 (1, 2)	SF7							1B BB		3	0	2	3	0	0	1																			
Ollie Brown, R OBP: 0.284, SLG: 0.295 (1, 9)	F3							1B BB		3	0	0	0	1	0	3																			
Hal Lanier, R OBP: 0.257, SLG: 0.282 Tom Haller, L OBP: 0.314, SLG: 0.473 (1, 4)	K2-3							1B BB		2	0	0	0	0	1	2																			
Ray Sadecki, L OBP: 0.244, SLG: 0.310 Ron Pietrafesa, R OBP: 0.207, SLG: 0.329 Jesus Alou, L OBP: 0.225, SLG: 0.306 Lindy McDaniel, R OBP: 0.188, SLG: 0.269 Len Gabrielson, L OBP: 0.248, SLG: 0.324 Frank Linzy, R OBP: 0.198, SLG: 0.313 Bill Henry, L OBP: 0.203, SLG: 0.293 (1, 1)	4-3							1B BB		1	0	0	0	0	0	0																			
Inning Stats	R: 0 E: 0 K: 1 S: 5	H: 0 LOB: 0 BB: 0 P: 5	R: 1 E: 0 K: 1 S: 7	H: 2 LOB: 1 BB: 0 P: 7	R: 0 E: 0 K: 1 S: 5	H: 0 LOB: 0 BB: 0 P: 5	R: 0 E: 0 K: 1 S: 5	H: 1 LOB: 2 BB: 0 P: 3	R: 0 E: 0 K: 0 S: 4	H: 2 LOB: 3 BB: 1 P: 8	R: 1 E: 0 K: 1 S: 5	H: 0 LOB: 1 BB: 2 P: 17	R: 3 E: 1 K: 0 S: 5	H: 2 LOB: 1 BB: 2 P: 13	R: 0 E: 0 K: 0 S: 3	H: 0 LOB: 0 BB: 0 P: 3		1B: 7 2B: 0 3B: 0 HR: 0	SF: 2 SAC: 0 DP: 2 HBP: 0	WP: 2 PB: 1 CS: 0	PA: 39														
PITCHER	IP WLS BF H R ER SO BB IBB HBP BLK WP HR S P ERA WHIP																																		
Gerry Arrigo, L ERA: 3.74	(1, 1)	5.1	21	5	1	1	4	1	0	0	0	0	0	0	28	32		1.69	1.125																
Jack Hamilton, R ERA: 3.66	(6, 1)	2.0	L	13	2	4	3	1	5	0	0	0	2	0	10	30		13.50	3.500																
Rob Gardner, L ERA: 4.43	(8, 1)	0.2		1	0	0	0	0	0	0	0	0	0	0	1	1	0.00	0.000																	
Darrell Sutherland, R ERA: 4.91	(9, 1)	1.0		3	0	0	0	0	0	0	0	0	0	0	3	3	0.00	0.000																	

Batter	1	2	3	4	5	6	7	8	9	AB	R	H	RBI	BB	SO	LOB	BOTTOM																		
Ron Hunt, R OBP: 0.364, SLG: 0.363 (1, 4)	F4		WP BB				5-3		F7	4	0	1	0	1	0	0	San Francisco Giants @ New York Mets Shea Stadium, Flushing, NY Tue Aug 02 1966, 7:05 PM EDT Att: 38,258 - Unknown AB 35 R 4 H 9 RBI 4 BB 4 SO 6 LOB 17																		
Eddie Brassoud, R OBP: 0.320, SLG: 0.382 (1, 6)	F7		BB				5-3		K	4	0	1	0	1	1	2																			
Ken Boyer, R OBP: 0.308, SLG: 0.418 (1, 5)	HR		P3				4-3		5-3	4	1	1	1	1	0	4																			
Cleon Jones, R OBP: 0.318, SLG: 0.375 (1, 8)	K		5-3				5-3			4	0	0	1	0	1	6																			
Ron Swoboda, R OBP: 0.284, SLG: 0.344 Al Luplow, L OBP: 0.314, SLG: 0.325 (1, 7)	5-3			K			5-3		6-3	3	0	0	0	0	1	2																			
Hawk Taylor, R OBP: 0.198, SLG: 0.288 Jerry Grote, R OBP: 0.325, SLG: 0.323 (1, 2)	1-3			HR			F3		2B 4-3 1B	3	1	1	1	0	0	0																			
Larry Elliot, L OBP: 0.356, SLG: 0.436 (1, 9)	K			K			K		4-3 2B	4	0	1	0	0	3	0																			
Ed Kranepool, L OBP: 0.321, SLG: 0.397 (1, 3)			WP 1B				F6		4-3	3	0	1	1	1	0	1																			
Gerry Arrigo, L ERA: 3.74 Jack Hamilton, R ERA: 3.66 Rob Gardner, L ERA: 4.43 Billy Murphy, R ERA: 3.25 Chuck Hiller ERA: 2.85 Darrell Sutherland, R ERA: 4.91 (1, 1)	F5						2B 1-3 1B		F7	2	1	1	0	0	0	1																			
Inning Stats	R: 1 E: 0 K: 1 S: 6	H: 1 LOB: 0 BB: 0 P: 6	R: 0 E: 0 K: 1 S: 5	H: 0 LOB: 0 BB: 0 P: 5	R: 0 E: 0 K: 0 S: 4	H: 1 LOB: 3 BB: 2 P: 12	R: 1 E: 0 K: 2 S: 8	H: 1 LOB: 0 BB: 0 P: 8	R: 1 E: 0 K: 0 S: 5	H: 2 LOB: 2 BB: 1 P: 9	R: 0 E: 0 K: 1 S: 5	H: 1 LOB: 1 BB: 0 P: 4	R: 1 E: 0 K: 0 S: 5	H: 2 LOB: 1 BB: 0 P: 5	R: 0 E: 0 K: 1 S: 5	H: 0 LOB: 0 BB: 0 P: 5		1B: 5 2B: 2 3B: 0 HR: 2	SF: 0 SAC: 0 DP: 0 HBP: 0	WP: 2 PB: 1 CS: 0	PA: 39														
PITCHER	IP WLS BF H R ER SO BB IBB HBP BLK WP HR S P ERA WHIP																																		
Ray Sadecki, L ERA: 4.88	(1, 1)	2.1		10	2	1	1	2	1	1	0	0	1	1	15	23		3.86	1.286																
Ron Herbel, R ERA: 4.39	(3, 1)	2.2		13	3	2	2	2	1	1	0	0	1	1	15	23		6.75	1.500																
Lindy McDaniel, R ERA: 3.25	(6, 1)	1.0		4	1	0	0	1	1	0	0	0	0	0	5	9	0.00	2.000																	
Frank Linzy, R ERA: 2.85	(7, 1)	1.1		7	3	1	1	0	0	0	0	0	0	0	7	7	6.75	2.250																	
Bill Henry, L ERA: 1.47	(8, 1)	0.1		1	0	0	0	0	0	0	0	0	0	0	1	1	0.00	0.000																	


Batter	1	2	3	4	5	6	7	8	9	AB	R	H	RBI	BB	SO	LOB	TOP										
Tito Fuentes, S OBP: 0.279, SLG: 0.327 (1, 6)										5	1	2	0	0	0	2	San Francisco Giants @ New York Mets Shea Stadium, Flushing, NY Wed Aug 03 1966, 7:05 PM EDT Att: 47,545 - Unknown										
Jim Davenport, R OBP: 0.369, SLG: 0.383 Ozzie Virgil, R OBP: 0.295, SLG: 0.414 (1, 5) (7, 5)										4	1	2	2	0	0	0											
Willie McCovey, L OBP: 0.391, SLG: 0.545 Bob Burda, L OBP: 0.235, SLG: 0.250 (1, 3) (7, 3)										3	1	0	0	1	1	2											
Willie Mays, R OBP: 0.364, SLG: 0.552 Jesus Alou, R OBP: 0.250, SLG: 0.266 (1, 8) (9, 9)										4	1	2	1	1	1	1											
Jim Ray Hart, R OBP: 0.350, SLG: 0.504 Len Gabrielson, L OBP: 0.288, SLG: 0.298 (1, 7) (7, 7)											4	1	3	4	0	0											
Tom Haller, L OBP: 0.316, SLG: 0.490 (1, 2)											5	3	2	2	0	1											
Ollie Brown, R OBP: 0.296, SLG: 0.306 (1, 9) (9, 8)											4	1	4	1	1	0											
Hal Lanier, R OBP: 0.253, SLG: 0.278 (1, 4)											5	1	0	0	0	1											
Gaylord Perry, R OBP: 0.228, SLG: 0.232 (1, 1)										3	1	0	0	1	1	2											
Inning Stats	R: 0 E: 0 K: 0 S: 3	H: 0 LOB: 0 BB: 0 P: 3	R: 1 E: 0 K: 1 S: 6	H: 1 LOB: 1 BB: 1 P: 10	R: 1 E: 0 K: 1 S: 7	H: 3 LOB: 2 BB: 0 P: 7	R: 0 E: 0 K: 1 S: 6	H: 2 LOB: 1 BB: 0 P: 6	R: 0 E: 0 K: 0 S: 4	H: 2 LOB: 1 BB: 0 P: 4	R: 7 E: 1 K: 2 S: 13	H: 5 LOB: 1 BB: 2 P: 21	R: 1 E: 0 K: 0 S: 4	H: 2 LOB: 1 BB: 1 P: 8	R: 1 E: 1 K: 0 S: 4	H: 2 LOB: 0 BB: 0 P: 4		1B: 13 2B: 2 3B: 0 HR: 3	SF: 0 SAC: 0 DP: 3 HBP: 0	WP: 1 PB: 0 SB: 0 CS: 1	PA: 44						
PITCHER	IP	WLS	BF	H	R	ER	SO	BB	IBB	HBP	BLK	WP	HR	S	P	ERA	WHIP										
Jack Fisher, R ERA: 3.87 Rob Gardner, L ERA: 4.43 Larry Bearnarth, R ERA: 4.53 Bill Hepler, L ERA: 3.67	(1, 1) (7, 1) (7, 1) (8, 1)	6.2 0.0 0.1 2.0	L 2 4 9	29 0 3 4	10 0 4 2	5 0 4 1	2 0 1 0	4 0 1 0	0 0 0 0	0 0 0 0	0 0 0 0	1 0 0 0	1 2 6 8	36 0 6 12	40 8 0 12	2.70 ∞ 0.00 4.50	1.650 ∞ 9.000 2.500										

Batter	1	2	3	4	5	6	7	8	9	AB	R	H	RBI	BB	SO	LOB	BOTTOM										
Chuck Hiller, L OBP: 0.371, SLG: 0.403 Bill Hepler, L OBP: 0.125, SLG: 0.125 (1, 7) (8, 1)										4	0	1	0	0	2	4	San Francisco Giants @ New York Mets Shea Stadium, Flushing, NY Wed Aug 03 1966, 7:05 PM EDT Att: 47,545 - Unknown										
Ron Hunt, R OBP: 0.360, SLG: 0.359 (1, 4)										4	0	0	0	0	0	1											
Al Luplow, L OBP: 0.317, SLG: 0.328 (1, 8)										4	0	2	0	0	0	0											
Larry Elliot, L OBP: 0.352, SLG: 0.459 (1, 9)										4	1	1	1	0	1	3											
Ken Boyer, R OBP: 0.304, SLG: 0.413 Jerry Grote, R OBP: 0.325, SLG: 0.323 (1, 5) (9, 5)										4	0	0	0	0	1	3											
Ed Kranepool, L OBP: 0.323, SLG: 0.398 (1, 3)											4	0	2	0	0	1											
John Stephenson, L OBP: 0.248, SLG: 0.219 (1, 2)											3	0	1	0	1	0											
Roy McMillan, R OBP: 0.284, SLG: 0.277 Eddie Bressoud, R OBP: 0.320, SLG: 0.382 (1, 6) (3, 6)											0	0	0	0	1	0											
Jack Fisher, R OBP: 0.224, SLG: 0.182 Rob Gardner, R OBP: 0.158, SLG: 0.184 Larry Bearnarth, R OBP: 0.111, SLG: 0.222 Billy Murphy, R OBP: 0.257, SLG: 0.353 (1, 1) (7, 1) (7, 1) (7, PH) (8, 7)											2	0	1	0	0	1											
Inning Stats	R: 0 E: 0 K: 0 S: 5	H: 2 LOB: 2 BB: 0 P: 5	R: 0 E: 0 K: 1 S: 6	H: 2 LOB: 1 BB: 1 P: 10	R: 0 E: 0 K: 0 S: 3	H: 0 LOB: 0 BB: 0 P: 3	R: 0 E: 0 K: 0 S: 4	H: 1 LOB: 1 BB: 0 P: 4	R: 0 E: 0 K: 2 S: 7	H: 0 LOB: 0 BB: 0 P: 7	R: 0 E: 0 K: 1 S: 6	H: 1 LOB: 1 BB: 1 P: 9	R: 1 E: 0 K: 1 S: 6	H: 1 LOB: 0 BB: 0 P: 6	R: 0 E: 0 K: 1 S: 6	H: 1 LOB: 1 BB: 0 P: 6		1B: 8 2B: 0 3B: 0 HR: 1	SF: 0 SAC: 0 DP: 1 HBP: 0	WP: 0 PB: 0 SB: 0 CS: 0	PA: 36						
PITCHER	IP	WLS	BF	H	R	ER	SO	BB	IBB	HBP	BLK	WP	HR	S	P	ERA	WHIP										
Gaylord Perry, R ERA: 2.71	(1, 1)	9.0	W	36	9	1	1	7	2	0	0	0	1	48	56	1.00	1.222										

Batter	1	2	3	4	5	6	7	8	9	AB	R	H	RBI	BB	SO	LOB	TOP										
Tito Fuentes, S OBP: 0.281, SLG: 0.331	1-3		6-3		F5		E7 1B 2B		F9-3 1B	5	1	2	0	0	0	1											
Jim Davenport, R OBP: 0.309, SLG: 0.382 Ozzie Virgil, R OBP: 0.302, SLG: 0.417	F8		F8				BB 1B		F9-3 1-2	3	0	1	1	0	0	0											
Willie McCovey, L OBP: 0.384, SLG: 0.552	K						BB 1B		6-3	3	1	1	1	2	1	0											
Willie Mays, R OBP: 0.363, SLG: 0.549 Jesus Alou, R OBP: 0.250, SLG: 0.266		6-3		F3	1-3					4	0	1	1	0	0	2											
Jim Ray Hart, R OBP: 0.354, SLG: 0.517										0	0	0	0	0	0	0											
Tom Haller, L OBP: 0.317, SLG: 0.499										4	1	3	1	0	0	2											
Ollie Brown, R OBP: 0.292, SLG: 0.302										4	1	2	1	0	0	1											
Hal Lanier, R OBP: 0.253, SLG: 0.277										4	0	1	0	0	1	2											
Juan Marichal, R OBP: 0.253, SLG: 0.304 Lindy McDaniel, R OBP: 0.091, SLG: 0.091 Bill Henry, L										4	1	1	0	0	0	1											
										0	0	0	0	0	0	0											
										0	0	0	0	0	0	0											
Inning Stats	R: 0 E: 0 K: 1 S: 5	H: 0 LOB: 0 BB: 0 P: 5	R: 0 E: 0 K: 1 S: 7	H: 2 LOB: 2 BB: 0 P: 7	R: 0 E: 0 K: 0 S: 3	H: 0 LOB: 0 BB: 0 P: 3	R: 1 E: 0 K: 0 S: 5	H: 2 LOB: 1 BB: 0 P: 5	R: 1 E: 0 K: 1 S: 6	H: 1 LOB: 0 BB: 0 P: 6	R: 2 E: 1 K: 0 S: 5	H: 3 LOB: 1 BB: 1 P: 9	R: 1 E: 0 K: 0 S: 4	H: 2 LOB: 2 BB: 0 P: 4	R: 0 E: 0 K: 0 S: 3	H: 1 LOB: 0 BB: 0 P: 3	1B: 7 2B: 5 3B: 0 HR: 3	SF: 0 SAC: 0 DP: 3 HBP: 0	WP: 0 PB: 0 SB: 0 CS: 0	PA: 39							
PITCHER	IP	WLS	BF	H	R	ER	SO	BB	IBB	HBP	BLK	WP	HR	S	P	ERA	WHIP										
Dennis Ribant, R ERA: 2.78	(1, 1)	6.1	30	9	5	5	3	2	0	0	0	0	2	34	42	7.11	1.737										
Darrell Sutherland, R ERA: 4.8	(7, 1)	0.2	2	1	0	0	0	0	0	0	0	0	0	2	2	0.00	1.500										
Dallas Green, R ERA: 5.4	(8, 1)	1.0	4	2	1	1	0	0	0	0	0	0	1	4	4	9.00	2.000										
Jack Hamilton, R ERA: 3.63	(9, 1)	1.0	W	3	1	0	0	0	0	0	0	0	0	3	3	0.00	1.000										

San Francisco Giants @ New York Mets
Shea Stadium, Flushing, NY
Thu Aug 04 1966, 3:33 AM EDT
Att: 41,038 - Unknown


AB 37
R 6
H 13
RBI 6
BB 2
SO 3
LOB 13



Batter	1	2	3	4	5	6	7	8	9	AB	R	H	RBI	BB	SO	LOB	BOTTOM										
Chuck Hiller, L OBP: 0.368, SLG: 0.399 Ron Swoboda, R OBP: 0.286, SLG: 0.360	4-3			4-3		F7		1B 1B	1-1 HR	4	1	1	0	0	0	1											
Al Luplow, L OBP: 0.320, SLG: 0.332	F9			4-3				E 1B	1B 1-3	4	1	2	0	0	0	0											
Ed Kranepool, L OBP: 0.322, SLG: 0.396	F9			4-3				E1 1B	1-3 1B	4	0	1	0	0	1	2											
Larry Elliot, L OBP: 0.348, SLG: 0.451								1-3 3-H	K FC5-4	4	0	1	1	0	1	2											
Cleon Jones, R OBP: 0.317, SLG: 0.374								2-3 3-H	1B 1-2	4	0	1	1	0	0	2											
Ken Boyer, R OBP: 0.304, SLG: 0.420								1-2	G4-6-3 1B	4	1	1	1	0	0	2											
Eddie Bressoud, R OBP: 0.319, SLG: 0.380										4	0	1	0	0	1	0											
Jerry Grote, R OBP: 0.321, SLG: 0.319 Jack Hamilton, R OBP: 0.147, SLG: 0.121 Ron Hunt, R OBP: 0.359, SLG: 0.358										3	1	0	0	0	0	0											
										0	0	0	0	0	0	0											
										1	1	0	0	0	0	1											
Dennis Ribant, R OBP: 0.206, SLG: 0.231 Darrell Sutherland, R OBP: 0.097, SLG: 0.097 Dallas Green, L										2	0	1	0	0	0	0											
										0	0	0	0	0	0	0											
										0	0	0	0	0	0	0											
										2	2	2	2	0	0	0											
Inning Stats	R: 0 E: 0 K: 0 S: 3	H: 0 LOB: 0 BB: 0 P: 3	R: 0 E: 0 K: 0 S: 3	H: 0 LOB: 0 BB: 0 P: 3	R: 0 E: 0 K: 0 S: 3	H: 0 LOB: 0 BB: 0 P: 3	R: 0 E: 0 K: 1 S: 6	H: 1 LOB: 1 BB: 0 P: 6	R: 1 E: 1 K: 1 S: 7	H: 3 LOB: 1 BB: 0 P: 7	R: 3 E: 1 K: 1 S: 10	H: 4 LOB: 2 BB: 0 P: 10	R: 4 E: 0 K: 0 S: 5	H: 4 LOB: 4 BB: 0 P: 5	1B: 9 2B: 0 3B: 0 HR: 3	SF: 0 SAC: 0 DP: 1 HBP: 0	WP: 0 PB: 0 SB: 0 CS: 0	PA: 37									
PITCHER	IP	WLS	BF	H	R	ER	SO	BB	IBB	HBP	BLK	WP	HR	S	P	ERA	WHIP										
Juan Marichal, R ERA: 2.0	(1, 1)	8.0	L	33	9	5	3	3	0	0	0	0	0	39	39	3.38	1.125										
Lindy McDaniel, R ERA: 3.48	(9, 1)	0.1	L	3	2	0	0	0	0	0	0	0	0	3	3	0.00	6.000										
Bill Henry, L ERA: 1.96	(9, 1)	0.0	L	1	1	3	3	0	0	0	0	0	1	1	1	∞	∞										

San Francisco Giants @ New York Mets
Shea Stadium, Flushing, NY
Thu Aug 04 1966, 3:33 AM EDT
Att: 41,038 - Unknown

AB 37
R 8
H 12
RBI 8
BB 0
SO 3
LOB 10



Batter	1	2	3	4	5	6	7	8	9	AB	R	H	RBI	BB	SO	LOB	TOP						
Lou Brock, L OBP: 0.320, SLG: 0.454 (1, 9)	F8		F7				1B		HR	4	1	2	0	1	0	1							
Tim McCarver, L OBP: 0.318, SLG: 0.444 (1, 2)	K						F9		HR	5	1	2	3	0	1	1							
Tito Francona, L OBP: 0.282, SLG: 0.368 Curt Flood, R OBP: 0.300, SLG: 0.377 (1, 7)	P6									3	1	1	1	0	0	1							
Orlando Cepeda, R OBP: 0.364, SLG: 0.541 (1, 3)		5-3								3	1	0	0	1	0	1							
Mike Shannon, R OBP: 0.344, SLG: 0.494 (1, 8)	K									5	0	0	0	0	2	5							
Charley Smith, R OBP: 0.315, SLG: 0.384 (1, 5)	K									4	1	2	1	1	2	0							
Julian Javier, R OBP: 0.273, SLG: 0.320 (1, 4)			F9				L7		F8	5	1	1	2	0	0	4							
Dal Maxvill, R OBP: 0.312, SLG: 0.302 (1, 6)			6-3							3	1	1	0	1	0	0							
Steve Carlton, L OBP: 0.500, SLG: 0.333 (1, 1)										2	0	1	0	0	0	0							
Inning Stats	R: 0 E: 0 K: 1 S: 5	H: 0 LOB: 0 BB: 0 P: 5	R: 0 E: 0 K: 2 S: 7	H: 0 LOB: 0 BB: 0 P: 7	R: 0 E: 0 K: 0 S: 4	H: 1 LOB: 1 BB: 0 P: 4	R: 1 E: 0 K: 0 S: 4	H: 1 LOB: 0 BB: 0 P: 4	R: 0 E: 0 K: 1 S: 6	H: 2 LOB: 2 BB: 0 P: 7	R: 0 E: 0 K: 0 S: 4	H: 1 LOB: 1 BB: 0 P: 4	R: 2 E: 0 K: 0 S: 6	H: 3 LOB: 1 BB: 0 P: 6	R: 1 E: 1 K: 1 S: 6	H: 1 LOB: 1 BB: 0 P: 7	R: 3 E: 0 K: 0 S: 5	H: 2 LOB: 3 BB: 4 P: 21	1B: 7 2B: 1 3B: 0 HR: 3	SF: 0 SAC: 1 DP: 0 HBP: 2	WP: 0 PB: 0 SB: 1 CS: 2	PA: 43	
PITCHER	IP	WLS	BF	H	R	ER	SO	BB	IBB	HBP	BLK	WP	HR	S	P	ERA	WHIP						
Bob Shaw, R ERA: 4.48 (1, 1)	6.2	L	28	8	3	3	4	0	0	1	0	0	0	2	35	36	4.05	1.200					
Rob Gardner, L ERA: 4.42 (7, 1)	0.1		1	0	0	0	0	0	0	0	0	0	0	1	1	0.00	0.000						
Darrell Sutherland, R ERA: 5.34 (8, 1)	2.0		14	3	4	3	1	2	2	1	0	0	1	11	28	13.50	2.500						

St. Louis Cardinals @ New York Mets
Shea Stadium, Flushing, NY
Fri Aug 05 1966, 7:05 PM EDT
Att: 33,550 - Unknown

AB 36
R 7
H 11
RBI 7
BB 4
SO 5
LOB 13

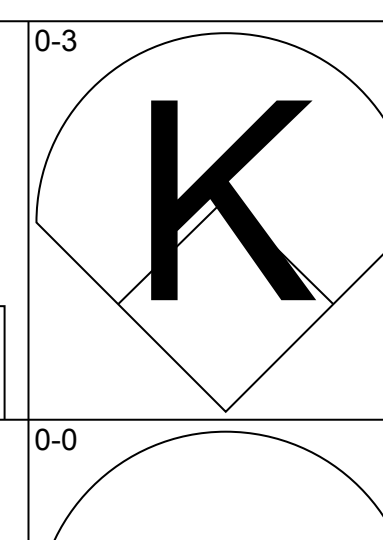
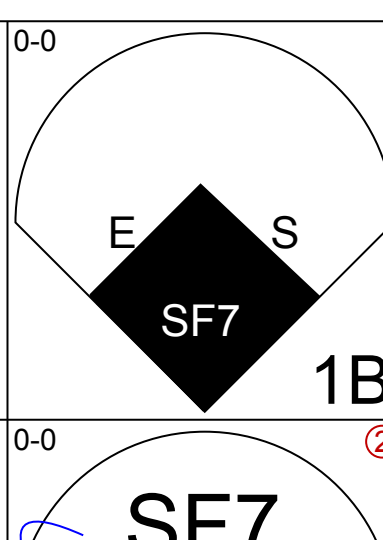
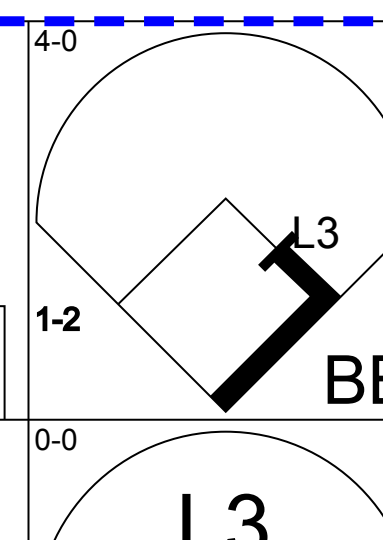
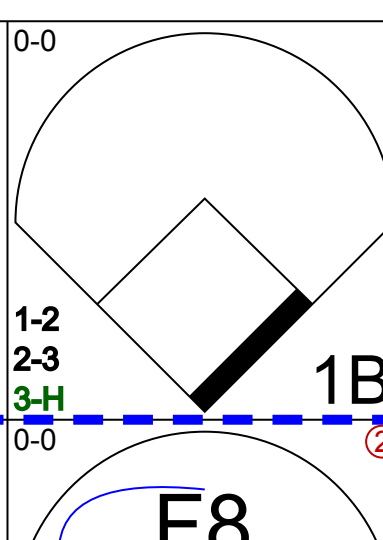
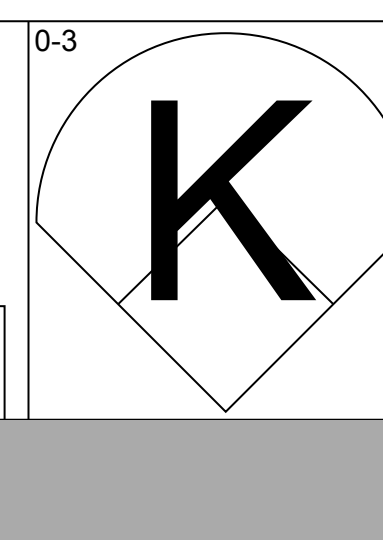
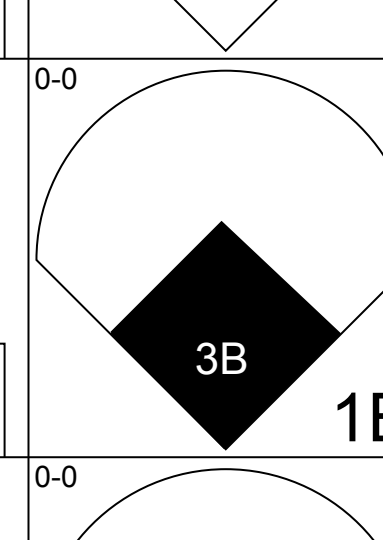
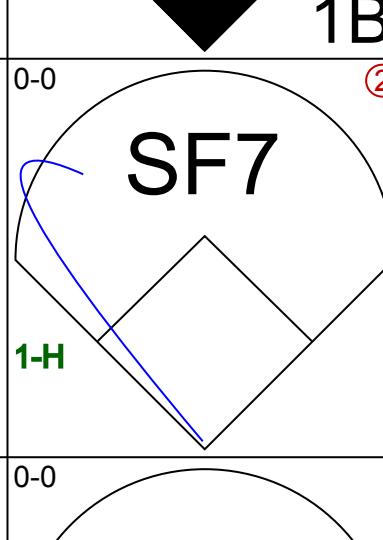
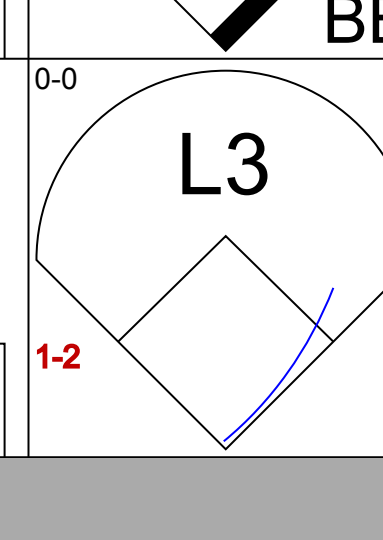
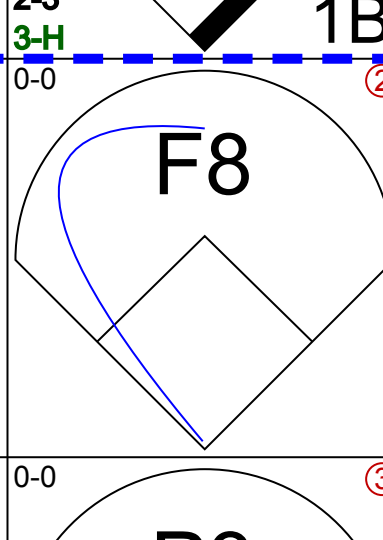
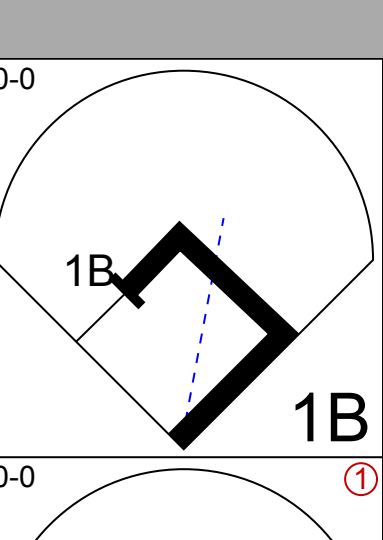
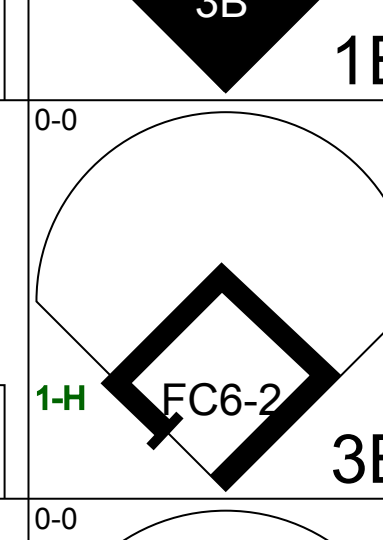
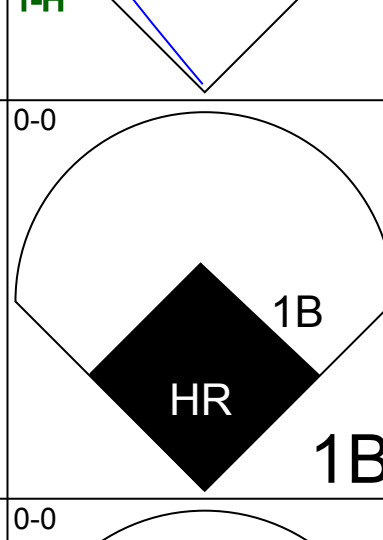

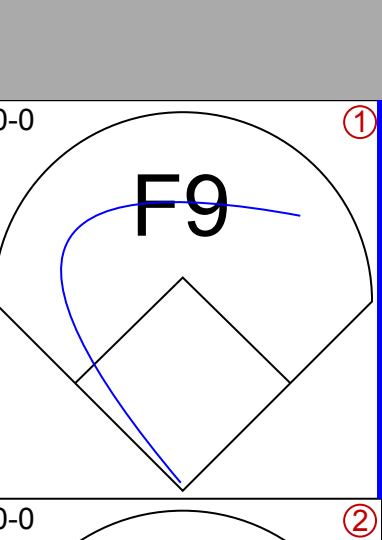
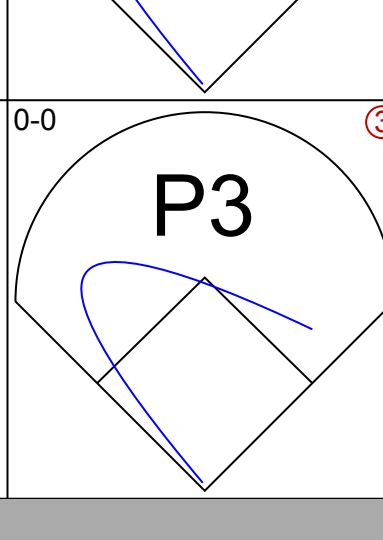
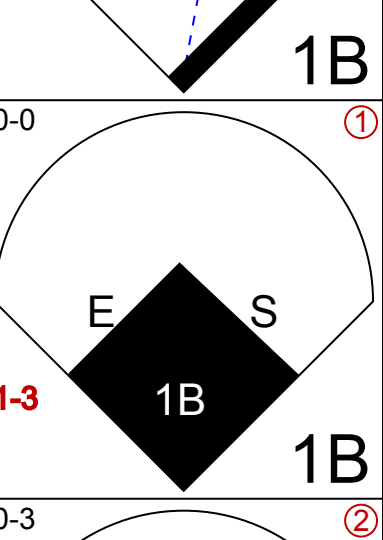
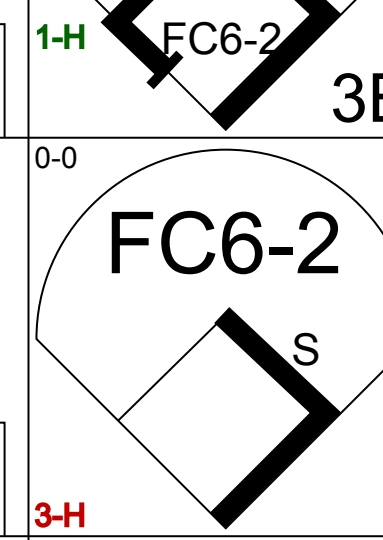
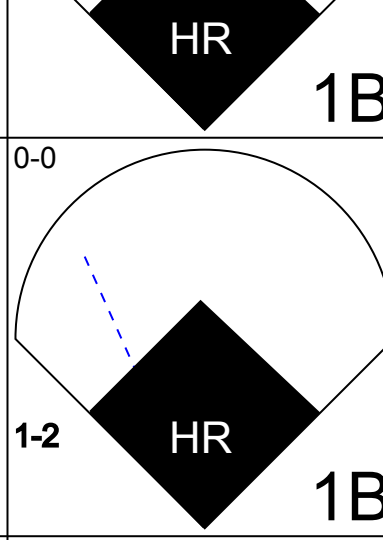

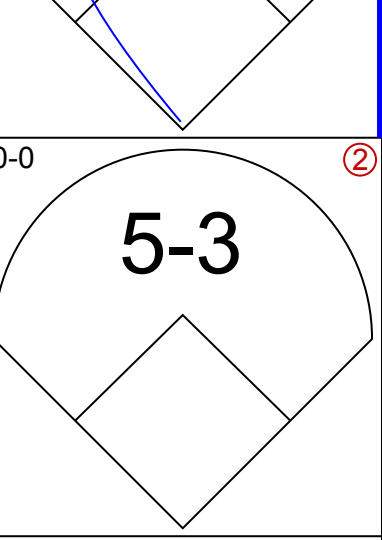
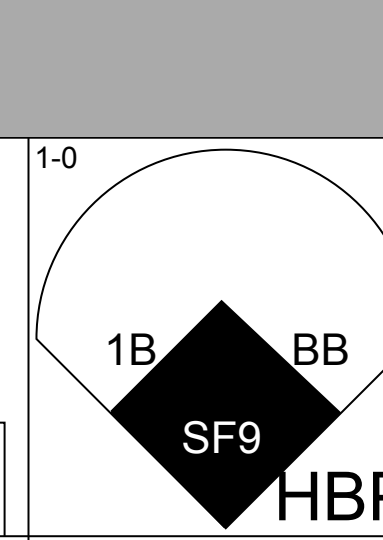
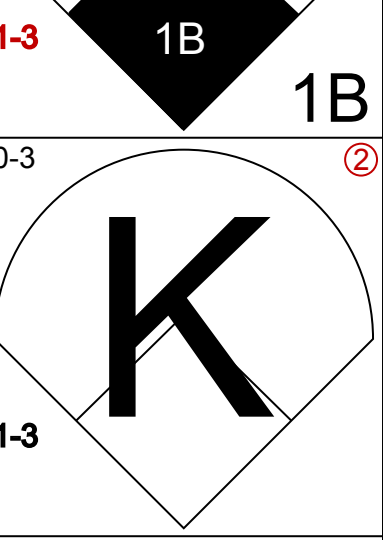
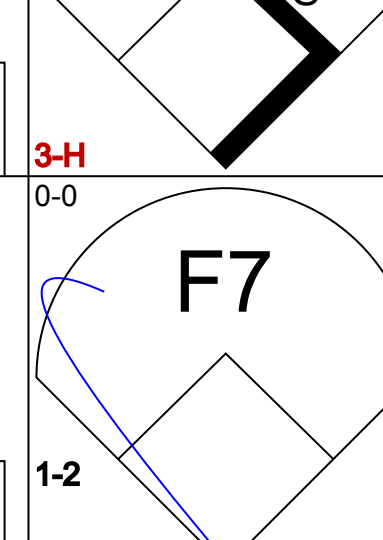
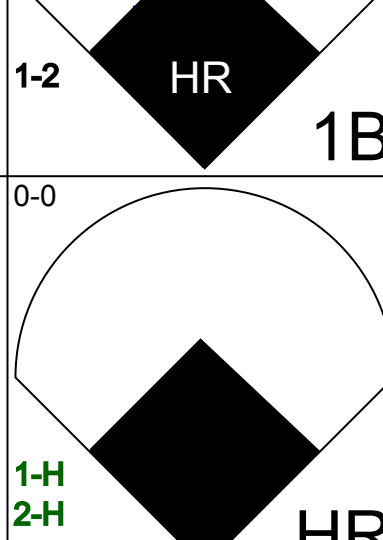

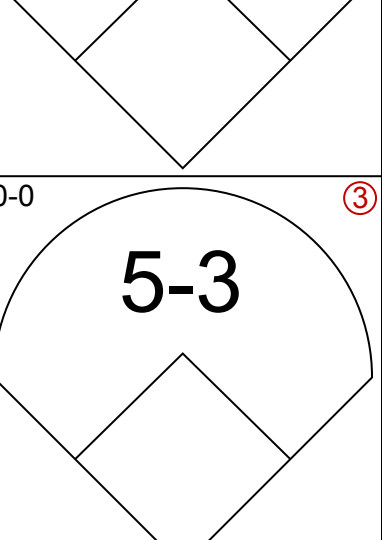
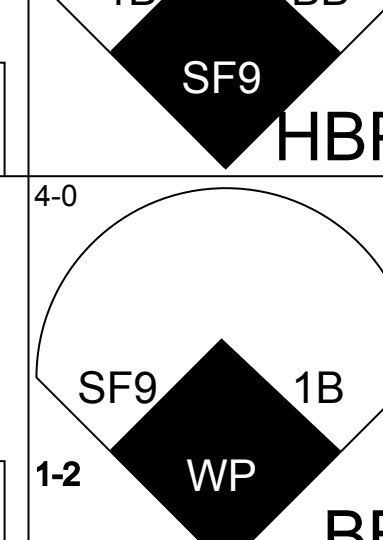
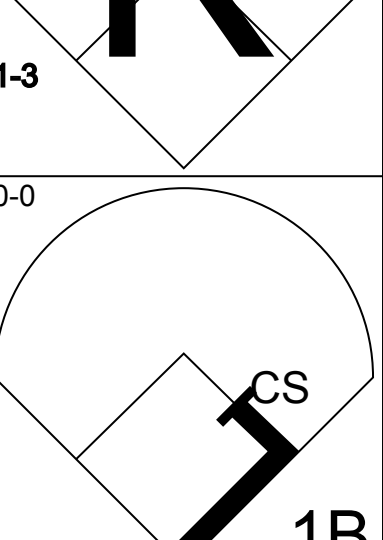
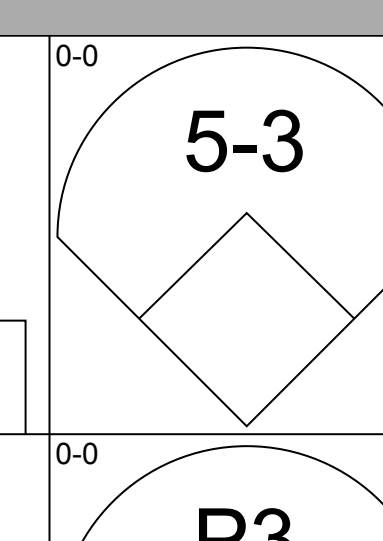
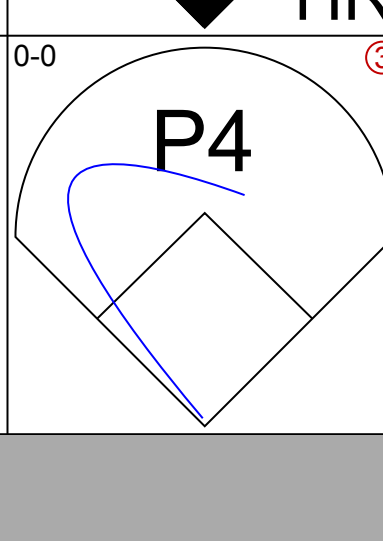
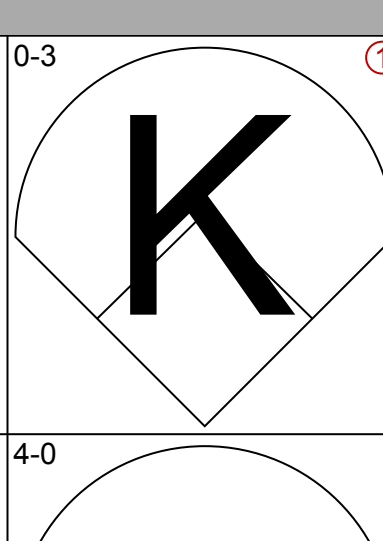
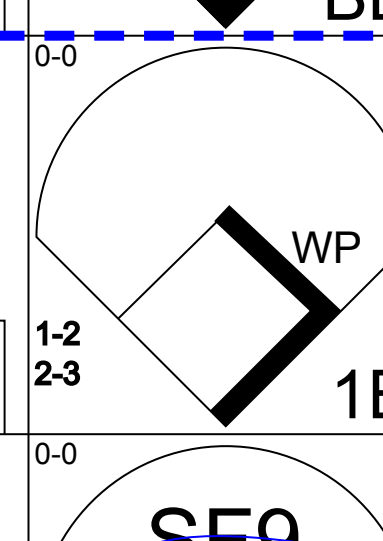
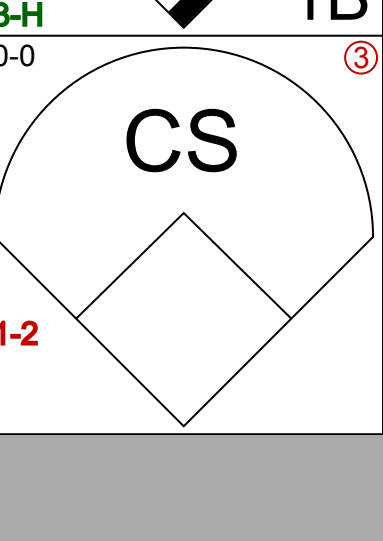
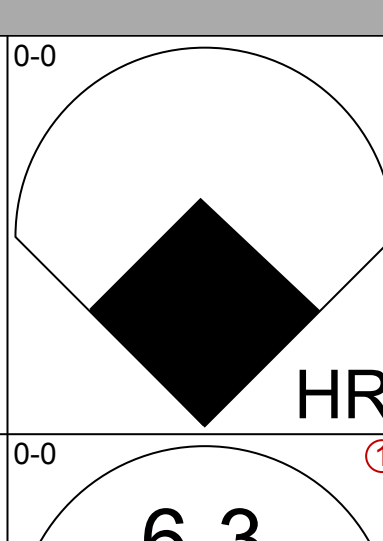
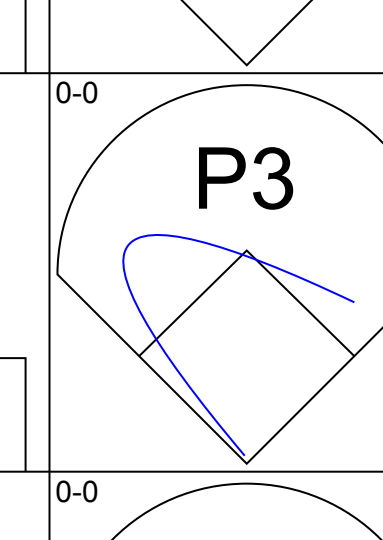
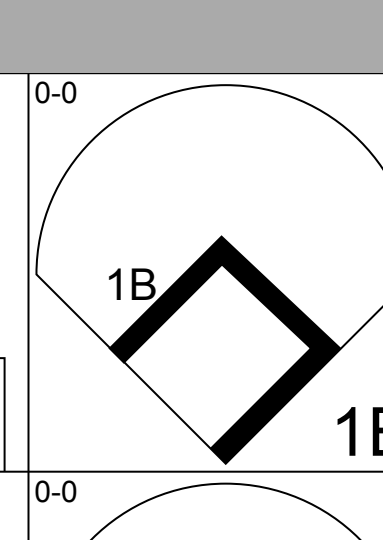
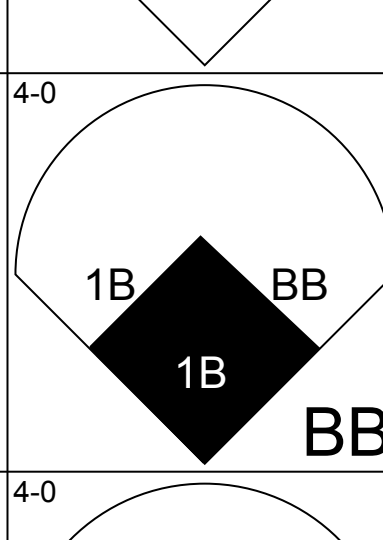
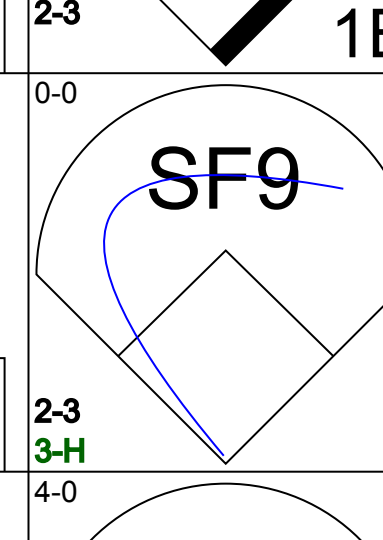
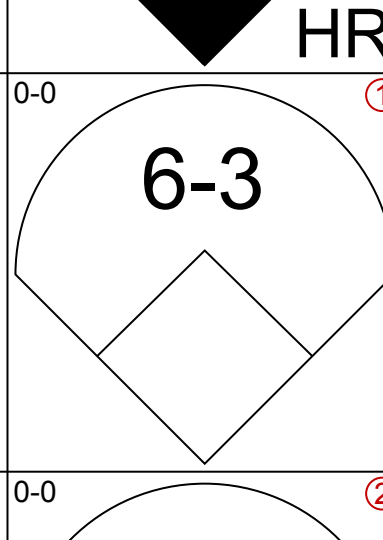
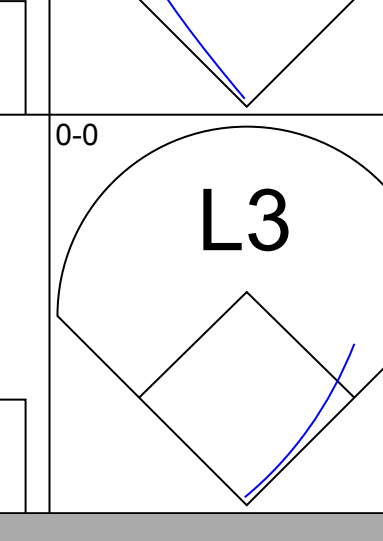
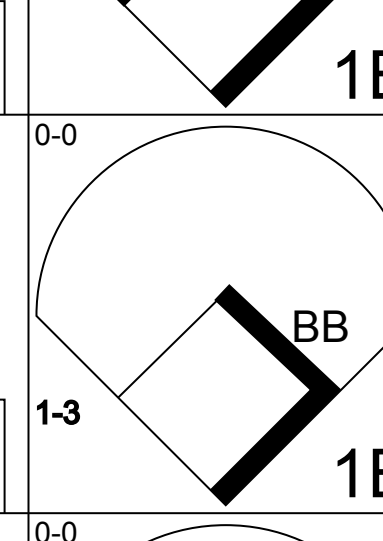
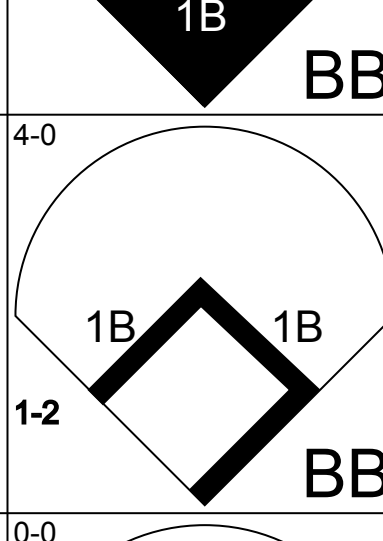
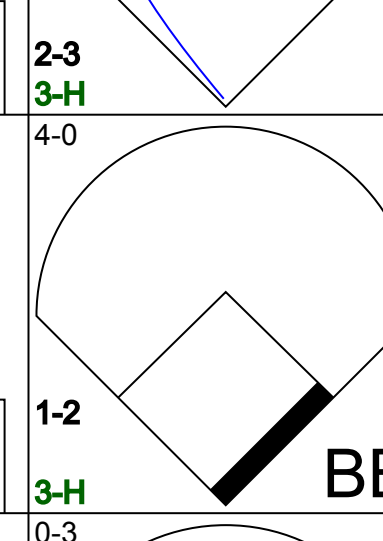
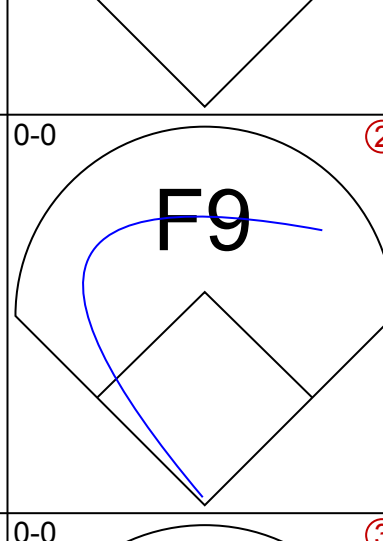
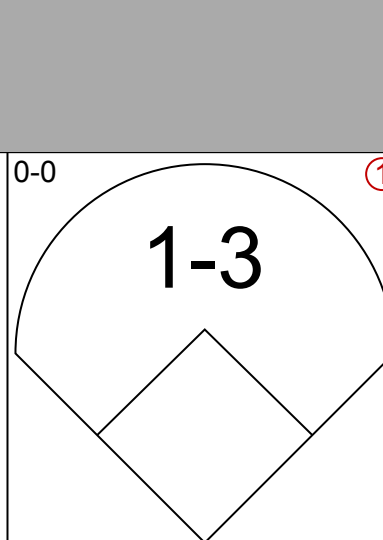
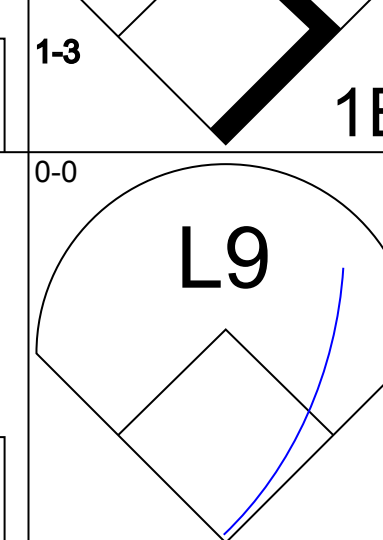
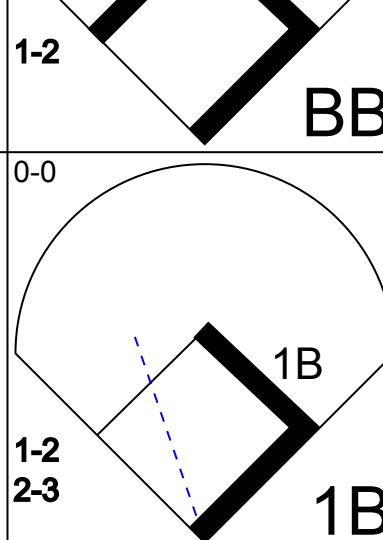
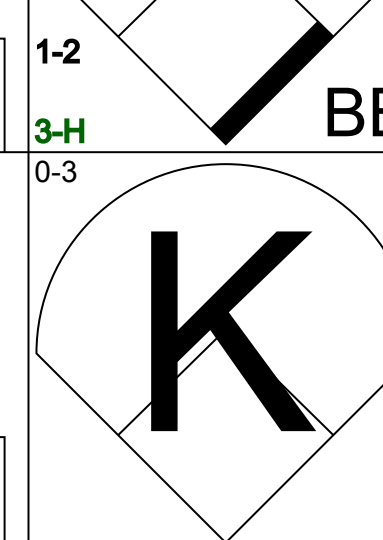
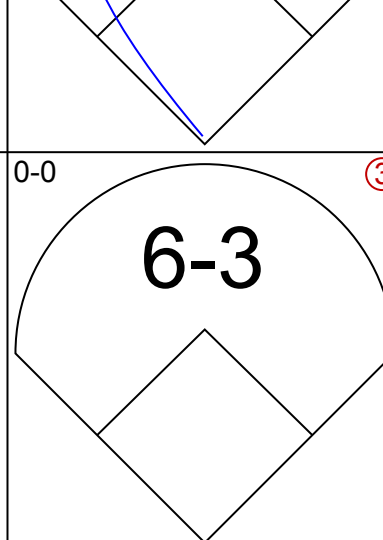


Batter	1	2	3	4	5	6	7	8	9	AB	R	H	RBI	BB	SO	LOB	BOTTOM					
Al Luplow, L OBP: 0.323, SLG: 0.333 (1, 9)	L5-3 1B		K							2	0	1	1	1	1	0						
Eddie Brassoud, R OBP: 0.315, SLG: 0.373 (1, 6)	L5-3		5-3							4	0	0	0	0	0	3						
Ron Hunt, R OBP: 0.358, SLG: 0.357 (1, 4)	6-3									4	0	1	0	0	0	0						
Ken Boyer, R OBP: 0.306, SLG: 0.423 (1, 5)										3	0	1	0	1	0	1						
Ron Swoboda, R OBP: 0.282, SLG: 0.354 (1, 7)										4	0	0	0	0	0	3						
Billy Murphy, R OBP: 0.246, SLG: 0.340 (1, 8)										4	0	0	0	0	0	3						
Jerry Grote, R OBP: 0.328, SLG: 0.324 (1, 2)										3	1	2	0	1	0	1						
Ed Kranepool, L OBP: 0.319, SLG: 0.392 (1, 3)										3	0	0	0	0	0	4						
Bob Shaw, R OBP: 0.256, SLG: 0.216 Rob Gardner, R OBP: 0.158, SLG: 0.184 Cleon Jones, R OBP: 0.316, SLG: 0.373 Darrell Sutherland, R OBP: 0.667, SLG: 0.667 (1, 1)										2	0	1	0	0	0	0						
Inning Stats	R: 0 E: 0 K: 0 S: 3	H: 1 LOB: 0 BB: 0 P: 3	R: 0 E: 0 K: 0 S: 5	H: 2 LOB: 0 BB: 0 P: 5	R: 0 E: 0 K: 1 S: 5	H: 0 LOB: 0 BB: 0 P: 5	R: 0 E: 0 K: 0 S: 4	H: 1 LOB: 1 BB: 0 P: 4	R: 1 E: 0 K: 0 S: 5	H: 2 LOB: 1 BB: 0 P: 5	R: 0 E: 0 K: 0 S: 3	H: 0 LOB: 0 BB: 0 P: 3	R: 0 E: 0 K: 0 S: 3	H: 0 LOB: 1 BB: 1 P: 7	R: 0 E: 0 K: 0 S: 2	H: 0 LOB: 0 BB: 1 P: 6	R: 0 E: 0 K: 0 S: 3	H: 0 LOB: 1 BB: 1 P: 7	1B: 5 2B: 2 3B: 0 HR: 0	SF: 1 SAC: 0 DP: 2 HBP: 0	WP: 1 PB: 0 SB: 0 CS: 0	PA: 34
PITCHER	IP	WLS	BF	H	R	ER	SO	BB	IBB	HBP	BLK	WP	HR	S	P	ERA	WHIP					
Steve Carlton, L ERA: 2.08 (1, 1)	9.0	W	34	6	1	1	1	3	0	0	0	1	0	33	45	1.00	1.000					

St. Louis Cardinals @ New York Mets
Shea Stadium, Flushing, NY
Fri Aug 05 1966, 7:05 PM EDT
Att: 33,550 - Unknown

AB 30
R 1
H 6
RBI 1
BB 3
SO 1
LOB 16

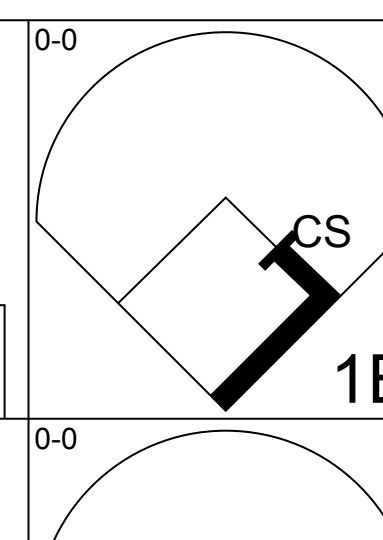
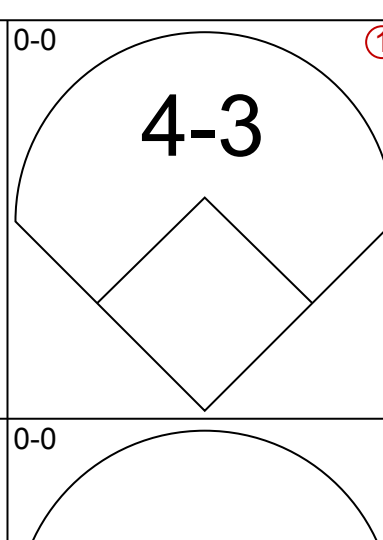
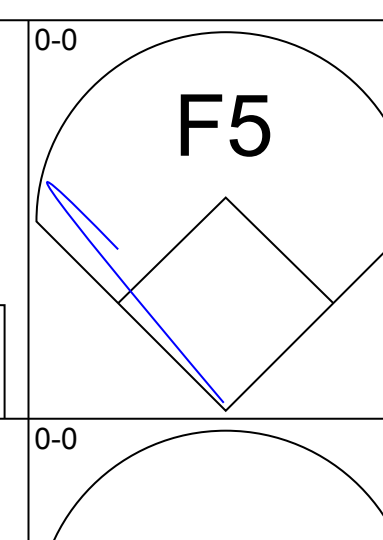
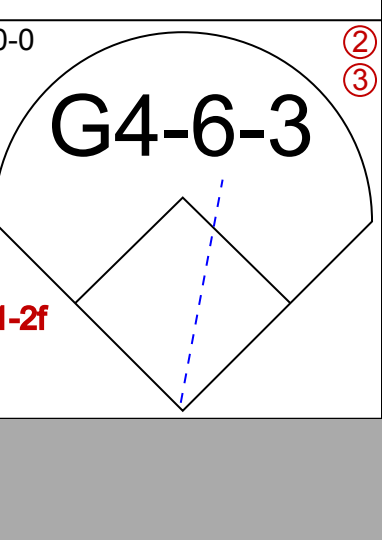
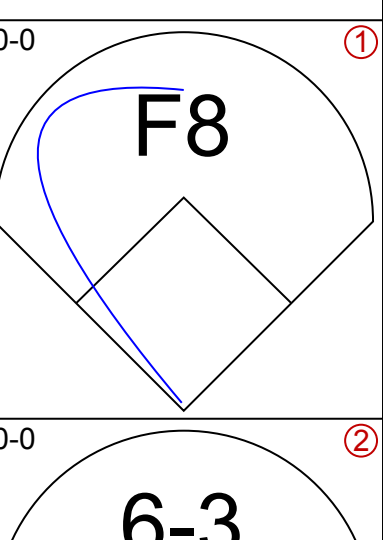
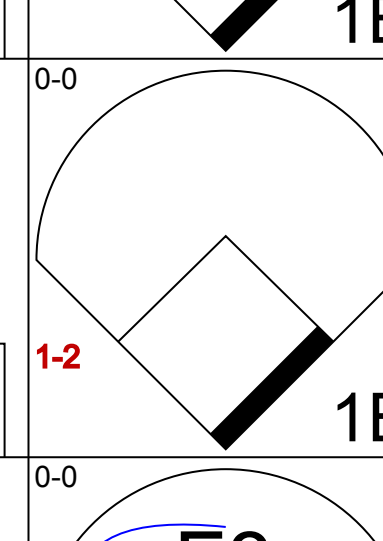
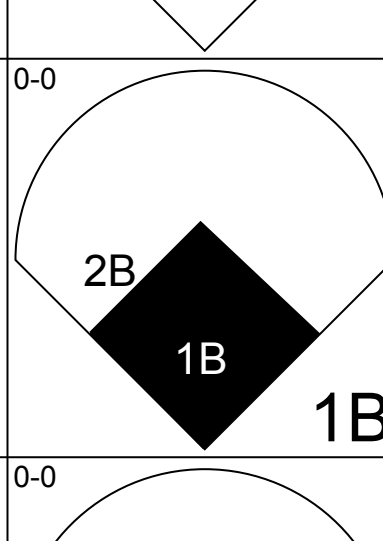
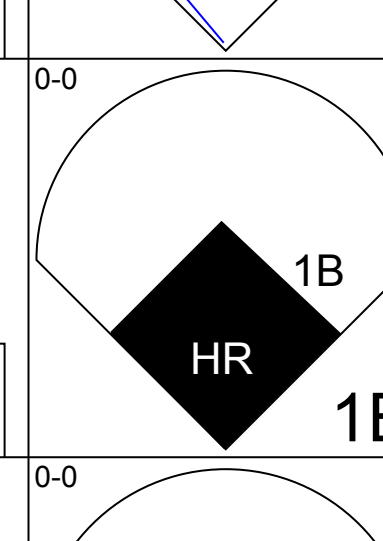

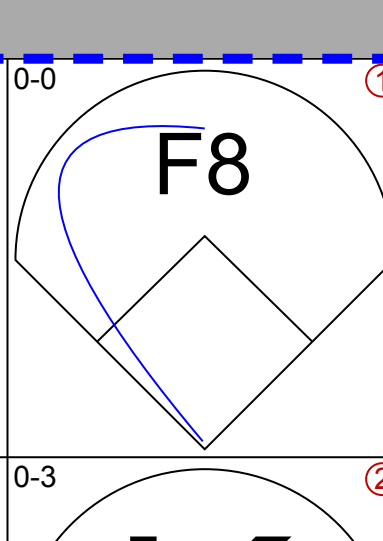
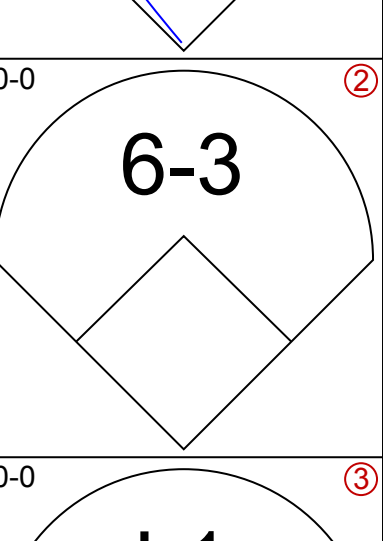
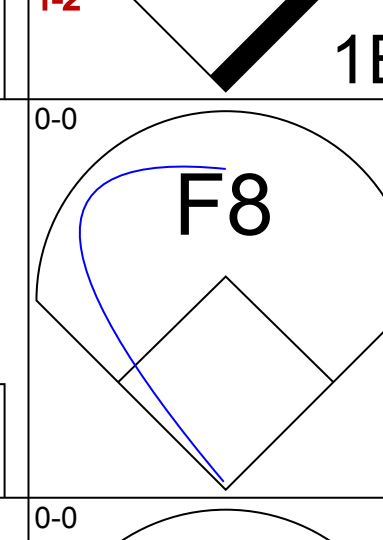
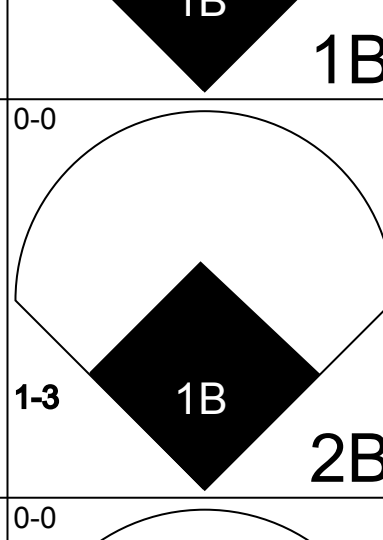
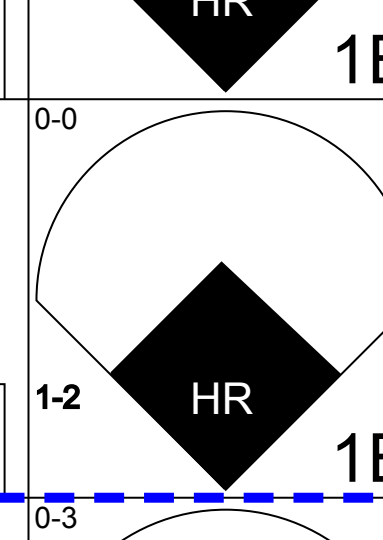

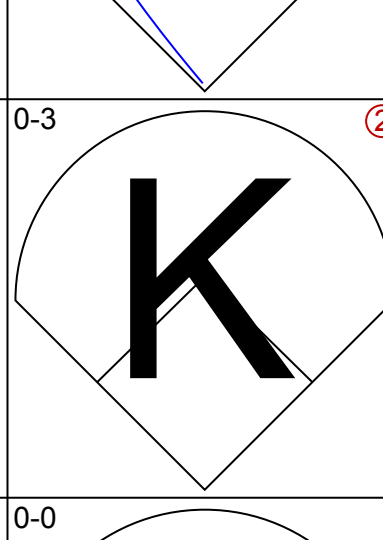
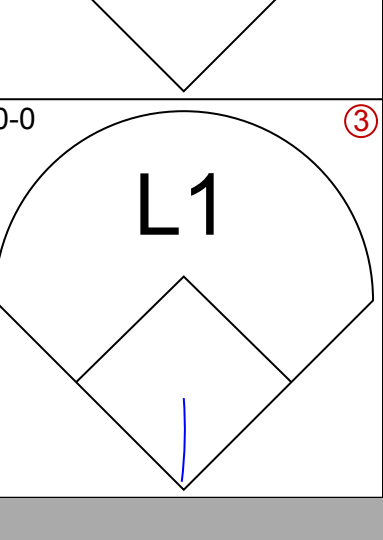
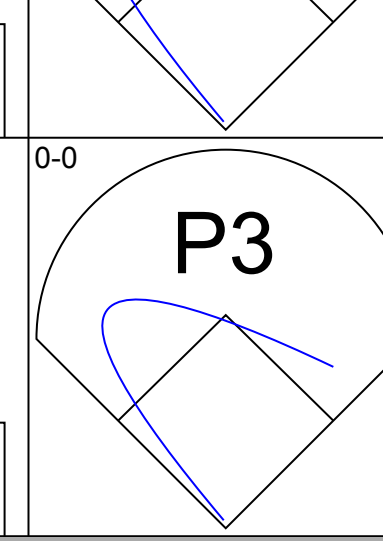
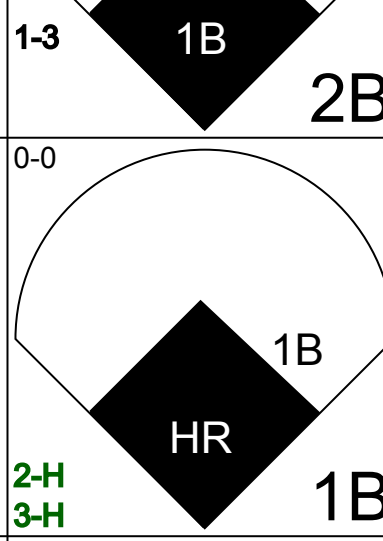
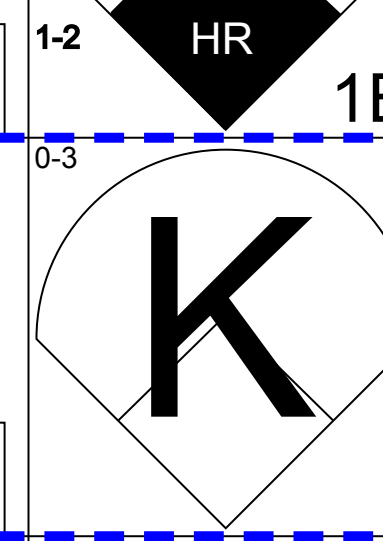

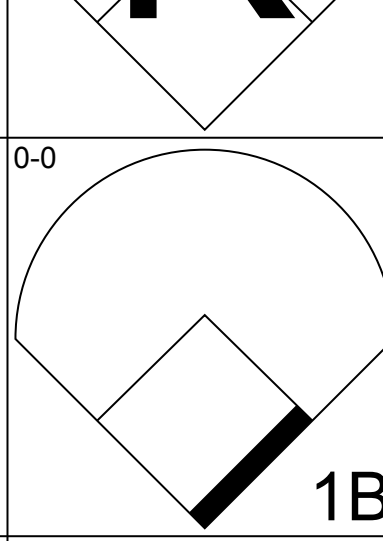
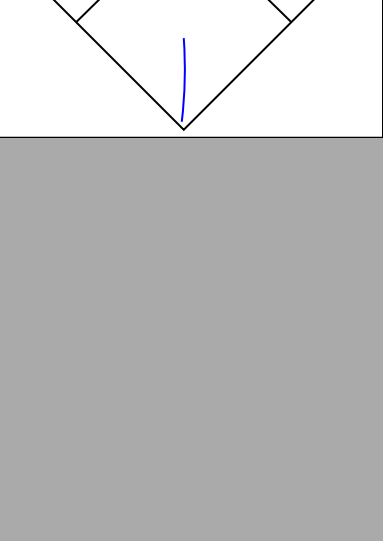
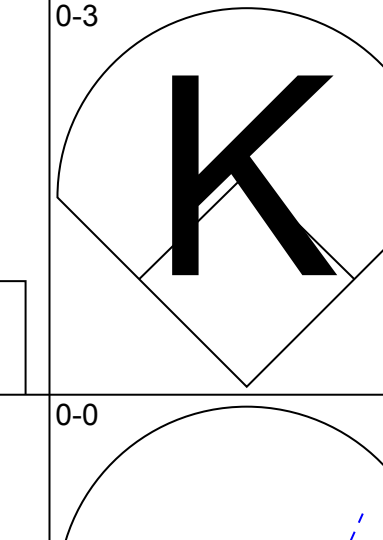
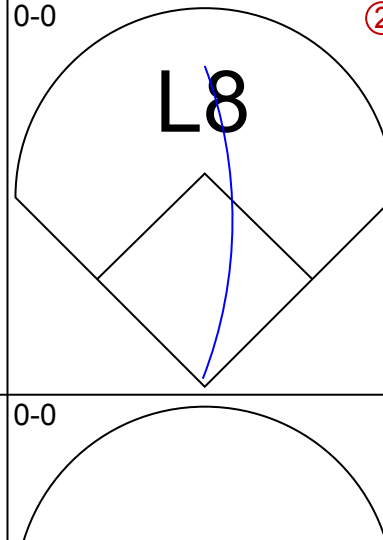
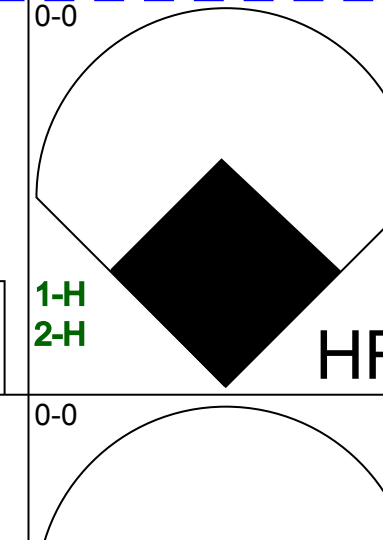
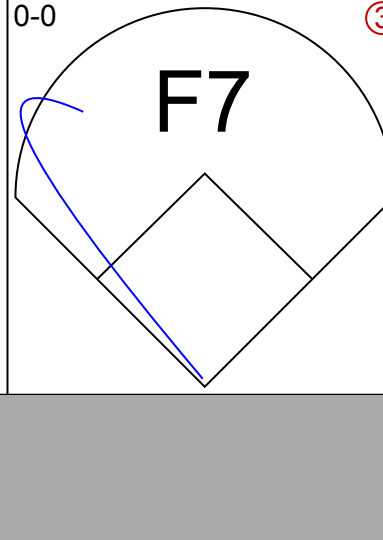


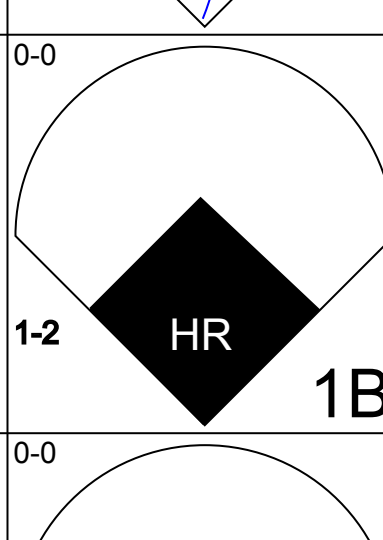
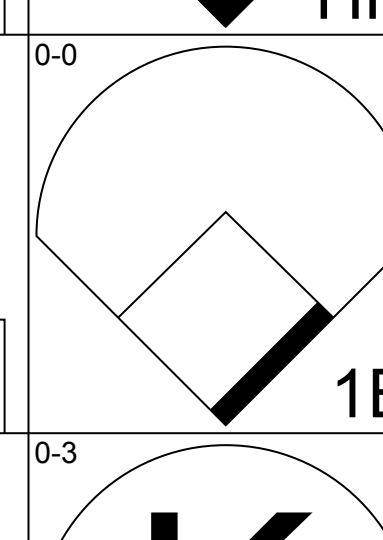

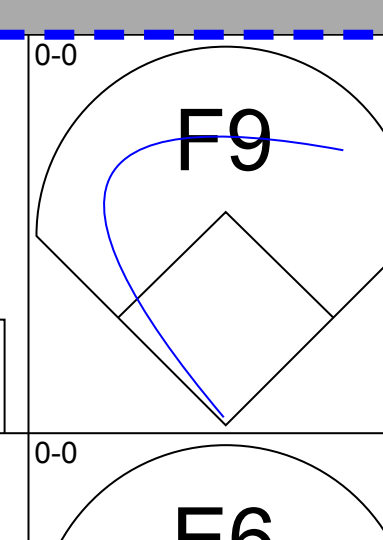


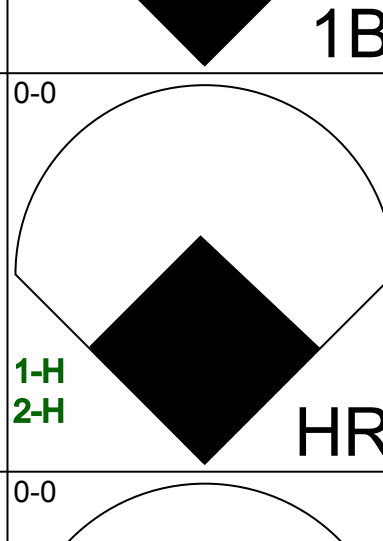
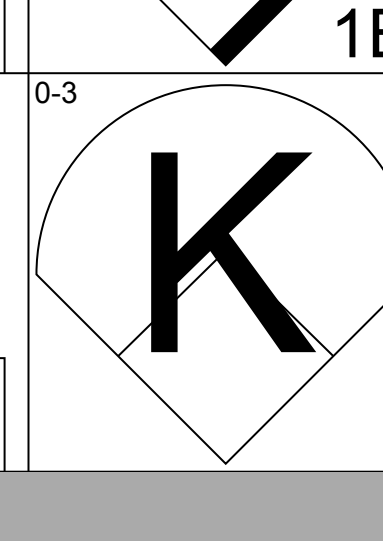
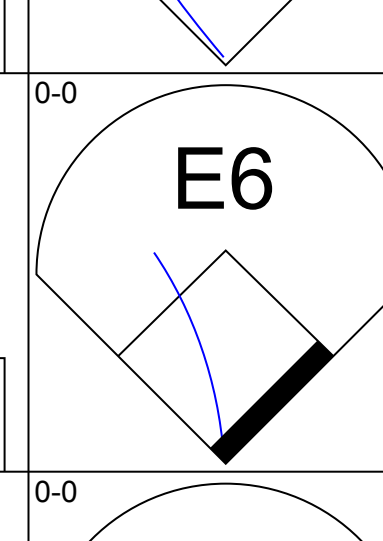

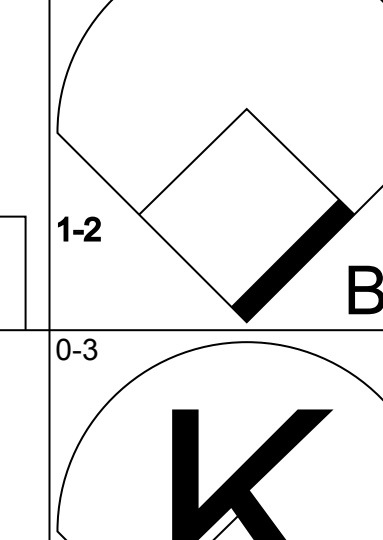
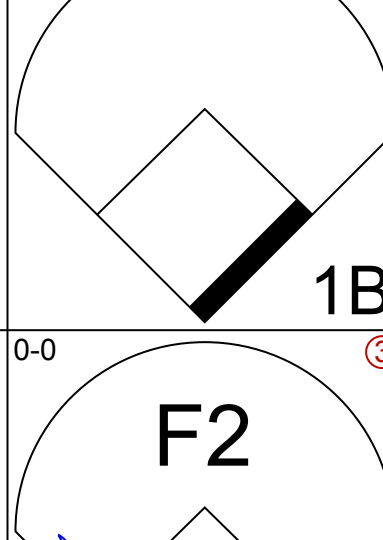

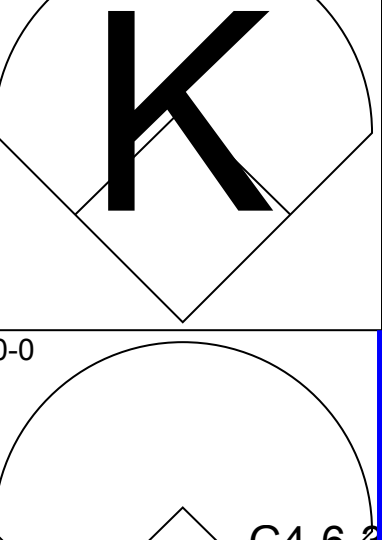
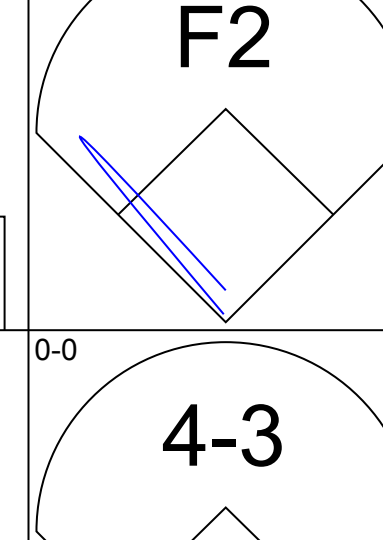



Batter	1	2	3	4	5	6	7	8	9	AB	R	H	RBI	BB	SO	LOB	TOP					
Lou Brock, L OBP: 0.323, SLG: 0.455 (1, 9)										4	1	2	1	1	2	2						
Tim McCarver, L OBP: 0.319, SLG: 0.445 (1, 2)										4	1	2	1	0	0	6						
Tito Francona, L OBP: 0.291, SLG: 0.392 Curt Flood, R OBP: 0.300, SLG: 0.378 (6, PH) (6, 8)										3	1	2	1	0	0	0						
Orlando Cepeda, R OBP: 0.365, SLG: 0.537 (1, 3)										4	2	1	0	0	1	2						
Mike Shannon, R OBP: 0.348, SLG: 0.506 (1, 8) (6, 7)										4	2	2	4	1	0	1						
Charley Smith, R OBP: 0.316, SLG: 0.396 (1, 5)										5	1	2	1	0	1	0						
Julian Javier, R OBP: 0.275, SLG: 0.321 (1, 4)										3	1	1	1	1	0	0						
Dal Maxvill, R OBP: 0.318, SLG: 0.303 (1, 6)										3	0	1	0	2	0	0						
Ray Washburn, R OBP: 0.158, SLG: 0.250 Hal Woodeshick, L OBP: 0.290, SLG: 0.500 Ron Piche, R OBP: 0.330, SLG: 0.330 Phil Gagliano, R OBP: 0.292, SLG: 1.000 Joe Hoerner, L OBP: 0.292, SLG: 0.292 Bob Skinner, L OBP: 0.292, SLG: 0.292 Don Dennis, R OBP: 0.292, SLG: 0.292 Nelson Briles, R OBP: 0.158, SLG: 0.098 (1, 1) (4, 1) (4, 1) (6, PH) (8, 1) (7, PH) (7, 1) (9, 1)										2	0	0	0	0	0	2						
Inning Stats	R: 1 E: 0 K: 1 S: 7	H: 2 LOB: 1 BB: 0 P: 7	R: 0 E: 0 K: 0 S: 3	H: 0 LOB: 0 BB: 0 P: 3	R: 4 E: 0 K: 0 S: 7	H: 4 LOB: 0 BB: 0 P: 7	R: 0 E: 0 K: 0 S: 4	H: 2 LOB: 2 BB: 1 P: 8	R: 0 E: 0 K: 0 S: 3	H: 0 LOB: 0 BB: 0 P: 3	R: 1 E: 0 K: 1 S: 7	H: 2 LOB: 3 BB: 2 P: 15	R: 2 E: 0 K: 2 S: 8	H: 1 LOB: 2 BB: 2 P: 17	R: 1 E: 0 K: 1 S: 6	H: 3 LOB: 0 BB: 0 P: 6	R: 1 E: 0 K: 0 S: 4	H: 1 LOB: 0 BB: 0 P: 4	1B: 12 2B: 1 3B: 1 HR: 2	SF: 2 SAC: 0 DP: 1 HBP: 1	WP: 1 PB: 0 SB: 3 CS: 1	PA: 46
PITCHER	IP	WLS	BF	H	R	ER	SO	BB	IBB	HBP	BLK	WP	HR	S	P	ERA	WHIP					
Bob Friend, R ERA: 4.0 (1, 1)	3.1		18	8	5	5	1	0	0	0	0	0	1	20	20	13.50	2.400					
Bill Hepler, L ERA: 3.71 (4, 1)	2.0		10	2	1	1	1	3	0	0	0	0	0	9	21	4.50	2.500					
Rob Gardner, L ERA: 4.55 (6, 1)	0.2		4	0	2	2	0	1	0	1	0	0	0	2	7	27.00	1.500					
Jack Hamilton, R ERA: 3.89 (7, 1)	3.0	L	13	5	2	2	3	1	0	0	0	1	1	18	22	6.00	2.000					

St. Louis Cardinals @ New York Mets
Shea Stadium, Flushing, NY
Sat Aug 06 1966, 3:33 AM EDT
Att: 21,133 - Unknown

AB 37
R 10
H 15
RBI 9
BB 5
SO 5
LOB 18

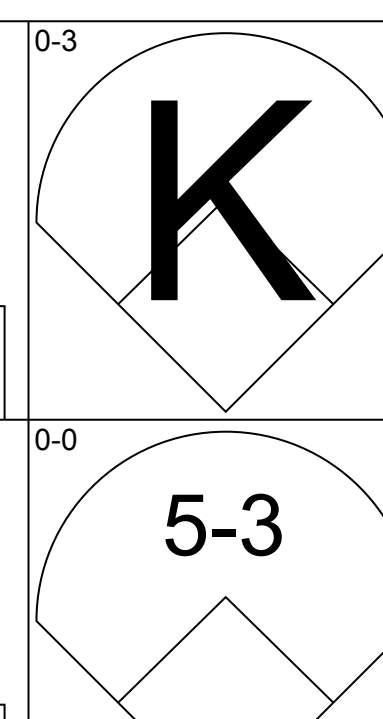
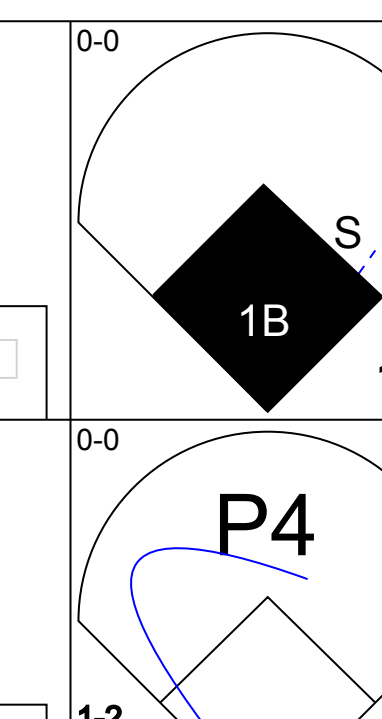
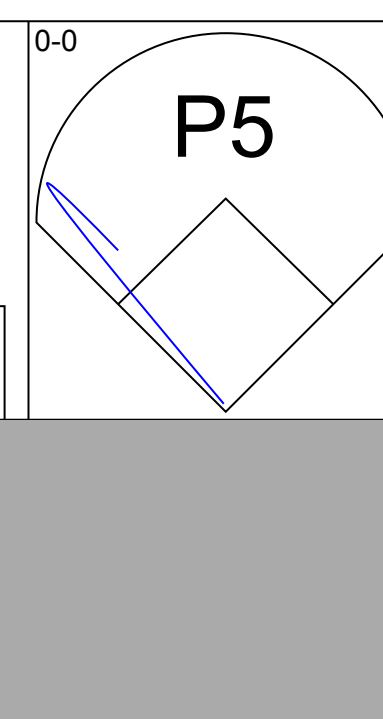
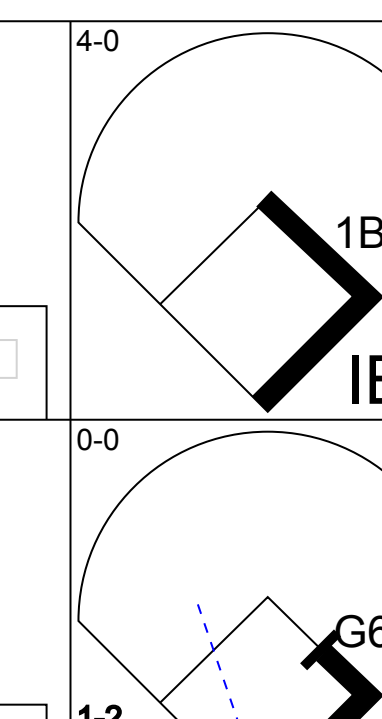
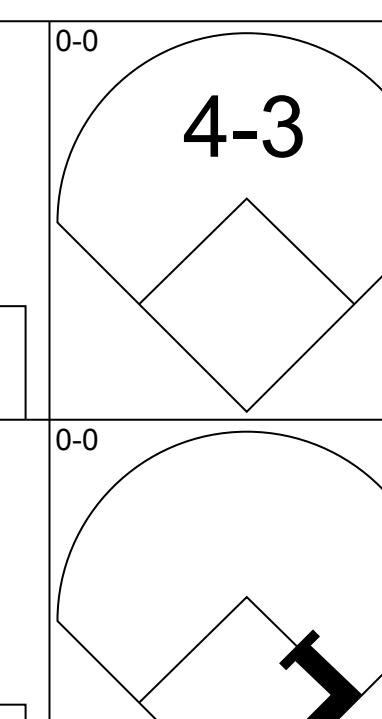
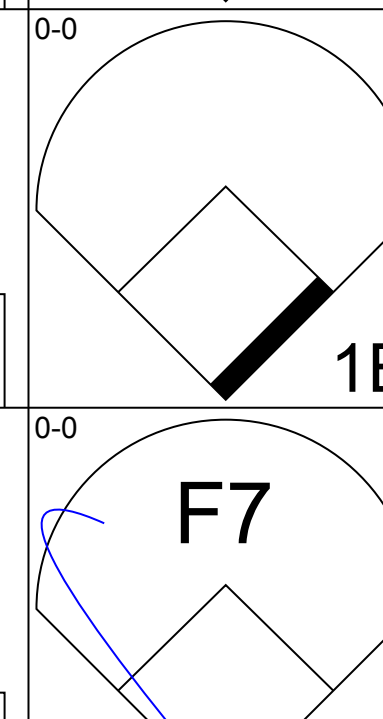
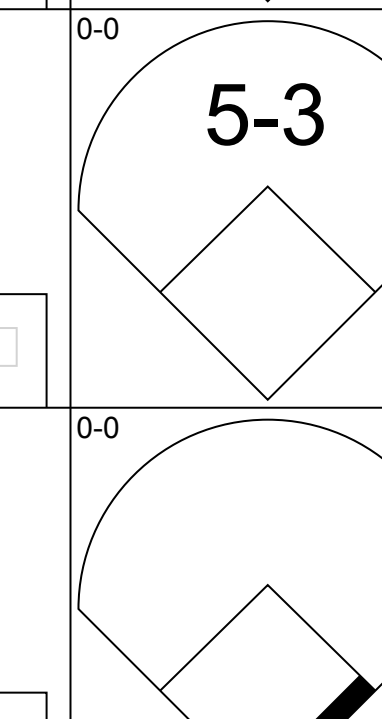
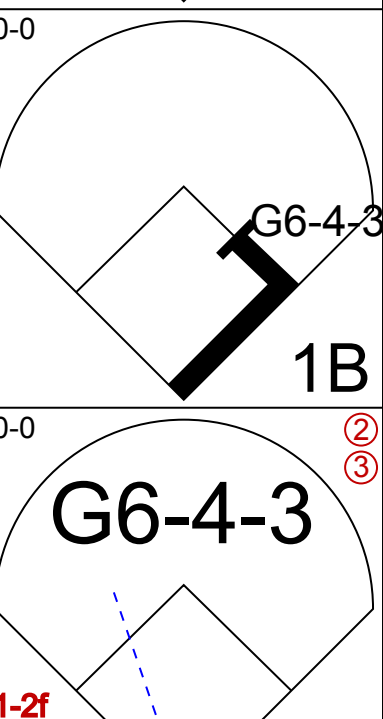
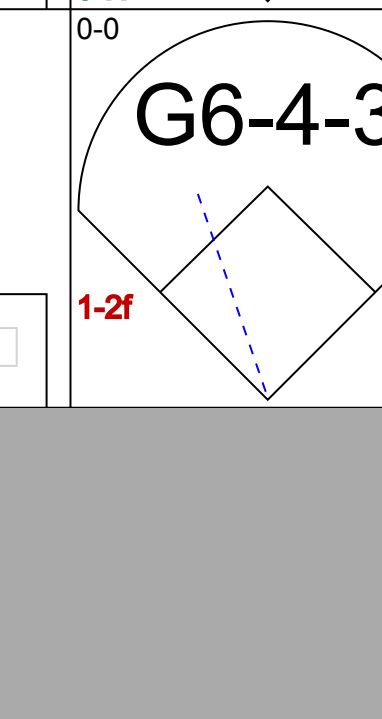


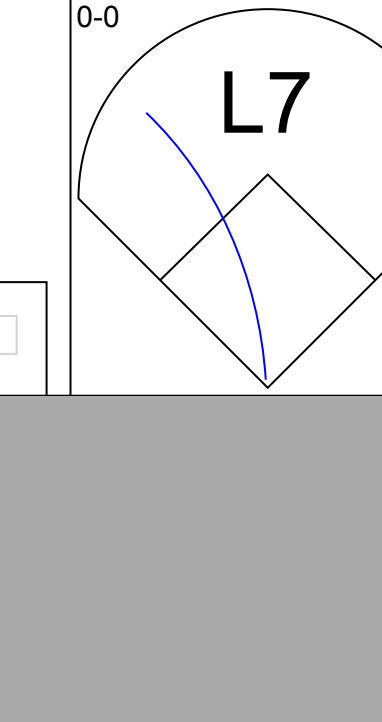

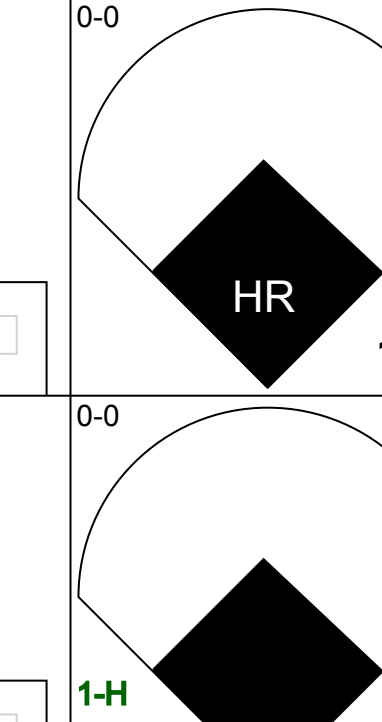
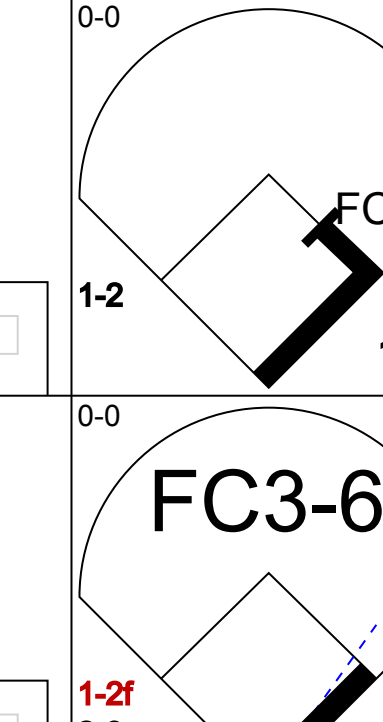



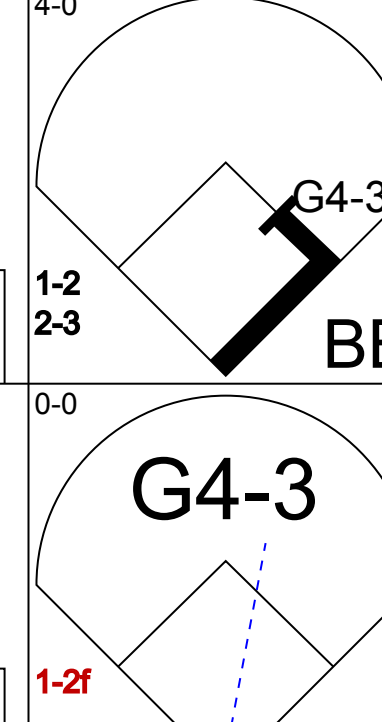
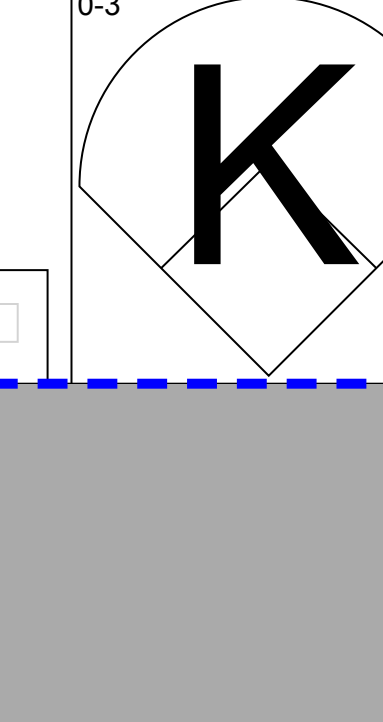
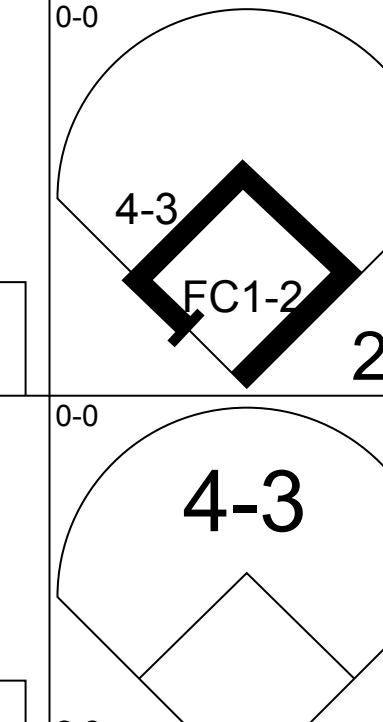
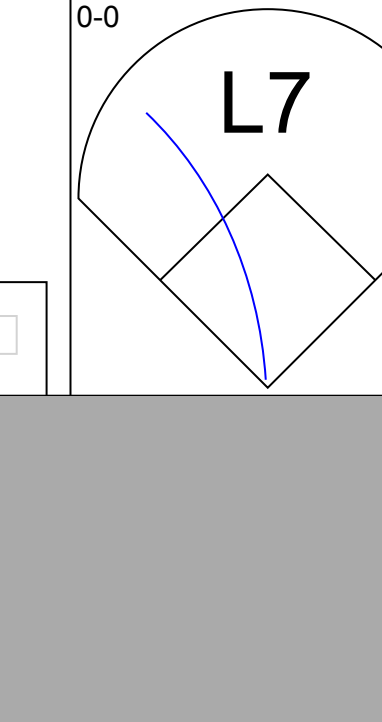
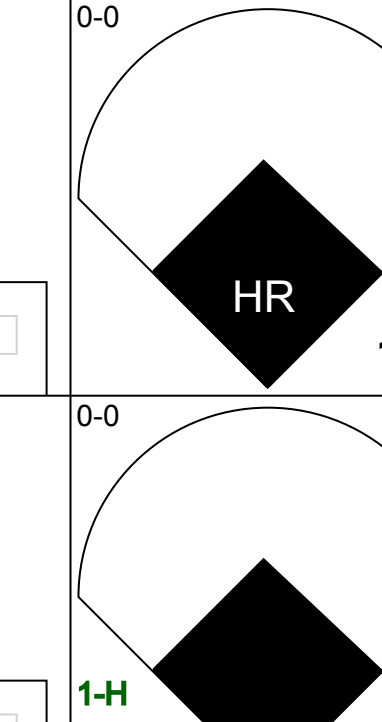
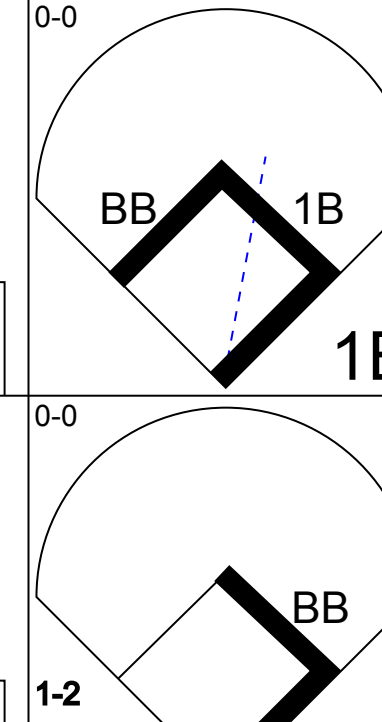
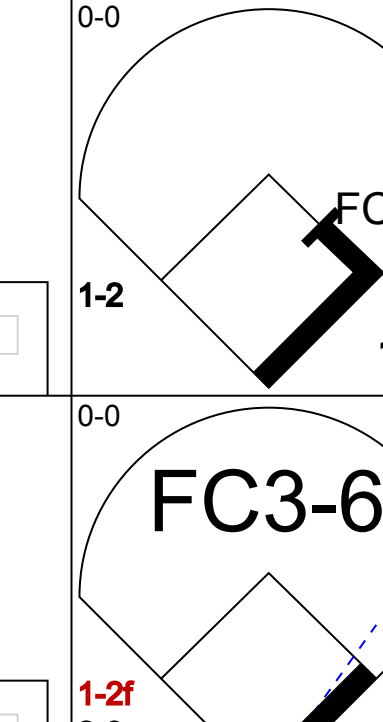
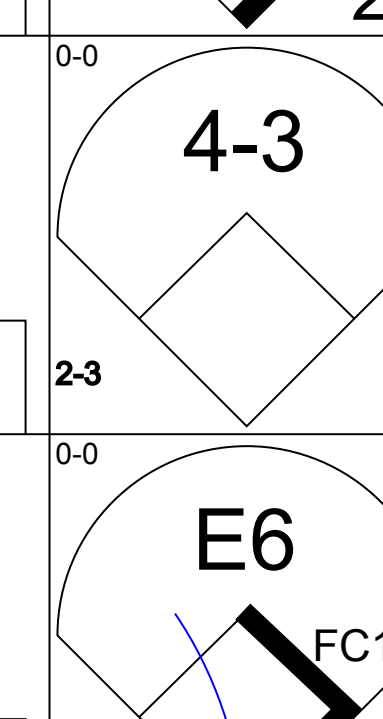
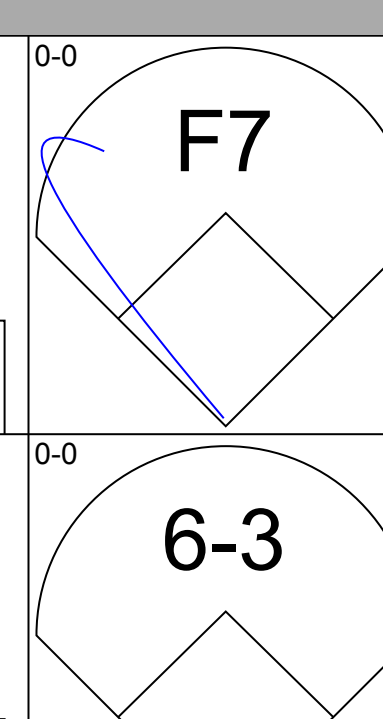
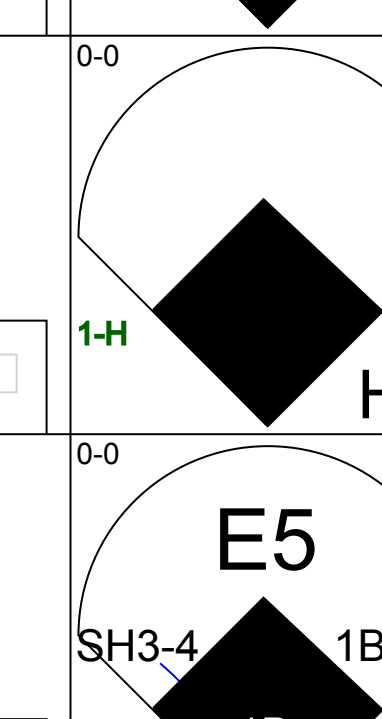
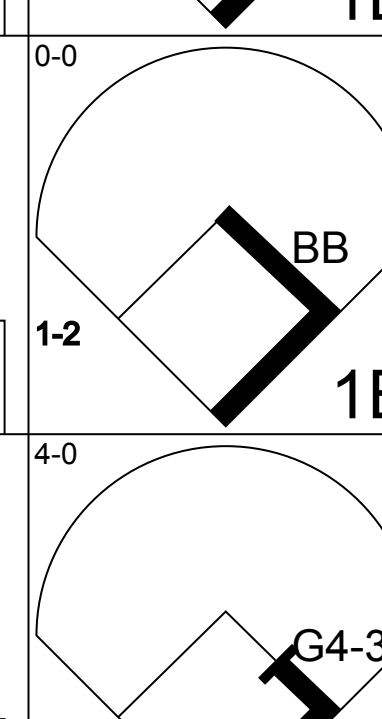
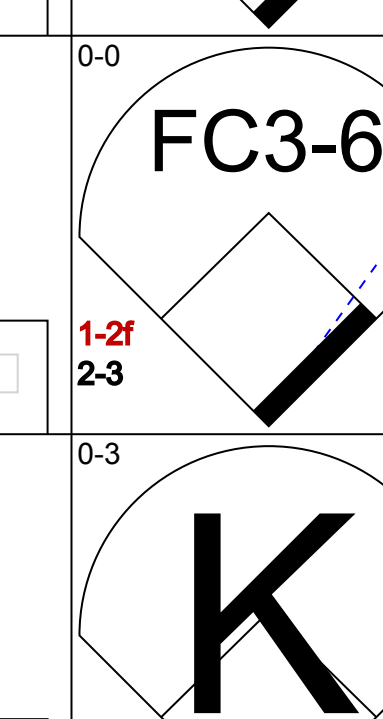
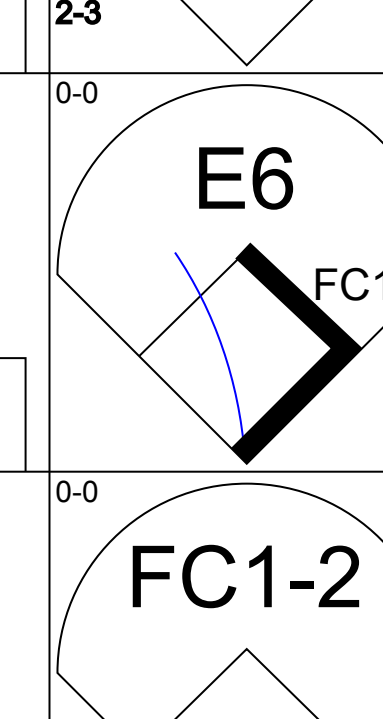
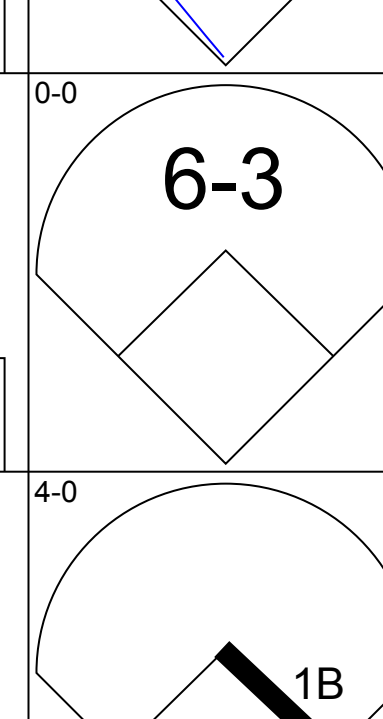
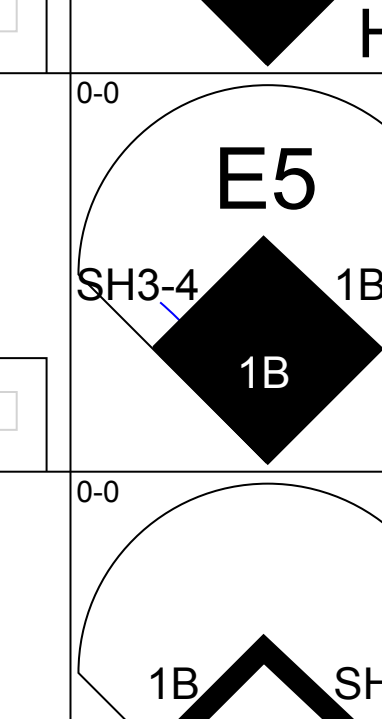
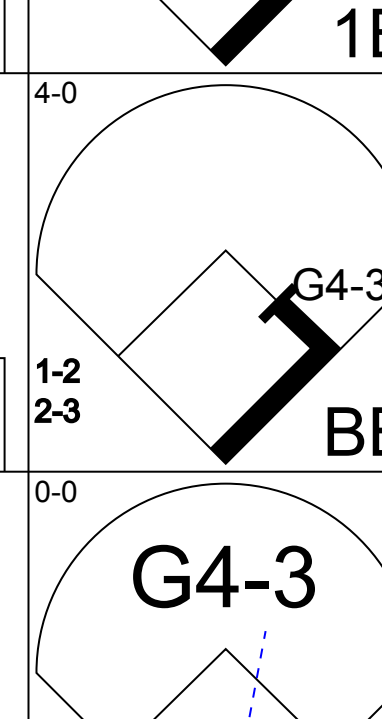
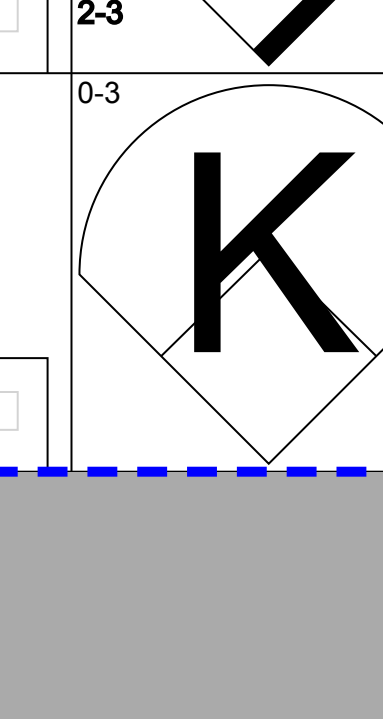
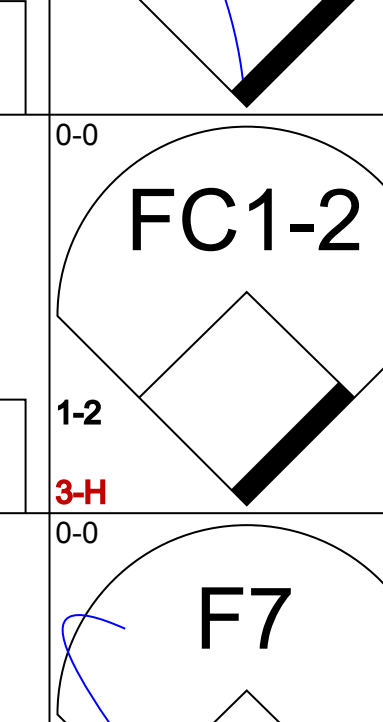
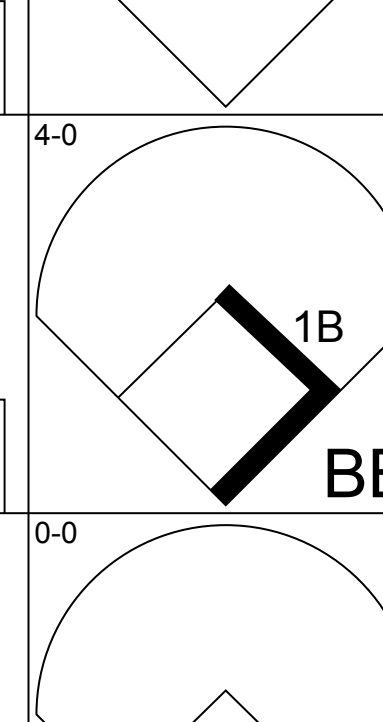
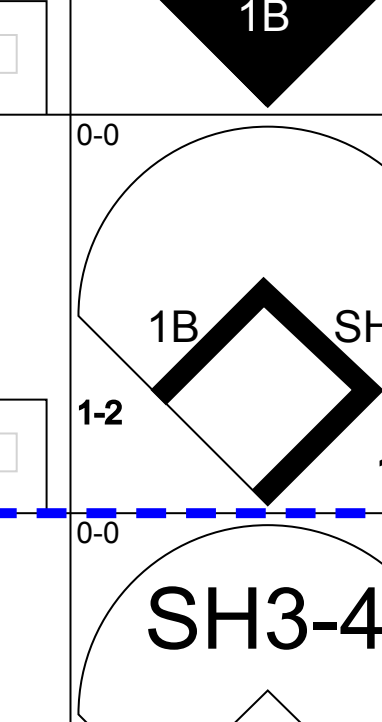
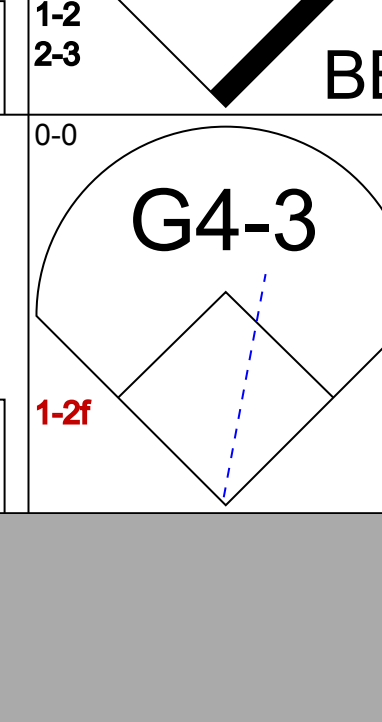
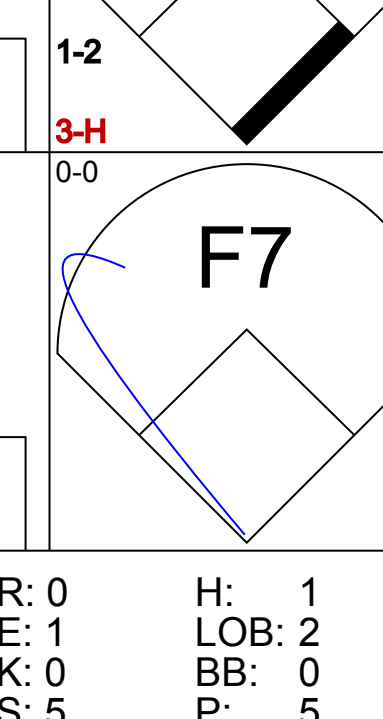
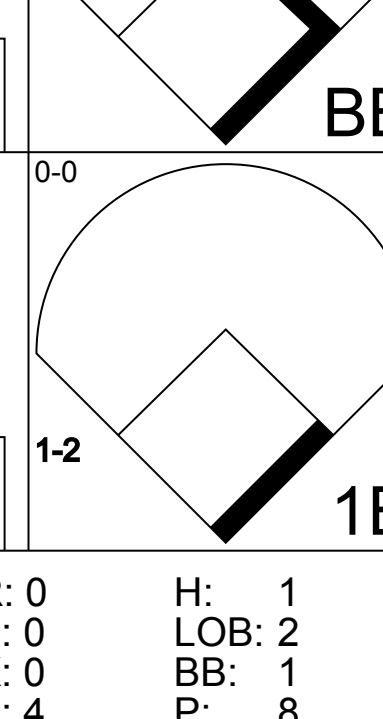
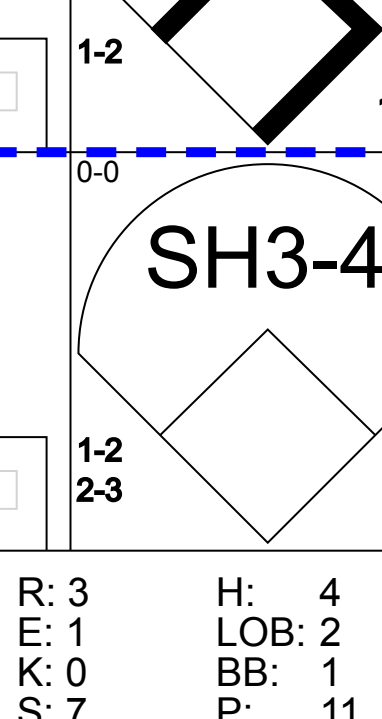
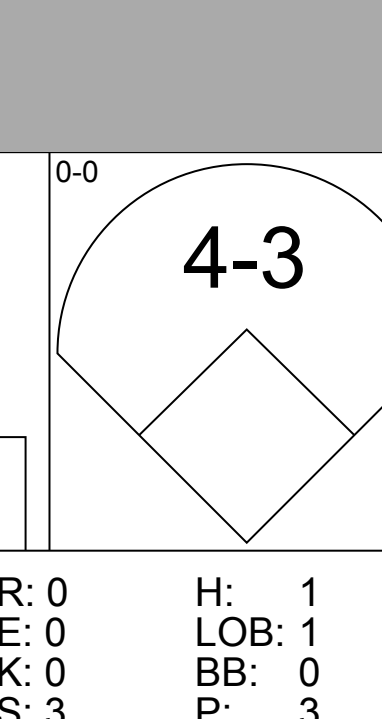
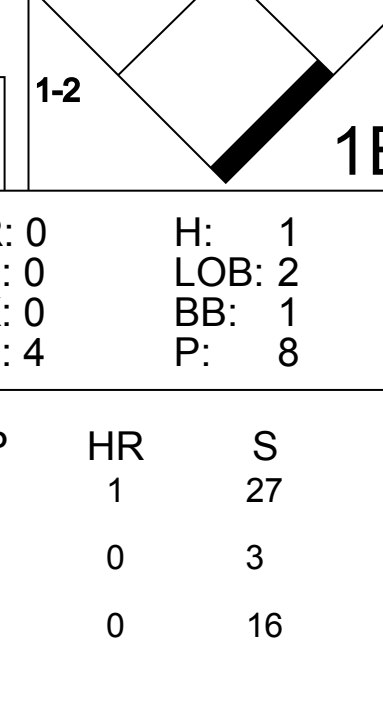
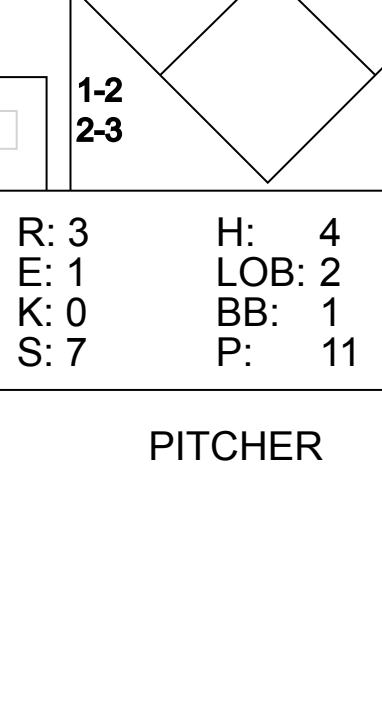


Batter	1	2	3	4	5	6	7	8	9	AB	R	H	RBI	BB	SO	LOB	BOTTOM					
Al Luplow, L OBP: 0.321, SLG: 0.330 (1, 8)										5	0	1	0	0	0	1						
Ron Hunt, R OBP: 0.361, SLG: 0.360 (1, 4)										5	2	3	0	0	0	0						
Ed Kranepool, L OBP: 0.320, SLG: 0.396 (1, 3)										5	2	2	0	0	1	1						
Larry Elliot, L OBP: 0.359, SLG: 0.458 (1, 9)										5	1	3	2	0	1	3						
Ken Boyer, R OBP: 0.307, SLG: 0.431 (1, 5)										5	1	2	3	0	1	2						
Ron Swoboda, R OBP: 0.288, SLG: 0.359 (1, 7)										5	1	3	0	0	0	2						
Eddie Bressoud, R OBP: 0.313, SLG: 0.382 (1, 6)										5	1	1	3	0	2	4						
Jerry Grote, R OBP: 0.332, SLG: 0.325 John Stephenson, L OBP: 0.256, SLG: 0.257 (7, PH) (8, 2)										2	0	1	0	1	1	0						
Bob Friend, R ERA: 3.51 (4, 1)	3.1		21	11	7	7	2	1	0	0	0	0	0	3	3	0.00	0.000					
Hal Woodeshick, L ERA: 2.5 (4, 1)	0.1		1	0	0	0	1	0	0	0	0	0	0	3	3	0.00	0.000					
Ron Piche, R ERA: 4.09 (6, 1)	1.1		6	3	1	1	2	0	0	0	0	0	1	10	10	6.75	2.250					
Joe Hoerner, L ERA: 1.53 Don Dennis, R ERA: 5.8 (7, 1)	1.0		4	1	0	0	1	0	0	0	0	0	0	6	6	0.00	1.000					
Jack Hamilton, R OBP: 0.143, SLG: 0.118 (7, 1)	2.0	W	8	1	0	0	0	0	0	0	0	0	0	8	8	0.00	0.500					
Inning Stats	R: 0 E: 0 K: 0 S: 4	H: 2 LOB: 1 BB: 0 P: 4	R: 0 E: 0 K: 2 S: 8	H: 1 LOB: 2 BB: 1 P: 12	R: 5 E: 0 K: 0 S: 9	H: 6 LOB: 1 BB: 0 P: 9	R: 3 E: 0 K: 2 S: 11	H: 4 LOB: 1 BB: 0 P: 11	R: 0 E: 0 K: 1 S: 5	H: 1 LOB: 0 BB: 0 P: 5	R: 0 E: 0 K: 1 S: 6	H: 1 LOB: 1 BB: 0 P: 6	R: 0 E: 0 K: 0 S: 4	H: 0 LOB: 1 BB: 0 P: 4	R: 0 E: 0 K: 0 S: 3	H: 0 LOB: 2 BB: 0 P: 7	R: 0 E: 0 K: 1 S: 7	H: 2 LOB: 2 BB: 0 P: 7	1B: 14 2B: 1 3B: 0 HR: 2	SF: 0 SAC: 0 DP: 1 HBP: 0	WP: 0 PB: 0 SB: 0 CS: 1	PA: 44
PITCHER	IP	WLS	BF	H	R	ER	SO	BB	IBB	HBP	BLK	WP	HR	S	P	ERA	WHIP					
Ray Washburn, R ERA: 3.51 (1, 1)	3.1		21	11	7	7	2	1	0	0	0	0	0	3	3	0.00	0.000					
Hal Woodeshick, L ERA: 2.5 (4, 1)	0.1		1	0	0	0	1	0	0	0	0	0	0	3	3	0.00	0.000					
Ron Piche, R ERA: 4.09 (6, 1)	1.1		6	3	1	1	2	0	0	0	0	0	1	10	10	6.75	2.250					
Joe Hoerner, L ERA: 1.53 Don Dennis, R ERA: 5.8 (7, 1)	1.0		4	1	0	0	1	0	0	0	0	0	0	6	6	0.00	1.000					
Jack Hamilton, R OBP: 0.143, SLG: 0.118 (7, 1)	2.0	W	8	1	0	0	0	0	0	0	0	0	0	8	8	0.00	0.500					

St. Louis Cardinals @ New York Mets
Shea Stadium, Flushing, NY
Sat Aug 06 1966, 3:33 AM EDT
Att: 21,133 - Unknown

AB 43
R 8
H 17
RBI 8
BB 1
SO 7
LOB 20

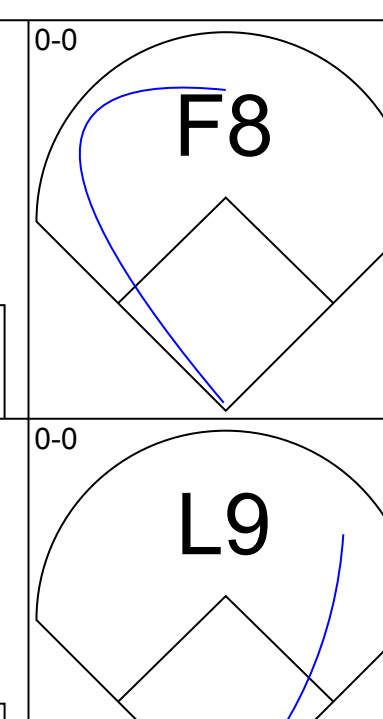
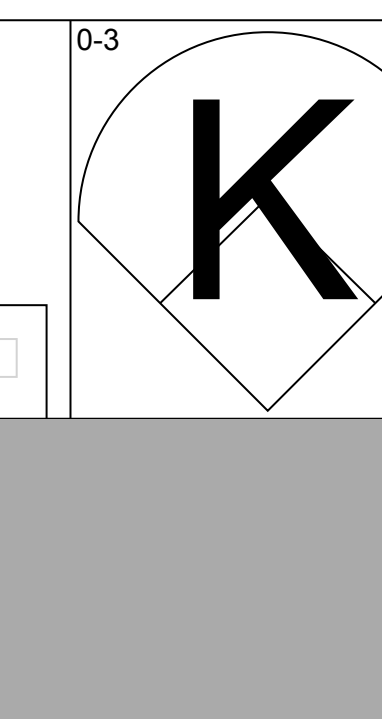
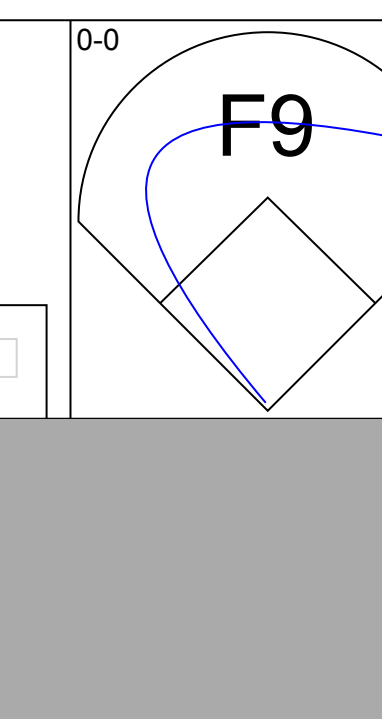
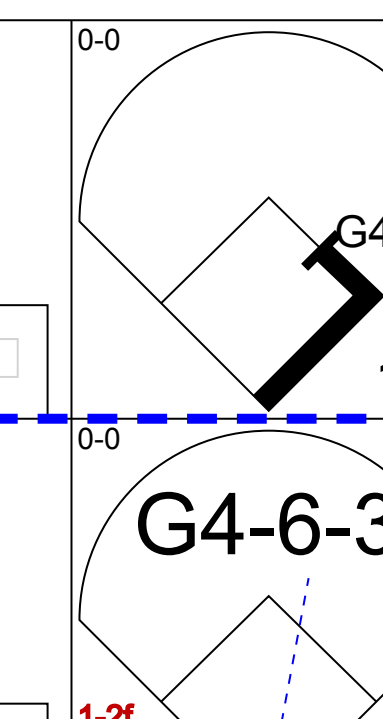
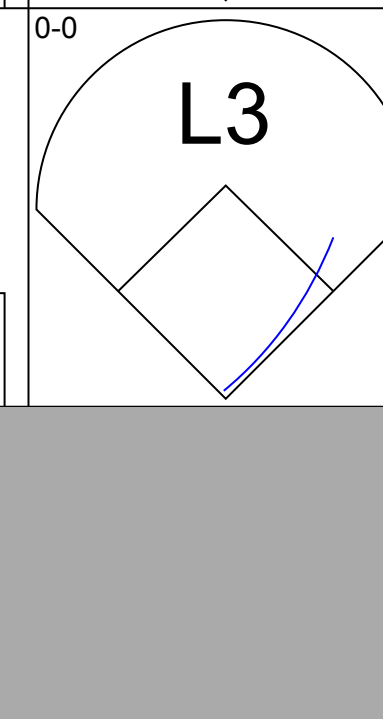
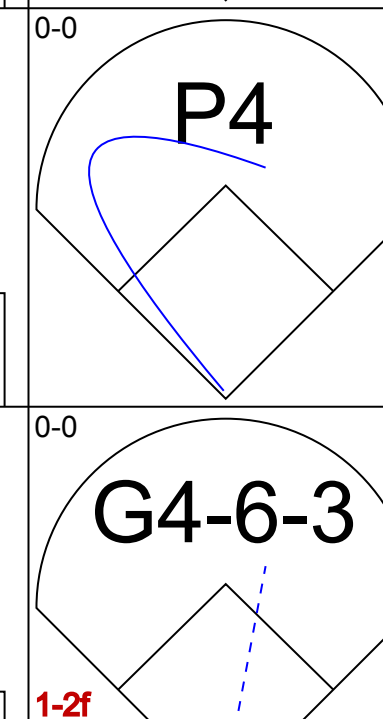
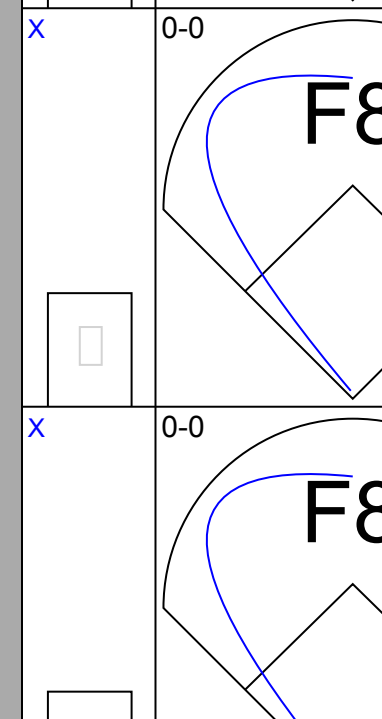




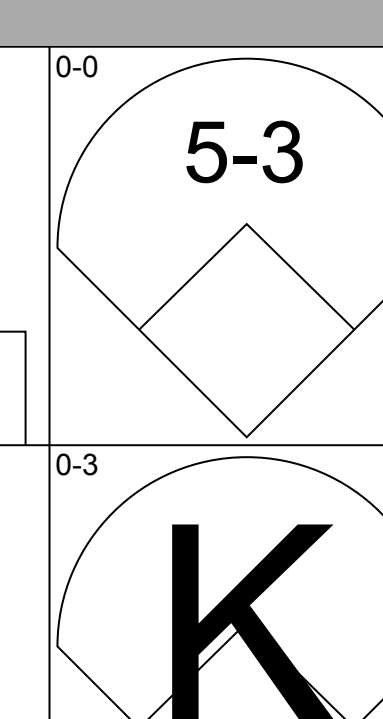
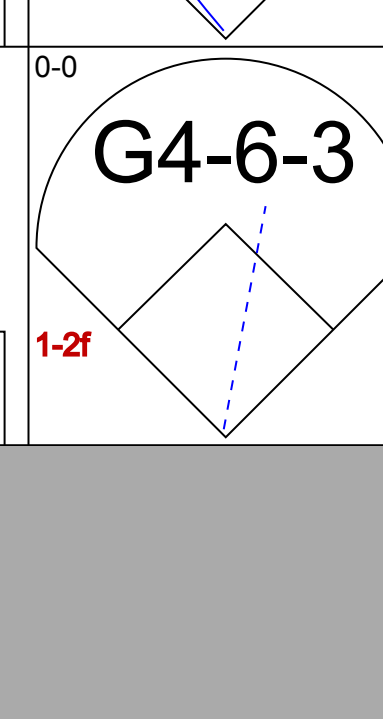
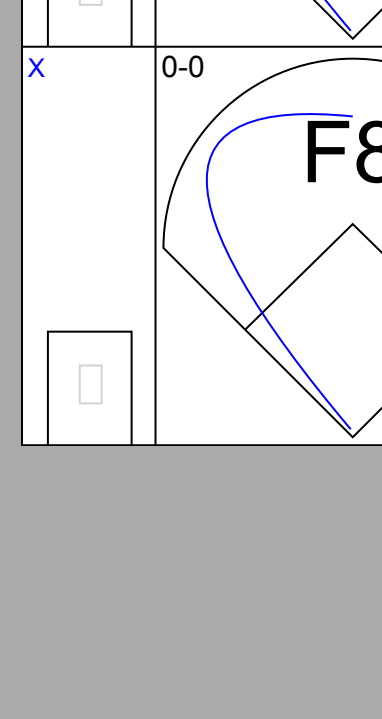
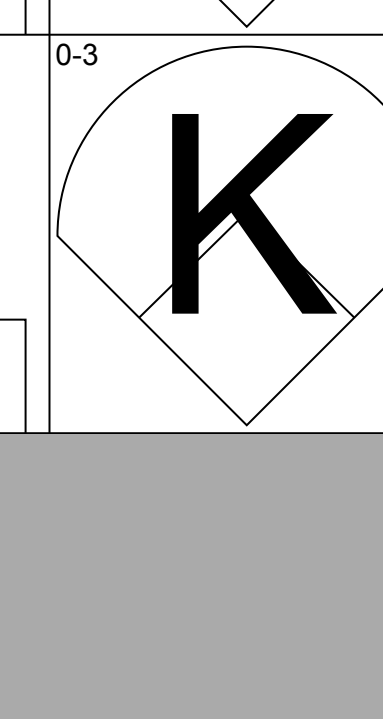
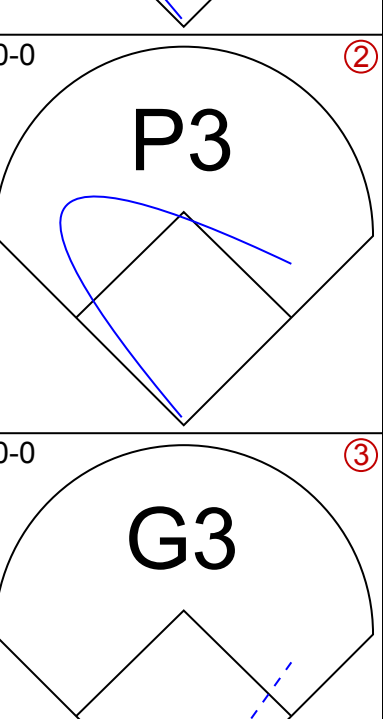
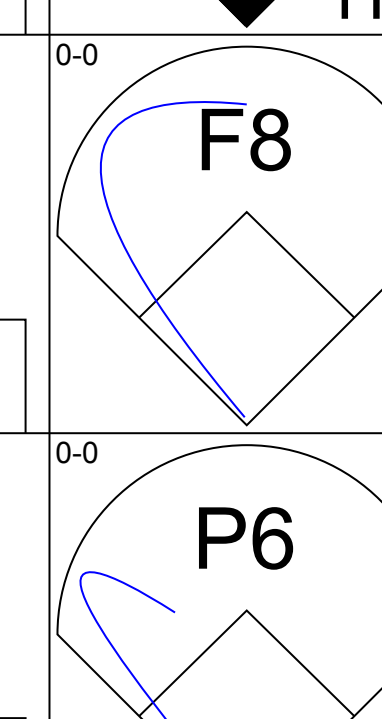


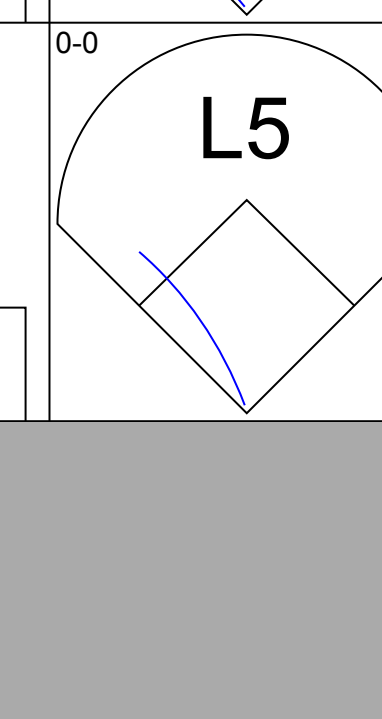
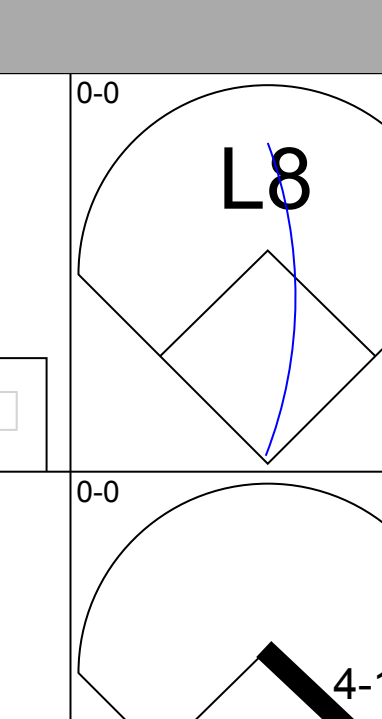
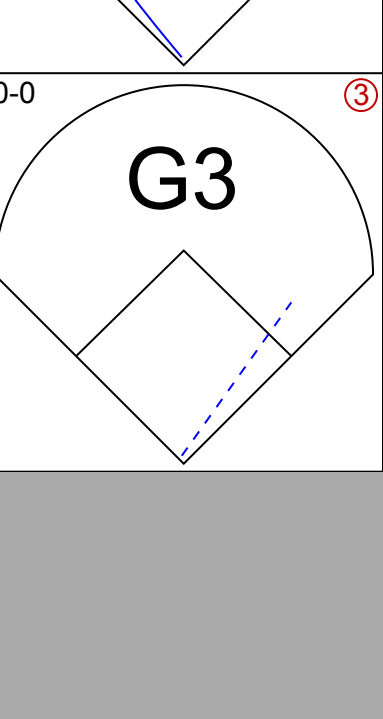
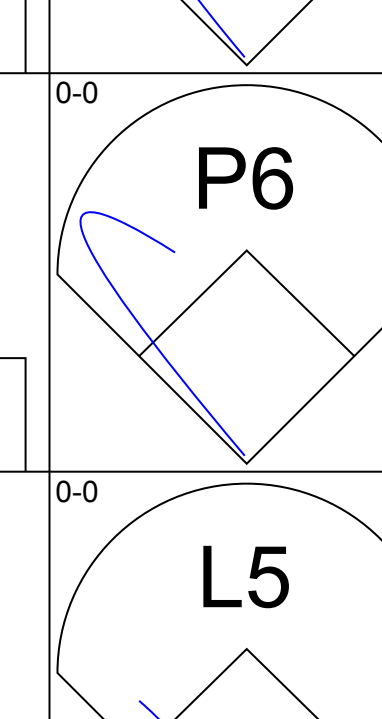
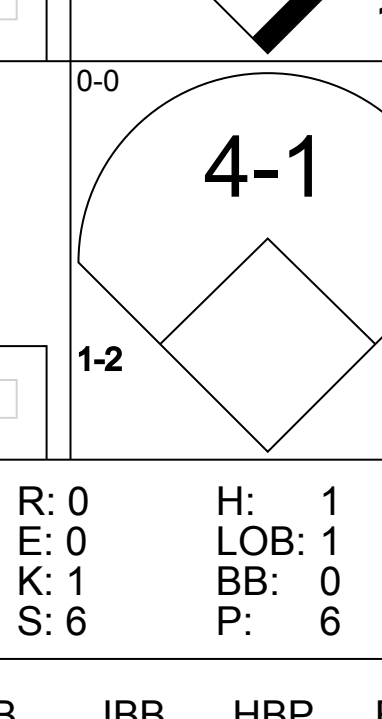
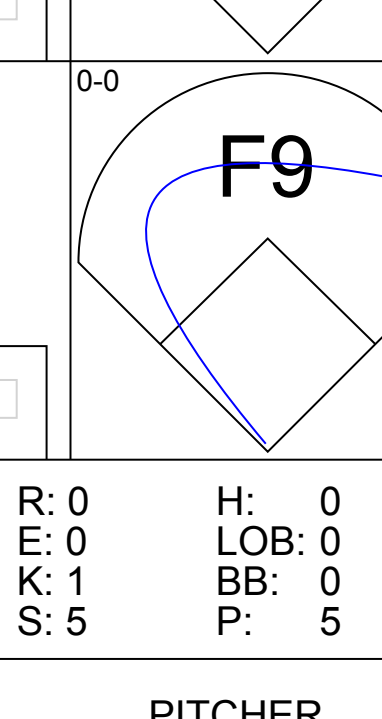
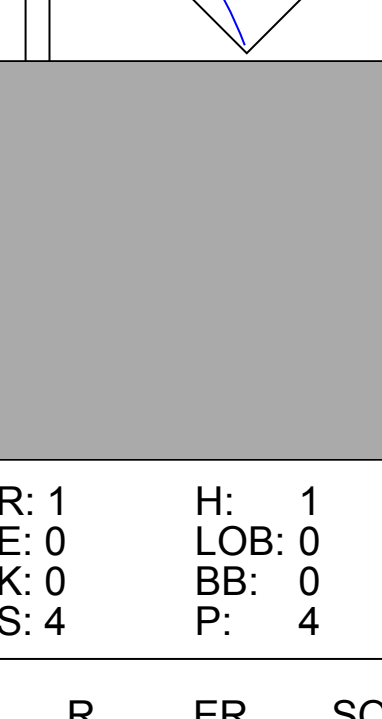



Batter	1	2	3	4	5	6	7	8	9	AB	R	H	RBI	BB	SO	LOB	TOP								
Lou Brock, L OBP: 0.324, SLG: 0.453 (1, 7)										4	1	1	0	1	1	2									
Julian Javier, R OBP: 0.277, SLG: 0.322 (1, 4)										5	0	2	1	0	0	1									
Curt Flood, R OBP: 0.302, SLG: 0.378 (1, 8)										5	0	2	0	0	1	4									
Orlando Cepeda, R OBP: 0.365, SLG: 0.535 (1, 3)										5	0	2	1	0	0	2									
Mike Shannon, R OBP: 0.356, SLG: 0.515 (1, 9)										5	1	4	0	0	0	1									
Tim McCarver, L OBP: 0.320, SLG: 0.453 (1, 2)										5	1	2	2	0	0	3									
Charley Smith, R OBP: 0.314, SLG: 0.390 (1, 5)										4	1	0	0	1	1	3									
Dal Maxvill, R OBP: 0.321, SLG: 0.303 (1, 6)										3	0	1	0	1	0	5									
Bob Gibson, R OBP: 0.253, SLG: 0.319 (1, 1)										3	0	1	0	0	0	2									
Hal Woodeshick, R OBP: 0.250, SLG: 0.500 (9, 1)										0	0	0	0	0	0	0									
Inning Stats	R: 0 E: 0 K: 1 S: 6	H: 1 LOB: 1 BB: 0 P: 6	R: 0 E: 1 K: 0 S: 5	H: 1 LOB: 2 BB: 0 P: 5	R: 1 E: 0 K: 0 S: 5	H: 2 LOB: 1 BB: 0 P: 5	R: 0 E: 0 K: 0 S: 4	H: 1 LOB: 0 BB: 0 P: 8	R: 0 E: 0 K: 0 S: 3	H: 1 LOB: 0 BB: 0 P: 3	R: 3 E: 1 K: 0 S: 7	H: 4 LOB: 2 BB: 1 P: 11	R: 0 E: 0 K: 0 S: 4	H: 2 LOB: 2 BB: 1 P: 8	R: 0 E: 0 K: 0 S: 3	H: 1 LOB: 1 BB: 0 P: 3	R: 0 E: 0 K: 2 S: 9	H: 2 LOB: 2 BB: 0 P: 9	1B: 13 2B: 1 3B: 0 HR: 1	SF: 0 SAC: 1 DP: 3 HBP: 0	WP: 0 PB: 0 SB: 1 CS: 0	PA: 43			
PITCHER	IP	WLS	BF	H	R	ER	SO	BB	IBB	HBP	BLK	WP	HR	S	P	ERA	WHIP								
Gerry Arriaga, L ERA: 3.91 (1, 1)	5.0	L	26	9	4	3	1	1	0	0	0	0	1	27	31	5.40	2.000								
Larry Bearmarth, R ERA: 4.45 (6, 1)	1.0		4	1	0	0	0	0	1	0	0	0	0	3	7	0.00	1.000								
Darrell Sutherland, R ERA: 4.89 (7, 1)	3.0		13	5	0	0	2	1	0	0	0	0	0	16	20	0.00	2.000								

St. Louis Cardinals @ New York Mets
Shea Stadium, Flushing, NY
Sun Aug 07 1966, 3:33 AM EDT
Unknown

AB 39
R 4
H 15
RBI 4
BB 3
SO 3
LOB 23



Batter	1	2	3	4	5	6	7	8	9	AB	R	H	RBI	BB	SO	LOB	BOTTOM									
Chuck Hiller, L OBP: 0.366, SLG: 0.395 (1, 4)										4	0	1	0	0	1	1										
Al Luplow, L OBP: 0.321, SLG: 0.327 (1, 8)										2	0	0	0	1	0	0										
Cleon Jones, R OBP: 0.315, SLG: 0.372 (9, PH)										1	0	0	0	0	0	1										
Larry Elliot, L OBP: 0.350, SLG: 0.445 (1, 9)										3	0	0	0	0	0	1										
Ken Boyer, R OBP: 0.305, SLG: 0.427 (1, 5)										3	0	0	0	0	0	1										
Ed Kranepool, L OBP: 0.320, SLG: 0.404 (1, 3)										3	1	1	1	0	1	0										
Ron Swoboda, R OBP: 0.285, SLG: 0.354 (1, 7)										3	0	0	0	0	1	0										
John Stephenson, L OBP: 0.250, SLG: 0.250 (1, 2)										3	0	0	0	0	0	0										
Eddie Bressoud, R OBP: 0.313, SLG: 0.381 (1, 6)										3	0	1	0	0	1	0										
Gerry Arriaga, L OBP: 0.538, SLG: 0.636 (1, 1)										1	0	0	0	0	0	1										
Larry Bearmarth, R OBP: 0.311, SLG: 0.222 (6, 1)										0	0	0	0	0	0	0										
Billy Murphy, R OBP: 0.248, SLG: 0.336 (6, PH)										1	0	0	0	0	0	0										
Darrell Sutherland, R OBP: 0.667, SLG: 0.667 (7, 1)										0	0	0	0	0	0	0										
Ron Hunt, R OBP: 0.350, SLG: 0.359 (9, PH)										1	0	0	0	0	0	0										
Inning Stats	R: 0 E: 0 K: 0 S: 3	H: 0 LOB: 0 BB: 0 P: 3	R: 0 E: 0 K: 2 S: 7	H: 0 LOB: 0 BB: 0 P: 7	R: 0 E: 0 K: 1 S: 6	H: 1 LOB: 1 BB: 0 P: 6	R: 0 E: 0 K: 0 S: 2	H: 0 LOB: 0 BB: 1 P: 6	R: 0 E: 0 K: 0 S: 3	H: 0 LOB: 0 BB: 0 P: 3	R: 0 E: 0 K: 1 S: 5	H: 0 LOB: 0 BB: 0 P: 5	R: 0 E: 0 K: 0 S: 3	H: 0 LOB: 0 BB: 0 P: 3	R: 1 E: 0 K: 0 S: 4	H: 1 LOB: 0 BB: 0 P: 4	R: 0 E: 0 K: 0 S: 3	H: 1 LOB: 0 BB: 0 P: 3	1B: 2 2B: 0 3B: 0 HR: 1	SF: 0 SAC: 0 DP: 2 HBP: 0	WP: 0 PB: 0 SB: 0 CS: 0	PA: 29				
PITCHER	IP	WLS	BF	H	R	ER	SO	BB	IBB	HBP	BLK	WP	HR	S	P	ERA	WHIP									
Bob Gibson, R ERA: 2.18 (1, 1)	8.1	W	28	3	1	1	4	1	0	0	0	0	0	1	35	39	1.08	0.480								
Hal Woodeshick, L ERA: 2.45 (9, 1)	0.2	S	1	0	0	0	0	0	0	0	0	0	0	1	1	0.00	0.000									

St. Louis Cardinals @ New York Mets
Shea Stadium, Flushing, NY
Sun Aug 07 1966, 3:33 AM EDT
Unknown

AB 28
R 1
H 3
RBI 1
BB 1
SO 4
LOB 5



Batter	1	2	3	4	5	6	7	8	9	AB	R	H	RBI	BB	SO	LOB	TOP			
Lou Brock, L OBP: 0.327, SLG: 0.454 (1, 9)										3	0	2	0	1	0	1	St. Louis Cardinals @ New York Mets Shea Stadium, Flushing, NY Sun Aug 07 1966, 3:38 AM EDT Att: 49,157 - Unknown			
Tim McCarver, L OBP: 0.317, SLG: 0.448 (1, 2)										4	0	0	0	0	1	5				
Tito Francona, L OBP: 0.282, SLG: 0.379 Nelson Briles, R OBP: 0.135, SLG: 0.086 (1, 7) (8, 1)										4	0	0	0	0	0	2				
Orlando Cepeda, R OBP: 0.364, SLG: 0.530 (1, 3)										3	0	0	0	1	1	1				
Mike Shannon, R OBP: 0.355, SLG: 0.511 (1, 8)										4	0	1	0	0	0	1				
Charley Smith, R OBP: 0.310, SLG: 0.384 (1, 5)										4	0	0	0	0	2	2				
Julian Javier, R OBP: 0.275, SLG: 0.319 (1, 4)										3	0	0	0	0	0	1				
Dal Maxvill, R OBP: 0.325, SLG: 0.321 (1, 6)										3	1	2	0	0	0	0				
Al Jackson, L OBP: 0.268, SLG: 0.294 Ron Piche, R (7, 1)										2	0	0	0	0	1	1				
Hal Woodeshick, R OBP: 0.250, SLG: 0.500 Phil Gagliano, R OBP: 0.340, SLG: 0.333 (8, 7)										0	0	0	0	0	0	0				
Phil Gagliano, R OBP: 0.340, SLG: 0.333 (8, 7)										1	0	1	1	0	0	0				
Inning Stats	R: 0 E: 0 K: 1 S: 4	H: 0 LOB: 0 BB: 1 P: 8	R: 0 E: 0 K: 1 S: 6	H: 1 LOB: 1 BB: 0 P: 6	R: 0 E: 0 K: 0 S: 4	H: 1 LOB: 1 BB: 0 P: 4	R: 0 E: 0 K: 1 S: 5	H: 0 LOB: 1 BB: 1 P: 9	R: 0 E: 0 K: 1 S: 5	H: 0 LOB: 0 BB: 0 P: 5	R: 0 E: 0 K: 0 S: 3	H: 0 LOB: 0 BB: 0 P: 3	R: 1 E: 0 K: 0 S: 5	H: 3 LOB: 1 BB: 0 P: 5	R: 0 E: 0 K: 1 S: 5	H: 0 LOB: 0 BB: 0 P: 5	1B: 4 2B: 2 3B: 1 HR: 0	SF: 0 SAC: 0 DP: 1 HBP: 0	WP: 0 PB: 0 SB: 0 CS: 1	PA: 33
PITCHER Jack Fisher, R ERA: 3.71 (1, 1)	IP: 9.0 WLS: W BF: 33 H: 6 R: 1 ER: 1 SO: 5 BB: 2 IBB: 0 HBP: 0 BLK: 0 WP: 0 HR: 0 S: 41 P: 49 ERA: 1.00 WHIP: 0.889															PITCHER	IP: 9.0 WLS: W BF: 33 H: 6 R: 1 ER: 1 SO: 5 BB: 2 IBB: 0 HBP: 0 BLK: 0 WP: 0 HR: 0 S: 41 P: 49 ERA: 1.00 WHIP: 0.889			

Batter	1	2	3	4	5	6	7	8	9	AB	R	H	RBI	BB	SO	LOB	BOTTOM	
Ron Hunt, R OBP: 0.358, SLG: 0.360 (1, 4)										5	1	1	0	0	0	1	St. Louis Cardinals @ New York Mets Shea Stadium, Flushing, NY Sun Aug 07 1966, 3:38 AM EDT Att: 49,157 - Unknown	
Eddie Brassoud, R OBP: 0.316, SLG: 0.388 (1, 6)										3	1	2	0	0	0	0		
Ken Boyer, R OBP: 0.309, SLG: 0.428 (1, 5)										2	2	1	0	2	0	1		
Ron Swoboda, R OBP: 0.288, SLG: 0.357 (1, 7)										4	0	2	2	0	0	2		
Larry Elliot, L OBP: 0.339, SLG: 0.430 (1, 9)										4	0	0	0	0	2	4		
Billy Murphy, R OBP: 0.271, SLG: 0.349 (1, 8)										2	0	2	1	1	0	0		
Ed Kranepool, L OBP: 0.320, SLG: 0.402 (1, 3)										4	0	1	0	0	0	4		
Jerry Grote, R OBP: 0.331, SLG: 0.321 (1, 2)										3	0	0	0	1	1	3		
Jack Fisher, R OBP: 0.212, SLG: 0.170 (1, 1)										3	0	0	0	0	0	3		
Inning Stats	R: 2 E: 0 K: 1 S: 8	H: 4 LOB: 2 BB: 0 P: 8	R: 0 E: 0 K: 0 S: 3	H: 0 LOB: 1 BB: 1 P: 7	R: 0 E: 0 K: 0 S: 3	H: 0 LOB: 1 BB: 1 P: 7	R: 0 E: 0 K: 0 S: 4	H: 1 LOB: 1 BB: 0 P: 4	R: 0 E: 0 K: 1 S: 6	H: 1 LOB: 2 BB: 0 P: 7	R: 2 E: 1 K: 0 S: 5	H: 2 LOB: 2 BB: 2 P: 13	R: 0 E: 0 K: 1 S: 5	H: 0 LOB: 0 BB: 0 P: 5	1B: 7 2B: 2 3B: 0 HR: 0	SF: 0 SAC: 2 DP: 1 HBP: 1		WP: 0 PB: 0 SB: 0 CS: 0
PITCHER Al Jackson, L ERA: 2.33 Ron Piche, R ERA: 4.09 Hal Woodeshick, L ERA: 2.41 Nelson Briles, R ERA: 3.38 (1, 1) (7, 1) (7, 1) (8, 1)	IP: 6.1 WLS: L BF: 32 H: 9 R: 4 ER: 3 SO: 2 BB: 2 IBB: 1 HBP: 1 BLK: 0 WP: 0 HR: 0 S: 32 P: 45 ERA: 4.26 WHIP: 1.737															PITCHER	IP: 6.1 WLS: L BF: 32 H: 9 R: 4 ER: 3 SO: 2 BB: 2 IBB: 1 HBP: 1 BLK: 0 WP: 0 HR: 0 S: 32 P: 45 ERA: 4.26 WHIP: 1.737	

Batter	1	2	3	4	5	6	7	8	9	AB	R	H	RBI	BB	SO	LOB	TOP										
Ron Hunt, R OBP: 0.355, SLG: 0.356 (1, 4)	1-4-3		6-3		6-3		G4-3			4	0	0	0	0	0	5											
Eddie Bressoud, R OBP: 0.319, SLG: 0.388 (1, 6)	G5-4-3 1B			K		L9		G5-4-3 BB		3	0	1	0	1	1	0											
Ken Boyer, R OBP: 0.306, SLG: 0.423 (1, 5)	G5-4-3			K		6-3		F7		4	0	0	0	0	1	2											
Cleon Jones, R OBP: 0.317, SLG: 0.376 (1, 8)		L9						G5-4-3		4	0	2	0	0	0	1											
Ron Swoboda, R OBP: 0.284, SLG: 0.351 (1, 7)	L9			6-3		6-3			6-3	4	0	0	0	0	2												
Jim Hickman, R OBP: 0.290, SLG: 0.362 (9, PH) Larry Elliot, L OBP: 0.336, SLG: 0.426 (9, PH)	F8					2B 1B		1-3	3-1	3	0	1	0	0	0	0											
Jerry Grote, R OBP: 0.335, SLG: 0.322 (9, PH) Chuck Hiller, L OBP: 0.364, SLG: 0.393 (9, PH)			G5-4-3 1B		L4			1B BB	F8	2	1	1	0	1	0	1											
Ed Kranepool, L OBP: 0.325, SLG: 0.409 (1, 3)			4-0 1-2 BB					1B		2	0	2	0	1	0	0											
Dennis Ribant, R OBP: 0.195, SLG: 0.220 (7, PH) Billy Murphy, R OBP: 0.277, SLG: 0.355 (7, PH) Jack Hamilton, R OBP: 0.143, SLG: 0.118 (7, 1)	G5-4-3				5-3			G4-3 1B		2	0	0	0	0	0	4											
Inning Stats	R: 0 E: 0 K: 0 S: 3	H: 1 LOB: 0 BB: 0 P: 3	R: 0 E: 0 K: 0 S: 3	H: 0 LOB: 0 BB: 0 P: 3	R: 0 E: 0 K: 0 S: 3	H: 1 LOB: 1 BB: 1 P: 7	R: 0 E: 0 K: 2 S: 8	H: 1 LOB: 1 BB: 0 P: 8	R: 0 E: 0 K: 0 S: 4	H: 2 LOB: 2 BB: 0 P: 5	R: 0 E: 0 K: 0 S: 4	H: 1 LOB: 1 BB: 0 P: 4	R: 1 E: 0 K: 0 S: 4	H: 2 LOB: 1 BB: 1 P: 8	R: 0 E: 0 K: 0 S: 2	H: 0 LOB: 0 BB: 1 P: 6	R: 0 E: 0 K: 0 S: 3	H: 0 LOB: 0 BB: 0 P: 3	1B: 6 2B: 2 3B: 0 HR: 0	SF: 0 SAC: 0 DP: 4 HBP: 0	WP: 0 PB: 0 SB: 0 CS: 0	PA: 34					
PITCHER	IP	WLS	BF	H	R	ER	SO	BB	IBB	HBP	BLK	WP	HR	S	P	ERA	WHIP										
Woodie Fryman, L ERA: 2.85 (1, 1)	6.1	W	27	8	1	1	2	2	0	0	0	0	0	29	37	1.42	1.579										
Pete Mikkelsen, R ERA: 3.02 (7, 1)	2.2	S	7	0	0	0	0	1	0	0	0	0	0	6	10	0.00	0.375										

New York Mets @ Pittsburgh Pirates
Forbes Field, Pittsburgh, PA
Tue Aug 09 1966, 7:05 PM EDT
Att: 12,847 - Unknown

AB	31
R	1
H	8
RBI	1
BB	3
SO	2
LOB	15



Batter	1	2	3	4	5	6	7	8	9	AB	R	H	RBI	BB	SO	LOB	BOTTOM										
Matty Alou, L OBP: 0.367, SLG: 0.435 (1, 8)	L7		F5	L4			1-3			4	0	0	0	0	3												
Gene Alley, R OBP: 0.311, SLG: 0.408 (1, 6)	P4		K		1-3		K			4	0	0	0	2	1												
Roberto Clemente, R OBP: 0.369, SLG: 0.552 (1, 9)			6-3		6-3			K		4	0	1	0	0	1	1											
Willie Stargell, L OBP: 0.388, SLG: 0.590 (1, 7)	4-0 1-2 BB			4-3	L8			FC4-8 BB		2	0	0	0	2	0	0											
Jose Pagan, R OBP: 0.302, SLG: 0.399 (1, 5)	F7			2B 1B			F8	FC4-6 1-2		4	1	1	0	0	3												
Donn Clendenen, R OBP: 0.366, SLG: 0.527 (1, 3)		F9		1B 2B			WP 2B	G3		4	1	2	1	0	1												
Jim Pagliaroni, R OBP: 0.339, SLG: 0.410 (1, 2)		6-3		5-3			K			3	0	0	0	1	2												
Bill Mazerowski, R OBP: 0.294, SLG: 0.365 (1, 4)		6-3		1B IBB			F8			2	0	0	0	1	1												
Woodie Fryman, R OBP: 0.217, SLG: 0.200 (1, 1) Pete Mikkelsen, R OBP: 0.231, SLG: 0.167 (7, 1)				BB			K			1	0	1	1	1	0	0											
Inning Stats	R: 0 E: 0 K: 0 S: 4	H: 1 LOB: 2 BB: 1 P: 8	R: 0 E: 0 K: 0 S: 3	H: 0 LOB: 0 BB: 0 P: 3	R: 0 E: 0 K: 1 S: 5	H: 3 LOB: 1 BB: 1 P: 9	R: 2 E: 0 K: 0 S: 6	H: 3 LOB: 2 BB: 1 P: 10	R: 0 E: 0 K: 0 S: 3	H: 0 LOB: 0 BB: 0 P: 3	R: 0 E: 0 K: 1 S: 6	H: 1 LOB: 1 BB: 0 P: 6	R: 0 E: 0 K: 2 S: 7	H: 0 LOB: 0 BB: 0 P: 7	R: 0 E: 0 K: 1 S: 5	H: 0 LOB: 1 BB: 1 P: 9	1B: 3 2B: 2 3B: 0 HR: 0	SF: 0 SAC: 0 DP: 0 HBP: 0	WP: 1 PB: 0 SB: 0 CS: 0	PA: 33							
PITCHER	IP	WLS	BF	H	R	ER	SO	BB	IBB	HBP	BLK	WP	HR	S	P	ERA	WHIP										
Dennis Ribant, R ERA: 2.79 (1, 1)	6.0	L	26	5	2	2	2	2	0	0	0	0	0	27	39	3.00	1.167										
Jack Hamilton, R ERA: 3.63 (7, 1)	2.0		7	0	0	0	3	1	0	0	0	0	0	12	16	0.00	0.500										

New York Mets @ Pittsburgh Pirates
Forbes Field, Pittsburgh, PA
Tue Aug 09 1966, 7:05 PM EDT
Att: 12,847 - Unknown

AB	29
R	2
H	5
RBI	2
BB	4
SO	5
LOB	12



Batter	1	2	3	4	5	6	7	8	9	AB	R	H	RBI	BB	SO	LOB	TOP				
Al Luplow, L OBP: 0.331, SLG: 0.338 (1, 8)	6-3		1-2 1B			G1-2-3 1B 1-2 BLK 1B	1B 1B		G6-4-3 1B	5	2	4	0	0	0	0					
Ron Hunt, R OBP: 0.355, SLG: 0.356 (1, 4) (6, 5)	F8		FC5			BLK G1-2-3 1B 1-2 2-3	1B 1B		G6-4-3 1-2	5	1	2	0	0	0	3					
Ed Kranepool, L OBP: 0.324, SLG: 0.407 (1, 3)	P5					G1-2-3 1-2 2-3 3-H				4	0	1	1	0	1	3					
Larry Elliot, L OBP: 0.336, SLG: 0.419 Jim Hickman, R OBP: 0.296, SLG: 0.356 (7, PH) (7, 9)	3-1					1B 2B BB			F8	2	1	0	0	1	0	0					
Ken Boyer, R OBP: 0.306, SLG: 0.422 John Stephenson, L OBP: 0.250, SLG: 0.250 Hawk Taylor, R OBP: 0.195, SLG: 0.284 (8, PH) (8, 2)	F9					2B 1-2 3-H 1B			P3	3	0	1	1	0	0	0					
Ron Swoboda, R OBP: 0.287, SLG: 0.357 (1, 7)	K					1-3 2-H 2B			1B	4	0	2	1	0	2	0					
Eddie Bressoud, R OBP: 0.318, SLG: 0.390 (1, 6)			K			K			1B	4	0	1	0	0	3	2					
Jerry Grote, R OBP: 0.332, SLG: 0.319 Chuck Hillier, L OBP: 0.360, SLG: 0.388 (6, 4)	6-3					K			F8	2	0	0	0	0	1	0					
Bob Shaw, R OBP: 0.275, SLG: 0.237 Bill Hepler, L OBP: 0.273, SLG: 0.273 Billy Murphy, R OBP: 0.275, SLG: 0.351 (9, PH)	FC5 1B					G1-2-3 1B 1B			F8	1	0	1	0	0	0	0					
									L7	1	0	1	0	0	0	0					
Inning Stats	R: 0 E: 0 K: 0 S: 3	H: 0 LOB: 0 BB: 0 P: 3	R: 0 E: 0 K: 1 S: 5	H: 0 LOB: 0 BB: 0 P: 5	R: 0 E: 0 K: 1 S: 7	H: 2 LOB: 2 BB: 0 P: 7	R: 0 E: 0 K: 1 S: 5	H: 0 LOB: 0 BB: 0 P: 5	R: 0 E: 0 K: 3 S: 9	H: 0 LOB: 0 BB: 0 P: 9	R: 3 E: 0 K: 1 S: 9	H: 5 LOB: 2 BB: 1 P: 13	R: 1 E: 0 K: 0 S: 6	H: 3 LOB: 2 BB: 0 P: 6	R: 0 E: 0 K: 0 S: 4	H: 2 LOB: 1 BB: 0 P: 4	R: 0 E: 0 K: 0 S: 3	H: 1 LOB: 0 BB: 0 P: 3	1B: 11 2B: 2 3B: 0 HR: 0	SF: 0 SAC: 0 DP: 2 HBP: 0	WP: 0 PA: 38 PB: 0 SB: 0 CS: 0
PITCHER	IP WLS BF H R ER SO BB IBB HBP BLK WP HR S P ERA WHIP	6.2 W 30 10 4 4 7 1 0 0 0 0 0 0 43 47 5.40 1.650	2.1 S 8 3 0 0 0 0 0 0 0 0 0 0 8 8 0.00 1.286																		

New York Mets @ Pittsburgh Pirates
 Forbes Field, Pittsburgh, PA
 Wed Aug 10 1966, 7:05 PM EDT
 Att: 15,008 - Unknown

AB 37
 R 4
 H 13
 RBI 3
 BB 1
 SO 7
 LOB 11



Batter	1	2	3	4	5	6	7	8	9	AB	R	H	RBI	BB	SO	LOB	BOTTOM			
Matty Alou, L OBP: 0.369, SLG: 0.434 Manny Mota, R OBP: 0.407, SLG: 0.533 (7, PH) (8, 8)	K		L9	WP 1B 2-H		FC5-4 BB	4-3			3	1	1	1	1	1	1				
Gene Alley, R OBP: 0.314, SLG: 0.409 Gene Michael, S OBP: 0.143, SLG: 0.190 (4, FR) (5, 6)	5-3		1B	1B 2-3 HBP		G3 1B 1-2			K	2	1	1	1	0	0	0				
Roberto Clemente, R OBP: 0.371, SLG: 0.553 (1, 9)	6-3		HR 1B 2-H	1-3 3-H 1B		G3 1B 1-2 2-3			F9	5	1	3	2	0	0	0				
Willie Stargell, L OBP: 0.390, SLG: 0.601 (1, 7)	F9 4-3 2B		HR 1B 1-H	K		G3 1B 1-2 2-3			2B BB	4	3	2	2	1	1	4				
Jose Pagan, R OBP: 0.307, SLG: 0.405 (1, 5)	F9 2-3		1B	HR 1B		6-3			1B 2B 1-H	5	1	3	1	0	0	3				
Donn Clendenen, R OBP: 0.364, SLG: 0.523 (1, 3)	4-3		K	K		5-3			1B	5	0	1	1	0	2	2				
Jim Pagliaroni, R OBP: 0.337, SLG: 0.416 (1, 2)	K		F8	HR		F8			P4	5	1	1	2	0	1	2				
Bill Mazerowski, R OBP: 0.296, SLG: 0.366 (1, 4)			SH3-4 1B	P6	3-1	E 1B				4	1	2	0	0	0	0				
Vern Law, R OBP: 0.333, SLG: 0.432 Billy O'Dell, S OBP: 0.133, SLG: 0.133 (7, 1)	SH3-4		1-2 1B	K		E1				2	1	1	0	0	1	0				
Inning Stats	R: 0 E: 0 K: 1 S: 5	H: 0 LOB: 0 BB: 0 P: 5	R: 1 E: 0 K: 1 S: 6	H: 1 LOB: 0 BB: 0 P: 6	R: 4 E: 0 K: 1 S: 10	H: 5 LOB: 1 BB: 0 P: 10	R: 2 E: 0 K: 1 S: 8	H: 3 LOB: 2 BB: 0 P: 9	R: 2 E: 0 K: 2 S: 9	H: 2 LOB: 0 BB: 0 P: 9	R: 0 E: 0 K: 0 S: 4	H: 1 LOB: 2 BB: 1 P: 8	R: 0 E: 1 K: 0 S: 5	H: 1 LOB: 2 BB: 0 P: 5	R: 1 E: 0 K: 1 S: 7	H: 2 LOB: 2 BB: 1 P: 11	1B: 10 2B: 3 3B: 0 HR: 2	SF: 0 SAC: 1 DP: 0 HBP: 1	WP: 1 PA: 43 PB: 0 SB: 0 CS: 0	
PITCHER	IP WLS BF H R ER SO BB IBB HBP BLK WP HR S P ERA WHIP	3.2 L 23 7 3 3 4 2 0 0 0 0 1 29 37 6.23 2.077																		

New York Mets @ Pittsburgh Pirates
 Forbes Field, Pittsburgh, PA
 Wed Aug 10 1966, 7:05 PM EDT
 Att: 15,008 - Unknown

AB 39
 R 10
 H 15
 RBI 10
 BB 2
 SO 7
 LOB 16



Batter	1	2	3	4	5	6	7	8	9	AB	R	H	RBI	BB	SO	LOB	TOP			
Al Luplow, L OBP: 0.332, SLG: 0.339 (1, 9)										5	1	2	0	0	0	4	New York Mets @ Pittsburgh Pirates Forbes Field, Pittsburgh, PA Thu Aug 11 1966, 7:05 PM EDT Att: 12,381 - Unknown			
Ron Hunt, R OBP: 0.388, SLG: 0.362 (1, 4)										5	1	3	0	0	0	2				
Larry Elliot, L OBP: 0.333, SLG: 0.413 Jerry Grote, R OBP: 0.311, SLG: 0.318 (1, 7) (7, 2)										4	1	1	2	0	1	3				
Ken Boyer, R OBP: 0.313, SLG: 0.427 (1, 5)										5	1	4	0	0	1	0				
Ed Kranepool, L OBP: 0.320, SLG: 0.401 (1, 3)										5	0	0	1	0	1	5				
Cleon Jones, R OBP: 0.320, SLG: 0.379 Billy Murphy, R OBP: 0.270, SLG: 0.345 (1, 8) (6, 8)										3	1	2	0	0	0	1				
John Stephenson, L OBP: 0.252, SLG: 0.252 Jim Hickman, R OBP: 0.281, SLG: 0.350 (1, 2) (7, PH) (7, 7)										3	0	1	1	0	0	2				
Eddie Bressoud, R OBP: 0.317, SLG: 0.385 (1, 6)										3	0	0	1	1	1	1				
Ralph Terry, R OBP: 0.316, SLG: 0.294 Rob Gardner, R OBP: 0.179, SLG: 0.205 (1, 1) (6, 1)										3	0	1	0	0	1	3				
										1	0	1	0	0	0	0				
Inning Stats	R: 3 E: 1 K: 0 S: 7	H: 4 LOB: 1 BB: 0 P: 7	R: 0 E: 1 K: 1 S: 7	H: 1 LOB: 2 BB: 0 P: 7	R: 2 E: 1 K: 0 S: 7	H: 4 LOB: 2 BB: 0 P: 7	R: 0 E: 0 K: 1 S: 5	H: 0 LOB: 0 BB: 0 P: 5	R: 0 E: 0 K: 0 S: 4	H: 1 LOB: 2 BB: 1 P: 8	R: 0 E: 0 K: 2 S: 8	H: 1 LOB: 1 BB: 0 P: 8	R: 0 E: 0 K: 1 S: 5	H: 1 LOB: 0 BB: 0 P: 5	R: 0 E: 0 K: 1 S: 7	H: 2 LOB: 2 BB: 0 P: 7	1B: 14 2B: 1 3B: 0 HR: 0	SF: 0 SAC: 0 DP: 2 HBP: 0	WP: 0 PB: 0 SB: 0 CS: 0	PA: 42
PITCHER	IP WLS BF H R ER SO BB IBB HBP BLK WP HR S P ERA WHIP	IP WLS BF H R ER SO BB IBB HBP BLK WP HR S P ERA WHIP																		
Tommy Sisk, R ERA: 4.67 (1, 1)	1.1	10	5	3	3	1	0	0	0	0	0	0	0	0	0	0	20.25	3.750		
Al McBean, R ERA: 3.27 (2, 1)	1.2	9	4	2	2	0	0	0	0	0	0	0	0	0	0	9	10.80	2.400		
Don Cardwell, R ERA: 4.43 (4, 1)	2.0	8	1	0	0	1	0	1	0	0	0	0	0	0	0	9	0.00	0.500		
Pete Mikkelsen, R ERA: 2.99 Billy O'Dell, L ERA: 2.81 (6, 1) (7, 1)	1.0	3	1	0	0	1	0	0	0	0	0	0	0	0	0	5	0.00	1.000		
	2.0	7	2	0	0	3	0	0	0	0	0	0	0	0	0	13	0.00	1.000		
PITCHER	IP WLS BF H R ER SO BB IBB HBP BLK WP HR S P ERA WHIP	IP WLS BF H R ER SO BB IBB HBP BLK WP HR S P ERA WHIP																		
Roy Face, R ERA: 2.54 (9, 1)	1.0	5	2	0	0	1	0	0	0	0	0	0	0	0	0	7	0.00	2.000		

AB	41
R	5
H	15
RBI	5
BB	1
SO	7
LOB	26



WP	0
PB	0
SB	0
CS	0

BOTTOM

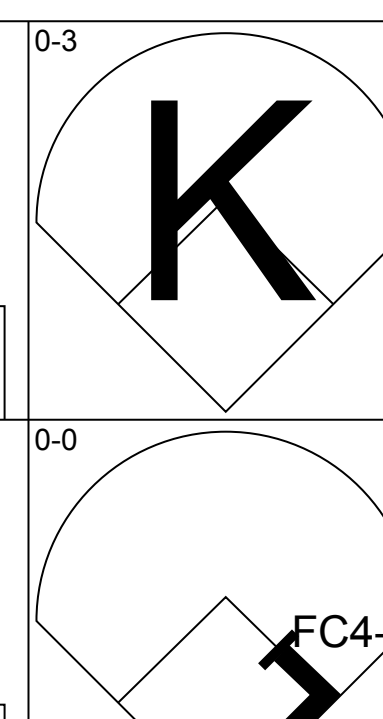
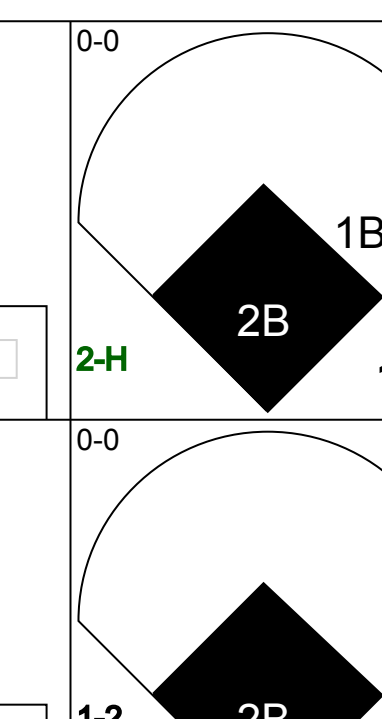
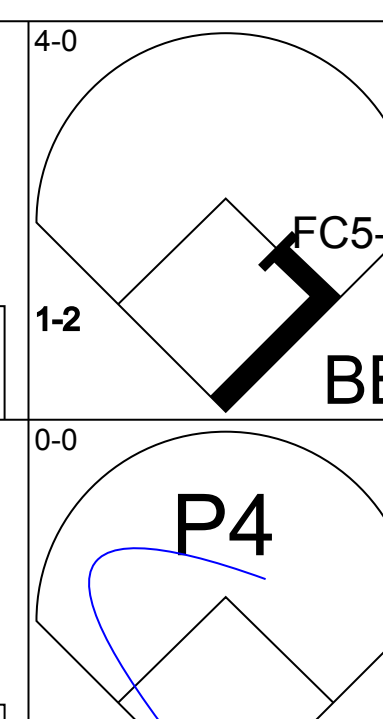
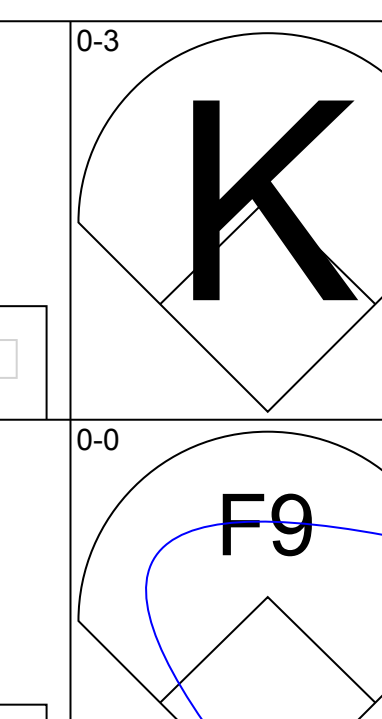
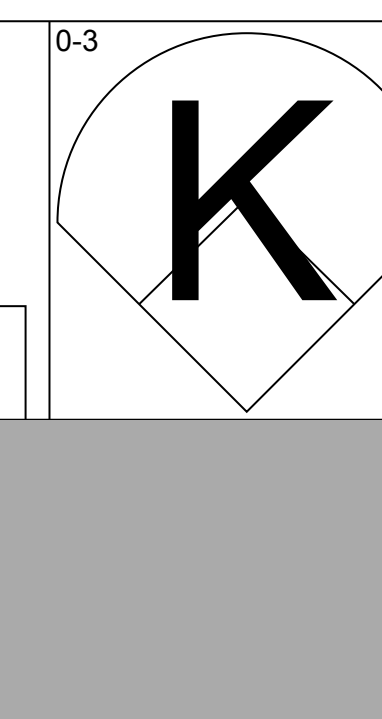
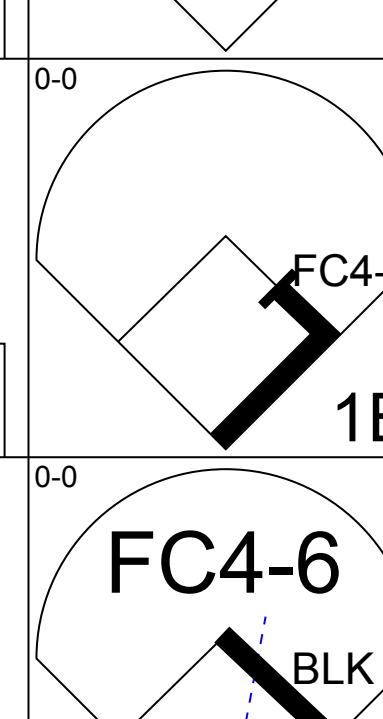
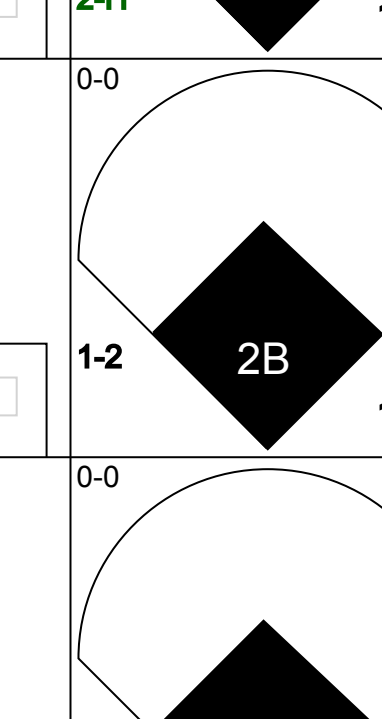
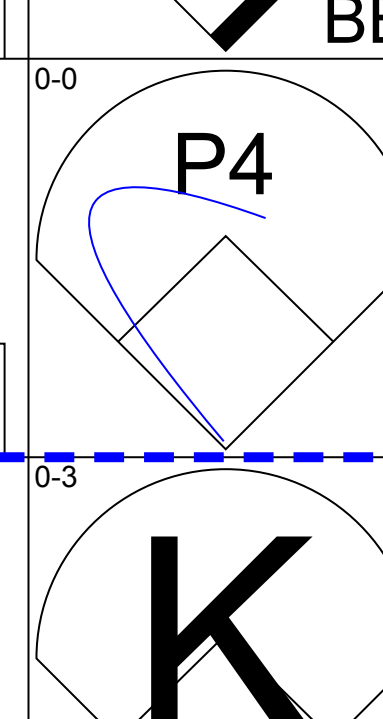
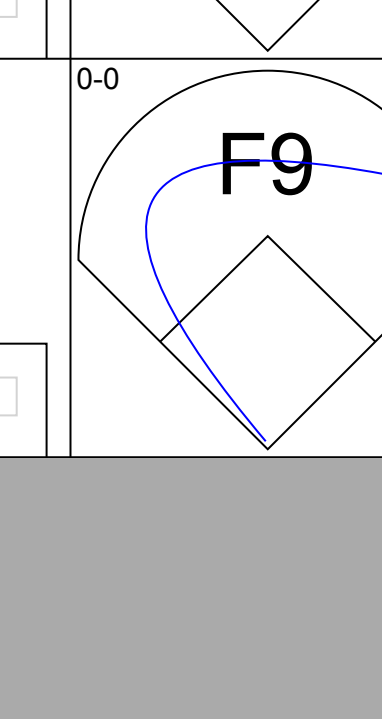
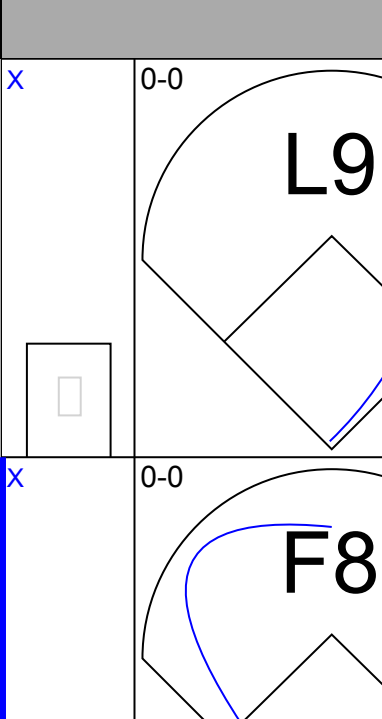
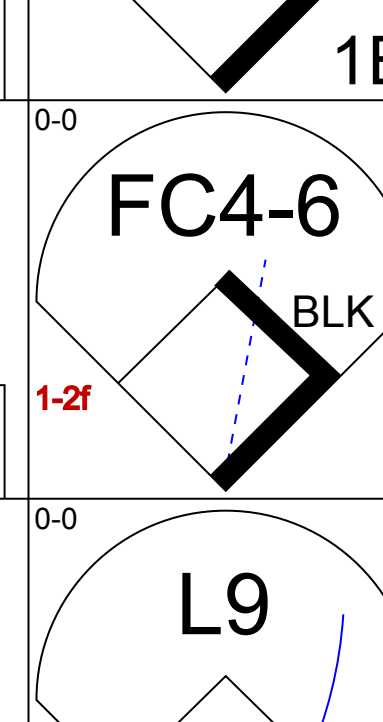
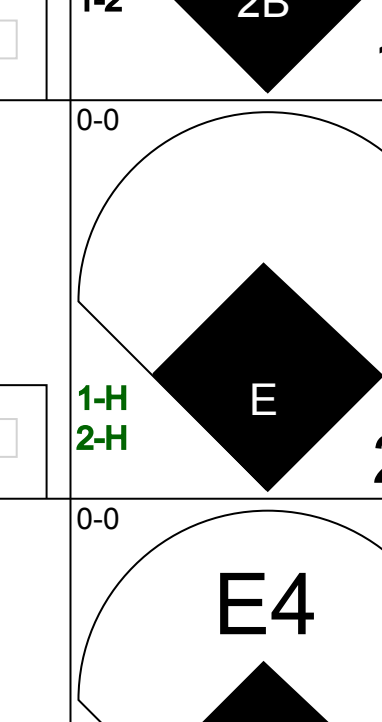
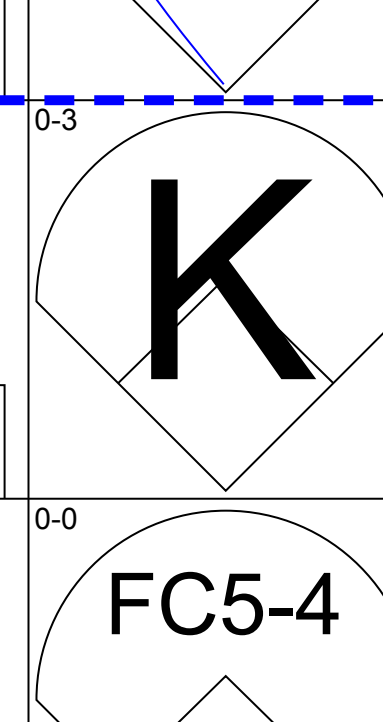
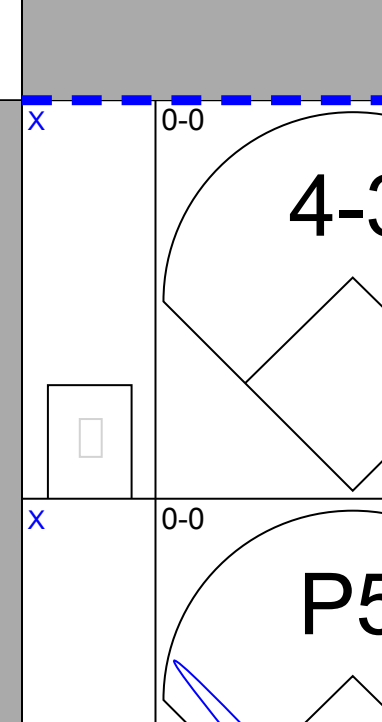
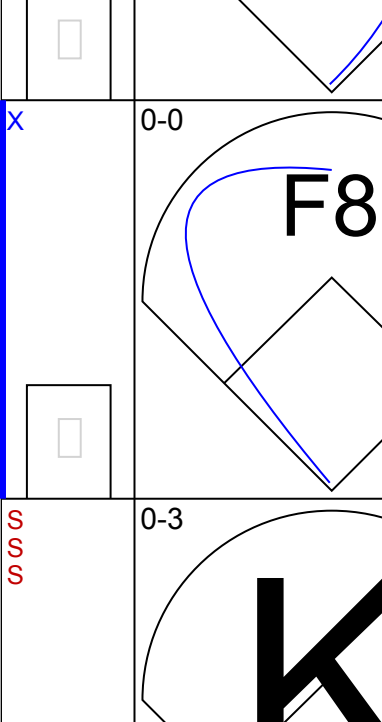
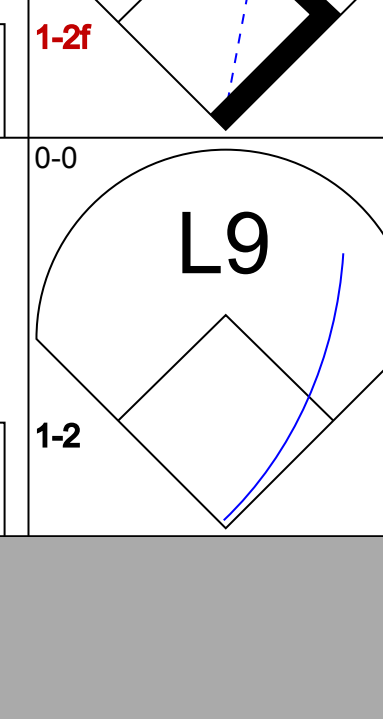
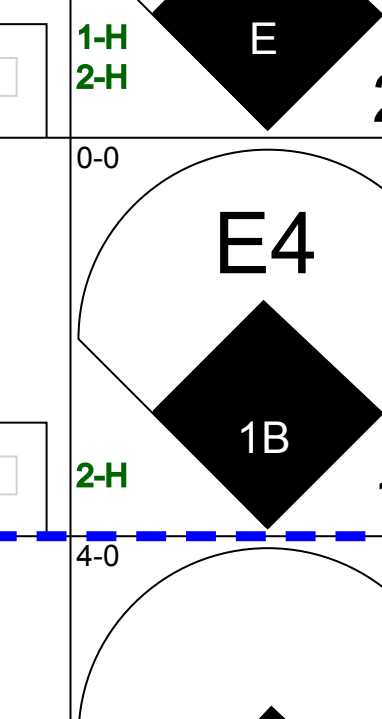
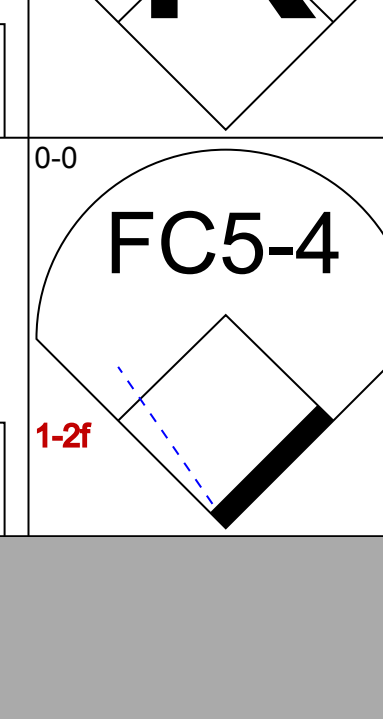
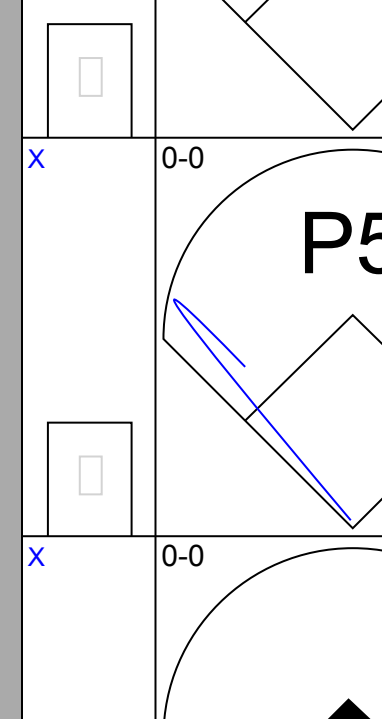
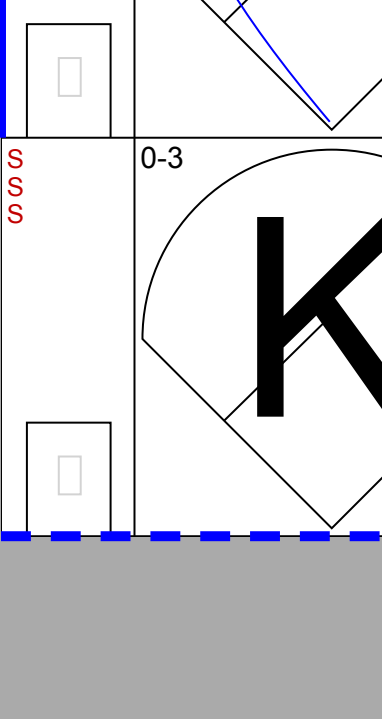
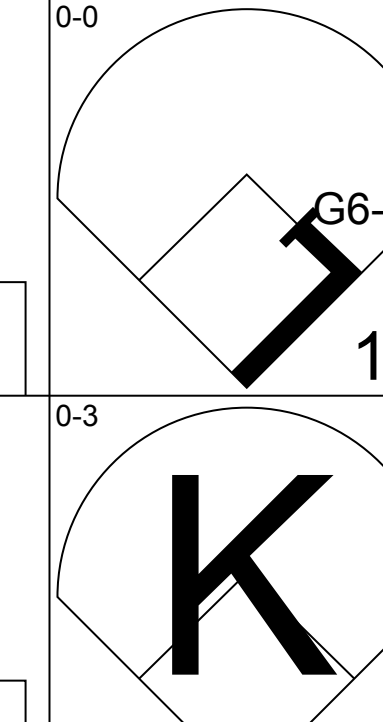
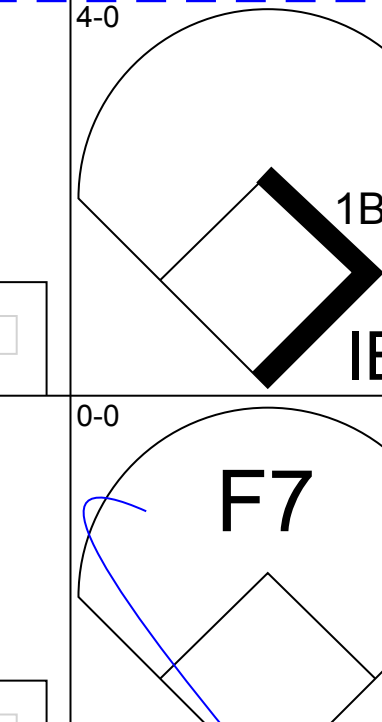
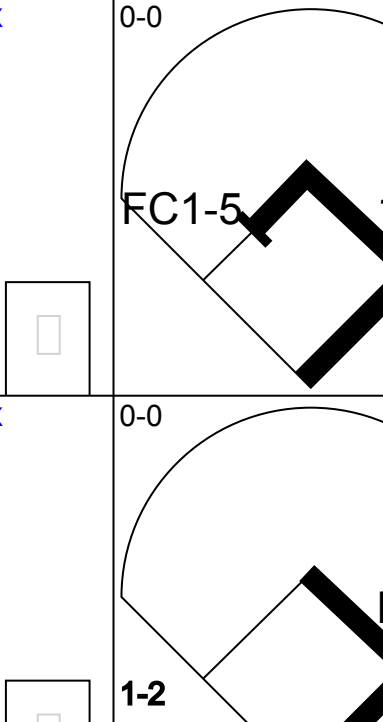
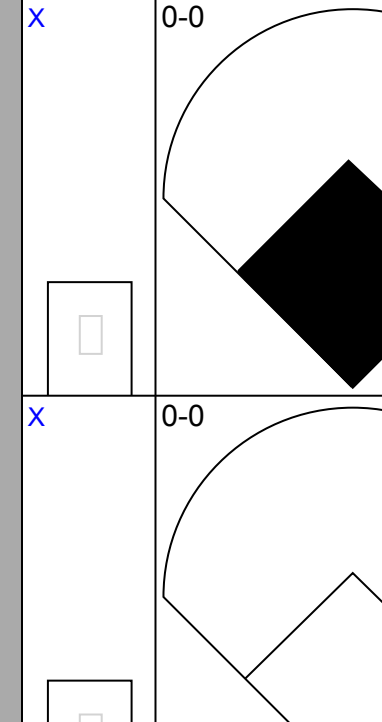

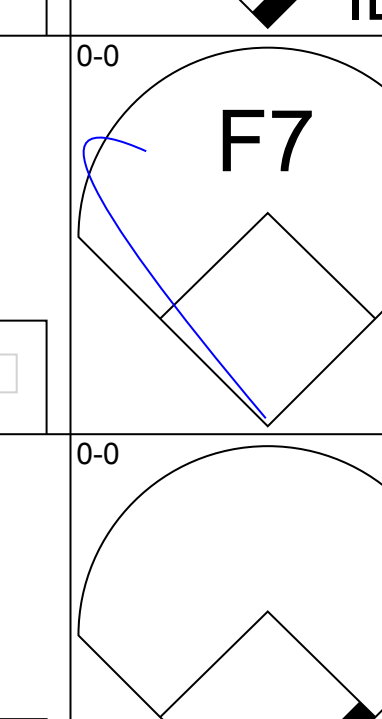
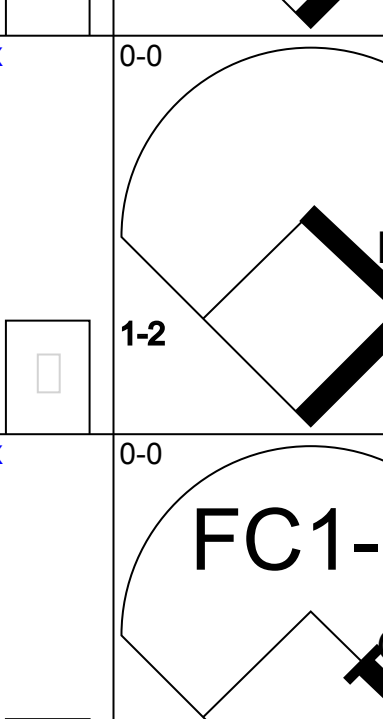
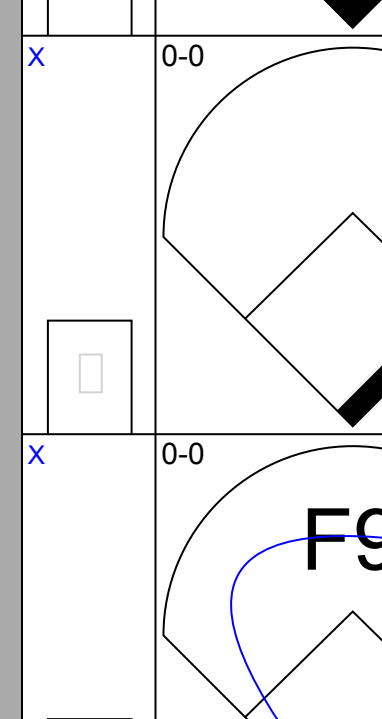

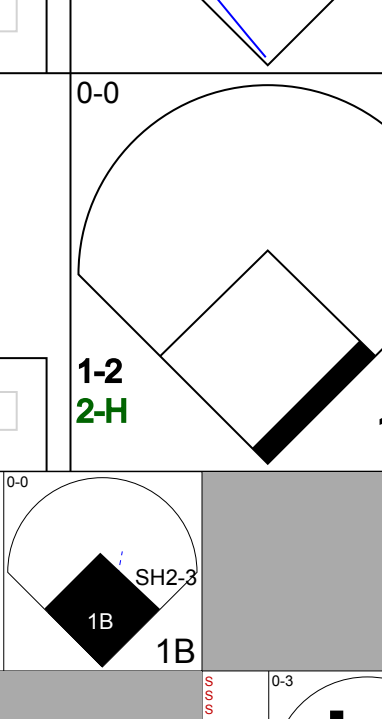
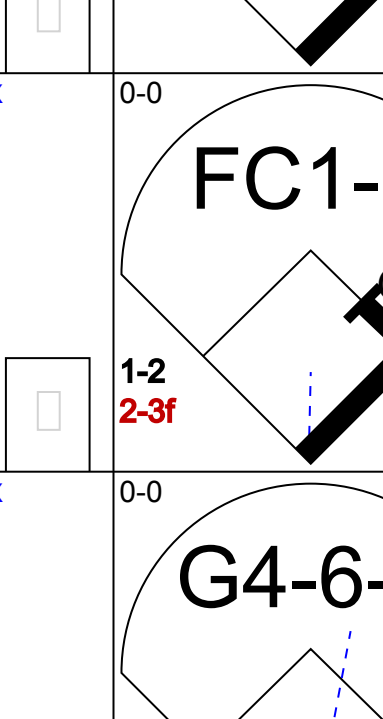
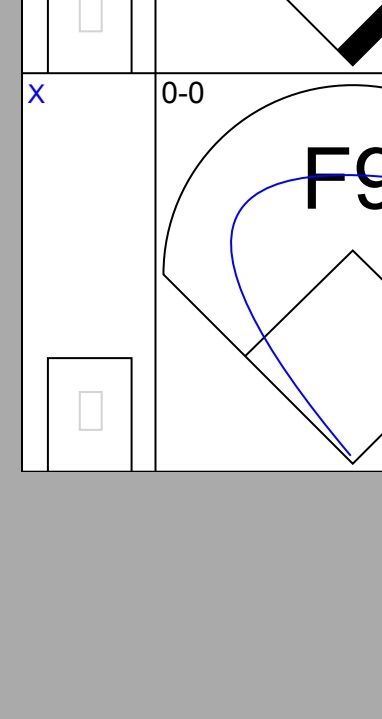
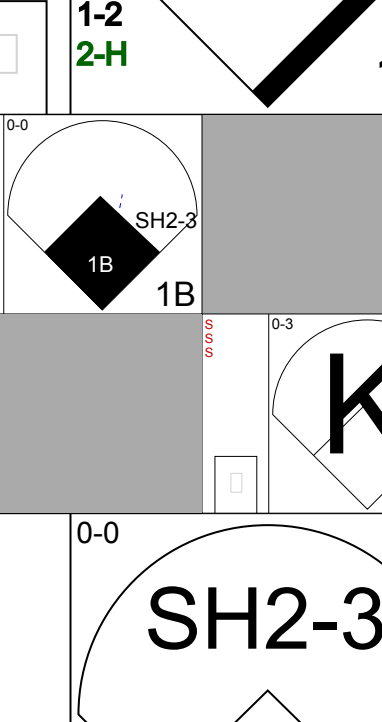
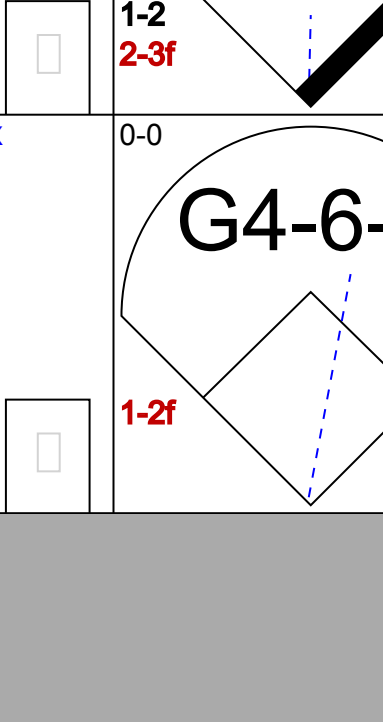
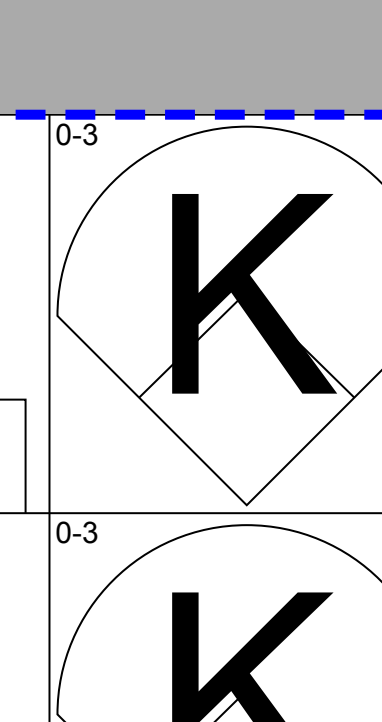
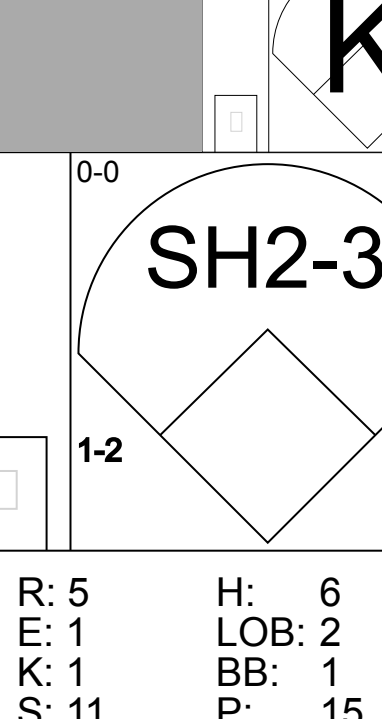
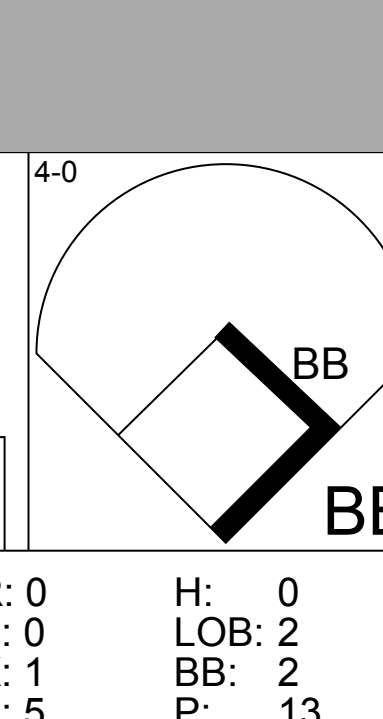
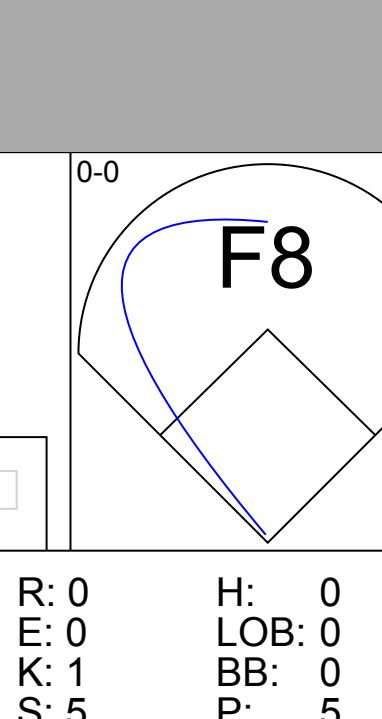
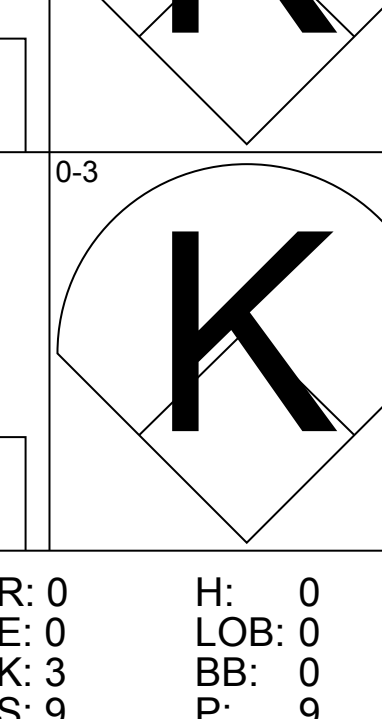
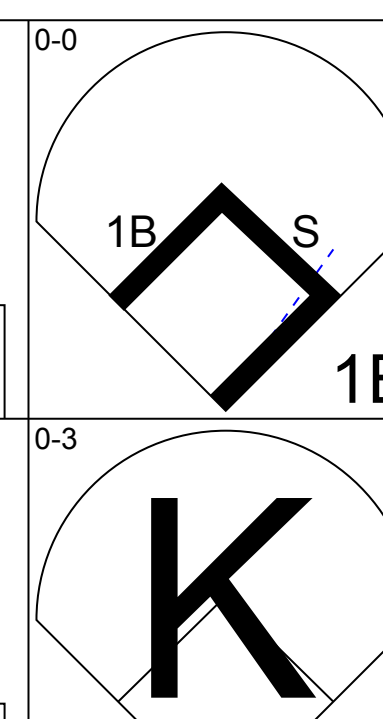
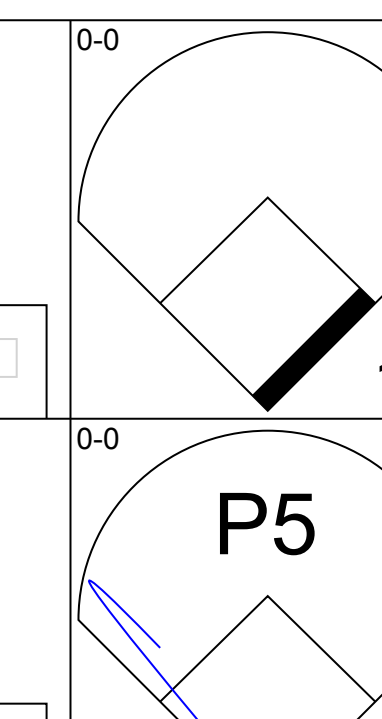
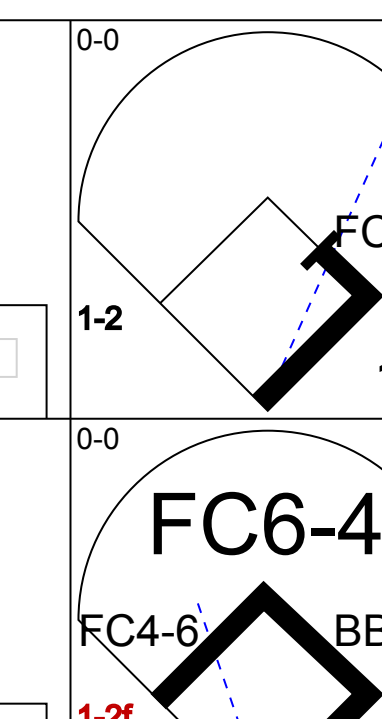
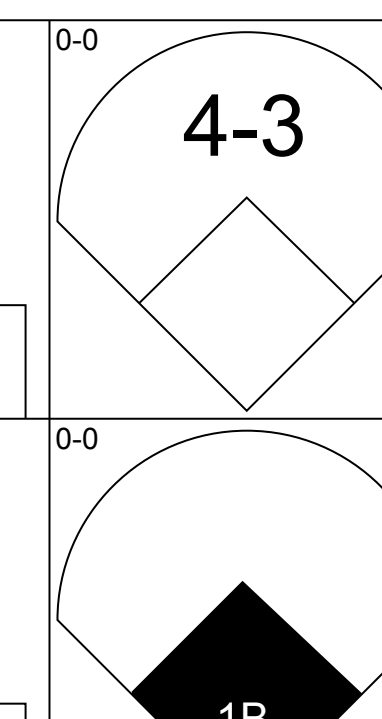
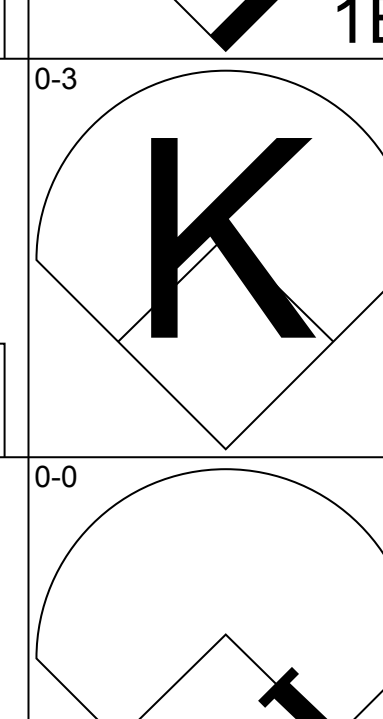
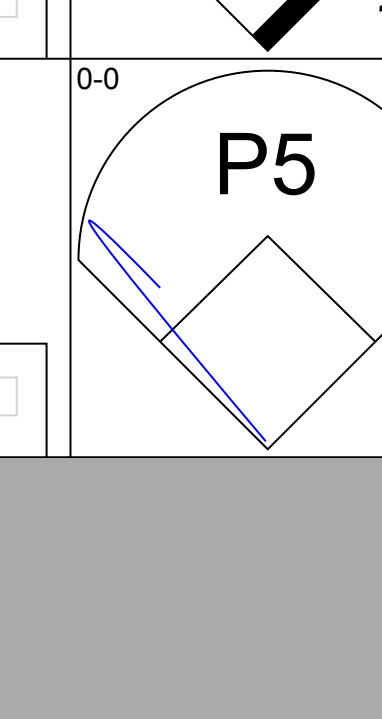
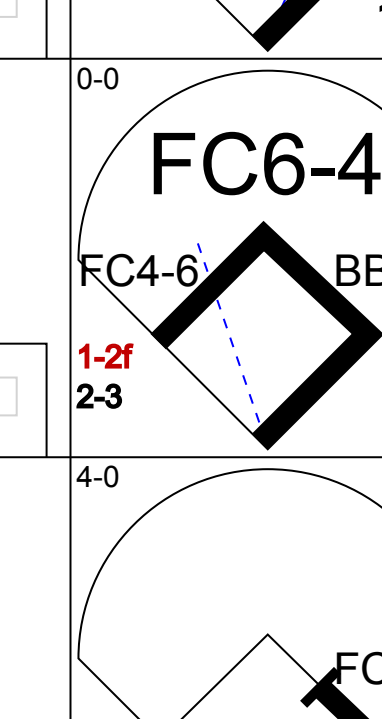
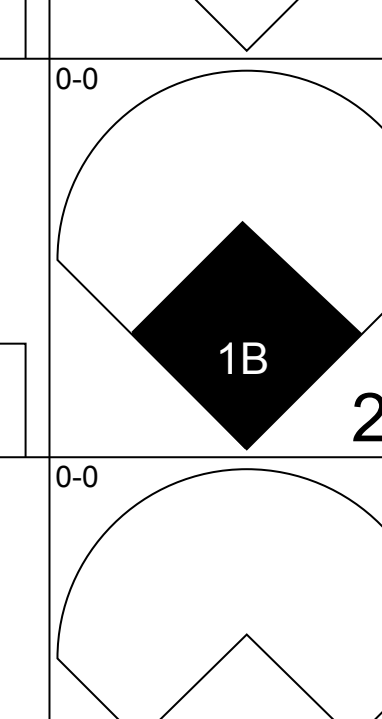
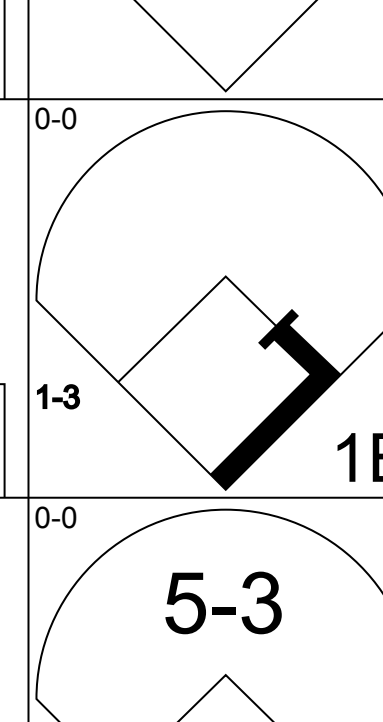
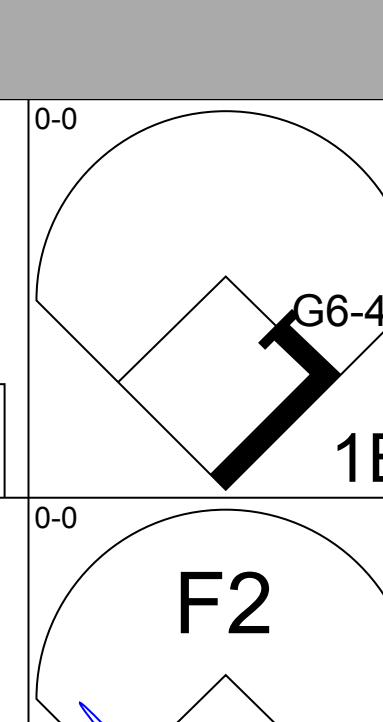
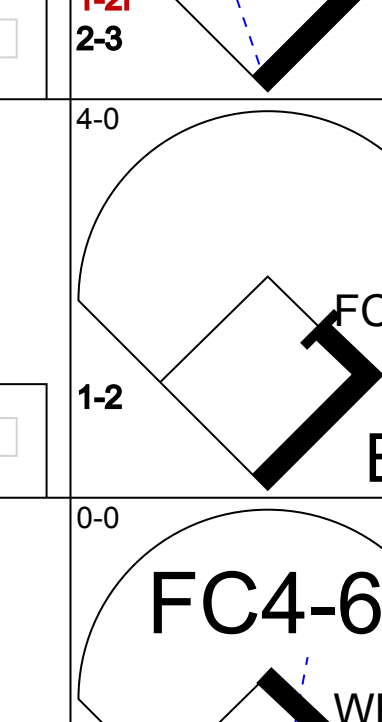
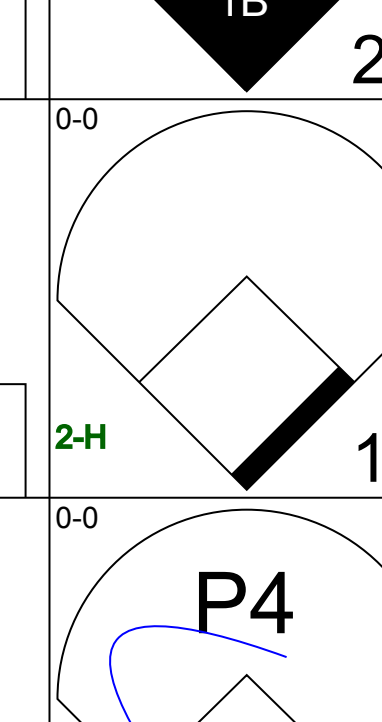
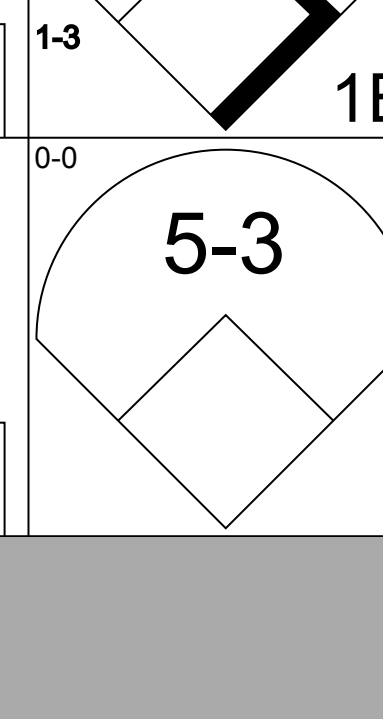
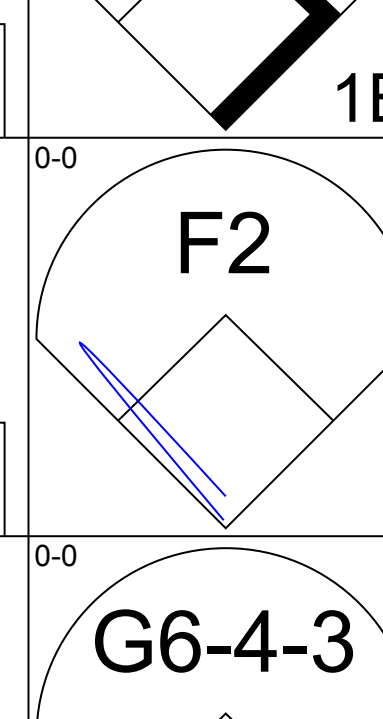
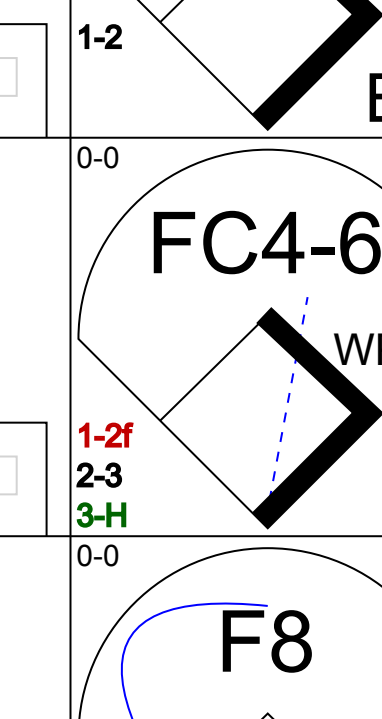
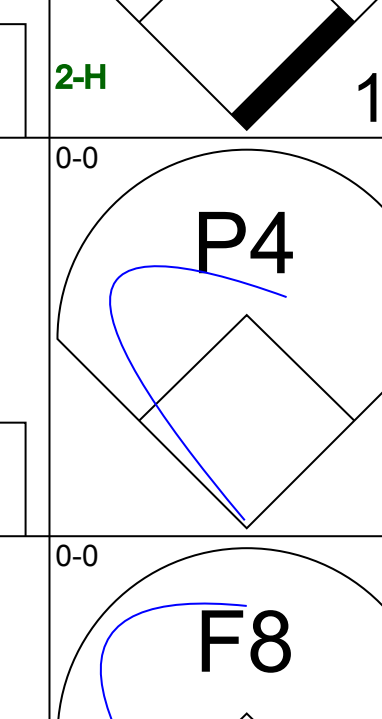
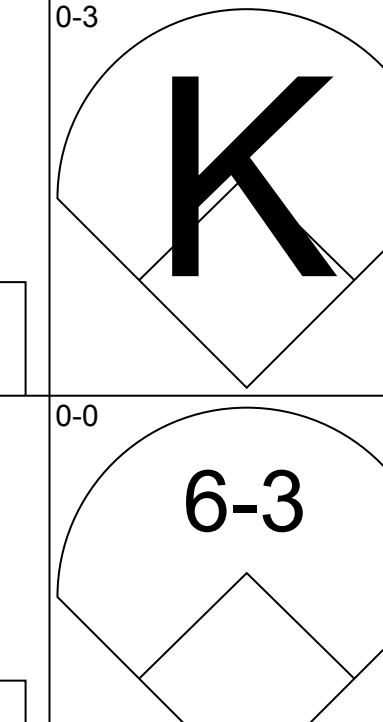
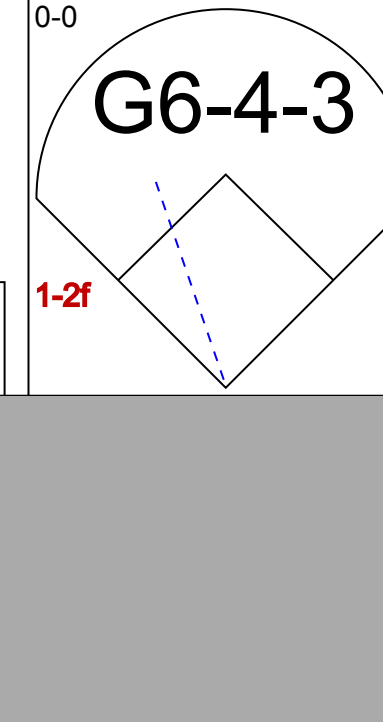
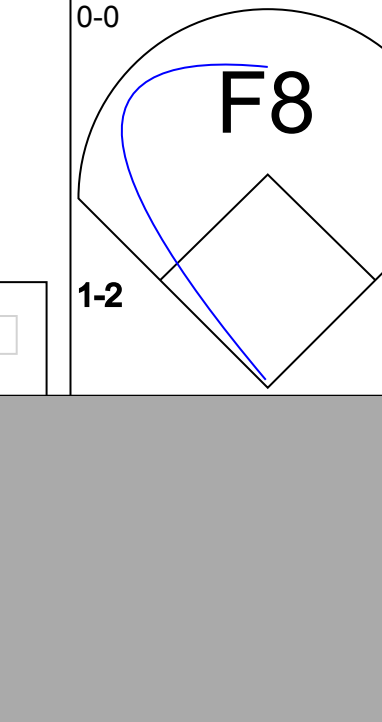
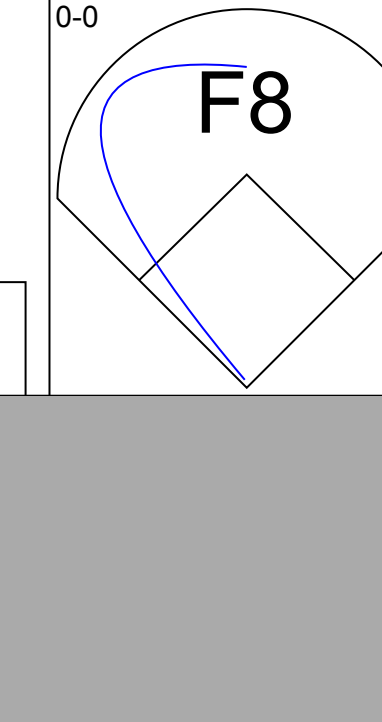
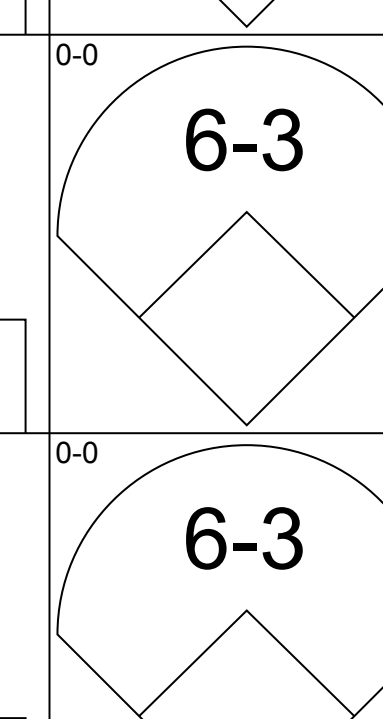
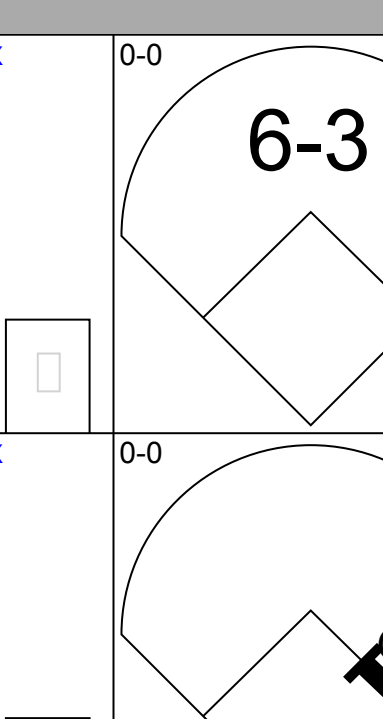
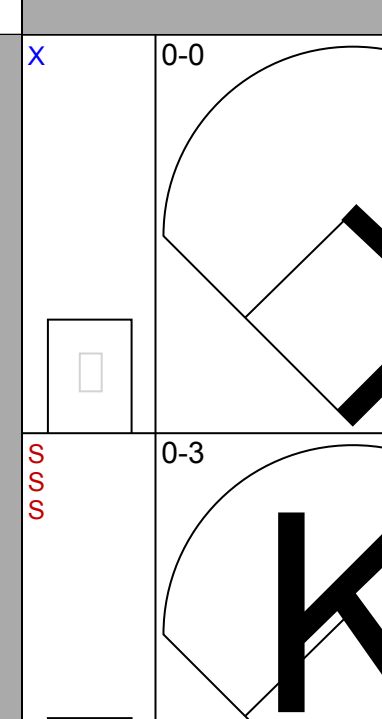
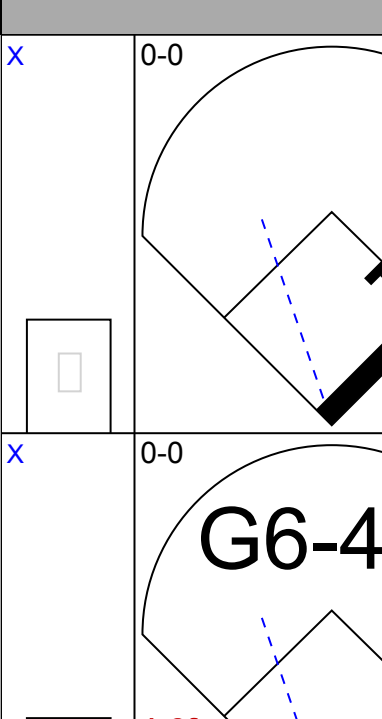
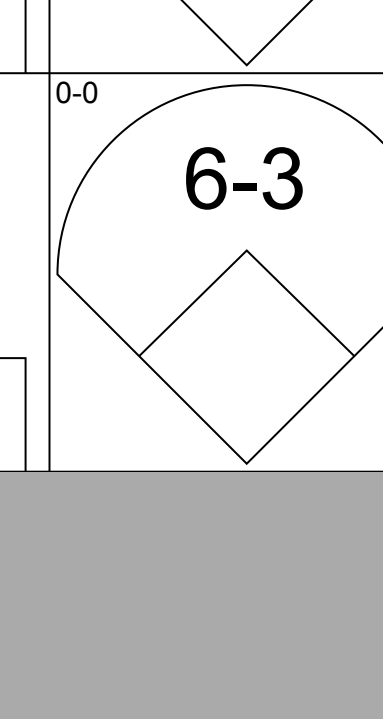
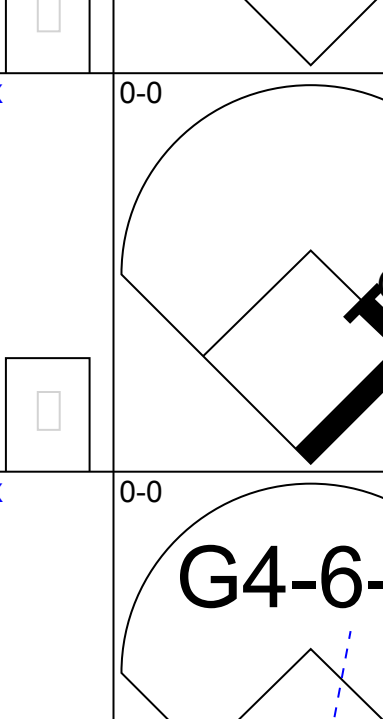
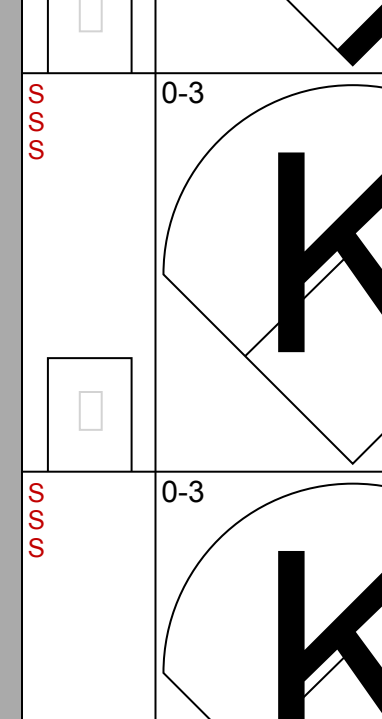
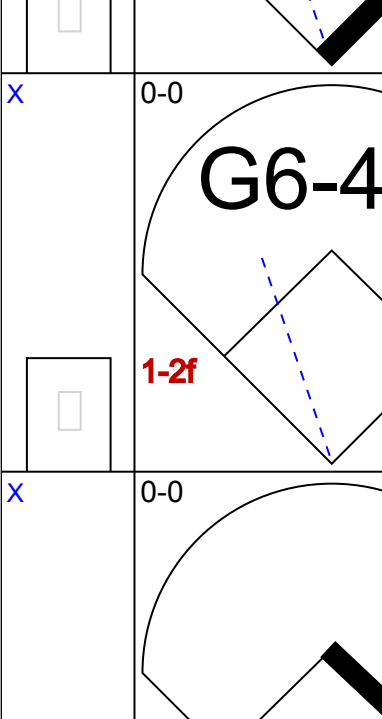
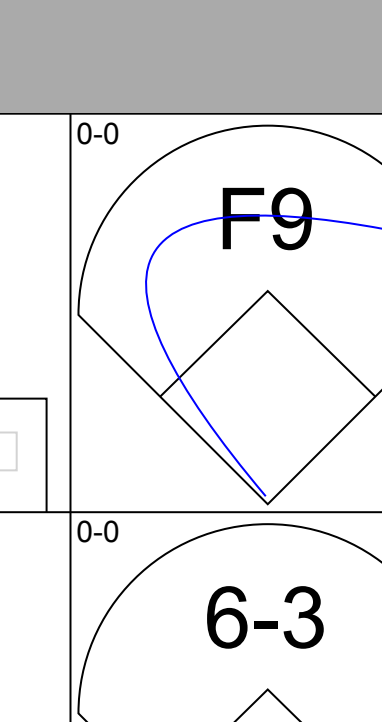
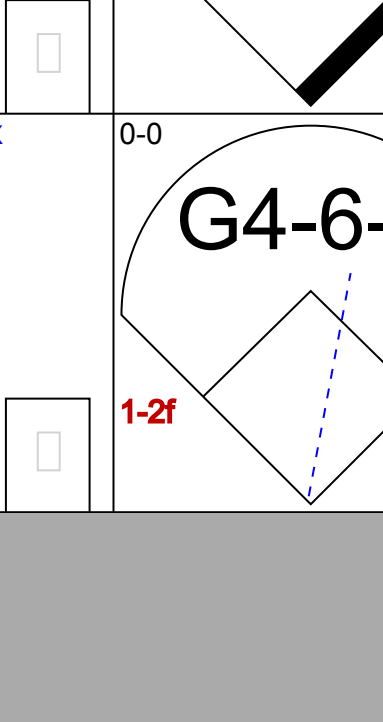
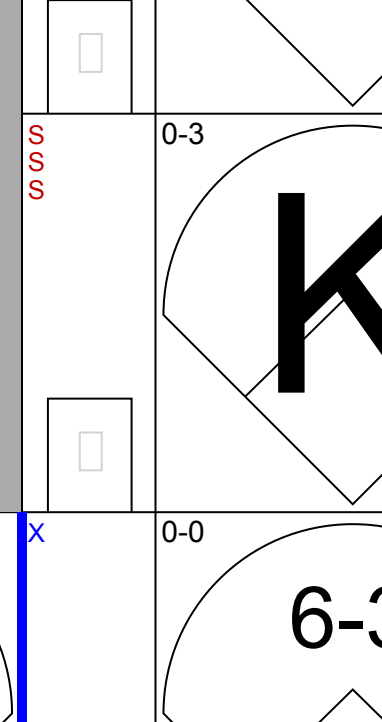
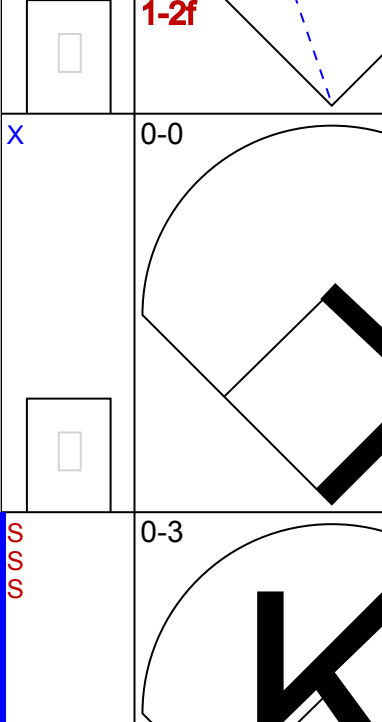
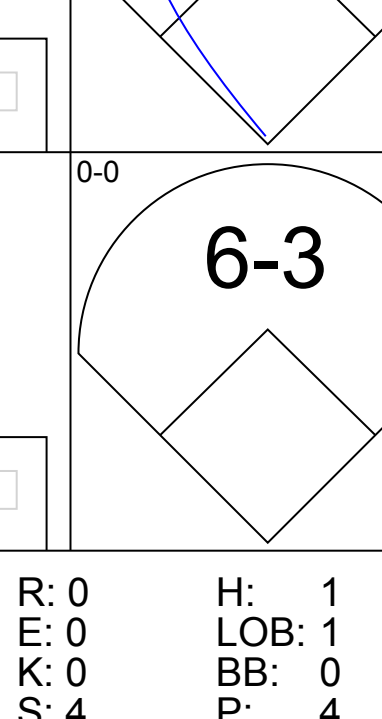
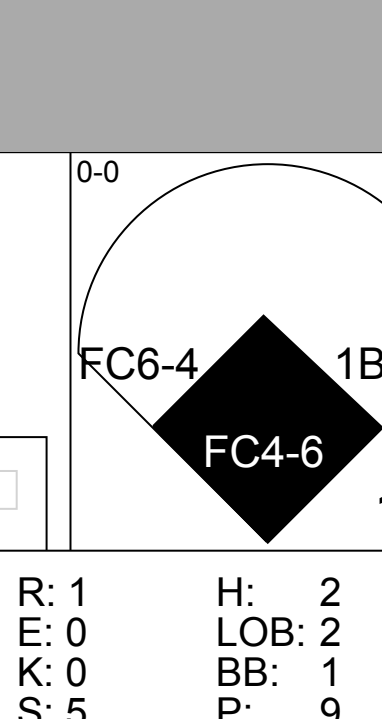

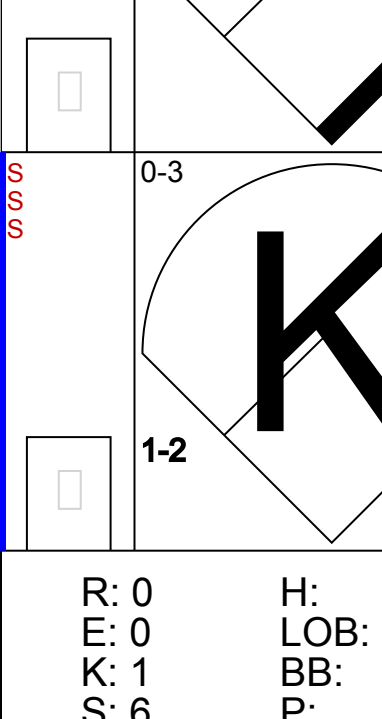
New York Mets @ Pittsburgh Pirates
 Forbes Field, Pittsburgh, PA
 Thu Aug 11 1966, 7:05 PM EDT
 Att: 12,381 - Unknown

AB	37
R	7
H	13
RBI	7
BB	2
SO	5
LOB	21



WP	0
PB	1
SB	0
CS	0

Batter	1	2	3	4	5	6	7	8	9	AB	R	H	RBI	BB	SO	LOB	BOTTOM					
Matty Alou, L OBP: 0.372, SLG: 0.435 (1, 8)										4	1	2	0	1	0	0	New York Mets @ Pittsburgh Pirates Forbes Field, Pittsburgh, PA Thu Aug 11 1966, 7:05 PM EDT Att: 12,381 - Unknown					
Bill Mazaroski, R OBP: 0.298, SLG: 0.365 (1, 4)										4	0	1	1	0	1	1						
Roberto Clemente, R OBP: 0.373, SLG: 0.554 (1, 9)										4	2	2	1	1	0	1						
Willie Stargell, L OBP: 0.390, SLG: 0.609 (1, 7)										5	2	2	2	0	1	5						
Jose Pagan, R OBP: 0.309, SLG: 0.406 (1, 5) (7, 6)										4	1	2	1	0	1	4						
Donn Clendenen, R OBP: 0.385, SLG: 0.523 (1, 3)										4	0	2	1	0	0	0						
Jim Pagliaroni, R OBP: 0.119, SLG: 0.416 Jesse Conder, L OBP: 0.212, SLG: 0.321 (1, 2) (2, PH) (3, 2)										0	0	0	0	0	0	0						
Andre Rodgers, R OBP: 0.368, SLG: 0.273 (6, PH) (7, 5)										2	0	1	1	0	0	2						
Gene Michael, S OBP: 0.125, SLG: 0.167 Billy O'Dell, S OBP: 0.133, SLG: 0.133 Manny Mota, R OBP: 0.406, SLG: 0.531 Roy Face, R (1, 1) (2, 1) (3, PH) (4, 1) (5, PH) (6, 1) (5, PH) (7, 2)										3	0	0	0	0	1	2						
										0	0	0	0	0	0	0						
										1	0	0	0	0	0	0						
										2	0	0	0	0	0	4						
Inning Stats	R: 0 E: 0 K: 0 S: 3	H: 0 LOB: 0 BB: 0 P: 3	R: 1 E: 0 K: 0 S: 4	H: 1 LOB: 0 BB: 0 P: 4	R: 1 E: 0 K: 2 S: 9	H: 2 LOB: 3 BB: 2 P: 17	R: 0 E: 0 K: 0 S: 3	H: 0 LOB: 0 BB: 0 P: 3	R: 0 E: 0 K: 1 S: 5	H: 0 LOB: 0 BB: 0 P: 5	R: 2 E: 0 K: 1 S: 9	H: 4 LOB: 2 BB: 0 P: 9	R: 0 E: 0 K: 1 S: 6	H: 1 LOB: 1 BB: 0 P: 6	R: 0 E: 0 K: 0 S: 5	H: 2 LOB: 2 BB: 0 P: 5	R: 3 E: 0 K: 0 S: 4	H: 3 LOB: 0 BB: 0 P: 4	1B: 9 2B: 3 3B: 0 HR: 1	SF: 0 SAC: 1 DP: 0 HBP: 0	WP: 0 PB: 1 SB: 0 CS: 0	PA: 40
PITCHER	IP WLS BF H R ER SO BB IBB HBP BLK WP HR S P ERA WHIP	IP WLS BF H R ER SO BB IBB HBP BLK WP HR S P ERA WHIP																				
Ralph Terry, R ERA: 4.02 Rob Gardner, L ERA: 4.07 (1, 1) (6, 1)	5.1	L 16	7	3	3	2	0	0	0	0	0	0	0	0	0	0	6.75	1.500				
	3.0	L 16	7	3	3	2	0	0	0	0	1	20	20	9.00	2.333							
PITCHER	IP WLS BF H R ER SO BB IBB HBP BLK WP HR S P ERA WHIP	IP WLS BF H R ER SO BB IBB HBP BLK WP HR S P ERA WHIP																				

Batter	1	2	3	4	5	6	7	8	9	AB	R	H	RBI	BB	SO	LOB	TOP					
Al Luplow, L OBP: 0.331, SLG: 0.338 (1, 8)										4	1	1	1	1	3	0	New York Mets @ St. Louis Cardinals Busch Stadium, St. Louis, MO Fri Aug 12 1966, 7:05 PM CDT Att: 38,689 - Unknown					
Ron Hunt, R OBP: 0.359, SLG: 0.363 (1, 4)										5	1	2	0	0	0	2						
Larry Elliot, L OBP: 0.331, SLG: 0.416 Billy Murphy, R OBP: 0.268, SLG: 0.342 (1, 9)										4	1	1	2	0	1	3						
Ken Boyer, R OBP: 0.311, SLG: 0.424 (1, 5)										5	1	1	0	0	1	3						
Ed Kranepool, L OBP: 0.327, SLG: 0.415 (1, 3)										3	1	3	1	1	0	0						
Jim Hickman, R OBP: 0.294, SLG: 0.359 (1, 7)										4	0	2	0	0	1	3						
Jerry Grote, R OBP: 0.329, SLG: 0.317 (1, 2)										4	0	1	1	0	0	4						
Eddie Bressoud, R OBP: 0.316, SLG: 0.383 (1, 6)										4	1	1	0	0	2	4						
Jack Fisher, R OBP: 0.218, SLG: 0.163 (1, 1)										2	0	0	0	1	1	0						
Inning Stats	R: 0 E: 0 K: 1 S: 6	H: 1 LOB: 1 BB: 0 P: 6	R: 0 E: 0 K: 1 S: 5	H: 1 LOB: 0 BB: 0 P: 5	R: 5 E: 1 K: 1 S: 11	H: 6 LOB: 2 BB: 1 P: 15	R: 0 E: 0 K: 1 S: 5	H: 0 LOB: 2 BB: 2 P: 13	R: 0 E: 0 K: 0 S: 4	H: 2 LOB: 1 BB: 0 P: 4	R: 0 E: 0 K: 1 S: 5	H: 0 LOB: 0 BB: 0 P: 5	R: 1 E: 0 K: 0 S: 5	H: 2 LOB: 1 BB: 0 P: 5	R: 0 E: 0 K: 3 S: 9	H: 0 LOB: 0 BB: 0 P: 9		R: 0 E: 0 K: 1 S: 5	H: 0 LOB: 0 BB: 0 P: 5	1B: 10 2B: 1 3B: 0 HR: 1	SF: 0 SAC: 1 DP: 2 HBP: 0	WP: 0 PB: 0 SB: 0 CS: 0
PITCHER	IP WLS BF H R ER SO BB IBB HBP BLK WP HR S P ERA WHIP																					
Ray Washburn, R ERA: 3.75 (1, 1)	2.1 L 13 7 5 4 2 0 0 0 0 0 0 0 17 17 15.43 3.000																					
Ron Piche, R ERA: 3.75 (3, 1)	1.0 7 1 0 0 1 2 1 0 0 0 0 0 6 18 0.00 3.000																					
Hal Woodeshick, L ERA: 2.12 (4, 1)	2.2 9 2 0 0 2 0 0 0 0 0 0 0 13 13 0.00 0.750																					
Don Dennis, R ERA: 5.21 (7, 1)	1.0 5 2 1 1 0 0 0 0 0 0 0 1 5 5 9.00 2.000																					
Joe Hoerner, L ERA: 1.47 (8, 1)	2.0 6 0 0 0 4 0 0 0 0 0 0 0 14 14 0.00 0.000																					
Batter	1	2	3	4	5	6	7	8	9	AB	R	H	RBI	BB	SO	LOB	BOTTOM					
Lou Brock, L OBP: 0.333, SLG: 0.462 (1, 7)										4	0	3	0	0	0	0	New York Mets @ St. Louis Cardinals Busch Stadium, St. Louis, MO Fri Aug 12 1966, 7:05 PM CDT Att: 38,689 - Unknown					
Phil Gaetano, R OBP: 0.335, SLG: 0.339 (1, 5)										4	1	1	0	0	1	4						
Tim McCarver, L OBP: 0.318, SLG: 0.441 (1, 2)										3	0	3	1	1	0	0						
Tito Francona, L OBP: 0.266, SLG: 0.356 (1, 3)										4	0	0	1	0	0	5						
Mike Shannon, R OBP: 0.354, SLG: 0.503 (1, 9)										4	0	0	0	0	1	4						
Curt Flood, R OBP: 0.300, SLG: 0.377 (1, 8)										4	0	2	0	0	0	0						
Julian Javier, R OBP: 0.273, SLG: 0.313 (1, 4)										4	0	1	0	0	1	2						
Dal Maxvill, R OBP: 0.332, SLG: 0.326 (1, 6)										4	0	1	0	0	1	2						
Ray Washburn, R OBP: 0.198, SLG: 0.250 (3, 1)										0	0	0	0	0	0	0						
Hal Woodeshick, R OBP: 0.266, SLG: 0.350 Bobby Tolson, R OBP: 0.266, SLG: 0.350 Don Dennis, R OBP: 0.266, SLG: 0.350 Bob Skinner, L OBP: 0.266, SLG: 0.350 Joe Hoerner, R OBP: 0.266, SLG: 0.350 Orlando Cepeda, R OBP: 0.266, SLG: 0.350 (1, 1)										1	0	0	0	0	0	1						
Inning Stats	R: 0 E: 0 K: 1 S: 6	H: 2 LOB: 1 BB: 0 P: 6	R: 0 E: 0 K: 1 S: 5	H: 0 LOB: 0 BB: 0 P: 5	R: 0 E: 0 K: 0 S: 4	H: 1 LOB: 1 BB: 0 P: 4	R: 0 E: 0 K: 0 S: 3	H: 1 LOB: 0 BB: 0 P: 3	R: 0 E: 0 K: 2 S: 8	H: 1 LOB: 1 BB: 0 P: 8	R: 0 E: 0 K: 0 S: 5	H: 2 LOB: 1 BB: 0 P: 5	R: 1 E: 0 K: 1 S: 6	H: 2 LOB: 1 BB: 0 P: 6	R: 0 E: 0 K: 1 S: 6	H: 2 LOB: 1 BB: 0 P: 6	1B: 10 2B: 2 3B: 0 HR: 0	SF: 0 SAC: 0 DP: 3 HBP: 0	WP: 2 PB: 0 SB: 1 CS: 0	PA: 36		
PITCHER	IP WLS BF H R ER SO BB IBB HBP BLK WP HR S P ERA WHIP																					
Jack Fisher, R ERA: 3.61 (1, 1)	9.0 W 36 12 2 2 5 1 0 0 0 2 0 0 45 49 2.00 1.444																					

Batter	1	2	3	4	5	6	7	8	9	AB	R	H	RBI	BB	SO	LOB	TOP			
Al Luplow, L OBP: 0.335, SLG: 0.356 (1, 8)	0-0 2B		0-0 3-1		0-0 F7		0-3 K		0-0 HR	5	1	2	1	0	1	2	New York Mets @ St. Louis Cardinals Busch Stadium, St. Louis, MO Sat Aug 13 1966, 3:33 AM CDT Att: 15,341 - Unknown AB 35 R 6 H 8 RBI 6 BB 3 SO 7 LOB 14			
Chuck Hiller, L OBP: 0.350, SLG: 0.376 (1, 4)	0-0 P4		0-0 F7		0-0 1-3		0-0 4-3		0-0 F8	5	0	0	0	0	0	3				
Ken Boyer, R OBP: 0.311, SLG: 0.421 (1, 5)	0-0 F2		4-0 2B		0-0 P3				0-0 E6	3	1	0	0	1	0	1				
Larry Elliot, L OBP: 0.329, SLG: 0.419 (1, 9)	0-3 K		0-0 2B		0-0 G3				0-0 FC3-6	4	1	1	2	0	1	2				
Ed Kranepool, L OBP: 0.332, SLG: 0.431 (1, 3)		0-0 1B	0-0 3-1		0-0 1B				0-0 HR	4	2	3	2	0	0	1				
Ron Swoboda, R OBP: 0.286, SLG: 0.356 (1, 7)		0-0 1B		0-3 K		0-3 K		0-0 F9	4	0	1	1	0	2	1					
Jerry Grote, R OBP: 0.295, SLG: 0.315 (1, 2)		0-3 K		0-3 K		0-3 K		0-0 F8	1	0	0	0	0	0	1	1				
Bill Hepler, L OBP: 0.250, SLG: 0.250 (3, 1)										1	0	0	0	0	1	0				
Jim Hickman, R OBP: 0.290, SLG: 0.354 (6, PR)										1	0	0	0	0	1	1				
Rob Gardner, L OBP: 0.178, SLG: 0.205 (6, 1)										0	0	0	0	0	0	0				
Clayton Kershaw, R OBP: 0.378, SLG: 0.378 (8, PR)										1	0	0	0	0	0	0				
Jack Hamilton, R OBP: 0.143, SLG: 0.118 (8, 1)										0	0	0	0	0	0	0				
Eddie Bressoud, R OBP: 0.315, SLG: 0.379 (1, 6)	0-0 G5-4-3			4-0 BB				0-0 P4	0-0 F8	3	0	0	0	1	0	1				
Bob Friend, R OBP: 0.260, SLG: 0.254 (3, PH)			0-0 PB	0-0 P3				4-0 BB	0-0 F9	0	0	0	0	0	0	0				
John Stephenson, L OBP: 0.260, SLG: 0.254 (3, 2)			0-0 2B	0-0 1B						3	1	1	0	1	0	1				
Inning Stats	R: 0 E: 0 K: 1 S: 6	H: 1 LOB: 1 BB: 0 P: 6	R: 1 E: 0 K: 1 S: 6	H: 2 LOB: 0 BB: 0 P: 6	R: 2 E: 0 K: 0 S: 5	H: 2 LOB: 1 BB: 1 P: 9	R: 0 E: 0 K: 2 S: 7	H: 0 LOB: 1 BB: 1 P: 11	R: 0 E: 0 K: 0 S: 3	H: 1 LOB: 0 BB: 0 P: 8	R: 0 E: 0 K: 1 S: 5	H: 0 LOB: 1 BB: 1 P: 9	R: 2 E: 1 K: 0 S: 5	H: 1 LOB: 0 BB: 0 P: 5	R: 1 E: 0 K: 0 S: 4	H: 1 LOB: 0 BB: 0 P: 4	1B: 3 2B: 3 3B: 0 HR: 2	SF: 0 SAC: 0 DP: 1 HBP: 0	WP: 1 PB: 1 SB: 0 CS: 0	PA: 38
PITCHER Bob Gibson, R ERA: 2.3 (1, 1)	IP: 9.0 WLS: W BF: 38 H: 8 R: 6 ER: 5 SO: 7 BB: 3 IBB: 0 HBP: 0 BLK: 0 WP: 1 HR: 2 S: 49 P: 61 ERA: 5.00 WHIP: 1.222															PITCHER				

Batter	1	2	3	4	5	6	7	8	9	AB	R	H	RBI	BB	SO	LOB	BOTTOM	
Lou Brock, L OBP: 0.334, SLG: 0.460 (1, 7)	0-0 F7	0-0 S		0-0 4-3		0-0 6-3		4-0 S		4	2	1	0	1	0	3	New York Mets @ St. Louis Cardinals Busch Stadium, St. Louis, MO Sat Aug 13 1966, 3:33 AM CDT Att: 15,341 - Unknown AB 32 R 9 H 11 RBI 8 BB 4 SO 4 LOB 16	
Tim McCarver, L OBP: 0.321, SLG: 0.442 (1, 2)	4-0 1B	0-0 G6-4-3			0-0 3-1	0-0 E3		0-0 CS		4	1	2	2	1	0	1		
Curt Flood, R OBP: 0.302, SLG: 0.376 (1, 8)	0-0 HR	0-0 G6-4-3			4-0 BB	0-0 FC6-4		0-0 CS		3	1	1	0	1	0	3		
Orlando Cepeda, R OBP: 0.363, SLG: 0.533 (1, 3)			1-0 HBP		0-3 K		0-0 E1			3	1	2	3	0	1	1		
Al Jackson, L OBP: 0.297, SLG: 0.327 (7, PR)	1-3 HR						0-0 WP			0	0	0	0	0	0	0		
Tito Francona, L OBP: 0.266, SLG: 0.356 (8, 3)	1-3 HR						0-3 K2-3			0	0	0	0	0	0	0		
Mike Shannon, R OBP: 0.352, SLG: 0.503 (1, 9)	0-0 1B	0-0 G6-4-3		0-0 F3		0-3 K				4	1	1	0	0	1	3		
Charley Smith, R OBP: 0.309, SLG: 0.388 (1, 5)	0-0 FC4-6		0-0 5-3			0-0 HR		0-3 K		4	1	2	1	0	1	1		
Jerry Buchek, R OBP: 0.304, SLG: 0.357 (1, 4)	0-0 FC4-6			0-0 P3		0-0 SH1-3		0-0 6-3		3	0	1	1	0	0	1		
Julian Javier, R OBP: 0.273, SLG: 0.313 (6, PR)	1-2 FC4-6					0-0 1B		0-0 6-3		1	1	0	0	0	0	2		
Dal Maxvill, R OBP: 0.328, SLG: 0.322 (1, 6)	0-0 5-3			0-0 6-3		0-0 SH1-3		0-0 5-3		3	0	0	0	0	0	1		
Bob Gibson, R OBP: 0.266, SLG: 0.320 (1, 1)		0-3 K		4-0 BB		0-0 6-3		0-0 L6		3	1	1	1	1	1	0		
Inning Stats	R: 4 E: 0 K: 0 S: 7	H: 4 LOB: 1 BB: 1 P: 11	R: 1 E: 0 K: 1 S: 6	H: 2 LOB: 0 BB: 0 P: 6	R: 0 E: 0 K: 0 S: 2	H: 0 LOB: 0 BB: 0 P: 3	R: 0 E: 0 K: 0 S: 3	H: 0 LOB: 1 BB: 1 P: 7	R: 0 E: 0 K: 1 S: 5	H: 3 LOB: 2 BB: 0 P: 7	R: 0 E: 1 K: 2 S: 8	H: 1 LOB: 2 BB: 0 P: 8	R: 1 E: 0 K: 0 S: 3	H: 1 LOB: 0 BB: 1 P: 7	1B: 7 2B: 2 3B: 0 HR: 2	SF: 0 SAC: 1 DP: 2 HBP: 1	WP: 1 PB: 0 SB: 3 CS: 1	PA: 39
PITCHER Bob Friend, R ERA: 4.35 (1, 1)	IP: 2.0 WLS: L BF: 12 H: 6 R: 5 ER: 5 SO: 1 BB: 1 IBB: 0 HBP: 0 BLK: 0 WP: 0 HR: 1 S: 13 P: 17 ERA: 22.50 WHIP: 3.500															PITCHER		
Bill Hepler, L ERA: 3.71 (3, 1)	3.0	11	0	0	0	1	2	0	1	0	0	0	10	19	0.00	0.667		
Rob Gardner, L ERA: 4.75 (6, 1)	2.0	11	4	3	2	2	0	0	0	0	1	1	15	15	9.00	2.000		
Jack Hamilton, R ERA: 3.67 (8, 1)	1.0	4	1	1	1	0	1	0	0	0	0	0	3	7	9.00	2.000		

Batter	1	2	3	4	5	6	7	8	9	AB	R	H	RBI	BB	SO	LOB	TOP					
Ron Hunt, R OBP: 0.362, SLG: 0.366 (1, 4)										5	1	3	0	0	0	2						
Eddie Bressoud, R OBP: 0.314, SLG: 0.387 (1, 6)										5	2	1	1	0	0	5						
Ken Boyer, R OBP: 0.308, SLG: 0.416 (1, 5)										4	0	0	0	0	1	2						
Cleon Jones, R OBP: 0.322, SLG: 0.376 Billy Murphy, R OBP: 0.295, SLG: 0.342 (7, 8)										1	1	0	0	2	0	1						
Jim Hickman, R OBP: 0.292, SLG: 0.368 Al Luplow, L OBP: 0.333, SLG: 0.354 (7, PH)										3	0	1	0	0	1	1						
Ron Swoboda, R OBP: 0.286, SLG: 0.354 (1, 7)										4	0	1	2	0	1	3						
Jerry Grote, R OBP: 0.331, SLG: 0.319 (1, 2)										4	1	2	1	0	1	0						
Ed Kranepool, L OBP: 0.333, SLG: 0.430 (1, 3)										3	0	1	0	1	0	0						
Dennis Ribant, R OBP: 0.200, SLG: 0.222 (1, 1)										4	0	1	1	0	0	1						
Inning Stats	R: 0 E: 0 K: 1 S: 6	H: 1 LOB: 1 BB: 0 P: 6	R: 1 E: 0 K: 0 S: 5	H: 2 LOB: 2 BB: 1 P: 9	R: 2 E: 0 K: 1 S: 7	H: 3 LOB: 2 BB: 1 P: 11	R: 0 E: 0 K: 0 S: 4	H: 2 LOB: 1 BB: 0 P: 4	R: 0 E: 1 K: 1 S: 6	H: 0 LOB: 1 BB: 0 P: 6	R: 0 E: 0 K: 1 S: 5	H: 0 LOB: 0 BB: 0 P: 5	R: 2 E: 1 K: 1 S: 7	H: 2 LOB: 1 BB: 1 P: 11	R: 0 E: 0 K: 0 S: 3	H: 0 LOB: 0 BB: 0 P: 3	R: 0 E: 1 K: 0 S: 3	H: 0 LOB: 0 BB: 0 P: 3	1B: 8 2B: 1 3B: 0 HR: 1	SF: 0 SAC: 2 DP: 2 HBP: 0	WP: 0 PB: 0 SB: 0 CS: 0	PA: 40
PITCHER	IP	WLS	BF	H	R	ER	SO	BB	IBB	HBP	BLK	WP	HR	S	P	ERA	WHIP					
Larry Jaster, L ERA: 3.77 (1, 1)	2.1		14	5	3	3	1	2	0	0	0	0	1	14	22	11.57	3.000					
Nelson Briles, R ERA: 3.53 (3, 1)	4.2	L	19	5	2	0	4	0	1	0	0	0	0	26	30	0.00	1.071					
Hal Woodeshick, L ERA: 2.03 (8, 1)	2.0		6	0	0	0	0	0	0	0	0	0	0	6	6	0.00	0.000					

New York Mets @ St. Louis Cardinals
 Busch Stadium, St. Louis, MO
 Sun Aug 14 1966, 3:33 AM CDT
 Unknown

AB 34
 R 5
 H 10
 RBI 5
 BB 3
 SO 5
 LOB 18



Batter	1	2	3	4	5	6	7	8	9	AB	R	H	RBI	BB	SO	LOB	BOTTOM				
Lou Brock, L OBP: 0.333, SLG: 0.458 (1, 7)										4	0	1	0	0	2	1					
Tim McCarver, L OBP: 0.320, SLG: 0.443 (1, 2)										4	0	1	0	0	0	1					
Curt Flood, R OBP: 0.300, SLG: 0.373 (1, 8)										4	0	0	0	0	0	2					
Orlando Cepeda, R OBP: 0.365, SLG: 0.533 Al Jackson, L OBP: 0.297, SLG: 0.327 (9, PR)										4	1	2	0	0	0	1					
Mike Shannon, R OBP: 0.354, SLG: 0.513 (1, 9)										4	1	2	2	0	0	0					
Charley Smith, R OBP: 0.308, SLG: 0.393 (1, 5)										4	1	1	0	0	0	2					
Julian Javier, R OBP: 0.274, SLG: 0.313 Ed Spiezio, R OBP: 0.250, SLG: 0.500 Hal Woodeshick, R OBP: 0.132, SLG: 0.083 Tito Francona, L OBP: 0.264, SLG: 0.353 (9, PH)										0	0	0	1	1	0	0					
Dal Maxvill, R OBP: 0.328, SLG: 0.331 Phil Gagliano, R OBP: 0.333, SLG: 0.337 (9, PH)										3	0	1	0	0	0	1					
Larry Jaster, L OBP: 0.296, SLG: 0.240 Nelson Briles, R OBP: 0.132, SLG: 0.083 Ted Savage, R OBP: 0.304, SLG: 0.357 (8, 4)										1	0	0	0	0	0	1					
Inning Stats	R: 0 E: 0 K: 1 S: 5	H: 4 LOB: 1 BB: 0 P: 9	R: 0 E: 0 K: 0 S: 3	H: 1 LOB: 0 BB: 0 P: 3	R: 0 E: 0 K: 0 S: 3	H: 0 LOB: 1 BB: 1 P: 7	R: 0 E: 0 K: 1 S: 6	H: 1 LOB: 1 BB: 0 P: 6	R: 0 E: 0 K: 0 S: 3	H: 1 LOB: 0 BB: 0 P: 3	R: 0 E: 0 K: 0 S: 3	H: 0 LOB: 0 BB: 0 P: 3	R: 0 E: 0 K: 0 S: 3	H: 0 LOB: 0 BB: 0 P: 3	R: 1 E: 2 K: 0 S: 5	H: 1 LOB: 1 BB: 0 P: 5	1B: 4 2B: 1 3B: 2 HR: 1	SF: 1 SAC: 0 DP: 1 HBP: 0	WP: 0 PB: 0 SB: 0 CS: 0	PA: 35	
PITCHER	IP	WLS	BF	H	R	ER	SO	BB	IBB	HBP	BLK	WP	HR	S	P	ERA	WHIP				
Dennis Ribant, R ERA: 2.8 (1, 1)	9.0	W	35	8	4	3	3	1	0	0	0	0	1	40	44	3.00	1.000				

New York Mets @ St. Louis Cardinals
 Busch Stadium, St. Louis, MO
 Sun Aug 14 1966, 3:33 AM CDT
 Unknown

AB 33
 R 4
 H 8
 RBI 3
 BB 1
 SO 3
 LOB 11



Batter	1	2	3	4	5	6	7	8	9	AB	R	H	RBI	BB	SO	LOB	TOP								
Ron Hunt, R OBP: 0.360, SLG: 0.364 (1, 4)										5	0	1	0	0	0	2									
Eddie Bressoud, R OBP: 0.316, SLG: 0.386 (1, 5)										3	1	1	0	1	0	1									
Jim Hickman, R OBP: 0.293, SLG: 0.366 Al Luplow, L OBP: 0.332, SLG: 0.353 (6, PH) (8, 9)										3	1	1	0	0	0	2									
Ron Swoboda, R OBP: 0.289, SLG: 0.351 (1, 7)										2	1	0	0	2	1	1									
Billy Murphy, R OBP: 0.268, SLG: 0.339 (1, 8)										4	0	1	0	0	1	3									
Jerry Grote, R OBP: 0.333, SLG: 0.323 (1, 2)										3	0	1	2	1	2	0									
Ed Kranepool, L OBP: 0.330, SLG: 0.426 (1, 3)										3	0	0	1	0	0	2									
Bud Harrelson, S (1, 6)										4	0	0	0	0	2	2									
Bob Shaw, R OBP: 0.302, SLG: 0.250 Jack Hamilton, R OBP: 0.139, SLG: 0.114 Ralph Terry, R OBP: 0.316, SLG: 0.294 (7, 1) (8, 1) (9, 1)										2	0	1	0	1	0	0									
										1	0	0	0	0	0	0									
										0	0	0	0	0	0	0									
Inning Stats	R: 0 E: 0 K: 0 S: 3	H: 0 LOB: 1 BB: 1 P: 7	R: 0 E: 0 K: 2 S: 7	H: 0 LOB: 0 BB: 0 P: 7	R: 0 E: 0 K: 1 S: 5	H: 1 LOB: 0 BB: 0 P: 5	R: 2 E: 0 K: 1 S: 7	H: 2 LOB: 2 BB: 2 P: 15	R: 0 E: 0 K: 0 S: 4	H: 1 LOB: 1 BB: 0 P: 4	R: 0 E: 0 K: 2 S: 7	H: 0 LOB: 0 BB: 0 P: 7	R: 0 E: 0 K: 0 S: 3	H: 0 LOB: 1 BB: 1 P: 7	R: 1 E: 0 K: 0 S: 5	H: 2 LOB: 2 BB: 1 P: 9	R: 0 E: 0 K: 0 S: 3	H: 0 LOB: 0 BB: 0 P: 3	1B: 5 2B: 1 3B: 0 HR: 0	SF: 1 SAC: 0 DP: 0 HBP: 0	WP: 0 PB: 0 SB: 0 CS: 1	PA: 38			
PITCHER	IP	WLS	BF	H	R	ER	SO	BB	IBB	HBP	BLK	WP	HR	S	P	ERA	WHIP								
Steve Carlton, L ERA: 3.86 (1, 1)	5.0		21	4	2	2	4	3	0	0	0	0	0	26	38	3.60	1.400								
Ron Piche, R ERA: 3.21 (6, 1)	2.0		7	0	0	0	2	1	0	0	0	0	0	10	14	0.00	0.500								
Don Dennis, R ERA: 5.32 (8, 1)	0.2		5	2	1	1	0	1	0	0	0	0	0	4	8	13.50	4.500								
Joe Hoerner, L ERA: 1.43 (8, 1)	1.1	W	4	0	0	0	0	0	0	0	0	0	0	4	4	0.00	0.000								

New York Mets @ St. Louis Cardinals
Busch Stadium, St. Louis, MO

AB 31
R 3
H 6
RBI 3
BB 5
SO 6
LOB 13



WP: 0 PA: 38
PB: 0
SB: 0
CS: 1

BOTTOM

Batter	1	2	3	4	5	6	7	8	9	AB	R	H	RBI	BB	SO	LOB	BOTTOM								
Lou Brock, L OBP: 0.330, SLG: 0.453 (1, 7)										5	0	0	1	0	3	2									
Curt Flood, R OBP: 0.301, SLG: 0.372 (1, 8)										4	1	1	0	1	0	3									
Tim McCarver, L OBP: 0.324, SLG: 0.447 (1, 2)										5	1	3	0	0	0	1									
Orlando Cepeda, R OBP: 0.370, SLG: 0.533 Bob Gibson, R OBP: 0.296, SLG: 0.320 (9, PR)										2	0	1	0	2	1	1									
Mike Shannon, R OBP: 0.355, SLG: 0.510 (1, 9)										4	0	1	2	1	0	4									
Charley Smith, R OBP: 0.309, SLG: 0.391 (1, 5)										4	0	1	1	1	1	2									
Julian Javier, R OBP: 0.420, SLG: 0.250 Ted Savage, R OBP: 0.309, SLG: 0.500 Ron Piche, R OBP: 0.309, SLG: 0.500 (5, PH) (8, 1)										3	0	0	0	0	3	1									
Bob Skinner, L OBP: 0.196, SLG: 0.250 Jerry Buchek, R OBP: 0.304, SLG: 0.357 (8, PH) (9, 4)										1	0	0	0	0	1	3									
Dal Maxvill, R OBP: 0.327, SLG: 0.327 (1, 6)										3	1	0	0	1	0	3									
Steve Carlton, L OBP: 0.420, SLG: 0.250 Ted Savage, R OBP: 0.309, SLG: 0.500 Ron Piche, R OBP: 0.309, SLG: 0.500 (5, PH) (8, 1)										1	0	0	0	0	0	0									
Tito Francona, L OBP: 0.272, SLG: 0.358 Al Jackson, L OBP: 0.299, SLG: 0.327 Don Dennis, R OBP: 0.299, SLG: 0.291 Joe Hoerner, R OBP: 0.299, SLG: 0.291 Phil Gagliano, R OBP: 0.320, SLG: 0.335 (7, PH) (8, PH) (8, 1) (8, 1) (9, PH)										1	0	0	0	0	0	0									
										1	0	0	0	0	0	0									
										0	0	0	0	0	0	0									
										0	0	0	0	0	0	0									
										0	0	0	0	0	0	0									
										0	0	0	0	0	0	0									
										0	0	0	0	0	0	0									
										0	0	0	0	0	0	0									
Inning Stats	R: 0 E: 0 K: 0 S: 4	H: 1 LOB: 2 BB: 1 P: 8	R: 0 E: 0 K: 2 S: 7	H: 0 LOB: 0 BB: 0 P: 7	R: 0 E: 0 K: 1 S: 6	H: 1 LOB: 1 BB: 0 P: 6	R: 0 E: 0 K: 1 S: 5	H: 0 LOB: 1 BB: 0 P: 6	R: 0 E: 0 K: 1 S: 6	H: 1 LOB: 1 BB: 0 P: 6	R: 1 E: 0 K: 1 S: 6	H: 1 LOB: 2 BB: 1 P: 10	R: 0 E: 0 K: 1 S: 6	H: 1 LOB: 3 BB: 2 P: 14	R: 3 E: 0 K: 1 S: 7	H: 3 LOB: 2 BB: 2 P: 15	1B: 8 2B: 1 3B: 0 HR: 0	SF: 0 SAC: 0 DP: 0 HBP: 1	WP: 0 PB: 1 SB: 0 CS: 0	PA: 42					
PITCHER	IP	WLS	BF	H	R	ER	SO	BB	IBB	HBP	BLK	WP	HR	S	P	ERA	WHIP								
Bob Shaw, R ERA: 4.67 (1, 1)	6.1		27	5	1	1	7	2	0	1	0	0	0	38	47	1.42	1.105								
Jack Hamilton, R ERA: 3.82 (7, 1)	2.1	L	13	2	3	3	2	4	0	0	0	0	0	13	29	11.57	2.571								
Ralph Terry, R ERA: 4.02 (9, 1)	0.0		2	2	0	0	0	0	0	0	0	0	0	2	2	∞	∞								

New York Mets @ St. Louis Cardinals
Busch Stadium, St. Louis, MO

AB 35
R 4
H 9
RBI 4
BB 6
SO 9
LOB 20



WP: 0 PA: 42
PB: 1
SB: 0
CS: 0

Batter	1	2	3	4	5	6	7	8	9	AB	R	H	RBI	BB	SO	LOB	TOP			
Gene Alley, R OBP: 0.319, SLG: 0.413 (1, 6)										4	0	2	0	0	0	2	<p>Pittsburgh Pirates @ New York Mets Shea Stadium, Flushing, NY Tue Aug 16 1966, 7:05 PM EDT Att: 23,953 - Unknown</p> <p>livebaseballscores.com</p> <p>AB 28 R 3 H 8 RBI 3 BB 4 SO 1 LOB 14</p>			
Manny Mota, R OBP: 0.406, SLG: 0.542 (1, 8)										4	1	1	0	0	0	3				
Roberto Clemente, R OBP: 0.370, SLG: 0.548 (1, 9)										4	0	1	1	0	0	2				
Donn Clendenon, R OBP: 0.366, SLG: 0.515 (1, 3)										3	0	1	1	1	0	3				
Jose Pagan, R OBP: 0.309, SLG: 0.399 (1, 5)										2	1	1	0	2	0	0				
Bob Bailey, R OBP: 0.344, SLG: 0.437 (1, 7)										3	0	0	0	0	1	3				
Bill Mazeroski, R OBP: 0.296, SLG: 0.360 (1, 4)										3	0	0	0	0	1	1				
Jim Pagliaroni, R OBP: 0.340, SLG: 0.412 (1, 2)										2	0	0	0	1	0	0				
Tommie Sisk, R OBP: 0.229, SLG: 0.156 (1, 1)										3	1	2	1	0	0	0				
Inning Stats	R: 0 E: 0 K: 0 S: 4	H: 1 LOB: 1 BB: 0 P: 4	R: 0 E: 0 K: 0 S: 3	H: 0 LOB: 0 BB: 0 P: 3	R: 1 E: 0 K: 0 S: 6	H: 3 LOB: 2 BB: 0 P: 6	R: 1 E: 0 K: 0 S: 4	H: 1 LOB: 2 BB: 2 P: 12	R: 0 E: 0 K: 1 S: 6	H: 0 LOB: 2 BB: 1 P: 10	R: 1 E: 0 K: 0 S: 4	H: 2 LOB: 2 BB: 1 P: 8					1B: 6 2B: 2 3B: 0 HR: 0	SF: 0 SAC: 0 DP: 0 HBP: 0	WP: 0 PB: 0 CS: 0	PA: 32
PITCHER	IP WLS BF H R ER SO BB IBB HBP BLK WP HR S P ERA WHIP																			
Tug McGraw, L ERA: 5.06 (1, 1)	6.2 L 31 8 3 3 1 2 1 0 0 0 0 0 30 42 4.05 1.500																			
Bob Friend, R ERA: 4.35 (7, 1)	0.0 1 0 0 0 0 0 0 1 0 0 0 0 0 4 ∞ ∞																			

Batter	1	2	3	4	5	6	7	8	9	AB	R	H	RBI	BB	SO	LOB	BOTTOM			
Al Luplow, L OBP: 0.328, SLG: 0.349 (1, 9)										3	0	0	0	0	0	0	<p>Pittsburgh Pirates @ New York Mets Shea Stadium, Flushing, NY Tue Aug 16 1966, 7:05 PM EDT Att: 23,953 - Unknown</p> <p>livebaseballscores.com</p> <p>AB 20 R 0 H 2 RBI 0 BB 2 SO 2 LOB 5</p>			
Ron Hunt, R OBP: 0.360, SLG: 0.362 (1, 4)										2	0	0	0	1	0	0				
Larry Elliot, L OBP: 0.329, SLG: 0.412 (1, 7)										2	0	0	0	1	1	1				
Cleon Jones, R OBP: 0.322, SLG: 0.376 (1, 8)										3	0	1	0	0	1	1				
Ed Kranepool, L OBP: 0.328, SLG: 0.424 (1, 3)										2	0	0	0	0	2	2				
Ken Boyer, R OBP: 0.306, SLG: 0.414 (1, 5)										2	0	0	0	0	0	0				
Eddie Bressoud, R OBP: 0.314, SLG: 0.383 (1, 6)										2	0	0	0	0	0	0				
Jerry Grote, R OBP: 0.335, SLG: 0.325 (1, 2)										2	0	1	0	0	0	0				
Tug McGraw, R OBP: 0.300, SLG: 0.222 (1, 1)										2	0	0	0	0	0	1				
Inning Stats	R: 0 E: 0 K: 0 S: 4	H: 1 LOB: 2 BB: 1 P: 8	R: 0 E: 0 K: 0 S: 3	H: 0 LOB: 0 BB: 0 P: 3	R: 0 E: 0 K: 2 S: 7	H: 0 LOB: 0 BB: 0 P: 7	R: 0 E: 0 K: 0 S: 4	H: 1 LOB: 1 BB: 0 P: 4	R: 0 E: 0 K: 0 S: 3	H: 0 LOB: 1 BB: 1 P: 7	R: 0 E: 0 K: 0 S: 4	H: 0 LOB: 0 BB: 0 P: 7					1B: 2 2B: 0 3B: 0 HR: 0	SF: 0 SAC: 0 DP: 0 HBP: 0	WP: 0 PB: 0 CS: 0	PA: 22
PITCHER	IP WLS BF H R ER SO BB IBB HBP BLK WP HR S P ERA WHIP																			
Tommie Sisk, R ERA: 4.28 (1, 1)	6.0 W 22 2 0 0 2 2 0 0 0 0 0 0 24 32 0.00 0.667																			

Batter	1	2	3	4	5	6	7	8	9	AB	R	H	RBI	BB	SO	LOB	TOP					
Matty Alou, L OBP: 0.377, SLG: 0.436 (1, 8)	K	FC5-4 1B		6-3		1B		G3		5	0	2	0	0	1	1						
Gene Alley, R OBP: 0.320, SLG: 0.413 (1, 6)	HR	FC5-4 1B		L8		1B			4-3	5	1	2	0	0	0	2						
Roberto Clemente, R OBP: 0.369, SLG: 0.544 (1, 9)	F8			5-3					6-3	5	1	1	0	0	0	1						
Willie Stargell, L OBP: 0.394, SLG: 0.616 (1, 7)	HR								K	4	2	2	2	1	1	0						
Jose Pagan, R OBP: 0.309, SLG: 0.397 (1, 5)	5-3			HR						4	1	1	1	0	0	1						
Donn Clendenen, R OBP: 0.365, SLG: 0.520 (1, 3)		6-3		HR						4	1	1	3	0	1	2						
Bill Mazerolski, R OBP: 0.297, SLG: 0.368 (1, 4)		HR		4-3						4	1	2	1	0	0	1						
Jim Pagliaroni, R OBP: 0.336, SLG: 0.407 (1, 2)	E5 1B			6-3					F7	4	0	0	0	0	0	1						
Bob Veale, S OBP: 0.156, SLG: 0.188 (1, 1)										3	0	0	0	0	2	1						
Al McBean, R OBP: 0.111, SLG: 0.111 (6, PH)	1-3			K						0	0	0	0	0	0	0						
Jerry Lynch, L OBP: 0.292, SLG: 0.333 (6, PH)										1	0	0	0	0	0	1						
Pete Mikkelsen, R OBP: 0.231, SLG: 0.167 (8, 1)										0	0	0	0	0	0	0						
Inning Stats	R: 2 E: 0 K: 1 S: 7	H: 2 LOB: 0 BB: 0 P: 7	R: 1 E: 1 K: 0 S: 6	H: 2 LOB: 2 BB: 0 P: 6	R: 4 E: 0 K: 1 S: 9	H: 4 LOB: 0 BB: 0 P: 9	R: 0 E: 0 K: 0 S: 3	H: 0 LOB: 0 BB: 0 P: 3	R: 0 E: 0 K: 0 S: 3	H: 0 LOB: 1 BB: 1 P: 7	R: 0 E: 0 K: 1 S: 6	H: 2 LOB: 2 BB: 0 P: 6	R: 0 E: 1 K: 1 S: 6	H: 0 LOB: 1 BB: 0 P: 6	R: 0 E: 0 K: 0 S: 4	H: 1 LOB: 1 BB: 0 P: 4	R: 0 E: 0 K: 1 S: 5	H: 0 LOB: 0 BB: 0 P: 5	1B: 8 2B: 0 3B: 0 HR: 3	SF: 0 SAC: 0 DP: 0 HBP: 0	WP: 0 PB: 0 SB: 0 CS: 0	PA: 40
PITCHER	IP	WLS	BF	H	R	ER	SO	BB	IBB	HBP	BLK	WP	HR	S	P	ERA	WHIP					
Jack Fisher, R ERA: 3.95 (1, 1)	2.0		15	8	7	7	1	0	0	0	0	0	3	17	17	31.50	4.000					
Bill Hepler, L ERA: 3.44 (3, 1)	4.0	W	14	2	0	0	2	1	0	0	0	0	0	17	21	0.00	0.750					
Bob Friend, R ERA: 4.23 (7, 1)	3.0	S	11	1	0	0	2	0	0	0	0	0	0	15	15	0.00	0.333					

Pittsburgh Pirates @ New York Mets
Shea Stadium, Flushing, NY
Wed Aug 17 1966, 7:05 PM EDT
Att: 32,461 - Unknown

AB 39
R 7
H 11
RBI 7
BB 1
SO 5
LOB 11



Batter	1	2	3	4	5	6	7	8	9	AB	R	H	RBI	BB	SO	LOB	BOTTOM				
Ron Hunt, R OBP: 0.361, SLG: 0.363 (1, 4)	K			L9		1B				4	0	2	2	0	1	0					
Eddie Brassoud, R OBP: 0.313, SLG: 0.381 (1, 6)	F7			F7		P6				4	0	1	0	0	0	3					
Cleon Jones, R OBP: 0.324, SLG: 0.386 (1, 8)										4	2	2	1	0	0	1					
Billy Murphy, R OBP: 0.268, SLG: 0.339 (6, 8)	HR			E		F8				0	0	0	0	0	0	0					
Ken Boyer, R OBP: 0.305, SLG: 0.412 (1, 5)	F8			E		G1-4-3				4	1	1	0	0	1	1					
Jim Hickman, R OBP: 0.304, SLG: 0.373 (1, 9)				E7						4	1	2	1	0	1	0					
Ron Swoboda, R OBP: 0.288, SLG: 0.348 (1, 7)	F3			HR		FC5-4				3	2	0	0	1	1	1					
Jerry Grote, R OBP: 0.330, SLG: 0.319 (1, 2)	K			F7		L8				4	0	0	0	0	2	4					
Ed Kranepool, L OBP: 0.327, SLG: 0.423 (1, 3)				G3						1	0	0	0	0	0	0					
Hawk Taylor, R OBP: 0.214, SLG: 0.329 (4, PH)										1	2	1	4	0	0	0					
Al Luplow, L OBP: 0.327, SLG: 0.347 (6, PH)				HR		1B				1	0	0	0	0	0	0					
Jack Fisher, R OBP: 0.218, SLG: 0.163 (1, 1)										0	0	0	0	0	0	0					
Bill Hepler, L OBP: 0.214, SLG: 0.214 (3, 1)				K						2	0	0	0	0	2	0					
Chuck Hiller, L OBP: 0.353, SLG: 0.380 (6, PH)				K						1	0	1	0	0	0	0					
Bob Friend, R ERA: 2.88 (7, 1)										0	0	0	0	0	0	0					
Inning Stats	R: 1 E: 0 K: 1 S: 6	H: 1 LOB: 0 BB: 0 P: 6	R: 0 E: 0 K: 2 S: 7	H: 0 LOB: 0 BB: 0 P: 7	R: 0 E: 0 K: 1 S: 6	H: 1 LOB: 0 BB: 0 P: 6	R: 5 E: 1 K: 1 S: 9	H: 4 LOB: 1 BB: 1 P: 13	R: 0 E: 0 K: 0 S: 3	H: 1 LOB: 0 BB: 0 P: 3	R: 2 E: 0 K: 0 S: 6	H: 3 LOB: 2 BB: 0 P: 7	R: 0 E: 0 K: 1 S: 5	H: 0 LOB: 0 BB: 0 P: 5	R: 0 E: 0 K: 2 S: 7	H: 0 LOB: 0 BB: 0 P: 7	1B: 8 2B: 0 3B: 0 HR: 2	SF: 0 SAC: 0 DP: 1 HBP: 1	WP: 0 PB: 0 SB: 1 CS: 0	PA: 35	
PITCHER	IP	WLS	BF	H	R	ER	SO	BB	IBB	HBP	BLK	WP	HR	S	P	ERA	WHIP				
Bob Veale, L ERA: 3.36 (1, 1)	5.0		23	8	7	7	5	1	0	0	0	0	2	32	36	12.60	1.800				
Al McBean, R ERA: 3.47 (6, 1)	2.0	L	9	2	1	1	1	0	0	1	0	0	0	10	11	4.50	1.000				
Pete Mikkelsen, R ERA: 2.88 (8, 1)	1.0		3	0	0	0	2	0	0	0	0	0	0	7	7	0.00	0.000				

Pittsburgh Pirates @ New York Mets
Shea Stadium, Flushing, NY
Wed Aug 17 1966, 7:05 PM EDT
Att: 32,461 - Unknown

AB 33
R 8
H 10
RBI 8
BB 1
SO 8
LOB 10



Batter	1	2	3	4	5	6	7	8	9	AB	R	H	RBI	BB	SO	LOB	TOP					
Gene Alley, R OBP: 0.325, SLG: 0.422 (1, 6)	F7		2B		1B	2B			BB	4	0	3	1	1	0	0	Pittsburgh Pirates @ New York Mets Shea Stadium, Flushing, NY Thu Aug 18 1966, 3:33 AM EDT Att: 26,829 - Unknown					
Manny Mota, R OBP: 0.402, SLG: 0.533 (1, 8)	6-3		9-2-6-2		FC6-4				BB	4	0	0	0	1	0	5						
Roberto Clemente, R OBP: 0.367, SLG: 0.540 (1, 9)	F9		BB		F8				BB	4	0	0	0	1	0	4						
Donn Clendenon, R OBP: 0.366, SLG: 0.527 (1, 3)			BB		K					4	1	2	1	0	2	2						
Jose Pagan, R OBP: 0.305, SLG: 0.392 (1, 5)					P6					4	0	0	0	0	2	1						
Bill Mazerowski, R OBP: 0.299, SLG: 0.382 (1, 4)	F9				HR					4	2	2	2	0	1	1						
Bob Bailey, R OBP: 0.342, SLG: 0.433 (1, 7)	FC6-4				P2					4	1	1	0	0	1	1						
Jerry May, R OBP: 0.279, SLG: 0.375 (6, PH)										2	1	1	1	0	1	0						
Jerry Lynch, L OBP: 0.266, SLG: 0.326 (6, PH)										1	0	0	0	0	1	1						
Pete Mikkelsen, R OBP: 0.231, SLG: 0.167 (8, 1)										0	0	0	0	0	0	0						
Billy O'Dell, S OBP: 0.133, SLG: 0.133 (6, PH)										0	0	0	0	0	0	0						
Matty Alou, L OBP: 0.376, SLG: 0.435 (6, PH)										1	0	0	0	0	0	0						
Woodie Fryman, R OBP: 0.224, SLG: 0.191 (4, 1)										0	0	0	0	0	0	0						
Don Cardwell, R OBP: 0.117, SLG: 0.040 (5, PH)										0	0	0	0	0	0	0						
Gene Michael, R OBP: 0.115, SLG: 0.154 (5, 1)										0	0	0	0	0	0	0						
Al McBean, R OBP: 0.111, SLG: 0.111 (5, 1)										0	0	0	0	0	0	0						
Jesse Gonder, L OBP: 0.255, SLG: 0.364 (6, 2)										1	0	1	0	1	0	0						
Inning Stats	R: 0 E: 0 K: 0 S: 3	H: 0 LOB: 0 BB: 0 P: 3	R: 0 E: 0 K: 1 S: 6	H: 1 LOB: 1 BB: 0 P: 6	R: 1 E: 0 K: 1 S: 6	H: 2 LOB: 2 BB: 2 P: 14	R: 1 E: 0 K: 1 S: 6	H: 1 LOB: 0 BB: 0 P: 6	R: 0 E: 0 K: 0 S: 4	H: 1 LOB: 1 BB: 0 P: 4	R: 3 E: 0 K: 1 S: 8	H: 4 LOB: 2 BB: 1 P: 12	R: 0 E: 0 K: 1 S: 4	H: 0 LOB: 0 BB: 1 P: 8	R: 0 E: 0 K: 3 S: 9	H: 0 LOB: 0 BB: 0 P: 9	R: 0 E: 0 K: 0 S: 4	H: 1 LOB: 2 BB: 1 P: 8	1B: 4 2B: 3 3B: 0 HR: 4	SF: 0 SAC: 0 DP: 1 HBP: 0	WP: 0 PB: 0 SB: 0 CS: 1	PA: 39
PITCHER	IP WLS BF H R ER SO BB IBB HBP BLK WP HR S P ERA WHIP																					
Rob Gardner, L ERA: 4.91 (1, 1)	5.1 W 25 8 5 5 3 2 0 0 0 0 0 4 29 37 8.44 1.875																					
Jack Hamilton, R ERA: 3.8 (6, 1)	0.2 3 1 0 0 1 1 0 0 0 0 0 0 4 8 0.00 3.000																					
Ralph Terry, R ERA: 3.86 (7, 1)	3.0 S 11 1 0 0 4 2 0 0 0 0 0 0 17 25 0.00 1.000																					

AB 34
R 5
H 10
RBI 5
BB 5
SO 8
LOB 15



Batter	1	2	3	4	5	6	7	8	9	AB	R	H	RBI	BB	SO	LOB	BOTTOM					
Ron Hunt, R OBP: 0.361, SLG: 0.369 (1, 4)	E5 1B	F8		E 3B		G5-4-3 1B		F8		5	2	2	2	0	0	2	Pittsburgh Pirates @ New York Mets Shea Stadium, Flushing, NY Thu Aug 18 1966, 3:33 AM EDT Att: 26,829 - Unknown					
Eddie Brassoud, R OBP: 0.312, SLG: 0.382 (1, 6)	5-3 1-2	K		E E		G5-4-3 1-2				5	0	1	2	0	1	3						
Cleon Jones, R OBP: 0.117, SLG: 0.040 (1, 8)										3	1	1	1	0	1	1						
Ralph Terry, R OBP: 0.286, SLG: 0.263 (7, 1)	2B 1B		K	E PO				F3 K		2	0	0	0	0	1	1						
Ken Boyer, R OBP: 0.307, SLG: 0.412 (1, 5)	5-3			PO				F9		3	0	1	0	1	0	1						
Jim Hickman, R OBP: 0.301, SLG: 0.380 (1, 9)	2B 2B			BB				F9		4	1	1	1	0	0	2						
Ron Swoboda, R OBP: 0.294, SLG: 0.352 (1, 7)	2B			E 3B						2	2	1	1	2	1	1						
Jerry Grote, R OBP: 0.330, SLG: 0.316 (1, 2)				F7 IBB				L9		2	0	0	0	1	0	2						
Ed Kranepool, L OBP: 0.327, SLG: 0.421 (1, 3)	K			K				F8		4	1	1	1	0	2	3						
Rob Gardner, R OBP: 0.171, SLG: 0.195 (1, 1)				E5						2	1	0	0	0	0	1						
Jack Hamilton, R OBP: 0.139, SLG: 0.114 (6, PH)	6-3									0	0	0	0	0	0	0						
Al Luplow, L OBP: 0.332, SLG: 0.350 (7, 8)				E5 3B				1B 1B		1	1	1	0	1	0	0						
Inning Stats	R: 3 E: 1 K: 1 S: 9	H: 3 LOB: 2 BB: 1 P: 13	R: 0 E: 0 K: 1 S: 5	H: 0 LOB: 0 BB: 0 P: 5	R: 0 E: 0 K: 1 S: 4	H: 0 LOB: 0 BB: 1 P: 8	R: 3 E: 3 K: 1 S: 8	H: 1 LOB: 1 BB: 1 P: 12	R: 0 E: 0 K: 0 S: 6	H: 1 LOB: 1 BB: 0 P: 6	R: 0 E: 0 K: 0 S: 4	H: 2 LOB: 1 BB: 0 P: 4	R: 0 E: 0 K: 1 S: 3	H: 0 LOB: 0 BB: 0 P: 3	R: 3 E: 0 K: 1 S: 7	H: 2 LOB: 1 BB: 2 P: 15	R: 0 E: 0 K: 1 S: 7	H: 2 LOB: 1 BB: 2 P: 15	1B: 5 2B: 3 3B: 1 HR: 0	SF: 0 SAC: 1 DP: 2 HBP: 0	WP: 0 PB: 0 SB: 0 CS: 0	PA: 40
PITCHER	IP WLS BF H R ER SO BB IBB HBP BLK WP HR S P ERA WHIP																					
Woodie Fryman, L ERA: 3.27 (1, 1)	3.2 L 19 4 6 0 4 2 1 0 0 0 0 0 24 36 0.00 1.636																					
Don Cardwell, R ERA: 4.5 (4, 1)	0.1 2 0 0 0 0 0 0 0 0 0 0 0 2 2 0.00 0.000																					
Al McBean, R ERA: 3.42 (5, 1)	1.0 4 1 0 0 1 0 0 0 0 0 0 0 6 6 0.00 1.000																					
Pete Mikkelsen, R ERA: 3.1 (6, 1)	2.1 11 3 3 3 0 2 0 0 0 0 0 0 9 17 11.57 2.143																					
Billy O'Dell, L ERA: 2.9 (8, 1)	0.2 3 1 0 0 1 0 0 0 0 0 0 0 5 5 0.00 1.500																					

AB 33
R 9
H 9
RBI 8
BB 5
SO 6
LOB 17



Batter	1	2	3	4	5	6	7	8	9	10	AB	R	H	RBI	BB	SO	LOB	TOP							
Ron Hunt, R OBP: 0.361, SLG: 0.368 Bob Friend, R (10, 1)	(1, 4) X 0-0 CS 1B		X 0-0 F7		X 0-0 HBP 1B		X 0-0 P6	X 0-0 FC1-4-6 1-2		X 0-0 6-3	6	0	2	0	0	0	2								
Eddie Bressoud, R OBP: 0.312, SLG: 0.379 Bud Harellson, S OBP: 0.333, SLG: 0.200 (5, PR) (5, 6)	(1, 6) X 0-0 L4 1-2		X 0-0 L7		X 1-0 FC5 HBP 1B		X 0-0 E 1B		X 4-0 SH1-4 BB		2	0	0	0	0	0	1								
Cleon Jones, R OBP: 0.323, SLG: 0.384 (1, 8)	(1, 8) X 0-0 E 1B		X 0-0 6-3		X 0-0 FC5 1-2		X 0-0 E5 1B		X 0-0 SH1-4		4	1	1	0	0	0	3								
Ken Boyer, R OBP: 0.313, SLG: 0.420 (1, 5)	(1, 5) X 0-0 E6 1-H 2B			X 0-0 1-3		X 0-0 4-3 E 2B	X 0-0 3-H 1B		X 4-0 FC6-4 IBB		4	1	3	2	1	0	0								
Jim Hickman, R OBP: 0.307, SLG: 0.386 (1, 9)	(1, 9) X 4-0 BB			X 0-0 2B		X 0-0 4-3	X 0-3 K		X 0-3 K		4	0	1	0	1	2	5								
Ron Swoboda, R OBP: 0.292, SLG: 0.347 (1, 7)	(1, 7) X 0-3 K			X 0-0 6-3		X 0-0 E BB	X 0-0 F8		X 0-0 FC6-4 1-2		4	1	0	0	1	1	7								
Jerry Grote, R OBP: 0.325, SLG: 0.311 Chuck Hiller, L OBP: 0.357, SLG: 0.384 (10, PH) (10, 4)	(1, 2) X 0-0 5-3		X 0-0 6-3		X 0-0 E4 1-H 3-H		X 0-0 6-3		X 0-0 PB 1B		4	0	0	1	0	0	1								
Ed Kranepool, L OBP: 0.323, SLG: 0.415 (1, 3)	(1, 3) X 0-0 F8			X 0-0 P4		X 0-0 K		X 0-0 5-3		X 0-0 F5 1-2		5	0	0	0	0	1	2							
Dennis Ribant, R OBP: 0.188, SLG: 0.208 Bill Hepler, L OBP: 0.214, SLG: 0.214 Jack Hamilton, R OBP: 0.162, SLG: 0.139 Hawk Taylor, R OBP: 0.212, SLG: 0.325 (10, PH) (10, 2)	(1, 1) X 0-0 B5-3			X 0-0 1-3 K		X 0-3 K		X 0-0 FC1-4-6 1B		X 0-0 5-3		3	0	0	0	0	1	1							
Inning Stats	R: 1 E: 1 K: 1 S: 7	H: 3 LOB: 2 BB: 1 P: 11	R: 0 E: 0 K: 0 S: 3	H: 0 LOB: 0 BB: 0 P: 3	R: 0 E: 0 K: 0 S: 3	H: 0 LOB: 0 BB: 0 P: 3	R: 0 E: 0 K: 2 S: 4	H: 1 LOB: 1 BB: 1 P: 4	R: 2 E: 1 K: 1 S: 9	H: 1 LOB: 2 BB: 0 P: 13	R: 1 E: 1 K: 1 S: 8	H: 2 LOB: 2 BB: 0 P: 8	R: 0 E: 0 K: 0 S: 4	H: 1 LOB: 1 BB: 0 P: 4	R: 0 E: 0 K: 1 S: 5	H: 0 LOB: 2 BB: 2 P: 13	R: 0 E: 0 K: 0 S: 4	H: 1 LOB: 1 BB: 0 P: 4	1B: 7 2B: 3 3B: 0 HR: 0	SF: 0 SAC: 1 DP: 0 HBP: 1	WP: 0 PB: 1 SB: 0 CS: 1	PA: 46			
PITCHER	IP WLS BF H R ER SO ERA WHIP	IP WLS BF H R ER SO ERA WHIP	IP WLS BF H R ER SO ERA WHIP	IP WLS BF H R ER SO ERA WHIP	IP WLS BF H R ER SO ERA WHIP	IP WLS BF H R ER SO ERA WHIP	IP WLS BF H R ER SO ERA WHIP	IP WLS BF H R ER SO ERA WHIP	IP WLS BF H R ER SO ERA WHIP	IP WLS BF H R ER SO ERA WHIP	IP WLS BF H R ER SO ERA WHIP	IP WLS BF H R ER SO ERA WHIP	IP WLS BF H R ER SO ERA WHIP	IP WLS BF H R ER SO ERA WHIP	IP WLS BF H R ER SO ERA WHIP	IP WLS BF H R ER SO ERA WHIP	IP WLS BF H R ER SO ERA WHIP	IP WLS BF H R ER SO ERA WHIP	IP WLS BF H R ER SO ERA WHIP	IP WLS BF H R ER SO ERA WHIP	IP WLS BF H R ER SO ERA WHIP	IP WLS BF H R ER SO ERA WHIP	IP WLS BF H R ER SO ERA WHIP	IP WLS BF H R ER SO ERA WHIP	
Chris Short, L ERA: 3.38 Terry Fox, R ERA: 4.02 Darold Knowles, L ERA: 2.75 Joe Verbanic, R ERA: 4.05 John Morris, L ERA:	(1, 1) (7, 1) (8, 1) (10, 1) (10, 1)	6.1 0.2 2.0 0.0 1.0	30 3 9 1 3	7 1 1 0 0	4 0 0 0 0	2 0 0 0 0	3 1 0 0 0	3 0 0 0 0	33 5 9 17 3	42 5 17 1 3	2.84 0.00 0.00 ∞ 0.00	1.421 1.500 1.000 ∞ 0.000													

New York Mets @ Philadelphia Phillies
 Connie Mack Stadium, Philadelphia, PA
 Fri Aug 19 1966, 7:05 PM EDT
 Att. 17,462 - Unknown

AB	40
R	4
H	10
RBI	3
BB	4
SO	5
LOB	23



Batter	1	2	3	4	5	6	7	8	9	10	AB	R	H	RBI	BB	SO	LOB	BOTTOM						
John Briggs, L OBP: 0.412, SLG: 0.571 (1, 8)	(1, 8) X 0-0 2B		X 0-3 K		X 0-0 P3 3-H		X 0-0 6-3-5 1B		X 0-0 P6		5	0	2	0	0	1	1							
Cookie Rojas, R OBP: 0.314, SLG: 0.346 (1, 4)	(1, 4) X 0-0 F8		X 0-0 P6		X 0-0 1B FC5-4 1B		X 0-0 6-3-5 1-2		X 0-0 B5-3 1B		5	1	2	0	0	0	1							
Johnny Callison, L OBP: 0.347, SLG: 0.425 (1, 9)	(1, 9) X 0-0 4-3		X 0-3 K		X 0-0 FC5-4 1-3 1B		X 0-0 G3		X 0-0 B5-3 1-2		5	0	1	0	0	1	1							
Dick Allen, R OBP: 0.390, SLG: 0.650 (1, 5)	(1, 5) X 0-0 E S 1B		X 0-0 F9		X 0-0 FC5-4 1-2 3-H 6-3 1B		X 0-0 6-3		X 0-0 HR		5	2	2	2	0	0	1							
Bill White, L OBP: 0.366, SLG: 0.486 (1, 3)	(1, 3) X 0-3 K		X 0-0 4-3		X 0-0 1B 6-3 1B		X 0-0 P5				4	0	1	0	0	1	1							
Tony Gonzalez, L OBP: 0.323, SLG: 0.407 (1, 7)	(1, 7) X 0-0 F8		X 0-0 1-3		X 0-0 6-3		X 0-0 B5-6-4 1B 2B				4	1	1	1	0	0	2							
Clay Dalrymple, L OBP: 0.379, SLG: 0.362 Phil Linz, R OBP: 0.222, SLG: 0.243 Bob Uecker, R OBP: 0.282, SLG: 0.362 (10, 2)	(1, 2) X 4-0 E BB		X 0-0 4-3 WP 2B		X 0-0 4-3 2-3 1B		X 0-0 B5-6-4 BB		X 0-0 B5-6-4		2	1	2	0	2	0	0							
Dick Groat, R OBP: 0.304, SLG: 0.323 (1, 6)	(1, 6) X 0-0 E6 1-2 2-3		X 0-0 4-3		X 0-0 4-3		X 0-0 B5-6-4 1-2 2-3				4	0	0	0	0	0	7							
Chris Short, R OBP: 0.238, SLG: 0.218 Terry Fox, R ERA: 3.44 Doug Clemens, L OBP: 0.295, SLG: 0.295 Darold Knowles, L OBP: 0.295, SLG: 0.295 Harvey Kuenn, R OBP: 0.295, SLG: 0.300 Rick Wise, R OBP: 0.295, SLG: 0.300 Joe Verbanic, R OBP: 0.295, SLG: 0.300 John Morris, R ERA:	(1, 1) (7, 1) (7, PH) (8, 1) (8, PH) (8, PH) (10, 1) (10, 1) (10, 1)	5.2 0.0 3.1 0.2	24 1 12 3	6 1 3 2	3 0 1 1	3 0 1 0	4 0 1 0	35 1 13 3	35 1 13 3	4.76 ∞ 2.70 13.50	1.235 ∞ 1.200 3.000													
Inning Stats	R: 0 E: 0 K: 0 S: 3	H: 1 LOB: 0 BB: 0 P: 3	R: 0 E: 1 K: 2 S: 9	H: 1 LOB: 3 BB: 1 P: 13	R: 0 E: 0 K: 2 S: 7	H: 0 LOB: 0 BB: 0 P: 7	R: 0 E: 0 K: 0 S: 3	H: 0 LOB: 0 BB: 0 P: 3	R: 1 E: 0 K: 0 S: 4	H: 1 LOB: 0 BB: 0 P: 4	R: 2 E: 0 K: 0 S: 7	H: 4 LOB: 2 BB: 0 P: 7	R: 0 E: 0 K: 0 S: 3	H: 0 LOB: 0 BB: 0 P: 3	R: 1 E: 0 K: 0 S: 4	H: 2 LOB: 1 BB: 0 P: 8	R: 1 E: 0 K: 0 S: 3	H: 2 LOB: 0 BB: 0 P: 3	1B: 8 2B: 5 3B: 0 HR: 1	SF: 0 SAC: 3 DP: 3 HBP: 0	WP: 1 PB: 0 SB: 1 CS: 0	PA: 40		
PITCHER	IP WLS BF H R ER SO ERA WHIP	IP WLS BF H R ER SO ERA WHIP	IP WLS BF H R ER SO ERA WHIP	IP WLS BF H R ER SO ERA WHIP	IP WLS BF H R ER SO ERA WHIP	IP WLS BF H R ER SO ERA WHIP	IP WLS BF H R ER SO ERA WHIP	IP WLS BF H R ER SO ERA WHIP	IP WLS BF H R ER SO ERA WHIP	IP WLS BF H R ER SO ERA WHIP	IP WLS BF H R ER SO ERA WHIP	IP WLS BF H R ER SO ERA WHIP	IP WLS BF H R ER SO ERA WHIP	IP WLS BF H R ER SO ERA WHIP	IP WLS BF H R ER SO ERA WHIP	IP WLS BF H R ER SO ERA WHIP	IP WLS BF H R ER SO ERA WHIP	IP WLS BF H R ER SO ERA WHIP	IP WLS BF H R ER SO ERA WHIP	IP WLS BF H R ER SO ERA WHIP	IP WLS BF H R ER SO ERA WHIP	IP WLS BF H R ER SO ERA WHIP	IP WLS BF H R ER SO ERA WHIP	

New York Mets @ Philadelphia Phillies
 Connie Mack Stadium, Philadelphia, PA
 Fri Aug 19 1966, 7:05 PM EDT
 Att. 17,462 - Unknown

AB	38
R	5
H	12
RBI	4
BB	2
SO	5
LOB	18



Batter	1	2	3	4	5	6	7	8	9	10	11	AB	R	H	RBI	BB	SO	LOB	TOP			
Al Luplow, L OBP: 0.338, SLG: 0.354 Billy Murphy, R OBP: 0.279, SLG: 0.350	F9	BB		1B		FC4-6		G4-6-3		1B		3	0	2	1	1	0	0				
Chuck Hiller, L OBP: 0.386, SLG: 0.386 Ron Hunt, R OBP: 0.362, SLG: 0.369	4-3	4-3		G3		FC4-6		G4-6-3		1B		4	1	1	0	0	0	5				
Cleon Jones, R OBP: 0.326, SLG: 0.386	4-3			FC4-6		4-3				2B		6	1	3	1	0	0	4				
Larry Elliot, L OBP: 0.333, SLG: 0.437 Bill Hepler, L OBP: 0.234, SLG: 0.214 Ron Swoboda, R OBP: 0.294, SLG: 0.352	4-3			FC4-6		HR		BB		5-3		4	1	2	1	0	0	2				
Ken Boyer, R OBP: 0.311, SLG: 0.415	BB			F7		1-3		4-3		5-3		5	0	0	0	1	0	3				
Ed Kranepool, L OBP: 0.315, SLG: 0.414 Hawk Taylor, R OBP: 0.209, SLG: 0.321 Dick Selma, R	4-3			E6				BB		5-3		3	0	1	0	1	0	2				
Jerry Grote, R OBP: 0.326, SLG: 0.310				SH3-4		K				6-3		4	0	1	0	1	2	4				
Eddie Bressoud, R Bud Harrelson, S OBP: 0.280, SLG: 0.143		P3		1B		BB		L7-2		F9		2	0	1	0	1	0	1				
Bob Shaw, R OBP: 0.315, SLG: 0.387 Jim Hickman, R OBP: 0.300, SLG: 0.376	SH3-4			K		4-3				F9		2	0	0	0	0	1	2				
Inning Stats	R: 1 E: 0 K: 0 S: 5	H: 2 LOB: 2 BB: 1 P: 9	R: 0 E: 0 K: 0 S: 4	H: 1 LOB: 2 BB: 1 P: 8	R: 0 E: 0 K: 1 S: 7	H: 2 LOB: 0 BB: 0 P: 7	R: 0 E: 0 K: 1 S: 5	H: 1 LOB: 1 BB: 1 P: 9	R: 1 E: 0 K: 0 S: 5	H: 2 LOB: 2 BB: 0 P: 5	R: 0 E: 0 K: 1 S: 3	H: 1 LOB: 0 BB: 0 P: 5	R: 1 E: 0 K: 0 S: 5	H: 2 LOB: 1 BB: 0 P: 5	R: 0 E: 0 K: 0 S: 5	H: 2 LOB: 0 BB: 0 P: 5	R: 0 E: 0 K: 0 S: 3	H: 0 LOB: 0 BB: 0 P: 3	1B: 11 2B: 3 3B: 1 HR: 1	SF: 0 SAC: 1 DP: 2 HBP: 0	WP: 0 PB: 0 SB: 0 CS: 0	PA: 51
PITCHER	IP 7.0	WLS 1.0	BF 35	H 10	R 3	ER 3	SO 3	BB 0	IBB 0	HBP 0	BLK 0	WP 0	HR 0	S 36	P 56	ERA 3.86	WHIP 2.000					
Larry Jackson, R ERA: 3.38																						
Darold Knowles, L ERA: 2.83																						
Terry Fox, R ERA: 3.99																						
John Morris, L ERA:																						
Ray Culp, R ERA: 5.25																						
Batter	1	2	3	4	5	6	7	8	9	10	11	AB	R	H	RBI	BB	SO	LOB	BOTTOM			
John Briggs, L OBP: 0.401, SLG: 0.553	F3			6-3		K		4-3		P4		5	0	0	0	0	1	1				
Cookie Rojas, R OBP: 0.315, SLG: 0.347	F2			1B		2B		1-3		6-3		4	1	1	0	1	0	0				
Johnny Callison, L OBP: 0.345, SLG: 0.423	P6			2B		1B		4-3		G4-6-3		5	0	1	1	0	0	1				
Dick Allen, R OBP: 0.387, SLG: 0.644				BLK		1B		5-3		1-3		5	0	1	0	0	0	0				
Bill White, L OBP: 0.366, SLG: 0.489	F3			F3		3-1		SH1-4		4-3		5	2	2	0	0	0	1				
Tony Gonzalez, L OBP: 0.321, SLG: 0.403				K		K		E4		6-3		5	1	1	1	0	2	2				
Clay Dalrymple, L OBP: 0.382, SLG: 0.360						F9		SH1-4		SH1-4		1	0	0	0	2	0	0				
Dick Groat, R OBP: 0.304, SLG: 0.322				1-4-3		6-3		E7		FC6-4		4	1	1	1	0	0	3				
Larry Jackson, R ERA: 4.57 Doug Lippman, L ERA: 3.30 Darold Knowles, L ERA: 2.83 Terry Fox, R ERA: 3.99 John Morris, R ERA: Harvey Kuenn, R ERA: 3.50 Ray Culp, R ERA: 5.06				K				SH1-4		4-3		2	0	1	0	0	1	0				
Inning Stats	R: 0 E: 0 K: 0 S: 3	H: 0 LOB: 0 BB: 0 P: 3	R: 0 E: 0 K: 1 S: 6	H: 1 LOB: 2 BB: 1 P: 10	R: 1 E: 0 K: 1 S: 6	H: 2 LOB: 1 BB: 0 P: 6	R: 0 E: 0 K: 1 S: 5	H: 0 LOB: 0 BB: 0 P: 5	R: 0 E: 0 K: 1 S: 6	H: 1 LOB: 1 BB: 0 P: 6	R: 0 E: 0 K: 0 S: 2	H: 0 LOB: 0 BB: 0 P: 6	R: 0 E: 0 K: 0 S: 3	H: 0 LOB: 1 BB: 1 P: 7	R: 0 E: 0 K: 0 S: 3	H: 0 LOB: 0 BB: 0 P: 3	R: 1 E: 0 K: 0 S: 4	H: 2 LOB: 1 BB: 0 P: 4	1B: 7 2B: 2 3B: 0 HR: 0	SF: 0 SAC: 1 DP: 1 HBP: 0	WP: 0 PB: 0 SB: 1 CS: 0	PA: 42
PITCHER	IP 7.0	WLS 1.0	BF 28	H 7	R 4	ER 2	SO 4	BB 1	IBB 0	HBP 0	BLK 1	WP 0	HR 0	S 35	P 39	ERA 2.57	WHIP 1.143					
Bob Shaw, R ERA: 4.57																						
Bill Hepler, L ERA: 3.38																						
Dick Selma, R ERA: 4.13																						

New York Mets @ Philadelphia Phillies
 Connie Mack Stadium, Philadelphia, PA
 Sat Aug 20 1966, 3:33 AM EDT
 Att: 7,643 - Unknown

AB 45
 R 4
 H 15
 RBI 4
 BB 5
 SO 4
 LOB 28



New York Mets @ Philadelphia Phillies
 Connie Mack Stadium, Philadelphia, PA
 Sat Aug 20 1966, 3:33 AM EDT
 Att: 7,643 - Unknown

AB 38
 R 5
 H 9
 RBI 4
 BB 3
 SO 4
 LOB 8




Batter	1	2	3	4	5	6	7	8	9	AB	R	H	RBI	BB	SO	LOB	TOP			
Al Luplow, L OBP: 0.336, SLG: 0.348 (1, 9)	0-0 4-3			0-0 6-3		4-0 G4-6-3 BB		0-0 6-3	0-0 4-3	4	0	0	0	1	0	1	New York Mets @ Philadelphia Phillies Connie Mack Stadium, Philadelphia, PA Sun Aug 21 1966, 3:33 AM EDT Unknown			
Ron Hunt, R OBP: 0.361, SLG: 0.368 (1, 4)	0-0 CS 1B			0-0 F7		0-0 F7		0-0 6-3		4	0	1	0	0	0	1				
Larry Elliot, L OBP: 0.331, SLG: 0.439 (1, 7) Bud Harrelson, S OBP: 0.250, SLG: 0.143 (8, PR) (8, 6)	0-0 F2 1-2			0-0 E4 HBP 1B		0-0 G4-6-3 1-2		0-0 1B 2B		4	1	1	0	0	0	2				
Cleon Jones, R OBP: 0.330, SLG: 0.390 (1, 8)		0-3 K		0-0 HBP 1B				0-0 E5 1B	0-0 HR 1B	4	2	3	1	0	1	0				
Ed Kranepool, L OBP: 0.327, SLG: 0.415 (1, 3) Jim Hickman, R OBP: 0.308, SLG: 0.419 (8, PH) (8, 3)	0-0 F7			1-0 1B				0-0 FC5-4 2H 1B	0-0 1H HR 1B	2	0	1	1	0	0	0				
Ken Boyer, R OBP: 0.311, SLG: 0.413 (1, 5)	0-0 L8			0-0 HBP 1B				0-0 FC5-4 1B	0-0 6-3	4	1	1	1	0	0	2				
Eddie Bressoud, R OBP: 0.312, SLG: 0.383 (1, 6) Billy Murphy, R OBP: 0.278, SLG: 0.350 (8, 7) Ron Swoboda, R OBP: 0.296, SLG: 0.354 (8, 7)		0-3 K		0-0 F9				0-3 K		3	0	0	0	0	2	1				
Jerry Grote, R OBP: 0.324, SLG: 0.308 (1, 2) John Stephenson, L OBP: 0.294, SLG: 0.258 (7, PH) (7, 2)			0-0 F3		0-0 6-3			0-0 E8 1H 1B	0-0 B1	2	0	0	0	0	0	0				
Jack Fisher, R OBP: 0.211, SLG: 0.157 (1, 1) Rob Gardner, R OBP: 0.171, SLG: 0.195 (5, 1) Chuck Hiller, L OBP: 0.353, SLG: 0.384 (7, PH) Bill Hepler, L OBP: 0.214, SLG: 0.214 (7, 1) Jack Hamilton, R OBP: 0.158, SLG: 0.135 (8, 1)			0-0 1-3		0-0 6-3			0-0 F7	0-3 K	2	0	0	0	0	0	0				
Inning Stats	R: 0 E: 0 K: 0 S: 3	H: 1 LOB: 0 BB: 0 P: 3	R: 0 E: 0 K: 1 S: 5	H: 0 LOB: 0 BB: 0 P: 5	R: 0 E: 0 K: 1 S: 5	H: 0 LOB: 0 BB: 0 P: 5	R: 1 E: 1 K: 0 S: 5	H: 2 LOB: 2 BB: 0 P: 6	R: 0 E: 0 K: 0 S: 2	H: 0 LOB: 0 BB: 1 P: 6	R: 2 E: 2 K: 1 S: 8	H: 3 LOB: 1 BB: 0 P: 8	R: 3 E: 0 K: 0 S: 6	H: 3 LOB: 1 BB: 0 P: 6	R: 0 E: 0 K: 1 S: 6	H: 1 LOB: 1 BB: 0 P: 6		1B: 8 2B: 1 3B: 0 HR: 1	SF: 0 SAC: 0 DP: 1 HBP: 1	WP: 0 PB: 0 SB: 0 CS: 1
PITCHER	IP WLS BF H R ER SO BB IBB HBP BLK WP HR S P ERA WHIP	IP WLS BF H R ER SO BB IBB HBP BLK WP HR S P ERA WHIP																		
Rick Wise, R ERA: 3.54 (1, 1)	7.2 L 31	8 6 4 3	1 0 0 0	0 0 0 0	0 0 0 0	0 0 0 0	0 0 0 0	0 0 0 0	0 0 0 0	0 0 0 0	0 0 0 0	0 0 0 0	0 0 0 0	0 0 0 0	0 0 0 0	0 0 0 0	4.70 1.174			
John Morris, L ERA: 1.42 (8, 1)	0.0 1	1 0 0 0	0 0 0 0	0 0 0 0	0 0 0 0	0 0 0 0	0 0 0 0	0 0 0 0	0 0 0 0	0 0 0 0	0 0 0 0	0 0 0 0	0 0 0 0	0 0 0 0	0 0 0 0	0 0 0 0	∞ ∞			
Terry Fox, R ERA: 3.97 (8, 1)	0.1 1	0 0 0 0	0 0 0 0	0 0 0 0	0 0 0 0	0 0 0 0	0 0 0 0	0 0 0 0	0 0 0 0	0 0 0 0	0 0 0 0	0 0 0 0	0 0 0 0	0 0 0 0	0 0 0 0	0 0 0 0	0.00 1.000			
Ray Herbert, R ERA: 4.03 (9, 1)	1.0 4	1 0 0 1	0 0 0 1	0 0 0 0	0 0 0 0	0 0 0 0	0 0 0 0	0 0 0 0	0 0 0 0	0 0 0 0	0 0 0 0	0 0 0 0	0 0 0 0	0 0 0 0	0 0 0 0	0 0 0 0	0.00 1.000			


AB	35
R	6
H	10
RBI	5
BB	1
SO	4
LOB	10




Batter	1	2	3	4	5	6	7	8	9	AB	R	H	RBI	BB	SO	LOB	BOTTOM					
John Briggs, L OBP: 0.412, SLG: 0.556 (1, 8)	0-0 FC6-4 1B		0-0 F3		4-0 1B HR	0-0 FC6 1B		4-0 WP 4-3 1-2 BB		3	1	2	0	2	0	0	New York Mets @ Philadelphia Phillies Connie Mack Stadium, Philadelphia, PA Sun Aug 21 1966, 3:33 AM EDT Unknown					
Cookie Rojas, R OBP: 0.314, SLG: 0.346 (1, 4)	0-0 FC6-4 1B 1-2		0-0 6-3		0-0 HR 1B	0-0 FC6 1-2		0-0 4-3 1-2 2-3		5	2	1	0	0	4							
Johnny Callison, L OBP: 0.348, SLG: 0.430 (1, 9)	0-0 9-3 1-2		0-0		0-0 HR 1B	0-0 F9		4-0 2-3 3H BB		4	1	2	3	1	0	2						
Dick Allen, R OBP: 0.390, SLG: 0.646 (1, 5)	0-0 2H 1B		0-0 P3		0-0 BB 2B			0-0 6-3 F8 1B	0-3 K	5	0	3	1	0	1	3						
Bill White, L OBP: 0.365, SLG: 0.485 (1, 3)	0-3 K			0-0 F8	4-0 BB BB			0-0 F8 1-2	0-0 1-3	4	0	0	0	1	1	2						
Tony Gonzalez, L OBP: 0.322, SLG: 0.403 (1, 7)		0-0 E4 FC4-2 1B		0-0 SH1-3 1B	0-0 L7			0-0 6-3	0-0 4-3	5	0	2	0	0	0	3						
Clay Dalrymple, L OBP: 0.381, SLG: 0.356 (1, 2)		0-0 F5		0-0 SH1-3 1-2	4-0 BB BB			0-0 4-3	0-3 K	3	0	0	0	1	1	2						
Dick Groat, R OBP: 0.303, SLG: 0.320 (1, 6)		0-0 FC4-2 3H		0-0 F9	0-0 F7			4-0 4-3 BB WP BB		3	1	0	0	1	0	5						
Rick Wise, R ERA: 4.06 (1, 1)	4.1 WLS 22	8 4 4 2	1 0 0 1	2 0 0 0	0 0 0 0	0 0 0 0	0 0 0 0	0 0 0 0	0 0 0 0	0 0 0 0	0 0 0 0	0 0 0 0	0 0 0 0	0 0 0 0	0 0 0 0	8.31 2.077						
John Morris, R ERA: 4.54 (8, 1)	1.2 WLS 9	1 1 1 0	3 0 0 0	0 0 0 0	0 0 0 0	0 0 0 0	0 0 0 0	0 0 0 0	0 0 0 0	0 0 0 0	0 0 0 0	0 0 0 0	0 0 0 0	0 0 0 0	0 0 0 0	5.40 2.400						
Terry Fox, R ERA: 3.43 (8, 1)	1.1 S 4	0 0 0 2	0 0 0 2	0 0 0 0	0 0 0 0	0 0 0 0	0 0 0 0	0 0 0 0	0 0 0 0	0 0 0 0	0 0 0 0	0 0 0 0	0 0 0 0	0 0 0 0	0 0 0 0	0.00 0.000						
Harvey Kuenn, R OBP: 0.309, SLG: 0.353 (8, PH) Ray Herbert, R OBP: 0.154, SLG: 0.083 (9, 1)	R: 1 E: 0 K: 1 S: 7	H: 2 LOB: 1 BB: 0 P: 7	R: 0 E: 1 K: 1 S: 6	H: 1 LOB: 1 BB: 0 P: 6	R: 0 E: 0 K: 0 S: 4	H: 1 LOB: 1 BB: 0 P: 4	R: 0 E: 0 K: 0 S: 4	H: 1 LOB: 1 BB: 0 P: 4	R: 3 E: 0 K: 0 S: 6	H: 3 LOB: 3 BB: 3 P: 18	R: 0 E: 0 K: 1 S: 6	H: 1 LOB: 1 BB: 0 P: 6	R: 0 E: 0 K: 0 S: 4	H: 1 LOB: 1 BB: 0 P: 4	R: 1 E: 0 K: 1 S: 5	H: 0 LOB: 2 BB: 3 P: 17	R: 0 E: 0 K: 1 S: 5	H: 0 LOB: 0 BB: 0 P: 5	1B: 8 2B: 1 3B: 0 HR: 1	SF: 0 SAC: 1 DP: 0 HBP: 0	WP: 1 PB: 0 SB: 0 CS: 0	PA: 43
PITCHER	IP WLS BF H R ER SO BB IBB HBP BLK WP HR S P ERA WHIP	IP WLS BF H R ER SO BB IBB HBP BLK WP HR S P ERA WHIP																				
Rob Gardner, L ERA: 4.84 (5, 1)	1.2 WLS 8	1 0 0 1	2 0 0 0	0 0 0 0	0 0 0 0	0 0 0 0	0 0 0 0	0 0 0 0	0 0 0 0	0 0 0 0	0 0 0 0	0 0 0 0	0 0 0 0	0 0 0 0	0 0 0 0	0 0 0 0	0.00 1.800					
Bill Hepler, L ERA: 3.43 (7, 1)	1.2 WLS 9	1 1 1 0	3 0 0 0	0 0 0 0	0 0 0 0	0 0 0 0	0 0 0 0	0 0 0 0	0 0 0 0	0 0 0 0	0 0 0 0	0 0 0 0	0 0 0 0	0 0 0 0	0 0 0 0	0 0 0 0	5.40 2.400					
Jack Hamilton, R ERA: 3.73 (8, 1)	1.1 S 4	0 0 0 2	0 0 0 2	0 0 0 0	0 0 0 0	0 0 0 0	0 0 0 0	0 0 0 0	0 0 0 0	0 0 0 0	0 0 0 0	0 0 0 0	0 0 0 0	0 0 0 0	0 0 0 0	0 0 0 0	0.00 0.000					

AB	36
R	5
H	10
RBI	4
BB	6
SO	5
LOB	23



Batter	1	2	3	4	5	6	7	8	9	AB	R	H	RBI	BB	SO	LOB	TOP		
Chuck Hiller, L (1,4) OBP: 0.356, SLG: 0.387	0-0 1B			4-3		1-2 2B 1B		1-3		4	1	2	0	0	0	0	New York Mets @ Philadelphia Phillies Sun Aug 21 1966, 3:38 AM EDT Att: 36,625 - Unknown 		
Larry Elliot, L (1,7) OBP: 0.331, SLG: 0.444	0-0 L9			P6		1-H 2-H 2B			0-3 K	3	0	1	2	0	0	0			
Jim Hickman, R (9,PH) OBP: 0.304, SLG: 0.414										1	0	0	0	0	1	0			
Cleon Jones, R (1,8)	0-0 4-3			F4		F7			0-0 6-3	4	0	0	0	0	0	1			
Ed Kranepool, L (1,3) OBP: 0.329, SLG: 0.416				P4		4-3			0-0 BB 1B	4	1	2	0	0	0	1			
Al Luplow, L (1,9) OBP: 0.335, SLG: 0.344				4-3		F9			4-0 1B 2B BB	3	1	0	0	1	0	1			
Eddie Bressoud, R (1,5)				K		K			0-0 BB 2B	4	1	1	1	0	3	1			
Jerry Grote, R (1,2) OBP: 0.323, SLG: 0.311				K		F9			0-0 1-H 2-H 2B	4	0	1	2	0	2	1			
Bud Harrelson, S (1,6) OBP: 0.333, SLG: 0.111				4-3		4-0 1B 2B BB			4-0 G3	2	1	0	0	2	0	0			
Tug McGraw, R (1,1) OBP: 0.214, SLG: 0.154				6-3		F3			0-0 B2-3 G3	4	0	0	0	0	0	3			
Inning Stats	R: 0 E: 0 K: 0 S: 3	H: 1 LOB: 0 BB: 0 P: 3	R: 0 E: 0 K: 1 S: 5	H: 0 LOB: 0 BB: 0 P: 5	R: 0 E: 0 K: 1 S: 5	H: 0 LOB: 0 BB: 0 P: 5	R: 0 E: 0 K: 0 S: 3	H: 0 LOB: 0 BB: 0 P: 3	R: 0 E: 0 K: 1 S: 6	H: 1 LOB: 1 BB: 0 P: 6	R: 0 E: 0 K: 2 S: 7	H: 0 LOB: 0 BB: 0 P: 7	R: 0 E: 0 K: 0 S: 3	H: 0 LOB: 0 BB: 0 P: 3	R: 3 E: 0 K: 1 S: 8	H: 3 LOB: 2 BB: 2 P: 16	1B: 5 2B: 2 3B: 0 HR: 0	SF: 0 SAC: 0 DP: 0 HBP: 0	WP: 0 PA: 36 CS: 0
PITCHER	IP WLS BF H R ER SO BB IBB HBP BLK WP HR S P ERA WHIP																		
Jim Bunning, R (1,1) ERA: 2.42	8.0 L 28 4 2 2 5 1 0 0 0 0 0 0 37 41 2.25 0.625																		
Darold Knowles, L (9,1) ERA: 3.91	0.2 4 1 2 2 1 1 0 0 0 0 0 0 5 9 27.00 3.000																		
Terry Fox, R (9,1) ERA: 4.13	0.1 4 2 1 1 0 0 1 0 0 0 0 0 3 7 27.00 6.000																		

Batter	1	2	3	4	5	6	7	8	9	AB	R	H	RBI	BB	SO	LOB	BOTTOM		
Cookie Rojas, R (1,4) OBP: 0.312, SLG: 0.343	0-0 6-3		0-0 FC5-4			L8			0-0 6-3	4	0	0	0	0	0	1	New York Mets @ Philadelphia Phillies Sun Aug 21 1966, 3:38 AM EDT Att: 36,625 - Unknown 		
Dick Groat, R (1,6) OBP: 0.301, SLG: 0.317	0-0 6-3			0-0 5-3		F9			0-0 F9	4	0	0	0	0	0	0			
Johnny Callison, L (1,9) OBP: 0.345, SLG: 0.426	0-0 F7			0-0 F7		F8			0-0 L8	4	0	0	0	0	0	0			
Dick Allen, R (1,5) OBP: 0.389, SLG: 0.642				0-0 L8		K			0-3 K	2	0	0	0	1	1	0			
Harvey Kuenn, R (1,7) OBP: 0.310, SLG: 0.352				G6-4-3 BB		P4			0-0 P4	3	1	1	0	0	0	1			
Jackie Brandt, R (1,8) OBP: 0.310, SLG: 0.313				5-3		E4 SF8 1B			0-0 P6	3	0	0	0	0	0	1			
Bill White, L (1,3) OBP: 0.362, SLG: 0.482						SF8			0-3 K	2	0	0	1	0	1	0			
Bob Uecker, R (1,2) OBP: 0.277, SLG: 0.355				K		F8			0-0 L9	3	0	0	0	0	1	1			
Jim Bunning, R (1,1) OBP: 0.202, SLG: 0.198						5-3			0-0 F8	2	0	1	0	0	0	1			
Tony Taylor, R (8,PH) OBP: 0.291, SLG: 0.369										1	0	0	0	0	0	0			
Darold Knowles, L (9,1) OBP: 0.250, SLG: 0.250										0	0	0	0	0	0	0			
Terry Fox, R (9,1)										0	0	0	0	0	0	0			
Inning Stats	R: 0 E: 0 K: 0 S: 3	H: 0 LOB: 0 BB: 1 P: 6	R: 0 E: 0 K: 1 S: 6	H: 1 LOB: 1 BB: 0 P: 6	R: 0 E: 0 K: 0 S: 3	H: 0 LOB: 0 BB: 0 P: 3	R: 1 E: 1 K: 0 S: 5	H: 1 LOB: 1 BB: 0 P: 5	R: 0 E: 0 K: 0 S: 3	H: 0 LOB: 0 BB: 0 P: 3	R: 0 E: 0 K: 1 S: 5	H: 0 LOB: 0 BB: 0 P: 5	R: 0 E: 0 K: 1 S: 5	H: 0 LOB: 0 BB: 0 P: 5	R: 0 E: 0 K: 0 S: 3	H: 0 LOB: 0 BB: 0 P: 3	1B: 2 2B: 0 3B: 0 HR: 0	SF: 1 SAC: 0 DP: 1 HBP: 0	WP: 1 PA: 30 CS: 0
PITCHER	IP WLS BF H R ER SO BB IBB HBP BLK WP HR S P ERA WHIP																		
Tug McGraw, L (1,1) ERA: 4.17	9.0 W 30 2 1 1 3 1 0 0 0 1 0 0 35 39 1.00 0.333																		


Batter	1	2	3	4	5	6	7	8	9	AB	R	H	RBI	BB	SO	LOB	TOP			
Ron Hunt, R OBP: 0.397, SLG: 0.364 (1, 4)	5-3		5-3		L4-3			F9		4	0	0	0	0	0	1	New York Mets @ Chicago Cubs Wrigley Field, Chicago, IL Mon Aug 22 1966, 3:33 AM CDT Att. 4,105 - Unknown - 75 F			
Eddie Bressoud, R OBP: 0.308, SLG: 0.376 (1, 6)	K		6-3			1-3		K		4	0	0	0	0	2	0				
Ken Boyer, R OBP: 0.312, SLG: 0.419 Bud Harrelson, S OBP: 0.333, SLG: 0.111 (9, PR)	1B			K		F9		E	3B	4	0	2	0	0	1	0				
Cleon Jones, R OBP: 0.328, SLG: 0.389 (1, 8)	6-3			HR	2B		5-3	E8 WP 1B	1B	4	2	2	1	0	0	1				
Jim Hickman, R OBP: 0.302, SLG: 0.440 (1, 9)		F7		HR	HR		F8	P6		4	1	1	2	0	0	2				
Ron Swoboda, R OBP: 0.292, SLG: 0.349 (1, 7)	F9		K			5-3		K		4	0	0	0	0	2	2				
Jerry Grote, R OBP: 0.329, SLG: 0.325 (1, 2)	3B		1-3				1B	1B		4	0	3	1	0	0	0				
Ed Kranepool, L OBP: 0.327, SLG: 0.413 Ralph Terry, R OBP: 0.273, SLG: 0.250 Billy Murphy, R OBP: 0.277, SLG: 0.347 (9, PH)	4-3				4-3		K	K		2	0	0	0	0	0	1				
Dick Selma, R OBP: 0.214, SLG: 0.214 Bill Hepler, L OBP: 0.216, SLG: 0.318 Hawk Taylor, R OBP: 0.216, SLG: 0.318 (5, PH)			K		L4-3			F7		1	0	0	0	0	1	0				
Inning Stats	R: 0 E: 0 K: 1 S: 6	H: 1 LOB: 1 BB: 0 P: 6	R: 0 E: 0 K: 0 S: 4	H: 1 LOB: 1 BB: 0 P: 4	R: 0 E: 0 K: 1 S: 5	H: 0 LOB: 0 BB: 0 P: 5	R: 2 E: 0 K: 2 S: 9	H: 2 LOB: 2 BB: 0 P: 9	R: 0 E: 0 K: 0 S: 2	H: 0 LOB: 0 BB: 1 P: 6	R: 0 E: 0 K: 1 S: 6	H: 1 LOB: 1 BB: 0 P: 6	R: 0 E: 0 K: 1 S: 5	H: 0 LOB: 0 BB: 0 P: 5	R: 2 E: 1 K: 2 S: 10	H: 3 LOB: 2 BB: 0 P: 10		1B: 4 2B: 2 3B: 2 HR: 1	SF: 0 SAC: 0 DP: 1 HBP: 0	WP: 1 PB: 0 SB: 0 CS: 0
PITCHER Ken Holtzman, L ERA: 3.59 (1, 1)	IP: 9.0 WLS: W BF: 35 H: 8 R: 4 ER: 4 SO: 8 BB: 1 IBB: 0 HBP: 0 BLK: 0 WP: 1 HR: 1 S: 50 P: 54 ERA: 4.00 WHIP: 1.000															PITCHER				

AB	34
R	4
H	8
RBI	4
BB	1
SO	8
LOB	10



Batter	1	2	3	4	5	6	7	8	9	AB	R	H	RBI	BB	SO	LOB	BOTTOM			
Don Kessinger, S OBP: 0.286, SLG: 0.285 (1, 6)	6-3		1-4-3 2B	6-3		FC6 1B		F8		5	1	2	0	0	0	1	New York Mets @ Chicago Cubs Wrigley Field, Chicago, IL Mon Aug 22 1966, 3:33 AM CDT Att. 4,105 - Unknown - 75 F			
Glenn Beckert, R OBP: 0.315, SLG: 0.343 (1, 4)	P3		1-4-3	1B		FC6 2B		F9		5	1	1	0	0	0	3				
Billy Williams, L OBP: 0.356, SLG: 0.484 (1, 9)	F8		FC4-6 BB	L9		2B		F9		4	2	1	2	1	0	2				
Ron Santo, R OBP: 0.416, SLG: 0.561 (1, 5)		FC5-4 1B	FC4-6 2B	14 1B BB		L6-4 2B				3	1	3	2	1	0	0				
14 Ernie Banks, R OBP: 0.309, SLG: 0.433 (1, 3)	P4		FC4-6 IBB	FC6-4 1B		FC5-3 1B		IBB		2	0	1	0	2	0	1				
John Boccabella, R OBP: 0.274, SLG: 0.392 (1, 7)	FC5-4 HR		FC4-6 FC5-4	FC6-4 1B		L6-4				4	1	1	2	0	0	5				
Randy Hundley, R OBP: 0.300, SLG: 0.453 (1, 2)	HR		FC5-4	FC6-4 FC5-3		L7				4	1	1	2	0	0	4				
Byron Browne, R OBP: 0.318, SLG: 0.444 (1, 8)	1B			1B 6-3 BB		FC5-3		F8		3	0	1	0	1	0	2				
Ken Holtzman, R OBP: 0.132, SLG: 0.115 (1, 1)	K			K		FC6 1B 2B		1-3		4	1	1	0	0	2	2				
Inning Stats	R: 0 E: 0 K: 0 S: 3	H: 0 LOB: 0 BB: 0 P: 3	R: 2 E: 0 K: 1 S: 8	H: 3 LOB: 1 BB: 0 P: 8	R: 2 E: 0 K: 0 S: 5	H: 2 LOB: 2 BB: 2 P: 13	R: 0 E: 0 K: 1 S: 6	H: 1 LOB: 2 BB: 1 P: 10	R: 1 E: 0 K: 0 S: 4	H: 2 LOB: 1 BB: 1 P: 8	R: 3 E: 0 K: 0 S: 6	H: 4 LOB: 1 BB: 1 P: 10	R: 0 E: 0 K: 0 S: 3	H: 0 LOB: 0 BB: 0 P: 3	R: 0 E: 0 K: 0 S: 3	H: 0 LOB: 0 BB: 0 P: 3		1B: 8 2B: 5 3B: 0 HR: 1	SF: 0 SAC: 0 DP: 2 HBP: 0	WP: 0 PB: 0 SB: 0 CS: 0
PITCHER Dick Selma, R ERA: 4.59 Bob Friend, R ERA: 4.29 Bill Hepler, L ERA: 3.41 Ralph Terry, R ERA: 4.13 (1, 1)	IP: 3.0 WLS: L BF: 17 H: 4 R: 4 ER: 4 SO: 1 BB: 0 IBB: 0 HBP: 0 BLK: 0 WP: 0 HR: 1 S: 16 P: 28 ERA: 12.00 WHIP: 2.333															PITCHER				

AB	34
R	8
H	12
RBI	8
BB	5
SO	2
LOB	20



Batter	1	2	3	4	5	6	7	8	9	AB R H RBI BB SO LOB	TOP											
Bud Harrelson, S (1, 6) OBP: 0.235, SLG: 0.071	0-3 K		0-0 F8		0-0 1-3		0-0 4-3		0-0 4-3	5 0 0 0 0 1 2	New York Mets @ Chicago Cubs Wrigley Field, Chicago, IL Tue Aug 23 1966, 3:33 AM CDT Att: 7,266 - Unknown											
Cleon Jones, R (1, 8) OBP: 0.328, SLG: 0.396	0-0 P4		0-0 5-3			0-0 F9	0-0 HR			4 1 1 2 0 0 0												
Ken Boyer, R (1, 5) OBP: 0.309, SLG: 0.415	0-0 L9			0-0 L8		0-0 F2	0-0 5-3			4 0 0 0 0 0 0												
Jim Hickman, R (1, 3) OBP: 0.310, SLG: 0.442		0-0 6-3		0-0 FC5 1B		0-0 2B 1B		0-0 F9		4 1 2 0 0 0 0												
Larry Elliot, L (1, 9) OBP: 0.329, SLG: 0.445	0-3 K		0-3 K			0-0 1B 2B		0-0 P4		4 1 1 1 0 2 1												
Ron Swoboda, R (1, 7) OBP: 0.298, SLG: 0.355		0-0 1B		0-0 1B		0-0 FC6-4 1B		0-3 K		4 0 3 1 0 1 0												
Eddie Bressoud, R (1, 4) OBP: 0.310, SLG: 0.376		0-0 FC6-4 1B		0-0 FC5		0-0 FC6-4 1B		4-0 6-3 BB		3 0 1 0 1 0 3												
Jerry Grote, R (1, 2) OBP: 0.328, SLG: 0.324		0-0 FC6-4			0-0 5-3		0-0 4-3 SH2-4 HR 1B		0-0 6-3	4 1 1 0 0 0 3												
Dennis Ribant, R (1, 1) OBP: 0.176, SLG: 0.196			0-0 F8		0-0 L7		0-0 SH2-4		0-3 K	3 0 0 0 0 1 1												
Inning Stats	R: 0 E: 0 K: 1 S: 5	H: 0 LOB: 0 BB: 0 P: 5	R: 0 E: 0 K: 1 S: 7	H: 2 LOB: 2 BB: 0 P: 7	R: 0 E: 0 K: 0 S: 3	H: 0 LOB: 0 BB: 0 P: 3	R: 0 E: 0 K: 1 S: 7	H: 2 LOB: 2 BB: 0 P: 7	R: 0 E: 0 K: 0 S: 3	H: 0 LOB: 0 BB: 0 P: 3		R: 2 E: 0 K: 0 S: 6	H: 3 LOB: 1 BB: 0 P: 6	R: 2 E: 0 K: 0 S: 5	H: 2 LOB: 0 BB: 0 P: 5	R: 0 E: 0 K: 1 S: 5	H: 0 LOB: 0 BB: 0 P: 5	R: 0 E: 0 K: 1 S: 5	H: 0 LOB: 0 BB: 0 P: 9	1B: 7 2B: 1 3B: 0 HR: 1	SF: 0 SAC: 1 DP: 0 HBP: 0	WP: 0 PB: 0 SB: 0 CS: 0
PITCHER	IP WLS BF H R ER SO BB IBB HBP BLK WP HR S P ERA WHIP											PITCHER	IP WLS BF H R ER SO BB IBB HBP BLK WP HR S P ERA WHIP									
Dick Ellsworth, L (1, 1) ERA: 4.54	8.0 L 33 9 4 4 4 0 0 0 0 0 1 41 41 4.50 1.125																					
Cal Koonce, R (9, 1) ERA: 4.21	1.0 4 0 0 0 1 1 0 0 0 0 0 5 9 0.00 1.000																					

AB	35
R	4
H	9
RBI	4
BB	1
SO	5
LOB	10



Batter	1	2	3	4	5	6	7	8	9	AB R H RBI BB SO LOB	BOTTOM											
Don Kessinger, S (1, 6) OBP: 0.284, SLG: 0.282	0-0 1-3		0-0 FC2-6			0-0 F7			0-0 6-3	4 0 0 0 0 0 1	New York Mets @ Chicago Cubs Wrigley Field, Chicago, IL Tue Aug 23 1966, 3:33 AM CDT Att: 7,266 - Unknown											
Glenn Beckert, R (1, 4) OBP: 0.317, SLG: 0.347	0-0 1B		0-0 F7			0-0 1-3		0-0 3B 2B		4 1 2 0 0 0 1												
Billy Williams, L (1, 9) OBP: 0.354, SLG: 0.480	0-0 P4		0-0 F8			0-0 4-3		0-0 P6		4 0 0 0 0 0 3												
Ron Santo, R (1, 5) OBP: 0.415, SLG: 0.563	0-0 F8			0-0 5-3			0-0 5-3	0-0 2H 3B		4 0 1 1 0 0 1												
14 Ernie Banks, R (1, 3) OBP: 0.306, SLG: 0.428		0-0 6-3		0-0 6-3			0-0 1-3	0-0 F9		4 0 0 0 0 0 1												
John Boccabella, R (1, 7) OBP: 0.275, SLG: 0.397		0-0 2B		0-0 F8			0-0 F8			3 0 1 0 0 0 0												
Randy Hundley, R (1, 2) OBP: 0.298, SLG: 0.450		0-3 K			0-3 K			0-0 P5		3 0 0 0 0 2 1												
Byron Browne, R (1, 8) OBP: 0.316, SLG: 0.440		0-0 1-3			0-3 K			0-3 K		3 0 0 0 0 2 1												
Dick Ellsworth, L (1, 1) OBP: 0.176, SLG: 0.181			0-0 FC2-6 1B			0-0 F9		0-0 3-1		2 0 1 0 0 0 0												
George Altman, L (8, PH) OBP: 0.259, SLG: 0.360										1 0 0 0 0 0 0												
Cal Koonce, R (9, 1) OBP: 0.167, SLG: 0.063										0 0 0 0 0 0 0												
Inning Stats	R: 0 E: 0 K: 0 S: 4	H: 1 LOB: 1 BB: 0 P: 4	R: 0 E: 0 K: 1 S: 6	H: 1 LOB: 1 BB: 0 P: 6	R: 0 E: 0 K: 0 S: 4	H: 1 LOB: 1 BB: 0 P: 4	R: 0 E: 0 K: 0 S: 3	H: 0 LOB: 0 BB: 0 P: 3	R: 0 E: 0 K: 2 S: 7	H: 0 LOB: 0 BB: 0 P: 7	R: 0 E: 0 K: 0 S: 3	H: 0 LOB: 0 BB: 0 P: 3	R: 0 E: 0 K: 0 S: 3	H: 0 LOB: 0 BB: 0 P: 3	R: 0 E: 0 K: 1 S: 5	H: 0 LOB: 0 BB: 0 P: 5	R: 1 E: 0 K: 0 S: 5	H: 2 LOB: 1 BB: 0 P: 5	1B: 2 2B: 2 3B: 1 HR: 0	SF: 0 SAC: 0 DP: 0 HBP: 0	WP: 0 PB: 0 SB: 0 CS: 0	PA: 32
PITCHER	IP WLS BF H R ER SO BB IBB HBP BLK WP HR S P ERA WHIP											PITCHER	IP WLS BF H R ER SO BB IBB HBP BLK WP HR S P ERA WHIP									
Dennis Ribant, R (1, 1) ERA: 2.77	9.0 W 32 5 1 1 4 0 0 0 0 0 0 40 40 1.00 0.556																					


AB	32
R	1
H	5
RBI	1
BB	0
SO	4
LOB	9



Batter	1	2	3	4	5	6	7	8	9	AB	R	H	RBI	BB	SO	LOB	TOP		
Chuck Hiller, L (1,4) OBP: 0.359, SLG: 0.386 Ron Swoboda, R (9,PH) OBP: 0.297, SLG: 0.354 Bill Hepler, L (9,1) OBP: 0.214, SLG: 0.214	 1B		 P4		 BB		 L7		 K	3	0	1	0	1	0	1			
Al Luplow, L (1,9) OBP: 0.334, SLG: 0.341	 F2		 BB		 F2			 G3	 K	4	0	0	0	1	1	5			
Larry Elliot, L (1,7) Jim Hickman, R (8,7) OBP: 0.310, SLG: 0.442	 F8		 4-3		 2B			 HR		4	1	2	1	0	0	3			
Cleon Jones, R (1,8) OBP: 0.325, SLG: 0.390	 K			 E9 4-3 1B	 FC6-5-4 2-3			 K		4	1	1	0	0	2	2			
Ed Kranepool, L (1,3) OBP: 0.328, SLG: 0.411		 F8		 4-3	 BB			 4-3		3	0	0	1	1	0	0			
Jerry Grote, R (1,2) OBP: 0.323, SLG: 0.319	 K	 K		 5-3	 F7			 6-3		4	0	0	0	0	1	2			
Eddie Bressoud, R (1,5) OBP: 0.309, SLG: 0.371	 K	 K		 K	 K			 BB 1B		4	0	1	0	0	3	2			
Bud Harrelson, S (1,6) Ken Boyer, R (9,PH) OBP: 0.315, SLG: 0.422			 SH2-4 1B		 5-3		 1-3	 BB 1B		3	0	1	0	0	0	0			
Jack Fisher, R (1,1) Ron Hunt, R (9,PH) OBP: 0.358, SLG: 0.363			 SH2-4 1-2		 6-3		 F9	 BB		2	0	0	0	0	0	0			
Inning Stats	R: 0 E: 0 K: 1 S: 6	H: 1 LOB: 1 BB: 0 P: 6	R: 0 E: 0 K: 2 S: 7	H: 0 LOB: 0 BB: 0 P: 7	R: 0 E: 0 K: 0 S: 4	H: 1 LOB: 2 BB: 1 P: 8	R: 1 E: 1 K: 1 S: 6	H: 1 LOB: 0 BB: 0 P: 6	R: 0 E: 0 K: 0 S: 3	H: 0 LOB: 1 BB: 1 P: 7	R: 0 E: 0 K: 0 S: 3	H: 0 LOB: 0 BB: 0 P: 3	R: 1 E: 0 K: 1 S: 6	H: 1 LOB: 0 BB: 0 P: 6	R: 0 E: 0 K: 2 S: 9	H: 2 LOB: 3 BB: 1 P: 13	1B: 5 2B: 1 3B: 0 HR: 1	SF: 0 SAC: 1 DP: 0 HBP: 0	WP: 0 PA: 38 PB: 0 SB: 1 CS: 0
PITCHER	IP: 8.1 WLS: 36 BF: 7 ERA: 3.88	WLS: 2 BF: 0 ERA: 4.12	WLS: 0 BF: 0 ERA: 4.12	WLS: 0 BF: 0 ERA: 4.12	WLS: 0 BF: 0 ERA: 4.12	WLS: 0 BF: 0 ERA: 4.12	WLS: 0 BF: 0 ERA: 4.12	WLS: 0 BF: 0 ERA: 4.12	WLS: 0 BF: 0 ERA: 4.12	WLS: 0 BF: 0 ERA: 4.12	WLS: 0 BF: 0 ERA: 4.12	WLS: 0 BF: 0 ERA: 4.12	WLS: 0 BF: 0 ERA: 4.12	WLS: 0 BF: 0 ERA: 4.12	WLS: 0 BF: 0 ERA: 4.12	WLS: 0 BF: 0 ERA: 4.12	WLS: 0 BF: 0 ERA: 4.12	WLS: 0 BF: 0 ERA: 4.12	WLS: 0 BF: 0 ERA: 4.12

New York Mets @ Chicago Cubs
 Wrigley Field, Chicago, IL
 Thu Aug 25 1966, 3:33 AM CDT
 Att: 9,765 - Unknown


AB 33
R 2
H 7
RBI 2
BB 4
SO 8
LOB 18



Batter	1	2	3	4	5	6	7	8	9	AB	R	H	RBI	BB	SO	LOB	BOTTOM		
Don Kessinger, S (1,6) OBP: 0.287, SLG: 0.286	 G3-6-1 1B		 4-3			 4-3			 BB 14 WP 1B	4	1	2	0	0	0	1			
Glenn Beckert, R (1,4) OBP: 0.315, SLG: 0.344	 F7			 F9		 L9		 14 WP BB 1B	 1B	4	0	1	0	0	0	1			
Billy Williams, L (1,9) OBP: 0.352, SLG: 0.477	 G3-6-1 1-2			 4-3		 3-1		 F2	 F2	4	0	0	0	0	0	3			
Ron Santo, R (1,5) OBP: 0.413, SLG: 0.561		 K		 5-3		 K		 14 WP BB	 BB	3	0	0	0	1	2	0			
14 Ernie Banks, R (1,3) OBP: 0.309, SLG: 0.429		 K			 F9		 K	 WP	 WP	4	0	0	0	0	2	2			
John Boccabella, R (1,7) OBP: 0.271, SLG: 0.408		 P6			 HR			 K	 K	3	1	1	1	0	1	0			
Randy Hundley, R (1,2) OBP: 0.300, SLG: 0.451			 1B		 5-3		 1-3			3	0	1	0	0	0	0			
Byron Browne, R (1,8) OBP: 0.318, SLG: 0.445			 K		 L4		 HR			3	1	1	1	0	1	1			
Fergie Jenkins, R (1,1) Curt Simmons, L (9,1) OBP: 0.231, SLG: 0.174			 K		 F9		 K	 K	 K	3	0	0	0	0	2	1			
Inning Stats	R: 0 E: 0 K: 0 S: 3	H: 1 LOB: 0 BB: 0 P: 3	R: 0 E: 0 K: 2 S: 7	H: 0 LOB: 0 BB: 0 P: 7	R: 0 E: 0 K: 2 S: 8	H: 1 LOB: 1 BB: 0 P: 8	R: 0 E: 0 K: 0 S: 3	H: 0 LOB: 0 BB: 0 P: 3	R: 1 E: 0 K: 2 S: 8	H: 1 LOB: 0 BB: 0 P: 8	R: 1 E: 0 K: 0 S: 3	H: 2 LOB: 2 BB: 1 P: 7	1B: 4 2B: 0 3B: 0 HR: 2	SF: 0 SAC: 0 DP: 1 HBP: 0	WP: 1 PA: 32 PB: 0 SB: 0 CS: 0				
PITCHER	IP: 8.0 WLS: 27 BF: 4 ERA: 3.98	WLS: 5 BF: 2 ERA: 3.55	WLS: 1 BF: 1 ERA: 3.55	WLS: 1 BF: 1 ERA: 3.55	WLS: 0 BF: 0 ERA: 3.55	WLS: 0 BF: 0 ERA: 3.55	WLS: 0 BF: 0 ERA: 3.55	WLS: 0 BF: 0 ERA: 3.55	WLS: 0 BF: 0 ERA: 3.55	WLS: 0 BF: 0 ERA: 3.55	WLS: 0 BF: 0 ERA: 3.55	WLS: 0 BF: 0 ERA: 3.55	WLS: 0 BF: 0 ERA: 3.55	WLS: 0 BF: 0 ERA: 3.55	WLS: 0 BF: 0 ERA: 3.55	WLS: 0 BF: 0 ERA: 3.55	WLS: 0 BF: 0 ERA: 3.55	WLS: 0 BF: 0 ERA: 3.55	WLS: 0 BF: 0 ERA: 3.55

New York Mets @ Chicago Cubs
 Wrigley Field, Chicago, IL
 Thu Aug 25 1966, 3:33 AM CDT
 Att: 9,765 - Unknown

AB 31
R 3
H 6
RBI 2
BB 1
SO 8
LOB 9



Batter	1	2	3	4	5	6	7	8	9	AB	R	H	RBI	BB	SO	LOB	TOP					
Cleon Jones, R (1, 8) OBP: 0.327, SLG: 0.391	0-0 FC4-6 1B		0-0 2-3 1B		0-0 F9		0-0 L9			4	0	2	0	0	0	3	New York Mets @ Atlanta Braves Atlanta Stadium, Atlanta, GA Fri Aug 26 1966, 7:05 PM EDT Att: 19,696 - Unknown					
Ron Hunt, R (1, 4) OBP: 0.355, SLG: 0.361	0-0 FC4-6 1-2		0-0 SF9		0-3 K		0-0 P4			3	0	0	1	0	1	4						
Larry Elliot, L (1, 7) OBP: 0.324, SLG: 0.452	0-0 F8		0-0 F8			0-3 K		0-0 4-3		4	0	0	0	0	1	2						
Ken Boyer, R (1, 5) OBP: 0.312, SLG: 0.418	0-3 K			0-3 K2-3		0-0 5-3		0-0 4-3		4	0	0	0	0	2	1						
Ed Kranepool, L (1, 3) OBP: 0.327, SLG: 0.417		0-0 F8		0-0 HR		0-0 6-3		0-0 L7		4	1	1	1	0	0	0						
Al Luplow, L (1, 9) OBP: 0.330, SLG: 0.336		0-0 P4		0-0 F5			0-0 F8		0-3 K	4	0	0	0	0	1	0						
Eddie Bressoud, R (1, 6) OBP: 0.308, SLG: 0.369		0-0 P3		0-3 K			0-0 1B E 1B		0-3 K	4	1	1	0	0	2	0						
Jerry Grote, R (1, 2) OBP: 0.329, SLG: 0.326			0-0 1B SF9 1B		0-0 1B		0-0 1B E 1B		0-0 5-3	4	1	3	0	0	0	0						
Tug McGraw, R (1, 1) OBP: 0.267, SLG: 0.214			0-0 SH3-4 1B		0-0 1B		0-0 E4			1	0	1	0	0	0	0						
Chuck Hillier, L (7, PH) OBP: 0.357, SLG: 0.384			1-2		1-2 1B					1	0	0	1	0	0	1						
Jack Hamilton, R (7, 1) OBP: 0.158, SLG: 0.135										0	0	0	0	0	0	0						
Inning Stats	R: 0 E: 0 K: 1 S: 6	H: 1 LOB: 1 BB: 0 P: 6	R: 0 E: 0 K: 0 S: 3	H: 0 LOB: 0 BB: 0 P: 3	R: 1 E: 0 K: 0 S: 5	H: 2 LOB: 1 BB: 0 P: 5	R: 1 E: 0 K: 2 S: 8	H: 1 LOB: 0 BB: 0 P: 8	R: 0 E: 0 K: 1 S: 6	H: 2 LOB: 1 BB: 0 P: 6	R: 0 E: 0 K: 0 S: 5	H: 0 LOB: 0 BB: 0 P: 5	R: 1 E: 1 K: 0 S: 6	H: 2 LOB: 2 BB: 0 P: 6	R: 0 E: 0 K: 0 S: 3	H: 0 LOB: 0 BB: 0 P: 3	R: 0 E: 0 K: 2 S: 7	H: 0 LOB: 0 BB: 0 P: 7	1B: 7 2B: 0 3B: 0 HR: 1	SF: 1 SAC: 1 DP: 0 HBP: 0	WP: 0 PB: 0 CS: 0	PA: 35
PITCHER Ken Johnson, R (1, 1) ERA: 3.23	IP: 9.0 WLS: W BF: 35 H: 8 R: 3 ER: 3 SO: 7 BB: 0 IBB: 0 HBP: 0 BLK: 0 WP: 0 HR: 1 S: 49 P: 49 ERA: 3.00 WHIP: 0.889															PITCHER						

Batter	1	2	3	4	5	6	7	8	9	AB	R	H	RBI	BB	SO	LOB	BOTTOM	
Felipe Alou, R (1, 3) OBP: 0.351, SLG: 0.520	0-0 F8		0-0 G6-4-3 1-2			4-0 SH3 HR BB		0-0 6-3		3	1	0	0	1	0	1	New York Mets @ Atlanta Braves Atlanta Stadium, Atlanta, GA Fri Aug 26 1966, 7:05 PM EDT Att: 19,696 - Unknown	
Denis Menke, R (1, 6) OBP: 0.357, SLG: 0.410	0-0 HR 1B		0-0 F7			0-0 SH3 1-2		0-0 FC3-6 WP 2B		3	2	2	0	0	0	0		
Hank Aaron, R (1, 9) OBP: 0.365, SLG: 0.549	0-0 F8			0-0 5-3		0-0 HR		4-0 FC3-6 IBB		3	1	1	2	1	0	1		
Joe Torre, R (1, 2) OBP: 0.374, SLG: 0.552	0-0 HR			0-0 HR		0-0 CS 1B		0-0 FC3-6 WP		4	2	3	3	0	0	2		
Rico Carty, R (1, 7) OBP: 0.383, SLG: 0.432	0-3 K			4-0 L4-3 BB		0-0 1B		0-0 4-3		3	0	1	0	1	1	1		
Miguel de la Hoz, R (1, 5) OBP: 0.235, SLG: 0.237		0-0 F2		0-0 L4-3 1-2		0-0 P4		1-2 3-H		3	0	0	0	0	0	2		
Mack Jones, L (1, 8) OBP: 0.326, SLG: 0.453		0-3 K			0-0 G4-3 1B		0-0 F9			3	0	1	0	0	1	0		
Gary Geiger, L (9, 8) OBP: 0.344, SLG: 0.414					0-0 G4-3 1-2					0	0	0	0	0	0	0		
Woody Woodward, R (1, 4) OBP: 0.326, SLG: 0.323		0-0 F9			0-0 G4-3		0-0 6-3			3	0	0	0	0	0	1		
Ken Johnson, R (1, 1) OBP: 0.130, SLG: 0.208			0-0 G6-4-3 1B		0-0 6-3		0-3 K2-3			3	0	1	0	0	1	0		
Inning Stats	R: 2 E: 0 K: 1 S: 7	H: 2 LOB: 0 BB: 0 P: 7	R: 0 E: 0 K: 1 S: 5	H: 0 LOB: 0 BB: 0 P: 5	R: 0 E: 0 K: 0 S: 3	H: 1 LOB: 0 BB: 0 P: 3	R: 1 E: 0 K: 0 S: 3	H: 1 LOB: 0 BB: 1 P: 7	R: 0 E: 0 K: 0 S: 5	H: 3 LOB: 1 BB: 1 P: 9	R: 0 E: 0 K: 1 S: 5	H: 0 LOB: 0 BB: 0 P: 5	R: 1 E: 0 K: 0 S: 4	H: 1 LOB: 1 BB: 1 P: 8	1B: 5 2B: 2 3B: 0 HR: 3	SF: 0 SAC: 1 DP: 3 HBP: 0	WP: 1 PB: 0 CS: 1	PA: 32
PITCHER Tug McGraw, L (1, 1) ERA: 4.6	IP: 6.0 WLS: L BF: 24 H: 8 R: 5 ER: 5 SO: 2 BB: 2 IBB: 0 HBP: 0 BLK: 0 WP: 0 HR: 3 S: 26 P: 34 ERA: 7.50 WHIP: 1.667															PITCHER		
Jack Hamilton, R (7, 1) ERA: 3.73	IP: 2.0 WLS: L BF: 8 H: 1 R: 1 ER: 1 SO: 1 BB: 0 IBB: 1 HBP: 0 BLK: 0 WP: 0 HR: 0 S: 9 P: 13 ERA: 4.50 WHIP: 0.500															PITCHER		

AB	33
R	3
H	8
RBI	3
BB	0
SO	7
LOB	11



Batter	1	2	3	4	5	6	7	8	9	AB	R	H	RBI	BB	SO	LOB	TOP			
Ron Hunt, R (1,4) OBP: 0.356, SLG: 0.360	G4-6-3 BB			E SH FC5-2 1B		6-3			L9	3	0	1	0	1	0	0				
Eddie Bressoud, R (1,6) OBP: 0.308, SLG: 0.369	G4-6-3 1-2f			SH FC5-2 1-3		F8			FC6-4 1B	3	0	1	0	0	0	1				
Cleon Jones, R (1,8) OBP: 0.324, SLG: 0.388	4-3			FC5-2 FC6-4 1-2 3-H				G3	FC6-4 1-2f	4	0	0	0	0	0	3				
Ken Boyer, R (1,5) OBP: 0.310, SLG: 0.415		0-3 K		F8				0-3 K		3	0	0	0	0	2	2				
Jim Hickman, R (1,9) OBP: 0.311, SLG: 0.433		4-0 G5-4-3 BB		FC6-4 1-2f				0-0 P4		2	0	0	0	1	0	2				
Ron Swoboda, R (1,7) OBP: 0.294, SLG: 0.350		0-0 G5-4-3 1-2f			0-3 K			0-0 F9		3	0	0	0	0	1	1				
Hawk Taylor, R (1,2) OBP: 0.209, SLG: 0.307			0-0 F3		0-0 F5			0-0 P6		3	0	0	0	0	0	0				
Ed Kranepool, L (1,3) OBP: 0.325, SLG: 0.414			0-0 4-3		0-0 1-3			0-3 K		3	0	0	0	0	1	0				
Dick Selma, R (1,1) Rob Gardner, R (5,1) Billy Murphy, R (6,PH) Ralph Terry, R (6,1) Jerry Grote, R (9,PH)			0-0 6-3			0-3 K		0-3 K		1	0	0	0	0	0	0				
Inning Stats	R: 0 E: 0 K: 0 S: 2	H: 0 LOB: 0 BB: 1 P: 6	R: 0 E: 0 K: 1 S: 4	H: 0 LOB: 0 BB: 1 P: 8	R: 0 E: 0 K: 0 S: 3	H: 0 LOB: 0 BB: 0 P: 3	R: 0 E: 1 K: 0 S: 5	H: 1 LOB: 2 BB: 0 P: 5	R: 0 E: 0 K: 1 S: 5	H: 0 LOB: 0 BB: 0 P: 5	R: 0 E: 0 K: 1 S: 5	H: 0 LOB: 0 BB: 0 P: 5	R: 0 E: 0 K: 1 S: 5	H: 0 LOB: 0 BB: 0 P: 5	R: 0 E: 0 K: 1 S: 6	H: 1 LOB: 1 BB: 0 P: 6	1B: 2 2B: 0 3B: 0 HR: 0	SF: 0 SAC: 1 DP: 2 HBP: 0	WP: 0 PB: 0 CS: 0	PA: 30
PITCHER Dick Kelley, L (1,1) ERA: 2.62	IP: 9.0 WLS: W BF: 30 H: 2 R: 0 ER: 0 SO: 6 BB: 2 IBB: 0 HBP: 0 BLK: 0 WP: 0 HR: 0 S: 40 P: 48 ERA: 0.00 WHIP: 0.444															PITCHER				

New York Mets @ Atlanta Braves
Atlanta Stadium, Atlanta, GA
Sat Aug 27 1966, 7:05 PM EDT
Att: 21,682 - Unknown

AB 27
R 0
H 2
RBI 0
BB 2
SO 6
LOB 9



Batter	1	2	3	4	5	6	7	8	9	AB	R	H	RBI	BB	SO	LOB	BOTTOM			
Felipe Alou, R (1,3) OBP: 0.352, SLG: 0.522	G6-4-3 1B		0-0 P4		0-0 2H 2B				F2	4	0	2	1	0	0	1				
Eddie Mathews, L (1,5) OBP: 0.326, SLG: 0.355	L8			HR 1B	4-3				BB 1B	4	1	2	0	0	0	2				
Hank Aaron, R (1,9) OBP: 0.362, SLG: 0.545	G6-4-3 1-2f			F5		0-3 K			F8	4	0	0	0	0	1	3				
Joe Torre, R (1,2) OBP: 0.373, SLG: 0.548		0-3 K		F5		0-0 F8			G6-4-3 BB	3	0	0	0	1	1	1				
Rico Carty, R (1,7) OBP: 0.384, SLG: 0.439		0-0 F9		HR 1B		4-0 BB			G6-4-3 1-2f	3	1	1	2	1	0	2				
Mack Jones, L (1,8) Gary Geiger, L (9,8)		0-0 FC6-4 1B		3-1		0-3 K				3	0	1	0	0	1	1				
Denis Menke, R (1,6) OBP: 0.357, SLG: 0.408		0-0 FC6-4 1-2f			4-0 SH1-3 2B BB				6-3	2	1	0	0	1	0	1				
Woody Woodward, R (1,4) OBP: 0.327, SLG: 0.327			0-0 3-1		0-0 SH1-3				1B 2B	2	0	1	0	0	0	0				
Dick Kelley, R (1,1) OBP: 0.071, SLG: 0.071			0-3 K		0-3 K				2-3 1B	3	0	1	0	0	2	1				
Inning Stats	R: 0 E: 0 K: 0 S: 3	H: 1 LOB: 0 BB: 0 P: 3	R: 0 E: 0 K: 1 S: 6	H: 1 LOB: 1 BB: 0 P: 6	R: 0 E: 0 K: 1 S: 5	H: 0 LOB: 0 BB: 0 P: 5	R: 2 E: 0 K: 0 S: 5	H: 2 LOB: 0 BB: 0 P: 5	R: 1 E: 0 K: 1 S: 6	H: 1 LOB: 1 BB: 1 P: 10	R: 0 E: 0 K: 2 S: 7	H: 0 LOB: 1 BB: 1 P: 11	R: 0 E: 0 K: 0 S: 4	H: 2 LOB: 1 BB: 0 P: 4	R: 0 E: 0 K: 0 S: 3	H: 1 LOB: 1 BB: 1 P: 7	1B: 5 2B: 2 3B: 0 HR: 1	SF: 0 SAC: 1 DP: 2 HBP: 0	WP: 0 PB: 0 CS: 0	PA: 32
PITCHER Dick Selma, R (1,1) ERA: 4.69 Rob Gardner, L (5,1) ERA: 4.53 Ralph Terry, R (6,1) ERA: 3.97	IP: 4.2 WLS: L BF: 19 H: 5 R: 3 ER: 3 SO: 3 BB: 1 IBB: 0 HBP: 0 BLK: 0 WP: 0 HR: 1 S: 24 P: 28 ERA: 5.79 WHIP: 1.286															PITCHER				

New York Mets @ Atlanta Braves
Atlanta Stadium, Atlanta, GA
Sat Aug 27 1966, 7:05 PM EDT
Att: 21,682 - Unknown

AB 28
R 3
H 8
RBI 3
BB 3
SO 5
LOB 12




Batter	1	2	3	4	5	6	7	8	9	AB	R	H	RBI	BB	SO	LOB	TOP										
Ron Hunt, R OBP: 0.397, SLG: 0.359 Jack Hamilton, R OBP: 0.158, SLG: 0.135 Jim Hickman, R OBP: 0.317, SLG: 0.433	G3		1B BB		1-2 HBP		6-3		BB	2	0	0	0	1	0	0	New York Mets @ Atlanta Braves Atlanta Stadium, Atlanta, GA Sun Aug 28 1966, 3:33 AM EDT Att: 14,758 - Unknown										
Al Luplow, L OBP: 0.331, SLG: 0.337	F2		1-2 1B		1-3 2-H 1B		4-3		P5	5	0	2	1	0	0	2											
Cleon Jones, R OBP: 0.323, SLG: 0.386	F9		L9		4-3				G1-6-3 1B	4	0	1	0	0	0	4											
Larry Elliot, L OBP: 0.328, SLG: 0.450		1B		K		FC6-4 BB			G1-6-3	3	0	1	0	1	1	1											
Ken Boyer, R OBP: 0.307, SLG: 0.411	L7		6-3		FC6-4 G1-6-3				L9	4	0	0	0	0	0	2											
Ed Kranepool, L OBP: 0.324, SLG: 0.411	P5		4-3		G1-6-3				1B G3 BB	3	1	0	0	1	0	2											
Jerry Grote, R OBP: 0.326, SLG: 0.322 John Stephenson, L OBP: 0.269, SLG: 0.264	K				F7				G3 1B	2	0	0	0	0	1	1											
Bud Harrelson, S OBP: 0.214, SLG: 0.200			L7		4-3				G3	4	1	1	2	0	0	1											
Dennis Ribant, R OBP: 0.189, SLG: 0.208 Rob Gardner, R OBP: 0.171, SLG: 0.195 Chuck Hillier, L OBP: 0.353, SLG: 0.380	P4				HBP 1B				1-3	2	1	1	0	0	0	0											
Inning Stats	R: 0 E: 0 K: 0 S: 3	H: 0 LOB: 0 BB: 0 P: 3	R: 0 E: 0 K: 1 S: 6	H: 1 LOB: 1 BB: 0 P: 6	R: 0 E: 0 K: 0 S: 4	H: 1 LOB: 2 BB: 1 P: 8	R: 0 E: 0 K: 1 S: 5	H: 0 LOB: 0 BB: 0 P: 5	R: 1 E: 0 K: 0 S: 5	H: 2 LOB: 2 BB: 0 P: 6	R: 0 E: 0 K: 0 S: 2	H: 0 LOB: 0 BB: 1 P: 6	R: 2 E: 0 K: 0 S: 5	H: 2 LOB: 0 BB: 0 P: 5	R: 0 E: 0 K: 0 S: 3	H: 1 LOB: 0 BB: 0 P: 3		R: 1 E: 0 K: 0 S: 4	H: 1 LOB: 2 BB: 2 P: 12	1B: 7 2B: 0 3B: 1 HR: 0	SF: 0 SAC: 0 DP: 2 HBP: 1	WP: 0 PB: 0 CS: 0	PA: 38				
PITCHER	IP	WLS	BF	H	R	ER	SO	BB	IBB	HBP	BLK	WP	HR	S	P	ERA	WHIP										
Pat Jarvis, R ERA: 3.18 Clay Carroll, R ERA: 2.39 Ted Abernathy, R ERA: 4.57 Phil Niekro, R ERA: 4.85	4.2		20	4	1	2	2	1	0	1	0	0	0	22	27	1.93	1.071										


AB	33
R	4
H	8
RBI	4
BB	4
SO	2
LOB	14



Batter	1	2	3	4	5	6	7	8	9	AB	R	H	RBI	BB	SO	LOB	BOTTOM										
Felipe Alou, R OBP: 0.356, SLG: 0.526	5-3		WP SF7 1B		1-2 1B				G4-3-6 HBP	4	2	3	1	0	0	0	New York Mets @ Atlanta Braves Atlanta Stadium, Atlanta, GA Sun Aug 28 1966, 3:33 AM EDT Att: 14,758 - Unknown										
Eddie Mathews, L OBP: 0.327, SLG: 0.362	HR		SF7		L7				G4-3-6	4	1	1	2	0	1	4											
Hank Aaron, R OBP: 0.363, SLG: 0.544 Ty Cline, L OBP: 0.412, SLG: 0.412	L7		1-H 1B		2B E 1B				K	3	1	1	1	1	0	1											
Joe Torre, R OBP: 0.376, SLG: 0.552	1B		1-3		2-H 2B				K	1	0	0	0	0	1	0											
Rico Carty, R OBP: 0.385, SLG: 0.446	K				1-2 2-H 2B				K	4	1	3	1	0	0	1											
Gary Geiger, L OBP: 0.348, SLG: 0.421			L1		E5 BB 2B				HR 1B	3	1	1	2	1	1	1											
Denis Menke, R OBP: 0.356, SLG: 0.406			E9 2B		1-2 2-3 BB				L7	3	0	1	0	1	0	0											
Woody Woodward, R OBP: 0.326, SLG: 0.326			P5		FC6-2-5-4-3				1B	4	0	1	0	0	1	4											
Pat Jarvis, R Clay Carroll, R Ted Abernathy, R Phil Niekro, R			F8		K				K	4	1	1	0	0	2	1											
Inning Stats	R: 1 E: 0 K: 1 S: 7	H: 2 LOB: 1 BB: 0 P: 7	R: 0 E: 0 K: 0 S: 3	H: 0 LOB: 0 BB: 0 P: 3	R: 1 E: 0 K: 1 S: 6	H: 1 LOB: 1 BB: 1 P: 10	R: 0 E: 1 K: 0 S: 3	H: 1 LOB: 0 BB: 0 P: 3	R: 3 E: 2 K: 2 S: 11	H: 3 LOB: 3 BB: 2 P: 19	R: 1 E: 0 K: 1 S: 7	H: 2 LOB: 1 BB: 0 P: 7	R: 2 E: 0 K: 2 S: 10	H: 3 LOB: 1 BB: 0 P: 10	R: 0 E: 0 K: 1 S: 4	H: 0 LOB: 0 BB: 0 P: 5		1B: 7 2B: 4 3B: 0 HR: 2	SF: 1 SAC: 1 DP: 2 HBP: 1	WP: 2 PB: 0 CS: 0	PA: 39						
PITCHER	IP	WLS	BF	H	R	ER	SO	BB	IBB	HBP	BLK	WP	HR	S	P	ERA	WHIP										
Dennis Ribant, R ERA: 2.8 Rob Gardner, L ERA: 4.95 Jack Hamilton, R ERA: 3.81	4.2	L	22	7	5	2	3	1	0	0	0	0	0	10	18	6.75	2.250										



Batter	1	2	3	4	5	6	7	8	9	AB	R	H	RBI	BB	SO	LOB	TOP					
Maury Wills, S OBP: 0.311, SLG: 0.313 (1,6)	B5-3		4-3			4-3		P6		4	0	0	0	0	0	1	Los Angeles Dodgers @ New York Mets Shea Stadium, Flushing, NY Mon Aug 29 1966, 7:05 PM EDT Att: 39,715 - Unknown livebaseballscores.com AB 32 R 3 H 7 RBI 2 BB 2 SO 4 LOB 12 					
Wes Parker, S OBP: 0.350, SLG: 0.395 (1,3)	3B			1B G6-3 BB		F8		L7		3	1	1	0	1	0	1						
Willie Davis, L OBP: 0.307, SLG: 0.400 (1,8)	G3			1B G6-3		F2		6-3		4	0	1	0	0	0	2						
Ron Fairly, L OBP: 0.353, SLG: 0.408 (1,9)	L8			1B G6-3		HR 2B		6-3		4	1	1	0	0	0	2						
Jim Lefebvre, S OBP: 0.335, SLG: 0.476 (1,4)		L5-3 BB		1B		F8		4-3		3	0	1	0	1	0	1						
John Roseboro, L OBP: 0.357, SLG: 0.432 (1,2)	K			L9		1-3		1B		4	0	1	0	0	1	3						
Lou Johnson, R OBP: 0.313, SLG: 0.394 (1,7)	L5-3				P6		HR	K		4	1	1	2	0	1	2						
Nate Oliver, R OBP: 0.278, SLG: 0.212 (1,5)			1-3		P6					2	0	0	0	0	0	0						
Wes Covington, L OBP: 0.297, SLG: 0.162 (7, PH)										1	0	0	0	0	1	0						
John Kennedy, R OBP: 0.237, SLG: 0.289 (7,5)										0	0	0	0	0	0	0						
Claude Osteen, L OBP: 0.266, SLG: 0.317 (1,1)			5-3		K					0	0	0	0	0	0	0						
Bob Miller, R (2,1)										2	0	0	0	0	1	0						
Phil Regan, R OBP: 0.238, SLG: 0.158 (7,1)										0	0	0	0	0	0	0						
Jim Barbieri, L OBP: 0.361, SLG: 0.360 (8, PH)										1	0	1	0	0	0	0						
Ron Perranoski, L OBP: 0.200, SLG: 0.400 (8,1)								1B		0	0	0	0	0	0	0						
Inning Stats	R: 0 E: 0 K: 0 S: 4	H: 1 LOB: 1 BB: 0 P: 4	R: 0 E: 0 K: 1 S: 4	H: 0 LOB: 0 BB: 1 P: 8	R: 0 E: 0 K: 0 S: 3	H: 0 LOB: 0 BB: 0 P: 3	R: 1 E: 0 K: 0 S: 4	H: 2 LOB: 1 BB: 0 P: 8	R: 0 E: 0 K: 1 S: 5	H: 0 LOB: 0 BB: 0 P: 5	R: 0 E: 0 K: 0 S: 3	H: 0 LOB: 0 BB: 0 P: 3	R: 2 E: 0 K: 1 S: 7	H: 2 LOB: 2 BB: 0 P: 7	R: 0 E: 0 K: 0 S: 4	H: 1 LOB: 1 BB: 0 P: 4	R: 0 E: 0 K: 1 S: 6	H: 1 LOB: 1 BB: 0 P: 6	1B: 4 2B: 2 3B: 1 HR: 1	SF: 0 SAC: 0 DP: 2 HBP: 0	WP: 0 PB: 0 SB: 0 CS: 0	PA: 34
PITCHER Bob Shaw, R ERA: 4.49 (1,1)	IP: 9.0 WLS: W BF: 34 H: 7 R: 3 ER: 3 SO: 4 BB: 2 IBB: 0 HBP: 0 BLK: 0 WP: 0 HR: 1 S: 40 P: 48 ERA: 3.00 WHIP: 1.000																					

Batter	1	2	3	4	5	6	7	8	9	AB	R	H	RBI	BB	SO	LOB	BOTTOM				
Cleon Jones, R OBP: 0.324, SLG: 0.386 (1,9)	1B 2B	E5 1B		6-3			SH1-4 2B	5-3		5	3	2	0	0	0	1	Los Angeles Dodgers @ New York Mets Shea Stadium, Flushing, NY Mon Aug 29 1966, 7:05 PM EDT Att: 39,715 - Unknown livebaseballscores.com AB 32 R 5 H 11 RBI 4 BB 2 SO 6 LOB 18 				
Ron Hunt, R OBP: 0.369, SLG: 0.361 (1,4)	2B	1B		F3		SH1-4				3	1	2	1	0	0	0					
Ken Boyer, R OBP: 0.311, SLG: 0.417 (1,5)	F3	1B				FC4-6 2B				4	0	3	1	0	0	2					
Jim Hickman, R OBP: 0.324, SLG: 0.440 (1,3)	2B	K		FC1-6 1B		FC4-6 BB				3	0	1	2	1	1	3					
Billy Murphy, R OBP: 0.269, SLG: 0.336 (1,8)	L8			FC1-6 1B		FC4-6 BB				3	0	0	0	0	1	2					
Al Luplow, L OBP: 0.330, SLG: 0.336 (7, PH)	L8			G4-6-3		FC4-6				1	0	0	0	0	0	2					
Ron Swoboda, R OBP: 0.294, SLG: 0.349 (1,7)	K			1-2 2-3		K				4	0	1	0	0	2	3					
Eddie Bressoud, R OBP: 0.310, SLG: 0.369 (1,6)		L9		4-3 1B				SH1-3 BB		3	0	1	0	1	0	1					
Jerry Grote, R OBP: 0.325, SLG: 0.321 (1,2)		SH1-4 1B		K		4-3		L9		4	1	1	0	0	1	3					
Bob Shaw, R OBP: 0.280, SLG: 0.239 (1,1)		SH1-4		6-3		K		SH1-3		2	0	0	0	0	1	1					
Inning Stats	R: 2 E: 0 K: 1 S: 8	H: 3 LOB: 1 BB: 0 P: 8	R: 2 E: 1 K: 1 S: 9	H: 3 LOB: 2 BB: 0 P: 9	R: 0 E: 0 K: 2 S: 8	H: 1 LOB: 1 BB: 0 P: 8	R: 0 E: 0 K: 0 S: 3	H: 0 LOB: 0 BB: 0 P: 3	R: 0 E: 0 K: 1 S: 6	H: 1 LOB: 1 BB: 0 P: 6	R: 1 E: 0 K: 1 S: 7	H: 2 LOB: 2 BB: 1 P: 11	R: 0 E: 0 K: 0 S: 3	H: 0 LOB: 1 BB: 1 P: 7	R: 0 E: 0 K: 1 S: 6	H: 0 LOB: 1 BB: 1 P: 7		1B: 9 2B: 2 3B: 0 HR: 0	SF: 0 SAC: 3 DP: 1 HBP: 0	WP: 0 PB: 0 SB: 0 CS: 0	PA: 37
PITCHER Claude Osteen, L ERA: 2.78 (1,1)	IP: 1.2 WLS: L BF: 12 H: 6 R: 4 ER: 2 SO: 1 BB: 0 IBB: 0 HBP: 0 BLK: 0 WP: 0 HR: 0 S: 14 P: 14 ERA: 10.80 WHIP: 3.600																				
Bob Miller, R ERA: 3.39 (2,1)	4.2 BF: 17 H: 4 R: 1 ER: 1 SO: 4 BB: 0 IBB: 0 HBP: 0 BLK: 0 WP: 0 HR: 0 S: 25 P: 25 ERA: 1.93 WHIP: 0.857																				
Phil Regan, R ERA: 1.7 (7,1)	0.2 BF: 4 H: 1 R: 0 ER: 0 SO: 1 BB: 0 IBB: 0 HBP: 0 BLK: 0 WP: 0 HR: 0 S: 5 P: 9 ERA: 0.00 WHIP: 3.000																				
Ron Perranoski, L ERA: 2.31 (8,1)	1.0 BF: 4 H: 0 R: 0 ER: 0 SO: 0 BB: 1 IBB: 0 HBP: 0 BLK: 0 WP: 0 HR: 0 S: 3 P: 7 ERA: 0.00 WHIP: 1.000																				

Batter	1	2	3	4	5	6	7	8	9	AB	R	H	RBI	BB	SO	LOB	TOP			
Maury Wills, S OBP: 0.310, SLG: 0.311										3	1	0	0	1	0	2				
Wes Parker, S OBP: 0.352, SLG: 0.404										4	1	2	2	0	0	2				
Willie Davis, L OBP: 0.308, SLG: 0.403										4	0	2	0	0	0	1				
Jim Lefebvre, S OBP: 0.334, SLG: 0.476										4	0	1	0	0	0	2				
Tommy Davis, R OBP: 0.335, SLG: 0.382										3	0	0	0	1	0	3				
Lou Johnson, R OBP: 0.310, SLG: 0.390										4	0	0	0	0	0	4				
John Roseboro, L OBP: 0.356, SLG: 0.433										4	1	1	0	0	0	0				
John Kennedy, R OBP: 0.240, SLG: 0.289										0	0	0	0	1	0	0				
Ron Fairly, L OBP: 0.349, SLG: 0.404										3	0	0	0	0	0	1				
Sandy Koufax, R OBP: 0.101, SLG: 0.095										1	0	1	0	0	0	0				
Joe Moeller, R OBP: 0.273, SLG: 0.111										1	0	0	0	0	0	0				
Wes Covington, L OBP: 0.283, SLG: 0.263										1	1	1	2	0	0	0				
Ron Perranoski, L OBP: 0.200, SLG: 0.400										0	0	0	0	0	0	0				
Jim Barberi, L OBP: 0.357, SLG: 0.355										1	0	0	0	0	0	0				
Inning Stats	R: 2 E: 0 K: 0 S: 5	H: 2 LOB: 1 BB: 1 P: 9	R: 0 E: 0 K: 0 S: 4	H: 2 LOB: 2 BB: 1 P: 8	R: 0 E: 0 K: 0 S: 4	H: 1 LOB: 1 BB: 0 P: 4	R: 0 E: 0 K: 0 S: 3	H: 0 LOB: 0 BB: 0 P: 3	R: 0 E: 0 K: 0 S: 3	H: 0 LOB: 0 BB: 1 P: 6	R: 2 E: 1 K: 0 S: 5	H: 1 LOB: 0 BB: 0 P: 5	R: 0 E: 0 K: 0 S: 4	H: 1 LOB: 1 BB: 0 P: 4	R: 0 E: 0 K: 0 S: 3	H: 0 LOB: 0 BB: 3 P: 3	1B: 3 2B: 4 3B: 0 HR: 2	SF: 0 SAC: 0 DP: 1 HBP: 0	WP: 0 PB: 0 SB: 0 CS: 1	PA: 37
PITCHER	IP WLS BF H R ER SO BB IBB HBP BLK WP HR S P ERA WHIP																			
Tug McGraw, L ERA: 4.84	(1, 1) 1.1 9 4 2 2 0 2 2 0 0 0 0 1 7 15 13.50 4.500																			
Bob Friend, R ERA: 4.19	(2, 1) 7.2 W 27 4 2 1 0 1 0 0 0 0 0 1 26 30 1.17 0.652																			

Los Angeles Dodgers @ New York Mets
Shea Stadium, Flushing, NY
Tue Aug 30 1966, 7:05 PM EDT
Att: 50,840 - Unknown

AB 33
R 4
H 8
RBI 4
BB 3
SO 0
LOB 15



Batter	1	2	3	4	5	6	7	8	9	AB	R	H	RBI	BB	SO	LOB	BOTTOM			
Cleon Jones, R OBP: 0.327, SLG: 0.387										4	0	2	2	1	0	3				
Ron Hunt, R OBP: 0.360, SLG: 0.361										5	1	2	1	0	0	4				
Ken Boyer, R OBP: 0.312, SLG: 0.421										5	2	2	0	0	0	0				
Jim Hickman, R OBP: 0.319, SLG: 0.423										4	2	0	0	1	0	2				
Billy Murphy, R OBP: 0.266, SLG: 0.331										5	1	1	2	0	0	1				
Ron Swoboda, R OBP: 0.301, SLG: 0.354										4	1	3	1	1	1	0				
Eddie Bressoud, R OBP: 0.317, SLG: 0.376										4	2	3	1	1	0	2				
Jerry Grote, R OBP: 0.326, SLG: 0.324										4	0	1	2	1	1	6				
Tug McGraw, R OBP: 0.267, SLG: 0.214										0	0	0	0	0	0	0				
Bob Friend, R OBP: 0.027, SLG: 0.027										5	1	1	0	0	2	9				
Inning Stats	R: 0 E: 0 K: 0 S: 3	H: 0 LOB: 0 BB: 0 P: 3	R: 1 E: 0 K: 1 S: 6	H: 1 LOB: 3 BB: 3 P: 18	R: 5 E: 1 K: 1 S: 11	H: 4 LOB: 2 BB: 1 P: 15	R: 0 E: 0 K: 0 S: 3	H: 0 LOB: 0 BB: 0 P: 3	R: 0 E: 0 K: 0 S: 3	H: 0 LOB: 0 BB: 0 P: 3	R: 1 E: 0 K: 1 S: 8	H: 3 LOB: 2 BB: 0 P: 8	R: 1 E: 0 K: 0 S: 6	H: 3 LOB: 3 BB: 1 P: 10	R: 0 E: 0 K: 0 S: 3	H: 0 LOB: 0 BB: 0 P: 3	1B: 11 2B: 4 3B: 0 HR: 0	SF: 0 SAC: 0 DP: 0 HBP: 0	WP: 0 PB: 0 SB: 0 CS: 0	PA: 45
PITCHER	IP WLS BF H R ER SO BB IBB HBP BLK WP HR S P ERA WHIP																			
Sandy Koufax, L ERA: 1.79	(1, 1) 2.0 L 15 4 6 5 1 3 0 0 0 0 0 0 14 26 22.50 3.500																			
Joe Moeller, R ERA: 2.5	(3, 1) 4.0 17 5 2 2 2 1 0 0 0 0 0 0 20 24 4.50 1.500																			
Ron Perranoski, L ERA: 2.52	(7, 1) 2.0 13 6 2 2 1 0 1 0 0 0 0 0 14 18 9.00 3.000																			

Los Angeles Dodgers @ New York Mets
Shea Stadium, Flushing, NY
Tue Aug 30 1966, 7:05 PM EDT
Att: 50,840 - Unknown

AB 40
R 10
H 15
RBI 9
BB 5
SO 4
LOB 27



Batter	1	2	3	4	5	6	7	8	9	AB	R	H	RBI	BB	SO	LOB	TOP					
Tito Fuentes, S OBP: 0.278, SLG: 0.344 (1, 6)										4	0	0	0	0	2	1	San Francisco Giants @ New York Mets Shea Stadium, Flushing, NY Wed Aug 31 1966, 7:05 PM EDT Att: 50,508 - Unknown					
Jesus Alou, R OBP: 0.273, SLG: 0.294 (1, 9) (7, 7)										4	0	0	0	0	1	1						
Willie Mays, R OBP: 0.370, SLG: 0.583 (1, 8)										3	1	1	0	1	1	1						
Willie McCovey, L OBP: 0.388, SLG: 0.565 (1, 3)										4	1	1	0	0	1	2						
Jim Ray Hart, R OBP: 0.340, SLG: 0.509 (1, 5)										3	0	1	0	1	0	0						
Tom Haller, L OBP: 0.312, SLG: 0.456 (1, 2)										3	0	0	0	0	1	1						
Bob Burda, L OBP: 0.226, SLG: 0.310 Ollie Brown, R OBP: 0.290, SLG: 0.306 (1, 7) (7, 9)										2	0	0	1	0	1	1						
Hal Lanier, R OBP: 0.261, SLG: 0.292 (1, 4)										3	0	0	0	0	0	2						
Juan Marichal, R OBP: 0.244, SLG: 0.289 (1, 1)										3	0	1	0	0	1	0						
Inning Stats	R: 0 E: 0 K: 1 S: 5	H: 0 LOB: 1 BB: 1 P: 9	R: 0 E: 0 K: 0 S: 4	H: 1 LOB: 1 BB: 0 P: 4	R: 0 E: 0 K: 3 S: 9	H: 0 LOB: 0 BB: 0 P: 9	R: 0 E: 0 K: 0 S: 3	H: 0 LOB: 0 BB: 0 P: 3	R: 0 E: 0 K: 1 S: 5	H: 0 LOB: 0 BB: 0 P: 5	R: 0 E: 0 K: 2 S: 8	H: 1 LOB: 1 BB: 0 P: 8	R: 1 E: 0 K: 0 S: 4	H: 1 LOB: 1 BB: 1 P: 8	R: 0 E: 0 K: 0 S: 3	H: 0 LOB: 0 BB: 0 P: 3		R: 1 E: 1 K: 1 S: 6	H: 1 LOB: 0 BB: 0 P: 6	1B: 2 2B: 1 3B: 1 HR: 0	SF: 1 SAC: 1 DP: 0 HBP: 0	WP: 0 PB: 1 SB: 0 CS: 0
PITCHER Jack Fisher, R ERA: 3.84 (1, 1)	IP: 9.0 WLS: L BF: 33	H: 4 R: 2 ER: 1 SO: 8	BB: 2 IBB: 0 HBP: 0 BLK: 0	WP: 0 HR: 0 S: 47 P: 55	ERA: 1.00 WHIP: 0.667											AB: 29 R: 2 H: 4 RBI: 1 BB: 2 SO: 8 LOB: 9						

Batter	1	2	3	4	5	6	7	8	9	AB	R	H	RBI	BB	SO	LOB	BOTTOM					
Cleon Jones, R OBP: 0.324, SLG: 0.384 (1, 9)										4	0	0	0	0	1	1	San Francisco Giants @ New York Mets Shea Stadium, Flushing, NY Wed Aug 31 1966, 7:05 PM EDT Att: 50,508 - Unknown					
Ron Hunt, R OBP: 0.357, SLG: 0.358 (1, 4)										4	0	0	0	0	1	0						
Al Luplow, L OBP: 0.332, SLG: 0.338 (1, 8)										4	1	2	0	0	0	0						
Ken Boyer, R OBP: 0.314, SLG: 0.424 (1, 5)										4	0	2	1	0	0	1						
Ed Kranepool, L OBP: 0.322, SLG: 0.408 (1, 3)										3	0	0	0	0	0	2						
Jim Hickman, R OBP: 0.310, SLG: 0.411 (1, 7)										3	0	0	0	0	1	2						
Eddie Bressoud, R OBP: 0.314, SLG: 0.373 (1, 6)										3	0	0	0	0	1	0						
Jerry Grote, R OBP: 0.324, SLG: 0.321 (1, 2)										2	0	0	0	0	0	0						
Jack Fisher, R OBP: 0.194, SLG: 0.143 (1, 1)										3	0	0	0	0	2	1						
Inning Stats	R: 0 E: 0 K: 0 S: 3	H: 0 LOB: 0 BB: 0 P: 3	R: 0 E: 0 K: 0 S: 3	H: 1 LOB: 0 BB: 0 P: 3	R: 0 E: 1 K: 1 S: 6	H: 0 LOB: 1 BB: 0 P: 6	R: 1 E: 0 K: 0 S: 5	H: 2 LOB: 1 BB: 0 P: 5	R: 0 E: 0 K: 1 S: 5	H: 0 LOB: 0 BB: 0 P: 5	R: 0 E: 0 K: 0 S: 3	H: 0 LOB: 0 BB: 0 P: 3	R: 0 E: 0 K: 1 S: 5	H: 0 LOB: 0 BB: 0 P: 5	R: 0 E: 0 K: 1 S: 5	H: 0 LOB: 0 BB: 0 P: 5		R: 0 E: 0 K: 2 S: 8	H: 1 LOB: 1 BB: 0 P: 8	1B: 3 2B: 1 3B: 0 HR: 0	SF: 0 SAC: 1 DP: 1 HBP: 0	WP: 0 PB: 0 SB: 0 CS: 0
PITCHER Juan Marichal, R ERA: 2.13 (1, 1)	IP: 9.0 WLS: W BF: 31	H: 4 R: 1 ER: 1 SO: 6	BB: 0 IBB: 0 HBP: 0 BLK: 0	WP: 0 HR: 0 S: 43 P: 43	ERA: 1.00 WHIP: 0.444											AB: 30 R: 1 H: 4 RBI: 1 BB: 0 SO: 6 LOB: 7						

Batter	1	2	3	4	5	6	7	8	9	AB	R	H	RBI	BB	SO	LOB	TOP								
Tito Fuentes, S OBP: 0.277, SLG: 0.343 (1, 6)										4	0	1	0	0	1	2									
Jesus Alou, R OBP: 0.273, SLG: 0.300 (1, 9)										4	1	1	0	0	0	2									
Willie Mays, R OBP: 0.367, SLG: 0.580 (1, 8)										3	0	0	1	0	2	1									
Willie McCovey, L OBP: 0.386, SLG: 0.564 (1, 3)										4	0	1	0	0	1	0									
Jim Ray Hart, R OBP: 0.339, SLG: 0.507 (1, 5)										4	0	1	0	0	1	1									
Tom Haller, L OBP: 0.310, SLG: 0.452 (1, 2)										3	0	0	0	0	1	1									
Bob Burda, L OBP: 0.206, SLG: 0.281 (1, 7)										3	0	0	0	0	0	0									
Hal Lanier, R OBP: 0.259, SLG: 0.291 (8, PH)										2	0	0	0	0	0	0									
Cap Peterson, R OBP: 0.299, SLG: 0.317 (8, PH)										1	0	0	0	0	1	0									
Lindy McDaniel, R OBP: 0.059, SLG: 0.059 (8, 1)										0	0	0	0	0	0	0									
Gaylord Perry, R OBP: 0.219, SLG: 0.222 (8, PH)										2	0	1	0	0	0	0									
Jim Davenport, R OBP: 0.306, SLG: 0.383 (8, 4)										0	0	0	0	1	0	0									
Inning Stats	R: 0 E: 0 K: 1 S: 5	H: 1 LOB: 0 BB: 0 P: 5	R: 0 E: 0 K: 0 S: 3	H: 0 LOB: 0 BB: 0 P: 3	R: 0 E: 0 K: 0 S: 3	H: 0 LOB: 0 BB: 0 P: 3	R: 1 E: 0 K: 0 S: 4	H: 1 LOB: 0 BB: 0 P: 4	R: 0 E: 0 K: 1 S: 5	H: 0 LOB: 0 BB: 0 P: 5	R: 0 E: 0 K: 0 S: 4	H: 1 LOB: 1 BB: 0 P: 4	R: 0 E: 0 K: 3 S: 10	H: 1 LOB: 1 BB: 0 P: 10	R: 0 E: 0 K: 2 S: 7	H: 0 LOB: 1 BB: 1 P: 11	R: 0 E: 0 K: 0 S: 4	H: 1 LOB: 1 BB: 0 P: 4	1B: 3 2B: 1 3B: 1 HR: 0	SF: 1 SAC: 0 DP: 0 HBP: 0	WP: 0 PB: 0 SB: 0 CS: 1	PA: 32			
PITCHER Dennis Ribant, R ERA: 2.71 (1, 1)	IP: 9.0 WLS: W BF: 32	H: 5 R: 1 ER: 1 SO: 7	BB: 1 IBB: 0 HBP: 0 BLK: 0	WP: 0 HR: 0 S: 45 P: 49	ERA: 1.00 WHIP: 0.667																				

San Francisco Giants @ New York Mets
Shea Stadium, Flushing, NY
Thu Sep 01 1966, 7:05 PM EDT
Att: 37,516 - Unknown

AB 30
R 1
H 5
RBI 1
BB 1
SO 7
LOB 7

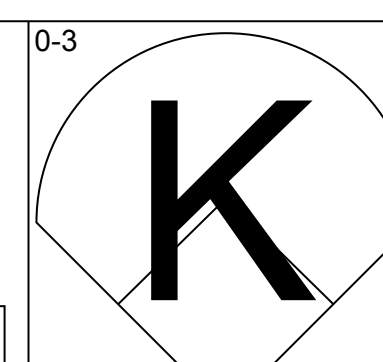
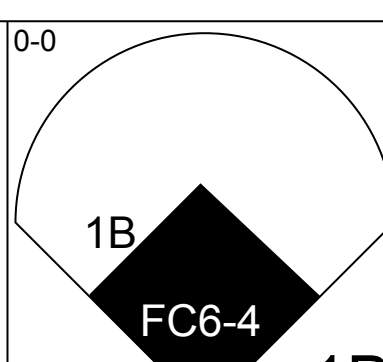
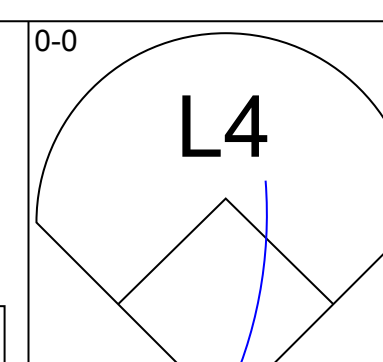
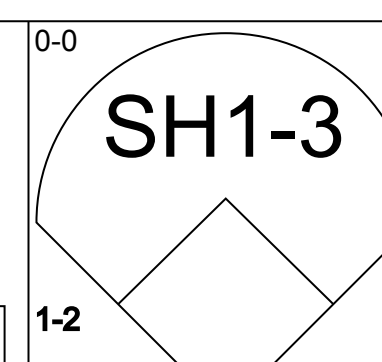
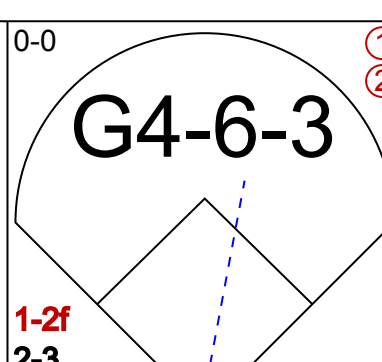
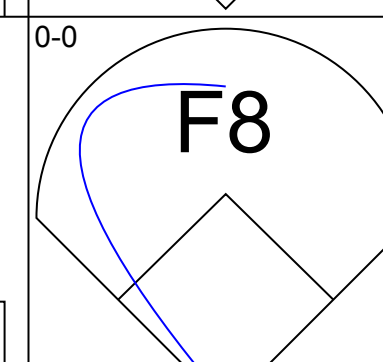
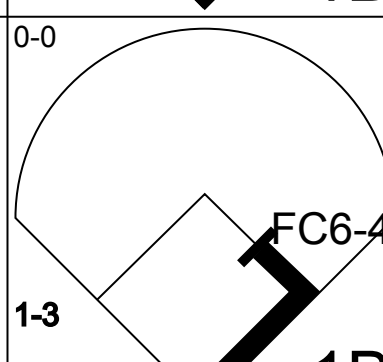
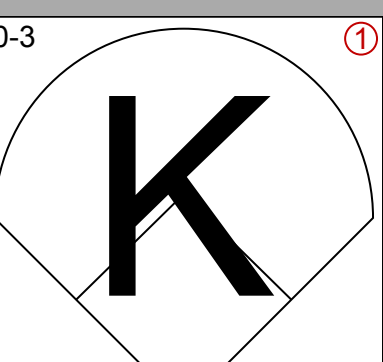
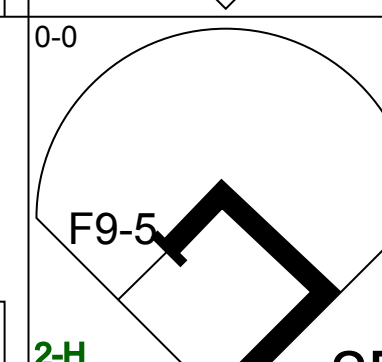
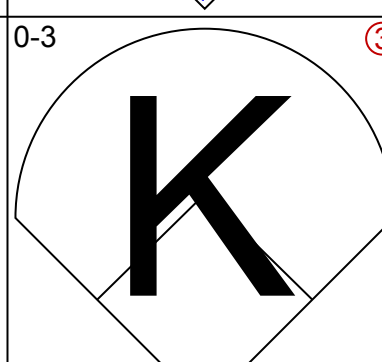
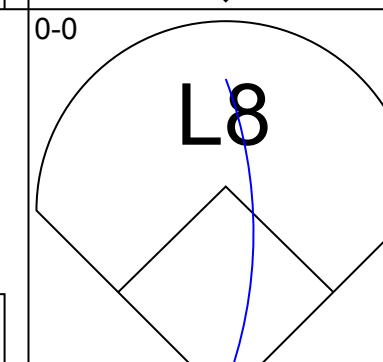
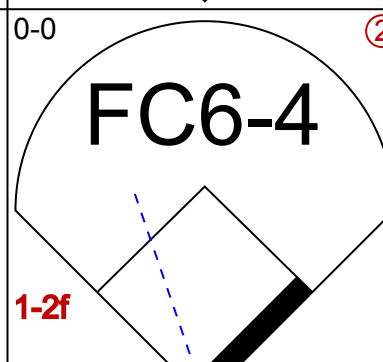
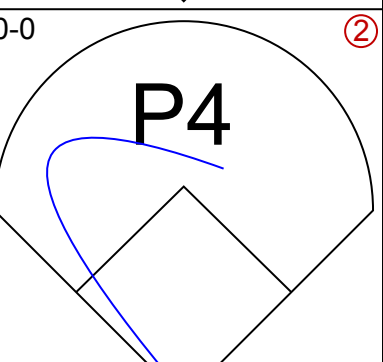
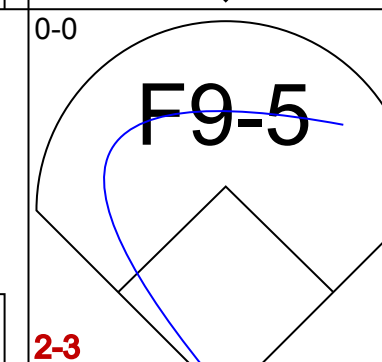
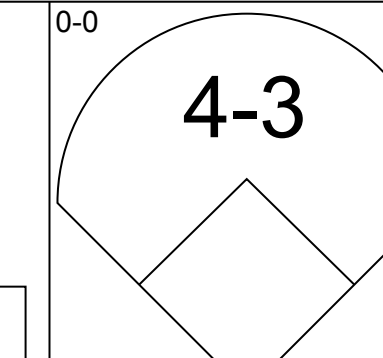
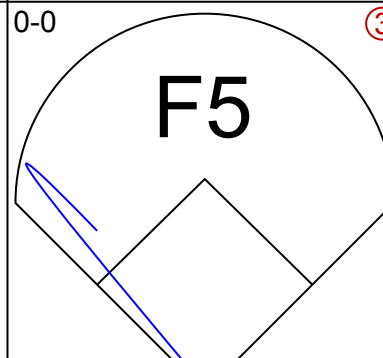
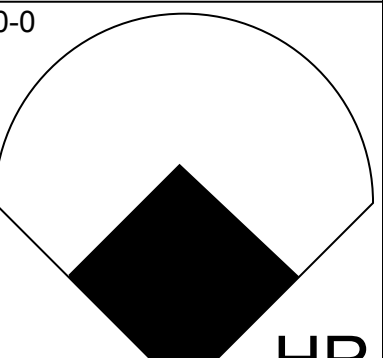
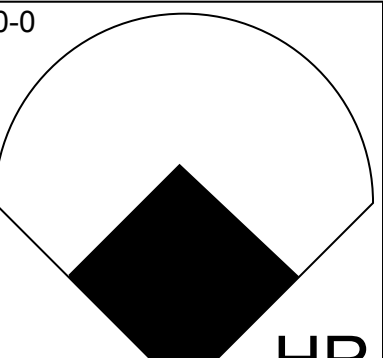
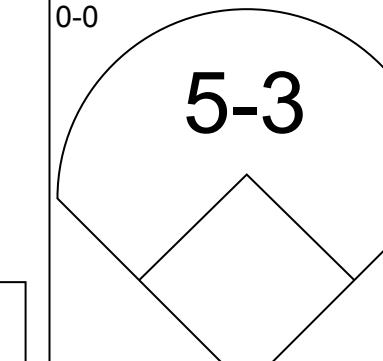
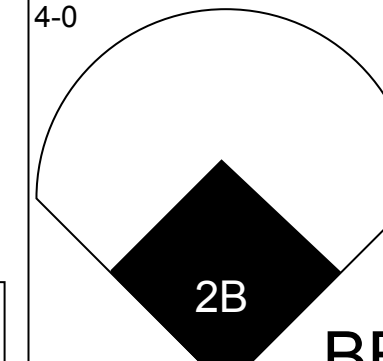
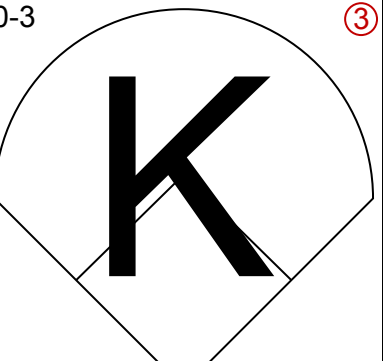
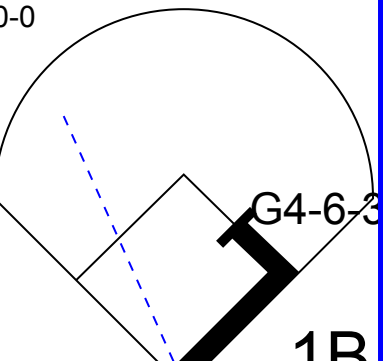
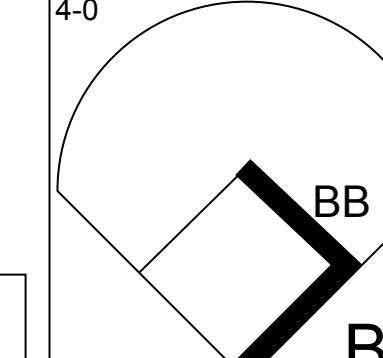
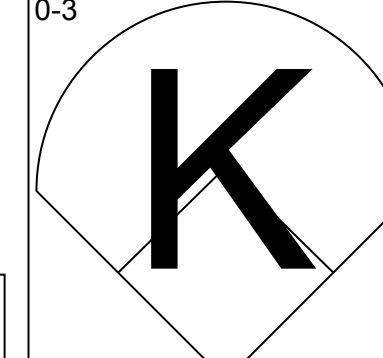
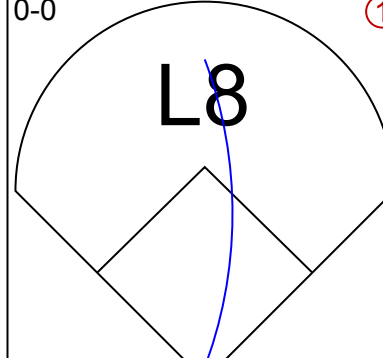
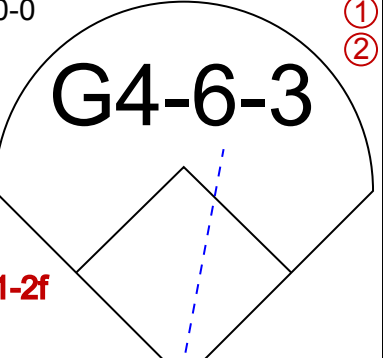
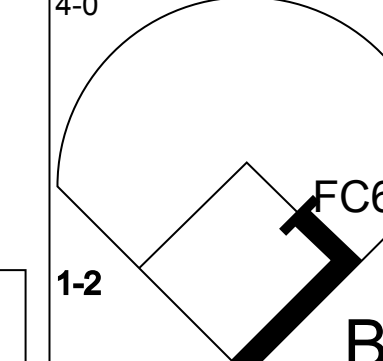
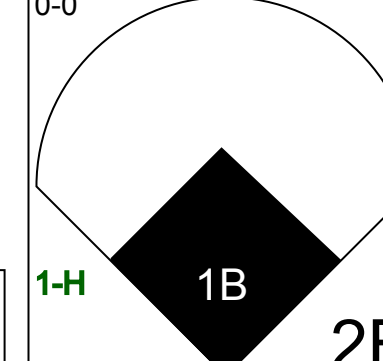
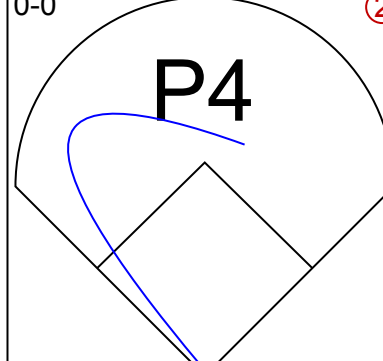
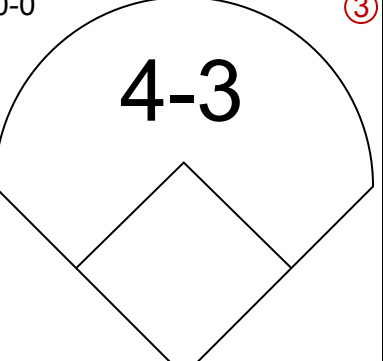
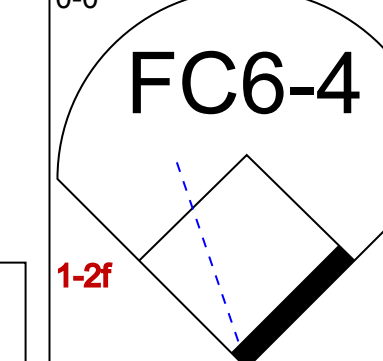
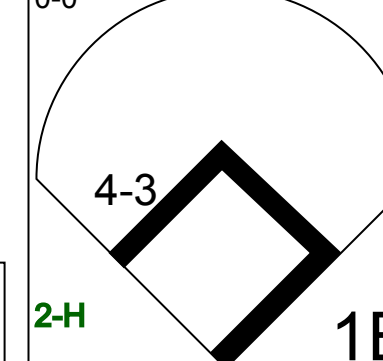
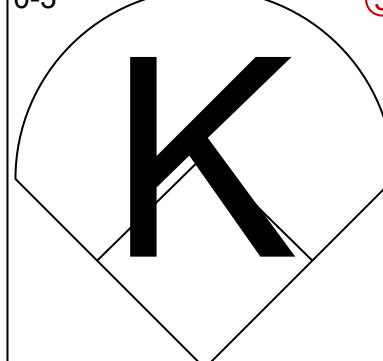
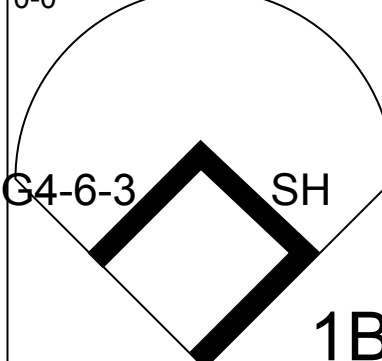
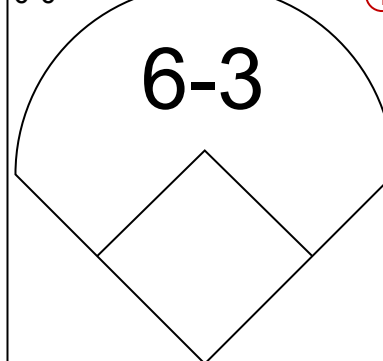
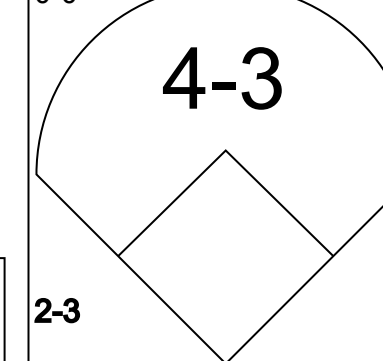
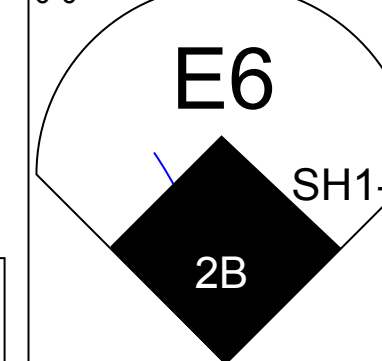
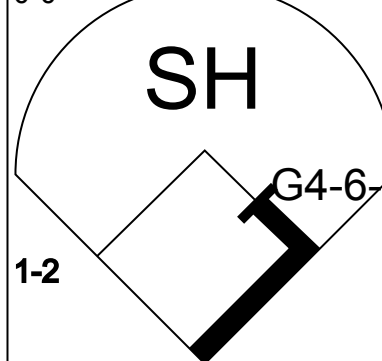


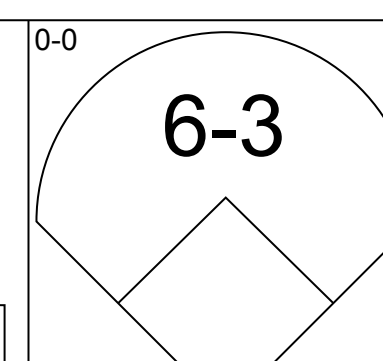
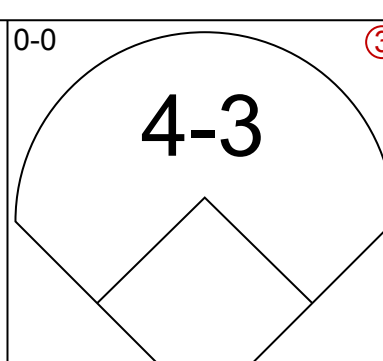
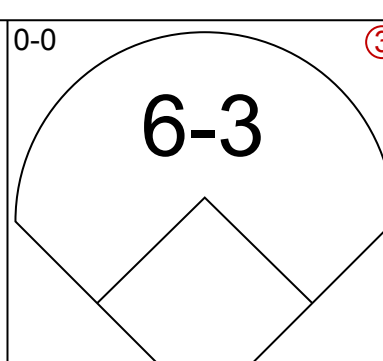
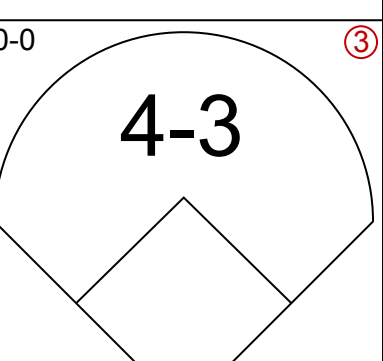
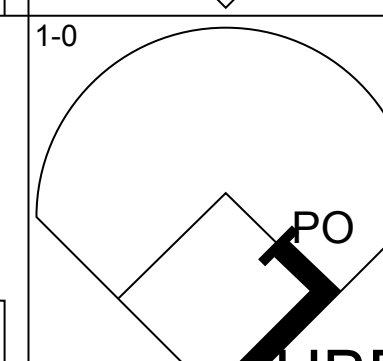
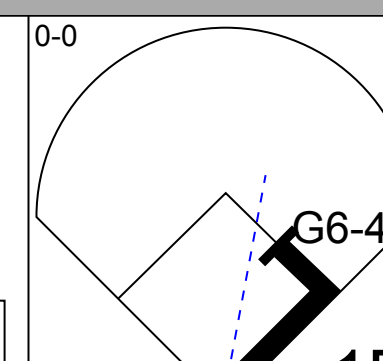
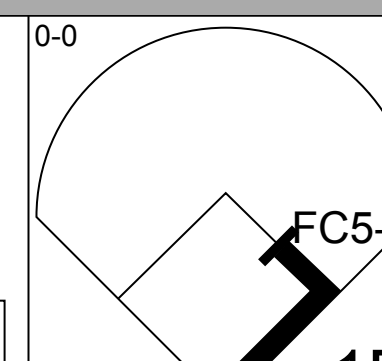
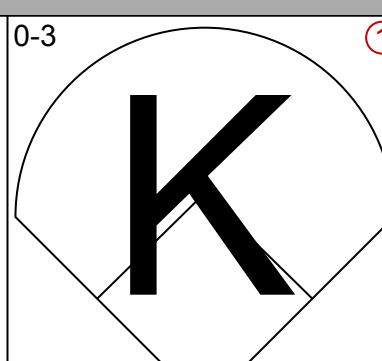
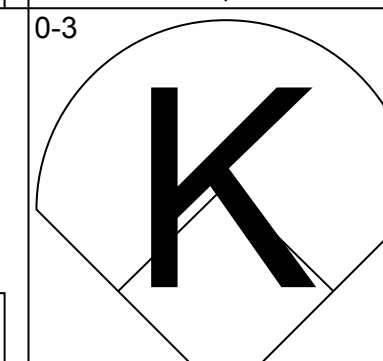
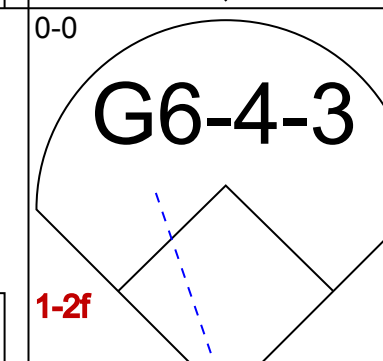
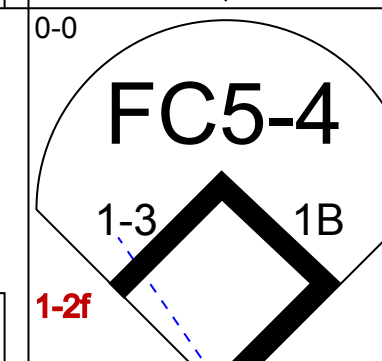
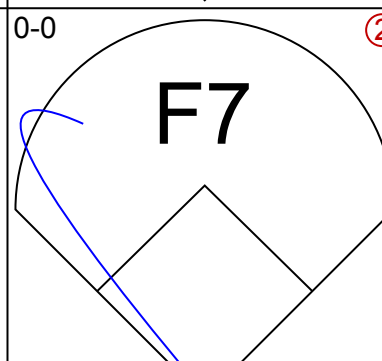
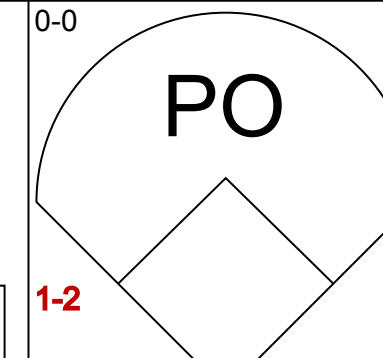
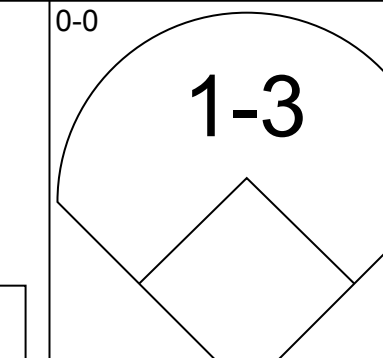
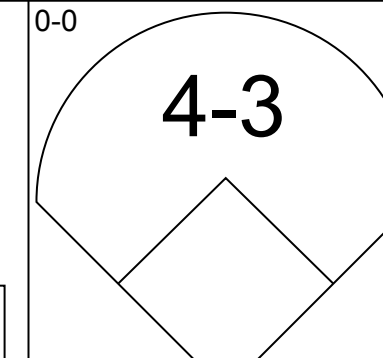
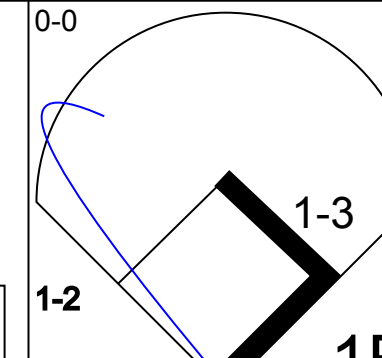
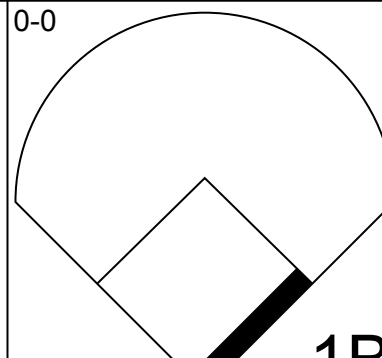
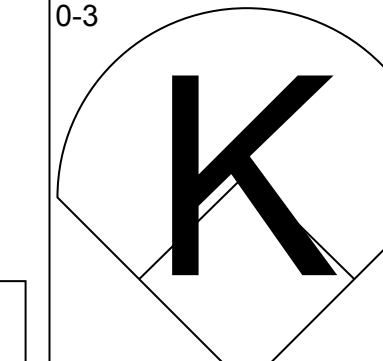
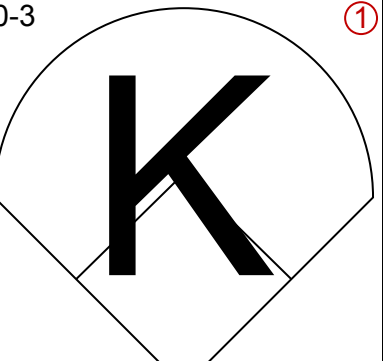
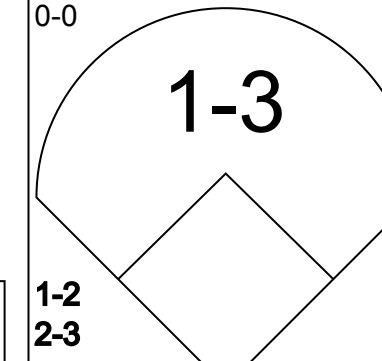
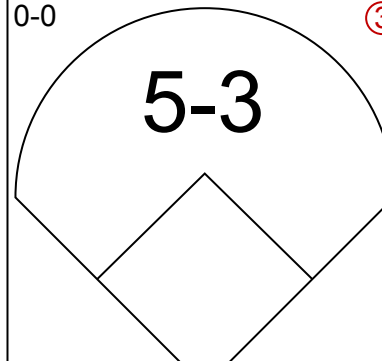
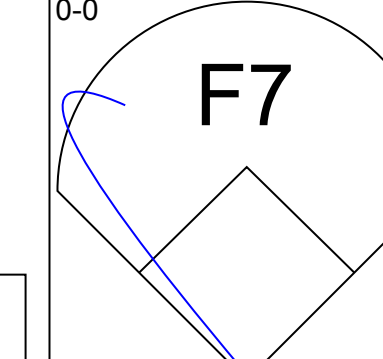
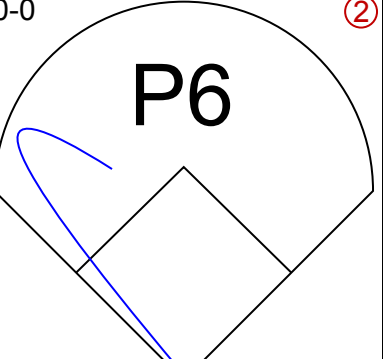
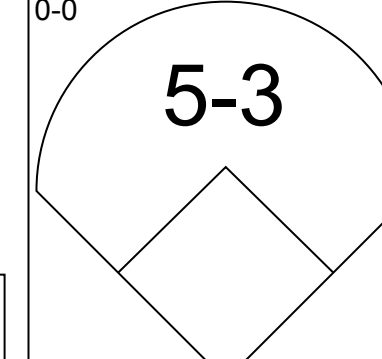
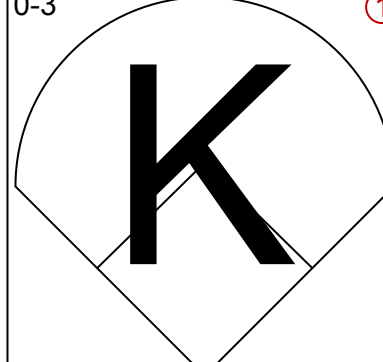
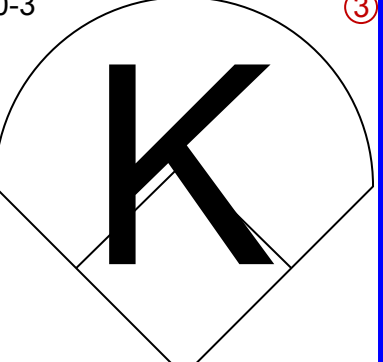
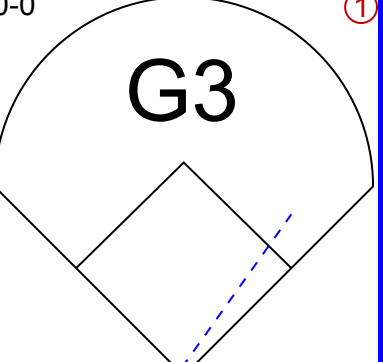
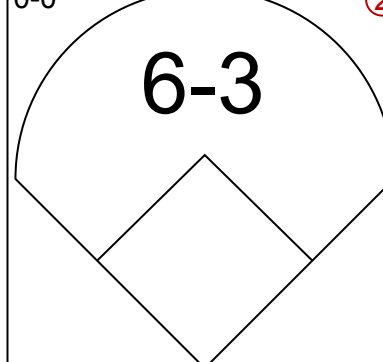
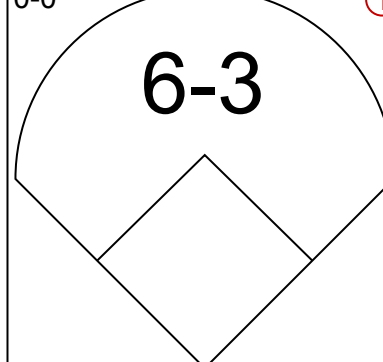
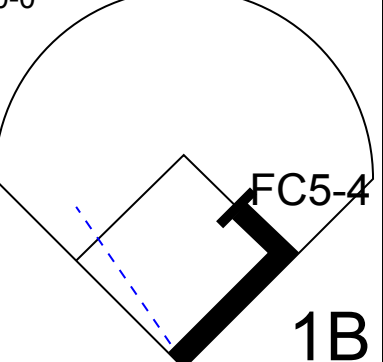

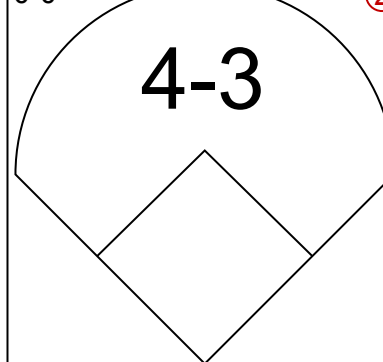
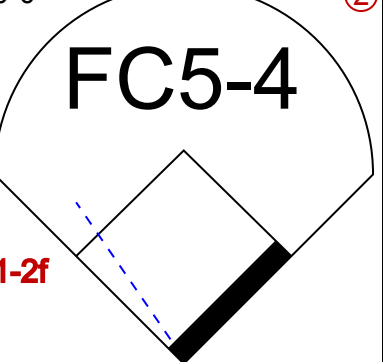
Batter	1	2	3	4	5	6	7	8	9	AB	R	H	RBI	BB	SO	LOB	BOTTOM								
Cleon Jones, R OBP: 0.322, SLG: 0.380 (1, 9)										4	0	0	0	0	1	0									
Chuck Hillier, L OBP: 0.351, SLG: 0.377 (1, 4)										4	0	1	0	0	0	0									
Ken Boyer, R OBP: 0.311, SLG: 0.420 (1, 5)										4	0	0	0	0	1	1									
Al Luplow, L OBP: 0.335, SLG: 0.345 (1, 8)										3	1	2	0	0	0	1									
Larry Elliot, L OBP: 0.328, SLG: 0.448 (1, 7)										3	1	1	0	0	1	2									
Ed Kranepool, L OBP: 0.320, SLG: 0.405 (1, 3)										3	0	0	0	0	0	3									
Eddie Bressoud, R OBP: 0.317, SLG: 0.381 (1, 6)										3	0	2	2	0	1	1									
John Stephenson, L OBP: 0.263, SLG: 0.258 (1, 2)										3	0	0	0	0	0	2									
Dennis Ribant, R OBP: 0.179, SLG: 0.196 (1, 1)										3	0	0	0	0	0	2									
Inning Stats	R: 0 E: 0 K: 2 S: 7	H: 0 LOB: 0 BB: 0 P: 7	R: 2 E: 0 K: 0 S: 6	H: 3 LOB: 1 BB: 0 P: 6	R: 0 E: 0 K: 1 S: 6	H: 0 LOB: 0 BB: 0 P: 3	R: 0 E: 0 K: 1 S: 6	H: 1 LOB: 1 BB: 0 P: 6	R: 0 E: 0 K: 0 S: 4	H: 1 LOB: 1 BB: 0 P: 4	R: 0 E: 0 K: 0 S: 3	H: 0 LOB: 0 BB: 0 P: 3	R: 0 E: 0 K: 0 S: 3	H: 0 LOB: 0 BB: 0 P: 3	R: 0 E: 0 K: 0 S: 3	H: 0 LOB: 0 BB: 0 P: 3	1B: 4 2B: 1 3B: 1 HR: 0	SF: 0 SAC: 0 DP: 0 HBP: 0	WP: 0 PB: 0 SB: 0 CS: 0	PA: 30					
PITCHER Gaylord Perry, R ERA: 2.9 Lindy McDaniel, R ERA: 2.85 (8, 1)	IP: 7.0 WLS: L BF: 27	H: 6 R: 2 ER: 2 SO: 4	BB: 0 IBB: 0 HBP: 0 BLK: 0	WP: 0 HR: 0 S: 35 P: 35	ERA: 2.57 WHIP: 0.857																				


San Francisco Giants @ New York Mets
Shea Stadium, Flushing, NY
Thu Sep 01 1966, 7:05 PM EDT
Att: 37,516 - Unknown

AB 30
R 2
H 6
RBI 2
BB 0
SO 4
LOB 12



Batter	1	2	3	4	5	6	7	8	9	AB	R	H	RBI	BB	SO	LOB	TOP					
Cookie Rojas, R OBP: 0.315, SLG: 0.341 (1, 8)										4	1	1	0	0	1	3	Philadelphia Phillies @ New York Mets Shea Stadium, Flushing, NY Fri Sep 02 1966, 7:05 PM EDT Att: 24,541 - Unknown					
Johnny Callison, L OBP: 0.342, SLG: 0.423 (1, 9)										5	0	2	1	0	2	1						
Dick Groat, R OBP: 0.305, SLG: 0.315 (1, 6)										4	0	0	1	0	0	2						
Dick Allen, R OBP: 0.389, SLG: 0.650 (1, 5)										4	2	2	2	0	0	1						
Harvey Kuenn, R OBP: 0.302, SLG: 0.333 Tony Gonzalez, L (8, PR) OBP: 0.336, SLG: 0.412 (8, 7)										3	1	1	0	1	1	0						
Tony Taylor, R OBP: 0.296, SLG: 0.361 (1, 4)										3	0	0	0	1	1	2						
Bill White, L OBP: 0.359, SLG: 0.470 (1, 3)										3	1	1	1	1	0	1						
Bob Uecker, R OBP: 0.276, SLG: 0.351 (1, 2)										4	0	2	1	0	1	2						
Jim Bunning, R OBP: 0.211, SLG: 0.209 (1, 1)										3	1	0	0	0	0	1						
Inning Stats	R: 0 E: 0 K: 1 S: 5	H: 0 LOB: 0 BB: 0 P: 5	R: 0 E: 0 K: 0 S: 3	H: 0 LOB: 2 BB: 2 P: 11	R: 1 E: 0 K: 0 S: 5	H: 2 LOB: 1 BB: 0 P: 5	R: 2 E: 0 K: 1 S: 7	H: 2 LOB: 1 BB: 1 P: 11	R: 1 E: 0 K: 2 S: 8	H: 1 LOB: 0 BB: 0 P: 8	R: 0 E: 0 K: 1 S: 5	H: 0 LOB: 0 BB: 0 P: 5	R: 1 E: 0 K: 0 S: 4	H: 1 LOB: 0 BB: 0 P: 4	R: 1 E: 0 K: 0 S: 4	H: 2 LOB: 1 BB: 0 P: 4		R: 0 E: 0 K: 1 S: 6	H: 1 LOB: 1 BB: 0 P: 6	1B: 5 2B: 3 3B: 0 HR: 2	SF: 0 SAC: 2 DP: 3 HBP: 0	WP: 0 PB: 0 SB: 0 CS: 0
PITCHER	IP WLS BF H R ER SO BB IBB HBP BLK WP HR S P ERA WHIP																					
Larry Miller, L ERA: 7.2 (1, 1)	5.0 L 23 5 4 4 4 4 3 0 0 0 0 0 1 28 40 7.20 1.600																					
Ralph Terry, R ERA: 3.94 (6, 1)	3.0 11 3 2 1 1 0 0 0 0 0 0 1 13 13 3.00 1.000																					
Bill Hepler, L ERA: 3.49 (9, 1)	1.0 4 1 0 0 1 0 0 0 0 0 0 0 6 6 0.00 1.000																					

Batter	1	2	3	4	5	6	7	8	9	AB	R	H	RBI	BB	SO	LOB	BOTTOM					
Cleon Jones, R OBP: 0.319, SLG: 0.376 (1, 9)										4	0	0	0	0	0	2	Philadelphia Phillies @ New York Mets Shea Stadium, Flushing, NY Fri Sep 02 1966, 7:05 PM EDT Att: 24,541 - Unknown					
Chuck Hillier, L OBP: 0.359, SLG: 0.381 (1, 4)										3	0	2	0	0	1	0						
Ken Boyer, R OBP: 0.309, SLG: 0.416 (1, 5)										4	0	0	0	0	1	3						
Al Luplow, L OBP: 0.338, SLG: 0.348 (1, 8)										4	0	2	0	0	0	0						
Larry Elliot, L OBP: 0.320, SLG: 0.437 (1, 7)										4	0	0	0	0	2	3						
Ed Kranepool, L OBP: 0.318, SLG: 0.401 (1, 3)										3	0	0	0	0	0	2						
Eddie Bressoud, R OBP: 0.315, SLG: 0.379 Ralph Terry, R OBP: 0.273, SLG: 0.250 John Stephenson, L (8, PH) OBP: 0.261, SLG: 0.256 Bill Hepler, L OBP: 0.214, SLG: 0.214 (1, 6)										2	0	0	0	0	2	0						
Jerry Grote, R OBP: 0.324, SLG: 0.322 (1, 2)										3	0	1	0	0	0	0						
Larry Miller, L OBP: 1.000, SLG: 1.000 Bud Harrelson, S OBP: 0.200, SLG: 0.185 (1, 1)										1	0	1	0	0	0	0						
Inning Stats	R: 0 E: 0 K: 1 S: 4	H: 0 LOB: 0 BB: 0 P: 5	R: 0 E: 0 K: 1 S: 5	H: 0 LOB: 0 BB: 0 P: 5	R: 0 E: 0 K: 1 S: 6	H: 1 LOB: 1 BB: 0 P: 6	R: 0 E: 0 K: 0 S: 3	H: 1 LOB: 0 BB: 0 P: 3	R: 0 E: 0 K: 2 S: 7	H: 0 LOB: 0 BB: 0 P: 7	R: 0 E: 0 K: 0 S: 3	H: 0 LOB: 0 BB: 0 P: 3	R: 0 E: 0 K: 0 S: 5	H: 2 LOB: 2 BB: 0 P: 5	R: 0 E: 0 K: 0 S: 4	H: 1 LOB: 1 BB: 0 P: 4		R: 0 E: 0 K: 1 S: 6	H: 1 LOB: 1 BB: 0 P: 6	1B: 6 2B: 0 3B: 0 HR: 0	SF: 0 SAC: 0 DP: 1 HBP: 1	WP: 0 PB: 0 SB: 0 CS: 0
PITCHER	IP WLS BF H R ER SO BB IBB HBP BLK WP HR S P ERA WHIP																					
Jim Bunning, R ERA: 2.24 (1, 1)	9.0 W 32 6 0 0 6 0 0 0 1 0 0 0 43 44 0.00 0.667																					

Batter	1	2	3	4	5	6	7	8	9	AB	R	H	RBI	BB	SO	LOB	TOP					
John Briggs, L (1.8) OBP: 0.391, SLG: 0.537	0-3 K		4-0 1B BB		0-0 B1-3	0-0 5-3		0-3 K	0-0 G3	5	0	0	0	1	2	1						
Tony Gonzalez, L (1.7) OBP: 0.336, SLG: 0.413	0-0 4-3 2B		0-0 1-3 1B		0-0 E6		0-0 1-3	0-0 F9	0-0 6-3	6	0	2	0	0	0	0						
Johnny Callison, L (1.9) OBP: 0.341, SLG: 0.422	0-0 4-3 2-3		0-0 P5		0-3 K		0-0 4-3	0-0 HR		5	1	1	0	0	1	4						
Dick Allen, R (1.5) OBP: 0.389, SLG: 0.657	0-0 F3		0-0 P4			0-3 K	0-0 BB 1B 2B	0-0 HR		5	2	2	2	0	1	3						
Bill White, L (1.3) OBP: 0.361, SLG: 0.469		0-0 G3		0-0 4-3		4-0 BLK 1B BB	4-0 BB 1B BB	0-0 BB 1B		3	2	1	0	2	0	0						
Clay Dalrymple, L (1.2) OBP: 0.384, SLG: 0.352		4-0 FC6-4 BB		0-3 K		4-0 1B BB	4-0 1B BB	0-0 1B		1	1	0	0	2	1	0						
Cookie Rojas, R (7. PH) OBP: 0.316, SLG: 0.341						1-2 E BB	1-2 E BB	1-2 BB		0	1	0	0	1	0	0						
Bob Uecker, R (7.2) OBP: 0.279, SLG: 0.354						0-0 E7	0-0 E 1B	4-0 FC4 BB		4	1	3	3	1	0	1						
Dick Groat, R (1.6) OBP: 0.310, SLG: 0.319		0-0 FC6-4 1-2 BB		0-0 1B		1-2 1B 2H	1-2 E 1B 2H	1-2 FC4 BB		5	0	1	1	0	0	6						
Tony Taylor, R (1.4) OBP: 0.294, SLG: 0.359		0-0 FC6 1-2		0-0 4-3		0-0 1B	0-0 E6	0-0 FC4		5	0	0	0	0	2	3						
Rick Wise, R (1.1)			0-3 K		0-3 K	0-0 P6	0-0 F9		0-0 F8	5	0	0	0	0	2	3						
Inning Stats	R: 0 E: 0 K: 1 S: 6	H: 1 LOB: 1 BB: 0 P: 6	R: 0 E: 0 K: 0 S: 3	H: 0 LOB: 1 BB: 1 P: 7	R: 0 E: 0 K: 1 S: 6	H: 1 LOB: 2 BB: 1 P: 10	R: 0 E: 0 K: 1 S: 6	H: 1 LOB: 1 BB: 0 P: 6	R: 0 E: 1 K: 2 S: 8	H: 0 LOB: 1 BB: 0 P: 8	R: 3 E: 1 K: 1 S: 7	H: 2 LOB: 1 BB: 2 P: 15	R: 3 E: 1 K: 0 S: 6	H: 2 LOB: 2 BB: 2 P: 14	R: 2 E: 0 K: 1 S: 9	H: 4 LOB: 3 BB: 1 P: 13	R: 0 E: 0 K: 0 S: 3	H: 0 LOB: 0 BB: 0 P: 3	1B: 7 2B: 3 3B: 0 HR: 1	SF: 0 SAC: 0 DP: 0 HBP: 0	WP: 0 PB: 0 SB: 0 CS: 0	PA: 47
PITCHER	IP WLS BF	H R ER SO	BB IBB HBP BLK	WP HR S P	ERA WHIP	PITCHER	IP WLS BF	H R ER SO	BB IBB HBP BLK	WP HR S P	ERA WHIP											
Bob Shaw, R (1.1) ERA: 4.47	6.2 L 31	6 4 3 6	4 0 0 1	0 0 39 55	4.05 1.500	Rob Gardner, L (7.1) ERA: 4.91	0.1 5 1 2 1 0	2 0 0 0	0 0 3 11	27.00 9.000												
Jack Hamilton, R (8.1) ERA: 3.88	2.0 11 4 2 2 1	1 0 0 0	0 0 0 0	0 1 12 16	9.00 2.500																	

Philadelphia Phillies @ New York Mets
Shea Stadium, Flushing, NY
Sat Sep 03 1966, 7:05 PM EDT
Att: 19,921 - Unknown

AB 40
R 8
H 11
RBI 6
BB 7
SO 7
LOB 18



Batter	1	2	3	4	5	6	7	8	9	AB	R	H	RBI	BB	SO	LOB	BOTTOM					
Chuck Hiller, L (1.4) OBP: 0.360, SLG: 0.384	0-0 F7 SF9 2B		0-0 5-3		0-0 FC4-6 1-2		4-0 BB		0-0 P6	4	1	1	0	1	0	4						
Al Luplow, L (1.8) OBP: 0.333, SLG: 0.343	0-0 F7 2-3		0-0 4-3		0-0 1-3		0-0 F8			4	0	0	0	0	0	3						
Ken Boyer, R (1.5) OBP: 0.308, SLG: 0.418	0-0 SF9 3-H		0-0 F7			0-0 2B 2B		0-0 5-3		3	1	1	1	0	0	0						
Larry Elliot, L (1.9) OBP: 0.314, SLG: 0.427	0-3 K		0-0 6-3			0-0 F7		0-0 F8		4	0	0	0	0	1	1						
Jim Hickman, R (1.3) OBP: 0.308, SLG: 0.414		0-3 K		0-3 K		0-0 2B		0-0 G3		4	0	1	1	0	2	0						
Ron Swoboda, R (1.7) OBP: 0.299, SLG: 0.350		0-3 K		0-0 6-3		0-3 K			0-0 HR	3	0	0	0	0	2	1						
Jack Hamilton, R (8.1) OBP: 0.158, SLG: 0.135										0	0	0	0	0	0	0						
Bud Harrelson, S (9. PH) OBP: 0.226, SLG: 0.214										1	1	1	0	0	0	0						
Eddie Bressoud, R (1.6) OBP: 0.315, SLG: 0.380		0-0 E 2B		0-0 5-3		0-0 P4		0-0 F9		4	0	1	0	0	0	2						
Jerry Grote, R (1.2) OBP: 0.328, SLG: 0.322		4-0 E BB			4-0 FC4-6 BB		0-3 K		0-3 K	0	0	0	0	2	0	0						
John Stephenson, L (7. PH) OBP: 0.257, SLG: 0.252										2	0	0	0	0	2	1						
Bob Shaw, R (1.1) OBP: 0.269, SLG: 0.229		0-0 E4			0-0 F9		0-0 4-3		0-0 HR	2	0	0	0	0	0	3						
Rob Gardner, R (7.1) OBP: 0.171, SLG: 0.195										0	0	0	0	0	0	0						
Ed Kranepool, L (7. PH) OBP: 0.318, SLG: 0.409		1-2 2-3							1-H	2	1	1	2	0	0	0						
Inning Stats	R: 1 E: 0 K: 1 S: 6	H: 1 LOB: 0 BB: 0 P: 6	R: 0 E: 1 K: 2 S: 9	H: 1 LOB: 3 BB: 1 P: 13	R: 0 E: 0 K: 0 S: 3	H: 0 LOB: 0 BB: 0 P: 3	R: 0 E: 0 K: 1 S: 5	H: 0 LOB: 0 BB: 0 P: 5	R: 0 E: 0 K: 0 S: 3	H: 0 LOB: 1 BB: 1 P: 7	R: 1 E: 0 K: 1 S: 7	H: 2 LOB: 1 BB: 0 P: 7	R: 0 E: 0 K: 1 S: 5	H: 0 LOB: 1 BB: 1 P: 9	R: 0 E: 0 K: 0 S: 3	H: 0 LOB: 0 BB: 0 P: 3	R: 2 E: 0 K: 1 S: 7	H: 2 LOB: 0 BB: 0 P: 7	1B: 1 2B: 4 3B: 0 HR: 1	SF: 1 SAC: 0 DP: 0 HBP: 0	WP: 0 PB: 0 SB: 0 CS: 0	PA: 37
PITCHER	IP WLS BF	H R ER SO	BB IBB HBP BLK	WP HR S P	ERA WHIP	PITCHER	IP WLS BF	H R ER SO	BB IBB HBP BLK	WP HR S P	ERA WHIP											
Rick Wise, R (1.1) ERA: 3.36	9.0 W 37	6 4 4 7	3 0 0 0	0 1 48 60	4.00 1.000																	

Philadelphia Phillies @ New York Mets
Shea Stadium, Flushing, NY
Sat Sep 03 1966, 7:05 PM EDT
Att: 19,921 - Unknown

AB 33
R 4
H 6
RBI 4
BB 3
SO 7
LOB 15



Batter	1	2	3	4	5	6	7	8	9	AB	R	H	RBI	BB	SO	LOB	TOP										
Tony Taylor, R OBP: 0.296, SLG: 0.358 (1, 4)										4	1	1	0	1	0	2	Philadelphia Phillies @ New York Mets Shea Stadium, Flushing, NY Sun Sep 04 1966, 3:33 AM EDT Att: 17,770 - Unknown										
Cookie Rojas, R OBP: 0.317, SLG: 0.342 Tony Gonzalez, L OBP: 0.337, SLG: 0.417 (8, PH) (8, 7)										2	0	1	0	0	0	0											
Dick Groat, R OBP: 0.310, SLG: 0.324 (1, 6)										5	1	2	1	0	0	3											
Dick Allen, R OBP: 0.390, SLG: 0.657 (1, 5)										3	0	1	1	1	0	1											
Harvey Kuenn, R OBP: 0.303, SLG: 0.341 Bill White, L OBP: 0.360, SLG: 0.468 (8, PH) (8, 3)										3	1	1	0	0	1	0											
Johnny Callison, L OBP: 0.342, SLG: 0.427 (1, 9)										3	1	1	1	1	0	1											
Bob Uecker, R OBP: 0.275, SLG: 0.350 (1, 2)										2	0	0	1	0	0	1											
John Briggs, L OBP: 0.393, SLG: 0.534 (1, 8)										3	0	1	0	1	0	0											
Chris Short, R OBP: 0.220, SLG: 0.222 (1, 1)										4	0	1	0	0	0	3											
Inning Stats	R: 1 E: 0 K: 0 S: 4	H: 3 LOB: 1 BB: 0 P: 4	R: 1 E: 0 K: 1 S: 7	H: 2 LOB: 1 BB: 0 P: 7	R: 0 E: 0 K: 0 S: 4	H: 1 LOB: 0 BB: 0 P: 4	R: 1 E: 0 K: 0 S: 4	H: 1 LOB: 0 BB: 0 P: 4	R: 0 E: 0 K: 0 S: 3	H: 0 LOB: 0 BB: 0 P: 3	R: 0 E: 0 K: 0 S: 3	H: 0 LOB: 2 BB: 2 P: 11	R: 0 E: 1 K: 0 S: 5	H: 2 LOB: 1 BB: 1 P: 9	R: 0 E: 0 K: 0 S: 4	H: 1 LOB: 2 BB: 1 P: 8		1B: 4 2B: 4 3B: 1 HR: 1	SF: 1 SAC: 2 DP: 1 HBP: 0	WP: 1 PB: 0 SB: 0 CS: 0	PA: 39						
PITCHER	IP	WLS	BF	H	R	ER	SO	BB	IBB	HBP	BLK	WP	HR	S	P	ERA	WHIP										
Tug McGraw, L ERA: 4.89 (1, 1)	5.0	L	20	7	3	3	1	0	0	0	0	1	1	22	22	5.40	1.400										
Bob Friend, R ERA: 4.12 (6, 1)	2.0		8	0	0	0	0	1	1	0	0	0	0	6	14	0.00	0.500										
Jack Hamilton, R ERA: 4.01 (8, 1)	0.0		3	2	2	2	0	1	0	0	0	0	0	2	6	∞	∞										
Bill Hepler, L ERA: 3.38 (8, 1)	2.0		8	1	0	0	0	1	0	0	0	0	0	7	11	0.00	1.000										

AB	32
R	5
H	10
RBI	4
BB	4
SO	1
LOB	14



Batter	1	2	3	4	5	6	7	8	9	AB	R	H	RBI	BB	SO	LOB	BOTTOM										
Cleon Jones, R OBP: 0.316, SLG: 0.373 (1, 9)										4	0	0	0	0	0	6	Philadelphia Phillies @ New York Mets Shea Stadium, Flushing, NY Sun Sep 04 1966, 3:33 AM EDT Att: 17,770 - Unknown										
Ron Hunt, R OBP: 0.368, SLG: 0.362 (1, 4)										4	0	2	0	0	0	1											
Ken Boyer, R OBP: 0.310, SLG: 0.419 (1, 5)										4	0	2	0	0	2	1											
Jim Hickman, R OBP: 0.306, SLG: 0.404 (1, 3)										3	0	0	0	1	0	2											
Ron Swoboda, R OBP: 0.295, SLG: 0.346 (1, 7)										4	0	0	0	0	1	2											
Eddie Bressoud, R OBP: 0.317, SLG: 0.385 (1, 6)										4	0	2	0	0	1	2											
Billy Murphy, R OBP: 0.273, SLG: 0.343 (1, 8)										4	0	2	0	0	1	1											
Jerry Grote, R OBP: 0.330, SLG: 0.324 (1, 2)										4	0	2	0	0	1	3											
Tug McGraw, R OBP: 0.287, SLG: 0.214 Hawk Taylor, R OBP: 0.297, SLG: 0.303 Bob Friend, R OBP: 0.307, SLG: 0.427 Larry Elliott, L OBP: 0.297, SLG: 0.427 Jack Hamilton, R OBP: 0.324, SLG: 0.135 Bill Hepler, L OBP: 0.216, SLG: 0.214 Bud Harrison, S OBP: 0.216, SLG: 0.207 (5, PH) (8, 1) (7, PH) (8, 1) (8, 1) (8, PH)										0	0	0	0	0	0	0											
Inning Stats	R: 0 E: 1 K: 0 S: 4	H: 2 LOB: 1 BB: 0 P: 4	R: 0 E: 0 K: 0 S: 3	H: 0 LOB: 0 BB: 0 P: 3	R: 0 E: 0 K: 1 S: 5	H: 1 LOB: 1 BB: 0 P: 4	R: 0 E: 0 K: 2 S: 9	H: 2 LOB: 2 BB: 0 P: 9	R: 0 E: 0 K: 1 S: 5	H: 1 LOB: 0 BB: 0 P: 5	R: 0 E: 0 K: 1 S: 7	H: 2 LOB: 3 BB: 1 P: 11	R: 0 E: 0 K: 2 S: 8	H: 1 LOB: 2 BB: 1 P: 12	R: 0 E: 0 K: 0 S: 3	H: 1 LOB: 0 BB: 0 P: 3		1B: 7 2B: 3 3B: 0 HR: 0	SF: 0 SAC: 1 DP: 2 HBP: 0	WP: 0 PB: 0 SB: 0 CS: 0	PA: 36						
PITCHER	IP	WLS	BF	H	R	ER	SO	BB	IBB	HBP	BLK	WP	HR	S	P	ERA	WHIP										
Chris Short, L ERA: 3.36 (1, 1)	9.0	W	36	10	0	0	7	2	0	0	0	0	0	48	56	0.00	1.333										

AB	33
R	0
H	10
RBI	0
BB	2
SO	7
LOB	20



Batter	1	2	3	4	5	6	7	8	9	AB	R	H	RBI	BB	SO	LOB	TOP								
Tommy Harper, R OBP: 0.361, SLG: 0.376 (1, 7)	FC1-5 BB	FC1-5 1B		K2-3			FC5-4 2B 1B	BB		3	1	1	0	2	1	1	Cincinnati Reds @ New York Mets Shea Stadium, Flushing, NY Mon Sep 05 1966, 3:33 AM EDT Unknown								
Pete Rose, S OBP: 0.350, SLG: 0.459 (1, 4)	FC1-5 1B	F7			E		1B	4-3		5	3	3	0	0	0	2									
Tommy Helms, R OBP: 0.331, SLG: 0.414 (1, 5)	FC1-5 1B			HR	E9 FC4-6 1B		BB 1B SF7 IBB	P4		4	2	2	1	1	0	2									
Deron Johnson, R OBP: 0.314, SLG: 0.467 (1, 3)	K			F7	FC4-6 G3-6-3		BB 1B	K2-3		5	0	1	2	0	2	3									
Art Shamsky, L OBP: 0.327, SLG: 0.557 Dick Simpson, R OBP: 0.351, SLG: 0.471 (1, 9) (7, 9)	1B			3-1	G3-6-3		BB 1B			3	0	1	1	1	0	1									
Vada Pinson, L OBP: 0.330, SLG: 0.449 (1, 8)	P4			S 1B			F2 SF7	L3		4	1	1	1	0	0	3									
Johnny Edwards, L OBP: 0.272, SLG: 0.295 (1, 2)		G3		1B			4-3 FC4-6			4	0	1	1	0	0	2									
Leo Cardenas, R OBP: 0.310, SLG: 0.411 (1, 6)		HR		P6			F9	5-3		4	1	1	1	0	0	0									
Mitt Pappas, R OBP: 0.137, SLG: 0.174 Billy McCool, R OBP: 0.211, SLG: 0.167 (8, 1) (8, 1)	F8			K			FC5-4 1B	P6		4	0	1	0	0	1	0									
Inning Stats	R: 1 E: 0 K: 1 S: 7	H: 2 LOB: 2 BB: 1 P: 11	R: 1 E: 0 K: 0 S: 5	H: 2 LOB: 1 BB: 0 P: 5	R: 2 E: 0 K: 0 S: 5	H: 3 LOB: 1 BB: 0 P: 5	R: 0 E: 0 K: 2 S: 7	H: 0 LOB: 0 BB: 0 P: 7	R: 1 E: 1 K: 0 S: 4	H: 2 LOB: 0 BB: 0 P: 4	R: 0 E: 0 K: 0 S: 3	H: 0 LOB: 0 BB: 0 P: 3	R: 3 E: 0 K: 0 S: 6	H: 3 LOB: 2 BB: 2 P: 14	R: 0 E: 0 K: 0 S: 3	H: 0 LOB: 1 BB: 1 P: 7	R: 0 E: 0 K: 1 S: 5	H: 0 LOB: 1 BB: 1 P: 9	1B: 8 2B: 2 3B: 0 HR: 2	SF: 1 SAC: 0 DP: 1 HBP: 0	WP: 0 PB: 0 SB: 3 CS: 0	PA: 42			
PITCHER	IP	WLS	BF	H	R	ER	SO	BB	IBB	HBP	BLK	WP	HR	S	P	ERA	WHIP								
Jack Fisher, R ERA: 3.95 Rob Gardner, L ERA: 5.04 Darrell Sutherland, R ERA: 4.91 Ralph Terry, R ERA: 3.89 (1, 1) (7, 1) (7, 1) (9, 1)	6.0	L	26	9	5	5	3	1	0	0	0	0	2	31	35	7.50	1.667								

Batter	1	2	3	4	5	6	7	8	9	AB	R	H	RBI	BB	SO	LOB	BOTTOM								
Chuck Hillier, L OBP: 0.367, SLG: 0.388 Ralph Terry, R OBP: 0.273, SLG: 0.250 (1, 7) (9, 1)	5-3			FC6-4 1B				E FC1 1B		3	0	2	1	1	0	0	Cincinnati Reds @ New York Mets Shea Stadium, Flushing, NY Mon Sep 05 1966, 3:33 AM EDT Unknown								
Ron Hunt, R OBP: 0.357, SLG: 0.361 (1, 4)	F8			FC6-4			F8	E9 1B		4	0	1	0	0	0	3									
Al Luplow, L OBP: 0.330, SLG: 0.339 Cleon Jones, R OBP: 0.315, SLG: 0.372 (8, PH) (9, 8)	L7			K			K	FC1		3	0	0	0	0	2	3									
Ken Boyer, R OBP: 0.307, SLG: 0.415 (1, 5)		6-3		1-3			P4	P6		4	0	0	0	0	0	5									
Larry Elliot, L OBP: 0.312, SLG: 0.420 Billy Murphy, R OBP: 0.271, SLG: 0.341 (9, PH) (9, PH)	P5			E8 F8 SF7			K	K		3	1	0	0	0	1	0									
Ed Kranepool, L OBP: 0.316, SLG: 0.405 (1, 3)	6-3			F8			L7	K		4	0	0	0	0	1	1									
Eddie Bressoud, R OBP: 0.316, SLG: 0.384 (1, 6)				L8			6-3	1B		3	0	1	1	0	0	0									
John Stephenson, L OBP: 0.259, SLG: 0.254 Jerry Grote, R OBP: 0.323, SLG: 0.323 (9, PH) (9, PH)				K			F8	4-3 1B		3	1	1	0	0	1	0									
Jack Fisher, R OBP: 0.195, SLG: 0.140 Ron Swoboda, R OBP: 0.297, SLG: 0.348 Rob Gardner, L OBP: 0.317, SLG: 0.416 Darrell Sutherland, R OBP: 0.319, SLG: 0.467 Jim Hickman, R OBP: 0.304, SLG: 0.400 (1, 1) (6, PH) (7, 1) (7, 1) (8, PH) (9, 7)	F7						BB 1B	4-3		1	0	0	0	0	0	0									
Inning Stats	R: 0 E: 0 K: 0 S: 3	H: 0 LOB: 0 BB: 0 P: 3	R: 0 E: 0 K: 0 S: 3	H: 0 LOB: 0 BB: 0 P: 3	R: 0 E: 0 K: 1 S: 5	H: 0 LOB: 0 BB: 0 P: 5	R: 0 E: 0 K: 1 S: 6	H: 1 LOB: 1 BB: 0 P: 6	R: 1 E: 1 K: 0 S: 4	H: 0 LOB: 0 BB: 0 P: 4	R: 0 E: 0 K: 1 S: 6	H: 1 LOB: 2 BB: 1 P: 10	R: 0 E: 0 K: 1 S: 5	H: 0 LOB: 0 BB: 0 P: 5	R: 1 E: 1 K: 0 S: 6	H: 3 LOB: 2 BB: 0 P: 6	R: 0 E: 0 K: 3 S: 10	H: 1 LOB: 1 BB: 0 P: 10	1B: 6 2B: 0 3B: 0 HR: 0	SF: 1 SAC: 0 DP: 0 HBP: 0	WP: 0 PB: 0 SB: 0 CS: 0	PA: 35			
PITCHER	IP	WLS	BF	H	R	ER	SO	BB	IBB	HBP	BLK	WP	HR	S	P	ERA	WHIP								
Mitt Pappas, R ERA: 4.32 Billy McCool, L ERA: 2.59 (1, 1) (8, 1)	1.2	S	6	1	0	0	3	0	0	0	0	0	0	12	12	0.00	0.600								



Batter	1	2	3	4	5	6	7	8	9	10	AB	R	H	RBI	BB	SO	LOB	TOP	
Tommy Harper, R OBP: 0.358, SLG: 0.372 (1.7)	4-0 CS BB		0-3 K		0-0 L8		0-0 L8		0-0 P3	0-3 K	5	0	0	0	1	2	3		
Pete Rose, S OBP: 0.352, SLG: 0.458 (1.4)	0-0 PB 1B		4-0 BB		4-0 BB		0-0 F8		0-0 1-6-3		3	0	1	0	2	0	0		
Tommy Helms, R OBP: 0.330, SLG: 0.411 (1.5)	0-0 F9		0-0 L7		0-0 F9		0-0 F7		0-0 1B 1B		5	1	1	0	0	0	3		
Deron Johnson, R OBP: 0.315, SLG: 0.466 (1.3)	0-3 K		0-0 F8			0-0 HR 1B		0-0 L9		0-0 1B E 1B	5	2	2	0	0	1	2		
Art Shamsky, L OBP: 0.324, SLG: 0.545 Dick Simpson, R OBP: 0.351, SLG: 0.471 Goroy Coleman, L OBP: 0.313, SLG: 0.370 Tony Perez, R OBP: 0.309, SLG: 0.387 (1.9)		0-0 P6		0-0 P4		0-0 P5		0-0 4-3		0-0 E 1B	4	0	0	0	0	0	1		
Vada Pinson, L OBP: 0.333, SLG: 0.457 (1.8)		0-0 HR 2B		0-0 F2		0-0 HR		1-0 CS HBP		0-0 E4 1B 1B	4	3	2	3	0	0	1		
Jimmie Coker, R OBP: 0.313, SLG: 0.408 Giraldo Ruiz, S OBP: 0.294, SLG: 0.278 Johnny Edwards, L OBP: 0.275, SLG: 0.298 (1.2)		0-0 5-3		4-0 BB		0-0 P6		0-0 CS 1-2		0-0 SH3-4 1B	2	0	0	0	1	0	1		
Leo Cardenas, R OBP: 0.313, SLG: 0.418 (1.6)		0-0 HR		0-0 1-3		4-0 1B BB		0-0 SH3-4 1B		0-0 FC1-5 1B	3	1	2	3	1	0	1		
Jim O'Toole, S OBP: 0.150, SLG: 0.154 Don Nottebart, R OBP: 0.217, SLG: 0.182 Mel Queen, L OBP: 0.237, SLG: 0.146 Ted Davidson, R (1.1)		0-3 K		0-3 K		0-0 1-3 1B		0-0 F4		0-0 FC1-5	3	0	1	0	0	2	0		
Inning Stats	R: 0 E: 0 K: 1 S: 5	H: 1 LOB: 1 BB: 1 P: 9	R: 2 E: 0 K: 1 S: 7	H: 2 LOB: 0 BB: 0 P: 7	R: 0 E: 0 K: 1 S: 5	H: 0 LOB: 1 BB: 1 P: 9	R: 0 E: 0 K: 1 S: 5	H: 0 LOB: 1 BB: 1 P: 9	R: 2 E: 0 K: 0 S: 5	H: 3 LOB: 2 BB: 1 P: 9	R: 0 E: 0 K: 0 S: 3	H: 0 LOB: 0 BB: 0 P: 3	R: 0 E: 0 K: 0 S: 4	H: 1 LOB: 1 BB: 0 P: 4	R: 4 E: 1 K: 1 S: 11	H: 5 LOB: 2 BB: 0 P: 11	1B: 9 2B: 1 3B: 0 HR: 2	SF: 0 SAC: 1 DP: 0 HBP: 1	WP: 0 PA: 47
PITCHER	IP 7.0	WLS 30	BF 6	H 4	R 4	ER 4	SO 4	BB 5	IBB 0	HBP 0	BLK 0	WP 0	HR 2	S 33	P 53	ERA 5.14	WHIP 1.571		
PITCHER	IP 8.1	WLS L 16	BF 6	H 4	R 3	ER 1	SO 1	BB 0	IBB 0	HBP 1	BLK 0	WP 0	HR 0	S 17	P 18	ERA 9.00	WHIP 2.000		

Cincinnati Reds @ New York Mets
Shea Stadium, Flushing, NY
Mon Sep 05 1966, 3:38 AM EDT
Att: 32,572 - Unknown


AB	39
R	8
H	12
RBI	8
BB	5
SO	5
LOB	15



Batter	1	2	3	4	5	6	7	8	9	10	AB	R	H	RBI	BB	SO	LOB	BOTTOM			
Ron Hunt, R OBP: 0.356, SLG: 0.361 (1.4)	0-0 F8		0-0 5-3		0-0 5-3		0-0 F8		0-0 2B		5	0	1	0	0	0	1				
Eddie Bressoud, R OBP: 0.312, SLG: 0.379 (1.6)	0-0 F9		0-3 K		0-3 K		0-3 K		0-0 5-3		5	0	0	0	0	3	2				
Ken Boyer, R OBP: 0.310, SLG: 0.424 (1.5)	0-0 BB 1B		0-0 2B 1B		0-0 HR		0-0 4-3		0-0 6-3		5	2	3	2	0	0	0				
Jim Hickman, R OBP: 0.300, SLG: 0.387 (1.9)	4-0 BB		0-0 F8		0-3 K		0-3 K		0-0 F9		4	0	0	0	1	2	1				
Cleon Jones, R OBP: 0.319, SLG: 0.382 (1.8)	0-3 K		0-0 2B		0-0 K		0-0 K		0-0 HR		4	2	2	2	1	2	2				
Ron Swoboda, R OBP: 0.295, SLG: 0.345 Al Luplow, L OBP: 0.331, SLG: 0.340 (1.7)		0-0 F3		0-3 K		0-3 K		0-0 WP 1B		0-0 F5	3	0	0	0	0	2	1				
Jerry Grote, R OBP: 0.332, SLG: 0.328 Larry Elliot, L OBP: 0.311, SLG: 0.417 Hawk Taylor, R OBP: 0.207, SLG: 0.303 (1.2)		0-3 K2-3		4-0 BB		0-0 2B		0-3 K			2	0	1	0	1	1	0				
Ed Kranepool, L OBP: 0.313, SLG: 0.401 (1.3)		0-0 P4		0-3 K		0-0 4-3		0-0 4-3		0-0 4-3	4	0	0	0	0	1	3				
Dick Selma, R OBP: 0.267, SLG: 0.273 Billy Murphy, R OBP: 0.271, SLG: 0.341 Chuck Hillier, L OBP: 0.365, SLG: 0.386 Bob Friend, R OBP: 0.026, SLG: 0.026 (1.1)			0-0 P4		0-0 HR 3B		0-0 F7		0-3 K		2	1	1	0	0	0	0				
Inning Stats	R: 0 E: 0 K: 1 S: 6	H: 1 LOB: 2 BB: 1 P: 10	R: 0 E: 0 K: 1 S: 5	H: 0 LOB: 0 BB: 0 P: 5	R: 0 E: 0 K: 1 S: 5	H: 0 LOB: 2 BB: 1 P: 13	R: 1 E: 0 K: 2 S: 9	H: 2 LOB: 2 BB: 1 P: 9	R: 2 E: 0 K: 2 S: 8	H: 1 LOB: 1 BB: 0 P: 8	R: 0 E: 0 K: 1 S: 5	H: 0 LOB: 0 BB: 0 P: 5	R: 1 E: 0 K: 2 S: 8	H: 1 LOB: 1 BB: 1 P: 12	R: 0 E: 0 K: 1 S: 6	H: 1 LOB: 1 BB: 0 P: 6	R: 1 E: 0 K: 0 S: 4	H: 1 LOB: 0 BB: 0 P: 4	1B: 3 2B: 3 3B: 1 HR: 2	SF: 0 SAC: 0 DP: 0 HBP: 0	WP: 1 PA: 42
PITCHER	IP 6.0	WLS 8	BF 6	H 1	R 1	ER 3	SO 9	BB 2	IBB 0	HBP 0	BLK 0	WP 0	HR 1	S 42	P 50	ERA 4.50	WHIP 1.333				
PITCHER	IP 7.1	WLS 8	BF 8	H 1	R 1	ER 3	SO 3	BB 1	IBB 0	HBP 0	BLK 0	WP 0	HR 0	S 13	P 17	ERA 4.50	WHIP 1.000				
PITCHER	IP 9.1	WLS W 8	BF 8	H 2	R 1	ER 1	SO 1	BB 0	IBB 0	HBP 0	BLK 0	WP 0	HR 1	S 10	P 10	ERA 4.50	WHIP 1.000				

Cincinnati Reds @ New York Mets
Shea Stadium, Flushing, NY
Mon Sep 05 1966, 3:38 AM EDT
Att: 32,572 - Unknown

AB	39
R	5
H	9
RBI	4
BB	3
SO	13
LOB	11



Batter	1	2	3	4	5	6	7	8	9	AB	R	H	RBI	BB	SO	LOB	TOP			
Tommy Harper, R OBP: 0.356, SLG: 0.369 (1, 7)	0-0 6-3			0-0 6-3		0-0 P6		0-0 1-3		4	0	0	0	0	0	2	Cincinnati Reds @ New York Mets Shea Stadium, Flushing, NY Tue Sep 06 1966, 7:05 PM EDT Att: 14,879 - Unknown livebaseballscores.com			
Pete Rose, S OBP: 0.351, SLG: 0.456 (1, 4)	0-0 4-3			0-0 4-3		4-0 FC6-4 BB		0-0 4-3		3	0	0	0	1	0	0				
Tommy Helms, R OBP: 0.327, SLG: 0.408 (1, 5)	0-0 P6			0-0 5-3		0-0 FC6-4 1-2		0-0 F8		4	0	0	0	0	0	3				
Deron Johnson, R OBP: 0.314, SLG: 0.471 (1, 3)		0-0 5-3			0-0 F9		0-0 HR		0-0 5-3	4	1	1	1	0	0	0				
Art Shamsky, L OBP: 0.315, SLG: 0.534 (1, 9)		0-3 K			0-0 4-3		0-0 F8		0-0 4-3	4	0	0	0	0	1	0				
Vada Pinson, L OBP: 0.334, SLG: 0.458 (1, 8)		0-3 K			0-3 K		0-0 1B SF8 1B		0-0 1B	4	1	2	0	0	2	0				
Johnny Edwards, L OBP: 0.279, SLG: 0.302 (7, PR)			0-0 4-3			0-0 2B WP 1B		0-0 G3	3	0	2	0	0	0	0	0				
Dick Simpson, R OBP: 0.351, SLG: 0.471 (7, PR)				0-0 5-3		0-0 1-3 2B		0-0 SF8	2	0	1	1	0	0	0	0				
Jimmie Coker, R OBP: 0.313, SLG: 0.408 (7, 2)					0-0 F9		0-0 F9		0-0 G3	2	0	0	0	0	0	2				
Mel Queen, L OBP: 0.233, SLG: 0.143 (9, PH)										1	0	0	0	0	0	1				
Leo Cardenas, R OBP: 0.313, SLG: 0.421 (1, 6)										0	0	0	0	0	0	0				
Jim Maloney, L OBP: 0.253, SLG: 0.254 (1, 1)										2	0	0	0	0	0	2				
Gordy Coleman, L OBP: 0.311, SLG: 0.368 (7, PH)										1	0	0	0	0	0	1				
Billy McCool, R OBP: 0.211, SLG: 0.167 (7, 1)										0	0	0	0	0	0	0				
Inning Stats	R: 0 E: 0 K: 0 S: 3	H: 0 LOB: 0 BB: 0 P: 3	R: 0 E: 0 K: 2 S: 7	H: 0 LOB: 0 BB: 0 P: 7	R: 0 E: 0 K: 0 S: 3	H: 0 LOB: 0 BB: 0 P: 3	R: 0 E: 0 K: 0 S: 3	H: 0 LOB: 0 BB: 0 P: 3	R: 0 E: 0 K: 1 S: 5	H: 2 LOB: 3 BB: 1 P: 9	R: 2 E: 0 K: 0 S: 6	H: 3 LOB: 1 BB: 0 P: 6	R: 0 E: 0 K: 0 S: 3	H: 0 LOB: 0 BB: 0 P: 3	R: 0 E: 0 K: 0 S: 4	H: 1 LOB: 1 BB: 0 P: 4	1B: 4 2B: 1 3B: 0 HR: 1	SF: 1 SAC: 0 DP: 0 HBP: 0	WP: 1 PB: 0 CS: 0	PA: 34
PITCHER Dennis Ribant, R ERA: 2.67 (1, 1)	IP: 9.0 WLS: W BF: 34 H: 6 R: 2 ER: 2 SO: 3 BB: 1 IBB: 0 HBP: 0 BLK: 0 WP: 1 HR: 1 S: 39 P: 43 ERA: 2.00 WHIP: 0.778																			

Batter	1	2	3	4	5	6	7	8	9	AB	R	H	RBI	BB	SO	LOB	BOTTOM			
Bud Harrelson, S OBP: 0.250, SLG: 0.219 (1, 6)	4-0 BB WP S BB	0-0 S 1B		0-0 F6		0-3 K				3	1	1	0	1	1	2	Cincinnati Reds @ New York Mets Shea Stadium, Flushing, NY Tue Sep 06 1966, 7:05 PM EDT Att: 14,879 - Unknown livebaseballscores.com			
Ron Hunt, R OBP: 0.357, SLG: 0.359 (1, 4)	1-0 WP 1B HBP BB	4-0 S BB		0-0 F7		0-0 FC5-4 1-2				2	1	0	0	1	0	2				
Johnny Lewis, L OBP: 0.289, SLG: 0.373 (7, PH)	0-3 K	0-0 F7			0-0 2B		0-0 F8			3	0	1	0	0	1	4				
Jim Hickman, R OBP: 0.298, SLG: 0.383 (8, 9)										1	0	0	0	0	0	0				
Al Luplow, L OBP: 0.333, SLG: 0.338 (1, 8)	4-0 WP 1B BB		0-0 P6		4-0 2B BB		0-0 1-3			2	1	0	0	2	0	0				
Ken Boyer, R OBP: 0.310, SLG: 0.422 (1, 5)	0-0 FC6-4 1B		0-0 P4		0-3 K		0-0 F8			4	0	1	2	0	1	2				
Larry Elliot, L OBP: 0.311, SLG: 0.412 (1, 7)	0-0 FC6-4 1-2		0-0 BB		0-0 F8			0-0 3-1		2	0	0	0	1	0	3				
Cleon Jones, R OBP: 0.318, SLG: 0.382 (8, PH)										1	0	0	0	0	0	0				
Ed Kranepool, L OBP: 0.312, SLG: 0.490 (1, 3)	0-0 P5		0-0 P4		0-0 L6			0-0 G1-6-3 1B		4	0	1	0	0	0	4				
Jerry Grote, R OBP: 0.331, SLG: 0.324 (1, 2)		0-0 P5		4-0 BB		0-3 K		0-0 G1-6-3 1-2		3	0	0	0	1	1	1				
Dennis Ribant, R OBP: 0.186, SLG: 0.190 (1, 1)		0-0 P5		0-3 K		4-0 FC5-4 BB				2	0	0	0	1	1	1				
Inning Stats	R: 3 E: 0 K: 1 S: 6	H: 1 LOB: 1 BB: 2 P: 15	R: 0 E: 0 K: 0 S: 4	H: 1 LOB: 2 BB: 1 P: 8	R: 0 E: 0 K: 0 S: 3	H: 0 LOB: 1 BB: 1 P: 7	R: 0 E: 0 K: 1 S: 5	H: 0 LOB: 1 BB: 1 P: 9	R: 0 E: 0 K: 1 S: 6	H: 1 LOB: 2 BB: 1 P: 10	R: 0 E: 0 K: 2 S: 7	H: 0 LOB: 0 BB: 1 P: 11	R: 0 E: 0 K: 0 S: 3	H: 0 LOB: 0 BB: 0 P: 3	R: 0 E: 0 K: 0 S: 3	H: 1 LOB: 0 BB: 0 P: 3	1B: 3 2B: 1 3B: 0 HR: 0	SF: 0 SAC: 0 DP: 1 HBP: 1	WP: 1 PB: 0 CS: 0	PA: 35
PITCHER Jim Maloney, R ERA: 2.71 (1, 1)	IP: 6.0 WLS: L BF: 29 H: 3 R: 3 ER: 3 SO: 5 BB: 7 IBB: 0 HBP: 1 BLK: 0 WP: 0 HR: 0 S: 31 P: 60 ERA: 4.50 WHIP: 1.667																			
Billy McCool, L ERA: 2.54 (7, 1)	IP: 2.0 WLS: L BF: 6 H: 1 R: 0 ER: 0 SO: 0 BB: 0 IBB: 0 HBP: 0 BLK: 0 WP: 0 HR: 0 S: 6 P: 6 ERA: 0.00 WHIP: 0.500																			

Batter	1	2	3	4	5	6	7	8	9	AB	R	H	RBI	BB	SO	LOB	TOP																				
Felipe Alou, R OBP: 0.365, SLG: 0.537 (1, 3)	L5		HR		L6			1B 2B	FC4-6 1B	5	2	3	1	0	0	0	Atlanta Braves @ New York Mets Shea Stadium, Flushing, NY Fri Sep 09 1966, 7:05 PM EDT Att: 22,307 - Unknown																				
Eddie Mathews, L OBP: 0.341, SLG: 0.416 (1, 5)	K		G5-4-3 1B		4-3			1B 2B BB	L9	4	2	1	0	1	1	1																					
Hank Aaron, R OBP: 0.362, SLG: 0.531 (9, PH)	K		G5-4-3 BB		F8			K	FC4-6 1B	3	0	0	0	1	2	2																					
Ty Cline, L OBP: 0.357, SLG: 0.357 (9, 9)	K		G5-4-3 BB					K	FC4-6 1B	1	1	0	0	0	0	1																					
Joe Torre, R OBP: 0.383, SLG: 0.562 (1, 2)			G5-4-3 HR		L8			2B 1B	1B IBB	4	2	2	2	1	0	2																					
Rico Carty, R OBP: 0.386, SLG: 0.454 (1, 7)	K							1B SF9 2B		5	1	4	4	0	1	0																					
Mack Jones, L OBP: 0.329, SLG: 0.446 (1, 8)	E2 1B		4-3		G4-6-3 1B			1B SF9 2B	1B IBB	4	0	1	0	1	0	4																					
Denis Menke, R OBP: 0.356, SLG: 0.410 (1, 6)	6-3				K			P6 1B		4	0	1	0	0	1	1																					
Woody Woodward, R OBP: 0.328, SLG: 0.330 (1, 4)					F7			L4 SF9		2	0	0	1	1	0	0																					
Dick Kelley, R OBP: 0.056, SLG: 0.056 (1, 1)	K				K			K	F9	3	0	0	0	0	3	2																					
Clay Carroll, R OBP: 0.069, SLG: 0.069 (7, 1)	K				K			K	F9	1	0	0	0	0	0	2																					
Inning Stats	R: 0 E: 0 K: 2 S: 7	H: 0 LOB: 0 BB: 0 P: 7	R: 1 E: 1 K: 2 S: 9	H: 2 LOB: 2 BB: 1 P: 13	R: 2 E: 0 K: 0 S: 5	H: 3 LOB: 1 BB: 1 P: 9	R: 0 E: 0 K: 2 S: 7	H: 0 LOB: 0 BB: 0 P: 7	R: 0 E: 0 K: 0 S: 3	H: 1 LOB: 0 BB: 0 P: 3	R: 0 E: 0 K: 1 S: 5	H: 0 LOB: 0 BB: 0 P: 5	R: 4 E: 0 K: 1 S: 9	H: 4 LOB: 2 BB: 2 P: 17	R: 1 E: 0 K: 0 S: 5	H: 2 LOB: 2 BB: 1 P: 9	1B: 8 2B: 2 3B: 0 HR: 2	SF: 1 SAC: 0 DP: 2 HBP: 0	WP: 1 PB: 0 CS: 0	PA: 42																	
PITCHER	IP	WLS	BF	H	R	ER	SO	BB	IBB	HBP	BLK	WP	HR	S	P	ERA	WHIP	PITCHER		IP	WLS	BF	H	R	ER	SO	BB	IBB	HBP	BLK	WP	HR	S	P	ERA	WHIP	
Bob Shaw, R ERA: 4.45 (1, 1)	7.0		27	6	3	3	7	2	0	0	0	0	2	39	47	3.86	1.143																				
Ralph Terry, R ERA: 4.3 (8, 1)	0.1	L	5	3	4	4	1	1	0	0	0	0	0	6	10	108.00	12.000																				
Bill Hepler, L ERA: 3.43 (8, 1)	1.2		10	3	1	1	0	1	1	0	0	1	0	8	16	5.40	2.400																				

AB	36
R	8
H	12
RBI	8
BB	5
SO	8
LOB	15



Batter	1	2	3	4	5	6	7	8	9	AB	R	H	RBI	BB	SO	LOB	BOTTOM																				
Shaun Fitzmaurice, R OBP: 0.289, SLG: 0.371 (8, PH)	K		K			P4	2-3 BB		K	3	0	0	0	1	2	1	Atlanta Braves @ New York Mets Shea Stadium, Flushing, NY Fri Sep 09 1966, 7:05 PM EDT Att: 22,307 - Unknown																				
Ron Hunt, R OBP: 0.355, SLG: 0.356 (1, 4)	5-3		F9			E FC 1B BB	2-3		6-3	4	1	0	1	1	0	3																					
Cleon Jones, R OBP: 0.321, SLG: 0.384 (1, 9)	6-3				G5-4-3 1B	E5 HBP FC FC4-6 1B	FC5-4 BB			3	1	2	0	1	0	0																					
Ken Boyer, R OBP: 0.309, SLG: 0.423 (1, 5)					K	FC FC4-6 HBP	FC5-4			4	0	1	1	0	1	4																					
Jim Hickman, R OBP: 0.299, SLG: 0.377 (1, 3)	4-3				G5-4-3	FC4-6 HBP			4-3	2	0	0	0	0	0	2																					
Chuck Hillier, L OBP: 0.364, SLG: 0.384 (8, PH)	4-3				G5-4-3	FC4-6 HBP			4-3	1	0	0	0	0	0	0																					
Greg Goossen, R (9, 2)	2-3					FC4-6 HBP			4-3	0	0	0	0	0	0	0																					
Eddie Bressoud, R OBP: 0.309, SLG: 0.375 (1, 6)	K				6-3	FC4-6 FC5-4			F8	4	0	0	1	0	1	3																					
Danny Napoleon, R (1, 7)	K				F8	FC5-4			6-3	3	0	0	0	0	1	3																					
Al Luplow, L OBP: 0.332, SLG: 0.337 (8, 7)	K				F8	FC5-4			6-3	1	0	0	0	0	0	0																					
Jerry Grote, R OBP: 0.331, SLG: 0.322 (1, 2)			F8						4-3	2	0	0	0	1	0	0																					
Ed Kranevool, L OBP: 0.312, SLG: 0.399 (9, 3)									4-3	1	0	0	0	0	0	0																					
Bob Shaw, R OBP: 0.278, SLG: 0.240 (7, PH)										2	0	1	0	0	0	1																					
Ron Swoboda, R OBP: 0.287, SLG: 0.347 (7, PH)										1	0	1	0	0	0	0																					
Bud Harrison, R OBP: 0.226, SLG: 0.219 (8, 1)										0	1	0	0	0	0	0																					
Ralph Terry, R OBP: 0.379, SLG: 0.299 (8, 1)										0	0	0	0	0	0	0																					
Bill Hepler, L OBP: 0.324, SLG: 0.214 (9, 1)										0	0	0	0	0	0	0																					
Larry Elliot, L OBP: 0.314, SLG: 0.427 (9, PH)										1	0	1	0	0	0	0																					
Inning Stats	R: 0 E: 0 K: 1 S: 5	H: 0 LOB: 0 BB: 0 P: 5	R: 0 E: 0 K: 2 S: 8	H: 1 LOB: 1 BB: 0 P: 8	R: 0 E: 0 K: 1 S: 6	H: 1 LOB: 1 BB: 0 P: 6	R: 0 E: 0 K: 1 S: 5	H: 1 LOB: 0 BB: 0 P: 5	R: 0 E: 0 K: 0 S: 3	H: 0 LOB: 1 BB: 1 P: 7	R: 2 E: 1 K: 0 S: 5	H: 1 LOB: 2 BB: 1 P: 10	R: 1 E: 0 K: 0 S: 4	H: 1 LOB: 2 BB: 2 P: 12	R: 0 E: 0 K: 0 S: 3	H: 0 LOB: 0 BB: 0 P: 3	R: 0 E: 0 K: 1 S: 6	H: 1 LOB: 1 BB: 0 P: 6	1B: 4 2B: 1 3B: 1 HR: 0	SF: 0 SAC: 0 DP: 1 HBP: 1	WP: 0 PB: 0 CS: 0	PA: 38															
PITCHER	IP	WLS	BF	H	R	ER	SO	BB	IBB	HBP	BLK	WP	HR	S	P	ERA	WHIP	PITCHER		IP	WLS	BF	H	R	ER	SO	BB	IBB	HBP	BLK	WP	HR	S	P	ERA	WHIP	
Dick Kelley, L ERA: 3.81 (1, 1)			28	5	3	2	5	3	0	1	0	0	0	34	47	2.84	1.263																				
Clay Carroll, R ERA: 2.35 (7, 1)	2.2	W	10	1	0	0	1	1	0	0	0	0	0	11	15	0.00	0.750																				



Batter	1	2	3	4	5	6	7	8	9	AB	R	H	RBI	BB	SO	LOB	TOP					
Felipe Alou, R OBP: 0.366, SLG: 0.535 (1,3)	L8		L7		HBP		HBP			2	0	0	0	0	0	0						
Ty Cline, L OBP: 0.348, SLG: 0.348 (1,9)	L6-3		K		1B		F7			4	0	1	1	0	1	2						
Eddie Mathews, L OBP: 0.338, SLG: 0.412 (1,5)	3-1			1-3	3-1			K		4	0	0	0	0	1	2						
Joe Torre, R OBP: 0.382, SLG: 0.560 (1,2)		1-4-3		5-3		F9		1B		4	0	1	0	0	0	0						
Rico Carty, R OBP: 0.385, SLG: 0.454 (1,7)		1B SF8 2B		P5		1-3		F3		4	1	1	0	0	0	1						
Mack Jones, L OBP: 0.328, SLG: 0.444 (1,8)		SF8 1B		4-3	1-3			K		4	0	1	0	0	1	1						
Denis Menke, R OBP: 0.355, SLG: 0.410 (1,6)		SF8		1B 5-3 1B		E5 4-3 SH3		K		3	1	1	1	0	1	0						
Woody Woodward, R OBP: 0.328, SLG: 0.330 (1,4)		6-3		1B 5-3 1B		SH3		K		3	1	1	0	0	1	1						
Tony Cloninger, R OBP: 0.269, SLG: 0.440 (1,1)			0-3 K		5-3		4-3		4-3	3	0	0	1	0	1	2						
Phil Niekro, R (8,1)										0	0	0	0	0	0	0						
Jay Ritchie, R OBP: 0.333, SLG: 0.333 (8,1)										1	0	0	0	0	0	0						
Inning Stats	R: 0 E: 0 K: 0 S: 3	H: 0 LOB: 0 BB: 0 P: 3	R: 1 E: 0 K: 0 S: 5	H: 2 LOB: 1 BB: 0 P: 5	R: 0 E: 0 K: 2 S: 7	H: 0 LOB: 0 BB: 0 P: 7	R: 0 E: 0 K: 0 S: 3	H: 0 LOB: 0 BB: 0 P: 3	R: 2 E: 0 K: 0 S: 6	H: 3 LOB: 2 BB: 0 P: 7	R: 0 E: 0 K: 0 S: 3	H: 0 LOB: 0 BB: 0 P: 3	R: 0 E: 1 K: 0 S: 4	H: 0 LOB: 1 BB: 0 P: 5	R: 0 E: 0 K: 2 S: 8	H: 0 LOB: 1 BB: 0 P: 8	R: 0 E: 0 K: 0 S: 7	H: 0 LOB: 0 BB: 0 P: 7	1B: 5 2B: 1 3B: 0 HR: 0	SF: 1 SAC: 1 DP: 0 HBP: 2	WP: 0 PB: 0 SB: 0 CS: 0	PA: 36
PITCHER	IP WLS BF H R ER SO BB IBB HBP BLK WP HR S P ERA WHIP																					
Jack Fisher, R ERA: 3.95 (1,1)	7.0 L 29 5 3 3 2 0 0 0 2 0 0 0 31 33 3.86 0.714																					
Jack Hamilton, R ERA: 3.95 (8,1)	2.0 7 1 0 0 4 0 0 0 0 0 0 0 15 15 0.00 0.500																					

Atlanta Braves @ New York Mets
Shea Stadium, Flushing, NY
Sat Sep 10 1966, 7:05 PM EDT
Att: 22,716 - Unknown

AB 32
R 3
H 6
RBI 3
BB 0
SO 6
LOB 9



Batter	1	2	3	4	5	6	7	8	9	AB	R	H	RBI	BB	SO	LOB	BOTTOM			
Bud Harrelson, S OBP: 0.282, SLG: 0.235 (1,6)	1B FC3-2 1B		4-3 5-3 1B BB		K		4-0 BB		F2	2	1	1	0	1	1	0				
John Stephenson, L OBP: 0.262, SLG: 0.252 (7, PH) (8,2)										1	0	0	0	1	0	1				
Ron Hunt, R OBP: 0.354, SLG: 0.354 (1,4)	1B FC3-2 WP 1B		5-3		L8		FC5		F5	5	1	1	0	0	0	4				
Larry Elliot, L OBP: 0.307, SLG: 0.415 (1,7)	FC3-2 WP 1B 3H		4-3		K				F8	5	0	0	0	0	1	4				
Ken Boyer, R OBP: 0.311, SLG: 0.422 (1,5)	F9		BB 1B		4-3		4-0 BB		1B BB	3	0	1	1	1	0	2				
Al Luplow, L OBP: 0.337, SLG: 0.338 (1,8)	4-0 BB		4-0 BB		G3				S 1B	2	0	1	0	2	0	0				
Ed Kranepool, L OBP: 0.309, SLG: 0.395 (1,3)	1-3 2H BB		1-2 BB		L8		L8		K	4	0	0	0	0	2	6				
Johnny Lewis, L OBP: 0.287, SLG: 0.363 (1,9)			G3		F7		F8		BB BB	3	0	0	0	1	0	0				
Greg Goossen, R OBP: 0.333, SLG: 0.667 (1,2)										3	0	1	0	0	1	0				
Shaun Fitzmaurice, R OBP: 0.362, SLG: 0.382 (7, PR) (8,6)	F9		K		K		FC5 2B		K	0	0	0	0	0	0	0				
Eddie Bressoud, R OBP: 0.309, SLG: 0.374 (8,6)										1	0	0	0	0	1	3				
Jack Fisher, R OBP: 0.185, SLG: 0.136 (1,1)										2	0	0	0	0	0	0				
Chuck Hillier, L OBP: 0.362, SLG: 0.382 (7, PH) (8,1)	P6				5-3					1	0	0	0	0	1	1				
Jack Hamilton, R OBP: 0.158, SLG: 0.135 (8,1)										0	0	0	0	0	0	0				
Jim Hickman, R OBP: 0.304, SLG: 0.377 (8, PH) (8, PR) (8, PR)										0	0	0	0	1	0	0				
Clean Jones, R OBP: 0.321, SLG: 0.384 (8, PR)									BB	0	0	0	0	0	0	0				
Inning Stats	R: 1 E: 0 K: 0 S: 5	H: 2 LOB: 2 BB: 1 P: 9	R: 0 E: 0 K: 0 S: 3	H: 0 LOB: 0 BB: 0 P: 3	R: 1 E: 0 K: 1 S: 6	H: 1 LOB: 2 BB: 2 P: 14	R: 0 E: 0 K: 1 S: 5	H: 0 LOB: 0 BB: 0 P: 5	R: 0 E: 0 K: 0 S: 3	H: 0 LOB: 0 BB: 0 P: 3	R: 0 E: 0 K: 1 S: 6	H: 1 LOB: 2 BB: 1 P: 10	R: 0 E: 0 K: 2 S: 8	H: 1 LOB: 3 BB: 2 P: 16	R: 0 E: 0 K: 0 S: 3	H: 0 LOB: 1 BB: 1 P: 7	1B: 4 2B: 1 3B: 0 HR: 0	SF: 0 SAC: 0 DP: 0 HBP: 0	WP: 2 PB: 0 SB: 1 CS: 0	PA: 39
PITCHER	IP WLS BF H R ER SO BB IBB HBP BLK WP HR S P ERA WHIP																			
Tony Cloninger, R ERA: 4.12 (1,1)	7.1 W 31 4 2 2 5 5 0 0 0 0 0 0 4 56 2.46 1.227																			
Phil Niekro, R ERA: 3.99 (8,1)	0.1 3 1 0 0 1 1 0 0 0 0 0 0 4 8 0.00 6.000																			
Jay Ritchie, R ERA: 1.38 (8,1)	1.1 S 5 0 0 0 1 1 0 0 0 0 0 0 6 10 0.00 0.750																			

Atlanta Braves @ New York Mets
Shea Stadium, Flushing, NY
Sat Sep 10 1966, 7:05 PM EDT
Att: 22,716 - Unknown

AB 32
R 2
H 5
RBI 1
BB 7
SO 7
LOB 21



Batter	1	2	3	4	5	6	7	8	9	AB	R	H	RBI	BB	SO	LOB	TOP			
Felipe Alou, R OBP: 0.363, SLG: 0.531 (1, 3)										5	1	0	0	0	0	1				
Eddie Mathews, L OBP: 0.341, SLG: 0.421 (1, 5)										4	3	2	1	1	1	0				
Hank Aaron, R OBP: 0.362, SLG: 0.532 (1, 9)										4	1	2	1	0	0	0				
Ty Cline, L OBP: 0.348, SLG: 0.348 (7, 9)										0	0	0	0	0	0	0				
Joe Torre, R OBP: 0.381, SLG: 0.563 (1, 2)										4	1	1	2	0	0	2				
Rico Carty, R OBP: 0.391, SLG: 0.459 (1, 7)										2	1	2	1	3	0	0				
Mack Jones, L OBP: 0.332, SLG: 0.452 (1, 8)										3	1	1	2	2	1	2				
Denis Menke, R OBP: 0.354, SLG: 0.409 (1, 6)										5	0	1	0	0	3	6				
Woody Woodward, R OBP: 0.325, SLG: 0.327 (1, 4)										4	0	0	0	0	0	4				
Pat Jarvis, R OBP: 0.100, SLG: 0.100 (7, 1)										3	0	0	0	0	1	1				
Inning Stats	R: 5 E: 1 K: 0 S: 8	H: 4 LOB: 1 BB: 1 P: 12	R: 0 E: 0 K: 0 S: 3	H: 0 LOB: 0 BB: 0 P: 3	R: 0 E: 0 K: 1 S: 6	H: 1 LOB: 2 BB: 1 P: 10	R: 1 E: 0 K: 0 S: 5	H: 2 LOB: 1 BB: 0 P: 5	R: 0 E: 0 K: 2 S: 7	H: 0 LOB: 1 BB: 1 P: 11	R: 0 E: 0 K: 1 S: 6	H: 1 LOB: 1 BB: 1 P: 10	R: 0 E: 0 K: 0 S: 3	H: 0 LOB: 0 BB: 0 P: 3	R: 1 E: 0 K: 0 S: 4	H: 1 LOB: 2 BB: 2 P: 12	1B: 4 2B: 3 3B: 0 HR: 3	SF: 1 SAC: 1 DP: 1 HBP: 0	WP: 2 PA: 43	
PITCHER	IP WLS BF H R ER SO BB IBB HBP BLK WP HR S P ERA WHIP	0.1 L 6 3 5 4 0 1 0 0 0 0 1 5 9 108.00 12.000	4.2 20 4 1 1 3 2 0 0 0 0 1 24 32 1.93 1.286	2.0 8 1 1 1 3 1 0 0 0 0 1 13 17 4.50 1.000	2.0 9 2 1 1 0 1 1 0 0 1 0 7 15 4.50 1.500															

Atlanta Braves @ New York Mets
Shea Stadium, Flushing, NY
Sun Sep 11 1966, 3:33 AM EDT
Att: 19,764 - Unknown

AB 35
R 8
H 10
RBI 7
BB 6
SO 6
LOB 16

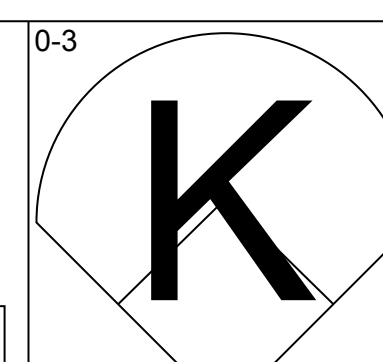
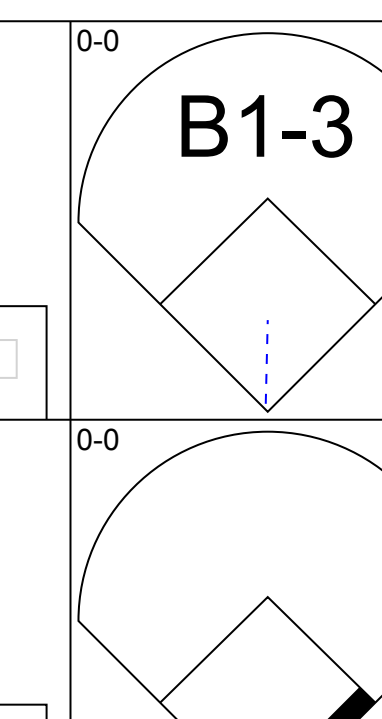
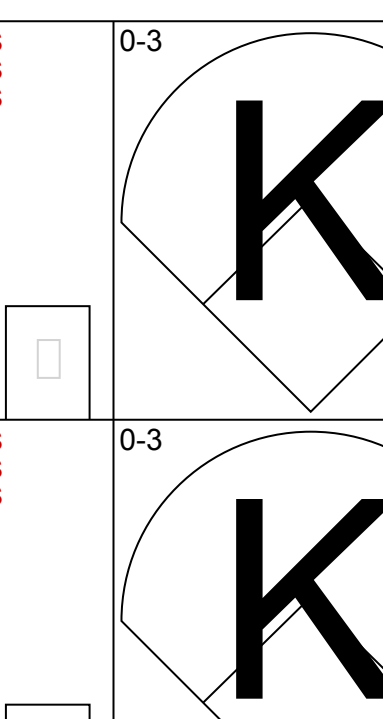
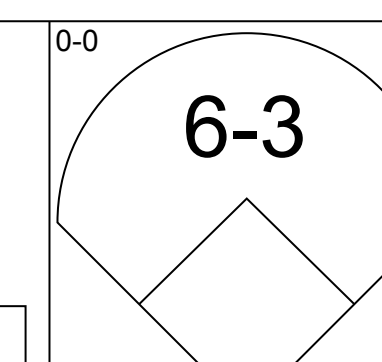
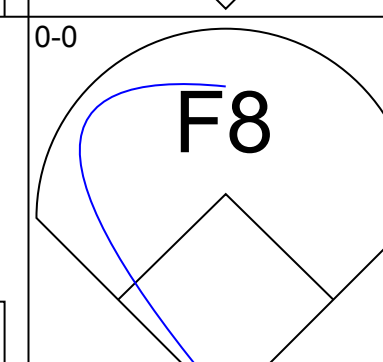
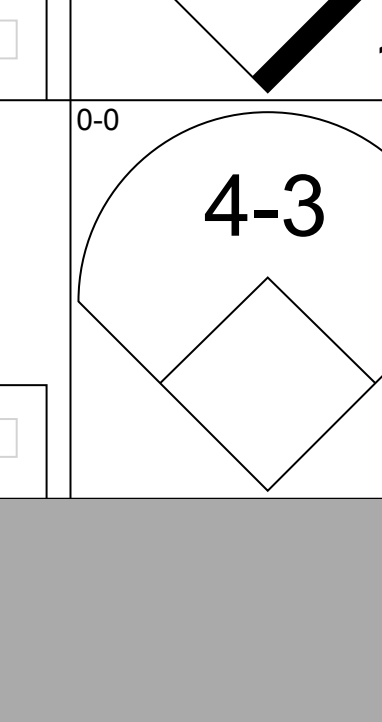

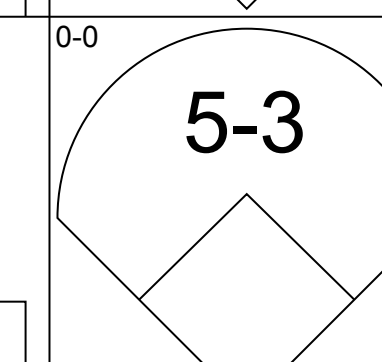
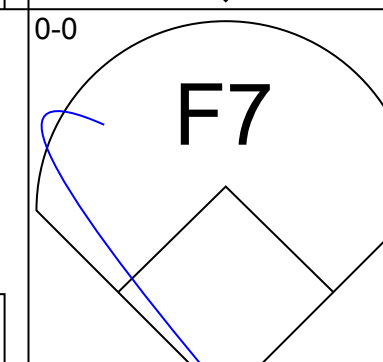


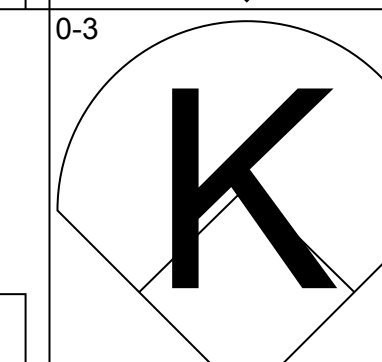
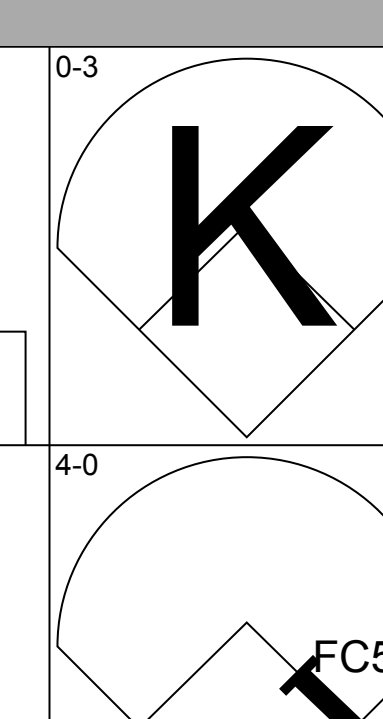
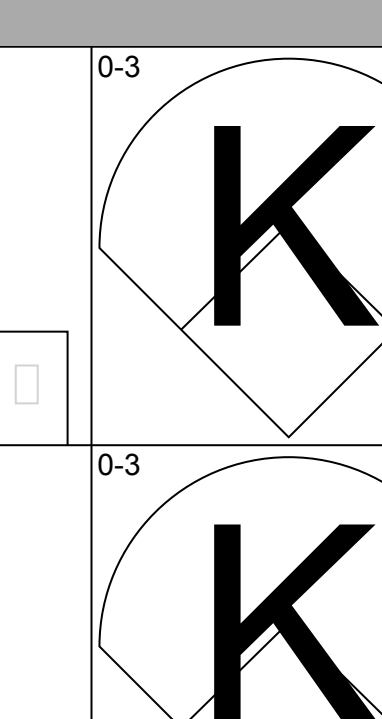
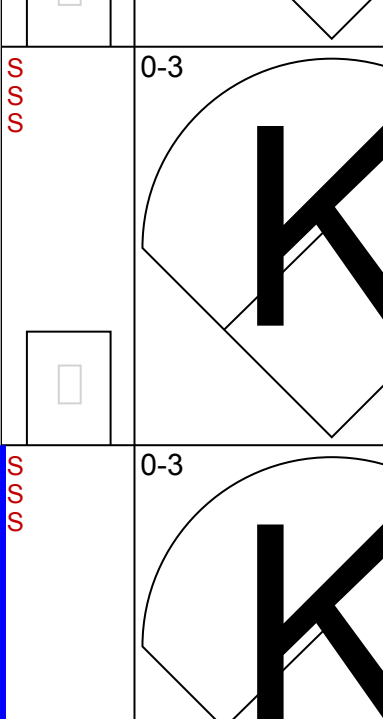
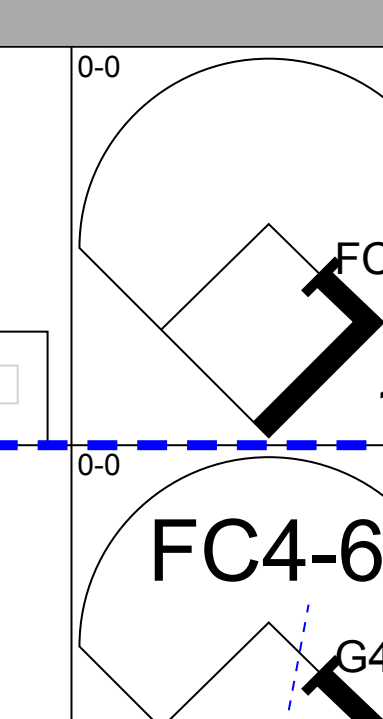
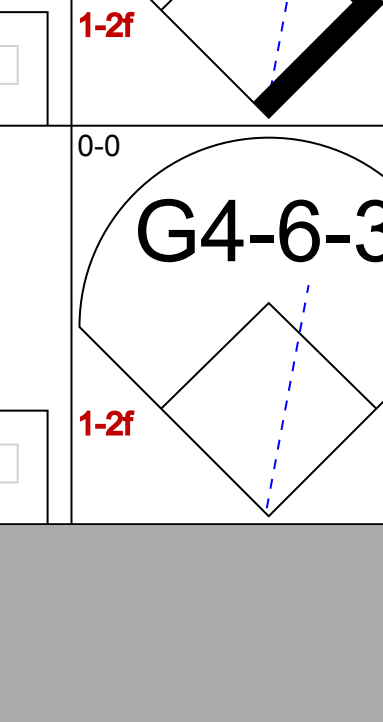
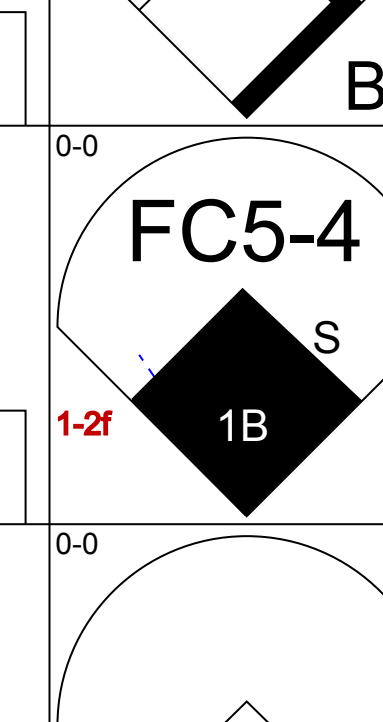
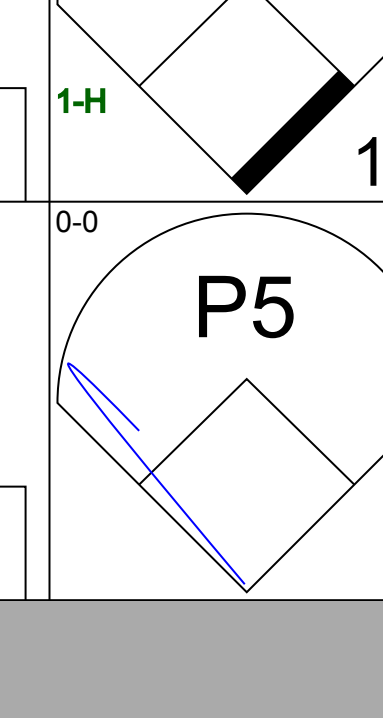
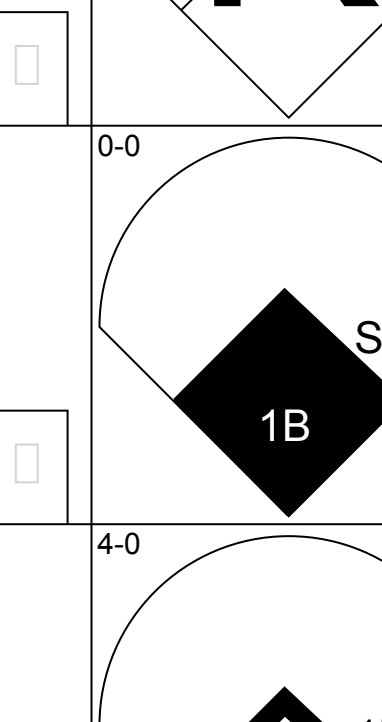

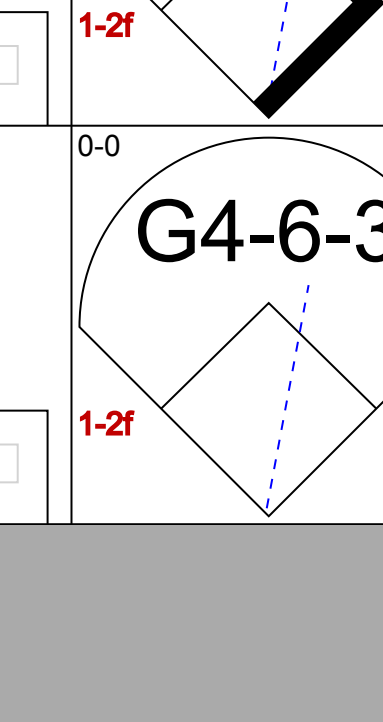

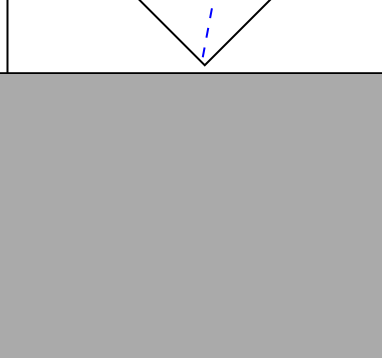
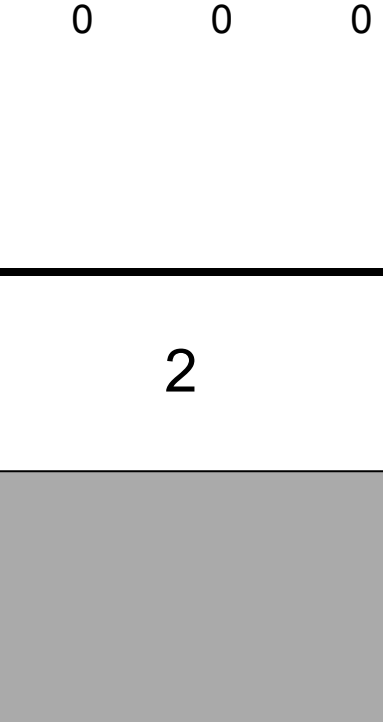
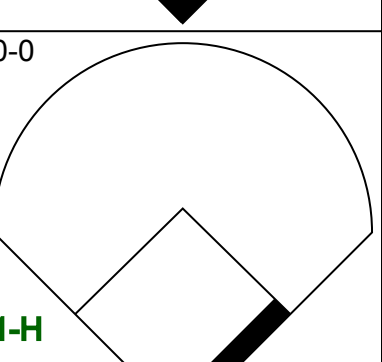
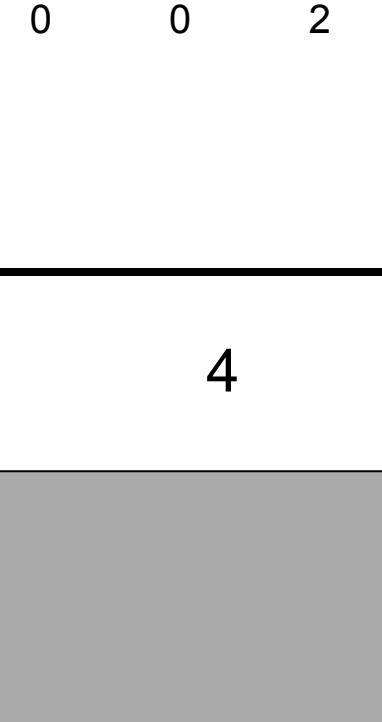
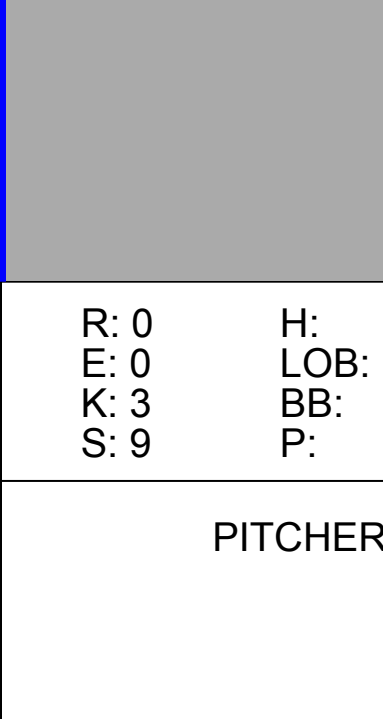
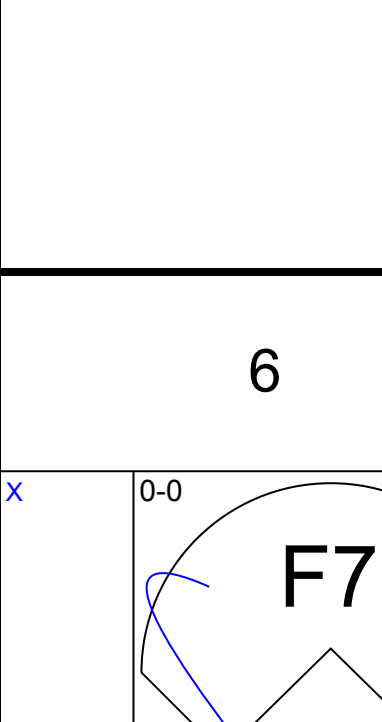
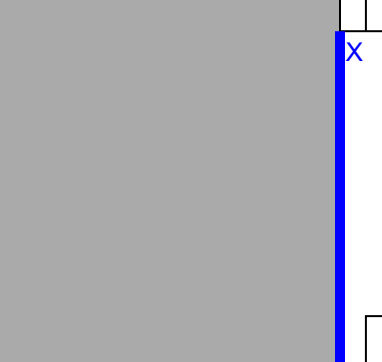
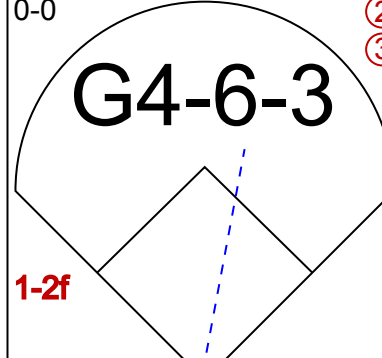

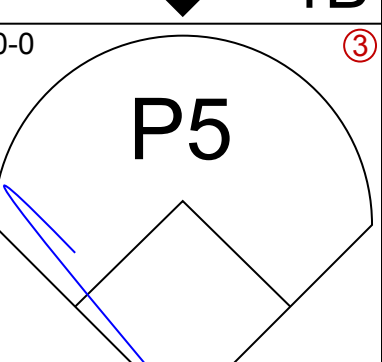



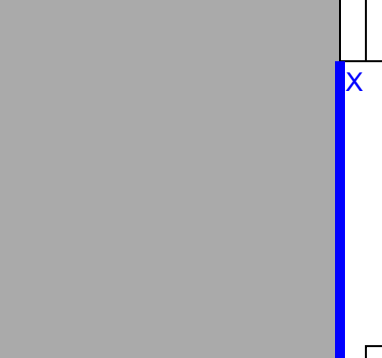



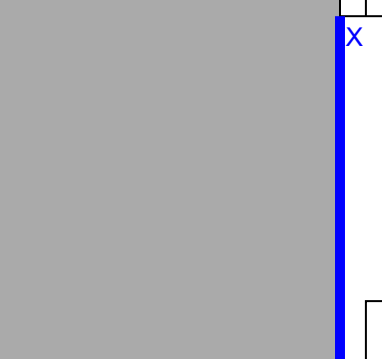
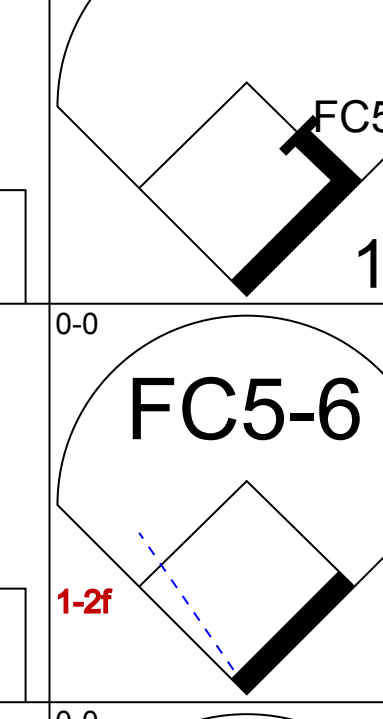


Batter	1	2	3	4	5	6	7	8	9	AB	R	H	RBI	BB	SO	LOB	BOTTOM				
Bud Harrelson, S OBP: 0.279, SLG: 0.237 (1, 6)										4	1	1	0	0	0	1					
Ron Hunt, R OBP: 0.355, SLG: 0.354 (1, 4)										3	1	1	0	1	1	1					
Cleon Jones, R OBP: 0.321, SLG: 0.382 (1, 7)										4	0	1	0	0	2	2					
Al Luplow, L OBP: 0.336, SLG: 0.337 (1, 8)										4	0	1	1	0	0	2					
Ken Boyer, R OBP: 0.310, SLG: 0.421 (1, 5)										4	0	1	1	0	1	1					
Johnny Lewis, L OBP: 0.286, SLG: 0.360 (1, 9)										4	1	1	0	0	1	2					
Jim Hickman, R OBP: 0.302, SLG: 0.373 (1, 3)										4	0	1	0	0	1	1					
Jerry Grote, R OBP: 0.329, SLG: 0.320 (1, 2)										2	0	0	0	0	0	0					
Nolan Ryan, R (6, 1)										0	0	0	0	0	0	0					
Larry Elliot, L OBP: 0.310, SLG: 0.424 (7, PH)										1	0	1	1	0	0	0					
Bill Hepler, L OBP: 0.214, SLG: 0.214 (8, PH)										0	0	0	0	0	0	0					
Chuck Hillier, L OBP: 0.360, SLG: 0.380 (9, PH)										1	0	0	0	0	0	1					
Dennis Ribant, R OBP: 0.186, SLG: 0.190 (1, 1)										0	0	0	0	0	0	0					
Dick Selma, R OBP: 0.250, SLG: 0.250 (1, 1)										1	0	0	0	0	1	0					
John Stephenson, L OBP: 0.259, SLG: 0.248 (6, 2)										2	0	0	0	0	0	1					
Inning Stats	R: 0 E: 0 K: 1 S: 5	H: 0 LOB: 0 BB: 0 P: 5	R: 0 E: 0 K: 0 S: 3	H: 0 LOB: 0 BB: 0 P: 3	R: 0 E: 0 K: 2 S: 7	H: 0 LOB: 0 BB: 0 P: 7	R: 1 E: 0 K: 1 S: 8	H: 3 LOB: 0 BB: 0 P: 8	R: 0 E: 0 K: 0 S: 3	H: 0 LOB: 0 BB: 0 P: 3	R: 1 E: 0 K: 2 S: 9	H: 2 LOB: 1 BB: 0 P: 9	R: 1 E: 0 K: 0 S: 5	H: 2 LOB: 1 BB: 0 P: 5	R: 0 E: 0 K: 0 S: 2	H: 0 LOB: 0 BB: 1 P: 6	R: 0 E: 0 K: 1 S: 6	H: 1 LOB: 1 BB: 0 P: 6	1B: 7 2B: 1 3B: 0 HR: 0	SF: 0 SAC: 0 DP: 1 HBP: 0	WP: 0 PA: 35
PITCHER	IP WLS BF H R ER SO BB IBB HBP BLK WP HR S P ERA WHIP	6.1 W 26 7 3 3 6 0 0 0 0 0 0 10 14 0.00 0.750																			

Atlanta Braves @ New York Mets
Shea Stadium, Flushing, NY
Sun Sep 11 1966, 3:33 AM EDT
Att: 19,764 - Unknown

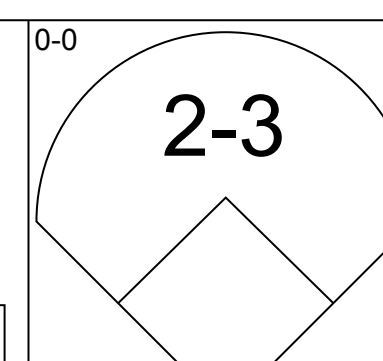
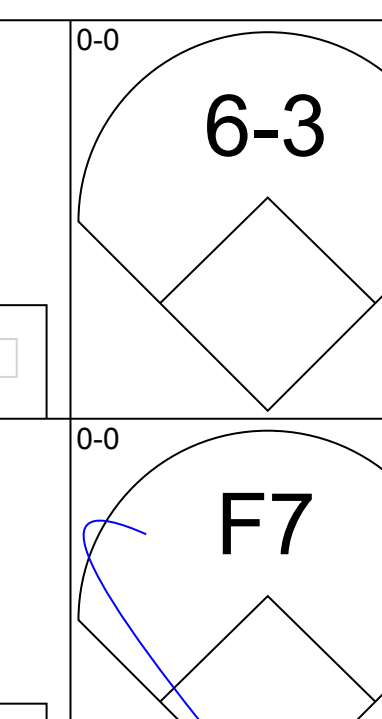
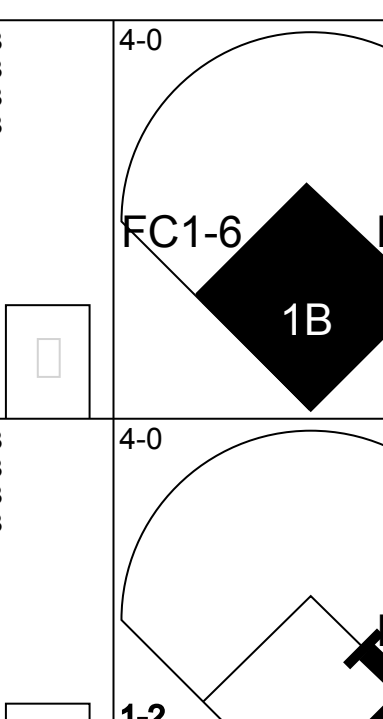
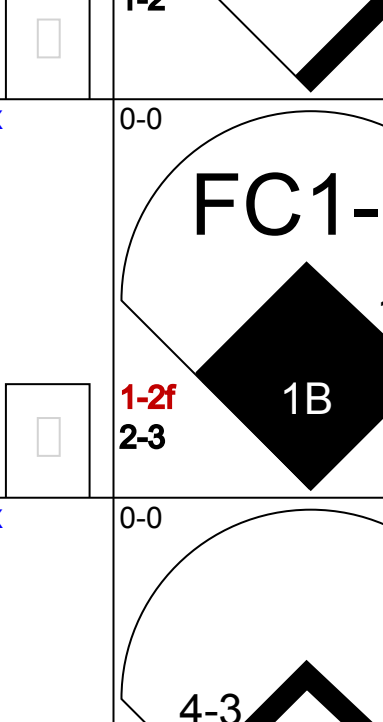
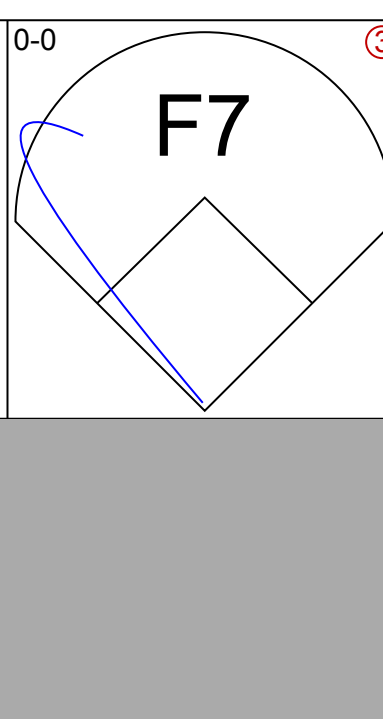
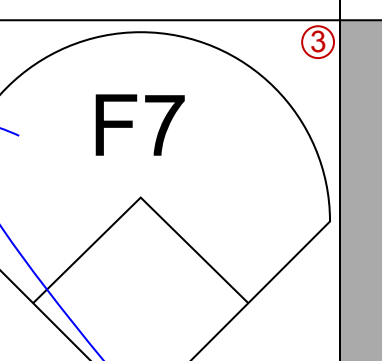
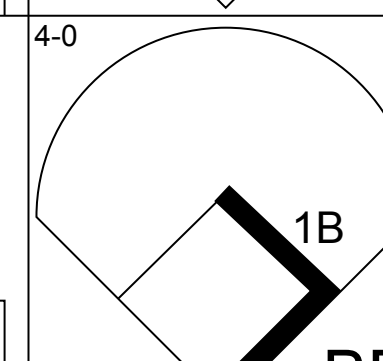
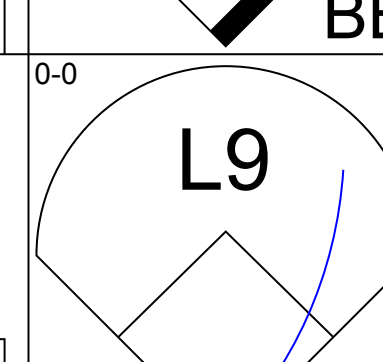
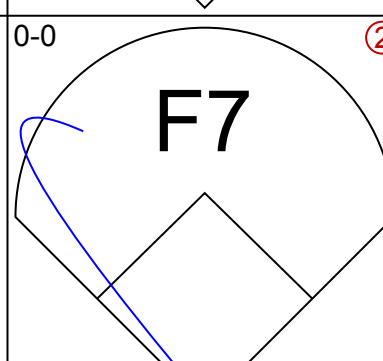
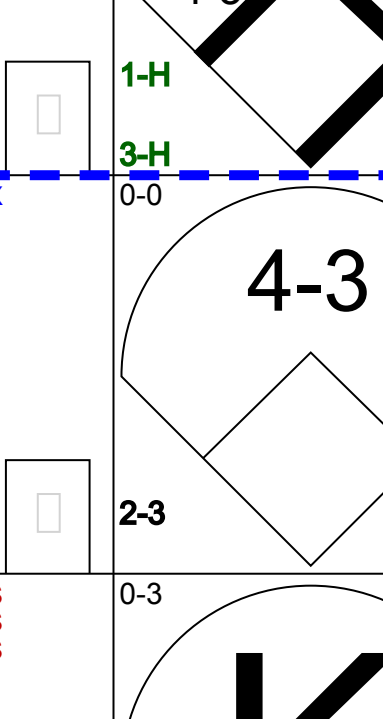
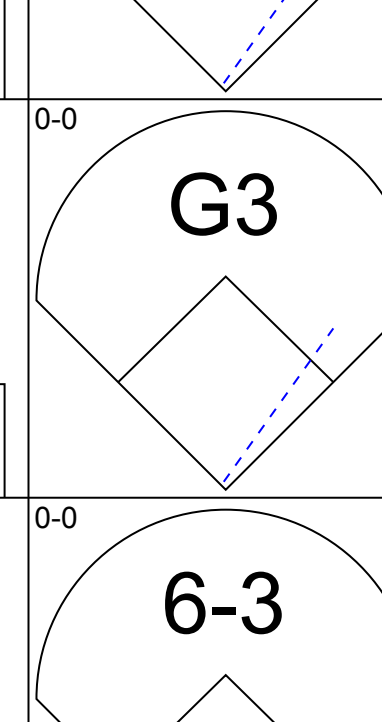

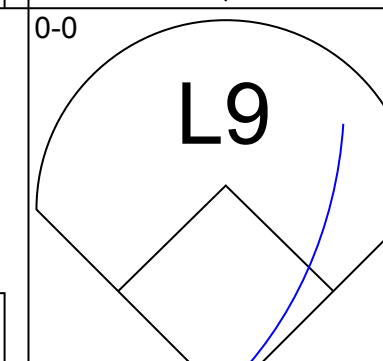
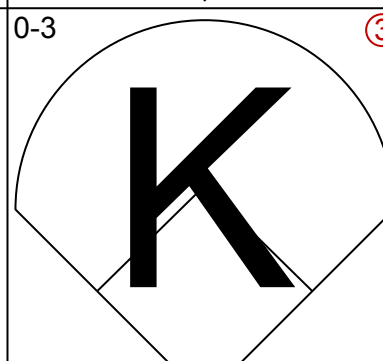
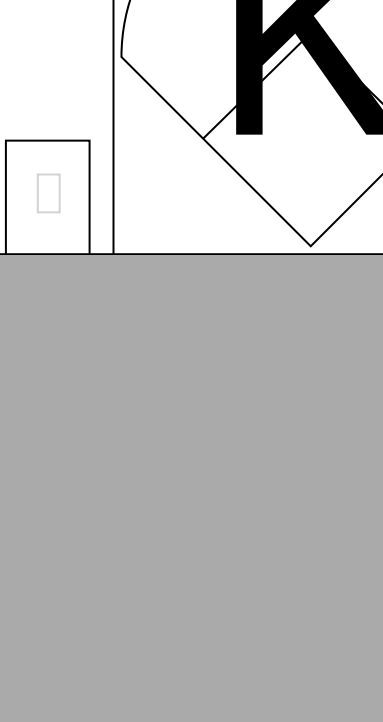

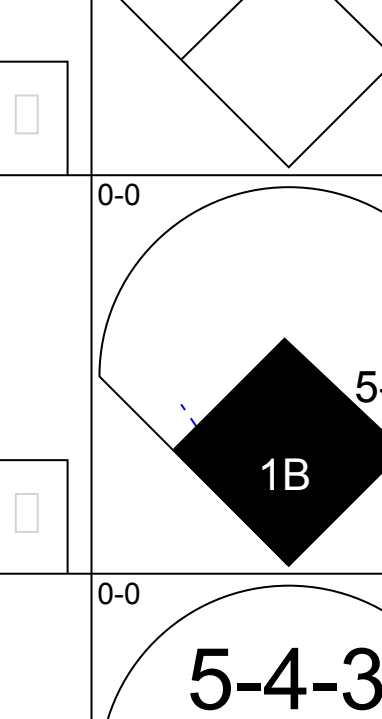

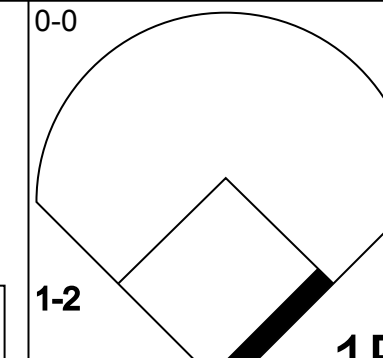


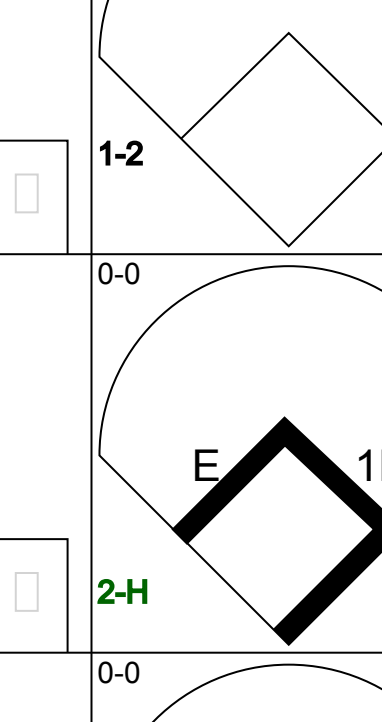

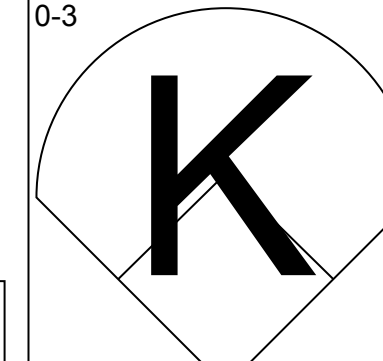
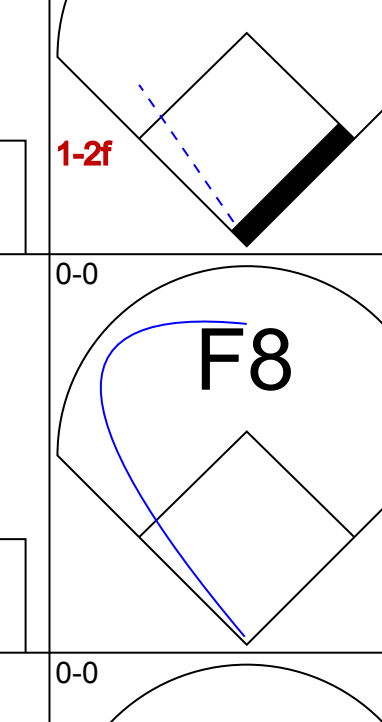
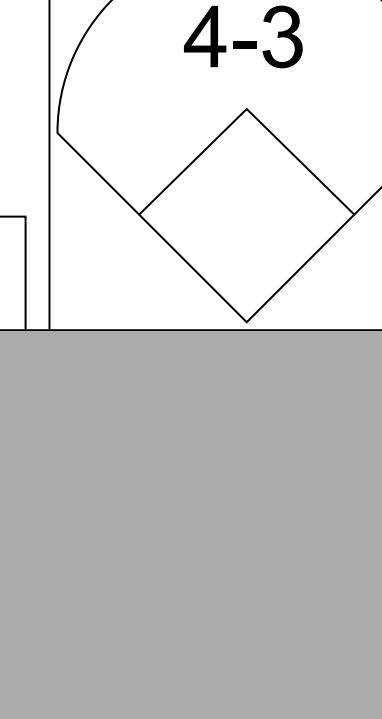
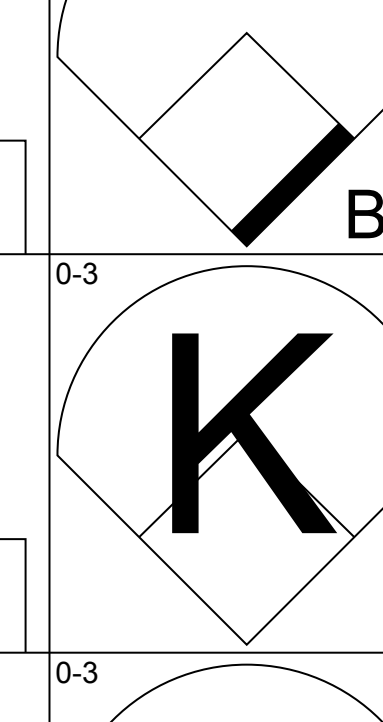
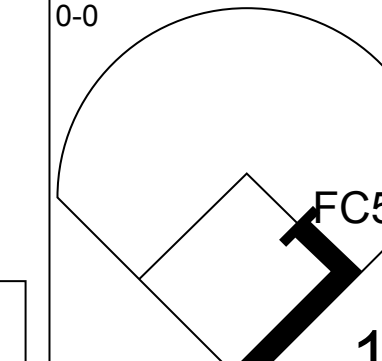
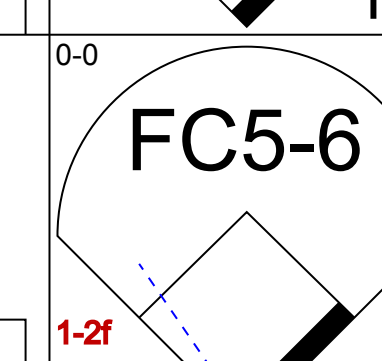
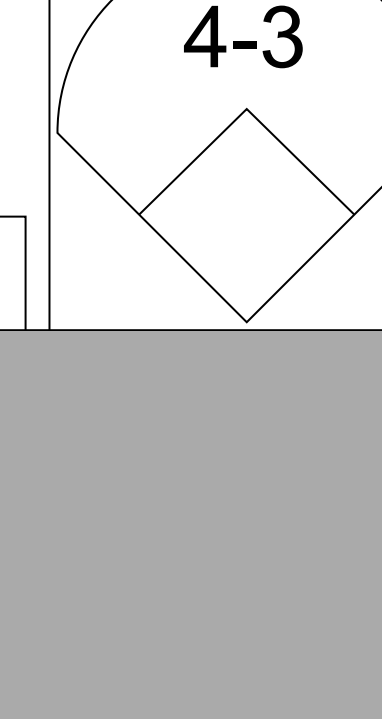
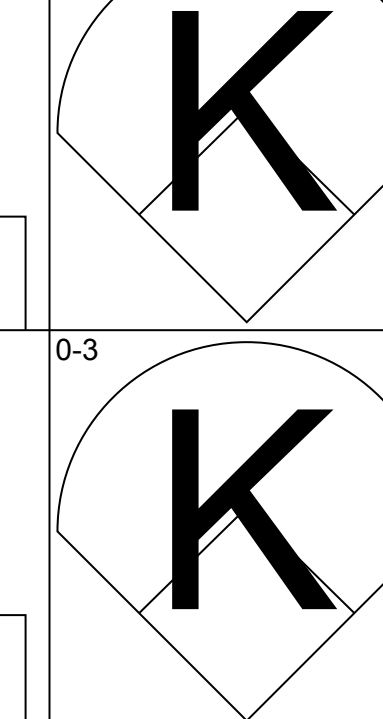
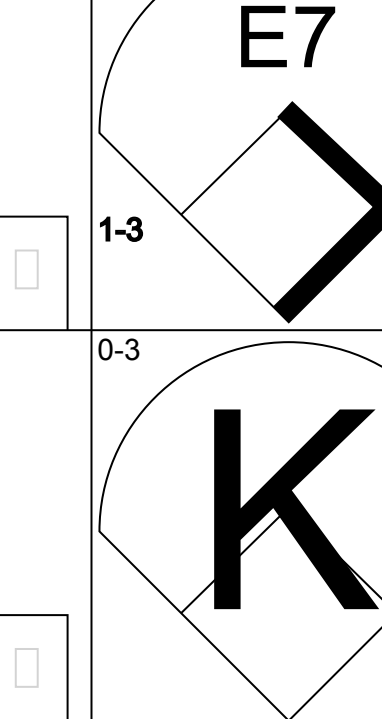
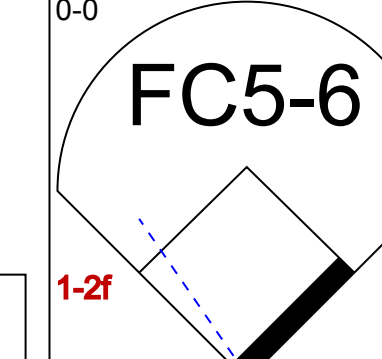
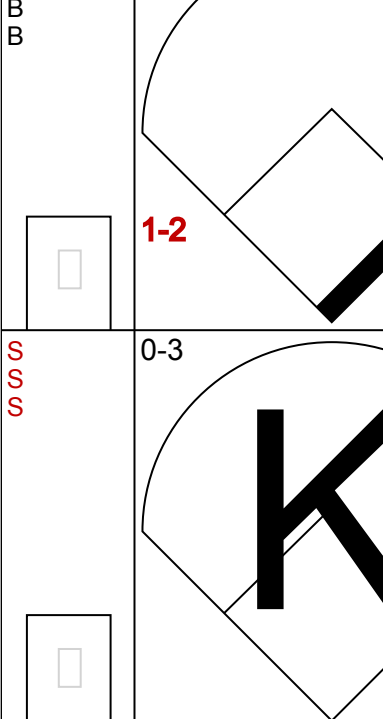
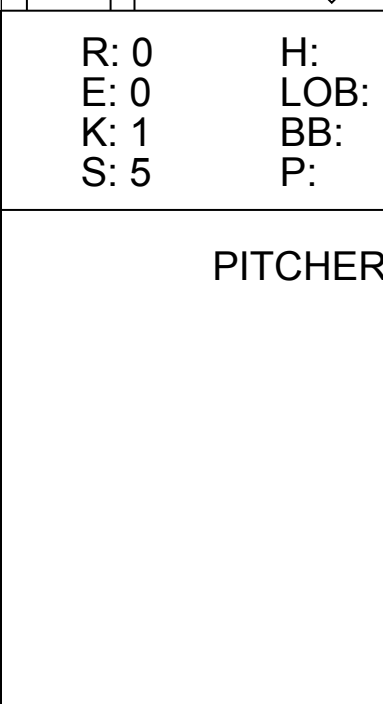
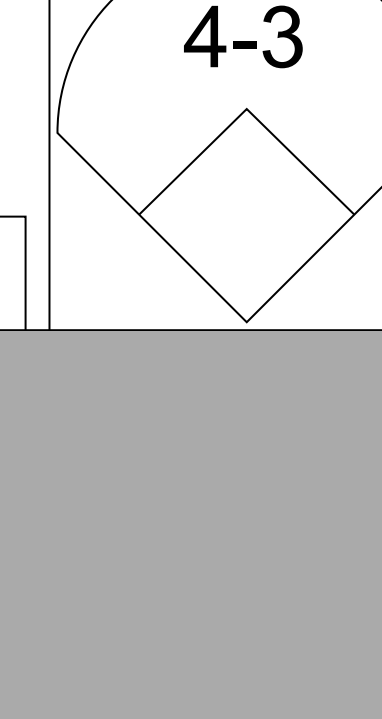
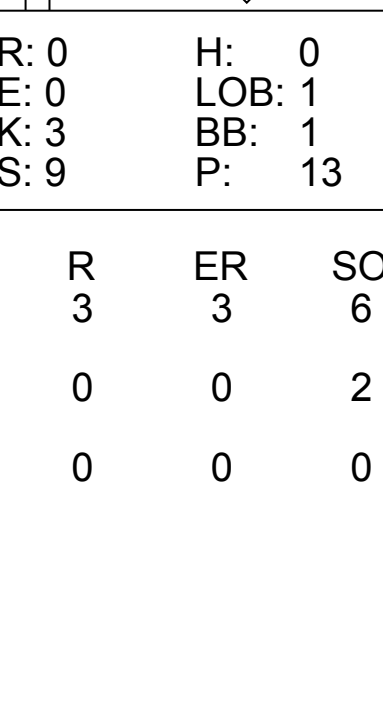
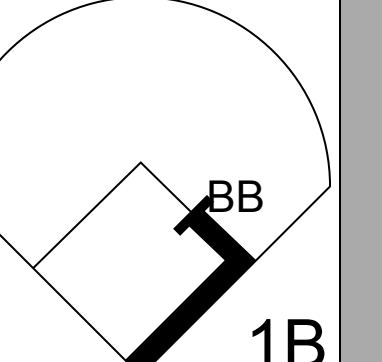
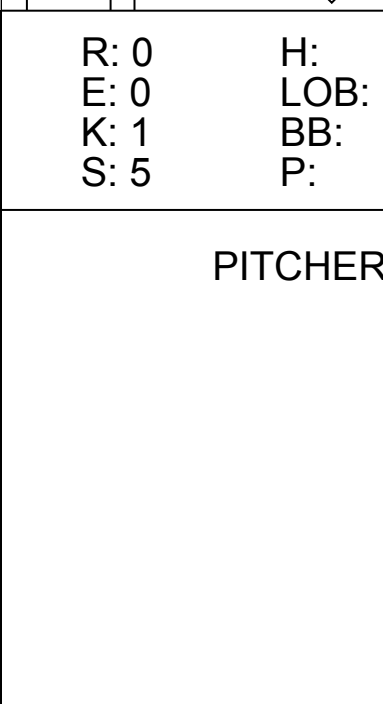
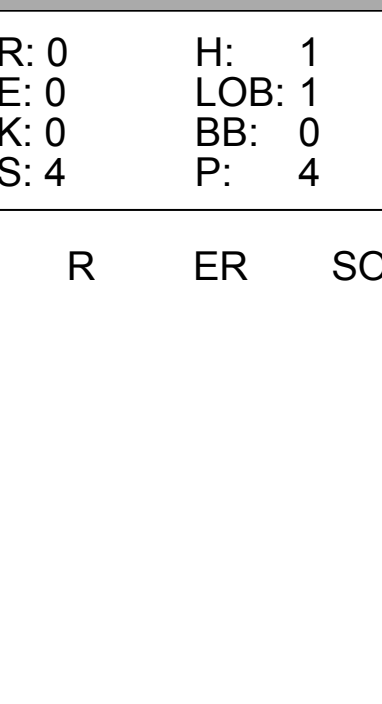
AB 34
R 3
H 8
RBI 3
BB 1
SO 7
LOB 12



Batter	1	2	3	4	5	6	7	8	9	AB	R	H	RBI	BB	SO	LOB	TOP				
Bud Harrelson, S OBP: 0.255, SLG: 0.214 (1, 6)										4	0	0	0	0	2	0	New York Mets @ Los Angeles Dodgers Dodger Stadium, Los Angeles, CA Mon Sep 12 1966, 7:05 PM PDT Att: 22,529 - Unknown				
Ron Hunt, R OBP: 0.354, SLG: 0.353 (1, 4)										4	0	1	0	0	1	0					
Al Luplow, L OBP: 0.333, SLG: 0.333 Ron Swoboda, R OBP: 0.296, SLG: 0.346 (6, PH) (8, 7)										3	0	0	0	0	1	1					
Ken Boyer, R OBP: 0.310, SLG: 0.419 (1, 5)									 	4	0	1	0	0	3	0					
Larry Elliot, L OBP: 0.312, SLG: 0.422 Jim Hickman, R OBP: 0.300, SLG: 0.370 (6, PH) (6, 7) (8, 9)		 							 	1	0	0	0	1	1	0					
Chuck Hiller, L OBP: 0.359, SLG: 0.379 (9, PH) Cleon Jones, R OBP: 0.322, SLG: 0.383 (1, 8)		 		 		 				4	2	2	0	0	0	2					
Ed Kranepool, L OBP: 0.312, SLG: 0.397 Eddie Bressoud, R OBP: 0.310, SLG: 0.378 (7, PH) (7, 3)				 		 				1	0	1	1	1	0	0					
Jerry Grote, R OBP: 0.329, SLG: 0.320 (1, 2)				 						3	0	1	1	0	0	2					
Tug McGraw, R OBP: 0.235, SLG: 0.188 Dennis Ribant, R OBP: 0.198, SLG: 0.190 Greg Goossen, R OBP: 0.250, SLG: 0.500 Rob Gardner, R OBP: 0.171, SLG: 0.195 (7, 1)										2	0	0	0	0	1	0					
Inning Stats	R: 0 E: 0 K: 1 S: 5	H: 0 LOB: 0 BB: 0 P: 5	R: 1 E: 0 K: 1 S: 6	H: 1 LOB: 1 BB: 1 P: 10	R: 0 E: 0 K: 0 S: 4	H: 1 LOB: 1 BB: 0 P: 4	R: 1 E: 0 K: 2 S: 8	H: 2 LOB: 2 BB: 1 P: 12	R: 0 E: 0 K: 3 S: 9	H: 0 LOB: 0 BB: 0 P: 9	R: 0 E: 0 K: 0 S: 4	H: 2 LOB: 1 BB: 0 P: 4	R: 0 E: 0 K: 1 S: 5	H: 0 LOB: 0 BB: 0 P: 5	R: 0 E: 0 K: 0 S: 3	H: 1 LOB: 0 BB: 0 P: 3		1B: 6 2B: 1 3B: 0 HR: 0	SF: 0 SAC: 0 DP: 1 HBP: 0	WP: 0 PB: 0 SB: 2 CS: 1	PA: 33
PITCHER	IP	WLS	BF	H	R	ER	SO	BB	IBB	HBP	BLK	WP	HR	S	P	ERA	WHIP				
Don Sutton, R ERA: 3.1 (1, 1)	4.0		17	4	2	2	4	1	1	0	0	0	0	23	31	4.50	1.250				
Ron Perranoski, L ERA: 2.59 (5, 1)	4.0	W	14	3	0	0	7	0	0	0	0	0	0	28	28	0.00	0.750				
Phil Regan, R ERA: 1.62 (9, 1)	1.0	S	2	0	0	0	0	0	0	0	0	0	0	2	2	0.00	0.000				

AB	31
R	2
H	7
RBI	2
BB	2
SO	11
LOB	7



Batter	1	2	3	4	5	6	7	8	9	AB	R	H	RBI	BB	SO	LOB	BOTTOM				
Maury Wills, S OBP: 0.318, SLG: 0.316 (1, 6)					 					3	1	0	0	1	0	1	New York Mets @ Los Angeles Dodgers Dodger Stadium, Los Angeles, CA Mon Sep 12 1966, 7:05 PM PDT Att: 22,529 - Unknown				
Jim Gilliam, S OBP: 0.317, SLG: 0.270 Wes Parker, S OBP: 0.344, SLG: 0.390 (8, 3)	 				 					2	0	0	0	2	0	0					
Willie Davis, L OBP: 0.312, SLG: 0.417 (1, 8)					 					4	1	0	0	0	1	3					
Tommy Davis, R OBP: 0.336, SLG: 0.383 John Kennedy, R OBP: 0.241, SLG: 0.281 (8, 5)					 					4	0	2	2	0	0	0					
Jim Lefebvre, S OBP: 0.339, SLG: 0.475 (1, 4)				 				 		4	1	2	0	0	1	3					
Dick Stuart, R OBP: 0.316, SLG: 0.365 Ron Fairly, L OBP: 0.357, SLG: 0.415 (6, 3) (8, 9)										1	0	0	0	1	0	1					
Lou Johnson, R OBP: 0.315, SLG: 0.383 (8, 7)				 		 				4	0	2	1	0	1	2					
John Roseboro, L OBP: 0.355, SLG: 0.415 (1, 2)				 						3	0	1	0	1	1	2					
Don Sutton, R OBP: 0.207, SLG: 0.213 Al Ferrara, R OBP: 0.331, SLG: 0.446 Ron Perranoski, L OBP: 0.250, SLG: 0.625 Phil Regan, R OBP: 0.261, SLG: 0.150 (9, 1)										1	0	0	0	0	1	1					
Inning Stats	R: 0 E: 0 K: 1 S: 6	H: 1 LOB: 2 BB: 1 P: 10	R: 0 E: 0 K: 3 S: 9	H: 0 LOB: 1 BB: 1 P: 13	R: 0 E: 0 K: 1 S: 5	H: 0 LOB: 0 BB: 0 P: 5	R: 1 E: 1 K: 1 S: 8	H: 3 LOB: 2 BB: 0 P: 8	R: 2 E: 0 K: 1 S: 6	H: 1 LOB: 1 BB: 2 P: 14	R: 0 E: 0 K: 0 S: 3	H: 0 LOB: 0 BB: 0 P: 3	R: 0 E: 0 K: 0 S: 4	H: 1 LOB: 1 BB: 0 P: 4	R: 0 E: 0 K: 0 S: 4	H: 1 LOB: 1 BB: 0 P: 4		1B: 7 2B: 0 3B: 0 HR: 0	SF: 0 SAC: 0 DP: 0 HBP: 0	WP: 0 PB: 0 SB: 0 CS: 0	PA: 35
PITCHER	IP	WLS	BF	H	R	ER	SO	BB	IBB	HBP	BLK	WP	HR	S	P	ERA	WHIP				
Tug McGraw, L ERA: 4.99 (1, 1)	4.1	L	22	5	3	3	6	4	0	0	0	0	0	9	13	0.00	1.200				
Dennis Ribant, R ERA: 2.84 (5, 1)	1.2		6	1	0	0	2	1	0	0	0	0	0	7	7	0.00	0.500				
Rob Gardner, L ERA: 4.96 (7, 1)	2.0		7	1	0	0	0	0	0	0	0	0	0	7	7	0.00	0.500				

AB	30
R	3
H	7
RBI	3
BB	5
SO	8
LOB	18



Batter	1	2	3	4	5	6	7	8	9	AB	R	H	RBI	BB	SO	LOB	TOP					
Bud Harrelson, S OBP: 0.250, SLG: 0.213 (1, 6)	F6		FC2-6 1B		1B BB 1B		F8		4-3	5	1	1	0	0	0	1	New York Mets @ San Francisco Giants Candlestick Park, San Francisco, CA Thu Sep 15 1966, 6:33 AM EDT Att: 6,072 - Unknown AB 35 R 4 H 8 RBI 4 BB 3 SO 4 LOB 12					
Ron Hunt, R OBP: 0.352, SLG: 0.350 (1, 4)	K		1B		1B BB		5-3		F4	4	0	1	0	1	1	0						
Al Luplow, L OBP: 0.335, SLG: 0.345 (1, 9)	HR		1B		K				F3	4	1	2	2	0	1	2						
Ken Boyer, R OBP: 0.309, SLG: 0.417 (1, 5)	F9		6-3		F7				1B FC5-4 1B	4	1	1	0	0	0	4						
Ed Kranepool, L OBP: 0.312, SLG: 0.396 (1, 3)					F8				FC5-4 1B	4	0	2	0	0	0	0						
Cleon Jones, R OBP: 0.319, SLG: 0.379 (1, 8)	F4				L4				FC5-4 1-2 3-H	4	0	0	1	0	0	1						
Johnny Lewis, L OBP: 0.283, SLG: 0.351 (1, 7)	K				4-1				F8	3	0	0	0	1	1	1						
Jerry Grote, R OBP: 0.327, SLG: 0.317 (1, 2)					F6					3	0	0	0	0	0	1						
Rob Gardner, R OBP: 0.171, SLG: 0.195 (6, 1)					E6					0	0	0	0	0	0	0						
Chuck Hiller, L OBP: 0.360, SLG: 0.394 (9, PH)					1-2				HR	1	1	1	1	0	0	0						
Bob Shaw, R OBP: 0.291, SLG: 0.240 (1, 1)					K				F2	0	0	0	0	1	0	0						
Larry Elliot, L OBP: 0.309, SLG: 0.417 (4, PH)					FC2-6 BB				F2	1	0	0	0	0	1	2						
Dick Selma, R OBP: 0.250, SLG: 0.250 (4, 1)										0	0	0	0	0	0	0						
Greg Goossen, R OBP: 0.167, SLG: 0.333 (6, 2)										2	0	0	0	0	0	0						
Inning Stats	R: 1 E: 0 K: 1 S: 6	H: 1 LOB: 0 BB: 0 P: 6	R: 0 E: 0 K: 1 S: 5	H: 0 LOB: 0 BB: 0 P: 5	R: 1 E: 0 K: 0 S: 5	H: 2 LOB: 2 BB: 1 P: 9	R: 0 E: 1 K: 1 S: 6	H: 0 LOB: 0 BB: 1 P: 10	R: 0 E: 0 K: 0 S: 3	H: 0 LOB: 0 BB: 0 P: 3	R: 0 E: 0 K: 0 S: 3	H: 0 LOB: 0 BB: 0 P: 3	R: 1 E: 0 K: 0 S: 5	H: 2 LOB: 1 BB: 0 P: 5	R: 1 E: 0 K: 0 S: 4	H: 1 LOB: 0 BB: 0 P: 4	1B: 6 2B: 0 3B: 0 HR: 2	SF: 0 SAC: 0 DP: 0 HBP: 0	WP: 0 PB: 0 SB: 0 CS: 0	PA: 38		
PITCHER Bobby Bolin, R ERA: 3.11 (1, 1)	IP: 9.0 WLS: W BF: 38 H: 8 R: 4 ER: 4 SO: 4	IP: 0 WLS: 0 BF: 0 H: 0 R: 0 ER: 0 SO: 0	IP: 0 WLS: 0 BF: 0 H: 0 R: 0 ER: 0 SO: 0	IP: 0 WLS: 0 BF: 0 H: 0 R: 0 ER: 0 SO: 0	IP: 0 WLS: 0 BF: 0 H: 0 R: 0 ER: 0 SO: 0	IP: 0 WLS: 0 BF: 0 H: 0 R: 2 ER: 4 SO: 55	IP: 0 WLS: 0 BF: 0 H: 0 R: 0 ER: 0 SO: 0	IP: 0 WLS: 0 BF: 0 H: 0 R: 0 ER: 0 SO: 0	IP: 0 WLS: 0 BF: 0 H: 0 R: 0 ER: 0 SO: 0	IP: 0 WLS: 0 BF: 0 H: 0 R: 0 ER: 0 SO: 0	IP: 0 WLS: 0 BF: 0 H: 0 R: 0 ER: 0 SO: 0	IP: 0 WLS: 0 BF: 0 H: 0 R: 0 ER: 0 SO: 0	IP: 0 WLS: 0 BF: 0 H: 0 R: 0 ER: 0 SO: 0	IP: 0 WLS: 0 BF: 0 H: 0 R: 0 ER: 0 SO: 0	IP: 0 WLS: 0 BF: 0 H: 0 R: 0 ER: 0 SO: 0	IP: 0 WLS: 0 BF: 0 H: 0 R: 0 ER: 0 SO: 0	IP: 0 WLS: 0 BF: 0 H: 0 R: 0 ER: 0 SO: 0	ERA: 4.00 WHIP: 1.222				

Batter	1	2	3	4	5	6	7	8	9	AB	R	H	RBI	BB	SO	LOB	BOTTOM					
Tito Fuentes, S OBP: 0.273, SLG: 0.354 (1, 6)	HR	G1-6-3		F4	HR		F8			5	2	2	3	0	0	3	New York Mets @ San Francisco Giants Candlestick Park, San Francisco, CA Thu Sep 15 1966, 6:33 AM EDT Att: 6,072 - Unknown AB 38 R 10 H 14 RBI 9 BB 4 SO 1 LOB 17					
Ken Henderson, S OBP: 0.400, SLG: 0.462 (1, 9)	3B	F7		E BB	4-3		FC4-6			4	1	1	0	1	0	1						
Willie Mays, R OBP: 0.374, SLG: 0.572 (1, 8)	3B			E4			6-3		F8	4	2	3	2	0	0	0						
Ollie Brown, R OBP: 0.294, SLG: 0.302 (6, PH)	1B		HR	1B						1	0	0	0	0	0	0						
Willie McCovey, L OBP: 0.388, SLG: 0.559 (1, 3)	BB		F7	FC6-4 IBB			4-3			4	0	2	1	1	0	1						
Jim Ray Hart, R OBP: 0.331, SLG: 0.499 (1, 5)	1B									3	1	1	2	0	0	4						
Jim Davenport, R OBP: 0.297, SLG: 0.368 (6, 5)	F8			FC6-4					F9	2	0	1	0	0	0	1						
Jesus Alou, R OBP: 0.277, SLG: 0.317 (1, 7)	K		F3	HR			G3		F7	5	0	0	0	0	1	3						
Tom Haller, L OBP: 0.321, SLG: 0.449 (1, 2)	BB		F8				F7		WP 1B BB	2	1	0	0	2	0	0						
Hal Lanier, R OBP: 0.264, SLG: 0.302 (1, 4)	F7			WP E 2B					F7	4	2	2	0	0	0	3						
Bobby Bolin, R OBP: 0.243, SLG: 0.294 (1, 1)		G1-6-3 1B		5-3	E4 HR				FC4-6 1B	4	1	2	1	0	0	1						
Inning Stats	R: 3 E: 0 K: 1 S: 9	H: 4 LOB: 2 BB: 1 P: 13	R: 0 E: 0 K: 0 S: 3	H: 1 LOB: 0 BB: 0 P: 3	R: 2 E: 0 K: 0 S: 5	H: 2 LOB: 0 BB: 0 P: 5	R: 1 E: 1 K: 0 S: 5	H: 2 LOB: 3 BB: 2 P: 13	R: 3 E: 1 K: 0 S: 6	H: 2 LOB: 0 BB: 0 P: 6	R: 0 E: 0 K: 0 S: 4	H: 1 LOB: 1 BB: 1 P: 4	R: 1 E: 0 K: 0 S: 4	H: 1 LOB: 1 BB: 1 P: 8	R: 0 E: 0 K: 0 S: 4	H: 1 LOB: 1 BB: 0 P: 4	1B: 8 2B: 1 3B: 2 HR: 3	SF: 0 SAC: 0 DP: 1 HBP: 0	WP: 2 PB: 0 SB: 0 CS: 0	PA: 42		
PITCHER Bob Shaw, R ERA: 4.63 (1, 1)	IP: 3.0 WLS: L BF: 16 H: 7 R: 5 ER: 5 SO: 1	IP: 0 WLS: 0 BF: 0 H: 0 R: 0 ER: 0 SO: 0	IP: 0 WLS: 0 BF: 0 H: 0 R: 0 ER: 0 SO: 0	IP: 0 WLS: 0 BF: 0 H: 0 R: 0 ER: 0 SO: 0	IP: 0 WLS: 0 BF: 0 H: 0 R: 0 ER: 0 SO: 0	IP: 0 WLS: 0 BF: 0 H: 0 R: 0 ER: 0 SO: 0	IP: 0 WLS: 0 BF: 0 H: 0 R: 0 ER: 0 SO: 0	IP: 0 WLS: 0 BF: 0 H: 0 R: 0 ER: 0 SO: 0	IP: 0 WLS: 0 BF: 0 H: 0 R: 0 ER: 0 SO: 0	IP: 0 WLS: 0 BF: 0 H: 0 R: 0 ER: 0 SO: 0	IP: 0 WLS: 0 BF: 0 H: 0 R: 0 ER: 0 SO: 0	IP: 0 WLS: 0 BF: 0 H: 0 R: 0 ER: 0 SO: 0	IP: 0 WLS: 0 BF: 0 H: 0 R: 0 ER: 0 SO: 0	IP: 0 WLS: 0 BF: 0 H: 0 R: 0 ER: 0 SO: 0	IP: 0 WLS: 0 BF: 0 H: 0 R: 0 ER: 0 SO: 0	IP: 0 WLS: 0 BF: 0 H: 0 R: 0 ER: 0 SO: 0	IP: 0 WLS: 0 BF: 0 H: 0 R: 0 ER: 0 SO: 0	ERA: 15.00 WHIP: 2.667				
Dick Selma, R ERA: 4.54 (4, 1)	IP: 2.0 WLS: 0 BF: 13 H: 4 R: 4 ER: 1 SO: 0	IP: 0 WLS: 0 BF: 0 H: 0 R: 0 ER: 0 SO: 0	IP: 0 WLS: 0 BF: 0 H: 0 R: 0 ER: 0 SO: 0	IP: 0 WLS: 0 BF: 0 H: 0 R: 0 ER: 0 SO: 0	IP: 0 WLS: 0 BF: 0 H: 0 R: 0 ER: 0 SO: 0	IP: 0 WLS: 0 BF: 0 H: 0 R: 0 ER: 0 SO: 0	IP: 0 WLS: 0 BF: 0 H: 0 R: 0 ER: 0 SO: 0	IP: 0 WLS: 0 BF: 0 H: 0 R: 0 ER: 0 SO: 0	IP: 0 WLS: 0 BF: 0 H: 0 R: 0 ER: 0 SO: 0	IP: 0 WLS: 0 BF: 0 H: 0 R: 0 ER: 0 SO: 0	IP: 0 WLS: 0 BF: 0 H: 0 R: 0 ER: 0 SO: 0	IP: 0 WLS: 0 BF: 0 H: 0 R: 0 ER: 0 SO: 0	IP: 0 WLS: 0 BF: 0 H: 0 R: 0 ER: 0 SO: 0	IP: 0 WLS: 0 BF: 0 H: 0 R: 0 ER: 0 SO: 0	IP: 0 WLS: 0 BF: 0 H: 0 R: 0 ER: 0 SO: 0	IP: 0 WLS: 0 BF: 0 H: 0 R: 0 ER: 0 SO: 0	IP: 0 WLS: 0 BF: 0 H: 0 R: 0 ER: 0 SO: 0	ERA: 4.50 WHIP: 2.500				
Rob Gardner, L ERA: 4.92 (6, 1)	IP: 3.0 WLS: 0 BF: 13 H: 3 R: 1 ER: 1 SO: 0	IP: 0 WLS: 0 BF: 0 H: 0 R: 0 ER: 0 SO: 0	IP: 0 WLS: 0 BF: 0 H: 0 R: 0 ER: 0 SO: 0	IP: 0 WLS: 0 BF: 0 H: 0 R: 0 ER: 0 SO: 0	IP: 0 WLS: 0 BF: 0 H: 0 R: 0 ER: 0 SO: 0	IP: 0 WLS: 0 BF: 0 H: 0 R: 0 ER: 0 SO: 0	IP: 0 WLS: 0 BF: 0 H: 0 R: 0 ER: 0 SO: 0	IP: 0 WLS: 0 BF: 0 H: 0 R: 0 ER: 0 SO: 0	IP: 0 WLS: 0 BF: 0 H: 0 R: 0 ER: 0 SO: 0	IP: 0 WLS: 0 BF: 0 H: 0 R: 0 ER: 0 SO: 0	IP: 0 WLS: 0 BF: 0 H: 0 R: 0 ER: 0 SO: 0	IP: 0 WLS: 0 BF: 0 H: 0 R: 0 ER: 0 SO: 0	IP: 0 WLS: 0 BF: 0 H: 0 R: 0 ER: 0 SO: 0	IP: 0 WLS: 0 BF: 0 H: 0 R: 0 ER: 0 SO: 0	IP: 0 WLS: 0 BF: 0 H: 0 R: 0 ER: 0 SO: 0	IP: 0 WLS: 0 BF: 0 H: 0 R: 0 ER: 0 SO: 0	IP: 0 WLS: 0 BF: 0 H: 0 R: 0 ER: 0 SO: 0	ERA: 3.00 WHIP: 1.333				

Batter	1	2	3	4	5	6	7	8	9	AB	R	H	RBI	BB	SO	LOB	TOP								
Bud Harrelson, S OBP: 0.281, SLG: 0.314 (1, 6)										4	2	2	1	1	1	1									
Eddie Bressoud, R OBP: 0.313, SLG: 0.376 (1, 4)										4	0	1	0	1	0	3									
Ken Boyer, R OBP: 0.308, SLG: 0.418 (1, 5)										3	1	1	1	1	0	2									
Cleon Jones, R OBP: 0.316, SLG: 0.376 (1, 8)										4	0	0	0	0	2	2									
Jim Hickman, R OBP: 0.304, SLG: 0.370 (1, 9) (9, 3)										4	0	1	1	0	0	1									
Ron Swoboda, R OBP: 0.296, SLG: 0.347 (9, PH)										2	0	0	0	0	2	1									
Chuck Hiller, L OBP: 0.383, SLG: 0.394 (9, PR)										3	0	1	0	0	1	1									
Shaun Fitzmaurice, R (9, 7)										0	0	0	0	0	0	0									
Greg Goossen, R OBP: 0.222, SLG: 0.333 (9, PH)										0	0	0	0	0	0	0									
Al Luplow, L OBP: 0.335, SLG: 0.345 (9, PH)										1	0	0	0	0	0	1									
Ron Hunt, R OBP: 0.351, SLG: 0.349 (9, PH)										0	0	0	0	0	0	0									
Rob Gardner, R OBP: 0.171, SLG: 0.195 (9, 1)										0	0	0	0	0	0	0									
Jack Hamilton, R OBP: 0.158, SLG: 0.135 (9, 1)										0	0	0	0	0	0	0									
Ed Kranepool, L OBP: 0.310, SLG: 0.393 (9, PH)										3	0	0	0	0	0	2									
Danny Napoleon, R (9, PH)										1	0	0	0	0	1	1									
Jerry Grote, R OBP: 0.327, SLG: 0.317 (9, 2)										0	0	0	0	0	0	0									
Jack Fisher, R OBP: 0.191, SLG: 0.131 (9, 1)										2	0	0	0	0	1	2									
Larry Miller, L OBP: 1.000, SLG: 1.000 (9, 1)										0	0	0	0	0	0	0									
Darrell Sutherland, R OBP: 0.287, SLG: 0.287 (9, PH)										0	0	0	0	0	0	0									
Hawk Taylor, R OBP: 0.302, SLG: 0.311 (9, PR)										1	0	1	0	0	0	0									
Johnny Lewis, L OBP: 0.280, SLG: 0.351 (9, 9)										0	1	0	0	0	0	0									
Inning Stats	R: 1 E: 0 K: 0 S: 4	H: 1 LOB: 1 P: 8	R: 0 E: 0 K: 1 S: 5	H: 0 LOB: 0 BB: 0 P: 5	R: 0 E: 0 K: 2 S: 7	H: 0 LOB: 0 BB: 0 P: 7	R: 1 E: 0 K: 2 S: 10	H: 3 LOB: 2 BB: 0 P: 10	R: 0 E: 0 K: 0 S: 3	H: 0 LOB: 1 BB: 1 P: 7	R: 0 E: 0 K: 2 S: 7	H: 0 LOB: 0 BB: 0 P: 8	R: 0 E: 0 K: 1 S: 5	H: 0 LOB: 1 BB: 1 P: 9	R: 0 E: 0 K: 0 S: 3	H: 0 LOB: 0 BB: 0 P: 3	R: 3 E: 0 K: 2 S: 9	H: 2 LOB: 2 BB: 1 P: 13	1B: 4 2B: 1 3B: 2 HR: 0	SF: 1 SAC: 0 DP: 1 HBP: 1	WP: 0 PB: 0 SB: 3 CS: 0	PA: 38			
PITCHER	IP WLS BF H R ER SO BB IBB HBP BLK WP HR S P ERA WHIP																								
Ray Sadecki, L ERA: 4.7 (5, 1)	4.1	20	5	2	2	5	2	0	0	0	0	0	0	0	28	36	4.15	1.615							
Bob Priddy, R ERA: 3.53 (9, 1)	3.2	13	0	1	1	3	2	0	1	0	0	0	0	0	16	25	2.46	0.545							
Billy Hoelt, L ERA: 4.7 (9, 1)	0.2	L	4	2	1	1	2	0	0	0	0	0	0	0	8	8	13.50	3.000							
Lindy McDaniel, R ERA: 2.87 (9, 1)	0.1	1	0	1	1	0	0	0	0	0	0	0	0	1	1	27.00	0.000								

New York Mets @ San Francisco Giants
Candlestick Park, San Francisco, CA
Fri Sep 16, 1966, 10:05 PM EDT
Att: 17,273 - Unknown

AB	32
R	5
H	7
RBI	4
BB	4
SO	10
LOB	15



Batter	1	2	3	4	5	6	7	8	9	AB	R	H	RBI	BB	SO	LOB	BOTTOM								
Tito Fuentes, S OBP: 0.273, SLG: 0.353 (1, 6)										5	0	1	0	0	0	2									
Ken Henderson, S OBP: 0.421, SLG: 0.500 (1, 9)										3	1	1	0	0	0	0									
Willie Mays, R OBP: 0.373, SLG: 0.570 (1, 8)										4	0	1	1	0	0	2									
Willie McCovey, L OBP: 0.390, SLG: 0.565 (1, 3)										2	1	1	1	2	0	2									
Jesus Alou, R OBP: 0.277, SLG: 0.316 (1, 7)										4	0	1	0	0	0	5									
Frank Johnson, R OBP: 0.318, SLG: 0.250 (9, 7)										0	0	0	0	0	0	0									
Tom Haller, L OBP: 0.321, SLG: 0.455 (1, 2)										3	1	1	1	0	0	3									
Jack Hiatt, R OBP: 0.417, SLG: 0.455 (9, PH)										1	0	1	0	0	0	0									
Don Mason, L OBP: 0.125, SLG: 0.250 (9, PR)										0	1	0	0	0	0	0									
Jim Davenport, R OBP: 0.296, SLG: 0.367 (1, 5)										4	0	1	0	0	1	0									
Hal Lanier, R OBP: 0.262, SLG: 0.300 (1, 4)										4	0	1	0	0	1	0									
Jim Ray Hart, R OBP: 0.330, SLG: 0.498 (9, PH)										3	0	0	0	0	0	0									
Ray Sadecki, L OBP: 0.341, SLG: 0.625 (5, 1)										1	0	0	0	0	0	0									
Bob Priddy, R OBP: 0.235, SLG: 0.188 (9, 1)										2	0	0	0	0	0	0									
Billy Hoelt, L OBP: 0.250, SLG: 0.250 (9, 1)										0	0	0	0	0	0	0									
Lindy McDaniel, R OBP: 0.059, SLG: 0.059 (9, 1)										0	0	0	0	0	0	0									
Bob Burda, R OBP: 0.195, SLG: 0.256 (9, PH)										1	0	0	0	0	0	2									
Inning Stats	R: 0 E: 0 K: 0 S: 3	H: 0 LOB: 0 P: 3	R: 1 E: 0 K: 1 S: 6	H: 2 LOB: 0 BB: 0 P: 6	R: 0 E: 0 K: 0 S: 3	H: 0 LOB: 0 BB: 0 P: 3	R: 0 E: 1 K: 0 S: 4	H: 0 LOB: 2 BB: 1 P: 8	R: 0 E: 0 K: 0 S: 3	H: 0 LOB: 0 BB: 0 P: 3	R: 0 E: 1 K: 0 S: 4	H: 1 LOB: 2 BB: 0 P: 5	R: 1 E: 0 K: 0 S: 4	H: 1 LOB: 0 BB: 0 P: 4	R: 1 E: 0 K: 0 S: 4	H: 2 LOB: 1 BB: 1 P: 8	R: 1 E: 0 K: 0 S: 5	H: 2 LOB: 2 BB: 0 P: 5	1B: 5 2B: 1 3B: 0 HR: 2	SF: 0 SAC: 0 DP: 2 HBP: 1	WP: 1 PB: 0 SB: 1 CS: 0	PA: 37			
PITCHER	IP WLS BF H R ER SO BB IBB HBP BLK WP HR S P ERA WHIP																								
Jack Fisher, R ERA: 3.94 (8, 1)	7.1	30	6	3	3	1	1	0	0	0	0	0	0	4	4	3.68	0.955								
Larry Miller, L ERA: 6.0 (8, 1)	0.0	1	0	0	0	0	1	0	0	0	0	0	0	0	0	4	6.00	0.000							
Darrell Sutherland, R ERA: 4.82 (9, 1)	0.2	W	1	0	0	0	0	0	0	0	0	0	0	1	1	0.00	0.000								
Rob Gardner, L ERA: 4.88 (9, 1)	0.0	2	2	1	1	0	0	0	0	0	0	0	0	2	2	0.00	0.000								
Jack Hamilton, R ERA: 3.97 (9, 1)	1.0	S	3	0	0	0	0	0	0	0	1	0	3	3	0.00	0.000									


New York Mets @ San Francisco Giants
Candlestick Park, San Francisco, CA
Fri Sep 16, 1966, 10:05 PM EDT
Att: 17,273 - Unknown


AB	34
R	4
H	8
RBI	3
BB	2
SO	1
LOB	17



Batter	1	2	3	4	5	6	7	8	9	10	AB	R	H	RBI	BB	SO	LOB	TOP										
Bud Harrelson, S (1, 6) OBP: 0.290, SLG: 0.321	4-3		F6		K			HR		SH1-4 1B	5	1	2	0	0	1	1	New York Mets @ San Francisco Giants Candlestick Park, San Francisco, CA Sat Sep 17 1966, 6:33 AM EDT Att: 19,024 - Unknown AB 39 R 4 H 11 RBI 4 BB 1 SO 11 LOB 14										
Chuck Hiller, L (1, 4) OBP: 0.361, SLG: 0.392	F6		1B			G3		F6		SH1-4	4	0	1	0	0	0	1											
Ken Boyer, R (1, 5) OBP: 0.307, SLG: 0.422	F7		K			HR		F9		K	5	1	1	1	0	2	4											
Al Luplow, L (1, 9) OBP: 0.339, SLG: 0.367		K			F2			HR		FC6-4 IBB	4	2	2	3	1	1	0											
Ed Kranepool, L (1, 3) OBP: 0.315, SLG: 0.398		1B			FC6-4 1B		G4-6-3 1B	HR		FC6-4 IBB	5	0	4	0	0	0	2											
Cleon Jones, R (1, 8) OBP: 0.314, SLG: 0.372	F9		FC6-4		FC6-4		G4-6-3	1B		F8	4	0	0	0	0	0	4											
Johnny Lewis, L (1, 7) OBP: 0.277, SLG: 0.342	K		K		K		4-3			4-3	4	0	0	0	0	2	2											
Hawk Taylor, R (1, 2) OBP: 0.211, SLG: 0.304			F7				5-3			K	2	0	0	0	0	0	0											
John Stephenson, L (7, PH) OBP: 0.253, SLG: 0.243							K			K	2	0	0	0	0	2	0											
Dennis Ribant, R (1, 1) OBP: 0.197, SLG: 0.200							K			K2-3	2	0	1	0	0	1	0											
Larry Elliot, L (7, PH) OBP: 0.307, SLG: 0.415			1B								1	0	0	0	0	1	0											
Darrell Sutherland, R (7, 1) OBP: 0.167, SLG: 0.163			1B								0	0	0	0	0	0	0											
Larry Miller, L (8, 1) OBP: 0.500, SLG: 0.500			1B								1	0	0	0	0	1	0											
Inning Stats	R: 0 E: 0 K: 0 S: 3	H: 0 LOB: 0 BB: 0 P: 3	R: 0 E: 0 K: 2 S: 8	H: 1 LOB: 1 BB: 0 P: 8	R: 0 E: 0 K: 1 S: 7	H: 2 LOB: 2 BB: 0 P: 7	R: 0 E: 0 K: 1 S: 6	H: 1 LOB: 1 BB: 0 P: 6	R: 0 E: 0 K: 2 S: 7	H: 0 LOB: 0 BB: 0 P: 7	R: 2 E: 0 K: 0 S: 5	H: 3 LOB: 0 BB: 0 P: 5	R: 0 E: 0 K: 2 S: 7	H: 0 LOB: 0 BB: 0 P: 7	R: 2 E: 0 K: 0 S: 6	H: 3 LOB: 1 BB: 0 P: 6	R: 0 E: 0 K: 2 S: 7	H: 0 LOB: 0 BB: 0 P: 7	R: 0 E: 0 K: 1 S: 6	H: 1 LOB: 2 BB: 1 P: 10	1B: 8 2B: 0 3B: 0 HR: 3	SF: 0 SAC: 1 DP: 1 HBP: 0	WP: 0 PB: 0 SB: 2 CS: 0	PA: 41				
PITCHER	IP 9.0	WLS 36	BF 10	H 4	R 4	ER 4	SO 10	BB 0	IBB 0	HBP 0	BLK 0	WP 0	HR 3	S 56	P 56	ERA 4.00	WHIP 1.111											
Juan Marichal, R ERA: 2.12	(1, 1)	1.0	W	5	1	0	0	1	0	1	0	0	0	0	6	10	0.00	1.000										
Frank Linzy, R ERA: 2.63	(10, 1)	1.0	W	5	1	0	0	1	0	1	0	0	0	6	10	0.00	1.000											

Batter	1	2	3	4	5	6	7	8	9	10	AB	R	H	RBI	BB	SO	LOB	BOTTOM									
Tito Fuentes, S (1, 6) OBP: 0.274, SLG: 0.353	FC4-6 1B		6-3		K			1B		F5	5	0	2	0	0	1	2	New York Mets @ San Francisco Giants Candlestick Park, San Francisco, CA Sat Sep 17 1966, 6:33 AM EDT Att: 19,024 - Unknown AB 38 R 6 H 13 RBI 6 BB 2 SO 5 LOB 13									
Ken Henderson, S (1, 9) OBP: 0.375, SLG: 0.429	FC4-6 1B		G3		4-3		G1-6-3 1B			5-3	5	0	1	0	0	0	1										
Willie Mays, R (1, 8) OBP: 0.372, SLG: 0.566	FC4-6 BB		F8		K		G1-6-3			HR 1B	5	1	1	0	0	1	3										
Willie McCovey, L (1, 3) OBP: 0.394, SLG: 0.586	BB				HR		HR			HR	4	3	3	4	1	0	0										
Jim Davenport, R (1, 5) OBP: 0.292, SLG: 0.362	K		F9		5-3		G3			G3	4	0	0	0	0	1	2										
Jesus Alou, R (1, 7) OBP: 0.279, SLG: 0.318			FC4-6 1B		1B 1B		G3			6-3	4	1	2	0	0	0	0										
Frank Johnson, R (10, 7) OBP: 0.318, SLG: 0.250											0	0	0	0	0	0	0										
Tom Haller, L (1, 2) OBP: 0.321, SLG: 0.453			FC4-6		F6		G4-6-3 BB			F9	2	0	0	0	1	0	2										
Jack Hiatt, R (9, PH) OBP: 0.385, SLG: 0.417			1-2f								1	0	0	0	0	0	0										
Bob Barton, R (10, 2) OBP: 0.215, SLG: 0.203			1-2f								0	0	0	0	0	0	0										
Hal Lanier, R (1, 4) OBP: 0.262, SLG: 0.300			F8		1B		G4-6-3			2B	3	0	1	0	0	0	2										
Cap Peterson, R (9, PH) OBP: 0.285, SLG: 0.317					1B						1	0	1	0	0	0	0										
Ozzie Virgil, R (10, 5) OBP: 0.242, SLG: 0.302					1-3 1B		1-2f				0	0	0	0	0	0	0										
Juan Marichal, R (1, 1) OBP: 0.252, SLG: 0.284			K				K			HR	3	0	1	1	0	2	1										
Jim Ray Hart, R (9, PH) OBP: 0.332, SLG: 0.505					1-3 3H						1	1	1	1	0	0	0										
Frank Linzy, R (10, 1) OBP: 0.158, SLG: 0.263											0	0	0	0	0	0	0										
Inning Stats	R: 0 E: 0 K: 1 S: 6	H: 1 LOB: 2 BB: 1 P: 10	R: 0 E: 0 K: 1 S: 6	H: 1 LOB: 1 BB: 0 P: 6	R: 0 E: 0 K: 0 S: 3	H: 0 LOB: 0 BB: 0 P: 3	R: 2 E: 0 K: 1 S: 9	H: 4 LOB: 2 BB: 0 P: 9	R: 1 E: 0 K: 1 S: 6	H: 1 LOB: 0 BB: 0 P: 6	R: 0 E: 0 K: 0 S: 2	H: 0 LOB: 0 BB: 0 P: 6	R: 0 E: 0 K: 1 S: 6	H: 2 LOB: 1 BB: 0 P: 6	R: 0 E: 0 K: 0 S: 3	H: 0 LOB: 0 BB: 0 P: 3	R: 1 E: 0 K: 0 S: 4	H: 2 LOB: 0 BB: 0 P: 4	R: 2 E: 0 K: 0 S: 3	H: 2 LOB: 0 BB: 0 P: 3	1B: 8 2B: 1 3B: 0 HR: 4	SF: 0 SAC: 0 DP: 2 HBP: 0	WP: 0 PB: 1 SB: 0 CS: 0	PA: 40			
PITCHER	IP 6.0	WLS 26	BF 26	H 7	R 3	ER 3	SO 4	BB 2	IBB 0	HBP 0	BLK 0	WP 0	HR 2	S 32	P 40	ERA 4.50	WHIP 1.500										
Dennis Ribant, R ERA: 2.9	(1, 1)	1.0	L	10	4	3	3	0	0	0	0	0	2	10	10	11.57	1.714										
Darrell Sutherland, R ERA: 4.7	(7, 1)	1.0	L	10	4	3	3	0	0	0	0	0	2	10	10	11.57	1.714										
Larry Miller, L ERA: 7.56	(8, 1)	2.1	L	10	4	3	3	0	0	0	0	0	2	10	10	11.57	1.714										

Batter	1	2	3	4	5	6	7	8	9	AB	R	H	RBI	BB	SO	LOB	TOP								
Bud Harrelson, S OBP: 0.282, SLG: 0.313 (1, 6)	0-3 K		0-0 1B 1-H		4-0 1B 1-2		0-3 K		0-0 F2	4	0	1	1	1	2	1	New York Mets @ Houston Astros Astrodome, Houston, TX Sun Sep 18 1966, 4:38 AM EDT Att: 14,890 - Unknown AB 35 R 5 H 8 RBI 5 BB 4 SO 6 LOB 13 								
Chuck Hiller, L OBP: 0.351, SLG: 0.380 (1, 4)	0-0 6-3		0-0 1B 2-H		0-0 F8		0-0 F7		0-0 6-3	5	0	1	0	0	0	3									
Al Luplow, L OBP: 0.339, SLG: 0.362 (1, 9)	0-0 F7			4-0 BB FC3-6	0-0 1B 1-3 2-H			0-3 K	0-0 F9	4	0	1	1	1	1	0									
Ed Kranepool, L OBP: 0.318, SLG: 0.398 (1, 3)		0-3 K		0-0 BB FC3-6	0-0 L8			0-0 1B HR		4	1	1	0	0	1	3									
Jim Hickman, R OBP: 0.303, SLG: 0.367 (1, 7) (5, 8)	0-0 5-3			0-0 F7		0-0 P5		0-0 1B HR		4	1	1	0	0	0	1									
Cleon Jones, R OBP: 0.314, SLG: 0.370 (1, 8)							0-0 F8			1	0	0	0	1	0	0									
Ralph Terry, R OBP: 0.273, SLG: 0.250 (5, 1)								0-0 1B HR		0	0	0	0	0	0	0									
Johnny Lewis, L OBP: 0.274, SLG: 0.338 (6, PH)										1	0	0	0	0	0	0									
Greg Goossen, R OBP: 0.300, SLG: 0.700 (6, 2)								0-0 HR 1-H 2-H		1	1	1	3	0	0	0									
Hawk Taylor, R OBP: 0.204, SLG: 0.295 (1, 2)				0-0 5-3				0-0 WP BB		3	0	0	0	0	1	2									
Dick Rusterck, R (6, 1)					0-0 6-3					0	0	0	0	0	0	0									
Ken Boyer, R OBP: 0.306, SLG: 0.419 (8, PH) (8, 5)										0	0	0	0	1	0	0									
Eddie Bressoud, R OBP: 0.310, SLG: 0.372 (1, 5)				0-0 L7		0-0 E6 BB 1B		0-0 F8 1-2		4	1	0	0	0	0	1									
Dick Selma, R OBP: 0.250, SLG: 0.250 (8, 1)										0	0	0	0	0	0	0									
Tug McGraw, R OBP: 0.278, SLG: 0.235 (1, 1)				0-0 1B PB 2B		0-3 K		0-0 F9		1	1	1	0	0	0	0									
Danny Napoleon, R OBP: 0.143, SLG: 0.143 (5, PH) (5, 7)										3	0	1	0	0	1	2									
Inning Stats	R: 0 E: 0 K: 1 S: 5	H: 0 LOB: 0 BB: 0 P: 5	R: 0 E: 0 K: 1 S: 5	H: 0 LOB: 0 BB: 0 P: 5	R: 1 E: 0 K: 0 S: 5	H: 3 LOB: 2 BB: 0 P: 5	R: 0 E: 0 K: 0 S: 3	H: 0 LOB: 2 BB: 2 P: 11	R: 1 E: 1 K: 1 S: 7	H: 1 LOB: 2 BB: 1 P: 11	R: 0 E: 0 K: 1 S: 5	H: 0 LOB: 0 BB: 0 P: 5	R: 0 E: 0 K: 1 S: 6	H: 1 LOB: 1 BB: 0 P: 6	R: 3 E: 0 K: 1 S: 8	H: 3 LOB: 1 BB: 1 P: 12	R: 0 E: 0 K: 0 S: 3	H: 0 LOB: 0 BB: 0 P: 3	1B: 6 2B: 1 3B: 0 HR: 1	SF: 0 SAC: 0 DP: 0 HBP: 0	WP: 1 PB: 1 SB: 0 CS: 0	PA: 39			
PITCHER	IP	WLS	BF	H	R	ER	SO	BB	IBB	HBP	BLK	WP	HR	S	P	ERA	WHIP								
Dave Giusti, R ERA: 4.12 (1, 1)	7.1	W	33	8	5	4	6	3	0	0	0	0	1	42	54	4.91	1.500								
Claude Raymond, R ERA: 3.05 (8, 1)	1.2	S	6	0	0	0	0	1	0	0	0	1	0	5	9	0.00	0.600								

Batter	1	2	3	4	5	6	7	8	9	AB	R	H	RBI	BB	SO	LOB	BOTTOM									
Joe Morgan, L OBP: 0.415, SLG: 0.392 (1, 4)	0-0 1B FC5-4			4-0 BB SH1-4		0-0 P4		0-3 K		4	1	1	0	1	2	1	New York Mets @ Houston Astros Astrodome, Houston, TX Sun Sep 18 1966, 4:38 AM EDT Att: 14,890 - Unknown AB 31 R 6 H 9 RBI 5 BB 9 SO 3 LOB 23 									
Sonny Jackson, L OBP: 0.338, SLG: 0.330 (1, 6)	0-0 1B FC5-4 1-2	0-0 5-3		0-0 BB SH1-4		4-0 1B BB		4-0 BB S		2	1	0	0	2	0	2										
Chuck Harrison, R OBP: 0.314, SLG: 0.381 (1, 3)	0-0 1B 6-3 1-3		0-0 BB 2B	0-0 1B E7	0-0 1B 2-H	0-0 1B 1-2		0-0 5-3 1-2		5	3	4	0	0	0	1										
John Bateman, R OBP: 0.321, SLG: 0.481 (1, 2)	0-0 6-3		0-0 F8	0-0 1B 2-H		0-0 P4		4-0 BB S		4	0	1	2	1	0	4										
Rusty Staub, L OBP: 0.352, SLG: 0.425 (1, 9)	4-0 BB 1B		0-3 K	0-0 F9		0-0 4-3		0-0 F7		4	0	0	0	1	1	6										
Bob Aspromonte, R OBP: 0.296, SLG: 0.337 (1, 5)	0-0 1B 1-3 3-H		4-0 BB 2B	0-0 L7				0-0 F9		3	1	1	1	1	0	1										
Aaron Pointer, R OBP: 0.500, SLG: 0.490 (1, 7)	0-0 P4		0-0 WP 1-H 2-H	4-0 BB G5-4-3		4-0 BB S		4-0 BB S		2	0	1	2	2	0	2										
Ron Davis, R OBP: 0.324, SLG: 0.355 (1, 8)		0-0 2B	4-0 WP IBB	0-0 G5-4-3 1-2		0-0 F7 1-2		0-0 6-3		3	0	1	0	1	0	2										
Dave Giusti, R OBP: 0.260, SLG: 0.324 (1, 1)		0-0 5-3		0-0 L8		0-0 F7				4	0	0	0	0	0	4										
Claude Raymond, R OBP: 0.111, SLG: 0.111 (8, 1)				1-2 1B						0	0	0	0	0	0	0										
Inning Stats	R: 2 E: 0 K: 0 S: 6	H: 3 LOB: 2 BB: 1 P: 10	R: 0 E: 0 K: 1 S: 6	H: 1 LOB: 1 BB: 0 P: 6	R: 2 E: 1 K: 1 S: 7	H: 2 LOB: 2 BB: 2 P: 15	R: 2 E: 1 K: 0 S: 5	H: 2 LOB: 1 BB: 1 P: 9	R: 0 E: 0 K: 0 S: 2	H: 0 LOB: 0 BB: 1 P: 6	R: 0 E: 0 K: 0 S: 4	H: 1 LOB: 2 BB: 1 P: 8	R: 0 E: 0 K: 0 S: 3	H: 0 LOB: 1 BB: 1 P: 7	R: 0 E: 0 K: 1 S: 5	H: 0 LOB: 2 BB: 2 P: 13		R: 0 E: 0 K: 0 S: 3	H: 0 LOB: 0 BB: 0 P: 3	1B: 7 2B: 2 3B: 0 HR: 0	SF: 0 SAC: 1 DP: 1 HBP: 0	WP: 1 PB: 0 SB: 2 CS: 0	PA: 41			
PITCHER	IP	WLS	BF	H	R	ER	SO	BB	IBB	HBP	BLK	WP	HR	S	P	ERA		WHIP								
Tug McGraw, L ERA: 5.4 (1, 1)	4.0	L	24	8	6	5	2	3	1	0	0	0	0	2	40	11.25		2.750								
Ralph Terry, R ERA: 4.25 (5, 1)	1.0		3	0	0	0	0	1	0	0	0	0	0	2	6	0.00		1.000								
Dick Rusterck, L ERA: 3.79 (6, 1)	2.0		9	1	0	0	0	2	0	0	0	0	0	7	15	0.00		1.500								
Dick Selma, R ERA: 4.48 (8, 1)	1.0		5	0	0	0	1	2	0	0	0	0	0	5	13	0.00	2.000									

Batter	1	2	3	4	5	6	7	8	9	10	AB	R	H	RBI	BB	SO	LOB	TOP	
Bud Harrelson, S OBP: 0.270, SLG: 0.299 Larry Elliot, L OBP: 0.310, SLG: 0.420 Jerry Grote, R OBP: 0.323, SLG: 0.313	1-3		G3			4-3			4-3		3	0	0	0	0	0	1	New York Mets @ Houston Astros Astrodome, Houston, TX Mon Sep 19 1966, 8:05 PM EDT Att. 7,206 - Dome	
Chuck Hiller, L OBP: 0.346, SLG: 0.373	4-3			6-3			K		6-3		4	0	0	0	0	1	2		
Ken Boyer, R OBP: 0.304, SLG: 0.415	6-3			F2			F9		L7		4	0	0	0	0	0	0		
Al Luplow, L OBP: 0.335, SLG: 0.357		3-1		4-3			F8		L9		4	0	0	0	0	0	0		
Ed Kranepool, L OBP: 0.319, SLG: 0.397		K				F8		4-3		2B WP	4	1	1	0	0	1	0		
Cleon Jones, R OBP: 0.313, SLG: 0.372	3-1			6-3			4-3		WP 1-3	2B	4	0	1	0	0	0	0		
Jim Hickman, R OBP: 0.295, SLG: 0.357			F7		F7		K		2B 3H	K	4	0	0	0	0	2	1		
Greg Goossen, R OBP: 0.308, SLG: 0.583 Shaun Fitzmaurice, R OBP: 0.310, SLG: 0.372			K			F5			SH3 BB		2	0	0	0	1	1	0		
Bob Shaw, R OBP: 0.288, SLG: 0.250			1B			L8			SH3		2	0	1	0	0	0	0		
Inning Stats	R: 0 E: 0 K: 0 S: 3	H: 0 LOB: 0 BB: 0 P: 3	R: 0 E: 0 K: 1 S: 5	H: 0 LOB: 0 BB: 0 P: 5	R: 0 E: 0 K: 1 S: 6	H: 1 LOB: 1 BB: 0 P: 6	R: 0 E: 0 K: 0 S: 3	H: 0 LOB: 0 BB: 0 P: 3	R: 0 E: 0 K: 1 S: 5	H: 0 LOB: 0 BB: 0 P: 5	R: 0 E: 0 K: 1 S: 5	H: 0 LOB: 0 BB: 0 P: 5	R: 0 E: 0 K: 0 S: 3	H: 0 LOB: 2 BB: 1 P: 7	R: 1 E: 0 K: 1 S: 7	H: 2 LOB: 1 BB: 0 P: 7	1B: 2 2B: 1 3B: 0 HR: 0		SF: 0 SAC: 1 DP: 0 HBP: 0
PITCHER	IP 9.2	WLS L	BF 33	H 3	R 1	ER 1	SO 4	BB 1	IBB 0	HBP 0	BLK 0	WP 0	HR 0	S 40	P 44	ERA 0.93	WHIP 0.414		
Chris Zachary, R ERA: 3.13 Carroll Sembera, R ERA: 3.26	(1, 1)	(10, 1)	0.1	1	0	0	0	1	0	0	0	0	0	0	0	0.00	0.000		

AB	32
R	1
H	3
RBI	0
BB	1
SO	5
LOB	6



Batter	1	2	3	4	5	6	7	8	9	10	AB	R	H	RBI	BB	SO	LOB	BOTTOM			
Brock Davis, L OBP: 0.250, SLG: 0.154	3-1		FC6-5			G6-4-3		K			3	0	0	0	1	1	2	New York Mets @ Houston Astros Astrodome, Houston, TX Mon Sep 19 1966, 8:05 PM EDT Att. 7,206 - Dome			
Sonny Jackson, L OBP: 0.339, SLG: 0.330	1B		BB		F9			4-3			3	0	1	0	1	0	1				
Joe Morgan, L OBP: 0.412, SLG: 0.388	F9		1-3		G6-4-3			F2			4	0	0	0	0	0	4				
Chuck Harrison, R OBP: 0.316, SLG: 0.382	1-3			P5		FC1-6		1B			4	0	2	0	0	0	1				
Rusty Staub, L OBP: 0.351, SLG: 0.423		6-3		K		FC1-6		1B			3	0	0	0	1	1	1				
John Bateman, R OBP: 0.318, SLG: 0.476	1-3			6-3		G6-4-3		1-3			4	0	0	0	0	0	3				
Norm Miller, L OBP: 0.194, SLG: 0.235	4-3			K		SH2-4		BB			3	0	0	0	1	1	0				
Bob Aspromonte, R OBP: 0.295, SLG: 0.335			6-3		F7		SH2-4		1-3		3	0	0	0	0	0	0				
Chris Zachary, L OBP: 0.200, SLG: 0.357 Carroll Sembera, R OBP: 0.315, SLG: 0.413			FC6-5		F2		F7		L4		3	0	1	0	0	0	1				
Lee Maye, L OBP: 0.315, SLG: 0.413			2B								1	0	0	0	0	0	0				
Inning Stats	R: 0 E: 0 K: 0 S: 4	H: 1 LOB: 1 BB: 0 P: 4	R: 0 E: 0 K: 0 S: 3	H: 0 LOB: 0 BB: 0 P: 3	R: 0 E: 0 K: 0 S: 4	H: 1 LOB: 2 BB: 1 P: 8	R: 0 E: 0 K: 1 S: 5	H: 0 LOB: 0 BB: 0 P: 5	R: 0 E: 0 K: 1 S: 5	H: 0 LOB: 0 BB: 1 P: 6	R: 0 E: 0 K: 0 S: 2	H: 1 LOB: 1 BB: 0 P: 3	R: 0 E: 0 K: 1 S: 5	H: 0 LOB: 1 BB: 1 P: 9	R: 0 E: 0 K: 0 S: 4	H: 1 LOB: 2 BB: 1 P: 8	R: 0 E: 0 K: 0 S: 3	H: 0 LOB: 0 BB: 0 P: 3	1B: 3 2B: 1 3B: 0 HR: 0	SF: 0 SAC: 1 DP: 2 HBP: 0	WP: 0 PA: 36 PB: 0 SB: 1 CS: 0
PITCHER	IP 10.0	WLS W	BF 36	H 4	R 0	ER 0	SO 3	BB 4	IBB 0	HBP 0	BLK 0	WP 0	HR 0	S 38	P 54	ERA 0.00	WHIP 0.800				
Bob Shaw, R ERA: 4.38	(1, 1)																				

AB	31
R	0
H	4
RBI	0
BB	4
SO	3
LOB	13



Batter	1	2	3	4	5	6	7	8	9	AB	R	H	RBI	BB	SO	LOB	TOP										
Bud Harrelson, S (1, 6) OBP: 0.282, SLG: 0.310										4	1	2	0	0	1	0											
Eddie Bressoud, R (1, 5) OBP: 0.309, SLG: 0.371										4	0	1	1	0	1	0											
Cleon Jones, R (1, 8) OBP: 0.313, SLG: 0.371										4	0	1	0	0	0	1											
Jim Hickman, R (1, 3) OBP: 0.294, SLG: 0.354										4	0	1	0	0	1	3											
Hawk Taylor, R (1, 2) OBP: 0.206, SLG: 0.286										3	0	0	0	1	1	1											
Danny Napoleon, R (1, 7) OBP: 0.182, SLG: 0.273										4	1	1	0	0	0	2											
Ron Swoboda, R (1, 9) OBP: 0.293, SLG: 0.342										3	0	0	0	0	1	1											
Chuck Hiller, L (1, 4) OBP: 0.346, SLG: 0.373										3	1	1	1	0	0	0											
Jack Fisher, R (1, 1) OBP: 0.183, SLG: 0.125										3	0	0	0	0	2	0											
Inning Stats	R: 1 E: 0 K: 0 S: 5	H: 2 LOB: 1 BB: 0 P: 5	R: 2 E: 1 K: 1 S: 7	H: 2 LOB: 0 BB: 0 P: 7	R: 0 E: 1 K: 1 S: 5	H: 0 LOB: 0 BB: 0 P: 5	R: 0 E: 0 K: 1 S: 5	H: 0 LOB: 0 BB: 0 P: 5	R: 0 E: 0 K: 1 S: 3	H: 1 LOB: 0 BB: 0 P: 3	R: 0 E: 0 K: 1 S: 5	H: 0 LOB: 0 BB: 0 P: 5	R: 0 E: 0 K: 1 S: 5	H: 0 LOB: 0 BB: 0 P: 5	R: 0 E: 0 K: 1 S: 6	H: 1 LOB: 2 BB: 1 P: 10	1B: 6 2B: 1 3B: 0 HR: 0	SF: 0 SAC: 0 DP: 0 HBP: 0	WP: 1 PB: 0 CS: 1	PA: 36							
PITCHER	IP	WLS	BF	H	R	ER	SO	BB	IBB	HBP	BLK	WP	HR	S	P	ERA	WHIP										
Mike Cuellar, L (1, 1) ERA: 2.21	6.0	L	22	6	3	2	4	0	0	0	0	1	0	30	30	3.00	1.000										
Turk Farrell, R (7, 1) ERA: 4.63	3.0		11	1	0	0	3	1	0	0	0	0	0	16	20	0.00	0.667										

New York Mets @ Houston Astros
Astrodome, Houston, TX
Tue Sep 20 1966, 8:05 PM EDT
Att: 8,576 - Dome

AB	32
R	3
H	7
RBI	2
BB	1
SO	7
LOB	8





Batter	1	2	3	4	5	6	7	8	9	AB	R	H	RBI	BB	SO	LOB	BOTTOM										
Joe Morgan, L (1, 4) OBP: 0.412, SLG: 0.388										3	0	1	0	1	1	1											
Sonny Jackson, L (1, 6) OBP: 0.337, SLG: 0.328										4	0	0	0	0	0	2											
Chuck Harrison, R (1, 3) OBP: 0.315, SLG: 0.381										4	0	1	0	0	1	1											
Rusty Staub, L (1, 9) OBP: 0.349, SLG: 0.420										3	0	0	0	0	0	1											
Lee Maye, L (1, 7) OBP: 0.315, SLG: 0.412										3	0	1	0	0	0	0											
Bill Heath, L (1, 2) OBP: 0.364, SLG: 0.367										3	0	0	0	0	0	1											
Felix Mantilla, R (1, 5) OBP: 0.277, SLG: 0.348										3	0	1	0	0	1	0											
Ron Davis, R (1, 8) OBP: 0.321, SLG: 0.351										2	0	0	0	0	0	0											
Mike Cuellar, L (1, 1) OBP: 0.130, SLG: 0.119										1	0	0	0	0	0	1											
Joe Gaines, R (6, PH)										1	0	0	0	0	0	0											
Turk Farrell, R (7, 1) OBP: 0.146, SLG: 0.208										0	0	0	0	0	0	0											
Brock Davis, L (8, PH) OBP: 0.235, SLG: 0.143										1	0	0	0	0	0	0											
Inning Stats	R: 0 E: 0 K: 1 S: 4	H: 0 LOB: 0 BB: 1 P: 8	R: 0 E: 0 K: 0 S: 3	H: 0 LOB: 0 BB: 0 P: 3	R: 0 E: 0 K: 1 S: 6	H: 1 LOB: 1 BB: 0 P: 6	R: 0 E: 0 K: 0 S: 3	H: 1 LOB: 0 BB: 0 P: 3	R: 0 E: 0 K: 1 S: 5	H: 1 LOB: 1 BB: 0 P: 5	R: 0 E: 0 K: 0 S: 4	H: 0 LOB: 0 BB: 0 P: 4	R: 0 E: 0 K: 0 S: 3	H: 0 LOB: 0 BB: 0 P: 3	R: 0 E: 1 K: 0 S: 4	H: 0 LOB: 1 BB: 0 P: 4	1B: 4 2B: 0 3B: 0 HR: 0	SF: 0 SAC: 1 DP: 3 HBP: 0	WP: 0 PB: 0 CS: 0	PA: 30							
PITCHER	IP	WLS	BF	H	R	ER	SO	BB	IBB	HBP	BLK	WP	HR	S	P	ERA	WHIP										
Jack Fisher, R (1, 1) ERA: 3.77	9.0	W	30	4	0	0	3	1	0	0	0	0	0	35	39	0.00	0.556										

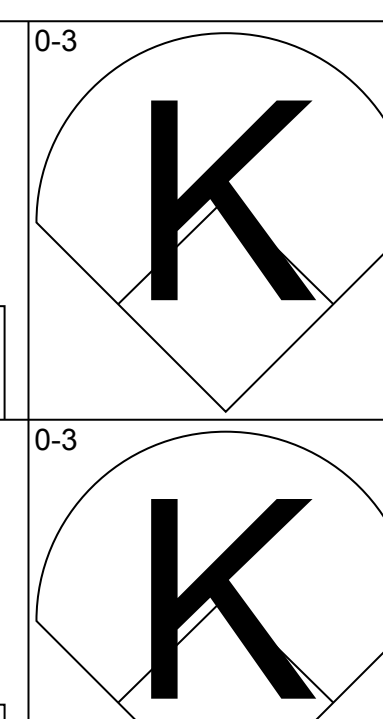
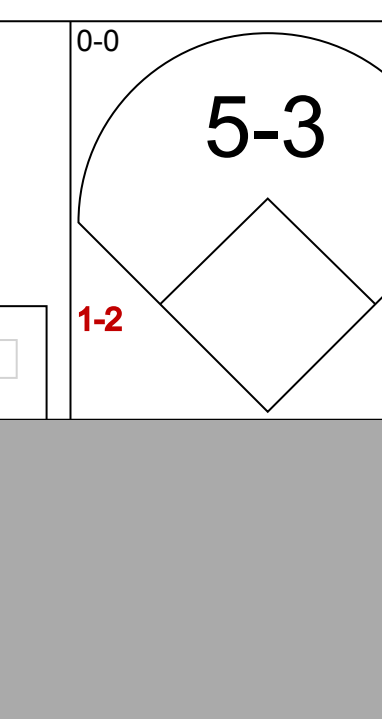
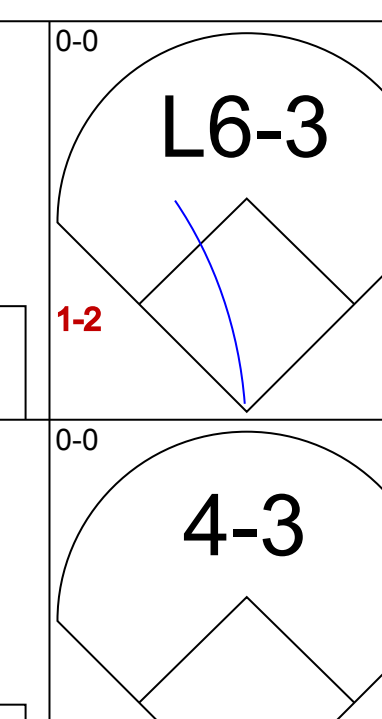
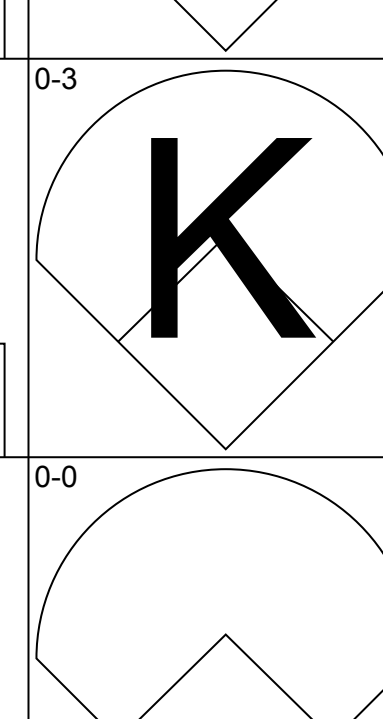
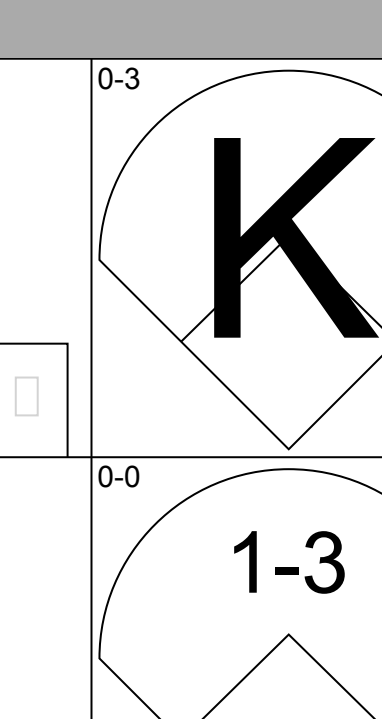
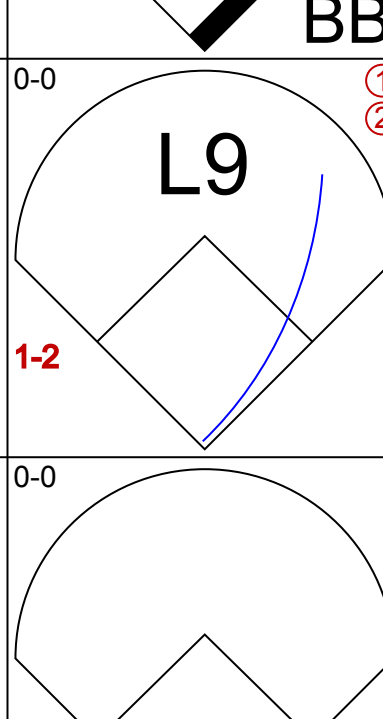
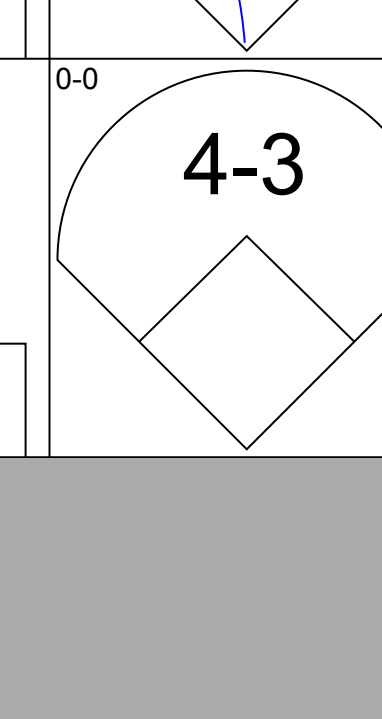
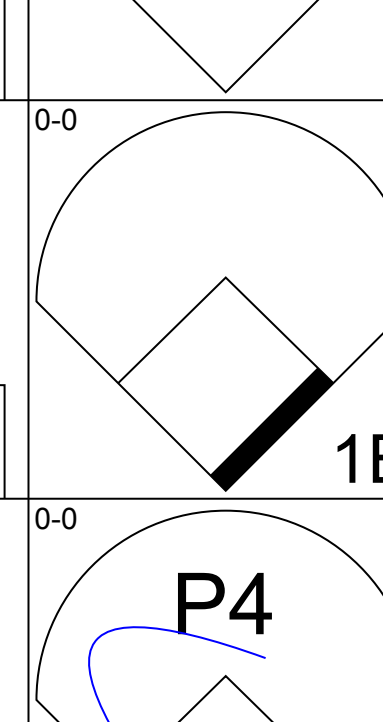
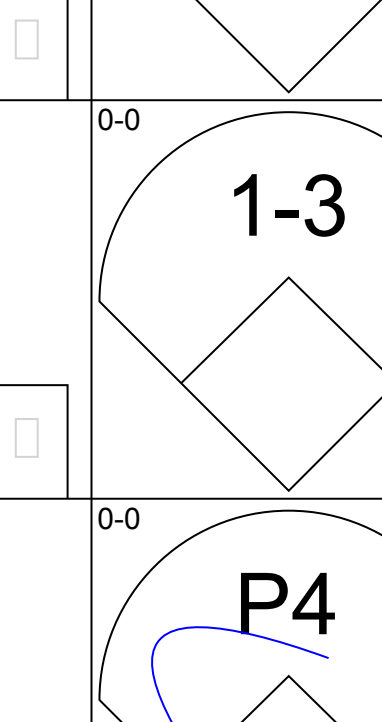
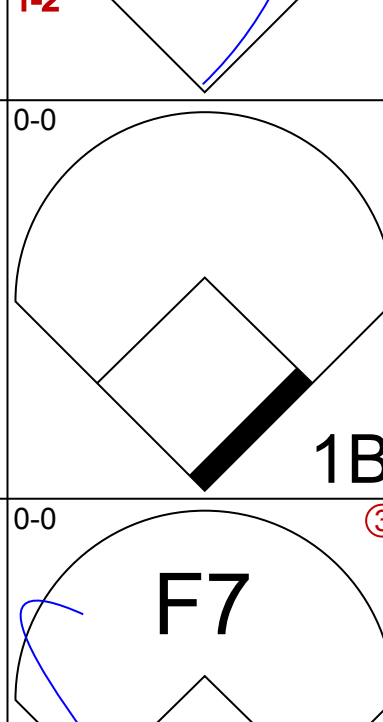
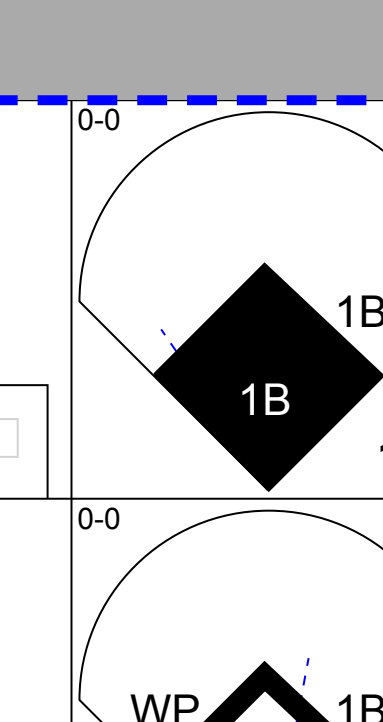
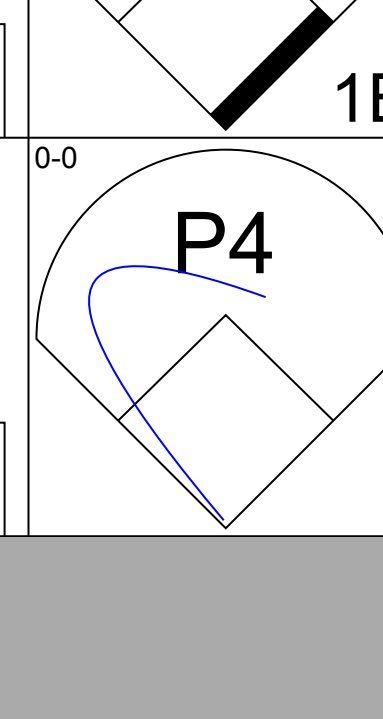
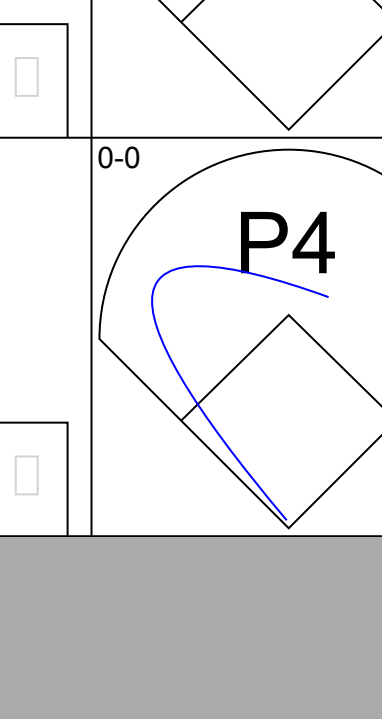
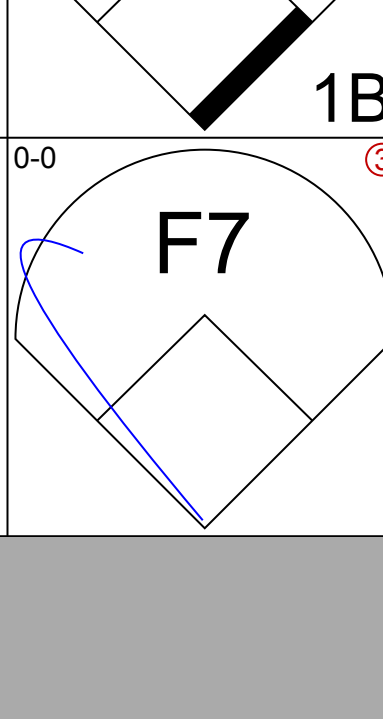
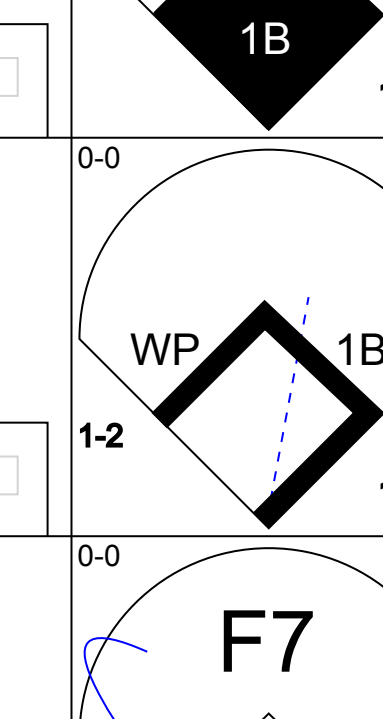
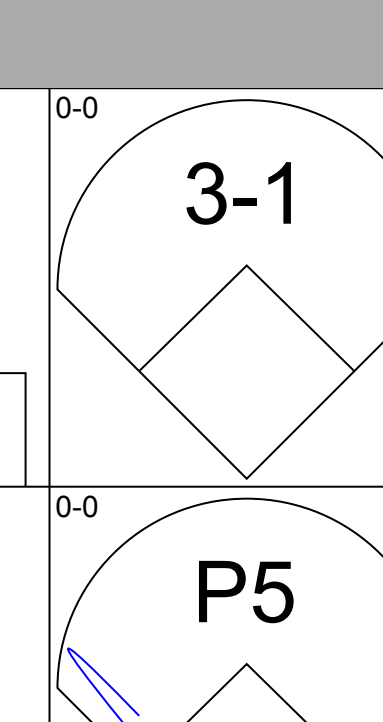
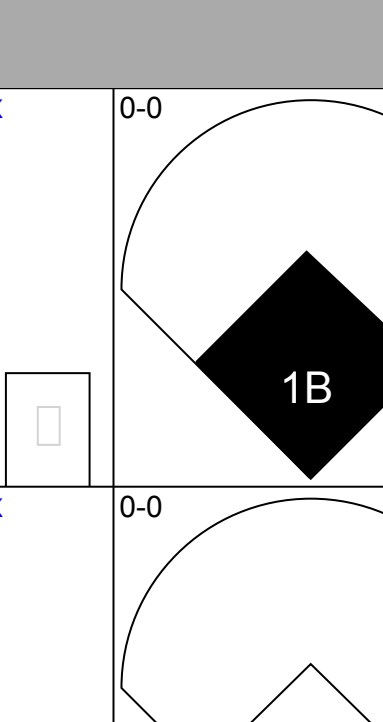
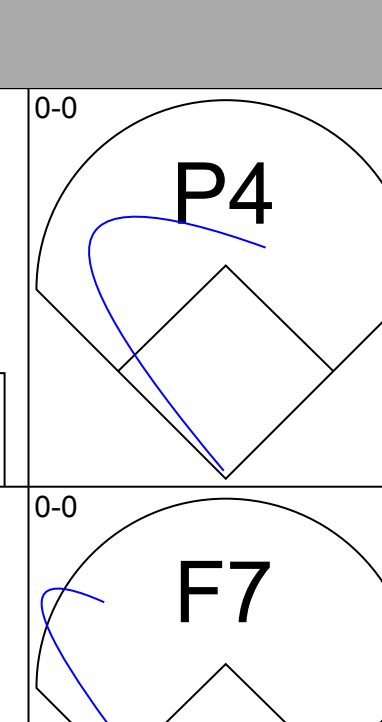
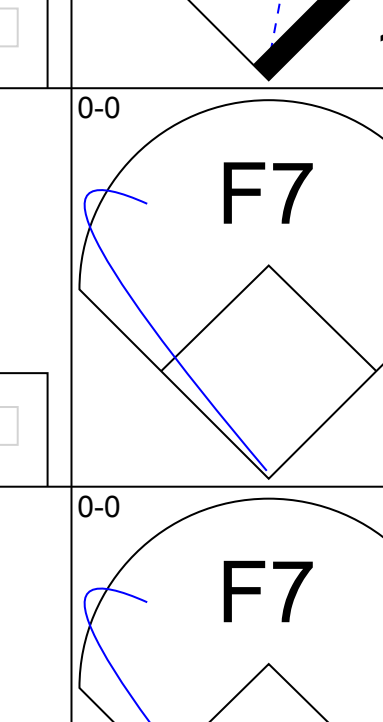



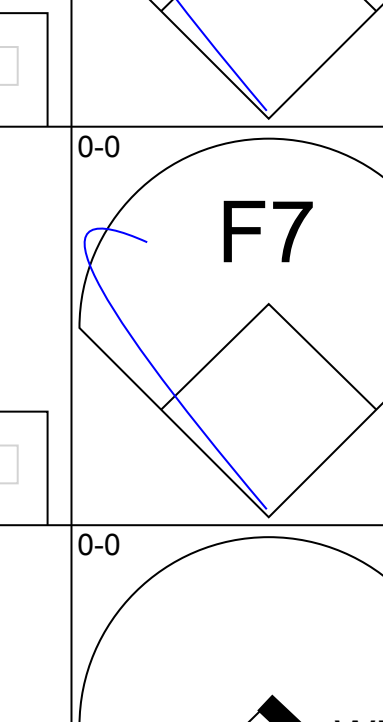



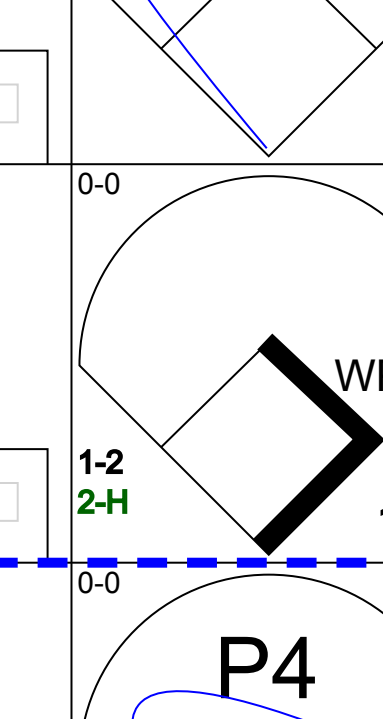
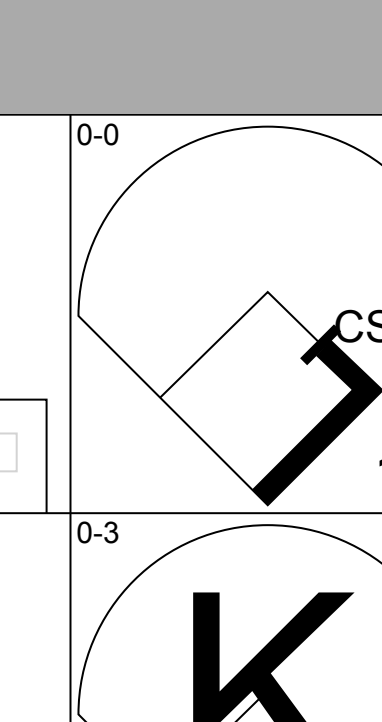
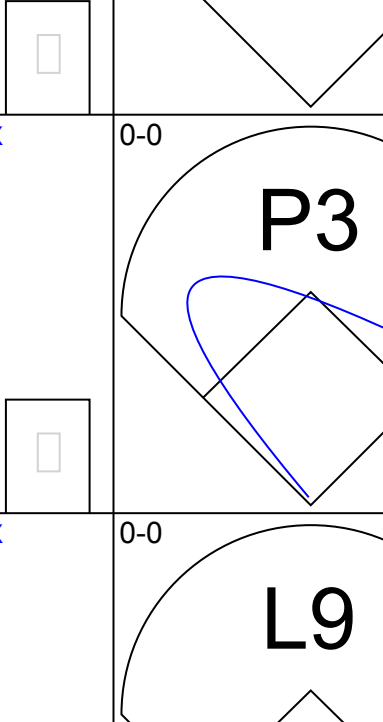

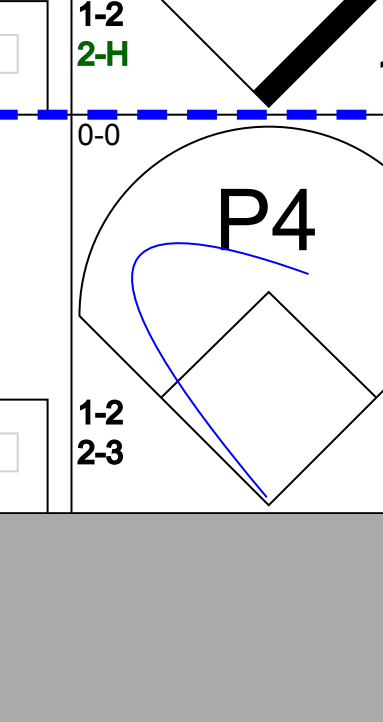
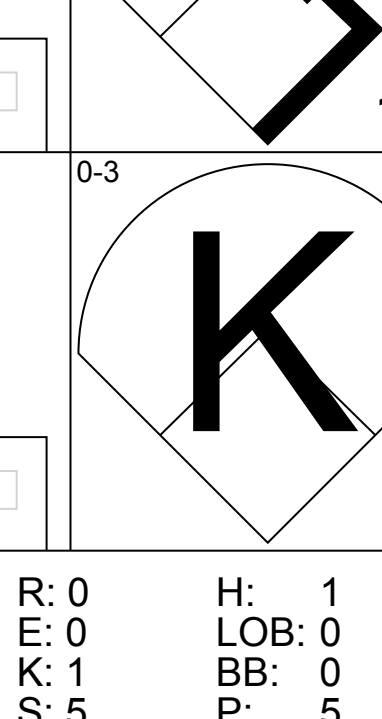
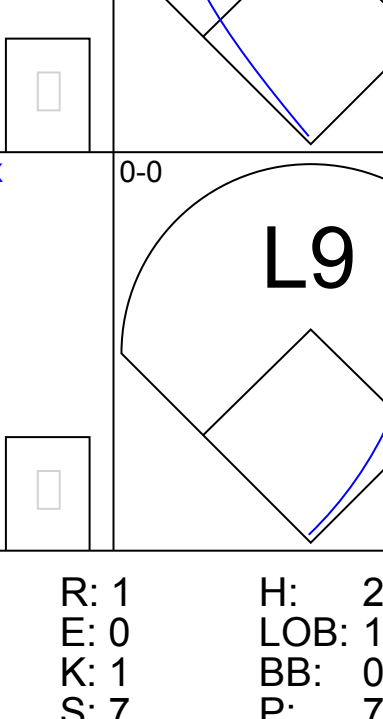

New York Mets @ Houston Astros
Astrodome, Houston, TX
Tue Sep 20 1966, 8:05 PM EDT
Att: 8,576 - Dome

AB	28
R	0
H	4
RBI	0
BB	1
SO	3
LOB	7



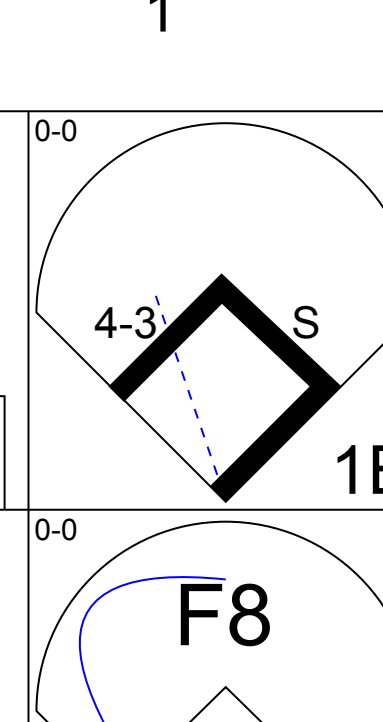
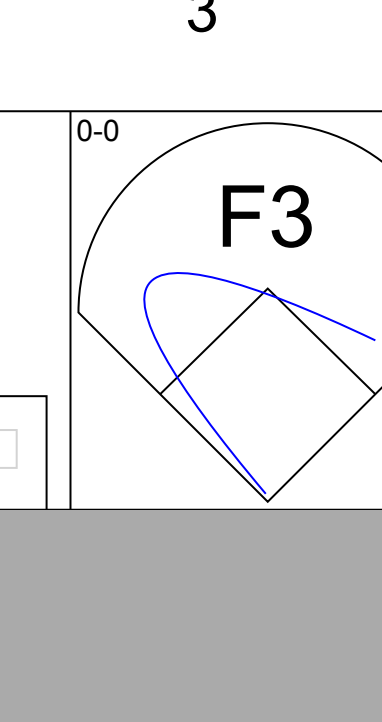
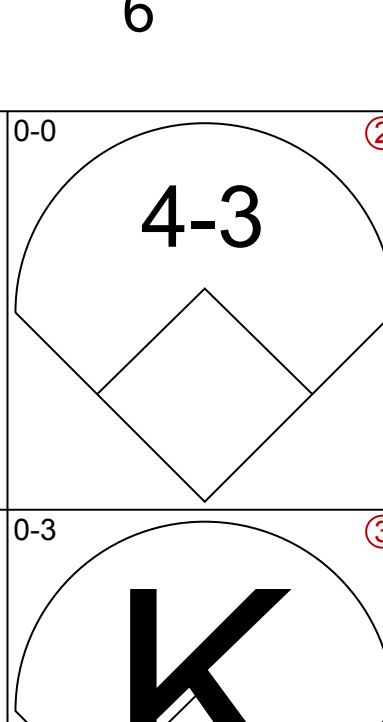
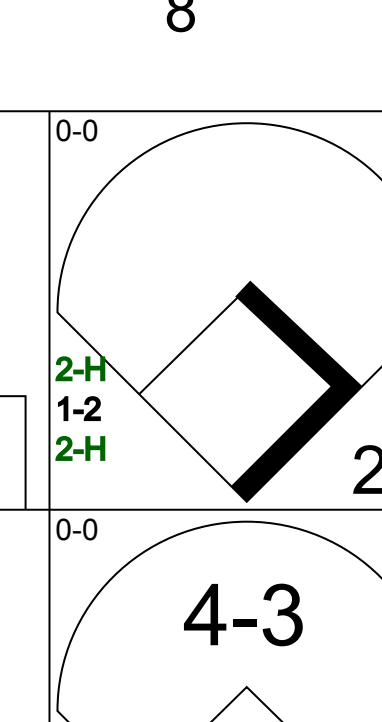
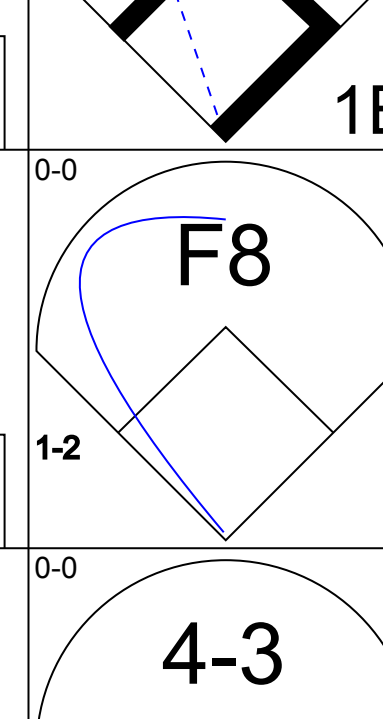
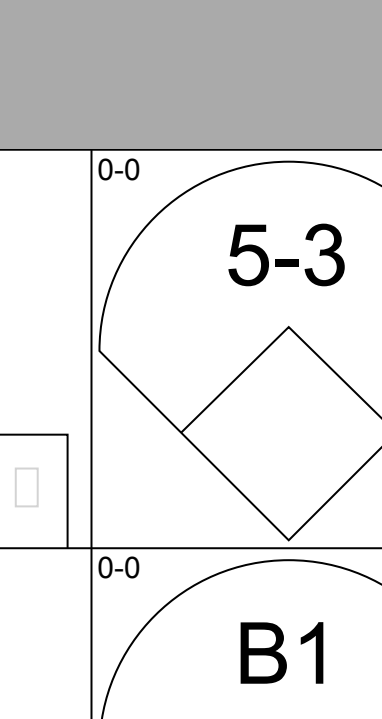
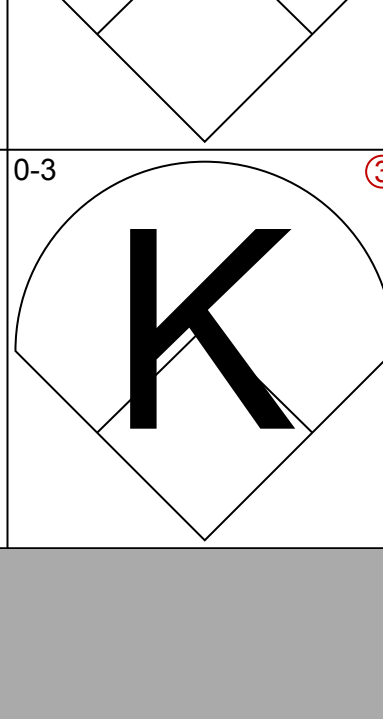
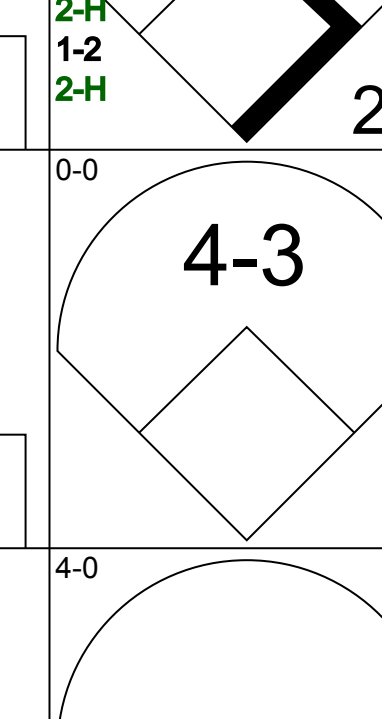
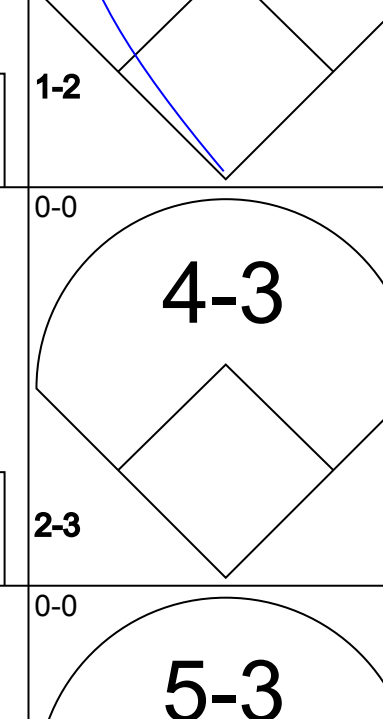
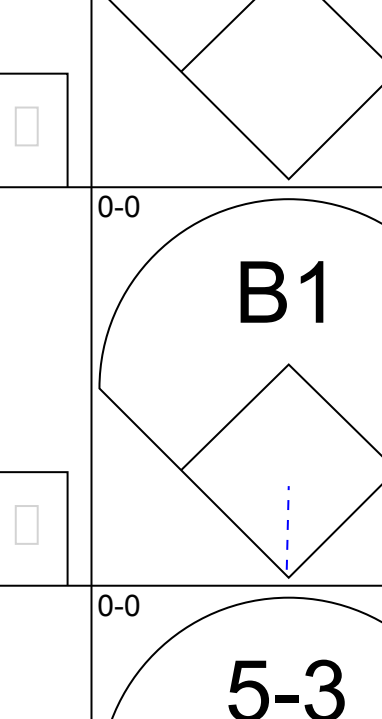

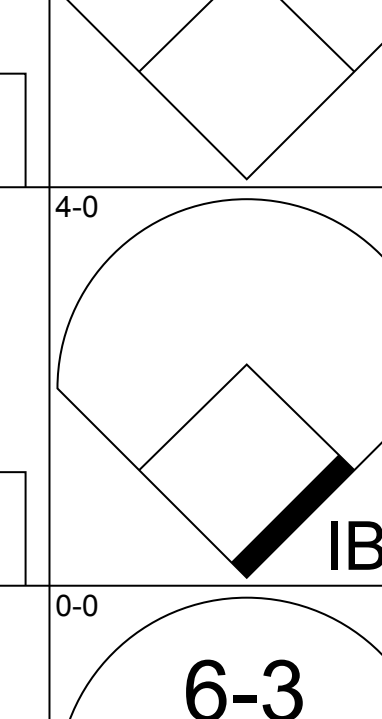
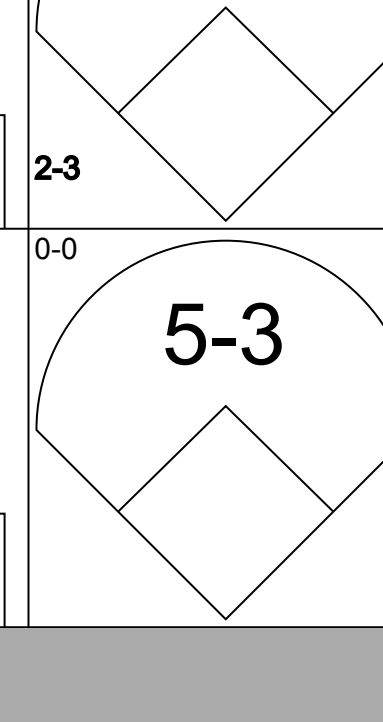
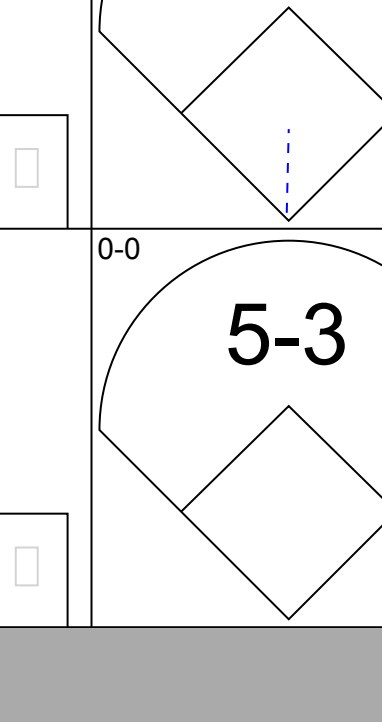

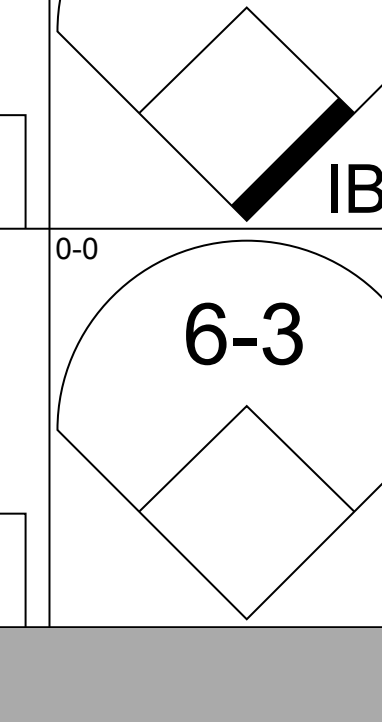
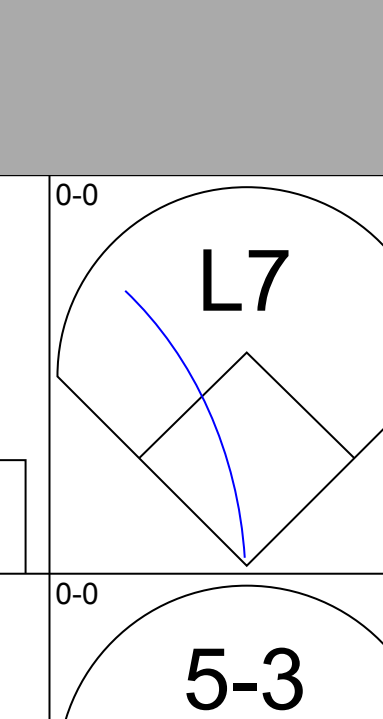
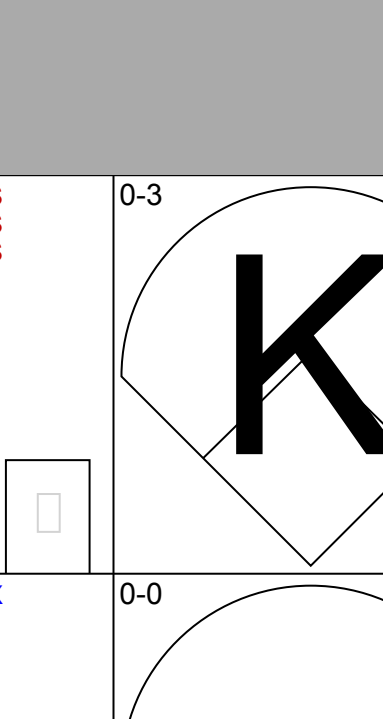
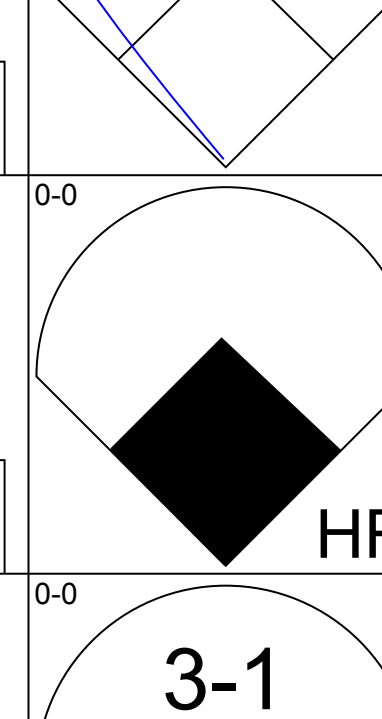
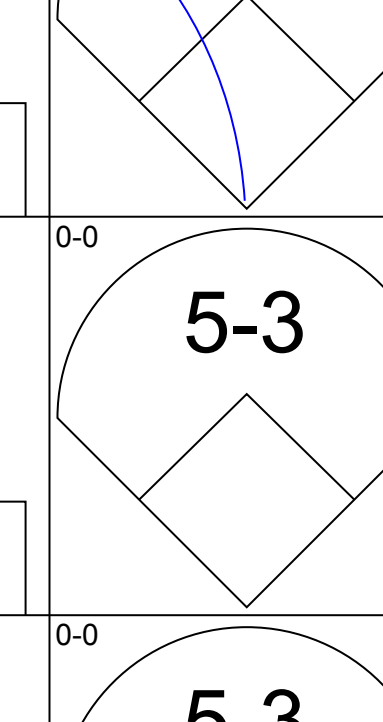
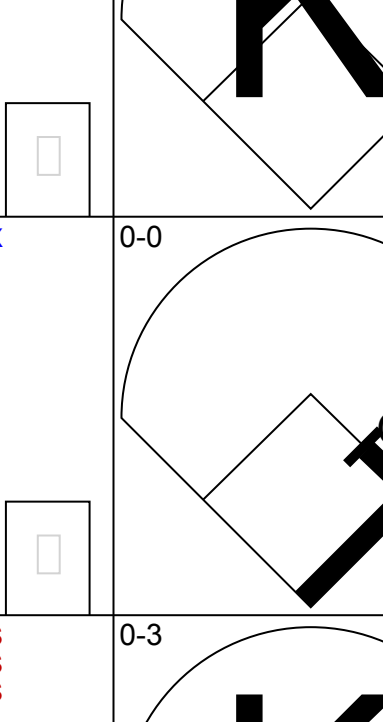
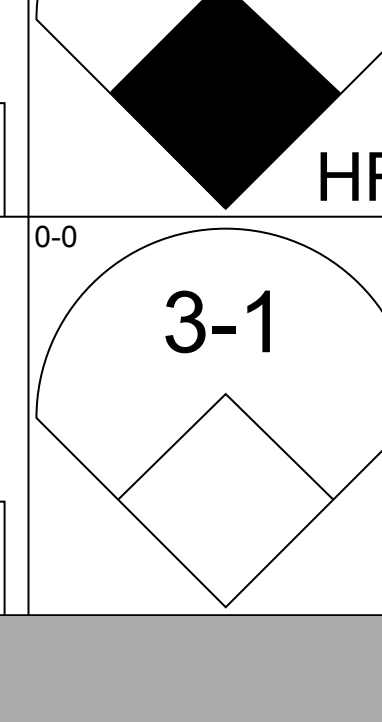
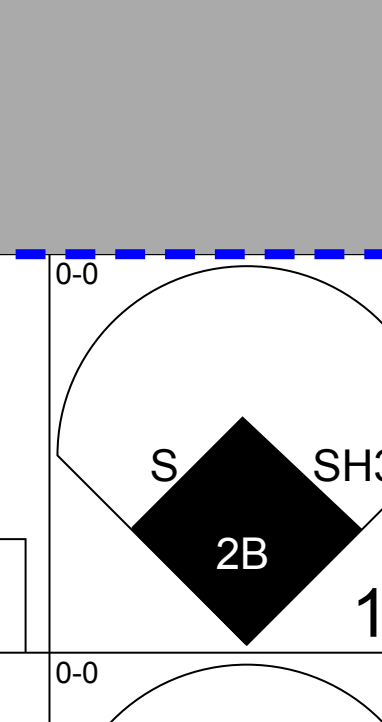
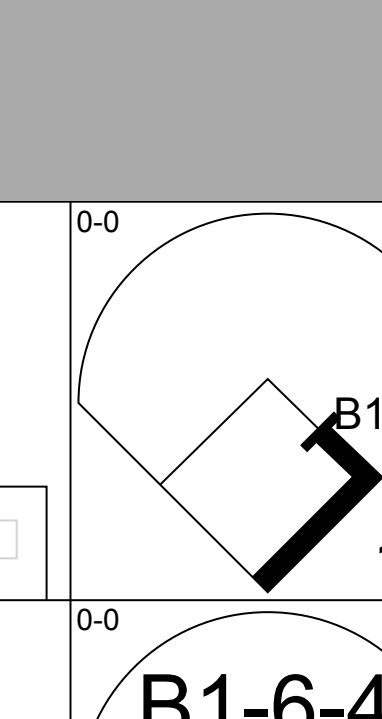
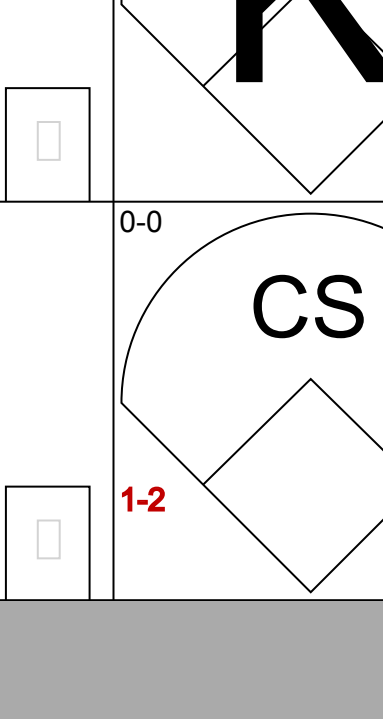
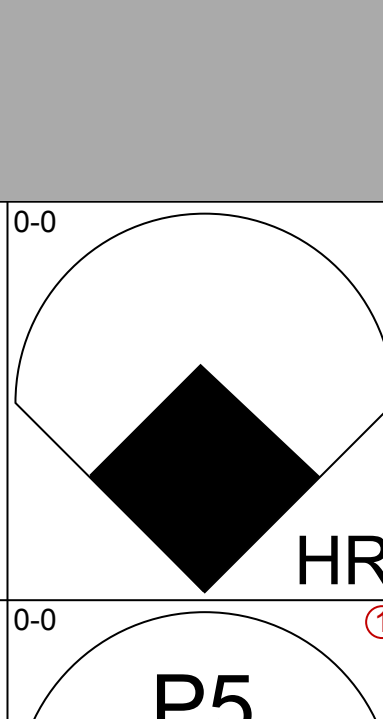
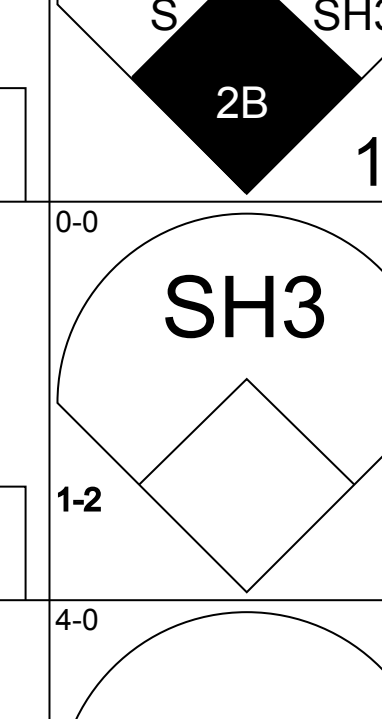
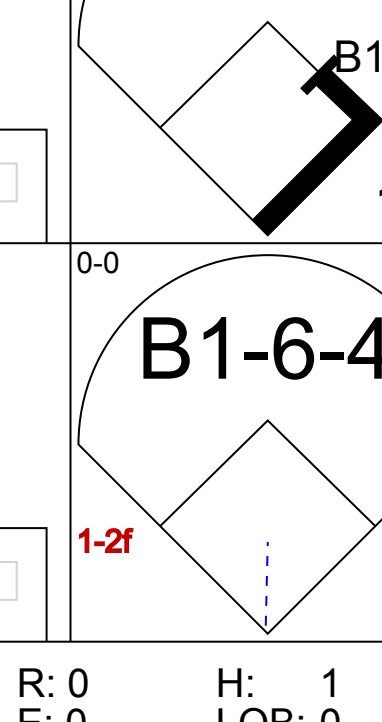
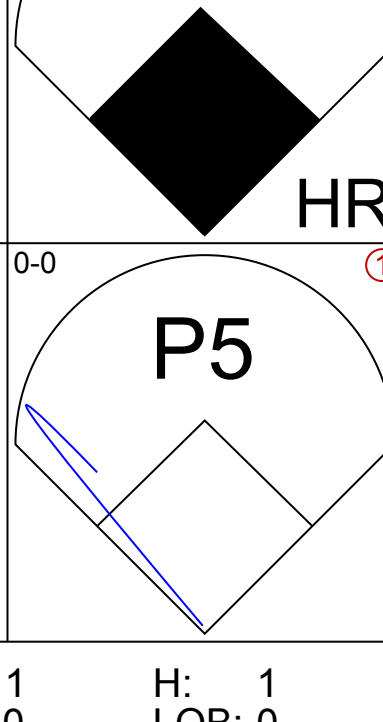
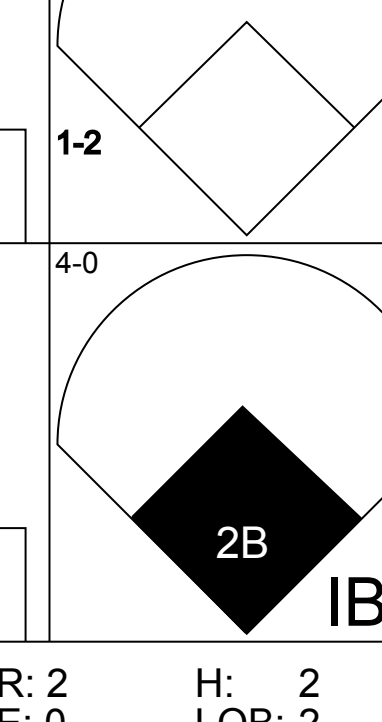
Batter	1	2	3	4	5	6	7	8	9	AB	R	H	RBI	BB	SO	LOB	TOP						
Bud Harrelson, S OBP: 0.280, SLG: 0.297 (1, 6)	0-0 6-3		4-0 BB			0-3 K		0-3 K		3	0	0	0	1	2	0	New York Mets @ Cincinnati Reds Crosley Field, Cincinnati, OH Fri Sep 23 1966, 7:05 PM EDT Att: 5,244 - Unknown 						
Chuck Hiller, L OBP: 0.352, SLG: 0.377 (1, 4)	4-0 SH1-3 BB		0-3 K			0-0 1B		0-0 1B		3	0	2	0	1	1	1							
Al Luplow, L OBP: 0.332, SLG: 0.354 (1, 8)	0-0 SH1-3 1-2		0-0 5-3			0-3 K		0-0 L7		3	0	0	0	0	1	3							
Ed Kranepool, L OBP: 0.317, SLG: 0.396 (1, 3)	0-0 G3			0-0 G6-4-3 1B		0-0 P6			0-0 4-3	4	0	1	0	0	0	2							
Johnny Lewis, L OBP: 0.273, SLG: 0.331 (1, 9)		0-0 1-6-3		0-3 K			0-3 K		4-0 G5-4-3 BB	3	0	0	0	1	2	1							
Greg Goossen, R OBP: 0.294, SLG: 0.563 (1, 2)		0-0 2B		0-0 G6-4-3 1-2f			0-3 K		0-0 G5-4-3 1-2f	4	0	1	0	0	1	2							
Danny Napoleon, R OBP: 0.214, SLG: 0.286 (1, 7)		0-3 K			0-3 K		0-0 1B			3	0	1	0	0	2	1							
Eddie Bressoud, R OBP: 0.307, SLG: 0.368 (1, 5)		0-3 K			0-0 F9		0-3 K			3	0	0	0	0	2	2							
Dennis Ribant, R OBP: 0.197, SLG: 0.299 (1, 1) Darrell Sutherland, R OBP: 0.097, SLG: 0.097 (1, 1) John Stephenson, L OBP: 0.222, SLG: 0.241 (3, 1) Ralph Terry, R OBP: 0.279, SLG: 0.698 (3, 1) Shaun Fitzmaurice, R OBP: 0.226, SLG: 0.250 (5, 1) Dick Selma, R OBP: 0.208, SLG: 0.418 (8, 1) Larry Elliot, L OBP: 0.156, SLG: 0.132 (8, 1)			0-3 K			0-3 K		0-0 1-3		0	0	0	0	0	0	0							
Inning Stats	R: 0 E: 0 K: 0 S: 3	H: 0 LOB: 1 BB: 1 P: 7	R: 0 E: 0 K: 2 S: 8	H: 1 LOB: 1 BB: 0 P: 8	R: 0 E: 0 K: 2 S: 7	H: 0 LOB: 1 BB: 1 P: 11	R: 0 E: 0 K: 1 S: 5	H: 1 LOB: 0 BB: 0 P: 5	R: 0 E: 0 K: 2 S: 7	H: 0 LOB: 0 BB: 0 P: 7	R: 0 E: 0 K: 2 S: 8	H: 1 LOB: 1 BB: 0 P: 8	R: 0 E: 0 K: 3 S: 10	H: 1 LOB: 1 BB: 0 P: 10	R: 0 E: 0 K: 1 S: 6	H: 1 LOB: 1 BB: 1 P: 6		R: 0 E: 0 K: 0 S: 2	H: 0 LOB: 0 BB: 1 P: 6	1B: 4 2B: 1 3B: 0 HR: 0	SF: 0 SAC: 1 DP: 2 HBP: 0	WP: 0 PB: 0 SB: 0 CS: 0	PA: 33
PITCHER Jim Maloney, R ERA: 2.88 (1, 1)	IP: 9.0 WLS: W BF: 33 H: 5 R: 0 ER: 0 SO: 13 BB: 3 IBB: 0 HBP: 0 BLK: 0 WP: 0 HR: 0 S: 56 P: 68 ERA: 0.00 WHIP: 0.889											PITCHER	IP: 9.0 WLS: W BF: 33 H: 5 R: 0 ER: 0 SO: 13 BB: 3 IBB: 0 HBP: 0 BLK: 0 WP: 0 HR: 0 S: 56 P: 68 ERA: 0.00 WHIP: 0.889										

Batter	1	2	3	4	5	6	7	8	9	AB	R	H	RBI	BB	SO	LOB	BOTTOM						
Tommy Harper, R OBP: 0.344, SLG: 0.355 (1, 9)	2B P4		0-0 F7			0-0 1-3		0-0 E 1B FC6-4		4	2	1	0	1	0	3	New York Mets @ Cincinnati Reds Crosley Field, Cincinnati, OH Fri Sep 23 1966, 7:05 PM EDT Att: 5,244 - Unknown 						
Tommy Helms, R OBP: 0.319, SLG: 0.391 (1, 4)	2B FC6-4			0-0 1B		0-3 K		0-0 E5 FC6-4 1B		5	1	3	1	0	1	2							
Vada Pinson, L OBP: 0.327, SLG: 0.447 (1, 8)	2H HR		0-3 K		0-0 G5-4-3 1B		0-0 4-3	0-0 FC6-4 1-2f 3H		5	1	2	3	0	1	1							
Deron Johnson, R OBP: 0.314, SLG: 0.471 (1, 5)	3B 1B			0-0 F9		0-0 BB 4-3 1B		0-0 4-3		5	1	3	0	0	0	3							
Lee May, R OBP: 0.262, SLG: 0.381 (1, 3)	1H 1B 3B		0-3 K		0-0 G5-4-3 1-2f		0-0 4-3			4	1	1	1	0	1	4							
Art Shamsky, L OBP: 0.310, SLG: 0.509 (1, 7)	E SF9 1B		0-0 4-3			0-0 L9		4-0 BB IBB		3	1	1	1	1	0	1							
Don Pavletich, R OBP: 0.349, SLG: 0.523 (1, 2)	E7 1B 1B			0-0 F9		0-3 K		4-0 1-2 2-3 BB		3	0	1	0	1	1	0							
Leo Cardenas, R OBP: 0.310, SLG: 0.423 (1, 6)	SF9			0-0 F9		0-0 L8		0-3 K		3	0	0	1	0	1	3							
Jim Maloney, L OBP: 0.299, SLG: 0.273 (1, 1)	3H FC6-4 1B			0-0 2B		0-0 L5		0-0 6-3		4	0	2	0	0	0	0							
Inning Stats	R: 6 E: 1 K: 0 S: 10	H: 7 LOB: 2 BB: 1 P: 14	R: 0 E: 0 K: 2 S: 8	H: 1 LOB: 1 BB: 0 P: 8	R: 0 E: 0 K: 0 S: 4	H: 1 LOB: 1 BB: 0 P: 4	R: 0 E: 0 K: 0 S: 4	H: 2 LOB: 1 BB: 0 P: 4	R: 0 E: 0 K: 1 S: 5	H: 0 LOB: 0 BB: 0 P: 5	R: 0 E: 0 K: 1 S: 5	H: 0 LOB: 0 BB: 0 P: 5	R: 0 E: 0 K: 1 S: 6	H: 1 LOB: 3 BB: 2 P: 14	R: 1 E: 1 K: 0 S: 5	H: 2 LOB: 1 BB: 0 P: 5		R: 0 E: 0 K: 0 S: 2	H: 0 LOB: 0 BB: 0 P: 6	1B: 10 2B: 2 3B: 1 HR: 1	SF: 1 SAC: 0 DP: 1 HBP: 0	WP: 0 PB: 0 SB: 0 CS: 0	PA: 40
PITCHER Dennis Ribant, R ERA: 3.14 (1, 1) Darrell Sutherland, R ERA: 4.65 (1, 1) Ralph Terry, R ERA: 4.15 (3, 1) Dick Selma, R ERA: 4.3 (5, 1) Jack Hamilton, R ERA: 3.9 (8, 1)	IP: 0.0 WLS: L BF: 4 H: 5 R: 4 ER: 5 SO: 0 BB: 1 IBB: 0 HBP: 0 BLK: 0 WP: 0 HR: 1 S: 4 P: 8 ERA: 4.50 WHIP: 2.000											PITCHER	IP: 0.0 WLS: L BF: 4 H: 5 R: 4 ER: 5 SO: 0 BB: 1 IBB: 0 HBP: 0 BLK: 0 WP: 0 HR: 1 S: 4 P: 8 ERA: 4.50 WHIP: 2.000										

Batter	1	2	3	4	5	6	7	8	9	AB	R	H	RBI	BB	SO	LOB	TOP			
Bud Harrison, S (1, 6) OBP: 0.279, SLG: 0.286										3	0	0	0	1	1	2	New York Mets @ Cincinnati Reds Crosley Field, Cincinnati, OH Sat Sep 24 1966, 7:05 PM EDT Att: 5,575 - Unknown			
Chuck Hiller, L (1, 5) OBP: 0.346, SLG: 0.370										4	0	0	0	0	2	1				
Ron Hunt, R (1, 4) OBP: 0.354, SLG: 0.352										4	1	3	0	0	0	0				
Al Luplow, L (1, 9) OBP: 0.332, SLG: 0.353										4	0	1	0	0	0	2				
Cleon Jones, R (1, 8) OBP: 0.313, SLG: 0.374										4	1	1	0	0	0	2				
Ed Kranepool, L (1, 3) OBP: 0.317, SLG: 0.394										4	0	1	1	0	0	2				
Hawk Taylor, R (1, 2) Shaun Fitzmaurice, R (9, PR)										4	0	1	1	0	1	1				
Danny Napoleon, R (1, 7) OBP: 0.294, SLG: 0.412										3	1	2	0	0	0	1				
Larry Elliot, L (9, PH) Greg Goossens, R (9, PH) OBP: 0.278, SLG: 0.529										1	0	1	1	0	0	0				
Bob Shaw, R (1, 1) OBP: 0.288, SLG: 0.241										2	0	0	0	0	1	2				
Johnny Lewis, L (8, PH) Bob Friend, R (8, 1) OBP: 0.025, SLG: 0.025										1	0	1	1	0	0	0				
Inning Stats	R: 0 E: 0 K: 2 S: 8	H: 1 LOB: 1 BB: 0 P: 8	R: 0 E: 0 K: 0 S: 3	H: 0 LOB: 0 BB: 0 P: 3	R: 0 E: 0 K: 1 S: 5	H: 1 LOB: 0 BB: 0 P: 5	R: 0 E: 0 K: 1 S: 5	H: 0 LOB: 0 BB: 0 P: 5	R: 1 E: 0 K: 0 S: 3	H: 2 LOB: 1 BB: 1 P: 7	R: 0 E: 0 K: 0 S: 3	H: 0 LOB: 0 BB: 0 P: 3	R: 1 E: 0 K: 0 S: 4	H: 2 LOB: 0 BB: 0 P: 4	R: 1 E: 0 K: 0 S: 6	H: 3 LOB: 3 BB: 0 P: 6	1B: 8 2B: 2 3B: 1 HR: 0	SF: 0 SAC: 0 DP: 1 HBP: 0	WP: 1 PB: 0 SB: 0 CS: 2	PA: 35
PITCHER	IP	WLS	BF	H	R	ER	SO	BB	IBB	HBP	BLK	WP	HR	S	P	ERA	WHIP			
Mitt Pappas, R (1, 1) ERA: 4.22	8.0	W	29	7	2	2	5	1	0	0	0	0	0	38	42	2.25	1.000			
Don Nottebart, R (9, 1) ERA: 2.9	0.2		5	3	1	1	0	0	0	0	0	0	0	5	5	13.50	4.500			
Ted Davidson, L (9, 1) ERA: 4.07	0.1	S	1	0	0	0	0	0	0	0	0	1	0	1	1	0.00	0.000			


AB	34
R	3
H	10
RBI	3
BB	1
SO	5
LOB	15




Batter	1	2	3	4	5	6	7	8	9	AB	R	H	RBI	BB	SO	LOB	BOTTOM		
Tommy Harper, R (1, 9) OBP: 0.345, SLG: 0.358										4	0	2	2	0	0	0	New York Mets @ Cincinnati Reds Crosley Field, Cincinnati, OH Sat Sep 24 1966, 7:05 PM EDT Att: 5,575 - Unknown		
Tommy Helms, R (1, 4) OBP: 0.317, SLG: 0.388										4	0	0	0	0	1	3			
Vada Pinson, L (1, 8) OBP: 0.326, SLG: 0.444										3	0	0	0	1	0	1			
Deron Johnson, R (1, 5) OBP: 0.312, SLG: 0.467										4	0	0	0	0	0	3			
Lee May, R (1, 3) OBP: 0.267, SLG: 0.444										3	1	1	1	0	1	0			
Art Shamsky, L (1, 7) OBP: 0.310, SLG: 0.507										3	0	1	0	0	0	0			
Don Pavletich, R (1, 2) OBP: 0.349, SLG: 0.521										3	0	1	0	0	1	1			
Giraldo Ruiz, S (8, PR) Johnny Edwards, L (9, 2) OBP: 0.269, SLG: 0.286										0	1	0	0	0	0	0			
Leo Cardenas, R (1, 6) OBP: 0.312, SLG: 0.431										2	1	2	1	0	0	0			
Mitt Pappas, R (1, 1) OBP: 0.132, SLG: 0.167										2	0	0	0	0	0	1			
Gordy Coleman, L (8, PH) Darrell Osteen, R (8, PR) Don Nottebart, R (9, 1) Ted Davidson, R (9, 1) OBP: 0.200, SLG: 0.167										0	0	0	0	1	0	0			
Inning Stats	R: 0 E: 0 K: 0 S: 4	H: 1 LOB: 1 BB: 0 P: 4	R: 0 E: 0 K: 0 S: 3	H: 0 LOB: 0 BB: 0 P: 3	R: 0 E: 0 K: 0 S: 3	H: 1 LOB: 0 BB: 0 P: 3	R: 0 E: 0 K: 2 S: 7	H: 1 LOB: 0 BB: 0 P: 7	R: 1 E: 0 K: 1 S: 6	H: 1 LOB: 0 BB: 0 P: 6	R: 1 E: 0 K: 0 S: 4	H: 1 LOB: 0 BB: 0 P: 4	R: 2 E: 0 K: 0 S: 5	H: 2 LOB: 2 BB: 2 P: 13	1B: 4 2B: 1 3B: 0 HR: 2	SF: 0 SAC: 1 DP: 1 HBP: 0	WP: 0 PB: 0 SB: 3 CS: 1	PA: 32	
PITCHER	IP	WLS	BF	H	R	ER	SO	BB	IBB	HBP	BLK	WP	HR	S	P	ERA	WHIP		
Bob Shaw, R (1, 1) ERA: 4.31	7.0		24	5	2	2	3	0	0	0	0	0	2	30	30	2.57	0.714		
Bob Friend, R (8, 1) ERA: 4.55	1.0	L	7	2	2	2	0	0	2	0	0	0	0	5	13	18.00	2.000		

AB	28
R	4
H	7
RBI	4
BB	2
SO	3
LOB	9



Batter	1	2	3	4	5	6	7	8	9	AB	R	H	RBI	BB	SO	LOB	TOP								
Bud Harrelson, S OBP: 0.308, SLG: 0.309 (1, 6)	0-0 6-3		4-0 BB			0-0 1B 1B	0-0 1B 1B		0-0 1B HBP 1B	4	3	3	0	1	0	0	New York Mets @ Cincinnati Reds Crosley Field, Cincinnati, OH Sun Sep 25 1966, 3:33 AM EDT Att: 4,414 - Unknown AB 38 R 8 H 13 RBI 8 BB 4 SO 5 LOB 22 								
Eddie Bressoud, R OBP: 0.306, SLG: 0.366 (1, 5)	0-0 F7		0-0 6-3			0-0 1B 1B	0-0 5-3		0-0 F8	5	1	1	0	0	0	4									
Cleon Jones, R OBP: 0.317, SLG: 0.376 (1, 8)	0-0 6-3			4-0 G4-6-3 BB		0-0 2B 1B	0-0 1B 1B		4-0 HBP 1B BB	3	2	2	3	2	0	0									
Jim Hickman, R OBP: 0.303, SLG: 0.368 (9, 9)		0-0 S 1B		0-0 F9		0-0 1B 2B	0-0 WP 1B 1B		0-0 F7	5	1	3	1	0	0	3									
Greg Goossen, R OBP: 0.304, SLG: 0.500 (1, 2)		0-0 P4		0-0 G4-6-3		0-0 4-3	0-0 WP 1B		0-0 HBP 1B	5	0	2	2	0	0	3									
Ron Swoboda, R OBP: 0.297, SLG: 0.347 Ed Kranepool, L OBP: 0.317, SLG: 0.394 (9, PR) (9, 3)	0-3 K				0-0 2B	0-0 G4-6-3 1B	0-3 K		0-0 HBP	4	0	2	2	0	2	3									
Danny Napoleon, R OBP: 0.227, SLG: 0.318 (1, 7)	0-0 6-3				0-0 6-3	0-0 G4-6-3		0-3 K	0-0 6-3	5	0	0	0	0	1	6									
Chuck Hiller, L OBP: 0.345, SLG: 0.366 (1, 4)			0-0 6-3			0-0 F5	4-0 5-3 1B BB		0-0 P5	3	1	0	0	1	0	1									
Jack Fisher, R OBP: 0.181, SLG: 0.123 Hawk Taylor, R OBP: 0.206, SLG: 0.282 Dick Selma, R OBP: 0.222, SLG: 0.214 (5, PH) (5, 1) (5, 1)			0-0 6-3			0-0 F8	0-3 K	0-3 K		1	0	0	0	0	0	0									
Inning Stats	R: 0 E: 0 K: 0 S: 3	H: 0 LOB: 0 BB: 0 P: 3	R: 0 E: 0 K: 1 S: 6	H: 1 LOB: 1 BB: 0 P: 6	R: 0 E: 0 K: 0 S: 3	H: 0 LOB: 0 BB: 1 P: 7	R: 0 E: 0 K: 0 S: 2	H: 0 LOB: 0 BB: 1 P: 6	R: 0 E: 0 K: 0 S: 4	H: 1 LOB: 1 BB: 0 P: 4	R: 4 E: 0 K: 0 S: 7	H: 5 LOB: 0 BB: 0 P: 7	R: 3 E: 0 K: 2 S: 11	H: 4 LOB: 2 BB: 1 P: 15	R: 0 E: 0 K: 2 S: 7	H: 0 LOB: 0 BB: 0 P: 7		R: 1 E: 0 K: 0 S: 5	H: 2 LOB: 3 BB: 1 P: 10	1B: 11 2B: 2 3B: 0 HR: 0	SF: 0 SAC: 0 DP: 2 HBP: 1	WP: 1 PB: 0 SB: 1 CS: 0	PA: 43		
PITCHER	IP	WLS	BF	H	R	ER	SO	BB	IBB	HBP	BLK	WP	HR	S	P	ERA	WHIP								
Jim O'Toole, L ERA: 3.56 (1, 1)	5.0	L	22	6	4	4	1	2	0	0	0	0	0	22	30	7.20	1.600								
Don Nottebart, R ERA: 3.1 (6, 1)	1.2		9	4	3	3	1	1	0	0	0	0	0	10	14	16.20	3.000								
Darrell Osteen, R ERA: 12.41 (7, 1)	0.1		2	1	0	0	1	0	0	0	0	1	0	4	4	0.00	3.000								
Dom Zanni, R ERA: (8, 1)	2.0		10	2	1	0	2	1	0	1	0	0	0	12	17	0.00	1.500								

Batter	1	2	3	4	5	6	7	8	9	AB	R	H	RBI	BB	SO	LOB	BOTTOM								
Tommy Harper, R OBP: 0.343, SLG: 0.355 (1, 9)	0-0 6-3		0-3 K		0-0 F7		0-0 4-3			4	0	0	0	0	1	0	New York Mets @ Cincinnati Reds Crosley Field, Cincinnati, OH Sun Sep 25 1966, 3:33 AM EDT Att: 4,414 - Unknown AB 34 R 4 H 9 RBI 4 BB 2 SO 5 LOB 10 								
Tommy Helms, R OBP: 0.318, SLG: 0.390 (1, 4)	4-0 G3 BB		0-0 P4		0-0 F9			0-0 2B		3	1	1	0	1	0	0									
Vada Pinson, L OBP: 0.324, SLG: 0.441 (1, 8)	0-0 G3			0-0 F9	0-0 3-1			0-0 P6		4	0	0	0	0	0	2									
Deron Johnson, R OBP: 0.313, SLG: 0.470 (1, 5)	0-0 F3			0-0 1B 2B		0-3 K		0-0 FC5 2B		4	1	2	1	0	1	1									
Lee May, R OBP: 0.286, SLG: 0.469 (1, 3)		0-3 K		0-0 1B 2B		0-0 2B		0-0 FC5		4	1	2	0	0	1	1									
Art Shamsky, L OBP: 0.313, SLG: 0.509 (1, 7)		4-0 1B BB		0-0 1B 2B		0-0 F2		0-0 F3		3	1	1	2	1	0	2									
Don Pavletich, R OBP: 0.351, SLG: 0.520 (1, 2)		0-0 G4-3-6 1B		0-0 1B		0-0 F9			0-0 F9	4	0	2	1	0	0	1									
Leo Cardenas, R OBP: 0.312, SLG: 0.429 (1, 6)		0-0 G4-3-6		0-0 1B			0-3 K		0-0 4-3	4	0	1	0	0	1	2									
Jim O'Toole, S OBP: 0.152, SLG: 0.156 Don Nottebart, R OBP: 0.206, SLG: 0.167 Darrell Osteen, R OBP: 0.190, SLG: 0.190 Geraldo Ruiz, S OBP: 0.200, SLG: 0.200 Dom Zanni, R OBP: 0.190, SLG: 0.200 Gordy Coleman, L OBP: 0.302, SLG: 0.291 (1, 1) (6, 1) (7, 1) (7, PH) (8, 1) (8, PH)			0-0 6-3		0-0 1-3			0-0 4-3		2	0	0	0	0	0	1									
Inning Stats	R: 0 E: 0 K: 0 S: 3	H: 0 LOB: 1 BB: 1 P: 7	R: 0 E: 0 K: 1 S: 5	H: 1 LOB: 1 BB: 1 P: 9	R: 0 E: 0 K: 1 S: 5	H: 0 LOB: 0 BB: 0 P: 5	R: 3 E: 0 K: 0 S: 7	H: 5 LOB: 1 BB: 0 P: 7	R: 0 E: 0 K: 1 S: 3	H: 0 LOB: 0 BB: 0 P: 3	R: 0 E: 0 K: 1 S: 6	H: 1 LOB: 0 BB: 0 P: 6	R: 0 E: 0 K: 2 S: 7	H: 0 LOB: 0 BB: 0 P: 7	R: 1 E: 0 K: 0 S: 5	H: 2 LOB: 1 BB: 0 P: 5		R: 0 E: 0 K: 0 S: 3	H: 0 LOB: 0 BB: 0 P: 3	1B: 5 2B: 4 3B: 0 HR: 0	SF: 0 SAC: 0 DP: 1 HBP: 0	WP: 0 PB: 0 SB: 0 CS: 0	PA: 36		
PITCHER	IP	WLS	BF	H	R	ER	SO	BB	IBB	HBP	BLK	WP	HR	S	P	ERA	WHIP								
Jack Fisher, R ERA: 3.83 (1, 1)	4.0		18	6	3	3	2	2	0	0	0	0	0	20	28	6.75	2.000								
Dick Selma, R ERA: 4.14 (5, 1)	5.0	W	18	3	1	1	3	0	0	0	0	0	0	24	24	1.80	0.600								

Batter	1	2	3	4	5	6	7	8	9	AB	R	H	RBI	BB	SO	LOB	TOP								
Jimmy Stewart, S OBP: 0.264, SLG: 0.253 (1, 8)	F8		F8		F8		G4-6-3		CS	5	1	3	0	0	0	0	Chicago Cubs @ New York Mets Shea Stadium, Flushing, NY Wed Sep 28 1966, 3:33 AM EDT Unknown								
Bob Raudman, L OBP: 0.316, SLG: 0.421 (1, 7)	2B		1B		4-3		G4-6-3		P4	5	0	2	0	0	0	3									
Billy Williams, L OBP: 0.348, SLG: 0.468 (1, 9)	P6		4-3		F8		BB		6-3	4	0	0	0	1	0	3									
Ron Santo, R OBP: 0.413, SLG: 0.541 (1, 5)	6-3				HR		BB		BB	3	1	2	2	1	0	1									
14 Ernie Banks, R OBP: 0.317, SLG: 0.435 (1, 3)					F7		BB		BB	3	0	1	0	1	0	1									
John Boccabella, R OBP: 0.273, SLG: 0.363 (1, 2)					1B		BB		BB	4	1	3	0	0	1	3									
Ron Campbell, R OBP: 0.302, SLG: 0.250 (1, 6)					1B		BB		BB	4	0	3	0	0	0	2									
Joey Amalfitano, R OBP: 0.220, SLG: 0.171 (1, 4)					P5		BB		1-3	4	0	0	0	0	0	6									
Dick Ellsworth, L OBP: 0.202, SLG: 0.180 (1, 1)					G3		BB		K	4	1	2	1	0	1	0									
Inning Stats	R: 0 E: 0 K: 0 S: 4	H: 1 LOB: 1 BB: 0 P: 4	R: 0 E: 0 K: 0 S: 4	H: 2 LOB: 1 BB: 0 P: 4	R: 0 E: 0 K: 0 S: 4	H: 1 LOB: 1 BB: 0 P: 4	R: 2 E: 0 K: 0 S: 6	H: 4 LOB: 2 BB: 0 P: 6	R: 1 E: 0 K: 0 S: 5	H: 2 LOB: 1 BB: 0 P: 5	R: 0 E: 0 K: 0 S: 3	H: 2 LOB: 3 BB: 0 P: 3	R: 1 E: 0 K: 1 S: 6	H: 2 LOB: 3 BB: 3 P: 18	R: 0 E: 0 K: 1 S: 5	H: 1 LOB: 0 BB: 0 P: 5	R: 0 E: 0 K: 0 S: 3	H: 1 LOB: 0 BB: 0 P: 3	1B: 12 2B: 3 3B: 1 HR: 1	SF: 0 SAC: 0 DP: 2 HBP: 0	WP: 0 PB: 0 SB: 1 CS: 2	PA: 39			
PITCHER	IP	WLS	BF	H	R	ER	SO	BB	IBB	HBP	BLK	WP	HR	S	P	ERA	WHIP								
Dennis Ribant, R ERA: 3.2 (1, 1)	5.0	L	23	10	3	3	0	0	0	0	0	0	1	23	23	5.40	2.000								
Darrell Sutherland, R ERA: 4.68 (6, 1)	1.2		8	4	1	1	0	2	0	0	0	0	0	6	14	5.40	3.600								
Dick Selma, R ERA: 4.12 (7, 1)	0.1		2	0	0	0	1	1	0	0	0	0	0	3	7	0.00	3.000								
Dick Rusteck, L ERA: 3.43 (8, 1)	2.0		6	2	0	0	1	0	0	0	0	0	0	8	8	0.00	1.000								

Batter	1	2	3	4	5	6	7	8	9	AB	R	H	RBI	BB	SO	LOB	BOTTOM								
Bud Harrelson, S OBP: 0.305, SLG: 0.318 (1, 6)	5-3		P4				L8			4	1	1	0	0	0	3	Chicago Cubs @ New York Mets Shea Stadium, Flushing, NY Wed Sep 28 1966, 3:33 AM EDT Unknown								
Eddie Brassoud, R OBP: 0.305, SLG: 0.365 (1, 5)	6-3		K						G3	4	0	1	0	0	1	2									
Cleon Jones, R OBP: 0.319, SLG: 0.377 (1, 9)	1B								G3	4	0	2	1	0	0	1									
Jim Hickman, R OBP: 0.302, SLG: 0.361 (1, 3)	P4								P5	3	0	0	0	1	0	3									
Greg Goossen, R OBP: 0.259, SLG: 0.423 (1, 2)									F7	4	0	0	0	0	2	2									
Danny Napoleon, R OBP: 0.231, SLG: 0.308 (1, 7)									4-3	4	0	1	0	0	1	0									
Shaun Fitzmaurice, R OBP: 0.222, SLG: 0.125 (1, 8)									K	4	0	1	0	0	1	1									
Chuck Hiller, L OBP: 0.344, SLG: 0.364 (1, 4)									4-3	4	0	1	0	0	1	2									
Dennis Ribant, R Hawthorn, R Darrell Sutherland, R Dick Selma, R Ron Swoboda, R Dick Rusteck, R Jerry Grote, R (1, 1) (5, PH) (6, 1) (7, 1) (7, PH) (8, 1) (9, PH)									4-3	1	0	1	0	0	0	0	0								
Inning Stats	R: 0 E: 0 K: 0 S: 4	H: 1 LOB: 0 BB: 0 P: 4	R: 0 E: 0 K: 0 S: 3	H: 0 LOB: 0 BB: 0 P: 3	R: 0 E: 0 K: 1 S: 6	H: 1 LOB: 1 BB: 0 P: 6	R: 0 E: 0 K: 1 S: 5	H: 1 LOB: 0 BB: 0 P: 5	R: 0 E: 0 K: 1 S: 6	H: 2 LOB: 1 BB: 0 P: 6	R: 1 E: 0 K: 1 S: 6	H: 1 LOB: 1 BB: 1 P: 10	R: 0 E: 1 K: 1 S: 7	H: 1 LOB: 2 BB: 0 P: 7	R: 0 E: 0 K: 0 S: 4	H: 1 LOB: 1 BB: 0 P: 4	R: 0 E: 0 K: 1 S: 6	H: 1 LOB: 1 BB: 0 P: 6	1B: 8 2B: 2 3B: 0 HR: 0	SF: 0 SAC: 0 DP: 2 HBP: 0	WP: 0 PB: 0 SB: 0 CS: 0	PA: 36			
PITCHER	IP	WLS	BF	H	R	ER	SO	BB	IBB	HBP	BLK	WP	HR	S	P	ERA	WHIP								
Dick Ellsworth, L ERA: 3.98 (1, 1)	9.0	W	36	9	1	1	6	1	0	0	0	0	0	47	51	1.00	1.111								

Batter	1	2	3	4	5	6	7	8	9	AB	R	H	RBI	BB	SO	LOB	TOP										
Jimmy Stewart, S (1, 8) OBP: 0.284, SLG: 0.244	0-0 4-3		0-0 L9			0-0 F9		4-0 FC6-4 BB		3	0	0	0	1	0	0											
Bob Raudman, L (1, 7) OBP: 0.281, SLG: 0.348	0-3 K		0-0 1-3			0-0 G3		0-0 FC6-4		4	0	0	0	0	1	2											
Billy Williams, L (1, 9) OBP: 0.347, SLG: 0.466	0-0 3-1			0-0 L3		4-0 BB		0-0 F9		3	0	0	0	1	0	2											
Ron Santo, R (1, 5) OBP: 0.413, SLG: 0.543		0-0 1B L6-5 1B		0-0 FC5 2B		0-0 F8			0-0 4-3	4	0	2	0	0	0	1											
Lee Thomas, L (1, 3) OBP: 0.291, SLG: 0.327		0-0 BB 1B		0-0 F9			0-0 L1-4 SH2-4 1B		0-0 2B	4	0	3	0	0	0	1											
John Boccabella, R (1, 2) OBP: 0.274, SLG: 0.359		4-0 1-2 BB		0-0 FC5			0-0 SH2-4		0-0 6-3	2	0	0	0	1	0	2											
Ron Campbell, R (1, 6) OBP: 0.284, SLG: 0.233		0-0 F5			0-0 1-3		0-0 L1-4		0-0 F5	4	0	0	0	0	0	5											
Joey Amalfitano, R (1, 4) OBP: 0.227, SLG: 0.211		0-0 L6-5			0-0 F8			0-0 FC6-4 2B		3	0	1	0	0	0	3											
Rich Nye, L (1, 1) OBP: 0.250, SLG: 0.250			0-0 4-3			0-0 G3			0-3 K	2	0	0	0	0	0	0											
George Altman, L (8, PH) OBP: 0.279, SLG: 0.339										1	0	0	0	0	1	1											
Bill Hands, R (8, 1) OBP: 0.096, SLG: 0.061										0	0	0	0	0	0	0											
Inning Stats	R: 0 E: 0 K: 1 S: 5	H: 0 LOB: 0 BB: 0 P: 5	R: 0 E: 0 K: 0 S: 4	H: 2 LOB: 2 BB: 1 P: 8	R: 0 E: 0 K: 0 S: 3	H: 0 LOB: 0 BB: 0 P: 3	R: 0 E: 0 K: 0 S: 4	H: 1 LOB: 1 BB: 0 P: 4	R: 0 E: 0 K: 0 S: 3	H: 0 LOB: 0 BB: 0 P: 3	R: 0 E: 0 K: 0 S: 3	H: 1 LOB: 1 BB: 1 P: 7	R: 0 E: 0 K: 0 S: 3	H: 1 LOB: 2 BB: 1 P: 10	R: 0 E: 0 K: 0 S: 4	H: 1 LOB: 1 BB: 0 P: 4	1B: 3 2B: 5 3B: 0 HR: 0	SF: 0 SAC: 1 DP: 2 HBP: 0	WP: 0 PB: 0 SB: 1 CS: 0	PA: 34							
PITCHER	IP	WLS	BF	H	R	ER	SO	BB	IBB	HBP	BLK	WP	HR	S	P	ERA	WHIP										
Bob Shaw, R (1, 1) ERA: 4.11	9.0	W	34	6	0	0	2	3	0	0	0	0	0	35	47	0.00	1.000										

Chicago Cubs @ New York Mets
Shea Stadium, Flushing, NY
Wed Sep 28 1966, 3:38 AM EDT
Att: 2,431 - Unknown

AB	30
R	0
H	6
RBI	0
BB	3
SO	2
LOB	17



Batter	1	2	3	4	5	6	7	8	9	AB	R	H	RBI	BB	SO	LOB	BOTTOM										
Bud Harrelson, S (1, 6) OBP: 0.313, SLG: 0.310	4-0 CS BB		4-0 5-3 BB		0-0 L7		0-0 4-3			2	0	0	0	2	0	1											
Eddie Brassoud, R (1, 4) OBP: 0.305, SLG: 0.362	0-0 P4		0-0 5-3		0-0 F8		4-0 FC5 1B BB			3	0	0	0	1	0	2											
Cleon Jones, R (1, 8) OBP: 0.320, SLG: 0.376	4-0 1-2 BB		0-0 6-3		0-3 K		0-0 1B		1-2 3-H	3	0	1	1	1	1	1											
Jim Hickman, R (1, 3) OBP: 0.301, SLG: 0.358	0-3 K			0-3 K		0-0 1B		0-0 FC5		4	0	1	0	0	2	3											
Ron Swoboda, R (1, 9) OBP: 0.299, SLG: 0.346		0-0 6-3		4-0 PB 1B BB		0-0 F9		0-0 6-3		3	0	0	0	1	0	1											
Danny Napoleon, R (1, 7) OBP: 0.233, SLG: 0.300		0-3 K		0-0 PB 1B		0-0 F3		0-0 6-3		4	0	1	0	0	1	1											
Ed Kranepool, L (9, 3) OBP: 0.317, SLG: 0.394				1-2 PB 1B		0-0 F8		0-0 5-3		0	0	0	0	0	0	0											
Hawk Taylor, R (1, 2) OBP: 0.205, SLG: 0.278		0-0 1B		0-0 F8		0-0 F7		0-0 5-3		4	0	1	0	0	0	3											
Jerry Grote, R (1, 5) OBP: 0.325, SLG: 0.313		0-0 G3		4-0 1-2 2-3 IBB			0-0 4-3 SH1-4 1B 1B			2	1	1	0	1	0	1											
Chuck Hiller, L (9, 4) OBP: 0.344, SLG: 0.364										0	0	0	0	0	0	0											
Bob Shaw, R (1, 1) OBP: 0.279, SLG: 0.232			0-0 4-3		0-0 6-3		0-0 SH1-4			2	0	0	0	0	0	3											
Inning Stats	R: 0 E: 0 K: 1 S: 4	H: 0 LOB: 1 BB: 2 P: 12	R: 0 E: 0 K: 1 S: 6	H: 1 LOB: 1 BB: 0 P: 6	R: 0 E: 0 K: 0 S: 3	H: 0 LOB: 1 BB: 1 P: 7	R: 0 E: 0 K: 1 S: 6	H: 1 LOB: 2 BB: 2 P: 14	R: 0 E: 0 K: 0 S: 4	H: 0 LOB: 0 BB: 0 P: 5	R: 0 E: 0 K: 0 S: 4	H: 1 LOB: 1 BB: 0 P: 4	R: 1 E: 0 K: 0 S: 5	H: 2 LOB: 2 BB: 1 P: 9	R: 0 E: 0 K: 0 S: 3	H: 0 LOB: 0 BB: 0 P: 3	1B: 5 2B: 0 3B: 0 HR: 0	SF: 0 SAC: 1 DP: 0 HBP: 0	WP: 0 PB: 1 SB: 1 CS: 1	PA: 34							
PITCHER	IP	WLS	BF	H	R	ER	SO	BB	IBB	HBP	BLK	WP	HR	S	P	ERA	WHIP										
Rich Nye, L (1, 1) ERA: 2.4	7.0	L	31	5	1	1	4	5	0	0	0	0	0	33	57	1.29	1.429										
Bill Hands, R (8, 1) ERA: 4.61	1.0		3	0	0	0	0	0	0	0	0	0	0	3	3	0.00	0.000										

Chicago Cubs @ New York Mets
Shea Stadium, Flushing, NY
Wed Sep 28 1966, 3:38 AM EDT
Att: 2,431 - Unknown

AB	27
R	1
H	5
RBI	1
BB	6
SO	4
LOB	16



Batter	1	2	3	4	5	6	7	8	9	AB	R	H	RBI	BB	SO	LOB	TOP							
Brock Davis, L OBP: 0.259, SLG: 0.174 (1, 8)										4	0	1	0	0	1	1	Houston Astros @ New York Mets Shea Stadium, Flushing, NY Fri Sep 30 1966, 7:05 PM EDT Att: 11,017 - Cloudy - 64 F							
Sonny Jackson, L OBP: 0.341, SLG: 0.332 (1, 6)										4	0	3	0	0	0	0								
Joe Morgan, L OBP: 0.411, SLG: 0.392 (1, 4)										2	0	0	0	2	1	3								
Chuck Harrison, R OBP: 0.308, SLG: 0.377 (1, 3)										4	0	1	0	0	0	4								
Rusty Staub, L OBP: 0.344, SLG: 0.411 (1, 9)										4	0	0	0	0	0	2								
Lee Maye, L OBP: 0.319, SLG: 0.416 (1, 7)										3	0	1	0	1	0	0								
Bill Heath, L OBP: 0.356, SLG: 0.352 (1, 2)										4	0	0	0	0	0	2								
Bob Aspromonte, R OBP: 0.294, SLG: 0.332 (1, 5)										3	0	0	0	0	0	1								
Larry Dierker, R OBP: 0.174, SLG: 0.224 (1, 1)										2	0	0	0	1	1	0								
Inning Stats	R: 0 E: 0 K: 0 S: 3	H: 2 LOB: 1 BB: 1 P: 7	R: 0 E: 0 K: 0 S: 4	H: 1 LOB: 1 BB: 0 P: 4	R: 0 E: 0 K: 2 S: 8	H: 1 LOB: 1 BB: 0 P: 8	R: 0 E: 0 K: 0 S: 3	H: 0 LOB: 0 BB: 0 P: 3	R: 0 E: 0 K: 1 S: 5	H: 0 LOB: 0 BB: 0 P: 5	R: 0 E: 0 K: 0 S: 4	H: 1 LOB: 2 BB: 1 P: 8	R: 0 E: 0 K: 0 S: 2	H: 0 LOB: 0 BB: 1 P: 6	R: 0 E: 0 K: 0 S: 4	H: 1 LOB: 2 BB: 1 P: 8	R: 0 E: 0 K: 0 S: 3	H: 0 LOB: 0 BB: 0 P: 3	1B: 5 2B: 1 3B: 0 HR: 0	SF: 0 SAC: 0 DP: 2 HBP: 0	WP: 1 PB: 0 SB: 1 CS: 1	PA: 34		
PITCHER Jack Fisher, R ERA: 3.88 (1, 1)	IP: 9.0 WLS: W BF: 34 H: 6 R: 0 ER: 0 SO: 3 BB: 4 IBB: 0 HBP: 0 BLK: 0 WP: 1 HR: 0 S: 36 P: 52 ERA: 0.00 WHIP: 1.111																							

AB	30
R	0
H	6
RBI	0
BB	4
SO	3
LOB	13



Batter	1	2	3	4	5	6	7	8	9	AB	R	H	RBI	BB	SO	LOB	BOTTOM						
Bud Harrelson, S OBP: 0.304, SLG: 0.300 (1, 6)										3	0	0	0	0	2	0	Houston Astros @ New York Mets Shea Stadium, Flushing, NY Fri Sep 30 1966, 7:05 PM EDT Att: 11,017 - Cloudy - 64 F						
Chuck Hillier, L OBP: 0.340, SLG: 0.359 (1, 4)										3	0	0	0	0	0	0							
Cleon Jones, R OBP: 0.318, SLG: 0.374 (1, 8)										3	0	0	0	0	0	0							
Al Luplow, L OBP: 0.329, SLG: 0.349 (1, 9)										3	0	0	0	0	0	0							
Ed Kranepool, L OBP: 0.315, SLG: 0.392 (1, 3)										3	0	0	0	0	1	0							
Greg Goossen, R OBP: 0.233, SLG: 0.379 (1, 2)										3	0	0	0	0	2	0							
Eddie Bressoud, R OBP: 0.305, SLG: 0.364 (1, 5)										3	1	1	0	0	0	0							
Danny Napoleon, R OBP: 0.219, SLG: 0.281 (1, 7)										2	0	0	0	0	1	0							
Ron Hunt, R OBP: 0.355, SLG: 0.354 (9, PH)										1	0	1	1	0	0	0							
Jack Fisher, R OBP: 0.176, SLG: 0.119 (1, 1)										2	0	0	0	0	0	0							
Inning Stats	R: 0 E: 0 K: 1 S: 5	H: 0 LOB: 0 BB: 0 P: 5	R: 0 E: 0 K: 1 S: 5	H: 0 LOB: 0 BB: 0 P: 5	R: 0 E: 0 K: 0 S: 3	H: 0 LOB: 0 BB: 0 P: 3	R: 0 E: 0 K: 2 S: 7	H: 0 LOB: 0 BB: 0 P: 7	R: 0 E: 0 K: 0 S: 3	H: 0 LOB: 0 BB: 0 P: 3	R: 0 E: 0 K: 1 S: 5	H: 0 LOB: 0 BB: 0 P: 5	R: 0 E: 0 K: 0 S: 3	H: 0 LOB: 0 BB: 0 P: 3	R: 1 E: 0 K: 0 S: 2	H: 2 LOB: 1 BB: 0 P: 2	1B: 1 2B: 1 3B: 0 HR: 0	SF: 0 SAC: 0 DP: 0 HBP: 0	WP: 1 PB: 0 SB: 0 CS: 0	PA: 26			
PITCHER Larry Dierker, R ERA: 3.18 (1, 1)	IP: 8.0 WLS: L BF: 26 H: 2 R: 1 ER: 1 SO: 6 BB: 0 IBB: 0 HBP: 0 BLK: 0 WP: 1 HR: 0 S: 38 P: 38 ERA: 1.12 WHIP: 0.250																						

AB	26
R	1
H	2
RBI	1
BB	0
SO	6
LOB	0



Batter	1	2	3	4	5	6	7	8	9	AB	R	H	RBI	BB	SO	LOB	TOP										
Brook Davis, L OBP: 0.281, SLG: 0.185 (1, 8)										4	0	1	0	1	1	0	Houston Astros @ New York Mets Shea Stadium, Flushing, NY Sun Oct 02 1966, 3:33 AM EDT Cloudy - 56 F										
Sonny Jackson, L OBP: 0.342, SLG: 0.336 (1, 6)										5	2	2	0	0	1	3											
Joe Morgan, L OBP: 0.410, SLG: 0.391 (1, 4)										4	2	1	0	1	0	1											
Rusty Staub, L OBP: 0.345, SLG: 0.412 (1, 9)										4	1	1	1	1	0	2											
Chuck Harrison, R OBP: 0.313, SLG: 0.379 (1, 3)										3	1	2	3	2	0	0											
Lee Maye, L OBP: 0.323, SLG: 0.419 (1, 7)										5	0	3	2	0	0	2											
Bill Heath, L OBP: 0.353, SLG: 0.350 Dave Adlesh, R (3, PH) (3, 2)										1	0	0	0	0	0	2		AB 38 R 6 H 12 RBI 6 BB 5 SO 6 LOB 15									
Bob Aspromonte, R OBP: 0.294, SLG: 0.332 (1, 5)									4	0	1	0	0	1	0												
Chris Zachary, L OBP: 0.211, SLG: 0.333 Danny Coombs, R (7, 1) Claude Raymond, R OBP: 0.111, SLG: 0.111 (8, 1)									3	0	1	0	0	1	2												
Inning Stats	R: 2 E: 0 K: 1 S: 8	H: 3 LOB: 2 BB: 1 P: 12	R: 0 E: 0 K: 1 S: 5	H: 0 LOB: 0 BB: 0 P: 5	R: 3 E: 0 K: 1 S: 10	H: 5 LOB: 2 BB: 0 P: 10	R: 1 E: 0 K: 0 S: 4	H: 2 LOB: 2 BB: 2 P: 12	R: 0 E: 0 K: 3 S: 10	H: 1 LOB: 2 BB: 1 P: 14	R: 0 E: 0 K: 0 S: 3	H: 0 LOB: 0 BB: 0 P: 3	R: 0 E: 0 K: 0 S: 3	H: 0 LOB: 0 BB: 0 P: 3	R: 0 E: 0 K: 0 S: 4			H: 1 LOB: 2 BB: 1 P: 8	1B: 10 2B: 1 3B: 1 HR: 0	SF: 0 SAC: 0 DP: 1 HBP: 0	WP: 1 PB: 1 SB: 1 CS: 0	PA: 43					
PITCHER	IP	WLS	BF	H	R	ER	SO	BB	IBB	HBP	BLK	WP	HR	S	P	ERA	WHIP										
Bob Shaw, R ERA: 4.29 (1, 1)	2.1	L	14	6	5	5	2	1	0	0	0	0	0	17	21	19.29	3.000										
Tug McGraw, L ERA: 5.34 (3, 1)	0.2		4	2	0	0	1	0	0	0	0	1	0	6	6	0.00	3.000										
Jack Hamilton, R ERA: 3.93 (4, 1)	1.0		6	2	1	1	0	2	0	0	0	0	0	4	12	9.00	4.000										
Dick Rusterick, L ERA: 3.0 (5, 1)	3.0		11	1	0	0	3	1	0	0	0	0	0	16	20	0.00	0.667										
Bill Hepler, L ERA: 3.52 (8, 1)	2.0		8	1	0	0	0	1	0	0	0	0	0	7	11	0.00	1.000										
Batter	1	2	3	4	5	6	7	8	9	AB	R	H	RBI	BB	SO	LOB	BOTTOM										
Bud Harrelson, S OBP: 0.308, SLG: 0.298 (1, 6)										4	0	1	0	1	2	1	Houston Astros @ New York Mets Shea Stadium, Flushing, NY Sun Oct 02 1966, 3:33 AM EDT Cloudy - 56 F										
Chuck Hiller, L OBP: 0.337, SLG: 0.356 (1, 4)										5	0	1	0	0	0	4											
Al Luplow, L OBP: 0.351, SLG: 0.347 Bill Hepler, L OBP: 0.214, SLG: 0.214 John Stephenson, L (9, PH) OBP: 0.250, SLG: 0.239 (8, 9)										2	0	0	0	2	0	4											
Cleon Jones, R OBP: 0.318, SLG: 0.372 (8, 9)									3	0	0	1	1	2	3												
Ed Kranepool, L OBP: 0.313, SLG: 0.389 Jim Hickman, R OBP: 0.299, SLG: 0.356 (7, PH) (8, 3)									3	0	0	0	0	0	0	0											
Greg Goossen, R OBP: 0.235, SLG: 0.344 (1, 2)									3	0	0	0	0	3	0												
Eddie Bressoud, R OBP: 0.307, SLG: 0.364 (1, 5)									3	0	1	0	1	1	0												
Danny Nappoleo, R OBP: 0.250, SLG: 0.275 Jack Hamilton, R OBP: 0.149, SLG: 0.132 Larry Elliot, L OBP: 0.207, SLG: 0.415 Dick Rusterick, R Shaun Fitzmaurice, R OBP: 0.275, SLG: 0.326 (1, 7) (4, 1) (4, PH) (5, 1) (7, PH) (8, 8)									1	0	0	0	0	1	0												
Bob Shaw, R OBP: 0.279, SLG: 0.232 Tug McGraw, R OBP: 0.278, SLG: 0.235 Johnny Lewis, L OBP: 0.282, SLG: 0.331 (1, 1) (3, 1) (3, PH) (4, 7)									0	0	0	0	0	0	0	0											
Inning Stats	R: 0 E: 0 K: 0 S: 3	H: 0 LOB: 1 BB: 1 P: 7	R: 0 E: 0 K: 2 S: 7	H: 0 LOB: 0 BB: 0 P: 7	R: 0 E: 0 K: 1 S: 6	H: 1 LOB: 2 BB: 1 P: 10	R: 0 E: 0 K: 2 S: 7	H: 0 LOB: 2 BB: 1 P: 12	R: 0 E: 0 K: 1 S: 5	H: 0 LOB: 2 BB: 2 P: 13	R: 0 E: 0 K: 1 S: 5	H: 0 LOB: 0 BB: 0 P: 5	R: 1 E: 0 K: 3 S: 11	H: 2 LOB: 3 BB: 2 P: 19	R: 0 E: 0 K: 2 S: 8	H: 1 LOB: 1 BB: 0 P: 8		R: 0 E: 0 K: 1 S: 5	H: 0 LOB: 0 BB: 0 P: 5	1B: 4 2B: 0 3B: 0 HR: 0	SF: 0 SAC: 0 DP: 0 HBP: 1	WP: 0 PB: 0 SB: 0 CS: 0	PA: 39				
PITCHER	IP	WLS	BF	H	R	ER	SO	BB	IBB	HBP	BLK	WP	HR	S	P	ERA	WHIP										
Chris Zachary, R ERA: 3.44 (1, 1)	6.2	W	31	3	1	1	9	7	0	1	0	0	0	41	7	1.500	1.500										
Danny Coombs, L ERA: 3.38 (7, 1)	0.2		3	1	0	0	2	0	0	0	0	0	0	7	7	0.00	1.500										
Claude Raymond, R ERA: 3.16 (8, 1)	1.2	S	5	0	0	0	2	0	0	0	0	0	0	9	9	0.00	0.000										

