

New York Mets - 1967

Batter	1	2	3	4	5	6	7	8	9	AB R H RBI BB SO LOB	TOP											
Matty Alou, L (1, 8) OBP: 0.400, SLG: 0.250	0-3 K		4-0 G3 1B BB		0-0 F8		0-0 P5		0-0 E S 1B	4 2 1 1 1 1 0												
Maury Wills, S (1, 5) OBP: 0.400, SLG: 0.400	0-0 E7 1B		0-0 G3 1-2			0-0 1-3		0-0 F7	0-0 S 1B	5 0 2 1 0 0 1												
Roberto Clemente, R (1, 9) OBP: 0.400, SLG: 0.250	0-3 K		0-0 1B 2-H			0-0 E6 FC6-4		0-0 E9	4-0 1-2 IBB	4 0 1 1 1 1 1												
Willie Stargell, L (1, 7) OBP: 0.250, SLG: 0.500	4-0 BB		0-0 4-3			0-0 FC6-4 E 1-2f		4-0 PB IBB	0-3 K	3 1 0 0 2 1 4												
Donn Clendenon, R (1, 3) OBP: 0.200, SLG: 0.200	0-3 K			0-0 4-3		0-0 E9 2B 1B		0-3 K	0-0 F9	5 1 1 0 0 2 6												
Bill Mazerowski, R (1, 4) OBP: 0.250, SLG: 0.500		0-3 K		0-0 L5		0-0 2B		0-3 K		4 0 1 1 0 2 2												
Gene Alley, R (1, 6) OBP: 0.250, SLG: 0.500		0-0 5-3		0-0 1-3		0-0 G3			0-0 2B 2B	4 1 1 0 0 0 1												
Jesse Gonder, L (1, 2) OBP: 0.250, SLG: 0.500		0-0 1-6-3			0-0 4-3		0-0 F7		0-0 PB 1B 2B	4 0 1 1 0 0 0 0 1 0 0 0 0 0 0 0 0 0 0 0 0												
George Spriggs, L (9, PR)									2-H													
Jerry May, R (9, 2)									0-0 1-3	3 0 0 0 0 3 0 0 0 0 0 0 0 0 1 0 0 0 0 0 1 0 0 0 0 0 0 0												
Bob Veale, S (1, 1)			0-3 K		0-3 K		0-3 K															
Manny Jimenez, L (9, PH)																						
Manny Mota, R (9, PH)																						
Pete Mikkelsen, R (9, 1)																						
Inning Stats	R: 0 E: 1 K: 3 S: 10	H: 1 LOB: 2 BB: 1 P: 14	R: 0 E: 0 K: 1 S: 5	H: 0 LOB: 0 BB: 0 P: 5	R: 1 E: 0 K: 1 S: 6	H: 1 LOB: 1 BB: 1 P: 10	R: 0 E: 0 K: 0 S: 3	H: 0 LOB: 0 BB: 0 P: 3	R: 0 E: 0 K: 1 S: 5	H: 0 LOB: 0 BB: 0 P: 5	R: 2 E: 2 K: 0 S: 6	H: 2 LOB: 1 BB: 0 P: 6	R: 0 E: 0 K: 1 S: 5	H: 0 LOB: 0 BB: 0 P: 5	R: 0 E: 1 K: 2 S: 8	H: 0 LOB: 2 BB: 1 P: 12	R: 3 E: 0 K: 1 S: 9	H: 4 LOB: 2 BB: 1 P: 13	1B: 5 2B: 3 3B: 0 HR: 0	SF: 0 SAC: 0 DP: 0 HBP: 0	WP: 0 PB: 2 SB: 2 CS: 0	PA: 41
PITCHER	IP WLS BF H R ER SO BB IBB HBP BLK WP HR S P ERA WHIP																					
Don Cardwell, R (1, 1) ERA: 3.38	8.0 L 35 6 5 4 9 2 1 0 0 0 0 50 62 4.50 1.000																					
Don Shaw, L (9, 1) ERA: 9.0	1.0 6 2 1 0 1 0 1 0 0 0 0 7 11 0.00 2.000																					

Pittsburgh Pirates @ New York Mets
Shea Stadium, Flushing, NY
Tue Apr 11 1967, 3:33 AM EST
Att. 31,510 - Unknown - 44 F

livebaseballscorecards.com

AB	37
R	6
H	8
RBI	5
BB	4
SO	10
LOB	16



BOTTOM

Pittsburgh Pirates @ New York Mets
 Shea Stadium, Flushing, NY
 Tue Apr 11 1967, 3:33 AM EST
 Att: 31,510 - Unknown - 44 F

livebaseballscorecards.com

AB	31
R	3
H	5
RBI	3
BB	4
SO	8
LOB	10



WP: 0	PA: 35
PB: 0	
SB: 2	
CS: 0	

AB R H RBI BB SO LOB

3	1	1	0	1	0	1
4	0	0	0	0	2	2
3	0	0	0	1	0	0
4	0	2	1	0	2	0
0	0	0	0	0	0	0
4	1	1	0	0	0	3
2	0	0	0	1	0	3
1	0	0	0	0	0	0
4	1	1	2	0	2	1
4	0	0	0	0	1	0
2	0	0	0	1	1	0
0	0	0	0	0	0	0

Batter	1	2	3	4	5	6	7	8	9
Don Bosch, S (1, 8) OBP: 0.500, SLG: 0.333	0-0 E S 1B	0-0 FC5-4 1-2f			0-0 F8		4-0 FC6-4 BB		
Cleon Jones, R (1, 9)	0-0 P4 1-3		0-3 K		0-3 K		0-0 FC6-4 1-2f		
Ken Boyer, R (1, 5)	4-0 1B BB		0-0 5-3		0-0 F8		0-0 6-3		
Tommy Davis, R (1, 7) OBP: 0.500, SLG: 0.500 Tommie Reynolds, R (8, PR) (9, 7)	0-0 FC6-4 1B		0-3 K		0-3 K		0-0 G4-6-3 1B		
Ron Swoboda, R (1, 3) OBP: 0.250, SLG: 0.500	0-0 P3			0-0 HR 2B		0-0 6-3		0-0 G4-6-3	
Jerry Buchek, R (1, 4) Chuck Hiller, L (9, PH)	0-0 FC6-4 1-2f		0-0 6-3		4-0 S BB			0-0 1-3	
Jerry Grote, R (1, 2) OBP: 0.250, SLG: 1.000		0-3 K		0-0 HR		0-3 K		0-0 F8	
Bud Harrelson, S (1, 6)		0-0 F7		0-0 F3		0-3 K		0-0 G3	
Don Cardwell, R (1, 1) Don Shaw, L (9, 1)		4-0 FC5-4 BB		0-3 K		0-0 P3			

Inning Stats	R: 1	H: 2	E: 0	K: 0	S: 5	LOB: 2	BB: 1	P: 9	R: 0	H: 0	E: 0	K: 1	S: 5	LOB: 1	BB: 1	P: 9	R: 0	H: 0	E: 0	K: 2	S: 7	LOB: 0	BB: 0	P: 7	R: 2	H: 2	E: 0	K: 1	S: 7	LOB: 0	BB: 0	P: 7	R: 0	H: 0	E: 0	K: 1	S: 5	LOB: 0	BB: 0	P: 5	R: 0	H: 0	E: 0	K: 2	S: 7	LOB: 1	BB: 1	P: 11	R: 0	H: 0	E: 0	K: 1	S: 5	LOB: 1	BB: 1	P: 9	R: 0	H: 1	E: 0	K: 0	S: 3	LOB: 1	BB: 0	P: 3	R: 0	H: 0	E: 0	K: 0	S: 3	LOB: 0	BB: 0	P: 3	1B: 3	SF: 0	2B: 1	SAC: 0	3B: 0	DP: 1	HR: 1	HBP: 0	WP: 0	PA: 35
--------------	------	------	------	------	------	--------	-------	------	------	------	------	------	------	--------	-------	------	------	------	------	------	------	--------	-------	------	------	------	------	------	------	--------	-------	------	------	------	------	------	------	--------	-------	------	------	------	------	------	------	--------	-------	-------	------	------	------	------	------	--------	-------	------	------	------	------	------	------	--------	-------	------	------	------	------	------	------	--------	-------	------	-------	-------	-------	--------	-------	-------	-------	--------	-------	--------

PITCHER	IP	WLS	BF	H	R	ER	SO	BB	IBB	HBP	BLK	WP	HR	S	P	ERA	WHIP
Bob Veale, L (1, 1) ERA: 3.38	8.0	W	32	5	3	3	8	4	0	0	0	0	1	44	60	3.38	1.125
Pete Mikkelsen, R (9, 1) ERA:	1.0	S	3	0	0	0	0	0	0	0	0	0	0	3	3	0.00	0.000

Batter	1	2	3	4	5	6	7	8	9	AB R H RBI BB SO LOB	TOP											
Don Bosch, S (1, 8) OBP: 0.231, SLG: 0.167	2-2 F9			2-1 L8		3-3 K		2-1 1B		4 0 1 0 0 1 0	New York Mets @ Philadelphia Phillies Connie Mack Stadium, Philadelphia, PA Fri Apr 14 1967, 6:05 PM EST Att. 26,649 - Unknown											
Tommie Reynolds, R (1, 7) OBP: 0.500, SLG: 1.000	1-3 K			0-0 F9		0-0 HR		3-1 P8		4 1 1 1 0 1 2												
Cleon Jones, R (1, 9)	0-2 G3			1-0 F3		0-0 L1			0-3 K	4 0 0 0 0 1 0												
Ron Swoboda, R (1, 3) OBP: 0.167, SLG: 0.182			3-2 L8		3-2 1-3		1-1 6-3		1-0 P4	4 0 0 0 0 0 0												
Ken Boyer, R (1, 5) OBP: 0.417, SLG: 0.125			3-3 K		0-0 L6		4-0 G6-3 BB		4-2 1B BB	2 0 0 0 2 1 0												
Jerry Buchek, R (1, 4) OBP: 0.455, SLG: 0.700			1-2 6-3		0-0 1B 1B		1-1 G6-3 1-2f		1-2 1B	4 0 2 0 0 0 1												
Greg Goossen, R (1, 2) OBP: 0.667, SLG: 0.667			0-0 1-3		1-2 1B		0-0 1B G3 1B		1-3 K	3 0 2 0 0 0 0												
Tom Seaver, R (8, PR) OBP: 1.000, SLG: 1.000					1-2 1B					0 0 0 0 0 0 0												
Jack Hamilton, R (8, 1)					0-0 F7					0 0 0 0 0 0 0												
Chuck Hiller, L (9, PH) OBP: 0.333, SLG: 0.667					2-2 CS 1B					1 0 0 0 0 0 0												
Bud Harrelson, S (1, 6) OBP: 0.286, SLG: 0.286					2-3 K2-3		3-3 K			1 0 0 0 0 0 1												
Tommy Davis, R (5, PH) OBP: 0.400, SLG: 0.400										0 0 0 0 0 0 0												
Sandy Alomar Sr., S (5, 6)										1 0 0 0 0 0 1												
Jack Fisher, R (1, 1)										0 0 0 0 0 0 0												
Jerry Kosman, R (3, 1)										1 0 0 0 0 0 0												
Bart Shirley, R (6, PH)										0 0 0 0 0 0 0												
Ralph Terry, R (6, 1)										0 0 0 0 0 0 0												
Don Shaw, L (7, 1)										0 0 0 0 0 0 0												
Jerry Grote, R (8, PH) OBP: 0.250, SLG: 0.571 (8, 2)										1 0 0 0 0 0 1												
Inning Stats	R: 0 E: 0 K: 1 S: 9	H: 0 LOB: 0 BB: 0 P: 12	R: 0 E: 0 K: 1 S: 12	H: 0 LOB: 0 BB: 0 P: 19	R: 0 E: 0 K: 1 S: 9	H: 1 LOB: 0 BB: 0 P: 13	R: 0 E: 0 K: 0 S: 4	H: 0 LOB: 0 BB: 0 P: 7	R: 0 E: 0 K: 0 S: 9	H: 2 LOB: 2 BB: 0 P: 13	R: 1 E: 0 K: 2 S: 8	H: 1 LOB: 0 BB: 0 P: 14	R: 0 E: 0 K: 0 S: 4	H: 0 LOB: 0 BB: 1 P: 10	R: 0 E: 0 K: 0 S: 9	H: 2 LOB: 2 BB: 0 P: 14	R: 0 E: 0 K: 2 S: 12	H: 1 LOB: 2 BB: 1 P: 19	1B: 6 2B: 0 3B: 0 HR: 1	SF: 0 SAC: 0 DP: 1 HBP: 0	WP: 0 PB: 0 SB: 0 CS: 1	PA: 34
PITCHER Chris Short, L (1, 1) ERA: 1.0	IP 9.0 WLS W BF 34 H 7 R 1 ER 1 SO 7 BB 2 IBB 0 HBP 0 BLK 0 WP 0 HR 1 S 76 P 121 ERA 1.00 WHIP 1.000																					
PITCHER	IP	WLS	BF	H	R	ER	SO	BB	IBB	HBP	BLK	WP	HR	S	P	ERA	WHIP					

livebaseballscorecards.com

AB	32
R	1
H	7
RBI	1
BB	2
SO	7
LOB	10



Batter	1	2	3	4	5	6	7	8	9	AB R H RBI BB SO LOB	TOP											
Bud Harrelson, S (1, 6) OBP: 0.273, SLG: 0.364	2-3 K		0-0 F8			0-0 3-1			0-0 SF7 1B 2B	4 1 1 0 0 1 1												
Chuck Hiller, L (1, 4) OBP: 0.143, SLG: 0.286	2-3 K			0-0 4-3		0-1 P6		0-0 P7	0-0 P7	4 0 0 0 0 1 3												
Larry Stahl, L (1, 7)	1-1 6-3			0-1 P4		0-1 F8		1-2 SF7	1-2 SF7	3 0 0 1 0 0 0												
Al Luplow, L (1, 9)		2-2 6-3		0-0 G3		0-3 K		4-1 1B BB	2-3 3-H 4-1 1B BB	3 0 0 0 1 1 0												
Ed Kranepool, L (1, 3) OBP: 0.500, SLG: 0.333		0-0 P6		4-2 G4-6-3 BB		0-0 4-3		3-2 1B	3-2 1B	3 0 1 1 1 0 0												
Sandy Alomar Sr., S (1, 5) Tommy Davis, R (9, PH) OBP: 0.333, SLG: 0.333		1-2 1-3		0-0 G4-6-3 1-2f		0-3 K		2-3 K	2-3 K	3 0 0 0 0 1 1 1 0 0 0 0 1 2												
Don Bosch, S (1, 8) OBP: 0.250, SLG: 0.200		2-2 G3		0-0 F8		0-0 1B		0-0 1B		3 0 1 0 0 0 0												
Jerry Grote, R (1, 2) OBP: 0.300, SLG: 0.556 Jack Hamilton, R (6, 1) Ron Swoboda, R (8, PH) OBP: 0.154, SLG: 0.167 Jack Fisher, R (8, 1)		0-0 1B		0-0 F8		0-0 F5		0-0 F5		2 0 1 0 0 0 0 0 0 0 0 0 0 0 1 0 0 0 0 0 1 0 0 0 0 0 0 0												
Bob Shaw, R (1, 1) John Sullivan, L (6, PH) OBP: 0.500, SLG: 0.500 Bart Shirley, R (9, PR)		2-3 K		1-0 L9		0-0 2B SF7 1B		0-0 2B SF7 1B		1 0 0 0 0 1 1 2 0 1 0 0 0 0 0 1 0 0 0 0 0												
Inning Stats	R: 0 E: 0 K: 2 S: 8	H: 0 LOB: 0 BB: 0 P: 13	R: 0 E: 0 K: 0 S: 10	H: 0 LOB: 0 BB: 0 P: 13	R: 0 E: 0 K: 1 S: 8	H: 1 LOB: 1 BB: 0 P: 12	R: 0 E: 0 K: 0 S: 4	H: 0 LOB: 0 BB: 0 P: 4	R: 0 E: 0 K: 0 S: 4	H: 0 LOB: 0 BB: 1 P: 8	R: 0 E: 0 K: 0 S: 3	H: 0 LOB: 0 BB: 0 P: 4	R: 0 E: 0 K: 1 S: 7	H: 0 LOB: 0 BB: 0 P: 7	R: 0 E: 0 K: 1 S: 6	H: 1 LOB: 1 BB: 0 P: 6	R: 2 E: 0 K: 1 S: 16	H: 3 LOB: 2 BB: 1 P: 26	1B: 4 2B: 1 3B: 0 HR: 0	SF: 1 SAC: 0 DP: 1 HBP: 0	WP: 0 PB: 0 SB: 0 CS: 0	PA: 33
PITCHER Jim Bunning, R (1, 1) ERA: 3.0	IP: 9.0 WLS: W BF: 33 H: 5 R: 2 ER: 2 SO: 6 BB: 2 IBB: 0 HBP: 0 BLK: 0 WP: 0 HR: 0 S: 66 P: 93 ERA: 2.00 WHIP: 0.778											PITCHER	IP: 9.0 WLS: W BF: 33 H: 5 R: 2 ER: 2 SO: 6 BB: 2 IBB: 0 HBP: 0 BLK: 0 WP: 0 HR: 0 S: 66 P: 93 ERA: 2.00 WHIP: 0.778									

New York Mets @ Philadelphia Phillies
 Connie Mack Stadium, Philadelphia, PA
 Sat Apr 15 1967, 3:33 AM EST
 Att. 5,195 - Unknown

livebaseballscorecards.com

AB	30
R	2
H	5
RBI	2
BB	2
SO	6
LOB	9



Batter	1	2	3	4	5	6	7	8	9
John Briggs, L (1, 7) OBP: 0.333, SLG: 0.429	0-0 BB HR 2B	2-2 F9			0-0 3-1			0-0 HR	
Dick Groat, R (1, 6) OBP: 0.176, SLG: 0.176 Bobby Wine, R (6, 6)	1-3 K	1-2 5-3			0-0 P8			2-3 K	
Dick Allen, R (1, 5) OBP: 0.444, SLG: 0.667	4-2 BB HR BB				0-0 6-3			2-3 K	
Johnny Callison, L (1, 9) OBP: 0.167, SLG: 0.235	4-1 HR BB				0-0 G3			0-0 1B 3B	
Tony Gonzalez, L (1, 8) OBP: 0.615, SLG: 0.909	1-2 HR				0-0 2B			3-2 1B	
Cookie Rojas, R (1, 4) OBP: 0.294, SLG: 0.467	0-3 K				0-3 K			0-0 F4	
Clay Dalrymple, L (1, 2) OBP: 0.182, SLG: 0.100	4-0 E S BB				0-0 4-3			0-0 P9	
Tony Taylor, R (1, 3) OBP: 0.267, SLG: 0.214	2-2 6-3				0-0 F9			0-3 K	
Jim Bunning, R (1, 1) OBP: 0.200, SLG: 0.400					0-3 K			0-3 K	

Inning Stats	R: 4	H: 2	E: 0	K: 2	S: 17	LOB: 1	BB: 3	P: 33
	R: 0	H: 0	E: 0	K: 1	S: 10	LOB: 0	BB: 0	P: 13
	R: 0	H: 1	E: 0	K: 1	S: 6	LOB: 1	BB: 0	P: 6
	R: 0	H: 0	E: 0	K: 1	S: 5	LOB: 0	BB: 0	P: 5
	R: 0	H: 0	E: 0	K: 0	S: 3	LOB: 0	BB: 0	P: 3
	R: 0	H: 0	E: 0	K: 1	S: 5	LOB: 0	BB: 0	P: 5
	R: 0	H: 0	E: 0	K: 2	S: 7	LOB: 0	BB: 0	P: 7
	R: 2	H: 3	E: 0	K: 2	S: 12	LOB: 1	BB: 0	P: 19

PITCHER	IP	WLS	BF	H	R	ER	SO	BB	IBB	HBP	BLK	WP	HR	S	P	ERA	WHIP
Bob Shaw, R (1, 1) ERA: 7.2	5.0	L	21	3	4	4	5	3	0	0	0	0	1	41	60	7.20	1.200
Jack Hamilton, R (6, 1) ERA: 3.0	2.0		6	0	0	0	3	0	0	0	0	0	0	12	12	0.00	0.000
Jack Fisher, R (8, 1) ERA: 16.2	1.0		6	3	2	2	2	0	0	0	0	0	1	12	19	18.00	3.000

BOTTOM

New York Mets @ Philadelphia Phillies
Connie Mack Stadium, Philadelphia, PA

Sat Apr 15 1967, 3:33 AM EST
 Att. 5,195 - Unknown

AB	R	H	RBI	BB	SO	LOB
4	2	2	1	0	0	0
3	0	0	0	0	1	1
1	0	0	0	0	1	0
3	1	0	0	1	1	0
3	2	1	0	1	0	0
4	1	3	5	0	0	0
4	0	0	0	0	3	2
2	0	0	0	1	0	0
3	0	0	0	0	1	1
3	0	0	0	0	3	0

livebaseballscores.com

AB	30
R	6
H	6
RBI	6
BB	3
SO	10
LOB	4

WP: 0 PA: 33
 PB: 0
 SB: 1
 CS: 0



Batter	1	2	3	4	5	6	7	8	9	AB R H RBI BB SO LOB	TOP
Bud Harrelson, S (1, 6) OBP: 0.214, SLG: 0.286 Al Luplow, L (8, PH) Ron Taylor, R (8, 1)	1-0 5-3		0-0 1-3		2-2 1-3			0-2 F7		3 0 0 0 0 0 1 1 0 0 0 0 0 0 0 0 0 0 0 0 0	
Cleon Jones, R (1, 9)	2-2 3-1		1-0 6-3			3-2 F8			0-0 4-3	4 0 0 0 0 0 0	
Ken Boyer, R (1, 5) OBP: 0.438, SLG: 0.333	1-0 2B		0-3 K			0-0 G6-3 1B			0-1 F8	4 0 2 0 0 1 0	
Tommy Davis, R (1, 7) OBP: 0.200, SLG: 0.200	1-2 1-3			0-0 F9		0-1 G6-3 1-2f			0-1 5-3	4 0 0 0 0 0 2	
Ed Kranepool, L (1, 3) OBP: 0.286, SLG: 0.167		2-3 K		1-0 F8			0-0 1-3			3 0 0 0 0 0 1 0	
Jerry Buchek, R (1, 4) OBP: 0.429, SLG: 0.615 (8, 6)		0-0 1B 1B		0-1 6-3			0-0 1-3			3 0 1 0 0 0 0	
Don Bosch, S (1, 8) OBP: 0.211, SLG: 0.167		0-0 L7			1-2 G3		0-3 K2-3			3 0 0 0 0 0 1 1	
Jerry Grote, R (1, 2) OBP: 0.385, SLG: 0.583		2-2 1-2 1B			0-0 SH5-4 1B			0-1 6-3		3 0 2 0 0 0 0	
Bill Denehy, S (1, 1) Don Shaw, L (7, 1) Chuck Hiller, L (8, PH) OBP: 0.125, SLG: 0.250 (8, 4)		0-3 K			0-0 SH5-4			0-1 P7		1 0 0 0 0 0 1 2 0 0 0 0 0 0 0 1 0 0 0 0 0 0	
Inning Stats	R: 0 H: 1 E: 0 LOB: 1 K: 0 BB: 0 S: 8 P: 13	R: 0 H: 2 E: 0 LOB: 2 K: 2 BB: 0 S: 11 P: 15	R: 0 H: 0 E: 0 LOB: 0 K: 1 BB: 0 S: 5 P: 6	R: 0 H: 0 E: 0 LOB: 0 K: 0 BB: 0 S: 4 P: 5	R: 0 H: 1 E: 0 LOB: 1 K: 0 BB: 0 S: 8 P: 11	R: 0 H: 1 E: 0 LOB: 0 K: 0 BB: 0 S: 6 P: 9	R: 0 H: 0 E: 0 LOB: 0 K: 1 BB: 0 S: 5 P: 5	R: 0 H: 0 E: 0 LOB: 0 K: 0 BB: 0 S: 8 P: 8	R: 0 H: 0 E: 0 LOB: 0 K: 0 BB: 0 S: 5 P: 5	1B: 4 SF: 0 2B: 1 SAC: 1 3B: 0 DP: 1 HR: 0 HBP: 0	WP: 0 PA: 31 PB: 0 SB: 0 CS: 0
PITCHER Larry Jackson, R (1, 1) ERA: 1.8	IP WLS BF H R ER SO BB IBB HBP BLK WP HR S P ERA WHIP										
	9.0 W 31 5 0 0 4 0 0 0 0 0 0 0 60 77 0.00 0.556										

New York Mets @ Philadelphia Phillies
 Connie Mack Stadium, Philadelphia, PA
 Sun Apr 16 1967, 3:33 AM EST
 Att. 9,213 - Unknown

livebaseballscorecards.com

AB	30
R	0
H	5
RBI	0
BB	0
SO	4
LOB	6




Batter	1	2	3	4	5	6	7	8	9	AB	R	H	RBI	BB	SO	LOB
John Briggs, L (1, 7) OBP: 0.318, SLG: 0.444	3-3 K		0-0 BB 2B		1-0 6-3		0-1 F9			4	0	1	0	0	1	0
Dick Groat, R (1, 6) OBP: 0.286, SLG: 0.167	2-2 E5		4-0 BB BB		4-0 HR BB		4-1 BB BB BB			1	1	0	0	3	0	0
Dick Allen, R (1, 5) OBP: 0.545, SLG: 0.875	4-0 BB		4-1 1-2 2-3 BB		1-0 1-H HR		4-0 1-2 BB BB			1	1	1	2	3	0	0
Johnny Callison, L (1, 9) OBP: 0.227, SLG: 0.250	2-3 K		2-3 K		0-0 WP S 1B		4-2 1-2 2-3 BB G6-4-3			3	0	1	0	1	2	5
Tony Gonzalez, L (1, 8) OBP: 0.500, SLG: 0.714 Gary Sutherland, R (7, PH) Don Lock, R (8, 8)	2-0 4-3		1-0 4-3		1-3 K 1-3		0-0 G6-4-3 1-2f			3	0	0	0	0	1	6
Cookie Rojas, R (1, 4) OBP: 0.238, SLG: 0.368		0-0 F7		0-0 5-3		0-0 P4		0-0 5-3		4	0	0	0	0	0	2
Clay Dalrymple, L (1, 2) OBP: 0.133, SLG: 0.071		0-3 K		0-0 F5		0-3 K		0-0 L3		4	0	0	0	0	2	0
Tony Taylor, R (1, 3) OBP: 0.263, SLG: 0.222		0-0 G3		2-3 K		0-1 3-1		0-0 1B		4	0	1	0	0	1	0
Larry Jackson, R (1, 1) OBP: 0.167, SLG: 0.167			1-3 K		0-0 1-3		0-0 5-3		0-0 F7		4	0	0	0	1	1

Inning Stats		R: 0	H: 0	R: 0	H: 0	R: 0	H: 1	R: 0	H: 0	R: 2	H: 2	R: 0	H: 0	R: 0	H: 0	R: 0	H: 1
		E: 1	LOB: 2	E: 0	LOB: 0	E: 0	LOB: 3	E: 0	LOB: 0	E: 0	LOB: 2	E: 0	LOB: 0	E: 0	LOB: 2	E: 0	LOB: 1
		K: 2	BB: 1	K: 1	BB: 0	K: 2	BB: 2	K: 1	BB: 0	K: 1	BB: 1	K: 0	BB: 0	K: 0	BB: 3	K: 0	BB: 0
		S: 10	P: 23	S: 5	P: 5	S: 9	P: 21	S: 5	P: 7	S: 8	P: 15	S: 6	P: 6	S: 6	P: 18	S: 4	P: 4
PITCHER	IP	WLS	BF	H	R	ER	SO	BB	IBB	HBP	BLK	WP	HR	S	P	ERA	WHIP
Bill Denehy, R (1, 1) ERA: 2.84	6.1	L	29	3	2	2	8	5	0	0	0	1	1	46	84	2.84	1.263
Don Shaw, L (7, 1) ERA: 3.86	0.2		3	0	0	0	0	2	0	0	0	0	0	3	11	0.00	3.000
Ron Taylor, R (8, 1) ERA:	1.0		4	1	0	0	0	0	0	0	0	0	0	4	4	0.00	1.000

NEW YORK METS @ PHILADELPHIA PHILLIES
CONNIE MACK STADIUM, PHILADELPHIA, PA
 Sun Apr 16 1967, 3:33 AM EST
 Att. 9,213 - Unknown

AB	29
R	2
H	4
RBI	2
BB	7
SO	8
LOB	17



1B: 2	SF: 0	WP: 1	PA: 36
2B: 1	SAC: 0	PB: 0	
3B: 0	DP: 1	SB: 1	
HR: 1	HBP: 0	CS: 0	

livebaseballscorecards.com

New York Mets @ Pittsburgh Pirates
Forbes Field, Pittsburgh, PA
 Mon Apr 17 1967, 6:05 PM EST
 Att. 7,599 - Unknown

livebaseballscorecards.com

AB	39
R	9
H	11
RBI	8
BB	5
SO	5
LOB	27



WP: 0	PA: 45
PB: 0	
SB: 1	
CS: 1	

Batter	1	2	3	4	5	6	7	8	9	AB	R	H	RBI	BB	SO	LOB									
Cleon Jones, R (1, 9) OBP: 0.048, SLG: 0.048	0-0 6-3	0-0 4-3		0-0 SH 1B	0-0 F9		0-0 FC			5	1	1	0	0	0	4									
Don Bosch, S (1, 8) OBP: 0.174, SLG: 0.136	0-0 E5 1B		0-0 4-3	0-0 SH 1B	0-0 2-3		0-0 P4			4	2	0	1	0	0	4									
Ken Boyer, R (1, 5) OBP: 0.381, SLG: 0.294	0-3 K		0-0 1B 1B	0-0 5-3	0-0 F8		0-0 FC6-4			5	1	1	0	0	1	7									
Tommy Davis, R (1, 7) OBP: 0.357, SLG: 0.308	0-0 1B		0-0 F9 1B E 1B	4-0 1B 1B IBB		0-0 6-3		0-3 K		3	2	2	1	1	0	0									
Tommie Reynolds, R (6, 7) OBP: 0.429, SLG: 0.857										1	0	0	0	0	1	0									
Ed Kranepool, L (1, 3) OBP: 0.417, SLG: 0.300	0-3 K		0-0 BB E 1B	0-0 1B 1B	4-0 BB BB BB	4-0 CS BB		0-0 6-3		4	0	2	3	1	1	1									
Jerry Buchek, R (1, 4) OBP: 0.368, SLG: 0.500		0-0 F9	0-0 F9	0-0 1-3 3-H 1B	0-0 1-3 2-H 3-H 1B	0-3 K		0-0 4-3		5	0	1	1	0	1	3									
Jerry Grote, R (1, 2) OBP: 0.389, SLG: 0.588		0-0 HR 2B	0-0 E6 BB	0-0 5-3		0-0 FC BB 1B		0-0 F7		5	1	2	0	0	0	2									
Bud Harrelson, S (1, 6) OBP: 0.316, SLG: 0.250		0-0 F7	4-0 BB BB BB	4-0 1B 2-3 BB		4-0 FC BB		0-0 5-3		2	1	0	0	3	0	1									
Don Cardwell, R (1, 1) OBP: 0.429, SLG: 0.833		0-0 HR	0-3 K		0-0 2-3 1B		0-0 P4		0-0 1-3	4	1	2	2	0	1	5									
Ron Taylor, R (8, 1)										1	0	0	0	0	0	0									
Inning Stats	R: 1 E: 1 K: 2 S: 9	H: 1 LOB: 1 BB: 0 P: 9	R: 2 E: 0 K: 0 S: 5	H: 2 LOB: 0 BB: 0 P: 5	R: 2 E: 1 K: 1 S: 9	H: 3 LOB: 3 BB: 1 P: 13	R: 3 E: 1 K: 0 S: 6	H: 3 LOB: 1 BB: 1 P: 10	R: 1 E: 0 K: 0 S: 4	H: 1 LOB: 1 BB: 1 P: 8	R: 0 E: 0 K: 1 S: 4	H: 0 LOB: 1 BB: 1 P: 8	R: 0 E: 0 K: 0 S: 5	H: 1 LOB: 3 BB: 1 P: 9	R: 0 E: 0 K: 1 S: 5	H: 0 LOB: 0 BB: 0 P: 5	R: 0 E: 0 K: 0 S: 3	H: 0 LOB: 0 BB: 0 P: 3	1B: 9 2B: 2 3B: 0 HR: 1	SF: 0 SAC: 1 DP: 1 HBP: 0	WP: 0 PB: 0 SB: 1 CS: 1	PA: 45			
PITCHER	IP	WLS	BF	H	R	ER	SO	BB	IBB	HBP	BLK	WP	HR	S	P	ERA	WHIP								
Vern Law, R (1, 1) ERA: 5.68	2.2	L	17	6	5	3	2	1	0	0	0	0	1	20	24	10.12	2.625								
Steve Blass, R (3, 1) ERA: 3.86	0.1		1	0	0	0	1	0	0	0	0	0	0	3	3	0.00	0.000								
Tommie Sisk, R (4, 1) ERA: 16.62	2.0		12	4	4	3	0	1	1	0	0	0	0	10	18	13.50	2.500								
Jim Shellenback, L (6, 1) ERA:	2.0		9	1	0	0	1	2	0	0	0	0	0	9	17	0.00	1.500								
Al McBean, R (8, 1) ERA: 3.86	2.0		6	0	0	0	1	0	0	0	0	0	0	8	8	0.00	0.000								

BOTTOM

New York Mets @ Pittsburgh Pirates
Forbes Field, Pittsburgh, PA
Mon Apr 17 1967, 6:05 PM EST
Att. 7,599 - Unknown

livebaseballscorecards.com

AB	34
R	6
H	9
RBI	5
BB	2
SO	4
LOB	13



WP:	2	PA:	36
PB:	0		
SB:	0		
CS:	0		

AB R H RBI BB SO LOB

4	0	2	0	0	0	1
3	1	0	0	1	0	2
4	1	1	0	0	1	3
4	1	1	3	0	0	2
4	0	0	0	0	2	1
4	1	2	0	0	0	0
4	0	1	1	0	0	1
2	0	0	0	1	1	2
0	0	0	0	0	0	0
1	1	1	1	0	0	0
0	0	0	0	0	0	0
0	0	0	0	0	0	0
1	0	0	0	0	0	1
0	0	0	0	0	0	0
1	0	0	0	0	0	0

1B:	5	SF:	0
2B:	1	SAC:	0
3B:	1	DP:	3
HR:	2	HBP:	0

WP	HR	S	P	ERA	WHIP
2	1	1	1	6.75	0.750

IP	WLS	BF	H	R	ER	SO	BB	IBB	HBP	BLK	WP	HR	S	P	ERA	WHIP
7.2	W	31	8	5	4	3	2	0	0	0	2	1	35	43	4.70	1.304
1.1	S	5	1	1	1	1	0	0	0	0	0	1	7	7	6.75	0.750

Batter	1	2	3	4	5	6	7	8	9
Matty Alou, L OBP: 0.440, SLG: 0.421 (1, 8)	0-0 3-1		0-0 F9		0-0 G6-4-3 1B			0-0 FC4-6 1B	
Maury Wills, S OBP: 0.321, SLG: 0.346 (1, 5)	0-0 5-3		4-0 WP E 1-2 4-3 BB		0-0 G6-4-3 1-2f			0-0 F7	
Roberto Clemente, R OBP: 0.308, SLG: 0.250 (1, 9)	0-3 K		0-0 E4 4-3 WP 1-2 2-3			0-0 G4-6-3 1B		0-0 FC4-6 WP HR 1-2f	
Willie Stargell, L OBP: 0.192, SLG: 0.217 (1, 7)		0-0 6-3	0-0 4-3			0-0 G4-6-3 1-2f		0-0 1-H HR	
Donn Clendenon, R OBP: 0.280, SLG: 0.250 (1, 3)		0-0 P5	0-0 4-3			0-3 K		0-3 K	
Bill Mazerowski, R OBP: 0.375, SLG: 0.500 (1, 4)		0-0 3B 2B		0-0 FC5-4 1B			0-0 L7		0-0 5-3
Gene Alley, R OBP: 0.292, SLG: 0.455 (1, 6)		0-0 2-H 3B		0-0 FC5-4 G5-4-3 1-2f			0-0 P6		0-0 4-3
Jim Pagliaroni, R OBP: 0.250, SLG: 0.300 (1, 2)		0-3 K		0-0 G5-4-3 1-2f			4-0 BB		0-0 HR
Jerry May, R (8, 2)									
Manny Jimenez, L OBP: 0.333, SLG: 1.333 (9, PH)									
Vern Law, R Steve Blass, R George Spriggs, L Tommy Spink, R Jose Pagan, R Jim Sheellenback, L Andre Rodgers, R Al McBean, R Manny Mota, R			0-0 E BB WP 1B		0-0 P6		0-0 1-3		0-0 1-3

Inning Stats	R: 0	H: 0	E: 0	K: 1	S: 5	R: 1	H: 2	E: 0	K: 1	S: 7	R: 2	H: 1	E: 1	K: 0	S: 5	R: 0	H: 1	E: 0	K: 0	S: 3	R: 0	H: 1	E: 0	K: 1	S: 5	R: 0	H: 1	E: 0	K: 0	S: 3	R: 2	H: 2	E: 0	K: 1	S: 7	R: 1	H: 1	E: 0	K: 0	S: 4
--------------	------	------	------	------	------	------	------	------	------	------	------	------	------	------	------	------	------	------	------	------	------	------	------	------	------	------	------	------	------	------	------	------	------	------	------	------	------	------	------	------

PITCHER	IP	WLS	BF	H	R	ER	SO	BB	IBB	HBP	BLK	WP	HR	S	P	ERA	WHIP
Don Cardwell, R ERA: 4.02	7.2	W	31	8	5	4	3	2	0	0	0	2	1	35	43	4.70	1.304
Ron Taylor, R ERA: 2.7	1.1	S	5	1	1	1	1	0	0	0	0	0	1	7	7	6.75	0.750

PITCHER	IP	WLS	BF	H	R	ER	SO	BB	IBB	HBP	BLK	WP	HR	S	P	ERA	WHIP
Don Cardwell, R ERA: 4.02	7.2	W	31	8	5	4	3	2	0	0	0	2	1	35	43	4.70	1.304
Ron Taylor, R ERA: 2.7	1.1	S	5	1	1	1	1	0	0	0	0	0	1	7	7	6.75	0.750

Batter	1	2	3	4	5	6	7	8	9	AB R H RBI BB SO LOB	TOP									
Don Kessinger, S (1, 6) OBP: 0.360, SLG: 0.435	0-0 4-3		0-0 4-3 3B 1B		0-0 F8			0-0 G4-3 1B		4 1 2 0 0 0 0										
Glenn Beckert, R (1, 4) OBP: 0.303, SLG: 0.438	0-0 P4		0-0 4-3 1-2			0-0 1-3		0-0 L7		4 0 0 0 0 0 2										
Billy Williams, L (1, 7) OBP: 0.515, SLG: 0.679	0-0 1B		0-0 2-H 3B			0-0 4-3		0-0 G4-3 1-2f		4 0 2 1 0 0 1										
Ron Santo, R (1, 5) OBP: 0.273, SLG: 0.222	0-3 K		0-0 P4			0-3 K			0-0 2-3	4 0 0 0 0 2 2										
14 Ernie Banks, R (1, 3) OBP: 0.290, SLG: 0.548		0-3 K		0-0 CS 1B			0-0 F8		0-0 5-3	4 0 1 0 0 1 0										
Randy Hundley, R (1, 2) OBP: 0.412, SLG: 0.533		0-0 4-3 1B		0-0 4-3 1-2			0-0 F8		0-0 F8	4 0 1 0 0 0 1										
Byron Browne, R (1, 9) OBP: 0.417, SLG: 0.500		0-0 4-3 1-2		0-3 K			0-0 1B 1B			3 0 1 0 0 1 1										
Adolfo Phillips, R (1, 8) OBP: 0.571, SLG: 0.810		0-0 1-3			0-3 K		0-0 1-2 1B			3 0 1 0 0 1 1										
Curt Simmons, L (1, 1) OBP: 0.167, SLG: 0.167			0-0 F7			0-0 6-3		0-0 P6		2 0 0 0 0 0 0										
Clarence Jones, L (7, PH)										1 0 0 0 0 0 2										
Cal Koonce, R (7, 1)										0 0 0 0 0 0 0										
John Upham, L (8, 1)										0 0 0 0 0 0 0										
Inning Stats	R: 0 E: 0 K: 1 S: 6	H: 1 LOB: 1 BB: 0 P: 6	R: 0 E: 0 K: 1 S: 6	H: 1 LOB: 1 BB: 0 P: 6	R: 1 E: 0 K: 0 S: 5	H: 2 LOB: 1 BB: 0 P: 5	R: 0 E: 0 K: 1 S: 5	H: 1 LOB: 0 BB: 0 P: 5	R: 0 E: 0 K: 1 S: 5	H: 0 LOB: 0 BB: 0 P: 5	R: 0 E: 0 K: 0 S: 5	H: 2 LOB: 2 BB: 0 P: 5	R: 0 E: 0 K: 0 S: 3	H: 1 LOB: 0 BB: 0 P: 3	R: 0 E: 0 K: 0 S: 3	H: 0 LOB: 0 BB: 0 P: 3	1B: 7 2B: 0 3B: 1 HR: 0	SF: 0 SAC: 0 DP: 1 HBP: 0	WP: 0 PB: 0 SB: 0 CS: 1	PA: 33
PITCHER	IP WLS BF H R ER SO BB IBB HBP BLK WP HR S P ERA WHIP																			
Tom Seaver, R (1, 1) ERA: 2.13	7.1 W 29 8 1 1 5 0 0 0 0 0 0 0 39 39 1.23 1.091																			
Don Shaw, L (8, 1) ERA: 2.25	1.2 S 4 0 0 0 0 0 0 0 0 0 0 0 4 4 0.00 0.000																			

Chicago Cubs @ New York Mets
Shea Stadium, Flushing, NY
Thu Apr 20 1967, 3:33 AM EST
Att. 5,379 - Sunny - 60 F

livebaseballscorecards.com

AB	33
R	1
H	8
RBI	1
BB	0
SO	5
LOB	10



Batter	1	2	3	4	5	6	7	8	9
Cleon Jones, R OBP: 0.077, SLG: 0.077 (1, 9)	0-0 G3		0-0 F9			0-0 SH3-4 1B	0-0 6-3	0-3 K	
Don Bosch, S OBP: 0.192, SLG: 0.125 (1, 8)	0-0 5-3			0-0 L6		0-0 SH3-4 1-2		4-0 1B SF7 BB	
Ken Boyer, R OBP: 0.400, SLG: 0.333 (1, 5)	0-3 K			0-0 L8		0-0 2B SF9 1B 2-H		0-0 SF7 5-3 1B 1-3	
Tommy Davis, R OBP: 0.412, SLG: 0.625 (1, 7)		0-0 4-3		0-0 HR		0-0 1-3 2B		0-0 5-3 1-2	
Jerry Buchek, R OBP: 0.391, SLG: 0.450 (1, 4)		0-0 6-3		0-0 5-3		4-0 FC6-4 IBB		1-0 SF7 1B HBP	
Sandy Alomar Sr., S (8, PR) (9, 4)									
Ron Swoboda, R OBP: 0.125, SLG: 0.143 (1, 3)		0-3 K			0-0 4-3	0-0 SF9		0-0 SF7	
Ed Kranepool, L OBP: 0.385, SLG: 0.300 (7, 3)						3-H		1-2 2-3 3-H	
Jerry Grote, R OBP: 0.409, SLG: 0.550 (1, 2)			0-0 F2		0-0 1B	0-0 FC6-4 1-2f		4-0 BB 1B IBB	
Bud Harrelson, S OBP: 0.304, SLG: 0.250 (1, 6)		0-3 K			0-0 F9		0-0 1-3	0-0 BB 1B	
Tom Seaver, R OBP: 0.600, SLG: 0.333 (1, 1)			4-0 BB		0-0 F3		0-3 K	4-0 BB	
Don Shaw, L (8, 1)								1-2 2-3	

Inning Stats	R: 0	H: 0	E: 0	K: 1	S: 5	R: 0	H: 0	E: 0	K: 1	S: 5	R: 0	H: 0	E: 0	K: 1	S: 5	R: 1	H: 1	E: 0	K: 0	S: 4	R: 0	H: 1	E: 0	K: 0	S: 4	R: 2	H: 3	E: 0	K: 0	S: 6	R: 0	H: 0	E: 0	K: 1	S: 5	R: 3	H: 2	E: 0	K: 1	S: 7
	LOB: 0	BB: 0	P: 5	LOB: 0	BB: 0	P: 5	LOB: 1	BB: 1	P: 9	LOB: 0	BB: 0	P: 4	LOB: 1	BB: 0	P: 4	LOB: 2	BB: 1	P: 10	LOB: 0	BB: 0	P: 5	LOB: 3	BB: 3	P: 20	LOB: 0	BB: 0	P: 5	LOB: 0	BB: 0	P: 5	LOB: 0	BB: 0	P: 5	LOB: 2	BB: 3	P: 20				

PITCHER	IP	WLS	BF	H	R	ER	SO	BB	IBB	HBP	BLK	WP	HR	S	P	ERA	WHIP
Curt Simmons, L ERA: 4.8 (1, 1)	6.0	L	25	5	3	3	3	1	1	0	0	0	0	29	37	4.50	1.000
Cal Koonce, R ERA: 13.5 (7, 1)	1.2		10	2	3	3	1	1	1	1	0	0	0	9	18	16.20	1.800
John Upham, L ERA: 27.0 (8, 1)	0.1		2	0	0	0	1	1	0	0	0	0	0	3	7	0.00	3.000

BOTTOM

AB R H RBI BB SO LOB


5	1	1	0	0	1	4
2	1	0	0	1	0	0
4	2	2	1	0	1	0
3	1	2	1	0	0	0
1	0	0	0	0	0	2
2	0	0	0	1	0	0
0	1	0	0	0	0	0
2	0	0	1	0	1	0
0	0	0	1	0	0	0
3	0	1	0	1	0	2
4	0	1	2	0	1	1
2	0	0	0	1	1	1
0	0	0	0	1	0	0

WP: 0 PA: 37
PB: 0
SB: 0
CS: 0

1B: 5 SF: 2
2B: 1 SAC: 1
3B: 0 DP: 0
HR: 1 HBP: 1

Chicago Cubs @ New York Mets
Shea Stadium, Flushing, NY

Thu Apr 20 1967, 3:33 AM EST
Att. 5,379 - Sunny - 60 F



livebaseballscorecards.com

AB 28
R 6
H 7
RBI 6
BB 5
SO 5
LOB 10

Batter	1	2	3	4	5	6	7	8	9	AB R H RBI BB SO LOB	TOP
Bill White, L (1, 3) Bobby Wine, R (1, 6) Doug Clemens, L (7, PH) Pedro Ramos, S (7, 1) Ruben Gomez, R (7, 1) Gary Sutherland, R (9, PH)	1-0 4-3 		0-1 6-3 		0-0 F9 		0-0 F5 		1-1 6-3 	1 0 0 0 0 0 0 2 0 0 0 0 0 0 1 0 0 0 0 0 1 0 0 0 0 0 0 0 0 0 0 0 0 0 0 1 0 0 0 0 0 0	
John Briggs, L (1, 7) OBP: 0.333, SLG: 0.381	4-0 1B 		0-0 P7 		0-0 B3 		0-3 K 			3 1 0 0 1 1 1	
Dick Allen, R (1, 5) OBP: 0.516, SLG: 0.833	2-2 1B 		3-2 		0-3 K 			2-2 6-3 		4 1 2 0 0 1 0	
Johnny Callison, L (1, 9) OBP: 0.267, SLG: 0.370	1-2 1B 		4-0 		2-2 		0-0 3-1 			3 1 2 2 1 0 0	
Tony Gonzalez, L (1, 8) OBP: 0.429, SLG: 0.579	1-2 FC4-6 		0-0 1-3 		0-1 6-3 		0-0 			4 0 1 1 0 0 3	
Cookie Rojas, R (1, 6) OBP: 0.241, SLG: 0.308	0-0 4-3 			0-0 F9 		0-0 L1 		0-0 		4 0 1 0 0 0 1	
Clay Dalrymple, L (1, 2) OBP: 0.111, SLG: 0.059 Don Lock, R (8, PH) OBP: 0.500, SLG: 0.375 Bob Uecker, R (8, 2) OBP: 0.250, SLG: 0.143		0-0 3-1 		0-0 L9 		0-0 6-3 		1-3 		3 0 0 0 0 0 0 1 0 0 0 0 1 2 0 0 0 0 0 0 0	
Tony Taylor, R (1, 4) OBP: 0.321, SLG: 0.407		0-0 1-3 		2-0 		0-0 5-3 		0-0 4-3 		4 0 1 0 0 0 0	
Jim Bunning, R (1, 1) OBP: 0.167, SLG: 0.333 Grant Jackson, S (2, 1) Tito Francona, L (7, PH) Jackie Brandt, R (9, PH)		0-1 1-3 		1-3 K 		4-0 		2-2 6-3 		1 0 0 0 0 0 0 1 0 0 0 0 1 1 0 0 0 0 1 0 0 1 0 0 0 0 0 0	
Inning Stats	R: 2 H: 2 E: 1 LOB: 1 K: 0 BB: 1 S: 13 P: 22	R: 0 H: 0 E: 0 LOB: 0 K: 0 BB: 0 S: 4 P: 4	R: 0 H: 1 E: 0 LOB: 2 K: 0 BB: 1 S: 7 P: 14	R: 0 H: 1 E: 0 LOB: 1 K: 1 BB: 0 S: 6 P: 9	R: 0 H: 0 E: 0 LOB: 0 K: 1 BB: 0 S: 5 P: 5	R: 1 H: 1 E: 0 LOB: 0 K: 0 BB: 0 S: 8 P: 10	R: 0 H: 0 E: 0 LOB: 1 K: 1 BB: 1 S: 5 P: 9	R: 0 H: 2 E: 0 LOB: 2 K: 1 BB: 0 S: 10 P: 13	R: 0 H: 0 E: 0 LOB: 0 K: 0 BB: 0 S: 6 P: 9	1B: 5 SF: 0 2B: 0 SAC: 0 3B: 1 DP: 0 HR: 1 HBP: 0	WP: 0 PA: 37 PB: 0 SB: 0 CS: 0
PITCHER Jack Fisher, R (1, 1) ERA: 7.36 Don Shaw, L (8, 1) ERA: 1.69	IP WLS BF H R ER SO BB IBB HBP BLK WP HR S P ERA WHIP 7.2 W 33 7 3 3 3 3 3 0 0 0 0 1 54 81 3.52 1.304 1.1 S 4 0 0 0 1 0 0 0 0 0 0 0 10 14 0.00 0.000	PITCHER IP WLS BF H R ER SO BB IBB HBP BLK WP HR S P ERA WHIP									

Philadelphia Phillies @ New York Mets
 Shea Stadium, Flushing, NY
 Fri Apr 21 1967, 3:33 AM EST
 Att. 5,093 - Unknown

livebaseballscorecards.com

AB	34
R	3
H	7
RBI	3
BB	3
SO	4
LOB	9



Batter	1	2	3	4	5	6	7	8	9
Chuck Hiller, L (1, 4) OBP: 0.231, SLG: 0.385	1-1 F7	0-0 1B 2B	0-3 K		0-3 K			0-0 4-3 SH1-4 1B	
Don Bosch, S (1, 8) OBP: 0.233, SLG: 0.179	1-3 K	0-0 2-3 1B	2-3 K			0-0 CS 1B		0-0 SH1-4 1-2	
Al Luplow, L (1, 9) OBP: 0.250, SLG: 0.100	2-1 4-3	0-0 F4		0-0 1B		4-1 1-2 BB		0-1 4-3 2-3	
Tommy Davis, R (1, 7) OBP: 0.381, SLG: 0.600 Tommie Reynolds, R (7, 7) OBP: 0.333, SLG: 0.667				0-0 F8		0-0 F9		0-0 F8	
Ed Kranepool, L (1, 3) OBP: 0.353, SLG: 0.266		0-0 E9 2B 1B	0-3 K	0-3 K		0-3 K			
Ken Boyer, R (1, 5) OBP: 0.414, SLG: 0.375		0-0 1B E 2B	4-0 1B FC6 BB	0-3 K			0-0 F5		
Jerry Grote, R (1, 2) OBP: 0.423, SLG: 0.542		1-2 E 2B 1B	0-0 BB FC6 1B		0-3 K		0-0 1-3		
Bud Harrelson, S (1, 6) OBP: 0.296, SLG: 0.292		0-0 E4 2B	0-1 FC6 BB		0-0 F9		0-0 2B		
Jack Fisher, R (1, 1) OBP: 0.600, SLG: 0.750 Don Shaw, L (8, 1)		3-2 2B 2B	4-0 1-2 2-3 BB		0-0 1B		0-3 K		

Inning Stats	R: 0 E: 0 K: 1 S: 7	H: 0 LOB: 0 BB: 0 P: 11	R: 5 E: 2 K: 0 S: 19	H: 7 LOB: 2 BB: 0 P: 26	R: 1 E: 0 K: 3 S: 12	H: 1 LOB: 3 BB: 2 P: 22	R: 0 E: 0 K: 2 S: 8	H: 1 LOB: 1 BB: 0 P: 8	R: 0 E: 0 K: 1 S: 6	H: 1 LOB: 1 BB: 1 P: 10	R: 0 E: 0 K: 1 S: 6	H: 1 LOB: 1 BB: 0 P: 6	R: 0 E: 0 K: 0 S: 5	H: 1 LOB: 1 BB: 0 P: 5
--------------	------------------------------	----------------------------------	-------------------------------	----------------------------------	-------------------------------	----------------------------------	------------------------------	---------------------------------	------------------------------	----------------------------------	------------------------------	---------------------------------	------------------------------	---------------------------------

PITCHER	IP	WLS	BF	H	R	ER	SO	BB	IBB	HBP	BLK	WP	HR	S	P	ERA	WHIP
Jim Bunning, R (1, 1) ERA: 4.96	1.1	L	11	7	5	4	1	0	0	0	0	0	0	24	35	27.00	5.250
Grant Jackson, L (2, 1) ERA: 1.93	4.2		21	4	1	1	8	3	0	0	0	0	0	36	50	1.93	1.500
Pedro Ramos, R (7, 1) ERA:	0.2		3	1	0	0	0	0	0	0	0	0	0	3	3	0.00	1.500
Ruben Gomez, R (7, 1) ERA: 2.08	1.1		5	1	0	0	1	0	0	0	0	0	0	8	8	0.00	0.750


BOTTOM

Philadelphia Phillies @ New York Mets
Shea Stadium, Flushing, NY

Fri Apr 21 1967, 3:33 AM EST
Att. 5,093 - Unknown

AB	R	H	RBI	BB	SO	LOB
5	0	2	1	0	2	4
4	0	2	0	0	2	3
4	0	1	0	1	0	3
4	1	1	0	0	0	4
1	0	0	0	0	0	1
4	0	1	0	0	3	2
3	2	1	0	1	1	1
4	1	2	0	0	1	0
4	1	1	2	0	0	2
3	1	2	2	1	1	1
0	0	0	0	0	0	0

AB	36
R	6
H	13
RBI	5
BB	3
SO	10
LOB	21



WP: 0	PA: 40
PB: 0	SB: 0
CS: 1	

PITCHER	IP	WLS	BF	H	R	ER	SO	BB	IBB	HBP	BLK	WP	HR	S	P	ERA	WHIP
---------	----	-----	----	---	---	----	----	----	-----	-----	-----	----	----	---	---	-----	------

Batter	1	2	3	4	5	6	7	8	9	AB R H RBI BB SO LOB	TOP											
John Briggs, L (1, 7) OBP: 0.344, SLG: 0.538	0-0 F9		0-0 4-3		0-0 G3 2B		0-0 HR		2-3 K	5 2 2 1 0 1 0												
Tito Francona, L (1, 3) OBP: 0.472, SLG: 0.724	4-0 E 1B BB		0-0 F8		0-0 L3		0-0 L8		2-2 1-3	4 1 0 0 1 0 1												
Dick Allen, R (1, 5) OBP: 0.472, SLG: 0.724	0-0 E4 1B SF7		3-2 1B		1-1 G3		2-1 P9		2-3 K	5 1 1 0 0 1 2												
Johnny Callison, L (1, 9) OBP: 0.353, SLG: 0.516	3-2 1-3 2-H 1B		0-0 1-3 1B		0-0 2B		1-1 2B			4 0 4 2 0 0 0												
Tony Gonzalez, L (1, 8) OBP: 0.440, SLG: 0.550	3-0 SF7		0-0 L6		4-0 IBB		4-2 FC6 BB			1 0 0 1 2 0 2												
Cookie Rojas, R (1, 4) OBP: 0.212, SLG: 0.267	3-2 3-H 6-3		0-0 4-3		0-0 F8		1-1 FC6			4 0 0 0 0 0 5												
Clay Dalrymple, L (1, 2) OBP: 0.182, SLG: 0.200		4-0 FC1-6 BB		0-0 3B		0-0 G3		0-0 F8		3 0 1 0 1 0 0												
Bobby Wine, R (1, 6) OBP: 0.182, SLG: 0.200		0-0 FC1-6 G1-6-3 1-2f		1-3 K		0-0 1-3		0-3 K		4 0 0 0 0 2 2												
Larry Jackson, R (1, 1) OBP: 0.100, SLG: 0.100		0-0 G1-6-3 1-2f		1-1 6-3		0-0 P3		0-0 4-3		4 0 0 0 0 0 2												
Inning Stats	R: 2 E: 1 K: 0 S: 11	H: 1 LOB: 1 BB: 1 P: 24	R: 0 E: 0 K: 0 S: 2	H: 0 LOB: 0 BB: 1 P: 6	R: 0 E: 0 K: 0 S: 7	H: 2 LOB: 2 BB: 0 P: 10	R: 0 E: 0 K: 1 S: 7	H: 1 LOB: 1 BB: 0 P: 9	R: 1 E: 0 K: 0 S: 6	H: 2 LOB: 2 BB: 1 P: 11	R: 0 E: 0 K: 0 S: 3	H: 0 LOB: 0 BB: 0 P: 3	R: 1 E: 0 K: 0 S: 10	H: 2 LOB: 2 BB: 1 P: 18	R: 0 E: 0 K: 1 S: 5	H: 0 LOB: 0 BB: 0 P: 5	R: 0 E: 0 K: 2 S: 9	H: 0 LOB: 0 BB: 0 P: 15	1B: 3 2B: 3 3B: 1 HR: 1	SF: 1 SAC: 0 DP: 1 HBP: 0	WP: 0 PB: 0 SB: 0 CS: 0	PA: 39
PITCHER	IP WLS BF H R ER SO BB IBB HBP BLK WP HR S P ERA WHIP																					
Bob Shaw, R (1, 1) ERA: 4.5	5.0 L 24 6 3 1 1 2 1 0 0 0 0 0 33 60 1.80 1.600																					
Jerry Koosman, L (6, 1) ERA: 2.08	1.2 8 2 1 1 0 1 0 0 0 0 0 1 11 18 5.40 1.800																					
Jack Hamilton, R (7, 1) ERA: 2.7	0.1 1 0 0 0 0 0 0 0 0 0 0 0 2 3 0.00 0.000																					
Ralph Terry, R (8, 1) ERA:	2.0 6 0 0 0 0 3 0 0 0 0 0 0 0 14 20 0.00 0.000																					

Philadelphia Phillies @ New York Mets
Shea Stadium, Flushing, NY
Sat Apr 22 1967, 3:33 AM EST
Att. 15,032 - Unknown

livebaseballscorecards.com

AB	34
R	4
H	8
RBI	4
BB	4
SO	4
LOB	14



Batter	1	2	3	4	5	6	7	8	9	AB R H RBI BB SO LOB	TOP																									
John Briggs, L (1, 7) OBP: 0.351, SLG: 0.548	0-2 E 2B		0-0 F9 1		0-0 P6 2		2-1 FC3-6 1-2f 3-H		0-0 1B WP BB 1B	5 2 2 1 0 0 1																										
Tito Francona, L (1, 3) OBP: 0.333, SLG: 0.111	1-2 E4 4-3 2-H		0-0 1B		2-0 P6 3		0-0 P4 3		4-1 BB 1B 1-2 FC6-4 BB	4 2 1 0 1 0 1																										
Dick Allen, R (1, 5) OBP: 0.463, SLG: 0.765	0-0 4-3 2-3		0-3 K 2		1-0 3-1 1			2-0 HR	2-1 BB FC6-4 1B 1-2 2-3	5 2 2 1 0 1 2																										
Johnny Callison, L (1, 9) OBP: 0.333, SLG: 0.457	1-2 E3 3-H		1-0 4-3 3		1-2 3-1 2			4-2 1B 2B BB	1-3 K 1	4 1 0 1 1 1 4																										
Tony Gonzalez, L (1, 8) OBP: 0.433, SLG: 0.500	1-3 K			0-0 CS 1B		0-0 4-3 3		1-3 K 1	4-2 FC6-4 BB 1-2 2-3 3-H	4 0 1 1 1 2 2																										
Clay Dalrymple, L (1, 2) OBP: 0.160, SLG: 0.174	1-0 F7 3			0-0 3-1 1 2			0-0 E9 FC4-6	0-0 P7 2	0-0 FC6-4 2	3 0 0 0 0 0 2																										
Cookie Rojas, R (8, PH) OBP: 0.206, SLG: 0.258				1-2					1-2f 2-H 3-H	1 0 0 0 0 0 1																										
Bob Uecker, R (8, 2) OBP: 0.222, SLG: 0.125										1 0 0 1 0 0 1																										
Tony Taylor, R (1, 4) OBP: 0.333, SLG: 0.387		0-3 K 1		4-0 BB			0-0 FC4-6 1B 1-2f E	0-0 2B 1B	0-0 4-3 3	4 2 1 0 1 1 2																										
Bobby Wine, R (1, 6)		0-3 K 2		0-0 4-3 3			0-0 E FC3-6 1B	1-2 2B 2B		2 0 0 0 0 1 1																										
Doug Clemens, L (7, PH) OBP: 0.333, SLG: 0.333		0-3 K 3		0-0 4-3			1-2 FC3-6 1B	1-H 2-H		1 0 1 0 0 0 0																										
Phil Linz, R (7, PR) OBP: 1.000, SLG: 2.000		0-3 K 3					1-2 E5 FC3-6 1-3 2-H	0-3 K 3		1 1 1 2 0 0 0																										
Chris Short, R (1, 1) OBP: 0.222, SLG: 0.222		0-3 K 3			0-0 4-3 1					2 0 0 0 0 1 0																										
Dick Hall, R (6, 1)										0 0 0 0 0 0 0																										
Don Lock, R (7, PH) OBP: 0.455, SLG: 0.333										1 0 0 0 0 0 1																										
Grant Jackson, S (7, 1)										1 0 0 0 0 1 1																										
Inning Stats	R: 2 E: 2 K: 1 S: 15	H: 1 LOB: 1 BB: 0 P: 19	R: 0 E: 0 K: 3 S: 9	H: 0 LOB: 0 BB: 0 P: 9	R: 0 E: 0 K: 1 S: 6	H: 1 LOB: 1 BB: 1 P: 7	R: 0 E: 0 K: 0 S: 3	H: 1 LOB: 1 BB: 1 P: 7	R: 0 E: 0 K: 0 S: 5	H: 0 LOB: 0 BB: 0 P: 7	R: 2 E: 2 K: 0 S: 9	H: 1 LOB: 1 BB: 0 P: 12	R: 3 E: 0 K: 2 S: 14	H: 3 LOB: 1 BB: 1 P: 22	R: 3 E: 1 K: 1 S: 11	H: 2 LOB: 1 BB: 2 P: 22	1B: 6 2B: 2 3B: 0 HR: 1	SF: 0 SAC: 0 DP: 0 HBP: 0	WP: 1 PB: 0 SB: 0 CS: 1	PA: 43																
PITCHER	IP WLS BF H R ER SO BB IBB HBP BLK WP HR S P ERA WHIP																																			
Don Cardwell, R (1, 1) ERA: 3.27	6.1		26	4	4	1	5	1	0	0	0	0	0	44	57	1.42	0.789																			
Don Shaw, L (7, 1) ERA: 5.14	1.2	L	10	3	3	3	2	1	0	0	0	0	1	20	31	16.20	2.400																			
Chuck Estrada, R (9, 1) ERA: 6.75	0.0		3	2	3	2	0	1	0	0	0	1	0	4	10	∞	∞																			
Jack Hamilton, R (9, 1) ERA: 2.08	1.0		4	0	0	0	1	1	0	0	0	0	0	7	12	0.00	1.000																			

Philadelphia Phillies @ New York Mets
 Shea Stadium, Flushing, NY
 Sun Apr 23 1967, 3:33 AM EST
 Unknown

AB	39
R	10
H	9
RBI	7
BB	4
SO	8
LOB	19



WP	1	PA	43
PB	0		
SB	0		
CS	1		

PITCHER	IP	WLS	BF	H	R	ER	SO	BB	IBB	HBP	BLK	WP	HR	S	P	ERA	WHIP
Don Cardwell, R	6.1		26	4	4	1	5	1	0	0	0	0	0	44	57	1.42	0.789
Don Shaw, L	1.2	L	10	3	3	3	2	1	0	0	0	0	1	20	31	16.20	2.400
Chuck Estrada, R	0.0		3	2	3	2	0	1	0	0	0	1	0	4	10	∞	∞
Jack Hamilton, R	1.0		4	0	0	0	1	1	0	0	0	0	0	7	12	0.00	1.000

Batter	1	2	3	4	5	6	7	8	9
Cleon Jones, R OBP: 0.094, SLG: 0.097 (1, 9) S X	0-1 5-3		0-0 F9		0-0 1B	0-0 FC4		0-0 SF8	
Don Bosch, S OBP: 0.205, SLG: 0.139 (1, 8) X	0-0 6-3			4-1 FC2-5 BB BB	0-3 K	3-3 K		0-0 L8	
Ken Boyer, R OBP: 0.421, SLG: 0.355 (1, 5) X	0-0 3-1			4-0 FC2-5 1-2 BB		1-2 F9		4-0 IBB	
Tommy Davis, R OBP: 0.429, SLG: 0.704 (1, 7) B X		1-0 6-3		0-0 FC2-5		3-2 SH 1-H 3B 2B	0-3 K	0-3 K	
Al Luplow, L OBP: 0.294, SLG: 0.400 (7, 7) B				1-2 2-3f		0-0 SH 3B			
Bart Shirley, R (8, PH) B				3-3 K		0-0 F8			
Chuck Estrada, R (9, 1) B						2-3 SH 3B			
Jack Hamilton, R (9, 1) B						0-1 FC 1-H 3-H 3B			
Jerry Buchek, R OBP: 0.321, SLG: 0.360 (1, 4) B		0-3 K		0-0 F3		0-0 FC 3B		0-3 K	
Ron Swoboda, R OBP: 0.211, SLG: 0.313 (1, 3) B		4-0 BB				0-0 FC SH1-4 FC4			
Ed Kranepool, L OBP: 0.391, SLG: 0.350 (7, 3) B				0-0 F3		0-0 P7		0-0 F8	
Jerry Grote, R OBP: 0.333, SLG: 0.419 (1, 2) X		0-0 4-3				1-2 P7		0-0 F8	
Bud Harrelson, S OBP: 0.267, SLG: 0.259 (1, 6) S			0-3 K			1-2 5-3		2-2 2B SF8 1B	
Tommie Reynolds, R OBP: 0.400, SLG: 0.700 (8, PH) S						1-2 5-3			
Don Cardwell, R OBP: 0.400, SLG: 0.778 (1, 1) X			0-0 5-3			1-2 1B 2B		1-2 E5 FC4	
Don Shaw, L (7, 1) X									
Greg Goossen, R OBP: 0.600, SLG: 0.800 (8, PH) X									
Sandy Alomar Sr., S (8, PR) X									

Inning Stats	R: 0	H: 0	E: 0	K: 0	S: 4	R: 0	H: 0	E: 0	K: 1	S: 5	R: 0	H: 0	E: 0	K: 1	S: 5	R: 0	H: 2	E: 0	K: 1	S: 13	R: 5	H: 3	E: 1	K: 1	S: 19	R: 0	H: 1	E: 0	K: 1	S: 6	R: 1	H: 2	E: 0	K: 1	S: 12	R: 0	H: 0	E: 0	K: 1	S: 5	1B: 4	2B: 3	3B: 1	HR: 0	SF: 1	SAC: 2	DP: 0	HBP: 0	WP: 0	PB: 0	SB: 0	CS: 0	PA: 43
--------------	------	------	------	------	------	------	------	------	------	------	------	------	------	------	------	------	------	------	------	-------	------	------	------	------	-------	------	------	------	------	------	------	------	------	------	-------	------	------	------	------	------	-------	-------	-------	-------	-------	--------	-------	--------	-------	-------	-------	-------	--------

PITCHER	IP	WLS	BF	H	R	ER	SO	BB	IBB	HBP	BLK	WP	HR	S	P	ERA	WHIP
Chris Short, L ERA: 4.03 (1, 1)	5.2		29	5	5	4	5	3	0	0	0	0	0	49	74	6.35	1.412
Dick Hall, R ERA: (6, 1)	0.1		1	0	0	0	0	0	0	0	0	0	0	3	6	0.00	0.000
Grant Jackson, L ERA: 2.35 (7, 1)	3.0	W	13	3	1	1	3	0	1	0	0	0	0	23	30	3.00	1.000

BOTTOM

Philadelphia Phillies @ New York Mets
Shea Stadium, Flushing, NY
Sun Apr 23 1967, 3:33 AM EST
Unknown

livebaseballscorecards.com

AB	36
R	6
H	8
RBI	6
BB	4
SO	8
LOB	19



Batter	1	2	3	4	5	6	7	8	9	AB R H RBI BB SO LOB	TOP
John Briggs, L (1, 7) OBP: 0.317, SLG: 0.486	1-3 ① K		0-0 ② P6		0-0 ② P4		0-0 ③ F9			4 0 0 0 0 1 0	
Tito Francona, L (1, 3) OBP: 0.250, SLG: 0.077	2-2 ② 6-3		0-3 ③ K		0-0 ③ F7			0-0 ① 1-3		4 0 0 0 0 1 0	
Dick Allen, R (1, 5) OBP: 0.467, SLG: 0.816	2-3 ③ K			0-1 FC3-6 1B 1B		1-2 ① F2		0-0 HR		4 2 2 1 0 1 0	
Johnny Callison, L (1, 9)		0-0 ① P6		0-0 FC3-6 1B		0-0 ② G3		1-1 ② G3		4 0 1 0 0 0 0	
Tony Gonzalez, L (1, 8)		0-0 HR		3-2 ① P8		0-0 1B		0-0 ③ P6		4 1 2 1 0 0 2	
Clay Dalrymple, L (1, 2) OBP: 0.172, SLG: 0.185		0-0 ② F8		0-0 ② FC3-6 1B		1-2 1B		2-0 ① F2		4 0 1 0 0 0 2	
Tony Taylor, R (1, 4) OBP: 0.378, SLG: 0.429		0-0 1B		0-0 1B		0-0 ③ P6		0-0 S 1B		4 0 3 1 0 0 2	
Bobby Wine, R (1, 6)		0-3 ③ K		0-0 ③ F9			0-0 ① F2		1-3 ② K	4 0 0 0 0 2 4	
Dick Ellsworth, L (1, 1)			0-0 ① 4-3		0-3 ① K		0-0 ② F6		0-3 ③ K	4 0 0 0 0 2 1	
Inning Stats	R: 0 H: 0 E: 0 LOB: 0 K: 2 BB: 0 S: 10 P: 15	R: 1 H: 2 E: 0 LOB: 1 K: 1 BB: 0 S: 7 P: 7	R: 0 H: 0 E: 0 LOB: 0 K: 1 BB: 0 S: 5 P: 5	R: 1 H: 3 E: 0 LOB: 2 K: 0 BB: 0 S: 9 P: 12	R: 0 H: 0 E: 0 LOB: 0 K: 1 BB: 0 S: 5 P: 5	R: 0 H: 2 E: 0 LOB: 2 K: 0 BB: 0 S: 9 P: 11	R: 0 H: 0 E: 0 LOB: 0 K: 0 BB: 0 S: 3 P: 3	R: 1 H: 1 E: 0 LOB: 0 K: 0 BB: 0 S: 5 P: 6	R: 0 H: 1 E: 0 LOB: 1 K: 2 BB: 0 S: 8 P: 11	1B: 7 SF: 0 2B: 0 SAC: 0 3B: 0 DP: 0 HR: 2 HBP: 0	WP: 0 PA: 36 PB: 0 SB: 1 CS: 0
PITCHER	IP WLS BF H R ER SO BB IBB HBP BLK WP HR S P ERA WHIP										
Bill Denehy, R (1, 1) ERA: 3.14	8.0 L 32 8 3 3 5 0 0 0 0 0 0 2 53 64 3.38 1.000										
Jack Hamilton, R (9, 1) ERA: 1.69	1.0 4 1 0 0 2 0 0 0 0 0 0 0 8 11 0.00 1.000										

Philadelphia Phillies @ New York Mets
Shea Stadium, Flushing, NY
Sun Apr 23 1967, 3:38 AM EST
Att: 38,081 - Unknown

livebaseballscorecards.com

AB	36
R	3
H	9
RBI	3
BB	0
SO	7
LOB	11



Batter	1	2	3	4	5	6	7	8	9	AB R H RBI BB SO LOB
Bart Shirley, R (1, 4) C B X	1-1 4-3 ①		X 0-0 4-3 ③			X 0-0 FC1-2-5 ②		S S S S 0-3 K ③		4 0 0 0 0 1 1
Jerry Buchek, R OBP: 0.345, SLG: 0.385 Sandy Alomar Sr., S (1, PR) (2, 5) Ken Boyer, R OBP: 0.400, SLG: 0.333 (6, PH) (7, 5)	0-0 G6-4-3 1B			X 0-0 6-3 ①		S S S S 0-2 4-3 ③		X 0-0 2-3 ①		1 0 1 0 0 0 0 1 0 0 0 0 0 0 2 0 0 0 0 0 1
Cleon Jones, R OBP: 0.111, SLG: 0.114 (1, 8)	0-0 G6-4-3 1-2f			S S S S 0-3 K ②		S B S S 1-1 1B 1B		X 0-0 6-3 ②		4 0 1 0 0 1 1
Tommy Davis, R OBP: 0.438, SLG: 0.677 Larry Stahl, L (9, PR)		X 0-0 4-3 1B 1B		X 0-0 1-3 ③		S B S S 1-3 K ①		C X 0-1 1B		4 1 2 0 0 1 1 0 0 0 0 0 0 0
Ron Swoboda, R OBP: 0.217, SLG: 0.300 (1, 3)		S S S S 1-2 4-3 ①		X 0-0 P4 ①		C X 0-1 1B		F S S S 1-3 K ③		4 0 1 0 0 1 2
Tommie Reynolds, R OBP: 0.385, SLG: 0.615 (1, 9)		X 0-0 CS 1B 2-H		X 0-0 6-3 ②		F S S S 0-3 K ②				3 0 1 1 0 1 2
Jerry Grote, R OBP: 0.306, SLG: 0.382 (1, 2)		S S S S 0-1 6-3 ② ③ 1-2		X 0-0 5-3 ③		F X 0-1 5-3 ③				3 0 0 0 0 0 3
Bud Harrelson, S OBP: 0.273, SLG: 0.267 (1, 6)			X 0-0 1-3 ①			X 0-0 SH2-4 FC1-2-5 1B ①		L B B X 2-2 4-3 ①		3 0 1 0 0 0 0
Bill Denehy, S (1, 1) Greg Goossen, R OBP: 0.500, SLG: 0.667 (8, PH) Jack Hamilton, R (9, 1)			X 0-0 1-3 ②			X 0-0 SH2-4 1-3 ①		C F S S S B 1-3 K ②		1 0 0 0 0 0 0 1 0 0 0 0 1 0 0 0 0 0 0 0 0

Inning Stats	R: 0	H: 1	E: 0	LOB: 1	K: 0	BB: 0	S: 4	P: 5	R: 1	H: 2	E: 0	LOB: 0	K: 0	BB: 0	S: 8	P: 9	R: 0	H: 0	E: 0	LOB: 0	K: 0	BB: 0	S: 3	P: 3	R: 0	H: 0	E: 0	LOB: 0	K: 1	BB: 0	S: 5	P: 5	R: 0	H: 0	E: 0	LOB: 0	K: 0	BB: 0	S: 3	P: 3	R: 0	H: 1	E: 0	LOB: 1	K: 0	BB: 0	S: 6	P: 6	R: 0	H: 2	E: 0	LOB: 2	K: 2	BB: 0	S: 12	P: 14	R: 0	H: 0	E: 0	LOB: 0	K: 2	BB: 0	S: 10	P: 13	R: 0	H: 1	E: 0	LOB: 1	K: 1	BB: 0	S: 7	P: 8	1B: 7	SF: 0	2B: 0	SAC: 1	3B: 0	DP: 1	HR: 0	HBP: 0	WP: 0	PA: 32
PITCHER Dick Ellsworth, L ERA: 1.0 (1, 1)	IP	WLS	BF	H	R	ER	SO	BB	IBB	HBP	BLK	WP	HR	S	P	ERA	WHIP	IP	WLS	BF	H	R	ER	SO	BB	IBB	HBP	BLK	WP	HR	S	P	ERA	WHIP	IP	WLS	BF	H	R	ER	SO	BB	IBB	HBP	BLK	WP	HR	S	P	ERA	WHIP																															

BOTTOM

Philadelphia Phillies @ New York Mets
Shea Stadium, Flushing, NY

Sun Apr 23 1967, 3:38 AM EST
Att. 38,081 - Unknown

livebaseballscores.com

AB 31
R 1
H 7
RBI 1
BB 0
SO 6
LOB 11



Batter	1	2	3	4	5	6	7	8	9	10	AB R H RBI BB SO LOB	TOP														
Cleon Jones, R OBP: 0.125, SLG: 0.128 (1, 8)	0-3 K		0-0 4-3		0-0 1-3		0-0 1-3		0-0 SH3	4 0 1 0 0 1 0																
Tommie Reynolds, R OBP: 0.278, SLG: 0.444 (1, 9) (9, 7)	0-0 3-1		0-3 K		0-0 F3		0-3 K		0-3 K	5 0 0 0 0 3 3																
Ken Boyer, R OBP: 0.400, SLG: 0.306 (1, 5)	4-0 BB			0-0 F8		0-0 1-6-3		0-0 6-3	4-0 1B IBB	3 0 0 0 2 0 0																
Tommy Davis, R OBP: 0.417, SLG: 0.629 Al Luplow, L OBP: 0.333, SLG: 0.438 (1, 7) (9, 9)	0-3 K			0-0 FC5-4 1B		0-0 5-3		0-0 6-3	0-0 1B	4 0 1 0 0 1 1 1 0 1 1 0 0 0																
Ron Swoboda, R OBP: 0.222, SLG: 0.292 Sandy Alomar Sr., S (1, 3) (9, PR) (9, 4)		0-0 F2		0-0 FC5-4 1B		0-0 E5 1B		0-0 E6 SH2-4	0-3 K	4 1 1 0 0 0 1 1 0 0 0 0 1 2																
Jerry Grote, R OBP: 0.308, SLG: 0.378 (1, 2)		0-0 E6		0-0 5-3		0-0 1B		0-0 SH2-4		3 0 1 1 0 0 1																
Bart Shirley, R (1, 4)		0-3 K		0-0 P4		0-0 3-1		4-0 G6-4-3 BB		3 0 0 0 0 1 2 0 0 0 0 1 0 0 0 0 0 0 0 0 0																
Chuck Hiller, L OBP: 0.222, SLG: 0.294 Ed Kranepool, L OBP: 0.391, SLG: 0.350 (9, PH) (9, 3)		0-3 K		0-3 K				0-0 F8	0-0 G6-4-3	4 0 0 0 0 2 3																
Bud Harrelson, S OBP: 0.243, SLG: 0.235 (1, 6)		0-3 K		0-3 K				0-0 F8	0-0 G6-4-3																	
Tom Seaver, R OBP: 0.556, SLG: 0.333 (1, 1)			0-3 K		4-0 1B BB		0-0 1-3		0-0 WP SH3 1B	3 1 1 0 1 1 0																
Inning Stats	R: 0 E: 0 K: 2 S: 7	H: 0 LOB: 1 BB: 1 P: 11	R: 0 E: 1 K: 2 S: 8	H: 0 LOB: 1 BB: 0 P: 8	R: 0 E: 0 K: 2 S: 7	H: 0 LOB: 0 BB: 0 P: 7	R: 0 E: 0 K: 0 S: 4	H: 1 LOB: 1 BB: 0 P: 4	R: 0 E: 0 K: 1 S: 6	H: 1 LOB: 2 BB: 1 P: 10	R: 1 E: 1 K: 0 S: 5	H: 2 LOB: 1 BB: 0 P: 5	R: 0 E: 0 K: 0 S: 3	H: 0 LOB: 0 BB: 0 P: 3	R: 0 E: 0 K: 1 S: 5	H: 0 LOB: 0 BB: 0 P: 5	R: 0 E: 1 K: 0 S: 3	H: 0 LOB: 2 BB: 1 P: 7	R: 1 E: 0 K: 2 S: 9	H: 2 LOB: 2 BB: 1 P: 13	1B: 6 2B: 0 3B: 0 HR: 0	SF: 0 SAC: 2 DP: 1 HBP: 0	WP: 1 PB: 0 SB: 0 CS: 0	PA: 41		
PITCHER Ken Holtzman, L ERA: 2.05 Bill Hands, R ERA: 1.8 Bob Hendley, L ERA:	IP 8.0 1.2 0.1	WLS L	BF 31 8 2	H 4 1 1	R 1 1 0	ER 0 1 0	SO 8 1 1	BB 2 1 0	IBB 0 1 0	HBP 0 0 0	BLK 0 0 0	WP 0 1 0	HR 0 0 0	S 45 8 4	P 53 16 4	ERA 0.00 5.40 0.00	WHIP 0.750 1.200 3.000									

New York Mets @ Chicago Cubs
Wrigley Field, Chicago, IL
Tue Apr 25 1967, 3:33 AM CST
Att. 1,077 - Sunny - 40 F

livebaseballscorecards.com

AB	35
R	2
H	6
RBI	2
BB	4
SO	10
LOB	13



Batter	1	2	3	4	5	6	7	8	9	AB R H RBI BB SO LOB	TOP
Chuck Hiller, L (1, 4) <small>OBP: 0.227, SLG: 0.250</small>	0-3 K		4-0 BB		0-0 F7			0-3 K		3 0 0 0 1 2 1	New York Mets @ Chicago Cubs Wrigley Field, Chicago, IL Thu Apr 27 1967, 3:33 AM CST Att. 1,849 - Sunny
Larry Stahl, L (1, 8) <small>OBP: 0.100, SLG: 0.111</small>	0-3 K		0-0 F8		0-0 F9			0-0 FC6-4 1B		4 0 1 0 0 1 2	
Ken Boyer, R (1, 5) <small>OBP: 0.367, SLG: 0.275</small>	0-3 K		0-3 K				0-0 5-3	0-0 FC6-4 1-2f		4 0 0 0 0 2 2	
Tommy Davis, R (1, 7) <small>OBP: 0.400, SLG: 0.579</small>		0-3 K		4-0 BB		0-0 3-1		0-3 K		3 0 0 0 1 2 0	
Al Luplow, L (1, 9) <small>OBP: 0.364, SLG: 0.421</small>		4-0 BB BB		0-0 P4		0-0 F7		0-0 1B		3 0 1 0 1 0 1	
Ed Kranepool, L (1, 3) <small>OBP: 0.370, SLG: 0.304</small>		4-0 1-2 BB		0-0 F7		0-0 F5		0-0 F7		3 0 0 0 1 0 2	
Jerry Grote, R (1, 2) <small>OBP: 0.286, SLG: 0.350</small> Greg Goossen, R (9, PH) <small>OBP: 0.429, SLG: 0.571</small>		0-0 F9		0-0 5-3		0-3 K		0-3 K		3 0 0 0 0 1 3 1 0 0 0 0 1 1	
Bud Harrelson, S (1, 6) <small>OBP: 0.250, SLG: 0.243</small>		0-3 K			0-0 SH1-4 1B		0-0 6-3			3 0 1 0 0 1 2	
Jack Fisher, R (1, 1) <small>OBP: 0.500, SLG: 0.600</small> John Sullivan, L (8, PH) <small>OBP: 0.200, SLG: 0.200</small> Jack Hamilton, R (8, 1)			0-0 F7		0-0 SH1-4			0-0 4-3		1 0 0 0 0 0 0 1 0 0 0 0 0 0 0 0 0 0 0 0 0	
Inning Stats	R: 0 H: 0 E: 0 LOB: 0 K: 3 BB: 0 S: 9 P: 9	R: 0 H: 0 E: 0 LOB: 2 K: 2 BB: 2 S: 7 P: 15	R: 0 H: 0 E: 0 LOB: 1 K: 1 BB: 1 S: 5 P: 9	R: 0 H: 0 E: 0 LOB: 1 K: 0 BB: 1 S: 3 P: 7	R: 0 H: 1 E: 0 LOB: 1 K: 0 BB: 0 S: 4 P: 4	R: 0 H: 0 E: 0 LOB: 0 K: 0 BB: 0 S: 3 P: 3	R: 0 H: 0 E: 0 LOB: 0 K: 1 BB: 0 S: 5 P: 5	R: 0 H: 1 E: 0 LOB: 1 K: 1 BB: 0 S: 6 P: 6	R: 0 H: 1 E: 0 LOB: 1 K: 2 BB: 0 S: 8 P: 8	1B: 3 SF: 0 2B: 0 SAC: 1 3B: 0 DP: 0 HR: 0 HBP: 0	
PITCHER Fergie Jenkins, R (1, 1) <small>ERA: 1.89</small>	IP WLS BF H R ER SO BB IBB HBP BLK WP HR S P ERA WHIP 9.0 W 34 3 0 0 10 4 0 0 0 0 0 50 66 0.00 0.778	PITCHER IP WLS BF H R ER SO BB IBB HBP BLK WP HR S P ERA WHIP									

livebaseballscorecards.com

AB	29
R	0
H	3
RBI	0
BB	4
SO	10
LOB	14



BOTTOM

New York Mets @ Chicago Cubs
 Wrigley Field, Chicago, IL
 Thu Apr 27 1967, 3:33 AM CST
 Att. 1,849 - Sunny

livebaseballscorecards.com

AB	31
R	3
H	7
RBI	3
BB	3
SO	4
LOB	16



WP: 0	PA: 34
PB: 0	SB: 0
CS: 0	

AB	R	H	RBI	BB	SO	LOB
4	0	0	0	0	0	1
4	1	2	0	0	0	1
3	1	1	0	1	0	2
3	1	1	0	1	0	2
4	0	1	2	0	0	1
4	0	1	1	0	0	2
3	0	0	0	1	2	4
3	0	0	0	0	1	3
3	0	1	0	0	1	0
1B: 4	SF: 0					
2B: 3	SAC: 0					
3B: 0	DP: 1					
HR: 0	HBP: 0					

Batter	1	2	3	4	5	6	7	8	9					
Don Kessinger, S (1, 6) OBP: 0.341, SLG: 0.294	0-0 4-3		0-0 F8		0-0 4-3		0-0 FC1-6							
Glenn Beckert, R (1, 4) OBP: 0.319, SLG: 0.444	0-0 5-3		0-0 1B			0-0 G3 1B 2B	0-0 G4-6-3							
Billy Williams, L (1, 7) OBP: 0.458, SLG: 0.561	4-0 BB		0-0 4-3			0-0 G3		0-0 E6 G3 2B						
Ron Santo, R (1, 5) OBP: 0.306, SLG: 0.211	0-0 F5			0-0 4-3 2B		4-0 1B E BB		0-0 6-3						
Lee Thomas, L (1, 9) OBP: 0.409, SLG: 0.455		0-0 P4		0-0 4-3		0-0 E 1B		0-0 G3						
Clarence Jones, L (1, 3) OBP: 0.222, SLG: 0.222		0-0 4-3		0-0 G3		0-0 FC3		0-0 1B						
Randy Hundley, R (1, 2) OBP: 0.281, SLG: 0.321		4-0 BB		0-3 K		0-3 K		0-0 4-3						
Adolfo Phillips, R (1, 8) OBP: 0.452, SLG: 0.657		0-0 F7			0-3 K	0-0 P5								
Fergie Jenkins, R (1, 1) OBP: 0.083, SLG: 0.083			0-3 K		0-0 P4		0-0 FC1-6 1B							
Inning Stats	R: 0 E: 0 K: 0 S: 3	H: 0 LOB: 1 BB: 1 P: 7	R: 0 E: 0 K: 0 S: 3	H: 0 LOB: 1 BB: 1 P: 7	R: 0 E: 0 K: 1 S: 6	H: 1 LOB: 1 BB: 0 P: 6	R: 0 E: 0 K: 1 S: 5	H: 0 LOB: 0 BB: 0 P: 5	R: 2 E: 1 K: 1 S: 8	H: 2 LOB: 2 BB: 1 P: 12	R: 0 E: 0 K: 0 S: 3	H: 1 LOB: 0 BB: 0 P: 3	R: 1 E: 1 K: 0 S: 5	H: 2 LOB: 1 BB: 0 P: 5

PITCHER	IP	WLS	BF	H	R	ER	SO	BB	IBB	HBP	BLK	WP	HR	S	P	ERA	WHIP
Jack Fisher, R (1, 1) ERA: 5.5	7.0	L	29	5	2	2	4	3	0	0	0	0	0	34	46	2.57	1.143
Jack Hamilton, R (8, 1) ERA: 2.84	1.0		5	2	1	1	0	0	0	0	0	0	0	5	5	9.00	2.000

Batter	1	2	3	4	5	6	7	8	9	AB R H RBI BB SO LOB	TOP
Chuck Hiller, L (1, 4) <small>OBP: 0.231, SLG: 0.292</small>	0-0 4-3		0-0 		0-0 F5		0-0 P6			4 0 1 0 0 0 2	
Cleon Jones, R (1, 8) <small>OBP: 0.114, SLG: 0.116</small>	0-0 E6		0-0 F8		0-0 2-3			0-0 2-3		4 0 0 0 0 0 1	
Al Luplow, L (1, 9) <small>OBP: 0.346, SLG: 0.391</small>	0-0 F7		0-0 6-3			0-0 L8		0-0 		4 0 1 0 0 0 2	
Tommy Davis, R (1, 7) <small>OBP: 0.386, SLG: 0.548</small> Don Bosch, S (8, PR) <small>OBP: 0.205, SLG: 0.139</small>	0-0 F9			0-0 F7		0-3 K		0-0 		4 0 1 0 0 1 1 0 0 0 0 0 0 0	
Ed Kranepool, L (1, 3) <small>OBP: 0.387, SLG: 0.444</small>		0-0 		0-0 		0-0 P6		0-0 F5		4 1 2 1 0 0 2	
Ken Boyer, R (1, 5) <small>OBP: 0.340, SLG: 0.250</small> Jack Lamabe, R (8, 1)		0-0 5-3		0-0 F7			0-0 1-3	0-0 P5		4 0 0 0 0 0 3 0 0 0 0 0 0 0	
Jerry Grote, R (1, 2) <small>OBP: 0.283, SLG: 0.326</small>		0-0 F9		4-0 		0-0 P6			0-0 4-3	3 0 0 0 1 0 0	
Bud Harrelson, S (1, 6) <small>OBP: 0.250, SLG: 0.268</small>		0-0 4-3		0-0 F7			0-0 		0-0 F9	4 0 1 0 0 0 2	
Bob Shaw, R (1, 1) Chuck Estrada, R (3, 1) Tommie Reynolds, R (5, PH) Jerry Kosman, R (5, 1) Larry Stahl, L (7, PH) Jack Hamilton, R (7, 1) Sandy Alomar Sr., S (8, 5)			0-0 5-3		0-0 P6		4-0 		0-3 K	1 0 0 0 0 0 0 0 0 0 0 0 0 0 1 0 0 0 0 0 0 0 0 0 0 0 0 0 0 0 0 0 1 0 0 0 0 0 0 0 0 0 1 0 0 0 0 1 0	
Inning Stats	R: 0 H: 0 E: 1 LOB: 1 K: 0 BB: 0 S: 4 P: 4	R: 1 H: 1 E: 0 LOB: 0 K: 0 BB: 0 S: 4 P: 4	R: 0 H: 1 E: 0 LOB: 1 K: 0 BB: 0 S: 4 P: 4	R: 0 H: 1 E: 0 LOB: 2 K: 0 BB: 1 S: 4 P: 8	R: 0 H: 0 E: 0 LOB: 0 K: 0 BB: 0 S: 3 P: 3	R: 0 H: 0 E: 0 LOB: 0 K: 1 BB: 0 S: 5 P: 5	R: 0 H: 1 E: 0 LOB: 2 K: 0 BB: 1 S: 4 P: 8	R: 0 H: 2 E: 0 LOB: 2 K: 0 BB: 0 S: 5 P: 5	R: 0 H: 0 E: 0 LOB: 0 K: 1 BB: 0 S: 5 P: 5	1B: 3 SF: 0 2B: 2 SAC: 0 3B: 0 DP: 0 HR: 1 HBP: 0	WP: 0 PA: 36 PB: 0 SB: 0 CS: 0
PITCHER Sammy Ellis, R (1, 1) <small>ERA: 2.27</small>	IP WLS BF H R ER SO BB IBB HBP BLK WP HR S P ERA WHIP 9.0 W 36 6 1 1 2 2 0 0 0 0 0 1 38 46 1.00 0.889										

New York Mets @ Cincinnati Reds
 Crosley Field, Cincinnati, OH
 Fri Apr 28 1967, 6:05 PM EST
 Att. 14,876 - Unknown

livebaseballscorecards.com

AB	34
R	1
H	6
RBI	1
BB	2
SO	2
LOB	13



BOTTOM

New York Mets @ Cincinnati Reds
 Crosley Field, Cincinnati, OH

Fri Apr 28 1967, 6:05 PM EST
 Att. 14,876 - Unknown

livebaseballscorecards.com

AB	33
R	7
H	11
RBI	6
BB	6
SO	4
LOB	20



1B: 8	SF: 0	WP: 2	PA: 39
2B: 2	SAC: 0	PB: 0	
3B: 2	DP: 1	SB: 1	
HR: 0	HBP: 0	CS: 1	

PITCHER	IP	WLS	BF	H	R	ER	SO	BB	IBB	HBP	BLK	WP	HR	S	P	ERA	WHIP
Bob Shaw, R (1, 1)	2.0	L	12	6	4	4	0	2	0	0	0	0	0	10	18	18.00	4.000
Chuck Estrada, R (3, 1)	2.0		8	1	0	0	3	2	0	0	0	0	0	12	20	0.00	1.500
Jerry Koosman, L (5, 1)	2.0		11	3	3	2	0	1	0	0	0	0	0	10	14	9.00	2.000
Jack Hamilton, R (7, 1)	1.0		5	1	0	0	1	1	0	0	0	1	0	6	10	0.00	2.000
Jack Lamabe, R (8, 1)	1.0		3	0	0	0	0	0	0	0	0	0	0	3	3	0.00	0.000

Batter	1	2	3	4	5	6	7	8	9	AB	R	H	RBI	BB	SO	LOB
Tommy Harper, R (1, 9) OBP: 0.329, SLG: 0.397	4-0 1B BB	0-0 4-3		4-0 1-2 BB		0-0 FC6-4 1B		0-0 F8		3	2	0	0	2	0	2
Vada Pinson, L (1, 8) OBP: 0.380, SLG: 0.522	0-0 1-3 1B		0-0 3B	0-3 K		0-0 1B		0-0 F7		5	1	3	2	0	1	2
Pete Rose, S (1, 7) OBP: 0.397, SLG: 0.463	0-0 2B 1B		0-0 3B		0-0 E 1B		0-0 F9		0-0 4-3	5	2	3	2	0	0	1
Tony Perez, R (1, 3) OBP: 0.269, SLG: 0.453	0-0 F8		0-3 K		4-0 FC3-6 BB		0-0 F9			3	0	0	0	1	1	3
Deron Johnson, R (1, 5) OBP: 0.339, SLG: 0.633	0-0 1B 2B		0-3 K		0-0 FC3-6 FC4-6		0-0 L4			4	1	1	1	0	1	2
Don Pavletich, R (1, 2) OBP: 0.500, SLG: 0.667	0-0 1B		0-0 4-3		0-0 FC4-6		0-0 WP 1B			4	0	2	1	0	0	2
Tommy Helms, R (1, 4) OBP: 0.324, SLG: 0.415	0-0 F8			0-0 F8-6-4 1B		0-0 1-3		0-0 F9		4	0	1	0	0	0	3
Leo Cardenas, R (1, 6) OBP: 0.333, SLG: 0.306		4-0 CS BB		0-0 F8-6-4 1B		0-0 FC6-4 E 1B		4-0 BB		2	1	1	0	2	0	1
Sammy Ellis, L (1, 1)		0-0 P5		4-0 BB BB		0-0 E6 FC6-4		0-3 K		3	0	0	0	1	1	4

Inning	R	H	E	K	S	R	H	E	K	S	R	H	E	K	S	R	H	E	K	S
1	3	4	0	6	10	0	2	0	2	5	1	1	0	2	8	0	0	0	0	0
2	0	0	0	0	0	0	0	0	0	0	0	0	0	0	0	0	0	0	0	0
3	1	2	0	2	5	0	0	0	2	5	0	0	0	0	0	0	0	0	0	0
4	0	1	0	1	5	0	0	0	1	5	0	0	0	0	0	0	0	0	0	0
5	1	1	0	4	8	0	0	0	1	8	0	0	0	0	0	0	0	0	0	0
6	2	2	0	0	6	0	0	0	0	6	0	0	0	0	0	0	0	0	0	0
7	0	1	0	1	6	0	0	0	0	6	0	0	0	0	0	0	0	0	0	0
8	0	0	0	3	10	0	0	0	0	10	0	0	0	0	0	0	0	0	0	0
9	0	0	0	0	0	0	0	0	0	0	0	0	0	0	0	0	0	0	0	0

PITCHER	IP	WLS	BF	H	R	ER	SO	BB	IBB	HBP	BLK	WP	HR	S	P	ERA	WHIP
Bob Shaw, R (1, 1)	2.0	L	12	6	4	4	0	2	0	0	0	0	0	10	18	18.00	4.000
Chuck Estrada, R (3, 1)	2.0		8	1	0	0	3	2	0	0	0	0	0	12	20	0.00	1.500
Jerry Koosman, L (5, 1)	2.0		11	3	3	2	0	1	0	0	0	0	0	10	14	9.00	2.000
Jack Hamilton, R (7, 1)	1.0		5	1	0	0	1	1	0	0	0	1	0	6	10	0.00	2.000
Jack Lamabe, R (8, 1)	1.0		3	0	0	0	0	0	0	0	0	0	0	3	3	0.00	0.000

Batter	1	2	3	4	5	6	7	8	9	AB R H RBI BB SO LOB	TOP																						
Tommie Reynolds, R (1, 9) OBP: 0.261, SLG: 0.364 (7, 5)	0-0 5-3			0-0 5-3		H 1-0 1-2 HBP		0-0 6-3		3 0 0 0 0 0 0																							
Jerry Grote, R (1, 2) OBP: 0.286, SLG: 0.326 Jack Hamilton, R (6, 1) Chuck Hiller, L (9, PH) OBP: 0.222, SLG: 0.280	0-0 G4-6-3 1B		0-0 5-3		0-0 F9			0-0 F7	3 0 1 0 0 0 2 0 0 0 0 0 0 0 1 0 0 0 0 0 0																								
Cleon Jones, R (1, 8) OBP: 0.104, SLG: 0.106 (7, 9)	0-0 G4-6-3 1-2f		0-0 5-3		0-3 K			0-0 P4	4 0 0 0 0 1 3																								
Tommy Davis, R (1, 7) OBP: 0.354, SLG: 0.500		0-0 4-3		0-0 5-3		0-0 F9		0-3 K	4 0 0 0 0 1 0																								
Ron Swoboda, R (1, 3) OBP: 0.200, SLG: 0.259		0-3 K		0-0 6-3		0-0 F7			3 0 0 0 0 1 0																								
Ken Boyer, R (1, 5) OBP: 0.357, SLG: 0.244 Don Bosch, S (7, 8) OBP: 0.205, SLG: 0.139		0-3 K		4-0 BB		4-0 BB			1 0 0 0 2 1 0 0 0 0 0 0 0 0																								
Bart Shirley, R (1, 4)			0-0 F9		0-0 4-3		0-3 K		3 0 0 0 0 1 2																								
Bud Harrelson, S (1, 6) OBP: 0.255, SLG: 0.256			0-0 F3		4-0 HBP BB		0-0 4-3		2 0 0 0 1 0 0																								
Bill Denehy, S (1, 1) Greg Goossen, R (6, PH) OBP: 0.333, SLG: 0.444 (6, 2)			0-3 K		0-3 K		0-0 5-3		1 0 0 0 0 1 0 2 0 0 0 0 1 1																								
Inning Stats	R: 0 E: 0 K: 0 S: 3	H: 1 LOB: 0 BB: 0 P: 3	R: 0 E: 0 K: 2 S: 7	H: 0 LOB: 0 BB: 0 P: 7	R: 0 E: 0 K: 1 S: 5	H: 0 LOB: 0 BB: 0 P: 5	R: 0 E: 0 K: 0 S: 3	H: 0 LOB: 0 BB: 0 P: 3	R: 0 E: 0 K: 0 S: 3	H: 0 LOB: 0 BB: 0 P: 7	R: 0 E: 0 K: 2 S: 7	H: 0 LOB: 2 BB: 1 P: 12	R: 0 E: 0 K: 1 S: 5	H: 0 LOB: 1 BB: 1 P: 9	R: 0 E: 0 K: 0 S: 3	H: 0 LOB: 0 BB: 0 P: 3	R: 0 E: 0 K: 1 S: 5	H: 0 LOB: 0 BB: 0 P: 5	1B: 1 2B: 0 3B: 0 HR: 0	SF: 0 SAC: 0 DP: 1 HBP: 1	WP: 0 PB: 0 SB: 0 CS: 0	PA: 31											
PITCHER Gerry Arrigo, L (1, 1) ERA:	IP 9.0	WLS W	BF 31	H 1	R 0	ER 0	SO 7	BB 3	IBB 0	HBP 1	BLK 0	WP 0	HR 0	S 41	P 54	ERA 0.00	WHIP 0.444																
											PITCHER	IP	WLS	BF	H	R	ER	SO	BB	IBB	HBP	BLK	WP	HR	S	P	ERA	WHIP					

New York Mets @ Cincinnati Reds
Crosley Field, Cincinnati, OH
Sat Apr 29 1967, 3:33 AM EST
Att. 5,298 - Unknown

livebaseballscorecards.com

AB	27
R	0
H	1
RBI	0
BB	3
SO	7
LOB	8



Batter	1	2	3	4	5	6	7	8	9	AB R H RBI BB SO LOB	TOP		
Sandy Alomar Sr., S (1, 6) X	0-0 F9 ①		0-0 4-3 ①		0-0 6-3 ②			0-0 P4 ②		4 0 0 0 0 0 0	New York Mets @ Cincinnati Reds Crosley Field, Cincinnati, OH Sun Apr 30 1967, 3:33 AM EDT Unknown		
Jerry Grote, R (1, 2) X OBP: 0.283, SLG: 0.306	0-0 E6		4-0 1B WP BB		0-3 K ③			0-0 P5 ③		3 1 0 0 1 1 0			
Ken Boyer, R (1, 5) X OBP: 0.333, SLG: 0.224	0-0 P4		0-0 F9 ②		0-3 K ①			0-0 4-3 ①		4 0 0 0 0 1 2			
Tommy Davis, R (1, 7) X Ed Kranepool, L (9, 3) OBP: 0.346, SLG: 0.480 OBP: 0.387, SLG: 0.444	0-0 F7 ③		0-0 WP 1B		0-0 P5 ②			0-3 K ②		4 0 1 0 0 1 1 0 0 0 0 0 0 0			
Ron Swoboda, R (1, 3) Al Luplow, L (9, PH) OBP: 0.212, SLG: 0.367 OBP: 0.333, SLG: 0.375		0-0 HR	0-3 K ③		0-0 6-3 ③			0-3 K ③		3 1 1 1 0 1 1 1 0 0 0 0 1 0			
Cleon Jones, R (1, 9) OBP: 0.098, SLG: 0.100		0-0 6-3 ①		0-0 P4 ①				0-0 6-3 ①		3 0 0 0 0 0 0			
Chuck Hiller, L (1, 4) OBP: 0.200, SLG: 0.250		0-0 F7 ②		0-3 K ②				0-0 G3 ②		3 0 0 0 0 1 0			
Don Bosch, S (1, 8) OBP: 0.214, SLG: 0.132		4-0 BB		0-0 F9 ③				0-3 K ③		2 0 0 0 1 1 0			
Don Cardwell, R (1, 1) OBP: 0.308, SLG: 0.583		0-3 K ③		0-3 K ①				0-3 K ①		3 0 0 0 0 3 1			
Inning Stats	R: 0 H: 0 E: 1 LOB: 1 K: 0 BB: 0 S: 4 P: 4	R: 1 H: 1 E: 0 LOB: 1 K: 1 BB: 1 S: 6 P: 10	R: 1 H: 1 E: 0 LOB: 1 K: 1 BB: 1 S: 6 P: 10	R: 0 H: 0 E: 0 LOB: 0 K: 1 BB: 0 S: 5 P: 5	R: 0 H: 0 E: 0 LOB: 0 K: 2 BB: 0 S: 7 P: 7	R: 0 H: 0 E: 0 LOB: 0 K: 1 BB: 0 S: 5 P: 5	R: 0 H: 0 E: 0 LOB: 0 K: 1 BB: 0 S: 5 P: 5	R: 0 H: 0 E: 0 LOB: 0 K: 1 BB: 0 S: 5 P: 5	R: 0 H: 0 E: 0 LOB: 0 K: 2 BB: 0 S: 7 P: 7	1B: 1 SF: 0 2B: 0 SAC: 0 3B: 0 DP: 0 HR: 1 HBP: 0		WP: 1 PA: 32 PB: 0 SB: 0 CS: 0	
PITCHER	IP WLS BF H R ER SO BB IBB HBP BLK WP HR S P ERA WHIP											PITCHER	IP WLS BF H R ER SO BB IBB HBP BLK WP HR S P ERA WHIP
Billy McCool, L (1, 1) ERA: 1.55	8.0 L 29 2 2 2 8 2 0 0 0 0 1 1 43 51 2.25 0.500												
Ted Abernathy, R (9, 1) ERA: 2.04	1.0 3 0 0 0 2 0 0 0 0 0 0 0 7 7 0.00 0.000												

livebaseballscorecards.com

AB	30
R	2
H	2
RBI	1
BB	2
SO	10
LOB	5



Batter	1	2	3	4	5	6	7	8	9	AB	R	H	RBI	BB	SO	LOB
Tommy Harper, R (1, 9) OBP: 0.318, SLG: 0.377	0-0 P6		0-0 F9			0-3 K			0-0 5-3	4	0	0	0	0	1	0
Vada Pinson, L (1, 8) OBP: 0.375, SLG: 0.506	0-0 1-3			0-0 F8		0-0 4-3			0-0 G4-6-3 1B	4	0	1	0	0	0	0
Pete Rose, S (1, 7) OBP: 0.375, SLG: 0.429	0-0 E3			0-0 G5-4-3 1B			0-0 F7		0-0 G4-6-3 1-2f	4	0	1	0	0	0	1
Tony Perez, R (1, 3) OBP: 0.293, SLG: 0.479	0-0 F7			0-0 G5-4-3 1-2f			0-0 F9			3	0	0	0	0	0	2
Deron Johnson, R (1, 5) OBP: 0.319, SLG: 0.591		0-3 K			0-0 FC5-4 1B			0-0 1-3		3	0	1	0	0	1	0
Don Pavletich, R (1, 2) OBP: 0.485, SLG: 0.586		0-0 F9			0-0 FC5-4 FC6 1-2f			1-0 HBP		2	0	0	0	0	0	1
Dick Simpson, R (8, PR) OBP: 0.500, SLG: 2.000										0	0	0	0	0	0	0
Jimmie Coker, R (9, 2) OBP: 0.500, SLG: 0.500										0	0	0	0	0	0	0
Tommy Helms, R (1, 4) OBP: 0.293, SLG: 0.375		0-0 5-3			0-3 K				0-0 L8	3	0	0	0	0	1	2
Leo Cardenas, R (1, 6) OBP: 0.342, SLG: 0.313			0-0 F2		0-0 FC6 1-2f				0-0 L8	3	0	0	0	0	0	2
Billy McCool, R (1, 1) OBP: 0.294, SLG: 0.200			0-3 K			0-3 K			0-3 K	2	0	0	0	0	2	0
Art Shamsky, L (8, PH) OBP: 0.294, SLG: 0.200										1	0	0	0	0	1	1
Ted Abernathy, R (9, 1)										0	0	0	0	0	0	0

Inning Stats	R: 0	H: 0	R: 0	H: 0	R: 0	H: 1	R: 0	H: 1	R: 0	H: 0	R: 0	H: 0	R: 0	H: 1	R: 0	H: 1	1B: 3	SF: 0	WP: 0	PA: 30	
E: 1	LOB: 1	E: 0	LOB: 0	E: 0	LOB: 0	E: 0	LOB: 0	E: 0	LOB: 1	E: 0	LOB: 0	E: 0	LOB: 1	E: 0	LOB: 0	E: 0	LOB: 0	2B: 0	SAC: 0	PB: 0	
K: 0	BB: 0	K: 1	BB: 0	K: 1	BB: 0	K: 0	BB: 0	K: 1	BB: 0	K: 0	BB: 0	K: 1	BB: 0	K: 0	BB: 0	K: 0	BB: 0	3B: 0	DP: 2	SB: 0	
S: 4	P: 4	S: 5	P: 5	S: 5	P: 5	S: 3	P: 3	S: 6	P: 6	S: 7	P: 7	S: 3	P: 3	S: 5	P: 6	S: 3	P: 3	HR: 0	HBP: 1	CS: 0	


PITCHER	IP	WLS	BF	H	R	ER	SO	BB	IBB	HBP	BLK	WP	HR	S	P	ERA	WHIP	IP	WLS	BF	H	R	ER	SO	BB	IBB	HBP	BLK	WP	HR	S	P	ERA	WHIP	
Don Cardwell, R (1, 1) ERA: 2.32	9.0	W	30	3	0	0	6	0	0	1	0	0	0	41	42	0.00	0.333																		

BOTTOM

New York Mets @ Cincinnati Reds
Crosley Field, Cincinnati, OH

Sun Apr 30 1967, 3:33 AM EDT
Unknown

AB	29
R	0
H	3
RBI	0
BB	0
SO	6
LOB	9



livebaseballscorecards.com

Batter	1	2	3	4	5	6	7	8	9	AB R H RBI BB SO LOB	TOP	
Sandy Alomar Sr., S (1, 6) John Sullivan, L (8, PH) OBP: 0.167, SLG: 0.167 Bud Harrelson, S (8, 6) OBP: 0.255, SLG: 0.256	0-3 K		0-0 4-3		0-0 F7			0-0 P5		3 0 0 0 0 1 1 1 0 0 0 0 0 0 0 0 0 0 0 0 0	New York Mets @ Cincinnati Reds Crosley Field, Cincinnati, OH Sun Apr 30 1967, 3:38 AM EDT Att. 14,360 - Unknown	
Chuck Hiller, L (1, 4) OBP: 0.176, SLG: 0.219	0-3 K		0-0 F7		0-0 L9			0-0 4-3		4 0 0 0 0 1 1		
Al Luplow, L (1, 9) OBP: 0.387, SLG: 0.429	0-0 FC6-4 1B			0-0 HR 1B		0-3 K		0-0 1B		4 1 3 0 0 1 0		
Tommy Davis, R (1, 7) OBP: 0.339, SLG: 0.519	0-0 FC6-4 1-2f			0-0 1-H HR		0-0 5-3		0-0 4-3		4 1 1 2 0 0 2		
Ed Kranepool, L (1, 3) OBP: 0.371, SLG: 0.452		0-0 WP 2B		0-0 G3		0-0 L4		0-0 F8		4 0 1 0 0 0 0		
Ken Boyer, R (1, 5) OBP: 0.328, SLG: 0.226		0-3 K 2-3		0-0 F3			0-0 1B	0-0 5-3		4 0 1 0 0 1 1		
Jerry Grote, R (1, 2) OBP: 0.288, SLG: 0.288 Ron Swoboda, R (9, PH) OBP: 0.235, SLG: 0.387 Cleon Jones, R (9, PR) OBP: 0.098, SLG: 0.100		0-3 K		0-3 K			0-0 F2	0-0 1B		3 0 0 0 0 2 2 1 0 1 0 0 0 0 0 0 0 0 0 0 0		
Don Bosch, S (1, 8) OBP: 0.222, SLG: 0.146 Jack Lamabe, R (7, 1) Greg Goossen, R (9, PH) OBP: 0.300, SLG: 0.400		0-0 F2			0-0 FC1-6 1B		0-0 P3	0-3 K		3 0 1 0 0 0 2 0 0 0 0 0 0 0 1 0 0 0 0 1 1		
Tom Seaver, R (1, 1) OBP: 0.455, SLG: 0.250 Larry Stahl, L (7, PH) OBP: 0.167, SLG: 0.100 (7, 8)			0-0 6-3		0-0 FC1-6 1-2f		0-3 K			2 0 0 0 0 0 1 1 0 0 0 0 1 1		
Inning Stats	R: 0 H: 1 E: 0 LOB: 1 K: 2 BB: 0 S: 8 P: 8	R: 0 H: 1 E: 0 LOB: 1 K: 2 BB: 0 S: 8 P: 8	R: 0 H: 0 E: 0 LOB: 0 K: 0 BB: 0 S: 3 P: 3	R: 2 H: 2 E: 0 LOB: 0 K: 1 BB: 0 S: 7 P: 7	R: 0 H: 1 E: 0 LOB: 1 K: 0 BB: 0 S: 4 P: 4	R: 0 H: 0 E: 0 LOB: 0 K: 1 BB: 0 S: 5 P: 5	R: 0 H: 1 E: 0 LOB: 1 K: 1 BB: 0 S: 6 P: 6	R: 0 H: 1 E: 0 LOB: 1 K: 0 BB: 0 S: 4 P: 4	R: 0 H: 1 E: 0 LOB: 1 K: 1 BB: 0 S: 6 P: 6	1B: 6 SF: 0 2B: 1 SAC: 0 3B: 0 DP: 0 HR: 1 HBP: 0		WP: 1 PA: 35 PB: 0 SB: 0 CS: 0
PITCHER Gary Nolan, R (1, 1) ERA: 2.64	IP WLS BF H R ER SO BB IBB HBP BLK WP HR S P ERA WHIP	9.0 W 35 8 2 2 8 0 0 0 0 1 1 51 51 2.00 0.889										

livebaseballscores.com

AB	35
R	2
H	8
RBI	2
BB	0
SO	8
LOB	12



Batter	1	2	3	4	5	6	7	8	9
Tommy Harper, R OBP: 0.326, SLG: 0.407 (1, 9)	0-0 F9		0-0 1B 2B		0-0 1-3			0-0 2B	
Vada Pinson, L OBP: 0.369, SLG: 0.494 (1, 8)	0-0 3-1		0-0 F9			0-0 FC1-6 1B		0-0 L9	
Pete Rose, S OBP: 0.368, SLG: 0.418 (1, 7)	0-0 6-3		0-0 2-H 1B			0-0 FC1-6 1B		0-0 G3	
Lee May, R OBP: 0.176, SLG: 0.412 (1, 3)		0-0 HR		0-0 E5		0-0 1B 1B		0-3 K	
Giraldo Ruiz, S OBP: 0.200, SLG: 0.200 (9, 5)									
Deron Johnson, R OBP: 0.333, SLG: 0.594 (1, 5)		0-0 4-3 1B		0-0 G5-4-3		0-0 G1-6-3 1B			
Tommy Helms, R OBP: 0.282, SLG: 0.360 (1, 4)		0-0 4-3		0-0 F8		0-0 G1-6-3			
Johnny Edwards, L OBP: 0.311, SLG: 0.211 (1, 2)		0-0 L7			0-0 F8		0-0 F7		
Leo Cardenas, R OBP: 0.329, SLG: 0.300 (1, 6)		0-3 K			0-3 K		0-0 P3		
Gary Nolan, R (1, 1)			0-0 4-3		4-0 BB		0-3 K		

Inning Stats	R: 0	H: 0	E: 0	K: 0	S: 3	R: 1	H: 2	E: 0	K: 1	S: 7	R: 1	H: 2	E: 0	K: 0	S: 4	R: 0	H: 0	E: 1	K: 0	S: 3	R: 0	H: 0	E: 0	K: 1	S: 5	R: 1	H: 3	E: 0	K: 0	S: 5	R: 0	H: 0	E: 0	K: 1	S: 5	R: 0	H: 1	E: 0	K: 1	S: 6
	LOB: 0	BB: 0	P: 3	LOB: 1	BB: 0	P: 7	LOB: 1	BB: 0	P: 4		LOB: 0	BB: 0	P: 3	LOB: 1	BB: 1	P: 9	LOB: 1	BB: 0	P: 5		LOB: 0	BB: 0	P: 5	LOB: 1	BB: 0	P: 6		LOB: 0	BB: 0	P: 5		LOB: 1	BB: 0	P: 6		LOB: 1	BB: 0	P: 6		


PITCHER	IP	WLS	BF	H	R	ER	SO	BB	IBB	HBP	BLK	WP	HR	S	P	ERA	WHIP
Tom Seaver, R ERA: 1.88 (1, 1)	6.0	L	24	7	3	3	2	1	0	0	0	0	1	27	31	4.50	1.333
Jack Lamabe, R ERA: 1.13 (7, 1)	2.0		7	1	0	0	2	0	0	0	0	0	0	11	11	0.00	0.500

BOTTOM

New York Mets @ Cincinnati Reds
Crosley Field, Cincinnati, OH

Sun Apr 30 1967, 3:38 AM EDT
Att. 14,360 - Unknown

AB	30
R	3
H	8
RBI	3
BB	1
SO	4
LOB	12



1B	2B	3B	HR	SF	SAC	DP	HBP	WP	PA
5	2	0	1	0	0	2	0	0	31

Batter	1	2	3	4	5	6	7	8	9	10	11	12	AB	R	H	RBI	BB	SO	LOB
Bud Harrelson, S OBP: 0.288, SLG: 0.277 (1, 6) X	0-0 F8 ①			X 0-0 4-3 SH3-4 1B		X 4-0 BB		X 0-0 1-3 1B			X 0-0 6-3 ②		4 0 2 0 1 0 0						
Chuck Hiller, L OBP: 0.158, SLG: 0.194 (1, 4) X	0-0 F7 ②			X 0-0 SH3-4 1-2		X 0-0 F8 ②		X 0-3 K ③			X 0-0 F8 ③		4 0 0 0 0 1 3						
Al Luplow, L OBP: 0.361, SLG: 0.394 (1, 9) X	0-0 F8 ③			X 0-0 4-3 2-3		X 0-0 1-3			X 0-0 F8 ①			X 0-0 3B 1B	5 1 1 0 0 0 2						
Tommy Davis, R OBP: 0.328, SLG: 0.492 (1, 7)		X 0-0 1-6-3 1B		X 0-0 G3		X 0-0 6-3 ①			X 0-3 K ②			X 0-0 F6 ①	5 0 1 0 0 1 2						
Ed Kranepool, L OBP: 0.400, SLG: 0.611 (1, 3)		X 0-0 1-6-3 1B			X 0-0 HR		X 0-0 F8 ②		X 0-3 K ③			X 0-0 1B 3B	5 1 3 2 0 1 0						
Cleon Jones, R OBP: 0.098, SLG: 0.100 (12, PR)		X 1-2 1-6-3 1B					X 0-0 1-3 ③					X 1-H 1B 3B	0 1 0 0 0 0 0						
Ken Boyer, R OBP: 0.318, SLG: 0.218 (1, 5)		X 0-0 1-6-3 ③			X 0-0 F9 ①		X 0-0 1-3 ③			X 0-0 F7 ①		X 0-3 K ②	2 0 0 0 0 0 2						
Jerry Grote, R OBP: 0.250, SLG: 0.268 (1, 2)			X 0-0 F2 ①		X 0-0 5-3 ②			X 0-3 K ①		X 0-0 5-3 ②		X 0-0 3B 1B	4 0 0 0 0 1 0						
John Sullivan, L OBP: 0.286, SLG: 0.286 (12, PH)				X 0-3 K ②		X 0-0 3B		X 0-0 F7 ②		X 0-0 F7 ③			1 0 1 1 0 0 0						
Don Bosch, S OBP: 0.224, SLG: 0.200 (1, 8)				X 0-3 K ③				X 0-0 1B BB					4 0 1 0 0 1 0						
Jack Fisher, R OBP: 0.400, SLG: 0.375 (1, 1)					X 0-3 K ③		X 0-3 K ①				X 0-0 6-3 ①		3 0 0 0 1 2 0						
Don Shaw, L (12, 1)													0 0 0 0 0 0 0						

Inning Stats	R: 0	H: 0	E: 0	K: 0	S: 3	R: 0	H: 2	E: 0	K: 0	S: 3	R: 0	H: 0	E: 0	K: 2	S: 7	R: 0	H: 1	E: 0	K: 0	S: 4	R: 1	H: 2	E: 0	K: 0	S: 4	R: 0	H: 0	E: 0	K: 1	S: 5	R: 0	H: 0	E: 0	K: 0	S: 3	R: 0	H: 1	E: 0	K: 2	S: 8	R: 0	H: 0	E: 0	K: 2	S: 7	R: 0	H: 0	E: 0	K: 0	S: 3	R: 0	H: 0	E: 0	K: 0	S: 3	R: 2	H: 3	E: 0	K: 1	S: 7	1B: 6	2B: 0	3B: 3	HR: 1	SF: 0	SAC: 1	DP: 0	HBP: 0	WP: 0	PA: 43
--------------	------	------	------	------	------	------	------	------	------	------	------	------	------	------	------	------	------	------	------	------	------	------	------	------	------	------	------	------	------	------	------	------	------	------	------	------	------	------	------	------	------	------	------	------	------	------	------	------	------	------	------	------	------	------	------	------	------	------	------	------	-------	-------	-------	-------	-------	--------	-------	--------	-------	--------

PITCHER	IP	WLS	BF	H	R	ER	SO	BB	IBB	HBP	BLK	WP	HR	S	P	ERA	WHIP
Gaylord Perry, R ERA: 1.55 (1, 1)	11.0		38	6	1	1	7	2	0	0	0	0	1	50	58	0.82	0.727
Lindy McDaniel, R ERA: 9.0 (12, 1)	0.1	L	3	2	2	2	0	0	0	0	0	0	0	3	3	54.00	6.000
Frank Linzy, R ERA: (12, 1)	0.1		2	1	0	0	1	0	0	0	0	0	0	4	4	0.00	3.000

San Francisco Giants @ New York Mets
 Shea Stadium, Flushing, NY
 Tue May 02 1967, 7:05 PM EDT
 Att: 17,402 - Unknown

AB	40
R	3
H	9
RBI	3
BB	2
SO	8
LOB	10



Batter	1	2	3	4	5	6	7	8	9	AB	R	H	RBI	BB	SO	LOB
Bud Harrelson, S OBP: 0.286, SLG: 0.275 (1, 6)	0-0 F8		0-0 FC4 1-2 1B			0-0 F8		0-0 F9		4	0	1	0	0	0	0
Jerry Buchek, R OBP: 0.278, SLG: 0.303 (1, 4)	0-0 5-3		0-0 FC4 1-2f			0-0 5-3			0-0 F3	4	0	0	0	0	0	2
Al Luplow, L OBP: 0.325, SLG: 0.351 (1, 9)	0-0 1-3			0-0 4-3			0-3 K		0-0 5-3	4	0	0	0	0	1	0
Tommy Davis, R OBP: 0.323, SLG: 0.476 (1, 7)		0-3 K		0-0 1B			0-3 K		0-0 6-3	4	0	1	0	0	2	0
Ed Kranepool, L OBP: 0.395, SLG: 0.590 (1, 3)		0-3 K		0-0 4-3			0-0 BB 1B			3	0	1	0	0	1	0
Ken Boyer, R OBP: 0.319, SLG: 0.211 (1, 5)		0-3 K			0-0 6-3		4-0 1-2 BB			2	0	0	0	1	1	0
Jerry Grote, R OBP: 0.242, SLG: 0.259 Bob Shaw, R (6, 1) Larry Stahl, L OBP: 0.154, SLG: 0.091 Jerry Koosman, R (8, 1)			0-0 3-1		0-0 5-3		0-0 F9			2	0	0	0	0	0	0
Don Bosch, S OBP: 0.231, SLG: 0.208 (1, 8)			0-0 1B 1B		0-3 K			0-3 K		3	0	1	0	0	2	0
Bill Denehy, S Chuck Estrada, R John Sullivan, L OBP: 0.222, SLG: 0.222 (1, 1) (5, 1) (6, 2)			0-3 K			0-3 K		0-0 F9		1	0	0	0	0	1	1
										0	0	0	0	0	0	0
										2	0	0	0	0	1	0

Inning Stats	R: 0 E: 0 K: 0 S: 3	H: 0 LOB: 0 BB: 0 P: 3	R: 0 E: 0 K: 3 S: 9	H: 0 LOB: 0 BB: 0 P: 9	R: 0 E: 0 K: 1 S: 7	H: 2 LOB: 2 BB: 0 P: 7	R: 0 E: 0 K: 0 S: 3	H: 1 LOB: 0 BB: 0 P: 3	R: 0 E: 0 K: 1 S: 5	H: 0 LOB: 0 BB: 0 P: 5	R: 0 E: 0 K: 2 S: 8	H: 1 LOB: 2 BB: 1 P: 12	R: 0 E: 0 K: 1 S: 5	H: 0 LOB: 0 BB: 0 P: 5	R: 0 E: 0 K: 0 S: 3	H: 0 LOB: 0 BB: 0 P: 3	1B: 4 2B: 0 3B: 0 HR: 0	SF: 0 SAC: 0 DP: 0 HBP: 0	WP: 0 PB: 0 SB: 0 CS: 0	PA: 31
---------------------	------------------------------	---------------------------------	------------------------------	---------------------------------	------------------------------	---------------------------------	------------------------------	---------------------------------	------------------------------	---------------------------------	------------------------------	----------------------------------	------------------------------	---------------------------------	------------------------------	---------------------------------	----------------------------------	------------------------------------	----------------------------------	--------


PITCHER Juan Marichal, R ERA: 2.78 (1, 1)	IP 9.0	WLS W	BF 31	H 4	R 0	ER 0	SO 9	BB 1	IBB 0	HBP 0	BLK 0	WP 0	HR 0	S 48	P 52	ERA 0.00	WHIP 0.556	PITCHER	IP 9.0	WLS W	BF 31	H 4	R 0	ER 0	SO 9	BB 1	IBB 0	HBP 0	BLK 0	WP 0	HR 0	S 48	P 52	ERA 0.00	WHIP 0.556
---	-----------	----------	----------	--------	--------	---------	---------	---------	----------	----------	----------	---------	---------	---------	---------	-------------	---------------	----------------	-----------	----------	----------	--------	--------	---------	---------	---------	----------	----------	----------	---------	---------	---------	---------	-------------	---------------

BOTTOM

San Francisco Giants @ New York Mets
Shea Stadium, Flushing, NY
Wed May 03 1967, 7:05 PM EDT
Att. 28,531 - Unknown

livebaseballscorecards.com

AB	30
R	0
H	4
RBI	0
BB	1
SO	9
LOB	5



Batter	1	2	3	4	5	6	7	8	9	AB	R	H	RBI	BB	SO	LOB
Bud Harrelson, S OBP: 0.286, SLG: 0.276 (1, 6)	0-0 1B	0-0 1B		0-3 K			0-0 6-3			4	0	2	1	0	1	1
Cleon Jones, R OBP: 0.102, SLG: 0.121 (1, 8)	0-3 K	0-0 L9			0-0 1-3		0-0 L6			4	0	0	0	0	1	3
Al Luplow, L OBP: 0.289, SLG: 0.310 (1, 9)	0-0 P4		0-0 F9		0-0 3-4			0-0 L6		4	0	0	0	0	0	1
Tommy Davis, R OBP: 0.301, SLG: 0.437 (1, 7)	0-3 K		0-0 FC4-6 1B		0-0 4-3			0-0 5-3		4	0	1	0	0	1	1
Ed Kranepool, L OBP: 0.383, SLG: 0.558 (1, 3)		0-0 F8	0-0 FC4-6			0-0 FC5-6 1B		0-0 F9		4	0	1	0	0	0	1
Jerry Buchek, R OBP: 0.302, SLG: 0.400 (1, 4)		0-0 1B E 1B	0-0 F9			0-0 FC5-6		0-0 HR		4	2	2	1	0	0	2
Tommie Reynolds, R OBP: 0.296, SLG: 0.385 (1, 5)		0-0 FC3-6 E 1B 1B		0-0 F9		0-0 F9				3	1	1	0	0	0	1
Jerry Grote, R OBP: 0.239, SLG: 0.254 (1, 2)		0-0 E4 FC3-6		0-0 5-3		0-0 F2				3	0	0	1	0	0	2
Tom Seaver, R OBP: 0.429, SLG: 0.273 (1, 1)		0-0 FC3-6 1B		0-0 1B			0-0 4-3			3	0	1	0	0	0	2

Inning Stats	R: 0	H: 1	E: 0	K: 2	S: 8	H: 1	LOB: 1	BB: 0	P: 8	R: 2	H: 3	E: 1	K: 0	S: 7	H: 1	LOB: 2	BB: 0	P: 7	R: 0	H: 1	E: 0	K: 0	S: 4	R: 0	H: 1	E: 0	K: 1	S: 6	R: 0	H: 0	E: 0	K: 0	S: 3	R: 0	H: 1	E: 0	K: 0	S: 4	R: 0	H: 0	E: 0	K: 0	S: 3	R: 0	H: 0	E: 0	K: 0	S: 3	R: 1	H: 1	E: 0	K: 0	S: 1	1B: 7	2B: 0	3B: 0	HR: 1	SF: 0	SAC: 0	DP: 0	HBP: 0	WP: 0	PB: 0	SB: 0	CS: 0	PA: 33
--------------	------	------	------	------	------	------	--------	-------	------	------	------	------	------	------	------	--------	-------	------	------	------	------	------	------	------	------	------	------	------	------	------	------	------	------	------	------	------	------	------	------	------	------	------	------	------	------	------	------	------	------	------	------	------	------	-------	-------	-------	-------	-------	--------	-------	--------	-------	-------	-------	-------	--------

PITCHER	IP	WLS	BF	H	R	ER	SO	BB	IBB	HBP	BLK	WP	HR	S	P	ERA	WHIP
Dave Giusti, R ERA: 5.56 (1, 1)	6.0		26	7	2	1	3	0	0	0	0	0	0	32	32	1.50	1.167
Claude Raymond, R ERA: 2.08 (7, 1)	2.0	L	7	1	1	1	0	0	0	0	0	0	1	7	7	4.50	0.500

BOTTOM

Houston Astros @ New York Mets
Shea Stadium, Flushing, NY
Fri May 05 1967, 7:05 PM EDT
Att. 12,745 - Unknown

livebaseballscorecards.com

AB	33
R	3
H	8
RBI	3
BB	0
SO	3
LOB	14



Batter	1	2	3	4	5	6	7	8	9	10	11	AB R H RBI BB SO LOB	TOP
Tommy Harper, R (1, 9) OBP: 0.325, SLG: 0.388 (11, 8)	0-0 6-3 BB		4-0 1-3 BB			0-0 P4		0-0 SH1-4		0-0 L8		3 0 0 0 1 0 0	
Vada Pinson, L (1, 8) OBP: 0.330, SLG: 0.426 Darrell Osteen, R (11, PR) Floyd Robinson, L (11, 9)	0-0 F7		0-0 1-3			0-0 4-3		0-0 F9		0-0 1B		5 0 1 1 0 0 0 3 0 0 0 0 0 0 0 0 0 0 0 0 0 0 0 0	
Pete Rose, S (1, 7) OBP: 0.373, SLG: 0.473	4-0 BB		0-0 4-3			0-0 E9 1B		4-0 BB		0-0 F8		3 0 1 0 2 0 2	
Tony Perez, R (1, 5) OBP: 0.279, SLG: 0.476	0-0 L5					0-0 L9		0-0 5-3		0-0 F8		5 0 0 0 0 0 0 4	
Lee May, R (1, 3) OBP: 0.257, SLG: 0.471		0-0 F8				0-3 K		0-0 HR		0-3 K		5 1 1 1 0 2 1	
Giraldo Ruiz, S (1, 4) OBP: 0.294, SLG: 0.294		0-0 G3				0-3 K		0-3 K		0-0 F8		4 0 0 0 0 2 0	
Johnny Edwards, L (1, 2) OBP: 0.323, SLG: 0.296		0-0 1B				0-0 P4		0-0 4-3		0-0 1-3		4 0 1 0 0 0 0	
Leo Cardenas, R (1, 6) OBP: 0.284, SLG: 0.258		0-3 K				0-0 4-3		0-0 G3		0-0 1B		4 0 1 0 0 1 1	
Gary Nolan, R (1, 1) Art Shamsky, L (8, PH) Dick Simpson, R (8, PR) Mel Queen, L (8, 1) OBP: 0.083, SLG: 0.083			0-0 5-3			0-0 4-3		0-0 1B		0-0 G4-3		2 0 0 0 0 0 0 1 0 1 0 0 0 0 0 1 0 0 0 0 0 1 0 0 0 0 0 1	
Inning Stats	R: 0 H: 0 E: 0 LOB: 1 K: 0 BB: 1 S: 3 P: 7	R: 0 H: 1 E: 0 LOB: 1 K: 1 BB: 0 S: 6 P: 6	R: 0 H: 0 E: 0 LOB: 1 K: 0 BB: 1 S: 3 P: 7	R: 0 H: 0 E: 0 LOB: 0 K: 2 BB: 0 S: 7 P: 7	R: 0 H: 0 E: 0 LOB: 0 K: 0 BB: 0 S: 3 P: 3	R: 0 H: 1 E: 1 LOB: 1 K: 0 BB: 0 S: 4 P: 4	R: 1 H: 1 E: 0 LOB: 0 K: 1 BB: 0 S: 6 P: 6	R: 1 H: 1 E: 0 LOB: 1 K: 0 BB: 1 S: 4 P: 8	R: 0 H: 0 E: 0 LOB: 0 K: 1 BB: 0 S: 5 P: 5	R: 0 H: 1 E: 0 LOB: 0 K: 0 BB: 0 S: 3 P: 3	R: 0 H: 1 E: 0 LOB: 1 K: 0 BB: 0 S: 4 P: 4	1B: 5 SF: 0 2B: 0 SAC: 1 3B: 0 DP: 1 HR: 1 HBP: 0	WP: 0 PA: 41 PB: 1 SB: 1 CS: 0
PITCHER Jack Fisher, R (1, 1) ERA: 3.1	IP WLS BF H R ER SO BB IBB HBP BLK WP HR S P ERA WHIP												
	11.0 W 41 6 2 1 5 3 0 0 0 0 0 1 48 60 0.82 0.818												

Cincinnati Reds @ New York Mets
Shea Stadium, Flushing, NY
Tue May 09 1967, 7:05 PM EDT
Att: 8,604 - Unknown

livebaseballscorecards.com

AB 37
R 2
H 6
RBI 1
BB 3
SO 5
LOB 12



Batter	1	2	3	4	5	6	7	8	9	10	11	AB	R	H	RBI	BB	SO	LOB	BOTTOM						
Bud Harrelson, S (1, 6) OBP: 0.299, SLG: 0.311 Larry Stahl, L (10, PH) OBP: 0.143, SLG: 0.083 Jerry Grote, R (11, 2) OBP: 0.239, SLG: 0.254	K		L7			SF9 3B		BB		K		3	1	1	0	1	1	1							
Cleon Jones, R (1, 8) OBP: 0.109, SLG: 0.175	6-3			HR		K		K		P2		5	1	1	1	0	2	4							
Al Luplow, L (1, 9) OBP: 0.260, SLG: 0.283	L6			K		SF9		K				4	0	0	1	0	2	0							
Tommy Davis, R (1, 7) OBP: 0.308, SLG: 0.474		F9		K		1B 1B				P4		5	1	2	1	0	1	0							
Ed Kranepool, L (1, 3) OBP: 0.392, SLG: 0.574		F9				1B 1B				K		4	0	2	0	0	1	0							
Jerry Buchek, R (1, 4) OBP: 0.277, SLG: 0.364		P4		L8		L7				K		4	0	0	0	0	1	3							
Ken Boyer, R (1, 5) OBP: 0.299, SLG: 0.200 Tommie Reynolds, R (10, PR) OBP: 0.296, SLG: 0.385			P5		K			F3		FC3-5 SH 1B		4	0	1	0	0	1	0							
John Sullivan, L (1, 2) OBP: 0.167, SLG: 0.167 Sandy Alomar Sr., S (11, 6)			K		P6			1-3		SH FC3-5		3	0	0	0	0	1	0							
Jack Fisher, R (1, 1) OBP: 0.357, SLG: 0.273			BB		F7			P6		FC3-5		3	0	0	0	1	0	2							
Inning Stats	R: 0 E: 0 K: 1 S: 5	H: 0 LOB: 0 BB: 0 P: 5	R: 0 E: 0 K: 0 S: 3	H: 0 LOB: 0 BB: 0 P: 3	R: 0 E: 0 K: 1 S: 5	H: 0 LOB: 1 BB: 1 P: 9	R: 1 E: 0 K: 2 S: 9	H: 2 LOB: 1 BB: 0 P: 9	R: 0 E: 0 K: 1 S: 5	H: 0 LOB: 0 BB: 0 P: 5	R: 1 E: 0 K: 1 S: 8	H: 3 LOB: 2 BB: 0 P: 8	R: 0 E: 0 K: 2 S: 6	H: 0 LOB: 0 BB: 1 P: 10	R: 0 E: 0 K: 2 S: 7	H: 0 LOB: 0 BB: 0 P: 7	R: 0 E: 0 K: 1 S: 7	H: 1 LOB: 2 BB: 0 P: 7	R: 1 E: 0 K: 0 S: 2	H: 1 LOB: 0 BB: 0 P: 2	1B: 3 2B: 1 3B: 1 HR: 2	SF: 1 SAC: 1 DP: 0 HBP: 0	WP: 0 PB: 0 SB: 0 CS: 0	PA: 40	
PITCHER	IP	WLS	BF	H	R	ER	SO	BB	IBB	HBP	BLK	WP	HR	S	P	ERA	WHIP								
Gary Nolan, R (1, 1) ERA: 2.63	7.0		27	5	2	2	6	1	0	0	0	0	1	38	42	2.57	0.857								
Mel Queen, R (8, 1) ERA: 2.1	3.1	L	13	2	1	1	5	1	0	0	0	0	1	22	26	2.70	0.900								

Cincinnati Reds @ New York Mets
 Shea Stadium, Flushing, NY
 Tue May 09 1967, 7:05 PM EDT
 Att: 8,604 - Unknown

AB 36
R 3
H 7
RBI 3
BB 2
SO 11
LOB 12



WP: 0 **PA:** 40
PB: 0
SB: 0
CS: 0

livebaseballscorecards.com

Batter	1	2	3	4	5	6	7	8	9	AB R H RBI BB SO LOB	TOP
Don Bosch, S (1, 8) <small>OBP: 0.207, SLG: 0.185</small> Bob Johnson, R (9, PH) <small>OBP: 0.600, SLG: 0.333</small>	0-0 E6 <small>G3</small> SF9		0-0 F8		0-0 5-3		0-3 K		4-0 G1-6-3 BB	4 1 0 0 0 1 0 0 0 0 0 1 0 0	
Ed Kranepool, L (1, 3) <small>OBP: 0.400, SLG: 0.600</small> Tommie Reynolds, R (9, PH) <small>OBP: 0.276, SLG: 0.357</small> Al Luplow, L (9, PH) <small>OBP: 0.268, SLG: 0.346</small>	0-0 G3 <small>2-3</small>		0-0 1B 1B		0-0 FC5-4 1B		0-0 F7		0-0 G1-6-3 <small>1-2f</small>	4 0 2 0 0 0 1 0 0 0 0 0 0 0 1 0 0 0 0 0 1	
Ed Charles, R (1, 5) <small>OBP: 0.380, SLG: 0.277</small>	0-0 SF9 <small>3-H</small>		0-0 1B		0-0 FC5-4 <small>1-2f</small>		0-3 K		0-0 1B 1B	4 0 2 1 0 1 1	
Tommy Davis, R (1, 7) <small>OBP: 0.352, SLG: 0.506</small>	0-0 F9		0-0 F8			0-0 2B HR 1B		0-0 E 1B 1B	0-0 1B 1B	5 1 3 0 0 0 2	
Ron Swoboda, R (1, 9) <small>OBP: 0.273, SLG: 0.400</small>		0-0 E 1B		0-0 F8		0-0 1-3 HR 2B		0-0 E7 1B	0-0 6-3	5 2 3 0 0 0 2	
Jerry Buchek, R (1, 4) <small>OBP: 0.309, SLG: 0.431</small>		0-0 E4 <small>1-H</small>		0-0 5-3		0-0 <small>2-H</small> <small>3-H</small> HR		4-0 IBB		3 1 1 3 1 0 0	
Jerry Grote, R (1, 2) <small>OBP: 0.239, SLG: 0.254</small>		0-0 6-3		0-0 1B		0-0 6-3		0-3 K		4 0 1 0 0 1 3	
Sandy Alomar Sr., S (1, 6)		0-0 F8		0-0 4-3		0-0 F9		0-3 K		4 0 0 0 0 1 4	
Tom Seaver, R (1, 1) <small>OBP: 0.400, SLG: 0.250</small> Jack Lamabe, R (4, 1) Don Shaw, L (8, 1) Bob Shaw, R (8, 1)			0-3 K		0-0 6-3	0-0 3-1		0-3 K		1 0 0 0 0 1 0 3 0 0 0 0 1 3 0 0 0 0 0 0 0 0 0 0 0 0 0 0	
Inning Stats	R: 1 H: 0 E: 1 LOB: 0 K: 0 BB: 0 S: 4 P: 4	R: 1 H: 1 E: 1 LOB: 0 K: 0 BB: 0 S: 4 P: 4	R: 0 H: 2 E: 0 LOB: 2 K: 1 BB: 0 S: 7 P: 7	R: 0 H: 1 E: 0 LOB: 1 K: 0 BB: 0 S: 4 P: 4	R: 0 H: 1 E: 0 LOB: 1 K: 0 BB: 0 S: 4 P: 4	R: 3 H: 3 E: 0 LOB: 0 K: 0 BB: 0 S: 6 P: 6	R: 0 H: 0 E: 0 LOB: 0 K: 2 BB: 0 S: 7 P: 7	R: 0 H: 2 E: 1 LOB: 3 K: 3 BB: 1 S: 11 P: 15	R: 0 H: 2 E: 0 LOB: 2 K: 0 BB: 1 S: 4 P: 8	1B: 10 SF: 1 2B: 1 SAC: 0 3B: 0 DP: 1 HR: 1 HBP: 0	WP: 0 PA: 41 PB: 0 SB: 0 CS: 0
PITCHER Al Jackson, L (1, 1) <small>ERA: 4.19</small> Nelson Briles, R (7, 1) <small>ERA: 1.74</small> Hal Woodeshick, L (9, 1) <small>ERA: 4.32</small> Ron Willis, R (9, 1) <small>ERA: 3.18</small>	IP WLS BF H R ER SO BB IBB HBP BLK WP HR S P ERA WHIP 6.0 0 27 8 5 3 1 0 0 0 0 0 1 29 29 4.50 1.333 2.0 W 9 2 0 0 5 0 1 0 0 0 0 0 18 22 0.00 1.000 0.0 1 0 0 0 0 1 0 0 0 0 0 0 4 4 ∞ ∞ 1.0 S 4 2 0 0 0 0 0 0 0 0 0 0 4 4 0.00 2.000	PITCHER IP WLS BF H R ER SO BB IBB HBP BLK WP HR S P ERA WHIP									

New York Mets @ St. Louis Cardinals
 Busch Stadium, St. Louis, MO
 Fri May 12 1967, 7:05 PM CDT
 Att. 18,040 - Unknown

livebaseballscorecards.com

AB	38
R	5
H	12
RBI	4
BB	2
SO	6
LOB	17



Batter	1	2	3	4	5	6	7	8	9
Lou Brock, L OBP: 0.372, SLG: 0.560 (1, 7) X	0-0 CS 1B	0-0 FC6-4 1B		4-0 BB BB		0-0 E4 1-2		0-0 1B	
Curt Flood, R OBP: 0.390, SLG: 0.352 (1, 8) X	0-0 1-3 1-2	0-0 FC6-4 1-2f		4-0 BB BB		0-0 5-3 BB		0-0 1B	
Roger Maris, L OBP: 0.350, SLG: 0.444 (1, 9) X	0-0 1B		4-0 L3 BB	0-0 P4 BB		0-0 1B	0-0 FC1-6 1B	0-0 1B	
Orlando Cepeda, R OBP: 0.468, SLG: 0.675 (1, 3) X	0-0 1B		0-0 L3 1-2		0-0 4-3 BB	0-0 F9 BB	0-0 F9 1B	4-0 1B	
Mike Shannon, R OBP: 0.397, SLG: 0.554 (1, 5) X	0-0 1B		0-0 1B		0-3 K BB	0-0 FC1-6 1-2f	0-0 FC6-4 1-2	0-0 1B	
Tim McCarver, L OBP: 0.341, SLG: 0.455 (1, 2) X		4-0 BB	0-0 P6 BB		0-0 F9 BB	0-0 FC6-4 1-2f	0-0 F9 BB		
Julian Javier, R OBP: 0.352, SLG: 0.405 (1, 4) X		0-0 FC3-6 WP		0-3 K BB		0-0 F2 BB	0-0 1B		
Dal Maxvill, R OBP: 0.314, SLG: 0.303 (1, 6) X		0-0 4-3 1-2		0-3 K BB		0-0 F8 BB	0-0 FC4-6 1B		
Dave Ricketts, S OBP: 0.600, SLG: 0.600 (8, PH)									
Dick Hughes, R (8, PR)									
Eddie Bressoud, R (9, 6)									
Al Jackson, L OBP: 0.386, SLG: 0.333 (1, 1) X		4-0 BB		0-0 BB		0-0 BB	0-0 BB	0-0 BB	
Ed Spiezio, R OBP: 0.273, SLG: 0.200 (8, PH)									
Nelson Briles, R (7, 1)									
Bobby Tolan, L OBP: 0.350, SLG: 0.316 (8, PH)									
Hal Woodeshick, R (9, 1)									
Ron Willis, R (9, 1)									


AB	R	H	RBI	BB	SO	LOB
4	1	3	1	1	0	1
4	1	1	1	1	0	5
4	2	3	0	1	0	3
4	0	1	0	1	0	2
5	0	3	3	0	1	1
4	0	0	0	1	0	4
5	2	1	0	0	2	3
3	0	0	0	0	1	1
1	0	1	0	0	0	0
0	0	0	0	0	0	0
1	1	0	1	0	0	1
0	0	0	0	0	0	0
0	0	0	0	0	0	0

BOTTOM

New York Mets @ St. Louis Cardinals
 Busch Stadium, St. Louis, MO
 Fri May 12 1967, 7:05 PM CDT
 Att. 18,040 - Unknown

AB	37
R	7
H	15
RBI	6
BB	6
SO	4
LOB	21

livebaseballscorecards.com



Inning Stats	R	H	E	K	S	H	LOB	BB	P	R	H	E	K	S	R	H	E	K	S	R	H	E	K	S	R	H	E	K	S
	1	4	0	5		1	2	0	5	0	1	0	3		0	0	0	5		0	1	0	4		5	6	0	11	

PITCHER	IP	WLS	BF	H	R	ER	SO	BB	IBB	HBP	BLK	WP	HR	S	P	ERA	WHIP
Tom Seaver, R ERA: 2.21 (1, 1)	3.0		15	6	2	2	0	3	0	0	0	1	0	12	24	6.00	3.000
Jack Lamabe, R ERA: 3.38 (4, 1)	4.1		22	6	3	3	3	2	0	0	0	1	0	26	34	6.23	1.846
Don Shaw, L ERA: 5.79 (8, 1)	0.0	L	2	2	0	0	0	0	0	0	0	0	0	2	2	∞	∞
Bob Shaw, R ERA: 6.19 (8, 1)	0.2		4	1	2	2	1	0	1	0	0	0	0	5	9	27.00	1.500

WP	HR	S	P	ERA	WHIP
2	0	0	43		

Batter	1	2	3	4	5	6	7	8	9	AB R H RBI BB SO LOB	TOP	
Bob Johnson, R (1, 6) OBP: 0.500, SLG: 0.500	0-0 6-3		0-0 L3	0-0 2B			0-0 SH5-3 1B		0-0 G6-4-3	5 0 2 2 0 0 1		
Ed Kranepool, L (1, 3) OBP: 0.422, SLG: 0.603	0-0 1B		0-0 1B	0-0 4-3			0-0 SH5-3		4-0 BB	3 0 2 0 1 0 1		
Ed Charles, R (1, 5) OBP: 0.369, SLG: 0.261	0-0 P4		4-0 1-2 BB				0-0 P4		0-0 P4	4 0 0 0 1 0 3		
Tommy Davis, R (1, 7) OBP: 0.337, SLG: 0.483	0-0 L7		0-0 P4				0-0 F9		0-0 P6	4 0 0 0 0 0 4		
Al Luplow, L (1, 8) OBP: 0.250, SLG: 0.321		0-0 L4		0-0 F8		0-3 K		0-0 L7		4 0 0 0 0 1 0		
Jerry Buchek, R (1, 4) OBP: 0.339, SLG: 0.509		0-0 1B 7-2 1B		0-0 HR		0-3 K		0-0 1B		4 1 3 1 0 1 0		
Ron Swoboda, R (1, 9) OBP: 0.313, SLG: 0.442		0-0 1-3 1B		0-0 FC2-5 2B		4-0 FC6-4 BB		0-3 K		3 0 2 0 1 1 1		
John Sullivan, L (1, 2) OBP: 0.250, SLG: 0.211		0-0 7-2		4-0 FC2-5 2B IBB		0-3 K		0-0 4-3		3 1 0 0 1 1 4		
Jack Fisher, R (1, 1) OBP: 0.333, SLG: 0.267			0-0 4-3	0-0 FC2-5 2B		0-0 FC6-4			0-0 G6-4-3 1B	4 1 1 0 0 0 3		
Inning Stats	R: 0 E: 0 K: 0 S: 4 H: 1 LOB: 1 BB: 0 P: 4	R: 0 E: 0 K: 0 S: 4 H: 2 LOB: 1 BB: 0 P: 4	R: 0 E: 0 K: 0 S: 4 H: 1 LOB: 2 BB: 1 P: 8	R: 3 E: 0 K: 0 S: 6 H: 3 LOB: 1 BB: 1 P: 10	R: 0 E: 0 K: 1 S: 5 H: 0 LOB: 0 BB: 0 P: 5	R: 0 E: 0 K: 2 S: 7 H: 0 LOB: 1 BB: 1 P: 11	R: 0 E: 0 K: 0 S: 4 H: 1 LOB: 1 BB: 0 P: 4	R: 0 E: 0 K: 1 S: 6 H: 1 LOB: 0 BB: 0 P: 6	R: 0 E: 0 K: 0 S: 3 H: 1 LOB: 1 BB: 1 P: 7	1B: 7 2B: 3 3B: 0 HR: 1 SF: 0 SAC: 1 DP: 2 HBP: 0	WP: 0 PB: 0 SB: 0 CS: 0 PA: 39	
PITCHER	IP WLS BF H R ER SO BB IBB HBP BLK WP HR S P ERA WHIP											
Bob Gibson, R (1, 1) ERA: 3.33	3.2 L 19 7 3 3 0 1 1 0 0 0 0 1 17 25 7.36 2.182											
Hal Woodeshick, L (4, 1) ERA: 3.38	2.1 8 0 0 0 3 1 0 0 0 0 0 0 13 17 0.00 0.429											
Nelson Briles, R (7, 1) ERA: 1.46	2.0 8 2 0 0 1 0 0 0 0 0 0 0 10 10 0.00 1.000											
Dick Hughes, R (9, 1) ERA: 3.7	1.0 4 1 0 0 0 1 0 0 0 0 0 0 3 7 0.00 2.000											

New York Mets @ St. Louis Cardinals
 Busch Stadium, St. Louis, MO
 Sun May 14 1967, 3:33 AM CDT
 Att: 11,853 - Cloudy

AB	34
R	3
H	10
RBI	3
BB	4
SO	4
LOB	17



livebaseballscorecards.com

Batter	1	2	3	4	5	6	7	8	9	AB R H RBI BB SO LOB	TOP
Bob Johnson, R OBP: 0.429, SLG: 0.364 (1, 6) X	0-0 G3		4-0 1B SH1-4 G6-4-3 BB	0-0 P6			0-3 K			3 1 0 0 1 1 1	
Ed Kranepool, L OBP: 0.418, SLG: 0.590 (1, 3) S S S	0-3 K		0-0 SH1-4	0-0 1B			0-0 5-3			3 0 1 0 0 1 0	
Ed Charles, R OBP: 0.375, SLG: 0.264 (1, 5) B B B	4-0 BB		0-0 G6-4-3 1B	0-3 K			0-3 K			3 0 1 0 1 2 2	
Tommy Davis, R OBP: 0.323, SLG: 0.462 (1, 7) X	0-0 P4		0-0 G6-4-3		0-0 F9			0-0 G1		4 0 0 1 0 0 2	
Jerry Buchek, R OBP: 0.349, SLG: 0.552 (1, 4) X		0-0 HR	4-0 BB		0-0 6-3			0-0 5-3		3 1 1 1 1 0 0	
Ron Swoboda, R OBP: 0.288, SLG: 0.404 (1, 9) X		0-0 L9	0-3 K		0-0 F3			0-0 F8		4 0 0 0 0 1 2	
Cleon Jones, R OBP: 0.127, SLG: 0.186 (1, 8) X		0-0 WP G3 1B		0-0 S E 1B		0-0 4-3		0-0 F9		4 1 2 0 0 0 0	AB 32
Jerry Grote, R OBP: 0.230, SLG: 0.243 (1, 2) X		0-0 G3		0-0 F8		0-0 F5		0-0 F7		3 0 0 0 0 0 2	R 3
John Sullivan, L OBP: 0.238, SLG: 0.200 (9, PH) X		1-2								1 0 0 0 0 0 0	H 6
Don Cardwell, R OBP: 0.278, SLG: 0.471 (1, 1) X		0-3 K		0-0 1B		0-3 K		0-0 4-3		2 0 1 0 0 1 1	RBI 2
Bob Shaw, R OBP: 0.246, SLG: 0.316 (5, 1) X		2-3		1-1 1B						1 0 0 0 0 1 0	BB 3
Al Luplow, L OBP: 0.246, SLG: 0.316 (9, PH) X										1 0 0 0 0 0 0	SO 7
											LOB 10
Inning Stats	R: 0 H: 0 E: 0 LOB: 1 K: 1 BB: 1 S: 5 P: 9	R: 1 H: 2 E: 0 LOB: 1 K: 1 BB: 0 S: 7 P: 7	R: 1 H: 1 E: 0 LOB: 2 K: 1 BB: 2 S: 6 P: 14	R: 1 H: 3 E: 0 LOB: 2 K: 1 BB: 0 S: 8 P: 8	R: 0 H: 0 E: 0 LOB: 0 K: 0 BB: 0 S: 3 P: 3	R: 0 H: 0 E: 0 LOB: 0 K: 1 BB: 0 S: 5 P: 5	R: 0 H: 0 E: 0 LOB: 0 K: 2 BB: 0 S: 7 P: 7	R: 0 H: 0 E: 0 LOB: 0 K: 0 BB: 0 S: 3 P: 3	R: 0 H: 0 E: 0 LOB: 0 K: 0 BB: 0 S: 3 P: 3	1B: 5 SF: 0 2B: 0 SAC: 1 3B: 0 DP: 0 HR: 1 HBP: 0	WP: 1 PA: 36 PB: 0 SB: 1 CS: 0
PITCHER Wade Blasingame, L ERA: 5.91 (1, 1)	IP 3.2 WLS BF H R ER SO BB IBB HBP BLK WP HR S P ERA WHIP										
Jay Ritchie, R ERA: 0.63 (4, 1)	5.1 W 16 0 0 0 4 0 0 0 0 0 0 24 24 0.00 0.000										

New York Mets @ Atlanta Braves
 Atlanta Stadium, Atlanta, GA
 Tue May 16 1967, 7:05 PM EDT
 Att: 10,058 - Unknown

livebaseballscorecards.com



Batter	1	2	3	4	5	6	7	8	9	AB R H RBI BB SO LOB	TOP																									
Bud Harrelson, S (1, 6) OBP: 0.315, SLG: 0.308	0-0 PB 1B	0-0 L7		0-0 4-3		0-0 F3		4-0 BB		4 0 1 0 1 0 6																										
Al Luplow, L (1, 8) OBP: 0.258, SLG: 0.311	0-0 F9 1-2		0-0 F3		4-0 SH1-4 2B BB	0-0 1B 2-3		0-0 L8		4 1 1 0 1 0 3																										
Ed Charles, R (1, 5) OBP: 0.359, SLG: 0.250	0-0 F3		0-0 6-3		0-0 SH1-4 1-2		0-0 5-3		0-3 K	4 0 0 0 0 1 1																										
Tommy Davis, R (1, 7) OBP: 0.337, SLG: 0.480	0-0 5-3		0-0 1-3		0-0 2B 2-H		0-0 1B		0-0 G6-3 1B	5 0 3 1 0 0 1																										
Ed Kranepool, L (1, 3) OBP: 0.417, SLG: 0.569		0-0 FC5-4 1B		0-0 6-3	4-0 L6-4 IBB		0-3 K		0-0 G6-3 1-2f	4 0 1 0 1 1 2																										
Jerry Buchek, R (1, 4) OBP: 0.328, SLG: 0.516		0-0 FC5-4 1B 1-2f		0-3 K	0-0 L6-4 1-2		0-3 K			4 0 0 0 0 2 4																										
Ron Swoboda, R (1, 9) OBP: 0.321, SLG: 0.420		0-0 1-3 1-2		0-0 1B 2B 1B		4-0 4-1 2B BB		0-0 G4-6-3 1B		3 2 2 0 1 0 1																										
John Sullivan, L (1, 2) OBP: 0.280, SLG: 0.217		4-0 1B IBB		0-0 2B 1-2 1B		0-0 4-1 1-3		0-0 G4-6-3 1-2f		3 0 1 0 1 0 2																										
Tom Seaver, R (1, 1) OBP: 0.526, SLG: 0.533		0-0 1-2 2-3 1B		0-0 1-3 2-H 2B		0-0 1B 3-H 2B		4-0 S BB		3 0 3 2 1 0 0																										
Inning Stats	R: 0 E: 0 K: 0 S: 4	H: 1 LOB: 1 BB: 0 P: 4	R: 0 E: 0 K: 0 S: 5	H: 2 LOB: 3 BB: 1 P: 9	R: 0 E: 0 K: 0 S: 3	H: 0 LOB: 0 BB: 0 P: 3	R: 1 E: 0 K: 1 S: 8	H: 3 LOB: 2 BB: 0 P: 8	R: 1 E: 0 K: 0 S: 3	H: 1 LOB: 1 BB: 2 P: 11	R: 1 E: 0 K: 2 S: 4	H: 2 LOB: 2 BB: 1 P: 8	R: 0 E: 0 K: 2 S: 8	H: 1 LOB: 1 BB: 0 P: 8	R: 0 E: 0 K: 1 S: 5	H: 1 LOB: 0 BB: 0 P: 5	1B: 9 2B: 4 3B: 0 HR: 0	SF: 0 SAC: 1 DP: 3 HBP: 0	WP: 0 PB: 1 SB: 1 CS: 0	PA: 41																
PITCHER	IP WLS BF H R ER SO BB IBB HBP BLK WP HR S P ERA WHIP																																			
Bob Bruce, R (1, 1) ERA: 3.45	5.1		8	3	3	1	2	2	0	0	0	0	0	25	41	5.06	1.875																			
Ramon Hernandez, L (6, 1) ERA: 9.0	1.2		6	2	0	0	2	0	0	0	0	0	0	10	10	0.00	1.200																			
Phil Niekro, R (8, 1) ERA: 1.41	2.0	W	8	2	0	0	1	2	0	0	0	0	0	8	16	0.00	2.000																			

New York Mets @ Atlanta Braves
Atlanta Stadium, Atlanta, GA
 Wed May 17 1967, 7:05 PM EDT
 Att. 7,715 - Unknown

livebaseballscorecards.com

AB	34
R	3
H	12
RBI	3
BB	6
SO	4
LOB	20



Batter	1	2	3	4	5	6	7	8	9	AB	R	H	RBI	BB	SO	LOB
Gary Geiger, L (1, 8) OBP: 0.348, SLG: 0.211 Phil Niekro, R (8, 1) OBP: 0.400, SLG: 0.500	0-3 K		0-3 K			0-0 F3	0-3 K			4	0	0	0	0	3	2
Felipe Alou, R (1, 3) OBP: 0.364, SLG: 0.528	0-0 G5-4-3 1B		0-0 P4			0-0 HR 1B		0-0 F2		4	1	2	0	0	0	1
Hank Aaron, R (1, 9) OBP: 0.375, SLG: 0.609	0-0 G5-4-3 1-2f			0-3 K		0-0 HR 1-H		0-0 L7		4	1	1	2	0	1	1
Rico Carty, R (1, 7) OBP: 0.405, SLG: 0.441		0-0 1-3		0-3 K		4-0 BB		0-0 1-3		3	0	0	0	1	1	0
Joe Torre, R (1, 2) OBP: 0.354, SLG: 0.606		4-0 BB		0-0 5-3		0-3 K			0-0 HR	3	1	1	1	1	1	1
Clete Boyer, R (1, 5) OBP: 0.276, SLG: 0.396		0-0 L7			0-0 F7	0-0 P6				3	0	0	0	0	0	2
Denis Menke, R (1, 6) OBP: 0.305, SLG: 0.277		0-0 F5			0-0 HR		0-0 F7			3	1	1	1	0	0	1
Woody Woodward, R (1, 4) OBP: 0.175, SLG: 0.154			0-0 1B		0-0 5-3		0-0 FC3-6 1B			3	0	2	0	0	0	0
Bob Bruce, R (1, 1) OBP: 0.182, SLG: 0.100 Ramon Hernandez, S (6, 1) Mack Jones, L (7, PH) OBP: 0.265, SLG: 0.326			0-0 F3		0-0 F3		0-0 FC3-6			2	0	0	0	0	0	1

Inning Stats	R: 0	H: 1	E: 0	LOB: 0	K: 1	S: 5	P: 5	R: 0	H: 0	E: 0	LOB: 1	K: 0	BB: 1	S: 3	P: 7	R: 0	H: 1	E: 0	LOB: 1	K: 1	BB: 0	S: 6	P: 6	R: 0	H: 0	E: 0	LOB: 0	K: 2	BB: 0	S: 7	P: 7	R: 1	H: 1	E: 0	LOB: 0	K: 0	BB: 0	S: 4	P: 4	R: 2	H: 2	E: 0	LOB: 1	K: 1	BB: 1	S: 7	P: 11	R: 0	H: 1	E: 0	LOB: 1	K: 1	BB: 0	S: 6	P: 6	R: 0	H: 0	E: 0	LOB: 0	K: 0	BB: 0	S: 3	P: 3	R: 1	H: 1	E: 0	LOB: 0	K: 0	BB: 0	S: 1	P: 1	1B: 4	SF: 0	2B: 0	SAC: 0	3B: 0	DP: 1	HR: 3	HBP: 0	WP: 0	PA: 32
--------------	------	------	------	--------	------	------	------	------	------	------	--------	------	-------	------	------	------	------	------	--------	------	-------	------	------	------	------	------	--------	------	-------	------	------	------	------	------	--------	------	-------	------	------	------	------	------	--------	------	-------	------	-------	------	------	------	--------	------	-------	------	------	------	------	------	--------	------	-------	------	------	------	------	------	--------	------	-------	------	------	-------	-------	-------	--------	-------	-------	-------	--------	-------	--------

PITCHER	IP	WLS	BF	H	R	ER	SO	BB	IBB	HBP	BLK	WP	HR	S	P	ERA	WHIP
Tom Seaver, R (1, 1) ERA: 2.59	8.0	L	32	7	4	4	6	2	0	0	0	0	3	42	50	4.50	1.125

BOTTOM

New York Mets @ Atlanta Braves
Atlanta Stadium, Atlanta, GA

Wed May 17 1967, 7:05 PM EDT
Att. 7,715 - Unknown

livebaseballscorecards.com

AB 30
R 4
H 7
RBI 4
BB 2
SO 6
LOB 10



Batter	1	2	3	4	5	6	7	8	9	AB R H RBI BB SO LOB	TOP											
Lou Brock, L (1, 7) OBP: 0.360, SLG: 0.549	0-0 HR	0-0 6-3			0-0 1B 2B	4-0 IBB		0-0 F2		4 2 2 1 1 0 1												
Curt Flood, R (1, 8) OBP: 0.378, SLG: 0.355	0-0 F9 SF8 2B		0-0 1-3		0-0 F8	0-0 FC5 2-3f		0-0 1B		5 1 2 0 0 0 3												
Roger Maris, L (1, 9) OBP: 0.360, SLG: 0.438	0-0 F9 2-3		0-0 5-3 1B		0-0 1B 1B 2-H		0-0 F2	0-3 K		5 0 2 1 0 1 2												
Orlando Cepeda, R (1, 3) OBP: 0.464, SLG: 0.638	0-0 SF8 3-H		0-0 5-3		0-0 FC6 1B 1-2		0-0 1B 2B	0-0 4-3		4 1 2 1 0 0 2												
Tim McCarver, L (1, 2) OBP: 0.358, SLG: 0.500	0-0 FC6-4 1B		4-0 IBB		0-0 F9		4-0 1B 1B IBB		0-0 3-1	3 1 1 0 2 0 2												
Mike Shannon, R (1, 5) OBP: 0.388, SLG: 0.534	0-0 FC6-4 1-2f		0-3 K2-3		0-0 FC6 1-2f		0-0 4-3 1B 1-3 2-H		0-0 4-3	5 0 1 1 0 1 5												
Julian Javier, R (1, 4) OBP: 0.336, SLG: 0.410		0-0 1-3		0-0 E6 CS		0-3 K	0-0 4-3 1B 1-2 3-H		0-0 HR	5 1 2 2 0 1 0												
Dal Maxvill, R (1, 6) OBP: 0.317, SLG: 0.308		0-0 4-3		0-0 F9 1-2		0-0 FC5 SH1-3 1B	0-0 4-3 1-2 2-3		0-0 1B	5 0 2 0 0 0 3												
Bob Gibson, R (1, 1) OBP: 0.231, SLG: 0.130		0-0 1B		0-3 K		0-0 SH1-3	0-3 K		0-0 F9	4 0 1 0 0 2 3												
Dick Hughes, R (9, 1)										0 0 0 0 0 0 0												
Inning Stats	R: 2 E: 0 K: 0 S: 6	H: 3 LOB: 1 BB: 0 P: 6	R: 0 E: 0 K: 0 S: 4	H: 1 LOB: 1 BB: 0 P: 4	R: 0 E: 0 K: 1 S: 6	H: 1 LOB: 2 BB: 1 P: 10	R: 0 E: 1 K: 1 S: 5	H: 0 LOB: 0 BB: 0 P: 5	R: 1 E: 0 K: 0 S: 6	H: 3 LOB: 2 BB: 0 P: 6	R: 0 E: 0 K: 1 S: 6	H: 1 LOB: 2 BB: 1 P: 10	R: 2 E: 0 K: 1 S: 8	H: 3 LOB: 2 BB: 1 P: 12	R: 0 E: 0 K: 1 S: 6	H: 1 LOB: 1 BB: 0 P: 6	R: 1 E: 0 K: 0 S: 5	H: 2 LOB: 1 BB: 0 P: 5	1B: 10 2B: 3 3B: 0 HR: 2	SF: 1 SAC: 1 DP: 0 HBP: 0	WP: 0 PB: 0 SB: 0 CS: 1	PA: 45
PITCHER	IP WLS BF H R ER SO BB IBB HBP BLK WP HR S P ERA WHIP																					
Jack Fisher, R (1, 1) ERA: 3.21	6.1 L 34 12 5 5 3 0 0 0 0 0 0 1 37 49 7.11 1.895																					
Bob Shaw, R (7, 1) ERA: 5.4	0.2 2 0 0 0 1 0 0 0 0 0 0 0 4 4 0.00 0.000																					
Don Shaw, L (8, 1) ERA: 5.56	2.0 9 3 1 1 1 0 0 0 0 0 0 1 11 11 4.50 1.500																					

St. Louis Cardinals @ New York Mets
 Shea Stadium, Flushing, NY
 Fri May 19 1967, 7:05 PM EDT
 Att. 32,695 - Unknown

livebaseballscorecards.com

AB	40
R	6
H	15
RBI	6
BB	3
SO	5
LOB	21



BOTTOM

St. Louis Cardinals @ New York Mets
 Shea Stadium, Flushing, NY
 Fri May 19 1967, 7:05 PM EDT
 Att. 32,695 - Unknown

livebaseballscorecards.com

AB	34
R	3
H	8
RBI	3
BB	2
SO	13
LOB	13



WP:	1	PA:	36
PB:	0	SB:	0
CS:	0		

AB R H RBI BB SO LOB

2	0	0	0	1	1	0
1	0	1	1	0	0	0
4	0	1	0	0	1	3
4	0	1	0	0	1	0
4	1	1	1	0	1	2
4	1	1	1	0	2	2
3	0	0	0	1	3	0
0	0	0	0	0	0	0
4	1	2	0	0	0	1
4	0	1	0	0	2	2
2	0	0	0	0	0	0
0	0	0	0	0	0	0
1	0	0	0	0	1	2
0	0	0	0	0	0	0
1	0	0	0	0	1	1

Batter	1	2	3	4	5	6	7	8	9
Bud Harrelson, S (1, 6) OBP: 0.316, SLG: 0.299 Bob Johnson, R (7, PH) OBP: 0.467, SLG: 0.417 (8, 6)	0-3 K ①		4-0 BB			0-0 F7 ①	0-0 1B		
Ed Kranepool, L (1, 3) OBP: 0.408, SLG: 0.551	0-0 6-3 ②		0-3 K ③			0-0 F8 1B 1B	0-0 P4 ③		
Jerry Buchek, R (1, 4) OBP: 0.324, SLG: 0.500	0-3 K ③			0-0 L7 ①		0-0 1B 1B		0-0 F8 ①	
Tommy Davis, R (1, 7) OBP: 0.333, SLG: 0.500		0-0 HR		0-3 K ②		0-0 F8 ②		0-0 F9 ②	
Al Luplow, L (1, 8) OBP: 0.257, SLG: 0.354		0-3 K ①		0-0 HR		0-3 K ③		0-0 4-3 ③	
Ron Swoboda, R (1, 9) OBP: 0.317, SLG: 0.396 Don Bosch, S (9, PR) OBP: 0.207, SLG: 0.185		0-3 K ②		0-3 K ③			0-3 K ①		4-0 WP BB
Ken Boyer, R (1, 5) OBP: 0.321, SLG: 0.264		0-0 5-3 ③			0-0 F7 3B		0-0 1B 1B		0-0 P4 ①
John Sullivan, L (1, 2) OBP: 0.276, SLG: 0.222			0-3 K ①		0-0 F7 ②		0-0 1B 1B		0-3 K ②
Jack Fisher, R (1, 1) OBP: 0.300, SLG: 0.235 Bob Shaw, R (7, 1) Ed Charles, R (7, PH) OBP: 0.355, SLG: 0.247 Don Shaw, L (8, 1) Tommie Reynolds, R (9, PH) OBP: 0.267, SLG: 0.345			0-0 4-3 ②		0-0 6-3 ③		0-3 K ②		0-3 K ③

Inning Stats	R: 0	H: 0	E: 0	K: 2	S: 7	R: 1	H: 1	E: 0	K: 2	S: 8	R: 0	H: 0	E: 0	K: 2	S: 7	R: 1	H: 1	E: 0	K: 2	S: 8	R: 0	H: 1	E: 0	K: 0	S: 3	R: 0	H: 2	E: 0	K: 1	S: 7	R: 1	H: 3	E: 0	K: 2	S: 10	R: 0	H: 0	E: 0	K: 0	S: 3	R: 0	H: 0	E: 0	K: 2	S: 7	R: 0	H: 0	E: 0	K: 2	S: 11	1B: 5	2B: 0	3B: 1	HR: 2	SF: 0	SAC: 0	DP: 0	HBP: 0
--------------	------	------	------	------	------	------	------	------	------	------	------	------	------	------	------	------	------	------	------	------	------	------	------	------	------	------	------	------	------	------	------	------	------	------	-------	------	------	------	------	------	------	------	------	------	------	------	------	------	------	-------	-------	-------	-------	-------	-------	--------	-------	--------

PITCHER	IP	WLS	BF	H	R	ER	SO	BB	IBB	HBP	BLK	WP	HR	S	P	ERA	WHIP
Bob Gibson, R (1, 1) ERA: 3.34	8.0	W	33	8	3	3	11	2	0	0	0	0	2	53	61	3.38	1.250
Dick Hughes, R (9, 1) ERA: 3.42	1.0	S	3	0	0	0	2	0	0	0	0	1	0	7	7	0.00	0.000

PITCHER	IP	WLS	BF	H	R	ER	SO	BB	IBB	HBP	BLK	WP	HR	S	P	ERA	WHIP
---------	----	-----	----	---	---	----	----	----	-----	-----	-----	----	----	---	---	-----	------

BOTTOM

St. Louis Cardinals @ New York Mets
Shea Stadium, Flushing, NY
Sat May 20 1967, 7:05 PM EDT
Att. 29,075 - Unknown

livebaseballscorecards.com

AB	36
R	9
H	11
RBI	9
BB	7
SO	7
LOB	26




WP	0	PA	45
PB	0	SB	0
CS	2		

Batter	1	2	3	4	5	6	7	8	9	AB	R	H	RBI	BB	SO	LOB
Cleon Jones, R (1, 8) OBP: 0.122, SLG: 0.178 Bill Denehy, S (5, 1) Don Shaw, L (7, 1) Tommy Reynolds, R (7, PH) OBP: 0.267, SLG: 0.345 Bob Shaw, R (8, 1)	0-0 1-6-3 SUS	0-3 K		0-0 F3		4-0 2B 2B BB	0-0 SH1-3			3	0	0	0	0	1	3
Ed Kranepool, L (1, 3) OBP: 0.407, SLG: 0.554	0-0 F3		0-0 G6-4-3 1B		0-0 F8	0-0 2B 2B	0-0 F3			5	1	2	2	0	0	1
Jerry Buchek, R (1, 4) OBP: 0.329, SLG: 0.521	0-0 L3		0-0 G6-4-3 1-2f		0-0 2B	0-0 CS 2B 2H 3-H	0-0 6-3			5	1	2	2	0	0	2
Tommy Davis, R (1, 7) OBP: 0.336, SLG: 0.500 Don Bosch, S (9, 8) OBP: 0.207, SLG: 0.185		0-0 1-3 HR 2B	0-0 F9		0-3 K	4-0 E CS IBB		0-3 K		4	1	1	0	1	2	1
Ron Swoboda, R (1, 9) OBP: 0.323, SLG: 0.386		0-0 1-3		4-0 SH 1B BB	0-0 2B 1B	0-3 K 1-2 2-3		0-3 K		4	0	1	0	1	2	3
Ken Boyer, R (1, 5) OBP: 0.352, SLG: 0.297 Ed Charles, R (6, PR) OBP: 0.351, SLG: 0.244		4-0 HR BB BB		0-0 SH 1B	0-0 2B	4-0 E BB		0-0 F8		2	1	2	1	2	0	0
Jerry Grote, R (1, 2) OBP: 0.231, SLG: 0.233		4-0 HR BB		0-0 SH 1-2 2-3	0-3 K	0-0 E4 1-2 2-3		0-0 F8		3	1	0	0	1	1	4
Bud Harrelson, S (1, 6) OBP: 0.312, SLG: 0.294 Bob Johnson, R (4, PH) OBP: 0.421, SLG: 0.375		0-0 P5		0-0 F9		E BB 2B 1B		0-0 2-3		1	0	0	0	0	0	3
Jack Hamilton, R (1, 1) OBP: 1.000, SLG: 4.000 Jack Lamabe, R (4, 1) Al Luplow, L (4, PH) OBP: 0.270, SLG: 0.353		0-0 HR		0-3 K		4-0 E 2B BB		0-0 L6		1	1	1	4	0	0	0

Inning Stats	R: 0	H: 0	E: 0	K: 0	S: 3	H: 0	LOB: 0	BB: 0	P: 3	R: 4	H: 2	E: 0	K: 1	S: 7	R: 0	H: 1	E: 0	K: 0	S: 3	R: 0	H: 1	E: 1	K: 1	S: 7	R: 1	H: 3	E: 0	K: 2	S: 10	R: 4	H: 3	E: 2	K: 1	S: 8	R: 0	H: 1	E: 0	K: 0	S: 4	R: 0	H: 0	E: 0	K: 2	S: 7	R: 0	H: 0	E: 0	K: 0	S: 3	1B: 5	2B: 5	3B: 0	HR: 1	SF: 0	SAC: 2	DP: 1	HBP: 0	WP: 0	HR: 0	S: 11	P: 11	ERA: 0.00	WHIP: 0.500
--------------	------	------	------	------	------	------	--------	-------	------	------	------	------	------	------	------	------	------	------	------	------	------	------	------	------	------	------	------	------	-------	------	------	------	------	------	------	------	------	------	------	------	------	------	------	------	------	------	------	------	------	-------	-------	-------	-------	-------	--------	-------	--------	-------	-------	-------	-------	-----------	-------------

PITCHER	IP	WLS	BF	H	R	ER	SO	BB	IBB	HBP	BLK	WP	HR	S	P	ERA	WHIP
Al Jackson, L (1, 1) ERA: 4.82	3.0		15	4	4	4	1	3	0	0	0	0	1	14	26	12.00	2.333
Nelson Briles, R (4, 1) ERA: 3.68	2.0		12	4	3	3	3	1	0	0	0	0	0	17	21	13.50	2.500
Dick Hughes, R (6, 1) ERA: 3.76	0.0		1	0	0	0	0	1	0	0	0	0	0	4	4	∞	∞
Hal Woodeshick, L (6, 1) ERA: 3.97	0.0		3	2	2	2	0	0	1	0	0	0	0	2	6	∞	∞
Ron Willis, R (6, 1) ERA: 2.84	1.0		4	0	0	0	1	1	0	0	0	0	0	5	9	0.00	1.000

PITCHER	IP	WLS	BF	H	R	ER	SO	BB	IBB	HBP	BLK	WP	HR	S	P	ERA	WHIP
Joe Hoerner, L (7, 1) ERA: 2.03	2.0		7	1	0	0	2	0	0	0	0	0	0	11	11	0.00	0.500
Larry Jaster, L (9, 1) ERA: 5.4	1.0		3	0	0	0	0	0	0	0	0	0	0	3	3	0.00	0.000

Batter	1	2	3	4	5	6	7	8	9	AB R H RBI BB SO LOB	TOP											
Lou Brock, L (1, 7) OBP: 0.358, SLG: 0.556	0-3 K		0-0 HR			0-0 1B S G1-6-3 1B		0-0 F8		4 2 2 1 0 1 0												
Curt Flood, R (1, 8) OBP: 0.368, SLG: 0.346	0-0 6-3		0-0 5-3			0-0 1-3 G1-6-3 1B		0-0 F8		4 0 1 0 0 0 0												
Roger Maris, L (1, 9) OBP: 0.365, SLG: 0.471	0-0 F9			0-0 HR		0-0 G1-6-3 1-2f 3-H		0-0 1-3 1B		4 1 2 1 0 0 1												
Orlando Cepeda, R (1, 3) OBP: 0.463, SLG: 0.667		4-0 BB FC4-6 BB		0-0 F7		0-0 5-3		0-0 1-3		3 0 0 0 1 0 1												
Tim McCarver, L (1, 2) OBP: 0.356, SLG: 0.479		0-0 FC4-6 1-2f		0-0 CS 1B			0-0 F8		4-0 IBB	3 0 1 0 1 0 1												
Mike Shannon, R (1, 5) OBP: 0.360, SLG: 0.488		0-3 K		0-0 P4 1-2			0-0 P3		0-0 F8	4 0 0 0 0 1 4												
Julian Javier, R (1, 4) OBP: 0.348, SLG: 0.421		0-0 F9			0-3 K		0-0 5-3			3 0 0 0 0 1 1	AB 31 R 3 H 6 RBI 2 BB 2 SO 5 LOB 8											
Dal Maxvill, R (1, 6) OBP: 0.318, SLG: 0.302			0-0 4-3		0-0 P4			0-0 L8		3 0 0 0 0 0 0												
Ray Washburn, R (1, 1) OBP: 0.063, SLG: 0.188			0-3 K		0-0 F2			0-3 K		3 0 0 0 0 2 0												
Inning Stats	R: 0 E: 0 K: 1 S: 5	H: 0 LOB: 0 BB: 0 P: 5	R: 0 E: 0 K: 1 S: 5	H: 0 LOB: 1 BB: 1 P: 9	R: 1 E: 0 K: 1 S: 6	H: 1 LOB: 0 BB: 0 P: 6	R: 1 E: 0 K: 0 S: 4	H: 2 LOB: 0 BB: 0 P: 4	R: 0 E: 0 K: 1 S: 5	H: 0 LOB: 0 BB: 0 P: 5	R: 1 E: 0 K: 0 S: 4	H: 2 LOB: 0 BB: 0 P: 4	R: 0 E: 0 K: 0 S: 3	H: 0 LOB: 0 BB: 0 P: 3	R: 0 E: 0 K: 1 S: 5	H: 0 LOB: 0 BB: 0 P: 5	R: 0 E: 0 K: 0 S: 4	H: 1 LOB: 2 BB: 1 P: 8	1B: 4 2B: 0 3B: 0 HR: 2	SF: 0 SAC: 0 DP: 1 HBP: 0	WP: 0 PB: 0 SB: 1 CS: 1	PA: 33
PITCHER	IP WLS BF H R ER SO BB IBB HBP BLK WP HR S P ERA WHIP																					
Don Cardwell, R (1, 1) ERA: 3.71	7.0 L 25 5 3 3 4 1 0 0 0 0 0 2 32 36 3.86 0.857																					
Jack Lamabe, R (8, 1) ERA: 2.76	2.0 8 1 0 0 1 0 1 0 0 0 0 0 9 13 0.00 0.500																					

St. Louis Cardinals @ New York Mets
 Shea Stadium, Flushing, NY
 Sun May 21 1967, 3:33 AM EDT
 Att. 28,455 - Unknown

livebaseballscorecards.com

Batter	1	2	3	4	5	6	7	8	9	AB	R	H	RBI	BB	SO	LOB
Bud Harrelson, S OBP: 0.321, SLG: 0.306 (1, 6)	0-0 G3		0-0 4-3 2-H 1B		0-0 1B			0-0 6-3		4	0	2	1	0	0	0
Ed Kranepool, L OBP: 0.388, SLG: 0.526 (1, 3)	0-0 L9		0-0 4-3		0-0 F8			0-0 4-3		4	0	0	0	0	0	2
Tommy Davis, R OBP: 0.325, SLG: 0.482 (1, 7)	0-0 P3		0-3 K					0-3 K		4	0	0	0	0	2	1
Jerry Buchek, R OBP: 0.313, SLG: 0.493 (1, 4)		0-0 6-3		0-0 6-3				0-0 F7		4	0	0	0	0	0	0
Al Luplow, L OBP: 0.256, SLG: 0.333 (1, 8)		0-3 K		0-0 F9				0-0 1-3		4	0	0	0	0	1	0
Ed Charles, R OBP: 0.357, SLG: 0.268 (1, 5)		0-0 1B		0-0 2B				0-0 F8		4	0	2	0	0	0	0
Cleon Jones, R OBP: 0.130, SLG: 0.224 (1, 9)		0-0 5-3		0-0 5-3				0-0 HR		3	1	1	1	0	0	2
John Sullivan, L OBP: 0.313, SLG: 0.300 (1, 2)			0-0 1B 2B		0-0 G6-4-3 1B			0-0 F8		3	1	2	0	0	0	0
Don Cardwell, R OBP: 0.250, SLG: 0.421 Tommie Reynolds, R (7, PH) Jack Lamabe, R (8, 1)			0-0 6-3		0-0 G6-4-3 1-2f			0-0 F3		2	0	0	0	0	0	2
										1	0	0	0	0	0	0
										0	0	0	0	0	0	0


Inning Stats	R: 0 E: 0 K: 0 S: 3	H: 0 LOB: 0 BB: 0 P: 3	R: 0 E: 0 K: 1 S: 6	H: 1 LOB: 1 BB: 0 P: 6	R: 1 E: 0 K: 1 S: 7	H: 2 LOB: 1 BB: 0 P: 7	R: 0 E: 0 K: 0 S: 4	H: 1 LOB: 1 BB: 0 P: 4	R: 0 E: 0 K: 0 S: 4	H: 0 LOB: 0 BB: 0 P: 3	R: 1 E: 0 K: 0 S: 4	H: 1 LOB: 0 BB: 0 P: 4	R: 0 E: 0 K: 1 S: 5	H: 0 LOB: 0 BB: 0 P: 5	R: 0 E: 0 K: 0 S: 3	H: 0 LOB: 0 BB: 0 P: 3	1B: 4 2B: 2 3B: 0 HR: 1	SF: 0 SAC: 0 DP: 1 HBP: 0	WP: 0 PB: 0 SB: 0 CS: 0	PA: 33		
PITCHER Ray Washburn, R ERA: 3.14 (1, 1)	IP 9.0	WLS W	BF 33	H 7	R 2	ER 2	SO 3	BB 0	IBB 0	HBP 0	BLK 0	WP 0	HR 1	S 39	P 39	ERA 2.00	WHIP 0.778					

BOTTOM

St. Louis Cardinals @ New York Mets
Shea Stadium, Flushing, NY
Sun May 21 1967, 3:33 AM EDT
Att. 28,455 - Unknown

livebaseballscorecards.com

AB	33
R	2
H	7
RBI	2
BB	0
SO	3
LOB	7



Batter	1	2	3	4	5	6	7	8	9	AB R H RBI BB SO LOB	TOP											
Wes Parker, S (1, 3) OBP: 0.368, SLG: 0.365	0-3 K		0-0 1-3		0-0 4-3			0-3 K		4 0 0 0 0 2 1												
Ron Hunt, R (1, 4) OBP: 0.380, SLG: 0.338	0-0 5-3		0-0 F9		0-0 F9			0-0 5-3		4 0 0 0 0 0 1												
Willie Davis, L (1, 8) OBP: 0.355, SLG: 0.405	0-0 F7			0-0 WP 1B		0-0 F5		0-0 HR		4 1 2 1 0 0 0												
Ron Fairly, L (1, 9) OBP: 0.344, SLG: 0.422		0-0 HR		0-0 P4		0-0 F8		0-0 P4		4 1 1 1 0 0 1												
Jim Lefebvre, S (1, 5) OBP: 0.359, SLG: 0.391				0-3 K		0-0 F8			0-0 G3	4 0 1 0 0 1 1												
John Roseboro, L (1, 2) OBP: 0.420, SLG: 0.394				4-0 BB			0-0 P6		0-0 G3	3 0 0 0 1 0 1												
Al Ferrara, R (1, 7) OBP: 0.289, SLG: 0.361				0-0 6-3			4-0 BB		0-3 K	3 0 0 0 1 2 3												
Gene Michael, S (1, 6) OBP: 0.252, SLG: 0.238					0-0 4-3 1B		0-0 F7			3 0 1 0 0 0 2												
Bill Singer, R (1, 1)			0-3 K			0-0 P3		0-3 K		2 0 0 0 0 1 1												
Ron Perranoski, L (6, 1)										0 0 0 0 0 0 0												
Len Gabrielson, L (7, PH) OBP: 0.217, SLG: 0.143										1 0 0 0 0 1 1												
Bob Miller, R (7, 1)										0 0 0 0 0 0 0												
Dick Egan, L (7, 1)										0 0 0 0 0 0 0												
Inning Stats	R: 0 E: 0 K: 1 S: 5	H: 0 LOB: 0 BB: 0 P: 5	R: 1 E: 0 K: 1 S: 7	H: 2 LOB: 1 BB: 0 P: 7	R: 0 E: 0 K: 1 S: 5	H: 0 LOB: 0 BB: 0 P: 5	R: 0 E: 0 K: 1 S: 6	H: 1 LOB: 2 BB: 1 P: 10	R: 0 E: 0 K: 0 S: 4	H: 1 LOB: 1 BB: 0 P: 4	R: 0 E: 0 K: 0 S: 3	H: 0 LOB: 0 BB: 0 P: 3	R: 0 E: 0 K: 1 S: 5	H: 0 LOB: 1 BB: 1 P: 9	R: 1 E: 0 K: 1 S: 6	H: 1 LOB: 0 BB: 0 P: 6	R: 0 E: 0 K: 1 S: 5	H: 0 LOB: 0 BB: 0 P: 5	1B: 3 2B: 0 3B: 0 HR: 2	SF: 0 SAC: 0 DP: 0 HBP: 0	WP: 1 PB: 0 SB: 0 CS: 0	PA: 34
PITCHER Tom Seaver, R (1, 1) ERA: 2.5	IP: 9.0 WLS: W BF: 34 H: 5 R: 2 ER: 2 SO: 7 BB: 2 IBB: 0 HBP: 0 BLK: 0 WP: 1 HR: 2 S: 46 P: 54 ERA: 2.00 WHIP: 0.778																					
PITCHER	IP	WLS	BF	H	R	ER	SO	BB	IBB	HBP	BLK	WP	HR	S	P	ERA	WHIP					

Los Angeles Dodgers @ New York Mets
 Shea Stadium, Flushing, NY
 Mon May 22 1967, 7:05 PM EDT
 Att. 15,250 - Unknown

livebaseballscorecards.com

AB	32
R	2
H	5
RBI	2
BB	2
SO	7
LOB	12



BOTTOM

Los Angeles Dodgers @ New York Mets
Shea Stadium, Flushing, NY
Mon May 22 1967, 7:05 PM EDT
Att. 15,250 - Unknown

livebaseballscorecards.com

AB 35
R 5
H 12
RBI 5
BB 2
SO 9
LOB 20



WP: 1 PA: 39
PB: 0
SB: 1
CS: 0

AB R H RBI BB SO LOB

4 0 0 0 1 0 3

5 2 1 0 0 0 4

5 1 4 1 0 0 0

3 0 3 1 0 0 0

0 1 0 0 0 0 0

4 0 0 0 0 2 8

4 1 2 1 0 0 0

4 0 1 1 0 3 1

4 0 1 0 0 3 2

2 0 0 1 1 1 2

1B: 11 SF: 0
2B: 1 SAC: 1
3B: 0 DP: 0
HR: 0 HBP: 1

Batter	1	2	3	4	5	6	7	8	9
Bud Harrelson, S OBP: 0.314, SLG: 0.289 (1, 6)	4-0 FC4-6 BB BB		0-0 L8 1-2		0-0 1-3	0-0 F8		0-0 F8	
Ed Kranepool, L OBP: 0.378, SLG: 0.518 (1, 3)	0-0 FC4-6 1B 1-2f		0-0 F8		0-0 WP 1B 2B	0-0 6-3		0-0 F7	
Ed Charles, R OBP: 0.379, SLG: 0.299 (1, 5)	0-0 1B 1-2 1B		0-0 HBP 1B 2-3		0-0 1B 2-H 1B		0-0 1B 1B	0-0 F9	
Tommy Davis, R OBP: 0.347, SLG: 0.496 (1, 7)	0-0 1B 1-3 2-H		1-0 HBP 1B 1-2		0-0 1B 1-3		0-0 1B 1B		
Don Bosch, S OBP: 0.207, SLG: 0.185 (7, PR) (8, 8)									
Jerry Buchek, R OBP: 0.298, SLG: 0.468 (1, 4)	0-3 K		0-0 5-3		0-0 F8		0-3 K		
Cleon Jones, R OBP: 0.148, SLG: 0.238 (1, 8) (8, 7)		0-0 5-3		0-0 6-3		0-0 1B SH 1B	0-0 1B 1-3 2-H 1B		
Ron Swoboda, R OBP: 0.319, SLG: 0.377 (1, 9)		0-3 K		0-3 K		0-3 K	0-0 1B 1-3 3-H 1B		
John Sullivan, L OBP: 0.306, SLG: 0.294 (1, 2)		0-3 K		0-3 K		0-0 SH 1B 1-3	0-3 K		
Tom Seaver, R OBP: 0.500, SLG: 0.471 (1, 1)			4-0 1B S BB		0-0 P4	0-0 SH 1-2 3-H	0-3 K		

Inning Stats	R: 1	H: 2	E: 0	K: 1	S: 6	LOB: 1	BB: 1	P: 10	R: 0	H: 0	E: 0	K: 2	S: 7	LOB: 0	BB: 0	P: 7	R: 0	H: 1	E: 0	K: 0	S: 4	LOB: 3	BB: 1	P: 9	R: 0	H: 0	E: 0	K: 2	S: 7	LOB: 0	BB: 0	P: 7	R: 1	H: 3	E: 0	K: 0	S: 6	LOB: 2	BB: 0	P: 6	R: 1	H: 2	E: 0	K: 1	S: 8	LOB: 2	BB: 0	P: 8	R: 2	H: 4	E: 0	K: 3	S: 13	LOB: 0	BB: 0	P: 13	R: 0	H: 0	E: 0	K: 0	S: 3	LOB: 0	BB: 0	P: 3
--------------	------	------	------	------	------	--------	-------	-------	------	------	------	------	------	--------	-------	------	------	------	------	------	------	--------	-------	------	------	------	------	------	------	--------	-------	------	------	------	------	------	------	--------	-------	------	------	------	------	------	------	--------	-------	------	------	------	------	------	-------	--------	-------	-------	------	------	------	------	------	--------	-------	------

PITCHER	IP	WLS	BF	H	R	ER	SO	BB	IBB	HBP	BLK	WP	HR	S	P	ERA	WHIP
Bill Singer, R ERA: 5.06 (1, 1)	5.1	L	27	8	3	3	6	2	0	1	0	1	0	36	45	5.06	1.875
Ron Perranoski, L ERA: 3.03 (6, 1)	0.2		2	0	0	0	0	0	0	0	0	0	0	2	2	0.00	0.000
Bob Miller, R ERA: 6.91 (7, 1)	0.1		5	4	2	2	1	0	0	0	0	0	0	7	7	54.00	12.000
Dick Egan, L ERA: 6.0 (7, 1)	1.2		5	0	0	0	2	0	0	0	0	0	0	9	9	0.00	0.000

Batter	1	2	3	4	5	6	7	8	9	AB R H RBI BB SO LOB	TOP											
Wes Parker, S OBP: 0.369, SLG: 0.361 (1, 3)	4-0 WP S G3 BB	0-0 6-3			0-3 K		0-0 E6 BB 1B		0-0 FC6 1B	4 2 1 0 1 1 0												
Ron Hunt, R OBP: 0.380, SLG: 0.343 (1, 4)	0-3 K	0-0 F7			0-0 F9 WP 2B		4-0 1B BB 1B		0-0 FC6 1-2f	4 2 1 0 1 1 2												
Willie Davis, L OBP: 0.357, SLG: 0.398 (1, 8)	4-0 G3 WP 2B BB		0-0 P5		0-0 F9 2-3		0-0 1B 1-3 2-H 1B		0-0 6-3	4 1 1 1 1 0 2												
Ron Fairly, L OBP: 0.348, SLG: 0.420 (1, 9)	4-0 G3 1-2 2-3 2B BB		0-0 3-1		0-0 F8 3-H		0-0 G6-3 1-3 3-H 1B			3 1 1 1 1 0 0												
Jim Lefebvre, S OBP: 0.356, SLG: 0.383 (1, 5)	0-0 G3 1-2 2-3 3-H		4-0 BB		0-0 4-3		0-0 G6-3 1-2f			3 0 0 1 1 0 4												
John Roseboro, L OBP: 0.413, SLG: 0.378 (1, 2)	4-0 2B BB		0-0 F8		0-0 F8		0-0 F8		0-0 F8	3 1 0 0 1 0 1												
Al Ferrara, R OBP: 0.299, SLG: 0.382 (1, 7)	0-0 1-H 2-H 3-H 2B			0-0 F8		0-0 1B		0-3 K		4 0 2 3 0 1 0												
Gene Michael, S OBP: 0.244, SLG: 0.230 (1, 6)	0-0 F5			0-0 G3		0-0 1-3		0-0 P6		4 0 0 0 0 0 2												
Don Drysdale, R OBP: 0.192, SLG: 0.160 (1, 1)		0-3 K		0-3 K			0-0 6-3		0-3 K	4 0 0 0 0 3 0												
Inning Stats	R: 4 E: 0 K: 1 S: 6	H: 1 LOB: 1 BB: 4 P: 22	R: 0 E: 0 K: 1 S: 5	H: 0 LOB: 0 BB: 0 P: 5	R: 0 E: 0 K: 0 S: 3	H: 0 LOB: 1 BB: 1 P: 7	R: 0 E: 0 K: 1 S: 5	H: 0 LOB: 0 BB: 0 P: 5	R: 1 E: 0 K: 1 S: 6	H: 1 LOB: 0 BB: 0 P: 6	R: 0 E: 0 K: 0 S: 4	H: 1 LOB: 1 BB: 0 P: 4	R: 2 E: 1 K: 0 S: 5	H: 2 LOB: 1 BB: 1 P: 9	R: 0 E: 0 K: 1 S: 5	H: 0 LOB: 0 BB: 0 P: 5	R: 0 E: 0 K: 1 S: 6	H: 1 LOB: 1 BB: 0 P: 6	1B: 4 2B: 2 3B: 0 HR: 0	SF: 0 SAC: 0 DP: 1 HBP: 0	WP: 2 PB: 0 SB: 1 CS: 0	PA: 39
PITCHER	IP WLS BF H R ER SO BB IBB HBP BLK WP HR S P ERA WHIP																					
Chuck Estrada, R ERA: 9.72 (1, 1)	0.2 L 7 1 4 4 1 4 0 0 0 1 0 5 21 54.00 7.500																					
Jack Lamabe, R ERA: 2.61 (1, 1)	4.1 15 1 1 1 3 1 0 0 0 1 0 20 24 2.08 0.462																					
Jack Hamilton, R ERA: 4.11 (6, 1)	2.0 10 3 2 1 0 1 0 0 0 0 0 9 13 4.50 2.000																					
Ron Taylor, R ERA: 2.08 (8, 1)	1.0 3 0 0 0 1 0 0 0 0 0 0 5 5 0.00 0.000																					
Bob Shaw, R ERA: 5.87 (9, 1)	1.0 4 1 0 0 1 0 0 0 0 0 0 6 6 0.00 1.000																					

Los Angeles Dodgers @ New York Mets
Shea Stadium, Flushing, NY
Tue May 23 1967, 7:05 PM EDT
Att: 32,021 - Unknown

AB	33
R	7
H	6
RBI	6
BB	6
SO	6
LOB	11



WP: 2	PA: 39
PB: 0	
SB: 1	
CS: 0	

Batter	1	2	3	4	5	6	7	8	9	AB	R	H	RBI	BB	SO	LOB
Cleon Jones, R OBP: 0.148, SLG: 0.230 Don Shaw, L (8, 1) Don Bosch, S OBP: 0.207, SLG: 0.185 (9, 8)	0-0 5-3 1B		0-0 1B		0-3 K		0-0 6-3			4	0	1	0	0	1	2
Ed Charles, R OBP: 0.378, SLG: 0.309 (1, 5)	0-0 1B 2B		0-0 F7		0-0 1B			0-0 L5		4	1	2	1	0	0	1
Jerry Buchek, R OBP: 0.293, SLG: 0.471 (1, 4)	0-0 1B		0-0 F8		0-0 F8			0-0 3B		4	0	2	1	0	0	3
Tommy Davis, R OBP: 0.333, SLG: 0.479 (1, 7)	0-3 K			0-0 F8		0-0 L4		0-3 K		4	0	0	0	0	2	2
Tommie Reynolds, R OBP: 0.216, SLG: 0.278 (1, 9) Ron Taylor, R (9, 1)	0-3 K			0-3 K		0-0 6-3		0-3 K		4	0	0	0	0	3	2
Ed Kranepool, L OBP: 0.367, SLG: 0.495 (1, 3)		0-0 4-3		0-0 4-3		0-0 1B			0-0 4-3	4	0	1	0	0	0	0
Jerry Grote, R OBP: 0.229, SLG: 0.231 (1, 2)		0-3 K			0-0 1B 1-3 1B	0-0 4-3			0-0 P5	4	1	1	0	0	1	1
Bud Harrelson, S OBP: 0.304, SLG: 0.272 Bill Denehy, S (6, 1) Ron Swoboda, R OBP: 0.301, SLG: 0.354 (7, PH) (8, 9)		0-0 F9			0-0 1-3		0-3 K		0-0 P4	2	0	0	0	0	0	1
Jack Fisher, R OBP: 0.286, SLG: 0.222 Bob Johnson, R OBP: 0.455, SLG: 0.421 (5, PH) (6, 6)			0-0 6-3		0-0 1B		0-0 6-3			1	0	0	0	0	0	0
					2-3 1B					2	0	1	0	0	0	0

Inning Stats	R: 1 E: 0 K: 2 S: 9	H: 2 LOB: 1 BB: 0 P: 9	R: 0 E: 0 K: 1 S: 5	H: 0 LOB: 0 BB: 0 P: 5	R: 0 E: 0 K: 0 S: 4	H: 1 LOB: 1 BB: 0 P: 4	R: 0 E: 0 K: 1 S: 5	H: 0 LOB: 0 BB: 0 P: 5	R: 0 E: 0 K: 1 S: 8	H: 3 LOB: 2 BB: 0 P: 8	R: 0 E: 0 K: 0 S: 4	H: 1 LOB: 1 BB: 0 P: 4	R: 0 E: 0 K: 1 S: 5	H: 0 LOB: 0 BB: 0 P: 5	R: 0 E: 0 K: 2 S: 8	H: 1 LOB: 1 BB: 0 P: 8	R: 0 E: 0 K: 0 S: 3	H: 0 LOB: 0 BB: 0 P: 3	1B: 6 2B: 1 3B: 1 HR: 0	SF: 0 SAC: 0 DP: 0 HBP: 0	WP: 0 PB: 0 SB: 0 CS: 0	PA: 35											
PITCHER Claude Osteen, L ERA: 3.42 (1, 1)	IP 9.0	WLS W	BF 35	H 8	R 2	ER 2	SO 8	BB 0	IBB 0	HBP 0	BLK 0	WP 0	HR 0	S 51	P 51	ERA 2.00	WHIP 0.889																
PITCHER																	IP	WLS	BF	H	R	ER	SO	BB	IBB	HBP	BLK	WP	HR	S	P	ERA	WHIP

Los Angeles Dodgers @ New York Mets
 Shea Stadium, Flushing, NY
 Wed May 24 1967, 7:05 PM EDT
 Att. 18,413 - Cloudy - 52 F

livebaseballscorecards.com

AB	35
R	2
H	8
RBI	2
BB	0
SO	8
LOB	12



Batter	1	2	3	4	5	6	7	8	9	AB R H RBI BB SO LOB	TOP											
Woody Woodward, R (1, 4) OBP: 0.213, SLG: 0.194	0-0 SH1-3 E4		0-0 5-3			0-3 K		0-3 K		4 0 0 0 0 2 0												
Felipe Alou, R (1, 3) OBP: 0.321, SLG: 0.461	0-0 SH1-3		0-0 5-3			0-0 F8		0-3 K		3 0 0 0 0 1 0												
Hank Aaron, R (1, 9) OBP: 0.383, SLG: 0.614	4-0 G6-4-3 BB			0-0 6-3			0-0 1B		0-0 E5	3 0 1 0 1 0 0												
Joe Torre, R (1, 2) OBP: 0.352, SLG: 0.554	0-0 G6-4-3 1-2f			0-0 5-3			0-0 BB 1B		0-0 G3	4 0 1 0 0 0 3												
Rico Carty, R (1, 7) OBP: 0.368, SLG: 0.375		0-3 K		0-0 6-3			0-3 K		0-0 6-3	4 0 0 0 0 2 3												
Mack Jones, L (1, 8) OBP: 0.304, SLG: 0.356		0-0 1B			0-0 3-1		4-0 BB 1-2 BB			2 0 1 0 1 0 0												
Clete Boyer, R (1, 5) OBP: 0.286, SLG: 0.368		0-0 F9			0-0 L7		0-3 K			3 0 0 0 0 1 4												
Marty Martinez, S (1, 6) OBP: 0.368, SLG: 0.294 Miguel de la Hoz, R (7, PH) OBP: 0.259, SLG: 0.346 Denis Menke, R (7, 6) OBP: 0.307, SLG: 0.281		0-0 1-3			0-0 5-3		0-3 K			2 0 0 0 0 0 1 1 0 0 0 0 1 3 0 0 0 0 0 0 0												
Ken Johnson, R (1, 1) OBP: 0.118, SLG: 0.063 Ty Cline, L (8, PH) Phil Niekro, R (8, 1) OBP: 0.400, SLG: 0.500		0-3 K			0-0 6-3			0-0 L8		2 0 0 0 0 1 0 1 0 0 0 0 0 0 0 0 0 0 0 0 0												
Inning Stats	R: 0 E: 1 K: 0 S: 3	H: 0 LOB: 1 BB: 1 P: 7	R: 0 E: 0 K: 1 S: 6	H: 1 LOB: 1 BB: 0 P: 6	R: 0 E: 0 K: 1 S: 5	H: 0 LOB: 0 BB: 0 P: 5	R: 0 E: 0 K: 0 S: 3	H: 0 LOB: 0 BB: 0 P: 3	R: 0 E: 0 K: 1 S: 5	H: 0 LOB: 0 BB: 0 P: 5	R: 0 E: 0 K: 3 S: 11	H: 2 LOB: 3 BB: 1 P: 15	R: 0 E: 0 K: 2 S: 7	H: 0 LOB: 0 BB: 0 P: 7	R: 0 E: 1 K: 0 S: 3	H: 0 LOB: 0 BB: 0 P: 3	1B: 3 2B: 0 3B: 0 HR: 0	SF: 0 SAC: 1 DP: 1 HBP: 0	WP: 0 PB: 0 SB: 0 CS: 0	PA: 32		
PITCHER Don Cardwell, R (1, 1) ERA: 3.18	IP 9.0	WLS W	BF 32	H 3	R 0	ER 0	SO 8	BB 2	IBB 0	HBP 0	BLK 0	WP 0	HR 0	S 46	P 54	ERA 0.00	WHIP 0.556					
PITCHER	IP	WLS	BF	H	R	ER	SO	BB	IBB	HBP	BLK	WP	HR	S	P	ERA	WHIP					

Atlanta Braves @ New York Mets
Shea Stadium, Flushing, NY
Fri May 26 1967, 7:05 PM EDT
Att. 22,075 - Unknown

livebaseballscorecards.com

AB 29
R 0
H 3
RBI 0
BB 2
SO 8
LOB 14



Batter	1	2	3	4	5	6	7	8	9	AB R H RBI BB SO LOB	TOP
Woody Woodward, R (1, 4) <small>OBP: 0.218, SLG: 0.200</small> Ty Cline, L (8, PH) Felix Millan, R (8, 4) <small>OBP: 0.239, SLG: 0.226</small>	0-0 ①		0-0 ①		0-0 1B			0-0 ②		3 0 1 0 0 0 2 1 0 0 0 0 0 0 0 0 0 0 0 0 0	Atlanta Braves @ New York Mets Shea Stadium, Flushing, NY Sat May 27 1967, 3:33 AM EDT Att. 21,295 - Unknown
Felipe Alou, R (1, 3) <small>OBP: 0.313, SLG: 0.449</small>	0-0 ②		0-0 ② ③ 1-2f		0-0 ③ 1-2f			0-0 ③		4 0 0 0 0 0 3	
Hank Aaron, R (1, 9) <small>OBP: 0.373, SLG: 0.597</small>	0-3 ③			0-0 ①		0-0 ①		0-0 ①		4 0 0 0 0 1 0	
Joe Torre, R (1, 2) <small>OBP: 0.349, SLG: 0.545</small>		0-0 ①		0-0 1B		0-0 ②		0-0 ②		4 1 1 0 0 0 0	
Mack Jones, L (1, 8) <small>OBP: 0.302, SLG: 0.352</small>		0-0 ②		0-0 1B 1-H		0-0 ③		0-0 ③		4 1 1 0 0 0 0	
Rico Carty, R (1, 7) <small>OBP: 0.374, SLG: 0.382</small>		0-0 ③		0-0 1B 3-H		0-0 1B				3 0 2 1 0 0 0	
Clete Boyer, R (1, 5) <small>OBP: 0.287, SLG: 0.375</small>			0-0 2B	0-0 ② ③ 1-2f		0-0 ①				3 1 1 0 0 0 2	
Marty Martinez, S (1, 6) Ramon Hernandez, S (7, 1) <small>OBP: 0.364, SLG: 0.300</small>			0-0 1B 2-H		0-0 ①		0-0 ② ③ 1-2f			3 0 1 1 0 0 1 0 0 0 0 0 0 0	
Wade Blasingame, L (1, 1) <small>OBP: 0.429, SLG: 0.200</small> Jay Ritchie, R (6, 1) <small>OBP: 0.500, SLG: 1.000</small> Denis Menke, R (7, 6) <small>OBP: 0.305, SLG: 0.279</small>			4-0 1-2 BB	0-3 ②		0-3 ①				1 0 0 0 1 1 0 0 0 0 0 0 0 0 1 0 0 0 0 1 0	
Inning Stats	R: 0 H: 0 E: 0 LOB: 0 K: 1 BB: 0 S: 5 P: 5	R: 0 H: 0 E: 0 LOB: 0 K: 0 BB: 0 S: 3 P: 3	R: 1 H: 2 E: 0 LOB: 1 K: 0 BB: 1 S: 4 P: 8	R: 2 H: 3 E: 1 LOB: 0 K: 0 BB: 0 S: 5 P: 5	R: 0 H: 1 E: 0 LOB: 1 K: 1 BB: 0 S: 6 P: 6	R: 0 H: 0 E: 0 LOB: 0 K: 0 BB: 0 S: 3 P: 3	R: 0 H: 1 E: 0 LOB: 0 K: 0 BB: 0 S: 3 P: 3	R: 0 H: 0 E: 0 LOB: 0 K: 1 BB: 0 S: 5 P: 5	R: 0 H: 0 E: 0 LOB: 0 K: 0 BB: 0 S: 3 P: 3	1B: 6 SF: 0 2B: 1 SAC: 0 3B: 0 DP: 3 HR: 0 HBP: 0	WP: 0 PA: 32 PB: 0 SB: 0 CS: 0
PITCHER Tom Seaver, R (1, 1) <small>ERA: 2.54</small> Jack Hamilton, R (7, 1) <small>ERA: 3.86</small> Ron Taylor, R (8, 1) <small>ERA: 4.91</small>	IP WLS BF H R ER SO BB IBB HBP BLK WP HR S P ERA WHIP 6.0 23 6 3 2 2 1 0 0 0 0 0 0 26 30 3.00 1.167 1.0 3 1 0 0 0 0 0 0 0 0 0 0 3 3 0.00 1.000 2.0 6 0 0 0 0 1 0 0 0 0 0 0 8 8 0.00 0.000										

livebaseballscorecards.com

AB	31
R	3
H	7
RBI	2
BB	1
SO	3
LOB	8



Batter	1	2	3	4	5	6	7	8	9	AB R H RBI BB SO LOB	TOP											
Marty Martinez, S (1, 6) OBP: 0.308, SLG: 0.250	0-0 5-3	0-0 P6			0-0 5-3		0-0 5-3			4 0 0 0 0 0 1												
Rico Carty, R (1, 7) OBP: 0.365, SLG: 0.370	0-0 F9		0-0 F8		0-0 L9		0-0 5-3			4 0 0 0 0 0 0												
Hank Aaron, R (1, 9) OBP: 0.371, SLG: 0.586	4-0 BB		0-0 1-3			0-0 L7		0-0 F2		3 0 0 0 1 0 0												
Mack Jones, L (1, 8) OBP: 0.300, SLG: 0.349	0-0 F8		0-0 G3			0-0 WP S 1B		0-0 F7		4 0 1 0 0 0 1												
Joe Torre, R (1, 2) OBP: 0.359, SLG: 0.587		0-0 HR 2B		0-0 HR		0-3 K 1-3		0-0 2B		4 2 3 1 0 1 1												
Felipe Alou, R (1, 3) OBP: 0.312, SLG: 0.441		0-0 6-3		0-0 1-3		4-0 BB BB		0-0 4-3		3 0 0 0 1 0 2												
Clete Boyer, R (1, 5) OBP: 0.293, SLG: 0.398		0-0 2-H HR		0-0 4-3		4-0 FC6 BB		0-0 F9		3 1 1 2 1 0 0												
Woody Woodward, R (1, 4) OBP: 0.222, SLG: 0.231 Miguel de la Hoz, R (9, PH) OBP: 0.250, SLG: 0.333		0-0 CS 3B		0-0 F7		0-0 FC6 1-2f		0-3 K		3 0 1 0 0 0 3 1 0 0 0 0 1 0												
Pat Jarvis, R (1, 1) Clay Carroll, R (5, 1) Gary Geiger, L (7, PH) Phil Niekro, R (7, 1) Gene Oliver, R (9, PH) OBP: 0.359, SLG: 0.600		4-0 3-H BB		0-0 P3		0-0 4-3		0-0 P3		1 0 0 0 1 0 0 0 0 0 0 0 0 0 1 0 0 0 0 0 0 0 0 0 0 0 0 0 1 0 0 0 0 0 0												
Inning Stats	R: 0 E: 0 K: 0 S: 3	H: 0 LOB: 1 BB: 1 P: 7	R: 2 E: 0 K: 0 S: 5	H: 3 LOB: 1 BB: 1 P: 9	R: 0 E: 0 K: 0 S: 3	H: 0 LOB: 0 BB: 0 P: 3	R: 1 E: 0 K: 0 S: 4	H: 1 LOB: 0 BB: 0 P: 4	R: 0 E: 0 K: 0 S: 3	H: 0 LOB: 0 BB: 0 P: 3	R: 0 E: 0 K: 1 S: 6	H: 1 LOB: 3 BB: 2 P: 14	R: 0 E: 0 K: 0 S: 3	H: 0 LOB: 0 BB: 0 P: 3	R: 0 E: 0 K: 0 S: 4	H: 1 LOB: 1 BB: 0 P: 4	R: 0 E: 0 K: 1 S: 5	H: 0 LOB: 0 BB: 0 P: 5	1B: 1 2B: 2 3B: 1 HR: 2	SF: 0 SAC: 0 DP: 0 HBP: 0	WP: 1 PB: 0 SB: 1 CS: 1	PA: 36
PITCHER	IP WLS BF H R ER SO BB IBB HBP BLK WP HR S P ERA WHIP																					
Bill Denehy, R (1, 1) ERA: 4.09	5.2 W 24 5 3 3 1 3 0 0 0 1 2 23 35 4.76 1.412																					
Jack Hamilton, R (6, 1) ERA: 3.2	3.1 S 12 1 0 0 1 1 0 0 0 0 0 13 17 0.00 0.600																					

Atlanta Braves @ New York Mets
Shea Stadium, Flushing, NY
Sun May 28 1967, 3:33 AM EDT
Unknown

livebaseballscorecards.com

AB 32
R 3
H 6
RBI 3
BB 4
SO 2
LOB 8



Batter	1	2	3	4	5	6	7	8	9	AB	R	H	RBI	BB	SO	LOB
Bud Harrelson, S OBP: 0.308, SLG: 0.290 (1, 6)	0-0 E9 FC4-6 HR 1B		0-0 4-3	0-0 L9			0-3 K			4	1	1	0	0	1	1
Ed Charles, R OBP: 0.375, SLG: 0.290 (1, 5)	4-0 FC4-6 BB		0-0 1-3			0-0 6-3	0-0 5-3			3	0	0	0	1	0	0
Al Luplow, L OBP: 0.278, SLG: 0.329 (1, 8) (8, 7)	0-0 FC4-6 HR 1-2f 2-3		0-0 1B 1B			4-0 2B BB	4-0 2B BB			2	4	1	0	2	0	2
Tommy Davis, R OBP: 0.358, SLG: 0.527 Don Bosch, S OBP: 0.207, SLG: 0.185 (1, 7) (7, PR) (8, 8)	0-0 HR		0-0 1B 1B			0-0 S 2B	0-0 1-H 2B			4	1	4	5	0	0	0
Ed Kranepool, L OBP: 0.368, SLG: 0.474 (1, 3)	4-0 CS BB		0-0 1B 1B			4-0 G1-6-3 IBB	0-3 K			2	0	1	1	2	1	1
Jerry Buchek, R OBP: 0.311, SLG: 0.510 (1, 4)	0-3 K 1-2		0-0 F7			0-0 G1-6-3 1-2f		0-0 5-3		4	0	0	0	0	1	5
Johnny Lewis, L OBP: 0.111, SLG: 0.111 (1, 9)		0-0 F9		0-0 F8		0-0 G3		0-0 1-4-3		4	0	0	0	0	0	0
John Sullivan, L OBP: 0.333, SLG: 0.295 (1, 2)		0-0 L7		0-0 1B		0-0 F7		0-0 1B		4	0	2	0	0	0	0
Bill Denehy, S Jack Hamilton, R OBP: 0.333, SLG: 1.333 (1, 1) (6, 1)		0-3 K		0-0 P4		0-3 K		0-0 6-3		2	0	0	0	0	1	1
										2	0	0	0	0	1	1

Inning Stats	R: 3	H: 2	E: 1	K: 1	S: 6	LOB: 1	BB: 2	P: 14	R: 0	H: 0	E: 0	K: 1	S: 5	LOB: 0	BB: 0	P: 5	R: 1	H: 3	E: 0	K: 0	S: 6	LOB: 2	BB: 0	P: 6	R: 0	H: 1	E: 0	K: 0	S: 4	LOB: 1	BB: 0	P: 4	R: 1	H: 1	E: 0	K: 0	S: 3	LOB: 1	BB: 2	P: 11	R: 0	H: 0	E: 0	K: 1	S: 5	LOB: 0	BB: 0	P: 5	R: 1	H: 1	E: 0	K: 2	S: 8	LOB: 1	BB: 1	P: 12	R: 0	H: 1	E: 0	K: 0	S: 4	LOB: 1	BB: 0	P: 4	R: 0	H: 1	E: 0	K: 0	S: 4	LOB: 1	BB: 0	P: 4
--------------	------	------	------	------	------	--------	-------	-------	------	------	------	------	------	--------	-------	------	------	------	------	------	------	--------	-------	------	------	------	------	------	------	--------	-------	------	------	------	------	------	------	--------	-------	-------	------	------	------	------	------	--------	-------	------	------	------	------	------	------	--------	-------	-------	------	------	------	------	------	--------	-------	------	------	------	------	------	------	--------	-------	------

PITCHER	IP	WLS	BF	H	R	ER	SO	BB	IBB	HBP	BLK	WP	HR	S	P	ERA	WHIP
Pat Jarvis, R ERA: 5.97 (1, 1)	4.1	L	23	7	5	5	2	3	1	0	0	0	1	23	39	10.38	2.308
Clay Carroll, R ERA: 5.06 (5, 1)	1.2		4	0	0	0	1	0	0	0	0	0	0	6	6	0.00	0.000
Phil Niekro, R ERA: 1.85 (7, 1)	2.0		9	2	1	1	2	1	0	0	0	0	0	12	16	4.50	1.500

BOTTOM

Atlanta Braves @ New York Mets
Shea Stadium, Flushing, NY
Sun May 28 1967, 3:33 AM EDT
Unknown

AB	31
R	6
H	9
RBI	6
BB	5
SO	5
LOB	11



WP	HR	S	P	ERA	WHIP
0	0	0	0	0	0

Batter	1	2	3	4	5	6	7	8	9	AB R H RBI BB SO LOB	TOP		
Woody Woodward, R (1, 4) OBP: 0.233, SLG: 0.232	0-0 P5	4-0 BB		0-0 6-3 1B		0-0 4-1		0-0 F7		4 0 1 0 1 0 1			
Rico Carty, R (1, 7) Ty Cline, L (9, 7) OBP: 0.360, SLG: 0.364	0-0 L9	0-3 K		0-0 6-3		0-0 6-3		0-0 2B 1B 1B		5 1 1 0 0 1 3 0 0 0 0 0 0 0			
Hank Aaron, R (1, 9) OBP: 0.371, SLG: 0.574	4-0 1B 2B BB			4-0 2B 1B BB		0-0 5-3		0-0 F8		3 2 0 0 2 1 2			
Mack Jones, L (1, 8) OBP: 0.312, SLG: 0.377	0-0 2B 1B			0-0 2B		0-0 G3		0-3 K		5 2 3 0 0 1 0			
Joe Torre, R (1, 3) OBP: 0.380, SLG: 0.603	0-0 2B			0-0 1B		4-0 G5-3 BB BB		0-0 1B 1B		3 1 3 3 2 0 0			
Gene Oliver, R (1, 2) OBP: 0.341, SLG: 0.538	0-0 6-3			0-0 F9		4-0 1-2 BB		0-0 F7		4 0 0 0 1 0 7			
Clete Boyer, R (1, 5) OBP: 0.297, SLG: 0.394		0-0 6-3		0-0 P6		0-0 G5-3		4-0 1B SF8 BB		4 1 1 2 1 0 4			
Denis Menke, R (1, 6) OBP: 0.308, SLG: 0.283		0-0 SH3 1B		0-0 L7		0-0 F9		0-0 1-3 2-H 1B		5 0 2 1 0 0 4			
Denny Lemaster, R (1, 1) OBP: 0.080, SLG: 0.083		0-0 SH3		0-3 K		0-3 K		0-0 SF8		2 0 0 1 0 2 0			
Inning Stats	R: 2 H: 2 E: 0 LOB: 1 K: 0 BB: 1 S: 5 P: 9	R: 0 H: 1 E: 0 LOB: 2 K: 1 BB: 1 S: 6 P: 10	R: 1 H: 2 E: 0 LOB: 2 K: 0 BB: 1 S: 5 P: 9	R: 0 H: 1 E: 0 LOB: 1 K: 1 BB: 0 S: 6 P: 6	R: 0 H: 0 E: 0 LOB: 1 K: 0 BB: 2 S: 2 P: 10	R: 0 H: 0 E: 0 LOB: 0 K: 1 BB: 0 S: 5 P: 5	R: 0 H: 0 E: 0 LOB: 0 K: 1 BB: 0 S: 5 P: 5	R: 2 H: 2 E: 0 LOB: 1 K: 1 BB: 1 S: 8 P: 12	R: 2 H: 3 E: 0 LOB: 2 K: 1 BB: 1 S: 8 P: 12	1B: 8 SF: 1 2B: 3 SAC: 1 3B: 0 DP: 1 HR: 0 HBP: 0	WP: 0 PA: 44 PB: 0 SB: 0 CS: 0		
PITCHER	IP WLS BF H R ER SO BB IBB HBP BLK WP HR S P ERA WHIP											PITCHER	IP WLS BF H R ER SO BB IBB HBP BLK WP HR S P ERA WHIP
Jack Lamabe, R (1, 1) ERA: 3.27	1.1 L 7 2 2 2 0 1 0 0 0 0 0 0 6 10 13.50 2.250												
Chuck Estrada, R (2, 1) ERA: 7.53	6.0 28 6 3 3 4 5 0 0 0 0 0 0 31 51 4.50 1.833												
Don Shaw, L (8, 1) ERA: 5.14	0.2 2 0 0 0 0 0 0 0 0 0 0 0 2 2 0.00 0.000												
Ron Taylor, R (9, 1) ERA: 6.48	1.0 7 3 2 2 1 0 1 0 0 0 0 0 8 12 18.00 3.000												

Atlanta Braves @ New York Mets
Shea Stadium, Flushing, NY
Sun May 28 1967, 3:38 AM EDT
Att: 48,548 - Unknown

livebaseballscorecards.com

AB	35
R	7
H	11
RBI	7
BB	7
SO	5
LOB	21



BOTTOM

Atlanta Braves @ New York Mets
 Shea Stadium, Flushing, NY
 Sun May 28 1967, 3:38 AM EDT
 Att. 48,548 - Unknown

livebaseballscorecards.com

AB	30
R	3
H	5
RBI	3
BB	3
SO	9
LOB	7



WP: 0	PA: 33
PB: 0	
SB: 0	
CS: 0	

AB	R	H	RBI	BB	SO	LOB
4	1	1	0	0	2	0
0	0	0	0	0	0	0

3	0	2	1	1	0	0
---	---	---	---	---	---	---

3	1	0	0	1	1	3
---	---	---	---	---	---	---

4	1	2	2	0	0	1
---	---	---	---	---	---	---

4	0	0	0	0	3	2
---	---	---	---	---	---	---

3	0	0	0	1	0	0
---	---	---	---	---	---	---

3	0	0	0	0	1	1
---	---	---	---	---	---	---

3	0	0	0	0	0	0
---	---	---	---	---	---	---

0	0	0	0	0	0	0
---	---	---	---	---	---	---

2	0	0	0	0	1	0
---	---	---	---	---	---	---

0	0	0	0	0	0	0
1	0	0	0	0	1	0

1B: 2	SF: 0
2B: 2	SAC: 0
3B: 0	DP: 2
HR: 1	HBP: 0

1B: 2	SF: 0
2B: 2	SAC: 0
3B: 0	DP: 2
HR: 1	HBP: 0

WP: 0	PA: 33
PB: 0	
SB: 0	
CS: 0	

Batter	1	2	3	4	5	6	7	8	9
Bud Harrelson, S (1, 6) OBP: 0.306, SLG: 0.299 Ron Taylor, R (9, 1)	0-0 F9		0-0 2B		0-3 K			0-3 K	
Ed Charles, R (1, 5) OBP: 0.387, SLG: 0.311	4-0 1B BB		0-0 2B			0-0 G6-4-3 1B		0-0 5-3	
Ken Boyer, R (1, 3) OBP: 0.337, SLG: 0.275	0-3 K		0-0 1-4-3			0-0 G6-4-3 1-2f		4-0 HR BB	
Tommy Davis, R (1, 7) OBP: 0.362, SLG: 0.548	0-0 1-2 1B		0-0 6-3			0-0 4-3		0-0 1-H HR	
Jerry Buchek, R (1, 4) OBP: 0.299, SLG: 0.490	0-3 K				0-3 K			0-0 6-3	
Tommie Reynolds, R (1, 8) OBP: 0.220, SLG: 0.256		4-0 G6-4-3 BB		0-0 5-3			0-0 F7	0-0 L7	
Cleon Jones, R (1, 9) OBP: 0.140, SLG: 0.217		0-0 G6-4-3 1-2f		0-0 1-3			0-3 K		
Jerry Grote, R (1, 2) OBP: 0.216, SLG: 0.217		0-0 P3			0-0 1-3			0-0 F7	
Jack Lamabe, R (1, 1) Chuck Estrada, R (2, 1) Don Shaw, L (8, 1) Bob Johnson, R (8, PH) (9, 6) OBP: 0.435, SLG: 0.400			0-3 K		0-0 1-3			0-3 K	

Inning Stats	R: 0 H: 1 E: 0 K: 2 S: 8	R: 0 H: 0 E: 0 K: 0 S: 2	R: 1 H: 2 E: 0 K: 1 S: 7	R: 0 H: 0 E: 0 K: 1 S: 5	R: 0 H: 0 E: 0 K: 1 S: 5	R: 0 H: 1 E: 0 K: 2 S: 3	R: 0 H: 0 E: 0 K: 2 S: 7	R: 0 H: 0 E: 0 K: 2 S: 7	R: 2 H: 1 E: 0 K: 0 S: 4
--------------	--------------------------	--------------------------	--------------------------	--------------------------	--------------------------	--------------------------	--------------------------	--------------------------	--------------------------

PITCHER	IP	WLS	BF	H	R	ER	SO	BB	IBB	HBP	BLK	WP	HR	S	P	ERA	WHIP
Denny Lemaster, L (1, 1) ERA: 2.52	9.0	W	33	5	3	3	9	3	0	0	0	0	1	48	60	3.00	0.889

PITCHER	IP	WLS	BF	H	R	ER	SO	BB	IBB	HBP	BLK	WP	HR	S	P	ERA	WHIP
---------	----	-----	----	---	---	----	----	----	-----	-----	-----	----	----	---	---	-----	------

Batter	1	2	3	4	5	6	7	8	9	AB R H RBI BB SO LOB	TOP		
Bud Harrelson, S (1, 6) OBP: 0.313, SLG: 0.307 Jack Hamilton, R (7, 1) OBP: 0.333, SLG: 1.333 Tommy Reynolds, R (9, PH) OBP: 0.214, SLG: 0.250	0-0 CS 1B		0-0 1-3		0-0 E 1B		0-0 4-3		0-0 6-3	4 0 2 0 0 0 0 0 0 0 0 0 0 0 1 0 0 0 0 0 0			
Ed Charles, R (1, 5) OBP: 0.395, SLG: 0.305	4-0 1B 1-2 BB		0-3 K		0-0 E5 1-3		1-0 1B HBP		4-0 1B BB	2 2 0 0 2 1 1			
Al Luplow, L (1, 8) OBP: 0.287, SLG: 0.337 Ron Swoboda, R (9, PH) OBP: 0.299, SLG: 0.348	0-0 1B 1-3 1B			0-0 4-3	0-0 F7		0-0 1B 1-3 1B		0-0 FC5-4 1B	4 0 2 0 0 0 2 1 0 1 0 0 0 0			
Tommy Davis, R (1, 7) OBP: 0.370, SLG: 0.557	0-0 G4-6-3 1-2 3-H 1B			0-0 2B	0-0 F8		0-0 1-3 3-H 1B		0-0 FC5-4	5 0 3 2 0 0 2			
Ed Kranepool, L (1, 3) OBP: 0.364, SLG: 0.465	0-0 G4-6-3 1-2f			0-0 F7	0-0 1B 1B		0-0 4-3			4 0 1 0 0 0 5			
Johnny Lewis, L (1, 9) OBP: 0.231, SLG: 0.167		0-3 K2-3		4-0 BB	0-0 1B 1-2		0-0 1-3		0-0 1-3	3 0 1 0 1 1 0			
Jerry Buchek, R (1, 4) OBP: 0.288, SLG: 0.472		0-0 F2		0-0 P4	0-3 K		0-3 K		0-3 K	4 0 0 0 0 2 4			
John Sullivan, L (1, 2) OBP: 0.308, SLG: 0.271		0-3 K			0-0 F8 1-3		0-0 1-3		0-3 K	4 0 0 0 0 2 2			
Jack Fisher, R (1, 1) OBP: 0.261, SLG: 0.200 Bob Johnson, R (7, PH) OBP: 0.400, SLG: 0.364 (7, 6)			0-0 6-3		0-0 G3		0-0 P4		0-3 K	2 0 0 0 0 0 0 2 0 0 0 0 1 0			
Inning Stats	R: 1 H: 3 E: 0 LOB: 1 K: 0 BB: 1 S: 4 P: 8	R: 0 H: 0 E: 0 LOB: 0 K: 2 BB: 0 S: 7 P: 7	R: 0 H: 0 E: 0 LOB: 0 K: 1 BB: 0 S: 5 P: 5	R: 0 H: 1 E: 0 LOB: 2 K: 0 BB: 1 S: 4 P: 8	R: 0 H: 1 E: 1 LOB: 2 K: 0 BB: 0 S: 5 P: 5	R: 0 H: 2 E: 0 LOB: 2 K: 1 BB: 0 S: 7 P: 7	R: 1 H: 2 E: 0 LOB: 2 K: 0 BB: 0 S: 5 P: 6	R: 0 H: 0 E: 0 LOB: 0 K: 1 BB: 1 S: 6 P: 10	1B: 9 SF: 0 2B: 1 SAC: 0 3B: 0 DP: 1 HR: 0 HBP: 1	WP: 0 PA: 40 PB: 0 SB: 0 CS: 1			
PITCHER	IP WLS BF H R ER SO BB IBB HBP BLK WP HR S P ERA WHIP											PITCHER	IP WLS BF H R ER SO BB IBB HBP BLK WP HR S P ERA WHIP
Bill Singer, R (1, 1) ERA: 4.3	7.0 W 32 9 2 2 4 2 0 1 0 0 0 0 37 46 2.57 1.571												
Ron Perranoski, L (8, 1) ERA: 2.62	2.0 S 8 1 0 0 3 1 0 0 0 0 0 0 13 17 0.00 1.000												

New York Mets @ Los Angeles Dodgers
Dodger Stadium, Los Angeles, CA
 Mon May 29 1967, 7:05 PM PDT
 Att: 21,487 - Unknown

livebaseballscorecards.com

AB 36
R 2
H 10
RBI 2
BB 3
SO 7
LOB 16



Batter	1	2	3	4	5	6	7	8	9	AB	R	H	RBI	BB	SO	LOB
Wes Parker, S OBP: 0.377, SLG: 0.352 (1, 3)	0-0 1-3		0-0 1-3		4-0 2B SF9 BB	0-0 1-2 1B		0-0 FC1-6 S		4	1	1	0	1	0	1
Dick Schofield, S OBP: 0.321, SLG: 0.217 (1, 6)	0-3 K		4-0 FC3-6 BB		0-0 1-3 HR 2B	0-3 K		0-0 1-2		4	1	1	0	1	2	3
Willie Davis, L OBP: 0.355, SLG: 0.394 (1, 8)	4-0 2B BB		0-0 FC3-6 S		0-0 SF9	0-0 G3				2	1	0	1	1	0	3
Ron Fairly, L OBP: 0.344, SLG: 0.404 (1, 9)	0-0 1-H 2B		4-0 1-2 BB		4-0 HR IBB		0-0 F9			2	1	1	1	2	0	0
Len Gabrielson, L OBP: 0.188, SLG: 0.233 (1, 7)	0-0 F8		0-3 K		0-0 1-H 2-H HR		0-3 K			4	1	1	3	0	2	3
Bob Bailey, R OBP: 0.179, SLG: 0.190 (1, 5)		0-0 1B FC2-5-2 1B		0-0 P5	0-0 1-3		0-0 5-3			4	0	1	0	0	0	0
Nate Oliver, R OBP: 0.800, SLG: 0.800 (1, 4)		0-0 K FC2-5-2 1B		0-0 F5		0-0 WP 1B 1B		0-0 WP S 1B 1B		4	2	3	0	0	0	0
Jeff Torborg, R OBP: 0.222, SLG: 0.314 (1, 2)		0-0 FC2-5-2		0-3 K		0-0 1-3		0-3 K		4	0	0	0	0	2	4
Bill Singer, R OBP: 0.167, SLG: 0.167 (1, 1)		0-3 K			0-3 K		0-0 1B 1B		0-0 FC1-6 1B	3	0	1	1	0	2	2
Ron Perranoski, L OBP: 0.250, SLG: 0.250 (8, 1)		2-3 K				2-H 1B 1B		3-H 1B		1	0	1	1	0	0	0

Inning Stats	R: 1	H: 1	E: 0	K: 1	S: 6	H: 1	LOB: 1	BB: 1	P: 10	R: 0	H: 2	E: 0	K: 1	S: 6	H: 0	LOB: 1	BB: 0	P: 6	R: 0	H: 0	E: 0	K: 1	S: 5	H: 0	LOB: 2	BB: 2	P: 13	R: 0	H: 0	E: 0	K: 1	S: 5	R: 4	H: 2	E: 0	K: 1	S: 7	H: 3	LOB: 2	BB: 0	P: 8	R: 0	H: 0	E: 0	K: 1	S: 5	R: 1	H: 2	E: 0	K: 1	S: 7	H: 2	LOB: 1	BB: 0	P: 7	R: 0	H: 0	E: 0	K: 1	S: 5	R: 1	H: 2	E: 0	K: 1	S: 7	H: 2	LOB: 1	BB: 0	P: 7
1B: 7	SF: 1	2B: 2	SAC: 0	3B: 0	DP: 0	HR: 1	HBP: 0	WP: 2	PA: 38	PB: 0	SB: 3	CS: 0																																																									

PITCHER	IP	WLS	BF	H	R	ER	SO	BB	IBB	HBP	BLK	WP	HR	S	P	ERA	WHIP
Jack Fisher, R ERA: 4.03 (1, 1)	6.0	L	30	8	6	6	6	4	1	0	0	1	1	37	57	9.00	2.000
Jack Hamilton, R ERA: 3.32 (7, 1)	2.0		8	2	1	1	2	0	0	0	0	1	0	12	12	4.50	1.000

BOTTOM

New York Mets @ Los Angeles Dodgers
 Dodger Stadium, Los Angeles, CA
 Mon May 29 1967, 7:05 PM PDT
 Att. 21,487 - Unknown

livebaseballscorecards.com

AB	32
R	7
H	10
RBI	7
BB	5
SO	8
LOB	16



Batter	1	2	3	4	5	6	7	8	9	AB R H RBI BB SO LOB	TOP												
Bud Harrelson, S (1, 6) OBP: 0.319, SLG: 0.301	0-0 3-1			4-0 2B BB	0-0 G3			4-0 1B BB		2 1 0 0 2 0 0													
Ed Charles, R (1, 5) OBP: 0.398, SLG: 0.321	0-0 6-3			0-0 1-H 1B 2B		0-3 K		0-0 1-3 1B		4 1 2 1 0 1 0													
Al Luplow, L (1, 8) OBP: 0.286, SLG: 0.333	0-0 4-3			0-0 2-H 1B		0-0 F3		0-0 L8		4 0 1 1 0 0 2													
Tommy Davis, R (1, 7) OBP: 0.360, SLG: 0.542		0-0 5-3		0-3 K		0-0 6-3		0-0 F9		4 0 0 0 0 1 0													
Ed Kranepool, L (1, 3) OBP: 0.360, SLG: 0.457		0-3 K		0-0 1B 1B		0-3 K		0-0 F2		4 0 1 0 0 2 0													
Johnny Lewis, L (1, 9) OBP: 0.235, SLG: 0.188		0-0 F5		0-0 1-3 1B		0-0 4-3		0-0 5-3		4 0 1 0 0 0 0													
Jerry Buchek, R (1, 4) OBP: 0.283, SLG: 0.463			0-0 5-3	0-3 K		0-3 K				2 0 0 0 0 1 2													
Bob Johnson, R (4, 4) OBP: 0.385, SLG: 0.348										1 0 0 0 0 1 0													
Jerry Grote, R (1, 2) OBP: 0.209, SLG: 0.209			0-0 F2		0-0 6-3			0-0 F8		3 0 0 0 0 0 0													
Bob Shaw, R (1, 1)			0-3 K		0-3 K			0-0 3-1		1 0 0 0 0 1 0													
Bill Denehy, S (4, 1)										1 0 0 0 0 1 0													
Cleon Jones, R (8, PH) OBP: 0.138, SLG: 0.215										1 0 0 0 0 0 0													
Don Shaw, L (8, 1)										0 0 0 0 0 0 0													
Inning Stats	R: 0 E: 0 K: 0 S: 3	H: 0 LOB: 0 BB: 0 P: 3	R: 0 E: 0 K: 1 S: 5	H: 0 LOB: 0 BB: 0 P: 5	R: 0 E: 0 K: 1 S: 5	H: 0 LOB: 0 BB: 0 P: 5	R: 2 E: 0 K: 2 S: 10	H: 4 LOB: 2 BB: 1 P: 14	R: 0 E: 0 K: 1 S: 5	H: 0 LOB: 0 BB: 0 P: 5	R: 0 E: 0 K: 1 S: 5	H: 0 LOB: 0 BB: 0 P: 5	R: 0 E: 0 K: 2 S: 7	H: 0 LOB: 0 BB: 0 P: 7	R: 0 E: 0 K: 0 S: 4	H: 1 LOB: 2 BB: 1 P: 8	R: 0 E: 0 K: 0 S: 3	H: 0 LOB: 0 BB: 0 P: 3	1B: 4 2B: 1 3B: 0 HR: 0	SF: 0 SAC: 0 DP: 0 HBP: 0	WP: 0 PB: 0 SB: 0 CS: 0	PA: 33	
PITCHER Don Sutton, R (1, 1) ERA: 4.44	IP 9.0	WLS W	BF 33	H 5	R 2	ER 2	SO 8	BB 2	IBB 0	HBP 0	BLK 0	WP 0	HR 0	S 47	P 55	ERA 2.00	WHIP 0.778						PITCHER IP WLS BF H R ER SO BB IBB HBP BLK WP HR S P ERA WHIP

New York Mets @ Los Angeles Dodgers
Dodger Stadium, Los Angeles, CA
 Tue May 30 1967, 7:05 PM PDT
 Att: 17,061 - Unknown

livebaseballscorecards.com

AB 31
R 2
H 5
RBI 2
BB 2
SO 8
LOB 4



Batter	1	2	3	4	5	6	7	8	9
Wes Parker, S OBP: 0.373, SLG: 0.348 (1, 3)	0-0 P6		0-0 2B 1B	0-0 1B 1B		0-3 K			
Nate Oliver, R OBP: 0.667, SLG: 0.778 (1, 4)	0-0 CS 1B		0-0 1B 2B	0-3 K		0-0 6-3			
Willie Davis, L OBP: 0.360, SLG: 0.398 (1, 8)	0-3 K		0-0 2-H 3-H 1B	0-0 1B 1B		0-0 F7			
Ron Fairly, L OBP: 0.342, SLG: 0.396 (1, 9)		0-0 4-3	0-0 L9	4-0 1B BB		0-0 F7			
Len Gabrielson, L OBP: 0.250, SLG: 0.294 (1, 7)		0-0 1B 1B	0-0 1B	0-0 1B 1-3 2-H 3-H		0-0 4-3			
Bob Bailey, R OBP: 0.173, SLG: 0.183 (1, 5)		0-0 F7	0-0 4-3	0-0 1-3		0-0 4-3			
Jeff Torborg, R OBP: 0.241, SLG: 0.315 (1, 2)		0-0 1B 1-2 1B		4-0 1B SH BB	0-0 4-3		0-0 5-3		
Gene Michael, S OBP: 0.247, SLG: 0.223 (1, 6)		0-0 1-2 2-H 1B		0-0 SH FC5-4 1B	0-3 K		0-3 K		
Don Sutton, R OBP: 0.167, SLG: 0.250 (1, 1)		0-0 L6		0-0 SH FC5-4	0-3 K		0-0 1-3		

Inning Stats	R: 0	H: 1	E: 0	K: 1	S: 5	LOB: 0	BB: 0	P: 5
	R: 1	H: 3	E: 0	K: 0	S: 6	LOB: 2	BB: 0	P: 6
	R: 2	H: 4	E: 0	K: 0	S: 6	LOB: 1	BB: 0	P: 6
	R: 4	H: 3	E: 1	K: 1	S: 9	LOB: 2	BB: 2	P: 17
	R: 0	H: 0	E: 0	K: 2	S: 7	LOB: 0	BB: 0	P: 7
	R: 0	H: 0	E: 0	K: 1	S: 5	LOB: 0	BB: 0	P: 5
	R: 0	H: 0	E: 0	K: 0	S: 3	LOB: 0	BB: 0	P: 3
	R: 0	H: 0	E: 0	K: 1	S: 5	LOB: 0	BB: 0	P: 5
	R: 0	H: 0	E: 0	K: 0	S: 3	LOB: 0	BB: 0	P: 3
	R: 0	H: 0	E: 0	K: 1	S: 5	LOB: 0	BB: 0	P: 5

PITCHER	IP	WLS	BF	H	R	ER	SO	BB	IBB	HBP	BLK	WP	HR	S	P	ERA	WHIP
Bob Shaw, R ERA: 6.23 (1, 1)	3.0	L	17	9	5	3	1	1	0	0	0	0	0	18	22	9.00	3.333
Bill Denehy, R ERA: 3.65 (4, 1)	4.0		16	2	2	0	4	1	0	0	0	0	0	23	27	0.00	0.750
Don Shaw, L ERA: 4.8 (8, 1)	1.0		3	0	0	0	1	0	0	0	0	0	0	5	5	0.00	0.000

AB R H RBI BB SO LOB

4	2	1	1	0	1	1
4	1	2	0	0	1	1
4	1	2	2	0	1	1
3	0	0	0	1	0	0
4	1	3	2	0	0	0
4	0	0	0	0	0	4
3	1	1	0	1	0	0
4	1	2	1	0	2	0
3	0	0	0	0	1	2

AB	33
R	7
H	11
RBI	6
BB	2
SO	6
LOB	9



WP	PA	3B	SF	SAC	DP	HBP	CS
0	36	0	0	1	0	0	1

New York Mets @ Los Angeles Dodgers
 Dodger Stadium, Los Angeles, CA
 Tue May 30 1967, 7:05 PM PDT
 Att. 17,061 - Unknown

livebaseballscores.com

Batter	1	2	3	4	5	6	7	8	9	AB R H RBI BB SO LOB	TOP											
Bud Harrelson, S (1, 6) OBP: 0.311, SLG: 0.292	0-0 4-3		0-3 K			0-0 SH1-3 1-2		0-3 K		3 0 0 0 0 2 1												
Ed Charles, R (1, 5) OBP: 0.387, SLG: 0.310	0-0 L8			0-3 K		0-3 K		0-0 L9		4 0 0 0 0 2 1												
Al Luplow, L (1, 8) OBP: 0.284, SLG: 0.330	0-0 P4			0-0 F9		0-0 L9		0-0 1B		4 0 1 0 0 0 1												
Tommy Davis, R (1, 7) OBP: 0.351, SLG: 0.527		0-0 P5		0-3 K			0-0 F5		0-0 F8	4 0 0 0 0 1 1												
Johnny Lewis, L (1, 9) OBP: 0.190, SLG: 0.150		0-0 P5			0-0 F9		0-3 K		0-0 G3	4 0 0 0 0 1 1												
Ed Kranepool, L (1, 3) OBP: 0.359, SLG: 0.454		0-0 FC6-4 1B			0-3 K		0-0 P4			3 0 1 0 0 1 0												
Bob Johnson, R (1, 4) OBP: 0.379, SLG: 0.462		0-0 FC6-4 1-2f			0-0 HR			0-0 L8		3 1 1 1 0 0 1												
John Sullivan, L (1, 2) OBP: 0.291, SLG: 0.255			0-0 F9		0-0 F2			0-0 4-3		3 0 0 0 0 0 0												
Don Cardwell, R (1, 1) OBP: 0.280, SLG: 0.364			0-3 K			4-0 SH1-3 BB		0-0 1B		1 0 0 0 1 1 0												
Jack Hamilton, R (6, 1) OBP: 0.333, SLG: 1.333										0 0 0 0 0 0 0												
Bob Shaw, R (6, 1)										0 0 0 0 0 0 0												
Ken Boyer, R (8, PH) OBP: 0.344, SLG: 0.284										1 0 1 0 0 0 0												
Don Shaw, L (8, 1)										0 0 0 0 0 0 0												
Inning Stats	R: 0 E: 0 K: 0 S: 3	H: 0 LOB: 0 BB: 0 P: 3	R: 0 E: 0 K: 0 S: 4	H: 1 LOB: 1 BB: 0 P: 4	R: 0 E: 0 K: 2 S: 7	H: 0 LOB: 0 BB: 0 P: 7	R: 0 E: 0 K: 2 S: 7	H: 0 LOB: 0 BB: 0 P: 7	R: 1 E: 0 K: 1 S: 6	H: 1 LOB: 0 BB: 0 P: 6	R: 0 E: 0 K: 1 S: 5	H: 0 LOB: 1 BB: 1 P: 9	R: 0 E: 0 K: 1 S: 5	H: 0 LOB: 0 BB: 0 P: 5	R: 0 E: 0 K: 1 S: 6	H: 1 LOB: 1 BB: 0 P: 6	R: 0 E: 0 K: 0 S: 4	H: 1 LOB: 1 BB: 0 P: 4	1B: 3 2B: 0 3B: 0 HR: 1	SF: 0 SAC: 1 DP: 0 HBP: 0	WP: 0 PB: 0 SB: 0 CS: 0	PA: 32
PITCHER Dave Giusti, R (1, 1) ERA: 3.23	IP: 9.0 WLS: W BF: 32 H: 4 R: 1 ER: 1 SO: 8 BB: 1 IBB: 0 HBP: 0 BLK: 0 WP: 0 HR: 1 S: 47 P: 51 ERA: 1.00 WHIP: 0.556											PITCHER	IP: 9.0 WLS: W BF: 32 H: 4 R: 1 ER: 1 SO: 8 BB: 1 IBB: 0 HBP: 0 BLK: 0 WP: 0 HR: 1 S: 47 P: 51 ERA: 1.00 WHIP: 0.556									

New York Mets @ Houston Astros
Astrodome, Houston, TX
Wed May 31 1967, 8:05 PM EDT
Att. 12,005 - Unknown

livebaseballscorecards.com

AB	30
R	1
H	4
RBI	1
BB	1
SO	8
LOB	6



Batter	1	2	3	4	5	6	7	8	9
Joe Morgan, L OBP: 0.417, SLG: 0.446 (1, 4)	0-0 L5-3 1B		0-0 1-2 1B			0-0 4-3 1B		0-0 FC3-8 1B	
Sonny Jackson, L OBP: 0.263, SLG: 0.278 (1, 6)	0-0 L5-3 1-2		0-0 F7			0-0 4-3 BB		0-0 FC3-6 1-2f	
Jimmy Wynn, R OBP: 0.365, SLG: 0.483 (1, 8)	0-0 F8			0-0 G3-6-3 1B		0-0 P6			
Rusty Staub, L OBP: 0.391, SLG: 0.533 (1, 9)		0-3 K		0-0 G3-6-3 1-2f		0-0 HBP 1B 2B	0-0 FC4-6 1B		
Eddie Mathews, L OBP: 0.331, SLG: 0.342 (1, 3)		0-0 F1		0-0 CS 1B		4-0 1B HBP 1B IBB	0-0 FC4-6 WP		
Ron Davis, R OBP: 0.275, SLG: 0.404 (1, 7)		0-0 L6		0-0 CS 1-2	0-0 4-3	1-0 1B HBP	0-0 F8		
Bob Aspromonte, R OBP: 0.319, SLG: 0.358 (1, 5)			0-0 L5		4-0 S BB	0-0 1B E 1B	0-0 F8		
Ron Brand, R OBP: 0.270, SLG: 0.156 (1, 2)			0-0 6-3		0-0 F8	0-0 BB E 1B	0-0 P3		
Dave Giusti, R OBP: 0.160, SLG: 0.087 (1, 1)			0-0 1B 1B		0-3 K	0-0 E6 BB	0-0 L7		

Inning Stats	R: 0 E: 0 K: 0 S: 3	H: 1 LOB: 0 BB: 0 P: 3	R: 0 E: 0 K: 1 S: 5	H: 0 LOB: 0 BB: 0 P: 5	R: 0 E: 0 K: 0 S: 5	H: 2 LOB: 2 BB: 0 P: 5	R: 0 E: 0 K: 0 S: 3	H: 2 LOB: 0 BB: 0 P: 3	R: 0 E: 0 K: 1 S: 5	H: 0 LOB: 1 BB: 1 P: 9	R: 6 E: 1 K: 0 S: 9	H: 5 LOB: 3 BB: 2 P: 18	R: 0 E: 0 K: 0 S: 4	H: 1 LOB: 1 BB: 0 P: 4	R: 0 E: 0 K: 0 S: 4	H: 1 LOB: 1 BB: 0 P: 4
--------------	------------------------------	---------------------------------	------------------------------	---------------------------------	------------------------------	---------------------------------	------------------------------	---------------------------------	------------------------------	---------------------------------	------------------------------	----------------------------------	------------------------------	---------------------------------	------------------------------	---------------------------------

PITCHER															PITCHER																		
IP	WLS	BF	H	R	ER	SO	BB	IBB	HBP	BLK	WP	HR	S	P	ERA	WHIP	IP	WLS	BF	H	R	ER	SO	BB	IBB	HBP	BLK	WP	HR	S	P	ERA	WHIP
Don Cardwell, R ERA: 3.46 (1, 1)	5.1	L	23	8	4	4	2	1	0	0	0	0	25	33	6.75	1.688																	
Jack Hamilton, R ERA: 4.09 (6, 1)	0.1		6	2	2	0	1	0	1	0	0	0	4	9	54.00	9.000																	
Bob Shaw, R ERA: 5.93 (6, 1)	1.1		5	1	0	0	0	0	0	0	1	0	5	5	0.00	0.750																	
Don Shaw, L ERA: 4.5 (8, 1)	1.0		4	1	0	0	0	0	0	0	0	0	4	4	0.00	1.000																	

BOTTOM

New York Mets @ Houston Astros
Astrodome, Houston, TX
Wed May 31 1967, 8:05 PM EDT
Att. 12,005 - Unknown

livebaseballscores.com

AB	34
R	6
H	12
RBI	6
BB	3
SO	2
LOB	17



1B: 10	SF: 0	WP: 1	PA: 39
2B: 3	SAC: 0	PB: 0	
3B: 0	DP: 2	SB: 1	
HR: 0	HBP: 1	CS: 1	

Batter	1	2	3	4	5	6	7	8	9	AB R H RBI BB SO LOB	TOP											
Bud Harrelson, S (1, 6) OBP: 0.309, SLG: 0.291	0-0 5-3			0-0 G4-3 1B		0-0 L9			0-0 6-3	4 0 1 0 0 0 0	New York Mets @ Houston Astros Astrodome, Houston, TX Thu Jun 01 1967, 8:05 PM EDT Att. 10,608 - Unknown livebaseballscorecards.com											
Ken Boyer, R (1, 5) OBP: 0.330, SLG: 0.271	0-0 F7			0-0 G4-3 1-2f		0-0 L8			0-3 K	4 0 0 0 0 1 1												
Jerry Buchek, R (1, 4) OBP: 0.276, SLG: 0.450	0-0 L8			0-0 F9					0-3 K	3 0 0 0 0 1 0												
Tommy Davis, R (1, 7) OBP: 0.350, SLG: 0.523		0-0 5-3			0-0 1B SF7 1B				0-0 L7	3 1 1 0 0 0 0												
Bob Johnson, R (1, 3) OBP: 0.375, SLG: 0.448		0-3 K			0-0 1-3 1B				0-3 K	3 0 1 0 0 2 0												
Cleon Jones, R (1, 9) OBP: 0.144, SLG: 0.213		4-0 PO BB			0-0 SF7 3-H				0-0 F8	1 0 0 1 1 0 0												
Jerry Grote, R (1, 2) OBP: 0.204, SLG: 0.205		0-0 PO	0-3 K		0-3 K				0-3 K	2 0 0 0 0 2 1												
Ed Charles, R (8, PH) OBP: 0.384, SLG: 0.307		1-2								1 0 0 0 0 1 0												
John Sullivan, L (8, 2) OBP: 0.291, SLG: 0.255										0 0 0 0 0 0 0												
Don Bosch, S (1, 8) OBP: 0.200, SLG: 0.179			0-3 K		0-0 L7				0-0 F9	2 0 0 0 0 1 1												
Tommie Reynolds, R (8, PH) OBP: 0.209, SLG: 0.244										1 0 0 0 0 0 0												
Tom Seaver, R (1, 1) OBP: 0.423, SLG: 0.381			0-3 K						0-0 6-3	2 0 0 0 0 1 0												
Ron Swoboda, R (9, PH) OBP: 0.295, SLG: 0.343						0-0 F7				1 0 0 0 0 0 0												
Inning Stats	R: 0 E: 0 K: 0 S: 3	H: 0 LOB: 0 BB: 0 P: 3	R: 0 E: 0 K: 1 S: 4	H: 0 LOB: 0 BB: 1 P: 8	R: 0 E: 0 K: 3 S: 9	H: 0 LOB: 0 BB: 0 P: 9	R: 0 E: 0 K: 0 S: 3	H: 1 LOB: 0 BB: 0 P: 3	R: 1 E: 0 K: 1 S: 7	H: 2 LOB: 1 BB: 0 P: 7	R: 0 E: 0 K: 0 S: 3	H: 0 LOB: 0 BB: 0 P: 3	R: 0 E: 0 K: 2 S: 7	H: 0 LOB: 0 BB: 0 P: 7	R: 0 E: 0 K: 1 S: 5	H: 0 LOB: 0 BB: 0 P: 5	R: 0 E: 0 K: 1 S: 5	H: 0 LOB: 0 BB: 0 P: 5	1B: 3 2B: 0 3B: 0 HR: 0	SF: 1 SAC: 0 DP: 1 HBP: 0	WP: 0 PB: 0 SB: 0 CS: 0	PA: 30
PITCHER Mike Cuellar, L (1, 1) ERA: 3.16	IP 9.0	WLS W	BF 29	H 3	R 1	ER 1	SO 9	BB 1	IBB 0	HBP 0	BLK 0	WP 0	HR 0	S 46	P 50	ERA 1.00	WHIP 0.444					



Batter	1	2	3	4	5	6	7	8	9	AB R H RBI BB SO LOB	TOP
Bud Harrelson, S (1, 6) OBP: 0.320, SLG: 0.304	0-0 		0-0 		0-0 			0-0 	0-0 	5 0 3 0 0 0 1	
Cleon Jones, R (1, 8) OBP: 0.158, SLG: 0.224	0-0 		0-3 		0-0 			0-0 		4 1 2 0 0 1 1	
Al Luplow, L (1, 9) OBP: 0.276, SLG: 0.320	0-3 		0-3 		0-0 			0-0 		3 0 0 0 0 2 3	
Jack Hamilton, R (5, 1) OBP: 0.250, SLG: 1.000								1-2 		1 1 0 0 0 0 2	
Tommy Davis, R (1, 7) OBP: 0.356, SLG: 0.526	0-0 		0-0 		0-0 			0-0 		3 0 2 0 0 0 2	
Tommie Reynolds, R (6, PR) OBP: 0.227, SLG: 0.262								1-2 		1 0 1 0 0 0 0	
Ed Kranepool, L (1, 3) OBP: 0.347, SLG: 0.438		0-0 	0-0 		0-0 			0-0 		4 0 0 0 0 0 4	
Ken Boyer, R (1, 5) OBP: 0.330, SLG: 0.273		0-0 		0-0 				0-0 		3 0 1 0 0 0 1	
Ron Swoboda, R (7, 9) OBP: 0.291, SLG: 0.338								0-3 		1 0 0 0 0 1 1	
Jerry Buchek, R (1, 4) OBP: 0.292, SLG: 0.461		0-0 	0-0 		0-0 			0-0 		4 0 3 0 0 1 0	
John Sullivan, L (1, 2) OBP: 0.271, SLG: 0.236		0-3 	0-3 		0-3 			0-0 		4 0 0 0 0 2 4	
Jack Fisher, R (1, 1) OBP: 0.240, SLG: 0.182		0-3 	0-0 		0-0 			0-0 		2 0 0 0 0 1 3	
Don Bosch, S (5, 8) OBP: 0.210, SLG: 0.190								0-0 		2 0 1 0 0 0 1	
Inning Stats	R: 0 E: 0 K: 1 S: 6 H: 2 LOB: 1 BB: 0 P: 6	R: 0 E: 0 K: 2 S: 9 H: 2 LOB: 2 BB: 0 P: 9	R: 0 E: 0 K: 2 S: 9 H: 2 LOB: 2 BB: 0 P: 9	R: 0 E: 0 K: 1 S: 6 H: 1 LOB: 1 BB: 0 P: 6	R: 0 E: 0 K: 0 S: 3 H: 0 LOB: 0 BB: 0 P: 3	R: 0 E: 0 K: 0 S: 3 H: 1 LOB: 1 BB: 0 P: 3	R: 0 E: 0 K: 0 S: 3 H: 1 LOB: 0 BB: 0 P: 3	R: 2 E: 1 K: 1 S: 8 H: 3 LOB: 1 BB: 0 P: 8	R: 0 E: 0 K: 1 S: 6 H: 1 LOB: 1 BB: 0 P: 6	1B: 13 2B: 0 3B: 0 HR: 0 SF: 0 SAC: 0 DP: 3 HBP: 0	WP: 0 PB: 0 SB: 0 CS: 0 PA: 37
PITCHER Juan Marichal, R (1, 1) ERA: 1.99	IP WLS BF H R ER SO BB IBB HBP BLK WP HR S P ERA WHIP										
	9.0 W 37 13 2 1 8 0 0 0 0 0 0 0 53 53 1.00 1.444										

New York Mets @ San Francisco Giants
Candlestick Park, San Francisco, CA
Sat Jun 03 1967, 6:33 AM EDT
Unknown

AB	37
R	2
H	13
RBI	0
BB	0
SO	8
LOB	23



WP: 0	PA: 37
PB: 0	
SB: 0	
CS: 0	

livebaseballscores.com

Batter	1	2	3	4	5	6	7	8	9	AB	R	H	RBI	BB	SO	LOB
Jesus Alou, R (1, 7) OBP: 0.298, SLG: 0.401 Bill Sorrell, L (7, 7) OBP: 0.300, SLG: 0.250	0-0 1B G3 1B	0-0 F4		0-0 F8	0-3 K		4-0 G4-6-3 BB			4	1	1	0	0	1	3
Tom Haller, L (1, 2) OBP: 0.416, SLG: 0.541	0-0 G3 1B 1-2		0-0 F8	0-0 1B	0-0 E9 HR 1B		0-0 G4-6-3			5	1	3	2	0	0	2
Willie Mays, R (1, 8) OBP: 0.398, SLG: 0.535 Ty Cline, L (6, 8)	0-0 G3 1B 1-2 2-3		4-0 PB SF8 BB	0-0 F8	0-0 HR		0-0 L9			3	2	2	2	1	0	1
Willie McCovey, L (1, 3) OBP: 0.356, SLG: 0.478 Norm Siebern, L (5, PR) OBP: 0.263, SLG: 0.135	0-0 G3 1-2 2-3 3-H		1-0 BB E HBP		0-0 BB 1B			0-0 3-1		3	2	2	1	0	0	2
Jim Ray Hart, R (1, 5) OBP: 0.318, SLG: 0.430 Bob Schroder, L (6, 5) OBP: 0.267, SLG: 0.241	0-0 FC3-5-2-4-6 2-3		0-0 SF8		0-0 F8 FC6-4			0-0 1-3		3	0	0	1	0	0	4
Jim Davenport, R (1, 6) OBP: 0.373, SLG: 0.444 Tito Fuentes, S (5, PR) OBP: 0.227, SLG: 0.227	0-0 5-3		4-0 E BB		4-0 BB 1B BB		0-3 K	0-0 4-3		1	0	0	0	2	0	2
Ollie Brown, R (1, 9) OBP: 0.352, SLG: 0.517		0-0 HR	0-0 E5	1-2 2-H	0-0 1B 1B 1B		0-0 F3			4	2	2	2	0	0	1
Hal Lanier, R (1, 4) OBP: 0.213, SLG: 0.237		0-0 5-3	0-0 6-3		0-0 1B 1B		0-0 F5			4	1	1	1	0	0	2
Juan Marichal, R (1, 1) OBP: 0.286, SLG: 0.400		0-0 5-3		0-0 F5	0-0 1B E 1B			0-0 G4-6-3 BB 1B		4	1	2	0	0	0	0

Inning Stats	R: 1	H: 3	E: 0	LOB: 2	K: 0	S: 6	P: 6	R: 1	H: 1	E: 0	LOB: 0	K: 0	S: 4	P: 4	R: 2	H: 0	E: 1	LOB: 2	K: 0	S: 4	P: 13	R: 0	H: 1	E: 0	LOB: 1	K: 0	S: 4	P: 4	R: 7	H: 7	E: 1	LOB: 1	K: 1	S: 12	P: 16	R: 0	H: 0	E: 0	LOB: 0	K: 1	S: 5	P: 5	R: 0	H: 1	E: 0	LOB: 1	K: 0	S: 3	P: 7	R: 0	H: 0	E: 0	LOB: 0	K: 0	S: 3	P: 3
1B: 11	SF: 1	2B: 0	SAC: 0	3B: 0	DP: 1	HR: 2	HBP: 1	WP: 0	PA: 42	CS: 0																																														

PITCHER	IP	WLS	BF	H	R	ER	SO	BB	IBB	HBP	BLK	WP	HR	S	P	ERA	WHIP
Jack Fisher, R (1, 1) ERA: 4.9	4.2	L	30	11	11	9	1	3	0	1	0	0	2	28	41	17.36	3.000
Jack Hamilton, R (5, 1) ERA: 3.55	3.1		12	2	0	0	1	1	0	0	0	0	0	13	17	0.00	0.900

BOTTOM

New York Mets @ San Francisco Giants
Candlestick Park, San Francisco, CA
Sat Jun 03 1967, 6:33 AM EDT
Unknown

AB	36
R	11
H	13
RBI	9
BB	4
SO	2
LOB	18



WP	PA	CS
0	42	0

Batter	1	2	3	4	5	6	7	8	9	10	11	AB R H RBI BB SO LOB	TOP											
Bud Harrelson, S (1, 6) OBP: 0.316, SLG: 0.294	0-0 F9		H 1-0 HBP			X 0-0 F7			X 0-0 F8		X 0-0 4-3	4 0 0 0 0 0 0	New York Mets @ San Francisco Giants Candlestick Park, San Francisco, CA Sat Jun 03 1967, 6:38 AM EDT Att. 15,460 - Unknown											
Cleon Jones, R (1, 8) OBP: 0.170, SLG: 0.225	0-0 4-3		H 1-0 HBP			X 0-0 F9			X 0-0 6-3		X 0-0 2B	4 1 1 0 0 0 0												
Johnny Lewis, L (1, 9) OBP: 0.192, SLG: 0.200	0-0 6-3		S 0-3 HBP			X 0-0 4-3			S 0-3 K		X 0-0 2B	5 1 1 1 0 2 3												
Tommy Davis, R (1, 7) OBP: 0.352, SLG: 0.522		S 0-3 K		X 0-0 5-3		X 0-0 F5			X 0-0 F6		X 0-0 2B	5 0 1 1 0 1 0												
Don Bosch, S (11, PR) OBP: 0.210, SLG: 0.190												0 0 0 0 0 0 0												
Ron Swoboda, R (1, 3) OBP: 0.301, SLG: 0.347		X 0-0 6-3		X 0-0 F5		X 0-0 CS			X 0-0 F9		S 0-3 K	4 0 2 0 0 0 0												
John Sullivan, L (10, 2) OBP: 0.267, SLG: 0.232												1 0 0 0 0 1 1												
Jerry Buchek, R (1, 4) OBP: 0.290, SLG: 0.454		S 0-3 K		X 0-0 5-3		X 0-0 6-3			X 0-0 1B			4 0 1 0 0 1 1												
Ken Boyer, R (1, 5) OBP: 0.327, SLG: 0.272			X 0-0 HBP		X 0-0 6-3			X 0-0 F9		X 0-0 F9		4 0 1 0 0 0 2												
Jerry Grote, R (1, 2) OBP: 0.198, SLG: 0.198			X 0-0 F3		X 0-0 F8			S 0-3 K		X 0-0 F8		3 0 0 0 0 1 1												
Ed Kranepool, L (10, PH) OBP: 0.344, SLG: 0.434			1-2 F3									1 0 0 0 0 0 2												
Bob Shaw, R (1, 1)			X 0-0 F3		S 0-3 K			S 0-3 K			X 0-0 5-3	4 0 0 0 0 2 1												
Inning Stats	R: 0 E: 0 K: 0 S: 3	H: 0 LOB: 0 BB: 0 P: 3	R: 0 E: 0 K: 2 S: 7	H: 0 LOB: 0 BB: 0 P: 7	R: 0 E: 0 K: 1 S: 6	H: 1 LOB: 3 BB: 0 P: 8	R: 0 E: 0 K: 0 S: 3	H: 0 LOB: 0 BB: 0 P: 3	R: 0 E: 0 K: 1 S: 5	H: 0 LOB: 0 BB: 0 P: 5	R: 0 E: 0 K: 0 S: 3	H: 1 LOB: 0 BB: 0 P: 3	R: 0 E: 0 K: 0 S: 7	H: 0 LOB: 0 BB: 0 P: 7	R: 0 E: 0 K: 1 S: 5	H: 0 LOB: 2 BB: 0 P: 5	R: 0 E: 0 K: 0 S: 5	H: 2 LOB: 2 BB: 0 P: 5	R: 2 E: 0 K: 1 S: 8	H: 3 LOB: 1 BB: 0 P: 8	1B: 5 2B: 2 3B: 0 HR: 0	SF: 0 SAC: 0 DP: 0 HBP: 2	WP: 0 PB: 0 SB: 2 CS: 1	PA: 41
PITCHER	IP WLS BF H R ER SO BB IBB HBP BLK WP HR S P ERA WHIP																							
Bobby Bolin, R (1, 1) ERA: 4.74	10.2 L 40 7 2 2 7 0 0 2 0 0 0 0 52 54 1.69 0.656																							
Bill Henry, L (11, 1) ERA:	0.1 1 0 0 0 1 0 0 0 0 0 0 0 3 3 0.00 0.000																							

AB	39
R	2
H	7
RBI	2
BB	0
SO	8
LOB	11



Batter	1	2	3	4	5	6	7	8	9	10	11	AB R H RBI BB SO LOB	BOTTOM															
Jesus Alou, R OBP: 0.295, SLG: 0.401 (1, 7)	0-0 E 2B		0-0 5-3		0-0 FC6-4 1-2f			0-0 6-3			0-0 F8	5 0 1 0 0 0 1	New York Mets @ San Francisco Giants Candlestick Park, San Francisco, CA Sat Jun 03 1967, 6:38 AM EDT Att. 15,460 - Unknown															
Tom Haller, L OBP: 0.415, SLG: 0.555 (1, 2)	0-0 F6		4-0 FC6-4 BB			0-0 F5		0-0 F2			0-0 HR	4 1 1 1 1 0 1																
Willie Mays, R OBP: 0.386, SLG: 0.517 (1, 8)	0-3 K		0-0 FC6-4 1-2f			0-0 5-3					0-3 K	5 0 0 0 0 2 2																
Willie McCovey, L OBP: 0.345, SLG: 0.462 (1, 3)	0-0 E1 2-3			0-0 4-3			0-0 F8					4 0 0 0 0 0 1																
Jim Ray Hart, R OBP: 0.311, SLG: 0.420 (1, 5)	0-0 G3			0-0 6-3								4 0 0 0 0 0 2																
Jim Davenport, R OBP: 0.368, SLG: 0.427 (1, 6)		0-0 F5		0-3 K								3 0 0 0 1 1 0																
Ollie Brown, R OBP: 0.341, SLG: 0.500 (1, 9)		0-0 5-3										4 0 0 0 0 0 1																
Hal Lanier, R OBP: 0.214, SLG: 0.237 (1, 4)		0-0 F9										4 0 1 0 0 0 1																
Bobby Bolin, R OBP: 0.261, SLG: 0.318 (11, 1)			0-0 F9									3 0 0 0 0 1 1																
Bill Henry, L (11, 1)					0-3 K							0 0 0 0 0 0 0																
Ty Cline, L (11, PH)								0-0 6-3				1 0 0 0 0 0 0																
Inning Stats	R: 0 E: 1 K: 1 S: 7	H: 1 LOB: 2 BB: 0 P: 7	R: 0 E: 0 K: 0 S: 3	H: 0 LOB: 0 BB: 0 P: 3	R: 0 E: 0 K: 0 S: 3	H: 0 LOB: 1 BB: 1 P: 7	R: 0 E: 0 K: 1 S: 5	H: 0 LOB: 0 BB: 0 P: 5	R: 0 E: 0 K: 1 S: 6	H: 1 LOB: 1 BB: 0 P: 6	R: 0 E: 0 K: 0 S: 3	H: 0 LOB: 0 BB: 0 P: 3	R: 0 E: 0 K: 0 S: 3	H: 0 LOB: 0 BB: 0 P: 3	R: 0 E: 0 K: 0 S: 3	H: 0 LOB: 0 BB: 0 P: 3	R: 0 E: 0 K: 0 S: 3	H: 0 LOB: 0 BB: 0 P: 3	R: 0 E: 0 K: 0 S: 3	H: 0 LOB: 0 BB: 0 P: 3	R: 0 E: 0 K: 0 S: 3	H: 0 LOB: 0 BB: 0 P: 3	R: 1 E: 0 K: 1 S: 6	H: 1 LOB: 0 BB: 0 P: 6	1B: 1 2B: 1 3B: 0 HR: 1	SF: 0 SAC: 0 DP: 0 HBP: 0	WP: 0 PB: 0 SB: 0 CS: 0	PA: 39
PITCHER Bob Shaw, R ERA: 4.46 (1, 1)	IP 11.0	WLS W	BF 39	H 3	R 1	ER 1	SO 4	BB 2	IBB 0	HBP 0	BLK 0	WP 0	HR 1	S 45	P 53	ERA 0.82	WHIP 0.455											

livebaseballscores.com

AB	37
R	1
H	3
RBI	1
BB	2
SO	4
LOB	10



Batter	1	2	3	4	5	6	7	8	9	AB R H RBI BB SO LOB	TOP																						
Bud Harrelson, S (1, 6) OBP: 0.321, SLG: 0.295	0-0 4-3			0-0 1B		4-0 BB			0-0 4-3	3 0 1 0 1 0 0	New York Mets @ San Francisco Giants Candlestick Park, San Francisco, CA Sun Jun 04 1967, 6:33 AM EDT Unknown livebaseballscorecards.com																						
Cleon Jones, R (1, 8) OBP: 0.164, SLG: 0.217 (7, 7)	0-0 G3			0-3 K		0-0 G4-3			0-0 F9	4 0 0 0 0 1 2																							
Jerry Buchek, R (1, 4) OBP: 0.289, SLG: 0.447	0-0 4-3			0-0 F7		0-3 K			0-0 1B	4 0 1 0 0 1 1																							
Tommy Davis, R (1, 7) OBP: 0.351, SLG: 0.519 Don Bosch, S (7, 8) OBP: 0.222, SLG: 0.203		0-0 6-3		0-0 1B		0-3 K			0-0 1B	3 0 1 0 0 1 0 1 0 1 0 0 0 0																							
Ron Swoboda, R (1, 3) OBP: 0.287, SLG: 0.329		0-0 6-3		0-0 F8		0-0 6-3			0-0 5-3	4 0 0 0 0 0 4																							
Tommie Reynolds, R (1, 9) OBP: 0.213, SLG: 0.244		0-0 F8			0-0 5-3					3 0 0 0 0 0 0																							
Ken Boyer, R (1, 5) OBP: 0.330, SLG: 0.269 Bob Johnson, R (7, 5) OBP: 0.364, SLG: 0.433			0-0 F8		4-0 WP BB			0-3 K		1 0 0 0 1 0 0 1 0 0 0 0 1 0																							
Jerry Grote, R (1, 2) OBP: 0.192, SLG: 0.191			0-0 F7		0-0 5-3			0-0 F7		3 0 0 0 0 0 1																							
Bill Denehy, S (1, 1) Johnny Lewis, L (5, PH) OBP: 0.185, SLG: 0.192 Jack Hamilton, R (5, 1) OBP: 0.250, SLG: 1.000 Al Luplow, L (8, PH) OBP: 0.274, SLG: 0.316 Dick Selma, R (8, 1)			0-0 2-3		0-3 K			0-3 K		1 0 0 0 0 0 0 1 0 0 0 0 1 1 0 0 0 0 0 0 0 1 0 0 0 0 1 0 0 0 0 0 0 0 0																							
Inning Stats	R: 0 E: 0 K: 0 S: 3	H: 0 LOB: 0 BB: 0 P: 3	R: 0 E: 0 K: 0 S: 3	H: 0 LOB: 0 BB: 0 P: 3	R: 0 E: 0 K: 1 S: 7	H: 2 LOB: 2 BB: 0 P: 7	R: 0 E: 0 K: 1 S: 5	H: 0 LOB: 1 BB: 1 P: 9	R: 0 E: 0 K: 1 S: 4	H: 0 LOB: 0 BB: 1 P: 8		R: 0 E: 0 K: 1 S: 5	H: 0 LOB: 0 BB: 0 P: 5	R: 0 E: 0 K: 2 S: 7	H: 0 LOB: 0 BB: 0 P: 7	R: 0 E: 0 K: 0 S: 5	H: 2 LOB: 2 BB: 0 P: 5	1B: 4 2B: 0 3B: 0 HR: 0	SF: 0 SAC: 0 DP: 1 HBP: 0	WP: 1 PB: 0 SB: 0 CS: 0	PA: 32												
PITCHER Joe Gibbon, L (1, 1) ERA: 3.09	IP 9.0	WLS W	BF 32	H 4	R 0	ER 0	SO 6	BB 2	IBB 0	HBP 0		BLK 0	WP 1	HR 0	S 42	P 50	ERA 0.00	WHIP 0.667															
												PITCHER	IP	WLS	BF	H	R	ER	SO	BB	IBB	HBP	BLK	WP	HR	S	P	ERA	WHIP				



Batter	1	2	3	4	5	6	7	8	9	AB	R	H	RBI	BB	SO	LOB
Jesus Alou, R OBP: 0.294, SLG: 0.398 (1, 7)	0-0 1B	0-0 F9		0-0 F9		0-0 G3				4	0	1	0	0	0	1
Tom Haller, L OBP: 0.411, SLG: 0.546 (1, 2)	0-0 F7	0-3 K			0-0 1B HR		0-0 F3			4	1	1	0	0	1	1
Willie Mays, R OBP: 0.385, SLG: 0.513 (1, 8) Ty Cline, L (6, 8)	0-3 K		0-3 K		0-0 1B HR		4-0 5-3 BB			3	1	1	0	0	2	1
Willie McCovey, L OBP: 0.352, SLG: 0.488 (1, 3) Norm Siebern, L (7, PH) OBP: 0.277, SLG: 0.132 (8, 3)	0-0 F8		4-0 CS BB		0-0 1B HR		0-0 5-3			2	1	1	3	1	0	1
Jim Ray Hart, R OBP: 0.321, SLG: 0.417 (1, 5)		4-0 1B BB		4-0 1-2 BB		0-0 F4		4-0 1B IBB		1	1	0	0	3	0	0
Ollie Brown, R OBP: 0.338, SLG: 0.488 (1, 9)		4-0 1B HR BB		0-0 F6		0-0 F9		0-0 F8		3	1	0	0	1	0	3
Hal Lanier, R OBP: 0.221, SLG: 0.245 (1, 6)		0-0 1B HR		0-0 FC6-4 1B		0-0 4-3		0-0 4-3		4	1	2	1	0	0	0
Tito Fuentes, S OBP: 0.228, SLG: 0.254 (1, 4)		0-0 HR		0-0 FC6-4 FC2-6		0-0 5-3		0-3 K		4	1	1	3	0	1	1
Joe Gibbon, R (1, 1)		0-3 K		0-0 FC2-6		0-3 K		0-3 K		4	0	0	0	0	3	1

Inning Stats	R: 0	H: 1	E: 0	K: 1	S: 6	LOB: 1	BB: 0	P: 6	R: 4	H: 2	E: 0	K: 2	S: 9	LOB: 0	BB: 2	P: 17	R: 0	H: 0	E: 0	K: 1	S: 4	LOB: 1	BB: 2	P: 12	R: 0	H: 1	E: 0	K: 0	S: 4	LOB: 1	BB: 0	P: 4	R: 3	H: 3	E: 0	K: 0	S: 6	LOB: 0	BB: 0	P: 6	R: 0	H: 0	E: 0	K: 1	S: 5	LOB: 0	BB: 0	P: 5	R: 0	H: 0	E: 0	K: 0	S: 3	LOB: 2	BB: 2	P: 11	R: 0	H: 0	E: 0	K: 2	S: 7	LOB: 0	BB: 0	P: 7
--------------	------	------	------	------	------	--------	-------	------	------	------	------	------	------	--------	-------	-------	------	------	------	------	------	--------	-------	-------	------	------	------	------	------	--------	-------	------	------	------	------	------	------	--------	-------	------	------	------	------	------	------	--------	-------	------	------	------	------	------	------	--------	-------	-------	------	------	------	------	------	--------	-------	------

PITCHER	IP	WLS	BF	H	R	ER	SO	BB	IBB	HBP	BLK	WP	HR	S	P	ERA	WHIP
Bill Denehy, R (1, 1) ERA: 4.17	4.0	L	19	4	4	4	4	4	4	0	0	0	1	23	39	9.00	2.000
Jack Hamilton, R (5, 1) ERA: 4.13	3.0		14	3	3	3	1	1	1	0	0	0	1	14	22	9.00	1.333
Dick Selma, R (8, 1) ERA:	1.0		3	0	0	0	2	0	0	0	0	0	0	7	7	0.00	0.000

BOTTOM

New York Mets @ San Francisco Giants
Candlestick Park, San Francisco, CA

Sun Jun 04 1967, 6:33 AM EDT
Unknown

AB	30
R	7
H	7
RBI	7
BB	6
SO	7
LOB	10

livebaseballscorecards.com

GIANTS

WP: 0	PA: 36
PB: 0	
SB: 0	
CS: 1	

Batter	1	2	3	4	5	6	7	8	9	AB R H RBI BB SO LOB	TOP
Bud Harrelson, S (1, 6) OBP: 0.319, SLG: 0.294	0-0 1-3		0-0 G6-4-3 1B			0-0 6-3		0-0 G5-4-3 1-2f		4 0 1 0 0 0 1	
Ed Kranepool, L (1, 3) OBP: 0.349, SLG: 0.436	0-0 1B 1B		0-0 G6-4-3 1-2f			0-0 6-3		0-0 FC5-4 1B		4 0 2 0 0 0 1	
Jerry Buchek, R (1, 4) OBP: 0.303, SLG: 0.452 Ron Taylor, R (8, 1)	0-0 G6-4-3 1-2 1B			0-0 G5-4-3 1B 1B		4-0 BB BB BB		0-0 FC5-4 1-2f		3 0 2 0 1 0 1 0 0 0 0 0 0 0	
Tommy Davis, R (1, 7) OBP: 0.349, SLG: 0.512	0-0 G6-4-3 1-2f			0-0 G5-4-3 1-2 1B		0-0 F9			0-0 F9	4 0 1 0 0 0 3	
Ken Boyer, R (1, 5) OBP: 0.336, SLG: 0.263		4-0 BB BB BB BB		0-0 G5-4-3 1-2f 2-3			0-0 F9		4-0 BB BB	2 0 0 0 2 0 2	
Cleon Jones, R (1, 9) OBP: 0.167, SLG: 0.218		0-0 FC4-6 1-2f		0-0 6-3			0-0 FC6-4 1B		0-0 F9	4 0 1 0 0 0 3	
Don Bosch, S (1, 8) OBP: 0.224, SLG: 0.194		0-3 K			0-3 K		0-0 FC6-4 1-2f		4-0 BB BB BB	3 0 0 0 1 2 2	
Jerry Grote, R (1, 2) OBP: 0.186, SLG: 0.186 Ron Swoboda, R (9, PH) OBP: 0.284, SLG: 0.325		0-0 F5			0-3 K2-3		0-0 F9		0-3 K	3 0 0 0 0 1 2 1 0 0 0 0 1 2	
Chuck Estrada, R (1, 1) Don Shaw, L (6, 1) Bob Johnson, R (8, PH) OBP: 0.382, SLG: 0.452 (8, 4)			0-3 K		0-3 K			0-0 G5-4-3 1B		2 0 0 0 0 2 0 0 0 0 0 0 0 0 1 0 1 0 0 0 0	
Inning Stats	R: 0 H: 2 E: 0 LOB: 1 K: 0 BB: 0 S: 4 P: 4	R: 0 H: 0 E: 1 LOB: 1 K: 1 BB: 1 S: 5 P: 9	R: 0 H: 1 E: 0 LOB: 0 K: 1 BB: 0 S: 5 P: 5	R: 0 H: 2 E: 0 LOB: 1 K: 0 BB: 0 S: 4 P: 4	R: 0 H: 0 E: 0 LOB: 0 K: 3 BB: 0 S: 9 P: 9	R: 0 H: 0 E: 0 LOB: 1 K: 0 BB: 1 S: 3 P: 7	R: 0 H: 1 E: 0 LOB: 1 K: 0 BB: 0 S: 4 P: 4	R: 0 H: 2 E: 0 LOB: 1 K: 1 BB: 2 S: 5 P: 13	R: 0 H: 0 E: 0 LOB: 2 K: 1 BB: 2 S: 5 P: 13	1B: 8 SF: 0 2B: 0 SAC: 0 3B: 0 DP: 4 HR: 0 HBP: 0	WP: 0 PA: 35 PB: 0 SB: 0 CS: 0
PITCHER Mike McCormick, L (1, 1) ERA: 3.83	IP WLS BF H R ER SO BB IBB HBP BLK WP HR S P ERA WHIP										
	9.0 W 35 8 0 0 6 4 0 0 0 0 0 0 0 43 59 0.00 1.333										

New York Mets @ San Francisco Giants
Candlestick Park, San Francisco, CA

AB	31
R	0
H	8
RBI	0
BB	4
SO	6
LOB	17



Sun Jun 04 1967, 6:38 AM EDT
Att. 30,235 - Unknown

WP: 0	PA: 35
PB: 0	
SB: 0	
CS: 0	

Batter	1	2	3	4	5	6	7	8	9	10	AB R H RBI BB SO LOB	TOP
Bud Harrelson, S OBP: 0.313, SLG: 0.304 (1, 6) X	0-0 F9 ①		X 0-0 4-3 ①		X 0-0 F8 ②			X 0-0 L4 ②		X 0-0 4-3 ③	5 0 0 0 0 0 0	New York Mets @ Pittsburgh Pirates Forbes Field, Pittsburgh, PA Tue Jun 06 1967, 7:05 PM EDT Att. 16,712 - Unknown
Ed Charles, R OBP: 0.387, SLG: 0.314 (1, 5) S	0-3 K ②		X 0-0 1B		S 0-3 K ③			X 0-0 1B			4 0 2 0 0 2 0	
Cleon Jones, R OBP: 0.161, SLG: 0.211 (1, 9) S (10, 7)	0-3 K ③		S 0-3 K ②		X 0-0 F9 ①			X 0-0 6-3 ③			4 0 0 0 0 2 2	
Tommy Davis, R OBP: 0.348, SLG: 0.503 Johnny Lewis, L OBP: 0.156, SLG: 0.161 (1, 7) S (10, 9)		X 0-0 L6-4 1B 1B	X 0-0 5-3 ③		X 0-0 6-3 ②			S 0-3 K ①			4 0 1 0 0 1 1 0 0 0 0 0 0 0	
Hawk Taylor, R OBP: 0.250, SLG: 0.250 (1, 2)		X 0-0 WP 3B 1B		X 0-0 F8 ①		S 0-3 K ③		X 0-0 6-3 ②			4 1 1 0 0 1 0	
Jerry Buchek, R OBP: 0.293, SLG: 0.433 (1, 4)		X 0-0 L6-4 ③	S 0-3 K ②		X 0-0 4-3 ①			S 0-3 K ③			4 0 0 0 0 2 2	
Ron Swoboda, R OBP: 0.304, SLG: 0.417 (1, 3)		X 0-0 1-H 3B		X 0-0 E8 2B		X 0-0 F9 ②		X 0-0 HR			4 2 3 2 0 0 0	
Tommie Reynolds, R OBP: 0.216, SLG: 0.229 (1, 8)		4-0 IBB		X 0-0 6-3 ③		X 0-0 F8 ③		X 0-0 6-3 ①		X 0-0 6-3 ①	3 0 0 0 1 0 0	
Dick Selma, R Bill Denehy, S Ken Boyer, R OBP: 0.336, SLG: 0.263 Jack Hamilton, R OBP: 0.200, SLG: 0.800 (1, 1) S (7, 1) S (8, PH) S (8, 1) S	0-3 K ③		S 0-3 K ①		S 0-3 K ①			S 0-3 K ①		X 0-0 F8 ②	2 0 0 0 0 2 2 0 0 0 0 0 0 0 1 0 0 0 0 1 0 1 0 0 0 0 0 0	
Inning Stats	R: 0 H: 0 E: 0 LOB: 0 K: 2 BB: 0 S: 7 P: 7	R: 1 H: 3 E: 0 LOB: 2 K: 1 BB: 1 S: 7 P: 11	R: 0 H: 1 E: 0 LOB: 1 K: 1 BB: 0 S: 6 P: 6	R: 1 H: 1 E: 1 LOB: 0 K: 1 BB: 0 S: 6 P: 6	R: 0 H: 0 E: 0 LOB: 0 K: 2 BB: 0 S: 7 P: 7	R: 0 H: 0 E: 0 LOB: 0 K: 1 BB: 0 S: 5 P: 5	R: 0 H: 0 E: 0 LOB: 0 K: 0 BB: 0 S: 3 P: 3	R: 0 H: 1 E: 0 LOB: 1 K: 1 BB: 0 S: 6 P: 6	R: 0 H: 0 E: 0 LOB: 0 K: 2 BB: 0 S: 7 P: 7	R: 1 H: 1 E: 0 LOB: 0 K: 0 BB: 0 S: 4 P: 4	1B: 4 SF: 0 2B: 2 SAC: 0 3B: 1 DP: 1 HR: 1 HBP: 0	
PITCHER	IP WLS BF H R ER SO BB IBB HBP BLK WP HR S P ERA WHIP											
Juan Pizarro, L ERA: 3.72 Roy Face, R ERA: 1.04 (1, 1) S (10, 1) S	9.0 L 4 1 1 1 0 0 0 0 0 0 0 1 4 4 9.00 1.000											

livebaseballscorecards.com

AB	36
R	3
H	7
RBI	2
BB	1
SO	11
LOB	7



New York Mets @ Pittsburgh Pirates
Forbes Field, Pittsburgh, PA
 Tue Jun 06 1967, 7:05 PM EDT
 Att: 16,712 - Unknown

livebaseballscorecards.com

AB	34
R	2
H	5
RBI	2
BB	6
SO	6
LOB	16



WP: 1	PA: 41
PB: 1	
SB: 1	
CS: 1	

Batter	1	2	3	4	5	6	7	8	9	10	AB	R	H	RBI	BB	SO	LOB
Matty Alou, L (1, 8) OBP: 0.348, SLG: 0.335 Maury Wills, S (9, PH) OBP: 0.311, SLG: 0.355 Roy Face, R (10, 1)	X 0-0 S 1B		X 0-0 E5 1-3 3B 1B		X 0-0 P6		X 0-0 L3		X 0-3 K		4	1	2	0	0	0	0
George Spriggs, L (1, 7) OBP: 0.269, SLG: 0.205	S 0-3 K 1-2		B 4-0 B 1-3 B 3B BB		X 0-0 4-3		X 0-0 6-3		X 0-0 6-3		4	1	0	0	1	1	1
Gene Alley, R (1, 6) OBP: 0.323, SLG: 0.421	X 0-0 G3		X 0-0 1-3		S 0-3 K		S 0-3 K		X 0-0 4-3		5	0	0	0	0	2	3
Willie Stargell, L (1, 9) OBP: 0.319, SLG: 0.399	B 4-0 B BB B BB		X 0-0 1-2 2-3 3B		X 0-0 P6		X 0-0 4-3		B 4-0 B BB B BB		3	0	1	2	2	0	0
Bill Mazeroski, R (1, 4) OBP: 0.303, SLG: 0.370	X 0-0 1-3		X 0-0 G3		B 4-0 B BB B BB		X 0-0 FC5-4 BB		X 0-0 E3 PB SH1-3		4	0	0	0	1	0	4
Donn Clendenon, R (1, 3) OBP: 0.280, SLG: 0.365		X 0-0 L3		X 0-0 CS 1B		X 0-0 FC5-4 WP 1-2f		X 0-0 SH1-3			3	0	1	0	0	0	1
Jose Pagan, R (1, 5) OBP: 0.326, SLG: 0.400		X 0-0 4-3		X 0-0 6-3		X 0-0 L1 1-2		S 0-3 K			4	0	0	0	0	1	3
Jesse Gonder, L (1, 2) OBP: 0.294, SLG: 0.207		X 0-0 3-1		X 0-0 1B		X 0-0 P4		X 4-0 IBB IBB			3	0	1	0	1	0	0
Juan Pizarro, L (1, 1) OBP: 0.222, SLG: 0.176 Roberto Clemente, R (9, PH) OBP: 0.437, SLG: 0.621 (10, 8)			X 0-0 5-3		X 0-3 K		X 0-0 3-1		X 4-0 1-2 IBB		3	0	0	0	0	1	1
											0	0	0	0	1	0	0

Inning Stats	R: 0	H: 1	E: 0	K: 1	S: 6	P: 10	R: 0	H: 0	E: 0	K: 0	S: 3	P: 3	R: 2	H: 2	E: 1	K: 0	S: 5	R: 0	H: 2	E: 0	K: 1	S: 6	P: 6	R: 0	H: 0	E: 0	K: 1	S: 5	R: 0	H: 0	E: 0	K: 0	S: 3	P: 3	R: 0	H: 0	E: 0	K: 0	S: 3	P: 7	R: 0	H: 0	E: 0	K: 1	S: 5	R: 0	H: 0	E: 0	K: 2	S: 8	P: 16	R: 0	H: 0	E: 0	K: 0	S: 3	P: 7	1B: 4	2B: 0	3B: 1	HR: 0	SF: 0	SAC: 1	DP: 0	HBP: 0	WP: 1	PA: 41
--------------	------	------	------	------	------	-------	------	------	------	------	------	------	------	------	------	------	------	------	------	------	------	------	------	------	------	------	------	------	------	------	------	------	------	------	------	------	------	------	------	------	------	------	------	------	------	------	------	------	------	------	-------	------	------	------	------	------	------	-------	-------	-------	-------	-------	--------	-------	--------	-------	--------

PITCHER	IP	WLS	BF	H	R	ER	SO	BB	IBB	HBP	BLK	WP	HR	S	P	ERA	WHIP
Dick Selma, R (1, 1) ERA: 2.57	6.0		25	5	2	2	3	3	0	0	0	1	0	28	40	3.00	1.333
Bill Denehy, R (7, 1) ERA: 4.07	1.0		3	0	0	0	0	0	0	0	0	0	0	3	3	0.00	0.000
Jack Hamilton, R (8, 1) ERA: 3.73	3.0	W	13	0	0	0	3	1	2	0	0	0	0	16	28	0.00	0.333

Batter	1	2	3	4	5	6	7	8	9	AB R H RBI BB SO LOB	TOP	
Bud Harrelson, S (1, 6) OBP: 0.312, SLG: 0.302	0-0 4-3		0-0 4-3			0-0 4-3		0-0 1B		4 0 1 0 0 0 0		
Ed Charles, R (1, 5) OBP: 0.384, SLG: 0.311	0-0 1-3			0-0 4-3		0-0 1B		0-0 F8		4 0 1 0 0 0 1		
Jerry Buchek, R (1, 4) OBP: 0.292, SLG: 0.428	0-0 4-3			0-3 K		0-3 K			0-0 1-3 1B	4 0 1 0 0 2 1		
Tommy Davis, R (1, 7) OBP: 0.346, SLG: 0.503		0-0 E5 1-3		0-0 4-3			0-0 2B		0-0 1-3	4 0 1 0 0 0 1		
Ed Kranepool, L (1, 3) OBP: 0.356, SLG: 0.432		0-0 1-3			0-0 3-1		0-0 4-3		0-0 F7	4 0 0 0 0 0 3		
Ron Swoboda, R (1, 9) OBP: 0.302, SLG: 0.402		0-0 FC6-5-6-1			0-0 6-3		0-3 K		4-0 BB	3 0 0 0 1 1 2		
Cleon Jones, R (1, 8) OBP: 0.165, SLG: 0.214 Al Luplow, L (9, PH) OBP: 0.286, SLG: 0.324		0-0 4-3			0-0 1B		0-0 6-3		0-0 G3	3 0 1 0 0 0 2 0 0 0 0 0 0 0		
John Sullivan, L (1, 2) OBP: 0.242, SLG: 0.210			0-0 3-1		0-3 K			0-0 F2		3 0 0 0 0 1 1		
Jack Fisher, R (1, 1) OBP: 0.222, SLG: 0.167 Johnny Lewis, L (8, PH) OBP: 0.152, SLG: 0.156 Don Shaw, L (8, 1)			0-3 K			0-3 K		0-3 K		2 0 0 0 0 2 0 1 0 0 0 0 1 0 0 0 0 0 0 0 0		
Inning Stats	R: 0 E: 0 K: 0 S: 3 H: 0 LOB: 0 BB: 0 P: 3	R: 0 E: 1 K: 0 S: 4 H: 0 LOB: 1 BB: 0 P: 4	R: 0 E: 0 K: 1 S: 5 H: 0 LOB: 0 BB: 0 P: 5	R: 0 E: 0 K: 1 S: 5 H: 0 LOB: 0 BB: 0 P: 5	R: 0 E: 0 K: 1 S: 6 H: 1 LOB: 1 BB: 0 P: 6	R: 0 E: 0 K: 2 S: 8 H: 1 LOB: 1 BB: 0 P: 8	R: 0 E: 0 K: 1 S: 6 H: 1 LOB: 1 BB: 0 P: 6	R: 0 E: 0 K: 1 S: 6 H: 1 LOB: 1 BB: 0 P: 6	R: 0 E: 0 K: 0 S: 4 H: 1 LOB: 2 BB: 1 P: 8	1B: 4 2B: 1 3B: 0 HR: 0 SF: 0 SAC: 0 DP: 0 HBP: 0	WP: 0 PB: 0 SB: 0 CS: 0 PA: 34	
PITCHER Tommie Sisk, R (1, 1) ERA: 3.21	IP: 9.0 WLS: W BF: 34 H: 5 R: 0 ER: 0 SO: 7 BB: 1 IBB: 0 HBP: 0 BLK: 0 WP: 0 HR: 0 S: 47 P: 51 ERA: 0.00 WHIP: 0.667											PITCHER IP: WLS: BF: H: R: ER: SO: BB: IBB: HBP: BLK: WP: HR: S: P: ERA: WHIP

New York Mets @ Pittsburgh Pirates
Forbes Field, Pittsburgh, PA
 Wed Jun 07 1967, 7:05 PM EDT
 Att. 7,979 - Unknown

livebaseballscorecards.com

AB	32
R	0
H	5
RBI	0
BB	1
SO	7
LOB	11



Batter	1	2	3	4	5	6	7	8	9
Manny Mota, R OBP: 0.274, SLG: 0.380 (1, 8)	0-0 4-3	0-0 1B			0-0 1B		0-0 6-3		
Gene Alley, R OBP: 0.326, SLG: 0.420 (1, 6)	0-0 2B 1B	0-0 6-3			4-0 1B		0-0 1-3		
Roberto Clemente, R OBP: 0.438, SLG: 0.624 (1, 9)	0-0 1-3 2B		0-0 1B		0-0 1-2f		0-0 5-3		
Willie Stargell, L OBP: 0.318, SLG: 0.415 (1, 7)	0-0 L5		0-0 G4-6-3		0-0 HR		0-3 K		
Bill Mazaroski, R OBP: 0.299, SLG: 0.364 (1, 4)	0-0 P6		0-0 F2		0-0 F7				
Donn Clendenon, R OBP: 0.276, SLG: 0.359 (1, 3)		0-0 P3		0-0 L9		0-0 F2			
Andre Rodgers, R OBP: 0.273, SLG: 0.125 (8, 3)									
Jose Pagan, R OBP: 0.326, SLG: 0.419 (1, 5)		0-0 1B 1B 2B		0-3 K		0-0 6-3			
Jerry May, R OBP: 0.396, SLG: 0.398 (1, 2)		0-0 1B 5-3		0-3 K			0-0 5-3		
Tommie Sisk, R (1, 1)		0-0 2-3 1B 5-3		0-3 K			0-3 K		

Inning Stats	R: 0	H: 2	E: 0	LOB: 2	K: 0	S: 5	R: 2	H: 3	E: 0	LOB: 1	K: 0	S: 6	R: 0	H: 1	E: 0	LOB: 0	K: 0	S: 3	R: 0	H: 0	E: 0	LOB: 0	K: 2	S: 7	R: 0	H: 1	E: 0	LOB: 1	K: 1	S: 5	R: 1	H: 1	E: 0	LOB: 0	K: 0	S: 4	R: 0	H: 0	E: 0	LOB: 0	K: 1	S: 5	R: 0	H: 0	E: 0	LOB: 0	K: 1	S: 5	

PITCHER	IP	WLS	BF	H	R	ER	SO	BB	IBB	HBP	BLK	WP	HR	S	P	ERA	WHIP
Jack Fisher, R ERA: 4.81 (1, 1)	7.0	L	28	8	3	3	4	1	0	0	0	0	1	35	39	3.86	1.286
Don Shaw, L ERA: 3.66 (8, 1)	1.0		3	0	0	0	1	0	0	0	0	0	0	5	5	0.00	0.000

BOTTOM

New York Mets @ Pittsburgh Pirates
Forbes Field, Pittsburgh, PA
 Wed Jun 07 1967, 7:05 PM EDT
 Att. 7,979 - Unknown

AB	R	H	RBI	BB	SO	LOB
4	0	2	2	0	0	0
3	0	1	0	1	0	1
4	0	2	0	0	0	1
4	1	1	1	0	1	3
3	0	0	0	0	0	2
3	0	0	0	0	0	0
0	0	0	0	0	0	0
3	1	1	0	0	1	0
3	1	1	0	0	1	0
3	0	0	0	0	2	2

AB	30
R	3
H	8
RBI	3
BB	1
SO	5
LOB	9

livebaseballscores.com

WP	PA
0	31
0	
0	
1	



New York Mets @ Chicago Cubs
 Wrigley Field, Chicago, IL
 Fri Jun 09 1967, 3:33 AM CDT
 Att. 5,411 - Cloudy - 85 F

livebaseballscorecards.com

AB	36
R	5
H	9
RBI	5
BB	3
SO	8
LOB	21



WP: 0	PA: 40
PB: 0	
SB: 1	
CS: 0	

Batter	1	2	3	4	5	6	7	8	9	AB	R	H	RBI	BB	SO	LOB
Bud Harrelson, S OBP: 0.308, SLG: 0.299 (1, 6)	0-0 E9	0-0 1-3 3-H 1B		0-3 K		0-0 G3		0-0 6-3		5	0	1	1	0	1	0
Ed Charles, R OBP: 0.391, SLG: 0.336 (1, 5)	4-0 FC6-4 BB	4-0 FC5-4 1-2 BB			0-0 HR	0-0 6-3		0-0 6-3	0-0 F2	3	1	1	1	2	0	0
Jerry Buchek, R OBP: 0.289, SLG: 0.427 (1, 4)	0-3 K	0-3 K			0-0 HR	0-0 6-3		0-3 K	0-3 K	5	1	1	0	0	3	5
Tommy Davis, R OBP: 0.342, SLG: 0.511 (1, 7)	0-3 K	0-0 FC5-4 1-2f			0-0 HR		0-0 P4	0-3 K	0-3 K	5	1	1	2	0	2	5
Ron Swoboda, R OBP: 0.310, SLG: 0.418 Ed Kranepool, L OBP: 0.356, SLG: 0.432 (1, 3) (8, 3)	0-0 FC6-4 1-2f		0-3 K		0-0 6-3 1B		0-0 6-3 2B			4	0	2	0	0	1	2
Hawk Taylor, R OBP: 0.250, SLG: 0.375 (1, 2)		0-0 1B 2B	0-0 F9		0-0 P4		0-0 5-3			4	1	1	0	0	0	2
Tommie Reynolds, R OBP: 0.218, SLG: 0.216 (1, 9)		1-0 1B 1B HBP	0-0 F6		0-0 6-3 1-2		0-0 6-3			3	1	0	0	0	0	2
Cleon Jones, R OBP: 0.184, SLG: 0.225 (1, 8)		0-0 1B 1-3 2-H 1B		0-0 L6 1B	4-0 IBB			0-0 4-3		3	0	2	1	1	0	0
Bob Shaw, R Ron Taylor, R (1, 1) (8, 1)		0-3 K	0-0 L6	0-0 L6	0-0 4-3			0-0 4-3		4	0	0	0	0	1	5
										0	0	0	0	0	0	0

Inning	R	H	E	K	S	H	LOB	BB	IBB	HBP	BLK	WP	HR	S	P	ERA	WHIP
1	0	0	1	2	8	3	2	1	0	1	0	0	0	14	19	13.50	3.000
2	2	3	0	2	10	3	3	1	0	0	0	0	2	17	21	10.12	1.875
3	0	0	0	0	0	0	0	0	0	0	0	0	0	0	0	∞	∞
4	0	1	0	1	5	0	0	1	0	0	0	0	0	7	7	0.00	0.500
5	3	4	0	0	7	4	2	0	0	1	0	0	0	11	11	0.00	0.000
6	0	0	0	1	3	0	0	0	0	0	0	0	0	3	3		
7	0	1	0	0	4	1	1	0	0	0	0	0	0	4	4		
8	0	0	0	0	3	0	0	2	0	0	0	0	0	3	3		
9	0	0	0	2	7	0	7	0	0	0	0	0	0	7	7		

PITCHER	IP	WLS	BF	H	R	ER	SO	BB	IBB	HBP	BLK	WP	HR	S	P	ERA	WHIP
Rich Nye, L ERA: 4.14 (1, 1)	1.1		10	3	2	2	3	1	0	1	0	0	0	14	19	13.50	3.000
Ray Culp, R ERA: 4.34 (2, 1)	2.2		12	4	3	3	3	1	0	0	0	0	2	17	21	10.12	1.875
Cal Koonce, R ERA: 4.75 (5, 1)	0.0		0	0	0	0	0	0	0	0	0	0	0	0	0	∞	∞
Chuck Hartenstein, R ERA: 3.86 (7, 1)	2.0		7	1	0	0	0	0	0	0	0	0	0	7	7	0.00	0.500
Dick Radatz, R ERA: 9.0 (9, 1)	1.0	W	3	0	0	0	2	0	0	0	0	0	0	7	7	0.00	0.000

Batter	1	2	3	4	5	6	7	8	9	AB R H RBI BB SO LOB
Don Kessinger, S OBP: 0.232, SLG: 0.206 (1, 6)	0-0 6-3 H	1-0 CS 1B HBP		0-3 K			0-3 K		0-0 F7	4 0 0 0 0 2 1
Glenn Beckert, R OBP: 0.330, SLG: 0.401 (1, 4)	4-0 PB BB	0-0 1-2 2-H 1B			0-0 G3 1B		0-0 6-3		0-0 1B 14 1B 1B	4 1 3 1 1 0 0
Billy Williams, L OBP: 0.414, SLG: 0.553 (1, 7)	0-0 F9 1-2	0-3 K 2-3			0-0 G3 1-2		0-0 G1		0-0 14 1B IBB 1B	5 0 1 0 0 1 4
Lee Thomas, L OBP: 0.286, SLG: 0.315 (1, 9)	4-0 BB		0-0 P4		0-0 L7		0-0 F9		4-0 14 1B IBB	3 0 0 0 2 0 1
14 Ernie Banks, R OBP: 0.333, SLG: 0.486 (1, 3)	0-0 1-3		0-0 5-3		0-0 P3		0-0 E 2B		0-0 1-2 2-3 3-H 1B	5 1 2 1 0 0 3
Norm Gigon, R OBP: 0.250, SLG: 0.303 (1, 5)		0-0 HR 1B	0-0 3-1		0-0 1B		0-0 E4 3B			4 2 2 0 0 0 0
Randy Hundley, R OBP: 0.340, SLG: 0.413 (1, 2)		0-0 1-H HR		0-0 SH1-4 1B		0-0 L7		0-3 K		4 1 2 2 0 1 2
Adolfo Phillips, R OBP: 0.395, SLG: 0.515 (1, 8)		0-0 SH5-3 1B		0-0 F5 1B		0-0 L7		0-0 1-H 3B		4 1 2 1 0 0 2
Rich Nye, L OBP: 0.288, SLG: 0.300 (1, 1)		0-0 SH5-3		0-0 SH1-4		0-0 3-1		0-0 F8		0 0 0 0 0 0 0
Ray Culp, S OBP: 0.053, SLG: 0.158 (2, 1)										0 0 0 0 0 0 0
Cal Koonce, R (5, 1)										0 0 0 0 0 0 0
George Altman, L OBP: 0.100, SLG: 0.200 (6, PH)										1 0 0 0 0 0 1
Chuck Hartenstein, R (7, 1)										0 0 0 0 0 0 0
Ted Savage, R OBP: 0.353, SLG: 0.405 (8, PH)										1 0 0 0 0 0 1
Dick Radatz, R OBP: 0.500, SLG: 0.500 (9, 1)										0 0 0 0 0 0 0

Inning Stats	R: 0	H: 0	E: 0	K: 0	S: 3	H: 0	LOB: 2	BB: 2	P: 11	R: 3	H: 4	E: 0	K: 1	S: 8	R: 0	H: 0	E: 0	K: 0	S: 3	R: 0	H: 1	E: 0	K: 1	S: 6	R: 0	H: 1	E: 0	K: 0	S: 4	R: 0	H: 1	E: 0	K: 0	S: 4	R: 0	H: 0	E: 0	K: 1	S: 5	R: 2	H: 2	E: 1	K: 1	S: 8	R: 1	H: 3	E: 0	K: 0	S: 4	1B: 9	SF: 0	2B: 2	SAC: 2	3B: 1	DP: 1	HR: 1	HBP: 1	WP: 0	PA: 41
--------------	------	------	------	------	------	------	--------	-------	-------	------	------	------	------	------	------	------	------	------	------	------	------	------	------	------	------	------	------	------	------	------	------	------	------	------	------	------	------	------	------	------	------	------	------	------	------	------	------	------	------	-------	-------	-------	--------	-------	-------	-------	--------	-------	--------


PITCHER	IP	WLS	BF	H	R	ER	SO	BB	IBB	HBP	BLK	WP	HR	S	P	ERA	WHIP
Bob Shaw, R ERA: 4.34 (1, 1)	7.1		33	8	5	3	3	2	0	1	0	0	1	36	45	3.68	1.364
Ron Taylor, R ERA: 4.85 (8, 1)	1.0	L	8	4	1	1	1	0	1	0	0	0	0	9	13	9.00	4.000

BOTTOM

New York Mets @ Chicago Cubs
Wrigley Field, Chicago, IL
Fri Jun 09 1967, 3:33 AM CDT
Att. 5,411 - Cloudy - 85 F

livebaseballscorecards.com

AB	35
R	6
H	12
RBI	5
BB	3
SO	4
LOB	15



Batter	1	2	3	4	5	6	7	8	9	AB R H RBI BB SO LOB	TOP											
Bud Harrelson, S (1, 6) OBP: 0.307, SLG: 0.297	0-0 CS 1B		0-3 K		0-0 G3			0-0 L6		4 0 1 0 0 1 0												
Ed Charles, R (1, 5) OBP: 0.387, SLG: 0.333	0-0 F9 1-2			0-0 HR 1B	0-0 P3			0-0 5-3		4 1 1 0 0 0 1												
Tommy Davis, R (1, 7) OBP: 0.340, SLG: 0.521	0-0 F7			0-0 HR 1-H	0-3 K			0-0 L9		4 1 1 2 0 1 0												
Ron Swoboda, R (1, 9) OBP: 0.298, SLG: 0.400		0-0 P6-3		0-0 5-3		0-3 K			0-3 K	4 0 0 0 0 2 0												
Ed Kranepool, L (1, 3) OBP: 0.353, SLG: 0.426		0-0 4-3		0-0 2B 1B		0-0 F8			0-0 F5	4 1 1 0 0 0 0												
Jerry Buchek, R (1, 4) OBP: 0.288, SLG: 0.418		4-0 BB		0-0 F3		0-0 F5			0-0 5-3	3 0 0 0 1 0 1												
Hawk Taylor, R (1, 2) OBP: 0.273, SLG: 0.455		0-3 K		0-0 2B 1-H			0-0 F3			3 0 1 1 0 1 1												
Cleon Jones, R (1, 8) OBP: 0.188, SLG: 0.221			0-0 1-3	4-0 IBB			0-0 P6-3			2 0 0 0 1 0 0												
Jack Fisher, R (1, 1) OBP: 0.222, SLG: 0.167 Johnny Lewis, L (3, PH) OBP: 0.147, SLG: 0.152 Dick Selma, R (3, 1) Don Shaw, L (7, 1) Ron Taylor, R (8, 1) Jack Lamabe, R (8, 1)			0-3 K	0-3 K			0-0 F9			0 0 0 0 0 0 0 1 0 0 0 0 1 0 2 0 0 0 0 1 2 0												
Inning Stats	R: 0 E: 0 K: 0 S: 3	H: 1 LOB: 0 BB: 0 P: 3	R: 0 E: 0 K: 1 S: 5	H: 0 LOB: 1 BB: 1 P: 9	R: 0 E: 0 K: 2 S: 7	H: 0 LOB: 0 BB: 0 P: 7	R: 3 E: 0 K: 1 S: 9	H: 4 LOB: 2 BB: 1 P: 13	R: 0 E: 0 K: 1 S: 5	H: 0 LOB: 0 BB: 0 P: 5	R: 0 E: 0 K: 0 S: 3	H: 0 LOB: 0 BB: 0 P: 3	R: 0 E: 0 K: 0 S: 3	H: 0 LOB: 0 BB: 0 P: 3	R: 0 E: 0 K: 1 S: 5	H: 0 LOB: 0 BB: 0 P: 5	1B: 3 2B: 1 3B: 0 HR: 1	SF: 0 SAC: 0 DP: 0 HBP: 0	WP: 0 PB: 0 SB: 0 CS: 1	PA: 33		
PITCHER Fergie Jenkins, R (1, 1) ERA: 3.32	IP 9.0	WLS W	BF 33	H 5	R 3	ER 3	SO 7	BB 1	IBB 1	HBP 0	BLK 0	WP 0	HR 1	S 45	P 53	ERA 3.00	WHIP 0.667					PITCHER IP WLS BF H R ER SO BB IBB HBP BLK WP HR S P ERA WHIP

New York Mets @ Chicago Cubs
Wrigley Field, Chicago, IL
 Sun Jun 11 1967, 3:33 AM CDT
 Cloudy - 80 F

livebaseballscorecards.com

AB 31
R 3
H 5
RBI 3
BB 2
SO 7
LOB 5



Batter	1	2	3	4	5	6	7	8	9	AB	R	H	RBI	BB	SO	LOB
Paul Popovich, S OBP: 0.293, SLG: 0.245 (1, 6) (9, 4)	0-0 G3 1B	0-0 2B			H 1-0 L4-3 HBP		X 0-0 F7			3	1	2	0	0	0	0
Norm Gigon, R OBP: 0.250, SLG: 0.297 Don Kessinger, S OBP: 0.232, SLG: 0.206 (1, 4) (9, 6)	0-0 G3 1-2	0-0 5-3			X 0-0 B1		X 0-0 1B			4	0	1	0	0	0	3
Billy Williams, L OBP: 0.412, SLG: 0.544 (1, 7) BBB	4-0 1B 14 1B BB		X 0-0 4-3		X 0-0 L4-3 1-2		X 0-0 P4			3	1	0	0	1	0	2
Ron Santo, R OBP: 0.336, SLG: 0.398 (1, 5)	0-0 14 1B 1-3 2-H		X 0-0 4-3		X 0-0 P4		X 0-0 14 SH1-4 1B			4	1	2	1	0	0	0
14 Ernie Banks, R OBP: 0.338, SLG: 0.489 (1, 3)	0-0 FC5-4 1B 1-3 3-H		X 0-0 1B		S 0-3 K		X 0-0 SH1-4			3	0	2	1	0	1	0
Randy Hundley, R OBP: 0.344, SLG: 0.411 (1, 2)	0-0 FC5-4 1-2f		X 0-0 5-3		X 0-0 1B 1B		X 4-0 1B IBB			3	0	1	0	1	0	2
Ted Savage, R OBP: 0.392, SLG: 0.415 (1, 9)		0-3 K		X 0-0 F2		X 0-0 1B 1-2		X 0-0 1B S 1-3 2-H		4	1	2	1	0	1	0
Adolfo Phillips, R OBP: 0.397, SLG: 0.533 (1, 8)		0-0 HR		S 0-3 K		X 0-0 F8		X 0-0 S CS 1-3		4	1	2	1	0	1	2
Fergie Jenkins, R OBP: 0.143, SLG: 0.176 (1, 1)		0-0 6-3		X 0-0 1-3		X 0-0 P3		X 0-0 CS 2-H 3-H		3	0	0	0	0	0	0

Inning Stats	R: 2	H: 3	E: 0	K: 5	S: 5	LOB: 1	BB: 1	P: 9	R: 1	H: 2	E: 0	K: 1	S: 7	R: 0	H: 1	E: 0	K: 0	S: 4	R: 0	H: 0	E: 0	K: 0	S: 5	R: 0	H: 0	E: 0	K: 0	S: 2	R: 0	H: 2	E: 0	K: 1	S: 7	R: 0	H: 1	E: 0	K: 0	S: 4	R: 2	H: 3	E: 0	K: 0	S: 4	R: 0	H: 3	E: 0	K: 0	S: 4
--------------	------	------	------	------	------	--------	-------	------	------	------	------	------	------	------	------	------	------	------	------	------	------	------	------	------	------	------	------	------	------	------	------	------	------	------	------	------	------	------	------	------	------	------	------	------	------	------	------	------

PITCHER	IP	WLS	BF	H	R	ER	SO	BB	IBB	HBP	BLK	WP	HR	S	P	ERA	WHIP
Jack Fisher, R ERA: 5.02 (1, 1)	2.0		11	5	3	3	1	1	0	0	0	0	1	12	16	13.50	3.000
Dick Selma, R ERA: 1.54 (3, 1)	4.2		18	4	0	0	2	0	0	1	0	0	0	21	22	0.00	0.857
Don Shaw, L ERA: 3.6 (7, 1)	0.1		1	0	0	0	0	0	0	0	0	0	0	1	1	0.00	0.000
Ron Taylor, R ERA: 5.93 (8, 1)	0.2	L	5	3	2	2	0	0	1	0	0	0	0	4	8	27.00	4.500
Jack Lamabe, R ERA: 3.22 (8, 1)	0.1		0	0	0	0	0	0	0	0	0	0	0	0	0	0.00	0.000

BOTTOM


New York Mets @ Chicago Cubs
 Wrigley Field, Chicago, IL
 Sun Jun 11 1967, 3:33 AM CDT
 Cloudy - 80 F

AB	31
R	5
H	12
RBI	4
BB	2
SO	3
LOB	9

livebaseballscores.com

WP: 0 PA: 36
 PB: 0
 SB: 2
 CS: 1



Batter	1	2	3	4	5	6	7	8	9	AB R H RBI BB SO LOB	TOP																		
Bud Harrelson, S (1, 6) OBP: 0.305, SLG: 0.296 Ron Taylor, R (7, 1) Ed Charles, R (9, PH) OBP: 0.385, SLG: 0.331	0-0 FC6-4 1B	0-0 P6-3			0-0 B1-3		0-0 P6-3		0-0 F8	4 1 1 0 0 0 0 0 0 0 0 0 0 0 1 0 0 0 0 0 1																			
Bob Johnson, R (1, 3) OBP: 0.400, SLG: 0.541 (7, 6)	0-0 FC6-4 1B		0-0 P6-4-3 1B		0-3 K			0-0 P4	0-0 HR	5 1 3 2 0 1 0																			
Tommy Davis, R (1, 7) OBP: 0.340, SLG: 0.516 Ed Kranepool, L (7, 3) OBP: 0.348, SLG: 0.420	0-0 FC6-4 HR		0-3 K		1-0 FC6-4 HBP			0-0 4-3	0-0 4-3	2 1 0 1 0 1 2 2 0 0 0 0 0 0																			
Ron Swoboda, R (1, 9) OBP: 0.303, SLG: 0.430	0-0 HR		0-0 P6-4-3		0-0 FC6-4			0-0 FC5-4 1B	0-0 F9	5 1 2 2 0 0 2																			
Ken Boyer, R (1, 5) OBP: 0.333, SLG: 0.262	0-0 G3			0-0 5-3 1B		0-0 F9		0-0 FC5-4		4 1 1 0 0 0 1																			
Jerry Buchek, R (1, 4) OBP: 0.287, SLG: 0.433	0-3 K			0-0 5-3		0-0 F8			0-0 HR	4 1 1 1 0 1 1																			
Cleon Jones, R (1, 8) OBP: 0.198, SLG: 0.240 Tommye Reynolds, R (8, 8) OBP: 0.232, SLG: 0.250		0-0 1B P4-3-6 2B		0-0 1B		0-0 4-3		0-0 HR	0-0 2B	3 1 2 1 0 0 0 1 1 1 0 0 0 0	AB 38 R 10 H 13 RBI 9 BB 1 SO 4 LOB 10																		
Jerry Grote, R (1, 2) OBP: 0.194, SLG: 0.223		0-0 P4-3-6 1B		0-0 L8		0-0 5-3		0-0 HR	0-0 HR	4 1 2 2 0 0 1																			
Nick Willhite, L (1, 1) Jack Lamabe, R (3, 1) Jack Fisher, R (3, 1) Al Luplow, L (4, PH) Chuck Estrada, R (4, 1) Don Shaw, L (6, 1) Johnny Lewis, L (7, PH) OBP: 0.167, SLG: 0.147 (7, 7)		0-0 P4-3-6		0-0 P6-3		0-3 K		0-0 HR	4-0 BB	1 0 0 0 0 0 1 0 0 0 0 0 0 0 0 0 0 0 0 0 0 1 0 0 0 0 0 1 0 0 0 0 0 0 0 0 0 0 0 0 0 0 1 1 0 0 0 1 1 0																			
Inning Stats	R: 3 H: 3 E: 0 LOB: 0 K: 1 BB: 0 S: 8 P: 8	R: 1 H: 2 E: 0 LOB: 0 K: 0 BB: 0 S: 4 P: 4	R: 0 H: 1 E: 0 LOB: 0 K: 1 BB: 0 S: 5 P: 5	R: 1 H: 2 E: 0 LOB: 1 K: 0 BB: 0 S: 5 P: 5	R: 0 H: 0 E: 0 LOB: 1 K: 1 BB: 0 S: 5 P: 6	R: 0 H: 0 E: 0 LOB: 0 K: 0 BB: 0 S: 3 P: 3	R: 0 H: 0 E: 0 LOB: 0 K: 1 BB: 0 S: 5 P: 5	R: 0 H: 1 E: 0 LOB: 1 K: 0 BB: 0 S: 4 P: 4	R: 5 H: 4 E: 0 LOB: 0 K: 0 BB: 1 S: 7 P: 11	1B: 7 SF: 0 2B: 2 SAC: 0 3B: 0 DP: 2 HR: 4 HBP: 1	WP: 0 PA: 40 PB: 0 SB: 0 CS: 0																		
PITCHER	IP WLS BF H R ER SO BB IBB HBP BLK WP HR S P ERA WHIP												PITCHER	IP WLS BF H R ER SO BB IBB HBP BLK WP HR S P ERA WHIP															
Curt Simmons, L (1, 1) ERA: 4.27	1.0	7	4	4	4	1	0	0	0	0	0	0	1	9	9	36.00	4.000												
Cal Koonce, R (2, 1) ERA: 4.6	0.0	0	0	0	0	0	0	0	0	0	0	0	0	0	0	∞	∞												
Chuck Hartenstein, R (3, 1) ERA: 6.48	6.0	W	26	7	5	5	3	1	0	1	0	0	2	30	35	7.50	1.333												
Dick Radatz, R (9, 1) ERA: 9.0	1.0	S	4	1	1	1	0	0	0	0	0	0	1	4	4	9.00	1.000												

New York Mets @ Chicago Cubs
Wrigley Field, Chicago, IL
 Sun Jun 11 1967, 3:38 AM CDT
 Att. 19,247 - Cloudy - 80 F

livebaseballscorecards.com

Batter	1	2	3	4	5	6	7	8	9	AB	R	H	RBI	BB	SO	LOB
Paul Popovich, S OBP: 0.313, SLG: 0.271 (1, 6)	0-0 P6-3		0-0 3B 1B		0-0 P4-3		0-0 1B SF9 1B	0-0 FC4-6		6	2	3	0	0	0	1
Norm Gigon, R OBP: 0.244, SLG: 0.333 (1, 4)	0-3 K		0-0 2B 3B		0-0 6-3		0-0 F7			5	1	1	1	0	1	2
Billy Williams, L OBP: 0.420, SLG: 0.566 (1, 7)	0-0 3B		0-0 HR 2B	0-0 6-3		0-0 14 WP 14 HR 1B	0-0 1B			5	2	4	1	0	0	0
Ron Santo, R OBP: 0.338, SLG: 0.413 (1, 5)	0-0 L8		0-0 HR	0-0 E3 14 CS		4-0 14 WP 14 HR BB	0-0 SF9			3	2	1	3	1	0	1
14 Ernie Banks, R OBP: 0.335, SLG: 0.497 (1, 3)		0-3 K	0-3 K	0-0 5-3		0-0 14 HR	0-3 K			5	1	1	3	0	3	2
Randy Hundley, R OBP: 0.350, SLG: 0.450 (1, 2)		0-0 HR	0-0 HR E 1B		0-0 HR	0-3 K		0-0 F8		5	3	3	2	0	1	0
Ted Savage, R OBP: 0.393, SLG: 0.400 (1, 9)		4-0 S BLK 6-3 BB	0-0 E6 1-2 HR		0-0 HR 1B	0-0 5-3		0-0 F8		4	3	1	0	1	0	1
Adolfo Phillips, R OBP: 0.407, SLG: 0.593 (1, 8)		0-0 6-3	0-0 HR		0-0 HR	0-0 HR		0-0 BLK 1B		5	4	4	7	0	0	0
Curt Simmons, L OBP: 0.105, SLG: 0.105 Cal Koonce, R OBP: 0.222, SLG: 0.133 John Boccabella, R OBP: 0.250, SLG: 0.250 Chuck Hartenstein, R OBP: 0.250, SLG: 0.250 Dick Radatz, R OBP: 0.500, SLG: 0.500	0-0 1-3	0-0 1-3	0-0 1-3		0-3 K	0-0 6-3		0-0 FC4-6 1B		0	0	0	0	0	0	0

Inning Stats	R: 0	H: 1	E: 0	LOB: 1	K: 1	BB: 0	S: 6	R: 2	H: 1	E: 0	LOB: 0	K: 1	BB: 1	S: 6	R: 7	H: 7	E: 1	LOB: 1	K: 1	BB: 0	S: 13	R: 0	H: 0	E: 1	LOB: 0	K: 0	BB: 0	S: 3	R: 3	H: 3	E: 0	LOB: 0	K: 1	BB: 0	S: 8	R: 4	H: 3	E: 0	LOB: 0	K: 1	BB: 1	S: 8	R: 1	H: 2	E: 0	LOB: 1	K: 1	BB: 0	S: 7	R: 1	H: 2	E: 0	LOB: 1	K: 0	BB: 0	S: 5
--------------	------	------	------	--------	------	-------	------	------	------	------	--------	------	-------	------	------	------	------	--------	------	-------	-------	------	------	------	--------	------	-------	------	------	------	------	--------	------	-------	------	------	------	------	--------	------	-------	------	------	------	------	--------	------	-------	------	------	------	------	--------	------	-------	------


PITCHER	IP	WLS	BF	H	R	ER	SO	BB	IBB	HBP	BLK	WP	HR	S	P	ERA	WHIP
Nick Willhite, L ERA: 5.23	2.0	L	12	5	5	5	2	1	0	0	1	0	1	15	19	22.50	3.000
Jack Lamabe, R ERA: 4.37	0.1		5	3	4	3	1	0	0	0	0	0	2	7	7	81.00	9.000
Jack Fisher, R ERA: 4.98	0.2		3	1	0	0	0	0	0	0	0	0	0	3	3	0.00	1.500
Chuck Estrada, R ERA: 9.41	2.0		12	5	6	6	1	1	0	0	0	1	3	13	17	27.00	3.000
Don Shaw, L ERA: 3.86	1.0		4	1	1	1	1	0	0	0	0	0	1	6	6	9.00	1.000

BOTTOM

New York Mets @ Chicago Cubs
Wrigley Field, Chicago, IL
 Sun Jun 11 1967, 3:38 AM CDT
 Att. 19,247 - Cloudy - 80 F

livebaseballscorecards.com

AB	43
R	18
H	19
RBI	18
BB	2
SO	6
LOB	7



WP: 1	PA: 46
PB: 0	SB: 1
CS: 1	

PITCHER	IP	WLS	BF	H	R	ER	SO	BB	IBB	HBP	BLK	WP	HR	S	P	ERA	WHIP
Ron Taylor, R ERA: 6.32	2.0		10	4	2	2	1	0	0	0	1	0	0	12	12	9.00	2.000

Batter	1	2	3	4	5	6	7	8	9	AB R H RBI BB SO LOB	TOP											
Floyd Robinson, L OBP: 0.316, SLG: 0.377 Dick Simpson, R OBP: 0.231, SLG: 0.286 (7, 9)	0-0 F7	0-3 K		0-0 SF8			4-0 WP 1B BB		0-3 K	2 0 0 1 0 1 0 1 1 0 0 1 1 0												
Vada Pinson, L OBP: 0.324, SLG: 0.424 (1, 8)	0-0 WP 1B 2B	4-0 FC3-6 BB		0-0 3-1			0-0 1-H 1B			3 1 2 1 1 0 0												
Pete Rose, S OBP: 0.403, SLG: 0.511 (1, 7)	4-0 1B E BB 2-3	0-0 FC3-6 S 1-2f			0-0 1-3		0-3 K			3 1 0 0 1 1 2												
Tony Perez, R OBP: 0.335, SLG: 0.578 (1, 5)	0-0 E 1B 1-3 3-H	0-0 P4 1-2			0-0 F7		0-3 K			4 1 1 1 0 1 2												
Deron Johnson, R OBP: 0.343, SLG: 0.525 (1, 3)	0-0 E6 1B 2B 1-H 3-H		0-3 K		0-3 K			0-0 5-3		4 1 1 2 0 2 0												
Don Pavletich, R OBP: 0.371, SLG: 0.515 (1, 2)	0-0 6-3		0-0 5-3			0-0 5-3		0-3 K		4 0 0 0 0 1 1												
Tommy Helms, R OBP: 0.306, SLG: 0.374 (1, 4)	0-0 1B 1B 3-H		0-3 K			0-0 F8		0-0 5-3		4 0 1 1 0 1 0												
Leo Cardenas, R OBP: 0.314, SLG: 0.322 (1, 6)	0-0 1-2 1B			0-0 SH1-4 SF8 2B		0-3 K			0-0 P4	4 1 2 0 0 1 0												
Gary Nolan, R OBP: 0.192, SLG: 0.045 (1, 1)	0-3 K			0-0 SH1-4 2-3			0-0 1-3		0-3 K	3 0 0 0 0 2 2												
Inning Stats	R: 4 E: 1 K: 1 S: 10	H: 5 LOB: 2 BB: 1 P: 14	R: 0 E: 0 K: 1 S: 5	H: 0 LOB: 1 BB: 1 P: 9	R: 0 E: 0 K: 2 S: 7	H: 0 LOB: 0 BB: 0 P: 7	R: 1 E: 0 K: 0 S: 4	H: 1 LOB: 0 BB: 0 P: 4	R: 0 E: 0 K: 1 S: 5	H: 0 LOB: 0 BB: 0 P: 5	R: 0 E: 0 K: 1 S: 5	H: 0 LOB: 0 BB: 0 P: 5	R: 1 E: 0 K: 2 S: 8	H: 1 LOB: 1 BB: 1 P: 12	R: 0 E: 0 K: 1 S: 5	H: 0 LOB: 0 BB: 0 P: 5	R: 0 E: 0 K: 2 S: 7	H: 0 LOB: 0 BB: 0 P: 7	1B: 4 2B: 3 3B: 0 HR: 0	SF: 1 SAC: 1 DP: 0 HBP: 0	WP: 2 PB: 0 SB: 1 CS: 0	PA: 37
PITCHER	IP WLS BF H R ER SO BB IBB HBP BLK WP HR S P ERA WHIP																					
Bill Denehy, R ERA: 4.85 Jack Fisher, R ERA: 4.78 Nick Willhite, L ERA: 5.19 Ron Taylor, R ERA: 5.94	(1, 1) (1, 1) (7, 1) (9, 1)	0.2 5.1 2.0 1.0	L 19 8 3	7 2 1 0	4 1 1 0	4 1 1 0	0 6 3 2	1 1 1 0	0 0 0 0	0 0 0 0	0 0 1 0	0 30 13 7	10 34 17 7	54.00 1.69 4.50 0.00	7.500 0.562 1.000 0.000							

Cincinnati Reds @ New York Mets
Shea Stadium, Flushing, NY
Tue Jun 13 1967, 7:05 PM EDT
Unknown

livebaseballscorecards.com

AB	32
R	6
H	7
RBI	6
BB	3
SO	11
LOB	7




Batter	1	2	3	4	5	6	7	8	9	AB	R	H	RBI	BB	SO	LOB
Bud Harrelson, S OBP: 0.310, SLG: 0.301 (1, 6)	0-3 K			0-0 L8		0-0 1B		0-0 1B		4	0	2	0	0	1	0
Ken Boyer, R OBP: 0.333, SLG: 0.274 (1, 5) Nick Willhite, L (7, 1)	0-0 L9			0-0 2B		0-3 K		0-0 F7		3	0	1	0	0	1	2
Bob Johnson, R OBP: 0.390, SLG: 0.526 (8, PH) Ron Taylor, R (9, 1)	0-0 4-3			0-3 K		0-3 K		0-0 P6		0	0	0	0	0	0	0
Al Luplow, L OBP: 0.274, SLG: 0.308 (1, 8)	0-0 4-3			0-3 K		0-3 K		0-0 F8		4	0	0	0	0	2	4
Tommy Davis, R OBP: 0.338, SLG: 0.508 (1, 7)		4-0 G4-6-3 BB		0-3 K		0-0 F8		0-0 4-3		3	0	0	0	1	1	1
Ed Kranepool, L OBP: 0.345, SLG: 0.415 (1, 3)		0-0 G4-6-3 1-2f		0-0 5-3		0-0 5-3		0-0 BB 1B		4	0	1	0	0	0	1
Ron Swoboda, R OBP: 0.292, SLG: 0.413 (1, 9)		0-3 K		0-0 5-3		0-3 K		0-0 F9		4	0	0	0	0	2	1
Jerry Buchek, R OBP: 0.288, SLG: 0.428 (1, 4) (7, 5)			0-0 6-3		0-3 K		4-0 1-2 BB		2	0	0	0	1	1	0	
Hawk Taylor, R OBP: 0.308, SLG: 0.462 (1, 2) Cleon Jones, R OBP: 0.198, SLG: 0.240 (6, PR) John Sullivan, L OBP: 0.239, SLG: 0.206 (7, 2)			0-0 F7		0-0 3-1 1B		0-0 F3		2	0	1	0	0	0	0	0
Bill Denehy, S (1, 1) Jack Fisher, R OBP: 0.214, SLG: 0.160 (1, 1) Chuck Hiller, L OBP: 0.150, SLG: 0.184 (6, PH) (7, 4)			0-3 K		0-0 3-1		0-0 P5		0	0	0	0	0	0	0	0
										1	0	0	0	0	1	0
										2	0	0	0	0	0	1

Inning Stats	R: 0	H: 0	E: 0	LOB: 0	K: 1	BB: 0	S: 5	P: 5	R: 0	H: 0	E: 0	LOB: 0	K: 1	BB: 0	S: 5	P: 5	R: 0	H: 0	E: 0	LOB: 0	K: 2	BB: 0	S: 8	P: 8	R: 0	H: 0	E: 0	LOB: 0	K: 1	BB: 0	S: 5	P: 5	R: 0	H: 2	E: 0	LOB: 2	K: 2	BB: 0	S: 9	P: 9	R: 0	H: 1	E: 0	LOB: 2	K: 1	BB: 1	S: 6	P: 10	R: 0	H: 1	E: 0	LOB: 1	K: 0	BB: 0	S: 4	P: 4	R: 0	H: 0	E: 0	LOB: 0	K: 0	BB: 0	S: 3	P: 3	1B: 4	SF: 0	2B: 1	SAC: 0	3B: 0	DP: 1	HR: 0	HBP: 0	WP: 0	PA: 33
Gary Nolan, R ERA: 2.31 (1, 1)	IP	WLS	BF	H	R	ER	SO	BB	IBB	HBP	BLK	WP	HR	S	P	ERA	WHIP	IP	WLS	BF	H	R	ER	SO	BB	IBB	HBP	BLK	WP	HR	S	P	ERA	WHIP	IP	WLS	BF	H	R	ER	SO	BB	IBB	HBP	BLK	WP	HR	S	P	ERA	WHIP																							

BOTTOM

Cincinnati Reds @ New York Mets
Shea Stadium, Flushing, NY
Tue Jun 13 1967, 7:05 PM EDT
Unknown

AB	31
R	0
H	5
RBI	0
BB	2
SO	9
LOB	13



WP	PA
0	33

Batter	1	2	3	4	5	6	7	8	9	AB R H RBI BB SO LOB	TOP									
Floyd Robinson, L (1, 9) OBP: 0.313, SLG: 0.370	0-0 P6		0-0 G4-6-3			0-0 F3		0-0 1B		4 0 1 0 0 0 3										
Vada Pinson, L (1, 8) OBP: 0.323, SLG: 0.426	0-0 2B			0-0 F9		0-3 K		0-0 L9		4 0 1 0 0 1 3										
Pete Rose, S (1, 7) OBP: 0.397, SLG: 0.502	0-3 K			0-0 G3		0-3 K			0-0 E4 1B HR	4 1 0 0 0 2 3										
Tony Perez, R (1, 5) OBP: 0.333, SLG: 0.573	0-0 F8			0-0 F2			0-0 6-3		0-0 HR 2-3 1B	4 1 1 0 0 0 1										
Deron Johnson, R (1, 3) OBP: 0.335, SLG: 0.512		0-3 K			0-0 5-3		0-3 K		0-0 F9	4 0 0 0 0 2 2										
Tommy Helms, R (1, 4) OBP: 0.306, SLG: 0.374		0-0 6-3			0-0 6-3		0-0 1B		0-0 HR 1-H 3-H	3 0 1 0 0 0 0 0 0 0 0 0 0 0 1 1 1 3 0 0 0										
Ted Abernathy, R (7, 1) OBP: 0.250, SLG: 0.250																				
Art Shamsky, L (9, PH) OBP: 0.275, SLG: 0.267																				
Johnny Edwards, L (1, 2) OBP: 0.277, SLG: 0.278		0-0 L9			0-0 G3		0-0 F8		0-0 L7	4 0 0 0 0 0 1										
Leo Cardenas, R (1, 6) OBP: 0.317, SLG: 0.326			0-0 G4-6-3 1B			0-0 2B 1B		0-0 1-3	0-3 K	4 0 2 0 0 1 0										
Billy McCool, R (1, 1) OBP: 0.167, SLG: 0.091			0-0 L7			0-0 2B		0-0 F5		0 0 0 0 0 0 0 1 0 0 0 0 0 1 0 0 0 0 0 0 0 1 0 1 0 0 0 0 0 0 0 0 0 0 0 1 0 0 0 0 0 0										
Mel Queen, L (3, PH) OBP: 0.192, SLG: 0.200																				
Darrell Osteen, R (3, 1) OBP: 0.368, SLG: 0.632																				
Jimmie Coker, R (6, PH) OBP: 0.368, SLG: 0.632																				
Don Nottebart, R (6, 1) OBP: 0.234, SLG: 0.284																				
Giraldo Ruiz, S (7, 4) OBP: 0.234, SLG: 0.284																				
Inning Stats	R: 0 E: 0 K: 1 S: 6	H: 1 LOB: 1 BB: 0 P: 6	R: 0 E: 0 K: 1 S: 5	H: 0 LOB: 0 BB: 0 P: 5	R: 0 E: 0 K: 0 S: 3	H: 1 LOB: 0 BB: 0 P: 3	R: 0 E: 0 K: 0 S: 3	H: 0 LOB: 0 BB: 0 P: 3	R: 0 E: 0 K: 2 S: 9	H: 2 LOB: 2 BB: 0 P: 9	R: 0 E: 0 K: 1 S: 6	H: 1 LOB: 1 BB: 0 P: 6	R: 0 E: 0 K: 0 S: 4	H: 1 LOB: 1 BB: 0 P: 4	R: 3 E: 1 K: 1 S: 8	H: 2 LOB: 0 BB: 0 P: 8	1B: 5 2B: 2 3B: 0 HR: 1	SF: 0 SAC: 0 DP: 1 HBP: 0	WP: 0 PB: 0 SB: 0 CS: 0	PA: 35
PITCHER Tom Seaver, R (1, 1) ERA: 2.39	IP: 9.0 WLS: W BF: 35 H: 8 R: 3 ER: 2 SO: 6 BB: 0 IBB: 0 HBP: 0 BLK: 0 WP: 0 HR: 1 S: 47 P: 47 ERA: 2.00 WHIP: 0.889																			

Cincinnati Reds @ New York Mets
Shea Stadium, Flushing, NY
Tue Jun 13 1967, 7:05 PM EDT
Att. 25,553 - Unknown

livebaseballscorecards.com

AB	35
R	3
H	8
RBI	3
BB	0
SO	6
LOB	14



Batter	1	2	3	4	5	6	7	8	9
Bud Harrelson, S OBP: 0.326, SLG: 0.310 (1, 6)	4-0 1B BB	0-0 SH1-4 1-2		4-0 S BB		0-0 6-3 1B		0-0 1B	
Bob Johnson, R OBP: 0.400, SLG: 0.548 (1, 3)	0-0 BB 1B	0-0		0-3 K 1-2		0-0 6-3		0-0 1B	
Ed Kranepool, L OBP: 0.349, SLG: 0.419 (7, 3)	1-3 BB 1B	2-H				1-2 2-3		1-2 1B	
Ed Charles, R OBP: 0.373, SLG: 0.319 (1, 5)	0-3 K	0-0 F7			0-0 F7	0-0 6-3		0-3 K	
Tommy Davis, R OBP: 0.341, SLG: 0.508 (1, 7)	0-0 1B BB E 1B	0-0 F7			0-0 HR 1B		0-0 6-3		
Tommie Reynolds, R OBP: 0.232, SLG: 0.250 (8, 7)	1-2 3-H								
Ron Swoboda, R OBP: 0.299, SLG: 0.439 (1, 9)	4-0 E BB		0-0 L7		0-0 HR		0-0 E5		
Jerry Buchek, R OBP: 0.287, SLG: 0.419 (1, 4)	0-3 K		4-0 CS BB		0-0 F7		0-3 K		
Cleon Jones, R OBP: 0.200, SLG: 0.240 (1, 8)	0-0 E1 1B		0-0 F8		0-0 L8		0-3 K		
Jerry Grote, R OBP: 0.196, SLG: 0.224 (1, 2)	1-3			0-3 K		0-0 6-3 1B		0-3 K	
Tom Seaver, R OBP: 0.394, SLG: 0.333 (1, 1)		0-0 SH1-4 2B 1B		0-3 K		0-3 K		0-3 K	

AB	R	H	RBI	BB	SO	LOB
2	1	2	0	2	0	0
4	1	2	1	0	1	3
1	0	1	0	0	0	0
5	0	0	0	0	2	7
4	2	2	1	0	0	1
0	0	0	0	0	0	0
3	2	1	2	1	0	0
3	0	0	0	1	2	4
4	0	1	1	0	1	2
4	0	1	0	0	2	1
4	1	1	0	0	3	1

BOTTOM

Cincinnati Reds @ New York Mets
Shea Stadium, Flushing, NY
Tue Jun 13 1967, 7:05 PM EDT
Att. 25,553 - Unknown

livebaseballscorecards.com

AB	34
R	7
H	11
RBI	5
BB	4
SO	11
LOB	19



1B: 9	SF: 0	WP: 0	PA: 39
2B: 1	SAC: 1	PB: 0	
3B: 0	DP: 0	SB: 1	
HR: 1	HBP: 0	CS: 1	

Inning Stats	R	H	E	K	S	R	H	E	K	S	R	H	E	K	S	R	H	E	K	S	R	H	E	K	S
Billy McCool, L ERA: 3.28 (1, 1)	2.0	5	1	3	2	2	0	0	0	0	0	0	0	0	0	0	0	0	0	0	0	0	0	0	0
Darrell Osteen, R ERA: 6.28 (3, 1)	3.0	2	0	2	3	2	0	0	0	0	0	1	0	0	0	0	0	0	0	0	0	0	0	0	0
Don Nottebart, R ERA: 1.75 (6, 1)	1.0	2	0	0	1	0	0	0	0	0	0	0	0	0	0	0	0	0	0	0	0	0	0	0	0
Ted Abernathy, R ERA: 1.74 (7, 1)	2.0	2	0	0	5	0	0	0	0	0	0	0	0	0	0	0	0	0	0	0	0	0	0	0	0

PITCHER	IP	WLS	BF	H	R	ER	SO	BB	IBB	HBP	BLK	WP	HR	S	P	ERA	WHIP
Billy McCool, L ERA: 3.28 (1, 1)	2.0	L	13	5	5	3	2	2	0	0	0	0	0	15	23	13.50	3.500
Darrell Osteen, R ERA: 6.28 (3, 1)	3.0		12	2	2	2	3	2	0	0	0	0	1	16	24	6.00	1.333
Don Nottebart, R ERA: 1.75 (6, 1)	1.0		5	2	0	0	1	0	0	0	0	0	0	7	7	0.00	2.000
Ted Abernathy, R ERA: 1.74 (7, 1)	2.0		9	2	0	0	5	0	0	0	0	0	0	19	19	0.00	1.000

Batter	1	2	3	4	5	6	7	8	9	AB R H RBI BB SO LOB	TOP
Floyd Robinson, L OBP: 0.299, SLG: 0.351 (1, 9) X	0-0 F8		0-0 4-3			0-0 3-1			0-0 FC4-6 1B 1-2f	4 0 0 0 0 0 2	
Vada Pinson, L OBP: 0.326, SLG: 0.427 (1, 8) X	0-0 G3 1B			0-0 6-3		0-0 F7			0-0 FC4-6 1B 1-2	4 0 2 0 0 0 1	
Pete Rose, S OBP: 0.391, SLG: 0.494 (1, 7) X	0-0 G3 1-2			0-0 4-3			0-0 G3		0-0 FC4-6 1-2f 2-3	4 0 0 0 0 0 3	
Tony Perez, R OBP: 0.328, SLG: 0.563 (1, 5) S S S	0-3 K			0-0 6-3			0-3 K		0-0 F8	4 0 0 0 0 2 3	
Deron Johnson, R OBP: 0.330, SLG: 0.503 (1, 3) X		0-0 6-3			0-3 K		0-0 F2			3 0 0 0 0 1 0	
Tommy Helms, R OBP: 0.301, SLG: 0.367 (1, 4) X		0-0 F2			0-0 P6			0-0 6-3		3 0 0 0 0 0 0	
Johnny Edwards, L OBP: 0.279, SLG: 0.279 (1, 2) S S S		0-3 K			0-0 CS 1B			0-0 4-3		3 0 1 0 0 1 0	
Leo Cardenas, R OBP: 0.321, SLG: 0.335 (1, 6) X			0-0 G4-6-3 1B		0-0 CS 1-2	0-0 3-1 2B		0-0 6-3		3 0 2 0 0 0 0	
Jim Maloney, L OBP: 0.185, SLG: 0.269 (1, 1) X			0-0 G4-6-3 1B 1-2f		0-0 K				0-0 FC4-6 1B	2 0 0 0 0 1 2	
Ted Abernathy, R OBP: 0.250, SLG: 0.250 (8, 1)										0 0 0 0 0 0 0	
Art Shamsky, L OBP: 0.288, SLG: 0.283 (9, PH)										1 0 1 0 0 0 0	
Inning Stats	R: 0 E: 0 K: 1 S: 6 H: 1 LOB: 1 BB: 0 P: 6	R: 0 E: 0 K: 1 S: 5 H: 0 LOB: 0 BB: 0 P: 5	R: 0 E: 0 K: 0 S: 3 H: 1 LOB: 0 BB: 0 P: 3	R: 0 E: 0 K: 0 S: 3 H: 0 LOB: 0 BB: 0 P: 3	R: 0 E: 0 K: 1 S: 5 H: 1 LOB: 0 BB: 0 P: 5	R: 0 E: 0 K: 1 S: 6 H: 1 LOB: 1 BB: 0 P: 6	R: 0 E: 0 K: 1 S: 5 H: 0 LOB: 0 BB: 0 P: 5	R: 0 E: 0 K: 0 S: 3 H: 0 LOB: 0 BB: 0 P: 3	R: 0 E: 0 K: 0 S: 5 H: 2 LOB: 2 BB: 0 P: 5	1B: 5 2B: 1 3B: 0 HR: 0 SF: 0 SAC: 0 DP: 1 HBP: 0	WP: 0 PB: 0 SB: 0 CS: 1 PA: 32
PITCHER Bob Shaw, R ERA: 3.62 (1, 1)	IP: 9.0 WLS: W BF: 31 H: 6 R: 0 ER: 0 SO: 5 BB: 0 IBB: 0 HBP: 0 BLK: 0 WP: 0 HR: 0 S: 41 P: 41 ERA: 0.00 WHIP: 0.667										

Cincinnati Reds @ New York Mets
 Shea Stadium, Flushing, NY
 Wed Jun 14 1967, 7:05 PM EDT
 Att. 16,350 - Unknown

livebaseballscorecards.com

AB	31
R	0
H	6
RBI	0
BB	0
SO	5
LOB	11



Batter	1	2	3	4	5	6	7	8	9
Bud Harrelson, S OBP: 0.330, SLG: 0.306 (1, 6) BBB	4-0 SH1-3 E SF9 BB		0-0 F9		0-0 F7			4-0 2B BB	
Ken Boyer, R OBP: 0.338, SLG: 0.291 (1, 5) X	0-0 FC1 SH1-3 1-2		0-0 1B			0-3 K		0-0 1-H 2B 2B	
Ed Kranepool, L OBP: 0.356, SLG: 0.420 (1, 3) X	0-0 SH1-3 1-2 2-3		0-0 G6-4-3 1B			0-3 K		4-0 2B IBB	
Tommy Davis, R OBP: 0.340, SLG: 0.510 (1, 7) X	0-0 SF9		0-0 G6-4-3 1-2f			0-0 F8		0-0 1-H 2-H 2B	
Tommie Reynolds, R OBP: 0.232, SLG: 0.250 (8, PR) (9, 7) X									
Ron Swoboda, R OBP: 0.306, SLG: 0.436 (1, 9) BBB	4-0 BB			0-3 K			0-0 G5-3 SH1-4 1B	0-0 F8	
Cleon Jones, R OBP: 0.196, SLG: 0.235 (1, 8) X	0-0 L8			0-0 P4			0-0 SH1-4 1-2	0-0 L7	
Jerry Buchek, R OBP: 0.287, SLG: 0.414 (1, 4) X		0-3 K		0-0 F8			4-0 IBB		
Jerry Grote, R OBP: 0.191, SLG: 0.218 (1, 2) X		0-3 K2-3			0-0 1-3		0-0 G5-3 2-3f		
Bob Shaw, R (1, 1) X		0-3 K			0-3 K			0-0 F3	

Inning Stats		R: 1	H: 0	E: 1	LOB: 2	K: 0	BB: 2	S: 4	P: 12	R: 0	H: 0	E: 0	LOB: 0	K: 3	BB: 0	S: 9	P: 9	R: 0	H: 2	E: 0	LOB: 1	K: 0	BB: 0	S: 4	P: 4	R: 0	H: 0	E: 0	LOB: 0	K: 1	BB: 0	S: 5	P: 5	R: 0	H: 0	E: 0	LOB: 0	K: 1	BB: 0	S: 5	P: 5	R: 0	H: 0	E: 0	LOB: 0	K: 2	BB: 0	S: 7	P: 7	R: 0	H: 1	E: 0	LOB: 1	K: 0	BB: 1	S: 3	P: 7	R: 3	H: 2	E: 0	LOB: 1	K: 0	BB: 2	S: 5	P: 13
Jim Maloney, R ERA: 4.11 (1, 1)	IP	WLS	BF	H	R	ER	SO	BB	IBB	HBP	BLK	WP	HR	S	P	ERA	WHIP																																																
Ted Abernathy, R ERA: 1.71 (8, 1)	0.2	L	3	1	0	0	0	0	0	0	0	0	0	3	3	0.00	1.500																																																


BOTTOM

Cincinnati Reds @ New York Mets
Shea Stadium, Flushing, NY
Wed Jun 14 1967, 7:05 PM EDT
Att. 16,350 - Unknown

AB	R	H	RBI	BB	SO	LOB
2	2	0	0	2	0	0
4	1	2	1	0	1	1
2	1	1	0	1	1	0
3	0	1	3	0	0	2
0	0	0	0	0	0	0
3	0	1	0	1	1	1
3	0	0	0	0	0	3
2	0	0	0	1	1	0
3	0	0	0	0	1	2
3	0	0	0	0	2	0

AB	25
R	4
H	5
RBI	4
BB	5
SO	7
LOB	9

WP: 0 PA: 33
PB: 0
SB: 0
CS: 0



PITCHER		IP	WLS	BF	H	R	ER	SO	BB	IBB	HBP	BLK	WP	HR	S	P	ERA	WHIP	
Jim Maloney, R ERA: 4.11 (1, 1)	IP	WLS	BF	H	R	ER	SO	BB	IBB	HBP	BLK	WP	HR	S	P	ERA	WHIP		
Ted Abernathy, R ERA: 1.71 (8, 1)	0.2	L	3	1	0	0	0	0	0	0	0	0	0	3	3	0.00	1.500		

BOTTOM

Chicago Cubs @ New York Mets
 Shea Stadium, Flushing, NY
 Sat Jun 17 1967, 3:33 AM EDT
 Att. 16,881 - Sunny - 94 F

livebaseballscorecards.com

AB	29
R	1
H	5
RBI	1
BB	0
SO	1
LOB	7



WP: 0	PA: 29
PB: 0	SB: 0
CS: 0	

AB R H RBI BB SO LOB

3	0	0	0	0	0	1
1	0	1	0	0	0	0
4	0	0	0	0	0	2
3	0	0	0	0	0	0
3	1	1	0	0	0	0
0	0	0	0	0	0	0
3	0	2	1	0	0	0
2	0	0	0	0	1	2
1	0	0	0	0	0	0
2	0	0	0	0	0	1
0	0	0	0	0	0	0
0	0	0	0	0	0	0
3	0	1	0	0	0	0
1	0	0	0	0	0	0
2	0	0	0	0	0	1

Batter	1	2	3	4	5	6	7	8	9
Bud Harrelson, S (1, 6) OBP: 0.321, SLG: 0.298 Ken Boyer, R (7, 3) OBP: 0.338, SLG: 0.293	0-0 L8 ①		0-0 6-3 ③			0-0 1-3 ②			0-0 P4-6-3 1B
Ed Charles, R (1, 5) OBP: 0.364, SLG: 0.309	0-0 6-3 ②			0-0 F9 ①		0-0 6-3 ③			0-0 P4-6-3 1-2f
Bob Johnson, R (1, 3) OBP: 0.412, SLG: 0.583 (7, 6)	0-0 5-3 ③			0-0 5-3 ②			0-0 P4-3 ①		
Tommy Davis, R (1, 7) OBP: 0.336, SLG: 0.505 Al Luplow, L (8, 7) OBP: 0.271, SLG: 0.306		0-0 1B 2B		0-0 P3 ③			0-0 5-3 ②		
Ron Swoboda, R (1, 9) OBP: 0.318, SLG: 0.449		0-0 P6-4-3 1B 2-H			0-0 P4-6-3 1B		0-0 L8 ③		
Jerry Buchek, R (1, 4) OBP: 0.276, SLG: 0.396 Chuck Hiller, L (8, 4) OBP: 0.146, SLG: 0.179		0-3 K ①			0-0 P4-6-3 1-2f			0-0 L9 ①	
Cleon Jones, R (1, 8) OBP: 0.188, SLG: 0.225 Nick Willhite, L (6, 1) Hawk Taylor, R (8, PH) OBP: 0.278, SLG: 0.389 Bob Hendley, R (9, 1)		0-0 P6-4-3 1-2f			0-0 6-3 ③			0-0 F2 ②	
Jerry Grote, R (1, 2) OBP: 0.195, SLG: 0.230			0-0 5-3 ①				0-0 2B	0-0 6-3 ③	
Bill Denehy, S (1, 1) Tommie Reynolds, R (6, 8) OBP: 0.237, SLG: 0.255			0-0 F8 ②			0-0 1-3 ①			0-0 L7 ①

Inning Stats	R: 0	H: 0	E: 0	K: 0	S: 3	R: 1	H: 2	E: 0	K: 1	S: 6	R: 0	H: 0	E: 0	K: 0	S: 3	R: 0	H: 0	E: 0	K: 0	S: 3	R: 0	H: 1	E: 0	K: 0	S: 4	R: 0	H: 0	E: 0	K: 0	S: 3	R: 0	H: 0	E: 0	K: 0	S: 3	R: 0	H: 1	E: 0	K: 0	S: 3
	LOB: 0	BB: 0	P: 3	LOB: 0	BB: 0	P: 6	LOB: 0	BB: 0	P: 3	LOB: 0	BB: 0	P: 3	LOB: 1	BB: 0	P: 4	LOB: 0	BB: 0	P: 3	LOB: 0	BB: 0	P: 3	LOB: 0	BB: 0	P: 3	LOB: 1	BB: 0	P: 3	LOB: 0	BB: 0	P: 3	LOB: 0	BB: 0	P: 3							

PITCHER	IP	WLS	BF	H	R	ER	SO	BB	IBB	HBP	BLK	WP	HR	S	P	ERA	WHIP
Rich Nye, L (1, 1) ERA: 3.62	9.0	W	29	5	1	1	1	0	0	0	0	0	0	31	31	1.00	0.556

Batter	1	2	3	4	5	6	7	8	9	10	AB R H RBI BB SO LOB	TOP												
Paul Popovich, S OBP: 0.275, SLG: 0.235 (1, 6)	0-0 F5	0-0 L9		4-0 FC6-4 BB			0-3 K		0-0 P4-3		4 0 0 0 1 1 3													
Glenn Beckert, R OBP: 0.332, SLG: 0.401 (1, 4)	0-0 1B		0-0 F7	0-0 FC6-4 S			0-0 6-3		0-0 6-3 1B		5 0 2 0 0 0 2													
Billy Williams, L OBP: 0.401, SLG: 0.538 (1, 7)	0-0 G5-4-3 1B		0-0 4-3	0-0 F8			0-0 1B		0-0 F2		5 0 2 0 0 0 3													
Ron Santo, R OBP: 0.352, SLG: 0.443 (1, 5)	0-0 G5-4-3 1-2f		0-0 14 HR 1B				0-3 K		0-0 6-3		5 1 1 0 0 1 4													
14 Ernie Banks, R OBP: 0.336, SLG: 0.507 (1, 3)		0-0 2B 1B	0-0 1-H HR				0-0 6-3		0-0 L7		4 1 2 2 1 0 0													
Randy Hundley, R OBP: 0.351, SLG: 0.470 (1, 2)		0-0 1-3 2B	0-0 HR				0-0 F7		0-3 K		5 1 2 1 0 1 2													
Ted Savage, R OBP: 0.338, SLG: 0.359 (1, 9)		0-0 P4	0-3 K				0-0 F9		0-3 K		4 0 0 0 0 2 2													
Adolfo Phillips, R OBP: 0.416, SLG: 0.585 (1, 8)		4-0 IBB		4-0 FC6-4 S BB			0-0 6-3		0-0 F7		2 0 0 0 2 0 0													
Bill Hands, R (1, 1)		0-3 K		0-3 K			0-3 K		0-0 F9		3 0 0 0 0 3 4													
Chuck Hartenstein, R OBP: 0.250, SLG: 0.250 (7, 1)											0 0 0 0 0 0 0													
Dick Radatz, R OBP: 0.500, SLG: 0.500 (8, 1)											0 0 0 0 0 0 0													
Lee Thomas, L OBP: 0.281, SLG: 0.310 (9, PH)											1 0 0 0 0 0 0													
Cal Koonce, R (9, 1)											0 0 0 0 0 0 0													
Inning Stats	R: 0 E: 0 K: 0 S: 4	H: 2 LOB: 1 BB: 0 P: 4	R: 0 E: 0 K: 1 S: 7	H: 2 LOB: 3 BB: 1 P: 11	R: 3 E: 0 K: 1 S: 8	H: 3 LOB: 0 BB: 0 P: 8	R: 0 E: 0 K: 1 S: 5	H: 0 LOB: 2 BB: 2 P: 13	R: 0 E: 0 K: 0 S: 3	H: 0 LOB: 0 BB: 0 P: 3	R: 0 E: 0 K: 2 S: 8	H: 1 LOB: 1 BB: 0 P: 8	R: 0 E: 0 K: 2 S: 7	H: 0 LOB: 0 BB: 0 P: 7	R: 0 E: 0 K: 0 S: 3	H: 0 LOB: 2 BB: 1 P: 8	R: 0 E: 0 K: 0 S: 4	H: 1 LOB: 2 BB: 1 P: 8	1B: 6 2B: 1 3B: 0 HR: 2	SF: 0 SAC: 0 DP: 1 HBP: 0	WP: 0 PB: 0 SB: 2 CS: 0	PA: 42		
PITCHER	IP WLS BF H R ER SO BB IBB HBP BLK WP HR S P ERA WHIP																							
Bob Shaw, R ERA: 3.77 (1, 1)	5.0																							
Jack Lamabe, R ERA: 4.01 (6, 1)	2.0																							
Don Shaw, L ERA: 3.52 (8, 1)	1.0																							
Jack Fisher, R ERA: 4.67 (9, 1)	2.0	W																						

Chicago Cubs @ New York Mets
Shea Stadium, Flushing, NY
Sun Jun 18 1967, 3:33 AM EDT
Cloudy - 85 F

livebaseballscorecards.com

AB 38
R 3
H 9
RBI 3
BB 4
SO 8
LOB 20



Batter	1	2	3	4	5	6	7	8	9	AB R H RBI BB SO LOB	TOP
Paul Popovich, S OBP: 0.271, SLG: 0.244 (1, 6) X	0-0 3B 2B		0-0 F8		0-0 L3-5 3-H			0-0 P3	0-0 F5	5 1 1 0 0 0 2	
Glenn Beckert, R OBP: 0.340, SLG: 0.415 (1, 4) X	0-0 SF9 2-H 3B		4-0 G4-6-3 BB			0-0 P6		0-0 1B SF8 1B		3 2 2 1 1 0 0	
Billy Williams, L OBP: 0.398, SLG: 0.535 (1, 7) X	0-0 SF9 3-H 3B		0-0 G4-6-3 1-2f			0-0 6-3		0-0 1B BB 1B		3 0 1 1 0 0 1	
Ron Santo, R OBP: 0.362, SLG: 0.465 (1, 5) X	0-0 HR			0-0 G3-6 1B		0-0 1B		4-0 1-2 BB		3 1 3 1 1 0 0	
Lee Thomas, L OBP: 0.273, SLG: 0.302 (1, 3) X	0-0 F9			0-0 G3-6 1-2f		0-0 F7		0-0 SF8 3-H		3 0 0 1 0 0 2	
Randy Hundley, R OBP: 0.350, SLG: 0.466 (1, 2) X	0-0 5-3			0-0 FC5-4 1B			0-0 1-3	0-0 F7 3-H		4 0 1 0 0 0 2	
Ted Savage, R OBP: 0.321, SLG: 0.338 (1, 9) X		0-0 F8		0-0 FC5-4 1-2f			0-0 5-3	0-3 K		4 0 0 0 0 1 1	
Adolfo Phillips, R OBP: 0.413, SLG: 0.576 (1, 8) X		0-0 5-3			0-0 E6 L3-5		0-0 E5	4-0 SH1 BB		3 0 0 0 1 0 0	
Rob Gardner, R (1, 1)					0-3 K		0-3 K	0-0 SH1		1 0 0 0 0 0 0	
Ray Culp, R OBP: 0.045, SLG: 0.136 (2, 1)					2-3 K			1-2 SH1		2 0 0 0 0 2 2	
Inning Stats	R: 3 H: 3 E: 0 LOB: 0 K: 0 BB: 0 S: 6 P: 6	R: 0 H: 0 E: 0 LOB: 0 K: 0 BB: 0 S: 3 P: 3	R: 0 H: 0 E: 0 LOB: 0 K: 0 BB: 1 S: 2 P: 6	R: 0 H: 2 E: 0 LOB: 1 K: 0 BB: 0 S: 4 P: 4	R: 0 H: 0 E: 1 LOB: 0 K: 1 BB: 0 S: 5 P: 5	R: 0 H: 1 E: 0 LOB: 1 K: 0 BB: 0 S: 4 P: 4	R: 0 H: 0 E: 1 LOB: 1 K: 1 BB: 0 S: 6 P: 6	R: 1 H: 2 E: 0 LOB: 2 K: 0 BB: 1 S: 5 P: 9	R: 0 H: 0 E: 0 LOB: 1 K: 1 BB: 1 S: 5 P: 9	1B: 5 SF: 2 2B: 2 SAC: 1 3B: 1 DP: 3 HR: 1 HBP: 0	WP: 0 PA: 37 PB: 0 SB: 1 CS: 0
PITCHER Tom Seaver, R (1, 1) ERA: 2.54	IP WLS BF H R ER SO BB IBB HBP BLK WP HR S P ERA WHIP										
	9.0 L 37 8 4 4 3 3 0 0 0 0 0 1 40 52 4.00 1.222										

Chicago Cubs @ New York Mets
Shea Stadium, Flushing, NY
Sun Jun 18 1967, 3:38 AM EDT
Att. 26,681 - Cloudy

livebaseballscorecards.com

AB 31
R 4
H 8
RBI 4
BB 3
SO 3
LOB 10



Batter	1	2	3	4	5	6	7	8	9	AB R H RBI BB SO LOB
Bud Harrelson, S (1, 6) John Sullivan, L (9, PH) OBP: 0.321, SLG: 0.305 OBP: 0.246, SLG: 0.203	0-0 1B SF8 1B	0-0 F5		0-0 G3			0-0 4-3		0-3 K	4 1 1 0 0 0 3 1 0 0 0 0 1 1
Bob Johnson, R (1, 4) OBP: 0.397, SLG: 0.564	0-0 1-3 1B	0-3 K				0-0 FC1-4 2B	0-0 L8			4 0 2 0 0 1 2
Ed Charles, R (1, 5) OBP: 0.359, SLG: 0.303	0-0 SF8		0-0 P3			0-3 K	0-3 K			3 0 0 1 0 2 1
Tommy Davis, R (1, 7) OBP: 0.336, SLG: 0.500	0-0 F9		0-0 P4-6-3 BB			0-0 FC1-4		0-3 K		3 0 0 0 1 1 2
Ken Boyer, R (1, 3) OBP: 0.333, SLG: 0.279	0-0 F9		0-0 P4-6-3			0-0 F8		0-0 P3-6-1 BB		3 0 0 0 1 0 3
Tommie Reynolds, R (1, 9) OBP: 0.262, SLG: 0.328		0-3 K		0-0 1B G3 1B			0-0 F9	0-0 P3-6-1		4 1 1 0 0 1 1
Cleon Jones, R (1, 8) OBP: 0.201, SLG: 0.252		0-0 1B 3B		0-0 P6-3 G3 1-3 1B			0-0 S 1B	0-0 P6-3		4 1 3 0 0 0 0
Hawk Taylor, R (1, 2) Al Luplow, L (9, PH) OBP: 0.286, SLG: 0.381 OBP: 0.260, SLG: 0.295		0-0 1B 1B		0-0 G3			0-3 K	0-0 5-3		3 0 1 2 0 1 2 1 0 0 0 0 0 0
Tom Seaver, R (1, 1) Ed Kranepool, L (9, PH) Jerry Buchek, R (9, PR) OBP: 0.389, SLG: 0.333 OBP: 0.357, SLG: 0.414 OBP: 0.274, SLG: 0.394		0-0 1-2 1B		0-0 P6-3			0-0 F7	0-0 BB		3 0 1 0 0 0 2 0 0 0 0 1 0 0 0 0 0 0 0 0 0

Inning Stats	R: 1 E: 0 K: 0 S: 5	H: 2 LOB: 1 BB: 0 P: 5	R: 1 E: 0 K: 2 S: 10	H: 3 LOB: 2 BB: 0 P: 10	R: 0 E: 0 K: 0 S: 2	H: 0 LOB: 0 BB: 1 P: 6	R: 1 E: 0 K: 0 S: 5	H: 2 LOB: 1 BB: 0 P: 5	R: 0 E: 0 K: 1 S: 6	H: 1 LOB: 1 BB: 0 P: 6	R: 0 E: 0 K: 1 S: 6	H: 1 LOB: 1 BB: 0 P: 6	R: 0 E: 0 K: 1 S: 5	H: 0 LOB: 0 BB: 0 P: 5	R: 0 E: 0 K: 1 S: 4	H: 0 LOB: 0 BB: 1 P: 8	R: 0 E: 0 K: 1 S: 5	H: 0 LOB: 1 BB: 1 P: 9	1B: 7 2B: 1 3B: 1 HR: 0	SF: 1 SAC: 0 DP: 2 HBP: 0	WP: 0 PB: 0 SB: 1 CS: 0	PA: 37
--------------	------------------------------	---------------------------------	-------------------------------	----------------------------------	------------------------------	---------------------------------	------------------------------	---------------------------------	------------------------------	---------------------------------	------------------------------	---------------------------------	------------------------------	---------------------------------	------------------------------	---------------------------------	------------------------------	---------------------------------	----------------------------------	------------------------------------	----------------------------------	--------

PITCHER	IP	WLS	BF	H	R	ER	SO	BB	IBB	HBP	BLK	WP	HR	S	P	ERA	WHIP
Rob Gardner, L (1, 1) ERA: 4.5	1.1		9	5	2	2	1	0	0	0	0	0	0	11	11	13.50	3.750
Ray Culp, R (2, 1) ERA: 4.03	7.2	W	28	4	1	1	6	3	0	0	0	0	0	37	49	1.17	0.913

BOTTOM

Chicago Cubs @ New York Mets
Shea Stadium, Flushing, NY
Sun Jun 18 1967, 3:38 AM EDT
Att. 26,681 - Cloudy

livebaseballscores.com

AB	33
R	3
H	9
RBI	3
BB	3
SO	7
LOB	17



Batter	1	2	3	4	5	6	7	8	9	AB R H RBI BB SO LOB	TOP											
Bud Harrelson, S (1, 6) OBP: 0.315, SLG: 0.298	1-1 F7		0-0 6-3			2-2 4-3			2-3 K	4 0 0 0 0 1 0	New York Mets @ Philadelphia Phillies Connie Mack Stadium, Philadelphia, PA Tue Jun 20 1967, 7:05 PM EDT Att. 7,718 - Unknown											
Cleon Jones, R (1, 8) OBP: 0.196, SLG: 0.245	0-1 6-3			0-0 F3		0-0 1-3			1-3 K	4 0 0 0 0 1 0												
Ken Boyer, R (1, 5) OBP: 0.327, SLG: 0.272	1-0 F7			0-0 F7			0-1 5-3			3 0 0 0 0 0 0												
Tommy Davis, R (1, 7) OBP: 0.336, SLG: 0.502		1-0 4-3 2B		0-0 5-3			2-2 6-3			3 0 1 0 0 0 0												
Ed Kranepool, L (1, 3) OBP: 0.350, SLG: 0.405		0-0 F9			0-0 F8		0-0 4-3			3 0 0 0 0 0 1												
Tommie Reynolds, R (1, 9) OBP: 0.265, SLG: 0.317		0-0 4-3			4-0 FC6-4 BB			1-3 K		2 0 0 0 1 1 1												
Jerry Buchek, R (1, 4) OBP: 0.270, SLG: 0.387		1-3 K			0-0 FC6-4 PB			0-0 L7		3 0 0 0 0 1 2												
Jerry Grote, R (1, 2) OBP: 0.195, SLG: 0.229			1-3 K		1-1 5-3			0-0 6-3		2 0 0 0 0 1 1												
Bill Denehy, S (5, 1)										0 0 0 0 0 0 0												
Ed Charles, R (8, PH) OBP: 0.357, SLG: 0.301										1 0 0 0 0 0 0												
Ron Taylor, R (8, 1)										0 0 0 0 0 0 0												
Bob Hendley, R (1, 1)			0-3 K			3-2 4-3			0-1 4-3	0 0 0 0 0 0 0												
Dick Selma, R (2, 1)										1 0 0 0 0 1 0												
John Sullivan, L (5, 2) OBP: 0.239, SLG: 0.197										2 0 0 0 0 0 0												
Inning Stats	R: 0 E: 0 K: 0 S: 5	H: 0 LOB: 0 BB: 0 P: 7	R: 0 E: 0 K: 1 S: 6	H: 1 LOB: 1 BB: 0 P: 8	R: 0 E: 0 K: 2 S: 7	H: 0 LOB: 0 BB: 0 P: 8	R: 0 E: 0 K: 0 S: 3	H: 0 LOB: 0 BB: 0 P: 3	R: 0 E: 1 K: 0 S: 4	H: 0 LOB: 1 BB: 1 P: 9	R: 0 E: 0 K: 0 S: 7	H: 0 LOB: 0 BB: 0 P: 12	R: 0 E: 0 K: 0 S: 6	H: 0 LOB: 0 BB: 0 P: 8	R: 0 E: 0 K: 1 S: 5	H: 0 LOB: 0 BB: 0 P: 6	R: 0 E: 0 K: 2 S: 8	H: 0 LOB: 0 BB: 0 P: 11	1B: 0 2B: 1 3B: 0 HR: 0	SF: 0 SAC: 0 DP: 0 HBP: 0	WP: 0 PB: 1 SB: 0 CS: 0	PA: 29
PITCHER Larry Jackson, R (1, 1) ERA: 3.48	IP: 9.0 WLS: W BF: 29 H: 1 R: 0 ER: 0 SO: 6 BB: 1 IBB: 0 HBP: 0 BLK: 0 WP: 0 HR: 0 S: 51 P: 72 ERA: 0.00 WHIP: 0.222											PITCHER	IP: WLS: BF: H: R: ER: SO: BB: IBB: HBP: BLK: WP: HR: S: P: ERA: WHIP:									

livebaseballscorecards.com

AB	28
R	0
H	1
RBI	0
BB	1
SO	6
LOB	5



Batter	1	2	3	4	5	6	7	8	9
Tony Taylor, R OBP: 0.344, SLG: 0.414 (1, 3)	2-1 3B 1B	4-2 1-2 BB		0-0 6-3			1-1 2-3 2B		
Gary Sutherland, R OBP: 0.315, SLG: 0.343 (1, 6)	0-3 K	2-3 K			0-3 K		0-0 G3		
Dick Allen, R OBP: 0.426, SLG: 0.544 (1, 5)	1-1 1-H HR 3B		0-0 4-3		2-1 P4		0-0 L9		
Don Lock, R OBP: 0.382, SLG: 0.543 (1, 8)	3-2 3-H HR		1-2 2B 1B		2-3 K		4-0 E S BB		
Gene Oliver, R OBP: 0.388, SLG: 0.602 (1, 2)	4-1 CS BB		0-0 1-H 2B		0-0 5-3		1-2 1-3 P6		
Johnny Callison, L OBP: 0.357, SLG: 0.458 (1, 9)	3-3 1-2 K		4-0 G6-4-3 IBB		0-0 G3		4-0 FC5-4 IBB		
Cookie Rojas, R OBP: 0.259, SLG: 0.269 (1, 4)		1-0 6-3	0-0 G6-4-3		0-0 1-4-3		0-0 1-2f FC5-4		
Tony Gonzalez, L OBP: 0.387, SLG: 0.473 (1, 7)		1-0 S 1B		0-0 P6		4-0 CS SH1-4 BB			
Larry Jackson, R OBP: 0.171, SLG: 0.150 (1, 1)		1-0 B2		0-3 K		0-0 SH1-4			

Inning Stats	R: 3	H: 3	E: 0	K: 2	S: 14	LOB: 1	BB: 1	P: 27	R: 0	H: 1	E: 0	K: 1	S: 8	LOB: 2	BB: 1	P: 17	R: 1	H: 2	E: 0	K: 0	S: 6	LOB: 0	BB: 0	P: 5	R: 0	H: 0	E: 0	K: 2	S: 8	LOB: 0	BB: 0	P: 12	R: 0	H: 0	E: 0	K: 0	S: 3	LOB: 0	BB: 0	P: 3	R: 0	H: 1	E: 0	K: 0	S: 4	LOB: 1	BB: 1	P: 9	R: 0	H: 0	E: 0	K: 0	S: 5	LOB: 2	BB: 2	P: 14
--------------	------	------	------	------	-------	--------	-------	-------	------	------	------	------	------	--------	-------	-------	------	------	------	------	------	--------	-------	------	------	------	------	------	------	--------	-------	-------	------	------	------	------	------	--------	-------	------	------	------	------	------	------	--------	-------	------	------	------	------	------	------	--------	-------	-------

PITCHER	IP	WLS	BF	H	R	ER	SO	BB	IBB	HBP	BLK	WP	HR	S	P	ERA	WHIP
Bob Hendley, L ERA: 7.2 (1, 1)	1.2	L	10	4	3	3	2	2	0	0	0	0	1	19	39	16.20	3.600
Dick Selma, R ERA: 2.84 (2, 1)	2.1		9	2	1	1	2	0	1	0	0	0	0	14	21	3.86	0.857
Bill Denehy, R ERA: 4.97 (5, 1)	3.0		10	1	0	0	2	1	0	0	0	0	0	15	24	0.00	0.667
Ron Taylor, R ERA: 4.57 (8, 1)	1.0		5	0	0	0	0	1	1	0	0	0	0	5	14	0.00	1.000

AB R H RBI BB SO LOB

3	1	2	0	1	0	0
4	0	0	0	0	3	4
4	1	1	1	0	0	0
3	2	2	2	1	1	0
3	0	1	1	1	0	1
2	0	0	0	2	1	1
4	0	0	0	0	0	4
2	0	1	0	1	0	0
2	0	0	0	0	1	1

AB	27
R	4
H	7
RBI	4
BB	6
SO	6
LOB	11



1B: 3	SF: 0	WP: 0	PA: 34
2B: 3	SAC: 1	PB: 0	
3B: 1	DP: 2	SB: 2	
HR: 1	HBP: 0	CS: 2	

New York Mets @ Philadelphia Phillies
Connie Mack Stadium, Philadelphia, PA
 Tue Jun 20 1967, 7:05 PM EDT
 Att. 7,718 - Unknown

livebaseballscorecards.com

Batter	1	2	3	4	5	6	7	8	9	AB R H RBI BB SO LOB	TOP									
Bud Harrelson, S (1, 6) OBP: 0.317, SLG: 0.301	0-0 5-3	3-2 FC5-2 1B		0-0 6-3		0-0 6-3			0-0 G6-4-3 1B	5 0 2 0 0 0 0										
Cleon Jones, R (1, 8) OBP: 0.196, SLG: 0.243	0-1 HBP SF8 1B	0-0 FC5-2		0-0 L8		0-0 L9			0-0 G6-4-3 1-2f	5 1 1 0 0 0 3										
Ed Kranepool, L (1, 3) OBP: 0.348, SLG: 0.397	3-2 SF8 HBP 1-2 HBP	0-0 F9		0-3 K		0-0 5-3				3 0 0 0 0 1 2										
Tommy Davis, R (1, 7) OBP: 0.343, SLG: 0.502	1-0 1-2 2-3 HBP		1-0 E 5-3 HBP		0-0 P7		0-0 1B			2 1 1 0 0 0 0										
Tommie Reynolds, R (1, 9) OBP: 0.250, SLG: 0.303	0-0 SF8		0-0 F3		0-3 K		0-3 K			3 0 0 1 0 2 2										
Ken Boyer, R (1, 5) OBP: 0.331, SLG: 0.273	4-2 FC5-4 1-2 BB		0-0 E5 5-3		0-0 1B		0-0 5-3		0-0 5-3	3 0 1 0 1 0 1										
Jerry Buchek, R (1, 4) OBP: 0.264, SLG: 0.378	2-2 FC5-4 1-2f		0-0 5-3		0-0 5-3			1-3 K		4 0 0 1 0 1 5										
Hawk Taylor, R (1, 2) OBP: 0.320, SLG: 0.375		0-0 1B FC5-2 1B		0-0 IBB		0-0 P6		0-3 K		3 0 1 0 1 1 0										
Jack Fisher, R (1, 1) OBP: 0.188, SLG: 0.138		2-3 K	0-3 K		0-3 K			0-3 K		4 0 0 0 0 4 3										
Inning Stats	R: 1 E: 0 K: 0 S: 14	H: 1 LOB: 3 BB: 1 P: 24	R: 0 E: 0 K: 1 S: 9	H: 2 LOB: 2 BB: 0 P: 14	R: 1 E: 1 K: 1 S: 6	H: 0 LOB: 2 BB: 1 P: 11	R: 0 E: 0 K: 1 S: 5	H: 0 LOB: 0 BB: 0 P: 5	R: 0 E: 0 K: 1 S: 5	H: 0 LOB: 0 BB: 0 P: 5	R: 0 E: 0 K: 1 S: 6	H: 1 LOB: 1 BB: 0 P: 6	R: 0 E: 0 K: 1 S: 7	H: 0 LOB: 0 BB: 0 P: 8	R: 0 E: 0 K: 1 S: 5	H: 1 LOB: 0 BB: 0 P: 5	1B: 6 2B: 0 3B: 0 HR: 0	SF: 1 SAC: 0 DP: 1 HBP: 3	WP: 0 PB: 0 SB: 2 CS: 0	PA: 38
PITCHER	IP WLS BF H R ER SO BB IBB HBP BLK WP HR S P ERA WHIP																			
Jim Bunning, R (1, 1) ERA: 3.47	8.0 L 35 5 2 1 8 1 1 3 0 0 0 58 79 1.12 0.750																			
Turk Farrell, R (9, 1) ERA: 2.63	1.0 3 1 0 0 1 0 0 0 0 0 0 5 5 0.00 1.000																			

New York Mets @ Philadelphia Phillies
Connie Mack Stadium, Philadelphia, PA

livebaseballscorecards.com

AB 32
R 2
H 6
RBI 2
BB 2
SO 9
LOB 16



Wed Jun 21 1967, 7:05 PM EDT
 Att. 8,229 - Unknown

Batter	1	2	3	4	5	6	7	8	9	AB	R	H	RBI	BB	SO	LOB
Tony Gonzalez, L (1, 7) OBP: 0.384, SLG: 0.465	0-0 P7		2-2 6-3			4-0 FC6-4 BB		0-0 FC4-6		3	0	0	0	1	0	2
Dick Allen, R (1, 5) OBP: 0.420, SLG: 0.534	1-0 5-3			0-0 F7		0-0 FC6-4 BB		2-2 F8		4	0	0	0	0	0	3
Johnny Callison, L (1, 9) OBP: 0.355, SLG: 0.452	1-2 F8			0-0 1-3		4-2 BB		0-0 F8		3	0	0	0	1	0	0
Bill White, L (1, 3) OBP: 0.235, SLG: 0.200		0-0 4-3		0-1 3-1		1-1 3-1		0-3 K		4	0	0	0	0	1	3
Don Lock, R (1, 8) OBP: 0.370, SLG: 0.525		0-3 K			2-0 L7		2-3 K		3-2 P4	4	0	0	0	0	2	0
Gene Oliver, R (1, 2) OBP: 0.376, SLG: 0.581		0-0 F2			3-2 F9		0-1 P4			3	0	0	0	0	0	0
Tony Taylor, R (1, 4) OBP: 0.339, SLG: 0.407			0-0 4-3		0-2 1-3		2-1 6-3			3	0	0	0	0	0	0
Gary Sutherland, R (1, 6) OBP: 0.322, SLG: 0.357			3-2 E5			1-0 BB 2B		0-0 FC4-6 1B		3	0	2	0	0	0	0
Jim Bunning, R (1, 1) OBP: 0.128, SLG: 0.333			3-2 4-3			2-3 K		0-3 K		2	0	0	0	0	1	2
Doug Clemens, L (8, PH) OBP: 0.243, SLG: 0.303			4-3							1	0	0	0	0	1	1
Turk Farrell, R (9, 1) OBP: 0.200, SLG: 0.222			2-3							0	0	0	0	0	0	0

Inning Stats	R: 0	H: 0	E: 0	K: 0	S: 5	R: 0	H: 0	E: 0	K: 1	S: 5	R: 0	H: 0	E: 0	K: 0	S: 4	R: 0	H: 0	E: 0	K: 0	S: 7	R: 0	H: 1	E: 0	K: 1	S: 12	R: 0	H: 0	E: 0	K: 1	S: 7	R: 0	H: 1	E: 0	K: 1	S: 8	R: 0	H: 0	E: 0	K: 1	S: 7	R: 0	H: 0	E: 0	K: 1	S: 10	R: 0	H: 0	E: 0	K: 1	S: 10	1B: 1	2B: 1	3B: 0	HR: 0	SF: 0	SAC: 0	DP: 0	HBP: 0	WP: 0	PA: 32
PITCHER Jack Fisher, R (1, 1) ERA: 4.24	IP: 9.0	WLS: W	BF: 32	H: 2	R: 0	ER: 0	SO: 5	BB: 2	IBB: 0	HBP: 0	BLK: 0	WP: 0	HR: 0	S: 65	P: 101	ERA: 0.00	WHIP: 0.444																																											

NEW YORK METS @ PHILADELPHIA PHILLIES
CONNIE MACK STADIUM, PHILADELPHIA, PA

Wed Jun 21 1967, 7:05 PM EDT
 Att. 8,229 - Unknown

livebaseballscores.com

AB	30
R	0
H	2
RBI	0
BB	2
SO	5
LOB	11

BOTTOM

New York Mets @ Atlanta Braves
Atlanta Stadium, Atlanta, GA

Fri Jun 23 1967, 7:05 PM EDT
Att. 13,409 - Unknown

livebaseballscorecards.com

AB	33
R	12
H	13
RBI	11
BB	9
SO	2
LOB	18



WP	2	PA	43
PB	0		
SB	0		
CS	1		

AB	R	H	RBI	BB	SO	LOB
5	2	3	0	0	0	2
3	2	1	1	2	0	2
0	2	0	1	3	0	0
1	0	0	0	0	0	1
4	2	3	3	1	0	2
4	1	1	2	0	0	4
0	0	0	0	0	0	0
1	0	0	0	0	0	1
0	0	0	0	0	0	0
3	0	1	0	0	0	2
2	1	1	2	0	1	1
4	0	2	2	1	0	1
3	1	0	0	1	1	2
2	1	1	0	1	0	0
1	0	0	0	0	0	0
1B	10	SF	1			
2B	3	SAC	0			
3B	0	DP	1			
HR	0	HBP	0			

Batter	1	2	3	4	5	6	7	8	9							
Felipe Alou, R OBP: 0.341, SLG: 0.443 (1, 7)	0-0 BB 2B 1B	0-0 G4-6-3 1-2f 2-3		0-0 SF8 FC6-4 2B		0-0 L8 1B	0-0 1B									
Tito Francona, L OBP: 0.303, SLG: 0.271 (1, 3)	0-0 F9 1B	0-0 WP 1B		4-0 FC6-4 BB BB		4-0 BB 2B BB	0-0 F3 1B									
Hank Aaron, R OBP: 0.396, SLG: 0.608 Miguel de la Hoz, R OBP: 0.262, SLG: 0.415 (1, 9) (7, 5)	4-0 2B BB	4-0 1B IBB		0-0 SF8 2-3 3-H		4-0 2B 1B BB	0-0 P3 1B									
Mack Jones, L OBP: 0.318, SLG: 0.409 (1, 8)	0-0 E2 2B	0-0 FC6-4 1B		4-0 FC6-4 BB		0-0 F8 1B	0-0 WP 1B									
Clete Boyer, R OBP: 0.309, SLG: 0.427 Jay Ritchie, R OBP: 0.333, SLG: 0.667 Charlie Lau, L OBP: 0.227, SLG: 0.167 Ramon Hernandez, S (1, 5) (7, 1) (8, PH) (9, 1)	0-0 6-3	0-0 FC6-4		0-0 FC6-4		0-0 1B 2B	0-0 L7 1-2									
Denis Menke, R OBP: 0.332, SLG: 0.345 Marty Martinez, S OBP: 0.355, SLG: 0.259 (1, 6) (5, 6)	0-0 1B		0-0 4-3	0-0 F8		0-0 1B 1B	0-3 K									
Woody Woodward, R OBP: 0.293, SLG: 0.263 (1, 4)	0-0 1-3		0-0 F7		4-0 CS BB	0-0 FC6-4 1B	0-0 2-H 1B									
Bob Uecker, R OBP: 0.219, SLG: 0.198 (1, 2)		4-0 G4-6-3 1B BB	0-3 K		0-0 5-3 1-2	0-0 FC6-4 1-2f										
Ken Johnson, R OBP: 0.143, SLG: 0.091 Gary Geiger, L OBP: 0.347, SLG: 0.317 (1, 1) (7, 9)		0-0 G4-6-3 1B		4-0 2B SF8 BB	0-0 6-3		0-0 F9									
Inning Stats	R: 3 E: 1 K: 0 S: 6	H: 3 LOB: 1 BB: 1 P: 10	R: 2 E: 0 K: 0 S: 5	H: 3 LOB: 2 BB: 2 P: 13	R: 0 E: 0 K: 1 S: 5	H: 0 LOB: 0 BB: 0 P: 5	R: 2 E: 0 K: 0 S: 4	H: 1 LOB: 2 BB: 3 P: 16	R: 0 E: 0 K: 0 S: 2	H: 0 LOB: 0 BB: 1 P: 6	R: 4 E: 0 K: 0 S: 6	H: 3 LOB: 1 BB: 2 P: 14	R: 0 E: 0 K: 0 S: 4	H: 1 LOB: 1 BB: 0 P: 4	R: 1 E: 0 K: 1 S: 6	H: 2 LOB: 1 BB: 0 P: 6

PITCHER	IP	WLS	BF	H	R	ER	SO	BB	IBB	HBP	BLK	WP	HR	S	P	ERA	WHIP
Bob Shaw, R ERA: 4.4 (1, 1)	1.2	L	12	5	5	5	0	2	1	0	0	1	0	9	21	27.00	4.200
Nick Willhite, L ERA: 5.1 (2, 1)	1.1		8	2	2	2	1	2	0	0	0	0	0	8	16	13.50	3.000
Bill Denehy, R ERA: 4.88 (4, 1)	1.0		4	0	0	0	0	1	0	0	0	0	0	3	7	0.00	1.000
Dick Selma, R ERA: 4.3 (5, 1)	4.0		19	6	5	5	1	3	0	0	0	1	0	18	30	11.25	2.250

Batter	1	2	3	4	5	6	7	8	9	AB R H RBI BB SO LOB	TOP												
Bud Harrelson, S (1, 6) OBP: 0.307, SLG: 0.292	0-0 F7		0-0 1B 1B	0-0 SF8		0-0 L7		0-0 6-3		4 1 1 1 0 0 2													
Cleon Jones, R (1, 9) OBP: 0.220, SLG: 0.275	0-0 1B		0-0 1B 2B 1B	0-0 FC4-6		4-0 2B IBB		0-0 6-3		4 1 2 1 1 0 3													
Larry Stahl, L (1, 8) OBP: 0.240, SLG: 0.227	0-0 P6		0-0 2B WP 1B	0-0 4-3		0-0 1-H 2-H 2B			0-0 4-3	5 1 2 2 0 0 3													
Tommy Davis, R (1, 7) OBP: 0.344, SLG: 0.509	0-0 4-3		0-3 K		0-0 F8		0-0 5-3		0-0 HR	5 1 1 1 0 1 3													
Ed Kranepool, L (1, 3) OBP: 0.353, SLG: 0.406		0-0 F2	0-0 WP 1B 2B		0-3 K		0-0 1B		0-0 1B 1B	5 2 3 1 0 1 0													
Ed Charles, R (1, 5) OBP: 0.356, SLG: 0.302		0-0 F8	0-0 CS 1B		0-0 PB 1B		0-0 P4		0-0 F2	5 0 2 1 0 0 2													
Jerry Buchek, R (1, 4) OBP: 0.272, SLG: 0.387		0-3 K	0-0 CS	0-0 SH 1B SF8 1B	0-3 K		0-0 L8		0-0 1B 1B	5 1 2 0 0 2 2													
Jerry Grote, R (1, 2) OBP: 0.219, SLG: 0.252			0-0 P5	0-0 FC4-6 SH 1B		0-0 SH1-4 2B 1B		0-0 3-1 1B	0-0 1B	5 1 4 1 0 0 0													
Tom Seaver, R (1, 1) OBP: 0.359, SLG: 0.303			0-0 E3 1B	0-0 SH FC4-6		0-0 SH1-4		0-0 3-1	0-3 K	3 1 0 0 0 1 3													
Inning Stats	R: 0 E: 0 K: 0 S: 4	H: 1 LOB: 1 BB: 0 P: 4	R: 0 E: 0 K: 1 S: 5	H: 0 LOB: 0 BB: 0 P: 5	R: 5 E: 1 K: 1 S: 10	H: 5 LOB: 0 BB: 0 P: 10	R: 1 E: 1 K: 0 S: 6	H: 2 LOB: 2 BB: 0 P: 6	R: 0 E: 0 K: 2 S: 8	H: 1 LOB: 1 BB: 0 P: 8	R: 1 E: 0 K: 0 S: 4	H: 2 LOB: 2 BB: 1 P: 8	R: 0 E: 0 K: 0 S: 4	H: 1 LOB: 1 BB: 0 P: 4	R: 0 E: 0 K: 0 S: 4	H: 1 LOB: 1 BB: 0 P: 4	R: 2 E: 0 K: 1 S: 9	H: 4 LOB: 2 BB: 0 P: 9	1B: 14 2B: 2 3B: 0 HR: 1	SF: 1 SAC: 2 DP: 0 HBP: 0	WP: 1 PB: 1 SB: 1 CS: 1	PA: 46	
PITCHER	IP WLS BF H R ER SO BB IBB HBP BLK WP HR S P ERA WHIP																					PITCHER	IP WLS BF H R ER SO BB IBB HBP BLK WP HR S P ERA WHIP
Bob Bruce, R (1, 1) ERA: 4.89	2.2 L 14 5 5 1 2 0 0 0 0 0 0 0 18 18 3.38 1.875																						
Jay Ritchie, R (3, 1) ERA: 3.82	0.1 4 3 1 1 0 0 0 0 0 0 1 0 4 4 27.00 9.000																						
Dick Kelley, L (4, 1) ERA: 4.97	3.0 12 3 1 1 2 0 1 0 0 0 0 0 15 19 3.00 1.000																						
Clay Carroll, R (7, 1) ERA: 4.91	2.0 8 2 0 0 0 0 0 0 0 0 0 0 8 8 0.00 1.000																						
Ramon Hernandez, L (9, 1) ERA: 5.32	1.0 7 4 2 2 1 0 0 0 0 0 0 1 9 9 18.00 4.000																						

New York Mets @ Atlanta Braves
 Atlanta Stadium, Atlanta, GA
 Sat Jun 24 1967, 3:33 AM EDT
 Att. 6,106 - Unknown

livebaseballscorecards.com

AB 41
R 9
H 17
RBI 8
BB 1
SO 5
LOB 18



Batter	1	2	3	4	5	6	7	8	9	AB R H RBI BB SO LOB	TOP		
Bud Harrelson, S (1, 6) OBP: 0.305, SLG: 0.291 Bob Johnson, R (7, PH) OBP: 0.410, SLG: 0.561 (7, 6)	0-0 1B 1B	0-0 6-3			0-0 4-3		4-0 FC4 BB		0-0 1-3	3 1 1 0 0 0 1 1 0 0 0 1 0 0			
Cleon Jones, R (1, 9) OBP: 0.232, SLG: 0.292	0-0 G4-6-3 1-3 1B 1B		0-0 F9			4-0 1B BB	0-0 FC4			3 0 1 1 1 0 2			
Larry Stahl, L (1, 8) OBP: 0.241, SLG: 0.231	0-0 G4-6-3 1-2 3-H 1B		0-0 P6			0-0 P6	0-0 F8			4 0 1 1 0 0 3			
Tommy Davis, R (1, 7) OBP: 0.344, SLG: 0.513	0-0 G4-6-3 1-2f 2-3		0-0 3-1			0-0 L5		4-0 WP S BB		3 0 0 0 1 0 3			
Ed Kranepool, L (1, 3) OBP: 0.360, SLG: 0.405	4-0 IBB			0-0 3-1		0-0 1-3 1B		0-3 K		3 0 1 0 1 1 1			
Ed Charles, R (1, 5) OBP: 0.348, SLG: 0.294	0-3 K			0-0 6-3		0-0 1-3		0-3 K		4 0 0 0 0 2 5			
Jerry Buchek, R (1, 4) OBP: 0.276, SLG: 0.380		4-0 SH1-3 BB		0-0 5-3			0-0 BB FC4 1B 1B	0-3 K		3 1 1 0 1 1 1			
Jerry Grote, R (1, 2) OBP: 0.231, SLG: 0.252 John Sullivan, L (7, PH) OBP: 0.247, SLG: 0.206 (7, 2)		0-3 K			0-0 F2		0-0 FC4 BB 1B		0-0 4-3	2 0 0 0 0 1 1 2 0 1 0 0 0 0			
Jack Fisher, R (1, 1) OBP: 0.182, SLG: 0.133 Ron Taylor, R (5, 1) Chuck Hiller, L (7, PH) OBP: 0.156, SLG: 0.186 Bill Denehy, S (7, 1) Ron Swoboda, R (9, PH) OBP: 0.319, SLG: 0.440		0-0 SH1-3			0-0 F8		0-3 K		0-0 6-3	1 0 0 0 0 0 0 0 0 0 0 0 0 0 1 0 0 0 0 1 2 0 0 0 0 0 0 0 1 0 0 0 0 0 0			
Inning Stats	R: 1 H: 3 E: 0 LOB: 2 K: 1 BB: 1 S: 7 P: 11	R: 0 H: 0 E: 0 LOB: 1 K: 1 BB: 1 S: 5 P: 9	R: 0 H: 0 E: 0 LOB: 0 K: 0 BB: 0 S: 3 P: 3	R: 0 H: 0 E: 0 LOB: 0 K: 0 BB: 0 S: 3 P: 3	R: 0 H: 0 E: 0 LOB: 0 K: 0 BB: 0 S: 3 P: 3	R: 0 H: 1 E: 0 LOB: 2 K: 0 BB: 1 S: 4 P: 8	R: 1 H: 2 E: 0 LOB: 2 K: 1 BB: 1 S: 7 P: 11	R: 0 H: 0 E: 0 LOB: 1 K: 3 BB: 1 S: 9 P: 13	R: 0 H: 0 E: 0 LOB: 0 K: 0 BB: 0 S: 3 P: 3	1B: 6 SF: 0 2B: 0 SAC: 1 3B: 0 DP: 1 HR: 0 HBP: 0	WP: 1 PA: 37 PB: 0 SB: 2 CS: 0		
PITCHER	IP WLS BF H R ER SO BB IBB HBP BLK WP HR S P ERA WHIP											PITCHER	IP WLS BF H R ER SO BB IBB HBP BLK WP HR S P ERA WHIP
Pat Jarvis, R (1, 1) ERA: 4.59 Phil Niekro, R (7, 1) ERA: 1.42	6.0 W 25 5 2 2 2 2 2 1 0 0 0 0 0 26 38 3.00 1.167												

New York Mets @ Atlanta Braves
Atlanta Stadium, Atlanta, GA
Sun Jun 25 1967, 3:33 AM EDT
Att. 40,166 - Unknown

livebaseballscorecards.com

AB	31
R	2
H	6
RBI	2
BB	5
SO	6
LOB	19



BOTTOM

New York Mets @ Atlanta Braves
Atlanta Stadium, Atlanta, GA
Sun Jun 25 1967, 3:33 AM EDT
Att. 40,166 - Unknown

AB	34
R	4
H	10
RBI	4
BB	4
SO	4
LOB	17



WP:	0	PA:	39
PB:	0	SB:	1
CS:	0		

AB R H RBI BB SO LOB

5	0	0	0	0	0	1
4	1	1	0	1	0	1
5	2	3	0	0	0	3
2	1	1	0	2	0	1
3	0	3	4	0	0	0
1	0	0	0	0	0	1
3	0	1	0	1	0	4
4	0	0	0	0	0	6
4	0	1	0	0	3	0
3	0	0	0	0	1	0
0	0	0	0	0	0	0

1B:	7	SF:	0
2B:	3	SAC:	1
3B:	0	DP:	0
HR:	0	HBP:	0

WP:	0	PA:	39
PB:	0	SB:	1
CS:	0		

Batter	1	2	3	4	5	6	7	8	9
Felipe Alou, R OBP: 0.342, SLG: 0.435 (1, 7)	0-0 L7 ①		0-0 P3 ①	0-0 L8 ③		0-0 E4		0-0 6-3 ②	
Tito Francona, L OBP: 0.305, SLG: 0.314 (1, 3)	4-0 1B 1B BB		0-0 F9 ②		0-0 P5 ①	0-0 4-3 ③		0-0 1B 2-3	
Hank Aaron, R OBP: 0.392, SLG: 0.601 (1, 9)	0-0 P4 ②		0-0 BLK 2B		0-0 1B 2B		0-0 F7 S FC6-2-5-1 1B	0-0 F8 ③	
Mack Jones, L OBP: 0.328, SLG: 0.407 (1, 8)	0-0 1B 1-3 1B		4-0 BLK 2B IBB		4-0 1B BB		0-0 F7 ① 1-3		
Clete Boyer, R OBP: 0.313, SLG: 0.430 Miguel de la Hoz, R OBP: 0.250, SLG: 0.395 (5, PR) (6, 5)	0-0 1-2 3-H 1B		0-0 1B 1-H 2-H 2B		0-0 FC6-4 1B 1-2 2-H		0-0 FC6-2-5-1 ② 3-H		
Denis Menke, R OBP: 0.331, SLG: 0.341 (1, 6)	0-0 P5 ③		0-0 2-3 1B		0-0 F9 ②		4-0 IBB		
Woody Woodward, R OBP: 0.288, SLG: 0.256 (1, 4)		0-0 F9 ①	0-0 P5 ③		0-0 FC6-4 ③ 1-2f		0-0 F8 ③		
Bob Uecker, R OBP: 0.217, SLG: 0.198 (1, 2)		0-3 K ②		0-3 K ①		0-3 K ①		0-0 1B SH3-4 1B	
Pat Jarvis, R OBP: 0.103, SLG: 0.071 Phil Niekro, R OBP: 0.231, SLG: 0.250 (7, 1)		0-0 5-3 ③		0-0 6-3 ②		0-3 K ②		0-0 SH3-4 ① 1-2	

Inning Stats	R: 1	H: 2	E: 0	K: 0	S: 5	R: 0	H: 0	E: 0	K: 1	S: 5	R: 2	H: 3	E: 0	K: 0	S: 6	R: 0	H: 0	E: 0	K: 1	S: 5	R: 1	H: 2	E: 0	K: 0	S: 5	R: 0	H: 1	E: 0	K: 0	S: 4	R: 0	H: 2	E: 0	K: 0	S: 5
	LOB: 2	BB: 1	P: 9			LOB: 0	BB: 0	P: 5			LOB: 2	BB: 1	P: 10			LOB: 0	BB: 0	P: 5			LOB: 1	BB: 0	P: 8			LOB: 2	BB: 1	P: 8	LOB: 2	BB: 0	P: 5				

PITCHER	IP	WLS	BF	H	R	ER	SO	BB	IBB	HBP	BLK	WP	HR	S	P	ERA	WHIP
Jack Fisher, R ERA: 4.41 (1, 1)	4.1	L	23	7	4	4	2	2	2	0	1	0	0	24	36	8.31	2.077
Ron Taylor, R ERA: 4.18 (5, 1)	1.2		6	0	0	0	2	0	0	0	0	0	0	10	10	0.00	0.000
Bill Denehy, R ERA: 4.7 (7, 1)	2.0		10	3	0	0	0	0	1	0	0	0	0	9	13	0.00	1.500

PITCHER	IP	WLS	BF	H	R	ER	SO	BB	IBB	HBP	BLK	WP	HR	S	P	ERA	WHIP
---------	----	-----	----	---	---	----	----	----	-----	-----	-----	----	----	---	---	-----	------

Batter	1	2	3	4	5	6	7	8	9	AB R H RBI BB SO LOB	TOP	
Maury Wills, S OBP: 0.323, SLG: 0.370 (1, 5) X	0-0 WP 1B 4-3 1B	0-0 P6		0-0 1-2 1B		4-0 1-2 1B BB		0-0 P4		5 1 4 0 0 0 1		
Manny Mota, R OBP: 0.321, SLG: 0.412 Billy O'Dell, S OBP: 0.192, SLG: 0.125 (1, 8) X (8, 1)	0-0 4-3 WP 1-2 1B		0-0 1B 1B	0-3 K		0-0 1-2 2-3 1B		0-0 4-3	4 1 3 0 1 0 1 0 0 0 0 0 0 0			
Roberto Clemente, R OBP: 0.407, SLG: 0.541 (1, 9) X	0-0 4-3 1-3 2-H		0-3 K	0-0 L8		0-0 4-3		4-0 BB	5 0 1 1 0 2 4			
Donn Clendenon, R OBP: 0.282, SLG: 0.373 (1, 3) X	0-0 6-3		0-0 FC6-4 1B 1-2 1B		0-0 F9		0-3 K	0-3 BB	4 0 1 0 1 0 6			
Bill Mazaroski, R OBP: 0.309, SLG: 0.372 (1, 4) B B B	4-0 BB		0-0 FC6-4 1B 1-2 2-H		0-0 F9		0-0 6-3	0-0 L9	4 0 1 1 1 2 1			
Jose Pagan, R OBP: 0.316, SLG: 0.377 (1, 7) X	0-0 1-3		0-0 FC6-4 1-2 2-3		0-0 F7		0-0 F9		4 0 0 0 0 1 1			
Gene Alley, R OBP: 0.329, SLG: 0.419 (1, 6)		0-3 K	0-0 F2		0-0 F2		0-3 K		4 0 0 0 0 0 4			
Jim Pagliaroni, R OBP: 0.273, SLG: 0.115 (1, 2)		4-0 BB		0-0 F8		0-0 F2		0-0 F9	3 0 0 0 1 1 2			
Woodie Fryman, R Vern Law, R OBP: 0.200, SLG: 0.400 Matty Alou, L OBP: 0.376, SLG: 0.408 Pete Mikkelsen, R Al Luplow, L OBP: 0.246, SLG: 0.270 (1, 1) (2, 1) (6, PH) (6, 1) (8, PH) (8, 8)		0-3 K		0-0 1B 1B		0-0 1B BB 1B		0-0 3B	1 0 0 0 0 0 1 1 1 0 0 0 0 0 0 0 1 0			
Inning Stats	R: 1 H: 2 E: 0 LOB: 2 K: 0 BB: 1 S: 5 P: 9	R: 0 H: 0 E: 0 LOB: 1 K: 2 BB: 1 S: 7 P: 11	R: 1 H: 3 E: 0 LOB: 2 K: 1 BB: 0 S: 8 P: 8	R: 0 H: 2 E: 0 LOB: 2 K: 1 BB: 0 S: 7 P: 7	R: 0 H: 0 E: 0 LOB: 0 K: 0 BB: 0 S: 3 P: 3	R: 0 H: 2 E: 0 LOB: 3 K: 0 BB: 1 S: 5 P: 9	R: 0 H: 0 E: 0 LOB: 0 K: 1 BB: 0 S: 5 P: 5	R: 0 H: 1 E: 0 LOB: 1 K: 1 BB: 0 S: 6 P: 6	R: 0 H: 0 E: 0 LOB: 1 K: 1 BB: 1 S: 5 P: 9	1B: 9 SF: 0 2B: 0 SAC: 0 3B: 1 DP: 0 HR: 0 HBP: 0	WP: 1 PA: 41 PB: 0 SB: 0 CS: 0	
PITCHER Dennis Bennett, L ERA: 3.95 Dick Selma, R ERA: 3.45 (1, 1) (4, 1)	IP WLS BF H R ER SO BB IBB HBP BLK WP HR S P ERA WHIP	3.1 19 7 2 2 3 2 0 0 0 1 0 23 31 5.40 2.700	5.2 22 3 0 0 4 2 0 0 0 0 0 0 28 36 0.00 0.882	PITCHER IP WLS BF H R ER SO BB IBB HBP BLK WP HR S P ERA WHIP								

Pittsburgh Pirates @ New York Mets
Shea Stadium, Flushing, NY
Tue Jun 27 1967, 3:33 AM EDT
Att. 18,167 - Unknown

livebaseballscorecards.com

AB 36
R 2
H 10
RBI 2
BB 4
SO 7
LOB 21



Batter	1	2	3	4	5	6	7	8	9	AB	R	H	RBI	BB	SO	LOB
Bud Harrelson, S OBP: 0.315, SLG: 0.303 (1, 6)	0-0 E 1B	0-0 SF7		0-0 1B		0-0 BB 5-3 1B		0-0 5-3		4	1	3	1	0	0	0
Cleon Jones, R OBP: 0.232, SLG: 0.290 (1, 8)	0-0 E6 1B 1-2 HR	0-0 FC6-4		0-0 1B		0-0 5-3		0-0 5-3		5	1	1	0	0	0	3
Tommy Davis, R OBP: 0.344, SLG: 0.502 Tommie Reynolds, R OBP: 0.256, SLG: 0.286 (1, 7) (9, 7)	0-0 HR 1B	0-3 K		0-0 F8		4-0 BB IBB		0-0 F8		4	1	1	1	1	1	3
Ron Swoboda, R OBP: 0.315, SLG: 0.451 (1, 9)	0-0 HR		0-0 1-3		0-0 2B FC5-2 1B		0-0 F8			4	1	2	3	0	0	2
Hawk Taylor, R OBP: 0.273, SLG: 0.290 (1, 2)	0-3 K		0-0 6-3		0-0 F9		4-0 BB			3	0	0	0	1	1	1
Ed Charles, R OBP: 0.355, SLG: 0.316 (1, 5)	0-0 F3		0-0 2B		0-0 FC5-2 1-3 2B		0-0 F8			4	0	2	0	0	0	3
Ed Kranepool, L OBP: 0.366, SLG: 0.406 (1, 3)	0-0 4-3		0-0 F7		4-0 FC5-2 IBB		0-0 F8			3	0	0	0	1	0	1
Jerry Buchek, R OBP: 0.280, SLG: 0.376 (1, 4)		0-0 1B SF7 1B		0-0 P4		0-0 FC5-2		0-3 K		4	1	1	0	0	1	3
Dennis Bennett, L OBP: 0.148, SLG: 0.269 Dick Selma, R (4, 1)		0-0 FC6-4 1B		0-0 P3		0-0 4-3		0-0 4-3		1	0	1	0	0	0	0
										3	0	0	0	0	0	3

Inning Stats	R: 4	H: 3	E: 1	K: 1	S: 9	L: 0	LOB: 0	BB: 0	P: 9	R: 1	H: 2	E: 0	K: 1	S: 7	L: 0	LOB: 1	BB: 0	P: 7	R: 0	H: 1	E: 0	K: 0	S: 4	L: 0	LOB: 1	BB: 0	P: 4	R: 0	H: 2	E: 0	K: 0	S: 5	L: 0	LOB: 2	BB: 0	P: 5	R: 0	H: 2	E: 0	K: 0	S: 5	L: 0	LOB: 3	BB: 1	P: 9	R: 0	H: 1	E: 0	K: 0	S: 4	L: 0	LOB: 3	BB: 2	P: 12	R: 0	H: 0	E: 0	K: 1	S: 5	L: 0	LOB: 0	BB: 0	P: 5	R: 0	H: 0	E: 0	K: 0	S: 3	L: 0	LOB: 0	BB: 0	P: 3
--------------	------	------	------	------	------	------	--------	-------	------	------	------	------	------	------	------	--------	-------	------	------	------	------	------	------	------	--------	-------	------	------	------	------	------	------	------	--------	-------	------	------	------	------	------	------	------	--------	-------	------	------	------	------	------	------	------	--------	-------	-------	------	------	------	------	------	------	--------	-------	------	------	------	------	------	------	------	--------	-------	------


PITCHER	IP	WLS	BF	H	R	ER	SO	BB	IBB	HBP	BLK	WP	HR	S	P	ERA	WHIP
Woodie Fryman, L ERA: 6.75 (1, 1)	1.0		9	5	5	4	1	0	0	0	0	0	1	11	11	36.00	5.000
Vern Law, R ERA: 4.84 (2, 1)	4.0		18	5	0	0	1	0	1	0	0	0	0	19	23	0.00	1.250
Pete Mikkelsen, R ERA: 3.29 (6, 1)	2.0		9	1	0	0	1	1	1	0	0	0	0	9	17	0.00	1.000
Billy O'Dell, L ERA: 5.59 (8, 1)	1.0		3	0	0	0	0	0	0	0	0	0	0	3	3	0.00	0.000

BOTTOM

Pittsburgh Pirates @ New York Mets
Shea Stadium, Flushing, NY
Tue Jun 27 1967, 3:33 AM EDT
Att. 18,167 - Unknown

AB	35
R	5
H	11
RBI	5
BB	3
SO	3
LOB	19

WP: 0 PA: 39
PB: 0
SB: 1
CS: 0



livebaseballscorecards.com

Batter	1	2	3	4	5	6	7	8	9	AB R H RBI BB SO LOB	TOP											
Tony Gonzalez, L (1, 7) OBP: 0.375, SLG: 0.444	1-0 F7		0-0 FC6-4 1B	1-0 HBP			0-0 HR 1B	0-0 G3		4 1 2 0 0 0 1												
John Briggs, L (1, 8) OBP: 0.262, SLG: 0.324	2-3 K		0-0 F9	3-2 F5			2-2 HR 1B	0-0 G3	5 1 1 0 0 1 4													
Dick Allen, R (1, 5) OBP: 0.435, SLG: 0.572	2-1 6-3		0-0 FC6-4 1B		1-3 K		0-0 HR	0-0 1B	5 1 2 3 0 1 1													
Johnny Callison, L (1, 9) OBP: 0.361, SLG: 0.455		0-1 P3	0-0 1B		0-0 F9		3-2 F9	0-0 1B	5 0 2 0 0 0 0													
Bill White, L (1, 3) OBP: 0.246, SLG: 0.259		0-0 2B WP 1B	0-0 P8		0-0 P6		1-2 HR	2-0 G6-4-3 1B	5 2 2 1 0 0 4													
Clay Dalrymple, L (1, 2) OBP: 0.269, SLG: 0.255		0-0 WP FC4-6 2B		0-0 L3		0-0 G4-6-3 1B	0-3 K		4 1 2 0 0 1 0													
Tony Taylor, R (1, 4) OBP: 0.330, SLG: 0.379		4-2 FC4-6 BB		0-0 CS 3B		0-0 G4-6-3		4-2 6-3 SH1-3 BB	2 0 1 0 2 0 1													
Bobby Wine, R (1, 6) OBP: 0.205, SLG: 0.220		3-2 FC4-6		1-1 HBP BB 1B		0-0 F2		1-0 SH1-3	0 0 0 0 0 0 0													
Doug Clemens, L (2, PH) OBP: 0.244, SLG: 0.297		3-2 FC4-6		3-H 1B				1-2	1 0 0 1 0 0 1													
Gary Sutherland, R (2, 6) OBP: 0.315, SLG: 0.342		1-2f 3-H		4-0 BB				2-3 6-3	2 0 1 0 0 0 0													
John Boozer, R (1, 1) OBP: 0.286, SLG: 0.167		0-0 4-3		1-2 BB				0-0 6-3	1 0 0 0 1 0 1													
Cookie Rojas, R (7, PH) OBP: 0.259, SLG: 0.268									1 0 0 0 0 1 0													
Turk Farrell, R (7, 1) OBP: 0.182, SLG: 0.200									1 0 0 0 0 0 1													
Dick Hall, R (8, 1)									0 0 0 0 0 0 0													
Inning Stats	R: 0 E: 0 K: 1 S: 6	H: 0 LOB: 0 BB: 0 P: 11	R: 2 E: 0 K: 0 S: 11	H: 2 LOB: 1 BB: 1 P: 18	R: 0 E: 0 K: 0 S: 5	H: 2 LOB: 2 BB: 0 P: 5	R: 0 E: 0 K: 0 S: 11	H: 2 LOB: 3 BB: 1 P: 20	R: 0 E: 0 K: 1 S: 6	H: 0 LOB: 0 BB: 0 P: 7	R: 0 E: 0 K: 0 S: 3	H: 1 LOB: 0 BB: 0 P: 3	R: 4 E: 0 K: 2 S: 18	H: 4 LOB: 0 BB: 0 P: 26	R: 0 E: 0 K: 0 S: 6	H: 0 LOB: 1 BB: 1 P: 11	R: 0 E: 0 K: 0 S: 4	H: 2 LOB: 1 BB: 0 P: 6	1B: 9 2B: 1 3B: 1 HR: 2	SF: 0 SAC: 1 DP: 2 HBP: 1	WP: 1 PB: 0 SB: 0 CS: 1	PA: 41
PITCHER	IP WLS BF H R ER SO BB IBB HBP BLK WP HR S P ERA WHIP																				ERA WHIP	
Tom Seaver, R (1, 1) ERA: 2.68	6.1 L 30 10 5 5 3 2 0 1 0 1 1 51 77 7.11 1.895																					
Don Shaw, L (7, 1) ERA: 3.8	0.2 3 1 1 1 1 0 0 0 0 0 0 1 9 13 13.50 1.500																					
Ron Taylor, R (8, 1) ERA: 3.71	2.0 8 2 0 0 0 0 1 0 0 0 0 0 10 17 0.00 1.500																					

Philadelphia Phillies @ New York Mets
 Shea Stadium, Flushing, NY
 Wed Jun 28 1967, 7:05 PM EDT
 Att. 20,396 - Unknown

livebaseballscorecards.com

AB	36
R	6
H	13
RBI	5
BB	3
SO	4
LOB	14



BOTTOM

Philadelphia Phillies @ New York Mets
Shea Stadium, Flushing, NY
Wed Jun 28 1967, 7:05 PM EDT
Att. 20,396 - Unknown

livebaseballscores.com

AB 37
R 5
H 10
RBI 5
BB 1
SO 7
LOB 21



WP: 0 PA: 38
PB: 0
SB: 0
CS: 0

AB R H RBI BB SO LOB
4 0 0 1 0 1 4
1 0 0 0 0 0 1

4 1 1 0 0 2 4
0 0 0 0 0 0 0
1 0 0 0 0 0 1

4 2 2 0 0 0 0

4 1 2 2 0 0 0
0 0 0 0 0 0 0
0 0 0 0 0 0 0

4 0 0 0 0 2 3

4 1 2 2 0 0 1

4 0 0 0 0 1 3

2 0 1 0 0 1 0
2 0 2 0 0 0 0

1 0 0 0 1 0 1
0 0 0 0 0 0 0
2 0 0 0 0 0 3
0 0 0 0 0 0 0

1B: 7 SF: 0
2B: 3 SAC: 0
3B: 1 DP: 1
HR: 0 HBP: 0

Batter	1	2	3	4	5	6	7	8	9
Bud Harrelson, S (1, 6) OBP: 0.309, SLG: 0.298 Bob Johnson, R (9, PH) OBP: 0.397, SLG: 0.542	3-1 1-3	0-3 K			0-0 P8		1-2 FC4-6		0-1 P4
Cleon Jones, R (1, 8) OBP: 0.233, SLG: 0.289 Ron Taylor, R (8, 1)	0-1 1B	0-3 K			0-0 P3		3-3 K		1-1 L8
Chuck Hiller, L (9, PH) OBP: 0.152, SLG: 0.182	1B				1-2f				
Tommy Davis, R (1, 7) OBP: 0.346, SLG: 0.506	0-0 1B				0-0 P9		0-0 5-3		0-0 1B
Ed Kranepool, L (1, 3) OBP: 0.368, SLG: 0.408 Dick Selma, R (8, PR)	3-1 1B				0-0 F2		0-0 4-3		0-0 FC3-6
Tommie Reynolds, R (9, 9)	1-3 2-H 3B							2-H 1B	
Ron Swoboda, R (1, 9) OBP: 0.307, SLG: 0.438	2-3 K				0-0 1-3		3-3 K		0-1 F8
Ken Boyer, R (1, 5) OBP: 0.335, SLG: 0.315	0-1 3B				2-2 6-3		0-0 1B		0-2 FC3-6
Jerry Buchek, R (1, 4) OBP: 0.275, SLG: 0.369	0-0 6-3				0-0 F9		0-3 K		0-0 5-3
Jerry Grote, R (1, 2) OBP: 0.232, SLG: 0.260 Larry Stahl, L (7, PH) OBP: 0.281, SLG: 0.276					2-3 K		0-0 FC4-6		0-0 FC1-6
Tom Seaver, R (1, 1) OBP: 0.366, SLG: 0.294 Don Shaw, L (7, 1)							1-3 1B		
John Sullivan, L (7, PH) OBP: 0.250, SLG: 0.211 Ed Charles, R (9, PR) OBP: 0.355, SLG: 0.316					4-0 P3		2-2 FC3		0-0 FC1-6

Inning Stats	R: 3	H: 4	E: 0	LOB: 1	K: 1	S: 13	R: 0	H: 1	E: 0	LOB: 1	K: 2	S: 8	R: 0	H: 0	E: 0	LOB: 0	K: 0	BB: 0	S: 3	R: 0	H: 0	E: 0	LOB: 0	K: 1	BB: 0	S: 7	R: 0	H: 0	E: 0	LOB: 0	K: 0	BB: 1	S: 2	R: 1	H: 2	E: 1	LOB: 2	K: 2	BB: 0	S: 14	R: 1	H: 2	E: 0	LOB: 1	K: 0	BB: 0	S: 8	R: 0	H: 1	E: 0	LOB: 1	K: 0	BB: 0	S: 6	1B: 7	SF: 0	2B: 3	SAC: 0	3B: 1	DP: 1	HR: 0	HBP: 0	WP: 0	PA: 38
--------------	------	------	------	--------	------	-------	------	------	------	--------	------	------	------	------	------	--------	------	-------	------	------	------	------	--------	------	-------	------	------	------	------	--------	------	-------	------	------	------	------	--------	------	-------	-------	------	------	------	--------	------	-------	------	------	------	------	--------	------	-------	------	-------	-------	-------	--------	-------	-------	-------	--------	-------	--------

PITCHER	IP	WLS	BF	H	R	ER	SO	BB	IBB	HBP	BLK	WP	HR	S	P	ERA	WHIP
John Boozer, R (1, 1) ERA: 6.86	6.0	W	23	5	3	3	5	1	0	0	0	0	0	38	57	4.50	1.000
Turk Farrell, R (7, 1) ERA: 3.26	1.0		8	4	2	1	2	0	0	0	0	0	0	16	22	9.00	4.000
Dick Hall, R (8, 1) ERA: 1.22	2.0	S	7	1	0	0	0	0	0	0	0	0	0	12	13	0.00	0.500

Batter	1	2	3	4	5	6	7	8	9	AB R H RBI BB SO LOB	TOP									
Tony Gonzalez, L (1, 7) OBP: 0.377, SLG: 0.450	3-1 CS 1B		0-0 FC6-4 1-2f		0-0 F7			0-0 SH1-3 2B		4 0 2 0 0 0 1										
John Briggs, L (1, 8) OBP: 0.263, SLG: 0.324	1-2 S 1B		0-0 P9		2-2 G3			0-0 SH1-3 2-3		3 0 1 0 0 0 1										
Dick Allen, R (1, 5) OBP: 0.429, SLG: 0.563	0-3 1-2		3-2 F3		1-2 L6			1-1 6-3		4 0 0 0 0 1 3										
Johnny Callison, L (1, 9) OBP: 0.359, SLG: 0.450	4-2 SAFE BB			0-0 4-1		0-0 F8		3-0 P5		3 0 0 0 1 0 1										
Bill White, L (1, 3) OBP: 0.261, SLG: 0.274	3-3 K			0-0 FC4-6 1B		0-0 G6-3 1B		2-0 L9		4 0 2 0 0 1 2										
Clay Dalrymple, L (1, 2) OBP: 0.269, SLG: 0.262		0-0 4-3 CS 2B		0-0 FC4-6 1B 1-2f		0-0 G6-3 1-2f		2-1 4-3		4 1 1 0 0 0 2										
Tony Taylor, R (1, 4) OBP: 0.329, SLG: 0.377		2-0 4-3 2-3		0-0 1B 1-2		1-0 6-3		2-3 K		4 0 1 0 0 1 1										
Bobby Wine, R (1, 6) OBP: 0.208, SLG: 0.223		2-3 K 3-H		0-0 1B 1-3 2-H		0-0 4-3				3 0 1 1 0 1 1										
Jim Bunning, R (1, 1) OBP: 0.152, SLG: 0.326			0-0 FC6-4 1B		0-0 F9		0-0 4-3			3 0 1 0 0 0 2										
Inning Stats	R: 0 E: 0 K: 2 S: 16	H: 2 LOB: 2 BB: 1 P: 27	R: 0 E: 0 K: 1 S: 5	H: 1 LOB: 1 BB: 0 P: 9	R: 0 E: 0 K: 0 S: 7	H: 1 LOB: 1 BB: 0 P: 10	R: 1 E: 0 K: 0 S: 6	H: 3 LOB: 2 BB: 0 P: 6	R: 0 E: 0 K: 0 S: 3	H: 1 LOB: 0 BB: 0 P: 3	R: 0 E: 0 K: 0 S: 3	H: 0 LOB: 0 BB: 0 P: 4	R: 0 E: 0 K: 0 S: 5	H: 1 LOB: 1 BB: 0 P: 9	R: 0 E: 0 K: 1 S: 6	H: 0 LOB: 0 BB: 0 P: 12	1B: 7 2B: 3 3B: 0 HR: 0	SF: 0 SAC: 1 DP: 2 HBP: 0	WP: 0 PB: 0 SB: 1 CS: 2	PA: 34
PITCHER	IP WLS BF H R ER SO BB IBB HBP BLK WP HR S P ERA WHIP																			
Jack Fisher, R (1, 1) ERA: 4.17	8.0 L 31 9 1 1 3 1 0 0 0 0 0 0 53 79 1.12 1.250																			
Jack Lamabe, R (9, 1) ERA: 3.58	1.0 3 0 0 0 1 0 0 0 0 0 0 0 6 12 0.00 0.000																			

Philadelphia Phillies @ New York Mets
Shea Stadium, Flushing, NY

Thu Jun 29 1967, 7:05 PM EDT
Att. 13,653 - Unknown

livebaseballscorecards.com

AB	32
R	1
H	9
RBI	1
BB	1
SO	4
LOB	14



Batter	1	2	3	4	5	6	7	8	9	AB	R	H	RBI	BB	SO	LOB
--------	---	---	---	---	---	---	---	---	---	----	---	---	-----	----	----	-----

Bud Harrelson, S OBP: 0.304, SLG: 0.292 (1, 6) X	0-0 4-3 ①			2-3 F8 ①	1-2 F8 ③			0-0 B3 ③		4	0	0	0	0	1	2
Cleon Jones, R OBP: 0.233, SLG: 0.288 (1, 8) B M S B X	2-2 5-3 ②			3-2 S 1B				0-1 L8 ①		4	0	1	0	0	0	0
Tommy Davis, R OBP: 0.345, SLG: 0.502 (1, 7) X	0-0 4-3 ③			2-1 F9 ②	1-2			0-0 1B		4	0	1	0	0	0	1
Ed Kranepool, L OBP: 0.366, SLG: 0.401 (1, 3)		2-2 4-3 ①		4-0 IBB				0-1 F8 ②		3	0	0	0	1	0	1
Ron Swoboda, R OBP: 0.299, SLG: 0.426 (1, 9) X		0-0 3-1 ②		0-0 P6 ③				0-1 F7 ①		4	0	0	0	0	1	3
Ken Boyer, R OBP: 0.329, SLG: 0.308 (1, 5)			3-3 K ③		2-3 K ①			2-0 P5 ②		3	0	0	0	0	2	0
Hawk Taylor, R OBP: 0.278, SLG: 0.294 (1, 2)			2-3 K ①		1-0 HBP 1B			3-3 K ③		3	0	1	0	0	2	0
Jerry Buchek, R OBP: 0.277, SLG: 0.367 (1, 4)			1-0 L4 ②		3-2 HBP 1B			2-2 F9 ①		1	0	0	0	0	0	0
Larry Stahl, L OBP: 0.273, SLG: 0.267 (8, PH)					1-2 HBP					1	0	0	0	0	0	0
Bob Johnson, R OBP: 0.397, SLG: 0.542 (9, 4)										0	0	0	0	0	0	0
Jack Fisher, R OBP: 0.171, SLG: 0.125 (1, 1)			1-1 P3 ③		2-3 K ②			0-1 F2 ②		2	0	0	0	0	1	2
Chuck Hiller, L OBP: 0.149, SLG: 0.178 (8, PH)										1	0	0	0	0	0	0
Jack Lamabe, R (9, 1)										0	0	0	0	0	0	0

Inning Stats	R: 0	H: 0	R: 0	H: 0	R: 0	H: 0	R: 0	H: 1	R: 0	H: 0	R: 0	H: 0	R: 0	H: 0	R: 0	H: 1	1B: 3	SF: 0	WP: 0	PA: 32
	E: 0	LOB: 0	E: 0	LOB: 0	E: 0	LOB: 0	E: 0	LOB: 2	E: 0	LOB: 0	E: 0	LOB: 0	E: 0	LOB: 0	E: 0	LOB: 1	2B: 0	SAC: 0	PB: 0	
	K: 0	BB: 0	K: 1	BB: 0	K: 1	BB: 0	K: 1	BB: 1	K: 2	BB: 0	K: 1	BB: 0	K: 0	BB: 0	K: 1	BB: 0	3B: 0	DP: 0	SB: 1	
	S: 5	P: 7	S: 7	P: 12	S: 6	P: 10	S: 9	P: 20	S: 12	P: 21	S: 8	P: 13	S: 6	P: 11	S: 6	P: 8	HR: 0	HBP: 1	CS: 0	

PITCHER	IP	WLS	BF	H	R	ER	SO	BB	IBB	HBP	BLK	WP	HR	S	P	ERA	WHIP
Jim Bunning, R ERA: 3.33 (1, 1)	9.0	W	32	3	0	0	7	0	0	1	1	0	0	67	111	0.00	0.333


BOTTOM

Philadelphia Phillies @ New York Mets
Shea Stadium, Flushing, NY
Thu Jun 29 1967, 7:05 PM EDT
Att. 13,653 - Unknown

AB	30
R	0
H	3
RBI	0
BB	1
SO	7
LOB	9



WP	PA	ERA	WHIP
0	32		

Batter	1	2	3	4	5	6	7	8	9	AB R H RBI BB SO LOB	TOP											
Lou Brock, L (1, 7) OBP: 0.317, SLG: 0.498	0-0 P4	0-0 F7		0-0 4-3			0-0 1B		0-3 K	5 0 1 0 0 1 1												
Curt Flood, R (1, 8) OBP: 0.363, SLG: 0.395	0-0 5-3	0-0 1B			0-0 6-3		0-0 5-3		0-0 5-3	5 0 1 0 0 0 1												
Roger Maris, L (1, 9) OBP: 0.371, SLG: 0.485	0-0 1B 2B	0-3 K			0-0 L9		0-3 K		4-0 1B BB	4 1 1 0 1 2 2												
Orlando Cepeda, R (1, 3) OBP: 0.429, SLG: 0.545	0-0 2B 1B			0-0 5-3		0-0 G3		4-0 IBB	0-0 1B	4 1 2 1 1 0 0												
Tim McCarver, L (1, 2) OBP: 0.416, SLG: 0.546	0-0 1B 2B			0-0 4-3		0-0 1B SF7 1B		0-0 L8	0-3 K	5 2 2 0 0 1 4												
Mike Shannon, R (1, 5) OBP: 0.316, SLG: 0.384	4-0 1B BB			0-0 1-3		0-0 6-3 1B		0-0 5-3		3 0 1 0 1 0 0												
Julian Javier, R (1, 4) OBP: 0.328, SLG: 0.410	0-0 1B			0-0 E6 4-3		0-0 SF7		0-0 E5 6-3		3 0 1 3 0 0 0	AB 37 R 4 H 9 RBI 4 BB 3 SO 4 LOB 16											
Dal Maxvill, R (1, 6) OBP: 0.257, SLG: 0.250	0-0 5-3			0-0 L6		0-0 6-3		0-0 6-3		4 0 0 0 0 0 5												
Larry Jaster, L (1, 1) OBP: 0.200, SLG: 0.130		0-0 G3		0-0 4-3		0-0 4-3		0-0 P6		4 0 0 0 0 0 3												
Inning Stats	R: 3 E: 0 K: 0 S: 7	H: 4 LOB: 2 BB: 1 P: 11	R: 0 E: 0 K: 1 S: 6	H: 1 LOB: 1 BB: 0 P: 6	R: 0 E: 0 K: 0 S: 3	H: 0 LOB: 0 BB: 0 P: 3	R: 0 E: 1 K: 0 S: 4	H: 0 LOB: 1 BB: 0 P: 4	R: 0 E: 0 K: 0 S: 3	H: 0 LOB: 0 BB: 0 P: 3	R: 1 E: 0 K: 0 S: 5	H: 2 LOB: 1 BB: 0 P: 5	R: 0 E: 0 K: 1 S: 6	H: 1 LOB: 2 BB: 1 P: 10	R: 0 E: 1 K: 0 S: 4	H: 0 LOB: 1 BB: 0 P: 4	R: 0 E: 0 K: 2 S: 8	H: 1 LOB: 2 BB: 1 P: 12	1B: 7 2B: 2 3B: 0 HR: 0	SF: 1 SAC: 0 DP: 0 HBP: 0	WP: 0 PB: 0 SB: 1 CS: 0	PA: 41
PITCHER	IP WLS BF H R ER SO BB IBB HBP BLK WP HR S P ERA WHIP																					
Bob Shaw, R (1, 1) ERA: 4.3	6.0 L 27 7 4 4 1 1 0 0 0 0 0 0 28 32 6.00 1.333																					
Don Shaw, L (7, 1) ERA: 3.38	3.0 14 2 0 0 3 1 1 0 0 0 0 0 18 26 0.00 1.000																					

St. Louis Cardinals @ New York Mets
 Shea Stadium, Flushing, NY
 Fri Jun 30 1967, 7:05 PM EDT
 Att. 29,958 - Unknown

livebaseballscorecards.com

St. Louis Cardinals @ New York Mets
 Shea Stadium, Flushing, NY
 Sat Jul 01 1967, 3:33 AM EDT
 Att. 15,720 - Unknown

livebaseballscores.com

AB	36
R	4
H	10
RBI	4
BB	3
SO	3
LOB	14



WP	0	PA	39
PB	0		
SB	0		
CS	0		

Batter	1	2	3	4	5	6	7	8	9	AB	R	H	RBI	BB	SO	LOB	TOP							
Lou Brock, L (1, 7) OBP: 0.316, SLG: 0.497	0-0 5-3		0-3 K	0-0 2B			0-0 F9		0-0 F7	5	0	1	1	0	1	1								
Julian Javier, R (1, 4) OBP: 0.325, SLG: 0.406	0-0 F8		0-0 FC6-4 1B	0-0 4-3			0-0 6-3		0-0 F8	5	0	1	0	0	0	3								
Curt Flood, R (1, 8) OBP: 0.360, SLG: 0.389	0-0 F8		0-0 FC6-4 1-2f		0-3 K		4-0 BB BB		0-0 FC5-4 1-2f	4	0	0	0	1	1	2								
Orlando Cepeda, R (1, 3) OBP: 0.430, SLG: 0.543		0-0 L9		0-0 HR 1B	0-0 F9		4-0 BB 1-2			3	1	1	0	1	0	0								
Mike Shannon, R (1, 5) OBP: 0.319, SLG: 0.402		0-0 2B 1B		0-0 HR	0-0 5-3		0-0 F8			4	2	2	2	0	0	2								
Roger Maris, L (1, 9) OBP: 0.363, SLG: 0.473		0-0 F8		0-0 3-1		0-0 3-1		0-3 K		4	0	0	0	0	1	1								
Dave Ricketts, S (1, 2) OBP: 0.400, SLG: 0.500		0-0 1-H 2B		0-0 FC4-6 2B 1B		0-0 BB 1B		0-0 6-3		4	1	3	1	0	0	0								
Dal Maxvill, R (1, 6) OBP: 0.261, SLG: 0.251		0-0 6-3		0-0 FC4-6 1-2 1B		4-0 BB G1-6-3 BB		0-0 6-3		3	0	1	0	1	0	1								
Jim Cosman, R (1, 1) OBP: 0.200, SLG: 0.200			0-0 F8	0-0 FC4-6 2B 1-2f 2-3		0-0 G1-6-3			0-0 FC5-4 1B	2	0	0	0	0	0	2								
Al Jackson, L (4, 1) OBP: 0.417, SLG: 0.409										1	0	0	0	0	0	2								
Ron Willis, R (7, 1) OBP: 0.500, SLG: 0.500										0	0	0	0	0	0	0								
Ed Spiezio, R (9, PH) OBP: 0.294, SLG: 0.333										1	0	1	0	0	0	0								
Inning Stats	R: 0 E: 0 K: 0 S: 3	H: 0 LOB: 0 BB: 0 P: 3	R: 1 E: 0 K: 0 S: 5	H: 2 LOB: 1 BB: 0 P: 5	R: 0 E: 0 K: 1 S: 6	H: 1 LOB: 1 BB: 0 P: 6	R: 3 E: 0 K: 0 S: 8	H: 5 LOB: 2 BB: 0 P: 8	R: 0 E: 0 K: 1 S: 5	H: 0 LOB: 0 BB: 0 P: 5	R: 0 E: 0 K: 0 S: 3	H: 1 LOB: 1 BB: 1 P: 7	R: 0 E: 0 K: 0 S: 3	H: 0 LOB: 2 BB: 2 P: 11	R: 0 E: 0 K: 1 S: 5	H: 0 LOB: 0 BB: 0 P: 5	R: 0 E: 0 K: 0 S: 4	H: 1 LOB: 1 BB: 0 P: 4	1B: 7 2B: 2 3B: 0 HR: 1	SF: 0 SAC: 0 DP: 1 HBP: 0	WP: 0 PB: 0 SB: 0 CS: 0	PA: 39		
PITCHER	IP	WLS	BF	H	R	ER	SO	BB	IBB	HBP	BLK	WP	HR	S	P	ERA	WHIP							
Dennis Bennett, L (1, 1) ERA: 4.24	3.1		17	7	4	4	1	0	0	0	0	0	1	19	19	10.80	2.100							
Dick Selma, R (4, 1) ERA: 3.16	2.2		10	2	0	0	1	1	0	0	0	0	0	11	15	0.00	1.125							
Hal Reniff, R (7, 1) ERA: 3.98	3.0	W	12	1	0	0	1	2	0	0	0	0	0	12	20	0.00	1.000							

Batter	1	2	3	4	5	6	7	8	9	AB R H RBI BB SO LOB	TOP																										
Lou Brock, L (1, 7) OBP: 0.314, SLG: 0.492	0-0 L8	0-0 1-2 2-H 1B		0-0 B1-3		0-0 4-3			0-0 4-3	5 0 1 1 0 0 0																											
Julian Javier, R (1, 4) OBP: 0.323, SLG: 0.402	0-0 5-3 1B	0-0 F8		0-0 L7		0-0 L4			0-3 K	5 0 1 0 0 1 2																											
Curt Flood, R (1, 8) OBP: 0.361, SLG: 0.393	0-0 5-3 1-2		0-0 HR 1B	0-0 6-3			0-0 G3		0-0 WP 2B	5 1 2 0 0 0 1																											
Orlando Cepeda, R (1, 3) OBP: 0.436, SLG: 0.548	4-0 BB		0-0 F7		0-0 E4 SF9 2B		0-0 G6-4-3 1B		4-0 WP IBB	3 1 2 0 2 0 1																											
Mike Shannon, R (1, 9) OBP: 0.316, SLG: 0.414	0-0 F8		0-0 1-H HR		0-0 SF9		0-0 G6-4-3 1-2f		0-3 K 1-2 2-3	4 1 1 3 0 1 5																											
Phil Gagliano, R (1, 5) OBP: 0.246, SLG: 0.226		4-0 BB 1B BB	0-0 5-3		0-0 5-3			4-0 G4-6-3 BB BB		2 1 0 0 2 0 0																											
John Romano, R (1, 2) OBP: 0.283, SLG: 0.104		0-3 K	4-0 1B BB		0-0 1B			4-0 1-2 G4-6-3 BB		2 0 1 0 2 1 1																											
Eddie Bressoud, R (1, 6) OBP: 0.233, SLG: 0.162		0-3 K	0-0 1-2 1B		0-0 F8			0-0 G4-6-3 1-2f 2-3		3 0 1 0 0 1 2																											
Roger Maris, L (8, PH) OBP: 0.361, SLG: 0.471										1 0 0 0 0 0 2																											
Dal Maxvill, R (8, 6) OBP: 0.261, SLG: 0.251										0 0 0 0 0 0 0																											
Dick Hughes, R (1, 1) OBP: 0.182, SLG: 0.156		0-0 1-2 1B	0-3 K		0-0 6-3			0-0 6-3		3 0 1 0 0 1 2																											
Joe Hoerner, R (7, 1) OBP: 0.333, SLG: 0.333										1 0 0 0 0 0 1																											
Nelson Briles, R (9, 1)										0 0 0 0 0 0 0																											
Inning Stats	R: 0 E: 0 K: 0 S: 4	H: 1 LOB: 2 BB: 1 P: 8	R: 1 E: 0 K: 2 S: 9	H: 2 LOB: 2 BB: 1 P: 13	R: 2 E: 0 K: 1 S: 8	H: 3 LOB: 2 BB: 1 P: 12	R: 0 E: 0 K: 0 S: 3	H: 0 LOB: 0 BB: 0 P: 3	R: 1 E: 1 K: 0 S: 5	H: 2 LOB: 1 BB: 0 P: 5	R: 0 E: 0 K: 0 S: 3	H: 0 LOB: 0 BB: 0 P: 3	R: 0 E: 0 K: 0 S: 2	H: 0 LOB: 1 BB: 2 P: 10	R: 0 E: 0 K: 2 S: 8	H: 1 LOB: 2 BB: 1 P: 12	1B: 7 2B: 2 3B: 0 HR: 1	SF: 1 SAC: 0 DP: 2 HBP: 0	WP: 1 PB: 0 SB: 0 CS: 0	PA: 41																	
PITCHER	IP WLS BF H R ER SO BB IBB HBP BLK WP HR S P ERA WHIP																																				
Bob Hendley, L (1, 1) ERA: 6.29	2.2		16	5	3	3	2	3	0	0	0	0	1	17	29	10.12	3.000																				
Ron Taylor, R (3, 1) ERA: 3.72	2.1		10	3	1	1	1	0	0	0	0	0	0	12	12	3.86	1.286																				
Dick Selma, R (6, 1) ERA: 2.97	2.0		6	1	0	0	0	0	0	0	0	0	0	6	6	0.00	0.500																				
Dennis Bennett, L (8, 1) ERA: 4.24	0.0		2	0	0	0	0	2	0	0	0	0	0	0	8	∞	∞																				
Jack Fisher, R (8, 1) ERA: 4.14	1.0		2	0	0	0	0	0	0	0	0	0	0	2	2	0.00	0.000																				
PITCHER	IP WLS BF H R ER SO BB IBB HBP BLK WP HR S P ERA WHIP																																				
Don Shaw, L (9, 1) ERA: 3.29	0.2		4	1	0	0	1	0	1	0	0	0	0	0	5	9	0.00	1.500																			
Hal Reniff, R (9, 1) ERA: 3.95	0.1	W	1	0	0	0	1	0	0	0	0	0	0	3	3	0.00	0.000																				

St. Louis Cardinals @ New York Mets
Shea Stadium, Flushing, NY
Sun Jul 02 1967, 3:33 AM EDT
Unknown

livebaseballscorecards.com

AB	34
R	4
H	10
RBI	4
BB	6
SO	5
LOB	17



BOTTOM

St. Louis Cardinals @ New York Mets
Shea Stadium, Flushing, NY
Sun Jul 02 1967, 3:33 AM EDT
Unknown

livebaseballscorecards.com

AB	36
R	5
H	12
RBI	4
BB	2
SO	2
LOB	12



WP:	1	PA:	38
PB:	1		
SB:	1		
CS:	0		

AB R H RBI BB SO LOB

5	2	3	0	0	0	0
4	0	2	0	0	0	1
0	0	0	0	1	0	0
4	0	1	1	0	1	1
3	1	2	1	0	0	0
1	0	0	0	0	0	2
3	1	2	0	1	0	0
3	0	0	0	0	0	4
1	0	0	0	0	1	0
4	1	2	2	0	0	3
3	0	0	0	0	0	1
1	0	0	0	0	0	0
0	0	0	0	0	0	0
1	0	0	0	0	0	0
0	0	0	0	0	0	0
0	0	0	0	0	0	0
0	0	0	0	0	0	0
1	0	0	0	0	0	0

1B:	9	SF:	0
2B:	1	SAC:	0
3B:	0	DP:	1
HR:	2	HBP:	0

WP	HR	S	P	ERA	WHIP
----	----	---	---	-----	------

Batter	1	2	3	4	5	6	7	8	9
Bud Harrelson, S (1, 6) OBP: 0.323, SLG: 0.307	0-0 F8		0-0 1B		0-0 P6		0-0 1B 1B		0-0 WP 1B
Larry Stahl, L (1, 8) Tommy Reynolds, R (9, PH) OBP: 0.259, SLG: 0.278	0-0 L9		0-0 F7		0-0 PB 1B		0-0 1B 1B		4-0 BB 1B
Tommy Davis, R (1, 7) OBP: 0.333, SLG: 0.483	0-0 F8			0-3 K2-3	0-0 P4		0-0 1B 1B		
Ed Kranepool, L (1, 3) Bob Johnson, R (7, PH) OBP: 0.379, SLG: 0.516		0-0 F8		0-0 HR		0-0 FC1-5 1B 1B	0-0 P4		
Ron Swoboda, R (1, 9) OBP: 0.319, SLG: 0.430		0-0 FC3-6 1B		4-0 2B BB		0-0 FC1-5 1B		0-0 P4	
Chuck Hiller, L (1, 4) Jerry Buchek, R (8, PH) OBP: 0.276, SLG: 0.365		0-0 FC3-6		0-0 F9		0-0 FC1-5 G6-4-3		0-3 K	
Ken Boyer, R (1, 5) OBP: 0.335, SLG: 0.344		0-0 F7		0-0 2B		0-0 G6-4-3		0-0 HR	
John Sullivan, L (1, 2) Hawk Taylor, R (8, 2) OBP: 0.270, SLG: 0.286			0-0 F9	0-0 F3			0-0 F8	0-0 1-3	
Bob Hendley, R Ron Taylor, R Cleon Jones, R Dick Schmitt, R Dennis Bennett, L Jack Fisher, R Don Shaw, L Hal Renitt, R Ed Charles, R			0-0 6-3		0-0 F7		0-0 G3		0-0 F8

Inning Stats	R: 0	H: 0	E: 0	K: 0	S: 3	R: 0	H: 1	E: 0	K: 0	S: 4	R: 0	H: 1	E: 0	K: 0	S: 4	R: 2	H: 2	E: 0	K: 1	S: 7	R: 0	H: 1	E: 0	K: 0	S: 4	R: 0	H: 2	E: 0	K: 0	S: 4	R: 1	H: 3	E: 0	K: 0	S: 6	R: 1	H: 1	E: 0	K: 1	S: 6	R: 1	H: 1	E: 0	K: 0	S: 2
--------------	------	------	------	------	------	------	------	------	------	------	------	------	------	------	------	------	------	------	------	------	------	------	------	------	------	------	------	------	------	------	------	------	------	------	------	------	------	------	------	------	------	------	------	------	------

PITCHER	IP	WLS	BF	H	R	ER	SO	BB	IBB	HBP	BLK	WP	HR	S	P	ERA	WHIP
Dick Hughes, R (1, 1) ERA: 3.06	6.2		30	10	3	3	1	1	0	0	0	0	1	31	35	4.05	1.650
Joe Hoerner, L (7, 1) ERA: 3.38	1.2	L	7	2	2	1	1	0	0	0	0	0	1	9	9	5.40	1.200
Nelson Briles, R (9, 1) ERA: 3.48	0.0		1	0	0	0	0	1	0	0	0	1	0	0	4	∞	∞

Batter	1	2	3	4	5	6	7	8	9	AB R H RBI BB SO LOB	TOP									
Lou Brock, L (1, 7) OBP: 0.310, SLG: 0.487	0-3 K	0-3 K			0-0 F7			0-0 F7		4 0 0 0 0 2 1										
Curt Flood, R (1, 8) OBP: 0.359, SLG: 0.395	0-3 K		0-0 1-3		0-0 F8			0-0 2B		4 0 1 0 0 1 0										
Roger Maris, L (1, 9) OBP: 0.364, SLG: 0.468	0-0 F7		0-0 1B			0-0 3-1		4-0 BB		3 0 1 0 1 0 0										
Orlando Cepeda, R (1, 3) OBP: 0.433, SLG: 0.548		0-0 2B	0-0 P3		0-0 5-3			0-0 F9		4 1 1 0 0 0 3										
Mike Shannon, R (1, 5) OBP: 0.311, SLG: 0.406		0-0 P6	0-0 F8		0-0 F8			0-3 K		4 0 0 0 0 1 2										
Dave Ricketts, S (1, 2) OBP: 0.382, SLG: 0.500		0-0 3B		0-0 F8			0-0 F9		0-0 F9	4 1 1 1 0 0 0										
Julian Javier, R (1, 4) OBP: 0.322, SLG: 0.407		0-0 SF8		0-0 5-3			0-3 K		0-0 5-3	4 1 1 1 0 1 0										
Dal Maxvill, R (1, 6) OBP: 0.258, SLG: 0.249		0-0 SF8		0-0 P6			0-0 F8			2 0 0 1 0 0 0										
Steve Carlton, L (1, 1) OBP: 0.200, SLG: 0.207		0-0 2B			0-3 K			0-3 K		3 0 1 0 0 2 0										
Inning Stats	R: 0 E: 0 K: 2 S: 7	H: 0 LOB: 0 BB: 0 P: 7	R: 3 E: 0 K: 1 S: 9	H: 4 LOB: 1 BB: 0 P: 9	R: 0 E: 0 K: 0 S: 4	H: 1 LOB: 1 BB: 0 P: 4	R: 0 E: 0 K: 0 S: 3	H: 0 LOB: 0 BB: 0 P: 3	R: 0 E: 0 K: 1 S: 5	H: 0 LOB: 0 BB: 0 P: 5	R: 0 E: 0 K: 1 S: 5	H: 0 LOB: 0 BB: 0 P: 5	R: 0 E: 0 K: 1 S: 6	H: 1 LOB: 2 BB: 1 P: 10	R: 0 E: 0 K: 1 S: 5	H: 0 LOB: 0 BB: 0 P: 5	1B: 1 2B: 4 3B: 1 HR: 0	SF: 1 SAC: 0 DP: 0 HBP: 0	WP: 0 PB: 0 SB: 0 CS: 0	PA: 34
PITCHER	IP WLS BF H R ER SO BB IBB HBP BLK WP HR S P ERA WHIP																			
Jack Lamabe, R (1, 1) ERA: 3.63	7.0 L 26 5 3 3 5 0 0 0 0 0 0 0 36 36 3.86 0.714																			
Don Shaw, L (8, 1) ERA: 3.07	2.0 8 1 0 0 2 1 0 0 0 0 0 0 11 15 0.00 1.000																			

St. Louis Cardinals @ New York Mets
 Shea Stadium, Flushing, NY
 Sun Jul 02 1967, 3:38 AM EDT
 Att: 37,100 - Unknown

livebaseballscorecards.com

AB	32
R	3
H	6
RBI	3
BB	1
SO	7
LOB	6



Batter	1	2	3	4	5	6	7	8	9	AB R H RBI BB SO LOB
Bud Harrelson, S OBP: 0.322, SLG: 0.315 (1, 6)	0-3 K		0-0 K		0-3 K			0-0 5-3		4 0 1 0 0 2 1
Cleon Jones, R OBP: 0.232, SLG: 0.294 (1, 8)	0-0 4-3		0-3 K			0-0 5-3		0-0 SF8		4 1 1 0 0 1 1
Tommy Davis, R OBP: 0.332, SLG: 0.481 (1, 7)	0-0 6-3			0-0 FC6 1B		0-0 F9		0-0 SF8		3 0 1 1 0 0 0
Ron Swoboda, R OBP: 0.324, SLG: 0.439 (1, 9)		0-0 1B		0-3 K		0-0 2B		0-0 6-3		4 0 2 0 0 1 1
Ed Charles, R OBP: 0.352, SLG: 0.308 (1, 5)		0-0 F8		0-0 L7		0-0 P4			0-0 6-3	4 0 0 0 0 0 3
Jerry Buchek, R OBP: 0.276, SLG: 0.362 (1, 4)		0-3 K		0-0 FC6			0-0 1B		0-0 6-3	4 0 1 0 0 1 2
Jerry Grote, R OBP: 0.233, SLG: 0.275 (1, 2)		0-0 4-3			0-0 F8		0-0 F7		0-0 4-3	4 0 0 0 0 0 2
Ed Kranepool, L OBP: 0.371, SLG: 0.418 Bob Johnson, R OBP: 0.373, SLG: 0.508 Don Shaw, L (7, PH) (8, 1)			0-0 4-3		0-0 4-3		0-0 F9			2 0 0 0 0 0 0 1 0 0 0 0 0 1 0 0 0 0 0 0 0
Jack Lamabe, R Ken Boyer, R OBP: 0.333, SLG: 0.342 (7, PH) (8, 3)			0-3 K		4-0 WP BB		0-0 F8			1 0 0 0 1 1 0 1 0 0 0 0 0 1


Inning Stats	R: 0	H: 0	E: 0	K: 1	S: 5	R: 0	H: 1	E: 0	K: 1	S: 6	R: 0	H: 1	E: 0	K: 2	S: 8	R: 0	H: 1	E: 0	K: 1	S: 6	R: 0	H: 0	E: 0	K: 1	S: 5	R: 0	H: 1	E: 0	K: 0	S: 4	R: 0	H: 1	E: 0	K: 0	S: 4	R: 1	H: 1	E: 0	K: 0	S: 4	R: 0	H: 0	E: 0	K: 0	S: 3	1B: 3	SF: 1	2B: 1	SAC: 0	3B: 2	DP: 0	HR: 0	HBP: 0	WP: 1	PA: 34
PITCHER Steve Carlton, L ERA: 3.57 (1, 1)	IP	WLS	BF	H	R	ER	SO	BB	IBB	HBP	BLK	WP	HR	S	P	ERA	WHIP													IP	WLS	BF	H	R	ER	SO	BB	IBB	HBP	BLK	WP	HR	S	P	ERA	WHIP									

BOTTOM

St. Louis Cardinals @ New York Mets
Shea Stadium, Flushing, NY
Sun Jul 02 1967, 3:38 AM EDT
Att. 37,100 - Unknown

livebaseballscorecards.com

AB	32
R	1
H	6
RBI	1
BB	1
SO	6
LOB	12



Batter	1	2	3	4	5	6	7	8	9	AB R H RBI BB SO LOB	TOP	
Jim Davenport, R (1, 5) OBP: 0.371, SLG: 0.375	0-3 K		0-0 1B SF9 1B		0-0 F7		0-0 4-3			4 1 1 0 0 1 0		
Tom Haller, L (1, 2) OBP: 0.361, SLG: 0.444	0-0 F7		0-0 1-3 G6-4-3 1B		0-0 F8			0-0 F7		4 0 1 0 0 0 0		
Willie Mays, R (1, 8) OBP: 0.367, SLG: 0.528	0-3 K		0-0 SF9		0-3 K			0-0 F3		3 0 0 1 0 2 0		
Jim Ray Hart, R (1, 7) OBP: 0.358, SLG: 0.469		0-0 5-3	0-0 G6-4-3			4-0 BB		0-0 6-3		3 0 0 0 1 0 1		
Frank Linzy, R (8, 1)			1-2f							0 0 0 0 0 0 0		
Willie McCovey, L (1, 3) OBP: 0.403, SLG: 0.519		0-0 HR		4-0 FC5-4 BB		0-0 F7			0-0 4-3	3 1 1 1 1 0 1		
Ollie Brown, R (1, 9) OBP: 0.341, SLG: 0.484		0-0 1B 1B		0-0 F7		0-0 F9			0-0 6-3	4 1 1 0 0 0 2		
Hal Lanier, R (1, 6) OBP: 0.231, SLG: 0.283		0-0 1B 1B		0-0 FC5-4		0-3 K			0-0 F3	3 0 1 0 0 1 2		
Bob Schroder, L (9, PH) OBP: 0.254, SLG: 0.237		1-2		1-2f						1 0 0 0 0 0 0		
Tito Fuentes, S (1, 4) OBP: 0.236, SLG: 0.276		0-0 1-3 2-H 1B		0-0 1-3 1B			0-0 6-3			3 0 2 1 0 0 0		
Bobby Bolin, R (1, 1) OBP: 0.273, SLG: 0.313		0-3 K		0-3 K			0-3 K			2 0 0 0 0 2 3		
Ron Herbel, R (4, 1) OBP: 0.400, SLG: 0.500										0 0 0 0 0 0 0		
Ty Cline, L (7, PH) OBP: 0.258, SLG: 0.291										1 0 0 0 0 1 0		
Joe Gibbon, R (7, 1) OBP: 0.133, SLG: 0.143										0 0 0 0 0 0 0		
Jesus Alou, R (8, 7) OBP: 0.303, SLG: 0.359										0 0 0 0 0 0 0		
Inning Stats	R: 0 H: 0 E: 0 LOB: 0 K: 2 BB: 0 S: 7 P: 7	R: 2 H: 4 E: 0 LOB: 1 K: 1 BB: 0 S: 8 P: 8	R: 1 H: 2 E: 0 LOB: 0 K: 0 BB: 0 S: 4 P: 4	R: 0 H: 1 E: 0 LOB: 2 K: 1 BB: 1 S: 6 P: 10	R: 0 H: 0 E: 0 LOB: 0 K: 1 BB: 0 S: 5 P: 5	R: 0 H: 0 E: 0 LOB: 1 K: 1 BB: 1 S: 5 P: 9	R: 0 H: 0 E: 0 LOB: 0 K: 1 BB: 0 S: 5 P: 5	R: 0 H: 0 E: 0 LOB: 0 K: 0 BB: 0 S: 3 P: 3	R: 0 H: 0 E: 0 LOB: 0 K: 0 BB: 0 S: 3 P: 3	1B: 6 SF: 1 2B: 0 SAC: 0 3B: 0 DP: 1 HR: 1 HBP: 0	WP: 0 PA: 34 PB: 0 SB: 0 CS: 0	
PITCHER Tom Seaver, R (1, 1) ERA: 2.7	IP WLS BF H R ER SO BB IBB HBP BLK WP HR S P ERA WHIP	9.0 W 34 7 3 3 7 2 0 0 0 0 0 1 46 54 3.00 1.000										

San Francisco Giants @ New York Mets
Shea Stadium, Flushing, NY
Mon Jul 03 1967, 7:05 PM EDT
Att: 37,125 - Unknown

livebaseballscores.com

AB 31
R 3
H 7
RBI 3
BB 2
SO 7
LOB 9



Batter	1	2	3	4	5	6	7	8	9	AB	R	H	RBI	BB	SO	LOB
Bud Harrelson, S (1, 6) OBP: 0.324, SLG: 0.315	0-0 F8		0-0 F8					4-0 1B PB 1-3 BB		3	1	1	0	1	0	0
Larry Stahl, L (1, 8) OBP: 0.326, SLG: 0.350 Cleon Jones, R (8, PH) OBP: 0.230, SLG: 0.292	0-0 CS 1B			0-0 1B HR 2B		0-0 G4-6-3		0-0 1-3		3	1	2	0	0	0	1
Tommy Davis, R (1, 7) OBP: 0.334, SLG: 0.480 Tommie Reynolds, R (8, PR) OBP: 0.259, SLG: 0.278	0-3 K			0-0 2-3 HR 1B			0-0 4-3	4-0 PB 1B IBB		3	1	1	0	1	1	1
Ed Kranepool, L (1, 3) OBP: 0.374, SLG: 0.436		0-0 3-1		0-0 1-H HR			0-0 4-3	0-0 1-2 2-3 PB 1B		4	1	2	3	0	0	0
Ron Swoboda, R (1, 9) OBP: 0.322, SLG: 0.434		0-3 K		0-0 FC1-5 5-3 1B			0-0 F6	0-3 K		4	0	1	0	0	2	2
Ken Boyer, R (1, 5) OBP: 0.332, SLG: 0.358		0-0 HR		0-0 5-3 1-2			0-0 F9	0-0 4-3		4	1	1	1	0	0	4
Jerry Buchek, R (1, 4) OBP: 0.272, SLG: 0.357		0-3 K		0-0 FC1-5 FC4 2-3			0-0 4-3			3	0	0	0	0	1	1
Jerry Grote, R (1, 2) OBP: 0.235, SLG: 0.283			0-3 K	0-0 FC4 1-2f			0-0 2B			3	0	1	0	0	1	1
Tom Seaver, R (1, 1) OBP: 0.341, SLG: 0.270			0-0 F9		0-3 K		0-0 F9			3	0	0	0	0	1	1

Inning Stats	R: 0	H: 1	E: 0	LOB: 1	K: 1	S: 5	P: 5	R: 1	H: 1	E: 0	LOB: 0	K: 2	S: 8	R: 0	H: 0	E: 0	LOB: 0	K: 1	S: 5	R: 3	H: 4	E: 0	LOB: 1	K: 0	S: 7	R: 0	H: 1	E: 0	LOB: 0	K: 1	S: 5	R: 0	H: 0	E: 0	LOB: 0	K: 0	S: 3	R: 0	H: 1	E: 0	LOB: 1	K: 0	S: 4	R: 1	H: 1	E: 0	LOB: 3	K: 1	S: 6	P: 14
--------------	------	------	------	--------	------	------	------	------	------	------	--------	------	------	------	------	------	--------	------	------	------	------	------	--------	------	------	------	------	------	--------	------	------	------	------	------	--------	------	------	------	------	------	--------	------	------	------	------	------	--------	------	------	-------


PITCHER	IP	WLS	BF	H	R	ER	SO	BB	IBB	HBP	BLK	WP	HR	S	P	ERA	WHIP
Bobby Bolin, R (1, 1) ERA: 4.81	3.0	L	14	6	4	4	4	0	0	0	0	0	2	22	22	12.00	2.000
Ron Herbel, R (4, 1) ERA: 3.97	3.0		9	1	0	0	1	0	0	0	0	0	0	11	11	0.00	0.333
Joe Gibbon, L (7, 1) ERA: 4.46	1.1		8	2	1	0	0	1	1	0	0	0	0	6	14	0.00	2.250
Frank Linzy, R (8, 1) ERA: 1.77	0.2		2	0	0	0	1	0	0	0	0	0	0	4	4	0.00	0.000

BOTTOM

San Francisco Giants @ New York Mets
Shea Stadium, Flushing, NY
Mon Jul 03 1967, 7:05 PM EDT
Att. 37,125 - Unknown

AB	31
R	5
H	9
RBI	4
BB	2
SO	6
LOB	12

livebaseballscorecards.com



WP: 0	PA: 33
PB: 1	
SB: 0	
CS: 1	

Batter	1	2	3	4	5	6	7	8	9
Bud Harrelson, S OBP: 0.330, SLG: 0.318 (1, 6)	0-0 6-3 1B	0-0 1B 1B		0-0 G3 1B		0-0 BB 2B 1B		4-0 WP HBP BB	
Larry Stahl, L OBP: 0.362, SLG: 0.372 Cleon Jones, R OBP: 0.234, SLG: 0.292 (8, PH) (9, 8)	0-0 G3 1B	0-0 1-3 1B		0-0 1B		4-0 2B 1-2 1B BB		1-0 WP HBP	
Tommy Davis, R OBP: 0.332, SLG: 0.478 Tommie Reynolds, R OBP: 0.259, SLG: 0.278 (1, 7) (9, 7)	0-0 E5 1B	0-0 F3 1B		0-0 F9 1B		0-0 1B 2B		0-0 1-3 1-2 2-3	
Ed Kranepool, L OBP: 0.379, SLG: 0.435 (1, 3)	0-0 1B 1B	0-0 6-3 1B			0-0 5-3 1B		4-0 1B IBB	4-0 G5-4-3 IBB	
Ron Swoboda, R OBP: 0.324, SLG: 0.433 (1, 9)	0-0 1B 1-2 1B		0-3 K		0-0 F8 1B		0-0 G1-4-3 1B	0-0 G5-4-3 1-2f	
Ed Charles, R OBP: 0.360, SLG: 0.335 (1, 5)	0-0 1B 1-3 2-H 1B		0-0 HR		0-0 1B 1B		0-0 G1-4-3 1-2f		
Jerry Buchek, R OBP: 0.276, SLG: 0.360 (1, 4)	0-0 1B 1-2 3-H 1B		0-0 F8		0-0 1B				
Jerry Grote, R OBP: 0.242, SLG: 0.289 (1, 2)	0-3 K		0-0 6-3			0-0 1B SH3 2B 1B		0-0 CS 1B	
Jack Fisher, R OBP: 0.158, SLG: 0.114 Ron Taylor, R Don Shaw, L Hal Reniff, R		0-0 F3		0-0 6-3		0-0 SH3 1-2		0-3 K 1-2	

AB	R	H	RBI	BB	SO	LOB
4	1	2	0	1	0	0
3	1	2	0	1	0	0
0	0	0	0	0	0	0
5	2	1	2	0	0	5
0	0	0	0	0	0	0
3	1	1	1	2	0	2
5	1	2	2	0	1	3
4	1	3	2	0	0	2
4	0	2	1	0	1	0
4	1	2	0	0	1	2
3	0	0	0	0	1	1
0	0	0	0	0	0	0
0	0	0	0	0	0	0
0	0	0	0	0	0	0

AB	R	H	RBI	BB	SO	LOB
35	8	15	8	4	4	15


Inning Stats		R	H	E	K	S	LOB		BB		P		ERA		WHIP	
1	R: 3 E: 1 K: 1 S: 10	H: 4 LOB: 2 BB: 0 P: 10														
2	R: 0 E: 0 K: 0 S: 5	H: 2 LOB: 2 BB: 0 P: 5														
3	R: 1 E: 0 K: 1 S: 6	H: 1 LOB: 0 BB: 0 P: 6														
4	R: 0 E: 0 K: 0 S: 4	H: 1 LOB: 1 BB: 0 P: 4														
5	R: 0 E: 0 K: 0 S: 4	H: 2 LOB: 2 BB: 0 P: 4														
6	R: 4 E: 0 K: 0 S: 6	H: 4 LOB: 1 BB: 2 P: 14														
7	R: 0 E: 0 K: 2 S: 7	H: 1 LOB: 0 BB: 0 P: 7														
8	R: 0 E: 0 K: 0 S: 2	H: 0 LOB: 2 BB: 2 P: 11														

PITCHER		IP	WLS	BF	H	R	ER	SO	BB	IBB	HBP	BLK	WP	HR	S	P	ERA	WHIP
Juan Marichal, R ERA: 2.19 (1, 1)	5.1	L	32	14	8	5	2	2	1	1	0	0	0	1	34	42	8.44	2.812
Ron Herbel, R ERA: 3.83 (6, 1)	1.2		4	1	0	0	2	0	0	0	0	0	0	0	8	8	0.00	0.600
Bill Henry, L ERA: 2.57 (8, 1)	0.0		2	0	0	0	0	1	0	1	0	0	0	0	5	5	∞	∞
Frank Linzy, R ERA: 1.74 (8, 1)	1.0		3	0	0	0	0	0	0	1	0	0	1	0	2	6	0.00	0.000

San Francisco Giants @ New York Mets
Shea Stadium, Flushing, NY
Tue Jul 04 1967, 3:33 AM EDT
Att. 26,767 - Unknown

livebaseballscorecards.com

WP: 1 PA: 41
PB: 0
SB: 0
CS: 1



Batter	1	2	3	4	5	6	7	8	9	AB R H RBI BB SO LOB	TOP
Jim Davenport, R (1, 5) <small>OBP: 0.364, SLG: 0.367</small>	0-0 1B		0-0 F9		0-0 F9			0-0 F7		4 1 1 0 0 0 0	
Tom Haller, L (1, 2) <small>OBP: 0.365, SLG: 0.448</small>	0-0 4-3		0-0 BB 1B			0-0 4-3		0-0 F9		4 0 1 0 0 0 1	
Willie Mays, R (1, 8) <small>OBP: 0.363, SLG: 0.515</small>	0-0 F9		4-0 FC6-4 BB			0-0 6-3		0-0 F7		3 0 0 0 1 0 1	
Jim Ray Hart, R (1, 7) <small>OBP: 0.360, SLG: 0.465</small>	4-0 1B BB		0-0 FC6-4 1-2f			0-0 6-3		0-3 K	S S S	3 0 0 0 1 1 2	
Willie McCovey, L (1, 3) <small>OBP: 0.397, SLG: 0.508</small>	0-0 1B 1-H 2-H			0-0 F8			0-0 SH3-4 1B	0-3 K	S S S	4 1 2 1 0 1 0	
Ollie Brown, R (1, 9) <small>OBP: 0.332, SLG: 0.471</small>		0-0 5-3		0-0 1-3		0-0 SH3-4 1-2		0-0 F6	S S S	3 0 0 0 0 0 0	
Dick Groat, R (1, 6) <small>OBP: 0.225, SLG: 0.139</small> Tito Fuentes, S (7, 4) <small>OBP: 0.234, SLG: 0.273</small>			0-0 F7		0-0 F9		0-0 6-3 2-3			3 0 0 0 0 0 1	
Hal Lanier, R (1, 4) <small>OBP: 0.229, SLG: 0.281</small>		0-0 5-3			0-0 F5		0-0 1B			0 0 0 0 0 0 0	
Mike McCormick, L (1, 1) <small>OBP: 0.216, SLG: 0.250</small> Gaylord Perry, R (7, 1) <small>OBP: 0.195, SLG: 0.195</small>			0-3 K		0-3 K		0-0 F8 3-H			3 0 0 0 0 2 1	
Inning Stats	R: 1 H: 2 E: 0 LOB: 2 K: 0 BB: 1 S: 4 P: 8	R: 0 H: 0 E: 0 LOB: 0 K: 0 BB: 0 S: 3 P: 3	R: 0 H: 1 E: 0 LOB: 2 K: 1 BB: 1 S: 6 P: 10	R: 0 H: 0 E: 0 LOB: 0 K: 0 BB: 0 S: 3 P: 3	R: 0 H: 0 E: 0 LOB: 0 K: 1 BB: 0 S: 5 P: 5	R: 0 H: 0 E: 0 LOB: 0 K: 0 BB: 0 S: 3 P: 3	R: 1 H: 2 E: 0 LOB: 1 K: 0 BB: 0 S: 5 P: 5	R: 0 H: 0 E: 0 LOB: 0 K: 2 BB: 0 S: 7 P: 7	1B: 5 SF: 0 2B: 0 SAC: 1 3B: 0 DP: 0 HR: 0 HBP: 0	WP: 0 PA: 33 PB: 0 SB: 0 CS: 0	
PITCHER Bob Shaw, R (1, 1) <small>ERA: 4.06</small>	IP: 9.0 WLS: L BF: 33 H: 5 R: 2 ER: 2 SO: 4 BB: 2 IBB: 0 HBP: 0 BLK: 0 WP: 0 HR: 0 S: 39 P: 47 ERA: 2.00 WHIP: 0.778						PITCHER IP: WLS: BF: H: R: ER: SO: BB: IBB: HBP: BLK: WP: HR: S: P: ERA: WHIP:				

San Francisco Giants @ New York Mets
 Shea Stadium, Flushing, NY
 Wed Jul 05 1967, 3:33 AM EDT
 Att: 29,641 - Unknown

livebaseballscorecards.com

AB	30
R	2
H	5
RBI	2
BB	2
SO	4
LOB	6



Batter	1	2	3	4	5	6	7	8	9	AB	R	H	RBI	BB	SO	LOB
Bud Harrelson, S OBP: 0.327, SLG: 0.313 (1, 6)	0-0 5-3		0-0 F7	0-0 5-3			4-0 G6-4-3 BB		0-3 K	4	0	0	0	1	1	2
Cleon Jones, R OBP: 0.239, SLG: 0.293 (1, 8)	0-0 4-3 1B		4-0 1B BB		0-0 6-3		0-0 F2			3	0	1	0	1	0	1
Tommy Davis, R OBP: 0.334, SLG: 0.478 (1, 7)	0-0 4-3 1-2		0-0 1-3 1B		0-0 FC6-4 1B		0-0 G6-4-3 1-2f			4	0	2	0	0	0	2
Ron Swoboda, R OBP: 0.322, SLG: 0.429 (1, 9)		0-0 5-3	0-0 F7		0-0 FC6-4 1B			0-0 6-3		4	0	1	0	0	0	2
Ed Charles, R OBP: 0.362, SLG: 0.345 (1, 5)		0-0 BB 1B		0-0 1B WP 2B		0-0 FC6-4 1-2f 2-3		0-0 F4		4	1	2	0	0	0	2
Ken Boyer, R OBP: 0.340, SLG: 0.364 Bob Johnson, R OBP: 0.373, SLG: 0.508 (1, 3) (9, 4)		4-0 BB 1B		0-0 SH3-4 WP 2-3 1B		0-0 F8		0-0 1B		3	0	2	0	1	0	2
Jerry Buchek, R OBP: 0.277, SLG: 0.356 Ed Kranepool, L OBP: 0.377, SLG: 0.432 (8, PH) (9, 3)		0-0 F9		0-3 K		4-0 BB CS BB		0-3 K		2	0	0	0	1	1	4
Jerry Grote, R OBP: 0.244, SLG: 0.285 Larry Stahl, L OBP: 0.354, SLG: 0.364 (1, 2) (9, PH)		0-3 K		4-0 SH3-4 1-2 3-H IBB		0-0 4-3 1-2		0-3 K		2	0	0	0	1	1	3
Bob Shaw, R OBP: 0.087, SLG: 0.045 Chuck Hiller, L OBP: 0.127, SLG: 0.151 (1, 1) (9, PH)			0-0 F9		0-0 SH3-4 1-2 2-3		0-0 1-3		0-3 K	2	0	0	0	0	0	0

Inning Stats	R: 0	H: 1	E: 0	LOB: 1	K: 0	BB: 0	S: 3	P: 3	R: 0	H: 1	E: 0	LOB: 2	K: 1	BB: 1	S: 6	P: 10	R: 0	H: 1	E: 0	LOB: 2	K: 0	BB: 1	S: 4	P: 8	R: 1	H: 2	E: 0	LOB: 2	K: 1	BB: 1	S: 7	P: 11	R: 0	H: 2	E: 0	LOB: 2	K: 0	BB: 0	S: 5	P: 5	R: 0	H: 0	E: 0	LOB: 0	K: 0	BB: 1	S: 2	P: 6	R: 0	H: 0	E: 0	LOB: 0	K: 0	BB: 1	S: 2	P: 6	R: 0	H: 1	E: 0	LOB: 1	K: 1	BB: 0	S: 6	P: 6	R: 0	H: 0	E: 0	LOB: 0	K: 3	BB: 0	S: 9	P: 9	R: 0	H: 0	E: 0	LOB: 0	K: 3	BB: 0	S: 9	P: 9	1B: 7	SF: 0	2B: 1	SAC: 1	3B: 0	DP: 1	HR: 0	HBP: 0	WP: 1	PA: 37
--------------	------	------	------	--------	------	-------	------	------	------	------	------	--------	------	-------	------	-------	------	------	------	--------	------	-------	------	------	------	------	------	--------	------	-------	------	-------	------	------	------	--------	------	-------	------	------	------	------	------	--------	------	-------	------	------	------	------	------	--------	------	-------	------	------	------	------	------	--------	------	-------	------	------	------	------	------	--------	------	-------	------	------	------	------	------	--------	------	-------	------	------	-------	-------	-------	--------	-------	-------	-------	--------	-------	--------

PITCHER	IP	WLS	BF	H	R	ER	SO	BB	IBB	HBP	BLK	WP	HR	S	P	ERA	WHIP
Mike McCormick, L ERA: 2.77 (1, 1)	6.1	W	29	7	1	1	2	4	1	0	0	1	0	28	48	1.42	1.737
Gaylord Perry, R ERA: 3.66 (7, 1)	2.2	S	8	1	0	0	4	0	0	0	0	0	0	16	16	0.00	0.375

BOTTOM

San Francisco Giants @ New York Mets
Shea Stadium, Flushing, NY
Wed Jul 05 1967, 3:33 AM EDT
Att. 29,641 - Unknown

livebaseballscorecards.com

AB	31
R	1
H	8
RBI	0
BB	5
SO	6
LOB	19



Batter	1	2	3	4	5	6	7	8	9	10	11	AB R H RBI BB SO LOB	TOP					
Felipe Alou, R OBP: 0.333, SLG: 0.430 (1, 3)	X 0-0 F9		X 0-0 1-2 1B			X 0-0 FC6-4 1B		X 0-0 FC6-4 1-2f		X 0-0 4-3		5 0 2 0 0 0 1						
Mack Jones, L OBP: 0.330, SLG: 0.444 (1, 8)	X 0-0 G3		X 0-3 K			X 0-0 F8		X 0-0 4-3			X 0-0 HR	5 1 1 1 0 1 4						
Hank Aaron, R OBP: 0.405, SLG: 0.619 (1, 9)	X 0-0 F8		X 0-0 F8			X 0-0 FC6-4 1-2f			X 0-0 6-3 1B 2B		X 4-0 FC5-6 BB	4 1 1 0 1 0 3						
Rico Carty, R OBP: 0.368, SLG: 0.459 (1, 7)		X 0-0 F8		X 4-0 G6-4-3 BB		X 0-0 G3			X 0-0 6-3		X 4-0 FC5-6 BB	3 0 0 0 2 0 2						
Joe Torre, R OBP: 0.371, SLG: 0.539 Marty Martinez, S OBP: 0.324, SLG: 0.233 Bob Uecker, R OBP: 0.211, SLG: 0.174 (1, 2)		X 0-0 HR		X 0-0 G6-4-3 1-2f			X 0-0 5-3		X 0-0 6-3 1B		X 0-0 FC5-6 1-2f 2-3	4 1 2 2 0 0 1 0 0 0 0 0 0 0 1 0 0 0 0 0 2						
Clete Boyer, R OBP: 0.287, SLG: 0.386 (1, 5)		X 0-0 P4		X 0-0 5-3			X 0-0 1-3		X 0-0 L7		X 0-0 P6	5 0 0 0 0 0 3						
Denis Menke, R OBP: 0.326, SLG: 0.335 (1, 6)		X 0-0 5-3			X 0-0 4-3		X 0-0 5-3		X 0-3 K		X 0-0 5-3	5 0 0 0 0 1 3						
Woody Woodward, R OBP: 0.300, SLG: 0.281 (1, 4)			X 0-0 5-3		X 0-0 F7			X 0-0 F8		X 0-0 6-3		4 0 0 0 0 0 0						
Tony Cloninger, R OBP: 0.278, SLG: 0.294 Miguel de la Hoz, R OBP: 0.259, SLG: 0.434 Jay Ritchie, R OBP: 0.375, SLG: 0.625 Charlie Lau, L OBP: 0.231, SLG: 0.227 Claude Raymond, R OBP: 0.143, SLG: 0.286 (1, 1)			X 0-0 1B 1B		X 0-0 F8		X 0-0 FC6-4 1B		X 0-0 F7			2 0 1 0 0 0 0 1 0 1 0 0 0 0 0 0 0 0 0 0 0 1 0 0 0 0 0 0 0 0 0 0 0 0 0						
Inning Stats	R: 0 H: 0 E: 0 LOB: 0 K: 0 BB: 0 S: 3 P: 3	R: 1 H: 1 E: 0 LOB: 0 K: 0 BB: 0 S: 4 P: 4	R: 0 H: 2 E: 0 LOB: 2 K: 1 BB: 0 S: 7 P: 7	R: 0 H: 0 E: 0 LOB: 0 K: 0 BB: 1 S: 2 P: 6	R: 0 H: 0 E: 0 LOB: 0 K: 0 BB: 0 S: 3 P: 3	R: 0 H: 1 E: 0 LOB: 1 K: 0 BB: 0 S: 4 P: 4	R: 0 H: 0 E: 0 LOB: 0 K: 0 BB: 0 S: 3 P: 3	R: 0 H: 1 E: 0 LOB: 1 K: 0 BB: 0 S: 4 P: 4	R: 1 H: 2 E: 0 LOB: 1 K: 1 BB: 0 S: 7 P: 7	R: 0 H: 0 E: 0 LOB: 0 K: 0 BB: 0 S: 3 P: 3	R: 1 H: 1 E: 0 LOB: 2 K: 0 BB: 2 S: 4 P: 12	1B: 5 SF: 0 2B: 1 SAC: 0 3B: 0 DP: 1 HR: 2 HBP: 0	WP: 0 PA: 43 PB: 0 SB: 0 CS: 0					
PITCHER	IP WLS BF H R ER SO BB IBB HBP BLK WP HR S P ERA WHIP																	
Bob Hendley, L ERA: 5.23 (1, 1)	8.1	31	6	2	2	1	1	0	0	0	0	0	0	1	32	36	2.16	0.840
Hal Reniff, R ERA: 3.72 (9, 1)	1.2	6	1	0	0	1	0	0	0	0	0	0	0	0	8	8	0.00	0.600
Jack Lamabe, R ERA: 3.89 (11, 1)	0.0	L	3	1	1	1	0	2	0	0	0	0	0	1	1	9	∞	∞
Ron Taylor, R ERA: 3.56 (11, 1)	1.0	3	0	0	0	0	0	0	0	0	0	0	0	0	3	3	0.00	0.000

Atlanta Braves @ New York Mets
Shea Stadium, Flushing, NY
Fri Jul 07 1967, 7:05 PM EDT
Att. 22,773 - Unknown

AB	40
R	3
H	8
RBI	3
BB	3
SO	2
LOB	19



Batter	1	2	3	4	5	6	7	8	9	AB R H RBI BB SO LOB	TOP													
Felipe Alou, R (1, 3) OBP: 0.335, SLG: 0.431	0-0 FC5-4 1B		0-3 K		0-3 K			0-0 1B FC6-4 1B		4 1 2 0 0 2 2														
Mack Jones, L (1, 8) OBP: 0.336, SLG: 0.447	0-0 FC5-4 1B		0-0 F9		1-0 HBP			0-0 FC6-4 1B		3 0 2 0 0 0 0														
Hank Aaron, R (1, 9) OBP: 0.401, SLG: 0.610	0-0 FC5-4 G6-4-3 1-2f 2-3			0-3 K	0-3 K			0-3 K		4 0 0 0 0 3 7														
Rico Carty, R (1, 7) OBP: 0.362, SLG: 0.450	0-0 G6-4-3 1-2f			0-0 F9		0-3 K		0-0 FC6-4 1-2f 3-H		4 0 0 1 0 1 3														
Joe Torre, R (1, 2) OBP: 0.365, SLG: 0.529		0-0 F9		0-0 6-3		0-0 F8		0-0 L9		4 0 0 0 0 0 1														
Clete Boyer, R (1, 5) OBP: 0.290, SLG: 0.399		0-0 S 1B			0-0 HR	0-0 1-4-3		0-0 6-3		4 1 2 1 0 0 0														
Denis Menke, R (1, 6) OBP: 0.328, SLG: 0.332		4-0 G6-4-3 BB		4-0 E S BB		0-0 F8		0-0 P6		2 0 0 0 2 0 0														
Woody Woodward, R (1, 4) OBP: 0.300, SLG: 0.278 Miguel de la Hoz, R (9, PH) OBP: 0.255, SLG: 0.426		0-0 G6-4-3 1-2f		4-0 HBP BB		0-0 6-3		0-0 F8		2 0 0 0 1 0 2 1 0 0 0 0 0 0														
Pat Jarvis, R (1, 1) OBP: 0.135, SLG: 0.111 Jay Ritchie, R (5, 1) OBP: 0.375, SLG: 0.625 Charlie Lau, L (7, PH) OBP: 0.222, SLG: 0.217 Dick Kelley, R (7, 1) OBP: 0.333, SLG: 0.357 Clay Carroll, R (7, 1)			0-0 P5		0-3 K		0-0 P4			2 0 0 0 0 1 2 0 0 0 0 0 0 0 1 0														
Inning Stats	R: 0 E: 0 K: 0 S: 4	H: 2 LOB: 1 BB: 0 P: 4	R: 0 E: 0 K: 0 S: 3	H: 1 LOB: 1 BB: 1 P: 7	R: 0 E: 0 K: 1 S: 5	H: 0 LOB: 0 BB: 0 P: 5	R: 0 E: 0 K: 1 S: 5	H: 0 LOB: 0 BB: 0 P: 5	R: 1 E: 0 K: 3 S: 10	H: 1 LOB: 3 BB: 2 P: 19	R: 0 E: 0 K: 1 S: 5	H: 0 LOB: 0 BB: 0 P: 5	R: 0 E: 0 K: 0 S: 3	H: 0 LOB: 0 BB: 0 P: 3	R: 1 E: 0 K: 1 S: 7	H: 2 LOB: 1 BB: 0 P: 7	R: 0 E: 0 K: 0 S: 3	H: 0 LOB: 0 BB: 0 P: 3	1B: 5 2B: 0 3B: 0 HR: 1	SF: 0 SAC: 0 DP: 2 HBP: 1	WP: 0 PB: 0 SB: 2 CS: 0	PA: 35		
PITCHER Tom Seaver, R (1, 1) ERA: 2.65	IP 9.0	WLS W	BF 35	H 6	R 2	ER 2	SO 7	BB 3	IBB 0	HBP 1	BLK 0	WP 0	HR 1	S 45	P 58	ERA 2.00	WHIP 1.000						ERA 2.65	WHIP 1.000

Atlanta Braves @ New York Mets
Shea Stadium, Flushing, NY
Sat Jul 08 1967, 7:05 PM EDT
Att: 43,494 - Unknown

livebaseballscorecards.com

AB 31
R 2
H 6
RBI 2
BB 3
SO 7
LOB 17



Batter	1	2	3	4	5	6	7	8	9	AB R H RBI BB SO LOB	TOP
Felipe Alou, R OBP: 0.337, SLG: 0.441 (1, 3) X	0-0 P6 		0-0 P5 		0-0 HR 		0-0 1B 			4 1 2 2 0 0 0	
Mack Jones, L OBP: 0.331, SLG: 0.440 (1, 8) X	0-0 F8 		0-3 K 		0-0 G3 		0-3 K 			4 0 0 0 0 2 1	
Hank Aaron, R OBP: 0.402, SLG: 0.619 (1, 9) X	0-0 1B 		0-0 6-3 		0-0 F7 			0-0 HR 		4 2 2 1 0 0 0	
Rico Carty, R OBP: 0.360, SLG: 0.447 (1, 7) X	0-0 1B 			0-0 5-3 		0-3 K 		0-0 6-3 		4 0 1 0 0 1 0	
Joe Torre, R OBP: 0.375, SLG: 0.536 Bob Uecker, R OBP: 0.211, SLG: 0.174 (1, 2) X (8, PR) (8, 2)	0-0 1B 			0-0 1B 		1-0 G3-6 		0-0 1B 		3 0 3 1 0 0 0 0 0 0 0 0 0 0	
Clete Boyer, R OBP: 0.269, SLG: 0.397 (1, 5) X	0-0 4-3 			0-0 1B 		0-0 F9 		0-0 G6-4-3 		4 0 1 0 0 0 4	
Denis Menke, R OBP: 0.327, SLG: 0.331 (1, 6)		0-0 P5-3 		0-0 F9 		0-0 G3-6 			0-0 6-3 	4 0 1 0 0 0 3	AB 35 R 4 H 11 RBI 4 BB 0 SO 5 LOB 11
Woody Woodward, R OBP: 0.295, SLG: 0.273 (1, 4)		0-0 P5-3 		0-0 F5 			0-0 F5 		0-3 K 	4 0 0 0 0 1 3	
Ken Johnson, R OBP: 0.190, SLG: 0.105 Tito Francona, L OBP: 0.299, SLG: 0.302 Dick Kelley, R OBP: 0.313, SLG: 0.333 Claude Raymond, R OBP: 0.143, SLG: 0.286 (1, 1) (7, PH) (7, 1) (9, 1)		0-0 P6 			0-0 HR 		0-0 L8 		0-3 K 	2 1 1 0 0 0 0 1 0 0 0 0 0 0 1 0 0 0 0 1 0 0 0 0 0 0 0 0	
Inning Stats	R: 1 H: 3 E: 0 LOB: 2 K: 0 BB: 0 S: 6 P: 6	R: 0 H: 1 E: 0 LOB: 0 K: 0 BB: 0 S: 3 P: 3	R: 0 H: 0 E: 0 LOB: 0 K: 1 BB: 0 S: 5 P: 5	R: 0 H: 2 E: 0 LOB: 2 K: 0 BB: 0 S: 5 P: 5	R: 2 H: 2 E: 0 LOB: 0 K: 1 BB: 0 S: 7 P: 7	R: 0 H: 0 E: 0 LOB: 0 K: 0 BB: 0 S: 2 P: 3	R: 0 H: 1 E: 0 LOB: 1 K: 1 BB: 0 S: 6 P: 6	R: 1 H: 2 E: 0 LOB: 1 K: 0 BB: 0 S: 4 P: 4	R: 0 H: 0 E: 0 LOB: 0 K: 2 BB: 0 S: 7 P: 7	1B: 9 SF: 0 2B: 1 SAC: 0 3B: 0 DP: 3 HR: 2 HBP: 1	WP: 0 PA: 36 PB: 0 SB: 0 CS: 0
PITCHER Jack Fisher, R ERA: 4.44 Hal Reniff, R ERA: 3.56 (1, 1) (8, 1)	IP WLS BF H R ER SO BB IBB HBP BLK WP HR S P ERA WHIP	7.0 30 10 4 4 3 0 0 1 0 0 2 35 36 5.14 1.429	2.0 W 6 1 0 0 2 0 0 0 0 0 0 0 10 10 0.00 0.500								

Atlanta Braves @ New York Mets
Shea Stadium, Flushing, NY
Sun Jul 09 1967, 3:33 AM EDT
Att. 17,730 - Unknown

livebaseballscorecards.com



Batter	1	2	3	4	5	6	7	8	9	AB R H RBI BB SO LOB	TOP											
Bud Harrelson, S (1, 6) OBP: 0.337, SLG: 0.332	0-0 6-3		0-0 5-3	0-0 2-H 1B		0-0 FC6-2 HR			0-0 6-3	5 1 1 0 0 0 2												
Larry Stahl, L (1, 8) OBP: 0.345, SLG: 0.407	0-0 5-3		0-0 1-3 1B		0-0 4-3	0-0 1-H 2-H HR			0-0 G3	5 2 2 3 0 0 0												
Tommy Davis, R (1, 7) OBP: 0.347, SLG: 0.505 Tommie Reynolds, R (9, 7) OBP: 0.267, SLG: 0.276	0-0 HR		0-0 1-3	1-2	0-0 HR	0-3 K			0-0 6-3	5 2 2 2 0 1 1 0 0 0 0 0 0 0												
Ed Kranepool, L (1, 3) OBP: 0.378, SLG: 0.417	0-0 P6		4-0 1B BB		0-0 6-3				0-0 4-3	3 0 0 0 1 0 0												
Ron Swoboda, R (1, 9) OBP: 0.320, SLG: 0.407		0-0 F8	0-0 1-3 2-H 1B		0-0 1B				0-3 K	4 0 2 1 0 1 0												
Ed Charles, R (1, 5) OBP: 0.356, SLG: 0.354		0-0 WP 1B	0-0 F9		0-0 F9				0-0 F7	4 1 1 0 0 0 3												
Jerry Buchek, R (1, 4) OBP: 0.288, SLG: 0.377		0-0 1-H 1B		0-0 SH3-4 1B 1B		4-0 WP FC6-2 BB			0-0 4-3	3 0 2 1 1 0 0												
Jerry Grote, R (1, 2) OBP: 0.239, SLG: 0.275		0-0 F8	0-0 F9		0-0 F9	0-0 5-3			0-3 K	4 0 0 0 0 1 3												
Bob Hendley, R (1, 1) OBP: 0.214, SLG: 0.083 Dick Selma, R (7, 1) Cleon Jones, R (8, PH) OBP: 0.230, SLG: 0.282 Hal Reniff, R (8, 1)		0-3 K	0-0 SH3-4	0-0 1-2		4-0 HR BB			0-0 6-3	1 1 0 0 1 1 1 0 0 0 0 0 0 0 1 0 0 0 0 0 0 0 0 0 0 0 0 0												
Inning Stats	R: 1 E: 0 K: 0 S: 4	H: 1 LOB: 0 BB: 0 P: 4	R: 1 E: 0 K: 1 S: 7	H: 2 LOB: 1 BB: 0 P: 7	R: 1 E: 0 K: 0 S: 5	H: 2 LOB: 2 BB: 1 P: 9	R: 0 E: 0 K: 0 S: 4	H: 2 LOB: 2 BB: 0 P: 4	R: 1 E: 0 K: 0 S: 5	H: 2 LOB: 1 BB: 0 P: 5	R: 3 E: 0 K: 1 S: 6	H: 1 LOB: 0 BB: 2 P: 14	R: 0 E: 0 K: 1 S: 5	H: 0 LOB: 0 BB: 0 P: 5	R: 0 E: 0 K: 1 S: 5	H: 0 LOB: 0 BB: 0 P: 5	R: 0 E: 0 K: 0 S: 3	H: 0 LOB: 0 BB: 0 P: 3	1B: 7 2B: 0 3B: 0 HR: 3	SF: 0 SAC: 1 DP: 0 HBP: 0	WP: 2 PB: 0 SB: 0 CS: 0	PA: 39
PITCHER	IP WLS BF H R ER SO BB IBB HBP BLK WP HR S P ERA WHIP												PITCHER	IP WLS BF H R ER SO BB IBB HBP BLK WP HR S P ERA WHIP								
Sammy Ellis, R (1, 1) ERA: 3.83	4.2 L 23 9 4 4 1 1 0 0 0 0 1 2 24 28 7.71 2.143																					
Bob Lee, R (5, 1) ERA: 4.19	0.2 4 0 2 2 0 2 0 0 0 0 1 0 2 10 27.00 3.000																					
Don Nottebart, R (6, 1) ERA: 1.82	0.2 3 1 1 1 1 0 0 0 0 0 0 1 5 5 13.50 1.500																					
Gerry Arriago, L (7, 1) ERA: 2.52	1.0 3 0 0 0 0 1 0 0 0 0 0 0 5 5 0.00 0.000																					
Ted Abernathy, R (8, 1) ERA: 1.6	2.0 6 0 0 0 0 1 0 0 0 0 0 0 8 8 0.00 0.000																					

New York Mets @ Cincinnati Reds
Crosley Field, Cincinnati, OH
Thu Jul 13 1967, 7:05 PM EDT
Unknown

livebaseballscorecards.com

AB	35
R	7
H	10
RBI	7
BB	3
SO	4
LOB	10



BOTTOM

New York Mets @ Cincinnati Reds
Crosley Field, Cincinnati, OH
Thu Jul 13 1967, 7:05 PM EDT
Unknown

livebaseballscorecards.com

AB 33
R 3
H 6
RBI 3
BB 0
SO 4
LOB 5



WP: 0 PA: 34
PB: 0
SB: 0
CS: 0

AB R H RBI BB SO LOB

4 0 0 0 0 0 3

4 1 1 0 0 0 0

4 1 2 1 0 0 0

4 1 1 2 0 1 1

4 0 0 0 0 2 0

4 0 1 0 0 0 0

4 0 0 0 0 0 1

3 0 1 0 0 0 0

1 0 0 0 0 1 0
0 0 0 0 0 0 0
0 0 0 0 0 0 0
1 0 0 0 0 0 0
0 0 0 0 0 0 0
0 0 0 0 0 0 0
0 0 0 0 0 0 0
0 0 0 0 0 0 0

1B: 4 SF: 0
2B: 1 SAC: 0
3B: 0 DP: 0
HR: 1 HBP: 1

Batter	1	2	3	4	5	6	7	8	9
Vada Pinson, L OBP: 0.307, SLG: 0.417 (1, 8) X	0-0 P4 ①			0-0 F9 ①		0-0 F9 ③ X	0-0 F8 ③		
Lee May, R OBP: 0.274, SLG: 0.372 (1, 7) X	0-0 P6 ②			0-0 F8 ②			0-0 1B 2B ①	0-0 5-3	
Pete Rose, S OBP: 0.389, SLG: 0.496 (1, 4) X	0-0 6-3 ③			0-0 1B			0-0 HR 1B ②	0-0 F8 ②	
Tony Perez, R OBP: 0.322, SLG: 0.528 (1, 5)		0-0 6-3 ①		0-0 P4 ③			0-0 HR ①	0-3 K ③	
Deron Johnson, R OBP: 0.312, SLG: 0.461 (1, 3)		0-3 K ②			0-0 6-3 ①		0-3 K ①		0-0 L9 ①
Tommy Helms, R OBP: 0.282, SLG: 0.333 (1, 6)		0-0 L9 ③			0-0 P4 ②		0-0 E 1B		0-0 P6 ②
Jimmie Coker, R OBP: 0.297, SLG: 0.426 (1, 2)			0-0 F3 ①		0-0 P6 ③		0-0 F8 ②		0-0 F8 ③
Dick Simpson, R OBP: 0.260, SLG: 0.295 (1, 9)			0-0 5-3 ②			0-0 5-3 ① X	0-0 E5 1B		
Sammy Ellis, L OBP: 0.135, SLG: 0.059 (5, 1)			0-3 K ③			0-0 F8 ② H	1-0 HBP		

Inning Stats	R: 0	H: 0	E: 0	LOB: 0	K: 0	P: 3	R: 0	H: 0	E: 0	LOB: 0	K: 1	P: 5	R: 0	H: 0	E: 0	LOB: 0	K: 0	P: 5	R: 0	H: 0	E: 0	LOB: 0	K: 0	P: 5	R: 0	H: 0	E: 0	LOB: 0	K: 0	P: 3	R: 0	H: 0	E: 0	LOB: 0	K: 0	P: 3	R: 3	H: 5	E: 1	LOB: 3	K: 1	P: 11	R: 0	H: 0	E: 0	LOB: 0	K: 1	P: 5	R: 0	H: 0	E: 0	LOB: 0	K: 0	P: 3	1B: 4	SF: 0	2B: 1	SAC: 0	3B: 0	DP: 0	HR: 1	HBP: 1	WP: 0	PA: 34
--------------	------	------	------	--------	------	------	------	------	------	--------	------	------	------	------	------	--------	------	------	------	------	------	--------	------	------	------	------	------	--------	------	------	------	------	------	--------	------	------	------	------	------	--------	------	-------	------	------	------	--------	------	------	------	------	------	--------	------	------	-------	-------	-------	--------	-------	-------	-------	--------	-------	--------

PITCHER	IP	WLS	BF	H	R	ER	SO	BB	IBB	HBP	BLK	WP	HR	S	P	ERA	WHIP
Bob Hendley, L ERA: 5.03 (1, 1)	6.2	W	26	6	3	3	3	0	0	0	0	0	1	32	32	4.05	0.900
Dick Selma, R ERA: 2.94 (7, 1)	0.1		2	0	0	0	0	0	0	1	0	0	0	1	2	0.00	0.000
Hal Reniff, R ERA: 3.42 (8, 1)	2.0	S	6	0	0	0	1	0	0	0	0	0	0	8	8	0.00	0.000

BOTTOM

New York Mets @ Cincinnati Reds
Crosley Field, Cincinnati, OH
 Thu Jul 13 1967, 7:05 PM EDT
 Att. 15,133 - Unknown

livebaseballscorecards.com

AB	36
R	6
H	11
RBI	5
BB	3
SO	3
LOB	19



WP: 0	PA: 40
PB: 0	
SB: 2	
CS: 0	

AB	R	H	RBI	BB	SO	LOB
5	0	0	0	0	1	3
5	1	2	0	0	0	1
4	2	2	0	0	1	1
5	2	3	1	0	0	1
4	0	1	1	0	0	3
2	1	1	1	2	0	1
3	0	1	1	1	0	2
4	0	0	0	0	0	5
3	0	1	1	0	0	1
1	0	0	0	0	1	1
1B: 9	SF: 0					
2B: 2	SAC: 0					
3B: 0	DP: 0					
HR: 0	HBP: 0					

Batter	1	2	3	4	5	6	7	8	9
Vada Pinson, L OBP: 0.303, SLG: 0.411 (1, 8) X	0-0 G3 X	0-0 G3 X		0-0 L9 X	0-0 P4 X			0-3 K X	
Floyd Robinson, L OBP: 0.298, SLG: 0.333 (1, 9) X	0-0 1B 2B 1B X	0-0 S 1B X		0-0 1-3 X		0-0 1-3 X		0-0 G3 X	
Pete Rose, S OBP: 0.391, SLG: 0.497 (1, 4) X	0-0 2B 4-3 1B X	0-3 K X			0-0 E 1B 1B X	0-0 F7 X		0-1 Cl X	
Tony Perez, R OBP: 0.327, SLG: 0.532 (1, 5) X	0-0 4-3 2B 2B X		0-0 P6 X		0-0 E8 1B 1B X	0-0 FC6-4 1B X		0-0 L9 X	
Deron Johnson, R OBP: 0.311, SLG: 0.457 (1, 3) X	0-0 4-3 X		0-0 1B X		0-0 4-3 X	0-0 FC6-4 X			
Lee May, R OBP: 0.284, SLG: 0.379 (1, 7) X	0-0 2B X		0-0 F9 X		4-0 1B 1B IBB X		4-0 FC5-4 BB X		
Tommy Helms, R OBP: 0.285, SLG: 0.333 (1, 6) X	0-0 2B IBB X		0-0 L9 X		0-0 1B 1B X		0-0 F9 X		
Jimmie Coker, R OBP: 0.279, SLG: 0.400 (1, 2) X	0-0 P4 X			0-0 E6 FC3-6 X	0-0 L7 X		0-0 FC5-4 X		
Jim Maloney, L OBP: 0.206, SLG: 0.273 (1, 1) X		0-0 F3 X		0-0 FC3-6 X			0-3 K X		
Ted Abernathy, R OBP: 0.200, SLG: 0.200 (7, 1) X				0-0 S 1B X	0-0 1B X				
Inning Stats	R: 3 H: 4 E: 0 LOB: 2 K: 0 BB: 1 S: 7 P: 11	R: 0 H: 1 E: 0 LOB: 1 K: 1 BB: 0 S: 6 P: 6	R: 0 H: 1 E: 0 LOB: 1 K: 0 BB: 0 S: 4 P: 4	R: 0 H: 0 E: 1 LOB: 1 K: 0 BB: 0 S: 4 P: 4	R: 3 H: 4 E: 1 LOB: 2 K: 0 BB: 1 S: 7 P: 11	R: 0 H: 1 E: 0 LOB: 1 K: 1 BB: 0 S: 6 P: 6	R: 0 H: 0 E: 1 LOB: 1 K: 1 BB: 0 S: 6 P: 6	R: 0 H: 0 E: 1 LOB: 1 K: 1 BB: 0 S: 6 P: 6	R: 0 H: 0 E: 1 LOB: 1 K: 1 BB: 0 S: 6 P: 6

PITCHER	IP	WLS	BF	H	R	ER	SO	BB	IBB	HBP	BLK	WP	HR	S	P	ERA	WHIP
Bob Shaw, R ERA: 4.47 (1, 1)	4.1	L	25	9	6	6	1	0	2	0	0	0	0	25	33	12.46	2.077
Ron Taylor, R ERA: 3.48 (5, 1)	0.2		3	1	0	0	0	0	0	0	0	0	0	3	3	0.00	1.500
Dick Selma, R ERA: 2.86 (6, 1)	1.0		4	1	0	0	0	0	0	0	0	0	0	4	4	0.00	1.000
Jack Lamabe, R ERA: 3.68 (7, 1)	2.0		8	0	0	0	2	1	0	0	0	0	0	11	15	0.00	0.500

Batter	1	2	3	4	5	6	7	8	9	10	AB R H RBI BB SO LOB	TOP												
Bud Harrelson, S OBP: 0.334, SLG: 0.330 (1, 6) X	0-0 4-3		0-0 6-3		0-0 6-3			0-0 1-3 G3 1B		0-0 5-3	5 0 1 0 0 0 1	New York Mets @ Cincinnati Reds Crosley Field, Cincinnati, OH Fri Jul 14 1967, 7:05 PM EDT Att: 15,006 - Unknown - 61 F												
Larry Stahl, L OBP: 0.303, SLG: 0.355 (1, 8) S	0-3 K		0-0 4-3			0-0 P6		0-0 G3			4 0 0 0 0 0 1 1													
Tommy Davis, R OBP: 0.351, SLG: 0.500 (1, 7) X	0-0 F8			4-0 BB		4-0 L4-3 BB		0-0 1-3			2 0 0 0 2 0 1													
Ed Kranepool, L OBP: 0.370, SLG: 0.403 (1, 3) X		0-0 F7		0-3 K		0-0 L4-3		0-0 P5			4 0 0 0 0 1 3													
Ed Charles, R OBP: 0.357, SLG: 0.352 (1, 5) H		1-0 1B HBP		0-3 K			0-0 1B BB K 1B		0-3 K		3 0 1 0 0 2 1													
Ron Swoboda, R OBP: 0.316, SLG: 0.396 (1, 9) X		0-0 F9		0-0 1-3			4-0 K 1B 1-2 BB		0-3 K		3 0 0 0 1 1 2													
Jerry Buchek, R OBP: 0.291, SLG: 0.377 (1, 4) X		0-0 1-2 1B			0-0 E 1B		0-0 1-2 2-3 K 1B		0-0 L7		4 0 3 0 0 0 0													
Jerry Grote, R OBP: 0.233, SLG: 0.269 (1, 2) X		0-0 F8		0-3 K		0-3 K		0-3 K		0-0 6-3	4 0 0 0 0 2 6													
Jack Fisher, R OBP: 0.136, SLG: 0.098 (1, 1) S			0-3 K		0-0 SH2-6-4 1-3		0-0 F8			0-0 6-3	3 0 0 0 0 1 2													
Inning Stats	R: 0 E: 0 K: 1 S: 5	H: 0 LOB: 0 BB: 0 P: 5	R: 0 E: 0 K: 0 S: 4	H: 1 LOB: 2 BB: 0 P: 5	R: 0 E: 0 K: 1 S: 5	H: 0 LOB: 0 BB: 0 P: 5	R: 0 E: 0 K: 2 S: 7	H: 0 LOB: 1 BB: 1 P: 11	R: 0 E: 1 K: 1 S: 6	H: 1 LOB: 1 BB: 0 P: 6	R: 0 E: 0 K: 0 S: 2		H: 0 LOB: 0 BB: 1 P: 6	R: 0 E: 0 K: 1 S: 6	H: 2 LOB: 2 BB: 1 P: 10	R: 0 E: 0 K: 0 S: 4	H: 1 LOB: 1 BB: 0 P: 4	R: 0 E: 0 K: 2 S: 7	H: 0 LOB: 0 BB: 0 P: 7	R: 0 E: 0 K: 0 S: 3	H: 0 LOB: 0 BB: 0 P: 3	1B: 5 2B: 1 3B: 0 HR: 0	SF: 0 SAC: 1 DP: 1 HBP: 1	WP: 0 PB: 0 SB: 0 CS: 0
PITCHER Gary Nolan, R ERA: 2.29 (1, 1)	IP 10.0 WLS W BF 37 H 5 R 0 ER 0 SO 8 BB 3 IBB 0 HBP 1 BLK 0 WP 0 HR 0 S 49 P 62 ERA 0.00 WHIP 0.800																							

livebaseballscorecards.com

AB	32
R	0
H	5
RBI	0
BB	3
SO	8
LOB	17



Batter	1	2	3	4	5	6	7	8	9	10	AB R H RBI BB SO LOB
Floyd Robinson, L (1, 9) OBP: 0.310, SLG: 0.348	0-0 F9			0-0 6-3		0-0 1B		0-0 2B		4-0 1B BB	4 1 2 0 1 0 0
Vada Pinson, L (1, 8) OBP: 0.304, SLG: 0.411	0-0 5-3			0-0 CS 1B		0-0 F7		0-0 P6		0-0 1B IBB 1B	5 0 2 0 0 0 2
Pete Rose, S (1, 4) OBP: 0.394, SLG: 0.497 (10, 7)	0-0 1B			0-0 1B		0-0 F7			0-3 K	4-0 1B IBB	4 0 2 0 1 1 1
Tony Perez, R (1, 5) OBP: 0.325, SLG: 0.527		0-0 F7		0-3 K		0-0 P4			0-0 4-3	0-0 1B	5 0 1 1 0 1 2
Deron Johnson, R (1, 3) OBP: 0.314, SLG: 0.453 Giraldo Ruiz, S (9, PR) OBP: 0.241, SLG: 0.288 (10, 4)		0-0 5-3			4-0 2B BB		0-0 5-3		4-0 1B BB		2 0 0 0 2 0 0 0 0 0 0 0 0 0
Lee May, R (1, 7) OBP: 0.289, SLG: 0.388 (10, 3)		0-3 K			0-0 1-3 2B		0-0 6-3		0-0 1-2 1B		4 0 2 0 0 1 0
Tommy Helms, R (1, 6) OBP: 0.281, SLG: 0.328			0-0 5-3		0-0 6-3		0-0 F5		0-0 L7		4 0 0 0 0 0 4
Jimmie Coker, R (1, 2) OBP: 0.264, SLG: 0.377			0-0 F8		0-0 1-3			0-0 F8		0-0 5-3	4 0 0 0 0 0 2
Gary Nolan, R (1, 1) OBP: 0.200, SLG: 0.086			0-3 K		0-0 6-3			0-0 6-3		0-0 3-1	4 0 0 0 0 1 2

Inning Stats	R: 0 E: 0 K: 0 S: 3	H: 1 LOB: 1 BB: 0 P: 3	R: 0 E: 0 K: 1 S: 5	H: 0 LOB: 0 BB: 0 P: 5	R: 0 E: 0 K: 1 S: 5	H: 0 LOB: 0 BB: 0 P: 5	R: 0 E: 0 K: 1 S: 6	H: 2 LOB: 1 BB: 0 P: 6	R: 0 E: 0 K: 0 S: 4	H: 1 LOB: 2 BB: 1 P: 8	R: 0 E: 0 K: 0 S: 4	H: 1 LOB: 0 BB: 0 P: 4	R: 0 E: 0 K: 0 S: 3	H: 0 LOB: 0 BB: 0 P: 3	R: 0 E: 0 K: 0 S: 4	H: 1 LOB: 1 BB: 0 P: 4	R: 0 E: 0 K: 1 S: 6	H: 1 LOB: 2 BB: 1 P: 10	R: 1 E: 0 K: 0 S: 4	H: 2 LOB: 3 BB: 2 P: 12	1B: 7 2B: 2 3B: 0 HR: 0	SF: 0 SAC: 0 DP: 0 HBP: 0	WP: 0 PB: 0 SB: 0 CS: 1	PA: 40
--------------	------------------------------	---------------------------------	------------------------------	---------------------------------	------------------------------	---------------------------------	------------------------------	---------------------------------	------------------------------	---------------------------------	------------------------------	---------------------------------	------------------------------	---------------------------------	------------------------------	---------------------------------	------------------------------	----------------------------------	------------------------------	----------------------------------	----------------------------------	------------------------------------	----------------------------------	--------

PITCHER	IP	WLS	BF	H	R	ER	SO	BB	IBB	HBP	BLK	WP	HR	S	P	ERA	WHIP
Jack Fisher, R (1, 1) ERA: 4.19	9.2	L	40	9	1	1	4	3	1	0	0	0	0	44	60	0.93	1.241

PITCHER	IP	WLS	BF	H	R	ER	SO	BB	IBB	HBP	BLK	WP	HR	S	P	ERA	WHIP


BOTTOM

New York Mets @ Cincinnati Reds
Crosley Field, Cincinnati, OH

Fri Jul 14 1967, 7:05 PM EDT
Att. 15,006 - Unknown - 61 F

livebaseballscorecards.com

AB	36
R	1
H	9
RBI	1
BB	4
SO	4
LOB	13



Batter	1	2	3	4	5	6	7	8	9	AB R H RBI BB SO LOB	TOP	
Bud Harrelson, S (1, 6) OBP: 0.330, SLG: 0.325 Don Shaw, L (8, 1)	0-3 K		0-0 F8			0-0 F7		0-0 P5		4 0 0 0 0 1 3 0 0 0 0 0 0 0		
Larry Stahl, L (1, 8) OBP: 0.300, SLG: 0.338	0-0 P5			0-0 P4		0-0 F8		1-0 1B HBP		3 0 0 0 0 0 2		
Tommy Davis, R (1, 7) OBP: 0.350, SLG: 0.497	0-0 4-3			0-0 5-3		0-0 1-3		0-0 1B		4 0 1 1 0 0 2		
Ed Kranepool, L (1, 3) OBP: 0.364, SLG: 0.395		0-0 F8		0-3 K		0-0 F3		0-0 F8		4 0 0 0 0 1 2		
Ed Charles, R (1, 5) OBP: 0.359, SLG: 0.348		4-0 FC6-4 BB			0-0 F7		0-0 F5		4-0 FC6-4 BB	2 0 0 0 2 0 0		
Ron Swoboda, R (1, 9) OBP: 0.314, SLG: 0.393		0-0 F8		0-3 K		0-0 1B		0-0 FC6-4 1B 1-2f		4 0 1 0 0 1 2		
Jerry Buchek, R (1, 4) OBP: 0.286, SLG: 0.371		0-0 FC6-4 1-2f		0-0 5-3		0-0 F8		0-0 P4		4 0 0 0 0 0 3		
Jerry Grote, R (1, 2) OBP: 0.232, SLG: 0.267 John Sullivan, L (6, PH) OBP: 0.262, SLG: 0.241 (6, 2)			0-0 F7		0-0 1B 1B		0-0 F8		0-0 E 1B	1 0 0 0 0 0 0 3 0 2 0 0 0 0		
Tom Seaver, R (1, 1) OBP: 0.347, SLG: 0.268 Ron Taylor, R (5, 1) Tommie Reynolds, R (6, PH) OBP: 0.291, SLG: 0.291 (6, 1) Hal Reniff, R (8, PH) Bob Johnson, R (8, 6)		0-0 4-3		0-0 4-3		0-0 1B 1B		0-0 E8 1B 1B		1 0 0 0 0 0 0 0 0 0 0 0 0 0 1 0 1 0 0 0 0 0 0 0 0 0 0 0 2 1 1 0 0 0 2		
Inning Stats	R: 0 H: 0 E: 0 LOB: 0 K: 1 BB: 0 S: 5 P: 5	R: 0 H: 0 E: 0 LOB: 1 K: 0 BB: 1 S: 3 P: 7	R: 0 H: 0 E: 0 LOB: 0 K: 0 BB: 0 S: 3 P: 3	R: 0 H: 0 E: 0 LOB: 0 K: 1 BB: 0 S: 5 P: 5	R: 0 H: 0 E: 0 LOB: 0 K: 1 BB: 0 S: 5 P: 5	R: 0 H: 2 E: 0 LOB: 2 K: 0 BB: 0 S: 5 P: 5	R: 0 H: 1 E: 0 LOB: 1 K: 0 BB: 0 S: 4 P: 4	R: 1 H: 2 E: 1 LOB: 2 K: 0 BB: 0 S: 5 P: 6	R: 0 H: 1 E: 1 LOB: 2 K: 0 BB: 1 S: 4 P: 8	1B: 6 SF: 0 2B: 0 SAC: 0 3B: 0 DP: 0 HR: 0 HBP: 1	WP: 0 PA: 36 PB: 0 SB: 0 CS: 0	
PITCHER Mel Queen, R (1, 1) ERA: 2.85	IP WLS BF H R ER SO BB IBB HBP BLK WP HR S P ERA WHIP	9.0 W 36 6 1 1 3 2 0 1 0 0 0 0 39 48 1.00 0.889										

New York Mets @ Cincinnati Reds
Crosley Field, Cincinnati, OH
Sat Jul 15 1967, 3:33 AM EDT
Att: 8,587 - Unknown - 68 F

livebaseballscorecards.com

AB	33
R	1
H	6
RBI	1
BB	2
SO	3
LOB	16



Batter	1	2	3	4	5	6	7	8	9	AB R H RBI BB SO LOB	TOP																				
Bud Harrelson, S OBP: 0.330, SLG: 0.330 (1, 6) X	0-0 F8 3-1 1B		4-0 F9 BB E BB	0-0 6-3	0-3 K			0-0 1-3		4 1 1 0 1 1 1																					
Cleon Jones, R OBP: 0.233, SLG: 0.276 (1, 8) X (9, 7)	0-0 3-1 1-2		4-0 F9 BB E 1B BB		0-0 F9	0-3 K		4-0 BB		3 1 0 0 2 1 1																					
Tommy Davis, R OBP: 0.353, SLG: 0.498 Larry Stahl, L OBP: 0.284, SLG: 0.319 (1, 7) H (9, 8)	1-0 S HBP		0-0 F9		0-0 HR 1B	0-0 G4-6-3 1B		0-0 F8		4 1 2 0 0 0 3 0 0 0 0 0 0 0																					
Ed Kranepool, L OBP: 0.363, SLG: 0.420 (1, 3) X	0-0 F8 2-3		0-0 1B 1B		0-0 HR	0-0 G4-6-3		0-0 F7		5 2 2 3 0 0 3																					
Jerry Buchek, R OBP: 0.289, SLG: 0.375 (1, 4) X	0-0 P6 1-2		0-0 1B 1B		0-0 E1 1B 1B		0-0 F9		0-0 P4	5 1 2 1 0 0 2																					
Ed Charles, R OBP: 0.360, SLG: 0.350 (1, 5)			0-0 K		0-0 E 2B 1B		0-0 FC6-4 1B		0-0 6-3	5 1 3 1 0 1 0																					
Ron Swoboda, R OBP: 0.313, SLG: 0.387 (1, 9)			4-0 BB		0-0 E5 2B		0-0 FC6-4			3 1 0 0 1 0 4																					
Jerry Grote, R OBP: 0.231, SLG: 0.271 (1, 2) X			0-0 F8		0-0 F9		0-0 F8			4 0 1 2 0 0 2																					
Dick Selma, R Don Shaw, L Tommie Reynolds, R Bob Shaw, R (1, 1) (4, 1) (5, PH) (5, 1)			0-0 F2		0-3 K		0-0 G3		0-0 1-3	2 0 0 0 0 1 1 0 0 0 0 0 0 0 1 0 0 0 0 0 1 1 0 0 0 0 0 0																					
Inning Stats	R: 0 E: 0 K: 0 S: 4	H: 1 LOB: 2 BB: 0 P: 5	R: 0 E: 0 K: 1 S: 5	H: 0 LOB: 1 BB: 1 P: 9	R: 3 E: 1 K: 0 S: 5	H: 3 LOB: 1 BB: 2 P: 13	R: 0 E: 0 K: 1 S: 5	H: 0 LOB: 0 BB: 0 P: 5	R: 5 E: 2 K: 1 S: 11	H: 5 LOB: 1 BB: 0 P: 11	R: 0 E: 0 K: 1 S: 5	H: 1 LOB: 0 BB: 0 P: 5	R: 0 E: 0 K: 0 S: 4	H: 1 LOB: 1 BB: 0 P: 4	R: 0 E: 0 K: 0 S: 3	H: 0 LOB: 1 BB: 1 P: 7	R: 0 E: 0 K: 0 S: 3	H: 0 LOB: 0 BB: 0 P: 3	1B: 9 2B: 1 3B: 0 HR: 1	SF: 0 SAC: 0 DP: 2 HBP: 1	WP: 0 PB: 0 SB: 1 CS: 0	PA: 42									
PITCHER	IP WLS BF H R ER SO BB IBB HBP BLK WP HR S P ERA WHIP																														
Jim Cosman, R ERA: 2.89 (1, 1)	2.1		13	2	3	3	1	3	0	1	0	0	0	11	24	11.57	2.143														
Jack Lamabe, R ERA: 4.42 (3, 1)	2.0	L	13	7	5	4	1	0	0	0	0	0	1	15	15	18.00	3.500														
Ron Willis, R ERA: 4.7 (5, 1)	1.2		5	1	0	0	2	0	0	0	0	0	0	9	9	0.00	0.600														
Hal Woodeshick, L ERA: 5.47 (7, 1)	2.0		8	1	0	0	0	1	0	0	0	0	0	7	11	0.00	1.000														
Al Jackson, L ERA: 4.88 (9, 1)	1.0		3	0	0	0	0	0	0	0	0	0	0	3	3	0.00	0.000														

New York Mets @ St. Louis Cardinals
 Busch Stadium, St. Louis, MO
 Sun Jul 16 1967, 3:38 AM CDT
 Att: 33,673 - Unknown

livebaseballscorecards.com

AB	37
R	8
H	11
RBI	7
BB	4
SO	4
LOB	18



BOTTOM

New York Mets @ St. Louis Cardinals
Busch Stadium, St. Louis, MO
Sun Jul 16 1967, 3:38 AM CDT
Att. 33,673 - Unknown

livebaseballscores.com

AB 33
R 5
H 11
RBI 5
BB 3
SO 3
LOB 10



WP: 2 PA: 39
PB: 1
SB: 0
CS: 1

AB R H RBI BB SO LOB

4	2	3	1	1	0	0
4	0	0	1	0	0	3
3	1	2	1	1	0	1
4	0	1	1	0	0	2
4	0	2	0	0	0	1
4	0	0	0	0	2	2
3	1	1	0	0	1	0
0	0	0	0	0	0	0
1	0	1	1	0	0	0
0	0	0	0	0	0	0
2	0	0	0	0	0	0

Batter	1	2	3	4	5	6	7	8	9
Lou Brock, L (1, 7) OBP: 0.309, SLG: 0.471	0-0 SF9 3B	4-0 CS BB		0-0 1-2 2-H 1B			0-0 E2 4-3 1B		0-0 5-3
Bobby Tolan, L (1, 8) OBP: 0.336, SLG: 0.442	0-0 SF9	0-0 CS 1-2	0-0 F8	0-0 L3			0-0 4-3 2-3		0-0 F9
Roger Maris, L (1, 9) OBP: 0.363, SLG: 0.455	0-0 HR		4-0 G5-4-3 BB		0-0 G6-4-3 1B		0-0 1-3		
Orlando Cepeda, R (1, 3) OBP: 0.427, SLG: 0.548	0-0 F8		0-0 G5-4-3 1-2f		0-0 G6-4-3 1-2f		0-0 1B 3-H		
Tim McCarver, L (1, 2) OBP: 0.414, SLG: 0.530	0-0 2B			0-0 F8		0-0 1B		0-0 F9	
Mike Shannon, R (1, 5) OBP: 0.316, SLG: 0.395	0-3 K			0-3 K		0-0 F7		0-0 E3 G6-4-3	
Julian Javier, R (1, 4) OBP: 0.322, SLG: 0.411		0-0 P4		0-0 WP PB 1B		0-3 K		0-0 G6-4-3 1-2f	
Hal Woodeshick, R (7, 1)									
Ed Spiezio, R (8, PH) OBP: 0.296, SLG: 0.318									
Al Jackson, L (9, 1) OBP: 0.385, SLG: 0.375									
Dal Maxvill, R (1, 6) OBP: 0.258, SLG: 0.239		0-0 WP SH1-4 1B		4-0 WP 1B 1-3 BB		0-0 4-3		0-0 1-3	
Jim Cosman, R (1, 1) OBP: 0.125, SLG: 0.125		0-0 SH1-4		0-0 1B		0-0 5-3			0-0 5-3
Jack Lamabe, R (3, 1) OBP: 0.286, SLG: 0.167				1-2 3-H 1B					
Ron Willis, R (5, 1) OBP: 0.500, SLG: 0.500									
Phil Gagliano, R (6, PH) OBP: 0.242, SLG: 0.216									

Inning Stats	R: 2	H: 3	E: 0	K: 1	S: 8	H: 3	LOB: 1	BB: 0	P: 8	R: 0	H: 1	E: 0	K: 0	S: 3	H: 1	LOB: 1	BB: 1	P: 7	R: 0	H: 0	E: 0	K: 0	S: 2	R: 2	H: 3	E: 0	K: 1	S: 8	H: 0	LOB: 0	BB: 1	P: 6	R: 0	H: 2	E: 0	K: 0	S: 4	R: 0	H: 0	E: 0	K: 1	S: 5	R: 1	H: 2	E: 1	K: 0	S: 5	R: 0	H: 0	E: 1	K: 0	S: 3	R: 0	H: 0	E: 0	K: 0	S: 3	R: 0	H: 0	E: 0	K: 0	S: 3
--------------	------	------	------	------	------	------	--------	-------	------	------	------	------	------	------	------	--------	-------	------	------	------	------	------	------	------	------	------	------	------	------	--------	-------	------	------	------	------	------	------	------	------	------	------	------	------	------	------	------	------	------	------	------	------	------	------	------	------	------	------	------	------	------	------	------

PITCHER	IP	WLS	BF	H	R	ER	SO	BB	IBB	HBP	BLK	WP	HR	S	P	ERA	WHIP
Dick Selma, R (1, 1) ERA: 3.52	3.2		18	6	4	4	2	3	0	0	0	2	1	19	31	9.82	2.455
Don Shaw, L (4, 1) ERA: 3.52	0.1		2	1	0	0	0	0	0	0	0	0	0	2	2	0.00	3.000
Bob Shaw, R (5, 1) ERA: 4.23	5.0	W	18	4	1	0	1	0	0	0	0	0	0	20	20	0.00	0.800

Batter	1	2	3	4	5	6	7	8	9	AB R H RBI BB SO LOB	TOP											
Bud Harrelson, S (1, 6) OBP: 0.334, SLG: 0.334	0-0 F3		0-0 CS 1B		0-0 E 1B		0-0 4-3		0-0 1B 1B	5 1 3 0 0 0 0												
Larry Stahl, L (1, 8) OBP: 0.295, SLG: 0.342 Bob Johnson, R (9, PH) OBP: 0.357, SLG: 0.463 Cleon Jones, R (9, PR) OBP: 0.233, SLG: 0.276	0-0 1B		0-0 4-3		0-0 E7 2B		0-0 P4		0-0 1B 1B	4 0 2 2 0 0 1 1 0 1 0 0 0 0 0 0 0 0 0 0 0												
Tommy Davis, R (1, 7) OBP: 0.351, SLG: 0.492	0-0 F3		4-0 CS BB		0-3 K			0-0 P6	0-0 F3	4 0 0 0 1 1 5												
Ed Kranepool, L (1, 3) OBP: 0.361, SLG: 0.417	0-0 L7		0-0 CS		0-0 F8			0-0 F7		4 0 1 0 0 0 1												
Ed Charles, R (1, 5) OBP: 0.358, SLG: 0.352		0-0 6-3		0-0 F8		0-0 2B		0-0 6-3		4 0 1 0 0 0 0												
Jerry Buchek, R (1, 4) OBP: 0.292, SLG: 0.393		0-0 E 2B		0-3 K		0-0 P6			0-0 HR	4 2 2 1 0 1 2												
Ron Swoboda, R (1, 9) OBP: 0.307, SLG: 0.379		0-0 F7		0-3 K		0-3 K			0-0 P4	4 0 0 0 0 2 3												
Jerry Grote, R (1, 2) OBP: 0.233, SLG: 0.272 Ron Taylor, R (7, 1) Tommie Reynolds, R (9, PH) OBP: 0.266, SLG: 0.274		0-0 E7 1B		0-0 4-3		0-3 K			0-0 E5 1B 1B	3 0 1 1 0 1 2 0 0 0 0 0 0 0 1 0 0 0 0 0 0												
Don Cardwell, R (1, 1) OBP: 0.269, SLG: 0.348 Don Shaw, L (4, 1) John Sullivan, L (7, PH) OBP: 0.250, SLG: 0.229		0-0 1-3		4-0 E BB			0-0 P3		0-0 F8	1 0 0 0 0 0 1 0 1 0 0 1 0 0 2 0 0 0 0 0 1												
Inning Stats	R: 0 E: 0 K: 0 S: 4	H: 1 LOB: 1 BB: 0 P: 4	R: 1 E: 1 K: 0 S: 5	H: 2 LOB: 1 BB: 0 P: 5	R: 0 E: 0 K: 1 S: 5	H: 1 LOB: 0 BB: 1 P: 6	R: 0 E: 0 K: 1 S: 5	H: 0 LOB: 0 BB: 0 P: 5	R: 2 E: 1 K: 2 S: 9	H: 2 LOB: 1 BB: 1 P: 13	R: 0 E: 0 K: 2 S: 9	H: 2 LOB: 2 BB: 0 P: 9	R: 0 E: 0 K: 0 S: 3	H: 0 LOB: 0 BB: 0 P: 3	R: 0 E: 0 K: 0 S: 3	H: 0 LOB: 0 BB: 0 P: 3	R: 1 E: 1 K: 0 S: 7	H: 3 LOB: 3 BB: 0 P: 7	1B: 7 2B: 3 3B: 0 HR: 1	SF: 0 SAC: 0 DP: 0 HBP: 0	WP: 0 PB: 0 SB: 0 CS: 2	PA: 40
PITCHER	IP WLS BF H R ER SO BB IBB HBP BLK WP HR S P ERA WHIP												PITCHER	IP WLS BF H R ER SO BB IBB HBP BLK WP HR S P ERA WHIP								
Dick Hughes, R (1, 1) ERA: 3.25	8.2 W 37 10 4 4 5 2 0 0 0 0 0 1 45 53 4.15 1.385																					
Joe Hoerner, L (9, 1) ERA: 2.7	0.0 1 1 0 0 0 0 0 0 0 0 0 0 1 1 ∞ ∞																					
Nelson Briles, R (9, 1) ERA: 3.55	0.1 S 1 0 0 0 0 0 0 0 0 0 0 0 1 1 0.00 0.000																					

New York Mets @ St. Louis Cardinals
Busch Stadium, St. Louis, MO
 Mon Jul 17 1967, 7:05 PM CDT
 Att: 17,857 - Unknown

livebaseballscorecards.com

AB	37
R	4
H	11
RBI	4
BB	2
SO	5
LOB	16



Batter	1	2	3	4	5	6	7	8	9	AB R H RBI BB SO LOB	TOP									
Joe Morgan, L (1, 4) OBP: 0.407, SLG: 0.426	0-0 F8		0-0 5-3		4-0 F8 BB		0-0 4-3			3 0 0 0 1 0 1										
Sonny Jackson, L (1, 6) OBP: 0.271, SLG: 0.277	0-0 P3			0-0 6-3	0-0 F8		0-0 P3			4 0 0 0 0 0 2										
Jimmy Wynn, R (1, 8) OBP: 0.355, SLG: 0.540	0-0 F9			0-0 F7	4-0 IBB		0-0 F8			3 0 0 0 1 0 0										
Rusty Staub, L (1, 9) OBP: 0.395, SLG: 0.505		0-0 G3		0-0 1B	0-0 5-3		0-3 K			4 0 1 0 0 1 3										
Jackie Brandt, R (1, 3) OBP: 0.264, SLG: 0.294		0-0 P3		0-0 6-3		4-0 1B BB		0-0 G4-6-3 1B		3 0 1 0 1 0 1										
Ron Davis, R (1, 7) OBP: 0.283, SLG: 0.389		0-0 6-3			0-0 HR 1B	0-3 K		0-0 G4-6-3 1-2f		3 1 1 0 0 1 1										
Dave Eilers, R (6, 1)										0 0 0 0 0 0 0										
Julio Gotay, R (8, PH) OBP: 0.343, SLG: 0.425										1 0 0 0 0 0 1										
Dan Schneider, L (8, 1)										0 0 0 0 0 0 0										
Eddie Mathews, L (1, 5) OBP: 0.339, SLG: 0.415			0-0 4-3		0-0 HR	0-3 K		0-0 3-1		4 1 1 2 0 1 1										
John Bateman, R (1, 2) OBP: 0.254, SLG: 0.273			0-0 6-3		0-0 F8 BB 1B	0-0 PB 1B		0-0 4-3		4 0 2 0 0 0 0										
Bo Belinsky, L (1, 1) OBP: 0.200, SLG: 0.130			4-0 BB		0-3 K	0-0 4-3		0-0 4-3		1 0 0 0 1 1 1										
Barry Latman, R (5, 1) OBP: 0.111, SLG: 0.111										0 0 0 0 0 0 0										
Norm Miller, L (6, PH) OBP: 0.297, SLG: 0.345										2 0 0 0 0 0 2										
Inning Stats	R: 0 E: 0 K: 0 S: 3	H: 0 LOB: 0 BB: 0 P: 3	R: 0 E: 0 K: 0 S: 3	H: 0 LOB: 0 BB: 0 P: 3	R: 0 E: 0 K: 0 S: 4	H: 1 LOB: 1 BB: 0 P: 4	R: 2 E: 0 K: 1 S: 8	H: 3 LOB: 3 BB: 2 P: 16	R: 0 E: 0 K: 2 S: 8	H: 1 LOB: 2 BB: 1 P: 12	R: 0 E: 0 K: 0 S: 3	H: 0 LOB: 0 BB: 0 P: 3	R: 0 E: 0 K: 1 S: 5	H: 1 LOB: 0 BB: 0 P: 5	R: 0 E: 0 K: 0 S: 3	H: 0 LOB: 0 BB: 0 P: 3	1B: 5 2B: 0 3B: 0 HR: 1	SF: 0 SAC: 0 DP: 1 HBP: 0	WP: 0 PB: 1 SB: 0 CS: 0	PA: 36
PITCHER	IP WLS BF H R ER SO BB IBB HBP BLK WP HR S P ERA WHIP																			
Bob Hendley, L (1, 1) ERA: 4.87	5.0 W 23 4 2 2 1 3 1 0 0 0 1 21 37 3.60 1.400																			
Hal Reniff, R (6, 1) ERA: 2.95	4.0 S 13 2 0 0 3 0 0 0 0 0 0 0 19 19 0.00 0.500																			

Houston Astros @ New York Mets
Shea Stadium, Flushing, NY
Tue Jul 18 1967, 7:05 PM EDT
Att. 15,573 - Unknown

livebaseballscorecards.com

AB	32
R	2
H	6
RBI	2
BB	4
SO	4
LOB	13



Batter	1	2	3	4	5	6	7	8	9	AB R H RBI BB SO LOB	TOP											
Joe Morgan, L (1, 4) OBP: 0.408, SLG: 0.429	4-0 3-1 1B BB		0-0 2-3		0-0 F7			0-0 HR 2B		3 2 1 0 1 0 0	<p>Houston Astros @ New York Mets</p> <p>Shea Stadium, Flushing, NY</p> <p>Wed Jul 19 1967, 3:33 AM EDT</p> <p>Unknown</p>											
Sonny Jackson, L (1, 6) OBP: 0.268, SLG: 0.274	0-0 3-1 1-2		0-3 K		0-0 F8			0-0 4-3		4 0 0 0 0 1 2												
Jimmy Wynn, R (1, 8) OBP: 0.354, SLG: 0.546	0-0 6-3		0-0 2-3					0-0 HR		4 1 1 2 0 0 1												
Rusty Staub, L (1, 9) OBP: 0.393, SLG: 0.502	0-0 2-H 1B				0-0 P6			0-0 L9		4 0 1 1 0 0 0												
Eddie Mathews, L (1, 5) OBP: 0.341, SLG: 0.428	0-0 F8				0-0 FC6-4 1B 1B			0-0 E3 HR		4 1 2 1 0 0 1												
Norm Miller, L (1, 7) OBP: 0.309, SLG: 0.356					0-0 FC6-4 1B			0-0 F8 L8		4 0 2 0 0 0 1												
Jackie Brandt, R (1, 3) OBP: 0.246, SLG: 0.273					0-0 FC6-4 1-2 1B			0-0 F9		4 0 0 0 0 0 3												
John Bateman, R (1, 2) OBP: 0.250, SLG: 0.269					0-0 FC6-4 1-2f 2-3			0-0 6-3		3 0 0 0 0 2 3												
Dave Adlesh, R (7, 2) OBP: 0.196, SLG: 0.157					0-0 K P3			0-3 K		1 0 0 0 0 0 0												
Mike Cuellar, L (1, 1) OBP: 0.173, SLG: 0.269					0-0 K P5			0-0 F8		2 0 0 0 0 1 1												
Barry Latman, R (5, 1) OBP: 0.100, SLG: 0.100										1 0 0 0 0 0 0												
Ron Davis, R (9, PH) OBP: 0.282, SLG: 0.387										1 0 0 0 0 0 0												
Inning Stats	R: 1 E: 0 K: 0 S: 4	H: 1 LOB: 1 BB: 1 P: 8	R: 0 E: 0 K: 1 S: 6	H: 1 LOB: 1 BB: 0 P: 6	R: 0 E: 0 K: 1 S: 5	H: 0 LOB: 0 BB: 0 P: 5	R: 0 E: 0 K: 0 S: 5	H: 2 LOB: 2 BB: 0 P: 5	R: 0 E: 1 K: 1 S: 4	H: 0 LOB: 1 BB: 0 P: 4	R: 0 E: 0 K: 1 S: 5	H: 0 LOB: 0 BB: 0 P: 5	R: 0 E: 0 K: 0 S: 3	H: 0 LOB: 0 BB: 0 P: 3	R: 3 E: 0 K: 0 S: 6	H: 3 LOB: 0 BB: 0 P: 6	R: 0 E: 0 K: 0 S: 3	H: 0 LOB: 0 BB: 0 P: 3	1B: 4 2B: 1 3B: 0 HR: 2	SF: 0 SAC: 0 DP: 0 HBP: 0	WP: 0 PB: 0 SB: 0 CS: 0	PA: 36
PITCHER Jack Fisher, R (1, 1) ERA: 4.18	IP: 9.0 WLS: W BF: 36 H: 7 R: 4 ER: 4 SO: 4 BB: 1 IBB: 0 HBP: 0 BLK: 0 WP: 0 HR: 2 S: 43 P: 47 ERA: 4.00 WHIP: 0.889											PITCHER	IP: WLS: BF: H: R: ER: SO: BB: IBB: HBP: BLK: WP: HR: S: P: ERA: WHIP:									

livebaseballscorecards.com

AB	35
R	4
H	7
RBI	4
BB	1
SO	4
LOB	12



Batter	1	2	3	4	5	6	7	8	9
Bud Harrelson, S OBP: 0.340, SLG: 0.346 (1, 6)	0-0 P6		0-3 K		0-0 E 1B	0-0 1-3		0-0 2-H 2B	
Cleon Jones, R OBP: 0.230, SLG: 0.276 (1, 8)	0-0 4-3		0-0 F9		0-0 E8 1-H 1B	0-0 2B		0-3 K	
Ed Charles, R OBP: 0.364, SLG: 0.356 Tommie Reynolds, R OBP: 0.263, SLG: 0.271 (1, 5) (6, 7)	0-0 FC5 1B			0-0 6-3	0-0 2B SF7 1B	0-0 G3			
Tommy Davis, R OBP: 0.350, SLG: 0.491 Phil Linz, R OBP: 0.273, SLG: 0.450 (1, 7) (6, 5)	0-0 1-2 1B		0-3 K		0-0 1-3 HR 2B		0-0 F7		
Jerry Buchek, R OBP: 0.295, SLG: 0.392 (1, 4)	0-0 FC5 2-3f			0-0 2B 1B	0-0 SF7		0-3 K		
Ron Swoboda, R OBP: 0.314, SLG: 0.395 (1, 9)		0-0 F8		0-0 1-2 2B 1B	0-0 2-H HR		0-3 K		
Ed Kranepool, L OBP: 0.361, SLG: 0.419 (1, 3)		0-0 4-3		0-0 1B 2B	0-0 P3		0-0 L7		
Jerry Grote, R OBP: 0.239, SLG: 0.274 (1, 2)		0-3 K2-3		0-0 2-3 1B	0-0 6-3		0-0 SH1-4 2B 1B		
Jack Fisher, R OBP: 0.128, SLG: 0.091 (1, 1)			0-0 F8	0-0 5-3		0-3 K	0-0 SH1-4 1-2		

Inning Stats	R: 0 E: 0 K: 0 S: 5	H: 2 LOB: 2 BB: 0 P: 5	R: 0 E: 0 K: 1 S: 5	H: 0 LOB: 0 BB: 0 P: 5	R: 0 E: 0 K: 1 S: 5	H: 0 LOB: 0 BB: 0 P: 5	R: 2 E: 0 K: 1 S: 9	H: 4 LOB: 2 BB: 0 P: 9	R: 5 E: 1 K: 0 S: 8	H: 4 LOB: 0 BB: 0 P: 8	R: 0 E: 0 K: 1 S: 6	H: 1 LOB: 1 BB: 0 P: 6	R: 0 E: 0 K: 2 S: 7	H: 0 LOB: 0 BB: 0 P: 7	R: 1 E: 0 K: 1 S: 7	H: 2 LOB: 1 BB: 0 P: 7
1B: 8 2B: 4 3B: 0 HR: 1	SF: 1 SAC: 1 DP: 0 HBP: 0	WP: 0 PA: 38 PB: 0 SB: 0 CS: 0														

PITCHER	IP	WLS	BF	H	R	ER	SO	BB	IBB	HBP	BLK	WP	HR	S	P	ERA	WHIP
Mike Cuellar, L ERA: 3.07 (1, 1)	4.0	L	21	8	5	4	3	0	0	0	0	0	0	27	27	9.00	2.000
Barry Latman, R ERA: 3.84 (5, 1)	4.0		17	5	3	3	4	0	0	0	0	0	1	25	25	6.75	1.250

BOTTOM

Houston Astros @ New York Mets
Shea Stadium, Flushing, NY
Wed Jul 19 1967, 3:33 AM EDT
Unknown

livebaseballscorecards.com

AB	36
R	8
H	13
RBI	7
BB	0
SO	7
LOB	6



Batter	1	2	3	4	5	6	7	8	9
Bud Harrelson, S OBP: 0.339, SLG: 0.344 (1, 6)	0-0 SH E HR 1B	0-0 1-3		0-0 4-3			0-0 1-3		
Larry Stahl, L OBP: 0.280, SLG: 0.325 (1, 8)	0-0 E3 SH HR 1-2	0-3 K			0-0 4-3		0-0 G3		
Ed Charles, R OBP: 0.360, SLG: 0.352 (1, 5)	0-0 SH HR 1-2 2-3		0-0 F9		0-0 1-3		0-3 K		
Tommy Davis, R OBP: 0.354, SLG: 0.503 (1, 7)	0-0 HR		0-0 FC4-6 1B		0-0 L9		0-0 FC1-6 1B		
Tommie Reynolds, R OBP: 0.263, SLG: 0.271 (8, PR) (9, 7)	1-H 2-H 3-H HR								
Ed Kranepool, L OBP: 0.363, SLG: 0.433 (1, 3)	0-0 1B		0-0 F7		0-0 HR		0-0 FC1-6 1-2f		
Jerry Buchek, R OBP: 0.290, SLG: 0.386 (1, 4)	0-3 K		0-0 FC4-6 1-2f		0-3 K		0-3 K		
Ron Swoboda, R OBP: 0.317, SLG: 0.416 (1, 9)	0-0 F9		0-0 3-1 SF8 2B		0-0 HR		0-3 K		
John Sullivan, L OBP: 0.242, SLG: 0.221 (1, 2)	0-0 P6		0-0 3-1 2-3		0-0 P5		0-0 K		
Tom Seaver, R OBP: 0.327, SLG: 0.256 (1, 1)		0-0 P6		0-0 3-H SF8		0-0 4-3			

Inning Stats	R: 4	H: 3	E: 2	K: 1	S: 10	LOB: 1	BB: 0	P: 10
	R: 0	H: 0	E: 0	K: 1	S: 5	LOB: 0	BB: 0	P: 5
	R: 0	H: 1	E: 0	K: 0	S: 4	LOB: 1	BB: 0	P: 4
	R: 1	H: 1	E: 0	K: 0	S: 4	LOB: 0	BB: 0	P: 4
	R: 0	H: 0	E: 0	K: 0	S: 3	LOB: 0	BB: 0	P: 3
	R: 2	H: 2	E: 0	K: 1	S: 7	LOB: 0	BB: 0	P: 7
	R: 0	H: 0	E: 0	K: 1	S: 5	LOB: 0	BB: 0	P: 5
	R: 0	H: 1	E: 0	K: 2	S: 8	LOB: 1	BB: 0	P: 8


PITCHER	IP	WLS	BF	H	R	ER	SO	BB	IBB	HBP	BLK	WP	HR	S	P	ERA	WHIP
Dave Giusti, R ERA: 3.89 (1, 1)	5.1	L	25	7	7	5	3	0	0	0	0	0	3	31	31	8.44	1.312
Dan Schneider, L ERA: 3.86 (6, 1)	0.2		2	0	0	0	0	0	0	0	0	0	0	2	2	0.00	0.000
Carroll Sembera, R ERA: 3.8 (7, 1)	2.0		7	1	0	0	3	0	0	0	0	0	0	13	13	0.00	0.500

BOTTOM

Houston Astros @ New York Mets
Shea Stadium, Flushing, NY
Wed Jul 19 1967, 3:38 AM EDT
Att. 22,229 - Unknown

AB	32
R	7
H	8
RBI	7
BB	0
SO	6
LOB	10

livebaseballscorecards.com



1B: 4	SF: 1	WP: 0	PA: 34
2B: 1	SAC: 1	PB: 0	
3B: 0	DP: 0	SB: 0	
HR: 3	HBP: 0	CS: 0	

Batter	1	2	3	4	5	6	7	8	9	AB R H RBI BB SO LOB	TOP		
Julio Gotay, R OBP: 0.338, SLG: 0.417 (1, 6) X	0-0 6-3		0-0 1B BB SF7 1B	0-0 P6		0-0 6-3			0-0 P6	5 1 1 0 0 0 0			
Joe Morgan, L OBP: 0.409, SLG: 0.427 (1, 4) X	0-0 1B S 1B		4-0 1B 1B 1-2 1B BB	0-0 P3		0-0 L9			0-0 L9	4 1 1 0 1 0 0			
Rusty Staub, L OBP: 0.398, SLG: 0.505 (1, 9) X	0-0 6-3		0-0 1B 1B 1-2 2-3		0-0 5-3 HR 1B				4-0 F9 BB	4 2 2 0 1 0 1			
Jimmy Wynn, R OBP: 0.348, SLG: 0.535 (1, 8) B B B B	4-0 1B BB		0-0 SF7		0-0 5-3				0-0 F8	3 0 0 1 1 0 2			
Eddie Mathews, L OBP: 0.342, SLG: 0.430 (1, 5) X	0-0 FC6 1-2 2-3 1B		0-0 1B SF8 1-2 2-3 1B		0-3 K				0-0 P6	4 1 2 0 0 1 1			
Norm Miller, L OBP: 0.316, SLG: 0.338 (1, 7) X	0-0 FC6 1-2f		0-0 FC6-4 1-3 2-H 3-H 1B		4-0 HR IBB				0-3 K	3 1 1 2 1 1 3			
Jackie Brandt, R OBP: 0.262, SLG: 0.371 (1, 3) X		0-0 6-3	0-0 SF8 3-H		0-0 HR				0-0 2B	3 1 2 4 0 0 0			
Dave Adlesh, R OBP: 0.172, SLG: 0.136 (1, 2) X		0-0 P5	0-0 FC6-4 1-2f		0-0 F8				0-3 K	4 0 0 0 0 1 2			
Don Wilson, R OBP: 0.157, SLG: 0.125 (1, 1) S S S S		0-3 K		0-0 6-3		0-0 6-3			0-3 K	4 0 0 0 0 2 1			
Inning Stats	R: 0 H: 2 E: 0 LOB: 3 K: 0 BB: 1 S: 5 P: 9	R: 0 H: 0 E: 0 LOB: 0 K: 1 BB: 0 S: 5 P: 5	R: 4 H: 4 E: 0 LOB: 1 K: 0 BB: 1 S: 7 P: 11	R: 0 H: 0 E: 0 LOB: 0 K: 0 BB: 0 S: 3 P: 3	R: 3 H: 2 E: 0 LOB: 0 K: 1 BB: 1 S: 7 P: 11	R: 0 H: 0 E: 0 LOB: 0 K: 0 BB: 0 S: 3 P: 3	R: 0 H: 0 E: 0 LOB: 0 K: 0 BB: 0 S: 3 P: 3	R: 0 H: 1 E: 0 LOB: 1 K: 3 BB: 0 S: 10 P: 10	R: 0 H: 0 E: 0 LOB: 1 K: 0 BB: 1 S: 3 P: 7	1B: 7 SF: 2 2B: 1 SAC: 0 3B: 0 DP: 0 HR: 1 HBP: 0	WP: 0 PA: 40 PB: 0 SB: 1 CS: 0		
PITCHER	IP WLS BF H R ER SO BB IBB HBP BLK WP HR S P ERA WHIP											PITCHER	IP WLS BF H R ER SO BB IBB HBP BLK WP HR S P ERA WHIP
Dick Selma, R ERA: 3.76 (1, 1)	2.1 L 15 6 4 2 1 2 0 0 0 0 0 0 15 23 7.71 3.429												
Ron Taylor, R ERA: 3.18 (3, 1)	0.2 2 0 0 0 0 0 0 0 0 0 0 0 2 2 0.00 0.000												
Bob Shaw, R ERA: 4.29 (4, 1)	5.0 19 3 3 3 4 0 1 0 0 0 1 26 30 5.40 0.600												
Don Shaw, L ERA: 3.63 (9, 1)	1.0 4 0 0 0 0 1 0 0 0 0 0 0 3 7 0.00 1.000												

Houston Astros @ New York Mets
Shea Stadium, Flushing, NY
Thu Jul 20 1967, 7:05 PM EDT
Att. 39,187 - Unknown

livebaseballscores.com

AB	34
R	7
H	9
RBI	7
BB	4
SO	5
LOB	10



Los Angeles Dodgers @ New York Mets
 Shea Stadium, Flushing, NY
 Fri Jul 21 1967, 7:05 PM EDT
 Att: 39,612 - Unknown

livebaseballscorecards.com

AB	30
R	3
H	7
RBI	2
BB	0
SO	5
LOB	4



WP:	0	PA:	32
PB:	0		
SB:	0		
CS:	0		

Batter	1	2	3	4	5	6	7	8	9	AB	R	H	RBI	BB	SO	LOB
Dick Schofield, S (1, 6) OBP: 0.335, SLG: 0.295	0-0 1B 2B		0-3 K			0-0 5-3		0-0 5-3		4	1	1	0	0	1	0
Willie Davis, L (1, 8) OBP: 0.304, SLG: 0.348	0-0 1B G4-3 2-H		0-3 K			0-0 1B		0-3 K		4	1	2	1	0	2	0
Lou Johnson, R (1, 7) OBP: 0.316, SLG: 0.411	0-0 1B G4-3 1-3			0-3 K		0-0 1B			0-0 5-3	4	0	2	0	0	1	0
Jim Lefebvre, S (1, 4) OBP: 0.356, SLG: 0.419	0-0 G4-3			0-0 F7		0-3 K			0-0 F5	4	0	0	0	0	1	3
Nate Oliver, R (9, 4) OBP: 0.317, SLG: 0.342	0-0 G4-3 1-2f 3-H				0-0 5-3				0-0 P3	0	0	0	0	0	0	0
Al Ferrara, R (1, 9) OBP: 0.333, SLG: 0.424	0-0 F8							0-0 SH1-3 SF9 2B		3	1	1	0	0	0	0
Ron Fairly, L (7, 9) OBP: 0.320, SLG: 0.333										1	0	0	0	0	0	0
Wes Parker, S (1, 3) OBP: 0.369, SLG: 0.356		0-0 1B G5-4-3			0-0 6-3			0-0 SH1-3		2	0	1	0	0	0	0
Bob Bailey, R (1, 5) OBP: 0.243, SLG: 0.245		0-0 G5-4-3 1-2f			0-0 F2			0-0 SF9		2	0	0	1	0	0	1
Jeff Torborg, R (1, 2) OBP: 0.273, SLG: 0.298		0-0 F7			0-0 F9			0-0 3-H 5-3		3	0	0	0	0	0	0
Bill Singer, R (1, 1) OBP: 0.065, SLG: 0.065			0-0 4-3						0-0 L5	3	0	0	0	0	0	0
Phil Regan, R (8, 1) OBP: 0.143, SLG: 0.143						0-0 1-3				0	0	0	0	0	0	0

Inning Stats

R: 2	H: 3	R: 0	H: 1	R: 0	H: 0	R: 0	H: 0	R: 0	H: 2	R: 1	H: 1	R: 0	H: 0	R: 0	H: 0
E: 0	LOB: 0	E: 0	LOB: 0	E: 0	LOB: 0	E: 0	LOB: 0	E: 0	LOB: 2	E: 0	LOB: 0	E: 0	LOB: 0	E: 0	LOB: 0
K: 0	BB: 0	K: 0	BB: 0	K: 2	BB: 0	K: 1	BB: 0	K: 0	BB: 0	K: 0	BB: 0	K: 1	BB: 0	K: 0	BB: 0
S: 5	P: 5	S: 3	P: 3	S: 7	P: 7	S: 5	P: 5	S: 3	P: 3	S: 4	P: 4	S: 5	P: 5	S: 3	P: 3

IP	WLS	BF	H	R	ER	SO	BB	IBB	HBP	BLK	WP	HR	S	P	ERA	WHIP
8.0	L	29	7	3	3	5	0	0	0	0	0	0	39	39	3.38	0.875
1.0		3	0	0	0	0	0	0	0	0	0	0	3	3	0.00	0.000

1B: 5	SF: 1	WP: 0	PA: 32
2B: 2	SAC: 1	PB: 0	
3B: 0	DP: 2	SB: 0	
HR: 0	HBP: 0	CS: 0	


PITCHER	IP	WLS	BF	H	R	ER	SO	BB	IBB	HBP	BLK	WP	HR	S	P	ERA	WHIP
Dennis Bennett, L (1, 1) ERA: 3.94	8.0	L	29	7	3	3	5	0	0	0	0	0	0	39	39	3.38	0.875
Hal Reniff, R (9, 1) ERA: 2.9	1.0		3	0	0	0	0	0	0	0	0	0	0	3	3	0.00	0.000

Batter	1	2	3	4	5	6	7	8	9	AB	R	H	RBI	BB	SO	LOB
Bud Harrelson, S (1, 6) OBP: 0.341, SLG: 0.344	0-0 6-3		0-0 1B			0-0 3-1		0-0 1B		4	0	2	0	0	0	0
Larry Stahl, L (1, 8) OBP: 0.289, SLG: 0.313	0-0 3-1		0-0 5-3			0-0 F7		4-0 1B		3	0	0	0	1	0	1
Ed Charles, R (1, 5) OBP: 0.352, SLG: 0.344	0-0 6-3					0-0 F9		0-0 G6-4-3		4	0	0	0	0	0	2
Tommy Davis, R (1, 7) OBP: 0.349, SLG: 0.494		0-0 1B		0-3 K		0-0 P4		0-3 K		4	0	1	0	0	2	0
Ed Kranepool, L (1, 3) OBP: 0.361, SLG: 0.427		0-0 F7		0-0 6-3		0-3 K		0-0 1B		4	0	1	0	0	1	1
Jerry Buchek, R (1, 4) OBP: 0.283, SLG: 0.375		0-3 K		0-3 K		0-0 E1		0-0 F7		4	0	0	0	0	2	2
Ron Swoboda, R (1, 9) OBP: 0.316, SLG: 0.412		0-0 4-3		0-0 1B		0-0 1B		0-3 K		4	0	2	0	0	1	2
Jerry Grote, R (1, 2) OBP: 0.236, SLG: 0.271			0-0 F9		0-0 P3		0-3 K			2	0	0	0	0	0	1
Ken Boyer, R (7, PH) OBP: 0.335, SLG: 0.355					0-3 K					1	0	0	0	0	1	2
Greg Goossen, R (8, 2) OBP: 0.267, SLG: 0.333										0	0	0	0	0	0	0
Dennis Bennett, L (1, 1) OBP: 0.152, SLG: 0.250			0-0 5-3					0-0 F7		2	0	0	0	0	1	1
John Sullivan, L (8, PH) OBP: 0.239, SLG: 0.218										1	0	0	0	0	0	0
Hal Reniff, R (9, 1)										0	0	0	0	0	0	0

Inning Stats	R: 0	H: 0	E: 0	K: 0	S: 3	R: 0	H: 1	E: 0	K: 1	S: 6	R: 0	H: 1	E: 0	K: 0	S: 4	R: 0	H: 0	E: 0	K: 1	S: 5	R: 0	H: 1	E: 0	K: 2	S: 8	R: 0	H: 0	E: 1	K: 2	S: 9	R: 0	H: 1	E: 0	K: 0	S: 3	R: 0	H: 1	E: 0	K: 2	S: 8	R: 0	H: 1	E: 0	K: 0	S: 8					
Bill Singer, R (1, 1) ERA: 3.33	7.1	W	29	5	0	0	0	6	1	0	0	0	0	0	0	0	0	0	0	0	0	0	0	0	0	0	0	0	0	0	0	0	0	0	0	0	0	0	0	0	0	0	0	0	0	0	0	0	0	
Phil Regan, R (8, 1) ERA: 2.86	1.2	S	5	1	0	0	2	0	0	0	0	0	0	0	0	0	0	0	0	0	0	0	0	0	0	0	0	0	0	0	0	0	0	0	0	0	0	0	0	0	0	0	0	0	0	0	0	0	0	0

Los Angeles Dodgers @ New York Mets
 Shea Stadium, Flushing, NY
 Fri Jul 21 1967, 7:05 PM EDT
 Att. 39,612 - Unknown

AB	33
R	0
H	6
RBI	0
BB	1
SO	8
LOB	12



WP: 1	PA: 34
PB: 0	CS: 0
SB: 0	

Batter	1	2	3	4	5	6	7	8	9	AB R H RBI BB SO LOB	TOP				
Dick Schofield, S OBP: 0.337, SLG: 0.305 (1, 6) X	0-0 F9 ①		0-0 1B 1B		0-0 4-3 ①		0-0 SH2-3 FC5-2 2B		0-0 F9 ①	5 0 2 0 0 0 0	Los Angeles Dodgers @ New York Mets Shea Stadium, Flushing, NY Sat Jul 22 1967, 7:05 PM EDT Att: 33,715 - Unknown				
Willie Davis, L OBP: 0.303, SLG: 0.347 (1, 8) X	0-0 3-1 ②		0-0 1B 1-2		0-0 3-1 ②		0-0 SH2-3 ①		0-0 6-3 ②	4 0 1 0 0 0 0					
Len Gabrielson, L OBP: 0.281, SLG: 0.408 (1, 7) X Lou Johnson, R OBP: 0.318, SLG: 0.413 (7, PH) (7, 7)	0-0 HR		0-0 F7 ③		0-0 1B		0-0 FC5-2 ② E S 1B 3-H		0-0 1B 1B	3 1 2 1 0 0 2 2 1 1 0 0 0 1					
Jim Lefebvre, S OBP: 0.357, SLG: 0.419 (1, 4) X Nate Oliver, R OBP: 0.317, SLG: 0.342 (9, PR) (9, 4)	0-0 6-3 ③			0-0 4-3 ①	0-0 4-3 ③		0-0 1B 1-H		0-0 1B 1-3	5 0 2 1 0 0 1 0 0 0 0 0 0 0					
Ron Fairly, L OBP: 0.319, SLG: 0.331 (1, 9) X		0-0 F7 ①		0-0 2B 1B 1B		0-0 F9 ①	0-0 G3 ③		0-0 L3 ③	5 1 1 0 0 0 3					
Wes Parker, S OBP: 0.371, SLG: 0.360 (1, 3) X		0-0 4-3 ②		0-0 1B 1-3 2B		H 1-0 E HBP		0-0 F7 ①		3 1 1 0 0 0 0					
John Roseboro, L OBP: 0.357, SLG: 0.377 (1, 2) X		0-0 L8 ③		4-0 1B IBB		X 0-0 L8 ②		0-0 4-3 ②		3 0 0 0 1 0 1					
Bob Bailey, R OBP: 0.249, SLG: 0.252 (1, 5) X			0-3 K ①	0-0 FC6-4 1B ② 1-3 2-H 3-H		X 0-0 E4 ② 1-2		0-0 1B		4 0 2 2 0 1 1					
Don Sutton, R OBP: 0.140, SLG: 0.180 (1, 1) X Jim Brewer, L OBP: 0.083, SLG: 0.167 (5, 1) X Al Ferrara, R OBP: 0.332, SLG: 0.421 (6, PH) X Ron Perranoski, L OBP: 0.167, SLG: 0.167 (6, 1) X			0-3 K ②	0-0 FC6-4 ③ 1-2f		X 0-0 K ③ 2-3		0-3 K ③		2 0 0 0 0 1 1 0 0 0 0 0 0 0 1 0 0 0 0 1 2 1 0 0 0 0 1 1					
Inning Stats	R: 1 H: 1 E: 0 LOB: 0 K: 0 BB: 0 S: 4 P: 4	R: 0 H: 0 E: 0 LOB: 0 K: 0 BB: 0 S: 3 P: 3	R: 0 H: 2 E: 0 LOB: 2 K: 2 BB: 0 S: 9 P: 9	R: 2 H: 3 E: 0 LOB: 1 K: 0 BB: 1 S: 5 P: 9	R: 0 H: 1 E: 0 LOB: 1 K: 0 BB: 0 S: 4 P: 4	R: 0 H: 0 E: 1 LOB: 2 K: 1 BB: 0 S: 6 P: 9	R: 1 H: 2 E: 0 LOB: 1 K: 0 BB: 0 S: 5 P: 5	R: 0 H: 1 E: 0 LOB: 1 K: 1 BB: 0 S: 6 P: 6	R: 0 H: 2 E: 0 LOB: 2 K: 0 BB: 0 S: 5 P: 5	1B: 9 SF: 0 2B: 2 SAC: 1 3B: 0 DP: 0 HR: 1 HBP: 1		WP: 0 PA: 41 PB: 0 SB: 1 CS: 0			
PITCHER	IP WLS BF H R ER SO BB IBB HBP BLK WP HR S P ERA WHIP														
Don Cardwell, R ERA: 3.89 (1, 1)	5.2		7 3 3 2 0 1 1 0	0 1 1 0	0 1 28 33 4.76 1.235										
Don Shaw, L ERA: 3.5 (6, 1)	1.1	L	6 2 1 0 1 0 0 0	0 0 0 0	0 0 8 10 0.00 1.500										
Hal Reniff, R ERA: 2.8 (8, 1)	2.0		9 3 0 0 1 0 0 0	0 0 0 0	0 0 11 11 0.00 1.500										

livebaseballscorecards.com

AB	38
R	4
H	12
RBI	4
BB	1
SO	4
LOB	13



BOTTOM

Los Angeles Dodgers @ New York Mets
Shea Stadium, Flushing, NY
Sat Jul 22 1967, 7:05 PM EDT
Att. 33,715 - Unknown

livebaseballscorecards.com

AB 37
R 3
H 10
RBI 3
BB 1
SO 7
LOB 15



WP: 0 PA: 39
PB: 0
SB: 1
CS: 0

AB R H RBI BB SO LOB

5	0	0	0	0	2	3
3	0	2	0	0	0	0
2	0	0	0	0	0	1
5	0	0	0	0	1	3
4	0	0	0	0	1	1
3	1	1	0	0	0	1
4	1	3	0	0	0	0
3	0	1	1	1	1	1
4	1	2	2	0	1	3
2	0	0	0	0	1	2
0	0	0	0	0	0	0
1	0	0	0	0	0	0
0	0	0	0	0	0	0
1	0	1	0	0	0	0
0	0	0	0	0	0	0

1B: 9 SF: 0
2B: 0 SAC: 0
3B: 0 DP: 0
HR: 1 HBP: 1

Batter	1	2	3	4	5	6	7	8	9
Bud Harrelson, S OBP: 0.336, SLG: 0.339 (1, 6)	0-3 K ①		0-3 K ② X	0-0 FC4 1-2f ③			0-0 F8 ②		0-0 FC3-6 FC6-4 1-2f ①
Larry Stahl, L OBP: 0.301, SLG: 0.326 Cleon Jones, R OBP: 0.228, SLG: 0.274 (7, PH) (8, 8)	0-0 F8 ②		0-0 1B ③		0-0 4-3 S 1B ①		0-0 5-3 ③		0-0 FC6-4 1-2f ②
Tommy Davis, R OBP: 0.344, SLG: 0.487 (1, 7)	0-0 6-3 ③		0-3 K ③		0-0 4-3 1-3 ①			0-0 6-3 ① X	0-0 6-3 ③
Ed Kranepool, L OBP: 0.356, SLG: 0.420 (1, 3)		0-0 F8 ①		0-0 4-3 ① S	0-3 K ②			0-0 L8 ②	
Ed Charles, R OBP: 0.355, SLG: 0.343 (1, 5)		0-0 5-3 ②		1-0 1B 1B HBP ③	0-0 6-3 ③			0-0 BB 1B ③	
Jerry Buchek, R OBP: 0.290, SLG: 0.381 (1, 4)		0-0 FC6-4 1B ③		0-0 1B 1-2 1B ③		0-0 6-3 ①		0-0 BB 1B ③	
Ron Swoboda, R OBP: 0.320, SLG: 0.411 (1, 9)		0-0 FC6-4 1-2f ③		0-0 1B 1-3 2-H 1B ③		0-3 K ②		4-0 BB 1B ③	
Jerry Grote, R OBP: 0.241, SLG: 0.292 (1, 2)			0-0 HR ① X	0-0 FC4 1-2 3-H 1B ②		0-0 L8 ③		0-3 K ③	
Don Cardwell, R OBP: 0.250, SLG: 0.320 Don Shaw, L (6, 1) Greg Goossen, R OBP: 0.250, SLG: 0.313 Hal Reniff, R (8, 1) Bob Johnson, R OBP: 0.366, SLG: 0.489 Dick Selma, R (9, PR)			0-3 K ① X	0-0 P4 ②			0-0 6-3 ①		0-0 FC3-6 1B ③

Inning Stats	R: 0	H: 0	E: 0	K: 1	S: 5	LOB: 0	BB: 0	P: 5
	0	1	0	0	4	1	0	4
	0	2	0	0	11	1	0	11
	0	3	0	0	6	2	0	7
	0	1	0	1	6	0	0	6
	0	0	0	3	5	0	0	5
	0	2	0	0	3	2	0	11
	0	0	0	0	3	0	0	3
	0	2	0	1	7	0	0	4
	0	1	0	0	4	0	0	4

PITCHER	IP	WLS	BF	H	R	ER	SO	BB	IBB	HBP	BLK	WP	HR	S	P	ERA	WHIP
Don Sutton, R ERA: 4.32 (1, 1)	4.1		21	7	3	3	4	0	0	1	0	0	1	28	29	6.23	1.615
Jim Brewer, L ERA: 2.58 (5, 1)	0.2		2	0	0	0	1	0	0	0	0	0	0	4	4	0.00	0.000
Ron Perranoski, L ERA: 2.25 (6, 1)	4.0	W	16	3	0	0	2	1	0	0	0	0	0	19	23	0.00	1.000

Batter	1	2	3	4	5	6	7	8	9	AB R H RBI BB SO LOB	TOP									
Dick Schofield, S (1, 6) OBP: 0.330, SLG: 0.297	0-0 5-3		0-3 K			0-0 4-3		0-0 F8		4 0 0 0 0 1 0										
Willie Davis, L (1, 8) OBP: 0.305, SLG: 0.347	0-0 F7			4-0 G6-4-3 BB		0-0 F8		0-0 1B 1B		3 0 1 0 1 0 0										
Lou Johnson, R (1, 7) OBP: 0.316, SLG: 0.408	0-0 5-3			0-0 G6-4-3 1-2f		0-3 K		0-0 1-2 1B		4 0 1 0 0 1 1										
Jim Lefebvre, S (1, 4) OBP: 0.353, SLG: 0.414		0-3 K		0-0 1-3		0-0 5-3		0-0 F8		4 0 0 0 0 1 2										
Al Ferrara, R (1, 9) OBP: 0.335, SLG: 0.445		0-0 HR			0-0 6-3		0-0 6-3 2B	0-3 K		4 1 2 1 0 1 2										
Wes Parker, S (1, 3) OBP: 0.369, SLG: 0.355		0-0 4-3			4-0 BB BB		0-0 6-3 2-3	0-0 L9		3 0 0 0 1 0 3										
Bob Bailey, R (1, 5) OBP: 0.250, SLG: 0.248		0-3 K			4-0 1-2 BB		0-3 K			2 0 0 0 1 2 1										
Jeff Torborg, R (1, 2) OBP: 0.267, SLG: 0.291			0-0 F7			0-0 L7		0-0 5-3		3 0 0 0 0 0 2										
Don Drysdale, R (1, 1) OBP: 0.154, SLG: 0.129			0-0 F9			0-3 K		0-0 F8		2 0 0 0 0 1 2										
Jim Hickman, R (8, PH) OBP: 0.247, SLG: 0.250										1 0 0 0 0 0 0										
Bob Miller, R (8, 1)										0 0 0 0 0 0 0										
Inning Stats	R: 0 E: 0 K: 0 S: 3	H: 0 LOB: 0 BB: 0 P: 3	R: 1 E: 0 K: 2 S: 8	H: 1 LOB: 0 BB: 0 P: 8	R: 0 E: 0 K: 1 S: 5	H: 0 LOB: 0 BB: 0 P: 5	R: 0 E: 0 K: 0 S: 2	H: 0 LOB: 0 BB: 1 P: 6	R: 0 E: 0 K: 1 S: 5	H: 0 LOB: 2 BB: 2 P: 13	R: 0 E: 0 K: 1 S: 6	H: 1 LOB: 1 BB: 0 P: 6	R: 0 E: 0 K: 0 S: 3	H: 0 LOB: 0 BB: 0 P: 3	R: 0 E: 0 K: 1 S: 7	H: 2 LOB: 2 BB: 0 P: 7	1B: 2 2B: 1 3B: 0 HR: 1	SF: 0 SAC: 0 DP: 1 HBP: 0	WP: 0 PB: 0 SB: 0 CS: 0	PA: 33
PITCHER Bob Hendley, L (1, 1) ERA: 4.22	IP: 9.0 WLS: W BF: 33 H: 4 R: 1 ER: 1 SO: 7 BB: 3 IBB: 0 HBP: 0 BLK: 0 WP: 0 HR: 1 S: 44 P: 56 ERA: 1.00 WHIP: 0.778																			
PITCHER	IP	WLS	BF	H	R	ER	SO	BB	IBB	HBP	BLK	WP	HR	S	P	ERA	WHIP			

Los Angeles Dodgers @ New York Mets
 Shea Stadium, Flushing, NY
 Sun Jul 23 1967, 3:33 AM EDT
 Att: 33,062 - Unknown

AB	30
R	1
H	4
RBI	1
BB	3
SO	7
LOB	13



Batter	1	2	3	4	5	6	7	8	9	AB R H RBI BB SO LOB	TOP													
Bud Harrelson, S (1, 6) OBP: 0.339, SLG: 0.338	0-0 1-3		H 1-0 HBP			0-3 K		X 0-0 FC6-4 1B	4-0 BB	3 0 1 0 1 1 0														
Cleon Jones, R (1, 8) OBP: 0.232, SLG: 0.274	0-0 FC1-6 1B		X 0-0 4-3			B B B B 4-0 FC9-6 BB		X 0-0 FC6-4 1-2f	0-0 F9	4 0 1 0 1 0 4														
Tommy Davis, R (1, 7) OBP: 0.342, SLG: 0.490	0-0 FC1-6 1-2f			X 0-0 F4		X 0-0 FC9-6 1-2f		X 0-0 G4-6-3 1-2f		4 0 0 0 0 0 3														
Ed Kranepool, L (1, 3) OBP: 0.353, SLG: 0.415	0-0 4-3			X 0-0 1B		X 0-0 G1			X 0-0 F8	4 0 1 0 0 0 2														
Ed Charles, R (1, 5) OBP: 0.355, SLG: 0.349		X 0-0 F7		X 0-0 F4		S S S S 0-3 K		X 0-0 1B PB 1B		4 1 1 0 0 1 1														
Jerry Buchek, R (1, 4) OBP: 0.284, SLG: 0.373		S S S S 0-3 K		X 0-0 5-3				X 0-0 E8 1B 1B		2 0 0 0 0 1 1														
Phil Linz, R (5, 4) OBP: 0.280, SLG: 0.435									X 0-0 E5 1B 1-2	2 2 1 0 0 0 1														
Ron Swoboda, R (1, 9) OBP: 0.316, SLG: 0.406		X 0-0 F6				S S S S 0-3 K		S S S S 0-3 K		3 0 0 0 0 2 1														
Dick Selma, R (7, 1)									X 0-0 1B 1-2 2-3 1B	0 0 0 0 0 0 0														
Greg Goossen, R (9, PH) OBP: 0.294, SLG: 0.353										1 0 1 0 0 0 0														
Tommie Reynolds, R (9, PR) OBP: 0.260, SLG: 0.267										0 1 0 0 0 0 0														
Hal Reniff, R (9, 1)										0 0 0 0 0 0 0														
Jerry Grote, R (1, 2) OBP: 0.236, SLG: 0.284			X 0-0 1-3			S S S S 0-3 K		X 0-0 PB 1B		2 0 0 0 0 1 0														
John Sullivan, L (7, PH) OBP: 0.255, SLG: 0.236								X 0-0 2-H 1B	X 0-0 1-3 1B	2 0 2 3 0 0 0														
Jack Fisher, R (1, 1) OBP: 0.122, SLG: 0.087			X 0-0 F6					X 0-0 1-2	X 0-0 1-3 2-H 3-H 1B	2 0 0 0 0 0 0														
Larry Stahl, L (7, PH) OBP: 0.283, SLG: 0.304										2 0 0 1 0 0 2														
Inning Stats	R: 0 E: 0 K: 0 S: 4	H: 1 LOB: 1 BB: 0 P: 4	R: 0 E: 0 K: 1 S: 5	H: 0 LOB: 0 BB: 0 P: 5	R: 0 E: 0 K: 0 S: 3	H: 0 LOB: 1 BB: 0 P: 4	R: 0 E: 0 K: 0 S: 4	H: 1 LOB: 1 BB: 0 P: 4	R: 0 E: 0 K: 2 S: 7	H: 0 LOB: 0 BB: 0 P: 7	R: 0 E: 0 K: 1 S: 5	H: 0 LOB: 1 BB: 1 P: 9	R: 1 E: 1 K: 2 S: 9	H: 2 LOB: 1 BB: 0 P: 9	R: 0 E: 0 K: 0 S: 3	H: 1 LOB: 0 BB: 0 P: 3	R: 3 E: 1 K: 0 S: 7	H: 3 LOB: 2 BB: 1 P: 11	1B: 8 2B: 0 3B: 0 HR: 0	SF: 0 SAC: 0 DP: 1 HBP: 1	WP: 0 PB: 2 SB: 0 CS: 0	PA: 38		
PITCHER	IP WLS BF H R ER SO BB IBB HBP BLK WP HR S P ERA WHIP																							
Gaylord Perry, R (1, 1) ERA: 3.43	8.1	W	35	8	4	1	6	1	0	1	0	0	0	45	50	1.08	1.080							
Frank Linzy, R (9, 1) ERA: 1.75	0.2	W	3	0	0	0	0	1	0	0	0	0	0	2	6	0.00	1.500							

New York Mets @ San Francisco Giants
Candlestick Park, San Francisco, CA
 Tue Jul 25 1967, 10:05 PM EDT
 Att. 12,165 - Unknown

AB	35
R	4
H	8
RBI	4
BB	2
SO	6
LOB	15



Batter	1	2	3	4	5	6	7	8	9	AB R H RBI BB SO LOB
Jesus Alou, R (1, 9) OBP: 0.322, SLG: 0.392	0-0 6-3		0-0 1B 1B		0-0 F5			0-0 BB 1B	0-0 1B	5 1 3 1 0 0 0
Bobby Etheridge, R (1, 5) OBP: 0.356, SLG: 0.425	0-0 1-3		0-0 1B HR 1B		0-0 6-3			0-3 K		4 1 1 0 0 1 1
Willie Mays, R (1, 8) OBP: 0.352, SLG: 0.490	0-0 1-3		0-0 1B HR 1B					0-0 F2	0-0 F9	4 1 1 1 0 0 1
Jim Ray Hart, R (1, 7) OBP: 0.386, SLG: 0.583		0-0 6-3	0-0 1B HR					0-0 5-3	4-0 BB	3 1 1 3 1 0 0
Jack Hiatt, R (1, 3) OBP: 0.393, SLG: 0.430		0-0 1B 1B	0-0 F5					0-0 F7	0-0 1-3	4 0 1 0 0 0 2
Tom Haller, L (1, 2) OBP: 0.360, SLG: 0.451		0-0 1B G4-3 1B			0-0 F6			0-0 F7	4-0 SH5-4 1B BB	3 1 1 0 1 0 0
Hal Lanier, R (1, 6) OBP: 0.227, SLG: 0.269		0-0 G4-3 1-2f			0-0 3-1			0-0 4-3	0-0 SH 1B SH5-4 1-2	3 0 0 0 0 0 2
Tito Fuentes, S (1, 4) OBP: 0.246, SLG: 0.277			0-0 6-3		0-0 F7			4-0 BB	0-0 SH5-4 1-2 2-3	2 0 0 0 1 0 0
Bob Schroder, L (9, PH) OBP: 0.274, SLG: 0.239										0 0 0 0 0 0 0
Gaylord Perry, R (1, 1) OBP: 0.188, SLG: 0.188			0-3 K					0-0 4-3	1-0 1B HBP	3 0 0 0 0 1 1
Frank Linzy, R (9, 1)										0 0 0 0 0 0 0
Jim Davenport, R (9, PH) OBP: 0.362, SLG: 0.376										0 0 0 0 0 0 0

Inning Stats	R: 0	H: 0	E: 0	K: 0	S: 3	R: 0	H: 2	E: 0	K: 0	S: 4	R: 0	H: 4	E: 0	K: 1	S: 9	R: 0	H: 0	E: 0	K: 0	S: 3	R: 0	H: 0	E: 0	K: 0	S: 3	R: 0	H: 0	E: 0	K: 0	S: 3	R: 0	H: 1	E: 0	K: 1	S: 6	R: 1	H: 1	E: 0	K: 0	S: 3	1B: 7	2B: 0	3B: 0	HR: 1	SF: 0	SAC: 2	DP: 1	HBP: 1	WP: 0	PB: 0	SB: 0	CS: 0	PA: 37
--------------	------	------	------	------	------	------	------	------	------	------	------	------	------	------	------	------	------	------	------	------	------	------	------	------	------	------	------	------	------	------	------	------	------	------	------	------	------	------	------	------	-------	-------	-------	-------	-------	--------	-------	--------	-------	-------	-------	-------	--------

PITCHER	IP	WLS	BF	H	R	ER	SO	BB	IBB	HBP	BLK	WP	HR	S	P	ERA	WHIP
Jack Fisher, R (1, 1) ERA: 4.25	6.0		23	6	4	4	1	0	0	0	0	0	1	25	25	6.00	1.000
Dick Selma, R (7, 1) ERA: 3.59	2.0		9	1	0	0	1	2	0	0	0	0	0	9	17	0.00	1.500
Hal Reniff, R (9, 1) ERA: 2.93	0.1	L	5	1	1	1	0	1	0	1	0	0	0	3	8	27.00	6.000


BOTTOM

New York Mets @ San Francisco Giants
Candlestick Park, San Francisco, CA

Tue Jul 25 1967, 10:05 PM EDT
Att. 12,165 - Unknown

livebaseballscorecards.com

AB	31
R	5
H	8
RBI	5
BB	3
SO	2
LOB	7



Batter	1	2	3	4	5	6	7	8	9	AB	R	H	RBI	BB	SO	LOB
Jesus Alou, R (1, 9) OBP: 0.323, SLG: 0.392	0-0 6-3		0-0 1B		0-0 2B 1B	0-0 6-3			0-0 4-3	5	1	2	1	0	0	2
Bobby Etheridge, R (1, 5) OBP: 0.340, SLG: 0.422	0-0 F9		0-3 K		0-0 2B				0-0 2-3	5	0	1	2	0	2	2
Willie Mays, R (1, 8) OBP: 0.349, SLG: 0.485	0-0 6-3			0-3 K	0-0 5-3				0-0 1B	3	0	0	0	0	1	1
Joe Gibbon, R (6, 1) OBP: 0.111, SLG: 0.118										0	0	0	0	0	0	0
Mike McCormick, L (7, PH) OBP: 0.170, SLG: 0.188										1	0	0	0	0	0	0
Bill Henry, L (8, 1) OBP: 0.313, SLG: 0.418										0	0	0	0	0	0	0
Ollie Brown, R (9, PH) OBP: 0.313, SLG: 0.418										1	0	1	0	0	0	0
Jim Ray Hart, R (1, 7) OBP: 0.381, SLG: 0.575		0-0 4-3		0-0 4-3		0-0 5-3			0-0 F8	5	0	0	0	0	1	1
Jack Hiatt, R (1, 3) OBP: 0.397, SLG: 0.438		0-3 K		0-3 K		0-0 1B 2B				3	1	1	0	1	2	0
Tom Haller, L (1, 2) OBP: 0.361, SLG: 0.450		0-0 F9			4-0 1B BB	0-0 E 1B FC 1B				1	1	0	0	1	0	0
Dick Dietz, R (6, 2) OBP: 0.419, SLG: 0.418										2	1	1	1	0	1	1
Hal Lanier, R (1, 6) OBP: 0.227, SLG: 0.269			0-0 6-3		0-3 K	0-0 E4 1B			0-0 F6	4	0	1	0	0	1	2
Tito Fuentes, S (1, 4) OBP: 0.245, SLG: 0.276			0-0 F7		4-0 1B 2B BB	0-0 FC			0-0 2B	1	0	0	0	0	0	0
Bob Schroder, L (5, PH) OBP: 0.289, SLG: 0.261					1-2 K	3-H F7				2	1	1	1	1	0	1
Ray Sadecki, L (1, 1) OBP: 0.214, SLG: 0.259			4-0 1B BB		0-3 K	0-0 F7			0-3 K	0	0	0	0	0	0	0
Bobby Bolin, R (2, 1) OBP: 0.273, SLG: 0.313										0	0	0	0	0	0	0
Dick Groat, R (3, PH) OBP: 0.253, SLG: 0.169										0	0	0	0	1	0	0
Gaylord Perry, R (3, PH) OBP: 0.188, SLG: 0.188										0	0	0	0	0	0	0
Ron Herbel, R (4, 1) OBP: 0.307, SLG: 0.417										0	0	0	0	0	0	0
Lindy McDaniel, R (5, 1) OBP: 0.333, SLG: 0.333										0	0	0	0	0	0	0
Ken Henderson, S (5, PH) OBP: 0.282, SLG: 0.295										3	0	0	0	0	2	6

Inning Stats	R: 0	H: 0	E: 0	LOB: 0	K: 0	BB: 0	S: 3	P: 3	R: 0	H: 0	E: 0	LOB: 0	K: 1	BB: 0	S: 5	P: 5	R: 0	H: 1	E: 0	LOB: 2	K: 1	BB: 1	S: 6	P: 10	R: 0	H: 0	E: 0	LOB: 0	K: 2	BB: 0	S: 7	P: 7	R: 3	H: 2	E: 0	LOB: 1	K: 2	BB: 2	S: 9	P: 17	R: 2	H: 3	E: 1	LOB: 2	K: 0	BB: 0	S: 7	P: 7	R: 0	H: 0	E: 0	LOB: 0	K: 2	BB: 0	S: 7	P: 7	R: 0	H: 1	E: 0	LOB: 2	K: 2	BB: 1	S: 8	P: 12	R: 0	H: 1	E: 0	LOB: 1	K: 0	BB: 0	S: 4	P: 4	1B: 5	SF: 0	2B: 3	SAC: 0	3B: 0	DP: 0	HR: 0	HBP: 0	WP: 0	PA: 40
PITCHER	IP	WLS	BF	H	R	ER	SO	BB	IBB	HBP	BLK	WP	HR	S	P	ERA	WHIP																																																																	
Tom Seaver, R (1, 1) ERA: 2.92	5.1	W	26	6	5	4	6	3	0	0	0	0	0	35	47	6.75	1.688																																																																	
Ron Taylor, R (6, 1) ERA: 2.87	3.2	S	14	2	0	0	4	1	0	0	0	0	0	21	25	0.00	0.818																																																																	

BOTTOM

New York Mets @ San Francisco Giants
Candlestick Park, San Francisco, CA

Wed Jul 26 1967, 6:33 AM EDT
Att. 9,721 - Unknown

livebaseballscorecards.com

AB	36
R	5
H	8
RBI	5
BB	4
SO	10
LOB	16



Batter	1	2	3	4	5	6	7	8	9	10	11	AB R H RBI BB SO LOB	TOP																	
Cleon Jones, R (1, 8) OBP: 0.242, SLG: 0.294	0-0 CS 1B		H 1-0 G5-4-3 HBP			S 0-3 K		X 0-0 1-3	X 0-0 1B G4-3		X 0-0 F7	5 1 2 0 0 1 0	New York Mets @ Los Angeles Dodgers Dodger Stadium, Los Angeles, CA Thu Jul 27 1967, 7:05 PM PDT Att. 18,129 - Unknown																	
Phil Linz, R (1, 4) OBP: 0.265, SLG: 0.355	4-0 1B 4-3 BB		X 0-0 G5-4-3			X 0-0 5-3		X 0-0 6-3	X 0-0 1B G4-3			4 1 1 0 1 0 1																		
Tommy Davis, R (1, 7) OBP: 0.346, SLG: 0.493	0-0 4-3 1B			X 0-0 6-3		X 0-0 F8		X 0-0 2B 1B	X 0-0 1B G4-3			5 1 2 0 0 0 1																		
Ed Kranepool, L (1, 3) OBP: 0.351, SLG: 0.412	0-0 4-3			X 0-0 4-3			X 0-0 5-3	X 0-0 1B E 2B	X 0-0 4-3			5 1 1 1 0 0 1																		
Ed Charles, R (1, 5) OBP: 0.350, SLG: 0.341	0-3 K			X 0-0 F2			X 0-0 6-3	X 0-0 E BB 1B		X 0-0 L4		5 1 1 1 0 1 1																		
Ron Swoboda, R (1, 9) OBP: 0.331, SLG: 0.409		X 0-0 L8			X 0-0 P6		X 0-0 1B 1B	X 0-0 E BB		X 4-0 G5-4-3 BB		3 1 1 0 2 0 0																		
Bob Johnson, R (1, 6) OBP: 0.378, SLG: 0.488		X 0-0 L4			X 0-0 2B		X 0-0 1B 1B	X 0-0 E BB 1B		X 0-0 G5-4-3		5 0 3 2 0 0 1																		
John Sullivan, L (1, 2) OBP: 0.258, SLG: 0.239		X 0-0 6-3			X 0-0 F8		X 0-0 1B	X 0-0 1B IBB			X 0-3 K	3 0 1 1 0 0 1																		
Jerry Grote, R (7, PR) OBP: 0.230, SLG: 0.279											X 0-0 K	0 0 0 0 0 0 0																		
Tommie Reynolds, R (8, PH) OBP: 0.265, SLG: 0.264											X 0-3 K	1 0 0 0 1 1 0																		
Dennis Bennett, L (0, 0) OBP: 0.000, SLG: 0.000											X 0-3 K	1 0 0 0 0 0 0																		
Dick Sefton, R (0, 0) OBP: 0.000, SLG: 0.000											X 0-3 K	0 0 0 0 0 0 0																		
Larry Stahl, L (0, 0) OBP: 0.000, SLG: 0.000											X 0-3 K	0 0 0 0 0 0 0																		
Danny Frisella, L (0, 0) OBP: 0.000, SLG: 0.000											X 0-3 K	0 0 0 0 0 0 0																		
Greg Gossens, R (0, 0) OBP: 0.000, SLG: 0.000											X 0-3 K	1 0 0 0 0 1 2																		
Hal Renitt, R (0, 0) OBP: 0.000, SLG: 0.000											X 0-3 K	1 0 0 0 0 0 0																		
Ron Taylor, R (0, 0) OBP: 0.000, SLG: 0.000											X 0-3 K	0 0 0 0 0 0 0																		
Don Cardwell, R (0, 0) OBP: 0.000, SLG: 0.000											X 0-3 K	1 0 0 0 0 1 0																		
Jack Marshall, R (0, 0) OBP: 0.000, SLG: 0.000											X 0-3 K	0 0 0 0 0 0 0																		
Inning Stats	R: 1 E: 0 K: 1 S: 6	H: 2 LOB: 1 BB: 1 P: 10	R: 0 E: 0 K: 0 S: 3	H: 0 LOB: 0 BB: 0 P: 3	R: 0 E: 0 K: 1 S: 4	H: 0 LOB: 0 BB: 0 P: 5	R: 0 E: 0 K: 0 S: 3	H: 0 LOB: 0 BB: 0 P: 3	R: 0 E: 0 K: 1 S: 6	H: 1 LOB: 1 BB: 0 P: 6	R: 0 E: 0 K: 1 S: 5	H: 0 LOB: 0 BB: 0 P: 5	R: 1 E: 0 K: 1 S: 8	H: 3 LOB: 2 BB: 0 P: 8	R: 3 E: 1 K: 1 S: 9	H: 4 LOB: 3 BB: 2 P: 17	R: 1 E: 0 K: 0 S: 4	H: 2 LOB: 0 BB: 0 P: 4	R: 0 E: 0 K: 0 S: 2	H: 0 LOB: 0 BB: 1 P: 6	R: 0 E: 0 K: 2 S: 7	H: 0 LOB: 0 BB: 0 P: 7	1B: 10 2B: 2 3B: 0 HR: 0	SF: 0 SAC: 0 DP: 3 HBP: 1	WP: 0 PB: 0 SB: 0 CS: 1	PA: 46				
PITCHER	IP WLS BF H R ER SO BB IBB HBP BLK WP HR S P ERA WHIP																													
Don Drysdale, R (1, 1) ERA: 2.64	7.0		6	2	2	5	1	0	1	0	0	0	0	35	40	2.57	1.000													
Ron Perranoski, L (8, 1) ERA: 2.64	0.2		7	4	3	3	0	1	0	0	0	0	0	6	10	40.50	7.500													
Phil Regan, R (8, 1) ERA: 2.85	0.1		2	0	0	0	1	0	1	0	0	0	0	3	7	0.00	0.000													
Bob Miller, R (9, 1) ERA: 5.77	1.0		4	2	1	1	0	0	0	0	0	0	0	4	4	9.00	2.000													
Jim Brewer, L (10, 1) ERA: 2.49	2.0	W	6	0	0	0	2	1	0	0	0	0	0	9	13	0.00	0.500													



Batter	1	2	3	4	5	6	7	8	9	AB R H RBI BB SO LOB	TOP								
Bud Harrelson, S OBP: 0.342, SLG: 0.347 (1, 6) X	0-0 4-3		0-0 L7		0-0 6-3			0-0 F3		4 0 0 0 0 0 2									
Cleon Jones, R OBP: 0.246, SLG: 0.298 (1, 8) X	0-0 G5-4-3 1B			0-0 G6-4-3 1B		0-0 1-3		0-0 6-3		4 0 2 0 0 0 0									
Ed Charles, R OBP: 0.352, SLG: 0.341 (1, 5) X	0-0 G5-4-3 1-2f			0-0 G6-4-3 1B		4-0 BB		0-3 K		3 0 1 0 1 1 1									
Tommy Davis, R OBP: 0.345, SLG: 0.490 (1, 7) X		0-0 F7		0-0 G6-4-3 1-2f 2-3		0-0 P6		0-0 G6-4-3 1B		4 0 1 0 0 0 3									
Ron Swoboda, R OBP: 0.330, SLG: 0.403 (1, 9) SSS		0-3 K		4-0 BB		0-0 F9		0-3 K		3 0 0 0 1 2 2									
Greg Goossen, R OBP: 0.227, SLG: 0.273 (1, 2) SSS		0-3 K		0-0 F8		0-0 6-3		0-0 G6-4-3 1-2f		4 0 0 0 0 1 3									
Ed Kranepool, L OBP: 0.348, SLG: 0.407 (1, 3) X			0-0 G3		0-0 G3		0-3 K			3 0 0 0 0 1 0									
Dennis Bennett, L OBP: 0.147, SLG: 0.242 (7, 1) X										0 0 0 0 0 0 0									
Phil Linz, R OBP: 0.297, SLG: 0.382 (1, 4) X			0-0		0-0 6-3		0-0 1B			3 0 2 0 0 0 0									
Don Cardwell, R OBP: 0.258, SLG: 0.321 (1, 1) X			0-0 F8		0-0		0-0 L6			2 0 1 0 0 0 1									
Don Shaw, L (6, 1) X										0 0 0 0 0 0 0									
Bob Johnson, R OBP: 0.374, SLG: 0.483 (7, PH) (7, 3) X										1 0 0 0 0 0 1									
Inning Stats	R: 0 E: 0 K: 0 S: 3	H: 1 LOB: 0 BB: 0 P: 3	R: 0 E: 0 K: 2 S: 7	H: 0 LOB: 0 BB: 0 P: 7	R: 0 E: 0 K: 0 S: 4	H: 1 LOB: 1 BB: 0 P: 4	R: 0 E: 0 K: 0 S: 4	H: 2 LOB: 2 BB: 1 P: 8	R: 0 E: 0 K: 1 S: 6	H: 1 LOB: 1 BB: 0 P: 6	R: 0 E: 0 K: 1 S: 5	H: 0 LOB: 0 BB: 0 P: 5	R: 0 E: 0 K: 1 S: 5	H: 1 LOB: 0 BB: 0 P: 5	1B: 7 2B: 0 3B: 0 HR: 0	SF: 0 SAC: 0 DP: 3 HBP: 0	WP: 0 PB: 0 SB: 0 CS: 0	PA: 33	
PITCHER Claude Osteen, L ERA: 3.57 (1, 1)	IP 9.0	WLS W	BF 33	H 7	R 0	ER 0	SO 5	BB 2	IBB 0	HBP 0	BLK 0	WP 0	HR 0	S 41	P 49	ERA 0.00	WHIP 1.000		
PITCHER	IP	WLS	BF	H	R	ER	SO	BB	IBB	HBP	BLK	WP	HR	S	P	ERA	WHIP		

New York Mets @ Los Angeles Dodgers
 Dodger Stadium, Los Angeles, CA

Fri Jul 28 1967, 7:05 PM PDT
 Att: 31,101 - Unknown

livebaseballscorecards.com

AB 31
R 0
H 7
RBI 0
BB 2
SO 5
LOB 13



Batter	1	2	3	4	5	6	7	8	9	AB	R	H	RBI	BB	SO	LOB
Dick Schofield, S OBP: 0.325, SLG: 0.298 (1, 6)	0-0 4-3		0-0 6-3		0-0 F8		0-0 6-3 SH1-4 1B			4	0	1	0	0	0	0
Wes Parker, S OBP: 0.366, SLG: 0.357 (1, 8)	0-0 E7 3B		0-0 6-3		1-0 HBP		0-0 SH1-4			2	1	1	0	0	0	0
Len Gabrielson, L OBP: 0.290, SLG: 0.397 (1, 7)	0-0 6-3		0-0 BB 1B		0-3 K		0-0 6-3			4	0	1	0	0	1	2
Ron Fairly, L OBP: 0.322, SLG: 0.331 (1, 3)	0-0 6-3		4-0 BB		0-0 6-3		0-0 P5			3	0	0	0	1	0	2
Jim Lefebvre, S OBP: 0.354, SLG: 0.411 (1, 4)		0-0 SH1-3 HBP 1B	0-3 K		0-0 FC5-4 BB 1B		0-3 K			4	0	2	0	0	2	2
Al Ferrara, R OBP: 0.344, SLG: 0.479 (1, 9)		1-0 SH1-3 HBP		0-0 1B 1B		4-0 BB BB BB 1-2 FC5-4 BB		0-0 HR		2	1	2	1	1	0	0
Jim Hickman, R OBP: 0.244, SLG: 0.238 (9, 9)										0	0	0	0	0	0	0
John Roseboro, L OBP: 0.362, SLG: 0.383 (1, 2)		0-0 SH1-3		0-0 CS 1B		0-3 K		0-3 K		3	0	1	0	0	2	2
Bob Bailey, R OBP: 0.276, SLG: 0.259 (1, 5)		4-0 G6-4-3 BB		4-0 BB BB BB 1-2 G6-3 BB		0-0 FC5-4		0-0 6-3		2	0	0	0	2	0	2
Claude Osteen, L OBP: 0.233, SLG: 0.333 (1, 1)		0-0 G6-4-3		0-0 G6-3		0-0 F5				3	0	0	0	0	0	7

Inning Stats	R: 1	H: 1	E: 1	K: 0	S: 4	LOB: 0	BB: 0	P: 4	R: 0	H: 1	E: 0	K: 0	S: 3	LOB: 2	BB: 1	P: 8	R: 0	H: 1	E: 0	K: 1	S: 6	LOB: 2	BB: 1	P: 10	R: 0	H: 2	E: 0	K: 0	S: 3	LOB: 1	BB: 1	P: 7	R: 0	H: 0	E: 0	K: 1	S: 5	LOB: 1	BB: 0	P: 6	R: 0	H: 1	E: 0	K: 1	S: 6	LOB: 2	BB: 1	P: 10	R: 0	H: 1	E: 0	K: 0	S: 4	LOB: 1	BB: 0	P: 4	R: 1	H: 1	E: 0	K: 2	S: 8	LOB: 0	BB: 0	P: 8
--------------	------	------	------	------	------	--------	-------	------	------	------	------	------	------	--------	-------	------	------	------	------	------	------	--------	-------	-------	------	------	------	------	------	--------	-------	------	------	------	------	------	------	--------	-------	------	------	------	------	------	------	--------	-------	-------	------	------	------	------	------	--------	-------	------	------	------	------	------	------	--------	-------	------

PITCHER	IP	WLS	BF	H	R	ER	SO	BB	IBB	HBP	BLK	WP	HR	S	P	ERA	WHIP
Don Cardwell, R ERA: 3.76 (1, 1)	5.0	L	24	6	1	1	2	4	0	2	0	0	0	22	40	1.80	2.000
Don Shaw, L ERA: 3.41 (6, 1)	1.0		3	0	0	0	1	0	0	0	0	0	0	5	5	0.00	0.000
Dennis Bennett, L ERA: 4.05 (7, 1)	2.0		8	2	1	1	2	0	0	0	0	0	1	12	12	4.50	1.000


BOTTOM

New York Mets @ Los Angeles Dodgers
 Dodger Stadium, Los Angeles, CA

Fri Jul 28 1967, 7:05 PM PDT
 Att. 31,101 - Unknown

livebaseballscorecards.com

AB	27
R	2
H	8
RBI	1
BB	4
SO	5
LOB	17



WP: 0	PA: 35
PB: 0	
SB: 1	
CS: 1	

Batter	1	2	3	4	5	6	7	8	9	AB R H RBI BB SO LOB	TOP
Bud Harrelson, S (1, 6) OBP: 0.348, SLG: 0.351	0-0 4-3		0-0 1-3 E 1B		0-0 CS 1B		4-0 1B SF9 BB		0-0 1B	4 1 3 0 1 0 0	New York Mets @ Los Angeles Dodgers Dodger Stadium, Los Angeles, CA Sat Jul 29 1967, 3:33 AM PDT Att. 14,420 - Unknown
Cleon Jones, R (1, 8) OBP: 0.249, SLG: 0.300	0-0 6-3		0-0 1-3		0-0 G1 S 1B		0-0 1-3 1B		0-0 L9	5 0 2 0 0 0 2	
Ed Charles, R (1, 5) OBP: 0.351, SLG: 0.339	4-0 FC6-4 BB		0-3 K		0-0 G1		0-0 SF9		0-0	2 0 0 1 1 1 2	
Tommy Davis, R (1, 7) OBP: 0.344, SLG: 0.488	0-0 FC6-4 1-2f				0-0 6-3 1B		0-0 5-3		0-0 F8	4 0 1 0 0 0 3	
Ed Kranepool, L (1, 3) OBP: 0.350, SLG: 0.409					0-0 6-3 1B		0-0 F2		0-0 5-3	4 0 2 0 0 0 0	
Ron Swoboda, R (1, 9) OBP: 0.325, SLG: 0.397					0-0 6-3		0-3 K		0-0 1-3	4 0 0 0 0 2 3	
Phil Linz, R (1, 4) OBP: 0.293, SLG: 0.351					0-0 L8		1-0 FC4 HBP		0-0 F2	3 0 0 0 0 0 3	
Jerry Grote, R (1, 2) OBP: 0.230, SLG: 0.275					4-0 IBB		0-0 FC4 1-2f		0-3 K	3 0 0 0 1 2 2	
Bob Hendley, R (1, 1) OBP: 0.136, SLG: 0.050					0-3 K		0-3 K		0-3 K	4 0 0 0 0 4 3	
Inning Stats	R: 0 E: 0 K: 0 S: 3 H: 0 LOB: 1 BB: 1 P: 7	R: 0 E: 0 K: 2 S: 8 H: 1 LOB: 1 BB: 0 P: 8	R: 0 E: 1 K: 2 S: 8 H: 1 LOB: 1 BB: 0 P: 8	R: 0 E: 0 K: 1 S: 7 H: 2 LOB: 3 BB: 1 P: 11	R: 0 E: 0 K: 0 S: 4 H: 2 LOB: 1 BB: 0 P: 4	R: 0 E: 0 K: 1 S: 5 H: 0 LOB: 1 BB: 0 P: 6	R: 1 E: 0 K: 1 S: 6 H: 1 LOB: 1 BB: 1 P: 10	R: 0 E: 0 K: 0 S: 3 H: 0 LOB: 0 BB: 0 P: 3	R: 0 E: 0 K: 2 S: 8 H: 1 LOB: 1 BB: 0 P: 8	1B: 8 2B: 0 3B: 0 HR: 0 SF: 1 SAC: 0 DP: 0 HBP: 1	WP: 0 PB: 0 SB: 1 CS: 1 PA: 38
PITCHER Bill Singer, R (1, 1) ERA: 2.95	IP: 9.0 WLS: W BF: 38 H: 8 R: 1 ER: 1 SO: 9 BB: 2 IBB: 1 HBP: 1 BLK: 0 WP: 0 HR: 0 S: 52 P: 65 ERA: 1.00 WHIP: 1.111										

livebaseballscorecards.com

AB	33
R	1
H	8
RBI	1
BB	3
SO	9
LOB	18



Batter	1	2	3	4	5	6	7	8	9	AB R H RBI BB SO LOB
Dick Schofield, S OBP: 0.319, SLG: 0.291 (1, 6)	0-0 L5		0-3 K		0-0 5-3			0-0 F8		4 0 0 0 0 1 1
Wes Parker, S OBP: 0.364, SLG: 0.353 (1, 3)	0-0 P4		0-0 P3			4-0 BB		0-0 6-3		3 0 0 0 1 0 0
Bob Bailey, R OBP: 0.275, SLG: 0.258 (1, 5)	0-0 2B 1B			0-0 F3		0-0 F2		0-0 5-3		4 1 1 0 0 0 1
Al Ferrara, R OBP: 0.347, SLG: 0.500 (1, 7)	0-0 2B			0-0 6-3		0-0 G6-4-3		0-0 HR		4 1 2 2 0 0 1
Jim Lefebvre, S OBP: 0.354, SLG: 0.410 (1, 4)	0-0 F2			0-0 FC6-4 1B		0-0 6-3				3 0 1 0 0 0 1
Jim Hickman, R OBP: 0.237, SLG: 0.229 (1, 8)		0-0 P6		0-0 FC6-4		0-0 P4				3 0 0 0 0 0 1
Ron Fairly, L OBP: 0.319, SLG: 0.328 (1, 9)		0-0 F7			0-0 F5		0-0 F9			3 0 0 0 0 0 0
Jeff Torborg, R OBP: 0.277, SLG: 0.301 (1, 2)		0-0 6-3			0-0 F5			0-0 F5		3 0 0 0 0 0 0
Bill Singer, R OBP: 0.081, SLG: 0.081 (1, 1)			0-3 K		0-0 1B			0-0 5-3		3 0 1 0 0 1 0

Inning Stats	R: 1	H: 2	E: 0	K: 0	S: 5	LOB: 1	BB: 0	P: 5	R: 0	H: 0	E: 0	K: 0	S: 3	LOB: 0	BB: 0	P: 3	R: 0	H: 0	E: 0	K: 2	S: 7	LOB: 0	BB: 0	P: 7	R: 0	H: 1	E: 0	K: 0	S: 4	LOB: 1	BB: 0	P: 4	R: 0	H: 1	E: 0	K: 0	S: 4	LOB: 1	BB: 0	P: 4	R: 0	H: 0	E: 0	K: 0	S: 2	LOB: 0	BB: 1	P: 6	R: 0	H: 0	E: 0	K: 0	S: 3	LOB: 0	BB: 0	P: 3	R: 0	H: 0	E: 0	K: 0	S: 3	LOB: 0	BB: 0	P: 3	R: 1	H: 1	E: 0	K: 0	S: 3	LOB: 0	BB: 0	P: 3	1B: 3	SF: 0	2B: 1	SAC: 0	3B: 0	DP: 1	HR: 1	HBP: 0	WP: 0	PA: 31
--------------	------	------	------	------	------	--------	-------	------	------	------	------	------	------	--------	-------	------	------	------	------	------	------	--------	-------	------	------	------	------	------	------	--------	-------	------	------	------	------	------	------	--------	-------	------	------	------	------	------	------	--------	-------	------	------	------	------	------	------	--------	-------	------	------	------	------	------	------	--------	-------	------	------	------	------	------	------	--------	-------	------	-------	-------	-------	--------	-------	-------	-------	--------	-------	--------

PITCHER	IP	WLS	BF	H	R	ER	SO	BB	IBB	HBP	BLK	WP	HR	S	P	ERA	WHIP
Bob Hendley, L ERA: 3.92 (1, 1)	8.2	L	31	5	2	2	2	1	0	0	0	0	1	34	38	2.08	0.692


BOTTOM


New York Mets @ Los Angeles Dodgers
Dodger Stadium, Los Angeles, CA

Sat Jul 29 1967, 3:33 AM PDT
 Att. 14,420 - Unknown

livebaseballscorecards.com

AB	30
R	2
H	5
RBI	2
BB	1
SO	2
LOB	5



Batter	1	2	3	4	5	6	7	8	9	AB R H RBI BB SO LOB	TOP										
Bud Harrelson, S OBP: 0.343, SLG: 0.346 (1, 6)	0-3 K	0-3 K			0-0 6-3		0-0 FC1-6 2B	0-0 4-3		5 1 0 0 0 2 7											
Bob Johnson, R OBP: 0.375, SLG: 0.489 (1, 3) (8, 4)	0-0 F7		0-0 2B		0-0 5-3		0-0 G3		0-0 1B L7-2 1B	5 0 2 1 0 0 1											
Tommy Davis, R OBP: 0.345, SLG: 0.489 (1, 7)	0-0 P4		0-0 F7			0-0 P3	0-0 FC5 2B		0-0 1B	5 0 2 1 0 0 1											
Ron Swoboda, R OBP: 0.322, SLG: 0.397 (1, 9)		0-0 E6 1B	0-0 5-3		0-0 2B	0-0 FC5			0-0 L7-2	5 1 1 0 0 0 4											
Cleon Jones, R OBP: 0.252, SLG: 0.302 (1, 8)		0-0 BB 1B	0-0 L9		0-0 6-3		0-0 WP E 1B	0-3 K		5 1 2 0 0 1 3											
Ed Charles, R OBP: 0.349, SLG: 0.337 (1, 5)		0-0 BB 1B		0-0 6-3		0-0 F3		0-3 K		4 0 1 1 0 1 2											
Phil Linz, R OBP: 0.289, SLG: 0.325 (1, 4)		0-0 F8		0-0 F8			4-0 BB 1B	0-0 E4 1B		3 1 0 1 1 0 2											
Hal Reniff, R (8, 1)										0 0 0 0 0 0 0	AB 38										
Jerry Grote, R OBP: 0.229, SLG: 0.273 (2, 1)		0-3 K		0-3 K			4-0 FC1-6 1B	0-3 K		1 0 0 0 0 0 1 2	R 5										
Danny Frisella, L (7, PH)										1 0 0 0 0 0 1 0	H 10										
Tommie Reynolds, R OBP: 0.270, SLG: 0.264 (7, 1)										0 1 0 0 0 1 0 0	RBI 5										
Dick Selma, R (7, 1)										0 0 0 0 0 0 0 0	BB 3										
Don Shaw, L (7, 1)										0 0 0 0 0 0 0 0	SO 8										
Ron Taylor, R (8, PH)										0 0 0 0 0 0 0 0	LOB 23										
Ed Kranepool, L OBP: 0.349, SLG: 0.407 (8, 3)										1 0 0 0 0 0 1 1											
Tom Seaver, R OBP: 0.315, SLG: 0.244 (1, 1)		4-0 BB		0-3 K			0-0 FC1-6 1B	0-0 1B		0 0 0 0 0 0 0 0											
Greg Goossen, R OBP: 0.308, SLG: 0.320 (2, PH) (2, 2)										3 0 2 1 1 1 0											
Inning Stats	R: 0 E: 0 K: 1 S: 5	H: 0 LOB: 0 BB: 0 P: 5	R: 1 E: 1 K: 2 S: 10	H: 2 LOB: 3 BB: 1 P: 14	R: 0 E: 0 K: 0 S: 4	H: 1 LOB: 1 BB: 0 P: 4	R: 0 E: 0 K: 1 S: 5	H: 0 LOB: 0 BB: 0 P: 5	R: 0 E: 0 K: 1 S: 4	H: 1 LOB: 1 BB: 0 P: 4	R: 3 E: 0 K: 0 S: 5	H: 2 LOB: 1 BB: 2 P: 13	R: 1 E: 1 K: 2 S: 10	H: 2 LOB: 2 BB: 0 P: 10	R: 0 E: 0 K: 1 S: 6	H: 2 LOB: 1 BB: 0 P: 6	1B: 7 2B: 4 3B: 0 HR: 0	SF: 0 SAC: 0 DP: 1 HBP: 0	WP: 2 PB: 0 SB: 0 CS: 0	PA: 41	
PITCHER Wade Blasingame, L ERA: 5.71 Carroll Sembera, R ERA: 4.84 Larry Sherry, R ERA: 4.95	IP WLS BF H R ER SO BB IBB HBP BLK WP HR S P ERA WHIP	6.0 W 26 4 3 2 5 3 0 0 0 0 0 0 4 4 3.00 1.167	0.2 S 4 2 1 1 0 0 0 0 0 0 0 4 4 13.50 3.000	2.1 S 11 4 1 1 3 0 0 0 0 1 0 17 17 3.86 1.714																	

New York Mets @ Houston Astros
Astrodome, Houston, TX
Sun Jul 30 1967, 4:33 AM EDT
Unknown

livebaseballscorecards.com

Batter	1	2	3	4	5	6	7	8	9
Julio Gotay, R (1, 6) OBP: 0.337, SLG: 0.402 Bob Lillis, R (9, 6) OBP: 0.255, SLG: 0.260									
Lee Bales, S (1, 4) OBP: 0.333, SLG: 0.143 Joe Morgan, L (9, 4) OBP: 0.412, SLG: 0.442									
Jimmy Wynn, R (1, 8) OBP: 0.349, SLG: 0.525									
Rusty Staub, L (1, 9) OBP: 0.411, SLG: 0.518									
Eddie Mathews, L (1, 3) OBP: 0.326, SLG: 0.393									
Bob Aspromonte, R (1, 5) OBP: 0.358, SLG: 0.405									
John Bateman, R (1, 2) OBP: 0.259, SLG: 0.262									
Ron Davis, R (1, 7) OBP: 0.278, SLG: 0.379									
Wade Blasingame, L (1, 1) OBP: 0.286, SLG: 0.063 Carroll Sembera, R (7, 1) OBP: 0.143, SLG: 0.143 Larry Sherry, R (7, 1)									

Inning Stats	R: 5	H: 4	E: 0	LOB: 2	K: 2	P: 11	R: 0	H: 0	E: 0	LOB: 0	K: 1	P: 8	R: 1	H: 2	E: 1	LOB: 2	K: 1	P: 7	R: 0	H: 0	E: 0	LOB: 0	K: 1	P: 8	R: 0	H: 2	E: 0	LOB: 2	K: 1	P: 7	R: 0	H: 0	E: 0	LOB: 0	K: 1	P: 5
--------------	------	------	------	--------	------	-------	------	------	------	--------	------	------	------	------	------	--------	------	------	------	------	------	--------	------	------	------	------	------	--------	------	------	------	------	------	--------	------	------

PITCHER	IP	WLS	BF	H	R	ER	SO	BB	IBB	HBP	BLK	WP	HR	S	P	ERA	WHIP
Tom Seaver, R (1, 1) ERA: 3.2	1.0	L	10	4	5	5	2	2	1	0	0	1	0	11	23	45.00	6.000
Danny Frisella, R (2, 1) ERA:	5.0		18	2	1	0	5	5	0	0	0	0	0	23	43	0.00	1.400
Dick Selma, R (7, 1) ERA: 3.63	0.1		3	2	0	0	0	0	0	0	0	0	0	3	3	0.00	6.000
Don Shaw, L (7, 1) ERA: 3.38	0.1		1	0	0	0	1	0	0	0	0	0	0	3	3	0.00	0.000
Ron Taylor, R (7, 1) ERA: 2.68	0.1		1	0	0	0	0	0	0	0	0	0	0	1	1	0.00	0.000

BOTTOM

AB	R	H	RBI	BB	SO	LOB
4	0	0	0	0	1	5
0	0	0	0	0	0	0
3	1	2	0	1	1	0
0	0	0	0	0	0	0
3	1	1	0	1	1	2
4	1	2	1	0	0	2
2	2	1	0	2	1	2
4	0	1	0	0	1	5
3	1	0	0	1	2	2
3	0	1	3	1	0	1
1	0	0	0	2	1	1
0	0	0	0	0	0	0
1	0	0	0	0	1	0

AB 28
R 6
H 8
RBI 4
BB 8
SO 9
LOB 20

WP	HR	S	P	ERA	WHIP
1	0	5	5	0.00	0.000
0	0	3	5	0.00	0.000
0	0	3	5	0.00	0.000
0	0	3	5	0.00	0.000
1	0	3	5	0.00	0.000

WP: 1 **PA: 36**
PB: 0
SB: 0
CS: 1

New York Mets @ Houston Astros
Astrodome, Houston, TX
 Sun Jul 30 1967, 4:33 AM EDT
 Unknown

Batter	1	2	3	4	5	6	7	8	9	AB R H RBI BB SO LOB	TOP									
Bud Harrelson, S OBP: 0.342, SLG: 0.345 Don Shaw, L (8, 1)	0-0 L5		0-0 5-3			0-0 FC5-4 1B		0-0 5-3		4 0 1 0 0 0 0 0 0 0 0 0 0 0	New York Mets @ Houston Astros Astrodome, Houston, TX Sun Jul 30 1967, 4:38 AM EDT Att: 37,079 - Unknown									
Larry Stahl, L OBP: 0.269, SLG: 0.289 (1, 9)	0-0 P6			0-0 F8		0-0 FC5-4 2B 1-2f		0-0 3-1		4 1 0 0 0 0 1										
Tommy Davis, R OBP: 0.345, SLG: 0.491 Cleon Jones, R OBP: 0.251, SLG: 0.301 (6, 7)	0-0 5-3			0-0 L9		0-0 2B 1-H		0-3 K	3 0 1 1 0 0 0 1 0 0 0 0 1 0											
Ed Kranepool, L OBP: 0.347, SLG: 0.405 (1, 3)		0-0 F8		0-0 1B		0-0 G3		0-0 G3	4 0 1 0 0 0 1											
Ed Charles, R OBP: 0.348, SLG: 0.336 (1, 5)		0-0 4-3		0-3 K		0-3 K		0-0 FC6-4 1B	4 0 1 0 0 2 1											
Tommie Reynolds, R OBP: 0.262, SLG: 0.275 (1, 8)		0-0 1B		0-0 6-3		0-0 WP 1B		0-0 FC6-4 1-2f	4 0 2 0 0 0 1											
Phil Linz, R OBP: 0.271, SLG: 0.302 (1, 4)		0-0 P4		0-0 6-3		0-0 F9 1-2			3 0 0 0 0 0 2											
Jerry Grote, R OBP: 0.226, SLG: 0.269 Bob Johnson, R OBP: 0.375, SLG: 0.489 (8, 6)			0-0 P5		0-0 F5		0-0 F8		3 0 0 0 0 0 1 0 0 0 0 0 0 0											
Jack Fisher, R OBP: 0.120, SLG: 0.085 Dick Selma, R (4, 1) John Sullivan, L OBP: 0.255, SLG: 0.237 (8, PH) (8, 2)			0-3 K			0-3 K		0-0 F9	1 0 0 0 0 1 0 1 0 0 0 0 1 0 1 0 0 0 0 0 0											
Inning Stats	R: 0 E: 0 K: 0 S: 3	H: 0 LOB: 0 BB: 0 P: 3	R: 0 E: 0 K: 0 S: 4	H: 1 LOB: 1 BB: 0 P: 4	R: 0 E: 0 K: 1 S: 5	H: 0 LOB: 0 BB: 0 P: 5	R: 0 E: 0 K: 1 S: 6	H: 1 LOB: 1 BB: 0 P: 6	R: 0 E: 0 K: 1 S: 3	H: 0 LOB: 0 BB: 0 P: 3		R: 0 E: 0 K: 1 S: 6	H: 1 LOB: 1 BB: 0 P: 6	R: 0 E: 0 K: 1 S: 6	H: 1 LOB: 1 BB: 0 P: 6	R: 0 E: 0 K: 1 S: 6	H: 1 LOB: 1 BB: 0 P: 6	1B: 5 2B: 1 3B: 0 HR: 0	SF: 0 SAC: 0 DP: 0 HBP: 0	WP: 1 PB: 0 SB: 0 CS: 0
PITCHER Don Wilson, R ERA: 2.54 (1, 1)	IP: 9.0 WLS: W BF: 33 H: 6 R: 1 ER: 1 SO: 5 BB: 0 IBB: 0 HBP: 0 BLK: 0 WP: 1 HR: 0 S: 43 P: 43 ERA: 1.00 WHIP: 0.667											PITCHER	IP: 9.0 WLS: W BF: 33 H: 6 R: 1 ER: 1 SO: 5 BB: 0 IBB: 0 HBP: 0 BLK: 0 WP: 1 HR: 0 S: 43 P: 43 ERA: 1.00 WHIP: 0.667							

AB	33
R	1
H	6
RBI	1
BB	0
SO	5
LOB	7



livebaseballscorecards.com

Batter	1	2	3	4	5	6	7	8	9
Norm Miller, L OBP: 0.315, SLG: 0.340 (1, 7)	0-3 K	0-0 IHR 1B		0-0 2B HR 1B	0-0 3-1			4-0 P4-3 BB	
Joe Morgan, L OBP: 0.412, SLG: 0.452 (1, 4)	0-0 2B 3B	0-3 K		0-0 1-3 HR 2B		0-0 1-3		0-3 K	
Jimmy Wynn, R OBP: 0.353, SLG: 0.548 (1, 8)	0-0 2B	0-0 IHR		0-0 HR		0-0 5-3		0-0 P4-3	
Ron Davis, R OBP: 0.276, SLG: 0.375 (6, PH) (7, 8)	3-H 2B	1-H IHR		2-H 3-H HR				1-2f	
Rusty Staub, L OBP: 0.412, SLG: 0.516 (1, 9)	0-0 1B 2B 1B	0-0 F7		0-0 5-3		4-0 BB			
Eddie Mathews, L OBP: 0.328, SLG: 0.398 (1, 5) (6, 3)	0-0 1-3 2B 1B		0-0 1B 2B	0-3 K		0-0 4-3			
Chuck Harrison, R OBP: 0.301, SLG: 0.341 (1, 3)	0-0 1B 2B		0-3 K	0-0 5-3			0-0 4-3		
Julio Gotay, R OBP: 0.335, SLG: 0.400 (6, 5)	1-H 3-H 2B								
John Bateman, R OBP: 0.263, SLG: 0.263 (1, 2)	0-0 2-3 1B		0-3 K		4-0 PB BB		0-0 6-3		
Bob Lillis, R OBP: 0.273, SLG: 0.278 (1, 6)	0-0 L3		0-0 FC6 1B		0-0 4-3		0-0 FC5-4 1B		
Don Wilson, R OBP: 0.140, SLG: 0.111 (1, 1)		0-0 3-1	0-0 FC6		0-0 4-3		0-0 FC5-4		

Inning Stats	R: 3	H: 6	E: 0	LOB: 2	K: 1	S: 10	P: 10	R: 2	H: 2	E: 0	LOB: 0	K: 1	S: 7	R: 1	H: 2	E: 0	LOB: 1	K: 2	S: 9	R: 3	H: 3	E: 0	LOB: 0	K: 1	S: 8	R: 0	H: 0	E: 0	LOB: 1	K: 0	S: 3	R: 0	H: 0	E: 0	LOB: 1	K: 0	S: 3	R: 0	H: 1	E: 0	LOB: 1	K: 0	S: 4	R: 0	H: 0	E: 0	LOB: 0	K: 1	S: 4	R: 0	H: 0	E: 0	LOB: 0	K: 1	S: 4
--------------	------	------	------	--------	------	-------	-------	------	------	------	--------	------	------	------	------	------	--------	------	------	------	------	------	--------	------	------	------	------	------	--------	------	------	------	------	------	--------	------	------	------	------	------	--------	------	------	------	------	------	--------	------	------	------	------	------	--------	------	------

PITCHER	IP	WLS	BF	H	R	ER	SO	BB	IBB	HBP	BLK	WP	HR	S	P	ERA	WHIP
Jack Fisher, R ERA: 4.69 (1, 1)	3.0	L	21	13	9	9	4	0	0	0	0	0	1	29	29	27.00	4.333
Dick Selma, R ERA: 3.33 (4, 1)	4.0		15	1	0	0	1	2	0	0	0	0	0	15	23	0.00	0.750
Don Shaw, L ERA: 3.29 (8, 1)	1.0		3	0	0	0	1	1	0	0	0	0	0	4	8	0.00	1.000


BOTTOM

New York Mets @ Houston Astros
Astrodome, Houston, TX

Sun Jul 30 1967, 4:38 AM EDT
Att. 37,079 - Unknown

AB	36
R	9
H	14
RBI	9
BB	3
SO	6
LOB	13

livebaseballscorecards.com



1B: 7	SF: 0	WP: 0	PA: 39
2B: 5	SAC: 0	PB: 1	
3B: 1	DP: 1	SB: 0	
HR: 2	HBP: 0	CS: 0	

Batter	1	2	3	4	5	6	7	8	9
Ron Davis, R OBP: 0.275, SLG: 0.388 (1, 7)	0-0 HR	0-0 FC4 1-2f			0-0 F8		0-0 5-3		
Joe Morgan, L OBP: 0.416, SLG: 0.463 (1, 4)	0-0 6-3 2B		0-0 F7		0-0 1B		0-0 2B		
Jimmy Wynn, R OBP: 0.350, SLG: 0.542 (1, 8)	0-0 6-3 2-H		0-3 K		0-0 F8 1-2		0-3 K		
Rusty Staub, L OBP: 0.413, SLG: 0.515 (1, 9)	0-0 1B G4-6-3		0-0 F7		4-0 IBB		0-0 F9		
Bob Aspromonte, R OBP: 0.360, SLG: 0.407 (1, 5)	0-0 G4-6-3 1-2f			0-0 1B 4-3	0-0 F7		4-0 BB FC5-4		
Doug Rader, R OBP: 0.250, SLG: 0.250 (1, 3)		0-0 1B FC3-2		0-0 P3		0-3 K	0-0 FC5-4 1-2f		
John Bateman, R OBP: 0.263, SLG: 0.263 (1, 2)		0-0 1B FC3-2		0-0 4-3		0-0 F8	0-0 5-3		
Bob Lillis, R OBP: 0.276, SLG: 0.281 (1, 6)		0-0 P3		0-0 1B 3-H		0-0 F9			
Bo Belinsky, L OBP: 0.167, SLG: 0.107 (1, 1) Larry Sherry, R (9, 1)		0-0 FC3-2 FC4 1-2 3-H		0-0 P6			0-3 K		

Inning Stats	R: 2	H: 3	E: 0	K: 0	S: 5	LOB: 0	BB: 0	P: 5
	R: 0	H: 2	E: 0	K: 0	S: 5	LOB: 2	BB: 0	P: 5
	R: 0	H: 0	E: 0	K: 1	S: 5	LOB: 0	BB: 0	P: 5
	R: 1	H: 2	E: 0	K: 0	S: 5	LOB: 1	BB: 0	P: 5
	R: 0	H: 1	E: 0	K: 0	S: 4	LOB: 2	BB: 1	P: 8
	R: 0	H: 0	E: 0	K: 1	S: 5	LOB: 0	BB: 0	P: 5
	R: 0	H: 1	E: 0	K: 2	S: 8	LOB: 1	BB: 0	P: 8
	R: 0	H: 0	E: 0	K: 0	S: 3	LOB: 1	BB: 1	P: 7

PITCHER	IP	WLS	BF	H	R	ER	SO	BB	IBB	HBP	BLK	WP	HR	S	P	ERA	WHIP
Dennis Bennett, L (1, 1) ERA: 4.22	0.1		4	3	2	2	0	0	0	0	0	0	1	4	4	54.00	9.000
Ron Taylor, R (1, 1) ERA: 2.49	6.2	L	26	6	1	1	4	0	1	0	0	0	0	33	37	1.35	0.900
Hal Reniff, R (8, 1) ERA: 3.18	1.0		4	0	0	0	0	1	0	0	0	0	0	3	7	0.00	1.000

AB R H RBI BB SO LOB

4	1	1	1	0	0	2
4	1	3	0	0	0	0
4	0	0	1	0	2	2
3	0	1	0	1	0	0
3	1	1	0	1	0	3
4	0	1	0	0	1	2
4	0	1	0	0	0	2
3	0	1	1	0	0	2
3	0	0	0	0	1	3
0	0	0	0	0	0	0

1B: 5	SF: 0	WP: 0	PA: 34
2B: 3	SAC: 0	PB: 0	
3B: 0	DP: 1	SB: 2	
HR: 1	HBP: 0	CS: 0	

AB	R	H	RBI	BB	SO	LOB
32	3	9	3	2	4	16

New York Mets @ Houston Astros
Astrodome, Houston, TX
Mon Jul 31 1967, 8:05 PM EDT
Att. 15,001 - Unknown

livebaseballscores.com

Batter	1	2	3	4	5	6	7	8	9	AB R H RBI BB SO LOB	TOP																												
Bud Harrelson, S (1, 6) OBP: 0.347, SLG: 0.345	0-0 1B 1B	4-0 BB		0-0 F8			0-3 K		0-0 S 1B	4 0 2 1 1 1 0																													
Larry Stahl, L (1, 8) OBP: 0.266, SLG: 0.277 Cleon Jones, R (8, 8) OBP: 0.246, SLG: 0.295	0-0 F2	0-3 K		0-3 K			1-0 HBP		0-3 K 1-2	3 0 0 0 0 2 3 1 0 0 0 0 1 1																													
Tommy Davis, R (1, 7) OBP: 0.347, SLG: 0.490 Tommye Reynolds, R (9, 7) OBP: 0.282, SLG: 0.275	0-0 1-3 1B		0-0 G3 1B 1B 1B		0-0 4-3		0-0 P4		0-0 6-3	5 1 2 0 0 0 2 0 0 0 0 0 0 0																													
Ed Kranepool, L (1, 3) OBP: 0.339, SLG: 0.394	0-3 K		0-3 K		0-0 3-1			0-0 F9		4 0 0 0 0 2 3																													
Ron Swoboda, R (1, 9) OBP: 0.327, SLG: 0.403	0-0 P6		0-0 G3 1B 1B		0-0 L8			0-0 1B 3B		4 2 2 0 0 0 2																													
John Sullivan, L (1, 2) OBP: 0.265, SLG: 0.258		0-0 1B 2B	0-0 G3 1-2 2-3		0-0 4-3			0-0 CS 1B		4 1 2 1 0 0 2																													
Ed Charles, R (1, 5) OBP: 0.345, SLG: 0.333		0-0 1B	0-0 1B		0-0 F8			0-3 K 1-2		4 0 2 3 0 1 1																													
Phil Linz, R (1, 4) OBP: 0.255, SLG: 0.300		0-0 6-3	0-0 F8		0-0 5-3				0-0 SH1-3 1B 2B	4 1 1 0 0 0 2																													
Don Cardwell, R (1, 1) OBP: 0.242, SLG: 0.300 Don Shaw, L (5, 1)		0-0 F8		0-3 K			0-0 1-3		0-0 SH1-3	2 0 0 0 0 1 1 1 0 0 0 0 0 0																													
Inning Stats	R: 0 E: 0 K: 1 S: 7	H: 2 LOB: 2 BB: 0 P: 7	R: 1 E: 0 K: 1 S: 7	H: 2 LOB: 2 BB: 1 P: 11	R: 2 E: 0 K: 1 S: 8	H: 3 LOB: 1 BB: 0 P: 8	R: 0 E: 0 K: 2 S: 7	H: 0 LOB: 0 BB: 0 P: 7	R: 0 E: 0 K: 0 S: 3	H: 0 LOB: 0 BB: 0 P: 3	R: 0 E: 0 K: 0 S: 3	H: 0 LOB: 0 BB: 0 P: 3	R: 0 E: 0 K: 1 S: 5	H: 0 LOB: 1 BB: 0 P: 6	R: 1 E: 0 K: 1 S: 6	H: 2 LOB: 0 BB: 0 P: 6	R: 1 E: 0 K: 1 S: 7	H: 2 LOB: 1 BB: 0 P: 7	1B: 8 2B: 2 3B: 1 HR: 0	SF: 0 SAC: 1 DP: 0 HBP: 1	WP: 0 PB: 0 SB: 1 CS: 1	PA: 39																	
PITCHER Dave Giusti, R (1, 1) ERA: 4.08 Carroll Sembera, R (9, 1) ERA: 4.78	IP 8.1	WLS L	BF 37	H 11	R 5	ER 5	SO 7	BB 1	IBB 0	HBP 1	BLK 0	WP 0	HR 0	S 49	P 54	ERA 5.40	WHIP 1.440						PITCHER IP 0.2	WLS L	BF 2	H 0	R 0	ER 0	SO 1	BB 0	IBB 0	HBP 0	BLK 0	WP 0	HR 0	S 4	P 4	ERA 0.00	WHIP 0.000

New York Mets @ Houston Astros
 Astrodome, Houston, TX
 Tue Aug 01 1967, 8:05 PM EDT
 Att: 15,499 - Unknown

livebaseballscorecards.com

AB 36
R 5
H 11
RBI 5
BB 1
SO 8
LOB 17



Batter	1	2	3	4	5	6	7	8	9	AB	R	H	RBI	BB	SO	LOB
Norm Miller, L (1, 7) OBP: 0.325, SLG: 0.360 Ron Davis, R (6, 7) OBP: 0.277, SLG: 0.389	0-0 1B 5-3 2B	0-0 3-1			0-0 S BB 1B		0-0 1-3		0-0 BB 1B	3 2	1 0	2 1	0 0	0 0	0 0	0 0
Joe Morgan, L (1, 4) OBP: 0.421, SLG: 0.465	0-0 5-3 2-3 1B		0-0 3-1 1B		4-0 BB 1-2 BB		0-0 4-3		4-0 BB 1-2 FC4 BB	3	0	2	0	2	0	0
Jimmy Wynn, R (1, 8) OBP: 0.351, SLG: 0.538	0-3 K 1-2		4-0 3-1 1-2 BB		4-0 1-2 2-3 BB		0-0 5-3		0-0 FC4 1-2f	3	0	0	0	2	1	4
Rusty Staub, L (1, 9) OBP: 0.409, SLG: 0.509	0-0 5-3 2-3 3-H		0-0 3-1 1-2 2-3		0-3 K 1-2 2-3			0-0 P6		4	0	0	1	0	1	6
Eddie Mathews, L (1, 3) OBP: 0.331, SLG: 0.397 Doug Rader, R (8, PH) OBP: 0.400, SLG: 0.400	4-0 BB IBB		4-0 G1-2-3 IBB		0-3 K			0-0 1B 1B		1 1	0 0	0 1	0 0	2 0	1 0	3 0
Bob Aspromonte, R (1, 5) OBP: 0.361, SLG: 0.407	4-0 1-2 BB		0-0 G1-2-3 1-2f		0-3 K			0-0 G5-4-3 1B		3	0	1	0	1	1	6
John Bateman, R (1, 2) OBP: 0.258, SLG: 0.258	0-3 K			0-0 6-3			0-0 5-3		0-0 G5-4-3 1-2f	4	0	0	0	0	1	5
Bob Lillis, R (1, 6) OBP: 0.258, SLG: 0.262		0-0 F7		0-0 F8			0-3 K		0-0 F7	4	0	0	0	0	1	0
Dave Giusti, R (1, 1) OBP: 0.161, SLG: 0.217 Carroll Sembera, R (9, 1) OBP: 0.143, SLG: 0.143 Julio Gotay, R (9, PH) OBP: 0.333, SLG: 0.398		0-0 1-3		0-0 1-6-3			0-0 6-3		0-3 K	3	0	0	0	0	0	0

Inning Stats	R: 1	H: 2	E: 0	K: 2	S: 9	LOB: 3	BB: 2	P: 17	R: 0	H: 0	E: 0	K: 0	S: 3	LOB: 0	BB: 0	P: 3	R: 0	H: 1	E: 0	K: 0	S: 3	LOB: 2	BB: 2	P: 11	R: 0	H: 0	E: 0	K: 3	S: 10	LOB: 3	BB: 2	P: 18	R: 0	H: 0	E: 0	K: 1	S: 5	LOB: 0	BB: 0	P: 5	R: 0	H: 0	E: 0	K: 0	S: 3	LOB: 0	BB: 0	P: 3	R: 0	H: 2	E: 0	K: 0	S: 4	LOB: 1	BB: 0	P: 4	R: 0	H: 1	E: 0	K: 1	S: 6	LOB: 2	BB: 1	P: 10	1B: 6	SF: 0	2B: 1	SAC: 0	3B: 0	DP: 2	HR: 0	HBP: 0	WP: 0	PA: 39
--------------	------	------	------	------	------	--------	-------	-------	------	------	------	------	------	--------	-------	------	------	------	------	------	------	--------	-------	-------	------	------	------	------	-------	--------	-------	-------	------	------	------	------	------	--------	-------	------	------	------	------	------	------	--------	-------	------	------	------	------	------	------	--------	-------	------	------	------	------	------	------	--------	-------	-------	-------	-------	-------	--------	-------	-------	-------	--------	-------	--------


PITCHER	IP	WLS	BF	H	R	ER	SO	BB	IBB	HBP	BLK	WP	HR	S	P	ERA	WHIP
Don Cardwell, R (1, 1) ERA: 3.69	4.0		21	4	1	1	2	4	2	0	0	0	0	19	43	2.25	2.000
Don Shaw, L (5, 1) ERA: 2.91	5.0	W	18	3	0	0	5	1	0	0	0	0	0	27	31	0.00	0.800

BOTTOM

New York Mets @ Houston Astros
Astrodome, Houston, TX

Tue Aug 01 1967, 8:05 PM EDT
Att. 15,499 - Unknown

AB	32
R	1
H	7
RBI	1
BB	7
SO	7
LOB	24



Batter	1	2	3	4	5	6	7	8	9	AB R H RBI BB SO LOB	TOP											
Bud Harrelson, S (1, 6) OBP: 0.344, SLG: 0.341	0-0 5-3		0-0 L8-2			0-0 6-3		0-0 6-3		4 0 0 0 0 0 3	New York Mets @ Houston Astros Astrodome, Houston, TX Wed Aug 02 1967, 8:05 PM EDT Att: 18,856 - Unknown											
Phil Linz, R (1, 4) OBP: 0.254, SLG: 0.296	0-3 K			0-3 K		0-0 1B 1B		0-3 K		4 1 1 0 0 3 0												
Tommy Davis, R (1, 7) OBP: 0.346, SLG: 0.487	0-0 6-3			0-0 F8		0-0 1B 1B		0-0 6-3		4 0 1 1 0 0 0												
Ron Swoboda, R (1, 9) OBP: 0.326, SLG: 0.401		0-0 5-3		0-3 K		0-0 1B 1B		0-3 K		4 0 1 1 0 2 0												
Ed Charles, R (1, 5) OBP: 0.341, SLG: 0.328		0-0 F7			0-0 P4	0-3 K		0-3 K		4 0 0 0 0 2 2												
Cleon Jones, R (1, 8) OBP: 0.243, SLG: 0.290		0-0 F9			0-0 6-3		0-0 L8	0-0 6-3		4 0 0 0 0 0 0												
Ed Kranepool, L (1, 3) OBP: 0.339, SLG: 0.393			0-0 SH2-4 L8-2 1B 1B		0-0 1-3		0-0 G3			3 0 1 0 0 0 0												
Jerry Grote, R (1, 2) OBP: 0.237, SLG: 0.276			0-0 SH2-4 1B 1B			0-0 1B SH3 1B 1B	4-0 BB BB BB			2 1 2 0 1 0 0												
Bob Hendley, R (1, 1) OBP: 0.136, SLG: 0.050			0-0 SH2-4			0-0 SH3	0-3 K			0 0 0 0 0 0 0												
Dick Selma, R (6, 1)										0 0 0 0 0 0 0												
Greg Goossen, R (7, PH) OBP: 0.267, SLG: 0.276										1 0 0 0 0 1 1												
Hal Reniff, R (7, 1)										0 0 0 0 0 0 0												
Danny Frisella, L (8, 1)			1-2 2-3							0 0 0 0 0 0 0												
Inning Stats	R: 0 E: 0 K: 1 S: 5	H: 0 LOB: 0 BB: 0 P: 5	R: 0 E: 0 K: 0 S: 3	H: 0 LOB: 0 BB: 0 P: 3	R: 0 E: 0 K: 0 S: 4	H: 2 LOB: 1 BB: 0 P: 4	R: 0 E: 0 K: 2 S: 7	H: 0 LOB: 0 BB: 0 P: 7	R: 0 E: 0 K: 0 S: 3	H: 0 LOB: 0 BB: 0 P: 3	R: 2 E: 0 K: 1 S: 9	H: 4 LOB: 2 BB: 0 P: 9	R: 0 E: 0 K: 1 S: 5	H: 0 LOB: 1 BB: 1 P: 9	R: 0 E: 0 K: 1 S: 5	H: 0 LOB: 0 BB: 0 P: 5	R: 0 E: 0 K: 2 S: 7	H: 0 LOB: 0 BB: 0 P: 7	1B: 6 2B: 1 3B: 0 HR: 0	SF: 0 SAC: 2 DP: 1 HBP: 0	WP: 0 PB: 0 SB: 0 CS: 0	PA: 33
PITCHER Mike Cuellar, L (1, 1) ERA: 2.92	IP 9.0	WLS W	BF 33	H 6	R 2	ER 2	SO 8	BB 1	IBB 0	HBP 0	BLK 0	WP 0	HR 0	S 48	P 52	ERA 2.00	WHIP 0.778					

livebaseballscorecards.com

AB	30
R	2
H	6
RBI	2
BB	1
SO	8
LOB	6



BOTTOM

New York Mets @ Houston Astros
 Astrodome, Houston, TX
 Wed Aug 02 1967, 8:05 PM EDT
 Att. 18,856 - Unknown

livebaseballscorecards.com

AB	32
R	5
H	10
RBI	4
BB	4
SO	4
LOB	22



1B: 8	SF: 1	WP: 1	PA: 38
2B: 1	SAC: 1	PB: 1	
3B: 1	DP: 0	SB: 0	
HR: 0	HBP: 0	CS: 0	

AB	R	H	RBI	BB	SO	LOB
2	0	1	1	1	0	3
0	0	0	0	0	0	0

5	0	1	1	0	0	3
---	---	---	---	---	---	---

4	0	0	0	0	2	3
---	---	---	---	---	---	---

3	0	0	0	1	0	2
---	---	---	---	---	---	---

4	1	2	0	0	0	2
---	---	---	---	---	---	---

3	2	2	1	1	0	0
---	---	---	---	---	---	---

4	1	2	0	0	0	3
---	---	---	---	---	---	---

2	0	0	0	1	0	1
1	0	1	1	0	0	0
0	0	0	0	0	0	0

4	1	1	0	0	2	5
---	---	---	---	---	---	---

IP	WLS	BF	H	R	ER	SO	BB	IBB	HBP	BLK	WP	HR	S	P	ERA	WHIP
----	-----	----	---	---	----	----	----	-----	-----	-----	----	----	---	---	-----	------

Batter	1	2	3	4	5	6	7	8	9
Julio Gotay, R OBP: 0.337, SLG: 0.399 Dave Adlesh, R OBP: 0.194, SLG: 0.152	4-0 BB	0-0 FC6			0-0 SH1-3		0-0 1B	0-0 SF9	
Joe Morgan, L OBP: 0.418, SLG: 0.460	0-0 F8		0-0 F7		0-0 1B		0-0 P1	0-0 L9	
Jimmy Wynn, R OBP: 0.348, SLG: 0.532	0-3 K		0-0 F2		0-0 P4		0-3 K		
Rusty Staub, L OBP: 0.407, SLG: 0.504	0-0 F2		0-0 4-3		4-0 BB		0-0 G3		
Doug Rader, R OBP: 0.444, SLG: 0.667		0-0 G3 BB		0-0 F8	0-0 L8			0-0 2B	0-0 3B
Ron Davis, R OBP: 0.286, SLG: 0.399		4-0 G3 BB		0-0 P4		0-0 6-3 WP	0-0 PB	0-0 1B	0-0 1B 2B
Bob Aspromonte, R OBP: 0.363, SLG: 0.408		0-0 G3		0-0 FC4-6		0-0 6-3		0-0 E	0-0 SF9 1B
John Bateman, R OBP: 0.259, SLG: 0.256 Norm Miller, L OBP: 0.330, SLG: 0.366 Bob Lillis, R OBP: 0.258, SLG: 0.262	4-0 FC6		0-0 FC4-6		0-0 6-3		0-0 6-3	0-0 E9	0-0 SF9 1B
Mike Cuellar, L OBP: 0.194, SLG: 0.262		0-3 K			0-0 SH1-3		0-3 K	0-0 L8	

Inning Stats	R: 0	H: 0	E: 0	K: 1	S: 5	R: 0	H: 1	E: 0	K: 1	S: 6	R: 0	H: 0	E: 0	K: 0	S: 3	R: 0	H: 1	E: 0	K: 0	S: 4	R: 1	H: 2	E: 0	K: 0	S: 5	R: 1	H: 1	E: 0	K: 1	S: 6	R: 0	H: 1	E: 0	K: 1	S: 6	R: 3	H: 4	E: 1	K: 0	S: 7
--------------	------	------	------	------	------	------	------	------	------	------	------	------	------	------	------	------	------	------	------	------	------	------	------	------	------	------	------	------	------	------	------	------	------	------	------	------	------	------	------	------

PITCHER	IP	WLS	BF	H	R	ER	SO	BB	IBB	HBP	BLK	WP	HR	S	P	ERA	WHIP
Bob Hendley, L ERA: 3.9	(1, 1)		5.0	5	2	2	2	3	1	0	0	0	0	24	40	3.60	1.600
Dick Selma, R ERA: 3.26	(6, 1)		1.0	3	0	0	1	0	0	0	0	1	0	5	5	0.00	0.000
Hal Reniff, R ERA: 3.41	(7, 1)	L	1.0	7	4	3	2	0	0	0	0	0	0	9	9	18.00	4.000
Danny Frisella, R ERA:	(8, 1)		1.0	4	1	0	0	0	0	0	0	0	0	4	4	0.00	1.000

BOTTOM

San Francisco Giants @ New York Mets
 Shea Stadium, Flushing, NY
 Fri Aug 04 1967, 7:05 PM EDT
 Att. 40,566 - Unknown

livebaseballscorecards.com

AB	31
R	0
H	6
RBI	0
BB	0
SO	9
LOB	6



WP: 0	PA: 31
PB: 0	SB: 0
CS: 0	

AB	R	H	RBI	BB	SO	LOB
4	0	0	0	0	2	2
4	0	1	0	0	0	0
4	0	2	0	0	0	1
4	0	1	0	0	1	2
3	0	0	0	0	1	1
3	0	0	0	0	1	0
3	0	0	0	0	3	0
3	0	1	0	0	0	0
2	0	0	0	0	1	0
0	0	0	0	0	0	0
1	0	1	0	0	0	0
0	0	0	0	0	0	0

Batter	1	2	3	4	5	6	7	8	9
Bud Harrelson, S OBP: 0.340, SLG: 0.337 (1, 6) X	0-0 5-3 ①		0-3 K ③			0-3 K ②		0-0 G5-3 ② ③ 2-3f	
Cleon Jones, R OBP: 0.243, SLG: 0.290 (1, 8) X	0-0 4-3 ②			0-0 F9 ①		0-0 1B			0-0 F9 ①
Tommy Davis, R OBP: 0.348, SLG: 0.487 (1, 7) X	0-0 1B			0-0 5-3 ②		0-0 6-3 ③			0-0 G6-4-3 1B
Ron Swoboda, R OBP: 0.325, SLG: 0.398 (1, 9) S S S	0-3 K ③			0-0 FC6-4 1B			0-0 F8 ①		0-0 G6-4-3 ③ ⑤ 1-2f
Ed Charles, R OBP: 0.338, SLG: 0.325 (1, 5)		0-3 K ①		0-0 FC6-4 ③ 1-2f			0-0 F8 ②		
Jerry Buchek, R OBP: 0.281, SLG: 0.369 (1, 4)		0-0 5-3 ②			0-3 K ①		0-0 5-3 ③		
Greg Goossen, R OBP: 0.242, SLG: 0.250 (1, 2)		0-3 K ③			0-3 K ②			0-3 K ①	
Ed Kranepool, L OBP: 0.339, SLG: 0.392 (1, 3)			0-0 F5 ①		0-0 F7 ③			0-0 G5-3 1B 1B	
Tom Seaver, R OBP: 0.304, SLG: 0.234 (1, 1)			0-0 6-3 ②			0-3 K ①		0-0 1B	
Don Shaw, L (7, 1)								1-2 1B	
Bob Johnson, R OBP: 0.378, SLG: 0.489 (8, PH)									
Ron Taylor, R (9, 1)									

Inning Stats	R: 0	H: 1	E: 0	LOB: 1	K: 1	S: 6	P: 6	R: 0	H: 0	E: 0	LOB: 0	K: 2	S: 7	R: 0	H: 0	E: 0	LOB: 0	K: 1	S: 5	R: 0	H: 1	E: 0	LOB: 1	K: 0	S: 4	R: 0	H: 0	E: 0	LOB: 0	K: 2	S: 7	R: 0	H: 1	E: 0	LOB: 1	K: 2	S: 8	R: 0	H: 0	E: 0	LOB: 0	K: 0	S: 3	R: 0	H: 2	E: 0	LOB: 1	K: 1	S: 6	R: 0	H: 1	E: 0	LOB: 0	K: 0	S: 3	1B: 6	SF: 0	2B: 0	3B: 0	HR: 0	SAC: 0	DP: 2	HBP: 0	WP: 0	PA: 31
--------------	------	------	------	--------	------	------	------	------	------	------	--------	------	------	------	------	------	--------	------	------	------	------	------	--------	------	------	------	------	------	--------	------	------	------	------	------	--------	------	------	------	------	------	--------	------	------	------	------	------	--------	------	------	------	------	------	--------	------	------	-------	-------	-------	-------	-------	--------	-------	--------	-------	--------

PITCHER	IP	WLS	BF	H	R	ER	SO	BB	IBB	HBP	BLK	WP	HR	S	P	ERA	WHIP
Ray Sadecki, L ERA: 3.01 (1, 1)	8.1	W	30	6	0	0	9	0	0	0	0	0	0	48	48	0.00	0.720
Frank Linzy, R ERA: 1.7 (9, 1)	0.2	S	1	0	0	0	0	0	0	0	0	0	0	1	1	0.00	0.000

Batter	1	2	3	4	5	6	7	8	9	10	AB R H RBI BB SO LOB	TOP													
Jesus Alou, R (1, 9) OBP: 0.327, SLG: 0.389	0-0 PB 2B		0-0 G6-4-3 1-2		0-0 E 1B 2B 1B	0-0 F6			0-0 1B 1B	0-0 2-H 1B	6 1 4 1 0 0 1	San Francisco Giants @ New York Mets Shea Stadium, Flushing, NY Sun Aug 06 1967, 3:33 AM EDT Unknown													
Willie Mays, R (1, 8) OBP: 0.356, SLG: 0.495	0-0 6-3		0-0 6-3		0-0 E8 1-3 2B 1B		0-0 6-3		0-0 5-3 1-3 1B	0-3 K	6 1 2 0 0 1 2														
Willie McCovey, L (1, 3) OBP: 0.396, SLG: 0.529	0-0 F5			0-0 1B 2B	0-0 1B 2B		0-0 2B		0-3 K	0-0 6-3	6 2 3 2 0 1 4														
Jim Ray Hart, R (1, 7) OBP: 0.383, SLG: 0.568	4-0 2-3 BB			0-0 1B 1B	0-0 1B BLK 1B		0-0 5-3		0-0 5-3 1-2		4 2 2 1 1 0 3														
Tom Haller, L (1, 2) Dick Dietz, R (9, PH) OBP: 0.371, SLG: 0.466 OBP: 0.402, SLG: 0.389	0-0 4-3			0-0 1B FC1-4 1B	4-0 1B 1B		0-0 F8		4-0 BB		3 1 1 1 1 0 3 0 0 0 0 1 0 0														
Jim Davenport, R (1, 5) OBP: 0.362, SLG: 0.376		0-0 F7		0-0 FC1-4 1B	0-0 1-2 2-H 1B			0-0 SH3-4 1B	0-0 F7		5 0 3 2 0 0 3														
Hal Lanier, R (1, 6) OBP: 0.240, SLG: 0.278		0-0 F2		0-0 FC1-4 1-2 3-H L5-3 1B	0-3 K			0-0 SH3-4 1-2	0-0 SH2-4 1B		4 1 1 1 0 1 2														
Tito Fuentes, S (1, 4) OBP: 0.247, SLG: 0.278		0-0 6-3		0-0 L5-3 1-2		0-0 F7		0-0 F6	0-0 SH2-4 1-2		4 0 0 0 0 0 2														
Mike McCormick, L Bobby Bolin, R Lindy McDaniel, R Jack Harty, R Frank Linzy, R Bill Henry, L Dick Great, R Ty Cline, R Ron Herber, R			0-0 G6-4-3 1B		0-3 K	0-3 K		0-3 K	0-0 2-H 1B 1B		2 0 1 0 0 1 0 0 0 0 0 0 0 0 1 0 0 0 0 1 0 1 0 1 1 1 1 0 0 0 0 0 0 0 0 0 0														
Inning Stats	R: 0 E: 0 K: 0 S: 4	H: 1 LOB: 2 BB: 1 P: 8	R: 0 E: 0 K: 0 S: 3	H: 0 LOB: 0 BB: 0 P: 3	R: 0 E: 0 K: 0 S: 3	H: 1 LOB: 0 BB: 0 P: 3	R: 3 E: 0 K: 0 S: 6	H: 4 LOB: 0 BB: 0 P: 6	R: 4 E: 1 K: 2 S: 11	H: 5 LOB: 1 BB: 1 P: 15	R: 0 E: 0 K: 1 S: 5		H: 0 LOB: 0 BB: 0 P: 5	R: 0 E: 0 K: 0 S: 4	H: 1 LOB: 1 BB: 0 P: 4	R: 0 E: 0 K: 1 S: 7	H: 2 LOB: 3 BB: 0 P: 11	R: 2 E: 0 K: 1 S: 8	H: 3 LOB: 1 BB: 0 P: 8	1B: 14 2B: 5 3B: 0 HR: 0	SF: 0 SAC: 2 DP: 2 HBP: 0	WP: 0 PB: 1 SB: 0 CS: 0	PA: 48		
PITCHER	IP WLS BF H R ER SO BB IBB HBP BLK WP HR S P ERA WHIP	IP WLS BF H R ER SO BB IBB HBP BLK WP HR S P ERA WHIP	IP WLS BF H R ER SO BB IBB HBP BLK WP HR S P ERA WHIP	IP WLS BF H R ER SO BB IBB HBP BLK WP HR S P ERA WHIP	IP WLS BF H R ER SO BB IBB HBP BLK WP HR S P ERA WHIP	IP WLS BF H R ER SO BB IBB HBP BLK WP HR S P ERA WHIP	IP WLS BF H R ER SO BB IBB HBP BLK WP HR S P ERA WHIP	IP WLS BF H R ER SO BB IBB HBP BLK WP HR S P ERA WHIP	IP WLS BF H R ER SO BB IBB HBP BLK WP HR S P ERA WHIP	IP WLS BF H R ER SO BB IBB HBP BLK WP HR S P ERA WHIP	IP WLS BF H R ER SO BB IBB HBP BLK WP HR S P ERA WHIP	IP WLS BF H R ER SO BB IBB HBP BLK WP HR S P ERA WHIP	IP WLS BF H R ER SO BB IBB HBP BLK WP HR S P ERA WHIP	IP WLS BF H R ER SO BB IBB HBP BLK WP HR S P ERA WHIP	IP WLS BF H R ER SO BB IBB HBP BLK WP HR S P ERA WHIP	IP WLS BF H R ER SO BB IBB HBP BLK WP HR S P ERA WHIP	IP WLS BF H R ER SO BB IBB HBP BLK WP HR S P ERA WHIP	IP WLS BF H R ER SO BB IBB HBP BLK WP HR S P ERA WHIP	IP WLS BF H R ER SO BB IBB HBP BLK WP HR S P ERA WHIP	IP WLS BF H R ER SO BB IBB HBP BLK WP HR S P ERA WHIP	IP WLS BF H R ER SO BB IBB HBP BLK WP HR S P ERA WHIP	IP WLS BF H R ER SO BB IBB HBP BLK WP HR S P ERA WHIP	IP WLS BF H R ER SO BB IBB HBP BLK WP HR S P ERA WHIP		
Jack Fisher, R (1, 1) ERA: 4.84	4.1																								
Ron Taylor, R (5, 1) ERA: 2.79	0.1																								
Cal Koonce, R (5, 1) ERA: 4.56	0.1																								
Hal Reniff, R (6, 1) ERA: 3.31	2.0																								
Don Shaw, L (8, 1) ERA: 2.87	2.1	L																							

livebaseballscorecards.com



BOTTOM

San Francisco Giants @ New York Mets
Shea Stadium, Flushing, NY
Sun Aug 06 1967, 3:33 AM EDT
Unknown

livebaseballscorecards.com

AB	39
R	7
H	12
RBI	6
BB	7
SO	4
LOB	18



WP	1	PA	47
PB	0		
SB	1		
CS	1		

AB R H RBI BB SO LOB

5	0	0	0	1	0	0
4	1	1	1	0	0	1
1	0	0	0	0	1	0
0	0	0	0	0	0	0
1	0	0	0	0	0	0

4	1	3	0	1	0	0
---	---	---	---	---	---	---

4	1	2	2	1	0	3
0	0	0	0	0	0	0

3	2	0	0	1	1	3
---	---	---	---	---	---	---

3	2	2	0	2	0	0
---	---	---	---	---	---	---

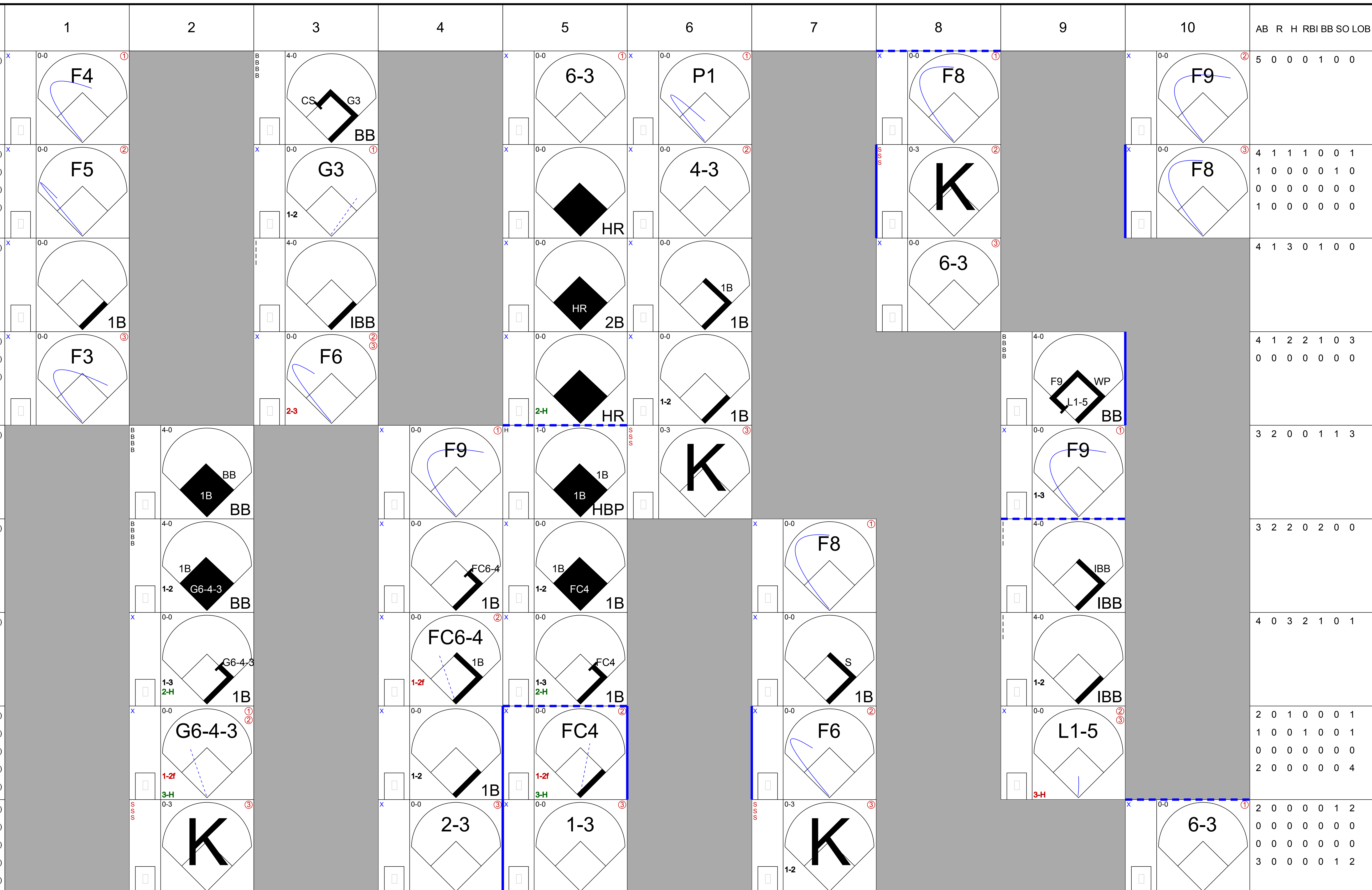
4	0	3	2	1	0	1
---	---	---	---	---	---	---

2	0	1	0	0	0	1
1	0	0	1	0	0	1
0	0	0	0	0	0	0
2	0	0	0	0	0	4

2	0	0	0	0	1	2
0	0	0	0	0	0	0
0	0	0	0	0	0	0
3	0	0	0	0	1	2

1B:	9	SF:	0
2B:	2	SAC:	0
3B:	0	DP:	2
HR:	2	HBP:	1

Batter	1	2	3	4	5	6	7	8	9	10															
Bud Harrelson, S OBP: 0.338, SLG: 0.332 (1, 6)	F4		G3 CS BB		6-3	P1		F8		F9															
Bob Johnson, R OBP: 0.373, SLG: 0.510 (1, 3)	F5		G3			4-3		K		F8															
Don Shaw, L (8, 1)																									
Dick Selma, R (10, 1)			1-2		HR																				
Greg Goossen, R OBP: 0.235, SLG: 0.242 (10, PH)																									
Tommy Davis, R OBP: 0.353, SLG: 0.492 (1, 7)	1B		IBB		HR 2B	1B 1B		6-3																	
Ron Swoboda, R OBP: 0.330, SLG: 0.412 (1, 9)	F3		F6		HR	1B																			
Tommie Reynolds, R OBP: 0.282, SLG: 0.275 (9, PR) (10, 9)									F9 L1-5 BB WP																
Ed Charles, R OBP: 0.339, SLG: 0.321 (1, 5)		BB 1B BB			F9	1B HBP 1B		K		F9															
Jerry Buchek, R OBP: 0.290, SLG: 0.372 (1, 4)		BB 1B BB				FC6-4 1B		F8																	
Cleon Jones, R OBP: 0.253, SLG: 0.297 (1, 8)						1B				IBB IBB															
Jerry Grote, R OBP: 0.239, SLG: 0.278 (1, 2)																									
Larry Stahl, L OBP: 0.264, SLG: 0.275 (5, PH)						FC4 1B																			
Hal Reniff, R (6, 1)																									
Ed Kranepool, L OBP: 0.336, SLG: 0.390 (7, PH) (8, 3)																									
Jack Fisher, R OBP: 0.115, SLG: 0.082 (1, 1)																									
Ron Taylor, R (5, 1)																									
Cal Koonce, R (5, 1)																									
John Sullivan, L OBP: 0.257, SLG: 0.250 (5, PH) (6, 2)																									
Inning Stats	R: 0 E: 0 K: 0 S: 4	H: 1 LOB: 1 BB: 0 P: 4	R: 2 E: 0 K: 1 S: 5	H: 1 LOB: 0 BB: 2 P: 13	R: 0 E: 0 K: 0 S: 2	H: 0 LOB: 1 BB: 2 P: 10	R: 0 E: 0 K: 0 S: 5	H: 2 LOB: 2 BB: 0 P: 5	R: 5 E: 0 K: 0 S: 8	H: 5 LOB: 1 BB: 0 P: 9	R: 0 E: 0 K: 1 S: 7	H: 2 LOB: 2 BB: 0 P: 7	R: 0 E: 0 K: 1 S: 6	H: 1 LOB: 1 BB: 0 P: 6	R: 0 E: 0 K: 1 S: 5	H: 0 LOB: 0 BB: 0 P: 5	R: 0 E: 0 K: 0 S: 2	H: 0 LOB: 2 BB: 3 P: 14	R: 0 E: 0 K: 0 S: 3	H: 0 LOB: 0 BB: 0 P: 3	1B: 9 2B: 2 3B: 0 HR: 2	SF: 0 SAC: 0 DP: 2 HBP: 1	WP: 1 PA: 47		
PITCHER	IP	WLS	BF	H	R	ER	SO	BB	IBB	HBP	BLK	WP	HR	S	P	ERA	WHIP								
Mike McCormick, L ERA: 2.98 (1, 1)	4.1		22	7	5	5	1	3	1	0	0	0	2	20	36	10.38	2.308								
Bobby Bolin, R ERA: 5.08 (5, 1)	0.0		3	2	1	1	0	0	0	1	0	0	0	2	3	∞	∞								
Lindy McDaniel, R ERA: 4.62 (5, 1)	2.2		11	3	1	1	2	0	0	0	0	0	0	15	15	3.38	1.125								
Frank Linzy, R ERA: 1.66 (8, 1)	1.1		5	0	0	0	1	1	0	0	0	1	0	6	10	0.00	0.750								
Bill Henry, L ERA: 2.45 (9, 1)	0.2	W	3	0	0	0	0	0	2	0	0	0	0	1	9	0.00	0.000								
PITCHER	IP	WLS	BF	H	R	ER	SO	BB	IBB	HBP	BLK	WP	HR	S	P	ERA	WHIP								
Ron Herbel, R ERA: 3.84 (10, 1)	1.0		3	0	0	0	0	0	0	0	0	0	0	3	3	0.00	0.000								



Batter	1	2	3	4	5	6	7	8	9	AB R H RBI BB SO LOB	TOP							
Jesus Alou, R OBP: 0.331, SLG: 0.395 (1, 9) X	0-0 F9		0-0 1B			0-0 SH2-4 1B 2B		0-0 HR 1B	0-0 6-3	5 2 3 0 0 0 0								
Ty Cline, L OBP: 0.311, SLG: 0.364 (1, 8) X (8, 7)	0-0 L1-3		0-0 1B			0-0 SH2-4		0-0 HR 1B		3 1 2 0 0 0 0								
Willie McCovey, L OBP: 0.400, SLG: 0.541 (1, 3) B B B	4-0 BB BB		0-0 4-3			0-0 FC6-4 1B		0-0 HR		3 1 2 4 1 0 1								
Jim Ray Hart, R OBP: 0.382, SLG: 0.564 Willie Mays, R OBP: 0.356, SLG: 0.495 (1, 7) B B B (8, 8) B	4-0 1-2 BB			0-0 5-3		0-0 FC6-4		0-3 K		3 0 0 0 1 1 1 0 0 0 0 0 0 0								
Tom Haller, L OBP: 0.367, SLG: 0.460 (1, 2) X	0-0 F4			0-3 K		0-0 F6		0-3 K		4 0 0 0 0 2 3								
Bobby Etheridge, R OBP: 0.271, SLG: 0.375 Jim Davenport, R OBP: 0.362, SLG: 0.376 (1, 5) X (9, 5)		0-0 1-3		0-0 F8			0-0 F9	0-0 FC6-4 1B		4 0 1 0 0 0 0 0 0 0 0 0 0 0								
Hal Lanier, R OBP: 0.240, SLG: 0.278 (1, 6) X		0-0 F4			0-0 6-3		0-0 5-3 1B	0-0 FC6-4		4 0 1 0 0 0 1								
Tito Fuentes, S OBP: 0.244, SLG: 0.273 (1, 4) X		0-0 5-3			0-0 F7		0-0 5-3		0-0 F9	4 0 0 0 0 0 1								
Joe Gibbon, R OBP: 0.091, SLG: 0.095 (1, 1) X			0-3 K		0-3 K		0-3 K		0-0 3-1	4 0 0 0 0 3 1								
Inning Stats	R: 0 E: 0 K: 0 S: 3	H: 0 LOB: 2 BB: 2 P: 11	R: 0 E: 0 K: 0 S: 3	H: 0 LOB: 0 BB: 0 P: 3	R: 0 E: 0 K: 1 S: 6	H: 2 LOB: 1 BB: 0 P: 6	R: 0 E: 0 K: 1 S: 5	H: 0 LOB: 0 BB: 0 P: 5	R: 0 E: 0 K: 1 S: 5	H: 1 LOB: 1 BB: 0 P: 6	R: 3 E: 0 K: 2 S: 11	H: 4 LOB: 1 BB: 0 P: 11	R: 0 E: 0 K: 0 S: 3	H: 0 LOB: 0 BB: 0 P: 3	1B: 7 2B: 1 3B: 0 HR: 1	SF: 0 SAC: 1 DP: 0 HBP: 0	WP: 0 PB: 0 SB: 0 CS: 0	PA: 37
PITCHER	IP WLS BF H R ER SO BB IBB HBP BLK WP HR S P ERA WHIP											PITCHER	IP WLS BF H R ER SO BB IBB HBP BLK WP HR S P ERA WHIP					
Danny Frisella, R ERA: 2.25 (1, 1)	8.0 L 34 9 4 4 6 2 0 0 0 0 1 44 52 4.50 1.375											Billy Wynne, R ERA: (9, 1)	1.0 3 0 0 0 0 0 0 0 0 0 0 3 3 0.00 0.000					

San Francisco Giants @ New York Mets
 Shea Stadium, Flushing, NY
 Sun Aug 06 1967, 3:38 AM EDT
 Att: 46,615 - Unknown

AB	34
R	4
H	9
RBI	4
BB	2
SO	6
LOB	8



WP: 0	PA: 37
-------	--------

ERA	WHIP
-----	------

ERA	WHIP
-----	------

Batter	1	2	3	4	5	6	7	8	9	AB	R	H	RBI	BB	SO	LOB
Bud Harrelson, S OBP: 0.337, SLG: 0.330 Billy Wynne, L (9, 1)	0-0 5-3		4-0 CS BB		0-3 K			0-0 L7		3	0	0	0	1	1	0
Bob Johnson, R OBP: 0.377, SLG: 0.520 (1, 3)	0-0 1B SF9 2B		0-0 6-3			0-0 G6-3 1B		0-3 K		4	1	2	0	0	1	1
Tommy Davis, R OBP: 0.355, SLG: 0.491 (1, 7)	0-0 SF9 E 2-3 1B		1-0 CS HBP			0-0 G6-3			0-0 6-3	3	0	1	0	0	0	1
Ron Swoboda, R OBP: 0.336, SLG: 0.412 (1, 9)	4-0 1-2 S IBB		0-0 CS	0-0 E9 1B		4-0 BB			0-0 F8	2	0	1	0	2	0	0
Ed Charles, R OBP: 0.334, SLG: 0.318 (1, 5)	0-0 SF9			0-0 F7		0-3 K			0-0 F9	3	0	0	1	0	1	2
Jerry Buchek, R OBP: 0.287, SLG: 0.368 (1, 4)	0-0 6-3			0-3 K			0-0 5-3			3	0	0	0	0	1	3
Cleon Jones, R OBP: 0.250, SLG: 0.293 (1, 8)		0-0 6-3		0-0 F9			0-0 3-1			3	0	0	0	0	0	1
Jerry Grote, R OBP: 0.236, SLG: 0.274 (1, 2)			0-3 K		0-0 F4		0-0 6-3			3	0	0	0	0	1	0
Danny Frisella, L Phil Linz, R OBP: 0.250, SLG: 0.291 (8, PH) (9, 6)			0-3 K		0-3 K			0-3 K		2	0	0	0	0	2	0
										1	0	0	0	0	1	0

Inning Stats	R: 1	H: 2	E: 1	LOB: 2	K: 0	BB: 1	S: 5	P: 9	R: 0	H: 0	E: 0	LOB: 0	K: 2	BB: 0	S: 7	P: 7	R: 0	H: 0	E: 0	LOB: 0	K: 0	BB: 0	S: 1	P: 6	R: 0	H: 1	E: 1	LOB: 1	K: 1	BB: 0	S: 6	P: 6	R: 0	H: 0	E: 0	LOB: 0	K: 2	BB: 0	S: 7	P: 7	R: 0	H: 1	E: 0	LOB: 1	K: 1	BB: 1	S: 5	P: 9	R: 0	H: 0	E: 0	LOB: 0	K: 0	BB: 0	S: 3	P: 3	R: 0	H: 0	E: 0	LOB: 0	K: 2	BB: 0	S: 7	P: 7	R: 0	H: 0	E: 0	LOB: 0	K: 0	BB: 0	S: 3	P: 3
Joe Gibbon, L ERA: 3.64 (1, 1)	IP	WLS	BF	H	R	ER	SO	BB	IBB	HBP	BLK	WP	HR	S	P	ERA	WHIP	IP	WLS	BF	H	R	ER	SO	BB	IBB	HBP	BLK	WP	HR	S	P	ERA	WHIP	IP	WLS	BF	H	R	ER	SO	BB	IBB	HBP	BLK	WP	HR	S	P	ERA	WHIP																					

BOTTOM

San Francisco Giants @ New York Mets
Shea Stadium, Flushing, NY
Sun Aug 06 1967, 3:38 AM EDT
Att. 46,615 - Unknown

livebaseballscorecards.com

AB	27
R	1
H	4
RBI	1
BB	3
SO	8
LOB	8



WP: 0	PA: 33
PB: 0	SB: 1
CS: 2	

Batter	1	2	3	4	5	6	7	8	9	10	11	AB R H RBI BB SO LOB	TOP														
Felipe Alou, R OBP: 0.321, SLG: 0.433 (1, 8)	0-0 6-3		0-0 FC5-4 2B		0-3 K		0-0 F7		4-0 IBB			4 0 0 0 1 1 3	<p>Atlanta Braves @ New York Mets</p> <p>Shea Stadium, Flushing, NY</p> <p>Tue Aug 08 1967, 7:05 PM EDT</p> <p>Att. 21,280 - Unknown</p>														
Denis Menke, R OBP: 0.325, SLG: 0.342 (1, 6)	0-0 L7		0-0 2B		0-3 K			0-0 2B	0-3 K			5 0 2 1 0 2 4															
Hank Aaron, R OBP: 0.391, SLG: 0.598 (1, 9)	0-3 K		0-0 F7			0-0 L8		0-0 6-3		0-0 P6		5 0 0 0 0 1 3															
Joe Torre, R OBP: 0.372, SLG: 0.522 (1, 3)		0-0 6-3		0-3 K		0-0 5-3		4-0 IBB		0-3 K		4 0 0 0 1 2 0															
Clete Boyer, R OBP: 0.309, SLG: 0.458 (1, 5)		0-3 K		0-3 K		4-0 2B E BB		0-0 G6-4-3		0-0 6-3		4 1 0 0 1 2 2															
Rico Carty, R OBP: 0.334, SLG: 0.401 (1, 7)		0-0 5-3		4-0 BB		0-0 E9 2B			0-0 F8		0-0 P4	4 0 1 0 1 0 0															
Bob Uecker, R OBP: 0.224, SLG: 0.196 (1, 2)			0-0 5-3		0-0 F2		0-0 5-3		4-0 SH1-4 1B BB		0-0 L4	4 0 0 0 1 0 2															
Woody Woodward, R OBP: 0.287, SLG: 0.256 (1, 4)			0-0 FC5-4 2B 1B		0-0 F7		0-0 4-3		0-0 SH1-4 1B		0-3 K	5 1 2 0 0 1 0															
Denny Lemaster, R OBP: 0.167, SLG: 0.120 Cecil Upshaw, R Jay Ritchie, R OBP: 0.333, SLG: 0.556 (1, 1) (8, 1) (9, 1)			4-0 FC5-4 BB		4-0 BB		0-0 1-3		0-0 SH1-4		1-2 2-3	1 0 0 0 2 0 0 0 0 0 0 0 0 0 0 0 0 0 0 0 0															
Inning Stats	R: 0 E: 0 K: 1 S: 5	H: 0 LOB: 0 BB: 0 P: 5	R: 0 E: 0 K: 1 S: 5	H: 0 LOB: 0 BB: 0 P: 5	R: 1 E: 0 K: 0 S: 5	H: 2 LOB: 2 BB: 1 P: 9	R: 0 E: 0 K: 2 S: 7	H: 0 LOB: 1 BB: 1 P: 11	R: 0 E: 0 K: 2 S: 7	H: 0 LOB: 1 BB: 1 P: 11	R: 1 E: 1 K: 0 S: 4	H: 1 LOB: 1 BB: 1 P: 8		R: 0 E: 0 K: 0 S: 3	H: 0 LOB: 0 BB: 0 P: 3	R: 0 E: 0 K: 0 S: 3	H: 1 LOB: 1 BB: 1 P: 7	R: 0 E: 0 K: 1 S: 6	H: 1 LOB: 3 BB: 2 P: 14	R: 0 E: 0 K: 1 S: 5	H: 0 LOB: 0 BB: 0 P: 5	R: 0 E: 0 K: 1 S: 5	H: 0 LOB: 0 BB: 0 P: 5	1B: 2 2B: 3 3B: 0 HR: 0	SF: 0 SAC: 1 DP: 1 HBP: 0	WP: 0 PB: 0 SB: 0 CS: 0	PA: 44
PITCHER	IP	WLS	BF	H	R	ER	SO	BB	IBB	HBP	BLK	WP		HR	S	P	ERA	WHIP									
Bob Hendley, L ERA: 3.7 (1, 1)	6.0		25	3	2	1	6	4	0	0	0	0	0	33	49	1.50	1.167										
Dick Selma, R ERA: 3.27 (7, 1)	2.0		7	1	0	0	0	0	1	0	0	0	0	6	10	0.00	0.500										
Hal Reniff, R ERA: 3.26 (9, 1)	1.0		6	1	0	0	1	1	1	0	0	0	0	6	14	0.00	2.000										
Ron Taylor, R ERA: 2.68 (10, 1)	2.0	W	6	0	0	0	2	0	0	0	0	0	0	10	10	0.00	0.000										

AB	36
R	2
H	5
RBI	1
BB	7
SO	9
LOB	14



livebaseballscores.com

Batter	1	2	3	4	5	6	7	8	9	10	11	AB R H RBI BB SO LOB	BOTTOM				
Bud Harrelson, S (1, 6) OBP: 0.335, SLG: 0.326	4-0 CS BB		X 0-0 F3			X 0-0 F7		X 0-0 F7		S 0-3 K		4 0 0 0 1 1 3	Atlanta Braves @ New York Mets Shea Stadium, Flushing, NY Tue Aug 08 1967, 7:05 PM EDT Att. 21,280 - Unknown livebaseballscores.com				
Cleon Jones, R (1, 8) OBP: 0.247, SLG: 0.290	X 0-0 F8		X 0-0 P5			X 0-0 F7		X 0-0 F7	X 0-0 4-3	X 0-0 6-3		3 0 0 0 0 0 1					
Larry Stahl, L (9, PH) OBP: 0.259, SLG: 0.269	1-2		S 0-3 K			S 0-3 K		S 0-3 K	X 0-0 2B		X 0-0 HR	2 0 0 0 0 0 0					
Bob Johnson, R (1, 3) OBP: 0.378, SLG: 0.542	X 0-0 L8		X 0-0 5-3			X 0-0 P5		X 0-0 P5	X 0-0 1B			5 2 2 1 0 2 0					
Tommy Davis, R (1, 7) OBP: 0.352, SLG: 0.488		S 0-3 K				X 0-0 P6		X 0-0 1B	X 0-0 L8			3 0 0 0 0 1 0					
Hal Reniff, R (9, 1)			X 0-0 F9			X 0-0 5-3		X 0-0 F7	X 0-0 1B			0 0 0 0 0 0 0					
Ed Kranepool, L (9, PH) OBP: 0.338, SLG: 0.395			X 0-0 1B			X 0-0 5-3		X 0-0 F7	X 0-0 1B			1 1 1 1 0 0 0					
Ron Swoboda, R (1, 9) OBP: 0.334, SLG: 0.410		X 0-0 F9				X 0-0 5-3		X 0-0 F7	X 0-0 1B			4 0 1 0 0 0 1					
Ed Charles, R (1, 5) OBP: 0.336, SLG: 0.320		X 0-0 1B				X 0-0 5-3		X 0-0 F7	X 0-0 1B			4 0 2 1 0 0 1					
Jerry Buchek, R (1, 4) OBP: 0.289, SLG: 0.367		S 0-3 K				X 0-0 K		X 0-0 K	X 4-0 1B			3 0 1 0 1 2 1					
Ron Taylor, R (10, 1)			X 0-3 K			X 0-3 K		X 0-3 K	X 0-3 K			0 0 0 0 0 0 0					
Greg Goossen, R (1, 2) OBP: 0.216, SLG: 0.222			S 0-3 K			X 0-3 K		X 0-3 K	X 0-3 K			3 0 0 0 0 3 2					
John Sullivan, L (9, PH) OBP: 0.255, SLG: 0.248			S 0-3 K			X 0-3 K		X 0-3 K	X 0-3 K			1 0 0 0 0 1 2					
Bob Hendley, R (1, 1) OBP: 0.130, SLG: 0.048			S 0-3 K			X 0-0 4-3		X 4-0 1B	X 0-0 1-3			1 0 0 0 0 1 0					
Tommie Reynolds, R (6, PH) OBP: 0.279, SLG: 0.272								S 0-0 BB				1 0 0 0 0 0 0					
Dick Selma, R (7, 1)								S 0-0 BB				0 0 0 0 0 0 0					
Phil Linz, R (8, PH) OBP: 0.258, SLG: 0.286								S 0-0 BB				1 0 0 0 1 0 0					
Inning Stats	R: 0 H: 0 E: 0 LOB: 0 K: 0 BB: 1 S: 2 P: 6	R: 0 H: 1 E: 0 LOB: 1 K: 2 BB: 0 S: 8 P: 8	R: 0 H: 0 E: 0 LOB: 0 K: 2 BB: 0 S: 7 P: 7	R: 0 H: 0 E: 0 LOB: 0 K: 1 BB: 0 S: 5 P: 5	R: 0 H: 0 E: 0 LOB: 0 K: 1 BB: 0 S: 5 P: 5	R: 0 H: 0 E: 0 LOB: 0 K: 1 BB: 0 S: 5 P: 5	R: 0 H: 0 E: 0 LOB: 0 K: 1 BB: 0 S: 5 P: 5	R: 0 H: 2 E: 0 LOB: 3 K: 1 BB: 1 S: 7 P: 11	R: 2 H: 3 E: 0 LOB: 2 K: 1 BB: 1 S: 8 P: 12	R: 0 H: 0 E: 0 LOB: 0 K: 1 BB: 0 S: 5 P: 5	R: 1 H: 1 E: 0 LOB: 0 K: 0 BB: 0 S: 1 P: 1	1B: 5 SF: 0 2B: 1 SAC: 0 3B: 0 DP: 0 HR: 1 HBP: 0	WP: 0 PA: 39 PB: 0 SB: 0 CS: 1				
PITCHER	IP WLS BF H R ER SO BB IBB HBP BLK WP HR S P ERA WHIP																
Denny Lemaster, L (1, 1) ERA: 3.46	7.2	27	3	0	0	9	2	0	0	0	0	0	0	43	51	0.00	0.652
Cecil Upshaw, R (8, 1) ERA: 3.31	1.0	7	3	2	2	0	0	1	0	0	0	0	0	6	10	18.00	3.000
Jay Ritchie, R (9, 1) ERA: 3.64	1.1	L 5	1	1	1	2	0	0	0	0	0	0	1	9	9	6.75	0.750



Batter	1	2	3	4	5	6	7	8	9	AB R H RBI BB SO LOB	TOP	
Felipe Alou, R OBP: 0.320, SLG: 0.431 (1, 8) X	0-0 FC8-6 1B		0-0 4-3	0-3 K			0-0 1-3			4 0 1 0 0 1 2		
Tito Francona, L OBP: 0.290, SLG: 0.327 (1, 3) X	0-0 FC8-6 BB 1-2f 1B		0-0 1B 2B		0-0 4-3			0-0 G6-4-3 1B		4 1 2 0 0 0 1		
Hank Aaron, R OBP: 0.390, SLG: 0.594 (1, 9) X	0-0 BB 1-2 1B		0-0 6-3		0-0 5-3			0-0 G6-4-3 1-2f 1B		4 0 1 0 0 0 2		
Joe Torre, R OBP: 0.371, SLG: 0.518 (1, 2) X	0-0 F9		0-0 1B 2-H		0-0 P4			0-0 F8		4 0 1 1 0 0 2		
Clete Boyer, R OBP: 0.311, SLG: 0.457 (1, 5) B B B	4-0 FC6-4 1-2 2-3 BB		0-0 L8		0-0 P3			0-0 L1-3 1B		3 0 1 0 1 0 1		
Rico Carty, R OBP: 0.330, SLG: 0.395 (1, 7) X	0-0 FC6-4 1-2f		0-0 E6 1B		0-0 F8			0-0 L1-3 1-2		4 0 0 0 0 0 4		
Denis Menke, R OBP: 0.324, SLG: 0.341 (1, 6)		0-0 F9	0-3 K		0-0 F8			0-0 1B		4 0 1 0 0 1 1		
Woody Woodward, R OBP: 0.286, SLG: 0.255 (1, 4)		0-0 F8	0-0 F9		0-0 F8		0-0 6-3	0-0 3-1		1 0 0 0 0 0 0		
Charlie Lau, L OBP: 0.270, SLG: 0.250 (4, PH)										1 0 0 0 0 0 1		
Marty Martinez, S OBP: 0.341, SLG: 0.237 (4, 4)										2 0 0 0 0 0 1		
Clay Carroll, R (1, 1)		0-0 F8	0-0 1B		0-0 K		0-3 K			0 0 0 0 0 0 0		
Ed Rakow, S (1, 1)										1 0 0 0 0 0 0		
Mack Jones, L OBP: 0.326, SLG: 0.398 (4, PH)										1 0 1 0 0 0 0		
Dick Kelley, R OBP: 0.514, SLG: 0.333 (4, 1)										0 0 0 0 0 0 0		
Jay Ritchie, R OBP: 0.333, SLG: 0.556 (6, 1)										0 0 0 0 0 0 0		
Gary Leisiger, L OBP: 0.300, SLG: 0.238 (7, PH)										1 0 0 0 0 1 0		
Claude Raymond, R OBP: 0.143, SLG: 0.286 (7, 1)										0 0 0 0 0 0 0		
Inning Stats	R: 0 H: 2 E: 0 LOB: 3 K: 0 BB: 1 S: 5 P: 9	R: 0 H: 0 E: 0 LOB: 0 K: 0 BB: 0 S: 3 P: 3	R: 1 H: 2 E: 0 LOB: 1 K: 0 BB: 0 S: 5 P: 5	R: 0 H: 1 E: 1 LOB: 2 K: 2 BB: 0 S: 9 P: 9	R: 0 H: 0 E: 0 LOB: 0 K: 0 BB: 0 S: 3 P: 3	R: 0 H: 0 E: 0 LOB: 0 K: 0 BB: 0 S: 3 P: 3	R: 0 H: 0 E: 0 LOB: 0 K: 1 BB: 0 S: 5 P: 5	R: 0 H: 1 E: 0 LOB: 0 K: 0 BB: 0 S: 3 P: 3	R: 0 H: 2 E: 0 LOB: 1 K: 0 BB: 0 S: 4 P: 4	1B: 7 SF: 0 2B: 2 SAC: 0 3B: 0 DP: 2 HR: 0 HBP: 0	WP: 0 PA: 35 PB: 0 SB: 0 CS: 0	
PITCHER Tom Seaver, R ERA: 3.12 (1, 1)	IP WLS BF H R ER SO BB IBB HBP BLK WP HR S P ERA WHIP	9.0 W 35 8 1 1 3 1 0 0 0 0 0 0 40 44 1.00 1.000										

Atlanta Braves @ New York Mets
Shea Stadium, Flushing, NY
Wed Aug 09 1967, 3:33 AM EDT
Att: 19,556 - Unknown

livebaseballscorecards.com

AB 34
R 1
H 8
RBI 1
BB 1
SO 3
LOB 15



BOTTOM

Atlanta Braves @ New York Mets
Shea Stadium, Flushing, NY
Wed Aug 09 1967, 3:33 AM EDT
Att. 19,556 - Unknown

livebaseballscores.com

AB 32
R 5
H 9
RBI 5
BB 2
SO 4
LOB 13



WP: 0 PA: 35
PB: 0
SB: 1
CS: 1

AB R H RBI BB SO LOB

4 1 2 0 0 0 3

4 1 1 1 0 1 1

4 0 2 0 0 0 0

4 1 0 1 0 0 2

0 0 0 0 0 0 0

3 1 0 0 1 0 2

3 1 1 0 1 0 0

4 0 2 2 0 1 0

3 0 1 1 0 1 0

3 0 0 0 0 1 5

1B: 8 SF: 0
2B: 1 SAC: 0
3B: 0 DP: 0
HR: 0 HBP: 1

Batter	1	2	3	4	5	6	7	8	9
Bud Harrelson, S OBP: 0.337, SLG: 0.331 (1, 6)	0-0 1B 2B	0-0 CS 1B			0-0 L8	0-0 3-1			
Larry Stahl, L OBP: 0.259, SLG: 0.269 (1, 8)	0-0 1B FC4-6 2-H	0-0 L7 1-2			0-3 K		0-0 L5		
Bob Johnson, R OBP: 0.383, SLG: 0.541 (1, 4)	0-0 1-3 FC4-6 1B	0-0 F7			0-0 1-3		0-0 1B		
Tommy Davis, R OBP: 0.349, SLG: 0.483 Tommy Reynolds, R OBP: 0.279, SLG: 0.272 (1, 7) (8, 7)	0-0 FC4-6 1B 1-2f 3-H		0-0 6-3		0-0 F9	0-0 F7			
Ed Kranepool, L OBP: 0.337, SLG: 0.391 (1, 3)	0-0 F7 1-2		0-0 F8		4-0 1B BB	0-0 4-3			
Ed Charles, R OBP: 0.338, SLG: 0.321 (1, 5)	4-0 1B BB		0-0 5-3		0-0 HBP 1B 1-2	0-0 6-3			
Ron Swoboda, R OBP: 0.337, SLG: 0.411 (1, 9)	0-0 1B 1-3 2-H			0-0 F9	0-0 HBP 1B 1-2 2-H	0-3 K			
Greg Goossen, R OBP: 0.244, SLG: 0.231 (1, 2)	0-0 FC6-4 1B 1-2 3-H			0-3 K	1-0 HBP	0-0 F7			
Tom Seaver, R OBP: 0.288, SLG: 0.220 (1, 1)	0-0 FC6-4 1-2f			0-3 K	0-0 F5				

Inning Stats	R: 4	H: 5	E: 0	LOB: 2	K: 0	BB: 1	S: 8	P: 12	R: 0	H: 1	E: 0	LOB: 0	K: 0	BB: 0	S: 3	R: 0	H: 0	E: 0	LOB: 0	K: 0	BB: 0	S: 3	R: 0	H: 0	E: 0	LOB: 0	K: 2	BB: 0	S: 7	R: 0	H: 0	E: 0	LOB: 0	K: 1	BB: 0	S: 5	R: 1	H: 2	E: 0	LOB: 3	K: 0	BB: 1	S: 5	R: 0	H: 1	E: 0	LOB: 1	K: 0	BB: 0	S: 4	R: 0	H: 0	E: 0	LOB: 0	K: 1	BB: 0	S: 5	R: 0	H: 0	E: 0	LOB: 0	K: 1	BB: 0	S: 5
--------------	------	------	------	--------	------	-------	------	-------	------	------	------	--------	------	-------	------	------	------	------	--------	------	-------	------	------	------	------	--------	------	-------	------	------	------	------	--------	------	-------	------	------	------	------	--------	------	-------	------	------	------	------	--------	------	-------	------	------	------	------	--------	------	-------	------	------	------	------	--------	------	-------	------

PITCHER	IP	WLS	BF	H	R	ER	SO	BB	IBB	HBP	BLK	WP	HR	S	P	ERA	WHIP
Clay Carroll, R ERA: 5.47 (1, 1)	0.2	L	7	4	4	4	0	1	0	0	0	0	0	6	10	54.00	7.500
Ed Rakow, R ERA: 6.55 (1, 1)	2.1		8	2	0	0	0	0	0	0	0	0	0	8	8	0.00	0.857
Dick Kelley, L ERA: 4.79 (4, 1)	2.1		10	2	1	1	3	1	0	0	0	0	0	15	19	3.86	1.286
Jay Ritchie, R ERA: 3.6 (6, 1)	0.2		3	0	0	0	0	0	0	1	0	0	0	2	3	0.00	0.000
Claude Raymond, R ERA: 2.81 (7, 1)	2.0		7	1	0	0	1	0	0	0	0	0	0	9	9	0.00	0.500

PITCHER	IP	WLS	BF	H	R	ER	SO	BB	IBB	HBP	BLK	WP	HR	S	P	ERA	WHIP
---------	----	-----	----	---	---	----	----	----	-----	-----	-----	----	----	---	---	-----	------

Batter	1	2	3	4	5	6	7	8	9	AB R H RBI BB SO LOB	TOP	
Maury Wills, S OBP: 0.337, SLG: 0.372 (1, 5) (7, 6)	0-0 4-3		0-0 F7			0-0 1B 1B		0-0 4-3		4 0 1 0 0 0 0		
Matty Alou, L OBP: 0.338, SLG: 0.369 (1, 8)	0-0 1B			0-0 1-3		0-0 1-2 1B		0-0 P5		4 0 2 0 0 0 0		
Al Luplow, L OBP: 0.266, SLG: 0.286 Gene Alley, R OBP: 0.335, SLG: 0.403 (1, 9) (9, PH)	0-0 F2			0-0 F9		0-0 L8			0-3 K	0 0 0 0 0 0 0 1 0 0 0 0 1 0		
Willie Stargell, L OBP: 0.354, SLG: 0.473 (1, 3) (7, 7)	0-0 G3			0-3 K		0-0 F8			0-0 E8	4 0 0 0 0 1 3		
Bill Mazerowski, R OBP: 0.302, SLG: 0.379 (1, 4)		0-3 K			0-0 1B G6-4-3 2B		0-0 L5		0-3 K	4 1 1 0 0 2 1		
Manny Mota, R OBP: 0.340, SLG: 0.455 (1, 7) (7, 5)		0-0 F9			0-0 G6-4-3 2-3 1B		0-0 4-3 3B		4-0 BB	3 1 2 0 1 0 0		
Jose Pagan, R OBP: 0.304, SLG: 0.343 Roy Face, R Roberto Clemente, R OBP: 0.392, SLG: 0.536 (1, 6) (7, 1) (9, PH)		0-3 K			0-0 G6-4-3 1-2f 3-H		0-0 4-3 2		0-0 2-3 3	3 0 0 1 0 1 1 0 0 0 0 0 0 0 1 0 0 0 0 0 2		
Jerry May, R OBP: 0.357, SLG: 0.370 Manny Sanguillen, R OBP: 0.261, SLG: 0.311 (1, 2) (7, PR) (7, 2)			0-0 5-3		0-0 5-3		0-0 BB BB BB BB 4-0 CS BB			2 0 0 0 1 0 0 0 0 0 0 0 0 0		
Dennis Ribant, R OBP: 0.220, SLG: 0.280 Andre Rodgers, R OBP: 0.302, SLG: 0.326 John Geinar, R Manny Jimenez, L OBP: 0.316, SLG: 0.466 Donn Clendenon, R OBP: 0.313, SLG: 0.407 (1, 1) (6, PH) (6, 1) (7, PH) (7, PH) (7, 3)			0-3 K			0-0 5-3	0-0 CS 1-2	0-0 4-3		1 0 0 0 0 1 0 1 0 1 0 0 0 0 0 0		
Inning Stats	R: 0 E: 0 K: 0 S: 4 H: 1 LOB: 1 BB: 0 P: 4	R: 0 E: 0 K: 2 S: 7 H: 0 LOB: 0 BB: 0 P: 7	R: 0 E: 0 K: 1 S: 5 H: 0 LOB: 0 BB: 0 P: 5	R: 0 E: 0 K: 1 S: 5 H: 0 LOB: 0 BB: 0 P: 5	R: 1 E: 0 K: 0 S: 4 H: 2 LOB: 0 BB: 0 P: 4	R: 0 E: 0 K: 0 S: 5 H: 2 LOB: 2 BB: 0 P: 5	R: 1 E: 0 K: 0 S: 3 H: 1 LOB: 1 BB: 1 P: 7	R: 0 E: 0 K: 0 S: 3 H: 0 LOB: 0 BB: 0 P: 3	R: 0 E: 1 K: 2 S: 8 H: 0 LOB: 2 BB: 1 P: 12	1B: 4 2B: 1 3B: 1 HR: 0 SF: 0 SAC: 0 DP: 1 HBP: 0	WP: 0 PB: 0 SB: 0 CS: 1 PA: 35	
PITCHER Danny Frisella, R ERA: 2.38 Don Shaw, L ERA: 2.74 (1, 1) (7, 1)	IP 6.2 WLS W BF 26 H 6 R 2 ER 2 SO 4 BB 1 IBB 0 HBP 0 BLK 0 WP 0 HR 0 S 33 P 37 ERA 2.70 WHIP 1.050	IP 2.1 WLS S BF 8 H 0 R 0 ER 0 SO 2 BB 1 IBB 0 HBP 0 BLK 0 WP 0 HR 0 S 11 P 15 ERA 0.00 WHIP 0.429	PITCHER IP WLS BF H R ER SO BB IBB HBP BLK WP HR S P ERA WHIP									

Pittsburgh Pirates @ New York Mets
Shea Stadium, Flushing, NY
Fri Aug 11 1967, 7:05 PM EDT
Att. 29,202 - Unknown

livebaseballscorecards.com

AB	29
R	2
H	6
RBI	1
BB	2
SO	6
LOB	7



BOTTOM

Pittsburgh Pirates @ New York Mets
Shea Stadium, Flushing, NY
Fri Aug 11 1967, 7:05 PM EDT
Att. 29,202 - Unknown

livebaseballscores.com

AB 33
R 3
H 10
RBI 2
BB 1
SO 2
LOB 11



WP: 0 PA: 34
PB: 1
SB: 0
CS: 0

AB R H RBI BB SO LOB

4 1 1 0 0 1 1

3 0 2 1 1 0 1

4 0 2 0 0 0 2
0 0 0 0 0 0 0

4 0 0 0 0 0 3

4 0 1 0 0 0 0

4 0 0 0 0 0 1

4 0 2 0 0 1 1

3 1 1 0 0 0 2

2 1 1 1 0 0 0
1 0 0 0 0 0 0

1B: 8 SF: 0
2B: 2 SAC: 0
3B: 0 DP: 1
HR: 0 HBP: 0

Batter	1	2	3	4	5	6	7	8	9
Bud Harrelson, S OBP: 0.335, SLG: 0.327 (1, 6)	0-0 E7 1B		0-0 F2		0-3 K		0-0 G3		
Larry Stahl, L OBP: 0.266, SLG: 0.270 (1, 8)	0-0 G4-3 1B		0-0 4-3		0-0 1B		4-0 BB		
Tommy Davis, R OBP: 0.352, SLG: 0.482 Tommie Reynolds, R OBP: 0.279, SLG: 0.272 (1, 7) (9, 7)	0-0 G4-3 1-2f		0-0 1B		0-0 1B		0-0 F9		
Ed Kranepool, L OBP: 0.329, SLG: 0.381 (1, 3)	0-0 F7		0-0 F8		0-0 F8		0-0 F2		
Ron Swoboda, R OBP: 0.332, SLG: 0.404 (1, 9)		0-0 5-3		0-0 3-1		0-0 5-3		0-0 1B	
Ed Charles, R OBP: 0.331, SLG: 0.313 (1, 5)		0-0 4-3		0-0 F7		0-0 L6		0-0 F9	
Jerry Buchek, R OBP: 0.294, SLG: 0.375 (1, 4)		0-0 6-3		0-0 2B		0-0 1B		0-3 K	
Jerry Grote, R OBP: 0.237, SLG: 0.275 (1, 2)			0-0 2B 1B		0-0 G3		0-0 L9		
Danny Frisella, L OBP: 0.200, SLG: 0.400 Don Shaw, L (7, 1)			0-0 4-3 PB 2B		0-0 F6		0-0 F5		

Inning Stats	R: 1	H: 2	E: 1	K: 0	S: 4	LOB: 0	BB: 0	P: 4	R: 0	H: 0	E: 0	K: 0	S: 3	LOB: 0	BB: 0	P: 3	R: 2	H: 3	E: 0	K: 0	S: 6	LOB: 1	BB: 0	P: 6	R: 0	H: 1	E: 0	K: 0	S: 4	LOB: 1	BB: 0	P: 4	R: 0	H: 2	E: 0	K: 1	S: 7	LOB: 2	BB: 0	P: 7	R: 0	H: 1	E: 0	K: 0	S: 4	LOB: 1	BB: 0	P: 4	R: 0	H: 0	E: 0	K: 0	S: 3	LOB: 1	BB: 1	P: 7	R: 0	H: 1	E: 0	K: 1	S: 6	LOB: 1	BB: 0	P: 6
--------------	------	------	------	------	------	--------	-------	------	------	------	------	------	------	--------	-------	------	------	------	------	------	------	--------	-------	------	------	------	------	------	------	--------	-------	------	------	------	------	------	------	--------	-------	------	------	------	------	------	------	--------	-------	------	------	------	------	------	------	--------	-------	------	------	------	------	------	------	--------	-------	------

PITCHER	IP	WLS	BF	H	R	ER	SO	BB	IBB	HBP	BLK	WP	HR	S	P	ERA	WHIP
Dennis Ribant, R ERA: 3.72 (1, 1)	5.0	L	22	8	3	3	1	0	0	0	0	0	0	24	24	5.40	1.600
John Gelnar, R ERA: 15.43 (6, 1)	1.0		4	1	0	0	0	0	0	0	0	0	0	4	4	0.00	1.000
Roy Face, R ERA: 1.43 (7, 1)	2.0		8	1	0	0	1	1	0	0	0	0	0	9	13	0.00	1.000

PITCHER	IP	WLS	BF	H	R	ER	SO	BB	IBB	HBP	BLK	WP	HR	S	P	ERA	WHIP
---------	----	-----	----	---	---	----	----	----	-----	-----	-----	----	----	---	---	-----	------

Batter	1	2	3	4	5	6	7	8	9	AB R H RBI BB SO LOB	TOP													
Maury Wills, S (1, 5) OBP: 0.336, SLG: 0.368	0-0 4-3		0-0 6-3			0-0 G3			0-0 L8	4 0 0 0 0 0 0														
Matty Alou, L (1, 8) OBP: 0.344, SLG: 0.371	0-0 G6-3 1B			4-0 G6-3 BB			0-0 FC4-6 1B		4-0 1B BB	2 0 2 0 2 0 0														
Roberto Clemente, R (1, 9) OBP: 0.391, SLG: 0.533 Billy O'Dell, S (9, PR) OBP: 0.179, SLG: 0.115	0-0 G6-3 1-2f		0-0 G6-3 1-2f			0-0 FC4-6 FC3-6 1-2f		0-0 FC3-6 1B 1-2f	0-0 1-3 1B	4 0 1 0 0 0 3 0 0 0 0 0 0 0														
Willie Stargell, L (1, 7) OBP: 0.352, SLG: 0.471		0-0 F8		0-0 6-3			0-0 FC3-6 1B 1-2f		0-0 P6	4 0 0 0 0 0 3														
Bill Mazaroski, R (1, 4) OBP: 0.301, SLG: 0.376		4-0 BB			0-0 F5		0-0 1-3 1B		0-0 L7	3 0 1 0 1 0 2														
Donn Clendenon, R (1, 3) OBP: 0.311, SLG: 0.404		0-3 K			0-0 6-3		0-0 L9			3 0 0 0 0 1 3														
Jose Pagan, R (1, 6) OBP: 0.292, SLG: 0.329		0-3 K			0-0 F9			0-0 F8		3 0 0 0 0 1 1														
Manny Sanguillen, R (1, 2) OBP: 0.231, SLG: 0.275			0-0 F9			0-0 F8		0-3 K		3 0 0 0 0 1 0														
Steve Blass, R (1, 1) OBP: 0.107, SLG: 0.107 Al McBean, R (8, 1) OBP: 0.300, SLG: 0.222			0-0 F7			0-3 K		0-3 K		3 0 0 0 0 2 0 0 0 0 0 0 0 0														
Inning Stats	R: 0 E: 0 K: 0 S: 3	H: 1 LOB: 0 BB: 0 P: 3	R: 0 E: 0 K: 2 S: 7	H: 0 LOB: 1 BB: 1 P: 11	R: 0 E: 0 K: 0 S: 3	H: 0 LOB: 0 BB: 0 P: 3	R: 0 E: 0 K: 0 S: 2	H: 0 LOB: 0 BB: 1 P: 6	R: 0 E: 0 K: 0 S: 3	H: 0 LOB: 0 BB: 0 P: 3	R: 0 E: 0 K: 1 S: 5	H: 0 LOB: 0 BB: 0 P: 5	R: 0 E: 0 K: 0 S: 5	H: 2 LOB: 2 BB: 0 P: 5	R: 0 E: 0 K: 2 S: 7	H: 0 LOB: 0 BB: 0 P: 7	R: 0 E: 0 K: 0 S: 4	H: 1 LOB: 2 BB: 1 P: 8	1B: 4 2B: 0 3B: 0 HR: 0	SF: 0 SAC: 0 DP: 2 HBP: 0	WP: 0 PB: 0 SB: 0 CS: 0	PA: 32		
PITCHER Tom Seaver, R (1, 1) ERA: 2.95	IP: 9.0 WLS: W BF: 32 H: 4 R: 0 ER: 0 SO: 5 BB: 3 IBB: 0 HBP: 0 BLK: 0 WP: 0 HR: 0 S: 39 P: 51 ERA: 0.00 WHIP: 0.778																							

Pittsburgh Pirates @ New York Mets
Shea Stadium, Flushing, NY
Sun Aug 13 1967, 3:33 AM EDT
Unknown

livebaseballscorecards.com

AB 29
R 0
H 4
RBI 0
BB 3
SO 5
LOB 12



Batter	1	2	3	4	5	6	7	8	9	AB	R	H	RBI	BB	SO	LOB
Bud Harrelson, S OBP: 0.328, SLG: 0.320 (1, 6) X	0-0 6-3 SUS	0-3 K			0-0 F8			0-0 1-3		4	0	0	0	0	1	2
Bob Johnson, R OBP: 0.362, SLG: 0.504 (1, 4) X	0-0 6-3	0-0 F3			0-0 F8			0-0 1-3		4	0	0	0	0	0	2
Tommy Davis, R OBP: 0.357, SLG: 0.498 Tommie Reynolds, R OBP: 0.279, SLG: 0.272 (1, 7) B (9, 7) B	4-0 BB 1B BB		0-0 FC5-4 1B			0-3 K		0-0 1B 1B		3	1	2	0	1	1	0
Ron Swoboda, R OBP: 0.336, SLG: 0.407 (1, 9) X	0-0 1-2 BB 1B		0-0 FC5-4 G4-6-3 1-2f			0-0 1B		0-0 1B 2B 1B		4	1	3	0	0	0	1
Ed Kranepool, L OBP: 0.331, SLG: 0.381 (1, 3) B B B	4-0 1-2 2-3 FC5-4 BB		0-0 G4-6-3 1-2f			0-0 F7		0-0 1-3 2-H 2B 1B		3	1	1	1	1	0	2
Ed Charles, R OBP: 0.335, SLG: 0.317 (1, 5) X	0-0 FC5-4 1-2f			0-3 K		0-3 K		0-0 1-H 3-H 2B		4	0	1	2	0	2	4
Cleon Jones, R OBP: 0.258, SLG: 0.301 (1, 8) X		0-0 2B		0-0 4-3			0-0 L8	4-0 IBB		3	0	1	0	1	0	0
Jerry Grote, R OBP: 0.233, SLG: 0.270 (1, 2) X		0-0 6-3		0-0 6-3			0-0 F9	0-0 1-3		4	0	0	0	0	0	3
Tom Seaver, R OBP: 0.290, SLG: 0.212 (1, 1) B B B		4-0 BB			0-0 6-3		0-0 1-4-3			2	0	0	0	1	0	0


Inning Stats	R: 0	H: 1	E: 0	LOB: 3	K: 0	BB: 2	S: 4	P: 12	R: 0	H: 1	E: 0	LOB: 2	K: 1	BB: 1	S: 6	P: 10	R: 0	H: 1	E: 0	LOB: 0	K: 0	BB: 0	S: 3	P: 3	R: 0	H: 0	E: 0	LOB: 0	K: 1	BB: 0	S: 5	P: 5	R: 0	H: 0	E: 0	LOB: 1	K: 2	BB: 0	S: 8	P: 8	R: 0	H: 0	E: 0	LOB: 0	K: 0	BB: 0	S: 3	P: 3	R: 3	H: 4	E: 0	LOB: 2	K: 0	BB: 1	S: 7	P: 11	1B: 6	SF: 0	2B: 2	SAC: 0	3B: 0	DP: 1	HR: 0	HBP: 0	WP: 0	PA: 35
--------------	------	------	------	--------	------	-------	------	-------	------	------	------	--------	------	-------	------	-------	------	------	------	--------	------	-------	------	------	------	------	------	--------	------	-------	------	------	------	------	------	--------	------	-------	------	------	------	------	------	--------	------	-------	------	------	------	------	------	--------	------	-------	------	-------	-------	-------	-------	--------	-------	-------	-------	--------	-------	--------

PITCHER	IP	WLS	BF	H	R	ER	SO	BB	IBB	HBP	BLK	WP	HR	S	P	ERA	WHIP
Steve Blass, R ERA: 2.99 (1, 1)	7.2	L	34	8	3	3	4	3	1	0	0	0	0	38	54	3.52	1.435
Al McBean, R ERA: 2.82 (8, 1)	0.1		1	0	0	0	0	0	0	0	0	0	0	1	1	0.00	0.000

BOTTOM

Pittsburgh Pirates @ New York Mets
Shea Stadium, Flushing, NY
Sun Aug 13 1967, 3:33 AM EDT
Unknown

AB	31
R	3
H	8
RBI	3
BB	4
SO	4
LOB	14



livebaseballscores.com

Batter	1	2	3	4	5	6	7	8	9	AB R H RBI BB SO LOB	TOP																								
Maury Wills, S OBP: 0.332, SLG: 0.364 (1, 6) X	0-0 1-3		0-0 FC6 SF E 2-3	0-0 F7		0-0 4-3		0-0 SH5-4 1-2	0-0 G4-6-3 1-2f	5 1 0 0 0 0 5																									
Jose Pagan, R OBP: 0.296, SLG: 0.329 Al McBean, R OBP: 0.300, SLG: 0.222 Juan Pizarro, L OBP: 0.182, SLG: 0.143 (1, 7) X (8, 1) (8, 1)	0-0 5-3		0-0 SF E 1-3 3-H	0-3 K		4-0 BB		0-0 1B 1B 2-H		3 2 1 2 1 1 0 0 0 0 0 0 0 0 0 0 0 0 0 0 0																									
Manny Mota, R OBP: 0.341, SLG: 0.452 (1, 8) X (8, 7)	0-0 F9		0-0 E7 HR 1B 2-H 3-H		0-0 F9	0-0 F9		0-0 1B 1B 2-H		5 1 2 3 0 0 2																									
Bill Mazerowski, R OBP: 0.300, SLG: 0.373 (1, 4)		4-0 1B BB	0-0 F5		0-0 G3		0-0 F7	0-0 F7		4 0 0 0 1 0 2																									
Donn Clendenon, R OBP: 0.312, SLG: 0.404 (1, 3)		0-0 F7	0-0 F9		0-0 BB 1B		0-0 6-3		0-0 FC4-6 1B	5 0 2 0 0 0 2																									
Willie Stargell, L OBP: 0.358, SLG: 0.485 (1, 9)		0-0 1B	0-0 HR		4-0 BB 1B		0-0 BB 1B		0-0 FC4-6 1B	4 2 3 2 1 0 1																									
Andre Rodgers, R OBP: 0.310, SLG: 0.380 Manny Jimenez, L OBP: 0.333, SLG: 0.486 (1, 5) (9, PH)	0-3 K	0-3 K	0-0 HR		0-3 K		4-0 FC6-4 BB		4-0 1B 1B BB	3 1 1 1 1 2 4 0 0 0 0 1 0 0																									
Manny Sanguillen, R OBP: 0.232, SLG: 0.273 Al Luplow, L OBP: 0.264, SLG: 0.283 (1, 2) (9, PH)	0-0 F8		0-3 K		0-0 SH3-4 1B	0-0 FC6-4		0-0 1B 1B 2-H	0-0 1B	4 0 1 0 0 1 4 0 0 0 0 0 0 0																									
Vern Law, R OBP: 0.154, SLG: 0.200 Dennis Ribant, R OBP: 0.220, SLG: 0.280 Roy Face, R Roberto Clemente, R OBP: 0.350, SLG: 0.533 Matty Alou, L OBP: 0.346, SLG: 0.373 (1, 1) (5, 1) (6, 1) (8, PH) (8, PR) (8, 8)			0-0 E5 SF 1B	0-3 K		0-0 SH3-4 1B		4-0 SH5-4 1B BB	0-0 G4-6-3 1B	2 1 1 0 0 1 0 0 0 0 0 0 0 0 0 0 0 0 0 0 0 0 0 0 0 1 0 0 1 1 1 0 0 0 0																									
Inning Stats	R: 0 E: 0 K: 0 S: 3	H: 0 LOB: 0 BB: 0 P: 3	R: 0 E: 0 K: 1 S: 6	H: 1 LOB: 2 BB: 1 P: 10	R: 6 E: 4 K: 1 S: 11	H: 4 LOB: 0 BB: 0 P: 11	R: 0 E: 0 K: 2 S: 7	H: 0 LOB: 0 BB: 0 P: 7	R: 0 E: 0 K: 1 S: 6	H: 1 LOB: 2 BB: 1 P: 10	R: 0 E: 0 K: 0 S: 4	H: 1 LOB: 2 BB: 1 P: 8	R: 0 E: 0 K: 0 S: 4	H: 1 LOB: 2 BB: 1 P: 8	R: 2 E: 0 K: 0 S: 4	H: 2 LOB: 1 BB: 1 P: 8	R: 1 E: 0 K: 0 S: 5	H: 3 LOB: 2 BB: 1 P: 9	1B: 11 2B: 0 3B: 0 HR: 2	SF: 1 SAC: 2 DP: 1 HBP: 0	WP: 0 PB: 0 SB: 0 CS: 0	PA: 46													
PITCHER	IP	WLS	BF	H	R	ER	SO	BB	IBB	HBP	BLK	WP	HR	S	P	ERA	WHIP	PITCHER	IP	WLS	BF	H	R	ER	SO	BB	IBB	HBP	BLK	WP	HR	S	P	ERA	WHIP
Bob Hendley, L ERA: 3.57 Dick Selma, R ERA: 3.19 Billy Wynne, R ERA: Don Shaw, L ERA: 2.98 Hal Reniff, R ERA: 3.33 (1, 1) (3, 1) (5, 1) (7, 1) (9, 1)	2.2		15	4	5	0	1	1	0	0	0	0	1	16	20	0.00	1.875	Ron Taylor, R ERA: 2.65 (9, 1)	0.2	S	1	0	0	0	0	0	0	0	0	0	1	1	0.00	0.000	

Pittsburgh Pirates @ New York Mets
Shea Stadium, Flushing, NY
Sun Aug 13 1967, 3:38 AM EDT
Att: 34,122 - Unknown

livebaseballscorecards.com

AB	36
R	9
H	12
RBI	8
BB	6
SO	5
LOB	20



BOTTOM

Pittsburgh Pirates @ New York Mets
Shea Stadium, Flushing, NY
Sun Aug 13 1967, 3:38 AM EDT
Att. 34,122 - Unknown

AB	36
R	11
H	16
RBI	11
BB	2
SO	4
LOB	11



WP	1	PA	42
PB	0	SB	0
CS	0		

AB R H RBI BB SO LOB

4	2	2	2	0	0	0	
4	2	3	1	0	0	1	
3	2	1	2	1	1	1	
0	0	0	0	0	0	0	
0	0	0	0	0	0	0	
4	1	2	3	1	0	1	
4	0	1	3	0	1	2	
5	0	1	0	0	0	2	
4	2	2	0	0	0	2	
2	0	1	0	0	0	0	
0	0	0	0	0	0	0	
1	0	0	0	0	1	1	
0	0	0	0	0	0	0	
1	1	1	0	0	0	0	
0	0	0	0	0	0	0	
1	0	0	0	0	1	0	
0	0	0	0	0	0	0	
3	0	2	0	0	0	1	
0	1	0	0	0	0	0	
0	0	0	0	0	0	0	
1B	13	SF	3	BB	1	IBB	1
2B	2	SAC	1				
3B	0	DP	0				
HR	1	HBP	0				

1B	13	SF	3	BB	1	IBB	1
2B	2	SAC	1				
3B	0	DP	0				
HR	1	HBP	0				

WP	1	PA	42
PB	0	SB	0
CS	0		

Batter	1	2	3	4	5	6	7	8	9
Bud Harrelson, S OBP: 0.329, SLG: 0.321 (1, 6)	0-0 SH1-4 1B	0-0 6-3			0-0 F5	0-0 SF8		0-0 SF8 FC6-4 1B	
Ed Charles, R OBP: 0.340, SLG: 0.326 (1, 5)	0-0 SH1-4 1-3		0-0		0-0 BB HR 1B	0-0 P4		0-0 SF8 FC6-4 1B	
Tommy Davis, R OBP: 0.357, SLG: 0.496 Hal Reniff, R Ron Taylor, R	0-0 1B SF9 1B		0-3 K		4-0 1-2 HR BB		0-0 L7	0-0 SF8	
Ron Swoboda, R OBP: 0.341, SLG: 0.419 (1, 9)	0-0 1B 1-3 1B		0-0 3-1		0-0 1-1 2-1 HR		0-0 6-3	4-0 FC6-4 IBB	
Ed Kranepool, L OBP: 0.329, SLG: 0.382 (1, 3)	0-0 SF9		0-0 F3		0-3 K		0-0 WP 2B	0-0 FC6-4	
Jerry Buchek, R OBP: 0.289, SLG: 0.367 (1, 4)	0-0 1-3 1B			0-0 6-3	0-0 5-3		0-0 L4	0-0 6-3	
Cleon Jones, R OBP: 0.261, SLG: 0.304 (1, 8)	0-0 5-3			0-0 1B 1B		0-0 1B SF8 1B		0-0 E1 1B 1B 1B	
Jerry Grote, R OBP: 0.236, SLG: 0.272 Billy Wynne, L Phil Linz, R Don Shaw, L Bob Johnson, R Greg Goossen, R		0-0 L5		0-0 1-3 1B		0-3 K		0-0 1B 1B 1B	
Bob Hendley, R Dick Selma, R John Sullivan, L Cal Koone, R Tommy Reynolds, R		0-3 K		0-0 F7		0-0 1-3 1B		0-0 1B SF8 1B	
Inning Stats	R: 2 H: 4 E: 0 LOB: 2 K: 0 BB: 0 S: 7 P: 7	R: 0 H: 0 E: 0 LOB: 0 K: 1 BB: 0 S: 5 P: 5	R: 0 H: 1 E: 0 LOB: 1 K: 1 BB: 0 S: 6 P: 6	R: 0 H: 2 E: 0 LOB: 1 K: 0 BB: 0 S: 4 P: 4	R: 3 H: 2 E: 0 LOB: 0 K: 1 BB: 1 S: 7 P: 11	R: 1 H: 2 E: 0 LOB: 1 K: 1 BB: 0 S: 7 P: 7	R: 0 H: 1 E: 0 LOB: 1 K: 0 BB: 0 S: 4 P: 4	R: 5 H: 4 E: 1 LOB: 1 K: 0 BB: 1 S: 8 P: 12	

PITCHER	IP	WLS	BF	H	R	ER	SO	BB	IBB	HBP	BLK	WP	HR	S	P	ERA	WHIP
Vern Law, R ERA: 4.22 (1, 1)	4.1		22	9	5	5	2	1	0	0	0	0	1	25	29	10.38	2.308
Dennis Ribant, R ERA: 3.76 (5, 1)	1.0		5	2	1	1	2	0	0	0	0	0	0	9	9	9.00	2.000
Roy Face, R ERA: 1.5 (6, 1)	1.2		6	1	0	0	0	0	0	0	0	1	0	6	6	0.00	0.600
Al McBean, R ERA: 3.09 (8, 1)	0.0	L	4	3	4	2	0	0	0	0	0	0	0	4	4	∞	∞
Juan Pizarro, L ERA: 4.29 (8, 1)	1.0		5	1	1	0	0	0	1	0	0	0	0	4	8	0.00	1.000

Batter	1	2	3	4	5	6	7	8	9	AB R H RBI BB SO LOB	TOP											
Bud Harrelson, S (1, 6) OBP: 0.330, SLG: 0.323	1-1 6-3 2B		0-0 6-3	0-0 FC4-6		0-0 E5		4-2 1B BB		4 1 1 1 1 0 3												
Ed Charles, R (1, 5) OBP: 0.335, SLG: 0.320	1-0 1-3		2-2 F9	2-1 6-3		0-0 FC6-4		0-3 K		5 0 0 0 0 1 6												
Tommy Davis, R (1, 7) OBP: 0.357, SLG: 0.494 Tommie Reynolds, R (8, 7) OBP: 0.279, SLG: 0.272	2-2 6-3			1-1 1B 2B	0-0 F8		1-0 1B 2B HBP	0-0 5-3		4 2 1 0 0 0 2 0 0 0 0 0 0 0												
Ron Swoboda, R (1, 9) OBP: 0.341, SLG: 0.418	2-1 F9			0-1 2B 1B	0-0 5-3		0-0 P8	0-0 1B		5 1 2 1 0 0 2												
Ed Kranepool, L (1, 3) OBP: 0.333, SLG: 0.392		0-0 L8 2B		0-2 1B 2B	0-0 1-3		0-0 2B PB 1B	0-0 G3		5 2 3 2 0 0 1												
Jerry Buchek, R (1, 4) OBP: 0.288, SLG: 0.368		0-0 1-3		0-0 E4 1B FC4-6		0-0 5-3	0-0 PB 2B	0-0 F9		5 1 1 1 0 0 2												
Cleon Jones, R (1, 8) OBP: 0.263, SLG: 0.303		0-0 L8		0-0 F9		0-0 1-3 1B	4-0 PB IBB	0-0 F8		4 1 1 0 1 0 3												
Jerry Grote, R (1, 2) OBP: 0.239, SLG: 0.275		0-0 6-3		0-0 FC4-6 1B		0-0 1-3	2-3 K	0-0 1B		5 0 2 1 0 1 4												
Jack Fisher, R (1, 1) OBP: 0.136, SLG: 0.107			0-0 4-3	0-0 E6 1B		0-0 1B	0-3 K	0-0 F7		5 0 1 1 0 1 5												
Inning Stats	R: 0 E: 0 K: 0 S: 9	H: 1 LOB: 1 BB: 0 P: 15	R: 0 E: 0 K: 0 S: 4	H: 1 LOB: 1 BB: 0 P: 4	R: 0 E: 0 K: 0 S: 5	H: 0 LOB: 0 BB: 0 P: 7	R: 4 E: 2 K: 0 S: 14	H: 4 LOB: 2 BB: 0 P: 17	R: 0 E: 0 K: 0 S: 3	H: 0 LOB: 0 BB: 0 P: 3	R: 1 E: 1 K: 0 S: 6	H: 2 LOB: 2 BB: 0 P: 6	R: 2 E: 0 K: 2 S: 9	H: 2 LOB: 2 BB: 1 P: 16	R: 1 E: 0 K: 1 S: 8	H: 1 LOB: 1 BB: 1 P: 12	R: 0 E: 0 K: 0 S: 4	H: 1 LOB: 1 BB: 0 P: 4	1B: 8 2B: 4 3B: 0 HR: 0	SF: 0 SAC: 0 DP: 0 HBP: 1	WP: 0 PB: 1 SB: 2 CS: 0	PA: 45
PITCHER	IP WLS BF H R ER SO BB IBB HBP BLK WP HR S P ERA WHIP																					
Larry Jackson, R (1, 1) ERA: 3.44	6.0 L 29 8 5 4 0 0 0 0 0 0 0 0 41 52 6.00 1.333																					
Dallas Green, R (7, 1) ERA: 10.64	2.0 12 3 3 2 3 1 1 1 0 0 0 0 17 28 9.00 2.000																					
Dick Hall, R (9, 1) ERA: 1.78	1.0 4 1 0 0 0 0 0 0 0 0 0 0 4 4 0.00 1.000																					

New York Mets @ Philadelphia Phillies
Connie Mack Stadium, Philadelphia, PA
 Mon Aug 14 1967, 7:05 PM EDT
 Att. 7,311 - Unknown

livebaseballscorecards.com

AB	42
R	8
H	12
RBI	7
BB	2
SO	3
LOB	28



Batter	1	2	3	4	5	6	7	8	9	AB	R	H	RBI	BB	SO	LOB
Cookie Rojas, R OBP: 0.299, SLG: 0.328 (1, 4)	3-2 1B 2B		0-0 F7			1-1 FC1-5 1B 2B		0-0 1B		4	3	2	0	0	0	1
John Briggs, L OBP: 0.337, SLG: 0.393 (1, 8)	0-0 3-1 2-3		1-0 F7			0-0 2B FC9-2 1B		1-2 1B		4	0	2	1	0	0	1
Tony Gonzalez, L OBP: 0.378, SLG: 0.462 (1, 7)	0-0 WP 1B				0-0 4-3	0-0 2B		1-2 F5		4	0	2	2	0	0	1
Dick Allen, R OBP: 0.406, SLG: 0.564 (1, 5)	3-3 K 1-2		0-3 K		0-2 FC9-2			1-1 F7		4	0	0	0	0	2	3
Johnny Callison, L OBP: 0.337, SLG: 0.428 (1, 9)	2-3 K		0-3 K		0-0 1-3			0-0 1B		4	0	1	0	0	2	1
Bill White, L OBP: 0.336, SLG: 0.342 (1, 3)		0-0 4-3		2-3 K		0-0 P8		0-3 K		4	0	0	0	0	2	1
Gene Oliver, R OBP: 0.304, SLG: 0.413 (1, 2)		1-0 F8		3-3 K		0-3 K		0-0 P7		4	0	0	0	0	2	1
Bobby Wine, R OBP: 0.261, SLG: 0.301 Gary Sutherland, R OBP: 0.293, SLG: 0.316 (8, PH) (9, 6)		0-1 6-3		0-0 6-3				0-0 L6		2	0	0	0	0	0	0
Larry Jackson, R OBP: 0.161, SLG: 0.164 Chuck Hiller, L OBP: 0.147, SLG: 0.182 Dallas Green, L (7, 1) Doug Clemens, L OBP: 0.294, SLG: 0.281 Dick Hall, R (9, 1)			0-3 K		0-0 FC1-5 2B			0-0 G3		1	0	0	0	0	1	0

Inning Stats	R: 1	H: 2	R: 0	H: 0	R: 0	H: 0	R: 0	H: 0	R: 1	H: 3	R: 0	H: 0	R: 1	H: 2	R: 0	H: 1	1B: 5	SF: 0
	E: 0	LOB: 1	E: 0	LOB: 0	E: 0	LOB: 0	E: 0	LOB: 0	E: 0	LOB: 1	E: 0	LOB: 0	E: 0	LOB: 1	E: 0	LOB: 1	2B: 4	SAC: 0
	K: 2	BB: 0	K: 0	BB: 0	K: 1	BB: 0	K: 2	BB: 0	K: 0	BB: 0	K: 1	BB: 0	K: 0	BB: 0	K: 1	BB: 0	3B: 0	DP: 1
	S: 11	P: 19	S: 4	P: 5	S: 5	P: 6	S: 7	P: 7	S: 8	P: 13	S: 5	P: 5	S: 9	P: 11	S: 7	P: 8	HR: 0	HBP: 0

PITCHER	IP	WLS	BF	H	R	ER	SO	BB	IBB	HBP	BLK	WP	HR	S	P	ERA	WHIP
Jack Fisher, R ERA: 4.58 (1, 1)	9.0	W	34	8	3	3	9	0	0	0	0	1	0	64	83	3.00	0.889


BOTTOM

New York Mets @ Philadelphia Phillies
Connie Mack Stadium, Philadelphia, PA

Mon Aug 14 1967, 7:05 PM EDT
 Att: 7,311 - Unknown

livebaseballscorecards.com

AB	34
R	3
H	8
RBI	3
BB	0
SO	9
LOB	9



WP: 1	PA: 34
PB: 0	
SB: 1	
CS: 0	


Batter	1	2	3	4	5	6	7	8	9	10	11	12	AB	R	H	RBI	BB	SO	LOB	TOP						
Bud Harrelson, S OBP: 0.327, SLG: 0.320 (1, 6)	1-2 F9			3-3 K		X 0-0 SH3-4		C 1-3 K		S 0-1 F7			4	0	0	0	0	2	0							
Ed Charles, R OBP: 0.331, SLG: 0.315 (1, 5)	2-3 K			3-2 F8		X 1-0 L6		C 0-1 F8		X 0-0 G3			5	0	0	0	0	1	1							
Tommy Davis, R OBP: 0.356, SLG: 0.491 (1, 7)	1-3 K			0-0 6-3		X 1-3 K		C 0-2 1B SF9 1B		X 0-0 F8			5	1	1	0	0	2	1							
Ron Swoboda, R OBP: 0.340, SLG: 0.416 Tommie Reynolds, R OBP: 0.276, SLG: 0.269 (9, PR) (9, 9)			X 0-0 5-3		B 2-3 K		F 2-1 F3		X 0-0 SF9 1B 1-2 2B 1B		M 0-1 1-3		4	0	1	0	0	1	0							
Ed Kranepool, L OBP: 0.340, SLG: 0.404 (1, 3)	C 0-1 L9			C 1-1 2B		X 0-0 2B		C 0-1 2B 1-2 2-3 1B		C 2-2 1B 1B			5	0	4	0	0	0	0							
Jerry Buchek, R OBP: 0.287, SLG: 0.364 (1, 4)	X 0-0 5-3			C 4-1 BB		C 0-1 5-3		B 1-1 SF9		C 0-3 K			3	0	0	1	1	1	2							
Cleon Jones, R OBP: 0.265, SLG: 0.308 (1, 8)			C 1-3 K		X 0-0 F8		B 3-2 G3		F 1-1 2B 1-H 3-H		X 0-0 1B 1-2 1B		5	0	2	1	0	1	3							
Jerry Grote, R OBP: 0.227, SLG: 0.272 Larry Stahl, L OBP: 0.254, SLG: 0.267 Joe Grzenda, R Bob Johnson, R Ron Taylor, R Greg Goossen, R (1, 2) (8, PH) (8, 1) (10, PH) (10, 1) (12, PH) (12, 2)			C 2-3 K		S 2-3 K		X 0-0 6-3		X 0-0 F8		C 1-3 K		2	0	0	0	0	2	2							
Danny Frisella, L OBP: 0.286, SLG: 0.333 John Sullivan, L OBP: 0.257, SLG: 0.250 Hal Reniff, R (1, 1) (8, PH) (8, 2) (12, 1)			X 0-0 P6		C 4-2 SH3-4 BB		X 0-0 F6		C 0-3 K		C 0-3 K		1	0	0	0	1	0	0							
Inning Stats	R: 0 E: 0 K: 2 S: 11	H: 0 LOB: 0 BB: 0 P: 15	R: 0 E: 0 K: 0 S: 4	H: 0 LOB: 0 BB: 0 P: 4	R: 0 E: 0 K: 2 S: 9	H: 0 LOB: 0 BB: 0 P: 12	R: 0 E: 0 K: 1 S: 8	H: 1 LOB: 2 BB: 1 P: 20	R: 0 E: 0 K: 1 S: 7	H: 0 LOB: 1 BB: 1 P: 13	R: 0 E: 0 K: 0 S: 9	H: 1 LOB: 1 BB: 0 P: 14	R: 0 E: 0 K: 1 S: 5	H: 0 LOB: 0 BB: 0 P: 6	R: 2 E: 0 K: 0 S: 12	H: 4 LOB: 2 BB: 0 P: 14	R: 0 E: 0 K: 1 S: 6	H: 0 LOB: 0 BB: 0 P: 6	R: 0 E: 0 K: 0 S: 4	H: 0 LOB: 0 BB: 0 P: 4	R: 0 E: 0 K: 3 S: 13	H: 2 LOB: 2 BB: 0 P: 16	1B: 5 2B: 3 3B: 0 HR: 0	SF: 1 SAC: 1 DP: 0 HBP: 0	WP: 0 PB: 0 SB: 0 CS: 0	PA: 45
PITCHER	IP WLS BF H R ER SO BB IBB HBP BLK WP HR S P ERA WHIP	IP WLS BF H R ER SO BB IBB HBP BLK WP HR S P ERA WHIP																								
Jim Bunning, R ERA: 2.7 (1, 1)	10.0	37	6	2	2	10	2	0	0	0	0	0	0	0	0	0	0	0	0	1.80	0.800					
Turk Farrell, R ERA: 2.63 (11, 1)	2.0	8	2	0	0	3	0	0	0	0	0	0	0	0	0	0	0	0	0	0.00	1.000					

New York Mets @ Philadelphia Phillies
 Connie Mack Stadium, Philadelphia, PA
 Tue Aug 15 1967, 7:05 PM EDT
 Unknown

AB	41
R	2
H	8
RBI	2
BB	2
SO	13
LOB	13



livebaseballscorecards.com

Batter	1	2	3	4	5	6	7	8	9	AB R H RBI BB SO LOB	TOP																									
Cleon Jones, R OBP: 0.271, SLG: 0.316 (1, 8) X	0-0 SH1-3 SF8 1B		0-0 5-3		0-0 2B	2-2 1-2 3-H 1B			0-0 L7	5 2 3 1 0 0 0																										
Bob Johnson, R OBP: 0.361, SLG: 0.496 (1, 3) S X (6, 4) X	0-1 SH1-3 1-3 1B		0-0		0-0 6-3	0-0 F7			0-3 K	4 0 1 0 0 1 3																										
Tommy Davis, R OBP: 0.354, SLG: 0.491 (1, 7) B S F F X	1-2 SF8 3-H		1-2 F9		0-0 P3			0-0 5-3	0-0 1B 2B	4 1 1 1 0 0 2																										
Ron Swoboda, R OBP: 0.347, SLG: 0.429 (1, 9) X	0-0			0-0 WP 6-3 1B	0-0 2B			0-3 K	0-1 1B 1B 2-3 1B	5 1 4 1 0 1 0																										
Jerry Buchek, R OBP: 0.288, SLG: 0.365 (1, 4) S S S (6, 5) S	0-3 K			0-3 K	0-0 6-3			0-0 1B	1-1 1B 1-2 3-H 1B	5 0 2 1 0 2 3																										
Greg Goossen, R OBP: 0.250, SLG: 0.239 (1, 2) X		0-0 G5-4-3 1B		0-0 1B 1-2 WP 1B		0-0 P6		0-0 F7	2-2 1-2 2-3 1B	4 0 2 0 0 0 1																										
Tommie Reynolds, R OBP: 0.287, SLG: 0.274 Joe Grzenda, R (6, 1) Ron Taylor, R (7, 1) John Sullivan, L OBP: 0.261, SLG: 0.248 (7, 2) Larry Stahl, L OBP: 0.270, SLG: 0.274 (9, PH) Cal Koonce, R OBP: 0.100, SLG: 0.100 (9, PR)		0-0 G5-4-3 1B		1-0 6-3	1-0 1-2 2-H	1-0 E 1B HBP		4-0 G5-4-3 BB	0-0 F8	2 1 1 1 0 0 1 0 0 0 0 0 0 0 0 0 0 0 0 0 0 1 0 0 0 1 0 3 1 0 1 0 0 0 0 0 0 0 0 0 0 0	AB 39 R 5 H 17 RBI 5 BB 1 SO 7 LOB 20																									
Phil Linz, R OBP: 0.269, SLG: 0.295 (1, 6) F X	0-1 G5-4-3 1-2f 2-3f			1-0 2-3 1B		0-0 E4 1B 1-3 1B		0-0 G5-4-3 1-2f		4 0 2 0 0 0 3																										
Don Cardwell, R OBP: 0.235, SLG: 0.290 (3, 1) Dick Selma, R (4, PH) Ed Charles, R OBP: 0.330, SLG: 0.314 (4, 1) Hal Reniff, R (6, PH) Ed Kranepool, L OBP: 0.338, SLG: 0.402 (6, 3)			0-3 K	0-3 K		1-3 K		0-0 G3		1 0 0 0 0 1 0 0 0 0 0 0 0 0 1 0 0 0 0 1 2 0 0 0 0 0 0 0 2 0 0 0 0 1 2																										
Inning Stats	R: 1 E: 0 K: 1 S: 11	H: 2 LOB: 1 BB: 0 P: 12	R: 0 E: 0 K: 0 S: 4	H: 2 LOB: 0 BB: 0 P: 4	R: 0 E: 0 K: 1 S: 9	H: 1 LOB: 1 BB: 0 P: 10	R: 1 E: 0 K: 2 S: 10	H: 3 LOB: 2 BB: 0 P: 12	R: 1 E: 0 K: 0 S: 5	H: 2 LOB: 1 BB: 0 P: 5	R: 0 E: 0 K: 1 S: 6	H: 1 LOB: 1 BB: 0 P: 6	R: 0 E: 0 K: 0 S: 2	H: 0 LOB: 0 BB: 1 P: 6	R: 1 E: 0 K: 1 S: 13	H: 4 LOB: 3 BB: 0 P: 16	1B: 13 2B: 4 3B: 1 HR: 0	SF: 1 SAC: 1 DP: 1 HBP: 1	WP: 1 PB: 0 SB: 1 CS: 0	PA: 43																
PITCHER	IP WLS BF H R ER SO BB IBB HBP BLK WP HR S P ERA WHIP																																			
Grant Jackson, L ERA: 4.24 (1, 1)	4.2		22	10	3	3	4	0	0	0	0	1	0	38	42	5.79	2.143																			
John Boozer, R ERA: 4.18 (5, 1)	4.0	W	18	5	2	1	3	1	0	1	0	0	0	26	34	2.25	1.500																			
Turk Farrell, R ERA: 2.62 (9, 1)	0.1	S	3	2	0	0	0	0	0	0	0	0	0	6	9	0.00	6.000																			

New York Mets @ Philadelphia Phillies
Connie Mack Stadium, Philadelphia, PA
 Tue Aug 15 1967, 7:05 PM EDT
 Att: 13,932 - Unknown

livebaseballscorecards.com

Batter	1	2	3	4	5	6	7	8	9	AB R H RBI BB SO LOB	TOP		
Bud Harrelson, S (1, 6) OBP: 0.327, SLG: 0.319	0-0 4-3		1-2 BB 1B 1B		0-0 F9		0-0 FC2-6 FC5-4 1B 1-2f		4-2 HBP SH2-4 BB	4 2 1 0 1 0 1			
Cleon Jones, R (1, 8) OBP: 0.270, SLG: 0.315	3-2 4-3		0-0 F9		0-0 6-3		0-0 FC5-4 1B		0-0 SH2-4	4 0 1 0 0 0 2			
Tommy Davis, R (1, 7) OBP: 0.357, SLG: 0.490 Tommie Reynolds, R (9, PR) OBP: 0.287, SLG: 0.274	0-1 L9		4-2 1B 1B BB		0-0 1B		0-0 FC5-4 1B S 1-2f 2-3		4-0 HBP IBB	3 2 1 0 2 0 2 0 0 0 0 0 0 0			
Ron Swoboda, R (1, 9) OBP: 0.354, SLG: 0.433 Larry Stahl, L (9, PR) OBP: 0.270, SLG: 0.274		0-0 G4-6-3 1B 1B	1-0 1B 1B		0-0 5-3		0-0 1B 1B 1-H 3-H		2-1 HBP	4 0 3 4 0 0 1 0 0 0 0 0 0 0			
Bob Johnson, R (1, 4) OBP: 0.362, SLG: 0.493		0-0 G4-6-3 1B	0-0 FC4-6 1B			0-0 6-3		0-0 3-1	0-0 P3	5 0 2 1 0 0 4			
Jerry Buchek, R (1, 5) OBP: 0.290, SLG: 0.363		0-2 G4-6-3 1-2f 2-3	0-0 FC4-6 1-2f			4-1 FC4-6 BB		0-0 4-1 1B	2-2 P4	4 0 1 0 1 0 7			
Jerry Grote, R (1, 2) OBP: 0.233, SLG: 0.268	1-1 F8			1-0 F9		0-0 FC4-6 1-2f		0-0 4-1		4 0 0 0 0 0 3			
Ed Kranepool, L (1, 3) OBP: 0.537, SLG: 0.400			0-0 BB 1B 1B		1-3 K		0-0 G3		0-0 L8	4 1 1 0 0 1 2			
Cal Koonce, R (1, 1) OBP: 0.154, SLG: 0.154 Dick Selma, R (7, 1)			2-3 K	0-0 6-3			0-0 FC2-6 1B		0-3 K	3 0 1 0 0 1 1 1 0 0 0 0 1 1			
Inning Stats	R: 0 E: 0 K: 0 S: 6 H: 0 LOB: 0 BB: 0 P: 9	R: 0 E: 0 K: 0 S: 7 H: 2 LOB: 1 BB: 0 P: 8	R: 3 E: 0 K: 1 S: 13 H: 4 LOB: 2 BB: 1 P: 21	R: 0 E: 0 K: 1 S: 5 H: 0 LOB: 0 BB: 0 P: 7	R: 0 E: 0 K: 0 S: 4 H: 1 LOB: 1 BB: 0 P: 4	R: 0 E: 0 K: 0 S: 4 H: 0 LOB: 1 BB: 1 P: 8	R: 2 E: 0 K: 0 S: 6 H: 3 LOB: 1 BB: 0 P: 6	R: 0 E: 0 K: 1 S: 6 H: 1 LOB: 1 BB: 0 P: 6	R: 0 E: 0 K: 0 S: 9 H: 0 LOB: 3 BB: 2 P: 21	1B: 11 2B: 0 3B: 0 HR: 0 SF: 0 SAC: 1 DP: 1 HBP: 1	WP: 0 PB: 0 SB: 1 CS: 0 PA: 42		
PITCHER	IP WLS BF H R ER SO BB IBB HBP BLK WP HR S P ERA WHIP											PITCHER	IP WLS BF H R ER SO BB IBB HBP BLK WP HR S P ERA WHIP
Dick Ellsworth, L (1, 1) ERA: 4.28	7.0 L 32 10 5 5 2 2 0 0 0 0 0 0 45 63 6.43 1.714												
Chris Short, L (8, 1) ERA: 2.34	1.0 4 1 0 0 1 0 0 0 0 0 0 0 6 6 0.00 1.000												
Dick Hall, R (9, 1) ERA: 1.76	1.0 6 0 0 0 0 1 1 1 0 0 0 0 9 21 0.00 1.000												

New York Mets @ Philadelphia Phillies
Connie Mack Stadium, Philadelphia, PA
 Wed Aug 16 1967, 7:05 PM EDT
 Att. 7,541 - Unknown

AB	36
R	5
H	11
RBI	5
BB	4
SO	3
LOB	24



livebaseballscorecards.com

Batter	1	2	3	4	5	6	7	8	9	AB	R	H	RBI	BB	SO	LOB
Maury Wills, S (1, 5) OBP: 0.327, SLG: 0.357	0-0 1B 3B 1B	0-0 1B 1-3 1B		0-0 L6-4 2-3			0-3 K			4	1	2	0	0	1	2
Matty Alou, L (1, 8) OBP: 0.350, SLG: 0.375	0-0 1-2 3B 1B	0-0 1-2 1B			0-0 6-3		0-0 F7			4	1	2	1	0	0	1
Al Luplow, L (1, 9) OBP: 0.252, SLG: 0.269	0-3 K	0-0 4-3			0-0 3-1			0-0 6-3		4	0	0	0	0	1	4
Willie Stargell, L (1, 3) OBP: 0.359, SLG: 0.492	0-0 1-H 2-H SF8 3B		0-0 L8		0-0 4-1			0-0 HR		4	2	2	3	0	0	0
Bill Mazeroski, R (1, 4) OBP: 0.295, SLG: 0.366	0-0 SF8		0-0 6-3		0-0 F7			0-0 6-3		3	0	0	1	0	0	0
Manny Mota, R (1, 7) OBP: 0.343, SLG: 0.453	0-0 3-H 2B		0-0 1B		0-0 F9			0-0 F9		4	0	2	0	0	0	0
Jose Pagan, R (1, 6) OBP: 0.289, SLG: 0.320		0-3 K	0-0 L7		0-0 P6				0-0 F7	4	0	0	0	0	1	1
Jerry May, R (1, 2) OBP: 0.347, SLG: 0.363		0-0 5-3		0-0 5-3			0-0 P5		0-0 F9	3	0	0	0	0	0	0
Manny Jimenez, L (9, PH) OBP: 0.310, SLG: 0.450										1	0	0	0	0	0	0
Steve Blass, R (1, 1) OBP: 0.138, SLG: 0.107		4-0 BB		0-0 L6-4 2B			0-0 1B		0-3 K	0	1	0	0	1	0	0
Juan Pizarro, L (4, 1) OBP: 0.250, SLG: 0.261										2	0	2	0	0	0	0
Roy Face, R (8, 1)										0	0	0	0	0	0	0
Donn Clendenon, R (9, PH) OBP: 0.307, SLG: 0.394										1	0	0	0	0	1	0

Inning Stats	R: 3	H: 4	E: 0	LOB: 1	K: 1	S: 8	P: 8	R: 1	H: 2	E: 0	LOB: 2	K: 1	S: 7	R: 0	H: 1	E: 0	LOB: 1	K: 0	S: 4	R: 0	H: 1	E: 0	LOB: 0	K: 0	S: 3	R: 0	H: 0	E: 0	LOB: 0	K: 0	S: 3	R: 0	H: 0	E: 0	LOB: 0	K: 0	S: 3	R: 0	H: 1	E: 0	LOB: 1	K: 1	S: 6	R: 1	H: 1	E: 0	LOB: 0	K: 0	S: 4	R: 0	H: 0	E: 0	LOB: 0	K: 1	S: 5	1B: 6	SF: 1	2B: 3	3B: 1	HR: 1
--------------	------	------	------	--------	------	------	------	------	------	------	--------	------	------	------	------	------	--------	------	------	------	------	------	--------	------	------	------	------	------	--------	------	------	------	------	------	--------	------	------	------	------	------	--------	------	------	------	------	------	--------	------	------	------	------	------	--------	------	------	-------	-------	-------	-------	-------

PITCHER	IP	WLS	BF	H	R	ER	SO	BB	IBB	HBP	BLK	WP	HR	S	P	ERA	WHIP
Tom Seaver, R (1, 1) ERA: 3.13	2.0		12	6	4	4	2	1	0	0	0	0	0	15	19	18.00	3.500
Don Cardwell, R (3, 1) ERA: 3.99	7.0	W	24	4	1	1	2	0	0	0	0	0	1	28	28	1.29	0.571

BOTTOM

New York Mets @ Pittsburgh Pirates
Forbes Field, Pittsburgh, PA
 Thu Aug 17 1967, 7:05 PM EDT
 Unknown

AB	34
R	5
H	10
RBI	5
BB	1
SO	4
LOB	8



WP	PA	ERA	WHIP
0	36		
0			
0			

Batter	1	2	3	4	5	6	7	8	9	10	11	12	13	14	AB R H RBI BB SO LOB	TOP	
Cleon Jones, R OBP: 0.282, SLG: 0.326 (1, 8)	0-0 4-3 SH3 1B		0-0 FC1-6 1B		0-0 F9 1B 1B	0-0 L8		0-3 K			0-0 F8		0-0 1-2 2-3 1B		7 1 4 0 0 1 1	New York Mets @ Pittsburgh Pirates Forbes Field, Pittsburgh, PA Thu Aug 17 1967, 7:05 PM EDT Att: 9,213 - Unknown	
Phil Linz, R OBP: 0.268, SLG: 0.292 Bud Harrelson, S OBP: 0.331, SLG: 0.328 (1, 6) (8, 6)	0-0 SH3		0-0 FC1-6		0-0 1B 1B	0-0 F8		0-0 6-3			0-0 6-3		0-0 F9		4 1 1 0 0 0 2 2 0 0 0 0 0 3		
Tommy Davis, R OBP: 0.356, SLG: 0.488 Larry Stahl, L OBP: 0.273, SLG: 0.277 (1, 7) (9, 9)	0-0 4-3		0-0 F5		0-0 F9		0-0 3B 2B				0-0 F9		0-0 1-5-3 1B		5 1 1 0 0 0 4 2 0 1 0 0 1 0		
Ed Kranepool, L OBP: 0.335, SLG: 0.396 (1, 3)	0-3 K		0-0 P6		0-0 1B 1B		0-0 5-3				0-0 G4-6-3 1B		0-0 L5-3		7 1 2 1 0 2 4		
Jerry Buchek, R OBP: 0.291, SLG: 0.363 Tom Seaver, R OBP: 0.281, SLG: 0.204 (1, 4) (12, 1)		0-0 2B 1B 1B		0-0 5-3	0-0 1B 1B		0-0 1-3				0-0 G4-6-3		0-3 K		6 1 2 1 0 1 2 1 0 0 0 0 0 0		
Ed Charles, R OBP: 0.336, SLG: 0.329 (1, 5)		0-0 1B 2B		0-0 1B	0-0 1-2 1B 3-H		0-0 3B				0-0 F8		0-3 K		6 0 4 2 0 1 0		
Tommy Reynolds, R OBP: 0.311, SLG: 0.295 (1, 9) (9, 7)		0-0 P1-3 1B		0-0 F7	0-0 F5		4-0 IBB				0-3 K		0-0 1B E 1B		5 0 2 1 1 1 3		
Jerry Grote, R OBP: 0.231, SLG: 0.261 Dick Selma, R OBP: 0.059, SLG: 0.059 Ron Taylor, R Joe Grzenda, R Bob Johnson, R OBP: 0.382, SLG: 0.518 (1, 2) (5, 1) (7, 1) (9, 1) (12, 4)		0-3 K		0-0 5-3		0-0 SH1-3 1B		0-3 K			0-0 6-3		0-0 E1 1B		2 0 0 0 0 1 3 2 0 1 0 0 1 2 0 0 0 0 0 0 0 1 0 0 0 0 0 0 1 0 0 0 0 0 1		
Billy Wynne, L Hal Reniff, R John Sullivan, L Greg Goossen, R OBP: 0.254, SLG: 0.241 OBP: 0.246, SLG: 0.234 (1, 1) (2, 1) (5, PH) (5, 3) (13, PH) (13, 2)		0-0 P1-3		0-0 F8	0-0 SH1-3		0-0 4-3				0-3 K		0-0 F9		1 0 0 0 0 0 2 0 0 0 0 0 0 0 3 0 0 0 0 1 0 1 0 0 0 0 0 2		
Inning Stats	R: 0 H: 1 E: 0 LOB: 1 K: 1 BB: 0 S: 6 P: 6	R: 1 H: 3 E: 0 LOB: 1 K: 1 BB: 0 S: 7 P: 7	R: 0 H: 1 E: 0 LOB: 1 K: 0 BB: 0 S: 4 P: 4	R: 0 H: 1 E: 0 LOB: 1 K: 0 BB: 0 S: 4 P: 4	R: 3 H: 5 E: 0 LOB: 2 K: 0 BB: 0 S: 8 P: 8	R: 0 H: 1 E: 0 LOB: 1 K: 0 BB: 0 S: 4 P: 4	R: 1 H: 2 E: 0 LOB: 2 K: 1 BB: 1 S: 7 P: 11	R: 0 H: 0 E: 0 LOB: 0 K: 1 BB: 0 S: 5 P: 5	R: 0 H: 1 E: 0 LOB: 0 K: 0 BB: 0 S: 3 P: 3	R: 0 H: 0 E: 0 LOB: 0 K: 1 BB: 0 S: 5 P: 5	R: 0 H: 0 E: 0 LOB: 0 K: 1 BB: 0 S: 5 P: 5	R: 0 H: 1 E: 0 LOB: 0 K: 1 BB: 0 S: 5 P: 5	R: 0 H: 2 E: 1 LOB: 3 K: 2 BB: 0 S: 8 P: 8	R: 0 H: 0 E: 0 LOB: 0 K: 2 BB: 0 S: 7 P: 7	1B: 15 SF: 0 2B: 4 SAC: 2 3B: 1 DP: 3 HR: 0 HBP: 0		WP: 0 PA: 59 PB: 0 SB: 0 CS: 0
PITCHER	IP WLS BF H R ER SO BB IBB HBP BLK WP HR S P ERA WHIP																
Dennis Ribant, R ERA: 3.9 (1, 1)	6.2 33 14 5 5 2 0 0 0 0 0 0 0 37 37 6.75 2.100																
Al McBean, R ERA: 2.9 (7, 1)	2.1 8 1 0 0 2 0 1 0 0 0 0 0 11 15 0.00 0.429																
Roy Face, R ERA: 1.36 (10, 1)	2.0 6 0 0 0 2 0 0 0 0 0 0 0 10 10 0.00 0.000																
Juan Pizarro, L ERA: 4.22 (12, 1)	3.0 W 12 3 0 0 4 0 0 0 0 0 0 0 20 20 0.00 1.000																

livebaseballscorecards.com

AB	56
R	5
H	18
RBI	5
BB	1
SO	10
LOB	29



Batter	1	2	3	4	5	6	7	8	9	10	11	12	13	14	AB	R	H	RBI	BB	SO	LOB	BOTTOM									
Maury Wills, S (1, 5) OBP: 0.331, SLG: 0.364 (2, 6)															6	2	4	1	0	0	1	New York Mets @ Pittsburgh Pirates Forbes Field, Pittsburgh, PA Thu Aug 17 1967, 7:05 PM EDT Att: 9,213 - Unknown livebaseballscorecards.com									
Matty Alou, L (1, 8) OBP: 0.351, SLG: 0.376															7	1	3	0	0	1	2										
Al Luplow, L (1, 9) OBP: 0.245, SLG: 0.264 Roberto Clemente, R (9, PH) OBP: 0.392, SLG: 0.531 (10, 9)															4	0	0	0	0	0	3										
Willie Stargell, L (1, 3) OBP: 0.363, SLG: 0.492 (2, 7)															6	0	3	1	1	0	1										
Bill Mazeroski, R (1, 4) OBP: 0.297, SLG: 0.366																6	1	2	0	1	0		5								
Manny Mota, R (1, 7) OBP: 0.349, SLG: 0.455 (2, 5)																6	0	3	1	1	1		1								
Jose Pagan, R (1, 6) OBP: 0.287, SLG: 0.318 Donn Clendenon, R (1, PR) OBP: 0.305, SLG: 0.392 (2, 3)																1	0	0	0	0	0		1								
Manny Sanguillen, R (1, 2) OBP: 0.210, SLG: 0.246															6	0	0	0	0	1	4										
Dennis Ribant, R (1, 11) OBP: 0.246, SLG: 0.340 Al McBean, R (7, 11) OBP: 0.356, SLG: 0.222 Manny Jimenez, L (9, PH) OBP: 0.392, SLG: 0.439 Roy Face, R (10, 11) Gene Alley, R (11, PH) OBP: 0.331, SLG: 0.398 Juan Pizarro, L (12, 11) OBP: 0.240, SLG: 0.250																3	1	2	0	0	0		2								
Inning Stats	R: 3 E: 3 K: 0 S: 8	H: 4 LOB: 2 BB: 0 P: 8	R: 1 E: 0 K: 0 S: 5	H: 2 LOB: 1 BB: 0 P: 5	R: 0 E: 0 K: 0 S: 3	H: 1 LOB: 0 BB: 0 P: 3	R: 0 E: 0 K: 0 S: 3	H: 1 LOB: 0 BB: 0 P: 3	R: 0 E: 0 K: 2 S: 9	H: 2 LOB: 2 BB: 0 P: 9	R: 0 E: 0 K: 0 S: 5	H: 2 LOB: 2 BB: 0 P: 5	R: 0 E: 0 K: 0 S: 3	H: 0 LOB: 0 BB: 0 P: 3	R: 1 E: 0 K: 2 S: 6	H: 3 LOB: 2 BB: 0 P: 6	R: 0 E: 0 K: 0 S: 3	H: 0 LOB: 0 BB: 0 P: 3	R: 0 E: 0 K: 2 S: 7	H: 0 LOB: 0 BB: 0 P: 7	R: 0 E: 0 K: 0 S: 3		H: 0 LOB: 2 BB: 2 P: 11	R: 0 E: 0 K: 0 S: 4	H: 1 LOB: 1 BB: 0 P: 4	R: 1 E: 0 K: 0 S: 3	H: 3 LOB: 3 BB: 1 P: 7	1B: 17 2B: 1 3B: 1 HR: 0	SF: 1 SAC: 0 DP: 2 HBP: 0	WP: 0 PB: 0 SB: 1 CS: 0	PA: 60
PITCHER	IP WLS BF H R ER SO BB IBB HBP BLK WP HR S P ERA WHIP	11 4 6 6 4 3 0 0 0 0 0 0 0 8 8 0.00 0.750	12 4 0 0 2 0 0 0 0 0 0 0 0 16 16 0.00 1.500	6 1 1 1 0 0 0 0 0 0 0 0 0 6 6 5.40 0.600	14 2 0 0 2 1 1 0 0 0 0 0 0 16 24 0.00 0.900											IP WLS L 9 4 1 1 0 0 0 0 8 12 6.75 3.000															
Billy Wynne, R (1, 1) ERA: 6.23																															
Hal Reniff, R (2, 1) ERA: 3.24																															
Dick Selma, R (5, 1) ERA: 2.88																															
Ron Taylor, R (7, 1) ERA: 2.54																															
Joe Grzenda, L (9, 1) ERA: 1.42																															

Batter	1	2	3	4	5	6	7	8	9	AB R H RBI BB SO LOB	TOP									
Bud Harrelson, S (1, 6) OBP: 0.332, SLG: 0.325	4-0 1B 5-3 BB	0-0 F9			4-0 BB BB		0-0 6-3		0-0 L6	3 1 0 0 2 0 0										
Cleon Jones, R (1, 8) OBP: 0.287, SLG: 0.334	0-0 S 1-3 1B		0-0 4-3		0-3 K		4-0 FC5-4 BB		0-0 3B	4 1 2 0 1 1 1										
Bob Johnson, R (1, 3) OBP: 0.376, SLG: 0.503	0-0 5-3 1-2 3-H		0-0 4-3		4-0 1-2 BB		0-0 L7		0-0 6-3	4 0 0 1 1 0 3										
Tommy Davis, R (1, 7) OBP: 0.355, SLG: 0.486	0-0 1B 2-H 1B		0-3 K		0-3 K		0-0 FC5-4 1-2f			4 0 1 1 0 2 3										
Ed Charles, R (1, 5) OBP: 0.338, SLG: 0.329	0-0 1-2 1B			4-0 1B BB	0-0 1-3			0-0 F9		3 0 1 0 1 0 2										
Jerry Buchek, R (1, 4) OBP: 0.293, SLG: 0.373	0-3 K			0-0 F9		0-0 3B		0-0 2B		4 0 2 0 0 1 3										
Tommie Reynolds, R (1, 9) OBP: 0.309, SLG: 0.294	0-0 F9			0-0 1-2 1B	0-0 1-3		0-0 5-3			4 0 1 0 0 0 4										
Jerry Grote, R (1, 2) OBP: 0.228, SLG: 0.258		0-0 6-3		0-0 F3		0-3 K		0-3 K		3 0 0 0 0 1 3										
Hal Reniff, R (6, 1)										0 0 0 0 0 0 0										
Billy Wynne, L (6, 1)										0 0 0 0 0 0 0										
Phil Linz, R (8, PH) OBP: 0.264, SLG: 0.288										1 0 0 0 0 1 1										
Dick Selma, R (8, 1) OBP: 0.059, SLG: 0.059										0 0 0 0 0 0 0										
Jack Fisher, R (1, 1) OBP: 0.131, SLG: 0.103		0-3 K		0-0 F8		0-3 K			0-0 5-3	2 0 0 0 0 1 2										
Greg Goossen, R (6, PH) OBP: 0.235, SLG: 0.224										2 0 0 0 0 1 1										
Inning Stats	R: 2 E: 0 K: 1 S: 8	H: 3 LOB: 2 BB: 1 P: 12	R: 0 E: 0 K: 1 S: 5	H: 0 LOB: 0 BB: 0 P: 5	R: 0 E: 0 K: 1 S: 5	H: 0 LOB: 0 BB: 0 P: 5	R: 0 E: 0 K: 0 S: 4	H: 1 LOB: 2 BB: 1 P: 8	R: 0 E: 0 K: 2 S: 8	H: 1 LOB: 1 BB: 0 P: 8	R: 0 E: 0 K: 0 S: 3	H: 0 LOB: 1 BB: 1 P: 7	R: 0 E: 0 K: 1 S: 6	H: 1 LOB: 1 BB: 0 P: 6	R: 0 E: 0 K: 0 S: 4	H: 1 LOB: 1 BB: 0 P: 4	1B: 4 2B: 1 3B: 2 HR: 0	SF: 0 SAC: 0 DP: 0 HBP: 0	WP: 0 PB: 0 SB: 1 CS: 0	PA: 39
PITCHER Bob Veale, L (1, 1) ERA: 3.34	IP: 9.0 WLS: W BF: 39 H: 7 R: 2 ER: 2 SO: 8 BB: 5 IBB: 0 HBP: 0 BLK: 0 WP: 0 HR: 0 S: 50 P: 70 ERA: 2.00 WHIP: 1.333																			

New York Mets @ Pittsburgh Pirates
Forbes Field, Pittsburgh, PA
 Fri Aug 18 1967, 7:05 PM EDT
 Att. 6,628 - Unknown

livebaseballscorecards.com

AB	34
R	2
H	7
RBI	2
BB	5
SO	8
LOB	23



Batter	1	2	3	4	5	6	7	8	9	AB	R	H	RBI	BB	SO	LOB
Maury Wills, S OBP: 0.331, SLG: 0.364 (1, 5)	0-3 K	0-0 1B	0-0 4-3			0-0 FC3-6 1B	0-0 1-2 1B			5	1	2	1	0	1	3
Matty Alou, L OBP: 0.352, SLG: 0.376 (1, 8)	0-0 HBP SF8 1B	0-0 1-2 1B		0-0 F3		0-0 G3	0-0 F2			5	1	2	0	0	0	3
Al Luplow, L OBP: 0.251, SLG: 0.260 (1, 7)	4-0 1-2 BB	0-0 4-3		0-3 K		4-0 BB	0-0 F8			3	0	0	0	2	1	4
Willie Stargell, L OBP: 0.366, SLG: 0.502 (1, 3)	1-0 1-2 2-3 HBP		0-0 L4	0-0 HR		0-0 BB 1B		0-0 E5 G6-4-3		4	1	2	2	0	0	0
Bill Mazaroski, R OBP: 0.298, SLG: 0.364 (1, 4)	0-0 SF8		4-0 WP 1B BB	0-0 F9		4-0 BB BB		0-0 G6-4-3		2	1	0	1	2	0	1
Manny Mota, R OBP: 0.350, SLG: 0.451 (1, 9)	0-0 5-3		0-0 1B 1B		0-0 6-3	4-0 1-2 2-3 BB		0-3 K		4	1	1	2	1	1	2
Gene Alley, R OBP: 0.333, SLG: 0.399 (1, 6)		0-0 6-3 S 1B 1B	0-0 1B 1B		0-0 4-3	0-0 5-3				4	1	2	1	0	0	3
Jerry May, R OBP: 0.350, SLG: 0.366 (1, 2)		0-0 6-3	0-0 1-3 1B		0-3 K		0-0 1B 1B			4	0	2	0	0	1	1
Bob Veale, S OBP: 0.063, SLG: 0.048 (1, 1)		0-3 K	0-3 K			4-0 FC3-6 BB	0-3 K			3	0	0	0	1	3	4

Inning Stats	R: 1	H: 1	E: 0	K: 1	S: 6	LOB: 2	BB: 1	P: 11	R: 1	H: 3	E: 0	K: 1	S: 8	LOB: 2	BB: 0	P: 8	R: 2	H: 3	E: 0	K: 1	S: 8	LOB: 2	BB: 1	P: 12	R: 1	H: 1	E: 0	K: 1	S: 6	LOB: 0	BB: 0	P: 6	R: 0	H: 0	E: 0	K: 1	S: 5	LOB: 0	BB: 0	P: 5	R: 2	H: 1	E: 0	K: 0	S: 4	LOB: 3	BB: 4	P: 20	R: 0	H: 2	E: 0	K: 1	S: 7	LOB: 2	BB: 0	P: 7	R: 0	H: 0	E: 1	K: 1	S: 5	LOB: 0	BB: 0	P: 5
AB	34																																																															
R	6																																																															
H	11																																																															
RBI	7																																																															
BB	6																																																															
SO	7																																																															
LOB	21																																																															
WP: 1	PA: 42																																																															
PB: 0	SAC: 0																																																															
SB: 2	DP: 1																																																															
CS: 0	HBP: 1																																																															
PITCHER	IP	WLS	BF	H	R	ER	SO	BB	IBB	HBP	BLK	WP	HR	S	P	ERA	WHIP	PITCHER	IP	WLS	BF	H	R	ER	SO	BB	IBB	HBP	BLK	WP	HR	S	P	ERA	WHIP																													
Jack Fisher, R ERA: 4.7 (1, 1)	5.0	L	26	8	5	5	5	2	0	1	0	1	1	33	42	9.00	2.000	Hal Reniff, R ERA: 3.45 (6, 1)	0.2		7	1	2	2	0	4	0	0	0	0	0	3	19	27.00	7.500																													
Billy Wynne, R ERA: 4.76 (6, 1)	1.1		6	2	0	0	1	0	0	0	0	0	0	8	8	0.00	1.500	Dick Selma, R ERA: 2.83 (8, 1)	1.0		3	0	0	0	1	0	0	0	0	5	5	0.00	0.000																															

BOTTOM

New York Mets @ Pittsburgh Pirates
Forbes Field, Pittsburgh, PA
 Fri Aug 18 1967, 7:05 PM EDT
 Att. 6,628 - Unknown

livebaseballscores.com

AB	34
R	6
H	11
RBI	7
BB	6
SO	7
LOB	21



New York Mets @ Pittsburgh Pirates
 Forbes Field, Pittsburgh, PA
 Sat Aug 19 1967, 7:05 PM EDT
 Att. 7,570 - Unknown

livebaseballscorecards.com

AB	37
R	5
H	11
RBI	4
BB	1
SO	1
LOB	15



WP: 1	PA: 39
PB: 1	
SB: 1	
CS: 0	

AB R H RBI BB SO LOB

5	1	3	0	0	0	1
4	1	1	0	0	0	1
5	2	2	1	0	0	2
4	0	1	1	0	0	2
3	1	0	1	1	0	1
4	0	2	0	0	0	1
4	0	1	1	0	0	1
4	0	1	0	0	1	3
3	0	0	0	0	0	3
0	0	0	0	0	0	0
1	0	0	0	0	0	0

Batter	1	2	3	4	5	6	7	8	9
Bud Harrelson, S (1, 6) OBP: 0.335, SLG: 0.331	0-0 1B 1B	0-0 4-3		0-0 G3			0-0 SH3 FC6-2 2B		0-0 1B
Cleon Jones, R (1, 8) OBP: 0.286, SLG: 0.333	0-0 1B 1-2 5-3 1B	0-0 5-3			0-0 4-3		0-0 SH3 2-3		0-0 F9
Tommy Davis, R (1, 7) OBP: 0.355, SLG: 0.485	0-0 WP 1-3 2-H PB 1B	0-0 5-3			0-0 1B FC6-4 1B		0-0 FC6-2 3-H		0-0 F7
Ed Kranepool, L (1, 3) OBP: 0.334, SLG: 0.394	0-0 5-3 1-2 3-H		0-0 L9		0-0 1-3 FC6-4 1B		0-0 4-3		
Jerry Buchek, R (1, 4) OBP: 0.293, SLG: 0.370	4-0 1B 2-H 1B BB		0-0 5-3		0-0 FC6-4 FC3-6 1-2f 3-H			0-0 1-3	
Larry Stahl, L (1, 9) OBP: 0.280, SLG: 0.285	0-0 1B 1-2 1B		0-0 6-3		0-0 FC3-6 1-2f			0-0 S 1B	
Ed Charles, R (1, 5) OBP: 0.337, SLG: 0.328	0-0 1-2 2-H 1B			0-0 6-3		0-0 5-3		0-0 F7 1-2	
John Sullivan, L (1, 2) OBP: 0.254, SLG: 0.241	0-0 F7			0-0 4-3 1B		0-0 4-3		0-3 K	
Danny Frisella, L (1, 1) OBP: 0.200, SLG: 0.222	0-0 4-3			0-0 4-3		0-0 5-3			0-0 1-3
Ron Taylor, R (6, 1)									
Bob Johnson, R (9, PH) OBP: 0.373, SLG: 0.500				1-2					

Inning Stats	R: 4	H: 5	R: 0	H: 0	R: 0	H: 0	R: 0	H: 1	R: 1	H: 2	R: 0	H: 0	R: 0	H: 1	R: 0	H: 1	R: 0	H: 1	R: 0	H: 1
	E: 0	LOB: 2	E: 0	LOB: 0	E: 0	LOB: 0	E: 0	LOB: 1	E: 0	LOB: 1	E: 0	LOB: 0	E: 0	LOB: 1	E: 0	LOB: 1	E: 0	LOB: 1	E: 0	LOB: 1
	K: 0	BB: 1	K: 0	BB: 0	K: 0	BB: 0	K: 0	BB: 0	K: 0	BB: 0	K: 0	BB: 0	K: 0	BB: 0	K: 1	BB: 0	K: 0	BB: 0	K: 0	BB: 0
	S: 8	P: 12	S: 3	P: 3	S: 3	P: 3	S: 4	P: 4	S: 5	P: 5	S: 3	P: 3	S: 4	P: 4	S: 6	P: 6	S: 4	P: 4	S: 4	P: 4

PITCHER	IP	WLS	BF	H	R	ER	SO	BB	IBB	HBP	BLK	WP	HR	S	P	ERA	WHIP													
Tommie Sisk, R (1, 1) ERA: 3.26	9.0	W	39	11	5	5	1	1	0	0	0	1	0	40	44	5.00	1.333													

New York Mets @ Pittsburgh Pirates
Forbes Field, Pittsburgh, PA
 Sun Aug 20 1967, 3:33 AM EDT
 Att. 7,263 - Unknown

AB	36
R	2
H	12
RBI	2
BB	0
SO	4
LOB	18



WP	0	PA	37
PB	0		
SB	0		
CS	0		

AB R H RBI BB SO LOB

5	0	1	0	0	1	0
4	0	2	0	0	0	2
4	1	1	0	0	0	4
4	0	0	0	0	0	4
3	1	2	1	0	0	0
0	0	0	0	0	0	0
0	0	0	0	0	0	0
1	0	1	0	0	0	0
3	0	2	0	0	0	1
1	0	0	0	0	0	1
0	0	0	0	0	0	0
4	0	2	0	0	2	2
2	0	0	0	0	0	2
1	0	0	0	0	0	0
1	0	0	0	0	0	0
2	0	0	0	0	0	2

1B	10	SF	1
2B	1	SAC	0
3B	1	DP	2
HR	0	HBP	0

Batter	1	2	3	4	5	6	7	8	9								
Bud Harrelson, S (1, 6) OBP: 0.333, SLG: 0.329	0-0 F9		0-0 6-3 1B		0-0 F8		0-3 K		0-0 F8								
Cleon Jones, R (1, 8) OBP: 0.289, SLG: 0.335	0-0 E1 1B		0-0 6-3		0-0 F9		0-0 G6-3 1B										
Bob Johnson, R (1, 4) (6, 3) OBP: 0.370, SLG: 0.507	0-0 F3		0-0 F9		0-0 1B 3B		0-0 G6-3										
Tommy Davis, R (1, 7) OBP: 0.352, SLG: 0.480	0-0 F2		0-0 6-3		0-0 F9		0-0 4-3										
Ed Kranepool, L (1, 3) OBP: 0.337, SLG: 0.397		0-0 G4-6-3 1B		0-0 F7		0-0 1B SF7 1B		0-0 G3 1B									
Dick Selma, R (6, 1) OBP: 0.059, SLG: 0.059																	
Don Cardwell, R (7, 1) OBP: 0.216, SLG: 0.265																	
Tommie Reynolds, R (8, PH) OBP: 0.315, SLG: 0.300																	
Larry Stahl, L (1, 9) OBP: 0.289, SLG: 0.302		0-0 G4-6-3		0-0 F7		0-0 3-H 1B 1B		0-0 G3 1B									
Phil Linz, R (8, PH) OBP: 0.260, SLG: 0.284																	
Billy Wynne, L (8, 1)																	
Jerry Buchek, R (1, 5) (6, 4) OBP: 0.295, SLG: 0.372		0-0 FC4-6 1B		0-3 K		0-0 1-2 2-3 1B		0-3 K									
John Sullivan, L (1, 2) OBP: 0.250, SLG: 0.237																	
Ed Charles, R (6, PH) OBP: 0.335, SLG: 0.327		0-0 FC4-6		0-0 6-3		0-0 SF7		0-3 K									
Bob Hendley, R (1, 1) OBP: 0.160, SLG: 0.087																	
Cal Koonce, R (4, 1) OBP: 0.143, SLG: 0.143																	
Greg Goossen, R (6, PH) OBP: 0.226, SLG: 0.216			0-0 6-3 1B		0-0 F2	0-0 P4		0-0 F7									
Inning Stats	R: 0 E: 1 K: 0 S: 4	H: 1 LOB: 1 BB: 0 P: 4	R: 0 E: 0 K: 0 S: 4	H: 2 LOB: 1 BB: 0 P: 4	R: 0 E: 0 K: 1 S: 6	H: 1 LOB: 1 BB: 0 P: 6	R: 0 E: 0 K: 0 S: 3	H: 0 LOB: 0 BB: 0 P: 3	R: 2 E: 0 K: 0 S: 7	H: 4 LOB: 2 BB: 0 P: 7	R: 0 E: 0 K: 1 S: 5	H: 1 LOB: 0 BB: 0 P: 5	R: 0 E: 0 K: 1 S: 6	H: 1 LOB: 1 BB: 0 P: 6	R: 0 E: 0 K: 1 S: 5	H: 0 LOB: 0 BB: 0 P: 5	
PITCHER	IP	WLS	BF	H	R	ER	SO	BB	IBB	HBP	BLK	WP	HR	S	P	ERA	WHIP
Vern Law, R (1, 1) ERA: 4.18	5.1		25	10	2	2	1	0	0	0	0	0	0	27	27	3.38	1.875
Juan Pizarro, L (6, 1) ERA: 4.12	2.0	W	7	2	0	0	1	0	0	0	0	0	0	9	9	0.00	1.000
Roy Face, R (8, 1) ERA: 1.32	1.2	S	5	0	0	0	2	0	0	0	0	0	0	9	9	0.00	0.000

BOTTOM

New York Mets @ Pittsburgh Pirates
Forbes Field, Pittsburgh, PA
Sun Aug 20 1967, 3:33 AM EDT
Att. 7,263 - Unknown

livebaseballscorecards.com

AB	32
R	4
H	8
RBI	4
BB	4
SO	6
LOB	16



WP:	0	PA:	38
PB:	1	SB:	0
CS:	0		

AB	R	H	RBI	BB	SO	LOB
5	0	1	0	0	0	1
5	1	0	0	0	1	2
4	0	1	0	0	1	1
3	1	1	0	1	1	1
1	1	0	1	1	0	0
3	1	2	2	1	0	2
4	0	2	1	0	2	3
3	0	1	0	1	0	2
2	0	0	0	0	0	0
1	0	0	0	0	0	3
1	0	0	0	0	1	1

1B:	7	SF:	1
2B:	0	SAC:	0
3B:	0	DP:	1
HR:	1	HBP:	1

WP	HR	S	P	ERA	WHIP
0	0	0	0	0.00	1.091
0	0	0	0	0.00	0.000
0	0	0	0	9.00	3.000
0	0	0	0	0.00	2.000
0	0	0	0	0.00	1.000

Batter	1	2	3	4	5	6	7	8	9
Maury Wills, S OBP: 0.327, SLG: 0.358 (1, 5)	0-0 6-3 ①		0-0 G5-4-3 1B ①		0-0 P5 ②		0-0 4-3 ①	0-0 L8 ②	
Gene Alley, R OBP: 0.333, SLG: 0.396 (1, 6)	0-3 K ②		0-0 P5 ①		0-0 P4 ③		0-0 E5 1B SF8 ①	0-0 F8 ③	
Roberto Clemente, R OBP: 0.391, SLG: 0.534 (1, 9)	0-0 E6 ①		0-0 G5-4-3 1-2f ② ③			0-3 K ①	0-0 BB PB 1B 1-3 ①		
Willie Stargell, L OBP: 0.369, SLG: 0.500 (1, 7)	0-3 K ③			0-0 4-3 ①		0-0 F9 BB 1B ①	4-0 BB 1-2 IBB ②		
Manny Mota, R OBP: 0.351, SLG: 0.447 (1, 8)		H 1-0 HR HBP		0-0 L9 ②		B B B B 4-0 1B 1-2 BB ②	0-0 SF8 ②		
Donn Clendenon, R OBP: 0.310, SLG: 0.402 (1, 3)		X 0-0 HR 1-H		0-0 1B 1B		X 0-0 F9 2-3	4-0 BB 1-2 2-3 BB ③		
Bill Mazaroski, R OBP: 0.297, SLG: 0.362 (1, 4)		0-0 K ①		0-0 FC5-4 1B 1-2		X 0-0 1B 1-3 3-H	0-3 K ③		
Jerry May, R OBP: 0.355, SLG: 0.365 (1, 2)		X 0-0 F7 ②		0-0 FC5-4 1-2f ③		4-0 IBB ③	X 0-0 1B ①		
Vern Law, R OBP: 0.143, SLG: 0.185 Juan Pizarro, L OBP: 0.231, SLG: 0.240 Roy Face, R (8, 1)		X 0-0 5-3 ③			X 0-0 4-3 ①	X 0-0 4-3 ③		0-3 K ①	

Inning Stats	R: 0	H: 0	E: 1	LOB: 1	K: 2	BB: 0	S: 8	P: 8
	2	1	0	0	1	0	7	6
	0	1	0	0	0	0	3	5
	0	2	0	2	0	0	3	3
	1	2	0	3	0	0	15	15
	1	1	0	2	1	0	6	6
	0	1	0	1	0	0	6	6

PITCHER	IP	WLS	BF	H	R	ER	SO	BB	IBB	HBP	BLK	WP	HR	S	P	ERA	WHIP
Bob Hendley, L ERA: 3.63 (1, 1)	3.2		16	4	2	2	3	0	0	1	0	0	1	21	22	4.91	1.091
Cal Koonce, R ERA: 3.82 (4, 1)	1.1		4	0	0	0	0	0	0	0	0	0	0	4	4	0.00	0.000
Dick Selma, R ERA: 2.93 (6, 1)	1.0	L	7	2	1	1	1	1	1	0	0	0	0	7	15	9.00	3.000
Don Cardwell, R ERA: 3.95 (7, 1)	1.0		7	1	1	0	1	1	1	0	0	0	0	7	15	0.00	2.000
Billy Wynne, R ERA: 4.05 (8, 1)	1.0		4	1	0	0	1	0	0	0	0	0	0	6	6	0.00	1.000

Batter	1	2	3	4	5	6	7	8	9	AB R H RBI BB SO LOB	TOP
Cookie Rojas, R (1, 4) OBP: 0.292, SLG: 0.320	1-2 		1-1 		3-1 			1-3 		4 0 2 0 0 1 0	
John Briggs, L (1, 8) OBP: 0.326, SLG: 0.373	2-1 		2-1 		1-3 			2-2 		4 0 1 0 0 1 3	
Tony Gonzalez, L (1, 7) OBP: 0.386, SLG: 0.481	1-2 			0-0 		3-1 			0-0 	4 2 2 1 0 0 1	
Dick Allen, R (1, 5) OBP: 0.402, SLG: 0.555		0-0 		0-0 		0-0 			4-0 	3 0 0 0 1 0 1	
Johnny Callison, L (1, 9) OBP: 0.332, SLG: 0.429		3-2 		0-0 		0-0 			0-0 	4 0 1 0 0 0 1	
Bill White, L (1, 3) OBP: 0.350, SLG: 0.373		0-1 		0-2 			2-3 		4-1 	3 0 1 1 1 1 0	
Clay Dalrymple, L (1, 2) OBP: 0.286, SLG: 0.251			2-2 	0-0 			0-0 		1-1 	4 0 0 0 0 0 4	
Gary Sutherland, R (1, 6) OBP: 0.300, SLG: 0.340			1-1 		0-0 			0-0 		3 0 0 0 0 0 0	
Rick Wise, R (1, 1) OBP: 0.310, SLG: 0.308			4-1 		1-3 			3-2 		2 0 0 0 1 1 0	
Inning Stats	R: 0 H: 1 E: 0 LOB: 0 K: 0 BB: 0 S: 8 P: 12	R: 0 H: 0 E: 0 LOB: 0 K: 0 BB: 0 S: 8 P: 11	R: 0 H: 1 E: 0 LOB: 2 K: 0 BB: 1 S: 10 P: 20	R: 1 H: 3 E: 0 LOB: 1 K: 0 BB: 0 S: 7 P: 7	R: 0 H: 1 E: 0 LOB: 1 K: 2 BB: 0 S: 10 P: 15	R: 0 H: 0 E: 0 LOB: 0 K: 0 BB: 0 S: 4 P: 7	R: 0 H: 0 E: 0 LOB: 0 K: 1 BB: 0 S: 5 P: 7	R: 0 H: 0 E: 0 LOB: 0 K: 1 BB: 0 S: 9 P: 15	R: 1 H: 1 E: 0 LOB: 1 K: 0 BB: 2 S: 5 P: 14	1B: 5 SF: 0 2B: 1 SAC: 0 3B: 0 DP: 3 HR: 1 HBP: 0	WP: 0 PA: 34 PB: 0 SB: 1 CS: 0
PITCHER Tom Seaver, R (1, 1) ERA: 3.1	IP 9.0 WLS L BF 34 H 7 R 2 ER 2 SO 4 BB 2 IBB 1 HBP 0 BLK 0 WP 0 HR 1 S 66 P 108 ERA 2.00 WHIP 1.000										

Philadelphia Phillies @ New York Mets
 Shea Stadium, Flushing, NY
 Tue Aug 22 1967, 7:05 PM EDT
 Unknown

livebaseballscorecards.com

AB	31
R	2
H	7
RBI	2
BB	3
SO	4
LOB	10



Batter	1	2	3	4	5	6	7	8	9	AB R H RBI BB SO LOB	TOP	
Cookie Rojas, R OBP: 0.298, SLG: 0.326 (1, 4) X	0-0 5-3		4-2 FC6 BB	0-0 WP 1B 2B		0-0 P3		0-0 WP BB 1B	0-0 1B	5 2 3 2 1 0 0		
John Briggs, L OBP: 0.326, SLG: 0.369 (1, 8) X	0-0 B2		0-3 K	0-2 1B 1B		0-0 F8		4-0 BB WP FC4-6 BB	0-0 F9	5 1 1 1 1 1 2		
Tony Gonzalez, L OBP: 0.391, SLG: 0.481 (1, 7) B B B	4-0 CS BB		0-0 FC6 BB	0-0 1-3 1B			1-0 HR HBP	4-2 FC4-6 BB IBB		2 1 1 0 2 0 1		
Dick Allen, R OBP: 0.406, SLG: 0.569 (1, 5) F F B	1-2 CS		4-2 1-2 BB	2-1 P4			2-2 1-H HR	4-2 1-2 2-3 3-H BB		3 2 2 4 2 0 2		
Johnny Callison, L OBP: 0.330, SLG: 0.426 (1, 9) X		0-0 1B FC6-4 1B	2-0 1-3		0-0 P3		0-0 P4	0-0 FC4-6		5 1 1 1 0 0 4		
Bill White, L OBP: 0.351, SLG: 0.378 (1, 3) B F X		1-1 FC5-4 1B		3-2 2B 2B	0-3 K		0-3 K	0-3 K		5 1 2 0 0 3 2		
Gene Oliver, R OBP: 0.296, SLG: 0.396 (1, 2) X		0-0 FC5-4 FC6-4	0-0 P6	0-0 1B	0-0 K		0-3 K		0-3 K	5 0 1 0 0 2 3		
Gary Sutherland, R OBP: 0.298, SLG: 0.337 (1, 6) S X		0-1 FC6-4	0-0 F8	0-0 5-3				0-0 6-3	0-0 WP 1B 1B	5 1 1 1 0 0 3		
Larry Jackson, R OBP: 0.179, SLG: 0.197 Turk Farrell, R OBP: 0.176, SLG: 0.188 (1, 1) X (7, 1) X		0-0 1-3	0-0 2B 2B		0-3 K			0-0 BB WP 1B	1-1 L7	3 1 1 1 0 1 1 2 1 1 0 0 0 1		
Inning Stats	R: 0 E: 0 K: 0 S: 4 H: 0 LOB: 0 BB: 1 P: 9	R: 2 E: 0 K: 0 S: 8 H: 3 LOB: 1 BB: 0 P: 9	R: 0 E: 0 K: 1 S: 10 H: 0 LOB: 2 BB: 2 P: 20	R: 3 E: 0 K: 0 S: 13 H: 5 LOB: 2 BB: 0 P: 18	R: 0 E: 0 K: 1 S: 6 H: 1 LOB: 1 BB: 0 P: 6	R: 0 E: 0 K: 1 S: 5 H: 0 LOB: 0 BB: 0 P: 5	R: 2 E: 0 K: 2 S: 10 H: 1 LOB: 0 BB: 0 P: 13	R: 3 E: 0 K: 1 S: 11 H: 2 LOB: 2 BB: 3 P: 23	R: 1 E: 0 K: 1 S: 8 H: 2 LOB: 1 BB: 0 P: 9	1B: 9 2B: 3 3B: 0 HR: 2 SF: 0 SAC: 0 DP: 0 HBP: 1	WP: 3 PB: 0 SB: 0 CS: 1 PA: 48	
PITCHER	IP WLS BF H R ER SO BB IBB HBP BLK WP HR S P ERA WHIP											
Jack Fisher, R ERA: 4.85 (1, 1)	3.2 L 19 6 5 5 1 3 0 0 0 0 0 1 29 48 12.27 2.455											
Hal Reniff, R ERA: 3.39 (4, 1)	1.1 7 3 0 0 1 0 0 0 0 0 1 0 12 14 0.00 2.250											
Bill Connors, R ERA: 9.0 (6, 1)	2.0 8 1 2 2 3 0 0 1 0 0 0 1 15 18 9.00 0.500											
Dick Selma, R ERA: 3.36 (8, 1)	0.1 6 2 3 3 0 2 1 0 0 1 0 7 19 81.00 12.000											
Joe Grzenda, L ERA: 2.25 (8, 1)	1.2 7 2 1 1 2 0 0 0 0 0 1 0 12 13 5.40 1.200											

Philadelphia Phillies @ New York Mets
Shea Stadium, Flushing, NY
Tue Aug 22 1967, 7:05 PM EDT
Att: 30,951 - Unknown

livebaseballscorecards.com

AB	40
R	11
H	14
RBI	10
BB	6
SO	7
LOB	19



BOTTOM

Philadelphia Phillies @ New York Mets
Shea Stadium, Flushing, NY
Wed Aug 23 1967, 7:05 PM EDT
Att. 18,456 - Unknown

livebaseballscorecards.com

AB	37
R	2
H	11
RBI	2
BB	1
SO	6
LOB	20



WP:	0	PA:	39
PB:	0	SB:	0
CS:	0		

AB	R	H	RBI	BB	SO	LOB
5	1	3	0	0	0	0
4	0	1	1	0	0	2
5	0	3	1	0	0	2
3	0	1	0	1	0	3
4	0	1	0	0	1	4
4	0	0	0	0	1	5
0	0	0	0	0	0	0
4	0	1	0	0	1	2
3	1	1	0	0	0	0
1	0	0	0	0	0	1
1	0	0	0	0	0	0
1	0	0	0	0	1	1
0	0	0	0	0	0	0
1	0	0	0	0	1	0

1B	2B	3B	SF	SAC	DP	HBP
9	2	0	0	1	0	0
2	0	0	0	0	0	0
0	0	0	0	0	0	0
1	0	0	0	0	1	1
0	0	0	0	0	0	0
1	0	0	0	0	1	0

WP	HR	S	P	ERA	WHIP
0	0	27	35	0.00	0.857

IP	WLS	BF	H	R	ER	SO	BB	IBB	HBP	BLK
6.2	W	30	9	2	2	3	1	0	0	0
2.1	S	9	2	0	0	3	0	0	0	0

IP	WLS	BF	H	R	ER	SO	BB	IBB	HBP	BLK
6.2	W	30	9	2	2	3	1	0	0	0
2.1	S	9	2	0	0	3	0	0	0	0

IP	WLS	BF	H	R	ER	SO	BB	IBB	HBP	BLK
6.2	W	30	9	2	2	3	1	0	0	0
2.1	S	9	2	0	0	3	0	0	0	0

IP	WLS	BF	H	R	ER	SO	BB	IBB	HBP	BLK
6.2	W	30	9	2	2	3	1	0	0	0
2.1	S	9	2	0	0	3	0	0	0	0

IP	WLS	BF	H	R	ER	SO	BB	IBB	HBP	BLK
6.2	W	30	9	2	2	3	1	0	0	0
2.1	S	9	2	0	0	3	0	0	0	0


IP	WLS	BF	H	R	ER	SO	BB	IBB	HBP	BLK
6.2	W	30	9	2	2	3	1	0	0	0
2.1	S	9	2	0	0	3	0	0	0	0

IP	WLS	BF	H	R	ER	SO	BB	IBB	HBP	BLK
6.2	W	30	9	2	2	3	1	0	0	0
2.1	S	9	2	0	0	3	0	0	0	0

IP	WLS	BF	H	R	ER	SO	BB	IBB	HBP	BLK
6.2	W	30	9	2	2	3	1	0	0	0
2.1	S	9	2	0	0	3	0	0	0	0

IP	WLS	BF	H	R	ER	SO	BB	IBB	HBP	BLK
6.2	W	30	9	2	2	3	1	0	0	0
2.1	S	9	2	0	0	3	0	0	0	0

Batter	1	2	3	4	5	6	7	8	9	AB	R	H	RBI	BB	SO	LOB					
Cleon Jones, R OBP: 0.292, SLG: 0.337 (1, 8)	1-0 5-3 1B		1-0 SH1-4 1B		0-0 P4		1-1 E 6-3 1B		1-2 FC4-6 1B	5	1	3	0	0	0	0					
Bud Harrelson, S OBP: 0.333, SLG: 0.331 (1, 6)	0-0 E FC1-5-2-6 2B		0-0 SH1-4 1-2		0-1 F8		0-0 6-3 1-2 3-H		1-2 FC4-6 1-2f	4	0	1	1	0	0	2					
Bob Johnson, R OBP: 0.378, SLG: 0.506 (1, 4)	2-0 FC1-5-2-6 1B 2-H		3-2 FC6-4 1B 2-3		0-0 FC5 1B		1-0 FC6-4 1B 2-H		0-0 L6	5	0	3	1	0	0	2					
Tommy Davis, R OBP: 0.351, SLG: 0.473 (1, 7)	4-1 1B BB		1-0 P3		0-0 FC3-6 FC5 1B		1-2 FC6-4 1-2f			3	0	1	0	1	0	3					
Jerry Buchek, R OBP: 0.294, SLG: 0.369 (1, 5)	1-2 FC6-4 1B 1-2 2-3		0-0 FC6-4 1-2f		0-0 FC5 FC3-6 1-2 2-3f				2-3 K	4	0	1	0	0	1	4					
Tommie Reynolds, R OBP: 0.302, SLG: 0.287 John Sullivan, L OBP: 0.248, SLG: 0.235 (1, 9) (9, 2)	1-1 FC6-4 1-2f				0-0 L7		0-0 FC3-6 1-2f 2-3		2-3 K	4	0	0	0	0	1	5					
Ed Kranepool, L OBP: 0.334, SLG: 0.392 (1, 3)					0-0 1-4-3		1-1 5-3		0-2 1B	4	0	1	0	0	1	2					
Jerry Grote, R OBP: 0.226, SLG: 0.259 Larry Stahl, L OBP: 0.292, SLG: 0.305 (1, 2) (8, PH) (9, 9)					0-0 F9		0-0 5-3		0-0 F9	3	1	1	0	0	0	0					
Cal Koonce, R OBP: 0.133, SLG: 0.133 Ed Charles, R OBP: 0.332, SLG: 0.323 Don Garver, R OBP: 0.216, SLG: 0.265 Greg Gosselin, R OBP: 0.211, SLG: 0.200 Ron Taylor, R OBP: 0.350, SLG: 0.427 (1, 1) (5, PH) (6, 1) (7, PH) (8, 1) (9, PH)							3-3 K		0-3 K	1	0	0	0	0	0	0					
Inning Stats	R: 0 E: 1 K: 0 S: 9	H: 2 LOB: 3 BB: 1 P: 18	R: 0 E: 0 K: 1 S: 5	H: 0 LOB: 0 BB: 0 P: 5	R: 0 E: 0 K: 0 S: 7	H: 2 LOB: 2 BB: 0 P: 12	R: 0 E: 0 K: 0 S: 4	H: 0 LOB: 0 BB: 0 P: 4	R: 0 E: 0 K: 1 S: 7	H: 0 LOB: 0 BB: 0 P: 10	R: 2 E: 1 K: 1 S: 11	H: 3 LOB: 1 BB: 0 P: 14	R: 0 E: 0 K: 2 S: 13	H: 1 LOB: 1 BB: 0 P: 17	R: 0 E: 0 K: 1 S: 11	H: 1 LOB: 1 BB: 0 P: 14	1B: 9 2B: 2 3B: 0 HR: 0	SF: 0 SAC: 1 DP: 0 HBP: 0	WP: 0 PB: 0 SB: 0 CS: 0	PA: 39	
PITCHER	IP	WLS	BF	H	R	ER	SO	BB	IBB	HBP	BLK	WP	HR	S	P	ERA	WHIP				
Dick Ellsworth, L ERA: 4.17 Dick Hall, R ERA: 1.94	(1, 1) (7, 1)	6.2 2.1	W S	30 9	2 2	2 0	3 3	1 0	0 0	0 0	0 0	0 0	0 0	46 27	66 35	2.70 0.00	1.500 0.857				

Batter	1	2	3	4	5	6	7	8	9	AB R H RBI BB SO LOB	TOP									
Don Kessinger, S (1, 6) OBP: 0.281, SLG: 0.270	0-0 F3		0-0 1B		0-0 1-3		0-0 6-3			4 0 1 1 0 0 1										
Glenn Beckert, R (1, 4) OBP: 0.294, SLG: 0.348	0-0 F9		0-0 F3			0-0 1B	0-0 6-3			4 0 1 0 0 0 1										
Billy Williams, L (1, 7) OBP: 0.354, SLG: 0.467	4-0 BB		0-0 L6			0-0 1B		0-0 F9		3 0 1 0 1 0 1										
Ron Santo, R (1, 5) OBP: 0.396, SLG: 0.523	0-0 4-3			0-0 F7		0-0 F2		0-3 K		4 0 0 0 0 1 3										
14 Ernie Banks, R (1, 3) OBP: 0.316, SLG: 0.481		0-0 4-3		0-0 6-3		0-0 L5				3 0 0 0 0 0 2										
Clarence Jones, L (1, 9) OBP: 0.301, SLG: 0.351		0-3 K		0-0 G3		0-3 K				2 0 0 0 0 1 0										
Ted Savage, R (4, 9) OBP: 0.343, SLG: 0.320										1 0 0 0 0 1 2										
Randy Hundley, R (1, 2) OBP: 0.335, SLG: 0.416		0-0 HR			4-0 BB		0-0 SH			2 2 2 1 1 0 0	AB 27 R 3 H 6 RBI 2 BB 3 SO 4 LOB 12									
Adolfo Phillips, R (1, 8) OBP: 0.374, SLG: 0.476		4-0 BB			0-0 G5-4-3		0-0 SH			1 1 0 0 1 0 1										
Rich Nye, L (1, 1) OBP: 0.246, SLG: 0.300		0-0 CS	0-3 K		0-0 1B		0-0 6-3			3 0 1 0 0 1 1										
Inning Stats	R: 0 E: 0 K: 0 S: 3	H: 0 LOB: 1 BB: 1 P: 7	R: 1 E: 0 K: 1 S: 5	H: 1 LOB: 0 BB: 1 P: 9	R: 0 E: 0 K: 1 S: 6	H: 1 LOB: 1 BB: 0 P: 6	R: 0 E: 0 K: 0 S: 3	H: 0 LOB: 0 BB: 0 P: 3	R: 0 E: 0 K: 0 S: 3	H: 1 LOB: 1 BB: 1 P: 7	R: 0 E: 0 K: 1 S: 7	H: 2 LOB: 2 BB: 0 P: 7	R: 2 E: 1 K: 0 S: 5	H: 1 LOB: 0 BB: 0 P: 5	R: 0 E: 0 K: 1 S: 4	H: 0 LOB: 0 BB: 0 P: 4	1B: 5 2B: 0 3B: 0 HR: 1	SF: 0 SAC: 1 DP: 1 HBP: 0	WP: 0 PB: 0 SB: 1 CS: 1	PA: 32
PITCHER Tom Seaver, R (1, 1) ERA: 3.02	IP 7.2 WLS L BF 31 H 6 R 3 ER 1 SO 4 BB 3 IBB 0 HBP 0 BLK 0 WP 0 HR 1 S 36 P 48 ERA 1.17 WHIP 1.174											PITCHER	IP WLS BF H R ER SO BB IBB HBP BLK WP HR S P ERA WHIP							

Chicago Cubs @ New York Mets
Shea Stadium, Flushing, NY
Sun Aug 27 1967, 3:33 AM EDT
Att. 33,784 - Cloudy - 80 F

livebaseballscorecards.com

Batter	1	2	3	4	5	6	7	8	9	AB R H RBI BB SO LOB	TOP											
Bud Harrelson, S (1, 6) OBP: 0.334, SLG: 0.331	0-3 K		4-0 BB		0-0 1B SF8 1B		0-0 1-3			3 1 1 1 1 1 0												
Cleon Jones, R (1, 8) OBP: 0.292, SLG: 0.342	0-0 4-3		0-0 G1-2-3		0-0 1-3 2-H 3-H G3 1B		0-0 5-3			4 0 1 2 0 0 3												
Bob Johnson, R (1, 4) OBP: 0.386, SLG: 0.509	0-0 5-3			4-0 G1-6-3 BB	0-0 SF8			0-0 G6-4-3 1B		2 0 1 1 1 0 0												
Tommy Davis, R (1, 7) OBP: 0.349, SLG: 0.470 Tommie Reynolds, R (8, 7) OBP: 0.302, SLG: 0.287		0-0 6-3		0-0 G1-6-3	0-0 G3			0-0 G6-4-3		4 0 0 0 0 0 3 0 0 0 0 0 0 0												
Ron Swoboda, R (1, 9) OBP: 0.346, SLG: 0.419	0-3 K		4-0 BB		0-0 F9			0-0 P6		3 0 0 0 1 1 1												
Jerry Buchek, R (1, 5) OBP: 0.291, SLG: 0.362	0-3 K		0-3 K		0-3 K			0-0 P6		4 0 0 0 0 3 1												
Ed Kranepool, L (1, 3) OBP: 0.336, SLG: 0.393			0-0 1B G1-2-3 1B		0-0 1B 1B 1B		0-0 F5		0-0 F7	4 1 2 0 0 0 0												
Jerry Grote, R (1, 2) OBP: 0.227, SLG: 0.260			0-0 BB 1B		0-0 1B 1B 1B		0-0 F9		0-0 4-3	4 1 2 0 0 0 0												
Jack Fisher, R (1, 1) OBP: 0.141, SLG: 0.115 Ron Taylor, R (9, 1)			0-3 K		0-0 1-2 2-3 1B 1B		0-0 6-3			3 1 1 0 0 1 2 0 0 0 0 0 0 0												
Inning Stats	R: 0 E: 0 K: 1 S: 5	H: 0 LOB: 0 BB: 0 P: 5	R: 0 E: 0 K: 2 S: 7	H: 0 LOB: 0 BB: 0 P: 7	R: 0 E: 0 K: 1 S: 6	H: 2 LOB: 2 BB: 1 P: 10	R: 0 E: 0 K: 1 S: 4	H: 0 LOB: 1 BB: 2 P: 12	R: 4 E: 0 K: 0 S: 8	H: 5 LOB: 1 BB: 0 P: 8	R: 0 E: 0 K: 1 S: 5	H: 0 LOB: 0 BB: 0 P: 5	R: 0 E: 0 K: 0 S: 3	H: 0 LOB: 0 BB: 0 P: 3	R: 0 E: 0 K: 0 S: 3	H: 1 LOB: 0 BB: 0 P: 3	R: 0 E: 0 K: 0 S: 3	H: 0 LOB: 0 BB: 0 P: 3	1B: 8 2B: 0 3B: 0 HR: 0	SF: 1 SAC: 0 DP: 3 HBP: 0	WP: 0 PB: 0 SB: 0 CS: 0	PA: 35
PITCHER	IP WLS BF H R ER SO BB IBB HBP BLK WP HR S P ERA WHIP																					
Steve Carlton, L (1, 1) ERA: 3.25	4.0 L 20 7 4 4 5 3 0 0 0 0 0 0 27 39 9.00 2.500																					
Ron Willis, R (5, 1) ERA: 3.08	1.0 3 0 0 0 0 0 0 0 0 0 0 0 3 3 0.00 0.000																					
Hal Woodeshick, L (6, 1) ERA: 4.35	3.0 9 1 0 0 1 0 0 0 0 0 0 0 11 11 0.00 0.333																					
Al Jackson, L (9, 1) ERA: 4.0	1.0 3 0 0 0 0 0 0 0 0 0 0 0 3 3 0.00 0.000																					

New York Mets @ St. Louis Cardinals
 Busch Stadium, St. Louis, MO
 Mon Aug 28 1967, 7:05 PM CDT
 Unknown

livebaseballscorecards.com

AB	31
R	4
H	8
RBI	4
BB	3
SO	6
LOB	10



Batter	1	2	3	4	5	6	7	8	9	AB R H RBI BB SO LOB	TOP	
Bud Harrelson, S (1, 6) OBP: 0.333, SLG: 0.330 Phil Linz, R (8, 6) OBP: 0.260, SLG: 0.282	0-3 K		0-0 F9			0-0 FC5-4 BB 1B		0-0 F2		4 0 1 0 0 1 0 0 0 0 0 0 0 0		
Cleon Jones, R (1, 7) OBP: 0.292, SLG: 0.339	0-0 F8			0-0 G3		4-0 FC5-4 BB 1-2		0-0 4-3		3 0 0 0 1 0 0		
Larry Stahl, L (1, 8) OBP: 0.284, SLG: 0.295	0-3 K			0-0 4-3		0-0 FC5-4 1-2f 2-3			0-0 F8	4 0 0 0 0 1 2		
Ron Swoboda, R (1, 9) OBP: 0.345, SLG: 0.417		0-0 F9		0-0 F3		0-3 K			0-0 1B	4 0 1 0 0 1 2		
Ed Kranepool, L (1, 3) OBP: 0.335, SLG: 0.391		0-0 4-3			0-0 FC5-2 1B	0-0 F5			0-0 F9	4 0 1 0 0 0 3		
Bob Johnson, R (1, 4) OBP: 0.385, SLG: 0.506 Bill Connors, R (7, 1) Tommie Reynolds, R (9, PH) OBP: 0.300, SLG: 0.284		0-0 1B CS 1B			0-0 F9		0-0 F5		0-0 L3	3 0 1 0 0 0 1 0 0 0 0 0 0 0 1 0 0 0 0 0 1		
Ed Charles, R (1, 5) OBP: 0.332, SLG: 0.327		0-0 1-3 1B			0-0 FC5-2 1-3 2B		0-0 F8			3 0 2 0 0 0 0		
Jerry Grote, R (1, 2) OBP: 0.227, SLG: 0.259 Tommy Davis, R (5, PH) OBP: 0.348, SLG: 0.469 Hal Reniff, R (5, 1) Jerry Buchek, R (7, PH) OBP: 0.290, SLG: 0.361		0-0 CS 3-H	0-0 6-3		0-0 FC5-2 FC4-6 2-3 3-H		0-3 K			1 0 0 0 0 0 0 1 0 0 0 0 0 2 0 0 0 0 0 0 0 1 0 0 0 0 1 0		
Bob Hendley, R (1, 1) OBP: 0.154, SLG: 0.083 Don Cardwell, R (3, 1) OBP: 0.216, SLG: 0.265 John Sullivan, L (5, PH) OBP: 0.244, SLG: 0.231			0-3 K		0-0 FC4-6 1-2f			0-0 F2		1 0 0 0 0 1 0 0 0 0 0 0 0 0 2 0 0 0 0 0 2		
Inning Stats	R: 0 E: 0 K: 2 S: 7 H: 0 LOB: 0 BB: 0 P: 7	R: 0 E: 0 K: 0 S: 4 H: 2 LOB: 1 BB: 0 P: 4	R: 0 E: 0 K: 1 S: 5 H: 0 LOB: 0 BB: 0 P: 5	R: 0 E: 0 K: 0 S: 3 H: 0 LOB: 0 BB: 0 P: 3	R: 0 E: 0 K: 0 S: 5 H: 2 LOB: 2 BB: 0 P: 5	R: 0 E: 0 K: 1 S: 6 H: 1 LOB: 2 BB: 1 P: 10	R: 0 E: 0 K: 1 S: 5 H: 0 LOB: 0 BB: 0 P: 5	R: 0 E: 0 K: 0 S: 3 H: 0 LOB: 0 BB: 0 P: 3	R: 0 E: 0 K: 0 S: 4 H: 1 LOB: 1 BB: 0 P: 4	1B: 5 2B: 1 3B: 0 HR: 0 SF: 0 SAC: 0 DP: 0 HBP: 0	WP: 0 PB: 0 SB: 0 CS: 1 PA: 34	
PITCHER Jack Lamabe, R (1, 1) ERA: 2.93	IP WLS BF H R ER SO BB IBB HBP BLK WP HR S P ERA WHIP											PITCHER IP WLS BF H R ER SO BB IBB HBP BLK WP HR S P ERA WHIP

New York Mets @ St. Louis Cardinals
Busch Stadium, St. Louis, MO
 Mon Aug 28 1967, 7:05 PM CDT
 Att: 35,025 - Unknown

AB	32
R	0
H	6
RBI	0
BB	1
SO	5
LOB	13



Batter	1	2	3	4	5	6	7	8	9	AB	R	H	RBI	BB	SO	LOB
Lou Brock, L OBP: 0.311, SLG: 0.447 (1, 7)	0-0 L7	0-0 4-3		0-0 F2	4-0 IBB			0-0 F7		4	0	0	0	1	0	1
Julian Javier, R OBP: 0.310, SLG: 0.410 (1, 4)	0-3 K		4-0 1B BB	0-0 E S 1B	0-3 K			0-0 P6		4	1	1	0	1	2	2
Curt Flood, R OBP: 0.381, SLG: 0.410 (1, 8)	0-0 FC6-4 1B		0-0 1B 1B	0-0 E6 FC5-4		0-0 G4-6-3 1B				4	1	3	0	0	0	1
Orlando Cepeda, R OBP: 0.409, SLG: 0.553 (1, 3)	0-0 FC6-4 1-2f		0-0 1B 1-H 3-H	0-0 FC5-4 1-2f		0-0 F7				4	0	1	2	0	0	4
Alex Johnson, R OBP: 0.291, SLG: 0.346 Bobby Tolán, L OBP: 0.308, SLG: 0.380 (1, 9) (6, PH) (7, 9)		0-0 HR 2B	0-0 1B 1B		0-0 F8	0-0 G4-6-3 1-2f				3	1	2	0	0	0	0
Tim McCarver, L OBP: 0.377, SLG: 0.455 (1, 2)		0-0 HR 2-H	0-0 F9		0-0 E 1B 1B		0-0 F7			4	2	2	2	0	0	1
Phil Gagliano, R OBP: 0.278, SLG: 0.266 (1, 5)		0-0 F8	0-0 1B 1-3		0-0 E7 1B 1B		0-0 F3			4	1	2	0	0	0	0
Dal Maxvill, R OBP: 0.290, SLG: 0.273 (1, 6)		0-0 1B	0-0 F9		0-0 SH5-4 1B 2-H 3-H		0-0 F7			4	0	2	2	0	0	2
Jack Lamabe, R OBP: 0.214, SLG: 0.154 (1, 1)		0-3 K		0-3 K	0-0 SH5-4			0-3 K		3	0	0	0	0	3	1


Inning Stats	R: 0	H: 1	E: 0	LOB: 1	K: 1	S: 6	P: 6	R: 2	H: 3	E: 0	LOB: 1	K: 1	S: 8	P: 8	R: 2	H: 4	E: 0	LOB: 2	K: 0	S: 6	R: 0	H: 1	E: 1	LOB: 2	K: 1	S: 7	R: 2	H: 3	E: 1	LOB: 2	K: 1	S: 8	R: 0	H: 1	E: 0	LOB: 0	K: 0	S: 3	R: 0	H: 0	E: 0	LOB: 0	K: 0	S: 3	R: 0	H: 0	E: 0	LOB: 0	K: 1	S: 5	R: 0	H: 0	E: 0	LOB: 0	K: 1	S: 5
--------------	------	------	------	--------	------	------	------	------	------	------	--------	------	------	------	------	------	------	--------	------	------	------	------	------	--------	------	------	------	------	------	--------	------	------	------	------	------	--------	------	------	------	------	------	--------	------	------	------	------	------	--------	------	------	------	------	------	--------	------	------

PITCHER	IP	WLS	BF	H	R	ER	SO	BB	IBB	HBP	BLK	WP	HR	S	P	ERA	WHIP
Bob Hendley, L ERA: 3.95 (1, 1)	2.2	L	16	8	4	4	2	1	0	0	0	0	1	19	23	13.50	3.375
Don Cardwell, R ERA: 3.82 (3, 1)	1.1		6	1	0	0	1	0	0	0	0	0	0	8	8	0.00	0.750
Hal Reniff, R ERA: 3.42 (5, 1)	2.0		10	4	2	1	1	0	1	0	0	0	0	11	15	4.50	2.000
Bill Connors, R ERA: 4.5 (7, 1)	2.0		6	0	0	0	1	0	0	0	0	0	0	8	8	0.00	0.000

BOTTOM

New York Mets @ St. Louis Cardinals
 Busch Stadium, St. Louis, MO
 Mon Aug 28 1967, 7:05 PM CDT
 Att. 35,025 - Unknown

AB	35
R	6
H	13
RBI	6
BB	2
SO	5
LOB	13



WP	HR	S	P	ERA	WHIP
WP: 0	HR: 1	S: 5	P: 5	ERA: 0	WHIP: 0
PB: 0	SAC: 1	DP: 1	HBP: 0	SB: 1	CS: 0
PA:	38				

Batter	1	2	3	4	5	6	7	8	9	AB R H RBI BB SO LOB	TOP											
Bud Harrelson, S (1, 6) OBP: 0.331, SLG: 0.327	0-0 F7		0-0 FC6-4			0-0 5-3		0-0 F9		4 0 0 0 0 0 1												
Cleon Jones, R (1, 8) OBP: 0.288, SLG: 0.335	0-3 K		0-0 FC6			0-0 4-3		0-0 4-3		4 0 0 0 0 1 1												
Bob Johnson, R (1, 4) OBP: 0.382, SLG: 0.500	0-0 1B				0-0 F8		0-0 6-3		0-0 F9	4 0 1 0 0 0 0												
Tommy Davis, R (1, 7) Tommie Reynolds, R (9, 7) OBP: 0.347, SLG: 0.467 OBP: 0.300, SLG: 0.284	0-0 F8		0-3 K		0-0 SH3-1 1B		0-0 4-3		0-0 4-3	4 1 1 0 0 1 1 0 0 0 0 0 0 0												
Ed Kranepool, L (1, 3) OBP: 0.333, SLG: 0.388		0-0 5-3		0-0 F8		0-0 SH3-1		0-0 4-3		3 0 0 0 0 0 0												
Ron Swoboda, R (1, 9) OBP: 0.344, SLG: 0.424		0-0 F3			0-0 HR		0-0 1-3		0-0 F8	4 1 1 1 0 0 1												
Ed Charles, R (1, 5) OBP: 0.332, SLG: 0.325		0-3 K			0-0 6-3		4-0 1B BB			2 0 0 0 1 1 0												
Jerry Grote, R (1, 2) OBP: 0.228, SLG: 0.259			0-0 F5		0-0 L9		0-0 1-2 1B			3 0 1 1 0 0 0												
Cal Koonce, R (1, 1) OBP: 0.111, SLG: 0.111			0-3 K FC6-4		0-3 K		0-0 6-3			3 0 0 0 0 2 2												
Inning Stats	R: 0 E: 0 K: 1 S: 6	H: 1 LOB: 1 BB: 0 P: 6	R: 0 E: 0 K: 1 S: 5	H: 0 LOB: 0 BB: 0 P: 5	R: 0 E: 0 K: 1 S: 6	H: 0 LOB: 1 BB: 0 P: 6	R: 0 E: 0 K: 1 S: 5	H: 0 LOB: 0 BB: 0 P: 5	R: 1 E: 0 K: 1 S: 6	H: 1 LOB: 0 BB: 0 P: 6	R: 0 E: 0 K: 0 S: 3	H: 0 LOB: 0 BB: 0 P: 3	R: 1 E: 0 K: 0 S: 5	H: 2 LOB: 2 BB: 1 P: 9	R: 0 E: 0 K: 0 S: 3	H: 0 LOB: 0 BB: 0 P: 3	R: 0 E: 0 K: 0 S: 3	H: 0 LOB: 0 BB: 0 P: 3	1B: 3 2B: 0 3B: 0 HR: 1	SF: 0 SAC: 1 DP: 0 HBP: 0	WP: 2 PB: 0 SB: 0 CS: 0	PA: 33
PITCHER	IP WLS BF H R ER SO BB IBB HBP BLK WP HR S P ERA WHIP																					
Dick Hughes, R (1, 1) ERA: 2.94	8.0 L 30 4 2 2 5 1 0 0 0 2 1 39 43 2.25 0.625																					
Ron Willis, R (9, 1) ERA: 3.03	1.0 3 0 0 0 0 0 0 0 0 0 0 3 3 0.00 0.000																					

New York Mets @ St. Louis Cardinals
Busch Stadium, St. Louis, MO
 Tue Aug 29 1967, 7:05 PM CDT
 Att: 19,889 - Unknown

livebaseballscorecards.com

AB	31
R	2
H	4
RBI	2
BB	1
SO	5
LOB	6




Batter	1	2	3	4	5	6	7	8	9	AB	R	H	RBI	BB	SO	LOB
Bobby Tolan, L (1, 7) OBP: 0.302, SLG: 0.373 Ron Willis, R (9, 1) OBP: 0.429, SLG: 0.571	0-0 4-3		0-0 L6			0-3 K		0-0 1-3		4	0	0	0	0	1	3
Curt Flood, R (1, 8) OBP: 0.377, SLG: 0.406	0-0 5-3			0-0 4-3		0-0 FC6-4			0-0 5-3	4	0	0	0	0	0	1
Roger Maris, L (1, 9) OBP: 0.350, SLG: 0.421	0-0 4-3			0-0 G4-6-3 1B		0-0 4-3			0-0 4-3	4	0	1	0	0	0	1
Orlando Cepeda, R (1, 3) OBP: 0.406, SLG: 0.548		0-3 K		0-0 G4-6-3 1-2f			0-0 6-3		0-0 F8	4	0	0	0	0	1	1
Tim McCarver, L (1, 2) OBP: 0.374, SLG: 0.452		0-0 6-3			0-0 L3		0-0 6-3			3	0	0	0	0	0	0
Julian Javier, R (1, 4) OBP: 0.308, SLG: 0.408		0-0 P3			0-0 1-3		0-0 L4			3	0	0	0	0	0	0
Phil Gagliano, R (1, 5) OBP: 0.285, SLG: 0.273			0-0 5-3		0-0 1B			0-0 FC1-6 1B		3	0	2	0	0	0	0
Dal Maxvill, R (1, 6) OBP: 0.289, SLG: 0.272 Lou Brock, L (8, PH) OBP: 0.311, SLG: 0.446 (9, 7)			0-0 5-3		0-0 5-3			0-0 FC1-6 1-2f		2	0	0	0	0	0	1
Dick Hughes, R (1, 1) OBP: 0.185, SLG: 0.159 Alex Johnson, R (8, PH) OBP: 0.289, SLG: 0.344 Eddie Bressoud, R (9, 6) OBP: 0.261, SLG: 0.250			0-0 1B			0-0 FC6-4 1B		0-0 P3		1	0	0	0	0	0	1
										0	0	0	0	0	0	0

Inning Stats	R: 0 E: 0 K: 0 S: 3	H: 0 LOB: 0 BB: 0 P: 3	R: 0 E: 0 K: 1 S: 5	H: 0 LOB: 0 BB: 0 P: 5	R: 0 E: 0 K: 0 S: 4	H: 1 LOB: 1 BB: 0 P: 4	R: 0 E: 0 K: 0 S: 3	H: 1 LOB: 0 BB: 0 P: 3	R: 0 E: 0 K: 0 S: 4	H: 1 LOB: 1 BB: 0 P: 4	R: 0 E: 0 K: 1 S: 6	H: 1 LOB: 1 BB: 0 P: 6	R: 0 E: 0 K: 0 S: 3	H: 0 LOB: 0 BB: 0 P: 3	R: 0 E: 0 K: 0 S: 4	H: 1 LOB: 1 BB: 0 P: 4	R: 0 E: 0 K: 0 S: 3	H: 0 LOB: 0 BB: 0 P: 3	1B: 5 2B: 0 3B: 0 HR: 0	SF: 0 SAC: 0 DP: 1 HBP: 0	WP: 0 PB: 0 SB: 0 CS: 0	PA: 31
PITCHER Cal Koonce, R (1, 1) ERA: 3.5	IP 9.0	WLS W	BF 31	H 5	R 0	ER 0	SO 2	BB 0	IBB 0	HBP 0	BLK 0	WP 0	HR 0	S 35	P 35	ERA 0.00	WHIP 0.556					

BOTTOM

New York Mets @ St. Louis Cardinals
 Busch Stadium, St. Louis, MO
 Tue Aug 29 1967, 7:05 PM CDT
 Att. 19,889 - Unknown

AB	31
R	0
H	5
RBI	0
BB	0
SO	2
LOB	9



Batter	1	2	3	4	5	6	7	8	9	AB R H RBI BB SO LOB	TOP											
Bud Harrelson, S (1, 6) OBP: 0.328, SLG: 0.325	0-3 K		0-0 P6			0-0 6-3		0-0 6-3		4 0 0 0 0 1 2												
Cleon Jones, R (1, 8) OBP: 0.288, SLG: 0.334	0-0 CS 1B		0-0 FC4-6			0-0 F8		0-0 F3		4 0 1 0 0 0 2												
Bob Johnson, R (1, 4) OBP: 0.379, SLG: 0.491	0-0 6-3				0-0 F8		0-3 K	4-0 BB		3 0 0 0 1 1 1												
Tommy Davis, R (1, 7) OBP: 0.345, SLG: 0.463		0-0 4-3			0-0 6-3		0-0 F9	0-3 K		4 0 0 0 0 1 1												
Ron Swoboda, R (1, 9) OBP: 0.343, SLG: 0.422		0-0 6-3			0-0 L6		0-0 1B 1B	0-0 F7		4 0 1 0 0 0 1												
Ed Charles, R (1, 5) OBP: 0.332, SLG: 0.325		0-0 1-3			0-0 1-3		0-0 G1-6-3 1B			3 0 1 0 0 0 0												
Ed Kranepool, L (1, 3) OBP: 0.333, SLG: 0.388			0-0 E 1B		0-0 E3		0-0 G1-6-3			3 0 1 0 0 0 2												
Jerry Grote, R (1, 2) OBP: 0.225, SLG: 0.257			0-0 F7		0-0 F7		0-0 F7			3 0 0 0 0 0 2												
Danny Frisella, L (1, 1) OBP: 0.167, SLG: 0.182			0-0 FC6		0-0 4-3		0-0 L6			2 0 0 0 0 0 2												
Joe Grzenda, R (7, 1)										0 0 0 0 0 0 0												
Jerry Buchek, R (8, PH) OBP: 0.290, SLG: 0.360										1 0 0 0 0 0 0												
Ron Taylor, R (8, 1)										0 0 0 0 0 0 0												
Inning Stats	R: 0 E: 0 K: 1 S: 5	H: 1 LOB: 0 BB: 0 P: 5	R: 0 E: 0 K: 0 S: 3	H: 0 LOB: 0 BB: 0 P: 3	R: 0 E: 1 K: 0 S: 5	H: 1 LOB: 2 BB: 0 P: 5	R: 0 E: 0 K: 0 S: 3	H: 0 LOB: 0 BB: 0 P: 3	R: 0 E: 1 K: 0 S: 4	H: 0 LOB: 1 BB: 0 P: 4	R: 0 E: 0 K: 1 S: 5	H: 0 LOB: 0 BB: 0 P: 5	R: 0 E: 0 K: 0 S: 4	H: 2 LOB: 1 BB: 0 P: 4	R: 0 E: 0 K: 0 S: 3	H: 0 LOB: 0 BB: 0 P: 3	R: 0 E: 0 K: 1 S: 5	H: 0 LOB: 1 BB: 1 P: 9	1B: 4 2B: 0 3B: 0 HR: 0	SF: 0 SAC: 0 DP: 1 HBP: 0	WP: 0 PB: 0 SB: 0 CS: 1	PA: 32
PITCHER	IP WLS BF H R ER SO BB IBB HBP BLK WP HR S P ERA WHIP																					
Larry Jaster, L (1, 1) ERA: 2.99	8.1 W 30 4 0 0 2 1 0 0 0 0 0 0 33 37 0.00 0.600																					
Ron Willis, R (9, 1) ERA: 3.0	0.2 S 2 0 0 0 1 0 0 0 0 0 0 0 4 4 0.00 0.000																					

New York Mets @ St. Louis Cardinals
 Busch Stadium, St. Louis, MO
 Wed Aug 30 1967, 7:05 PM CDT
 Att: 19,964 - Unknown

livebaseballscorecards.com

AB	31
R	0
H	4
RBI	0
BB	1
SO	3
LOB	13



Batter	1	2	3	4	5	6	7	8	9
Lou Brock, L OBP: 0.308, SLG: 0.443 (1, 7)	0-0 1-3	0-0 4-3			0-0 F7		0-3 K		
Curt Flood, R OBP: 0.374, SLG: 0.402 (1, 8)	0-0 F8		0-0 F9		0-3 K		0-0 G6-4-3		
Ron Willis, R OBP: 0.429, SLG: 0.571 (9, 1)									
Roger Maris, L OBP: 0.351, SLG: 0.419 (1, 9)	4-0 2B BB		0-0 4-3			4-0 1B SF9 BB		0-0 F8	
Orlando Cepeda, R OBP: 0.409, SLG: 0.552 (1, 3)	0-0 1-H 2B		0-0 P4			0-0 1-3 1B		0-0 1B	
Tim McCarver, L OBP: 0.375, SLG: 0.461 (1, 2)					0-0 1B		0-0 SF9	0-0 F9	
Phil Gagliano, R OBP: 0.290, SLG: 0.274 (1, 5)		4-0 G3 BB BB		0-0 1-3 FC5-4 1B		0-0 3-H L7		0-0 4-3	
Julian Javier, R OBP: 0.306, SLG: 0.405 (1, 4)			0-3 K		0-0 1-2f FC5-4 G6-4-3		0-3 K		
Dal Maxvill, R OBP: 0.291, SLG: 0.271 (1, 6)		4-0 1-2 G3 BB		0-0 1-2f G6-4-3			4-0 BB BB		
Larry Jaster, L OBP: 0.170, SLG: 0.102 (1, 1)		0-0 1-2 G3			0-3 K		4-0 1-2 G6-4-3 BB		
Bobby Tolan, L OBP: 0.302, SLG: 0.373 (9, 8)									

Inning Stats	R: 0	H: 1	E: 0	K: 0	S: 3	R: 1	H: 1	E: 0	K: 1	S: 6	R: 0	H: 0	E: 0	K: 0	S: 3	R: 0	H: 2	E: 0	K: 0	S: 4	R: 0	H: 0	E: 0	K: 2	S: 7	R: 1	H: 1	E: 0	K: 1	S: 6	R: 0	H: 0	E: 0	K: 1	S: 4	R: 0	H: 1	E: 0	K: 0	S: 4
	LOB: 2	BB: 1	P: 7			LOB: 2	BB: 2	P: 14			LOB: 1	BB: 0	P: 4			LOB: 1	BB: 1	P: 10			LOB: 1	BB: 2	P: 12			LOB: 1	BB: 0	P: 4			LOB: 1	BB: 1	P: 4			LOB: 1	BB: 0	P: 4		

PITCHER															PITCHER																							
IP	WLS	BF	H	R	ER	SO	BB	IBB	HBP	BLK	WP	HR	S	P	ERA	WHIP	IP	WLS	BF	H	R	ER	SO	BB	IBB	HBP	BLK	WP	HR	S	P	ERA	WHIP					
Danny Frisella, R (1, 1)	6.0	L	27	5	2	2	4	6	0	0	0	1	29	53	3.00	1.833																						
Joe Grzenda, L (7, 1)	1.0		2	0	0	0	1	0	0	0	0	0	4	4	0.00	0.000																						
Ron Taylor, R (8, 1)	1.0		4	1	0	0	0	0	0	0	0	0	4	4	0.00	1.000																						

AB R H RBI BB SO LOB

4	0	0	0	0	1	4
4	0	0	0	0	1	2
0	0	0	0	0	0	0
2	1	0	0	2	0	0
4	0	3	0	0	0	0
3	1	2	2	0	0	1
3	0	1	0	1	0	2
3	0	0	0	0	2	4
1	0	0	0	2	0	2
2	0	0	0	1	1	2
0	0	0	0	0	0	0

1B: 4	SF: 1	WP: 0	PA: 33
2B: 1	SAC: 0	PB: 0	
3B: 0	DP: 2	SB: 0	
HR: 1	HBP: 0	CS: 0	

AB	26
R	2
H	6
RBI	2
BB	6
SO	5
LOB	17



New York Mets @ St. Louis Cardinals
 Busch Stadium, St. Louis, MO
 Wed Aug 30 1967, 7:05 PM CDT
 Att. 19,964 - Unknown

livebaseballscores.com

Batter	1	2	3	4	5	6	7	8	9	10	11	AB R H RBI BB SO LOB	TOP														
Bud Harrelson, S (1, 6) OBP: 0.325, SLG: 0.321	0-0 P6		0-3 K			0-0 6-3		0-0 F9			0-0 4-3	5 0 0 0 0 1 0	New York Mets @ Chicago Cubs Wrigley Field, Chicago, IL Thu Aug 31 1967, 3:33 AM CDT Att. 4,992 - Sunny - 68 F														
Cleon Jones, R (1, 8) OBP: 0.287, SLG: 0.331	0-0 5-3		0-0 6-3			4-0 6-3 1B BB			0-0 6-3		0-0 4-3	4 1 0 0 1 0 0															
Bob Johnson, R (1, 3) OBP: 0.369, SLG: 0.478 (9, 4)	0-0 F7			0-0 5-3		0-0 6-3 1-2			0-0 E6		0-0 4-3	5 0 0 0 0 0 1															
Tommy Davis, R (1, 7) OBP: 0.346, SLG: 0.462 Tommie Reynolds, R (9, 7) OBP: 0.300, SLG: 0.284		0-0 L9		0-0 6-3		0-0 1B 2-H			4-0 1B			3 0 1 1 1 0 0 0 0 0 0 0 0 0															
Ron Swoboda, R (1, 9) OBP: 0.345, SLG: 0.423		0-0 1B 1B		0-3 K			0-0 1B G1-4-3		0-0 F2			4 0 2 0 0 1 2															
Jerry Buchek, R (1, 4) OBP: 0.287, SLG: 0.357 Ed Kranepool, L (9, PH) OBP: 0.332, SLG: 0.387 (9, 3)		0-0 F7			0-0 F8		0-0 P2		0-0 F7			3 0 0 0 0 0 2 1 0 0 0 0 0 2															
Ed Charles, R (1, 5) OBP: 0.331, SLG: 0.324		0-0 1B 1-2 1B			0-0 E6 5-3		0-0 G1-4-3 1-2			0-0 1-3		4 0 1 0 0 0 1															
Jerry Grote, R (1, 2) OBP: 0.222, SLG: 0.253		0-0 F7			0-0 5-3 1-2			0-0 4-3		0-0 5-3		4 0 0 0 0 0 3															
Tom Seaver, R (1, 1) OBP: 0.250, SLG: 0.177 Larry Stahl, L (10, PH) OBP: 0.282, SLG: 0.293 Ron Taylor, R (10, 1)			0-0 1-3		0-3 K			0-0 6-3		0-0 P5		3 0 0 0 0 1 1 1 0 0 0 0 0 0 0 0 0 0 0 0 0															
Inning Stats	R: 0 E: 0 K: 0 S: 3	H: 0 LOB: 0 BB: 0 P: 3	R: 0 E: 0 K: 0 S: 5	H: 2 LOB: 2 BB: 0 P: 5	R: 0 E: 0 K: 1 S: 5	H: 0 LOB: 0 BB: 0 P: 5	R: 0 E: 1 K: 1 S: 6	H: 0 LOB: 1 BB: 0 P: 6	R: 1 E: 0 K: 0 S: 3	H: 1 LOB: 1 BB: 1 P: 7	R: 0 E: 0 K: 0 S: 3	H: 0 LOB: 0 BB: 0 P: 3		R: 0 E: 1 K: 0 S: 4	H: 0 LOB: 2 BB: 1 P: 8	R: 0 E: 0 K: 0 S: 3	H: 0 LOB: 0 BB: 0 P: 3	R: 0 E: 0 K: 0 S: 3	H: 0 LOB: 0 BB: 0 P: 3	1B: 4 2B: 0 3B: 0 HR: 0	SF: 0 SAC: 0 DP: 1 HBP: 0	WP: 0 PB: 0 SB: 1 CS: 0	PA: 39				
PITCHER	IP	WLS	BF	H	R	ER	SO	BB	IBB	HBP	BLK	WP		HR	S	P	ERA	WHIP									
Rich Nye, L (1, 1) ERA: 3.32	8.1		31	4	1	1	3	1	1	0	0	0	0	35	43	1.08	0.600										
Bill Stoneman, R (9, 1) ERA: 2.86	0.2	W	2	0	0	0	0	0	0	0	0	0	0	2	2	0.00	0.000										
Chuck Hartenstein, R (10, 1) ERA: 2.83	2.0		6	0	0	0	0	0	0	0	0	0	0	6	6	0.00	0.000										

livebaseballscores.com

AB	37
R	1
H	4
RBI	1
BB	2
SO	3
LOB	12



Batter	1	2	3	4	5	6	7	8	9	10	11	AB R H RBI BB SO LOB
Don Kessinger, S OBP: 0.277, SLG: 0.266 (1, 6)	0-0 4-3		0-0 SH1-3		0-0 E3 SH3 G3		0-0 1-3		0-0 F7-2 3-H			4 1 0 0 0 0 4
Glenn Beckert, R OBP: 0.300, SLG: 0.350 (1, 4)	4-0 1B BB		0-0 BB 1B		0-0 SH3 2-3		0-0 L9			0-0 5-3		3 0 1 0 1 0 1
Billy Williams, L OBP: 0.349, SLG: 0.456 (1, 7)	0-0 F8		0-0 F9		0-0 G3 3-H		0-0 3-1			4-0 BB 31-64-3		4 0 0 1 1 0 3
Ron Santo, R OBP: 0.399, SLG: 0.521 (1, 5)	0-0 1-3 1B		4-0 1-2 2-3 BB		0-0 6-3		0-0 4-3			0-0 G1-6-4-3 1-2f		4 0 1 0 1 0 1
14 Ernie Banks, R OBP: 0.311, SLG: 0.469 Fergie Jenkins, R OBP: 0.188, SLG: 0.224 (1, 3) (11, PR)		0-0 6-3	0-0 F7			0-0 F7		0-0 P3			0-0 HBP 1B 1B	5 0 1 0 0 0 3 0 1 0 0 0 0 0
Randy Hundley, R OBP: 0.340, SLG: 0.424 (1, 2)		0-0 1B		0-0 6-3		0-0 4-3			0-0 SH5-4 F7-2 2B		1-0 1B HBP	4 0 2 0 0 0 0
Ted Savage, R OBP: 0.336, SLG: 0.314 Al Spangler, L OBP: 0.333, SLG: 0.308 (1, 9) (11, PH)		0-3 K		0-0 G3		0-0 F3			0-0 SH5-4 2-3		0-0 1-2 2-H 1B	3 0 0 0 0 1 1 1 0 1 1 0 0 0
Adolfo Phillips, R OBP: 0.380, SLG: 0.480 (1, 8)		0-0 P4		0-0 1B			0-0 SH1-4 1B		0-0 SH1-4 1B	4-0 IBB IBB		3 0 2 0 1 0 1
Rich Nye, L OBP: 0.254, SLG: 0.295 Bill Stoneman, R Lee Thomas, L OBP: 0.289, SLG: 0.292 Chuck Hartenstein, R OBP: 0.071, SLG: 0.071 (1, 1) (9, 1) (9, PH) (10, 1)			4-0 BB SH1-3 BB		0-0 F8					4-0 1-2 IBB		1 0 0 0 0 1 0 1 0 0 0 0 0 0 0 0 0 0 0 0 0 1 0 0 0 0 0 0 0 0 0 0

Inning Stats	R: 0	H: 1	E: 0	LOB: 2	K: 0	BB: 1	S: 3	P: 7	R: 0	H: 1	E: 0	LOB: 1	K: 1	BB: 0	S: 6	P: 6	R: 0	H: 1	E: 0	LOB: 3	K: 0	BB: 2	S: 4	P: 12	R: 0	H: 1	E: 0	LOB: 1	K: 0	BB: 0	S: 4	P: 4	R: 1	H: 0	E: 1	LOB: 0	K: 0	BB: 0	S: 4	P: 4	R: 0	H: 0	E: 0	LOB: 0	K: 0	BB: 0	S: 3	P: 3	R: 0	H: 1	E: 0	LOB: 1	K: 0	BB: 0	S: 4	P: 4	R: 0	H: 0	E: 0	LOB: 0	K: 0	BB: 0	S: 3	P: 3	R: 0	H: 1	E: 0	LOB: 2	K: 0	BB: 2	S: 3	P: 11	R: 0	H: 0	E: 0	LOB: 0	K: 0	BB: 1	S: 2	P: 6	R: 1	H: 2	E: 0	LOB: 2	K: 0	BB: 0	S: 2	P: 3
1B: 7	SF: 0	2B: 2	SAC: 4	3B: 0	DP: 2	HR: 0	HBP: 1	WP: 0	PA: 43																																																																															

PITCHER	IP	WLS	BF	H	R	ER	SO	BB	IBB	HBP	BLK	WP	HR	S	P	ERA	WHIP
Tom Seaver, R ERA: 2.89 (1, 1)	9.0		37	6	1	0	1	3	2	0	0	0	0	34	54	0.00	1.000
Ron Taylor, R ERA: 2.38 (10, 1)	1.0	L	6	2	1	1	0	1	0	1	0	0	0	4	9	9.00	3.000


BOTTOM

New York Mets @ Chicago Cubs
Wrigley Field, Chicago, IL
Thu Aug 31 1967, 3:33 AM CDT
Att: 4,992 - Sunny - 68 F

livebaseballscores.com

AB	32
R	2
H	8
RBI	2
BB	6
SO	1
LOB	15



Batter	1	2	3	4	5	6	7	8	9	AB R H RBI BB SO LOB	TOP									
Bud Harrelson, S OBP: 0.324, SLG: 0.318 (1, 6) X	0-0 6-3	4-0 FC5-4 BB		0-0 F2			0-3 K		0-0 F7	4 0 0 0 1 1 1										
Cleon Jones, R OBP: 0.283, SLG: 0.326 (1, 7) X	0-0 3-1	0-0 FC5-4			0-0 G3		0-3 K		0-0 F8	5 0 0 0 0 1 3										
Bob Johnson, R OBP: 0.372, SLG: 0.495 (1, 4) X	0-0 HR		0-0 1B		0-0 6-3		0-3 K			4 1 2 1 0 1 0										
Ed Kranepool, L OBP: 0.331, SLG: 0.384 (1, 3) B B B	4-0 BB		0-3 K		0-0 F8			0-0 P5		3 0 0 0 1 1 1										
Ron Swoboda, R OBP: 0.344, SLG: 0.430 (1, 9) X	0-0 1-3		0-0 F9			0-0 HR		0-3 K		4 1 1 1 0 1 2										
Larry Stahl, L OBP: 0.288, SLG: 0.294 (1, 8) B B B B		4-0 BB 1B BB	0-0 4-3		0-0 F8			0-0 BB 1B		3 0 1 0 1 0 1										
Jerry Buchek, R OBP: 0.287, SLG: 0.354 (1, 5) Hal Reniff, R (8, 1)		0-0 P4		0-0 1-3		0-0 F7		4-0 BB		3 0 0 0 1 0 1 0 0 0 0 0 0 0	AB 34 R 2 H 7 RBI 2 BB 4 SO 8 LOB 14									
John Sullivan, L OBP: 0.252, SLG: 0.248 (1, 2) X		0-0 BB 1B		0-3 K		0-0 2B		0-0 4-3		4 0 2 0 0 1 2										
Jack Fisher, R OBP: 0.149, SLG: 0.125 (1, 1) Dick Selma, R OBP: 0.059, SLG: 0.059 (7, 1) Joe Mook, L (8, 5)		0-3 K		0-0 1B		0-0 6-3			0-3 K	3 0 1 0 0 1 3 0 0 0 0 0 0 0 1 0 0 0 0 1 0										
Inning Stats	R: 1 E: 0 K: 0 S: 4	H: 1 LOB: 1 BB: 1 P: 8	R: 0 E: 0 K: 1 S: 6	H: 1 LOB: 3 BB: 2 P: 14	R: 0 E: 0 K: 1 S: 6	H: 1 LOB: 1 BB: 0 P: 6	R: 0 E: 0 K: 1 S: 6	H: 0 LOB: 0 BB: 0 P: 3	R: 1 E: 0 K: 0 S: 5	H: 2 LOB: 1 BB: 0 P: 5	R: 0 E: 0 K: 3 S: 9	H: 0 LOB: 0 BB: 0 P: 9	R: 0 E: 0 K: 1 S: 6	H: 1 LOB: 2 BB: 1 P: 10	R: 0 E: 0 K: 1 S: 5	H: 0 LOB: 0 BB: 0 P: 5	1B: 4 2B: 1 3B: 0 HR: 2	SF: 0 SAC: 0 DP: 0 HBP: 0	WP: 0 PB: 0 SB: 0 CS: 0	PA: 38
PITCHER Fergie Jenkins, R (1, 1) ERA: 2.81	IP: 9.0 WLS: W BF: 38 H: 7 R: 2 ER: 2 SO: 8 BB: 4 IBB: 0 HBP: 0 BLK: 0 WP: 0 HR: 2 S: 50 P: 66 ERA: 2.00 WHIP: 1.222											PITCHER	IP: 9.0 WLS: W BF: 38 H: 7 R: 2 ER: 2 SO: 8 BB: 4 IBB: 0 HBP: 0 BLK: 0 WP: 0 HR: 2 S: 50 P: 66 ERA: 2.00 WHIP: 1.222							

New York Mets @ Chicago Cubs
Wrigley Field, Chicago, IL
 Fri Sep 01 1967, 3:33 AM CDT
 Sunny - 62 F

livebaseballscorecards.com

Batter	1	2	3	4	5	6	7	8	9
Don Kessinger, S OBP: 0.278, SLG: 0.268 (1, 6)	0-0 1B 1B	0-0 L7			0-0 6-3		0-0 1B 1B	0-0 FC6-4 1B	
Glenn Beckert, R OBP: 0.303, SLG: 0.355 (1, 4)	0-0 F7		0-0 F8 14 SF8 2B		0-0 L5		0-0 1B 1B	0-0 1B 1B	
Billy Williams, L OBP: 0.351, SLG: 0.458 (1, 7)	0-0 1B 14 5-3 1B		0-0 F8 2-3		0-0 1-3		0-0 14 BB 1B 1B	0-0 BB 1B	
Ron Santo, R OBP: 0.402, SLG: 0.522 (1, 5)	0-0 14 5-3 1B		4-0 BB		0-3 K		0-0 14 BB 1B	4-0 BB	
14 Ernie Banks, R OBP: 0.310, SLG: 0.466 (1, 3)	0-0 5-3		0-0 SF8		0-0 F7		4-0 1-2 2-3 BB	0-0 F8	
Randy Hundley, R OBP: 0.337, SLG: 0.420 (1, 2)	0-0 5-3		0-0 F6		0-0 P4		0-0 F7		
Ted Savage, R OBP: 0.335, SLG: 0.313 (1, 9)		0-0 6-3		0-3 K		0-0 5-3	0-0 SH1-3 SH 1B		
Adolfo Phillips, R OBP: 0.377, SLG: 0.476 (1, 8)		0-0 6-3		0-0 6-3		0-0 6-3	0-0 SH1-3		
Fergie Jenkins, R OBP: 0.205, SLG: 0.231 (1, 1)		0-0 1B		0-0 L7		4-0 1B 1B BB	0-0 SH FC6-4		


Inning Stats	R: 2	H: 3	E: 0	K: 0	S: 6	LOB: 1	BB: 0	P: 6	R: 0	H: 1	E: 0	K: 0	S: 4	LOB: 1	BB: 0	P: 4	R: 1	H: 1	E: 0	K: 0	S: 4	LOB: 1	BB: 1	P: 8	R: 0	H: 0	E: 0	K: 1	S: 5	LOB: 0	BB: 0	P: 5	R: 0	H: 0	E: 0	K: 0	S: 3	LOB: 0	BB: 0	P: 3	R: 0	H: 0	E: 0	K: 1	S: 5	LOB: 0	BB: 0	P: 5	R: 3	H: 4	E: 0	K: 0	S: 7	LOB: 3	BB: 2	P: 15	R: 2	H: 3	E: 1	K: 0	S: 7	LOB: 3	BB: 1	P: 11
1B: 11	SF: 1	2B: 1	SAC: 2	3B: 0	DP: 0	HR: 0	HBP: 0	WP: 0	PA: 41																																																							

BOTTOM

New York Mets @ Chicago Cubs
 Wrigley Field, Chicago, IL
 Fri Sep 01 1967, 3:33 AM CDT
 Sunny - 62 F

livebaseballscorecards.com

AB	34
R	8
H	12
RBI	8
BB	4
SO	2
LOB	13



PITCHER	IP	WLS	BF	H	R	ER	SO	BB	IBB	HBP	BLK	WP	HR	S	P	ERA	WHIP
Jack Fisher, R ERA: 4.85 (1, 1)	6.2	L	30	8	6	6	2	2	0	0	0	0	0	32	40	8.10	1.500
Dick Selma, R ERA: 3.34 (7, 1)	0.1		3	1	0	0	0	1	0	0	0	0	0	2	6	0.00	6.000
Hal Reniff, R ERA: 3.6 (8, 1)	1.0		8	3	2	2	0	1	0	0	0	0	0	7	11	18.00	4.000

Batter	1	2	3	4	5	6	7	8	9	AB R H RBI BB SO LOB	TOP														
Cleon Jones, R (1, 8) OBP: 0.279, SLG: 0.322	0-3 K	0-3 K		0-0 L7			0-0 4-3		0-0 F7	5 0 0 0 0 2 5															
Ed Charles, R (1, 5) OBP: 0.328, SLG: 0.320	0-3 K		0-0 F8		0-0 F9		0-0 6-3			4 0 0 0 0 1 0															
Ed Kranepool, L (1, 3) OBP: 0.328, SLG: 0.380	0-0 G3		0-0 F7		0-0 G3		0-0 P6			4 0 0 0 0 0 0															
Tommy Davis, R (1, 7) OBP: 0.345, SLG: 0.459 Bud Harrelson, S (8, 6) OBP: 0.324, SLG: 0.318		4-0 1B SF 1B BB	0-0 F9		0-3 K			0-0 P6		3 1 0 0 1 1 0 0 0 0 0 0 0 0															
Ron Swoboda, R (1, 9) OBP: 0.343, SLG: 0.428		0-0 1B SF 1B		0-0 6-3		0-0 1-3		0-3 K		4 1 1 0 0 1 0															
Jerry Buchek, R (1, 4) OBP: 0.289, SLG: 0.359		0-0 SF 1B		0-0 1B 2B		0-3 K		0-0 5-3		4 1 2 0 0 1 0															
Phil Linz, R (1, 6) OBP: 0.275, SLG: 0.301 Tommie Reynolds, R (8, 7) OBP: 0.298, SLG: 0.282		0-0 P6		4-0 1B BB		0-0 2B			0-0 3-1	2 0 1 0 1 0 3 1 0 0 0 0 0 0															
Jerry Grote, R (1, 2) OBP: 0.226, SLG: 0.255		SF		0-0 F5		4-0 IBB			0-0 1B	2 0 1 1 1 0 2															
Don Cardwell, R (1, 1) OBP: 0.220, SLG: 0.263		0-3 K		0-0 1B		0-3 K			0-0 P1	4 0 1 1 0 2 5															
Inning Stats	R: 0 E: 0 K: 2 S: 7	H: 0 LOB: 0 BB: 0 P: 7	R: 2 E: 1 K: 2 S: 10	H: 2 LOB: 2 BB: 1 P: 14	R: 0 E: 0 K: 0 S: 3	H: 0 LOB: 0 BB: 0 P: 3	R: 1 E: 0 K: 0 S: 5	H: 2 LOB: 2 BB: 1 P: 9	R: 0 E: 0 K: 1 S: 5	H: 0 LOB: 0 BB: 0 P: 5	R: 0 E: 0 K: 2 S: 8	H: 1 LOB: 2 BB: 1 P: 12	R: 0 E: 0 K: 0 S: 3	H: 0 LOB: 0 BB: 0 P: 3	R: 0 E: 0 K: 1 S: 5	H: 0 LOB: 0 BB: 0 P: 5	R: 0 E: 0 K: 0 S: 4	H: 1 LOB: 1 BB: 0 P: 4	1B: 4 2B: 2 3B: 0 HR: 0	SF: 1 SAC: 0 DP: 0 HBP: 0	WP: 0 PB: 0 SB: 0 CS: 0	PA: 37			
PITCHER	IP	WLS	BF	H	R	ER	SO	BB	IBB	HBP	BLK	WP	HR	S	P	ERA	WHIP								
Ray Culp, R (1, 1) ERA: 3.81	8.0	L	33	5	3	2	8	2	1	0	0	0	0	46	58	2.25	0.875								
Pete Mikkelsen, R (9, 1) ERA: 4.57	1.0		4	1	0	0	0	0	0	0	0	0	0	4	4	0.00	1.000								

New York Mets @ Chicago Cubs
Wrigley Field, Chicago, IL
 Fri Sep 01 1967, 3:38 AM CDT
 Att. 10,905 - Sunny - 65 F

livebaseballscorecards.com

AB	33
R	3
H	6
RBI	2
BB	3
SO	8
LOB	15



Batter	1	2	3	4	5	6	7	8	9	AB R H RBI BB SO LOB	TOP									
Bud Harrelson, S OBP: 0.323, SLG: 0.318 (1, 6) X	0-0 4-3		0-0 5-3			0-0 5-3		0-0 1B		4 0 1 0 0 0 0	New York Mets @ Chicago Cubs Wrigley Field, Chicago, IL Sat Sep 02 1967, 3:33 AM CDT Sunny - 68 F livebaseballscorecards.com									
Cleon Jones, R OBP: 0.277, SLG: 0.318 (1, 8) X	0-0 4-3		0-3 K			0-0 F9		0-0 1-3		4 0 0 0 0 1 1										
Bob Johnson, R OBP: 0.374, SLG: 0.495 (1, 4) X	0-0 E5				0-0 F9		0-0 FC6-4 1B		0-0 FC4-6 1B	4 0 2 0 0 0 0										
Tommy Davis, R OBP: 0.343, SLG: 0.456 (1, 7) X	0-0 4-3				0-0 5-3		0-0 FC6-4 1-2f		0-0 FC4-6 FC5-4 1-2f	4 0 0 0 0 0 3										
Ed Kranepool, L OBP: 0.325, SLG: 0.376 (1, 3) X					0-0 F8				0-3 K	4 0 0 0 0 1 1										
Ron Swoboda, R OBP: 0.342, SLG: 0.426 (1, 9) X									0-0 FC5-4 1-2f	4 0 1 0 0 0 1										
Jerry Buchek, R OBP: 0.287, SLG: 0.356 (1, 5) X										3 0 0 0 0 0 2										
Jerry Grote, R OBP: 0.224, SLG: 0.253 (1, 2) X										2 0 0 0 0 0 2										
John Sullivan, L OBP: 0.250, SLG: 0.246 (8, PH) (8, 2) X										1 0 0 0 0 0 0										
Cal Koonce, R OBP: 0.100, SLG: 0.100 (1, 1) X										0 0 0 0 0 0 0										
Larry Stahl, L OBP: 0.286, SLG: 0.292 (8, PH) X										1 0 0 0 0 0 0										
Hal Reniff, R (8, 1) X										0 0 0 0 0 0 0										
Inning Stats	R: 0 E: 1 K: 0 S: 4	H: 0 LOB: 1 BB: 0 P: 4	R: 0 E: 0 K: 0 S: 4	H: 1 LOB: 1 BB: 0 P: 4	R: 0 E: 0 K: 2 S: 7	H: 0 LOB: 0 BB: 0 P: 7	R: 0 E: 0 K: 0 S: 3	H: 0 LOB: 0 BB: 0 P: 3	R: 0 E: 1 K: 0 S: 4	H: 0 LOB: 1 BB: 0 P: 4	R: 0 E: 0 K: 0 S: 3	H: 0 LOB: 0 BB: 0 P: 3	R: 0 E: 0 K: 0 S: 4	H: 1 LOB: 1 BB: 0 P: 4	R: 0 E: 0 K: 1 S: 6	H: 1 LOB: 1 BB: 0 P: 6	1B: 4 2B: 0 3B: 0 HR: 0	SF: 0 SAC: 0 DP: 0 HBP: 0	WP: 0 PB: 0 SB: 0 CS: 0	PA: 33
PITCHER Joe Niekro, R ERA: 3.49 (1, 1)	IP: 9.0 WLS: W BF: 33 H: 4 R: 0 ER: 0 SO: 3 BB: 0 IBB: 0 HBP: 0 BLK: 0 WP: 0 HR: 0 S: 39 P: 39 ERA: 0.00 WHIP: 0.444																			



Batter	1	2	3	4	5	6	7	8	9
Don Kessinger, S OBP: 0.275, SLG: 0.265 (1, 6)	0-0 F8		0-0 6-3		0-0 5-3		0-0 1B	0-0 F5	
Glenn Beckert, R OBP: 0.302, SLG: 0.355 (1, 4)	0-0 F7		0-0 5-3			0-0 S E 2B	0-0 L6		
Billy Williams, L OBP: 0.349, SLG: 0.455 (1, 7)	0-0 E6 1B		0-0 3-1			0-0 F2 2-3	0-3 K		
Ron Santo, R OBP: 0.400, SLG: 0.516 (1, 5)	0-0 4-3			0-0 1B		4-0 E E BB	0-0 1-3		
14 Ernie Banks, R OBP: 0.311, SLG: 0.469 (1, 3)		0-0 1B 6-3 2B		0-3 K		0-3 K		0-0 F9	
Al Spangler, L OBP: 0.347, SLG: 0.325 (1, 9)		0-0 2-3 1B		0-3 K		0-0 E9 2B 1B		0-0 WP 1B 1B	
Randy Hundley, R OBP: 0.335, SLG: 0.418 (1, 2)		0-0 6-3		0-0 5-3		0-0 2B		0-3 K	
Adolfo Phillips, R OBP: 0.378, SLG: 0.472 (1, 8)		0-3 K			0-0 CS 1B	4-0 IBB		4-0 1B IBB	
Joe Niekro, R OBP: 0.189, SLG: 0.235 (1, 1)		0-3 K			0-0 B3	0-0 6-3		0-0 1-3 2-H 1B	

Inning Stats	R: 0 E: 1 K: 0 S: 4	H: 1 LOB: 1 BB: 0 P: 4	R: 1 E: 0 K: 2 S: 9	H: 2 LOB: 1 BB: 0 P: 9	R: 0 E: 0 K: 0 S: 3	H: 0 LOB: 0 BB: 0 P: 3	R: 0 E: 0 K: 2 S: 8	H: 1 LOB: 1 BB: 0 P: 8	R: 0 E: 0 K: 0 S: 3	H: 1 LOB: 0 BB: 0 P: 3	R: 3 E: 1 K: 1 S: 8	H: 3 LOB: 2 BB: 2 P: 16	R: 0 E: 0 K: 1 S: 6	H: 1 LOB: 1 BB: 0 P: 6	R: 1 E: 0 K: 1 S: 7	H: 2 LOB: 2 BB: 1 P: 11
--------------	------------------------------	---------------------------------	------------------------------	---------------------------------	------------------------------	---------------------------------	------------------------------	---------------------------------	------------------------------	---------------------------------	------------------------------	----------------------------------	------------------------------	---------------------------------	------------------------------	----------------------------------

PITCHER	IP	WLS	BF	H	R	ER	SO	BB	IBB	HBP	BLK	WP	HR	S	P	ERA	WHIP
Cal Koonce, R ERA: 3.63 (1, 1)	7.0	L	31	9	4	4	6	1	1	0	0	0	0	41	49	5.14	1.429
Hal Reniff, R ERA: 3.67 (8, 1)	1.0		6	2	1	1	1	0	1	0	0	1	0	7	11	9.00	2.000

BOTTOM

New York Mets @ Chicago Cubs
 Wrigley Field, Chicago, IL
 Sat Sep 02 1967, 3:33 AM CDT
 Sunny - 68 F

AB	R	H	RBI	BB	SO	LOB
5	0	1	0	0	0	3
4	1	1	0	0	0	1
4	0	1	0	0	1	2
3	1	1	0	1	0	2
4	1	1	0	0	2	3
4	2	3	1	0	1	1
4	0	1	2	0	1	3
2	0	1	0	2	1	1
4	0	1	1	0	1	4

AB	34
R	5
H	11
RBI	4
BB	3
SO	7
LOB	20

WP: 1 PA: 37
 PB: 0
 SB: 1
 CS: 1



1B	8	SF	0	WP	1	PA	37
2B	3	SAC	0	PB	0		
3B	0	DP	0	SB	1		
HR	0	HBP	0	CS	1		

Batter	1	2	3	4	5	6	7	8	9	AB R H RBI BB SO LOB	TOP															
Bud Harrelson, S OBP: 0.326, SLG: 0.321 (1, 6)	0-0 S 1B		0-0 1-3		0-0 1B 1B		0-0 CS 1B		0-0 L7	5 1 3 1 0 0 0																
Tommie Reynolds, R OBP: 0.304, SLG: 0.283 (1, 8)	0-3 K 1-2		0-0 P5		0-0 1B 1B		4-0 1B BB			3 0 1 1 1 1 1																
Tommy Davis, R OBP: 0.344, SLG: 0.456 (1, 7)	0-0 F9			0-0 P5	0-0 G4-6-3 1B		0-0 G4-3 1B			4 0 2 1 0 0 1																
Cleon Jones, R OBP: 0.277, SLG: 0.318 (9, 7)					1-3 3-H 1B		1-2 1B			0 0 0 0 0 0 0																
Ed Kranepool, L OBP: 0.322, SLG: 0.372 (1, 3)	0-0 F8			0-0 F7	0-0 G4-6-3 1-2f		0-0 G4-3 1-2f			4 0 0 0 0 0 5																
Ron Swoboda, R OBP: 0.341, SLG: 0.422 (1, 9)		0-0 5-3		0-0 6-3		4-0 FC1-5 BB		0-0 6-3		3 0 0 0 1 0 0																
Ed Charles, R OBP: 0.324, SLG: 0.317 (1, 5)		0-0 F9			0-0 6-3	0-0 FC1-5 1B		0-0 4-3		4 0 0 0 0 0 1																
Jerry Buchek, R OBP: 0.292, SLG: 0.376 (1, 4)		0-0 HR			0-0 HR	0-0 1B		0-0 F8		4 2 3 2 0 0 0																
John Sullivan, L OBP: 0.250, SLG: 0.254 (1, 2)		0-0 6-3			0-0 1B 2B	0-0 F6			0-0 1-3	4 1 1 0 0 0 2																
Jerry Grote, R OBP: 0.224, SLG: 0.253 (9, 2)					0-0 1B 1B	1-2 K			0-0 G3	0 0 0 0 0 0 0																
Bill Connors, R (1, 1)			0-0 5-3		0-0 1B 1B	0-3 K			0-0 G3	1 0 0 0 0 0 0																
Larry Stahl, L (5, PH)										1 1 1 0 0 0 0																
Dick Selma, R (5, 1)										2 0 0 0 0 1 2																
Inning Stats	R: 0 E: 0 K: 1 S: 6	H: 1 LOB: 1 BB: 0 P: 6	R: 1 E: 0 K: 0 S: 4	H: 1 LOB: 0 BB: 0 P: 4	R: 0 E: 0 K: 0 S: 3	H: 0 LOB: 0 BB: 0 P: 3	R: 0 E: 0 K: 0 S: 3	H: 0 LOB: 0 BB: 0 P: 3	R: 4 E: 0 K: 0 S: 8	H: 6 LOB: 1 BB: 0 P: 8	R: 0 E: 0 K: 1 S: 6	H: 1 LOB: 2 BB: 1 P: 10	R: 0 E: 0 K: 0 S: 3	H: 2 LOB: 1 BB: 1 P: 7	R: 0 E: 0 K: 0 S: 3	H: 0 LOB: 0 BB: 0 P: 3	R: 0 E: 0 K: 0 S: 3	H: 0 LOB: 0 BB: 0 P: 3	1B: 8 2B: 1 3B: 0 HR: 2	SF: 0 SAC: 0 DP: 2 HBP: 0	WP: 0 PB: 0 SB: 3 CS: 1	PA: 37				
PITCHER	IP WLS BF H R ER SO BB IBB HBP BLK WP HR S P ERA WHIP																									
Dick Calmus, R (1, 1)	4.1		18	5	4	4	1	0	0	0	0	2	20	20	8.31	1.154										
Bill Stoneman, R (5, 1)	2.2	L	13	6	1	1	1	2	0	0	0	0	13	21	3.38	3.000										
Chuck Hartenstein, R (8, 1)	2.0		6	0	0	0	0	0	0	0	0	0	6	6	0.00	0.000										

New York Mets @ Chicago Cubs
Wrigley Field, Chicago, IL
Sat Sep 02 1967, 3:38 AM CDT
Att. 15,847 - Sunny - 68 F

livebaseballscorecards.com

AB	35
R	5
H	11
RBI	5
BB	2
SO	2
LOB	12



Batter	1	2	3	4	5	6	7	8	9	AB	R	H	RBI	BB	SO	LOB
Don Kessinger, S (1, 6) OBP: 0.277, SLG: 0.269	0-3 K	0-0 2B			0-3 K			0-0 G3 SH1-4 1B		4	0	2	2	0	2	0
Glenn Beckert, R (1, 4) OBP: 0.300, SLG: 0.353	0-0 P6	0-0 6-3			0-0 5-3			0-0 SH1-4		3	0	0	0	0	0	1
Billy Williams, L (1, 7) OBP: 0.347, SLG: 0.451	0-0 F8		0-0 6-3		0-0 F7			0-0 G3		4	0	0	0	0	0	1
Ron Santo, R (1, 5) OBP: 0.397, SLG: 0.512		0-3 K	0-0 F8			0-0 4-3		0-3 K		4	0	0	0	0	2	1
14 Ernie Banks, R (1, 3) OBP: 0.308, SLG: 0.465		0-0 F7	0-0 5-3			0-0 1-3			0-0 F7	4	0	0	0	0	0	0
Al Spangler, L (1, 9) OBP: 0.354, SLG: 0.326		4-0 BB 1B BB		0-0 5-3		0-0 G3			0-0 5-3 BB 1B	3	1	1	0	1	0	0
John Stephenson, L (1, 2) OBP: 0.271, SLG: 0.348		0-0 BB		0-0 6-3			0-3 K		4-0 BB 5-3	2	1	1	0	0	0	0
Randy Hundley, R (7, 2) OBP: 0.335, SLG: 0.417		1-2 BB 1B							1-2 BB	1	0	0	0	1	1	0
Adolfo Phillips, R (1, 8) OBP: 0.379, SLG: 0.471		4-0 BB 1B 2B BB		0-0 1B			0-3 K		0-0 5-3	3	1	1	0	1	1	2
Dick Calmus, R (1, 1) OBP: 0.500, SLG: 0.500		0-0 BB		0-3 1B					0-3 K	2	1	1	2	0	1	1
Bill Stoneman, R (5, 1)										0	0	0	0	0	0	0
Lee Thomas, L (7, PH) OBP: 0.286, SLG: 0.289										1	0	0	0	0	0	0
Chuck Hartenstein, R (8, 1) OBP: 0.071, SLG: 0.071										0	0	0	0	0	0	0
Clarence Jones, L (9, PH) OBP: 0.297, SLG: 0.346		1-3 BB 2B 1B							0-3 K	1	0	0	0	0	1	2

Inning Stats	R: 0	H: 0	E: 0	K: 1	S: 5	H: 0	LOB: 0	BB: 0	P: 5	R: 4	H: 3	E: 0	K: 1	S: 8	H: 0	LOB: 1	BB: 2	P: 16	R: 0	H: 0	E: 0	K: 0	S: 3	R: 0	H: 0	E: 0	K: 1	S: 6	H: 0	LOB: 0	BB: 0	P: 5	R: 0	H: 0	E: 0	K: 0	S: 3	R: 0	H: 0	E: 0	K: 2	S: 7	H: 0	LOB: 0	BB: 0	P: 7	R: 0	H: 1	E: 0	K: 1	S: 6	H: 1	LOB: 1	BB: 0	P: 6	R: 0	H: 1	E: 0	K: 1	S: 6	H: 1	LOB: 2	BB: 1	P: 10	1B: 5	SF: 0	2B: 1	SAC: 1	3B: 0	DP: 0	HR: 0	HBP: 0	WP: 0	PA: 36
--------------	------	------	------	------	------	------	--------	-------	------	------	------	------	------	------	------	--------	-------	-------	------	------	------	------	------	------	------	------	------	------	------	--------	-------	------	------	------	------	------	------	------	------	------	------	------	------	--------	-------	------	------	------	------	------	------	------	--------	-------	------	------	------	------	------	------	------	--------	-------	-------	-------	-------	-------	--------	-------	-------	-------	--------	-------	--------

PITCHER	IP	WLS	BF	H	R	ER	SO	BB	IBB	HBP	BLK	WP	HR	S	P	ERA	WHIP
Bill Connors, R (1, 1) ERA: 6.75	4.0		18	4	4	4	3	2	0	0	0	0	0	22	30	9.00	1.500
Dick Selma, R (5, 1) ERA: 3.09	5.0	W	18	2	0	0	5	1	0	0	0	0	0	27	31	0.00	0.600

BOTTOM

New York Mets @ Chicago Cubs
 Wrigley Field, Chicago, IL
 Sat Sep 02 1967, 3:38 AM CDT
 Att. 15,847 - Sunny - 68 F

livebaseballscorecards.com

AB	32
R	4
H	6
RBI	4
BB	3
SO	8
LOB	8



Batter	1	2	3	4	5	6	7	8	9	AB R H RBI BB SO LOB	TOP																						
Bud Harrelson, S (1, 6) OBP: 0.323, SLG: 0.318	0-0 F7		0-0 4-3			0-0 5-3		0-0 5-3		4 0 0 0 0 0 0																							
Tommie Reynolds, R (1, 8) OBP: 0.302, SLG: 0.282	0-0 6-3				0-0 F8	0-0 G5-4-3 1B			0-3 K	4 0 1 0 0 1 0																							
Bob Johnson, R (1, 4) OBP: 0.372, SLG: 0.489	0-0 F9				0-3 K	0-0 G5-4-3 1-2f			0-0 1B	4 0 1 0 0 1 1																							
Tommy Davis, R (1, 7) OBP: 0.345, SLG: 0.456		0-0 4-3 1B			0-0 FC5 1B				0-0 F5	4 0 2 0 0 0 1																							
Ed Kranepool, L (1, 3) OBP: 0.321, SLG: 0.371		0-0 4-3 1-2			0-0 1-2 1B				0-0 F8	4 0 1 0 0 0 2																							
Ron Swoboda, R (1, 9) OBP: 0.341, SLG: 0.421		0-0 6-3			0-0 FC5 2-3f					3 0 1 0 0 0 3																							
Jerry Buchek, R (1, 5) OBP: 0.289, SLG: 0.373		0-3 K							0-0 F2	3 0 0 0 0 1 2																							
John Sullivan, L (1, 2) OBP: 0.252, SLG: 0.256			0-0 4-3						0-0 F8	3 0 1 0 0 0 0																							
Bill Graham, R (1, 1) Larry Stahl, L (8, PH) Bob Hendley, R (8, 1) OBP: 0.289, SLG: 0.295 OBP: 0.154, SLG: 0.083			0-0 5-3						0-0 6-3	2 0 0 0 0 0 1 1 0 0 0 0 0 0 0 0 0 0 0 0 0																							
Inning Stats	R: 0 E: 0 K: 0 S: 3	H: 0 LOB: 0 BB: 0 P: 3	R: 0 E: 0 K: 1 S: 6	H: 1 LOB: 1 BB: 0 P: 6	R: 0 E: 0 K: 0 S: 3	H: 0 LOB: 0 BB: 0 P: 3	R: 0 E: 0 K: 1 S: 7	H: 2 LOB: 2 BB: 0 P: 7	R: 0 E: 0 K: 0 S: 3	H: 1 LOB: 0 BB: 0 P: 3	R: 0 E: 0 K: 0 S: 3	H: 1 LOB: 0 BB: 0 P: 3	R: 0 E: 0 K: 0 S: 4	H: 1 LOB: 1 BB: 0 P: 4	R: 0 E: 0 K: 0 S: 3	H: 0 LOB: 0 BB: 0 P: 3	R: 0 E: 0 K: 1 S: 6	H: 1 LOB: 1 BB: 0 P: 6	1B: 7 2B: 1 3B: 0 HR: 0	SF: 0 SAC: 0 DP: 2 HBP: 0	WP: 0 PB: 0 SB: 0 CS: 0	PA: 32											
PITCHER Bill Hands, R (1, 1) ERA: 2.33	IP 9.0	WLS W	BF 32	H 7	R 0	ER 0	SO 3	BB 0	IBB 0	HBP 0	BLK 0	WP 0	HR 0	S 38	P 38	ERA 0.00	WHIP 0.778																
											PITCHER	IP	WLS	BF	H	R	ER	SO	BB	IBB	HBP	BLK	WP	HR	S	P	ERA	WHIP					

New York Mets @ Chicago Cubs
Wrigley Field, Chicago, IL
 Sun Sep 03 1967, 3:33 AM CDT
 Sunny - 75 F

livebaseballscorecards.com

AB 32
R 0
H 7
RBI 0
BB 0
SO 3
LOB 10



Batter	1	2	3	4	5	6	7	8	9	AB	R	H	RBI	BB	SO	LOB
Don Kessinger, S OBP: 0.279, SLG: 0.271 (1, 6)	0-0 5-3 1B	0-0 FC6-4 1-2f			0-0 FC3-6 1B		0-0 G3			4	0	2	0	0	0	2
Glenn Beckert, R OBP: 0.300, SLG: 0.352 (1, 4)	0-0 5-3 1-2		0-0 1B 1B		0-0 FC3-6 1-2f HR		0-0 6-3			4	1	1	0	0	0	2
Billy Williams, L OBP: 0.348, SLG: 0.456 (1, 7)	0-0 F9		0-0 P4		0-0 1-H HR		4-0 BB			3	1	1	2	1	0	2
Ron Santo, R OBP: 0.400, SLG: 0.519 (1, 5)	4-0 14 FC5-4 BB		0-0 1-2 1B		0-0 HR		0-3 K			3	1	2	1	1	1	1
14 Ernie Banks, R OBP: 0.308, SLG: 0.463 Ted Savage, R OBP: 0.336, SLG: 0.312 Clarence Jones, L OBP: 0.297, SLG: 0.346 (1, 3) (8, PR) (9, 3)	0-0 FC5-4 1-2f		0-0 P4		0-0 F2		0-0 E SF8 1B			4	0	1	0	0	0	4
Al Spangler, L OBP: 0.350, SLG: 0.315 (1, 9)		4-0 BB 1B	0-0 F7		0-0 F9		0-0 P6			0	1	0	0	0	0	0
Randy Hundley, R OBP: 0.335, SLG: 0.415 (1, 2)		0-0 1-2 FC6-4 1B		0-3 K		0-0 6-3		0-0 1-3 E4		4	0	1	0	0	1	1
Adolfo Phillips, R OBP: 0.376, SLG: 0.467 (1, 8)		0-0 L7		0-0 5-3		0-3 K		0-0 3-H SF8		3	0	0	1	0	1	2
Bill Hands, R OBP: 0.200, SLG: 0.125 (1, 1)		0-3 K		0-3 K		0-0 P5		0-3 K		4	0	0	0	0	3	3

Inning Stats		R: 0	H: 1	R: 0	H: 1	R: 0	H: 2	R: 0	H: 0	R: 3	H: 3	R: 0	H: 0	R: 0	H: 0	R: 1	H: 1
R: 0		E: 0	LOB: 2	E: 0	LOB: 2	E: 0	LOB: 2	E: 0	LOB: 0	E: 0	LOB: 0	E: 0	LOB: 0	E: 0	LOB: 1	E: 1	LOB: 1
K: 0		K: 1	BB: 1	K: 1	BB: 1	K: 0	BB: 0	K: 2	BB: 0	K: 1	BB: 0	K: 1	BB: 0	K: 1	BB: 1	K: 1	BB: 0
S: 4		S: 6	P: 8	S: 6	P: 10	S: 5	P: 5	S: 7	P: 7	S: 6	P: 6	S: 5	P: 5	S: 5	P: 9	S: 7	P: 7

PITCHER		IP	WLS	BF	H	R	ER	SO	BB	IBB	HBP	BLK	WP	HR	S	P	ERA	WHIP
Bill Graham, R ERA: 3.86 (1, 1)		7.0	L	31	7	3	3	5	3	0	0	0	0	2	38	50	3.86	1.429
Bob Hendley, L ERA: 3.9 (8, 1)		1.0		5	1	1	0	1	0	0	0	0	0	0	7	7	0.00	1.000

PITCHER		IP	WLS	BF	H	R	ER	SO	BB	IBB	HBP	BLK	WP	HR	S	P	ERA	WHIP

BOTTOM

New York Mets @ Chicago Cubs
Wrigley Field, Chicago, IL
Sun Sep 03 1967, 3:33 AM CDT
Sunny - 75 F

AB	32
R	4
H	8
RBI	4
BB	3
SO	6
LOB	20



WP: 0	PA: 36
PB: 0	
SB: 0	
CS: 0	

livebaseballscorecards.com

Batter	1	2	3	4	5	6	7	8	9	AB R H RBI BB SO LOB	TOP		
Cleon Jones, R (1, 8) OBP: 0.276, SLG: 0.325	0-3 K			0-0 P6			0-0 4-3	0-0 HR		4 1 1 2 0 1 0	New York Mets @ Chicago Cubs Wrigley Field, Chicago, IL Sun Sep 03 1967, 3:38 AM CDT Att. 30,831 - Sunny - 75 F		
Ed Charles, R (1, 5) OBP: 0.326, SLG: 0.324	0-0 L5			0-0 6-3			0-0 BB 2B 1B	0-0 3B		4 1 2 0 0 0 0			
Tommy Davis, R (1, 3) OBP: 0.344, SLG: 0.454 Bill Connors, R (8, 1)	0-3 K			0-0 F8			4-0 BB 2B 1-2 BB	0-0 5-3		3 0 0 0 1 1 1 0 0 0 0 0 0 0			
Ron Swoboda, R (1, 9) OBP: 0.343, SLG: 0.423		4-0 BB G5-4-3		0-0 F7			0-0 1-3 2-H 2B	0-0 F9		3 0 1 1 1 0 0			
Jerry Buchek, R (1, 4) OBP: 0.286, SLG: 0.369		0-3 K		0-3 K			0-3 K	0-0 1-3		4 0 0 0 0 3 3			
Tommie Reynolds, R (1, 7) OBP: 0.294, SLG: 0.273		0-0 G5-4-3 1-2f		0-0 5-3			0-0 F9	0-3 K		4 0 0 0 0 1 3			
Phil Linz, R (1, 6) OBP: 0.277, SLG: 0.303			0-0 G5-4-3 1B			0-0 P6		0-0 5-3		3 0 1 0 0 0 0			
Jerry Grote, R (1, 2) OBP: 0.223, SLG: 0.251 Hal Reniff, R (6, 1) Bob Johnson, R (8, PH) (8, 3)			0-0 G5-4-3 1-2f			0-0 F7		0-0 6-3		2 0 0 0 0 0 1 0 0 0 0 0 0 0 1 0 0 0 0 0 0			
Danny Frisella, L (1, 1) OBP: 0.154, SLG: 0.167 Jack Fisher, R (4, 1) OBP: 0.149, SLG: 0.125 Greg Goossen, R (6, PH) (6, 2)			0-3 K			0-0 P4		0-0 HR 1B		1 0 0 0 0 1 0 0 0 0 0 0 0 0 2 1 1 0 0 0 0			
Inning Stats	R: 0 E: 0 K: 2 S: 7 H: 0 LOB: 0 BB: 0 P: 7	R: 0 E: 0 K: 1 S: 4 H: 0 LOB: 0 BB: 1 P: 8	R: 0 E: 0 K: 1 S: 5 H: 1 LOB: 0 BB: 0 P: 5	R: 0 E: 0 K: 0 S: 3 H: 0 LOB: 0 BB: 0 P: 3	R: 0 E: 0 K: 1 S: 5 H: 0 LOB: 0 BB: 0 P: 5	R: 0 E: 0 K: 0 S: 3 H: 0 LOB: 0 BB: 0 P: 3	R: 1 E: 0 K: 1 S: 7 H: 2 LOB: 2 BB: 1 P: 11	R: 2 E: 0 K: 0 S: 6 H: 3 LOB: 1 BB: 0 P: 6	R: 0 E: 0 K: 1 S: 5 H: 0 LOB: 0 BB: 0 P: 5	1B: 3 2B: 1 3B: 1 HR: 1 SF: 0 SAC: 0 DP: 2 HBP: 0	WP: 0 PB: 0 SB: 0 CS: 0 PA: 33		
PITCHER	IP WLS BF H R ER SO BB IBB HBP BLK WP HR S P ERA WHIP											PITCHER	IP WLS BF H R ER SO BB IBB HBP BLK WP HR S P ERA WHIP
Ken Holtzman, L (1, 1) ERA: 2.39 Chuck Hartenstein, R (8, 1) ERA: 2.69	7.2 W 29 6 3 3 6 2 0 0 0 0 1 39 47 3.52 1.043												

AB	31
R	3
H	6
RBI	3
BB	2
SO	7
LOB	8



livebaseballscorecards.com

Batter	1	2	3	4	5	6	7	8	9	AB	R	H	RBI	BB	SO	LOB
Don Kessinger, S (1, 6) OBP: 0.280, SLG: 0.272	0-0 6-3		0-0 FC5-4 1B	0-0 E3 G3 1B	0-0 FC3-2		0-0 2-H 1B			5	0	2	1	0	0	4
Glenn Beckert, R (1, 4) OBP: 0.303, SLG: 0.356	0-0 FC5-4 1B		0-0 FC5-4 1B SF	0-0 G3 1B		0-0 PB SF8 2B	0-0 4-3			5	2	3	1	0	0	2
Billy Williams, L (1, 7) OBP: 0.348, SLG: 0.455	0-0 F2		0-0 14 S PO SF 1B	0-0 G3		4-0 14 FC6-4 BB	0-3 K			4	0	1	0	1	1	3
Ron Santo, R (1, 5) OBP: 0.396, SLG: 0.516	0-0 FC5-4		0-0 SF 14 WP 1B	0-3 K		0-0 SF8	0-0 5-3			3	0	0	2	0	1	3
14 Ernie Banks, R (1, 3) OBP: 0.307, SLG: 0.460		0-0 F7	0-3 K		0-0 F8	0-0 FC6-4	0-3 BB BB	4-0 BB BB		4	0	0	0	1	1	3
Al Spangler, L (1, 9) OBP: 0.361, SLG: 0.308		0-0 F8	0-0 PO	4-0 E 1B BB	4-0 1B FC3-2 BB	0-0 P4	4-0 BB BB	4-0 1-2 BB		2	1	0	0	3	0	1
Randy Hundley, R (1, 2) OBP: 0.337, SLG: 0.417		0-0 1B 1B		0-0 SH3-4 1-H E 1B	0-0 1B		0-0 P4	0-0 F2		5	1	3	1	0	0	2
Adolfo Phillips, R (1, 8) OBP: 0.381, SLG: 0.469		0-0 1B		4-0 E SH3-4 1B BB	4-0 IBB		4-0 WP SH3 1B BB			1	2	1	0	3	0	0
Ken Holtzman, R (1, 1) OBP: 0.188, SLG: 0.219		0-0 1-3		0-0 SH3-4	0-3 K		0-0 SH3			2	0	0	0	0	1	5
Chuck Hartenstein, R (8, 1) OBP: 0.071, SLG: 0.071				1-2 2-3						0	0	0	0	0	0	0

Inning Stats	R: 0	H: 1	E: 0	LOB: 1	K: 0	BB: 0	S: 4	R: 0	H: 2	E: 0	LOB: 2	K: 0	BB: 0	S: 5	R: 1	H: 2	E: 1	LOB: 1	K: 1	BB: 0	S: 7	R: 3	H: 2	E: 2	LOB: 2	K: 1	BB: 2	S: 8	R: 0	H: 1	E: 0	LOB: 3	K: 1	BB: 2	S: 6	R: 1	H: 1	E: 0	LOB: 1	K: 0	BB: 1	S: 4	R: 1	H: 1	E: 0	LOB: 1	K: 0	BB: 1	S: 4	R: 0	H: 0	E: 0	LOB: 2	K: 1	BB: 2	S: 5	P: 13
--------------	------	------	------	--------	------	-------	------	------	------	------	--------	------	-------	------	------	------	------	--------	------	-------	------	------	------	------	--------	------	-------	------	------	------	------	--------	------	-------	------	------	------	------	--------	------	-------	------	------	------	------	--------	------	-------	------	------	------	------	--------	------	-------	------	-------


PITCHER																IP	WLS	BF	H	R	ER	SO	BB	IBB	HBP	BLK	WP	HR	S	P	ERA	WHIP
Danny Frisella, R (1, 1) ERA: 3.68	3.1	L	20	7	4	4	1	2	1	0	0	1	0	20	28	10.80	2.700															
Jack Fisher, R (4, 1) ERA: 4.81	1.2		8	1	0	0	2	1	1	0	0	0	0	10	18	0.00	1.200															
Hal Reniff, R (6, 1) ERA: 3.8	2.0		10	2	2	2	0	2	0	0	0	1	0	8	16	9.00	2.000															
Bill Connors, R (8, 1) ERA: 6.0	1.0		5	0	0	0	1	2	0	0	0	0	0	5	13	0.00	2.000															

BOTTOM

New York Mets @ Chicago Cubs
 Wrigley Field, Chicago, IL
 Sun Sep 03 1967, 3:38 AM CDT
 Att: 30,831 - Sunny - 75 F

AB	31
R	6
H	10
RBI	5
BB	8
SO	4
LOB	23

livebaseballscorecards.com



WP: 2	PA: 44
PB: 1	
SB: 1	
CS: 0	

Batter	1	2	3	4	5	6	7	8	9	AB R H RBI BB SO LOB	TOP
Lou Brock, L (1, 7) OBP: 0.315, SLG: 0.469	0-0 1-3		0-0 4-3 3B		4-0 G6-4-3 BB			0-0 SH		2 1 1 0 1 0 0	
Curt Flood, R (1, 8) OBP: 0.371, SLG: 0.396	0-0 1B		0-0 4-3		0-0 G6-4-3 1-2f			0-0 SF8		3 0 1 2 0 0 1	
Roger Maris, L (1, 9) OBP: 0.354, SLG: 0.415 Bobby Tolan, L (9, 9) OBP: 0.308, SLG: 0.390	0-0 F7		0-0 F7		0-0 P4			0-0 F2		4 0 0 0 0 0 2 0 0 0 0 0 0 0	
Orlando Cepeda, R (1, 3) OBP: 0.412, SLG: 0.554	0-0 P6		0-0 1B		0-0 5-3			0-0 P5		4 0 1 0 0 0 2	
Tim McCarver, L (1, 2) OBP: 0.371, SLG: 0.456		0-0 3-1	0-0 5-3		0-0 4-3			0-0 4-3		4 0 0 0 0 0 1	
Mike Shannon, R (1, 5) OBP: 0.305, SLG: 0.379		4-0 1B BB		0-3 K		0-0 L6		0-0 HR		3 1 1 1 1 1 0	
Julian Javier, R (1, 4) OBP: 0.303, SLG: 0.400		0-0 F8		0-3 K		0-0 5-3		0-0 6-3		4 0 0 0 0 1 1	
Dal Maxvill, R (1, 6) OBP: 0.289, SLG: 0.271		0-0 1B		0-3 K		0-0 5-3		0-0 F7		4 0 1 0 0 1 0	
Nelson Briles, R (1, 1) OBP: 0.235, SLG: 0.161		0-0 5-3		0-3 K				0-0 E7 SH SF8 1B		3 1 1 0 0 1 2	
Inning Stats	R: 0 E: 0 K: 0 S: 4 H: 1 LOB: 1 BB: 0 P: 4	R: 0 E: 0 K: 0 S: 4 H: 1 LOB: 2 BB: 1 P: 8	R: 1 E: 0 K: 0 S: 5 H: 2 LOB: 1 BB: 0 P: 5	R: 0 E: 0 K: 3 S: 9 H: 0 LOB: 0 BB: 0 P: 9	R: 0 E: 0 K: 1 S: 4 H: 0 LOB: 0 BB: 1 P: 8	R: 0 E: 0 K: 0 S: 3 H: 0 LOB: 0 BB: 0 P: 3	R: 0 E: 0 K: 0 S: 3 H: 0 LOB: 0 BB: 0 P: 3	R: 1 E: 2 K: 0 S: 5 H: 1 LOB: 1 BB: 0 P: 5	R: 1 E: 0 K: 0 S: 4 H: 1 LOB: 0 BB: 0 P: 4	1B: 4 2B: 0 3B: 1 HR: 1 SF: 1 SAC: 1 DP: 1 HBP: 0	WP: 0 PB: 0 SB: 0 CS: 0 PA: 35
PITCHER Jack Fisher, R (1, 1) ERA: 4.69	IP 9.0 WLS L BF 35 H 6 R 3 ER 2 SO 4 BB 2 IBB 0 HBP 0 BLK 0 WP 0 HR 1 S 41 P 49 ERA 2.00 WHIP 0.889										

St. Louis Cardinals @ New York Mets
 Shea Stadium, Flushing, NY
 Wed Sep 06 1967, 7:05 PM EDT
 Att. 23,444 - Unknown

livebaseballscorecards.com

AB	31
R	3
H	6
RBI	3
BB	2
SO	4
LOB	9



Batter	1	2	3	4	5	6	7	8	9	AB	R	H	RBI	BB	SO	LOB
Bud Harrelson, S OBP: 0.320, SLG: 0.315 (1, 6)	0-0 F8 ①		0-0 1B ③		0-0 6-3 ②			0-0 F7 ①		4	0	1	0	0	0	0
Cleon Jones, R OBP: 0.273, SLG: 0.325 (1, 8)	0-0 2B		0-3 K ③		0-0 F9 ③			0-3 K ②		4	0	1	0	0	2	1
Bob Johnson, R OBP: 0.370, SLG: 0.480 (1, 4)	0-0 6-3 ②			4-0 E 1B BB		0-0 F9 ①		0-0 F7 ③		3	1	0	0	1	0	1
Tommy Davis, R OBP: 0.345, SLG: 0.451 Amos Otis, R (9, PR)	0-0 6-3 ③			0-0 G3 ①		0-0 6-3 ②			4-0 FC6-3 BB	3	0	0	0	1	0	2
Ed Kranepool, L OBP: 0.317, SLG: 0.366 (1, 3)		0-0 3-1 ①		0-0 P6 ②		0-0 1B		0-0 F9 ①		4	0	1	0	0	0	2
Ron Swoboda, R OBP: 0.338, SLG: 0.417 (1, 9)		0-3 K ②		0-0 1B 2-H		0-0 F9 ③		0-3 K ②		4	0	1	1	0	2	2
Ed Charles, R OBP: 0.323, SLG: 0.321 (1, 5)		0-0 6-3 ③		0-0 1B 1-3			0-0 4-3 ①		0-0 FC6-3 ③	4	0	1	0	0	0	1
Jerry Grote, R OBP: 0.225, SLG: 0.256 (1, 2)			0-0 6-3 ①		0-0 F9 ③		0-0 6-3 ②			3	0	0	0	0	0	2
Jack Fisher, R OBP: 0.143, SLG: 0.119 (1, 1)			0-0 F8 ②		0-0 6-3 ①		0-3 K ③			3	0	0	0	0	1	0

Inning Stats	R: 0 E: 0 K: 0 S: 4	H: 1 LOB: 1 BB: 0 P: 4	R: 0 E: 0 K: 1 S: 5	H: 0 LOB: 0 BB: 0 P: 5	R: 0 E: 0 K: 1 S: 6	H: 1 LOB: 1 BB: 0 P: 6	R: 1 E: 1 K: 0 S: 5	H: 2 LOB: 2 BB: 1 P: 9	R: 0 E: 0 K: 0 S: 3	H: 0 LOB: 0 BB: 0 P: 3	R: 0 E: 0 K: 0 S: 4	H: 1 LOB: 1 BB: 0 P: 4	R: 0 E: 0 K: 1 S: 5	H: 0 LOB: 0 BB: 0 P: 5	R: 0 E: 0 K: 1 S: 5	H: 0 LOB: 0 BB: 0 P: 5	R: 0 E: 0 K: 1 S: 5	H: 0 LOB: 1 BB: 1 P: 9	1B: 4 2B: 1 3B: 0 HR: 0	SF: 0 SAC: 0 DP: 0 HBP: 0	WP: 0 PB: 0 SB: 0 CS: 0	PA: 34												
PITCHER Nelson Briles, R ERA: 2.49 (1, 1)	IP 9.0	WLS W	BF 34	H 5	R 1	ER 0	SO 5	BB 2	IBB 0	HBP 0	BLK 0	WP 0	HR 0	S 42	P 50	ERA 0.00	WHIP 0.778																	
																	PITCHER	IP	WLS	BF	H	R	ER	SO	BB	IBB	HBP	BLK	WP	HR	S	P	ERA	WHIP


BOTTOM

St. Louis Cardinals @ New York Mets
Shea Stadium, Flushing, NY

Wed Sep 06 1967, 7:05 PM EDT
Att. 23,444 - Unknown

livebaseballscorecards.com

AB	32
R	1
H	5
RBI	1
BB	2
SO	5
LOB	11



Batter	1	2	3	4	5	6	7	8	9
Bud Harrelson, S OBP: 0.321, SLG: 0.315 Al Schmelz, R	4-0 1B 5-3 BB		0-0 2B 1B		0-0 G3-6 1-2f 2-3		0-0 G3		
Larry Stahl, L OBP: 0.294, SLG: 0.308 Jerry Hinsley, R Amos Otis, R	0-0 CS 1-3 1B		0-0 1-3 2B		0-3 K			0-3 K	
Bob Johnson, R OBP: 0.368, SLG: 0.475	0-0 5-3 1-2 3-H		0-0 F9			0-0 5-3 1B 1B		0-0 5-3	
Ed Kranepool, L OBP: 0.317, SLG: 0.365	0-0 4-3			0-0 4-3		0-0 1B 5-3 1B		0-3 K	
Ron Swoboda, R OBP: 0.337, SLG: 0.415		0-3 K2-3		0-0 FC5-4 1B		0-0 5-3		0-0 F9	
Jerry Buchek, R OBP: 0.286, SLG: 0.368		0-0 6-3		0-3 K		0-0 G4-6-3 1B		0-0 F9	
Cleon Jones, R OBP: 0.273, SLG: 0.324		0-0 1B		0-0 FC5-4 1-2f		0-0 G4-6-3 1-2f		0-0 4-3	
Jerry Grote, R OBP: 0.230, SLG: 0.260		0-3 K			0-0 G3-6 1B 1B		0-0 G6-3 1B		
Cal Koonce, R OBP: 0.100 Dick Selma, R OBP: 0.053, SLG: 0.053 Kevin Collins, L Don Cardwell, R OBP: 0.220, SLG: 0.263 Ron Taylor, R Don Bosch, S OBP: 0.232, SLG: 0.203			0-0 F8		0-0 1-2 1B		0-0 G3-6 1-2f		

AB	R	H	RBI	BB	SO	LOB
3	1	1	0	1	0	2
0	0	0	0	0	0	0
3	0	2	0	0	1	1
0	0	0	0	0	0	0
1	0	0	0	0	1	0
4	1	1	1	0	0	2
4	0	1	0	0	1	0
4	0	1	0	0	1	2
4	0	1	1	0	1	1
4	0	1	0	0	0	3
3	0	2	0	0	1	1
0	0	0	0	0	0	0
0	0	0	0	0	0	0
1	0	0	0	0	0	0
0	0	0	0	0	0	0
0	0	0	0	0	0	0
2	0	1	0	0	0	1

BOTTOM

St. Louis Cardinals @ New York Mets
Shea Stadium, Flushing, NY
 Thu Sep 07 1967, 7:05 PM EDT
 Att. 10,763 - Unknown

livebaseballscorecards.com

AB	33
R	2
H	11
RBI	2
BB	1
SO	6
LOB	13



Inning Stats	R: 1	H: 1	E: 0	K: 0	S: 3	H: 1	LOB: 0	BB: 1	P: 7	R: 0	H: 1	E: 0	K: 2	S: 8	R: 0	H: 2	E: 0	K: 0	S: 4	R: 0	H: 1	E: 0	K: 1	S: 6	R: 0	H: 2	E: 0	K: 1	S: 6	R: 1	H: 3	E: 0	K: 0	S: 5	R: 0	H: 1	E: 0	K: 0	S: 3	R: 0	H: 0	E: 0	K: 2	S: 7	R: 0	H: 0	E: 0	K: 0	S: 3	R: 0	H: 0	E: 0	K: 0	S: 3	1B: 10	SF: 0	2B: 1	SAC: 0	3B: 0	DP: 3	HR: 0	HBP: 0	WP: 0	PA: 34
--------------	------	------	------	------	------	------	--------	-------	------	------	------	------	------	------	------	------	------	------	------	------	------	------	------	------	------	------	------	------	------	------	------	------	------	------	------	------	------	------	------	------	------	------	------	------	------	------	------	------	------	------	------	------	------	------	--------	-------	-------	--------	-------	-------	-------	--------	-------	--------

PITCHER	IP	WLS	BF	H	R	ER	SO	BB	IBB	HBP	BLK	WP	HR	S	P	ERA	WHIP
Bob Gibson, R ERA: 3.52	(1, 1)	5.0	21	8	2	2	4	1	0	0	0	0	0	28	32	3.60	1.800
Larry Jaster, L ERA: 3.13	(6, 1)	0.1	3	2	0	0	0	0	0	0	0	0	0	3	3	0.00	6.000
Jack Lamabe, R ERA: 3.25	(6, 1)	3.2	10	1	0	0	2	0	0	0	0	0	0	14	14	0.00	0.273

Batter	1	2	3	4	5	6	7	8	9	AB R H RBI BB SO LOB	TOP													
Tommy Harper, R (1, 9) OBP: 0.304, SLG: 0.350	0-3 K	0-0 1B		4-0 CS BB			0-0 6-3			3 0 1 2 1 1 0														
Pete Rose, S (1, 7) OBP: 0.377, SLG: 0.462	4-0 BB BB	0-3 K		0-3 K			0-0 5-3			3 0 0 0 1 2 2														
Vada Pinson, L (1, 8) OBP: 0.315, SLG: 0.437	0-0 F8	0-0 F7				0-0 3-1		0-0 F7		4 0 0 0 0 0 2														
Lee May, R (1, 3) OBP: 0.287, SLG: 0.395	4-0 1-2 BB		0-0 F9		0-0 5-3			0-0 5-3		3 0 0 0 1 0 0														
Tony Perez, R (1, 5) OBP: 0.329, SLG: 0.492	0-0 F8		0-0 F8		0-0 6-3			0-3 K		4 0 0 0 0 1 2														
Tommy Helms, R (1, 4) OBP: 0.296, SLG: 0.348		0-0 1B 1B	0-0 1B		0-0 4-3			0-0 F7		4 1 2 0 0 0 0														
Johnny Bench, R (1, 2) OBP: 0.190, SLG: 0.268		0-0 SH3 1B 1B	0-0 FC4-6 1B		0-3 K			0-0 L5		4 1 2 0 0 1 0														
Leo Cardenas, R (1, 6) OBP: 0.302, SLG: 0.305		0-0 SH3 1B 1B	0-0 FC4-6		0-0 P3			0-3 K		4 1 1 1 0 1 2														
Mel Queen, L (1, 1) OBP: 0.224, SLG: 0.211		0-0 SH3		0-0 P6			0-0 4-3			2 0 0 0 0 0 0														
Inning Stats	R: 0 E: 0 K: 1 S: 5	H: 0 LOB: 2 BB: 2 P: 13	R: 3 E: 0 K: 1 S: 9	H: 4 LOB: 1 BB: 0 P: 9	R: 0 E: 0 K: 0 S: 5	H: 2 LOB: 2 BB: 0 P: 5	R: 0 E: 0 K: 1 S: 4	H: 0 LOB: 1 BB: 1 P: 8	R: 0 E: 0 K: 0 S: 3	H: 0 LOB: 0 BB: 0 P: 3	R: 0 E: 0 K: 1 S: 5	H: 0 LOB: 0 BB: 0 P: 5	R: 0 E: 0 K: 0 S: 3	H: 0 LOB: 0 BB: 0 P: 3	R: 0 E: 0 K: 1 S: 5	H: 0 LOB: 0 BB: 0 P: 5	R: 0 E: 0 K: 1 S: 5	H: 0 LOB: 0 BB: 0 P: 5	R: 0 E: 0 K: 1 S: 5	H: 0 LOB: 0 BB: 0 P: 5	1B: 6 2B: 1 3B: 0 HR: 0	SF: 0 SAC: 1 DP: 1 HBP: 0	WP: 0 PB: 0 SB: 0 CS: 1	PA: 35
PITCHER	IP WLS BF H R ER SO BB IBB HBP BLK WP HR S P ERA WHIP																				PITCHER	IP WLS BF H R ER SO BB IBB HBP BLK WP HR S P ERA WHIP		
Danny Frisella, R (1, 1) ERA: 4.17	1.1 L 10 4 3 3 1 2 0 0 0 0 0 10 18 20.25 4.500																							
Dick Selma, R (2, 1) ERA: 2.88	4.2 16 2 0 0 3 1 0 0 0 0 0 0 21 25 0.00 0.643																							
Jerry Koosman, L (7, 1) ERA: 3.97	2.0 6 0 0 0 1 0 0 0 0 0 0 0 8 8 0.00 0.000																							
Bill Connors, R (9, 1) ERA: 5.4	1.0 3 0 0 0 1 0 0 0 0 0 0 0 5 5 0.00 0.000																							

Cincinnati Reds @ New York Mets
 Shea Stadium, Flushing, NY
 Fri Sep 08 1967, 7:05 PM EDT
 Unknown

livebaseballscorecards.com

AB	31
R	3
H	6
RBI	3
BB	3
SO	6
LOB	8



Batter	1	2	3	4	5	6	7	8	9	AB R H RBI BB SO LOB	TOP	
Tommy Harper, R (1, 9) OBP: 0.305, SLG: 0.350	0-0 F7		0-0 4-3		0-0 1-2 1B		0-0 1-2		0-0 1B	5 0 2 0 0 0 1		
Pete Rose, S (1, 7) OBP: 0.373, SLG: 0.457	0-3 K		0-0 F7		0-0 3-1		0-0 F7		0-0 L9	5 0 0 0 0 1 4		
Vada Pinson, L (1, 8) OBP: 0.316, SLG: 0.443	0-0 HR			0-0 L4		0-0 4-1		0-0 E9 HR 1B		4 2 2 1 0 0 0		
Lee May, R (1, 3) OBP: 0.287, SLG: 0.394	0-0 1-3			0-0 1B		0-0 F9		0-3 K		4 0 1 0 0 1 1		
Tony Perez, R (1, 5) OBP: 0.330, SLG: 0.497		0-3 K		0-0 F9		4-0 BB		0-0 HR		3 1 1 2 1 1 1		
Tommy Helms, R (1, 4) OBP: 0.296, SLG: 0.346		4-0 BB		0-0 5-3		0-0 F8		0-0 F9		3 0 0 0 1 0 2		
Johnny Edwards, L (1, 2) OBP: 0.260, SLG: 0.241		0-0 L7		0-0 5-3		0-0 F8		0-0 4-3		4 0 0 0 0 0 1		
Leo Cardenas, R (1, 6) OBP: 0.302, SLG: 0.307		0-0 P6		0-3 K		0-0 1B 2B		0-3 K		4 1 1 0 0 2 1		
Sammy Ellis, L Bob Lee, R Jimmie Coker, R Ted Davidson, R Dick Simpson, R Don Nettleton, R Art Shamsky, L Billy McCool, R Deron Johnson, R			0-0 1-3		0-0 1B 1B		0-0 1B 1B		0-3 K	0 0 0 0 0 0 0 0 0 0 0 0 0 0 0 0 1 0 0 0 0 0 0 0 0 0 0 0 0 0 0 0 1 0 0 1 0 0 0 0 0 0 0 0 0 0 0 0 1 0 0 1 1 0 0 0 0 0 0 0 0 0 0 0 1 0 0 0 0 0 0 1 0		
Inning Stats	R: 1 H: 1 E: 0 LOB: 0 K: 1 BB: 0 S: 6 P: 6	R: 0 H: 0 E: 0 LOB: 1 K: 1 BB: 1 S: 5 P: 9	R: 0 H: 0 E: 0 LOB: 0 K: 0 BB: 0 S: 3 P: 3	R: 0 H: 1 E: 0 LOB: 1 K: 0 BB: 0 S: 4 P: 4	R: 0 H: 2 E: 0 LOB: 2 K: 1 BB: 0 S: 7 P: 7	R: 0 H: 0 E: 0 LOB: 1 K: 0 BB: 1 S: 3 P: 7	R: 1 H: 2 E: 0 LOB: 1 K: 0 BB: 0 S: 5 P: 5	R: 2 H: 2 E: 1 LOB: 0 K: 1 BB: 0 S: 7 P: 7	R: 0 H: 1 E: 0 LOB: 1 K: 2 BB: 0 S: 8 P: 8	1B: 6 SF: 0 2B: 1 SAC: 0 3B: 0 DP: 0 HR: 2 HBP: 0	WP: 0 PA: 38 PB: 0 SB: 1 CS: 0	
PITCHER	IP WLS BF H R ER SO BB IBB HBP BLK WP HR S P ERA WHIP											
Tom Seaver, R (1, 1) ERA: 2.94	7.1 W 32 8 4 4 4 2 0 0 0 0 0 2 38 46 4.91 1.364											
Ron Taylor, R (8, 1) ERA: 2.3	1.2 S 6 1 0 0 2 0 0 0 0 0 0 0 10 10 0.00 0.600											

Cincinnati Reds @ New York Mets
Shea Stadium, Flushing, NY
Fri Sep 08 1967, 7:05 PM EDT
Att. 26,260 - Unknown

livebaseballscorecards.com

AB	36
R	4
H	9
RBI	4
BB	2
SO	6
LOB	11



BOTTOM

Cincinnati Reds @ New York Mets
Shea Stadium, Flushing, NY
Fri Sep 08 1967, 7:05 PM EDT
Att. 26,260 - Unknown

livebaseballscorecards.com

AB 32
R 5
H 11
RBI 5
BB 5
SO 6
LOB 10



WP: 0 PA: 39
PB: 0
SB: 2
CS: 0

AB	R	H	RBI	BB	SO	LOB
4	0	1	1	0	0	0
3	1	0	0	2	2	0
4	0	1	1	1	1	1
4	0	3	1	0	0	0
0	1	0	0	0	0	0
3	0	1	0	1	0	4
4	1	2	1	0	1	1
3	0	0	0	1	1	1
4	1	2	1	0	0	3
2	1	1	0	0	0	0
1	0	0	0	0	1	0
1B: 10	SF: 1	WP: 0	PA: 39			
2B: 1	SAC: 1	PB: 0				
3B: 0	DP: 0	SB: 2				
HR: 0	HBP: 0	CS: 0				

Batter	1	2	3	4	5	6	7	8	9
Bud Harrelson, S OBP: 0.322, SLG: 0.314 (1, 6)	0-0 5-3	0-0 SF8		0-0 1-3		0-0 2-H 1B		0-0 4-3	
Amos Otis, R (1, 8) (8, 7)	0-3 K	4-0 1B BB		0-0 F8			0-3 K	4-0 BB	
Bob Johnson, R OBP: 0.369, SLG: 0.471 (1, 4)	4-0 1B BB	0-0 1B 1B		0-0 5-3			0-0 F9	0-3 K	
Tommy Davis, R OBP: 0.346, SLG: 0.451 (1, 7)	0-0 1B	0-0 1B		0-0 F7			0-0 S 1B		
Don Bosch, S OBP: 0.222, SLG: 0.194 (7, PR) (8, 8)	1-2 1B	1-2 2-H 1B		0-0 1B			4-0 BB 1B		
Ed Kranepool, L OBP: 0.318, SLG: 0.362 (1, 3)	0-0 1-3	0-0 1-3		0-0 1B			4-0 BB BB		
Ron Swoboda, R OBP: 0.337, SLG: 0.413 (1, 9)		0-0 S 2B 1B	0-0 5-3	0-0 K			0-0 BB 1B		
Jerry Buchek, R OBP: 0.286, SLG: 0.365 (1, 5)		0-0 F9	0-0 F8	0-0 K		0-3 K	4-0 FC6-4 BB		
Jerry Grote, R OBP: 0.234, SLG: 0.268 (1, 2)		0-0 1B SF8 2B	0-0 F9	0-0 SH1-4 1B		0-0 SH1-4 1B	0-0 FC6-4		
Tom Seaver, R OBP: 0.253, SLG: 0.185 (1, 1)		0-0 SF8 1B		0-0 5-3		0-0 SH1-4	0-3 K		
Ron Taylor, R (8, 1)		2-3 1B 1B							

Inning	R	H	E	K	S	P	H	LOB	BB	P
1	0	1	0	1	10		1	2		
2	0	5	0	8	12		5	2		
3	0	0	0	3	3		0	0		
4	0	0	0	3	3		0	0		
5	0	1	0	6	6		1	0		
6	0	2	0	6	6		2	0		
7	1	2	0	7	15		2	3		
8	0	0	0	7	11		0	1		
9	0	0	0	7	11		0	0		

PITCHER	IP	WLS	BF	H	R	ER	SO	BB	IBB	HBP	BLK	WP	HR	S	P	ERA	WHIP
Sammy Ellis, R ERA: 3.88 (1, 1)	1.2	L	12	5	4	4	1	2	0	0	0	0	0	12	20	21.60	4.200
Bob Lee, R ERA: 4.65 (2, 1)	0.1		2	1	0	0	0	0	0	0	0	0	0	2	2	0.00	3.000
Ted Davidson, L ERA: 6.23 (3, 1)	2.0		6	0	0	0	0	0	0	0	0	0	0	6	6	0.00	0.000
Don Nottebart, R ERA: 2.06 (5, 1)	2.0		8	3	0	0	2	0	0	0	0	0	0	12	12	0.00	1.500
Billy McCool, L ERA: 3.51 (7, 1)	2.0		11	2	1	1	3	3	0	0	0	0	0	14	26	4.50	2.500

Batter	1	2	3	4	5	6	7	8	9	AB R H RBI BB SO LOB	TOP		
Tommy Harper, R (1, 9) OBP: 0.305, SLG: 0.348	4-0 BB 1B BB		0-0 F7		0-0 F8			0-0 SH2-4 1-2		2 1 0 0 1 0 0			
Pete Rose, S (1, 7) OBP: 0.374, SLG: 0.460	0-0 F8		0-0 PB E 1B			0-0 2B		0-0 6-3		4 1 2 0 0 0 2			
Vada Pinson, L (1, 8) OBP: 0.316, SLG: 0.441	4-0 1B 1-2 BB		0-0 E3 CS 1-H			0-0 L6		0-0 F8		3 0 0 0 1 0 2			
Lee May, R (1, 3) OBP: 0.284, SLG: 0.390	0-3 K		0-0 F2 1-2			0-0 6-3		0-0 5-3		4 0 0 0 0 1 4			
Tony Perez, R (1, 5) OBP: 0.330, SLG: 0.495	0-0 1-2 2-H 1B			0-0 F9		0-0 F8		0-3 K		4 0 1 1 0 1 1			
Tommy Helms, R (1, 4) OBP: 0.295, SLG: 0.345	0-0 6-3			0-0 F3			0-0 5-3		0-0 E 1B	4 0 1 0 0 0 2			
Johnny Bench, R (1, 2) OBP: 0.196, SLG: 0.250		4-0 BB G6-4-3 BB		0-0 F8		0-0 F7		0-0 E6 1-2		3 0 0 0 1 0 1	AB 31 R 2 H 5 RBI 1 BB 3 SO 4 LOB 15		
Leo Cardenas, R (1, 6) OBP: 0.298, SLG: 0.304		0-0 G6-4-3 1-2f		0-0 F3		0-3 K		0-0 4-3		4 0 0 0 0 1 3			
Gary Nolan, R (1, 1) OBP: 0.191, SLG: 0.129		0-0 F8		0-3 K			0-0 SH2-4 1B			3 0 1 0 0 1 0			
Inning Stats	R: 1 E: 0 K: 1 S: 6 H: 1 LOB: 2 BB: 2 P: 14	R: 0 E: 0 K: 0 S: 2 H: 0 LOB: 0 BB: 1 P: 6	R: 1 E: 1 K: 0 S: 4 H: 1 LOB: 0 BB: 0 P: 4	R: 0 E: 0 K: 0 S: 3 H: 0 LOB: 0 BB: 0 P: 3	R: 0 E: 0 K: 1 S: 5 H: 0 LOB: 0 BB: 0 P: 5	R: 0 E: 0 K: 0 S: 4 H: 1 LOB: 1 BB: 0 P: 4	R: 0 E: 0 K: 1 S: 5 H: 0 LOB: 0 BB: 0 P: 5	R: 0 E: 0 K: 0 S: 4 H: 1 LOB: 1 BB: 0 P: 4	R: 0 E: 1 K: 1 S: 7 H: 1 LOB: 2 BB: 0 P: 7	1B: 4 2B: 1 3B: 0 HR: 0 SF: 0 SAC: 1 DP: 1 HBP: 0	WP: 0 PB: 1 SB: 0 CS: 1 PA: 35		
PITCHER	IP WLS BF H R ER SO BB IBB HBP BLK WP HR S P ERA WHIP											PITCHER	IP WLS BF H R ER SO BB IBB HBP BLK WP HR S P ERA WHIP
Bill Graham, R (1, 1) ERA: 2.57	7.0 L 26 3 2 1 3 3 0 0 0 0 0 0 29 41 1.29 0.857												
Joe Grzenda, L (8, 1) ERA: 1.64	2.0 9 2 0 0 1 0 0 0 0 0 0 0 11 11 0.00 1.000												

Cincinnati Reds @ New York Mets
Shea Stadium, Flushing, NY
Sat Sep 09 1967, 3:33 AM EDT
Att: 17,931 - Unknown

livebaseballscorecards.com



Batter	1	2	3	4	5	6	7	8	9	AB R H RBI BB SO LOB
Bud Harrelson, S (1, 6) OBP: 0.323, SLG: 0.315	0-0 6-3 1B		4-0 F7 1B BB		0-0 F8			0-3 K		3 0 1 0 1 1 0
Bob Johnson, R (1, 4) OBP: 0.367, SLG: 0.467	0-0 6-3 1-2		0-0 1-2 1B		0-0 F8			0-0 6-3		4 0 1 0 0 0 1
Tommy Davis, R (1, 7) OBP: 0.343, SLG: 0.448	0-0 F9		0-0 F7 2-3		0-0 6-3			0-0 3-1		4 0 0 0 0 0 3
Ed Kranepool, L (1, 3) OBP: 0.315, SLG: 0.358	0-0 6-3		0-3 K		0-0 F8			0-0 3-1		4 0 0 0 0 1 3
Ron Swoboda, R (1, 9) OBP: 0.336, SLG: 0.411		0-0 5-3	0-3 K		0-0 F9			0-0 1B		4 0 1 0 0 1 2
Jerry Buchek, R (1, 5) OBP: 0.285, SLG: 0.364		0-0 1B 1B		0-3 K		0-0 5-3		0-3 K		4 0 1 0 0 2 1
Don Bosch, S (1, 8) OBP: 0.213, SLG: 0.186 Kevin Collins, L (9, PH)		0-3 K		0-0 F8		0-3 K		0-0 F2		3 0 0 0 0 2 1 1 0 0 0 0 0 1
Jerry Grote, R (1, 2) OBP: 0.238, SLG: 0.272		0-0 1-3 1B		0-3 K		0-0 1B				3 0 2 0 0 1 0
Bill Graham, R (1, 1) Larry Stahl, L (7, PH) Joe Grzenda, R (8, 1)		0-3 K		0-0 F9		0-3 K				2 0 0 0 0 1 2 1 0 0 0 0 1 1 0 0 0 0 0 0 0

Inning Stats	R: 0 E: 0 K: 4 S: 4	H: 1 LOB: 1 BB: 0 P: 4	R: 0 E: 0 K: 2 S: 9	H: 2 LOB: 2 BB: 0 P: 9	R: 0 E: 0 K: 2 S: 8	H: 1 LOB: 2 BB: 1 P: 12	R: 0 E: 0 K: 2 S: 7	H: 0 LOB: 0 BB: 0 P: 7	R: 0 E: 0 K: 0 S: 3	H: 0 LOB: 0 BB: 0 P: 3	R: 0 E: 0 K: 0 S: 3	H: 0 LOB: 0 BB: 0 P: 3	R: 0 E: 0 K: 2 S: 8	H: 1 LOB: 1 BB: 0 P: 8	R: 0 E: 0 K: 1 S: 5	H: 0 LOB: 0 BB: 0 P: 5	R: 0 E: 0 K: 1 S: 6	H: 1 LOB: 1 BB: 0 P: 6	1B: 6 2B: 0 3B: 0 HR: 0	SF: 0 SAC: 0 DP: 0 HBP: 0	WP: 0 PB: 0 SB: 0 CS: 0	PA: 34																																			
PITCHER Gary Nolan, R (1, 1) ERA: 2.41	IP 9.0	WLS W	BF 34	H 6	R 0	ER 0	SO 10	BB 1	IBB 0	HBP 0	BLK 0	WP 0	HR 0	S 53	P 57	ERA 0.00	WHIP 0.778																																								
<table border="1"> <thead> <tr> <th>PITCHER</th> <th>IP</th> <th>WLS</th> <th>BF</th> <th>H</th> <th>R</th> <th>ER</th> <th>SO</th> <th>BB</th> <th>IBB</th> <th>HBP</th> <th>BLK</th> <th>WP</th> <th>HR</th> <th>S</th> <th>P</th> <th>ERA</th> <th>WHIP</th> </tr> </thead> <tbody> <tr> <td></td> <td></td> <td></td> <td></td> <td></td> <td></td> <td></td> <td></td> <td></td> <td></td> <td></td> <td></td> <td></td> <td></td> <td></td> <td></td> <td></td> <td></td> </tr> </tbody> </table>																						PITCHER	IP	WLS	BF	H	R	ER	SO	BB	IBB	HBP	BLK	WP	HR	S	P	ERA	WHIP																		
PITCHER	IP	WLS	BF	H	R	ER	SO	BB	IBB	HBP	BLK	WP	HR	S	P	ERA	WHIP																																								

BOTTOM

Cincinnati Reds @ New York Mets
Shea Stadium, Flushing, NY
Sat Sep 09 1967, 3:33 AM EDT
Att. 17,931 - Unknown

livebaseballscorecards.com

AB	33
R	0
H	6
RBI	0
BB	1
SO	10
LOB	15



Batter	1	2	3	4	5	6	7	8	9	AB R H RBI BB SO LOB	TOP											
Tommy Harper, R (1, 9) OBP: 0.302, SLG: 0.344	0-0 5-3			0-0 6-3	0-0 F5			0-0 P4		4 0 0 0 0 0 1												
Vada Pinson, L (1, 8) OBP: 0.315, SLG: 0.438	0-0 4-3			4-0 HR BB	0-0 4-3			0-3 K		3 1 0 0 1 1 1												
Pete Rose, S (1, 7) OBP: 0.372, SLG: 0.456	0-3 K			0-0 L8			0-3 K	0-0 6-3		4 0 0 0 0 2 1												
Lee May, R (1, 3) OBP: 0.286, SLG: 0.399		0-3 K		0-0 HR			0-0 CS S 1B	0-3 K		4 1 2 2 0 2 0												
Tony Perez, R (1, 5) OBP: 0.329, SLG: 0.492		0-0 P3		0-0 4-3			0-0 F9	4-0 2B BB		3 1 0 0 1 0 1												
Tommy Helms, R (1, 4) OBP: 0.299, SLG: 0.351		0-0 F8			0-0 E9 1B		0-0 SH2-4 1B	0-0 1-H 2B		4 1 3 1 0 0 0												
Johnny Bench, R (1, 2) OBP: 0.184, SLG: 0.234			0-0 L7		0-0 1-3		0-0 SH2-4	0-0 P6		3 0 0 0 0 0 2												
Leo Cardenas, R (1, 6) OBP: 0.301, SLG: 0.304			0-3 K		0-0 1B		0-0 F8	4-0 IBB		3 1 1 1 1 1 1												
Jim Maloney, L (1, 1) OBP: 0.161, SLG: 0.230			0-0 4-3		0-0 WP 1B		0-0 G1	0-3 K		3 0 1 1 0 0 1												
Ted Abernathy, R (8, 1) OBP: 0.063, SLG: 0.063										1 0 0 0 0 1 2												
Inning Stats	R: 0 E: 0 K: 1 S: 5	H: 0 LOB: 0 BB: 0 P: 5	R: 0 E: 0 K: 1 S: 5	H: 0 LOB: 0 BB: 0 P: 5	R: 0 E: 0 K: 1 S: 5	H: 0 LOB: 0 BB: 0 P: 5	R: 2 E: 0 K: 0 S: 4	H: 1 LOB: 0 BB: 1 P: 8	R: 2 E: 1 K: 0 S: 6	H: 3 LOB: 1 BB: 0 P: 6	R: 0 E: 0 K: 1 S: 5	H: 1 LOB: 0 BB: 0 P: 5	R: 0 E: 0 K: 0 S: 4	H: 1 LOB: 1 BB: 0 P: 4	R: 0 E: 0 K: 1 S: 5	H: 0 LOB: 0 BB: 0 P: 5	R: 1 E: 0 K: 2 S: 8	H: 1 LOB: 2 BB: 2 P: 16	1B: 5 2B: 1 3B: 0 HR: 1	SF: 0 SAC: 1 DP: 0 HBP: 0	WP: 1 PB: 0 SB: 1 CS: 1	PA: 36
PITCHER	IP WLS BF H R ER SO BB IBB HBP BLK WP HR S P ERA WHIP																					
Tug McGraw, L (1, 1) ERA: 7.2	5.0 L 20 4 4 4 3 1 0 0 0 0 1 1 25 29 7.20 1.000																					
Dick Selma, R (6, 1) ERA: 2.8	2.0 7 2 0 0 1 0 0 0 0 0 0 0 9 9 0.00 1.000																					
Ron Taylor, R (8, 1) ERA: 2.36	2.0 9 1 1 1 3 1 1 0 0 0 0 0 13 21 4.50 1.000																					

Cincinnati Reds @ New York Mets
Shea Stadium, Flushing, NY
Sun Sep 10 1967, 3:33 AM EDT
Att. 12,339 - Unknown

AB	32
R	5
H	7
RBI	5
BB	3
SO	7
LOB	10



livebaseballscorecards.com

Batter	1	2	3	4	5	6	7	8	9	AB	R	H	RBI	BB	SO	LOB
Bud Harrelson, S OBP: 0.320, SLG: 0.311 (1, 6)	0-0 F7		0-0 4-3		0-3 K		0-3 K		0-0 L4	5	0	0	0	0	2	2
Kevin Collins, L OBP: 0.100, SLG: 0.100 (1, 4)	0-0 E S 1B		0-0 4-3		0-3 K			0-0 4-3		4	1	1	0	0	1	0
Bob Johnson, R OBP: 0.373, SLG: 0.469 (1, 3)	0-0 1-H 2B		0-0 FC6-4 1B			0-3 K		4-0 BB		3	1	2	1	1	1	0
Tommy Davis, R OBP: 0.344, SLG: 0.450 (1, 7)	0-0 1-H 2B		0-0 FC6-4 1-2f			0-0 1B 1B		0-0 F8		4	0	2	1	0	0	2
Ron Swoboda, R OBP: 0.337, SLG: 0.412 (1, 9)	0-0 P4			0-0 1B 1B		0-0 1-2 1B		0-3 K		4	0	2	0	0	1	2
Joe Moock, L (1, 5)	0-3 K			0-0 P6		0-3 K			0-0 E1 FC3-6	4	0	0	0	0	2	4
Cleon Jones, R OBP: 0.278, SLG: 0.325 (1, 8)		4-0 BB BB		0-0 G6-4-3 1B		0-3 K			4-0 FC3-6 BB	2	0	1	0	2	1	2
Jerry Grote, R OBP: 0.236, SLG: 0.269 (1, 2)		0-0 F8		0-0 G6-4-3 1-2f			0-0 F7		0-3 K	3	0	0	0	0	0	3
John Sullivan, L OBP: 0.248, SLG: 0.252 (9, PH)										1	0	0	0	0	1	2
Tug McGraw, R (1, 1)		0-0 P4			0-0 4-3		0-3 K		0-0 FC3-6 1-2f 2-3	1	0	0	0	0	0	1
Larry Stahl, L OBP: 0.288, SLG: 0.301 (5, PH)										1	0	0	0	0	0	0
Dick Seifried, R OBP: 0.050, SLG: 0.050 (6, 1)										0	0	0	0	0	0	0
Tommie Reynolds, R OBP: 0.292, SLG: 0.271 (7, PH)										1	0	0	0	0	1	0
Ron Taylor, R (8, 1)										0	0	0	0	0	0	0
Ed Kranepool, L OBP: 0.514, SLG: 0.357 (9, PH)										1	0	0	0	0	0	2
Amos Otis, R (9, PR)										0	0	0	0	0	0	0

Inning Stats	R: 2	H: 3	E: 0	LOB: 1	K: 1	S: 8	P: 8	R: 0	H: 0	E: 0	LOB: 0	K: 0	S: 2	R: 0	H: 1	E: 0	LOB: 1	K: 0	S: 4	R: 0	H: 2	E: 0	LOB: 1	K: 0	S: 4	R: 0	H: 0	E: 0	LOB: 0	K: 2	S: 7	R: 0	H: 2	E: 0	LOB: 2	K: 3	S: 11	R: 0	H: 0	E: 0	LOB: 0	K: 2	S: 7	R: 0	H: 0	E: 0	LOB: 1	K: 1	S: 5	R: 0	H: 0	E: 1	LOB: 2	K: 1	S: 6	1B: 7	2B: 2	3B: 0	HR: 0	SF: 0	SAC: 0	DP: 2	HBP: 0	WP: 0	PA: 37
PITCHER	IP	WLS	BF	H	R	ER	SO	BB	IBB	HBP	BLK	WP	HR	S	P	ERA	WHIP																																																
Jim Maloney, R ERA: 3.47 (1, 1)	7.1	W	30	8	2	2	8	2	0	0	0	0	0	44	52	2.46	1.364																																																
Ted Abernathy, R ERA: 1.43 (8, 1)	1.2	S	7	0	0	0	2	1	0	0	0	0	0	10	14	0.00	0.600																																																


BOTTOM

Cincinnati Reds @ New York Mets
Shea Stadium, Flushing, NY

Sun Sep 10 1967, 3:33 AM EDT
Att. 12,339 - Unknown

livebaseballscorecards.com

AB	34
R	2
H	8
RBI	2
BB	3
SO	10
LOB	20



Batter	1	2	3	4	5	6	7	8	9	AB R H RBI BB SO LOB	TOP	
Cleon Jones, R OBP: 0.275, SLG: 0.321 (1, 7) X	0-0 1-3		0-0 6-3		0-0 F3			0-3 K		4 0 0 0 0 1 0		
Bud Harrelson, S OBP: 0.323, SLG: 0.313 (1, 6) H	1-0 E S FC5-2-5-1 HBP		0-0 1B 1B		0-0 1B			0-0 F9		3 1 2 0 0 0 0		
Bob Johnson, R OBP: 0.371, SLG: 0.465 (1, 3) X	0-0 FC5-2-5-1 1-H HR		0-0 1B 1-3 1B		0-0 L7			0-0 6-3		4 1 1 0 0 0 2		
Ron Swoboda, R OBP: 0.339, SLG: 0.421 (1, 9) X	0-0 2-H HR		0-0 1-3 3-H 1B		0-0 F7			0-0 F8		4 1 2 3 0 0 0		
Ed Charles, R OBP: 0.318, SLG: 0.315 (1, 5) X	0-0 F9		0-0 F8		0-0 1-3			0-0 6-3		4 0 0 0 0 0 2		
Bob Heise, R OBP: 0.250, SLG: 0.250 (1, 4)		0-0 F9		0-0 5-3		0-0 F9		0-0 CS 1B		4 0 1 0 0 0 0		
Amos Otis, R (1, 8)		0-0 5-3		0-0 F7		0-3 K		0-0 CS 1-2		3 0 0 0 0 1 0		
Jerry Grote, R OBP: 0.234, SLG: 0.266 (1, 2) X		0-0 1-3		0-0 1-3		0-0 L8				3 0 0 0 0 0 0		
Jack Fisher, R OBP: 0.137, SLG: 0.114 Joe Grzenda, R Ron Taylor, R			0-0 6-3		0-0 6-3		0-0 5-3			3 0		
Inning Stats	R: 2 H: 1 E: 0 LOB: 0 K: 0 BB: 0 S: 4 P: 5	R: 0 H: 0 E: 0 LOB: 0 K: 0 BB: 0 S: 3 P: 3	R: 1 H: 3 E: 0 LOB: 2 K: 0 BB: 0 S: 6 P: 6	R: 0 H: 0 E: 0 LOB: 0 K: 0 BB: 0 S: 3 P: 3	R: 0 H: 1 E: 0 LOB: 1 K: 0 BB: 0 S: 4 P: 4	R: 0 H: 0 E: 0 LOB: 0 K: 0 BB: 0 S: 3 P: 3	R: 0 H: 0 E: 0 LOB: 0 K: 1 BB: 0 S: 5 P: 5	R: 0 H: 0 E: 0 LOB: 0 K: 0 BB: 0 S: 5 P: 5	R: 0 H: 1 E: 0 LOB: 0 K: 0 BB: 0 S: 3 P: 3	1B: 5 SF: 0 2B: 0 SAC: 0 3B: 0 DP: 0 HR: 1 HBP: 1	WP: 0 PA: 34 PB: 0 SB: 1 CS: 1	
PITCHER Denny Lemaster, L ERA: 3.28 Jay Ritchie, R ERA: 3.07	IP WLS BF H R ER SO BB IBB HBP BLK WP HR S P ERA WHIP											PITCHER IP WLS BF H R ER SO BB IBB HBP BLK WP HR S P ERA WHIP
	(1, 1) 7.0 0 27 5 3 3 1 0 0 1 0 0 1 28 29 3.86 0.714											
	(8, 1) 2.0 W 6 1 0 0 1 0 0 0 0 0 0 0 8 8 0.00 0.500											

New York Mets @ Atlanta Braves
Atlanta Stadium, Atlanta, GA

Tue Sep 12 1967, 7:05 PM EDT
Att. 4,263 - Unknown

livebaseballscorecards.com

AB 32
R 3
H 6
RBI 3
BB 0
SO 2
LOB 4



BOTTOM

New York Mets @ Atlanta Braves
 Atlanta Stadium, Atlanta, GA

Tue Sep 12 1967, 7:05 PM EDT
 Att. 4,263 - Unknown

livebaseballscores.com

AB	35
R	4
H	11
RBI	4
BB	4
SO	3
LOB	12



WP: 0	PA: 40
PB: 0	
SB: 0	
CS: 1	

Batter	1	2	3	4	5	6	7	8	9	AB	R	H	RBI	BB	SO	LOB
Felipe Alou, R (1, 3) OBP: 0.322, SLG: 0.416	0-3 K		0-0 F2		0-0 6-3		0-0 1-2 1B		0-0 1-2 BB 1B	5	1	2	0	0	1	0
Mack Jones, L (1, 8) OBP: 0.350, SLG: 0.439	4-0 FC5-4 BB		0-0 P4		0-0 F5		0-0 F9		4-0 1-2 2-3 BB	3	0	0	0	2	0	2
Hank Aaron, R (1, 9) OBP: 0.378, SLG: 0.589	0-0 FC5-4 FC5 BB 1-2f		0-0 HR		0-0 L9 4-3 2B		0-0 CS 1B		0-0 3-H SF8	4	2	3	2	0	0	1
Joe Torre, R (1, 2) OBP: 0.356, SLG: 0.473	4-0 1-2 BB		0-0 F8		0-0 L9 2-3		4-0 1-2 BB FC6-4		0-0 1-2 2-H 1B	3	0	1	1	2	0	1
Clete Boyer, R (1, 5) OBP: 0.301, SLG: 0.439	0-0 FC5 2-3f		0-3 K		0-0 4-3 3-H		0-0 1-2f FC6-4 1B			4	0	0	1	0	1	3
Rico Carty, R (1, 7) OBP: 0.336, SLG: 0.415		0-0 5-3		0-0 P6		0-0 P6		0-0 1-3 1B		4	0	1	0	0	0	0
Felix Millan, R (1, 4) OBP: 0.239, SLG: 0.227		0-0 4-3		0-0 FC6-4 1B		0-0 L6		0-0 L7		4	0	1	0	0	0	2
Woody Woodward, R (1, 6) OBP: 0.300, SLG: 0.280		0-0 1B		0-0 FC6-4 1-2f		0-0 1B 1B		0-0 6-3		4	0	2	0	0	0	1
Denny Lemaster, R (1, 1) OBP: 0.159, SLG: 0.109		0-0 1-3		0-3 K		0-0 F5		0-0 BB 1B SF8 1B		2	0	0	0	0	1	1
Tito Francona, L (7, PH) OBP: 0.300, SLG: 0.335										1	0	0	0	0	0	1
Jay Ritchie, R (8, 1) OBP: 0.300, SLG: 0.500										0	0	0	0	0	0	0
Mike Lum, L (9, PH) OBP: 1.000, SLG: 1.000										1	1	1	0	0	0	0

Inning Stats	R: 0	H: 0	E: 0	K: 1	S: 5	R: 0	H: 1	E: 0	K: 0	S: 4	R: 1	H: 1	E: 0	K: 0	S: 4	R: 0	H: 1	E: 0	K: 1	S: 6	R: 0	H: 0	E: 0	K: 1	S: 5	R: 1	H: 1	E: 0	K: 0	S: 4	R: 0	H: 2	E: 0	K: 0	S: 5	R: 0	H: 2	E: 0	K: 0	S: 4	R: 2	H: 3	E: 0	K: 0	S: 5	1B: 9	2B: 1	3B: 0	HR: 1	SF: 1	SAC: 0	DP: 0	HBP: 0	WP: 0	PA: 40
--------------	------	------	------	------	------	------	------	------	------	------	------	------	------	------	------	------	------	------	------	------	------	------	------	------	------	------	------	------	------	------	------	------	------	------	------	------	------	------	------	------	------	------	------	------	------	-------	-------	-------	-------	-------	--------	-------	--------	-------	--------

PITCHER	IP	WLS	BF	H	R	ER	SO	BB	IBB	HBP	BLK	WP	HR	S	P	ERA	WHIP
Jack Fisher, R (1, 1) ERA: 4.67	8.1	L	37	10	4	4	3	3	0	0	0	0	1	40	52	4.32	1.560
Joe Grzenda, L (9, 1) ERA: 1.64	0.0		1	0	0	0	0	1	0	0	0	0	0	0	4	∞	∞
Ron Taylor, R (9, 1) ERA: 2.35	0.1		2	1	0	0	0	0	0	0	0	0	0	2	2	0.00	3.000

Batter	1	2	3	4	5	6	7	8	9	AB R H RBI BB SO LOB	TOP
Bud Harrelson, S (1, 6) OBP: 0.323, SLG: 0.313	0-0 4-3		0-0 1-3 1B		0-0 4-3			0-0 4-3		4 0 1 0 0 0 0	
Bob Heise, R (1, 4) OBP: 0.125, SLG: 0.125	0-0 5-3		0-0 F3		0-0 P4			0-0 F9		4 0 0 0 0 0 2	
Tommy Davis, R (1, 7) OBP: 0.344, SLG: 0.450	0-0 6-3		0-3 K				0-0 3-1 2B	0-0 F8		4 0 1 0 0 1 2	
Ron Swoboda, R (1, 9) OBP: 0.338, SLG: 0.421		0-3 K		0-0 2B		0-0 3-1 2B		0-0 L8		4 1 1 0 0 1 1	
Ed Kranepool, L (1, 3) OBP: 0.314, SLG: 0.356		0-0 4-3		0-0 P5		0-0 P4		0-0 E 1B		4 1 1 0 0 0 2	
Joe Mook, L (1, 5) OBP: 0.222, SLG: 0.333		0-0 FC6-4 1B		0-0 2-H 2B		0-0 P6		0-0 E6 1B		4 0 2 1 0 0 2	
Amos Otis, R (1, 8)		0-0 FC6-4 1-2f		0-0 L8		0-0 L9		0-3 K		4 0 0 0 0 1 4	
Jerry Grote, R (1, 2) OBP: 0.234, SLG: 0.266			0-0 P4	0-0 1-3		0-3 K		0-0 1-2 2-H 1B		4 0 1 1 0 1 1	
Tom Seaver, R (1, 1) OBP: 0.253, SLG: 0.188			0-0 1B		0-0 L8	0-3 K		0-0 F9		4 0 1 0 0 1 2	
Inning Stats	R: 0 E: 0 K: 0 S: 3 H: 0 LOB: 0 BB: 0 P: 3	R: 0 E: 0 K: 1 S: 6 H: 1 LOB: 1 BB: 0 P: 6	R: 0 E: 0 K: 1 S: 7 H: 2 LOB: 2 BB: 0 P: 7	R: 1 E: 0 K: 0 S: 5 H: 2 LOB: 1 BB: 0 P: 5	R: 0 E: 0 K: 0 S: 3 H: 0 LOB: 0 BB: 0 P: 3	R: 0 E: 0 K: 0 S: 4 H: 1 LOB: 1 BB: 0 P: 4	R: 0 E: 0 K: 2 S: 7 H: 0 LOB: 0 BB: 0 P: 7	R: 0 E: 0 K: 0 S: 3 H: 0 LOB: 0 BB: 0 P: 3	R: 1 E: 1 K: 1 S: 8 H: 2 LOB: 2 BB: 0 P: 8	1B: 5 2B: 3 3B: 0 HR: 0 SF: 0 SAC: 0 DP: 0 HBP: 0	WP: 0 PB: 0 SB: 0 CS: 0 PA: 36
PITCHER Pat Jarvis, R (1, 1) ERA: 3.82	IP 9.0 WLS L BF 36 H 8 R 2 ER 1 SO 5 BB 0 IBB 0 HBP 0 BLK 0 WP 0 HR 0 S 46 P 46 ERA 1.00 WHIP 0.889										
PITCHER	IP WLS BF H R ER SO BB IBB HBP BLK WP HR S P ERA WHIP										

New York Mets @ Atlanta Braves
 Atlanta Stadium, Atlanta, GA
 Wed Sep 13 1967, 7:05 PM EDT
 Att. 3,496 - Unknown

livebaseballscorecards.com

AB 36
R 2
H 8
RBI 2
BB 0
SO 5
LOB 16



Batter	1	2	3	4	5	6	7	8	9	AB R H RBI BB SO LOB	TOP		
Bud Harrelson, S OBP: 0.320, SLG: 0.311 (1, 6) X	0-0 1-3		0-0 4-3			0-0 4-3	0-0 P6			4 0 0 0 0 0 2			
Bob Heise, R OBP: 0.250, SLG: 0.250 (1, 4) X	0-0 PB 1B			0-0 5-3		0-0 1-3	0-0 1B			4 0 2 1 0 0 0			
Tommy Davis, R OBP: 0.343, SLG: 0.448 (1, 7) S S S Tommie Reynolds, R OBP: 0.292, SLG: 0.271 (9, 7)	0-3 K 1-2			0-0 5-3		4-0 BB HR BB	0-0 F7			3 1 0 0 1 1 3 0 0 0 0 0 0 0			
Ron Swoboda, R OBP: 0.339, SLG: 0.419 (1, 9) X	0-0 F3			4-0 BB BB		4-0 1-2 HR BB		0-0 F8		2 1 0 0 2 0 1			
Ed Kranepool, L OBP: 0.315, SLG: 0.363 (1, 3) X		0-0 5-3		4-0 1-2 BB		0-0 1-H 2-H HR		0-0 4-3		3 1 1 3 1 0 0			
Joe Mook, L OBP: 0.154, SLG: 0.231 (1, 5) X		0-0 P6		0-0 4-3		0-0 P4		0-3 K		4 0 0 0 0 1 2			
Amos Otis, R OBP: 0.294, SLG: 0.200 (1, 8) X		0-0 6-3			0-0 G4-6-3 1B		0-0 CS 1B		0-0 CS 1B	4 0 3 0 0 0 0			
Jerry Grote, R OBP: 0.231, SLG: 0.263 (1, 2) X			0-0 2-3		0-0 F2		0-3 FC E PB 1B		0-3 K	4 1 0 0 0 1 3			
Danny Frisella, L OBP: 0.125, SLG: 0.133 (1, 1) S S S Dick Selma, R OBP: 0.048, SLG: 0.048 (8, 1)			0-3 K		0-0 G4-6-3 1-2f		0-0 E2 1B S		0-0 5-3	3 0 0 0 0 1 2 1 0 0 0 0 0 0			
Inning Stats	R: 0 E: 0 K: 1 S: 6 H: 1 LOB: 1 BB: 0 P: 6	R: 0 E: 0 K: 0 S: 3 H: 0 LOB: 0 BB: 0 P: 3	R: 0 E: 0 K: 1 S: 5 H: 0 LOB: 0 BB: 0 P: 5	R: 0 E: 0 K: 0 S: 3 H: 0 LOB: 2 BB: 2 P: 11	R: 0 E: 0 K: 0 S: 3 H: 1 LOB: 0 BB: 0 P: 3	R: 3 E: 0 K: 0 S: 4 H: 1 LOB: 0 BB: 2 P: 12	R: 1 E: 1 K: 0 S: 8 H: 2 LOB: 2 BB: 0 P: 8	R: 0 E: 0 K: 1 S: 5 H: 0 LOB: 0 BB: 0 P: 5	R: 0 E: 0 K: 1 S: 5 H: 1 LOB: 0 BB: 0 P: 5	1B: 5 2B: 0 3B: 0 HR: 1 SF: 0 SAC: 0 DP: 1 HBP: 0	WP: 0 PB: 3 SB: 1 CS: 2 PA: 36		
PITCHER	IP WLS BF H R ER SO BB IBB HBP BLK WP HR S P ERA WHIP											PITCHER	IP WLS BF H R ER SO BB IBB HBP BLK WP HR S P ERA WHIP
Phil Niekro, R ERA: 1.85 (1, 1)	8.0 33 5 4 3 4 4 0 0 0 0 1 37 53 3.38 1.125												
Jay Ritchie, R ERA: 3.03 (9, 1)	1.0 3 1 0 0 1 0 0 0 0 0 0 5 5 0.00 1.000												

New York Mets @ Atlanta Braves
Atlanta Stadium, Atlanta, GA
 Thu Sep 14 1967, 7:05 PM EDT
 Att. 2,963 - Unknown

livebaseballscorecards.com

AB	32
R	4
H	6
RBI	4
BB	4
SO	4
LOB	13



BOTTOM

New York Mets @ Houston Astros
Astrodome, Houston, TX
Sat Sep 16 1967, 8:05 PM EDT
Att. 13,004 - Dome

AB 31
R 6
H 9
RBI 4
BB 7
SO 7
LOB 19



WP: 3 PA: 40
PB: 0
SB: 2
CS: 0

AB R H RBI BB SO LOB

4 1 1 1 1 1 0

5 1 1 1 0 1 3

4 2 2 0 1 0 4

3 1 1 0 2 2 2

2 0 2 2 1 0 0

4 0 0 0 0 2 5

2 0 0 0 2 0 0

4 1 2 0 0 0 2

3 0 0 0 0 1 3

1B: 7 SF: 1
2B: 0 SAC: 1
3B: 2 DP: 1
HR: 0 HBP: 0

WP: 3 PA: 40
PB: 0
SB: 2
CS: 0

Batter	1	2	3	4	5	6	7	8	9
Ivan Murrell, R OBP: 0.360, SLG: 0.333 (1, 7)	0-3 K		0-0 P2	4-0 IBB		0-0 1-3		0-0 FC3 1B	
Sonny Jackson, L OBP: 0.283, SLG: 0.289 (1, 6)	0-0 BB E 1B		0-0 1-3	0-3 K		0-0 6-3		0-0 FC3 3-1 1-H 1B	
Joe Morgan, L OBP: 0.379, SLG: 0.409 (1, 4)	4-0 WP SF8 1-2 BB		0-0 S 1B	0-0 F2		0-0 1B		0-0 3-1 2-3 1B	
Jimmy Wynn, R OBP: 0.332, SLG: 0.516 (1, 8)	4-0 1-3 2-H BB		4-0 1B 1-2 IBB		0-0 WP 3B	0-3 K		0-3 K	
Rusty Staub, L OBP: 0.391, SLG: 0.478 (1, 9)	0-0 SF8 3-H		0-0 1-3 2-H 1B		4-0 WP BB		0-0 G5-4-3 1B		
Doug Rader, R OBP: 0.343, SLG: 0.470 (1, 3)	0-0 F9		0-3 K		0-3 K 1-2 3-H		0-0 G5-4-3 1-2f		
Bob Aspromonte, R OBP: 0.355, SLG: 0.391 (1, 5)		0-0 6-3		4-0 SH1-4 1B BB	4-0 BB BB	4-0 BB		0-0 P6	
Ron Brand, R OBP: 0.318, SLG: 0.290 (1, 2)		0-0 F9		0-0 SH1-4 1-2 1B	0-0 SH1-4 1B	0-0 P4		0-0 1B 3B	
Mike Cuellar, L OBP: 0.176, SLG: 0.241 (1, 1)		0-0 P4		0-0 SH1-4 1-2 2-3	0-3 K			0-0 4-3	

Inning Stats	R: 2	H: 1	E: 0	K: 1	S: 6	H: 1	LOB: 1	BB: 2	P: 14	R: 0	H: 0	E: 0	K: 0	S: 3	R: 1	H: 2	E: 0	K: 1	S: 7	R: 0	H: 1	E: 0	K: 1	S: 6	R: 1	H: 1	E: 0	K: 2	S: 8	R: 0	H: 1	E: 0	K: 0	S: 3	R: 2	H: 2	E: 1	K: 1	S: 8
--------------	------	------	------	------	------	------	--------	-------	-------	------	------	------	------	------	------	------	------	------	------	------	------	------	------	------	------	------	------	------	------	------	------	------	------	------	------	------	------	------	------

PITCHER	IP	WLS	BF	H	R	ER	SO	BB	IBB	HBP	BLK	WP	HR	S	P	ERA	WHIP
Tug McGraw, L ERA: 6.0 (1, 1)	4.0	L	21	4	3	2	3	3	2	0	0	1	0	22	42	4.50	1.750
Don Cardwell, R ERA: 3.65 (5, 1)	3.0		13	3	1	1	3	2	0	0	0	1	0	17	25	3.00	1.667
Cal Koonce, R ERA: 3.87 (8, 1)	1.0		6	2	2	1	1	0	0	0	0	0	0	8	8	9.00	2.000

ERA WHIP

Batter	1	2	3	4	5	6	7	8	9	AB R H RBI BB SO LOB	TOP	
Nate Oliver, R (1, 6) OBP: 0.290, SLG: 0.288	0-0 F9		0-3 K			0-0 1B 3B		0-0 F9		4 1 1 0 0 1 1		
Ron Hunt, R (1, 5) OBP: 0.353, SLG: 0.354	0-0 F9			0-0 5-3		0-0 FC4-6 1B		0-0 FC6-4		4 0 1 1 0 0 1		
Willie Davis, L (1, 8) OBP: 0.291, SLG: 0.361	0-0 2B			0-0 6-3		0-0 FC4-6 1-2f		0-0 F9		4 0 1 0 0 0 2		
Ron Fairly, L (1, 9) OBP: 0.298, SLG: 0.331	0-0 G3			0-0 F9		0-3 K			0-0 4-3	3 0 0 0 0 1 2		
Jim Brewer, L (6, 1) OBP: 0.045, SLG: 0.091										0 0 0 0 0 0 0		
Al Ferrara, R (9, PH) OBP: 0.350, SLG: 0.468										1 0 0 0 0 0 0		
John Roseboro, L (1, 2) OBP: 0.350, SLG: 0.381		0-0 P5			4-0 BB BB	0-0 G3-6-3 BB		0-0 FC6-4 1B	4-0 BB BB	2 0 1 0 2 0 0		
Gene Michael, S (9, PR) OBP: 0.246, SLG: 0.224										0 1 0 0 0 0 0		
Wes Parker, S (1, 3) OBP: 0.361, SLG: 0.351		0-0 4-3			0-0 G3-6-3 1-2f	0-0 FC6-4 1B 1-2f		0-0 FC6-4	0-3 K	4 0 0 0 0 1 3		
Len Gabrielson, L (1, 7) OBP: 0.308, SLG: 0.392		0-0 4-3			0-0 1B	0-0 G5-4-3 1B		0-0 G5-4-3 1B	0-0 1B 1B	4 0 3 0 0 0 0		
Luis Alcaraz, R (1, 4) OBP: 0.286, SLG: 0.333			0-0 5-3		0-3 K	0-3 K		0-0 G5-4-3 1-2f	0-0 1B 1-2 2-H	4 0 1 1 0 1 3		
John Duffie, R (1, 1) OBP: 0.500, SLG: 0.333			0-3 K			0-3 K		4-0 FC6-4 BB	0-3 K	1 0 0 0 0 1 0		
Willie Crawford, L (6, PH) (6, 9)										2 0 0 0 1 2 2		
Inning Stats	R: 0 H: 1 E: 0 LOB: 1 K: 0 BB: 0 S: 4 P: 4	R: 0 H: 0 E: 0 LOB: 0 K: 0 BB: 0 S: 3 P: 3	R: 0 H: 0 E: 0 LOB: 0 K: 2 BB: 0 S: 7 P: 7	R: 0 H: 0 E: 0 LOB: 0 K: 0 BB: 0 S: 3 P: 3	R: 0 H: 1 E: 0 LOB: 1 K: 1 BB: 1 S: 5 P: 9	R: 1 H: 2 E: 0 LOB: 1 K: 2 BB: 0 S: 9 P: 9	R: 0 H: 2 E: 0 LOB: 1 K: 0 BB: 0 S: 4 P: 4	R: 0 H: 0 E: 0 LOB: 1 K: 0 BB: 1 S: 3 P: 7	R: 1 H: 2 E: 0 LOB: 2 K: 2 BB: 1 S: 9 P: 13	1B: 6 SF: 0 2B: 1 SAC: 0 3B: 1 DP: 2 HR: 0 HBP: 0	WP: 0 PA: 36 PB: 0 SB: 0 CS: 0	
PITCHER Tom Seaver, R (1, 1) ERA: 2.83	IP WLS BF H R ER SO BB IBB HBP BLK WP HR S P ERA WHIP	9.0 W 36 8 2 2 7 3 0 0 0 0 0 0 47 59 2.00 1.222										

Los Angeles Dodgers @ New York Mets
 Shea Stadium, Flushing, NY
 Mon Sep 18 1967, 7:05 PM EDT
 Att: 14,720 - Unknown

AB	33
R	2
H	8
RBI	2
BB	3
SO	7
LOB	14



WP: 0	PA: 36
PB: 0	
SB: 0	
CS: 0	

livebaseballscorecards.com

Batter	1	2	3	4	5	6	7	8	9	AB R H RBI BB SO LOB
Bud Harrelson, S OBP: 0.319, SLG: 0.307 (1, 6)	4-0 1B E BB		0-0 L9	0-0 L6			0-0 P5			3 1 0 0 1 0 1
Bob Heise, R OBP: 0.333, SLG: 0.304 (1, 4)	0-0 1-3 E 1B		0-0 F9		0-0 F9		0-0 F8			4 0 1 0 0 0 0
Tommy Davis, R OBP: 0.343, SLG: 0.446 Tommie Reynolds, R OBP: 0.290, SLG: 0.269 (1, 7) (9, 7)	0-0 E1 1-3 1-2 3-H		0-0 3-1		0-3 K		0-0 1B 1B			4 1 1 0 0 1 1 0 0 0 0 0 0 0
Ron Swoboda, R OBP: 0.342, SLG: 0.420 (1, 9)	0-0 1-3 1-2 2-3			4-0 1B SF8 BB	0-3 K		0-0 1B 2B 1B			3 1 1 1 1 1 2
Ed Kranepool, L OBP: 0.321, SLG: 0.369 (1, 3)	4-0 G4-6-3 IBB			0-0 E 1B		0-0 E 1B	0-0 1B 2B			3 2 3 0 1 0 0
Ken Boswell, L OBP: 0.250, SLG: 0.667 (1, 5)	0-0 G4-6-3 1-2f			0-0 SF8		0-0 E9 1B 2B		0-0 4-3		3 1 1 2 0 0 3
Amos Otis, R OBP: 0.320, SLG: 0.261 (1, 8)		0-0 CS 1B		0-0 E6 E 6-3 1B		0-0 CS 1B		0-3 K		4 1 2 1 0 1 1
Jerry Grote, R OBP: 0.228, SLG: 0.259 (1, 2)		0-3 K 1-2		0-0 E5 6-3 1-3 2-H		0-0 F8 1-2		0-0 F7		4 0 0 0 0 1 3
Tom Seaver, R OBP: 0.244, SLG: 0.181 (1, 1)		0-3 K		0-0 6-3 1-2 3-H		0-0 F2				3 0 0 1 0 1 1

Inning Stats	R: 1	H: 1	R: 0	H: 1	R: 0	H: 0	R: 3	H: 1	R: 0	H: 0	R: 2	H: 3	R: 1	H: 3	R: 0	H: 0
	E: 1	LOB: 2	E: 0	LOB: 0	E: 0	LOB: 0	E: 2	LOB: 1	E: 0	LOB: 0	E: 1	LOB: 0	E: 0	LOB: 2	E: 0	LOB: 0
	K: 0	BB: 2	K: 2	BB: 0	K: 0	BB: 0	K: 0	BB: 1	K: 2	BB: 0	K: 0	BB: 0	K: 0	BB: 0	K: 1	BB: 0
	S: 4	P: 12	S: 7	P: 7	S: 3	P: 3	S: 6	P: 10	S: 7	P: 7	S: 5	P: 5	S: 5	P: 5	S: 5	P: 5

PITCHER	IP	WLS	BF	H	R	ER	SO	BB	IBB	HBP	BLK	WP	HR	S	P	ERA	WHIP
John Duffie, R ERA: 1.8 (1, 1)	5.0	L	22	3	4	1	4	2	1	0	0	0	0	27	39	1.80	1.000
Jim Brewer, L ERA: 2.72 (6, 1)	3.0		13	6	3	3	1	0	0	0	0	0	0	15	15	9.00	2.000

BOTTOM

Los Angeles Dodgers @ New York Mets
Shea Stadium, Flushing, NY
Mon Sep 18 1967, 7:05 PM EDT
Att. 14,720 - Unknown

AB	31
R	7
H	9
RBI	5
BB	3
SO	5
LOB	12

livebaseballscorecards.com



WP : 0	PA : 35
PB : 0	
SB : 0	
CS : 2	

Los Angeles Dodgers @ New York Mets
 Shea Stadium, Flushing, NY
 Tue Sep 19 1967, 7:05 PM EDT
 Att. 9,535 - Unknown

livebaseballscorecards.com

AB	30
R	3
H	7
RBI	2
BB	4
SO	7
LOB	18



WP:	0	PA:	36
PB:	0		
SB:	0		
CS:	2		

Batter	1	2	3	4	5	6	7	8	9	AB	R	H	RBI	BB	SO	LOB
Willie Davis, L (1, 8) OBP: 0.294, SLG: 0.366	4-0 1B FC5-4 BB	0-0 2-H 1B			0-0 SF9 3B		0-0 4-3			3	2	2	0	1	0	0
Ron Hunt, R (1, 5) OBP: 0.352, SLG: 0.354	0-0 FC5-4 1B	0-0 L7			0-0 SF9			0-0 5-3		3	0	1	1	0	0	1
Lou Johnson, R (1, 7) OBP: 0.329, SLG: 0.429	0-0 FC5-4 1B E 1-2f 3-H		0-3 K		0-0 F9			0-0 1-3		4	1	0	1	0	1	1
Al Ferrara, R (1, 9) OBP: 0.355, SLG: 0.468	0-0 E 1-3 1B		4-0 CS BB		4-0 FC5-4 BB			0-0 F9		2	0	1	0	2	0	0
Wes Parker, S (1, 3) OBP: 0.360, SLG: 0.348	0-3 K		0-3 K 1-2		0-0 F9			4-0 FC6 BB		3	0	0	0	1	2	4
Luis Alcaraz, R (1, 4) OBP: 0.280, SLG: 0.320	0-0 E3 1-3 3-H		0-0 CS 1B		0-0 FC5-4 1-2f			0-0 FC6 FC3-6 1B 1-2f		4	0	1	0	0	0	3
Jeff Torborg, R (1, 2) OBP: 0.283, SLG: 0.272	0-3 K		0-3 K		0-0 F9			0-0 FC3-6 1B 1-2		3	0	0	0	0	2	4
John Roseboro, L (9, PH) OBP: 0.352, SLG: 0.383										1	0	1	0	0	0	0
Tommy Dean, R (1, 6) OBP: 0.500, SLG: 0.500		0-0 SH1-4 1B 1B		0-3 K 1-2			0-0 F7		0-0 FC3-6 1B 1-2f 2-3	2	0	1	0	0	1	1
Len Gabrielson, L (7, PH) OBP: 0.307, SLG: 0.390										1	0	0	0	0	0	0
Gene Michael, S (7, 6) OBP: 0.246, SLG: 0.224										0	0	0	0	0	0	0
Ron Fairly, L (9, PH) OBP: 0.298, SLG: 0.330										1	0	0	0	0	0	2
Bill Singer, R (1, 1) OBP: 0.082, SLG: 0.098		0-0 SH1-4		0-0 6-3				0-0 P4		1	0	0	0	0	0	0
Willie Crawford, L (7, PH) OBP: 0.400, SLG: 0.250										1	0	0	0	0	1	0
Phil Regan, R (7, 1) OBP: 0.100, SLG: 0.100										0	0	0	0	0	0	0
Bob Bailey, R (9, PH) OBP: 0.303, SLG: 0.302										1	0	0	0	0	0	2

Inning Stats	R: 2	H: 2	E: 1	K: 2	S: 10	P: 14	R: 0	H: 2	E: 0	K: 0	S: 4	P: 4	R: 0	H: 0	E: 0	K: 2	S: 6	P: 10	R: 0	H: 1	E: 0	K: 2	S: 7	P: 7	R: 1	H: 1	E: 0	K: 0	S: 4	P: 4	R: 0	H: 0	E: 0	K: 0	S: 3	P: 7	R: 0	H: 0	E: 0	K: 1	S: 5	P: 5	R: 0	H: 0	E: 0	K: 0	S: 3	P: 3	R: 0	H: 1	E: 0	K: 0	S: 4	P: 8	1B: 6	SF: 1	2B: 1	3B: 1	HR: 0	SAC: 1	DP: 1	HBP: 0	WP: 0	PA: 36
--------------	------	------	------	------	-------	-------	------	------	------	------	------	------	------	------	------	------	------	-------	------	------	------	------	------	------	------	------	------	------	------	------	------	------	------	------	------	------	------	------	------	------	------	------	------	------	------	------	------	------	------	------	------	------	------	------	-------	-------	-------	-------	-------	--------	-------	--------	-------	--------

PITCHER	IP	WLS	BF	H	R	ER	SO	BB	IBB	HBP	BLK	WP	HR	S	P	ERA	WHIP
Les Rohr, L (1, 1) ERA: 3.0	6.0	W	25	6	3	2	6	3	0	0	0	0	0	34	46	3.00	1.500
Dick Selma, R (7, 1) ERA: 2.76	3.0	S	11	1	0	0	1	1	0	0	0	0	0	12	16	0.00	0.667

Batter	1	2	3	4	5	6	7	8	9
Bud Harrelson, S OBP: 0.318, SLG: 0.305 (1, 6)	0-0 4-3		0-0 4-3		4-0 2B BB		0-0 SH1-4	0-0 F8	
Bob Heise, R OBP: 0.393, SLG: 0.385 (1, 4)	4-0 1B WP BB		0-0 1B		0-0 1B 2B		0-0 P3		
Tommy Davis, R OBP: 0.344, SLG: 0.446 Tommie Reynolds, R OBP: 0.290, SLG: 0.269 (1, 7) (9, 7)	0-0 WP 1-3 1B		0-0 1-3		0-0 2-H 1B		0-0 5-3		
Ron Swoboda, R OBP: 0.341, SLG: 0.418 (1, 9)	0-0 F3			0-0 F9	0-3 K			0-0 2B 1B	
Ed Kranepool, L OBP: 0.320, SLG: 0.370 (1, 3)	0-0 L6			0-0 P4		0-0 3-1		0-0 BB SF7 2B	
Ken Boswell, L OBP: 0.375, SLG: 0.500 (1, 5)		0-3 K		0-0 L7		0-0 1B		4-0 SH3-4 BB BB	
Amos Otis, R OBP: 0.345, SLG: 0.269 (1, 8)		0-0 F8			0-0 E7 4-3 2B 1B		0-0 F9	4-0 SH3-4 BB 1-2 2-3	
Jerry Grote, R OBP: 0.226, SLG: 0.257 (1, 2)		0-0 4-3			0-0 4-3 2-3		0-0 1-3	0-0 SF7	
Les Rohr, L Dick Selma, R OBP: 0.091, SLG: 0.091 (1, 1) (7, 1)			0-3 K		0-0 P6		0-0 SH1-4 1B	0-0 SH3-4 1-2 2-3	

AB	R	H	RBI	BB	SO	LOB
3	1	0	0	1	0	2
3	2	2	2	1	0	1
4	0	2	1	0	0	2
0	0	0	0	0	0	0
4	1	1	0	0	1	2
4	1	1	1	0	0	1
3	0	1	0	1	1	0
3	1	1	0	1	0	1
3	0	0	1	0	0	2
2	0	0	0	0	1	1
1	0	1	0	0	0	0


AB	R	H	RBI	BB	SO	LOB
30	6	9	5	4	3	12

Inning Stats	R: 1	H: 1	E: 0	K: 0	S: 4	LOB: 1	BB: 1	P: 8									
Bill Singer, R ERA: 2.76 Phil Regan, R ERA: 3.08	IP: 6.0	WLS: L	BF: 26	H: 6	R: 4	ER: 4	SO: 3	BB: 2	IBB: 0	HBP: 0	BLK: 0	WP: 1	HR: 0	S: 30	P: 38	ERA: 6.00	WHIP: 1.333
	IP: 2.0	WLS: L	BF: 11	H: 3	R: 2	ER: 2	SO: 0	BB: 2	IBB: 0	HBP: 0	BLK: 0	WP: 0	HR: 0	S: 9	P: 17	ERA: 9.00	WHIP: 2.500

Los Angeles Dodgers @ New York Mets
Shea Stadium, Flushing, NY
Tue Sep 19 1967, 7:05 PM EDT
Att. 9,535 - Unknown

livebaseballscores.com

AB 30
R 6
H 9
RBI 5
BB 4
SO 3
LOB 12



Batter	1	2	3	4	5	6	7	8	9	AB R H RBI BB SO LOB	TOP											
Willie Davis, L (1, 8) OBP: 0.295, SLG: 0.367	0-0 F9		0-0 E 2B			4-0 1B 2B BB	0-0 F7		0-0 4-3	4 1 1 0 1 0 1												
Ron Hunt, R (1, 5) OBP: 0.353, SLG: 0.353	0-3 K		0-0 E6 2-3			0-0 1B 2B 1B	4-0 G4-6-3 IBB			3 1 1 0 1 1 1												
Ron Fairly, L (1, 3) OBP: 0.297, SLG: 0.330	0-3 K		0-0 1-3			0-0 2B SF8-5 1B	0-0 G4-6-3 1-2f			4 1 1 0 0 1 4												
Al Ferrara, R (1, 9) OBP: 0.353, SLG: 0.468		0-0 5-3		0-3 K		0-0 SF8-5 1-3 2-H 3-H 2B	0-0 F7			4 0 1 2 0 1 0												
Wes Parker, S (8, 3) OBP: 0.360, SLG: 0.348										0 0 0 0 0 0 0												
John Roseboro, L (1, 2) OBP: 0.353, SLG: 0.385		0-0 FC4-6 1B		0-0 4-3		0-0 4-3		0-0 FC6-4 1B		4 0 2 0 0 0 2												
Len Gabrielson, L (1, 7) OBP: 0.305, SLG: 0.387		0-0 FC4-6		0-0 1-3		4-0 IBB		0-0 F7		2 0 0 0 0 0 1												
Lou Johnson, R (6, PH) OBP: 0.330, SLG: 0.427		1-2f								1 0 0 0 1 0 1												
Luis Alcaraz, R (1, 4) OBP: 0.241, SLG: 0.286		0-3 K			0-0 P6	0-0 SF8-5 2-3 3-H		0-0 FC6-4 1-2f		3 0 0 1 0 1 2												
Tommy Dean, R (1, 6) OBP: 0.333, SLG: 0.500			0-0 4-3		0-0 6-3		0-0 2B 2B		0-0 4-3	4 1 1 0 0 0 0												
Don Drysdale, R (1, 1) OBP: 0.168, SLG: 0.135			0-3 K		0-0 1-3		0-0 2-H 2B		0-3 K	3 0 1 1 0 1 0												
Ron Perranoski, L (8, 1) OBP: 0.111, SLG: 0.111										1 0 0 0 0 1 0												
Inning Stats	R: 0 E: 0 K: 2 S: 7	H: 0 LOB: 0 BB: 0 P: 7	R: 0 E: 0 K: 1 S: 6	H: 1 LOB: 1 BB: 0 P: 6	R: 0 E: 1 K: 1 S: 7	H: 1 LOB: 2 BB: 0 P: 7	R: 0 E: 0 K: 1 S: 5	H: 0 LOB: 0 BB: 0 P: 5	R: 0 E: 0 K: 1 S: 3	H: 0 LOB: 0 BB: 0 P: 3	R: 3 E: 0 K: 0 S: 5	H: 3 LOB: 1 BB: 2 P: 13	R: 1 E: 0 K: 0 S: 4	H: 2 LOB: 1 BB: 1 P: 8	R: 0 E: 0 K: 0 S: 4	H: 1 LOB: 1 BB: 0 P: 4	R: 0 E: 0 K: 1 S: 5	H: 0 LOB: 0 BB: 0 P: 5	1B: 4 2B: 5 3B: 0 HR: 0	SF: 1 SAC: 0 DP: 2 HBP: 0	WP: 0 PB: 0 SB: 0 CS: 0	PA: 37
PITCHER	IP WLS BF H R ER SO BB IBB HBP BLK WP HR S P ERA WHIP																					
Danny Frisella, R (1, 1) ERA: 4.24	5.0 L 22 5 3 3 5 1 0 0 0 0 0 0 31 35 5.40 1.200																					
Joe Grzenda, L (6, 1) ERA: 2.08	2.0 8 2 1 1 0 0 0 2 0 0 0 0 6 14 4.50 1.000																					
Billy Wynne, R (8, 1) ERA: 3.12	2.0 7 1 0 0 1 0 0 0 0 0 0 0 9 9 0.00 0.500																					

Los Angeles Dodgers @ New York Mets
 Shea Stadium, Flushing, NY
 Wed Sep 20 1967, 7:05 PM EDT
 Att. 9,214 - Unknown

livebaseballscorecards.com

AB	33
R	4
H	8
RBI	4
BB	3
SO	6
LOB	12



BOTTOM

Los Angeles Dodgers @ New York Mets
Shea Stadium, Flushing, NY
Wed Sep 20 1967, 7:05 PM EDT
Att. 9,214 - Unknown

livebaseballscorecards.com

AB 35
R 3
H 14
RBI 3
BB 1
SO 4
LOB 14



WP: 0 PA: 38
PB: 0
SB: 0
CS: 1

AB R H RBI BB SO LOB

5	0	2	1	0	0	2
4	0	1	0	0	0	1
3	1	3	0	1	0	0
4	1	1	0	0	0	2
4	0	3	1	0	0	0
3	0	0	1	0	1	3
4	1	1	0	0	1	2
3	0	1	0	0	0	1
1	0	1	0	0	0	0
0	0	0	0	0	0	0
1	0	0	0	0	1	1
0	0	0	0	0	0	0
1	0	0	0	0	1	1
0	0	0	0	0	0	0
1	0	0	0	0	0	1

1B: 12 SF: 1
2B: 2 SAC: 0
3B: 0 DP: 2
HR: 0 HBP: 0

Batter	1	2	3	4	5	6	7	8	9
Bud Harrelson, S (1, 6) OBP: 0.319, SLG: 0.306	0-0 F7 1-2f		0-0 FC6-4 E 1-2f		0-0 1B		0-0 E2 3-H 1B		0-0 G6-4-3 1-2f
Bob Heise, R (1, 4) OBP: 0.375, SLG: 0.367	0-0 P4		0-0 E9 1-3 1B		0-0 P3			0-0 F9	
Tommy Davis, R (1, 7) OBP: 0.348, SLG: 0.449	0-0 1B		4-0 PO IBB			0-0 FC5-4 1B		0-0 1B E 1B	
Ron Swoboda, R (1, 9) OBP: 0.340, SLG: 0.416	0-0 L7		0-0 PO 1-2	0-0 F2		0-0 FC5-4 1B 1-2f		0-0 SF8 1-2 1B	
Ed Kranepool, L (1, 3) OBP: 0.324, SLG: 0.376		0-0 L4		0-0 2B		0-0 G6-4-3 1B 1-3		0-0 E8 SF8 1-3 2-H 1B	
Ken Boswell, L (1, 5) OBP: 0.250, SLG: 0.333		0-0 F7		0-3 K 2		0-0 G6-4-3 1-2f		0-0 SF8 2-3 3-H	
Amos Otis, R (1, 8) OBP: 0.333, SLG: 0.300		0-0 4-3		0-0 F9			0-0 G3 1B 2B	0-3 K 3	
John Sullivan, L (1, 2) OBP: 0.250, SLG: 0.254			0-0 F2 1		0-0 CS 1B		0-0 G3 2-3	0-0 FC6 1B	
Bob Johnson, R (9, PH) OBP: 0.374, SLG: 0.462					0-3 K 1				0-0 FC6 1B
Cleon Jones, R (9, PR) OBP: 0.273, SLG: 0.318					0-0 K 1-2				0-0 FC6 1B 1-2f
Danny Frisella, L (1, 1) OBP: 0.167, SLG: 0.176									
Joe Grzenda, R (6, 1)									
Larry Stahl, L (7, PH) OBP: 0.287, SLG: 0.299									
Billy Wynne, L (8, 1)									
Jerry Buchek, R (9, PH) OBP: 0.284, SLG: 0.362									

Inning Stats	R: 0	H: 1	E: 0	K: 0	S: 4	LOB: 1	BB: 0	P: 4	R: 0	H: 0	E: 0	K: 0	S: 3	LOB: 0	BB: 0	P: 3	R: 0	H: 2	E: 1	K: 0	S: 4	LOB: 2	BB: 1	P: 8	R: 0	H: 1	E: 0	K: 1	S: 6	LOB: 1	BB: 0	P: 6	R: 0	H: 2	E: 0	K: 1	S: 6	LOB: 1	BB: 0	P: 6	R: 1	H: 2	E: 1	K: 1	S: 6	LOB: 1	BB: 0	P: 6	R: 2	H: 3	E: 1	K: 1	S: 8	LOB: 1	BB: 0	P: 8	R: 0	H: 1	E: 0	K: 0	S: 3	LOB: 1	BB: 0	P: 3
--------------	------	------	------	------	------	--------	-------	------	------	------	------	------	------	--------	-------	------	------	------	------	------	------	--------	-------	------	------	------	------	------	------	--------	-------	------	------	------	------	------	------	--------	-------	------	------	------	------	------	------	--------	-------	------	------	------	------	------	------	--------	-------	------	------	------	------	------	------	--------	-------	------

PITCHER	IP	WLS	BF	H	R	ER	SO	BB	IBB	HBP	BLK	WP	HR	S	P	ERA	WHIP
Don Drysdale, R (1, 1) ERA: 2.73	7.1	W	31	12	3	3	3	0	1	0	0	0	0	36	40	3.68	1.636
Ron Perranoski, L (8, 1) ERA: 2.53	1.2	S	6	2	0	0	1	0	0	0	0	0	0	8	8	0.00	1.200

PITCHER	IP	WLS	BF	H	R	ER	SO	BB	IBB	HBP	BLK	WP	HR	S	P	ERA	WHIP
Don Drysdale, R (1, 1) ERA: 2.73	7.1	W	31	12	3	3	3	0	1	0	0	0	0	36	40	3.68	1.636
Ron Perranoski, L (8, 1) ERA: 2.53	1.2	S	6	2	0	0	1	0	0	0	0	0	0	8	8	0.00	1.200

Houston Astros @ New York Mets
Shea Stadium, Flushing, NY
Fri Sep 22 1967, 7:05 PM EDT
Unknown

livebaseballscorecards.com

AB	38
R	8
H	10
RBI	6
BB	6
SO	7
LOB	25



WP:	0	PA:	45
PB:	0		
SB:	2		
CS:	0		

Batter	1	2	3	4	5	6	7	8	9	AB	R	H	RBI	BB	SO	LOB
Ron Davis, R (1, 7) OBP: 0.304, SLG: 0.407	0-0 6-3	0-0 P4		0-0 G6-4-3		1-0 F7 1B 6-3 HBP	0-0 6-3			4	1	0	0	0	0	4
Sonny Jackson, L (1, 6) OBP: 0.285, SLG: 0.288	0-0 6-3	4-0 BB			4-0 S E BB	0-0 E F7 1B		0-0 G3		3	1	1	0	2	0	0
Jimmy Wynn, R (1, 8) OBP: 0.334, SLG: 0.510	0-3 K	0-3 K			0-0 L7	0-0 F7		0-0 FC5-4 1B		5	0	1	0	0	2	6
Doug Rader, R (1, 3) OBP: 0.373, SLG: 0.503		4-0 BB 1B BB		0-0 F9	0-0 E6 1B 2B	0-0 6-3		0-0 FC5-4 1B		4	2	0	1	1	0	2
Rusty Staub, L (1, 9) OBP: 0.398, SLG: 0.485		0-0 BB 1B 1B	0-3 K		0-0 2B 1B 1B	0-0 E4 FC6-4		0-0 1B		5	2	3	0	0	1	1
Bob Aspromonte, R (1, 5) OBP: 0.361, SLG: 0.404		4-0 1B BB E BB		0-0 FC5-4 1B	0-0 1B 2B	0-0 FC6-4		0-0 F9		4	2	2	1	1	0	4
Ron Brand, R (1, 2) OBP: 0.328, SLG: 0.294		4-0 BB 1B BB		0-0 FC5-4	0-0 FC4-6 1B		0-0 F2		0-0 G3-6-1 1B	4	0	2	3	1	0	1
Lee Bales, S (1, 4) OBP: 0.308, SLG: 0.143		0-0 E7 BB 1B		0-0 E3 G6-4-3	0-0 FC4-6		4-0 S BB		0-0 G3-6-1	4	0	1	1	1	0	2
Mike Cuellar, L (1, 1) OBP: 0.167, SLG: 0.227		0-3 K		0-0 F2	0-3 K		0-3 K		0-3 K	5	0	0	0	0	4	5

Inning Stats	R: 0	H: 0	E: 0	K: 1	S: 5	P: 5	R: 3	H: 2	E: 1	K: 2	S: 9	P: 25	R: 0	H: 1	E: 0	K: 1	S: 6	R: 4	H: 3	E: 1	K: 1	S: 9	P: 13	R: 1	H: 1	E: 1	K: 0	S: 5	P: 6	R: 0	H: 0	E: 0	K: 1	S: 5	P: 9	R: 0	H: 2	E: 0	K: 0	S: 5	P: 5	R: 0	H: 1	E: 0	K: 1	S: 5	P: 5
--------------	------	------	------	------	------	------	------	------	------	------	------	-------	------	------	------	------	------	------	------	------	------	------	-------	------	------	------	------	------	------	------	------	------	------	------	------	------	------	------	------	------	------	------	------	------	------	------	------

PITCHER	IP	WLS	BF	H	R	ER	SO	BB	IBB	HBP	BLK	WP	HR	S	P	ERA	WHIP
Jerry Koosman, L (1, 1) ERA: 4.66	1.0	L	8	2	3	3	1	3	0	0	0	0	0	7	19	27.00	5.000
Cal Koonce, R (2, 1) ERA: 3.79	2.0		8	1	0	0	3	1	0	0	0	0	0	13	17	0.00	1.000
Bill Graham, R (4, 1) ERA: 4.11	1.1		9	3	4	3	0	1	0	0	0	0	0	8	12	20.25	3.000
Joe Grzenda, L (5, 1) ERA: 2.45	1.2		8	1	1	1	1	0	0	1	0	0	0	9	10	5.40	0.600
Jerry Hinsley, R (7, 1) ERA: 3.6	3.0		12	3	0	0	2	1	0	0	0	0	0	15	19	0.00	1.333

PITCHER	IP	WLS	BF	H	R	ER	SO	BB	IBB	HBP	BLK	WP	HR	S	P	ERA	WHIP
---------	----	-----	----	---	---	----	----	----	-----	-----	-----	----	----	---	---	-----	------

Batter	1	2	3	4	5	6	7	8	9	10	AB	R	H	RBI	BB	SO	LOB	TOP							
Julio Gotay, R (1, 4) OBP: 0.327, SLG: 0.355 Sonny Jackson, L (7, PH) OBP: 0.284, SLG: 0.287 (7, 6)	0-3 K		0-0 F3			0-3 K	0-3 K			0-0 L6	3	0	0	0	0	2	0								
Lee Bales, S (1, 6) OBP: 0.290, SLG: 0.120 (7, 4)	4-0 FC6-4 BB		0-0 3-1			0-3 K		0-0 6-3		0-0 L5	4	0	0	0	1	1	0								
Jimmy Wynn, R (1, 8) OBP: 0.333, SLG: 0.506	0-0 FC6-4 1-2f		0-0 P4			0-0 6-3		4-0 WP BB		0-0 L5	4	0	0	0	1	0	1								
Doug Rader, R (1, 3) OBP: 0.371, SLG: 0.497	0-3 K			0-0 1-3			0-0 HR 1B	0-0 L7 1-2			4	1	1	0	0	1	2								
Rusty Staub, L (1, 9) OBP: 0.400, SLG: 0.485		4-0 FC1-4 BB		0-0 F8			4-0 HR 1B		0-0 SH2-3 1B		2	2	1	0	2	0	0								
Bob Aspromonte, R (1, 5) OBP: 0.360, SLG: 0.410		0-0 FC1-4 1B 1-2f WP		0-3 K			0-0 HR		0-0 SH2-3		3	2	1	3	0	1	1								
Aaron Pointer, R (1, 7) OBP: 0.320, SLG: 0.300		0-3 K			0-3 K		4-0 BB		0-0 6-3		3	0	0	0	1	2	2								
Dave Adlesh, R (1, 2) OBP: 0.248, SLG: 0.211		0-0 WP 1B			0-3 K		0-0 F9		0-0 1B		4	0	2	1	0	1	1								
Wade Blasingame, L (1, 1) OBP: 0.313, SLG: 0.154 Carroll Sembera, R (7, 1) OBP: 0.143, SLG: 0.143 Hal King, L (9, PH) OBP: 0.233, SLG: 0.310 Tom Dukes, R (9, 1) OBP: 0.500, SLG: 0.500		0-3 K 1-2 3-H			0-3 K		0-3 K		0-0 P4		3	0	0	0	0	3	2								
											0	0	0	0	0	0	0								
											1	0	0	0	0	0	1								
											0	0	0	0	0	0	0								
Inning Stats	R: 0 E: 0 K: 2 S: 7	H: 0 LOB: 1 BB: 1 P: 11	R: 1 E: 0 K: 2 S: 8	H: 1 LOB: 1 BB: 1 P: 12	R: 0 E: 0 K: 0 S: 3	H: 0 LOB: 0 BB: 0 P: 3	R: 0 E: 0 K: 1 S: 5	H: 0 LOB: 0 BB: 0 P: 5	R: 0 E: 0 K: 3 S: 9	H: 0 LOB: 0 BB: 0 P: 9	R: 0 E: 0 K: 2 S: 7	H: 0 LOB: 0 BB: 0 P: 7	R: 3 E: 0 K: 2 S: 9	H: 2 LOB: 1 BB: 2 P: 17	R: 0 E: 0 K: 0 S: 2	H: 0 LOB: 0 BB: 1 P: 6	R: 1 E: 0 K: 0 S: 5	H: 2 LOB: 1 BB: 0 P: 5	R: 0 E: 0 K: 0 S: 3	H: 0 LOB: 0 BB: 0 P: 3	1B: 4 2B: 0 3B: 0 HR: 1	SF: 0 SAC: 1 DP: 0 HBP: 0	WP: 2 PB: 0 SB: 0 CS: 0	PA: 39	
PITCHER	IP	WLS	BF	H	R	ER	SO	BB	IBB	HBP	BLK	WP	HR	S	P	ERA	WHIP								
Tug McGraw, L (1, 1) ERA: 6.0	6.0		25	3	4	4	10	4	0	0	0	1	1	41	57	6.00	1.167								
Dick Selma, R (7, 1) ERA: 2.72	1.0		3	0	0	0	2	0	0	0	0	0	0	7	7	0.00	0.000								
Jack Fisher, R (8, 1) ERA: 4.67	2.0		8	2	1	1	0	1	0	0	0	1	0	7	11	4.50	1.500								
Ron Taylor, R (10, 1) ERA: 2.41	1.0	W	3	0	0	0	0	0	0	0	0	0	0	3	3	0.00	0.000								

Houston Astros @ New York Mets
Shea Stadium, Flushing, NY
Fri Sep 22 1967, 7:05 PM EDT
Att. 13,342 - Unknown

livebaseballscores.com

AB 33
R 5
H 5
RBI 4
BB 5
SO 12
LOB 11



BOTTOM

Houston Astros @ New York Mets
Shea Stadium, Flushing, NY
Fri Sep 22 1967, 7:05 PM EDT
Att: 13,342 - Unknown

livebaseballscorecards.com

AB 34
R 8
H 11
RBI 8
BB 3
SO 5
LOB 9



WP: 0 PA: 41
PB: 0
SB: 0
CS: 0

AB R H RBI BB SO LOB

2	1	0	0	1	2	0
4	0	1	1	0	0	2
5	1	3	1	0	0	2
0	1	0	0	0	0	0
4	0	2	0	0	0	0
0	2	0	0	1	0	0
4	2	2	6	1	0	2
4	0	1	0	0	0	1
4	0	0	0	0	1	2
4	0	1	0	0	2	0
1	1	1	0	0	0	0
0	0	0	0	0	0	0
1	0	0	0	0	0	0
0	0	0	0	0	0	0
1	0	0	0	0	0	0
0	0	0	0	0	0	0

1B: 7 SF: 1
2B: 2 SAC: 2
3B: 0 DP: 2
HR: 2 HBP: 1

Batter	1	2	3	4	5	6	7	8	9	10														
Amos Otis, R (1, 9) OBP: 0.366, SLG: 0.333	4-0 1B BB		X 0-0 SH1-3		H 1-0 HBP			S 0-3 K		S 0-3 K														
Ed Kranepool, L (1, 3) OBP: 0.322, SLG: 0.374	0-0 1B 1B		X 0-0 SF8		X 0-0 P4			X 0-0 G3		X 0-0 L7														
Bob Johnson, R (1, 4) OBP: 0.379, SLG: 0.469 Bud Harrelson, S (10, PR) OBP: 0.318, SLG: 0.305	0-0 1B 1B		X 0-0 5-3		X 0-0 F9			X 0-0 1B HR		X 0-0 HR 2B														
Tommy Davis, R (1, 7) OBP: 0.348, SLG: 0.447 Cleon Jones, R (8, PR) OBP: 0.274, SLG: 0.317	0-0 1B G4-6-3			X 0-0 F8		X 0-0 3-1		X 0-0 1B HR		B 4-0 HR BB														
Jerry Buchek, R (1, 6) OBP: 0.289, SLG: 0.379	0-0 G4-6-3			B 4-0 1B BB		X 0-0 6-3		X 0-0 1B HR		X 0-0 HR														
Joe Moock, L (1, 5) OBP: 0.190, SLG: 0.238		X 0-0 P5		X 0-0 1B G6-4-3		X 0-0 P6		X 0-0 1-3																
Don Bosch, S (1, 8) OBP: 0.200, SLG: 0.173		S 0-3 K2-3		X 0-0 G6-4-3			X 0-0 4-3		X 0-0 L8															
Jerry Grote, R (1, 2) OBP: 0.225, SLG: 0.255		S 0-3 K			X 0-0 SH1 1B		X 0-0 6-3		S 0-3 K															
Tug McCraw, R (1, 1) OBP: 0.333, SLG: 0.667 Dick Selma, R (7, 1) OBP: 0.091, SLG: 0.091 Ken Boswell, L (7, PH) OBP: 0.235, SLG: 0.357 Jack Fisher, R (8, 1) OBP: 0.137, SLG: 0.114 Larry Stahl, L (9, PH) OBP: 0.285, SLG: 0.287 Ron Taylor, R (10, 1)			X 0-0 SH1-3 SF8 2B		X 0-0 SH1		X 0-0 F7		X 0-0 P6															
Inning Stats	R: 1 E: 0 K: 0 S: 4	H: 3 LOB: 1 BB: 1 P: 8	R: 0 E: 0 K: 2 S: 7	H: 0 LOB: 0 BB: 0 P: 7	R: 1 E: 0 K: 0 S: 4	H: 1 LOB: 0 BB: 0 P: 4	R: 0 E: 0 K: 0 S: 3	H: 1 LOB: 1 BB: 1 P: 7	R: 0 E: 0 K: 0 S: 4	H: 1 LOB: 2 BB: 0 P: 5	R: 0 E: 0 K: 0 S: 3	H: 0 LOB: 0 BB: 0 P: 3	R: 0 E: 0 K: 0 S: 3	H: 0 LOB: 0 BB: 0 P: 3	R: 3 E: 0 K: 1 S: 8	H: 3 LOB: 1 BB: 0 P: 8	R: 0 E: 0 K: 1 S: 5	H: 0 LOB: 0 BB: 0 P: 5	R: 3 E: 0 K: 1 S: 6	H: 2 LOB: 1 BB: 1 P: 10	1B: 7 2B: 2 3B: 0 HR: 2	SF: 1 SAC: 2 DP: 2 HBP: 1	WP: 0 PA: 41 PB: 0 SB: 0 CS: 0	
PITCHER	IP	WLS	BF	H	R	ER	SO	BB	IBB	HBP	BLK	WP	HR	S	P	ERA	WHIP							
Wade Blasingame, L (1, 1) ERA: 5.66	6.0		24	6	2	2	2	2	0	1	0	0	0	25	34	3.00	1.333							
Carroll Sembera, R (7, 1) ERA: 4.83	2.0		9	3	3	3	1	0	0	0	0	0	1	11	11	13.50	1.500							
Tom Dukes, R (9, 1) ERA: 5.56	1.2	L	8	2	3	3	2	1	0	0	0	0	1	11	15	16.20	1.800							

BOTTOM

Houston Astros @ New York Mets
 Shea Stadium, Flushing, NY
 Sat Sep 23 1967, 7:05 PM EDT
 Att. 11,021 - Unknown

AB	31
R	1
H	6
RBI	1
BB	2
SO	7
LOB	8



WP: 0	PA: 34
PB: 0	SB: 0
CS: 1	

AB R H RBI BB SO LOB

4 0 0 0 0 1 3

4 0 0 0 0 1 0

4 0 2 0 0 2 0

0 1 0 0 0 0 0

3 0 0 0 1 0 1

4 0 2 0 0 1 1

4 0 1 1 0 0 1

3 0 1 0 0 0 0

2 0 0 0 1 1 0

3 0 0 0 0 1 2

1B: 4	SF: 0
2B: 2	SAC: 0
3B: 0	DP: 0
HR: 0	HBP: 0

Batter	1	2	3	4	5	6	7	8	9
Don Bosch, S (1, 8) OBP: 0.190, SLG: 0.165	0-3 K2-3			0-0 P5	0-0 FC6-4			0-0 4-3	
Larry Stahl, L (1, 7) OBP: 0.278, SLG: 0.289	0-0 P6			0-0 F9		0-3 K		0-0 G3	
Bob Johnson, R (1, 4) OBP: 0.381, SLG: 0.474 Bud Harrelson, S (9, PR) OBP: 0.318, SLG: 0.305	0-3 K			0-0 1B		0-3 K		0-0 1B 2B	
Ed Kranepool, L (1, 3) OBP: 0.321, SLG: 0.371		0-0 F8		0-0 F7		0-0 E3		4-0 1B 1B IBB	
Ron Swoboda, R (1, 9) OBP: 0.338, SLG: 0.413		0-0 FC5-4 1B		0-3 K		0-0 6-3		0-0 1B 1B	
Jerry Buchek, R (1, 6) OBP: 0.289, SLG: 0.378		0-0 FC5-4 CS		0-0 L8		0-0 L5		0-0 1B	
Joe Mook, L (1, 5) OBP: 0.208, SLG: 0.292		0-0 CS	0-0 F7	0-0 E 2B		0-0 4-3		1-2 2-3 3-H	
Jerry Grote, R (1, 2) OBP: 0.226, SLG: 0.254		0-0 5-3		4-0 E BB		0-3 K			
Tom Seaver, R (1, 1) OBP: 0.235, SLG: 0.173		0-3 K		0-0 E3 FC6-4		0-0 4-3			

Inning Stats	R: 0	H: 0	E: 0	K: 2	S: 7	R: 0	H: 1	E: 0	K: 0	S: 3	R: 0	H: 0	E: 0	K: 1	S: 5	R: 0	H: 1	E: 0	K: 0	S: 4	R: 0	H: 1	E: 1	K: 2	S: 8	R: 0	H: 0	E: 0	K: 1	S: 5	R: 0	H: 0	E: 0	K: 0	S: 3	R: 1	H: 3	E: 0	K: 0	S: 3	1B: 4	2B: 2	3B: 0	HR: 0	SF: 0	SAC: 0	DP: 0	HBP: 0	WP: 0	PA: 34
--------------	------	------	------	------	------	------	------	------	------	------	------	------	------	------	------	------	------	------	------	------	------	------	------	------	------	------	------	------	------	------	------	------	------	------	------	------	------	------	------	------	-------	-------	-------	-------	-------	--------	-------	--------	-------	--------

PITCHER	IP	WLS	BF	H	R	ER	SO	BB	IBB	HBP	BLK	WP	HR	S	P	ERA	WHIP
Dave Giusti, R (1, 1) ERA: 4.2	4.0		13	2	0	0	3	0	0	0	0	0	0	19	19	0.00	0.500
Dave Eilers, R (5, 1) ERA: 3.97	4.0	L	19	3	1	1	4	1	1	0	0	0	0	25	33	2.25	1.000
Larry Sherry, R (9, 1) ERA: 5.5	0.0		1	1	0	0	0	0	0	0	0	0	0	1	1	∞	∞

PITCHER	IP	WLS	BF	H	R	ER	SO	BB	IBB	HBP	BLK	WP	HR	S	P	ERA	WHIP
---------	----	-----	----	---	---	----	----	----	-----	-----	-----	----	----	---	---	-----	------

Batter	1	2	3	4	5	6	7	8	9	AB R H RBI BB SO LOB	TOP											
Julio Gotay, R (1, 4) OBP: 0.329, SLG: 0.368	4-0 BB CS SF9 BB	0-0 1-H HR		0-0 FC4-6 1-2f			0-0 6-3			3 2 1 2 1 0 1												
Sonny Jackson, L (1, 6) OBP: 0.283, SLG: 0.285	0-0 E1 SF9 BB	0-0 4-3			4-0 L7 BB			0-0 6-3		3 0 0 0 1 0 1												
Jimmy Wynn, R (1, 8) OBP: 0.332, SLG: 0.501	4-0 1-2 2-3 BB		4-0 SH2-3 E BB		0-0 L7			0-0 F2		2 1 0 0 2 0 1												
Rusty Staub, L (1, 9) OBP: 0.399, SLG: 0.482	0-0 SF9		0-0 SH2-3		0-0 L9			0-0 BLK 1B		2 0 1 1 0 0 0												
Bob Aspromonte, R (1, 5) OBP: 0.355, SLG: 0.403	0-0 L9		0-0 L9		0-0 F2			0-0 4-3		4 0 0 0 0 0 3												
Ron Davis, R (1, 7) OBP: 0.297, SLG: 0.396	0-0 4-3		0-3 K		0-0 5-3			0-0 5-3		4 0 0 0 0 1 2												
Chuck Harrison, R (1, 3) OBP: 0.283, SLG: 0.327		0-3 K		0-0 P3		0-0 L7		0-0 P1-5 3B		4 0 1 0 0 1 0												
Ron Brand, R (1, 2) OBP: 0.322, SLG: 0.288		0-0 6-3		0-0 1-4-3			0-0 P6	0-0 P1-5		4 0 0 0 0 0 1												
Chris Zachary, L (1, 1) OBP: 0.182, SLG: 0.100		4-0 HR BB		0-0 FC4-6 1B			0-3 K			2 1 1 0 1 1 0												
Dan Schneider, L (8, 1) OBP: 0.200, SLG: 0.200										0 0 0 0 0 0 0												
Inning Stats	R: 1 E: 1 K: 0 S: 4	H: 0 LOB: 2 BB: 2 P: 12	R: 2 E: 0 K: 1 S: 6	H: 1 LOB: 0 BB: 1 P: 10	R: 1 E: 1 K: 1 S: 5	H: 0 LOB: 0 BB: 1 P: 9	R: 0 E: 0 K: 0 S: 4	H: 1 LOB: 1 BB: 0 P: 4	R: 0 E: 0 K: 0 S: 2	H: 0 LOB: 0 BB: 1 P: 6	R: 0 E: 0 K: 0 S: 3	H: 0 LOB: 0 BB: 0 P: 3	R: 0 E: 0 K: 1 S: 5	H: 0 LOB: 0 BB: 0 P: 5	R: 0 E: 0 K: 0 S: 4	H: 1 LOB: 1 BB: 0 P: 4	R: 0 E: 0 K: 0 S: 3	H: 1 LOB: 0 BB: 0 P: 3	1B: 2 2B: 1 3B: 1 HR: 1	SF: 1 SAC: 1 DP: 1 HBP: 0	WP: 0 PB: 0 SB: 0 CS: 1	PA: 35
PITCHER	IP WLS BF H R ER SO BB IBB HBP BLK WP HR S P ERA WHIP																					
Les Rohr, L (1, 1) ERA: 4.0	3.0 L 15 1 4 2 2 4 0 0 0 0 0 1 15 31 6.00 1.667																					
Bill Graham, R (4, 1) ERA: 3.44	3.0 10 1 0 0 0 1 0 0 0 0 0 0 9 13 0.00 0.667																					
Don Cardwell, R (7, 1) ERA: 3.59	2.0 7 1 0 0 1 0 0 0 0 1 0 0 9 9 0.00 0.500																					
Al Schmelz, R (9, 1) ERA: 3.0	1.0 3 1 0 0 0 0 0 0 0 0 0 0 3 3 0.00 1.000																					

Houston Astros @ New York Mets
Shea Stadium, Flushing, NY
Sun Sep 24 1967, 3:33 AM EDT
Att. 20,898 - Unknown

livebaseballscorecards.com

AB	28
R	4
H	4
RBI	3
BB	5
SO	3
LOB	9



BOTTOM

Houston Astros @ New York Mets
Shea Stadium, Flushing, NY
Sun Sep 24 1967, 3:33 AM EDT
Att. 20,898 - Unknown

livebaseballscores.com

AB	34
R	2
H	7
RBI	2
BB	2
SO	5
LOB	13




AB	R	H	RBI	BB	SO	LOB
4	0	2	0	0	0	0
4	0	0	0	0	0	3
0	0	0	0	0	0	0
4	0	1	1	0	1	1
3	1	1	1	1	0	1
4	0	0	0	0	0	3
4	0	2	0	0	0	0
2	0	0	0	1	0	1
1	0	0	0	0	1	1
1	0	0	0	0	1	0
2	0	0	0	0	0	1
1	0	0	0	0	1	0
0	0	0	0	0	0	0
2	1	1	0	0	0	1

Batter	1	2	3	4	5	6	7	8	9
Amos Otis, R OBP: 0.378, SLG: 0.350 (1, 8)	0-0 F8		0-0 F8			0-0 FC4-6 1B		0-0 G4-6-3 1B	
Ken Boswell, L OBP: 0.190, SLG: 0.278 Al Schmelz, R (9, 1)	0-0 L8			0-0 F8		0-0 FC4-6 1-2f		0-0 G4-6-3 1-2f 2-3	
Ron Swoboda, R OBP: 0.338, SLG: 0.412 (1, 9)	0-0 6-3			0-0 E6		0-3 K		0-0 BB 1B	
Ed Kranepool, L OBP: 0.323, SLG: 0.377 (1, 3)		0-0 G3		0-0 F9			0-0 HR	4-0 BB BB BB 1-2 BB	
Jerry Buchek, R OBP: 0.286, SLG: 0.374 (1, 6)		0-0 L9		0-0 L9			0-0 6-3	0-0 L9	
Joe Mook, L OBP: 0.250, SLG: 0.321 (1, 5)					0-0 6-3		0-0 P3		0-0 1B
Larry Stahl, L OBP: 0.279, SLG: 0.286 Tommy Davis, R OBP: 0.347, SLG: 0.447 (9, PH)		0-0 1B			0-0 F9		4-0 BB BB BB BB		0-3 K
Jerry Grote, R OBP: 0.225, SLG: 0.253 John Sullivan, L OBP: 0.247, SLG: 0.250 Greg Goossen, R OBP: 0.212, SLG: 0.190 (9, PH)			0-3 K		0-0 F5		0-0 F9		0-3 K
Les Rohr, L Don Bosch, S OBP: 0.188, SLG: 0.163 Bill Graham, R (4, 1) Cleon Jones, R OBP: 0.273, SLG: 0.317 Don Cardwell, R OBP: 0.220, SLG: 0.263 Bob Johnson, R OBP: 0.382, SLG: 0.474 (9, 4)			0-0 L7			0-3 K		0-0 G4-6-3 1B 1B	0-0 G3

Inning Stats	R: 0	H: 0	E: 0	K: 0	S: 3	H: 0	LOB: 0	BB: 0	P: 3	R: 0	H: 1	E: 0	K: 0	S: 4	H: 0	LOB: 1	BB: 0	P: 4	R: 0	H: 0	E: 0	K: 1	S: 5	H: 0	LOB: 0	BB: 0	P: 5	R: 0	H: 0	E: 1	K: 0	S: 4	H: 0	LOB: 1	BB: 0	P: 4	R: 0	H: 0	E: 0	K: 0	S: 3	H: 1	LOB: 1	BB: 0	P: 8	R: 1	H: 1	E: 0	K: 0	S: 4	H: 1	LOB: 1	BB: 1	P: 8	R: 1	H: 3	E: 0	K: 0	S: 5	H: 0	LOB: 2	BB: 1	P: 9	R: 0	H: 1	E: 0	K: 2	S: 8	H: 1	LOB: 1	BB: 0	P: 8	R: 0	H: 1	E: 0	K: 2	S: 8	H: 1	LOB: 1	BB: 0	P: 8	1B: 6	SF: 0	2B: 0	SAC: 0	3B: 0	DP: 1	HR: 1	HBP: 0	WP: 0	PA: 36
--------------	------	------	------	------	------	------	--------	-------	------	------	------	------	------	------	------	--------	-------	------	------	------	------	------	------	------	--------	-------	------	------	------	------	------	------	------	--------	-------	------	------	------	------	------	------	------	--------	-------	------	------	------	------	------	------	------	--------	-------	------	------	------	------	------	------	------	--------	-------	------	------	------	------	------	------	------	--------	-------	------	------	------	------	------	------	------	--------	-------	------	-------	-------	-------	--------	-------	-------	-------	--------	-------	--------

PITCHER	IP	WLS	BF	H	R	ER	SO	BB	IBB	HBP	BLK	WP	HR	S	P	ERA	WHIP
Chris Zachary, R ERA: 5.7 (1, 1)	7.0	W	28	5	2	2	3	1	0	0	0	0	0	33	37	2.57	0.857
Dan Schneider, L ERA: 4.94 (8, 1)	2.0	S	8	2	0	0	2	1	0	0	0	0	0	11	15	0.00	1.500

PITCHER	IP	WLS	BF	H	R	ER	SO	BB	IBB	HBP	BLK	WP	HR	S	P	ERA	WHIP
---------	----	-----	----	---	---	----	----	----	-----	-----	-----	----	----	---	---	-----	------

Batter	1	2	3	4	5	6	7	8	9	10	AB	R	H	RBI	BB	SO	LOB	TOP														
Ken Boswell, L (1, 4) OBP: 0.192, SLG: 0.261	0-0 6-3		0-0 1-3			0-0 1B		0-0 6-3		0-0 1-2	5	0	1	0	0	0	2	<p>New York Mets @ San Francisco Giants Candlestick Park, San Francisco, CA</p> <p>Mon Sep 25 1967, 6:33 AM EDT Att: 2,818 - Unknown</p> <p>livebaseballscorecards.com</p> <table border="1"> <tr><td>AB</td><td>38</td></tr> <tr><td>R</td><td>1</td></tr> <tr><td>H</td><td>8</td></tr> <tr><td>RBI</td><td>1</td></tr> <tr><td>BB</td><td>0</td></tr> <tr><td>SO</td><td>3</td></tr> <tr><td>LOB</td><td>15</td></tr> </table> 	AB	38	R	1	H	8	RBI	1	BB	0	SO	3	LOB	15
AB	38																															
R	1																															
H	8																															
RBI	1																															
BB	0																															
SO	3																															
LOB	15																															
Bob Heise, R (1, 5) OBP: 0.317, SLG: 0.308	0-0 5-3			0-0 5-3		0-0 F3		0-0 1B		0-0 1-3	5	0	1	0	0	0	2															
Tommy Davis, R (1, 7) OBP: 0.345, SLG: 0.443	0-0 6-3			0-0 6-3		0-0 L8		0-0 F4			4	0	0	0	0	0	2															
Ed Kranepool, L (1, 3) OBP: 0.324, SLG: 0.379		0-0 1-3		0-0 1B		0-0 F5			0-0 6-3		4	0	2	0	0	0	1															
Don Bosch, S (9, PR) OBP: 0.188, SLG: 0.163									0-0 1B		0	0	0	0	0	0	0															
Joe Mooch, L (9, 5) OBP: 0.250, SLG: 0.321									0-0 1-2		0	0	0	0	0	0	0															
Ron Swoboda, R (1, 9) OBP: 0.337, SLG: 0.417	0-0 6-3			0-0 L8			0-0 HR		0-0 6-3		4	1	1	1	0	0	2															
Jerry Buchek, R (1, 6) OBP: 0.284, SLG: 0.371		0-0 4-3			0-3 K		0-0 F9		0-0 F9		3	0	0	0	0	1	0															
Bud Harrelson, S (7, 6) OBP: 0.318, SLG: 0.305									0-0 F9		0	0	0	0	0	0	0															
Bob Johnson, R (9, PH) OBP: 0.381, SLG: 0.472									0-0 F9		1	0	0	0	0	0	2															
Amos Otis, R (1, 8) OBP: 0.347, SLG: 0.318			0-0 4-3		0-0 1-3		0-0 1-3		0-3 K		4	0	0	0	0	1	2															
John Sullivan, L (1, 2) OBP: 0.253, SLG: 0.257			0-0 1B		0-0 1B		0-0 4-3			0-0 4-3	4	0	2	0	0	0	0															
Danny Frisella, L (1, 1) OBP: 0.143, SLG: 0.150			0-0 1B		0-0 1B		0-3 K		0-0 1-3		3	0	0	0	0	1	2															
Larry Stahl, L (10, PH) OBP: 0.283, SLG: 0.290									0-0 1-3		1	0	1	0	0	0	0															
Dick Selma, R (10, 1) OBP: 0.091, SLG: 0.091									0-0 1B		0	0	0	0	0	0	0															
Inning Stats	R: 0 E: 0 K: 0 S: 3	H: 0 LOB: 0 BB: 0 P: 3	R: 0 E: 0 K: 0 S: 3	H: 0 LOB: 0 BB: 0 P: 3	R: 0 E: 0 K: 0 S: 4	H: 1 LOB: 1 BB: 0 P: 4	R: 0 E: 0 K: 0 S: 4	H: 1 LOB: 1 BB: 0 P: 4	R: 0 E: 0 K: 1 S: 6	H: 1 LOB: 1 BB: 0 P: 6	R: 0 E: 0 K: 1 S: 6	H: 1 LOB: 2 BB: 0 P: 6	R: 0 E: 0 K: 1 S: 6	H: 1 LOB: 2 BB: 0 P: 6	R: 0 E: 0 K: 0 S: 4	H: 1 LOB: 1 BB: 0 P: 4	1B: 7 2B: 0 3B: 0 HR: 1	SF: 0 SAC: 0 DP: 0 HBP: 0	WP: 0 PB: 0 SB: 0 CS: 0	PA: 38												
PITCHER	IP WLS BF H R ER SO BB IBB HBP BLK WP HR S P ERA WHIP																															
Ron Herbel, R (1, 1) ERA: 3.05	7.0	26	5	1	1	1	1	28	28	1.29	0.714																					
Frank Linzy, R (8, 1) ERA: 1.51	3.0	12	3	0	0	2	0	0	0	0.00	1.000																					

BOTTOM

New York Mets @ San Francisco Giants
 Candlestick Park, San Francisco, CA

Mon Sep 25 1967, 6:33 AM EDT
 Att. 2,818 - Unknown

livebaseballscorecards.com

AB	31
R	2
H	4
RBI	2
BB	6
SO	7
LOB	11



WP: 0	PA: 40
PB: 1	
SB: 0	
CS: 0	

AB	R	H	RBI	BB	SO	LOB
4	0	0	0	0	1	4
0	0	0	0	0	0	0

3	0	0	0	0	0	0
2	0	0	0	0	0	1

4	0	0	0	1	1	1
---	---	---	---	---	---	---

5	1	2	1	0	2	0
---	---	---	---	---	---	---

3	0	0	0	1	1	0
---	---	---	---	---	---	---

2	0	0	0	1	0	0
---	---	---	---	---	---	---

2	0	1	0	2	0	1
---	---	---	---	---	---	---

2	0	0	0	0	0	2
1	0	0	1	0	0	1

2	0	0	0	0	2	1
0	0	0	0	1	0	0
0	0	0	0	0	0	0
1	1	1	0	0	0	0

1B:	4	SF:	1
2B:	0	SAC:	2
3B:	0	DP:	0
HR:	0	HBP:	0

Batter	1	2	3	4	5	6	7	8	9	10
Bob Schroder, L (1, 4) OBP: 0.310, SLG: 0.262 Frank Linzy, R (8, 1)	F5		4-3			K	FC4-6			SH1-4
Ty Cline, L (1, 8) OBP: 0.314, SLG: 0.373 Cesar Gutierrez, R (8, 6)	L7			L8		L1		1-3		4-3
Willie McCovey, L (1, 3) OBP: 0.378, SLG: 0.524	K			1-3		4-1		F5		1B
Jim Ray Hart, R (1, 7) OBP: 0.373, SLG: 0.513			K			F9		K		1B
Jim Davenport, R (1, 5) OBP: 0.364, SLG: 0.379			1-3			K				6-3
Tom Haller, L (1, 2) OBP: 0.343, SLG: 0.414			4-3			FC5-4				4-3
Ollie Brown, R (1, 9) OBP: 0.315, SLG: 0.406						FC5-4				1B
Hal Lanier, R (1, 6) OBP: 0.238, SLG: 0.258 Willie Mays, R (7, PH) OBP: 0.333, SLG: 0.439			F9			FC5-4				F8
Ron Herbel, R (1, 1) OBP: 0.167, SLG: 0.179 Jack Hiatt, R (7, PH) OBP: 0.416, SLG: 0.481 Don Mason, L (7, PR) Tito Fuentes, S (8, 4) OBP: 0.258, SLG: 0.281			K			K				4-3

Inning Stats	R: 0	H: 0	E: 0	K: 1	S: 5	R: 0	H: 0	E: 0	K: 1	S: 5	R: 0	H: 0	E: 0	K: 1	S: 5	R: 0	H: 0	E: 0	K: 0	S: 3	R: 0	H: 0	E: 1	K: 2	S: 8	R: 1	H: 1	E: 0	K: 0	S: 4	R: 0	H: 0	E: 0	K: 1	S: 5	R: 0	H: 1	E: 0	K: 0	S: 4	R: 1	H: 2	E: 0	K: 0	S: 4	1B: 4	2B: 0	3B: 0	HR: 0	SF: 1	SAC: 2	DP: 0	HBP: 0	WP: 0	PA: 40
	0	0	0	1	5	0	0	0	1	5	0	0	0	1	5	0	0	0	0	3	0	0	1	2	8	0	0	0	0	4	0	1	0	0	5	0	1	0	0	4	0	2	0	0	4	4	0	0	0	1	2	0	0	0	40

PITCHER	IP	WLS	BF	H	R	ER	SO	BB	IBB	HBP	BLK	WP	HR	S	P	ERA	WHIP
Danny Frisella, R (1, 1) ERA: 3.8	9.0		35	2	1	1	7	4	1	0	0	0	0	44	64	1.00	0.667
Dick Selma, R (10, 1) ERA: 2.81	0.2	L	5	2	1	1	0	0	1	0	0	0	0	4	8	13.50	3.000

New York Mets @ San Francisco Giants
 Candlestick Park, San Francisco, CA

Tue Sep 26 1967, 10:05 PM EDT
 Att. 5,266 - Unknown

livebaseballscorecards.com

AB	31
R	3
H	7
RBI	3
BB	2
SO	4
LOB	7



Batter	1	2	3	4	5	6	7	8	9	AB	R	H	RBI	BB	SO	LOB
Amos Otis, R OBP: 0.358, SLG: 0.319	0-0 E SF8 1B		4-0 BB G6-4-3 BB		0-0 1-3			0-0 F2		3	1	1	0	1	0	1
Bob Heise, R OBP: 0.333, SLG: 0.349	0-0 E8 1-3 1B		0-0 G6-4-3 1-2f				0-0 4-3	0-0 2B		4	1	2	0	0	0	1
Bob Johnson, R OBP: 0.379, SLG: 0.472	0-0 SF8			0-0 E4 G1-4-3			0-0 F3	0-0 6-3		0	0	0	1	0	0	0
Ed Kranepool, L OBP: 0.323, SLG: 0.377	0-0 3-H			0-0 G1-4-3 1-2f			0-0 2B			2	0	0	0	0	0	0
Don Bosch, S OBP: 0.186, SLG: 0.160	0-0 2-H 1B			0-0 1-3			0-0 F8			1	0	0	0	0	0	1
Ron Swoboda, R OBP: 0.338, SLG: 0.420	0-0 2-H 1B			0-0 2-3			0-0 F6	0-0 BB		4	0	2	1	0	0	1
Tommie Reynolds, R OBP: 0.280, SLG: 0.259	0-0 1-2f G6-4-3			0-0 K			0-0 K	0-0 BB		4	0	0	0	0	0	2
Greg Goossen, R OBP: 0.214, SLG: 0.182		0-0 2-3		0-0 K			0-0 K	0-0 BB		3	0	0	0	1	1	0
Ken Boswell, L OBP: 0.167, SLG: 0.222		0-3 K		0-3 K			0-0 G3	0-0 BB		4	0	0	0	0	2	1
Bud Harrelson, S OBP: 0.318, SLG: 0.305		0-0 F7		0-0 2B 1B			0-0 F8			3	1	1	0	0	0	0
Jerry Koosman, R OBP: 0.100, SLG: 0.100			0-3 K		0-0 2B			0-0 1-3		1	0	0	0	0	1	0
Cal Koone, R OBP: 0.270, SLG: 0.321										0	0	0	0	0	0	0
Cleon Jones, R OBP: 0.270, SLG: 0.321										0	0	0	0	0	0	0
Bill Connors, R OBP: 0.283, SLG: 0.370										1	0	1	1	0	0	0
Jerry Buchek, R OBP: 0.220, SLG: 0.263										0	0	0	0	0	0	0
Don Garciwiel, R OBP: 0.220, SLG: 0.263										0	0	0	0	0	0	0

Batter	1	2	3	4	5	6	7	8	9
Amos Otis, R OBP: 0.358, SLG: 0.319	0-0 E SF8 1B		4-0 BB G6-4-3 BB		0-0 1-3			0-0 F2	
Bob Heise, R OBP: 0.333, SLG: 0.349	0-0 E8 1-3 1B		0-0 G6-4-3 1-2f				0-0 4-3	0-0 2B	
Bob Johnson, R OBP: 0.379, SLG: 0.472	0-0 SF8			0-0 E4 G1-4-3			0-0 F3	0-0 6-3	
Ed Kranepool, L OBP: 0.323, SLG: 0.377	0-0 3-H			0-0 G1-4-3 1-2f			0-0 2B		
Don Bosch, S OBP: 0.186, SLG: 0.160	0-0 2-H 1B			0-0 1-3			0-0 F8		
Ron Swoboda, R OBP: 0.338, SLG: 0.420	0-0 2-H 1B			0-0 2-3			0-0 F6	0-0 BB	
Tommie Reynolds, R OBP: 0.280, SLG: 0.259	0-0 1-2f G6-4-3			0-0 K			0-0 K	0-0 BB	
Greg Goossen, R OBP: 0.214, SLG: 0.182		0-0 2-3		0-0 K			0-0 K	0-0 BB	
Ken Boswell, L OBP: 0.167, SLG: 0.222		0-3 K		0-3 K			0-0 G3	0-0 BB	
Bud Harrelson, S OBP: 0.318, SLG: 0.305		0-0 F7		0-0 2B 1B			0-0 F8		
Jerry Koosman, R OBP: 0.100, SLG: 0.100			0-3 K		0-0 2B			0-0 1-3	
Cal Koone, R OBP: 0.270, SLG: 0.321									
Cleon Jones, R OBP: 0.270, SLG: 0.321									
Bill Connors, R OBP: 0.283, SLG: 0.370									
Jerry Buchek, R OBP: 0.220, SLG: 0.263									
Don Garciwiel, R OBP: 0.220, SLG: 0.263									

PITCHER	IP	WLS	BF	H	R	ER	SO	BB	IBB	HBP	BLK	WP	HR	S	P	ERA	WHIP
Ray Sadecki, L ERA: 2.92	9.0	W	34	7	3	2	4	2	0	0	0	0	0	40	48	2.00	1.000

PITCHER	IP	WLS	BF	H	R	ER	SO	BB	IBB	HBP	BLK	WP	HR	S	P	ERA	WHIP

Inning	1	2	3	4	5	6	7	8	9	1B	2B	3B	HR	SF	SAC	DP	HBP	WP	PA			
1	R: 2 E: 1 K: 0 S: 5	H: 3 LOB: 0 BB: 0 P: 5	R: 0 E: 0 K: 1 S: 5	H: 0 LOB: 0 BB: 0 P: 5	R: 0 E: 0 K: 1 S: 4	H: 0 LOB: 0 BB: 1 P: 8	R: 0 E: 1 K: 0 S: 3	H: 0 LOB: 0 BB: 0 P: 3	R: 1 E: 0 K: 1 S: 7	H: 2 LOB: 1 BB: 0 P: 7	R: 0 E: 0 K: 0 S: 4	H: 1 LOB: 1 BB: 0 P: 4	R: 0 E: 0 K: 1 S: 5	H: 0 LOB: 0 BB: 0 P: 5	R: 0 E: 0 K: 0 S: 4	H: 1 LOB: 1 BB: 0 P: 4	R: 0 E: 0 K: 0 S: 3	H: 0 LOB: 1 BB: 1 P: 7	1B: 4 2B: 3 3B: 0 HR: 0	SF: 1 SAC: 0 DP: 3 HBP: 0	WP: 0 PB: 0 SB: 0 CS: 0	PA: 34

Batter	1	2	3	4	5	6	7	8	9	AB R H RBI BB SO LOB
Tito Fuentes, S OBP: 0.261, SLG: 0.284 (1, 4)	0-0 HR 1B	0-3 K		0-0 5-3			0-0 SH2-3 HR 1B			4 2 2 0 0 1 0
Jim Davenport, R OBP: 0.367, SLG: 0.380 (1, 5)	0-0 HR 1B	4-0 CS BB			0-3 K		0-0 SH2-3			2 1 1 0 1 1 0
Willie McCovey, L OBP: 0.377, SLG: 0.528 (1, 3)	0-0 HR	0-3 K			0-3 K		0-0 4-3			4 1 1 3 0 2 2
Willie Mays, R OBP: 0.336, SLG: 0.453 (1, 8)	0-0 F8 HR		0-0 HR		4-0 BB		0-0 HR			3 2 2 3 1 0 0
Jim Ray Hart, R OBP: 0.373, SLG: 0.516 (1, 7)	0-3 K		0-0 6-3		0-3 K		0-0 HR			4 1 1 1 0 2 1
Ollie Brown, R OBP: 0.315, SLG: 0.403 (1, 9)	4-0 BLK 1B BB		0-0 F3			0-0 E6 6-3	0-0 F5			3 1 0 0 1 0 0
Jack Hiatt, R OBP: 0.412, SLG: 0.475 (1, 2)	0-0 BB 1B		0-0 F9			0-0 6-3		0-0 F9		4 0 1 1 0 0 1
Hal Lanier, R OBP: 0.238, SLG: 0.256 (1, 6)	4-0 BB			0-0 4-3		0-0 F9		0-0 1-3		3 0 0 0 1 0 1
Ray Sadecki, L OBP: 0.254, SLG: 0.286 (1, 1)	0-3 K			0-0 G3		0-3 K2-3		0-0 3-1		4 0 0 0 0 2 3

Inning Stats	R: 4 E: 0 K: 2 S: 11	H: 4 LOB: 2 BB: 2 P: 19	R: 0 E: 0 K: 2 S: 6	H: 0 LOB: 1 BB: 1 P: 10	R: 1 E: 0 K: 0 S: 4	H: 1 LOB: 0 BB: 0 P: 4	R: 0 E: 0 K: 0 S: 3	H: 0 LOB: 0 BB: 0 P: 3	R: 0 E: 0 K: 3 S: 9	H: 0 LOB: 1 BB: 1 P: 13	R: 0 E: 1 K: 1 S: 6	H: 0 LOB: 1 BB: 0 P: 6	R: 3 E: 0 K: 0 S: 6	H: 3 LOB: 0 BB: 0 P: 6	R: 0 E: 0 K: 0 S: 3	H: 0 LOB: 0 BB: 0 P: 3
--------------	-------------------------------	----------------------------------	------------------------------	----------------------------------	------------------------------	---------------------------------	------------------------------	---------------------------------	------------------------------	----------------------------------	------------------------------	---------------------------------	------------------------------	---------------------------------	------------------------------	---------------------------------

PITCHER	IP	WLS	BF	H	R	ER	SO	BB	IBB	HBP	BLK	WP	HR	S	P	ERA	WHIP
Jerry Koosman, L ERA: 6.04 (1, 1)	3.0	L	16	5	5	5	4	3	0	0	1	0	2	21	33	15.00	2.667
Cal Koonce, R ERA: 3.75 (4, 1)	1.0		3	0	0	0	0	0	0	0	0	0	0	3	3	0.00	0.000
Bill Connors, R ERA: 6.23 (5, 1)	3.0		14	3	3	3	4	1	0	0	0	0	2	21	25	9.00	1.333
Don Cardwell, R ERA: 3.56 (8, 1)	1.0		3	0	0	0	0	0	0	0	0	0	0	3	3	0.00	0.000


BOTTOM

New York Mets @ San Francisco Giants
Candlestick Park, San Francisco, CA

Tue Sep 26 1967, 10:05 PM EDT
Att. 5,266 - Unknown

livebaseballscorecards.com

AB	31
R	8
H	8
RBI	8
BB	4
SO	8
LOB	8



WP: 0	PA: 36
PB: 0	
SB: 0	
CS: 1	

Batter	1	2	3	4	5	6	7	8	9	AB R H RBI BB SO LOB	TOP	
Amos Otis, R OBP: 0.328, SLG: 0.288 (1, 8) (7, 9)	0-0 F7		0-0 F8		0-0 F9		0-0 F3		0-0 F8	5 0 0 0 0 0 0		
Bob Heise, R OBP: 0.360, SLG: 0.362 (1, 4)	0-0 BB E 1B		0-0 F7		0-0 6-3		4-0 2B BB		0-0 G4-6-3 1B	4 0 2 0 1 0 0		
Tommy Davis, R OBP: 0.344, SLG: 0.442 Joe Grzenda, R (7, 1)	0-0 E4		0-0 6-3		0-0 1B		0-0 F8		0-0 G4-6-3 1-2f	4 0 1 0 0 0 2 0 0 0 0 0 0 0 0 0 0 0 0 0 0 1 0 0 0 0 0 1		
Dick Selma, R OBP: 0.091, SLG: 0.091 Joe Moock, L (9, PH) OBP: 0.241, SLG: 0.310	1-2 BB											
Ron Swoboda, R OBP: 0.340, SLG: 0.423 (1, 3)	0-0 F9			0-0 HR 1B	0-3 K		0-0 1-3 2B			4 1 2 0 0 1 3		
Jerry Buchek, R OBP: 0.285, SLG: 0.377 (1, 6)	4-0 1-2 2-3 BB			0-0 HR		0-3 K	0-0 F9			3 1 1 2 1 1 2		
Cleon Jones, R OBP: 0.279, SLG: 0.328 (1, 9) (7, 7)	0-0 1-3			0-0 FC6-4 1B		1-0 BB HBP		0-0 3B		3 0 2 0 0 0 3		
Ed Charles, R OBP: 0.314, SLG: 0.311 (1, 5)		0-0 F8		0-3 K		0-3 K		0-0 F6		4 0 0 0 0 2 3		
Greg Goossen, R OBP: 0.216, SLG: 0.174 (1, 2)		0-0 F8		0-0 F4		4-0 1-2 BB		0-0 F6		3 0 0 0 1 0 2		
Tug McGraw, R OBP: 0.250, SLG: 0.500 Jack Fisher, R OBP: 0.137, SLG: 0.114 Tommy Reynolds, R OBP: 0.276, SLG: 0.297 Don Cardwell, R OBP: 0.220, SLG: 0.263 Jerry Grote, R OBP: 0.224, SLG: 0.252 Ron Taylor, R (6, PH) Don Bosch, S OBP: 0.184, SLG: 0.159 (7, 8)		0-0 F8		0-0 FC6-4 1-2f		0-0 F7		0-0 F8		1 0 0 0 0 0 0 0 0 0 0 0 0 0 1 0 0 0 0 0 1 0 0 0 0 0 0 0 1 0 0 0 0 0 2 0 0 0 0 0 0 0 1 0 0 0 0 0 1		
Inning Stats	R: 0 H: 1 E: 1 LOB: 3 K: 0 BB: 1 S: 5 P: 9	R: 0 H: 0 E: 0 LOB: 0 K: 0 BB: 0 S: 3 P: 3	R: 0 H: 0 E: 0 LOB: 0 K: 0 BB: 0 S: 3 P: 3	R: 2 H: 3 E: 0 LOB: 1 K: 1 BB: 0 S: 8 P: 8	R: 0 H: 1 E: 0 LOB: 1 K: 1 BB: 0 S: 6 P: 6	R: 0 H: 0 E: 0 LOB: 2 K: 2 BB: 1 S: 7 P: 12	R: 0 H: 1 E: 0 LOB: 2 K: 0 BB: 1 S: 4 P: 8	R: 0 H: 1 E: 0 LOB: 1 K: 0 BB: 0 S: 4 P: 4	R: 0 H: 1 E: 0 LOB: 0 K: 0 BB: 0 S: 3 P: 3	1B: 5 SF: 0 2B: 1 SAC: 0 3B: 1 DP: 1 HR: 1 HBP: 1	WP: 0 PA: 39 PB: 0 SB: 0 CS: 0	
PITCHER Mike McCormick, L ERA: 2.91 (1, 1)	IP WLS BF H R ER SO BB IBB HBP BLK WP HR S P ERA WHIP											PITCHER IP WLS BF H R ER SO BB IBB HBP BLK WP HR S P ERA WHIP

New York Mets @ San Francisco Giants
Candlestick Park, San Francisco, CA
Wed Sep 27 1967, 6:33 AM EDT
Att. 3,246 - Unknown

livebaseballscorecards.com

AB 35
R 2
H 8
RBI 2
BB 3
SO 4
LOB 20



Batter	1	2	3	4	5	6	7	8	9	AB	R	H	RBI	BB	SO	LOB
Tito Fuentes, S OBP: 0.260, SLG: 0.281 (1, 4)	0-0 4-3		4-0 WP HR BB	0-0 5-3		0-3 K				3	1	0	0	1	1	0
Bobby Etheridge, R OBP: 0.295, SLG: 0.349 (1, 5)	0-0 F8		4-0 HR BB		0-0 5-3		0-0 5-3			3	1	0	0	1	0	0
Willie McCovey, L OBP: 0.378, SLG: 0.535 (1, 3)	0-0 F2		0-0 HR		0-0 3-1		0-0 CS BB 1B			4	1	2	4	0	0	0
Willie Mays, R OBP: 0.338, SLG: 0.458 (1, 8)		0-0 4-3	0-0 F4		0-0 HR		4-0 1-2 BB			3	1	1	1	1	0	0
Jim Ray Hart, R OBP: 0.373, SLG: 0.515 (1, 7)		0-3 K	0-0 2B 1B		1-0 1B HBP		0-3 K			3	1	1	0	0	2	2
Ollie Brown, R OBP: 0.316, SLG: 0.406 (1, 9)		0-0 F7	0-0 2B		0-0 1-3 1B		0-0 4-3			4	0	2	1	0	0	0
Jack Hiatt, R OBP: 0.408, SLG: 0.465 (1, 2)			0-0 K		0-0 F8		0-3 K			3	1	0	0	1	2	3
Hal Lanier, R OBP: 0.238, SLG: 0.256 (1, 6)			0-0 WP HR 1B		0-0 F9		0-0 F4		0-3 K	4	1	1	0	0	1	0
Mike McCormick, L OBP: 0.161, SLG: 0.183 (1, 1)			0-3 K		0-0 F7		0-0 3-1			3	0	0	0	0	1	2

Inning Stats	R: 0	H: 0	E: 0	LOB: 0	K: 0	S: 3	P: 3	R: 0	H: 0	E: 0	LOB: 0	K: 1	S: 5	R: 6	H: 4	E: 0	LOB: 1	K: 2	S: 11	R: 0	H: 0	E: 0	LOB: 0	K: 0	S: 3	R: 1	H: 2	E: 0	LOB: 2	K: 0	S: 5	R: 0	H: 0	E: 0	LOB: 0	K: 1	S: 5	R: 0	H: 1	E: 0	LOB: 2	K: 1	S: 7	R: 0	H: 0	E: 0	LOB: 0	K: 2	S: 7	1B: 4	SF: 0	2B: 2	SAC: 0	3B: 0	DP: 1	HR: 2	HBP: 1
--------------	------	------	------	--------	------	------	------	------	------	------	--------	------	------	------	------	------	--------	------	-------	------	------	------	--------	------	------	------	------	------	--------	------	------	------	------	------	--------	------	------	------	------	------	--------	------	------	------	------	------	--------	------	------	-------	-------	-------	--------	-------	-------	-------	--------

PITCHER	IP	WLS	BF	H	R	ER	SO	BB	IBB	HBP	BLK	WP	HR	S	P	ERA	WHIP
Tug McGraw, L ERA: 7.79 (1, 1)	2.1	L	12	2	5	5	2	3	0	0	0	1	1	13	25	19.29	2.143
Jack Fisher, R ERA: 4.7 (3, 1)	0.2		4	2	1	1	1	0	0	0	0	0	0	6	6	13.50	3.000
Don Cardwell, R ERA: 3.57 (4, 1)	2.0		9	2	1	1	0	0	0	1	0	0	1	8	9	4.50	1.000
Ron Taylor, R ERA: 2.38 (6, 1)	1.0		3	0	0	0	1	0	0	0	0	0	0	5	5	0.00	0.000
Joe Grzenda, L ERA: 2.3 (7, 1)	1.0		4	1	0	0	1	1	0	0	0	0	0	5	9	0.00	2.000

BOTTOM

New York Mets @ San Francisco Giants
Candlestick Park, San Francisco, CA

Wed Sep 27 1967, 6:33 AM EDT
Att. 3,246 - Unknown

livebaseballscorecards.com

AB	30
R	7
H	7
RBI	6
BB	4
SO	7
LOB	7

GIANTS

WP: 1	PA: 35
PB: 0	
SB: 0	
CS: 1	

Batter	1	2	3	4	5	6	7	8	9	AB R H RBI BB SO LOB	TOP
Amos Otis, R (1, 8) OBP: 0.306, SLG: 0.268	0-0 P4		0-0 P6			0-0 5-3			0-0 6-3	4 0 0 0 0 0 1	New York Mets @ Los Angeles Dodgers Dodger Stadium, Los Angeles, CA Thu Sep 28 1967, 7:05 PM PDT Att. 9,253 - Unknown livebaseballscorecards.com
Bob Heise, R (1, 4) OBP: 0.370, SLG: 0.392	0-0 2B		0-0 1B			0-0 5-3			0-0 F8	4 0 2 0 0 0 0	
Tommy Davis, R (1, 7) OBP: 0.342, SLG: 0.439	0-0 5-3		0-0 5-3			0-0 F7			0-0 P3	4 0 0 0 0 0 3	
Ron Swoboda, R (1, 3) OBP: 0.340, SLG: 0.423	0-0 6-3			0-0 G4-3 1B					0-0 F3	3 0 1 0 0 0 1	
Jerry Buchek, R (1, 5) OBP: 0.283, SLG: 0.375		0-0 4-3		0-0 G4-3 1-2f					0-0 1-3	3 0 0 0 0 0 1	
Cleon Jones, R (1, 9) OBP: 0.277, SLG: 0.326		0-0 L8		0-0 6-3					0-0 6-3	3 0 0 0 0 0 0	
Bud Harrelson, S (1, 6) OBP: 0.318, SLG: 0.305		0-0 CS 1B			0-0 F7				0-0 4-3	3 0 1 0 0 0 0	
Jerry Grote, R (1, 2) OBP: 0.225, SLG: 0.253		0-0 CS 1-2	0-0 1B 1B		0-0 F2				0-3 K	3 0 1 0 0 1 0	
Tom Seaver, R (1, 1) OBP: 0.230, SLG: 0.169 Ed Charles, R (8, PH) OBP: 0.313, SLG: 0.310 Joe Grzenda, R (8, 1)			0-3 K		0-3 K				0-0 3-1	2 0 0 0 0 2 1 1 0 0 0 0 0 0 0 0 0 0 0 0 0	
Inning Stats	R: 0 H: 1 E: 0 LOB: 1 K: 0 BB: 0 S: 4 P: 4	R: 0 H: 1 E: 0 LOB: 0 K: 0 BB: 0 S: 3 P: 3	R: 0 H: 2 E: 0 LOB: 2 K: 1 BB: 0 S: 7 P: 7	R: 0 H: 1 E: 0 LOB: 0 K: 0 BB: 0 S: 3 P: 3	R: 0 H: 0 E: 0 LOB: 0 K: 1 BB: 0 S: 5 P: 5	R: 0 H: 0 E: 0 LOB: 0 K: 0 BB: 0 S: 3 P: 3	R: 0 H: 0 E: 0 LOB: 0 K: 0 BB: 0 S: 3 P: 3	R: 0 H: 0 E: 0 LOB: 0 K: 1 BB: 0 S: 5 P: 5	R: 0 H: 0 E: 0 LOB: 0 K: 0 BB: 0 S: 3 P: 3	1B: 4 SF: 0 2B: 1 SAC: 0 3B: 0 DP: 1 HR: 0 HBP: 0	WP: 0 PA: 31 PB: 0 SB: 0 CS: 1
PITCHER Claude Osteen, L (1, 1) ERA: 3.22	IP WLS BF H R ER SO BB IBB HBP BLK WP HR S P ERA WHIP										
	9.0 W 30 5 0 0 3 0 0 0 0 0 0 0 36 36 0.00 0.556										

New York Mets @ Los Angeles Dodgers
Dodger Stadium, Los Angeles, CA
 Thu Sep 28 1967, 7:05 PM PDT
 Att. 9,253 - Unknown

AB	30
R	0
H	5
RBI	0
BB	0
SO	3
LOB	7



Batter	1	2	3	4	5	6	7	8	9	AB R H RBI BB SO LOB	TOP		
Bob Heise, R (1, 6) OBP: 0.362, SLG: 0.382	0-0 1B G4-6-3 1B		0-0 P4			0-0 F7		0-0 P4		4 1 1 0 0 0 1			
Ken Boswell, L (1, 4) OBP: 0.235, SLG: 0.323	0-0 1-3 1B G4-6-3		0-0 2B			0-0 3-1		0-0 FC5-4 1B		4 0 3 0 0 0 0			
Ed Kranepool, L (1, 3) OBP: 0.320, SLG: 0.374	0-0 G4-6-3 1-2f 3-H		0-3 K			0-0 4-3		0-0 FC5-4 1B E 1-2f		4 1 0 0 0 1 2			
Ron Swoboda, R (1, 9) OBP: 0.339, SLG: 0.420	4-0 1B BB				0-0 5-3		0-0 4-3		0-0 E5 1B 1-2	3 1 0 0 1 0 1			
Cleon Jones, R (1, 7) OBP: 0.281, SLG: 0.330	0-0 1-3 1B				0-0 L4-3 1B		0-3 K		0-0 1B 1B 1-2 2-3	4 1 3 0 0 1 0			
Joe Mook, L (1, 5) OBP: 0.242, SLG: 0.303	0-0 6-3				0-0 L4-3 1-2		0-0 F7		0-0 1B 1B 1-3 2-H 3-H	4 1 1 2 0 0 3			
Don Bosch, S (1, 8) OBP: 0.187, SLG: 0.163							0-0 F7		0-0 P6 FC3-6 1B	4 0 1 0 0 0 2			
Jerry Grote, R (1, 2) OBP: 0.226, SLG: 0.253							0-0 L9		0-0 K 1B 1B 1-3 3-H	4 0 1 1 0 1 2			
Bill Graham, R (1, 1) OBP: 0.125, SLG: 0.125							0-0 F8		0-0 FC3-6 1-2f 1B 1-H 3-H	4 0 1 1 0 1 1			
Inning Stats	R: 1 H: 3 E: 0 LOB: 2 K: 0 BB: 1 S: 5 P: 9	R: 0 H: 0 E: 1 LOB: 0 K: 1 BB: 0 S: 5 P: 5	R: 0 H: 1 E: 0 LOB: 0 K: 1 BB: 0 S: 5 P: 5	R: 0 H: 1 E: 0 LOB: 0 K: 0 BB: 0 S: 3 P: 3	R: 0 H: 0 E: 0 LOB: 0 K: 0 BB: 0 S: 3 P: 3	R: 0 H: 0 E: 0 LOB: 0 K: 0 BB: 0 S: 3 P: 3	R: 0 H: 0 E: 0 LOB: 0 K: 1 BB: 0 S: 5 P: 5	R: 0 H: 1 E: 0 LOB: 1 K: 0 BB: 0 S: 8 P: 8	R: 4 H: 5 E: 1 LOB: 2 K: 0 BB: 0 S: 8 P: 8	1B: 10 SF: 0 2B: 2 SAC: 0 3B: 0 DP: 3 HR: 0 HBP: 0	WP: 0 PA: 36 PB: 0 SB: 0 CS: 0		
PITCHER	IP WLS BF H R ER SO BB IBB HBP BLK WP HR S P ERA WHIP											PITCHER	IP WLS BF H R ER SO BB IBB HBP BLK WP HR S P ERA WHIP
Bill Singer, R (1, 1) ERA: 2.64	8.1 L 33 9 5 2 4 1 0 0 0 0 0 0 40 44 2.16 1.200												
Ron Perranoski, L (9, 1) ERA: 2.48	0.2 3 2 0 0 0 0 0 0 0 0 0 0 3 3 0.00 3.000												

New York Mets @ Los Angeles Dodgers
 Dodger Stadium, Los Angeles, CA
 Fri Sep 29 1967, 7:05 PM PDT
 Att: 11,063 - Unknown

livebaseballscorecards.com

AB 35
R 5
H 11
RBI 4
BB 1
SO 4
LOB 12



Batter	1	2	3	4	5	6	7	8	9	AB	R	H	RBI	BB	SO	LOB
Willie Davis, L (1, 8) OBP: 0.295, SLG: 0.369	0-0 P4	0-0 4-3			0-0 L4			0-0 4-3		4	0	0	0	0	0	1
Luis Alcaraz, R (1, 4) OBP: 0.241, SLG: 0.250	0-0 L9		0-0 5-3		0-0 1B			0-0 5-3		4	0	1	0	0	0	0
Ron Fairly, L (1, 3) OBP: 0.294, SLG: 0.323	4-0 2B BB		0-3 K		0-0 G3			0-0 F2		3	0	0	0	1	1	1
Al Ferrara, R (1, 9) OBP: 0.349, SLG: 0.475	0-0 1-3 2B		0-0 1B		0-3 K			0-0 HR		4	1	3	1	0	1	0
John Roseboro, L (1, 2) OBP: 0.350, SLG: 0.377	4-0 BB		0-0 G3		4-0 L4-3 BB			0-0 4-3		2	0	0	0	2	0	1
Len Gabrielson, L (1, 7) OBP: 0.303, SLG: 0.402	0-0 F2		0-0 4-3		0-0 L4-3			0-0 P5		4	0	0	0	0	0	4
Bob Bailey, R (1, 5) OBP: 0.308, SLG: 0.302		0-0 5-3		0-3 K				0-0 1B		4	0	1	0	0	2	0
Tommy Dean, R (1, 6) OBP: 0.160, SLG: 0.200		0-0 P3		0-3 K				0-0 F7		2	0	0	0	0	1	0
Lou Johnson, R (7, PH) OBP: 0.326, SLG: 0.417										1	0	0	0	0	0	0
Gene Michael, S (8, 6) OBP: 0.246, SLG: 0.224										0	0	0	0	0	0	0
Ron Hunt, R (9, PH) OBP: 0.345, SLG: 0.346										1	0	0	0	0	1	1
Bill Singer, R (1, 1) OBP: 0.090, SLG: 0.104		0-0 1B			0-0 4-3			0-0 6-3		3	0	1	0	0	0	0
Ron Perranoski, L (9, 1) OBP: 0.100, SLG: 0.100										0	0	0	0	0	0	0

Inning Stats	R: 0	H: 1	E: 0	K: 0	S: 4	R: 0	H: 1	E: 0	K: 1	S: 4	R: 0	H: 0	E: 0	K: 2	S: 7	R: 0	H: 1	E: 0	K: 0	S: 4	R: 0	H: 0	E: 0	K: 1	S: 5	R: 0	H: 0	E: 0	K: 0	S: 3	R: 1	H: 2	E: 0	K: 1	S: 7	1B: 4	2B: 2	3B: 0	HR: 1	SF: 0	SAC: 0	DP: 1	HBP: 0	WP: 0	PB: 0	SB: 0	CS: 0	PA: 35
--------------	------	------	------	------	------	------	------	------	------	------	------	------	------	------	------	------	------	------	------	------	------	------	------	------	------	------	------	------	------	------	------	------	------	------	------	-------	-------	-------	-------	-------	--------	-------	--------	-------	-------	-------	-------	--------


PITCHER	IP	WLS	BF	H	R	ER	SO	BB	IBB	HBP	BLK	WP	HR	S	P	ERA	WHIP
Bill Graham, R (1, 1) ERA: 2.63	9.0	W	35	6	1	1	6	3	0	0	0	0	1	44	56	1.00	1.000

BOTTOM

New York Mets @ Los Angeles Dodgers
Dodger Stadium, Los Angeles, CA

Fri Sep 29 1967, 7:05 PM PDT
Att. 11,063 - Unknown

AB	32
R	1
H	6
RBI	1
BB	3
SO	6
LOB	8



livebaseballscorecards.com

Batter	1	2	3	4	5	6	7	8	9	AB R H RBI BB SO LOB	TOP									
Bob Heise, R (1, 6) OBP: 0.365, SLG: 0.400	0-0 FC6-4 E 1B	0-0 F8		0-0 5-3		0-0 2B			0-0 F7	5 1 2 0 0 0 1										
Ken Boswell, L (1, 4) OBP: 0.256, SLG: 0.417	0-0 FC6-4 1-2 1B	0-0 F8		0-0 HR		0-3 K			0-0 F5	5 1 2 1 0 1 2										
Tommy Davis, R (1, 7) OBP: 0.342, SLG: 0.440	0-0 FC6-4 E 1B		0-0 E 2B	0-0 4-3					0-0 6-3	3 2 1 0 0 0 2										
Cleon Jones, R (4, 7) OBP: 0.282, SLG: 0.331	1-2f 2-3 1B									2 0 1 0 0 0 0										
Ron Swoboda, R (1, 9) OBP: 0.340, SLG: 0.419	0-0 E8 1-3 3-H 1B		0-0 F9		0-3 K				4-0 FC6-4 1-2 BB	3 1 1 1 1 1 1										
Ed Kranepool, L (1, 3) OBP: 0.323, SLG: 0.376	4-0 1B IBB		4-0 E IBB		0-0 2B				0-0 FC6-4 1-2f	2 0 1 0 2 0 1										
Joe Mook, L (1, 5) OBP: 0.243, SLG: 0.297	0-0 L6-3 1-2 2-H 3-H 1B		0-3 K		0-0 5-3				0-0 6-3	4 0 1 2 0 1 4										
Don Bosch, S (1, 8) OBP: 0.179, SLG: 0.156	0-0 L6-3 1-2		0-0 E4 1-3 2-H		0-0 1-3				0-0 P6	4 0 0 0 0 0 4										
Jerry Grote, R (1, 2) OBP: 0.226, SLG: 0.253		0-0 FC1-6 1B	0-3 K			0-0 F7			0-0 P5	4 0 1 0 0 1 2										
Les Rohr, L (1, 1)		0-0 FC1-6 1-2f		0-3 K		0-0 P5			0-3 K	4 0 0 0 0 2 1										
Ron Taylor, R (9, 1)										0 0 0 0 0 0 0										
Inning Stats	R: 3 E: 1 K: 0 S: 6	H: 4 LOB: 1 BB: 1 P: 10	R: 0 E: 0 K: 0 S: 4	H: 1 LOB: 1 BB: 0 P: 4	R: 1 E: 1 K: 2 S: 9	H: 1 LOB: 2 BB: 1 P: 13	R: 1 E: 0 K: 1 S: 6	H: 1 LOB: 0 BB: 0 P: 6	R: 0 E: 0 K: 1 S: 6	H: 1 LOB: 1 BB: 0 P: 6	R: 0 E: 0 K: 0 S: 3	H: 1 LOB: 1 BB: 1 P: 7	R: 0 E: 0 K: 0 S: 5	H: 0 LOB: 0 BB: 0 P: 5	R: 0 E: 0 K: 0 S: 3	H: 0 LOB: 0 BB: 0 P: 3	1B: 6 2B: 4 3B: 0 HR: 1	SF: 0 SAC: 0 DP: 1 HBP: 0	WP: 0 PB: 0 SB: 0 CS: 0	PA: 39
PITCHER	IP WLS BF H R ER SO BB IBB HBP BLK WP HR S P ERA WHIP																			
Don Drysdale, R (1, 1) ERA: 2.74	8.0 L 36 10 5 4 6 1 2 0 0 0 1 45 57 4.50 1.375																			
Ron Perranoski, L (9, 1) ERA: 2.45	1.0 3 0 0 0 0 0 0 0 0 0 0 3 3 0.00 0.000																			

New York Mets @ Los Angeles Dodgers
Dodger Stadium, Los Angeles, CA
Sat Sep 30 1967, 7:05 PM PDT
Att: 12,061 - Unknown

AB	36
R	5
H	10
RBI	4
BB	3
SO	6
LOB	18



WP: 0	PA: 39
PB: 0	
SB: 0	
CS: 0	

Batter	1	2	3	4	5	6	7	8	9	AB	R	H	RBI	BB	SO	LOB
Willie Davis, L (1, 8) OBP: 0.295, SLG: 0.368	0-3 K ①		0-0 4-3 ②		0-0 G3 ③			0-0 BB 1B		4	0	1	0	0	1	2
Luis Alcaraz, R (1, 4) OBP: 0.242, SLG: 0.250	0-0 6-3 ②		0-0 4-3 ③			0-0 1B 1B		0-3 K ②		4	0	1	0	0	1	1
Lou Johnson, R (1, 7) OBP: 0.331, SLG: 0.419	0-0 6-3 ③			0-0 G5-4-3 1B		0-0 1-2 1B		4-0 1-2 BB		3	0	2	0	1	0	0
Al Ferrara, R (1, 9) OBP: 0.346, SLG: 0.469		0-0 E6		0-0 G5-4-3 ① ②		0-3 K ①		0-0 F7 ③		4	0	0	0	0	1	5
Bob Bailey, R (1, 5) OBP: 0.305, SLG: 0.298		0-3 K ①		0-3 K ③		0-0 G5-4-3 ② ③			0-0 6-3 ①	4	0	0	0	0	2	3
Wes Parker, S (1, 3) OBP: 0.358, SLG: 0.346		0-3 K ②			0-0 FC4-6 1B		0-0 6-3 ①		0-0 1B	4	0	2	0	0	1	1
Jeff Torborg, R (1, 2) OBP: 0.285, SLG: 0.276		4-0 BB			0-0 FC4-6 1B 5-3 ①		0-0 5-3 ②		0-0 F8 ②	2	0	0	0	1	0	1
John Roseboro, L (9, PH) OBP: 0.349, SLG: 0.376		BB			1-2					1	0	0	0	0	0	1
Tommy Dean, R (1, 6) OBP: 0.143, SLG: 0.179		0-3 K ③			0-0 5-3 ②		0-0 F9 ③		0-0 G3 ③	3	0	0	0	0	1	3
Ron Fairly, L (9, PH) OBP: 0.294, SLG: 0.322					1-2					1	0	0	0	0	0	1
Don Drysdale, R (1, 1) OBP: 0.172, SLG: 0.140			0-0 6-3 ①			0-0 2-3 1B			0-0 6-3 ①	2	0	1	0	0	0	0
Nate Oliver, R (8, PH) OBP: 0.288, SLG: 0.285										1	0	0	0	0	0	0
Ron Perranoski, L (9, 1) OBP: 0.100, SLG: 0.100										0	0	0	0	0	0	0

Inning Stats	R: 0	H: 0	E: 0	K: 1	S: 5	R: 0	H: 0	E: 2	K: 3	S: 10	R: 0	H: 0	E: 0	K: 0	S: 3	R: 0	H: 1	E: 0	K: 1	S: 5	R: 0	H: 2	E: 0	K: 0	S: 5	R: 0	H: 2	E: 0	K: 1	S: 6	R: 0	H: 0	E: 0	K: 0	S: 3	R: 0	H: 1	E: 0	K: 1	S: 6	R: 0	H: 1	E: 0	K: 0	S: 4	R: 0	H: 1	E: 0	K: 0	S: 4
	LOB: 0	BB: 0	P: 5	LOB: 2	BB: 1	P: 14	LOB: 0	BB: 0	P: 3	LOB: 1	BB: 0	P: 5	LOB: 2	BB: 0	P: 5	LOB: 0	BB: 0	P: 3	LOB: 1	BB: 0	P: 6	LOB: 0	BB: 0	P: 3	LOB: 2	BB: 0	P: 5	LOB: 1	BB: 0	P: 6	LOB: 0	BB: 0	P: 3	LOB: 1	BB: 1	P: 10	LOB: 2	BB: 1	P: 4	LOB: 1	BB: 0	P: 4								
	1B: 7	2B: 0	3B: 0	HR: 0	SF: 0	SAC: 0	DP: 2	HBP: 0	WP: 0	HR: 0	S: 4	P: 4	ERA: 0.00	WHIP: 1.000	1B: 7	2B: 0	3B: 0	HR: 0	SF: 0	SAC: 0	DP: 2	HBP: 0	WP: 0	HR: 0	S: 4	P: 4	ERA: 0.00	WHIP: 1.000	1B: 7	2B: 0	3B: 0	HR: 0	SF: 0	SAC: 0	DP: 2	HBP: 0	WP: 0	HR: 0	S: 4	P: 4	ERA: 0.00	WHIP: 1.000								
PITCHER	IP	WLS	BF	H	R	ER	SO	BB	IBB	HBP	BLK	WP	HR	S	P	ERA	WHIP																																	
Les Rohr, L (1, 1) ERA: 2.12	8.0	W	31	6	0	0	7	2	0	0	0	0	0	43	51	0.00	1.000																																	
Ron Taylor, R (9, 1) ERA: 2.34	1.0	S	4	1	0	0	0	0	0	0	0	0	0	4	4	0.00	1.000																																	

BOTTOM

New York Mets @ Los Angeles Dodgers
Dodger Stadium, Los Angeles, CA

Sat Sep 30 1967, 7:05 PM PDT
 Att. 12,061 - Unknown

AB	33
R	0
H	7
RBI	0
BB	2
SO	7
LOB	18



WP: 0	PA: 35
PB: 0	CS: 0

Batter	1	2	3	4	5	6	7	8	9	AB R H RBI BB SO LOB	TOP
Bob Heise, R (1, 6) OBP: 0.354, SLG: 0.387 Bud Harrelson, S (4, 6) OBP: 0.317, SLG: 0.304	0-0 L3		0-0 5-3			0-0 F9			0-0 P5	2 0 0 0 0 0 0 2 0 0 0 0 0 0	New York Mets @ Los Angeles Dodgers Dodger Stadium, Los Angeles, CA Sun Oct 01 1967, 3:33 AM PDT Att: 11,226 - Unknown livebaseballscorecards.com
Ken Boswell, L (1, 4) OBP: 0.233, SLG: 0.375	0-0 F8		0-0 3-1			0-0 E6			0-0 4-3	4 0 0 0 0 0 0	
Ed Kranepool, L (1, 3) OBP: 0.321, SLG: 0.373	0-3 K					0-0 F7			0-0 F7	4 0 0 0 0 1 1	
Ron Swoboda, R (1, 9) OBP: 0.340, SLG: 0.419		0-0 1B				0-0 6-3			0-0 6-3	3 0 1 0 0 0 0	
Joe Mook, L (1, 5) OBP: 0.225, SLG: 0.275		0-0 FC1-4-6 1B				0-3 K			0-0 F8	3 1 0 0 0 1 1	
Amos Otis, R (1, 7) OBP: 0.292, SLG: 0.254		0-0 6-3				0-3 K			0-0 F9	3 0 0 0 0 1 1	
Don Bosch, S (1, 8) OBP: 0.184, SLG: 0.161		0-0 1B				0-0 F5			0-3 K	3 0 1 1 0 1 0	
John Sullivan, L (1, 2) OBP: 0.248, SLG: 0.252 Jerry Grote, R (8, 2) OBP: 0.226, SLG: 0.253		0-3 K				0-0 G3			0-3 K	3 0 0 0 0 2 1 0 0 0 0 0 0 0	
Danny Frisella, L (1, 1) OBP: 0.125, SLG: 0.130 Dick Selma, R (8, 1) OBP: 0.091, SLG: 0.091			0-3 K			0-0 F8			0-0 1-3	3 0 0 0 0 1 0 0 0 0 0 0 0 0	
Inning Stats	R: 0 H: 0 E: 0 LOB: 0 K: 1 BB: 0 S: 5 P: 5	R: 1 H: 2 E: 0 LOB: 1 K: 1 BB: 0 S: 7 P: 7	R: 0 H: 0 E: 0 LOB: 0 K: 1 BB: 0 S: 5 P: 5	R: 0 H: 0 E: 0 LOB: 0 K: 1 BB: 0 S: 5 P: 5	R: 0 H: 0 E: 0 LOB: 0 K: 1 BB: 0 S: 5 P: 5	R: 0 H: 0 E: 1 LOB: 1 K: 0 BB: 0 S: 4 P: 4	R: 0 H: 0 E: 0 LOB: 0 K: 0 BB: 0 S: 3 P: 3	R: 0 H: 0 E: 0 LOB: 0 K: 2 BB: 0 S: 7 P: 7	R: 0 H: 0 E: 0 LOB: 0 K: 0 BB: 0 S: 3 P: 3	1B: 2 SF: 0 2B: 0 SAC: 0 3B: 0 DP: 0 HR: 0 HBP: 0	
PITCHER Alan Foster, R (1, 1) ERA: 2.16 Phil Regan, R (8, 1) ERA: 2.99	IP WLS BF H R ER SO BB IBB HBP BLK WP HR S P ERA WHIP 7.0 24 2 1 1 5 0 0 0 0 0 0 0 34 34 1.29 0.286 2.0 W 6 0 0 0 2 0 0 0 0 0 0 0 10 10 0.00 0.000										



