

New York Mets - 1969

Batter	1	2	3	4	5	6	7	8	9	AB R H RBI BB SO LOB	TOP																
Maury Wills, S OBP: 0.500, SLG: 0.833 (1, 6)	0-3 K		0-0 4-3 1B 2B	0-0 2B		0-0 FC6-4 2B	0-0 1-3 2-H 1B		0-0 1-3	6 2 3 1 0 1 1																	
Gary Sutherland, R (1, 4)	0-0 E4 BB E		0-0 4-3 2-3	0-0 6-3		0-0 P4 1-2	0-0 5-3		0-0 5-3	6 1 0 0 0 0 5																	
Rusty Staub, L OBP: 0.833, SLG: 1.667 (1, 9)	0-0 P5		0-0 2B 3-H 1B	4-0 IBB		4-0 2B BB		0-0 HR	4-0 BB	3 2 2 2 3 0 1																	
Mack Jones, L OBP: 0.600, SLG: 1.000 Don Bosch, S (1, 7) (8, 8)	4-0 1-2 E BB		0-0 1-3 2B	0-0 4-1		0-0 1-H 2-H 2B		0-3 K	0-3 K	4 1 2 2 1 1 2 1 0 0 0 0 1 1																	
Bob Bailey, R OBP: 0.600, SLG: 0.750 (1, 3)	0-0 E4 1-H 2-H 2B		4-0 FC6-4 IBB		0-0 F9	0-0 5-3		0-0 1B HR 1B		4 1 2 2 1 0 1																	
John Bateman, R OBP: 0.200, SLG: 0.200 (1, 2)	0-0 P4		0-3 K		0-3 K		0-0 6-3	0-0 1-3 HR 1B		5 1 1 0 0 2 4																	
Coco Laboy, R OBP: 0.200, SLG: 0.800 (1, 5)		0-0 F2	0-0 FC6-4 1-2f		0-0 E4		0-3 K	0-0 1-H 3-H HR		5 1 1 3 0 1 3																	
Don Hahn, R (1, 8)		0-3 K		0-0 6-3	0-3 K		4-0 BB 1B BB	0-3 K		3 0 0 0 0 2 1 1 1 0 0 1 1 0 0 0 0 0 0 0 0																	
Don Shaw, L (6, 1)																											
Carroll Sembera, R (9, 1)																											
Mudcat Grant, R (1, 1)		0-0 F8		0-0 HR		4-0 FC6-4 BB	4-0 1B 1-2 BB	0-0 L3		1 0 0 0 0 0 0 1 1 1 1 0 0 0 0 0 0 0 0 0 0 1 0 0 0 0 2 0 0																	
Dan McGinn, L OBP: 1.000, SLG: 4.000 Jerry Robertson, S (4, 1)																											
Ty Cline, L (6, PH) (6, 8) (8, 7)																											
Inning Stats	R: 2 E: 2 K: 1 S: 7	H: 1 LOB: 1 BB: 1 P: 11	R: 0 E: 0 K: 1 S: 5	H: 0 LOB: 0 BB: 0 P: 5	R: 1 E: 0 K: 1 S: 8	H: 3 LOB: 3 BB: 1 P: 12	R: 1 E: 0 K: 0 S: 5	H: 2 LOB: 2 BB: 1 P: 9	R: 0 E: 1 K: 2 S: 8	H: 0 LOB: 1 BB: 0 P: 8	R: 2 E: 0 K: 0 S: 4	H: 1 LOB: 1 BB: 2 P: 12	R: 1 E: 0 K: 1 S: 6	H: 1 LOB: 2 BB: 2 P: 14	R: 4 E: 0 K: 2 S: 11	H: 4 LOB: 0 BB: 0 P: 11	R: 0 E: 0 K: 1 S: 5	H: 0 LOB: 1 BB: 1 P: 9	1B: 4 2B: 5 3B: 0 HR: 3	SF: 0 SAC: 0 DP: 0 HBP: 0	WP: 0 PB: 0 SB: 1 CS: 0	PA: 49					
PITCHER	IP WLS BF H R ER SO BB IBB HBP BLK WP HR S P ERA WHIP																										
Tom Seaver, R ERA: 3.6 (1, 1)	5.0		26	6	4	2	5	1	2	0	0	0	1	33	45	3.60	1.400										
Cal Koonce, R ERA: 13.5 (6, 1)	2.0	L	12	2	3	3	1	4	0	0	0	0	0	10	26	13.50	3.000										
Al Jackson, L ERA: 81.0 (8, 1)	0.1		4	3	3	3	1	0	0	0	0	0	1	6	6	81.00	9.000										
Ron Taylor, R ERA: 5.4 (8, 1)	1.2		7	1	1	1	2	1	0	0	0	0	1	10	14	5.40	1.200										

Montreal Expos @ New York Mets
Shea Stadium, Flushing, NY
Tue Apr 08 1969, 3:33 AM EST
Att: 44,541 - Unknown

livebaseballscorecards.com

AB 41
R 11
H 12
RBI 11
BB 8
SO 9
LOB 19



BOTTOM

Montreal Expos @ New York Mets
 Shea Stadium, Flushing, NY
 Wed Apr 09 1969, 3:33 AM EST
 Att. 13,827 - Unknown

livebaseballscorecards.com

AB	32
R	9
H	12
RBI	8
BB	6
SO	5
LOB	18



WP: 0	PA: 41
PB: 0	
SB: 2	
CS: 1	

AB	R	H	RBI	BB	SO	LOB
5	0	1	1	0	0	2
3	3	2	0	2	0	0
2	2	2	1	1	0	0
4	1	1	2	0	0	3
3	2	1	0	2	1	2
4	1	2	2	0	0	2
4	0	2	2	0	1	1
3	0	1	0	1	2	2
1	0	0	0	0	0	2
3	0	0	0	0	1	4
0	0	0	0	0	0	0
1B: 9	SF: 1	WP: 0	PA: 41			
2B: 2	SAC: 1	PB: 0				
3B: 1	DP: 1	SB: 2				
HR: 1	HBP: 1	CS: 1				

Batter	1	2	3	4	5	6	7	8	9							
Tommie Agee, R OBP: 0.455, SLG: 0.444 (1, 8)	0-0 6-3	0-0 1-3	0-0 F9			0-0 F9	0-0 1B									
Rod Gaspar, S OBP: 0.636, SLG: 0.500 (1, 9)	4-0 HBP 1B BB	0-0 L4-6 BB 1B		0-0 F8		0-0 1B SF9 1B		4-0 SH1-4 S BB								
Ken Boswell, L OBP: 0.667, SLG: 1.000 (1, 4)	1-0 BB 1B 1-2 HBP 1B	4-0 BB 1B 1-2 BB		0-0 HR		0-0 FC4-6 1B 1-3		0-0 SH1-4								
Cleon Jones, R OBP: 0.400, SLG: 0.556 (1, 7)	0-0 BB 1B 1-2 2-H	0-0 L4-6 2-3		0-0 F9		0-0 SF9 3-H		0-0 FC5 CS 2-3								
Ed Charles, R OBP: 0.500, SLG: 0.571 (1, 5)	4-0 1B 1B 1-2 2-3 BB		0-0 2B 3B	4-0 FC4-6 BB		0-0 FC4-6 1-2f		0-3 K 1-2 3-H								
Ed Kranepool, L OBP: 0.500, SLG: 0.429 (1, 3)	0-0 1B 1-3 2-H 3-H		0-0 4-3	0-0 FC4-6 1-2f		0-0 BB 1B										
Jerry Grote, R OBP: 0.667, SLG: 0.714 (1, 2)	0-0 1-3 3-H		0-0 1B FC6-2 2B		0-3 K	0-0 F9										
Bud Harrelson, S OBP: 0.571, SLG: 0.250 (1, 6)	0-3 K		0-0 FC6-2 1B 2-3		0-3 K	4-0 BB 1B 1-2										
Jim McAndrew, R (1, 1)	0-0 F9		0-0 FC6-2 1-2 3-H		0-3 K	0-0 P1										
Tug McGraw, R (2, 1)																
Nolan Ryan, R (8, 1)																
Inning Stats	R: 4 E: 0 K: 1 S: 8	H: 3 LOB: 2 BB: 2 P: 17	R: 0 E: 0 K: 0 S: 3	H: 1 LOB: 1 BB: 1 P: 7	R: 1 E: 0 K: 0 S: 6	H: 3 LOB: 2 BB: 0 P: 6	R: 1 E: 0 K: 0 S: 4	H: 1 LOB: 1 BB: 1 P: 8	R: 0 E: 0 K: 3 S: 9	H: 0 LOB: 0 BB: 0 P: 9	R: 1 E: 0 K: 0 S: 5	H: 2 LOB: 1 BB: 0 P: 5	R: 1 E: 0 K: 0 S: 4	H: 2 LOB: 2 BB: 1 P: 8	R: 1 E: 1 K: 1 S: 5	H: 0 LOB: 0 BB: 1 P: 9

PITCHER	IP	WLS	BF	H	R	ER	SO	BB	IBB	HBP	BLK	WP	HR	S	P	ERA	WHIP
Bill Stoneman, R ERA: 108.0 (1, 1)	0.1	L	7	3	4	4	0	2	0	0	0	0	0	4	4	0.00	0.000
Steve Shea, R ERA: (1, 1)	0.2		2	0	0	0	1	0	0	0	0	0	0	4	4	0.00	0.000
Mike Wegener, R ERA: 5.4 (2, 1)	5.0		23	7	3	3	3	2	0	0	0	0	1	27	35	5.40	1.800
Jerry Robertson, R ERA: 3.86 (7, 1)	1.0		5	2	1	1	0	1	0	0	0	0	0	4	8	9.00	3.000
Dan McGinn, L ERA: 8.1 (8, 1)	1.0		4	0	1	0	1	1	0	0	0	0	0	5	9	0.00	1.000

PITCHER	IP	WLS	BF	H	R	ER	SO	BB	IBB	HBP	BLK	WP	HR	S	P	ERA	WHIP
Bill Stoneman, R ERA: 108.0 (1, 1)	0.1	L	7	3	4	4	0	2	0	0	0	0	0	4	4	0.00	0.000
Steve Shea, R ERA: (1, 1)	0.2		2	0	0	0	1	0	0	0	0	0	0	4	4	0.00	0.000
Mike Wegener, R ERA: 5.4 (2, 1)	5.0		23	7	3	3	3	2	0	0	0	0	1	27	35	5.40	1.800
Jerry Robertson, R ERA: 3.86 (7, 1)	1.0		5	2	1	1	0	1	0	0	0	0	0	4	8	9.00	3.000
Dan McGinn, L ERA: 8.1 (8, 1)	1.0		4	0	1	0	1	1	0	0	0	0	0	5	9	0.00	1.000

Batter	1	2	3	4	5	6	7	8	9	AB R H RBI BB SO LOB	TOP											
Maury Wills, S OBP: 0.333, SLG: 0.385 (1, 6) X	0-0 4-3		0-3 K			0-0 F9		0-0 F8		4 0 0 0 0 1 0												
Gary Sutherland, R (1, 4) X	0-0 P4		0-0 5-3			0-0 6-3		0-0 6-3		4 0 0 0 0 0 0												
Rusty Staub, L OBP: 0.533, SLG: 1.000 (1, 9) X	0-0 P6			0-0 P6		4-0 FC6 BB			0-0 L9	3 0 0 0 1 0 0												
Mack Jones, L OBP: 0.429, SLG: 0.500 (1, 7)		0-3 K		0-0 F9		0-0 FC6 1-2f			0-0 FC5-4 1B	4 0 1 0 0 1 1												
Bob Bailey, R OBP: 0.429, SLG: 0.538 (1, 3) X		0-0 F8		0-0 5-3			0-0 F8		0-0 FC5-4 1B 2B	4 1 0 0 0 0 1												
John Bateman, R OBP: 0.357, SLG: 0.538 (1, 2) X		0-0 HR			0-0 F8		0-0 F8		0-0 2B 1B 1-2	4 1 2 1 0 0 0												
Coco Laboy, R OBP: 0.615, SLG: 1.091 (1, 5) X		0-0 1B			0-0 1B 2B		4-0 BB		0-0 2B 1-3 2-H	3 0 3 1 1 0 0 0 0 0 0 0 0 0												
Don Hahn, R OBP: 0.111, SLG: 0.111 (1, 8) X		0-3 K			0-0 F8		0-0 1-3		4-0 BB	3 0 0 0 0 1 3 0 0 0 0 1 0 0												
Manny Mota, R (9, PH)																						
Larry Jaster, L OBP: 0.500, SLG: 0.500 (1, 1) X		0-0 4-3			0-0 1B				0-0 L8	2 0 1 0 0 0 0 1 0 0 0 0 1 0 0 0 0 0 0 0 0 1 0 0 0 0 0 3												
Ty Cline, L (8, PH)																						
Carroll Sembera, R (8, 1)																						
Don Bosch, S (9, PH)																						
Inning Stats	R: 0 E: 0 K: 0 S: 3	H: 0 LOB: 0 BB: 0 P: 3	R: 1 E: 0 K: 2 S: 9	H: 2 LOB: 1 BB: 0 P: 9	R: 0 E: 0 K: 1 S: 5	H: 0 LOB: 0 BB: 0 P: 5	R: 0 E: 0 K: 0 S: 3	H: 0 LOB: 0 BB: 0 P: 3	R: 0 E: 0 K: 0 S: 4	H: 2 LOB: 2 BB: 0 P: 4	R: 0 E: 0 K: 0 S: 3	H: 0 LOB: 1 BB: 1 P: 7	R: 0 E: 0 K: 0 S: 3	H: 0 LOB: 1 BB: 1 P: 7	R: 0 E: 0 K: 1 S: 5	H: 0 LOB: 0 BB: 0 P: 5	R: 1 E: 0 K: 0 S: 6	H: 3 LOB: 3 BB: 1 P: 10	1B: 4 2B: 2 3B: 0 HR: 1	SF: 0 SAC: 0 DP: 0 HBP: 0	WP: 0 PB: 0 SB: 0 CS: 0	PA: 36
PITCHER	IP WLS BF H R ER SO BB IBB HBP BLK WP HR S P ERA WHIP																					
Gary Gentry, R ERA: 2.08 (1, 1)	8.2 W 34 7 2 2 4 2 0 0 0 0 0 1 40 48 2.08 1.038																					
Cal Koonce, R ERA: 11.57 (9, 1)	0.1 S 2 0 0 0 0 1 0 0 0 0 0 0 1 5 0.00 3.000																					

Montreal Expos @ New York Mets
Shea Stadium, Flushing, NY
Thu Apr 10 1969, 3:33 AM EST
Att. 8,608 - Unknown

livebaseballscorecards.com

AB	33
R	2
H	7
RBI	2
BB	3
SO	4
LOB	8



Batter	1	2	3	4	5	6	7	8	9	AB	R	H	RBI	BB	SO	LOB
Tommie Agee, R OBP: 0.467, SLG: 0.923 (1, 8)	0-3 K	0-0 HR			0-3 K		0-0 HR			4	2	2	2	0	2	0
Rod Gaspar, S OBP: 0.467, SLG: 0.333 (1, 9)	0-0 P5	0-0 5-3			0-0 P4		0-0 F8			4	0	0	0	0	0	0
Ken Boswell, L OBP: 0.538, SLG: 0.727 (1, 4)	0-0 1B		0-0 F2		0-0 4-3		0-0 4-3		0-0 4-3	4	1	1	0	0	0	0
Cleon Jones, R OBP: 0.357, SLG: 0.462 (1, 3)	0-0 1B		0-0 P4		0-0 4-3		0-0 6-3			4	1	1	0	0	0	0
Ed Charles, R OBP: 0.429, SLG: 0.455 (1, 5)	0-0 1B		0-0 L5		0-0 F7		0-3 K			4	0	1	1	0	1	0
Ron Swoboda, R OBP: 0.500, SLG: 0.500 (1, 7)	0-0 1B			0-0 5-3		0-0 FC6-4 1B				3	0	2	1	0	0	0
Jerry Grote, R OBP: 0.500, SLG: 0.500 (1, 2)	0-0 4-3			0-0 F2		0-0 FC6-4 1-2f				3	0	0	0	0	0	3
Bud Harrelson, S OBP: 0.500, SLG: 0.429 (1, 6)		0-0 6-3		0-0 2B		0-0 6-3				3	0	1	0	0	0	0
Gary Gentry, R (1, 1)		0-3 K		0-3 K		0-3 K				3	0	0	0	0	3	1
Cal Koonce, R (9, 1)										0	0	0	0	0	0	0

BOTTOM

Montreal Expos @ New York Mets
Shea Stadium, Flushing, NY
Thu Apr 10 1969, 3:33 AM EST
Att. 8,608 - Unknown


livebaseballscorecards.com

AB	32
R	4
H	8
RBI	4
BB	0
SO	6
LOB	4



Inning Stats	R	H	E	K	S	R	H	E	K	S	R	H	E	K	S	R	H	E	K	S	R	H	E	K	S	R	H	E	K	S	R	H	E	K	S				
Larry Jaster, L ERA: 5.14 (1, 1)	2	4	0	1	9	1	1	0	1	6	0	0	0	1	3	0	0	0	0	0	0	0	0	0	0	0	0	0	0	0	0	0	0	0	0	0	0	0	
Carroll Sembera, R ERA: (8, 1)	0	0	0	0	0	0	0	0	0	0	0	0	0	0	0	0	0	0	0	0	0	0	0	0	0	0	0	0	0	0	0	0	0	0	0	0	0	0	0

WP	0	PA	32
PB	0	SB	0
CS	0		

Batter	1	2	3	4	5	6	7	8	9	AB R H RBI BB SO LOB	TOP	
Lou Brock, L (1, 7) OBP: 0.053, SLG: 0.053	0-3 K G3 S 2B	0-0 F5		0-0 P6		0-0 FC6-4 1-2f S			0-0 F7	5 1 0 0 0 1 3		
Curt Flood, R (1, 8) OBP: 0.158, SLG: 0.211	0-0 G3 1-3	0-0 F7		0-0 P6		0-0 4-3 1-2			0-0 F8	5 0 0 0 0 0 4		
Vada Pinson, L (1, 9) OBP: 0.368, SLG: 0.588	0-0 1B 3-H 2B		0-0 6-3	0-0 G3			0-0 L7		0-0 2B 2B	5 1 2 1 0 0 0		
Joe Torre, R (1, 3) OBP: 0.263, SLG: 0.444	0-0 2-3 1B		0-0 1-3 E 2B		0-0 L8		0-0 HR		4-0 2B IBB	4 3 3 1 1 0 0		
Mike Shannon, R (1, 5) OBP: 0.333, SLG: 0.529	0-3 K		0-0 1-3 2B		0-0 E4 FC4-6		0-0 CS 1B		0-0 FC5 1-H 2-H 2B	5 0 2 2 0 1 3		
Tim McCarver, L (1, 2) OBP: 0.263, SLG: 0.316	0-0 G3		0-0 E4 1B 1B		0-0 FC4-6 1-2f		0-0 F3 1-2		0-0 FC5 2-3	5 1 1 1 0 0 5		
Julian Javier, R (1, 4) OBP: 0.267, SLG: 0.214		0-0 FC2-5 BB 1B	4-0 1B IBB		0-0 F8			0-0 F7		3 0 1 0 1 0 1	AB 39 R 6 H 11 RBI 6 BB 3 SO 4 LOB 20	
Dal Maxvill, R (1, 6) OBP: 0.533, SLG: 0.455		4-0 FC2-5 BB 1B	0-0 1-3 2-H 1B		0-0 5-3			0-3 K		3 0 1 1 1 1 0		
Steve Carlton, L (1, 1) OBP: 0.250, SLG: 0.250		0-0 FC2-5	0-0 F8		0-0 FC6-4 1B			0-3 K		4 0 1 0 0 1 4		
Gary Waslewski, R (8, 1)										0 0 0 0 0 0 0		
Joe Hoerner, R (8, 1)										0 0 0 0 0 0 0		
Inning Stats	R: 1 E: 0 K: 2 S: 10 H: 2 LOB: 2 BB: 0 P: 10	R: 0 E: 0 K: 0 S: 4 H: 1 LOB: 2 BB: 1 P: 8	R: 2 E: 1 K: 0 S: 6 H: 3 LOB: 2 BB: 1 P: 10	R: 0 E: 0 K: 0 S: 3 H: 0 LOB: 0 BB: 0 P: 3	R: 0 E: 1 K: 0 S: 4 H: 0 LOB: 1 BB: 0 P: 4	R: 0 E: 0 K: 0 S: 4 H: 1 LOB: 1 BB: 0 P: 4	R: 1 E: 0 K: 0 S: 4 H: 2 LOB: 0 BB: 0 P: 4	R: 0 E: 0 K: 2 S: 7 H: 0 LOB: 0 BB: 0 P: 7	R: 2 E: 0 K: 0 S: 5 H: 2 LOB: 1 BB: 1 P: 9	1B: 6 2B: 4 3B: 0 HR: 1 SF: 0 SAC: 0 DP: 0 HBP: 0	WP: 1 PB: 0 SB: 2 CS: 1 PA: 42	
PITCHER	IP WLS BF H R ER SO BB IBB HBP BLK WP HR S P ERA WHIP											
Jerry Koosman, L (1, 1) ERA: 5.14	7.0 L 33 9 4 4 2 1 1 0 0 1 1 35 43 5.14 1.429											
Ron Taylor, R (8, 1) ERA: 3.38	1.0 3 0 0 0 2 0 0 0 0 0 0 7 7 0.00 0.000											
Jim McAndrew, R (9, 1) ERA: 22.5	1.0 6 2 2 2 0 0 0 1 0 0 0 0 5 9 18.00 2.000											

St. Louis Cardinals @ New York Mets
 Shea Stadium, Flushing, NY
 Fri Apr 11 1969, 3:33 AM EST
 Att. 12,591 - Unknown

livebaseballscorecards.com


Batter	1	2	3	4	5	6	7	8	9	AB R H RBI BB SO LOB	TOP									
Lou Brock, L (1, 7) OBP: 0.087, SLG: 0.130	0-0 F8		0-0 F7		0-0 5-3 2B			0-0 F7		4 0 1 0 0 0 1										
Curt Flood, R (1, 8) OBP: 0.174, SLG: 0.261	0-0 6-3		0-0 2B 2-H 2B		0-0 5-3 2-3			0-3 K		4 0 1 1 0 1 1										
Vada Pinson, L (1, 9) OBP: 0.478, SLG: 0.684	4-0 1B BB		0-0 2B 2-3		0-0 CS 1B			4-0 G4-6-3 BB		2 0 2 0 2 0 0										
Joe Torre, R (1, 3) OBP: 0.304, SLG: 0.429	0-0 1-2 1B		4-0 G6-4-3 IBB		0-0 F2 1-2			0-0 F7		3 0 1 0 1 0 2										
Tim McCarver, L (1, 2) OBP: 0.217, SLG: 0.261	0-0 F7		0-0 G6-4-3 1-2f		0-0 4-3			0-0 G4-6-3 1-2f		4 0 0 0 0 0 6										
Mike Shannon, R (1, 5) OBP: 0.286, SLG: 0.450		0-0 6-3		0-0 F7			0-0 L5			3 0 0 0 0 0 0										
Julian Javier, R (1, 4) OBP: 0.222, SLG: 0.176		0-0 6-3		0-0 F8			0-3 K			3 0 0 0 0 1 0										
Dal Maxvill, R (1, 6) OBP: 0.444, SLG: 0.357		0-0 F9		0-0 F8			0-0 F8			3 0 0 0 0 0 0										
Dave Giusti, R (1, 1) OBP: 0.333, SLG: 0.667			0-0 2B 2B		0-3 K			0-0 F8		3 1 1 0 0 1 0										
Inning Stats	R: 0 E: 0 K: 0 S: 4	H: 1 LOB: 2 BB: 1 P: 8	R: 0 E: 0 K: 0 S: 3	H: 0 LOB: 0 BB: 0 P: 3	R: 1 E: 0 K: 0 S: 5	H: 3 LOB: 2 BB: 1 P: 9	R: 0 E: 0 K: 0 S: 3	H: 0 LOB: 0 BB: 0 P: 3	R: 0 E: 0 K: 1 S: 5	H: 1 LOB: 0 BB: 0 P: 5	R: 0 E: 0 K: 1 S: 5	H: 0 LOB: 0 BB: 0 P: 5	R: 0 E: 0 K: 1 S: 2	H: 0 LOB: 0 BB: 1 P: 6	R: 0 E: 0 K: 0 S: 2	H: 0 LOB: 0 BB: 1 P: 6	1B: 2 2B: 4 3B: 0 HR: 0	SF: 0 SAC: 0 DP: 2 HBP: 0	WP: 0 PB: 0 SB: 0 CS: 1	PA: 32
PITCHER Don Cardwell, R (1, 1) ERA: 1.0	IP: 9.0 WLS: L BF: 32 H: 6 R: 1 ER: 1 SO: 3 BB: 2 IBB: 1 HBP: 0 BLK: 0 WP: 0 HR: 0 S: 35 P: 47 ERA: 1.00 WHIP: 0.889																			
PITCHER	IP: 9.0 WLS: L BF: 32 H: 6 R: 1 ER: 1 SO: 3 BB: 2 IBB: 1 HBP: 0 BLK: 0 WP: 0 HR: 0 S: 35 P: 47 ERA: 1.00 WHIP: 0.889																			

St. Louis Cardinals @ New York Mets
 Shea Stadium, Flushing, NY
 Sat Apr 12 1969, 3:33 AM EST
 Att: 19,510 - Unknown

livebaseballscorecards.com

AB	29
R	1
H	6
RBI	1
BB	3
SO	3
LOB	10



Batter	1	2	3	4	5	6	7	8	9	AB R H RBI BB SO LOB	TOP	
Lou Brock, L (1, 7) OBP: 0.148, SLG: 0.192	0-0 WP 1B 2B	0-0 F8			4-0 BB BB			0-0 3-1		3 1 1 0 1 0 1		
Curt Flood, R (1, 8) OBP: 0.259, SLG: 0.346	0-0 WP 2-3 1B		0-0 6-3		4-0 1-2 BB			0-0 1B 2B		3 1 2 0 1 0 0		
Vada Pinson, L (1, 9) OBP: 0.481, SLG: 0.636	4-0 1-3 3-H BB		0-0 F7		0-0 4-3			0-0 2-H E 1B		3 1 1 0 1 0 2		
Joe Torre, R (1, 3) OBP: 0.296, SLG: 0.400	0-0 P5		0-0 6-3		0-0 5-3			0-0 2-H E4 1B		4 0 1 1 0 0 2		
Tim McCarver, L (1, 2) OBP: 0.185, SLG: 0.231	0-0 SF7 3-H			0-0 F9		0-0 F8		0-0 F8		3 0 0 1 0 0 1		
Mike Shannon, R (1, 5) OBP: 0.240, SLG: 0.375	0-0 P5			0-3 K		0-0 F4			0-3 K	4 0 0 0 0 2 1		
Julian Javier, R (1, 4) OBP: 0.227, SLG: 0.150		0-3 K		0-0 1-3			0-3 K		H 1-0 HBP	3 0 0 0 0 2 0	AB 31 R 3 H 6 RBI 2 BB 3 SO 9 LOB 9	
Dal Maxvill, R (1, 6) OBP: 0.364, SLG: 0.278		0-3 K			0-0 L8		0-3 K		0-3 K	4 0 0 0 0 3 1		
Bob Gibson, R (1, 1) OBP: 0.286, SLG: 0.429		0-0 2B			0-0 F3		0-3 K		0-3 K	4 0 1 0 0 2 1		
Inning Stats	R: 2 E: 0 K: 0 S: 5 H: 2 LOB: 1 BB: 1 P: 9	R: 0 E: 0 K: 2 S: 8 H: 1 LOB: 1 BB: 0 P: 8	R: 0 E: 0 K: 0 S: 3 H: 0 LOB: 0 BB: 0 P: 3	R: 0 E: 0 K: 1 S: 5 H: 0 LOB: 0 BB: 0 P: 5	R: 0 E: 0 K: 0 S: 3 H: 0 LOB: 2 BB: 2 P: 11	R: 0 E: 0 K: 0 S: 3 H: 0 LOB: 0 BB: 0 P: 3	R: 0 E: 0 K: 3 S: 9 H: 0 LOB: 0 BB: 0 P: 9	R: 1 E: 1 K: 0 S: 5 H: 3 LOB: 1 BB: 0 P: 5	R: 0 E: 0 K: 3 S: 9 H: 0 LOB: 1 BB: 0 P: 10	1B: 3 2B: 3 3B: 0 HR: 0 SF: 1 SAC: 0 DP: 0 HBP: 1	WP: 2 PB: 0 SB: 0 CS: 0 PA: 36	
PITCHER	IP WLS BF H R ER SO BB IBB HBP BLK WP HR S P ERA WHIP											
Tom Seaver, R (1, 1) ERA: 3.46	8.0 L 32 6 3 3 6 3 0 0 0 1 0 41 53 3.38 1.125											
Cal Koonce, R (9, 1) ERA: 8.1	1.0 4 0 0 0 3 0 0 1 0 0 0 9 10 0.00 0.000											

St. Louis Cardinals @ New York Mets
 Shea Stadium, Flushing, NY
 Sun Apr 13 1969, 3:33 AM EST
 Att. 25,314 - Unknown

livebaseballscorecards.com

Batter	1	2	3	4	5	6	7	8	9	AB R H RBI BB SO LOB	TOP																												
Tommie Agee, R OBP: 0.250, SLG: 0.433 (1, 8)	0-3 K	0-0 4-3			0-3 K		0-0 F8			4 0 0 0 0 2 3																													
Rod Gaspar, S OBP: 0.375, SLG: 0.321 (1, 9)	0-0 FC5-4 1B		0-0 F8		0-0 E5			0-0 1-3		4 0 1 0 0 0 1																													
Cleon Jones, R OBP: 0.452, SLG: 0.556 (1, 3)	0-0 FC5-4 BB 1B		0-0 6-3		0-3 K			0-0 5-3		4 1 0 0 0 1 3																													
Ed Charles, R OBP: 0.290, SLG: 0.231 (1, 5)	4-0 1B 1-2 BB		0-0 F9		0-0 6-3			0-3 K		3 0 0 0 1 1 0																													
Ron Swoboda, R OBP: 0.417, SLG: 0.417 (1, 7)	0-0 1-3 2-H 1B			0-3 K		0-0 1-3		0-0 F9		4 0 1 1 0 1 0																													
Jerry Grote, R OBP: 0.250, SLG: 0.240 (1, 2)	0-0 5-3		0-0 4-3		0-0 6-3			0-0 4-3		4 0 0 0 0 0 2																													
Al Weis, S (1, 4)		4-0 G5-4-3 BB		0-0 6-3			0-0 6-3		0-0 F9	3 0 0 0 1 0 0	AB 31																												
Bud Harrelson, S OBP: 0.364, SLG: 0.235 (1, 6)		0-0 G5-4-3 1-2f			4-0 E BB		0-0 F8			2 0 0 0 1 0 1	R 1																												
Jim McAndrew, R OBP: 0.333, SLG: 0.667 (1, 1)		0-0 2B			0-3 K		0-0 1B			2 0 1 0 0 1 1	H 4																												
Ron Taylor, R (6, 1)										0 0 0 0 0 0 0	RBI 1																												
Amos Otis, R OBP: 0.500, SLG: 0.500 (7, PH)										1 0 1 0 0 0 0	BB 3																												
Nolan Ryan, R (7, 1)										0 0 0 0 0 0 0	SO 6																												
Inning Stats	R: 1 E: 0 K: 1 S: 7	H: 2 LOB: 2 BB: 1 P: 11	R: 0 E: 0 K: 0 S: 3	H: 1 LOB: 1 BB: 1 P: 7	R: 0 E: 0 K: 0 S: 3	H: 0 LOB: 0 BB: 0 P: 3	R: 0 E: 0 K: 1 S: 5	H: 0 LOB: 0 BB: 0 P: 5	R: 0 E: 1 K: 3 S: 10	H: 0 LOB: 2 BB: 1 P: 14	R: 0 E: 0 K: 0 S: 3	H: 0 LOB: 0 BB: 0 P: 3	R: 0 E: 0 K: 0 S: 4	H: 1 LOB: 1 BB: 0 P: 4	R: 0 E: 0 K: 1 S: 5	H: 0 LOB: 0 BB: 0 P: 5	R: 0 E: 0 K: 0 S: 3	H: 0 LOB: 0 BB: 0 P: 3	1B: 3 2B: 1 3B: 0 HR: 0	SF: 0 SAC: 0 DP: 1 HBP: 0	WP: 0 PB: 0 SB: 0 CS: 0	PA: 34																	
PITCHER Woodie Fryman, L ERA: 2.51 (1, 1)	IP 9.0	WLS W	BF 34	H 4	R 1	ER 1	SO 6	BB 3	IBB 0	HBP 0	BLK 0	WP 0	HR 0	S 43	P 55	ERA 1.00	WHIP 0.778					PITCHER	IP	WLS	BF	H	R	ER	SO	BB	IBB	HBP	BLK	WP	HR	S	P	ERA	WHIP

New York Mets @ Philadelphia Phillies
Connie Mack Stadium, Philadelphia, PA

Mon Apr 14 1969, 6:05 PM EST
 Att: 13,070 - Unknown

livebaseballscorecards.com



Batter	1	2	3	4	5	6	7	8	9	AB R H RBI BB SO LOB	TOP													
Tommie Agee, R OBP: 0.288, SLG: 0.421 (1, 8) X	0-0 5-3		0-0 3-1		0-0 4-3 2B		0-3 K			4 0 1 0 0 1 1														
Rod Gaspar, S OBP: 0.317, SLG: 0.250 (1, 9) S	0-3 K		0-0 L7		0-0 4-3 2-3		0-0 P6			4 0 0 0 0 1 2														
Ken Boswell, L OBP: 0.481, SLG: 0.609 (1, 4) X	0-0 4-3			0-0 3B	4-0 BB			0-3 K		3 1 1 0 0 1 1 0														
Cleon Jones, R OBP: 0.425, SLG: 0.500 (1, 7) S		0-3 K		0-0 3B	0-0 4-3			0-3 K		4 1 1 0 0 2 2														
Ed Kranepool, L OBP: 0.429, SLG: 0.600 (1, 3) X		0-0 2B		0-0 3B		0-0 4-3		0-0 F9		4 1 2 2 0 0 0														
Amos Otis, R OBP: 0.455, SLG: 0.455 (1, 5) S		0-3 K		0-0 4-3		0-0 G4-6-3 1B			0-0 FC3-6 1B	4 0 2 0 0 1 2														
J.C. Martin, L OBP: 0.200, SLG: 0.400 (1, 2) X		0-0 2B		0-3 K		0-0 G4-6-3			0-0 FC3-6	4 0 1 1 0 1 3														
Bud Harrelson, S OBP: 0.367, SLG: 0.280 (1, 6) S		0-3 K		0-0 4-3			0-0 6-3		0-3 K	4 0 0 0 0 2 3														
Jerry Koosman, R (1, 1) S			0-3 K		0-0 G3		4-0 BB		0-3 K	1 0 0 0 0 0 1 0														
Nolan Ryan, R (3, 1) S										0 0 0 0 0 0 0 0														
Al Jackson, L (4, 1) S										1 0 0 0 0 0 0 0														
Wayne Garrett, L OBP: 0.556, SLG: 0.500 (7, PH) S										0 0 0 0 0 1 0 0														
Ron Taylor, R (7, 1) S										0 0 0 0 0 0 0 0														
Kevin Collins, L (8, PH) S										1 0 0 0 0 0 1 1														
Inning Stats	R: 0 E: 0 K: 1 S: 5	H: 0 LOB: 0 BB: 0 P: 5	R: 1 E: 0 K: 3 S: 11	H: 2 LOB: 1 BB: 0 P: 11	R: 0 E: 0 K: 1 S: 5	H: 0 LOB: 0 BB: 0 P: 5	R: 2 E: 0 K: 1 S: 8	H: 3 LOB: 1 BB: 0 P: 8	R: 0 E: 0 K: 0 S: 4	H: 1 LOB: 2 BB: 1 P: 8	R: 0 E: 0 K: 0 S: 3	H: 1 LOB: 0 BB: 0 P: 3	R: 0 E: 0 K: 1 S: 5	H: 0 LOB: 1 BB: 1 P: 9	R: 0 E: 0 K: 2 S: 7	H: 0 LOB: 0 BB: 0 P: 7	R: 0 E: 0 K: 2 S: 8	H: 1 LOB: 1 BB: 0 P: 8	1B: 4 2B: 2 3B: 2 HR: 0	SF: 0 SAC: 0 DP: 1 HBP: 0	WP: 0 PB: 0 SB: 0 CS: 0	PA: 36		
PITCHER Bob Moose, R ERA: 2.0 (1, 1) S	IP: 9.0 WLS: W BF: 36 H: 8 R: 3 ER: 3 SO: 11 BB: 2 IBB: 0 HBP: 0 BLK: 0 WP: 0 HR: 0 S: 56 P: 64 ERA: 3.00 WHIP: 1.111																							

New York Mets @ Pittsburgh Pirates
Forbes Field, Pittsburgh, PA
 Wed Apr 16 1969, 3:33 AM EST
 Att. 7,666 - Unknown

livebaseballscorecards.com

AB	34
R	3
H	8
RBI	3
BB	2
SO	11
LOB	14



Batter	1	2	3	4	5	6	7	8	9
Matty Alou, L OBP: 0.391, SLG: 0.415 (1, 8)	4-0 1B 3B BB	0-0 1B		4-0 3B BB	0-0 L5			0-0 PB 2B 1B	
Ron Davis, R OBP: 0.429, SLG: 0.667 (1, 7)	0-3 K	0-0 P4		0-0 1B 3B	0-0 5-3			4-0 1-2 2B BB	
Roberto Clemente, R OBP: 0.342, SLG: 0.394 (1, 9)	0-0 3B 1B	0-0 F8		0-0 1B BB FC6-4 1B	0-0 1-3			0-0 1B 2B	
Bob Robertson, R OBP: 0.259, SLG: 0.167 (1, 3)	0-3 K	0-3 K		4-0 FC6-4 1B 1-2 1B BB		0-0 F8		0-3 K	
Jose Pagan, R OBP: 0.438, SLG: 0.625 (1, 5)	0-0 1B 3B		0-0 1B SF9 2B	0-0 1-2 2-3 1B		0-3 K		0-0 2-H 1B	
Bill Mazeroski, R OBP: 0.200, SLG: 0.211 (1, 4)	0-0 1B 1B		0-0 2-3 1B	0-0 FC6-4 1B		0-0 P6		0-0 6-3	
Jerry May, R OBP: 0.333, SLG: 0.548 (1, 2)	0-0 1B 1B		0-0 SF9	0-0 1-2 1B			0-0 P4		
Freddie Patek, R OBP: 0.371, SLG: 0.323 (1, 6)	0-0 1-2 3-H 1B		0-3 K	0-3 K			0-0 4-3		
Bob Moose, R OBP: 0.143, SLG: 0.143 (1, 1)	0-3 K		0-3 K	0-0 P5			0-3 K		

Inning Stats	R: 4 E: 0 K: 3 S: 14	H: 5 LOB: 2 BB: 1 P: 18	R: 0 E: 0 K: 1 S: 6	H: 1 LOB: 1 BB: 0 P: 6	R: 1 E: 0 K: 2 S: 9	H: 2 LOB: 1 BB: 0 P: 9	R: 4 E: 0 K: 1 S: 9	H: 4 LOB: 2 BB: 2 P: 17	R: 0 E: 0 K: 0 S: 3	H: 0 LOB: 0 BB: 0 P: 3	R: 0 E: 0 K: 1 S: 5	H: 0 LOB: 0 BB: 0 P: 5	R: 0 E: 0 K: 1 S: 5	H: 0 LOB: 0 BB: 0 P: 5	R: 2 E: 0 K: 1 S: 7	H: 3 LOB: 1 BB: 1 P: 11
--------------	-------------------------------	----------------------------------	------------------------------	---------------------------------	------------------------------	---------------------------------	------------------------------	----------------------------------	------------------------------	---------------------------------	------------------------------	---------------------------------	------------------------------	---------------------------------	------------------------------	----------------------------------

PITCHER	IP	WLS	BF	H	R	ER	SO	BB	IBB	HBP	BLK	WP	HR	S	P	ERA	WHIP
Jerry Koosman, L ERA: 8.68 (1, 1)	2.1	L	16	8	5	5	4	1	0	0	0	0	0	23	27	19.29	3.857
Nolan Ryan, R ERA: 9.64 (3, 1)	1.0		9	4	4	4	2	2	0	0	0	0	0	11	19	36.00	6.000
Al Jackson, L ERA: 9.0 (4, 1)	2.2		8	0	0	0	2	0	0	0	0	0	0	12	12	0.00	0.000
Ron Taylor, R ERA: 5.06 (7, 1)	2.0		9	3	2	2	2	1	0	0	0	0	0	12	16	9.00	2.000

BOTTOM

New York Mets @ Pittsburgh Pirates
Forbes Field, Pittsburgh, PA
 Wed Apr 16 1969, 3:33 AM EST
 Att. 7,666 - Unknown

AB	R	H	RBI	BB	SO	LOB
3	3	2	0	2	0	0
4	1	1	1	1	1	2
5	3	3	2	0	0	1
4	1	0	0	1	3	4
5	2	4	3	0	1	0
5	1	2	2	0	0	3
3	0	2	2	0	0	0
4	0	1	1	0	2	3
4	0	0	0	0	3	5

AB	37
R	11
H	15
RBI	11
BB	4
SO	10
LOB	18

WP: 0 PA: 42
 PB: 1
 SB: 0
 CS: 0



PITCHER	IP	WLS	BF	H	R	ER	SO	BB	IBB	HBP	BLK	WP	HR	S	P	ERA	WHIP
---------	----	-----	----	---	---	----	----	----	-----	-----	-----	----	----	---	---	-----	------

Batter	1	2	3	4	5	6	7	8	9	AB R H RBI BB SO LOB	TOP											
Tommie Agee, R (1, 8) OBP: 0.250, SLG: 0.390 Ron Swoboda, R (8, PH) OBP: 0.412, SLG: 0.438 Cal Koonce, R (8, 1)	0-3 K		0-0 4-3			0-3 K		4-0 BB		3 0 0 0 0 2 0 0 0 0 0 1 0 0 0 0 0 0 0 0 0												
Rod Gaspar, S (1, 9) OBP: 0.333, SLG: 0.256	4-0 BB		0-0 F9			0-0 CS 1B		0-0 F5		3 0 1 0 1 0 1												
Ken Boswell, L (1, 4) OBP: 0.419, SLG: 0.519	0-0 F9				0-0 G3		0-3 K 1-2		0-0 L1-3	4 0 0 0 0 1 2												
Cleon Jones, R (1, 7) OBP: 0.432, SLG: 0.513	0-0 4-3				0-0 CS 2B		4-0 BB		0-0 6-3	3 0 1 0 1 0 1												
Ed Kranepool, L (1, 3) OBP: 0.360, SLG: 0.500					0-3 K 2-3		0-0 F8		0-0 F8	4 0 0 0 0 1 2												
Amos Otis, R (1, 5) OBP: 0.357, SLG: 0.357 (8, 8)					0-0 F8		0-0 F3			3 0 0 0 0 1 1												
J.C. Martin, L (1, 2) OBP: 0.375, SLG: 0.429							0-0 G3			2 0 1 0 1 0 1												
Al Weis, S (1, 6) Wayne Garrett, L (8, PH) OBP: 0.500, SLG: 0.429 (8, 6)										2 0 0 0 0 2 2 1 0 0 0 0 0 0												
Don Cardwell, R (1, 1) Kevin Collins, L (8, PH) (8, 5)										2 0 0 0 0 2 1 1 0 0 0 0 0 0												
Inning Stats	R: 0 E: 0 K: 1 S: 5	H: 0 LOB: 1 BB: 1 P: 9	R: 0 E: 0 K: 2 S: 7	H: 0 LOB: 1 BB: 1 P: 11	R: 0 E: 0 K: 1 S: 5	H: 0 LOB: 0 BB: 0 P: 5	R: 0 E: 0 K: 1 S: 5	H: 1 LOB: 0 BB: 0 P: 5	R: 0 E: 0 K: 2 S: 8	H: 1 LOB: 1 BB: 0 P: 8	R: 0 E: 0 K: 2 S: 7	H: 1 LOB: 0 BB: 0 P: 7	R: 0 E: 0 K: 0 S: 3	H: 0 LOB: 1 BB: 1 P: 7	R: 0 E: 0 K: 0 S: 3	H: 0 LOB: 1 BB: 1 P: 7	R: 0 E: 0 K: 0 S: 3	H: 0 LOB: 0 BB: 0 P: 3	1B: 2 2B: 1 3B: 0 HR: 0	SF: 0 SAC: 0 DP: 0 HBP: 0	WP: 0 PB: 0 SB: 0 CS: 2	PA: 32
PITCHER	IP WLS BF H R ER SO BB IBB HBP BLK WP HR S P ERA WHIP																					
Jim Bunning, R (1, 1) ERA: 5.63 Ron Kline, R (7, 1) ERA: 0.71	6.0 W 21 3 0 0 9 2 0 0 0 0 0 0 37 45 0.00 0.833																					
	3.0 S 11 0 0 0 0 2 0 0 0 0 0 0 9 17 0.00 0.667																					

New York Mets @ Pittsburgh Pirates
 Forbes Field, Pittsburgh, PA
 Thu Apr 17 1969, 6:05 PM EST
 Att. 8,097 - Unknown

livebaseballscorecards.com

AB	28
R	0
H	3
RBI	0
BB	4
SO	9
LOB	11



BOTTOM

New York Mets @ Pittsburgh Pirates
Forbes Field, Pittsburgh, PA
Thu Apr 17 1969, 6:05 PM EST
Att. 8,097 - Unknown

livebaseballscorecards.com

AB 29
R 4
H 6
RBI 3
BB 5
SO 1
LOB 16



WP: 2 PA: 36
PB: 0
SB: 2
CS: 0

AB R H RBI BB SO LOB

4 0 0 0 0 0 1

2 2 1 0 2 0 0

4 0 0 0 0 1 3

3 1 1 0 1 0 1

3 1 2 3 1 0 1

3 0 0 0 0 0 2

4 0 1 0 0 0 6

3 0 1 0 1 0 0

1 0 0 0 0 0 0

2 0 0 0 0 0 2

1B: 3 SF: 0
2B: 2 SAC: 1
3B: 0 DP: 0
HR: 1 HBP: 1

Batter	1	2	3	4	5	6	7	8	9
Matty Alou, L OBP: 0.360, SLG: 0.378 (1, 8) X	0-0 6-3 ①		0-0 1-3 ② 2-3		0-0 P6 ③		0-0 6-3 ③		
Richie Hebner, L OBP: 0.455, SLG: 0.357 (1, 5) X	0-0 4-1 ②			4-0 5-3 WP WP BB ①		0-0 FC1-6 1B ①		4-0 1-3 HR BB ①	
Roberto Clemente, R OBP: 0.310, SLG: 0.351 (1, 9) S S S	0-3 K ③			0-0 5-3 1-3 ①		0-0 FC1-6 1-3 1-2f ①		0-0 1-3 1-2 ①	
Willie Stargell, L OBP: 0.410, SLG: 0.722 (1, 7) X		0-0 P3 ①		0-0 E 2B 3-H ②		0-0 1-3 1-2 ②		4-0 HR IBB ①	
Al Oliver, L OBP: 0.478, SLG: 0.550 (1, 3) X		0-0 6-3 1B ②		0-0 1-3 ②		4-0 S IBB ①		0-0 1-H 2-H HR ②	
Bill Mazaroski, R OBP: 0.205, SLG: 0.195 (1, 4) X		0-0 6-3 1-2 ②		0-0 E5 2-3 ③		1-0 1-2 2-3 HBP ③		0-0 6-3 ②	
Manny Sanguillen, R OBP: 0.500, SLG: 0.600 (1, 2) X		0-0 4-3 ③		0-0 P5 ③		0-0 F8 ③		0-0 E9 2B ②	
Freddie Patek, R OBP: 0.385, SLG: 0.324 (1, 6) X			0-0 1-3 SH1-4 1B ①		0-0 6-3 ①		0-0 1-3 ①	4-0 IBB ①	
Jim Bunning, R (1, 1) X			0-0 SH1-4 1-2 ①		0-0 5-3 ②		0-0 L1-3 ②	0-0 L6-3 ③	
Ron Kline, R (7, 1) X									

Inning Stats	R: 0	H: 0	E: 0	K: 1	S: 5	LOB: 0	BB: 0	P: 5
	0	1	0	0	4	1	0	4
	0	1	0	0	3	0	0	3
	1	1	1	0	9	2	1	9
	0	0	0	0	3	0	0	3
	0	1	0	1	9	3	0	9
	0	0	0	0	3	0	0	3
	0	1	0	1	9	3	0	9
	0	0	0	0	3	0	0	3
	3	2	1	0	17	2	1	17

PITCHER	IP	WLS	BF	H	R	ER	SO	BB	IBB	HBP	BLK	WP	HR	S	P	ERA	WHIP
Don Cardwell, R ERA: 1.13 (1, 1)	7.0	L	28	4	1	1	1	1	1	1	0	2	0	27	36	1.29	0.714
Cal Koonce, R ERA: 8.53 (8, 1)	1.0		8	2	3	3	0	1	2	0	0	0	1	5	17	27.00	3.000

Batter	1	2	3	4	5	6	7	8	9	AB R H RBI BB SO LOB	TOP													
Bud Harrelson, S (1, 6) OBP: 0.353, SLG: 0.250	4-0 PB G3 BB		0-0 SH2-4	0-0 FC6-4			0-0 4-3		0-0 4-3	3 0 0 0 1 0 2														
Ken Boswell, L (1, 4) OBP: 0.429, SLG: 0.500	0-0 G3		4-0 1B BB		0-0 1B		0-0 F9			3 1 1 0 1 0 1														
Amos Otis, R (1, 8) OBP: 0.278, SLG: 0.278	0-3 K		0-3 K		0-0 F7			0-0 F8		4 0 0 0 0 2 4														
Cleon Jones, R (1, 7) OBP: 0.438, SLG: 0.512	0-0 G3		0-0 1B		0-0 F8			0-0 1B		4 0 2 1 0 0 2														
Ed Kranepool, L (1, 3) OBP: 0.345, SLG: 0.464		0-0 G3	0-0 1B		0-0 4-3			0-0 P6		4 0 1 1 0 0 2														
Ron Swoboda, R (1, 9) OBP: 0.333, SLG: 0.350		0-3 K	0-0 F8			0-3 K		0-3 K		4 0 0 0 0 3 3														
Jerry Grote, R (1, 2) OBP: 0.222, SLG: 0.212		0-0 1B		0-0 3-1		0-0 P4		0-0 F7		4 0 1 0 0 0 0														
Kevin Collins, L (1, 5) OBP: 0.286, SLG: 0.429		0-3 K		0-0 FC6-4 1B		0-0 F8			0-0 2B	4 0 2 0 0 1 1														
Tom Seaver, R (1, 1)			4-0 SH2-4 1B BB	0-3 K			0-3 K		0-0 F7	3 1 0 0 1 2 2														
Inning Stats	R: 0 E: 0 K: 1 S: 5	H: 0 LOB: 1 BB: 1 P: 9	R: 0 E: 0 K: 2 S: 8	H: 1 LOB: 1 BB: 0 P: 8	R: 2 E: 0 K: 1 S: 7	H: 2 LOB: 2 BB: 2 P: 15	R: 0 E: 0 K: 1 S: 6	H: 1 LOB: 1 BB: 0 P: 6	R: 0 E: 0 K: 0 S: 4	H: 1 LOB: 1 BB: 0 P: 4	R: 0 E: 0 K: 1 S: 5	H: 0 LOB: 0 BB: 0 P: 5	R: 0 E: 0 K: 1 S: 5	H: 0 LOB: 0 BB: 0 P: 5	R: 0 E: 0 K: 1 S: 6	H: 1 LOB: 1 BB: 0 P: 6	R: 0 E: 0 K: 0 S: 4	H: 1 LOB: 1 BB: 0 P: 4	R: 0 E: 0 K: 0 S: 4	H: 1 LOB: 1 BB: 0 P: 4	1B: 6 2B: 1 3B: 0 HR: 0	SF: 0 SAC: 1 DP: 0 HBP: 0	WP: 0 PB: 1 SB: 1 CS: 0	PA: 37
PITCHER Bob Gibson, R (1, 1) ERA: 1.67	IP: 9.0 WLS: L BF: 37 H: 7 R: 2 ER: 2 SO: 8 BB: 3 IBB: 0 HBP: 0 BLK: 0 WP: 0 HR: 0 S: 50 P: 62 ERA: 2.00 WHIP: 1.111											PITCHER IP: WLS: BF: H: R: ER: SO: BB: IBB: HBP: BLK: WP: HR: S: P: ERA: WHIP:												

New York Mets @ St. Louis Cardinals
 Busch Stadium, St. Louis, MO
 Sat Apr 19 1969, 6:05 PM CST
 Att. 20,716 - Unknown

livebaseballscorecards.com

AB	33
R	2
H	7
RBI	2
BB	3
SO	8
LOB	17



New York Mets @ St. Louis Cardinals
 Busch Stadium, St. Louis, MO
 Sun Apr 20 1969, 3:33 AM CST
 Att: 19,065 - Unknown

AB	40
R	11
H	14
RBI	11
BB	5
SO	5
LOB	15



Batter	1	2	3	4	5	6	7	8	9	AB R H RBI BB SO LOB	TOP
Bud Harrelson, S (1, 6) OBP: 0.359, SLG: 0.250	0-0 6-3		0-0 6-3		0-0 BB 1B BB 1B	0-3 K		4-0 G4-6-3 BB		4 1 1 0 1 1 0	
Ken Boswell, L (1, 4) OBP: 0.400, SLG: 0.457	0-0 4-3		0-0 4-3		0-0 BB 2B 1-2 1B		0-0 4-3	0-0 G4-6-3 1-2f		5 1 1 0 0 0 1	
Amos Otis, R (1, 8) OBP: 0.261, SLG: 0.304	0-0 F9			0-0 6-3 2B	0-0 F9		0-3 K		0-0 1-3	5 0 1 0 0 1 2	
Cleon Jones, R (1, 7) OBP: 0.472, SLG: 0.553		0-0 2B 2B		0-0 6-3	4-0 BB 2B 1-2 2-3 BB		0-0 2B 1B		0-0 1B 2B	4 4 3 0 1 0 1	
Ed Kranepool, L (1, 3) OBP: 0.382, SLG: 0.500		0-0 P6		0-0 6-3	4-0 2B BB 1-2 2-3 3-H		0-0 1B 2B 1-H		0-0 2B 1B 1-3	4 2 2 2 1 0 2	
Ron Swoboda, R (1, 9) OBP: 0.385, SLG: 0.417		0-3 K		0-0 4-3	0-0 1-3 2-H 3-H 2B		0-0 1B 1B 2-H		4-0 2B BB 1-2	4 1 2 3 1 1 2	
Jerry Grote, R (1, 2) OBP: 0.293, SLG: 0.324		0-0 2B 2-H		0-0 5-3 HR BB			0-0 1B 1-3		0-0 2B 1-H 2-H 3-H	4 1 3 4 1 0 2	
Kevin Collins, L (1, 5) OBP: 0.250, SLG: 0.583		0-0 F2		0-0 HR	0-0 G3	0-0 K	0-0 4-1		0-0 F8	5 1 1 2 0 0 4	
Jim McAndrew, R (1, 1) OBP: 0.250, SLG: 0.500			0-0 F9		0-0 6-3	0-3 K		0-3 K	0-0 P1	1 0 0 0 0 0 0	
Nolan Ryan, R (4, 1)										3 0 0 0 0 2 0	
Cal Koonce, R (8, 1)										1 0 0 0 0 0 1	
Inning Stats	R: 0 H: 0 E: 0 LOB: 0 K: 0 BB: 0 S: 3 P: 3	R: 1 H: 2 E: 0 LOB: 1 K: 1 BB: 0 S: 7 P: 7	R: 0 H: 0 E: 0 LOB: 0 K: 0 BB: 0 S: 3 P: 3	R: 0 H: 1 E: 0 LOB: 1 K: 0 BB: 0 S: 4 P: 4	R: 5 H: 4 E: 0 LOB: 2 K: 0 BB: 3 S: 7 P: 19	R: 0 H: 0 E: 0 LOB: 0 K: 2 BB: 0 S: 7 P: 7	R: 2 H: 4 E: 0 LOB: 2 K: 1 BB: 0 S: 9 P: 9	R: 0 H: 0 E: 0 LOB: 0 K: 1 BB: 1 S: 4 P: 8	R: 3 H: 3 E: 0 LOB: 1 K: 0 BB: 1 S: 6 P: 10	1B: 7 SF: 0 2B: 6 SAC: 0 3B: 0 DP: 1 HR: 1 HBP: 0	WP: 0 PA: 45 PB: 0 SB: 0 CS: 0
PITCHER	IP WLS BF H R ER SO BB IBB HBP BLK WP HR S P ERA WHIP										
Nelson Briles, R (1, 1) ERA: 12.0	4.2 L 22 6 6 6 1 2 0 0 0 0 0 1 22 30 11.57 1.714										
Mike Torrez, R (5, 1) ERA: 2.7	2.0 12 5 2 2 3 1 0 0 0 0 0 0 17 21 9.00 3.000										
Mel Nelson, L (7, 1) ERA: 36.0	0.1 1 0 0 0 0 0 0 0 0 0 0 0 1 1 0.00 0.000										
Gary Waslewski, R (8, 1) ERA: 5.87	1.1 8 3 3 3 1 2 0 0 0 0 0 0 8 16 20.25 3.750										
Ron Willis, R (9, 1) ERA:	0.2 2 0 0 0 0 0 0 0 0 0 0 0 2 2 0.00 0.000										

livebaseballscorecards.com

BOTTOM

New York Mets @ St. Louis Cardinals
Busch Stadium, St. Louis, MO
Sun Apr 20 1969, 3:33 AM CST
Att. 19,065 - Unknown

livebaseballscorecards.com

AB	32
R	3
H	7
RBI	3
BB	6
SO	5
LOB	16



WP:	0	PA:	38
PB:	0	SB:	1
CS:	0		

AB R H RBI BB SO LOB

5	1	2	0	0	1	0
3	0	0	0	2	0	1
4	0	1	0	0	0	3
4	1	1	2	0	1	2
3	1	2	0	1	0	1
3	0	1	1	1	1	1
3	0	0	0	1	0	5
3	0	0	0	0	0	1
0	0	0	0	1	0	0
0	0	0	0	0	0	0
1	0	0	0	0	1	0
0	0	0	0	0	0	0
0	0	0	0	0	0	0
0	0	0	0	0	0	0
1	0	0	0	0	0	1

1B:	4	SF:	0
2B:	2	SAC:	0
3B:	0	DP:	2
HR:	1	HBP:	0

WP:	0	PA:	38
PB:	0	SB:	1
CS:	0		

Batter	1	2	3	4	5	6	7	8	9
Lou Brock, L OBP: 0.137, SLG: 0.160 (1, 7)	0-0 G4-6-3 S HR 1B	0-0 6-3			0-3 K		0-0 F7		0-0 1B
Curt Flood, R OBP: 0.315, SLG: 0.360 (1, 8)	4-0 G4-6-3 1-2 BB		0-0 F9		0-0 L6		0-0 L5	4-0 BB BB BB	0-0 L5
Vada Pinson, L OBP: 0.327, SLG: 0.468 (1, 9)	0-0 G4-6-3 1-2f 2-3		0-0 FC6 1B		0-0 4-3		0-0 F7	0-0 F7	
Joe Torre, R OBP: 0.346, SLG: 0.511 (1, 3)	0-0 HR		0-3 K		0-0 F8		0-0 F8		
Tim McCarver, L OBP: 0.250, SLG: 0.250 (1, 2)	0-0 2B		0-0 FC6		0-0 FC6 1B		4-0 BB BB	4-0 BB BB	
Mike Shannon, R OBP: 0.286, SLG: 0.426 (1, 5)	0-0 2B		0-3 K		0-0 F7		4-0 FC6-4 BB	4-0 FC6-4 BB	
Julian Javier, R OBP: 0.278, SLG: 0.188 (1, 4)	0-0 5-3		4-0 BB		0-0 FC6		0-0 FC6-4	0-0 FC6-4	
Dal Maxvill, R OBP: 0.349, SLG: 0.378 Dave Ricketts, S (9, PH)		0-0 F9		0-0 F8		0-0 6-3		4-0 G6-4-3 BB	4-0 G6-4-3 BB
Nelson Briles, R Mike Torrez, R Mel Nelson, R Joe Hague, L Gary Waslewski, R Ron Willis, R Bob Johnson, R		0-0 5-3		0-3 K		0-3 K		0-0 G6-4-3	0-0 G6-4-3

Inning Stats	R: 3	H: 4	E: 0	LOB: 1	K: 0	BB: 1	S: 6	P: 10
	R: 0	H: 0	E: 0	LOB: 0	K: 0	BB: 0	S: 3	P: 3
	R: 0	H: 1	E: 0	LOB: 1	K: 1	BB: 0	S: 6	P: 6
	R: 0	H: 0	E: 0	LOB: 1	K: 2	BB: 1	S: 7	P: 11
	R: 0	H: 0	E: 0	LOB: 0	K: 1	BB: 0	S: 5	P: 5
	R: 0	H: 1	E: 0	LOB: 1	K: 0	BB: 0	S: 4	P: 4
	R: 0	H: 0	E: 0	LOB: 0	K: 1	BB: 0	S: 5	P: 5
	R: 0	H: 0	E: 0	LOB: 3	K: 0	BB: 3	S: 3	P: 15
	R: 0	H: 1	E: 0	LOB: 1	K: 0	BB: 1	S: 3	P: 7


PITCHER	IP	WLS	BF	H	R	ER	SO	BB	IBB	HBP	BLK	WP	HR	S	P	ERA	WHIP
Jim McAndrew, R ERA: 11.32 (1, 1)	3.0		14	5	3	3	1	1	0	0	0	0	1	15	19	9.00	2.000
Nolan Ryan, R ERA: 4.82 (4, 1)	4.2	W	19	1	0	0	4	4	0	0	0	0	0	23	39	0.00	1.071
Cal Koonce, R ERA: 7.04 (8, 1)	1.1	S	5	1	0	0	0	1	0	0	0	0	0	4	8	0.00	1.500

Batter	1	2	3	4	5	6	7	8	9	10	11	AB R H RBI BB SO LOB	TOP												
Tony Taylor, R OBP: 0.296, SLG: 0.275 (1, 5)	0-3 K		X 0-0 2B	X 0-0 L7		X 0-3 K		X 0-0 6-3		X 0-0 6-3	X 0-0 1B	6 0 2 1 0 2 2													
Terry Harmon, R OBP: 0.526, SLG: 0.250 (1, 4)	4-0 FC3-6 BB		X 4-0 BB		X 0-0 F8		X 4-0 G6-4-3 BB		X 0-0 5-3		X 0-0 F8	3 0 0 0 3 0 2													
Johnny Callison, L OBP: 0.333, SLG: 0.447 (1, 9)	0-0 FC3-6 1B		X 0-3 K		X 0-0 2B		X 0-3 K		X 0-0 F8			5 0 1 0 0 2 4													
Deron Johnson, R OBP: 0.514, SLG: 0.640 (1, 3)	0-0 1-2 1B		X 0-0 F9		X 4-0 BB		X 0-0 G6-4-3		X 0-0 P4			4 0 1 0 1 0 3													
John Briggs, L OBP: 0.241, SLG: 0.083 (1, 7)	0-0 P3		X 0-0 P4		X 0-0 P6		X 0-0 F9		X 0-0 3-1			5 0 0 0 0 0 6													
Don Money, R OBP: 0.378, SLG: 0.634 (1, 6)		X 4-0 BB BB		X 0-0 P4		X 0-3 K		X 0-0 WP 4-3 1B		X 0-0 F8		4 0 1 0 1 1 2													
Mike Ryan, R OBP: 0.196, SLG: 0.233 (1, 2)		X 4-0 1-2 BB		X 0-0 1-3		X 0-0 SH1-4 1B		X 0-0 4-3		X 0-0 P3		4 0 1 0 1 0 1	AB 38												
Larry Hisle, R OBP: 0.292, SLG: 0.262 (1, 8)		X 0-3 K		X 0-0 HR		X 0-3 K		X 4-0 WP IBB		X 0-0 BB 1B		4 2 2 1 1 2 2	R 2												
Woodie Fryman, R OBP: 0.125, SLG: 0.125 (1, 1)		X 0-3 K		X 0-0 1B		X 0-0 SH1-4		X 0-0 G3		X 4-0 1B CS BB		3 0 1 0 0 1 3	H 9												
Ron Stone, L OBP: 0.138, SLG: 0.214 (11, PH)												0 0 0 0 1 0 0	RBI 2												
Barry Lersch, S (11, 1)												0 0 0 0 0 0 0	BB 8												
Inning Stats	R: 0 E: 0 K: 1 S: 6	H: 1 LOB: 2 BB: 1 P: 10	R: 0 E: 0 K: 2 S: 6	H: 0 LOB: 1 BB: 2 P: 14	R: 0 E: 0 K: 1 S: 6	H: 1 LOB: 2 BB: 1 P: 10	R: 1 E: 0 K: 0 S: 5	H: 2 LOB: 1 BB: 0 P: 5	R: 0 E: 0 K: 1 S: 6	H: 1 LOB: 2 BB: 1 P: 10	R: 0 E: 0 K: 1 S: 4	H: 0 LOB: 0 BB: 1 P: 8	R: 0 E: 0 K: 0 S: 4	H: 1 LOB: 2 BB: 1 P: 8	R: 0 E: 0 K: 0 S: 3	H: 0 LOB: 0 BB: 0 P: 3	R: 0 E: 0 K: 0 S: 3	H: 0 LOB: 0 BB: 0 P: 3	R: 1 E: 0 K: 0 S: 4	H: 2 LOB: 1 BB: 1 P: 8	1B: 6 2B: 2 3B: 0 HR: 1	SF: 0 SAC: 1 DP: 1 HBP: 0	WP: 1 PB: 0 SB: 0 CS: 1	PA: 47	
PITCHER	IP WLS BF H R ER SO BB IBB HBP BLK WP HR S P ERA WHIP																								
Gary Gentry, R ERA: 2.19 (1, 1)	9.0		39	7	1	1	8	6	1	0	0	1	1	48	76	1.00	1.444								
Ron Taylor, R ERA: 4.91 (10, 1)	2.0	L	8	2	1	1	0	1	0	0	0	0	0	7	11	4.50	1.500								

Philadelphia Phillies @ New York Mets
Shea Stadium, Flushing, NY
Mon Apr 21 1969, 6:05 PM EST
Att: 9,286 - Unknown

livebaseballscorecards.com

AB 38
R 2
H 9
RBI 2
BB 8
SO 8
LOB 25



Batter	1	2	3	4	5	6	7	8	9	10	11	AB R H RBI BB SO LOB	BOTTOM	
Bud Harrelson, S (1, 6) Wayne Garrett, L (11, PH) OBP: 0.328, SLG: 0.222 OBP: 0.455, SLG: 0.375	F5		F7			K		6-3			K	4 0 0 0 0 1 0 1 0 0 0 0 1 0	Philadelphia Phillies @ New York Mets Shea Stadium, Flushing, NY Mon Apr 21 1969, 6:05 PM EST Att: 9,286 - Unknown	
Ken Boswell, L (1, 4) OBP: 0.356, SLG: 0.400	P6		F7			F8		K			G3	5 0 0 0 0 1 0		
Amos Otis, R (1, 8) OBP: 0.286, SLG: 0.333	K		K			2B					BB	4 0 1 0 1 2 0		
Cleon Jones, R (1, 7) OBP: 0.466, SLG: 0.529		1B 1B		P4		FC5-4 HBP					K	4 1 1 0 0 1 1		
Ed Charles, R (1, 5) Ron Taylor, R (10, 1) OBP: 0.286, SLG: 0.233		1B 1B		4-3		FC5-4						4 0 1 0 0 0 2 0 0 0 0 0 0 0		
Ron Swoboda, R (1, 9) OBP: 0.400, SLG: 0.429		1B CS		1-3				6-3			SH1-4 1B	4 0 2 1 0 0 0		
Jerry Grote, R (1, 2) OBP: 0.273, SLG: 0.300		P3						6-3			SH1-4 1-2	3 0 0 0 0 0 2		
Ed Kranepool, L (1, 3) OBP: 0.368, SLG: 0.457		BB BB BB						4-3			F8	3 0 0 0 1 0 1		
Gary Gentry, R (1, 1) Kevin Collins, L (10, 5) OBP: 0.231, SLG: 0.538		BB									K	3 0 0 0 0 3 2 1 0 0 0 0 1 1		
Inning Stats	R: 0 H: 0 E: 0 LOB: 0 K: 1 BB: 0 S: 5 P: 5	R: 1 H: 3 E: 0 LOB: 2 K: 1 BB: 1 S: 7 P: 11	R: 0 H: 0 E: 0 LOB: 0 K: 1 BB: 0 S: 5 P: 5	R: 0 H: 0 E: 0 LOB: 0 K: 0 BB: 0 S: 3 P: 3	R: 0 H: 0 E: 0 LOB: 0 K: 1 BB: 0 S: 5 P: 5	R: 0 H: 1 E: 0 LOB: 2 K: 1 BB: 0 S: 6 P: 7	R: 0 H: 0 E: 0 LOB: 0 K: 0 BB: 0 S: 3 P: 3	R: 0 H: 0 E: 0 LOB: 0 K: 2 BB: 0 S: 7 P: 7	R: 0 H: 0 E: 0 LOB: 0 K: 0 BB: 0 S: 3 P: 3	R: 0 H: 1 E: 0 LOB: 1 K: 1 BB: 1 S: 6 P: 6	R: 0 H: 0 E: 0 LOB: 1 K: 2 BB: 1 S: 7 P: 11	1B: 4 SF: 0 2B: 1 SAC: 1 3B: 0 DP: 0 HR: 0 HBP: 1		WP: 0 PA: 40 PB: 0 SB: 0 CS: 1
PITCHER	IP WLS BF H R ER SO BB IBB HBP BLK WP HR S P ERA WHIP													
Woodie Fryman, L (1, 1) ERA: 1.85	10.0 W 36 5 1 1 8 1 0 1 0 0 0 50 55 0.90 0.600													
Barry Lersch, R (11, 1) ERA: 4.15	1.0 S 4 0 0 0 2 1 0 0 0 0 0 7 11 0.00 1.000													

AB	36
R	1
H	5
RBI	1
BB	2
SO	10
LOB	9



livebaseballscores.com

Batter	1	2	3	4	5	6	7	8	9	AB R H RBI BB SO LOB	TOP																													
Matty Alou, L (1, 8) OBP: 0.394, SLG: 0.462	0-0 F8		0-0 BB 1B		0-0 F2			0-0 WP 2B		4 0 2 0 0 0 1																														
Ron Davis, R (1, 7) OBP: 0.385, SLG: 0.455	0-0 P4		4-0 BB 1B 2-3		0-3 K			0-0 P6		3 0 0 0 1 1 2																														
Roberto Clemente, R (1, 9) OBP: 0.317, SLG: 0.315	4-0 BB		0-0 F9		0-0 6-3			0-0 F8		3 0 0 0 1 0 4																														
Bob Robertson, R (1, 3) OBP: 0.297, SLG: 0.313	0-0 P4		0-3 K		0-0 5-3			4-0 BB 2-3		3 0 0 0 1 1 4																														
Jose Pagan, R (1, 5) OBP: 0.304, SLG: 0.435		0-0 6-3		0-3 K		0-0 P4		0-3 K		4 0 0 0 0 2 2																														
Bill Mazeroski, R (1, 4) OBP: 0.222, SLG: 0.207 Jose Martinez, R (9, PR)		0-0 F8		0-0 F8		0-0 P5		0-0 1B		4 0 1 0 0 0 0 0 0 0 0 0 0 0																														
Manny Sanguillen, R (1, 2) OBP: 0.474, SLG: 0.526		0-0 P5		0-0 P4		0-0 1B		0-0 P4		4 0 1 0 0 0 1																														
Freddie Patek, R (1, 6) OBP: 0.362, SLG: 0.294			0-3 K		0-0 SH3-4 1B		0-0 F8		0-3 K	4 0 1 0 0 2 2																														
Jim Bunning, R (1, 1) Jerry May, R (7, PH) OBP: 0.267, SLG: 0.405 Jim Shellenback, L (7, 1) Willie Stargell, L (9, PH) OBP: 0.404, SLG: 0.647			0-0 BB 1B E4		0-0 SH3-4 1-2		0-0 F8		0-0 L9	1 0 0 0 0 0 0 1 0 0 0 0 0 1 0 0 0 0 0 0 0 1 0 0 0 0 0 1																														
Inning Stats	R: 0 E: 0 K: 0 S: 3	H: 0 LOB: 1 BB: 1 P: 7	R: 0 E: 0 K: 0 S: 3	H: 0 LOB: 0 BB: 0 P: 3	R: 0 E: 1 K: 2 S: 9	H: 1 LOB: 3 BB: 1 P: 13	R: 0 E: 0 K: 1 S: 5	H: 0 LOB: 0 BB: 0 P: 5	R: 0 E: 0 K: 1 S: 6	H: 1 LOB: 1 BB: 0 P: 6	R: 0 E: 0 K: 0 S: 3	H: 0 LOB: 0 BB: 0 P: 3	R: 0 E: 0 K: 0 S: 4	H: 1 LOB: 1 BB: 0 P: 4	R: 0 E: 0 K: 1 S: 6	H: 1 LOB: 2 BB: 1 P: 10	R: 0 E: 0 K: 1 S: 6	H: 1 LOB: 1 BB: 0 P: 6	1B: 4 2B: 1 3B: 0 HR: 0	SF: 0 SAC: 1 DP: 0 HBP: 0	WP: 1 PB: 0 SB: 0 CS: 0	PA: 36																		
PITCHER Jerry Koosman, L (1, 1) ERA: 4.42	IP 9.0	WLS W	BF 36	H 5	R 0	ER 0	SO 6	BB 3	IBB 0	HBP 0	BLK 0	WP 1	HR 0	S 45	P 57	ERA 0.00	WHIP 0.889						PITCHER	IP 9.0	WLS W	BF 36	H 5	R 0	ER 0	SO 6	BB 3	IBB 0	HBP 0	BLK 0	WP 1	HR 0	S 45	P 57	ERA 0.00	WHIP 0.889

Pittsburgh Pirates @ New York Mets
Shea Stadium, Flushing, NY
Wed Apr 23 1969, 6:05 PM EST
Att. 7,274 - Unknown

livebaseballscorecards.com

AB	32
R	0
H	5
RBI	0
BB	3
SO	6
LOB	18



Batter	1	2	3	4	5	6	7	8	9
Bud Harrelson, S OBP: 0.319, SLG: 0.250 (1, 6) X	0-0 F7 ①		0-0 4-3 ②		0-0 L4-6 2B			0-0 F2 ①	
Ken Boswell, L OBP: 0.347, SLG: 0.409 (1, 4) X	0-0 1B 2B		0-3 K ③		0-0 L4-6 2-3			0-0 F8 ②	
Amos Otis, R OBP: 0.250, SLG: 0.290 (1, 8) X	0-0 F3 ②			0-0 F8 ①		0-0 F5 ①		0-0 F9 ③	
Cleon Jones, R OBP: 0.492, SLG: 0.574 (1, 7) X	0-0 1B			0-0 1B 2B		0-0 FC5-4 1B			
Ed Kranepool, L OBP: 0.366, SLG: 0.447 (1, 3) X	0-0 F8 ③			0-0 BB 1B		0-0 FC5-4 1-2f			
J.C. Martin, L OBP: 0.273, SLG: 0.300 (1, 2) X		0-0 P5 ①		0-0 P4 ②		0-3 K ③			
Ron Swoboda, R OBP: 0.394, SLG: 0.400 (1, 9) X		0-0 6-3 ②		4-0 BB 1-2 BB			0-0 F8 ①		
Kevin Collins, L OBP: 0.188, SLG: 0.438 (1, 5) X			0-0 F9 ③		0-3 K ③		0-0 4-3 ②		
Jerry Koosman, R (1, 1) X			0-0 6-3 ①		0-3 K ①		0-3 K ③		

Inning Stats	R: 1	H: 2	E: 0	K: 0	S: 5	R: 0	H: 0	E: 0	K: 0	S: 3	R: 0	H: 0	E: 0	K: 1	S: 5	R: 1	H: 2	E: 0	K: 1	S: 7	R: 0	H: 1	E: 0	K: 1	S: 5	R: 0	H: 1	E: 0	K: 1	S: 6	R: 0	H: 0	E: 0	K: 1	S: 5	R: 0	H: 0	E: 0	K: 0	S: 3
	LOB: 1	BB: 0	P: 5	LOB: 0	BB: 0	P: 3	LOB: 0	BB: 0	P: 5	LOB: 2	BB: 1	P: 11	LOB: 0	BB: 0	P: 5	LOB: 1	BB: 0	P: 6	LOB: 0	BB: 0	P: 5	LOB: 0	BB: 0	P: 3	LOB: 0	BB: 0	P: 3	LOB: 0	BB: 0	P: 3	LOB: 0	BB: 0	P: 3	LOB: 0	BB: 0	P: 3	LOB: 0	BB: 0	P: 3	

PITCHER	IP	WLS	BF	H	R	ER	SO	BB	IBB	HBP	BLK	WP	HR	S	P	ERA	WHIP
Jim Bunning, R ERA: 4.5 (1, 1)	6.0	L	24	6	2	2	4	1	0	0	0	0	0	31	35	3.00	1.167
Jim Shellenback, L ERA: 2.0 (7, 1)	2.0		6	0	0	0	1	0	0	0	0	0	0	8	8	0.00	0.000

BOTTOM

AB	R	H	RBI	BB	SO	LOB
4	0	1	0	0	0	0
4	1	1	0	0	1	1
4	0	0	0	0	0	1
3	1	3	1	0	0	0
3	0	1	1	0	0	2
3	0	0	0	0	1	2
2	0	0	0	1	0	0
3	0	0	0	0	1	2
3	0	0	0	0	2	0

AB	29
R	2
H	6
RBI	2
BB	1
SO	5
LOB	8



WP	HR	S	P	ERA	WHIP
0	0	0	30		

Pittsburgh Pirates @ New York Mets
Shea Stadium, Flushing, NY
 Wed Apr 23 1969, 6:05 PM EST
 Att. 7,274 - Unknown

livebaseballscorecards.com

Batter	1	2	3	4	5	6	7	8	9	AB R H RBI BB SO LOB	TOP
Don Kessinger, S (1, 6) OBP: 0.350, SLG: 0.391	0-0 4-3		0-0 HR		0-0 4-3		0-0 4-3			4 1 1 1 0 0 0	
Glenn Beckert, R (1, 4) OBP: 0.324, SLG: 0.273	0-0 F7		0-0 1B		0-0 6-3			0-0 6-3		4 0 1 0 0 0 0	
Billy Williams, L (1, 7) OBP: 0.333, SLG: 0.453	0-3 K		0-0 F7			0-3 K		0-3 K		4 0 0 0 0 3 1	
Ron Santo, R (1, 5) OBP: 0.360, SLG: 0.379		0-3 K		0-0 HR		4-0 1B BB		0-3 K		3 1 1 1 1 2 0	
14 Ernie Banks, R (1, 3) OBP: 0.324, SLG: 0.365		4-0 BB		0-3 K		0-0 F5		0-0 L7		3 0 0 0 1 1 1	
Randy Hundley, R (1, 2) OBP: 0.343, SLG: 0.355		0-3 K		0-0 5-3		0-0 1-2 1B		0-3 K		4 0 1 0 0 2 1	
Al Spangler, L (1, 9) OBP: 0.383, SLG: 0.390		0-0 F2		0-0 F2		0-3 K		0-0 2B		4 0 1 0 0 1 3	
Don Young, R (1, 8) OBP: 0.367, SLG: 0.373		0-3 K			0-0 F8		0-0 P3		4-0 BB	3 0 0 0 1 1 0	
Fergie Jenkins, R (1, 1) OBP: 0.333, SLG: 0.500		0-0 5-3		0-0 HR		0-0 6-3		0-0 6-3		4 1 1 1 0 0 2	

Chicago Cubs @ New York Mets
Shea Stadium, Flushing, NY
Fri Apr 25 1969, 6:05 PM EST
Att. 18,548 - Unknown

AB	33
R	3
H	6
RBI	3
BB	3
SO	10
LOB	8



Inning Stats	R: 0	H: 0	E: 0	K: 1	S: 5	P: 5	R: 0	H: 0	E: 0	K: 2	S: 7	P: 11	R: 1	H: 2	E: 0	K: 1	S: 7	P: 7	R: 1	H: 1	E: 0	K: 1	S: 6	P: 6	R: 1	H: 1	E: 0	K: 2	S: 8	P: 12	R: 0	H: 0	E: 0	K: 0	S: 3	P: 3	R: 0	H: 0	E: 0	K: 2	S: 7	P: 7	R: 0	H: 1	E: 0	K: 1	S: 6	P: 10	1B: 2	SF: 0	2B: 1	SAC: 0	3B: 0	DP: 0	HR: 3	HBP: 0	WP: 0	PA: 36
--------------	------	------	------	------	------	------	------	------	------	------	------	-------	------	------	------	------	------	------	------	------	------	------	------	------	------	------	------	------	------	-------	------	------	------	------	------	------	------	------	------	------	------	------	------	------	------	------	------	-------	-------	-------	-------	--------	-------	-------	-------	--------	-------	--------

PITCHER	IP	WLS	BF	H	R	ER	SO	BB	IBB	HBP	BLK	WP	HR	S	P	ERA	WHIP
Tom Seaver, R (1, 1) ERA: 2.79	7.0	L	28	5	3	3	7	2	0	0	0	0	3	40	48	3.86	1.000
Ron Taylor, R (8, 1) ERA: 3.86	2.0		8	1	0	0	3	1	0	0	0	0	0	13	17	0.00	1.000

WP: 0	PA: 36
PB: 0	
SB: 0	
CS: 0	

Batter	1	2	3	4	5	6	7	8	9	AB R H RBI BB SO LOB
Bud Harrelson, S OBP: 0.314, SLG: 0.250 (1, 6)	0-0 1-3		0-0 G4-6-3 1B		0-0 F8		0-3 K			4 0 1 0 0 1 0
Ken Boswell, L OBP: 0.358, SLG: 0.404 (1, 4)	4-0 FC6-4 BB		0-0 G4-6-3 1-2f		0-0 F7			0-0 G6-4-3 1B		3 0 1 0 1 0 1
Amos Otis, R OBP: 0.222, SLG: 0.257 (1, 8)	0-3 K		0-3 K		0-3 K			0-0 F8		4 0 0 0 0 3 2
Cleon Jones, R OBP: 0.477, SLG: 0.552 (1, 7)	0-0 FC6-4 1-2f			0-0 SH1-3 1B		0-3 K		0-0 G6-4-3 1-2f		4 0 1 0 0 1 2
Ed Kranepool, L OBP: 0.378, SLG: 0.439 (1, 3)		4-0 BB 1B		0-0 SH1-3 1B		0-0 F2			0-0 4-3	3 0 1 0 1 0 0
Ron Swoboda, R OBP: 0.417, SLG: 0.515 (1, 9)		0-0 1-2 1B		0-0 SH1-3 1-2 2-3		0-0 HR		0-3 K		3 1 2 1 0 1 0
Jerry Grote, R OBP: 0.250, SLG: 0.273 (1, 2)		0-3 K		0-0 P6		0-3 K		0-0 P4		4 0 0 0 0 2 4
Kevin Collins, L OBP: 0.211, SLG: 0.389 (1, 5)		0-0 F7		4-0 IBB			0-0 F8			2 0 0 0 1 0 2
Tom Seaver, R Rod Gaspar, S Ron Taylor, R (7, PH) (8, 1)		0-3 K		0-0 5-3			0-0 F9			2 0 0 0 0 1 5 1 0 0 0 0 0 0 0 0 0 0 0 0 0

BOTTOM

Chicago Cubs @ New York Mets
Shea Stadium, Flushing, NY
Fri Apr 25 1969, 6:05 PM EST
Att. 18,548 - Unknown

livebaseballscorecards.com

AB	30
R	1
H	6
RBI	1
BB	3
SO	9
LOB	16



Inning Stats	R: 0	H: 0	E: 0	K: 1	S: 5	LOB: 1	BB: 1	P: 9	R: 0	H: 1	E: 0	K: 2	S: 8	LOB: 2	BB: 1	P: 12	R: 0	H: 1	E: 0	K: 1	S: 5	LOB: 0	BB: 0	P: 5	R: 0	H: 2	E: 0	K: 0	S: 5	LOB: 3	BB: 1	P: 9	R: 0	H: 0	E: 0	K: 1	S: 5	LOB: 0	BB: 0	P: 5	R: 1	H: 1	E: 0	K: 2	S: 8	LOB: 0	BB: 0	P: 8	R: 0	H: 0	E: 0	K: 1	S: 5	LOB: 0	BB: 0	P: 5	R: 0	H: 1	E: 0	K: 0	S: 3	LOB: 0	BB: 0	P: 3	R: 0	H: 0	E: 0	K: 1	S: 5	LOB: 0	BB: 0	P: 5	R: 0	H: 0	E: 0	K: 1	S: 5	LOB: 0	BB: 0	P: 5	1B: 5	2B: 0	3B: 0	HR: 1	SF: 0	SAC: 1	DP: 2	HBP: 0	WP: 0	PB: 0	SB: 0	CS: 0	PA: 34	ERA	WHIP
PITCHER Fergie Jenkins, R ERA: 3.41 (1, 1)	9.0	WLS	BF	H	R	ER	SO	BB	IBB	HBP	BLK	WP	HR	S	P	ERA	WHIP																			IP	WLS	BF	H	R	ER	SO	BB	IBB	HBP	BLK	WP	HR	S	P	ERA	WHIP																																											

Chicago Cubs @ New York Mets
Shea Stadium, Flushing, NY

Sat Apr 26 1969, 3:33 AM EST
Att: 16,252 - Unknown

AB	39
R	9
H	13
RBI	8
BB	5
SO	7
LOB	25



WP:	0	PA:	48
PB:	0	SB:	0
CS:	0		

AB R H RBI BB SO LOB

5	1	3	1	1	0	0
5	3	3	0	0	0	2
1	0	0	0	0	0	1
5	2	1	0	1	1	6
3	1	2	3	2	0	1
3	0	2	2	0	0	1
4	0	2	2	0	0	4
5	1	0	0	0	2	5
5	0	0	0	0	2	5
3	1	0	0	1	2	0

1B:	11	SF:	1
2B:	2	SAC:	2
3B:	0	DP:	0
HR:	0	HBP:	1

1B:	11	SF:	1
2B:	2	SAC:	2
3B:	0	DP:	0
HR:	0	HBP:	1

Batter	1	2	3	4	5	6	7	8	9										
Don Kessinger, S (1, 6) OBP: 0.372, SLG: 0.405	0-0 F8	0-0 1B		0-0 BB 14 1B		0-0 5-3	4-0 FC4-6		0-0 FC5-4										
Al Spangler, L (1, 9) Adolfo Phillips, R (7, 8)	0-0 1B	0-0 F9		0-0 BB 14 1B		0-0 1B	0-0 FC4-6		0-0 FC5-4										
Billy Williams, L (1, 7)	0-0 F7		0-0 2B	K		4-0 14 HBP 1B	0-0 4-3		0-0 F8										
Ron Santo, R (1, 5)	0-0 FC5 14 1B		0-0 F7	FC5 14 1B		0-0 SF 14 HBP	4-0 14 SH1-3												
14 Ernie Banks, R (1, 3)	0-0 1B		0-0 P4	1B		1-0 SF	0-0 SH1-3												
Randy Hundley, R (1, 2)	0-0 FC5		0-0 1B	FC5		0-0 SF	0-0 E5												
Don Young, R (1, 8) (7, 9)		0-0 E1	K			0-0 P6	0-0 K		0-0 FC5-4										
Nate Oliver, R (1, 4)		0-0 P6		1-3		0-0 K	0-0 L7		0-0 K										
Bill Hands, R (1, 1)		0-0 SH1-4	1B 1B	BB		0-0 5-3	0-3 K		0-3 K										
Inning Stats	R: 1 H: 3 E: 0 LOB: 2 K: 0 BB: 0 S: 6 P: 6	R: 1 H: 1 E: 1 LOB: 1 K: 0 BB: 0 S: 5 P: 5	R: 1 H: 2 E: 0 LOB: 1 K: 1 BB: 0 S: 7 P: 7	R: 3 H: 3 E: 0 LOB: 2 K: 1 BB: 2 S: 8 P: 16	R: 0 H: 0 E: 0 LOB: 0 K: 1 BB: 0 S: 5 P: 5	R: 2 H: 2 E: 1 LOB: 3 K: 1 BB: 1 S: 8 P: 13	R: 0 H: 0 E: 0 LOB: 1 K: 1 BB: 1 S: 5 P: 9	R: 1 H: 1 E: 1 LOB: 1 K: 1 BB: 1 S: 6 P: 10	R: 0 H: 1 E: 0 LOB: 1 K: 1 BB: 0 S: 6 P: 6										
PITCHER	IP WLS BF H R ER SO BB IBB HBP BLK WP HR S P ERA WHIP																		
Don Cardwell, R (1, 1) ERA: 2.79	3.1 L 19 7 5 4 1 1 0 0 0 0 0 0 20 24 10.80 2.400																		
Al Jackson, L (4, 1) ERA: 9.53	2.2 16 4 3 3 3 2 0 1 0 0 0 0 19 28 10.12 2.250																		
Tug McGraw, L (7, 1) ERA: 2.16	2.0 9 1 1 1 2 2 0 0 0 0 0 0 11 19 4.50 1.500																		
Ron Taylor, R (9, 1) ERA: 3.48	1.0 4 1 0 0 1 0 0 0 0 0 0 0 6 6 0.00 1.000																		

livebaseballscorecards.com

Batter	1	2	3	4	5	6	7	8	9
Bud Harrelson, S (1, 6) OBP: 0.333, SLG: 0.298 Tug McGraw, R (7, 1) Rod Gaspar, S (8, PH) OBP: 0.319, SLG: 0.244 Ron Taylor, R (9, 1)	0-0 G4-6-3 1B			0-0 1-3		0-0 4-3 2B		0-0 6-3	
Ken Boswell, L (1, 4) OBP: 0.351, SLG: 0.392	0-0 G4-6-3 1-2f			0-0 F7		0-0 4-3		0-0 1B	
Amos Otis, R (1, 8) OBP: 0.200, SLG: 0.231	0-0 5-3			0-0 6-3		0-0 4-3		0-0 P4	
Cleon Jones, R (1, 7) OBP: 0.478, SLG: 0.541		0-3 K			4-0 1B BB	0-0 E7 1B		0-0 1-3	
Ed Kranepool, L (1, 3) OBP: 0.367, SLG: 0.422		0-0 F9			0-0 F8	0-0 1B		0-0 4-3	
Ron Swoboda, R (1, 9) OBP: 0.375, SLG: 0.459		0-3 K			0-0 F8	0-3 K		0-3 K	
Jerry Grote, R (1, 2) OBP: 0.269, SLG: 0.292			0-0 5-3		0-0 1B		0-0 6-3		0-0 1B
Kevin Collins, L (1, 5) OBP: 0.174, SLG: 0.318			0-0 P5		0-0 G3		0-3 K		0-0 F8
Don Cardwell, R (1, 1) Al Jackson, L (4, 1) Wayne Garrett, L (6, PH) OBP: 0.462, SLG: 0.500			0-3 K			0-0 2B 4-3 2B			

AB	R	H	RBI	BB	SO	LOB
3	1	2	0	0	0	0
0	0	0	0	0	0	0
1	0	0	0	0	0	0
0	0	0	0	0	0	0
4	0	1	1	0	0	2
4	0	0	1	0	0	1
3	1	1	0	1	1	1
4	0	1	1	0	0	1
4	0	0	0	0	3	2
4	0	2	0	0	0	0
4	0	0	0	0	1	3
1	0	0	0	0	1	0
0	0	0	0	0	0	0
2	1	1	0	0	1	0

BOTTOM

Chicago Cubs @ New York Mets
Shea Stadium, Flushing, NY
Sat Apr 26 1969, 3:33 AM EST
Att. 16,252 - Unknown

AB	34
R	3
H	8
RBI	3
BB	1
SO	7
LOB	10



Inning Stats	R: 0	H: 1	E: 0	LOB: 0	K: 0	BB: 0	S: 3	P: 3	R: 0	H: 0	E: 0	LOB: 0	K: 2	BB: 0	S: 7	P: 7	R: 0	H: 0	E: 0	LOB: 0	K: 1	BB: 0	S: 5	P: 5	R: 0	H: 0	E: 0	LOB: 0	K: 0	BB: 0	S: 3	P: 3	R: 0	H: 1	E: 0	LOB: 2	K: 0	BB: 1	S: 4	P: 8	R: 3	H: 4	E: 1	LOB: 1	K: 1	BB: 0	S: 9	P: 9	R: 0	H: 0	E: 0	LOB: 0	K: 2	BB: 0	S: 7	P: 7	R: 0	H: 1	E: 0	LOB: 1	K: 1	BB: 0	S: 6	P: 6	1B: 6	SF: 0	2B: 2	SAC: 0	3B: 0	DP: 1	HR: 0	HBP: 0	WP: 0	PA: 35	PB: 0	SB: 0	CS: 0
PITCHER Bill Hands, R (1, 1) ERA: 1.83	IP	WLS	BF	H	R	ER	SO	BB	IBB	HBP	BLK	WP	HR	S	P	ERA	WHIP	IP	WLS	BF	H	R	ER	SO	BB	IBB	HBP	BLK	WP	HR	S	P	ERA	WHIP																																											

Chicago Cubs @ New York Mets
Shea Stadium, Flushing, NY
Sun Apr 27 1969, 3:33 AM EDT
Unknown

livebaseballscorecards.com

AB	37
R	8
H	10
RBI	8
BB	8
SO	4
LOB	23



AB	R	H	RBI	BB	SO	LOB
3	3	2	0	2	0	0
5	0	2	0	0	0	4
5	1	0	1	0	1	5
5	0	1	3	0	0	3
5	1	2	1	0	0	1
3	2	1	2	2	0	2
3	0	1	1	2	0	1
2	0	0	0	0	1	1
1	0	0	0	0	1	1
0	0	0	0	0	0	0
1	0	0	0	0	0	2
1	0	0	0	0	1	2

Batter	1	2	3	4	5	6	7	8	9																											
Don Kessinger, S (1, 6) OBP: 0.396, SLG: 0.416	0-0 4-3		4-0 2B BB		0-0 1B FC4-6 1B		0-0 G4-3 1B		4-0 E G3 BB																											
Glenn Beckert, R (1, 4) OBP: 0.329, SLG: 0.282	0-0 1B		0-0 F7		0-0 1B FC4-6		0-0 G4-3		0-0 G3																											
Billy Williams, L (1, 7) OBP: 0.315, SLG: 0.412	0-0 F6		0-3 K		0-0 1B FC4-6		0-0 P5		0-0 E4 14 1B																											
Ron Santo, R (1, 5) OBP: 0.376, SLG: 0.394	0-0 F7		0-0 14 1B 2B		0-0 F9				0-0 E5																											
14 Ernie Banks, R (1, 3) OBP: 0.350, SLG: 0.380		0-0 P3	0-0 1B		0-0 P4				0-0 HR 1B																											
Randy Hundley, R (1, 2) OBP: 0.363, SLG: 0.420		4-0 BB	0-0 P6		0-0 5-3				0-0 HR																											
Al Spangler, L (1, 9) OBP: 0.421, SLG: 0.449		0-0 F9		0-0 P3		4-0 BB			4-0 BB																											
Don Young, R (1, 8) OBP: 0.328, SLG: 0.328		0-3 K		0-0 F8		0-3 K			4-0 BB																											
Manny Jimenez, L (6, PH)																																				
Adolfo Phillips, R (6, 8)																																				
Dick Selma, R (1, 1) OBP: 0.333, SLG: 0.333			0-0 2B BB 1B		0-0 P6		0-0 F8		0-3 K																											
Hank Aquino, R (5, 1) OBP: 1.000, SLG: 1.000																																				
Willie Smith, L (6, PH) OBP: 0.336, SLG: 0.667																																				
Ted Abernathy, R (6, 1)																																				
Gene Oliver, R (8, PH) OBP: 0.250, SLG: 0.250																																				
Phil Regan, R (8, 1)																																				
Inning Stats	R: 0 E: 0 K: 0 S: 4	H: 1 LOB: 1 BB: 0 P: 4	R: 0 E: 0 K: 1 S: 5	H: 0 LOB: 1 BB: 1 P: 9	R: 2 E: 0 K: 1 S: 8	H: 3 LOB: 2 BB: 1 P: 12	R: 0 E: 0 K: 0 S: 3	H: 0 LOB: 0 BB: 0 P: 3	R: 1 E: 0 K: 0 S: 5	H: 2 LOB: 1 BB: 0 P: 5	R: 0 E: 0 K: 1 S: 5	H: 0 LOB: 1 BB: 1 P: 9	R: 0 E: 0 K: 0 S: 3	H: 1 LOB: 0 BB: 0 P: 3	R: 1 E: 0 K: 0 S: 4	H: 1 LOB: 2 BB: 2 P: 12	R: 4 E: 2 K: 1 S: 8	H: 2 LOB: 2 BB: 3 P: 20	1B: 7 2B: 2 3B: 0 HR: 1	SF: 0 SAC: 0 DP: 1 HBP: 0	WP: 0 PB: 0 SB: 0 CS: 0	PA: 45														
PITCHER	IP WLS BF H R ER SO BB IBB HBP BLK WP HR S P ERA WHIP																				ERA WHIP															
Gary Gentry, R (1, 1) ERA: 2.64	6.0		27	6	3	3	3	3	0	0	0	0	0	30	42	4.50	1.500																			
Cal Koonce, R (7, 1) ERA: 6.1	2.2	L	16	4	5	1	0	4	0	0	0	0	1	12	28	3.38	3.000																			
Tom Seaver, R (9, 1) ERA: 2.76	0.1		2	0	0	0	1	1	0	0	0	0	0	3	7	0.00	3.000																			

Batter	1	2	3	4	5	6	7	8	9	AB	R	H	RBI	BB	SO	LOB
Rod Gaspar, S OBP: 0.327, SLG: 0.267 (1, 8)	4-0 BB 1B BB	0-0 2B		0-0 L6		0-0 4-3		0-0 4-3		4	1	1	0	1	0	3
Wayne Garrett, L OBP: 0.389, SLG: 0.400 (1, 6)	0-3 K	0-0 6-3			0-0 1B 2B 1B		0-3 K		0-3 K	5	1	1	0	0	3	2
Ken Boswell, L OBP: 0.371, SLG: 0.400 (1, 4)	4-0 1B 1-2 4-3 BB		0-0 F8		0-0 1-2 2B 1B		0-0 1B 1B		0-3 K	4	2	2	0	1	1	0
Cleon Jones, R OBP: 0.486, SLG: 0.561 (1, 7)	0-0 1-3 2-H 1B 4-3 1B		0-0 F9		0-0 1-H 2-H SF8 2B		0-0 1-3 1B		0-3 K	5	2	3	3	0	1	0
Ed Kranepool, L OBP: 0.358, SLG: 0.408 (1, 3)	0-0 4-3 1-2 3-H 1B		0-0 FC6-4 1B		0-0 F8 2-3		0-0 F2			4	0	1	1	0	0	3
Ron Swoboda, R OBP: 0.386, SLG: 0.475 (1, 9)	0-0 2-H 1B		0-0 FC6-4 1-2f		0-0 SF8 3-H		0-0 FC6-4 1B			3	0	2	2	0	0	1
J.C. Martin, L OBP: 0.200, SLG: 0.214 (1, 2)	0-0 F7		0-0 F8		0-0 P1		0-0 FC6-4 1B 1-2f			4	0	0	0	0	0	2
Kevin Collins, L OBP: 0.185, SLG: 0.308 (1, 5)		0-0 4-3		0-0 SH3-4 1B		0-0 4-3		0-0 F8		4	0	1	0	0	0	1
Gary Gentry, R Amos Otis, R Cal Koonce, R Tom Seaver, R (1, 1) (6, PH) (7, 1) (9, 1)		0-3 K		0-0 SH3-4		0-3 K		0-0 1-3 1B		1	0	0	0	0	1	0

Inning Stats	R: 3	H: 2	E: 0	K: 1	S: 7	LOB: 1	BB: 2	P: 15	R: 0	H: 1	E: 0	K: 1	S: 6	LOB: 1	BB: 0	P: 6	R: 0	H: 1	E: 0	K: 0	S: 4	LOB: 1	BB: 0	P: 4	R: 0	H: 1	E: 0	K: 0	S: 4	LOB: 0	BB: 0	P: 6	R: 3	H: 3	E: 0	K: 0	S: 6	LOB: 0	BB: 0	P: 6	R: 0	H: 0	E: 0	K: 1	S: 5	LOB: 0	BB: 0	P: 5	R: 0	H: 2	E: 0	K: 1	S: 6	LOB: 1	BB: 0	P: 6	R: 0	H: 2	E: 0	K: 0	S: 5	LOB: 2	BB: 0	P: 5	R: 0	H: 0	E: 0	K: 3	S: 9	LOB: 0	BB: 0	P: 9	1B: 10	SF: 1	2B: 2	SAC: 1	3B: 0	DP: 0	HR: 0	HBP: 0	WP: 0	PA: 40
--------------	------	------	------	------	------	--------	-------	-------	------	------	------	------	------	--------	-------	------	------	------	------	------	------	--------	-------	------	------	------	------	------	------	--------	-------	------	------	------	------	------	------	--------	-------	------	------	------	------	------	------	--------	-------	------	------	------	------	------	------	--------	-------	------	------	------	------	------	------	--------	-------	------	------	------	------	------	------	--------	-------	------	--------	-------	-------	--------	-------	-------	-------	--------	-------	--------

PITCHER	IP	WLS	BF	H	R	ER	SO	BB	IBB	HBP	BLK	WP	HR	S	P	ERA	WHIP
Dick Selma, R ERA: 5.54 (1, 1)	4.0		22	8	6	6	2	2	0	0	0	0	0	24	32	13.50	2.500
Hank Aguirre, L ERA: (5, 1)	1.0		3	0	0	0	0	0	0	0	0	0	0	3	3	0.00	0.000
Ted Abernathy, R ERA: (6, 1)	2.0		7	2	0	0	2	0	0	0	0	0	0	11	11	0.00	1.000
Phil Regan, R ERA: 2.13 (8, 1)	2.0	W	8	2	0	0	3	0	0	0	0	0	0	14	14	0.00	1.000

BOTTOM

Chicago Cubs @ New York Mets
Shea Stadium, Flushing, NY
Sun Apr 27 1969, 3:33 AM EDT
Unknown

livebaseballscores.com

AB	36
R	6
H	12
RBI	6
BB	2
SO	7
LOB	12




Batter	1	2	3	4	5	6	7	8	9	AB R H RBI BB SO LOB
Rod Gaspar, S (1, 8) OBP: 0.321, SLG: 0.265	0-0 G4-6-3 1B		0-0 F8			0-0 P4			0-0 E7 HR	4 1 1 0 0 0 2
Ken Boswell, L (1, 4) OBP: 0.364, SLG: 0.379	0-0 G4-6-3 1-2f		0-0 4-3			0-0 4-3			4-0 HR IBB	3 1 0 0 1 0 3
Ed Charles, R (1, 5) OBP: 0.256, SLG: 0.206	0-3 K				0-0 6-3	0-0 P4			0-0 F5	4 0 0 0 0 1 2
Cleon Jones, R (1, 7) OBP: 0.487, SLG: 0.600		0-0 5-3		0-0 5-3			0-0 G6-4-3 1B		0-0 HR 1-H 2-H	4 1 2 3 0 0 0
Ron Swoboda, R (1, 9) OBP: 0.362, SLG: 0.442		0-0 6-3		0-0 L5			0-0 G6-4-3 1-2f			3 0 0 0 0 0 1
Jerry Grote, R (1, 2) OBP: 0.273, SLG: 0.314		0-0 F9			0-0 2B		0-0 F8			3 0 1 0 0 0 0
Ed Kranepool, L (1, 3) OBP: 0.357, SLG: 0.392			4-0 BB BB		0-3 K			0-0 6-3		2 0 0 0 1 1 1
Al Weis, S (1, 6) Tommie Agee, R (8, PH) Wayne Garrett, L (9, 6) OBP: 0.244, SLG: 0.381 OBP: 0.389, SLG: 0.400			0-0 F2		0-0 P5			0-3 K		2 0 0 0 0 0 2 1 0 0 0 0 1 0 0 0 0 0 0 0 0
Jim McAndrew, R (1, 1) Tug McGraw, R (6, 1) OBP: 0.333, SLG: 0.400			4-0 BB 1-2		0-0 6-3			0-0 L7		1 0 0 0 1 0 1 1 0 0 0 0 0 0

Inning Stats	R: 0 E: 0 K: 1 S: 5	H: 1 LOB: 0 BB: 0 P: 5	R: 0 E: 0 K: 0 S: 3	H: 0 LOB: 0 BB: 0 P: 3	R: 0 E: 0 K: 0 S: 3	H: 0 LOB: 2 BB: 2 P: 11	R: 0 E: 0 K: 0 S: 3	H: 0 LOB: 0 BB: 0 P: 3	R: 0 E: 0 K: 1 S: 6	H: 1 LOB: 1 BB: 0 P: 6	R: 0 E: 0 K: 0 S: 3	H: 1 LOB: 0 BB: 0 P: 3	R: 0 E: 0 K: 1 S: 5	H: 0 LOB: 0 BB: 0 P: 5	R: 3 E: 1 K: 0 S: 3	H: 1 LOB: 0 BB: 1 P: 7	1B: 2 2B: 1 3B: 0 HR: 1	SF: 0 SAC: 0 DP: 2 HBP: 0	WP: 0 PB: 0 SB: 0 CS: 0	PA: 31
PITCHER Rich Nye, L (1, 1) ERA: 2.87	IP: 8.1 WLS: L BF: 31 H: 4 R: 3 ER: 2 SO: 3 BB: 2 IBB: 1 HBP: 0 BLK: 0 WP: 0 HR: 1 S: 34 P: 46 ERA: 2.16 WHIP: 0.720																			

Chicago Cubs @ New York Mets
 Shea Stadium, Flushing, NY
 Sun Apr 27 1969, 3:38 AM EDT
 Att. 37,437 - Unknown

livebaseballscorecards.com

AB	28
R	3
H	4
RBI	3
BB	3
SO	3
LOB	12



Batter	1	2	3	4	5	6	7	8	9	AB R H RBI BB SO LOB	TOP		
Bud Harrelson, S OBP: 0.345, SLG: 0.333 (1, 6) X	0-0 4-3		0-0 HBP 1B		0-0 2B		0-0 5-3			4 0 2 0 0 0 1	New York Mets @ Montreal Expos Jarry Park, Montreal, QB Tue Apr 29 1969, 3:33 AM EDT Att. 8,577 - Unknown		
Rod Gaspar, S OBP: 0.317, SLG: 0.250 (1, 8) X	0-0 L4		1-0 G4-6-3 HBP		0-3 K		0-3 K			3 0 0 0 0 2 1			
Ken Boswell, L OBP: 0.357, SLG: 0.371 (1, 4) X Wayne Garrett, L OBP: 0.389, SLG: 0.400 (8, 4) X	0-0 F8		0-0 G4-6-3		0-0 E1 FC5-4		0-0 1B G4-6-3			4 0 1 0 0 0 2 0 0 0 0 0 0 0			
Cleon Jones, R OBP: 0.463, SLG: 0.568 (1, 7) X		0-0 6-3		0-0 F8		0-0 FC5-4 CS		0-0 1B G4-6-3		4 0 0 0 0 0 2			
Ed Kranepool, L OBP: 0.367, SLG: 0.509 (1, 3) X		0-0 HR		0-0 6-3		0-0 HR		0-0 1-3		4 2 2 2 0 0 0			
Ron Swoboda, R OBP: 0.373, SLG: 0.447 (1, 9) X		0-0 F9		0-0 1B		0-0 1-3		0-0 1B G3-6		4 0 2 0 0 0 0			
J.C. Martin, L OBP: 0.211, SLG: 0.176 (1, 2) X		4-0 BB		0-0 F9		0-0 6-3		0-0 1B G3-6		3 0 0 0 1 0 2			
Kevin Collins, L OBP: 0.200, SLG: 0.345 (1, 5) X		0-0 F2		0-3 K		0-0 K		0-0 2B 4-3		3 0 1 0 0 1 1			
Jerry Koosman, R Nolan Ryan, R (5, 1) X			0-3 K		0-0 G3		0-0 2B 4-3			2 0 0 0 0 1 0 1 0 0 0 0 0 1			
Inning Stats	R: 0 E: 0 K: 0 S: 3 H: 0 LOB: 0 BB: 0 P: 3	R: 1 E: 0 K: 0 S: 4 H: 1 LOB: 1 BB: 1 P: 8	R: 0 E: 0 K: 1 S: 5 H: 1 LOB: 1 BB: 0 P: 6	R: 0 E: 0 K: 0 S: 4 H: 1 LOB: 1 BB: 0 P: 4	R: 0 E: 0 K: 2 S: 8 H: 1 LOB: 1 BB: 0 P: 8	R: 1 E: 1 K: 0 S: 4 H: 1 LOB: 0 BB: 0 P: 4	R: 0 E: 0 K: 0 S: 4 H: 1 LOB: 1 BB: 0 P: 4	R: 0 E: 0 K: 1 S: 5 H: 1 LOB: 0 BB: 0 P: 5	R: 0 E: 0 K: 0 S: 3 H: 1 LOB: 0 BB: 0 P: 3	1B: 4 2B: 2 3B: 0 HR: 2 SF: 0 SAC: 0 DP: 3 HBP: 1		WP: 0 PB: 0 SB: 0 CS: 1 PA: 34	
PITCHER	IP WLS BF H R ER SO BB IBB HBP BLK WP HR S P ERA WHIP											PITCHER	IP WLS BF H R ER SO BB IBB HBP BLK WP HR S P ERA WHIP
Mudcat Grant, R ERA: 4.13 (1, 1)	6.0 L 24 5 2 2 3 1 0 1 0 0 0 2 28 33 3.00 1.000												
Dan McGinn, L ERA: 2.08 (7, 1)	2.0 7 2 0 0 1 0 0 0 0 0 0 0 9 9 0.00 1.000												
Roy Face, R ERA: (9, 1)	1.0 3 1 0 0 0 0 0 0 0 0 0 0 3 3 0.00 1.000												

livebaseballscorecards.com

AB	32
R	2
H	8
RBI	2
BB	1
SO	4
LOB	10



Batter	1	2	3	4	5	6	7	8	9	AB R H RBI BB SO LOB	TOP																								
Bud Harrelson, S (1, 6) OBP: 0.323, SLG: 0.309	0-0 F8		0-0 L1		0-0 1-3			0-3 K		4 0 0 0 0 1 3																									
Rod Gaspar, S (1, 8) OBP: 0.313, SLG: 0.250	0-0 4-3			0-0 P1		0-0 6-3			0-0 1B	4 1 1 0 0 0 0																									
Ken Boswell, L (1, 4) OBP: 0.351, SLG: 0.364 Wayne Garrett, L (9, 4) OBP: 0.389, SLG: 0.400	0-0 1-3			0-0 4-3		0-0 F7			0-0 1B	4 0 1 1 0 0 0 0 0 0 0 0 0 0																									
Cleon Jones, R (1, 7) OBP: 0.453, SLG: 0.577		0-0 SF7 3B		0-0 L9		0-3 K			0-0 5-3	4 1 1 0 0 1 0																									
Ed Kranepool, L (1, 3) OBP: 0.359, SLG: 0.500		0-0 SF7			0-0 2B 1B		0-0 P5		0-0 P3	3 0 1 1 0 0 0																									
Ron Swoboda, R (1, 9) OBP: 0.352, SLG: 0.420 Tommie Agee, R (9, 8) OBP: 0.244, SLG: 0.381		0-0 P3		0-0 F9		0-3 K				3 0 0 0 0 1 1 0 0 0 0 0 0 0																									
J.C. Martin, L (1, 2) OBP: 0.182, SLG: 0.150 Jerry Grote, R (8, 2) OBP: 0.273, SLG: 0.314		0-3 K		0-0 P4		0-0 F9				3 0 0 0 0 1 1 0 0 0 0 0 0 0																									
Kevin Collins, L (1, 5) OBP: 0.212, SLG: 0.375			0-3 K		0-0 2B		0-0 4-3			3 0 1 0 0 1 0																									
Tom Seaver, R (1, 1)			0-3 K		4-0 BB		0-3 K			2 0 0 0 1 2 0																									
Inning Stats	R: 0 E: 0 K: 0 S: 3 H: 0 LOB: 0 BB: 0 P: 3	R: 1 E: 0 K: 1 S: 6 H: 1 LOB: 0 BB: 0 P: 6	R: 0 E: 0 K: 2 S: 7 H: 0 LOB: 0 BB: 0 P: 7	R: 0 E: 0 K: 0 S: 3 H: 0 LOB: 0 BB: 0 P: 3	R: 0 E: 0 K: 0 S: 5 H: 2 LOB: 3 BB: 1 P: 9	R: 0 E: 0 K: 1 S: 5 H: 0 LOB: 0 BB: 0 P: 5	R: 0 E: 0 K: 1 S: 5 H: 0 LOB: 0 BB: 0 P: 5	R: 0 E: 0 K: 2 S: 7 H: 0 LOB: 0 BB: 0 P: 7	R: 1 E: 0 K: 0 S: 4 H: 2 LOB: 0 BB: 0 P: 4	1B: 3 2B: 1 3B: 1 HR: 0 SF: 1 SAC: 0 DP: 0 HBP: 0	WP: 0 PB: 0 SB: 1 CS: 0 PA: 32																								
PITCHER Mike Wegener, R (1, 1) ERA: 2.91	IP 9.0	WLS L	BF 32	H 5	R 2	ER 2	SO 7	BB 1	IBB 0	HBP 0	BLK 0	WP 0	HR 0	S 45	P 49	ERA 2.00	WHIP 0.667	PITCHER	IP 9.0	WLS L	BF 32	H 5	R 2	ER 2	SO 7	BB 1	IBB 0	HBP 0	BLK 0	WP 0	HR 0	S 45	P 49	ERA 2.00	WHIP 0.667

New York Mets @ Montreal Expos
Jarry Park, Montreal, QB
 Wed Apr 30 1969, 7:05 PM EDT
 Att: 19,024 - Unknown

livebaseballscorecards.com

AB 30
R 2
H 5
RBI 2
BB 1
SO 7
LOB 5



Batter	1	2	3	4	5	6	7	8	9	AB R H RBI BB SO LOB
Bud Harrelson, S (1, 6) OBP: 0.313, SLG: 0.288	0-3 K	0-0 FC6-4			0-3 K		4-0 WP 3-1 BB		0-0 5-3	4 0 0 0 1 2 3
Rod Gaspar, S (1, 8) OBP: 0.304, SLG: 0.246	0-0 G4-6-3 1B		0-3 K		0-0 F7		0-0 3-1		0-3 K	5 0 1 0 0 2 1
Ken Boswell, L (1, 4) OBP: 0.346, SLG: 0.348	0-0 G4-6-3 1-2f		0-0 1-3			0-0 4-3	4-0 WP BB			3 0 0 0 1 0 1
Cleon Jones, R (1, 7) OBP: 0.478, SLG: 0.630		0-0 1B BB 1B	0-0 HR			0-0 CS 1B 1B	4-0 1-2 2-3 BB			3 2 3 1 1 0 0
Ed Kranepool, L (1, 3) OBP: 0.368, SLG: 0.500		0-0 BB BB 1B	0-0 4-3			0-0 E 1-2 1B	0-0 4-3			4 0 2 0 0 0 3
Ron Swoboda, R (1, 9) OBP: 0.328, SLG: 0.389		0-3 K		0-0 6-3		0-0 E5 1-3 2-3		0-0 F9		4 0 0 0 0 1 4
Kevin Collins, L (1, 5) OBP: 0.243, SLG: 0.353		4-0 BB 1-2 BB		0-0 G3		4-0 BB		0-0 4-3		2 0 0 0 2 0 0
Jerry Grote, R (1, 2) OBP: 0.271, SLG: 0.296		4-0 FC6-4 1-2 2-3 3-H BB		0-3 K		0-0 L9		0-0 4-3		3 0 0 1 1 1 3
Don Cardwell, R (1, 1) OBP: 0.271, SLG: 0.296		0-3 K		0-3 K		0-3 K		0-0 5-6-3		4 0 0 0 0 3 3

New York Mets @ Montreal Expos
Jarry Park, Montreal, QB
 Thu May 01 1969, 3:33 AM EDT
 Att. 7,741 - Unknown

livebaseballscorecards.com

AB	32
R	2
H	6
RBI	2
BB	6
SO	9
LOB	18



Inning Stats	R: 0	H: 1	E: 0	K: 1	S: 5	P: 5	R: 1	H: 2	E: 0	K: 2	S: 9	P: 17	R: 1	H: 1	E: 0	K: 1	S: 6	P: 6	R: 0	H: 0	E: 0	K: 1	S: 5	P: 5	R: 0	H: 0	E: 0	K: 2	S: 7	P: 7	R: 0	H: 2	E: 1	K: 0	S: 5	P: 9	R: 0	H: 0	E: 0	K: 1	S: 5	P: 17	R: 0	H: 0	E: 0	K: 0	S: 3	P: 3	R: 0	H: 0	E: 0	K: 1	S: 5	P: 5	1B: 5	2B: 0	3B: 0	HR: 1	SF: 0	SAC: 0	DP: 1	HBP: 0	WP: 1	PB: 0	SB: 0	CS: 1	PA: 38
--------------	------	------	------	------	------	------	------	------	------	------	------	-------	------	------	------	------	------	------	------	------	------	------	------	------	------	------	------	------	------	------	------	------	------	------	------	------	------	------	------	------	------	-------	------	------	------	------	------	------	------	------	------	------	------	------	-------	-------	-------	-------	-------	--------	-------	--------	-------	-------	-------	-------	--------

PITCHER	IP	WLS	BF	H	R	ER	SO	BB	IBB	HBP	BLK	WP	HR	S	P	ERA	WHIP
Bill Stoneman, R (1, 1) ERA: 2.21	6.2		31	6	2	2	8	6	0	0	0	1	1	41	65	2.70	1.800
Roy Face, R (7, 1) ERA:	2.1	W	7	0	0	0	1	0	0	0	0	0	0	9	9	0.00	0.000

PITCHER	IP	WLS	BF	H	R	ER	SO	BB	IBB	HBP	BLK	WP	HR	S	P	ERA	WHIP
---------	----	-----	----	---	---	----	----	----	-----	-----	-----	----	----	---	---	-----	------


Batter	1	2	3	4	5	6	7	8	9	AB	R	H	RBI	BB	SO	LOB
Don Bosch, S OBP: 0.200, SLG: 0.209 (1, 8)	0-0 1-3		0-0 F8			0-0 6-3		0-0 P6		4	0	0	0	0	0	1
Maury Wills, S OBP: 0.239, SLG: 0.190 (1, 6)	0-0 6-3		0-0 6-3			0-0 F2			0-0 FC1-6 1B	4	0	1	0	0	0	0
Rusty Staub, L OBP: 0.430, SLG: 0.573 (1, 9) Ron Brand, R (9, PR)	4-0 FC6-4 BB			0-0 1-3		0-0 L7			0-0 FC1-6 1B SF8	3	0	0	0	1	0	1
Mack Jones, L OBP: 0.409, SLG: 0.570 (1, 7)	0-0 FC6-4 1-2f			0-0 HR			0-0 4-3		0-0 1-3 1B	4	1	2	1	0	0	1
Donn Clendenon, R OBP: 0.362, SLG: 0.476 (1, 3)		0-0 HR		0-0 E5 CS			0-0 5-3		4-0 IBB	3	1	1	1	1	0	0
Coco Laboy, R OBP: 0.427, SLG: 0.625 (1, 5)		0-0 8-5 4-3 1B		0-0 F7 1-2			0-0 2B		0-0 SF8 3-H	3	0	2	1	0	0	1
Gary Sutherland, R OBP: 0.230, SLG: 0.217 (1, 4)		0-0 4-3 1-2		0-0 F5		0-0 5-3		0-0 F2		3	0	0	0	0	0	2
John Bateman, R OBP: 0.260, SLG: 0.314 (1, 2) Manny Mota, R OBP: 0.323, SLG: 0.310 (8, PR) John Boccabella, R OBP: 0.286, SLG: 0.429 (9, 2)		0-0 8-5 2-3f		0-0 F5				0-0 CS 1B		3	0	1	0	0	0	1
Bill Stoneman, R OBP: 0.118, SLG: 0.063 (1, 1) Roy Face, R (7, 1)			0-3 K		0-0 1-3			0-0 1-3		2	0	0	0	0	1	0

Inning Stats	R: 0 E: 0 K: 0 S: 3	H: 0 LOB: 1 BB: 1 P: 7	R: 1 E: 0 K: 0 S: 4	H: 2 LOB: 0 BB: 0 P: 4	R: 0 E: 0 K: 1 S: 5	H: 0 LOB: 0 BB: 0 P: 5	R: 1 E: 1 K: 0 S: 4	H: 1 LOB: 0 BB: 0 P: 4	R: 0 E: 0 K: 0 S: 3	H: 0 LOB: 0 BB: 0 P: 3	R: 0 E: 0 K: 0 S: 3	H: 1 LOB: 1 BB: 0 P: 4	R: 0 E: 0 K: 0 S: 3	H: 1 LOB: 1 BB: 0 P: 3	R: 1 E: 0 K: 0 S: 4	H: 2 LOB: 2 BB: 1 P: 8	1B: 4 2B: 2 3B: 0 HR: 2	SF: 1 SAC: 0 DP: 1 HBP: 0	WP: 0 PB: 0 SB: 0 CS: 2	PA: 33
PITCHER Don Cardwell, R ERA: 2.89 (1, 1)	IP: 8.2 WLS: L BF: 33 H: 7 R: 3 ER: 3 SO: 1 BB: 1 IBB: 1 HBP: 0 BLK: 0 WP: 0 HR: 2 S: 33 P: 41 ERA: 3.12 WHIP: 0.923																			

BOTTOM

New York Mets @ Montreal Expos
Jarry Park, Montreal, QB
Thu May 01 1969, 3:33 AM EDT
Att. 7,741 - Unknown

AB	30
R	3
H	7
RBI	3
BB	2
SO	1
LOB	8



livebaseballscores.com

Batter	1	2	3	4	5	6	7	8	9	AB R H RBI BB SO LOB	TOP
Tommie Agee, R (1, 8) OBP: 0.320, SLG: 0.500	0-0 FC4 1B		4-0 E BB		0-0 1-2 2-H 1B 1B		0-0 1B SF8 1B		0-0 HR	4 2 4 2 1 0 0	
Ken Boswell, L (1, 4) OBP: 0.337, SLG: 0.338	0-0 F7		0-0 E4 FC6-4		0-3 K		0-0 1-3 1B 1B		0-0 4-3	5 0 1 0 0 1 4	
Rod Gaspar, S (1, 9) OBP: 0.311, SLG: 0.262	0-0 FC4 1-2f		0-0 FC6-4 1-2f		0-0 1-2 2-H 1B		0-0 3-H SF8		0-0 1B	4 0 2 2 0 0 3	
Cleon Jones, R (1, 3) OBP: 0.463, SLG: 0.605	0-3 K 1-2			0-0 5-3	0-0 L8		0-0 1-3 1B		0-0 F8	5 0 1 0 0 1 4	
Ed Charles, R (1, 5) OBP: 0.227, SLG: 0.179		0-0 P6		0-0 5-3		0-0 L6	0-3 K		0-0 6-3	5 0 0 0 0 1 3	
Ron Swoboda, R (1, 7) OBP: 0.339, SLG: 0.375		0-0 F8		0-3 K		4-0 BB		4-0 BB		2 0 0 0 2 1 0	
Jerry Grote, R (1, 2) OBP: 0.254, SLG: 0.276		0-0 5-3			0-0 4-3	0-0 L9		0-3 K		4 0 0 0 0 1 2	
Al Weis, S (1, 6) OBP: 0.167, SLG: 0.091 Wayne Garrett, L (6, PH) OBP: 0.350, SLG: 0.353 (6, 6)			0-0 6-3		0-0 BB 1B 1B		0-0 4-3		0-0 F9	2 1 1 0 0 0 0 2 0 0 0 0 0 2	
Gary Gentry, R (1, 1) Duffy Dyer, R (5, PH) OBP: 0.667, SLG: 2.000 Al Jackson, L (5, 1) Ron Taylor, R (6, 1) Ed Kranepool, L (8, PH) OBP: 0.362, SLG: 0.492 Tug McGraw, R (8, 1)			0-3 K		4-0 1-2 1B BB		0-3 K		0-0 4-3	1 0 0 0 0 1 0 0 1 0 0 1 0 0 0 0 0 0 0 0 0 1 0 0 0 0 1 0 1 0 0 0 0 0 1 0 0 0 0 0 0 0	
Inning Stats	R: 0 E: 0 K: 1 S: 6 H: 1 LOB: 1 BB: 0 P: 6	R: 0 E: 0 K: 0 S: 3 H: 0 LOB: 0 BB: 0 P: 3	R: 0 E: 1 K: 1 S: 6 H: 0 LOB: 2 BB: 1 P: 10	R: 0 E: 0 K: 1 S: 5 H: 0 LOB: 0 BB: 0 P: 5	R: 2 E: 0 K: 1 S: 8 H: 3 LOB: 2 BB: 1 P: 12	R: 0 E: 0 K: 0 S: 3 H: 0 LOB: 1 BB: 1 P: 7	R: 1 E: 0 K: 2 S: 10 H: 3 LOB: 2 BB: 0 P: 10	R: 0 E: 0 K: 1 S: 5 H: 0 LOB: 1 BB: 1 P: 9	R: 1 E: 0 K: 0 S: 5 H: 2 LOB: 1 BB: 0 P: 5	1B: 8 2B: 0 3B: 0 HR: 1 SF: 1 SAC: 0 DP: 0 HBP: 0	WP: 0 PB: 0 SB: 1 CS: 0 PA: 41
PITCHER Ken Holtzman, L (1, 1) ERA: 2.42 Ted Abernathy, R (6, 1) ERA: 0.49 Phil Regan, R (8, 1) ERA: 2.25	IP WLS BF H R ER SO BB IBB HBP BLK WP HR S P ERA WHIP	IP WLS BF H R ER SO BB IBB HBP BLK WP HR S P ERA WHIP	IP WLS BF H R ER SO BB IBB HBP BLK WP HR S P ERA WHIP	IP WLS BF H R ER SO BB IBB HBP BLK WP HR S P ERA WHIP	IP WLS BF H R ER SO BB IBB HBP BLK WP HR S P ERA WHIP	IP WLS BF H R ER SO BB IBB HBP BLK WP HR S P ERA WHIP	IP WLS BF H R ER SO BB IBB HBP BLK WP HR S P ERA WHIP	IP WLS BF H R ER SO BB IBB HBP BLK WP HR S P ERA WHIP	IP WLS BF H R ER SO BB IBB HBP BLK WP HR S P ERA WHIP	ERA WHIP	ERA WHIP

New York Mets @ Chicago Cubs
Wrigley Field, Chicago, IL
 Fri May 02 1969, 3:33 AM CDT
 Att: 14,702 - Unknown

livebaseballscorecards.com

AB	36
R	4
H	9
RBI	4
BB	4
SO	7
LOB	19



Batter	1	2	3	4	5	6	7	8	9	AB	R	H	RBI	BB	SO	LOB
Don Kessinger, S (1, 6) OBP: 0.389, SLG: 0.429	0-0 4-3		0-0 F7		0-0 2B 1B	0-0 6-3				4	1	1	0	0	0	1
Glenn Beckert, R (1, 4) OBP: 0.323, SLG: 0.311	0-0 L4			0-0 6-3	0-0 F8		0-0 1B			4	0	1	0	0	0	1
Billy Williams, L (1, 7) OBP: 0.324, SLG: 0.419	0-0 F8			0-3 K	0-0 4-1		0-0 F7			4	0	0	0	0	1	2
Ron Santo, R (1, 5) OBP: 0.383, SLG: 0.463		0-0 P5		0-0 HR	0-0 2B		0-0 P6			4	1	2	2	0	0	1
14 Ernie Banks, R (1, 3) OBP: 0.327, SLG: 0.352		0-0 E5		0-0 HR 1B	0-0 6-3		0-0 F2			4	1	1	0	0	0	2
Randy Hundley, R (1, 2) OBP: 0.366, SLG: 0.407		0-3 K		4-0 HR BB		0-0 5-3		0-0 CS 3B		3	1	1	0	1	1	1
Al Spangler, L (1, 9) OBP: 0.403, SLG: 0.492		0-0 G3		0-0 HR		0-0 1B 2B		0-0 G3		4	2	2	3	0	0	2
Don Young, R (1, 8) OBP: 0.333, SLG: 0.324			0-0 P5	0-0 E6		0-0 1B		0-3 K		4	0	1	1	0	1	0
Ken Holtzman, R (1, 1)			0-3 K	0-3 K		0-0 6-3				2	0	0	0	0	2	1
Ted Abernathy, R (6, 1)										1	0	0	0	0	0	1
Phil Regan, R (8, 1)										0	0	0	0	0	0	0

Inning Stats	R: 0	H: 0	E: 0	K: 0	S: 3	LOB: 0	BB: 0	P: 3	R: 0	H: 0	E: 1	K: 1	S: 6	LOB: 1	BB: 0	P: 6	R: 0	H: 0	E: 0	K: 1	S: 5	LOB: 0	BB: 0	P: 5	R: 4	H: 3	E: 1	K: 2	S: 11	LOB: 1	BB: 1	P: 15	R: 1	H: 2	E: 0	K: 0	S: 5	LOB: 1	BB: 0	P: 5	R: 0	H: 1	E: 0	K: 0	S: 4	LOB: 1	BB: 0	P: 4	R: 0	H: 1	E: 0	K: 1	S: 5	LOB: 0	BB: 0	P: 5
--------------	------	------	------	------	------	--------	-------	------	------	------	------	------	------	--------	-------	------	------	------	------	------	------	--------	-------	------	------	------	------	------	-------	--------	-------	-------	------	------	------	------	------	--------	-------	------	------	------	------	------	------	--------	-------	------	------	------	------	------	------	--------	-------	------


PITCHER	IP	WLS	BF	H	R	ER	SO	BB	IBB	HBP	BLK	WP	HR	S	P	ERA	WHIP
Gary Gentry, R (1, 1) ERA: 3.38	4.0	L	18	3	4	4	4	1	0	0	0	0	2	25	29	9.00	1.000
Al Jackson, L (5, 1) ERA: 10.29	1.1		8	4	2	2	0	0	0	0	0	0	0	8	8	13.50	3.000
Ron Taylor, R (6, 1) ERA: 3.0	1.2		6	1	0	0	0	0	0	0	0	0	0	6	6	0.00	0.600
Tug McGraw, L (8, 1) ERA: 1.35	1.0		3	1	0	0	1	0	0	0	0	0	0	5	5	0.00	1.000

BOTTOM

New York Mets @ Chicago Cubs
 Wrigley Field, Chicago, IL
 Fri May 02 1969, 3:33 AM CDT
 Att. 14,702 - Unknown

livebaseballscorecards.com

AB	34
R	6
H	9
RBI	6
BB	1
SO	5
LOB	12



WP: 0	PA: 35
PB: 0	
SB: 0	
CS: 1	

Batter	1	2	3	4	5	6	7	8	9	AB R H RBI BB SO LOB	TOP																	
Rod Gaspar, S OBP: 0.295, SLG: 0.246 (1, 8) (8, 9)	0-0 5-3		0-0 F8		0-0 F9		0-0 F7			4 0 0 0 0 0 0																		
Ken Boswell, L OBP: 0.345, SLG: 0.346 (1, 4)	0-0 1B 1B		0-0 G3		0-0 1B			0-0 4-3		4 0 2 0 0 0 0																		
Ron Swoboda, R OBP: 0.333, SLG: 0.417 Tommie Agee, R OBP: 0.320, SLG: 0.500 (1, 9) (8, 8)	0-0 F7		0-0 HR		0-0 L8			0-3 K		4 1 1 1 0 1 2 0 0 0 0 0 0 0																		
Cleon Jones, R OBP: 0.465, SLG: 0.600 (1, 7) (8, 3)	0-0 1-2 1B		0-0 L8			0-0 6-3		0-0 1B		4 0 2 0 0 0 0																		
Ed Kranepool, L OBP: 0.356, SLG: 0.493 Ron Taylor, R (1, 3) (8, 1)	0-0 4-3			0-0 G3 2B		0-0 4-3		0-0 G3		4 0 1 0 0 0 3 0 0 0 0 0 0 0																		
J.C. Martin, L OBP: 0.231, SLG: 0.333 (1, 2)		0-0 HR		0-0 G3		0-0 1B		0-0 1-5-3		4 1 2 1 0 0 1																		
Kevin Collins, L OBP: 0.220, SLG: 0.316 (1, 5)		0-3 K		0-3 K		0-0 4-3		0-0 F7		4 0 0 0 0 2 2																		
Al Weis, S OBP: 0.133, SLG: 0.071 Wayne Garrett, L OBP: 0.333, SLG: 0.333 (1, 6) (9, PH)		0-0 P3		0-0 1-3			0-3 K	0-0 3-1		3 0 0 0 0 1 1 1 0 0 0 0 0 0																		
Nolan Ryan, R (1, 1)		0-0 5-3			0-0 6-3		0-0 5-3			3 0																		
Cal Koonce, R OBP: 0.500, SLG: 0.500 Al Jackson, L Amos Otis, R OBP: 0.195, SLG: 0.225 (7, 1) (8, 1) (8, 7)																												
Inning Stats	R: 0 E: 0 K: 0 S: 5	H: 2 LOB: 2 BB: 0 P: 5	R: 1 E: 0 K: 1 S: 6	H: 1 LOB: 0 BB: 0 P: 6	R: 1 E: 0 K: 0 S: 4	H: 1 LOB: 1 BB: 0 P: 6	R: 0 E: 0 K: 1 S: 4	H: 1 LOB: 1 BB: 0 P: 4	R: 0 E: 0 K: 1 S: 5	H: 0 LOB: 0 BB: 0 P: 5	R: 0 E: 0 K: 1 S: 6	H: 1 LOB: 1 BB: 0 P: 6	R: 0 E: 0 K: 0 S: 3	H: 0 LOB: 0 BB: 0 P: 3	1B: 5 2B: 1 3B: 0 HR: 2	SF: 0 SAC: 0 DP: 0 HBP: 0	WP: 0 PB: 0 SB: 1 CS: 0	PA: 35										
PITCHER	IP WLS BF H R ER SO BB IBB HBP BLK WP HR S P ERA WHIP																											
Fergie Jenkins, R ERA: 2.72 (1, 1)	7.0		28	7	2	2	3	0	0	0	0	0	2	34	34	2.57	1.000											
Phil Regan, R ERA: 2.12 (8, 1)	1.0	W	4	1	0	0	1	0	0	0	0	0	0	6	6	0.00	1.000											
Ted Abernathy, R ERA: 0.47 (9, 1)	1.0	S	3	0	0	0	0	0	0	0	0	0	0	3	3	0.00	0.000											

New York Mets @ Chicago Cubs
Wrigley Field, Chicago, IL
 Sat May 03 1969, 3:33 AM CDT
 Att: 23,228 - Unknown

livebaseballscorecards.com

AB	35
R	2
H	8
RBI	2
BB	0
SO	4
LOB	9



Batter	1	2	3	4	5	6	7	8	9
Don Kessinger, S (1, 6) OBP: 0.385, SLG: 0.431	0-0 6-3		0-0 F8			0-0 2B	0-0 G3		
Glenn Beckert, R (1, 4) OBP: 0.311, SLG: 0.298	0-0 6-3			0-0 5-3		0-0 F7		0-0 F7	
Billy Williams, L (1, 7) OBP: 0.330, SLG: 0.422	0-0 G3			0-0 1B 1B		0-3 K		0-0 3B 1B	
Ron Santo, R (1, 5) OBP: 0.387, SLG: 0.488		0-0 F7		0-0 1-2 1B		0-0 F8		0-0 1-H BB 3B	
14 Ernie Banks, R (1, 3) OBP: 0.333, SLG: 0.351		0-0 F7		0-3 K			0-0 BB E 1B	4-0 BB BB IBB	
Randy Hundley, R (1, 2) OBP: 0.371, SLG: 0.398		0-0 5-3		0-0 6-3			4-0 E BB 1-2	4-0 BB 1-2 BB	
Al Spangler, L (1, 9) OBP: 0.400, SLG: 0.475			4-0 SH1-3 BB		0-0 P5		0-0 E1	0-3 K	
Gene Oliver, R (8, PH) OBP: 0.333, SLG: 0.333							1-3 2-H		
Ted Abernathy, R (9, 1)									
Don Young, R (1, 8) OBP: 0.329, SLG: 0.319			0-0 SH1-3		0-3 K		0-3 K	4-0 BB	
Willie Smith, L (7, PH) OBP: 0.267, SLG: 0.571			1-2					1-2 2-3 3-H	
Adolfo Phillips, R (8, 8) OBP: 0.545, SLG: 0.167									
Fergie Jenkins, R (1, 1) OBP: 0.238, SLG: 0.333			0-0 F8		0-0 6-3		0-3 K	0-3 K	
Manny Jimenez, L (7, PH)									
Phil Regan, R (8, 1)									
Jim Hickman, R (8, PH) OBP: 0.189, SLG: 0.147									


Inning Stats	R: 0 E: 0 K: 0 S: 3	H: 0 LOB: 0 BB: 0 P: 3	R: 0 E: 0 K: 0 S: 3	H: 0 LOB: 0 BB: 0 P: 3	R: 0 E: 0 K: 0 S: 3	H: 0 LOB: 1 BB: 1 P: 7	R: 0 E: 0 K: 1 S: 7	H: 2 LOB: 2 BB: 0 P: 7	R: 0 E: 0 K: 1 S: 5	H: 0 LOB: 0 BB: 0 P: 5	R: 0 E: 0 K: 1 S: 6	H: 1 LOB: 1 BB: 0 P: 6	R: 1 E: 1 K: 2 S: 9	H: 1 LOB: 2 BB: 1 P: 13	R: 2 E: 0 K: 2 S: 9	H: 2 LOB: 3 BB: 3 P: 21
--------------	------------------------------	---------------------------------	------------------------------	---------------------------------	------------------------------	---------------------------------	------------------------------	---------------------------------	------------------------------	---------------------------------	------------------------------	---------------------------------	------------------------------	----------------------------------	------------------------------	----------------------------------

PITCHER	IP	WLS	BF	H	R	ER	SO	BB	IBB	HBP	BLK	WP	HR	S	P	ERA	WHIP
Nolan Ryan, R (1, 1) ERA: 2.21	6.1		26	4	1	0	4	2	0	0	0	0	0	32	40	0.00	0.947
Cal Koonce, R (7, 1) ERA: 7.15	1.0	L	7	2	2	2	1	1	1	0	0	0	0	7	15	18.00	3.000
Al Jackson, L (8, 1) ERA: 9.82	0.1		1	0	0	0	1	0	0	0	0	0	0	3	3	0.00	0.000
Ron Taylor, R (8, 1) ERA: 2.92	0.1		2	0	0	0	1	1	0	0	0	0	0	3	7	0.00	3.000

BOTTOM

New York Mets @ Chicago Cubs
Wrigley Field, Chicago, IL
 Sat May 03 1969, 3:33 AM CDT
 Att. 23,228 - Unknown

AB	30
R	3
H	6
RBI	2
BB	5
SO	7
LOB	22



1B	2B	3B	HR	SF	SAC	DP	HBP	WP	PA
4	1	1	0	0	1	0	0	0	36

WP	PA
0	36


Batter	1	2	3	4	5	6	7	8	9	AB R H RBI BB SO LOB
Don Kessinger, S (1, 6) OBP: 0.388, SLG: 0.443	0-0 F7		0-0 1-3 2B		0-0 FC4-6 1B FC5-4		0-0 SH1-4		0-0 FC5-4 1B	4 1 2 0 0 0 1
Glenn Beckert, R (1, 4) OBP: 0.306, SLG: 0.293	0-0 F9		0-0 1-3		0-0 FC5-4 1B		0-0 4-3		0-0 FC5-4 1-2f	5 0 1 0 0 0 5
Billy Williams, L (1, 7) OBP: 0.325, SLG: 0.407	0-3 K		4-0 IBB		0-0 FC5-4 BB 1-2f 3-H		0-0 F8		0-0 G3	4 0 0 1 1 1 4
Ron Santo, R (1, 5) OBP: 0.383, SLG: 0.472		0-3 K	0-3 K		4-0 BB 1-2 BB			0-0 5-3		3 0 0 0 1 2 3
14 Ernie Banks, R (1, 3) OBP: 0.321, SLG: 0.337		0-0 F6	0-0 P4		0-3 K			0-0 5-3		4 0 0 0 0 1 5
Randy Hundley, R (1, 2) OBP: 0.376, SLG: 0.402		0-0 3B 1B		0-3 K		0-0 P4		0-0 1B 1B		4 1 2 0 0 1 0
Al Spangler, L (1, 9) OBP: 0.405, SLG: 0.508		0-0 1H 3B		0-3 K		0-0 6-3		0-0 1B 1-2 1B		4 0 2 1 0 1 0
Don Young, R (1, 8) OBP: 0.318, SLG: 0.307		0-3 K		0-0 F2		0-0 F9		0-0 P1		3 0 0 0 0 1 1
Gene Oliver, R (8, PH) OBP: 0.286, SLG: 0.286										1 0 0 0 0 0 2
Phil Regan, R (9, 1)										0 0 0 0 0 0 0
Bill Hands, R (1, 1)			1-0 2B		0-0 FC4-6 1B		0-0 SH1-4 1B		0-0 G3	0 0 0 0 0 0 0
Manny Jimenez, L (5, PH) OBP: 0.333, SLG: 0.333										1 0 1 0 0 0 0
Nate Oliver, R (5, PR)										0 0 0 0 0 0 0
Rich Nye, L (6, 1)										0 0 0 0 0 0 0
Willie Smith, L (7, PH) OBP: 0.313, SLG: 0.600										1 0 1 0 0 0 0
Adolfo Phillips, R (7, PR) OBP: 0.543, SLG: 0.167										0 0 0 0 0 0 0
Ted Abernathy, R (8, 1)										0 0 0 0 0 0 0
Jim Hickman, R (9, 8) OBP: 0.184, SLG: 0.143										1 0 0 0 0 0 0

Inning Stats	R: 0	H: 0	E: 0	K: 1	S: 5	R: 1	H: 2	E: 0	K: 2	S: 9	R: 0	H: 1	E: 0	K: 1	S: 6	R: 0	H: 0	E: 0	K: 2	S: 7	R: 1	H: 2	E: 0	K: 1	S: 7	R: 0	H: 0	E: 0	K: 0	S: 3	R: 0	H: 1	E: 0	K: 0	S: 4	R: 0	H: 2	E: 0	K: 0	S: 5	R: 0	H: 1	E: 0	K: 0	S: 4	R: 0	H: 1	E: 0	K: 0	S: 4	1B: 7	SF: 0	2B: 1	SAC: 1	3B: 1	DP: 0	HR: 0	HBP: 1	WP: 0	PA: 39
--------------	------	------	------	------	------	------	------	------	------	------	------	------	------	------	------	------	------	------	------	------	------	------	------	------	------	------	------	------	------	------	------	------	------	------	------	------	------	------	------	------	------	------	------	------	------	------	------	------	------	------	-------	-------	-------	--------	-------	-------	-------	--------	-------	--------

PITCHER	IP	WLS	BF	H	R	ER	SO	BB	IBB	HBP	BLK	WP	HR	S	P	ERA	WHIP
Tom Seaver, R (1, 1) ERA: 2.28	9.0	W	39	9	2	2	7	1	1	1	0	0	0	50	59	2.00	1.111

NEW YORK METS @ CHICAGO CUBS
Wrigley Field, Chicago, IL
Sun May 04 1969, 3:33 AM CDT
Unknown

AB	35
R	2
H	9
RBI	2
BB	2
SO	7
LOB	21



Batter	1	2	3	4	5	6	7	8	9	AB R H RBI BB SO LOB	TOP		
Rod Gaspar, S OBP: 0.299, SLG: 0.247 (1, 8) BB (8, 9) BB	4-0 2B BB		0-0 5-3			0-0 F8	0-0 5-3		0-0 4-3	4 1 0 0 1 0 3			
Wayne Garrett, L OBP: 0.400, SLG: 0.455 (1, 5) S S S	0-3 K		0-0 WP 2B			0-0 1B 1B		0-0 4-3 1B G1-2-3 1B		4 0 3 0 0 1 1			
Ken Boswell, L OBP: 0.365, SLG: 0.379 (1, 4) X	0-0 1B 2B		0-0 1-3			0-0 1B G6-4-3		0-0 4-3 1B		4 1 3 1 0 0 1			
Cleon Jones, R OBP: 0.439, SLG: 0.561 (1, 7) X	0-0 1B CS 2-H			0-0 1-3		0-0 1B G6-4-3 1-2f		0-0 4-3 1B		4 0 1 1 0 0 4			
Ed Kranepool, L OBP: 0.358, SLG: 0.514 (1, 3) S S S	0-3 K 1-2			0-0 1-3			0-0 4-3	4-0 IBB		3 0 0 0 1 1 1			
Ron Swoboda, R OBP: 0.311, SLG: 0.379 Tommie Agee, R OBP: 0.320, SLG: 0.500 (1, 9) S S S (8, 8)		0-3 K		0-0 F8			4-0 1B BB WP	0-0 G1-2-3		3 1 0 0 1 1 3 0 0 0 0 0 0 0			
Jerry Grote, R OBP: 0.254, SLG: 0.262 (1, 2) X		0-0 6-3			0-0 6-3		0-0 F9		4-0 SH1-4 BB	3 0 0 0 1 0 1	AB 31 R 3 H 8 RBI 2 BB 5 SO 5 LOB 15		
Al Weis, S OBP: 0.182, SLG: 0.143 (1, 6) S S S		0-3 K			0-3 K		0-0 WP 1B 1-2		0-0 SH1-4	3 0 1 0 0 2 0			
Tug McGraw, R (1, 1) X			0-0 F7		0-0 6-3		4-0 BB 1-3 2-H		0-0 1-3	3 0 0 0 1 0 1			
Inning Stats	R: 2 H: 2 E: 0 LOB: 0 K: 2 BB: 1 S: 8 P: 12	R: 0 H: 0 E: 0 LOB: 0 K: 2 BB: 0 S: 7 P: 7	R: 0 H: 1 E: 0 LOB: 1 K: 0 BB: 0 S: 4 P: 4	R: 0 H: 0 E: 0 LOB: 0 K: 0 BB: 0 S: 3 P: 3	R: 0 H: 0 E: 0 LOB: 0 K: 1 BB: 0 S: 5 P: 5	R: 0 H: 2 E: 0 LOB: 1 K: 0 BB: 0 S: 4 P: 4	R: 1 H: 1 E: 0 LOB: 2 K: 0 BB: 2 S: 4 P: 12	R: 0 H: 2 E: 0 LOB: 2 K: 0 BB: 1 S: 4 P: 8	R: 0 H: 0 E: 0 LOB: 1 K: 0 BB: 1 S: 3 P: 7	1B: 6 SF: 0 2B: 2 SAC: 1 3B: 0 DP: 2 HR: 0 HBP: 0	WP: 4 PA: 37 PB: 0 SB: 0 CS: 1		
PITCHER	IP WLS BF H R ER SO BB IBB HBP BLK WP HR S P ERA WHIP											PITCHER	IP WLS BF H R ER SO BB IBB HBP BLK WP HR S P ERA WHIP
Dick Selma, R ERA: 5.23 (1, 1)	6.2 L 27 6 3 3 5 3 0 0 0 2 0 34 46 4.05 1.350												
Phil Regan, R ERA: 1.86 (7, 1)	1.1 6 2 0 0 0 0 0 1 0 0 0 0 5 9 0.00 1.500												
Ted Abernathy, R ERA: 0.42 (9, 1)	1.0 4 0 0 0 0 0 0 1 0 0 0 0 0 3 7 0.00 1.000												

New York Mets @ Chicago Cubs
Wrigley Field, Chicago, IL
Sun May 04 1969, 3:38 AM CDT
Att: 40,484 - Unknown

livebaseballscorecards.com



Batter	1	2	3	4	5	6	7	8	9	AB R H RBI BB SO LOB	TOP																
Pete Rose, S (1, 8) OBP: 0.377, SLG: 0.453	0-3 K		0-0 L4			0-0 E6 FC3-6		0-0 F8		4 0 0 0 0 1 0																	
Bobby Tolan, L (1, 9) OBP: 0.309, SLG: 0.470	0-0 6-3				0-0 F7	0-0 FC3-6 S		0-0 F8		4 0 0 0 0 0 1																	
Alex Johnson, R (1, 7) OBP: 0.368, SLG: 0.559	0-0 FC6-4 1B			0-3 K		0-0 1-3		0-0 1B		4 0 2 0 0 1 1																	
Johnny Bench, R (1, 2) OBP: 0.340, SLG: 0.435	0-0 FC6-4 1-2f			0-0 F7		4-0 BB		0-3 K		3 0 0 0 1 1 2																	
Tony Perez, R (1, 5) OBP: 0.362, SLG: 0.486		0-0 5-3			0-3 K	0-0 F9			0-3 K	4 0 0 0 0 2 2																	
Lee May, R (1, 3) OBP: 0.320, SLG: 0.422		0-3 K			0-0 HR		0-0 3-1 2B		0-0 G4-6-3 1B	4 1 3 1 0 1 0																	
Tommy Helms, R (1, 4) OBP: 0.295, SLG: 0.307		0-0 6-3			0-0 L8		0-0 5-3		0-0 G4-6-3 1-2f	4 0 0 0 0 0 2																	
Woody Woodward, R (1, 6) OBP: 0.214, SLG: 0.154			0-3 K		0-0 1B		0-0 3-1			3 0 1 0 0 1 1																	
Jim Maloney, L (1, 1) OBP: 0.267, SLG: 0.167			0-3 K		0-0 4-3		0-0 P6			2 0 0 0 0 1 1																	
Gary Nolan, R (6, 1)										0 0 0 0 0 0 0																	
Jimmy Stewart, S (7, PH) OBP: 0.313, SLG: 0.167										1 0 0 0 0 0 1																	
Wayne Granger, R (7, 1) OBP: 0.333, SLG: 0.200										0 0 0 0 0 0 0																	
Inning Stats	R: 0 E: 0 K: 1 S: 6	H: 1 LOB: 1 BB: 0 P: 6	R: 0 E: 0 K: 1 S: 5	H: 0 LOB: 0 BB: 0 P: 5	R: 0 E: 0 K: 2 S: 7	H: 0 LOB: 0 BB: 0 P: 7	R: 0 E: 0 K: 1 S: 5	H: 0 LOB: 0 BB: 0 P: 5	R: 1 E: 0 K: 1 S: 7	H: 2 LOB: 1 BB: 0 P: 7	R: 0 E: 1 K: 0 S: 4	H: 0 LOB: 2 BB: 1 P: 8	R: 0 E: 0 K: 0 S: 4	H: 1 LOB: 1 BB: 0 P: 4	R: 0 E: 0 K: 1 S: 6	H: 1 LOB: 1 BB: 0 P: 6	R: 0 E: 0 K: 1 S: 5	H: 1 LOB: 0 BB: 0 P: 5	1B: 4 2B: 1 3B: 0 HR: 1	SF: 0 SAC: 0 DP: 1 HBP: 0	WP: 0 PB: 0 SB: 1 CS: 0	PA: 34					
PITCHER Don Cardwell, R (1, 1) ERA: 2.43	IP 9.0	WLS W	BF 34	H 6	R 1	ER 1	SO 8	BB 1	IBB 0	HBP 0	BLK 0	WP 0	HR 1	S 49	P 53	ERA 1.00	WHIP 0.778						PITCHER IP WLS BF H R ER SO BB IBB HBP BLK WP HR S P ERA WHIP				

Cincinnati Reds @ New York Mets
Shea Stadium, Flushing, NY
Tue May 06 1969, 7:05 PM EDT
Att: 12,291 - Unknown

livebaseballscores.com

AB	33
R	1
H	6
RBI	1
BB	1
SO	8
LOB	11



Batter	1	2	3	4	5	6	7	8	9	AB R H RBI BB SO LOB	TOP														
Pete Rose, S (1, 8) OBP: 0.376, SLG: 0.444	0-1 CI 9-6		4-0 BB 1-2			0-0 4-3		0-0 3-1		2 0 0 0 1 0 1															
Bobby Tolan, L (1, 9) OBP: 0.307, SLG: 0.463	0-0 F8		0-0 P6			0-0 3-1		0-0 1-3	1B 1B	4 1 1 0 0 0 3															
Alex Johnson, R (1, 7) OBP: 0.355, SLG: 0.539	0-0 9-6 1-2f			0-3 K		0-0 6-3		0-0 1-3	1-2	4 0 0 0 0 1 2															
Lee May, R (1, 3) OBP: 0.318, SLG: 0.415		0-0 5-3		0-0 F9		0-3 K		0-0 FC5-4 WP 2-H 1B		4 1 1 1 0 1 0															
Tony Perez, R (1, 5) OBP: 0.358, SLG: 0.505		0-0 6-3		0-0 HR		0-0 1-6-3		0-0 E6 FC5-4	1-2	4 1 1 1 0 0 1															
Johnny Bench, R (1, 2) OBP: 0.327, SLG: 0.417		0-3 K		0-0 1-3		0-0 1-3		0-0 FC5-4 WP 1-2f 2-3		4 0 0 0 0 1 2															
Tommy Helms, R (1, 4) OBP: 0.306, SLG: 0.311			4-0 CS BB		0-0 F7		0-0 CS BB 1B	0-0 WP 1-3 3-H		3 0 1 0 1 0 1															
Darrel Chaney, S (1, 6) OBP: 0.328, SLG: 0.333			0-3 K 1-2		0-0 G3		4-0 FC1-6 BB			2 0 0 0 1 1 1															
Jim Merritt, L (1, 1) OBP: 0.273, SLG: 0.273			0-0 BB 1B		0-3 K		0-0 FC1-6 1-2f 2-3			3 0 1 0 0 1 2															
Clay Carroll, R (8, 1) OBP: 0.600, SLG: 0.500										0 0 0 0 0 0 0															
Inning Stats	R: 0 E: 1 K: 0 S: 3	H: 0 LOB: 0 BB: 0 P: 3	R: 0 E: 0 K: 1 S: 5	H: 0 LOB: 0 BB: 0 P: 5	R: 0 E: 0 K: 1 S: 5	H: 1 LOB: 2 BB: 2 P: 13	R: 1 E: 0 K: 1 S: 6	H: 1 LOB: 0 BB: 0 P: 6	R: 0 E: 0 K: 1 S: 5	H: 0 LOB: 0 BB: 0 P: 5	R: 0 E: 0 K: 0 S: 3	H: 0 LOB: 0 BB: 0 P: 3	R: 0 E: 0 K: 1 S: 5	H: 0 LOB: 0 BB: 0 P: 5	R: 0 E: 0 K: 0 S: 3	H: 1 LOB: 1 BB: 1 P: 7	R: 2 E: 1 K: 0 S: 5	H: 2 LOB: 0 BB: 0 P: 5	1B: 4 2B: 2 3B: 0 HR: 1	SF: 0 SAC: 0 DP: 2 HBP: 0	WP: 1 PB: 0 SB: 0 CS: 2	PA: 34			
PITCHER Gary Gentry, R (1, 1) ERA: 2.95	IP: 8.0 WLS: L BF: 28 H: 3 R: 1 ER: 1 SO: 5 BB: 3 IBB: 0 HBP: 0 BLK: 0 WP: 0 HR: 1 S: 35 P: 47 ERA: 1.12 WHIP: 0.750																								
Cal Koonce, R (9, 1) ERA: 7.3	IP: 1.0 WLS: L BF: 6 H: 2 R: 2 ER: 1 SO: 0 BB: 0 IBB: 0 HBP: 0 BLK: 0 WP: 1 HR: 0 S: 5 P: 5 ERA: 9.00 WHIP: 2.000																								

Cincinnati Reds @ New York Mets
 Shea Stadium, Flushing, NY
 Wed May 07 1969, 7:05 PM EDT
 Att. 9,242 - Unknown

livebaseballscorecards.com

AB	30
R	3
H	5
RBI	2
BB	3
SO	5
LOB	13



Houston Astros @ New York Mets
 Shea Stadium, Flushing, NY
 Sat May 10 1969, 3:33 AM EDT
 Att. 14,981 - Unknown

livebaseballscorecards.com

AB	31
R	1
H	4
RBI	1
BB	6
SO	4
LOB	18



AB R H RBI BB SO LOB

4	0	0	1	1	0	1
5	0	1	0	0	1	2
2	0	0	0	2	0	1
4	0	0	0	0	1	5
3	0	1	0	1	0	0
4	0	1	0	0	1	4
3	0	0	0	0	0	1
3	1	1	0	1	0	1
1	0	0	0	1	0	2
1	0	0	0	0	0	1
0	0	0	0	0	0	0
1	0	0	0	0	1	0

Batter 1 2 3 4 5 6 7 8 9

Joe Morgan, L (1, 4) OBP: 0.359, SLG: 0.331	4-0 S BB BB	0-0 L9		0-0 1-3		0-0 E4 WP PB		0-0 F9
Norm Miller, L (1, 9) OBP: 0.392, SLG: 0.349	0-0 F9		0-3 K	0-0 FC6-4 1B		0-0 L7		0-0 4-3
Jimmy Wynn, R (1, 8) OBP: 0.310, SLG: 0.441	4-0 BB 1-2 BB		0-0 4-3	0-0 FC6-4 1-2f		4-0 WP BB		
Curt Blefary, L (1, 3) OBP: 0.378, SLG: 0.339	0-3 K		0-0 L8	0-0 4-3		0-0 F7		
Denis Menke, R (1, 6) OBP: 0.446, SLG: 0.434	4-0 1-2 BB			0-0 F7		0-0 6-3		0-0 WP 1B
Doug Rader, R (1, 5) OBP: 0.315, SLG: 0.370	0-3 K			0-0 SH1-3 1B		0-0 F3		0-0 F9
Jesus Alou, R (1, 7) OBP: 0.225, SLG: 0.278		0-0 4-3		0-0 SH1-3 1-2		0-0 6-3		0-0 P5
Johnny Edwards, L (1, 2) OBP: 0.220, SLG: 0.169		0-0 5-3		4-0 FC6-4 IBB		0-0 6-3 E 2B		0-0 3-1
Denny Lemaster, R (1, 1) OBP: 0.200, SLG: 0.222		4-0 BB		0-0 FC6-4 1-2f		0-0 6-3		0-3 K
Gary Geiger, L (7, PH) OBP: 0.269, SLG: 0.150								
Dooley Womack, L (7, 1)								
Julio Gotay, R (9, PH) OBP: 0.250, SLG: 0.250								

Inning Stats	R: 0 E: 0 K: 2 S: 7	H: 0 LOB: 3 BB: 3 P: 19	R: 0 E: 0 K: 0 S: 3	H: 0 LOB: 1 BB: 1 P: 7	R: 0 E: 0 K: 1 S: 5	H: 0 LOB: 0 BB: 0 P: 5	R: 0 E: 0 K: 0 S: 4	H: 1 LOB: 2 BB: 1 P: 8	R: 0 E: 0 K: 0 S: 4	H: 1 LOB: 1 BB: 0 P: 4	R: 0 E: 0 K: 0 S: 3	H: 0 LOB: 0 BB: 0 P: 3	R: 1 E: 1 K: 0 S: 5	H: 1 LOB: 2 BB: 1 P: 9	R: 0 E: 0 K: 0 S: 4	H: 1 LOB: 1 BB: 0 P: 4	R: 0 E: 0 K: 1 S: 5	H: 0 LOB: 0 BB: 0 P: 5	1B: 3 2B: 1 3B: 0 HR: 0	SF: 0 SAC: 1 DP: 0 HBP: 0	WP: 2 PB: 1 SB: 1 CS: 0	PA: 38
--------------	------------------------------	----------------------------------	------------------------------	---------------------------------	------------------------------	---------------------------------	------------------------------	---------------------------------	------------------------------	---------------------------------	------------------------------	---------------------------------	------------------------------	---------------------------------	------------------------------	---------------------------------	------------------------------	---------------------------------	----------------------------------	------------------------------------	----------------------------------	--------

PITCHER Tom Seaver, R (1, 1) ERA: 2.08	IP 9.0	WLS W	BF 38	H 4	R 1	ER 1	SO 4	BB 5	IBB 1	HBP 0	BLK 0	WP 2	HR 0	S 40	P 64	ERA 1.00	WHIP 1.000										
--	--------	-------	-------	-----	-----	------	------	------	-------	-------	-------	------	------	------	------	----------	------------	--	--	--	--	--	--	--	--	--	--

Batter	1	2	3	4	5	6	7	8	9	AB R H RBI BB SO LOB	TOP									
Joe Morgan, L (1, 4) OBP: 0.356, SLG: 0.323	0-3 K			0-0 E4 1B	0-0 L9		4-0 BB			3 1 0 0 1 1 0										
Norm Miller, L (1, 9) OBP: 0.387, SLG: 0.344	0-0 6-3			0-0 1-H HR 1B	0-3 K		0-3 K			4 1 1 1 0 2 2										
Jimmy Wynn, R (1, 8) OBP: 0.308, SLG: 0.462	0-0 F7			0-0 1-H HR	0-0 5-3			0-3 K		4 1 1 2 0 1 0										
Curt Blefary, L (1, 3) OBP: 0.366, SLG: 0.327		0-0 F2		0-0 4-3		0-0 F8		0-0 L8		4 0 0 0 0 0 0										
Denis Menke, R (1, 6) OBP: 0.448, SLG: 0.445		0-0 P6		0-0 E 2B		0-0 G6-4-3 1B		0-0 1-3		4 1 2 0 0 0 0										
Doug Rader, R (1, 5) OBP: 0.313, SLG: 0.361		0-3 K		4-0 FC5-4 BB		0-0 G6-4-3 1-2f			0-3 K	3 0 0 0 1 2 1										
Gary Geiger, L (1, 7) OBP: 0.250, SLG: 0.136			0-0 L4	0-0 FC5-4 FC5 1-2f 2-H			0-0 F7		0-0 5-3	2 0 0 0 0 0 1										
Jesus Alou, R (7, PH) OBP: 0.221, SLG: 0.274										2 0 0 0 0 0 0										
Johnny Edwards, L (1, 2) OBP: 0.242, SLG: 0.186			0-0 4-3	4-0 IBB			0-0 BB 1B		0-0 1B	3 0 2 0 1 0 0										
Larry Dierker, R (1, 1) OBP: 0.192, SLG: 0.231			0-0 1-3	0-0 FC5 2-3f			0-3 K		0-0 6-3	4 0 0 0 0 1 4										
Inning Stats	R: 0 E: 0 K: 1 S: 5	H: 0 LOB: 0 BB: 0 P: 5	R: 0 E: 0 K: 1 S: 5	H: 0 LOB: 0 BB: 0 P: 5	R: 0 E: 0 K: 0 S: 3	H: 0 LOB: 0 BB: 0 P: 3	R: 4 E: 2 K: 0 S: 7	H: 3 LOB: 2 BB: 2 P: 15	R: 0 E: 0 K: 1 S: 5	H: 0 LOB: 0 BB: 0 P: 5	R: 0 E: 0 K: 2 S: 8	H: 1 LOB: 2 BB: 1 P: 12	R: 0 E: 0 K: 1 S: 5	H: 0 LOB: 0 BB: 0 P: 5	R: 0 E: 0 K: 1 S: 6	H: 1 LOB: 1 BB: 0 P: 6	1B: 4 2B: 1 3B: 0 HR: 1	SF: 0 SAC: 0 DP: 1 HBP: 0	WP: 0 PB: 0 SB: 1 CS: 0	PA: 36
PITCHER	IP WLS BF H R ER SO BB IBB HBP BLK WP HR S P ERA WHIP																			
Don Cardwell, R (1, 1) ERA: 2.51	6.0 L 24 4 4 2 3 1 1 0 0 0 1 28 36 3.00 0.833																			
Al Jackson, L (7, 1) ERA: 8.64	1.0 5 1 0 0 2 1 0 0 0 0 0 8 12 0.00 2.000																			
Ron Taylor, R (8, 1) ERA: 2.51	2.0 7 1 0 0 2 0 0 0 0 0 0 0 11 11 0.00 0.500																			

Houston Astros @ New York Mets
Shea Stadium, Flushing, NY
Sun May 11 1969, 3:33 AM EDT
Unknown

livebaseballscores.com

AB	33
R	4
H	6
RBI	3
BB	3
SO	7
LOB	8



Batter	1	2	3	4	5	6	7	8	9	AB	R	H	RBI	BB	SO	LOB	
Tommie Agee, R OBP: 0.339, SLG: 0.518 (1, 9) X	0-0 6-3 ①		0-0 F9 ②			0-0 HR		0-3 K ①		4	1	1	1	0	1	1	
Bud Harrelson, S OBP: 0.354, SLG: 0.342 (1, 6) X	0-0 F8 ②		0-0 1-3 ③			0-0 F7 ②		0-0 1B WP 1B		4	0	1	0	0	0	1	
Wayne Garrett, L OBP: 0.362, SLG: 0.500 (1, 4) B B B B	4-0 FC6-4 BB			0-0 G3 ①		0-0 BB 1B		0-0 P5 ②		3	0	1	0	1	0	1	
Cleon Jones, R OBP: 0.455, SLG: 0.600 (1, 7) X	0-0 FC6-4 ③			0-0 F9 ②		4-0 1-2 BB		0-0 BB 1B		3	0	1	0	1	0	1	
Ed Kranepool, L OBP: 0.348, SLG: 0.475 (1, 3) B B B B		4-0 G5-4-3 BB		0-0 F9 ③		0-0 F7 ③		4-0 1-2 BB		2	0	0	0	2	0	2	
Amos Otis, R OBP: 0.224, SLG: 0.217 (1, 8) X		0-0 F8 ①			0-0 F7 ①		4-0 BB G6-4-3		0-0 P4 ③		3	0	0	0	1	0	4
Ed Charles, R OBP: 0.207, SLG: 0.208 (1, 5) X		0-0 G5-4-3 ② ③			0-0 4-3 ②		0-0 G6-4-3 ① ②		0-0 L8 ①		4	0	0	0	0	0	2
Jerry Grote, R OBP: 0.231, SLG: 0.236 (1, 2) X			0-0 F9 ①			0-3 K ③		0-0 1B		4	0	1	0	0	1	0	
Don Cardwell, R OBP: 0.200, SLG: 0.357 (6, PH)			1-0 HBP				0-0 F7 ① X		0-0 L7 ③		0	0	0	0	0	0	
Rod Gaspari, S OBP: 0.289, SLG: 0.244 (7, 1)										0	0	0	0	0	0	0	
Al Jackson, L OBP: 0.212, SLG: 0.323 (7, PH)										1	0	0	0	0	0	0	
J.C. Martin, L OBP: 0.212, SLG: 0.323 (8, 1)										0	0	0	0	0	0	0	
Ron Taylor, R OBP: 0.352, SLG: 0.396 (9, PH)										1	0	0	0	0	0	0	


Inning Stats	R: 0	H: 0	E: 0	LOB: 1	K: 0	BB: 1	S: 3	P: 7	R: 0	H: 0	E: 0	LOB: 0	K: 0	BB: 1	S: 2	P: 6	R: 0	H: 0	E: 0	LOB: 1	K: 0	BB: 0	S: 3	P: 4	R: 0	H: 0	E: 0	LOB: 0	K: 0	BB: 0	S: 3	P: 3	R: 0	H: 0	E: 0	LOB: 2	K: 0	BB: 1	S: 5	P: 9	R: 0	H: 1	E: 0	LOB: 1	K: 0	BB: 1	S: 3	P: 7	R: 0	H: 2	E: 0	LOB: 3	K: 1	BB: 1	S: 7	P: 11	R: 0	H: 0	E: 0	LOB: 0	K: 0	BB: 0	S: 3	P: 3	1B: 4	2B: 0	3B: 0	HR: 1	SF: 0	SAC: 0	DP: 2	HBP: 1	WP: 1	PA: 36
PITCHER Larry Dierker, R ERA: 2.59 (1, 1)	IP	WLS	BF	H	R	ER	SO	BB	IBB	HBP	BLK	WP	HR	S	P	ERA	WHIP	IP	WLS	BF	H	R	ER	SO	BB	IBB	HBP	BLK	WP	HR	S	P	ERA	WHIP																																								

BOTTOM

Houston Astros @ New York Mets
Shea Stadium, Flushing, NY
Sun May 11 1969, 3:33 AM EDT
Unknown

livebaseballscores.com

AB	30
R	1
H	5
RBI	1
BB	5
SO	2
LOB	13



Houston Astros @ New York Mets
 Shea Stadium, Flushing, NY
 Sun May 11 1969, 3:38 AM EDT
 Att. 19,456 - Unknown

livebaseballscorecards.com

AB	37
R	7
H	10
RBI	6
BB	5
SO	7
LOB	14



WP:	1	PA:	43
PB:	0		
SB:	0		
CS:	0		

AB R H RBI BB SO LOB

4	1	1	1	1	1	0
5	0	1	1	0	1	0
1	3	0	0	3	0	0
0	0	0	0	0	0	0
1	0	0	0	0	0	2
0	0	0	0	0	0	0
3	1	2	2	0	1	0
2	0	1	0	0	0	0
3	0	1	0	0	0	0
1	0	1	0	0	0	0
4	1	1	1	1	1	4
5	0	1	1	0	0	6
2	0	0	0	0	1	1
2	0	0	0	0	0	0
0	0	0	0	0	0	0
0	0	0	0	0	0	0
2	0	0	0	0	2	1
0	0	0	0	0	0	0
1	0	0	0	0	0	0
0	0	0	0	0	0	0
1	1	1	0	0	0	0

1B:	6	SF:	0
2B:	1	SAC:	0
3B:	1	DP:	1
HR:	2	HBP:	1

WP:	1	PA:	43
PB:	0		
SB:	0		
CS:	0		

Batter	1	2	3	4	5	6	7	8	9
Joe Morgan, L (1, 4) OBP: 0.357, SLG: 0.344	0-0 F7		0-3 K		0-0 HR	0-0 4-3		4-0 1B BB	
Norm Miller, L (1, 9) OBP: 0.378, SLG: 0.337	0-0 F8		0-3 K		0-0 F9		0-0 1-3	0-0 1B G1-6-3	
Jimmy Wynn, R (1, 8) OBP: 0.322, SLG: 0.458	4-0 E		4-0 HR		0-0 5-3		4-0 HBP 1B	0-0 G1-6-3	
Danny Coombs, R (7, 1)									
Julio Gotay, R (8, PH) OBP: 0.200, SLG: 0.200									
Fred Gladding, L (8, 1)									
Denis Menke, R (1, 6) OBP: 0.453, SLG: 0.478	0-3 K		0-0 HR		0-0 BB 1B		0-0 FC3-6 HBP	0-0 F8	
Hector Torres, R (5, 6) OBP: 0.150, SLG: 0.205									
Doug Rader, R (1, 5) OBP: 0.319, SLG: 0.360		0-0 6-3	0-0 E5 WP		0-0 BB		1-0 FC3-6	0-0 1B	
Marty Martinez, S (7, PR) OBP: 0.500, SLG: 0.333									
Curt Blefary, L (1, 3) OBP: 0.368, SLG: 0.342		0-0 2B	0-3 K		1-2 1B		0-0 FC3-6	0-0 F9	
Jesus Alou, R (1, 7) OBP: 0.220, SLG: 0.279					1-2 BB		1-2 FC6-4		
Don Bryant, R (1, 2) OBP: 0.233, SLG: 0.310		0-0 2B			0-0 P4		0-0 FC6-4	0-0 F7	
Johnny Edwards, L (6, PH) OBP: 0.237, SLG: 0.182									
Don Wilson, R (1, 1) OBP: 0.222, SLG: 0.071		0-3 K			0-0 F8		0-0 F7	0-0 G3	
Jim Ray, R (1, 1)									
Wade Blasingame, L (1, 1)									
Dooley Womack, L (5, 1)									
Cesar Geronimo, L (6, PH) OBP: 0.200, SLG: 0.400									
Skip Guttin, R (6, 1)									
Gary Geiger, L (7, 8) OBP: 0.276, SLG: 0.174									

Inning Stats	R: 1	H: 0	E: 2	K: 1	S: 5	P: 9	R: 1	H: 2	E: 0	K: 2	S: 9	P: 9	R: 2	H: 1	E: 1	K: 3	S: 11	P: 15	R: 0	H: 0	E: 0	K: 1	S: 5	P: 5	R: 1	H: 3	E: 0	K: 0	S: 6	P: 10	R: 0	H: 0	E: 0	K: 0	S: 3	P: 3	R: 1	H: 1	E: 0	K: 0	S: 4	P: 9	R: 1	H: 2	E: 0	K: 0	S: 4	P: 8	R: 0	H: 1	E: 0	K: 0	S: 4	P: 4
--------------	------	------	------	------	------	------	------	------	------	------	------	------	------	------	------	------	-------	-------	------	------	------	------	------	------	------	------	------	------	------	-------	------	------	------	------	------	------	------	------	------	------	------	------	------	------	------	------	------	------	------	------	------	------	------	------

PITCHER	IP	WLS	BF	H	R	ER	SO	BB	IBB	HBP	BLK	WP	HR	S	P	ERA	WHIP
Tug McGraw, L (1, 1) ERA: 2.67	4.2		24	6	5	4	7	3	0	0	0	1	2	35	47	7.71	1.929
Nolan Ryan, R (5, 1) ERA: 2.18	0.1		1	0	0	0	0	0	0	0	0	0	0	1	1	0.00	0.000
Cal Koonce, R (6, 1) ERA: 6.61	4.0	W	18	4	2	2	0	2	0	1	0	0	0	15	24	4.50	1.500

Batter	1	2	3	4	5	6	7	8	9	AB R H RBI BB SO LOB	TOP									
Felipe Alou, R (1, 8) OBP: 0.368, SLG: 0.436	0-3 K		0-0 S 1B		0-0 F3		0-0 3-1		0-0 6-3	5 0 1 0 0 1 2										
Felix Millan, R (1, 4) OBP: 0.341, SLG: 0.429	0-0 P6		0-0 6-3 1-2		0-0 1-4-3			0-0 P6		4 0 0 0 0 0 1										
Hank Aaron, R (1, 9) OBP: 0.504, SLG: 0.663	0-0 HR		0-0 L6		0-0 6-3			0-0 P3		4 1 1 1 0 0 1										
Orlando Cepeda, R (1, 3) OBP: 0.341, SLG: 0.523	0-0 1-3			0-0 HR		0-3 K		0-0 BB 1B		4 1 2 1 0 1 0										
Tito Francona, L (1, 7) OBP: 0.400, SLG: 0.357		4-0 BB BB BB BB	0-0 G6-4-3 BB	0-0 L3	0-0 4-3			4-0 BB 1-2 BB		2 0 0 0 2 0 0										
Mike Lum, L (8, 7) OBP: 0.385, SLG: 0.273										0 0 0 0 0 0 0										
Clete Boyer, R (1, 5) OBP: 0.304, SLG: 0.324		0-0 G6-4-3 1-2f	0-0 HR BB	4-0 HR BB	0-3 K			0-0 F7		3 1 0 0 1 1 3										
Bob Tillman, R (1, 2) OBP: 0.344, SLG: 0.357		0-0 1B	0-0 HR	0-0 HR		4-0 SH5-3 BB		4-0 FC6-4 BB		2 1 2 2 2 0 0										
Sonny Jackson, L (1, 6) OBP: 0.313, SLG: 0.364		0-0 5-3	0-0 F8	0-0 F8		0-0 SH5-3 1-2		0-0 FC6-4 SH1-3 1-2f		3 0 0 0 0 0 2										
Ron Reed, R (1, 1) OBP: 0.063, SLG: 0.063			0-0 6-3	0-0 1-3		0-0 1-3		0-0 SH1-3 1-2		3 0 0 0 0 0 1										
Cecil Upshaw, R (8, 1) OBP: 0.333, SLG: 0.333										0 0 0 0 0 0 0										
Inning Stats	R: 1 E: 0 K: 1 S: 6	H: 1 LOB: 0 BB: 0 P: 6	R: 0 E: 0 K: 0 S: 3	H: 1 LOB: 1 BB: 1 P: 7	R: 0 E: 0 K: 0 S: 4	H: 1 LOB: 1 BB: 0 P: 4	R: 3 E: 0 K: 0 S: 5	H: 2 LOB: 0 BB: 1 P: 9	R: 0 E: 0 K: 2 S: 7	H: 0 LOB: 0 BB: 0 P: 7	R: 0 E: 0 K: 0 S: 3	H: 0 LOB: 1 BB: 1 P: 7	R: 0 E: 0 K: 0 S: 4	H: 1 LOB: 2 BB: 1 P: 8	R: 0 E: 0 K: 0 S: 3	H: 0 LOB: 1 BB: 1 P: 7	1B: 3 2B: 0 3B: 0 HR: 3	SF: 0 SAC: 2 DP: 1 HBP: 0	WP: 0 PB: 0 SB: 1 CS: 0	PA: 37
PITCHER	IP WLS BF H R ER SO BB IBB HBP BLK WP HR S P ERA WHIP																			
Gary Gentry, R (1, 1) ERA: 3.2	8.0 L 33 6 4 4 3 4 0 0 0 0 3 35 51 4.50 1.250																			
Ron Taylor, R (9, 1) ERA: 2.35	1.0 4 0 0 0 0 1 0 0 0 0 0 3 7 0.00 1.000																			

Atlanta Braves @ New York Mets
Shea Stadium, Flushing, NY
Tue May 13 1969, 7:05 PM EDT
Att. 12,332 - Unknown

livebaseballscorecards.com

AB	30
R	4
H	6
RBI	4
BB	5
SO	3
LOB	10



BOTTOM

Atlanta Braves @ New York Mets
 Shea Stadium, Flushing, NY
 Tue May 13 1969, 7:05 PM EDT
 Att. 12,332 - Unknown

livebaseballscorecards.com

AB	31
R	3
H	6
RBI	3
BB	4
SO	5
LOB	12



WP: 0	PA: 35
PB: 0	
SB: 0	
CS: 0	

AB R H RBI BB SO LOB

3 1 2 2 1 1 1

3 0 0 0 1 0 3

3 1 0 0 1 0 2

4 0 0 0 0 1 2

4 0 1 0 0 0 1

4 0 1 0 0 1 1

3 0 0 0 0 2 0

1 0 1 1 0 0 0

0 0 0 0 0 0 0

4 0 0 0 0 0 2

2 1 1 0 0 0 0

0 0 0 0 1 0 0

0 0 0 0 0 0 0

1B: 5 SF: 0

2B: 0 SAC: 0

3B: 0 DP: 2

HR: 1 HBP: 0

WP: 0 PA: 35

PB: 0

SB: 0

CS: 0

1B: 5 SF: 0

2B: 0 SAC: 0

3B: 0 DP: 2

HR: 1 HBP: 0

WP: 0 PA: 35

PB: 0

SB: 0

CS: 0

1B: 5 SF: 0

2B: 0 SAC: 0

3B: 0 DP: 2

HR: 1 HBP: 0

WP: 0 PA: 35

PB: 0

SB: 0

CS: 0

1B: 5 SF: 0

2B: 0 SAC: 0

3B: 0 DP: 2

HR: 1 HBP: 0

WP: 0 PA: 35

PB: 0

SB: 0

CS: 0

1B: 5 SF: 0

2B: 0 SAC: 0

3B: 0 DP: 2

HR: 1 HBP: 0

WP: 0 PA: 35

PB: 0

SB: 0

CS: 0

1B: 5 SF: 0

2B: 0 SAC: 0

3B: 0 DP: 2

HR: 1 HBP: 0

WP: 0 PA: 35

PB: 0

SB: 0

CS: 0

1B: 5 SF: 0

2B: 0 SAC: 0

3B: 0 DP: 2

HR: 1 HBP: 0

WP: 0 PA: 35

PB: 0

SB: 0

CS: 0

1B: 5 SF: 0

2B: 0 SAC: 0

3B: 0 DP: 2

HR: 1 HBP: 0

WP: 0 PA: 35

PB: 0

SB: 0

CS: 0

1B: 5 SF: 0

2B: 0 SAC: 0

3B: 0 DP: 2

HR: 1 HBP: 0

WP: 0 PA: 35

PB: 0

SB: 0

CS: 0

1B: 5 SF: 0

2B: 0 SAC: 0

3B: 0 DP: 2

HR: 1 HBP: 0

WP: 0 PA: 35

PB: 0

SB: 0

CS: 0

1B: 5 SF: 0

2B: 0 SAC: 0

3B: 0 DP: 2

HR: 1 HBP: 0

WP: 0 PA: 35

PB: 0

SB: 0

CS: 0

1B: 5 SF: 0

2B: 0 SAC: 0

3B: 0 DP: 2

HR: 1 HBP: 0

WP: 0 PA: 35

PB: 0

SB: 0

CS: 0

1B: 5 SF: 0

2B: 0 SAC: 0

3B: 0 DP: 2

HR: 1 HBP: 0

WP: 0 PA: 35

PB: 0

SB: 0

CS: 0

1B: 5 SF: 0

2B: 0 SAC: 0

3B: 0 DP: 2

HR: 1 HBP: 0

WP: 0 PA: 35

PB: 0

SB: 0

CS: 0

1B: 5 SF: 0

2B: 0 SAC: 0

3B: 0 DP: 2

HR: 1 HBP: 0

WP: 0 PA: 35

PB: 0

SB: 0

CS: 0

1B: 5 SF: 0

2B: 0 SAC: 0

3B: 0 DP: 2

HR: 1 HBP: 0

WP: 0 PA: 35

PB: 0

SB: 0

CS: 0

1B: 5 SF: 0

2B: 0 SAC: 0

3B: 0 DP: 2

HR: 1 HBP: 0

WP: 0 PA: 35

PB: 0

SB: 0

CS: 0

1B: 5 SF: 0

2B: 0 SAC: 0

3B: 0 DP: 2

HR: 1 HBP: 0

WP: 0 PA: 35

PB: 0

SB: 0

CS: 0

1B: 5 SF: 0

2B: 0 SAC: 0

3B: 0 DP: 2

HR: 1 HBP: 0

WP: 0 PA: 35

PB: 0

SB: 0

CS: 0

1B: 5 SF: 0

2B: 0 SAC: 0

3B: 0 DP: 2

HR: 1 HBP: 0

WP: 0 PA: 35

PB: 0

SB: 0

CS: 0

1B: 5 SF: 0

2B: 0 SAC: 0

3B: 0 DP: 2

HR: 1 HBP: 0

WP: 0 PA: 35

PB: 0

SB: 0

CS: 0

1B: 5 SF: 0

2B: 0 SAC: 0

3B: 0 DP: 2

HR: 1 HBP: 0

WP: 0 PA: 35

PB: 0

SB: 0

CS: 0

1B: 5 SF: 0

2B: 0 SAC: 0

3B: 0 DP: 2

HR: 1 HBP: 0

WP: 0 PA: 35

PB: 0

SB: 0

CS: 0

1B: 5 SF: 0

2B: 0 SAC: 0

3B: 0 DP: 2

HR: 1 HBP: 0

WP: 0 PA: 35

PB: 0

SB: 0

CS: 0

1B: 5 SF: 0

2B: 0 SAC: 0

3B: 0 DP: 2

HR: 1 HBP: 0

WP: 0 PA: 35

PB: 0

SB: 0

CS: 0

1B: 5 SF: 0

2B: 0 SAC: 0

3B: 0 DP: 2

HR: 1 HBP: 0

WP: 0 PA: 35

PB: 0

SB: 0

CS: 0

1B: 5 SF: 0

2B: 0 SAC: 0

3B: 0 DP: 2

HR: 1 HBP: 0

WP: 0 PA: 35

PB: 0

SB: 0

CS: 0

1B: 5 SF: 0

2B: 0 SAC: 0

3B: 0 DP: 2

HR: 1 HBP: 0

WP: 0 PA: 35

PB: 0

SB: 0

CS: 0

1B: 5 SF: 0

2B: 0 SAC: 0

3B: 0 DP: 2

HR: 1 HBP: 0

WP: 0 PA: 35

PB: 0

SB: 0

CS: 0

1B: 5 SF: 0

2B: 0 SAC: 0

3B: 0 DP: 2

HR: 1 HBP: 0

WP: 0 PA: 35

PB: 0

SB: 0

CS: 0

1B: 5 SF: 0

Batter	1	2	3	4	5	6	7	8	9	AB R H RBI BB SO LOB	TOP	
Felipe Alou, R OBP: 0.369, SLG: 0.459 (1, 8) X	0-0 1-3 ①		0-0 FC4-6 1B		0-0 G1		0-0 HR		0-0 5-3 ③	5 1 2 1 0 0 1		
Felix Millan, R OBP: 0.346, SLG: 0.426 (1, 4) B B B	4-0 1B BB		0-0 FC4-6 1B 1-2f			0-0 1B SF7 1B	0-0 G3			3 1 1 0 1 0 1		
Hank Aaron, R OBP: 0.496, SLG: 0.648 (1, 9) X	0-0 F7		0-0 1B 1-H			0-0 L8	0-0 6-3			4 0 1 0 0 0 2		
Orlando Cepeda, R OBP: 0.346, SLG: 0.522 (1, 3) X	0-0 1B			0-3 K ①		0-0 1B E S 2B		0-0 F8 ①		4 1 2 0 0 1 0		
Tito Francona, L OBP: 0.370, SLG: 0.333 (1, 7) X	0-0 F9 ③			0-0 F8 ②		0-0 SF7 ②		0-3 K ②		3 0 0 1 0 1 2		
Mike Lum, L OBP: 0.385, SLG: 0.273 (8, 7)				0-0 F8 ③		3-H 0-0 1B 1-H 2B				0 0 0 0 0 0 0		
Clete Boyer, R OBP: 0.310, SLG: 0.349 (1, 5) X		0-0 F8 ①		0-0 5-3 ③				0-0 2B		4 0 2 1 0 0 0		
Bob Didier, S OBP: 0.266, SLG: 0.293 (1, 2) X		0-0 F6 ②			0-0 F9 ①			0-0 1B 2-3		4 0 1 0 0 0 1		
Sonny Jackson, L OBP: 0.319, SLG: 0.369 (1, 6) X		0-0 1-3 ③			0-0 SH1-3 1B			0-0 1B 4-3 ③		4 0 2 0 0 0 2		
Phil Niekro, R OBP: 0.227, SLG: 0.238 (1, 1) S S S			0-3 K ①		0-0 SH1-3 ②				0-0 F8 ①			
George Stone, L (8, 1)					1-2				0-0 G6-4-3 ① ②	2 0 0 0 0 1 0		
Rico Carty, R OBP: 0.200, SLG: 0.250 (9, PH) X									1-2f	0 0 0 0 0 0 0		
										1 0 0 0 0 0 1		
Inning Stats	R: 0 H: 1 E: 0 LOB: 2 K: 0 BB: 1 S: 4 P: 8	R: 0 H: 0 E: 0 LOB: 0 K: 0 BB: 0 S: 3 P: 3	R: 0 H: 2 E: 0 LOB: 2 K: 1 BB: 0 S: 6 P: 6	R: 0 H: 0 E: 0 LOB: 0 K: 1 BB: 0 S: 5 P: 5	R: 0 H: 1 E: 0 LOB: 1 K: 0 BB: 0 S: 4 P: 4	R: 2 H: 4 E: 0 LOB: 2 K: 0 BB: 0 S: 7 P: 7	R: 1 H: 1 E: 0 LOB: 0 K: 0 BB: 0 S: 4 P: 4	R: 0 H: 1 E: 0 LOB: 1 K: 1 BB: 0 S: 6 P: 6	R: 0 H: 1 E: 0 LOB: 0 K: 0 BB: 0 S: 3 P: 3	1B: 8 SF: 1 2B: 2 SAC: 1 3B: 0 DP: 1 HR: 1 HBP: 0	WP: 0 PA: 37 PB: 0 SB: 1 CS: 0	
PITCHER	IP WLS BF H R ER SO BB IBB HBP BLK WP HR S P ERA WHIP											
Tom Seaver, R ERA: 2.24 (1, 1)	8.0 W 34 10 3 3 3 1 0 0 0 0 0 1 39 43 3.38 1.375											
Ron Taylor, R ERA: 2.2 (9, 1)	1.0 S 3 1 0 0 0 0 0 0 0 0 0 0 3 3 0.00 1.000											

Atlanta Braves @ New York Mets
Shea Stadium, Flushing, NY
Wed May 14 1969, 7:05 PM EDT
Att. 15,365 - Unknown

livebaseballscorecards.com

AB 34
R 3
H 11
RBI 3
BB 1
SO 3
LOB 10



New York Mets @ Cincinnati Reds
 Crosley Field, Cincinnati, OH
 Fri May 16 1969, 7:05 PM EDT
 Att: 11,736 - Unknown

livebaseballscorecards.com

AB	42
R	10
H	16
RBI	9
BB	2
SO	8
LOB	18



WP: 0	PA: 44
PB: 2	
SB: 1	
CS: 0	

Batter	1	2	3	4	5	6	7	8	9	AB	R	H	RBI	BB	SO	LOB								
Tommie Agee, R OBP: 0.388, SLG: 0.653 (1, 8)	0-0 1B G3-6-3	0-0 L4-3			0-0 FC 1B	0-3 K	0-0 3B			5	1	2	2	0	1	4								
Wayne Garrett, L OBP: 0.439, SLG: 0.500 (1, 5)	0-0 1B G3-6-3		0-0 G3		0-0 BB 1B		0-0 1B G3			5	1	3	1	0	0	1								
Ken Boswell, L OBP: 0.326, SLG: 0.364 (1, 4)	0-0 1B G3-6-3		0-0 4-3		0-3 K		0-0 L9	0-0 3-1		5	0	0	0	0	1	4								
Cleon Jones, R OBP: 0.456, SLG: 0.606 Amos Otis, R OBP: 0.210, SLG: 0.207 (1, 7) (9, 7)	0-0 2B		0-3 K		4-0 BB 1B		0-3 K	0-0 4-3		4	0	1	0	1	2	1								
Art Shamsky, L OBP: 0.364, SLG: 0.455 (1, 9)	0-0 3-1			0-3 K	0-3 K		0-0 1B 1B	0-0 4-3		5	1	1	0	0	2	4								
Ed Kranepool, L OBP: 0.330, SLG: 0.426 (1, 3)		0-0 1B E6		0-0 F5		0-0 PB FC4-6	0-0 1B 1B		0-0 6-3	5	3	3	1	0	0	0								
J.C. Martin, L OBP: 0.241, SLG: 0.360 Jerry Grote, R OBP: 0.238, SLG: 0.233 (1, 2) (9, PH) (9, 2)		0-0 1B 4-1		0-0 4-3		0-3 K	0-0 1B 1B		0-0 6-3	4	1	1	1	0	1	2								
Bud Harrelson, S OBP: 0.375, SLG: 0.341 (1, 6)		0-0 1B 1B			0-0 FC 1B	4-0 FC4-6 BB	0-0 1B 3B		0-0 F2	4	2	3	1	1	0	0								
Tug McGraw, R OBP: 0.214, SLG: 0.231 Ron Taylor, R Rod Gaspar, S OBP: 0.300, SLG: 0.250 Al Jackson, L Cal Koonce, R OBP: 0.667, SLG: 0.667 (1, 1) (6, 1) (7, PH) (7, 1) (7, 1)		0-0 1B L4-3			0-3 K	0-0 FC4-6	0-0 3B 1B			3	0	1	1	0	1	2								
Inning Stats	R: 1 E: 0 K: 0 S: 5	H: 3 LOB: 1 BB: 0 P: 5	R: 1 E: 1 K: 0 S: 5	H: 3 LOB: 1 BB: 0 P: 5	R: 0 E: 0 K: 1 S: 5	H: 0 LOB: 0 BB: 0 P: 5	R: 0 E: 0 K: 1 S: 5	H: 0 LOB: 0 BB: 0 P: 5	R: 1 E: 0 K: 3 S: 12	H: 2 LOB: 3 BB: 1 P: 16	R: 1 E: 0 K: 2 S: 8	H: 1 LOB: 1 BB: 1 P: 12	R: 6 E: 0 K: 1 S: 12	H: 7 LOB: 1 BB: 0 P: 12	R: 0 E: 0 K: 0 S: 3	H: 0 LOB: 0 BB: 0 P: 3	R: 0 E: 0 K: 0 S: 3	H: 0 LOB: 0 BB: 0 P: 3	1B: 13 2B: 3 3B: 1 HR: 0	SF: 0 SAC: 0 DP: 2 HBP: 0	WP: 0 PB: 2 SB: 1 CS: 0	PA: 44		
PITCHER	IP	WLS	BF	H	R	ER	SO	BB	IBB	HBP	BLK	WP	HR	S	P	ERA	WHIP							
Jack Fisher, R ERA: 3.58 (1, 1)	1.1		9	6	2	2	0	0	0	0	0	0	0	9	9	13.50	4.500							
Clay Carroll, R ERA: 3.22 (2, 1)	3.2		15	3	2	1	5	1	0	0	0	0	0	24	28	2.46	1.091							
George Culver, R ERA: 3.69 (6, 1)	1.2	L	12	6	6	6	3	1	0	0	0	0	0	17	21	32.40	4.200							
Wayne Granger, R ERA: 4.82 (7, 1)	1.1		5	1	0	0	0	0	0	0	0	0	0	5	5	0.00	0.750							
Jim Merritt, L ERA: 4.09 (9, 1)	1.0		3	0	0	0	0	0	0	0	0	0	0	3	3	0.00	0.000							

New York Mets @ Cincinnati Reds
 Crosley Field, Cincinnati, OH
 Sat May 17 1969, 7:05 PM EDT
 Att. 8,925 - Unknown

livebaseballscorecards.com

AB	40
R	11
H	14
RBI	10
BB	2
SO	5
LOB	15



WP: 0	PA: 43
PB: 0	
SB: 0	
CS: 0	

AB R H RBI BB SO LOB

5	3	2	1	0	0	3
5	2	3	2	0	0	3
4	2	1	1	1	1	1
2	1	1	4	0	0	0
2	0	0	0	0	0	1
5	0	1	0	0	1	0
4	2	1	0	1	0	1
5	1	2	2	0	0	1
4	0	2	0	0	0	0
4	0	1	0	0	3	5

1B: 9	SF: 1
2B: 2	SAC: 0
3B: 1	DP: 1
HR: 2	HBP: 0

Batter	1	2	3	4	5	6	7	8	9
Tommie Agee, R OBP: 0.389, SLG: 0.663 (1, 8) X	0-0 1B 2B	0-0 6-3		0-0 FC1-6 1B	0-0 E6 G4-6-3			0-0 3B 2B	
Wayne Garrett, L OBP: 0.452, SLG: 0.547 (1, 5) X	0-0 HR 1B	0-0 F8		0-0 1B 1B	0-0 G4-6-3			0-0 3B	
Ken Boswell, L OBP: 0.328, SLG: 0.361 (1, 4) B B B	4-0 HR BB	0-0 F9		0-0 E1 SF9 1B		0-0 G3		0-3 K	
Cleon Jones, R OBP: 0.453, SLG: 0.628 Amos Otis, R OBP: 0.203, SLG: 0.200 (1, 7) X (4, 7) X	0-0 HR		0-0 5-3	0-0 SF9		0-0 1-3		0-0 6-3	
Art Shamsky, L OBP: 0.313, SLG: 0.375 (1, 9) X	0-0 1B 1B		0-3 K	0-0 F2		0-0 F7		0-0 G3	
Ed Kranepool, L OBP: 0.333, SLG: 0.419 (1, 3) X	0-0 L7		4-0 HR BB		0-0 1B E 1B		0-0 4-3	0-0 4-3	
J.C. Martin, L OBP: 0.254, SLG: 0.418 (1, 2) X	0-0 F7		0-0 HR		0-0 E 1B 1B		0-0 G3	0-0 F2	
Bud Harrelson, S OBP: 0.380, SLG: 0.347 (1, 6) X	0-0 1B		0-0 P5		0-0 E 1B		0-0 6-3		
Gary Gentry, R OBP: 0.118, SLG: 0.118 (1, 1) S S S	0-3 K			0-0 FC1-6 1B		0-3 K		0-3 K	

Inning Stats	R: 4	H: 5	E: 0	K: 1	S: 10	LOB: 2	P: 14	R: 0	H: 0	E: 0	K: 0	S: 3	LOB: 0	P: 3	R: 2	H: 1	E: 0	K: 1	S: 6	LOB: 0	P: 10	R: 3	H: 3	E: 1	K: 0	S: 6	LOB: 0	P: 6	R: 1	H: 3	E: 1	K: 1	S: 8	LOB: 2	P: 8	R: 0	H: 0	E: 0	K: 0	S: 3	LOB: 0	P: 3	R: 0	H: 0	E: 0	K: 0	S: 3	LOB: 0	P: 3	R: 1	H: 2	E: 0	K: 2	S: 9	LOB: 1	P: 9	R: 0	H: 0	E: 0	K: 0	S: 3	LOB: 0	P: 3	R: 0	H: 0	E: 0	K: 0	S: 3	LOB: 0	P: 3	R: 0	H: 0	E: 0	K: 0	S: 3	LOB: 0	P: 3
--------------	------	------	------	------	-------	--------	-------	------	------	------	------	------	--------	------	------	------	------	------	------	--------	-------	------	------	------	------	------	--------	------	------	------	------	------	------	--------	------	------	------	------	------	------	--------	------	------	------	------	------	------	--------	------	------	------	------	------	------	--------	------	------	------	------	------	------	--------	------	------	------	------	------	------	--------	------	------	------	------	------	------	--------	------

PITCHER	IP	WLS	BF	H	R	ER	SO	BB	IBB	HBP	BLK	WP	HR	S	P	ERA	WHIP
Jim Maloney, R ERA: 1.88 (1, 1)	0.0	L	2	2	2	2	0	0	0	0	0	0	0	2	2	∞	∞
Jack Fisher, R ERA: 4.4 (1, 1)	3.0		15	4	4	4	2	2	0	0	0	0	2	17	25	12.00	2.000
John Noriega, R ERA: 5.87 (4, 1)	1.0		8	5	4	3	0	0	0	0	0	0	0	8	8	27.00	5.000
Wayne Granger, R ERA: 4.35 (5, 1)	3.0		10	1	0	0	1	0	0	0	0	0	0	12	12	0.00	0.333
Clay Carroll, R ERA: 3.29 (8, 1)	2.0		8	2	1	1	2	0	0	0	0	0	0	12	12	4.50	1.000

BOTTOM

New York Mets @ Cincinnati Reds
Crosley Field, Cincinnati, OH
Sat May 17 1969, 7:05 PM EDT
Att. 8,925 - Unknown

livebaseballscorecards.com

AB	37
R	3
H	12
RBI	3
BB	2
SO	6
LOB	25



WP:	1	PA:	39
PB:	0	SB:	0
CS:	0		

AB R H RBI BB SO LOB

5	1	1	0	0	1	2
5	1	2	0	0	0	0
5	0	3	1	0	0	2
4	0	1	0	0	1	4
4	1	1	1	0	0	3
3	0	2	0	1	0	2
4	0	1	1	0	2	5
4	0	1	0	0	1	5
0	0	0	0	0	0	0
0	0	0	0	0	0	0
1	0	0	0	0	0	0
0	0	0	0	0	1	1
0	0	0	0	1	0	0
0	0	0	0	0	0	0
1	0	0	0	0	0	1
1B:	10	SF:	0			
2B:	2	SAC:	0			
3B:	0	DP:	2			
HR:	0	HBP:	0			

Batter	1	2	3	4	5	6	7	8	9
Pete Rose, S (1, 8) OBP: 0.363, SLG: 0.426	0-0 L6		0-3 K			0-0 1B 1B	0-0 G4-6-3		0-0 F8
Bobby Tolan, L (1, 9) OBP: 0.321, SLG: 0.490	0-0 F7		0-0 F9			1-2 2B 1B	0-0 F8		0-0 1B
Alex Johnson, R (1, 7) OBP: 0.366, SLG: 0.552	0-0 6-3			0-0 G1-6-3 1B		1-2 2B 1B		0-0 1B 1B	0-0 F9
Tony Perez, R (1, 5) OBP: 0.358, SLG: 0.525		0-0 WP 1B		0-0 F8		0-0 F3		0-3 K	
Lee May, R (1, 3) OBP: 0.331, SLG: 0.504		0-0 L8		0-0 G1-6-3		1-3 2B		0-0 F2	
Johnny Bench, R (1, 2) OBP: 0.350, SLG: 0.453		4-0 BB			0-0 4-3 2B	0-0 FC5-2-5-4 1B		0-0 1B	
Giraldo Ruiz, S (1, 4) OBP: 0.294, SLG: 0.250		0-0 F7			0-3 K	0-0 1B		0-3 K	
Darrel Chaney, S (1, 6) OBP: 0.322, SLG: 0.325		0-0 F7			0-0 4-3	0-3 K			0-0 FC4-6 1B
Jim Maloney, L (1, 1) OBP: 0.238, SLG: 0.143			0-0 F7		0-3 K		4-0 BB		0-0 FC4-6 1B
Jack Fisher, R (1, 1) OBP: 0.375, SLG: 0.375									
Ted Savage, R (3, PH)									
John Noriega, R (4, 1)									
Wayne Granger, R (5, 1)									
Fred Whitfield, L (7, PH)									
Clay Carroll, R (8, 1)									
Jimmy Stewart, S (9, PH)									

Inning Stats	R: 0 H: 0 E: 0 K: 3	H: 0 LOB: 0 BB: 1 P: 3	R: 0 H: 1 E: 0 K: 1 S: 5	H: 0 LOB: 0 BB: 0 P: 5	R: 0 H: 1 E: 0 K: 2 S: 3	H: 1 LOB: 1 BB: 0 P: 8	R: 3 H: 5 E: 0 K: 1 S: 10	H: 2 LOB: 2 BB: 0 P: 10	R: 0 H: 0 E: 0 K: 0 S: 2	H: 2 LOB: 2 BB: 0 P: 9	R: 0 H: 2 E: 0 K: 2 S: 5	H: 2 LOB: 2 BB: 0 P: 5	1B: 10 SF: 0 2B: 2 SAC: 0 3B: 0 DP: 2 HR: 0 HBP: 0	WP: 1 PA: 39 PB: 0 SB: 0 CS: 0
--------------	---------------------	------------------------	--------------------------	------------------------	--------------------------	------------------------	---------------------------	-------------------------	--------------------------	------------------------	--------------------------	------------------------	--	--------------------------------

PITCHER	IP	WLS	BF	H	R	ER	SO	BB	IBB	HBP	BLK	WP	HR	S	P	ERA	WHIP
Gary Gentry, R (1, 1) ERA: 3.17	9.0	W	39	12	3	3	6	2	0	0	0	1	0	49	57	3.00	1.556

Batter	1	2	3	4	5	6	7	8	9	AB R H RBI BB SO LOB	TOP									
Tommie Agee, R OBP: 0.389, SLG: 0.659 (1, 8) (8, 9)	0-0 2B 1B 2B	0-0 1B 1B			0-0 L4		0-0 6-3		0-0 P6	5 1 2 0 0 0 0										
Wayne Garrett, L OBP: 0.433, SLG: 0.517 (1, 5)	0-0 4-3	0-0 1-3 1B			0-3 K		0-0 F5		0-3 K	5 0 1 0 0 2 1										
Ken Boswell, L OBP: 0.331, SLG: 0.370 (1, 4)	0-0 1B 2-3 2B	0-0 P4			0-0 1B			0-0 4-3	0-0 F8	5 1 2 0 0 0 2										
Cleon Jones, R OBP: 0.455, SLG: 0.624 (1, 7)	0-0 3-1 1B 2-H 3-H 1B				0-0 L4		0-3 K		0-0 K2-3 3B 1B	4 1 2 2 0 1 1										
Art Shamsky, L OBP: 0.300, SLG: 0.350 Amos Otis, R OBP: 0.203, SLG: 0.200 (1, 9) (8, 8)	0-0 3-1 1-2 1B				0-0 F2		0-0 F2		0-3 K2-3 1-3	4 0 1 0 0 1 1 0 0 0 0 0 0 0										
Ed Kranepool, L OBP: 0.331, SLG: 0.407 (1, 3)	0-0 3-1 1-2 2-3				0-0 F8		0-0 F2		4-0 3B BB	3 1 0 0 1 0 2										
J.C. Martin, L OBP: 0.270, SLG: 0.414 (1, 2)	0-0 G3				0-0 4-3		0-0 PB 1B		4-0 3B BB	3 1 1 0 1 0 2										
Bud Harrelson, S OBP: 0.375, SLG: 0.364 (1, 6)		0-0 4-3			0-3 K		0-3 K		0-0 3B	4 0 1 3 0 2 1										
Tom Seaver, R OBP: 0.231, SLG: 0.091 (1, 1)		0-0 4-3			0-3 K		0-0 1-3		0-3 K	4 0 0 0 0 2 1										
Inning Stats	R: 2 E: 0 K: 0 S: 7	H: 4 LOB: 2 BB: 0 P: 7	R: 0 E: 0 K: 0 S: 5	H: 2 LOB: 2 BB: 0 P: 5	R: 0 E: 0 K: 0 S: 3	H: 0 LOB: 0 BB: 0 P: 3	R: 0 E: 0 K: 2 S: 7	H: 0 LOB: 0 BB: 0 P: 7	R: 0 E: 0 K: 1 S: 6	H: 1 LOB: 1 BB: 0 P: 6	R: 0 E: 0 K: 0 S: 3	H: 0 LOB: 0 BB: 0 P: 3	R: 3 E: 0 K: 2 S: 9	H: 2 LOB: 1 BB: 2 P: 17	R: 0 E: 0 K: 1 S: 5	H: 0 LOB: 0 BB: 0 P: 5	1B: 7 2B: 2 3B: 1 HR: 0	SF: 0 SAC: 0 DP: 0 HBP: 0	WP: 0 PB: 1 SB: 3 CS: 0	PA: 39
PITCHER	IP WLS BF H R ER SO BB IBB HBP BLK WP HR S P ERA WHIP																			
Phil Niekro, R ERA: 2.17 (1, 1)	7.2 L 35 10 5 5 6 2 0 0 0 0 0 0 45 53 5.87 1.565																			
Claude Raymond, R ERA: 5.23 (8, 1)	0.1 1 0 0 0 1 0 0 0 0 0 0 0 3 3 0.00 0.000																			
Ken Johnson, R ERA: 5.4 (9, 1)	1.0 3 0 0 0 1 0 0 0 0 0 0 0 5 5 0.00 0.000																			

New York Mets @ Atlanta Braves
Atlanta Stadium, Atlanta, GA
Wed May 21 1969, 7:05 PM EDT
Att. 14,669 - Unknown

livebaseballscorecards.com

AB	37
R	5
H	10
RBI	5
BB	2
SO	8
LOB	11



Batter	1	2	3	4	5	6	7	8	9	AB R H RBI BB SO LOB
Felix Millan, R (1, 4) OBP: 0.329, SLG: 0.417	0-0 L9		0-0 1-3			0-0 F9		0-0 1-2 1B		4 0 1 0 0 0 1
Sonny Jackson, L (1, 6) OBP: 0.346, SLG: 0.405	0-0 4-3		0-0 6-3			0-3 K		0-0 L9		4 0 0 0 0 1 3
Hank Aaron, R (1, 9) OBP: 0.493, SLG: 0.683	4-0 BB			0-0 1B		0-3 K		0-0 5-3		3 0 1 0 1 1 0
Orlando Cepeda, R (1, 3) OBP: 0.350, SLG: 0.508	0-0 5-3		0-0 F7			0-0 4-3		0-0 4-3		4 0 0 0 0 0 2
Bob Aspromonte, R (1, 5) OBP: 0.271, SLG: 0.333		0-0 4-3	0-0 P4			0-0 F3		0-0 F9		4 0 0 0 0 0 1
Tommie Aaron, R (1, 7) OBP: 0.222, SLG: 0.333		0-0 P4	0-0 6-3			0-0 P5				3 0 0 0 0 0 1
Bob Tillman, R (1, 2) Ken Johnson, R (9, 1) OBP: 0.286, SLG: 0.311		0-0 L5			0-0 P6			0-0 6-3		3 0 0 0 0 0 0 0 0 0 0 0 0 0
Mike Lum, L (1, 8) OBP: 0.316, SLG: 0.212			0-0 SH3 1B		0-0 4-1			0-0 4-3		3 0 1 0 0 0 0
Phil Niekro, R (1, 1) Claude Raymond, R (8, 1) Walt Hrinik, L (8, PH) (9, 2) OBP: 0.217, SLG: 0.227			0-0 SH3		0-0 F3			4-0 1B BB		1 0 0 0 0 0 0 0 0 0 0 0 0 0 0 0 0 0 1 0 0

Inning Stats	R: 0	H: 0	E: 0	K: 0	S: 3	R: 0	H: 0	E: 0	K: 0	S: 3	R: 0	H: 1	E: 0	K: 0	S: 4	R: 0	H: 1	E: 0	K: 0	S: 4	R: 0	H: 0	E: 0	K: 2	S: 7	R: 0	H: 0	E: 0	K: 0	S: 3	R: 0	H: 1	E: 0	K: 0	S: 4	R: 0	H: 0	E: 0	K: 0	S: 3	1B: 3	2B: 0	3B: 0	HR: 0	SF: 0	SAC: 1	DP: 0	HBP: 0	WP: 0	PA: 32
PITCHER Tom Seaver, R (1, 1) ERA: 1.96	IP: 9.0	WLS: W	BF: 32	H: 3	R: 0	ER: 0	SO: 2	BB: 2	IBB: 0	HBP: 0	BLK: 0	WP: 0	HR: 0	S: 34	P: 42	ERA: 0.00	WHIP: 0.556																																	
PITCHER	IP	WLS	BF	H	R	ER	SO	BB	IBB	HBP	BLK	WP	HR	S	P	ERA	WHIP																																	


BOTTOM

New York Mets @ Atlanta Braves
Atlanta Stadium, Atlanta, GA

Wed May 21 1969, 7:05 PM EDT
Att. 14,669 - Unknown

livebaseballscorecards.com

AB	29
R	0
H	3
RBI	0
BB	2
SO	2
LOB	8



Batter	1	2	3	4	5	6	7	8	9	AB R H RBI BB SO LOB	TOP
Tommy Agee, R (1, 8) OBP: 0.374, SLG: 0.629	0-0 F9		0-3 K			0-0 F3		0-0 F9		4 0 0 0 0 1 1	
Wayne Garrett, L (1, 5) OBP: 0.423, SLG: 0.500	0-0 G3			0-0 F7		0-0 3-1		0-0 3B 1B		4 1 1 1 0 0 0	
Ken Boswell, L (1, 4) OBP: 0.336, SLG: 0.385	0-0 G3			4-0 5-3 BB		0-0 4-3		0-0 1B 3B		3 1 1 1 1 0 0	
Cleon Jones, R (1, 7) OBP: 0.449, SLG: 0.613		0-0 5-3		0-0 5-3		0-0 6-3		0-0 1B		4 0 1 1 0 0 1	
Art Shamsky, L (1, 9) OBP: 0.261, SLG: 0.304 Ron Swoboda, R (8, PH) OBP: 0.286, SLG: 0.333 (8, 9)		0-0 3-1		0-0 L3		0-0 P4		0-3 K		3 0 0 0 0 0 1 1 0 0 0 0 1 1	
Ed Kranepool, L (1, 3) OBP: 0.331, SLG: 0.405 Ed Chanies, R (9, PH) OBP: 0.210, SLG: 0.196		0-0 E7		0-0 6-3		0-0 1B		0-0 F8		3 0 1 0 0 0 0 1 0 0 0 0 0 0	
J.C. Martin, L (1, 2) OBP: 0.258, SLG: 0.393 Ron Taylor, R (7, 1) Rod Gaspar, S (9, PH) OBP: 0.307, SLG: 0.258		0-0 F8		0-0 4-3		0-0 4-3		0-0 1B		3 0 0 0 0 0 2 0 0 0 0 0 0 0 1 0 1 0 0 0 0	
Bud Harrelson, S (1, 6) OBP: 0.374, SLG: 0.363 Al Weis, S (9, PH) OBP: 0.154, SLG: 0.125			0-3 K		0-0 FC6-4 1B		0-0 F5		0-3 K	3 0 1 0 0 1 0 1 0 0 0 0 1 1	
Tug McGraw, R (1, 1) OBP: 0.200, SLG: 0.214 Don Cardwell, R (3, 1) OBP: 0.200, SLG: 0.357 Amos Otis, R (5, PH) OBP: 0.230, SLG: 0.197 Cal Koonce, R (5, 1) OBP: 0.667, SLG: 0.667 Al Jackson, L (7, 1) Jerry Grote, R (7, 2) OBP: 0.244, SLG: 0.253			0-0 5-3		0-0 FC6-4 1-2f		0-0 F9 1B 2B		0-0 5-3	1 0 0 0 0 0 0 0 0 0 0 0 0 0 1 0 0 0 0 0 1 0 0 0 0 0 0 0 0 0 0 0 0 0 0 2 1 1 0 0 0 1	
Inning Stats	R: 0 H: 0 E: 0 LOB: 0 K: 0 BB: 0 S: 3 P: 3	R: 0 H: 0 E: 1 LOB: 1 K: 0 BB: 0 S: 4 P: 4	R: 0 H: 0 E: 0 LOB: 0 K: 2 BB: 0 S: 7 P: 7	R: 0 H: 0 E: 0 LOB: 1 K: 0 BB: 1 S: 3 P: 7	R: 0 H: 1 E: 0 LOB: 1 K: 0 BB: 0 S: 4 P: 4	R: 0 H: 0 E: 0 LOB: 0 K: 0 BB: 0 S: 3 P: 3	R: 0 H: 1 E: 0 LOB: 1 K: 0 BB: 0 S: 4 P: 4	R: 3 H: 4 E: 0 LOB: 1 K: 1 BB: 0 S: 9 P: 9	R: 0 H: 1 E: 0 LOB: 1 K: 1 BB: 0 S: 6 P: 6	1B: 5 SF: 0 2B: 1 SAC: 0 3B: 1 DP: 0 HR: 0 HBP: 0	WP: 0 PA: 36 PB: 0 SB: 0 CS: 0
PITCHER Pat Jarvis, R (1, 1) ERA: 5.37 George Stone, L (8, 1) ERA: 4.26	IP WLS BF H R ER SO BB IBB HBP BLK WP HR S P ERA WHIP	7.2 W 31 6 3 3 2 1 0 0 0 0 0 0 34 38 3.52 0.913	1.1 S 5 1 0 0 2 0 0 0 0 0 0 0 9 9 0.00 0.750					PITCHER IP WLS BF H R ER SO BB IBB HBP BLK WP HR S P ERA WHIP			

New York Mets @ Atlanta Braves
Atlanta Stadium, Atlanta, GA

Thu May 22 1969, 7:05 PM EDT
Att: 12,574 - Unknown

livebaseballscorecards.com

AB	35
R	3
H	7
RBI	3
BB	1
SO	4
LOB	9



Batter	1	2	3	4	5	6	7	8	9	AB R H RBI BB SO LOB	TOP									
Tommie Agee, R (1, 8) OBP: 0.389, SLG: 0.613	0-0 FC3-6 1B		0-3 K			0-3 K		0-3 K		4 0 1 0 0 3 0										
Wayne Garrett, L (1, 5) OBP: 0.400, SLG: 0.470	0-0 F9			0-0 4-3		0-3 K		0-3 K		4 0 0 0 0 2 1										
Ken Boswell, L (1, 4) OBP: 0.340, SLG: 0.383	0-0 FC3-6 1-2f			0-0 5-3 1B		4-0 BB		0-0 F7		3 0 1 0 1 0 1										
Cleon Jones, R (1, 7) OBP: 0.438, SLG: 0.596	0-0 6-3			0-0 5-3 1-2		0-3 K			0-0 6-3	4 0 0 0 0 1 3										
Art Shamsky, L (1, 9) OBP: 0.222, SLG: 0.259		0-3 K		0-0 4-3			0-3 K		0-3 K	4 0 0 0 0 3 1										
Ed Kranepool, L (1, 3) OBP: 0.328, SLG: 0.409		0-0 F8			0-3 K		0-0 L8		0-0 1B 2B	4 0 1 0 0 1 0										
Jerry Grote, R (1, 2) OBP: 0.256, SLG: 0.291		0-3 K			0-0 F7		0-0 3B		0-0 2-3 1B BB	4 0 2 0 0 1 0										
Bud Harrelson, S (1, 6) OBP: 0.387, SLG: 0.359			0-0 G3		4-0 BB		4-0 BB		4-0 1-2 BB	1 0 0 0 3 0 0										
Gary Gentry, R (1, 1) OBP: 0.111, SLG: 0.111			0-3 K		0-3 K		0-0 F8		0-0 F8	1 0 0 0 0 1 0										
Jack Dilauro, S (3, 1)										1 0 0 0 0 1 1										
J.C. Martin, L (7, PH) OBP: 0.254, SLG: 0.387										1 0 0 0 0 0 2										
Cal Koonce, R (7, 1) OBP: 0.667, SLG: 0.667										0 0 0 0 0 0 0										
Rod Gaspar, S (9, PH) OBP: 0.304, SLG: 0.256										1 0 0 0 0 0 3										
Inning Stats	R: 0 E: 0 K: 0 S: 4	H: 1 LOB: 1 BB: 0 P: 4	R: 0 E: 0 K: 2 S: 7	H: 0 LOB: 0 BB: 0 P: 7	R: 0 E: 0 K: 2 S: 7	H: 0 LOB: 0 BB: 0 P: 7	R: 0 E: 0 K: 2 S: 7	H: 1 LOB: 1 BB: 0 P: 4	R: 0 E: 0 K: 3 S: 9	H: 0 LOB: 1 BB: 1 P: 13	R: 0 E: 0 K: 1 S: 6	H: 1 LOB: 2 BB: 1 P: 10	R: 0 E: 0 K: 2 S: 7	H: 0 LOB: 0 BB: 0 P: 7	R: 0 E: 0 K: 1 S: 7	H: 2 LOB: 3 BB: 1 P: 11	1B: 3 2B: 1 3B: 1 HR: 0	SF: 0 SAC: 0 DP: 0 HBP: 0	WP: 0 PB: 0 SB: 0 CS: 0	PA: 36
PITCHER Tom Griffin, R (1, 1) ERA: 3.3	IP 9.0 WLS W BF 36 H 5 R 0 ER 0 SO 13 BB 4 IBB 0 HBP 0 BLK 0 WP 0 HR 0 S 58 P 74 ERA 0.00 WHIP 1.000											PITCHER	IP WLS BF H R ER SO BB IBB HBP BLK WP HR S P ERA WHIP							

New York Mets @ Houston Astros
Astrodome, Houston, TX
Fri May 23 1969, 8:05 PM EDT
Att. 10,825 - Unknown

livebaseballscorecards.com

AB	32
R	0
H	5
RBI	0
BB	4
SO	13
LOB	12



Batter	1	2	3	4	5	6	7	8	9
Curt Blefary, L OBP: 0.354, SLG: 0.313 (1, 3)	0-3 K	0-0 F8	0-0 1-3			0-0 6-3		0-3 K	
Joe Morgan, L OBP: 0.358, SLG: 0.327 (1, 4)	0-0 G3		0-0 S S E 1B		0-0 F5	0-0 G3			
Jimmy Wynn, R OBP: 0.344, SLG: 0.459 (1, 8)	0-3 K		0-3 K		0-0 E5		0-0 G3 SF8 2B		
Norm Miller, L OBP: 0.385, SLG: 0.413 Gary Geiger, L OBP: 0.290, SLG: 0.200 (1, 9) (7, 7)		4-0 1B 1B BB	1-0 E 1B HBP		0-3 K		0-0 G3 2-3		
Denis Menke, R OBP: 0.434, SLG: 0.472 (1, 6)		0-0 1B 1B BB	0-0 1B 1B 1-H 2-H		0-0 5-3		0-0 SF8		
Doug Rader, R OBP: 0.305, SLG: 0.318 (1, 5)		0-3 K	0-0 BB SF7 1B 2-H		0-0 P3		4-0 BB BB BB BB BB		
Jesus Alou, R OBP: 0.227, SLG: 0.299 (1, 7) (7, 9)		0-0 P4	0-0 BB 1B 1-2		0-0 P4		0-0 G3		
Johnny Edwards, L OBP: 0.266, SLG: 0.205 (1, 2)		4-0 1B BB 1-2	4-0 BB 1-2 2-3 BB		0-0 F8		0-0 4-3		
Tom Griffin, R OBP: 0.200, SLG: 0.154 (1, 1)		0-0 1B 1-2 2-H 3-H	0-0 SF7 3-H		0-0 5-3		0-0 5-3		

AB	R	H	RBI	BB	SO	LOB
5	0	0	0	0	2	4
4	1	1	0	0	0	0
4	1	1	0	0	2	1
1	2	0	0	1	1	1
1	0	0	0	0	0	1
3	2	2	2	0	0	1
3	1	1	1	1	1	2
4	0	1	0	0	0	3
2	0	0	0	2	0	0
3	0	1	3	0	0	0

BOTTOM

New York Mets @ Houston Astros
Astrodome, Houston, TX
Fri May 23 1969, 8:05 PM EDT
Att. 10,825 - Unknown

livebaseballscorecards.com

AB	30
R	7
H	7
RBI	6
BB	4
SO	6
LOB	13



1B: 6	SF: 2	WP: 0	PA: 37
2B: 1	SAC: 0	PB: 0	
3B: 0	DP: 0	SB: 2	
HR: 0	HBP: 1	CS: 0	

Inning Stats																																																																					
R: 0		H: 0		E: 0		K: 2		S: 7		R: 2		H: 2		E: 0		K: 1		S: 9		R: 4		H: 4		E: 0		K: 1		S: 6		R: 0		H: 0		E: 0		K: 0		S: 3		R: 0		H: 0		E: 0		K: 0		S: 3		R: 1		H: 1		E: 0		K: 0		S: 4		R: 0		H: 0		E: 0		K: 1		S: 5	
LOB: 0		BB: 0		P: 7		R: 6		LOB: 2		BB: 2		P: 15		R: 6		LOB: 2		BB: 2		P: 14		R: 1		LOB: 1		BB: 1		P: 8		R: 0		LOB: 0		BB: 0		P: 5		R: 0		LOB: 0		BB: 0		P: 5																									
PITCHER		IP	WLS	BF	H	R	ER	SO	BB	IBB	HBP	BLK	WP	HR	S	P	ERA	WHIP	PITCHER		IP	WLS	BF	H	R	ER	SO	BB	IBB	HBP	BLK	WP	HR	S	P	ERA	WHIP																																
Gary Gentry, R ERA: 3.92 (1, 1)		2.1	L	16	6	6	6	4	2	0	1	0	0	0	21	30	23.14	3.429	Jack Dilauro, L ERA: (3, 1)		3.2		13	0	0	0	1	0	0	0	0	0	14	18	0.00	0.273	Cal Koonce, R ERA: 7.46 (7, 1)		2.0		8	1	1	1	1	0	0	0	0	9	13	4.50	1.000																

Batter	1	2	3	4	5	6	7	8	9	AB R H RBI BB SO LOB	TOP									
Tommy Agee, R (1, 8) OBP: 0.355, SLG: 0.588	0-0 F8		0-0 P6			0-3 K		0-3 K		4 0 0 0 0 2 2										
Wayne Garrett, L (1, 5) OBP: 0.405, SLG: 0.478	0-0 4-3			0-0 F8			4-0 BB E BB		0-0 1B 2B	3 1 1 0 1 0 0										
Ken Boswell, L (1, 4) OBP: 0.331, SLG: 0.372	0-3 K			0-0 6-3			0-0 F8		0-3 K	4 0 0 0 0 2 2										
Cleon Jones, R (1, 7) OBP: 0.428, SLG: 0.579		0-3 K		0-0 6-3			0-0 E5 BB		0-3 K	4 0 0 0 0 2 2										
Art Shamsky, L (1, 9) OBP: 0.258, SLG: 0.267				0-0 F8		0-0 4-3		4-0 BB BB BB BB	0-0 1B	3 0 1 1 1 0 0										
Ed Kranepool, L (1, 3) OBP: 0.318, SLG: 0.395				0-0 F7		0-0 P5		0-0 BB BB BB BB	0-0 1B	4 0 0 0 0 0 4										
Jerry Grote, R (1, 2) OBP: 0.270, SLG: 0.317			0-0 S 1B		0-0 F7			0-0 2B		3 0 2 0 0 0 0										
Bud Harrelson, S (1, 6) OBP: 0.380, SLG: 0.352			0-3 K 1B			0-3 K		0-3 K		2 0 0 0 0 2 1										
J.C. Martin, L (8, PH) OBP: 0.250, SLG: 0.381			1-2 K							1 0 0 0 0 1 1										
Al Weis, S (8, 6) OBP: 0.154, SLG: 0.125			0-3 K							0 0 0 0 0 0 0										
Jerry Koosman, R (1, 1)										2 0 0 0 0 2 1										
Rod Gaspar, S (8, PH) OBP: 0.301, SLG: 0.253										1 0 0 0 0 0 1										
Ron Taylor, R (8, 1)										0 0 0 0 0 0 0										
Jim McAndrew, R (8, 1) OBP: 0.333, SLG: 0.400								0-0 6-3		0 0 0 0 0 0 0										
Inning Stats	R: 0 E: 0 K: 1 S: 5	H: 0 LOB: 0 BB: 0 P: 5	R: 0 E: 0 K: 1 S: 5	H: 0 LOB: 0 BB: 0 P: 5	R: 0 E: 0 K: 2 S: 8	H: 1 LOB: 1 BB: 0 P: 8	R: 0 E: 0 K: 0 S: 3	H: 0 LOB: 0 BB: 0 P: 3	R: 0 E: 0 K: 0 S: 3	H: 0 LOB: 0 BB: 0 P: 3	R: 0 E: 1 K: 0 S: 9	H: 0 LOB: 2 BB: 2 P: 11	R: 0 E: 0 K: 2 S: 8	H: 1 LOB: 1 BB: 0 P: 8	R: 1 E: 0 K: 2 S: 9	H: 2 LOB: 1 BB: 0 P: 9	1B: 2 2B: 2 3B: 0 HR: 0	SF: 0 SAC: 0 DP: 1 HBP: 0	WP: 0 PB: 0 SB: 1 CS: 0	PA: 33
PITCHER Larry Dierker, R (1, 1) ERA: 2.79	IP: 9.0 WLS: W BF: 33 H: 4 R: 1 ER: 1 SO: 11 BB: 2 IBB: 0 HBP: 0 BLK: 0 WP: 0 HR: 0 S: 53 P: 61 ERA: 1.00 WHIP: 0.667																			
PITCHER	IP	WLS	BF	H	R	ER	SO	BB	IBB	HBP	BLK	WP	HR	S	P	ERA	WHIP			

New York Mets @ Houston Astros
Astrodome, Houston, TX
Sat May 24 1969, 8:05 PM EDT
Att: 17,911 - Unknown

livebaseballscorecards.com

AB	31
R	1
H	4
RBI	1
BB	2
SO	11
LOB	14



Batter	1	2	3	4	5	6	7	8	9	AB R H RBI BB SO LOB	TOP		
Tommy Dean, R (1, 6) OBP: 0.272, SLG: 0.266	0-3 K		0-0 CS 1B			0-0 6-3	0-0 F8			4 0 1 0 0 1 1			
John Sipin, R (1, 4) OBP: 0.471, SLG: 0.750	0-0 BB 1B		0-3 K			0-0 WP 1B 2B	0-0 F8			4 1 2 0 0 1 2			
Tony Gonzalez, L (1, 7) OBP: 0.315, SLG: 0.294	4-0 G5-4-3 BB		0-3 K			0-0 F8		0-3 K		3 0 0 0 1 2 2			
Nate Colbert, R (1, 3) OBP: 0.378, SLG: 0.579	0-0 G5-4-3			0-0 5-3		4-0 1B WP 1B BB		0-0 F8		3 1 0 0 1 0 2			
Ollie Brown, R (1, 9) OBP: 0.315, SLG: 0.446		0-0 HR		0-0 6-3		0-0 1B 1-3 2-H 1B		0-3 K		4 1 2 2 0 1 0			
Roberto Pena, R (1, 5) OBP: 0.285, SLG: 0.287		0-0 F8		0-0 4-3		0-0 1B 1-3 3-H 1B		0-0 CS 1B	4 0 2 1 0 0 0 0 0 0 0 0 0 0				
Jose Arcia, R (9, PR) OBP: 0.256, SLG: 0.222 (9, 5)													
Cito Gaston, R (1, 8) OBP: 0.258, SLG: 0.273		0-0 2B			0-0 6-3	0-0 6-3		0-3 K	4 0 1 0 0 1 3				
Chris Cannizzaro, R (1, 2) OBP: 0.360, SLG: 0.385		0-0 F3			0-3 K		0-0 P6	4-0 FC6 BB	3 0 0 0 1 1 1				
Al Santorini, R (1, 1) OBP: 0.188, SLG: 0.133		0-3 K			0-3 K		0-0 1B	0-0 FC6	4 0 1 0 0 2 2				
Inning Stats	R: 0 H: 1 E: 0 LOB: 1 K: 1 BB: 1 S: 5 P: 9	R: 1 H: 2 E: 0 LOB: 1 K: 1 BB: 0 S: 7 P: 7	R: 0 H: 1 E: 0 LOB: 1 K: 2 BB: 0 S: 7 P: 7	R: 0 H: 0 E: 0 LOB: 0 K: 0 BB: 0 S: 3 P: 3	R: 0 H: 0 E: 0 LOB: 0 K: 2 BB: 0 S: 7 P: 7	R: 2 H: 3 E: 0 LOB: 2 K: 0 BB: 1 S: 6 P: 10	R: 0 H: 1 E: 0 LOB: 1 K: 0 BB: 0 S: 4 P: 4	R: 0 H: 0 E: 0 LOB: 0 K: 2 BB: 0 S: 7 P: 7	R: 0 H: 1 E: 0 LOB: 1 K: 1 BB: 1 S: 5 P: 9	1B: 6 SF: 0 2B: 3 SAC: 0 3B: 0 DP: 2 HR: 1 HBP: 0	WP: 1 PA: 36 PB: 0 SB: 0 CS: 2		
PITCHER	IP WLS BF H R ER SO BB IBB HBP BLK WP HR S P ERA WHIP											PITCHER	IP WLS BF H R ER SO BB IBB HBP BLK WP HR S P ERA WHIP
Jim McAndrew, R (1, 1) ERA: 6.75	5.2 L 23 6 3 3 6 2 0 0 0 1 1 33 41 4.76 1.412												
Don Cardwell, R (6, 1) ERA: 2.86	2.1 9 2 0 0 2 0 0 0 0 0 0 13 13 0.00 0.857												
Cal Koonce, R (9, 1) ERA: 6.99	1.0 4 1 0 0 1 1 0 0 0 0 0 5 9 0.00 2.000												

San Diego Padres @ New York Mets
Shea Stadium, Flushing, NY
Tue May 27 1969, 7:05 PM EDT
Att: 11,772 - Unknown

livebaseballscorecards.com

AB	33
R	3
H	9
RBI	3
BB	3
SO	9
LOB	13



Batter	1	2	3	4	5	6	7	8	9	10	11	AB R H RBI BB SO LOB	TOP											
Tommy Dean, R OBP: 0.268, SLG: 0.255 (1, 6)	0-3 K		0-3 K		0-0 F9			0-3 K			4-0 B2-6-4 BB	4 0 0 0 1 3 1												
John Sipin, R OBP: 0.364, SLG: 0.571 (1, 4)	0-0 F8		0-0 5-3			0-3 K			0-0 F8		0-0 B2-6-4 1-2f	5 0 0 0 0 1 1												
Ollie Brown, R OBP: 0.312, SLG: 0.436 (1, 9)	0-3 K		0-0 F9			0-0 6-3			0-0 6-3		4-0 BB	4 0 0 0 1 1 0												
Nate Colbert, R OBP: 0.378, SLG: 0.569 (1, 3)		4-0 SH2-3 1B BB		0-3 K		0-0 5-3			0-0 FC5-4 1B		0-3 K	4 0 1 0 1 2 1												
Al Ferrara, R OBP: 0.333, SLG: 0.426 (1, 7)		0-0 SH2-3 1-2 1B		0-3 K			0-3 K		0-0 FC5-4 1-2f			4 0 1 0 0 2 1												
Roberto Pena, R OBP: 0.286, SLG: 0.288 Jose Arcia, R OBP: 0.256, SLG: 0.222 (10, PR) (10, 5)		0-0 SH2-3 1-2 2-3		0-0 P4			0-0 F3			0-0 1B		3 0 1 0 0 0 0 0 0 0 0 0 0 0												
Cito Gaston, R OBP: 0.258, SLG: 0.279 (1, 8)		0-3 K			0-0 2B		0-3 K			0-0 P1		4 0 1 0 0 2 3												
Chris Cannizzaro, R OBP: 0.357, SLG: 0.376 (1, 2)		4-0 IBB			0-0 L9			0-3 K		0-0 L8		3 0 0 0 1 1 2												
Clay Kirby, R OBP: 0.048, SLG: 0.048 Ivan Murrell, R OBP: 0.233, SLG: 0.250 Tommie Sisk, R OBP: 0.167, SLG: 0.333 Billy McCool, R Frank Reberger, L (11, 1)		0-3 K			0-3 K			0-3 K		0-3 K		3 0 0 0 0 3 4 1 0 0 0 0 1 1 0												
Inning Stats	R: 0 E: 0 K: 2 S: 7	H: 0 LOB: 0 BB: 0 P: 7	R: 0 E: 0 K: 2 S: 8	H: 1 LOB: 3 BB: 2 P: 16	R: 0 E: 0 K: 1 S: 5	H: 0 LOB: 0 BB: 0 P: 5	R: 0 E: 0 K: 2 S: 7	H: 0 LOB: 0 BB: 0 P: 7	R: 0 E: 0 K: 1 S: 6	H: 1 LOB: 1 BB: 0 P: 6	R: 0 E: 0 K: 3 S: 9	H: 0 LOB: 0 BB: 0 P: 9	R: 0 E: 0 K: 0 S: 4	H: 1 LOB: 1 BB: 0 P: 4	R: 0 E: 0 K: 1 S: 6	H: 1 LOB: 1 BB: 2 P: 6	R: 0 E: 0 K: 1 S: 4	H: 0 LOB: 1 BB: 2 P: 12	1B: 3 2B: 1 3B: 0 HR: 0	SF: 0 SAC: 1 DP: 1 HBP: 0	WP: 0 PB: 0 SB: 0 CS: 0	PA: 40		
PITCHER	IP WLS BF H R ER SO BB IBB HBP BLK WP HR S P ERA WHIP																							
Jerry Koosman, L ERA: 2.5 Tug McGraw, L ERA: 3.6	(1, 1) (11, 1)	10.0 W 36 4 0 0 15 1 1 0 0 0 0 64 72 0.00 0.500																						

San Diego Padres @ New York Mets
Shea Stadium, Flushing, NY
Wed May 28 1969 7:05 PM EDT
Att. 11,860 - Unknown

livebaseballscorecards.com

AB	35
R	0
H	4
RBI	0
BB	4
SO	16
LOB	14



BOTTOM

San Diego Padres @ New York Mets
Shea Stadium, Flushing, NY
Wed May 28 1969, 7:05 PM EDT
Att. 11,860 - Unknown

livebaseballscorecards.com

AB 36
R 1
H 9
RBI 1
BB 6
SO 5
LOB 24



WP: 0 PA: 44
PB: 0
SB: 0
CS: 1

AB	R	H	RBI	BB	SO	LOB
4	0	0	0	0	1	5
4	0	1	0	0	0	3
0	0	0	0	1	0	0
5	0	1	0	0	0	3
4	1	0	0	1	0	2
5	0	2	0	0	1	2
5	0	1	0	0	1	4
4	0	2	0	1	1	2
3	0	1	1	2	1	3
2	0	1	0	0	0	0
0	0	0	0	1	0	0
0	0	0	0	0	0	0
0	0	0	0	0	0	0

R	H	ER	SO	BB	IBB	HBP	BLK	WP	HR	S	P	ERA	WHIP
0	0	0	4	3	0	0	0	0	0	40	52	0.00	1.111
0	0	0	0	1	0	0	0	0	0	1	5	0.00	3.000
1	0	0	1	0	1	0	0	0	0	5	9	0.00	0.000
0	0	0	0	0	1	0	0	0	0	2	6	∞	∞

R	H	ER	SO	BB	IBB	HBP	BLK	WP	HR	S	P	ERA	WHIP
0	0	0	0	0	0	0	0	0	0	0	0	0.00	1.111
0	0	0	0	0	0	0	0	0	0	0	0	0.00	3.000
0	0	0	0	0	0	0	0	0	0	0	0	0.00	0.000
0	0	0	0	0	0	0	0	0	0	0	0	∞	∞

R	H	ER	SO	BB	IBB	HBP	BLK	WP	HR	S	P	ERA	WHIP
0	0	0	0	0	0	0	0	0	0	0	0	0.00	1.111
0	0	0	0	0	0	0	0	0	0	0	0	0.00	3.000
0	0	0	0	0	0	0	0	0	0	0	0	0.00	0.000
0	0	0	0	0	0	0	0	0	0	0	0	∞	∞

R	H	ER	SO	BB	IBB	HBP	BLK	WP	HR	S	P	ERA	WHIP
0	0	0	0	0	0	0	0	0	0	0	0	0.00	1.111
0	0	0	0	0	0	0	0	0	0	0	0	0.00	3.000
0	0	0	0	0	0	0	0	0	0	0	0	0.00	0.000
0	0	0	0	0	0	0	0	0	0	0	0	∞	∞

R	H	ER	SO	BB	IBB	HBP	BLK	WP	HR	S	P	ERA	WHIP
0	0	0	0	0	0	0	0	0	0	0	0	0.00	1.111
0	0	0	0	0	0	0	0	0	0	0	0	0.00	3.000
0	0	0	0	0	0	0	0	0	0	0	0	0.00	0.000
0	0	0	0	0	0	0	0	0	0	0	0	∞	∞

R	H	ER	SO	BB	IBB	HBP	BLK	WP	HR	S	P	ERA	WHIP
0	0	0	0	0	0	0	0	0	0	0	0	0.00	1.111
0	0	0	0	0	0	0	0	0	0	0	0	0.00	3.000
0	0	0	0	0	0	0	0	0	0	0	0	0.00	0.000
0	0	0	0	0	0	0	0	0	0	0	0	∞	∞

R	H	ER	SO	BB	IBB	HBP	BLK	WP	HR	S	P	ERA	WHIP
0	0	0	0	0	0	0	0	0	0	0	0	0.00	1.111
0	0	0	0	0	0	0	0	0	0	0	0	0.00	3.000
0	0	0	0	0	0	0	0	0	0	0	0	0.00	0.000
0	0	0	0	0	0	0	0	0	0	0	0	∞	∞

R	H	ER	SO	BB	IBB	HBP	BLK	WP	HR	S	P	ERA	WHIP
0	0	0	0	0	0	0	0	0	0	0	0	0.00	1.111
0	0	0	0	0	0	0	0	0	0	0	0	0.00	3.000
0	0	0	0	0	0	0	0	0	0	0	0	0.00	0.000
0	0	0	0	0	0	0	0	0	0	0	0	∞	∞


R	H	ER	SO	BB	IBB	HBP	BLK	WP	HR	S	P	ERA	WHIP
0	0	0	0	0	0	0	0	0	0	0	0	0.00	1.111
0	0	0	0	0	0	0	0	0	0	0	0	0.00	3.000
0	0	0	0	0	0	0	0	0	0	0	0	0.00	0.000
0	0	0	0	0	0	0	0	0	0	0	0	∞	∞

R	H	ER	SO	BB	IBB	HBP	BLK	WP	HR	S	P	ERA	WHIP
0	0	0	0	0	0	0	0	0	0	0	0	0.00	1.111
0	0	0	0	0	0	0	0	0	0	0	0	0.00	3.000
0	0	0	0	0	0	0	0	0	0	0	0	0.00	0.000
0	0	0	0	0	0	0	0	0	0	0	0	∞	∞

R	H	ER	SO	BB	IBB	HBP	BLK	WP	HR	S	P	ERA	WHIP
0	0	0	0	0	0	0	0	0	0	0	0	0.00	1.111
0	0	0	0	0	0	0	0	0	0	0	0	0.00	3.000
0	0	0	0	0	0	0	0	0	0	0	0	0.00	0.000
0	0	0	0	0	0	0	0	0	0	0	0	∞	∞

R	H	ER	SO	BB	IBB	HBP	BLK	WP	HR	S	P	ERA	WHIP
0	0	0	0	0	0	0	0	0	0	0	0	0.00	1.111
0	0	0	0	0	0	0	0	0	0	0	0	0.00	3.000
0	0	0	0	0	0	0	0	0	0	0	0	0.00	0.000
0	0	0	0	0	0	0	0	0	0	0	0	∞	∞

Batter	1	2	3	4	5	6	7	8	9	10	11	AB	R	H	RBI	BB	SO	LOB							
Tommie Agee, R OBP: 0.404, SLG: 0.541 (1, 8)	4-3		K		P4		G6-4-3			SH1-4		4	0	0	0	0	1	5							
Wayne Garrett, L OBP: 0.462, SLG: 0.462 (1, 5)	F5		6-3		G4-3							4	0	1	0	0	0	3							
Ed Charles, R OBP: 0.212, SLG: 0.186 (10, PH) (11, 5)												0	0	0	0	1	0	0							
Ken Boswell, L OBP: 0.313, SLG: 0.349 (1, 4)	4-3											5	0	1	0	0	0	3							
Cleon Jones, R OBP: 0.433, SLG: 0.580 (1, 7)												4	1	0	0	1	0	2							
Ed Kranepool, L OBP: 0.317, SLG: 0.388 (1, 3)												5	0	2	0	0	1	2							
Ron Swoboda, R OBP: 0.278, SLG: 0.352 (1, 9)												5	0	1	0	0	1	4							
Jerry Grote, R OBP: 0.284, SLG: 0.319 (1, 2)												4	0	2	0	1	1	2							
Bud Harrelson, S OBP: 0.396, SLG: 0.357 (1, 6)												3	0	1	1	2	1	3							
Jerry Koosman, R OBP: 0.083, SLG: 0.083 (1, 1)												2	0	1	0	0	0	0							
Art Shamsky, L OBP: 0.281, SLG: 0.267 (10, PH)												0	0	0	0	1	0	0							
Amos Otis, R OBP: 0.197, SLG: 0.194 (10, PR)												0	0	0	0	0	0	0							
Tug McGraw, R OBP: 0.200, SLG: 0.214 (11, 1)												0	0	0	0	0	0	0							
Inning Stats	R: 0 E: 0 K: 0 S: 3	H: 0 LOB: 0 BB: 0 P: 3	R: 0 E: 0 K: 2 S: 8	H: 1 LOB: 2 BB: 1 P: 12	R: 0 E: 0 K: 1 S: 5	H: 0 LOB: 0 BB: 0 P: 5	R: 0 E: 0 K: 1 S: 6	H: 1 LOB: 1 BB: 0 P: 6	R: 0 E: 0 K: 0 S: 4	H: 2 LOB: 2 BB: 1 P: 8	R: 0 E: 0 K: 0 S: 4	H: 1 LOB: 1 BB: 0 P: 4	R: 0 E: 1 K: 0 S: 3	H: 0 LOB: 1 BB: 1 P: 7	R: 0 E: 0 K: 0 S: 3	H: 1 LOB: 0 BB: 0 P: 3	R: 0 E: 0 K: 0 S: 4	H: 1 LOB: 1 BB: 0 P: 4	R: 0 E: 0 K: 0 S: 2	H: 0 LOB: 2 BB: 2 P: 10	R: 1 E: 1 K: 1 S: 6	H: 2 LOB: 3 BB: 1 P: 10	1B: 9 2B: 1 3B: 0 HR: 0	SF: 0 SAC: 2 DP: 3 HBP: 0	WP: 0 PA: 44 PB: 0 SB: 0 CS: 1
PITCHER	IP	WLS	BF	H	R	ER	SO	BB	IBB	HBP	BLK	WP	HR	S	P	ERA	WHIP								
Clay Kirby, R ERA: 3.63 (1, 1)	9.0		35	7	0	0	4	3	0	0	0	0	0	40	52	0.00	1.111								
Tommie Sisk, R ERA: 4.7 (10, 1)	0.1		2	0	0	0	0	1	0	0	0	0	0	1	5	0.00	3.000								
Billy McCool, L ERA: 5.79 (10, 1)	1.0	L	4	0	1	0	1	0	1	0	0	0	0	5	9	0.00	0.000								
Frank Reberger, R ERA: 5.6 (11, 1)	0.0		3	2	0	0	0	0	1	0	0	0	0	2	6	∞	∞								

Batter	1	2	3	4	5	6	7	8	9	AB R H RBI BB SO LOB	TOP											
Don Mason, L (1, 5) OBP: 0.349, SLG: 0.260	0-0 4-3		0-0 4-3			4-0 1B SH1-3 SF7 BB		0-0 P5		3 1 0 0 1 0 1												
Ron Hunt, R (1, 4) OBP: 0.327, SLG: 0.262	0-0 F8		0-0 2-3			0-0 SH1-3		0-0 5-3		3 0 1 1 0 0 0												
Willie Mays, R (1, 8) OBP: 0.381, SLG: 0.466	0-0 F8		0-3 3-H 1B			0-0 2-3 1B		0-3 K		4 0 1 0 0 2 1												
Willie McCovey, L (1, 3) OBP: 0.438, SLG: 0.691		0-0 HR		0-0 P5		0-0 SF7		0-3 K		3 1 1 2 0 1 0												
Jim Ray Hart, R (1, 7) OBP: 0.337, SLG: 0.301		0-0 P4		0-0 5-3		0-3 K		0-0 1B		3 0 0 0 0 1 1												
Ken Henderson, S (7, 7) OBP: 0.325, SLG: 0.411										1 0 1 0 0 0 0												
Bobby Bonds, R (1, 9) OBP: 0.355, SLG: 0.422		0-3 K		0-0 L3			0-0 5-3		0-0 P6	4 0 0 0 0 1 1												
Bob Barton, R (1, 2) OBP: 0.211, SLG: 0.211		0-3 K			0-0 F7		0-3 K			3 0 0 0 0 2 0	AB 29 R 3 H 5 RBI 3 BB 1 SO 10 LOB 4											
Hal Lanier, R (1, 6) OBP: 0.230, SLG: 0.226			0-0 4-3 SH1-4 1B 1B		0-3 K		0-0 F8			3 1 1 0 0 1 0												
Mike McCormick, L (1, 1) OBP: 0.417, SLG: 0.600			0-0 SH1-4		0-3 K			0-3 K		2 0 0 0 0 2 0												
Frank Linzy, R (8, 1)			1-2						0 0 0 0 0 0 0													
Joe Gibbon, R (8, 1)									0 0 0 0 0 0 0													
Inning Stats	R: 0 E: 0 K: 0 S: 3	H: 0 LOB: 0 BB: 0 P: 3	R: 1 E: 0 K: 2 S: 8	H: 1 LOB: 0 BB: 0 P: 8	R: 1 E: 0 K: 1 S: 7	H: 2 LOB: 1 BB: 0 P: 7	R: 0 E: 0 K: 0 S: 3	H: 0 LOB: 0 BB: 0 P: 3	R: 0 E: 0 K: 2 S: 7	H: 0 LOB: 0 BB: 0 P: 7	R: 1 E: 0 K: 1 S: 6	H: 1 LOB: 1 BB: 1 P: 10	R: 0 E: 0 K: 1 S: 5	H: 0 LOB: 0 BB: 0 P: 5	R: 0 E: 0 K: 1 S: 5	H: 0 LOB: 0 BB: 0 P: 5	R: 0 E: 0 K: 2 S: 8	H: 1 LOB: 1 BB: 0 P: 8	1B: 4 2B: 0 3B: 0 HR: 1	SF: 1 SAC: 2 DP: 0 HBP: 0	WP: 0 PB: 0 SB: 0 CS: 0	PA: 33
PITCHER	IP WLS BF H R ER SO BB IBB HBP BLK WP HR S P ERA WHIP																					
Tom Seaver, R (1, 1) ERA: 2.53	8.0 W 29 4 3 3 8 1 0 0 0 0 1 44 48 3.38 0.625																					
Ron Taylor, R (9, 1) ERA: 3.98	1.0 S 4 1 0 0 2 0 0 0 0 0 0 8 8 0.00 1.000																					

San Francisco Giants @ New York Mets
Shea Stadium, Flushing, NY
Fri May 30 1969, 7:05 PM EDT
Att: 52,272 - Unknown

livebaseballscorecards.com

BOTTOM

San Francisco Giants @ New York Mets
 Shea Stadium, Flushing, NY
 Fri May 30 1969, 7:05 PM EDT
 Att. 52,272 - Unknown

livebaseballscorecards.com

AB	30
R	4
H	6
RBI	4
BB	4
SO	3
LOB	6



WP: 0	PA: 34
PB: 0	SB: 0
CS: 0	

AB	R	H	RBI	BB	SO	LOB
4	0	0	0	0	1	0
4	1	1	1	0	0	0
3	1	1	0	1	0	0
3	1	1	0	1	0	1
4	1	2	2	0	1	1
2	0	0	0	1	0	0
0	0	0	0	0	0	0
1	0	1	1	0	0	0
0	0	0	0	0	0	0
4	0	0	0	0	0	3
2	0	0	0	1	0	0
2	0	0	0	0	1	1
1	0	0	0	0	0	0
0	0	0	0	0	0	0
1B: 4	SF: 0					
2B: 0	SAC: 0					
3B: 0	DP: 0					
HR: 2	HBP: 0					

Batter	1	2	3	4	5	6	7	8	9									
Bud Harrelson, S (1, 6) OBP: 0.384, SLG: 0.345	0-3 K		0-0 F7			0-0 6-3		0-0 F8										
Rod Gaspar, S (1, 9) OBP: 0.301, SLG: 0.290	0-0 F7			0-0 F5		0-0 5-3		0-0 HR										
Tommie Agee, R (1, 8) OBP: 0.339, SLG: 0.536	0-0 L4			0-0 F7		4-0 FC5-4 BB		0-0 1B 1B										
Cleon Jones, R (1, 3) OBP: 0.435, SLG: 0.575		0-0 6-3		4-0 BB		0-0 FC5-4 1-2f		0-0 1B 1B										
Ron Swoboda, R (1, 7) OBP: 0.287, SLG: 0.391		0-0 5-3		0-3 K			0-0 HR	0-0 1B 1B										
Ed Charles, R (1, 5) OBP: 0.217, SLG: 0.180		4-0 BB			0-0 5-3		0-0 P5	0-0 1B										
Art Shamsky, L (8, PH) OBP: 0.281, SLG: 0.267								1-2 3-H										
Duffy Dyer, R (8, PH) OBP: 0.600, SLG: 1.250								1-2 3-H										
Ron Taylor, R (9, 1)																		
Jerry Grote, R (1, 2) OBP: 0.274, SLG: 0.306		0-0 1-3			0-0 6-3		0-0 5-3	0-0 1-3										
Al Weis, S (1, 4) OBP: 0.172, SLG: 0.115			0-0 F8		4-0 BB		0-0 6-3											
Tom Seaver, R (1, 1) OBP: 0.207, SLG: 0.080			0-3 K		0-0 3-1			0-0 F7										
Amos Otis, R (8, PH) OBP: 0.194, SLG: 0.190																		
Wayne Garrett, L (9, 5) OBP: 0.404, SLG: 0.462																		
Inning Stats	R: 0 E: 0 K: 1 S: 5	H: 0 LOB: 0 BB: 0 P: 5	R: 0 E: 0 K: 0 S: 3	H: 0 LOB: 1 BB: 1 P: 7	R: 0 E: 0 K: 1 S: 5	H: 0 LOB: 0 BB: 0 P: 5	R: 0 E: 0 K: 1 S: 5	H: 0 LOB: 1 BB: 1 P: 9	R: 0 E: 0 K: 0 S: 3	H: 0 LOB: 1 BB: 1 P: 7	R: 1 E: 0 K: 0 S: 4	H: 1 LOB: 0 BB: 0 P: 4	R: 3 E: 0 K: 0 S: 8	H: 5 LOB: 2 BB: 0 P: 8	1B: 4 2B: 0 3B: 0 HR: 2	SF: 0 SAC: 0 DP: 0 HBP: 0	WP: 0 PB: 0 SB: 0 CS: 0	PA: 34
PITCHER	IP WLS BF H R ER SO	WLS BF H R ER SO	WLS BF H R ER SO	WLS BF H R ER SO	WLS BF H R ER SO	WLS BF H R ER SO	WLS BF H R ER SO	WLS BF H R ER SO	WLS BF H R ER SO	WLS BF H R ER SO	WLS BF H R ER SO	WLS BF H R ER SO	WLS BF H R ER SO	BB IBB HBP BLK WP HR S P	ERA WHIP	ERA WHIP		
Mike McCormick, L (1, 1) ERA: 3.29	7.2														3.52	0.913		
Frank Linzy, R (8, 1) ERA: 2.61	0.0	L	2	2	0	0	0	0	0	0	0	2	2		∞	∞		
Joe Gibbon, L (8, 1) ERA: 3.86	0.1		2	1	1	1	0	0	0	0	0	2	2		27.00	3.000		

San Francisco Giants @ New York Mets
 Shea Stadium, Flushing, NY
 Sat May 31 1969, 3:33 AM EDT
 Att: 32,178 - Unknown

livebaseballscorecards.com

AB	31
R	2
H	5
RBI	2
BB	3
SO	10
LOB	9



AB	R	H	RBI	BB	SO	LOB
3	0	0	0	0	2	0
1	0	0	0	0	0	2
4	1	1	0	0	0	0
3	0	0	0	1	2	1
4	1	1	2	0	1	1
4	0	0	0	0	1	1
3	0	1	0	1	1	0
3	0	1	0	0	1	2
0	0	0	0	0	0	0
1	0	0	0	0	1	0
2	0	1	0	0	0	0
1	0	0	0	0	1	1
0	0	0	0	0	0	0
2	0	0	0	0	0	1
0	0	0	0	1	0	0
0	0	0	0	0	0	0

Batter	1	2	3	4	5	6	7	8	9
Don Mason, L (1, 5) OBP: 0.337, SLG: 0.250 Jim Davenport, R (7, PH) OBP: 0.279, SLG: 0.330	0-0 4-3		0-3 K		0-3 K		0-0 P6		
Ron Hunt, R (1, 4) OBP: 0.325, SLG: 0.261	0-0 F9			0-0 HR 1B		0-0 P3		0-0 4-3	
Willie Mays, R (1, 8) OBP: 0.377, SLG: 0.455	0-0 5-3			0-3 K		4-0 BB		0-3 K	
Willie McCovey, L (1, 3) OBP: 0.434, SLG: 0.700		0-0 F8		0-0 HR		0-0 F7		0-3 K	
Jim Ray Hart, R (1, 7) OBP: 0.324, SLG: 0.289		0-0 6-3		0-0 F9		0-3 K		0-0 6-3	
Bobby Bonds, R (1, 9) OBP: 0.358, SLG: 0.433		4-0 BB		0-0 3B		0-0 G1		0-3 K	
Jack Hiatt, R (1, 2) OBP: 0.360, SLG: 0.407 Juan Marichal, R (7, PR) OBP: 0.267, SLG: 0.321 Tito Fuentes, S (7, 6) OBP: 0.200, SLG: 0.077		0-0 P3		0-3 K		0-0 2B		0-3 K	
Hal Lanier, R (1, 6) OBP: 0.234, SLG: 0.230 Bob Burda, L (7, PH) OBP: 0.319, SLG: 0.442 Bob Barton, R (7, 2) OBP: 0.211, SLG: 0.211			0-0 G1-6-4 1B		0-0 F7		0-3 K		
Gaylord Perry, R (1, 1) OBP: 0.194, SLG: 0.147 Dave Marshall, L (7, PH) OBP: 0.299, SLG: 0.280 Ron Herbel, R (7, 1)			0-0 G1-6-4		0-0 F8		4-0 BB		

Inning Stats	R: 0	H: 0	E: 0	K: 0	S: 3	P: 3	R: 0	H: 0	E: 0	K: 0	S: 3	P: 7	R: 0	H: 1	E: 0	K: 1	S: 5	R: 2	H: 3	E: 0	K: 2	S: 10	P: 10	R: 0	H: 0	E: 0	K: 1	S: 5	P: 5	R: 0	H: 0	E: 0	K: 1	S: 5	R: 0	H: 0	E: 0	K: 1	S: 5	R: 0	H: 1	E: 0	K: 1	S: 6	P: 10	R: 0	H: 0	E: 0	K: 2	S: 7	P: 7	R: 0	H: 0	E: 0	K: 2	S: 7	P: 7	1B: 2	SF: 0	2B: 1	SAC: 0	3B: 1	DP: 1	HR: 1	HBP: 0	WP: 0	PA: 34
--------------	------	------	------	------	------	------	------	------	------	------	------	------	------	------	------	------	------	------	------	------	------	-------	-------	------	------	------	------	------	------	------	------	------	------	------	------	------	------	------	------	------	------	------	------	------	-------	------	------	------	------	------	------	------	------	------	------	------	------	-------	-------	-------	--------	-------	-------	-------	--------	-------	--------

PITCHER	IP	WLS	BF	H	R	ER	SO	BB	IBB	HBP	BLK	WP	HR	S	P	ERA	WHIP
Gary Gentry, R (1, 1) ERA: 3.78	7.0	W	28	5	2	2	6	3	0	0	0	0	1	37	49	2.57	1.143
Tug McGraw, L (8, 1) ERA: 3.41	2.0	S	6	0	0	0	4	0	0	0	0	0	0	14	14	0.00	0.000

BOTTOM

San Francisco Giants @ New York Mets
Shea Stadium, Flushing, NY
Sun Jun 01 1969, 3:33 AM EDT
Att. 41,294 - Unknown

livebaseballscorecards.com

AB	32
R	5
H	10
RBI	5
BB	8
SO	6
LOB	14



WP:	0	PA:	42
PB:	0	SB:	1
CS:	2		

AB R H RBI BB SO LOB

4	1	2	0	1	0	1
4	0	1	0	0	0	2
3	1	0	0	1	1	2
2	1	1	0	3	0	1
3	0	1	1	0	0	1
1	0	0	0	1	1	2
4	1	2	2	1	0	0
4	1	1	0	0	1	2
3	0	2	2	1	0	0
0	0	0	0	0	0	0
3	0	0	0	0	2	2
1	0	0	0	0	1	1
0	0	0	0	0	0	0

Batter	1	2	3	4	5	6	7	8	9
Bud Harrelson, S OBP: 0.388, SLG: 0.354 (1, 6)	0-0 4-3 2B	0-0 F8			0-0 FC4 1B	0-0 F8			4-0 4-3 SH1-4 BB
Tommie Agee, R OBP: 0.326, SLG: 0.508 (1, 8)	0-0 4-3 2-3		0-0 F5		0-0 FC4 CS 1-2f		0-0 CS SH1-4 1B	0-0 SH1-4 1-2	0-0 SH1-4
Wayne Garrett, L OBP: 0.392, SLG: 0.435 (1, 4)	0-3 K		0-0 F9		4-0 BB 1B 1-2		0-0 SH1-4 1-2	0-0 4-3 2-3	0-0 4-3
Cleon Jones, R OBP: 0.438, SLG: 0.570 (1, 7) (8, 3)	0-0 6-3		0-0 2B		4-0 1B 1B 1-2		4-0 IBB	4-0 BB S IBB	4-0 BB S IBB
Ed Kranepool, L OBP: 0.329, SLG: 0.393 Amos Otis, R OBP: 0.203, SLG: 0.188 (7, PH) (8, 7)		0-0 F2	0-0 L4		0-0 1B 1B 1-3 2-H		0-3 K 2-3	4-0 BB BB 1-2	4-0 BB BB 1-2
Ron Swoboda, R OBP: 0.309, SLG: 0.394 (1, 9)		0-0 1B 3B 1B		0-0 6-3	0-0 FC6-4 1B 1-3 3-H		0-0 F9	4-0 BB 1-2 2-3 3-H	4-0 BB
Ed Charles, R OBP: 0.247, SLG: 0.250 (1, 5)		0-0 1B 3B 1B		0-3 K 1-2f	0-0 FC6-4 1B 1-2f		0-0 F9	0-0 F9	0-0 F9
Jerry Grote, R OBP: 0.289, SLG: 0.337 (1, 2)		0-0 2-H 3-H 3B		4-0 BB		0-0 F9	0-0 2B	0-0 2B	0-0 2B
Jim McAndrew, R OBP: 0.429, SLG: 0.500 Don Cardwell, R OBP: 0.158, SLG: 0.278 Duffy Dyer, R OBP: 0.500, SLG: 1.000 Ron Taylor, R (9, 1)		0-3 K		0-3 K		0-0 F3		0-3 K	0-3 K

Inning Stats	R: 0	H: 1	E: 0	K: 1	S: 6	LOB: 1	BB: 0	P: 6	R: 2	H: 3	E: 0	K: 1	S: 8	LOB: 1	BB: 0	P: 8	R: 0	H: 1	E: 0	K: 0	S: 4	LOB: 1	BB: 0	P: 4	R: 0	H: 0	E: 0	K: 2	S: 7	LOB: 1	BB: 1	P: 11	R: 2	H: 3	E: 0	K: 0	S: 5	LOB: 2	BB: 2	P: 13	R: 0	H: 0	E: 0	K: 0	S: 3	LOB: 0	BB: 0	P: 3	R: 0	H: 1	E: 0	K: 1	S: 5	LOB: 2	BB: 1	P: 9	R: 0	H: 1	E: 0	K: 1	S: 6	LOB: 1	BB: 0	P: 6	R: 1	H: 0	E: 0	K: 0	S: 2	LOB: 3	BB: 4	P: 18	1B: 6	SF: 0	2B: 4	SAC: 2	3B: 1	DP: 1	HR: 0	HBP: 0	WP: 0	PA: 42
--------------	------	------	------	------	------	--------	-------	------	------	------	------	------	------	--------	-------	------	------	------	------	------	------	--------	-------	------	------	------	------	------	------	--------	-------	-------	------	------	------	------	------	--------	-------	-------	------	------	------	------	------	--------	-------	------	------	------	------	------	------	--------	-------	------	------	------	------	------	------	--------	-------	------	------	------	------	------	------	--------	-------	-------	-------	-------	-------	--------	-------	-------	-------	--------	-------	--------

PITCHER	IP	WLS	BF	H	R	ER	SO	BB	IBB	HBP	BLK	WP	HR	S	P	ERA	WHIP
Bobby Bolin, R ERA: 4.18 (1, 1)	4.2		24	8	4	4	4	3	0	0	0	0	0	29	41	7.71	2.357
Frank Linzy, R ERA: 2.59 (5, 1)	0.1		1	0	0	0	0	0	0	0	0	0	0	1	1	0.00	0.000
Joe Gibbon, L ERA: 3.6 (6, 1)	3.2	L	17	2	1	1	2	3	2	0	0	0	0	16	36	2.46	1.364

Batter	1	2	3	4	5	6	7	8	9	AB R H RBI BB SO LOB	TOP											
Bill Russell, R (1, 9) OBP: 0.361, SLG: 0.446	0-3 K		0-3 K		0-0 2-3			0-0 HR		4 1 1 1 0 2 0												
Willie Davis, L (1, 8) OBP: 0.331, SLG: 0.434	0-0 BB 1B		4-0 S BB			0-0 FC4-6 1B		0-0 F7		3 0 2 0 1 0 0												
Wes Parker, S (1, 3) OBP: 0.413, SLG: 0.496	4-0 BB 1-2 BB		0-3 K 1-2			0-0 FC4-6 G6-4-3 1-2f			0-0 E9 2B	3 0 1 0 1 1 2												
Andy Kosco, R (1, 7) OBP: 0.303, SLG: 0.476	0-3 K			0-3 K		0-0 G6-4-3 1-2f			0-0 P4	4 0 0 0 0 2 4												
Bill Sudakis, S (1, 5) OBP: 0.309, SLG: 0.412	0-0 F9			0-0 2B			0-0 6-3		0-0 P5	4 0 1 0 0 0 3												
Jim Lefebvre, S (1, 4) OBP: 0.360, SLG: 0.261		0-0 F2		0-0 5-3			0-0 F9		0-0 F7	4 0 0 0 0 0 2												
Ted Sizemore, R (1, 6) OBP: 0.326, SLG: 0.324		0-0 6-3		0-0 L9			0-0 5-3			3 0 0 0 0 0 1												
Jeff Torborg, R (1, 2) OBP: 0.304, SLG: 0.348		0-0 P4			0-0 F8			0-3 K		3 0 0 0 0 1 0												
Claude Osteen, L (1, 1) OBP: 0.235, SLG: 0.212			0-3 K		0-3 K			0-0 F7		2 0 0 0 0 2 0												
Ken Boyer, R (8, PH) OBP: 0.167, SLG: 0.167										1 0 0 0 0 0 0												
Pete Mikkelsen, R (8, 1)										0 0 0 0 0 0 0												
Inning Stats	R: 0 E: 0 K: 2 S: 8	H: 1 LOB: 2 BB: 1 P: 12	R: 0 E: 0 K: 0 S: 3	H: 0 LOB: 0 BB: 0 P: 3	R: 0 E: 0 K: 3 S: 9	H: 0 LOB: 1 BB: 1 P: 13	R: 0 E: 0 K: 1 S: 6	H: 1 LOB: 1 BB: 0 P: 6	R: 0 E: 0 K: 1 S: 5	H: 0 LOB: 0 BB: 0 P: 5	R: 0 E: 0 K: 0 S: 3	H: 1 LOB: 0 BB: 0 P: 3	R: 0 E: 0 K: 0 S: 3	H: 0 LOB: 0 BB: 0 P: 3	R: 1 E: 0 K: 1 S: 6	H: 1 LOB: 0 BB: 0 P: 6	R: 0 E: 1 K: 0 S: 4	H: 1 LOB: 1 BB: 0 P: 4	1B: 2 2B: 2 3B: 0 HR: 1	SF: 0 SAC: 0 DP: 1 HBP: 0	WP: 0 PB: 0 SB: 1 CS: 0	PA: 33
PITCHER Jerry Koosman, L (1, 1) ERA: 2.22	IP: 9.0 WLS: W BF: 33 H: 5 R: 1 ER: 1 SO: 8 BB: 2 IBB: 0 HBP: 0 BLK: 0 WP: 0 HR: 1 S: 47 P: 55 ERA: 1.00 WHIP: 0.778											PITCHER	IP: 9.0 WLS: W BF: 33 H: 5 R: 1 ER: 1 SO: 8 BB: 2 IBB: 0 HBP: 0 BLK: 0 WP: 0 HR: 1 S: 47 P: 55 ERA: 1.00 WHIP: 0.778									

Los Angeles Dodgers @ New York Mets
 Shea Stadium, Flushing, NY
 Mon Jun 02 1969, 7:05 PM EDT
 Att. 22,600 - Unknown

livebaseballscorecards.com

AB	31
R	1
H	5
RBI	1
BB	2
SO	8
LOB	12



Batter	1	2	3	4	5	6	7	8	9	AB	R	H	RBI	BB	SO	LOB
Bud Harrelson, S OBP: 0.377, SLG: 0.344 (1, 6) X	0-0 5-3 ①		0-0 L6 ②		0-0 5-3 ①		0-0 6-3 ①			4	0	0	0	0	0	0
Rod Gaspar, S OBP: 0.305, SLG: 0.288 (1, 9) X	0-0 F9 ②		0-0 1B ③		4-0 BB FC4-6 BB		0-0 F8 ②			3	0	1	0	1	0	0
Tommie Agee, R OBP: 0.331, SLG: 0.508 (1, 8) X	0-0 1B			0-0 FC5-4 1B		0-0 F8 ②		0-0 P3 ③		4	0	2	0	0	0	1
Cleon Jones, R OBP: 0.429, SLG: 0.556 (1, 3) X	0-0 F9 ③			0-0 FC5-4 ① BB 1B 1-2f		0-0 FC4-6 ③ 1-2f		0-3 K ①		4	1	0	0	0	1	3
Ron Swoboda, R OBP: 0.298, SLG: 0.379 (1, 7) X		0-0 6-3 ①		0-0 F9 ②		0-0 6-3 ①		0-0 6-3 ②		4	0	0	0	0	0	1
Ed Charles, R OBP: 0.259, SLG: 0.268 (1, 5) X		0-0 6-3 ②		4-0 BB BB BB 1B 1-2 2B BB		0-0 2B		0-0 6-3 ③		3	1	1	0	1	0	0
Jerry Grote, R OBP: 0.299, SLG: 0.346 (1, 2) X		0-0 1B		0-0 2B 1B 1-3 2-H		0-0 5-3 ②				3	0	2	1	0	0	1
Al Weis, S OBP: 0.219, SLG: 0.179 (1, 4) X		0-0 5-3 ③		0-0 2B 1-3 3-H		4-0 IBB				2	0	1	1	1	0	1
Jerry Koosman, R OBP: 0.067, SLG: 0.067 (1, 1) S			0-3 K ①	0-3 K ③		0-3 K ③				3	0	0	0	0	3	4

Inning Stats	R: 0	H: 1	E: 0	LOB: 1	K: 0	BB: 0	S: 4	P: 4	R: 0	H: 1	E: 0	LOB: 1	K: 0	BB: 0	S: 4	P: 4	R: 0	H: 1	E: 0	LOB: 1	K: 1	BB: 0	S: 5	P: 5	R: 2	H: 3	E: 0	LOB: 2	K: 1	BB: 1	S: 8	P: 12	R: 0	H: 0	E: 0	LOB: 1	K: 0	BB: 1	S: 3	P: 7	R: 0	H: 1	E: 0	LOB: 2	K: 1	BB: 1	S: 6	P: 10	R: 0	H: 0	E: 0	LOB: 0	K: 0	BB: 0	S: 3	P: 3	R: 0	H: 0	E: 0	LOB: 0	K: 1	BB: 0	S: 5	P: 5
1B: 5	SF: 0	2B: 2	SAC: 0	3B: 0	DP: 0	HR: 0	HBP: 0	WP: 0	PA: 33	PB: 0	SB: 0	CS: 0																																																				

PITCHER	IP	WLS	BF	H	R	ER	SO	BB	IBB	HBP	BLK	WP	HR	S	P	ERA	WHIP
Claude Osteen, L ERA: 2.73 (1, 1)	7.0	L	30	7	2	2	3	2	1	0	0	0	0	33	45	2.57	1.286
Pete Mikkelsen, R ERA: 3.52 (8, 1)	1.0		3	0	0	0	1	0	0	0	0	0	0	5	5	0.00	0.000

Los Angeles Dodgers @ New York Mets
Shea Stadium, Flushing, NY
Mon Jun 02 1969, 7:05 PM EDT
Att. 22,600 - Unknown

AB	30
R	2
H	7
RBI	2
BB	3
SO	4
LOB	11



Batter	1	2	3	4	5	6	7	8	9	AB R H RBI BB SO LOB	TOP									
Willie Crawford, L (1, 7) OBP: 0.331, SLG: 0.420	0-0 E8		0-0 2-3			0-0 P6		4-0 BB		3 0 0 0 1 0 0										
Willie Davis, L (1, 8) OBP: 0.328, SLG: 0.427	0-0 1B				0-0 F8		0-0 1-3	0-0 4-3		4 0 1 0 0 0 2										
Wes Parker, S (1, 3) OBP: 0.409, SLG: 0.485	0-3 K				0-0 F9		4-0 HR BB		0-0 6-3	3 1 0 0 1 1 1										
Andy Kosco, R (1, 9) OBP: 0.302, SLG: 0.489	0-0 F8				0-3 K		0-0 1-H HR		0-0 1-4-3	4 1 1 2 0 1 1										
Tom Haller, L (1, 2) OBP: 0.345, SLG: 0.393		0-3 K			0-0 F9		0-3 K		0-0 P4	4 0 0 0 0 2 0										
Bill Sudakis, S (1, 5) OBP: 0.304, SLG: 0.406		0-3 K			0-0 P4		0-0 P6			3 0 0 0 0 1 0										
Jim Lefebvre, S (1, 4) OBP: 0.348, SLG: 0.250		0-0 3-1			0-3 K			0-3 K		3 0 0 0 0 2 0										
Ted Sizemore, R (1, 6) OBP: 0.321, SLG: 0.318			0-0 F9			0-0 F9		0-0 F7		3 0 0 0 0 0 0										
Alan Foster, R (1, 1) Len Gabrielson, L (8, PH) Billy Grabarkewitz, R (8, PR) Jim Brewer, L (8, 1)			0-3 K			0-3 K		0-0 2B		2 0 0 0 0 2 0 1 0 1 0 0 0 0 0 0 0 0 0 0 0 0 0 0 0 0 0 0										
Inning Stats	R: 0 E: 1 K: 1 S: 6	H: 1 LOB: 1 BB: 0 P: 6	R: 0 E: 0 K: 2 S: 7	H: 0 LOB: 0 BB: 0 P: 7	R: 0 E: 0 K: 1 S: 5	H: 0 LOB: 0 BB: 0 P: 5	R: 0 E: 0 K: 1 S: 5	H: 0 LOB: 0 BB: 0 P: 5	R: 0 E: 0 K: 1 S: 5	H: 0 LOB: 0 BB: 0 P: 5	R: 2 E: 0 K: 1 S: 6	H: 1 LOB: 0 BB: 1 P: 10	R: 0 E: 0 K: 1 S: 6	H: 1 LOB: 2 BB: 1 P: 10	R: 0 E: 0 K: 0 S: 3	H: 0 LOB: 0 BB: 0 P: 3	1B: 1 2B: 1 3B: 0 HR: 1	SF: 0 SAC: 0 DP: 0 HBP: 0	WP: 0 PB: 0 SB: 0 CS: 0	PA: 32
PITCHER	IP WLS BF H R ER SO BB IBB HBP BLK WP HR S P ERA WHIP																			
Tom Seaver, R (1, 1) ERA: 2.51	8.0 W 29 3 2 2 9 2 0 0 0 0 1 45 53 2.25 0.625																			
Tug McGraw, L (9, 1) ERA: 3.32	1.0 S 3 0 0 0 0 0 0 0 0 0 0 0 3 3 0.00 0.000																			

Los Angeles Dodgers @ New York Mets
 Shea Stadium, Flushing, NY
 Tue Jun 03 1969, 7:05 PM EDT
 Att. 24,212 - Unknown

livebaseballscorecards.com

AB	30
R	2
H	3
RBI	2
BB	2
SO	9
LOB	4



Batter	1	2	3	4	5	6	7	8	9
Bud Harrelson, S OBP: 0.368, SLG: 0.333 (1, 6)	0-3 K			0-0 F7		0-0 F7		0-0 F2	
Tommie Agee, R OBP: 0.321, SLG: 0.492 (1, 8)	0-0 6-3			0-3 K		0-0 6-3		0-0 F7	
Wayne Garrett, L OBP: 0.406, SLG: 0.443 (1, 5)	0-0 F9			4-0 S BB		0-0 3B 1B		0-0 1B S 1B	
Cleon Jones, R OBP: 0.430, SLG: 0.566 (1, 7)		0-3 K		0-0 F8		0-0 HR 3B		0-0 BB 1B	
Ed Kranepool, L OBP: 0.340, SLG: 0.442 (1, 3)		0-0 F8			0-0 HR	0-0 HR		4-0 1-2 BB	
Ron Swoboda, R OBP: 0.288, SLG: 0.364 (1, 9)		0-3 K			0-3 K	0-3 K		0-3 K	
Jerry Grote, R OBP: 0.300, SLG: 0.345 (1, 2)			0-0 5-3		0-0 1B		0-0 6-3		
Al Weis, S OBP: 0.200, SLG: 0.161 (1, 4)			0-0 F7		0-3 K		0-3 K		
Tom Seaver, R OBP: 0.188, SLG: 0.071 Tug McGraw, R OBP: 0.200, SLG: 0.214 (9, 1)			0-0 F2		0-3 K		0-0 1-3		

Inning Stats		R: 0	H: 0	R: 0	H: 0	R: 0	H: 0	R: 0	H: 0	R: 0	H: 0	R: 0	H: 0	R: 0	H: 0	R: 0	H: 0	R: 1	H: 2	R: 3	H: 3	R: 0	H: 0	R: 1	H: 2	1B: 4	SF: 0	WP: 0	PA: 33					
Inning Stats		E: 0	LOB: 0	E: 0	LOB: 0	E: 0	LOB: 1	E: 0	LOB: 1	E: 0	LOB: 0	E: 0	LOB: 0	E: 0	LOB: 0	E: 0	LOB: 0	K: 1	BB: 2	K: 1	BB: 0	K: 1	BB: 0	K: 1	BB: 1	2B: 0	SAC: 0	PB: 0						
Inning Stats		K: 1	BB: 0	K: 2	BB: 0	K: 0	BB: 0	K: 3	BB: 0	K: 1	BB: 0	K: 1	BB: 0	K: 1	BB: 0	K: 1	BB: 1	S: 5	P: 5	S: 8	P: 8	S: 5	P: 5	S: 7	P: 11	3B: 1	DP: 0	SB: 2						
Inning Stats		S: 5	P: 5	S: 7	P: 7	S: 3	P: 3	S: 11	P: 11	S: 8	P: 8	S: 5	P: 5	S: 7	P: 11	HR: 2	HBP: 0	IP: 7.0	WLS: L	BF: 27	H: 5	R: 4	ER: 4	SO: 9	BB: 1	IBB: 0	HBP: 0	BLK: 0	WP: 0	HR: 2	S: 44	P: 48	ERA: 5.14	WHIP: 0.857
Inning Stats		S: 5	P: 5	S: 7	P: 7	S: 3	P: 3	S: 11	P: 11	S: 8	P: 8	S: 5	P: 5	S: 7	P: 11	IP: 1.0	WLS: L	BF: 6	H: 2	R: 1	ER: 1	SO: 1	BB: 1	IBB: 0	HBP: 0	BLK: 0	WP: 0	HR: 0	S: 7	P: 11	ERA: 2.75	WHIP: 3.000		

BOTTOM

Los Angeles Dodgers @ New York Mets
Shea Stadium, Flushing, NY
 Tue Jun 03 1969, 7:05 PM EDT
 Att. 24,212 - Unknown

AB	31
R	5
H	7
RBI	4
BB	2
SO	10
LOB	5




WP: 0	PA: 33
PB: 0	
SB: 2	
CS: 0	
ERA	WHIP

livebaseballscorecards.com

Batter	1	2	3	4	5	6	7	8	9	10	11	12	13	14	15	AB	R	H	RBI	BB	SO	LOB
Bud Harrelson, S (1,6) OBP: 0.366, SLG: 0.329	0-0 6-3			0-0 F7			0-0 FC1-6 SH1-4 PO 1B		0-0 FC6-4			0-0 1-3			4-0 FC6-4 BB	5	0	1	0	1	0	1
Tommie Agee, R (1,8) OBP: 0.310, SLG: 0.474	0-0 G3			0-3 K			0-0 SH1-4		0-3 K			0-0 P4			0-0 FC6-4 1B	5	1	0	0	0	2	2
Wayne Garrett, L (1,5) OBP: 0.402, SLG: 0.430	0-3 K			0-0 P4-3			1-0 FC1-6 HBP		0-0 F2			0-0 4-3			0-0 E8 1B	5	0	1	0	0	1	0
Cleon Jones, R (1,7) OBP: 0.420, SLG: 0.551		0-3 K			0-0 5-3		0-0 FC1-6		0-3 K				0-0 F9			5	0	0	0	0	2	2
Ed Kranepool, L (1,3) OBP: 0.335, SLG: 0.434		0-0 3-1			0-0 F7		0-0 PO		0-0 F9			0-0 F7		0-0 G6-4-3 1B		5	0	1	0	0	0	0
Ron Swoboda, R (1,9) OBP: 0.276, SLG: 0.348 Ron Taylor, R (14,1)		0-3 K			0-0 1-3		3-H		0-0 G3			0-0 5-3		0-0 G6-4-3		5	0	0	0	0	1	1
Jerry Grote, R (1,2) OBP: 0.296, SLG: 0.333			0-0 P3			0-0 5-3		0-3 K			4-0 BB			0-0 F8		4	0	0	0	1	1	0
Al Weis, S (1,4) OBP: 0.175, SLG: 0.139			0-3 K			0-3 K			0-0 F8			0-0 P5		0-0 P5		5	0	0	0	0	2	1
Jack Dilauro, S (1,1) Art Shamsky, L (9,PH) OBP: 0.303, SLG: 0.290 Amos Otis, R (9,PR) OBP: 0.203, SLG: 0.188 Tug McGraw, R (10,1) OBP: 0.188, SLG: 0.200 Rod Gaspar, S (14,9) OBP: 0.303, SLG: 0.286			0-3 K			0-3 K			0-0 FC6-4 1B			0-3 K		0-0 F8		2	0	0	0	0	2	0
Inning Stats	R: 0 H: 0 E: 0 LOB: 0 K: 1 BB: 0 S: 5 P: 5	R: 0 H: 0 E: 0 LOB: 0 K: 2 BB: 0 S: 7 P: 7	R: 0 H: 0 E: 0 LOB: 0 K: 2 BB: 0 S: 7 P: 7	R: 0 H: 0 E: 0 LOB: 0 K: 1 BB: 0 S: 5 P: 5	R: 0 H: 0 E: 0 LOB: 0 K: 0 BB: 0 S: 3 P: 3	R: 0 H: 0 E: 0 LOB: 0 K: 2 BB: 0 S: 7 P: 7	R: 0 H: 1 E: 0 LOB: 1 K: 0 BB: 0 S: 3 P: 4	R: 0 H: 0 E: 0 LOB: 0 K: 1 BB: 0 S: 5 P: 5	R: 0 H: 1 E: 0 LOB: 1 K: 1 BB: 0 S: 6 P: 6	R: 0 H: 0 E: 0 LOB: 0 K: 1 BB: 0 S: 5 P: 5	R: 0 H: 0 E: 0 LOB: 1 K: 1 BB: 1 S: 5 P: 9	R: 0 H: 0 E: 0 LOB: 0 K: 0 BB: 0 S: 3 P: 3	R: 0 H: 1 E: 0 LOB: 0 K: 0 BB: 0 S: 3 P: 3	R: 0 H: 0 E: 1 LOB: 1 K: 0 BB: 1 S: 2 P: 6	R: 1 H: 1 E: 1 LOB: 1 K: 0 BB: 1 S: 2 P: 6	1B: 4 SF: 0 2B: 0 SAC: 1 3B: 0 DP: 1 HR: 0 HBP: 1	WP: 0 PA: 49 PB: 0 SB: 0 CS: 0					

Los Angeles Dodgers @ New York Mets
 Shea Stadium, Flushing, NY
 Wed Jun 04 1969, 7:05 PM EDT
 Att. 31,331 - Unknown

AB	44
R	1
H	4
RBI	0
BB	2
SO	12
LOB	8



PITCHER	IP	WLS	BF	H	R	ER	SO	BB	IBB	HBP	BLK	WP	HR	S	P	ERA	WHIP
Bill Singer, R (1,1) ERA: 2.0	9.0		29	2	0	0	10	0	0	1	0	0	0	48	49	0.00	0.222
Jim Brewer, L (10,1) ERA: 2.49	2.0		7	0	0	2	1	0	0	0	0	0	0	10	14	0.00	0.500
Al McBean, R (12,1) ERA: 3.13	3.0		9	1	0	0	0	0	0	0	0	0	0	9	9	0.00	0.333
Pete Mikkelsen, R (15,1) ERA: 3.47	0.1	L	3	1	1	0	0	1	0	0	0	0	0	2	6	0.00	6.000

Batter	1	2	3	4	5	6	7	8	9	AB R H RBI BB SO LOB	TOP																									
Bud Harrelson, S OBP: 0.361, SLG: 0.324 (1, 6) X	0-0 P6		0-0 6-3			0-0 FC3-6 1B 6-3 1B	0-0 1-3		0-0 1-3	5 1 1 0 0 0 2	New York Mets @ San Diego Padres San Diego Stadium, San Diego, CA Fri Jun 06 1969, 10:05 PM EDT Att: 11,203 - Unknown livebaseballscorecards.com																									
Tommie Agee, R OBP: 0.320, SLG: 0.500 (1, 8) X (8, 9)	0-0 1-3			0-0 1B 3B		0-0 FC3-6 1B 1-2		0-0 6-3	0-0 2B	5 1 3 1 0 0 0																										
Wayne Garrett, L OBP: 0.402, SLG: 0.423 (1, 5) X	0-0 4-3			0-0 FC4-6 1B 3-H		0-0 FC3-6 2B 1-2f 2-3		0-3 K	4-0 BB	4 1 1 1 1 1 2																										
Cleon Jones, R OBP: 0.414, SLG: 0.541 (1, 7) X		0-0 4-3		0-3 K		0-0 6-3		0-0 1B 1B	0-0 F9	5 1 1 1 0 1 4																										
Ed Kranepool, L OBP: 0.340, SLG: 0.438 (1, 3) X		0-0 4-3		0-0 P2		0-0 2B 2-H		4-0 1B 1-2 IBB		3 0 1 1 1 0 1																										
Ron Swoboda, R OBP: 0.278, SLG: 0.342 (1, 9) SSS		0-3 K		0-0 FC4-6 1-2f		4-0 IBB		0-0 1B 1-2 2-H		2 0 0 0 1 1 1 1 0 1 1 0 0 0 0 0 0 0 0 0 0																										
Art Shamsky, L OBP: 0.324, SLG: 0.313 (8, PH)																																				
Amos Otis, R OBP: 0.203, SLG: 0.188 (8, 8)																																				
Jerry Grote, R OBP: 0.287, SLG: 0.322 (1, 2) X			0-0 L6		0-0 P4	0-0 F2		0-0 1-3		4 0 0 0 0 0 4																										
Al Weis, S OBP: 0.182, SLG: 0.150 (1, 4) X			0-0 P6		0-3 K		0-3 K		0-0 1-3 2B 1B	4 1 1 0 0 2 0																										
Gary Gentry, R OBP: 0.167, SLG: 0.167 (1, 1) X			0-0 E4 1B		0-3 K		0-3 K		0-3 K	4 0 1 0 0 3 1 0 0 0 0 0 0 0																										
Ron Taylor, R (9, 1)																																				
Inning Stats	R: 0 H: 0 E: 0 K: 0 S: 3	H: 0 LOB: 0 BB: 0 P: 3	R: 0 H: 0 E: 0 K: 1 S: 5	H: 0 LOB: 0 BB: 0 P: 5	R: 0 H: 1 E: 1 K: 0 S: 4	H: 1 LOB: 1 BB: 0 P: 4	R: 1 H: 2 E: 0 K: 1 S: 7	H: 2 LOB: 1 BB: 0 P: 7	R: 0 H: 0 E: 0 K: 2 S: 7	H: 0 LOB: 0 BB: 0 P: 7	R: 2 H: 3 E: 0 K: 2 S: 6	H: 3 LOB: 2 BB: 1 P: 10	R: 0 H: 0 E: 0 K: 2 S: 7	H: 0 LOB: 0 BB: 0 P: 7	R: 1 H: 2 E: 0 K: 1 S: 7	H: 2 LOB: 2 BB: 1 P: 11	R: 1 H: 2 E: 0 K: 1 S: 7	H: 2 LOB: 2 BB: 1 P: 11	1B: 7 SF: 0 2B: 2 SAC: 0 3B: 1 DP: 0 HR: 0 HBP: 0	WP: 0 PA: 40 PB: 0 SB: 1 CS: 0																
PITCHER	IP WLS BF H R ER SO BB IBB HBP BLK WP HR S P ERA WHIP																																			
Joe Niekro, R ERA: 2.97 (1, 1)	5.2		23	6	3	3	4	0	0	0	0	0	0	31	31	4.76	1.059																			
Gary Ross, R ERA: 4.43 (6, 1)	3.0	L	15	4	2	2	4	0	2	0	0	0	0	21	29	6.00	1.333																			
Billy McCool, L ERA: 5.28 (9, 1)	0.1		2	0	0	0	0	1	0	0	0	0	0	1	5	0.00	3.000																			



Batter	1	2	3	4	5	6	7	8	9	AB R H RBI BB SO LOB	TOP		
Bud Harrelson, S (1, 6) OBP: 0.363, SLG: 0.322	0-3 K		4-0 SH2-3 BB		0-0 SH2-4 SH 1B	0-0 6-3		0-0 3-1 1-3		4 0 1 0 1 1 2			
Rod Gaspar, S (1, 9) OBP: 0.320, SLG: 0.324	0-0 2B 1B		0-0 SH2-3 1-2		0-0 SH SH2-4		0-0 FC5-4 1B	0-0 3B		3 0 3 1 0 0 0			
Tommie Agee, R (1, 8) OBP: 0.312, SLG: 0.486	0-0 F9		0-0 1-3		0-0 SH2-4 1-2 2-3		0-0 L8	0-0 F8		4 0 0 0 0 0 4			
Cleon Jones, R (1, 3) OBP: 0.423, SLG: 0.548	0-0 1-H 2B		4-0 FC6-4 BB		4-0 IBB		0-0 FC5-4 1-2f 3B		0-0 G6-4-3 BB 1B	3 1 2 0 2 0 1			
Ron Swoboda, R (1, 7) OBP: 0.290, SLG: 0.364		0-0 1B 1B	0-0 FC6-4 1-2f		0-3 K		0-0 1-H 2B 3B		4-0 G6-4-3 BB	4 1 2 1 1 1 5			
Ed Charles, R (1, 5) OBP: 0.279, SLG: 0.293		0-0 FC6-4 1-2 1B		H 1-0 WP S SF8 HBP	0-0 F8		0-0 3-H 2B		0-0 G6-4-3 1-2f 2-3	4 1 2 1 0 0 5			
Jerry Grote, R (1, 2) OBP: 0.276, SLG: 0.311		0-0 F7		X 0-0 SF8 1-H		0-0 6-3	0-3 K		0-0 4-3	4 0 0 1 0 1 4			
Al Weis, S (1, 4) OBP: 0.208, SLG: 0.205		0-0 F5		X 0-0 5-3		0-0 2B		0-0 3-1 WP 3B 1B		4 1 2 0 0 0 2			
Jerry Koosman, R (1, 1) OBP: 0.053, SLG: 0.053		0-0 FC6-4 1-2f		X 0-0 4-3		0-0 F3		0-3 K		4 0 0 0 0 1 4			
Inning Stats	R: 0 E: 0 K: 1 S: 6 H: 2 LOB: 2 BB: 0 P: 6	R: 0 E: 0 K: 0 S: 5 H: 2 LOB: 2 BB: 0 P: 5	R: 0 E: 0 K: 0 S: 3 H: 0 LOB: 2 BB: 2 P: 11	R: 1 E: 0 K: 0 S: 3 H: 0 LOB: 0 BB: 0 P: 4	R: 0 E: 1 K: 1 S: 7 H: 1 LOB: 3 BB: 1 P: 11	R: 0 E: 0 K: 0 S: 4 H: 1 LOB: 1 BB: 0 P: 4	R: 2 E: 0 K: 1 S: 8 H: 3 LOB: 1 BB: 0 P: 8	R: 1 E: 0 K: 0 S: 7 H: 2 LOB: 1 BB: 0 P: 7	R: 0 E: 0 K: 0 S: 3 H: 1 LOB: 1 BB: 1 P: 7	1B: 7 2B: 3 3B: 2 HR: 0 SF: 1 SAC: 3 DP: 1 HBP: 1	WP: 2 PB: 0 SB: 1 CS: 0 PA: 43		
PITCHER	IP WLS BF H R ER SO BB IBB HBP BLK WP HR S P ERA WHIP											PITCHER	IP WLS BF H R ER SO BB IBB HBP BLK WP HR S P ERA WHIP
Johnny Podres, L (1, 1) ERA: 3.39	6.2 L 32 8 3 3 2 2 2 1 1 0 1 0 32 45 4.05 1.500												
Jack Baldschun, R (7, 1) ERA: 2.67	1.0 6 3 1 1 2 0 0 0 0 1 0 10 10 9.00 3.000												
Frank Reberger, R (8, 1) ERA: 5.53	0.1 1 0 0 0 0 0 0 0 0 0 0 1 1 0.00 0.000												
Billy McCool, L (9, 1) ERA: 4.96	1.0 4 1 0 0 0 1 0 0 0 0 0 0 3 7 0.00 2.000												

New York Mets @ San Diego Padres
San Diego Stadium, San Diego, CA
 Sat Jun 07 1969, 10:05 PM EDT
 Att: 10,827 - Unknown

livebaseballscorecards.com

AB	34
R	4
H	12
RBI	4
BB	4
SO	4
LOB	27



Batter	1	2	3	4	5	6	7	8	9	AB	R	H	RBI	BB	SO	LOB
Tommy Dean, R (1, 6) OBP: 0.265, SLG: 0.260	0-0 F8		0-3 K			0-0 WP SH3-4 1B		0-3 K		4	0	1	0	0	2	0
John Sipin, R (1, 4) OBP: 0.250, SLG: 0.393	0-3 K			0-3 K		0-0 SH3-4 1-2		0-0 5-3		3	0	0	0	0	2	0
Ollie Brown, R (1, 9) OBP: 0.314, SLG: 0.431	0-0 5-3			0-0 P4		4-0 G6-4-3 BB			0-0 2B 1B	3	1	1	0	1	0	0
Nate Colbert, R (1, 3) OBP: 0.370, SLG: 0.582		0-3 K		0-0 1B		0-0 G6-4-3 1-2f			0-3 K	4	0	1	0	0	2	3
Al Ferrara, R (1, 7) OBP: 0.366, SLG: 0.538		0-0 1B		0-0 P6			0-0 2B		0-0 F3	4	0	2	0	0	0	2
Ed Spiezio, R (1, 5) OBP: 0.302, SLG: 0.314		0-3 K			0-0 G3		0-0 P4		0-0 2B 1-H	4	0	1	1	0	1	2
Cito Gaston, R (1, 8) OBP: 0.277, SLG: 0.294		0-3 K			0-3 K		0-0 F8		0-0 1-3	4	0	0	0	0	2	3
Chris Cannizzaro, R (1, 2) OBP: 0.368, SLG: 0.377			0-0 P4		4-0 BB		0-0 L7			2	0	0	0	1	0	1
Johnny Podres, L (1, 1) OBP: 0.067, SLG: 0.071			0-0 G3		0-3 K			0-3 K		2	0	0	0	0	1	1
Jack Baldschun, R (7, 1) OBP: 0.250, SLG: 0.250										0	0	0	0	0	0	0
Frank Reberger, L (8, 1)										0	0	0	0	0	0	0
Ivan Murrell, R (8, PH) OBP: 0.235, SLG: 0.226										1	0	0	0	0	1	0
Billy McCool, R (9, 1)										0	0	0	0	0	0	0

Inning Stats	R: 0	H: 0	E: 0	K: 1	S: 5	R: 0	H: 1	E: 0	K: 3	S: 10	R: 0	H: 0	E: 0	K: 1	S: 5	R: 0	H: 1	E: 0	K: 1	S: 6	R: 0	H: 0	E: 0	K: 2	S: 7	R: 0	H: 1	E: 0	K: 0	S: 3	R: 0	H: 1	E: 0	K: 0	S: 4	R: 0	H: 0	E: 0	K: 2	S: 7	R: 1	H: 2	E: 0	K: 1	S: 7	1B: 4	SF: 0	2B: 2	SAC: 1	3B: 0	DP: 1	HR: 0	HBP: 0	WP: 1	PA: 34
	0	0	0	1	5	0	1	0	3	10	0	0	0	1	5	0	1	0	1	1	6	0	0	0	2	7	0	1	0	1	3	0	1	0	4	7	0	0	0	7	4	0	2	0	0	0	0	1	0	0	0	1	34		

PITCHER	IP	WLS	BF	H	R	ER	SO	BB	IBB	HBP	BLK	WP	HR	S	P	ERA	WHIP
Jerry Koosman, L (1, 1) ERA: 2.03	9.0	W	34	6	1	1	11	2	0	0	0	1	0	54	62	1.00	0.889

BOTTOM

New York Mets @ San Diego Padres
San Diego Stadium, San Diego, CA
Sat Jun 07 1969, 10:05 PM EDT
Att. 10,827 - Unknown

AB	31
R	1
H	6
RBI	1
BB	2
SO	11
LOB	12



WP	1	PA	34
PB	0		
SB	0		
CS	0		

livebaseballscorecards.com

Batter	1	2	3	4	5	6	7	8	9	AB R H RBI BB SO LOB
Tommy Dean, R (1, 6) OBP: 0.257, SLG: 0.252 Roberto Pena, R (9, PH) OBP: 0.291, SLG: 0.281	0-3 K ①		0-3 K ②		0-3 K ①		0-0 6-3 ①		0-0 F3 ③	4 0 0 0 0 3 1 1 0 0 0 0 0 0
John Sipin, R (1, 4) OBP: 0.250, SLG: 0.383	0-3 K ②		0-0 E1 1B 1B 2-H		0-0 4-3 ②		0-0 F7 ②			4 0 1 0 0 1 0
Tony Gonzalez, L (1, 9) OBP: 0.308, SLG: 0.287	0-3 K ③		0-0 1B 1B		0-0 2B		0-0 P6 ③			4 0 2 0 0 1 0
Nate Colbert, R (1, 3) OBP: 0.378, SLG: 0.589		0-0 2B	0-0 1B 1-2 2-3		4-0 IBB		0-0 F9 ①			3 0 2 0 1 0 0
Al Ferrara, R (1, 7) OBP: 0.371, SLG: 0.524 Jose Arcia, R (8, PR) OBP: 0.256, SLG: 0.222 (9, 7)		1-0 G6-4-3 HBP	0-3 K ③		0-3 K ③		4-0 FC6-4 BB			2 0 0 0 1 2 5 0 0 0 0 0 0 0
Ed Spiezio, R (1, 5) OBP: 0.301, SLG: 0.330	0-0 L7 ①			0-0 HR		0-3 K ①	0-3 K ②			4 1 1 1 0 2 3
Cito Gaston, R (1, 8) OBP: 0.271, SLG: 0.287	0-0 G6-4-3 ② 1-2f			0-3 K ①		0-3 K ②	0-0 FC6-4 ③ 1-2f			4 0 0 0 0 2 3
Chris Cannizzaro, R (1, 2) OBP: 0.370, SLG: 0.387			0-0 E 2B		0-3 K ②		0-0 1B		0-0 5-3 ①	4 1 2 0 0 1 0
Al Santorini, R (1, 1) OBP: 0.227, SLG: 0.190 Billy McCool, R (8, 1) Ivan Murrell, R (9, PH) OBP: 0.229, SLG: 0.219			0-3 K ①	0-3 K ③		0-3 K ③			0-3 K ②	3 0 0 0 0 3 2 0 0 0 0 0 0 0 1 0 0 0 0 1 0

Inning Stats	R: 0	H: 0	E: 0	K: 3	S: 9	LOB: 0	BB: 0	P: 9	R: 0	H: 1	E: 0	K: 0	S: 3	LOB: 1	BB: 0	P: 4	R: 1	H: 4	E: 1	K: 3	S: 13	LOB: 3	BB: 0	P: 13	R: 1	H: 1	E: 0	K: 3	S: 10	LOB: 0	BB: 0	P: 10	R: 0	H: 1	E: 0	K: 2	S: 8	LOB: 2	BB: 1	P: 12	R: 0	H: 1	E: 0	K: 3	S: 10	LOB: 1	BB: 0	P: 10	R: 0	H: 0	E: 0	K: 0	S: 5	LOB: 0	BB: 0	P: 3	R: 0	H: 0	E: 0	K: 1	S: 5	LOB: 1	BB: 1	P: 9	R: 0	H: 0	E: 0	K: 1	S: 5	LOB: 0	BB: 0	P: 5	1B: 4	2B: 3	3B: 0	HR: 1	SF: 0	SAC: 0	DP: 1	HBP: 1	WP: 0	PA: 37
--------------	------	------	------	------	------	--------	-------	------	------	------	------	------	------	--------	-------	------	------	------	------	------	-------	--------	-------	-------	------	------	------	------	-------	--------	-------	-------	------	------	------	------	------	--------	-------	-------	------	------	------	------	-------	--------	-------	-------	------	------	------	------	------	--------	-------	------	------	------	------	------	------	--------	-------	------	------	------	------	------	------	--------	-------	------	-------	-------	-------	-------	-------	--------	-------	--------	-------	--------

PITCHER	IP	WLS	BF	H	R	ER	SO	BB	IBB	HBP	BLK	WP	HR	S	P	ERA	WHIP
Tom Seaver, R (1, 1) ERA: 2.51	7.0	W	30	8	2	2	14	0	1	1	0	0	1	56	61	2.57	1.143
Ron Taylor, R (8, 1) ERA: 3.12	2.0	S	7	0	0	0	2	1	0	0	0	0	0	10	14	0.00	0.500


BOTTOM

New York Mets @ San Diego Padres
San Diego Stadium, San Diego, CA

Sun Jun 08 1969, 6:33 AM EDT
Att. 8,568 - Unknown

livebaseballscorecards.com

AB	34
R	2
H	8
RBI	1
BB	2
SO	16
LOB	14



Batter	1	2	3	4	5	6	7	8	9	AB R H RBI BB SO LOB	TOP											
Bud Harrelson, S (1, 6) OBP: 0.350, SLG: 0.306	0-0 F7		0-0 F3		0-0 6-3		0-0 E2 1B HR	0-0 L7		5 1 0 0 0 0 4												
Rod Gaspar, S (1, 9) OBP: 0.313, SLG: 0.316	0-0 5-3			0-0 F7		0-0 BB SF9 1B	0-0 P6	0-0 F8		5 1 1 0 0 0 4												
Tommie Agee, R (1, 8) OBP: 0.325, SLG: 0.536	0-0 CS 1B			0-0 HR		0-0 6-3 1-2	0-0 HR 1B		0-0 HR	5 3 4 3 0 0 1												
Cleon Jones, R (1, 3) OBP: 0.424, SLG: 0.557	0-0 CS 1-2	0-0 E2 G6-4-3		0-0 5-3		4-0 SF9 1B IBB	0-0 1-H 3-H HR		0-0 6-3	4 2 1 3 1 0 0												
Ron Swoboda, R (1, 7) OBP: 0.294, SLG: 0.361		0-0 F8		0-0 FC6-4 1B		4-0 1B BB	0-0 6-3		0-3 K	4 0 1 0 1 1 1												
Ed Charles, R (1, 5) OBP: 0.272, SLG: 0.288		0-0 G6-4-3 1-2f		0-0 FC6-4 1-2f		0-0 SF9 2-3 3-H	0-3 K		0-3 K	4 0 0 1 0 2 2												
Jerry Grote, R (1, 2) OBP: 0.290, SLG: 0.333			0-0 F7		0-0 SH1-3 SF7 2B	0-0 1-2 3-H 1B		0-0 FC1-6 1B		4 1 3 1 0 0 0												
Al Weis, S (1, 4) OBP: 0.189, SLG: 0.184			0-3 K		0-0 SH1-3 2-3	0-0 F9		0-0 FC1-6 1B 1-2f		3 0 0 0 0 1 3												
Don Cardwell, R (1, 1) OBP: 0.261, SLG: 0.381			0-0 1B		0-0 SF7 3-H		0-0 E 1B	0-0 1-2 1B		3 1 3 1 0 0 0												
Ron Taylor, R (9, 1)										0 0 0 0 0 0 0												
Inning Stats	R: 0 E: 0 K: 0 S: 3	H: 1 LOB: 0 BB: 0 P: 3	R: 0 E: 1 K: 0 S: 3	H: 0 LOB: 0 BB: 0 P: 3	R: 0 E: 0 K: 1 S: 6	H: 1 LOB: 1 BB: 0 P: 6	R: 1 E: 0 K: 0 S: 5	H: 2 LOB: 1 BB: 0 P: 5	R: 1 E: 0 K: 0 S: 4	H: 1 LOB: 0 BB: 0 P: 4	R: 2 E: 0 K: 0 S: 5	H: 2 LOB: 2 BB: 2 P: 13	R: 4 E: 1 K: 1 S: 9	H: 3 LOB: 0 BB: 0 P: 9	R: 0 E: 0 K: 0 S: 5	H: 2 LOB: 2 BB: 0 P: 5	R: 1 E: 0 K: 2 S: 8	H: 1 LOB: 0 BB: 0 P: 8	1B: 9 2B: 1 3B: 0 HR: 3	SF: 2 SAC: 1 DP: 1 HBP: 0	WP: 0 PB: 0 SB: 0 CS: 1	PA: 43
PITCHER	IP WLS BF H R ER SO BB IBB HBP BLK WP HR S P ERA WHIP																					
Mike McCormick, L (1, 1) ERA: 3.63	5.2 L 25 7 4 4 1 1 1 0 0 0 0 1 25 33 6.35 1.412																					
Ron Herbel, R (6, 1) ERA: 4.28	2.1 13 5 4 3 1 0 0 0 0 0 0 1 15 15 11.57 2.143																					
Ray Sadecki, L (9, 1) ERA: 3.86	1.0 4 1 1 1 2 0 0 0 0 0 0 1 8 8 9.00 1.000																					

New York Mets @ San Francisco Giants
Candlestick Park, San Francisco, CA
 Tue Jun 10 1969, 10:05 PM EDT
 Att. 6,038 - Unknown

livebaseballscorecards.com

AB 37
R 9
H 13
RBI 9
BB 2
SO 4
LOB 15



BOTTOM

New York Mets @ San Francisco Giants
Candlestick Park, San Francisco, CA

Tue Jun 10 1969, 10:05 PM EDT
Att. 6,038 - Unknown

livebaseballscorecards.com

AB	32
R	4
H	5
RBI	4
BB	4
SO	3
LOB	10



WP:	0	PA:	36
PB:	0	SB:	0
CS:	0		

AB R H RBI BB SO LOB

4	0	0	0	0	0	2
4	0	1	1	0	1	1
3	0	0	0	1	0	2
2	1	1	1	2	0	0
4	0	1	0	0	2	4
4	1	0	0	0	0	1
4	1	1	2	0	0	0
4	0	0	0	0	0	0
2	1	1	0	0	0	0
0	0	0	0	0	0	0
0	0	0	0	1	0	0
0	0	0	0	0	0	0
1	0	0	0	0	0	0

Batter	1	2	3	4	5	6	7	8	9										
Don Mason, L (1, 4) OBP: 0.306, SLG: 0.229	0-0 F7		0-0 F8		0-0 F7			0-0 G3											
Bobby Bonds, R (1, 9) OBP: 0.376, SLG: 0.435	0-0 F8		0-0 3B		0-3 K			0-0 F9											
Willie Mays, R (1, 8) OBP: 0.387, SLG: 0.497	4-0 BB		0-0 5-3					0-0 P4											
Willie McCovey, L (1, 3) OBP: 0.458, SLG: 0.780	4-0 1-2 BB		4-0 FC6-4 IBB					0-0 HR											
Jim Davenport, R (1, 5) OBP: 0.311, SLG: 0.336	0-3 K		0-0 FC6-4					0-0 FC4-6 1B											
Ken Henderson, S (1, 7) OBP: 0.275, SLG: 0.350		0-0 F7		0-0 3-1				0-0 FC4-6 HR											
Jack Hiatt, R (1, 2) OBP: 0.328, SLG: 0.374		0-0 P4		0-0 6-3				0-0 HR											
Hal Lanier, R (1, 6) OBP: 0.262, SLG: 0.273		0-0 1-3		0-0 1-3				0-0 L7											
Mike McCormick, L (1, 1) OBP: 0.389, SLG: 0.563			0-0 3B		0-0 4-3			4-0 G3	0-0 F8										
Ron Herbel, R (6, 1)								BB											
Dave Marshall, L (8, PH) OBP: 0.320, SLG: 0.274																			
Ray Sadecki, L (9, 1) OBP: 0.158, SLG: 0.278																			
Bob Burda, L (9, PH) OBP: 0.327, SLG: 0.438																			
Inning Stats	R: 0 E: 0 K: 1 S: 5	H: 0 LOB: 2 BB: 2 P: 13	R: 0 E: 0 K: 0 S: 3	H: 0 LOB: 0 BB: 0 P: 3	R: 0 E: 0 K: 0 S: 3	H: 0 LOB: 0 BB: 0 P: 3	R: 0 E: 0 K: 1 S: 5	H: 0 LOB: 0 BB: 0 P: 5	R: 0 E: 0 K: 0 S: 3	H: 0 LOB: 0 BB: 0 P: 3	R: 0 E: 0 K: 0 S: 3	H: 0 LOB: 1 BB: 1 P: 7	R: 3 E: 0 K: 0 S: 6	H: 3 LOB: 0 BB: 0 P: 6	1B: 2 2B: 0 3B: 1 HR: 2	SF: 0 SAC: 0 DP: 0 HBP: 0	WP: 0 PB: 0 SB: 0 CS: 0	PA: 36	
PITCHER	IP WLS BF H R ER SO BB IBB HBP BLK WP HR S P ERA WHIP																		
Don Cardwell, R (1, 1) ERA: 3.05	8.1 W 34 5 4 4 3 3 1 0 0 0 2 36 52 4.32 0.960																		
Ron Taylor, R (9, 1) ERA: 3.04	0.2 S 2 0 0 0 0 0 0 0 0 0 0 2 2 0.00 0.000																		

Batter	1	2	3	4	5	6	7	8	9	AB R H RBI BB SO LOB	TOP	
Bud Harrelson, S (1, 6) OBP: 0.354, SLG: 0.306 Al Weis, S (2, PH) OBP: 0.196, SLG: 0.192 (2, 6)	1-0 E BB HBP	0-0 4-3			0-0 6-3			0-0 FC6-4 BB 4-3 1B		0 0 0 0 0 0 0 3 1 1 0 0 0 1	New York Mets @ San Francisco Giants Candlestick Park, San Francisco, CA Wed Jun 11 1969, 6:33 AM EDT Att. 3,935 - Unknown	
Tommie Agee, R (1, 8) OBP: 0.329, SLG: 0.532	0-0 L7		0-0 G4-6-3 1B		0-0 F9			4-0 FC6-4 1-2 BB		3 0 1 0 1 0 1		
Wayne Garrett, L (1, 4) OBP: 0.383, SLG: 0.400	0-3 K		0-0 G4-6-3 1-2f		0-0 F8			0-0 FC6-4 4-3 1-2f 2-3		4 0 0 0 0 1 4		
Cleon Jones, R (1, 7) OBP: 0.421, SLG: 0.548	4-0 E BB 1-2		0-0 6-3		0-0 P6			0-0 4-3 1-2 3-H		3 0 0 1 1 0 1		
Art Shamsky, L (1, 9) OBP: 0.310, SLG: 0.308	0-0 E3 1-2 2-3			0-0 6-3 2B		0-0 L9		0-0 G3		4 0 1 0 0 0 3		
Ed Kranepool, L (1, 3) OBP: 0.335, SLG: 0.448	0-3 K			0-0 F7				0-0 F8		4 1 1 1 0 1 4		
Ed Charles, R (1, 5) OBP: 0.271, SLG: 0.277		4-0 G5-4-3 BB		0-0 6-3 2-3		0-0 HR		0-0 F8		3 0 0 0 1 1 1		
Jerry Grote, R (1, 2) OBP: 0.282, SLG: 0.323		0-0 G5-4-3 1-2f		0-0 5-3		0-0 K		0-0 K		4 0 0 0 0 1 2		
Gary Gentry, R (1, 1) OBP: 0.200, SLG: 0.167 Ron Taylor, R (4, 1) Amos Otis, R (5, PH) OBP: 0.230, SLG: 0.195 Tug McGraw, R (5, 1) OBP: 0.186, SLG: 0.200 Nolan Ryan, R (6, 1) J.C. Martin, L (7, PH) OBP: 0.233, SLG: 0.353 Cal Koonce, R (7, 1) OBP: 0.667, SLG: 0.667		4-0 BB		0-0 F9		0-0 F5				0 0 0 0 0 1 0 0 0 0 0 0 0 0 0 0 1 0 1 0 0 0 0 0 0 0 0 0 0 0 0 0 0 0		
Inning Stats	R: 0 E: 1 K: 2 S: 8 H: 0 LOB: 3 BB: 1 P: 13	R: 0 E: 0 K: 0 S: 2 H: 0 LOB: 1 BB: 2 P: 10	R: 0 E: 0 K: 0 S: 3 H: 1 LOB: 0 BB: 0 P: 3	R: 0 E: 0 K: 0 S: 4 H: 1 LOB: 1 BB: 0 P: 4	R: 0 E: 0 K: 0 S: 3 H: 0 LOB: 0 BB: 0 P: 3	R: 0 E: 0 K: 0 S: 3 H: 0 LOB: 0 BB: 0 P: 3	R: 1 E: 0 K: 2 S: 8 H: 1 LOB: 0 BB: 0 P: 8	R: 1 E: 0 K: 0 S: 4 H: 1 LOB: 1 BB: 1 P: 8	R: 0 E: 0 K: 0 S: 3 H: 0 LOB: 0 BB: 0 P: 3	1B: 2 2B: 1 3B: 0 HR: 1 SF: 0 SAC: 0 DP: 2 HBP: 1		WP: 0 PB: 0 SB: 0 CS: 0 PA: 35
PITCHER Gaylord Perry, R (1, 1) ERA: 2.33	IP WLS BF H R ER SO BB IBB HBP BLK WP HR S P ERA WHIP	9.0 W 35 4 2 2 4 4 0 1 0 0 1 38 55 2.00 0.889										

livebaseballscorecards.com

AB	30
R	2
H	4
RBI	2
BB	4
SO	4
LOB	17



BOTTOM

New York Mets @ San Francisco Giants
Candlestick Park, San Francisco, CA
Wed Jun 11 1969, 6:33 AM EDT
Att. 3,935 - Unknown

livebaseballscorecards.com

AB 32
R 7
H 12
RBI 6
BB 9
SO 5
LOB 22



WP: 1 PA: 45
PB: 0
SB: 1
CS: 0

AB R H RBI BB SO LOB

4 1 1 0 1 1 5

5 2 3 0 0 0 1

5 1 3 2 0 1 1
0 0 0 0 0 0 0

2 0 2 1 3 0 0

2 0 0 0 0 0 4
2 1 0 0 0 0 3

2 1 1 1 2 0 2

3 0 0 0 2 1 4

4 1 2 2 0 0 0

3 0 0 0 1 2 2

1B: 9 SF: 1
2B: 2 SAC: 2
3B: 1 DP: 1
HR: 0 HBP: 1

Batter	1	2	3	4	5	6	7	8	9
Bobby Bonds, R OBP: 0.376, SLG: 0.431 (1, 9) (8, 8)	0-0 6-3 BBB	4-0 S 1B BB		0-0 2-3 E 2B 1B	0-0 1-3	0-3 K			
Ron Hunt, R OBP: 0.333, SLG: 0.288 (1, 4)	0-0 1B 3B	0-0 1-H 1B		0-0 1-2 E3 2B 3-H		0-0 2B 1B	0-0 F7		
Willie Mays, R OBP: 0.392, SLG: 0.506 Dave Marshall, L OBP: 0.320, SLG: 0.274 (1, 8) (8, 7)	0-0 HBP SF8 1B 3-H		0-0 6-3	0-0 1-3 2-H 2B		0-3 K	0-0 1B 1B		
Willie McCovey, L OBP: 0.471, SLG: 0.789 (1, 3)	4-0 HBP 1-2 BB		4-0 BB BB	4-0 G5-4-3 IBB		0-0 FC1-6-5-4 1-H 2B	0-0 1-3 1B		
Jim Ray Hart, R OBP: 0.313, SLG: 0.275 Ken Henderson, S OBP: 0.270, SLG: 0.343 (1, 7) (6, 7) (8, 9)	1-0 1-2 2-3 HBP		0-0 F3	0-0 G5-4-3 1-2f		0-0 FC1-6-5-4 BB 1B 2-3	0-0 P6		
Jim Davenport, R OBP: 0.321, SLG: 0.339 (1, 5)	0-0 SF8		4-0 1-2 BB		0-0 SH1 WP 1B	4-0 1-2 BB BB	0-0 4-3		
Jack Hiatt, R OBP: 0.331, SLG: 0.364 (1, 2)	0-3 K		0-0 F3		4-0 SH1 BB 1-2 2-3	4-0 1B 1-2 2-3 BB	0-0 F2		
Hal Lanier, R OBP: 0.267, SLG: 0.278 (1, 6)		0-0 4-3		0-0 1B SH2-4 E 1B	0-0 SH1 1-2 2-3	0-0 BB 1B 1-3 2-H 3-H	0-0 3-1		
Gaylord Perry, R OBP: 0.186, SLG: 0.125 (1, 1)		0-3 K		0-0 SH2-4 1-2	0-3 K	4-0 BB 1-2	0-0 5-3		
Inning Stats	R: 2 E: 0 K: 1 S: 7 H: 2 LOB: 2 BB: 1 P: 12	R: 0 E: 0 K: 1 S: 5 H: 1 LOB: 2 BB: 1 P: 9	R: 0 E: 0 K: 0 S: 3 H: 0 LOB: 2 BB: 2 P: 11	R: 2 E: 1 K: 0 S: 6 H: 3 LOB: 2 BB: 1 P: 10	R: 0 E: 0 K: 1 S: 6 H: 1 LOB: 2 BB: 1 P: 10	R: 3 E: 0 K: 2 S: 10 H: 3 LOB: 3 BB: 3 P: 22	R: 0 E: 0 K: 0 S: 5 H: 2 LOB: 2 BB: 0 P: 5	R: 0 E: 0 K: 0 S: 3 H: 0 LOB: 0 BB: 0 P: 3	

PITCHER	IP	WLS	BF	H	R	ER	SO	BB	IBB	HBP	BLK	WP	HR	S	P	ERA	WHIP
Gary Gentry, R ERA: 3.79 (1, 1)	3.1	L	21	6	4	3	2	4	0	0	0	0	0	20	37	8.10	3.000
Ron Taylor, R ERA: 2.96 (4, 1)	0.2		2	0	0	0	0	0	1	0	0	0	0	1	5	0.00	0.000
Tug McGraw, L ERA: 3.5 (5, 1)	1.2		12	4	3	3	2	3	0	0	0	1	0	13	25	16.20	4.200
Nolan Ryan, R ERA: 2.14 (6, 1)	0.1		2	0	0	0	1	1	0	0	0	0	0	3	7	0.00	3.000
Cal Koonce, R ERA: 6.53 (7, 1)	2.0		8	2	0	0	0	0	0	0	0	0	0	8	8	0.00	1.000

Batter	1	2	3	4	5	6	7	8	9	AB R H RBI BB SO LOB	TOP									
Bud Harrelson, S (1, 6) OBP: 0.346, SLG: 0.298	0-3 K		0-0 P6			0-0 P4		0-0 6-3		4 0 0 0 0 1 1										
Tommie Agee, R (1, 8) OBP: 0.327, SLG: 0.525	0-0 1B			0-0 F9		0-0 L4			0-0 4-3	4 0 1 0 0 0 0										
Wayne Garrett, L (1, 4) OBP: 0.387, SLG: 0.404	0-0 1B			0-0 1B			0-0 F9		0-3 K	4 0 2 0 0 1 0										
Cleon Jones, R (1, 7) OBP: 0.418, SLG: 0.542	0-0 G4-6-3			0-0 G4-6-3			0-0 6-3		0-0 1B	4 0 1 0 0 0 3										
Art Shamsky, L (1, 9) OBP: 0.326, SLG: 0.310		0-0 F8			4-0 BB		0-0 1B		0-0 4-3	3 0 1 0 1 0 1										
Ed Kranepool, L (1, 3) OBP: 0.329, SLG: 0.439		0-0 1-3			0-0 FC4-6		0-0 F2			3 0 0 0 0 0 2										
Ed Charles, R (1, 5) OBP: 0.283, SLG: 0.267		0-0 F9			0-0 FC6-4			0-0 F7		3 0 0 0 0 0 1										
Jerry Grote, R (1, 2) OBP: 0.283, SLG: 0.323			0-0 F8		0-0 1B			0-0 5-3		3 0 1 0 0 0 0										
Jerry Koosman, R (1, 1) OBP: 0.048, SLG: 0.048			0-3 K			0-3 K		0-0 1B		2 0 0 0 0 2 0										
J.C. Martin, L (8, PH) OBP: 0.243, SLG: 0.362										1 0 1 0 0 0 0										
Amos Otis, R (8, PR) OBP: 0.200, SLG: 0.185										0 0 0 0 0 0 0										
Ron Taylor, R (8, 1)										0 0 0 0 0 0 0										
Inning Stats	R: 0 E: 0 K: 1 S: 6	H: 2 LOB: 1 BB: 0 P: 6	R: 0 E: 0 K: 0 S: 3	H: 0 LOB: 0 BB: 0 P: 3	R: 0 E: 0 K: 1 S: 5	H: 0 LOB: 0 BB: 0 P: 5	R: 0 E: 0 K: 0 S: 3	H: 1 LOB: 0 BB: 0 P: 3	R: 0 E: 0 K: 0 S: 3	H: 1 LOB: 2 BB: 1 P: 7	R: 0 E: 0 K: 1 S: 5	H: 0 LOB: 0 BB: 0 P: 5	R: 0 E: 0 K: 0 S: 4	H: 1 LOB: 1 BB: 0 P: 4	R: 0 E: 0 K: 1 S: 6	H: 1 LOB: 1 BB: 0 P: 6	1B: 7 2B: 0 3B: 0 HR: 0	SF: 0 SAC: 0 DP: 2 HBP: 0	WP: 0 PB: 0 SB: 1 CS: 0	PA: 32
PITCHER Alan Foster, R (1, 1) ERA: 4.08	IP: 9.0 WLS: W BF: 32 H: 7 R: 0 ER: 0 SO: 4 BB: 1 IBB: 0 HBP: 0 BLK: 0 WP: 0 HR: 0 S: 39 P: 43 ERA: 0.00 WHIP: 0.889																			PITCHER IP: WLS: BF: H: R: ER: SO: BB: IBB: HBP: BLK: WP: HR: S: P: ERA: WHIP:

New York Mets @ Los Angeles Dodgers
Dodger Stadium, Los Angeles, CA
 Fri Jun 13 1969, 7:05 PM PDT
 Att. 20,042 - Unknown

livebaseballscorecards.com

AB	31
R	0
H	7
RBI	0
BB	1
SO	4
LOB	8



Batter	1	2	3	4	5	6	7	8	9
Maury Wills, S OBP: 0.284, SLG: 0.229 (1, 6) X	0-0 4-3 ①		0-0 4-3 ②		0-0 FC6 ③			0-0 L4 ①	
Bill Russell, R OBP: 0.354, SLG: 0.430 (1, 8) S S S	0-3 K ②		0-0 5-3 ③			0-3 K ①		0-0 5-3 ②	
Wes Parker, S OBP: 0.379, SLG: 0.436 (1, 3) X	0-0 P3 ③			0-0 5-3 ①		0-0 FC6-4 1B ②		0-3 K ③	
Andy Kosco, R OBP: 0.296, SLG: 0.456 (1, 9)		0-0 F7 ①		0-0 F8 ②		0-0 FC6-4 1B ②			
Manny Mota, R OBP: 0.369, SLG: 0.361 (1, 7)		0-0 E9 1B ①		0-0 6-3 ③		0-0 1-2 1B ①			
Ted Sizemore, R OBP: 0.308, SLG: 0.316 (1, 4)		0-0 F2 ②			0-0 F9 ①	0-0 1-3 ③			
Jim Lefebvre, S OBP: 0.349, SLG: 0.281 (1, 5)		0-0 2-H 1B ①			0-0 1B 1B ①		0-0 5-3 ①		
Jeff Torborg, R OBP: 0.343, SLG: 0.353 (1, 2)		0-0 F7 ③			0-3 K ②		0-0 F7 ②		
Alan Foster, R OBP: 0.100, SLG: 0.100 (1, 1)			0-0 3-1 ①		0-0 1-2 FC6 1B ①		0-3 K ③		

AB	R	H	RBI	BB	SO	LOB
4	0	0	0	0	0	2
4	0	0	0	0	2	0
4	0	1	0	0	1	0
3	0	0	0	0	0	1
3	1	2	0	0	0	0
3	0	0	0	0	0	3
3	0	2	1	0	0	0
3	0	0	0	0	1	2
3	0	1	0	0	1	0

BOTTOM

New York Mets @ Los Angeles Dodgers
Dodger Stadium, Los Angeles, CA
 Fri Jun 13 1969, 7:05 PM PDT
 Att. 20,042 - Unknown

livebaseballscorecards.com

AB	30
R	1
H	6
RBI	1
BB	0
SO	5
LOB	8



1B: 6	SF: 0	WP: 0	PA: 30
2B: 0	SAC: 0	PB: 0	
3B: 0	DP: 0	SB: 0	
HR: 0	HBP: 0	CS: 0	

Inning Stats	R: 0	H: 0	E: 0	K: 1	S: 5	R: 1	H: 2	E: 1	K: 0	S: 5	R: 0	H: 0	E: 0	K: 0	S: 3	R: 0	H: 0	E: 0	K: 0	S: 3	R: 0	H: 2	E: 0	K: 1	S: 7	R: 0	H: 2	E: 0	K: 1	S: 7	R: 0	H: 0	E: 0	K: 1	S: 5	R: 0	H: 0	E: 0	K: 1	S: 5
IP	7.0	7.0	7.0	7.0	7.0	7.0	7.0	7.0	7.0	7.0	7.0	7.0	7.0	7.0	7.0	7.0	7.0	7.0	7.0	7.0	7.0	7.0	7.0	7.0	7.0	7.0	7.0	7.0	7.0	7.0	7.0	7.0	7.0	7.0	7.0	7.0	7.0	7.0	7.0	
WLS	L	L	L	L	L	L	L	L	L	L	L	L	L	L	L	L	L	L	L	L	L	L	L	L	L	L	L	L	L	L	L	L	L	L	L	L	L	L		
BF	27	27	27	27	27	27	27	27	27	27	27	27	27	27	27	27	27	27	27	27	27	27	27	27	27	27	27	27	27	27	27	27	27	27	27	27	27	27	27	
H	6	6	6	6	6	6	6	6	6	6	6	6	6	6	6	6	6	6	6	6	6	6	6	6	6	6	6	6	6	6	6	6	6	6	6	6	6	6	6	
R	1	1	1	1	1	1	1	1	1	1	1	1	1	1	1	1	1	1	1	1	1	1	1	1	1	1	1	1	1	1	1	1	1	1	1	1	1	1	1	
ER	0	0	0	0	0	0	0	0	0	0	0	0	0	0	0	0	0	0	0	0	0	0	0	0	0	0	0	0	0	0	0	0	0	0	0	0	0	0	0	
SO	4	4	4	4	4	4	4	4	4	4	4	4	4	4	4	4	4	4	4	4	4	4	4	4	4	4	4	4	4	4	4	4	4	4	4	4	4	4	4	
BB	0	0	0	0	0	0	0	0	0	0	0	0	0	0	0	0	0	0	0	0	0	0	0	0	0	0	0	0	0	0	0	0	0	0	0	0	0	0	0	
IBB	0	0	0	0	0	0	0	0	0	0	0	0	0	0	0	0	0	0	0	0	0	0	0	0	0	0	0	0	0	0	0	0	0	0	0	0	0	0	0	
HBP	0	0	0	0	0	0	0	0	0	0	0	0	0	0	0	0	0	0	0	0	0	0	0	0	0	0	0	0	0	0	0	0	0	0	0	0	0	0	0	
BLK	0	0	0	0	0	0	0	0	0	0	0	0	0	0	0	0	0	0	0	0	0	0	0	0	0	0	0	0	0	0	0	0	0	0	0	0	0	0	0	
WP	0	0	0	0	0	0	0	0	0	0	0	0	0	0	0	0	0	0	0	0	0	0	0	0	0	0	0	0	0	0	0	0	0	0	0	0	0	0	0	
HR	0	0	0	0	0	0	0	0	0	0	0	0	0	0	0	0	0	0	0	0	0	0	0	0	0	0	0	0	0	0	0	0	0	0	0	0	0	0	0	
S	35	35	35	35	35	35	35	35	35	35	35	35	35	35	35	35	35	35	35	35	35	35	35	35	35	35	35	35	35	35	35	35	35	35	35	35	35	35	35	
P	35	35	35	35	35	35	35	35	35	35	35	35	35	35	35	35	35	35	35	35	35	35	35	35	35	35	35	35	35	35	35	35	35	35	35	35	35	35	35	
ERA	0.00	0.00	0.00	0.00	0.00	0.00	0.00	0.00	0.00	0.00	0.00	0.00	0.00	0.00	0.00	0.00	0.00	0.00	0.00	0.00	0.00	0.00	0.00	0.00	0.00	0.00	0.00	0.00	0.00	0.00	0.00	0.00	0.00	0.00	0.00	0.00	0.00	0.00		
WHIP	0.857	0.857	0.857	0.857	0.857	0.857	0.857	0.857	0.857	0.857	0.857	0.857	0.857	0.857	0.857	0.857	0.857	0.857	0.857	0.857	0.857	0.857	0.857	0.857	0.857	0.857	0.857	0.857	0.857	0.857	0.857	0.857	0.857	0.857	0.857	0.857	0.857	0.857	0.857	

PITCHER	IP	WLS	BF	H	R	ER	SO	BB	IBB	HBP	BLK	WP	HR	S	P	ERA	WHIP
Jerry Koosman, L ERA: 1.81 (1, 1)	7.0	L	27	6	1	0	4	0	0	0	0	0	0	35	35	0.00	0.857
Ron Taylor, R ERA: 2.86 (8, 1)	1.0		3	0	0	0	1	0	0	0	0	0	0	5	5	0.00	0.000

Batter	1	2	3	4	5	6	7	8	9	AB R H RBI BB SO LOB	TOP									
Bud Harrelson, S (1, 6) OBP: 0.344, SLG: 0.293	0-3 K		0-0 6-3		0-0 4-3			4-0 CS BB		3 0 0 0 1 1 0	New York Mets @ Los Angeles Dodgers Dodger Stadium, Los Angeles, CA Sat Jun 14 1969, 7:05 PM PDT Att. 26,727 - Unknown									
Tommie Agee, R (1, 8) OBP: 0.320, SLG: 0.512	0-0 F3		0-3 K		0-0 F9			0-3 1-2 K		4 0 0 0 0 2 1										
Wayne Garrett, L (1, 4) OBP: 0.375, SLG: 0.389	0-0 4-3		0-0 4-3		0-0 F8			0-0 G3		4 0 0 0 0 0 0										
Cleon Jones, R (1, 7) OBP: 0.416, SLG: 0.540		0-3 K		0-0 F8		0-0 L7			0-3 K	1 0 0 0 0 1 0										
Ron Swoboda, R (2, 7) OBP: 0.288, SLG: 0.352										3 0 0 0 0 1 0										
Art Shamsky, L (1, 9) OBP: 0.347, SLG: 0.400		0-0 HR		0-0 1B S 1B		0-0 4-3			0-0 P3	3 2 2 1 0 0 0										
Amos Otis, R (9, PH) OBP: 0.197, SLG: 0.182										1 0 0 0 0 0 0										
Ed Kranepool, L (1, 3) OBP: 0.322, SLG: 0.429		0-3 K		0-3 K		0-0 G3			0-0 6-3	4 0 0 0 0 2 1										
Ed Charles, R (1, 5) OBP: 0.275, SLG: 0.281							0-0 6-3			3 1 2 0 0 0 0										
Jerry Grote, R (1, 2) OBP: 0.291, SLG: 0.321		4-0 BB 1B		4-0 1B BB		0-3 K				1 0 0 0 2 1 0										
Tom Seaver, R (1, 1) OBP: 0.189, SLG: 0.091		0-3 K		0-0 1B		0-0 P6				3 0 1 2 0 1 2										
Tug McGraw, R (9, 1) OBP: 0.188, SLG: 0.200				1-3 2-H 3-H 1B						0 0 0 0 0 0 0										
Inning Stats	R: 0 E: 0 K: 1 S: 5	H: 0 LOB: 0 BB: 0 P: 5	R: 1 E: 0 K: 3 S: 11	H: 2 LOB: 2 BB: 1 P: 15	R: 0 E: 0 K: 1 S: 5	H: 0 LOB: 0 BB: 0 P: 5	R: 2 E: 0 K: 1 S: 7	H: 3 LOB: 2 BB: 1 P: 11	R: 0 E: 0 K: 0 S: 3	H: 0 LOB: 0 BB: 0 P: 3	R: 0 E: 0 K: 1 S: 5	H: 0 LOB: 0 BB: 0 P: 5	R: 0 E: 0 K: 1 S: 4	H: 0 LOB: 0 BB: 1 P: 8	R: 0 E: 0 K: 1 S: 5	H: 0 LOB: 0 BB: 0 P: 5	1B: 4 2B: 0 3B: 0 HR: 1	SF: 0 SAC: 0 DP: 0 HBP: 0	WP: 0 PB: 0 SB: 1 CS: 1	PA: 33
PITCHER	IP WLS BF H R ER SO BB IBB HBP BLK WP HR S P ERA WHIP																			
Don Sutton, R (1, 1) ERA: 2.45	8.0 L 30 5 3 3 8 3 0 0 0 0 0 1 43 55 3.38 1.000																			
Jim Brewer, L (9, 1) ERA: 2.28	1.0 3 0 0 0 1 0 0 0 0 0 0 0 5 5 0.00 0.000																			

livebaseballscorecards.com

AB	30
R	3
H	5
RBI	3
BB	3
SO	9
LOB	4



Batter	1	2	3	4	5	6	7	8	9	AB	R	H	RBI	BB	SO	LOB
Maury Wills, S OBP: 0.288, SLG: 0.239 (1, 6)	0-0 6-3		0-0 1B		0-0 L6			0-0 2B		4	0	2	0	0	0	0
Willie Crawford, L OBP: 0.316, SLG: 0.407 (1, 7)	0-0 1B		0-0 F7		0-0 F8			0-0 6-3		4	1	1	0	0	0	2
Wes Parker, S OBP: 0.376, SLG: 0.432 (1, 3)	0-0 1B		0-0 F5					0-0 4-3		4	0	1	1	0	0	2
Andy Kosco, R OBP: 0.295, SLG: 0.452 (1, 9)	0-0 F2			0-0 5-3				0-0 6-3		4	0	1	0	0	0	1
Tom Haller, L OBP: 0.338, SLG: 0.382 (1, 2)	0-0 F7			0-0 BB				0-0 F5		3	0	1	0	0	0	1
Ken Boyer, R OBP: 0.200, SLG: 0.111 (9, PH)				0-0 1B					0-0 P6	1	0	0	0	0	0	1
Manny Mota, R OBP: 0.374, SLG: 0.360 (1, 8)		4-0 BB	0-0 G6-4-3	0-0 BB	0-0 1B			0-3 K	0-0 E1	3	0	1	0	1	1	1
Jim Lefebvre, S OBP: 0.345, SLG: 0.272 (1, 5)		0-0 F8	0-0 F8	4-0 BB	1-2 1B			0-0 G3	0-0 G1-6-3	3	0	0	0	1	0	3
Ted Sizemore, R OBP: 0.304, SLG: 0.312 (1, 4)		0-0 G6-4-3	0-0 G6-4-3	0-0 G5-4-3	1-2 2-3 BB			0-0 F8		3	0	0	0	0	0	4
Don Sutton, R OBP: 0.182, SLG: 0.163 (1, 1)			0-3 K					0-0 F8		2	0	0	0	0	1	0
Bill Sudakis, S OBP: 0.296, SLG: 0.378 (8, PH)									0-3 K	1	0	0	0	0	1	0
Jim Brewer, L (9, 1)										0	0	0	0	0	0	0

BOTTOM

New York Mets @ Los Angeles Dodgers
Dodger Stadium, Los Angeles, CA
 Sat Jun 14 1969, 7:05 PM PDT
 Att. 26,727 - Unknown

livebaseballscorecards.com

AB	32
R	1
H	7
RBI	1
BB	2
SO	3
LOB	15



Inning Stats	R: 1	H: 2	E: 0	K: 0	S: 5	LOB: 1	BB: 0	P: 5	R: 0	H: 0	E: 0	K: 0	S: 2	LOB: 0	BB: 1	P: 6	R: 0	H: 1	E: 0	K: 1	S: 6	LOB: 1	BB: 0	P: 6	R: 0	H: 2	E: 0	K: 0	S: 4	LOB: 2	BB: 1	P: 8	R: 0	H: 0	E: 0	K: 0	S: 3	LOB: 0	BB: 0	P: 3	R: 0	H: 0	E: 0	K: 1	S: 5	LOB: 0	BB: 0	P: 5	R: 0	H: 1	E: 1	K: 0	S: 4	LOB: 1	BB: 0	P: 4	1B: 5	2B: 1	3B: 1	HR: 0	SF: 0	SAC: 0	DP: 3	HBP: 0	WP: 0	PB: 0	SB: 1	CS: 0	PA: 34
--------------	------	------	------	------	------	--------	-------	------	------	------	------	------	------	--------	-------	------	------	------	------	------	------	--------	-------	------	------	------	------	------	------	--------	-------	------	------	------	------	------	------	--------	-------	------	------	------	------	------	------	--------	-------	------	------	------	------	------	------	--------	-------	------	-------	-------	-------	-------	-------	--------	-------	--------	-------	-------	-------	-------	--------

PITCHER	IP	WLS	BF	H	R	ER	SO	BB	IBB	HBP	BLK	WP	HR	S	P	ERA	WHIP
Tom Seaver, R ERA: 2.41 (1, 1)	8.0	W	30	6	1	1	3	2	0	0	0	0	0	34	42	1.12	1.000
Tug McGraw, L ERA: 3.43 (9, 1)	1.0	S	4	1	0	0	0	0	0	0	0	0	0	4	4	0.00	1.000

Batter	1	2	3	4	5	6	7	8	9	AB R H RBI BB SO LOB	TOP									
Bud Harrelson, S (1, 6) OBP: 0.342, SLG: 0.292	0-0 F8		0-0 1B SF7 1B		0-0 F5		0-0 F9			4 1 1 0 0 0 1										
Tommie Agee, R (1, 8) OBP: 0.330, SLG: 0.518	0-0 6-3		0-0 1B SF7 1B		0-0 CS 1B			0-0 FC1-6 1B		4 1 3 0 0 0 0										
Wayne Garrett, L (1, 4) OBP: 0.371, SLG: 0.388	0-0 FC4-6 1B		0-0 SF7 1-2 3-H		0-0 CS 1-2	0-0 F8		0-0 FC1-6 1-2f		3 0 1 1 0 0 1										
Cleon Jones, R (1, 7) OBP: 0.414, SLG: 0.534	0-0 FC4-6 1-2f		0-0 2-H 1B		0-0 6-3			0-3 K		4 0 1 1 0 1 2										
Art Shamsky, L (1, 9) OBP: 0.346, SLG: 0.396		0-0 G3	0-3 K		0-0 1B			0-3 K		3 0 1 0 0 1 1										
Duffy Dyer, R (8, PH) OBP: 0.429, SLG: 0.833										1 0 0 0 0 1 1										
Ron Taylor, R (8, 1)										0 0 0 0 0 0 0										
Ed Kranepool, L (1, 3) OBP: 0.317, SLG: 0.421		0-0 F7		0-0 F8		0-3 K			0-0 4-3	3 0 0 0 0 1 1										
Rod Gaspar, S (9, PH) OBP: 0.310, SLG: 0.313										1 0 0 0 0 0 0										
Ed Charles, R (1, 5) OBP: 0.274, SLG: 0.280		0-0 1B		0-0 6-3			0-0 F8		0-3 K	4 0 1 0 0 1 0										
Jerry Grote, R (1, 2) OBP: 0.283, SLG: 0.312		0-0 4-3		0-3 K			0-0 5-3		0-0 F7	4 0 0 0 0 1 1										
Jack Dilauro, S (1, 1)			0-0 F8		0-3 K					2 0 0 0 0 1 0										
Ron Swoboda, R (7, PH) OBP: 0.293, SLG: 0.352										0 0 0 0 1 0 0										
Cal Koonce, R (7, 1) OBP: 0.667, SLG: 0.667										0 0 0 0 0 0 0										
Amos Otis, R (8, 8) OBP: 0.197, SLG: 0.182							4-0 BB			0 0 0 0 0 0 0										
Inning Stats	R: 0 E: 0 K: 0 S: 4	H: 1 LOB: 1 BB: 0 P: 4	R: 0 E: 0 K: 0 S: 4	H: 1 LOB: 1 BB: 0 P: 4	R: 2 E: 0 K: 1 S: 8	H: 3 LOB: 1 BB: 0 P: 8	R: 0 E: 0 K: 1 S: 5	H: 0 LOB: 0 BB: 0 P: 5	R: 0 E: 0 K: 1 S: 5	H: 1 LOB: 0 BB: 0 P: 5	R: 0 E: 0 K: 0 S: 3	H: 0 LOB: 1 BB: 1 P: 7	R: 0 E: 0 K: 2 S: 8	H: 1 LOB: 1 BB: 0 P: 8	R: 0 E: 0 K: 1 S: 5	H: 0 LOB: 0 BB: 0 P: 5	1B: 8 2B: 0 3B: 0 HR: 0	SF: 1 SAC: 0 DP: 0 HBP: 0	WP: 0 PB: 0 SB: 0 CS: 1	PA: 36
PITCHER	IP WLS BF H R ER SO BB IBB HBP BLK WP HR S P ERA WHIP																			
Don Drysdale, R (1, 1) ERA: 5.26	5.2 W 23 7 2 2 3 0 0 0 0 0 0 0 29 29 3.18 1.235																			
Jim Brewer, L (6, 1) ERA: 2.0	3.1 S 12 1 0 0 4 1 0 0 0 0 0 0 19 23 0.00 0.600																			

New York Mets @ Los Angeles Dodgers
Dodger Stadium, Los Angeles, CA
 Sun Jun 15 1969, 3:33 AM PDT
 Att. 28,086 - Unknown

livebaseballscorecards.com

AB	33
R	2
H	8
RBI	2
BB	1
SO	7
LOB	8



Batter	1	2	3	4	5	6	7	8	9	AB	R	H	RBI	BB	SO	LOB
Maury Wills, S OBP: 0.296, SLG: 0.245 (1, 6)	0-0 G6-3 1B		0-0 5-3		0-0 CS 1B		4-0 BB			3	0	2	0	1	0	0
Bill Russell, R OBP: 0.351, SLG: 0.424 (1, 8)	0-0 F8		0-0 F7		0-0 1-2 1B		0-0 6-3			4	0	1	0	0	0	3
Wes Parker, S OBP: 0.374, SLG: 0.424 (1, 3)	0-0 G6-3 1-2f			4-0 E SF8 1B BB	0-0 4-3			0-0 4-3		3	1	0	0	1	0	2
Andy Kosco, R OBP: 0.295, SLG: 0.462 (1, 9)		0-0 HR		0-0 F8		0-0 P6		0-0 F8		4	1	1	1	0	0	1
Manny Mota, R OBP: 0.369, SLG: 0.356 (1, 7)		0-0 6-3		0-0 E5 SF8 WP 1B		0-0 5-3		0-0 4-3		4	1	1	0	0	0	0
Ted Sizemore, R OBP: 0.300, SLG: 0.309 (1, 4)		0-0 F7		0-0 SF8		0-0 P4				2	0	0	1	0	0	0
Jim Lefebvre, S OBP: 0.353, SLG: 0.305 (1, 5)		0-0 3B		0-0 3-H 3-H 1B		0-0 F7				3	0	2	0	0	0	0
Jeff Torborg, R OBP: 0.316, SLG: 0.324 (1, 2)		0-3 K		0-0 P6		0-0 4-3				3	0	0	0	0	1	2
Don Drysdale, R OBP: 0.111, SLG: 0.111 (1, 1)			0-0 6-3		0-0 F8					2	0	0	0	0	0	0
Jim Brewer, L OBP: 0.333, SLG: 0.667 (6, 1)										1	0	1	0	0	0	0

Inning Stats	R: 0	H: 1	E: 0	LOB: 0	K: 0	P: 3	R: 1	H: 2	E: 0	LOB: 1	K: 1	P: 7	R: 0	H: 0	E: 0	LOB: 0	K: 0	P: 3	R: 2	H: 2	E: 1	LOB: 1	K: 0	P: 9	R: 0	H: 2	E: 0	LOB: 1	K: 0	P: 4	R: 0	H: 0	E: 0	LOB: 0	K: 0	P: 3	R: 0	H: 1	E: 0	LOB: 2	K: 0	P: 8	R: 0	H: 0	E: 0	LOB: 0	K: 0	P: 3
	S: 3		S: 7		S: 3		S: 5		S: 4		S: 3		S: 4		S: 3		S: 4		S: 3		S: 3		S: 4		S: 3		S: 4		S: 3		S: 3		S: 3		S: 3		S: 3		S: 3		S: 3		S: 3		S: 3		S: 3	


PITCHER	IP	WLS	BF	H	R	ER	SO	BB	IBB	HBP	BLK	WP	HR	S	P	ERA	WHIP
Jack Dilauro, L ERA: 1.19 (1, 1)	6.0	L	24	7	3	3	1	1	0	0	0	1	1	25	29	4.50	1.333
Cal Koonce, R ERA: 6.32 (7, 1)	1.0		5	1	0	0	0	1	0	0	0	0	0	4	8	0.00	2.000
Ron Taylor, R ERA: 2.76 (8, 1)	1.0		3	0	0	0	0	0	0	0	0	0	0	3	3	0.00	0.000

BOTTOM

New York Mets @ Los Angeles Dodgers
Dodger Stadium, Los Angeles, CA
 Sun Jun 15 1969, 3:33 AM PDT
 Att. 28,086 - Unknown

livebaseballscorecards.com

AB	29
R	3
H	8
RBI	2
BB	2
SO	1
LOB	8



1B: 5	SF: 1	WP: 1	PA: 32
2B: 1	SAC: 0	PB: 0	
3B: 1	DP: 1	SB: 0	
HR: 1	HBP: 0	CS: 1	

Batter	1	2	3	4	5	6	7	8	9	AB R H RBI BB SO LOB	TOP											
Bud Harrelson, S (1, 6) OBP: 0.335, SLG: 0.285	0-0 F7		0-0 F7		0-0 G3			0-0 6-3		4 0 0 0 0 0 1												
Tommie Agee, R (1, 8) OBP: 0.322, SLG: 0.506	0-3 K		0-0 P4			0-3 K		0-0 L8		4 0 0 0 0 2 0												
Wayne Garrett, L (1, 5) OBP: 0.360, SLG: 0.375	0-3 K			0-0 F8		0-0 F8		0-0 4-3		4 0 0 0 0 1 0												
Cleon Jones, R (1, 7) OBP: 0.415, SLG: 0.531		4-0 1B BB		0-0 1B S		0-3 K		0-0 4-3		3 0 1 0 1 1 0												
Art Shamsky, L (1, 9) OBP: 0.375, SLG: 0.400 Al Weis, S (9, PR) OBP: 0.196, SLG: 0.192 (9, 4)		0-0 F8		0-0 1B		4-0 BB		4-0 FC3-6 BB		2 0 1 0 2 0 1 0 0 0 0 0 0 0												
Ed Kranepool, L (1, 3) OBP: 0.311, SLG: 0.413		0-0 P4		0-0 F8		0-0 SH5-3-5-3-1		0-0 FC3-6 1B		3 0 0 0 0 0 3												
Ken Boswell, L (1, 4) OBP: 0.324, SLG: 0.355 Rod Gaspar, S (9, 9) OBP: 0.310, SLG: 0.313		0-0 1B			4-3 4-3	4-0 1B BLK		0-0 1B		3 1 2 0 1 0 0 0 0 0 0 0 0 0	AB 28											
J.C. Martin, L (1, 2) OBP: 0.256, SLG: 0.361		0-0 P5			4-0 BB	0-0 1B		0-0 F5		3 0 1 1 1 0 4	R 1											
Gary Gentry, R (1, 1) OBP: 0.185, SLG: 0.154			0-3 K		0-0 SH3-2-4	0-0 2-3				2 0 0 0 0 1 1	H 5											
Inning Stats	R: 0 E: 0 K: 2 S: 7	H: 0 LOB: 0 BB: 0 P: 7	R: 0 E: 0 K: 0 S: 4	H: 1 LOB: 2 BB: 1 P: 8	R: 0 E: 0 K: 1 S: 5	H: 0 LOB: 0 BB: 0 P: 5	R: 0 E: 0 K: 0 S: 4	H: 2 LOB: 1 BB: 0 P: 4	R: 0 E: 0 K: 0 S: 3	H: 0 LOB: 1 BB: 1 P: 7	R: 0 E: 0 K: 2 S: 7	H: 0 LOB: 0 BB: 0 P: 7	R: 1 E: 0 K: 0 S: 3	H: 1 LOB: 1 BB: 2 P: 11	R: 0 E: 0 K: 0 S: 3	H: 0 LOB: 0 BB: 0 P: 3	R: 0 E: 0 K: 0 S: 4	H: 1 LOB: 2 BB: 1 P: 8	1B: 5 2B: 1 3B: 0 HR: 0	SF: 0 SAC: 2 DP: 1 HBP: 0	WP: 0 PB: 0 SB: 1 CS: 0	PA: 35
PITCHER	IP WLS BF H R ER SO BB IBB HBP BLK WP HR S P ERA WHIP																					
Bill Champion, R (1, 1) ERA: 0.72	8.0 L 30 4 1 1 5 4 0 0 0 1 0 0 36 52 1.12 1.000																					
John Boozer, R (9, 1) ERA: 1.35	1.0 5 1 0 0 0 1 0 0 0 0 0 0 4 8 0.00 2.000																					

New York Mets @ Philadelphia Phillies
Connie Mack Stadium, Philadelphia, PA

AB 28
R 1
H 5
RBI 1
BB 5
SO 5
LOB 10



Tue Jun 17 1969, 7:05 PM EDT
 Unknown

livebaseballscorecards.com

Batter	1	2	3	4	5	6	7	8	9	AB	R	H	RBI	BB	SO	LOB
John Briggs, L (1, 7) OBP: 0.293, SLG: 0.257	0-0 P6			0-0 P5		0-0 4-3			0-0 4-3	4	0	0	0	0	0	1
Tony Taylor, R (1, 4) OBP: 0.304, SLG: 0.325	0-0 F8			0-0 6-3			4-0 FC BB		0-0 4-3	3	0	0	0	1	0	0
Dick Allen, R (1, 3) OBP: 0.400, SLG: 0.692	0-3 K			0-3 K			0-0 FC 1B 1-2f		0-3 K	4	0	0	0	0	3	1
Johnny Callison, L (1, 9) OBP: 0.350, SLG: 0.462		0-0 5-3			0-0 P6		0-0 1-2 1B			3	0	1	0	0	0	0
Rick Joseph, R (1, 5) OBP: 0.286, SLG: 0.308		0-0 P6			0-3 K		0-3 K			3	0	0	0	0	2	2
Mike Ryan, R (1, 2) OBP: 0.252, SLG: 0.359		0-0 F2			0-3 K		0-0 1-3			3	0	0	0	0	1	2
Larry Hisle, R (1, 8) OBP: 0.290, SLG: 0.341				0-0 6-3					0-0 F9	3	0	1	0	0	0	0
Terry Harmon, R (1, 6) OBP: 0.327, SLG: 0.238				0-3 K			0-0 FC1-6 1B		0-0 4-3	3	0	0	0	0	1	1
Bill Champion, R (1, 1) Gene Stone, L (8, PH) John Boozer, R (9, 1)				0-3 K			0-0 P3		0-3 K	2	0	0	0	0	1	1
										1	0	0	0	0	1	0
										0	0	0	0	0	0	0

Inning Stats	R: 0 E: 0 K: 1 S: 5	H: 0 LOB: 0 BB: 0 P: 5	R: 0 E: 0 K: 0 S: 3	H: 0 LOB: 0 BB: 0 P: 3	R: 0 E: 0 K: 2 S: 7	H: 0 LOB: 0 BB: 0 P: 7	R: 0 E: 0 K: 1 S: 5	H: 0 LOB: 0 BB: 0 P: 5	R: 0 E: 0 K: 2 S: 7	H: 0 LOB: 0 BB: 0 P: 7	R: 0 E: 0 K: 0 S: 4	H: 1 LOB: 1 BB: 0 P: 4	R: 0 E: 0 K: 1 S: 6	H: 1 LOB: 2 BB: 1 P: 10	R: 0 E: 0 K: 1 S: 5	H: 0 LOB: 0 BB: 0 P: 5	R: 0 E: 0 K: 1 S: 5	H: 0 LOB: 0 BB: 0 P: 5	1B: 2 2B: 0 3B: 0 HR: 0	SF: 0 SAC: 0 DP: 0 HBP: 0	WP: 0 PB: 0 SB: 0 CS: 0	PA: 30
PITCHER Gary Gentry, R (1, 1) ERA: 3.41	IP: 9.0 WLS: W BF: 30 H: 2 R: 0 ER: 0 SO: 9 BB: 1 IBB: 0 HBP: 0 BLK: 0 WP: 0 HR: 0 S: 47 P: 51 ERA: 0.00 WHIP: 0.333																					

BOTTOM

New York Mets @ Philadelphia Phillies
Connie Mack Stadium, Philadelphia, PA

Tue Jun 17 1969, 7:05 PM EDT
Unknown

AB	29
R	0
H	2
RBI	0
BB	1
SO	9
LOB	8

livebaseballscorecards.com

Batter	1	2	3	4	5	6	7	8	9	AB R H RBI BB SO LOB	TOP																					
Bud Harrelson, S (1, 6) OBP: 0.328, SLG: 0.278	0-3 K		0-0 F3		0-0 F8			0-0 F9		4 0 0 0 0 1 2																						
Tommie Agee, R (1, 8) OBP: 0.321, SLG: 0.497	0-3 K		0-3 K			4-0 G3 1B BB		0-3 K		3 1 0 0 1 3 1																						
Cleon Jones, R (1, 7) OBP: 0.412, SLG: 0.524	4-0 BB			0-0 F8		0-0 G3 1-2		0-0 1-3		3 0 0 0 1 0 1																						
Donn Clendenon, R (1, 3) OBP: 0.271, SLG: 0.391	0-3 K			0-3 K		0-0 4-3 2-3			0-0 5-3 1B	4 1 1 0 0 2 2																						
Ed Charles, R (1, 5) OBP: 0.282, SLG: 0.281		4-0 BB BB BB CS BB		0-0 L1		0-0 1B 3-H		0-0 5-3	0-0 5-3	3 0 1 1 1 0 1																						
Ron Swoboda, R (1, 9) OBP: 0.292, SLG: 0.349		0-0 F9			0-0 6-3 1B WP	0-0 5-3			0-0 5-3	4 1 1 0 0 0 3																						
Jerry Grote, R (1, 2) OBP: 0.288, SLG: 0.317		0-3 K 1-2			0-0 WP 6-3 1B		0-3 K		0-0 1B 2-H	4 0 2 1 0 2 1																						
Al Weis, S (1, 4) OBP: 0.183, SLG: 0.179			0-0 1-3		0-0 6-3 1-2 2-3		0-0 F9		0-0 L7	4 0 0 0 0 0 3																						
Don Cardwell, R (1, 1) OBP: 0.292, SLG: 0.409 Cal Koonce, R (4, 1) OBP: 0.667, SLG: 0.667 Duffy Dyer, R (5, PH) OBP: 0.375, SLG: 0.714 Nolan Ryan, R (5, 1) Rod Gaspar, S (7, PH) OBP: 0.308, SLG: 0.310 Jim McAndrew, R (7, 1) OBP: 0.429, SLG: 0.500			0-0 K 1B		0-3 K 2-3 3-H		0-0 6-3			1 0 1 0 0 0 0 0 0 0 0 0 0 0 1 0 0 0 0 1 1 0 0 0 0 0 0 0 1 0 0 0 0 0 0 0 0 0 0 0 0 0																						
Inning Stats	R: 0 E: 0 K: 3 S: 9	H: 0 LOB: 1 BB: 1 P: 13	R: 0 E: 0 K: 1 S: 4	H: 0 LOB: 1 BB: 1 P: 8	R: 0 E: 0 K: 1 S: 6	H: 1 LOB: 1 BB: 0 P: 6	R: 0 E: 0 K: 1 S: 5	H: 0 LOB: 0 BB: 0 P: 5	R: 1 E: 0 K: 0 S: 4	H: 1 LOB: 1 BB: 1 P: 8	R: 0 E: 0 K: 1 S: 5	H: 0 LOB: 0 BB: 0 P: 5	R: 0 E: 0 K: 1 S: 5	H: 0 LOB: 0 BB: 0 P: 5	R: 1 E: 0 K: 0 S: 5	H: 2 LOB: 1 BB: 0 P: 5	1B: 6 2B: 1 3B: 0 HR: 0	SF: 0 SAC: 0 DP: 1 HBP: 0	WP: 1 PB: 0 SB: 0 CS: 1	PA: 35												
PITCHER Grant Jackson, L (1, 1) ERA: 3.29	IP 9.0	WLS W	BF 35	H 6	R 3	ER 3	SO 9	BB 3	IBB 0	HBP 0	BLK 0	WP 1	HR 0	S 50	P 62	ERA 3.00	WHIP 1.000															
											PITCHER	IP	WLS	BF	H	R	ER	SO	BB	IBB	HBP	BLK	WP	HR	S	P	ERA	WHIP				

New York Mets @ Philadelphia Phillies
Connie Mack Stadium, Philadelphia, PA

Tue Jun 17 1969, 7:05 PM EDT
 Att: 17,259 - Unknown

livebaseballscorecards.com

AB	32
R	3
H	6
RBI	2
BB	3
SO	9
LOB	15



Batter	1	2	3	4	5	6	7	8	9	AB R H RBI BB SO LOB	TOP
Tommie Agee, R (1, 8) OBP: 0.323, SLG: 0.494	0-0 S 1B		0-0 6-3		0-0 5-3		0-0 E7 F8 1B		0-0 6-3	5 1 2 0 0 0 0	
Ken Boswell, L (1, 4) OBP: 0.320, SLG: 0.350	0-0 L9 1-2		0-0 F8		0-0 G6-4-3 1B		0-0 F8		0-0 F9	5 0 1 0 0 0 2	
Wayne Garrett, L (1, 5) OBP: 0.362, SLG: 0.376	0-3 K		0-0 FC6-4 1B		0-0 G6-4-3 1-2f		0-0 1B		0-0 P6	5 0 2 1 0 1 2	
Cleon Jones, R (1, 7) OBP: 0.414, SLG: 0.528	0-0 6-3		0-0 FC6-4 1-2f				0-0 3-1 1B		0-0 1-2 1B	4 1 2 0 0 0 2	
Art Shamsky, L (1, 9) OBP: 0.383, SLG: 0.415		0-0 1B 2B		4-0 CS BB		0-0 3-1 2-3	0-3 K			3 0 1 0 1 1 3	
Rod Gaspar, S (9, 9) OBP: 0.308, SLG: 0.310										0 0 0 0 0 0 0	
Ed Kranepool, L (1, 3) OBP: 0.310, SLG: 0.409		0-3 K		0-0 P6 1-2		0-0 BB 1B	0-0 F8			4 0 1 1 0 1 4	
J.C. Martin, L (1, 2) OBP: 0.256, SLG: 0.355		0-0 2-H 1B		0-0 E4 BB		0-3 K		0-0 F9		4 0 1 0 0 1 1	
Bud Harrelson, S (1, 6) OBP: 0.337, SLG: 0.277		4-0 BB		4-0 BB		4-0 BB		0-0 1-3		1 0 0 0 3 0 0	
Jerry Koosman, R (1, 1) OBP: 0.040, SLG: 0.040		0-3 K		0-3 K		0-3 K		0-0 1-3		4 0 0 0 0 3 6	
Inning Stats	R: 0 E: 0 K: 1 S: 6 H: 1 LOB: 1 BB: 0 P: 6	R: 0 E: 0 K: 2 S: 8 H: 2 LOB: 2 BB: 1 P: 12	R: 0 E: 0 K: 0 S: 4 H: 1 LOB: 1 BB: 0 P: 4	R: 0 E: 1 K: 1 S: 5 H: 0 LOB: 2 BB: 2 P: 13	R: 0 E: 0 K: 0 S: 3 H: 1 LOB: 0 BB: 0 P: 3	R: 1 E: 0 K: 2 S: 9 H: 2 LOB: 2 BB: 1 P: 13	R: 1 E: 1 K: 1 S: 8 H: 3 LOB: 2 BB: 0 P: 8	R: 0 E: 0 K: 0 S: 3 H: 0 LOB: 0 BB: 0 P: 3	R: 0 E: 0 K: 0 S: 3 H: 0 LOB: 0 BB: 0 P: 3	1B: 8 2B: 2 3B: 0 HR: 0 SF: 0 SAC: 0 DP: 1 HBP: 0	WP: 0 PB: 0 SB: 1 CS: 1 PA: 39
PITCHER	IP WLS BF H R ER SO BB IBB HBP BLK WP HR S P ERA WHIP										
Rick Wise, R (1, 1) ERA: 2.79	6.1 L 31 10 2 2 6 4 0 0 0 0 0 0 39 55 2.84 2.211										
Al Raffo, R (7, 1) ERA: 2.14	1.2 5 0 0 0 1 0 0 0 0 0 0 0 7 7 0.00 0.000										
Turk Farrell, R (9, 1) ERA: 3.6	1.0 3 0 0 0 0 0 0 0 0 0 0 0 3 3 0.00 0.000										

New York Mets @ Philadelphia Phillies
Connie Mack Stadium, Philadelphia, PA
 Wed Jun 18 1969, 7:05 PM EDT
 Att. 5,608 - Unknown

livebaseballscorecards.com

AB	35
R	2
H	10
RBI	2
BB	4
SO	7
LOB	20



Batter	1	2	3	4	5	6	7	8	9	AB R H RBI BB SO LOB
Tony Taylor, R (1, 5) OBP: 0.296, SLG: 0.316	0-0 6-3		0-0 L9			0-0 F7			0-0 1B	4 0 1 0 0 0 1
Cookie Rojas, R (1, 4) OBP: 0.311, SLG: 0.291	0-0 5-3			0-0 4-3		0-0 1B			0-0 L9	4 0 1 0 0 0 1
Johnny Callison, L (1, 9) OBP: 0.351, SLG: 0.461	0-0 1-3			0-0 2B		0-0 L8			0-0 F7	4 0 1 0 0 0 2
Dick Allen, R (1, 3) OBP: 0.399, SLG: 0.691		0-0 F3		4-0 IBB		0-3 K			0-0 P3	3 0 0 0 1 1 1
Larry Hisle, R (1, 8) OBP: 0.295, SLG: 0.375		0-3 K		0-0 G6-4-3		0-0 F9				3 0 0 0 0 1 2
Mike Ryan, R (1, 2) OBP: 0.253, SLG: 0.356		0-0 F8		0-3 K		0-0 P3				3 0 0 0 0 1 0
John Briggs, L (1, 7) OBP: 0.286, SLG: 0.244			0-3 K		0-0 P6				0-0 F2	3 0 0 0 0 1 0
Terry Harmon, R (1, 6) OBP: 0.304, SLG: 0.224			0-0 F8		0-0 6-3				0-3 K	3 0 0 0 0 1 0
Rick Wise, R (1, 1) OBP: 0.324, SLG: 0.324			0-0 2B		0-3 K				0-0 L9	2 0 1 0 0 1 0
Al Raffo, R (7, 1)										0 0 0 0 0 0 0
Rick Joseph, R (8, PH) OBP: 0.276, SLG: 0.296										1 0 0 0 0 0 0
Turk Farrell, R (9, 1)										0 0 0 0 0 0 0

Inning Stats	R: 0 E: 0 K: 0 S: 3	H: 0 LOB: 0 BB: 0 P: 3	R: 0 E: 0 K: 1 S: 5	H: 0 LOB: 0 BB: 0 P: 5	R: 0 E: 0 K: 1 S: 6	H: 1 LOB: 1 BB: 0 P: 6	R: 0 E: 0 K: 0 S: 3	H: 1 LOB: 1 BB: 1 P: 7	R: 0 E: 0 K: 1 S: 5	H: 0 LOB: 0 BB: 0 P: 5	R: 0 E: 0 K: 1 S: 6	H: 1 LOB: 1 BB: 0 P: 6	R: 0 E: 0 K: 1 S: 5	H: 0 LOB: 0 BB: 0 P: 5	R: 0 E: 0 K: 1 S: 4	H: 1 LOB: 1 BB: 0 P: 4	1B: 2 2B: 2 3B: 0 HR: 0	SF: 0 SAC: 0 DP: 1 HBP: 0


PITCHER	IP	WLS	BF	H	R	ER	SO	BB	IBB	HBP	BLK	WP	HR	S	P	ERA	WHIP
Jerry Koosman, L (1, 1) ERA: 1.59	9.0	W	31	4	0	0	6	0	1	0	0	0	0	42	46	0.00	0.444

BOTTOM

New York Mets @ Philadelphia Phillies
Connie Mack Stadium, Philadelphia, PA

Wed Jun 18 1969, 7:05 PM EDT
 Att. 5,608 - Unknown

AB	30
R	0
H	4
RBI	0
BB	1
SO	6
LOB	7



WP : 0	PA : 31
PB : 0	
SB : 0	
CS : 0	

livebaseballscores.com

Batter	1	2	3	4	5	6	7	8	9	AB R H RBI BB SO LOB	TOP																	
Tommy Agee, R (1, 8) OBP: 0.315, SLG: 0.481	0-0 5-3		0-0 5-3		0-0 6-3		0-0 L6		0-3 K	5 0 0 0 0 1 4																		
Ken Boswell, L (1, 4) OBP: 0.317, SLG: 0.345	0-0 F9		0-0 3-1		0-3 K		0-0 6-3		0-0 HBP BB 2-H 3-H 1B	5 0 1 2 0 1 1																		
Wayne Garrett, L (1, 5) (9, 6) OBP: 0.356, SLG: 0.364	0-0 F7		0-0 6-3		0-0 F8		0-0 F7		4-0 HBP BB 1-2	4 0 0 0 1 0 0																		
Cleon Jones, R (1, 7) OBP: 0.417, SLG: 0.527		0-0 6-3		0-0 FC4-6 1B		0-0 HR 1B		0-0 F9	1-0 FC5-4 HBP 1-2 2-3	4 1 2 0 0 0 0																		
Art Shamsky, L (1, 9) OBP: 0.422, SLG: 0.561		0-0 G3 1B		0-0 FC4-6 1B		0-0 HR 1B		0-0 HR	0-0 FC5-4 1-2f	4 3 4 3 0 0 0 1 0 0 0 0 0 3 0 0 0 0 0 0 0																		
Rod Gaspar, S (8, 9) OBP: 0.305, SLG: 0.308																												
Tug McGraw, R (9, 1) OBP: 0.188, SLG: 0.200																												
Ed Kranepool, L (1, 3) OBP: 0.304, SLG: 0.400		0-0 G3		0-0 FC4-6 1-2f 2-3		0-0 F9		0-0 4-3		4 0 0 0 0 0 3																		
J.C. Martin, L (1, 2) OBP: 0.267, SLG: 0.346		4-0 BB BB 1B BB		0-0 F9		0-3 K		4-0 SH5-4 1B BB		2 0 0 0 2 1 2 0 1 0 0 0 0 0 0 0 0 0 0 0 0																		
Donn Clendenon, R (9, PR) OBP: 0.271, SLG: 0.391																												
Ed Charles, R (9, 5) OBP: 0.282, SLG: 0.281																												
Al Weis, S (1, 6) OBP: 0.190, SLG: 0.186		0-0 1-3 2-H 1B		0-0 F3		0-0 F8		0-0 6-3		3 0 1 1 0 0 2 1 1 1 0 0 0 0																		
Ron Swoboda, R (9, PH) OBP: 0.297, SLG: 0.354																												
Tom Seaver, R (1, 1) OBP: 0.200, SLG: 0.086		0-0 L3						4-0 SH5-4 1B		2 0 0 0 1 0 2 0 0 0 0 0 0 0 0 0 0 0 0 0 0																		
Ron Taylor, R (8, 1) OBP: 0.288, SLG: 0.317								BB BB E S BB																				
Jerry Grote, R (9, PH) (9, 2) OBP: 0.288, SLG: 0.317																												
Inning Stats	R: 0 E: 0 K: 0 S: 3	H: 0 LOB: 0 BB: 0 P: 3	R: 1 E: 0 K: 0 S: 5	H: 2 LOB: 2 BB: 1 P: 9	R: 0 E: 0 K: 0 S: 3	H: 0 LOB: 0 BB: 0 P: 3	R: 0 E: 0 K: 0 S: 5	H: 2 LOB: 2 BB: 0 P: 5	R: 0 E: 0 K: 1 S: 5	H: 0 LOB: 0 BB: 0 P: 5	R: 2 E: 0 K: 1 S: 7	H: 2 LOB: 0 BB: 0 P: 7	R: 0 E: 0 K: 0 S: 3	H: 0 LOB: 1 BB: 1 P: 7	R: 1 E: 0 K: 0 S: 4	H: 1 LOB: 0 BB: 0 P: 4	R: 2 E: 0 K: 1 S: 7	H: 2 LOB: 3 BB: 2 P: 16	1B: 7 2B: 0 3B: 0 HR: 2	SF: 0 SAC: 1 DP: 0 HBP: 1	WP: 0 PB: 0 SB: 1 CS: 0	PA: 41						
PITCHER	IP WLS BF H R ER SO BB IBB HBP BLK WP HR S P ERA WHIP																											
Jerry Johnson, R (1, 1) ERA: 4.91	8.0		33	7	4	4	2	2	0	0	0	0	0	2	35	43	4.50	1.125										
Al Ruffo, R (9, 1) ERA: 3.0	0.0	L	2	1	2	2	0	1	0	0	0	0	0	0	1	5	∞	∞										
Turk Farrell, R (9, 1) ERA: 3.51	0.2		5	1	0	0	1	1	0	1	0	0	0	0	5	10	0.00	3.000										
Grant Jackson, L (9, 1) ERA: 3.28	0.1		1	0	0	0	0	0	0	0	0	0	0	0	1	1	0.00	0.000										

New York Mets @ Philadelphia Phillies
Connie Mack Stadium, Philadelphia, PA

Thu Jun 19 1969, 7:05 PM EDT
 Att. 6,871 - Unknown

livebaseballscorecards.com

AB	35
R	6
H	9
RBI	6
BB	4
SO	3
LOB	17



Batter	1	2	3	4	5	6	7	8	9	AB	R	H	RBI	BB	SO	LOB
Tony Taylor, R (1, 5) OBP: 0.301, SLG: 0.315 Rick Joseph, R (6, 5) OBP: 0.323, SLG: 0.345	4-0 2B 1B BB	4-0 G1-6-3 1-2 BB		x 0-0 5-3			x 0-0 BLK 1B	x 0-0 1-3 2-H 3-H 1B		1	1	0	0	2	0	1
Cookie Rojas, R (1, 4) OBP: 0.314, SLG: 0.321	x 0-0 1B 1-3 2B	x 0-0 G1-6-3 1-2f			x 0-0 HR		x 0-0 F9 1-2	x 0-0 F8		5	1	2	1	0	0	5
Johnny Callison, L (1, 9) OBP: 0.352, SLG: 0.457	x 0-0 DI 2-3 3-H 1B		S S S 0-3 K		S S S 0-3 K		x 4-0 IBB	x 0-0 F8		4	0	1	1	1	2	0
John Briggs, L (1, 7) OBP: 0.297, SLG: 0.246	S S S 0-3 K 1-2		x 0-0 CS 1B		B B B B 4-0 G4-3 BB		x 0-0 4-3	B B B B 4-0 BB		3	0	1	0	2	1	4
Mike Ryan, R (1, 2) OBP: 0.258, SLG: 0.378 Dave Watkins, R (8, PR) OBP: 0.375, SLG: 0.286 (9, 2)	x 0-0 P3		x 0-0 1-2 HR		x 0-0 G4-3		x 0-0 1B 2B	x 0-0 L5		4	1	2	1	0	0	3
Gene Stone, L (1, 3) OBP: 0.357, SLG: 0.250	x 4-0 IBB		S S S S 0-3 K		x 0-0 1-2f HR		x 0-0 5-3	x 0-0 2-3 1B 1B		4	1	1	0	1	1	1
Larry Hisle, R (1, 8) OBP: 0.289, SLG: 0.367	S S S 0-3 K		x 0-0 1-3		x 0-0 1-2f HR		S S S S 0-3 K	x 0-0 1-3		4	0	0	0	0	2	5
Terry Harmon, R (1, 6) OBP: 0.317, SLG: 0.245		x 0-0 FC1-6 1B		x 0-0 SH1-4 1B		S S S S 0-3 K	x 0-0 5-3	x 0-0 1-3		4	0	2	0	0	1	2
Jerry Johnson, R (1, 1) OBP: 0.200, SLG: 0.111 Ron Stone, L (8, PH) OBP: 0.215, SLG: 0.217 Al Raffo, R (9, 1) Turk Farrell, R (9, 1) Grant Jackson, S (9, 1) OBP: 0.263, SLG: 0.333		x 0-0 FC1-6 BB		x 0-0 SH1-4		S S S S 0-3 K	x 0-3 K	x 4-0 1B IBB		2	0	0	0	0	1	1

Inning Stats	R: 1	H: 2	E: 0	K: 2	S: 9	H: 2	LOB: 3	BB: 2	P: 17	R: 0	H: 1	E: 0	K: 0	S: 3	R: 1	H: 2	E: 0	K: 2	S: 8	R: 0	H: 1	E: 0	K: 0	S: 4	R: 1	H: 1	E: 0	K: 1	S: 5	R: 0	H: 0	E: 0	K: 2	S: 7	R: 0	H: 1	E: 0	K: 1	S: 6	R: 2	H: 3	E: 0	K: 0	S: 6	R: 0	H: 0	E: 0	K: 0	S: 3	1B: 7	2B: 2	3B: 0	HR: 2	SF: 0	SAC: 1	DP: 2	HBP: 0	WP: 0	PA: 42
--------------	------	------	------	------	------	------	--------	-------	-------	------	------	------	------	------	------	------	------	------	------	------	------	------	------	------	------	------	------	------	------	------	------	------	------	------	------	------	------	------	------	------	------	------	------	------	------	------	------	------	------	-------	-------	-------	-------	-------	--------	-------	--------	-------	--------

PITCHER	IP	WLS	BF	H	R	ER	SO	BB	IBB	HBP	BLK	WP	HR	S	P	ERA	WHIP
Tom Seaver, R (1, 1) ERA: 2.65	7.0		33	10	5	5	8	3	2	0	1	0	2	44	64	6.43	1.857
Ron Taylor, R (8, 1) ERA: 2.67	1.0	W	5	1	0	0	0	0	1	0	0	0	0	4	8	0.00	1.000
Tug McGraw, L (9, 1) ERA: 3.35	1.0	S	4	0	0	0	0	1	0	0	0	0	0	3	7	0.00	1.000

BOTTOM


New York Mets @ Philadelphia Phillies
Connie Mack Stadium, Philadelphia, PA

Thu Jun 19 1969, 7:05 PM EDT
 Att. 6,871 - Unknown

AB	34
R	5
H	11
RBI	5
BB	7
SO	8
LOB	23



PITCHER	IP	WLS	BF	H	R	ER	SO	BB	IBB	HBP	BLK	WP	HR	S	P	ERA	WHIP
---------	----	-----	----	---	---	----	----	----	-----	-----	-----	----	----	---	---	-----	------

Batter	1	2	3	4	5	6	7	8	9	AB R H RBI BB SO LOB	TOP
Lou Brock, L (1, 7) OBP: 0.344, SLG: 0.474	0-0 4-3		0-0 BLK 1-3 1B		0-0 E5 1B SF6 1B		0-0 F8			4 1 2 0 0 0 0	
Curt Flood, R (1, 8) OBP: 0.323, SLG: 0.339	0-3 K		0-0 1-3		0-0 SF6 1B		0-0 6-3			4 0 1 1 0 1 1	
Vada Pinson, L (1, 9) OBP: 0.339, SLG: 0.451	0-0 2B 1B		0-0 4-3		0-0 SF6		0-0 P6			3 0 1 1 0 0 1	
Joe Torre, R (1, 3) OBP: 0.354, SLG: 0.485	0-0 1-H 2B			4-0 BB	0-0 F8			0-3 K		3 0 1 0 1 1 1	
Tim McCarver, L (1, 2) OBP: 0.340, SLG: 0.387		4-0 BB BB BB BB FC4-6 BB		0-0 F9		0-0 L4		0-0 4-3		3 0 0 0 1 0 1	
Julian Javier, R (1, 4) OBP: 0.320, SLG: 0.396		0-0 FC4-6 FC6-4 1-2f		0-0 F8		0-0 5-3		0-0 5-3		4 0 0 0 0 0 2	
Mike Shannon, R (1, 5) OBP: 0.269, SLG: 0.329		0-3 K		0-0 F7		0-0 FC6-4 1B			0-3 K	4 0 1 0 0 2 2	AB 32 R 3 H 7 RBI 3 BB 3 SO 7 LOB 11
Dal Maxvill, R (1, 6) OBP: 0.269, SLG: 0.250 Bob Johnson, R (9, PH) OBP: 0.286, SLG: 0.346		0-0 FC6-4 1-2f		4-0 E 1B BB	0-0 FC6-4 1-2f				0-3 K	2 1 0 0 1 0 2 1 0 0 0 0 1 0	
Bob Gibson, R (1, 1) OBP: 0.283, SLG: 0.326		0-3 K		0-0 F2		0-0 HR			0-3 K	4 1 1 1 0 2 1	
Inning Stats	R: 0 H: 2 E: 0 LOB: 2 K: 1 BB: 0 S: 6 P: 6	R: 0 H: 0 E: 0 LOB: 1 K: 1 BB: 1 S: 5 P: 9	R: 0 H: 1 E: 0 LOB: 1 K: 1 BB: 0 S: 6 P: 6	R: 0 H: 0 E: 0 LOB: 1 K: 0 BB: 1 S: 3 P: 7	R: 2 H: 2 E: 1 LOB: 1 K: 0 BB: 1 S: 5 P: 9	R: 0 H: 1 E: 0 LOB: 1 K: 0 BB: 0 S: 4 P: 4	R: 1 H: 1 E: 0 LOB: 0 K: 0 BB: 0 S: 4 P: 4	R: 0 H: 0 E: 0 LOB: 0 K: 1 BB: 0 S: 5 P: 5	R: 0 H: 0 E: 0 LOB: 0 K: 3 BB: 0 S: 9 P: 9	1B: 5 SF: 1 2B: 1 SAC: 0 3B: 0 DP: 0 HR: 1 HBP: 0	WP: 0 PA: 36 PB: 0 SB: 0 CS: 0
PITCHER	IP WLS BF H R ER SO BB IBB HBP BLK WP HR S P ERA WHIP										
Nolan Ryan, R (1, 1) ERA: 1.86	6.0 W 26 6 2 1 3 3 0 0 1 0 0 29 41 1.50 1.500										
Tug McGraw, L (7, 1) ERA: 3.33	3.0 S 10 1 1 1 4 0 0 0 0 0 1 18 18 3.00 0.333										

St. Louis Cardinals @ New York Mets
 Shea Stadium, Flushing, NY
 Fri Jun 20 1969, 7:05 PM EDT
 Att: 54,083 - Unknown

livebaseballscorecards.com

Batter	1	2	3	4	5	6	7	8	9	AB R H RBI BB SO LOB
Tommie Agee, R OBP: 0.318, SLG: 0.487 (1, 8) X	0-0 BB 1B 2B	0-0 3B 1B		0-3 K		0-0 P4				4 2 2 0 0 1 1
Ken Boswell, L OBP: 0.321, SLG: 0.361 (1, 4) X	0-0 BB 1B	0-0 1-H 9-2 3B		0-0 L9			0-0 4-3			4 1 2 1 0 0 0
Wayne Garrett, L OBP: 0.367, SLG: 0.366 (1, 5) B B B B	4-0 1B 1-2 2-3 SF7 BB	4-0 BB		0-0 F7			0-0 1B			2 1 1 0 2 0 0
Cleon Jones, R OBP: 0.415, SLG: 0.522 (1, 7) X	0-0 1B 1-3 2-H 3-H 1B	0-0 9-2		0-3 K			0-3 K			4 0 1 2 0 2 3
Art Shamsky, L OBP: 0.397, SLG: 0.533 Rod Gaspar, S OBP: 0.305, SLG: 0.308 (1, 9) X (8, 9)	0-0 SF7	0-0 P6		0-0 F3			0-0 G3			3 0 0 1 0 0 2 0 0 0 0 0 0 0
Ed Kranepool, L OBP: 0.303, SLG: 0.397 (1, 3) X	0-0 1-3 S 1B		0-0 L8		0-0 4-3		0-0 L8			4 0 1 0 0 0 0
Jerry Grote, R OBP: 0.281, SLG: 0.308 (1, 2) S S S	0-3 K 1-2		0-3 K		0-0 L9		0-0 F2			4 0 0 0 0 2 2
Bud Harrelson, S OBP: 0.344, SLG: 0.279 (1, 6) S	4-0 IBB		4-0 BB		0-0 1B		0-0 F7			2 0 1 0 2 0 0
Nolan Ryan, R J.C. Martin, L OBP: 0.264, SLG: 0.342 Tug McGraw, R OBP: 0.188, SLG: 0.200 (1, 1) X (6, PH) (7, 1)	0-0 F9		0-3 K		0-3 K					2 0 0 0 0 1 4 1 0 0 0 0 1 1 0 0 0 0 0 0 0


Inning Stats	R: 3	H: 4	E: 0	LOB: 3	K: 1	S: 9	P: 17	R: 1	H: 2	E: 0	LOB: 1	K: 0	S: 4	P: 8	R: 0	H: 0	E: 0	LOB: 1	K: 2	S: 7	P: 11	R: 0	H: 0	E: 0	LOB: 0	K: 1	S: 5	P: 5	R: 0	H: 0	E: 0	LOB: 0	K: 1	S: 5	P: 5	R: 0	H: 1	E: 0	LOB: 1	K: 1	S: 6	P: 6	R: 0	H: 1	E: 0	LOB: 1	K: 1	S: 6	P: 6	R: 0	H: 0	E: 0	LOB: 0	K: 0	S: 3	P: 3
Bob Gibson, R ERA: 2.2 (1, 1)	IP: 8.0	WLS: L	BF: 35	H: 8	R: 4	ER: 3	SO: 7	BB: 3	IBB: 1	HBP: 0	BLK: 0	WP: 0	HR: 0	S: 45	P: 61	ERA: 3.38	WHIP: 1.375																																							
																		PITCHER	IP	WLS	BF	H	R	ER	SO	BB	IBB	HBP	BLK	WP	HR	S	P	ERA	WHIP																					

BOTTOM


St. Louis Cardinals @ New York Mets
Shea Stadium, Flushing, NY
Fri Jun 20 1969, 7:05 PM EDT
Att. 54,083 - Unknown

livebaseballscorecards.com

AB	30
R	4
H	8
RBI	4
BB	4
SO	7
LOB	13



WP: 0	PA: 35
PB: 0	SB: 1
CS: 0	

Batter	1	2	3	4	5	6	7	8	9	AB R H RBI BB SO LOB	TOP											
Lou Brock, L (1, 7) x OBP: 0.345, SLG: 0.477	0-0 S 1B		0-0 3-1		0-0 WP 1B 2B	0-3 K		0-0 P6		5 1 2 0 0 1 2												
Curt Flood, R (1, 8) x OBP: 0.325, SLG: 0.344	0-0 5-3 1-2		0-0 2B		0-0 1B G3 2-H 1B		0-3 K	0-0 FC6-4 1-2f		5 0 2 1 0 1 2												
Vada Pinson, L (1, 9) x OBP: 0.335, SLG: 0.441	0-0 F8		4-0 BB		0-0 G3 1-2		0-0 F9		0-0 G3	4 0 0 0 1 0 2												
Joe Torre, R (1, 3) x OBP: 0.359, SLG: 0.492	0-0 6-3		0-0 F7		4-0 1B IBB		4-0 HR BB		0-0 3B	3 1 1 0 2 0 3												
Julian Javier, R (1, 4) x OBP: 0.322, SLG: 0.410		0-0 F2		0-0 F2	0-0 1-2 2-3 1B		0-0 1-H HR		0-0 P4	5 1 2 2 0 0 1												
Tim McCarver, L (1, 2) x OBP: 0.333, SLG: 0.378		0-0 F3		0-0 F9	0-0 F9		0-0 P4		0-0 4-3	5 0 0 0 0 0 4												
Mike Shannon, R (1, 5) x OBP: 0.277, SLG: 0.333		0-0 1B		0-0 F7		0-0 FC6-4 1B		4-0 PB 1B BB		3 1 2 0 1 0 0	AB 38 R 5 H 11 RBI 5 BB 4 SO 2 LOB 18											
Dal Maxvill, R (1, 6) x OBP: 0.264, SLG: 0.244		0-0 P6		0-0 P6	0-0 6-3	0-0 FC6-4 FC2-6 1-2f		0-0 F9 1-2		4 0 0 0 0 0 3												
Nelson Briles, R (1, 1) x OBP: 0.143, SLG: 0.206			0-0 F7		0-0 HR	0-0 FC2-6 1-2f		0-0 FC6-4 2-H 1B		4 1 2 2 0 0 1												
Inning Stats	R: 0 E: 0 K: 0 S: 4	H: 1 LOB: 1 BB: 0 P: 4	R: 0 E: 0 K: 0 S: 4	H: 1 LOB: 1 BB: 0 P: 4	R: 0 E: 0 K: 0 S: 4	H: 1 LOB: 2 BB: 1 P: 8	R: 0 E: 0 K: 0 S: 3	H: 0 LOB: 0 BB: 0 P: 3	R: 2 E: 0 K: 0 S: 7	H: 4 LOB: 3 BB: 1 P: 11	R: 0 E: 0 K: 1 S: 6	H: 1 LOB: 1 BB: 0 P: 6	R: 2 E: 0 K: 1 S: 6	H: 1 LOB: 0 BB: 1 P: 10	R: 1 E: 0 K: 0 S: 4	H: 1 LOB: 1 BB: 1 P: 8	R: 0 E: 0 K: 0 S: 4	H: 1 LOB: 1 BB: 0 P: 4	1B: 6 2B: 2 3B: 1 HR: 2	SF: 0 SAC: 0 DP: 0 HBP: 0	WP: 1 PB: 1 SB: 1 CS: 0	PA: 42
PITCHER	IP WLS BF H R ER SO BB IBB HBP BLK WP HR S P ERA WHIP																					
Jack Dilauro, L (1, 1) ERA: 1.57	6.0 L 28 8 2 2 1 1 1 0 0 0 1 1 28 36 3.00 1.500																					
Jim McAndrew, R (7, 1) ERA: 6.84	1.1 8 2 3 2 1 2 0 0 0 0 0 1 8 16 13.50 3.000																					
Ron Taylor, R (8, 1) ERA: 2.53	1.2 6 1 0 0 0 0 0 0 0 0 0 0 6 6 0.00 0.600																					

St. Louis Cardinals @ New York Mets
 Shea Stadium, Flushing, NY
 Sat Jun 21 1969, 3:33 AM EDT
 Att: 29,628 - Unknown

livebaseballscorecards.com

BOTTOM

St. Louis Cardinals @ New York Mets
 Shea Stadium, Flushing, NY
 Sat Jun 21 1969, 3:33 AM EDT
 Att. 29,628 - Unknown

livebaseballscorecards.com

AB	27
R	3
H	4
RBI	2
BB	3
SO	7
LOB	8



WP: 1	PA: 32
PB: 0	
SB: 0	
CS: 0	

AB R H RBI BB SO LOB

3	0	1	0	1	1	1
2	0	0	0	1	0	1
3	0	0	1	0	0	1
4	0	0	0	0	1	1
4	1	2	1	0	0	0
3	0	0	0	0	0	1
3	0	0	0	0	2	1
0	0	0	0	0	0	0
3	1	1	0	0	2	1
1	0	0	0	0	1	0
0	1	0	0	1	0	0
0	0	0	0	0	0	0
1	0	0	0	0	0	1

Batter	1	2	3	4	5	6	7	8	9
Tommie Agee, R OBP: 0.322, SLG: 0.489 (1, 8)	0-3 K		0-0 1-3 2B			4-0 SF5-2 1-2 SH1-3 BB		0-0 2-3 5-3	
Ken Boswell, L OBP: 0.321, SLG: 0.357 (1, 4)	4-0 FC4-6 BB		0-0 1-3 2-3			0-0 1-2 2-3 SH1-3		0-0 3-H F7	
Wayne Garrett, L OBP: 0.357, SLG: 0.358 (1, 5)	0-0 FC4-6 1-2f					0-0 2-3 3-H SF5-2-4		0-0 F8	
Cleon Jones, R OBP: 0.408, SLG: 0.513 (1, 7)	0-0 5-3					0-0 K		0-0 P4	
Art Shamsky, L OBP: 0.403, SLG: 0.578 (1, 9)						0-0 F8		0-0 3-1	
Ed Kranepool, L OBP: 0.298, SLG: 0.390 (1, 3)						0-0 P4		0-0 F7	
Jerry Grote, R OBP: 0.276, SLG: 0.302 (1, 2)						0-0 4-3		0-3 K	
Ron Taylor, R (8, 1)						0-3 K		0-3 K	
Bud Harrelson, S OBP: 0.344, SLG: 0.280 (1, 6)						0-3 K		0-0 5-3 3-4-1 WP 1B	
Jack Dilauro, S (1, 1)						0-3 K		0-0 3-4-1	
Rod Gaspar, S OBP: 0.311, SLG: 0.308 (6, PH)						4-0 SH1-3 SF5-2-4 BB BB		0-0 1-2	
Jim McAndrew, R OBP: 0.429, SLG: 0.500 (7, 1)									
J.C. Martin, L OBP: 0.261, SLG: 0.338 (8, 2)									

Inning Stats	R: 0	H: 0	E: 0	K: 1	S: 5	H: 0	LOB: 1	BB: 1	P: 9	R: 0	H: 1	E: 0	K: 2	S: 8	H: 1	LOB: 0	BB: 0	P: 8	R: 0	H: 1	E: 0	K: 1	S: 5	H: 0	LOB: 0	BB: 0	P: 5	R: 0	H: 0	E: 0	K: 1	S: 5	R: 0	H: 0	E: 0	K: 1	S: 5	R: 1	H: 0	E: 0	K: 0	S: 2	H: 0	LOB: 0	BB: 2	P: 10	R: 1	H: 1	E: 0	K: 1	S: 6	H: 1	LOB: 0	BB: 0	P: 6	R: 1	H: 1	E: 0	K: 0	S: 4	H: 1	LOB: 0	BB: 0	P: 4	R: 0	H: 0	E: 0	K: 0	S: 3	H: 0	LOB: 0	BB: 0	P: 3
--------------	------	------	------	------	------	------	--------	-------	------	------	------	------	------	------	------	--------	-------	------	------	------	------	------	------	------	--------	-------	------	------	------	------	------	------	------	------	------	------	------	------	------	------	------	------	------	--------	-------	-------	------	------	------	------	------	------	--------	-------	------	------	------	------	------	------	------	--------	-------	------	------	------	------	------	------	------	--------	-------	------

PITCHER	IP	WLS	BF	H	R	ER	SO	BB	IBB	HBP	BLK	WP	HR	S	P	ERA	WHIP
Nelson Briles, R ERA: 3.83 (1, 1)	9.0	W	32	4	3	3	7	3	0	0	0	1	1	43	55	3.00	0.778

1B: 2	SF: 1
2B: 2	SAC: 1
3B: 0	DP: 1
HR: 1	HBP: 0

WP: 1	PA: 32
PB: 0	
SB: 0	
CS: 0	

Batter	1	2	3	4	5	6	7	8	9	AB R H RBI BB SO LOB	TOP
Lou Brock, L (1, 7) OBP: 0.342, SLG: 0.472	0-0 4-3 1B 1B		0-0 G3		0-0 F7		0-0 FC6-4		0-0 G3	5 1 1 0 0 0 4	
Vic Davalillo, L (1, 8) OBP: 0.252, SLG: 0.245 Ron Willis, R (7, 1) OBP: 1.000, SLG: 1.000	0-0 G3 1-2		0-0 4-3			0-0 4-3	0-0 P4			4 0 0 0 0 0 3 0 0 0 0 0 0 0	
Vada Pinson, L (1, 9) OBP: 0.333, SLG: 0.443	0-0 4-3 2-3		0-0 2B			0-0 L8		0-0 F9		4 0 1 0 0 0 1	
Joe Torre, R (1, 3) OBP: 0.361, SLG: 0.490	0-0 1B 3-H		0-3 K			4-0 1B BB		0-3 K		3 0 1 1 1 2 1	
Tim McCarver, L (1, 2) OBP: 0.332, SLG: 0.376	0-0 P4			0-0 L3		0-0 1-2 1B		0-0 F9		4 0 1 0 0 0 1	
Julian Javier, R (1, 4) OBP: 0.316, SLG: 0.403		0-3 K		0-0 F7		0-3 K		0-0 F2		4 0 0 0 0 2 2	
Mike Shannon, R (1, 5) OBP: 0.281, SLG: 0.338		0-0 F9		0-0 6-3			0-0 FC6-4 2B		4-0 1B BB	3 0 1 0 1 0 0	
Dal Maxvill, R (1, 6) OBP: 0.266, SLG: 0.243 Bill White, L (7, PH) OBP: 0.320, SLG: 0.227 Steve Huntz, S (7, 6) OBP: 0.280, SLG: 0.146		4-0 BB			0-0 6-3		4-0 FC6-4 BB		0-0 1-2 1B	1 0 0 0 1 0 0 0 0 0 0 1 0 0 1 0 1 0 0 0 0	
Steve Carlton, L (1, 1) OBP: 0.257, SLG: 0.343 Chuck Taylor, R (4, 1) Boots Day, L (7, PH) (7, 8)		0-3 K		0-3 K		0-0 P6		0-0 L3		1 0 0 0 0 1 1 1 0 0 0 0 1 0 2 0 0 0 0 0 4	
Inning Stats	R: 1 E: 0 K: 0 S: 5 H: 2 LOB: 1 BB: 0 P: 5	R: 0 E: 0 K: 2 S: 7 H: 0 LOB: 1 BB: 1 P: 11	R: 0 E: 0 K: 1 S: 6 H: 1 LOB: 1 BB: 0 P: 6	R: 0 E: 0 K: 0 S: 3 H: 0 LOB: 0 BB: 0 P: 3	R: 0 E: 0 K: 1 S: 5 H: 0 LOB: 0 BB: 0 P: 5	R: 0 E: 0 K: 1 S: 6 H: 1 LOB: 2 BB: 1 P: 10	R: 0 E: 0 K: 0 S: 4 H: 1 LOB: 2 BB: 1 P: 8	R: 0 E: 0 K: 1 S: 5 H: 0 LOB: 0 BB: 0 P: 5	R: 0 E: 0 K: 0 S: 4 H: 1 LOB: 2 BB: 1 P: 8	1B: 4 2B: 2 3B: 0 HR: 0 SF: 0 SAC: 0 DP: 0 HBP: 0	WP: 0 PB: 0 SB: 0 CS: 0 PA: 37
PITCHER Gary Gentry, R (1, 1) ERA: 3.21 Cal Koonce, R (9, 1) ERA: 6.0	IP: 8.1 WLS: W BF: 35 H: 6 R: 1 ER: 1 SO: 6 BB: 4 IBB: 0 HBP: 0 BLK: 0 WP: 0 HR: 0 S: 43 P: 59 ERA: 1.08 WHIP: 1.200										PITCHER IP: 0.2 WLS: S BF: 2 H: 0 R: 0 ER: 0 SO: 0 BB: 0 IBB: 0 HBP: 0 BLK: 0 WP: 0 HR: 0 S: 2 P: 2 ERA: 0.00 WHIP: 0.000

St. Louis Cardinals @ New York Mets
Shea Stadium, Flushing, NY
Sun Jun 22 1969, 3:33 AM EDT
Unknown

livebaseballscorecards.com

AB	33
R	1
H	6
RBI	1
BB	4
SO	6
LOB	17



Batter	1	2	3	4	5	6	7	8	9	AB R H RBI BB SO LOB	TOP											
Lou Brock, L (1, 7) OBP: 0.341, SLG: 0.469	0-3 K		0-3 K		0-3 K			0-0 S 1B 1B		4 0 1 0 0 3 0												
Curt Flood, R (1, 8) OBP: 0.327, SLG: 0.348	4-0 1B BB		0-0 4-3 2B		0-0 5-3			0-0 F7 1-2		3 0 1 0 1 0 1												
Julian Javier, R (1, 4) OBP: 0.319, SLG: 0.402	0-0 1-3 1B		0-0 4-3 2-3		0-0 5-3			4-0 BB 1B BB		3 0 1 0 1 1 1												
Joe Torre, R (1, 3) OBP: 0.359, SLG: 0.486	0-0 L5-3 1-2		0-0 6-3		0-0 5-3			0-0 1-2 2-H 1B		4 0 1 0 0 0 3												
Mike Shannon, R (1, 5) OBP: 0.285, SLG: 0.338		0-0 BB 1B		0-3 K				4-0 1-2 2-3 BB		3 0 1 0 1 1 0												
Phil Gagliano, R (1, 9) OBP: 0.321, SLG: 0.205		4-0 1-2 BB		0-0 1B				0-0 F7 P3		3 0 1 0 1 0 3												
Dave Ricketts, S (1, 2) OBP: 0.389, SLG: 0.313		0-3 K		0-0 L8				0-0 1B	0-0 1-3	4 0 1 0 0 1 3												
Dal Maxvill, R (1, 6) OBP: 0.262, SLG: 0.239		0-0 F8		0-0 F7				0-0 F3	0-3 K	3 0 0 0 0 0 4 1 0 0 0 0 1 0												
Bob Johnson, R (9, PH) OBP: 0.276, SLG: 0.333																						
Mike Torrez, R (1, 1) OBP: 0.091, SLG: 0.182		0-3 K						0-0 F9	0-3 K	3 0 0 0 0 1 3 0 0 0 0 0 0 0 1 0 0 0 0 1 0												
Joe Hoerner, R (8, 1)								4-3														
Steve Huntz, S (9, PH) OBP: 0.275, SLG: 0.143																						
Inning Stats	R: 0 E: 0 K: 1 S: 5	H: 1 LOB: 1 BB: 1 P: 9	R: 0 E: 0 K: 2 S: 8	H: 1 LOB: 2 BB: 1 P: 12	R: 0 E: 0 K: 1 S: 6	H: 1 LOB: 1 BB: 0 P: 6	R: 0 E: 0 K: 1 S: 6	H: 0 LOB: 0 BB: 0 P: 5	R: 0 E: 0 K: 1 S: 5	H: 0 LOB: 0 BB: 0 P: 5	R: 0 E: 0 K: 0 S: 4	H: 1 LOB: 1 BB: 0 P: 4	R: 0 E: 0 K: 0 S: 4	H: 2 LOB: 3 BB: 2 P: 12	R: 0 E: 0 K: 2 S: 7	H: 0 LOB: 0 BB: 0 P: 7	1B: 6 2B: 2 3B: 0 HR: 0	SF: 0 SAC: 0 DP: 1 HBP: 0	WP: 0 PB: 0 SB: 1 CS: 0	PA: 36		
PITCHER Jerry Koosman, L (1, 1) ERA: 1.42	IP 9.0	WLS W	BF 36	H 7	R 0	ER 0	SO 9	BB 4	IBB 0	HBP 0	BLK 0	WP 0	HR 0	S 50	P 66	ERA 0.00	WHIP 1.222					
PITCHER	IP	WLS	BF	H	R	ER	SO	BB	IBB	HBP	BLK	WP	HR	S	P	ERA	WHIP					

St. Louis Cardinals @ New York Mets
 Shea Stadium, Flushing, NY
 Sun Jun 22 1969, 3:38 AM EDT
 Att: 55,862 - Unknown

livebaseballscorecards.com

AB	32
R	0
H	7
RBI	0
BB	4
SO	9
LOB	18



Batter	1	2	3	4	5	6	7	8	9
Bud Harrelson, S (1, 6) OBP: 0.353, SLG: 0.300	0-0 P6		0-0 F7		0-0 G3		0-0 2B 3B		
Tommie Agee, R (1, 8) OBP: 0.327, SLG: 0.492	0-3 K		0-0 FC6-4 1B		0-3 K		0-0 2B		
Ken Boswell, L (1, 4) OBP: 0.325, SLG: 0.362	4-0 BB		0-0 FC6-4 1-2f		0-0 2B		0-3 K		
Art Shamsky, L (1, 9) OBP: 0.395, SLG: 0.552 Al Weis, S (8, PR) OBP: 0.194, SLG: 0.190 Jerry Grote, R (9, 2) OBP: 0.287, SLG: 0.314	0-0 4-3		0-0 F8 1-2		0-3 K		4-0 PO BB		
Wayne Garrett, L (1, 5) OBP: 0.354, SLG: 0.350		0-0 L7		4-0 1B BB		0-0 F8		0-0 F2	
Ed Kranepool, L (1, 3) OBP: 0.294, SLG: 0.384 Donn Clendenon, R (8, PH) OBP: 0.281, SLG: 0.387 (9, 3)		0-0 P6		0-0 L8		0-0 P6		0-3 K	
J.C. Martin, L (1, 2) OBP: 0.275, SLG: 0.349 Cleon Jones, R (8, PH) OBP: 0.419, SLG: 0.519 (9, 7)		0-0 1B 1B		0-0 1B 1-3		0-0 F5		0-0 PO 1-2	
Rod Gaspar, S (1, 7) OBP: 0.319, SLG: 0.311 (9, 9)		0-0 1B		4-0 IBB		0-0 1-3			
Jerry Koosman, R (1, 1) OBP: 0.036, SLG: 0.036		0-3 K		0-0 4-1		0-0 F9			

AB	R	H	RBI	BB	SO	LOB
4	1	1	0	0	0	0
4	0	2	1	0	2	0
3	0	1	0	1	1	2
3	0	0	0	1	1	3
0	0	0	0	0	0	0
0	0	0	0	0	0	0
3	0	0	0	1	0	1
3	0	0	0	0	0	1
1	0	0	0	0	1	1
3	0	2	0	0	0	0
0	0	0	0	0	0	0
2	0	1	0	1	0	0
3	0	0	0	0	1	4

BOTTOM

St. Louis Cardinals @ New York Mets
Shea Stadium, Flushing, NY
 Sun Jun 22 1969, 3:38 AM EDT
 Att. 55,862 - Unknown

livebaseballscorecards.com

AB	29
R	1
H	7
RBI	1
BB	4
SO	6
LOB	12



Inning Stats	R	H	E	K	S	H	LOB	BB	P	R	H	E	K	S	BB	P	ERA	WHIP
	0	0	0	1	9	2	1	0	7	0	1	0	0	7	0	53	1.29	1.429
	0	0	0	1	9	2	2	0	7	0	1	0	0	7	0	53	0.00	0.000

PITCHER	IP	WLS	BF	H	R	ER	SO	BB	IBB	HBP	BLK	WP	HR	S	P	ERA	WHIP
Mike Torrez, R (1, 1) ERA: 4.21	7.0	L	31	7	1	1	5	3	1	0	0	0	0	37	53	1.29	1.429
Joe Hoerner, L (8, 1) ERA: 2.05	1.0		2	0	0	0	1	0	0	0	0	0	0	4	4	0.00	0.000

Batter	1	2	3	4	5	6	7	8	9	AB R H RBI BB SO LOB	TOP
Larry Hisle, R OBP: 0.305, SLG: 0.417 (1, 8) X	0-0 6-3 1B		0-0 F8		0-0 HR		0-3 K			4 1 2 1 0 1 2	
Cookie Rojas, R OBP: 0.304, SLG: 0.309 (1, 4) X	0-0 6-3 1-2		0-0 FC6-4 1-2f		0-0 6-3			0-3 K		4 0 0 0 0 1 2	
Johnny Callison, L OBP: 0.350, SLG: 0.449 (1, 9) X	0-0 1-3			0-0 F5		0-0 PB 1B		4-0 BB BB		3 0 1 0 1 0 0	
John Briggs, L OBP: 0.288, SLG: 0.252 (1, 7)		0-3 K		0-0 F8		0-0 6-3 1-2		0-3 K		4 0 0 0 0 2 2	
Gene Stone, L OBP: 0.375, SLG: 0.381 (1, 3)		0-3 K		0-0 1B 1B		0-3 K		0-0 4-3		4 0 1 0 0 2 2	
Mike Ryan, R OBP: 0.271, SLG: 0.381 (1, 2)		1-0 HBP		0-0 1-2 1B		0-0 F8			0-0 F7	3 0 1 0 0 0 1	
Rick Joseph, R OBP: 0.300, SLG: 0.333 (1, 5)		0-3 K		0-3 K			0-0 E SH3-4-5 1B		0-0 4-3	4 0 1 0 0 2 3	
Terry Harmon, R OBP: 0.308, SLG: 0.261 (1, 6)			0-0 FC2-5-6-5 2B		0-3 K		0-0 E6 SH3-4-5		0-0 G3	4 0 1 0 0 1 1	
Woodie Fryman, R OBP: 0.057, SLG: 0.029 (1, 1)			0-0 FC2-5-6-5 FC6-4 2-3		0-0 6-3		0-0 SH3-4-5 1-2 2-Hf			2 0 0 0 0 0 1	
Inning Stats	R: 0 E: 0 K: 0 S: 3 H: 1 LOB: 0 BB: 0 P: 3	R: 0 E: 0 K: 3 S: 9 H: 0 LOB: 1 BB: 0 P: 10	R: 0 E: 0 K: 0 S: 4 H: 1 LOB: 1 BB: 0 P: 4	R: 0 E: 0 K: 1 S: 7 H: 2 LOB: 2 BB: 0 P: 7	R: 1 E: 0 K: 1 S: 6 H: 1 LOB: 0 BB: 0 P: 6	R: 0 E: 0 K: 1 S: 6 H: 1 LOB: 1 BB: 0 P: 6	R: 0 E: 1 K: 2 S: 6 H: 1 LOB: 1 BB: 0 P: 6	R: 0 E: 0 K: 2 S: 7 H: 0 LOB: 1 BB: 1 P: 11	R: 0 E: 0 K: 0 S: 3 H: 0 LOB: 0 BB: 0 P: 3	1B: 5 2B: 2 3B: 0 HR: 1 SF: 0 SAC: 1 DP: 1 HBP: 1	WP: 0 PB: 1 SB: 0 CS: 0 PA: 35
PITCHER Tom Seaver, R ERA: 2.53 (1, 1)	IP WLS BF H R ER SO BB IBB HBP BLK WP HR S P ERA WHIP										
	9.0 W 35 7 1 1 9 1 0 1 0 0 1 51 56 1.00 0.889										
PITCHER	IP WLS BF H R ER SO BB IBB HBP BLK WP HR S P ERA WHIP										

Philadelphia Phillies @ New York Mets
Shea Stadium, Flushing, NY
Tue Jun 24 1969, 7:05 PM EDT
Unknown

livebaseballscorecards.com

AB	32
R	1
H	7
RBI	1
BB	1
SO	9
LOB	14



Batter	1	2	3	4	5	6	7	8	9
Bud Harrelson, S OBP: 0.356, SLG: 0.314 (1, 6)	0-0 CS 1B		0-0 2-H 1B 3B		0-0 F8			0-0 F9	
Tommie Agee, R OBP: 0.321, SLG: 0.483 (1, 8)	0-3 1-2 K		0-0 6-3			0-3 K		0-0 6-3	
Cleon Jones, R OBP: 0.422, SLG: 0.521 (1, 7)	0-0 1B		0-0 3-H 1B			0-3 K			
Donn Clendenon, R OBP: 0.275, SLG: 0.379 (1, 3)	0-3 K		0-0 F7			0-3 K			
Ron Swoboda, R OBP: 0.288, SLG: 0.341 (1, 9)		0-3 K		0-0 G6-4-3 1B			0-0 F9		
Ed Charles, R OBP: 0.274, SLG: 0.265 (1, 5)		0-0 1-3		0-0 G6-4-3 1-2f		4-0 BB			
Jerry Grote, R OBP: 0.282, SLG: 0.308 (1, 2)		0-0 1-3		0-3 K		0-3 K			
Al Weis, S OBP: 0.200, SLG: 0.197 (1, 4)			0-0 SH1-4 3B 1B		0-0 F2		0-3 K		
Tom Seaver, R OBP: 0.190, SLG: 0.081 (1, 1)			0-0 SH1-4 1-2		0-3 K			0-0 L8	

Inning Stats	R: 0	H: 2	E: 0	LOB: 1	K: 2	S: 8	P: 8	R: 0	H: 0	E: 0	LOB: 0	K: 1	S: 5	R: 0	H: 3	E: 0	LOB: 1	K: 0	S: 6	R: 0	H: 1	E: 0	LOB: 0	K: 1	S: 5	R: 0	H: 0	E: 0	LOB: 0	K: 3	S: 9	R: 0	H: 0	E: 0	LOB: 1	K: 2	S: 7	R: 0	H: 0	E: 0	LOB: 0	K: 0	S: 3	R: 0	H: 0	E: 0	LOB: 0	K: 0	S: 3	

PITCHER	IP	WLS	BF	H	R	ER	SO	BB	IBB	HBP	BLK	WP	HR	S	P	ERA	WHIP	PITCHER	IP	WLS	BF	H	R	ER	SO	BB	IBB	HBP	BLK	WP	HR	S	P	ERA	WHIP													
Woodie Fryman, L ERA: 3.84 (1, 1)	8.0	L	29	6	2	2	10	1	0	0	0	0	0	48	52	2.25	0.875																															

BOTTOM

AB	R	H	RBI	BB	SO	LOB
4	1	2	1	0	0	0
4	0	0	0	0	2	2
3	0	2	1	0	1	0
3	0	0	0	0	2	2
3	0	1	0	0	1	0
2	0	0	0	1	0	1
3	0	0	0	0	2	1
3	1	1	0	0	1	1
2	0	0	0	0	1	0

AB	27
R	2
H	6
RBI	2
BB	1
SO	10
LOB	7



WP	PA	ERA	WHIP
0	29		

Philadelphia Phillies @ New York Mets
Shea Stadium, Flushing, NY
 Tue Jun 24 1969, 7:05 PM EDT
 Unknown

livebaseballscorecards.com

Batter	1	2	3	4	5	6	7	8	9	AB R H RBI BB SO LOB	TOP							
Larry Hisle, R (1, 8) OBP: 0.300, SLG: 0.409	0-0 F8			0-0 P4		0-3 K			0-3 K	4 0 0 0 0 2 2								
Cookie Rojas, R (1, 4) OBP: 0.297, SLG: 0.302	0-0 F9			0-0 F9		0-0 P6			0-0 4-3	4 0 0 0 0 0 2								
Johnny Callison, L (1, 9) Ron Stone, L (5, 9) OBP: 0.347, SLG: 0.445 OBP: 0.216, SLG: 0.217	0-0 L4			0-0 4-3					0-0 5-3	2 0 0 0 0 0 0 1 0 0 0 0 0 0								
John Briggs, L (1, 7) OBP: 0.282, SLG: 0.246			0-0 P4		0-0 5-3				0-0 4-3	3 0 0 0 0 0 0								
Gene Stone, L (1, 3) OBP: 0.333, SLG: 0.333			0-0 6-3		0-0 F2				0-0 4-3	3 0 0 0 0 0 0								
Mike Ryan, R (1, 2) OBP: 0.267, SLG: 0.376			0-3 K		0-0 5-3				0-0 F9	3 0 0 0 0 1 0								
Rick Joseph, R (1, 5) OBP: 0.283, SLG: 0.314			0-0 G3		0-0 F8				0-0 6-3	3 0 0 0 0 0 0								
Terry Harmon, R (1, 6) OBP: 0.308, SLG: 0.264			0-0 F3		0-0 1B				0-0 F9	3 0 1 0 0 0 0								
Jerry Johnson, R (1, 1) Al Raffo, R (4, 1) Vic Roznovsky, L (6, PH) Turk Farrell, R (6, 1) Dave Watkins, R (9, PH) OBP: 0.190, SLG: 0.105 OBP: 0.429, SLG: 0.333 OBP: 0.308, SLG: 0.182			0-0 5-3		0-0 1B				0-3 K	1 0 0 0 0 0 0 0 0 0 0 0 0 0 1 0 1 0 0 0 0 0 0 0 0 0 0 0 1 0 0 0 0 1 0								
Inning Stats	R: 0 E: 0 K: 0 S: 3	H: 0 LOB: 0 BB: 0 P: 3	R: 0 E: 0 K: 1 S: 5	H: 0 LOB: 0 BB: 0 P: 5	R: 0 E: 0 K: 0 S: 3	H: 0 LOB: 0 BB: 0 P: 3	R: 0 E: 0 K: 0 S: 3	H: 0 LOB: 0 BB: 0 P: 3	R: 0 E: 0 K: 1 S: 7	H: 2 LOB: 2 BB: 0 P: 7	R: 0 E: 0 K: 0 S: 3	H: 0 LOB: 0 BB: 0 P: 3	R: 0 E: 0 K: 2 S: 7	H: 0 LOB: 0 BB: 0 P: 7	1B: 2 2B: 0 3B: 0 HR: 0	SF: 0 SAC: 0 DP: 0 HBP: 0	WP: 0 PB: 0 SB: 0 CS: 0	PA: 29
PITCHER	IP WLS BF H R ER SO BB IBB HBP BLK WP HR S P ERA WHIP																	
Jim McAndrew, R (1, 1) ERA: 5.24	8.0 W 26 2 0 0 2 0 0 0 0 0 0 0 30 30 0.00 0.250																	
Ron Taylor, R (9, 1) ERA: 2.45	1.0 S 3 0 0 0 2 0 0 0 0 0 0 0 7 7 0.00 0.000																	

Philadelphia Phillies @ New York Mets
Shea Stadium, Flushing, NY
Tue Jun 24 1969, 7:05 PM EDT
Att. 39,843 - Unknown

livebaseballscorecards.com

AB	29
R	0
H	2
RBI	0
BB	0
SO	4
LOB	4



Philadelphia Phillies @ New York Mets
 Shea Stadium, Flushing, NY
 Wed Jun 25 1969, 7:05 PM EDT
 Att. 27,814 - Unknown

AB	37
R	6
H	7
RBI	6
BB	1
SO	13
LOB	8



WP	1	PA	40
PB	0		
SB	0		
CS	1		

AB	R	H	RBI	BB	SO	LOB
5	0	1	1	0	3	0
2	0	0	0	0	0	0
3	2	2	1	0	0	1
4	1	1	1	1	2	0
4	1	1	0	0	1	0
4	0	0	0	0	3	2
4	1	0	1	0	1	1
4	0	2	2	0	1	0
3	1	0	0	0	0	2
1	0	0	0	0	1	0
1	0	0	0	0	1	1
1	0	0	0	0	0	1
1	0	0	0	0	0	0
0	0	0	0	0	0	0

R	H	ER	SO	BB	IBB	HBP	BLK	WP	HR	S	P	ERA	WHIP
0	0	0	10	0	0	0	0	1	0	43	48	4.26	0.632
0	1	1	3	0	0	0	0	0	1	16	16	3.38	0.750
0	1	1	0	0	0	0	0	0	0	4	4	9.00	2.000

R	H	ER	SO	BB	IBB	HBP	BLK	WP	HR	S	P	ERA	WHIP
1	1	2	8	1	0	0	0	0	0	12	12	3.38	0.750
0	0	0	8	0	0	0	0	0	0	8	8	9.00	2.000
1	2	0	4	0	0	0	0	0	0	4	4	3.38	0.750

R	H	ER	SO	BB	IBB	HBP	BLK	WP	HR	S	P	ERA	WHIP
0	0	0	10	0	0	0	0	1	0	43	48	4.26	0.632
0	1	1	3	0	0	0	0	0	1	16	16	3.38	0.750
0	1	1	0	0	0	0	0	0	0	4	4	9.00	2.000

R	H	ER	SO	BB	IBB	HBP	BLK	WP	HR	S	P	ERA	WHIP
1	1	2	8	1	0	0	0	0	0	12	12	3.38	0.750
0	0	0	8	0	0	0	0	0	0	8	8	9.00	2.000
3	2	1	4	0	0	0	0	0	0	4	4	3.38	0.750

R	H	ER	SO	BB	IBB	HBP	BLK	WP	HR	S	P	ERA	WHIP
0	0	0	10	0	0	0	0	1	0	43	48	4.26	0.632
0	1	1	3	0	0	0	0	0	1	16	16	3.38	0.750
0	1	1	0	0	0	0	0	0	0	4	4	9.00	2.000

R	H	ER	SO	BB	IBB	HBP	BLK	WP	HR	S	P	ERA	WHIP
0	0	0	10	0	0	0	0	1	0	43	48	4.26	0.632
0	1	1	3	0	0	0	0	0	1	16	16	3.38	0.750
0	1	1	0	0	0	0	0	0	0	4	4	9.00	2.000

R	H	ER	SO	BB	IBB	HBP	BLK	WP	HR	S	P	ERA	WHIP
0	0	0	10	0	0	0	0	1	0	43	48	4.26	0.632
0	1	1	3	0	0	0	0	0	1	16	16	3.38	0.750
0	1	1	0	0	0	0	0	0	0	4	4	9.00	2.000

R	H	ER	SO	BB	IBB	HBP	BLK	WP	HR	S	P	ERA	WHIP
0	0	0	10	0	0	0	0	1	0	43	48	4.26	0.632
0	1	1	3	0	0	0	0	0	1	16	16	3.38	0.750
0	1	1	0	0	0	0	0	0	0	4	4	9.00	2.000

R	H	ER	SO	BB	IBB	HBP	BLK	WP	HR	S	P	ERA	WHIP
0	0	0	10	0	0	0	0	1	0	43	48	4.26	0.632
0	1	1	3	0	0	0	0	0	1	16	16	3.38	0.750
0	1	1	0	0	0	0	0	0	0	4	4	9.00	2.000

R	H	ER	SO	BB	IBB	HBP	BLK	WP	HR	S	P	ERA	WHIP
0	0	0	10	0	0	0	0	1	0	43	48	4.26	0.632
0	1	1	3	0	0	0	0	0	1	16	16	3.38	0.750
0	1	1	0	0	0	0	0	0	0	4	4	9.00	2.000

Batter	1	2	3	4	5	6	7	8	9	10
Larry Hise, R OBP: 0.298, SLG: 0.413	K			K		1-H 3B		K		6-3
Cookie Rojas, R OBP: 0.294, SLG: 0.299	F7			F4		P3		HR		1B 3B
Dave Watkins, R OBP: 0.375, SLG: 0.643										
John Briggs, L OBP: 0.286, SLG: 0.246	K			K			BB BB BB	1B E BB	3-1	CS 1B
Rick Joseph, R OBP: 0.281, SLG: 0.309			K		P3			WP E 1B 1B	6-3	CS
Gene Stone, L OBP: 0.290, SLG: 0.286			K		L9			K		
Mike Ryan, R OBP: 0.263, SLG: 0.369			P4		L8			E5 WP 1B		
Ron Stone, L OBP: 0.231, SLG: 0.233			K		F7			1-H 2-H 1B		1B
Terry Harmon, R OBP: 0.306, SLG: 0.253			4-3		3B HBP			P4		P4
Lowell Palmer, R			K		K			5-3		4-3
Al Raffo, R										
Vic Roznovsky, L OBP: 0.375, SLG: 0.286										
Bill Wilson, R										
John Boozer, R										

Inning Stats	R	H	ER	SO	BB	IBB	HBP	BLK	WP	HR	S	P	ERA	WHIP
	0	0	0	10	0	0	0	0	1	0	43	48	4.26	0.632
	0	1	1	3	0	0	0	0	0	1	16	16	3.38	0.750
	0	1	1	0	0	0	0	0	0	0	4	4	9.00	2.000

PITCHER	IP	WLS	BF	H	R	ER	SO	BB	IBB	HBP	BLK	WP	HR	S	P	ERA	WHIP
Nolan Ryan, R ERA: 2.29	6.1		25	3	4	3	10	0	0	0	0	1	0	43	48	4.26	0.632
Cal Koonce, R ERA: 5.8	2.2		10	2	1	1	3	0	0	0	0	0	1	16	16	3.38	0.750
Ron Taylor, R ERA: 2.65	1.0	L	4	2	1	1	0	0	0	0	0	0	0	4	4	9.00	2.000

BOTTOM

Philadelphia Phillies @ New York Mets
Shea Stadium, Flushing, NY
Wed Jun 25 1969, 7:05 PM EDT
Att: 27,814 - Unknown

livebaseballscorecards.com



AB R H RBI BB SO LOB

4	0	0	0	1	4	1
4	2	2	0	0	2	0
5	0	0	0	0	0	3
4	0	2	2	1	2	0
4	1	2	0	0	0	1
0	0	0	0	1	0	0
5	1	1	0	0	0	6
4	1	1	1	0	2	0
0	0	0	0	0	0	0
4	0	1	2	0	1	0
3	0	0	0	0	2	1
0	0	0	0	0	0	0
1	0	0	0	0	1	0
0	0	0	0	0	0	0

AB 38
R 5
H 9
RBI 5
BB 3
SO 14
LOB 12

WP: 0 PA: 42
PB: 0
SB: 1
CS: 0

Batter	1	2	3	4	5	6	7	8	9	10
Tommie Agee, R (1, 8) OBP: 0.326, SLG: 0.493	0-3 K		0-3 K	0-3 K			0-3 K			4-0 BB SH1-4 BB
Ken Boswell, L (1, 4) OBP: 0.327, SLG: 0.368	0-0 1B 2B		0-3 K		0-0 4-3 1B		0-3 K			0-0 SH1-4
Wayne Garrett, L (1, 5) OBP: 0.347, SLG: 0.342	0-0 P4		0-0 F7		0-0 4-3		0-0 6-3			0-0 L7
Cleon Jones, R (1, 7) OBP: 0.425, SLG: 0.521	0-0 1B 2-H 1B			0-3 K	0-0 4-3 S 1B			0-3 K		4-0 BB IBB
Art Shamsky, L (1, 9) Rod Gaspar, S (9, 9) OBP: 0.405, SLG: 0.541 OBP: 0.331, SLG: 0.314	0-0 1-3 1B			0-0 1B 1B	0-0 4-3		0-0 F9			4-0 1-2 2-3 BB
Ed Kranepool, L (1, 3) OBP: 0.286, SLG: 0.373	0-0 F9			0-0 1B 2B 1B	0-0 4-3		0-0 G3			0-0 4-3
J.C. Martin, L (1, 2) Jerry Grote, R (10, 2) OBP: 0.276, SLG: 0.344 OBP: 0.262, SLG: 0.308		0-3 K		0-0 1-3 2B 1B		0-0 1-3			0-3 K	
Al Weis, S (1, 6) OBP: 0.203, SLG: 0.214		0-3 K		0-0 1-H 3-H 2B		0-0 5-3			0-0 5-3	
Nolan Ryan, R (1, 1) Cal Koonce, R (7, 1) Donn Clendenon, R (9, PH) Ron Taylor, R (10, 1) OBP: 0.667, SLG: 0.667 OBP: 0.273, SLG: 0.376		0-3 K		0-3 K		0-0 6-3			0-3 K	

Inning Stats	R: 1	H: 3	E: 0	LOB: 2	K: 1	BB: 0	S: 8	P: 8	R: 0	H: 0	E: 0	LOB: 0	K: 3	BB: 0	S: 9	P: 9	R: 0	H: 0	E: 0	LOB: 0	K: 2	BB: 0	S: 7	P: 7	R: 3	H: 4	E: 0	LOB: 1	K: 3	BB: 0	S: 13	P: 13	R: 1	H: 2	E: 0	LOB: 1	K: 0	BB: 0	S: 5	P: 5	R: 0	H: 0	E: 0	LOB: 0	K: 2	BB: 0	S: 7	P: 7	R: 0	H: 0	E: 0	LOB: 0	K: 1	BB: 0	S: 5	P: 5	R: 0	H: 0	E: 0	LOB: 0	K: 2	BB: 0	S: 7	P: 7	R: 0	H: 0	E: 0	LOB: 0	K: 2	BB: 0	S: 7	P: 7	R: 0	H: 0	E: 0	LOB: 0	K: 2	BB: 0	S: 7	P: 7	R: 0	H: 0	E: 0	LOB: 3	K: 0	BB: 3	S: 3	P: 15	1B: 7	SF: 0	2B: 2	SAC: 1	3B: 0	DP: 0	HR: 0	HBP: 0	WP: 0	PA: 42
--------------	------	------	------	--------	------	-------	------	------	------	------	------	--------	------	-------	------	------	------	------	------	--------	------	-------	------	------	------	------	------	--------	------	-------	-------	-------	------	------	------	--------	------	-------	------	------	------	------	------	--------	------	-------	------	------	------	------	------	--------	------	-------	------	------	------	------	------	--------	------	-------	------	------	------	------	------	--------	------	-------	------	------	------	------	------	--------	------	-------	------	------	------	------	------	--------	------	-------	------	-------	-------	-------	-------	--------	-------	-------	-------	--------	-------	--------

PITCHER	IP	WLS	BF	H	R	ER	SO	BB	IBB	HBP	BLK	WP	HR	S	P	ERA	WHIP
Lowell Palmer, R (1, 1) ERA: 7.5	4.1		22	9	5	5	9	0	0	0	0	0	0	40	40	10.38	2.077
Al Raffo, R (5, 1) ERA: 2.33	1.2		5	0	0	0	0	0	0	0	0	0	0	5	5	0.00	0.000
Bill Wilson, R (7, 1) ERA: 4.5	3.2	W	14	0	0	0	5	2	1	0	0	0	0	21	33	0.00	0.545
John Boozer, R (10, 1) ERA: 3.0	0.1	S	1	0	0	0	0	0	0	0	0	0	0	1	1	0.00	0.000

Batter	1	2	3	4	5	6	7	8	9	AB R H RBI BB SO LOB	TOP	
Larry Hisle, R OBP: 0.301, SLG: 0.419 (1, 8) X	0-0 1-3 ①		0-0 5-3 ②			0-0 4-3 1B 1B		0-0 3-1 2B 2B		4 2 2 0 0 0 1	Philadelphia Phillies @ New York Mets Shea Stadium, Flushing, NY Thu Jun 26 1969, 3:33 AM EDT Att. 15,360 - Unknown	
Cookie Rojas, R OBP: 0.289, SLG: 0.293 (1, 4) X	0-0 P4 ②		0-0 4-3 ③			0-0 4-3 1-2		0-0 3-1 2-3		4 0 0 0 0 0 3		
John Briggs, L OBP: 0.291, SLG: 0.255 (1, 3) X	0-0 4-3 ③			0-0 5-3 ①		4-0 1B IBB		0-0 2B 3-H		3 0 1 1 1 0 0		
Rick Joseph, R OBP: 0.295, SLG: 0.322 (1, 5) X		0-0 FC1-6 1B		0-0 5-3 ②		0-0 1-2 2-H 1B		0-3 K ②		4 0 2 1 0 1 1		
Dave Watkins, R OBP: 0.300, SLG: 0.500 (1, 7) X		0-0 FC1-6 FC6-4 1-2f		0-0 F7 ③		0-0 4-3 ③		0-3 K ③		4 0 0 0 0 1 4		
Mike Ryan, R OBP: 0.263, SLG: 0.367 (1, 2) X		0-0 FC6-4 1-2f			0-0 G4-6-3 1B		0-0 L4 ①		0-0 F7 ①			4 0 1 0 0 0 1
Ron Stone, L OBP: 0.220, SLG: 0.221 (1, 9) X		0-0 6-3 ③			0-0 G4-6-3 1-2f		0-0 F8 ②		0-0 4-3 ②			4 0 0 0 0 0 2
Terry Harmon, R OBP: 0.326, SLG: 0.282 (1, 6) X			0-0 5-3 1B		0-0 1-3 ③		0-0 2B		4-0 BB			3 0 2 0 1 0 0
Grant Jackson, S OBP: 0.222, SLG: 0.279 (1, 1) X			0-3 K ①			0-0 5-3 ①		0-3 K ③		4 0 0 0 0 2 3		
Inning Stats	R: 0 H: 0 E: 0 LOB: 0 K: 0 BB: 0 S: 3 P: 3	R: 0 H: 1 E: 0 LOB: 1 K: 0 BB: 0 S: 4 P: 4	R: 0 H: 1 E: 0 LOB: 1 K: 1 BB: 0 S: 6 P: 6	R: 0 H: 0 E: 0 LOB: 0 K: 0 BB: 0 S: 3 P: 3	R: 0 H: 1 E: 0 LOB: 0 K: 0 BB: 0 S: 3 P: 3	R: 1 H: 2 E: 0 LOB: 2 K: 0 BB: 1 S: 5 P: 9	R: 0 H: 1 E: 0 LOB: 1 K: 1 BB: 0 S: 6 P: 6	R: 1 H: 2 E: 0 LOB: 1 K: 2 BB: 0 S: 9 P: 9	R: 0 H: 0 E: 0 LOB: 1 K: 0 BB: 1 S: 3 P: 7	1B: 5 SF: 0 2B: 3 SAC: 0 3B: 0 DP: 1 HR: 0 HBP: 0	WP: 0 PA: 36 PB: 0 SB: 0 CS: 0	
PITCHER	IP WLS BF H R ER SO BB IBB HBP BLK WP HR S P ERA WHIP											
Don Cardwell, R (1, 1) ERA: 3.23	7.1 L 29 7 2 2 2 0 0 0 0 0 0 0 0 32 36 2.46 0.955											
Tug McGraw, L (8, 1) ERA: 3.28	0.2 3 1 0 0 2 0 0 0 0 0 0 0 0 7 7 0.00 1.500											
Ron Taylor, R (9, 1) ERA: 2.57	1.0 4 0 0 0 0 0 1 0 0 0 0 0 0 3 7 0.00 1.000											

livebaseballscorecards.com

AB	34
R	2
H	8
RBI	2
BB	2
SO	4
LOB	15



Batter	1	2	3	4	5	6	7	8	9	AB	R	H	RBI	BB	SO	LOB
Tommie Agee, R OBP: 0.320, SLG: 0.484 (1, 8) X	0-0 F2 ① S S S	0-3 K ③			X 0-0 P3 ②			S S S 0-3 K ②		4	0	0	0	0	2	4
Bobby Pfeil, R OBP: 0.250, SLG: 0.500 (1, 5) X	0-0 P4 ②		X 0-0 F8 ①		X 0-0 F9 ③			X 0-0 2B		4	0	1	0	0	0	1
Cleon Jones, R OBP: 0.430, SLG: 0.527 (1, 7) X	0-0 2B		X 0-0 CS 1B			S S S 0-3 K ①		B B B B 4-0 BB		3	0	2	0	1	1	0
Donn Clendenon, R OBP: 0.266, SLG: 0.366 (1, 3) S S S	0-3 K ③		S S S 0-3 K ② ③			X 0-0 F8 ②		S S S 0-3 K ③		4	0	0	0	0	3	4
Ron Swoboda, R OBP: 0.280, SLG: 0.331 (1, 9) S S S		S S S 0-3 K ①		S S S 0-3 K ①		S S S 0-3 K ③		S S S 0-3 K ①		4	0	0	0	0	4	0
Jerry Grote, R OBP: 0.282, SLG: 0.302 (1, 2) B B B B		B B B B 4-0 BB 1B BB		X 0-0 F8 ②		X 0-0 F2 ①		X 0-0 6-3 ②		3	0	0	0	1	0	0
Ken Boswell, L OBP: 0.325, SLG: 0.366 (1, 4) X		X 0-0 BB 1B		X 0-0 G3 ③		X 0-0 F9 ②		X 0-0 P4 ③		4	0	1	0	0	0	0
Al Weis, S OBP: 0.221, SLG: 0.211 (1, 6) B B B B		B B B B 4-0 1-2 2-3 BB		B B B B 4-0 BB		X 0-0 F9 ③				1	0	0	0	2	0	0
Don Cardwell, R OBP: 0.269, SLG: 0.375 (1, 1) X		X 0-0 P5 ②			X 0-0 F7 ①			X 0-0 L5 ①		2	0	0	0	0	0	4
Tug McGraw, R OBP: 0.188, SLG: 0.200 (8, 1)										0	0	0	0	0	0	0
Rod Gaspar, S OBP: 0.329, SLG: 0.311 (8, PH)										1	0	0	0	0	0	0
Ron Taylor, R (9, 1)										0	0	0	0	0	0	0

Inning Stats	R: 0	H: 1	E: 0	LOB: 1	K: 1	BB: 0	S: 6	P: 6	R: 0	H: 1	E: 0	LOB: 3	K: 2	BB: 2	S: 8	P: 16	R: 0	H: 1	E: 0	LOB: 1	K: 1	BB: 0	S: 5	P: 5	R: 0	H: 0	E: 0	LOB: 0	K: 1	BB: 0	S: 5	P: 5	R: 0	H: 0	E: 0	LOB: 1	K: 0	BB: 1	S: 3	P: 7	R: 0	H: 0	E: 0	LOB: 0	K: 2	BB: 0	S: 7	P: 7	R: 0	H: 0	E: 0	LOB: 0	K: 0	BB: 0	S: 3	P: 3	R: 0	H: 1	E: 0	LOB: 2	K: 2	BB: 1	S: 8	P: 12	R: 0	H: 0	E: 0	LOB: 0	K: 1	BB: 0	S: 5	P: 5	1B: 2	SF: 0	2B: 3	SAC: 0	3B: 0	DP: 1	HR: 0	HBP: 0	WP: 0	PA: 34
PITCHER Grant Jackson, L ERA: 2.95 (1, 1)	IP	WLS	BF	H	R	ER	SO	BB	IBB	HBP	BLK	WP	HR	S	P	ERA	WHIP	IP	WLS	BF	H	R	ER	SO	BB	IBB	HBP	BLK	WP	HR	S	P	ERA	WHIP	IP	WLS	BF	H	R	ER	SO	BB	IBB	HBP	BLK	WP	HR	S	P	ERA	WHIP																															


BOTTOM

Philadelphia Phillies @ New York Mets
Shea Stadium, Flushing, NY

Thu Jun 26 1969, 3:33 AM EDT
Att. 15,360 - Unknown

livebaseballscorecards.com

AB	30
R	0
H	4
RBI	0
BB	4
SO	10
LOB	13



Batter	1	2	3	4	5	6	7	8	9	AB R H RBI BB SO LOB	TOP
Matty Alou, L (1, 8) OBP: 0.394, SLG: 0.479	0-3 K		0-3 K		0-0 1B		0-0 6-3		0-0 5-3	5 0 1 0 0 2 0	Pittsburgh Pirates @ New York Mets Shea Stadium, Flushing, NY Fri Jun 27 1969, 7:05 PM EDT Att: 42,276 - Unknown
Jose Martinez, R (1, 5) OBP: 0.286, SLG: 0.300 Roberto Clemente, R (8, 9) OBP: 0.403, SLG: 0.544	0-3 K		0-0 1-3		0-3 K			0-3 K		4 0 0 0 0 3 1 0 0 0 0 0 0 0	
Manny Sanguillen, R (1, 2) OBP: 0.374, SLG: 0.457	0-0 1B 2B		0-0 F8		0-0 P3			0-0 4-3 1B 2B		4 2 2 0 0 0 0	
Willie Stargell, L (1, 3) OBP: 0.403, SLG: 0.552 Carl Taylor, R (6, PR) OBP: 0.357, SLG: 0.375	4-0 1B BB			0-0 4-3		0-0 1B 1B		0-0 4-3		2 0 1 0 1 0 0 1 0 0 0 0 0 1	
Jose Pagan, R (1, 7) OBP: 0.295, SLG: 0.404 Richie Hebner, L (8, PH) OBP: 0.370, SLG: 0.456	0-0 FC4-6 1B 1-2 2-H			0-0 F2		0-0 F7		4-0 1B IBB		3 0 1 1 0 0 1 0 0 0 0 1 0 0	
Bill Mazeroski, R (1, 4) OBP: 0.292, SLG: 0.299	0-0 FC4-6 1-2f			0-0 P4		0-0 1-2 1B		0-0 1-3 3-H 1B		4 0 2 1 0 0 2	
Johnny Jeter, R (1, 9) OBP: 0.286, SLG: 0.231		0-3 K			0-0 F7		0-3 K		0-3 K	4 0 0 0 0 3 4	
Freddie Patek, R (1, 6) OBP: 0.314, SLG: 0.290		0-0 F7			0-0 HR		0-3 K		0-3 K	4 1 1 1 0 2 0	
Steve Blass, R (1, 1) OBP: 0.256, SLG: 0.289 Joe Gibbon, R (9, 1)		0-3 K			0-3 K		0-0 P3		0-0 6-3	4 0 0 0 0 2 0 0 0 0 0 0 0 0	
Inning Stats	R: 1 H: 2 E: 0 LOB: 2 K: 2 BB: 1 S: 9 P: 13	R: 0 H: 0 E: 0 LOB: 0 K: 2 BB: 0 S: 7 P: 7	R: 0 H: 0 E: 0 LOB: 0 K: 1 BB: 0 S: 5 P: 5	R: 0 H: 0 E: 0 LOB: 0 K: 0 BB: 0 S: 3 P: 3	R: 1 H: 2 E: 0 LOB: 1 K: 2 BB: 0 S: 9 P: 9	R: 0 H: 2 E: 0 LOB: 2 K: 1 BB: 0 S: 7 P: 7	R: 0 H: 0 E: 0 LOB: 0 K: 1 BB: 0 S: 5 P: 5	R: 1 H: 2 E: 0 LOB: 2 K: 2 BB: 1 S: 9 P: 13	R: 0 H: 0 E: 0 LOB: 0 K: 1 BB: 0 S: 5 P: 5	1B: 5 SF: 0 2B: 2 SAC: 0 3B: 0 DP: 0 HR: 1 HBP: 0	
PITCHER Jerry Koosman, L (1, 1) ERA: 1.51 Cal Koonce, R (8, 1) ERA: 5.73	IP WLS BF H R ER SO BB IBB HBP BLK WP HR S P ERA WHIP	7.0 L 28 6 2 2 9 1 0 0 0 0 1 45 49 2.57 1.000	2.0 9 2 1 1 3 0 1 0 0 0 0 14 18 4.50 1.000	PITCHER IP WLS BF H R ER SO BB IBB HBP BLK WP HR S P ERA WHIP							

AB	35
R	3
H	8
RBI	3
BB	2
SO	12
LOB	9



livebaseballscorecards.com

BOTTOM

Pittsburgh Pirates @ New York Mets
Shea Stadium, Flushing, NY
Fri Jun 27 1969, 7:05 PM EDT
Att. 42,276 - Unknown

livebaseballscorecards.com

AB	31
R	1
H	3
RBI	1
BB	5
SO	7
LOB	17



WP:	0	PA:	36
PB:	0	SB:	0
CS:	0		

AB R H RBI BB SO LOB

3	0	0	0	1	2	0
4	0	1	0	0	0	1
4	0	0	0	0	0	1
3	0	0	0	1	0	1
3	1	1	0	1	1	2
2	0	0	0	2	0	2
4	0	1	1	0	0	4
0	0	0	0	0	0	0
3	0	0	0	0	0	1
1	0	0	0	0	1	2
2	0	0	0	0	1	0
1	0	0	0	0	1	1
0	0	0	0	0	0	0
1	0	0	0	0	1	2

Batter	1	2	3	4	5	6	7	8	9
Ken Boswell, L (1, 4) OBP: 0.324, SLG: 0.360	0-3 K		4-0 BB		0-3 K			0-0 P6	
Tommie Agee, R (1, 8) OBP: 0.319, SLG: 0.479	0-0 3-1		0-0 5-3			0-0 G3 1B		0-0 6-3	
Wayne Garrett, L (1, 5) OBP: 0.339, SLG: 0.333	0-0 F9			0-0 F8		0-0 F8		0-0 P5	
Cleon Jones, R (1, 7) OBP: 0.428, SLG: 0.520		4-0 BB		0-0 4-3		0-0 G3 1-2		0-0 5-3	
Art Shamsky, L (1, 9) OBP: 0.409, SLG: 0.532		0-0 P4		0-0 E 1B		0-3 K		4-0 BB 1B	
Ed Kranepool, L (1, 3) OBP: 0.290, SLG: 0.369		0-0 F7		0-0 E4 1-2		4-0 FC6-4 BB		4-0 1B BB	
J.C. Martin, L (1, 2) OBP: 0.275, SLG: 0.340 Ron Swoboda, R (9, PR) OBP: 0.280, SLG: 0.331		0-0 P6		0-0 4-3		0-0 L8		0-0 1-2 2-H 1B	
Al Weis, S (1, 6) OBP: 0.213, SLG: 0.203 Rod Gaspar, S (9, PH) OBP: 0.326, SLG: 0.309			0-0 F7		0-0 F7		0-0 FC6-4 1-2f	0-3 K	
Jerry Koosman, R (1, 1) OBP: 0.033, SLG: 0.033 Donn Clendenon, R (7, PH) OBP: 0.265, SLG: 0.363 Cal Koonce, R (8, 1) OBP: 0.667, SLG: 0.667 Ed Charles, R (9, PH) OBP: 0.271, SLG: 0.262			0-3 K		0-0 P4		0-3 K	0-3 K	

Inning Stats	R: 0	H: 0	E: 0	K: 1	S: 5	R: 0	H: 0	E: 0	K: 0	S: 3	R: 0	H: 0	E: 0	K: 1	S: 5	R: 0	H: 1	E: 1	K: 0	S: 5	R: 0	H: 0	E: 0	K: 1	S: 5	R: 0	H: 1	E: 0	K: 1	S: 6	R: 0	H: 0	E: 0	K: 1	S: 5	R: 0	H: 0	E: 0	K: 0	S: 3	R: 1	H: 1	E: 0	K: 2	S: 8	R: 0	H: 1	E: 0	K: 2	S: 8	1B: 3	2B: 0	3B: 0	HR: 0	SF: 0	SAC: 0	DP: 0	HBP: 0	WP: 0	PA: 36
--------------	------	------	------	------	------	------	------	------	------	------	------	------	------	------	------	------	------	------	------	------	------	------	------	------	------	------	------	------	------	------	------	------	------	------	------	------	------	------	------	------	------	------	------	------	------	------	------	------	------	------	-------	-------	-------	-------	-------	--------	-------	--------	-------	--------

PITCHER	IP	WLS	BF	H	R	ER	SO	BB	IBB	HBP	BLK	WP	HR	S	P	ERA	WHIP
Steve Blass, R (1, 1) ERA: 4.75	8.1	W	34	3	1	1	5	5	0	0	0	0	0	39	59	1.08	0.960
Joe Gibbon, L (9, 1) ERA: 2.3	0.2	S	2	0	0	0	2	0	0	0	0	0	0	6	6	0.00	0.000

Batter	1	2	3	4	5	6	7	8	9	AB R H RBI BB SO LOB	TOP			
Matty Alou, L (1, 8) OBP: 0.394, SLG: 0.478	0-0 E6 S		0-0 P6		0-0 F5			0-0 WP SH 1B	0-0 1B	5 1 2 0 0 0 0				
Richie Hebner, L (1, 5) OBP: 0.368, SLG: 0.453	0-0 F8			0-0 F8	0-3 K			0-0 SH 1B	0-0 G6-4-3 1B	4 1 1 0 0 1 1				
Roberto Clemente, R (1, 9) OBP: 0.394, SLG: 0.531	0-3 K			0-3 K		0-0 P4		0-3 K	0-0 G6-4-3	5 0 0 0 0 3 6				
Manny Sanguillen, R (1, 2) OBP: 0.377, SLG: 0.455	0-0 P4			0-0 BB 2B 1B		0-0 L7		4-0 1B 2B IBB		3 2 1 0 1 0 1				
Al Oliver, L (1, 3) OBP: 0.318, SLG: 0.388 Carl Taylor, R (8, PH) OBP: 0.368, SLG: 0.388		0-0 F8		4-0 2B WP BB		0-0 4-3		0-0 2B SF8 1B		2 1 0 0 1 0 0 1 1 1 2 0 0 0				
Jose Pagan, R (1, 7) OBP: 0.312, SLG: 0.437 Johnny Jeter, R (9, 7) OBP: 0.286, SLG: 0.231		0-0 5-3		0-0 WP 2B			0-0 G6-4-3 1B	0-0 1-3 2-H 2B		4 0 3 2 0 0 0 0 0 0 0 0 0 0				
Bill Mazaroski, R (1, 4) OBP: 0.291, SLG: 0.296		0-0 F7		4-0 BB BB			0-0 G6-4-3	0-0 SF8		2 0 0 1 1 0 1				
Freddie Patek, R (1, 6) OBP: 0.308, SLG: 0.284			0-0 F6		0-0 F9		0-0 6-3	0-0 F7		4 0 0 0 0 0 4				
Jim Bunning, R (1, 1) OBP: 0.097, SLG: 0.034 Willie Stargell, L (8, PH) OBP: 0.405, SLG: 0.552 Jose Martinez, R (8, PR) OBP: 0.286, SLG: 0.300 Joe Gibbon, R (8, 1)			0-0 4-3		0-0 P3			4-0 SH 1B WP BB	0-3 K	2 0 0 0 0 0 0 0 0 0 0 1 0 0 0 1 0 0 0 0 0 1 0 0 0 0 1 0				
Inning Stats	R: 0 E: 1 K: 1 S: 6 H: 0 LOB: 1 BB: 0 P: 6	R: 0 E: 0 K: 0 S: 3 H: 0 LOB: 0 BB: 0 P: 3	R: 0 E: 0 K: 0 S: 3 H: 0 LOB: 0 BB: 0 P: 3	R: 2 E: 0 K: 1 S: 7 H: 2 LOB: 2 BB: 2 P: 15	R: 0 E: 0 K: 1 S: 5 H: 0 LOB: 0 BB: 0 P: 5	R: 0 E: 0 K: 0 S: 3 H: 0 LOB: 0 BB: 0 P: 3	R: 0 E: 0 K: 0 S: 3 H: 1 LOB: 0 BB: 0 P: 3	R: 5 E: 1 K: 1 S: 9 H: 3 LOB: 2 BB: 2 P: 17	R: 0 E: 0 K: 1 S: 6 H: 2 LOB: 1 BB: 0 P: 6	1B: 6 2B: 2 3B: 0 HR: 0 SF: 1 SAC: 1 DP: 2 HBP: 0	WP: 2 PB: 0 SB: 1 CS: 0 PA: 39			
PITCHER	IP WLS BF H R ER SO BB IBB HBP BLK WP HR S P ERA WHIP												PITCHER	IP WLS BF H R ER SO BB IBB HBP BLK WP HR S P ERA WHIP
Gary Gentry, R (1, 1) ERA: 3.26	7.0 L 27 3 3 3 3 3 0 0 0 0 1 0 30 42 3.86 0.857													
Tug McGraw, L (8, 1) ERA: 3.62	0.1 6 3 3 2 1 0 1 0 0 0 1 0 7 11 54.00 9.000													
Ron Taylor, R (8, 1) ERA: 2.45	1.2 6 2 1 0 1 0 1 0 0 0 0 0 8 8 0.00 1.200													

Pittsburgh Pirates @ New York Mets
Shea Stadium, Flushing, NY
Sat Jun 28 1969, 7:05 PM EDT
Att. 48,398 - Unknown

livebaseballscorecards.com

AB 33
R 7
H 8
RBI 5
BB 4
SO 5
LOB 13



Batter	1	2	3	4	5	6	7	8	9	AB R H RBI BB SO LOB
Ken Boswell, L (1, 4) OBP: 0.321, SLG: 0.352	0-0 F5		4-0 CS BB		0-0 6-3			0-0 4-3	0-0 4-3	4 0 0 0 1 0 3
Tommie Agee, R (1, 8) OBP: 0.318, SLG: 0.473	0-0 F5		0-0 F9			4-0 SH1-3 BB		0-3 K		3 0 0 0 1 1 1
Wayne Garrett, L (1, 5) OBP: 0.333, SLG: 0.327	0-3 K			0-0 4-3		0-0 SH1-3		0-0 L6		3 0 0 0 0 1 0
Cleon Jones, R (1, 7) OBP: 0.432, SLG: 0.536		0-0 HR 1B		0-0 S 1B		0-0 F8		0-0 HR		4 2 3 1 0 0 1
Art Shamsky, L (1, 9) OBP: 0.391, SLG: 0.506		0-0 F9		0-3 K		0-3 K		0-0 E1 1B		4 1 0 0 0 2 3
Ed Kranepool, L (1, 3) OBP: 0.294, SLG: 0.387		0-0 HR		0-0 P6			0-0 F8	0-0 G4-6-3 1B		4 1 2 2 0 0 1
J.C. Martin, L (1, 2) OBP: 0.264, SLG: 0.327		0-0 3-1		0-3 K		0-0 F9		0-0 G4-6-3 1B		4 0 0 0 0 1 2
Al Weis, S (1, 6) OBP: 0.226, SLG: 0.218		0-0 F7		0-3 K		0-0 1B		0-0 1B 1B		4 0 2 1 0 1 0
Gary Gentry, R (1, 1) OBP: 0.176, SLG: 0.182			0-0 P4		0-0 2B		0-3 K	0-0 1B		3 0 1 0 0 1 1
Tug McGraw, R (8, 1) OBP: 0.188, SLG: 0.200										0 0 0 0 0 0 0
Ron Taylor, R (8, 1)										0 0 0 0 0 0 0
Ed Charles, R (9, PH) OBP: 0.277, SLG: 0.269										1 0 1 0 0 0 0

Inning Stats	R: 0	H: 0	E: 0	K: 1	S: 5	R: 2	H: 2	E: 0	K: 0	S: 5	R: 0	H: 0	E: 0	K: 0	S: 2	R: 0	H: 1	E: 0	K: 1	S: 6	R: 0	H: 1	E: 0	K: 2	S: 8	R: 0	H: 0	E: 0	K: 1	S: 5	R: 0	H: 1	E: 0	K: 1	S: 6	R: 0	H: 0	E: 0	K: 1	S: 5	R: 2	H: 4	E: 1	K: 0	S: 7	1B: 6	SF: 0	2B: 1	3B: 0	HR: 2	WP: 0	PA: 37
	LOB: 0	BB: 0	P: 5	LOB: 0	BB: 0	LOB: 0	BB: 1	LOB: 0	BB: 1	P: 5	LOB: 1	BB: 0	LOB: 1	BB: 0	P: 6	LOB: 1	BB: 0	LOB: 1	BB: 1	P: 8	LOB: 1	BB: 0	LOB: 1	BB: 0	P: 6	LOB: 0	BB: 0	LOB: 0	BB: 1	P: 9	LOB: 1	BB: 0	LOB: 1	BB: 0	P: 5	LOB: 0	BB: 0	LOB: 2	BB: 0	P: 7	LOB: 2	SAC: 1	DP: 1	HBP: 0								

PITCHER	IP	WLS	BF	H	R	ER	SO	BB	IBB	HBP	BLK	WP	HR	S	P	ERA	WHIP
Jim Bunning, R (1, 1) ERA: 3.59	7.0	W	27	5	2	2	6	2	0	0	0	0	1	37	45	2.57	1.000
Joe Gibbon, L (8, 1) ERA: 2.43	2.0	S	10	4	2	1	1	0	0	0	0	0	1	12	12	4.50	2.000

BOTTOM

Pittsburgh Pirates @ New York Mets
 Shea Stadium, Flushing, NY
 Sat Jun 28 1969, 7:05 PM EDT
 Att. 48,398 - Unknown

AB	34
R	4
H	9
RBI	4
BB	2
SO	7
LOB	12



PITCHER	IP	WLS	BF	H	R	ER	SO	BB	IBB	HBP	BLK	WP	HR	S	P	ERA	WHIP
Jim Bunning, R (1, 1) ERA: 3.59	7.0	W	27	5	2	2	6	2	0	0	0	0	1	37	45	2.57	1.000
Joe Gibbon, L (8, 1) ERA: 2.43	2.0	S	10	4	2	1	1	0	0	0	0	0	1	12	12	4.50	2.000

Batter	1	2	3	4	5	6	7	8	9	AB R H RBI BB SO LOB	TOP																						
Matty Alou, L (1, 8) OBP: 0.388, SLG: 0.471	0-0 5-3	0-0 L6		0-0 FC6-4			0-0 4-3		0-0 L3	5 0 0 0 0 0 3																							
Richie Hebner, L (1, 5) OBP: 0.370, SLG: 0.451	4-0 BB		0-0 6-3 S 1B		0-0 F7		0-0 F8			3 0 1 0 1 0 0																							
Roberto Clemente, R (1, 9) OBP: 0.388, SLG: 0.521	0-3 K		0-0 F9		0-0 4-3			0-3 K		4 0 0 0 0 2 2																							
Manny Sanguillen, R (1, 2) OBP: 0.374, SLG: 0.450	0-3 K		0-0 6-3		0-0 1B			0-0 6-3		4 0 1 0 0 1 2																							
Jose Pagan, R (1, 7) OBP: 0.319, SLG: 0.439		0-0 HR 1B	0-0 F9		0-3 K			0-0 3B 1B		4 2 2 0 0 1 2																							
Carl Taylor, R (1, 3) OBP: 0.393, SLG: 0.500		0-0 1-H HR		4-0 BB BB		0-3 K		0-0 1-H 3B		3 1 2 3 1 1 0																							
Bill Mazerolski, R (1, 4) OBP: 0.292, SLG: 0.293		0-3 K		4-0 FC6-4 BB		0-0 F7		0-0 F7		2 0 0 0 1 1 0																							
Jose Martinez, R (6, 4) OBP: 0.282, SLG: 0.296				1-2 BB						1 0 0 0 0 0 1																							
Freddie Patek, R (1, 6) OBP: 0.307, SLG: 0.280		4-0 SH1-4 BB		0-0 P3		0-3 K			0-0 F5	3 0 0 0 1 1 2																							
Bob Veale, S (1, 1) OBP: 0.091, SLG: 0.032		0-0 SH1-4		0-3 K			0-3 K		0-3 K	1 0 0 0 0 1 2																							
Bruce Dal Canton, R (4, 1) OBP: 0.444, SLG: 0.625										0 0 0 0 0 0 0																							
Gary Kolb, L (7, PH) OBP: 0.211, SLG: 0.176										1 0 0 0 0 1 0																							
Chuck Hartenstein, R (7, 1)										0 0 0 0 0 0 0																							
Jerry May, R (9, PH) OBP: 0.255, SLG: 0.343		1-2								1 0 0 0 0 1 0																							
Inning Stats	R: 0 E: 0 K: 2 S: 7	H: 0 LOB: 1 BB: 1 P: 11	R: 2 E: 0 K: 1 S: 7	H: 2 LOB: 1 BB: 1 P: 11	R: 0 E: 0 K: 0 S: 4	H: 1 LOB: 1 BB: 0 P: 4	R: 0 E: 0 K: 1 S: 5	H: 0 LOB: 2 BB: 2 P: 13	R: 0 E: 0 K: 1 S: 6	H: 1 LOB: 1 BB: 0 P: 6	R: 0 E: 0 K: 2 S: 7	H: 0 LOB: 0 BB: 0 P: 7	R: 0 E: 0 K: 1 S: 5	H: 0 LOB: 0 BB: 0 P: 5	R: 1 E: 0 K: 1 S: 7	H: 2 LOB: 1 BB: 0 P: 7	R: 0 E: 0 K: 1 S: 5	H: 0 LOB: 0 BB: 0 P: 5	1B: 4 2B: 0 3B: 1 HR: 1	SF: 0 SAC: 1 DP: 0 HBP: 0	WP: 0 PB: 0 SB: 1 CS: 0	PA: 37											
PITCHER Tom Seaver, R (1, 1) ERA: 2.57	IP 9.0	WLS W	BF 37	H 6	R 3	ER 3	SO 10	BB 4	IBB 0	HBP 0	BLK 0	WP 0	HR 1	S 53	P 69	ERA 3.00	WHIP 1.111																
											PITCHER	IP	WLS	BF	H	R	ER	SO	BB	IBB	HBP	BLK	WP	HR	S	P	ERA	WHIP					

Pittsburgh Pirates @ New York Mets
Shea Stadium, Flushing, NY
 Sun Jun 29 1969, 3:33 AM EDT
 Att. 27,455 - Unknown

livebaseballscorecards.com

AB	32
R	3
H	6
RBI	3
BB	4
SO	10
LOB	14



Batter	1	2	3	4	5	6	7	8	9
Rod Gaspar, S OBP: 0.315, SLG: 0.297 (1, 9)	0-0 5-3	0-0 4-3		0-0 1-3		0-0 1-3		0-0 4-3	
Bobby Pfeil, R OBP: 0.333, SLG: 0.444 (1, 4)	0-0 F8	0-3 K		0-0 F2		0-0 FC6-4 1B		0-0 FC6-4 1B	
Tommie Agee, R OBP: 0.324, SLG: 0.471 (1, 8)	0-0 BB 1B		4-0 FC6-4 BB	4-0 3B BB		0-0 FC6-4 1-2f		0-0 FC6-4 1-2f	
Cleon Jones, R OBP: 0.433, SLG: 0.542 (1, 7)	4-0 1B 1-2 BB		0-0 FC6-4 2B 1-2f	0-0 1B 3B 1-H 2-H		0-3 K			
Ed Charles, R OBP: 0.283, SLG: 0.296 (1, 5)	0-0 1B 1-3 2-H 1B		0-0 2B	0-0 1B		0-0 F7			
Donn Clendenon, R OBP: 0.270, SLG: 0.373 (1, 3)	0-0 S 1-3 3-H 1B		0-0 2B 2-H 3-H	0-0 F7		0-0 1-3			
Jerry Grote, R OBP: 0.281, SLG: 0.301 (1, 2)	0-0 4-3 1-2		0-0 F3		0-0 F7		0-0 1B		
Al Weis, S Wayne Garrett, L OBP: 0.230, SLG: 0.213 OBP: 0.331, SLG: 0.325 (1, 6) (6, 6)		4-0 BB 4-3 BB	0-0 F7		0-0 6-3		0-3 K		
Tom Seaver, R OBP: 0.196, SLG: 0.122 (1, 1)		0-0 P3		0-0 3B 2B		0-0 4-3		0-0 4-3	

Inning Stats	R: 2	H: 3	E: 0	K: 0	S: 6	LOB: 2	BB: 1	P: 10	R: 0	H: 0	E: 0	K: 1	S: 5	LOB: 1	BB: 1	P: 9	R: 2	H: 2	E: 0	K: 0	S: 5	LOB: 1	BB: 1	P: 9	R: 3	H: 3	E: 0	K: 0	S: 6	LOB: 1	BB: 1	P: 10	R: 0	H: 0	E: 0	K: 0	S: 3	LOB: 0	BB: 0	P: 3	R: 0	H: 1	E: 0	K: 1	S: 6	LOB: 1	BB: 0	P: 6	R: 0	H: 1	E: 0	K: 1	S: 6	LOB: 1	BB: 0	P: 6	R: 0	H: 1	E: 0	K: 0	S: 4	LOB: 1	BB: 0	P: 4
--------------	------	------	------	------	------	--------	-------	-------	------	------	------	------	------	--------	-------	------	------	------	------	------	------	--------	-------	------	------	------	------	------	------	--------	-------	-------	------	------	------	------	------	--------	-------	------	------	------	------	------	------	--------	-------	------	------	------	------	------	------	--------	-------	------	------	------	------	------	------	--------	-------	------

PITCHER	IP	WLS	BF	H	R	ER	SO	BB	IBB	HBP	BLK	WP	HR	S	P	ERA	WHIP
Bob Veale, L ERA: 4.44 (1, 1)	3.2	L	22	7	7	7	1	4	0	0	0	0	0	20	36	17.18	3.000
Bruce Dal Canton, R ERA: 3.31 (4, 1)	2.1		9	2	0	0	1	0	0	0	0	0	0	11	11	0.00	0.857
Chuck Hartenstein, R ERA: 3.24 (7, 1)	2.0		8	2	0	0	1	0	0	0	0	0	0	10	10	0.00	1.000

BOTTOM


Pittsburgh Pirates @ New York Mets
Shea Stadium, Flushing, NY

Sun Jun 29 1969, 3:33 AM EDT
Att. 27,455 - Unknown

AB	R	H	RBI	BB	SO	LOB
5	0	0	0	0	0	2
5	0	2	0	0	1	2
3	2	1	0	2	0	2
3	3	1	2	1	1	2
4	1	3	2	0	0	0
4	0	2	3	0	0	1
4	0	1	0	0	0	3
2	0	0	0	1	0	1
1	0	0	0	0	1	1
4	1	1	0	0	0	1

AB	35
R	7
H	11
RBI	7
BB	4
SO	3
LOB	15

livebaseballscorecards.com



WP: 0	PA: 39
PB: 0	SB: 1
CS: 0	

Batter	1	2	3	4	5	6	7	8	9	AB R H RBI BB SO LOB	TOP											
Tommie Agee, R OBP: 0.329, SLG: 0.471 (1, 8) BB BB	4-0 3-4-1 1B BB	0-0 P5 1B			0-0 FC1-6 1B	0-0 SF7 1B			4-0 1B FC4-2 BB	2 1 1 1 2 0 0												
Bobby Pfeil, R OBP: 0.286, SLG: 0.357 (1, 5) X	0-0 3-4-1 1-2	0-0 6-3			0-0 FC1-6 1-2f	0-0 6-3			0-0 4-3 FC4-2 1-3 1B	5 0 1 0 0 0 3												
Ken Boswell, L OBP: 0.318, SLG: 0.348 (1, 4) X	0-0 BB BB 1B 2-H	0-0 F7			0-0 F7			0-0 4-3	0-0 FC4-2 4-3 1-2 3-H	5 1 1 1 0 0 3												
Art Shamsky, L OBP: 0.392, SLG: 0.529 (1, 9) BB BB BB	4-0 1-2 1B BB BB		0-3 K S S		0-0 F9			0-0 HR	0-0 4-3 1-2 2-3	4 2 1 1 1 1 3												
Ed Kranepool, L OBP: 0.293, SLG: 0.381 (1, 3) Donn Clendenon, R OBP: 0.269, SLG: 0.371 (8, 3) BB BB	4-0 1-2 2-3 1B HR BB		0-0 4-3		0-0 G3	0-0 G3		0-0 4-3	0-0 4-3	3 1 0 0 1 0 0 1 0 0 0 0 0 2												
Rod Gaspar, S OBP: 0.320, SLG: 0.311 (1, 7) X	0-0 1-3 2-H 3-H HR 1B		0-0 G3		0-0 G3	0-0 1B 1B 2B		0-0 1-3		4 2 2 2 0 0 0												
Jerry Grote, R OBP: 0.286, SLG: 0.319 (1, 2) X	0-0 1-H 3-H HR			0-0 F9	4-0 1B 1B IBB			0-0 F7		3 2 1 3 1 0 0												
Al Weis, S OBP: 0.231, SLG: 0.214 (1, 6) X	0-0 P6			0-0 6-3	0-0 1B SF7 1B			0-0 5-3		4 1 1 0 0 0 0												
Jim McAndrew, R OBP: 0.357, SLG: 0.333 (1, 1) S S S	0-3 K		0-0 1-4-3		0-0 1B			0-0 G1		4 0 1 2 0 1 0												
Inning Stats	R: 6 E: 0 K: 1 S: 8	H: 3 LOB: 0 BB: 3 P: 20	R: 0 E: 0 K: 1 S: 3	H: 0 LOB: 0 BB: 0 P: 3	R: 0 E: 0 K: 1 S: 5	H: 0 LOB: 0 BB: 0 P: 3	R: 0 E: 0 K: 0 S: 3	H: 0 LOB: 0 BB: 0 P: 3	R: 0 E: 0 K: 0 S: 4	H: 1 LOB: 1 BB: 0 P: 4	R: 3 E: 0 K: 0 S: 6	H: 3 LOB: 1 BB: 1 P: 10	R: 1 E: 0 K: 0 S: 4	H: 1 LOB: 0 BB: 0 P: 4	R: 0 E: 0 K: 0 S: 3	H: 0 LOB: 0 BB: 0 P: 3	R: 0 E: 0 K: 0 S: 4	H: 1 LOB: 2 BB: 1 P: 8	1B: 6 2B: 1 3B: 0 HR: 2	SF: 1 SAC: 0 DP: 0 HBP: 0	WP: 0 PB: 0 SB: 0 CS: 0	PA: 41
PITCHER	IP WLS BF H R ER SO BB IBB HBP BLK WP HR S P ERA WHIP																					
Nelson Bries, R ERA: 4.7 (1, 1)	0.1 L 6 2 5 5 0 3 0 0 0 0 0 0 3 15 135.00 15.000																					
Ray Washburn, R ERA: 3.25 (1, 1)	5.2 23 5 4 4 2 0 1 0 0 0 0 1 26 30 6.35 0.882																					
Ron Willis, R ERA: 3.69 (7, 1)	2.0 7 1 1 1 0 0 0 0 0 0 0 1 7 7 4.50 0.500																					
Vic Davalillo, L ERA: (9, 1)	0.0 2 1 0 0 0 1 0 0 0 0 0 0 1 5 ∞ ∞																					
Chuck Taylor, R ERA: 1.59 (9, 1)	1.0 3 0 0 0 0 0 0 0 0 0 0 0 3 3 0.00 0.000																					

New York Mets @ St. Louis Cardinals
Busch Stadium, St. Louis, MO
 Mon Jun 30 1969, 7:05 PM CDT
 Att: 17,476 - Unknown

AB	35
R	10
H	9
RBI	10
BB	5
SO	2
LOB	11



livebaseballscorecards.com


Batter	1	2	3	4	5	6	7	8	9	AB R H RBI BB SO LOB
Curt Flood, R OBP: 0.326, SLG: 0.339 (1, 8) X	0-0 F2 ①		0-0 5-3 ③			0-0 2-3 ②			0-0 6-3 ①	4 0 0 0 0 0 0
Lou Brock, L OBP: 0.331, SLG: 0.457 (1, 7) S S S	0-3 K ②			0-0 6-3 ①		0-0 P1 ③			0-0 6-3 ②	4 0 0 0 0 1 0
Vada Pinson, L OBP: 0.329, SLG: 0.421 (1, 9) X	0-0 3-1 ③			0-0 4-3 ②			0-0 F8 ①		0-0 1-6-3 ③	4 0 0 0 0 0 0
Joe Torre, R OBP: 0.352, SLG: 0.473 (1, 3)		0-0 HR		0-3 K ③			0-0 F8 ②			3 1 1 1 0 1 0
Tim McCarver, L OBP: 0.343, SLG: 0.388 (1, 2) X		0-0 4-3 ①			0-0 6-3 ①		0-0 1B			3 0 1 0 0 0 0
Mike Shannon, R OBP: 0.296, SLG: 0.365 (1, 5) X		0-0 P4 ②			0-0 5-3 ②		0-0 P4 ③			3 0 0 0 0 0 1
Steve Huntz, S OBP: 0.267, SLG: 0.140 (1, 4) X		0-0 F8 ③			0-3 K ③			0-0 4-3 ①		3 0 0 0 0 1 0
Dal Maxvill, R OBP: 0.260, SLG: 0.246 (1, 6) X			0-0 6-3 ①			0-0 HR		0-0 6-3 ②		3 1 1 1 0 0 0
Nelson Briles, R OBP: 0.136, SLG: 0.200 (1, 1) S S S			0-3 K ②			0-0 6-3 ①		0-3 K ③		0 0 0 0 0 0 0
Ray Washburn, R OBP: 0.071, SLG: 0.071 (6, PH)										1 0 0 0 0 1 0
Boots Day, L OBP: 1.000, SLG: 1.000 (7, 1)										1 0 0 0 0 0 0
Ron Willis, R OBP: 0.133, SLG: 0.185 (8, PH)										0 0 0 0 0 0 0
Bill White, L OBP: 0.297, SLG: 0.250 (9, 1)										1 0 0 0 0 1 0
Vic Davallillo, R OBP: 0.297, SLG: 0.250 (9, 1)										0 0 0 0 0 0 0
Chuck Taylor, R OBP: 0.297, SLG: 0.250 (9, 1)										0 0 0 0 0 0 0


Inning Stats	R: 0	H: 0	E: 0	LOB: 0	K: 1	BB: 0	S: 5	P: 5	R: 1	H: 1	E: 0	LOB: 0	K: 0	BB: 0	S: 4	P: 4	R: 0	H: 0	E: 0	LOB: 0	K: 1	BB: 0	S: 5	P: 5	R: 0	H: 0	E: 0	LOB: 0	K: 1	BB: 0	S: 5	P: 5	R: 1	H: 1	E: 0	LOB: 0	K: 0	BB: 0	S: 4	P: 4	R: 0	H: 1	E: 0	LOB: 1	K: 0	BB: 0	S: 4	P: 4	R: 0	H: 0	E: 0	LOB: 0	K: 1	BB: 0	S: 5	P: 5	R: 0	H: 0	E: 0	LOB: 0	K: 0	BB: 0	S: 3	P: 3
PITCHER Jim McAndrew, R ERA: 4.57 (1, 1)	IP	WLS	BF	H	R	ER	SO	BB	IBB	HBP	BLK	WP	HR	S	P	ERA	WHIP	IP	WLS	BF	H	R	ER	SO	BB	IBB	HBP	BLK	WP	HR	S	P	ERA	WHIP	IP	WLS	BF	H	R	ER	SO	BB	IBB	HBP	BLK	WP	HR	S	P	ERA	WHIP													
	9.0	W	30	3	2	2	5	0	0	0	0	0	2	40	40	2.00	0.333																																															

BOTTOM

New York Mets @ St. Louis Cardinals
 Busch Stadium, St. Louis, MO
 Mon Jun 30 1969, 7:05 PM CDT
 Att. 17,476 - Unknown

AB	30
R	2
H	3
RBI	2
BB	0
SO	5
LOB	1



Batter	1	2	3	4	5	6	7	8	9	AB R H RBI BB SO LOB	TOP														
Rod Gaspar, S (1, 9) OBP: 0.325, SLG: 0.311	4-0 CS BB			x 0-0 1B		x 0-0 5-3			x 0-0 F3	3 1 1 0 1 0 0	<p>New York Mets @ St. Louis Cardinals Busch Stadium, St. Louis, MO Tue Jul 01 1969, 7:05 PM CDT Unknown</p> <p>livebaseballscorecards.com</p> <table> <tr><td>AB</td><td>27</td></tr> <tr><td>R</td><td>1</td></tr> <tr><td>H</td><td>3</td></tr> <tr><td>RBI</td><td>1</td></tr> <tr><td>BB</td><td>3</td></tr> <tr><td>SO</td><td>9</td></tr> <tr><td>LOB</td><td>6</td></tr> </table> 	AB	27	R	1	H	3	RBI	1	BB	3	SO	9	LOB	6
AB	27																								
R	1																								
H	3																								
RBI	1																								
BB	3																								
SO	9																								
LOB	6																								
Tommie Agee, R (1, 8) OBP: 0.324, SLG: 0.463	0-3 K			x 0-0 F8		x 0-3 K		x 0-0 4-3	4 0 0 0 0 2 2																
Bobby Pfeil, R (1, 4) OBP: 0.278, SLG: 0.333	0-3 K			x 0-0 1B			x 0-0 P6	x 0-3 K	4 0 1 0 0 2 1																
Cleon Jones, R (1, 7) OBP: 0.435, SLG: 0.542		x 0-0 P4		x 0-0 1B			B 4-0 BB		2 0 1 1 1 0 0																
Donn Clendenon, R (1, 3) OBP: 0.264, SLG: 0.364		x 0-0 F9		x 0-0 4-3			x 0-0 L8-3		3 0 0 0 0 0 2																
Ed Charles, R (1, 5) OBP: 0.286, SLG: 0.288		x 0-3 K			x 0-3 K			x 0-3 K	3 0 0 0 0 3 0																
Jerry Grote, R (1, 2) OBP: 0.281, SLG: 0.314			x 0-3 K		x 0-0 4-3			x 0-0 F8	3 0 0 0 0 1 0																
Al Weis, S (1, 6) OBP: 0.234, SLG: 0.209			x 0-0 P3		x 0-0 F8			B 4-0 BB	2 0 0 0 1 0 0																
Nolan Ryan, R (1, 1) Tug McGraw, R (6, 1) Ron Swoboda, R (8, PH) Ron Taylor, R (8, 1)			x 0-3 K		x 0-0 4-3			x 0-0 F8	2 0 0 0 0 1 0 0 0 0 0 0 0 0 1 0 0 0 0 0 1 0 0 0 0 0 0 0																
Inning Stats	R: 0 H: 0 E: 0 LOB: 1 K: 2 BB: 1 S: 6 P: 10	R: 0 H: 0 E: 0 LOB: 0 K: 1 BB: 0 S: 5 P: 5	R: 0 H: 0 E: 0 LOB: 0 K: 2 BB: 0 S: 7 P: 7	R: 1 H: 3 E: 0 LOB: 1 K: 0 BB: 0 S: 5 P: 5	R: 0 H: 0 E: 0 LOB: 0 K: 1 BB: 0 S: 5 P: 5	R: 0 H: 0 E: 0 LOB: 0 K: 1 BB: 0 S: 5 P: 5	R: 0 H: 0 E: 0 LOB: 0 K: 0 BB: 1 S: 2 P: 6	R: 0 H: 0 E: 0 LOB: 1 K: 1 BB: 1 S: 5 P: 9	R: 0 H: 0 E: 0 LOB: 0 K: 1 BB: 0 S: 5 P: 5	1B: 3 SF: 0 2B: 2 SAC: 0 3B: 0 DP: 2 HR: 0 HBP: 0	WP: 0 PA: 30 PB: 0 SB: 0 CS: 1														
PITCHER Steve Carlton, L (1, 1) ERA: 1.78	IP WLS BF H R ER SO BB IBB HBP BLK WP HR S P ERA WHIP	9.0 W 30 3 1 1 9 3 0 0 0 0 0 0 45 57 1.00 0.667																							

Batter	1	2	3	4	5	6	7	8	9	AB	R	H	RBI	BB	SO	LOB	BOTTOM
--------	---	---	---	---	---	---	---	---	---	----	---	---	-----	----	----	-----	--------

Lou Brock, L OBP: 0.335, SLG: 0.456 (1, 7)	4-0 BB BB G3 BB		4-0 FC4-6 BB		0-0 F7		0-0 SH1-3 1B	0-3 K		3	2	1	0	2	1	1	
Curt Flood, R OBP: 0.326, SLG: 0.337 (1, 8)	4-0 G3 BB 1-2 BB		0-0 FC4-6 2B		0-0 F3		0-0 SH1-3			2	1	0	0	1	0	1	
Vada Pinson, L OBP: 0.336, SLG: 0.429 (1, 9)	4-0 G3 1-2 2-3 BB		0-0 F8 1-H 2B		0-0 G3		0-0 1B 2-H 1B			3	0	2	2	1	0	0	
Joe Torre, R OBP: 0.351, SLG: 0.470 (1, 3)	0-3 K		0-0 F8 2-3		0-0 L9-6-3 1B		0-3 K			4	0	1	0	0	2	5	
Tim McCarver, L OBP: 0.345, SLG: 0.388 (1, 2)	0-0 G3 1-2 2-3 3-H		4-0 FC4-6 BB		0-0 L9-6-3 1-2		0-0 1B			3	0	1	1	1	0	3	
Mike Shannon, R OBP: 0.295, SLG: 0.360 (1, 5)	0-0 F9		0-0 FC4-6 1-2f		4-0 2B BB		0-3 K			3	1	0	0	1	1	6	
Steve Huntz, S OBP: 0.281, SLG: 0.170 (1, 4)		0-3 K		0-0 6-3		0-0 1-H 2B		4-0 SH2-3 BB		3	0	1	1	1	1	0	
Dal Maxvill, R OBP: 0.261, SLG: 0.244 (1, 6)		0-0 F8		0-0 4-3		4-0 IBB		0-0 SH2-3		2	0	0	0	1	0	0	
Steve Carlton, L OBP: 0.238, SLG: 0.293 (1, 1)		0-3 K		0-3 K		0-3 K		0-0 F7		4	0	0	0	0	3	3	

Inning Stats	R: 1 E: 0 K: 1 S: 5	H: 0 LOB: 2 BB: 3 P: 17	R: 0 E: 0 K: 2 S: 7	H: 0 LOB: 0 BB: 0 P: 7	R: 1 E: 0 K: 0 S: 4	H: 1 LOB: 2 BB: 2 P: 12	R: 0 E: 0 K: 1 S: 5	H: 0 LOB: 0 BB: 0 P: 5	R: 0 E: 0 K: 0 S: 3	H: 0 LOB: 0 BB: 0 P: 3	R: 1 E: 0 K: 1 S: 6	H: 2 LOB: 2 BB: 2 P: 14	R: 1 E: 0 K: 2 S: 10	H: 3 LOB: 2 BB: 0 P: 10	R: 0 E: 0 K: 1 S: 5	H: 0 LOB: 1 BB: 1 P: 9	1B: 4 2B: 3 3B: 0 HR: 0	SF: 0 SAC: 2 DP: 1 HBP: 0	WP: 0 PB: 0 SB: 0 CS: 0	PA: 37
---------------------	------------------------------	----------------------------------	------------------------------	---------------------------------	------------------------------	----------------------------------	------------------------------	---------------------------------	------------------------------	---------------------------------	------------------------------	----------------------------------	-------------------------------	----------------------------------	------------------------------	---------------------------------	----------------------------------	------------------------------------	----------------------------------	--------

PITCHER	IP	WLS	BF	H	R	ER	SO	BB	IBB	HBP	BLK	WP	HR	S	P	ERA	WHIP
Nolan Ryan, R ERA: 2.63 (1, 1)	5.2	L	26	3	3	3	4	6	1	0	0	0	0	27	55	4.76	1.588
Tug McGraw, L ERA: 3.71 (6, 1)	1.1		7	3	1	1	3	0	0	0	0	0	0	13	13	6.75	2.250
Ron Taylor, R ERA: 2.39 (8, 1)	1.0		4	0	0	0	1	1	0	0	0	0	0	5	9	0.00	1.000

New York Mets @ St. Louis Cardinals
 Busch Stadium, St. Louis, MO
 Tue Jul 01 1969, 7:05 PM CDT
 Unknown

livebaseballscorecards.com

AB	27
R	4
H	6
RBI	4
BB	8
SO	8
LOB	19



Batter	1	2	3	4	5	6	7	8	9	AB R H RBI BB SO LOB	TOP											
Rod Gaspar, S OBP: 0.314, SLG: 0.300 (1, 8)	0-0 5-3	0-0 6-3		0-0 4-3			0-0 4-3		0-0 5-3	5 0 0 0 0 0 1												
Ken Boswell, L OBP: 0.311, SLG: 0.340 (1, 4)	0-0 F8	0-0 G3			0-0 4-3		0-0 P6		0-0 F5	5 0 0 0 0 0 0												
Cleon Jones, R OBP: 0.440, SLG: 0.543 (1, 7)	0-0 1B		4-0 BB	4-0 S	0-0 4-3			0-0 1B		3 2 2 0 1 0 0												
Art Shamsky, L OBP: 0.406, SLG: 0.545 (1, 9)	4-0 1B		0-3 S	0-3 K	0-0 2B		0-0 1B	0-0 G4-6-3		3 2 2 0 1 1 1												
Wayne Garrett, L OBP: 0.335, SLG: 0.329 (1, 5) (8, 6)	0-0 1B		0-3 S	0-3 K	0-0 3-1		0-0 1B	0-0 G4-6-3		4 1 2 2 0 1 2												
J.C. Martin, L OBP: 0.286, SLG: 0.327 (1, 2)	0-0 1B		0-0 F5		0-0 G3		0-0 G4-6-3		0-0 G4-6-3	3 0 1 1 0 0 1												
Jerry Grote, R OBP: 0.280, SLG: 0.312 (8, PH) (8, 2)	1-2 3-H 2B						1-2 2-3			1 0 0 0 0 0 2												
Donn Clendenon, R OBP: 0.269, SLG: 0.367 (1, 3)	0-0 1B			0-0 6-3		0-0 4-3		0-0 1B		4 0 2 2 0 0 0												
Al Weis, S OBP: 0.237, SLG: 0.205 (1, 6)	0-0 4-3			4-0 S	0-0 5-3			0-0 K		2 0 0 0 1 0 2												
Ed Charles, R OBP: 0.283, SLG: 0.286 (8, PH) (8, 5)				BB						1 0 0 0 0 1 1												
Jack Dilauro, S (1, 1)		0-0 6-3		0-3 K			0-0 F2		0-0 F9	2 0 0 0 0 1 1												
Don Cardwell, R OBP: 0.269, SLG: 0.375 (5, 1)										0 0 0 0 0 0 0												
Bobby Pfeil, R OBP: 0.263, SLG: 0.316 (7, PH)										1 0 0 0 0 0 0												
Cal Koonce, R OBP: 0.667, SLG: 0.667 (7, 1)										0 0 0 0 0 0 0												
Tommie Agee, R OBP: 0.323, SLG: 0.461 (9, PH)										1 0 0 0 0 0 0												
Inning Stats	R: 3 E: 0 K: 0 S: 7	H: 4 LOB: 2 BB: 1 P: 11	R: 0 E: 0 K: 0 S: 3	H: 0 LOB: 0 BB: 0 P: 3	R: 0 E: 0 K: 2 S: 7	H: 0 LOB: 1 BB: 1 P: 11	R: 0 E: 0 K: 1 S: 5	H: 0 LOB: 1 BB: 1 P: 9	R: 0 E: 0 K: 0 S: 4	H: 1 LOB: 1 BB: 0 P: 4	R: 0 E: 0 K: 0 S: 3	H: 0 LOB: 0 BB: 0 P: 3	R: 0 E: 0 K: 0 S: 3	H: 0 LOB: 0 BB: 0 P: 3	R: 2 E: 0 K: 1 S: 8	H: 4 LOB: 1 BB: 0 P: 8	R: 0 E: 0 K: 0 S: 3	H: 0 LOB: 0 BB: 0 P: 3	1B: 8 2B: 1 3B: 0 HR: 0	SF: 0 SAC: 0 DP: 1 HBP: 0	WP: 0 PB: 0 SB: 2 CS: 0	PA: 38
PITCHER	IP WLS BF H R ER SO BB IBB HBP BLK WP HR S P ERA WHIP																					
Mike Torrez, R ERA: 5.08 (1, 1)	7.0 W 32 8 5 5 3 3 0 0 0 0 0 0 35 47 6.43 1.571																					
Joe Hoerner, L ERA: 2.61 (8, 1)	2.0 S 6 1 0 0 1 0 0 0 0 0 0 0 8 8 0.00 0.500																					

New York Mets @ St. Louis Cardinals
 Busch Stadium, St. Louis, MO
 Tue Jul 01 1969, 7:05 PM CDT
 Att. 19,799 - Unknown

livebaseballscorecards.com

AB	35
R	5
H	9
RBI	5
BB	3
SO	4
LOB	11



Batter	1	2	3	4	5	6	7	8	9	10	11	12	13	14	AB R H RBI BB SO LOB	TOP														
Tommie Agee, R OBP: 0.330, SLG: 0.469 (1, 8)	0-0 4-3 2B		0-0 E4 1B		0-0 P4		0-0 6-3		0-0 P4			0-0 G4-6-3 1B		0-0 S 1B	7 1 4 0 0 0 1															
Ken Boswell, L OBP: 0.310, SLG: 0.338 (1, 4)	0-0 4-3 2-3		0-3 K			0-0 F3 1B		0-3 K		0-0 G3		0-0 G4-6-3 1-2		0-0 BB HBP 1B	7 2 2 1 0 2 3															
Cleon Jones, R OBP: 0.433, SLG: 0.531 (1, 7)	0-3 K			0-3 K		0-0 F7 1-2		0-0 E3 1B		0-3 K			0-0 F3	1-0 BB HBP	6 1 0 0 0 3 2															
Art Shamsky, L OBP: 0.400, SLG: 0.554 (1, 9) Rod Gaspar, S OBP: 0.321, SLG: 0.303 (8, 9)	0-0 3-1			0-0 2B 3B		0-0 F3 2-3		0-0 P6 1-2		0-0 P6			0-0 F8 1B	4-0 BB HBP	4 1 1 0 0 0 3 2 0 1 0 1 0 0															
Wayne Garrett, L OBP: 0.349, SLG: 0.348 (1, 5)		0-0 G3		0-0 PB 1B 2B		0-0 BB 1B		0-0 1B		0-0 G3			0-0 1B	4-0 BB BB	6 1 4 4 1 0 0															
Donn Clendenon, R OBP: 0.276, SLG: 0.366 (1, 3)		0-0 P4		0-0 G6-4-3 1B 2B		4-0 BB 1B		0-3 K					0-0 F8	0-0 6-4-3	6 0 2 1 1 1 6															
J.C. Martin, L OBP: 0.257, SLG: 0.314 (1, 2) Jerry Grote, R OBP: 0.277, SLG: 0.308 (9, 2)			0-3 K		0-0 G6-4-3 1-2		0-3 K		0-0 E6 SH2-4		0-0 P6		0-0 F5		4 0 0 0 0 2 3 2 0 0 0 0 0 3															
Al Weis, S OBP: 0.225, SLG: 0.194 (1, 6)			0-0 F8		0-0 F9		0-0 F9		0-0 SH2-4		0-3 K			0-0 F8	5 0 0 0 0 1 1															
Jerry Koosman, R OBP: 0.030, SLG: 0.030 (1, 1) Ron Taylor, R (8, 1) Ron Swoboda, R OBP: 0.277, SLG: 0.326 (9, PH) Tug McGraw, R OBP: 0.167, SLG: 0.176 (9, 1)			0-0 L4		0-0 F8		0-0 F7		0-3 K			0-0 P3		0-0 1-3	3 0 0 0 0 0 0 0 0 0 0 0 0 0 1 0 0 0 0 1 1 2 0 0 0 0 0 0															
Inning Stats	R: 0 E: 0 S: 6	H: 1 LOB: 1 BB: 0 P: 6	R: 0 E: 0 K: 5	H: 0 LOB: 0 BB: 0 P: 5	R: 0 E: 1 K: 5	H: 1 LOB: 0 BB: 0 P: 6	R: 2 E: 0 K: 7	H: 3 LOB: 0 BB: 0 P: 7	R: 0 E: 0 K: 3	H: 0 LOB: 0 BB: 0 P: 3	R: 1 E: 0 K: 7	H: 2 LOB: 2 BB: 1 P: 11	R: 0 E: 0 K: 3	H: 0 LOB: 0 BB: 0 P: 3	R: 1 E: 1 K: 9	H: 1 LOB: 1 BB: 0 P: 9	R: 0 E: 1 K: 6	H: 0 LOB: 1 BB: 0 P: 6	R: 0 E: 0 K: 5	H: 0 LOB: 0 BB: 0 P: 5	R: 0 E: 0 K: 6	H: 1 LOB: 0 BB: 0 P: 3	R: 0 E: 0 K: 5	H: 2 LOB: 2 BB: 0 P: 5	R: 2 E: 0 K: 5	H: 2 LOB: 3 BB: 2 P: 14	1B: 11 2B: 2 3B: 1 HR: 0	SF: 0 SAC: 1 DP: 2 HBP: 1	WP: 0 PB: 1 SB: 3 CS: 0	PA: 60
PITCHER	IP	WLS	BF	H	R	ER	SO	BB	IBB	HBP	BLK	WP	HR	S	P	ERA	WHIP													
Dave Giusti, R ERA: 3.55 (1, 1)	7.0		28	7	3	2	5	1	0	0	0	0	0	37	41	2.57	1.143													
Chuck Taylor, R ERA: 1.42 (8, 1)	2.0		9	1	1	0	3	0	0	0	0	0	0	15	15	0.00	0.500													
Joe Hoerner, L ERA: 2.53 (10, 1)	1.0		3	0	0	0	1	0	0	0	0	0	0	5	5	0.00	0.000													
Ray Washburn, R ERA: 3.15 (11, 1)	3.0		12	4	0	0	1	0	0	0	0	0	0	14	14	0.00	1.333													
Ron Willis, R ERA: 4.18 (14, 1)	0.2	L	7	2	2	2	0	2	0	1	0	0	0	4	13	27.00	6.000													
PITCHER	IP	WLS	BF	H	R	ER	SO	BB	IBB	HBP	BLK	WP	HR	S	P	ERA	WHIP													
Nelson Briles, R ERA: 4.68 (14, 1)	0.1		1	0	0	0	0	0	0	0	0	0	0	1	1	0.00	0.000													

New York Mets @ St. Louis Cardinals
Busch Stadium, St. Louis, MO
 Wed Jul 02 1969, 7:05 PM CDT
 Att. 14,928 - Unknown

livebaseballscorecards.com

AB	55
R	6
H	14
RBI	6
BB	3
SO	10
LOB	23



Batter	1	2	3	4	5	6	7	8	9	AB R H RBI BB SO LOB	TOP		
Tommie Agee, R (1, 8) OBP: 0.335, SLG: 0.479	0-0 HR		0-3 K	4-0 BB		0-3 K		4-0 2B BB		3 2 1 2 2 2 0			
Ken Boswell, L (1, 4) OBP: 0.308, SLG: 0.340	0-0 6-3			1-2 2-3 3-H P6 BB		0-0 F9		0-0 4-3 1-H 2B		5 0 1 1 0 0 3			
Cleon Jones, R (1, 7) OBP: 0.437, SLG: 0.532 Rod Gaspar, S (7, 7) OBP: 0.319, SLG: 0.301	0-3 K			0-0 2B E 1B	0-0 1B 1B	4-0 BB BB		0-0 4-3 2-3		3 2 2 0 1 1 0 1 0 0 0 0 0 1			
Art Shamsky, L (1, 9) OBP: 0.400, SLG: 0.552	0-0 G3			0-0 E 2B	0-0 F9	4-0 BB		0-0 G3		4 1 1 0 1 0 2			
Wayne Garrett, L (1, 5) OBP: 0.346, SLG: 0.339		0-0 4-3		4-0 E WP IBB	0-0 F8	0-3 K		0-0 6-3		4 1 0 0 1 1 4			
Donn Clendenon, R (1, 3) OBP: 0.279, SLG: 0.367		0-0 F9		0-0 E7 WP BB 1B	0-0 1B 1B		0-0 E6 G4-6-3		0-0 F8	5 2 2 2 0 0 0			
Jerry Grote, R (1, 2) OBP: 0.280, SLG: 0.307		0-0 L6		4-0 BB WP IBB	0-0 1B 1B		0-0 G4-6-3 1-2f		0-0 F8	4 0 1 1 1 0 1			
Al Weis, S (1, 6) OBP: 0.243, SLG: 0.198			0-3 K	4-0 BB BB	0-0 1B		4-0 BB		0-0 F7	3 0 1 1 2 1 0			
Gary Gentry, R (1, 1) OBP: 0.158, SLG: 0.162		0-0 5-3		0-0 K	0-3 K	0-3 K		0-0 4-3		4 0 0 0 0 2 6			
Inning Stats	R: 1 E: 0 K: 1 S: 6 H: 1 LOB: 0 BB: 0 P: 6	R: 0 E: 0 K: 0 S: 3 H: 0 LOB: 0 BB: 0 P: 3	R: 0 E: 0 K: 2 S: 7 H: 0 LOB: 0 BB: 0 P: 7	R: 4 E: 1 K: 1 S: 8 H: 3 LOB: 3 BB: 4 P: 24	R: 2 E: 0 K: 1 S: 9 H: 4 LOB: 2 BB: 0 P: 9	R: 0 E: 0 K: 2 S: 7 H: 0 LOB: 2 BB: 2 P: 15	R: 0 E: 1 K: 0 S: 3 H: 0 LOB: 1 BB: 1 P: 7	R: 1 E: 0 K: 0 S: 4 H: 1 LOB: 1 BB: 1 P: 8	R: 0 E: 0 K: 0 S: 3 H: 0 LOB: 0 BB: 0 P: 3	1B: 6 2B: 2 3B: 0 HR: 1 SF: 0 SAC: 0 DP: 1 HBP: 0	WP: 1 PB: 0 SB: 0 CS: 0 PA: 44		
PITCHER	IP WLS BF H R ER SO BB IBB HBP BLK WP HR S P ERA WHIP											PITCHER	IP WLS BF H R ER SO BB IBB HBP BLK WP HR S P ERA WHIP
Mudcat Grant, R (1, 1) ERA: 4.89	3.2 L 19 4 5 5 4 2 2 0 0 1 1 23 39 12.27 1.636												
Chuck Taylor, R (4, 1) ERA: 2.21	1.1 8 4 2 2 1 0 0 0 0 0 0 10 10 13.50 3.000												
Ray Washburn, R (6, 1) ERA: 3.08	2.0 9 0 0 0 2 3 0 0 0 0 0 10 22 0.00 1.500												
Vic Davalillo, L (8, 1) ERA:	0.0 2 1 1 1 0 1 0 0 0 0 0 1 5 ∞ ∞												
Joe Hoerner, L (8, 1) ERA: 2.38	2.0 6 0 0 0 0 0 0 0 0 0 0 6 6 0.00 0.000												

New York Mets @ St. Louis Cardinals
Busch Stadium, St. Louis, MO
Thu Jul 03 1969, 3:33 AM CDT
Att: 11,070 - Unknown

livebaseballscorecards.com

AB	36
R	8
H	9
RBI	7
BB	8
SO	7
LOB	17



Batter	1	2	3	4	5	6	7	8	9	AB	R	H	RBI	BB	SO	LOB
Lou Brock, L OBP: 0.322, SLG: 0.435 (1, 7)	0-0 4-3		0-3 K			0-0 4-3		0-0 4-3		4	0	0	0	0	1	2
Curt Flood, R OBP: 0.328, SLG: 0.346 (1, 8)	0-0 F8		0-0 P9			0-0 F7		0-0 F7		4	0	0	0	0	0	2
Vada Pinson, L OBP: 0.327, SLG: 0.426 (1, 9)	0-0 F8		0-0 P1			0-3 K		0-0 G3		4	0	0	0	0	1	2
Joe Torre, R OBP: 0.352, SLG: 0.466 (1, 3)		0-0 F8		0-0 5-3			0-0 BB E 1B		0-3 K	4	1	1	0	0	1	0
Tim McCarver, L OBP: 0.352, SLG: 0.389 (1, 2)		0-3 K		0-0 F8			0-0 P2		0-0 F8	4	0	0	0	0	1	1
Mike Shannon, R OBP: 0.304, SLG: 0.363 (1, 5)		0-0 1B		0-0 6-3			4-0 E 1-2 BB		0-0 P4	3	0	1	0	1	0	0
Julian Javier, R OBP: 0.311, SLG: 0.385 (1, 4)		0-0 F9			0-0 P6		0-0 E8 1-3 2-H 1B			3	0	1	0	0	0	1
Steve Hutz, S OBP: 0.321, SLG: 0.194 (1, 6)			0-0 1B		4-0 BB G6-4-3		0-3 K			2	0	1	0	1	1	2
Mudcat Grant, R OBP: 0.240, SLG: 0.208 (1, 1)			0-0 1B		0-0 G6-4-3		0-0 L8			1	0	1	0	0	0	0
Chuck Taylor, R (4, 1)										0	0	0	0	0	0	0
Boots Day, L (5, PH)										1	0	0	0	0	0	1
Ray Washburn, R (6, 1)										0	0	0	0	0	0	0
Vic Davallillo, L (7, PH)										1	0	0	0	0	0	2
Joe Hoerner, R (8, 1)										0	0	0	0	0	0	0

Inning Stats	R: 0	H: 0	E: 0	K: 0	S: 3	R: 0	H: 1	E: 0	K: 1	S: 6	R: 0	H: 2	E: 0	K: 1	S: 7	R: 0	H: 0	E: 0	K: 0	S: 3	R: 0	H: 0	E: 0	K: 0	S: 2	R: 0	H: 0	E: 0	K: 1	S: 5	R: 1	H: 2	E: 1	K: 1	S: 7	R: 0	H: 0	E: 0	K: 0	S: 3	R: 0	H: 0	E: 0	K: 1	S: 5	1B: 5	SF: 0	2B: 0	SAC: 0	3B: 0	DP: 1	HR: 0	HBP: 0	WP: 0	PA: 33
PITCHER Gary Gentry, R ERA: 3.08 (1, 1)	IP	WLS	BF	H	R	ER	SO	BB	IBB	HBP	BLK	WP	HR	S	P	ERA	WHIP	IP	WLS	BF	H	R	ER	SO	BB	IBB	HBP	BLK	WP	HR	S	P	ERA	WHIP	IP	WLS	BF	H	R	ER	SO	BB	IBB	HBP	BLK	WP	HR	S	P	ERA	WHIP				

BOTTOM

New York Mets @ St. Louis Cardinals
 Busch Stadium, St. Louis, MO
 Thu Jul 03 1969, 3:33 AM CDT
 Att. 11,070 - Unknown

AB	31
R	1
H	5
RBI	0
BB	2
SO	5
LOB	13



Batter	1	2	3	4	5	6	7	8	9	AB R H RBI BB SO LOB	TOP		
Tommy Agee, R OBP: 0.342, SLG: 0.494 (1, 8) BB	4-0 G4-3 BB		0-0 F9	0-3 K		0-0 G6-4-3 1B		0-0 HR	0-0 E7 1B 1B	5 1 3 3 1 1 2			
Bobby Pfeil, R OBP: 0.320, SLG: 0.375 (1, 4) (5, 5)	0-0 G4-3 1-2f		0-0 1B 2B		4-0 2B 2B BB	0-0 G6-4-3 1-2f		0-0 P3	0-0 1B 1B	5 2 2 1 1 0 2			
Cleon Jones, R OBP: 0.438, SLG: 0.535 Art Shamsky, L OBP: 0.400, SLG: 0.552 (1, 7) (9, 9)	0-0 F9		0-0 1B		0-0 2B 2B	0-0 L6		0-0 L4	0-0 1B	6 1 3 1 0 0 0 0 0 0 0 0 0 0			
Donn Clendenon, R OBP: 0.281, SLG: 0.368 (1, 3)		0-0 6-3	4-0 1B		0-0 2B 2B		0-0 G3	0-0 4-3	0-3 K	5 1 1 2 1 1 3			
Ed Charles, R OBP: 0.279, SLG: 0.281 Wayne Garrett, L OBP: 0.351, SLG: 0.341 (1, 5) (5, PH) (5, 4)		0-3 K	0-0 5-3		4-0 2B BB		0-0 E S 1B		0-0 4-3	2 0 0 0 0 1 2 2 1 1 0 1 0 0			
Rod Gaspar, S OBP: 0.310, SLG: 0.291 (1, 9) (9, 7)		0-0 E6 1B		0-0 6-3	0-0 L9		0-3 K		0-0 F8	5 1 0 0 0 1 3			
Jerry Grote, R OBP: 0.283, SLG: 0.313 (1, 2)		0-0 E 2-H 1B		0-0 1B 1B	0-0 F7		4-0 BB		4-0 1B BB	3 1 2 1 2 0 2			
Al Weis, S OBP: 0.259, SLG: 0.228 (1, 6)		0-0 E9		0-0 1B	0-0 1B 2B		0-0 P6		0-0 1B 1B	5 1 3 2 0 0 3			
Tom Seaver, R OBP: 0.200, SLG: 0.114 Cal Koonce, R OBP: 0.750, SLG: 0.750 (1, 1) (8, 1)			0-3 K	0-3 K	0-0 3-1			4-0 HR BB	0-0 E 1B 1B	3 1 0 0 1 2 3 1 1 1 1 0 0 0			
Inning Stats	R: 0 E: 0 K: 0 S: 2 H: 0 LOB: 0 BB: 1 P: 6	R: 1 E: 2 K: 1 S: 7 H: 1 LOB: 2 BB: 0 P: 7	R: 1 E: 0 K: 1 S: 7 H: 2 LOB: 2 BB: 1 P: 11	R: 0 E: 0 K: 2 S: 9 H: 2 LOB: 2 BB: 0 P: 9	R: 4 E: 0 K: 0 S: 6 H: 3 LOB: 1 BB: 2 P: 14	R: 0 E: 0 K: 0 S: 3 H: 1 LOB: 0 BB: 0 P: 3	R: 0 E: 0 K: 1 S: 6 H: 1 LOB: 2 BB: 1 P: 10	R: 2 E: 0 K: 0 S: 4 H: 1 LOB: 0 BB: 1 P: 8	R: 3 E: 1 K: 1 S: 10 H: 5 LOB: 3 BB: 1 P: 14	1B: 11 2B: 4 3B: 0 HR: 1 SF: 0 SAC: 0 DP: 2 HBP: 0	WP: 0 PB: 0 SB: 1 CS: 0 PA: 49		
PITCHER	IP WLS BF H R ER SO BB IBB HBP BLK WP HR S P ERA WHIP											PITCHER	IP WLS BF H R ER SO BB IBB HBP BLK WP HR S P ERA WHIP
Bob Veale, L ERA: 4.53 (1, 1)	4.0 L 21 6 4 3 4 3 0 0 0 0 0 0 26 38 6.75 2.250												
Bruce Dal Canton, R ERA: 3.69 (5, 1)	0.2 5 2 2 2 0 1 0 0 0 0 0 0 4 8 27.00 4.500												
Chuck Hartenstein, R ERA: 3.16 (5, 1)	2.1 9 2 0 0 1 1 0 0 0 0 0 0 10 14 0.00 1.286												
Lou Marone, L ERA: 4.5 (8, 1)	1.0 5 1 2 2 0 1 0 0 0 0 0 1 4 8 18.00 2.000												
Bob Moose, R ERA: 4.76 (9, 1)	1.0 9 5 3 3 1 1 0 0 0 0 0 0 10 14 27.00 6.000												

New York Mets @ Pittsburgh Pirates
Forbes Field, Pittsburgh, PA
 Fri Jul 04 1969, 3:33 AM EDT
 Unknown

livebaseballscorecards.com

AB 42
R 11
H 16
RBI 11
BB 7
SO 6
LOB 20



BOTTOM

New York Mets @ Pittsburgh Pirates
Forbes Field, Pittsburgh, PA
Fri Jul 04 1969, 3:33 AM EDT
Unknown

livebaseballscorecards.com

AB 37
R 6
H 10
RBI 6
BB 4
SO 9
LOB 22



AB R H RBI BB SO LOB

5 1 2 0 0 1 1

5 0 0 0 0 3 4

3 2 2 1 2 0 1

5 2 3 2 0 0 2

5 0 1 0 0 1 6

4 1 1 1 1 0 1

4 0 0 0 0 2 4

3 0 1 2 0 1 0

2 0 0 0 0 1 2
0 0 0 0 0 0 0
0 0 0 0 0 0 0
0 0 0 0 1 0 0
0 0 0 0 0 0 0
1 0 0 0 0 0 1
0 0 0 0 0 0 0

1B: 5 SF: 1
2B: 4 SAC: 0
3B: 0 DP: 0
HR: 1 HBP: 0

WP: 1 PA: 42
PB: 0
SB: 0
CS: 1

Batter	1	2	3	4	5	6	7	8	9
Matty Alou, L OBP: 0.387, SLG: 0.462 (1, 8)	0-0 E5 CS		0-3 K		0-0 4-3 WP 1B		0-0 F8		0-0 2B 2B 1B
Jose Pagan, R OBP: 0.318, SLG: 0.432 (1, 5)	0-3 K 1-2		0-3 K		0-0 1-3 1-2		0-0 F9		0-3 K
Willie Stargell, L OBP: 0.411, SLG: 0.559 (1, 7)	4-0 1B BB			0-0 HR	4-0 4-3 BB		0-0 4-3		0-0 2B 1-3
Roberto Clemente, R OBP: 0.398, SLG: 0.529 (1, 9)	0-0 1-2 1B			0-0 E4 BB 1B SF9	0-0 4-3 1-2 2-3			0-0 1B 2B	0-0 2B 2-H 3-H
Al Oliver, L OBP: 0.313, SLG: 0.380 (1, 3)	0-0 G3			0-0 1-2 BB 1B	0-0 F7			0-0 P4	0-3 K
Bill Mazerowski, R OBP: 0.296, SLG: 0.292 (1, 4)		0-0 F9		4-0 1-2 2-3 BB		0-0 F7		0-0 2B 1B	0-0 5-3
Gene Alley, R OBP: 0.271, SLG: 0.248 (1, 6)		0-3 K		0-3 K		0-0 F7		0-0 F9	
Jerry May, R OBP: 0.253, SLG: 0.348 (1, 2)		0-3 K		0-0 SF9		0-0 F8		0-0 2B 1-H	
Bob Veale, S OBP: 0.088, SLG: 0.030 Bruce Dal Canton, R OBP: 0.444, SLG: 0.625 Chuck Hartenstein, R OBP: 0.286, SLG: 0.291 Jose Martinez, R OBP: 0.286, SLG: 0.291 Lou Marone, R OBP: 0.431, SLG: 0.500 Carl Taylor, R OBP: 0.222, SLG: 0.087			0-0 5-3	0-3 K			4-0 BB	0-0 5-3	

Inning Stats	R: 0	H: 1	E: 1	K: 1	S: 6	LOB: 2	BB: 1	P: 10	R: 0	H: 0	E: 0	K: 2	S: 7	LOB: 0	BB: 0	P: 7	R: 0	H: 0	E: 0	K: 2	S: 7	LOB: 0	BB: 0	P: 7	R: 2	H: 2	E: 1	K: 2	S: 10	LOB: 2	BB: 1	P: 14	R: 0	H: 1	E: 0	K: 0	S: 4	LOB: 0	BB: 0	P: 3	R: 0	H: 0	E: 0	K: 0	S: 3	LOB: 1	BB: 1	P: 7	R: 2	H: 3	E: 0	K: 0	S: 6	LOB: 1	BB: 0	P: 6	R: 2	H: 3	E: 0	K: 2	S: 10	LOB: 1	BB: 0	P: 10	1B: 5	SF: 1	2B: 4	SAC: 0	3B: 0	DP: 0	HR: 1	HBP: 0	WP: 1	PA: 42
--------------	------	------	------	------	------	--------	-------	-------	------	------	------	------	------	--------	-------	------	------	------	------	------	------	--------	-------	------	------	------	------	------	-------	--------	-------	-------	------	------	------	------	------	--------	-------	------	------	------	------	------	------	--------	-------	------	------	------	------	------	------	--------	-------	------	------	------	------	------	-------	--------	-------	-------	-------	-------	-------	--------	-------	-------	-------	--------	-------	--------

PITCHER	IP	WLS	BF	H	R	ER	SO	BB	IBB	HBP	BLK	WP	HR	S	P	ERA	WHIP
Tom Seaver, R ERA: 2.62 (1, 1)	7.2	W	35	7	4	3	7	4	0	0	0	1	1	45	61	3.52	1.435
Cal Koonce, R ERA: 5.71 (8, 1)	1.1	S	7	3	2	2	2	0	0	0	0	0	0	11	11	13.50	2.250

Batter	1	2	3	4	5	6	7	8	9	AB R H RBI BB SO LOB	TOP														
Tommie Agee, R (1, 8) OBP: 0.341, SLG: 0.488 Ron Swoboda, R (3, 9) OBP: 0.282, SLG: 0.331	0-0 5-3		0-0 5-3	0-0 1-2 2-H 1B		0-0 1B 4-3 HR 1B	0-0 F7			2 0 0 0 0 0 0 3 1 2 1 0 0 1															
Bobby Pfeil, R (1, 4) OBP: 0.364, SLG: 0.387	0-0 1-4-3 2B 1B		4-0 FC6-4 BB	0-0 F7		0-0 4-3		0-0 F5		4 1 1 0 1 0 4															
Cleon Jones, R (1, 7) OBP: 0.434, SLG: 0.525	0-0 1-4-3		0-0 FC6-4		0-0 5-3	0-0 HR 1B		0-0 4-3		5 1 1 1 0 0 2															
Donn Clendenon, R (1, 3) OBP: 0.284, SLG: 0.391	0-0 2-H 2B		0-3 K		0-3 K	0-0 HR		0-3 K		5 1 2 4 0 3 1															
Ed Charles, R (1, 5) OBP: 0.293, SLG: 0.310 Cal Koonce, R (6, 1) OBP: 0.600, SLG: 0.600	0-0 F9			4-0 1B 1B BB	0-0 HR	4-0 BB BB BB BB	4-0 BB BB		0-0 1-3	2 2 1 1 2 0 1 1 0 0 0 0 0 0															
Rod Gaspar, S (1, 9) OBP: 0.312, SLG: 0.289		0-3 K		0-0 1B 1B	4-0 BB	0-0 4-3			0-0 F9	4 1 1 0 1 1 1															
Jerry Grote, R (1, 2) OBP: 0.296, SLG: 0.315		0-0 F8		0-0 1B 1B	0-3 K		0-0 F9		0-0 1B	5 0 2 1 0 1 1															
Al Weis, S (1, 6) OBP: 0.273, SLG: 0.266		4-0 BB		0-3 K		0-0 4-3 1B 1B	0-0 F8		0-0 F9	4 1 1 0 1 1 3															
Jim McAndrew, R (1, 1) OBP: 0.357, SLG: 0.333 Nolan Ryan, R (1, 1) Danny Frisella, L (2, 1) Ed Kranepool, L (4, PH) OBP: 0.289, SLG: 0.372 Ron Taylor, R (4, 1) Wayne Garrett, L (6, PH) OBP: 0.353, SLG: 0.345		0-3 K		0-3 K		0-0 F7	0-0 1B		0-0 1B	0 0 0 0 0 0 0 1 0 0 0 0 1 1 0 0 0 0 0 0 0 1 0 0 0 0 1 2 0 0 0 0 0 0 0 2 0 1 0 0 0 1															
Inning Stats	R: 1 E: 0 K: 0 S: 5	H: 2 LOB: 1 BB: 0 P: 5	R: 0 E: 0 K: 2 S: 7	H: 0 LOB: 1 BB: 1 P: 11	R: 0 E: 0 K: 1 S: 5	H: 0 LOB: 1 BB: 1 P: 9	R: 2 E: 0 K: 2 S: 10	H: 3 LOB: 2 BB: 1 P: 14	R: 1 E: 0 K: 2 S: 8	H: 1 LOB: 1 BB: 1 P: 12	R: 4 E: 0 K: 0 S: 7	H: 4 LOB: 1 BB: 1 P: 11	R: 0 E: 0 K: 0 S: 4	H: 1 LOB: 1 BB: 0 P: 4	R: 0 E: 0 K: 1 S: 5	H: 0 LOB: 0 BB: 0 P: 5	R: 0 E: 0 K: 0 S: 4	H: 1 LOB: 1 BB: 0 P: 4	1B: 9 2B: 1 3B: 0 HR: 2	SF: 0 SAC: 0 DP: 0 HBP: 0	WP: 0 PB: 0 SB: 0 CS: 0	PA: 44			
PITCHER	IP WLS BF H R ER SO BB IBB HBP BLK WP HR S P ERA WHIP																								
Luke Walker, L (1, 1) ERA: 4.28	5.0		26	7	5	5	7	4	0	0	0	0	1	36	52	9.00	2.200								
Chuck Hartenstein, R (6, 1) ERA: 3.7	1.0	L	7	3	3	3	0	1	0	0	0	0	1	6	10	27.00	4.000								
Bruce Dal Canton, R (7, 1) ERA: 3.49	3.0		11	2	0	0	1	0	0	0	0	0	0	13	13	0.00	0.667								

New York Mets @ Pittsburgh Pirates
Forbes Field, Pittsburgh, PA
 Sun Jul 06 1969, 3:33 AM EDT
 Att: 11,552 - Unknown

livebaseballscorecards.com

AB	39
R	8
H	12
RBI	8
BB	5
SO	8
LOB	18



Batter	1	2	3	4	5	6	7	8	9	AB R H RBI BB SO LOB	TOP	
Don Kessinger, S (1, 6) OBP: 0.357, SLG: 0.404	0-0 SH1-3 1B	0-3 K			0-0 6-3		0-0 SH3-4 1-2		0-0 F8	4 0 1 0 0 1 3		
Glenn Beckert, R (1, 4) OBP: 0.344, SLG: 0.342	0-0 SH1-3 1-2	0-0 F9			0-0 1B		0-0 2-H 1B		0-0 F7	4 0 2 1 0 0 3		
Billy Williams, L (1, 7) OBP: 0.365, SLG: 0.463	0-3 K		0-0 G5-4-3 1B		0-0 P4		0-0 P4			4 0 1 0 0 1 3		
Ron Santo, R (1, 5) OBP: 0.404, SLG: 0.516	4-0 BB		0-0 G5-4-3 1-2f		0-0 F9		0-0 6-3			3 0 0 0 1 0 3		
14 Ernie Banks, R (1, 3) OBP: 0.333, SLG: 0.438	0-3 K		0-0 L7			0-0 HR		0-0 F9		4 1 1 1 0 1 2		
Randy Hundley, R (1, 2) OBP: 0.375, SLG: 0.459		4-0 1B 1B BB		4-0 FC5-4 BB		0-0 F7		0-0 L6		2 0 0 0 2 0 0		
Jim Hickman, R (1, 9) OBP: 0.306, SLG: 0.364				0-0 FC5-4 1-2f		0-0 6-3		0-0 HR		4 1 2 1 0 0 1		
Don Young, R (1, 8) OBP: 0.332, SLG: 0.344		0-3 K		0-0 F3		0-0 P6		0-3 K		4 0 0 0 0 2 3		
Fergie Jenkins, R (1, 1) OBP: 0.167, SLG: 0.136		0-0 1B		0-3 K			4-0 SH3-4 1B BB		0-0 6-3	3 1 1 0 1 1 1		
Inning Stats	R: 0 E: 0 K: 2 S: 8 H: 1 LOB: 2 BB: 1 P: 12	R: 0 E: 0 K: 2 S: 9 H: 2 LOB: 3 BB: 1 P: 13	R: 0 E: 0 K: 0 S: 3 H: 1 LOB: 0 BB: 0 P: 3	R: 0 E: 0 K: 1 S: 5 H: 0 LOB: 1 BB: 1 P: 9	R: 0 E: 0 K: 0 S: 4 H: 1 LOB: 1 BB: 0 P: 4	R: 1 E: 0 K: 0 S: 4 H: 1 LOB: 0 BB: 0 P: 4	R: 1 E: 0 K: 0 S: 4 H: 1 LOB: 1 BB: 1 P: 8	R: 1 E: 0 K: 1 S: 6 H: 1 LOB: 0 BB: 0 P: 6	R: 0 E: 0 K: 0 S: 3 H: 0 LOB: 0 BB: 0 P: 3	1B: 6 2B: 0 3B: 0 HR: 2 SF: 0 SAC: 2 DP: 1 HBP: 0	WP: 0 PB: 0 SB: 0 CS: 0 PA: 38	
PITCHER Jerry Koosman, L (1, 1) ERA: 1.78	IP WLS BF H R ER SO BB IBB HBP BLK WP HR S P ERA WHIP	9.0 W 38 8 3 3 6 4 0 0 0 0 2 46 62 3.00 1.333										

Chicago Cubs @ New York Mets
Shea Stadium, Flushing, NY
Tue Jul 08 1969, 3:33 AM EDT
Att: 55,096 - Unknown

livebaseballscorecards.com

AB	32
R	3
H	8
RBI	3
BB	4
SO	6
LOB	19




Batter	1	2	3	4	5	6	7	8	9	AB R H RBI BB SO LOB	TOP
Don Kessinger, S (1, 6) OBP: 0.354, SLG: 0.400	0-3 K			0-3 K			0-0 F7		0-0 F7	4 0 0 0 0 2 1	Chicago Cubs @ New York Mets Shea Stadium, Flushing, NY Wed Jul 09 1969, 7:05 PM EDT Att: 50,709 - Unknown livebaseballscorecards.com
Glenn Beckert, R (1, 4) OBP: 0.340, SLG: 0.338	0-0 F9			0-0 5-3			0-0 F9			3 0 0 0 0 0 0	
Billy Williams, L (1, 7) OBP: 0.362, SLG: 0.459	0-3 K			0-0 5-3			0-0 5-3			3 0 0 0 0 1 0	
Ron Santo, R (1, 5) OBP: 0.401, SLG: 0.511		0-3 K			0-0 F8			0-0 F8		3 0 0 0 0 1 0	
14 Ernie Banks, R (1, 3) OBP: 0.330, SLG: 0.434		0-3 K			0-0 6-3			0-3 K		3 0 0 0 0 2 0	
Al Spangler, L (1, 9) OBP: 0.316, SLG: 0.365		0-3 K			0-3 K			0-3 K		3 0 0 0 0 3 0	
Randy Hundley, R (1, 2) OBP: 0.371, SLG: 0.455			0-0 F7			0-0 5-3			0-0 1-3	3 0 0 0 0 0 0	
Jim Qualls, S (1, 8) OBP: 0.265, SLG: 0.354			0-0 F9			0-0 G3			0-0 1B	3 0 1 0 0 0 0	
Ken Holtzman, R (1, 1) OBP: 0.155, SLG: 0.193 Ted Abernathy, R (2, 1) OBP: 0.286, SLG: 0.429 Willie Smith, L (9, PH) OBP: 0.360, SLG: 0.569			0-3 K			0-3 K			0-0 F3	0 0 0 0 0 0 0 2 0 0 0 0 2 0 1 0 0 0 0 0 1	
Inning Stats	R: 0 E: 0 K: 2 S: 7 H: 0 LOB: 0 BB: 0 P: 7	R: 0 E: 0 K: 3 S: 9 H: 0 LOB: 0 BB: 0 P: 9	R: 0 E: 0 K: 1 S: 5 H: 0 LOB: 0 BB: 0 P: 5	R: 0 E: 0 K: 1 S: 5 H: 0 LOB: 0 BB: 0 P: 5	R: 0 E: 0 K: 1 S: 5 H: 0 LOB: 0 BB: 0 P: 5	R: 0 E: 0 K: 1 S: 5 H: 0 LOB: 0 BB: 0 P: 5	R: 0 E: 0 K: 0 S: 3 H: 0 LOB: 0 BB: 0 P: 3	R: 0 E: 0 K: 2 S: 7 H: 0 LOB: 0 BB: 0 P: 7	R: 0 E: 0 K: 0 S: 4 H: 1 LOB: 1 BB: 0 P: 4	1B: 1 2B: 0 3B: 0 HR: 0 SF: 0 SAC: 0 DP: 0 HBP: 0	WP: 0 PB: 0 SB: 0 CS: 0 PA: 28
PITCHER Tom Seaver, R (1, 1) ERA: 2.46	IP WLS BF H R ER SO BB IBB HBP BLK WP HR S P ERA WHIP										
	9.0 W 28 1 0 0 11 0 0 0 0 0 0 0 50 50 0.00 0.111										

Chicago Cubs @ New York Mets
 Shea Stadium, Flushing, NY
 Wed Jul 09 1969, 7:05 PM EDT
 Att: 50,709 - Unknown

AB	28
R	0
H	1
RBI	0
BB	0
SO	11
LOB	2



Batter	1	2	3	4	5	6	7	8	9	AB R H RBI BB SO LOB	TOP														
Don Kessinger, S (1, 6) OBP: 0.354, SLG: 0.398	0-0 6-3			4-0 1B 1B BB	0-0 E 1B	0-0 5-3			0-0 F6	4 2 1 1 1 0 0	<p>Chicago Cubs @ New York Mets Shea Stadium, Flushing, NY</p> <p>Thu Jul 10 1969, 3:33 AM EDT Att: 36,012 - Unknown</p> <p>livebaseballscorecards.com</p> <table border="1"> <tr><td>AB</td><td>36</td></tr> <tr><td>R</td><td>6</td></tr> <tr><td>H</td><td>10</td></tr> <tr><td>RBI</td><td>5</td></tr> <tr><td>BB</td><td>3</td></tr> <tr><td>SO</td><td>4</td></tr> <tr><td>LOB</td><td>14</td></tr> </table> 	AB	36	R	6	H	10	RBI	5	BB	3	SO	4	LOB	14
AB	36																								
R	6																								
H	10																								
RBI	5																								
BB	3																								
SO	4																								
LOB	14																								
Glenn Beckert, R (1, 4) OBP: 0.341, SLG: 0.339	0-0 6-3			0-0 1B 1B BB	0-0 E 1B	0-0 F8			0-0 5-3	5 1 2 0 0 0 0															
Billy Williams, L (1, 9) OBP: 0.360, SLG: 0.459	0-0 P5			0-0 P6	0-0 SF8				0-0 2B	4 0 1 1 0 0 2															
Ron Santo, R (1, 5) OBP: 0.401, SLG: 0.519		0-0 1B G4-6-3		0-0 F7	0-0 HR				0-0 6-3	5 1 2 2 0 0 3															
14 Ernie Banks, R (1, 3) OBP: 0.332, SLG: 0.433	0-0 G4-6-3			0-0 1B BB	4-0 BB FC3-6				0-3 K	3 0 1 1 1 1 1															
Willie Smith, L (1, 7) OBP: 0.359, SLG: 0.559	0-0 F2			4-0 1B BB	0-0 FC3-6 1B				0-3 K	2 0 0 0 1 0 1															
Jim Hickman, R (5, 9) OBP: 0.304, SLG: 0.361				1-2 2-3 BB	1-2 FC3-6 1B					1 0 0 0 0 1 0															
Randy Hundley, R (1, 2) OBP: 0.370, SLG: 0.452				0-0 F5	0-0 P5				0-0 6-3	4 0 1 0 0 0 3															
Jim Qualls, S (1, 8) OBP: 0.283, SLG: 0.385				0-0 6-3					0-0 1B	4 1 2 0 0 0 2															
Bill Hands, R (1, 1) OBP: 0.082, SLG: 0.022				0-3 K	0-0 E6 1B SF8 1B				0-0 5-3	4 1 0 0 0 2 2															
Inning Stats	R: 0 E: 0 K: 0 S: 3	H: 0 LOB: 0 BB: 0 P: 3	R: 0 E: 0 K: 0 S: 3	H: 1 LOB: 0 BB: 0 P: 3	R: 0 E: 0 K: 1 S: 5	H: 0 LOB: 0 BB: 0 P: 5	R: 1 E: 0 K: 0 S: 5	H: 2 LOB: 3 BB: 2 P: 13	R: 5 E: 2 K: 0 S: 9	H: 5 LOB: 2 BB: 1 P: 13	R: 0 E: 0 K: 1 S: 5	H: 0 LOB: 0 BB: 0 P: 5	R: 0 E: 0 K: 1 S: 5	H: 0 LOB: 0 BB: 0 P: 5	R: 0 E: 0 K: 1 S: 6	H: 1 LOB: 1 BB: 0 P: 6	R: 0 E: 0 K: 0 S: 4	H: 1 LOB: 1 BB: 0 P: 4	1B: 7 2B: 2 3B: 0 HR: 1	SF: 1 SAC: 0 DP: 1 HBP: 0	WP: 0 PB: 0 SB: 0 CS: 0	PA: 40			
PITCHER	IP WLS BF H R ER SO BB IBB HBP BLK WP HR S P ERA WHIP																				PITCHER	IP WLS BF H R ER SO BB IBB HBP BLK WP HR S P ERA WHIP			
Gary Gentry, R (1, 1) ERA: 3.35	4.1 L 22 7 6 5 1 2 0 0 0 0 1 22 30 10.38 2.077																								
Cal Koonce, R (5, 1) ERA: 5.1	2.2 10 1 0 0 2 1 0 0 0 0 0 0 13 17 0.00 0.750																								
Don Cardwell, R (8, 1) ERA: 3.36	2.0 8 2 0 0 1 0 0 0 0 0 0 0 10 10 0.00 1.000																								

Batter	1	2	3	4	5	6	7	8	9	AB	R	H	RBI	BB	SO	LOB
--------	---	---	---	---	---	---	---	---	---	----	---	---	-----	----	----	-----

Tommie Agee, R <small>(1, 8)</small> <small>OBP: 0.342, SLG: 0.502</small>										2	1	1	1	1	0	0
Ken Boswell, L <small>(1, 4)</small> <small>OBP: 0.308, SLG: 0.344</small>										4	1	1	0	0	0	2
Cleon Jones, R <small>(1, 7)</small> <small>OBP: 0.427, SLG: 0.526</small>										4	0	0	0	0	1	3
Art Shamsky, L <small>(1, 9)</small> <small>OBP: 0.407, SLG: 0.528</small>										3	0	0	0	1	0	1
Wayne Garrett, L <small>(1, 5)</small> <small>OBP: 0.349, SLG: 0.337</small>										3	0	1	0	1	0	0
Ed Kranepool, L <small>(1, 3)</small> <small>OBP: 0.288, SLG: 0.381</small>										4	0	0	1	0	0	3
Jerry Grote, R <small>(1, 2)</small> <small>OBP: 0.289, SLG: 0.304</small>										3	0	0	0	1	2	0
Al Weis, S <small>(1, 6)</small> <small>OBP: 0.260, SLG: 0.252</small>										3	0	0	0	0	0	3
Gary Gentry, R <small>(1, 1)</small> <small>OBP: 0.154, SLG: 0.158</small>										1	0	0	0	0	1	0
Cal Koonce, R <small>(5, 1)</small> <small>OBP: 0.500, SLG: 0.500</small>										1	0	0	0	0	1	0
Rod Gaspar, S <small>(7, PH)</small> <small>OBP: 0.310, SLG: 0.288</small>										1	0	0	0	0	1	0
Don Cardwell, R <small>(8, 1)</small> <small>OBP: 0.241, SLG: 0.333</small>										0	0	0	0	0	0	0

Inning Stats	R: 1	H: 1	E: 0	LOB: 0	K: 1	P: 6	R: 0	H: 1	E: 0	LOB: 0	K: 1	P: 5	R: 0	H: 0	E: 0	LOB: 0	K: 1	P: 5	R: 0	H: 0	E: 0	LOB: 1	K: 1	P: 6	R: 0	H: 0	E: 0	LOB: 0	K: 2	P: 7	R: 0	H: 0	E: 0	LOB: 1	K: 0	P: 7	R: 0	H: 0	E: 0	LOB: 0	K: 0	P: 3							
	1	1	0	0	1	6	0	1	0	0	1	5	0	0	0	0	1	6	0	0	0	0	1	6	0	0	0	0	0	0	0	0	0	0	0	0	0	0	0	0	0	0	0	0	0	0	0	0	0

PITCHER	IP	WLS	BF	H	R	ER	SO	BB	IBB	HBP	BLK	WP	HR	S	P	ERA	WHIP
Bill Hands, R <small>(1, 1)</small> <small>ERA: 2.67</small>	9.0	W	34	3	2	2	6	3	1	1	0	0	1	41	58	2.00	0.667

BOTTOM

Chicago Cubs @ New York Mets
 Shea Stadium, Flushing, NY
 Thu Jul 10 1969, 3:33 AM EDT
 Att. 36,012 - Unknown

AB	29
R	2
H	3
RBI	2
BB	4
SO	6
LOB	12



WP	PA	34
PB	0	
SB	0	
CS	0	

BOTTOM

Montreal Expos @ New York Mets
 Shea Stadium, Flushing, NY
 Fri Jul 11 1969, 7:05 PM EDT
 Att. 26,585 - Unknown

livebaseballscorecards.com

AB	33
R	4
H	9
RBI	4
BB	4
SO	6
LOB	9



WP: 0	PA: 38
PB: 0	
SB: 0	
CS: 0	

AB R H RBI BB SO LOB

4	0	0	0	1	0	0
4	1	2	0	1	0	2
4	1	1	0	0	0	2
4	1	1	1	0	0	2
3	1	2	2	1	1	0
2	0	1	1	1	0	0
4	0	1	0	0	2	3
4	0	1	0	0	2	0
0	0	0	0	0	0	0
1	0	0	0	0	0	0
2	0	0	0	0	1	0
1	0	0	0	0	0	0

Batter	1	2	3	4	5	6	7	8	9
Tommie Agee, R OBP: 0.340, SLG: 0.494 (1, 8) X	0-0 1-3 ①		0-0 5-3 ③		0-0 E6 L4-3		0-0 4-3 ③		4-0 BB
Bobby Pfeil, R OBP: 0.356, SLG: 0.405 (1, 5) BBB	4-0 1B BB			0-0 FC3-6 1B	0-0 L4-3 ② ③			0-0 4-3 2B	0-0 F9 ③
Wayne Garrett, L OBP: 0.347, SLG: 0.335 (1, 4) X	0-0 G5-4-3 1B			0-0 FC3-6 1B 1-2f		0-0 L3 ①		0-0 4-3 ①	
Cleon Jones, R OBP: 0.425, SLG: 0.522 (1, 7) X	0-0 G5-4-3 1-2f			0-0 1B SF7 1B		0-0 6-3 ②		0-0 4-3 ②	
Art Shamsky, L OBP: 0.417, SLG: 0.560 (1, 9) S.S.		0-3 K ①		0-0 1B 1B 1-3 2-H		0-0 HR		0-0 1B BB 4-0	
Ed Kranepool, L OBP: 0.292, SLG: 0.382 (1, 3) X		0-0 4-3 ②		0-0 SF7 ②		4-0 BB		0-0 1B 1-2	
Jerry Grote, R OBP: 0.288, SLG: 0.303 (1, 2) X		0-0 6-3 ③		0-0 1B 1B 1-2		0-3 K ③		0-3 K ③	
Al Weis, S OBP: 0.259, SLG: 0.252 (1, 6) S.S.			0-3 K ①	0-0 1B 1-2 2-H		0-3 K ①		0-0 F3 ①	
Jim McAndrew, R OBP: 0.357, SLG: 0.333 (1, 1) X			0-0 5-3 ②		0-0 P5 ①		0-3 K ②		0-0 P6 ②
Danny Frisella, L (3, 1) X									
Jack Dilauro, S (5, 1) X									
Rod Gaspar, S OBP: 0.309, SLG: 0.286 (9, PH) X									

Inning Stats	R: 0	H: 1	E: 0	K: 0	S: 3	LOB: 1	BB: 1	P: 7
	0	0	0	1	5	0	0	5
	0	0	0	1	5	0	0	5
	2	5	0	0	7	2	0	7
	0	0	1	0	3	0	0	3
	1	1	0	1	6	1	1	10
	0	0	0	2	7	0	0	7
	1	0	0	1	3	0	0	3
	0	0	0	0	7	0	0	7
	1	2	0	1	11	2	1	11
	0	0	0	0	7	0	0	7
	0	0	0	0	7	1	1	7

PITCHER	IP	WLS	BF	H	R	ER	SO	BB	IBB	HBP	BLK	WP	HR	S	P	ERA	WHIP
Mike Wegener, R ERA: 4.5 (1, 1)	7.2	W	33	9	4	4	5	3	0	0	0	0	1	40	52	4.70	1.565
Dick Radatz, R ERA: 3.68 (8, 1)	1.1	S	5	0	0	0	1	1	0	0	0	0	0	6	10	0.00	0.750

Batter	1	2	3	4	5	6	7	8	9	AB	R	H	RBI	BB	SO	LOB
Tommie Agee, R OBP: 0.339, SLG: 0.491 (1, 8)	0-3 K		0-0 F8		0-3 K		0-0 SH3-4 1B			4	0	1	0	0	2	0
Bobby Pfeil, R OBP: 0.333, SLG: 0.378 (1, 5)	0-0 5-3		0-0 E6 1B PB		0-0 F8		0-0 SH3-4 1-2			3	1	0	0	0	0	0
Wayne Garrett, L OBP: 0.346, SLG: 0.333 (1, 4)	0-0 F8		0-0 PB 1B		0-0 F5		0-0 F7			4	0	1	0	0	0	1
Cleon Jones, R OBP: 0.429, SLG: 0.527 (1, 7)		0-0 1B 2B	4-0 1-2 3-H BB			0-0 1B WP SF8 1B	0-0 F9			3	2	2	0	1	0	1
Art Shamsky, L OBP: 0.427, SLG: 0.563 (1, 9)		0-0 2B	0-0 4-3			0-0 1B 1B		4-0 2B BB		3	0	2	1	1	0	2
Bud Harrelson, S OBP: 0.349, SLG: 0.308 (8, PR)										0	1	0	0	0	0	0
Rod Gaspar, S OBP: 0.309, SLG: 0.286 (9, 9)										0	0	0	0	0	0	0
Ed Kranepool, L OBP: 0.295, SLG: 0.391 (1, 3)		0-0 G3-6-3 1B		0-0 1B		0-0 SF8		0-0 1-H 2B		3	0	2	2	0	0	1
J.C. Martin, L OBP: 0.258, SLG: 0.330 (1, 2)		4-0 BB		0-3 K		0-3 K		0-3 K		3	0	0	0	1	3	4
Al Weis, S OBP: 0.259, SLG: 0.252 (1, 6)		0-3 K		0-0 F3		0-0 1B		0-3 K		4	0	1	0	0	2	4
Jerry Koosman, R OBP: 0.026, SLG: 0.026 (1, 1)			0-3 K	0-3 K		0-3 K		0-3 K		4	0	0	0	0	4	5

Inning Stats	R: 0	H: 0	E: 0	K: 1	S: 5	LOB: 0	BB: 0	P: 5
Inning Stats	R: 1	H: 2	E: 0	K: 1	S: 6	LOB: 1	BB: 1	P: 10
	R: 1	H: 1	E: 1	K: 1	S: 7	LOB: 2	BB: 1	P: 11
	R: 0	H: 1	E: 0	K: 2	S: 8	LOB: 1	BB: 0	P: 8
	R: 0	H: 0	E: 0	K: 1	S: 5	LOB: 0	BB: 0	P: 5
	R: 1	H: 3	E: 0	K: 2	S: 10	LOB: 2	BB: 0	P: 10
	R: 0	H: 1	E: 0	K: 0	S: 4	LOB: 1	BB: 0	P: 4
	R: 1	H: 1	E: 0	K: 3	S: 10	LOB: 2	BB: 1	P: 14


BOTTOM

Montreal Expos @ New York Mets
Shea Stadium, Flushing, NY
Sun Jul 13 1969, 3:33 AM EDT
Unknown

AB	31
R	4
H	9
RBI	3
BB	3
SO	11
LOB	18

livebaseballscorecards.com

1B	7	SF	1	WP	1	PA	36
2B	2	SAC	1	PB	1	SB	0
3B	0	DP	1	CS	0		
HR	0	HBP	0				



PITCHER	IP	WLS	BF	H	R	ER	SO	BB	IBB	HBP	BLK	WP	HR	S	P	ERA	WHIP
Jerry Robertson, R ERA: 3.99 (1, 1)	7.0	L	33	9	4	3	8	3	0	0	0	1	0	46	58	3.86	1.714
Dan McGinn, L ERA: 4.2 (8, 1)	1.0		3	0	0	0	3	0	0	0	0	0	0	9	9	0.00	0.000

Batter	1	2	3	4	5	6	7	8	9	AB R H RBI BB SO LOB	TOP											
Tommy Agee, R (1, 8) OBP: 0.342, SLG: 0.509	0-0 F8		0-0 1-3		0-0 6-3		0-0 F8			4 0 0 0 0 0 3												
Ken Boswell, L (1, 4) OBP: 0.307, SLG: 0.342	0-0 F8		0-0 F9		0-3 K		0-0 K 1B			4 0 1 0 0 1 1												
Cleon Jones, R (1, 7) OBP: 0.427, SLG: 0.523	0-0 5-3			0-0 F5		0-0 FC4-6 1B		0-3 K		4 0 1 0 0 1 0												
Art Shamsky, L (1, 9) OBP: 0.414, SLG: 0.537		0-0 F8		0-0 F8		0-0 FC4-6 1-2f		0-0 F5		4 0 0 0 0 0 1												
Wayne Garrett, L (1, 5) OBP: 0.350, SLG: 0.335		0-0 WP 1B		4-0 BB BB		0-0 F8		0-3 K		3 0 1 0 1 1 1												
Ed Kranepool, L (1, 3) OBP: 0.299, SLG: 0.389		0-3 K 1-2		4-0 BB		0-0 4-3		0-0 4-3		3 0 0 0 1 1 1												
J.C. Martin, L (1, 2) OBP: 0.266, SLG: 0.345 Bud Harrelson, S (9, PR) OBP: 0.349, SLG: 0.308		0-0 1-3		0-0 4-3		0-0 2B		0-0 1B		4 0 2 0 0 0 3 0 0 0 0 0 0 0												
Al Weis, S (1, 6) OBP: 0.267, SLG: 0.269 Donn Clendenon, R (9, PH) OBP: 0.279, SLG: 0.387			0-0 SH3-4 1B		0-0 P4		0-0 F3	0-0 L4		3 0 1 0 0 0 1 1 0 0 0 0 0 1												
Tom Seaver, R (1, 1) OBP: 0.236, SLG: 0.128			0-0 SH3-4 1-2		0-3 K		4-0 BB			1 0 0 0 1 1 0												
Inning Stats	R: 0 E: 0 K: 0 S: 3	H: 0 LOB: 0 BB: 0 P: 3	R: 0 E: 0 K: 1 S: 6	H: 1 LOB: 1 BB: 0 P: 6	R: 0 E: 0 K: 0 S: 4	H: 1 LOB: 1 BB: 0 P: 4	R: 0 E: 0 K: 0 S: 3	H: 0 LOB: 2 BB: 2 P: 11	R: 0 E: 0 K: 1 S: 5	H: 0 LOB: 0 BB: 0 P: 5	R: 0 E: 0 K: 1 S: 6	H: 1 LOB: 1 BB: 0 P: 6	R: 0 E: 0 K: 0 S: 4	H: 1 LOB: 2 BB: 1 P: 8	R: 0 E: 0 K: 1 S: 5	H: 1 LOB: 0 BB: 0 P: 5	R: 0 E: 0 K: 1 S: 6	H: 1 LOB: 1 BB: 0 P: 6	1B: 5 2B: 1 3B: 0 HR: 0	SF: 0 SAC: 1 DP: 0 HBP: 0	WP: 1 PB: 0 SB: 0 CS: 0	PA: 35
PITCHER	IP WLS BF H R ER SO BB IBB HBP BLK WP HR S P ERA WHIP																					
Bill Hands, R (1, 1) ERA: 2.52	8.2 W 34 6 0 0 5 3 0 0 0 1 0 41 53 0.00 1.038																					
Phil Regan, R (9, 1) ERA: 3.23	0.1 S 1 0 0 0 0 0 0 0 0 0 0 0 1 1 0.00 0.000																					

New York Mets @ Chicago Cubs
Wrigley Field, Chicago, IL
 Mon Jul 14 1969, 3:33 AM CDT
 Att: 37,473 - Unknown

livebaseballscorecards.com

AB	31
R	0
H	6
RBI	0
BB	3
SO	5
LOB	12



Batter	1	2	3	4	5	6	7	8	9	AB	R	H	RBI	BB	SO	LOB
Don Kessinger, S (1, 6) OBP: 0.365, SLG: 0.409	0-3 K			0-0 4-3		0-0 4-3 1B		4-0 BB		3	1	1	0	1	1	0
Glenn Beckert, R (1, 4) OBP: 0.345, SLG: 0.350	0-0 4-3			0-0 1B		0-0 4-3 1-2		0-0 F7		4	0	1	0	0	0	2
Billy Williams, L (1, 9) OBP: 0.371, SLG: 0.484 (9, 7)	0-3 K			0-0 1-3 1B		0-0 2-H 1B				3	0	2	1	0	1	0
Ron Santo, R (1, 5) OBP: 0.398, SLG: 0.514		0-0 F7		0-3 K		0-0 1-3				3	0	0	0	0	1	3
14 Ernie Banks, R (1, 3) OBP: 0.322, SLG: 0.424		0-0 P5		0-3 K			0-0 B1-6-4 1B			3	0	1	0	0	1	2
Willie Smith, L (1, 7) OBP: 0.366, SLG: 0.551 Jim Hickman, R (7, 7) OBP: 0.300, SLG: 0.350 (9, 9)		0-0 F7			0-0 F8		0-0 B1-6-4 1-2f			2	0	0	0	0	0	0
Randy Hundley, R (1, 2) OBP: 0.364, SLG: 0.442			0-0 F3		0-0 F9		0-0 P5			3	0	0	0	0	0	0
Jim Qualls, S (1, 8) OBP: 0.294, SLG: 0.385			0-0 G3		0-0 F9			0-0 L3		3	0	0	0	0	0	0
Bill Hands, R (1, 1) OBP: 0.077, SLG: 0.020 Phil Regan, R (9, 1)			0-0 F7			0-0 F7		0-0 6-3		3	0	0	0	0	0	0


Inning Stats	R: 0	H: 0	E: 0	LOB: 0	K: 2	BB: 0	S: 7	P: 7
	R: 0	H: 0	E: 0	LOB: 0	K: 0	BB: 0	S: 3	P: 3
	R: 0	H: 0	E: 0	LOB: 0	K: 0	BB: 0	S: 3	P: 3
	R: 0	H: 2	E: 0	LOB: 2	K: 2	BB: 0	S: 9	P: 9
	R: 0	H: 0	E: 0	LOB: 0	K: 0	BB: 0	S: 3	P: 3
	R: 1	H: 2	E: 0	LOB: 1	K: 0	BB: 0	S: 5	P: 5
	R: 0	H: 1	E: 0	LOB: 0	K: 0	BB: 0	S: 3	P: 3
	R: 0	H: 0	E: 0	LOB: 1	K: 0	BB: 1	S: 3	P: 7

PITCHER	IP	WLS	BF	H	R	ER	SO	BB	IBB	HBP	BLK	WP	HR	S	P	ERA	WHIP
Tom Seaver, R (1, 1) ERA: 2.39	8.0	L	29	5	1	1	4	1	0	0	0	0	0	36	40	1.12	0.750

BOTTOM

New York Mets @ Chicago Cubs
 Wrigley Field, Chicago, IL
 Mon Jul 14 1969, 3:33 AM CDT
 Att. 37,473 - Unknown

AB	28
R	1
H	5
RBI	1
BB	1
SO	4
LOB	8



WP	PA	ERA	WHIP
0	29		

Batter	1	2	3	4	5	6	7	8	9	AB R H RBI BB SO LOB	TOP											
Tommie Agee, R OBP: 0.341, SLG: 0.512 (1, 8)	0-3 K		0-0 2-H 3B		0-0 4-3		0-3 K			4 0 1 1 0 2 0												
Ken Boswell, L OBP: 0.310, SLG: 0.358 (1, 4)	0-0 G5-4-3 1B		0-0 4-3		0-0 HR		0-3 K			4 1 2 1 0 1 1												
Cleon Jones, R OBP: 0.425, SLG: 0.518 (1, 7)	0-0 G5-4-3 1-2f		0-0 6-3		4-0 BB			0-0 P6		3 0 0 0 1 0 2												
Art Shamsky, L OBP: 0.413, SLG: 0.532 (1, 9)		0-0 F8		0-0 1B HR 1B		0-3 K		4-0 CS BB		3 1 1 0 0 1 1 0 0 0 0 1 0 0												
Rod Gaspar, S OBP: 0.313, SLG: 0.286 (8, PH) (8, 9)																						
Wayne Garrett, L OBP: 0.348, SLG: 0.333 (1, 5)		0-0 1B		0-3 K		0-0 F8		0-3 K 1-2		4 0 1 0 0 2 3												
Ed Kranepool, L OBP: 0.298, SLG: 0.387 (1, 3)		0-0 F8		0-0 1-3 HR 1B		0-0 F9			0-0 2-3	4 1 1 0 0 0 1												
J.C. Martin, L OBP: 0.265, SLG: 0.341 (1, 2)		0-3 K		0-3 K		0-0 5-3			0-0 1B	4 0 1 0 0 2 3												
Al Weis, S OBP: 0.273, SLG: 0.297 (1, 6)			0-0 SH3 3B 1B		0-0 1-H 3-H HR		0-0 6-3		0-3 K	4 2 2 3 0 1 1												
Gary Gentry, R OBP: 0.146, SLG: 0.150 (1, 1)			0-0 SH3		0-3 K		0-0 F9		0-3 K	2 0 0 0 0 1 0 1 0 0 0 0 1 1												
Ron Taylor, R (8, 1)			1-2																			
Inning Stats	R: 0 E: 0 K: 1 S: 5	H: 1 LOB: 0 BB: 0 P: 5	R: 0 E: 0 K: 1 S: 6	H: 1 LOB: 1 BB: 0 P: 6	R: 1 E: 0 K: 0 S: 5	H: 2 LOB: 1 BB: 0 P: 5	R: 3 E: 0 K: 3 S: 12	H: 3 LOB: 0 BB: 0 P: 12	R: 1 E: 0 K: 1 S: 6	H: 1 LOB: 1 BB: 1 P: 10	R: 0 E: 0 K: 0 S: 3	H: 0 LOB: 0 BB: 0 P: 3	R: 0 E: 0 K: 2 S: 7	H: 0 LOB: 0 BB: 0 P: 7	R: 0 E: 0 K: 1 S: 4	H: 0 LOB: 0 BB: 1 P: 8	R: 0 E: 0 K: 2 S: 8	H: 1 LOB: 1 BB: 0 P: 8	1B: 6 2B: 0 3B: 1 HR: 2	SF: 0 SAC: 1 DP: 1 HBP: 0	WP: 0 PB: 0 SB: 0 CS: 1	PA: 36
PITCHER	IP WLS BF H R ER SO BB IBB HBP BLK WP HR S P ERA WHIP																					
Dick Selma, R ERA: 3.68 (1, 1)	4.1 L 21 8 5 5 5 1 0 0 0 0 0 2 30 34 10.38 2.077																					
Rich Nye, L ERA: 4.86 (5, 1)	2.2 8 0 0 0 3 0 0 0 0 0 0 0 14 14 0.00 0.000																					
Hank Aguirre, L ERA: 1.65 (8, 1)	2.0 7 1 0 0 3 1 0 0 0 0 0 0 12 16 0.00 1.000																					

New York Mets @ Chicago Cubs
Wrigley Field, Chicago, IL
 Tue Jul 15 1969, 3:33 AM CDT
 Att: 38,608 - Unknown

livebaseballscorecards.com

AB	33
R	5
H	9
RBI	5
BB	2
SO	11
LOB	13



New York Mets @ Chicago Cubs
 Wrigley Field, Chicago, IL
 Wed Jul 16 1969, 3:33 AM CDT
 Att: 36,795 - Unknown

AB	42
R	9
H	14
RBI	9
BB	3
SO	7
LOB	21



WP	1	PA	45
PB	0		
SB	1		
CS	0		

Batter	1	2	3	4	5	6	7	8	9	AB	R	H	RBI	BB	SO	LOB					
Tommie Agee, R OBP: 0.342, SLG: 0.524 (1, 8) X	0-0 1B 2B	0-0 HR	0-0 FC5-4 1-2f		0-0 FC4-6 1-2f			0-0 6-3		5	2	2	1	0	0	2					
Ken Boswell, L OBP: 0.312, SLG: 0.359 (1, 4) X	0-0 1B 2-H	0-0 1-3		0-0 1B 1B	0-0 F8			0-0 G3		5	1	2	1	0	0	1					
Cleon Jones, R OBP: 0.425, SLG: 0.516 (1, 7) X	0-0 1B 1-3	0-0 1B 1-3		0-0 F7	0-0 L4			0-0 E5 HR		5	3	2	0	0	0	2					
Art Shamsky, L OBP: 0.419, SLG: 0.558 Ron Taylor, R (8, 1) S	0-3 K 1-2	0-0 1-3 1B		0-0 BB 1B	0-0 L9			0-0 HR		5	1	3	2	0	1	2					
Wayne Garrett, L OBP: 0.349, SLG: 0.329 (1, 5) X	4-0 1B IBB	0-0 1-3		4-0 BB 1-2	0-0 F8			0-3 K		3	1	0	1	2	1	1					
Ed Kranepool, L OBP: 0.300, SLG: 0.388 Donn Clendenon, R OBP: 0.275, SLG: 0.381 (4, 3) X	0-0 WP 1B 1-2 2-3 3-H	0-0 F3		0-3 K	0-0 5-3			0-0 F9		2	0	1	1	0	0	1					
J.C. Martin, L OBP: 0.270, SLG: 0.344 (1, 2) X	0-0 WP 1B 1-2 2-H 3-H		0-3 K	0-0 G3				0-0 1-3		5	0	2	2	0	1	3					
Al Weis, S OBP: 0.271, SLG: 0.315 (1, 6) S	0-3 K 1-2 2-3		0-3 K		0-0 HR			0-0 6-3		5	1	1	1	0	2	3					
Don Cardwell, R OBP: 0.233, SLG: 0.321 Jim McAndrew, R OBP: 0.400, SLG: 0.333 Cal Koonce, R OBP: 0.400, SLG: 0.400 Rod Gaspar, S OBP: 0.311, SLG: 0.284 (8, 9) S	0-3 K		4-0 FC5-4 BB		0-0 FC4-6 1B			0-0 1-3		1	0	0	0	0	1	2					
Inning Stats	R: 4 E: 0 K: 3 S: 14	H: 5 LOB: 2 BB: 1 P: 18	R: 2 E: 0 K: 0 S: 6	H: 3 LOB: 1 BB: 0 P: 6	R: 0 E: 0 K: 2 S: 7	H: 0 LOB: 1 BB: 1 P: 11	R: 0 E: 0 K: 1 S: 7	H: 2 LOB: 3 BB: 1 P: 11	R: 1 E: 0 K: 0 S: 5	H: 2 LOB: 1 BB: 0 P: 5	R: 0 E: 0 K: 0 S: 3	H: 0 LOB: 0 BB: 0 P: 3	R: 0 E: 0 K: 0 S: 3	H: 0 LOB: 0 BB: 0 P: 3	R: 2 E: 1 K: 1 S: 7	H: 1 LOB: 0 BB: 0 P: 7	R: 0 E: 0 K: 0 S: 4	H: 1 LOB: 1 BB: 0 P: 4	1B: 10 2B: 1 3B: 0 HR: 3	SF: 0 SAC: 0 DP: 0 HBP: 0	WP: 1 PA: 45
PITCHER	IP	WLS	BF	H	R	ER	SO	BB	IBB	HBP	BLK	WP	HR	S	P	ERA	WHIP				
Fergie Jenkins, R ERA: 2.82 (1, 1)	1.0	L	10	6	5	5	3	0	1	0	0	1	1	15	19	45.00	6.000				
Hank Aguirre, L ERA: 1.84 (2, 1)	2.0		9	2	1	1	2	1	0	0	0	0	0	12	16	4.50	1.500				
Rich Nye, L ERA: 4.74 (4, 1)	3.0		14	4	1	1	1	1	0	0	0	0	1	15	19	3.00	1.667				
Ted Abernathy, R ERA: 2.97 (7, 1)	3.0		12	2	2	0	1	0	0	0	0	0	1	14	14	0.00	0.667				

livebaseballscorecards.com

BOTTOM

New York Mets @ Chicago Cubs
Wrigley Field, Chicago, IL
Wed Jul 16 1969, 3:33 AM CDT
Att. 36,795 - Unknown

livebaseballscorecards.com

AB 36
R 5
H 14
RBI 5
BB 1
SO 1
LOB 16



WP: 0 PA: 40
PB: 0
SB: 0
CS: 0

AB R H RBI BB SO LOB

5 1 2 1 0 0 1

4 0 2 1 1 0 1

4 0 3 1 0 0 2

5 0 1 0 0 0 7

4 2 2 0 0 0 2

4 0 1 0 0 0 1

3 0 1 1 0 0 0

3 1 0 1 0 1 1

1B: 13 SF: 1
2B: 1 SAC: 1
3B: 0 DP: 3
HR: 0 HBP: 1

Batter	1	2	3	4	5	6	7	8	9
Don Kessinger, S (1, 6) OBP: 0.364, SLG: 0.408	0-0 G4-6-3 1B	0-0 1B 1-2 3-H 1B		0-0 6-3		0-0 P6			0-0 1-3
Glenn Beckert, R (1, 4) OBP: 0.345, SLG: 0.347	0-0 G4-6-3 1-2f	0-0 1B 1-3 2-H 1B		0-0 1B			0-0 P3	4-0 BB	4-0 BB
Billy Williams, L (1, 9) OBP: 0.375, SLG: 0.492	1-0 HBP	0-0 FC6-4 1-3 3-H 1B		0-0 G6-3 1-3 1B			0-0 1B	0-0 P4	0-0 P4
Ron Santo, R (1, 5) OBP: 0.397, SLG: 0.518	0-0 L7	0-0 FC6-4 1-2f		0-0 G6-3 1-2f			0-0 14 G6-4-3 1B	0-0 P4	0-0 P4
14 Ernie Banks, R (1, 3) OBP: 0.326, SLG: 0.429		0-0 4-3 1B 2B	0-0 SH2-4 SF9 1B		0-0 F9		0-0 G6-4-3 1-2f		
Willie Smith, L (1, 7) OBP: 0.360, SLG: 0.530		0-0 4-3 2-3	0-0 SF9 SH2-4 1B		0-0 6-3			0-0 3-1	
Randy Hundley, R (1, 2) OBP: 0.360, SLG: 0.436		0-0 FC3-6 1B 3-H	0-0 SH2-4 1-2 2-3		0-0 5-3			0-0 F8	
Jim Qualls, S (1, 8) OBP: 0.289, SLG: 0.375		0-0 FC3-6 1B 1-2f	0-0 SF9 2-3 3-H			0-3 K		0-0 P4	
Fergie Jenkins, R (1, 1) OBP: 0.174, SLG: 0.145		0-0	0-0			0-0			0-0
Hank Aguirre, R (2, 1) OBP: 0.500, SLG: 0.500									
Al Spangler, L (3, PH) OBP: 0.312, SLG: 0.361									
Rich Nye, L (4, 1) OBP: 0.077, SLG: 0.077									
Bill Heath, L (6, PH) OBP: 0.447, SLG: 0.400									
Ted Abernathy, R (7, 1) OBP: 0.286, SLG: 0.429									
Paul Popovich, S (9, PH) OBP: 0.357, SLG: 0.345									
	1-3 1B 1B	4-3 1B 2B	0-0 4-3			0-0 6-3			0-0 1-3 1B

Inning Stats	R: 0	H: 1	E: 0	LOB: 1	K: 0	BB: 0	S: 3	P: 4	R: 4	H: 6	E: 0	LOB: 2	K: 0	BB: 0	S: 9	P: 9	R: 1	H: 2	E: 0	LOB: 1	K: 0	BB: 0	S: 5	P: 5	R: 0	H: 2	E: 0	LOB: 1	K: 0	BB: 0	S: 4	P: 4	R: 0	H: 0	E: 0	LOB: 0	K: 0	BB: 0	S: 3	P: 3	R: 0	H: 0	E: 0	LOB: 0	K: 1	BB: 0	S: 5	P: 5	R: 0	H: 2	E: 0	LOB: 1	K: 0	BB: 0	S: 4	P: 4	R: 0	H: 0	E: 0	LOB: 0	K: 0	BB: 0	S: 3	P: 3	R: 0	H: 1	E: 0	LOB: 2	K: 0	BB: 1	S: 4	P: 8	1B: 13	SF: 1	2B: 1	SAC: 1	3B: 0	DP: 3	HR: 0	HBP: 1	WP: 0	PA: 40
--------------	------	------	------	--------	------	-------	------	------	------	------	------	--------	------	-------	------	------	------	------	------	--------	------	-------	------	------	------	------	------	--------	------	-------	------	------	------	------	------	--------	------	-------	------	------	------	------	------	--------	------	-------	------	------	------	------	------	--------	------	-------	------	------	------	------	------	--------	------	-------	------	------	------	------	------	--------	------	-------	------	------	--------	-------	-------	--------	-------	-------	-------	--------	-------	--------

PITCHER	IP	WLS	BF	H	R	ER	SO	BB	IBB	HBP	BLK	WP	HR	S	P	ERA	WHIP
Don Cardwell, R (1, 1) ERA: 3.71	1.2		11	6	4	4	0	0	0	0	0	0	0	10	11	21.60	3.600
Jim McAndrew, R (2, 1) ERA: 5.94	0.1		4	3	1	1	0	0	0	0	0	0	0	4	4	27.00	9.000
Cal Koonce, R (3, 1) ERA: 4.45	5.0	W	17	4	0	0	1	0	0	0	0	0	0	19	19	0.00	0.800
Ron Taylor, R (8, 1) ERA: 2.23	2.0	S	8	1	0	0	0	1	0	0	0	0	0	7	11	0.00	1.000

Batter	1	2	3	4	5	6	7	8	9	AB R H RBI BB SO LOB	TOP		
Tommie Agee, R OBP: 0.346, SLG: 0.527 (1, 8) X	0-0 G4-6-3 1B		4-0 1-2 2-3 BB		0-0 BB 2B		0-0 5-3		0-3 K	4 1 2 0 1 1 0			
Ken Boswell, L OBP: 0.314, SLG: 0.354 (1, 4) S S	0-3 K		0-3 K		4-0 BB BB 1B BB		4-0 BB		0-0 F7	3 1 0 0 2 2 4			
Cleon Jones, R OBP: 0.424, SLG: 0.513 (1, 7) X Ron Swoboda, R OBP: 0.291, SLG: 0.333 (5, 7)	0-0 G4-6-3 1-2f		0-0 F9		4-0 BB 1B BB		0-0 F9		0-0 1B	2 0 0 0 1 0 4 2 0 1 0 0 0 1			
Art Shamsky, L OBP: 0.428, SLG: 0.583 (1, 9) X Rod Gaspar, S OBP: 0.309, SLG: 0.282 (8, PR) (8, 9)		0-0 4-3		0-0 HR	4-0 1-2 2-3 3-H 1B BB			0-0 HR 1B	0-0 P6	3 1 2 2 1 0 0 1 1 0 0 0 0 1			
Wayne Garrett, L OBP: 0.351, SLG: 0.329 (1, 5) B B B B		4-0 CS BB		0-0 4-3	0-0 1-2 2-H 3-H 1B			0-3 K		3 0 1 1 1 1 1			
Ed Kranepool, L OBP: 0.296, SLG: 0.383 (1, 3) S S Donn Clendenon, R OBP: 0.274, SLG: 0.379 (8, PH) (8, 3)	0-3 K		0-0 F9		0-0 3-1			0-0 F8		3 0 0 0 0 1 1 1 0 0 0 0 0 1			
Jerry Grote, R OBP: 0.291, SLG: 0.317 (1, 2) X			0-0 BB E 1B	0-0 6-3	0-0 1-3			0-0 1-H HR		4 1 2 2 0 0 0			
Al Weis, S OBP: 0.270, SLG: 0.308 (1, 6) X			0-0 E6 BB 1-2		0-0 F8	0-0 F8		4-0 S BB		3 0 0 0 1 0 1			
Jerry Koosman, R OBP: 0.023, SLG: 0.023 (1, 1) S S			0-3 K		0-3 K		0-0 F9	0-3 K		4 0 0 0 0 3 3			
Inning Stats	R: 0 H: 1 E: 0 LOB: 0 K: 1 BB: 0 S: 5 P: 5	R: 0 H: 0 E: 0 LOB: 1 K: 1 BB: 1 S: 4 P: 8	R: 0 H: 1 E: 1 LOB: 3 K: 2 BB: 1 S: 9 P: 13	R: 1 H: 1 E: 0 LOB: 0 K: 0 BB: 0 S: 4 P: 4	R: 2 H: 2 E: 0 LOB: 2 K: 1 BB: 3 S: 6 P: 18	R: 0 H: 0 E: 0 LOB: 0 K: 0 BB: 0 S: 3 P: 3	R: 0 H: 0 E: 0 LOB: 1 K: 0 BB: 1 S: 3 P: 7	R: 2 H: 2 E: 0 LOB: 2 K: 2 BB: 1 S: 9 P: 13	R: 0 H: 1 E: 0 LOB: 1 K: 1 BB: 0 S: 6 P: 6	1B: 5 SF: 0 2B: 2 SAC: 0 3B: 0 DP: 2 HR: 2 HBP: 0	WP: 0 PA: 40 PB: 0 SB: 1 CS: 1		
PITCHER	IP WLS BF H R ER SO BB IBB HBP BLK WP HR S P ERA WHIP											PITCHER	IP WLS BF H R ER SO BB IBB HBP BLK WP HR S P ERA WHIP
Jerry Robertson, R ERA: 3.98 (1, 1)	7.0 L 30 5 3 3 5 6 0 0 0 0 0 1 34 58 3.86 1.571												
Dan McGinn, L ERA: 4.62 (8, 1)	0.2 5 2 2 2 1 1 0 0 0 0 0 1 6 10 27.00 4.500												
Dick Radatz, R ERA: 3.83 (8, 1)	1.1 5 1 0 0 2 0 0 0 0 0 0 0 9 9 0.00 0.750												

New York Mets @ Montreal Expos
Jarry Park, Montreal, QB
 Fri Jul 18 1969, 7:05 PM EDT
 Att. 23,507 - Unknown

livebaseballscorecards.com

AB	33
R	5
H	8
RBI	5
BB	7
SO	8
LOB	17



Batter	1	2	3	4	5	6	7	8	9	AB	R	H	RBI	BB	SO	LOB
Remy Hermoso, R (1, 4) OBP: 0.190, SLG: 0.105	0-0 4-3		H 1-0 HBP		0-3 K		X 0-0 G1-6-3			3	0	0	0	0	1	1
Rusty Staub, L (1, 9) OBP: 0.409, SLG: 0.476	0-3 K		X 0-0 P6		X 0-0 FC6-4 1B			X 0-0 1-3		4	0	1	0	0	1	1
Bob Bailey, R (1, 3) OBP: 0.340, SLG: 0.467	0-3 K		X 0-0 6-3		X 0-0 FC6-4			X 0-0 6-3		4	0	0	0	0	1	2
Coco Laboy, R (1, 5) OBP: 0.323, SLG: 0.444		X 0-0 FC1-6 1B		X 0-0 FC2-6 1B		BBB 4-0 SH3-4 BB		X 0-0 1B		3	0	3	0	1	0	0
Jose Herrera, R (1, 7) OBP: 0.364, SLG: 0.442		X 0-0 FC1-6 CS		X 0-0 FC2-6 HR		X 0-0 SH3-4		X 0-0 4-3		3	1	0	0	0	0	3
Adolfo Phillips, R (1, 8) OBP: 0.353, SLG: 0.363		BBB 4-0 1B 1-2 BB		X 0-0 1-H HR		X 0-0 5-3		0-3 K		3	1	1	2	1	1	1
Ron Brand, R (1, 2) OBP: 0.350, SLG: 0.319		X 0-0 1-2 1B		X 0-0 E6 9-6-3		X 0-0 4-3		X 0-0 F9		4	0	1	0	0	0	1
Bobby Wine, R (1, 6) OBP: 0.236, SLG: 0.247		0-3 K		X 0-0 9-6-3			X 0-0 F3		0-3 K	4	0	0	0	0	2	3
Jerry Robertson, S (1, 1) OBP: 0.034, SLG: 0.034			X 0-0 1-3		0-3 K		X 0-0 G1-6-3 1B			2	0	0	0	0	1	0
John Bateman, R (7, PH) OBP: 0.255, SLG: 0.328										1	0	1	0	0	0	0
Floyd Wicker, L (7, PR) OBP: 0.167, SLG: 0.118										0	0	0	0	0	0	0
Dan McGinn, L (8, 1) OBP: 0.190, SLG: 0.333										0	0	0	0	0	0	0
Dick Radatz, R (8, 1)										0	0	0	0	0	0	0

Inning Stats	R: 0	H: 0	E: 0	K: 2	S: 7	R: 0	H: 2	E: 0	K: 1	S: 6	R: 0	H: 0	E: 0	K: 0	S: 3	R: 2	H: 2	E: 1	K: 0	S: 5	R: 0	H: 1	E: 0	K: 2	S: 8	R: 0	H: 0	E: 0	K: 0	S: 3	R: 0	H: 1	E: 0	K: 0	S: 4	R: 0	H: 0	E: 0	K: 2	S: 7	R: 0	H: 0	E: 0	K: 2	S: 7	1B: 6	SF: 0	2B: 1	SAC: 1	3B: 0	DP: 2	HR: 1	HBP: 1	WP: 0	PA: 35
--------------	------	------	------	------	------	------	------	------	------	------	------	------	------	------	------	------	------	------	------	------	------	------	------	------	------	------	------	------	------	------	------	------	------	------	------	------	------	------	------	------	------	------	------	------	------	-------	-------	-------	--------	-------	-------	-------	--------	-------	--------

PITCHER	IP	WLS	BF	H	R	ER	SO	BB	IBB	HBP	BLK	WP	HR	S	P	ERA	WHIP
Jerry Koosman, L (1, 1) ERA: 1.88	9.0	W	35	7	2	2	7	2	0	1	0	0	1	46	55	2.00	1.000

BOTTOM

New York Mets @ Montreal Expos
 Jarry Park, Montreal, QB
 Fri Jul 18 1969, 7:05 PM EDT
 Att. 23,507 - Unknown

livebaseballscorecards.com

AB	31
R	2
H	7
RBI	2
BB	2
SO	7
LOB	12



Batter	1	2	3	4	5	6	7	8	9	AB R H RBI BB SO LOB	TOP									
Tommie Agee, R (1, 8) OBP: 0.341, SLG: 0.520	0-3 K			0-3 K		0-0 P6	0-3 K			4 0 0 0 0 3 2	New York Mets @ Montreal Expos Jerry Park, Montreal, QB Sat Jul 19 1969, 3:33 AM EDT Att. 21,493 - Unknown									
Ken Boswell, L (1, 4) OBP: 0.309, SLG: 0.349	0-3 K			0-0 L8		0-3 K		0-0 4-3	4 0 0 0 0 2 1											
Cleon Jones, R (1, 7) OBP: 0.422, SLG: 0.509	0-3 K			0-0 F9			0-0 L6	0-0 G3-6-1 1B	4 0 1 0 0 1 0											
Art Shamsky, L (1, 9) OBP: 0.429, SLG: 0.578		0-0 FC1-6 1B			4-0 FC4-6 BB		0-0 E7 1B	0-0 G3-6-1	3 1 1 0 1 0 1											
Wayne Garrett, L (1, 5) OBP: 0.350, SLG: 0.327		0-0 FC1-6 6-3 1-2f			0-3 K		0-0 E 1B G3 1B	0-3 K	4 1 1 0 0 2 2											
Ed Kranepool, L (1, 3) OBP: 0.297, SLG: 0.382		0-0 6-3			0-0 FC4-6 PB 1-2f		0-0 G3 E 1B 1B	0-0 F8	3 1 1 1 0 0 2											
Bud Harrelson, S (7, 6) OBP: 0.349, SLG: 0.308							1-2 2-H		0 0 0 0 0 0 0											
Donn Clendenon, R (9, PH) OBP: 0.272, SLG: 0.377									1 0 0 0 0 0 0											
Jerry Grote, R (1, 2) OBP: 0.286, SLG: 0.311			0-3 K		0-3 K		0-0 E6 G3 1B	0-0 4-3	4 1 0 0 0 2 3											
Al Weis, S (1, 6) OBP: 0.273, SLG: 0.311			0-0 6-3			0-0 1B	0-0 G3		2 0 1 0 0 0 0											
J.C. Martin, L (7, PH) OBP: 0.268, SLG: 0.341							1-2 2-3 3-H		1 0 0 1 0 0 2											
Tom Seaver, R (1, 1) OBP: 0.292, SLG: 0.125			0-0 6-3			0-0 F5	0-0 1B		1 0 0 0 0 0 0											
Jim McAndrew, R (3, 1) OBP: 0.400, SLG: 0.333									0 0 0 0 0 0 0											
Bobby Pfeil, R (6, PH) OBP: 0.315, SLG: 0.340									1 0 0 0 0 0 1											
Danny Frisella, L (6, 1) OBP: 0.286, SLG: 0.338									0 0 0 0 0 0 0											
Ron Swoboda, R (7, PH) OBP: 0.286, SLG: 0.338									1 0 1 2 0 0 0											
Ron Taylor, R (7, 1) OBP: 0.286, SLG: 0.338									0 0 0 0 0 0 0											
Inning Stats	R: 0 E: 0 K: 3 S: 9	H: 0 LOB: 0 BB: 0 P: 9	R: 0 E: 0 K: 0 S: 3	H: 1 LOB: 0 BB: 0 P: 3	R: 0 E: 0 K: 1 S: 5	H: 0 LOB: 0 BB: 0 P: 5	R: 0 E: 0 K: 1 S: 5	H: 0 LOB: 1 BB: 1 P: 5	R: 0 E: 0 K: 2 S: 7	H: 1 LOB: 1 BB: 0 P: 6	R: 4 E: 2 K: 1 S: 10	H: 3 LOB: 1 BB: 0 P: 10	R: 0 E: 0 K: 0 S: 3	H: 1 LOB: 0 BB: 0 P: 3	R: 0 E: 0 K: 1 S: 5	H: 0 LOB: 0 BB: 0 P: 5	1B: 6 2B: 1 3B: 0 HR: 0	SF: 0 SAC: 0 DP: 2 HBP: 0	WP: 0 PB: 1 SB: 0 CS: 0	PA: 34
PITCHER Bill Stoneman, R (1, 1) ERA: 4.99	IP 9.0 WLS W BF 34 H 6 R 4 ER 0 SO 10 BB 1 IBB 0 HBP 0 BLK 0 WP 0 HR 0 S 53 P 57 ERA 0.00 WHIP 0.778											PITCHER	IP WLS BF H R ER SO BB IBB HBP BLK WP HR S P ERA WHIP							

livebaseballscorecards.com

AB	33
R	4
H	6
RBI	4
BB	1
SO	10
LOB	14



Batter	1	2	3	4	5	6	7	8	9
Adolfo Phillips, R OBP: 0.345, SLG: 0.353 (1, 8)	0-3 K	0-3 K		0-3 K		0-3 K		0-0 F7	
Remy Hermoso, R OBP: 0.280, SLG: 0.217 (1, 4)	0-0 BB 1B	0-0 1-2 1B		0-0 F9		0-0 BB 1B			
Rusty Staub, L OBP: 0.407, SLG: 0.472 (1, 9)	0-0 P5	0-0 P6		0-0 4-3		4-0 BB			
Mack Jones, L OBP: 0.394, SLG: 0.514 (1, 7)	4-0 1-2 BB		0-0 1B 2B		0-0 1B 2B	0-3 K			
Bob Bailey, R OBP: 0.339, SLG: 0.463 (1, 3)	0-0 F8		0-0 2-H 1B		0-0 P4		0-0 F7		
Coco Laboy, R OBP: 0.325, SLG: 0.454 (1, 5)		0-0 HR	0-3 K		0-0 2-H 1B		0-0 5-3		
Ron Brand, R OBP: 0.354, SLG: 0.324 (1, 2)		0-0 1B 1B	0-0 2-3 1B		0-0 F9		0-0 6-3		
Bobby Wine, R OBP: 0.236, SLG: 0.247 (1, 6)		0-0 1B 1B	0-0 2-3		0-0 6-3		0-0 F8		
Bill Stoneman, R OBP: 0.140, SLG: 0.109 (1, 1)		0-3 K	0-0 F2			0-3 K		0-3 K	

Inning Stats	R: 0 E: 0 K: 1 S: 6	H: 1 LOB: 2 BB: 1 P: 10	R: 2 E: 0 K: 2 S: 11	H: 4 LOB: 2 BB: 0 P: 11	R: 2 E: 0 K: 1 S: 8	H: 3 LOB: 1 BB: 0 P: 8	R: 0 E: 0 K: 1 S: 5	H: 0 LOB: 0 BB: 0 P: 5	R: 1 E: 0 K: 0 S: 5	H: 2 LOB: 1 BB: 0 P: 5	R: 0 E: 0 K: 3 S: 10	H: 1 LOB: 2 BB: 1 P: 14	R: 0 E: 0 K: 0 S: 3	H: 0 LOB: 0 BB: 0 P: 3	R: 0 E: 0 K: 1 S: 5	H: 0 LOB: 0 BB: 0 P: 5
--------------	------------------------------	----------------------------------	-------------------------------	----------------------------------	------------------------------	---------------------------------	------------------------------	---------------------------------	------------------------------	---------------------------------	-------------------------------	----------------------------------	------------------------------	---------------------------------	------------------------------	---------------------------------

PITCHER	IP	WLS	BF	H	R	ER	SO	BB	IBB	HBP	BLK	WP	HR	S	P	ERA	WHIP
Tom Seaver, R ERA: 2.59 (1, 1)	2.0	L	14	7	4	4	3	1	0	0	0	0	1	19	23	18.00	4.000
Jim McAndrew, R ERA: 5.76 (3, 1)	3.0		12	3	1	1	2	0	0	0	0	0	0	16	16	3.00	1.000
Danny Frisella, R ERA: 7.71 (6, 1)	1.0		5	1	0	0	3	1	0	0	0	0	0	10	14	0.00	2.000
Ron Taylor, R ERA: 2.14 (7, 1)	2.0		6	0	0	0	1	0	0	0	0	0	0	8	8	0.00	0.000

BOTTOM

New York Mets @ Montreal Expos
Jarry Park, Montreal, QB
 Sat Jul 19 1969, 3:33 AM EDT
 Att. 21,493 - Unknown

AB	R	H	RBI	BB	SO	LOB
5	0	0	0	0	4	2
4	0	3	1	0	0	0
3	0	0	0	1	0	3
3	2	2	0	1	1	2
4	1	1	1	0	0	3
4	1	2	2	0	1	1
4	1	2	1	0	0	1
4	0	1	0	0	0	2
4	0	0	0	0	3	3

AB	35
R	5
H	11
RBI	5
BB	2
SO	9
LOB	17



1B	8	SF	0	WP	0	PA	37
2B	2	SAC	0	PB	0		
3B	0	DP	0	SB	1		
HR	1	HBP	0	CS	0		

livebaseballscorecards.com

Batter	1	2	3	4	5	6	7	8	9	AB	R	H	RBI	BB	SO	LOB
Adolfo Phillips, R OBP: 0.348, SLG: 0.362 (1, 8) X	0-0 FC4-6 2B		0-0 F8		0-0 FC4-6 1B		0-0 F8			4	0	2	0	0	0	0
Remy Hermoso, R OBP: 0.241, SLG: 0.185 (1, 4) SSS	0-3 K		0-0 G3		0-0 F9		0-0 1-3			4	0	0	0	0	1	2
Rusty Staub, L OBP: 0.406, SLG: 0.467 (1, 9) BBB	4-0 FC4-6 BB		0-0 F8		0-0 F5		0-0 P5			3	0	0	0	1	0	1
Mack Jones, L OBP: 0.392, SLG: 0.521 (1, 7) X	0-0 FC4-6 1-2f 2-3			0-0 HR	0-0 FC4-6 1-2f			0-0 1-3		4	1	1	1	0	0	3
Bob Bailey, R OBP: 0.342, SLG: 0.475 (1, 3) X	0-0 P3			0-0 HR		4-0 BB BB		0-0 6-3		3	1	1	1	1	0	2
Coco Laboy, R OBP: 0.322, SLG: 0.448 (1, 5) X		0-0 F9		0-0 F9		0-0 4-3 1-2		0-0 1-3		4	0	0	0	0	0	1
Ron Brand, R OBP: 0.354, SLG: 0.319 (1, 2) BBB		4-0 BB		0-0 1-3		0-0 5-3				2	0	0	0	1	0	1
Bobby Wine, R OBP: 0.243, SLG: 0.267 (1, 6) X		0-0 F5		0-0 HR		4-0 IBB				2	1	1	1	1	0	1
Gary Waslewski, R OBP: 0.071, SLG: 0.143 (1, 1) SSS		0-3 K		0-3 K		0-3 K				3	0	0	0	0	3	3

Inning Stats	R: 0	H: 1	E: 0	K: 1	S: 6	LOB: 2	BB: 1	P: 10	R: 0	H: 0	E: 0	K: 1	S: 5	LOB: 1	BB: 1	P: 9	R: 0	H: 0	E: 0	K: 0	S: 3	LOB: 0	BB: 0	P: 3	R: 3	H: 3	E: 0	K: 1	S: 8	LOB: 0	BB: 0	P: 8	R: 0	H: 1	E: 0	K: 0	S: 4	LOB: 1	BB: 0	P: 4	R: 0	H: 0	E: 0	K: 1	S: 5	LOB: 2	BB: 2	P: 13	R: 0	H: 0	E: 0	K: 0	S: 3	LOB: 0	BB: 0	P: 3	R: 0	H: 0	E: 0	K: 0	S: 3	LOB: 0	BB: 0	P: 3
--------------	------	------	------	------	------	--------	-------	-------	------	------	------	------	------	--------	-------	------	------	------	------	------	------	--------	-------	------	------	------	------	------	------	--------	-------	------	------	------	------	------	------	--------	-------	------	------	------	------	------	------	--------	-------	-------	------	------	------	------	------	--------	-------	------	------	------	------	------	------	--------	-------	------

PITCHER	IP	WLS	BF	H	R	ER	SO	BB	IBB	HBP	BLK	WP	HR	S	P	ERA	WHIP
Gary Gentry, R ERA: 3.36 (1, 1)	8.0	L	33	5	3	3	4	3	1	0	0	0	3	37	53	3.38	1.000

BOTTOM

New York Mets @ Montreal Expos
Jarry Park, Montreal, QB
 Sun Jul 20 1969, 3:33 AM EDT
 Unknown

AB	29
R	3
H	5
RBI	3
BB	4
SO	4
LOB	14



1B: 1	SF: 0	WP: 0	PA: 33
2B: 1	SAC: 0	PB: 0	
3B: 0	DP: 0	SB: 0	
HR: 3	HBP: 0	CS: 0	

livebaseballscorecards.com

New York Mets @ Montreal Expos
 Jarry Park, Montreal, QB
 Sun Jul 20 1969, 3:38 AM EDT
 Att. 27,356 - Unknown

livebaseballscorecards.com



WP: 0 PA: 41
 PB: 0
 SB: 0
 CS: 0

AB 34
 R 4
 H 6
 RBI 4
 BB 5
 SO 6
 LOB 14

AB	R	H	RBI	BB	SO	LOB
4	1	1	0	0	1	0
1	0	0	0	0	0	0
4	1	0	0	1	0	0
4	2	3	1	1	1	0
3	0	0	0	0	0	3
0	0	0	0	0	0	0
1	0	1	1	0	0	0
0	0	0	0	0	0	0
4	0	0	1	0	2	2
2	0	0	0	1	0	0
0	0	0	0	1	0	0
3	0	1	0	0	0	2
0	0	0	1	1	0	0
3	0	0	0	0	1	1
1	0	0	0	0	0	3
3	0	0	0	0	1	0
0	0	0	0	0	0	0
0	0	0	0	0	0	0
1	0	0	0	0	0	3
1B: 5	SF: 0	2B: 1	SAC: 1	3B: 0	DP: 1	HR: 0
	HBP: 1					

Batter	1	2	3	4	5	6	7	8	9	10
Tommie Agee, R OBP: 0.338, SLG: 0.511 Rod Gaspar, S OBP: 0.307, SLG: 0.280	0-0 BB 1B	0-3 K			0-0 F7			0-0 5-3		0-0 F8
Bud Harrelson, S OBP: 0.346, SLG: 0.302	4-0 4-3 1-2 G3 BB		0-0 F9		0-0 L8			0-0 6-3		0-0 L6-3
Ron Swoboda, R OBP: 0.313, SLG: 0.354	0-0 G3 4-3 1-2 2-H 1B		0-3 K		0-0 G3-6-3 1B			4-0 SH5-4 HBP BB BB		0-0 E8 1B 2B
Art Shamsky, L OBP: 0.433, SLG: 0.564 Ron Taylor, R OBP: 0.322, SLG: 0.345 Bobby Pfeil, R OBP: 0.322, SLG: 0.345 Jack Dilauro, S OBP: 0.322, SLG: 0.345	0-0 4-3		0-0 G3		0-0 G3-6-3 1-2f			1-0 BB SH5-4 1-2 FC4-2 HBP		0-0 1B 3-H
Wayne Garrett, L OBP: 0.339, SLG: 0.315	0-0 G3 2-3 3-H		0-3 K		0-0 F7			0-0 SH5-4 1-2 2-3		0-3 K
Ed Kranepool, L OBP: 0.300, SLG: 0.376 Donn Clendenon, R OBP: 0.275, SLG: 0.375	4-0 IBB		0-0 4-3		0-0 4-3			4-0 FC4-2 BB IBB		
Jerry Grote, R OBP: 0.287, SLG: 0.311 Cleon Jones, R OBP: 0.425, SLG: 0.506	0-0 5-3		0-0 1B		0-0 6-3			4-0 FC4-2 BB		
Al Weis, S OBP: 0.269, SLG: 0.312 J.C. Martin, L OBP: 0.273, SLG: 0.346		0-0 5-3		0-0 F8			0-3 K	0-0 FC4-2 1-2 2-3 3-H		0-0 FC4-2 1-2 2-3 3-H
Don Cardwell, R OBP: 0.212, SLG: 0.290 Tug McGraw, R OBP: 0.167, SLG: 0.176 Cal Koonce, R OBP: 0.400, SLG: 0.400 Ken Boswell, L OBP: 0.307, SLG: 0.346		0-3 K		0-0 L6			0-0 F9	0-0 F8		

Inning Stats	R: 2	H: 2	E: 0	K: 0	S: 5	LOB: 2	BB: 2	P: 13
	R: 0	H: 0	E: 0	K: 2	S: 7	LOB: 0	BB: 0	P: 7
	R: 0	H: 0	E: 0	K: 1	S: 5	LOB: 0	BB: 0	P: 5
	R: 0	H: 1	E: 0	K: 1	S: 6	LOB: 1	BB: 0	P: 6
	R: 0	H: 0	E: 0	K: 0	S: 3	LOB: 0	BB: 0	P: 3
	R: 0	H: 1	E: 0	K: 0	S: 3	LOB: 0	BB: 0	P: 3
	R: 0	H: 0	E: 0	K: 1	S: 5	LOB: 0	BB: 0	P: 5
	R: 0	H: 0	E: 0	K: 0	S: 3	LOB: 0	BB: 0	P: 3
	R: 1	H: 0	E: 1	K: 0	S: 3	LOB: 3	BB: 3	P: 16
	R: 1	H: 2	E: 1	K: 1	S: 7	LOB: 1	BB: 0	P: 7
	1B: 5	SF: 0	2B: 1	SAC: 1	3B: 0	DP: 1	HR: 0	HBP: 1

PITCHER	IP	WLS	BF	H	R	ER	SO	BB	IBB	HBP	BLK	WP	HR	S	P	ERA	WHIP
Mike Wegener, R ERA: 4.25	8.0		29	4	2	2	5	1	1	0	0	0	0	37	45	2.25	0.625
Don Shaw, L ERA: 4.93	0.1		5	0	1	1	0	2	1	1	0	0	0	1	14	27.00	6.000
Roy Face, R ERA: 3.67	1.2	L	7	2	1	0	1	0	0	0	0	0	0	9	9	0.00	1.200

Batter	1	2	3	4	5	6	7	8	9	10	11	12	AB	R	H	RBI	BB	SO	LOB	TOP				
Pete Rose, S OBP: 0.417, SLG: 0.493 (1, 9)	0-0 4-3 ①		0-0 SH3-4 1B		0-0 F8 ③			0-0 WP E SF8 1B	0-0 F7 ③		4-0 IBB		5	1	2	0	1	0	0					
Giraldo Ruiz, S OBP: 0.288, SLG: 0.265 (1, 4)	0-0 E S 1B		0-0 SH3-4 1-2			0-3 K ①		0-0 E3 SF8 WP 1-2		0-0 6-3 ①	0-0 F8 ③		5	0	1	0	0	1	3					
Bobby Tolan, L OBP: 0.356, SLG: 0.542 (1, 8)	0-0 F7 1-3		0-0 F8 ②			0-0 HR		0-0 P1 1-2 2-3		0-3 K ②		0-0 G3 ①	6	1	1	1	0	1	4					
Tony Perez, R OBP: 0.389, SLG: 0.577 (1, 5)	0-3 K ③		0-0 F9 ③			0-0 5-3 ②		4-0 SF8 IBB		4-0 BB BB		0-0 HR ②	4	1	1	1	2	1	2					
Lee May, R OBP: 0.371, SLG: 0.628 (1, 3)		0-0 E5 1B		0-0 F9 ①		0-0 2B		0-0 SF8 1-2 2-3 3-H		4-0 BB BB		0-3 K ②	4	0	1	1	1	1	0					
Jimmy Stewart, S OBP: 0.295, SLG: 0.375 (1, 7)		0-3 K ①		0-0 6-3 ②		0-3 K ③		0-0 F8 ③		0-0 F8 ③		0-3 K ③	4	0	0	0	0	2	4					
Ted Savage, R OBP: 0.304, SLG: 0.341 (10, PH)													2	0	0	0	0	1	2					
Darrel Chaney, S OBP: 0.288, SLG: 0.247 (1, 6)		0-3 K ②		0-3 K ③				0-0 1-3 ①		0-3 K ①		0-0 SH3-4 1B	3	0	0	0	0	2	1					
Fred Whitfield, L OBP: 0.333, SLG: 0.250 (9, PH)													1	0	0	0	0	1	0					
Woody Woodward, R OBP: 0.229, SLG: 0.156 (9, 6)													1	0	1	0	0	0	0					
Danny Breeden, R OBP: 0.250, SLG: 0.250 (1, 2)		0-0 1-2 1B						0-0 F8 ①		0-0 F9 ②		0-0 SH3-4 1-2	4	0	1	0	0	0	0					
Jim Merritt, L OBP: 0.173, SLG: 0.174 (1, 1)		0-0 4-3 ③		0-3 K ②				0-0 5-3 ③		0-0 K ③		0-0 F8 ②	4	1	1	1	0	1	2					
Wayne Granger, R OBP: 0.231, SLG: 0.091 (9, 1)													0	0	0	0	0	0	0					
Jim Beauchamp, R OBP: 0.273, SLG: 0.344 (11, PH)													1	0	0	0	0	0	1					
Pedro Ramos, S (11, 1)													0	0	0	0	0	0	0					
Inning Stats	R: 0 E: 0 K: 1 S: 6	H: 1 LOB: 1 BB: 0 P: 6	R: 0 E: 1 K: 2 S: 9	H: 1 LOB: 2 BB: 0 P: 9	R: 0 E: 0 K: 0 S: 4	H: 1 LOB: 1 BB: 0 P: 4	R: 0 E: 0 K: 1 S: 5	H: 0 LOB: 0 BB: 0 P: 5	R: 0 E: 0 K: 1 S: 5	H: 0 LOB: 0 BB: 0 P: 3	R: 1 E: 1 K: 0 S: 5	H: 1 LOB: 2 BB: 1 P: 9	R: 1 E: 0 K: 1 S: 6	H: 1 LOB: 0 BB: 0 P: 6	R: 0 E: 0 K: 1 S: 5	H: 0 LOB: 2 BB: 2 P: 13	R: 0 E: 0 K: 0 S: 4	H: 1 LOB: 2 BB: 1 P: 8	R: 1 E: 0 K: 2 S: 8	H: 1 LOB: 0 BB: 0 P: 8	1B: 5 2B: 1 3B: 0 HR: 3	SF: 1 SAC: 2 DP: 0 HBP: 0	WP: 1 PB: 0 SB: 1 CS: 0	PA: 51
PITCHER	IP	WLS	BF	H	R	ER	SO	BB	IBB	HBP	BLK	WP	HR	S	P	ERA	WHIP							
Gary Gentry, R ERA: 3.27 (1, 1)	9.0		37	7	3	2	8	0	1	0	0	1	2	52	56	2.00	0.778							
Tug McGraw, L ERA: 3.28 (10, 1)	3.0	L	14	2	1	1	3	2	1	0	0	0	1	17	29	3.00	1.333							

Cincinnati Reds @ New York Mets
 Shea Stadium, Flushing, NY
 Thu Jul 24 1969, 7:05 PM EDT
 Att. 30,934 - Unknown

AB	44
R	4
H	9
RBI	4
BB	4
SO	11
LOB	19



livebaseballscorecards.com

Batter	1	2	3	4	5	6	7	8	9	10	11	12
Bud Harrelson, S (1, 6) OBP: 0.349, SLG: 0.307 Art Shamsky, L (9, PH) OBP: 0.430, SLG: 0.560 Ken Boswell, L (9, PR) OBP: 0.309, SLG: 0.348 (10, 4)	0-0 6-3		0-0 F9		4-0 BB		0-0 2B		0-0 FC4-2-5 FC6-4			0-0 FC5 SH2-4 1B
Bobby Pfeil, R (1, 5) OBP: 0.317, SLG: 0.339 Wayne Garrett, L (9, PH) OBP: 0.337, SLG: 0.315 (10, 5)	0-0 1B 1B		0-0 F8		0-0 P6		0-0 F2		0-0 SF9			0-0 SH2-4 1-2
Cleon Jones, R (1, 7) OBP: 0.423, SLG: 0.512	0-0 1-2 1B		0-0 4-3			0-3 K		0-0 HR	0-0 FC6-4 1-2f			0-0 FC5 FC6-4 2-3
Donn Clendenon, R (1, 3) OBP: 0.281, SLG: 0.394	0-0 F9			0-0 E8 1B		0-0 HR		0-0 FC1-6 1B		0-0 5-3		0-0 FC6-4 1-2f
Ron Swoboda, R (1, 9) OBP: 0.304, SLG: 0.343	0-0 F7			0-3 K		0-3 K		0-0 P3		0-0 5-3		
Rod Gaspar, S (1, 8) OBP: 0.304, SLG: 0.278		0-0 1B		0-0 6-3		0-0 P4		0-0 FC1-6 1-2f		0-0 4-3		
Jerry Grote, R (1, 2) OBP: 0.281, SLG: 0.304		0-0 P4		0-0 F5			0-0 F9	0-0 4-3 1-3			0-0 1-3	
Al Weis, S (1, 4) OBP: 0.267, SLG: 0.308 (10, 6)		0-3 K		0-3 K		0-0 5-3		0-0 6-3	0-0 E FC4-2-5 1B 1B		0-3 K	
Gary Gentry, R (1, 1) OBP: 0.149, SLG: 0.133 Tommie Agee, R (9, PH) OBP: 0.340, SLG: 0.513 Tug McGraw, R (10, 1) OBP: 0.158, SLG: 0.167		0-3 K		0-3 K		0-0 5-3		1-0 2B HBP	0-0 E1 FC4-2-5 1-3 SF9 1B		0-0 6-3	

AB	R	H	RBI	BB	SO	LOB
3	0	1	0	1	0	0
1	0	0	0	0	0	2
1	0	1	0	0	0	0
4	0	1	0	0	0	3
0	0	0	1	0	0	0
6	1	2	1	0	1	2
6	1	3	1	0	0	3
5	0	0	0	0	2	4
5	0	1	0	0	0	2
5	0	0	0	0	0	3
5	0	1	0	0	2	1
2	0	0	0	0	1	1
1	1	1	0	0	0	0
1	0	0	0	0	0	0

WP	PA
0	49
0	0
1	0
0	0

Inning Stats	R	H	E	K	S	H	LOB	BB	P	R	H	E	K	S	H	LOB	BB	P	1B	2B	3B	HR	SF	SAC	DP	HBP
	0	2	0	5		1	2	0	5		0	1	2		0	1	0	8	8	0	0	0	1	0	0	
	0	0	0	2		0	1	0	8		0	1	0		0	1	0	4	1	0	0	0	0	0	0	
	0	0	0	0		0	0	0	3		0	0	0		0	0	0	2	0	0	0	0	0	0	0	
	0	0	0	0		0	0	0	6		0	0	0		0	0	0	7	0	0	0	0	0	0	0	
	0	0	0	0		0	0	0	7		0	0	0		0	0	0	9	0	0	0	0	0	0	0	
	0	0	0	0		0	0	0	3		0	0	0		0	0	0	8	0	0	0	0	0	0	0	
	0	0	0	0		0	0	0	8		0	0	0		0	0	0	5	0	0	0	0	0	0	0	
	0	0	0	0		0	0	0	5		0	0	0		0	0	0	5	0	0	0	0	0	0	0	
	0	0	0	0		0	0	0	3		0	0	0		0	0	0	3	0	0	0	0	0	0	0	
	0	0	0	0		0	0	0	5		0	0	0		0	0	0	5	0	0	0	0	0	0	0	
	0	0	0	0		0	0	0	3		0	0	0		0	0	0	3	0	0	0	0	0	0	0	

PITCHER	IP	WLS	BF	H	R	ER	SO	BB	IBB	HBP	BLK	WP	HR	S	P	ERA	WHIP
Jim Merritt, L (1, 1) ERA: 4.39	8.0		35	9	3	3	5	1	0	1	0	0	2	43	48	3.38	1.250
Wayne Granger, R (9, 1) ERA: 3.78	2.0		7	1	0	0	0	0	0	0	0	0	0	7	7	0.00	0.500
Pedro Ramos, R (11, 1) ERA: 4.11	2.0	W	7	1	0	0	1	0	0	0	0	0	0	9	9	0.00	0.500

PITCHER	IP	WLS	BF	H	R	ER	SO	BB	IBB	HBP	BLK	WP	HR	S	P	ERA	WHIP

Cincinnati Reds @ New York Mets
Shea Stadium, Flushing, NY
 Thu Jul 24 1969, 7:05 PM EDT
 Att: 30,934 - Unknown

livebaseballscorecards.com

AB	45
R	3
H	11
RBI	3
BB	1
SO	6
LOB	21



Batter	1	2	3	4	5	6	7	8	9	AB R H RBI BB SO LOB	TOP																									
Pete Rose, S (1, 9) OBP: 0.415, SLG: 0.490	0-0 F8			0-3 K		0-0 1B		0-0 4-3		4 0 1 1 0 1 0																										
Giraldo Ruiz, S (1, 4) OBP: 0.287, SLG: 0.264	0-0 1-3			0-0 6-3		0-0 1B		0-0 P5		4 0 1 0 0 0 0																										
Bobby Tolan, L (1, 8) OBP: 0.353, SLG: 0.536	0-0 4-3			0-0 1-3		0-3 K		0-0 F7		4 0 0 0 0 1 2																										
Tony Perez, R (1, 5) OBP: 0.392, SLG: 0.590		0-0 G5-4-3 1B			0-0 F7		0-0 HR		0-0 2B	4 1 3 1 0 0 0																										
Lee May, R (1, 3) OBP: 0.370, SLG: 0.623		0-3 K			0-0 5-3		4-0 2B BB		0-0 F3	3 1 0 0 1 1 2																										
Ted Savage, R (1, 7) OBP: 0.236, SLG: 0.318		0-0 G5-4-3			0-0 5-3		0-0 P4		0-0 F7	3 0 0 0 0 0 2																										
Fred Whitfield, L (9, PH) OBP: 0.328, SLG: 0.245		1-2								1 0 0 0 0 0 1																										
Woody Woodward, R (1, 6) OBP: 0.263, SLG: 0.229			0-0 6-3			0-0 SH1-4 1B		0-0 2B		3 1 2 1 0 0 0																										
Jimmy Stewart, S (9, PH) OBP: 0.293, SLG: 0.372			0-3 K			0-0 SH1-4 1B		0-0 P4		1 0 0 0 0 0 1																										
Danny Breeden, R (1, 2) OBP: 0.167, SLG: 0.167			0-3 K			0-0 SH1-4 1B		0-0 P4		2 0 0 0 0 1 1																										
Jim Maloney, L (1, 1) OBP: 0.231, SLG: 0.348			0-0 4-3			0-0 1-3		0-3 K		3 0 0 0 0 1 2																										
Clay Carroll, R (8, 1) OBP: 0.318, SLG: 0.368										0 0 0 0 0 0 0																										
Inning Stats	R: 0 E: 0 K: 0 S: 3	H: 0 LOB: 0 BB: 0 P: 3	R: 0 E: 0 K: 1 S: 5	H: 1 LOB: 0 BB: 0 P: 5	R: 0 E: 0 K: 1 S: 5	H: 0 LOB: 0 BB: 0 P: 5	R: 0 E: 0 K: 1 S: 5	H: 0 LOB: 0 BB: 0 P: 5	R: 1 E: 0 K: 1 S: 8	H: 3 LOB: 2 BB: 0 P: 8	R: 2 E: 0 K: 1 S: 7	H: 2 LOB: 1 BB: 1 P: 11	R: 0 E: 0 K: 0 S: 3	H: 0 LOB: 0 BB: 0 P: 3	R: 0 E: 0 K: 0 S: 4	H: 1 LOB: 1 BB: 0 P: 4	1B: 4 2B: 2 3B: 0 HR: 1	SF: 0 SAC: 1 DP: 1 HBP: 0	WP: 0 PB: 0 SB: 1 CS: 0	PA: 34																
PITCHER	IP WLS BF H R ER SO BB IBB HBP BLK WP HR S P ERA WHIP																																			
Jerry Koosman, L (1, 1) ERA: 1.99	7.0	27	6	3	3	5	1	0	0	0	0	0	1	36	40	3.86	1.000																			
Ron Taylor, R (8, 1) ERA: 2.19	2.0	W	7	1	0	0	0	0	0	0	0	0	0	7	7	0.00	0.500																			

Cincinnati Reds @ New York Mets
Shea Stadium, Flushing, NY
Fri Jul 25 1969, 7:05 PM EDT
Att: 37,470 - Unknown

livebaseballscorecards.com

AB	32
R	3
H	7
RBI	3
BB	1
SO	5
LOB	11



BOTTOM

Cincinnati Reds @ New York Mets
Shea Stadium, Flushing, NY
Fri Jul 25 1969, 7:05 PM EDT
Att. 37,470 - Unknown

livebaseballscorecards.com

AB 29
R 4
H 7
RBI 4
BB 4
SO 1
LOB 15



WP: 0 PA: 35
PB: 0
SB: 0
CS: 0

AB	R	H	RBI	BB	SO	LOB
3	1	0	0	1	1	0
4	0	1	0	0	0	0
0	0	0	0	0	0	0
3	1	2	0	0	0	2
2	0	1	1	1	0	1
0	1	0	0	0	0	0
3	0	0	1	1	0	2
4	0	1	0	0	0	5
4	1	1	2	0	0	1
3	0	1	0	1	0	2
2	0	0	0	0	0	2
1	0	0	0	0	0	0
0	0	0	0	0	0	0

1B	SF	2B	SAC	3B	DP	HR	HBP
5	1	1	0	0	1	1	1
0	0	0	0	0	0	0	0
0	0	0	0	0	0	0	0

Batter	1	2	3	4	5	6	7	8	9
Tommie Agee, R (1, 8) OBP: 0.339, SLG: 0.508	0-0 6-3		4-0 1B SF9 BB		0-3 K		0-0 6-3		
Ken Boswell, L (1, 4) OBP: 0.309, SLG: 0.347	0-0 F9		0-0 SF9 5-3 1B		0-0 G3		0-0 3-1		
Ron Swoboda, R (9, 9) OBP: 0.304, SLG: 0.343									
Cleon Jones, R (1, 7) OBP: 0.427, SLG: 0.514	0-0 E3 BB 1B		0-0 5-3 1-2		0-0 1B		1-0 2B G3 HBP		
Art Shamsky, L (1, 9) OBP: 0.432, SLG: 0.566	4-0 BB BB		0-0 SF9		0-0 4-3		0-0 G3 HR 2B		
Al Weis, S (8, PR) OBP: 0.267, SLG: 0.308			2-3 3-H				1-3		
Wayne Garrett, L (1, 5) OBP: 0.336, SLG: 0.311	4-0 1-2 2-3 BB		0-0 6-3		0-0 P3		0-0 G3		
Ed Kranepool, L (1, 3) OBP: 0.299, SLG: 0.374	0-0 4-3			0-0 F8		0-0 FC4-6 1B		0-0 4-3	
J.C. Martin, L (1, 2) OBP: 0.272, SLG: 0.365		0-0 4-3		0-0 3-1		0-0 FC4-6 1-2f		0-0 HR	
Bud Harrelson, S (1, 6) OBP: 0.351, SLG: 0.308		0-0 B1-6-4 1B		4-0 BB		0-0 F9		0-0 4-3	
Jerry Koosman, R (1, 1) OBP: 0.022, SLG: 0.022		0-0 B1-6-4		0-0 5-3			0-0 F7		
Rod Gaspar, S (7, PH) OBP: 0.303, SLG: 0.276			1-2f						
Ron Taylor, R (8, 1)									

Inning	R	H	E	K	S	H	LOB	BB	P
1	0	1	1	0	3	1	3	0	12
2	0	1	0	0	3	1	0	0	3
3	1	1	0	0	8	1	1	1	7
4	0	0	0	0	3	0	1	0	6
5	0	1	0	1	6	1	1	0	4
6	0	1	0	0	4	1	0	0	3
7	0	0	0	0	3	0	0	0	3
8	3	2	0	0	6	2	1	0	6
9	0	0	0	0	0	0	0	0	0

PITCHER	IP	WLS	BF	H	R	ER	SO	BB	IBB	HBP	BLK	WP	HR	S	P	ERA	WHIP
Jim Maloney, R (1, 1) ERA: 2.67	7.0		29	5	1	1	1	4	0	0	0	0	0	27	43	1.29	1.286
Clay Carroll, R (8, 1) ERA: 3.53	1.0	L	6	2	3	3	0	0	0	1	0	0	1	5	6	27.00	2.000

Batter	1	2	3	4	5	6	7	8	9	AB R H RBI BB SO LOB	TOP													
Pete Rose, S (1, 9) OBP: 0.414, SLG: 0.490	0-0 F7		0-0 G4-6-3			0-0 SH 1B 2B		0-0 G1-6-3		4 1 1 0 0 0 2														
Giraldo Ruiz, S (1, 4) OBP: 0.280, SLG: 0.257	0-0 1-3			0-0 F8		0-0 SH K 1B		0-0 G3		3 0 0 0 0 0 1														
Bobby Tolan, L (1, 8) OBP: 0.354, SLG: 0.536	0-0 P6			0-0 F5		0-0 1-2 3-H 1B		0-0 L9-3 1B		4 0 2 1 0 0 0														
Tony Perez, R (1, 5) OBP: 0.388, SLG: 0.584		0-3 K		0-0 6-3		0-3 K 2-3		0-0 L9-3 1-2		4 0 0 0 0 2 3														
Lee May, R (1, 3) OBP: 0.371, SLG: 0.619		0-3 K			4-0 1B SH1-3 SH1 BB	0-3 K		4-0 BB		2 1 0 0 2 2 1														
Jimmy Stewart, S (1, 7) OBP: 0.294, SLG: 0.371		0-0 2B 1B			0-0 SH1-3 1-2		0-3 K	0-3 K		3 0 1 0 0 2 1														
Woody Woodward, R (1, 6) OBP: 0.283, SLG: 0.289		0-0 1-H 2B			0-0 SH1 2-3 1B		0-0 P6			3 0 2 0 0 0 0														
Danny Breeden, R (1, 2) OBP: 0.125, SLG: 0.125			0-3 K		0-0 SH1 1-2 3-H		0-3 K			2 0 0 1 0 2 0														
Tony Cloninger, R (1, 1) OBP: 0.236, SLG: 0.269			0-0 K		0-0 6-3			0-0 G1-6-3 1B		2 0 1 0 0 0 1														
Wayne Granger, R (6, 1) OBP: 0.231, SLG: 0.091										0 0 0 0 0 0 0														
Fred Whitfield, L (8, PH) OBP: 0.338, SLG: 0.259										1 0 1 0 0 0 0														
Darrel Chaney, S (8, PR) OBP: 0.288, SLG: 0.247										0 0 0 0 0 0 0														
Clay Carroll, R (8, 1) OBP: 0.318, SLG: 0.368										0 0 0 0 0 0 0														
Inning Stats	R: 0 E: 0 K: 0 S: 3	H: 0 LOB: 0 BB: 0 P: 3	R: 0 E: 0 K: 2 S: 8	H: 2 LOB: 2 BB: 0 P: 8	R: 0 E: 0 K: 1 S: 5	H: 1 LOB: 0 BB: 0 P: 5	R: 0 E: 0 K: 0 S: 3	H: 0 LOB: 0 BB: 0 P: 3	R: 1 E: 0 K: 0 S: 4	H: 1 LOB: 1 BB: 1 P: 8	R: 1 E: 1 K: 2 S: 9	H: 2 LOB: 1 BB: 0 P: 9	R: 0 E: 0 K: 2 S: 7	H: 0 LOB: 0 BB: 0 P: 7	R: 0 E: 0 K: 0 S: 3	H: 1 LOB: 1 BB: 0 P: 3	R: 0 E: 0 K: 1 S: 5	H: 1 LOB: 1 BB: 1 P: 9	1B: 6 2B: 3 3B: 0 HR: 0	SF: 0 SAC: 3 DP: 3 HBP: 0	WP: 0 PB: 0 SB: 0 CS: 0	PA: 33		
PITCHER Tom Seaver, R (1, 1) ERA: 2.56	IP 9.0	WLS W	BF 33	H 8	R 2	ER 2	SO 8	BB 2	IBB 0	HBP 0	BLK 0	WP 0	HR 0	S 47	P 55	ERA 2.00	WHIP 1.111							

Cincinnati Reds @ New York Mets
 Shea Stadium, Flushing, NY
 Sat Jul 26 1969, 3:33 AM EDT
 Att. 25,259 - Unknown

livebaseballscorecards.com

AB	28
R	2
H	8
RBI	2
BB	2
SO	8
LOB	9



Batter	1	2	3	4	5	6	7	8	9	AB	R	H	RBI	BB	SO	LOB
Tommie Agee, R OBP: 0.338, SLG: 0.505 (1, 8) X	0-0 F7 ①			0-3 K2-3 ① X	0-0 1B ①		0-0 5-3 ①			4	0	1	2	0	1	0
Ken Boswell, L OBP: 0.311, SLG: 0.349 (1, 4) X	0-0 F7 ②			0-0 1B S ②	0-0 1B FC6-4 ②		0-3 K ②			4	1	2	0	0	1	0
Cleon Jones, R OBP: 0.422, SLG: 0.508 (1, 7) X	0-0 F9 ③			0-0 F8 ③	0-0 FC6-4 ③		0-0 F8 ③			4	0	0	0	0	0	3
Art Shamsky, L OBP: 0.428, SLG: 0.558 (1, 9) X		0-0 F8 ①		0-0 1B ①		0-0 F8 ①		0-0 6-3 ①		4	0	1	1	0	0	0
Rod Gaspar, S OBP: 0.303, SLG: 0.276 (9, 9) X										0	0	0	0	0	0	0
Wayne Garrett, L OBP: 0.335, SLG: 0.310 (1, 5) X		0-0 F2 ②		0-0 1-3 ③		0-0 BB 6-3 1B ②		0-0 3-1 ②		4	0	1	0	0	0	1
Ed Kranepool, L OBP: 0.295, SLG: 0.368 (1, 3) X		0-0 F5 ③						0-0 G3 ③		4	0	0	0	0	0	1
J.C. Martin, L OBP: 0.273, SLG: 0.360 (1, 2) X			0-0 F8 ①		0-3 K ②		4-0 BB IBB ②			2	0	0	0	1	1	0
Bud Harrelson, S OBP: 0.355, SLG: 0.310 (1, 6) X			0-3 K ②		0-0 2B 1B ②		4-0 1-2 2-3 BB ②			2	1	1	0	1	1	0
Tom Seaver, R OBP: 0.237, SLG: 0.157 (1, 1) X			0-0 6-3 ③		0-0 1B ③		0-0 1-3 ③			3	1	1	0	0	0	3

Inning Stats	R: 0	H: 0	E: 0	K: 0	S: 3	LOB: 0	BB: 0	P: 3	R: 0	H: 0	E: 0	K: 0	S: 3	LOB: 0	BB: 0	P: 3	R: 1	H: 2	E: 0	K: 1	S: 7	LOB: 1	BB: 0	P: 7	R: 2	H: 4	E: 0	K: 1	S: 9	LOB: 2	BB: 0	P: 9	R: 0	H: 1	E: 0	K: 0	S: 4	LOB: 3	BB: 2	P: 12	R: 0	H: 0	E: 0	K: 1	S: 5	LOB: 0	BB: 0	P: 5	R: 0	H: 0	E: 0	K: 0	S: 3	LOB: 0	BB: 0	P: 3
1B: 6	SF: 0	2B: 1	SAC: 0	3B: 0	DP: 0	HR: 0	HBP: 0	WP: 0	PA: 33	PB: 0	SB: 1	CS: 0																																												


PITCHER	IP	WLS	BF	H	R	ER	SO	BB	IBB	HBP	BLK	WP	HR	S	P	ERA	WHIP
Tony Cloninger, R ERA: 5.36 (1, 1)	5.2	L	26	7	3	3	3	1	1	0	0	0	0	30	38	4.76	1.412
Wayne Granger, R ERA: 3.72 (6, 1)	1.1		4	0	0	0	1	0	0	0	0	0	0	6	6	0.00	0.000
Clay Carroll, R ERA: 3.49 (8, 1)	1.0		3	0	0	0	0	0	0	0	0	0	0	3	3	0.00	0.000

BOTTOM

Cincinnati Reds @ New York Mets
Shea Stadium, Flushing, NY
Sat Jul 26 1969, 3:33 AM EDT
Att. 25,259 - Unknown

livebaseballscorecards.com

AB	31
R	3
H	7
RBI	3
BB	2
SO	4
LOB	8



Batter	1	2	3	4	5	6	7	8	9	AB R H RBI BB SO LOB	TOP									
Pete Rose, S (1, 9) OBP: 0.417, SLG: 0.494	0-0 1B FC4-6 2B		0-0 FC1-6 1B		0-0 4-3			4-0 1B SH3-4 BB		3 2 2 0 1 0 0										
Giraldo Ruiz, S (1, 4) OBP: 0.281, SLG: 0.259	0-0 FC4-6 2-3 1B		0-0 FC1-6 CS 1-2f		0-0 6-3			0-0 SH3-4 1-2		3 0 1 0 0 0 1										
Bobby Tolan, L (1, 8) OBP: 0.353, SLG: 0.533	0-0 FC4-6 1-2f HR		0-3 K 1-2		0-0 P3			0-0 CS 1B		4 1 1 2 0 1 2										
Tony Perez, R (1, 5) OBP: 0.387, SLG: 0.588	0-0 1-H HR				0-0 E6 E			0-3 K 1-2		4 2 1 2 0 2 1										
Lee May, R (1, 3) OBP: 0.367, SLG: 0.612	0-0 F7				0-3 K			0-3 K		4 0 0 0 0 3 1										
Johnny Bench, R (1, 2) OBP: 0.380, SLG: 0.484	0-0 CS 1B				0-0 E6 E 2B			0-3 K		4 1 1 0 0 2 1										
Alex Johnson, R (1, 7) OBP: 0.381, SLG: 0.510	0-0 CS 1-2				0-0 G5-4-3 1B			0-0 F7		4 0 2 1 0 0 0										
Jimmy Stewart, S (9, 7) OBP: 0.294, SLG: 0.371					1-H 3-H 2B			0-0 G1		0 0 0 0 0 0 0										
Woody Woodward, R (1, 6) OBP: 0.273, SLG: 0.268					0-0 5-3			0-0 F8		3 0 0 0 0 0 2										
Gerry Arrigo, L (1, 1) OBP: 0.182, SLG: 0.182					0-3 K					3 0 0 0 0 2 1										
Wayne Granger, R (8, 1) OBP: 0.231, SLG: 0.091										0 0 0 0 0 0 0										
Inning Stats	R: 3 E: 0 K: 0 S: 6	H: 4 LOB: 0 BB: 0 P: 6	R: 0 E: 0 K: 1 S: 5	H: 1 LOB: 0 BB: 0 P: 5	R: 0 E: 0 K: 1 S: 5	H: 1 LOB: 0 BB: 0 P: 5	R: 2 E: 3 K: 2 S: 10	H: 1 LOB: 1 BB: 0 P: 10	R: 0 E: 0 K: 0 S: 3	H: 0 LOB: 0 BB: 0 P: 3	R: 0 E: 0 K: 0 S: 3	H: 0 LOB: 0 BB: 0 P: 3	R: 0 E: 0 K: 1 S: 5	H: 1 LOB: 0 BB: 1 P: 9	R: 0 E: 0 K: 2 S: 7	H: 0 LOB: 0 BB: 0 P: 7	1B: 5 2B: 2 3B: 0 HR: 1	SF: 0 SAC: 1 DP: 1 HBP: 0	WP: 0 PB: 0 SB: 0 CS: 3	PA: 35
PITCHER	IP WLS BF H R ER SO BB IBB HBP BLK WP HR S P ERA WHIP																			
Don Cardwell, R (1, 1) ERA: 3.67	3.1 L 16 7 5 3 3 0 0 0 0 0 1 22 22 8.10 2.100																			
Nolan Ryan, R (4, 1) ERA: 3.78	2.2 8 0 0 0 4 0 0 0 0 0 0 16 16 0.00 0.000																			
Tug McGraw, L (7, 1) ERA: 3.32	2.0 7 1 1 1 1 1 0 0 0 0 0 8 12 4.50 1.000																			
Ron Taylor, R (9, 1) ERA: 2.15	1.0 3 0 0 0 2 0 0 0 0 0 0 7 7 0.00 0.000																			

Cincinnati Reds @ New York Mets
 Shea Stadium, Flushing, NY
 Sun Jul 27 1969, 3:33 AM EDT
 Att: 55,391 - Unknown

AB	32
R	6
H	8
RBI	5
BB	1
SO	10
LOB	9



Batter	1	2	3	4	5	6	7	8	9	AB	R	H	RBI	BB	SO	LOB	TOP										
Norm Miller, L (1, 9) OBP: 0.374, SLG: 0.379	0-3 K	0-0 P6		0-0 1-3		0-0 6-3			4-0 HR BB	5	2	1	2	1	1	2											
Joe Morgan, L (1, 4) OBP: 0.404, SLG: 0.403	0-0 L4		0-0 F8	0-0 F3			0-0 G3		0-0 HR 2B	5	2	1	0	1	0	0											
Jimmy Wynn, R (1, 8) OBP: 0.438, SLG: 0.545	0-0 CS 1B		4-0 E 1B BB	0-0 F7			4-0 G5-4-3 BB		4-0 HR IBB	3	3	2	4	3	0	0											
Denis Menke, R (1, 6) OBP: 0.391, SLG: 0.435	0-0 CS 1-2	4-0 SH5-3 1B BB	0-0 E6 1B 2B		0-0 P3		0-0 G5-4-3 1-2f		0-0 HR	5	3	1	4	1	0	2											
Doug Rader, R (1, 5) OBP: 0.338, SLG: 0.379		0-0 SH5-3 1B 1B	0-0 2B 1-2 2-H 1B		0-0 F7			0-0 5-3	0-0 1B FC3-2-5-2 1B	5	1	3	1	0	0	0											
Curt Blefary, L (1, 3) OBP: 0.363, SLG: 0.388		0-0 SH5-3 1-2 2-3	0-0 F7		0-0 F8			0-0 4-3	0-0 BB FC3-2-5-2 1B 1B	4	1	1	0	0	0	2											
Jesus Alou, R (1, 7) OBP: 0.252, SLG: 0.306		4-0 1B FC1-2 IBB	0-0 1-3 2-H 3-H 2B			0-0 HR		0-0 1B	0-0 FC3-2-5-2 1B BB	3	1	3	2	1	0	0											
Gary Geiger, L (8, 7) OBP: 0.353, SLG: 0.278										1	1	0	0	0	0	2											
Don Bryant, R (1, 2) OBP: 0.273, SLG: 0.294		0-0 FC1-2 1B	4-0 1-3 2-H 3-H IBB			0-0 F7		0-0 L8	4-0 1-2 2-3 1B BB	2	0	1	2	1	0	0											
Johnny Edwards, L (8, PH) OBP: 0.293, SLG: 0.321										1	1	0	0	1	0	1											
Don Wilson, R (1, 1) OBP: 0.234, SLG: 0.182		0-0 FC1-2	0-0 P4			0-3 K			0-0 K	3	0	0	0	0	1	5											
Jim Ray, R (7, 1) OBP: 0.143, SLG: 0.143										0	0	0	0	0	0	0											
Fred Gladding, L (7, 1) OBP: 0.125, SLG: 0.125		1-2 3-H							0-0 HR 1B	2	1	1	1	0	1	0											
Inning Stats	R: 0 E: 0 K: 1 S: 5	H: 1 LOB: 0 BB: 0 P: 5	R: 2 E: 0 K: 0 S: 5	H: 2 LOB: 2 BB: 2 P: 13	R: 2 E: 1 K: 0 S: 6	H: 2 LOB: 3 BB: 2 P: 14	R: 0 E: 0 K: 0 S: 3	H: 0 LOB: 0 BB: 0 P: 3	R: 0 E: 0 K: 0 S: 3	H: 0 LOB: 0 BB: 0 P: 3	R: 1 E: 0 K: 1 S: 6	H: 1 LOB: 0 BB: 0 P: 6	R: 0 E: 0 K: 0 S: 2	H: 0 LOB: 0 BB: 1 P: 6	R: 0 E: 0 K: 0 S: 4	H: 1 LOB: 1 BB: 0 P: 4	R: 11 E: 0 K: 1 S: 12	H: 7 LOB: 0 BB: 4 P: 28	1B: 9 2B: 2 3B: 0 HR: 3	SF: 0 SAC: 1 DP: 1 HBP: 0	WP: 0 PB: 1 SB: 0 CS: 1	PA: 50					
PITCHER	IP	WLS	BF	H	R	ER	SO	BB	IBB	HBP	BLK	WP	HR	S	P	ERA	WHIP										
Jerry Koosman, L (1, 1) ERA: 2.08	7.0	L	31	6	5	3	2	3	2	0	0	0	1	30	50	3.86	1.286										
Cal Koonce, R (8, 1) ERA: 5.09	1.1		10	4	5	5	1	1	1	0	0	0	1	10	18	33.75	3.750										
Ron Taylor, R (9, 1) ERA: 3.18	0.2		8	4	6	6	0	2	0	0	0	0	1	6	14	81.00	9.000										

Houston Astros @ New York Mets
Shea Stadium, Flushing, NY
Wed Jul 30 1969, 3:33 AM EDT
Unknown

livebaseballscorecards.com

AB	39
R	16
H	14
RBI	16
BB	9
SO	3
LOB	14



BOTTOM

Houston Astros @ New York Mets
Shea Stadium, Flushing, NY
Wed Jul 30 1969, 3:33 AM EDT
Unknown

livebaseballscorecards.com

AB 34
R 3
H 8
RBI 2
BB 1
SO 6
LOB 13



WP: 0 PA: 36
PB: 0
SB: 1
CS: 0

AB R H RBI BB SO LOB

4 0 1 0 0 0 2

3 0 0 1 0 2 2

4 1 2 0 0 1 3

4 0 1 0 0 0 1

4 0 0 0 0 0 2

4 0 1 1 0 0 0

4 1 1 0 0 1 2

4 1 2 0 0 0 0

2 0 0 0 0 1 1

0 0 0 0 1 0 0

0 0 0 0 0 0 0

0 0 0 0 0 0 0

1 0 0 0 0 1 0

1B: 7 SF: 1
2B: 1 SAC: 0
3B: 0 DP: 0
HR: 0 HBP: 0

Batter	1	2	3	4	5	6	7	8	9
Tommie Agee, R OBP: 0.335, SLG: 0.495 (1, 8)	0-0 1-3		0-0 6-3		0-0 1-3 1B		0-0 P4		
Ken Boswell, L OBP: 0.306, SLG: 0.344 (1, 4)	0-3 K			0-0 G3	0-0 SF7		0-3 K		
Cleon Jones, R OBP: 0.426, SLG: 0.512 (1, 7)	0-0 2B			0-0 1B 1B	0-3 K		0-0 4-3		
Art Shamsky, L OBP: 0.421, SLG: 0.546 (1, 9)	0-0 4-3			0-0 1B 1-3 1B		0-0 P6		0-0 F7	
Wayne Garrett, L OBP: 0.328, SLG: 0.303 (1, 5)		0-0 F8		0-0 P4		0-0 4-3		0-0 F8	
Ed Kranepool, L OBP: 0.294, SLG: 0.366 (1, 3)		0-0 P4		0-0 1-3 3-H 1B		0-0 F8		0-0 F8	
J.C. Martin, L OBP: 0.273, SLG: 0.357 (1, 2)		0-0 F7		0-3 K			0-0 BB E 1B 1B		0-0 L6
Bud Harrelson, S OBP: 0.357, SLG: 0.313 (1, 6)			0-0 6-3		0-0 1B SF7 1B		0-0 E BB 1B		0-0 F7
Jerry Koosman, R OBP: 0.021, SLG: 0.021 (1, 1)			0-0 5-3		0-3 K		4-0 BB BB		0-3 K
Ron Swoboda, R OBP: 0.303, SLG: 0.337 (7, PH)							1-2 2-3		
Cal Koonce, R OBP: 0.400, SLG: 0.400 (8, 1)									
Ron Taylor, R (9, 1)									
Donn Clendenon, R OBP: 0.284, SLG: 0.396 (9, PH)									

Inning Stats	R: 0	H: 1	E: 0	K: 1	S: 6	LOB: 1	BB: 0	P: 6
	R: 0	H: 0	E: 0	K: 0	S: 3 <td>LOB: 0</td> <td>BB: 0</td> <td>P: 3 </td>	LOB: 0	BB: 0	P: 3
	R: 0	H: 0	E: 0	K: 0	S: 3 <td>LOB: 0</td> <td>BB: 0</td> <td>P: 3 </td>	LOB: 0	BB: 0	P: 3
	R: 1	H: 3	E: 0	K: 1	S: 8 <td>LOB: 2</td> <td>BB: 0</td> <td>P: 8 </td>	LOB: 2	BB: 0	P: 8
	R: 1	H: 2	E: 0	K: 2	S: 9 <td>LOB: 1</td> <td>BB: 0</td> <td>P: 9 </td>	LOB: 1	BB: 0	P: 9
	R: 0	H: 0	E: 0	K: 0	S: 3 <td>LOB: 0</td> <td>BB: 0</td> <td>P: 3 </td>	LOB: 0	BB: 0	P: 3
	R: 1	H: 2	E: 1	K: 1	S: 7 <td>LOB: 2</td> <td>BB: 1</td> <td>P: 11 </td>	LOB: 2	BB: 1	P: 11
	R: 0	H: 0	E: 0	K: 0	S: 3 <td>LOB: 0</td> <td>BB: 0</td> <td>P: 3 </td>	LOB: 0	BB: 0	P: 3
	R: 0	H: 0	E: 0	K: 0	S: 3 <td>LOB: 0</td> <td>BB: 0</td> <td>P: 3 </td>	LOB: 0	BB: 0	P: 3
	R: 0	H: 0	E: 0	K: 1	S: 5 <td>LOB: 0</td> <td>BB: 0</td> <td>P: 5 </td>	LOB: 0	BB: 0	P: 5

PITCHER	IP	WLS	BF	H	R	ER	SO	BB	IBB	HBP	BLK	WP	HR	S	P	ERA	WHIP
Don Wilson, R ERA: 3.93 (1, 1)	6.0	W	26	8	3	2	4	0	0	0	0	0	0	34	34	3.00	1.333
Jim Ray, R ERA: 3.66 (7, 1)	0.1		2	0	0	0	0	1	0	0	0	0	0	1	5	0.00	3.000
Fred Gladding, R ERA: 3.38 (7, 1)	2.2	S	8	0	0	0	2	0	0	0	0	0	0	12	12	0.00	0.000

Batter	1	2	3	4	5	6	7	8	9	AB R H RBI BB SO LOB	TOP											
Norm Miller, L (1, 9) OBP: 0.373, SLG: 0.370	4-0 BB		x 0-0 F9			x 0-0 3-1		B B B B 4-0 WP BB		2 0 0 0 2 0 1												
Joe Morgan, L (1, 4) OBP: 0.403, SLG: 0.398	0-3 K		x 0-0 F5			x 0-0 F9		B B B B 4-0 1-2 BB		3 0 0 0 1 1 2												
Jimmy Wynn, R (1, 8) OBP: 0.434, SLG: 0.547	0-3 K		x 0-0 FC5-4			x 0-0 HR		x 0-0 F2		4 1 1 1 0 1 4												
Denis Menke, R (1, 6) OBP: 0.392, SLG: 0.431	0-0 F3			x 0-0 F5		x 0-0 2B E 1B		x 0-0 G6-4-3		4 1 1 0 0 0 3												
Curt Blefary, L (1, 3) OBP: 0.363, SLG: 0.398		x 0-0 L3		x 0-0 F7		x 0-0 E2 2B		x 0-0 2B		4 0 2 0 0 0 0												
Doug Rader, R (1, 5) OBP: 0.334, SLG: 0.374		x 0-0 P4		S S S 0-3 K		S S S 0-3 K		x 0-0 G2		4 0 0 0 0 2 2												
Johnny Edwards, L (1, 2) OBP: 0.297, SLG: 0.326		x 0-0 1B			x 0-0 P6		x 0-0 4-3	B B B B 4-0 G6-4-3 BB		3 0 1 0 1 0 0												
Jesus Alou, R (1, 7) OBP: 0.248, SLG: 0.301		x 0-0 F2			S S S 0-3 K		x 0-0 4-3	x 0-0 G6-4-3		4 0 0 0 0 1 3												
Gary Geiger, L (9, 7) OBP: 0.353, SLG: 0.278								1-2f		0 0 0 0 0 0 0												
Tom Griffin, R (1, 1) OBP: 0.289, SLG: 0.359			x 0-0 FC5-4 1B			S S S 0-3 K		x 0-0 F9		3 0 1 0 0 1 0												
Fred Gladding, L (9, 1) OBP: 0.125, SLG: 0.125										0 0 0 0 0 0 0												
Inning Stats	R: 0 E: 0 K: 2 S: 7	H: 0 LOB: 1 BB: 1 P: 11	R: 0 E: 0 S: 4	H: 1 LOB: 1 BB: 0 P: 4	R: 0 E: 0 S: 4	H: 1 LOB: 1 BB: 0 P: 4	R: 0 E: 0 K: 1 S: 5	H: 0 LOB: 0 BB: 0 P: 5	R: 0 E: 0 K: 2 S: 7	H: 0 LOB: 0 BB: 0 P: 7	R: 2 E: 1 K: 1 S: 8	H: 3 LOB: 1 BB: 0 P: 8	R: 0 E: 0 K: 0 S: 3	H: 0 LOB: 0 BB: 0 P: 3	R: 0 E: 0 K: 0 S: 2	H: 0 LOB: 1 BB: 2 P: 10	R: 0 E: 0 K: 0 S: 3	H: 1 LOB: 1 BB: 1 P: 7	1B: 3 2B: 2 3B: 0 HR: 1	SF: 0 SAC: 0 DP: 2 HBP: 0	WP: 1 PB: 0 SB: 0 CS: 0	PA: 35
PITCHER	IP WLS BF H R ER SO BB IBB HBP BLK WP HR S P ERA WHIP																					
Tom Seaver, R (1, 1) ERA: 2.51	7.0 L 27 5 2 1 6 1 0 0 0 0 0 1 38 42 1.29 0.857																					
Tug McGraw, L (8, 1) ERA: 3.22	2.0 8 1 0 0 0 3 0 0 0 1 0 5 17 0.00 2.000																					

Houston Astros @ New York Mets
Shea Stadium, Flushing, NY
Thu Jul 31 1969, 3:33 AM EDT
Att. 6,683 - Unknown

livebaseballscorecards.com

AB	31
R	2
H	6
RBI	1
BB	4
SO	6
LOB	15



Atlanta Braves @ New York Mets
 Shea Stadium, Flushing, NY
 Fri Aug 01 1969, 7:05 PM EDT
 Att: 34,779 - Unknown

livebaseballscorecards.com

AB	33
R	4
H	7
RBI	4
BB	6
SO	7
LOB	21



Batter	1	2	3	4	5	6	7	8	9	AB R H RBI BB SO LOB
Felipe Alou, R (1, 8) OBP: 0.342, SLG: 0.382	0-0 BB HBP BB 1B	0-0 F8		0-0 FC6-4 1-2f			0-0 5-3		0-0 G3 1B	5 1 2 0 0 0 1
Tony Gonzalez, L (1, 7) OBP: 0.332, SLG: 0.374	1-0 BB BB 1-2 HBP 1B	4-0 BB		0-3 K			0-0 2B 2B		0-0 G3 1-2	3 2 1 0 1 1 2
Hank Aaron, R (1, 9) OBP: 0.417, SLG: 0.646	4-0 BB 1-2 2-3 1B	0-0 F8			0-0 6-3		0-0 5-3		4-0 IBB	3 1 0 0 2 0 2
Orlando Cepeda, R (1, 3) OBP: 0.331, SLG: 0.443	4-0 1B 1-2 2-3 3-H FC5-3 BB	0-0 5-3			0-0 P6		0-0 2B 2-H		0-0 4-3	4 0 1 2 1 0 3
Clete Boyer, R (1, 5) OBP: 0.346, SLG: 0.405	0-0 F3		0-3 K		0-3 K		0-3 K			4 0 0 0 0 3 4
Felix Millan, R (1, 4) OBP: 0.335, SLG: 0.377	0-0 FC5-3 1-3 2-H 3-H 1B		0-0 CS 1B		0-0 1-3		0-0 F8			4 0 2 2 0 0 0
Bob Didier, S (1, 2) OBP: 0.324, SLG: 0.327	4-0 FC5-3 IBB		0-3 K 1-2		0-0 3-1		0-0 6-3			3 0 0 0 1 1 1
Gil Garrido, R (1, 6) OBP: 0.287, SLG: 0.291	0-0 FC5-3		0-0 FC6-4 1B		4-0 BB		0-3 K			2 0 1 0 1 0 3
Rico Carty, R (8, PH) OBP: 0.425, SLG: 0.556	1-2 2-3 3-H									1 0 0 0 0 1 0
Bob Aspromonte, R (8, 6) OBP: 0.316, SLG: 0.363										0 0 0 0 0 0 0
Phil Niekro, R (1, 1) OBP: 0.175, SLG: 0.180	0-0 P4		0-3 K		0-0 G3				0-0 6-3	2 0 0 0 0 1 4
Tito Francona, L (6, PH) OBP: 0.384, SLG: 0.398										1 0 0 0 0 0 1
Gary Neibauer, R (6, 1)										0 0 0 0 0 0 0
Mike Lum, L (9, PH) OBP: 0.321, SLG: 0.307										1 0 0 0 0 0 0

Inning Stats	R: 3	H: 2	R: 0	H: 0	R: 0	H: 1	R: 0	H: 1	R: 0	H: 0	R: 1	H: 2	R: 0	H: 0	R: 0	H: 1	1B: 5	SF: 0	WP: 0	PA: 40
	E: 0	LOB: 3	E: 0	LOB: 1	E: 0	LOB: 0	E: 0	LOB: 1	E: 0	LOB: 1	E: 0	LOB: 1	E: 0	LOB: 0	E: 0	LOB: 2	2B: 2	SAC: 0	PB: 0	
	K: 0	BB: 3	K: 0	BB: 1	K: 2	BB: 0	K: 2	BB: 0	K: 1	BB: 1	K: 1	BB: 0	K: 1	BB: 0	K: 0	BB: 1	3B: 0	DP: 0	SB: 0	
	S: 5	P: 18	S: 3	P: 7	S: 7	P: 7	S: 8	P: 8	S: 5	P: 5	S: 7	P: 7	S: 5	P: 5	S: 4	P: 8	HR: 0	HBP: 1	CS: 1	

PITCHER	IP	WLS	BF	H	R	ER	SO	BB	IBB	HBP	BLK	WP	HR	S	P	ERA	WHIP
Don Cardwell, R (1, 1) ERA: 3.94	0.1		6	2	3	3	0	2	0	1	0	0	0	3	12	81.00	12.000
Cal Koonce, R (1, 1) ERA: 4.73	6.1	W	25	4	1	1	5	2	1	0	0	0	0	32	44	1.42	0.947
Ron Taylor, R (7, 1) ERA: 3.04	2.1	S	9	1	0	0	2	0	1	0	0	0	0	12	16	0.00	0.429

Batter	1	2	3	4	5	6	7	8	9	AB R H RBI BB SO LOB	TOP											
Felipe Alou, R OBP: 0.341, SLG: 0.378 (1, 8) X	0-0 6-3 ①		0-0 L8 ③			0-3 K ②		4-0 1B BB		3 0 0 0 1 1 0	<p>Atlanta Braves @ New York Mets</p> <p>Shea Stadium, Flushing, NY</p> <p>Sat Aug 02 1969, 7:05 PM EDT</p> <p>Att: 37,442 - Unknown</p>											
Felix Millan, R OBP: 0.334, SLG: 0.376 (1, 4) X	0-0 F7 ②			0-0 1-3 ①		0-0 6-3 ③		0-0 1B 1-2		4 0 1 0 0 0 0												
Hank Aaron, R OBP: 0.416, SLG: 0.647 (1, 9) X	0-0 3B			0-3 K ②			0-0 P6 ①	0-3 K ③		4 0 1 0 0 2 2												
Rico Carty, R OBP: 0.427, SLG: 0.549 Mike Lum, L OBP: 0.321, SLG: 0.307 (1, 7) S S S (9, PR)	0-3 K ③			0-0 F9 ③			4-0 CS BB	4-0 1B BB		2 0 0 0 2 1 1 0 0 0 0 0 0 0												
Orlando Cepeda, R OBP: 0.330, SLG: 0.441 (1, 3) X		0-0 P5 ①			0-0 5-3 ①		0-0 BB 1B ②	0-0 F7 ①		4 0 1 0 0 0 1												
Clete Boyer, R OBP: 0.348, SLG: 0.404 (1, 5) S S S		0-3 K ②			0-0 1B		4-0 BB 1-2	0-3 K ②		3 0 1 0 1 2 1												
Bob Tillman, R OBP: 0.271, SLG: 0.399 (1, 2) X		0-0 4-3 ③			0-3 K ②		0-3 K ③	0-0 1B 1-2		4 0 1 0 0 2 3												
Gil Garrido, R OBP: 0.282, SLG: 0.286 Tommie Aaron, R OBP: 0.344, SLG: 0.364 Cecil Upshaw, R OBP: 0.300, SLG: 0.600 Tony Gonzalez, L OBP: 0.331, SLG: 0.373 (1, 6) X (8, PH) (8, 1) (9, PH)			0-0 6-3 ①			0-0 P4 ③		0-3 K ① X	0-0 3-1 ③	2 0 0 0 0 0 1 1 0 0 0 0 1 0 0 0 0 0 0 0 0 1 0 0 0 0 0 2												
Ron Reed, R OBP: 0.170, SLG: 0.173 Bob Aspromonte, R OBP: 0.314, SLG: 0.360 (1, 1) X (8, PH) (8, 6)			0-0 1-3 ②			0-3 K ①		0-0 G2 ②		2 0 0 0 0 1 0 1 0 0 0 0 0 0												
Inning Stats	R: 0 E: 0 K: 1 S: 6	H: 1 LOB: 1 BB: 0 P: 6	R: 0 E: 0 K: 1 S: 5	H: 0 LOB: 0 BB: 0 P: 5	R: 0 E: 0 K: 0 S: 3	H: 0 LOB: 0 BB: 0 P: 3	R: 0 E: 0 K: 1 S: 5	H: 0 LOB: 0 BB: 0 P: 5	R: 0 E: 0 K: 1 S: 6	H: 1 LOB: 1 BB: 0 P: 6		R: 0 E: 0 K: 2 S: 7	H: 0 LOB: 0 BB: 0 P: 7	R: 0 E: 0 K: 1 S: 5	H: 1 LOB: 2 BB: 2 P: 13	R: 0 E: 0 K: 2 S: 8	H: 1 LOB: 2 BB: 1 P: 12	R: 0 E: 0 K: 1 S: 6	H: 1 LOB: 2 BB: 1 P: 10	1B: 4 2B: 0 3B: 1 HR: 0	SF: 0 SAC: 0 DP: 0 HBP: 0	WP: 0 PB: 0 SB: 0 CS: 1
PITCHER Jim McAndrew, R ERA: 5.05 Tug McGraw, L ERA: 3.12 (1, 1) (8, 1)	IP 7.0	WLS W	BF 25	H 3	R 0	ER 0	SO 7	BB 2	IBB 0	HBP 0	BLK 0	WP 0	HR 0	S 37	P 45	ERA 0.00	WHIP 0.714					
PITCHER	IP	WLS	BF	H	R	ER	SO	BB	IBB	HBP	BLK	WP	HR	S	P	ERA	WHIP					

livebaseballscorecards.com

AB	31
R	0
H	5
RBI	0
BB	4
SO	10
LOB	11



Batter	1	2	3	4	5	6	7	8	9	AB	R	H	RBI	BB	SO	LOB
Bud Harrelson, S OBP: 0.355, SLG: 0.304 (1, 6)	0-3 K		0-0 4-3		0-0 F7		0-0 3-1			4	0	0	0	0	1	2
Bobby Pfeil, R OBP: 0.272, SLG: 0.286 (1, 5)	0-0 1B		0-0 P5		0-3 K			0-0 F9		4	0	1	0	0	1	1
Tommie Agee, R OBP: 0.333, SLG: 0.482 (1, 8)	0-3 K		4-0 S BB			0-0 1-4-3		0-0 4-3		3	0	0	0	1	1	1
Wayne Garrett, L OBP: 0.317, SLG: 0.296 (1, 4)	0-3 K		0-3 K			0-0 3-1		0-0 P6		4	0	0	0	0	2	2
Ed Kranepool, L OBP: 0.306, SLG: 0.383 (1, 3)		0-0 WP SH2-3 1B		0-0 F9		0-0 4-3				3	0	1	0	0	0	0
Ron Swoboda, R OBP: 0.310, SLG: 0.328 (1, 7)		0-3 K		0-0 P3			4-0 6-3 SH1-3 1B BB			2	1	0	0	1	1	1
Rod Gaspar, S OBP: 0.310, SLG: 0.286 (1, 9)		0-0 SH2-3		0-0 G3			0-0 SH1-3			1	0	0	0	0	0	0
Jerry Grote, R OBP: 0.289, SLG: 0.326 (1, 2)		4-0 BB		0-0 SH3 1B			0-0 6-3			2	0	1	0	1	0	1
Jim McAndrew, R OBP: 0.375, SLG: 0.308 (1, 1)		0-0 6-3		0-0 SH3			0-0 3-H 1B			1	0	0	0	0	0	2
Cleon Jones, R OBP: 0.429, SLG: 0.518 (7, PH)										1	0	1	1	0	0	0
Tom Seaver, R OBP: 0.230, SLG: 0.151 (7, PR)										0	0	0	0	0	0	0
Tug McGraw, R OBP: 0.158, SLG: 0.167 (8, 1)										0	0	0	0	0	0	0

Inning Stats	R: 0	H: 1	E: 0	LOB: 1	K: 3	BB: 0	S: 10	R: 0	H: 1	E: 0	LOB: 2	K: 1	BB: 1	S: 6	R: 0	H: 0	E: 0	LOB: 0	K: 1	BB: 1	S: 5	R: 0	H: 0	E: 0	LOB: 0	K: 0	BB: 0	S: 3	R: 0	H: 1	E: 0	LOB: 1	K: 1	BB: 0	S: 6	R: 0	H: 0	E: 0	LOB: 0	K: 0	BB: 0	S: 3	R: 1	H: 1	E: 0	LOB: 1	K: 0	BB: 1	S: 4	R: 0	H: 0	E: 0	LOB: 0	K: 0	BB: 0	S: 3
PITCHER	IP	WLS	BF	H	R	ER	SO	BB	IBB	HBP	BLK	WP	HR	S	P	ERA	WHIP																																							
Ron Reed, R ERA: 4.05 (1, 1)	7.0	L	28	4	1	1	6	3	0	0	0	1	0	37	49	1.29	1.000																																							
Cecil Upshaw, R ERA: 3.39 (8, 1)	1.0		3	0	0	0	0	0	0	0	0	0	0	3	3	0.00	0.000																																							

BOTTOM

Atlanta Braves @ New York Mets
Shea Stadium, Flushing, NY
Sat Aug 02 1969, 7:05 PM EDT
Att. 37,442 - Unknown

livebaseballscorecards.com

AB	25
R	1
H	4
RBI	1
BB	3
SO	6
LOB	10



WP: 1	PA: 31
PB: 0	SB: 1
CS: 0	

Batter	1	2	3	4	5	6	7	8	9	10	11	AB R H RBI BB SO LOB	TOP				
Felipe Alou, R (1, 9) OBP: 0.344, SLG: 0.382 (9, 8)	0-0 1B		0-0 P4			0-0 1B	0-0 F7			0-0 FC1-6 1B		5 1 3 0 0 0 0	Atlanta Braves @ New York Mets Shea Stadium, Flushing, NY Sun Aug 03 1969, 3:33 AM EDT Att. 34,696 - Unknown				
Felix Millan, R (1, 4) OBP: 0.333, SLG: 0.374	0-0 9-3 1-2f			0-0 F7		0-0 E7 1B		0-0 L5		0-0 FC1-6 1-2f		5 1 1 0 0 0 2					
Hank Aaron, R (1, 3) OBP: 0.413, SLG: 0.639 (9, 9)	0-0 6-3			0-0 5-3		4-0 1B SF8 IBB		0-0 F7		0-0 6-3		4 1 0 0 1 0 1					
Tony Gonzalez, L (1, 8) OBP: 0.337, SLG: 0.377 (9, 7)		0-0 G4-6-3 1B		0-0 4-3		0-0 FC4-6 1B		4-0 BB			0-0 FC1-6 1B	4 0 3 2 1 0 0					
Bob Aspromonte, R (1, 5) OBP: 0.311, SLG: 0.354		0-0 G4-6-3 1-2f		1-0 HBP		0-0 SF8		0-0 P4			0-0 FC1-6 1-2f	3 0 0 1 0 0 3					
Mike Lum, L (1, 7) OBP: 0.315, SLG: 0.301 Orlando Cepeda, R (9, PH) OBP: 0.329, SLG: 0.439 (9, 3)		0-0 F9		0-0 F6		0-0 FC4-6 1-2f		0-0 F7		0-0 F9		3 0 0 0 0 0 2 2 0 0 0 0 0 1					
Bob Tillman, R (1, 2) OBP: 0.269, SLG: 0.411			0-0 HR		0-0 L7	0-0 6-3		0-0 F9		0-3 K		5 1 1 1 0 1 3					
Gil Garrido, R (1, 6) OBP: 0.272, SLG: 0.275			0-0 6-3		0-0 1-3		0-0 6-3		0-0 4-3			4 0 0 0 0 0 1					
Milt Pappas, R (1, 1) OBP: 0.244, SLG: 0.222 Cecil Upshaw, R (6, 1) OBP: 0.300, SLG: 0.600 Paul Doyle, L (6, 1)			0-3 K			0-0 E 1B	0-3 K			0-3 K		2 1 1 0 0 1 0 0 0 0 0 0 0 0 1 0 0 0 0 1 0 1 0 0 0 0 1 0 0 0 0 0 0 0 0					
Tito Francona, L (10, PH) OBP: 0.380, SLG: 0.393 Claude Raymond, R (10, 1) OBP: 0.286, SLG: 0.286																	
Inning Stats	R: 0 H: 1 E: 0 LOB: 0 K: 0 BB: 0 S: 3 P: 3	R: 0 H: 1 E: 0 LOB: 0 K: 0 BB: 0 S: 3 P: 3	R: 1 H: 1 E: 0 LOB: 0 K: 1 BB: 0 S: 6 P: 6	R: 0 H: 0 E: 0 LOB: 0 K: 0 BB: 0 S: 3 P: 3	R: 0 H: 0 E: 0 LOB: 1 K: 0 BB: 0 S: 3 P: 4	R: 4 H: 4 E: 1 LOB: 1 K: 0 BB: 1 S: 7 P: 11	R: 0 H: 0 E: 0 LOB: 0 K: 1 BB: 0 S: 5 P: 5	R: 0 H: 0 E: 0 LOB: 1 K: 0 BB: 1 S: 3 P: 7	R: 0 H: 0 E: 0 LOB: 0 K: 0 BB: 0 S: 3 P: 3	R: 0 H: 1 E: 0 LOB: 1 K: 1 BB: 0 S: 6 P: 6	R: 0 H: 1 E: 0 LOB: 1 K: 1 BB: 0 S: 6 P: 6	1B: 8 SF: 1 2B: 1 SAC: 0 3B: 0 DP: 2 HR: 1 HBP: 1		WP: 0 PA: 43 PB: 0 SB: 0 CS: 0			
PITCHER	IP WLS BF H R ER SO BB IBB HBP BLK WP HR S P ERA WHIP																
Gary Gentry, R (1, 1) ERA: 3.88	5.0	22	7	5	5	1	0	0	1	0	0	0	0	22	27	9.00	1.400
Don Cardwell, R (6, 1) ERA: 3.9	1.0	3	0	0	0	0	0	0	0	0	0	0	0	3	3	0.00	0.000
Jack Dilauro, L (7, 1) ERA: 2.38	2.0	7	0	0	0	1	1	0	0	0	0	0	0	8	12	0.00	0.500
Ron Taylor, R (9, 1) ERA: 2.88	3.0	W 11	2	0	0	2	0	0	0	0	0	0	0	15	15	0.00	0.667

AB	39
R	5
H	9
RBI	4
BB	2
SO	4
LOB	13



BOTTOM

Atlanta Braves @ New York Mets
Shea Stadium, Flushing, NY
Sun Aug 03 1969, 3:33 AM EDT
Att. 34,696 - Unknown

livebaseballscores.com

AB 39
R 6
H 11
RBI 6
BB 3
SO 4
LOB 16



WP: 0 PA: 44
PB: 0
SB: 0
CS: 0

AB R H RBI BB SO LOB

4	0	0	1	0	1	3
5	0	2	0	0	0	2
0	0	0	0	0	0	0
4	1	1	0	1	1	1
4	0	0	0	1	0	3
5	1	1	1	0	1	2
2	0	0	0	0	0	0
1	1	1	0	0	0	0
2	0	1	0	0	0	0
4	1	1	0	0	0	0
4	2	2	2	1	0	3
2	0	1	0	0	1	1
0	0	0	0	0	0	0
0	0	0	0	0	0	0
1	0	0	0	0	0	1
0	0	0	0	0	0	0

11

R: 1	H: 1
E: 0	LOB: 0
K: 0	BB: 0
S: 1	P: 1

10

R: 0	H: 0
E: 0	LOB: 0
K: 0	BB: 0
S: 3	P: 3

9

R: 0	H: 1
E: 0	LOB: 2
K: 1	BB: 1
S: 5	P: 9

8

R: 0	H: 1
E: 0	LOB: 1
K: 0	BB: 0
S: 4	P: 4

7

R: 0	H: 0
E: 0	LOB: 0
K: 1	BB: 0
S: 5	P: 5

6

R: 5	H: 5
E: 1	LOB: 1
K: 0	BB: 0
S: 9	P: 9

5

R: 0	H: 0
E: 0	LOB: 1
K: 1	BB: 1
S: 5	P: 9

4

R: 0	H: 0
E: 0	LOB: 0
K: 0	BB: 0
S: 3	P: 3

3

R: 0	H: 0
E: 0	LOB: 0
K: 0	BB: 0
S: 3	P: 3

2

R: 0	H: 2
E: 0	LOB: 2
K: 0	BB: 0
S: 5	P: 5

1

R: 0	H: 1
E: 0	LOB: 2
K: 1	BB: 1
S: 6	P: 10

Batter

Bud Harrelson, S (1, 6)
Bobby Pfeil, R (1, 5)
Al Weis, S (9, PR)
Tommy Agee, R (1, 8)
Ed Kranepool, L (1, 3)
Wayne Garrett, L (1, 4)
Ron Swoboda, R (1, 7)
Art Shamsky, L (6, PH)
Donn Clendenon, R (8, PH)
Rod Gaspar, S (1, 9)
Jerry Grote, R (1, 2)
Gary Gentry, R (1, 1)
Don Cardwell, R (6, 1)
Cleon Jones, R (6, PH)
Jack Dilauro, S (7, 1)
Ed Charles, R (8, PH)
Ron Taylor, R (9, 1)

Inning Stats

PITCHER	IP	WLS	BF	H	R	ER	SO	BB	IBB	HBP	BLK	WP	HR	S	P	ERA	WHIP
Milt Pappas, R (1, 1)	5.1		23	5	2	2	2	2	0	0	0	0	0	25	33	3.38	1.312
Cecil Upshaw, R (6, 1)	0.0		4	3	2	2	0	0	0	0	0	0	0	4	4	∞	∞
Paul Doyle, L (6, 1)	3.2		13	2	1	0	2	1	0	0	0	0	0	16	20	0.00	0.818
Claude Raymond, R (10, 1)	1.0	L	4	1	1	1	0	0	0	0	0	0	1	4	4	9.00	1.000

Batter	1	2	3	4	5	6	7	8	9	AB R H RBI BB SO LOB	TOP														
Bud Harrelson, S (1, 6) OBP: 0.343, SLG: 0.294	0-0 F8		0-0 F7			0-0 E4		0-0 6-3		4 0 0 0 0 0 0															
Bobby Pfeil, R (1, 5) OBP: 0.270, SLG: 0.282 Donn Clendenon, R (9, PH) OBP: 0.283, SLG: 0.390	0-0 F9			0-0 P6		0-3 K		0-0 6-3	3 0 0 0 0 1 1 1 0 0 0 0 0 0																
Tommie Agee, R (1, 8) OBP: 0.333, SLG: 0.480	0-0 P4			0-0 6-3		0-0 FC6-4 1B		0-0 F8	4 0 1 0 0 0 0																
Cleon Jones, R (1, 7) OBP: 0.429, SLG: 0.514 Al Weis, S (9, PR) OBP: 0.269, SLG: 0.309		0-3 K		0-0 L1		0-0 FC6-4 1-2f		4-0 BB	3 0 0 0 1 1 2 0 0 0 0 0 0 0																
Ed Kranepool, L (1, 3) OBP: 0.301, SLG: 0.372		0-0 1-3			0-0 F7		0-0 G3	0-0 4-3	4 0 0 0 0 0 1																
Wayne Garrett, L (1, 4) OBP: 0.318, SLG: 0.300		0-0 2B			4-0 BB		0-0 4-3		2 0 1 0 1 0 0																
Rod Gaspar, S (1, 9) OBP: 0.304, SLG: 0.280		0-0 1-3			0-3 K		0-0 4-3		3 0 0 0 0 1 2																
Jerry Grote, R (1, 2) OBP: 0.285, SLG: 0.339			4-0 BB		0-0 1-3			0-0 6-3	2 0 0 0 1 0 1																
Jerry Koosman, R (1, 1) OBP: 0.020, SLG: 0.020 Art Shamsky, L (8, PH) OBP: 0.420, SLG: 0.542 Tug McGraw, R (8, 1) OBP: 0.158, SLG: 0.167			0-0 BB		0-0 B3-6-4		0-0 F7	0-0 F9	2 0 0 0 0 0 1 1 0 0 0 0 0 0 0 0 0 0 0 0 0																
Inning Stats	R: 0 E: 0 K: 0 S: 3	H: 0 LOB: 0 BB: 0 P: 3	R: 0 E: 0 K: 1 S: 6	H: 1 LOB: 1 BB: 0 P: 6	R: 0 E: 0 K: 0 S: 2	H: 0 LOB: 0 BB: 1 P: 6	R: 0 E: 0 K: 0 S: 3	H: 0 LOB: 0 BB: 0 P: 3	R: 0 E: 0 K: 1 S: 5	H: 0 LOB: 1 BB: 1 P: 9	R: 0 E: 1 K: 1 S: 7	H: 1 LOB: 2 BB: 0 P: 7	R: 0 E: 0 K: 0 S: 3	H: 0 LOB: 0 BB: 0 P: 3	R: 0 E: 0 K: 0 S: 3	H: 0 LOB: 0 BB: 1 P: 7	R: 0 E: 0 K: 0 S: 3	H: 0 LOB: 1 BB: 1 P: 7	1B: 1 2B: 1 3B: 0 HR: 0	SF: 0 SAC: 0 DP: 1 HBP: 0	WP: 0 PB: 0 SB: 0 CS: 0	PA: 32			
PITCHER	IP	WLS	BF	H	R	ER	SO	BB	IBB	HBP	BLK	WP	HR	S	P	ERA	WHIP								
Jim Maloney, R (1, 1) ERA: 2.41	8.2	W	31	2	0	0	3	3	0	0	0	0	0	34	46	0.00	0.577								
Wayne Granger, R (9, 1) ERA: 3.38	0.1	S	1	0	0	0	0	0	0	0	0	0	0	1	1	0.00	0.000								

New York Mets @ Cincinnati Reds
Crosley Field, Cincinnati, OH
 Mon Aug 04 1969, 7:05 PM EDT
 Att: 13,228 - Unknown

livebaseballscorecards.com

AB	29
R	0
H	2
RBI	0
BB	3
SO	3
LOB	8



Batter	1	2	3	4	5	6	7	8	9	AB	R	H	RBI	BB	SO	LOB
Pete Rose, S OBP: 0.419, SLG: 0.497 (1, 9) X	0-0 G3-6-3 1B		4-0 1B SF9 BB		0-3 K		0-0 F8			3	1	1	0	1	1	0
Bobby Tolan, L OBP: 0.353, SLG: 0.523 (1, 8) X	0-0 G3-6-3 1-2f		0-0 SF9 1-3 1B		0-0 1-3			4-0 FC6-4 1B BB		3	0	1	0	1	0	1
Alex Johnson, R OBP: 0.381, SLG: 0.517 (1, 7) X Jimmy Stewart, S OBP: 0.299, SLG: 0.376 (9, 7) X	0-0 1-3		0-0 SF9		0-0 6-3			0-0 FC6-4 1-2 1B		3	0	1	1	0	0	0
Tony Perez, R OBP: 0.386, SLG: 0.591 (1, 5) X		0-0 F2	0-0 F3		0-0 6-3			0-0 FC6-4 1-2f 2-3		4	0	0	0	0	0	3
Lee May, R OBP: 0.356, SLG: 0.595 (1, 3) X		4-0 1B BLK BB		0-3 K		0-0 L5		0-3 K		3	0	0	0	1	2	2
Johnny Bench, R OBP: 0.393, SLG: 0.503 (1, 2) X		0-0 1-3 1B		0-0 F9		0-0 1B		0-0 L9		4	0	2	0	0	0	2
Woody Woodward, R OBP: 0.366, SLG: 0.400 (1, 6) X		0-0 F3		0-0 2B		0-0 L3				3	0	1	0	0	0	3
Giraldo Ruiz, S OBP: 0.302, SLG: 0.270 (1, 4) X		0-0 P4		4-0 IBB			0-0 F3			2	0	0	0	1	0	2
Jim Maloney, L OBP: 0.226, SLG: 0.429 (1, 1) X Wayne Granger, R OBP: 0.200, SLG: 0.077 (9, 1) X			0-0 4-3	0-3 K			0-0 4-3			3	0	0	0	0	1	2
										0	0	0	0	0	0	0

Inning Stats	R: 0	H: 1	E: 0	LOB: 0	K: 0	BB: 0	S: 3	P: 3	R: 0	H: 1	E: 0	LOB: 2	K: 0	BB: 1	S: 4	P: 8	R: 1	H: 1	E: 0	LOB: 1	K: 0	BB: 1	S: 4	P: 8	R: 0	H: 1	E: 0	LOB: 2	K: 2	BB: 1	S: 8	P: 12	R: 0	H: 0	E: 0	LOB: 0	K: 1	BB: 0	S: 5	P: 5	R: 0	H: 1	E: 0	LOB: 1	K: 0	BB: 0	S: 4	P: 4	R: 0	H: 0	E: 0	LOB: 0	K: 0	BB: 0	S: 3	P: 3	R: 0	H: 1	E: 0	LOB: 2	K: 1	BB: 1	S: 6	P: 10
Jerry Koosman, L ERA: 2.04 (1, 1)	7.0	WLS: L	BF: 28	H: 5	R: 1	ER: 1	SO: 3	BB: 2	IBB: 1	HBP: 0	BLK: 1	WP: 0	HR: 0	S: 31	P: 43	ERA: 1.29	WHIP: 1.000																																															
Tug McGraw, L ERA: 3.07 (8, 1)	1.0		5	1	0	0	1	1	0	0	0	0	0	6	10	0.00	2.000																																															
PITCHER	IP	WLS	BF	H	R	ER	SO	BB	IBB	HBP	BLK	WP	HR	S	P	ERA	WHIP	IP	WLS	BF	H	R	ER	SO	BB	IBB	HBP	BLK	WP	HR	S	P	ERA	WHIP																														


BOTTOM

New York Mets @ Cincinnati Reds
Crosley Field, Cincinnati, OH

Mon Aug 04 1969, 7:05 PM EDT
Att. 13,228 - Unknown

livebaseballscorecards.com

AB	28
R	1
H	6
RBI	1
BB	4
SO	4
LOB	15



WP: 0	PA: 33
PB: 0	
SB: 0	
CS: 0	

Batter	1	2	3	4	5	6	7	8	9	AB R H RBI BB SO LOB	TOP											
Tommie Agee, R (1, 8) OBP: 0.329, SLG: 0.473	0-0 P4		0-3 K		0-0 F8		0-3 K		0-0 4-3	5 0 0 0 0 2 1												
Bobby Pfeil, R (1, 5) OBP: 0.266, SLG: 0.289	0-0 F5			0-0 L6		0-0 6-3		0-0 1B 2B	0-0 6-3	5 1 1 0 0 0 0												
Cleon Jones, R (1, 7) OBP: 0.432, SLG: 0.523	0-0 F9			0-0 HR 2B		0-0 2B		0-0 E 1B 1B		4 2 3 1 0 0 0												
Art Shamsky, L (1, 9) OBP: 0.432, SLG: 0.570		0-0 1B		0-0 2-H HR		4-0 BB		0-0 E5 1B 1B		3 2 3 2 1 0 0												
Wayne Garrett, L (1, 4) OBP: 0.317, SLG: 0.299		0-0 F9		0-3 K		0-0 F9		0-0 FC4-6 1B		4 0 1 2 0 1 3												
Ed Kranepool, L (1, 3) OBP: 0.300, SLG: 0.371		0-3 K		0-0 1B		0-3 K		0-0 FC4-6 4-3 1-2f		4 0 1 0 0 2 4												
J.C. Martin, L (1, 2) OBP: 0.272, SLG: 0.349		0-0 F9		0-0 F8		4-0 BB		0-0 4-3		3 0 0 0 1 0 3												
Bud Harrelson, S (1, 6) OBP: 0.339, SLG: 0.290			0-0 G3		0-0 P6		0-0 F8	0-0 5-3		3 0 0 0 0 0 1												
Donn Clendenon, R (8, PH) OBP: 0.281, SLG: 0.389										1 0 0 0 0 0 1												
Al Weis, S (8, 6) OBP: 0.269, SLG: 0.309										0 0 0 0 0 0 0												
Tom Seaver, R (1, 1) OBP: 0.226, SLG: 0.148			0-0 F7		0-0 F9		0-0 F7		0-3 K	1 0 0 0 0 0 0												
Cal Koonce, R (4, 1) OBP: 0.286, SLG: 0.286										1 0 0 0 0 0 0												
Ken Boswell, L (7, PH) OBP: 0.299, SLG: 0.336										1 0 0 0 0 0 1												
Jack Dilauro, S (7, 1)										0 0 0 0 0 0 0												
Rod Gaspar, S (9, PH) OBP: 0.302, SLG: 0.279										1 0 0 0 0 1 0												
Inning Stats	R: 0 E: 0 K: 0 S: 3	H: 0 LOB: 0 BB: 0 P: 3	R: 0 E: 0 K: 1 S: 6	H: 1 LOB: 1 BB: 0 P: 6	R: 0 E: 0 K: 1 S: 5	H: 0 LOB: 0 BB: 0 P: 5	R: 2 E: 0 K: 1 S: 8	H: 3 LOB: 1 BB: 0 P: 8	R: 0 E: 0 K: 0 S: 3	H: 0 LOB: 0 BB: 0 P: 3	R: 0 E: 0 K: 1 S: 6	H: 1 LOB: 2 BB: 1 P: 10	R: 0 E: 0 K: 1 S: 5	H: 0 LOB: 1 BB: 1 P: 9	R: 3 E: 1 K: 0 S: 7	H: 4 LOB: 1 BB: 0 P: 7	R: 0 E: 0 K: 1 S: 5	H: 0 LOB: 0 BB: 0 P: 5	1B: 5 2B: 3 3B: 0 HR: 1	SF: 0 SAC: 0 DP: 0 HBP: 0	WP: 0 PB: 0 SB: 0 CS: 0	PA: 38
PITCHER	IP WLS BF H R ER SO BB IBB HBP BLK WP HR S P ERA WHIP																					
Gary Nolan, R (1, 1) ERA: 5.7	7.0 W 31 8 5 5 5 2 0 0 0 0 0 1 39 47 6.43 1.429																					
Clay Carroll, R (8, 1) ERA: 3.78	2.0 S 7 1 0 0 1 0 0 0 0 0 0 0 9 9 0.00 0.500																					

New York Mets @ Cincinnati Reds
 Crosley Field, Cincinnati, OH
 Tue Aug 05 1969, 7:05 PM EDT
 Unknown

livebaseballscorecards.com

AB	36
R	5
H	9
RBI	5
BB	2
SO	6
LOB	14



Batter	1	2	3	4	5	6	7	8	9
Pete Rose, S OBP: 0.422, SLG: 0.510 (1, 9) X	0-0 HR 1B		0-0 HR		0-0 2B	0-3 K			
Bobby Tolan, L OBP: 0.358, SLG: 0.538 (1, 8) X	0-0 1-H HR		4-0 S 2B BB		0-0 2-H 1B 2B		0-0 HR 2B		
Alex Johnson, R OBP: 0.382, SLG: 0.516 Jimmy Stewart, S OBP: 0.299, SLG: 0.376 (1, 7) X (9, 7)	0-0 G1-4-3 1B		0-3 K		0-0 L6-4 BB 1B		0-0 F9		
Tony Perez, R OBP: 0.389, SLG: 0.601 (1, 5) X	0-0 G1-4-3 1-2f		0-0 2-H 2B		4-0 1-2 BB		0-0 2-H HR		
Lee May, R OBP: 0.355, SLG: 0.590 (1, 3) X	0-0 F9		4-0 FC6-4 BB		0-0 L6-4 2-3		0-0 F2		
Johnny Bench, R OBP: 0.389, SLG: 0.497 (1, 2) X		0-0 P4	0-0 FC6-4 1-2f		0-0 F9		0-0 F8		
Woody Woodward, R OBP: 0.347, SLG: 0.377 (1, 6) X		0-0 5-3		0-0 5-3		0-0 P6		0-0 5-3	
Giraldo Ruiz, S OBP: 0.307, SLG: 0.277 (1, 4) X		0-0 L5		0-0 F8		0-0 SH1-4 1B		0-0 B2-6-4 1B	
Gary Nolan, R Clay Carroll, R OBP: 0.308, SLG: 0.348 (1, 1) (8, 1)			0-0 6-3	0-0 4-3		0-0 SH1-4 1-2		0-0 B2-6-4 1-2f	

Inning Stats	R: 2 E: 0 K: 0 S: 5	H: 3 LOB: 0 BB: 0 P: 5	R: 0 E: 0 K: 0 S: 3	H: 0 LOB: 0 BB: 0 P: 3	R: 2 E: 0 K: 1 S: 7	H: 2 LOB: 2 BB: 2 P: 15	R: 0 E: 0 K: 0 S: 3	H: 0 LOB: 0 BB: 0 P: 3	R: 2 E: 0 K: 0 S: 5	H: 3 LOB: 1 BB: 1 P: 9	R: 0 E: 0 K: 1 S: 6	H: 1 LOB: 1 BB: 0 P: 6	R: 2 E: 0 K: 0 S: 5	H: 2 LOB: 0 BB: 0 P: 5	R: 0 E: 0 K: 0 S: 3	H: 1 LOB: 0 BB: 0 P: 3
1B: 5 2B: 5 3B: 0 HR: 3	SF: 0 SAC: 1 DP: 3 HBP: 0	WP: 0 PB: 0 SB: 1 CS: 0	PA: 36													


PITCHER	IP	WLS	BF	H	R	ER	SO	BB	IBB	HBP	BLK	WP	HR	S	P	ERA	WHIP
Tom Seaver, R ERA: 2.66 (1, 1)	3.0	L	15	5	4	4	1	2	0	0	0	0	2	15	23	12.00	2.333
Cal Koonce, R ERA: 4.79 (4, 1)	3.0		13	4	2	2	1	1	0	0	0	0	0	14	18	6.00	1.667
Jack Dilaura, L ERA: 2.66 (7, 1)	2.0		8	3	2	2	0	0	0	0	0	0	1	8	8	9.00	1.500

BOTTOM

New York Mets @ Cincinnati Reds
Crosley Field, Cincinnati, OH
Tue Aug 05 1969, 7:05 PM EDT
Unknown

livebaseballscorecards.com

AB	32
R	8
H	12
RBI	8
BB	3
SO	2
LOB	10



Batter	1	2	3	4	5	6	7	8	9	AB R H RBI BB SO LOB
Pete Rose, S (1, 9) OBP: 0.420, SLG: 0.510	0-0 4-3 2B		0-3 K			0-0 6-3		0-0 4-3		4 0 1 0 0 1 0
Bobby Tolan, L (1, 8) OBP: 0.355, SLG: 0.533	0-0 4-3 2-3			0-3 K		0-0 G3		0-0 F7		4 0 0 0 0 1 1
Alex Johnson, R (1, 7) OBP: 0.380, SLG: 0.512	0-0 L4			4-0 2B BB		0-0 P3		0-0 F8		3 1 0 0 1 0 1
Tony Perez, R (1, 5) OBP: 0.390, SLG: 0.602	0-0 6-3			0-0 2B 1-H		0-3 K		0-0 BB 1B 1B		4 0 2 1 0 1 1
Lee May, R (1, 3) OBP: 0.354, SLG: 0.587		0-3 K		0-0 P3		0-0 F8		0-0 BB 1B		4 0 1 0 0 1 1
Pat Corrales, R (1, 2) OBP: 0.355, SLG: 0.388		0-3 K		0-0 F8		0-0 1B 1B		0-0 P5		4 0 1 0 0 1 3
Woody Woodward, R (1, 6) OBP: 0.359, SLG: 0.389		0-0 CS 1B			0-0 5-3		0-0 1-2 1B	4-0 BB BB BB		3 0 2 0 0 0 0 0 0 0 0 1 0 0
Fred Whitfield, L (9, PH) OBP: 0.353, SLG: 0.255								1-2 2-3 BB		
Giraldo Ruiz, S (1, 4) OBP: 0.301, SLG: 0.271		0-0 CS		0-0 P6		0-0 6-3		0-0 L7		3 0 0 0 0 0 2 1 0 0 0 0 1 3
Johnny Bench, R (9, PH) OBP: 0.388, SLG: 0.495		1-2						0-3 K		
Gerry Arrigo, L (1, 1) OBP: 0.133, SLG: 0.133			0-0 F9		0-0 P6			0-3 K		0 0 0 0 0 0 0 1 0 0 0 0 0 0 1 0 0 0 0 0 0 0 0 0 0 0 0 0 1 0 0 0 0 1 0 0 0 0 0 0 0 0
Pedro Rantoso, S (3, 1)										
Jim Beauchamp, R (5, PH) OBP: 0.265, SLG: 0.333										
Jack Fisher, R (6, 1) OBP: 0.105, SLG: 0.105										
Jimmy Stewart, S (8, PH) OBP: 0.287, SLG: 0.373										
Al Jackson, L (9, 1)										

Inning Stats	R: 0	H: 1	E: 0	LOB: 1	K: 0	BB: 0	S: 4	P: 4	R: 0	H: 1	E: 0	LOB: 0	K: 2	BB: 0	S: 7	P: 7	R: 0	H: 0	E: 0	LOB: 0	K: 1	BB: 0	S: 5	P: 5	R: 1	H: 1	E: 0	LOB: 1	K: 1	BB: 1	S: 6	P: 10	R: 0	H: 0	E: 0	LOB: 0	K: 0	BB: 0	S: 3	P: 3	R: 0	H: 0	E: 0	LOB: 0	K: 0	BB: 0	S: 3	P: 3	R: 0	H: 2	E: 0	LOB: 2	K: 1	BB: 0	S: 7	P: 7	R: 0	H: 0	E: 0	LOB: 0	K: 1	BB: 0	S: 5	P: 5	R: 0	H: 2	E: 0	LOB: 3	K: 1	BB: 1	S: 7	P: 11	1B: 5	SF: 0	2B: 2	SAC: 0	3B: 0	DP: 0	HR: 0	HBP: 0	WP: 0	PA: 36
PITCHER Nolan Ryan, R (1, 1) ERA: 3.54	IP	WLS	BF	H	R	ER	SO	BB	IBB	HBP	BLK	WP	HR	S	P	ERA	WHIP	IP	WLS	BF	H	R	ER	SO	BB	IBB	HBP	BLK	WP	HR	S	P	ERA	WHIP	IP	WLS	BF	H	R	ER	SO	BB	IBB	HBP	BLK	WP	HR	S	P	ERA	WHIP																															


BOTTOM

New York Mets @ Cincinnati Reds
Crosley Field, Cincinnati, OH

Tue Aug 05 1969, 7:05 PM EDT
Att. 31,062 - Unknown

livebaseballscorecards.com

AB	33
R	1
H	7
RBI	1
BB	2
SO	7
LOB	12



Batter	1	2	3	4	5	6	7	8	9	AB R H RBI BB SO LOB	TOP
Tommie Agee, R OBP: 0.329, SLG: 0.481 (1, 8) X	0-0 1B 1B	0-3 K			0-3 K		0-3 K			4 1 1 0 0 3 2	
Bobby Pfeil, R OBP: 0.275, SLG: 0.299 (1, 4) X	0-0 F8		0-0 FC5 1B		0-0 F7		0-0 P6			4 0 1 0 0 0 2	
Cleon Jones, R OBP: 0.432, SLG: 0.520 (1, 7) X	0-0 1B 1B		0-0 F8		0-0 1-3			0-0 F3		4 1 1 0 0 0 1	
Donn Clendenon, R OBP: 0.288, SLG: 0.402 (1, 3) S S	0-3 K		0-0 1-2 1B		0-0 6-3			0-0 4-3		4 0 1 0 0 1 2	
Ed Charles, R OBP: 0.283, SLG: 0.311 (1, 5) X	0-0 1-2 3-H 1B		0-0 F7		0-0 F8			0-0 6-3		4 0 1 1 0 0 2	
Ron Swoboda, R OBP: 0.322, SLG: 0.342 (1, 9) X	0-0 1-2 2-H 1B		0-0 FC5		0-0 1B				0-0 1B	4 0 3 1 0 0 2	
Jerry Grote, R OBP: 0.293, SLG: 0.335 (1, 2) X	0-0 F7			0-0 3-1		0-0 P4			0-0 F9	4 0 0 0 0 0 4	
Al Weis, S OBP: 0.266, SLG: 0.310 (1, 6) S S		0-3 K		0-3 K			0-0 SH1-3 2B		0-0 F7	4 0 1 0 0 2 1	
Jim McAndrew, R OBP: 0.389, SLG: 0.333 (1, 1) X			0-0 CS 1B		0-0 4-3		0-0 SH1-3		0-0 F5	2 0 1 0 0 0 0	
Art Shamsky, L OBP: 0.430, SLG: 0.566 (9, PH) X										1 0 0 0 0 0 1	
Inning Stats	R: 2 H: 4 E: 0 LOB: 2 K: 1 BB: 0 S: 9 P: 9	R: 0 H: 1 E: 0 LOB: 1 K: 2 BB: 0 S: 7 P: 7	R: 0 H: 2 E: 0 LOB: 2 K: 0 BB: 0 S: 5 P: 5	R: 0 H: 0 E: 0 LOB: 0 K: 1 BB: 0 S: 5 P: 5	R: 0 H: 0 E: 0 LOB: 0 K: 1 BB: 0 S: 5 P: 5	R: 0 H: 1 E: 0 LOB: 1 K: 0 BB: 0 S: 4 P: 4	R: 0 H: 1 E: 0 LOB: 1 K: 1 BB: 0 S: 6 P: 6	R: 0 H: 0 E: 0 LOB: 0 K: 0 BB: 0 S: 3 P: 3	R: 0 H: 1 E: 0 LOB: 1 K: 0 BB: 0 S: 4 P: 4	1B: 9 SF: 0 2B: 2 SAC: 1 3B: 0 DP: 1 HR: 0 HBP: 0	WP: 0 PA: 36 PB: 0 SB: 0 CS: 1
PITCHER Jim Merritt, L ERA: 4.21 (1, 1)	IP WLS BF H R ER SO BB IBB HBP BLK WP HR S P ERA WHIP										
	9.0 W 36 10 2 2 6 0 0 0 0 0 0 0 48 48 2.00 1.111										

New York Mets @ Cincinnati Reds
Crosley Field, Cincinnati, OH
Wed Aug 06 1969, 7:05 PM EDT
Att: 17,452 - Unknown

livebaseballscorecards.com

AB	35
R	2
H	10
RBI	2
BB	0
SO	6
LOB	17



Batter	1	2	3	4	5	6	7	8	9	AB	R	H	RBI	BB	SO	LOB	
Pete Rose, S OBP: 0.423, SLG: 0.525 (1, 9) X	0-0 SF9 3B		0-0 2-H 2B		0-0 3B			0-0 F7		4	1	3	1	0	0	0	
Jimmy Stewart, S OBP: 0.289, SLG: 0.362 (1, 8) X	0-0 F7		0-3 K		0-0 F7			0-3 K		4	0	0	0	0	2	3	
Alex Johnson, R OBP: 0.379, SLG: 0.510 (1, 7) X	0-0 SF9		0-0 6-3			0-3 K		0-0 1B		3	0	1	1	0	1	1	
Ted Savage, R OBP: 0.296, SLG: 0.333 (9, 7) X	0-0 3-H 1-3					0-3 K		0-0 F3		0	0	0	0	0	0	0	
Tony Perez, R OBP: 0.387, SLG: 0.597 (1, 5) X	0-0 1-3			0-0 F7		0-3 K				4	0	0	0	0	1	1	
Lee May, R OBP: 0.351, SLG: 0.583 (1, 3) X		0-3 K		0-0 P6		0-0 P4				3	0	0	0	0	1	0	
Johnny Bench, R OBP: 0.390, SLG: 0.509 (1, 2) X		0-0 F7		0-0 2B			0-0 HR			3	1	2	1	0	0	0	
Woody Woodward, R OBP: 0.346, SLG: 0.373 (1, 6) X		0-0 6-3		0-0 F3			0-0 F9			3	0	0	0	0	0	1	
Giraldo Ruiz, S OBP: 0.302, SLG: 0.272 (1, 4) X			0-0 SH3-4 2B 1B		0-0 4-3		0-0 6-3			3	1	1	0	0	0	0	
Jim Merritt, L OBP: 0.186, SLG: 0.208 (1, 1) X			0-0 SH3-4 1-2		0-0 L4		0-0 G3			2	0	0	0	0	0	0	
Inning Stats	R: 1 E: 0 K: 0 S: 4	H: 1 LOB: 0 BB: 0 P: 4	R: 0 E: 0 K: 1 S: 5	H: 0 LOB: 0 BB: 0 P: 5	R: 1 E: 0 K: 1 S: 7	H: 2 LOB: 1 BB: 0 P: 7	R: 0 E: 0 K: 0 S: 4	H: 1 LOB: 1 BB: 0 P: 4	R: 0 E: 0 K: 2 S: 7	H: 0 LOB: 0 BB: 0 P: 7	R: 1 E: 0 K: 0 S: 4	H: 1 LOB: 0 BB: 0 P: 4	R: 0 E: 0 K: 1 S: 6	H: 1 LOB: 1 BB: 0 P: 6	1B: 2 2B: 2 3B: 2 HR: 1	SF: 1 SAC: 1 DP: 0 HBP: 0	
PITCHER Jim McAndrew, R ERA: 4.85 (1, 1)	IP 8.0	WLS L	BF 31	H 7	R 3	ER 3	SO 5	BB 0	IBB 0	HBP 0	BLK 0	WP 0	HR 1	S 41	P 41	ERA 3.38	WHIP 0.875
PITCHER	IP	WLS	BF	H	R	ER	SO	BB	IBB	HBP	BLK	WP	HR	S	P	ERA	WHIP

BOTTOM

New York Mets @ Cincinnati Reds
Crosley Field, Cincinnati, OH
Wed Aug 06 1969, 7:05 PM EDT
Att. 17,452 - Unknown

livebaseballscorecards.com

AB	29
R	3
H	7
RBI	3
BB	0
SO	5
LOB	6



WP: 0	PA: 31
PB: 0	SB: 0
CS: 0	

Batter	1	2	3	4	5	6	7	8	9	AB R H RBI BB SO LOB	TOP																
Tommy Agee, R (1, 8) OBP: 0.331, SLG: 0.481	0-0 G5-4-3 1B		0-3 K			0-0 F9			0-0 E7 SH5-3 2B 1B	4 1 2 0 0 1 0																	
Bobby Pfeil, R (1, 5) OBP: 0.267, SLG: 0.290	0-0 G5-4-3 1-2f				0-0 F9		0-0 6-3		0-0 SH5-3 2-3	3 0 0 0 0 0 1																	
Cleon Jones, R (1, 7) OBP: 0.430, SLG: 0.519 Rod Gaspar, S (9, PR) OBP: 0.300, SLG: 0.276 (9, 9)	0-0 F9				0-0 6-3		0-0 5-3		0-0 FC6 1B 2B	4 0 1 1 0 0 0 0 1 0 0 0 0 0																	
Art Shamsky, L (1, 9) OBP: 0.429, SLG: 0.562 Ron Swoboda, R (9, PH) OBP: 0.326, SLG: 0.342 (9, 7)		0-0 P5			0-0 F7				0-0 FC6 IBB	3 0 1 0 0 0 0 0 0 0 0 1 0 0																	
Wayne Garrett, L (1, 4) OBP: 0.319, SLG: 0.301		0-0 S 1B				0-0 G6-4-3 1B		0-3 K	0-0 FC6 1B 1-2f 2-3	4 2 2 0 0 1 3																	
Donn Clendenon, R (1, 3) OBP: 0.291, SLG: 0.404		0-3 K 1-2			0-0 G6-4-3 1-2f				0-0 FC4-6 1B 1-2 3-H	4 0 2 1 0 1 2																	
J.C. Martin, L (1, 2) OBP: 0.276, SLG: 0.353		0-0 2-H 1B			0-0 L4				0-0 FC4-6 1-2f 3-H	4 0 2 2 0 0 1																	
Bud Harrelson, S (1, 6) OBP: 0.335, SLG: 0.285			0-0 4-3			0-0 6-3			0-0 F7 6-3	4 0 0 0 0 0 4																	
Jerry Koosman, R (1, 1) OBP: 0.019, SLG: 0.019			0-3 K			0-0 F9			0-3 K	3 0 0 0 0 2 1																	
Inning Stats	R: 0 E: 0 K: 0 S: 3	H: 1 LOB: 0 BB: 0 P: 3	R: 1 E: 0 K: 1 S: 6	H: 2 LOB: 1 BB: 0 P: 6	R: 0 E: 0 K: 2 S: 7	H: 0 LOB: 0 BB: 0 P: 7	R: 0 E: 0 K: 0 S: 3	H: 0 LOB: 0 BB: 0 P: 3	R: 0 E: 0 K: 0 S: 3	H: 1 LOB: 0 BB: 0 P: 3	R: 0 E: 0 K: 1 S: 6	H: 1 LOB: 1 BB: 0 P: 6	R: 0 E: 0 K: 1 S: 6	H: 1 LOB: 1 BB: 0 P: 6	R: 3 E: 1 K: 0 S: 7	H: 4 LOB: 3 BB: 1 P: 11	1B: 9 2B: 1 3B: 0 HR: 0	SF: 0 SAC: 1 DP: 2 HBP: 0	WP: 0 PB: 0 SB: 1 CS: 0	PA: 35							
PITCHER	IP	WLS	BF	H	R	ER	SO	BB	IBB	HBP	BLK	WP	HR	S	P	ERA	WHIP										
Milt Pappas, R (1, 1) ERA: 3.43	8.0	L	27	6	1	1	5	0	0	0	0	0	0	37	37	1.12	0.750										
Cecil Upshaw, R (9, 1) ERA: 3.86	0.1		3	2	2	2	0	0	0	0	0	0	0	3	3	54.00	6.000										
Paul Doyle, L (9, 1) ERA: 2.73	0.1		2	0	0	0	0	0	1	0	0	0	0	1	5	0.00	0.000										
Claude Raymond, R (9, 1) ERA: 5.28	0.1		3	2	1	1	0	0	0	0	0	0	0	3	3	27.00	6.000										

New York Mets @ Atlanta Braves
Atlanta Stadium, Atlanta, GA

Fri Aug 08 1969, 7:05 PM EDT
Unknown

livebaseballscorecards.com

AB	33
R	4
H	10
RBI	4
BB	1
SO	5
LOB	12



Batter	1	2	3	4	5	6	7	8	9	AB	R	H	RBI	BB	SO	LOB
Felipe Alou, R OBP: 0.347, SLG: 0.387 (1, 8)	0-0 G6-4-3 1B		0-0 E 1B		0-0 P4			0-0 2B		4	0	3	0	0	0	1
Felix Millan, R OBP: 0.325, SLG: 0.363 (1, 4)	0-0 G6-4-3 1-2f		0-0 F7		0-0 G3			0-0 1-3		4	0	0	0	0	0	4
Hank Aaron, R OBP: 0.411, SLG: 0.624 Mike Lum, L OBP: 0.311, SLG: 0.297 (1, 9) (9, 9)	4-0 BB		0-0 E 1B		0-0 G1-4-3 1B			4-0 IBB		2	0	2	0	2	0	0
Rico Carty, R OBP: 0.413, SLG: 0.535 (1, 7)	0-0 5-3		0-3 K		0-0 G1-4-3 1-2f			0-3 K		4	0	0	0	0	2	6
Orlando Cepeda, R OBP: 0.332, SLG: 0.455 (1, 3)		0-0 F9		1-0 G5-4-3 HBP		0-0 6-3		0-0 6-3		3	0	0	0	0	0	0
Clete Boyer, R OBP: 0.347, SLG: 0.394 (1, 5)		0-0 E6 1B		0-0 G5-4-3 1-2f		0-0 L7		0-0 5-3		4	0	1	0	0	0	1
Bob Tillman, R OBP: 0.257, SLG: 0.406 (1, 2)		0-3 K		0-3 K		0-0 F8		0-0 HR		4	1	1	1	0	2	1
Gil Garrido, R OBP: 0.262, SLG: 0.258 (1, 6)		0-0 6-3		4-0 BB		0-0 F7		0-0 P4		3	0	0	0	1	0	1
Milt Pappas, R OBP: 0.233, SLG: 0.211 Bob Aspromonte, R OBP: 0.313, SLG: 0.355 (8, PH) Cecil Upshaw, R OBP: 0.300, SLG: 0.600 Paul Doyle, L (9, 1) Claude Raymond, R OBP: 0.286, SLG: 0.286 (9, 1)		0-3 K		0-0 F3		0-0 P4				2	0	0	0	0	1	1

Inning Stats	R: 0	H: 1	R: 0	H: 1	R: 0	H: 2	R: 0	H: 0	R: 0	H: 1	R: 0	H: 0	R: 0	H: 1	R: 1	H: 1
	E: 0	LOB: 1	E: 1	LOB: 1	E: 0	LOB: 2	E: 0	LOB: 0	E: 0	LOB: 0	E: 0	LOB: 0	E: 0	LOB: 2	E: 0	LOB: 0
	K: 0	BB: 1	K: 1	BB: 0	K: 1	BB: 0	K: 0	BB: 0	K: 0	BB: 0	K: 1	BB: 1	K: 0	BB: 1	K: 0	BB: 0
	S: 3	P: 7	S: 6	P: 6	S: 9	P: 9	S: 4	P: 5	S: 3	P: 7	S: 3	P: 3	S: 6	P: 10	S: 4	P: 4

PITCHER	IP	WLS	BF	H	R	ER	SO	BB	IBB	HBP	BLK	WP	HR	S	P	ERA	WHIP
Jerry Koosman, L ERA: 1.98 (1, 1)	9.0	W	35	7	1	1	5	2	1	1	0	0	1	41	54	1.00	1.000

BOTTOM

New York Mets @ Atlanta Braves
Atlanta Stadium, Atlanta, GA

Fri Aug 08 1969, 7:05 PM EDT
Unknown

AB	31
R	1
H	7
RBI	1
BB	3
SO	5
LOB	15

livebaseballscorecards.com



WP: 0	PA: 35
PB: 0	
SB: 0	
CS: 0	

Batter	1	2	3	4	5	6	7	8	9	10	AB R H RBI BB SO LOB	TOP								
Rod Gaspar, S (1, 7) OBP: 0.299, SLG: 0.275	0-0 4-3		0-0 1B			0-0 F7		0-0 F7			4 0 1 0 0 0 0	New York Mets @ Atlanta Braves Atlanta Stadium, Atlanta, GA Fri Aug 08 1969, 7:05 PM EDT Att. 42,838 - Unknown								
Bobby Pfeil, R (1, 5) OBP: 0.257, SLG: 0.279	0-0 F9		0-0 P6			0-0 F3			0-0 F7		4 0 0 0 0 0 1									
Tommie Agee, R (1, 8) OBP: 0.328, SLG: 0.476	0-0 4-3			0-0 P4			0-0 4-3		0-0 F8		4 0 0 0 0 0 0									
Art Shamsky, L (1, 9) OBP: 0.430, SLG: 0.560		0-0 1B		0-0 5-3			0-0 1B 1B		0-0 4-3		4 0 2 0 0 0 0									
Wayne Garrett, L (1, 4) OBP: 0.315, SLG: 0.296		0-3 K		0-0 6-3			0-0 F8			0-0 F9	4 0 0 0 0 1 2									
Ed Kranepool, L (1, 3) OBP: 0.303, SLG: 0.372 Al Weis, S (10, PR) OBP: 0.266, SLG: 0.310		0-0 F7			0-0 3-1		0-0 1-3 1B			0-0 SH2-4 1B	4 0 2 0 0 0 1 0 0 0 0 0 0 0									
Jerry Grote, R (1, 2) OBP: 0.289, SLG: 0.331		0-0 5-3			0-0 G3		0-0 5-3			0-0 SH2-4	3 0 0 0 0 0 3									
Bud Harrelson, S (1, 6) OBP: 0.331, SLG: 0.282 Donn Clendenon, R (10, PH) OBP: 0.290, SLG: 0.402			0-0 G3		0-0 4-3			0-0 G3		0-0 P1	3 0 0 0 0 0 0 1 0 0 0 0 0 2									
Gary Gentry, R (1, 1) OBP: 0.154, SLG: 0.140 Ron Taylor, R (10, 1)			0-3 K			0-0 6-3		0-0 4-3			3 0 0 0 0 1 0 0 0 0 0 0 0 0									
Inning Stats	R: 0 E: 0 K: 0 S: 3	H: 0 LOB: 0 BB: 0 P: 3	R: 0 E: 0 K: 1 S: 6	H: 1 LOB: 1 BB: 0 P: 6	R: 0 E: 0 K: 1 S: 6	H: 1 LOB: 1 BB: 0 P: 6	R: 0 E: 0 K: 0 S: 3	H: 0 LOB: 0 BB: 0 P: 3	R: 0 E: 0 K: 0 S: 3	H: 2 LOB: 2 BB: 0 P: 5	R: 0 E: 0 K: 0 S: 3		H: 0 LOB: 0 BB: 0 P: 3	R: 0 E: 0 K: 0 S: 3	H: 0 LOB: 0 BB: 0 P: 3	R: 0 E: 0 K: 0 S: 4	H: 1 LOB: 2 BB: 0 P: 4	1B: 5 2B: 0 3B: 0 HR: 0	SF: 0 SAC: 1 DP: 0 HBP: 0	WP: 0 PB: 0 SB: 0 CS: 0
PITCHER Ron Reed, R (1, 1) ERA: 3.78	IP 10.0	WLS W	BF 35	H 5	R 0	ER 0	SO 2	BB 0	IBB 0	HBP 0	BLK 0	WP 0	HR 0	S 39	P 39	ERA 0.00	WHIP 0.500			

livebaseballscores.com

AB	34
R	0
H	5
RBI	0
BB	0
SO	2
LOB	9



BOTTOM

New York Mets @ Atlanta Braves
Atlanta Stadium, Atlanta, GA
Fri Aug 08 1969, 7:05 PM EDT
Att: 42,838 - Unknown

livebaseballscorecards.com

AB 32
R 1
H 7
RBI 1
BB 3
SO 2
LOB 11



WP: 0 PA: 37
PB: 0
SB: 0
CS: 1

AB R H RBI BB SO LOB

5 0 1 1 0 0 2

3 0 0 0 1 0 1

4 0 1 0 0 0 3

4 0 1 0 0 0 1

4 0 1 0 0 0 0

4 1 1 0 0 1 1

3 0 1 0 0 0 1

1 0 0 0 1 0 0

0 0 0 0 1 0 0

3 0 0 0 0 1 2

1 0 1 0 0 0 0

0 0 0 0 0 0 0

1B

1B

1B

1B

1B

1B

1B

1B

1B

1B

1B

1B

1B

1B

1B

CS

CS

CS

CS

CS

CS

CS

CS

CS

CS

CS

CS

CS

CS

CS

SH1-4

SH1-4

SH1-4

SH1-4

SH1-4

SH1-4

SH1-4

SH1-4

SH1-4

SH1-4

SH1-4

SH1-4

SH1-4

SH1-4

SH1-4

FC3-6

FC3-6

FC3-6

FC3-6

FC3-6

FC3-6

FC3-6

FC3-6

FC3-6

FC3-6

FC3-6

FC3-6

FC3-6

FC3-6

FC3-6

BB

BB

BB

BB

BB

BB

BB

BB

BB

BB

BB

BB

BB

BB

BB

1-2

1-2

1-2

1-2

1-2

1-2

1-2

1-2

1-2

1-2

1-2

1-2

1-2

1-2

1-2

2-3

2-3

2-3

2-3

2-3

2-3

2-3

2-3

2-3

2-3

2-3

2-3

2-3

2-3

2-3

3-H

3-H

3-H

3-H

3-H

3-H

3-H

3-H

3-H

3-H

3-H

3-H

3-H

3-H

3-H

1-2

1-2

1-2

1-2

1-2

1-2

1-2

1-2

1-2

1-2

1-2

1-2

1-2

1-2

1-2

2-3

2-3

2-3

2-3

2-3

2-3

2-3

2-3

2-3

2-3

2-3

2-3

2-3

2-3

2-3

3-H

3-H

3-H

3-H

3-H

3-H

3-H

3-H

3-H

3-H

3-H

3-H

3-H

3-H

3-H

1-2

1-2

1-2

1-2

1-2

1-2

1-2

1-2

1-2

1-2

1-2

1-2

1-2

1-2

1-2

2-3

2-3

2-3

2-3

2-3

2-3

2-3

2-3

2-3

2-3

2-3

2-3

2-3

2-3

2-3

3-H

3-H

3-H

3-H

3-H

3-H

3-H

3-H

3-H

3-H

3-H

3-H

3-H

3-H

3-H

1-2

1-2

1-2

1-2

1-2

1-2

1-2

1-2

1-2

1-2

1-2

1-2

1-2

1-2

1-2

2-3

2-3

2-3

2-3

2-3

2-3

2-3

2-3

2-3

2-3

2-3

2-3

2-3

2-3

2-3

3-H

3-H

3-H

3-H

3-H

3-H

3-H

3-H

3-H

3-H

3-H

3-H

3-H

3-H

3-H

1-2

1-2

1-2

1-2

1-2

1-2

1-2

1-2

1-2

1-2

1-2

1-2

1-2

1-2

1-2

2-3

2-3

2-3

2-3

2-3

2-3

2-3

2-3

2-3

2-3

2-3

2-3

2-3

2-3

2-3

3-H

3-H

3-H

3-H

3-H

3-H

3-H

3-H

3-H

3-H

3-H

3-H

3-H

3-H

3-H

1-2

1-2

1-2

1-2

1-2

1-2

1-2

1-2

1-2

1-2

1-2

1-2

1

Batter	1	2	3	4	5	6	7	8	9	AB R H RBI BB SO LOB	TOP														
Tommie Agee, R (1, 8) OBP: 0.337, SLG: 0.505	0-0 5-3			0-0 HR		0-0 2B			0-0 1B 2B	4 2 3 1 0 0 0															
Bobby Pfeil, R (1, 5) OBP: 0.259, SLG: 0.279	0-0 F7			0-0 6-3		0-0 F3			0-0 F7	3 0 0 0 0 0 1															
J.C. Martin, L (9, PH) OBP: 0.269, SLG: 0.342										1 0 0 0 0 0 1															
Al Weis, S (9, 4) OBP: 0.266, SLG: 0.310										0 0 0 0 0 0 0															
Cleon Jones, R (1, 7) OBP: 0.433, SLG: 0.520	0-0 5-3			0-0 6-3			0-0 6-3		0-0 1B 1B	4 1 1 1 0 0 0															
Art Shamsky, L (1, 9) OBP: 0.423, SLG: 0.543		0-0 4-3		0-0 P4			0-0 G3		4-0 1B BB	3 0 0 0 0 0 0															
Rod Gaspar, S (9, PH) OBP: 0.302, SLG: 0.275										0 0 0 0 1 0 0															
Wayne Garrett, L (1, 4) OBP: 0.316, SLG: 0.299		0-0 G4-6-3 1B			0-0 F9		0-0 F8		0-0 1B	4 0 2 1 0 0 0															
Ed Kranepool, L (1, 3) OBP: 0.300, SLG: 0.366		0-0 G4-6-3 1-2f			0-0 4-3			0-0 F9	0-0 F3	4 0 0 0 0 0 3															
Jerry Grote, R (1, 2) OBP: 0.285, SLG: 0.325			0-3 K		0-0 P4			0-0 1-3		3 0 0 0 0 1 0															
Bud Harrelson, S (1, 6) OBP: 0.330, SLG: 0.282			0-0 F7		0-0 L6			0-0 4-3		3 0 0 0 0 0 0															
Nolan Ryan, R (1, 1) OBP: 0.045, SLG: 0.045			0-0 6-3		0-3 K				0-3 K	1 0 0 0 0 0 0															
Don Cardwell, R (3, 1) OBP: 0.200, SLG: 0.273										1 0 0 0 0 1 0															
Tug McGraw, R (7, 1) OBP: 0.150, SLG: 0.158										1 0 0 0 0 1 0															
Inning Stats	R: 0 E: 0 K: 0 S: 3	H: 0 LOB: 0 BB: 0 P: 3	R: 0 E: 0 K: 0 S: 3	H: 1 LOB: 0 BB: 0 P: 3	R: 0 E: 0 K: 1 S: 5	H: 0 LOB: 0 BB: 0 P: 5	R: 1 E: 0 K: 0 S: 4	H: 1 LOB: 0 BB: 0 P: 4	R: 0 E: 0 K: 0 S: 3	H: 0 LOB: 0 BB: 0 P: 3	R: 0 E: 0 K: 1 S: 6	H: 1 LOB: 1 BB: 0 P: 6	R: 0 E: 0 K: 0 S: 3	H: 0 LOB: 0 BB: 0 P: 3	R: 0 E: 0 K: 0 S: 3	H: 0 LOB: 0 BB: 0 P: 3	R: 2 E: 0 K: 1 S: 8	H: 3 LOB: 2 BB: 1 P: 12	1B: 3 2B: 2 3B: 0 HR: 1	SF: 0 SAC: 0 DP: 1 HBP: 0	WP: 0 PB: 0 SB: 0 CS: 0	PA: 33			
PITCHER	IP	WLS	BF	H	R	ER	SO	BB	IBB	HBP	BLK	WP	HR	S	P	ERA	WHIP								
Jim Britton, R (1, 1) ERA: 3.93	7.0	L	23	3	1	1	2	0	0	0	0	0	1	27	27	1.29	0.429								
Cecil Upshaw, R (8, 1) ERA: 3.91	1.2		7	2	2	2	1	0	0	0	0	0	0	9	9	10.80	1.200								
Paul Doyle, L (9, 1) ERA: 2.67	0.0		2	1	0	0	0	1	0	0	0	0	0	1	5	∞	∞								
Gary Neibauer, R (9, 1) ERA: 3.57	0.1		1	0	0	0	0	0	0	0	0	0	0	1	1	0.00	0.000								

New York Mets @ Atlanta Braves
Atlanta Stadium, Atlanta, GA

Sun Aug 10 1969, 3:33 AM EDT
Att: 18,224 - Unknown

livebaseballscorecards.com

AB	32
R	3
H	6
RBI	3
BB	1
SO	3
LOB	5



BOTTOM

New York Mets @ Atlanta Braves
 Atlanta Stadium, Atlanta, GA
 Sun Aug 10 1969, 3:33 AM EDT
 Att. 18,224 - Unknown

livebaseballscorecards.com

AB	33
R	0
H	5
RBI	0
BB	3
SO	0
LOB	15



WP: 0	PA: 36
PB: 0	
SB: 0	
CS: 0	

AB	R	H	RBI	BB	SO	LOB
4	0	0	0	0	0	2
4	0	2	0	0	0	0
2	0	0	0	2	0	2
4	0	0	0	0	0	3
4	0	0	0	0	0	3
4	0	0	0	0	0	0
3	0	1	0	1	0	1
2	0	0	0	0	0	0
2	0	0	0	0	0	0
1	0	0	0	0	0	1
2	0	2	0	0	0	0
2	0	0	0	0	0	2

Batter	1	2	3	4	5	6	7	8	9
Felipe Alou, R (1, 8) OBP: 0.340, SLG: 0.377	0-0 6-3		0-0 F2		0-0 FC6-4			0-0 P6	
Tony Gonzalez, L (1, 7) OBP: 0.341, SLG: 0.385	0-0 4-3		0-0 1B			0-0 F2		0-0 1B	
Hank Aaron, R (1, 9) OBP: 0.415, SLG: 0.624	4-0 BB		0-0 F7			0-0 F8		4-0 FC6-4 BB	
Orlando Cepeda, R (1, 3) OBP: 0.329, SLG: 0.456	0-0 F8			0-0 F8		0-0 E8		0-0 L8	
Felix Millan, R (1, 4) OBP: 0.320, SLG: 0.359		0-0 F9		0-0 4-3		0-0 P6		0-0 FC6-4	
Clete Boyer, R (1, 5) OBP: 0.341, SLG: 0.385		0-0 L4-3		0-0 1-3			0-0 4-3		0-0 F9
Bob Didier, S (1, 2) OBP: 0.318, SLG: 0.317		0-0 L4-3			0-0 F2			4-0 BB	
Gil Garrido, R (1, 6) OBP: 0.277, SLG: 0.258			0-0 F7		0-0 F3		0-0 L5	0-0 F8	
Tito Franconeri, L (7, PH) OBP: 0.382, SLG: 0.388									
Rico Carley, R (7, PH) OBP: 0.418, SLG: 0.535									
Cecil Upshaw, R (8, 1) OBP: 0.300, SLG: 0.600									
Paul Doyle, L (9, 1) OBP: 0.339, SLG: 0.357									
Gary Neibauer, R (9, 1) OBP: 0.339, SLG: 0.357									
Tommie Aaron, R (9, PH) OBP: 0.339, SLG: 0.357									
Jim Britton, R (1, 1) OBP: 0.222, SLG: 0.278			0-0 1B		0-0 FC6-4		0-0 F3	0-0 F9	
Bob Aspromonte, R (7, PH) OBP: 0.308, SLG: 0.349									

Inning Stats	R: 0	H: 0	E: 0	K: 0	S: 3	R: 0	H: 0	E: 1	K: 0	S: 3	R: 0	H: 2	E: 0	K: 0	S: 5	R: 0	H: 0	E: 0	K: 0	S: 3	R: 0	H: 1	E: 0	K: 0	S: 4	R: 0	H: 0	E: 1	K: 0	S: 4	R: 0	H: 1	E: 0	K: 0	S: 4	R: 0	H: 1	E: 0	K: 0	S: 4	R: 0	H: 1	E: 0	K: 0	S: 4	R: 0	H: 0	E: 0	K: 0	S: 3	1B: 4	SF: 0	2B: 2	3B: 0	HR: 0	WP: 0	PA: 36
--------------	------	------	------	------	------	------	------	------	------	------	------	------	------	------	------	------	------	------	------	------	------	------	------	------	------	------	------	------	------	------	------	------	------	------	------	------	------	------	------	------	------	------	------	------	------	------	------	------	------	------	-------	-------	-------	-------	-------	-------	--------

PITCHER	IP	WLS	BF	H	R	ER	SO	BB	IBB	HBP	BLK	WP	HR	S	P	ERA	WHIP
Nolan Ryan, R (1, 1) ERA: 3.41	2.1		8	0	0	0	0	1	0	0	0	0	0	7	11	0.00	0.429
Don Cardwell, R (3, 1) ERA: 3.75	4.0	W	17	4	0	0	0	0	0	0	0	0	0	17	17	0.00	1.000
Tug McGraw, L (7, 1) ERA: 2.96	2.2	S	11	1	0	0	0	2	0	0	0	0	0	9	17	0.00	1.125

Batter	1	2	3	4	5	6	7	8	9	AB R H RBI BB SO LOB	TOP											
Tommy Agee, R (1, 8) OBP: 0.334, SLG: 0.500	0-3 K		0-0 F9		0-0 F9			0-3 K		4 0 0 0 0 2 0	New York Mets @ Houston Astros Astrodome, Houston, TX Mon Aug 11 1969, 8:05 PM EDT Att: 21,798 - Unknown											
Bobby Pfeil, R (1, 5) OBP: 0.250, SLG: 0.270	0-3 K		0-3 K		0-3 K			0-3 K		4 0 0 0 0 4 0												
Cleon Jones, R (1, 7) OBP: 0.434, SLG: 0.519	0-0 P4		0-0 1B					0-0 P4		3 0 1 0 1 0 0												
Art Shamsky, L (1, 9) Al Weis, S (9, PR) OBP: 0.424, SLG: 0.540 OBP: 0.266, SLG: 0.310		0-0 4-3	0-0 F5					4-0 1B BB		3 0 1 0 1 0 1 0 0 0 0 0 0 0												
Wayne Garrett, L (1, 4) OBP: 0.312, SLG: 0.294		0-3 K		0-0 4-3				0-0 F8		4 0 0 0 0 2 3												
Ed Kranepool, L (1, 3) OBP: 0.306, SLG: 0.369		4-0 BB 1B BB		0-0 1B				0-0 1B		3 0 2 0 1 0 2												
J.C. Martin, L (1, 2) OBP: 0.269, SLG: 0.340		0-0 1B BB		0-0 F7				0-0 G4-6-3		4 0 1 0 0 0 3												
Bud Harrelson, S (1, 6) OBP: 0.330, SLG: 0.280		4-0 1B BB		0-0 G3				0-0 F8		2 0 0 0 1 0 1												
Jim McAndrew, R (1, 1) Rod Gaspar, S (7, PH) Ron Taylor, R (7, 1) OBP: 0.350, SLG: 0.294 OBP: 0.300, SLG: 0.274	0-3 K				0-0 1-3			0-0 3-1		2 0 0 0 0 1 3 1 0 0 0 0 0 0 0 0 0 0 0 0 0												
Inning Stats	R: 0 E: 0 K: 2 S: 7	H: 0 LOB: 0 BB: 0 P: 7	R: 0 E: 0 K: 2 S: 8	H: 1 LOB: 3 BB: 2 P: 16	R: 0 E: 0 K: 1 S: 6	H: 1 LOB: 1 BB: 0 P: 6	R: 0 E: 0 K: 0 S: 4	H: 1 LOB: 1 BB: 0 P: 4	R: 0 E: 0 K: 1 S: 5	H: 0 LOB: 0 BB: 0 P: 5	R: 0 E: 0 K: 1 S: 5	H: 1 LOB: 1 BB: 1 P: 9	R: 0 E: 0 K: 0 S: 3	H: 0 LOB: 0 BB: 0 P: 3	R: 0 E: 0 K: 2 S: 7	H: 0 LOB: 0 BB: 0 P: 7	R: 0 E: 0 K: 0 S: 3	H: 1 LOB: 2 BB: 1 P: 7	1B: 5 2B: 0 3B: 0 HR: 0	SF: 0 SAC: 0 DP: 2 HBP: 0	WP: 0 PB: 0 SB: 0 CS: 0	PA: 34
PITCHER	IP WLS BF H R ER SO BB IBB HBP BLK WP HR S P ERA WHIP																					
Tom Griffin, R (1, 1) ERA: 3.59	8.0 W 30 4 0 0 9 3 0 0 0 0 0 0 45 57 0.00 0.875																					
Fred Gladding, R (9, 1) ERA: 2.93	1.0 S 4 1 0 0 0 1 0 0 0 0 0 0 3 7 0.00 2.000																					

AB	30
R	0
H	5
RBI	0
BB	4
SO	9
LOB	13



WP: 0	PA: 34
PB: 0	
SB: 0	
CS: 0	

Batter	1	2	3	4	5	6	7	8	9
Jesus Alou, R OBP: 0.253, SLG: 0.310 (1, 7)	0-0 5-3 1B	0-0 P3		0-3 K		0-0 5-3		0-0 4-3	
Joe Morgan, L OBP: 0.398, SLG: 0.399 (1, 4)	0-0 F2		0-0 1-3		0-0 L4		0-0 G3		
Jimmy Wynn, R OBP: 0.426, SLG: 0.529 (1, 8)	0-0 5-3 1-2		0-0 WP 1B 1B		0-0 3-1 1B 1B		0-0 6-3		
Norm Miller, L OBP: 0.362, SLG: 0.371 (1, 9)	0-0 6-3		0-0 F8		4-0 1-2 1B BB		0-0 1-3		
Denis Menke, R OBP: 0.387, SLG: 0.421 (1, 6)		0-0 1B 1B	0-0 WP 1B		0-0 3-1 1-2 2-3		0-0 2B FC4-2 1B		
Curt Blefary, L OBP: 0.366, SLG: 0.420 (1, 3)		4-0 1B 1-2 BB	4-0 1-2 2-3 BB		0-0 2-H 3-H 1B		0-0 FC4-2 1-3 2B		
Johnny Edwards, L OBP: 0.303, SLG: 0.344 (1, 2)		0-0 P6	0-0 G3		0-3 K		4-0 FC4-2 IBB		
Doug Rader, R OBP: 0.325, SLG: 0.367 (1, 5)		0-0 1-3 2-H 1B		0-0 1-3		0-0 6-3		0-0 FC4-2 1-2 2-3 3-H	
Tom Griffin, R OBP: 0.260, SLG: 0.318 (1, 1)		0-3 K		0-3 K		0-3 K		0-3 K	
Fred Gladding, L OBP: 0.125, SLG: 0.125 (9, 1)									

AB	R	H	RBI	BB	SO	LOB
5	0	1	0	0	1	5
4	0	0	0	0	0	1
4	1	2	0	0	0	1
3	1	0	0	1	0	2
4	1	3	0	0	0	2
2	0	2	2	2	0	0
3	0	0	0	1	1	6
4	0	1	1	0	0	3
4	0	0	0	0	4	5
0	0	0	0	0	0	0

BOTTOM

New York Mets @ Houston Astros
Astrodome, Houston, TX
Mon Aug 11 1969, 8:05 PM EDT
Att. 21,798 - Unknown

AB	33
R	3
H	9
RBI	3
BB	4
SO	6
LOB	25



1B:	8	SF:	0
2B:	1	SAC:	0
3B:	0	DP:	0
HR:	0	HBP:	0

WP:	1	PA:	37
PB:	0		
SB:	0		
CS:	0		

Inning Stats		R	H	E	K	S					R	H	E	K	S	ERA	WHIP	
PITCHER		IP	WLS	BF	H	R	ER	SO	BB	IBB	HBP	BLK	WP	HR	S	P	ERA	WHIP
Jim McAndrew, R ERA: 4.82 (1, 1)		6.0	L	28	7	3	3	5	3	0	0	0	1	0	35	47	4.50	1.667
Ron Taylor, R ERA: 2.91 (7, 1)		2.0		9	2	0	0	1	0	1	0	0	0	10	14	0.00	1.000	

WP	HR	S	P	ERA	WHIP
1	0	0	0	4.50	1.667

New York Mets @ Houston Astros
Astrodome, Houston, TX

Tue Aug 12 1969, 8:05 PM EDT
Att: 22,283 - Unknown

livebaseballscorecards.com



Batter	1	2	3	4	5	6	7	8	9	AB R H RBI BB SO LOB	TOP											
Tommy Agee, R (1, 8) OBP: 0.337, SLG: 0.500	0-0 5-3		4-0 BB	0-0 E9 1B		0-0 5-3		0-0 1B		4 0 2 4 1 0 0												
Ken Boswell, L (1, 4) OBP: 0.294, SLG: 0.330	0-3 K		0-0 F8	0-0 4-3			0-0 4-3	0-0 3-1		5 0 0 0 0 1 4												
Cleon Jones, R (1, 7) OBP: 0.435, SLG: 0.517	0-0 4-3			4-0 1B HR BB	4-0 HBP BB		0-0 1B		0-0 6-3	3 1 1 0 2 0 0												
Art Shamsky, L (1, 9) OBP: 0.424, SLG: 0.533		0-3 K		0-0 HR 1B	0-0 F7		0-0 3		4-0 1B BB	4 1 1 0 1 1 2												
Tom Seaver, R (9, PR) OBP: 0.227, SLG: 0.155							1-2f			0 0 0 0 0 0 0												
Wayne Garrett, L (1, 5) OBP: 0.317, SLG: 0.301		0-0 4-3 2B		0-0 F2	1-0 HBP			0-0 1B BB 1B	0-3 K	4 1 2 0 0 1 3												
Ed Kranepool, L (1, 3) OBP: 0.310, SLG: 0.380		0-0 4-3		0-0 HR	0-3 K			4-0 1B BB 1B	0-0 1B	4 2 2 3 1 1 3												
Jerry Grote, R (1, 2) OBP: 0.288, SLG: 0.328		0-0 2-3		1-H 3-H HR				1-2 1B BB	1-2 1B	4 1 2 0 0 1 3												
Al Weis, S (8, PR) OBP: 0.266, SLG: 0.310		0-0 1-3		0-0 E 1B E 1B	0-3 K			1-2 2-3 1B	0-0 F8	0 0 0 0 0 0 0												
Rod Gaspar, S (9, PH) OBP: 0.299, SLG: 0.272										1 0 0 0 0 0 2	AB 37											
Bud Harrelson, S (1, 6) OBP: 0.330, SLG: 0.280			0-0 4-3	0-0 E5 1B		0-0 6-3		0-3 K		3 1 1 0 0 0 0	R 7											
Ron Swoboda, R (8, PH) OBP: 0.327, SLG: 0.340				1-3 E 1B						1 0 0 0 0 1 3	H 11											
Duffy Dyer, R (8, 2) OBP: 0.375, SLG: 0.714			0-0 K	0-3 K		0-3 K		0-0 P3		0 0 0 0 0 0 0	RBI 7											
Jerry Koosman, R (1, 1) OBP: 0.018, SLG: 0.018										0 0 0 0 0 0 0	BB 5											
Ron Taylor, R (7, 1)										0 0 0 0 0 0 0	SO 9											
Donn Clendenon, R (8, PH) OBP: 0.289, SLG: 0.400										1 0 0 0 0 0 3	LOB 25											
Tug McGraw, R (8, 1) OBP: 0.150, SLG: 0.158										0 0 0 0 0 0 0												
Inning Stats	R: 0 E: 0 K: 1 S: 5	H: 0 LOB: 0 BB: 0 P: 5	R: 0 E: 0 K: 1 S: 6	H: 1 LOB: 1 BB: 0 P: 6	R: 0 E: 0 K: 1 S: 5	H: 0 LOB: 1 BB: 1 P: 9	R: 5 E: 2 K: 1 S: 10	H: 5 LOB: 1 BB: 1 P: 14	R: 0 E: 0 K: 2 S: 7	H: 0 LOB: 2 BB: 1 P: 12	R: 0 E: 0 K: 1 S: 5	H: 0 LOB: 0 BB: 0 P: 5	R: 0 E: 0 K: 0 S: 3	H: 1 LOB: 0 BB: 0 P: 3	R: 2 E: 0 K: 1 S: 8	H: 3 LOB: 2 BB: 1 P: 12	R: 0 E: 0 K: 1 S: 6	H: 1 LOB: 2 BB: 1 P: 10	1B: 9 2B: 2 3B: 0 HR: 1	SF: 0 SAC: 0 DP: 1 HBP: 1	WP: 0 PB: 0 SB: 0 CS: 0	PA: 43
PITCHER	IP WLS BF H R ER SO BB IBB HBP BLK WP HR S P ERA WHIP																					
Don Wilson, R (1, 1) ERA: 3.86	7.0 W 32 8 6 4 7 3 0 1 0 0 1 42 55 5.14 1.571																					
Fred Gladding, R (8, 1) ERA: 2.98	2.0 S 11 3 1 1 2 2 0 0 0 0 0 0 13 21 4.50 2.500																					

Batter	1	2	3	4	5	6	7	8	9	AB	R	H	RBI	BB	SO	LOB
Jesus Alou, R OBP: 0.256, SLG: 0.313 (1, 9) (7, 7)	0-0 FC6-4 E 1B		0-0 F8		0-0 5-3		0-0 CS 1B			4	1	2	0	0	0	0
Joe Morgan, L OBP: 0.397, SLG: 0.403 (1, 4) SS	0-3 K		0-0 F8		0-3 K		0-0 1-2 S 3B			4	1	1	0	0	2	1
Jimmy Wynn, R OBP: 0.429, SLG: 0.528 (1, 8) SS	0-0 E5 FC6-4 1-2		4-0 BB			0-0 BB E 1B	4-0 BB 1B SF8 BB			2	2	1	0	2	0	1
Denis Menke, R OBP: 0.388, SLG: 0.421 (1, 6) SS	0-0 FC6-4 1B 1-2f 2-3		0-0 L7			4-0 BB 1B FC5-4 BB	0-0 1-3 1B			3	0	1	0	1	0	3
Doug Rader, R OBP: 0.327, SLG: 0.374 (1, 5) SS	0-0 1-3 3-H 1B			0-0 3-1 3B		0-0 FC5-4 1B HR 1-2f 2-H	0-0 SF8			3	2	2	2	0	0	1
Marty Martinez, S OBP: 0.343, SLG: 0.389 Norm Miller, L OBP: 0.361, SLG: 0.370 (1, 7) (7, 9)	0-0 F3		0-0 1-3			0-0 1-2 HR 1B	0-0 F7			3	1	1	0	0	0	3
Curt Blefary, L OBP: 0.365, SLG: 0.426 (1, 3)		0-0 4-3		0-0 3-1		0-0 1-H 2-H HR	0-0 F8			4	1	1	4	0	0	0
Don Bryant, R OBP: 0.259, SLG: 0.278 Johnny Edwards, L OBP: 0.302, SLG: 0.343 (1, 2) (7, 2)		0-0 F9		0-0 F8		0-0 4-3	0-0 4-3			3	0	0	0	0	0	0
Don Wilson, R OBP: 0.205, SLG: 0.156 Fred Gladding, L OBP: 0.111, SLG: 0.111 (1, 1) (8, 1)		0-3 K			0-0 1-3	0-3 K	0-0 5-3			1	0	0	0	0	0	0

Inning Stats	R: 1	H: 2	E: 1	K: 1	S: 8	LOB: 2	BB: 0	P: 8	R: 0	H: 0	E: 0	K: 1	S: 5	LOB: 0	BB: 0	P: 5	R: 0	H: 0	E: 0	K: 0	S: 3	LOB: 1	BB: 1	P: 7	R: 1	H: 1	E: 0	K: 0	S: 4	LOB: 0	BB: 0	P: 4	R: 0	H: 0	E: 0	K: 1	S: 5	LOB: 0	BB: 0	P: 5	R: 4	H: 3	E: 1	K: 1	S: 8	LOB: 0	BB: 1	P: 12	R: 2	H: 3	E: 0	K: 0	S: 5	LOB: 1	BB: 1	P: 9	R: 0	H: 0	E: 0	K: 0	S: 3	LOB: 0	BB: 0	P: 3
--------------	------	------	------	------	------	--------	-------	------	------	------	------	------	------	--------	-------	------	------	------	------	------	------	--------	-------	------	------	------	------	------	------	--------	-------	------	------	------	------	------	------	--------	-------	------	------	------	------	------	------	--------	-------	-------	------	------	------	------	------	--------	-------	------	------	------	------	------	------	--------	-------	------


PITCHER	IP	WLS	BF	H	R	ER	SO	BB	IBB	HBP	BLK	WP	HR	S	P	ERA	WHIP
Jerry Koosman, L ERA: 2.24 (1, 1)	6.1	L	29	8	7	6	4	2	0	0	0	0	1	35	43	8.53	1.579
Ron Taylor, R ERA: 3.03 (7, 1)	0.2		4	1	1	1	0	1	0	0	0	0	0	3	7	13.50	3.000
Tug McGraw, L ERA: 2.92 (8, 1)	1.0		3	0	0	0	0	0	0	0	0	0	0	3	3	0.00	0.000

BOTTOM

New York Mets @ Houston Astros
Astrodome, Houston, TX

Tue Aug 12 1969, 8:05 PM EDT
Att. 22,283 - Unknown

AB	32
R	8
H	9
RBI	6
BB	3
SO	4
LOB	10



WP: 0	PA: 36
PB: 0	SB: 1
CS: 1	

PITCHER	IP	WLS	BF	H	R	ER	SO	BB	IBB	HBP	BLK	WP	HR	S	P	ERA	WHIP
---------	----	-----	----	---	---	----	----	----	-----	-----	-----	----	----	---	---	-----	------

Batter	1	2	3	4	5	6	7	8	9	AB R H RBI BB SO LOB	TOP														
Tommie Agee, R (1, 8) OBP: 0.336, SLG: 0.505	0-0 F9	0-3 K			0-0 HR			0-0 4-3		4 1 1 1 0 1 2	New York Mets @ Houston Astros Astrodome, Houston, TX Wed Aug 13 1969, 8:05 PM EDT Att: 30,590 - Unknown AB 31 R 2 H 5 RBI 2 BB 2 SO 7 LOB 6														
Ken Boswell, L (1, 4) OBP: 0.290, SLG: 0.325	0-3 K		0-0 3-1		0-0 L4			0-0 4-3		4 0 0 0 0 1 0															
Cleon Jones, R (1, 7) OBP: 0.434, SLG: 0.513	4-0 BB		0-0 F9		0-0 F9			0-0 P4		3 0 0 0 1 0 0															
Art Shamsky, L (1, 9) OBP: 0.416, SLG: 0.522	0-0 F5		0-0 G3			0-0 L9			0-0 3-1	4 0 0 0 0 0 1															
Wayne Garrett, L (1, 5) OBP: 0.313, SLG: 0.297		0-0 3-1		0-3 K		0-3 K			0-0 G3	4 0 0 0 0 2 0															
Ed Kranepool, L (1, 3) OBP: 0.313, SLG: 0.389		0-0 1B 3B		0-0 1B 1B		0-0 P6			0-0 P4	4 1 2 0 0 0 0															
Jerry Grote, R (1, 2) OBP: 0.289, SLG: 0.328		0-3 K		0-0 G4-3 1B			0-0 4-3			3 0 1 0 0 1 1															
Bud Harrelson, S (1, 6) OBP: 0.330, SLG: 0.278		4-0 1B BB		0-0 G4-3 1-2f			0-0 1-3			2 0 0 0 1 0 2															
Gary Gentry, R (1, 1) OBP: 0.154, SLG: 0.140 Bobby Pilel, R (2, PH) OBP: 0.256, SLG: 0.276 Cal Koonce, R (2, 1) OBP: 0.296, SLG: 0.296 Jack Dilauro, S (3, 1) Ron Swoboda, R (7, PH) OBP: 0.326, SLG: 0.339 Don Garwold, R (7, 1) OBP: 0.200, SLG: 0.273	0-0 1-2 3-H 1B			0-3 K			0-3 K			0 0 0 0 0 0 0 1 0 1 1 0 0 0 0 0 0 0 0 0 0 1 0 0 0 0 1 0 1 0 0 0 0 1 0 0 0 0 0 0 0 0															
Inning Stats	R: 0 E: 0 K: 1 S: 5	H: 0 LOB: 1 BB: 1 P: 9	R: 1 E: 0 K: 2 S: 9	H: 2 LOB: 2 BB: 1 P: 13	R: 0 E: 0 K: 0 S: 3	H: 0 LOB: 0 BB: 0 P: 3	R: 0 E: 0 K: 1 S: 6	H: 2 LOB: 1 BB: 0 P: 6	R: 1 E: 0 K: 1 S: 6	H: 1 LOB: 0 BB: 0 P: 6	R: 0 E: 0 K: 1 S: 5	H: 0 LOB: 0 BB: 0 P: 5	R: 0 E: 0 K: 1 S: 5	H: 0 LOB: 0 BB: 0 P: 5	R: 0 E: 0 K: 0 S: 3	H: 0 LOB: 0 BB: 0 P: 3	R: 0 E: 0 K: 0 S: 3	H: 0 LOB: 0 BB: 0 P: 3	R: 0 E: 0 K: 0 S: 3	H: 0 LOB: 0 BB: 0 P: 3	1B: 3 2B: 0 3B: 1 HR: 1	SF: 0 SAC: 0 DP: 1 HBP: 0	WP: 0 PB: 0 SB: 0 CS: 0	PA: 33	
PITCHER Larry Dierker, R (1, 1) ERA: 2.57	IP 9.0	WLS W	BF 33	H 5	R 2	ER 2	SO 7	BB 2	IBB 0	HBP 0	BLK 0	WP 0	HR 1	S 45	P 53	ERA 2.00	WHIP 0.778								

livebaseballscorecards.com



Batter	1	2	3	4	5	6	7	8	9	AB	R	H	RBI	BB	SO	LOB
Jesus Alou, R OBP: 0.256, SLG: 0.312 (1, 7)	0-0 P6 1B		0-0 BB BB 1B	0-0 3-1		0-0 4-3				4	1	1	0	0	0	0
Joe Morgan, L OBP: 0.399, SLG: 0.402 (1, 4) Julio Gotay, R OBP: 0.312, SLG: 0.296 (6, 4)	1-0 FC4-6 HR HBP		4-0 BB BB 1B BB	0-0 4-3		0-0 1B				1	2	0	0	1	0	0
Jimmy Wynn, R OBP: 0.431, SLG: 0.528 (1, 8) Gary Geiger, L OBP: 0.340, SLG: 0.268 (4, 8)	4-0 FC4-6 1-2 BB		4-0 1B BB 2B BB	0-3 K		0-0 1-3				0	1	0	0	2	0	0
Norm Miller, L OBP: 0.362, SLG: 0.369 (1, 9)	0-0 FC4-6 HR		4-0 1-2 2-3 3-H 2B BB		0-0 1-3 BB 1B		0-0 P6			3	2	1	1	1	0	2
Denis Menke, R OBP: 0.391, SLG: 0.430 (1, 6)	0-0 HR		0-0 1-2 2-3 3-H 2B 1B		4-0 1-2 BB 1-3 BB		0-3 K			3	2	2	4	1	1	0
Curt Blefary, L OBP: 0.364, SLG: 0.427 (1, 3)	0-3 K		0-0 FC6-5 1-2 2-3 3-H 2B		0-3 K		0-0 L4			4	0	1	3	0	2	2
Johnny Edwards, L OBP: 0.299, SLG: 0.339 (1, 2)		0-0 4-3	0-0 F2		0-0 1-3			0-0 4-3		4	0	0	0	0	0	3
Doug Rader, R OBP: 0.325, SLG: 0.372 (1, 5) Marty Martinez, S OBP: 0.338, SLG: 0.383 (3, PR) (4, 5)		0-0 6-3	0-0 FC6-5 2-3		0-0 6-3			0-3 K		2	0	0	0	0	0	1
Larry Dierker, R OBP: 0.176, SLG: 0.217 (1, 1)		0-0 5-3	0-0 6-3			0-0 F8		0-3 K		2	0	0	0	0	1	2
		0-0 4-3	0-0 6-3							4	0	0	0	0	1	1

Inning Stats	R: 3	H: 1	E: 0	K: 1	S: 6	LOB: 0	BB: 1	P: 11	R: 0	H: 0	E: 0	K: 0	S: 3	LOB: 0	BB: 0	P: 3	R: 0	H: 0	E: 0	K: 1	S: 5	LOB: 0	BB: 0	P: 5	R: 0	H: 1	E: 0	K: 1	S: 6	LOB: 2	BB: 1	P: 10	R: 0	H: 1	E: 0	K: 0	S: 4	LOB: 1	BB: 0	P: 4	R: 0	H: 0	E: 0	K: 1	S: 5	LOB: 0	BB: 0	P: 5	R: 0	H: 0	E: 0	K: 2	S: 7	LOB: 0	BB: 0	P: 7	R: 0	H: 0	E: 0	K: 1	S: 7	LOB: 0	BB: 0	P: 7
--------------	------	------	------	------	------	--------	-------	-------	------	------	------	------	------	--------	-------	------	------	------	------	------	------	--------	-------	------	------	------	------	------	------	--------	-------	-------	------	------	------	------	------	--------	-------	------	------	------	------	------	------	--------	-------	------	------	------	------	------	------	--------	-------	------	------	------	------	------	------	--------	-------	------

PITCHER	IP	WLS	BF	H	R	ER	SO	BB	IBB	HBP	BLK	WP	HR	S	P	ERA	WHIP
Gary Gentry, R ERA: 3.81 (1, 1)	1.0	L	6	1	3	3	1	1	0	0	0	0	1	6	11	27.00	2.000
Cal Koonce, R ERA: 5.12 (2, 1)	1.0		7	1	4	4	0	3	0	0	0	0	0	4	16	36.00	4.000
Jack Dilaura, L ERA: 2.63 (3, 1)	4.0		17	4	1	1	2	1	0	0	0	0	0	20	24	2.25	1.250
Don Cardwell, R ERA: 3.67 (7, 1)	2.0		6	0	0	0	3	0	0	0	0	0	0	12	12	0.00	0.000


BOTTOM

New York Mets @ Houston Astros
Astrodome, Houston, TX

Wed Aug 13 1969, 8:05 PM EDT
Att. 30,590 - Unknown

AB	30
R	8
H	6
RBI	8
BB	5
SO	6
LOB	12

WP: 0 PA: 36
PB: 0
SB: 1
CS: 0



PITCHER	IP	WLS	BF	H	R	ER	SO	BB	IBB	HBP	BLK	WP	HR	S	P	ERA	WHIP
---------	----	-----	----	---	---	----	----	----	-----	-----	-----	----	----	---	---	-----	------

Batter	1	2	3	4	5	6	7	8	9	AB R H RBI BB SO LOB	TOP	
Jose Arcia, R (1, 4) OBP: 0.220, SLG: 0.239	0-0 F9		0-0 5-3			0-0 6-3		0-0 1B		4 0 1 0 0 0 2		
Tommy Dean, R (1, 6) OBP: 0.226, SLG: 0.216 Roberto Pena, R (8, PH) OBP: 0.280, SLG: 0.292 (8, 6)	0-0 F7			0-3 K		0-0 6-3		0-0 F7		3 0 0 0 0 1 1 1 0 0 0 0 0 1		
Ollie Brown, R (1, 9) OBP: 0.306, SLG: 0.385	0-0 P4			0-0 F8			0-0 F2		0-0 6-3	4 0 0 0 0 0 0		
Nate Colbert, R (1, 3) OBP: 0.322, SLG: 0.485 Larry Stahl, L (2, PR) OBP: 0.268, SLG: 0.310 (2, 3)		1-0 FC1-5 BB HBP		0-0 F7			0-0 2B		0-3 K	0 0 0 0 0 0 0 3 0 1 0 0 1 0		
Al Ferrara, R (1, 7) OBP: 0.366, SLG: 0.478		4-0 CS FC1-5 1-2 BB			0-0 6-3		4-0 BB		0-0 F9	2 0 0 0 2 0 0		
Ivan Murrell, R (1, 8) OBP: 0.305, SLG: 0.367		0-0 FC1-5 1-2 CS 2-3f			0-3 K		0-0 P3			3 0 0 0 0 1 4		
Ed Spiezio, R (1, 5) OBP: 0.313, SLG: 0.385		0-0 CS 1-2 2-3	0-0 SH2-4 1B		0-0 F9		0-3 K			3 0 1 0 0 1 2		
Chris Cannizzaro, R (1, 2) OBP: 0.317, SLG: 0.312			0-3 K			0-0 SH3-4 1B		0-0 P4		3 0 1 0 0 1 1		
Tommie Sisk, R (1, 1) OBP: 0.182, SLG: 0.200 Frank Reberger, L (7, 1) Cito Gaston, R (8, PH) OBP: 0.263, SLG: 0.288 Dave Roberts, L (8, 1) OBP: 0.286, SLG: 0.286 Jack Baldschun, R (8, 1) OBP: 0.400, SLG: 0.250			0-0 SH2-4			0-0 SH3-4		0-0 F9		0 0 0 0 0 0 0 0 0 0 0 0 0 0 1 0		
Inning Stats	R: 0 H: 0 E: 0 LOB: 0 K: 0 BB: 0 S: 3 P: 3	R: 0 H: 0 E: 0 LOB: 1 K: 0 BB: 1 S: 1 P: 6	R: 0 H: 1 E: 0 LOB: 1 K: 1 BB: 0 S: 6 P: 6	R: 0 H: 0 E: 0 LOB: 0 K: 1 BB: 0 S: 5 P: 5	R: 0 H: 0 E: 0 LOB: 0 K: 1 BB: 0 S: 5 P: 5	R: 0 H: 1 E: 0 LOB: 1 K: 0 BB: 0 S: 4 P: 4	R: 0 H: 1 E: 0 LOB: 2 K: 1 BB: 1 S: 6 P: 10	R: 0 H: 1 E: 0 LOB: 1 K: 0 BB: 0 S: 4 P: 4	R: 0 H: 0 E: 0 LOB: 0 K: 1 BB: 0 S: 5 P: 5	1B: 3 SF: 0 2B: 1 SAC: 2 3B: 0 DP: 0 HR: 0 HBP: 1	WP: 0 PA: 33 PB: 0 SB: 0 CS: 1	
PITCHER	IP WLS BF H R ER SO BB IBB HBP BLK WP HR S P ERA WHIP											
Tom Seaver, R (1, 1) ERA: 2.55	8.0 W 29 4 0 0 4 2 0 1 0 0 0 0 34 43 0.00 0.750											
Ron Taylor, R (9, 1) ERA: 2.98	1.0 S 3 0 0 0 1 0 0 0 0 0 0 0 5 5 0.00 0.000											

San Diego Padres @ New York Mets
Shea Stadium, Flushing, NY
Sat Aug 16 1969, 3:33 AM EDT
Unknown

livebaseballscorecards.com

AB	27
R	0
H	4
RBI	0
BB	2
SO	5
LOB	11



Batter	1	2	3	4	5	6	7	8	9	AB	R	H	RBI	BB	SO	LOB
Tommie Agee, R OBP: 0.338, SLG: 0.504 (1, 8)	0-3 K		0-0 4-3		0-0 CS 1B		4-0 1B IBB			3	0	1	1	1	1	0
Bobby Pfeil, R OBP: 0.272, SLG: 0.300 (1, 5)	0-0 2B		0-0 1B		0-0 CS	0-0 5-3	0-0 FC6-4 1B			4	0	3	1	0	0	0
Cleon Jones, R OBP: 0.432, SLG: 0.511 (1, 7)	0-0 6-3		0-0 1-3			0-0 4-3 1B	0-0 FC6-4			4	0	1	0	0	0	4
Art Shamsky, L OBP: 0.413, SLG: 0.513 (1, 9)	4-0 BB			0-3 K		0-0 4-3		0-3 K		3	0	0	0	1	2	1
Rod Gaspar, S OBP: 0.299, SLG: 0.272 (9, 9)						1-2				0	0	0	0	0	0	0
Wayne Garrett, L OBP: 0.315, SLG: 0.297 (1, 4)	0-0 4-3			0-0 P4		4-0 BB		0-0 1B		3	0	1	0	1	0	2
Ed Kranepool, L OBP: 0.310, SLG: 0.385 (1, 3)		0-3 K		0-0 P4		0-0 F7		0-0 F4		3	0	0	0	0	1	2
Donn Clendenon, R OBP: 0.288, SLG: 0.398 (8, PH) (9, 3)										1	0	0	0	0	0	1
Jerry Grote, R OBP: 0.288, SLG: 0.327 (1, 2)		0-0 1-3		0-0 4-3			0-0 SH3-4 1B	0-0 E5		4	1	1	0	0	0	1
Bud Harrelson, S OBP: 0.333, SLG: 0.282 (1, 6)		0-0 CS 1B		0-0 SH3-4 1B		0-0 SH3-4 1B	0-0 P6			3	1	2	0	0	0	2
Tom Seaver, R OBP: 0.221, SLG: 0.150 (1, 1)		0-0 CS	0-0 6-3		0-0 SH3-4		0-0 L6			2	0	0	0	0	0	1
Ron Taylor, R (9, 1)										0	0	0	0	0	0	0

Inning Stats	R: 0	H: 1	E: 0	LOB: 2	K: 1	BB: 1	S: 6	P: 10
	R: 0	H: 1	E: 0	LOB: 0	K: 1	BB: 0	S: 5	P: 5
	R: 0	H: 1	E: 0	LOB: 1	K: 0	BB: 0	S: 4	P: 4
	R: 0	H: 0	E: 0	LOB: 0	K: 1	BB: 0	S: 5	P: 5
	R: 1	H: 2	E: 0	LOB: 0	K: 0	BB: 0	S: 4	P: 4
	R: 0	H: 1	E: 0	LOB: 2	K: 0	BB: 1	S: 4	P: 8
	R: 1	H: 2	E: 0	LOB: 2	K: 0	BB: 1	S: 5	P: 9
	R: 0	H: 1	E: 1	LOB: 2	K: 1	BB: 0	S: 7	P: 7

PITCHER	IP	WLS	BF	H	R	ER	SO	BB	IBB	HBP	BLK	WP	HR	S	P	ERA	WHIP
Tommie Sisk, R ERA: 5.21 (1, 1)	6.2	L	29	8	2	2	3	2	1	0	0	0	0	32	44	2.70	1.500
Frank Reberger, R ERA: 3.52 (7, 1)	0.1		1	0	0	0	0	0	0	0	0	0	0	1	1	0.00	0.000
Dave Roberts, L ERA: 5.48 (8, 1)	0.1		2	1	0	0	1	0	0	0	0	0	0	4	4	0.00	3.000
Jack Baldschun, R ERA: 4.08 (8, 1)	0.2		3	0	0	0	0	0	0	0	0	0	0	3	3	0.00	0.000

BOTTOM

San Diego Padres @ New York Mets
Shea Stadium, Flushing, NY

Sat Aug 16 1969, 3:33 AM EDT
Unknown

AB	30
R	2
H	9
RBI	2
BB	3
SO	4
LOB	14



WP	PA	ERA	WHIP
0	37	0	0
0	0	0	0
0	0	0	0
0	0	0	0

BOTTOM

San Diego Padres @ New York Mets
Shea Stadium, Flushing, NY
Sat Aug 16 1969, 3:38 AM EDT
Att. 19,940 - Unknown

livebaseballscorecards.com


AB 27
R 2
H 4
RBI 2
BB 4
SO 6
LOB 12



WP: 0 PA: 32
PB: 0
SB: 0
CS: 0

AB	R	H	RBI	BB	SO	LOB
4	0	0	0	0	1	3
3	0	0	0	1	0	0
3	1	2	1	1	0	0
4	0	1	0	0	2	3
4	1	0	0	0	1	3
2	0	0	0	0	0	0
1	0	0	0	0	0	1
1	0	0	0	0	0	0
0	0	0	0	0	0	0
2	0	0	0	0	0	1
0	0	0	0	1	0	0
1	0	0	0	0	1	0
0	0	0	0	0	0	0
1	0	1	1	0	0	0
1B: 2	SF: 0	WP: 0	PA: 32	2B: 1	SAC: 1	PB: 0
3B: 0	DP: 0	SB: 0		HR: 1	HBP: 0	CS: 0

Batter	1	2	3	4	5	6	7	8	9										
Tommie Agee, R OBP: 0.335, SLG: 0.499 (1, 8)	0-0 4-3 ①		0-0 F3 ②		0-0 F3 ③		0-3 K ④												
Bobby Pfeil, R OBP: 0.271, SLG: 0.293 (1, 4) (8, 5)	4-0 BB BB		0-0 1-3 ③			0-0 F7 ①		0-0 F7 ①											
Cleon Jones, R OBP: 0.435, SLG: 0.522 (1, 7)	4-0 1-2 BB			0-0 HR		0-0 K 2B		0-0 P4 ②											
Donn Clendenon, R OBP: 0.287, SLG: 0.396 (1, 3)	0-0 F9 ②			0-3 K ①		0-3 K ② ③ 2-3		0-0 1B											
Ron Swoboda, R OBP: 0.320, SLG: 0.332 (1, 9)	0-3 K ③			0-0 5-3 ②			0-0 E1 1B	0-0 5-3 ③											
Ed Charles, R OBP: 0.279, SLG: 0.307 Wayne Garrett, L OBP: 0.314, SLG: 0.296 (7, PH) (8, 4)		0-0 F8 ①		0-0 F7 ③			0-0 F3 ①												
Duffy Dyer, R OBP: 0.400, SLG: 0.625 Ed Kranepool, L OBP: 0.309, SLG: 0.384 Tug McGraw, R OBP: 0.150, SLG: 0.158 (1, 2) (7, PH) (8, 1)		0-3 K ②			4-0 FC6-4 BB		0-0 G3 ②												
Al Weis, S OBP: 0.263, SLG: 0.306 Bud Harrelson, S OBP: 0.336, SLG: 0.282 (1, 6) (7, PH) (8, 6)		0-0 F3 ③			0-0 FC6-4 SH5-4 1-2f		4-0 1B IBB												
Jim McAndrew, R OBP: 0.333, SLG: 0.278 Art Shamsky, L OBP: 0.413, SLG: 0.513 Jerry Grote, R OBP: 0.291, SLG: 0.330 (1, 1) (7, PH) (7, PH) (8, 2)			0-3 K ①		0-0 SH5-4 1-2		0-0 3-H 1B												
Inning Stats	R: 0 E: 0 K: 5	H: 0 LOB: 2 BB: 2 P: 13	R: 0 E: 0 K: 5	H: 0 LOB: 0 BB: 0 P: 5	R: 1 E: 0 K: 5	H: 1 LOB: 0 BB: 0 P: 6	R: 0 E: 0 K: 3	H: 1 LOB: 1 BB: 1 P: 7	R: 0 E: 0 K: 5	H: 1 LOB: 0 BB: 0 P: 5	R: 1 E: 1 K: 7	H: 1 LOB: 2 BB: 1 P: 11	R: 0 E: 0 K: 4	H: 1 LOB: 1 BB: 0 P: 4	1B: 2 2B: 1 3B: 0 HR: 1	SF: 0 SAC: 1 DP: 0 HBP: 0	WP: 0 PB: 0 SB: 0 CS: 0	PA: 32	
PITCHER	IP WLS BF H R ER SO BB IBB HBP BLK WP HR S P ERA WHIP																		
Dick Kelley, L ERA: 3.55 (1, 1)	6.0		22	2	1	1	5	3	0	0	0	0	0	1	29	41	1.50	0.833	
Gary Ross, R ERA: 4.5 (7, 1)	0.2	L	4	0	1	0	0	0	1	0	0	0	0	0	3	7	0.00	0.000	
Dave Roberts, L ERA: 5.48 (7, 1)	0.0		1	1	0	0	0	0	0	0	0	0	0	0	1	1	∞	∞	
Jack Baldschun, R ERA: 4.06 (7, 1)	0.1		1	0	0	0	1	0	0	0	0	0	0	0	3	3	0.00	0.000	
Frank Reberger, R ERA: 3.47 (8, 1)	1.0		4	1	0	0	0	0	0	0	0	0	0	0	4	4	0.00	1.000	

Batter	1	2	3	4	5	6	7	8	9	AB R H RBI BB SO LOB	TOP	
Jose Arcia, R (1, 4) OBP: 0.221, SLG: 0.239	0-0 6-3		0-0 F7		0-0 CS 2-H 1B			0-0 F9		4 0 1 1 0 0 0	San Diego Padres @ New York Mets Shea Stadium, Flushing, NY Sun Aug 17 1969, 3:33 AM EDT Unknown livebaseballscorecards.com AB 29 R 2 H 5 RBI 2 BB 2 SO 5 LOB 8 	
Roberto Pena, R (1, 3) OBP: 0.277, SLG: 0.289	0-0 2B FC6-4 1B		0-0 F9		0-0 CS 1-2	0-3 K		0-0 F9	4 1 1 0 0 1 0			
Ollie Brown, R (1, 9) OBP: 0.307, SLG: 0.387	0-0 FC6-4 1-3 2B		0-0 5-3			0-3 K		0-0 1B	4 0 2 0 0 1 0			
Al Ferrara, R (1, 7) OBP: 0.363, SLG: 0.469	4-0 FC6-4 IBB		0-0 F9		0-0 L7		0-0 L7	0-0 L8	3 0 0 0 1 0 1			
Ivan Murrell, R (1, 8) OBP: 0.298, SLG: 0.357	0-0 FC6-4 FC6-4 1-2f 2-3 3-H		0-0 L7			0-0 G5-4-3 1B		0-3 K	4 0 1 1 0 1 3			
Ed Spiezio, R (1, 5) OBP: 0.313, SLG: 0.380	0-0 FC6-4 1-2f		0-0 5-3			0-3 K		0-3 K	3 0 0 0 0 1 3			
Chris Cannizzaro, R (1, 2) OBP: 0.314, SLG: 0.309		0-0 5-3		0-0 F9		0-0 G5-4-3 1-2f		0-0 5-3	3 0 0 0 0 0 1			
Tommy Dean, R (1, 6) OBP: 0.227, SLG: 0.214		0-0 6-3		4-0 SH3 1B BB		0-0 5-3		0-0 5-3	2 1 0 0 1 0 0			
Joe Niekro, R (1, 1) OBP: 0.196, SLG: 0.100 Cito Gaston, R (8, PH) OBP: 0.261, SLG: 0.286 Frank Reberger, L (8, 1)		0-3 K		0-0 SH3 1-2		0-0 6-3		0-0 6-3	1 0 0 0 0 1 0 1 0 0 0 0 0 0 0 0 0 0 0 0 0			
Inning Stats	R: 1 H: 2 E: 0 LOB: 2 K: 0 BB: 1 S: 5 P: 9	R: 0 H: 0 E: 0 LOB: 0 K: 1 BB: 0 S: 5 P: 5	R: 0 H: 0 E: 0 LOB: 0 K: 0 BB: 0 S: 3 P: 3	R: 0 H: 0 E: 0 LOB: 0 K: 0 BB: 0 S: 3 P: 3	R: 1 H: 1 E: 0 LOB: 0 K: 0 BB: 1 S: 3 P: 7	R: 0 H: 0 E: 0 LOB: 0 K: 2 BB: 0 S: 7 P: 7	R: 0 H: 1 E: 0 LOB: 0 K: 1 BB: 0 S: 5 P: 5	R: 0 H: 0 E: 0 LOB: 0 K: 0 BB: 0 S: 3 P: 3	R: 0 H: 1 E: 0 LOB: 1 K: 1 BB: 0 S: 6 P: 6	1B: 4 SF: 0 2B: 1 SAC: 1 3B: 0 DP: 1 HR: 0 HBP: 0	WP: 0 PA: 33 PB: 0 SB: 0 CS: 1	
PITCHER Jerry Koosman, L (1, 1) ERA: 2.23	IP WLS BF H R ER SO BB IBB HBP BLK WP HR S P ERA WHIP	9.0 W 32 5 2 2 5 1 1 0 0 0 0 0 40 48 2.00 0.667										

Batter	1	2	3	4	5	6	7	8	9
Tommie Agee, R (1, 8) OBP: 0.336, SLG: 0.499	0-0 6-3 1B		0-0 5-3		0-0 CS 1B			0-0 1-3	
Bobby Pfeil, R (1, 5) OBP: 0.265, SLG: 0.286	0-3 K			0-0 5-3	0-0 CS 1-2	0-0 6-3			
Cleon Jones, R (1, 7) OBP: 0.432, SLG: 0.518	0-0 6-3 1-2			0-0 F9		0-0 F8			
Art Shamsky, L (1, 9) OBP: 0.407, SLG: 0.505 Rod Gaspar, S (9, 9) OBP: 0.299, SLG: 0.272	0-0 L7			0-0 G3		0-0 F7			
Wayne Garrett, L (1, 4) OBP: 0.311, SLG: 0.293		0-0 P5			0-0 1-3		0-0 F7		
Donn Clendenon, R (1, 3) OBP: 0.287, SLG: 0.395		0-0 5-3			0-0 1B HR 1B		0-0 L5		
Bud Harrelson, S (1, 6) OBP: 0.336, SLG: 0.283		0-0 4-3			0-0 1-3 HR 1B		0-0 4-3		
Duffy Dyer, R (1, 2) OBP: 0.385, SLG: 0.818			0-0 F9		0-0 1-H 3-H HR		0-0 6-3		
Jerry Koosman, R (1, 1) OBP: 0.017, SLG: 0.017			0-3 K		0-0 L8		0-0 6-3		

Inning Stats	R: 0	H: 1	E: 0	K: 1	S: 6	LOB: 1	BB: 0	P: 6
	R: 0	H: 0	E: 0	K: 0	S: 3	LOB: 0	BB: 0	P: 3
	R: 0	H: 0	E: 0	K: 1	S: 5	LOB: 0	BB: 0	P: 5
	R: 0	H: 0	E: 0	K: 0	S: 3	LOB: 0	BB: 0	P: 3
	R: 3	H: 4	E: 0	K: 0	S: 6	LOB: 0	BB: 0	P: 6
	R: 0	H: 0	E: 0	K: 0	S: 3	LOB: 0	BB: 0	P: 3
	R: 0	H: 0	E: 0	K: 0	S: 3	LOB: 0	BB: 0	P: 3
	R: 0	H: 0	E: 0	K: 0	S: 3	LOB: 0	BB: 0	P: 3

PITCHER	IP	WLS	BF	H	R	ER	SO	BB	IBB	HBP	BLK	WP	HR	S	P	ERA	WHIP
Joe Niekro, R (1, 1) ERA: 3.28	7.0	L	25	5	3	3	2	0	0	0	0	0	1	29	29	3.86	0.714
Frank Reberger, R (8, 1) ERA: 3.41	1.0		3	0	0	0	0	0	0	0	0	0	0	3	3	0.00	0.000

BOTTOM

San Diego Padres @ New York Mets
Shea Stadium, Flushing, NY
Sun Aug 17 1969, 3:33 AM EDT
Unknown

AB	28
R	3
H	5
RBI	3
BB	0
SO	2
LOB	3

livebaseballscorecards.com



1B: 4	SF: 0	WP: 0	PA: 29
2B: 0	SAC: 0	PB: 0	
3B: 0	DP: 0	SB: 0	
HR: 1	HBP: 0	CS: 1	

PITCHER	IP	WLS	BF	H	R	ER	SO	BB	IBB	HBP	BLK	WP	HR	S	P	ERA	WHIP
---------	----	-----	----	---	---	----	----	----	-----	-----	-----	----	----	---	---	-----	------

Batter	1	2	3	4	5	6	7	8	9
Tommie Agee, R OBP: 0.336, SLG: 0.495 (1, 8) X	0-0 5-3		4-0 BB		0-0 F9		0-3 K		
Bobby Pfeil, R OBP: 0.257, SLG: 0.277 (1, 5) X	0-0 F8		0-0 F7			0-3 K	0-0 6-3		
Cleon Jones, R OBP: 0.433, SLG: 0.517 (1, 7) S S	0-3 K			0-0 F8		4-0 BB		0-0 6-3 SH1-4 1B	
Art Shamsky, L OBP: 0.402, SLG: 0.497 (1, 9)		0-0 F8		0-3 K		0-0 P6		0-0 SH1-4	
Rod Gaspar, S OBP: 0.299, SLG: 0.272 (9, 9)								1-2	
Wayne Garrett, L OBP: 0.307, SLG: 0.289 (1, 4)		0-3 K		0-0 P3		0-0 F9		0-0 6-3	
Ed Kranepool, L OBP: 0.315, SLG: 0.388 (1, 3)			4-0 BB		0-0 SH3-4 1B		0-0 BB 3B 1B	0-0 P6	
Al Weis, S OBP: 0.263, SLG: 0.306 (7, PR)									
Donn Clendenon, R OBP: 0.286, SLG: 0.393 (8, 3)									
Jerry Grote, R OBP: 0.291, SLG: 0.327 (1, 2)		0-3 K		0-3 K		0-0 SH3-4 1B	0-0 BB 3B	0-0 SF8 3B	
Bud Harrelson, S OBP: 0.339, SLG: 0.295 (1, 6)			0-0 F2		0-0 SH3-4 1B		0-0 SF8 3B		
Don Cardwell, R OBP: 0.194, SLG: 0.265 (1, 1)									
J.C. Martin, L OBP: 0.267, SLG: 0.340 (7, PH)			0-3 K		0-0 SH3-4		0-0 SF8		
Cal Koonce, R OBP: 0.286, SLG: 0.286 (8, 1)					1-2 2-3				
Ron Taylor, R (8, 1)									

Inning Stats	R: 0	H: 0	E: 0	K: 1	S: 5	LOB: 0	BB: 0	P: 5
	R: 0	H: 0	E: 0	K: 2	S: 7	LOB: 1	BB: 1	P: 11
	R: 0	H: 0	E: 0	K: 1	S: 5	LOB: 1	BB: 1	P: 9
	R: 0	H: 0	E: 0	K: 1	S: 5	LOB: 0	BB: 0	P: 5
	R: 0	H: 2	E: 0	K: 1	S: 7	LOB: 2	BB: 0	P: 7
	R: 0	H: 0	E: 0	K: 1	S: 5	LOB: 1	BB: 1	P: 9
	R: 3	H: 2	E: 0	K: 1	S: 7	LOB: 1	BB: 1	P: 11
	R: 0	H: 1	E: 0	K: 0	S: 4	LOB: 1	BB: 0	P: 4

PITCHER	IP	WLS	BF	H	R	ER	SO	BB	IBB	HBP	BLK	WP	HR	S	P	ERA	WHIP
Clay Kirby, R ERA: 3.96 (1, 1)	6.0	L	26	4	3	3	7	4	0	0	0	0	0	36	52	4.50	1.333
Gary Ross, R ERA: 4.4 (7, 1)	2.0		7	1	0	0	1	0	0	0	0	0	0	9	9	0.00	0.500

BOTTOM

San Diego Padres @ New York Mets
Shea Stadium, Flushing, NY

Sun Aug 17 1969, 3:38 AM EDT
Att. 35,711 - Unknown

AB	26
R	3
H	5
RBI	3
BB	4
SO	8
LOB	11

livebaseballscorecards.com



1B: 4	SF: 1	WP: 0	PA: 33
2B: 0	SAC: 2	PB: 0	
3B: 1	DP: 0	SB: 0	
HR: 0	HBP: 0	CS: 0	

Batter	1	2	3	4	5	6	7	8	9	10	11	12	13	14	AB R H RBI BB SO LOB	TOP														
Bobby Bonds, R OBP: 0.353, SLG: 0.475 (1, 9) X	0-0 F8 ①		0-0 6-3 ②		0-3 K ②			0-0 F8 ①		0-0 P5 ①		0-0 5-3 ③			6 0 0 0 0 1 3															
Ron Hunt, R OBP: 0.344, SLG: 0.322 (1, 4) X	0-0 L6 ②		0-0 P4 ③		0-0 FC5 ③			0-0 4-3 ②		0-0 F9 ②			0-0 5-3 ①		6 0 0 0 0 0 3															
Willie Mays, R OBP: 0.360, SLG: 0.451 (1, 8) S	0-3 K ③			0-0 4-3 ①				0-0 6-3 ③		0-0 FC5-4 ③			0-0 F7 ②		6 0 0 0 0 1 1															
Willie McCovey, L OBP: 0.453, SLG: 0.693 (1, 3)		0-3 K ①		0-0 F7 ②				0-0 3-1 ②		4-0 SH5-4 BB ①		0-0 3-1 ①		0-0 F7 ③	5 0 0 0 1 1 0															
Bob Burda, L OBP: 0.324, SLG: 0.431 (1, 7)		0-0 F7 ②		4-0 BB				0-0 3-1 ③		0-0 SH5-4 ①		0-0 1B		0-0 F9 ①	4 0 1 0 1 0 0															
Bobby Etheridge, R OBP: 0.379, SLG: 0.375 (1, 5)		4-0 1B BB		0-0 1-3 ③				0-0 1-3 ①		0-0 4-3 ②		4-0 BB		0-0 F8 ②	3 0 0 0 1 0 2 1 0 0 0 1 0 0															
Jack Hiatt, R OBP: 0.337, SLG: 0.325 (9, 2)														0-0 F8 ②																
Bob Barton, R OBP: 0.284, SLG: 0.233 (1, 2)		0-0 1B						0-0 1-3 ②		4-0 IBB		0-0 P6 ③		0-0 P6 ③	3 0 1 0 0 0 0 0 0 0 0 1 0 0 2 0 0 0 0 0 1															
Dave Marshall, L OBP: 0.353, SLG: 0.311 (9, PH)		0-0 1B												0-0 P6 ③																
Don Mason, L OBP: 0.302, SLG: 0.233 (9, 6)		1-3 1B												0-0 P6 ③																
Hal Lanier, R OBP: 0.255, SLG: 0.256 (1, 6)		0-3 K ③												0-0 F9 ①	3 0 2 0 0 1 2 2 0 0 0 0 0 2															
Jim Davenport, R OBP: 0.318, SLG: 0.337 (9, 5)														0-0 F9 ①																
Juan Marichal, R OBP: 0.163, SLG: 0.169 (1, 1)			0-3 K ①		0-0 SH 1B			0-0 P5 ③				0-0 FC5-4 1B		0-0 6-3 ②	4 0 1 0 0 1 1															
Inning Stats	R: 0 E: 0 K: 1 S: 5	H: 0 LOB: 0 BB: 0 P: 5	R: 0 E: 0 K: 2 S: 8	H: 1 LOB: 2 BB: 1 P: 12	R: 0 E: 0 K: 1 S: 5	H: 0 LOB: 0 BB: 0 P: 5	R: 0 E: 0 K: 0 S: 3	H: 0 LOB: 1 BB: 1 P: 7	R: 0 E: 0 K: 1 S: 7	H: 1 LOB: 2 BB: 0 P: 7	R: 0 E: 0 K: 0 S: 3	H: 0 LOB: 0 BB: 0 P: 3	R: 0 E: 0 K: 0 S: 4	H: 1 LOB: 1 BB: 0 P: 4	R: 0 E: 0 K: 0 S: 3	H: 0 LOB: 2 BB: 2 P: 11	R: 0 E: 0 K: 0 S: 4	H: 1 LOB: 1 BB: 0 P: 4	R: 0 E: 0 K: 0 S: 3	H: 1 LOB: 1 BB: 1 P: 7	R: 0 E: 0 K: 0 S: 3	H: 0 LOB: 0 BB: 0 P: 3	R: 0 E: 0 K: 0 S: 3	H: 0 LOB: 0 BB: 0 P: 3	R: 0 E: 0 K: 0 S: 3	H: 0 LOB: 0 BB: 0 P: 3	1B: 5 2B: 0 3B: 0 HR: 0	SF: 0 SAC: 2 DP: 0 HBP: 0	WP: 0 PB: 0 SB: 0 CS: 0	PA: 52
PITCHER Gary Gentry, R ERA: 3.59 (1, 1)	IP: 10.0 WLS: 39 BF: 4 H: 0 R: 0 ER: 0 SO: 5 BB: 3 IBB: 1 HBP: 0 BLK: 0 WP: 0 HR: 0 S: 45 P: 61 ERA: 0.00 WHIP: 0.700																													
Tug McGraw, L ERA: 2.69 (11, 1)	IP: 4.0 WLS: 13 BF: 1 H: 0 R: 0 ER: 0 SO: 0 BB: 1 IBB: 0 HBP: 0 BLK: 0 WP: 0 HR: 0 S: 12 P: 16 ERA: 0.00 WHIP: 0.500																													

San Francisco Giants @ New York Mets
 Shea Stadium, Flushing, NY
 Tue Aug 19 1969, 7:05 PM EDT
 Att. 48,968 - Unknown

AB	45
R	0
H	5
RBI	0
BB	5
SO	5
LOB	15




Batter	1	2	3	4	5	6	7	8	9	10	11	12	13	14
Tommie Agee, R OBP: 0.333, SLG: 0.498 (1, 8)	0-3 K		x 0-0 6-3			x 0-0 P6			x 0-3 K		x 0-3 K			x 0-0 HR
Bobby Pfeil, R OBP: 0.248, SLG: 0.267 (1, 5)	0-3 K			x 0-0 F8		x 0-0 4-3			x 0-0 6-3			x 0-0 L5		
Cleon Jones, R OBP: 0.434, SLG: 0.518 (1, 7)	0-0 6-3			x 0-0 4-3 1B		x 0-0 F7			x 0-0 SH1-4 1B			x 0-0 E 1B		
Art Shamsky, L OBP: 0.396, SLG: 0.490 Tug McGraw, R OBP: 0.190, SLG: 0.200 (11, 1)		x 0-0 1-3		x 0-0 4-3		x 0-0 F7			x 0-0 SH1-4			x 0-0 E1 1B		
Wayne Garrett, L OBP: 0.303, SLG: 0.284 (1, 4)	0-3 K			0-3 K		0-3 K			0-3 K			0-0 4-3		0-0 F9
Ed Kranepool, L OBP: 0.313, SLG: 0.383 (1, 3)	0-3 K				x 0-0 F9			x 0-0 4-3		x 4-0 IBB		x 0-0 P4		
Bud Harrelson, S OBP: 0.333, SLG: 0.289 (1, 6)			x 0-0 L7		x 0-0 F9			x 0-0 1-3		x 0-3 K		x 0-0 G3		
Duffy Dyer, R OBP: 0.333, SLG: 0.625 (1, 2)			x 0-0 1B		x 0-0 F9			x 0-0 F8			x 0-3 K		x 0-0 F3	
Gary Gentry, R OBP: 0.145, SLG: 0.132 Rod Gaspar, S OBP: 0.296, SLG: 0.269 (11, 9)			x 0-3 K			x 0-0 6-3			x 0-3 K		x 0-3 K			x 0-0 1-3

Inning Stats	R: 0 E: 0 K: 2 S: 7	H: 0 LOB: 0 BB: 0 P: 7	R: 0 E: 0 K: 2 S: 7	H: 0 LOB: 0 BB: 0 P: 7	R: 0 E: 0 K: 1 S: 6	H: 1 LOB: 1 BB: 0 P: 6	R: 0 E: 0 K: 1 S: 6	H: 1 LOB: 1 BB: 0 P: 6	R: 0 E: 0 K: 0 S: 3	H: 0 LOB: 0 BB: 0 P: 3	R: 0 E: 0 K: 0 S: 5	H: 0 LOB: 0 BB: 0 P: 5	R: 0 E: 0 K: 1 S: 3	H: 0 LOB: 0 BB: 0 P: 3	R: 0 E: 0 K: 2 S: 7	H: 0 LOB: 0 BB: 0 P: 7	R: 0 E: 0 K: 1 S: 6	H: 1 LOB: 2 BB: 1 P: 10	R: 0 E: 0 K: 3 S: 9	H: 0 LOB: 0 BB: 0 P: 9	R: 0 E: 1 K: 0 S: 4	H: 2 LOB: 1 BB: 0 P: 4	R: 0 E: 0 K: 0 S: 3	H: 0 LOB: 0 BB: 0 P: 3	R: 1 E: 0 K: 0 S: 2	H: 1 LOB: 0 BB: 0 P: 2	1B: 5 2B: 0 3B: 0 HR: 1	SF: 0 SAC: 1 DP: 0 HBP: 0	WP: 0 PB: 0 SB: 2 CS: 0	PA: 46
PITCHER Juan Marichal, R ERA: 2.3 (1, 1)	IP 13.1	WLS L	BF 46	H 6	R 1	ER 1	SO 13	BB 0	IBB 1	HBP 0	BLK 0	WP 0	HR 1	S 71	P 75	ERA 0.68	WHIP 0.450													

San Francisco Giants @ New York Mets
 Shea Stadium, Flushing, NY
 Tue Aug 19 1969, 7:05 PM EDT
 Att. 48,968 - Unknown

AB 44
R 1
H 6
RBI 1
BB 1
SO 13
LOB 8



Batter	1	2	3	4	5	6	7	8	9	AB R H RBI BB SO LOB	TOP												
Bobby Bonds, R OBP: 0.350, SLG: 0.471 (1, 9) (6, 8)	0-3 K		0-0 F8		0-3 K			0-0 P4		4 0 0 0 0 2 1													
Don Mason, L OBP: 0.306, SLG: 0.255 (1, 4)	0-0 2B		0-0 3B			0-0 F9		0-0 F9		4 0 2 0 0 0 0													
Willie Mays, R OBP: 0.360, SLG: 0.448 Dave Marshall, L OBP: 0.352, SLG: 0.310 (1, 8) (6, 7)	0-0 F9		0-3 K			4-0 FC3-6 BB			0-0 F8	2 0 0 0 1 1 2 1 0 0 0 0 0 0													
Willie McCovey, L OBP: 0.451, SLG: 0.687 (1, 3)	4-0 IBB			0-0 4-3		0-0 FC3-6 1-2f			0-0 F7	3 0 0 0 1 0 1													
Ken Henderson, S OBP: 0.282, SLG: 0.323 (1, 7) (6, 9)	0-0 F9			0-0 F8		0-0 L4			0-0 F8	4 0 0 0 0 0 3													
Bobby Etheridge, R OBP: 0.371, SLG: 0.366 (1, 5)		0-0 6-3		0-3 K			0-0 6-3			3 0 0 0 0 1 0													
Dick Dietz, R OBP: 0.350, SLG: 0.392 (1, 2)		0-0 1-3			4-0 BB		0-3 K			2 0 0 0 1 1 0													
Hal Lanier, R OBP: 0.253, SLG: 0.254 (1, 6)		0-0 P6			0-0 F8		0-0 4-3			3 0 0 0 0 0 1													
Gaylord Perry, R OBP: 0.165, SLG: 0.172 Ray Sadecki, L OBP: 0.161, SLG: 0.233 John Stephenson, L (8, PH) OBP: 0.211, SLG: 0.263 Don McMahon, R (8, 1)			0-0 F8		0-3 K			0-0 P5		2 0 0 0 0 1 1 0 0 0 0 0 0 0 1 0 0 0 0 0 0 0 0 0 0 0 0 0													
Inning Stats	R: 0 E: 0 K: 1 S: 6	H: 1 LOB: 2 BB: 1 P: 10	R: 0 E: 0 K: 0 S: 3	H: 0 LOB: 0 BB: 0 P: 3	R: 0 E: 0 K: 1 S: 6	H: 1 LOB: 1 BB: 0 P: 6	R: 0 E: 0 K: 1 S: 5	H: 0 LOB: 0 BB: 0 P: 5	R: 0 E: 0 K: 2 S: 7	H: 0 LOB: 1 BB: 1 P: 11	R: 0 E: 0 K: 0 S: 3	H: 0 LOB: 1 BB: 1 P: 7	R: 0 E: 0 K: 1 S: 5	H: 0 LOB: 0 BB: 0 P: 5	R: 0 E: 0 K: 0 S: 3	H: 0 LOB: 0 BB: 0 P: 3	R: 0 E: 0 K: 0 S: 3	H: 0 LOB: 0 BB: 0 P: 3	1B: 0 2B: 1 3B: 1 HR: 0	SF: 0 SAC: 0 DP: 0 HBP: 0	WP: 0 PB: 0 SB: 0 CS: 0	PA: 32	
PITCHER Jim McAndrew, R ERA: 4.03 (1, 1)	IP 9.0	WLS W	BF 32	H 2	R 0	ER 0	SO 6	BB 2	IBB 1	HBP 0	BLK 0	WP 0	HR 0	S 41	P 53	ERA 0.00	WHIP 0.444						PITCHER IP WLS BF H R ER SO BB IBB HBP BLK WP HR S P ERA WHIP

San Francisco Giants @ New York Mets
Shea Stadium, Flushing, NY
Wed Aug 20 1969, 7:05 PM EDT
Att: 48,414 - Unknown

livebaseballscorecards.com

AB	29
R	0
H	2
RBI	0
BB	3
SO	6
LOB	9



Batter	1	2	3	4	5	6	7	8	9	10	11	AB R H RBI BB SO LOB	TOP
Don Mason, L (1.4) OBP: 0.302, SLG: 0.249	F8		5-3		4-3 BB		4-3	FC4-6			F7	5 1 0 0 1 0 2	San Francisco Giants @ New York Mets Shea Stadium, Flushing, NY Thu Aug 21 1969, 7:05 PM EDT Att. 42,795 - Unknown
Ken Henderson, S (1.9) OBP: 0.290, SLG: 0.330	FC5-4 BB				4-3 BB		P5		5-3			3 1 1 1 3 0 0	
Dave Marshall, L (1.7) OBP: 0.347, SLG: 0.306	K		F7		E3 4-3		E8 HR 1B		K		P6	6 1 1 0 0 2 5	
Willie McCovey, L (1.3) OBP: 0.451, SLG: 0.682	FC5-4				4-3		HR IBB		4-3			4 1 1 1 1 0 2	
Bobby Bonds, R (1.8) OBP: 0.351, SLG: 0.483					K		K					5 2 2 4 0 2 2	
Jim Davenport, R (1.5) OBP: 0.313, SLG: 0.331	F8		FC6-4 BB				6-3	K		F9		5 0 0 0 0 1 1	
Dick Dietz, R (1.2) OBP: 0.351, SLG: 0.386					1B		1-3		5-3		K	3 0 0 0 2 1 0	
Hal Lanier, R (1.6) OBP: 0.254, SLG: 0.256	G4-3 BB				BB		1-3		6-3		4-3	5 0 2 0 0 0 1	
Ron Bryant, S (1.1) OBP: 0.286, SLG: 0.167			K		1B		4-3					3 0 0 0 0 1 1	
Frank Linzy, R (7.1) OBP: 0.360, SLG: 0.238							F7					1 0 1 0 0 0 0	
Don McMahon, R (9.1) OBP: 0.143, SLG: 0.143								FC4-6 1B			3B 1B	1 1 1 0 0 0 0	
Inning Stats	R: 0 H: 0 E: 0 K: 1 S: 5	R: 1 H: 1 E: 0 K: 0 S: 3	R: 0 H: 0 E: 0 K: 1 S: 5	R: 0 H: 2 E: 0 K: 1 S: 6	R: 2 H: 0 E: 1 K: 1 S: 6	R: 0 H: 1 E: 0 K: 0 S: 4	R: 3 H: 2 E: 1 K: 1 S: 7	R: 0 H: 1 E: 0 K: 0 S: 4	R: 0 H: 0 E: 0 K: 1 S: 5	R: 0 H: 0 E: 0 K: 1 S: 5	R: 1 H: 2 E: 0 K: 0 S: 5	1B: 6 SF: 0 2B: 0 SAC: 0 3B: 1 DP: 1 HR: 2	WP: 0 PA: 48 PB: 0 SB: 0 CS: 0
PITCHER	IP WLS BF H R ER SO BB IBB HBP BLK WP HR S P ERA WHIP												
Tom Seaver, R (1.1) ERA: 2.64	7.0 33 6 6 4 5 6 1 0 0 0 2 36 64 5.14 1.714												
Cal Koonce, R (8.1) ERA: 5.05	1.0 4 1 0 0 0 0 0 0 0 0 0 4 4 0.00 1.000												
Jack Dilauro, L (9.1) ERA: 2.58	1.0 3 0 0 0 1 0 0 0 0 0 0 5 5 0.00 0.000												
Ron Taylor, R (10.1) ERA: 2.94	2.0 L 8 2 1 1 1 0 0 0 0 0 0 10 10 4.50 1.000												

livebaseballscorecards.com

AB 41
R 7
H 9
RBI 6
BB 7
SO 7
LOB 14



Batter	1	2	3	4	5	6	7	8	9	10	11	AB R H RBI BB SO LOB	BOTTOM					
Bud Harrelson, S OBP: 0.330, SLG: 0.294 (1, 6)	1-3		SH1-4		K		F7	K		K		5 0 0 0 0 3 4	San Francisco Giants @ New York Mets Shea Stadium, Flushing, NY Thu Aug 21 1969, 7:05 PM EDT Att. 42,795 - Unknown					
Bobby Pfeil, R OBP: 0.256, SLG: 0.290 (1, 5)	F7		5-3			F7	1B 2B		5-3		F7	6 1 1 1 0 0 1						
Tommie Agee, R OBP: 0.335, SLG: 0.501 (1, 8)	HR		4-3			WP BB	1B 2H 3H		4-3		F9	5 1 2 3 1 0 1						
Cleon Jones, R OBP: 0.436, SLG: 0.516 (1, 7)	4-3			S 1B		FC6-4 BB	1-3 1B		1B 1B		5-3	5 1 3 0 1 0 0						
Donn Clendenon, R OBP: 0.287, SLG: 0.392 Art Shamsky, L OBP: 0.399, SLG: 0.510 (7, PH) (8, 3)		E7 2B 1B		K		P4	F7		1B 1B			3 1 1 0 0 1 3 2 0 1 0 0 0 2						
Tug McGraw, R OBP: 0.190, SLG: 0.200 Ron Taylor, R (9, PR) (10, 1)				1-2					1-2 1B			0 0 0 0 0 0 0 0 0 0 0 0 0 0						
Ron Swoboda, R OBP: 0.322, SLG: 0.338 (1, 9)		9-5 2B		F7		FC6-4 1-2		1-4-3	1-2 2-H 1B			5 0 2 2 0 0 3						
Duffy Dyer, R OBP: 0.296, SLG: 0.520 (1, 2)		9-5 2-3f		5-3			K	1B 1B	K			5 0 1 0 0 2 4						
Al Weis, S OBP: 0.265, SLG: 0.307 Wayne Garrett, L OBP: 0.303, SLG: 0.286 (8, PH) (9, 4)			F9			F8	1B 2B 1B	P5		F9		3 1 1 0 0 0 0 2 0 0 0 0 0 1						
Tom Seaver, R OBP: 0.214, SLG: 0.145 Ed Charles, R OBP: 0.284, SLG: 0.312 Cal Koonece, R OBP: 0.286, SLG: 0.286 J.C. Martin, L OBP: 0.272, SLG: 0.344 Rod Gaspar, S OBP: 0.296, SLG: 0.289 Jack Dilauro, S Ed Kranepool, L OBP: 0.309, SLG: 0.377 (10, 3)			E1 SH1-4		K		2B 1B 1B	1-2 1B		F8		2 0 0 0 0 1 0 1 1 1 0 0 0 0 0 0 0 0 0 0 0 1 0 1 0 0 0 0 0 0 0 0 0 0 0 0 0 0 0 0 0 0 1 0 0 0 0 0 0						
Inning Stats	R: 1 H: 1 E: 0 LOB: 0 K: 0 BB: 0 S: 4 P: 4	R: 1 H: 2 E: 1 LOB: 0 K: 0 BB: 0 S: 4 P: 4	R: 0 H: 0 E: 1 LOB: 1 K: 0 BB: 0 S: 4 P: 4	R: 0 H: 1 E: 0 LOB: 1 K: 1 BB: 0 S: 6 P: 6	R: 0 H: 0 E: 0 LOB: 0 K: 2 BB: 0 S: 7 P: 7	R: 0 H: 0 E: 0 LOB: 2 K: 0 BB: 2 S: 3 P: 11	R: 3 H: 5 E: 0 LOB: 2 K: 1 BB: 0 S: 10 P: 10	R: 0 H: 2 E: 0 LOB: 2 K: 1 BB: 0 S: 7 P: 7	R: 1 H: 3 E: 0 LOB: 2 K: 1 BB: 0 S: 8 P: 8	R: 0 H: 0 E: 0 LOB: 0 K: 0 BB: 0 S: 3 P: 3		1B: 11 SF: 0 2B: 3 SAC: 1 3B: 0 DP: 1 HR: 1 HBP: 0		WP: 1 PA: 49 PB: 0 SB: 1 CS: 0				
PITCHER	IP WLS BF H R ER SO BB IBB HBP BLK WP HR S P ERA WHIP																	
Ron Bryant, L ERA: 4.21 (1, 1)	6.2		29	7	5	5	4	2	0	0	0	0	1	1	35	43	6.75	1.350
Frank Linzy, R ERA: 3.54 (7, 1)	2.0		13	7	1	1	1	0	0	0	0	0	0	0	15	15	4.50	3.500
Don McMahon, R ERA: 4.22 (9, 1)	2.1	W	7	0	0	0	2	0	0	0	0	0	0	0	11	11	0.00	0.000

AB	46
R	6
H	14
RBI	6
BB	2
SO	7
LOB	19



Batter	1	2	3	4	5	6	7	8	9	AB R H RBI BB SO LOB	TOP
Maury Wills, S OBP: 0.337, SLG: 0.334 (1, 6) X	0-0 6-3 ①		0-0 G3 ②		0-0 1-3 ③			0-0 6-3 ②		4 0 0 0 0 0 0	
Manny Mota, R OBP: 0.392, SLG: 0.428 (1, 7) X	0-0 F8 ②		4-0 1B BB			0-0 5-3 ①		0-0 E 1B		3 1 1 0 1 0 0	
Willie Davis, L OBP: 0.364, SLG: 0.464 (1, 8) B B B	4-0 S BB		0-0 1-3 1B			0-0 1B		0-0 E7 1-H 3B		3 1 3 1 1 0 0	
Wes Parker, S OBP: 0.374, SLG: 0.464 (1, 3) X	0-0 4-3 ③		0-0 F7 ③			0-0 F7 ②		0-0 4-3 ③		4 0 0 0 0 0 4	
Tom Haller, L OBP: 0.339, SLG: 0.372 (1, 2)		0-3 K ①		0-0 F8 ①		0-0 F7 ③		0-0 F8 ①		4 0 0 0 0 1 1	
Jim Lefebvre, S OBP: 0.330, SLG: 0.296 (1, 5)		0-3 K ②		0-0 4-3 ②		0-0 F7 ①		0-0 6-3 ②		4 0 0 0 0 1 0	
Willie Crawford, L OBP: 0.329, SLG: 0.418 (1, 9) X		0-0 1B		0-0 F8 ③		0-0 P6 ②		0-0 4-3 ③		4 0 1 0 0 0 0	
Ted Sizemore, R OBP: 0.324, SLG: 0.307 (1, 4) X		0-0 4-3 ③			0-0 1-3 ①		0-3 K ③			3 0 0 0 0 1 1	
Jim Bunning, R OBP: 0.091, SLG: 0.038 (1, 1) X			0-0 P6 ①			0-0 4-3 ②		0-0 4-3 ①		2 0 0 0 0 0 0	
Len Gabrielson, L OBP: 0.336, SLG: 0.368 (8, PH)										1 0 0 0 0 0 0	
Jim Brewer, L OBP: 0.182, SLG: 0.200 (8, 1)										0 0 0 0 0 0 0	
Inning Stats	R: 0 H: 0 E: 0 LOB: 1 K: 0 BB: 1 S: 3 P: 7	R: 0 H: 1 E: 0 LOB: 1 K: 2 BB: 0 S: 8 P: 8	R: 0 H: 1 E: 0 LOB: 2 K: 0 BB: 1 S: 4 P: 8	R: 0 H: 0 E: 0 LOB: 0 K: 0 BB: 0 S: 3 P: 3	R: 0 H: 0 E: 0 LOB: 0 K: 0 BB: 0 S: 3 P: 3	R: 0 H: 1 E: 0 LOB: 1 K: 0 BB: 0 S: 4 P: 4	R: 0 H: 0 E: 0 LOB: 0 K: 1 BB: 0 S: 5 P: 5	R: 2 H: 2 E: 1 LOB: 0 K: 0 BB: 0 S: 5 P: 5	R: 0 H: 0 E: 0 LOB: 0 K: 0 BB: 0 S: 3 P: 3	1B: 4 SF: 0 2B: 0 SAC: 0 3B: 1 DP: 0 HR: 0 HBP: 0	WP: 0 PA: 34 PB: 0 SB: 1 CS: 0
PITCHER Don Cardwell, R ERA: 3.3 (1, 1)	IP 7.2 WLS 30 H 5 R 2 ER 1 SO 3 BB 2 IBB 0 HBP 0 BLK 0 WP 0 HR 0 S 34 P 42 ERA 1.17 WHIP 0.913										
Ron Taylor, R ERA: 2.88 (8, 1)	1.1 W 4 0 0 0 0 0 0 0 0 0 0 0 0 0 4 4 0.00 0.000										

Los Angeles Dodgers @ New York Mets
 Shea Stadium, Flushing, NY
 Sat Aug 23 1969, 3:33 AM EDT
 Att: 40,974 - Unknown

AB	32
R	2
H	5
RBI	1
BB	2
SO	3
LOB	6



WP: 0	PA: 34
PB: 0	
SB: 1	
CS: 0	

PITCHER	IP	WLS	BF	H	R	ER	SO	BB	IBB	HBP	BLK	WP	HR	S	P	ERA	WHIP
---------	----	-----	----	---	---	----	----	----	-----	-----	-----	----	----	---	---	-----	------


Batter	1	2	3	4	5	6	7	8	9	AB	R	H	RBI	BB	SO	LOB
Tommie Agee, R (1, 8) OBP: 0.335, SLG: 0.499	0-0 F7		0-3 K		0-3 K			0-0 FC5 1B		4	0	1	0	0	2	0
Bobby Pfeil, R (1, 5) OBP: 0.258, SLG: 0.289	0-0 F9		0-0 FC5-4 1B		0-3 K			0-0 FC5 G6-3		4	0	1	0	0	1	2
Cleon Jones, R (1, 7) OBP: 0.433, SLG: 0.511	0-0 6-3		0-0 FC5-4					0-0 G6-3		4	0	0	0	0	0	3
Art Shamsky, L (1, 3) OBP: 0.394, SLG: 0.514		0-0 G3		0-0 HR		0-3 K		0-0 F9		4	1	1	1	0	1	0
Ken Boswell, L (1, 4) OBP: 0.294, SLG: 0.326		4-0 1B BB		0-0 G5-4-3 1B		0-0 F8		4-0 2B BB		2	1	1	0	1	0	0
Donn Clendenon, R (9, PH) OBP: 0.290, SLG: 0.392										0	1	0	0	1	0	0
Ron Swoboda, R (1, 9) OBP: 0.318, SLG: 0.348		0-3 K		0-0 G5-4-3		0-3 K		0-0 F3		3	0	0	0	0	2	2
Rod Gaspar, S (8, 9) OBP: 0.295, SLG: 0.268		1-2 K		1-2f G5-4-3				1 0 0 0 0 0 1		1	0	0	0	0	0	1
Jerry Grote, R (1, 2) OBP: 0.297, SLG: 0.337		0-0 1B		0-0 FC6-4 1B		0-0 5-3		0-0 2B		4	0	3	2	0	0	0
Bud Harrelson, S (1, 6) OBP: 0.327, SLG: 0.292		0-0 4-3		0-0 FC6-4		0-0 4-3				3	0	0	0	0	0	2
Don Cardwell, R (1, 1) OBP: 0.184, SLG: 0.250			0-3 K		0-0 6-3			0-0 FC5 1B		2	0	0	0	0	1	0
Ron Taylor, R (8, 1) OBP: 0.250, SLG: 0.250								1B		1	0	1	0	0	0	0

Inning Stats	R: 0	H: 0	E: 0	K: 0	S: 3	R: 1	H: 1	E: 0	K: 1	S: 6	R: 0	H: 1	E: 0	K: 2	S: 8	R: 1	H: 3	E: 0	K: 0	S: 5	R: 0	H: 0	E: 0	K: 2	S: 7	R: 0	H: 0	E: 0	K: 1	S: 5	R: 0	H: 2	E: 0	K: 0	S: 4	R: 1	H: 1	E: 0	K: 0	S: 3	1B: 6	SF: 0	2B: 1	SAC: 0	3B: 0	DP: 2	HR: 1	HBP: 0	WP: 0	PA: 34
PITCHER	IP	WLS	BF	H	R	ER	SO	BB	IBB	HBP	BLK	WP	HR	S	P	ERA	WHIP																																	
Jim Bunning, R (1, 1) ERA: 3.61	7.0		26	5	2	2	7	1	0	0	0	0	0	1	39	43	2.57	0.857																																
Jim Brewer, L (8, 1) ERA: 2.25	1.2	L	8	3	1	1	0	1	0	0	0	0	0	0	7	11	5.40	2.400																																

Los Angeles Dodgers @ New York Mets
 Shea Stadium, Flushing, NY
 Sat Aug 23 1969, 3:33 AM EDT
 Att. 40,974 - Unknown

livebaseballscorecards.com

AB 32
R 3
H 8
RBI 3
BB 2
SO 7
LOB 10



Los Angeles Dodgers @ New York Mets
 Shea Stadium, Flushing, NY
 Sun Aug 24 1969, 3:33 AM EDT
 Att: 48,435 - Unknown

livebaseballscorecards.com

AB	35
R	4
H	10
RBI	4
BB	2
SO	4
LOB	11



WP	1	PA	37
PB	0		
SB	2		
CS	0		

AB R H RBI BB SO LOB

5	0	1	0	0	1	1
4	0	1	0	0	1	2
4	1	2	1	0	0	2
3	1	1	2	1	0	1
4	0	0	0	0	0	2
4	0	1	0	0	0	0
3	1	1	0	1	1	1
4	0	2	1	0	1	0
3	1	1	0	0	0	2
0	0	0	0	0	0	0
0	0	0	0	0	0	0
1	0	0	0	0	0	0

1B	7	SF	0
2B	2	SAC	0
3B	0	DP	1
HR	1	HBP	0

Batter	1	2	3	4	5	6	7	8	9
Maury Wills, S OBP: 0.336, SLG: 0.333 (1, 6)	0-0 4-3 S 1B		0-0 G3		0-0 4-3		0-3 K		0-0 6-3
Manny Mota, R OBP: 0.390, SLG: 0.426 (1, 7)	0-3 K		0-0 6-3		0-0 F9		0-0 G4-6-3 1B		
Willie Davis, L OBP: 0.365, SLG: 0.464 (1, 8)	0-0 4-3		0-0 HR		0-0 BB 1B		0-0 G4-6-3 1-2f		
Wes Parker, S OBP: 0.375, SLG: 0.472 (1, 3)	0-0 G3		0-0 HR		4-0 1-2 BB			0-0 4-3	
Tom Haller, L OBP: 0.336, SLG: 0.368 (1, 2)		0-0 G3	0-0 P4		0-0 F8			0-0 F8	
Jim Lefebvre, S OBP: 0.329, SLG: 0.300 (1, 5)		0-0 F8		0-0 F1		0-0 5-3		0-0 2B	
Willie Crawford, L OBP: 0.331, SLG: 0.418 (1, 9)		0-0 S 2B 1B		0-3 K		4-0 1B BB		0-0 F9	
Ted Sizemore, R OBP: 0.326, SLG: 0.311 (1, 4)		0-0 1-H 2B		0-0 5-3		0-0 1-3 1B		0-3 K	
Don Sutton, R OBP: 0.190, SLG: 0.179 (1, 1)		0-0 P6			0-0 4-3 WP 1B		0-0 F7		0-0 3-1
Jim Brewer, L OBP: 0.182, SLG: 0.200 (7, 1)									
Pete Mikkelsen, R (7, 1)									
Len Gabrielson, L OBP: 0.333, SLG: 0.366 (9, PH)									

Inning Stats	R: 0	H: 1	E: 0	K: 1	S: 6	P: 6	R: 1	H: 2	E: 0	K: 0	S: 5	P: 5	R: 2	H: 2	E: 0	K: 0	S: 5	P: 5	R: 0	H: 0	E: 0	K: 1	S: 5	P: 5	R: 1	H: 2	E: 0	K: 0	S: 5	P: 9	R: 0	H: 1	E: 0	K: 0	S: 3	P: 7	R: 0	H: 1	E: 0	K: 1	S: 5	P: 5	R: 0	H: 1	E: 0	K: 0	S: 4	P: 4	R: 0	H: 0	E: 0	K: 1	S: 5	P: 5
--------------	------	------	------	------	------	------	------	------	------	------	------	------	------	------	------	------	------	------	------	------	------	------	------	------	------	------	------	------	------	------	------	------	------	------	------	------	------	------	------	------	------	------	------	------	------	------	------	------	------	------	------	------	------	------

PITCHER	IP	WLS	BF	H	R	ER	SO	BB	IBB	HBP	BLK	WP	HR	S	P	ERA	WHIP
Gary Gentry, R ERA: 3.7 (1, 1)	4.2		22	7	4	4	2	1	0	0	0	1	1	25	29	7.71	1.714
Jack Dilauro, L ERA: 2.52 (5, 1)	1.1		5	1	0	0	0	1	0	0	0	0	0	4	8	0.00	1.500
Cal Koonce, R ERA: 4.84 (7, 1)	3.0	W	10	2	0	0	2	0	0	0	0	0	0	14	14	0.00	0.667

BOTTOM

Los Angeles Dodgers @ New York Mets
Shea Stadium, Flushing, NY
Sun Aug 24 1969, 3:33 AM EDT
Att. 48,435 - Unknown

AB 37
R 7
H 13
RBI 6
BB 2
SO 8
LOB 21



WP: 0 PA: 40
PB: 0
SB: 0
CS: 0

AB R H RBI BB SO LOB

5	0	1	1	0	2	3
4	1	1	0	0	1	3
1	0	0	0	0	1	0
5	1	3	0	0	0	0
5	1	2	0	0	0	3
0	0	0	0	0	0	0
3	1	1	0	1	1	2
3	1	2	4	1	0	1
4	2	3	1	0	0	3
4	0	0	0	0	0	4
1	0	0	0	0	1	0
0	0	0	0	0	0	0
1	0	0	0	0	1	1
1	0	0	0	0	1	1

1B: 9 SF: 0
2B: 4 SAC: 1
3B: 0 DP: 0
HR: 0 HBP: 0

Batter	1	2	3	4	5	6	7	8	9
Tommie Agee, R OBP: 0.334, SLG: 0.498 (1, 8) X	0-0 5-3 1	0-3 K 3		0-3 K 2		0-0 2B 2-H	0-0 F8		
Bobby Pfeil, R OBP: 0.258, SLG: 0.288 (1, 5) X	0-0 1B BB 1B		0-3 K 1	0-0 1-3 3		0-0 5-3 3		0-3 K 1	
Cal Koonce, R OBP: 0.267, SLG: 0.267 (7, 1)									
Cleon Jones, R OBP: 0.435, SLG: 0.514 (1, 7) X	0-0 BB BB 1-3 1B		0-0 2B		0-0 5-3 1		0-0 1B 2B 1B	0-0 6-3 2	
Art Shamsky, L OBP: 0.394, SLG: 0.516 (1, 3) X	0-0 F7 2		0-0 P4 2		0-0 2B		0-0 1B 2B 1B	0-0 4-3 3	
Ed Kranepool, L OBP: 0.309, SLG: 0.377 (9, 3)									
Ken Boswell, L OBP: 0.297, SLG: 0.326 (1, 4) B B B B	4-0 1-2 BB BB		0-0 F8 3		0-3 K 2		0-0 1-2 2-3 2B 1B		
Ron Swoboda, R OBP: 0.325, SLG: 0.357 (1, 9) B B B B	4-0 1-2 2-3 3-H BB			0-0 FC1-5 1B 1B	0-0 6-3 3		0-0 1B 2B 1-H 2-H 3-H		
Jerry Grote, R OBP: 0.303, SLG: 0.343 (1, 2) X	0-0 P4 3			0-0 SH FC1-5 1B		0-0 E7 2B 1B	0-0 2-H 1B		
Bud Harrelson, S OBP: 0.323, SLG: 0.288 (1, 6) X		0-0 6-3 1		0-0 SH FC1-5 1-2 2-3f		0-0 F2 1	0-0 F2 1		
Gary Gentry, R OBP: 0.143, SLG: 0.130 (1, 1)									
Jack Dilauro, S (5, 1)									
J.C. Martin, L OBP: 0.270, SLG: 0.342 (6, PH)		0-3 K 2		0-0 SH 1-3 2-H		0-3 K 2	0-3 K 2		
Wayne Garrett, L OBP: 0.302, SLG: 0.283 (7, 5)									

Inning	R	H	E	K	S	R	H	E	K	S	R	H	E	K	S	R	H	E	K	S	R	H	E	K	S
1	1	2	0	5	7	0	0	0	2	6	0	1	0	1	6	0	2	0	1	7	0	0	0	0	5
2	0	0	0	2	7	0	0	0	2	7	0	0	0	2	7	0	0	0	2	7	0	0	0	0	5
3	0	1	0	1	6	0	1	0	1	6	0	1	0	1	6	0	1	0	1	6	0	1	0	1	5
4	1	2	0	1	8	0	2	0	1	8	0	2	0	1	8	0	2	0	1	8	0	2	0	1	5
5	0	1	0	1	6	0	1	0	1	6	0	1	0	1	6	0	1	0	1	6	0	1	0	1	5
6	1	2	0	1	7	0	2	0	1	7	0	2	0	1	7	0	2	0	1	7	0	2	0	1	5
7	4	5	0	1	10	0	5	0	1	10	0	5	0	1	10	0	5	0	1	10	0	5	0	1	5
8	0	0	0	0	5	0	0	0	0	5	0	0	0	0	5	0	0	0	0	5	0	0	0	0	5
9	0	0	0	0	5	0	0	0	0	5	0	0	0	0	5	0	0	0	0	5	0	0	0	0	5

PITCHER	IP	WLS	BF	H	R	ER	SO	BB	IBB	HBP	BLK	WP	HR	S	P	ERA	WHIP
Don Sutton, R ERA: 3.51 (1, 1)	6.0	L	31	10	5	3	6	2	0	0	0	0	0	41	49	4.50	2.000
Jim Brewer, L ERA: 2.5 (7, 1)	0.0		3	3	2	2	0	0	0	0	0	0	0	3	3	∞	∞
Pete Mikkelsen, R ERA: 3.09 (7, 1)	2.0		6	0	0	0	2	0	0	0	0	0	0	10	10	0.00	0.000

Batter	1	2	3	4	5	6	7	8	9	AB	R	H	RBI	BB	SO	LOB
Jose Arcia, R OBP: 0.239, SLG: 0.247 (1, 4)	0-0 4-3		0-0 F7			0-0 6-3		0-0 5-3		4	0	0	0	0	0	0
Roberto Pena, R OBP: 0.278, SLG: 0.290 (1, 6)	0-0 G3		0-0 F8			0-3 K		0-0 F8		4	0	0	0	0	1	0
Ollie Brown, R OBP: 0.309, SLG: 0.398 (1, 9)	0-3 K			0-3 K			0-0 HR		0-0 5-3	4	1	1	1	0	2	0
Al Ferrara, R OBP: 0.366, SLG: 0.472 (1, 7)		0-0 F8		0-0 5-3			0-0 E6 FC4-6		0-0 FC6-4 1B	4	0	1	0	0	0	0
Nate Colbert, R OBP: 0.321, SLG: 0.472 (1, 3)		4-0 HR BB		0-0 F9			0-3 K		0-0 FC6-4 1-2f	3	1	0	0	1	1	2
Van Kelly, L OBP: 0.264, SLG: 0.348 (1, 5)		0-0 F8			0-0 F8		0-0 FC4-6 1-2f 3B		0-0 FC1-4-6 1-2f	4	1	0	0	0	0	3
Cito Gaston, R OBP: 0.275, SLG: 0.314 (1, 8)		0-0 HR 1-H		0-3 K			0-0 3B			3	1	2	3	0	1	0
Walt Hriniaik, L OBP: 0.347, SLG: 0.230 (1, 2)		0-0 F8		0-0 P6			0-0 6-3			3	0	0	0	0	0	1
Dick Kelley, R OBP: 0.109, SLG: 0.130 (1, 1)			0-0 1-3			0-3 K		0-0 P6		1	0	0	0	0	0	0
Tommie Sisk, R OBP: 0.182, SLG: 0.200 (5, 1)										0	0	0	0	0	0	0
Ivan Murrell, R OBP: 0.296, SLG: 0.351 (6, PH)										1	0	0	0	0	1	0
Gary Ross, R (7, 1)										0	0	0	0	0	0	0
Dave Roberts, L OBP: 0.333, SLG: 0.333 (7, 1)										1	0	0	0	0	0	0

Inning Stats	R: 0	H: 0	R: 2	H: 1	R: 0	H: 0	R: 0	H: 0	R: 0	H: 0	R: 2	H: 2	R: 0	H: 0	R: 0	H: 1	1B: 1	SF: 0
	E: 0	LOB: 0	E: 0	LOB: 0	E: 0	LOB: 0	E: 0	LOB: 0	E: 0	LOB: 0	E: 1	LOB: 1	E: 0	LOB: 0	E: 0	LOB: 1	2B: 0	SAC: 0
	K: 1	BB: 0	K: 0	BB: 1	K: 0	BB: 0	K: 1	BB: 0	K: 2	BB: 0	K: 1	BB: 0	K: 0	BB: 0	K: 0	BB: 0	3B: 1	DP: 0
	S: 5	P: 5	S: 4	P: 8	S: 3	P: 3	S: 5	P: 5	S: 5	P: 5	S: 8	P: 8	S: 3	P: 3	S: 4	P: 4	HR: 2	HBP: 0

PITCHER	IP	WLS	BF	H	R	ER	SO	BB	IBB	HBP	BLK	WP	HR	S	P	ERA	WHIP	PITCHER	IP	WLS	BF	H	R	ER	SO	BB	IBB	HBP	BLK	WP	HR	S	P	ERA	WHIP	
Tom Seaver, R ERA: 2.65 (1, 1)	9.0	W	33	4	4	3	6	1	0	0	0	0	2	44	48	3.00	0.556																			

BOTTOM

New York Mets @ San Diego Padres
San Diego Stadium, San Diego, CA
 Tue Aug 26 1969, 10:05 PM EDT
 Unknown

AB	32
R	4
H	4
RBI	4
BB	1
SO	6
LOB	6



WP: 0	PA: 33
PB: 0	
SB: 0	
CS: 0	

livebaseballscorecards.com

Batter	1	2	3	4	5	6	7	8	9	AB R H RBI BB SO LOB	TOP											
Tommy Agee, R (1, 8) OBP: 0.342, SLG: 0.497	0-3 K		4-0 2B BB		0-0 6-3		0-0 F7		0-3 K	4 1 0 0 1 2 2												
Bobby Pfeil, R (1, 5) OBP: 0.257, SLG: 0.285	0-0 F2		0-0 F8			0-0 E 1B	0-3 K			4 1 1 0 0 1 3												
Cleon Jones, R (1, 7) OBP: 0.431, SLG: 0.512	0-0 6-3		0-0 2B 1-H 2-H			0-0 F8		0-0 F7		4 0 1 2 0 0 1												
Art Shamsky, L (1, 3) OBP: 0.392, SLG: 0.513		0-0 F9	0-0 4-1			0-0 E9 1-H 2B		0-0 F8		4 1 1 1 0 0 1												
Ken Boswell, L (1, 4) OBP: 0.308, SLG: 0.331 Bud Harrelson, S (8, 6) OBP: 0.324, SLG: 0.286		4-0 BB		0-0 P4		0-0 FC6-4 1B 3-H		4-0 BB		2 0 1 1 2 0 0 0 0 0 0 0 0 0												
Ron Swoboda, R (1, 9) OBP: 0.320, SLG: 0.363		0-3 K		0-0 6-3		0-3 K		0-3 K		4 0 0 0 0 3 3												
Duffy Dyer, R (1, 2) OBP: 0.308, SLG: 0.429		0-3 K		0-0 F9		0-0 FC6-4 1-2f			0-0 SH1-4 1B	4 0 1 0 0 1 2												
Al Weis, S (1, 6) OBP: 0.265, SLG: 0.305			0-0 P5		0-0 F9		0-0 P6		0-0 P6	4 0 0 0 0 0 1												
Jerry Koosman, R (1, 1) OBP: 0.048, SLG: 0.048			0-0 BB 2B 1B		0-3 K		0-0 1B		0-0 SH1-4	3 1 2 0 0 1 0												
Inning Stats	R: 0 E: 0 K: 1 S: 5	H: 0 LOB: 0 BB: 0 P: 5	R: 0 E: 0 K: 2 S: 7	H: 0 LOB: 1 BB: 1 P: 11	R: 2 E: 0 K: 0 S: 5	H: 2 LOB: 1 BB: 1 P: 9	R: 0 E: 0 K: 0 S: 3	H: 0 LOB: 0 BB: 0 P: 3	R: 0 E: 0 K: 1 S: 5	H: 0 LOB: 0 BB: 0 P: 5	R: 2 E: 1 K: 1 S: 8	H: 3 LOB: 1 BB: 0 P: 8	R: 0 E: 0 K: 1 S: 6	H: 1 LOB: 1 BB: 0 P: 6	R: 0 E: 0 K: 1 S: 5	H: 0 LOB: 1 BB: 1 P: 9	R: 0 E: 0 K: 1 S: 6	H: 1 LOB: 1 BB: 0 P: 6	1B: 5 2B: 2 3B: 0 HR: 0	SF: 0 SAC: 1 DP: 0 HBP: 0	WP: 0 PB: 0 SB: 0 CS: 0	PA: 37
PITCHER	IP WLS BF H R ER SO BB IBB HBP BLK WP HR S P ERA WHIP																					
Clay Kirby, R (1, 1) ERA: 4.22	8.0 L 33 6 4 4 7 3 0 0 0 0 0 0 44 56 4.50 1.125																					
Frank Reberger, R (9, 1) ERA: 3.75	1.0 4 1 0 0 1 0 0 0 0 0 0 0 6 6 0.00 1.000																					

New York Mets @ San Diego Padres
San Diego Stadium, San Diego, CA
 Wed Aug 27 1969, 10:05 PM EDT
 Att. 5,525 - Unknown

livebaseballscorecards.com

AB	33
R	4
H	7
RBI	4
BB	3
SO	8
LOB	13



Batter	1	2	3	4	5	6	7	8	9	AB	R	H	RBI	BB	SO	LOB
Jose Arcia, R OBP: 0.236, SLG: 0.239 (1, 4)	0-0 F7		0-0 SH3			1-0 G6-3 HBP		0-0 F8		2	0	0	0	0	0	0
Roberto Pena, R OBP: 0.277, SLG: 0.291 (1, 6)	0-0 F9		0-0 G3			0-0 G6-3			0-3 K	4	0	0	0	0	1	2
Ollie Brown, R OBP: 0.306, SLG: 0.400 (1, 9)	0-0 HR		0-3 K			0-0 6-3			0-0 5-3	4	1	1	1	0	1	1
Al Ferrara, R OBP: 0.364, SLG: 0.469 (1, 7)	0-0 FC6-4 1B			0-0 F3				0-0 F8		4	0	1	0	0	0	0
Nate Colbert, R OBP: 0.316, SLG: 0.463 (1, 3)	0-0 FC6-4			0-0 P5				0-0 6-3		3	0	0	0	0	0	1
Ed Spiezio, R OBP: 0.319, SLG: 0.374 (1, 5)		0-0 F9		0-0 6-3				4-0 BB		2	0	0	0	1	0	0
Cito Gaston, R OBP: 0.274, SLG: 0.311 (1, 8)		0-0 6-3			0-3 K			0-3 K		3	0	0	0	0	2	1
Chris Cannizzaro, R OBP: 0.305, SLG: 0.297 (1, 2)		0-0 G3			0-0 P4			0-0 P6		3	0	0	0	0	0	0
Clay Kirby, R OBP: 0.161, SLG: 0.041 (1, 1)			4-0 G3 SH3 BB		0-3 K			0-3 K		1	0	0	0	1	1	0
John Sipin, R OBP: 0.251, SLG: 0.319 (8, PH)										1	0	0	0	0	1	0
Frank Reberger, L (9, 1)										0	0	0	0	0	0	0

Inning Stats	R: 1	H: 2	E: 0	LOB: 1	K: 0	BB: 0	S: 5	P: 5	R: 0	H: 0	E: 0	LOB: 0	K: 0	BB: 0	S: 3	P: 3	R: 0	H: 0	E: 0	LOB: 0	K: 1	BB: 1	S: 5	P: 9	R: 0	H: 0	E: 0	LOB: 0	K: 2	BB: 0	S: 7	P: 7	R: 0	H: 0	E: 0	LOB: 0	K: 0	BB: 0	S: 2	P: 3	R: 0	H: 0	E: 0	LOB: 1	K: 1	BB: 1	S: 5	P: 9	R: 0	H: 0	E: 0	LOB: 0	K: 1	BB: 0	S: 5	P: 5	R: 0	H: 0	E: 0	LOB: 0	K: 1	BB: 0	S: 5	P: 5	R: 0	H: 0	E: 0	LOB: 0	K: 1	BB: 0	S: 5	P: 5
PITCHER Jerry Koosman, L ERA: 2.24 (1, 1)	IP	WLS	BF	H	R	ER	SO	BB	IBB	HBP	BLK	WP	HR	S	P	ERA	WHIP	IP	WLS	BF	H	R	ER	SO	BB	IBB	HBP	BLK	WP	HR	S	P	ERA	WHIP	IP	WLS	BF	H	R	ER	SO	BB	IBB	HBP	BLK	WP	HR	S	P	ERA	WHIP																					


BOTTOM

New York Mets @ San Diego Padres
San Diego Stadium, San Diego, CA

Wed Aug 27 1969, 10:05 PM EDT
Att. 5,525 - Unknown

livebaseballscorecards.com

AB	27
R	1
H	2
RBI	1
BB	2
SO	6
LOB	5



WP: 0	PA: 31
PB: 0	
SB: 0	
CS: 0	

Batter	1	2	3	4	5	6	7	8	9	AB	R	H	RBI	BB	SO	LOB
Don Mason, L OBP: 0.325, SLG: 0.268 (1, 5)	0-0 6-3 1-2f	0-0 6-3			0-0 FC2-6 1-2f		0-0 5-3			4	0	0	0	0	0	1
Ron Hunt, R OBP: 0.358, SLG: 0.341 (1, 4)	4-0 S 1B 1B BB	0-0 F7			0-0 F8		0-0 P6			3	1	0	0	1	0	1
Bob Burda, L OBP: 0.318, SLG: 0.410 (1, 9) (8, 3)	0-0 1B 1-2 HR 1B		0-0 F8		0-0 4-3			0-0 F9		4	1	1	0	0	0	1
Willie McCovey, L OBP: 0.459, SLG: 0.703 Ken Henderson, S OBP: 0.294, SLG: 0.332 (1, 3) (8, 9)	0-0 1-3 2-H HR 1B		0-0 P4			0-0 4-3		1-0 HBP		3	1	1	1	0	0	0
Bobby Bonds, R OBP: 0.354, SLG: 0.507 (1, 8)	0-0 1-H 3-H HR		0-0 4-3			4-0 F9 E E BB		0-0 F3		3	2	1	3	1	0	1
Dave Marshall, L OBP: 0.362, SLG: 0.306 (1, 7)	0-0 1B			0-0 CS 1B		0-0 F9 1-3		0-0 F6		4	0	2	0	0	0	2
Dick Dietz, R OBP: 0.358, SLG: 0.389 (1, 2)	0-3 K		0-3 K		0-0 E5 1-2		0-0 F8 3-H			3	0	0	0	0	2	2
Hal Lanier, R OBP: 0.246, SLG: 0.242 (1, 6)	0-3 K		0-0 F5			0-0 F8				3	0	0	0	0	1	2
Juan Marichal, R OBP: 0.172, SLG: 0.169 (1, 1)		0-0 6-3			4-0 FC2-6 BB		0-0 2-3			2	0	0	0	1	0	0

Inning Stats	R: 4	H: 4	E: 0	K: 2	S: 11	LOB: 1	BB: 1	P: 15	R: 0	H: 0	E: 0	K: 0	S: 3	LOB: 0	BB: 0	P: 3	R: 0	H: 1	E: 0	K: 1	S: 5	LOB: 0	BB: 0	P: 5	R: 0	H: 0	E: 0	K: 0	S: 3	LOB: 1	BB: 1	P: 7	R: 1	H: 0	E: 2	K: 0	S: 4	LOB: 1	BB: 1	P: 8	R: 0	H: 0	E: 0	K: 0	S: 3	LOB: 0	BB: 0	P: 3	R: 0	H: 0	E: 0	K: 0	S: 3	LOB: 1	BB: 0	P: 4
PITCHER	IP	WLS	BF	H	R	ER	SO	BB	IBB	HBP	BLK	WP	HR	S	P	ERA	WHIP																																							
Gary Gentry, R ERA: 3.79 (1, 1)	5.0	L	21	5	4	4	3	2	0	0	0	0	1	25	33	7.20	1.400																																							
Jack Dilauro, L ERA: 2.43 (6, 1)	2.0		8	0	1	0	0	1	0	0	0	0	0	7	11	0.00	0.500																																							
Ron Taylor, R ERA: 2.84 (8, 1)	1.0		4	0	0	0	0	0	0	1	0	0	0	3	4	0.00	0.000																																							

BOTTOM

New York Mets @ San Francisco Giants
Candlestick Park, San Francisco, CA

Fri Aug 29 1969, 10:05 PM EDT
Att. 13,843 - Unknown

livebaseballscorecards.com

AB	29
R	5
H	5
RBI	4
BB	3
SO	3
LOB	10



WP: 0	PA: 33
PB: 0	
SB: 1	
CS: 1	

Batter	1	2	3	4	5	6	7	8	9	10	AB	R	H	RBI	BB	SO	LOB	TOP						
Tommie Agee, R OBP: 0.338, SLG: 0.489 (1, 8) X	0-0 4-3	0-0 6-3			0-0 ES K 1B		0-3 SS K			0-0 K	5 0 1 0 0 1 2													
Bobby Pfeil, R OBP: 0.261, SLG: 0.287 (1, 5) X	0-0 1B		0-0 P3		0-0 F7		0-0 F7			0-0 P6	5 0 1 0 0 0 1													
Donn Clendenon, R OBP: 0.291, SLG: 0.412 (1, 3) X	0-0 P3		0-0 L8		0-3 K 1-3				0-0 6-3	0-0 HR	5 1 1 1 0 1 2													
Art Shamsky, L OBP: 0.380, SLG: 0.496 (1, 7) X Rod Gaspar, S OBP: 0.294, SLG: 0.267 (8, 7) X	0-0 4-3		0-3 K				0-0 F3		0-0 L7	0-0 6-3	4 0 0 0 0 1 1 1 0 0 0 0 0 0													
Ken Boswell, L OBP: 0.317, SLG: 0.341 (1, 4) X		0-0 FC PB 1B 1B		0-0 1B		0-0 1B 2B			0-0 F8		4 2 3 0 0 0 0													
Ron Swoboda, R OBP: 0.315, SLG: 0.361 (1, 9) X		0-3 K 1-2		0-0 P4		0-3 K			0-0 SH3 2B		4 0 1 0 0 2 3													
Jerry Grote, R OBP: 0.306, SLG: 0.343 (1, 2) X		0-0 FC 1B 2-3		0-3 K		0-0 1B 2-H			0-0 SH3		3 0 1 1 0 1 2													
Bud Harrelson, S OBP: 0.321, SLG: 0.284 (1, 6) X Cleon Jones, R OBP: 0.429, SLG: 0.508 (9, PH) X Al Weis, S OBP: 0.265, SLG: 0.305 (9, 6) X		0-0 1B 1-3 3-H		0-0 F7		0-0 4-3			0-0 1-6-3		3 0 1 1 0 0 2 1 0 0 0 0 0 1 0 0 0 0 0 0 0													
Don Cardwell, R OBP: 0.171, SLG: 0.231 (1, 1) X Ron Taylor, R OBP: 0.250, SLG: 0.250 (8, 1) X J.C. Martin, L OBP: 0.267, SLG: 0.337 (9, PH) X Tug McGraw, R OBP: 0.182, SLG: 0.190 (9, 1) X		0-3 K		0-3 K		0-3 K			0-0 6-3		3 0 0 0 0 3 2 0 0 0 0 0 0 0 1 0 0 0 0 0 1 0 0 0 0 0 0 0													
Inning Stats	R: 0 E: 0 K: 0 S: 4	H: 1 LOB: 1 BB: 0 P: 4	R: 1 E: 0 K: 2 S: 10	H: 2 LOB: 2 BB: 0 P: 10	R: 0 E: 0 K: 1 S: 5	H: 0 LOB: 0 BB: 0 P: 5	R: 0 E: 0 K: 1 S: 6	H: 1 LOB: 1 BB: 0 P: 6	R: 0 E: 0 K: 2 S: 8	H: 1 LOB: 1 BB: 0 P: 8	R: 1 E: 0 K: 1 S: 7	H: 2 LOB: 1 BB: 0 P: 7	R: 0 E: 0 K: 2 S: 7	H: 0 LOB: 0 BB: 0 P: 7	R: 0 E: 0 K: 0 S: 3	H: 0 LOB: 0 BB: 0 P: 3	R: 0 E: 0 K: 0 S: 4	H: 1 LOB: 1 BB: 0 P: 4	R: 1 E: 0 K: 0 S: 4	H: 1 LOB: 0 BB: 0 P: 4	1B: 6 2B: 2 3B: 0 HR: 1	SF: 0 SAC: 1 DP: 0 HBP: 0	WP: 0 PB: 1 SB: 1 CS: 0	PA: 40
PITCHER Gaylord Perry, R ERA: 2.63 (1, 1)	IP 10.0	WLS L	BF 40	H 9	R 3	ER 2	SO 9	BB 0	IBB 0	HBP 0	BLK 0	WP 0	HR 1	S 58	P 58	ERA 1.80	WHIP 0.900							

New York Mets @ San Francisco Giants
Candlestick Park, San Francisco, CA
Sat Aug 30 1969, 6:33 AM EDT
Att. 14,436 - Unknown

livebaseballscores.com

AB 39
R 3
H 9
RBI 3
BB 0
SO 9
LOB 17



BOTTOM

New York Mets @ San Francisco Giants
Candlestick Park, San Francisco, CA

Sat Aug 30 1969, 6:33 AM EDT
Att: 14,436 - Unknown

livebaseballscorecards.com

AB 35
R 2
H 7
RBI 2
BB 7
SO 3
LOB 18



WP: 0 PA: 43
PB: 0
SB: 0
CS: 0

AB R H RBI BB SO LOB
3 1 0 0 1 2 1
1 0 0 0 0 0 3

3 1 1 0 1 0 1

4 0 1 0 1 0 5

3 0 2 1 2 0 0

4 0 0 1 1 1 3

4 0 0 0 0 0 3
1 0 0 0 0 0 0

3 0 0 0 1 0 0
0 0 0 0 0 0 0
0 0 0 0 0 0 0
1 0 0 0 0 0 0

4 0 1 0 0 0 0

4 0 2 0 0 0 2

1B: 5 SF: 0
2B: 3 SAC: 0
3B: 0 DP: 1
HR: 0 HBP: 1

Batter	1	2	3	4	5	6	7	8	9	10
Don Mason, L (1, 5) OBP: 0.324, SLG: 0.265 Jim Davenport, R (8, PH) OBP: 0.309, SLG: 0.327	K		FC6-4 BB 5-3 1-2f BB	1B BB			K	4-3-2		
Ron Hunt, R (1, 4) OBP: 0.360, SLG: 0.341	E BB		5-3	1B BB			2B HBP		L5	
Bob Burda, L (1, 9) OBP: 0.321, SLG: 0.406	F7		BB BB BB	P5			P4		2B 1B	
Willie McCovey, L (1, 3) OBP: 0.462, SLG: 0.708	FC6-4 IBB		BB BB				4-3		2B 1B	
Bobby Bonds, R (1, 8) OBP: 0.353, SLG: 0.503	FC6-4		BB BB				F6		2B	
Dave Marshall, L (1, 7) OBP: 0.357, SLG: 0.301 Jim Ray Hart, R (10, PH) OBP: 0.376, SLG: 0.366		4-3	1-3				F8		L4	4-3
Dick Dietz, R (1, 2) OBP: 0.356, SLG: 0.383 Ken Henderson, S (8, PR) OBP: 0.294, SLG: 0.332 Bob Barton, R (9, 2) OBP: 0.284, SLG: 0.233 Bobby Etheridge, R (10, PH) OBP: 0.368, SLG: 0.363		1-3		P6			6-3		E 1B 4-3-2 BB	F9
Hal Lanier, R (1, 6) OBP: 0.246, SLG: 0.242		L7		G1			F7		E 1B	
Gaylord Perry, R (1, 1) OBP: 0.182, SLG: 0.181			FC6-4 1B	1B BB 1B			P4		E4	

Inning Stats	R: 0	H: 0	R: 0	H: 0	R: 1	H: 1	R: 0	H: 0	R: 0	H: 0	R: 1	H: 1	R: 0	H: 1	R: 0	H: 2	R: 0	H: 0	R: 0	H: 0	R: 1	H: 1	R: 0	H: 1	R: 0	H: 2	R: 0	H: 0	1B: 5	SF: 0	WP: 0	PA: 43
E: 1	LOB: 2	E: 0	LOB: 0	E: 0	LOB: 3	E: 0	LOB: 0	E: 0	LOB: 0	E: 0	LOB: 0	E: 1	LOB: 3	E: 1	LOB: 2	E: 0	LOB: 0	E: 0	LOB: 0	E: 0	LOB: 0	E: 1	LOB: 3	E: 0	LOB: 2	E: 0	LOB: 0	2B: 3	SAC: 0	PB: 0		
K: 1	BB: 2	K: 0	BB: 0	K: 0	BB: 3	K: 0	BB: 0	K: 0	BB: 0	K: 0	BB: 0	K: 1	BB: 0	K: 0	BB: 0	K: 0	BB: 0	K: 0	BB: 0	K: 0	BB: 0	K: 0	BB: 1	K: 1	BB: 0	K: 1	BB: 0	3B: 0	DP: 1	SB: 0		
S: 5	P: 13	S: 3	P: 3	S: 4	P: 16	S: 5	P: 9	S: 3	P: 3	S: 6	P: 7	S: 4	P: 8	S: 3	P: 3	S: 5	P: 5	S: 3	P: 3	S: 5	P: 5	S: 4	P: 8	S: 3	P: 3	S: 5	P: 5	HR: 0	HBP: 1	CS: 0		

PITCHER	IP	WLS	BF	H	R	ER	SO	BB	IBB	HBP	BLK	WP	HR	S	P	ERA	WHIP
Don Cardwell, R (1, 1) ERA: 3.25	7.1		36	5	2	2	2	6	1	1	0	0	0	32	61	2.46	1.500
Ron Taylor, R (8, 1) ERA: 2.81	0.2		1	0	0	0	0	0	0	0	0	0	0	1	1	0.00	0.000
Tug McGraw, L (9, 1) ERA: 2.52	2.0	W	6	2	0	0	1	0	0	0	0	0	0	8	8	0.00	1.000

Batter	1	2	3	4	5	6	7	8	9	AB R H RBI BB SO LOB	TOP											
Bud Harrelson, S (1, 6) OBP: 0.322, SLG: 0.286	0-0 5-3		0-0 1B	0-3 K	0-0 1B		0-3 K			5 0 2 1 0 2 2												
Bobby Pfeil, R (1, 5) OBP: 0.259, SLG: 0.285	0-0 F9		0-0 L5	0-0 1B	0-0 F3			0-0 F7		5 0 1 0 0 0 3												
Tommie Agee, R (1, 8) OBP: 0.339, SLG: 0.487	0-3 K					0-0 5-3		0-0 1B		4 1 1 0 1 1 2												
Cleon Jones, R (1, 7) OBP: 0.429, SLG: 0.508 Rod Gaspar, S (5, PH) OBP: 0.299, SLG: 0.273 (5, 7)		0-0 5-3		0-0 2B 1B	0-0 BB E 1B	0-0 1B		0-0 F7		2 1 1 0 0 0 0 3 1 2 0 0 0 1												
Donn Clendenon, R (1, 3) OBP: 0.294, SLG: 0.411 Ed Kranepool, L (7, 3) OBP: 0.308, SLG: 0.375		0-0 1B		4-0 2B 1B BB	0-3 K	0-3 K		0-3 K		3 1 1 0 1 2 2 1 0 0 0 0 1 1												
Ron Swoboda, R (1, 9) OBP: 0.317, SLG: 0.363		4-0 BB		0-0 1B 2B	0-0 E4 BB 1B	0-0 F3			0-0 4-3	4 2 1 2 1 0 2												
Jerry Grote, R (1, 2) OBP: 0.311, SLG: 0.343		0-0 L9		0-0 4-3 1B 1B	4-0 1B BB				0-0 F9	3 2 1 2 2 0 1												
Al Weis, S (1, 4) OBP: 0.263, SLG: 0.302			0-0 P4	0-0 4-3	0-0 1B 1B		0-0 G6-4-3 BB		0-3 K	5 0 1 2 0 1 2												
Tom Seaver, R (1, 1) OBP: 0.218, SLG: 0.145			0-0 4-3	0-0 1B 1B	0-3 K		1-0 HBP			3 0 1 1 0 1 2												
Inning Stats	R: 0 E: 0 K: 1 S: 5	H: 0 LOB: 0 BB: 0 P: 5	R: 0 E: 0 K: 0 S: 3	H: 1 LOB: 1 BB: 1 P: 7	R: 0 E: 0 K: 0 S: 4	H: 1 LOB: 1 BB: 0 P: 4	R: 5 E: 0 K: 1 S: 10	H: 5 LOB: 2 BB: 2 P: 18	R: 3 E: 1 K: 2 S: 11	H: 3 LOB: 2 BB: 1 P: 15	R: 0 E: 0 K: 1 S: 6	H: 1 LOB: 1 BB: 0 P: 6	R: 0 E: 0 K: 1 S: 4	H: 0 LOB: 1 BB: 1 P: 9	R: 0 E: 0 K: 1 S: 6	H: 1 LOB: 1 BB: 0 P: 6	R: 0 E: 0 K: 1 S: 5	H: 0 LOB: 0 BB: 0 P: 5	1B: 11 2B: 1 3B: 0 HR: 0	SF: 0 SAC: 0 DP: 1 HBP: 1	WP: 0 PB: 0 SB: 0 CS: 0	PA: 44
PITCHER	IP WLS BF H R ER SO BB IBB HBP BLK WP HR S P ERA WHIP																					
Mike McCormick, L (1, 1) ERA: 3.7	3.0 L 16 5 5 5 1 3 0 0 0 0 0 0 15 27 15.00 2.667																					
Ron Herbel, R (4, 1) ERA: 4.06	1.0 5 2 0 0 1 0 0 0 0 0 0 0 7 7 0.00 2.000																					
Bobby Bolin, R (5, 1) ERA: 4.34	3.0 16 4 3 1 4 2 0 1 0 0 0 0 21 30 3.00 2.000																					
Don McMahon, R (8, 1) ERA: 4.03	2.0 7 1 0 0 2 0 0 0 0 0 0 0 11 11 0.00 0.500																					

New York Mets @ San Francisco Giants
Candlestick Park, San Francisco, CA
Sun Aug 31 1969, 6:33 AM EDT
Unknown

livebaseballscorecards.com

AB	38
R	8
H	12
RBI	8
BB	5
SO	8
LOB	18



Batter	1	2	3	4	5	6	7	8	9	AB	R	H	RBI	BB	SO	LOB
Ken Henderson, S (1, 9) OBP: 0.297, SLG: 0.334	0-3 K		0-0 BB HBP 1B		0-0 P6		0-0 FC4 1B			4	0	2	0	0	1	0
Ron Hunt, R (1, 4) OBP: 0.361, SLG: 0.340 Don Mason, L (3, PR) OBP: 0.322, SLG: 0.262	0-0 F7		1-0 BB 1-2 HBP		0-0 6-3		0-0 FC4 1-2f			1	0	0	0	0	0	0
Jim Davenport, R (1, 5) OBP: 0.309, SLG: 0.323	0-3 K		0-0 L8		4-0 BB			0-0 1-3		3	0	0	0	1	1	2
Willie McCovey, L (1, 3) OBP: 0.463, SLG: 0.712 Bob Barton, R (8, 2) OBP: 0.281, SLG: 0.230		0-0 3B	4-0 1-2 2-3 BB		0-0 4-3			0-3 K		2	0	1	0	1	0	1
Bobby Bonds, R (1, 8) OBP: 0.352, SLG: 0.500		4-0 BB	0-0 F8		0-0 6-3			0-3 K		3	0	0	0	1	1	3
Dave Marshall, L (1, 7) OBP: 0.355, SLG: 0.300	0-3 K		0-0 1B		0-3 K			0-3 K		4	0	1	0	0	3	2
Jack Hiatt, R (1, 2) OBP: 0.338, SLG: 0.318 Don McMahon, R (8, 1) OBP: 0.143, SLG: 0.143 Jim Ray Hart, R (9, PH) OBP: 0.379, SLG: 0.370	0-3 K		0-3 1B		0-3 K			0-0 G6-4-3 1B		3	0	0	0	0	3	3
Hal Lanier, R (1, 6) OBP: 0.249, SLG: 0.245	0-0 P4		0-0 G4-6-3 1B		0-0 G4-6-3		0-0 L6-3 1B	0-0 G6-4-3		4	0	2	0	0	0	3
Mike McCormick, L (1, 1) OBP: 0.220, SLG: 0.236 Ron Herbel, R (4, 1) John Stephenson, L (4, PH) OBP: 0.200, SLG: 0.250 Bobby Bolin, R (5, 1) OBP: 0.289, SLG: 0.289 Bob Burda, L (7, PH) OBP: 0.316, SLG: 0.403			0-3 K		0-0 G4-6-3		0-0 L6-3	0-0 L6-3		1	0	0	0	0	1	0

Inning Stats	R: 0	H: 0	E: 0	K: 2	S: 7	R: 0	H: 1	E: 0	K: 2	S: 8	R: 0	H: 1	E: 0	K: 1	S: 6	R: 0	H: 2	E: 0	K: 1	S: 6	R: 0	H: 0	E: 0	K: 0	S: 3	R: 0	H: 0	E: 0	K: 2	S: 7	R: 0	H: 2	E: 0	K: 0	S: 4	R: 0	H: 0	E: 0	K: 2	S: 7	R: 0	H: 0	E: 0	K: 2	S: 7	R: 0	H: 1	E: 0	K: 1	S: 5	1B: 6	2B: 1	3B: 1	HR: 0	SF: 0	SAC: 0	DP: 3	HBP: 1	WP: 0	PB: 0	SB: 1	CS: 0	PA: 35
PITCHER Tom Seaver, R (1, 1) ERA: 2.54	IP	WLS	BF	H	R	ER	SO	BB	IBB	HBP	BLK	WP	HR	S	P	ERA	WHIP																																														

BOTTOM

New York Mets @ San Francisco Giants
Candlestick Park, San Francisco, CA

Sun Aug 31 1969, 6:33 AM EDT
Unknown

AB	31
R	0
H	7
RBI	0
BB	3
SO	11
LOB	18



WP: 0	PA: 35
PB: 0	
SB: 1	
CS: 0	

Batter	1	2	3	4	5	6	7	8	9	10	11	AB R H RBI BB SO LOB	TOP					
Bud Harrelson, S (1, 6) OBP: 0.323, SLG: 0.294	X 0-0 P6 ①		X 0-0 F8 ①			X 0-0 G1-6-3 1B		X 0-0 G3 ①			X 0-0 8-2 3B	5 0 2 0 0 0 0	New York Mets @ San Francisco Giants Candlestick Park, San Francisco, CA Sun Aug 31 1969, 6:38 AM EDT Att. 32,327 - Unknown					
Bobby Pfeil, R (1, 5) OBP: 0.254, SLG: 0.279 Wayne Garrett, L (11, PH) OBP: 0.300, SLG: 0.281 (11, 5)	X 0-0 F5 ②		X 0-0 5-3 ②			X 0-0 G1-6-3 1-2f ②		X 0-0 5-3 ②			X 0-0 5-3 ①	4 0 0 0 0 0 1 1 0 0 0 0 0 1						
Tommie Agee, R (1, 8) OBP: 0.335, SLG: 0.481	X 0-0 F8 ③		X 0-3 K ③			X 0-0 L4 ③		X 0-3 K ③			X 0-0 8-2 ③ ③	5 0 0 0 0 2 1						
Cleon Jones, R (1, 7) OBP: 0.430, SLG: 0.508		X 0-0 E 1B		X 0-0 5-3 ①			X 0-0 HR 1B				X 0-0 6-3 ①	4 1 2 0 0 0 0						
Donn Clendenon, R (1, 3) OBP: 0.297, SLG: 0.417		X 0-0 E8 1-3 1B		X 0-0 2B ②			X 0-0 F9 ①				X 0-0 1-3 ②	4 0 2 0 0 0 1						
Ron Swoboda, R (1, 9) OBP: 0.316, SLG: 0.374		X 0-0 F8 ①		X 0-0 5-3 ③			X 0-0 HR 1-H				X 0-0 P4 ③	4 1 1 2 0 0 2						
Duffy Dyer, R (1, 2) OBP: 0.289, SLG: 0.390 Art Shamsky, L (10, PH) OBP: 0.379, SLG: 0.494 Jerry Grote, R (10, 2) OBP: 0.311, SLG: 0.343		X 0-3 K ②		X 0-0 1B ② ②			X 0-0 F8 ②				X 0-0 1-3 ①	3 0 1 0 0 1 2 1 0 0 0 0 0 0 0 0 0 0 0 0 0						
Al Weis, S (1, 4) OBP: 0.268, SLG: 0.303		X 4-0 BB ③		X 0-0 G4-3-6-3 1-2f ① ②			X 0-0 1B ③				X 0-3 K ②	3 0 1 0 1 1 1						
Jim McAndrew, R (1, 1) OBP: 0.250, SLG: 0.207 Ken Boswell, L (10, PH) OBP: 0.316, SLG: 0.340 Tug McGraw, R (10, 1) OBP: 0.182, SLG: 0.190 Ron Taylor, R (11, 1) OBP: 0.250, SLG: 0.250		X 0-0 5-3 ③		X 0-0 P3 ③			X 0-3 K ③				X 0-0 F8 ③	3 0 0 0 0 1 4 1 0						
Inning Stats	R: 0 H: 0 E: 0 LOB: 0 K: 0 BB: 0 S: 3 P: 3	R: 0 H: 2 E: 1 LOB: 3 K: 1 BB: 1 S: 7 P: 11	R: 0 H: 0 E: 0 LOB: 0 K: 1 BB: 0 S: 5 P: 5	R: 0 H: 1 E: 0 LOB: 0 K: 0 BB: 0 S: 3 P: 3	R: 0 H: 1 E: 0 LOB: 0 K: 0 BB: 0 S: 3 P: 3	R: 0 H: 1 E: 0 LOB: 0 K: 0 BB: 0 S: 3 P: 3	R: 2 H: 3 E: 0 LOB: 1 K: 1 BB: 0 S: 8 P: 8	R: 0 H: 0 E: 0 LOB: 0 K: 1 BB: 0 S: 5 P: 5	R: 0 H: 0 E: 0 LOB: 0 K: 0 BB: 0 S: 3 P: 3	R: 0 H: 0 E: 0 LOB: 0 K: 1 BB: 0 S: 5 P: 5	R: 0 H: 1 E: 0 LOB: 0 K: 0 BB: 0 S: 3 P: 3	1B: 6 SF: 0 2B: 2 SAC: 0 3B: 1 DP: 3 HR: 1 HBP: 0		WP: 0 PA: 39 PB: 0 SB: 0 CS: 0				
PITCHER	IP WLS BF H R ER SO BB IBB HBP BLK WP HR S P ERA WHIP																	
Ron Bryant, L (1, 1) ERA: 3.9	6.2	26	8	2	2	2	1	0	0	0	0	0	0	0	29	33	2.70	1.350
Frank Linzy, R (7, 1) ERA: 3.43	4.1	W 13	1	0	0	3	0	0	0	0	0	0	0	19	19	0.00	0.231	

livebaseballscorecards.com

AB 38
R 2
H 9
RBI 2
BB 1
SO 5
LOB 13



Batter	1	2	3	4	5	6	7	8	9	10	11	AB R H RBI BB SO LOB	BOTTOM			
Don Mason L OBP: 0.323, SLG: 0.262 (1, 4)	0-0 3B 1B		0-0 F7		0-0 5-3			4-0 SH1-4 BB		0-0 4-3		4 1 1 0 1 0 1	New York Mets @ San Francisco Giants Candlestick Park, San Francisco, CA Sun Aug 31 1969, 6:38 AM EDT Att. 32,327 - Unknown			
Ken Henderson S OBP: 0.296, SLG: 0.340 (1, 9) (7, 7)	0-0 1B 3B		0-0 F8			0-3 K		0-0 SH1-4		0-3 K		4 1 1 1 0 2 0				
Jim Ray Hart R OBP: 0.378, SLG: 0.369 (1, 7) Bob Burda L OBP: 0.321, SLG: 0.400 (7, 9) Dave Marshall L OBP: 0.355, SLG: 0.300 (11, PR)	0-0 1B		0-0 P4			0-0 5-3		0-3 K			4-0 WP 1B BB	3 0 1 1 0 0 0 1 0 0 0 1 1 1 0 1 0 0 0 0 0				
Willie McCovey L OBP: 0.465, SLG: 0.710 (1, 3)	0-0 F7			0-3 K		0-0 1B		4-0 IBB			0-0 BB WP 1B	4 0 2 0 1 1 1				
Bobby Bonds R OBP: 0.351, SLG: 0.496 (1, 8)	0-3 K			0-0 5-3		0-0 5-3		0-0 F3			4-0 BB IBB	4 0 0 0 1 1 4				
Jim Davenport R OBP: 0.307, SLG: 0.318 (1, 5)	0-0 L5			0-0 L4			0-0 P3		0-0 4-3		4-0 BB	4 0 0 1 1 0 1				
Bob Barton R OBP: 0.270, SLG: 0.220 (1, 2)		0-0 F8			0-0 F7		0-3 K		0-0 F7			4 0 0 0 0 1 0				
Hal Lanier R OBP: 0.249, SLG: 0.247 (1, 6)		0-0 F8			0-0 4-3		0-0 WP 2B		0-0 P5			4 0 1 0 0 0 0				
Ron Bryant S OBP: 0.333, SLG: 0.250 (1, 1) Frank Linzy R OBP: 0.355, SLG: 0.259 (7, 1)		0-3 K			0-0 1B		0-3 K		0-3 K			2 0 1 0 0 1 0 2 0 0 0 0 2 1				
Inning Stats	R: 2 H: 3 E: 0 LOB: 1 K: 1 BB: 0 S: 8 P: 8	R: 0 H: 0 E: 0 LOB: 0 K: 1 BB: 0 S: 5 P: 5	R: 0 H: 0 E: 0 LOB: 0 K: 0 BB: 0 S: 3 P: 3	R: 0 H: 0 E: 0 LOB: 0 K: 1 BB: 0 S: 5 P: 5	R: 0 H: 1 E: 0 LOB: 1 K: 0 BB: 0 S: 4 P: 4	R: 0 H: 1 E: 0 LOB: 1 K: 1 BB: 0 S: 6 P: 6	R: 0 H: 1 E: 0 LOB: 1 K: 2 BB: 0 S: 8 P: 8	R: 0 H: 0 E: 0 LOB: 2 K: 1 BB: 2 S: 5 P: 13	R: 0 H: 0 E: 0 LOB: 0 K: 0 BB: 0 S: 3 P: 3	R: 0 H: 0 E: 0 LOB: 0 K: 2 BB: 0 S: 7 P: 7	R: 1 H: 1 E: 0 LOB: 3 K: 0 BB: 3 S: 1 P: 13	1B: 5 SF: 0 2B: 1 SAC: 1 3B: 1 DP: 0 HR: 0 HBP: 0		WP: 2 PA: 42 PB: 0 SB: 0 CS: 0		
PITCHER	IP WLS BF H R ER SO BB IBB HBP BLK WP HR S P ERA WHIP															
Jim McAndrew R ERA: 3.51 (1, 1)	9.0	35	6	2	2	7	1	1	0	0	1	0	47	55	2.00	0.778
Tug McGraw L ERA: 2.6 (10, 1)	1.0	L 5	1	1	1	2	1	0	0	0	0	0	8	12	9.00	2.000
Ron Taylor R ERA: 2.81 (11, 1)	0.0	2	0	0	0	0	1	1	0	0	1	0	0	8	∞	∞



New York Mets @ Los Angeles Dodgers
Dodger Stadium, Los Angeles, CA

Mon Sep 01 1969, 3:33 AM PDT
 Att: 28,079 - Unknown

livebaseballscorecards.com



Batter	1	2	3	4	5	6	7	8	9	AB R H RBI BB SO LOB
Tommie Agee, R (1, 8) OBP: 0.342, SLG: 0.492	0-0 S 1B	0-0 FC5 1B			4-0 E S BB		0-0 HR		0-0 1B	4 2 4 1 1 0 0
Bobby Pfeil, R (1, 5) OBP: 0.250, SLG: 0.274	0-3 K 1B	0-0 FC5 CS			0-0 F2		0-0 3B 1B		0-0 F2	3 1 0 0 0 1 4 2 1 1 0 0 0 1
J.C. Martin, L (7, PH) OBP: 0.270, SLG: 0.339	1-2 2B	1-2 2-3f			1-3					
Donn Clendenon, R (1, 3) OBP: 0.296, SLG: 0.412	0-0 2B FC1-2 1B	0-0 CS	0-0 6-3		0-3 K		0-0 F8		0-0 F9	5 0 1 1 0 1 3
Art Shamsky, L (1, 7) OBP: 0.375, SLG: 0.496	0-0 P6		0-0 F9			0-0 F2	0-0 1-H 3B		0-0 1-3	5 0 1 1 0 0 3
Ken Boswell, L (1, 4) OBP: 0.319, SLG: 0.344	0-0 FC1-2 1-3 2-H 2B		0-0 F8			0-0 F8	4-0 BB			3 0 1 1 1 0 0
Ron Swoboda, R (1, 9) OBP: 0.315, SLG: 0.369	0-0 FC1-2 FC5-4			0-0 5-3		1-0 HR HBP	0-3 K			3 1 0 0 0 1 4 0 0 0 0 0 0 0
Jack Dilauro, S (7, 1)	2-3 3-H									
Duffy Dyer, R (1, 2) OBP: 0.286, SLG: 0.444	0-0 FC5-4		0-0 5-3		0-0 5-3		0-0 1-H HR		0-0 F8	4 1 1 2 0 0 2
Bud Harrelson, S (1, 6) OBP: 0.322, SLG: 0.293		0-0 FC5 1B 1B		0-0 6-3		0-0 4-3		0-0 4-3		4 0 1 0 0 0 0
Jerry Koosman, R (1, 1) OBP: 0.048, SLG: 0.048					0-0 F8			0-0 F8	0-0 F7	0 0 0 0 0 0 0 2 0 0 0 0 1 1 2 0 0 0 0 0 0
Cal Koonce, R (1, 1) OBP: 0.235, SLG: 0.235		0-3 K								
Wayne Garrett, L (7, PH) OBP: 0.299, SLG: 0.279										

Inning Stats	R: 2	H: 3	E: 0	LOB: 2	K: 1	BB: 0	S: 9	P: 9	R: 0	H: 2	E: 0	LOB: 1	K: 1	BB: 0	S: 6	P: 6	R: 0	H: 0	E: 0	LOB: 0	K: 0	BB: 0	S: 3	P: 3	R: 0	H: 0	E: 0	LOB: 0	K: 0	BB: 0	S: 3	P: 3	R: 0	H: 0	E: 0	LOB: 1	K: 1	BB: 1	S: 5	P: 9	R: 2	H: 1	E: 0	LOB: 0	K: 0	BB: 0	S: 4	P: 5	R: 2	H: 3	E: 0	LOB: 2	K: 1	BB: 1	S: 8	P: 12	R: 0	H: 0	E: 0	LOB: 0	K: 0	BB: 0	S: 3	P: 3	R: 0	H: 1	E: 0	LOB: 1	K: 0	BB: 0	S: 4	P: 4	1B: 6	SF: 0	2B: 1	SAC: 0	3B: 1	DP: 0	HR: 2	HBP: 1	WP: 0	PA: 41
--------------	------	------	------	--------	------	-------	------	------	------	------	------	--------	------	-------	------	------	------	------	------	--------	------	-------	------	------	------	------	------	--------	------	-------	------	------	------	------	------	--------	------	-------	------	------	------	------	------	--------	------	-------	------	------	------	------	------	--------	------	-------	------	-------	------	------	------	--------	------	-------	------	------	------	------	------	--------	------	-------	------	------	-------	-------	-------	--------	-------	-------	-------	--------	-------	--------

PITCHER	IP	WLS	BF	H	R	ER	SO	BB	IBB	HBP	BLK	WP	HR	S	P	ERA	WHIP
Jim Bunning, R (1, 1) ERA: 3.8	6.2	W	31	9	6	5	3	1	0	1	0	0	2	35	40	6.75	1.500
Ray Lamb, R (7, 1) ERA: 1.86	0.1		2	0	0	0	1	1	0	0	0	0	0	3	7	0.00	3.000
Pete Mikkelsen, R (8, 1) ERA: 2.88	2.0	S	7	1	0	0	0	0	0	0	0	0	0	7	7	0.00	0.500

PITCHER	IP	WLS	BF	H	R	ER	SO	BB	IBB	HBP	BLK	WP	HR	S	P	ERA	WHIP
---------	----	-----	----	---	---	----	----	----	-----	-----	-----	----	----	---	---	-----	------

Batter	1	2	3	4	5	6	7	8	9	AB	R	H	RBI	BB	SO	LOB
Maury Wills, S OBP: 0.337, SLG: 0.333 (1, 6)			F8		F7					5	1	2	0	0	0	3
Manny Mota, R OBP: 0.377, SLG: 0.414 (1, 7)			4-3		F8					4	2	2	1	1	0	1
Willie Davis, L OBP: 0.371, SLG: 0.468 (1, 8)	6-3				F8		6-3			5	2	2	2	0	0	3
Wes Parker, S OBP: 0.376, SLG: 0.472 (1, 3)		4-3			F8					5	1	2	1	0	0	2
Andy Kosco, R OBP: 0.282, SLG: 0.437 (1, 9)										4	2	4	3	0	0	0
Bill Russell, R OBP: 0.318, SLG: 0.366 (6, PR)										1	0	0	0	0	0	0
Bill Sudakis, S OBP: 0.303, SLG: 0.397 (7, 9)										5	0	1	1	0	2	4
Bill Sudakis, S OBP: 0.303, SLG: 0.397 (1, 5)	K	FC4-6								5	0	1	1	0	2	4
Ted Sizemore, R OBP: 0.333, SLG: 0.323 (1, 4)		5-3			F8					4	2	2	1	0	0	2
Jeff Torborg, R OBP: 0.259, SLG: 0.248 (1, 2)					5-3					3	0	0	0	1	0	2
Jim Bunning, R OBP: 0.105, SLG: 0.056 (1, 1)										2	0	1	1	0	0	0
Ray Lamb, R (7, 1)										0	0	0	0	0	0	0
Steve Garvey, R (7, PH)										1	0	0	0	0	1	1
Pete Mikkelsen, R (8, 1)										0	0	0	0	0	0	0

Inning Stats	R: 5	H: 5	R: 2	H: 3	R: 0	H: 0	R: 2	H: 3	R: 0	H: 0	R: 0	H: 2	R: 1	H: 3	R: 0	H: 0
	E: 0	LOB: 2	E: 0	LOB: 1	E: 1	LOB: 1	E: 0	LOB: 1	E: 0	LOB: 0	E: 0	LOB: 2	E: 0	LOB: 2	E: 0	LOB: 0
	K: 1	BB: 2	K: 0	BB: 0	K: 0	BB: 0	K: 0	BB: 0	K: 0	BB: 0	K: 1	BB: 0	K: 1	BB: 0	K: 1	BB: 0
	S: 10	P: 18	S: 6	P: 6	S: 4	P: 4	S: 6	P: 6	S: 3	P: 3	S: 4	P: 4	S: 8	P: 8	S: 5	P: 5

PITCHER	IP	WLS	BF	H	R	ER	SO	BB	IBB	HBP	BLK	WP	HR	S	P	ERA	WHIP
Jerry Koosman, L (1, 1)	0.1	L	5	3	4	4	0	1	0	0	0	0	0	4	8	108.00	12.000
Cal Koonce, R (1, 1)	5.2		28	10	5	5	1	0	1	0	0	0	0	29	33	7.94	1.765
Jack Dilauro, L (7, 1)	2.0		9	3	1	1	2	0	0	0	0	0	0	13	13	4.50	1.500

BOTTOM

New York Mets @ Los Angeles Dodgers
Dodger Stadium, Los Angeles, CA

Mon Sep 01 1969, 3:33 AM PDT
 Att. 28,079 - Unknown

AB	39
R	10
H	16
RBI	10
BB	2
SO	3
LOB	18

livebaseballscorecards.com

WP	PA	ERA	WHIP
0	42		
0			
4			
0			

Batter	1	2	3	4	5	6	7	8	9	AB R H RBI BB SO LOB	TOP		
Tommy Agee, R (1, 8) OBP: 0.339, SLG: 0.487	0-0 F9		0-0 1-6-3		0-3 K		0-3 K		0-0 5-3	5 0 0 0 0 2 1	New York Mets @ Los Angeles Dodgers Dodger Stadium, Los Angeles, CA Tue Sep 02 1969, 7:05 PM PDT Att. 25,676 - Unknown livebaseballscorecards.com		
Wayne Garrett, L (1, 5) OBP: 0.298, SLG: 0.279	0-3 K			0-0 P4		0-0 1B 1-3 2B 1B		0-0 L4	4 1 1 0 0 1 0				
Donn Clendenon, R (1, 3) OBP: 0.302, SLG: 0.441	0-0 HR			0-0 HR		0-0 1-3 1-2		0-0 1B S 1B	4 3 3 2 0 0 1				
Art Shamsky, L (1, 7) Rod Gaspar, S (8, 7) OBP: 0.299, SLG: 0.273	0-0 P6			4-0 BB BB		4-0 1B 2B IBB		0-0 1-3 1-2	2 1 0 0 2 0 1 0 0 0 0 0 0 0				
Ken Boswell, L (1, 4) Al Weis, S (8, 4) OBP: 0.268, SLG: 0.303		0-0 G6-4-3 1B		0-3 K		0-0 1-2 2-3 2B 1B		0-0 2-H 1B	4 0 3 1 0 1 1 0 0 0 0 0 0 0				
Ron Swoboda, R (1, 9) OBP: 0.318, SLG: 0.373		0-3 K		4-0 1-2 BB		0-0 1-H 2-H 3-H 2B		0-3 K	3 0 1 2 1 2 2				
Jerry Grote, R (1, 2) OBP: 0.307, SLG: 0.338		0-0 G6-4-3 1-2f		0-0 F2		0-0 F7		0-0 6-3	4 0 0 0 0 0 4				
Bud Harrelson, S (1, 6) OBP: 0.321, SLG: 0.291			0-0 6-3		0-0 6-3		0-0 F7	4-0 BB BB BB BB	3 0 0 0 1 0 0				
Gary Gentry, R (1, 1) OBP: 0.131, SLG: 0.119 Ron Taylor, R (9, 1) OBP: 0.250, SLG: 0.250 Tug McGraw, R (9, 1) OBP: 0.182, SLG: 0.190			0-3 K		0-3 K		0-0 5-3	0-3 K	4 0 0 0 0 3 1 0 0 0 0 0 0 0 0 0 0 0 0 0 0				
Inning Stats	R: 1 E: 0 K: 1 S: 6 H: 1 LOB: 0 BB: 0 P: 6	R: 0 E: 0 K: 1 S: 5 H: 1 LOB: 0 BB: 0 P: 5	R: 0 E: 0 K: 1 S: 5 H: 0 LOB: 0 BB: 0 P: 5	R: 1 E: 0 K: 1 S: 6 H: 1 LOB: 2 BB: 2 P: 14	R: 0 E: 0 K: 2 S: 7 H: 0 LOB: 0 BB: 0 P: 7	R: 2 E: 0 K: 0 S: 5 H: 3 LOB: 1 BB: 1 P: 9	R: 0 E: 0 K: 1 S: 5 H: 0 LOB: 0 BB: 0 P: 5	R: 1 E: 0 K: 1 S: 7 H: 2 LOB: 1 BB: 0 P: 7	R: 0 E: 0 K: 1 S: 5 H: 0 LOB: 1 BB: 1 P: 9	1B: 5 2B: 1 3B: 0 HR: 2 SF: 0 SAC: 0 DP: 1 HBP: 0		WP: 0 PB: 0 SB: 1 CS: 0 PA: 37	
PITCHER	IP WLS BF H R ER SO BB IBB HBP BLK WP HR S P ERA WHIP											PITCHER	IP WLS BF H R ER SO BB IBB HBP BLK WP HR S P ERA WHIP
Don Sutton, R (1, 1) ERA: 3.49	7.0 L 28 6 4 4 7 2 1 0 0 0 0 2 39 51 5.14 1.143												
Joe Moeller, R (8, 1) ERA: 3.59	2.0 9 2 1 1 2 1 0 0 0 0 0 0 12 16 4.50 1.500												



Batter	1	2	3	4	5	6	7	8	9	AB	R	H	RBI	BB	SO	LOB
Maury Wills, S (1, 6) OBP: 0.336, SLG: 0.332	0-3 K			0-0 1-3		0-0 6-3	0-0 5-3		0-0 1B	5	0	1	0	0	1	1
Manny Mota, R (1, 7) OBP: 0.376, SLG: 0.412 Andy Kosco, R (9, PH) OBP: 0.284, SLG: 0.439 Bill Russell, R (9, PR) OBP: 0.318, SLG: 0.366	0-0 4-3			0-0 1B		0-0 F7		0-0 F8	0-0 1B	4	0	1	0	0	0	0
Willie Davis, L (1, 8) OBP: 0.369, SLG: 0.467	0-0 6-3			0-3 K		0-0 1B		0-0 F2	0-3 K	5	1	1	0	0	2	3
Wes Parker, S (1, 3) OBP: 0.378, SLG: 0.473		0-0 F7		0-0 1B		0-0 1B		0-0 4-3		4	0	2	1	0	0	0
Willie Crawford, L (1, 9) OBP: 0.333, SLG: 0.423		0-0 1-3		0-3 K		0-0 1B			4-0 FC4-6	3	1	1	0	1	1	2
Bill Sudakis, S (1, 5) OBP: 0.302, SLG: 0.396		0-0 5-3				0-0 1B		0-0 4-3	0-0 F5	4	0	1	0	0	0	3
Tom Haller, L (1, 2) OBP: 0.338, SLG: 0.371 Von Joshua, L (9, PR)			0-0 F8		0-3 K		0-0 3-1		0-0 FC4-6	4	0	2	0	0	1	1
Ted Sizemore, R (1, 4) OBP: 0.332, SLG: 0.321			4-0 CS		0-0 P6		0-0 F8		0-0 FC4-6	3	1	0	0	1	0	4
Don Sutton, R (1, 1) OBP: 0.181, SLG: 0.171 Len Gabrielson, L (7, PH) OBP: 0.324, SLG: 0.358 Joe Moeller, R (8, 1) OBP: 0.222, SLG: 0.222 Jim Lefebvre, S (9, PH) OBP: 0.347, SLG: 0.312 Bobby Valentine, R (9, PR)			0-0 P6		0-0 4-3		0-0 3-1		0-0 1B	2	0	0	0	0	0	2

Inning Stats	R: 0	H: 0	E: 0	K: 1	S: 5	R: 0	H: 0	E: 0	K: 0	S: 3	R: 0	H: 0	E: 0	K: 0	S: 2	R: 0	H: 2	E: 0	K: 2	S: 9	R: 0	H: 1	E: 0	K: 1	S: 6	R: 1	H: 3	E: 0	K: 0	S: 6	R: 0	H: 1	E: 0	K: 0	S: 4	R: 0	H: 0	E: 0	K: 0	S: 3	R: 3	H: 4	E: 0	K: 1	S: 9	1B: 10	SF: 0	3B: 0	HR: 0
	LOB: 0	BB: 0	P: 5	LOB: 0	BB: 0	P: 3	LOB: 0	BB: 1	P: 3	LOB: 2	BB: 0	P: 9	LOB: 1	BB: 0	P: 6	LOB: 2	BB: 0	P: 6	LOB: 1	BB: 0	P: 6	LOB: 1	BB: 0	P: 4	LOB: 0	BB: 0	P: 3	LOB: 2	BB: 1	P: 13	1B: 2	SF: 0	3B: 0	HR: 0	1B: 1	SF: 0	SAC: 0	DP: 0	HBP: 0										


PITCHER	IP	WLS	BF	H	R	ER	SO	BB	IBB	HBP	BLK	WP	HR	S	P	ERA	WHIP
Gary Gentry, R (1, 1) ERA: 3.77	8.1	W	34	8	3	3	4	2	0	0	0	0	0	40	48	3.24	1.200
Ron Taylor, R (9, 1) ERA: 2.93	0.1		4	3	1	1	0	0	0	0	0	0	0	4	4	27.00	9.000
Tug McGraw, L (9, 1) ERA: 2.59	0.1	S	1	0	0	0	1	0	0	0	0	0	0	3	3	0.00	0.000

BOTTOM

New York Mets @ Los Angeles Dodgers
Dodger Stadium, Los Angeles, CA

Tue Sep 02 1969, 7:05 PM PDT
Att. 25,676 - Unknown

AB	37
R	4
H	11
RBI	4
BB	2
SO	5
LOB	17



WP	PA	ERA	WHIP
0	39		
0			
0			
1			

Batter	1	2	3	4	5	6	7	8	9	AB R H RBI BB SO LOB	TOP																								
Tommie Agee, R (1, 8) OBP: 0.340, SLG: 0.494	0-0 6-3		0-0 6-3			0-0 FC6-4 1B		0-0 1-H HR		4 1 2 2 0 0 0	New York Mets @ Los Angeles Dodgers Dodger Stadium, Los Angeles, CA Wed Sep 03 1969, 7:05 PM PDT Att: 26,625 - Unknown																								
Bud Harrelson, S (1, 6) OBP: 0.321, SLG: 0.290	0-0 L8			0-0 L6		0-0 F3		0-0 FC4 1B		4 0 1 0 0 0 1																									
Cleon Jones, R (1, 7) OBP: 0.426, SLG: 0.503	0-0 6-3			0-0 4-3		0-0 FC6-4 1-2f		0-0 FC4 1-2f HR		4 1 0 0 0 0 2																									
Donn Clendenon, R (1, 3) OBP: 0.305, SLG: 0.453		0-0 1-3 1B		0-3 K		0-0 1-3		0-0 1-H HR		4 1 2 2 0 1 1																									
Ron Swoboda, R (1, 9) OBP: 0.317, SLG: 0.368		0-0 1-3 1-2			4-0 FC5-6-3 1B BB		0-0 6-3	0-0 1-3		3 0 0 0 1 0 1																									
Ed Charles, R (1, 5) OBP: 0.273, SLG: 0.299		0-0 1-3			0-0 F8		0-0 E5 G6-4-3	0-0 6-3		3 0 0 0 0 0 2																									
Ken Boswell, L (9, PH) OBP: 0.323, SLG: 0.348		0-0 1-3								1 0 0 0 0 0 0																									
Duffy Dyer, R (1, 2) OBP: 0.302, SLG: 0.449		0-0 F9			0-0 FC5-6-3 1-2 1B		0-0 G6-4-3 1-2f		0-0 SH1-3 1B	4 0 2 0 0 0 2																									
Al Weis, S (1, 4) OBP: 0.264, SLG: 0.298			0-0 4-3		0-0 FC5-6-3 1-2f 2-3 1B			0-0 5-3	0-0 SH1-3 1-2	3 0 0 0 0 0 2																									
Jerry Koosman, R (1, 1) OBP: 0.046, SLG: 0.046			0-3 K		0-0 FC6-4 1-2f			0-0 HR 1B	0-0 F8	2 0 0 0 0 0 1 2																									
Cal Koosman, R (7, 1) OBP: 0.235, SLG: 0.235										0 0 0 0 0 0 0 0																									
Bobby Pfiel, R (8, PH) OBP: 0.234, SLG: 0.278										1 1 1 0 0 0 0 0																									
Nolan Ryan, R (8, 1) OBP: 0.045, SLG: 0.045										0 0 0 0 0 0 0 0																									
Art Shamsky, L (9, PH) OBP: 0.376, SLG: 0.490										1 0 0 0 0 0 1 0																									
Jack Liljero, S (9, 1) OBP: 0.046, SLG: 0.046										0 0 0 0 0 0 0 0																									
Inning Stats	R: 0 E: 0 K: 0 S: 3	H: 0 LOB: 0 BB: 0 P: 3	R: 0 E: 0 K: 0 S: 4	H: 1 LOB: 1 BB: 0 P: 4	R: 0 E: 0 K: 1 S: 5	H: 0 LOB: 0 BB: 0 P: 5	R: 0 E: 0 K: 1 S: 5	H: 0 LOB: 0 BB: 0 P: 5	R: 0 E: 0 K: 0 S: 4	H: 1 LOB: 2 BB: 1 P: 8	R: 0 E: 1 K: 0 S: 3	H: 0 LOB: 0 BB: 0 P: 3	R: 4 E: 0 K: 0 S: 7	H: 4 LOB: 0 BB: 0 P: 7	R: 0 E: 0 K: 0 S: 4	H: 1 LOB: 1 BB: 0 P: 4	1B: 6 2B: 0 3B: 0 HR: 2	SF: 0 SAC: 1 DP: 1 HBP: 0	WP: 0 PB: 0 SB: 0 CS: 0	PA: 36															
PITCHER	IP WLS BF H R ER SO BB IBB HBP BLK WP HR S P ERA WHIP																																		
Claude Osteen, L (1, 1) ERA: 2.51	8.0	32	7	4	4	2	1	0	0	0	0	2	35	39	4.50	1.000																			
Pete Mikkelsen, R (9, 1) ERA: 2.84	1.0	W	4	1	0	0	0	0	0	0	0	0	4	4	0.00	1.000																			

livebaseballscorecards.com

AB	34
R	4
H	8
RBI	4
BB	1
SO	2
LOB	14



Batter	1	2	3	4	5	6	7	8	9	AB R H RBI BB SO LOB
Maury Wills, S OBP: 0.337, SLG: 0.333 (1, 6)	0-0 6-3		0-0 4-3 S WP 1B		0-0 6-3	0-0 5-3			0-0 SH1-4 2B 1B	5 2 2 0 0 0 2
Manny Mota, R OBP: 0.374, SLG: 0.410 (1, 7)	0-0 4-3		0-0 4-3		0-0 FC4-6 1B			0-0 5-3	0-0 SH1-4 1-2	4 0 1 0 0 0 1
Willie Davis, L OBP: 0.367, SLG: 0.466 (1, 8)	0-0 G3		0-3 K		0-0 FC4-6 1-2f			0-0 1-3	0-0 2B 2-H	5 0 1 1 0 1 1
Wes Parker, S OBP: 0.379, SLG: 0.476 (1, 3)		0-3 K		0-0 1B 2B 1B	0-0 F9			0-0 2B		4 1 2 0 0 1 1
Andy Kosco, R OBP: 0.284, SLG: 0.437 (1, 9)		0-0 E5 FC6-4 WP 1B		0-0 2B 1-2 1B		0-0 F7		0-3 K2-3		4 1 1 0 0 1 0
Bill Sudakis, S OBP: 0.306, SLG: 0.398 (1, 5)		0-0 FC6-4 1-2 1B		0-0 F7		0-0 1B SF8 1B		4-0 S BB		3 1 2 0 1 0 2
Ted Sizemore, R OBP: 0.333, SLG: 0.324 (1, 4)		0-0 FC6-4 WP 1-2f 2-3		0-0 2B 1-3 2-H		0-0 SF8 1B 1-2 1B		0-3 K		4 0 2 1 0 1 3
Jeff Torborg, R OBP: 0.270, SLG: 0.252 (1, 2)		0-3 K		4-0 IBB		0-0 1B 1-2 2-3		4-0 IBB		2 0 1 0 1 1 1 0 0 0 0 1 0 0
Tom Haller, L OBP: 0.340, SLG: 0.371 (8, PH) (9, 2)		0-3 K		0-0 G4-6-3 1-2f		0-0 SF8		0-0 5-3		2 0 0 1 0 1 3 1 0 0 0 0 0 2 0 0 0 0 0 0 0
Claude Osteen, L OBP: 0.257, SLG: 0.274 (1, 1)			0-3 K		0-0 G4-6-3 1-2f					
Willie Crawford, L OBP: 0.332, SLG: 0.421 (8, PH)										
Pete Mikkelsen, R (9, 1)										

Inning Stats	R: 0 E: 0 K: 0 S: 3	H: 0 LOB: 0 BB: 0 P: 3	R: 1 E: 1 K: 2 S: 9	H: 1 LOB: 1 BB: 0 P: 9	R: 1 E: 0 K: 2 S: 8	H: 1 LOB: 0 BB: 0 P: 8	R: 1 E: 0 K: 0 S: 5	H: 3 LOB: 2 BB: 1 P: 9	R: 0 E: 0 K: 0 S: 4	H: 1 LOB: 1 BB: 0 P: 4	R: 1 E: 0 K: 0 S: 6	H: 3 LOB: 2 BB: 0 P: 6	R: 0 E: 0 K: 0 S: 3	H: 1 LOB: 1 BB: 0 P: 3	R: 0 E: 0 K: 2 S: 7	H: 0 LOB: 2 BB: 2 P: 15	R: 1 E: 0 K: 0 S: 3	H: 2 LOB: 1 BB: 0 P: 3	1B: 9 2B: 3 3B: 0 HR: 0	SF: 1 SAC: 1 DP: 1 HBP: 0	WP: 2 PB: 0 SB: 2 CS: 0	PA: 39
--------------	------------------------------	---------------------------------	------------------------------	---------------------------------	------------------------------	---------------------------------	------------------------------	---------------------------------	------------------------------	---------------------------------	------------------------------	---------------------------------	------------------------------	---------------------------------	------------------------------	----------------------------------	------------------------------	---------------------------------	----------------------------------	------------------------------------	----------------------------------	--------

PITCHER	IP	WLS	BF	H	R	ER	SO	BB	IBB	HBP	BLK	WP	HR	S	P	ERA	WHIP
Jerry Koosman, L ERA: 2.5 (1, 1)	6.0		28	9	4	3	4	0	0	0	0	2	0	35	39	4.50	1.500
Cal Koonce, R ERA: 5.0 (7, 1)	1.0		3	1	0	0	0	0	0	0	0	0	0	3	3	0.00	1.000
Nolan Ryan, R ERA: 3.36 (8, 1)	1.0		5	0	0	0	2	1	1	0	0	0	0	7	15	0.00	1.000
Jack Dilauro, L ERA: 2.64 (9, 1)	0.1	L	3	2	1	1	0	0	0	0	0	0	0	3	3	27.00	6.000

BOTTOM

New York Mets @ Los Angeles Dodgers
 Dodger Stadium, Los Angeles, CA
 Wed Sep 03 1969, 7:05 PM PDT
 Att. 26,625 - Unknown

livebaseballscorecards.com

AB	34
R	5
H	12
RBI	3
BB	3
SO	6
LOB	16



Batter	1	2	3	4	5	6	7	8	9	AB R H RBI BB SO LOB	TOP																												
John Briggs, L (1, 8) OBP: 0.339, SLG: 0.390	0-0 CS 1B		0-0 G3			0-0 4-3 2B		0-0 3B		4 0 3 0 0 0 0	Philadelphia Phillies @ New York Mets Shea Stadium, Flushing, NY Fri Sep 05 1969, 7:05 PM EDT Unknown																												
Cookie Rojas, R (1, 4) OBP: 0.271, SLG: 0.291	0-0 F8 1-2		0-0 1-3			0-0 6-3		0-0 P1		4 0 0 0 0 0 3																													
Dick Allen, R (1, 3) OBP: 0.382, SLG: 0.616	0-3 K		0-0 F3			0-0 4-3 2-3		0-0 4-3		4 0 0 0 0 1 1																													
Johnny Callison, L (1, 9) OBP: 0.330, SLG: 0.447		4-0 3B BB		0-0 F8		0-0 F9		0-3 K		3 1 0 0 1 1 1																													
Deron Johnson, R (1, 5) OBP: 0.333, SLG: 0.451		0-0 3B 1-H		0-0 6-3		0-0 F9		0-3 K		4 0 1 1 0 1 0																													
Ron Stone, L (1, 7) OBP: 0.346, SLG: 0.309		0-3 K		0-0 F9		0-0 6-3				3 0 0 0 0 1 1																													
Mike Ryan, R (1, 2) OBP: 0.265, SLG: 0.346		0-0 1B		0-0 4-3		0-3 K				3 0 1 0 0 1 0																													
Don Money, R (1, 6) OBP: 0.292, SLG: 0.324		0-0 P6		0-3 K		0-3 K				3 0 0 0 0 2 2																													
Grant Jackson, S (1, 1) OBP: 0.151, SLG: 0.183		0-0 1-3		0-0 G3				0-0 P3		2 0 0 0 0 0 2																													
Terry Harmon, R (8, PH) OBP: 0.318, SLG: 0.273										1 0 0 0 0 0 0																													
John Boozer, R (8, 1) OBP: 0.250, SLG: 0.143										0 0 0 0 0 0 0																													
Inning Stats	R: 0 E: 0 K: 1 S: 5	H: 1 LOB: 0 BB: 0 P: 5	R: 1 E: 0 K: 1 S: 7	H: 2 LOB: 2 BB: 1 P: 11	R: 0 E: 0 K: 0 S: 3	H: 0 LOB: 0 BB: 0 P: 3	R: 0 E: 0 K: 0 S: 3	H: 0 LOB: 0 BB: 0 P: 3	R: 0 E: 0 K: 1 S: 5	H: 0 LOB: 0 BB: 0 P: 5	R: 0 E: 0 K: 0 S: 4	H: 1 LOB: 1 BB: 0 P: 4	R: 0 E: 0 K: 1 S: 5	H: 0 LOB: 0 BB: 0 P: 5	R: 0 E: 0 K: 1 S: 6	H: 1 LOB: 1 BB: 0 P: 6	R: 0 E: 0 K: 2 S: 7	H: 0 LOB: 0 BB: 0 P: 7	1B: 2 2B: 1 3B: 2 HR: 0	SF: 0 SAC: 0 DP: 0 HBP: 0	WP: 0 PB: 0 SB: 0 CS: 1	PA: 32																	
PITCHER Tom Seaver, R (1, 1) ERA: 2.48	IP 9.0	WLS W	BF 32	H 5	R 1	ER 1	SO 7	BB 1	IBB 0	HBP 0	BLK 0	WP 0	HR 0	S 45	P 49	ERA 1.00	WHIP 0.667					PITCHER	IP	WLS	BF	H	R	ER	SO	BB	IBB	HBP	BLK	WP	HR	S	P	ERA	WHIP

livebaseballscorecards.com

AB	31
R	1
H	5
RBI	1
BB	1
SO	7
LOB	10



Batter	1	2	3	4	5	6	7	8	9	AB	R	H	RBI	BB	SO	LOB
Bud Harrelson, S OBP: 0.318, SLG: 0.287 (1, 6)	0-0 P4	0-0 F8			0-0 SH		0-0 F9			3	0	0	0	0	0	1
Bobby Pfeil, R OBP: 0.249, SLG: 0.272 (1, 5)	0-3 K		0-0 6-3		0-0 F9		0-0 F9			4	0	0	0	0	1	2
Tommie Agee, R OBP: 0.339, SLG: 0.492 (1, 8)	0-3 K		0-3 K		0-0 P5			0-0 HR		4	1	1	0	0	2	2
Donn Clendenon, R OBP: 0.304, SLG: 0.450 (1, 3)		0-3 K2-3	0-0 CS		0-3 K			0-0 F8		4	0	1	0	0	2	3
Ron Swoboda, R OBP: 0.319, SLG: 0.365 (1, 9)		4-0 E	0-0 CS	4-0 SH1-3		0-3 K		0-0 F9		2	1	0	0	2	1	1
Jerry Grote, R OBP: 0.306, SLG: 0.347 (1, 2)		0-0 E3		0-0 F2		0-3 K		0-0 HR		4	2	1	2	0	1	2
Rod Gaspar, S OBP: 0.304, SLG: 0.275 (1, 7)		4-0 E		0-0 SH1-3		0-0 K		0-0 4-3		2	1	1	0	1	0	0
Al Weis, S OBP: 0.265, SLG: 0.299 (1, 4)		0-0 FC4-6		0-3 K		0-0 FC6-4				3	0	1	1	0	1	2
Tom Seaver, R OBP: 0.222, SLG: 0.153 (1, 1)		0-0 FC4-6			0-0 SH			0-0 5-3		3	0	1	1	0	0	1

Inning Stats	R: 0	H: 0	E: 0	K: 2	S: 7	R: 3	H: 1	E: 2	K: 1	S: 7	R: 0	H: 1	E: 0	K: 1	S: 5	R: 0	H: 0	E: 0	K: 1	S: 5	R: 0	H: 1	E: 1	K: 1	S: 7	R: 0	H: 1	E: 0	K: 2	S: 8	R: 0	H: 0	E: 0	K: 0	S: 3	R: 2	H: 2	E: 0	K: 0	S: 5	1B: 5	SF: 0	2B: 0	SAC: 2	3B: 0	DP: 0	HR: 1	HBP: 0	WP: 0	PA: 35
--------------	------	------	------	------	------	------	------	------	------	------	------	------	------	------	------	------	------	------	------	------	------	------	------	------	------	------	------	------	------	------	------	------	------	------	------	------	------	------	------	------	-------	-------	-------	--------	-------	-------	-------	--------	-------	--------


PITCHER	IP	WLS	BF	H	R	ER	SO	BB	IBB	HBP	BLK	WP	HR	S	P	ERA	WHIP
Grant Jackson, L ERA: 3.57 (1, 1)	7.0	L	29	4	3	0	8	3	0	0	0	0	0	42	54	0.00	1.000
John Boozer, R ERA: 4.7 (8, 1)	1.0		5	2	2	2	0	0	0	0	0	0	1	5	5	18.00	2.000

BOTTOM

Philadelphia Phillies @ New York Mets
Shea Stadium, Flushing, NY
Fri Sep 05 1969, 7:05 PM EDT
Unknown

livebaseballscorecards.com

AB	29
R	5
H	6
RBI	4
BB	3
SO	8
LOB	14



Batter	1	2	3	4	5	6	7	8	9	AB R H RBI BB SO LOB
Tommie Agee, R OBP: 0.340, SLG: 0.491 (1, 8)	0-3 K			4-0 CS BB BB	0-0 G4-6-3 1-2f			0-0 CS 1B		3 0 1 0 1 1 2
Wayne Garrett, L OBP: 0.298, SLG: 0.276 (1, 5)	0-0 4-3			4-0 CS BB 1-2		0-0 F8		0-3 K 1-2		3 0 0 0 1 1 1
Donn Clendenon, R OBP: 0.300, SLG: 0.443 (1, 3)	0-3 K			0-3 K		0-3 K		0-3 K		4 0 0 0 0 4 2
Art Shamsky, L OBP: 0.378, SLG: 0.498 Al Weis, S OBP: 0.265, SLG: 0.299 (1, 7) (9, PR)		0-3 K		0-0 4-3 1-2 2-3		0-0 3B		0-0 1B 1B		4 0 2 0 0 1 2 0 0 0 0 0 0 0
Ken Boswell, L OBP: 0.322, SLG: 0.350 (1, 4)		0-0 F9			0-0 PB 1B 2B		0-0 L8		0-0 L9	4 1 1 0 0 0 2
Ron Swoboda, R OBP: 0.325, SLG: 0.369 (1, 9)		0-0 5-3			4-0 1B 1B BB 2-3		0-0 SH1-4 1B		0-0 G1-6-3 1B 1-3	3 1 2 0 1 0 0
Duffy Dyer, R OBP: 0.304, SLG: 0.442 (1, 2)			0-3 K		0-0 1B 1B 1-2 3-H		0-0 SH1-4		0-0 G1-6-3 1B 1-2f	3 0 1 1 0 1 2
Bud Harrelson, S OBP: 0.318, SLG: 0.288 (1, 6)			0-0 1-3		0-0 G4-6-3 1B 1-2 2-H		0-0 L8			3 0 1 1 0 0 1
Jim McAndrew, R OBP: 0.235, SLG: 0.194 J.C. Martin, L OBP: 0.268, SLG: 0.337 Ron Taylor, R OBP: 0.250, SLG: 0.250 (1, 1) (7, PH) (8, 1)			0-3 K		0-3 K		0-3 K			2 0 0 0 0 2 2 1 0 0 0 0 1 1 0 0 0 0 0 0 0

Inning Stats	R: 0	H: 0	E: 0	LOB: 0	K: 2	BB: 0	S: 7	R: 0	H: 0	E: 0	LOB: 0	K: 1	BB: 0	S: 5	R: 0	H: 0	E: 0	LOB: 0	K: 2	BB: 0	S: 7	R: 0	H: 0	E: 0	LOB: 1	K: 1	BB: 2	S: 4	R: 2	H: 3	E: 0	LOB: 1	K: 1	BB: 1	S: 7	R: 0	H: 1	E: 0	LOB: 1	K: 1	BB: 0	S: 6	R: 0	H: 1	E: 0	LOB: 1	K: 1	BB: 0	S: 6	R: 0	H: 1	E: 0	LOB: 0	K: 2	BB: 0	S: 7	R: 0	H: 2	E: 0	LOB: 2	K: 0	BB: 0	S: 4	P: 4	1B: 6	SF: 0	2B: 1	SAC: 1	3B: 1	DP: 2	HR: 0	HBP: 0	WP: 0	PA: 34
PITCHER Rick Wise, R ERA: 3.1 (1, 1)	IP	WLS	BF	H	R	ER	SO	BB	IBB	HBP	BLK	WP	HR	S	P	ERA	WHIP																			IP	WLS	BF	H	R	ER	SO	BB	IBB	HBP	BLK	WP	HR	S	P	ERA	WHIP																						


BOTTOM

Philadelphia Phillies @ New York Mets
Shea Stadium, Flushing, NY

Fri Sep 05 1969, 7:05 PM EDT
Att. 40,450 - Unknown

livebaseballscorecards.com

AB 30
R 2
H 8
RBI 2
BB 3
SO 11
LOB 15



Batter	1	2	3	4	5	6	7	8	9	AB R H RBI BB SO LOB	TOP		
Terry Harmon, R (1, 4) OBP: 0.320, SLG: 0.274	0-0 CS 1B		0-0 FC4-6 1-2f			4-0 BB		0-0 6-3		3 0 1 0 1 0 1			
John Briggs, L (1, 8) OBP: 0.343, SLG: 0.389	4-0 G4-6-3 1-2 BB			4-0 BB	0-0 L4			0-0 3-1		2 0 0 0 2 0 3			
Dick Allen, R (1, 3) OBP: 0.377, SLG: 0.608	0-0 G4-6-3 1-2f			0-0 F3		0-3 K		0-0 P4		4 0 0 0 0 1 2			
Johnny Callison, L (1, 9) OBP: 0.329, SLG: 0.447		0-3 K		0-0 F7		0-0 F9		0-3 K		4 0 0 0 0 2 1			
Deron Johnson, R (1, 5) OBP: 0.329, SLG: 0.445 (7, 7)		0-0 5-3		0-0 F8		0-3 K		0-0 G6-4-3 1B		4 0 1 0 0 1 1			
Ron Stone, L (1, 7) OBP: 0.346, SLG: 0.310		0-0 F7			0-0 FC6-4 1B		0-0 1B		0-0 G6-4-3	2 0 1 0 0 0 0 2 0 1 0 0 0 1			
Tony Taylor, R (7, PH) OBP: 0.316, SLG: 0.342 (7, 5)													
Dave Watkins, R (1, 2) OBP: 0.269, SLG: 0.302			0-0 F2		0-0 FC6-4 FC1-6 1-2f		0-3 K			3 0 0 0 0 1 2			
Don Money, R (1, 6) OBP: 0.290, SLG: 0.321			0-0 G3		0-0 FC1-6 1B 1-2f		0-0 L9			3 0 0 0 0 0 2			
Jerry Johnson, R (1, 1) OBP: 0.250, SLG: 0.211			0-0 FC4-6 1B		0-0 BB 1B		0-3 K			2 0 2 0 0 0 0 1 0 0 0 0 1 1 0 0 0 0 0 0 0			
Rick Joseph, R (7, PH) OBP: 0.336, SLG: 0.414													
Lowell Palmer, R (7, 1) OBP: 0.200, SLG: 0.316													
Inning Stats	R: 0 H: 1 E: 0 LOB: 0 K: 0 BB: 1 S: 2 P: 6	R: 0 H: 0 E: 0 LOB: 0 K: 1 BB: 0 S: 5 P: 5	R: 0 H: 1 E: 0 LOB: 1 K: 0 BB: 0 S: 4 P: 4	R: 0 H: 0 E: 0 LOB: 1 K: 0 BB: 1 S: 3 P: 7	R: 0 H: 2 E: 0 LOB: 3 K: 0 BB: 1 S: 5 P: 9	R: 0 H: 0 E: 0 LOB: 0 K: 2 BB: 0 S: 7 P: 7	R: 0 H: 1 E: 0 LOB: 1 K: 2 BB: 0 S: 8 P: 8	R: 0 H: 0 E: 0 LOB: 0 K: 0 BB: 0 S: 3 P: 3	R: 0 H: 1 E: 0 LOB: 0 K: 1 BB: 0 S: 5 P: 5	1B: 6 SF: 0 2B: 0 SAC: 0 3B: 0 DP: 2 HR: 0 HBP: 0	WP: 0 PA: 33 PB: 0 SB: 0 CS: 1		
PITCHER	IP WLS BF H R ER SO BB IBB HBP BLK WP HR S P ERA WHIP											PITCHER	IP WLS BF H R ER SO BB IBB HBP BLK WP HR S P ERA WHIP
Don Cardwell, R (1, 1) ERA: 3.11	6.0 W 23 4 0 0 3 3 0 0 0 0 0 0 26 38 0.00 1.167												
Tug McGraw, L (7, 1) ERA: 2.5	3.0 S 10 2 0 0 3 0 0 0 0 0 0 0 16 16 0.00 0.667												

Philadelphia Phillies @ New York Mets
 Shea Stadium, Flushing, NY
 Sat Sep 06 1969, 3:33 AM EDT
 Att. 20,477 - Unknown

livebaseballscores.com



Batter	1	2	3	4	5	6	7	8	9
Tommie Agee, R OBP: 0.338, SLG: 0.488 (1, 8)	0-0 P4 		0-0 SH1-3 		0-0 5-3 		0-0 E6 		
Wayne Garrett, L OBP: 0.297, SLG: 0.274 (1, 5)	0-0 P6 		0-0 SF7 			1-0 FC4-6 	0-0 F7 		
Donn Clendenon, R OBP: 0.296, SLG: 0.437 (1, 3)	0-0 F8 		0-3 K 			0-0 F7 		0-0 1-3 	
Art Shamsky, L OBP: 0.376, SLG: 0.492 (1, 7)		0-0 F9 		0-0 F8 		0-0 FC4-6 		1-0 CS 	
Ken Boswell, L OBP: 0.324, SLG: 0.350 (1, 4)		0-0 G3 		0-0 CS 		0-3 K 		4-0 1B 	
Rod Gaspar, S OBP: 0.304, SLG: 0.275 (9, 7)								1-2 BB 	
Ron Swoboda, R OBP: 0.324, SLG: 0.367 (1, 9)		0-0 4-3 		0-3 K 			0-0 P2 	0-0 1B 	
Jerry Grote, R OBP: 0.309, SLG: 0.357 (1, 2)					0-3 K 		4-0 CS 	0-0 4-3 	
Bud Harrelson, S OBP: 0.324, SLG: 0.300 (1, 6)							0-0 BB 		
Don Cardwell, R OBP: 0.186, SLG: 0.244 (1, 1)							1-2 1B 		
Tug McGraw, R OBP: 0.217, SLG: 0.227 (7, 1)							0-0 E 		


AB	R	H	RBI	BB	SO	LOB
3	0	0	0	0	0	2
2	0	0	1	0	0	2
4	0	0	0	0	1	2
3	0	0	0	0	0	1
0	0	0	0	0	0	0
3	0	1	0	1	1	1
0	0	0	0	0	0	0
4	0	1	0	0	1	1
3	1	1	1	1	1	2
3	2	3	0	0	0	0
2	0	1	0	0	1	1
1	0	1	1	0	0	0

BOTTOM

Philadelphia Phillies @ New York Mets
Shea Stadium, Flushing, NY

Sat Sep 06 1969, 3:33 AM EDT
Att. 20,477 - Unknown

AB	28
R	3
H	8
RBI	3
BB	2
SO	5
LOB	12



Inning Stats	R: 0	H: 0	E: 0	LOB: 0	K: 0	BB: 0	S: 3	P: 3
Jerry Johnson, R ERA: 4.37 (1, 1)	6.0	5	2	2	5	0	0	0
Lowell Palmer, R ERA: 5.73 (7, 1)	2.0	3	1	1	0	2	0	0

WP	HR	S	P	ERA	WHIP
0	1	32	33	3.00	0.833
0	0	8	17	4.50	2.500

Batter	1	2	3	4	5	6	7	8	9	AB R H RBI BB SO LOB	TOP																	
Terry Harmon, R (1, 4) OBP: 0.317, SLG: 0.272	0-0 6-3		0-0 F9		0-0 F9		0-0 P4		0-0 1-2 1B	5 0 1 0 0 0 1																		
Tony Taylor, R (1, 5) OBP: 0.316, SLG: 0.345	0-0 1B 2B		0-3 K		0-0 1-2 1B 1B		0-0 6-3		0-3 K	5 2 2 0 0 2 2																		
Dick Allen, R (1, 3) OBP: 0.378, SLG: 0.607	0-0 FC5-4 1B 2-H			0-0 F8		0-0 1-2 2-H 1B 1B		0-0 F8		4 0 2 2 0 0 0																		
Johnny Callison, L (1, 9) OBP: 0.328, SLG: 0.445	0-0 FC5-4 1-2f			0-0 3-1		0-0 1-2 2-H 1B 1B		0-0 6-3		4 0 1 1 0 0 1																		
Deron Johnson, R (1, 7) OBP: 0.330, SLG: 0.444 Larry Hisle, R (8, PR) OBP: 0.337, SLG: 0.465	0-0 F9			4-0 1B BB		0-0 F2		0-0 G3-6-3 1B		3 0 1 0 1 0 3 0 0 0 0 0 0 0																		
Ron Stone, L (1, 8) OBP: 0.344, SLG: 0.309		0-0 F7		0-0 1-3 1B		0-0 G3		0-0 G3-6-3 1-2f		4 0 1 0 0 0 1																		
Dave Watkins, R (1, 2) OBP: 0.259, SLG: 0.290		0-3 K		0-0 P6		0-3 K			0-3 K	4 0 0 0 0 3 2																		
Don Money, R (1, 6) OBP: 0.292, SLG: 0.321		0-3 K			0-3 K		0-0 1B		4-0 1B BB	3 0 1 0 1 2 0																		
Bill Champion, R (1, 1) OBP: 0.206, SLG: 0.212 Turk Farrell, R (8, 1) John Boozer, R (8, 1) Cookie Rojas, R (9, PH) OBP: 0.270, SLG: 0.290			0-3 K		0-0 1B 1B		0-0 F8		0-3 K	3 1 1 0 0 1 1 0 0 0 0 0 0 0 0 0 0 0 0 0 0 1 0 0 0 0 1 1																		
Inning Stats	R: 1 E: 1 K: 0 S: 5 H: 2 LOB: 1 BB: 0 P: 5	R: 0 E: 0 K: 2 S: 7 H: 0 LOB: 0 BB: 0 P: 7	R: 0 E: 0 K: 2 S: 7 H: 0 LOB: 0 BB: 0 P: 7	R: 0 E: 0 K: 0 S: 4 H: 1 LOB: 2 BB: 1 P: 8	R: 2 E: 0 K: 1 S: 9 H: 4 LOB: 2 BB: 0 P: 9	R: 0 E: 0 K: 1 S: 6 H: 1 LOB: 1 BB: 0 P: 6	R: 0 E: 0 K: 0 S: 3 H: 0 LOB: 0 BB: 0 P: 3	R: 0 E: 0 K: 0 S: 3 H: 1 LOB: 1 BB: 0 P: 3	R: 0 E: 0 K: 3 S: 10 H: 1 LOB: 2 BB: 1 P: 14	1B: 9 2B: 1 3B: 0 HR: 0 SF: 0 SAC: 0 DP: 1 HBP: 0	WP: 0 PB: 0 SB: 0 CS: 0 PA: 38																	
PITCHER	IP WLS BF H R ER SO BB IBB HBP BLK WP HR S P ERA WHIP											PITCHER	IP WLS BF H R ER SO BB IBB HBP BLK WP HR S P ERA WHIP															
Gary Gentry, R (1, 1) ERA: 3.79	6.0	27	8	3	3	6	1	0	0	0	0	0	0	38	42	4.50	1.500											
Nolan Ryan, R (7, 1) ERA: 3.21	3.0	W	11	2	0	0	3	1	0	0	0	0	0	16	20	0.00	1.000											

Philadelphia Phillies @ New York Mets
Shea Stadium, Flushing, NY
Sun Sep 07 1969, 3:33 AM EDT
Att: 28,937 - Unknown

livebaseballscorecards.com

AB	36
R	3
H	10
RBI	3
BB	2
SO	9
LOB	12



Batter	1	2	3	4	5	6	7	8	9
Tommie Agee, R (1, 8) OBP: 0.343, SLG: 0.495	0-0 HR	0-0 FC6-4			4-0 BB		4-0 1B SF7 BB	0-0 1B BB	
Wayne Garrett, L (1, 5) OBP: 0.294, SLG: 0.271	0-0 G3		0-3 K		0-3 K		0-3 K	0-0 P4	
Jim Gosger, L (8, PH) OBP: 0.194, SLG: 0.232					1-2				
Bobby Pfeil, R (9, 5) OBP: 0.249, SLG: 0.272									
Donn Clendenon, R (1, 3) OBP: 0.301, SLG: 0.436	0-3 K		4-0 BB		0-3 K		0-0 1B 3B	4-0 1B BB	
Art Shamsky, L (1, 7) OBP: 0.374, SLG: 0.502	0-0 HR		0-0 P6		0-0 F7		0-0 SF7	0-0 1B	
Rod Gaspar, S (8, 7) OBP: 0.307, SLG: 0.279			1-2					1-3 2-3	
Ken Boswell, L (1, 4) OBP: 0.329, SLG: 0.359	0-0 F8		4-0 BB			0-0 SH1-4 1B	0-0 1B	0-0 G5-4-3	
Al Weis, S (8, 4) OBP: 0.264, SLG: 0.297						1-H	3-H	1-2 2-3	
Ron Swoboda, R (1, 9) OBP: 0.327, SLG: 0.367		4-0 FC6-4 BB	0-0 5-3		0-0 SH1-4 1B		0-3 K		
Jerry Grote, R (1, 2) OBP: 0.312, SLG: 0.358		4-0 FC6-4 BB		0-0 L5		0-0 SH1-4		0-0 1B 1B	
Bud Harrelson, S (1, 6) OBP: 0.323, SLG: 0.300		0-0 FC6-4		0-0 6-3		0-0 6-3		0-0 1B 1B	
Gary Gentry, R (1, 1) OBP: 0.127, SLG: 0.115		0-3 K		0-0 K		0-0 F5		0-0 1B 1B	
J.C. Martin, L (6, PH) OBP: 0.267, SLG: 0.335								1-2 2-3	
Nolan Ryan, R (7, 1) OBP: 0.087, SLG: 0.087								1-2 2-3	

Inning Stats	R: 2	H: 2	E: 0	K: 1	S: 7	R: 0	H: 0	E: 0	K: 1	S: 5	R: 0	H: 0	E: 0	K: 1	S: 5	R: 0	H: 0	E: 0	K: 2	S: 7	R: 1	H: 2	E: 0	K: 0	S: 5	R: 2	H: 2	E: 0	K: 2	S: 9	R: 4	H: 5	E: 0	K: 0	S: 7
	LOB: 0	BB: 0	P: 7	LOB: 2	BB: 2	P: 13	LOB: 2	BB: 2	P: 13	LOB: 0	BB: 0	P: 5	LOB: 1	BB: 1	P: 11	LOB: 1	BB: 0	P: 5	LOB: 1	BB: 1	P: 13	LOB: 1	BB: 1	P: 13	LOB: 1	BB: 1	P: 11	LOB: 1	BB: 1	P: 11	LOB: 1	BB: 1	P: 11		

PITCHER	IP	WLS	BF	H	R	ER	SO	BB	IBB	HBP	BLK	WP	HR	S	P	ERA	WHIP
Bill Champion, R (1, 1) ERA: 4.31	7.0	L	36	9	8	8	8	6	0	0	0	0	2	46	70	10.29	2.143
Turk Farrell, R (8, 1) ERA: 3.9	0.1		3	1	0	0	0	1	0	0	0	0	0	2	6	0.00	6.000
John Boozer, R (8, 1) ERA: 4.65	0.2		2	1	1	1	0	0	0	0	0	0	0	2	2	13.50	1.500

AB	R	H	RBI	BB	SO	LOB
3	3	2	3	2	0	2
4	0	0	0	0	3	2
1	0	0	0	0	0	2
0	0	0	0	0	0	0
3	1	1	0	2	2	1
3	1	1	2	0	0	2
1	0	1	2	0	0	0
3	1	2	1	1	0	0
1	0	0	0	0	0	2
3	0	1	0	1	1	3
2	1	1	0	1	0	0
4	1	1	1	0	0	3
2	0	0	0	0	2	2
1	0	0	0	0	0	1
1	1	1	0	0	0	0

WP	PA	1B	2B	3B	HR	SF	SAC	DP	HBP
0	41	8	0	1	2	1	1	1	0
0		0	0	0	0	0	0	0	0
0		1	0	0	0	0	0	0	0
0		0	0	0	0	0	0	0	0

BOTTOM

Philadelphia Phillies @ New York Mets
Shea Stadium, Flushing, NY
 Sun Sep 07 1969, 3:33 AM EDT
 Att. 28,937 - Unknown

livebaseballscorecards.com

AB	32
R	9
H	11
RBI	9
BB	7
SO	8
LOB	20



Batter	1	2	3	4	5	6	7	8	9	AB R H RBI BB SO LOB	TOP											
Don Kessinger, S (1, 6) OBP: 0.345, SLG: 0.386	0-0 F7		0-0 1B			0-0 1B	0-0 5-3			4 1 2 0 0 0 0												
Glenn Beckert, R (1, 4) OBP: 0.336, SLG: 0.357	0-3 K		0-0 5-3			0-0 1B		0-0 1B		4 1 2 0 0 1 1												
Billy Williams, L (1, 7) OBP: 0.363, SLG: 0.481	0-3 K			0-0 P6		0-0 1B		0-0 1B		4 0 2 1 0 1 0												
Ron Santo, R (1, 5) OBP: 0.386, SLG: 0.500		1-0 HBP		0-0 F8		0-0 1B		0-0 1B		2 0 0 1 0 0 2												
14 Ernie Banks, R (1, 3) OBP: 0.314, SLG: 0.415		0-3 K		4-0 BB		0-0 F8		0-3 K		3 0 0 0 1 2 3												
Jim Hickman, R (1, 9) OBP: 0.315, SLG: 0.468		0-3 K		0-0 FC5-4		4-0 BB			0-3 K	3 0 0 0 1 2 2												
Randy Hundley, R (1, 2) OBP: 0.351, SLG: 0.412		0-3 K			0-3 K	0-0 F9			0-0 1B	4 0 1 0 0 2 3												
Don Young, R (1, 8) OBP: 0.341, SLG: 0.358			0-0 5-3		0-3 K		0-3 K		0-3 K	3 0 0 0 0 2 0												
Ken Rudolph, R (9, PH) OBP: 0.351, SLG: 0.355										1 0 0 0 0 1 1												
Bill Hands, R (1, 1) OBP: 0.129, SLG: 0.075			0-0 4-3		0-0 5-3		0-3 K		0-3 K	3 0 0 0 0 1 0												
Randy Bobb, R (9, PH)										1 0 0 0 0 1 1												
Inning Stats	R: 0 E: 0 K: 2 S: 7	H: 0 LOB: 0 BB: 0 P: 7	R: 0 E: 0 K: 3 S: 9	H: 0 LOB: 1 BB: 0 P: 10	R: 0 E: 0 K: 0 S: 4	H: 1 LOB: 1 BB: 0 P: 4	R: 0 E: 0 K: 0 S: 3	H: 0 LOB: 1 BB: 1 P: 7	R: 0 E: 0 K: 2 S: 7	H: 0 LOB: 0 BB: 0 P: 7	R: 2 E: 0 K: 0 S: 6	H: 3 LOB: 2 BB: 1 P: 10	R: 0 E: 0 K: 2 S: 7	H: 0 LOB: 0 BB: 0 P: 7	R: 0 E: 0 K: 1 S: 6	H: 2 LOB: 1 BB: 0 P: 6	R: 0 E: 0 K: 3 S: 10	H: 1 LOB: 1 BB: 0 P: 10	1B: 7 2B: 0 3B: 0 HR: 0	SF: 1 SAC: 0 DP: 1 HBP: 1	WP: 1 PB: 0 SB: 0 CS: 0	PA: 36
PITCHER Jerry Koosman, L (1, 1) ERA: 2.48	IP: 9.0 WLS: W BF: 36 H: 7 R: 2 ER: 2 SO: 13 BB: 2 IBB: 0 HBP: 1 BLK: 0 WP: 1 HR: 0 S: 59 P: 68 ERA: 2.00 WHIP: 1.000																					

Chicago Cubs @ New York Mets
Shea Stadium, Flushing, NY
Mon Sep 08 1969, 7:05 PM EDT
Att: 43,274 - Unknown

livebaseballscorecards.com

AB	32
R	2
H	7
RBI	2
BB	2
SO	13
LOB	13



Batter	1	2	3	4	5	6	7	8	9
Tommie Agee, R OBP: 0.346, SLG: 0.504 (1, 8) X	0-0 5-3		0-0 1-H HR			0-0 1B 2B		4-0 FC4-8 BB	
Wayne Garrett, L OBP: 0.293, SLG: 0.271 (1, 5) X	0-0 F8		0-0 F9			0-0 2-H BB 1B		0-0 FC4-6 1-2f	
Donn Clendenon, R OBP: 0.297, SLG: 0.430 (1, 3) S S S	0-3 K				0-0 G4-6-3 1B	0-0 F8		0-0 1-3	
Art Shamsky, L OBP: 0.377, SLG: 0.502 (1, 7)		0-0 P6			0-0 G4-6-3 1-2 1B	4-0 BB BB BB 1-2 BB			
Rod Gaspar, S OBP: 0.307, SLG: 0.279 (9, 7)									
Ken Boswell, L OBP: 0.326, SLG: 0.356 (1, 4)		0-0 F8			0-0 G4-6-3	0-0 G6-3			
Al Weis, S OBP: 0.264, SLG: 0.297 (9, 4)					1-2f 2-3	1-2f G6-3			
Ron Swoboda, R OBP: 0.323, SLG: 0.363 (1, 9) S S S		0-3 K			0-0 6-3	0-3 K			
Jerry Grote, R OBP: 0.309, SLG: 0.355 (1, 2)			0-0 6-3			0-0 5-3		0-0 F2	
Bud Harrelson, S OBP: 0.323, SLG: 0.300 (1, 6)			0-0 HR 1B			0-0 F8		0-3 K	
Jerry Koosman, R OBP: 0.044, SLG: 0.044 (1, 1)			0-0 F3			0-0 F3		0-3 K	

Inning Stats	R: 0 E: 0 K: 1 S: 5	H: 0 LOB: 0 BB: 0 P: 5	R: 0 E: 0 K: 1 S: 5	H: 0 LOB: 0 BB: 0 P: 5	R: 2 E: 0 K: 0 S: 5	H: 2 LOB: 0 BB: 0 P: 5	R: 0 E: 1 K: 0 S: 4	H: 1 LOB: 1 BB: 0 P: 4	R: 0 E: 0 K: 0 S: 3	H: 0 LOB: 0 BB: 0 P: 3	R: 1 E: 0 K: 0 S: 4	H: 2 LOB: 1 BB: 1 P: 8	R: 0 E: 0 K: 2 S: 7	H: 0 LOB: 0 BB: 0 P: 7	R: 0 E: 0 K: 1 S: 5	H: 0 LOB: 1 BB: 1 P: 9
1B: 3 2B: 1 3B: 0 HR: 1	SF: 0 SAC: 0 DP: 2 HBP: 0	WP: 0 PA: 30 PB: 0 SB: 0 CS: 0														

PITCHER	IP	WLS	BF	H	R	ER	SO	BB	IBB	HBP	BLK	WP	HR	S	P	ERA	WHIP
Bill Hands, R ERA: 2.57 (1, 1)	8.0	L	30	5	3	3	5	2	0	0	0	0	1	38	46	3.38	0.875


BOTTOM

Chicago Cubs @ New York Mets
Shea Stadium, Flushing, NY

Mon Sep 08 1969, 7:05 PM EDT
Att. 43,274 - Unknown

livebaseballscorecards.com

AB	28
R	3
H	5
RBI	3
BB	2
SO	5
LOB	9



Batter	1	2	3	4	5	6	7	8	9	10	11	12	AB	R	H	RBI	BB	SO	LOB	TOP	
Ty Cline, L OBP: 0.348, SLG: 0.352 (1, 8)	0-0 E 3B		0-0 F9			0-0 F7		4-0 WP BB		0-0 F8			4	1	1	0	1	0	0		
Gary Sutherland, R OBP: 0.282, SLG: 0.304 (1, 4)	0-0 E6 CS		0-0 P6			0-0 5-3		0-0 P6 1-2		0-0 F7			5	0	0	1	0	0	1		
Rusty Staub, L OBP: 0.409, SLG: 0.504 (1, 9)	0-0 F8 3-H		0-0 F8			0-0 G3		4-0 IBB		4-0 G3 BB			3	0	0	0	2	0	1		
Ron Fairly, L OBP: 0.344, SLG: 0.462 (1, 3)	0-3 K 1-2				0-3 K		0-0 SH1-4 HBP 1B	0-3 K		0-0 G3 1-2			5	0	1	0	0	3	4		
Mack Jones, L OBP: 0.382, SLG: 0.493 (1, 7)		0-0 E3 3B			0-0 3-1		1-0 SH1-4 HBP		0-0 P4		0-0 L8			4	1	1	0	0	0	1	
Coco Laboy, R OBP: 0.310, SLG: 0.416 (1, 5)		4-0 CS BB			0-3 K		0-0 SH1-4 1-2 2-3		0-3 K				3	0	0	0	1	2	0		
Ron Brand, R OBP: 0.326, SLG: 0.297 John Bateman, R OBP: 0.251, SLG: 0.310 (1, 2) (5, 2)		0-0 P6 1-2			0-0 1-3		4-0 G6-3 IBB		0-0 5-3				2	0	0	0	0	0	1		
Bobby Wine, R OBP: 0.255, SLG: 0.263 Jim Fairey, L OBP: 0.167, SLG: 0.167 Remy Hermoso, R OBP: 0.239, SLG: 0.169 (1, 6) (7, PH) (7, 6)		0-0 1B			0-0 6-3		0-0 G6-3 1-2f		0-0 6-3				2	0	1	0	0	0	0		
Mike Wegener, R OBP: 0.275, SLG: 0.280 Kevin Collins, L OBP: 0.277, SLG: 0.367 Bill Stoneman, R OBP: 0.114, SLG: 0.091 (1, 1) (12, PH) (12, 1)		0-3 K			0-3 K		0-0 F8		0-0 F7				4	0	0	0	0	2	1		
Inning Stats	R: 1 E: 1 K: 1 S: 6	H: 1 LOB: 1 BB: 0 P: 6	R: 1 E: 1 K: 1 S: 6	H: 2 LOB: 1 BB: 1 P: 10	R: 0 E: 0 K: 2 S: 3	H: 0 LOB: 0 BB: 0 P: 3	R: 0 E: 0 K: 1 S: 5	H: 0 LOB: 0 BB: 0 P: 5	R: 0 E: 0 K: 0 S: 3	H: 1 LOB: 2 BB: 1 P: 8	R: 0 E: 0 K: 1 S: 5	H: 0 LOB: 2 BB: 2 P: 13	R: 0 E: 0 K: 1 S: 5	H: 0 LOB: 0 BB: 0 P: 5	R: 0 E: 0 K: 0 S: 3	H: 0 LOB: 1 BB: 1 P: 7	R: 0 E: 0 K: 0 S: 4	H: 2 LOB: 2 BB: 0 P: 4	1B: 4 2B: 1 3B: 2 HR: 0	SF: 0 SAC: 1 DP: 2 HBP: 1	WP: 1 PA: 45
PITCHER Jim McAndrew, R ERA: 3.29 Ron Taylor, R ERA: 2.93	IP 11.0	WLS 41	BF 41	H 4	R 2	ER 2	SO 7	BB 3	IBB 2	HBP 1	BLK 0	WP 1	HR 0	S 49	P 70	ERA 1.64	WHIP 0.636				
	IP 12.1	WLS 4	BF 4	H 2	R 0	ER 0	SO 0	BB 0	IBB 0	HBP 0	BLK 0	WP 0	HR 0	S 4	P 4	ERA 0.00	WHIP 2.000				

Montreal Expos @ New York Mets
 Shea Stadium, Flushing, NY
 Wed Sep 10 1969, 7:05 PM EDT
 Unknown

livebaseballscorecards.com

AB	38
R	2
H	6
RBI	1
BB	5
SO	7
LOB	12



BOTTOM

Montreal Expos @ New York Mets
 Shea Stadium, Flushing, NY
 Wed Sep 10 1969, 7:05 PM EDT
 Att. 23,512 - Unknown

livebaseballscores.com

AB	33
R	7
H	10
RBI	3
BB	3
SO	5
LOB	15



WP: 2	PA: 38
PB: 0	
SB: 0	
CS: 0	

AB R H RBI BB SO LOB

3	1	0	0	1	0	1
4	1	1	1	1	0	1
4	1	1	1	0	0	2
0	0	0	0	0	0	0
4	1	2	0	0	1	0
0	0	0	0	0	0	0
4	1	3	1	0	0	0
0	0	0	0	0	0	0
2	0	0	0	0	1	1
2	0	0	0	0	0	2
4	0	1	0	0	2	3
3	1	2	0	1	0	0
3	1	0	0	0	1	5

1B: 8	SF: 0
2B: 1	SAC: 1
3B: 1	DP: 0
HR: 0	HBP: 1

WP HR S P ERA WHIP

IP	WLS	BF	H	R	ER	SO	BB	IBB	HBP	BLK	WP	HR	S	P	ERA	WHIP
2.1	L	12	4	5	5	2	0	0	1	0	1	0	15	16	19.29	1.714
1.2		9	2	1	0	1	2	0	0	0	0	0	9	17	0.00	2.400
2.0		9	2	0	0	1	1	0	0	0	0	0	10	14	0.00	1.500
1.0		4	1	1	1	1	0	0	0	0	1	0	6	6	9.00	1.000
1.0		4	1	0	0	0	0	0	0	0	0	0	4	4	0.00	1.000

Batter	1	2	3	4	5	6	7	8	9
Tommie Agee, R OBP: 0.347, SLG: 0.496 (1, 8)	0-0 F9		1-0 1B WP E HBP	4-0 E BB		0-0 F8		0-0 P4	
Wayne Garrett, L OBP: 0.294, SLG: 0.267 (1, 5)	0-0 G3		0-0 E 1B	4-0 BB		0-0 3-1		0-0 G3	
Cleon Jones, R OBP: 0.426, SLG: 0.498 Rod Gaspar, S OBP: 0.308, SLG: 0.277 (1, 7) (7, 7) (8, 9)	0-0 6-3		0-0 E 1B	0-0 F9		0-0 5-3			
Art Shamsky, L OBP: 0.379, SLG: 0.508 Jim Gosger, L OBP: 0.190, SLG: 0.228 (1, 9) (8, 7)		0-3 K	0-0 E 1B		0-0 1B 1B		0-0 6-3		
Ken Boswell, L OBP: 0.333, SLG: 0.372 Al Weis, S OBP: 0.264, SLG: 0.297 (1, 4) (8, 4)		0-0 F8	0-0 FC6-4 E 1B		0-0 BB 1B		0-0 WP 3B		
Donn Clendenon, R OBP: 0.297, SLG: 0.432 Ed Kranepool, L OBP: 0.306, SLG: 0.373 (1, 3) (5, PH) (6, 3)		0-3 K	0-0 FC6-4		0-0 P4		0-0 5-3		
Jerry Grote, R OBP: 0.306, SLG: 0.356 (1, 2)			0-0 E 2B		0-3 K		0-3 K		
Bud Harrelson, S OBP: 0.327, SLG: 0.300 (1, 6)			0-0 HBP WP FC5-2-6 E 1B		4-0 F9		4-0 BB		0-0 SH1-4 E 1B
Nolan Ryan, R OBP: 0.077, SLG: 0.077 (1, 1)			0-0 FC5-2-6 WP HBP E 1B		0-3 K		0-0 P1		0-0 SH1-4 E 1B

Inning Stats	R: 0	H: 0	E: 0	LOB: 0	K: 0	BB: 0	S: 3	P: 3	R: 0	H: 0	E: 0	LOB: 0	K: 0	BB: 0	S: 7	P: 7	R: 6	H: 6	E: 2	LOB: 1	K: 0	BB: 0	S: 9	P: 10	R: 0	H: 0	E: 1	LOB: 2	K: 1	BB: 2	S: 5	P: 13	R: 0	H: 2	E: 0	LOB: 3	K: 1	BB: 1	S: 7	P: 11	R: 0	H: 0	E: 0	LOB: 0	K: 0	BB: 0	S: 3	P: 3	R: 1	H: 1	E: 0	LOB: 0	K: 1	BB: 0	S: 6	P: 6	R: 0	H: 1	E: 0	LOB: 1	K: 0	BB: 0	S: 4	P: 4
--------------	------	------	------	--------	------	-------	------	------	------	------	------	--------	------	-------	------	------	------	------	------	--------	------	-------	------	-------	------	------	------	--------	------	-------	------	-------	------	------	------	--------	------	-------	------	-------	------	------	------	--------	------	-------	------	------	------	------	------	--------	------	-------	------	------	------	------	------	--------	------	-------	------	------

PITCHER	IP	WLS	BF	H	R	ER	SO	BB	IBB	HBP	BLK	WP	HR	S	P	ERA	WHIP
Howie Reed, R ERA: 5.14 (1, 1)	2.1	L	12	4	5	5	2	0	0	1	0	1	0	15	16	19.29	1.714
Dan McGinn, L ERA: 4.38 (3, 1)	1.2		9	2	1	0	1	2	0	0	0	0	0	9	17	0.00	2.400
Carl Morton, R ERA: 4.97 (5, 1)	2.0		9	2	0	0	1	1	0	0	0	0	0	10	14	0.00	1.500
Don Shaw, L ERA: 6.25 (7, 1)	1.0		4	1	1	1	1	0	0	0	0	1	0	6	6	9.00	1.000
Carroll Sembera, R ERA: 3.3 (8, 1)	1.0		4	1	0	0	0	0	0	0	0	0	0	4	4	0.00	1.000

Batter	1	2	3	4	5	6	7	8	9	AB R H RBI BB SO LOB	TOP											
Ty Cline, L (1, 8) OBP: 0.350, SLG: 0.348	4-0 BB G5-4-3		0-3 K			0-0 1B		4-0 BB FC4-6		2 0 1 0 2 1 1	Montreal Expos @ New York Mets Shea Stadium, Flushing, NY Thu Sep 11 1969, 3:33 AM EDT Att: 10,713 - Unknown livebaseballscorecards.com											
Gary Sutherland, R (1, 4) OBP: 0.282, SLG: 0.304	0-0 G5-4-3 1-2f			0-0 1B G6-4-3		0-0 F9		0-0 FC4-6 1-2f	4 0 1 0 0 0 3													
Rusty Staub, L (1, 9) OBP: 0.409, SLG: 0.500	0-0 F9			0-0 1B G6-4-3 1-2f		0-0 F7		0-0 FC4-6 1B	4 0 1 0 0 0 2													
Ron Fairly, L (1, 3) OBP: 0.341, SLG: 0.454		0-0 F9		0-0 1B		0-0 4-3		0-0 F9	4 0 1 0 0 0 1													
Mack Jones, L (1, 7) OBP: 0.380, SLG: 0.487		0-0 F2		0-0 F8		0-0 4-3		0-0 FC4-6 1-2f	4 0 0 0 0 0 2													
Coco Laboy, R (1, 5) OBP: 0.307, SLG: 0.412		0-3 K		0-0 F6		0-0 1B		0-3 K	4 0 1 0 0 2 1													
John Bateman, R (1, 2) OBP: 0.242, SLG: 0.298			0-3 K	0-3 K	0-3 K				3 0 0 0 0 3 1													
Bobby Wine, R (1, 6) OBP: 0.251, SLG: 0.259			0-0 F9	0-3 K	0-3 K			0-0 1-3	2 0 0 0 0 1 0													
Kevin Collins, L (8, PH) OBP: 0.281, SLG: 0.369									1 0 0 0 0 0 0													
Jerry Robertson, S (1, 1) OBP: 0.096, SLG: 0.078			0-0 1B			0-3 K		0-3 K	2 0 1 0 0 1 0													
Jim Fairey, L (8, PH) OBP: 0.111, SLG: 0.111									1 0 0 0 0 1 0													
Claude Raymond, R (8, 1) OBP: 0.222, SLG: 0.222									0 0 0 0 0 0 0													
Inning Stats	R: 0 E: 0 K: 0 S: 2	H: 0 LOB: 0 BB: 1 P: 6	R: 0 E: 0 K: 1 S: 5	H: 0 LOB: 0 BB: 0 P: 5	R: 0 E: 0 K: 2 S: 8	H: 1 LOB: 1 BB: 0 P: 8	R: 0 E: 0 K: 2 S: 4	H: 2 LOB: 1 BB: 0 P: 4	R: 0 E: 0 K: 2 S: 7	H: 0 LOB: 0 BB: 0 P: 7	R: 0 E: 0 K: 1 S: 6	H: 1 LOB: 1 BB: 0 P: 6	R: 0 E: 0 K: 1 S: 6	H: 1 LOB: 1 BB: 0 P: 6	R: 0 E: 0 K: 1 S: 5	H: 0 LOB: 1 BB: 1 P: 9	R: 0 E: 0 K: 1 S: 6	H: 1 LOB: 1 BB: 0 P: 6	1B: 6 2B: 0 3B: 0 HR: 0	SF: 0 SAC: 0 DP: 2 HBP: 0	WP: 0 PB: 0 SB: 0 CS: 0	PA: 33
PITCHER Gary Gentry, R (1, 1) ERA: 3.62	IP: 9.0 WLS: W BF: 33 H: 6 R: 0 ER: 0 SO: 9 BB: 2 IBB: 0 HBP: 0 BLK: 0 WP: 0 HR: 0 S: 49 P: 57 ERA: 0.00 WHIP: 0.889											PITCHER	IP: 9.0 WLS: W BF: 33 H: 6 R: 0 ER: 0 SO: 9 BB: 2 IBB: 0 HBP: 0 BLK: 0 WP: 0 HR: 0 S: 49 P: 57 ERA: 0.00 WHIP: 0.889									



Batter	1	2	3	4	5	6	7	8	9	AB	R	H	RBI	BB	SO	LOB
Tommie Agee, R OBP: 0.351, SLG: 0.497 (1, 8) BBB	4-0 HBP BB		X 0-0 E S PB 1B	X 0-0 S 1B		X 0-0 5-3		H 1-0 SH1-3 1B HBP		3	2	2	0	1	0	0
Wayne Garrett, L OBP: 0.291, SLG: 0.264 (1, 5) X	0-0 F9		X 0-0 P3 1-3	X 0-0 F8 1-2		X 0-0 F7		X 0-0 SH1-3 1-2		4	0	0	0	0	0	3
Cleon Jones, R OBP: 0.428, SLG: 0.498 (1, 7) Rod Gaspar, S OBP: 0.311, SLG: 0.281 (8, 7) H	1-0 HBP		S S S 0-3 K		X 0-0 BB 2B 1B	X 4-0 BBB 1B BB		X 0-0 G3-6-3 2-H 1B		2	2	1	0	1	1	0
Art Shamsky, L OBP: 0.382, SLG: 0.506 (1, 3) Ed Kranepool, L OBP: 0.306, SLG: 0.373 (9, 3) X	0-0 F7		H 1-0 BB 1B HBP		B B B B 4-0 2B 1-2 FC6-2 BB	X 0-0 1-H 1B		X 0-0 G3-6-3 1-2f		3	0	1	1	1	0	3
Ken Boswell, L OBP: 0.338, SLG: 0.377 (1, 4) X	0-0 L7		X 0-0 FC5 BB 1-2 1B		X 0-0 FC6-2 1-3 2-H 2B	X 4-0 IBB				3	0	2	1	1	0	2
Ron Swoboda, R OBP: 0.326, SLG: 0.360 (1, 9) S S S		0-3 K	B B B B 4-0 1-2 2-3 BB		B B B B 4-0 FC6-2 BB	X 0-0 1-3				2	0	0	0	2	1	2
Duffy Dyer, R OBP: 0.300, SLG: 0.446 (1, 2) X		0-0 2B	X 0-0 FC5 2-3f		S S S S 0-3 K		X 0-0 1-3			4	0	1	0	0	1	6
Bud Harrelson, S OBP: 0.324, SLG: 0.297 (1, 6) X		0-0 6-3	X 0-0 6-3		X 0-0 6-3	X 0-0 FC6-2 1-2 2-3 3-Hf		X 0-0 F7		4	0	0	0	0	0	4
Gary Gentry, R OBP: 0.119, SLG: 0.108 (1, 1) S S S S		0-3 K	S S S S 0-3 K		S S S S 0-3 K		S S S S 0-3 K			4	0	0	0	0	4	4


Inning Stats	R: 0	H: 0	E: 0	K: 0	S: 3	R: 0	H: 1	E: 0	K: 2	S: 8	R: 1	H: 2	E: 0	K: 1	S: 7	R: 0	H: 1	E: 0	K: 1	S: 6	R: 1	H: 2	E: 0	K: 2	S: 9	R: 1	H: 1	E: 0	K: 0	S: 4	R: 0	H: 0	E: 0	K: 1	S: 5	R: 1	H: 1	E: 0	K: 0	S: 3
	LOB: 2	BB: 1	P: 8	LOB: 1	BB: 0	P: 8	LOB: 3	BB: 1	P: 12	LOB: 1	BB: 0	P: 6	LOB: 3	BB: 2	P: 17	LOB: 2	BB: 2	P: 12	LOB: 0	BB: 0	P: 5	LOB: 0	BB: 0	P: 4	LOB: 0	BB: 0	P: 4	LOB: 0	BB: 0	P: 4	LOB: 0	BB: 0	P: 4	LOB: 0	BB: 0	P: 4	LOB: 0	BB: 0	P: 4	
PITCHER	IP	WLS	BF	H	R	ER	SO	BB	IBB	HBP	BLK	WP	HR	S	P	ERA	WHIP																							
Jerry Robertson, R ERA: 3.81 (1, 1)	7.0	L	36	7	3	3	7	5	1	2	0	0	0	42	68	3.86	1.714																							
Claude Raymond, R ERA: 5.12 (8, 1)	1.0		4	1	1	1	0	0	0	1	0	0	0	3	4	9.00	1.000																							

BOTTOM

Montreal Expos @ New York Mets
Shea Stadium, Flushing, NY

Thu Sep 11 1969, 3:33 AM EDT
Att. 10,713 - Unknown

AB	30
R	4
H	8
RBI	3
BB	6
SO	7
LOB	24



1B: 6	SF: 0	WP: 0	PA: 40
2B: 2	SAC: 1	PB: 1	
3B: 0	DP: 1	SB: 2	
HR: 0	HBP: 3	CS: 0	

livebaseballscorecards.com

Batter	1	2	3	4	5	6	7	8	9	AB R H RBI BB SO LOB	TOP									
Bud Harrelson, S (1, 6) OBP: 0.326, SLG: 0.295	0-0 F8		0-0 1-3		1-0 FC3-2 HBP		4-0 BB			2 0 0 0 1 0 0										
Jim Gosger, L (1, 7) OBP: 0.179, SLG: 0.213	0-3 K			0-3 K	0-0 FC3-2 FC6-4		0-0 F9			4 0 0 0 0 2 4										
Tommie Agee, R (1, 8) OBP: 0.348, SLG: 0.493	0-0 4-3			0-3 K	0-0 FC6-4			0-0 E5 G6-4-3		4 0 0 0 0 1 3										
Donn Clendenon, R (1, 3) OBP: 0.300, SLG: 0.429		0-3 K		4-0 BB		4-0 1B BB		0-0 G6-4-3		2 0 0 0 2 1 1										
Wayne Garrett, L (1, 4) OBP: 0.293, SLG: 0.267		0-0 1B		0-0 F7		0-0 1B		0-0 P6		4 0 2 0 0 0 1										
Ron Swoboda, R (1, 9) OBP: 0.325, SLG: 0.358		0-3 K			0-3 K	0-3 K			0-0 4-3 1B	4 0 1 0 0 3 2										
Bobby Pfeil, R (1, 5) OBP: 0.249, SLG: 0.272		0-3 K			0-0 1B 1B	0-0 L9			0-0 4-3	4 1 1 0 0 1 3										
Duffy Dyer, R (1, 2) OBP: 0.297, SLG: 0.433			0-0 1-3		0-0 1B FC3-2 1B		0-3 K		0-0 5-3	4 0 1 0 0 1 1										
Jerry Koosman, R (1, 1) OBP: 0.056, SLG: 0.056			0-3 K		0-0 FC3-2 HBP 1B		0-0 F8		0-0 F8	4 0 1 1 0 1 1										
Inning Stats	R: 0 E: 0 K: 1 S: 5	H: 0 LOB: 0 BB: 0 P: 5	R: 0 E: 0 K: 3 S: 10	H: 1 LOB: 1 BB: 0 P: 10	R: 0 E: 0 K: 1 S: 5	H: 0 LOB: 0 BB: 0 P: 5	R: 0 E: 0 K: 2 S: 7	H: 0 LOB: 1 BB: 1 P: 11	R: 1 E: 0 K: 1 S: 8	H: 3 LOB: 3 BB: 0 P: 9	R: 0 E: 0 K: 1 S: 5	H: 1 LOB: 1 BB: 1 P: 9	R: 0 E: 1 K: 0 S: 3	H: 0 LOB: 0 BB: 0 P: 3	R: 0 E: 0 K: 0 S: 4	H: 1 LOB: 1 BB: 0 P: 4	1B: 6 2B: 0 3B: 0 HR: 0	SF: 0 SAC: 0 DP: 1 HBP: 1	WP: 0 PB: 0 SB: 0 CS: 0	PA: 36
PITCHER	IP WLS BF H R ER SO BB IBB HBP BLK WP HR S P ERA WHIP																			
Bob Moose, R (1, 1) ERA: 3.17	8.0 L 32 5 1 1 10 3 0 1 0 0 0 48 61 1.12 1.000																			
Chuck Hartenstein, R (9, 1) ERA: 3.61	1.0 4 1 0 0 0 0 0 0 0 0 0 4 4 0.00 1.000																			

New York Mets @ Pittsburgh Pirates
Forbes Field, Pittsburgh, PA
 Fri Sep 12 1969, 7:05 PM EDT
 Unknown

livebaseballscorecards.com

AB	32
R	1
H	6
RBI	1
BB	3
SO	10
LOB	16



Batter	1	2	3	4	5	6	7	8	9	AB R H RBI BB SO LOB	TOP											
Bud Harrelson, S (1, 6) OBP: 0.331, SLG: 0.298	4-0 BB		0-0 6-3		0-0 6-3			4-0 PB SH1-4 HR BB	0-0 1B	3 1 1 0 2 0 0												
Amos Otis, R (1, 7) OBP: 0.200, SLG: 0.186	0-0 P4		0-0 E1 FC5-4			0-0 F9		0-0 SH1-4	0-0 1B	4 0 1 0 0 0 1												
Tommie Agee, R (1, 8) OBP: 0.348, SLG: 0.488	0-3 K		0-0 FC5-4 1-2f			0-0 F9		4-0 PB HR BB	0-3 K	4 1 0 0 1 2 4												
Donn Clendenon, R (1, 3) OBP: 0.301, SLG: 0.424	0-0 F8			0-0 6-3 1B		0-0 4-3		4-0 1-2 2-3 HR IBB	0-3 K	4 1 1 0 1 1 3												
Ron Swoboda, R (1, 9) OBP: 0.323, SLG: 0.366		0-0 F3		0-0 6-3 1-2		0-0 F3		0-0 HR		4 1 1 4 0 0 1												
Ed Charles, R (1, 5) OBP: 0.285, SLG: 0.301		0-0 1B		4-0 G5-4-3 BB		4-0 1B FC BB		0-0 6-3		2 1 1 0 2 0 0												
Jerry Grote, R (1, 2) OBP: 0.305, SLG: 0.353		0-3 K		0-0 G5-4-3 1-2f		0-0 FC 1B		0-0 E4		4 0 1 0 0 1 3												
Al Weis, S (1, 4) OBP: 0.259, SLG: 0.291		0-0 P4			0-0 6-3		0-0 FC 1-2f 3-H	0-0 F7		4 0 0 1 0 0 3												
Tom Seaver, R (1, 1) OBP: 0.213, SLG: 0.163			0-3 K		0-3 K		0-0 5-3		0-0 F7	4 0 0 0 0 2 1												
Inning Stats	R: 0 E: 0 K: 1 S: 5	H: 0 LOB: 1 BB: 1 P: 9	R: 0 E: 0 K: 1 S: 6	H: 1 LOB: 1 BB: 0 P: 6	R: 0 E: 1 K: 1 S: 6	H: 0 LOB: 1 BB: 0 P: 6	R: 0 E: 0 K: 0 S: 3	H: 1 LOB: 1 BB: 1 P: 7	R: 0 E: 0 K: 1 S: 5	H: 0 LOB: 0 BB: 0 P: 5	R: 0 E: 0 K: 0 S: 3	H: 0 LOB: 0 BB: 0 P: 3	R: 1 E: 0 K: 0 S: 4	H: 1 LOB: 1 BB: 1 P: 8	R: 4 E: 1 K: 0 S: 5	H: 1 LOB: 1 BB: 3 P: 17	R: 0 E: 0 K: 2 S: 9	H: 2 LOB: 2 BB: 0 P: 9	1B: 5 2B: 0 3B: 0 HR: 1	SF: 0 SAC: 1 DP: 1 HBP: 0	WP: 0 PB: 1 SB: 0 CS: 0	PA: 40
PITCHER	IP WLS BF H R ER SO BB IBB HBP BLK WP HR S P ERA WHIP																					
Luke Walker, L (1, 1) ERA: 3.95	7.1 L 30 3 3 3 4 5 0 0 0 0 0 0 33 53 3.68 1.091																					
Chuck Hartenstein, R (8, 1) ERA: 3.74	0.2 5 1 2 2 0 0 1 0 0 0 1 4 8 27.00 1.500																					
Bruce Dal Canton, R (9, 1) ERA: 3.62	1.0 5 2 0 0 0 2 0 0 0 0 0 0 9 9 0.00 2.000																					

New York Mets @ Pittsburgh Pirates
Forbes Field, Pittsburgh, PA
 Sat Sep 13 1969, 3:33 AM EDT
 Att: 10,440 - Unknown

livebaseballscorecards.com

AB	33
R	5
H	6
RBI	5
BB	6
SO	6
LOB	16



Batter	1	2	3	4	5	6	7	8	9	AB R H RBI BB SO LOB	TOP	
Bud Harrelson, S OBP: 0.334, SLG: 0.302 (1, 6) X	0-0 6-3	0-0 1-3			0-0 SF8 1B	0-0 1-2 1B			0-0 BB 1B	5 1 3 0 0 0 2		
Wayne Garrett, L OBP: 0.294, SLG: 0.270 (1, 4) X	0-0 3B		0-0 F9		4-0 1B BB	0-0 P3			4-0 1-2 BB	3 0 1 0 2 0 2		
Tommie Agee, R OBP: 0.347, SLG: 0.486 (1, 8) S S S	0-3 K		0-0 6-3		0-0 1-2 2-3 3-H 1B			0-0 5-3	0-0 P4	5 0 1 1 0 1 3		
Art Shamsky, L OBP: 0.379, SLG: 0.500 (1, 7) B B B	4-0 FC6 BB		0-0 3-1		0-0 SF8			0-0 F7	0-0 5-3	3 0 0 1 1 0 2		
Ed Kranepool, L OBP: 0.306, SLG: 0.372 (1, 3) X	0-0 FC6 1-2f			0-0 G5-4-3 1B	0-0 4-3			0-0 F8		4 0 1 0 0 0 4		
Ron Swoboda, R OBP: 0.322, SLG: 0.362 (1, 9) S S S		0-3 K		0-0 G5-4-3 1-2f		0-3 K		4-0 G6-4-3 BB		3 0 0 0 1 2 1		
Ed Charles, R OBP: 0.290, SLG: 0.313 (1, 5) X		0-0 1B 1B		0-0 5-3		0-0 1B 2B		0-0 F7		4 1 2 0 0 0 1		
Jerry Grote, R OBP: 0.307, SLG: 0.355 (1, 2) X		0-0 1B			0-0 1B SH1-4 1B	0-0 F9		0-0 G6-4-3 1-2f		4 1 2 0 0 0 2 0 0 0 0 0 0 0		
Tug McGraw, R OBP: 0.217, SLG: 0.227 (8, 1)		1-2 1B										
Nolan Ryan, R OBP: 0.107, SLG: 0.107 (1, 1) S S S		0-3 K			0-0 SH1-4	0-0 1B			0-0 F7	2 0 1 1 0 1 2 1 0 0 0 0 0 0		
J.C. Martin, L OBP: 0.265, SLG: 0.333 (8, 2)					1-2 1B	2-H 1B						
Inning Stats	R: 0 E: 0 K: 1 S: 6 H: 1 LOB: 2 BB: 1 P: 10	R: 0 E: 0 K: 2 S: 9 H: 2 LOB: 2 BB: 0 P: 9	R: 0 E: 0 K: 0 S: 3 H: 0 LOB: 0 BB: 0 P: 3	R: 0 E: 0 K: 0 S: 3 H: 1 LOB: 0 BB: 0 P: 3	R: 2 E: 0 K: 0 S: 6 H: 3 LOB: 2 BB: 1 P: 10	R: 1 E: 0 K: 1 S: 8 H: 3 LOB: 2 BB: 0 P: 8	R: 0 E: 0 K: 0 S: 3 H: 0 LOB: 0 BB: 0 P: 3	R: 0 E: 0 K: 0 S: 2 H: 0 LOB: 0 BB: 1 P: 6	R: 0 E: 0 K: 0 S: 4 H: 1 LOB: 2 BB: 1 P: 8	1B: 9 2B: 1 3B: 1 HR: 0 SF: 1 SAC: 1 DP: 2 HBP: 0	WP: 0 PB: 0 SB: 0 CS: 0 PA: 40	
PITCHER Steve Blass, R ERA: 4.55 (1, 1)	IP: 9.0 WLS: W BF: 40 H: 11 R: 3 ER: 3 SO: 4 BB: 4 IBB: 0 HBP: 0 BLK: 0 WP: 0 HR: 0 S: 44 P: 60 ERA: 3.00 WHIP: 1.667											PITCHER IP WLS BF H R ER SO BB IBB HBP BLK WP HR S P ERA WHIP

New York Mets @ Pittsburgh Pirates
Forbes Field, Pittsburgh, PA
 Sun Sep 14 1969, 3:33 AM EDT
 Att: 11,324 - Unknown

livebaseballscorecards.com

AB	34
R	3
H	11
RBI	3
BB	4
SO	4
LOB	19



Batter	1	2	3	4	5	6	7	8	9
Matty Alou, L OBP: 0.367, SLG: 0.403 (1, 8)	0-0 F7		0-0 G3		0-0 4-3		0-0 1B		
Jose Pagan, R OBP: 0.316, SLG: 0.420 (1, 5)	0-0 F8			0-0 3B 1B		0-0 5-3	0-0 F3		
Willie Stargell, L OBP: 0.390, SLG: 0.572 (1, 7)	0-3 K			4-0 3B BB		0-3 K		0-0 F9 2B	
Roberto Clemente, R OBP: 0.397, SLG: 0.541 (1, 9)		0-0 4-3		0-3 K		0-3 K		0-0 F9	
Al Oliver, L OBP: 0.333, SLG: 0.448 (1, 3)		0-0 1B		0-0 6-3 3B			0-0 SH1-4 1B	0-0 4-3	
Manny Sanguillen, R OBP: 0.334, SLG: 0.428 (1, 2)		0-0 P4		0-0 6-3			0-0 SH1-4	0-0 6-3	
Jose Martinez, R OBP: 0.308, SLG: 0.325 (1, 4)		0-0 F9		0-0 F8			0-0 F2		
Freddie Patek, R OBP: 0.317, SLG: 0.300 (1, 6)			0-0 F3		0-3 K		4-0 1B IBB		
Steve Blass, R OBP: 0.263, SLG: 0.316 (1, 1)			0-3 K		0-3 K		0-0 1B		

Inning Stats	R: 0	H: 0	E: 0	K: 1	S: 5	R: 0	H: 1	E: 0	K: 0	S: 4	R: 0	H: 0	E: 0	K: 1	S: 5	R: 3	H: 2	E: 0	K: 1	S: 7	R: 0	H: 0	E: 0	K: 2	S: 7	R: 0	H: 0	E: 0	K: 2	S: 7	R: 2	H: 3	E: 0	K: 0	S: 6	R: 0	H: 1	E: 0	K: 0	S: 4
	LOB: 0	BB: 0	LOB: 1	BB: 0	P: 5	LOB: 0	BB: 0	LOB: 0	BB: 0	P: 4	LOB: 0	BB: 0	LOB: 0	BB: 0	P: 5	LOB: 0	BB: 1	LOB: 0	BB: 1	P: 11	LOB: 0	BB: 0	LOB: 0	BB: 0	P: 7	LOB: 2	BB: 1	LOB: 2	BB: 1	P: 10	LOB: 1	BB: 0	LOB: 1	BB: 0	P: 4					

PITCHER	IP	WLS	BF	H	R	ER	SO	BB	IBB	HBP	BLK	WP	HR	S	P	ERA	WHIP
Nolan Ryan, R ERA: 3.24 (1, 1)	7.0	L	29	6	5	5	7	1	1	0	0	0	0	41	49	6.43	1.000
Tug McGraw, L ERA: 2.45 (8, 1)	1.0		4	1	0	0	0	0	0	0	0	0	0	4	4	0.00	1.000

BOTTOM

New York Mets @ Pittsburgh Pirates
Forbes Field, Pittsburgh, PA
 Sun Sep 14 1969, 3:33 AM EDT
 Att. 11,324 - Unknown

AB	R	H	RBI	BB	SO	LOB
4	0	1	1	0	0	0
4	1	1	0	0	0	2
3	1	1	0	1	2	0
4	0	0	0	0	2	3
4	2	3	2	0	0	1
3	0	0	1	0	0	2
3	0	0	0	0	0	2
2	1	0	0	1	1	0
3	0	1	1	0	2	0

AB	30
R	5
H	7
RBI	5
BB	2
SO	7
LOB	10



WP	HR	S	P	ERA	WHIP
0	0	0	0	0	0

Batter	1	2	3	4	5	6	7	8	9	AB R H RBI BB SO LOB
Lou Brock, L (1, 7) OBP: 0.349, SLG: 0.442	0-3 K		4-0 1B BB		0-0 1B S		0-0 E6 S		0-0 1-2 1B	4 1 2 0 1 1 0
Curt Flood, R (1, 8) OBP: 0.346, SLG: 0.373	0-0 6-3		0-0 1B 1B		0-0 1B 1B		0-0 F3 1-2		0-0 F8	5 2 2 1 0 0 3
Vada Pinson, L (1, 9) OBP: 0.307, SLG: 0.379	0-0 1B		0-0 1B S		0-0 1B 1B		4-0 BB BB		0-0 6-3	4 0 3 1 1 0 2
Joe Torre, R (1, 3) OBP: 0.361, SLG: 0.450	0-0 1-3		0-0 F8 1-2		0-0 1B 1-2 2-H		0-3 K			4 0 1 1 0 1 4
Tim McCarver, L (1, 2) OBP: 0.335, SLG: 0.376		0-0 F8		0-0 E3 G5-4-3		0-0 F7		0-0 F9		4 0 0 0 0 0 2
Mike Shannon, R (1, 5) OBP: 0.320, SLG: 0.378		0-0 E5 FC6-4		0-0 G5-4-3 1-2f		0-0 F9		0-0 P6		4 0 0 0 0 0 1
Julian Javier, R (1, 4) OBP: 0.341, SLG: 0.419		0-0 F8		0-0 F7		0-3 K		0-0 5-3		4 0 0 0 0 1 1
Dal Maxvill, R (1, 6) OBP: 0.251, SLG: 0.221 Byron Browne, R (9, PH) OBP: 0.341, SLG: 0.206		0-0 FC6-4 1-2f				0-0 F9		0-0 1-3		3 0 0 0 0 0 1 1 0 0 0 0 1 0
Steve Carlton, L (1, 1) OBP: 0.247, SLG: 0.333 Phil Gagliano, R (9, PH) OBP: 0.302, SLG: 0.264 Joe Nossek, R (9, PR) OBP: 0.091, SLG: 0.091			0-0 F9		0-3 K		0-3 K		0-0 E5 1B	3 0 0 0 0 0 2 0 1 0 0 0 0 0 0 0 0 0 0 0 0 0


Inning Stats	R: 0	H: 1	E: 0	K: 1	S: 6	LOB: 1	BB: 0	P: 6	R: 0	H: 0	E: 1	K: 0	S: 4	LOB: 1	BB: 0	P: 4	R: 1	H: 2	E: 0	K: 0	S: 4	LOB: 1	BB: 1	P: 8	R: 0	H: 0	E: 1	K: 0	S: 3	LOB: 0	BB: 0	P: 3	R: 2	H: 4	E: 0	K: 1	S: 9	LOB: 2	BB: 0	P: 9	R: 0	H: 0	E: 0	K: 1	S: 5	LOB: 0	BB: 0	P: 5	R: 0	H: 0	E: 1	K: 2	S: 8	LOB: 2	BB: 1	P: 12	R: 0	H: 0	E: 0	K: 0	S: 3	LOB: 0	BB: 0	P: 3	R: 0	H: 1	E: 1	K: 1	S: 7	LOB: 2	BB: 0	P: 7	1B: 8	2B: 0	3B: 0	HR: 0	SF: 0	SAC: 0	DP: 1	HBP: 0
--------------	------	------	------	------	------	--------	-------	------	------	------	------	------	------	--------	-------	------	------	------	------	------	------	--------	-------	------	------	------	------	------	------	--------	-------	------	------	------	------	------	------	--------	-------	------	------	------	------	------	------	--------	-------	------	------	------	------	------	------	--------	-------	-------	------	------	------	------	------	--------	-------	------	------	------	------	------	------	--------	-------	------	-------	-------	-------	-------	-------	--------	-------	--------

PITCHER	IP	WLS	BF	H	R	ER	SO	BB	IBB	HBP	BLK	WP	HR	S	P	ERA	WHIP
Gary Gentry, R (1, 1) ERA: 3.65	6.0		26	7	3	3	3	1	0	0	0	0	0	31	35	4.50	1.333
Tug McGraw, L (7, 1) ERA: 2.36	3.0	W	13	1	0	0	3	1	0	0	0	0	0	18	22	0.00	0.667

BOTTOM

New York Mets @ St. Louis Cardinals
 Busch Stadium, St. Louis, MO
 Mon Sep 15 1969, 7:05 PM CDT
 Att. 13,086 - Unknown

AB	37
R	3
H	8
RBI	3
BB	2
SO	6
LOB	14



WP: 0	PA: 39
PB: 0	
SB: 3	
CS: 0	

livebaseballscores.com

Batter	1	2	3	4	5	6	7	8	9	AB R H RBI BB SO LOB	TOP	
Wayne Garrett, L (1, 5) OBP: 0.300, SLG: 0.273	4-0 G3-6-1 1B BB		x 0-0 E 1B	x 0-0 1-2 2-H 3-H 1B		4-0 1-2 BB		x 0-0 P1		3 0 2 2 2 0 0		
Tommie Agee, R (1, 8) OBP: 0.346, SLG: 0.482	x 0-0 G3-6-1 1-2 1B		x 0-0 1-3 1-3 1B	0-3 K		x 0-0 5-3		x 4-0 BB		4 0 1 0 1 1 5		
Art Shamsky, L (1, 7) OBP: 0.381, SLG: 0.498 Amos Otis, R (7, PR) OBP: 0.185, SLG: 0.171	x 0-0 G3-6-1 1-2f 2-3		x 0-0 L4		4-0 1B BB		x 0-0 SH5-4 SH3-4 1B	x 0-3 K		3 0 1 0 1 0 3 1 1 0 0 0 1 1		
Ken Boswell, L (1, 4) OBP: 0.344, SLG: 0.383	x 0-0 6-3			x 0-0 E 2B	x 0-0 1-3 1B		x 4-0 SH3-4 1-2 SH5-4 BB	x 4-0 1B FC6-2 BB		3 1 2 0 2 0 1		
Donn Clendenon, R (1, 3) OBP: 0.302, SLG: 0.421		S S S	0-3 K	S S S 0-3 K	x 0-0 F8		x 0-0 SH5-4	x 0-0 FC6-2 1B 1B		4 1 1 0 0 2 2		
Ron Swoboda, R (1, 9) OBP: 0.328, SLG: 0.385		B B B B	4-0 BB	x 0-0 E8 1B 1B 2-H	x 0-0 F7		x 4-0 SH3-4 IBB	S S S 0-3 K		3 1 1 1 2 1 3		
Jerry Grote, R (1, 2) OBP: 0.309, SLG: 0.353		x	0-0 F9	x 4-0 1B 1B IBB		x 0-0 5-3	x 0-0 SH3-4	x 0-0 FC6-2 1B		3 1 0 1 1 0 3		
Al Weis, S (1, 6) OBP: 0.262, SLG: 0.293		x	0-0 5-3	x 0-0 1B 1B	x 0-0 P6		x 0-3 K	x 0-0 3-H 1B		5 0 2 1 0 1 4		
Jerry Koosman, R (1, 1) OBP: 0.065, SLG: 0.053		x	0-0 4-3	x 0-3 K	4-0 BB BB		x 0-3 K	x 0-3 K		4 0 0 0 1 3 5		
Inning Stats	R: 0 H: 1 E: 0 LOB: 1 K: 0 BB: 1 S: 3 P: 7	R: 0 H: 0 E: 0 LOB: 1 K: 1 BB: 1 S: 5 P: 9	R: 0 H: 1 E: 1 LOB: 1 K: 0 BB: 0 S: 4 P: 4	R: 3 H: 4 E: 1 LOB: 2 K: 3 BB: 1 S: 13 P: 17	R: 0 H: 1 E: 0 LOB: 1 K: 0 BB: 1 S: 3 P: 7	R: 0 H: 0 E: 0 LOB: 2 K: 0 BB: 2 S: 3 P: 11	R: 1 H: 1 E: 0 LOB: 3 K: 1 BB: 2 S: 6 P: 14	R: 0 H: 0 E: 0 LOB: 1 K: 2 BB: 1 S: 7 P: 11	R: 1 H: 2 E: 0 LOB: 2 K: 2 BB: 1 S: 9 P: 13	1B: 9 SF: 0 2B: 1 SAC: 2 3B: 0 DP: 1 HR: 0 HBP: 0	WP: 0 PA: 45 PB: 0 SB: 1 CS: 0	
PITCHER	IP WLS BF H R ER SO BB IBB HBP BLK WP HR S P ERA WHIP											
Gary Waslewski, R (1, 1) ERA: 3.4	5.0 L 24 7 3 3 4 3 1 0 0 0 0 0 28 44 5.40 2.000											
Carroll Sembera, R (6, 1) ERA: 3.45	1.1 9 1 1 1 0 3 1 0 0 0 0 0 5 21 6.75 3.000											
Claude Raymond, R (7, 1) ERA: 4.85	1.2 6 0 0 0 3 1 0 0 0 0 0 0 11 15 0.00 0.600											
Carl Morton, R (9, 1) ERA: 5.13	1.0 6 2 1 1 2 1 0 0 0 0 0 0 9 13 9.00 3.000											

New York Mets @ Montreal Expos
 Jarry Park, Montreal, QB
 Wed Sep 17 1969, 7:05 PM EDT
 Att: 10,422 - Unknown

livebaseballscorecards.com

AB	33
R	5
H	10
RBI	5
BB	10
SO	9
LOB	27



Batter	1	2	3	4	5	6	7	8	9	AB R H RBI BB SO LOB	TOP
Wayne Garrett, L (1, 5) OBP: 0.299, SLG: 0.270 (8, 4)	0-3 K		0-3 K		4-0 BB		0-3 K		0-0 5-3	4 0 0 0 1 3 0	
Tommie Agee, R (1, 8) OBP: 0.346, SLG: 0.479	4-0 1B BB		0-0 F8		0-3 K		0-3 K			3 1 0 0 1 2 1	
Art Shamsky, L (1, 7) OBP: 0.386, SLG: 0.500 (8, PR) Amos Otis, R (8, 7) OBP: 0.185, SLG: 0.171	0-0 1B 1-2 1B		4-0 1B BB		0-0 4-3			0-0 BB 1B 1B		3 0 2 0 1 0 1 0 0 0 0 0 0 0	
Ken Boswell, L (1, 4) OBP: 0.346, SLG: 0.384 Bobby Pfeil, R (8, 5) OBP: 0.248, SLG: 0.270	0-3 K		0-0 1-2 1B		0-0 F8			0-0 1-2 BB 1B		4 0 2 0 0 1 2 0 0 0 0 0 0 0	
Ed Kranepool, L (1, 3) OBP: 0.309, SLG: 0.383 Donn Clendenon, R (8, PH) OBP: 0.304, SLG: 0.421 (8, 3)	0-0 1-2 2-H 1B		0-0 1-3		0-0 HR			4-0 1-2 2-3 BB		3 1 2 2 0 0 2 0 0 0 0 1 0 0	
Ron Swoboda, R (1, 9) OBP: 0.327, SLG: 0.383	0-0 F8			0-0 5-3		0-0 G4-6-3 1B		0-3 K		4 0 1 0 0 1 5	
Jerry Grote, R (1, 2) OBP: 0.305, SLG: 0.349		0-3 K		0-3 K		0-0 G4-6-3 1-2		0-0 6-3		4 0 0 0 0 2 4	
Al Weis, S (1, 6) OBP: 0.258, SLG: 0.288		0-0 6-3		0-3 K			0-0 5-3		0-3 K	4 0 0 0 0 2 0	
Tom Seaver, R (1, 1) OBP: 0.204, SLG: 0.155		0-3 K			0-3 K		0-0 1-3		0-3 K	4 0 0 0 0 3 0	
Inning Stats	R: 1 H: 2 E: 0 LOB: 2 K: 2 BB: 1 S: 9 P: 13	R: 0 H: 0 E: 0 LOB: 0 K: 2 BB: 0 S: 7 P: 7	R: 0 H: 1 E: 0 LOB: 2 K: 1 BB: 1 S: 6 P: 10	R: 0 H: 0 E: 0 LOB: 0 K: 2 BB: 0 S: 7 P: 7	R: 0 H: 0 E: 0 LOB: 1 K: 2 BB: 1 S: 7 P: 11	R: 1 H: 2 E: 0 LOB: 0 K: 0 BB: 0 S: 4 P: 4	R: 0 H: 0 E: 0 LOB: 0 K: 1 BB: 0 S: 5 P: 5	R: 0 H: 2 E: 0 LOB: 3 K: 2 BB: 1 S: 9 P: 13	R: 0 H: 0 E: 0 LOB: 0 K: 2 BB: 0 S: 7 P: 7	1B: 6 SF: 0 2B: 0 SAC: 0 3B: 0 DP: 1 HR: 1 HBP: 0	WP: 0 PA: 37 PB: 0 SB: 0 CS: 0
PITCHER	IP WLS BF H R ER SO BB IBB HBP BLK WP HR S P ERA WHIP										
Bill Stoneman, R (1, 1) ERA: 4.55	7.1 L 30 6 2 2 11 3 0 0 0 0 1 49 61 2.46 1.227										
Dan McGinn, L (8, 1) ERA: 4.15	0.2 4 1 0 0 1 1 0 0 0 0 0 5 9 0.00 3.000										
Jerry Robertson, R (9, 1) ERA: 3.87	1.0 3 0 0 0 2 0 0 0 0 0 0 7 7 0.00 0.000										

New York Mets @ Montreal Expos
Jarry Park, Montreal, QB
 Thu Sep 18 1969, 7:05 PM EDT
 Att: 13,280 - Unknown

livebaseballscorecards.com

AB	33
R	2
H	7
RBI	2
BB	4
SO	14
LOB	15



Batter	1	2	3	4	5	6	7	8	9	AB R H RBI BB SO LOB	TOP	
Matty Alou, L (1, 8) OBP: 0.370, SLG: 0.412 Ron Davis, R (9, 8) OBP: 0.314, SLG: 0.286	4-0 CS BB	0-0 E2 1B			0-0 SH1-4 1B		0-0 HBP FC5-2 2B	0-0 E 3B		4 1 4 3 1 0 0 0 0 0 0 0 0 0	Pittsburgh Pirates @ New York Mets Shea Stadium, Flushing, NY Fri Sep 19 1969, 7:05 PM EDT Unknown	
Dave Cash, R (1, 4) OBP: 0.429, SLG: 0.444	0-0 F9 1-2	0-3 K			0-0 SH1-4		4-0 FC5-2 FC3-2 BB	0-0 E5 BLK 1B		3 0 0 0 1 1 3		
Willie Stargell, L (1, 7) OBP: 0.387, SLG: 0.561 Johnny Jeter, R (8, 7) OBP: 0.364, SLG: 0.550	0-3 K		0-0 F9		0-0 F8		1-0 FC3-2 FC5-2 HBP	0-0 1B		4 0 1 1 0 1 1 0 0 0 0 0 0 0		
Roberto Clemente, R (1, 9) OBP: 0.400, SLG: 0.535 Angel Mangual, R (9, 9) OBP: 0.500, SLG: 1.000		0-0 1B BB 1B	0-0 F8		4-0 IBB		0-0 FC5-2 FC3-2		0-0 6-3	4 1 1 0 1 0 3 0 0 0 0 0 0 0		
Al Oliver, L (1, 3) OBP: 0.321, SLG: 0.442 Bob Robertson, R (9, PH) OBP: 0.250, SLG: 0.272		0-0 F8	0-0 4-3		0-0 F7		0-0 FC3-2		0-0 1B 2B	4 0 0 0 0 0 6 1 1 1 0 0 0 0		
Manny Sanguillen, R (1, 2) OBP: 0.332, SLG: 0.423		0-0 BB BB 1B		0-0 4-3		0-0 5-3	0-0 1-3		0-0 S 2B 1B	5 2 2 1 0 0 3		
Richie Hebner, L (1, 5) OBP: 0.378, SLG: 0.424		4-0 BB 1B BB	0-3 K		0-0 4-1			4-0 SH1-3 BB	0-0 6-3 2B	3 2 1 1 2 1 0		
Freddie Patek, R (1, 6) OBP: 0.315, SLG: 0.292 Jose Pagan, R (9, PH) OBP: 0.326, SLG: 0.456 Jose Martinez, R (9, 6) OBP: 0.309, SLG: 0.321		4-0 E 1B BB		4-0 BB		0-3 K		0-0 SH1-3	0-0 6-3	1 0 0 1 2 1 0 1 0 0 0 0 0 1 0 0 0 0 0 0 0		
Bob Veale, S (1, 1) OBP: 0.088, SLG: 0.052		0-3 K		0-3 K			4-0 2B HBP BB	0-0 P4	0-0 6-3	4 1 0 0 1 2 6		
Inning Stats	R: 0 E: 0 K: 1 S: 4 H: 0 LOB: 0 BB: 1 P: 8	R: 3 E: 1 K: 2 S: 10 H: 3 LOB: 2 BB: 2 P: 18	R: 0 E: 0 K: 0 S: 3 H: 0 LOB: 0 BB: 0 P: 3	R: 0 E: 0 K: 2 S: 7 H: 0 LOB: 1 BB: 1 P: 11	R: 0 E: 0 K: 0 S: 4 H: 1 LOB: 2 BB: 1 P: 8	R: 0 E: 0 K: 1 S: 5 H: 0 LOB: 0 BB: 0 P: 5	R: 1 E: 0 K: 0 S: 4 H: 1 LOB: 3 BB: 2 P: 13	R: 2 E: 1 K: 0 S: 5 H: 2 LOB: 2 BB: 1 P: 9	R: 2 E: 0 K: 0 S: 6 H: 3 LOB: 1 BB: 0 P: 6	1B: 6 2B: 3 3B: 1 HR: 0 SF: 0 SAC: 2 DP: 0 HBP: 1		WP: 0 PB: 0 SB: 1 CS: 1 PA: 45
PITCHER	IP WLS BF H R ER SO BB IBB HBP BLK WP HR S P ERA WHIP											
Nolan Ryan, R (1, 1) ERA: 3.49	1.2 L 10 3 3 3 2 3 0 0 0 0 0 0 11 23 16.20 3.600											
Jack Dilauro, L (2, 1) ERA: 2.49	3.1 13 1 0 0 3 1 1 0 0 0 0 0 17 25 0.00 0.600											
Cal Koonce, R (6, 1) ERA: 4.99	2.0 10 1 1 1 1 2 0 1 0 0 0 0 9 18 4.50 1.500											
Les Rohr, L (8, 1) ERA: 20.25	1.1 10 5 4 3 0 1 0 0 1 0 0 0 9 13 20.25 4.500											
Bob Johnson, R (9, 1) ERA:	0.2 2 0 0 0 0 0 0 0 0 0 0 0 2 2 0.00 0.000											

AB	34
R	8
H	10
RBI	7
BB	8
SO	6
LOB	23



Batter	1	2	3	4	5	6	7	8	9	AB	R	H	RBI	BB	SO	LOB
Amos Otis, R OBP: 0.186, SLG: 0.173 (1, 7)	0-3 K		0-0 F8			0-3 K	0-0 1B		0-0 F7	5	0	1	1	0	2	3
Ken Boswell, L OBP: 0.347, SLG: 0.383 (1, 4)	0-0 F5			0-3 K		4-0 1B BB	0-0 F7		0-0 1B	4	0	1	1	1	1	2
Tommie Agee, R OBP: 0.345, SLG: 0.477 (1, 8)	0-0 F9			0-0 5-3		0-0 1B		0-0 P3	0-3 K	5	0	1	0	0	1	2
Donn Clendenon, R OBP: 0.301, SLG: 0.415 (1, 3)		0-0 4-3		0-3 K		0-3 K		0-0 F9		4	0	0	0	0	2	2
Ron Swoboda, R OBP: 0.326, SLG: 0.381 (1, 9)		0-0 F9			0-0 5-3	0-0 1-3		0-0 1B		4	0	1	0	0	0	2
Ed Charles, R OBP: 0.282, SLG: 0.299 (1, 5)		0-0 F9			0-0 1-3		4-0 1B BB	0-0 L9		3	1	0	0	1	0	1
Jerry Grote, R OBP: 0.310, SLG: 0.350 (1, 2)			0-0 6-3		4-0 1B BB		4-0 1B BB		0-0 1B 1B	2	1	1	0	2	0	0
Al Weis, S OBP: 0.266, SLG: 0.300 (1, 6)			0-0 2B		0-0 1B		0-0 F9		0-0 1B 1B	4	0	3	0	0	0	2
Nolan Ryan, R OBP: 0.107, SLG: 0.107 (1, 1)			0-3 K		0-3 K		0-3 K		0-0 F8	0	0	0	0	0	0	0
Jack Dilauro, S (2, 1)										1	0	0	0	0	1	1
Bobby Pfeil, R OBP: 0.246, SLG: 0.269 (5, PH)										1	0	0	0	0	1	2
Cal Koonce, R OBP: 0.235, SLG: 0.235 (6, 1)										0	0	0	0	0	0	0
Duffy Dyer, R OBP: 0.252, SLG: 0.426 (7, PH)										1	0	0	0	0	1	2
Les Rohr, L (8, 1)										0	0	0	0	0	0	0
Bob Johnson, L (9, 1)										0	0	0	0	0	0	0
Rod Gaspar, S OBP: 0.310, SLG: 0.279 (9, PH)										1	0	0	0	0	0	2


Inning Stats	R: 0	H: 0	E: 0	K: 1	S: 5	LOB: 0	BB: 0	P: 5	R: 0	H: 0	E: 0	K: 0	S: 3	LOB: 0	BB: 0	P: 3	R: 0	H: 1	E: 0	K: 1	S: 6	LOB: 1	BB: 0	P: 6	R: 0	H: 0	E: 0	K: 2	S: 7	LOB: 0	BB: 0	P: 7	R: 0	H: 1	E: 0	K: 1	S: 6	LOB: 2	BB: 1	P: 10	R: 0	H: 1	E: 0	K: 2	S: 8	LOB: 2	BB: 1	P: 12	R: 1	H: 1	E: 0	K: 1	S: 6	LOB: 2	BB: 2	P: 14	R: 0	H: 1	E: 0	K: 0	S: 4	LOB: 1	BB: 0	P: 4	R: 1	H: 3	E: 0	K: 1	S: 8	LOB: 2	BB: 0	P: 8	1B: 7	SF: 0	2B: 1	SAC: 0	3B: 0	DP: 0	HR: 0	HBP: 0	WP: 0	PA: 39
--------------	------	------	------	------	------	--------	-------	------	------	------	------	------	------	--------	-------	------	------	------	------	------	------	--------	-------	------	------	------	------	------	------	--------	-------	------	------	------	------	------	------	--------	-------	-------	------	------	------	------	------	--------	-------	-------	------	------	------	------	------	--------	-------	-------	------	------	------	------	------	--------	-------	------	------	------	------	------	------	--------	-------	------	-------	-------	-------	--------	-------	-------	-------	--------	-------	--------

PITCHER	IP	WLS	BF	H	R	ER	SO	BB	IBB	HBP	BLK	WP	HR	S	P	ERA	WHIP
Bob Veale, L ERA: 3.09 (1, 1)	9.0	W	39	8	2	2	9	4	0	0	0	0	0	53	69	2.00	1.333

BOTTOM

Pittsburgh Pirates @ New York Mets
 Shea Stadium, Flushing, NY
 Fri Sep 19 1969, 7:05 PM EDT
 Unknown

AB	35
R	2
H	8
RBI	2
BB	4
SO	9
LOB	21



livebaseballscorecards.com

Batter	1	2	3	4	5	6	7	8	9	AB R H RBI BB SO LOB	TOP											
Matty Alou, L (1, 8) OBP: 0.370, SLG: 0.412 Ron Davis, R (8, 8) OBP: 0.314, SLG: 0.286	0-0 FC1-6 1B	0-0 F5		0-0 G3		0-0 4-3		0-0 2B 1-2 1B		5 0 2 0 0 0 1 0 0 0 0 0 0 0												
Dave Cash, R (1, 4) OBP: 0.423, SLG: 0.565	0-0 FC1-6 1B 1-2f 1B	0-0 P3		0-0 HR 3B		0-0 4-3		0-0 1-3 2-H 2B		5 2 2 2 0 0 1												
Willie Stargell, L (1, 7) OBP: 0.389, SLG: 0.568 Angel Mangual, R (8, 7) OBP: 0.500, SLG: 1.000	0-0 1B 1-3 1B		0-0 3-1 1-4-3 1B	0-0 HR		0-0 4-1		0-3 K		5 2 3 2 0 1 2 0 0 0 0 0 0 0												
Carl Taylor, R (1, 9) OBP: 0.435, SLG: 0.467 Johnny Jeter, R (7, PR) OBP: 0.348, SLG: 0.524	0-0 1B 1-3 3-H 1B		0-0 1-4-3 1-2	0-0 F9		0-0 F7 1B		0-3 K		4 1 2 1 0 0 1 1 0 0 0 0 1 0												
Al Oliver, L (1, 3) OBP: 0.320, SLG: 0.439	0-0 1B 1-2 3-H 1B		0-0 3-1 2-3		0-3 K		0-0 F7 1-2	0-0 F7		5 0 1 1 0 1 2												
Richie Hebner, L (1, 5) OBP: 0.380, SLG: 0.424	0-0 1B 1-2 2-H 1B		0-0 BB		0-0 5-3		0-0 G3	4-0 BB		3 0 1 1 2 0 1												
Jerry May, R (1, 2) OBP: 0.269, SLG: 0.387	0-3 K		0-3 K		0-0 2B 1B		0-0 1-3	0-3 K		5 1 1 0 0 3 5												
Freddie Patek, R (1, 6) OBP: 0.319, SLG: 0.297	0-0 F8			0-0 WP SH3-4 3B 1B	0-0 1-H 2B		4-0 FC1-6 BB			3 1 2 1 1 0 2												
Luke Walker, L (1, 1)		0-3 K		0-0 SH3-4 1-2		0-3 K		0-0 FC1-6 1-2f 2B		3 1 0 0 0 2 2												
Inning Stats	R: 3 E: 0 K: 1 S: 10	H: 5 LOB: 2 BB: 0 P: 10	R: 0 E: 0 K: 1 S: 5	H: 0 LOB: 0 BB: 0 P: 5	R: 0 E: 0 K: 1 S: 6	H: 1 LOB: 2 BB: 1 P: 10	R: 3 E: 0 K: 0 S: 6	H: 3 LOB: 0 BB: 0 P: 6	R: 1 E: 0 K: 2 S: 9	H: 2 LOB: 1 BB: 0 P: 9	R: 0 E: 0 K: 0 S: 3	H: 0 LOB: 0 BB: 0 P: 3	R: 0 E: 0 K: 0 S: 3	H: 1 LOB: 1 BB: 0 P: 3	R: 1 E: 0 K: 1 S: 7	H: 2 LOB: 2 BB: 1 P: 11	R: 0 E: 0 K: 2 S: 7	H: 0 LOB: 1 BB: 1 P: 11	1B: 10 2B: 2 3B: 1 HR: 1	SF: 0 SAC: 1 DP: 0 HBP: 0	WP: 1 PB: 0 SB: 0 CS: 0	PA: 43
PITCHER	IP WLS BF H R ER SO BB IBB HBP BLK WP HR S P ERA WHIP																					
Jim McAndrew, R (1, 1) ERA: 3.66	5.0 L 27 11 7 7 5 1 0 0 0 1 1 36 40 12.60 2.400																					
Ron Taylor, R (6, 1) ERA: 2.85	2.0 6 1 0 0 0 0 0 0 0 0 0 6 6 0.00 0.500																					
Jesse Hudson, L (8, 1) ERA: 4.5	2.0 10 2 1 1 3 2 0 0 0 0 0 14 22 4.50 2.000																					

Pittsburgh Pirates @ New York Mets
Shea Stadium, Flushing, NY
Fri Sep 19 1969, 7:05 PM EDT
Att: 51,885 - Unknown

livebaseballscorecards.com

AB	39
R	8
H	14
RBI	8
BB	3
SO	8
LOB	17



Batter	1	2	3	4	5	6	7	8	9	AB R H RBI BB SO LOB	TOP
Matty Alou, L (1, 8) OBP: 0.369, SLG: 0.410	0-0 5-3 1B		0-0 P6		0-0 F7		0-0 6-3		0-3 K	5 0 1 0 0 1 2	
Dave Cash, R (1, 4) OBP: 0.433, SLG: 0.520	0-0 5-3 1-2			4-0 S 1B WP BB	4-0 BB			0-0 1-3		2 1 0 0 2 0 1	
Willie Stargell, L (1, 7) OBP: 0.388, SLG: 0.565 Johnny Jeter, R (8, 7) OBP: 0.348, SLG: 0.524	0-0 P6			0-0 WP S 1B	0-3 K			0-0 F7		4 1 1 0 0 1 2 0 0 0 0 0 0 0	
Roberto Clemente, R (1, 9) OBP: 0.398, SLG: 0.532	0-0 6-3			4-0 WP HBP 5-3 BB		0-0 4-3		0-0 1-3		3 1 0 0 1 0 1	
Al Oliver, L (1, 3) OBP: 0.321, SLG: 0.439		0-0 F8		1-0 5-3 1-2 WP HBP		0-0 CS 1B		0-0 4-3		3 0 1 0 0 0 0	
Manny Sanguillen, R (1, 2) OBP: 0.333, SLG: 0.424		0-0 5-3		0-0 5-3		0-0 1-2 1B		0-0 FC6-4 1B WP 1B		4 1 2 1 0 0 1	
Richie Hebner, L (1, 5) OBP: 0.379, SLG: 0.422		0-0 P6		0-0 F9		0-0 P5		0-0 FC6-4 1-2 1B		4 0 1 0 0 0 2	
Freddie Patek, R (1, 6) OBP: 0.316, SLG: 0.294			0-0 6-3		0-0 F8		0-3 K		0-0 FC6-4 WP 1-2f 2-3	4 0 0 0 0 1 3	
Bob Moose, R (1, 1) OBP: 0.157, SLG: 0.065			0-0 6-3		0-3 K		0-3 K		4-0 BB 1-2 3-H	3 0 0 0 1 2 0	
Inning Stats	R: 0 H: 1 E: 0 LOB: 1 K: 0 BB: 0 S: 4 P: 4	R: 0 H: 0 E: 0 LOB: 0 K: 0 BB: 0 S: 3 P: 3	R: 0 H: 0 E: 0 LOB: 0 K: 0 BB: 0 S: 3 P: 3	R: 3 H: 1 E: 0 LOB: 1 K: 0 BB: 2 S: 4 P: 13	R: 0 H: 0 E: 0 LOB: 1 K: 2 BB: 1 S: 7 P: 11	R: 0 H: 2 E: 0 LOB: 1 K: 0 BB: 0 S: 4 P: 4	R: 0 H: 0 E: 0 LOB: 0 K: 2 BB: 0 S: 7 P: 7	R: 0 H: 0 E: 0 LOB: 0 K: 0 BB: 0 S: 3 P: 3	R: 1 H: 2 E: 0 LOB: 2 K: 1 BB: 1 S: 7 P: 11	1B: 6 SF: 0 2B: 0 SAC: 0 3B: 0 DP: 0 HR: 0 HBP: 1	WP: 3 PA: 37 PB: 0 SB: 2 CS: 1
PITCHER Gary Gentry, R (1, 1) ERA: 3.67 Tug McGraw, L (7, 1) ERA: 2.39	IP WLS BF H R ER SO BB IBB HBP BLK WP HR S P ERA WHIP										
	6.0 L 25 4 3 3 2 3 0 1 0 2 0 25 38 4.50 1.167										
	3.0 12 2 1 1 3 1 0 0 0 1 0 17 21 3.00 1.000										

Pittsburgh Pirates @ New York Mets
 Shea Stadium, Flushing, NY
 Sat Sep 20 1969, 3:33 AM EDT
 Att: 38,784 - Unknown

livebaseballscorecards.com

AB	32
R	4
H	6
RBI	1
BB	4
SO	5
LOB	12



Batter	1	2	3	4	5	6	7	8	9	AB R H RBI BB SO LOB
Matty Alou, L (1, 8) OBP: 0.368, SLG: 0.411	0-0 G3 1B 2B		0-0 6-3		0-3 K		0-0 1-3			4 1 1 0 0 1 0
Dave Cash, R (1, 4) OBP: 0.441, SLG: 0.481	0-0 G3 2-3		4-0 BB			4-0 2B BB		0-3 K		2 1 0 0 2 1 1
Willie Stargell, L (1, 7) OBP: 0.387, SLG: 0.563	0-0 FC6-4 1B		0-0 G3			0-0 F9		0-3 K		4 0 1 1 0 1 2
Roberto Clemente, R (1, 9) OBP: 0.399, SLG: 0.533	0-3 K			0-0 G3		0-0 2B		0-0 1B		4 0 2 1 0 1 1
Jose Pagan, R (1, 5) OBP: 0.332, SLG: 0.469	0-0 FC6-4 1-2f			0-0 HR		4-0 BB		4-0 BB		2 1 1 1 2 0 1
Manny Sanguillen, R (1, 2) OBP: 0.330, SLG: 0.420		0-0 P6		0-0 F8		0-0 F8		0-0 F8		4 0 0 0 0 0 4
Bob Robertson, R (1, 3) OBP: 0.250, SLG: 0.271		0-0 1B		0-0 5-3		0-0 5-3		0-0 F8		4 0 1 0 0 0 2
Freddie Patek, R (1, 6) Gene Alley, R (9, PH) OBP: 0.314, SLG: 0.292 OBP: 0.294, SLG: 0.356		0-0 G1-6-3 1-2f			0-3 K		0-0 6-3		0-0 F8	3 0 0 0 0 1 1 1 0 0 0 0 0 0
Dock Ellis, S (1, 1) Lou Marone, R (3, 1) Angel Mangual, R (5, PH) Bruce Dal Canton, R (5, 1) Carl Taylor, R (7, PH) Joe Gibbon, R (7, 1) Johnny Jeter, R (9, PH) OBP: 0.119, SLG: 0.092 OBP: 0.333, SLG: 0.667 OBP: 0.417, SLG: 0.500 OBP: 0.434, SLG: 0.465			0-3 K		0-0 F8		0-0 6-3		0-3 K	1 0 0 0 0 1 0 0 0 0 0 0 0 0 1 0 0 0 0 0 0 0 0 0 0 0 0 0 1 0 0 0 0 0 0 0 0 0 0 0 0 0 1 0 0 0 0 1 0

TOP	
Pittsburgh Pirates @ New York Mets Shea Stadium, Flushing, NY Sun Sep 21 1969, 3:33 AM EDT Unknown	
AB 32 R 3 H 6 RBI 3 BB 4 SO 7 LOB 12	
WP: 0 PA: 36 PB: 0 SB: 0 CS: 0	

Inning Stats	R: 1	H: 2	R: 0	H: 1	R: 0	H: 0	R: 1	H: 1	R: 0	H: 0	R: 1	H: 1	R: 0	H: 0	R: 0	H: 1	R: 0	H: 0	R: 0	H: 1	R: 0	H: 0	1B: 3	SF: 0	WP: 0	PA: 36
E: 0 K: 1 S: 7	LOB: 1 BB: 0 P: 7	E: 0 K: 0 S: 3	LOB: 0 BB: 0 P: 3	E: 0 K: 1 S: 5	LOB: 1 BB: 1 P: 9	E: 0 K: 0 S: 4	LOB: 0 BB: 0 P: 4	E: 0 K: 2 S: 7	LOB: 0 BB: 0 P: 7	E: 0 K: 0 S: 3	LOB: 0 BB: 0 P: 3	E: 0 K: 2 S: 8	LOB: 2 BB: 1 P: 12	E: 0 K: 0 S: 8	LOB: 0 BB: 0 P: 3	E: 0 K: 2 S: 5	LOB: 2 BB: 1 P: 12	E: 0 K: 1 S: 5	LOB: 0 BB: 0 P: 5	E: 0 K: 1 S: 5	LOB: 0 BB: 0 P: 5	2B: 2 3B: 0 HR: 1	SAC: 0 DP: 1 HBP: 0	PB: 0 SB: 0 CS: 0		

PITCHER	IP	WLS	BF	H	R	ER	SO	BB	IBB	HBP	BLK	WP	HR	S	P	ERA	WHIP
Jerry Koosman, L (1, 1) ERA: 2.3	9.0	W	36	6	3	3	7	4	0	0	0	0	1	46	62	3.00	1.111

PITCHER	IP	WLS	BF	H	R	ER	SO	BB	IBB	HBP	BLK	WP	HR	S	P	ERA	WHIP



Batter	1	2	3	4	5	6	7	8	9	AB R H RBI BB SO LOB	TOP											
Matty Alou, L (1, 8) OBP: 0.369, SLG: 0.411	4-0 BB G6-3		0-0 1B		0-0 G2		0-0 4-3			3 0 1 0 1 0 1												
Dave Cash, R (1, 4) OBP: 0.421, SLG: 0.452	0-0 G6-3 1-2f		0-0 6-3		0-0 1B			0-0 5-3		4 0 1 0 0 0 2												
Willie Stargell, L (1, 7) OBP: 0.386, SLG: 0.566	0-0 L6			0-0 HR	0-0 4-3			0-0 3-1		4 1 1 1 0 0 1												
Carl Taylor, R (1, 9) OBP: 0.439, SLG: 0.465		0-0 FC4-6 1B		0-0 5-3		1-0 G4-6-3 HBP		4-0 BB		2 0 1 0 1 0 0												
Richie Hebner, L (1, 5) OBP: 0.378, SLG: 0.421		0-0 FC4-6 1-2f		0-0 BB 1B		0-0 L4		0-0 F7		4 0 1 0 0 0 3												
Bob Robertson, R (1, 3) OBP: 0.250, SLG: 0.261		0-0 P6		4-0 FC4-6 1-2 BB		0-0 G4-6-3 1-2f			0-0 F9	3 0 0 0 1 0 2												
Jerry May, R (1, 2) OBP: 0.268, SLG: 0.384		0-0 F8		0-3 K			0-0 1B		0-0 6-3	4 0 1 0 0 1 3												
Freddie Patek, R (1, 6) OBP: 0.313, SLG: 0.291			0-0 1-3		0-0 FC4-6 1-2f				0-3 K	2 0 0 0 0 0 2												
Jose Martinez, R (7, PH) OBP: 0.311, SLG: 0.323										2 0 1 0 0 1 0												
Steve Blass, R (1, 1) OBP: 0.253, SLG: 0.305			0-0 6-3		0-3 K					2 0 0 0 0 1 0												
Lou Marone, R (6, 1)										0 0 0 0 0 0 0												
Jose Pagan, R (7, PH) OBP: 0.331, SLG: 0.467										1 0 0 0 0 0 1												
Chuck Hartenstein, R (7, 1) OBP: 0.133, SLG: 0.071										0 0 0 0 0 0 0												
Frank Brosseau, R (8, 1)										0 0 0 0 0 0 0												
Inning Stats	R: 0 E: 0 K: 0 S: 2	H: 0 LOB: 0 BB: 1 P: 6	R: 0 E: 0 K: 0 S: 4	H: 1 LOB: 1 BB: 0 P: 4	R: 0 E: 0 K: 0 S: 4	H: 1 LOB: 1 BB: 0 P: 4	R: 1 E: 0 K: 1 S: 7	H: 2 LOB: 2 BB: 1 P: 11	R: 0 E: 0 K: 1 S: 6	H: 1 LOB: 1 BB: 0 P: 6	R: 0 E: 0 K: 0 S: 2	H: 0 LOB: 0 BB: 0 P: 3	R: 0 E: 0 K: 0 S: 4	H: 2 LOB: 1 BB: 0 P: 4	R: 0 E: 0 K: 0 S: 3	H: 0 LOB: 1 BB: 1 P: 7	R: 0 E: 0 K: 1 S: 5	H: 0 LOB: 0 BB: 0 P: 5	1B: 6 2B: 0 3B: 0 HR: 1	SF: 0 SAC: 0 DP: 2 HBP: 1	WP: 0 PB: 0 SB: 0 CS: 0	PA: 35
PITCHER Don Cardwell, R (1, 1) ERA: 2.81	IP: 9.0 WLS: W BF: 35 H: 7 R: 1 ER: 1 SO: 3 BB: 3 IBB: 0 HBP: 1 BLK: 0 WP: 0 HR: 1 S: 37 P: 50 ERA: 1.00 WHIP: 1.111											PITCHER	IP: 9.0 WLS: W BF: 35 H: 7 R: 1 ER: 1 SO: 3 BB: 3 IBB: 0 HBP: 1 BLK: 0 WP: 0 HR: 1 S: 37 P: 50 ERA: 1.00 WHIP: 1.111									

Pittsburgh Pirates @ New York Mets
Shea Stadium, Flushing, NY
Sun Sep 21 1969, 3:38 AM EDT
Att: 55,901 - Unknown

livebaseballscorecards.com

AB	31
R	1
H	7
RBI	1
BB	3
SO	3
LOB	15



Batter	1	2	3	4	5	6	7	8	9	AB R H RBI BB SO LOB	TOP									
Lou Brock, L (1, 7) OBP: 0.349, SLG: 0.438	0-0 4-3		0-0 G3			0-0 6-3		0-0 FC6-4		4 0 0 0 0 0 1										
Curt Flood, R (1, 8) OBP: 0.344, SLG: 0.370	0-0 1B			0-0 5-3		0-0 F7		0-0 1-3		4 0 1 0 0 0 0										
Vada Pinson, L (1, 9) OBP: 0.306, SLG: 0.387	0-0 F8			0-0 F9			0-0 1-3		0-0 F2	4 0 0 0 0 0 1										
Joe Torre, R (1, 3) OBP: 0.360, SLG: 0.443	0-0 L8			0-0 4-3			0-0 6-3		0-0 P4	4 0 0 0 0 0 1										
Tim McCarver, L (1, 2) OBP: 0.328, SLG: 0.366		0-0 F7			0-0 5-3		0-0 3-1			3 0 0 0 0 0 0										
Mike Shannon, R (1, 5) OBP: 0.314, SLG: 0.366		0-3 K			0-0 1B			0-3 K		3 0 1 0 0 2 0										
Julian Javier, R (1, 4) OBP: 0.338, SLG: 0.411		0-0 6-3			0-3 K			0-0 1B FC4-6 2B		3 1 1 0 0 1 1										
Dal Maxvill, R (1, 6) OBP: 0.262, SLG: 0.228			0-0 F9		0-0 F9			0-0 FC4-6 1B		2 0 0 0 0 0 1										
Vic Davalillo, L (8, PH) OBP: 0.275, SLG: 0.291								2-3 1B		1 0 1 0 0 0 0										
Steve Huntz, S (8, PR) OBP: 0.327, SLG: 0.246								0-0 FC4-6 FC6-4		0 0 0 0 0 0 0										
Nelson Briles, R (1, 1) OBP: 0.152, SLG: 0.147			0-0 6-3			0-3 K		0-0 1-2f 3-H		2 0 0 0 0 1 0										
Joe Hoerner, R (7, 1)										0 0 0 0 0 0 0										
Bill White, L (8, PH) OBP: 0.328, SLG: 0.228										1 0 0 1 0 0 1										
Ray Washburn, R (8, 1) OBP: 0.105, SLG: 0.081										0 0 0 0 0 0 0										
Inning Stats	R: 0 E: 0 K: 0 S: 4	H: 1 LOB: 1 BB: 0 P: 4	R: 0 E: 0 K: 1 S: 5	H: 0 LOB: 0 BB: 0 P: 5	R: 0 E: 0 K: 0 S: 3	H: 0 LOB: 0 BB: 0 P: 3	R: 0 E: 0 K: 0 S: 3	H: 0 LOB: 0 BB: 0 P: 3	R: 0 E: 0 K: 1 S: 5	H: 0 LOB: 0 BB: 0 P: 5	R: 0 E: 0 K: 0 S: 3	H: 0 LOB: 0 BB: 0 P: 3	R: 1 E: 0 K: 0 S: 7	H: 2 LOB: 1 BB: 0 P: 7	R: 0 E: 0 K: 0 S: 3	H: 0 LOB: 0 BB: 0 P: 3	1B: 3 2B: 1 3B: 0 HR: 0	SF: 0 SAC: 0 DP: 0 HBP: 0	WP: 0 PB: 0 SB: 0 CS: 0	PA: 31
PITCHER Tom Seaver, R (1, 1) ERA: 2.28	IP: 9.0 WLS: W BF: 31 H: 4 R: 1 ER: 1 SO: 4 BB: 0 IBB: 0 HBP: 0 BLK: 0 WP: 0 HR: 0 S: 39 P: 39 ERA: 1.00 WHIP: 0.444																			

St. Louis Cardinals @ New York Mets
Shea Stadium, Flushing, NY
Mon Sep 22 1969, 7:05 PM EDT
Att: 23,627 - Unknown

livebaseballscorecards.com

AB	31
R	1
H	4
RBI	1
BB	0
SO	4
LOB	6



Batter	1	2	3	4	5	6	7	8	9	10	11	AB R H RBI BB SO LOB	TOP																				
Lou Brock, L OBP: 0.349, SLG: 0.437 (1, 7)	4-3		L5		E 1B 1B		G6-4-3 1B		1-3		F7	6 1 2 0 0 0 2	St. Louis Cardinals @ New York Mets Shea Stadium, Flushing, NY Tue Sep 23 1969, 7:05 PM EDT Att. 32,364 - Unknown																				
Curt Flood, R OBP: 0.343, SLG: 0.368 (1, 8)	5-3		FC1-4-6		E 1-2 1B 1B		G6-4-3 1-2f		F8		6-3	6 1 1 0 0 0 3																					
Vada Pinson, L OBP: 0.305, SLG: 0.387 (1, 9)	2B		G3		E4 1-3 2-H 1B		F8		F9			5 0 1 0 0 0 3																					
Joe Torre, R OBP: 0.361, SLG: 0.444 (1, 3)	F8				2B 1-2 3-H 1B			K		F7		5 0 2 1 0 1 1																					
Tim McCarver, L OBP: 0.327, SLG: 0.366 (1, 2)		4-3			F8 1-2 3-H 1B			P6		FC5 2B		5 0 1 0 0 1 3																					
Mike Shannon, R OBP: 0.313, SLG: 0.365 (1, 5)		K			P6		L7		BB 1B 1B	5-3		5 0 1 0 0 1 2																					
Julian Javier, R OBP: 0.340, SLG: 0.414 (1, 4)		F5			5-3		2B		1-2 BB 1B	IBB		4 0 2 0 1 0 1																					
Dal Maxvill, R OBP: 0.264, SLG: 0.229 (1, 6)			FC1-4-6 1B 1B		F8		6-3		BB BB BB 4-0 1-2 2-3 BB	FC5 2-3f		3 0 1 0 1 0 1 1 0 0 0 0 0 2 0 0 0 0 0 0 0																					
Phil Gagliano, R OBP: 0.303, SLG: 0.266 (10, PH)					F8																												
Jerry Davanon, R OBP: 0.241, SLG: 0.253 (10, 6)					K		F9		L9		K	5 0 1 0 0 2 4																					
Bob Gibson, R OBP: 0.263, SLG: 0.318 (1, 1)			FC1-4-6 1-2 1B																														
Inning Stats	R: 0 E: 0 K: 0 S: 4	H: 1 LOB: 1 BB: 0 P: 4	R: 0 E: 0 K: 1 S: 5	H: 0 LOB: 0 BB: 0 P: 5	R: 0 E: 0 K: 0 S: 5	H: 2 LOB: 2 BB: 0 P: 5	R: 0 E: 0 K: 1 S: 6	H: 1 LOB: 1 BB: 0 P: 6	R: 2 E: 1 K: 1 S: 9	H: 3 LOB: 2 BB: 0 P: 9	R: 0 E: 0 K: 0 S: 4	H: 1 LOB: 1 BB: 0 P: 4	R: 0 E: 0 K: 0 S: 3	H: 1 LOB: 0 BB: 0 P: 3	R: 0 E: 0 K: 1 S: 7	H: 2 LOB: 3 BB: 1 P: 11	R: 0 E: 0 K: 0 S: 3	H: 0 LOB: 0 BB: 0 P: 3	R: 0 E: 0 K: 0 S: 4	H: 1 LOB: 2 BB: 1 P: 8	R: 0 E: 0 K: 1 S: 5	H: 0 LOB: 0 BB: 0 P: 5	1B: 8 2B: 4 3B: 0 HR: 0	SF: 0 SAC: 0 DP: 1 HBP: 0	WP: 0 PB: 0 SB: 0 CS: 0	PA: 47							
PITCHER	IP WLS BF H R ER SO BB IBB HBP BLK WP HR S P ERA WHIP															IP WLS BF H R ER SO BB IBB HBP BLK WP HR S P ERA WHIP																	
Jim McAndrew, R ERA: 3.47 (1, 1)	7.0	W	30	9	2	0	3	0	0	0	0	0	0	0	0	36	36	0.00	1.286														
Tug McGraw, L ERA: 2.29 (8, 1)	4.0	W	17	3	0	0	2	1	1	0	0	0	0	0	0	19	27	0.00	1.000														

livebaseballscorecards.com

AB	45
R	2
H	12
RBI	1
BB	2
SO	5
LOB	22




Batter	1	2	3	4	5	6	7	8	9	10	11	AB R H RBI BB SO LOB
Tommie Agee, R (1, 8) OBP: 0.343, SLG: 0.467	0-0 F8 ①		0-0 5-3 ②		0-0 4-3 ③			0-0 SH1 1B		4-0 S BB		4 1 1 0 1 0 1
Wayne Garrett, L (1, 5) OBP: 0.291, SLG: 0.262	0-0 F9 ②		0-0 2-H 1B			0-0 4-3 ①		0-0 SH1 ①		0-3 K ①		4 0 1 1 0 1 1
Art Shamsky, L (1, 7) OBP: 0.381, SLG: 0.498	0-0 F7 ③		0-0 P6 ③			0-0 F7 ②		0-0 2-H 1B		0-0 F8 ②		4 0 1 1 0 0 1
Amos Otis, R (8, PR) OBP: 0.189, SLG: 0.167												0 0 0 0 0 0 0
J.C. Martin, L (10, PH) OBP: 0.259, SLG: 0.326												1 0 0 0 0 0 1
Rod Gaspar, S (11, 7) OBP: 0.318, SLG: 0.284												0 0 0 0 0 0 0
Ken Boswell, L (1, 4) OBP: 0.345, SLG: 0.381		0-0 F8 ①		0-0 3-1 ①		0-0 4-3 ③		0-0 P6 ②		0-0 3-1 ③		5 0 0 0 0 0 2
Ed Kranepool, L (1, 3) OBP: 0.305, SLG: 0.372		0-0 P1 ②		0-0 1B			0-0 6-3 1B		0-0 F8 ③		0-0 F7 ①	5 0 2 0 0 0 1
Ron Swoboda, R (1, 9) OBP: 0.324, SLG: 0.370		0-0 1B		0-0 P3 ②		0-0 6-3 ①			0-0 P4 ①		0-0 1B 1B	5 1 2 0 0 0 2
Jerry Grote, R (1, 2) OBP: 0.313, SLG: 0.351		0-0 6-3 ③		0-0 5-3 ③		0-0 5-3 ②			0-3 K ②		0-0 1B 1B	5 0 1 0 0 1 3
Bud Harrelson, S (1, 6) OBP: 0.339, SLG: 0.303			4-0 5-3 1B BB		0-0 2-3 ①		4-0 BB		0-0 1B		0-0 1-2 2-H 1B	3 1 2 1 2 0 0
Jim McAndrew, R (1, 1) OBP: 0.200, SLG: 0.162			0-3 K ①		0-3 K ②		0-0 F8 ③		0-3 K ③			2 0 0 0 0 2 1
Jim Gosger, L (7, PH) OBP: 0.192, SLG: 0.227												1 0 0 0 0 0 2
Tug McGraw, R (8, 1) OBP: 0.200, SLG: 0.208												1 0 0 0 0 1 1

Inning Stats	R: 0	H: 0	E: 0	K: 0	S: 3	R: 0	H: 1	E: 0	K: 0	S: 4	R: 1	H: 1	E: 0	K: 1	S: 6	R: 0	H: 1	E: 0	K: 0	S: 4	R: 0	H: 0	E: 0	K: 1	S: 5	R: 0	H: 1	E: 0	K: 0	S: 4	R: 0	H: 0	E: 0	K: 0	S: 3	R: 0	H: 1	E: 0	K: 0	S: 4	R: 1	H: 2	E: 0	K: 0	S: 5	R: 0	H: 1	E: 0	K: 2	S: 8	R: 0	H: 0	E: 0	K: 1	S: 5	R: 1	H: 3	E: 0	K: 0	S: 4
Bob Gibson, R (1, 1) ERA: 2.33	10.1	L	44	10	3	3	5	3	0	0	0	0	0	0	51	63	2.61	1.258																																										

BOTTOM

St. Louis Cardinals @ New York Mets
Shea Stadium, Flushing, NY
Tue Sep 23 1969, 7:05 PM EDT
Att. 32,364 - Unknown

AB	40
R	3
H	10
RBI	3
BB	3
SO	5
LOB	16



WP: 0	PA: 44
PB: 0	
SB: 1	
CS: 0	
1B: 10	SF: 0
2B: 0	SAC: 1
3B: 0	DP: 0
HR: 0	HBP: 0

Batter	1	2	3	4	5	6	7	8	9	AB R H RBI BB SO LOB	TOP											
Lou Brock, L (1, 7) OBP: 0.350, SLG: 0.437	0-3 K			0-0 1B		0-0 F7			0-0 1B	4 0 2 0 0 1 1	St. Louis Cardinals @ New York Mets Shea Stadium, Flushing, NY Wed Sep 24 1969, 7:05 PM EDT Att: 54,928 - Unknown											
Curt Flood, R (1, 8) Vic Davalillo, L (2, 8) OBP: 0.342, SLG: 0.368 OBP: 0.276, SLG: 0.292	0-0 F9			0-0 F9		0-0 F7			0-0 1B	1 0 0 0 0 0 0 3 0 1 0 0 0 2												
Vada Pinson, L (1, 9) OBP: 0.303, SLG: 0.384	0-0 F9			0-0 G1-4-6-3				0-3 K	0-3 K	4 0 0 0 0 2 3												
Joe Torre, R (1, 3) OBP: 0.358, SLG: 0.441			0-0 F8		0-0 4-3			0-0 P5	0-0 G6-4-3	4 0 0 0 0 0 2												
Tim McCarver, L (1, 2) OBP: 0.325, SLG: 0.364			0-0 F5		0-0 F3			0-0 4-3		3 0 0 0 0 0 0												
Mike Shannon, R (1, 5) OBP: 0.313, SLG: 0.364			0-0 F3		0-0 FC6			0-0 P4		3 0 1 0 0 0 0												
Julian Javier, R (1, 4) OBP: 0.338, SLG: 0.412			0-0 F8		0-0 FC6			0-0 F8		3 0 0 0 0 0 1												
Dal Maxvill, R (1, 6) Bill White, L (6, PH) Jerry Davanon, R (6, 6) OBP: 0.263, SLG: 0.228 OBP: 0.338, SLG: 0.228 OBP: 0.250, SLG: 0.253			0-0 P3		4-0 BB			4-0 BB		1 0 0 0 0 0 0 0 0 0 0 1 0 0 0 0 0 0 1 0 0												
Steve Carlton, L (1, 1) Dave Giusti, R (1, 1) Joe Hogue, L (6, PH) Sal Campisi, R (6, 1) Ted Simmons, S (8, PH) Mudcat Grant, R (8, 1) OBP: 0.241, SLG: 0.325 OBP: 0.286, SLG: 0.240 OBP: 0.230, SLG: 0.230			0-3 K		0-0 F9			0-3 K		0 0 0 0 0 0 0 1 0 0 0 0 1 0 1 0 0 0 0 0 1 0 0 0 0 0 0 0 1 0 0 0 0 1 1 0 0 0 0 0 0 0												
Inning Stats	R: 0 E: 0 K: 1 S: 5	H: 0 LOB: 0 BB: 0 P: 5	R: 0 E: 0 K: 0 S: 3	H: 0 LOB: 0 BB: 0 P: 3	R: 0 E: 0 K: 1 S: 5	H: 0 LOB: 0 BB: 0 P: 5	R: 0 E: 0 K: 0 S: 3	H: 1 LOB: 0 BB: 0 P: 3	R: 0 E: 0 K: 0 S: 4	H: 1 LOB: 1 BB: 0 P: 4		R: 0 E: 0 K: 0 S: 3	H: 0 LOB: 1 BB: 1 P: 7	R: 0 E: 0 K: 1 S: 5	H: 0 LOB: 0 BB: 0 P: 5	R: 0 E: 0 K: 1 S: 5	H: 0 LOB: 1 BB: 1 P: 9	R: 0 E: 0 K: 1 S: 6	H: 2 LOB: 1 BB: 0 P: 6	1B: 4 2B: 0 3B: 0 HR: 0	SF: 0 SAC: 0 DP: 2 HBP: 0	WP: 0 PB: 0 SB: 0 CS: 0
PITCHER Gary Gentry, R (1, 1) ERA: 3.53	IP: 9.0 WLS: W BF: 31 H: 4 R: 0 ER: 0 SO: 5 BB: 2 IBB: 0 HBP: 0 BLK: 0 WP: 0 HR: 0 S: 39 P: 47 ERA: 0.00 WHIP: 0.667											PITCHER IP: WLS: BF: H: R: ER: SO: BB: IBB: HBP: BLK: WP: HR: S: P: ERA: WHIP										

livebaseballscorecards.com

AB	29
R	0
H	4
RBI	0
BB	2
SO	5
LOB	11



Batter	1	2	3	4	5	6	7	8	9	AB	R	H	RBI	BB	SO	LOB
Bud Harrelson, S OBP: 0.341, SLG: 0.303 (1, 6)	0-0 BB HR 1B	4-0 FC6-4 BB		0-0 1-3		0-0 E6 1-3				3	1	1	0	1	0	1
Tommy Agee, R OBP: 0.342, SLG: 0.464 (1, 8)	4-0 1-2 HR BB	0-3 K		0-0 F8		0-0 1-3				3	1	0	0	1	1	3
Cleon Jones, R OBP: 0.424, SLG: 0.492 (1, 7)	0-3 K	0-0 FC6-4 BB 1-2f			0-0 4-3			0-3 K		4	0	0	0	0	2	3
Donn Clendenon, R OBP: 0.303, SLG: 0.431 (1, 3)	0-0 1-H 2-H HR	4-0 1-2 BB			0-0 HR			0-0 6-3		3	2	2	4	1	0	0
Ron Swoboda, R OBP: 0.323, SLG: 0.367 (1, 9)	4-0 HR BB	0-0 F8			0-0 F3			0-0 F8		3	1	0	0	1	0	2
Ed Charles, R OBP: 0.286, SLG: 0.321 (1, 5)	0-0 1-H HR		0-0 6-3		0-0 F9			0-0 6-3 1B		4	1	2	2	0	0	0
Jerry Grote, R OBP: 0.315, SLG: 0.356 (1, 2)	0-0 2B		0-0 6-3			0-0 E 1B		0-0 6-3		4	0	2	0	0	0	1
Al Weis, S OBP: 0.264, SLG: 0.302 (1, 4)	0-0 F7		0-0 F9			0-3 K		0-0 5-3		4	0	0	0	0	1	3
Gary Gentry, R OBP: 0.108, SLG: 0.097 (1, 1)	0-3 K			0-0 1-6-3		0-3 K		0-3 K		4	0	0	0	0	3	3

Inning Stats	R: 5	H: 4	E: 0	LOB: 1	K: 2	P: 19	R: 0	H: 0	E: 0	LOB: 2	K: 1	P: 13	R: 0	H: 0	E: 0	LOB: 0	K: 0	P: 3	R: 0	H: 0	E: 0	LOB: 0	K: 0	P: 3	R: 1	H: 1	E: 0	LOB: 0	K: 0	P: 4	R: 0	H: 1	E: 1	LOB: 2	K: 2	P: 9	R: 0	H: 0	E: 0	LOB: 0	K: 1	P: 5	R: 0	H: 1	E: 0	LOB: 1	K: 1	P: 6
	S: 11	BB: 2	S: 5	BB: 2	S: 3	S: 3	S: 3	S: 3	S: 3	S: 3	S: 3	S: 3	S: 3	S: 3	S: 3	S: 3	S: 3	S: 3	S: 3	S: 3	S: 3	S: 3	S: 3	S: 3	S: 3	S: 3	S: 3	S: 3	S: 3	S: 3	S: 3	S: 3	S: 3	S: 3	S: 3	S: 3	S: 3	S: 3	S: 3	S: 3	S: 3	S: 3	S: 3	S: 3	S: 3	S: 3	S: 3	S: 3


PITCHER	IP	WLS	BF	H	R	ER	SO	BB	IBB	HBP	BLK	WP	HR	S	P	ERA	WHIP
Steve Carlton, L ERA: 2.17 (1, 1)	0.1	L	6	3	5	5	1	2	0	0	0	0	2	6	14	135.00	15.000
Dave Giusti, R ERA: 3.61 (1, 1)	4.2		18	2	1	1	2	2	0	0	0	0	1	20	28	1.93	0.857
Sal Campisi, R ERA: (6, 1)	2.0		8	1	0	0	3	0	0	0	0	0	0	14	14	0.00	0.500
Mudcat Grant, R ERA: 4.43 (8, 1)	1.0		4	1	0	0	1	0	0	0	0	0	0	6	6	0.00	1.000

BOTTOM

St. Louis Cardinals @ New York Mets
Shea Stadium, Flushing, NY
 Wed Sep 24 1969, 7:05 PM EDT
 Att. 54,928 - Unknown

livebaseballscorecards.com

AB	32
R	6
H	7
RBI	6
BB	4
SO	7
LOB	16



WP	PA	ERA	WHIP
0	36		

Batter	1	2	3	4	5	6	7	8	9	AB R H RBI BB SO LOB	TOP	
Rod Gaspar, S OBP: 0.311, SLG: 0.277 (1, 9) X	0-0 E4 G4-6-3	0-0 L6-4			0-3 K2-3	0-0 G3			0-0 6-3	5 0 0 0 0 1 1		
Bob Heise, R OBP: 0.600, SLG: 0.750 (1, 6) X	0-0 G4-6-3 1-2f				0-0 K 1B 2B			4-0 BB G6-4-3		3 1 1 0 1 1 1		
Cleon Jones, R OBP: 0.423, SLG: 0.489 (1, 7) B B B	4-0 HR BB				0-0 L9	0-0 5-3		0-0 G6-4-3 1-2f		3 1 0 0 1 0 2		
Donn Clendenon, R OBP: 0.306, SLG: 0.441 (1, 3) X Ed Kranepool, L OBP: 0.307, SLG: 0.374 (6, 3)	0-0 HR				0-3 K 1B IBB	4-0 1B 1B		0-0 CS 1B		2 2 1 2 1 1 0 1 0 1 0 0 0 0		
Amos Otis, R OBP: 0.202, SLG: 0.182 (1, 8) X	0-0 1B				0-0 F3	0-0 1B 1B		0-0 CS 1-2	0-3 K	4 0 2 1 0 1 0		
Bobby Pfeil, R OBP: 0.256, SLG: 0.271 (1, 5) X	0-0 F8				1-0 WP 5-3 HBP	0-0 1B 1B		4-0 BB G5-4-3		2 0 1 1 1 0 1		
Duffy Dyer, R OBP: 0.288, SLG: 0.420 (1, 2) X					0-0 5-3 1-2	0-3 K		0-0 G5-4-3 1-2f		4 1 1 0 0 1 4		
Al Weis, S OBP: 0.264, SLG: 0.298 (1, 4) X					4-0 E5 L6-4 2-H			0-0 F9	0-0 F9	3 0 0 0 1 0 0		
Jerry Koosman, R OBP: 0.060, SLG: 0.048 (1, 1) X					0-0 2-4	0-0 4-3		0-3 K	0-0 5-3	4 0 0 0 0 1 3		
Inning Stats	R: 2 E: 1 K: 0 S: 5 H: 2 LOB: 1 BB: 1 P: 9	R: 1 E: 1 K: 0 S: 4 H: 1 LOB: 0 BB: 0 P: 4	R: 0 E: 0 K: 2 S: 7 H: 0 LOB: 0 BB: 0 P: 7	R: 0 E: 0 K: 0 S: 3 H: 0 LOB: 2 BB: 1 P: 8	R: 2 E: 0 K: 2 S: 10 H: 3 LOB: 2 BB: 1 P: 14	R: 0 E: 0 K: 1 S: 5 H: 0 LOB: 0 BB: 0 P: 5	R: 0 E: 0 K: 0 S: 2 H: 1 LOB: 0 BB: 1 P: 6	R: 0 E: 0 K: 1 S: 4 H: 0 LOB: 0 BB: 1 P: 8	R: 0 E: 0 K: 0 S: 3 H: 0 LOB: 0 BB: 0 P: 3	1B: 4 2B: 3 3B: 0 HR: 1 SF: 0 SAC: 0 DP: 4 HBP: 1	WP: 1 PB: 1 SB: 0 CS: 1 PA: 38	
PITCHER	IP WLS BF H R ER SO BB IBB HBP BLK WP HR S P ERA WHIP											
Woodie Fryman, L ERA: 4.51 (1, 1)	5.0 L 25 6 5 4 4 2 1 1 0 1 1 29 42 7.20 1.600											
John Boozer, R ERA: 4.35 (6, 1)	3.0 9 1 0 0 2 2 0 0 0 0 0 11 19 0.00 1.000											
Al Raffe, R ERA: 4.11 (9, 1)	1.0 3 0 0 0 0 0 0 0 0 0 0 3 3 0.00 0.000											

New York Mets @ Philadelphia Phillies
 Connie Mack Stadium, Philadelphia, PA
 Fri Sep 26 1969, 7:05 PM EDT
 Att. 6,288 - Unknown

livebaseballscorecards.com

AB	31
R	5
H	7
RBI	4
BB	5
SO	6
LOB	12



Batter	1	2	3	4	5	6	7	8	9	AB R H RBI BB SO LOB
Tony Taylor, R OBP: 0.325, SLG: 0.343 (1, 4)	0-3 K ①		0-0 F9 ②			4-0 BB ①			0-0 5-3 ①	3 0 0 0 1 1 2
Johnny Callison, L OBP: 0.336, SLG: 0.451 (1, 9)	0-0 G3 ②		0-3 K ③			0-0 L4 ①			0-0 6-3 ②	4 0 0 0 0 1 3
Dick Allen, R OBP: 0.379, SLG: 0.586 (1, 3)	0-3 K ③				0-3 K ①	0-0 G5-4-3 ② ③			4-0 BB ①	3 0 0 0 1 2 1
Deron Johnson, R OBP: 0.332, SLG: 0.422 (1, 7)		0-3 K ①		0-0 P5 ②			0-0 4-3 ①		0-0 5-3 ③	4 0 0 0 0 1 1
Rick Joseph, R OBP: 0.329, SLG: 0.398 (1, 5)		0-0 1B ② ③		0-0 P3 ③			0-0 L9 ②			3 0 1 0 0 0 0
Don Money, R OBP: 0.300, SLG: 0.330 (1, 6)		0-0 G6-4-3 ② ③			0-0 F9 ①		0-0 L7 ③			3 0 0 0 0 0 1
Dave Watkins, R OBP: 0.281, SLG: 0.283 (1, 2)			0-3 K ①		0-0 4-3 ②			0-0 5-3 ①		3 0 0 0 0 1 0
John Briggs, L OBP: 0.351, SLG: 0.405 (1, 8)			0-0 1B ①		0-0 1B ②			0-0 P5 ②		3 0 2 0 0 0 0
Woodie Fryman, R OBP: 0.132, SLG: 0.160 (1, 1)			0-0 1B ①		0-3 K ③			0-0 P4 ③		1 0 1 0 0 0 0
Terry Harmon, R OBP: 0.332, SLG: 0.297 (5, PH)										1 0 0 0 0 1 1
John Boozer, R OBP: 0.400, SLG: 0.333 (6, 1)										0 0 0 0 0 0 0
Mike Ryan, R OBP: 0.258, SLG: 0.333 (8, PH)										1 0 0 0 0 0 0
Al Raffo, R OBP: 0.286, SLG: 0.167 (9, 1)										0 0 0 0 0 0 0

Inning Stats	R: 0 E: 0 K: 2 S: 7	H: 0 LOB: 0 BB: 0 P: 7	R: 0 E: 0 K: 1 S: 5	H: 1 LOB: 0 BB: 0 P: 5	R: 0 E: 0 K: 2 S: 9	H: 2 LOB: 2 BB: 0 P: 9	R: 0 E: 0 K: 1 S: 5	H: 0 LOB: 0 BB: 0 P: 5	R: 0 E: 0 K: 1 S: 6	H: 1 LOB: 1 BB: 0 P: 6	R: 0 E: 0 K: 0 S: 2	H: 0 LOB: 0 BB: 1 P: 6	R: 0 E: 0 K: 0 S: 3	H: 0 LOB: 0 BB: 0 P: 3	R: 0 E: 0 K: 0 S: 3	H: 0 LOB: 0 BB: 0 P: 3	R: 0 E: 0 K: 0 S: 3	H: 0 LOB: 1 BB: 1 P: 7	1B: 4 2B: 0 3B: 0 HR: 0	SF: 0 SAC: 0 DP: 2 HBP: 0	WP: 0 PB: 0 SB: 0 CS: 0	PA: 31								
PITCHER Jerry Koosman, L ERA: 2.21 (1, 1)	IP 9.0	WLS W	BF 31	H 4	R 0	ER 0	SO 7	BB 2	IBB 0	HBP 0	BLK 0	WP 0	HR 0	S 43	P 51	ERA 0.00	WHIP 0.667													
											PITCHER	IP	WLS	BF	H	R	ER	SO	BB	IBB	HBP	BLK	WP	HR	S	P	ERA	WHIP		

NEW YORK METS @ PHILADELPHIA PHILLIES
CONNIE MACK STADIUM, PHILADELPHIA, PA

Fri Sep 26 1969, 7:05 PM EDT
 Att. 6,288 - Unknown

AB	29
R	0
H	4
RBI	0
BB	2
SO	7
LOB	9

livebaseballscorecards.com

Batter	1	2	3	4	5	6	7	8	9	AB R H RBI BB SO LOB	TOP		
Cleon Jones, R (1, 7) OBP: 0.424, SLG: 0.489 Rod Gaspar, S (9, PR) OBP: 0.311, SLG: 0.277 (9, 7)	0-0 F9		4-0 BB		0-0 BB 1B		0-0 G3		0-0 FC5 1B	4 0 2 0 1 0 1 0 0 0 0 0 0 0			
Bob Heise, R (1, 6) OBP: 0.500, SLG: 0.500	0-0 G3		0-0 F9		4-0 FC6-4 BB			0-0 F8	0-0 1B	4 0 1 0 1 0 1			
Amos Otis, R (1, 8) OBP: 0.202, SLG: 0.204	0-0 3B			0-0 F8	0-0 FC6-4			0-0 6-3	0-0 FC5	5 0 1 0 0 0 4			
Donn Clendenon, R (1, 3) OBP: 0.305, SLG: 0.439	0-3 K			0-0 F2		0-0 6-3		0-0 BB 1B		4 1 1 0 0 1 1			
Ron Swoboda, R (1, 9) OBP: 0.325, SLG: 0.364		0-0 5-3		4-0 1B BB		0-3 K		4-0 1B BB		2 0 0 0 2 1 0			
Bobby Pfeil, R (1, 5) OBP: 0.260, SLG: 0.275		0-0 F8		0-0 1B		0-0 P2		0-0 1B		4 0 2 1 0 0 0			
Duffy Dyer, R (1, 2) OBP: 0.286, SLG: 0.411		0-3 K		0-0 5-3			0-0 1B	0-3 K		4 0 1 0 0 2 4			
Al Weis, S (1, 4) OBP: 0.260, SLG: 0.293			0-0 F8		0-0 6-3		0-3 K		0-3 K	4 0 0 0 0 2 1			
Tom Seaver, R (1, 1) OBP: 0.200, SLG: 0.154			0-0 5-3		0-0 6-3		0-3 K		0-0 F9	4 0 0 0 0 1 1			
Inning Stats	R: 0 E: 0 K: 1 S: 6 H: 1 LOB: 1 BB: 0 P: 6	R: 0 E: 0 K: 1 S: 5 H: 0 LOB: 0 BB: 0 P: 5	R: 0 E: 0 K: 0 S: 3 H: 0 LOB: 1 BB: 1 P: 7	R: 0 E: 0 K: 0 S: 4 H: 1 LOB: 2 BB: 1 P: 8	R: 0 E: 0 K: 0 S: 4 H: 1 LOB: 2 BB: 1 P: 8	R: 0 E: 0 K: 1 S: 5 H: 0 LOB: 0 BB: 0 P: 5	R: 0 E: 0 K: 2 S: 8 H: 1 LOB: 1 BB: 0 P: 8	R: 1 E: 0 K: 1 S: 7 H: 2 LOB: 2 BB: 1 P: 11	R: 0 E: 0 K: 1 S: 7 H: 2 LOB: 2 BB: 0 P: 7	1B: 7 2B: 0 3B: 1 HR: 0 SF: 0 SAC: 0 DP: 0 HBP: 0	WP: 0 PB: 0 SB: 0 CS: 0 PA: 39		
PITCHER	IP WLS BF H R ER SO BB IBB HBP BLK WP HR S P ERA WHIP											PITCHER	IP WLS BF H R ER SO BB IBB HBP BLK WP HR S P ERA WHIP
Grant Jackson, L (1, 1) ERA: 3.43	8.0 L 34 6 1 1 6 4 0 0 0 0 0 0 42 58 1.12 1.250												
Jeff James, R (9, 1) ERA: 4.2	1.0 5 2 0 0 1 0 0 0 0 0 0 0 7 7 0.00 2.000												

New York Mets @ Philadelphia Phillies
Connie Mack Stadium, Philadelphia, PA
 Sat Sep 27 1969, 3:33 AM EDT
 Att. 4,297 - Unknown

livebaseballscorecards.com

AB	35
R	1
H	8
RBI	1
BB	4
SO	7
LOB	13



Batter	1	2	3	4	5	6	7	8	9	AB	R	H	RBI	BB	SO	LOB
John Briggs, L (1, 8) OBP: 0.350, SLG: 0.401	0-0 F9		4-0 FC5-4 BB		0-0 3-1			0-0 F3		3	0	0	0	1	0	1
Tony Taylor, R (1, 4) OBP: 0.323, SLG: 0.341	0-0 F7		0-0 FC5-4 1-2f			0-0 4-3			0-0 P4	4	0	0	0	0	0	2
Johnny Callison, L (1, 9) OBP: 0.334, SLG: 0.448	0-0 4-3			0-0 F3		0-0 F8			0-0 G3	4	0	0	0	0	0	0
Dick Allen, R (1, 3) OBP: 0.378, SLG: 0.582		0-3 K		4-0 BB		0-0 5-3			0-0 5-3	3	0	0	0	1	1	0
Deron Johnson, R (1, 5) OBP: 0.332, SLG: 0.422		0-3 K		0-3 K			0-0 G1-6-3 1B			3	0	1	0	0	2	1
Larry Hisle, R (7, PR) OBP: 0.338, SLG: 0.459										0	0	0	0	0	0	0
Rick Joseph, R (8, 5) OBP: 0.329, SLG: 0.398										0	0	0	0	0	0	0
Ron Stone, L (1, 7) OBP: 0.333, SLG: 0.301		0-0 1-3		0-0 G3			0-0 F9			3	0	0	0	0	0	2
Dave Watkins, R (1, 2) OBP: 0.288, SLG: 0.291			0-0 SH1-3 1B		0-0 FC2-6 1B		0-0 G1-6-3 1-2f			3	0	2	0	0	0	1
Don Money, R (1, 6) OBP: 0.299, SLG: 0.328			0-0 F8		0-0 FC2-6 SH2-3 1-2f			0-3 K		3	0	0	0	0	1	2
Grant Jackson, S (1, 1) OBP: 0.157, SLG: 0.185			0-0 SH1-3		0-0 SH2-3			0-0 F7		0	0	0	0	0	0	0
Scott Reid, L (8, PH) OBP: 0.375, SLG: 0.167										1	0	0	0	0	0	0
Jeff James, R (9, 1) OBP: 0.100, SLG: 0.100										0	0	0	0	0	0	0

Inning Stats	R: 0	H: 0	R: 0	H: 0	R: 0	H: 1	R: 0	H: 1	R: 0	H: 0	R: 0	H: 1	R: 0	H: 0	R: 0	H: 0	R: 0	H: 0	R: 0	H: 0	R: 0	H: 0	1B: 3	SF: 0	WP: 0	PA: 31	
	E: 0	LOB: 0	E: 0	LOB: 0	E: 0	LOB: 2	E: 0	LOB: 1	E: 0	LOB: 0	E: 0	LOB: 1	E: 0	LOB: 0	E: 0	LOB: 0	E: 0	LOB: 0	E: 0	LOB: 0	E: 0	LOB: 0	2B: 0	SAC: 2	PB: 0		
	K: 0	BB: 0	K: 2	BB: 0	K: 0	BB: 1	K: 1	BB: 1	K: 0	BB: 0	K: 0	BB: 0	K: 0	BB: 0	K: 1	BB: 0	K: 0	BB: 0	K: 0	BB: 0	K: 0	BB: 0	3B: 0	DP: 1	SB: 0		
	S: 3	P: 3	S: 7	P: 7	S: 4	P: 8	S: 5	P: 9	S: 4	P: 3	S: 3	P: 3	S: 3	P: 3	S: 5	P: 5	S: 3	P: 3	S: 3	P: 3	S: 3	P: 3	HR: 0	HBP: 0	CS: 0		
PITCHER Tom Seaver, R (1, 1) ERA: 2.21	IP: 9.0	WLS: W	BF: 31	H: 3	R: 0	ER: 0	SO: 4	BB: 2	IBB: 0	HBP: 0	BLK: 0	WP: 0	HR: 0	S: 37	P: 45	ERA: 0.00	WHIP: 0.556										
PITCHER	IP	WLS	BF	H	R	ER	SO	BB	IBB	HBP	BLK	WP	HR	S	P	ERA	WHIP										

NEW YORK METS @ PHILADELPHIA PHILLIES
CONNIE MACK STADIUM, PHILADELPHIA, PA

Sat Sep 27 1969, 3:33 AM EDT
 Att. 4,297 - Unknown

livebaseballscorecards.com

AB	27
R	0
H	3
RBI	0
BB	2
SO	4
LOB	9

Batter	1	2	3	4	5	6	7	8	9	AB R H RBI BB SO LOB	TOP									
Cleon Jones, R (1, 7) OBP: 0.423, SLG: 0.486	4-0 BB G1-6-3	0-0 F9			0-3 K			0-0 6-3		3 0 0 0 1 1 2										
Art Shamsky, L (1, 9) OBP: 0.376, SLG: 0.492	0-0 G1-6-3		0-0 4-3			0-0 3-1		0-0 F9		4 0 0 0 0 0 1										
Rod Gaspar, S (8, 9) OBP: 0.311, SLG: 0.277	1-2f									0 0 0 0 0 0 0										
Ken Boswell, L (1, 4) OBP: 0.347, SLG: 0.379	0-0 6-3		0-3 K2-3			4-0 BB G4-6-3		4-0 BB		2 0 0 0 2 1 0										
Ed Kranepool, L (1, 3) OBP: 0.307, SLG: 0.371		4-0 1B 2B BB	0-0 L6			0-0 G4-6-3		0-0 P4		3 1 0 0 1 0 2										
Wayne Garrett, L (1, 5) OBP: 0.293, SLG: 0.267		0-0 2B SF8 1B		0-0 3-1			0-0 2B		0-0 L9	4 1 2 0 0 0 0										
Jim Gosger, L (1, 8) OBP: 0.195, SLG: 0.243		0-0 SF8 2B		0-0 P5			0-0 6-3		0-0 F9	4 0 1 1 0 0 1										
J.C. Martin, L (1, 2) OBP: 0.259, SLG: 0.320		0-0 F3		0-0 6-3			4-0 BB		0-0 1-3	3 0 0 0 1 0 2										
Bob Heise, R (1, 6) OBP: 0.462, SLG: 0.400		4-0 IBB			0-0 P3		0-3 K			2 0 0 0 1 1 2										
Gary Gentry, R (1, 1) OBP: 0.105, SLG: 0.096		0-0 SF8			0-0 F9		0-3 K			1 0 0 1 0 0 0										
Nolan Ryan, R (6, 1) OBP: 0.103, SLG: 0.103										1 0 0 0 0 1 2										
Ron Taylor, R (9, 1) OBP: 0.250, SLG: 0.250		2-3 3-H								0 0 0 0 0 0 0										
Inning Stats	R: 0 E: 0 K: 0 S: 2	H: 0 LOB: 0 BB: 1 P: 6	R: 2 E: 0 K: 0 S: 5	H: 2 LOB: 2 BB: 2 P: 13	R: 0 E: 0 K: 1 S: 5	H: 0 LOB: 0 BB: 0 P: 5	R: 0 E: 0 K: 0 S: 3	H: 0 LOB: 0 BB: 0 P: 3	R: 0 E: 0 K: 1 S: 5	H: 0 LOB: 0 BB: 0 P: 5	R: 0 E: 0 K: 2 S: 8	H: 1 LOB: 2 BB: 1 P: 12	R: 0 E: 0 K: 0 S: 3	H: 0 LOB: 1 BB: 1 P: 7	R: 0 E: 0 K: 0 S: 3	H: 0 LOB: 0 BB: 0 P: 3	1B: 1 2B: 2 3B: 0 HR: 0	SF: 1 SAC: 0 DP: 2 HBP: 0	WP: 0 PB: 0 SB: 0 CS: 0	PA: 34
PITCHER	IP WLS BF H R ER SO BB IBB HBP BLK WP HR S P ERA WHIP																			
Jerry Johnson, R (1, 1) ERA: 4.28	7.0 L 27 3 2 2 4 4 1 0 0 0 0 30 50 2.57 1.000																			
Lowell Palmer, R (8, 1) ERA: 5.14	2.0 7 0 0 0 0 1 0 0 0 0 0 6 10 0.00 0.500																			

New York Mets @ Philadelphia Phillies
Connie Mack Stadium, Philadelphia, PA
 Sun Sep 28 1969, 3:33 AM EDT
 Att. 6,875 - Unknown

livebaseballscorecards.com

AB	27
R	2
H	3
RBI	2
BB	6
SO	4
LOB	12



Batter	1	2	3	4	5	6	7	8	9	AB	R	H	RBI	BB	SO	LOB
John Briggs, L (1, 8) OBP: 0.350, SLG: 0.399	0-0 4-3 S 1B		0-3 K			0-3 K	0-0 P6			4	0	1	0	0	2	2
Tony Taylor, R (1, 4) OBP: 0.323, SLG: 0.340	0-3 K 1-2		0-3 K			0-0 BB 1B		0-0 5-3		4	0	1	0	0	2	2
Johnny Callison, L (1, 9) OBP: 0.333, SLG: 0.445	0-0 4-3 2-3			0-0 1-3		4-0 BB 1-2 BB		0-3 K		3	0	0	0	1	1	1
Dick Allen, R (1, 3) OBP: 0.375, SLG: 0.576	0-0 6-3			0-3 K		0-0 F9		0-0 5-3		4	0	0	0	0	1	3
Deron Johnson, R (1, 5) OBP: 0.331, SLG: 0.419		0-0 F3		0-0 5-3		4-0 1-2 2-3 BB		0-0 5-3		3	0	0	0	1	0	0
Ron Stone, L (1, 7) OBP: 0.332, SLG: 0.297		0-0 P6			0-0 3-1	0-3 K		4-0 BB		3	0	0	0	1	1	3
Dave Watkins, R (1, 2) OBP: 0.287, SLG: 0.285		0-0 F8			0-3 K		4-0 G6-4-3 BB		0-0 F8	3	0	0	0	1	1	1
Don Money, R (1, 6) OBP: 0.298, SLG: 0.330			0-0 G3		0-0 2B		0-0 G6-4-3 1-2f		0-0 F9	4	0	1	0	0	0	2
Jerry Johnson, R (1, 1) OBP: 0.244, SLG: 0.233			0-0 2B				4-0 BB			2	0	1	0	0	0	1
Scott Reid, L (7, PH) OBP: 0.400, SLG: 0.167										0	0	0	0	1	0	0
Lowell Palmer, R (8, 1) OBP: 0.174, SLG: 0.273										0	0	0	0	0	0	0

Inning Stats	R: 0	H: 1	E: 0	K: 1	S: 6	H: 0	LOB: 0	K: 0	S: 3	R: 0	H: 0	E: 0	K: 2	S: 8	H: 1	LOB: 1	K: 1	S: 5	R: 0	H: 1	E: 0	K: 2	S: 8	H: 1	LOB: 3	K: 0	S: 2	R: 0	H: 0	E: 0	K: 1	S: 5	R: 0	H: 0	E: 0	K: 0	S: 3	R: 0	H: 0	E: 0	K: 0	S: 3	1B: 2	2B: 2	3B: 0	HR: 0	SF: 0	SAC: 0	DP: 1	HBP: 0	WP: 0	PB: 0	SB: 1	CS: 0	PA: 35
--------------	------	------	------	------	------	------	--------	------	------	------	------	------	------	------	------	--------	------	------	------	------	------	------	------	------	--------	------	------	------	------	------	------	------	------	------	------	------	------	------	------	------	------	------	-------	-------	-------	-------	-------	--------	-------	--------	-------	-------	-------	-------	--------

PITCHER	IP	WLS	BF	H	R	ER	SO	BB	IBB	HBP	BLK	WP	HR	S	P	ERA	WHIP
Gary Gentry, R (1, 1) ERA: 3.45	5.0	W	18	3	0	0	5	0	0	0	0	0	0	28	28	0.00	0.600
Nolan Ryan, R (6, 1) ERA: 3.38	3.0		13	1	0	0	3	4	0	0	0	0	0	15	31	0.00	1.667
Ron Taylor, R (9, 1) ERA: 2.81	1.0	S	4	0	0	0	0	1	0	0	0	0	0	3	7	0.00	1.000

NEW YORK METS @ PHILADELPHIA PHILLIES
CONNIE MACK STADIUM, PHILADELPHIA, PA

Sun Sep 28 1969, 3:33 AM EDT
 Att. 6,875 - Unknown

AB	30
R	0
H	4
RBI	0
BB	5
SO	8
LOB	15



Batter	1	2	3	4	5	6	7	8	9	10	11	12	AB	R	H	RBI	BB	SO	LOB
Don Kessinger, S OBP: 0.334, SLG: 0.368 (1, 6)	F7	F8		6-3			1B		1B	G3	BB	FC4-6	4	1	1	0	2	0	1
Paul Popovich, S OBP: 0.348, SLG: 0.330 (1, 4)	SF7	F7			F9		F9		G3	1B	FC4-6		6	1	2	1	0	0	3
Billy Williams, L OBP: 0.355, SLG: 0.475 (1, 7)	14 2B		F7		6-3		G5-4-3		G3	1B		6-3	6	1	2	1	0	0	2
Ron Santo, R OBP: 0.384, SLG: 0.481 (1, 5)	SF7		14 FC6-5		K		G5-4-3		IBB			5-3	4	0	1	1	1	1	2
14 Ernie Banks, R OBP: 0.308, SLG: 0.406 (1, 3)	1-H		FC6-5		K			F7	5-3			2B	6	0	2	1	0	1	3
Jim Hickman, R OBP: 0.326, SLG: 0.470 (1, 9)	BB		L5		WP			P6		F5		K	5	0	1	0	1	1	2
Randy Hundley, R OBP: 0.335, SLG: 0.392 (1, 2)	1-3				K			F8		K		BB	5	0	0	0	1	3	3
Don Young, R OBP: 0.343, SLG: 0.371 (1, 8)		L6			HR			IBB		K	CS	F7	5	1	2	1	1	1	2
Ken Holtzman, R OBP: 0.167, SLG: 0.210 (9, PH)																			
Willie Smith, R OBP: 0.327, SLG: 0.433 (10, 1)																			
Phil Regan, L OBP: 0.222, SLG: 0.133 (11, PH)																			
Jimmie Hall, R OBP: 0.281, SLG: 0.335 (12, 1)																			
Dick Seelma, R OBP: 0.183, SLG: 0.220 (12, 1)																			
Hank Aguirre, R OBP: 0.400, SLG: 0.400 (12, 1)																			
Ted Abernathy, R OBP: 0.250, SLG: 0.375 (12, 1)																			

Inning Stats	R: 2	H: 3	E: 0	LOB: 2	K: 0	S: 6	P: 10	R: 0	H: 1	E: 0	LOB: 1	K: 0	S: 4	P: 4	R: 0	H: 1	E: 0	LOB: 1	K: 0	S: 4	P: 4	R: 0	H: 0	E: 0	LOB: 0	K: 1	S: 5	P: 5	R: 0	H: 1	E: 0	LOB: 2	K: 2	S: 8	P: 12	R: 0	H: 2	E: 0	LOB: 1	K: 0	S: 4	P: 4	R: 0	H: 0	E: 0	LOB: 0	K: 0	S: 3	P: 3	R: 2	H: 1	E: 0	LOB: 2	K: 1	S: 6	P: 18	R: 0	H: 1	E: 0	LOB: 0	K: 1	S: 5	P: 5	R: 0	H: 0	E: 0	LOB: 1	K: 0	S: 3	P: 7	R: 0	H: 1	E: 0	LOB: 2	K: 1	S: 6	P: 10	R: 0	H: 1	E: 0	LOB: 2	K: 1	S: 6	P: 10	1B: 8	2B: 3	3B: 0	HR: 1	SF: 1	SAC: 0	DP: 1	HBP: 0	WP: 1	PA: 54
--------------	------	------	------	--------	------	------	-------	------	------	------	--------	------	------	------	------	------	------	--------	------	------	------	------	------	------	--------	------	------	------	------	------	------	--------	------	------	-------	------	------	------	--------	------	------	------	------	------	------	--------	------	------	------	------	------	------	--------	------	------	-------	------	------	------	--------	------	------	------	------	------	------	--------	------	------	------	------	------	------	--------	------	------	-------	------	------	------	--------	------	------	-------	-------	-------	-------	-------	-------	--------	-------	--------	-------	--------

PITCHER	IP	WLS	BF	H	R	ER	SO	BB	IBB	HBP	BLK	WP	HR	S	P	ERA	WHIP
Jerry Koosman, L ERA: 2.28 (1, 1)	5.0		22	6	3	3	2	1	0	0	0	0	1	25	29	5.40	1.400
Tug McGraw, L ERA: 2.24 (6, 1)	2.0		9	3	0	0	2	0	1	0	0	1	0	12	16	0.00	1.500
Nolan Ryan, R ERA: 3.53 (8, 1)	1.1		7	1	2	2	1	2	0	0	0	0	0	7	15	13.50	2.250
Jack Dilauro, L ERA: 2.48 (9, 1)	0.1		2	0	0	0	0	0	1	0	0	0	0	1	5	0.00	0.000
Ron Taylor, R ERA: 2.72 (9, 1)	2.1	W	8	1	0	0	1	1	0	0	0	0	0	9	13	0.00	0.857
PITCHER	IP	WLS	BF	H	R	ER	SO	BB	IBB	HBP	BLK	WP	HR	S	P	ERA	WHIP
Bob Johnson, R ERA: (12, 1)	1.0	S	5	1	0	0	1	1	0	0	0	0	0	6	10	0.00	2.000

BOTTOM

New York Mets @ Chicago Cubs
Wrigley Field, Chicago, IL
 Wed Oct 01 1969, 3:33 AM CDT
 Att: 10,136 - Unknown

livebaseballscorecards.com

AB	45
R	5
H	12
RBI	5
BB	7
SO	7
LOB	20



New York Mets @ Chicago Cubs
 Wrigley Field, Chicago, IL
 Thu Oct 02 1969, 3:33 AM CDT
 Att. 9,981 - Unknown

livebaseballscorecards.com

AB	38
R	3
H	9
RBI	3
BB	2
SO	5
LOB	24



WP:	0	PA:	41
PB:	1		
SB:	0		
CS:	0		

Batter	1	2	3	4	5	6	7	8	9	AB	R	H	RBI	BB	SO	LOB
Cleon Jones, R OBP: 0.422, SLG: 0.482 (1, 7)	0-0 6-3	0-0 1B		0-0 FC4 PB FC3-2-5 1-2f 2-3 3-H		0-0 1B		0-0 E6		5	0	2	1	0	0	2
Wayne Garrett, L OBP: 0.290, SLG: 0.268 (1, 5)	0-0 G3 1B 2B	0-0 F7		0-0 FC3-2-5 PB 1-2 3-H		0-0 F8		0-0 F7		5	1	1	0	0	0	5
Tommie Agee, R OBP: 0.342, SLG: 0.464 (1, 8)	0-0 G3 1B	0-0 F8		0-3 K 1-2 2-3				0-0 FC4-6 BB 1B		3	1	1	0	0	1	3
Rod Gaspar, S OBP: 0.313, SLG: 0.279 (4, 8)									0-0 5-3	2	0	1	0	0	0	0
Art Shamsky, L OBP: 0.375, SLG: 0.488 (1, 9)	0-0 G3 1-2 2-3		0-0 G3		0-0 P4-3			0-3 K 1-2 2-3		3	0	0	0	0	0	2
Ron Swoboda, R OBP: 0.326, SLG: 0.361 (6, 9)									0-3 K	1	0	0	0	1	1	0
Ken Boswell, L OBP: 0.347, SLG: 0.381 (1, 4)	0-0 E BB 1B 2-H 3-H		0-0 3-1		0-0 1B 2B			0-0 F5		5	0	2	2	0	0	2
Ed Kranepool, L OBP: 0.307, SLG: 0.368 (1, 3)	0-0 E BB 1-2		0-0 G3		0-0 1B 2-H			0-0 FC4-6 1-2f 2-3		3	0	1	0	1	0	2
Jerry Grote, R OBP: 0.313, SLG: 0.351 (1, 2)	0-0 E6 1-2 2-3			0-0 P4 SH 1B FC4		0-0 5-3		0-0 F6		3	1	0	0	0	0	3
Don Cardwell, R OBP: 0.184, SLG: 0.234 (5, 1)										0	0	0	0	0	0	0
Donn Clendenon, R OBP: 0.303, SLG: 0.432 (7, PH)										1	0	0	0	0	0	2
Jack Dilauro, S OBP: 0.303, SLG: 0.432 (7, 1)										0	0	0	0	0	0	0
Bud Harrelson, S OBP: 0.341, SLG: 0.306 (1, 6)	0-0 6-3			0-0 FC4 SH FC3-2-5 1B		0-0 6-3		0-3 K		3	0	1	0	0	0	3
Al Weis, S OBP: 0.259, SLG: 0.291 (6, 6)									0-3 K	1	0	0	0	0	1	0
Gary Gentry, R OBP: 0.104, SLG: 0.095 (1, 1)		0-3 K		0-0 SH FC4 1-2 2-3		0-0 P4-3		0-3 K		2	0	0	0	0	1	0
J.C. Martin, L OBP: 0.257, SLG: 0.316 (5, 2)										1	0	0	0	0	1	0

Batter	1	2	3	4	5	6	7	8	9	AB	R	H	RBI	BB	SO	LOB
Cleon Jones, R OBP: 0.422, SLG: 0.482 (1, 7)	0-0 6-3	0-0 1B		0-0 FC4 PB FC3-2-5 1-2f 2-3 3-H		0-0 1B		0-0 E6		5	0	2	1	0	0	2
Wayne Garrett, L OBP: 0.290, SLG: 0.268 (1, 5)	0-0 G3 1B 2B	0-0 F7		0-0 FC3-2-5 PB 1-2 3-H		0-0 F8		0-0 F7		5	1	1	0	0	0	5
Tommie Agee, R OBP: 0.342, SLG: 0.464 (1, 8)	0-0 G3 1B	0-0 F8		0-3 K 1-2 2-3				0-0 FC4-6 BB 1B		3	1	1	0	0	1	3
Rod Gaspar, S OBP: 0.313, SLG: 0.279 (4, 8)									0-0 5-3	2	0	1	0	0	0	0
Art Shamsky, L OBP: 0.375, SLG: 0.488 (1, 9)	0-0 G3 1-2 2-3		0-0 G3		0-0 P4-3			0-3 K 1-2 2-3		3	0	0	0	0	0	2
Ron Swoboda, R OBP: 0.326, SLG: 0.361 (6, 9)									0-3 K	1	0	0	0	1	1	0
Ken Boswell, L OBP: 0.347, SLG: 0.381 (1, 4)	0-0 E BB 1B 2-H 3-H		0-0 3-1		0-0 1B 2B			0-0 F5		5	0	2	2	0	0	2
Ed Kranepool, L OBP: 0.307, SLG: 0.368 (1, 3)	0-0 E BB 1-2		0-0 G3		0-0 1B 2-H			0-0 FC4-6 1-2f 2-3		3	0	1	0	1	0	2
Jerry Grote, R OBP: 0.313, SLG: 0.351 (1, 2)	0-0 E6 1-2 2-3			0-0 P4 SH 1B FC4		0-0 5-3		0-0 F6		3	1	0	0	0	0	3
Don Cardwell, R OBP: 0.184, SLG: 0.234 (5, 1)										0	0	0	0	0	0	0
Donn Clendenon, R OBP: 0.303, SLG: 0.432 (7, PH)										1	0	0	0	0	0	2
Jack Dilauro, S OBP: 0.303, SLG: 0.432 (7, 1)										0	0	0	0	0	0	0
Bud Harrelson, S OBP: 0.341, SLG: 0.306 (1, 6)	0-0 6-3			0-0 FC4 SH FC3-2-5 1B		0-0 6-3		0-3 K		3	0	1	0	0	0	3
Al Weis, S OBP: 0.259, SLG: 0.291 (6, 6)									0-3 K	1	0	0	0	0	1	0
Gary Gentry, R OBP: 0.104, SLG: 0.095 (1, 1)		0-3 K		0-0 SH FC4 1-2 2-3		0-0 P4-3		0-3 K		2	0	0	0	0	1	0
J.C. Martin, L OBP: 0.257, SLG: 0.316 (5, 2)										1	0	0	0	0	1	0

Inning Stats		R: 2	H: 3	R: 0	H: 1	R: 0	H: 0	R: 1	H: 1	R: 0	H: 2	R: 0	H: 1	R: 0	H: 0	R: 0	H: 0	R: 0	H: 0	1B: 7	SF: 0	WP: 0	PA: 41
		E: 1	LOB: 3	E: 0	LOB: 1	E: 0	LOB: 0	E: 2	LOB: 2	E: 0	LOB: 1	E: 0	LOB: 2	E: 1	LOB: 1	E: 0	LOB: 0	E: 0	LOB: 0	2B: 2	SAC: 1	PB: 1	
		K: 0	BB: 1	K: 1	BB: 0	K: 0	BB: 0	K: 1	BB: 0	K: 0	BB: 1	K: 0	BB: 0	K: 2	BB: 0	K: 1	BB: 0	K: 0	BB: 0	3B: 0	DP: 0	SB: 0	
		S: 7	P: 11	S: 6	P: 6	S: 3	P: 3	S: 8	P: 8	S: 4	P: 4	S: 4	P: 4	S: 8	P: 8	S: 5	P: 5	S: 5	P: 5	HR: 0	HBP: 0	CS: 0	

PITCHER		IP	WLS	BF	H	R	ER	SO	BB	IBB	HBP	BLK	WP	HR	S	P	ERA	WHIP														
Bill Hands, R ERA: 2.49 (1, 1)		5.0		25	7	3	2	2	1	0	0	0	0	0	28	32	3.60	1.600														
Joe Decker, R ERA: 2.92 (6, 1)		4.0	W	16	2	0	0	3	1	0	0	0	0	0	21	25	0.00	0.750														

Batter	1	2	3	4	5	6	7	8	9
Don Kessinger, S OBP: 0.332, SLG: 0.366 (1, 6)	0-3 K		0-0 F8		0-0 F7		0-0 F3		
Paul Popovich, S OBP: 0.347, SLG: 0.328 (1, 4)	0-0 P8			0-0 P1-4-3		0-0 1B 14 HR 1B		0-0 P8	
Billy Williams, L OBP: 0.355, SLG: 0.474 (1, 7)	0-3 K			0-0 G3		0-0 1-2 14 HR 1B		0-3 K	
Ron Santo, R OBP: 0.384, SLG: 0.485 (1, 5)		0-0 5-3		0-0 HR		0-3 K		4-0 BB	
14 Ernie Banks, R OBP: 0.309, SLG: 0.416 (1, 3)		0-0 3B		0-0 F7		0-0 1-H 2-H HR		0-0 F5	
Jim Hickman, R OBP: 0.326, SLG: 0.467 (1, 9)		0-0 F4			4-0 BB	0-3 K			
Oscar Gamble, L OBP: 0.321, SLG: 0.310 (1, 8)		0-0 5-3			0-0 G4-6-3 1-2f	0-0 F8			
John Hairston, R OBP: 0.250, SLG: 0.250 (1, 2)			0-3 K		0-0 E 1B		0-0 F8		
Jimmie Hall, L OBP: 0.285, SLG: 0.337 (5, PH)					0-0 E6 1-H 2B		0-3 K		
Randy Hundley, R OBP: 0.334, SLG: 0.391 (6, 2)									
Bill Hands, R OBP: 0.136, SLG: 0.092 (1, 1)			0-3 K						
Willie Smith, L OBP: 0.330, SLG: 0.441 (5, PH)									
Joe Decker, R (6, 1)									

AB	R	H	RBI	BB	SO	LOB
4	0	0	0	0	1	1
4	1	1	0	0	0	0
4	1	1	0	0	2	0
3	1	1	1	1	1	2
4	1	2	3	0	0	1
2	0	0	0	1	1	1
3	0	0	0	0	0	2
1	0	0	0	0	1	0
1	1	1	0	0	0	0
1	0	0	0	0	0	0
1	0	0	0	0	1	0
1	0	1	1	0	0	0
1	0	0	0	0	1	0

BOTTOM

New York Mets @ Chicago Cubs
Wrigley Field, Chicago, IL
 Thu Oct 02 1969, 3:33 AM CDT
 Att. 9,981 - Unknown


livebaseballscorecards.com

AB	30
R	5
H	7
RBI	5
BB	2
SO	8
LOB	7



1B: 3	SF: 0	WP: 0	PA: 32
2B: 1	SAC: 0	PB: 0	
3B: 1	DP: 1	SB: 0	
HR: 2	HBP: 0	CS: 0	

Inning Stats		R: 0	H: 0	R: 0	H: 1	R: 0	H: 0	R: 1	H: 1	R: 1	H: 2	R: 3	H: 3	R: 0	H: 0	R: 0	H: 0
Pitcher		E: 0	LOB: 0	E: 0	LOB: 1	E: 0	LOB: 0	E: 0	LOB: 0	E: 1	LOB: 1	E: 0	LOB: 0	E: 0	LOB: 0	E: 0	LOB: 1
Pitcher		K: 2	BB: 0	K: 0	BB: 0	K: 0	BB: 0	K: 0	BB: 0	K: 0	BB: 1	K: 2	BB: 0	K: 1	BB: 0	K: 1	BB: 1
Pitcher		S: 7	P: 7	S: 4	P: 4	S: 7	P: 7	S: 4	P: 4	S: 4	P: 8	S: 10	P: 10	S: 5	P: 5	S: 5	P: 9
PITCHER	IP	WLS	BF	H	R	ER	SO	BB	IBB	HBP	BLK	WP	HR	S	P	ERA	WHIP
Gary Gentry, R ERA: 3.43 (1, 1)	4.0		14	2	1	1	4	0	0	0	0	0	1	22	22	2.25	0.500
Don Cardwell, R ERA: 3.01 (5, 1)	2.0	L	11	5	4	4	2	1	0	0	0	0	1	14	18	18.00	3.000
Jack Dilauro, L ERA: 2.4 (7, 1)	2.0		7	0	0	0	2	1	0	0	0	0	0	10	14	0.00	0.500

Batter	1	2	3	4	5	6	7	8	9	AB R H RBI BB SO LOB	TOP		
Tommie Agee, R (1, 8) X	0-0 6-3		0-3 K		0-0 5-3		0-3 K		0-3 K	5 0 0 0 0 3 0	New York Mets @ Atlanta Braves Atlanta Stadium, Atlanta, GA Sat Oct 04 1969, 3:33 AM EDT Att: 50,122 - Unknown livebaseballscorecards.com AB 35 R 9 H 10 RBI 6 BB 4 SO 5 LOB 15 		
Wayne Garrett, L (1, 5) OBP: 0.600, SLG: 0.750 X	0-0 5-3		4-0 G6-4-3 BB		0-0 1-3			0-0 1B 2B	0-0 1B	4 1 2 0 1 0 0			
Cleon Jones, R (1, 7) OBP: 0.200, SLG: 0.200 X	0-0 F9		0-0 G6-4-3 1-2f		0-0 P3			0-0 S E 1B 2-H	0-0 G1-6-3 1-2f	5 1 1 1 0 0 2			
Art Shamsky, L (1, 9) OBP: 0.750, SLG: 0.750 Al Weis, S (8, PR) (8, 4)		0-0 BB 1B		0-0 4-3		0-0 FC5-4 1B		0-0 FC1-6 1B 1-2		4 1 3 0 0 0 0 0 0 0 0 0 0 0			
Ken Boswell, L (1, 4) Rod Gaspar, S (8, 9)		4-0 BB 1B 1-2 PB BB		0-0 1-3		0-0 P5		0-0 FC1-6 5-3 E 1B 1-2f 2-3		3 2 0 0 1 0 3 0 0 0 0 0 0 0			
Ed Kranepool, L (1, 3) OBP: 0.250, SLG: 0.250		0-3 K		0-0 BB 3B 1B		0-0 FC5-4 FC6-4 1-2f		0-0 FC3 5-3 1B 1-2 3-H		4 2 1 0 0 1 4			
Jerry Grote, R (1, 2) OBP: 0.500, SLG: 0.333		0-0 PB 1B 1-3 2-H		4-0 BB 3B BB 1-2		0-0 FC6-4 1-2f		0-0 5-3 1-2 2-3		3 1 1 1 1 0 3			
Bud Harrelson, S (1, 6) OBP: 0.500, SLG: 1.000		0-3 K 1-2 3-H		0-0 1-H 2-H 3B			0-0 6-3	4-0 1B E IBB		3 1 1 2 1 1 1			
Tom Seaver, R (1, 1) J.C. Martin, L (8, PH) OBP: 1.000, SLG: 1.000 Ron Taylor, R (8, 1)		0-0 5-3		0-0 6-3			0-0 6-3	0-0 E8 1B 1-H 2-H 3-H		3 0 0 0 0 0 2 1 0 1 2 0 0 0 0 0 0 0 0 0 0			
Inning Stats	R: 0 E: 0 K: 0 S: 3 H: 0 LOB: 0 BB: 0 P: 3	R: 2 E: 0 K: 2 S: 9 H: 2 LOB: 1 BB: 1 P: 13	R: 0 E: 0 K: 1 S: 4 H: 0 LOB: 0 BB: 1 P: 8	R: 2 E: 0 K: 0 S: 5 H: 2 LOB: 1 BB: 1 P: 9	R: 0 E: 0 K: 0 S: 3 H: 0 LOB: 0 BB: 0 P: 3	R: 0 E: 0 K: 0 S: 4 H: 1 LOB: 1 BB: 0 P: 4	R: 0 E: 0 K: 1 S: 5 H: 0 LOB: 0 BB: 0 P: 5	R: 5 E: 2 K: 0 S: 7 H: 4 LOB: 1 BB: 1 P: 11	R: 0 E: 0 K: 1 S: 5 H: 1 LOB: 0 BB: 0 P: 5	1B: 8 2B: 1 3B: 1 HR: 0 SF: 0 SAC: 0 DP: 2 HBP: 0		WP: 0 PB: 1 SB: 1 CS: 0 PA: 39	
PITCHER	IP WLS BF H R ER SO BB IBB HBP BLK WP HR S P ERA WHIP											PITCHER	IP WLS BF H R ER SO BB IBB HBP BLK WP HR S P ERA WHIP
Phil Niekro, R (1, 1) ERA: 4.5	8.0 L 36 9 9 4 4 3 1 0 0 0 0 40 56 4.50 1.500												
Cecil Upshaw, R (9, 1) ERA:	1.0 3 1 0 0 1 0 0 0 0 0 0 5 5 0.00 1.000												

New York Mets @ Atlanta Braves
 Atlanta Stadium, Atlanta, GA
 Sun Oct 05 1969, 3:33 AM EDT
 Att: 50,270 - Unknown

livebaseballscorecards.com

AB	42
R	11
H	13
RBI	11
BB	6
SO	12
LOB	22



WP: 0	PA: 48
PB: 0	
SB: 4	
CS: 1	

AB	R	H	RBI	BB	SO	LOB
4	3	2	2	2	1	1
5	1	2	1	1	1	2
5	2	3	3	1	1	3
5	1	3	1	0	2	4
0	0	0	0	0	0	0
5	1	1	2	0	2	5
0	0	0	0	0	0	0
4	0	1	1	1	1	0
5	1	0	0	0	1	4
5	1	1	1	0	1	2
2	1	0	0	1	2	1
0	0	0	0	0	0	0
1	0	0	0	0	0	0
1	0	0	0	0	0	0

Batter	1	2	3	4	5	6	7	8	9
Tommie Agee, R OBP: 0.384, SLG: 0.556 (1, 8) X	0-0 S BB 1B	0-0 1-H HR	4-0 1B IBB		0-3 K		4-0 F8 S HR BB		0-0 5-3
Wayne Garrett, L OBP: 0.545, SLG: 0.667 (1, 5) B B B	4-0 1B S 1-2 BB	0-0 1-3	0-0 1-3 2-H 1B		0-0 1B 2B		0-0 F8 1-3		0-3 K
Cleon Jones, R OBP: 0.455, SLG: 0.800 (1, 7) B B B	4-0 1-2 2-3 1B BB	0-0 E 2B	0-3 K		0-0 S 1B		0-0 3-H HR		0-0 4-3
Art Shamsky, L OBP: 0.667, SLG: 0.667 Rod Gaspar, S (7, PR) S S (7, 9)	0-3 K	0-0 E8 1B		0-0 HR 1B		0-3 K		0-0 1-2 1B	
Ken Boswell, L OBP: 0.222, SLG: 0.500 Tug McGraw, R (7, 1) S S S	0-3 K	0-3 K		0-0 1-H HR		0-0 F9		0-0 4-3	
Ed Kranepool, L OBP: 0.333, SLG: 0.250 (1, 3) X	0-0 1-2 2-3 3-H 1B		0-3 K		0-0 4-3		4-0 CS FC BB		0-0 G3
Jerry Grote, R OBP: 0.222, SLG: 0.125 (1, 2) S S S	0-3 K		0-0 E3 2B		0-0 L9		0-0 FC 1-2		0-0 5-3
Bud Harrelson, S OBP: 0.333, SLG: 0.625 (1, 6) X		0-0 L7	0-0 1-H 1B 2B		0-0 F9		0-3 K 2-3		0-0 4-3
Jerry Koosman, R (1, 1) B B B		4-0 HR BB	0-3 K		0-3 K		0-0 F8		0-0 E5 5-3
Ron Taylor, R (5, 1) B B B									
J.C. Martin, L OBP: 0.500, SLG: 0.500 (7, PH) B B B									
Al Weis, S (7, 4) B B B									

Inning Stats																	
R: 1	H: 2	R: 3	H: 3	R: 2	H: 2	R: 1	H: 2	R: 0	H: 0	R: 2	H: 2	R: 0	H: 0	R: 0	H: 0	R: 0	H: 0
E: 0	LOB: 3	E: 1	LOB: 1	E: 1	LOB: 2	E: 0	LOB: 1	E: 0	LOB: 1	E: 0	LOB: 0	E: 0	LOB: 0	E: 1	LOB: 1	E: 1	LOB: 1
K: 3	BB: 2	K: 1	BB: 1	K: 3	BB: 1	K: 0	BB: 0	K: 1	BB: 1	K: 0	BB: 1	K: 0	BB: 0	K: 1	BB: 0	K: 1	BB: 0
S: 11	P: 19	S: 8	P: 12	S: 12	P: 16	S: 5	P: 5	S: 5	P: 9	S: 5	P: 9	S: 5	P: 3	S: 6	P: 6	S: 6	P: 6
1B: 7	SF: 0	2B: 3	SAC: 0	3B: 0	DP: 0	HR: 3	HBP: 0										

PITCHER																	
Ron Reed, R ERA: 21.6 (1, 1)	IP: 1.2	WLS: L	BF: 13	H: 5	R: 4	ER: 4	SO: 3	BB: 3	IBB: 0	HBP: 0	BLK: 0	WP: 0	HR: 1	S: 16	P: 28	ERA: 21.60	WHIP: 4.800
Paul Doyle, L ERA: (2, 1)	IP: 1.0		BF: 7	H: 2	R: 2	ER: 0	SO: 3	BB: 0	IBB: 1	HBP: 0	BLK: 0	WP: 0	HR: 0	S: 12	P: 16	ERA: 0.00	WHIP: 2.000
Milt Pappas, R ERA: 11.57 (3, 1)	IP: 2.1		BF: 11	H: 4	R: 3	ER: 3	SO: 4	BB: 0	IBB: 0	HBP: 0	BLK: 0	WP: 0	HR: 1	S: 19	P: 19	ERA: 11.57	WHIP: 1.714
Jim Britton, R ERA: (6, 1)	IP: 0.1		BF: 3	H: 0	R: 0	ER: 0	SO: 0	BB: 1	IBB: 0	HBP: 0	BLK: 0	WP: 0	HR: 0	S: 2	P: 6	ERA: 0.00	WHIP: 3.000
Cecil Upshaw, R ERA: 4.91 (6, 1)	IP: 2.2		BF: 10	H: 2	R: 2	ER: 2	SO: 1	BB: 1	IBB: 0	HBP: 0	BLK: 0	WP: 0	HR: 1	S: 11	P: 15	ERA: 6.75	WHIP: 1.125
Gary Neibauber, R ERA: (9, 1)	IP: 1.0		BF: 4	H: 0	R: 0	ER: 0	SO: 1	BB: 0	IBB: 0	HBP: 0	BLK: 0	WP: 0	HR: 0	S: 6	P: 6	ERA: 0.00	WHIP: 0.000

Batter	1	2	3	4	5	6	7	8	9	AB R H RBI BB SO LOB	TOP	
Tommy Agee, R (1, 8) OBP: 0.350, SLG: 0.667	0-0 5-3		0-0 G6-4-3			0-3 K		0-3 K		4 0 0 0 0 2 1		
Bud Harrelson, S (1, 6) OBP: 0.313, SLG: 0.429	0-0 5-3			0-0 5-3		4-0 BB		0-0 FC4-6 1B		3 0 1 0 1 0 0		
Cleon Jones, R (1, 7) OBP: 0.421, SLG: 0.667	0-0 1B			0-0 F7		0-0 F3		0-0 FC4-6		4 0 1 0 0 0 2		
Donn Clendenon, R (1, 3) OBP: 0.500, SLG: 0.750	0-3 K			0-0 2B			0-0 1B BB SF7 1B	0-3 K		4 1 2 0 0 2 2		
Ron Swoboda, R (1, 9) OBP: 0.500, SLG: 0.333		0-3 K		0-0 F8		4-0 1B 1-2 BB		0-0 BB 1B		3 0 1 0 1 1 1		
Ed Charles, R (1, 5)		0-3 K		0-0 5-3		0-0 F9		0-0 F8		4 0 0 0 0 1 3		
Jerry Grote, R (1, 2) OBP: 0.235, SLG: 0.250		0-0 6-3		0-0 F9		0-0 1B 1-2 2-3		0-3 K		4 0 1 0 0 1 1		
Al Weis, S (1, 4)			4-0 BB G6-4-3	0-0 5-3		0-0 SF7		4-0 BB 1-2		1 0 0 1 2 0 0		
Tom Seaver, R (1, 1) Duffy Dyer, R (6, PH) Don Cardwell, R (6, 1) Rod Gaspar, S (7, PH) Ron Taylor, R (7, 1) Art Shamsky, L (8, PH) OBP: 0.500, SLG: 0.500			0-3 K	0-0 6-3		0-0 5-3		0-0 4-3		1 0 0 0 0 1 1 1 0 0 0 0 0 0 0 0 0 0 0 0 0 1 0 0 0 0 0 2 0 0 0 0 0 0 0 1 0 0 0 0 0 2		
Inning Stats	R: 0 E: 0 K: 1 S: 6 H: 1 LOB: 1 BB: 0 P: 6	R: 0 E: 0 K: 2 S: 7 H: 0 LOB: 0 BB: 0 P: 7	R: 0 E: 0 K: 1 S: 4 H: 0 LOB: 0 BB: 1 P: 8	R: 0 E: 0 K: 0 S: 4 H: 1 LOB: 1 BB: 0 P: 4	R: 0 E: 0 K: 0 S: 3 H: 0 LOB: 0 BB: 0 P: 3	R: 0 E: 0 K: 1 S: 5 H: 0 LOB: 1 BB: 1 P: 9	R: 1 E: 0 K: 0 S: 5 H: 2 LOB: 2 BB: 1 P: 9	R: 0 E: 0 K: 2 S: 8 H: 1 LOB: 1 BB: 0 P: 8	R: 0 E: 0 K: 1 S: 6 H: 1 LOB: 2 BB: 1 P: 10	1B: 5 2B: 1 3B: 0 HR: 0 SF: 1 SAC: 0 DP: 1 HBP: 0	WP: 0 PB: 0 SB: 0 CS: 0 PA: 36	
PITCHER Mike Cuellar, L (1, 1) ERA: 1.59	IP: 9.0 WLS: W BF: 36 H: 6 R: 1 ER: 1 SO: 8 BB: 4 IBB: 0 HBP: 0 BLK: 0 WP: 0 HR: 0 S: 48 P: 64 ERA: 1.00 WHIP: 1.111											PITCHER IP: WLS: BF: H: R: ER: SO: BB: IBB: HBP: BLK: WP: HR: S: P: ERA: WHIP

New York Mets @ Baltimore Orioles
Memorial Stadium, Baltimore, MD
 Sat Oct 11 1969, 3:33 AM EDT
 Att: 50,429 - Unknown

livebaseballscorecards.com

AB	31
R	1
H	6
RBI	1
BB	4
SO	8
LOB	15



Batter	1	2	3	4	5	6	7	8	9	AB R H RBI BB SO LOB	TOP													
Tommie Agee, R (1, 8) OBP: 0.292, SLG: 0.545	0-3 K		0-0 FC6-4 BB		0-3 K			0-0 6-3		4 0 0 0 0 2 1														
Bud Harrelson, S (1, 6) OBP: 0.300, SLG: 0.353	0-0 G1-3		4-0 BB			0-0 B2		0-0 5-3		3 0 0 0 1 0 0														
Cleon Jones, R (1, 7) OBP: 0.348, SLG: 0.545	0-0 F3		0-0 L7			0-0 F8		0-0 F9		4 0 0 0 0 0 2														
Donn Clendenon, R (1, 3) OBP: 0.500, SLG: 1.000		4-0 FC4-6 BB		0-0 HR		0-0 4-3		0-3 K		3 1 1 1 1 1 0														
Ron Swoboda, R (1, 9) OBP: 0.250, SLG: 0.143		0-0 F3		0-3 K			0-0 F9		0-0 3-1	4 0 0 0 0 1 1														
Ed Charles, R (1, 5) OBP: 0.250, SLG: 0.375		0-0 FC4-6 WP		0-0 6-3			0-0 2B		0-0 1B 1B	4 1 2 0 0 0 1														
Jerry Grote, R (1, 2) OBP: 0.238, SLG: 0.250		0-0 F8		0-0 5-3			0-0 P6		0-0 1B 1B	4 0 1 0 0 0 2														
Al Weis, S (1, 4) OBP: 0.556, SLG: 0.400			0-0 FC6-4 1B		0-3 K		4-0 IBB		0-0 1B	3 0 2 1 1 1 0														
Jerry Koosman, R (1, 1) Ron Taylor, R (9, 1)			0-3 K		0-3 K		0-0 4-3		0-0 6-3	4 0 0 0 0 2 5 0 0 0 0 0 0 0														
Inning Stats	R: 0 E: 0 K: 1 S: 5	H: 0 LOB: 0 BB: 0 P: 5	R: 0 E: 0 K: 0 S: 3	H: 0 LOB: 1 BB: 1 P: 7	R: 0 E: 0 K: 1 S: 6	H: 1 LOB: 2 BB: 1 P: 10	R: 1 E: 0 K: 1 S: 6	H: 1 LOB: 0 BB: 0 P: 6	R: 0 E: 0 K: 3 S: 9	H: 0 LOB: 0 BB: 0 P: 9	R: 0 E: 0 K: 0 S: 3	H: 0 LOB: 0 BB: 0 P: 3	R: 0 E: 0 K: 0 S: 4	H: 1 LOB: 2 BB: 1 P: 8	R: 0 E: 0 K: 0 S: 3	H: 0 LOB: 0 BB: 0 P: 3	R: 1 E: 0 K: 1 S: 8	H: 3 LOB: 2 BB: 0 P: 8	1B: 4 2B: 1 3B: 0 HR: 1	SF: 0 SAC: 0 DP: 0 HBP: 0	WP: 1 PB: 0 SB: 0 CS: 0	PA: 36		
PITCHER Dave McNally, L (1, 1) ERA: 0.9	IP 9.0	WLS L	BF 36	H 6	R 2	ER 2	SO 7	BB 2	IBB 1	HBP 0	BLK 0	WP 1	HR 1	S 47	P 59	ERA 2.00	WHIP 0.889							

New York Mets @ Baltimore Orioles
Memorial Stadium, Baltimore, MD
 Sun Oct 12 1969, 3:33 AM EDT
 Att: 50,850 - Unknown

livebaseballscorecards.com

AB 33
R 2
H 6
RBI 2
BB 3
SO 7
LOB 12



Batter	1	2	3	4	5	6	7	8	9	AB R H RBI BB SO LOB	TOP									
Don Buford, S (1, 7) OBP: 0.367, SLG: 0.440	0-3 K		0-0 P6			0-3 K	4-0 BB		4-0 BB	3 0 0 0 2 2 0										
Paul Blair, R (1, 8) OBP: 0.333, SLG: 0.444	0-0 F8			0-3 K		0-0 P6	0-0 L8		0-3 K	5 0 0 0 0 2 6										
Frank Robinson, R (1, 9) OBP: 0.407, SLG: 0.476	4-0 BB			0-0 1B		4-0 1B		0-0 F8		2 0 1 0 2 0 0										
Boog Powell, L (1, 3) OBP: 0.407, SLG: 0.458	0-0 4-3			0-0 1B		0-0 1B		0-3 K		4 0 2 0 0 1 1										
Brooks Robinson, R (1, 5) OBP: 0.308, SLG: 0.346		0-0 6-3		0-3 K		0-0 F9		0-3 K		4 0 0 0 0 2 4										
Elrod Hendricks, L (1, 2) OBP: 0.250, SLG: 0.333		0-0 P5		0-0 F8			0-0 F8		0-0 F9	4 0 0 0 0 0 2										
Davey Johnson, R (1, 4) OBP: 0.280, SLG: 0.143		0-0 P6			0-0 6-3		0-0 F8		0-0 F9	4 0 0 0 0 0 0										
Mark Belanger, R (1, 6) OBP: 0.280, SLG: 0.435			0-0 6-3		0-0 6-3		4-0 BB		4-0 1B	2 0 0 0 2 0 0										
Jim Palmer, R (1, 1) Dave May, L (7, PH) Dave Leonhard, R (7, 1) Clay Dalrymple, L (9, PH) Chico Salmon, R (9, PR)			0-0 F3		0-0 6-3		4-0 BB		0-0 1B	2 0 0 0 0 0 0										
Inning Stats	R: 0 E: 0 K: 1 S: 5	H: 0 LOB: 1 BB: 1 P: 9	R: 0 E: 0 K: 0 S: 3	H: 0 LOB: 0 BB: 0 P: 3	R: 0 E: 0 K: 0 S: 3	H: 2 LOB: 2 BB: 0 P: 9	R: 0 E: 0 K: 2 S: 9	H: 0 LOB: 0 BB: 0 P: 3	R: 0 E: 0 K: 1 S: 6	H: 1 LOB: 2 BB: 1 P: 10	R: 0 E: 0 K: 0 S: 3	H: 0 LOB: 3 BB: 3 P: 15	R: 0 E: 0 K: 2 S: 7	H: 0 LOB: 0 BB: 0 P: 7	R: 0 E: 0 K: 1 S: 6	H: 1 LOB: 3 BB: 2 P: 14	1B: 4 2B: 0 3B: 0 HR: 0	SF: 0 SAC: 0 DP: 0 HBP: 0	WP: 0 PB: 0 SB: 0 CS: 0	PA: 38
PITCHER Gary Gentry, R (1, 1) ERA: 2.08 Nolan Ryan, R (7, 1) ERA: 1.93	IP: 6.2 WLS: W BF: 28 H: 3 R: 0 ER: 0 SO: 4 BB: 5 IBB: 0 HBP: 0 BLK: 0 WP: 0 HR: 0 S: 31 P: 51 ERA: 0.00 WHIP: 1.200	IP: 2.1 WLS: S BF: 10 H: 1 R: 0 ER: 0 SO: 3 BB: 2 IBB: 0 HBP: 0 BLK: 0 WP: 0 HR: 0 S: 14 P: 22 ERA: 0.00 WHIP: 1.286																		

Baltimore Orioles @ New York Mets
Shea Stadium, Flushing, NY
Tue Oct 14 1969, 3:33 AM EDT
Att: 56,335 - Unknown

livebaseballscorecards.com

AB	31
R	0
H	4
RBI	0
BB	7
SO	7
LOB	13



Batter	1	2	3	4	5	6	7	8	9	AB	R	H	RBI	BB	SO	LOB
Tommie Agee, R OBP: 0.321, SLG: 0.640 (1, 8)	0-0 HR	0-0 5-3			0-0 L6		4-0 SH1-4 BB			3	1	1	1	1	0	1
Wayne Garrett, L OBP: 0.500, SLG: 0.714 (1, 5)	0-3 K		4-0 G3 BB		4-0 BB		0-0 SH1-4 1-2			1	0	0	0	2	1	0
Cleon Jones, R OBP: 0.296, SLG: 0.462 (1, 7)	0-0 F9		0-3 K		0-0 F9		0-0 F9			4	0	0	0	0	1	3
Art Shamsky, L OBP: 0.389, SLG: 0.389 (1, 9)	0-0 F9		0-0 G3		0-0 4-3		0-0 F7			4	0	0	0	0	0	3
Al Weis, S OBP: 0.556, SLG: 0.400 (8, 4)										0	0	0	0	0	0	0
Ken Boswell, L OBP: 0.375, SLG: 0.733 (1, 4)		0-0 3-1	0-0 F9			0-0 4-3 2B 1B		0-0 F7		3	1	1	0	0	0	1
Rod Gaspar, S (8, 9)										1	0	0	0	0	0	0
Ed Kranepool, L OBP: 0.294, SLG: 0.500 (1, 3)		0-0 P6		0-0 F9		0-0 4-3 1-2		0-0 HR		4	1	1	1	0	0	1
Jerry Grote, R OBP: 0.280, SLG: 0.304 (1, 2)		4-0 1B 2B BB		0-0 4-3		0-0 2B		0-0 F9		3	1	1	1	1	0	0
Bud Harrelson, S OBP: 0.333, SLG: 0.350 (1, 6)		0-0 2B 1B		4-0 E BB		0-3 K		0-3 K		3	1	1	0	1	2	1
Gary Gentry, R OBP: 0.333, SLG: 0.667 (1, 1)		0-0 2B		0-3 K		0-3 K				3	0	1	2	0	2	2
Nolan Ryan, R OBP: 0.500, SLG: 0.500 (7, 1)		1-H 2-H 2B		1-2 K						0	0	0	0	0	0	0

Inning Stats	R: 1	H: 1	E: 0	K: 1	S: 6	H: 1	LOB: 0	BB: 0	P: 6	R: 2	H: 2	E: 0	K: 0	S: 5	H: 0	LOB: 1	BB: 1	P: 9	R: 0	H: 0	E: 0	K: 1	S: 5	H: 0	LOB: 1	BB: 1	P: 9	R: 0	H: 0	E: 0	K: 0	S: 3	H: 2	LOB: 1	BB: 0	P: 9	R: 0	H: 0	E: 0	K: 0	S: 3	H: 0	LOB: 1	BB: 1	P: 7	R: 1	H: 2	E: 0	K: 2	S: 9	H: 0	LOB: 1	BB: 0	P: 9	R: 0	H: 0	E: 0	K: 0	S: 3	H: 1	LOB: 0	BB: 0	P: 6
--------------	------	------	------	------	------	------	--------	-------	------	------	------	------	------	------	------	--------	-------	------	------	------	------	------	------	------	--------	-------	------	------	------	------	------	------	------	--------	-------	------	------	------	------	------	------	------	--------	-------	------	------	------	------	------	------	------	--------	-------	------	------	------	------	------	------	------	--------	-------	------


PITCHER	IP	WLS	BF	H	R	ER	SO	BB	IBB	HBP	BLK	WP	HR	S	P	ERA	WHIP
Jim Palmer, R ERA: 3.6 (1, 1)	6.0	L	27	5	4	4	5	4	0	0	0	0	1	33	49	6.00	1.500
Dave Leonhard, R ERA: 4.5 (7, 1)	2.0		8	1	1	1	1	1	0	0	0	0	1	9	13	4.50	1.000

BOTTOM


Baltimore Orioles @ New York Mets
Shea Stadium, Flushing, NY

Tue Oct 14 1969, 3:33 AM EDT
Att. 56,335 - Unknown

AB	29
R	5
H	6
RBI	5
BB	5
SO	6
LOB	12



WP	HR	S	P	ERA	WHIP
0	0	0	0	0	0

Batter	1	2	3	4	5	6	7	8	9	10	AB R H RBI BB SO LOB	TOP										
Don Buford, S OBP: 0.314, SLG: 0.367 (1, 7) S	0-3 K		0-0 FC3-6 B1-3 1-2 2-3			0-0 3-1		0-0 P5		0-0 F9 2-3	5 0 0 0 0 1 4											
Paul Blair, R OBP: 0.343, SLG: 0.419 (1, 8) X	0-0 1B		0-0 B1-3 1-2			4-0 BB			0-0 F9	0-3 K	4 0 1 0 1 1 4											
Frank Robinson, R OBP: 0.387, SLG: 0.440 (1, 9) X	0-0 F8		0-0 F3			0-0 P6			0-0 1B SF9 1B		4 1 1 0 0 0 4											
Boog Powell, L OBP: 0.387, SLG: 0.429 (1, 3) S	0-3 K			0-0 4-3		0-0 F8			0-0 1B		4 0 1 0 0 1 2											
Brooks Robinson, R OBP: 0.267, SLG: 0.310 (1, 5)		0-0 6-3		0-0 F5			0-0 5-3		0-0 SF9		3 0 0 1 0 0 0											
Elrod Hendricks, L OBP: 0.250, SLG: 0.278 (1, 2) B		4-0 FC6-4 BB		0-0 3-1			0-0 P6		0-0 L9		3 0 0 0 1 0 1											
Davey Johnson, R OBP: 0.241, SLG: 0.120 (1, 4) X		0-0 FC6-4 CS			0-0 P7		0-3 K			0-0 E5 F9 1B	4 0 0 0 0 1 1	AB 35 R 1 H 6 RBI 1 BB 2 SO 6 LOB 17										
Mark Belanger, R OBP: 0.276, SLG: 0.407 (1, 6) X		0-0 CS	0-0 FC3-6 1B 1B		0-0 2-3			0-0 P6		0-0 F2	4 0 1 0 0 0 1											
Mike Cuellar, L OBP: 0.286, SLG: 0.286 (1, 1) Dave May, L (8, PH) Eddie Watt, R (8, 1) Clay Dalrymple, L OBP: 1.000, SLG: 1.000 (10, PH) Dick Hall, R (10, 1) Pete Richert, L (10, 1)			0-0 FC3-6 1B 1B		0-3 K			0-3 K		0-0 1B	2 0 1 0 0 1 0 1 0 0 0 0 1 0 0 0 0 0 0 0 0 1 0 1 0 0 0 0 0 0 0 0 0 0 0 0 0 0 0 0 0 0											
Inning Stats	R: 0 E: 0 K: 2 S: 8	H: 1 LOB: 1 BB: 0 P: 8	R: 0 E: 0 K: 0 S: 2	H: 0 LOB: 0 BB: 1 P: 6	R: 0 E: 0 K: 0 S: 5	H: 2 LOB: 2 BB: 0 P: 5	R: 0 E: 0 K: 0 S: 3	H: 0 LOB: 0 BB: 0 P: 3	R: 0 E: 0 K: 1 S: 5	H: 0 LOB: 0 BB: 0 P: 5	R: 0 E: 0 K: 0 S: 3	H: 0 LOB: 1 BB: 1 P: 7	R: 0 E: 0 K: 1 S: 5	H: 0 LOB: 0 BB: 0 P: 5	R: 1 E: 0 K: 0 S: 5	H: 2 LOB: 1 BB: 0 P: 5	R: 0 E: 1 K: 1 S: 7	H: 1 LOB: 2 BB: 0 P: 7	1B: 6 2B: 0 3B: 0 HR: 0	SF: 1 SAC: 0 DP: 0 HBP: 0	WP: 0 PB: 0 SB: 0 CS: 1	PA: 39
PITCHER Tom Seaver, R ERA: 4.09 (1, 1)	IP 10.0	WLS W	BF 38	H 6	R 1	ER 1	SO 6	BB 2	IBB 0	HBP 0	BLK 0	WP 0	HR 0	S 48	P 56	ERA 0.90	WHIP 0.800					

Baltimore Orioles @ New York Mets
Shea Stadium, Flushing, NY
Wed Oct 15 1969, 3:33 AM EDT
Att. 57,367 - Unknown

livebaseballscorecards.com

Batter	1	2	3	4	5	6	7	8	9	10	AB	R	H	RBI	BB	SO	LOB
Tommie Agee, R (1, 8) OBP: 0.313, SLG: 0.586	0-0 5-3		0-0 4-3 1B			0-0 5-3		0-3 K			4	0	1	0	0	1	0
Bud Harrelson, S (1, 6) OBP: 0.321, SLG: 0.333	0-0 G6-4-3 1B		0-0 4-3			0-0 P4			0-0 4-3		4	0	1	0	0	0	2
Cleon Jones, R (1, 7) OBP: 0.290, SLG: 0.433	0-0 G6-4-3 1-2f		0-0 5-3			0-0 6-3			0-0 1B 1B		4	0	1	0	0	0	3
Donn Clendenon, R (1, 3) OBP: 0.417, SLG: 1.000		0-0 HR		0-3 K			0-0 G1-3		0-3 K		4	1	1	1	1	0	2
Ron Swoboda, R (1, 9) OBP: 0.417, SLG: 0.364		0-0 6-3		0-0 CS 1B			0-0 1B		0-0 1-3 1B		4	0	3	0	0	0	0
Ed Charles, R (1, 5) OBP: 0.182, SLG: 0.273		0-0 6-3		0-3 K			0-0 L7		0-0 4-3		3	0	0	0	0	1	2
Art Shamsky, L (9, PH) OBP: 0.368, SLG: 0.368											1	0	0	0	0	0	2
Wayne Garrett, L (10, 5) OBP: 0.500, SLG: 0.714											0	0	0	0	0	0	0
Jerry Grote, R (1, 2) OBP: 0.276, SLG: 0.333		0-3 K		0-3 K			0-0 6-3			0-0 SH 2B	4	0	1	0	0	2	1
Rod Gaspar, S (10, PR)											0	1	0	0	0	0	0
Al Weis, S (1, 4) OBP: 0.615, SLG: 0.500			0-0 4-3 1B 1B			0-0 G6-4-3 1B		0-0 F7		4-0 SH IBB	3	0	2	0	1	0	0
Tom Seaver, R (1, 1)			0-3 K			0-0 G6-4-3		0-0 4-3		0-0 SH	3	0	0	0	0	1	2
J.C. Martin, L (10, PH) OBP: 0.500, SLG: 0.500						1-2f				1-2 2-H	0	0	0	0	0	0	0


Inning Stats	R: 0	H: 1	E: 0	K: 0	S: 3	P: 3	R: 1	H: 1	E: 0	K: 1	S: 6	P: 6	R: 0	H: 2	E: 0	K: 1	S: 7	P: 7	R: 0	H: 1	E: 0	K: 2	S: 7	P: 7	R: 0	H: 1	E: 0	K: 1	S: 5	P: 5	R: 0	H: 0	E: 0	K: 0	S: 3	P: 3	R: 0	H: 1	E: 0	K: 0	S: 4	P: 4	R: 0	H: 0	E: 0	K: 1	S: 5	P: 5	R: 0	H: 2	E: 0	K: 1	S: 7	P: 7	R: 1	H: 1	E: 1	K: 0	S: 2	P: 6	1B: 8	2B: 2	3B: 0	HR: 1	SF: 0	SAC: 1	DP: 3	HBP: 0	WP: 0	PA: 36
--------------	------	------	------	------	------	------	------	------	------	------	------	------	------	------	------	------	------	------	------	------	------	------	------	------	------	------	------	------	------	------	------	------	------	------	------	------	------	------	------	------	------	------	------	------	------	------	------	------	------	------	------	------	------	------	------	------	------	------	------	------	-------	-------	-------	-------	-------	--------	-------	--------	-------	--------

PITCHER	IP	WLS	BF	H	R	ER	SO	BB	IBB	HBP	BLK	WP	HR	S	P	ERA	WHIP
Mike Cuellar, L (1, 1) ERA: 1.5	7.0		25	7	1	1	5	0	0	0	0	0	1	35	35	1.29	1.000
Eddie Watt, R (8, 1) ERA:	2.0		8	2	0	0	2	0	0	0	0	0	0	12	12	0.00	1.000
Dick Hall, R (10, 1) ERA:	0.0	L	2	1	1	0	0	0	1	0	0	0	0	1	5	∞	∞
Pete Richert, L (10, 1) ERA:	0.0		1	0	0	0	0	0	0	0	0	0	0	1	1	∞	∞

BOTTOM

Baltimore Orioles @ New York Mets
Shea Stadium, Flushing, NY
Wed Oct 15 1969, 3:33 AM EDT
Att: 57,367 - Unknown

AB	34
R	2
H	10
RBI	1
BB	1
SO	7
LOB	13



Batter	1	2	3	4	5	6	7	8	9	AB R H RBI BB SO LOB	TOP	
Don Buford, S (1, 7) OBP: 0.282, SLG: 0.324	0-0 6-3		0-0 6-3		0-0 F9			0-0 F8		4 0 0 0 0 0 0		
Paul Blair, R (1, 8) OBP: 0.308, SLG: 0.371	0-0 F8		0-3 K			0-0 F8		0-0 6-3		4 0 0 0 0 1 0		
Frank Robinson, R (1, 9) OBP: 0.400, SLG: 0.536	0-0 F9		0-0 HR			0-3 K			4-0 FC4-6 BB	3 1 1 1 1 1 0		
Boog Powell, L (1, 3) Chico Salmon, R (9, PR) OBP: 0.371, SLG: 0.406		0-0 F7	0-3 K			0-0 1B			0-0 FC4-6 1-2f	4 0 1 0 0 1 1 0 0 0 0 0 0 0		
Brooks Robinson, R (1, 5) OBP: 0.235, SLG: 0.273		0-0 6-3		0-0 F8		0-0 F7			0-0 F9	4 0 0 0 0 0 2		
Davey Johnson, R (1, 4) OBP: 0.242, SLG: 0.138		0-0 FC5-4 1B		0-0 G1-3			0-0 F9		0-0 F7	4 0 1 0 0 0 1		
Andy Etchebarren, R (1, 2)		0-0 FC5-4 1-2f		0-0 4-3			0-3 K			3 0 0 0 0 1 1		
Mark Belanger, R (1, 6) OBP: 0.281, SLG: 0.400			0-0 HR 1B		0-0 F9		0-0 6-3			3 1 1 0 0 0 0		
Dave McNally, R (1, 1) Curt Motton, R (8, PH) Eddie Watt, R (8, 1) OBP: 0.111, SLG: 0.444 OBP: 0.333, SLG: 0.333			0-0 HR		0-3 K			0-0 6-3		2 1 1 2 0 1 0 1 0 0 0 0 0 0 0 0 0 0 0 0 0		
Inning Stats	R: 0 E: 0 K: 0 S: 3 H: 0 LOB: 0 BB: 0 P: 3	R: 0 E: 0 K: 0 S: 4 H: 1 LOB: 1 BB: 0 P: 4	R: 3 E: 0 K: 2 S: 10 H: 3 LOB: 0 BB: 0 P: 10	R: 0 E: 0 K: 0 S: 3 H: 0 LOB: 0 BB: 0 P: 3	R: 0 E: 0 K: 1 S: 5 H: 0 LOB: 0 BB: 0 P: 5	R: 0 E: 0 K: 1 S: 6 H: 1 LOB: 1 BB: 0 P: 6	R: 0 E: 0 K: 1 S: 5 H: 0 LOB: 0 BB: 0 P: 5	R: 0 E: 0 K: 0 S: 3 H: 0 LOB: 0 BB: 0 P: 3	R: 0 E: 0 K: 0 S: 3 H: 0 LOB: 1 BB: 1 P: 7	1B: 3 2B: 0 3B: 0 HR: 2 SF: 0 SAC: 0 DP: 0 HBP: 0	WP: 0 PB: 0 SB: 0 CS: 0 PA: 33	
PITCHER Jerry Kosman, L (1, 1) ERA: 4.03	IP WLS BF H R ER SO BB IBB HBP BLK WP HR S P ERA WHIP											PITCHER IP WLS BF H R ER SO BB IBB HBP BLK WP HR S P ERA WHIP

Baltimore Orioles @ New York Mets
 Shea Stadium, Flushing, NY
 Thu Oct 16 1969, 3:33 AM EDT
 Att: 57,397 - Unknown

livebaseballscorecards.com

AB 32
 R 3
 H 5
 RBI 3
 BB 1
 SO 5
 LOB 5



