

# New York Mets - 1969

Batter	1	2	3	4	5	6	7	8	9	AB	R	H	RBI	BB	SO	LOB	TOP					
Maury Wills, S OBP: 0.500, SLG: 0.833	0-3 K		0-0 4-3 1B 2B	0-0 2B		0-0 FC6-4 2B	0-0 1-3 2-H 1B		0-0 1-3	6	2	3	1	0	1	1						
Gary Sutherland, R (1.4)	0-0 E4 BB E		0-0 4-3	0-0 6-3		0-0 P4	0-0 5-3		0-0 5-3	6	1	0	0	0	0	5						
Rusty Staub, L OBP: 0.833, SLG: 1.667	0-0 P5		0-0 2B 1B	4-0 IBB		4-0 2B BB		0-0 HR	4	0	0	0	0	0	1							
Mack Jones, L OBP: 0.600, SLG: 1.000 Don Bosch, S (8.8)	4-0 E BB		0-0 1-3 2B	0-0 4-1		0-0 1-3 2B		0-3 K	4	1	2	2	1	1	2							
Bob Bailey, R OBP: 0.600, SLG: 0.750	0-0 E4 1-H 2-H 2B		4-0 FC6-4 IBB		0-0 F9	0-0 5-3		0-0 1B HR	4	1	2	2	1	0	1							
John Bateman, R OBP: 0.200, SLG: 0.200	0-0 P4		0-0 K		0-3 K		0-0 6-3	0-0 1-3 HR	5	1	1	0	0	2	4							
Coco Laboy, R OBP: 0.200, SLG: 0.800		0-0 F2	0-0 FC6-4 1-2		0-0 E4		0-3 K	0-0 1-H 3-H HR	5	1	1	3	0	1	3							
Don Hahn, R Don Shaw, L Carroll Sembera, R (9.1)	0-3 K		0-0 6-3		0-3 K		4-0 BB 1B BB	0-3 K	3	0	0	0	0	2	1							
Mudcat Grant, R Dan McGinn, L Jerry Robertson, S Ty Cline, L (8.7)	0-0 F8		0-0 HR		4-0 FC6-4 BB	4-0 1B BB		0-0 L3	1	0	0	0	0	0	0							
<b>Inning Stats</b>	R: 2 E: 2 K: 1 S: 7	H: 1 LOB: 1 BB: 1 P: 11	R: 0 E: 0 K: 1 S: 5	H: 0 LOB: 0 BB: 0 P: 5	R: 1 E: 0 K: 1 S: 8	H: 3 LOB: 3 BB: 1 P: 12	R: 1 E: 0 K: 0 S: 5	H: 2 LOB: 2 BB: 1 P: 9	R: 0 E: 1 K: 2 S: 8	H: 0 LOB: 1 BB: 0 P: 8	R: 2 E: 0 K: 0 S: 4	H: 1 LOB: 1 BB: 2 P: 12	R: 1 E: 0 K: 1 S: 6	H: 1 LOB: 2 BB: 2 P: 14	R: 4 E: 0 K: 2 S: 11	H: 4 LOB: 0 BB: 0 P: 11	R: 0 E: 0 K: 1 S: 5	H: 0 LOB: 1 BB: 1 P: 9	1B: 4 2B: 5 3B: 0 HR: 3	SF: 0 SAC: 0 DP: 0 HBP: 0	WP: 0 PB: 0 SB: 1 CS: 0	PA: 49
<b>PITCHER</b>	IP WLS BF H R ER SO BB IBB HBP BLK WP HR S P ERA WHIP	IP WLS BF H R ER SO BB IBB HBP BLK WP HR S P ERA WHIP	IP WLS BF H R ER SO BB IBB HBP BLK WP HR S P ERA WHIP	IP WLS BF H R ER SO BB IBB HBP BLK WP HR S P ERA WHIP	IP WLS BF H R ER SO BB IBB HBP BLK WP HR S P ERA WHIP	IP WLS BF H R ER SO BB IBB HBP BLK WP HR S P ERA WHIP	IP WLS BF H R ER SO BB IBB HBP BLK WP HR S P ERA WHIP	IP WLS BF H R ER SO BB IBB HBP BLK WP HR S P ERA WHIP	IP WLS BF H R ER SO BB IBB HBP BLK WP HR S P ERA WHIP	IP WLS BF H R ER SO BB IBB HBP BLK WP HR S P ERA WHIP	IP WLS BF H R ER SO BB IBB HBP BLK WP HR S P ERA WHIP	IP WLS BF H R ER SO BB IBB HBP BLK WP HR S P ERA WHIP	IP WLS BF H R ER SO BB IBB HBP BLK WP HR S P ERA WHIP	IP WLS BF H R ER SO BB IBB HBP BLK WP HR S P ERA WHIP	IP WLS BF H R ER SO BB IBB HBP BLK WP HR S P ERA WHIP	IP WLS BF H R ER SO BB IBB HBP BLK WP HR S P ERA WHIP						
Tom Seaver, R ERA: 3.6	5.0	2.0	0.1	1.2																		
Cal Koonce, R ERA: 13.5																						
Al Jackson, L ERA: 81.0																						
Ron Taylor, R ERA: 5.4																						
<b>Batter</b>	<b>1</b>	<b>2</b>	<b>3</b>	<b>4</b>	<b>5</b>	<b>6</b>	<b>7</b>	<b>8</b>	<b>9</b>	<b>AB</b>	<b>R</b>	<b>H</b>	<b>RBI</b>	<b>BB</b>	<b>SO</b>	<b>LOB</b>	<b>BOTTOM</b>					
Tommie Agee, R OBP: 0.667, SLG: 0.750	0-0 L6-3 1B	0-0 1B 1-H 2-H 2-H 2B		4-0 1B 1B BB		0-0 F3		0-0 P4	4-0 1-2 BB	4	1	2	3	2	0	0						
Rod Gaspar, S OBP: 0.500, SLG: 0.400	0-0 L6-3	0-0 WP 1B		0-0 1B 1-2 2-H 1B		4-0 S BB		0-0 L5	0-3 K	5	1	2	1	1	1	3						
Ken Boswell, L OBP: 0.400, SLG: 0.400	0-0 1B	0-0 4-3		0-0 1B 1-3 2-H 1B		0-3 K		0-3 K	5	0	2	1	0	2	2							
Cleon Jones, R OBP: 0.600, SLG: 0.800	0-0 1B		0-0 F8	0-0 1B 1-3 2-H 2B		0-0 6-3		0-0 1B 1B	5	1	3	1	0	0	1							
Ed Charles, R OBP: 0.400, SLG: 0.250	0-0 2-3		0-3 K		0-0 2-3 1B		0-3 K	4-0 1B HR BB	4	1	1	0	1	2	2							
Ed Kranepool, L OBP: 0.500, SLG: 0.333 Al Weis, S (7. PR) (8.6)		0-0 BB 1B 2B 1B	0-3 K		0-0 L9		4-0 BB BB	0-0 F9	3	1	1	0	1	1	1							
Jerry Grote, R OBP: 0.800, SLG: 0.667		0-0 BB 2B 1B		4-0 BLK 1B BB	0-0 2-3		4-0 G5-4-3 BB	0-0 1-3 2-H HR	3	3	2	1	2	0	1							
Bud Harrelson, S Ron Swoboda, R (7. PH) (8.7)		4-0 BB BB BB BB BB BB		0-3 K		0-0 G5-4-3		0-0 HR	1	1	0	0	2	1	1							
Ron Taylor, R Duffy Dyer, R OBP: 1.000, SLG: 4.000		1-2 2-3 2B BB		1-2 K		1-2 IBB		1-3 3-H HR	1	1	1	3	0	0	0							
Tom Seaver, R Kevin Collins, L Cal Koonce, R Al Jackson, L Amos Otis, R OBP: 0.500, SLG: 0.500		0-3 K		0-0 1-3		0-0 F5		0-0 5-3	2	0	0	0	0	1	4							
<b>Inning Stats</b>	R: 0 E: 0 K: 0 S: 5	H: 3 LOB: 1 BB: 0 P: 5	R: 3 E: 0 K: 1 S: 8	H: 4 LOB: 1 BB: 1 P: 12	R: 0 E: 0 K: 2 S: 7	H: 0 LOB: 0 BB: 0 P: 7	R: 3 E: 0 K: 1 S: 7	H: 3 LOB: 2 BB: 2 P: 15	R: 0 E: 0 K: 1 S: 5	H: 0 LOB: 1 BB: 1 P: 9	R: 0 E: 0 K: 1 S: 4	H: 0 LOB: 2 BB: 2 P: 12	R: 0 E: 0 K: 0 S: 3	H: 0 LOB: 0 BB: 0 P: 3	R: 4 E: 0 K: 2 S: 11	H: 4 LOB: 2 BB: 2 P: 19	R: 0 E: 0 K: 1 S: 5	H: 0 LOB: 1 BB: 1 P: 9	1B: 12 2B: 3 3B: 0 HR: 1	SF: 0 SAC: 0 DP: 2 HBP: 0	WP: 1 PB: 0 SB: 2 CS: 0	PA: 47
<b>PITCHER</b>	IP WLS BF H R ER SO BB IBB HBP BLK WP HR S P ERA WHIP	IP WLS BF H R ER SO BB IBB HBP BLK WP HR S P ERA WHIP	IP WLS BF H R ER SO BB IBB HBP BLK WP HR S P ERA WHIP	IP WLS BF H R ER SO BB IBB HBP BLK WP HR S P ERA WHIP	IP WLS BF H R ER SO BB IBB HBP BLK WP HR S P ERA WHIP	IP WLS BF H R ER SO BB IBB HBP BLK WP HR S P ERA WHIP	IP WLS BF H R ER SO BB IBB HBP BLK WP HR S P ERA WHIP	IP WLS BF H R ER SO BB IBB HBP BLK WP HR S P ERA WHIP	IP WLS BF H R ER SO BB IBB HBP BLK WP HR S P ERA WHIP	IP WLS BF H R ER SO BB IBB HBP BLK WP HR S P ERA WHIP	IP WLS BF H R ER SO BB IBB HBP BLK WP HR S P ERA WHIP	IP WLS BF H R ER SO BB IBB HBP BLK WP HR S P ERA WHIP	IP WLS BF H R ER SO BB IBB HBP BLK WP HR S P ERA WHIP	IP WLS BF H R ER SO BB IBB HBP BLK WP HR S P ERA WHIP	IP WLS BF H R ER SO BB IBB HBP BLK WP HR S P ERA WHIP	IP WLS BF H R ER SO BB IBB HBP BLK WP HR S P ERA WHIP						
Mudcat Grant, R ERA: 20.25	2.1	1.1	1.1																			
Dan McGinn, L ERA: 11.57																						
Jerry Robertson, R ERA:																						
Don Shaw, L ERA: 9.82																						
Carroll Sembera, R ERA:																						

Montreal Expos @ New York Mets  
Shea Stadium, Flushing, NY  
Tue Apr 08 1969, 3:33 AM EST  
Att: 44,541 - Unknown

AB	41
R	11
H	12
RBI	11
BB	8
SO	9
LOB	19



Montreal Expos @ New York Mets  
Shea Stadium, Flushing, NY  
Tue Apr 08 1969, 3:33 AM EST  
Att: 44,541 - Unknown

AB	38
R	10
H	15
RBI	10
BB	9
SO	8
LOB	21





Batter	1	2	3	4	5	6	7	8	9	AB	R	H	RBI	BB	SO	LOB	TOP									
Maury Wills, S OBP: 0.455, SLG: 0.556	0-0 4-3	4-0 G1-2-3 BB		0-3 K			0-0 1-3		4-0 G4-6-3 BB	3	0	0	1	2	1	2	<b>Montreal Expos @ New York Mets</b> Shea Stadium, Flushing, NY Wed Apr 09 1969, 3:33 AM EST Att: 13,827 - Unknown									
Gary Sutherland, R (1.4)	0-0 5-3	0-0 G1-2-3			0-0 F9		0-3 K		0-0 G4-6-3	5	0	0	0	0	1	5										
Rusty Staub, L OBP: 0.636, SLG: 1.375	0-0	F3			0-0 L3		0-0 F4		HR	5	1	2	1	0	0	3										
Mack Jones, L OBP: 0.500, SLG: 0.625	0-0 P6		0-0 6-3		0-0 4-3			0-0 1B 2B	4-0 1B BB	4	1	1	0	1	0	1										
Bob Bailey, R OBP: 0.600, SLG: 0.778		BB 1B BB	0-3 K			0-0 2B		0-3 K	0-0 1B	5	1	3	0	0	2	1										
John Bateman, R OBP: 0.300, SLG: 0.222		4-0 BB 1B BB	0-0 F7			0-0 F9		0-0 2B 1B	0-0 F8	4	1	1	0	1	0	3										
Coco Laboy, R OBP: 0.444, SLG: 0.875		4-0 1B BB BB		0-0 SH1-4 1B		0-3 K		0-0 1-3 3H 2B		3	1	2	1	1	1	1										
Don Hahn, R OBP: 0.167, SLG: 0.167 (8, PH)		0-0 BB BB	0-3 K			0-3 K		0-3 K		3	0	1	2	0	2	2										
Dan McGinn, L OBP: 1.000, SLG: 4.000 (8, 1)		1-3 2H 3H 1B	0-3 K			0-3 K		0-3 K		1	0	0	0	0	1	2										
Bill Stoneman, R Steve Shea, R Ty Cline, L Mike Wegener, R Ron Brand, R Jerry Robertson, S Floyd Wicker, L		4-0 C1-2-3 BB	0-0 SH1-4			4-0 1-3 BB		0-3 K		0	0	0	0	0	0	0										
<b>Inning Stats</b>	R: 0 E: 0 K: 0 S: 4	H: 1 LOB: 1 BB: 0 P: 4	R: 3 E: 0 K: 0 S: 4	H: 2 LOB: 2 BB: 4 P: 20	R: 0 E: 0 K: 1 S: 5	H: 0 LOB: 0 BB: 0 P: 5	R: 0 E: 0 K: 2 S: 8	H: 1 LOB: 1 BB: 0 P: 8	R: 0 E: 0 K: 0 S: 3	H: 0 LOB: 0 BB: 0 P: 3	R: 0 E: 0 K: 1 S: 5	H: 0 LOB: 1 BB: 1 P: 9	R: 1 E: 0 K: 3 S: 12	H: 3 LOB: 2 BB: 2 P: 12	R: 1 E: 0 K: 0 S: 4	H: 2 LOB: 2 BB: 2 P: 12	1B: 6 2B: 3 3B: 0 HR: 1	SF: 0 SAC: 1 DP: 2 HBP: 0	WP: 0 PB: 0 SB: 0 CS: 0	PA: 42						
<b>PITCHER</b>	IP	WLS	BF	H	R	ER	SO	BB	IBB	HBP	BLK	WP	HR	S	P	ERA	WHIP									
Jim McAndrew, R ERA: 27.0	(1, 1)	1.0	9	3	3	3	0	3	0	0	0	0	0	6	18	27.00	6.000									
Tug McGraw, L ERA: 1.42	(2, 1)	6.1	W	25	5	1	1	7	2	0	0	0	0	37	45	1.42	1.105									
Nolan Ryan, R ERA: 5.4	(8, 1)	1.2	S	8	2	1	1	2	2	0	0	0	0	1	10	18	5.40	2.400								

AB	34
R	5
H	10
RBI	5
BB	7
SO	9
LOB	22



Batter	1	2	3	4	5	6	7	8	9	AB	R	H	RBI	BB	SO	LOB	BOTTOM									
Tommie Agee, R OBP: 0.355, SLG: 0.444	0-0 6-3	0-0 1-3	0-0 F9			0-0 F9	1-3 2H 1B			5	0	1	1	0	0	2	<b>Montreal Expos @ New York Mets</b> Shea Stadium, Flushing, NY Wed Apr 09 1969, 3:33 AM EST Att: 13,827 - Unknown									
Rod Gaspar, S OBP: 0.536, SLG: 0.500	4-0 HBP 1B BB	0-0 L4-6 BB 1B		0-0 F8		0-0 1B SF9 1B		4-0 SH1-4 S BB		3	3	2	0	2	0	0										
Ken Boswell, L OBP: 0.667, SLG: 1.000	1-0 BB 1B 1-2 HBP	4-0 BB BB		0-0 HR		0-0 FC4-6 1B		0-0 SH1-4		2	2	2	1	1	0	0										
Cleon Jones, R OBP: 0.400, SLG: 0.556	0-0 1B 1B	0-0 L4-6		0-0 F9		0-0 SF9		0-0 FC5 CS		4	1	1	2	0	0	3										
Ed Charles, R OBP: 0.500, SLG: 0.571	4-0 1B 1B BB		0-0 2B 3B	4-0 FC4-6 BB		0-0 FC4-6	1-2 3H	0-3 K		3	2	1	0	2	1	2										
Ed Kranevool, L OBP: 0.500, SLG: 0.429	0-0 1B		0-0 4-3	0-0 FC4-6			0-0 1B 1B			4	1	2	2	0	0	2										
Jerry Grote, R OBP: 0.667, SLG: 0.714	0-0 1B		0-0 1B FC6-2 2B		0-3 K		0-0 F9			4	0	2	2	0	1	1										
Bud Harrelson, S OBP: 0.571, SLG: 0.250	0-3 K		0-0 FC6-2 1B		0-3 K		4-0 1B BB			3	0	1	0	1	2	2										
Jim McAndrew, R Tug McGraw, R Nolan Ryan, R	0-0 F9		0-0 FC6-2		0-3 K		0-0 P1			1	0	0	0	0	0	2										
<b>Inning Stats</b>	R: 4 E: 0 K: 1 S: 8	H: 3 LOB: 2 BB: 2 P: 17	R: 0 E: 0 K: 0 S: 3	H: 1 LOB: 1 BB: 1 P: 7	R: 1 E: 0 K: 0 S: 4	H: 1 LOB: 1 BB: 1 P: 8	R: 0 E: 0 K: 3 S: 9	H: 0 LOB: 0 BB: 0 P: 9	R: 1 E: 0 K: 0 S: 5	H: 2 LOB: 1 BB: 0 P: 5	R: 1 E: 0 K: 0 S: 4	H: 2 LOB: 2 BB: 1 P: 8	R: 1 E: 1 K: 1 S: 5	H: 0 LOB: 0 BB: 1 P: 9	1B: 9 2B: 2 3B: 1 HR: 1	SF: 1 SAC: 1 DP: 1 HBP: 1		WP: 0 PB: 0 SB: 2 CS: 1	PA: 41							
<b>PITCHER</b>	IP	WLS	BF	H	R	ER	SO	BB	IBB	HBP	BLK	WP	HR	S	P	ERA	WHIP									
Bill Stoneman, R ERA: 108.0	(1, 1)	0.1	L	7	3	4	4	1	0	0	0	0	0	4	13	0.00	15.000									
Steve Shea, R ERA	(1, 1)	0.2		0	0	0	0	1	0	0	0	0	0	4	4	0.00	0.000									
Mike Wegener, R ERA: 5.4	(2, 1)	5.0		23	7	3	3	3	2	0	0	0	0	1	27	35	5.40	1.800								
Jerry Robertson, R ERA: 3.86	(7, 1)	1.0		5	2	1	1	0	1	0	0	0	0	4	8	9.00	3.000									
Dan McGinn, L ERA: 8.1	(8, 1)	1.0		4	0	1	0	1	1	0	0	0	0	5	9	0.00	1.000									






Batter	1	2	3	4	5	6	7	8	9	AB	R	H	RBI	BB	SO	LOB	TOP								
Maury Wills, S OBP: 0.333, SLG: 0.385	0-0 4-3		0-3 K			0-0 F9		0-0 F8		4	0	0	0	0	1	0									
Gary Sutherland, R (1,4)	0-0 P4		0-0 5-3			0-0 6-3		0-0 6-3		4	0	0	0	0	0	0									
Rusty Staub, L OBP: 0.533, SLG: 1.000	0-0 P6			0-0 P6		4-0 FC6 BB			0-0 L9	3	0	0	0	1	0	0									
Mack Jones, L OBP: 0.429, SLG: 0.500		0-3 K		0-0 F9		0-0 FC6			0-0 FC5-4 1B	4	0	1	0	0	1	1									
Bob Bailey, R OBP: 0.429, SLG: 0.538		0-0 F8		0-0 5-3			0-0 F8		0-0 FC5-4 1B 2B	4	1	0	0	0	0	1									
John Bateman, R OBP: 0.357, SLG: 0.538		0-0 HR			0-0 F8		0-0 F8		0-0 2B 1B	4	1	2	1	0	0	0									
Coco Laboy, R OBP: 0.615, SLG: 1.091 Ron Brand, R (9, PH)		0-0 1B			0-0 1B 2B		4-0 BB BB		0-0 1-3 2-H 2B	3	0	3	1	1	0	0									
Don Hahn, R OBP: 0.111, SLG: 0.111 Manny Mota, R (9, PH)		0-3 K			0-0 F8		0-0 1-3		4-0 BB	3	0	0	0	0	1	3									
Larry Jaster, L OBP: 0.500, SLG: 0.500 Ty Cline, L (8, PH) Carroll Sembera, R Don Bosch, S (9, PH)			0-0 4-3			0-0 1B 2-H		0-3 K	0-0 L8	2	0	1	0	0	0	0									
<b>Inning Stats</b>	R: 0 E: 0 K: 0 S: 3	H: 0 LOB: 0 BB: 0 P: 3	R: 1 E: 0 K: 2 S: 9	H: 2 LOB: 1 BB: 0 P: 9	R: 0 E: 0 K: 1 S: 5	H: 0 LOB: 0 BB: 0 P: 5	R: 0 E: 0 K: 0 S: 3	H: 0 LOB: 0 BB: 0 P: 3	R: 0 E: 0 K: 0 S: 4	H: 2 LOB: 2 BB: 0 P: 4	R: 0 E: 0 K: 0 S: 3	H: 0 LOB: 1 BB: 1 P: 7	R: 0 E: 0 K: 0 S: 3	H: 0 LOB: 1 BB: 1 P: 7	R: 0 E: 0 K: 1 S: 5	H: 0 LOB: 0 BB: 0 P: 5	R: 1 E: 0 K: 0 S: 6	H: 3 LOB: 3 BB: 1 P: 10	1B: 4 2B: 2 3B: 0 HR: 1	SF: 0 SAC: 0 DP: 0 HBP: 0	WP: 0 PB: 0 SB: 0 CS: 0	PA: 36			
<b>PITCHER</b>	IP WLS BF H R ER SO BB IBB HBP BLK WP HR S P ERA WHIP	8.2 W 34 7 2 2 4 2 0 0 0 0 1 40 48 2.08 1.038	0.1 S 2 0 0 0 0 1 0 0 0 0 0 1 5 0.00 3.000																						

**Montreal Expos @ New York Mets**  
 Shea Stadium, Flushing, NY  
 Thu Apr 10 1969, 3:33 AM EST  
 Att: 8,608 - Unknown


AB	33
R	2
H	7
RBI	2
BB	3
SO	4
LOB	8



Batter	1	2	3	4	5	6	7	8	9	AB	R	H	RBI	BB	SO	LOB	BOTTOM								
Tommie Agee, R OBP: 0.467, SLG: 0.923	0-3 K				0-3 K					4	2	2	2	0	2	0									
Rod Gaspar, S OBP: 0.487, SLG: 0.333	0-0 P5		0-0 5-3		0-0 P4		0-0 F8			4	0	0	0	0	0	0									
Ken Boswell, L OBP: 0.538, SLG: 0.727	0-0 1B 1B		0-0 F2		0-0 4-3			0-0 4-3		4	1	1	0	0	0	0									
Cleon Jones, R OBP: 0.357, SLG: 0.462	0-0 1B 1B		0-0 P4		0-0 4-3		0-0 6-3			4	1	1	0	0	0	0									
Ed Charles, R OBP: 0.429, SLG: 0.455	0-0 1B 1B		0-0 L5		0-0 F7		0-3 K			4	0	1	1	0	1	0									
Ron Swoboda, R OBP: 0.500, SLG: 0.500	0-0 1B			0-0 5-3		0-0 FC6-4 1B				3	0	2	1	0	0	0									
Jerry Grote, R OBP: 0.500, SLG: 0.500	0-0 4-3			0-0 F2		0-0 FC6-4				3	0	0	0	0	0	3									
Bud Harrelson, S OBP: 0.500, SLG: 0.429		0-0 6-3		0-0 2B			0-0 6-3			3	0	1	0	0	0	0									
Gary Gentry, R Cal Koonce, R (9, 1)		0-3 K		0-3 K			0-3 K			3	0	0	0	0	3	1									
<b>Inning Stats</b>	R: 2 E: 0 K: 1 S: 9	H: 4 LOB: 2 BB: 0 P: 9	R: 1 E: 0 K: 1 S: 6	H: 1 LOB: 0 BB: 0 P: 6	R: 0 E: 0 K: 0 S: 3	H: 0 LOB: 0 BB: 0 P: 3	R: 0 E: 0 K: 1 S: 6	H: 1 LOB: 1 BB: 0 P: 6	R: 0 E: 0 K: 0 S: 5	H: 0 LOB: 0 BB: 0 P: 5	R: 0 E: 0 K: 0 S: 4	H: 1 LOB: 1 BB: 0 P: 4	R: 1 E: 0 K: 1 S: 6	H: 1 LOB: 0 BB: 0 P: 6	R: 0 E: 0 K: 1 S: 5	H: 0 LOB: 0 BB: 0 P: 5	1B: 5 2B: 1 3B: 0 HR: 2	SF: 0 SAC: 0 DP: 0 HBP: 0	WP: 0 PB: 0 SB: 0 CS: 0	PA: 32					
<b>PITCHER</b>	IP WLS BF H R ER SO BB IBB HBP BLK WP HR S P ERA WHIP	7.0 L 29 8 4 4 5 8 4 4 4 0 0 5 39 5.14 1.143	1.0 3 0 0 0 1 0 0 0 0 0 0 0 5 5 0.00 0.000																						

**Montreal Expos @ New York Mets**  
 Shea Stadium, Flushing, NY  
 Thu Apr 10 1969, 3:33 AM EST  
 Att: 8,608 - Unknown

AB	32
R	4
H	8
RBI	4
BB	0
SO	6
LOB	4





Batter	1	2	3	4	5	6	7	8	9	AB	R	H	RBI	BB	SO	LOB	TOP		
Lou Brock, L OBP: 0.053, SLG: 0.053 (1, 7)										5	1	0	0	0	1	3			
Curt Flood, R OBP: 0.156, SLG: 0.211 (1, 8)										5	0	0	0	0	0	4			
Vada Pinson, L OBP: 0.368, SLG: 0.588 (1, 9)										5	1	2	1	0	0	0			
Joe Torre, R OBP: 0.263, SLG: 0.444 (1, 3)										4	3	3	1	1	0	0			
Mike Shannon, R OBP: 0.333, SLG: 0.529 (1, 5)										5	0	2	2	0	1	3			
Tim McCarver, L OBP: 0.283, SLG: 0.316 (1, 2)										5	1	1	1	0	0	5			
Julian Javier, R OBP: 0.267, SLG: 0.214 (1, 4)										3	0	1	0	1	0	1			
Dal Maxvill, R OBP: 0.533, SLG: 0.455 (1, 6)										3	0	1	1	1	1	0			
Steve Carlton, L OBP: 0.250, SLG: 0.250 Gary Waslewski, R Joe Hoerner, R										4	0	1	0	0	1	4			
<b>Inning Stats</b>	R: 1 E: 0 K: 2 S: 10	H: 2 LOB: 2 BB: 0 P: 10	R: 0 E: 0 K: 0 S: 4	H: 1 LOB: 2 BB: 1 P: 8	R: 2 E: 1 K: 0 S: 6	H: 3 LOB: 2 BB: 1 P: 10	R: 0 E: 0 K: 0 S: 3	H: 0 LOB: 0 BB: 0 P: 3	R: 0 E: 1 K: 0 S: 4	H: 0 LOB: 1 BB: 0 P: 4	R: 0 E: 0 K: 0 S: 4	H: 2 LOB: 0 BB: 0 P: 4	R: 0 E: 0 K: 2 S: 7	H: 0 LOB: 0 BB: 0 P: 7	R: 2 E: 0 K: 0 S: 5	H: 2 LOB: 1 BB: 1 P: 9	1B: 6 2B: 4 3B: 0 HR: 1	SF: 0 SAC: 0 DP: 0 HBP: 0	WP: 1 PA: 42
<b>PITCHER</b>	IP WLS BF H R ER SO BB IBB HBP BLK WP HR S P ERA WHIP																		
Jerry Koosman, L ERA: 5.14	(1, 1)	7.0	L	33	9	4	4	2	1	1	0	0	0	1	1	35	43	5.14	1.429
Ron Taylor, R ERA: 3.33	(8, 1)	1.0		3	0	0	0	2	0	0	0	0	0	0	0	7	7	0.00	0.000
Jim McAndrew, R ERA: 22.5	(9, 1)	1.0		6	2	2	2	0	0	1	0	0	0	0	0	5	9	18.00	2.000

St. Louis Cardinals @ New York Mets  
Shea Stadium, Flushing, NY  
Fri Apr 11 1969, 3:33 AM EST  
Att: 12,591 - Unknown

AB 39  
R 6  
H 11  
RBI 6  
BB 3  
SO 4  
LOB 20




Batter	1	2	3	4	5	6	7	8	9	AB	R	H	RBI	BB	SO	LOB	BOTTOM		
Tommie Agee, R OBP: 0.350, SLG: 0.667 (1, 8)										5	0	0	0	0	3	0			
Rod Gaspar, S OBP: 0.500, SLG: 0.471 (1, 9)										5	1	3	0	0	0	0			
Ken Boswell, L OBP: 0.556, SLG: 0.667 (1, 4)										4	2	2	0	1	0	2			
Cleon Jones, R OBP: 0.421, SLG: 0.667 (1, 3)										5	2	3	3	0	0	2			
Ed Charles, R OBP: 0.368, SLG: 0.375 (1, 5)										5	0	1	0	0	1	2			
Ron Swoboda, R OBP: 0.500, SLG: 0.500 (1, 7)										4	0	2	0	0	0	1			
Jerry Grote, R OBP: 0.438, SLG: 0.462 (1, 2)										3	0	1	1	0	1	2			
Bud Harrelson, S OBP: 0.385, SLG: 0.300 Ed Kranepool, L Duffy Dyer, R Jim McAndrew, R										3	0	0	0	0	1	4			
Jerry Koosman, R Amos Otis, R Ron Taylor, R Al Weis, S										2	0	0	0	0	1	2			
<b>Inning Stats</b>	R: 0 E: 0 K: 1 S: 5	H: 0 LOB: 1 BB: 1 P: 9	R: 0 E: 0 K: 2 S: 9	H: 2 LOB: 2 BB: 0 P: 9	R: 0 E: 0 K: 0 S: 4	H: 1 LOB: 1 BB: 0 P: 4	R: 0 E: 0 K: 1 S: 5	H: 0 LOB: 0 BB: 0 P: 5	R: 0 E: 1 K: 0 S: 7	H: 3 LOB: 2 BB: 0 P: 7	R: 0 E: 0 K: 1 S: 6	H: 1 LOB: 1 BB: 0 P: 6	R: 1 E: 0 K: 0 S: 6	H: 3 LOB: 2 BB: 0 P: 6	R: 2 E: 0 K: 1 S: 7	H: 2 LOB: 0 BB: 0 P: 7	1B: 10 2B: 1 3B: 0 HR: 1	SF: 1 SAC: 0 DP: 0 HBP: 0	WP: 0 PA: 41
<b>PITCHER</b>	IP WLS BF H R ER SO BB IBB HBP BLK WP HR S P ERA WHIP																		
Steve Carlton, L ERA: 2.57	(1, 1)	7.0	W	32	9	3	2	6	1	0	0	0	0	0	43	47	2.57	1.429	
Gary Waslewski, R ERA: 6.75	(8, 1)	0.1		2	1	0	0	0	0	0	0	0	0	2	2	0.00	3.000		
Joe Hoerner, L ERA: 3.18	(8, 1)	1.2	S	7	2	2	2	1	0	0	0	0	0	1	9	9	10.80	1.200	


St. Louis Cardinals @ New York Mets  
Shea Stadium, Flushing, NY  
Fri Apr 11 1969, 3:33 AM EST  
Att: 12,591 - Unknown

AB 39  
R 5  
H 12  
RBI 4  
BB 1  
SO 7  
LOB 19





Batter	1	2	3	4	5	6	7	8	9	AB	R	H	RBI	BB	SO	LOB	TOP			
Lou Brock, L OBP: 0.087, SLG: 0.130 (1, 7)	F8		F7		5-3 2B			F7		4	0	1	0	0	0	1	<b>St. Louis Cardinals @ New York Mets</b> Shea Stadium, Flushing, NY Sat Apr 12 1969, 3:33 AM EST Att: 19,510 - Unknown			
Curt Flood, R OBP: 0.174, SLG: 0.261 (1, 8)	6-3		2B		5-3			K		4	0	1	1	0	1	1				
Vada Pinson, L OBP: 0.478, SLG: 0.684 (1, 9)	1B		2B					CS		2	0	2	0	2	0	0				
Joe Torre, R OBP: 0.304, SLG: 0.429 (1, 3)	1B		2B		G6-4-3			F7		3	0	1	0	1	0	2				
Tim McCarver, L OBP: 0.217, SLG: 0.261 (1, 2)	F7		G6-4-3		1-2			4-3		4	0	0	0	0	0	6				
Mike Shannon, R OBP: 0.286, SLG: 0.450 (1, 5)		6-3			F7			L5		3	0	0	0	0	0	0				
Julian Javier, R OBP: 0.222, SLG: 0.176 (1, 4)	6-3				F8			K		3	0	0	0	0	1	0				
Dal Maxvill, R OBP: 0.444, SLG: 0.357 (1, 6)	F9				F8			F8		3	0	0	0	0	0	0				
Dave Giusti, R OBP: 0.333, SLG: 0.667 (1, 1)			2B					F8		3	1	1	0	0	1	0				
<b>Inning Stats</b>	R: 0 E: 0 K: 0 S: 4	H: 1 LOB: 2 BB: 1 P: 8	R: 0 E: 0 K: 0 S: 3	H: 0 LOB: 0 BB: 0 P: 3	R: 1 E: 0 K: 0 S: 5	H: 3 LOB: 2 BB: 1 P: 9	R: 0 E: 0 K: 0 S: 3	H: 0 LOB: 0 BB: 0 P: 3	R: 0 E: 0 K: 1 S: 5	H: 1 LOB: 0 BB: 0 P: 5	R: 0 E: 0 K: 1 S: 5	H: 0 LOB: 0 BB: 0 P: 5	R: 0 E: 0 K: 1 S: 5	H: 0 LOB: 0 BB: 1 P: 6	R: 0 E: 0 K: 0 S: 2	H: 0 LOB: 0 BB: 1 P: 6		1B: 2 2B: 4 3B: 0 HR: 0	SF: 0 SAC: 0 DP: 2 HBP: 0	WP: 0 PB: 0 SB: 0 CS: 1
<b>PITCHER</b> Don Cardwell, R ERA: 1.0 (1, 1)	IP: 9.0 WLS: L BF: 32	H: 6 R: 1 ER: 1 SO: 3	BB: 2 IBB: 1 HBP: 0 BLK: 0	WP: 0 HR: 0 S: 35 P: 47	ERA: 1.00 WHIP: 0.889	<b>PITCHER</b>										IP: 9.0 WLS: L BF: 32	H: 6 R: 1 ER: 1 SO: 3	BB: 2 IBB: 1 HBP: 0 BLK: 0	WP: 0 HR: 0 S: 35 P: 47	ERA: 1.00 WHIP: 0.889

Batter	1	2	3	4	5	6	7	8	9	AB	R	H	RBI	BB	SO	LOB	BOTTOM					
Tommie Agee, R OBP: 0.381, SLG: 0.591 (1, 8)	4-3		K					F9		4	0	1	0	0	1	0	<b>St. Louis Cardinals @ New York Mets</b> Shea Stadium, Flushing, NY Sat Apr 12 1969, 3:33 AM EST Att: 19,510 - Unknown					
Rod Gaspar, S OBP: 0.417, SLG: 0.381 (1, 9)	L7		4-3		PO			6-3		4	0	0	0	0	0	0						
Wayne Garrett, L OBP: 0.500, SLG: 0.333 (1, 4)	BB				G4-6-3			4-3		3	0	1	0	1	1	0						
Cleon Jones, R OBP: 0.522, SLG: 0.714 Al Weis, S (9, PR)	BB				G4-6-3			1B		3	0	3	0	1	0	0						
Ed Kranepool, L OBP: 0.417, SLG: 0.364 (1, 3)	BB				1-2			1B		0	0	0	0	0	0	0						
Ed Charles, R OBP: 0.348, SLG: 0.316 (1, 5)	P4				G4-6-3			FC1-4		4	0	1	0	0	0	5						
Ed Charles, R OBP: 0.348, SLG: 0.316 (1, 5)	F8				1-2			F8		3	0	0	0	1	0	3						
Jerry Grote, R OBP: 0.350, SLG: 0.353 (1, 2)	F9				BB			P6		4	0	0	0	0	0	3						
Bud Harrelson, S OBP: 0.313, SLG: 0.231 (1, 6)	K				4-3			F6		3	0	0	0	0	1	0						
Don Cardwell, R (1, 1)			K					K		3	0	0	0	0	3	0						
<b>Inning Stats</b>	R: 0 E: 0 K: 0 S: 3	H: 0 LOB: 2 BB: 2 P: 11	R: 0 E: 0 K: 1 S: 5	H: 0 LOB: 0 BB: 0 P: 5	R: 0 E: 0 K: 2 S: 7	H: 0 LOB: 0 BB: 0 P: 7	R: 0 E: 0 K: 0 S: 4	H: 2 LOB: 2 BB: 1 P: 8	R: 0 E: 0 K: 1 S: 5	H: 1 LOB: 0 BB: 0 P: 5	R: 0 E: 0 K: 0 S: 5	H: 2 LOB: 2 BB: 0 P: 5	R: 0 E: 0 K: 1 S: 5	H: 0 LOB: 0 BB: 0 P: 5	R: 0 E: 0 K: 1 S: 5	H: 0 LOB: 0 BB: 0 P: 5		R: 0 E: 0 K: 0 S: 4	H: 1 LOB: 1 BB: 0 P: 4	1B: 6 2B: 0 3B: 0 HR: 0	SF: 0 SAC: 0 DP: 1 HBP: 0	WP: 0 PB: 0 SB: 0 CS: 0
<b>PITCHER</b> Dave Giusti, R ERA: (1, 1)	IP: 9.0 WLS: W BF: 34	H: 6 R: 0 ER: 0 SO: 6	BB: 3 IBB: 0 HBP: 0 BLK: 0	WP: 0 HR: 0 S: 43 P: 55	ERA: 0.00 WHIP: 1.000	<b>PITCHER</b>										IP: 9.0 WLS: W BF: 34	H: 6 R: 0 ER: 0 SO: 6	BB: 3 IBB: 0 HBP: 0 BLK: 0	WP: 0 HR: 0 S: 43 P: 55	ERA: 0.00 WHIP: 1.000		



Batter	1	2	3	4	5	6	7	8	9	AB	R	H	RBI	BB	SO	LOB	TOP								
Lou Brock, L OBP: 0.148, SLG: 0.192										3	1	1	0	1	0	1									
Curt Flood, R OBP: 0.259, SLG: 0.346										3	1	2	0	1	0	0									
Vada Pinson, L OBP: 0.481, SLG: 0.636										3	1	1	0	1	0	2									
Joe Torre, R OBP: 0.296, SLG: 0.400										4	0	1	1	0	0	2									
Tim McCarver, L OBP: 0.185, SLG: 0.231										3	0	0	1	0	0	1									
Mike Shannon, R OBP: 0.240, SLG: 0.375										4	0	0	0	0	2	1									
Julian Javier, R OBP: 0.227, SLG: 0.150										3	0	0	0	0	2	0									
Dal Maxvill, R OBP: 0.364, SLG: 0.278										4	0	0	0	0	3	1									
Bob Gibson, R OBP: 0.286, SLG: 0.429										4	0	1	0	0	2	1									
<b>Inning Stats</b>	R: 2 E: 0 K: 0 S: 5	H: 2 LOB: 1 BB: 1 P: 9	R: 0 E: 0 K: 2 S: 8	H: 1 LOB: 1 BB: 0 P: 8	R: 0 E: 0 K: 1 S: 3	H: 0 LOB: 0 BB: 0 P: 3	R: 0 E: 0 K: 1 S: 5	H: 0 LOB: 0 BB: 0 P: 5	R: 0 E: 0 K: 0 S: 3	H: 0 LOB: 2 BB: 2 P: 11	R: 0 E: 0 K: 0 S: 3	H: 0 LOB: 0 BB: 0 P: 3	R: 0 E: 0 K: 3 S: 9	H: 0 LOB: 0 BB: 0 P: 9	R: 1 E: 1 K: 0 S: 5	H: 3 LOB: 1 BB: 0 P: 5	R: 0 E: 0 K: 3 S: 9	H: 0 LOB: 1 BB: 0 P: 10	1B: 3 2B: 3 3B: 0 HR: 0	SF: 1 SAC: 0 DP: 0 HBP: 1	WP: 2 PB: 0 SB: 0 CS: 0	PA: 36			
<b>PITCHER</b>	IP	WLS	BF	H	R	ER	SO	BB	IBB	HBP	BLK	WP	HR	S	P	ERA	WHIP								
Tom Seaver, R ERA: 3.46	(1, 1)	8.0	L	32	6	3	3	6	3	0	0	0	0	41	53	3.38	1.125								
Cal Koonce, R ERA: 8.1	(9, 1)	1.0		4	0	0	0	3	0	0	1	0	0	9	10	0.00	0.000								

St. Louis Cardinals @ New York Mets  
Shea Stadium, Flushing, NY  
Sun Apr 13 1969, 3:33 AM EST  
Att: 25,314 - Unknown

AB 31  
R 3  
H 6  
RBI 2  
BB 3  
SO 9  
LOB 9



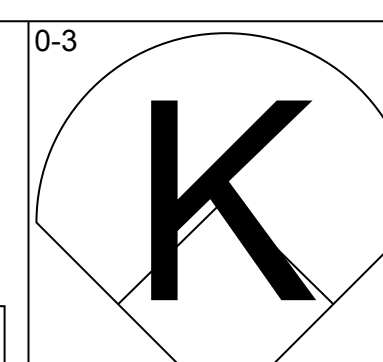
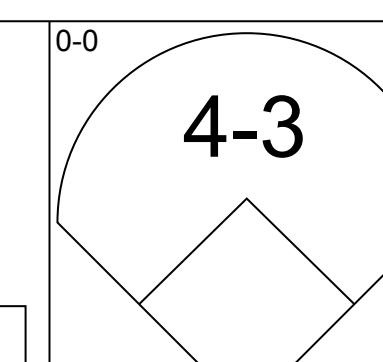
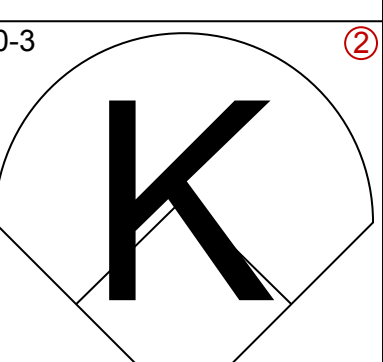
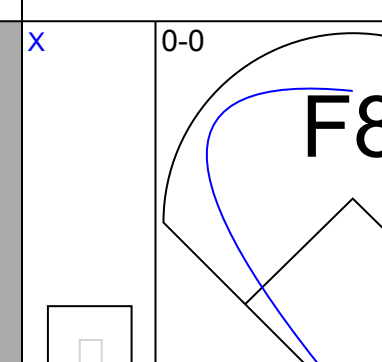
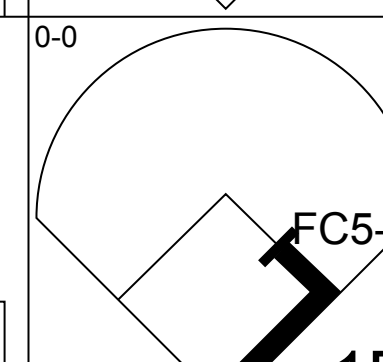
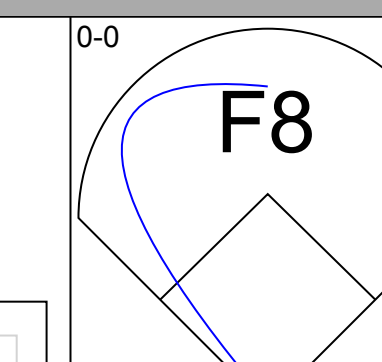
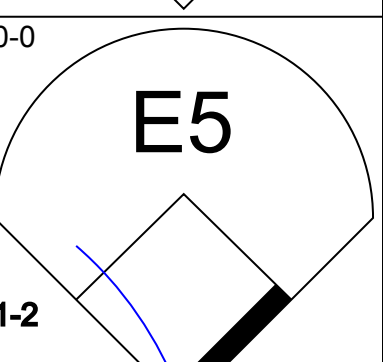
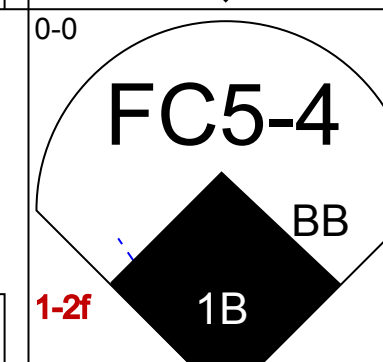
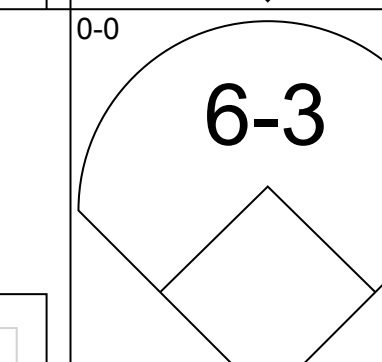
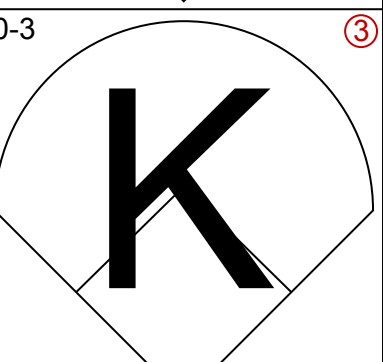
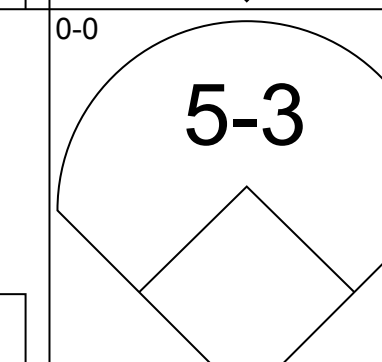
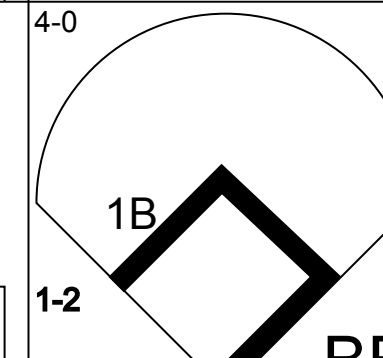
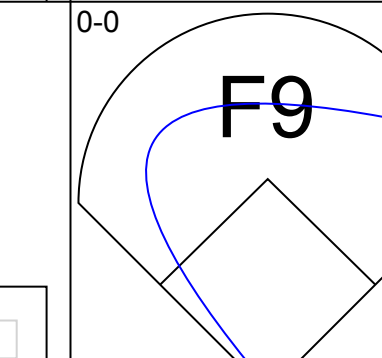
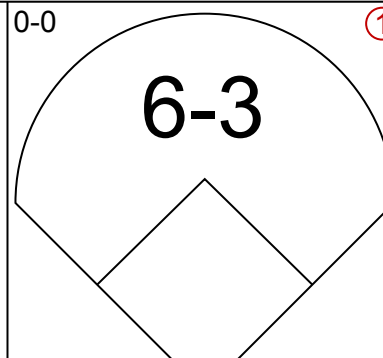
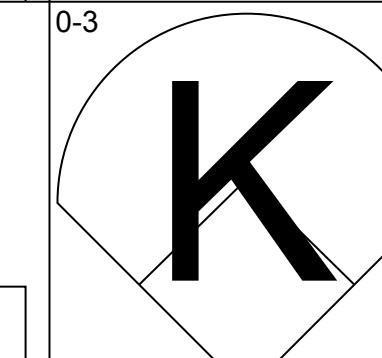
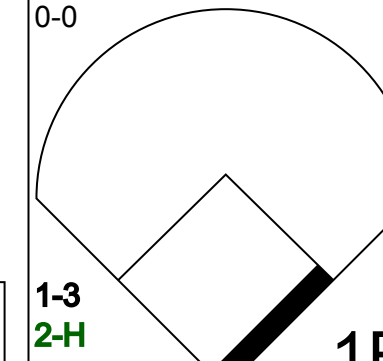
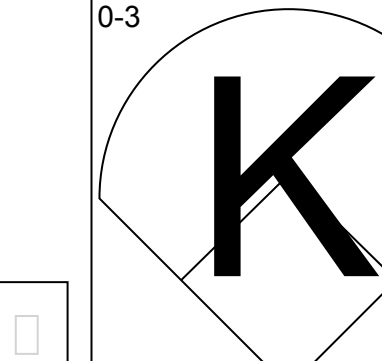
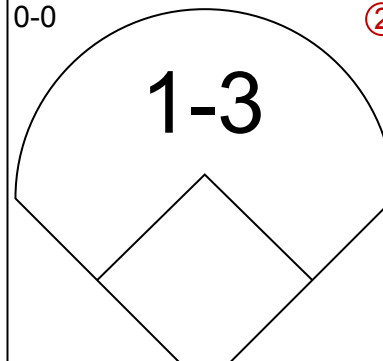
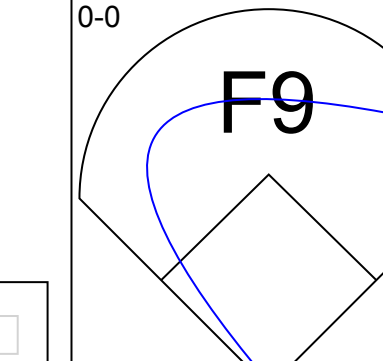
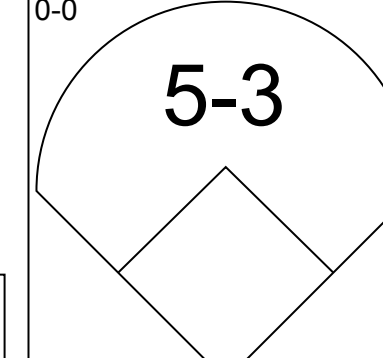
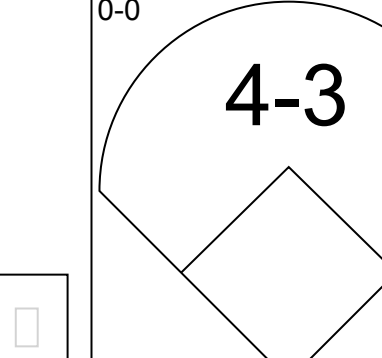
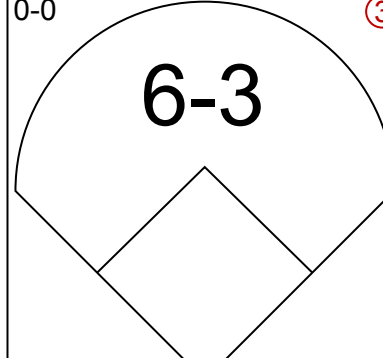
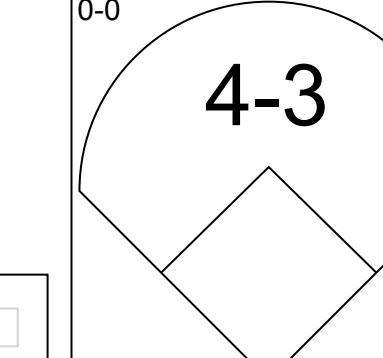
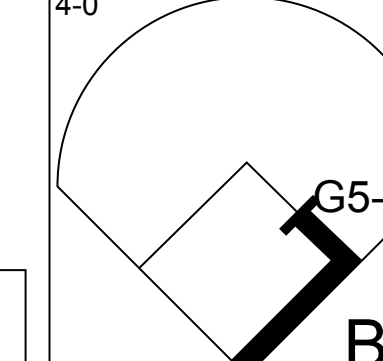
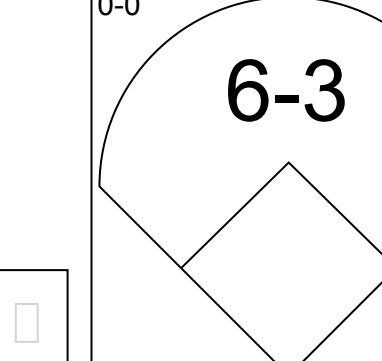
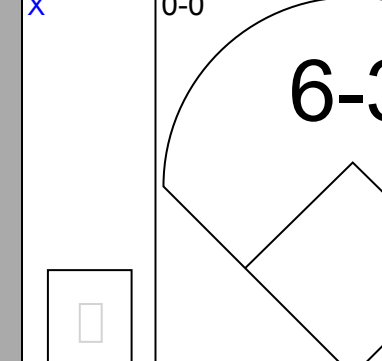
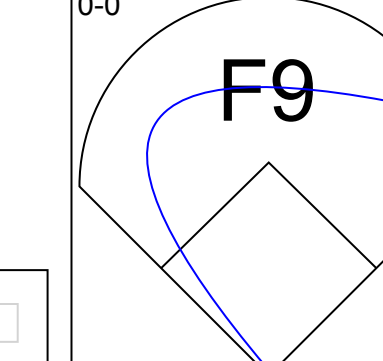
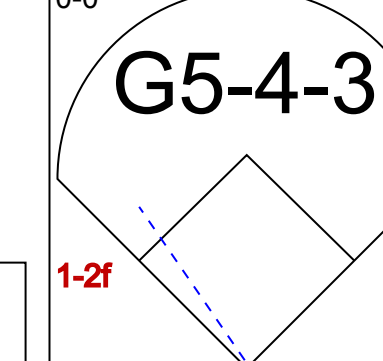
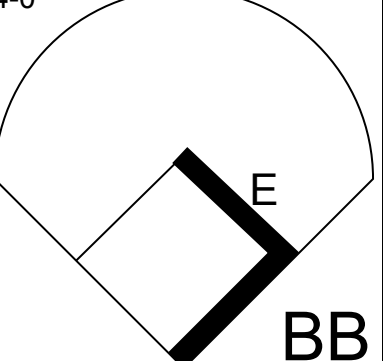
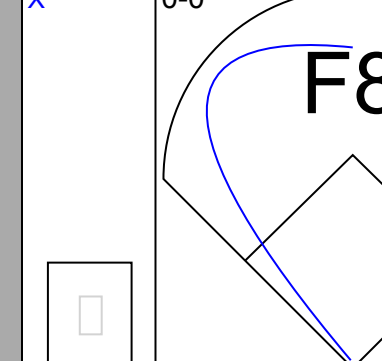
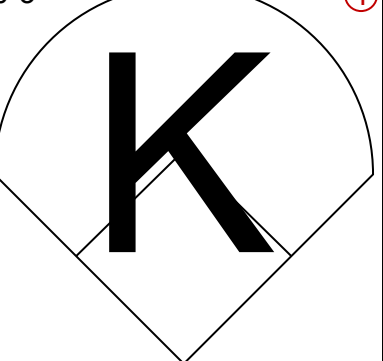
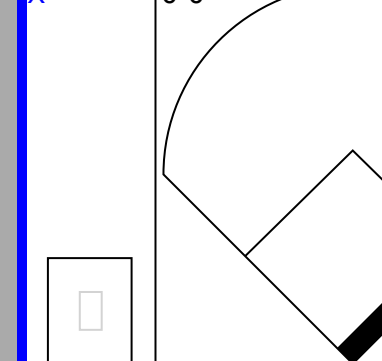
Batter	1	2	3	4	5	6	7	8	9	AB	R	H	RBI	BB	SO	LOB	BOTTOM								
Tommie Agee, R OBP: 0.286, SLG: 0.500										4	0	0	0	0	2	1									
Rod Gaspar, S OBP: 0.393, SLG: 0.333										3	0	0	0	1	0	0									
Wayne Garrett, L OBP: 0.500, SLG: 0.500										3	0	1	0	1	1	0									
Cleon Jones, R OBP: 0.519, SLG: 0.652										2	0	0	0	2	1	2									
Ed Kranepool, L OBP: 0.375, SLG: 0.400										4	1	1	0	0	0	3									
Al Weis, S (9, PR)										0	0	0	0	0	0	0									
Ed Charles, R OBP: 0.286, SLG: 0.261										4	0	0	0	0	3	4									
Jerry Grote, R OBP: 0.292, SLG: 0.286										4	0	0	0	0	0	4									
Bud Harrelson, S OBP: 0.368, SLG: 0.267										2	0	1	1	1	0	0									
Tom Seaver, R J.C. Martin, L (8, PH) Cal Koonce, R (9, 1)										2	0	0	0	0	1	1									
										1	0	0	0	0	0	0									
										0	0	0	0	0	0	0									
<b>Inning Stats</b>	R: 0 E: 0 K: 0 S: 3	H: 0 LOB: 0 BB: 0 P: 3	R: 0 E: 0 K: 0 S: 2	H: 0 LOB: 1 BB: 1 P: 6	R: 0 E: 0 K: 2 S: 7	H: 0 LOB: 0 BB: 1 P: 11	R: 0 E: 0 K: 2 S: 7	H: 0 LOB: 0 BB: 0 P: 7	R: 1 E: 0 K: 1 S: 6	H: 2 LOB: 1 BB: 0 P: 6	R: 0 E: 0 K: 0 S: 3	H: 0 LOB: 2 BB: 2 P: 11	R: 0 E: 0 K: 1 S: 5	H: 0 LOB: 0 BB: 0 P: 5	R: 0 E: 0 K: 1 S: 5	H: 0 LOB: 0 BB: 0 P: 5	R: 0 E: 1 K: 1 S: 7	H: 1 LOB: 3 BB: 1 P: 11	1B: 1 2B: 2 3B: 0 HR: 0	SF: 0 SAC: 0 DP: 1 HBP: 0	WP: 0 PB: 0 SB: 0 CS: 0	PA: 34			
<b>PITCHER</b>	IP	WLS	BF	H	R	ER	SO	BB	IBB	HBP	BLK	WP	HR	S	P	ERA	WHIP								
Bob Gibson, R ERA: 1.5	(1, 1)	9.0	W	34	3	1	1	8	5	0	0	0	0	45	65	1.00	0.889								

St. Louis Cardinals @ New York Mets  
Shea Stadium, Flushing, NY  
Sun Apr 13 1969, 3:33 AM EST  
Att: 25,314 - Unknown

AB 29  
R 1  
H 3  
RBI 1  
BB 5  
SO 8  
LOB 15

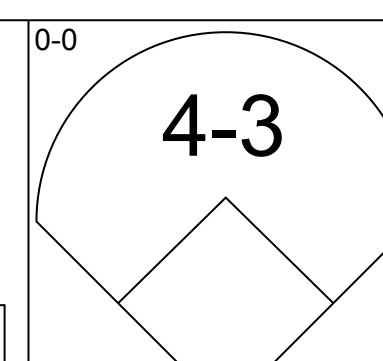
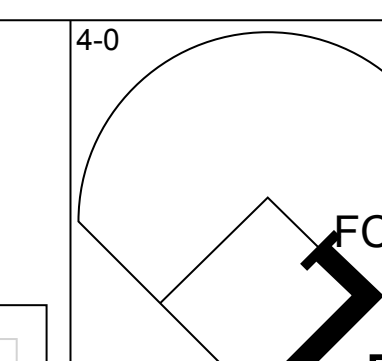
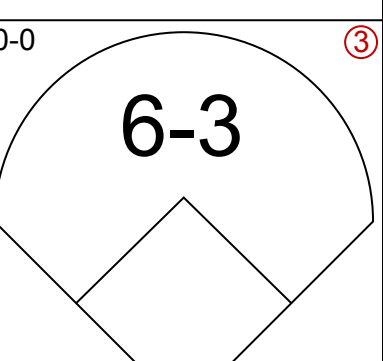
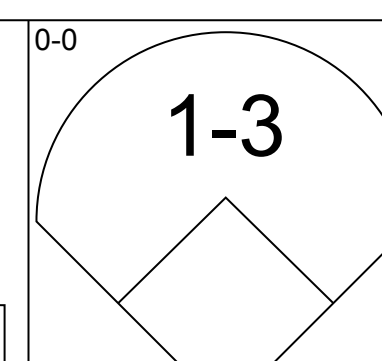
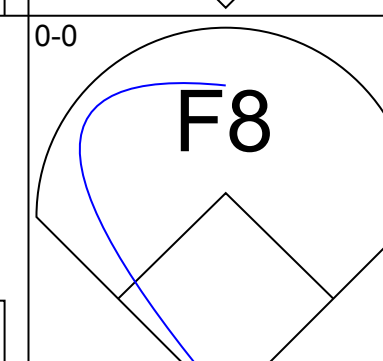
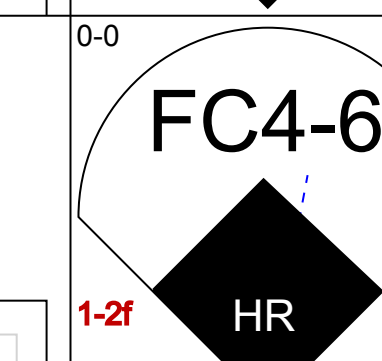
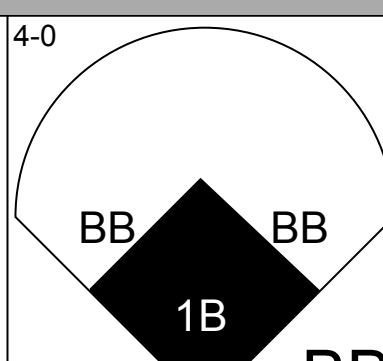
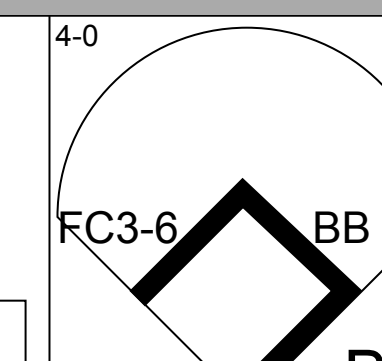
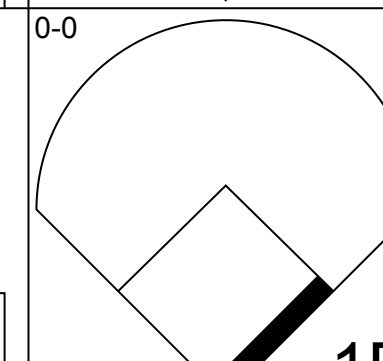
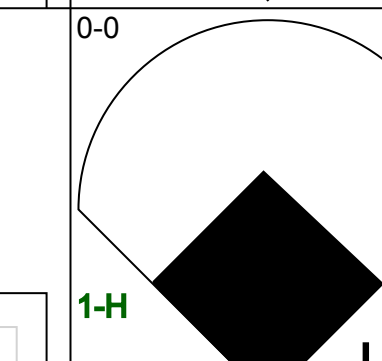
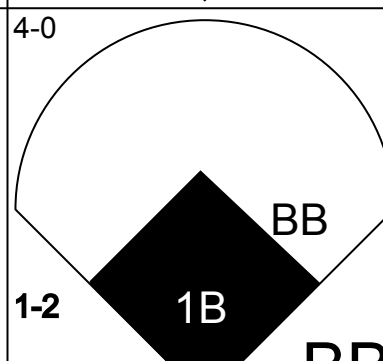
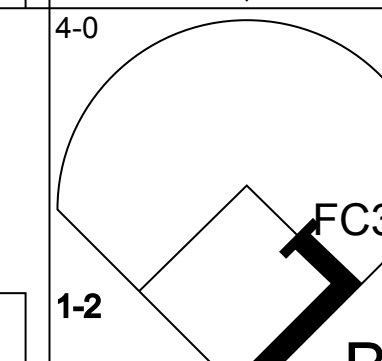
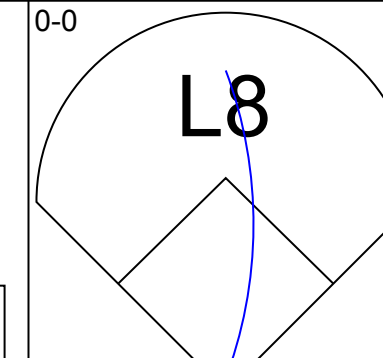
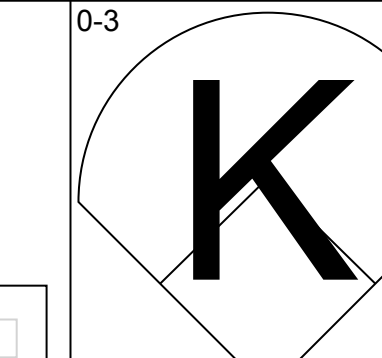
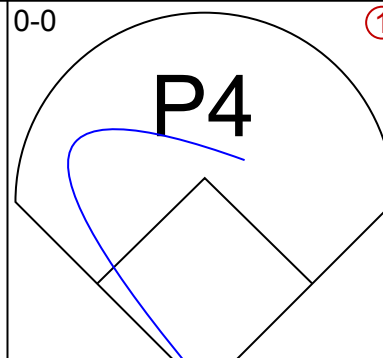
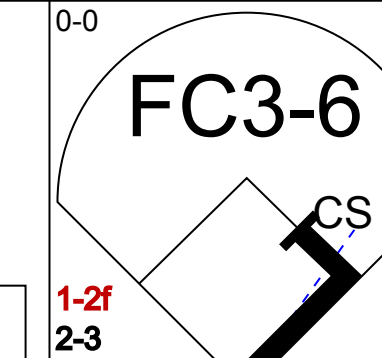
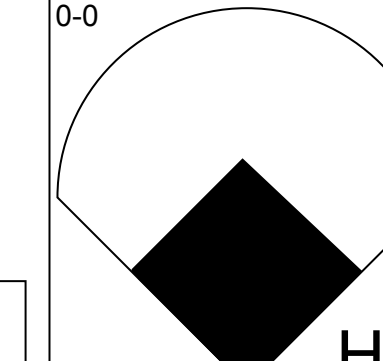
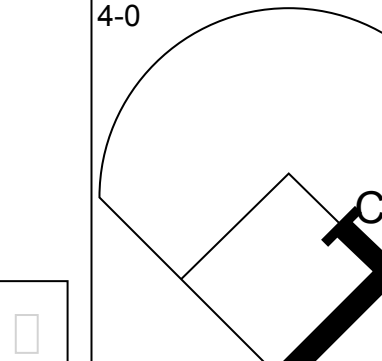
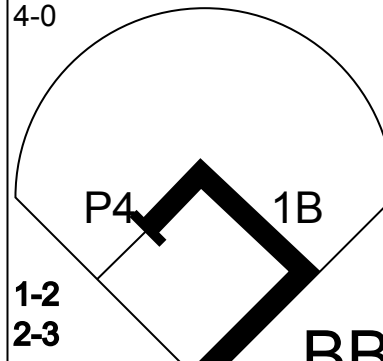
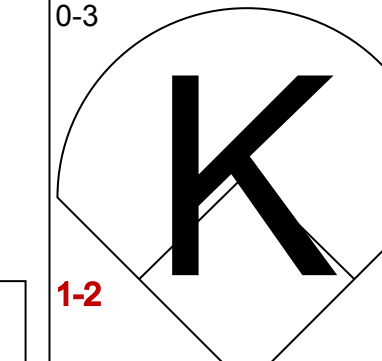

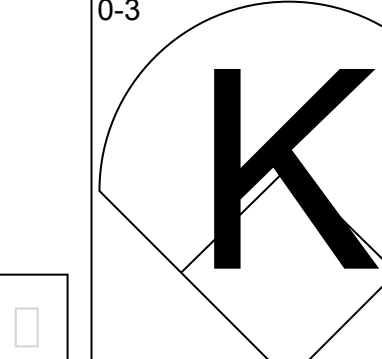
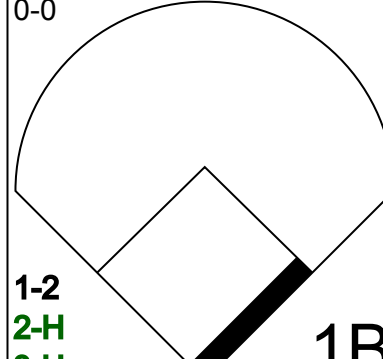
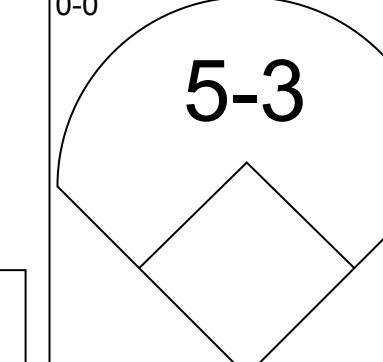
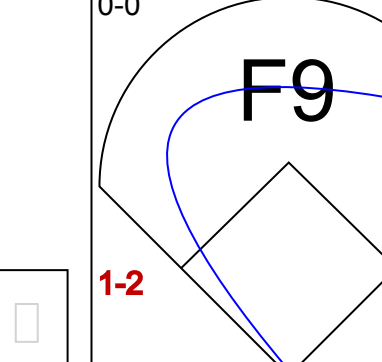
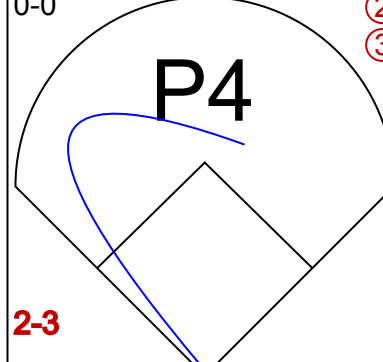

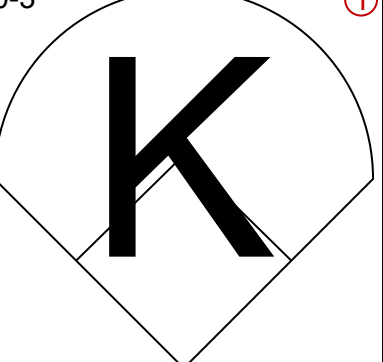
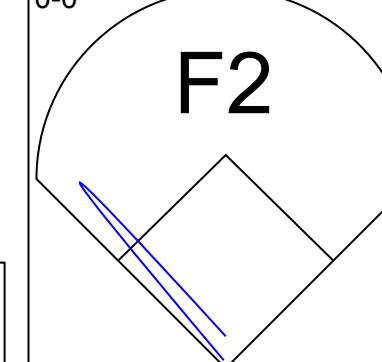
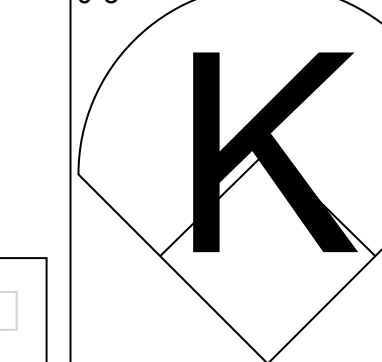
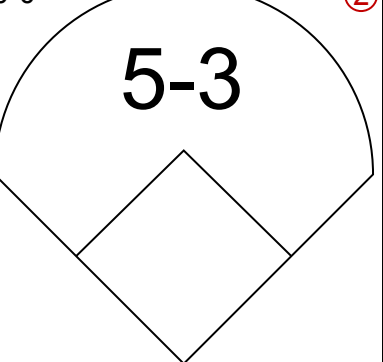
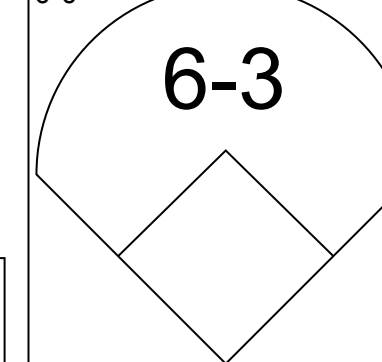




Batter	1	2	3	4	5	6	7	8	9	AB	R	H	RBI	BB	SO	LOB	TOP			
<b>Tommie Agee, R</b> OBP: 0.290, SLG: 0.433 (1, 8)										4	0	0	0	0	2	3	<b>New York Mets @ Philadelphia Phillies</b> Connie Mack Stadium, Philadelphia, PA Mon Apr 14 1969, 6:05 PM EST Att: 13,070 - Unknown			
<b>Rod Gaspar, S</b> OBP: 0.375, SLG: 0.321 (1, 9)	 1B				 1-2					4	0	1	0	0	0	1				
<b>Cleon Jones, R</b> OBP: 0.452, SLG: 0.556 (1, 3)	 1B									4	1	0	0	0	1	3				
<b>Ed Charles, R</b> OBP: 0.290, SLG: 0.231 (1, 5)	 1-2									3	0	0	0	1	1	0				
<b>Ron Swoboda, R</b> OBP: 0.417, SLG: 0.417 (1, 7)	 1-3									4	0	1	1	0	1	0				
<b>Jerry Grote, R</b> OBP: 0.250, SLG: 0.240 (1, 2)										4	0	0	0	0	0	2				
<b>Al Weis, S</b> (1, 4)		 BB								3	0	0	0	1	0	0				
<b>Bud Harrelson, S</b> OBP: 0.364, SLG: 0.235 (1, 6)		 1-2		 BB						2	0	0	0	1	0	1				
<b>Jim McAndrew, R</b> OBP: 0.333, SLG: 0.667 <b>Ron Taylor, R</b> (6, 1)										2	0	1	0	0	1	1				
<b>Amos Otis, R</b> OBP: 0.500, SLG: 0.500 <b>Nolan Ryan, R</b> (7, 1)										0	0	0	0	0	0	0				
<b>Inning Stats</b>	R: 1 E: 0 K: 1 S: 7	H: 2 LOB: 2 BB: 1 P: 11	R: 0 E: 0 K: 0 S: 3	H: 1 LOB: 1 BB: 1 P: 7	R: 0 E: 0 K: 0 S: 3	H: 0 LOB: 0 BB: 0 P: 3	R: 0 E: 0 K: 1 S: 5	H: 0 LOB: 0 BB: 0 P: 5	R: 0 E: 1 K: 3 S: 10	H: 2 LOB: 2 BB: 1 P: 14	R: 0 E: 0 K: 0 S: 3	H: 0 LOB: 0 BB: 0 P: 3	R: 0 E: 0 K: 0 S: 4	H: 1 LOB: 1 BB: 0 P: 4	R: 0 E: 0 K: 0 S: 5	H: 0 LOB: 0 BB: 0 P: 3	1B: 3 2B: 1 3B: 0 HR: 0	SF: 0 SAC: 0 DP: 1 HBP: 0	WP: 0 PB: 0 SB: 0 CS: 0	PA: 34
<b>PITCHER</b> <b>Woodie Fryman, L</b> ERA: 2.51 (1, 1)	IP: 9.0 WLS: W BF: 34 H: 4 R: 1 ER: 1 SO: 6 BB: 3 IBB: 0 HBP: 0 BLK: 0 WP: 0 HR: 0 S: 43 P: 55 ERA: 1.00 WHIP: 0.778																			

AB	31
R	1
H	4
RBI	1
BB	3
SO	6
LOB	11



Batter	1	2	3	4	5	6	7	8	9	AB	R	H	RBI	BB	SO	LOB	BOTTOM			
<b>Tony Taylor, R</b> OBP: 0.276, SLG: 0.250 (1, 4)			 BB							3	0	0	0	1	0	0	<b>New York Mets @ Philadelphia Phillies</b> Connie Mack Stadium, Philadelphia, PA Mon Apr 14 1969, 6:05 PM EST Att: 13,070 - Unknown			
<b>John Briggs, L</b> OBP: 0.333, SLG: 0.167 (1, 7)			 HR			 BB		 BB		2	2	0	0	2	0	1				
<b>Dick Allen, R</b> OBP: 0.433, SLG: 0.615 (1, 3)			 1-H			 BB		 BB		2	2	2	2	2	0	0				
<b>Johnny Callison, L</b> OBP: 0.300, SLG: 0.464 (1, 9)								 CS		4	0	0	0	0	1	5				
<b>Deron Johnson, R</b> OBP: 0.643, SLG: 1.250 (1, 5)				 BB		 BB		 1-2		2	1	1	1	2	1	2				
<b>Don Money, R</b> OBP: 0.414, SLG: 0.741 (1, 6)							 1-2			3	0	1	2	0	2	1				
<b>Larry Hisle, R</b> OBP: 0.250, SLG: 0.160 (1, 8)				 1-2		 2-3				3	0	0	0	0	3					
<b>Mike Ryan, R</b> OBP: 0.115, SLG: 0.154 (1, 2)										3	0	0	0	0	2	0				
<b>Woodie Fryman, R</b> (1, 1)										3	0	0	0	0	1	0				
<b>Inning Stats</b>	R: 0 E: 0 K: 0 S: 4	H: 1 LOB: 1 BB: 0 P: 4	R: 1 E: 0 K: 2 S: 8	H: 1 LOB: 0 BB: 0 P: 8	R: 2 E: 0 K: 2 S: 8	H: 1 LOB: 0 BB: 1 P: 12	R: 0 E: 0 K: 1 S: 4	H: 0 LOB: 0 BB: 1 P: 8	R: 0 E: 0 K: 1 S: 5	H: 0 LOB: 0 BB: 0 P: 5	R: 2 E: 0 K: 0 S: 3	H: 1 LOB: 1 BB: 3 P: 15	R: 0 E: 0 K: 0 S: 3	H: 0 LOB: 0 BB: 0 P: 3	R: 0 E: 0 K: 1 S: 4	H: 0 LOB: 2 BB: 2 P: 12		1B: 2 2B: 1 3B: 0 HR: 2	SF: 0 SAC: 0 DP: 1 HBP: 0	WP: 0 PB: 0 SB: 0 CS: 2
<b>PITCHER</b> <b>Jim McAndrew, R</b> ERA: 12.27 <b>Ron Taylor, R</b> ERA: 2.7 <b>Nolan Ryan, R</b> ERA: 2.45 (7, 1)	IP: 5.1 WLS: L BF: 24 H: 4 R: 5 ER: 5 SO: 6 BB: 5 IBB: 0 HBP: 0 BLK: 0 WP: 0 HR: 2 S: 31 P: 51 ERA: 8.44 WHIP: 1.688																			

AB	25
R	5
H	4
RBI	5
BB	7
SO	7
LOB	12

















Batter	1	2	3	4	5	6	7	8	9	AB	R	H	RBI	BB	SO	LOB	TOP								
<b>Bud Harrelson, S</b> OBP: 0.353, SLG: 0.250 (1, 6)	4-0 PB G3 BB		0-0 SH2-4	0-0 FC6-4			0-0 4-3		0-0 4-3	3	0	0	0	1	0	2									
<b>Ken Boswell, L</b> OBP: 0.429, SLG: 0.500 (1, 4)	0-0 G3		4-0 1B BB		0-0 S 1B		0-0 F9			3	1	1	0	1	0	1									
<b>Amos Otis, R</b> OBP: 0.278, SLG: 0.278 (1, 8)	0-3 K		0-3 K		0-0 F7			0-0 F8		4	0	0	0	0	2	4									
<b>Cleon Jones, R</b> OBP: 0.438, SLG: 0.512 (1, 7)	0-0 G3		0-0 1B 1-3 2H		0-0 F8			0-0 1B		4	0	2	1	0	0	2									
<b>Ed Kranepool, L</b> OBP: 0.345, SLG: 0.464 (1, 3)		0-0 G3	0-0 1B		0-0 4-3			0-0 P6		4	0	1	1	0	0	2									
<b>Ron Swoboda, R</b> OBP: 0.333, SLG: 0.350 (1, 9)		0-3 K	0-0 F8			0-3 K		0-3 K		4	0	0	0	0	3	3									
<b>Jerry Grote, R</b> OBP: 0.222, SLG: 0.212 (1, 2)		0-0 1B		0-0 3-1		0-0 P4			0-0 F7	4	0	1	0	0	0	0									
<b>Kevin Collins, L</b> OBP: 0.286, SLG: 0.429 (1, 5)		0-3 K		0-0 FC6-4 1B		0-0 F8			0-0 2B	4	0	2	0	0	1	1									
<b>Tom Seaver, R</b> (1, 1)			4-0 SH2-4 1B BB	0-3 K			0-3 K		0-0 F7	3	1	0	0	1	2	2									
<b>Inning Stats</b>	R: 0 E: 0 K: 1 S: 5	H: 0 LOB: 1 BB: 1 P: 9	R: 0 E: 0 K: 2 S: 8	H: 1 LOB: 1 BB: 0 P: 8	R: 2 E: 0 K: 1 S: 7	H: 2 LOB: 2 BB: 2 P: 15	R: 0 E: 0 K: 1 S: 6	H: 1 LOB: 1 BB: 0 P: 6	R: 0 E: 0 K: 0 S: 4	H: 0 LOB: 0 BB: 0 P: 4	R: 0 E: 0 K: 1 S: 5	H: 0 LOB: 0 BB: 0 P: 5	R: 0 E: 0 K: 1 S: 5	H: 0 LOB: 0 BB: 0 P: 5	R: 0 E: 0 K: 1 S: 6	H: 1 LOB: 1 BB: 0 P: 6	R: 0 E: 0 K: 0 S: 4	H: 1 LOB: 1 BB: 0 P: 4	R: 0 E: 0 K: 0 S: 4	H: 1 LOB: 1 BB: 0 P: 4	1B: 6 2B: 1 3B: 0 HR: 0	SF: 0 SAC: 1 DP: 0 HBP: 0	WP: 0 PB: 1 SB: 1 CS: 0	PA: 37	
<b>PITCHER</b> <b>Bob Gibson, R</b> ERA: 1.67 (1, 1)	IP: 9.0 WLS: L BF: 37	H: 7 R: 2 ER: 2 SO: 8	BB: 3 IBB: 0 HBP: 0 BLK: 0	WP: 0 HR: 0 S: 50 P: 62	ERA: 2.00 WHIP: 1.111																				

**New York Mets @ St. Louis Cardinals**  
 Busch Stadium, St. Louis, MO  
 Sat Apr 19 1969, 6:05 PM CST  
 Att: 20,716 - Unknown

**AB 33**  
**R 2**  
**H 7**  
**RBI 2**  
**BB 3**  
**SO 8**  
**LOB 17**





Batter	1	2	3	4	5	6	7	8	9	AB	R	H	RBI	BB	SO	LOB	BOTTOM								
<b>Lou Brock, L</b> OBP: 0.109, SLG: 0.133 (1, 7)	0-0 6-3		0-0 L7			0-0 F2	0-0 G3		0-0 1-3	5	0	0	0	0	0	1									
<b>Curt Flood, R</b> OBP: 0.306, SLG: 0.383 (1, 8)	0-0 F9		0-0 F2			0-0 F8		0-0 1B		4	1	1	0	0	0	0									
<b>Vada Pinson, L</b> OBP: 0.333, SLG: 0.488 (1, 9)	0-0 2B		0-3 K			0-0 E4 1B		0-0 F7		4	0	1	0	0	1	1									
<b>Joe Torre, R</b> OBP: 0.354, SLG: 0.465 (8, PR)	0-0 5-3			0-0 1B		0-0 BB 1B		0-0 1B		4	0	3	0	0	0	1									
<b>Jim Hicks, R</b> (8, PR)				0-0 1B		1-3 1B		1-2 1B		0	0	0	0	0	0	0									
<b>Bill White, L</b> (9, 3)				0-0 1B		4-0 4-3-6-3 1-2F		0-0 F9		3	0	0	0	1	0	3									
<b>Tim McCarver, L</b> OBP: 0.205, SLG: 0.195 (1, 2)		0-0 F7		0-0 4-3-6-3		0-0 BB		0-0 F9		4	0	1	1	0	1	3									
<b>Mike Shannon, R</b> OBP: 0.267, SLG: 0.409 (1, 5)		0-3 K		0-0 5-3		0-0 F2		1-2 2H 1B		4	0	1	1	0	1	3									
<b>Steve Huntz, S</b> OBP: 0.125, SLG: 0.125 (1, 4)		0-0 1B 1B			0-0 L3		0-0 F5		0-3 K	4	0	1	0	0	1	2									
<b>Dal Maxvill, R</b> OBP: 0.375, SLG: 0.412 (1, 6)		0-0 1B			0-0 F9		0-0 4-3		0-0 5-3	4	0	1	0	0	0	0									
<b>Bob Gibson, R</b> OBP: 0.300, SLG: 0.400 (9, PH)		0-0 P4			0-0 F7		0-0 1B		0-0 F5	3	0	1	0	0	0	2									
<b>Inning Stats</b>	R: 0 E: 0 K: 0 S: 4	H: 1 LOB: 0 BB: 0 P: 4	R: 0 E: 0 K: 1 S: 7	H: 2 LOB: 0 BB: 0 P: 7	R: 0 E: 0 K: 1 S: 5	H: 0 LOB: 0 BB: 0 P: 5	R: 0 E: 0 K: 0 S: 3	H: 1 LOB: 0 BB: 0 P: 3	R: 0 E: 0 K: 0 S: 3	H: 0 LOB: 0 BB: 0 P: 3	R: 0 E: 0 K: 0 S: 5	H: 1 LOB: 3 BB: 1 P: 9	R: 0 E: 0 K: 0 S: 4	H: 1 LOB: 1 BB: 0 P: 4	R: 1 E: 0 K: 1 S: 8	H: 3 LOB: 2 BB: 0 P: 8	R: 0 E: 0 K: 0 S: 3	H: 0 LOB: 0 BB: 0 P: 3	1B: 8 2B: 2 3B: 0 HR: 0	SF: 0 SAC: 0 DP: 1 HBP: 0	WP: 0 PB: 0 SB: 0 CS: 0	PA: 37			
<b>PITCHER</b> <b>Tom Seaver, R</b> ERA: 2.45 (1, 1)	IP: 9.0 WLS: W BF: 37	H: 9 R: 1 ER: 1 SO: 3	BB: 1 IBB: 0 HBP: 0 BLK: 0	WP: 0 HR: 0 S: 42 P: 46	ERA: 1.00 WHIP: 1.111																				

**New York Mets @ St. Louis Cardinals**  
 Busch Stadium, St. Louis, MO  
 Sat Apr 19 1969, 6:05 PM CST  
 Att: 20,716 - Unknown

**AB 36**  
**R 1**  
**H 9**  
**RBI 1**  
**BB 1**  
**SO 3**  
**LOB 13**





Batter	1	2	3	4	5	6	7	8	9	AB	R	H	RBI	BB	SO	LOB	TOP										
<b>Bud Harrelson, S</b> OBP: 0.359, SLG: 0.250 (1, 6)	0-0 6-3		0-0 6-3		0-0 BB 1B BB	0-3 K		4-0 G4-6-3 BB		4	1	1	0	1	1	0	<b>New York Mets @ St. Louis Cardinals</b> Busch Stadium, St. Louis, MO Sun Apr 20 1969, 3:33 AM CST Att: 19,065 - Unknown  <b>AB 40</b> <b>R 11</b> <b>H 14</b> <b>RBI 11</b> <b>BB 5</b> <b>SO 5</b> <b>LOB 15</b>										
<b>Ken Boswell, L</b> OBP: 0.400, SLG: 0.457 (1, 4)	0-0 4-3		0-0 4-3		0-0 BB 2B 1-2		0-0 4-3	0-0 G4-6-3 1-2		5	1	1	0	0	0	1											
<b>Amos Otis, R</b> OBP: 0.261, SLG: 0.304 (1, 8)	0-0 F9			0-0 6-3 2B	0-0 F9		0-3 K		0-0 1-3	5	0	1	0	0	1	2											
<b>Cleon Jones, R</b> OBP: 0.472, SLG: 0.553 (1, 7)		0-0 2B 2B		0-0 6-3	4-0 BB 2B BB		0-0 2B 1B		0-0 1B 2B 1B	4	4	3	0	1	0	1											
<b>Ed Kranepool, L</b> OBP: 0.382, SLG: 0.500 (1, 3)		0-0 P6		0-0 6-3	4-0 2B BB		0-0 1B 2B		0-0 BB 1B	4	2	2	2	1	0	2											
<b>Ron Swoboda, R</b> OBP: 0.385, SLG: 0.417 (1, 9)		0-3 K		0-0 4-3	0-0 1-3 2-3 3-H		0-0 1B 1B		4-0 BB 2B BB	4	1	2	3	1	1	2											
<b>Jerry Grote, R</b> OBP: 0.293, SLG: 0.324 (1, 2)		0-0 2B			0-0 HR BB		0-0 1B		0-0 1-3 2B	4	1	3	4	1	0	2											
<b>Kevin Collins, L</b> OBP: 0.250, SLG: 0.583 (1, 5)		0-0 F2			0-0 1-H HR	0-0 G3	0-0 4-1		0-0 F8	5	1	1	2	0	0	4											
<b>Jim McAndrew, R</b> OBP: 0.250, SLG: 0.500 <b>Nolan Ryan, R</b> <b>Cal Koonce, R</b> (1, 1) (4, 1) (8, 1)			0-0 F9		0-0 6-3	0-3 K		0-3 K	0-0 P1	1	0	0	0	0	0	0											
<b>Inning Stats</b>	R: 0 E: 0 K: 0 S: 3	H: 0 LOB: 0 BB: 0 P: 3	R: 1 E: 0 K: 1 S: 7	H: 2 LOB: 1 BB: 0 P: 7	R: 0 E: 0 K: 0 S: 3	H: 0 LOB: 0 BB: 0 P: 3	R: 0 E: 0 K: 0 S: 4	H: 1 LOB: 1 BB: 0 P: 4	R: 5 E: 0 K: 0 S: 7	H: 4 LOB: 3 BB: 3 P: 19	R: 0 E: 0 K: 2 S: 7	H: 0 LOB: 0 BB: 0 P: 7	R: 2 E: 0 K: 1 S: 9	H: 4 LOB: 2 BB: 0 P: 9	R: 0 E: 0 K: 1 S: 4	H: 0 LOB: 0 BB: 1 P: 8		R: 3 E: 0 K: 0 S: 6	H: 3 LOB: 1 BB: 1 P: 10	1B: 7 2B: 6 3B: 0 HR: 1	SF: 0 SAC: 0 DP: 1 HBP: 0	WP: 0 PB: 0 SB: 0 CS: 0	PA: 45				
<b>PITCHER</b>	IP	WLS	BF	H	R	ER	SO	BB	IBB	HBP	BLK	WP	HR	S	P	ERA	WHIP										
<b>Nelson Briles, R</b> ERA: 12.0	4.2	L	22	6	6	6	1	2	0	0	0	0	1	22	30	11.57	1.714										
<b>Mike Torrez, R</b> ERA: 2.7	2.0		12	5	2	2	3	1	0	0	0	0	0	17	21	9.00	3.000										
<b>Mel Nelson, L</b> ERA: 36.0	0.1		1	0	0	0	0	0	0	0	0	0	0	1	1	0.00	0.000										
<b>Gary Waslewski, R</b> ERA: 5.87	1.1		8	3	3	3	1	2	0	0	0	0	0	8	16	20.25	3.750										
<b>Ron Willis, R</b> ERA:	0.2		2	0	0	0	0	0	0	0	0	0	0	2	2	0.00	0.000										
Batter	1	2	3	4	5	6	7	8	9	AB	R	H	RBI	BB	SO	LOB	BOTTOM										
<b>Lou Brock, L</b> OBP: 0.137, SLG: 0.160 (1, 7)	0-0 G4-6-3 HR	0-0 6-3			0-3 K		0-0 F7		0-0 1B	5	1	2	0	0	1	0	<b>New York Mets @ St. Louis Cardinals</b> Busch Stadium, St. Louis, MO Sun Apr 20 1969, 3:33 AM CST Att: 19,065 - Unknown  <b>AB 32</b> <b>R 3</b> <b>H 7</b> <b>RBI 3</b> <b>BB 6</b> <b>SO 5</b> <b>LOB 16</b>										
<b>Curt Flood, R</b> OBP: 0.315, SLG: 0.360 (1, 8)	4-0 G4-6-3 BB		0-0 F9		0-0 L6		4-0 BB BB BB	0-0 L5		3	0	0	0	2	0	1											
<b>Vada Pinson, L</b> OBP: 0.327, SLG: 0.468 (1, 9)	0-0 G4-6-3		0-0 FC6		0-0 4-3		0-0 F7			4	0	1	0	0	0	3											
<b>Joe Torre, R</b> OBP: 0.346, SLG: 0.511 (1, 3)	0-0 HR		0-3 K		0-0 F8		0-0 F8			4	1	1	2	0	1	2											
<b>Tim McCarver, L</b> OBP: 0.250, SLG: 0.250 (1, 2)	0-0 2B		0-0 FC6		0-0 1B		4-0 BB BB	1-2 BB		3	1	2	0	1	0	1											
<b>Mike Shannon, R</b> OBP: 0.286, SLG: 0.426 (1, 5)	0-0 2B		0-3 K		0-0 F7		4-0 FC6 4	1-2 2-3 BB		3	0	1	1	1	1	1											
<b>Julian Javier, R</b> OBP: 0.278, SLG: 0.188 (1, 4)	0-0 5-3		4-0 BB		0-0 FC6		0-0 FC6-4	1-2 2-3		3	0	0	0	1	0	5											
<b>Dal Maxvill, R</b> OBP: 0.349, SLG: 0.378 <b>Dave Ricketts, S</b> (9, PH)		0-0 F9		0-0 F8		0-0 6-3		4-0 G6-4-3 BB		3	0	0	0	0	0	1											
<b>Nelson Briles, R</b> <b>Mike Torrez, R</b> <b>Mel Nelson, R</b> <b>Joe Hague, L</b> <b>Gary Waslewski, R</b> <b>Ron Willis, R</b> <b>Bob Johnson, R</b> (1, 1) (5, 1) (7, 1) (7, PH) (8, 1) (9, 1) (9, PH)		0-0 5-3		0-3 K		0-3 K		0-0 G6-4-3		2	0	0	0	0	0	1											
<b>Inning Stats</b>	R: 3 E: 0 K: 0 S: 6	H: 4 LOB: 1 BB: 1 P: 10	R: 0 E: 0 K: 0 S: 3	H: 0 LOB: 0 BB: 0 P: 3	R: 0 E: 0 K: 1 S: 6	H: 1 LOB: 1 BB: 0 P: 6	R: 0 E: 0 K: 2 S: 7	H: 0 LOB: 1 BB: 1 P: 11	R: 0 E: 0 K: 1 S: 5	H: 0 LOB: 0 BB: 0 P: 5	R: 0 E: 0 K: 0 S: 4	H: 1 LOB: 1 BB: 0 P: 4	R: 0 E: 0 K: 1 S: 5	H: 0 LOB: 0 BB: 0 P: 5	R: 0 E: 0 K: 0 S: 3	H: 0 LOB: 3 BB: 3 P: 15		R: 0 E: 0 K: 0 S: 3	H: 1 LOB: 1 BB: 1 P: 7	1B: 4 2B: 2 3B: 0 HR: 1	SF: 0 SAC: 0 DP: 2 HBP: 0	WP: 0 PB: 0 SB: 1 CS: 0	PA: 38				
<b>PITCHER</b>	IP	WLS	BF	H	R	ER	SO	BB	IBB	HBP	BLK	WP	HR	S	P	ERA	WHIP										
<b>Jim McAndrew, R</b> ERA: 11.32	3.0		14	5	3	3	1	1	0	0	0	0	0	15	19	9.00	2.000										
<b>Nolan Ryan, R</b> ERA: 4.82	4.2	W	19	1	0	0	4	4	0	0	0	0	0	23	39	0.00	1.071										
<b>Cal Koonce, R</b> ERA: 7.04	1.1	S	5	1	0	0	0	1	0	0	0	0	0	4	8	0.00	1.500										







Batter	1	2	3	4	5	6	7	8	9	AB	R	H	RBI	BB	SO	LOB	TOP					
Matty Alou, L (1, 8) OBP: 0.394, SLG: 0.462										4	0	2	0	0	0	1						
Ron Davis, R (1, 7) OBP: 0.385, SLG: 0.455										3	0	0	0	1	1	2						
Roberto Clemente, R (1, 9) OBP: 0.317, SLG: 0.315										3	0	0	0	1	0	4						
Bob Robertson, R (1, 3) OBP: 0.297, SLG: 0.313										3	0	0	0	1	1	4						
Jose Pagan, R (1, 5) OBP: 0.304, SLG: 0.435										4	0	0	0	0	2	2						
Bill Mazerolski, R (1, 4) OBP: 0.222, SLG: 0.207 Jose Martinez, R (9, PR)										4	0	1	0	0	0	0						
Manny Sanguillen, R (1, 2) OBP: 0.474, SLG: 0.526										4	0	1	0	0	0	1						
Freddie Patek, R (1, 6) OBP: 0.362, SLG: 0.294										4	0	1	0	0	2	2						
Jim Bunning, R (1, 1) Jerry May, R (7, PH) Jim Shellenback, L (7, 1) Willie Stargell, L (9, PH) OBP: 0.404, SLG: 0.647										1	0	0	0	0	0	0						
<b>Inning Stats</b>	R: 0 E: 0 K: 0 S: 3	H: 0 LOB: 1 BB: 1 P: 7	R: 0 E: 0 K: 0 S: 3	H: 0 LOB: 0 BB: 0 P: 3	R: 0 E: 1 K: 2 S: 9	H: 1 LOB: 3 BB: 1 P: 13	R: 0 E: 0 K: 1 S: 5	H: 0 LOB: 0 BB: 0 P: 5	R: 0 E: 0 K: 1 S: 6	H: 1 LOB: 1 BB: 0 P: 6	R: 0 E: 0 K: 0 S: 3	H: 0 LOB: 0 BB: 0 P: 3	R: 0 E: 0 K: 1 S: 4	H: 1 LOB: 1 BB: 0 P: 4	R: 0 E: 0 K: 1 S: 6	H: 1 LOB: 2 BB: 1 P: 10	R: 0 E: 0 K: 1 S: 6	H: 1 LOB: 1 BB: 0 P: 6	1B: 4 2B: 1 3B: 0 HR: 0	SF: 0 SAC: 1 DP: 0 HBP: 0	WP: 1 PB: 0 SB: 0 CS: 0	PA: 36
<b>PITCHER</b> Jerry Koosman, L (1, 1) ERA: 4.42	IP: 9.0 WLS: W BF: 36 H: 5 R: 0 ER: 0 SO: 6 BB: 3 IBB: 0 HBP: 0 BLK: 0 WP: 1 HR: 0 S: 45 P: 57 ERA: 0.00 WHIP: 0.889															<b>PITCHER</b>						

Pittsburgh Pirates @ New York Mets  
Shea Stadium, Flushing, NY  
Wed Apr 23 1969, 6:05 PM EST  
Att: 7,274 - Unknown

AB	32
R	0
H	5
RBI	0
BB	3
SO	6
LOB	18



Batter	1	2	3	4	5	6	7	8	9	AB	R	H	RBI	BB	SO	LOB	BOTTOM			
Bud Harrelson, S (1, 6) OBP: 0.319, SLG: 0.250										4	0	1	0	0	0	0				
Ken Boswell, L (1, 4) OBP: 0.347, SLG: 0.409										4	1	1	0	0	1	1				
Amos Otis, R (1, 8) OBP: 0.250, SLG: 0.290										4	0	0	0	0	0	1				
Cleon Jones, R (1, 7) OBP: 0.492, SLG: 0.574										3	1	3	1	0	0	0				
Ed Kranepool, L (1, 3) OBP: 0.366, SLG: 0.447										3	0	1	1	0	0	2				
J.C. Martin, L (1, 2) OBP: 0.273, SLG: 0.300										3	0	0	0	0	1	2				
Ron Swoboda, R (1, 9) OBP: 0.394, SLG: 0.400										2	0	0	0	1	0	0				
Kevin Collins, L (1, 5) OBP: 0.188, SLG: 0.438										3	0	0	0	0	1	2				
Jerry Koosman, R (1, 1)										3	0	0	0	0	2	0				
<b>Inning Stats</b>	R: 1 E: 0 K: 0 S: 5	H: 2 LOB: 1 BB: 0 P: 5	R: 0 E: 0 K: 0 S: 3	H: 0 LOB: 0 BB: 0 P: 3	R: 0 E: 0 K: 1 S: 5	H: 0 LOB: 0 BB: 0 P: 5	R: 1 E: 0 K: 1 S: 7	H: 2 LOB: 2 BB: 1 P: 11	R: 0 E: 0 K: 1 S: 5	H: 1 LOB: 1 BB: 0 P: 5	R: 0 E: 0 K: 1 S: 6	H: 1 LOB: 1 BB: 0 P: 6	R: 0 E: 0 K: 1 S: 5	H: 0 LOB: 0 BB: 0 P: 5	R: 0 E: 0 K: 0 S: 3	H: 0 LOB: 0 BB: 0 P: 3	1B: 3 2B: 4 3B: 0 HR: 0	SF: 0 SAC: 0 DP: 1 HBP: 0	WP: 0 PB: 0 SB: 0 CS: 0	PA: 30
<b>PITCHER</b> Jim Bunning, R (1, 1) ERA: 4.5 Jim Shellenback, L (7, 1) ERA: 2.0	IP: 6.0 WLS: L BF: 24 H: 6 R: 2 ER: 2 SO: 4 BB: 1 IBB: 0 HBP: 0 BLK: 0 WP: 0 HR: 0 S: 31 P: 35 ERA: 3.00 WHIP: 1.167															<b>PITCHER</b>				

Pittsburgh Pirates @ New York Mets  
Shea Stadium, Flushing, NY  
Wed Apr 23 1969, 6:05 PM EST  
Att: 7,274 - Unknown

AB	29
R	2
H	6
RBI	2
BB	1
SO	5
LOB	8





Batter	1	2	3	4	5	6	7	8	9	AB	R	H	RBI	BB	SO	LOB	TOP							
Don Kessinger, S (1,6) OBP: 0.350, SLG: 0.391	0-0 4-3		0-0 HR		0-0 4-3		0-0 4-3			4	1	1	1	0	0	0								
Glenn Beckert, R (1,4) OBP: 0.324, SLG: 0.273	0-0 F7		0-0 1B		0-0 6-3			0-0 6-3		4	0	1	0	0	0	0								
Billy Williams, L (1,7) OBP: 0.333, SLG: 0.453	0-3 K		0-0 F7			0-3 K		0-3 K		4	0	0	0	0	3	1								
Ron Santo, R (1,5) OBP: 0.360, SLG: 0.379		0-3 K		0-0 HR		4-0 1B BB		0-3 K		3	1	1	1	1	2	0								
14 Ernie Banks, R (1,3) OBP: 0.324, SLG: 0.365		4-0 BB		0-3 K		0-0 F5		0-0 L7		3	0	0	0	1	1	1								
Randy Hundley, R (1,2) OBP: 0.343, SLG: 0.355		0-3 K		0-0 5-3		0-0 1-2 1B		0-3 K		4	0	1	0	0	2	1								
Al Spangler, L (1,9) OBP: 0.383, SLG: 0.390		0-0 F2		0-0 F2		0-3 K		0-0 2B		4	0	1	0	0	1	3								
Don Young, R (1,8) OBP: 0.367, SLG: 0.373		0-3 K		0-0 F8		0-0 P3		4-0 BB		3	0	0	0	1	1	0								
Fergie Jenkins, R (1,1) OBP: 0.333, SLG: 0.500		0-0 5-3		0-0 HR		0-0 6-3		0-0 6-3		4	1	1	1	0	0	2								
<b>Inning Stats</b>	R: 0 E: 0 K: 1 S: 5	H: 0 LOB: 0 BB: 0 P: 5	R: 0 E: 0 K: 2 S: 7	H: 0 LOB: 1 BB: 1 P: 11	R: 1 E: 0 K: 1 S: 7	H: 2 LOB: 1 BB: 0 P: 7	R: 1 E: 0 K: 1 S: 6	H: 1 LOB: 0 BB: 0 P: 6	R: 1 E: 0 K: 0 S: 4	H: 1 LOB: 0 BB: 0 P: 4	R: 0 E: 0 K: 2 S: 8	H: 1 LOB: 2 BB: 1 P: 12	R: 0 E: 0 K: 0 S: 3	H: 0 LOB: 0 BB: 0 P: 3	R: 0 E: 0 K: 2 S: 7	H: 0 LOB: 0 BB: 0 P: 7	R: 0 E: 0 K: 1 S: 6	H: 1 LOB: 2 BB: 1 P: 10	1B: 2 2B: 1 3B: 0 HR: 3	SF: 0 SAC: 0 DP: 0 HBP: 0	WP: 0 PB: 0 SB: 0 CS: 0	PA: 36		
<b>PITCHER</b>	IP WLS BF H R ER SO BB IBB HBP BLK WP HR S P ERA WHIP	7.0 L 28 5 3 3 7 2 0 0 0 0 3 40 48 3.86 1.000	2.0 8 1 0 0 3 1 0 0 0 0 0 13 17 0.00 1.000											IP WLS BF H R ER SO BB IBB HBP BLK WP HR S P ERA WHIP										
Tom Seaver, R (1,1) ERA: 2.79																								
Ron Taylor, R (8,1) ERA: 3.66																								

Chicago Cubs @ New York Mets  
Shea Stadium, Flushing, NY  
Fri Apr 25 1969, 6:05 PM EST  
Att: 18,548 - Unknown

AB	33
R	3
H	6
RBI	3
BB	3
SO	10
LOB	8



Batter	1	2	3	4	5	6	7	8	9	AB	R	H	RBI	BB	SO	LOB	BOTTOM						
Bud Harrelson, S (1,6) OBP: 0.314, SLG: 0.250	0-0 1-3		0-0 G4-6-3 1B		0-0 F8		0-3 K			4	0	1	0	0	1	0							
Ken Boswell, L (1,4) OBP: 0.358, SLG: 0.404	4-0 FC6-4 BB		0-0 G4-6-3 1-2		0-0 F7			0-0 G6-4-3 1B		3	0	1	0	1	0	1							
Amos Otis, R (1,8) OBP: 0.222, SLG: 0.257	0-3 K		0-3 K		0-3 K			0-0 F8		4	0	0	0	0	3	2							
Cleon Jones, R (1,7) OBP: 0.477, SLG: 0.552	0-0 FC6-4 1-2			0-0 SH1-3 1B 1B		0-3 K		0-0 G6-4-3 1-2		4	0	1	0	0	1	2							
Ed Kranepool, L (1,3) OBP: 0.378, SLG: 0.439		4-0 1B BB		0-0 SH1-3 1-2 1B		0-0 F2		0-0 4-3		3	0	1	0	1	0	0							
Ron Swoboda, R (1,9) OBP: 0.417, SLG: 0.515		0-0 1-2 1B		0-0 SH1-3 1-2 2-3		0-0 SH1-3		0-3 K		3	1	2	1	0	1	0							
Jerry Grote, R (1,2) OBP: 0.250, SLG: 0.273		0-3 K		0-0 P6		0-3 K		0-0 P4		4	0	0	0	0	2	4							
Kevin Collins, L (1,5) OBP: 0.211, SLG: 0.389		0-0 F7		4-0 IBB			0-0 F8			2	0	0	0	1	0	2							
Tom Seaver, R (1,1) ERA: 2.79		0-3 K		0-0 5-3			0-0 F9			2	0	0	0	0	1	5							
Rod Gaspar, S (7,PH) OBP: 0.326, SLG: 0.250										1	0	0	0	0	0	0							
Ron Taylor, R (8,1) ERA: 3.66										0	0	0	0	0	0	0							
<b>Inning Stats</b>	R: 0 E: 0 K: 1 S: 5	H: 0 LOB: 1 BB: 1 P: 9	R: 0 E: 0 K: 2 S: 8	H: 1 LOB: 2 BB: 1 P: 12	R: 0 E: 0 K: 1 S: 5	H: 1 LOB: 0 BB: 0 P: 5	R: 0 E: 0 K: 0 S: 5	H: 2 LOB: 3 BB: 1 P: 9	R: 0 E: 0 K: 1 S: 5	H: 0 LOB: 0 BB: 0 P: 5	R: 1 E: 0 K: 2 S: 8	H: 1 LOB: 0 BB: 0 P: 8	R: 0 E: 0 K: 1 S: 5	H: 0 LOB: 0 BB: 0 P: 5	R: 0 E: 0 K: 0 S: 3	H: 1 LOB: 0 BB: 0 P: 3	R: 0 E: 0 K: 1 S: 5	H: 0 LOB: 0 BB: 0 P: 5	1B: 5 2B: 0 3B: 0 HR: 1	SF: 0 SAC: 1 DP: 2 HBP: 0	WP: 0 PB: 0 SB: 0 CS: 0	PA: 34	
<b>PITCHER</b>	IP WLS BF H R ER SO BB IBB HBP BLK WP HR S P ERA WHIP	9.0 W 34 6 1 1 9 2 1 0 0 0 1 49 61 1.00 0.889											IP WLS BF H R ER SO BB IBB HBP BLK WP HR S P ERA WHIP										
Fergie Jenkins, R (1,1) ERA: 3.41																							

Chicago Cubs @ New York Mets  
Shea Stadium, Flushing, NY  
Fri Apr 25 1969, 6:05 PM EST  
Att: 18,548 - Unknown

AB	30
R	1
H	6
RBI	1
BB	3
SO	9
LOB	16





Batter	1	2	3	4	5	6	7	8	9	AB	R	H	RBI	BB	SO	LOB	TOP					
Don Kessinger, S OBP: 0.372, SLG: 0.405 (1, 6)										5	1	3	1	1	0	0						
Al Spangler, L OBP: 0.404, SLG: 0.435 Adolfo Phillips, R (7, 8)										5	3	3	0	0	0	2						
Billy Williams, L OBP: 0.333, SLG: 0.438 (1, 7)										5	2	1	0	1	1	6						
Ron Santo, R OBP: 0.388, SLG: 0.393 (1, 5)										3	1	2	3	2	0	1						
14 Ernie Banks, R OBP: 0.347, SLG: 0.379 (1, 3)										3	0	2	2	0	0	1						
Randy Hundley, R OBP: 0.347, SLG: 0.379 (1, 2)										4	0	2	2	0	0	4						
Don Young, R OBP: 0.338, SLG: 0.339 (7, 9)										5	1	0	0	0	2	5						
Nate Oliver, R (1, 4)										5	0	0	0	0	2	5						
Bill Hands, R (1, 1)										3	1	0	0	1	2	0						
<b>Inning Stats</b>	R: 1 E: 0 K: 0 S: 6	H: 3 LOB: 2 BB: 0 P: 6	R: 1 E: 1 K: 0 S: 5	H: 1 LOB: 1 BB: 0 P: 5	R: 1 E: 0 K: 1 S: 7	H: 2 LOB: 1 BB: 0 P: 7	R: 3 E: 0 K: 1 S: 8	H: 3 LOB: 2 BB: 2 P: 16	R: 0 E: 0 K: 1 S: 5	H: 0 LOB: 0 BB: 0 P: 5	R: 2 E: 1 K: 1 S: 8	H: 2 LOB: 3 BB: 1 P: 13	R: 0 E: 0 K: 1 S: 5	H: 0 LOB: 1 BB: 1 P: 9	R: 1 E: 1 K: 1 S: 6	H: 1 LOB: 1 BB: 1 P: 10	R: 0 E: 0 K: 1 S: 6	H: 1 LOB: 1 BB: 0 P: 6	1B: 11 2B: 2 3B: 0 HR: 0	SF: 1 SAC: 2 DP: 0 HBP: 1	WP: 0 PB: 0 SB: 0 CS: 0	PA: 48
<b>PITCHER</b>	IP WLS BF H R ER SO BB IBB HBP BLK WP HR S P ERA WHIP																					
Don Cardwell, R ERA: 2.79 (1, 1)	3.1 L 19 7 5 4 1 1 0 0 0 0 0 20 24 10.80 2.400																					
Al Jackson, L ERA: 9.53 (4, 1)	2.2 16 4 3 3 3 2 0 1 0 0 0 19 28 10.12 2.250																					
Tug McGraw, L ERA: 2.16 (7, 1)	2.0 9 1 1 1 2 2 0 0 0 0 0 11 29 4.50 1.500																					
Ron Taylor, R ERA: 3.48 (9, 1)	1.0 4 1 0 0 1 0 0 0 0 0 0 6 6 0.00 1.000																					

Chicago Cubs @ New York Mets  
Shea Stadium, Flushing, NY  
Sat Apr 26 1969, 3:33 AM EST  
Att: 16,252 - Unknown

AB 39  
R 9  
H 13  
RBI 8  
BB 5  
SO 7  
LOB 25



Batter	1	2	3	4	5	6	7	8	9	AB	R	H	RBI	BB	SO	LOB	BOTTOM					
Bud Harrelson, S OBP: 0.333, SLG: 0.298 Tug McGraw, R (7, 1)										3	1	2	0	0	0	0						
Rod Gaspar, S OBP: 0.319, SLG: 0.244 Ron Taylor, R (9, 1)										4	0	1	1	0	0	2						
Ken Boswell, L OBP: 0.351, SLG: 0.392 (1, 4)										4	0	0	1	0	0	1						
Amos Otis, R OBP: 0.200, SLG: 0.231 (1, 8)										4	0	0	1	0	0	1						
Cleon Jones, R OBP: 0.478, SLG: 0.541 (1, 7)										3	1	1	0	1	1	1						
Ed Kranepool, L OBP: 0.367, SLG: 0.422 (1, 3)										4	0	1	1	0	0	1						
Ron Swoboda, R OBP: 0.375, SLG: 0.459 (1, 9)										4	0	0	0	0	3	2						
Jerry Grote, R OBP: 0.269, SLG: 0.292 (1, 2)										4	0	2	0	0	0	0						
Kevin Collins, L OBP: 0.174, SLG: 0.318 (1, 5)										4	0	0	0	0	1	3						
Don Cardwell, R (1, 1)										1	0	0	0	0	1	0						
Al Jackson, L (4, 1)										0	0	0	0	0	0	0						
Wayne Garrett, L OBP: 0.462, SLG: 0.500 (6, PH) (7, 6)										2	1	1	0	0	1	0						
<b>Inning Stats</b>	R: 0 E: 0 K: 0 S: 3	H: 1 LOB: 0 BB: 0 P: 3	R: 0 E: 0 K: 2 S: 7	H: 0 LOB: 0 BB: 0 P: 7	R: 0 E: 0 K: 1 S: 5	H: 0 LOB: 0 BB: 0 P: 5	R: 0 E: 0 K: 0 S: 3	H: 0 LOB: 0 BB: 0 P: 3	R: 0 E: 0 K: 1 S: 4	H: 1 LOB: 2 BB: 1 P: 8	R: 3 E: 1 K: 1 S: 9	H: 4 LOB: 1 BB: 0 P: 9	R: 0 E: 0 K: 2 S: 7	H: 0 LOB: 0 BB: 0 P: 7	R: 0 E: 0 K: 0 S: 4	H: 1 LOB: 1 BB: 0 P: 4	R: 0 E: 0 K: 1 S: 6	H: 1 LOB: 1 BB: 0 P: 6	1B: 6 2B: 2 3B: 0 HR: 0	SF: 0 SAC: 0 DP: 1 HBP: 0	WP: 0 PB: 0 SB: 0 CS: 0	PA: 35
<b>PITCHER</b>	IP WLS BF H R ER SO BB IBB HBP BLK WP HR S P ERA WHIP																					
Bill Hands, R ERA: 1.83 (1, 1)	9.0 W 35 8 3 2 7 1 0 0 0 0 0 48 52 2.00 1.000																					

Chicago Cubs @ New York Mets  
Shea Stadium, Flushing, NY  
Sat Apr 26 1969, 3:33 AM EST  
Att: 16,252 - Unknown

AB 34  
R 3  
H 8  
RBI 3  
BB 1  
SO 7  
LOB 10





Batter	1	2	3	4	5	6	7	8	9	AB	R	H	RBI	BB	SO	LOB	TOP					
<b>Don Kessinger, S</b> OBP: 0.396, SLG: 0.416 (1, 6)	4-3		2B		1B		G4-3		E	3	3	2	0	2	0	0	<b>Chicago Cubs @ New York Mets</b> Shea Stadium, Flushing, NY Sun Apr 27 1969, 3:33 AM EDT Unknown					
<b>Glenn Beckert, R</b> OBP: 0.329, SLG: 0.282 (1, 4)	1B		F7		1B		G4-3		G3	5	0	2	0	0	0	4						
<b>Billy Williams, L</b> OBP: 0.315, SLG: 0.412 (1, 7)	F6		K		FC4-6		P5		E4	5	1	0	1	0	1	5						
<b>Ron Santo, R</b> OBP: 0.376, SLG: 0.394 (1, 5)	F7		14 1B		F9		F9		E5	5	0	1	3	0	0	3						
<b>14 Ernie Banks, R</b> OBP: 0.350, SLG: 0.380 (1, 3)		P3			P4		F8		F8	5	1	2	1	0	0	1						
<b>Randy Hundley, R</b> OBP: 0.383, SLG: 0.420 (1, 2)			P6		5-3		2B		HR	3	2	1	2	2	0	2						
<b>Al Spangler, L</b> OBP: 0.421, SLG: 0.449 (1, 9)		F9			P3		BB		BB	3	0	1	1	2	0	1						
<b>Don Young, R</b> OBP: 0.328, SLG: 0.328 (6, PH)			F8		K		BB		BB	2	0	0	0	0	1	1						
<b>Manny Jimenez, L</b> (6, PH)			K		F8		BB		BB	1	0	0	0	0	1	1						
<b>Adolfo Phillips, R</b> (6, 8)					P6		BB		BB	0	0	0	0	2	0	0						
<b>Dick Selma, R</b> OBP: 0.333, SLG: 0.333 (5, 1)					P6		BB		K	2	1	1	0	0	0	0						
<b>Hank Aguirre, L</b> OBP: 0.100, SLG: 1.000 (5, PH)										0	0	0	0	0	0	0						
<b>Willie Smith, R</b> OBP: 0.338, SLG: 0.687 (6, 1)										0	0	0	0	0	0	1						
<b>Ted Abernathy, R</b> OBP: 0.350, SLG: 0.250 (6, PH)										0	0	0	0	0	0	0						
<b>Gene Oliver, R</b> OBP: 0.250, SLG: 0.250 (8, PH)										1	0	0	0	0	0	2						
<b>Phil Regan, R</b> (8, 1)										1	0	0	0	0	1	2						
<b>Inning Stats</b>	R: 0 E: 0 K: 0 S: 4	H: 1 LOB: 1 BB: 0 P: 4	R: 0 E: 0 K: 1 S: 5	H: 0 LOB: 1 BB: 1 P: 9	R: 2 E: 0 K: 1 S: 8	H: 3 LOB: 2 BB: 1 P: 12	R: 0 E: 0 K: 0 S: 3	H: 0 LOB: 0 BB: 0 P: 3	R: 1 E: 0 K: 0 S: 5	H: 2 LOB: 1 BB: 1 P: 5	R: 0 E: 0 K: 1 S: 5	H: 0 LOB: 1 BB: 1 P: 9	R: 0 E: 0 K: 0 S: 3	H: 1 LOB: 0 BB: 0 P: 3	R: 1 E: 0 K: 0 S: 4	H: 1 LOB: 2 BB: 2 P: 12	R: 4 E: 2 K: 1 S: 8	H: 2 LOB: 2 BB: 3 P: 20	1B: 7 2B: 2 3B: 0 HR: 1	SF: 0 SAC: 0 DP: 1 HBP: 0	WP: 0 PB: 0 SB: 0 CS: 0	PA: 45
<b>PITCHER</b>	IP	WLS	BF	H	R	ER	SO	BB	IBB	HBP	BLK	WP	HR	S	P	ERA	WHIP					
<b>Gary Gentry, R</b> ERA: 2.64 (1, 1)	6.0		27	6	3	3	3	3	0	0	0	0	0	30	42	4.50	1.500					
<b>Cal Koonce, R</b> ERA: 8.1 (7, 1)	2.2	L	16	4	5	1	0	4	0	0	0	0	1	12	28	3.38	3.000					
<b>Tom Seaver, R</b> ERA: 2.76 (9, 1)	0.1		2	0	0	0	1	1	0	0	0	0	0	3	7	0.00	3.000					

**Chicago Cubs @ New York Mets**  
Shea Stadium, Flushing, NY  
Sun Apr 27 1969, 3:33 AM EDT  
Unknown

AB	37
R	8
H	10
RBI	8
BB	8
SO	4
LOB	23



Batter	1	2	3	4	5	6	7	8	9	AB	R	H	RBI	BB	SO	LOB	BOTTOM					
<b>Rod Gaspar, S</b> OBP: 0.327, SLG: 0.267 (1, 8)	BB			L6		4-3		4-3		4	1	1	0	1	0	3	<b>Chicago Cubs @ New York Mets</b> Shea Stadium, Flushing, NY Sun Apr 27 1969, 3:33 AM EDT Unknown					
<b>Wayne Garrett, L</b> OBP: 0.389, SLG: 0.400 (1, 6)	K		6-3		1B		K		K	5	1	1	0	0	3	2						
<b>Ken Boswell, L</b> OBP: 0.371, SLG: 0.400 (1, 4)	1B		F8		1B		1B		K	4	2	2	0	1	1	0						
<b>Cleon Jones, R</b> OBP: 0.486, SLG: 0.561 (1, 7)	4-3		F9		F8		1B		K	5	2	3	3	0	1	0						
<b>Ed Kranepool, L</b> OBP: 0.358, SLG: 0.408 (1, 3)	4-3		FC6-4		F8		F2			4	0	1	1	0	0	3						
<b>Ron Swoboda, R</b> OBP: 0.386, SLG: 0.475 (1, 9)	1B		FC6-4		SF8		FC6-4		1B	3	0	2	2	0	0	1						
<b>J.C. Martin, L</b> OBP: 0.200, SLG: 0.214 (1, 2)	F7		F8		P1		FC6-4		FC6-4	4	0	0	0	0	0	2						
<b>Kevin Collins, L</b> OBP: 0.185, SLG: 0.308 (1, 5)	4-3		SH3-4		4-3		F8		F8	4	0	1	0	0	0	1						
<b>Gary Gentry, R</b> ERA: 5.54 (6, PH)			K		SH3-4		K			1	0	0	0	0	1	0						
<b>Amos Otis, R</b> OBP: 0.500, SLG: 0.225 (7, 1)										1	0	0	0	0	0	0						
<b>Cal Koonce, R</b> OBP: 0.500, SLG: 0.500 (9, 1)										0	0	0	0	0	0	0						
<b>Tom Seaver, R</b> ERA: 2.13 (8, 1)										0	0	0	0	0	0	0						
<b>Inning Stats</b>	R: 3 E: 0 K: 1 S: 7	H: 2 LOB: 1 BB: 2 P: 15	R: 0 E: 0 K: 1 S: 6	H: 1 LOB: 1 BB: 0 P: 6	R: 0 E: 0 K: 0 S: 4	H: 1 LOB: 1 BB: 0 P: 4	R: 0 E: 0 K: 0 S: 4	H: 1 LOB: 0 BB: 0 P: 4	R: 3 E: 0 K: 1 S: 6	H: 3 LOB: 0 BB: 0 P: 6	R: 0 E: 0 K: 1 S: 5	H: 0 LOB: 0 BB: 0 P: 5	R: 0 E: 0 K: 0 S: 6	H: 2 LOB: 1 BB: 0 P: 6	R: 0 E: 0 K: 0 S: 5	H: 2 LOB: 2 BB: 0 P: 5	R: 0 E: 0 K: 3 S: 9	H: 0 LOB: 0 BB: 0 P: 9	1B: 10 2B: 2 3B: 0 HR: 0	SF: 1 SAC: 1 DP: 0 HBP: 0	WP: 0 PB: 0 SB: 0 CS: 0	PA: 40
<b>PITCHER</b>	IP	WLS	BF	H	R	ER	SO	BB	IBB	HBP	BLK	WP	HR	S	P	ERA	WHIP					
<b>Dick Selma, R</b> ERA: 5.54 (1, 1)	4.0		22	6	6	2	2	2	0	0	0	0	0	24	32	13.50	2.500					
<b>Hank Aguirre, L</b> ERA: 5.54 (5, 1)	1.0		3	0	0	0	0	0	0	0	0	0	0	3	3	0.00	0.000					
<b>Ted Abernathy, R</b> ERA: 5.54 (6, 1)	2.0		7	2	0	0	2	0	0	0	0	0	0	11	11	0.00	1.000					
<b>Phil Regan, R</b> ERA: 2.13 (8, 1)	2.0	W	8	2	0	0	3	0	0	0	0	0	0	14	14	0.00	1.000					

**Chicago Cubs @ New York Mets**  
Shea Stadium, Flushing, NY  
Sun Apr 27 1969, 3:33 AM EDT  
Unknown

AB	36
R	6
H	12
RBI	6
BB	2
SO	7
LOB	12





Batter	1	2	3	4	5	6	7	8	9	AB	R	H	RBI	BB	SO	LOB	TOP					
Don Kessinger, S OBP: 0.388, SLG: 0.407	6-3			F7		PB 1-3 1B		K		4	0	1	0	0	1	0	Chicago Cubs @ New York Mets Shea Stadium, Flushing, NY Sun Apr 27 1969, 3:38 AM EDT Att: 37,437 - Unknown					
Glenn Beckert, R OBP: 0.313, SLG: 0.267	F9			L1		1-3 1-2		6-3		4	0	0	0	0	0	2						
Billy Williams, L OBP: 0.323, SLG: 0.416	4-1			BB 1B		F7			CS 1B	4	0	2	0	0	0	2						
Ron Santo, R OBP: 0.371, SLG: 0.377				F8		K			K 1-2	3	0	0	0	1	2	3						
14 Ernie Banks, R OBP: 0.357, SLG: 0.400	F9			BB		F7				4	0	2	0	0	0	2						
Randy Hundley, R OBP: 0.361, SLG: 0.408	5-3								2B	2	0	0	0	1	0	0						
Al Spangler, L OBP: 0.407, SLG: 0.431				F9		SH5-3 1B			IBB	2	0	0	0	0	0	0						
Jim Hickman, R OBP: 0.185, SLG: 0.125				3-1		K			F8	2	0	0	0	0	1	3						
Adolfo Phillips, R OBP: 0.500, SLG: 0.167				L6-3 1B		K				2	0	1	0	1	1	1						
Rich Nye, L OBP: 0.361, SLG: 0.408	L6-3			CS		E4 1B			K	3	0	0	0	0	1	1						
<b>Inning Stats</b>	R: 0 E: 0 K: 0 S: 3	H: 0 LOB: 0 BB: 0 P: 3	R: 0 E: 0 K: 0 S: 3	H: 0 LOB: 0 BB: 0 P: 3	R: 0 E: 0 K: 0 S: 3	H: 1 LOB: 0 BB: 0 P: 3	R: 0 E: 0 K: 0 S: 4	H: 1 LOB: 2 BB: 1 P: 8	R: 0 E: 0 K: 0 S: 2	H: 0 LOB: 0 BB: 1 P: 6	R: 0 E: 0 K: 1 S: 7	H: 1 LOB: 1 BB: 0 P: 7	R: 0 E: 0 K: 2 S: 8	H: 1 LOB: 0 BB: 0 P: 8	R: 0 E: 0 K: 2 S: 7	H: 0 LOB: 0 BB: 0 P: 7	R: 0 E: 0 K: 1 S: 6	H: 2 LOB: 2 BB: 1 P: 10	1B: 5 2B: 3 3B: 0 HR: 0	SF: 0 SAC: 1 DP: 2 HBP: 0	WP: 0 PB: 1 CS: 2	PA: 35
<b>PITCHER</b>	IP	WLS	BF	H	R	ER	SO	BB	IBB	HBP	BLK	WP	HR	S	P	ERA	WHIP					
Jim McAndrew, R ERA: 7.63	(1, 1)	5.0	19	3	0	0	0	2	0	0	0	0	0	17	25	0.00	1.000					
Tug McGraw, L ERA: 1.46	(6, 1)	4.0	W	15	3	0	6	0	1	0	0	0	0	26	30	0.00	0.750					

AB	30
R	0
H	6
RBI	0
BB	3
SO	6
LOB	14



Batter	1	2	3	4	5	6	7	8	9	AB	R	H	RBI	BB	SO	LOB	BOTTOM						
Rod Gaspar, S OBP: 0.321, SLG: 0.265	G4-6-3 1B			F8		P4			E7 HR	4	1	1	0	0	0	2	Chicago Cubs @ New York Mets Shea Stadium, Flushing, NY Sun Apr 27 1969, 3:38 AM EDT Att: 37,437 - Unknown						
Ken Boswell, L OBP: 0.364, SLG: 0.379	G4-6-3 1-2			4-3		4-3			HR IBB	3	1	0	0	1	0	3							
Ed Charles, R OBP: 0.256, SLG: 0.206	K			6-3		P4			F5	4	0	0	0	0	1	2							
Cleon Jones, R OBP: 0.487, SLG: 0.600				5-3		5-3				4	1	2	3	0	0	0							
Ron Swoboda, R OBP: 0.362, SLG: 0.442				6-3		L5			G6-4-3 1B	3	0	0	0	0	0	1							
Jerry Grote, R OBP: 0.273, SLG: 0.314				F9						3	0	1	0	0	0	0							
Ed Kranepool, L OBP: 0.357, SLG: 0.392				BB BB		K			6-3	2	0	0	0	1	1	1							
Al Weis, S OBP: 0.244, SLG: 0.381				F2		P5				2	0	0	0	0	0	2							
Wayne Garrett, L OBP: 0.389, SLG: 0.400									K	1	0	0	0	0	1	0							
Jim McAndrew, R OBP: 0.333, SLG: 0.400				BB		6-3			L7	0	0	0	0	1	0	1							
Tug McGraw, R ERA: 2.87	(6, 1)	8.1	L	31	4	3	2	3	2	1	0	0	0	0	0	0	0						
<b>Inning Stats</b>	R: 0 E: 0 K: 1 S: 5	H: 1 LOB: 0 BB: 0 P: 5	R: 0 E: 0 K: 0 S: 3	H: 0 LOB: 0 BB: 0 P: 3	R: 0 E: 0 K: 0 S: 3	H: 0 LOB: 2 BB: 2 P: 11	R: 0 E: 0 K: 0 S: 3	H: 0 LOB: 0 BB: 0 P: 3	R: 0 E: 0 K: 0 S: 6	H: 1 LOB: 1 BB: 0 P: 6	R: 0 E: 0 K: 0 S: 3	H: 0 LOB: 0 BB: 0 P: 3	R: 0 E: 0 K: 1 S: 5	H: 0 LOB: 0 BB: 0 P: 5	R: 3 E: 1 K: 0 S: 3	H: 1 LOB: 0 BB: 1 P: 7	1B: 2 2B: 1 3B: 0 HR: 1	SF: 0 SAC: 0 DP: 2 HBP: 0	WP: 0 PB: 0 CS: 0	PA: 31			
<b>PITCHER</b>	IP	WLS	BF	H	R	ER	SO	BB	IBB	HBP	BLK	WP	HR	S	P	ERA	WHIP						
Rich Nye, L	(1, 1)	8.1	L	31	4	3	2	3	2	1	0	0	0	0	0	0	0	2.16	0.720				





Batter	1	2	3	4	5	6	7	8	9	AB	R	H	RBI	BB	SO	LOB	TOP										
<b>Bud Harrelson, S</b> (1, 6) OBP: 0.345, SLG: 0.333	0-0 4-3		0-0 HBP 1B		0-0 2B		0-0 5-3			4	0	2	0	0	0	1											
<b>Rod Gaspar, S</b> (1, 8) OBP: 0.317, SLG: 0.250	0-0 L4		1-0 G4-6-3 HBP		0-3 K			0-3 K		3	0	0	0	0	2	1											
<b>Ken Boswell, L</b> (1, 4) OBP: 0.337, SLG: 0.371 <b>Wayne Garrett, L</b> (6, 4) OBP: 0.389, SLG: 0.400	0-0 F8		0-0 G4-6-3 1-2		0-0 E1 FC5-4			0-0 G4-6-3 1B		4	0	1	0	0	0	2											
<b>Cleon Jones, R</b> (1, 7) OBP: 0.463, SLG: 0.568		0-0 6-3		0-0 F8		0-0 FC5-4 1-2		0-0 G4-6-3 1-2		4	0	0	0	0	0	2											
<b>Ed Kranepool, L</b> (1, 3) OBP: 0.367, SLG: 0.509		0-0 HR		0-0 6-3		0-0 HR			0-0 1-3	4	2	2	2	0	0	0											
<b>Ron Swoboda, R</b> (1, 9) OBP: 0.373, SLG: 0.447		0-0 F9		0-0 1B		0-0 1-3			0-0 G3-6 1B	4	0	2	0	0	0	0											
<b>J.C. Martin, L</b> (1, 2) OBP: 0.211, SLG: 0.176		4-0 BB		0-0 F9				0-0 6-3	0-0 G3-6 1-2	3	0	0	0	1	0	2											
<b>Kevin Collins, L</b> (1, 5) OBP: 0.200, SLG: 0.345		0-0 F2		0-3 K		0-0 K		0-0 4-3 2B		3	0	1	0	0	1	1											
<b>Jerry Koosman, R</b> (1, 1) <b>Nolan Ryan, R</b> (5, 1)			0-3 K		0-0 G3		0-0 4-3			2	0	0	0	0	1	0											
<b>Inning Stats</b>	R: 0 E: 0 K: 0 S: 3	H: 0 LOB: 0 BB: 0 P: 3	R: 1 E: 0 K: 0 S: 4	H: 1 LOB: 1 BB: 1 P: 8	R: 0 E: 0 K: 1 S: 5	H: 1 LOB: 1 BB: 0 P: 6	R: 0 E: 0 K: 0 S: 4	H: 1 LOB: 1 BB: 0 P: 4	R: 0 E: 1 K: 0 S: 4	H: 1 LOB: 0 BB: 0 P: 4	R: 0 E: 0 K: 0 S: 4	H: 1 LOB: 1 BB: 0 P: 4	R: 0 E: 0 K: 1 S: 5	H: 1 LOB: 0 BB: 0 P: 5	R: 0 E: 0 K: 0 S: 3	H: 1 LOB: 0 BB: 0 P: 3	1B: 4 2B: 2 3B: 0 HR: 2	SF: 0 SAC: 0 DP: 3 HBP: 1	WP: 0 PB: 0 SB: 0 CS: 1	PA: 34							
<b>PITCHER</b>	IP	WLS	BF	H	R	ER	SO	BB	IBB	HBP	BLK	WP	HR	S	P	ERA	WHIP										
<b>Mudcat Grant, R</b> (1, 1) ERA: 4.13	6.0	L	24	5	2	2	3	1	0	1	0	0	2	28	33	3.00	1.000										
<b>Dan McGinn, L</b> (7, 1) ERA: 2.09	2.0		7	2	0	0	1	0	0	0	0	0	0	9	9	0.00	1.000										
<b>Roy Face, R</b> (9, 1) ERA:	1.0		3	1	0	0	0	0	0	0	0	0	0	3	3	0.00	1.000										

**New York Mets @ Montreal Expos**  
 Jarry Park, Montreal, QB  
 Tue Apr 29 1969, 3:33 AM EDT  
 Att: 8,577 - Unknown

AB	32
R	2
H	8
RBI	2
BB	1
SO	4
LOB	10



Batter	1	2	3	4	5	6	7	8	9	AB	R	H	RBI	BB	SO	LOB	BOTTOM										
<b>Maury Wills, S</b> (1, 6) OBP: 0.238, SLG: 0.195	0-0 4-3		0-0 1-3			0-0 G3 S 1B		0-0 4-3		4	0	1	0	0	0	0											
<b>Manny Mota, R</b> (1, 7) OBP: 0.333, SLG: 0.320	0-0 2-3		0-0 G5-4-3 E 1B		0-0 G3			0-0 1B		4	0	2	0	0	0	1											
<b>Rusty Staub, L</b> (1, 9) OBP: 0.435, SLG: 0.614	0-0 FC6-4 1B		0-0 E9 G5-4-3		0-0 F8			0-0 P4		4	0	1	0	0	0	3											
<b>Donn Clendenon, R</b> (1, 3) OBP: 0.333, SLG: 0.400	0-0 FC6-4 1-2		0-0 G5-4-3 1-2 2-3		0-0 F9			0-0 1B		4	0	1	0	0	0	3											
<b>Coco Laboy, R</b> (1, 5) OBP: 0.444, SLG: 0.644		0-0 P6		0-0 F8		0-0 F7		0-3 K		4	0	0	0	0	1	3											
<b>Gary Sutherland, R</b> (1, 4) OBP: 0.247, SLG: 0.234		0-0 F7		0-0 F8		0-0 1B		0-3 K		4	0	1	0	0	1	2											
<b>John Bateman, R</b> (1, 2) OBP: 0.254, SLG: 0.266		0-0 F9		0-3 K		0-3 K				3	0	0	0	0	2	1											
<b>Don Bosch, S</b> (1, 8) OBP: 0.220, SLG: 0.231			0-0 5-3		0-3 K			0-0 F8		3	0	0	0	0	1	0											
<b>Mudcat Grant, R</b> (1, 1) OBP: 0.111, SLG: 0.111 <b>Ty Cline, L</b> (6, PH) OBP: 0.423, SLG: 0.250 <b>Dan McGinn, L</b> (7, 1) OBP: 0.500, SLG: 1.250 <b>Mack Jones, L</b> (8, PH) OBP: 0.413, SLG: 0.549 <b>Roy Face, R</b> (9, 1)			0-3 K		0-3 K			0-3 K		1	0	0	0	0	1	0											
<b>Inning Stats</b>	R: 0 E: 0 K: 0 S: 4	H: 1 LOB: 1 BB: 0 P: 4	R: 0 E: 0 K: 0 S: 3	H: 0 LOB: 0 BB: 0 P: 3	R: 0 E: 0 K: 1 S: 5	H: 0 LOB: 0 BB: 0 P: 5	R: 0 E: 1 K: 0 S: 4	H: 1 LOB: 1 BB: 0 P: 4	R: 0 E: 0 K: 2 S: 7	H: 0 LOB: 0 BB: 0 P: 7	R: 0 E: 0 K: 1 S: 6	H: 1 LOB: 1 BB: 0 P: 6	R: 0 E: 0 K: 1 S: 6	H: 1 LOB: 1 BB: 0 P: 6	R: 0 E: 0 K: 1 S: 5	H: 0 LOB: 0 BB: 0 P: 5	R: 0 E: 0 K: 2 S: 9	H: 2 LOB: 2 BB: 0 P: 9	1B: 6 2B: 0 3B: 0 HR: 0	SF: 0 SAC: 0 DP: 1 HBP: 0	WP: 0 PB: 0 SB: 1 CS: 0	PA: 33					
<b>PITCHER</b>	IP	WLS	BF	H	R	ER	SO	BB	IBB	HBP	BLK	WP	HR	S	P	ERA	WHIP										
<b>Jerry Koosman, L</b> (1, 1) ERA: 3.57	4.1		15	2	0	0	1	0	0	0	0	0	0	17	17	0.00	0.462										
<b>Nolan Ryan, R</b> (5, 1) ERA: 3.21	4.2	W	18	4	0	0	7	0	0	0	0	0	0	32	32	0.00	0.857										

**New York Mets @ Montreal Expos**  
 Jarry Park, Montreal, QB  
 Tue Apr 29 1969, 3:33 AM EDT  
 Att: 8,577 - Unknown

AB	33
R	0
H	6
RBI	0
BB	0
SO	8
LOB	13





Batter	1	2	3	4	5	6	7	8	9	AB	R	H	RBI	BB	SO	LOB	TOP					
<b>Bud Harrelson, S</b> OBP: 0.323, SLG: 0.309 (1, 6)	F8		L1		1-3			K		4	0	0	0	0	1	3						
<b>Rod Gaspar, S</b> OBP: 0.313, SLG: 0.250 (1, 8) (9, 9)	4-3			P1		6-3			1B	4	1	1	0	0	0	0						
<b>Ken Boswell, L</b> OBP: 0.351, SLG: 0.364 (1, 4) <b>Wayne Garrett, L</b> OBP: 0.389, SLG: 0.400 (9, 4)	1-3			4-3		F7			1B	4	0	1	1	0	0	0						
<b>Cleon Jones, R</b> OBP: 0.453, SLG: 0.577 (1, 7)		SF7		L9		K			5-3	4	1	1	0	0	1	0						
<b>Ed Kranepool, L</b> OBP: 0.359, SLG: 0.500 (1, 3)	SF7				2B		P5		P3	3	0	1	1	0	0	0						
<b>Ron Swoboda, R</b> OBP: 0.352, SLG: 0.420 (1, 9) <b>Tommie Agee, R</b> OBP: 0.244, SLG: 0.381 (9, 8)	P3			F9		K				3	0	0	0	0	1	1						
<b>J.C. Martin, L</b> OBP: 0.182, SLG: 0.150 (1, 2) <b>Jerry Grote, R</b> OBP: 0.273, SLG: 0.314 (8, 2)	K			P4		F9				3	0	0	0	0	1	1						
<b>Kevin Collins, L</b> OBP: 0.212, SLG: 0.375 (1, 5)			K					4-3		3	0	1	0	0	1	0						
<b>Tom Seaver, R</b> (1, 1)			K					K		2	0	0	0	1	2	0						
<b>Inning Stats</b>	R: 0 E: 0 K: 0 S: 3	H: 0 LOB: 0 BB: 0 P: 3	R: 1 E: 0 K: 1 S: 6	H: 1 LOB: 0 BB: 0 P: 6	R: 0 E: 0 K: 2 S: 7	H: 0 LOB: 0 BB: 0 P: 7	R: 0 E: 0 K: 0 S: 3	H: 0 LOB: 0 BB: 0 P: 3	R: 0 E: 0 K: 0 S: 5	H: 2 LOB: 3 BB: 1 P: 9	R: 0 E: 0 K: 1 S: 5	H: 0 LOB: 0 BB: 0 P: 5	R: 0 E: 0 K: 1 S: 5	H: 0 LOB: 0 BB: 0 P: 5	R: 0 E: 0 K: 2 S: 7	H: 0 LOB: 0 BB: 0 P: 7	R: 1 E: 0 K: 0 S: 4	H: 2 LOB: 2 BB: 0 P: 4	1B: 3 2B: 1 3B: 1 HR: 0	SF: 1 SAC: 0 DP: 0 HBP: 0	WP: 0 PB: 0 SB: 1 CS: 0	PA: 32
<b>PITCHER</b> <b>Mike Wegener, R</b> ERA: 2.91 (1, 1)	IP: 9.0 WLS: L BF: 32	H: 5 R: 2 ER: 2 SO: 7	BB: 1 IBB: 0 HBP: 0 BLK: 0	WP: 0 HR: 0 S: 45 P: 49	ERA: 2.00 WHIP: 0.667																	

**New York Mets @ Montreal Expos**  
Jarry Park, Montreal, QB  
Wed Apr 30 1969, 7:05 PM EDT  
Att: 19,024 - Unknown

AB	30
R	2
H	5
RBI	2
BB	1
SO	7
LOB	5



Batter	1	2	3	4	5	6	7	8	9	AB	R	H	RBI	BB	SO	LOB	BOTTOM					
<b>Maury Wills, S</b> OBP: 0.239, SLG: 0.188 (1, 6)	K				F7			P5		3	0	0	0	1	1	0						
<b>Manny Mota, R</b> OBP: 0.323, SLG: 0.310 (1, 8)	1B		G1-6-3			K		1-3		4	0	1	0	0	1	1						
<b>Rusty Staub, L</b> OBP: 0.438, SLG: 0.597 (1, 9)	1B		G3			WP		4-3		2	0	0	0	2	0	0						
<b>Mack Jones, L</b> OBP: 0.405, SLG: 0.533 (1, 7)	K			1B		L6		L7		4	0	1	0	0	1	3						
<b>Donn Clendenon, R</b> OBP: 0.349, SLG: 0.410 (1, 3)				1B		F8		K		4	0	2	0	0	1	1						
<b>Coco Laboy, R</b> OBP: 0.424, SLG: 0.610 (1, 5)		5-3			F7			6-3		4	0	0	0	0	1	2						
<b>Gary Sutherland, R</b> OBP: 0.238, SLG: 0.225 (1, 4)		5-3			6-3			F8		3	0	0	0	0	0	2						
<b>John Bateman, R</b> OBP: 0.257, SLG: 0.313 (1, 2)		5-3								3	1	1	1	0	0	0						
<b>Mike Wegener, R</b> OBP: 0.333, SLG: 0.200 (1, 1)			K			L6				3	0	0	0	0	1	0						
<b>Inning Stats</b>	R: 0 E: 0 K: 2 S: 8	H: 2 LOB: 2 BB: 1 P: 12	R: 0 E: 0 K: 0 S: 3	H: 0 LOB: 0 BB: 0 P: 3	R: 0 E: 0 K: 1 S: 4	H: 0 LOB: 1 BB: 1 P: 8	R: 0 E: 0 K: 0 S: 5	H: 2 LOB: 2 BB: 0 P: 5	R: 0 E: 0 K: 0 S: 3	H: 0 LOB: 0 BB: 0 P: 3	R: 0 E: 0 K: 1 S: 5	H: 0 LOB: 1 BB: 1 P: 9	R: 1 E: 0 K: 0 S: 4	H: 1 LOB: 0 BB: 0 P: 4	R: 0 E: 0 K: 0 S: 3	H: 0 LOB: 0 BB: 0 P: 3	R: 0 E: 0 K: 2 S: 7	H: 0 LOB: 0 BB: 0 P: 7	1B: 4 2B: 0 3B: 0 HR: 1	SF: 0 SAC: 0 DP: 1 HBP: 0	WP: 1 PB: 0 SB: 0 CS: 0	PA: 33
<b>PITCHER</b> <b>Tom Seaver, R</b> ERA: 2.35 (1, 1)	IP: 9.0 WLS: W BF: 33	H: 5 R: 1 ER: 1 SO: 6	BB: 3 IBB: 0 HBP: 0 BLK: 0	WP: 1 HR: 1 S: 42 P: 54	ERA: 1.00 WHIP: 0.889																	

**New York Mets @ Montreal Expos**  
Jarry Park, Montreal, QB  
Wed Apr 30 1969, 7:05 PM EDT  
Att: 19,024 - Unknown

AB	30
R	1
H	5
RBI	1
BB	3
SO	6
LOB	9






Batter	1	2	3	4	5	6	7	8	9	AB	R	H	RBI	BB	SO	LOB	TOP										
<b>Bud Harrelson, S</b> (1, 6) OBP: 0.313, SLG: 0.288	0-3 K	0-0 FC6-4							0-0 5-3	4	0	0	0	1	2	3	<b>New York Mets @ Montreal Expos</b> Jarry Park, Montreal, QB Thu May 01 1969, 3:33 AM EDT Att: 7,741 - Unknown										
<b>Rod Gaspar, S</b> (1, 8) OBP: 0.304, SLG: 0.246	0-0 G4-6-3 1B		0-3 K			0-0 F7	0-0 3-1		0-3 K	5	0	1	0	0	2	1											
<b>Ken Boswell, L</b> (1, 4) OBP: 0.346, SLG: 0.348	0-0 G4-6-3		0-0 1-3			0-0 4-3	4-0 WP BB			3	0	0	0	1	0	1											
<b>Cleon Jones, R</b> (1, 7) OBP: 0.478, SLG: 0.630		0-0 1B BB	0-0 HR			0-0 CS 1B	4-0 1B		0-0 1-2 2-3 BB	3	2	3	1	1	0	0											
<b>Ed Kranepool, L</b> (1, 3) OBP: 0.368, SLG: 0.500		0-0 BB BB 1-3 1B	0-0 4-3			0-0 E 1-2 1B	0-0 4-3			4	0	2	0	0	0	3											
<b>Ron Swoboda, R</b> (1, 9) OBP: 0.326, SLG: 0.389		0-3 K		0-0 6-3		0-0 E5		0-0 F9		4	0	0	0	0	1	4											
<b>Kevin Collins, L</b> (1, 5) OBP: 0.243, SLG: 0.353		4-0 BB 1-2 BB		0-0 G3		4-0 BB		0-0 4-3		2	0	0	0	2	0	0											
<b>Jerry Grote, R</b> (1, 2) OBP: 0.271, SLG: 0.296		4-0 FC6-4 BB		0-3 K		0-0 L9		0-0 4-3		3	0	0	1	1	1	3											
<b>Don Cardwell, R</b> (1, 1) OBP: 0.271, SLG: 0.296		0-3 K		0-3 K		0-3 K		0-0 5-6-3		4	0	0	0	0	3	3											
<b>Inning Stats</b>	R: 0 E: 0 K: 1 S: 5	H: 1 LOB: 0 BB: 0 P: 5	R: 1 E: 0 K: 2 S: 9	H: 2 LOB: 3 BB: 2 P: 17	R: 1 E: 0 K: 1 S: 6	H: 1 LOB: 0 BB: 0 P: 6	R: 0 E: 0 K: 1 S: 5	H: 0 LOB: 0 BB: 0 P: 5	R: 0 E: 0 K: 2 S: 7	H: 2 LOB: 3 BB: 0 P: 9	R: 0 E: 0 K: 1 S: 5	H: 0 LOB: 3 BB: 3 P: 17	R: 0 E: 0 K: 0 S: 3	H: 0 LOB: 0 BB: 0 P: 3	R: 0 E: 0 K: 1 S: 5	H: 0 LOB: 0 BB: 5 P: 5	1B: 5 2B: 0 3B: 0 HR: 1	SF: 0 SAC: 0 DP: 1 HBP: 0	WP: 1 PB: 0 SB: 0 CS: 1	PA: 38							
<b>PITCHER</b>	IP	WLS	BF	H	R	ER	SO	BB	IBB	HBP	BLK	WP	HR	S	P	ERA	WHIP										
<b>Bill Stoneman, R</b> (1, 1) ERA: 2.21	6.2		31	6	2	2	8	6	0	0	0	1	1	41	65	2.70	1.800										
<b>Roy Face, R</b> (7, 1) ERA:	2.1	W	7	0	0	0	1	0	0	0	0	0	0	9	9	0.00	0.000										

AB	32
R	2
H	6
RBI	2
BB	6
SO	9
LOB	18



Batter	1	2	3	4	5	6	7	8	9	AB	R	H	RBI	BB	SO	LOB	BOTTOM										
<b>Don Bosch, S</b> (1, 8) OBP: 0.200, SLG: 0.209	0-0 1-3		0-0 F8			0-0 6-3		0-0 P6		4	0	0	0	0	0	1	<b>New York Mets @ Montreal Expos</b> Jarry Park, Montreal, QB Thu May 01 1969, 3:33 AM EDT Att: 7,741 - Unknown										
<b>Maury Wills, S</b> (1, 6) OBP: 0.239, SLG: 0.190	0-0 6-3		0-0 6-3			0-0 F2			0-0 FC1-6 1B	4	0	1	0	0	0	0											
<b>Rusty Staub, L</b> (1, 9) OBP: 0.430, SLG: 0.573	4-0 FC6-4 BB			0-0 1-3		0-0 L7			0-0 FC1-6 1B SF8	3	0	0	0	1	0	1											
<b>Ron Brand, R</b> (9, PR)									1-2 SF8	0	1	0	0	0	0	0											
<b>Mack Jones, L</b> (1, 7) OBP: 0.409, SLG: 0.570	0-0 FC6-4			0-0 HR		0-0 4-3			0-0 1B	4	1	2	1	0	0	1											
<b>Donn Clendenon, R</b> (1, 3) OBP: 0.362, SLG: 0.476		0-0 HR		0-0 E5		0-0 5-3			4-0 IBB	3	1	1	1	1	0	0											
<b>Coco Laboy, R</b> (1, 5) OBP: 0.427, SLG: 0.625		0-0 8-5 4-3 1B		0-0 F7		0-0 2B			0-0 SF8	3	0	2	1	0	0	1											
<b>Gary Sutherland, R</b> (1, 4) OBP: 0.230, SLG: 0.217		0-0 4-3			0-0 5-3		0-0 F2			3	0	0	0	0	0	2											
<b>John Bateman, R</b> (1, 2) OBP: 0.260, SLG: 0.314		0-0 8-5			0-0 F5			0-0 CS 1B		3	0	1	0	0	0	1											
<b>Manny Mota, R</b> (8, PR) OBP: 0.323, SLG: 0.310										0	0	0	0	0	0	0											
<b>John Boccabella, R</b> (9, 2) OBP: 0.286, SLG: 0.429		2-3								0	0	0	0	0	0	0											
<b>Bill Stoneman, R</b> (1, 1) OBP: 0.118, SLG: 0.063			0-3 K						0-0 1-3	2	0	0	0	0	1	0											
<b>Roy Face, R</b> (7, 1) ERA:									1-2	1	0	0	0	0	0	1											
<b>Inning Stats</b>	R: 0 E: 0 K: 0 S: 3	H: 0 LOB: 1 BB: 1 P: 7	R: 1 E: 0 K: 0 S: 4	H: 2 LOB: 0 BB: 0 P: 4	R: 0 E: 0 K: 1 S: 5	H: 0 LOB: 0 BB: 0 P: 5	R: 1 E: 1 K: 0 S: 4	H: 1 LOB: 0 BB: 0 P: 4	R: 0 E: 0 K: 0 S: 3	H: 0 LOB: 0 BB: 0 P: 3	R: 0 E: 0 K: 0 S: 4	H: 1 LOB: 1 BB: 0 P: 4	R: 0 E: 0 K: 0 S: 3	H: 1 LOB: 1 BB: 0 P: 3	R: 0 E: 0 K: 0 S: 4	H: 1 LOB: 2 BB: 1 P: 8	1B: 4 2B: 2 3B: 0 HR: 2	SF: 1 SAC: 0 DP: 1 HBP: 0	WP: 0 PB: 0 SB: 0 CS: 2	PA: 33							
<b>PITCHER</b>	IP	WLS	BF	H	R	ER	SO	BB	IBB	HBP	BLK	WP	HR	S	P	ERA	WHIP										
<b>Don Cardwell, R</b> (1, 1) ERA: 2.89	8.2	L	33	7	3	3	1	1	1	0	0	0	2	33	41	3.12	0.923										

AB	30
R	3
H	7
RBI	3
BB	2
SO	1
LOB	8





Batter	1	2	3	4	5	6	7	8	9	AB	R	H	RBI	BB	SO	LOB	TOP					
Tommie Agee, R OBP: 0.320, SLG: 0.500 (1, 8)	0-0 FC4 1B		4-0 E BB		0-0 1B 1-2 2-H		0-0 1B SF8		0-0 HR	4	2	4	2	1	0	0	<b>New York Mets @ Chicago Cubs</b> Wrigley Field, Chicago, IL Fri May 02 1969, 3:33 AM CDT Att: 14,702 - Unknown					
Ken Boswell, L OBP: 0.337, SLG: 0.338 (1, 4)	0-0 F7		0-0 E4 FC6-4		0-3 K		0-0 1B		0-0 4-3	5	0	1	0	0	1	4						
Rod Gaspar, S OBP: 0.311, SLG: 0.262 (1, 9)	0-0 FC4 1-2		0-0 FC6-4 1-2		0-0 1B 1-2 2-H		0-0 SF8		0-0 1B	4	0	2	2	0	0	3						
Cleon Jones, R OBP: 0.463, SLG: 0.605 (1, 3)	0-3 K 1-2				0-0 5-3		0-0 L8		0-0 F8	5	0	1	0	0	1	4						
Ed Charles, R OBP: 0.227, SLG: 0.179 (1, 5)		0-0 P6			0-0 5-3		0-0 L6		0-0 6-3	5	0	0	0	0	1	3						
Ron Swoboda, R OBP: 0.339, SLG: 0.375 (1, 7)		0-0 F8			0-3 K		4-0 BB		4-0 BB	2	0	0	0	2	1	0						
Jerry Grote, R OBP: 0.254, SLG: 0.276 (1, 2)		0-0 5-3			0-0 4-3		0-0 L9		0-3 K	4	0	0	0	0	1	2						
Al Weis, S OBP: 0.167, SLG: 0.091 (6, PH)			0-0 6-3		0-0 BB 1B		0-0 4-3		0-0 F9	2	1	1	0	0	0	0						
Wayne Garrett, L OBP: 0.350, SLG: 0.353 (6, 6)					0-3 K 1B				0-0 4-3	2	0	0	0	0	0	2						
Gary Gentry, R Duffy Dyer, R Al Jackson, L Ron Taylor, R Ed Kranepool, L Tug McGraw, R (1, 1) (5, PH) (5, 1) (6, 1) (8, PH) (8, 1)			0-3 K		4-0 1B BB		0-3 K		0-0 4-3	1	0	0	0	0	1	0						
<b>Inning Stats</b>	R: 0 E: 0 K: 1 S: 6	H: 1 LOB: 1 BB: 0 P: 6	R: 0 E: 0 K: 0 S: 3	H: 0 LOB: 0 BB: 0 P: 3	R: 0 E: 1 K: 1 S: 6	H: 0 LOB: 2 BB: 1 P: 10	R: 0 E: 0 K: 1 S: 5	H: 0 LOB: 0 BB: 0 P: 5	R: 2 E: 0 K: 1 S: 8	H: 3 LOB: 2 BB: 1 P: 12	R: 0 E: 0 K: 0 S: 3	H: 0 LOB: 1 BB: 1 P: 7	R: 1 E: 0 K: 2 S: 10	H: 3 LOB: 2 BB: 0 P: 10	R: 0 E: 0 K: 1 S: 5	H: 0 LOB: 1 BB: 1 P: 9	R: 1 E: 0 K: 0 S: 5	H: 2 LOB: 1 BB: 0 P: 5	1B: 8 2B: 0 3B: 0 HR: 1	SF: 1 SAC: 0 DP: 0 HBP: 0	WP: 0 PB: 0 SB: 1 CS: 0	PA: 41
<b>PITCHER</b>	IP WLS BF H R ER SO BB IBB HBP BLK WP HR S P ERA WHIP	5.1 W 24 4 2 2 4 3 0 0 0 0 0 29 41 3.38 1.312	1.2 8 3 1 1 2 0 0 0 0 0 0 12 12 5.40 1.800	2.0 S 9 2 1 1 1 1 0 0 0 0 1 10 14 4.50 1.500	<b>PITCHER</b>										IP WLS BF H R ER SO BB IBB HBP BLK WP HR S P ERA WHIP							
Ken Holtzman, L ERA: 2.42 (1, 1)											5.1 W 24 4 2 2 4 3 0 0 0 0 0 29 41 3.38 1.312											
Ted Abernathy, R ERA: 0.49 (6, 1)											1.2 8 3 1 1 2 0 0 0 0 0 0 12 12 5.40 1.800											
Phil Regan, R ERA: 2.25 (8, 1)											2.0 S 9 2 1 1 1 1 0 0 0 0 0 1 10 14 4.50 1.500											

AB	36
R	4
H	9
RBI	4
BB	4
SO	7
LOB	19



Batter	1	2	3	4	5	6	7	8	9	AB	R	H	RBI	BB	SO	LOB	BOTTOM					
Don Kessinger, S OBP: 0.389, SLG: 0.429 (1, 6)	0-0 4-3		0-0 F7		0-0 4-1 2B 1B		0-0 6-3			4	1	1	0	0	0	1	<b>New York Mets @ Chicago Cubs</b> Wrigley Field, Chicago, IL Fri May 02 1969, 3:33 AM CDT Att: 14,702 - Unknown					
Glenn Beckert, R OBP: 0.323, SLG: 0.311 (1, 4)	0-0 L4			0-0 6-3	0-0 F8					4	0	1	0	0	0	1						
Billy Williams, L OBP: 0.324, SLG: 0.419 (1, 7)	0-0 F8			0-3 K	0-0 4-1 1-2		0-0 F7			4	0	0	0	0	1	2						
Ron Santo, R OBP: 0.383, SLG: 0.463 (1, 5)		0-0 P5		0-0 HR	0-0 2B 2-H		0-0 P6			4	1	2	2	0	0	1						
14 Ernie Banks, R OBP: 0.327, SLG: 0.352 (1, 3)		0-0 E5		0-0 BB HR 1B	0-0 6-3		0-0 F2			4	1	1	0	0	0	2						
Randy Hundley, R OBP: 0.396, SLG: 0.407 (1, 2)		0-3 K		4-0 HR BB		0-0 5-3		0-0 CS 3B		3	1	1	0	1	1	1						
Al Spangler, L OBP: 0.403, SLG: 0.492 (1, 9)		0-0 G3		0-0 HR	0-0 1B 2B		0-0 G3			4	2	2	3	0	0	2						
Don Young, R OBP: 0.333, SLG: 0.324 (1, 8)			0-0 P5	0-0 E6		0-0 2B 1B		0-3 K		4	0	1	1	0	1	0						
Ken Holtzman, R (1, 1)			0-3 K		0-3 K					2	0	0	0	0	2	1						
Ted Abernathy, R (6, 1)										1	0	0	0	0	0	1						
Phil Regan, R (8, 1)										0	0	0	0	0	0	0						
<b>Inning Stats</b>	R: 0 E: 0 K: 0 S: 3	H: 0 LOB: 0 BB: 0 P: 3	R: 0 E: 1 K: 1 S: 6	H: 0 LOB: 1 BB: 0 P: 6	R: 0 E: 0 K: 1 S: 5	H: 0 LOB: 0 BB: 0 P: 5	R: 4 E: 1 K: 2 S: 11	H: 3 LOB: 1 BB: 1 P: 15	R: 1 E: 0 K: 0 S: 5	H: 2 LOB: 1 BB: 0 P: 5	R: 1 E: 0 K: 0 S: 5	H: 2 LOB: 1 BB: 0 P: 5	R: 0 E: 0 K: 0 S: 4	H: 1 LOB: 1 BB: 0 P: 4	R: 0 E: 0 K: 1 S: 5	H: 1 LOB: 0 BB: 0 P: 5	R: 0 E: 0 K: 1 S: 5	H: 1 LOB: 0 BB: 0 P: 5	1B: 4 2B: 2 3B: 1 HR: 2	SF: 0 SAC: 0 DP: 0 HBP: 0	WP: 0 PB: 0 SB: 0 CS: 1	PA: 35
<b>PITCHER</b>	IP WLS BF H R ER SO BB IBB HBP BLK WP HR S P ERA WHIP	4.0 L 18 3 4 4 4 3 4 4 4 0 0 8 8 13.50 3.000	1.1 8 4 2 2 0 0 0 0 0 0 0 6 6 0.00 0.600	1.2 6 1 0 0 0 0 0 0 0 0 0 6 6 0.00 0.600	1.0 3 1 0 0 1 0 0 0 0 0 0 5 5 0.00 1.000	<b>PITCHER</b>										IP WLS BF H R ER SO BB IBB HBP BLK WP HR S P ERA WHIP						
Gary Gentry, R ERA: 3.38 (5, 1)											4.0 L 18 3 4 4 4 3 4 4 4 0 0 8 8 13.50 3.000											
Al Jackson, L ERA: 10.29 (6, 1)											1.1 8 4 2 2 0 0 0 0 0 0 0 6 6 0.00 0.600											
Ron Taylor, R ERA: 3.0 (8, 1)											1.2 6 1 0 0 0 0 0 0 0 0 0 6 6 0.00 0.600											
Tug McGraw, L ERA: 1.35 (8, 1)											1.0 3 1 0 0 1 0 0 0 0 0 0 5 5 0.00 1.000											

AB	34
R	6
H	9
RBI	6
BB	1
SO	5
LOB	12






Batter	1	2	3	4	5	6	7	8	9	AB	R	H	RBI	BB	SO	LOB	TOP			
Rod Gaspar, S OBP: 0.295, SLG: 0.246 (1, 8)	5-3		F8		F9		F7			4	0	0	0	0	0	0	<b>New York Mets @ Chicago Cubs</b> Wrigley Field, Chicago, IL Sat May 03 1969, 3:33 AM CDT Att: 23,228 - Unknown			
Ken Boswell, L OBP: 0.345, SLG: 0.346 (1, 4)	1B		G3		S		4-3			4	0	2	0	0	0	0				
Ron Swoboda, R OBP: 0.333, SLG: 0.417 Tommie Agee, R OBP: 0.320, SLG: 0.500 (1, 9) (8, 8)	F7		HR		L8		K			4	1	1	1	0	1	2				
Cleon Jones, R OBP: 0.465, SLG: 0.600 (1, 7) (8, 3)	1-2		L8			6-3		1B		4	0	2	0	0	0	0				
Ed Kranepool, L OBP: 0.356, SLG: 0.493 Ron Taylor, R (1, 3) (8, 1)	4-3			G3	2B	4-3		G3		4	0	1	0	0	0	3				
J.C. Martin, L OBP: 0.231, SLG: 0.333 (1, 2)		HR		G3		1B		1-5-3		4	1	2	1	0	0	1				
Kevin Collins, L OBP: 0.220, SLG: 0.316 (1, 5)		K		K		4-3		F7		4	0	0	0	0	2	2				
Al Weis, S OBP: 0.133, SLG: 0.071 Wayne Garrett, L OBP: 0.333, SLG: 0.333 (9, PH) (1, 6)	P3		1-3			K		3-1		3	0	0	0	0	1	1				
Nolan Ryan, R (1, 1)	5-3				6-3		5-3			3	0	0	0	0	0	0				
Cal Koonce, R OBP: 0.500, SLG: 0.500 Al Jackson, L (8, 1) Amos Otis, R OBP: 0.195, SLG: 0.225 (8, 7)										0	0	0	0	0	0	0				
<b>Inning Stats</b>	R: 0 E: 0 K: 0 S: 5	H: 2 LOB: 2 BB: 0 P: 5	R: 1 E: 0 K: 1 S: 6	H: 1 LOB: 0 BB: 0 P: 6	R: 1 E: 0 K: 0 S: 4	H: 1 LOB: 0 BB: 0 P: 4	R: 0 E: 0 K: 1 S: 6	H: 1 LOB: 1 BB: 0 P: 6	R: 0 E: 0 K: 0 S: 4	H: 0 LOB: 0 BB: 0 P: 5	R: 0 E: 0 K: 1 S: 6	H: 1 LOB: 1 BB: 0 P: 6	R: 0 E: 0 K: 0 S: 3	H: 0 LOB: 0 BB: 0 P: 3	R: 0 E: 0 K: 0 S: 3	H: 0 LOB: 0 BB: 0 P: 3	1B: 5 2B: 1 3B: 0 HR: 2	SF: 0 SAC: 0 DP: 0 HBP: 0	WP: 0 PB: 0 SB: 1 CS: 0	PA: 35
<b>PITCHER</b>	IP WLS BF H R ER SO BB IBB HBP BLK WP HR S P ERA WHIP																			
Fergie Jenkins, R ERA: 2.72 (1, 1)	7.0	28	7	2	2	3	0	0	0	0	0	0	0	2	34	34	2.57	1.000		
Phil Regan, R ERA: 2.12 (8, 1)	1.0	W 4	1	0	0	1	0	0	0	0	0	0	0	6	6	0.00	1.000			
Ted Abernathy, R ERA: 0.47 (9, 1)	1.0	S 3	0	0	0	0	0	0	0	0	0	0	0	3	3	0.00	0.000			

AB	35
R	2
H	8
RBI	2
BB	0
SO	4
LOB	9



Batter	1	2	3	4	5	6	7	8	9	AB	R	H	RBI	BB	SO	LOB	BOTTOM			
Don Kessinger, S OBP: 0.385, SLG: 0.431 (1, 6)	6-3		F8			2B	G3			4	0	1	0	0	0	3	<b>New York Mets @ Chicago Cubs</b> Wrigley Field, Chicago, IL Sat May 03 1969, 3:33 AM CDT Att: 23,228 - Unknown			
Glenn Beckert, R OBP: 0.311, SLG: 0.298 (1, 4)	6-3			5-3		F7		F7		4	0	0	0	0	0	1				
Billy Williams, L OBP: 0.330, SLG: 0.422 (1, 7)	G3			1B		K		3B	1B	4	1	2	0	0	1	1				
Ron Santo, R OBP: 0.387, SLG: 0.488 (1, 5)		F7		1-2	1B	F8		1-H	BB	4	1	2	1	0	0	1				
14 Ernie Banks, R OBP: 0.333, SLG: 0.351 (1, 3)		F7		K			BB	BB	BB	3	1	1	0	1	1	2				
Randy Hundley, R OBP: 0.371, SLG: 0.398 (1, 2)		5-3		6-3			BB	BB	BB	2	0	0	0	2	0	2				
Al Spangler, L OBP: 0.329, SLG: 0.475 Gene Oliver, R OBP: 0.333, SLG: 0.333 Ted Abernathy, R (1, 9) (8, PH) (9, 1)			SH1-3	BB		P5		E1	K	2	0	0	0	1	0	1				
Don Young, R OBP: 0.329, SLG: 0.319 Willie Smith, L OBP: 0.571, SLG: 0.571 Adolfo Phillips, R OBP: 0.545, SLG: 0.167 (1, 8) (7, PH) (8, 8)			SH1-3			K		K	BB	1	0	0	0	0	1	0				
Fergie Jenkins, R OBP: 0.238, SLG: 0.333 Manny Jimenez, L (7, PH) Phil Regan, R (8, 1) Jim Hickman, R OBP: 0.189, SLG: 0.147 (9, 9)		F8		6-3				K	K	2	0	0	0	0	1	2				
<b>Inning Stats</b>	R: 0 E: 0 K: 0 S: 3	H: 0 LOB: 0 BB: 0 P: 3	R: 0 E: 0 K: 0 S: 3	H: 0 LOB: 1 BB: 1 P: 7	R: 0 E: 0 K: 1 S: 7	H: 2 LOB: 2 BB: 0 P: 7	R: 0 E: 0 K: 1 S: 6	H: 1 LOB: 1 BB: 0 P: 6	R: 1 E: 1 K: 2 S: 9	H: 1 LOB: 2 BB: 1 P: 13	R: 2 E: 0 K: 2 S: 9	H: 2 LOB: 3 BB: 3 P: 21	R: 0 E: 0 K: 0 S: 0	H: 0 LOB: 0 BB: 0 P: 0	R: 0 E: 0 K: 0 S: 0	H: 0 LOB: 0 BB: 0 P: 0		1B: 4 2B: 1 3B: 1 HR: 0	SF: 0 SAC: 1 DP: 0 HBP: 0	WP: 0 PB: 0 SB: 0 CS: 0
<b>PITCHER</b>	IP WLS BF H R ER SO BB IBB HBP BLK WP HR S P ERA WHIP																			
Nolan Ryan, R ERA: 2.21 (1, 1)	6.1	26	4	1	0	4	2	0	0	0	0	0	0	7	15	18.00	3.000			
Cal Koonce, R ERA: 7.15 (7, 1)	1.0	L 7	2	2	2	1	1	1	0	0	0	0	0	3	3	0.00	0.000			
Al Jackson, L ERA: 9.82 (8, 1)	0.1	1	0	0	0	1	0	0	0	0	0	0	0	3	7	0.00	3.000			
Ron Taylor, R ERA: 2.92 (8, 1)	0.1	2	0	0	0	1	1	0	0	0	0	0	0	3	7	0.00	3.000			

AB	30
R	3
H	6
RBI	2
BB	5
SO	7
LOB	22






Batter	1	2	3	4	5	6	7	8	9	AB	R	H	RBI	BB	SO	LOB	TOP					
Rod Gaspar, S OBP: 0.305, SLG: 0.260 (1, 8)										4	1	2	0	0	0	2						
Ken Boswell, L OBP: 0.348, SLG: 0.349 Wayne Garrett, L OBP: 0.333, SLG: 0.333 (1, 4)										5	0	2	1	0	0	3						
Ron Swoboda, R OBP: 0.314, SLG: 0.397 Tommie Agee, R OBP: 0.320, SLG: 0.500 (1, 9)										3	0	0	1	0	0	3						
Cleon Jones, R OBP: 0.447, SLG: 0.574 (1, 7)										4	0	0	0	0	1	2						
Ed Kranepool, L OBP: 0.364, SLG: 0.535 (1, 3)										4	1	2	1	0	0	1						
J.C. Martin, L OBP: 0.241, SLG: 0.370 (1, 2)										3	0	1	0	0	1	1						
Kevin Collins, L OBP: 0.209, SLG: 0.300 Ed Charles, R OBP: 0.217, SLG: 0.171 (6, PH)										2	0	0	0	0	1	1						
Al Weis, S OBP: 0.158, SLG: 0.111 (1, 6)										4	0	1	0	0	0	1						
Tom Seaver, R OBP: 0.294, SLG: 0.077 (1, 1)										2	1	1	0	1	1	1						
<b>Inning Stats</b>	R: 0 E: 0 K: 0 S: 4	H: 2 LOB: 1 BB: 0 P: 4	R: 0 E: 0 K: 1 S: 5	H: 0 LOB: 0 BB: 0 P: 5	R: 0 E: 0 K: 0 S: 3	H: 0 LOB: 1 BB: 0 P: 4	R: 1 E: 0 K: 1 S: 7	H: 2 LOB: 1 BB: 0 P: 7	R: 2 E: 0 K: 1 S: 7	H: 2 LOB: 1 BB: 1 P: 11	R: 0 E: 0 K: 0 S: 4	H: 1 LOB: 1 BB: 0 P: 4	R: 0 E: 0 K: 0 S: 4	H: 1 LOB: 1 BB: 0 P: 4	R: 0 E: 1 K: 0 S: 6	H: 0 LOB: 1 BB: 0 P: 6	R: 0 E: 0 K: 1 S: 6	H: 1 LOB: 1 BB: 0 P: 6	1B: 7 2B: 2 3B: 0 HR: 1	SF: 1 SAC: 2 DP: 1 HBP: 1	WP: 1 PB: 0 SB: 1 CS: 0	PA: 38
<b>PITCHER</b>	IP WLS BF H R ER SO BB IBB HBP BLK WP HR S P ERA WHIP	IP WLS BF H R ER SO BB IBB HBP BLK WP HR S P ERA WHIP																				
Bill Hands, R ERA: 2.58 (1, 1)	5.0 L 22 6 3 3 3 1 0 0 0 0 0 1 26 31 5.40 1.400																					
Rich Nye, L ERA: 2.55 (6, 1)	2.0 8 2 0 0 0 0 0 0 0 0 0 0 8 8 0.00 1.000																					
Ted Abernathy, R ERA: 0.44 (8, 1)	1.0 4 0 0 0 0 0 0 0 0 0 0 1 4 4 0.00 0.000																					
Phil Regan, R ERA: 2.0 (9, 1)	1.0 4 1 0 0 1 0 0 0 0 0 0 0 6 6 0.00 1.000																					

New York Mets @ Chicago Cubs  
Wrigley Field, Chicago, IL  
Sun May 04 1969, 3:33 AM CDT  
Unknown


AB 33  
R 3  
H 9  
RBI 3  
BB 1  
SO 4  
LOB 17



Batter	1	2	3	4	5	6	7	8	9	AB	R	H	RBI	BB	SO	LOB	BOTTOM					
Don Kessinger, S OBP: 0.388, SLG: 0.443 (1, 6)										4	1	2	0	0	0	1						
Glenn Beckert, R OBP: 0.306, SLG: 0.293 (1, 4)										5	0	1	0	0	0	5						
Billy Williams, L OBP: 0.325, SLG: 0.407 (1, 7)										4	0	0	1	1	1	4						
Ron Santo, R OBP: 0.383, SLG: 0.472 (1, 5)										3	0	0	0	1	2	3						
14 Ernie Banks, R OBP: 0.321, SLG: 0.337 (1, 3)										4	0	0	0	0	1	5						
Randy Hundley, R OBP: 0.376, SLG: 0.402 (1, 2)										4	1	2	0	0	1	0						
Al Spangler, L OBP: 0.405, SLG: 0.508 (1, 9)										4	0	2	1	0	1	0						
Don Young, R OBP: 0.318, SLG: 0.307 Gene Oliver, R OBP: 0.266, SLG: 0.286 Phil Regan, R (8, PH)										3	0	0	0	0	1	1						
Bill Hands, R Manny Jimenez, L Nate Oliver, R Rich Nye, L Willie Smith, L Adolfo Phillips, R Ted Abernathy, R Jim Hickman, R (5, PH)										1	0	0	0	0	0	0						
<b>Inning Stats</b>	R: 0 E: 0 K: 1 S: 5	H: 0 LOB: 0 BB: 0 P: 5	R: 1 E: 0 K: 2 S: 9	H: 2 LOB: 1 BB: 0 P: 9	R: 0 E: 0 K: 1 S: 6	H: 1 LOB: 3 BB: 1 P: 11	R: 0 E: 0 K: 2 S: 7	H: 0 LOB: 0 BB: 0 P: 7	R: 1 E: 0 K: 1 S: 7	H: 2 LOB: 2 BB: 1 P: 11	R: 0 E: 0 K: 0 S: 3	H: 0 LOB: 0 BB: 0 P: 3	R: 0 E: 0 K: 0 S: 4	H: 1 LOB: 2 BB: 0 P: 4	R: 0 E: 0 K: 0 S: 5	H: 2 LOB: 2 BB: 0 P: 5	R: 0 E: 0 K: 0 S: 4	H: 1 LOB: 1 BB: 0 P: 4	1B: 7 2B: 1 3B: 1 HR: 0	SF: 0 SAC: 1 DP: 0 HBP: 1	WP: 0 PB: 0 SB: 0 CS: 0	PA: 39
<b>PITCHER</b>	IP WLS BF H R ER SO BB IBB HBP BLK WP HR S P ERA WHIP	IP WLS BF H R ER SO BB IBB HBP BLK WP HR S P ERA WHIP																				
Tom Seaver, R ERA: 2.28 (1, 1)	9.0 W 39 9 2 2 7 1 1 1 0 0 0 50 59 2.00 1.111																					

New York Mets @ Chicago Cubs  
Wrigley Field, Chicago, IL  
Sun May 04 1969, 3:33 AM CDT  
Unknown

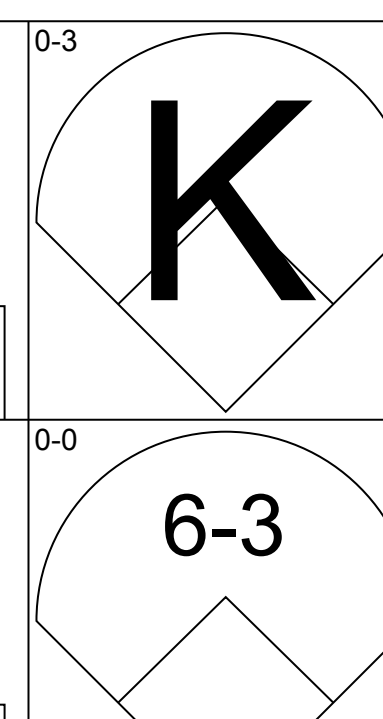
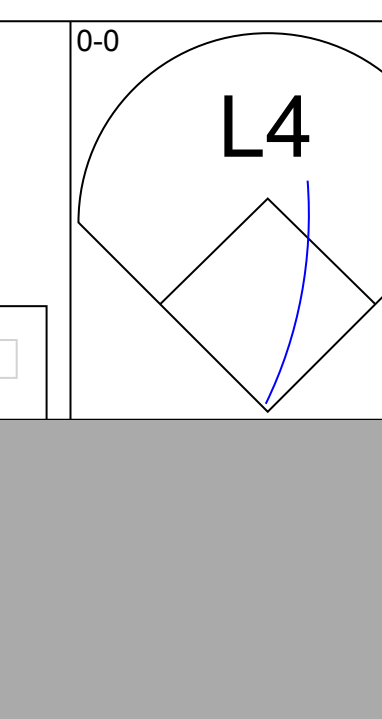
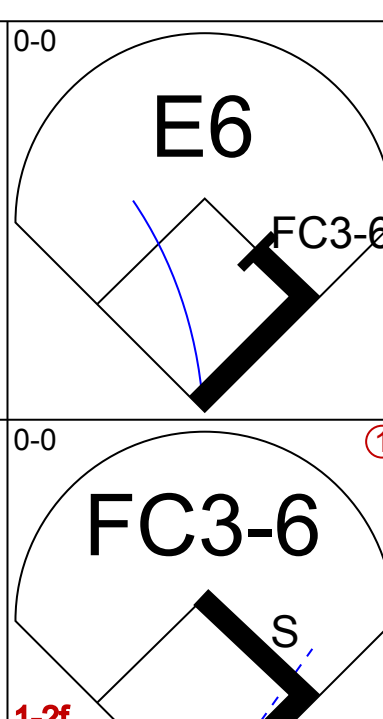
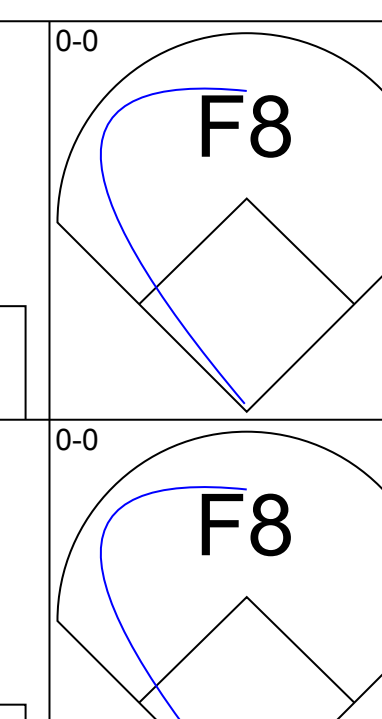
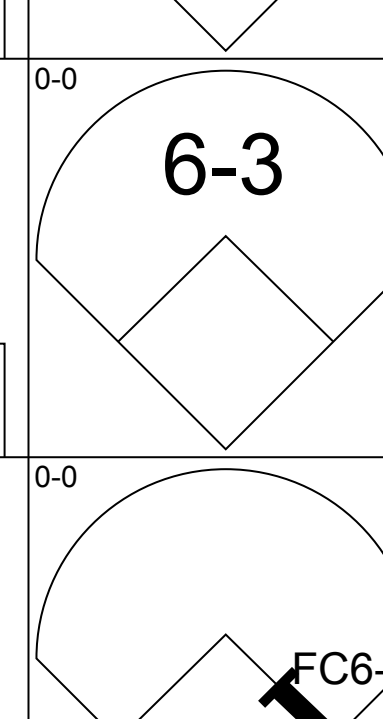
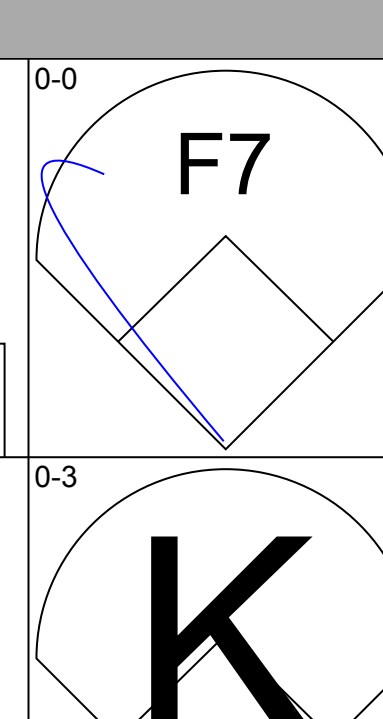
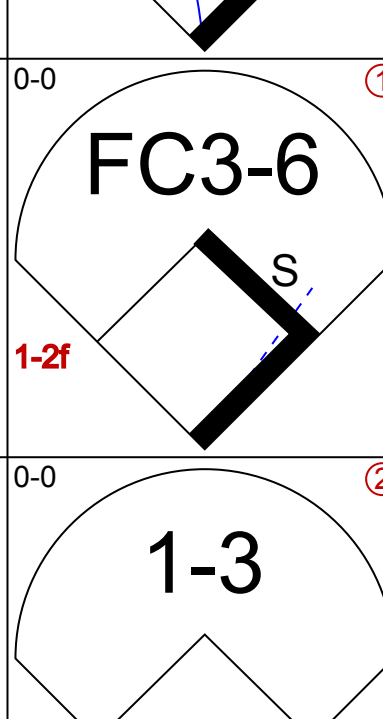
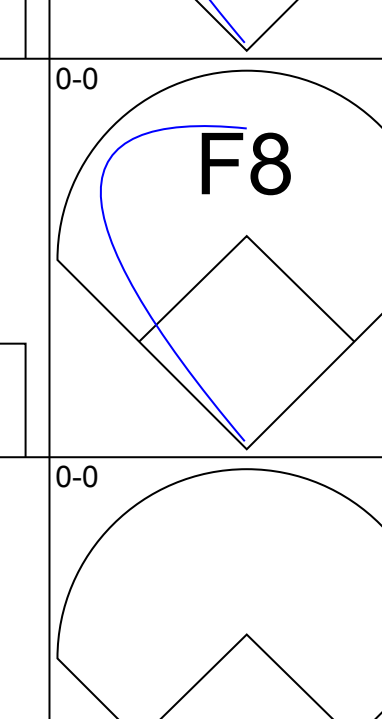
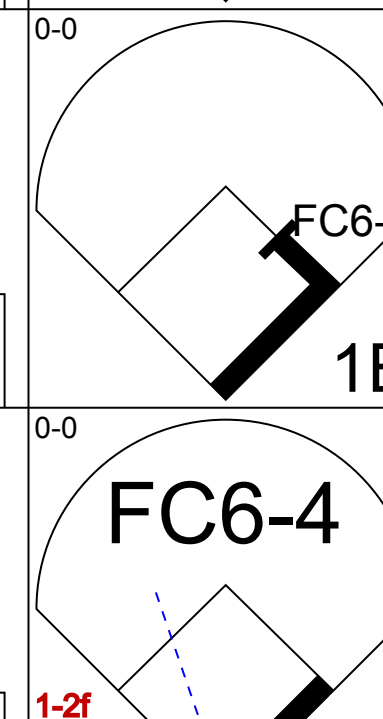
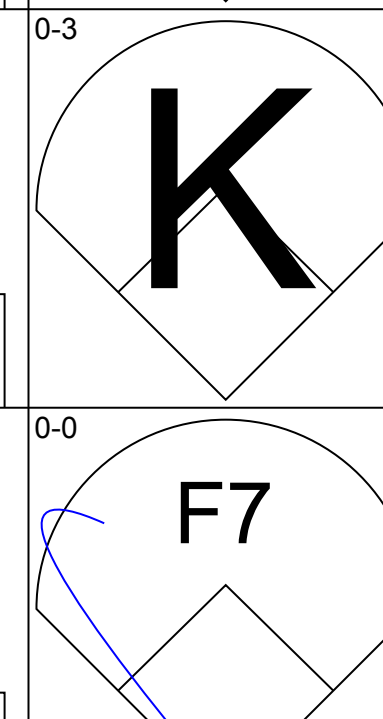
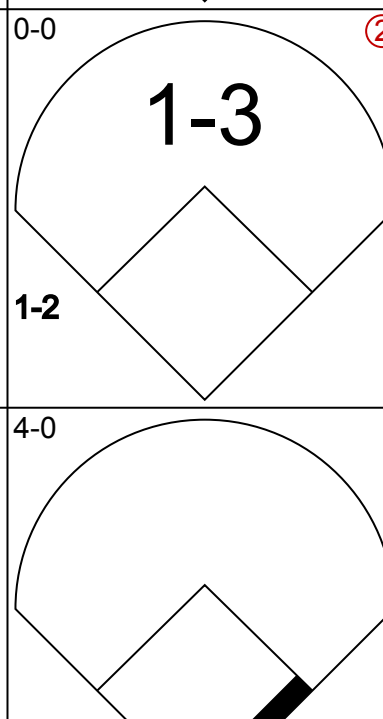
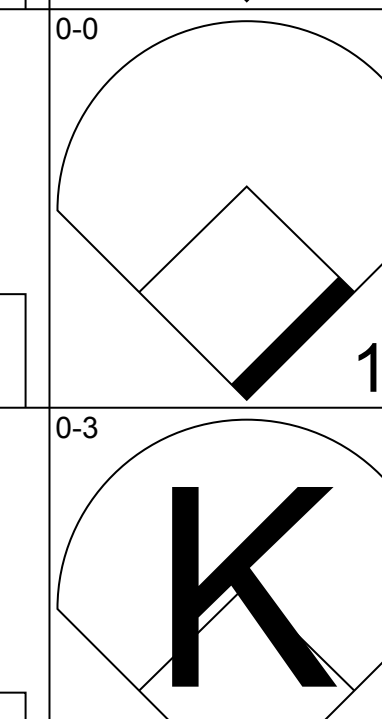
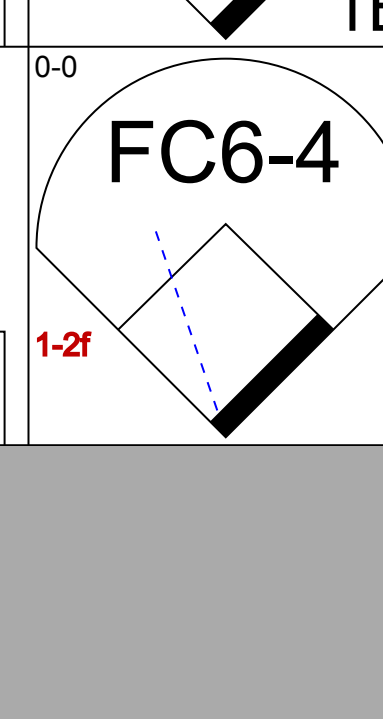
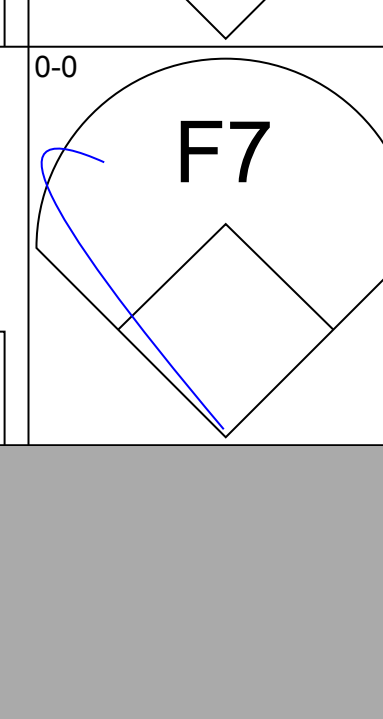
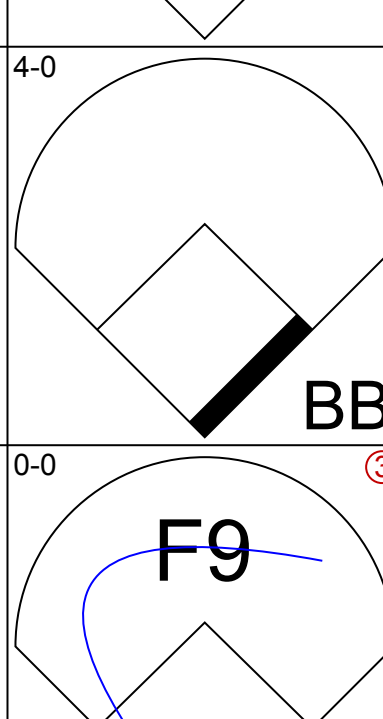
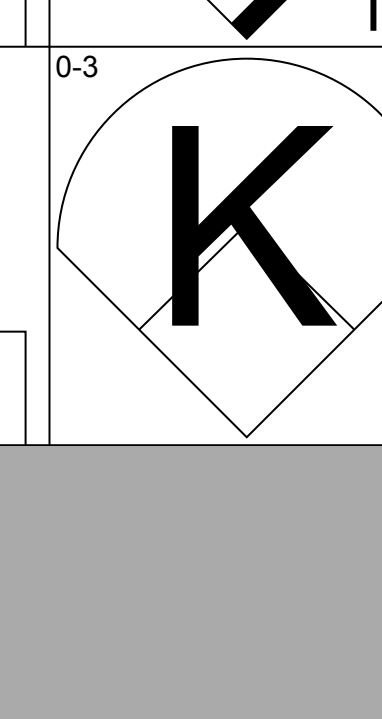
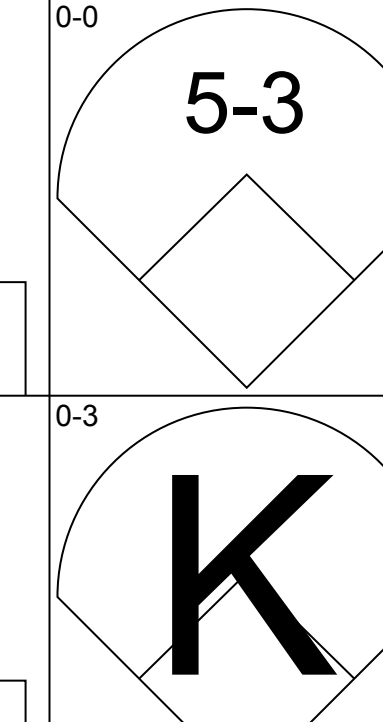
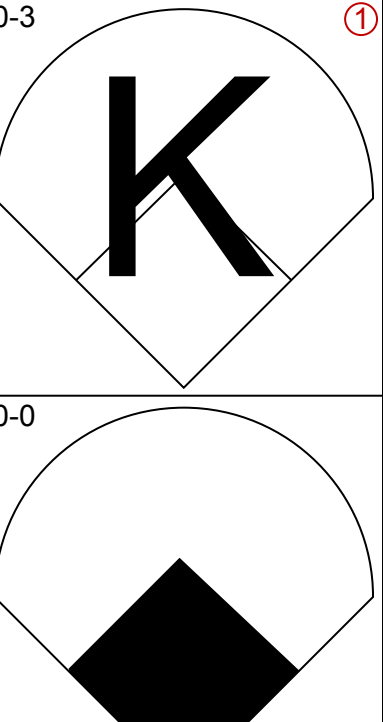
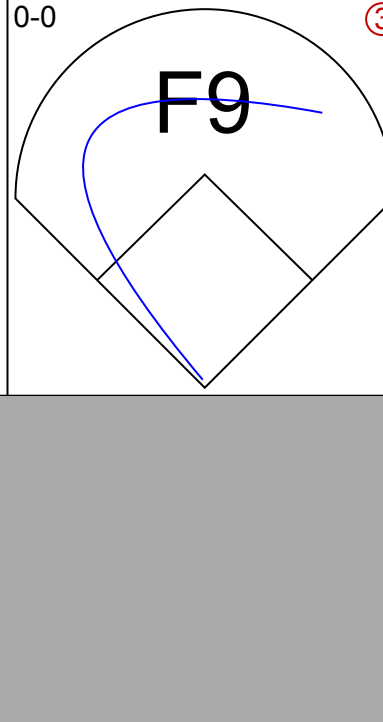
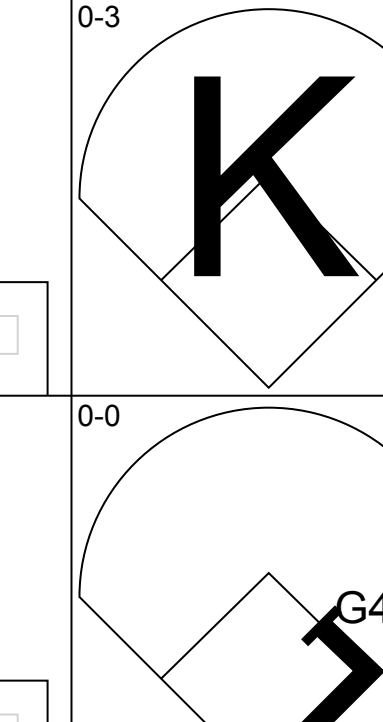

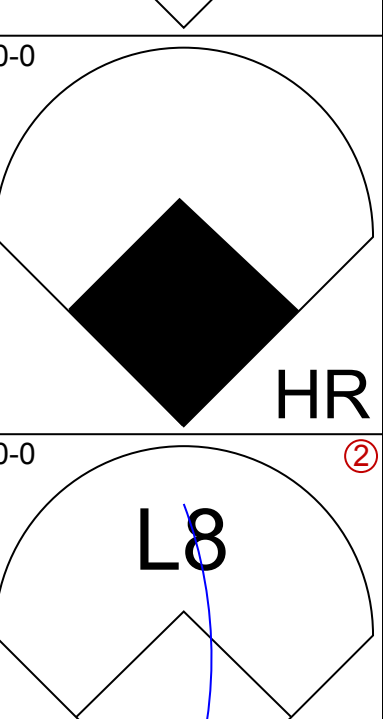
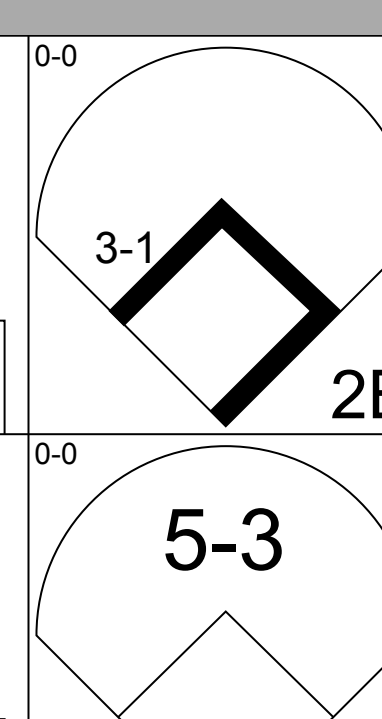
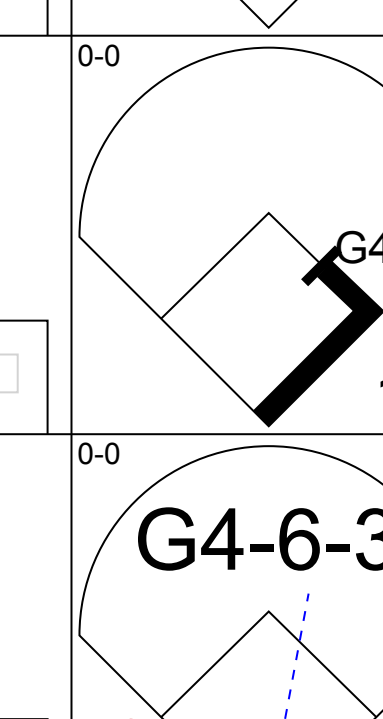

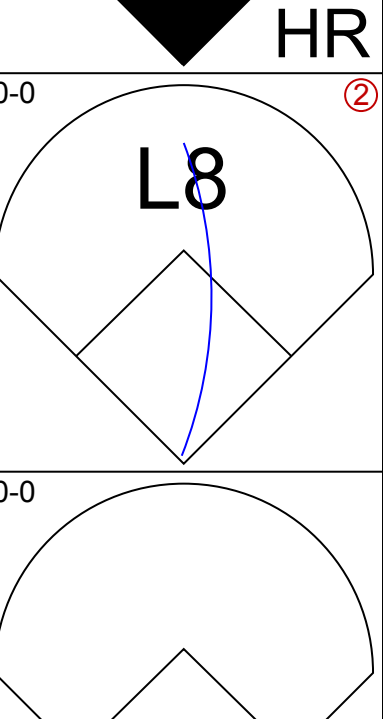
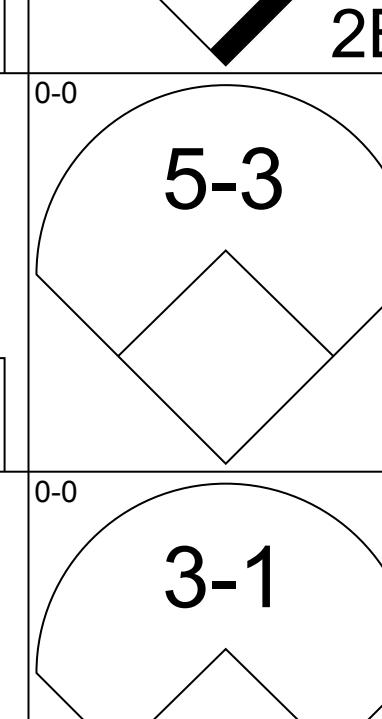
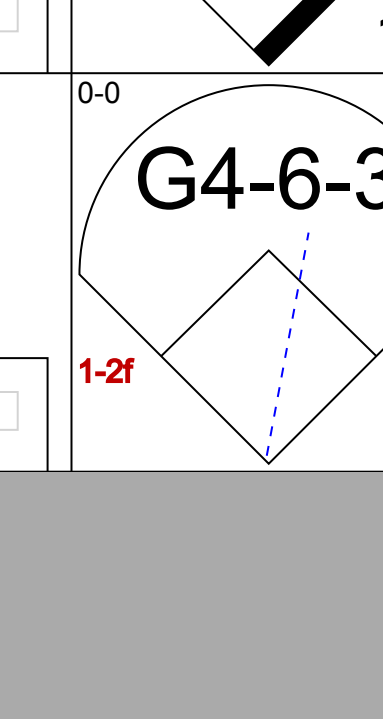
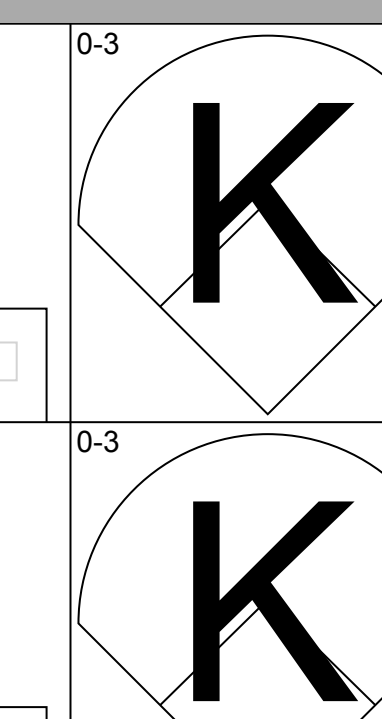
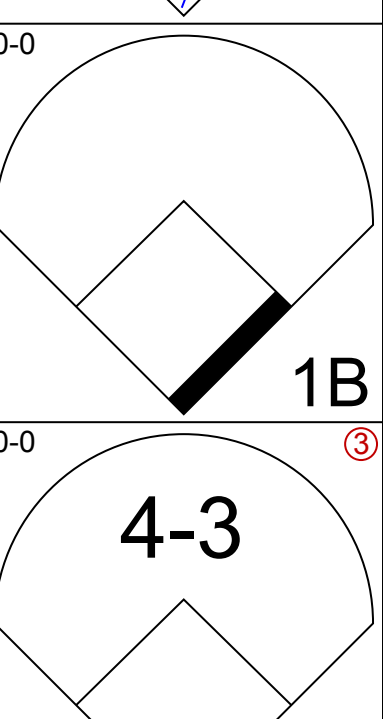
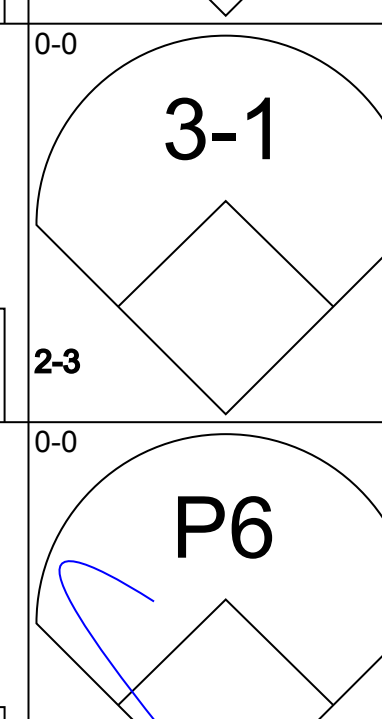
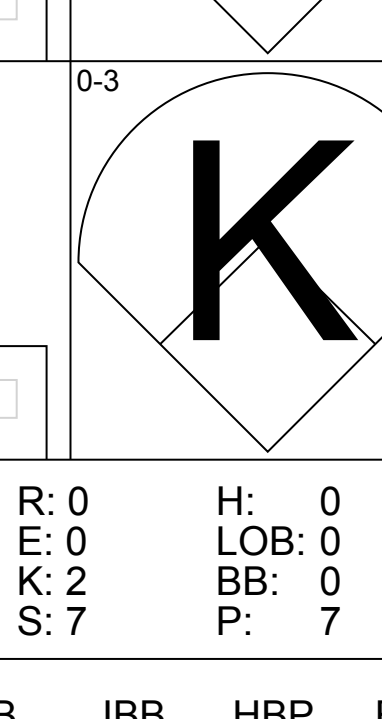
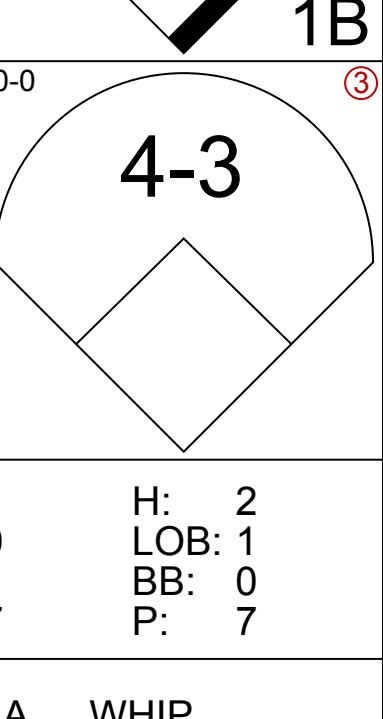
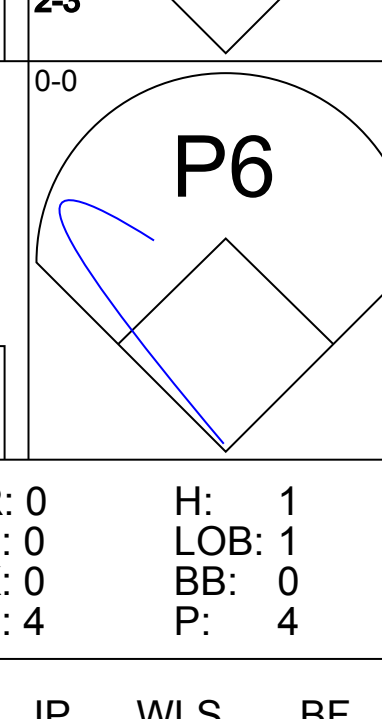
AB 35  
R 2  
H 9  
RBI 2  
BB 2  
SO 7  
LOB 21





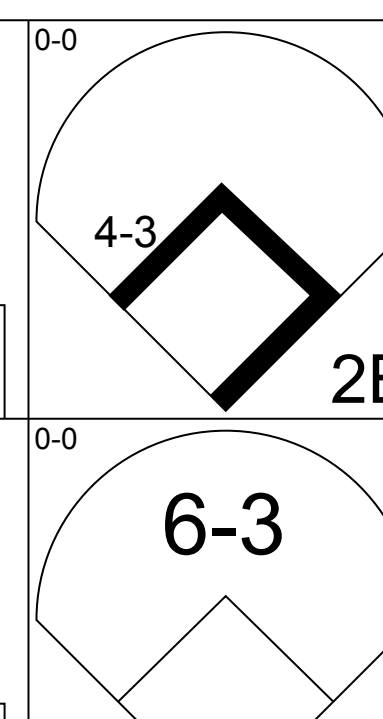
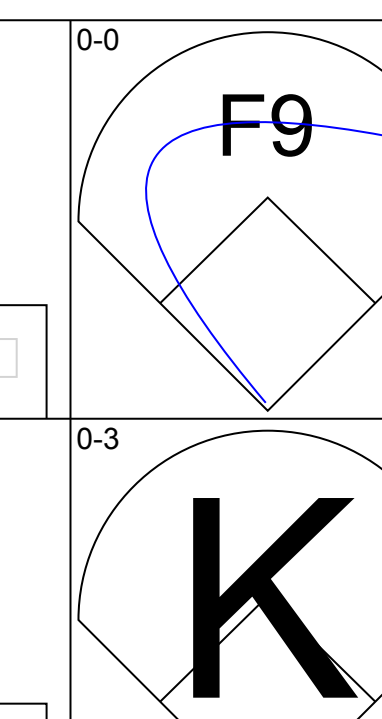
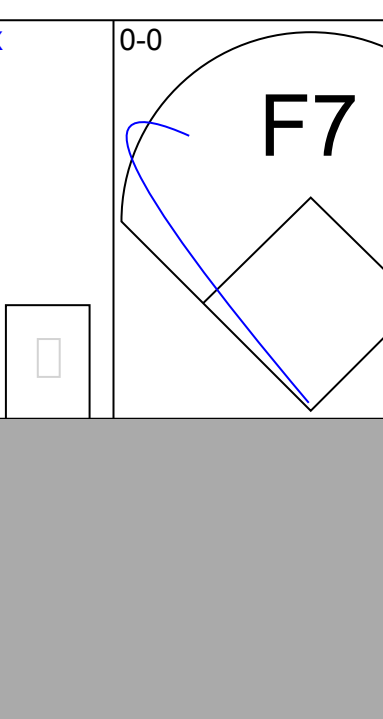
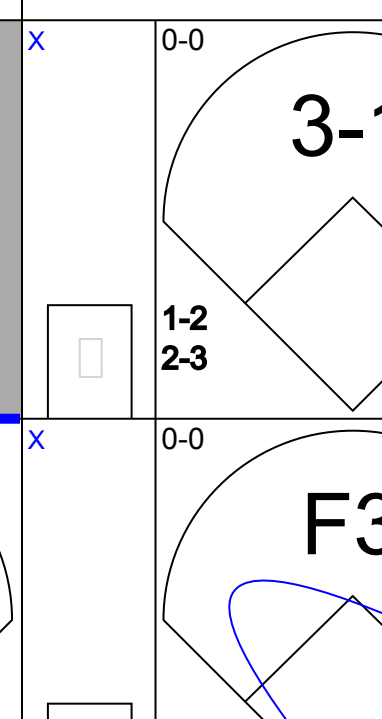
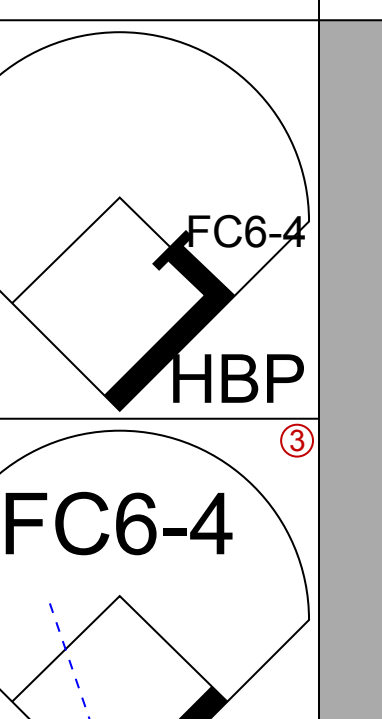
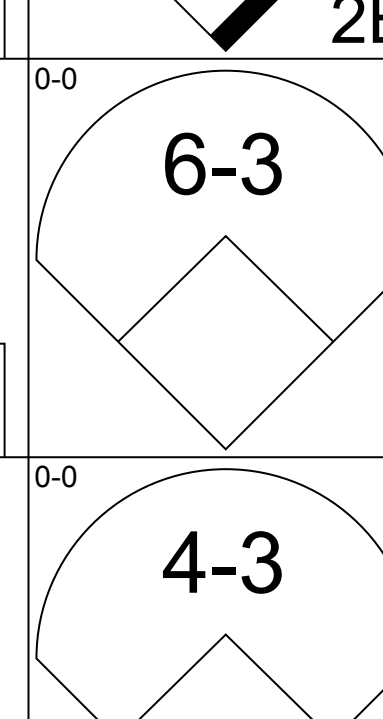
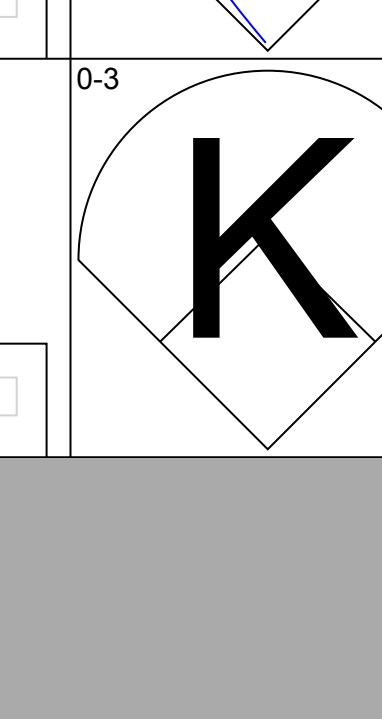
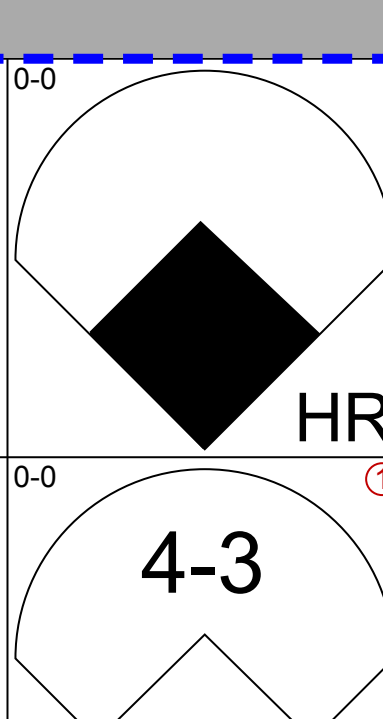
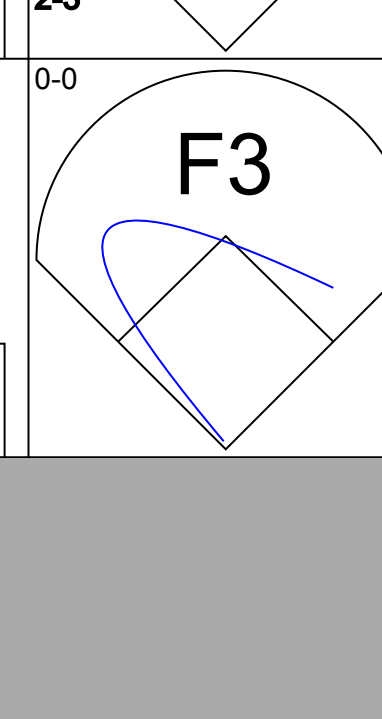
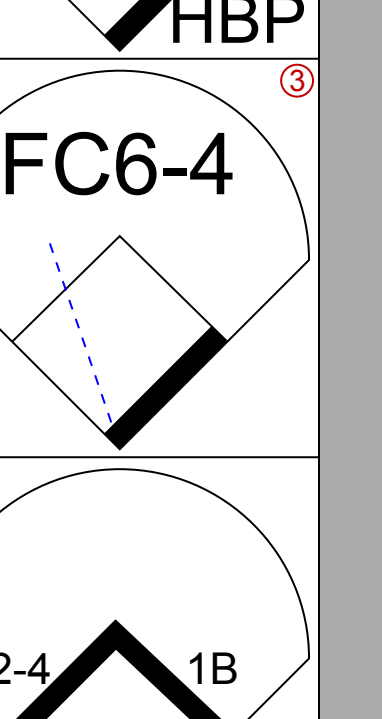
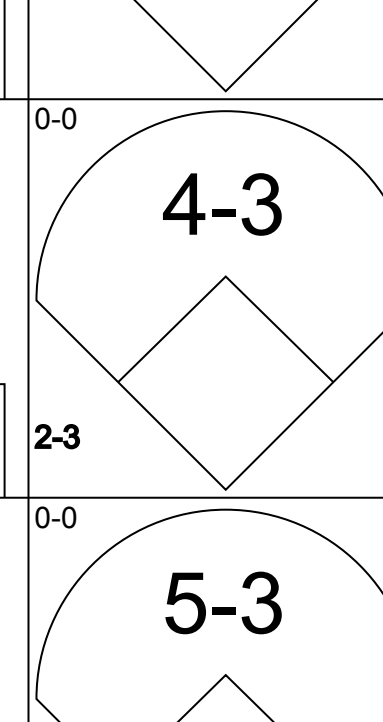
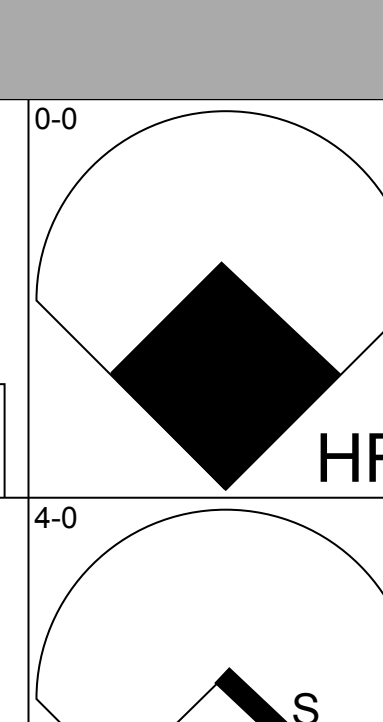
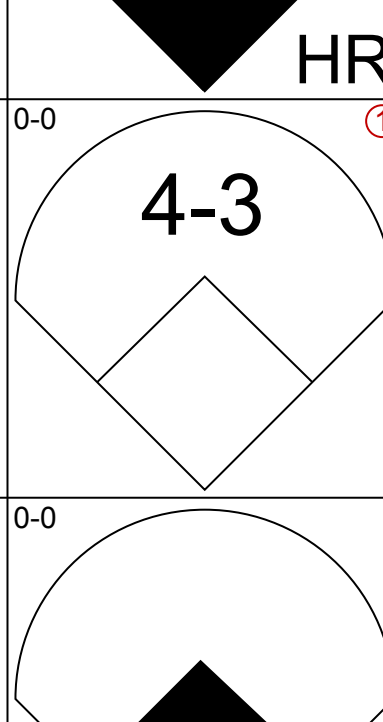
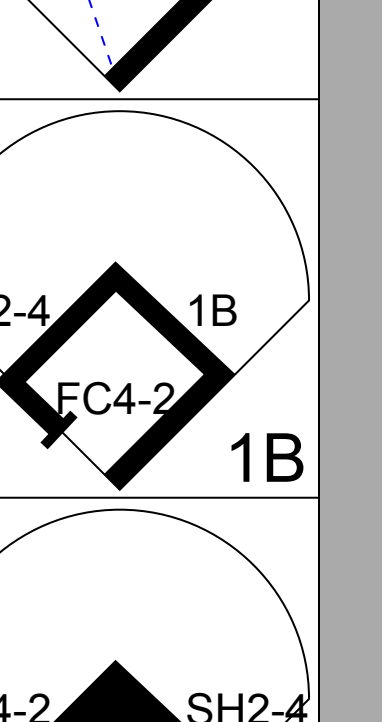
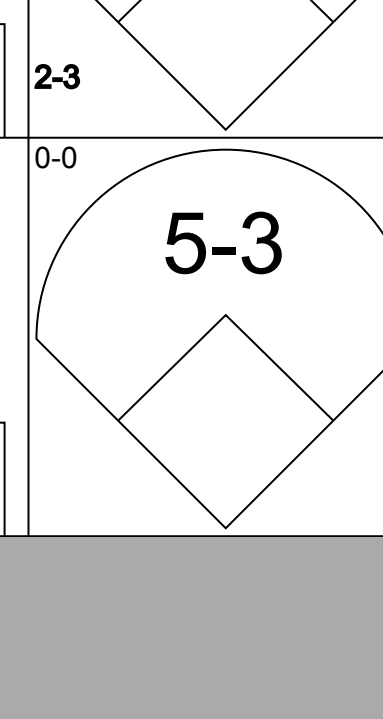
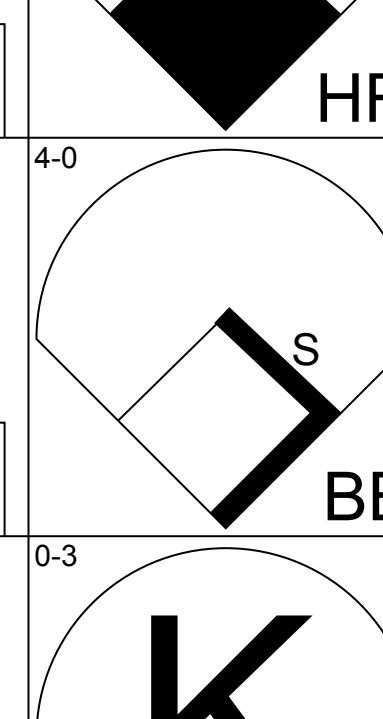
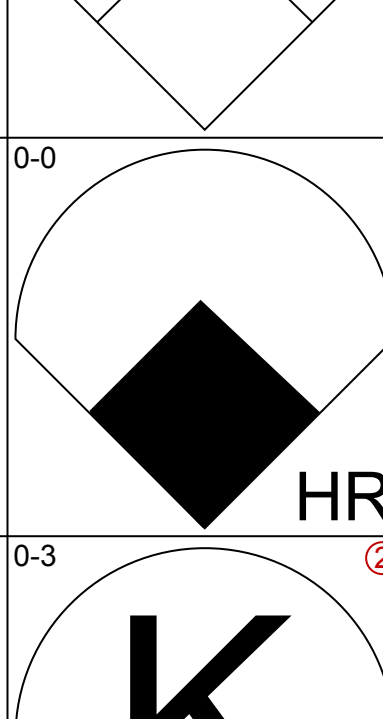
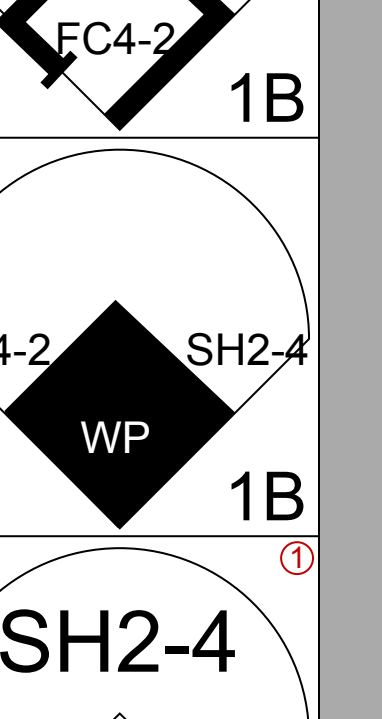
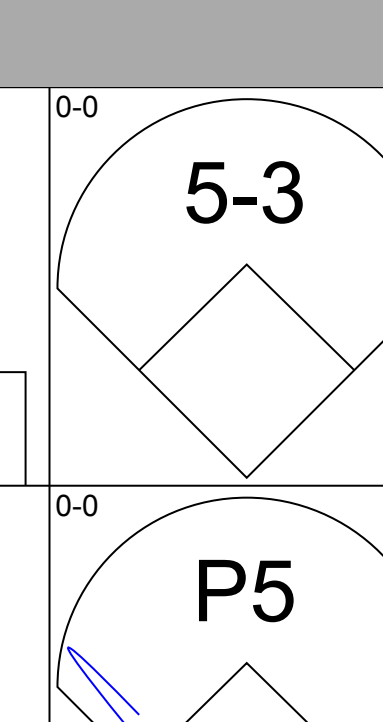
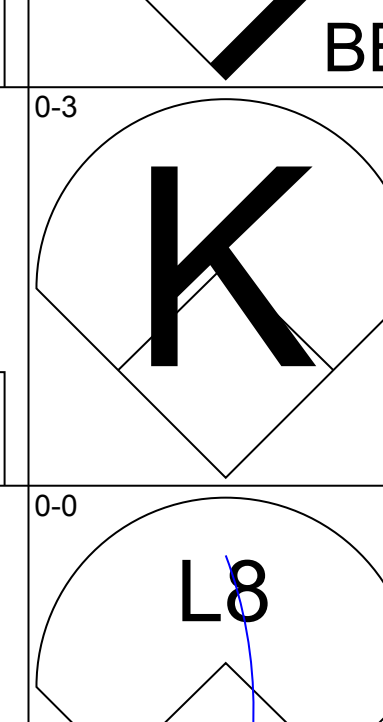
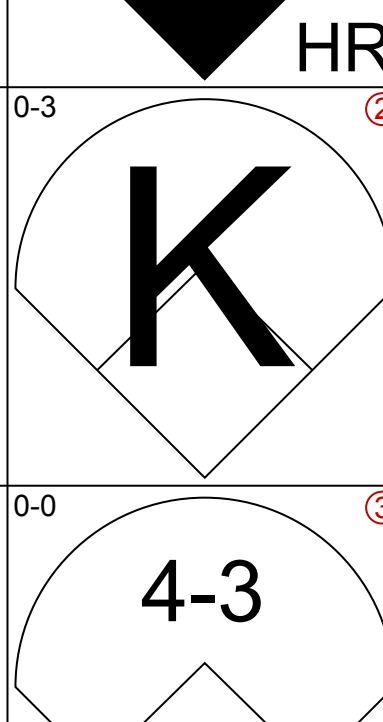
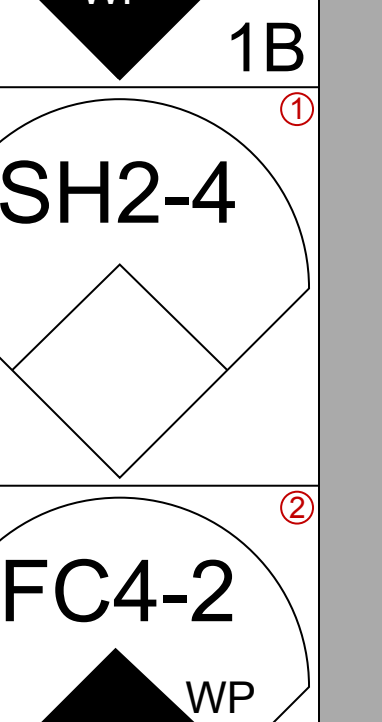
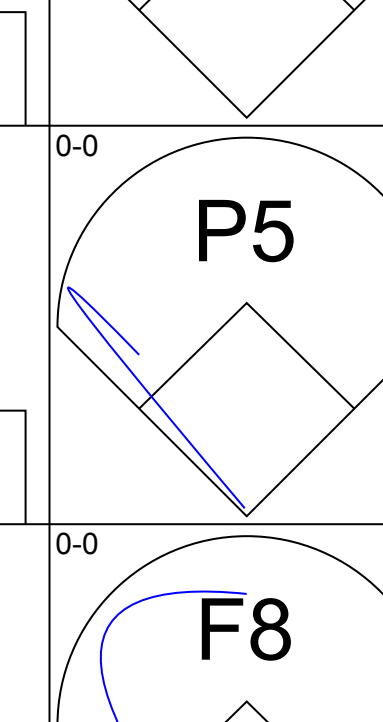
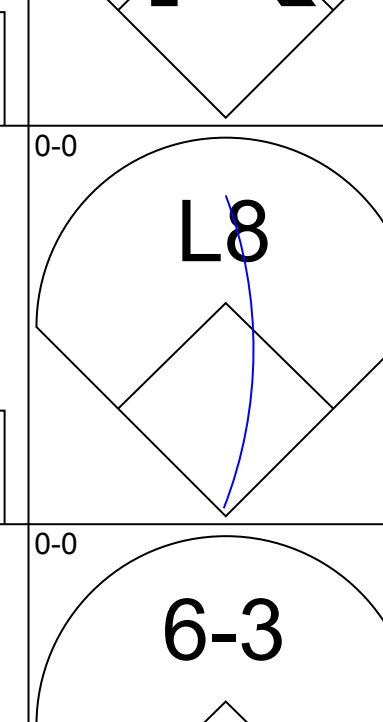
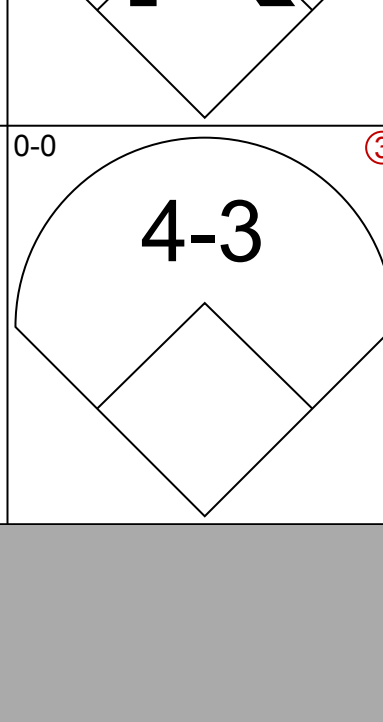
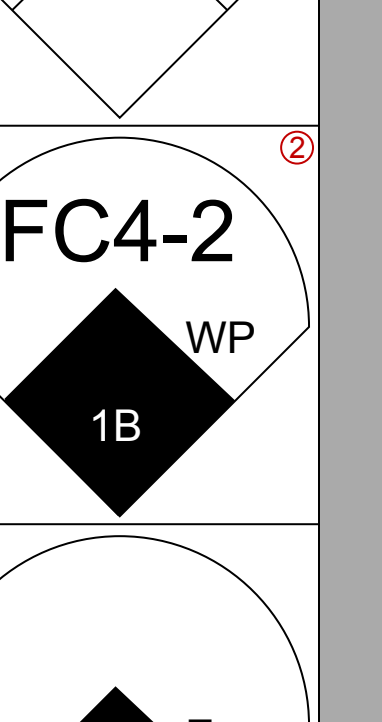
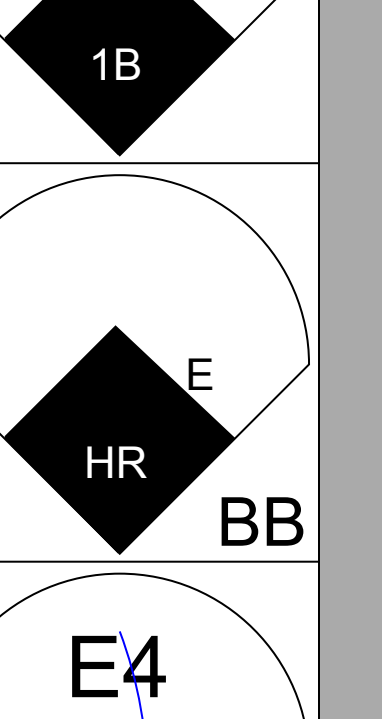
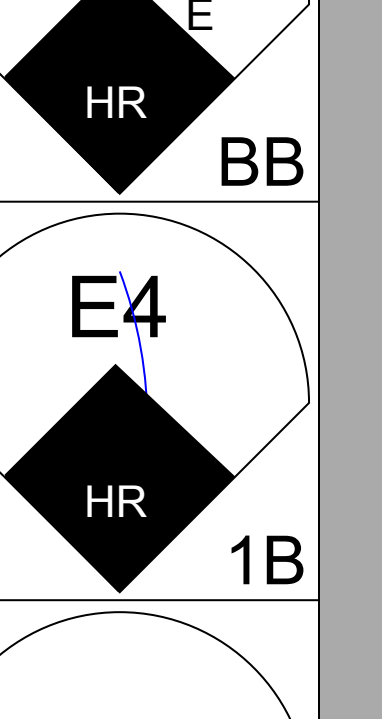
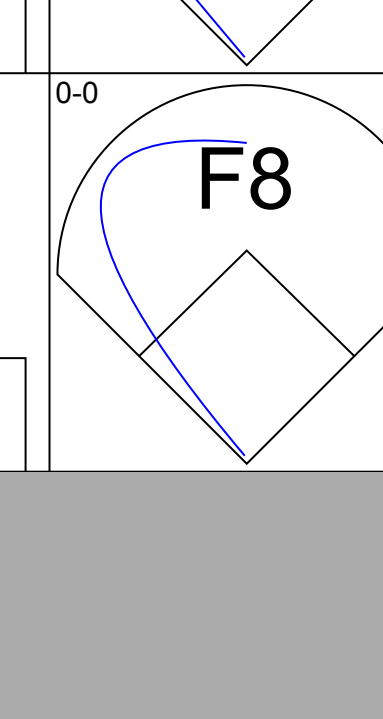
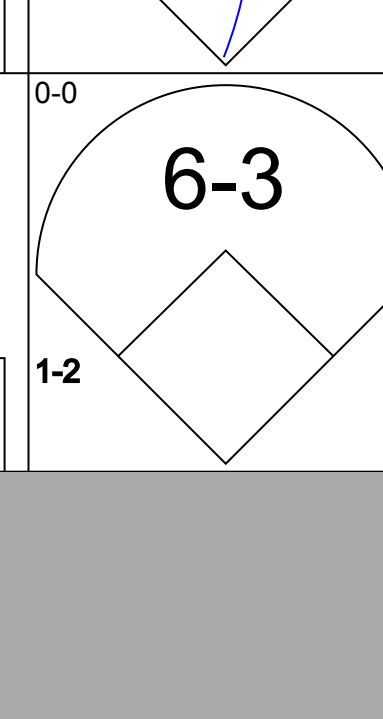
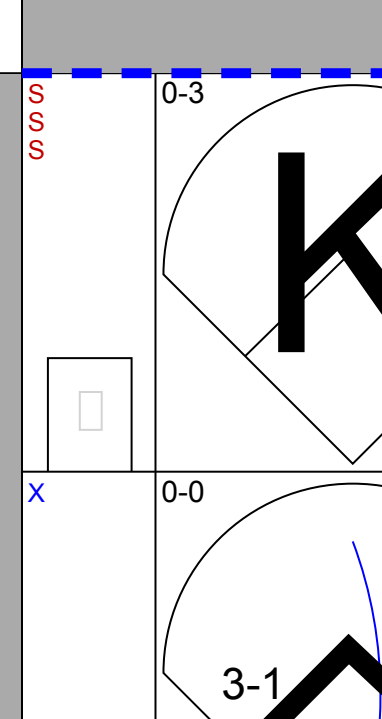
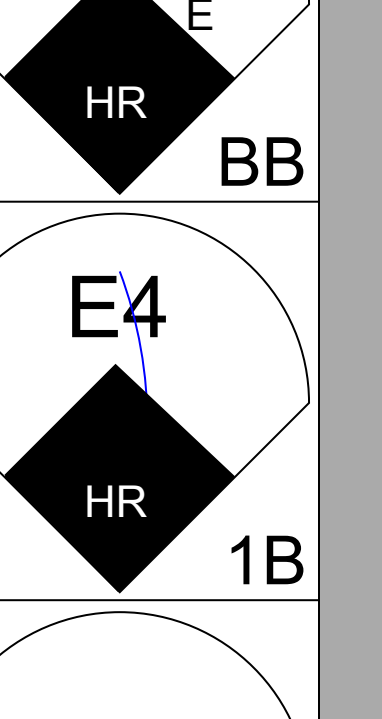
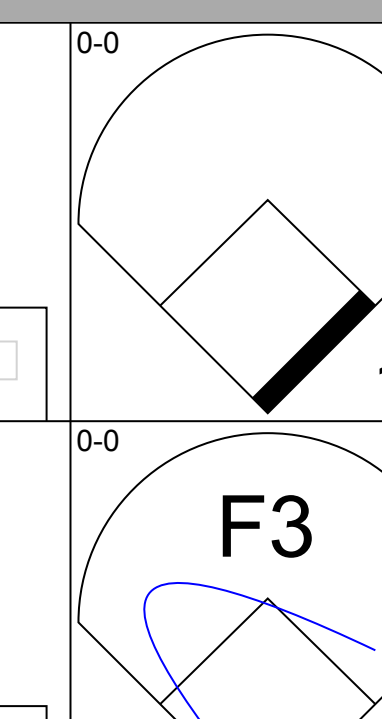
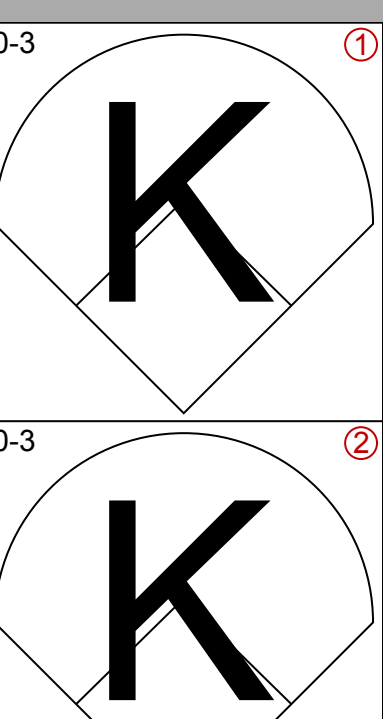
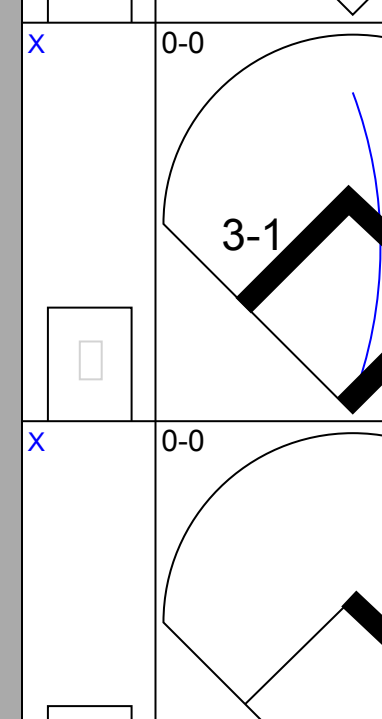
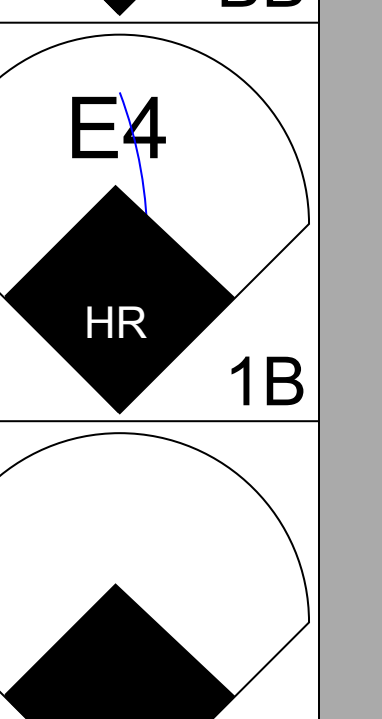
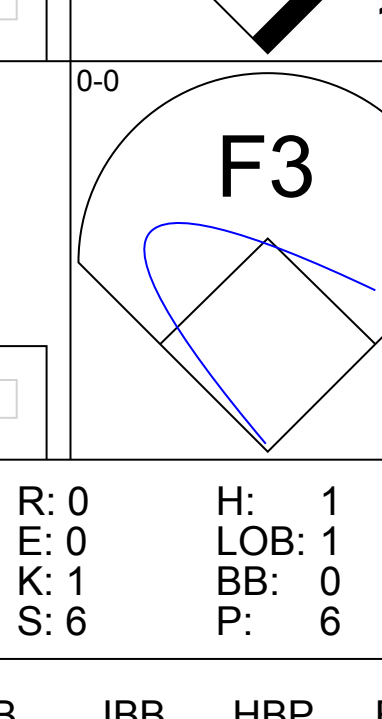
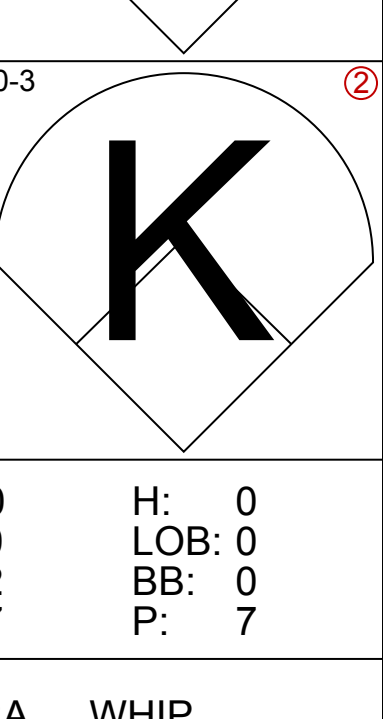
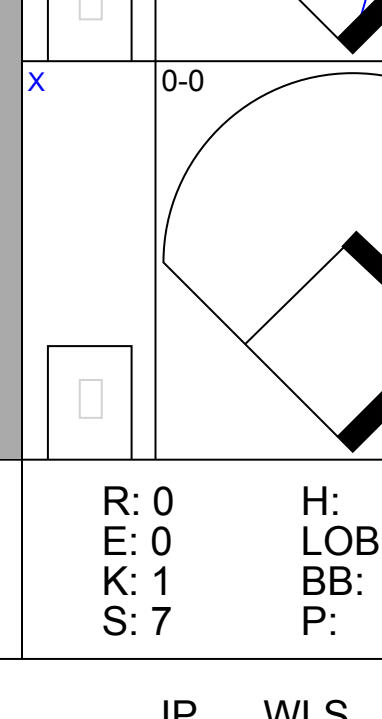
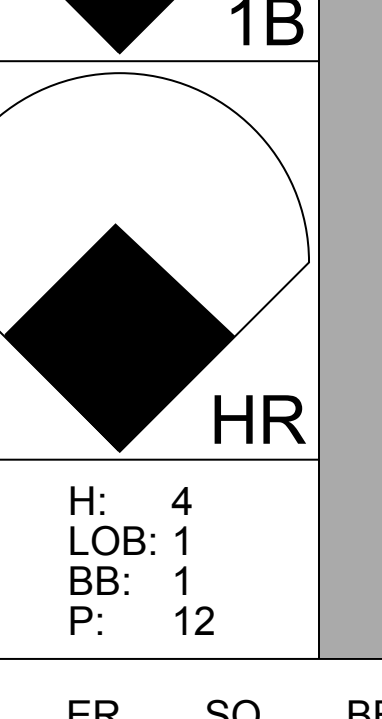




Batter	1	2	3	4	5	6	7	8	9	AB	R	H	RBI	BB	SO	LOB	TOP							
<b>Pete Rose, S</b> OBP: 0.377, SLG: 0.453 (1.8)										4	0	0	0	0	1	0	<b>Cincinnati Reds @ New York Mets</b> Shea Stadium, Flushing, NY Tue May 06 1969, 7:05 PM EDT Att: 12,291 - Unknown							
<b>Bobby Tolan, L</b> OBP: 0.309, SLG: 0.470 (1.9)										4	0	0	0	0	0	1								
<b>Alex Johnson, R</b> OBP: 0.368, SLG: 0.559 (1.7)										4	0	2	0	0	1	1								
<b>Johnny Bench, R</b> OBP: 0.340, SLG: 0.435 (1.2)										3	0	0	0	1	1	2								
<b>Tony Perez, R</b> OBP: 0.362, SLG: 0.486 (1.5)										4	0	0	0	0	2	2								
<b>Lee May, R</b> OBP: 0.320, SLG: 0.422 (1.3)										4	1	3	1	0	1	0								
<b>Tommy Helms, R</b> OBP: 0.295, SLG: 0.307 (1.4)										4	0	0	0	0	0	2								
<b>Woody Woodward, R</b> OBP: 0.214, SLG: 0.154 (1.6)										3	0	1	0	0	1	1								
<b>Jim Maloney, L</b> OBP: 0.267, SLG: 0.167 (1.1)										2	0	0	0	0	1	1								
<b>Gary Nolan, R</b> OBP: 0.313, SLG: 0.167 (6.1)										0	0	0	0	0	0	0								
<b>Jimmy Stewart, S</b> OBP: 0.333, SLG: 0.200 (7.1)										0	0	0	0	0	0	0								
<b>Wayne Granger, R</b> OBP: 0.333, SLG: 0.200 (7.1)										0	0	0	0	0	0	0								
<b>Inning Stats</b>	R: 0 E: 0 K: 1 S: 6	H: 1 LOB: 1 BB: 0 P: 6	R: 0 E: 0 K: 1 S: 5	H: 0 LOB: 0 BB: 0 P: 5	R: 0 E: 0 K: 2 S: 7	H: 0 LOB: 0 BB: 0 P: 7	R: 0 E: 0 K: 1 S: 5	H: 0 LOB: 0 BB: 0 P: 5	R: 1 E: 0 K: 1 S: 7	H: 2 LOB: 1 BB: 0 P: 7	R: 0 E: 1 K: 0 S: 4	H: 0 LOB: 2 BB: 1 P: 8	R: 0 E: 0 K: 0 S: 4	H: 1 LOB: 1 BB: 0 P: 4	R: 0 E: 0 K: 1 S: 6	H: 1 LOB: 0 BB: 0 P: 6	R: 0 E: 0 K: 1 S: 5	H: 1 LOB: 0 BB: 0 P: 5	1B: 4 2B: 1 3B: 0 HR: 1	SF: 0 SAC: 0 DP: 1 HBP: 0	WP: 0 PB: 0 SB: 1 CS: 0	PA: 34		
<b>PITCHER</b> <b>Don Cardwell, R</b> ERA: 2.43 (1.1)	IP: 9.0 WLS: W BF: 34 H: 6 R: 1 ER: 1 SO: 8 BB: 1 IBB: 0 HBP: 0 BLK: 0 WP: 0 HR: 1 S: 49 P: 53 ERA: 1.00 WHIP: 0.778																							

AB	33
R	1
H	6
RBI	1
BB	1
SO	8
LOB	11



Batter	1	2	3	4	5	6	7	8	9	AB	R	H	RBI	BB	SO	LOB	BOTTOM						
<b>Rod Gaspar, S</b> OBP: 0.304, SLG: 0.259 (1.8)										4	0	1	0	0	0	3	<b>Cincinnati Reds @ New York Mets</b> Shea Stadium, Flushing, NY Tue May 06 1969, 7:05 PM EDT Att: 12,291 - Unknown						
<b>Wayne Garrett, L</b> OBP: 0.367, SLG: 0.519 (1.5)										5	1	1	1	0	1	5							
<b>Ken Boswell, L</b> OBP: 0.370, SLG: 0.418 (1.4)										4	1	2	1	0	0	1							
<b>Cleon Jones, R</b> OBP: 0.450, SLG: 0.594 (1.7)										3	2	2	1	1	0	1							
<b>Ed Kranepool, L</b> OBP: 0.345, SLG: 0.494 (1.3)										3	0	0	0	0	2	1							
<b>J.C. Martin, L</b> OBP: 0.219, SLG: 0.333 (1.2)										3	0	0	0	0	0	1							
<b>Jerry Grote, R</b> OBP: 0.250, SLG: 0.258 (8.2)										1	1	0	0	0	0	2							
<b>Ron Swoboda, R</b> OBP: 0.299, SLG: 0.362 (1.9)										3	0	0	0	0	1	1							
<b>Tommie Agee, R</b> OBP: 0.333, SLG: 0.500 (8.8)										0	1	0	0	1	0	0							
<b>Bud Harrelson, S</b> OBP: 0.338, SLG: 0.333 (1.6)										4	1	3	1	0	1	0							
<b>Don Cardwell, R</b> OBP: 0.143, SLG: 0.357 (1.1)										4	1	2	3	0	1	1							
<b>Inning Stats</b>	R: 0 E: 0 K: 0 S: 4	H: 1 LOB: 1 BB: 0 P: 4	R: 0 E: 0 K: 0 S: 3	H: 0 LOB: 0 BB: 0 P: 3	R: 0 E: 0 K: 1 S: 6	H: 1 LOB: 1 BB: 0 P: 6	R: 1 E: 0 K: 1 S: 6	H: 1 LOB: 1 BB: 1 P: 10	R: 0 E: 0 K: 2 S: 7	H: 0 LOB: 0 BB: 0 P: 7	R: 2 E: 0 K: 1 S: 7	H: 2 LOB: 0 BB: 0 P: 7	R: 0 E: 0 K: 1 S: 7	H: 2 LOB: 2 BB: 0 P: 7	R: 5 E: 1 K: 0 S: 7	H: 4 LOB: 1 BB: 1 P: 12	1B: 5 2B: 2 3B: 0 HR: 4	SF: 0 SAC: 1 DP: 0 HBP: 1	WP: 1 PB: 0 SB: 1 CS: 0	PA: 38			
<b>PITCHER</b> <b>Jim Maloney, R</b> ERA: 1.47 (1.1)	IP: 5.0 WLS: L BF: 19 H: 3 R: 1 ER: 1 SO: 4 BB: 1 IBB: 0 HBP: 0 BLK: 0 WP: 0 HR: 1 S: 26 P: 30 ERA: 1.80 WHIP: 0.800																						
<b>Gary Nolan, R</b> ERA: 5.4 (6.1)	1.0	L	5	2	2	2	1	0	0	0	0	0	0	0	0	0	2	7	7	18.00	2.000		
<b>Wayne Granger, R</b> ERA: 5.06 (7.1)	2.0		14	6	5	2	1	1	0	1	0	1	1	1	14	19	9.00	3.500					

AB	34
R	8
H	11
RBI	7
BB	2
SO	6
LOB	16






Batter	1	2	3	4	5	6	7	8	9	AB	R	H	RBI	BB	SO	LOB	TOP										
<b>Pete Rose, S</b> OBP: 0.376, SLG: 0.444 (1,8)	0-1 CI		4-0 BB			0-0 4-3		0-0 3-1		2	0	0	0	1	0	1											
<b>Bobby Tolan, L</b> OBP: 0.307, SLG: 0.463 (1,9)	0-0 F8		0-0 P6			0-0 3-1			0-0 1B	4	1	1	0	0	0	3											
<b>Alex Johnson, R</b> OBP: 0.355, SLG: 0.539 (1,7)	0-0 9-6			0-3 K		0-0 6-3			0-0 1-3	4	0	0	0	0	1	2											
<b>Lee May, R</b> OBP: 0.318, SLG: 0.415 (1,3)		0-0 5-3		0-0 F9			0-3 K		0-0 FC5-4 E WP 1B	4	1	1	1	0	1	0											
<b>Tony Perez, R</b> OBP: 0.358, SLG: 0.505 (1,5)		0-0 6-3		0-0 HR		0-0 1-6-3			0-0 E6 FC5-4	4	1	1	1	0	0	1											
<b>Johnny Bench, R</b> OBP: 0.327, SLG: 0.417 (1,2)		0-3 K		0-0 1-3		0-0 1-3			0-0 FC5-4 WP 1-2 2-3	4	0	0	0	0	1	2											
<b>Tommy Helms, R</b> OBP: 0.306, SLG: 0.311 (1,4)			4-0 CS BB		0-0 F7			0-0 CS BB 1B	0-0 WP	3	0	1	0	1	0	1											
<b>Darrel Chaney, S</b> OBP: 0.328, SLG: 0.333 (1,6)			0-3 K		0-0 G3			4-0 FC1-6 BB		2	0	0	0	1	1	1											
<b>Jim Merritt, L</b> OBP: 0.273, SLG: 0.273 (1,1)			0-0 BB		0-3 K			0-0 FC1-6		3	0	1	0	0	1	2											
<b>Clay Carroll, R</b> OBP: 0.600, SLG: 0.500 (8,1)								1-2 2-3		0	0	0	0	0	0	0											
<b>Inning Stats</b>	R: 0 E: 1 K: 0 S: 3	H: 0 LOB: 0 BB: 0 P: 3	R: 0 E: 0 K: 1 S: 5	H: 0 LOB: 0 BB: 0 P: 5	R: 0 E: 0 K: 1 S: 5	H: 1 LOB: 2 BB: 2 P: 13	R: 1 E: 0 K: 1 S: 6	H: 1 LOB: 0 BB: 0 P: 6	R: 0 E: 0 K: 1 S: 5	H: 0 LOB: 0 BB: 0 P: 5	R: 0 E: 0 K: 1 S: 5	H: 0 LOB: 0 BB: 0 P: 5	R: 0 E: 0 K: 1 S: 5	H: 1 LOB: 1 BB: 1 P: 7	R: 2 E: 1 K: 0 S: 5	H: 2 LOB: 0 BB: 0 P: 5	1B: 4 2B: 2 3B: 0 HR: 1	SF: 0 SAC: 0 DP: 2 HBP: 0	WP: 1 PB: 0 SB: 0 CS: 2	PA: 34							
<b>PITCHER</b>	IP	WLS	BF	H	R	ER	SO	BB	IBB	HBP	BLK	WP	HR	S	P	ERA	WHIP										
<b>Gary Gentry, R</b> ERA: 2.95 (1,1)	8.0	L	28	3	1	1	5	3	0	0	0	0	1	35	47	1.12	0.750										
<b>Cal Koonce, R</b> ERA: 7.3 (9,1)	1.0		6	2	2	1	0	0	0	0	0	1	0	5	5	9.00	2.000										

**Cincinnati Reds @ New York Mets**  
Shea Stadium, Flushing, NY  
Wed May 07 1969, 7:05 PM EDT  
Att: 9,242 - Unknown


AB 30  
R 3  
H 5  
RBI 2  
BB 3  
SO 5  
LOB 13




Batter	1	2	3	4	5	6	7	8	9	AB	R	H	RBI	BB	SO	LOB	BOTTOM										
<b>Tommie Agee, R</b> OBP: 0.333, SLG: 0.490 (1,8)	0-0 6-3			0-0 E7 CS 1B		0-3 K		0-0 F7		3	0	1	0	0	1	1											
<b>Ed Kranepool, L</b> OBP: 0.341, SLG: 0.487 (8,PH) (9,3)										1	0	0	0	0	2	2											
<b>Rod Gaspar, S</b> OBP: 0.292, SLG: 0.247 (1,9) (9,8)	0-0 6-3			0-3 K		0-3 K		0-0 FC5-4		4	0	0	0	0	2	4											
<b>Ken Boswell, L</b> OBP: 0.356, SLG: 0.400 (1,4)	0-0 P3			0-3 K				0-3 K		4	0	0	0	0	2	0											
<b>Cleon Jones, R</b> OBP: 0.443, SLG: 0.577 (1,3) (9,7)		0-0 6-3			0-0 5-3		4-0 BB		0-3 K	3	0	0	0	1	1	0											
<b>Ed Charles, R</b> OBP: 0.220, SLG: 0.200 (1,5)		0-0 6-3			0-0 F8 2B		0-0 F7		0-0 P4	4	0	1	0	0	0	1											
<b>Ron Swoboda, R</b> OBP: 0.288, SLG: 0.347 (1,7) (9,9)		0-0 P4			0-0 F8		0-3 K			3	0	0	0	0	1	2											
<b>Jerry Grote, R</b> OBP: 0.239, SLG: 0.246 (1,2)			0-0 P3		0-0 4-3			0-0 4-3		3	0	0	0	0	0	1											
<b>Bud Harrelson, S</b> OBP: 0.351, SLG: 0.338 (1,6)			0-0 6-3			0-0 SH2-4 1B		4-0 BB BB		2	0	1	0	1	0	0											
<b>Gary Gentry, R</b> OBP: 0.224, SLG: 0.225 (8,PH) (9,1)			0-3 K			0-0 SH2-4		4-0 FC5-4 BB		1	0	0	0	0	1	0											
<b>Inning Stats</b>	R: 0 E: 0 K: 0 S: 3	H: 0 LOB: 0 BB: 0 P: 3	R: 0 E: 0 K: 0 S: 3	H: 0 LOB: 0 BB: 0 P: 3	R: 0 E: 0 K: 1 S: 5	H: 0 LOB: 0 BB: 0 P: 5	R: 0 E: 1 K: 2 S: 7	H: 1 LOB: 0 BB: 0 P: 7	R: 0 E: 0 K: 0 S: 4	H: 1 LOB: 1 BB: 0 P: 4	R: 0 E: 0 K: 2 S: 8	H: 1 LOB: 1 BB: 0 P: 8	R: 0 E: 0 K: 2 S: 7	H: 0 LOB: 1 BB: 1 P: 11	R: 0 E: 0 K: 0 S: 3	H: 0 LOB: 2 BB: 2 P: 11	R: 0 E: 0 K: 1 S: 5	H: 0 LOB: 0 BB: 0 P: 5	1B: 2 2B: 1 3B: 0 HR: 0	SF: 0 SAC: 1 DP: 0 HBP: 0	WP: 0 PB: 0 SB: 0 CS: 1	PA: 32					
<b>PITCHER</b>	IP	WLS	BF	H	R	ER	SO	BB	IBB	HBP	BLK	WP	HR	S	P	ERA	WHIP										
<b>Jim Merritt, L</b> ERA: 4.67 (1,1)	7.1	W	27	3	0	0	7	3	0	0	0	0	0	38	50	0.00	0.818										
<b>Clay Carroll, R</b> ERA: 2.2 (8,1)	1.2	S	5	0	0	0	1	0	0	0	0	0	0	7	7	0.00	0.000										


**Cincinnati Reds @ New York Mets**  
Shea Stadium, Flushing, NY  
Wed May 07 1969, 7:05 PM EDT  
Att: 9,242 - Unknown

AB 28  
R 0  
H 3  
RBI 0  
BB 3  
SO 8  
LOB 11

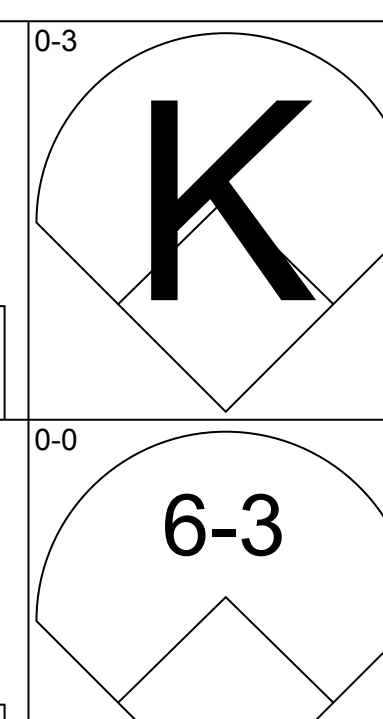
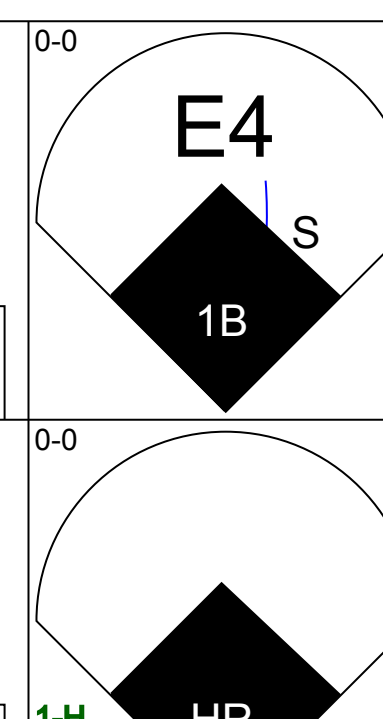
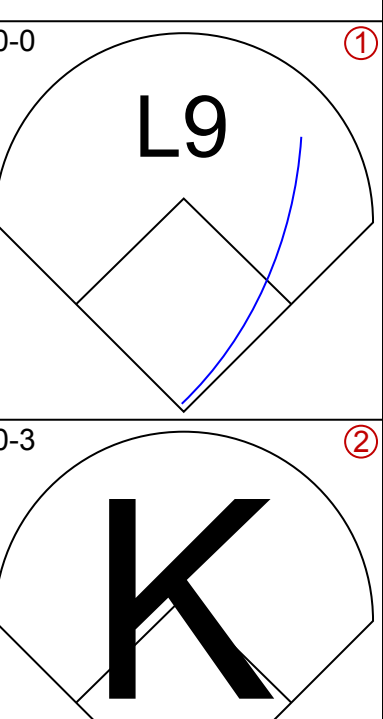
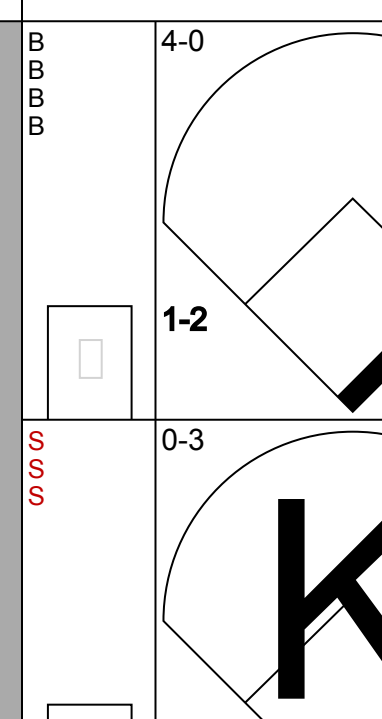
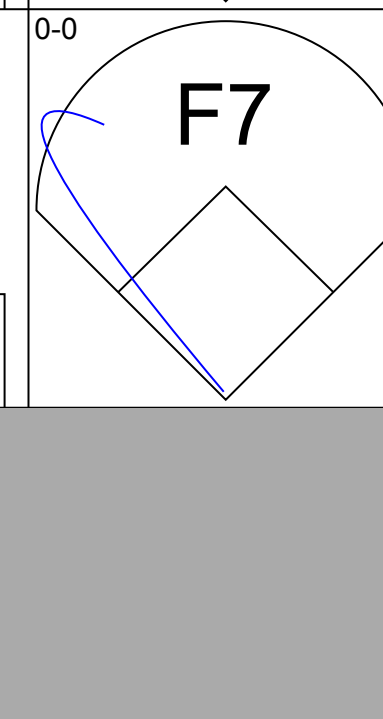
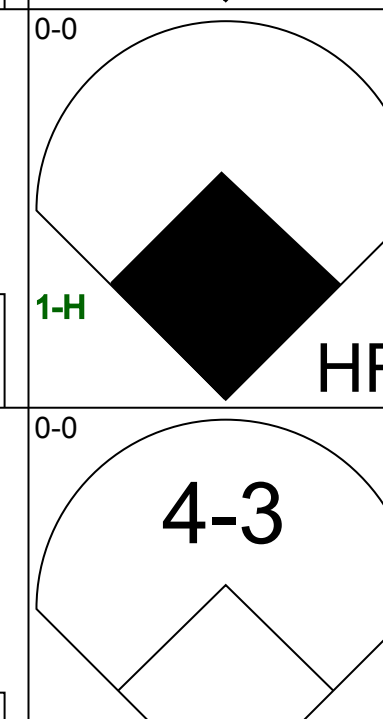
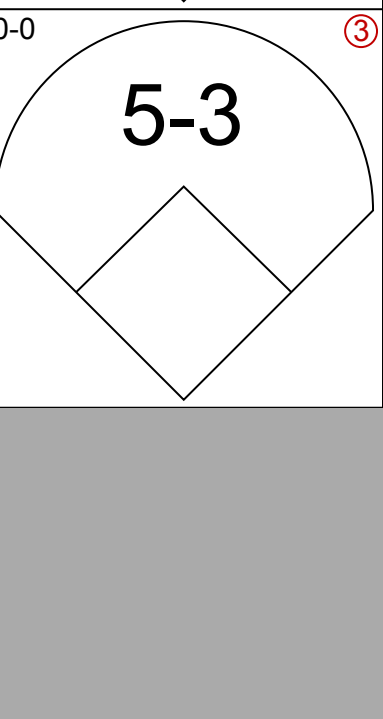


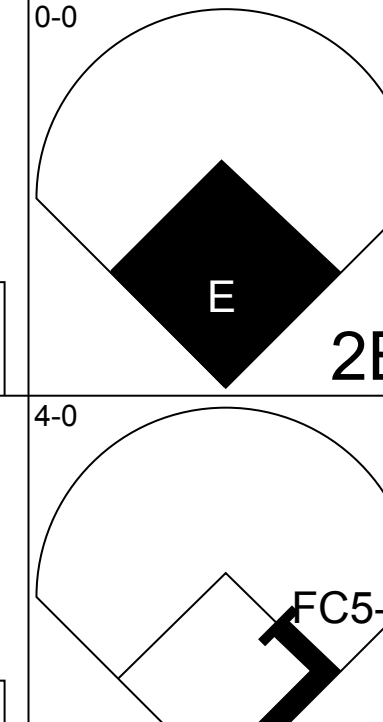

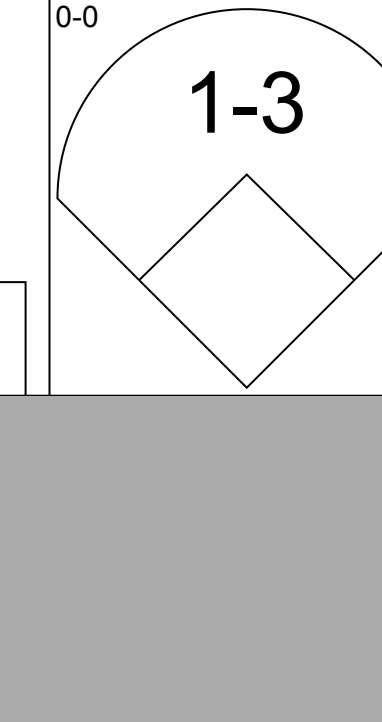
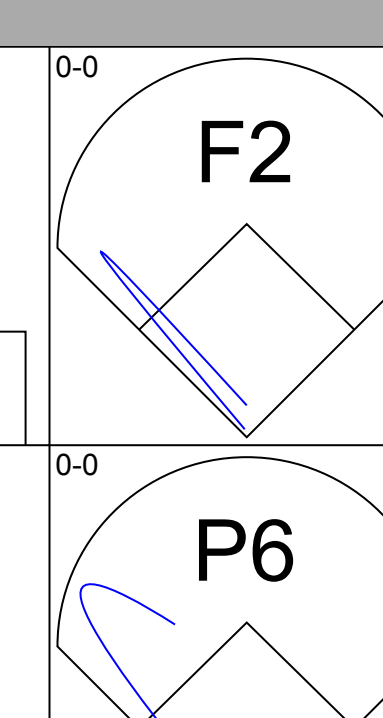
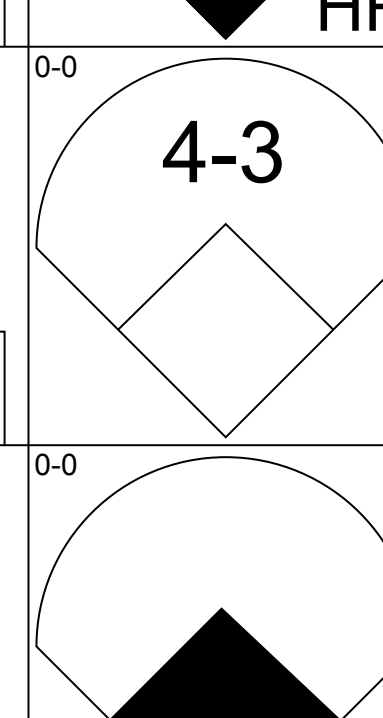
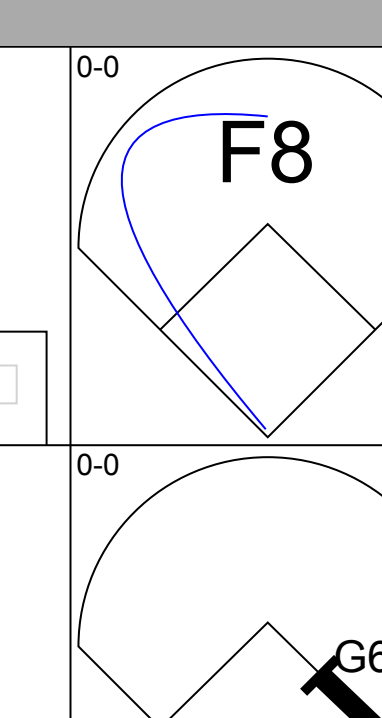
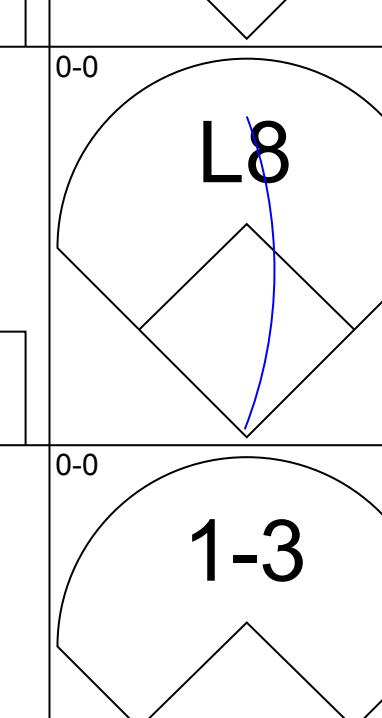
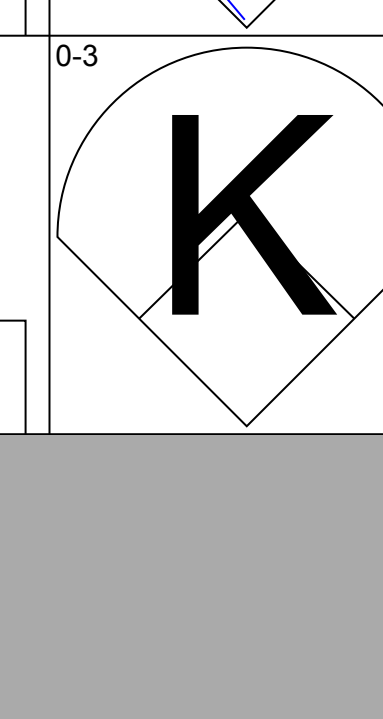
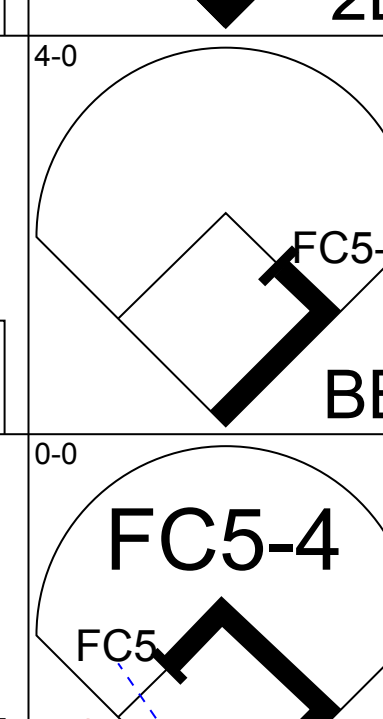
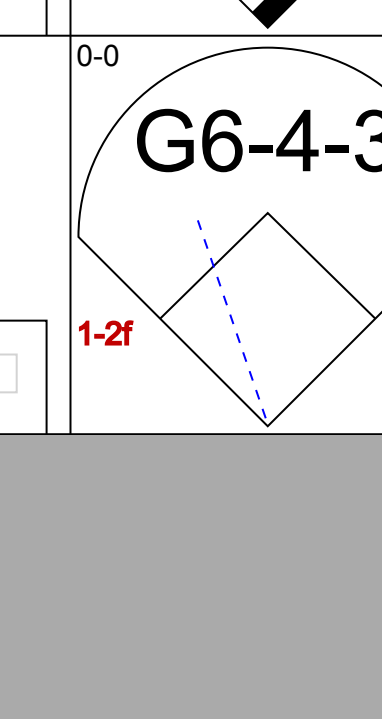

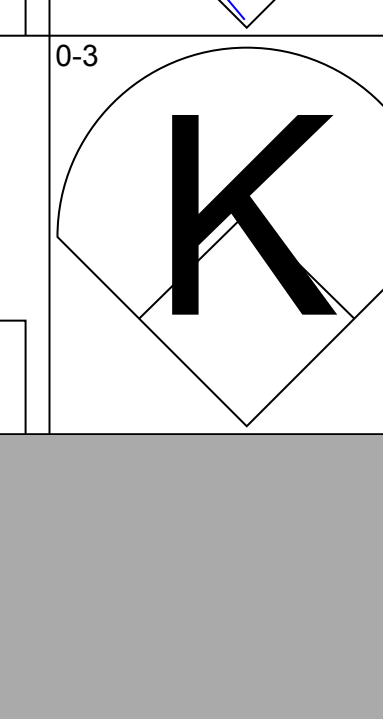
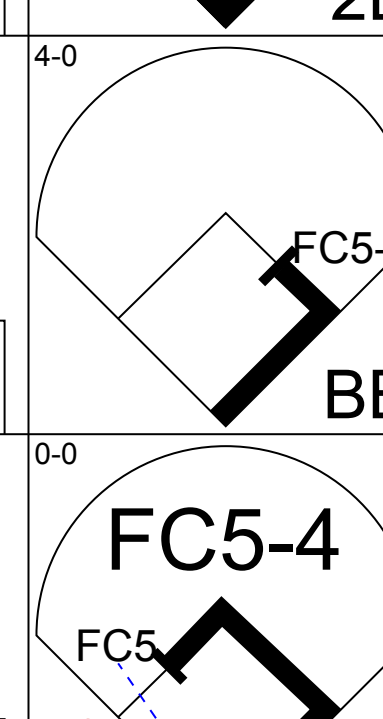
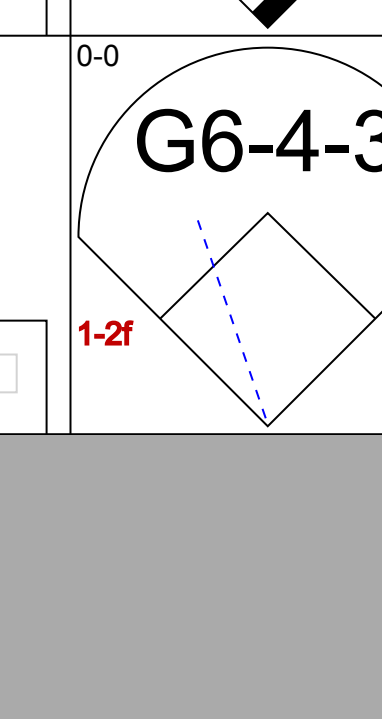
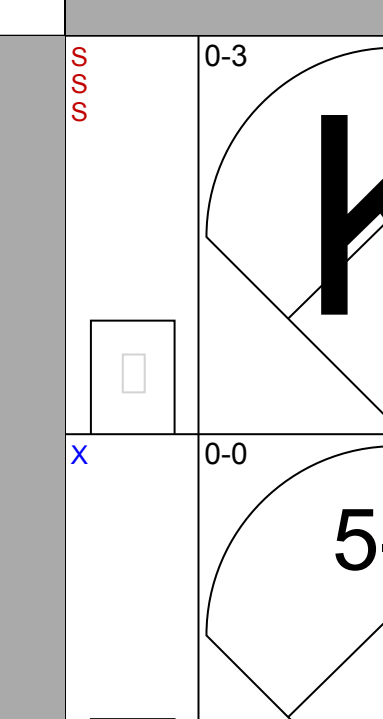
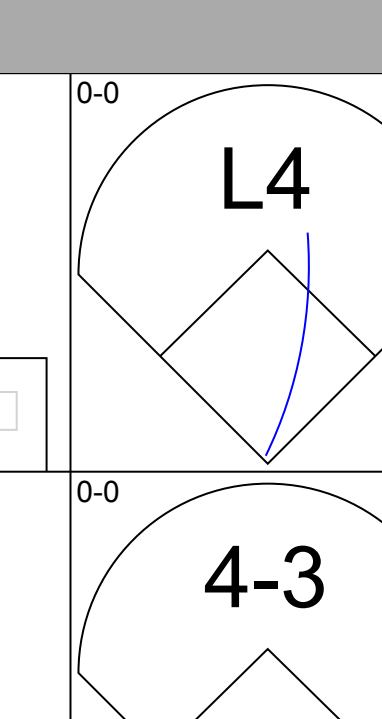
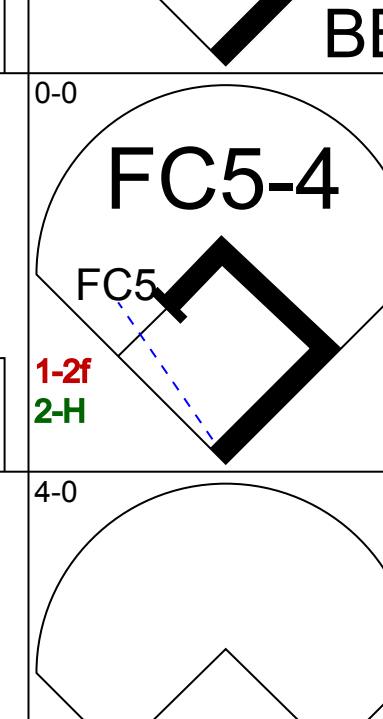
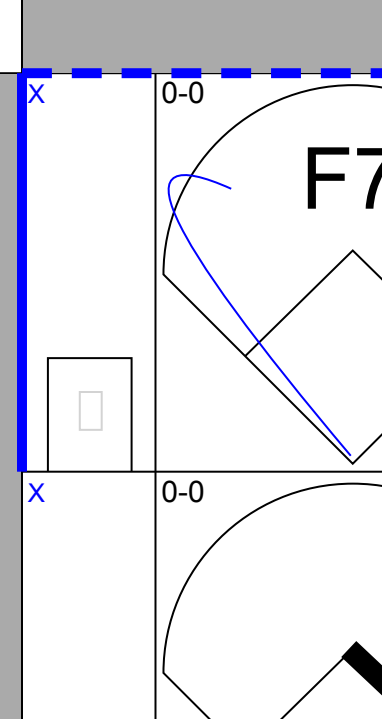
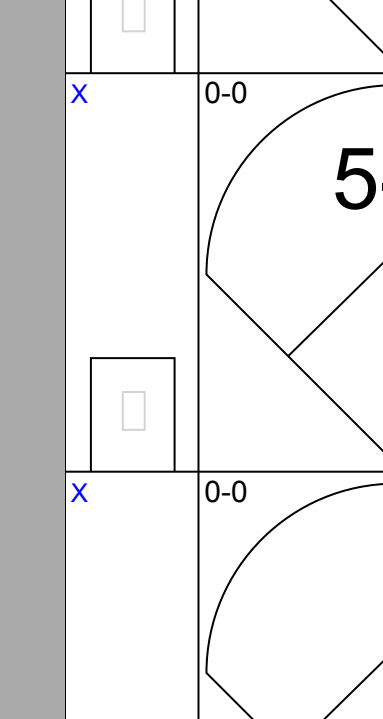
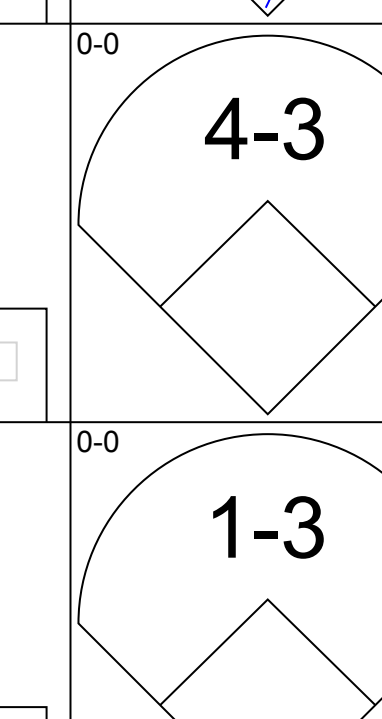
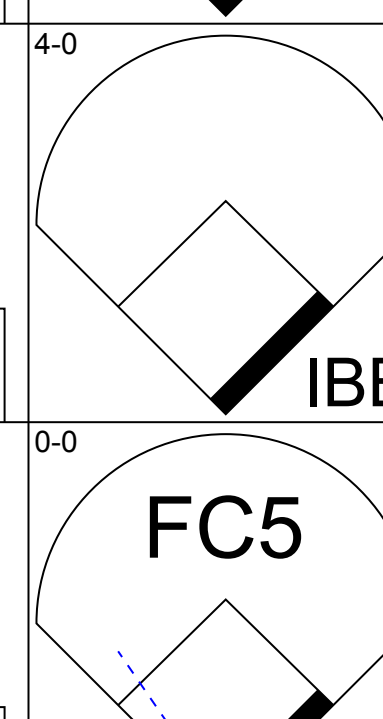
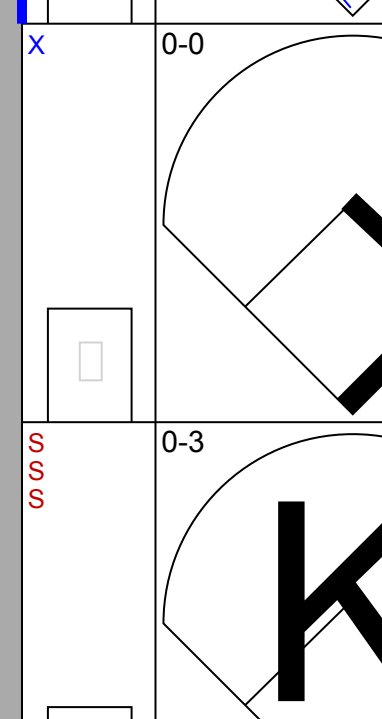
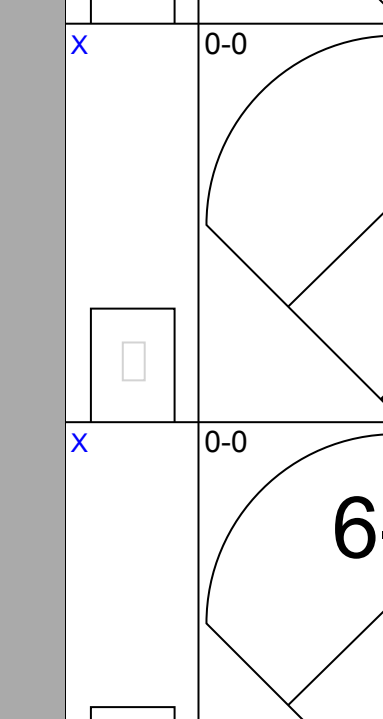
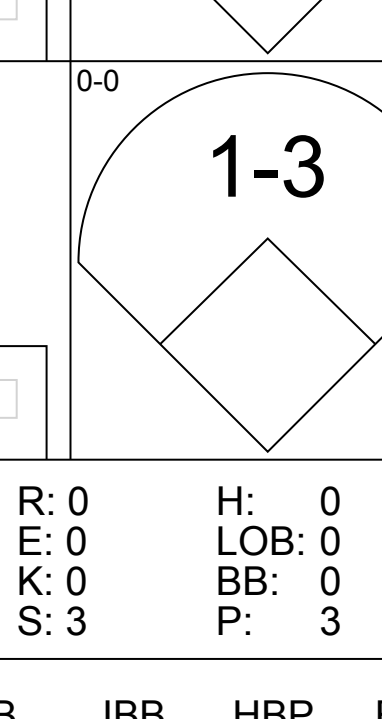
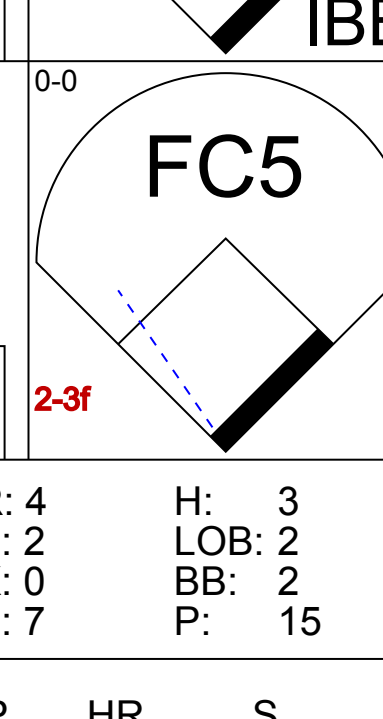
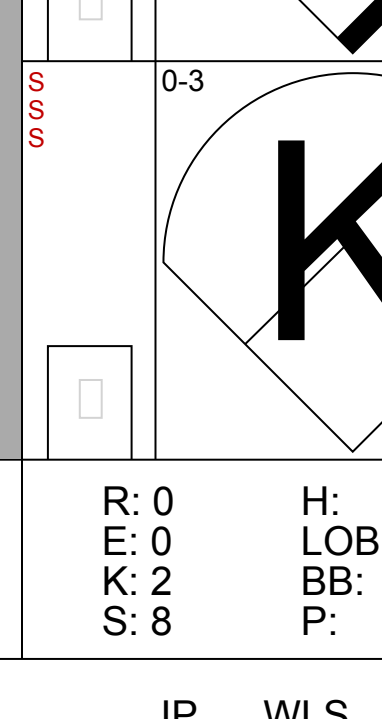
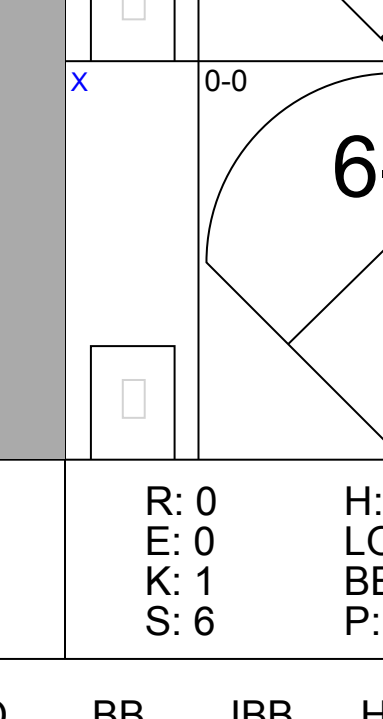




Batter	1	2	3	4	5	6	7	8	9	AB	R	H	RBI	BB	SO	LOB	TOP			
Joe Morgan, L (1,4) OBP: 0.399, SLG: 0.331	4-0 S BB BB	0-0 L9			1-3		E4 WP PB		0-0 F9	4	0	0	1	1	0	1	<b>Houston Astros @ New York Mets</b> Shea Stadium, Flushing, NY Sat May 10 1969, 3:33 AM EDT Att: 14,981 - Unknown  <b>AB 31</b> <b>R 1</b> <b>H 4</b> <b>RBI 1</b> <b>BB 6</b> <b>SO 4</b> <b>LOB 18</b> 			
Norm Miller, L (1,9) OBP: 0.392, SLG: 0.349	0-0 F9		0-3 K		FC6-4 1B		L7 1-2		0-0 4-3	5	0	1	0	0	1	2				
Jimmy Wynn, R (1,8) OBP: 0.310, SLG: 0.441	4-0 BB 1-2 BB		0-0 4-3		FC6-4 1-2		WP BB			2	0	0	0	2	0	1				
Curt Blefary, L (1,3) OBP: 0.378, SLG: 0.339	0-3 K 2-3		0-0 L8		4-3		F7 1-2 2-3			4	0	0	0	0	1	5				
Denis Menke, R (1,6) OBP: 0.446, SLG: 0.434	4-0 1-2 BB				F7		6-3		WP 1B	3	0	1	0	1	0	0				
Doug Radler, R (1,5) OBP: 0.315, SLG: 0.370	0-3 K				SH1-3 1B		F3		F9	4	0	1	0	0	1	4				
Jesus Alou, R (1,7) OBP: 0.225, SLG: 0.278			0-0 4-3		SH1-3 1-2		6-3		P5 1-2	3	0	0	0	0	0	1				
Johnny Edwards, L (1,2) OBP: 0.289, SLG: 0.169			0-0 5-3		FC6-4 IBB		6-3 E 2B		3-1	3	1	1	0	1	0	1				
Denny Lemaster, R (1,1) OBP: 0.200, SLG: 0.222 Gary Geiger, L (7,PH) OBP: 0.269, SLG: 0.150 Dooley Womack, L (7,1) Julio Gotay, R (9,PH) OBP: 0.250, SLG: 0.250			4-0 BB		FC6-4 1-2		6-3 2-3		0-3 K	1	0	0	0	1	0	2				
<b>Inning Stats</b>	R: 0 E: 0 K: 2 S: 7	H: 0 LOB: 3 BB: 3 P: 19	R: 0 E: 0 K: 0 S: 3	H: 0 LOB: 1 BB: 1 P: 7	R: 0 E: 0 K: 1 S: 5	H: 0 LOB: 0 BB: 0 P: 5	R: 0 E: 0 K: 0 S: 4	H: 1 LOB: 2 BB: 1 P: 8	R: 0 E: 0 K: 0 S: 4	H: 1 LOB: 0 BB: 0 P: 3	R: 1 E: 1 K: 0 S: 5	H: 1 LOB: 2 BB: 1 P: 9	R: 0 E: 0 K: 0 S: 4	H: 1 LOB: 1 BB: 0 P: 4	R: 0 E: 0 K: 1 S: 5	H: 0 LOB: 0 BB: 0 P: 5	1B: 3 2B: 1 3B: 0 HR: 0	SF: 0 SAC: 1 DP: 0 HBP: 0	WP: 2 PB: 1 SB: 1 CS: 0	PA: 38
<b>PITCHER</b> Tom Seaver, R (1,1) ERA: 2.08	IP: 9.0 WLS: W BF: 38 H: 4 R: 1 ER: 1 SO: 4 BB: 5 IBB: 1 HBP: 0 BLK: 0 WP: 2 HR: 0 S: 40 P: 64 ERA: 1.00 WHIP: 1.000															<b>PITCHER</b>				

Batter	1	2	3	4	5	6	7	8	9	AB	R	H	RBI	BB	SO	LOB	BOTTOM			
Tommie Agee, R (1,8) OBP: 0.345, SLG: 0.481	4-0 FC4-6 1B BB		0-0 G5-4-3 1B		6-3		G5-4-3 1-2			3	0	1	0	1	0	1	<b>Houston Astros @ New York Mets</b> Shea Stadium, Flushing, NY Sat May 10 1969, 3:33 AM EDT Att: 14,981 - Unknown  <b>AB 27</b> <b>R 3</b> <b>H 8</b> <b>RBI 3</b> <b>BB 3</b> <b>SO 4</b> <b>LOB 15</b> 			
Bud Harrelson, S (1,6) OBP: 0.359, SLG: 0.348	0-0 FC4-6 1-2 1B		G5-4-3 1-2		F2		SH1-4 1B			4	0	2	0	0	0	1				
Amos Otis, R (1,7) OBP: 0.222, SLG: 0.233	0-3 K				F3		SH1-4 1-2			3	1	1	0	0	1	2				
Cleon Jones, R (1,3) OBP: 0.454, SLG: 0.607	0-0 FC4-6 1-2 2-3				2B SF8 1B		HR		G6-4-3 IBB	3	2	2	1	1	0	2				
Ed Charles, R (1,5) OBP: 0.222, SLG: 0.224	0-0 F3				SF8 1-3 3-H		K		G6-4-3 1-2	4	0	1	1	0	1	4				
Ron Swoboda, R (1,9) OBP: 0.289, SLG: 0.338			0-0 4-3		SF8 IBB		F9			2	0	0	0	1	0	0				
Jerry Grote, R (1,2) OBP: 0.230, SLG: 0.235			0-0 5-3		K		F8			3	0	0	0	0	1	3				
Al Weis, S (1,4) OBP: 0.160, SLG: 0.130			0-0 F8		SF8 1-2 2-3 3-H		6-3			2	0	0	1	0	0	0				
Tom Seaver, R (1,1) OBP: 0.300, SLG: 0.125			0-3 K		6-3		G5-4-3 1B			3	0	1	0	0	1	2				
<b>Inning Stats</b>	R: 0 E: 0 K: 1 S: 6	H: 1 LOB: 2 BB: 1 P: 10	R: 0 E: 0 K: 0 S: 3	H: 0 LOB: 0 BB: 0 P: 3	R: 0 E: 0 K: 1 S: 5	H: 1 LOB: 0 BB: 0 P: 5	R: 2 E: 0 K: 1 S: 8	H: 3 LOB: 2 BB: 1 P: 12	R: 0 E: 0 K: 0 S: 3	H: 0 LOB: 0 BB: 0 P: 3	R: 1 E: 0 K: 1 S: 6	H: 1 LOB: 0 BB: 0 P: 6	R: 0 E: 0 K: 0 S: 3	H: 1 LOB: 1 BB: 1 P: 7	R: 0 E: 0 K: 0 S: 3	H: 1 LOB: 1 BB: 1 P: 7	1B: 6 2B: 1 3B: 0 HR: 1	SF: 1 SAC: 1 DP: 3 HBP: 0	WP: 0 PB: 0 SB: 0 CS: 0	PA: 32
<b>PITCHER</b> Denny Lemaster, L (1,1) ERA: 6.0 Dooley Womack, R (7,1) ERA: 1.3	IP: 6.0 WLS: L BF: 25 H: 6 R: 3 ER: 3 SO: 4 BB: 1 IBB: 0 HBP: 0 BLK: 0 WP: 1 HR: 1 S: 31 P: 39 ERA: 4.50 WHIP: 1.167															<b>PITCHER</b>				

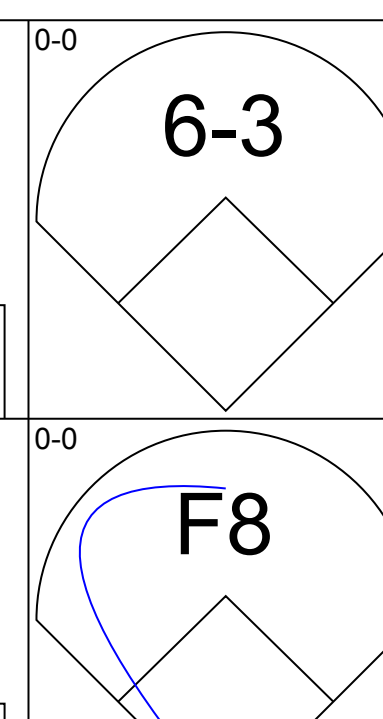
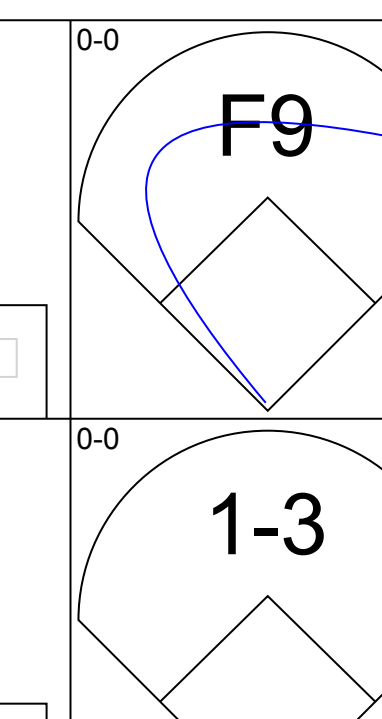
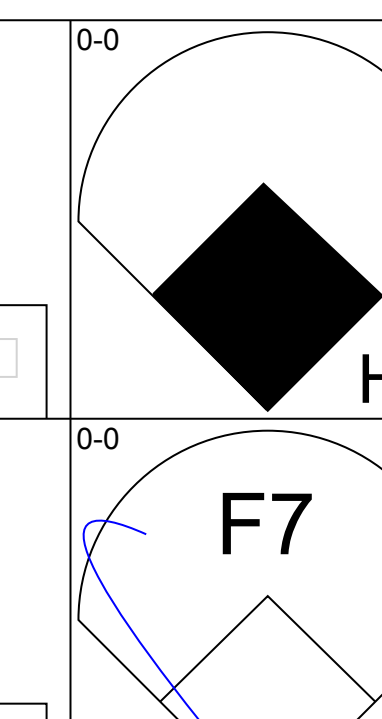
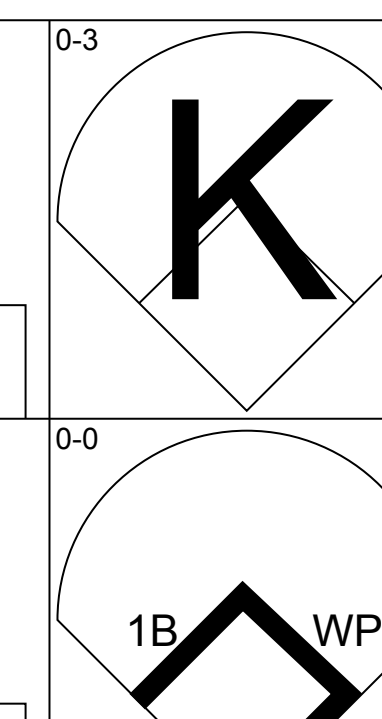
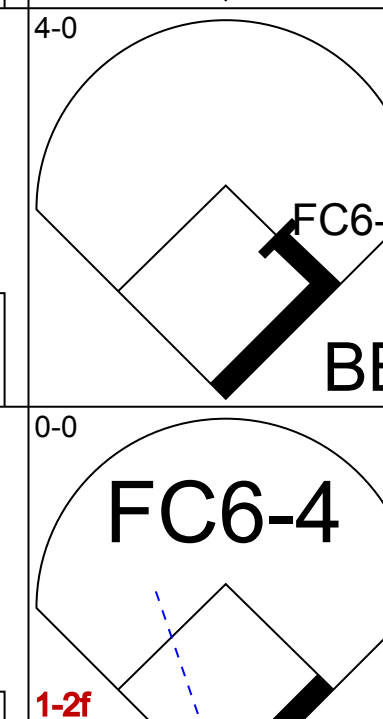

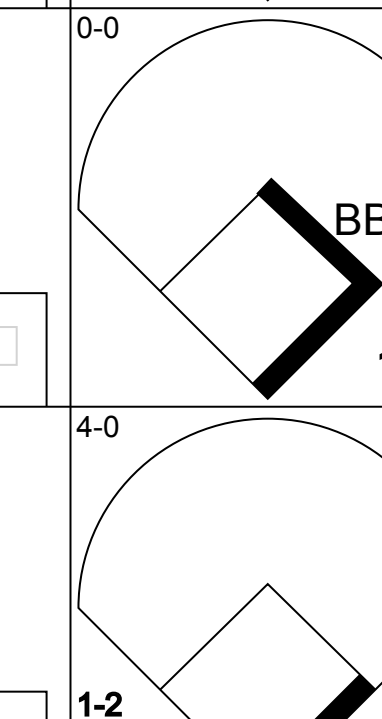
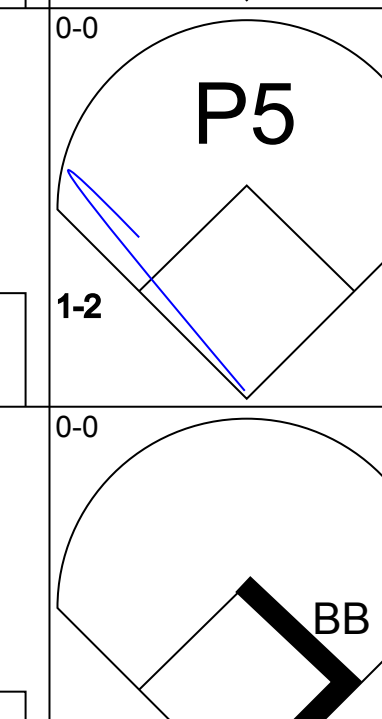

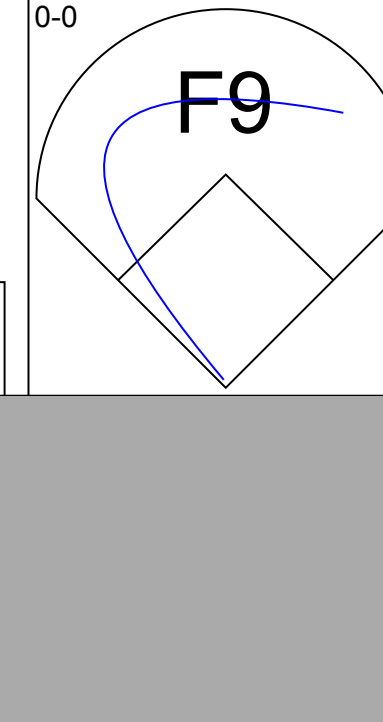
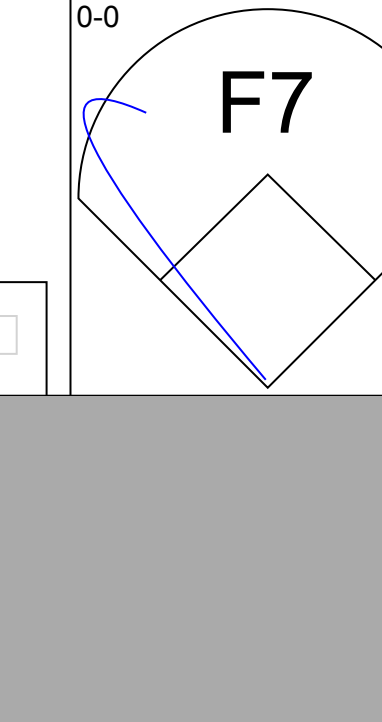
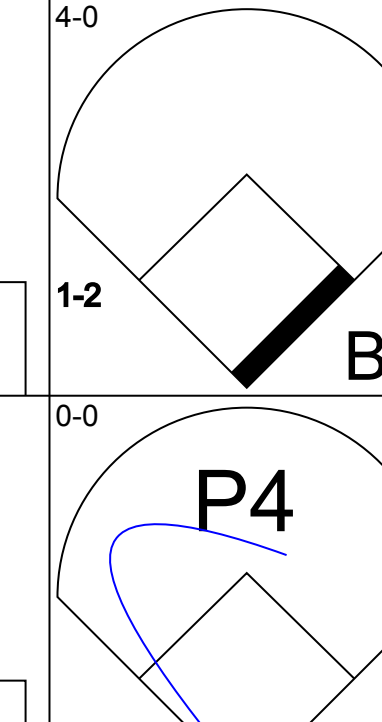




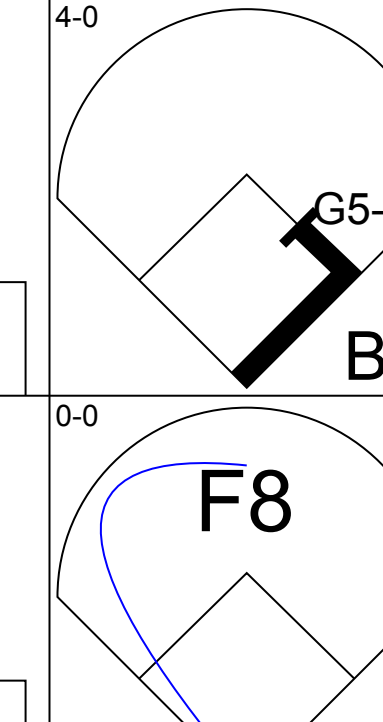
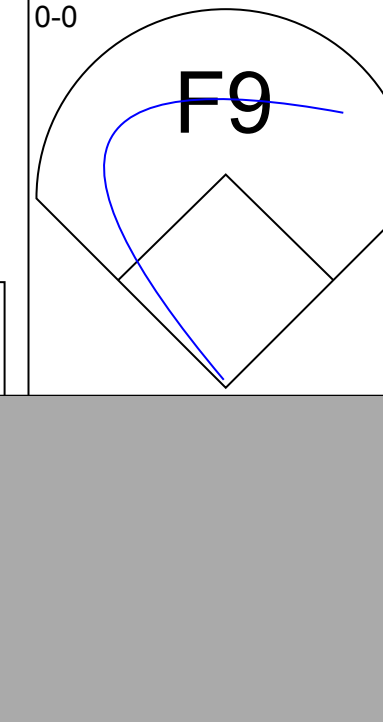
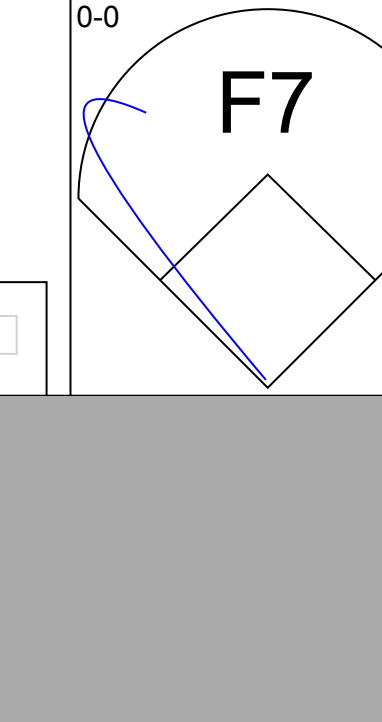
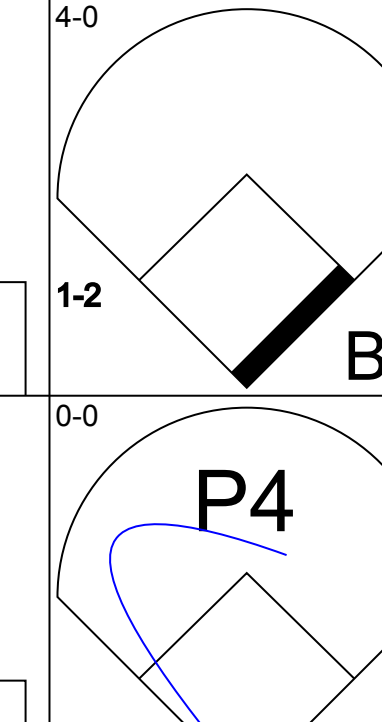
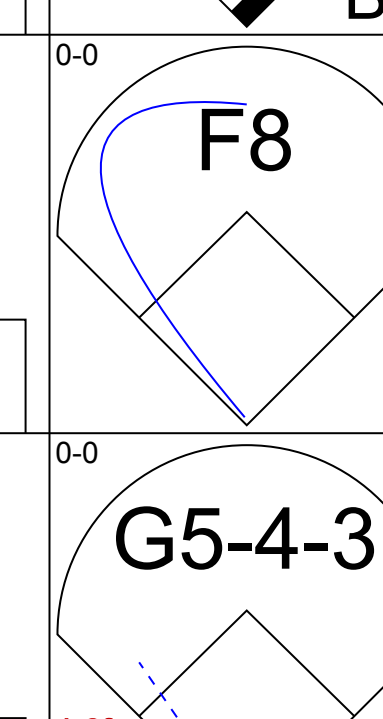
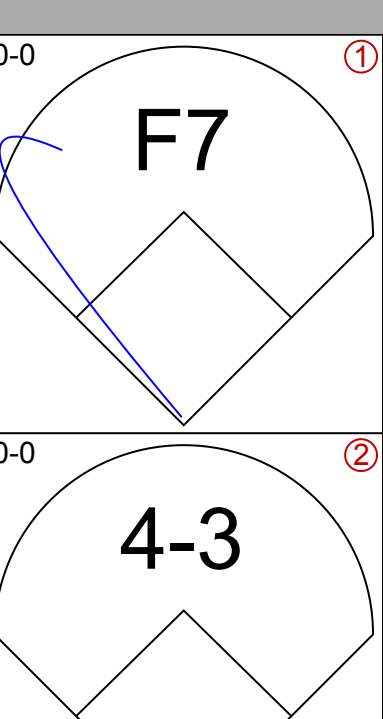
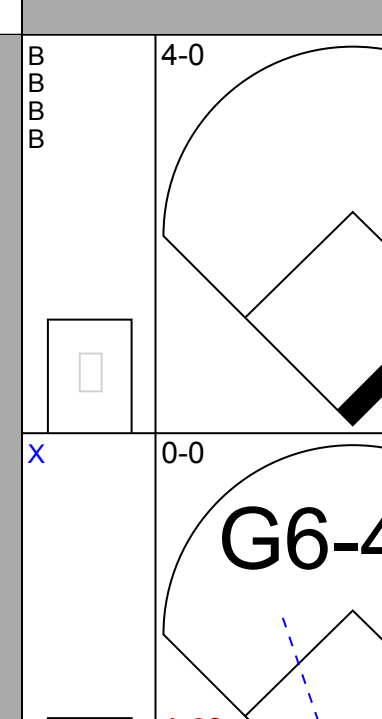
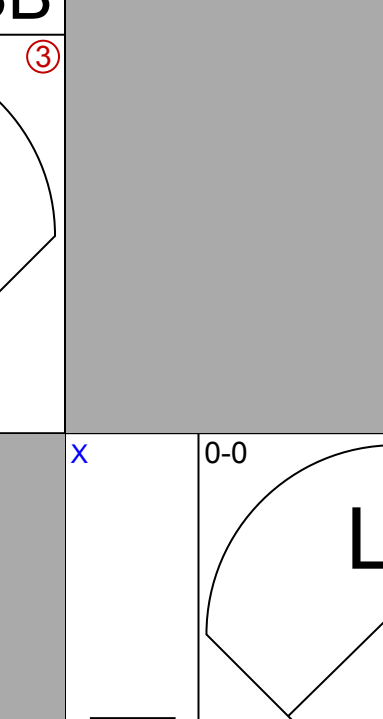
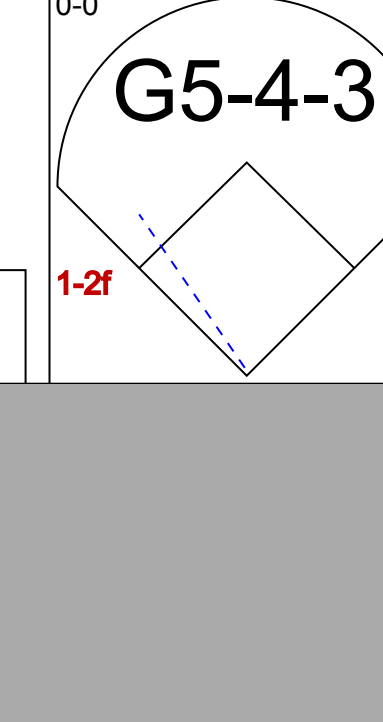
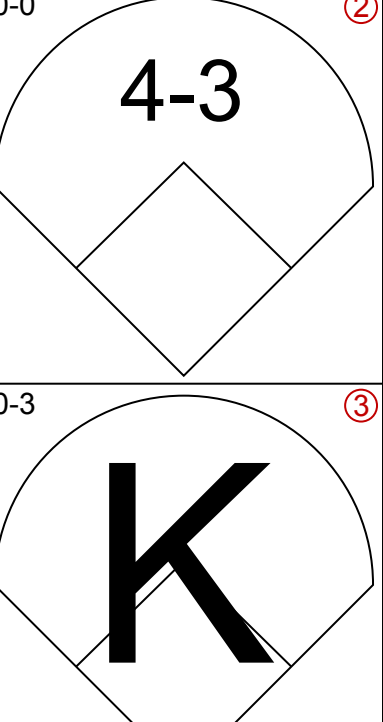
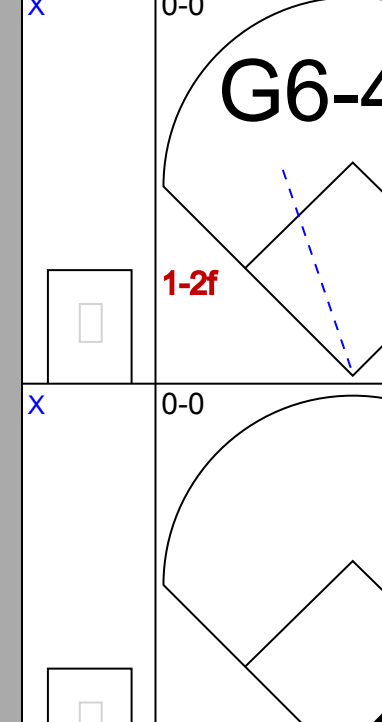
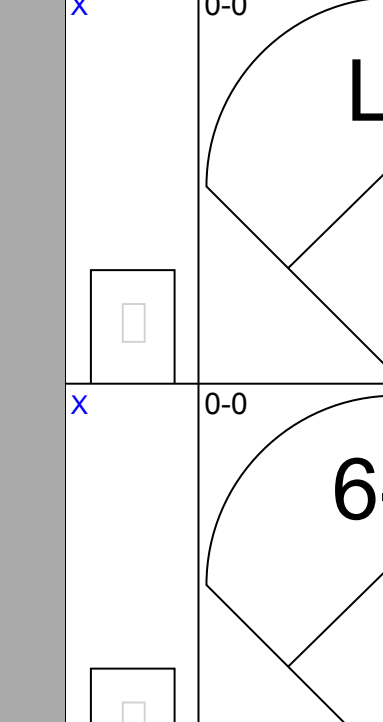
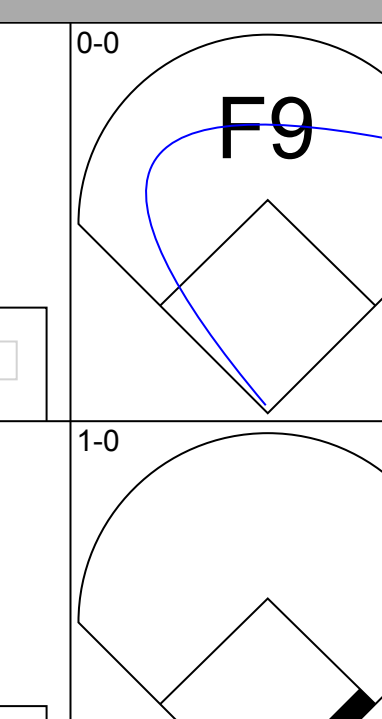
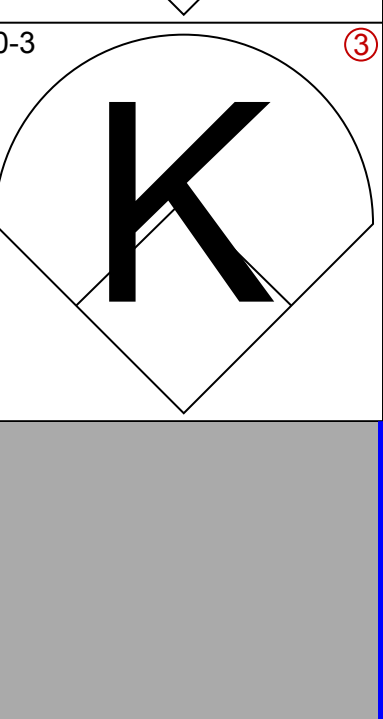
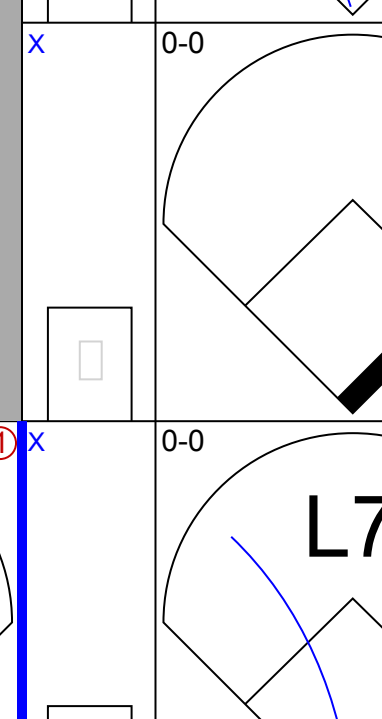
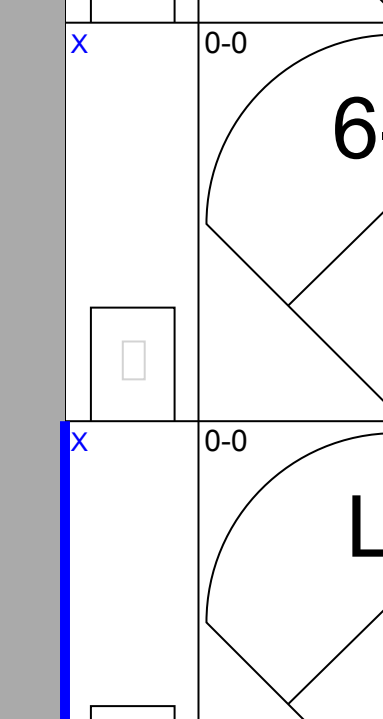
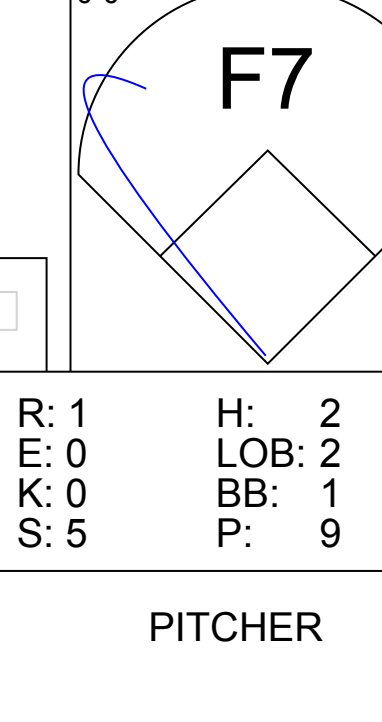
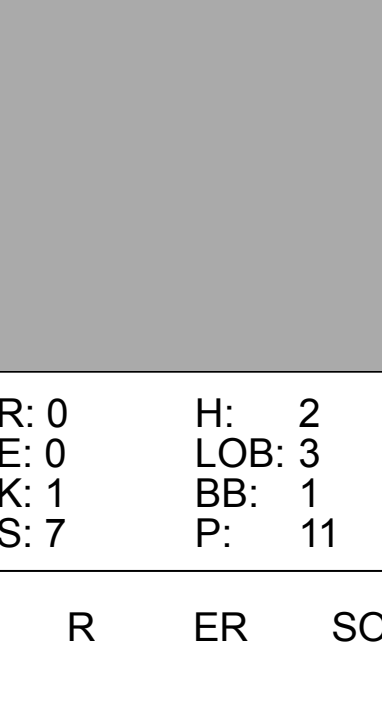
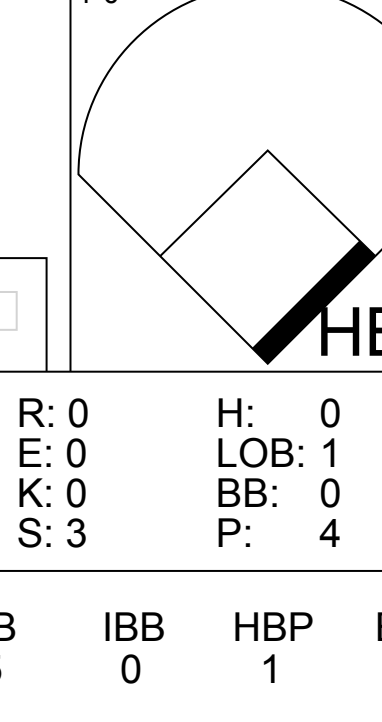


Batter	1	2	3	4	5	6	7	8	9	AB	R	H	RBI	BB	SO	LOB	TOP			
Joe Morgan, L (1, 4) OBP: 0.356, SLG: 0.323										3	1	0	0	1	1	0				
Norm Miller, L (1, 9) OBP: 0.387, SLG: 0.344										4	1	1	1	0	2	2				
Jimmy Wynn, R (1, 8) OBP: 0.308, SLG: 0.462										4	1	1	2	0	1	0				
Curt Blefary, L (1, 3) OBP: 0.366, SLG: 0.327										4	0	0	0	0	0	0				
Denis Menke, R (1, 6) OBP: 0.448, SLG: 0.445										4	1	2	0	0	0	0				
Doug Radler, R (1, 5) OBP: 0.313, SLG: 0.361										3	0	0	0	1	2	1				
Gary Geiger, L (1, 7) OBP: 0.250, SLG: 0.136										2	0	0	0	0	0	1				
Jesus Alou, R (7, PH) OBP: 0.221, SLG: 0.274										2	0	0	0	0	0	0				
Johnny Edwards, L (1, 2) OBP: 0.242, SLG: 0.186										3	0	2	0	1	0	0				
Larry Dierker, R (1, 1) OBP: 0.192, SLG: 0.231										4	0	0	0	0	1	4				
<b>Inning Stats</b>	R: 0 E: 0 K: 1 S: 5	H: 0 LOB: 0 BB: 0 P: 5	R: 0 E: 0 K: 1 S: 5	H: 0 LOB: 0 BB: 0 P: 5	R: 0 E: 0 K: 0 S: 3	H: 0 LOB: 0 BB: 0 P: 3	R: 4 E: 2 K: 0 S: 7	H: 3 LOB: 2 BB: 2 P: 15	R: 0 E: 0 K: 0 S: 5	H: 1 LOB: 0 BB: 0 P: 3	R: 0 E: 0 K: 2 S: 8	H: 1 LOB: 2 BB: 1 P: 12	R: 0 E: 0 K: 1 S: 5	H: 0 LOB: 0 BB: 0 P: 5	R: 0 E: 0 K: 1 S: 6	H: 1 LOB: 1 BB: 0 P: 6	1B: 4 2B: 1 3B: 0 HR: 1	SF: 0 SAC: 0 DP: 1 HBP: 0	WP: 0 PB: 0 SB: 1 CS: 0	PA: 36
<b>PITCHER</b>	IP WLS BF H R ER SO BB IBB HBP BLK WP HR S P ERA WHIP																			
Don Cardwell, R (1, 1) ERA: 2.51	6.0 L 24 4 4 2 3 1 1 0 0 0 1 28 36 3.00 0.833																			
Al Jackson, L (7, 1) ERA: 8.54	1.0 5 1 0 0 2 1 0 0 0 0 0 8 12 0.00 2.000																			
Ron Taylor, R (8, 1) ERA: 2.51	2.0 7 1 0 0 2 0 0 0 0 0 0 11 11 0.00 0.500																			

Houston Astros @ New York Mets  
Shea Stadium, Flushing, NY  
Sun May 11 1969, 3:33 AM EDT  
Unknown

AB 33  
R 4  
H 6  
RBI 3  
BB 3  
SO 7  
LOB 8



Batter	1	2	3	4	5	6	7	8	9	AB	R	H	RBI	BB	SO	LOB	BOTTOM					
Tommie Agee, R (1, 9) OBP: 0.339, SLG: 0.518										4	1	1	1	0	1	1						
Bud Harrelson, S (1, 6) OBP: 0.354, SLG: 0.342										4	0	1	0	0	0	1						
Wayne Garrett, L (1, 4) OBP: 0.382, SLG: 0.500										3	0	1	0	1	0	1						
Cleon Jones, R (1, 7) OBP: 0.455, SLG: 0.600										3	0	1	0	1	0	1						
Ed Kranepool, L (1, 3) OBP: 0.348, SLG: 0.475										2	0	0	0	2	0	2						
Amos Otis, R (1, 8) OBP: 0.224, SLG: 0.217										3	0	0	1	0	4							
Ed Charles, R (1, 5) OBP: 0.207, SLG: 0.208										4	0	0	0	0	2							
Jerry Grote, R (1, 2) OBP: 0.231, SLG: 0.236										4	0	1	0	0	1	0						
Don Cardwell, R (1, 1) OBP: 0.206, SLG: 0.357										0	0	0	0	0	0	0						
Rod Gasparis, S (6, PH) OBP: 0.289, SLG: 0.244										1	0	0	0	0	0	0						
Al Jackson, L (7, 1) OBP: 0.279, SLG: 0.244										0	0	0	0	0	0	0						
J.C. Martin, L (7, PH) OBP: 0.270, SLG: 0.323										1	0	0	0	0	0	1						
Ron Taylor, R (8, 1) OBP: 0.270, SLG: 0.323										0	0	0	0	0	0	0						
Ken Boswell, L (6, PH) OBP: 0.302, SLG: 0.396										1	0	0	0	0	0	0						
<b>Inning Stats</b>	R: 0 E: 0 K: 0 S: 3	H: 0 LOB: 1 BB: 1 P: 7	R: 0 E: 0 K: 0 S: 2	H: 0 LOB: 0 BB: 1 P: 6	R: 0 E: 0 K: 0 S: 3	H: 0 LOB: 1 BB: 0 P: 4	R: 0 E: 0 K: 0 S: 3	H: 0 LOB: 0 BB: 0 P: 3	R: 0 E: 0 K: 1 S: 5	H: 0 LOB: 0 BB: 0 P: 5	R: 1 E: 0 K: 0 S: 5	H: 2 LOB: 2 BB: 1 P: 9	R: 0 E: 0 K: 0 S: 3	H: 1 LOB: 1 BB: 1 P: 7	R: 0 E: 0 K: 1 S: 7	H: 2 LOB: 3 BB: 1 P: 11	R: 0 E: 0 K: 0 S: 3	H: 0 LOB: 0 BB: 0 P: 3	1B: 4 2B: 0 3B: 0 HR: 1	SF: 0 SAC: 0 DP: 2 HBP: 1	WP: 1 PB: 0 SB: 0 CS: 0	PA: 36
<b>PITCHER</b>	IP WLS BF H R ER SO BB IBB HBP BLK WP HR S P ERA WHIP																					
Larry Dierker, R (1, 1) ERA: 2.59	9.0 W 36 5 1 1 2 5 0 1 0 1 1 34 55 1.00 1.111																					

Houston Astros @ New York Mets  
Shea Stadium, Flushing, NY  
Sun May 11 1969, 3:33 AM EDT  
Unknown

AB 30  
R 1  
H 5  
RBI 1  
BB 5  
SO 2  
LOB 13



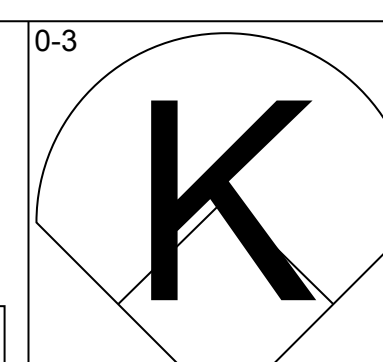
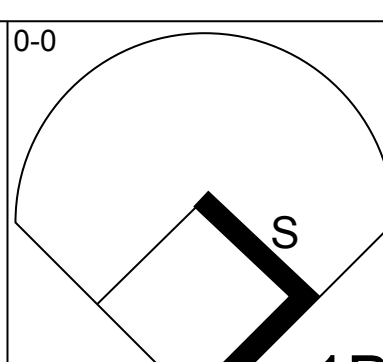
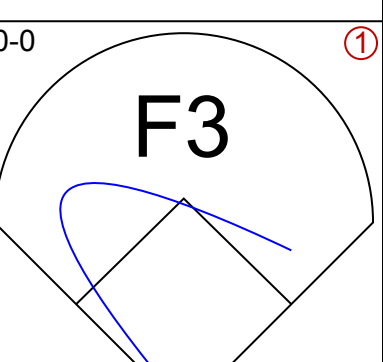
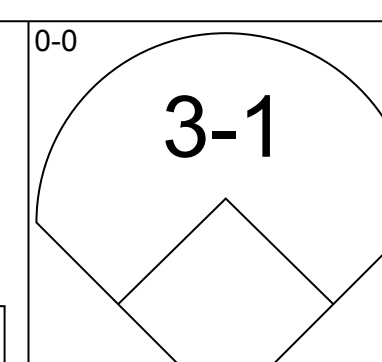
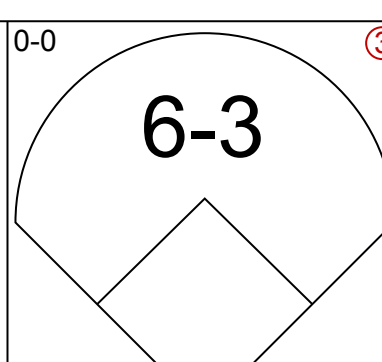
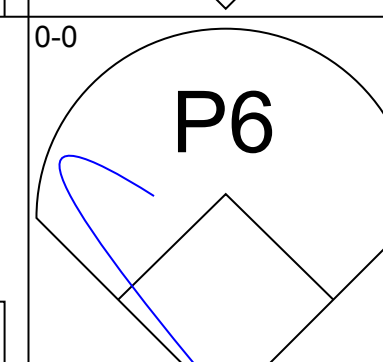
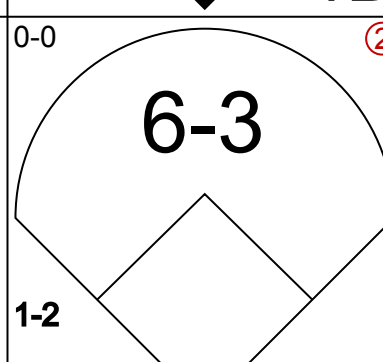
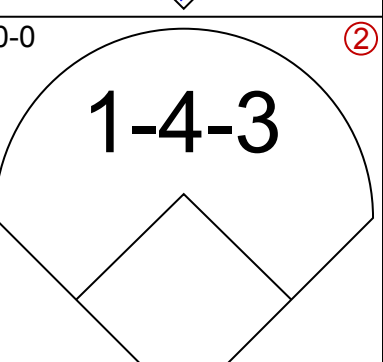
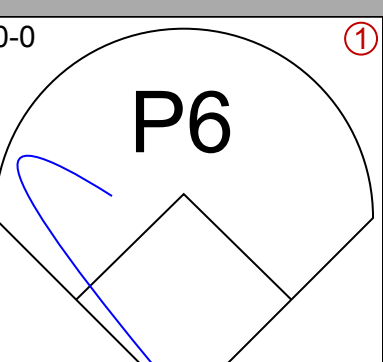
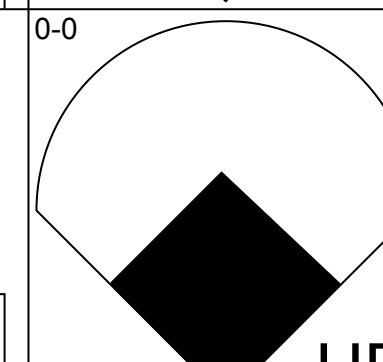
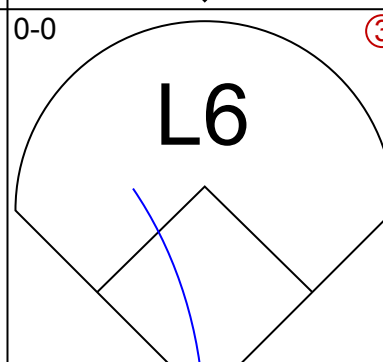
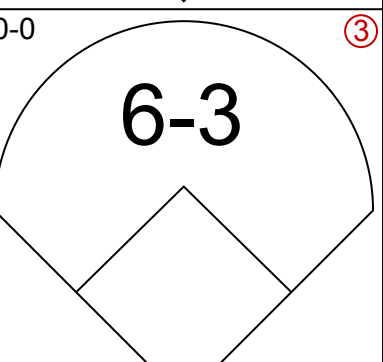
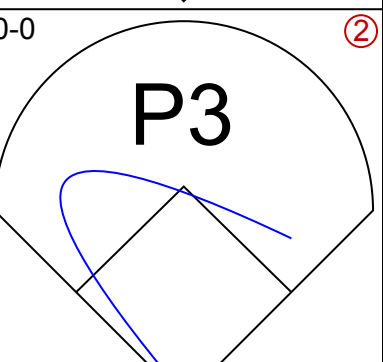
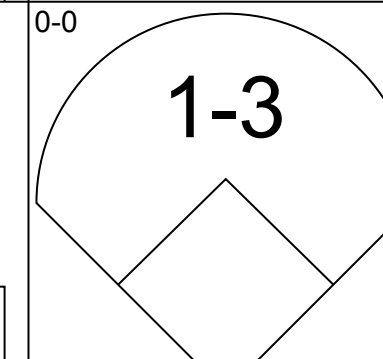

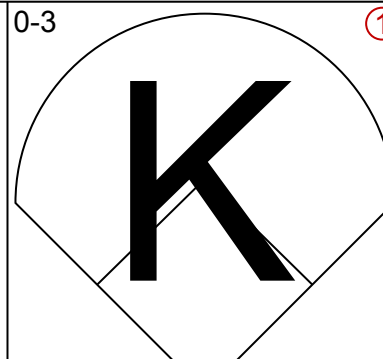
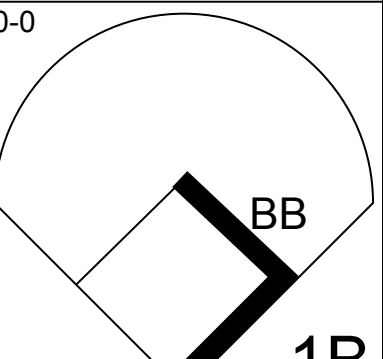
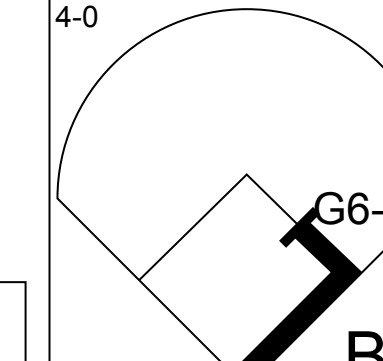
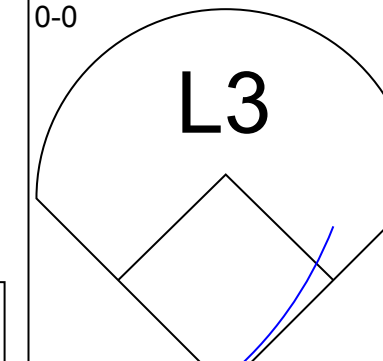
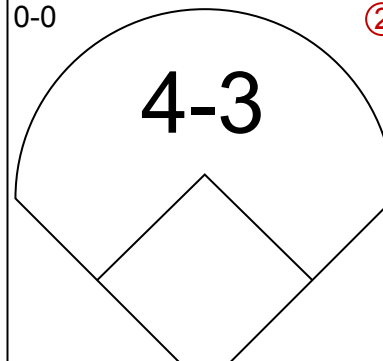
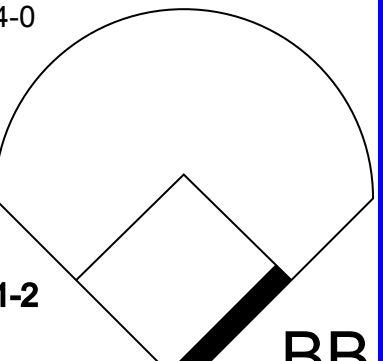
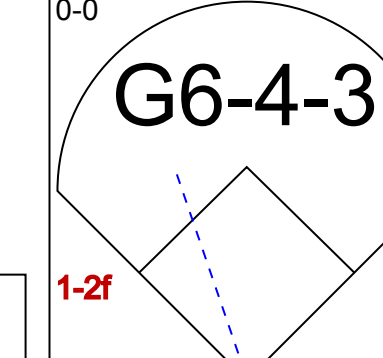
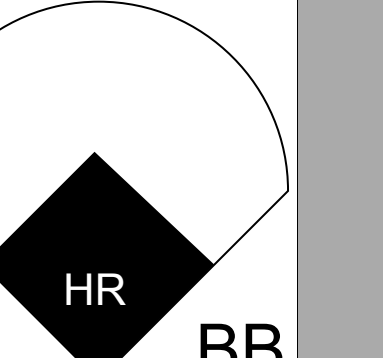
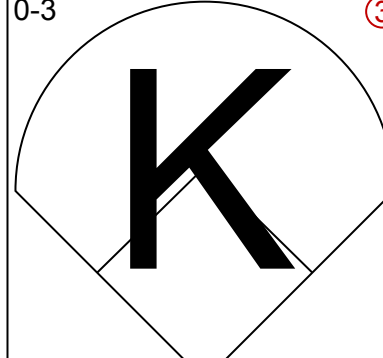
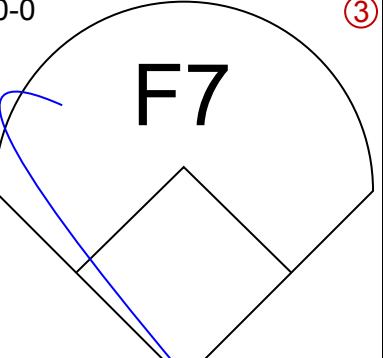
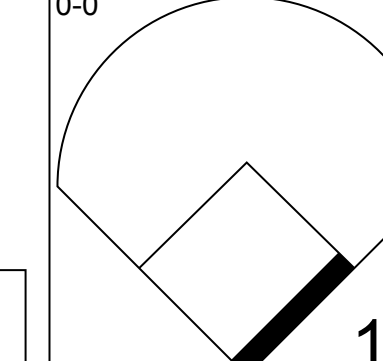

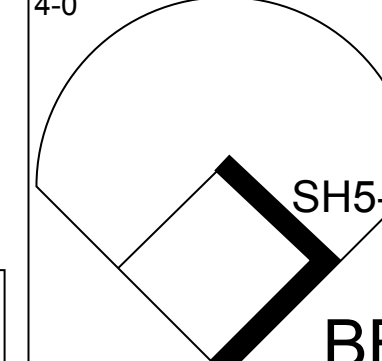
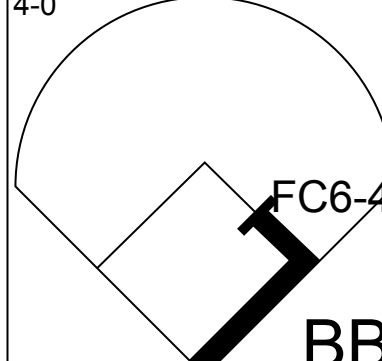
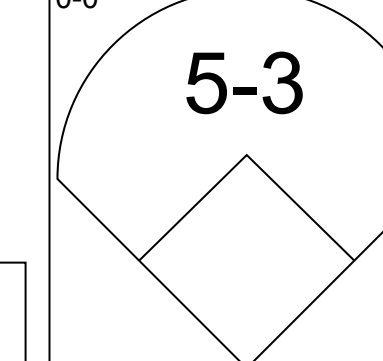
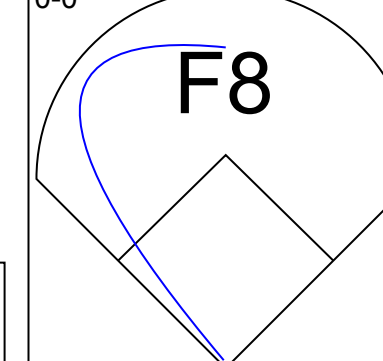
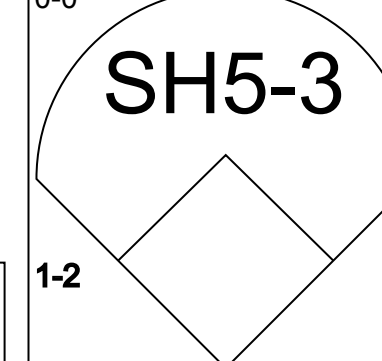
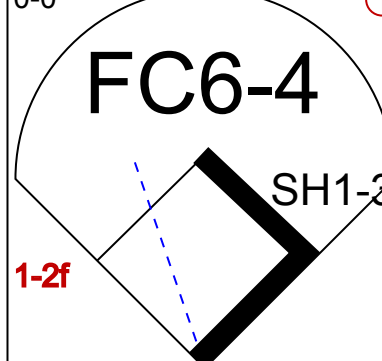
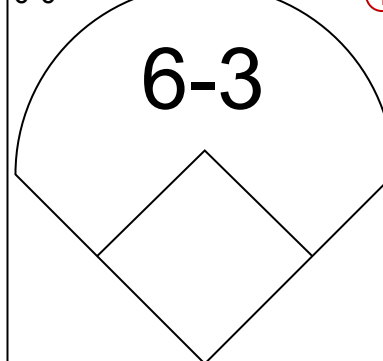
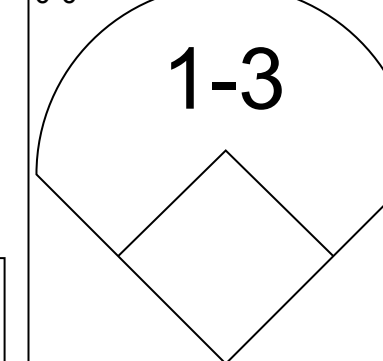
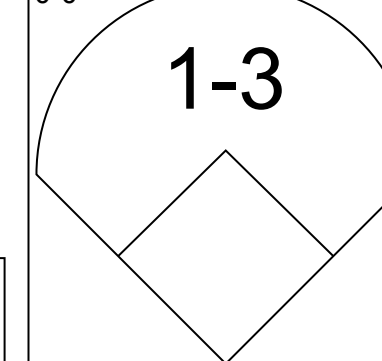
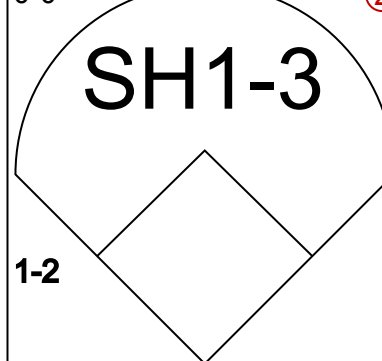



Batter	1	2	3	4	5	6	7	8	9	AB	R	H	RBI	BB	SO	LOB	TOP																
Joe Morgan, L (1.4) OBP: 0.397, SLG: 0.344	F7		K			4-3		1B		4	1	1	1	1	1	0	<b>Houston Astros @ New York Mets</b> Shea Stadium, Flushing, NY Sun May 11 1969, 3:38 AM EDT Att: 19,456 - Unknown																
Norm Miller, L (1.9) OBP: 0.376, SLG: 0.337	F8		K				1-3	1B		5	0	1	1	0	1	0																	
Jimmy Wynn, R (1.8) OBP: 0.322, SLG: 0.458 Danny Coombs, R (7.1)	4-0				5-3			G1-6-3		1	3	0	0	3	0	0																	
Julio Gotay, R (8, FH) OBP: 0.200, SLG: 0.200 Fred Gladding, L (8.1)	E		HR				HBP	1B		1	0	0	0	0	0	2																	
Denis Menke, R (1.6) OBP: 0.453, SLG: 0.478 Hector Torres, R (5.6)	K									3	1	2	2	0	1	0																	
Doug Rader, R (1.5) OBP: 0.319, SLG: 0.360 Marty Martinez, S (7, PR)		6-3	E5							2	0	1	0	0	0	0																	
Curt Blefary, L (1.3) OBP: 0.366, SLG: 0.342			K							4	1	1	1	1	1	4																	
Jesus Alou, R (1.7) OBP: 0.220, SLG: 0.279					1-3					5	0	1	1	0	0	6																	
Don Bryant, R (1.2) OBP: 0.233, SLG: 0.310 Johnny Edwards, L (6, FH)	K				F8			G3		2	0	0	0	0	1	1																	
Don Wilson, R (1.1) OBP: 0.222, SLG: 0.271 Jim Ray, R (1.1) Wade Blasingame, L (1.1) Dooley Womack, L (5.1) Cesar Geronimo, L (6, FH) Skip Guinn, R (6.1) Gary Geiger, L (7.8)	K		K		K			1B		0	0	0	0	0	0	0																	
<b>Inning Stats</b>	R: 1 E: 2 K: 1 S: 5	H: 0 LOB: 0 BB: 1 P: 9	R: 1 E: 0 K: 2 S: 9	H: 2 LOB: 1 BB: 0 P: 9	R: 2 E: 1 K: 3 S: 11	H: 1 LOB: 1 BB: 1 P: 15	R: 0 E: 0 K: 1 S: 5	H: 0 LOB: 0 BB: 0 P: 5	R: 1 E: 0 K: 0 S: 6	H: 3 LOB: 3 BB: 1 P: 10	R: 0 E: 0 K: 0 S: 3	H: 0 LOB: 0 BB: 0 P: 3	R: 1 E: 0 K: 0 S: 4	H: 1 LOB: 2 BB: 1 P: 9	R: 1 E: 0 K: 0 S: 4	H: 2 LOB: 1 BB: 1 P: 8	R: 0 E: 0 K: 0 S: 4	H: 1 LOB: 1 BB: 0 P: 4	1B: 6 2B: 1 3B: 1 HR: 2	SF: 0 SAC: 0 DP: 1 HBP: 1	WP: 1 PB: 0 SB: 0 CS: 0	PA: 43											
<b>PITCHER</b>	IP WLS BF H R ER SO BB IBB HBP BLK WP HR S P ERA WHIP																																
Tug McGraw, L (1.1) ERA: 2.67	4.2	24	6	5	4	7	3	0	0	0	0	1	2	35	47	7.71	1.929																
Nolan Ryan, R (5.1) ERA: 2.19	0.1	1	0	0	0	0	0	0	0	0	0	0	0	1	1	0.00	0.000																
Cal Koonce, R (6.1) ERA: 6.61	4.0	W 18	4	2	2	0	2	0	1	0	0	0	0	15	24	4.50	1.500																

Batter	1	2	3	4	5	6	7	8	9	AB	R	H	RBI	BB	SO	LOB	BOTTOM																
Tommy Agee, R (1.9) OBP: 0.353, SLG: 0.607	F8		5-3			HR				5	2	3	1	1	1		<b>Houston Astros @ New York Mets</b> Shea Stadium, Flushing, NY Sun May 11 1969, 3:38 AM EDT Att: 19,456 - Unknown																
Wayne Garrett, L (1.5) OBP: 0.425, SLG: 0.545								4-3		3	1	1	1	3	0	0																	
Ken Boswell, L (1.4) OBP: 0.342, SLG: 0.382			K		4-3			K		6	2	1	0	0	2	5																	
Cleon Jones, R (1.7) OBP: 0.481, SLG: 0.625 Rod Gaspar, S (6, PR)	E									2	2	2	0	4	0	0																	
Ed Kranepool, L (1.3) OBP: 0.337, SLG: 0.447	E5		FC6-4			P4		1-3		5	1	0	1	1	0	5																	
J.C. Martin, L (1.2) OBP: 0.237, SLG: 0.371					P6					4	0	2	2	0	1	4																	
Amos Otis, R (1.8) OBP: 0.241, SLG: 0.240					F8			F9		4	1	1	1	1	0	0																	
Bud Harrelson, S (1.6) OBP: 0.368, SLG: 0.342										3	1	1	0	2	0	3																	
Tug McGraw, R (1.1) OBP: 0.182, SLG: 0.200 Nolan Ryan, R (5.1)										3	1	1	1	0	0	4																	
Ed Charles, R (5, FH) OBP: 0.203, SLG: 0.204 Cal Koonce, R (6.1)										1	0	0	0	0	0	2																	
<b>Inning Stats</b>	R: 6 E: 1 K: 0 S: 7	H: 4 LOB: 3 BB: 5 P: 27	R: 0 E: 0 K: 0 S: 4	H: 1 LOB: 3 BB: 2 P: 12	R: 0 E: 0 K: 1 S: 6	H: 1 LOB: 3 BB: 2 P: 14	R: 2 E: 0 K: 0 S: 5	H: 2 LOB: 1 BB: 1 P: 9	R: 1 E: 1 K: 0 S: 5	H: 1 LOB: 2 BB: 1 P: 9	R: 2 E: 1 K: 1 S: 8	H: 2 LOB: 1 BB: 0 P: 8	R: 0 E: 0 K: 1 S: 6	H: 1 LOB: 1 BB: 0 P: 6	R: 0 E: 0 K: 1 S: 5	H: 0 LOB: 1 BB: 1 P: 9	1B: 5 2B: 3 3B: 2 HR: 2	SF: 1 SAC: 0 DP: 0 HBP: 0	WP: 1 PB: 1 SB: 0 CS: 0	PA: 50													
<b>PITCHER</b>	IP WLS BF H R ER SO BB IBB HBP BLK WP HR S P ERA WHIP																																
Don Wilson, R (1.1) ERA: 4.37	0.2	L 9	4	6	2	0	2	1	0	0	0	0	0	8	18	27.00	9.000																
Jim Ray, R (1.1) ERA: 2.81	0.0	2	0	0	0	0	2	0	0	0	0	0	0	8	8	∞	∞																
Wade Blasingame, L (1.1) ERA: 5.76	4.0	24	5	3	3	1	3	3	0	0	0	1	20	44	6.75	2.000																	
Dooley Womack, R (5.1) ERA: 1.29	0.1	1	0	0	0	0	0	0	0	0	0	0	1	1	0.00	0.000																	
Skip Guinn, L (6.1) ERA: 7.71	1.0	6	2	2	1	1	0	0	0	0	0	1	8	8	9.00	2.000																	
<b>PITCHER</b>	IP WLS BF H R ER SO BB IBB HBP BLK WP HR S P ERA WHIP																																
Danny Coombs, L (7.1) ERA: 6.0	1.0	4	1	0	0	0	1	0	0	0	0	0	0	5	6	0.00	1.000																
Fred Gladding, R (8.1) ERA: 1.35	1.0	4	0	0	0	1	1	0	0	0	0	0	0	5	9	0.00	1.000																

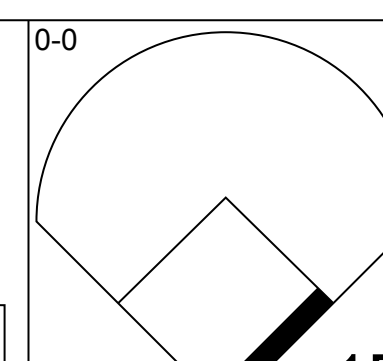
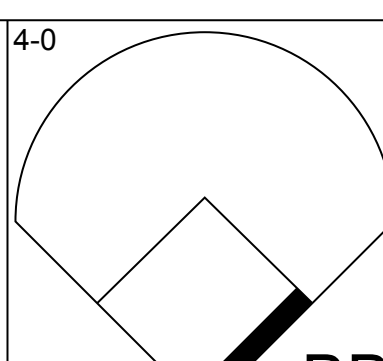
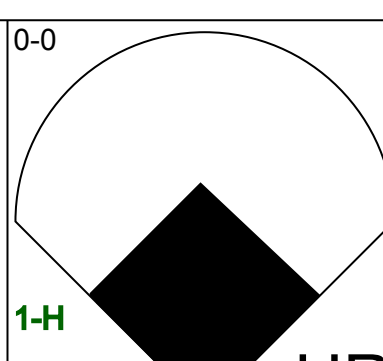
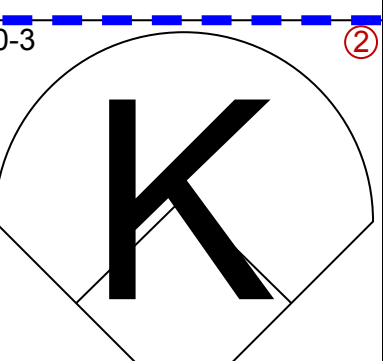
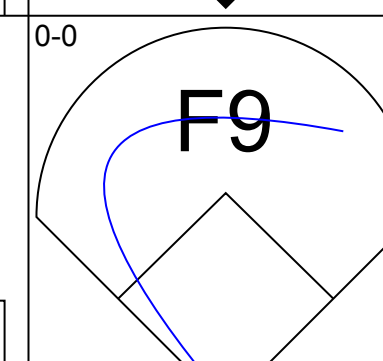
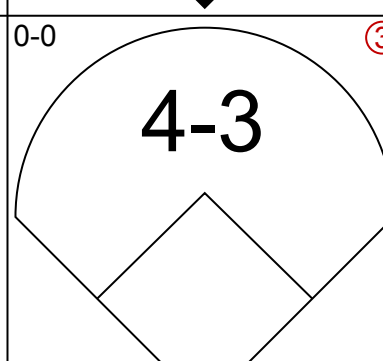
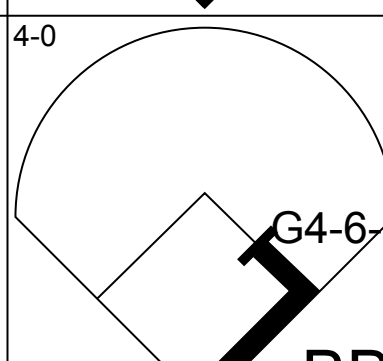
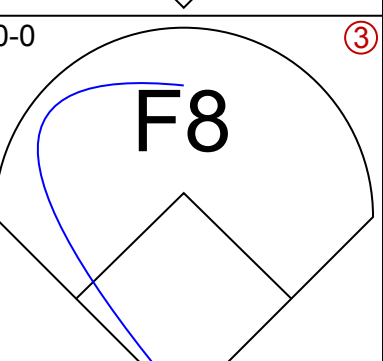
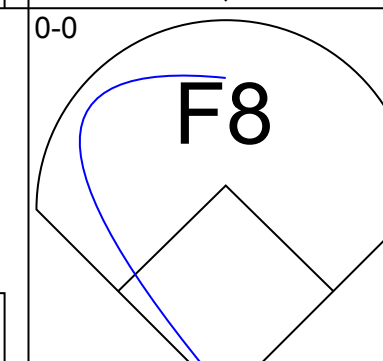
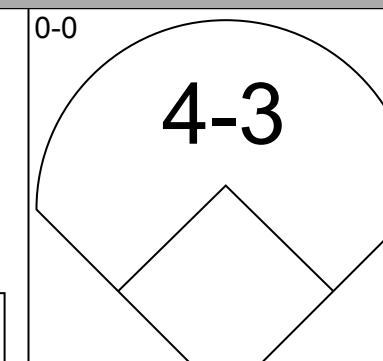
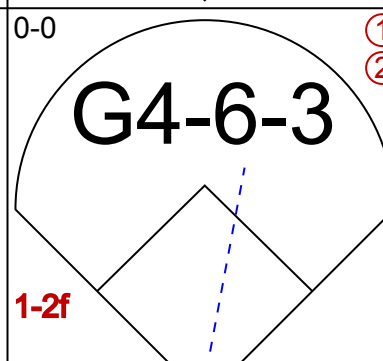
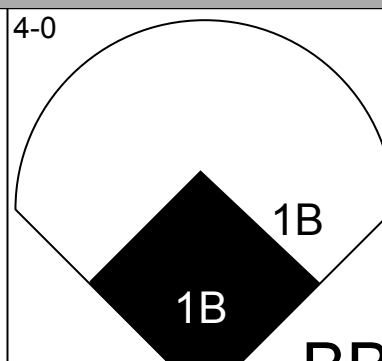
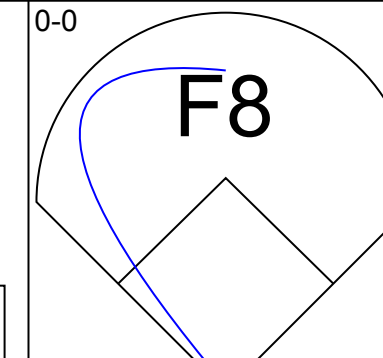
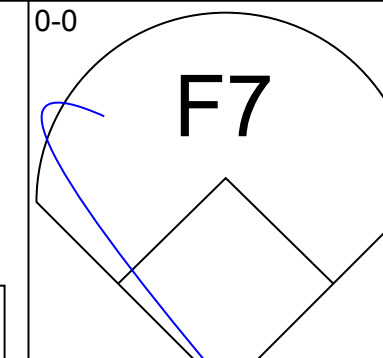
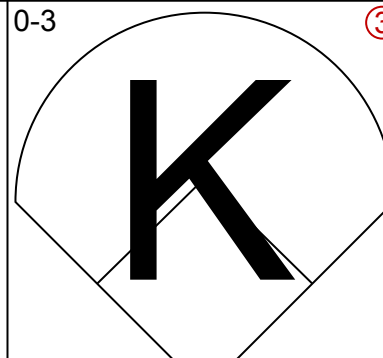
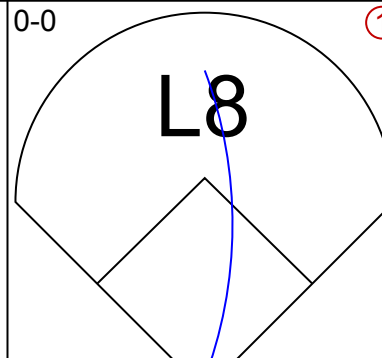
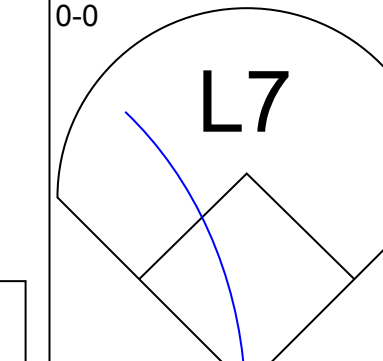
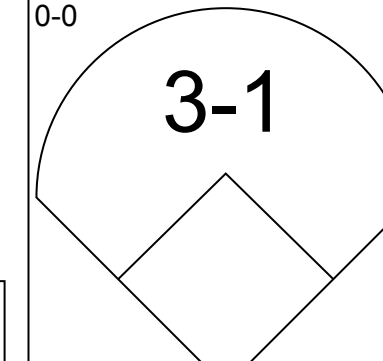
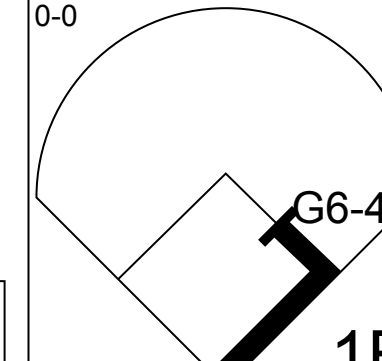
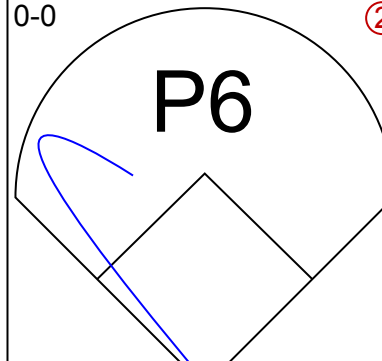
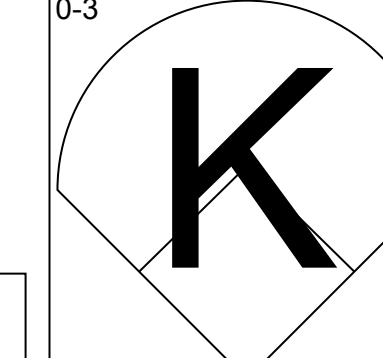
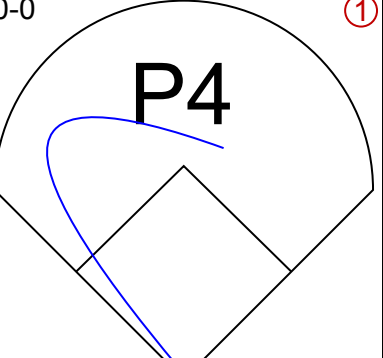
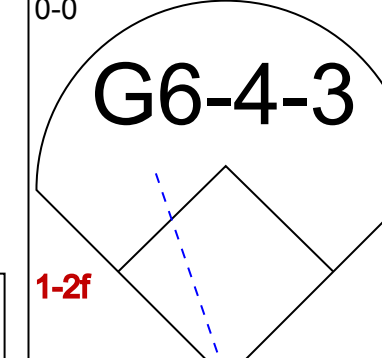
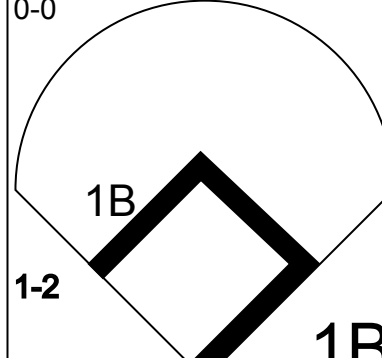
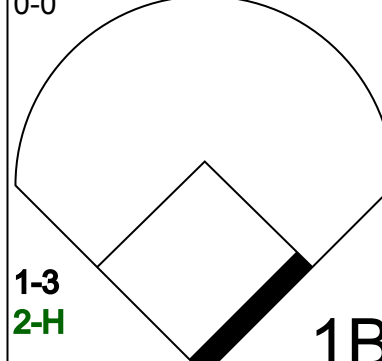

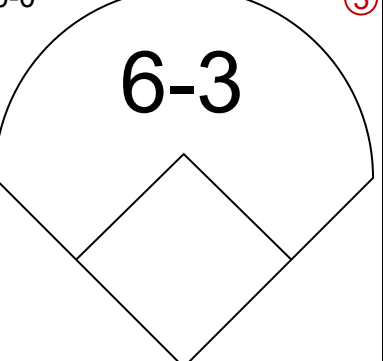


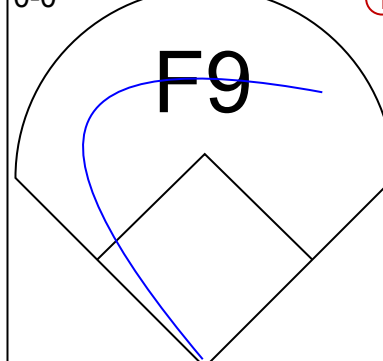
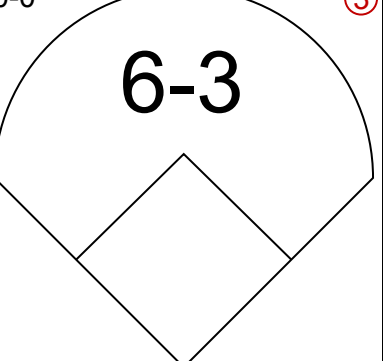
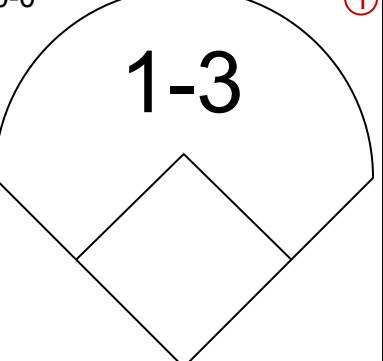
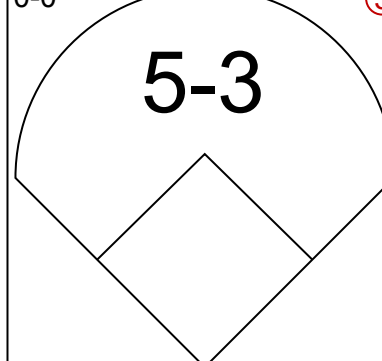
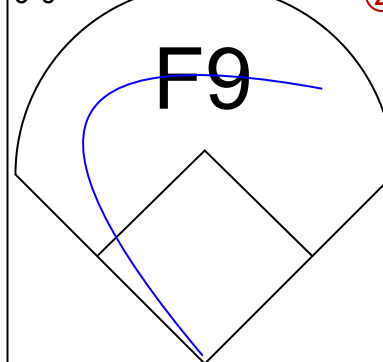
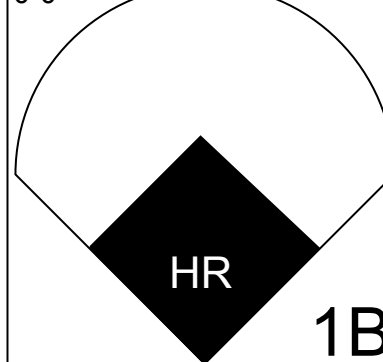
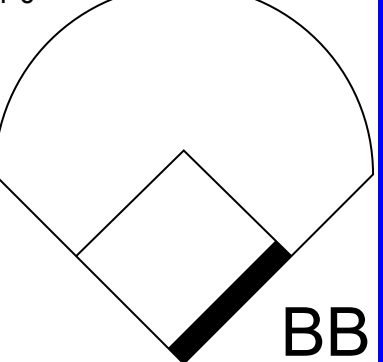





Batter	1	2	3	4	5	6	7	8	9	AB	R	H	RBI	BB	SO	LOB	TOP			
<b>Felipe Alou, R</b> OBP: 0.368, SLG: 0.436 (1, 8)			 1B							5	0	1	0	0	1	2				
<b>Felix Milan, R</b> OBP: 0.341, SLG: 0.429 (1, 4)			 1-2							4	0	0	0	0	0	1				
<b>Hank Aaron, R</b> OBP: 0.504, SLG: 0.663 (1, 9)										4	1	1	1	1	0	1				
<b>Orlando Cepeda, R</b> OBP: 0.341, SLG: 0.523 (1, 3)								 1B		4	1	2	1	0	1	0				
<b>Tito Francona, L</b> OBP: 0.400, SLG: 0.357 (1, 7)		 BB						 1-2		2	0	0	0	2	0	0				
<b>Mike Lum, L</b> OBP: 0.385, SLG: 0.273 (8, 7)										0	0	0	0	0	0	0				
<b>Clete Boyer, R</b> OBP: 0.304, SLG: 0.324 (1, 5)	 1-2			 BB						3	1	0	0	1	1	3				
<b>Bob Tillman, R</b> OBP: 0.344, SLG: 0.357 (1, 2)				 1-H			 BB		 BB	2	1	2	2	2	0	0				
<b>Sonny Jackson, L</b> OBP: 0.313, SLG: 0.364 (1, 6)							 1-2		 SH1-3	3	0	0	0	0	0	2				
<b>Ron Reed, R</b> OBP: 0.063, SLG: 0.063 (1, 1)									 1-2	3	0	0	0	0	0	1				
<b>Cecil Upshaw, R</b> OBP: 0.333, SLG: 0.333 (8, 1)										0	0	0	0	0	0	0				
<b>Inning Stats</b>	R: 1 E: 0 K: 1 S: 6	H: 1 LOB: 0 BB: 0 P: 6	R: 0 E: 0 K: 0 S: 3	H: 1 LOB: 1 BB: 1 P: 7	R: 0 E: 0 K: 0 S: 4	H: 1 LOB: 1 BB: 0 P: 4	R: 3 E: 0 K: 0 S: 5	H: 2 LOB: 0 BB: 1 P: 9	R: 0 E: 0 K: 2 S: 7	H: 0 LOB: 0 BB: 0 P: 7	R: 0 E: 0 K: 0 S: 3	H: 0 LOB: 1 BB: 1 P: 7	R: 0 E: 0 K: 0 S: 4	H: 1 LOB: 2 BB: 1 P: 8	R: 0 E: 0 K: 0 S: 3	H: 0 LOB: 1 BB: 1 P: 7	1B: 3 2B: 0 3B: 0 HR: 3	SF: 0 SAC: 2 DP: 1 HBP: 0	WP: 0 PB: 0 SB: 1 CS: 0	PA: 37
<b>PITCHER</b>	IP	WLS	BF	H	R	ER	SO	BB	IBB	HBP	BLK	WP	HR	S	P	ERA	WHIP			
<b>Gary Gentry, R</b> ERA: 3.2 (1, 1)	8.0	L	33	6	4	4	3	4	0	0	0	0	3	35	51	4.50	1.250			
<b>Ron Taylor, R</b> ERA: 2.35 (9, 1)	1.0		4	0	0	0	0	1	0	0	0	0	0	3	7	0.00	1.000			

Atlanta Braves @ New York Mets  
Shea Stadium, Flushing, NY  
Tue May 13 1969, 7:05 PM EDT  
Att: 12,332 - Unknown

AB 30  
R 4  
H 6  
RBI 4  
BB 5  
SO 3  
LOB 10

Batter	1	2	3	4	5	6	7	8	9	AB	R	H	RBI	BB	SO	LOB	BOTTOM			
<b>Tommie Agee, R</b> OBP: 0.375, SLG: 0.656 (1, 9)						 1-H				3	1	2	2	1	1	1				
<b>Wayne Garrett, L</b> OBP: 0.409, SLG: 0.500 (1, 5)						 BB				3	0	0	0	1	0	3				
<b>Ken Boswell, L</b> OBP: 0.339, SLG: 0.371 (1, 4)						 1-2			 BB	3	1	0	0	1	0	2				
<b>Cleon Jones, R</b> OBP: 0.466, SLG: 0.603 (1, 7)										4	0	0	0	0	1	2				
<b>Ed Kranepool, L</b> OBP: 0.333, SLG: 0.438 (1, 3)							 1B			4	0	1	0	0	0	1				
<b>J.C. Martin, L</b> OBP: 0.238, SLG: 0.359 (1, 2)							 1-2		 1-2	4	0	1	0	0	1	1				
<b>Al Weis, S</b> OBP: 0.160, SLG: 0.130 (9, FR)										0	0	0	0	0	0	0				
<b>Amos Otis, R</b> OBP: 0.228, SLG: 0.226 (1, 8)										3	0	0	0	0	2	0				
<b>Art Shamsky, L</b> OBP: 1.000, SLG: 1.000 (9, PH)									 1-3 2-H	1	0	1	1	0	0	0				
<b>Tom Seaver, R</b> OBP: 0.300, SLG: 0.125 (9, FR)										0	0	0	0	0	0	0				
<b>Bud Harrelson, S</b> OBP: 0.352, SLG: 0.325 (1, 6)										4	0	0	0	0	2					
<b>Gary Gentry, R</b> OBP: 0.077, SLG: 0.077 (1, 1)							 1B			2	1	1	0	0	0	0				
<b>Rod Gaspar, S</b> OBP: 0.296, SLG: 0.244 (8, PH)										0	0	0	0	1	0	0				
<b>Ron Taylor, R</b> ERA: 1.77 (9, 1)										0	0	0	0	0	0	0				
<b>Inning Stats</b>	R: 0 E: 0 K: 0 S: 4	H: 1 LOB: 0 BB: 0 P: 4	R: 0 E: 0 K: 1 S: 5	H: 0 LOB: 0 BB: 0 P: 5	R: 0 E: 0 K: 0 S: 3	H: 0 LOB: 0 BB: 1 P: 7	R: 0 E: 0 K: 0 S: 3	H: 0 LOB: 0 BB: 0 P: 3	R: 0 E: 0 K: 1 S: 5	H: 2 LOB: 0 BB: 1 P: 10	R: 0 E: 0 K: 1 S: 5	H: 1 LOB: 0 BB: 0 P: 5	R: 0 E: 0 K: 1 S: 5	H: 0 LOB: 1 BB: 1 P: 9	R: 0 E: 0 K: 0 S: 5	H: 2 LOB: 2 BB: 1 P: 9	1B: 5 2B: 0 3B: 0 HR: 1	SF: 0 SAC: 0 DP: 2 HBP: 0	WP: 0 PB: 0 SB: 0 CS: 0	PA: 35
<b>PITCHER</b>	IP	WLS	BF	H	R	ER	SO	BB	IBB	HBP	BLK	WP	HR	S	P	ERA	WHIP			
<b>Ron Reed, R</b> ERA: 3.38 (1, 1)	7.1	W	27	4	2	2	4	4	0	0	0	0	1	32	44	2.46	0.955			
<b>Cecil Upshaw, R</b> ERA: 1.77 (8, 1)	1.2	S	8	2	1	1	1	1	0	0	0	0	0	9	13	5.40	1.800			

Atlanta Braves @ New York Mets  
Shea Stadium, Flushing, NY  
Tue May 13 1969, 7:05 PM EDT  
Att: 12,332 - Unknown

AB 31  
R 3  
H 6  
RBI 3  
BB 4  
SO 5  
LOB 12



Batter	1	2	3	4	5	6	7	8	9	AB	R	H	RBI	BB	SO	LOB	TOP				
<b>Felipe Alou, R</b> OBP: 0.369, SLG: 0.459 (1, 8)	0-0 1-3		0-0 FC4-6 1B		0-0 G1		0-0 HR		0-0 5-3	5	1	2	1	0	0	1					
<b>Felix Milan, R</b> OBP: 0.346, SLG: 0.426 (1, 4)	4-0 1B BB		0-0 FC4-6 1B			0-0 1B SF7	0-0 G3			3	1	1	0	1	0	1					
<b>Hank Aaron, R</b> OBP: 0.496, SLG: 0.648 (1, 9)	0-0 F7		0-0 1B			0-0 L8	0-0 6-3			4	0	1	0	0	0	2					
<b>Orlando Cepeda, R</b> OBP: 0.346, SLG: 0.522 (1, 3)	0-0 1B			0-3 K		0-0 E S 2B 1B		0-0 F8		4	1	2	0	0	1	0					
<b>Tito Francona, L</b> OBP: 0.370, SLG: 0.333 (1, 7)	0-0 F9			0-0 F8		0-0 SF7		0-3 K		3	0	0	1	0	1	2					
<b>Mike Lum, L</b> OBP: 0.385, SLG: 0.273 (8, 7)										0	0	0	0	0	0	0					
<b>Clete Boyer, R</b> OBP: 0.310, SLG: 0.349 (1, 5)		0-0 F8		0-0 5-3		0-0 1B 2B		0-0 2B		4	0	2	1	0	0	0					
<b>Bob Didier, S</b> OBP: 0.266, SLG: 0.293 (1, 2)		0-0 F6			0-0 F9	0-0 1B		0-0 1-3		4	0	1	0	0	0	1					
<b>Sonny Jackson, L</b> OBP: 0.319, SLG: 0.369 (1, 6)		0-0 1-3			0-0 SH1-3 1B	0-0 4-3			0-0 G6-4-3 1B	4	0	2	0	0	0	2					
<b>Phil Niekro, R</b> OBP: 0.227, SLG: 0.238 (1, 1)			0-3 K		0-0 SH1-3		0-0 F8		0-0 G6-4-3	2	0	0	0	0	1	0					
<b>George Stone, L</b> (8, 1)										0	0	0	0	0	0	0					
<b>Rico Carty, R</b> OBP: 0.200, SLG: 0.250 (9, PH)					1-2			1-2		1	0	0	0	0	0	1					
<b>Inning Stats</b>	R: 0 E: 0 K: 0 S: 4	H: 1 LOB: 2 BB: 1 P: 8	R: 0 E: 0 K: 0 S: 3	H: 0 LOB: 0 BB: 0 P: 3	R: 0 E: 0 K: 1 S: 6	H: 2 LOB: 2 BB: 0 P: 6	R: 0 E: 0 K: 1 S: 5	H: 0 LOB: 0 BB: 0 P: 5	R: 0 E: 0 K: 0 S: 4	H: 1 LOB: 1 BB: 0 P: 4	R: 2 E: 0 K: 0 S: 7	H: 4 LOB: 2 BB: 0 P: 7	R: 1 E: 0 K: 0 S: 4	H: 1 LOB: 0 BB: 0 P: 4	R: 0 E: 0 K: 1 S: 6	H: 1 LOB: 1 BB: 0 P: 6	R: 0 E: 0 K: 0 S: 3	H: 1 LOB: 0 BB: 0 P: 3	1B: 8 2B: 2 3B: 0 HR: 1	SF: 1 SAC: 1 DP: 1 HBP: 0	WP: 0 PA: 37 SB: 0 CS: 1
<b>PITCHER</b>	IP	WLS	BF	H	R	ER	SO	BB	IBB	HBP	BLK	WP	HR	S	P	ERA	WHIP				
<b>Tom Seaver, R</b> ERA: 2.24 (1, 1)	8.0	W	34	10	3	3	3	1	0	0	0	0	1	39	43	3.38	1.375				
<b>Ron Taylor, R</b> ERA: 2.2 (9, 1)	1.0	S	3	1	0	0	0	0	0	0	0	0	0	3	3	0.00	1.000				

Atlanta Braves @ New York Mets  
Shea Stadium, Flushing, NY  
Wed May 14 1969, 7:05 PM EDT  
Att: 15,365 - Unknown

AB 34  
R 3  
H 11  
RBI 3  
BB 1  
SO 3  
LOB 10



Batter	1	2	3	4	5	6	7	8	9	AB	R	H	RBI	BB	SO	LOB	BOTTOM				
<b>Tommie Agee, R</b> OBP: 0.382, SLG: 0.657 (1, 9)	0-0 1-3			0-3 K		4-0 BB		0-0 HBP HR 2B		3	1	1	2	1	1	0					
<b>Wayne Garrett, L</b> OBP: 0.383, SLG: 0.462 (1, 5)	0-3 K			0-0 4-3		0-3 K		4-0 HBP HR IBB		3	0	0	0	0	2	1					
<b>Ed Charles, R</b> OBP: 0.217, SLG: 0.204 (8, PH) (9, 5)										0	1	0	0	1	0	0					
<b>Ken Boswell, L</b> OBP: 0.345, SLG: 0.389 (1, 4)	0-0 G3			0-0 4-3			0-0 6-3 3B	1-0 HR HBP		3	2	1	1	0	0	0					
<b>Cleon Jones, R</b> OBP: 0.460, SLG: 0.617 (1, 7)		0-3 K			0-0 5-3		0-0 6-3	0-0 HR		4	1	1	5	0	1	0					
<b>Ed Kranepool, L</b> OBP: 0.330, SLG: 0.424 (1, 3)		0-0 4-3			4-0 G3 S BB		0-3 K	0-0 F8		3	0	0	0	1	1	1					
<b>J.C. Martin, L</b> OBP: 0.239, SLG: 0.395 (1, 2)		0-0 6-3			0-0 G3		0-0 P4	0-0 WP 3B		4	1	1	0	0	0	1					
<b>Amos Otis, R</b> OBP: 0.213, SLG: 0.211 (1, 8)			0-3 K		0-0 F9			0-0 K 1B		4	1	0	0	0	3	2					
<b>Bud Harrelson, S</b> OBP: 0.347, SLG: 0.321 (1, 6)			0-0 6-3			0-0 G3		0-0 K		4	1	1	0	0	1	1					
<b>Tom Seaver, R</b> OBP: 0.273, SLG: 0.111 (1, 1)					0-0 6-3			0-0 E6 2B HBP		2	0	0	0	0	0	0					
<b>Art Shamsky, L</b> OBP: 0.500, SLG: 0.500 (8, PH)										1	0	0	0	0	0	2					
<b>Al Weis, S</b> OBP: 0.160, SLG: 0.130 (8, PR)										0	1	0	0	0	0	0					
<b>Ron Taylor, R</b> ERA: 4.59 (9, 1)										0	0	0	0	0	0	0					
<b>Inning Stats</b>	R: 0 E: 0 K: 1 S: 5	H: 0 LOB: 0 BB: 0 P: 5	R: 0 E: 0 K: 1 S: 5	H: 0 LOB: 0 BB: 0 P: 5	R: 0 E: 0 K: 1 S: 5	H: 0 LOB: 0 BB: 0 P: 5	R: 0 E: 0 K: 1 S: 5	H: 0 LOB: 0 BB: 0 P: 5	R: 0 E: 0 K: 3 S: 15	H: 4 LOB: 1 BB: 1 P: 20	R: 8 E: 1 K: 3 S: 15	H: 4 LOB: 1 BB: 1 P: 20	R: 3 E: 1 K: 3 S: 15	H: 4 LOB: 1 BB: 1 P: 20	R: 1 E: 0 K: 1 S: 6	H: 1 LOB: 0 BB: 0 P: 6	R: 8 E: 1 K: 3 S: 15	H: 4 LOB: 1 BB: 1 P: 20	1B: 1 2B: 1 3B: 2 HR: 1	SF: 0 SAC: 0 DP: 0 HBP: 1	WP: 1 PA: 35 SB: 1 CS: 0
<b>PITCHER</b>	IP	WLS	BF	H	R	ER	SO	BB	IBB	HBP	BLK	WP	HR	S	P	ERA	WHIP				
<b>Phil Niekro, R</b> ERA: 1.71 (1, 1)	7.0	L	28	3	6	5	7	2	0	0	0	0	1	40	48	6.43	0.714				
<b>George Stone, L</b> ERA: 4.59 (8, 1)	1.0		7	2	3	2	2	0	1	1	0	1	1	9	14	18.00	2.000				

Atlanta Braves @ New York Mets  
Shea Stadium, Flushing, NY  
Wed May 14 1969, 7:05 PM EDT  
Att: 15,365 - Unknown

AB 31  
R 9  
H 5  
RBI 8  
BB 3  
SO 9  
LOB 8





Batter	1	2	3	4	5	6	7	8	9	AB	R	H	RBI	BB	SO	LOB	TOP					
<b>Felipe Alou, R</b> OBP: 0.356, SLG: 0.441 (1, 8)										5	0	0	0	0	0	2						
<b>Felix Milan, R</b> OBP: 0.333, SLG: 0.409 (1, 4)										5	0	0	0	0	0	1						
<b>Hank Aaron, R</b> OBP: 0.500, SLG: 0.699 (1, 9)										5	2	3	2	0	0	0						
<b>Orlando Cepeda, R</b> OBP: 0.355, SLG: 0.525 (1, 3)										5	1	3	0	0	1	2						
<b>Tito Francona, L</b> OBP: 0.362, SLG: 0.327 (1, 7)										4	1	1	0	0	0	2						
<b>Mike Lum, L</b> OBP: 0.385, SLG: 0.273 (7, 7)										0	0	0	0	0	0	0						
<b>Clete Boyer, R</b> OBP: 0.316, SLG: 0.354 (1, 5)										4	2	2	1	0	0	2						
<b>Bob Tillman, R</b> OBP: 0.333, SLG: 0.375 (1, 2)										4	0	1	1	0	0	4						
<b>Sonny Jackson, L</b> OBP: 0.325, SLG: 0.400 (1, 6)										4	0	2	2	0	0	1						
<b>Pat Jarvis, R</b> OBP: 0.118, SLG: 0.118 (1, 1)										3	0	0	0	0	2	3						
<b>Cecil Upshaw, R</b> OBP: 0.250, SLG: 0.250 (8, 1)										1	0	0	0	0	0	0						
<b>Inning Stats</b>	R: 0 E: 0 K: 0 S: 3	H: 0 LOB: 0 BB: 0 P: 3	R: 3 E: 1 K: 0 S: 7	H: 3 LOB: 1 BB: 0 P: 7	R: 1 E: 0 K: 0 S: 6	H: 3 LOB: 0 BB: 0 P: 6	R: 0 E: 0 K: 1 S: 5	H: 1 LOB: 0 BB: 0 P: 5	R: 0 E: 0 K: 0 S: 3	H: 0 LOB: 0 BB: 0 P: 3	R: 1 E: 0 K: 0 S: 7	H: 2 LOB: 1 BB: 0 P: 7	R: 1 E: 0 K: 0 S: 5	H: 2 LOB: 1 BB: 0 P: 5	R: 0 E: 0 K: 0 S: 3	H: 0 LOB: 0 BB: 0 P: 3	R: 0 E: 1 K: 1 S: 7	H: 1 LOB: 2 BB: 0 P: 7	1B: 7 2B: 2 3B: 1 HR: 2	SF: 0 SAC: 0 DP: 0 HBP: 0	WP: 0 PB: 0 SB: 0 CS: 1	PA: 40
<b>PITCHER</b>	IP WLS BF H R ER SO BB IBB HBP BLK WP HR S P ERA WHIP																					
<b>Don Cardwell, R</b> ERA: 2.93 (1, 1)	3.0 L 16 6 4 3 0 0 0 0 0 0 0 1 16 16 9.00 2.000																					
<b>Jack Dilauro, L</b> ERA: (4, 1)	2.0 6 1 0 0 1 0 0 0 0 0 0 0 8 8 0.00 0.500																					
<b>Cal Koonce, R</b> ERA: 6.87 (6, 1)	2.0 10 4 2 2 1 0 0 0 0 1 0 1 12 12 9.00 2.000																					
<b>Al Jackson, L</b> ERA: 6.97 (8, 1)	2.0 8 1 0 0 1 0 0 0 0 0 0 0 10 10 0.00 0.500																					

Atlanta Braves @ New York Mets  
Shea Stadium, Flushing, NY  
Thu May 15 1969, 3:33 AM EDT  
Att: 14,370 - Unknown

AB 40  
R 6  
H 12  
RBI 6  
BB 0  
SO 3  
LOB 17



Batter	1	2	3	4	5	6	7	8	9	AB	R	H	RBI	BB	SO	LOB	BOTTOM					
<b>Tommie Agee, R</b> OBP: 0.388, SLG: 0.643 (1, 8)										3	2	1	0	1	1	1						
<b>Wayne Garrett, L</b> OBP: 0.423, SLG: 0.488 (1, 5)										4	1	3	0	1	0	1						
<b>Ken Boswell, L</b> OBP: 0.339, SLG: 0.381 (1, 4)										5	0	1	1	0	0	6						
<b>Cleon Jones, R</b> OBP: 0.458, SLG: 0.610 (1, 7)										3	2	1	1	1	0	5						
<b>Art Shamsky, L</b> OBP: 0.500, SLG: 0.667 (1, 9)										4	0	2	2	0	0	2						
<b>Ed Kranepool, L</b> OBP: 0.318, SLG: 0.406 (1, 3)										4	0	0	0	0	0	3						
<b>J.C. Martin, L</b> OBP: 0.240, SLG: 0.370 (1, 2)										3	0	0	0	1	0	1						
<b>Bud Harrelson, S</b> OBP: 0.354, SLG: 0.322 (1, 6)										3	0	1	0	1	1	1						
<b>Don Cardwell, R</b> ERA: 2.93 (1, 1)	3.0 L 16 6 4 3 0 0 0 0 0 0 0 1 16 16 9.00 2.000																					
<b>Jack Dilauro, L</b> ERA: (4, 1)	2.0 6 1 0 0 1 0 0 0 0 0 0 0 8 8 0.00 0.500																					
<b>Cal Koonce, R</b> ERA: 6.87 (6, 1)	2.0 10 4 2 2 1 0 0 0 0 1 0 1 12 12 9.00 2.000																					
<b>Al Jackson, L</b> ERA: 6.97 (8, 1)	2.0 8 1 0 0 1 0 0 0 0 0 0 0 10 10 0.00 0.500																					
<b>Inning Stats</b>	R: 1 E: 0 K: 0 S: 4	H: 1 LOB: 1 BB: 1 P: 8	R: 0 E: 0 K: 0 S: 2	H: 0 LOB: 0 BB: 1 P: 6	R: 0 E: 0 K: 0 S: 4	H: 1 LOB: 1 BB: 0 P: 4	R: 1 E: 0 K: 0 S: 3	H: 1 LOB: 0 BB: 1 P: 7	R: 0 E: 0 K: 2 S: 7	H: 0 LOB: 1 BB: 1 P: 11	R: 0 E: 0 K: 0 S: 4	H: 1 LOB: 1 BB: 0 P: 4	R: 0 E: 0 K: 1 S: 5	H: 0 LOB: 0 BB: 0 P: 5	R: 3 E: 0 K: 0 S: 7	H: 4 LOB: 1 BB: 0 P: 7	R: 0 E: 0 K: 0 S: 4	H: 1 LOB: 3 BB: 1 P: 9	1B: 8 2B: 1 3B: 0 HR: 0	SF: 1 SAC: 1 DP: 1 HBP: 1	WP: 1 PB: 0 SB: 1 CS: 0	PA: 40
<b>PITCHER</b>	IP WLS BF H R ER SO BB IBB HBP BLK WP HR S P ERA WHIP																					
<b>Pat Jarvis, R</b> ERA: 5.66 (1, 1)	7.0 W 29 6 4 4 3 4 0 0 0 0 1 0 9 14 5.14 1.429																					
<b>Cecil Upshaw, R</b> ERA: 2.01 (8, 1)	2.0 S 11 3 1 1 0 0 1 1 0 1 0 9 14 4.50 1.500																					

Atlanta Braves @ New York Mets  
Shea Stadium, Flushing, NY  
Thu May 15 1969, 3:33 AM EDT  
Att: 14,370 - Unknown

AB 32  
R 5  
H 9  
RBI 4  
BB 5  
SO 3  
LOB 21









Batter	1	2	3	4	5	6	7	8	9	AB	R	H	RBI	BB	SO	LOB	TOP							
Tommie Agee, R OBP: 0.389, SLG: 0.663 (1, 8)										5	3	2	1	0	0	3	<b>New York Mets @ Cincinnati Reds</b> Crosley Field, Cincinnati, OH Sat May 17 1969, 7:05 PM EDT Att: 8,925 - Unknown							
Wayne Garrett, L OBP: 0.452, SLG: 0.547 (1, 5)										5	2	3	2	0	0	3								
Ken Boswell, L OBP: 0.328, SLG: 0.361 (1, 4)										4	2	1	1	1	1	1								
Cleon Jones, R OBP: 0.453, SLG: 0.628 Amos Otis, R OBP: 0.203, SLG: 0.200 (4, 7)										2	1	1	4	0	0	0								
Art Shamsky, L OBP: 0.313, SLG: 0.375 (1, 9)										5	0	1	0	0	1	0								
Ed Kranepool, L OBP: 0.333, SLG: 0.419 (1, 3)										4	2	1	0	1	0	1								
J.C. Martin, L OBP: 0.254, SLG: 0.418 (1, 2)										5	1	2	2	0	0	1								
Bud Harrelson, S OBP: 0.380, SLG: 0.347 (1, 6)										4	0	2	0	0	0	0								
Gary Gentry, R OBP: 0.118, SLG: 0.118 (1, 1)										4	0	1	0	0	3	5								
<b>Inning Stats</b>	R: 4 E: 0 K: 1 S: 10	H: 5 LOB: 2 BB: 1 P: 14	R: 0 E: 0 K: 0 S: 3	H: 0 LOB: 0 BB: 0 P: 3	R: 2 E: 0 K: 1 S: 6	H: 1 LOB: 0 BB: 1 P: 10	R: 3 E: 1 K: 0 S: 6	H: 3 LOB: 0 BB: 0 P: 6	R: 1 E: 1 K: 1 S: 8	H: 3 LOB: 2 BB: 0 P: 8	R: 0 E: 0 K: 0 S: 3	H: 0 LOB: 0 BB: 0 P: 3	R: 0 E: 0 K: 0 S: 3	H: 0 LOB: 1 BB: 0 P: 9	R: 0 E: 0 K: 2 S: 9	H: 0 LOB: 0 BB: 0 P: 3	R: 1 E: 0 K: 2 S: 9	H: 2 LOB: 1 BB: 0 P: 9	R: 0 E: 0 K: 0 S: 3	H: 0 LOB: 0 BB: 0 P: 3	1B: 9 2B: 2 3B: 1 HR: 2	SF: 1 SAC: 0 DP: 1 HBP: 0	WP: 0 PB: 0 SB: 0 CS: 0	PA: 43
<b>PITCHER</b>	IP WLS BF H R ER SO BB IBB HBP BLK WP HR S P ERA WHIP																							
Jim Maloney, R ERA: 1.88 (1, 1)	0.0 L 2 2 2 2 0 0 0 0 0 0 0 0 2 2 2																							
Jack Fisher, R ERA: 4.4 (1, 1)	3.0 5 4 4 4 2 2 0 0 0 0 0 2 17 25																							
John Noriega, R ERA: 5.87 (4, 1)	1.0 8 5 4 3 0 0 0 0 0 0 0 0 8 8																							
Wayne Granger, R ERA: 4.35 (5, 1)	3.0 10 1 0 0 1 0 0 0 0 0 0 0 12 12																							
Clay Carroll, R ERA: 3.29 (8, 1)	2.0 8 2 1 1 2 0 0 0 0 0 0 0 12 12																							
<b>Batter</b>	<b>1</b>	<b>2</b>	<b>3</b>	<b>4</b>	<b>5</b>	<b>6</b>	<b>7</b>	<b>8</b>	<b>9</b>	<b>AB</b>	<b>R</b>	<b>H</b>	<b>RBI</b>	<b>BB</b>	<b>SO</b>	<b>LOB</b>	<b>BOTTOM</b>							
Pete Rose, S OBP: 0.363, SLG: 0.426 (1, 8)										5	1	1	0	0	1	2	<b>New York Mets @ Cincinnati Reds</b> Crosley Field, Cincinnati, OH Sat May 17 1969, 7:05 PM EDT Att: 8,925 - Unknown							
Bobby Tolan, L OBP: 0.321, SLG: 0.490 (1, 9)										5	1	2	0	0	0	0								
Alex Johnson, R OBP: 0.366, SLG: 0.552 (1, 7)										5	0	3	1	0	0	2								
Tony Perez, R OBP: 0.358, SLG: 0.525 (1, 5)										4	0	1	0	0	1	4								
Lee May, R OBP: 0.331, SLG: 0.504 (1, 3)										4	1	1	1	0	0	3								
Johnny Bench, R OBP: 0.350, SLG: 0.453 (1, 2)										3	0	2	0	1	0	2								
Giraldo Ruiz, S OBP: 0.294, SLG: 0.250 (1, 4)										4	0	1	1	0	2	5								
Darrel Chaney, S OBP: 0.322, SLG: 0.325 (1, 6)										4	0	1	0	0	1	5								
Jim Maloney, L BP: 0.226, SLG: 0.143 (1, 1)										0	0	0	0	0	0	0								
Jack Fisher, R OBP: 0.375, SLG: 0.375 (3, PH)										0	0	0	0	0	0	0								
Ted Savage, R OBP: 0.375, SLG: 0.375 (4, 1)										1	0	0	0	0	0	0								
John Noriega, R (4, 1)										0	0	0	0	0	0	0								
Wayne Granger, R OBP: 0.367, SLG: 0.152 (5, 1)										1	0	0	0	0	1	1								
Fred Whitfield, L OBP: 0.333, SLG: 0.158 (7, PH)										0	0	0	0	1	0	0								
Clay Carroll, R OBP: 0.333, SLG: 0.400 (8, 1)										0	0	0	0	0	0	0								
Jimmy Stewart, S OBP: 0.316, SLG: 0.400 (9, PH)										1	0	0	0	0	0	1								
<b>Inning Stats</b>	R: 0 E: 0 K: 0 S: 3	H: 0 LOB: 0 BB: 0 P: 3	R: 0 E: 0 K: 0 S: 4	H: 1 LOB: 2 BB: 1 P: 8	R: 0 E: 0 K: 1 S: 5	H: 0 LOB: 0 BB: 0 P: 5	R: 0 E: 0 K: 0 S: 3	H: 1 LOB: 0 BB: 0 P: 3	R: 0 E: 0 K: 2 S: 8	H: 1 LOB: 1 BB: 0 P: 8	R: 3 E: 0 K: 1 S: 10	H: 5 LOB: 2 BB: 0 P: 10	R: 0 E: 0 K: 0 S: 2	H: 0 LOB: 0 BB: 1 P: 6	R: 0 E: 0 K: 2 S: 9	H: 2 LOB: 2 BB: 0 P: 9	R: 0 E: 0 K: 0 S: 5	H: 2 LOB: 2 BB: 0 P: 5	R: 0 E: 0 K: 0 S: 5	H: 2 LOB: 2 BB: 0 P: 5	1B: 10 2B: 2 3B: 0 HR: 0	SF: 0 SAC: 0 DP: 2 HBP: 0	WP: 1 PB: 0 SB: 0 CS: 0	PA: 39
<b>PITCHER</b>	IP WLS BF H R ER SO BB IBB HBP BLK WP HR S P ERA WHIP																							
Gary Gentry, R ERA: 3.17 (1, 1)	9.0 W 39 12 3 3 6 2 0 0 0 0 1 0 49 57																							



Batter	1	2	3	4	5	6	7	8	9	AB	R	H	RBI	BB	SO	LOB	TOP											
<b>Tommie Agee, R</b> OBP: 0.389, SLG: 0.659 (1, 8)										5	1	2	0	0	0	0	<b>New York Mets @ Atlanta Braves</b> Atlanta Stadium, Atlanta, GA Wed May 21 1969, 7:05 PM EDT Att: 14,669 - Unknown											
<b>Wayne Garrett, L</b> OBP: 0.433, SLG: 0.517 (1, 5)										5	0	1	0	0	2	1												
<b>Ken Boswell, L</b> OBP: 0.331, SLG: 0.370 (1, 4)										5	1	2	0	0	2													
<b>Cleon Jones, R</b> OBP: 0.455, SLG: 0.624 (1, 7)										4	1	2	2	0	1	1												
<b>Art Shamsky, L</b> OBP: 0.300, SLG: 0.350 <b>Amos Otis, R</b> OBP: 0.203, SLG: 0.200 (8, 8)										4	0	1	0	0	1	1												
<b>Ed Kranepool, L</b> OBP: 0.331, SLG: 0.407 (1, 3)										3	1	0	0	1	0	2												
<b>J.C. Martin, L</b> OBP: 0.270, SLG: 0.414 (1, 2)										3	1	1	0	1	0	2												
<b>Bud Harrelson, S</b> OBP: 0.375, SLG: 0.364 (1, 6)										4	0	1	3	0	2	1												
<b>Tom Seaver, R</b> OBP: 0.231, SLG: 0.091 (1, 1)										4	0	0	0	0	2	1												
<b>Inning Stats</b>	R: 2 E: 0 K: 0 S: 7	H: 4 LOB: 2 BB: 0 P: 7	R: 0 E: 0 K: 0 S: 5	H: 2 LOB: 2 BB: 0 P: 5	R: 0 E: 0 K: 0 S: 3	H: 0 LOB: 0 BB: 0 P: 3	R: 0 E: 0 K: 2 S: 7	H: 1 LOB: 1 BB: 0 P: 7	R: 0 E: 0 K: 1 S: 6	H: 1 LOB: 1 BB: 0 P: 6	R: 0 E: 0 K: 0 S: 3	H: 0 LOB: 0 BB: 0 P: 3	R: 3 E: 0 K: 2 S: 9	H: 2 LOB: 1 BB: 2 P: 17	R: 0 E: 0 K: 1 S: 5	H: 0 LOB: 0 BB: 0 P: 5		1B: 7 2B: 2 3B: 1 HR: 0	SF: 0 SAC: 0 DP: 0 HBP: 0	WP: 0 PB: 1 CS: 3	PA: 39							
<b>PITCHER</b>	IP	WLS	BF	H	R	ER	SO	BB	IBB	HBP	BLK	WP	HR	S	P	ERA	WHIP											
<b>Phil Niekro, R</b> ERA: 2.17	(1, 1)	7.2	L	35	10	5	5	6	2	0	0	0	0	0	45	53	5.87	1.565										
<b>Claude Raymond, R</b> ERA: 5.23	(8, 1)	0.1		1	0	0	0	1	0	0	0	0	0	0	3	3	0.00	0.000										
<b>Ken Johnson, R</b> ERA: 5.4	(9, 1)	1.0		3	0	0	0	1	0	0	0	0	0	5	5	0.00	0.000											

AB	37
R	5
H	10
RBI	5
BB	2
SO	8
LOB	11



Batter	1	2	3	4	5	6	7	8	9	AB	R	H	RBI	BB	SO	LOB	BOTTOM											
<b>Felix Millan, R</b> OBP: 0.329, SLG: 0.417 (1, 4)										4	0	1	0	0	0	1	<b>New York Mets @ Atlanta Braves</b> Atlanta Stadium, Atlanta, GA Wed May 21 1969, 7:05 PM EDT Att: 14,669 - Unknown											
<b>Sonny Jackson, L</b> OBP: 0.346, SLG: 0.405 (1, 6)										4	0	0	0	0	1	3												
<b>Hank Aaron, R</b> OBP: 0.493, SLG: 0.683 (1, 9)										3	0	1	0	1	1	0												
<b>Orlando Cepeda, R</b> OBP: 0.350, SLG: 0.508 (1, 3)										4	0	0	0	0	0	2												
<b>Bob Aspromonte, R</b> OBP: 0.271, SLG: 0.333 (1, 5)										4	0	0	0	0	0	1												
<b>Tommie Aaron, R</b> OBP: 0.222, SLG: 0.333 (1, 7)										3	0	0	0	0	0	1												
<b>Bob Tillman, R</b> OBP: 0.286, SLG: 0.311 <b>Ken Johnson, R</b> (9, 1)										3	0	0	0	0	0	0												
<b>Mike Lum, L</b> OBP: 0.316, SLG: 0.212 (1, 8)										3	0	1	0	0	0	0												
<b>Phil Niekro, R</b> OBP: 0.217, SLG: 0.227 <b>Claude Raymond, R</b> <b>Walt Hrinak, L</b> (8, PH) (9, 2)										1	0	0	0	0	0	0												
<b>Inning Stats</b>	R: 0 E: 0 K: 0 S: 3	H: 0 LOB: 1 BB: 1 P: 7	R: 0 E: 0 K: 0 S: 3	H: 0 LOB: 0 BB: 0 P: 3	R: 0 E: 0 K: 0 S: 4	H: 1 LOB: 1 BB: 0 P: 4	R: 0 E: 0 K: 0 S: 4	H: 1 LOB: 1 BB: 0 P: 4	R: 0 E: 0 K: 2 S: 7	H: 0 LOB: 0 BB: 0 P: 7	R: 0 E: 0 K: 0 S: 3	H: 0 LOB: 0 BB: 0 P: 3	R: 0 E: 0 K: 0 S: 4	H: 1 LOB: 2 BB: 1 P: 8	R: 0 E: 0 K: 0 S: 3	H: 0 LOB: 0 BB: 0 P: 3		1B: 3 2B: 0 3B: 0 HR: 0	SF: 0 SAC: 1 DP: 0 HBP: 0	WP: 0 PB: 0 CS: 0	PA: 32							
<b>PITCHER</b>	IP	WLS	BF	H	R	ER	SO	BB	IBB	HBP	BLK	WP	HR	S	P	ERA	WHIP											
<b>Tom Seaver, R</b> ERA: 1.96	(1, 1)	9.0	W	32	3	0	0	2	2	0	0	0	0	0	34	42	0.00	0.556										

AB	29
R	0
H	3
RBI	0
BB	2
SO	2
LOB	8





Batter	1	2	3	4	5	6	7	8	9	AB	R	H	RBI	BB	SO	LOB	TOP					
Tommie Agee, R OBP: 0.374, SLG: 0.629	F9		K			F3		F9		4	0	0	0	0	1	1	<b>New York Mets @ Atlanta Braves</b> Atlanta Stadium, Atlanta, GA Thu May 22 1969, 7:05 PM EDT Att: 12,574 - Unknown					
Wayne Garrett, L OBP: 0.423, SLG: 0.500	G3			F7		3-1		3B 1B		4	1	1	1	0	0	0						
Ken Boswell, L OBP: 0.336, SLG: 0.385	G3			5-3 BB		4-3		1B 3B		3	1	1	1	1	0	0						
Cleon Jones, R OBP: 0.449, SLG: 0.613		5-3		5-3			6-3	1B		4	0	1	1	0	0	1						
Art Shamsky, L OBP: 0.261, SLG: 0.304		3-1		L3			P4	3B 1B		3	0	0	0	0	0	1						
Ron Swoboda, R OBP: 0.286, SLG: 0.333								K		1	0	0	0	0	1	1						
Ed Kranepool, L OBP: 0.331, SLG: 0.405										3	0	1	0	0	0	0						
Ed Charles, R OBP: 0.210, SLG: 0.196	E7					6-3				1	0	0	0	0	0	0						
J.C. Martin, L OBP: 0.331, SLG: 0.393								1B		3	0	0	0	0	0	2						
Ron Taylor, R	F8					4-3				0	0	0	0	0	0	0						
Rod Gaspar, S OBP: 0.307, SLG: 0.258								1B		1	0	1	0	0	0	0						
Bud Harrelson, S OBP: 0.374, SLG: 0.363										3	0	1	0	0	1	0						
Al Weis, S OBP: 0.154, SLG: 0.125				K				K		1	0	0	0	0	1	1						
Tug McGraw, R OBP: 0.200, SLG: 0.214										1	0	0	0	0	0	0						
Don Calloway, R OBP: 0.200, SLG: 0.357										0	0	0	0	0	0	0						
Amos Otis, R OBP: 0.220, SLG: 0.197										0	0	0	0	0	0	0						
Cal Koonce, R OBP: 0.159, SLG: 0.087										0	0	0	0	0	0	0						
Al Jackson, L										2	1	1	0	0	0	1						
Jerry Grote, R OBP: 0.294, SLG: 0.293										0	0	0	0	0	0	0						
<b>Inning Stats</b>	R: 0 E: 0 K: 0 S: 3	H: 0 LOB: 0 BB: 0 P: 3	R: 0 E: 1 K: 0 S: 4	H: 0 LOB: 1 BB: 0 P: 4	R: 0 E: 0 K: 0 S: 7	H: 0 LOB: 0 BB: 0 P: 7	R: 0 E: 0 K: 0 S: 3	H: 0 LOB: 1 BB: 0 P: 7	R: 0 E: 0 K: 0 S: 4	H: 1 LOB: 1 BB: 0 P: 4	R: 0 E: 0 K: 0 S: 3	H: 0 LOB: 0 BB: 0 P: 3	R: 0 E: 0 K: 0 S: 4	H: 1 LOB: 0 BB: 0 P: 4	R: 3 E: 0 K: 1 S: 9	H: 4 LOB: 1 BB: 0 P: 9	R: 0 E: 0 K: 1 S: 6	H: 1 LOB: 1 BB: 0 P: 6	1B: 5 2B: 1 3B: 1 HR: 0	SF: 0 SAC: 0 DP: 0 HBP: 0	WP: 0 PB: 0 SB: 0 CS: 0	PA: 36
<b>PITCHER</b>	IP WLS BF H R ER SO BB IBB HBP BLK WP HR S P ERA WHIP																					
Pat Jarvis, R ERA: 5.37	(1, 1) 7.2 W 31 6 3 3 2 1 0 0 0 0 0 0 34 38 3.52 0.913																					
George Stone, L ERA: 4.26	(8, 1) 1.1 S 5 1 0 0 2 0 0 0 0 0 0 0 9 9 0.00 0.750																					

Batter	1	2	3	4	5	6	7	8	9	AB	R	H	RBI	BB	SO	LOB	BOTTOM			
Felipe Alou, R OBP: 0.349, SLG: 0.435	FC6-4 1B			6-3	K		FC6-4 1B 2B			5	1	2	1	0	1	2	<b>New York Mets @ Atlanta Braves</b> Atlanta Stadium, Atlanta, GA Thu May 22 1969, 7:05 PM EDT Att: 12,574 - Unknown			
Felix Milan, R OBP: 0.331, SLG: 0.438	FC6-4 HR	L8				6-3	2B 1B			5	3	2	2	0	0	2				
Hank Aaron, R OBP: 0.500, SLG: 0.706										3	1	2	2	1	0	0				
Mike Lum, L OBP: 0.333, SLG: 0.265	1H HR		WP E G5-2-3 1B	L7			G1-6-3 BB	1H 2H 2B		1	0	1	2	0	0	0				
Orlando Cepeda, R OBP: 0.338, SLG: 0.488										5	1	0	0	0	1	3				
Tommie Aaron, R OBP: 0.222, SLG: 0.333	K		E6 G5-2-3 1B	L7			G1-6-3	4-3		0	0	0	0	0	0	0				
Clete Boyer, R OBP: 0.338, SLG: 0.413										3	4	3	1	2	0	0				
Bob Aspromonte, R OBP: 0.297, SLG: 0.355										5	2	3	0	0	0	4				
Bob Tillman, R OBP: 0.315, SLG: 0.327										4	1	2	2	1	0	4				
Sonny Jackson, L OBP: 0.357, SLG: 0.426										3	1	2	2	1	0	1				
Gil Garrido, R OBP: 0.333, SLG: 0.333										1	0	1	1	0	0	0				
Pat Jarvis, R OBP: 0.100, SLG: 0.105										2	1	0	2	0	0	3				
George Stone, L ERA: 2.89										1	0	0	0	0	0	2				
<b>Inning Stats</b>	R: 2 E: 0 K: 1 S: 8	H: 3 LOB: 1 BB: 0 P: 8	R: 1 E: 1 K: 0 S: 4	H: 1 LOB: 1 BB: 1 P: 8	R: 2 E: 1 K: 0 S: 6	H: 3 LOB: 2 BB: 1 P: 10	R: 1 E: 0 K: 0 S: 4	H: 1 LOB: 0 BB: 0 P: 4	R: 3 E: 0 K: 1 S: 7	H: 2 LOB: 0 BB: 1 P: 11	R: 0 E: 0 K: 0 S: 2	H: 0 LOB: 1 BB: 1 P: 6	R: 5 E: 0 K: 0 S: 8	H: 5 LOB: 1 BB: 1 P: 12	R: 1 E: 0 K: 0 S: 5	H: 3 LOB: 1 BB: 0 P: 5	1B: 12 2B: 2 3B: 1 HR: 3	SF: 1 SAC: 1 DP: 3 HBP: 0	WP: 1 PB: 0 SB: 0 CS: 0	PA: 45
<b>PITCHER</b>	IP WLS BF H R ER SO BB IBB HBP BLK WP HR S P ERA WHIP																			
Tug McGraw, L ERA: 3.71	(1, 1) 2.0 L 12 3 2 1 0 1 0 0 0 0 1 1 9 13 4.50 2.000																			
Don Cardwell, R ERA: 3.0	(3, 1) 2.0 10 3 2 1 0 1 0 0 0 0 1 1 9 13 4.50 2.000																			
Cal Koonce, R ERA: 7.71	(5, 1) 2.0 11 4 5 5 1 2 0 0 0 0 0 1 11 19 22.50 3.000																			
Al Jackson, L ERA: 10.64	(7, 1) 0.2 6 3 3 3 0 1 0 0 0 0 0 0 5 9 40.50 6.000																			
Ron Taylor, R ERA: 2.89	(7, 1) 1.1 6 3 1 1 0 0 0 0 0 0 0 0 6 6 6.75 2.250																			







Batter	1	2	3	4	5	6	7	8	9	AB	R	H	RBI	BB	SO	LOB	TOP	
Tommie Agee, R OBP: 0.369, SLG: 0.613										4	0	1	0	0	3	0	<b>New York Mets @ Houston Astros</b> Astrodome, Houston, TX Fri May 23 1969, 8:05 PM EDT Att: 10,825 - Unknown	
Wayne Garrett, L OBP: 0.400, SLG: 0.470										4	0	0	0	0	2	1		
Ken Boswell, L OBP: 0.340, SLG: 0.383										3	0	1	0	1	0	1		
Cleon Jones, R OBP: 0.438, SLG: 0.596										4	0	0	0	0	1	3		
Art Shamsky, L OBP: 0.222, SLG: 0.259										4	0	0	0	0	3	1		
Ed Kranepool, L OBP: 0.328, SLG: 0.409										4	0	1	0	0	1	0		
Jerry Grote, R OBP: 0.256, SLG: 0.291										4	0	2	0	0	1	0		
Bud Harrelson, S OBP: 0.387, SLG: 0.359										1	0	0	0	3	0	0		
Gary Gentry, R OBP: 0.111, SLG: 0.111										1	0	0	0	0	1	0		
Jack Dilauro, S (3, 1)										1	0	0	0	0	1	1		
J.C. Martin, L OBP: 0.254, SLG: 0.387 (7, PH)										1	0	0	0	0	0	2		
Cal Koonce, R OBP: 0.667, SLG: 0.667 (7, 1)										0	0	0	0	0	0	0		
Rod Gaspar, S OBP: 0.304, SLG: 0.256 (9, PH)										1	0	0	0	0	0	3		
<b>Inning Stats</b>	R: 0 E: 0 K: 0 S: 4	H: 1 LOB: 1 BB: 0 P: 4	R: 0 E: 0 K: 2 S: 7	H: 0 LOB: 0 BB: 0 P: 7	R: 0 E: 0 K: 2 S: 7	H: 0 LOB: 1 BB: 0 P: 4	R: 0 E: 0 K: 2 S: 9	H: 0 LOB: 1 BB: 1 P: 11	R: 0 E: 0 K: 1 S: 6	H: 1 LOB: 2 BB: 1 P: 10	R: 0 E: 0 K: 2 S: 7	H: 0 LOB: 0 BB: 0 P: 7	R: 0 E: 0 K: 1 S: 7	H: 2 LOB: 3 BB: 1 P: 11	1B: 3 2B: 1 3B: 1 HR: 0	SF: 0 SAC: 0 DP: 0 HBP: 0	WP: 0 PB: 0 SB: 0 CS: 0	PA: 36
<b>PITCHER</b> Tom Griffin, R ERA: 3.3	IP: 9.0 WLS: W BF: 36 H: 5 R: 0 ER: 0 SO: 13 BB: 4 IBB: 0 HBP: 0 BLK: 0 WP: 0 HR: 0 S: 58 P: 74 ERA: 0.00 WHIP: 1.000															<b>PITCHER</b>		

Batter	1	2	3	4	5	6	7	8	9	AB	R	H	RBI	BB	SO	LOB	BOTTOM
Curt Blefary, L OBP: 0.354, SLG: 0.313										5	0	0	0	0	2	4	<b>New York Mets @ Houston Astros</b> Astrodome, Houston, TX Fri May 23 1969, 8:05 PM EDT Att: 10,825 - Unknown
Joe Morgan, L OBP: 0.358, SLG: 0.327										4	1	1	0	0	0	0	
Jimmy Wynn, R OBP: 0.344, SLG: 0.459										4	1	1	0	0	2	1	
Norm Miller, L OBP: 0.385, SLG: 0.413										1	2	0	0	1	1	1	
Gary Geiger, L OBP: 0.230, SLG: 0.200										1	0	0	0	0	0	1	
Denis Menke, R OBP: 0.434, SLG: 0.472										3	2	2	2	0	0	1	
Doug Radler, R OBP: 0.305, SLG: 0.318										3	1	1	1	1	1	2	
Jesus Alou, R OBP: 0.227, SLG: 0.299 (7, 9)										4	0	1	0	0	0	3	
Johnny Edwards, L OBP: 0.266, SLG: 0.205										2	0	0	0	2	0	0	
Tom Griffin, R OBP: 0.200, SLG: 0.154										3	0	1	3	0	0	0	
<b>Inning Stats</b>	R: 2 E: 0 K: 1 S: 7	H: 2 LOB: 2 BB: 2 P: 15	R: 4 E: 0 K: 1 S: 9	H: 4 LOB: 2 BB: 1 P: 14	R: 0 E: 1 K: 1 S: 6	H: 0 LOB: 0 BB: 0 P: 6	R: 0 E: 0 K: 0 S: 3	H: 0 LOB: 0 BB: 0 P: 3	R: 1 E: 0 K: 0 S: 4	H: 1 LOB: 1 BB: 1 P: 8	R: 0 E: 0 K: 1 S: 5	H: 0 LOB: 0 BB: 0 P: 5	1B: 6 2B: 1 3B: 0 HR: 0	SF: 2 SAC: 0 DP: 0 HBP: 1	WP: 0 PB: 0 SB: 2 CS: 0	PA: 37	
<b>PITCHER</b> Gary Gentry, R ERA: 3.92 Jack Dilauro, L ERA: Cal Koonce, R ERA: 7.46	IP: 2.1 WLS: L BF: 16 H: 6 R: 6 ER: 6 SO: 4 BB: 2 IBB: 1 HBP: 0 BLK: 0 WP: 0 HR: 0 S: 21 P: 30 ERA: 23.14 WHIP: 3.429															<b>PITCHER</b>	

AB	32
R	0
H	5
RBI	0
BB	4
SO	13
LOB	12



AB	30
R	7
H	7
RBI	6
BB	4
SO	6
LOB	13






Batter	1	2	3	4	5	6	7	8	9	AB	R	H	RBI	BB	SO	LOB	TOP					
Tommie Agee, R (1.8) OBP: 0.355, SLG: 0.588	F8		P6			K		K		4	0	0	0	0	2	2						
Wayne Garrett, L (1.5) OBP: 0.405, SLG: 0.478	4-3			F8			BB BB		1B 2B	3	1	1	0	1	0	0						
Ken Boswell, L (1.4) OBP: 0.331, SLG: 0.372	K			6-3			F8		K	4	0	0	0	0	2	2						
Cleon Jones, R (1.7) OBP: 0.428, SLG: 0.579		K		6-3			E5 BB		K	4	0	0	0	0	2	2						
Art Shamsky, L (1.9) OBP: 0.258, SLG: 0.267	F8				4-3					3	0	1	1	1	0	0						
Ed Kranepool, L (1.3) OBP: 0.318, SLG: 0.395	F7				P5		G4-6-3 BB		F8	4	0	0	0	0	0	4						
Jerry Grote, R (1.2) OBP: 0.270, SLG: 0.317					F7					3	0	2	0	0	0	0						
Bud Harrelson, S (1.6) OBP: 0.380, SLG: 0.352																	AB 31					
J.C. Martin, L (8, PH) OBP: 0.250, SLG: 0.381						K				2	0	0	0	0	2	1	R 1					
Al Weis, S (8, 6) OBP: 0.154, SLG: 0.125						K				1	0	0	0	0	1	1	H 4					
Jerry Koosman, R (1.1) OBP: 0.301, SLG: 0.253						K				0	0	0	0	0	0	0	RBI 1					
Rod Gaspar, S (8, PH) OBP: 0.301, SLG: 0.253						K				0	0	0	0	0	0	0	BB 2					
Ron Taylor, R (8, 1) OBP: 0.333, SLG: 0.400						K				0	0	0	0	0	0	0	SO 11					
Jim McAndrew, R (8, 1) OBP: 0.333, SLG: 0.400						K				0	0	0	0	0	0	0	LOB 14					
Jerry Koosman, R (1.1) OBP: 0.301, SLG: 0.253						K				2	0	0	0	0	2	1						
Rod Gaspar, S (8, PH) OBP: 0.301, SLG: 0.253						K				1	0	0	0	0	0	1						
Ron Taylor, R (8, 1) OBP: 0.333, SLG: 0.400						K				0	0	0	0	0	0	0						
Jim McAndrew, R (8, 1) OBP: 0.333, SLG: 0.400						K				0	0	0	0	0	0	0						
Jim McAndrew, R (8, 1) OBP: 0.333, SLG: 0.400						K				2	0	0	0	0	2	1						
Rod Gaspar, S (8, PH) OBP: 0.301, SLG: 0.253						K				1	0	0	0	0	0	1						
Ron Taylor, R (8, 1) OBP: 0.333, SLG: 0.400						K				0	0	0	0	0	0	0						
Jim McAndrew, R (8, 1) OBP: 0.333, SLG: 0.400						K				0	0	0	0	0	0	0						
<b>Inning Stats</b>	R: 0 E: 0 K: 1 S: 5	H: 0 LOB: 0 BB: 0 P: 5	R: 0 E: 0 K: 1 S: 5	H: 0 LOB: 0 BB: 0 P: 5	R: 0 E: 0 K: 2 S: 8	H: 1 LOB: 1 BB: 0 P: 8	R: 0 E: 0 K: 0 S: 3	H: 0 LOB: 0 BB: 0 P: 3	R: 0 E: 0 K: 0 S: 3	H: 0 LOB: 0 BB: 0 P: 3	R: 0 E: 0 K: 3 S: 9	H: 0 LOB: 0 BB: 0 P: 9	R: 0 E: 1 K: 0 S: 3	H: 0 LOB: 2 BB: 2 P: 11	R: 0 E: 0 K: 2 S: 8	H: 1 LOB: 1 BB: 0 P: 8	R: 1 E: 0 K: 2 S: 9	H: 2 LOB: 1 BB: 0 P: 9	1B: 2 2B: 2 3B: 0 HR: 0	SF: 0 SAC: 0 DP: 1 HBP: 0	WP: 0 PB: 0 SB: 1 CS: 0	PA: 33
<b>PITCHER</b> Larry Dierker, R (1.1) ERA: 2.79	IP: 9.0 WLS: W BF: 33 H: 4 R: 1 ER: 1 SO: 11 BB: 2 IBB: 0 HBP: 0 BLK: 0 WP: 0 HR: 0 S: 53 P: 61 ERA: 1.00 WHIP: 0.667															<b>PITCHER</b>						

New York Mets @ Houston Astros  
Astrodome, Houston, TX  
Sat May 24 1969, 8:05 PM EDT  
Att: 17,911 - Unknown


AB 31  
R 1  
H 4  
RBI 1  
BB 2  
SO 11  
LOB 14



Batter	1	2	3	4	5	6	7	8	9	AB	R	H	RBI	BB	SO	LOB	BOTTOM	
Curt Blefary, L (1.3) OBP: 0.356, SLG: 0.344	K			F8						4	1	2	2	0	1	0		
Joe Morgan, L (1.4) OBP: 0.351, SLG: 0.319	F7			1-3			F9		F8	4	0	0	0	0	0	1		
Jimmy Wynn, R (1.8) OBP: 0.348, SLG: 0.504	K				HR					4	2	2	2	0	1	0		
Denis Menke, R (1.6) OBP: 0.429, SLG: 0.466		K			F8					4	0	1	0	0	1	0		
Doug Rader, R (1.5) OBP: 0.303, SLG: 0.313		6-3								3	1	0	0	1	2	1		
Marty Martinez, S (1.7) OBP: 0.444, SLG: 0.429		K								3	0	1	1	0	1	0		
Jesus Alou, R (1.9) OBP: 0.223, SLG: 0.294				4-1						3	0	0	0	0	0	1		
Johnny Edwards, L (1.2) OBP: 0.268, SLG: 0.209					K					3	1	1	0	0	1	0		
Larry Dierker, R (1.1) OBP: 0.147, SLG: 0.176					F8					3	0	0	0	0	1	1		
<b>Inning Stats</b>	R: 0 E: 0 K: 2 S: 7	H: 0 LOB: 0 BB: 0 P: 7	R: 0 E: 0 K: 2 S: 7	H: 0 LOB: 0 BB: 0 P: 7	R: 0 E: 0 K: 1 S: 5	H: 0 LOB: 0 BB: 0 P: 5	R: 1 E: 0 K: 0 S: 4	H: 1 LOB: 0 BB: 0 P: 4	R: 0 E: 0 K: 0 S: 4	H: 1 LOB: 1 BB: 0 P: 4	R: 1 E: 0 K: 0 S: 4	H: 1 LOB: 1 BB: 1 P: 8	R: 3 E: 1 K: 2 S: 11	H: 4 LOB: 1 BB: 0 P: 11	1B: 2 2B: 2 3B: 0 HR: 3	SF: 0 SAC: 0 DP: 0 HBP: 0	WP: 0 PB: 0 SB: 0 CS: 0	PA: 32
<b>PITCHER</b> Jerry Koosman, L (1.1) ERA: 3.34 Ron Taylor, R (8, 1) ERA: 4.19 Jim McAndrew, R (8, 1) ERA: 7.47	IP: 7.0 WLS: L BF: 25 H: 3 R: 2 ER: 2 SO: 6 BB: 1 IBB: 0 HBP: 0 BLK: 0 WP: 0 HR: 1 S: 36 P: 40 ERA: 2.57 WHIP: 0.571															<b>PITCHER</b>		


New York Mets @ Houston Astros  
Astrodome, Houston, TX  
Sat May 24 1969, 8:05 PM EDT  
Att: 17,911 - Unknown

AB 31  
R 5  
H 7  
RBI 5  
BB 1  
SO 8  
LOB 4





Batter	1	2	3	4	5	6	7	8	9	AB	R	H	RBI	BB	SO	LOB	TOP																			
Rod Gaspar, S OBP: 0.306, SLG: 0.263 (1, 9)	F8		1-3		5-3		BB		1-3 2B	4	0	1	0	1	0	0	<b>New York Mets @ Houston Astros</b> Astrodome, Houston, TX Sun May 25 1969, 4:33 AM EDT Att: 22,716 - Unknown																			
Ken Boswell, L OBP: 0.327, SLG: 0.366 (1, 4)	P5			3-1			P5		L4	5	0	1	0	0	0	3																				
Tommie Agee, R OBP: 0.351, SLG: 0.574 (1, 8)	K			2B 1B	K				6-3	4	1	1	0	0	2	1																				
Cleon Jones, R OBP: 0.441, SLG: 0.595 (1, 3)				2B 1B						3	1	3	1	1	0	0																				
Ron Swoboda, R OBP: 0.284, SLG: 0.342 (1, 7)		5-3		2B			F9		F8	4	1	1	1	0	0	3																				
Ed Charles, R OBP: 0.200, SLG: 0.186 Wayne Garrett, L OBP: 0.400, SLG: 0.471 (8, PH) (8, 5)	F3			E3			K		F7	3	0	0	0	0	1	3																				
Jerry Grote, R OBP: 0.269, SLG: 0.314 (1, 2)	L5			FC			FC6-4			4	0	1	1	0	0	3																				
Bud Harrelson, S OBP: 0.368, SLG: 0.339 (1, 6)			L8	K			F7		K	4	0	0	0	0	2	3																				
Tom Seaver, R OBP: 0.222, SLG: 0.087 Duffy Dyer, R OBP: 0.200, SLG: 1.333 Jack Dilauro, S (5, 1) Ames Otis, R OBP: 0.197, SLG: 0.194 Cal Koonce, R OBP: 0.487, SLG: 0.687 Ed Kranepool, L OBP: 0.316, SLG: 0.392 (7, PH) (7, 1) (8, PH)	K		K		5-3		K		F8	1	0	0	0	0	1	0																				
<b>Inning Stats</b>	R: 0 E: 0 K: 1 S: 5	H: 0 LOB: 0 BB: 0 P: 5	R: 0 E: 0 K: 0 S: 4	H: 1 LOB: 1 BB: 0 P: 4	R: 0 E: 0 K: 1 S: 5	H: 0 LOB: 0 BB: 0 P: 5	R: 3 E: 1 K: 1 S: 9	H: 3 LOB: 2 BB: 0 P: 9	R: 0 E: 0 K: 1 S: 6	H: 1 LOB: 1 BB: 0 P: 6	R: 0 E: 0 K: 1 S: 5	H: 0 LOB: 1 BB: 1 P: 9	R: 0 E: 0 K: 0 S: 3	H: 0 LOB: 1 BB: 1 P: 7	R: 0 E: 0 K: 1 S: 7	H: 2 LOB: 2 BB: 0 P: 7		1B: 5 2B: 4 3B: 0 HR: 0	SF: 0 SAC: 0 DP: 1 HBP: 0	WP: 0 PB: 0 SB: 0 CS: 1	PA: 38															
<b>PITCHER</b>	IP	WLS	BF	H	R	ER	SO	BB	IBB	HBP	BLK	WP	HR	S	P	ERA	WHIP	<b>PITCHER</b>		IP	WLS	BF	H	R	ER	SO	BB	IBB	HBP	BLK	WP	HR	S	P	ERA	WHIP
Denny Lemaster, L ERA: 4.33 Fred Gladding, R ERA: 0.87 (1, 1) (8, 1)	7.0	W	29	6	3	3	6	1	0	0	0	0	0	40	44	3.86	1.000			2.0	S	9	2	0	0	1	1	0	0	0	0	0	10	14	0.00	1.500



Batter	1	2	3	4	5	6	7	8	9	AB	R	H	RBI	BB	SO	LOB	BOTTOM																			
Curt Blefary, L OBP: 0.366, SLG: 0.367 (1, 3)	1B 2B	SH2-3		SF9 2B		FC6 1B		4-3		4	1	3	0	0	0	0	<b>New York Mets @ Houston Astros</b> Astrodome, Houston, TX Sun May 25 1969, 4:33 AM EDT Att: 22,716 - Unknown																			
Joe Morgan, L OBP: 0.347, SLG: 0.323 (1, 4)	K			SF9 2B		FC6 1B		4-3		4	0	1	2	0	1	2																				
Jimmy Wynn, R OBP: 0.355, SLG: 0.521 (1, 8)	1B HBP	6-3		F7		1B BB		HR		3	2	1	1	1	0	2																				
Norm Miller, L OBP: 0.399, SLG: 0.427 (1, 9)	1B PB	L7				CS 1B		1B		5	1	4	1	0	0	1																				
Denis Menke, R OBP: 0.429, SLG: 0.471 (1, 6)	F7			G1-6-3 1B		FC5-4 1B		1B		5	0	2	0	0	0	5																				
Doug Rader, R OBP: 0.302, SLG: 0.311 (1, 5)	1B			G1-6-3 1B		K		5-3		4	0	1	0	0	1	2																				
Jesus Alou, R OBP: 0.235, SLG: 0.301 (1, 7)	1B			F7		IBB		1B		3	0	2	1	1	0	0																				
Johnny Edwards, L OBP: 0.267, SLG: 0.218 (1, 2)	FC6			FC1-5 2B		L4		K		4	0	1	0	0	1	5																				
Denny Lemaster, R OBP: 0.190, SLG: 0.158 Gary Geiger, L OBP: 0.281, SLG: 0.192 Fred Gladding, L (7, PH) (8, 1)		SH2-3 2B BB		FC1-5 2B SF9		5-3		K		2	2	0	0	1	0	1																				
<b>Inning Stats</b>	R: 3 E: 0 K: 1 S: 9	H: 4 LOB: 2 BB: 0 P: 10	R: 1 E: 0 K: 0 S: 4	H: 1 LOB: 1 BB: 1 P: 8	R: 0 E: 0 K: 0 S: 3	H: 1 LOB: 0 BB: 0 P: 3	R: 1 E: 0 K: 0 S: 5	H: 2 LOB: 1 BB: 0 P: 5	R: 0 E: 0 K: 1 S: 6	H: 2 LOB: 2 BB: 1 P: 10	R: 0 E: 0 K: 0 S: 5	H: 2 LOB: 3 BB: 1 P: 9	R: 0 E: 0 K: 2 S: 8	H: 1 LOB: 1 BB: 0 P: 8	R: 1 E: 0 K: 0 S: 5	H: 2 LOB: 1 BB: 0 P: 5		1B: 9 2B: 5 3B: 0 HR: 1	SF: 1 SAC: 1 DP: 1 HBP: 1	WP: 0 PB: 1 SB: 0 CS: 1	PA: 41															
<b>PITCHER</b>	IP	WLS	BF	H	R	ER	SO	BB	IBB	HBP	BLK	WP	HR	S	P	ERA	WHIP	<b>PITCHER</b>		IP	WLS	BF	H	R	ER	SO	BB	IBB	HBP	BLK	WP	HR	S	P	ERA	WHIP
Tom Seaver, R ERA: 2.44 Jack Dilauro, L ERA: Cal Koonce, R ERA: 7.24 (1, 1) (5, 1) (7, 1)	4.0	L	21	4	0	0	1	1	1	0	0	0	0	11	19	0.00	2.500			2.0		9	3	1	1	2	0	0	0	0	1	13	13	4.50	1.500	









Batter	1	2	3	4	5	6	7	8	9	10	11	AB	R	H	RBI	BB	SO	LOB	TOP			
Tommy Dean, R OBP: 0.269, SLG: 0.255 (1, 6)	K		K		F9			K			B2-6-4 BB	4	0	0	0	1	3	1				
John Stipan, R OBP: 0.364, SLG: 0.571 (1, 4)	F8		5-3			K			F8		B2-6-4 BB	5	0	0	0	0	1	1				
Ollie Brown, R OBP: 0.312, SLG: 0.436 (1, 9)	K		F9			6-3			6-3			4	0	0	0	1	1	0				
Nate Colbert, R OBP: 0.378, SLG: 0.569 (1, 3)		SH2-3 1B BB		K		5-3			FC5-4 1B		B2-6-4 BB	4	0	1	0	1	2	1				
Al Ferrara, R OBP: 0.333, SLG: 0.426 (1, 7)		SH2-3 1B		K			K		FC5-4 1B			4	0	1	0	0	2	1				
Roberto Pena, R OBP: 0.286, SLG: 0.288 Jose Arcia, R OBP: 0.256, SLG: 0.222 (10, PR) (10, 5)		SH2-3		P4			F3					3	0	1	0	0	0	0				
Cito Gaston, R OBP: 0.288, SLG: 0.279 (1, 8)		K					K			P1		4	0	1	0	0	2	3				
Chris Cannizzaro, R OBP: 0.357, SLG: 0.376 (1, 2)			L9				K			L8		3	0	0	0	1	1	2				
Clay Kirby, R OBP: 0.048, SLG: 0.048 Ivan Murrell, R OBP: 0.233, SLG: 0.250 (10, PH) Tommy Sisk, R OBP: 0.197, SLG: 0.333 Billy McCool, R (10, 1) Frank Reberger, L (11, 1)		K		K			K			K		3	0	0	0	0	3	4				
<b>Inning Stats</b>	R: 0 E: 0 K: 2 S: 7	H: 0 LOB: 0 BB: 0 P: 7	R: 0 E: 0 K: 2 S: 8	H: 1 LOB: 3 BB: 2 P: 16	R: 0 E: 0 K: 1 S: 5	H: 0 LOB: 0 BB: 0 P: 5	R: 0 E: 0 K: 2 S: 7	H: 0 LOB: 0 BB: 0 P: 7	R: 0 E: 0 K: 1 S: 6	H: 1 LOB: 1 BB: 0 P: 6	R: 0 E: 0 K: 3 S: 9	H: 0 LOB: 0 BB: 0 P: 9	R: 0 E: 0 K: 0 S: 4	H: 1 LOB: 1 BB: 0 P: 4	R: 0 E: 0 K: 1 S: 6	H: 1 LOB: 1 BB: 0 P: 6	R: 0 E: 0 K: 1 S: 4	H: 0 LOB: 1 BB: 2 P: 12	1B: 3 2B: 1 3B: 0 HR: 0	SF: 0 SAC: 1 DP: 1 HBP: 0	WP: 0 PB: 0 SB: 0 CS: 0	PA: 40
<b>PITCHER</b>	IP WLS BF H R ER SO BB IBB HBP BLK WP HR S P ERA WHIP	PITCHER																			IP WLS BF H R ER SO BB IBB HBP BLK WP HR S P ERA WHIP	
Jerry Koosman, L ERA: 2.5 Tug McGraw, L ERA: 3.6 (1, 1) (11, 1)	10.0 1.0 W 4 0 0 0 1 2 0 0 0 0 0 0 4 12 0.00 2.000																					

San Diego Padres @ New York Mets  
Shea Stadium, Flushing, NY  
Wed May 28 1969, 7:05 PM EDT  
Att: 11,860 - Unknown

AB 35  
R 0  
H 4  
RBI 0  
BB 4  
SO 16  
LOB 14



Batter	1	2	3	4	5	6	7	8	9	10	11	AB	R	H	RBI	BB	SO	LOB	BOTTOM					
Tommy Agee, R OBP: 0.333, SLG: 0.541 (1, 8)	4-3		K		P4		G6-4-3			SH1-4		4	0	0	0	1	5							
Wayne Garrett, L OBP: 0.462, SLG: 0.462 Ed Charles, R OBP: 0.212, SLG: 0.186 (10, PH) (11, 5)	F5		6-3		G4-3			FC2-3 1B		L4-3 IBB		4	0	1	0	0	0	3						
Ken Boswell, L OBP: 0.313, SLG: 0.349 (1, 4)	4-3			FC4-6 1B		F7		FC2-3 CS		L4-3		5	0	1	0	0	0	3						
Cleon Jones, R OBP: 0.433, SLG: 0.580 (1, 7)		1B BB		FC4-6 1B		6-3		P6		E6 1B BB		4	1	0	0	1	0	2						
Ed Kranepool, L OBP: 0.317, SLG: 0.388 (1, 3)			FC4-6 1B						G3		K	5	0	2	0	0	1	2						
Ron Swoboda, R OBP: 0.278, SLG: 0.352 (1, 9)		P6			K				F7		1B IBB	5	0	1	0	0	1	4						
Jerry Grote, R OBP: 0.284, SLG: 0.319 (1, 2)		K			1B BB		L5				1B IBB	4	0	2	0	1	1	2						
Bud Harrelson, S OBP: 0.396, SLG: 0.357 (1, 6)		K			1B BB			SH BB		5-3		3	0	1	1	2	1	3						
Jerry Koosman, R OBP: 0.083, SLG: 0.083 Art Shamsky, L OBP: 0.281, SLG: 0.267 Amos Otis, R OBP: 0.197, SLG: 0.194 Tug McGraw, R OBP: 0.200, SLG: 0.214 (1, 1) (10, PH) (10, PR) (11, 1)			6-3		G4-3 1B			SH BB		SH1-4 BB		2	0	1	0	0	0	0						
<b>Inning Stats</b>	R: 0 E: 0 K: 0 S: 3	H: 0 LOB: 0 BB: 0 P: 3	R: 0 E: 0 K: 2 S: 8	H: 1 LOB: 2 BB: 1 P: 12	R: 0 E: 0 K: 1 S: 5	H: 0 LOB: 0 BB: 0 P: 5	R: 0 E: 0 K: 1 S: 6	H: 1 LOB: 1 BB: 0 P: 6	R: 0 E: 0 K: 0 S: 4	H: 1 LOB: 1 BB: 0 P: 4	R: 0 E: 0 K: 0 S: 3	H: 0 LOB: 1 BB: 1 P: 7	R: 0 E: 0 K: 0 S: 3	H: 1 LOB: 1 BB: 0 P: 3	R: 0 E: 0 K: 0 S: 4	H: 1 LOB: 1 BB: 0 P: 4	R: 0 E: 0 K: 0 S: 2	H: 0 LOB: 2 BB: 2 P: 10	R: 1 E: 1 K: 1 S: 6	H: 2 LOB: 3 BB: 1 P: 10	1B: 9 2B: 1 3B: 0 HR: 0	SF: 0 SAC: 2 DP: 3 HBP: 0	WP: 0 PB: 0 SB: 0 CS: 1	PA: 44
<b>PITCHER</b>	IP WLS BF H R ER SO BB IBB HBP BLK WP HR S P ERA WHIP	PITCHER																			IP WLS BF H R ER SO BB IBB HBP BLK WP HR S P ERA WHIP			
Clay Kirby, R ERA: 3.63 Tommy Sisk, R ERA: 4.7 Billy McCool, L ERA: 5.79 Frank Reberger, R ERA: 5.6 (1, 1) (10, 1) (10, 1) (11, 1)	9.0 0.1 1.0 0.0	35 2 4 3	7 0 1 2	0 0 0 0	0 0 1 0	4 0 1 0	0 0 0 0	0 0 0 0	0 0 5 2	0 0 9 6	0 0 0 0	0 0 0 0	0 0 0 0	0 0 0 0	0 0 0 0	0 0 0 0	0 0 0 0	0 0 0 0	0 0 0 0	0 0 0 0				

San Diego Padres @ New York Mets  
Shea Stadium, Flushing, NY  
Wed May 28 1969, 7:05 PM EDT  
Att: 11,860 - Unknown

AB 36  
R 1  
H 9  
RBI 1  
BB 6  
SO 5  
LOB 24





Batter	1	2	3	4	5	6	7	8	9	AB	R	H	RBI	BB	SO	LOB	TOP										
Don Mason, L (1,5) OBP: 0.349, SLG: 0.260	0-0 4-3		0-0 4-3			4-0 1B SH1-3 SF7 BB		0-0 P5		3	1	0	0	1	0	1	<b>San Francisco Giants @ New York Mets</b> Shea Stadium, Flushing, NY Fri May 30 1969, 7:05 PM EDT Att: 52,272 - Unknown										
Ron Hunt, R (1,4) OBP: 0.327, SLG: 0.262	0-0 F8		0-0			0-0 SH1-3		0-0 5-3		3	0	1	1	0	0	0											
Willie Mays, R (1,8) OBP: 0.381, SLG: 0.466	0-0 F8		0-0 3-H 0-3 1B			0-0			0-3 K	4	0	1	0	0	2	1											
Willie McCovey, L (1,3) OBP: 0.438, SLG: 0.691		0-0 HR		0-0 P5		0-0 SF7			0-3 K	3	1	1	2	0	1	0											
Jim Ray Hart, R (1,7) OBP: 0.337, SLG: 0.301		0-0 P4		0-0 5-3		0-0 K			0-0	3	0	0	0	0	1	1											
Ken Henderson, S (7,7) OBP: 0.325, SLG: 0.411									0-0 1B	1	0	1	0	0	0	0											
Bobby Bonds, R (1,9) OBP: 0.355, SLG: 0.422		0-3 K		0-0 L3					0-0 P6	4	0	0	0	0	1	1											
Bob Barton, R (1,2) OBP: 0.211, SLG: 0.211		0-3 K			0-0 F7				0-3 K	3	0	0	0	0	2	0											
Hal Lanier, R (1,6) OBP: 0.230, SLG: 0.226			0-0 4-3 SH1-4 1B		0-3 K				0-0 F8	3	1	1	0	0	1	0											
Mike McCormick, L (1,1) OBP: 0.417, SLG: 0.600			0-0 SH1-4		0-3 K				0-3 K	2	0	0	0	0	2	0											
Frank Linzy, R (8,1)										0	0	0	0	0	0	0											
Joe Gibbon, R (8,1)										0	0	0	0	0	0	0											
<b>Inning Stats</b>	R: 0 E: 0 K: 0 S: 3	H: 0 LOB: 0 BB: 0 P: 3	R: 1 E: 0 K: 2 S: 8	H: 1 LOB: 0 BB: 0 P: 8	R: 1 E: 0 K: 1 S: 7	H: 2 LOB: 1 BB: 0 P: 7	R: 0 E: 0 K: 0 S: 3	H: 0 LOB: 0 BB: 0 P: 3	R: 0 E: 0 K: 2 S: 7	H: 0 LOB: 0 BB: 0 P: 7	R: 1 E: 0 K: 1 S: 6	H: 1 LOB: 1 BB: 1 P: 10	R: 0 E: 0 K: 1 S: 5	H: 0 LOB: 0 BB: 0 P: 5	R: 0 E: 0 K: 1 S: 5	H: 0 LOB: 0 BB: 0 P: 5	R: 0 E: 0 K: 2 S: 8	H: 1 LOB: 1 BB: 0 P: 8	1B: 4 2B: 0 3B: 0 HR: 1	SF: 1 SAC: 2 DP: 0 HBP: 0	WP: 0 PB: 0 SB: 0 CS: 0	PA: 33					
<b>PITCHER</b>	IP	WLS	BF	H	R	ER	SO	BB	IBB	HBP	BLK	WP	HR	S	P	ERA	WHIP										
Tom Seaver, R (1,1) ERA: 2.53	8.0	W	29	4	3	3	8	1	0	0	0	0	1	44	48	3.38	0.625										
Ron Taylor, R (9,1) ERA: 3.98	1.0	S	4	1	0	0	2	0	0	0	0	0	0	8	8	0.00	1.000										

Batter	1	2	3	4	5	6	7	8	9	AB	R	H	RBI	BB	SO	LOB	BOTTOM										
Bud Harrelson, S (1,6) OBP: 0.384, SLG: 0.345	0-3 K		0-0 F7			0-0 6-3		0-0 F8		4	0	0	0	0	1	0	<b>San Francisco Giants @ New York Mets</b> Shea Stadium, Flushing, NY Fri May 30 1969, 7:05 PM EDT Att: 52,272 - Unknown										
Rod Gaspar, S (1,9) OBP: 0.301, SLG: 0.290	0-0 F7			0-0 F5		0-0 5-3		0-0 HR		4	1	1	1	0	0	0											
Tommie Agee, R (1,8) OBP: 0.339, SLG: 0.536	0-0 L4			0-0 F7		4-0 FC5-4 BB		0-0 1B 1B		3	1	1	0	1	0	0											
Cleon Jones, R (1,3) OBP: 0.435, SLG: 0.575		0-0 6-3		4-0 BB		0-0 FC5-4		0-0 1B 1B		3	1	1	0	1	0	1											
Ron Swoboda, R (1,7) OBP: 0.287, SLG: 0.391		0-0 5-3		0-3 K				0-0 1B 1B		4	1	2	2	0	1	1											
Ed Charles, R (1,5) OBP: 0.217, SLG: 0.180		4-0 BB			0-0 5-3			0-0 1B 1B		2	0	0	0	1	0	0											
Art Shamsky, L (8,PH) OBP: 0.281, SLG: 0.267								0-0 1B		0	0	0	0	0	0	0											
Duffy Dyer, R (8,PH) OBP: 0.600, SLG: 1.250								0-0 1B		1	0	1	1	0	0	0											
Ron Taylor, R (9,1)								0-0 1B		0	0	0	0	0	0	0											
Jerry Grote, R (1,2) OBP: 0.274, SLG: 0.306		0-0 1-3			0-0 6-3			0-0 1-3		4	0	0	0	0	0	3											
Al Weis, S (1,4) OBP: 0.172, SLG: 0.115			0-0 F8		4-0 BB			0-0 6-3		2	0	0	0	1	0	0											
Tom Seaver, R (1,1) OBP: 0.207, SLG: 0.080			0-3 K		0-0 3-1			0-0 F7		2	0	0	0	0	1	1											
Amos Otis, R (8,PH) OBP: 0.194, SLG: 0.190										1	0	0	0	0	0	0											
Wayne Garrett, L (9,5) OBP: 0.404, SLG: 0.462										0	0	0	0	0	0	0											
<b>Inning Stats</b>	R: 0 E: 0 K: 1 S: 5	H: 0 LOB: 0 BB: 0 P: 5	R: 0 E: 0 K: 0 S: 3	H: 0 LOB: 1 BB: 1 P: 7	R: 0 E: 0 K: 1 S: 5	H: 0 LOB: 0 BB: 0 P: 5	R: 0 E: 0 K: 1 S: 5	H: 0 LOB: 1 BB: 1 P: 9	R: 0 E: 0 K: 0 S: 3	H: 0 LOB: 1 BB: 1 P: 7	R: 1 E: 0 K: 0 S: 4	H: 1 LOB: 0 BB: 0 P: 4	R: 3 E: 0 K: 0 S: 8	H: 5 LOB: 2 BB: 0 P: 8	R: 0 E: 0 K: 0 S: 8	H: 0 LOB: 0 BB: 0 P: 8	1B: 4 2B: 0 3B: 0 HR: 2	SF: 0 SAC: 0 DP: 0 HBP: 0	WP: 0 PB: 0 SB: 0 CS: 0	PA: 34							
<b>PITCHER</b>	IP	WLS	BF	H	R	ER	SO	BB	IBB	HBP	BLK	WP	HR	S	P	ERA	WHIP										
Mike McCormick, L (1,1) ERA: 3.29	7.2	L	30	3	3	3	3	4	0	0	0	0	2	32	48	3.52	0.913										
Frank Linzy, R (8,1)	0.0	L	2	2	0	0	0	0	0	0	0	0	0	2	2	∞	∞										
Joe Gibbon, L (8,1) ERA: 3.86	0.1	L	2	1	1	1	0	0	0	0	0	0	0	2	2	27.00	3.000										





Batter	1	2	3	4	5	6	7	8	9	AB	R	H	RBI	BB	SO	LOB	TOP			
Don Mason, L (1,5) OBP: 0.337, SLG: 0.250 Jim Davenport, R (7,PH) OBP: 0.279, SLG: 0.330	4-3		K		K		P6			3	0	0	0	0	2	0	<b>San Francisco Giants @ New York Mets</b> Shea Stadium, Flushing, NY Sat May 31 1969, 3:33 AM EDT Att: 32,178 - Unknown			
Ron Hunt, R (1,4) OBP: 0.325, SLG: 0.261	F9			HR		P3		4-3		4	1	1	0	0	0	0				
Willie Mays, R (1,8) OBP: 0.377, SLG: 0.455	5-3			K				K		3	0	0	0	1	2	1				
Willie McCovey, L (1,3) OBP: 0.434, SLG: 0.700		F8		HR		F7		K		4	1	1	2	0	1	1				
Jim Ray Hart, R (1,7) OBP: 0.324, SLG: 0.289	6-3			F9		K			6-3	4	0	0	0	0	1	1				
Bobby Bonds, R (1,9) OBP: 0.358, SLG: 0.433		S					G1		K	3	0	1	0	1	1	0				
Jack Hiatt, R (1,2) Juan Marichal, R (7,PH) Tito Fuentes, S (7,6)	P3			K				K		3	0	1	0	0	1	2				
Hal Lanier, R (1,6) Bob Burda, L (7,PH) Bob Barton, R (7,2)				S1-6-4		F7		K		2	0	1	0	0	0	0				
Gaylord Perry, R (1,1) Dave Marshall, L (7,PH) Ron Herbel, R (7,1)			G1-6-4			F8				2	0	0	0	0	0	1				
										0	0	0	0	1	0	0				
<b>Inning Stats</b>	R: 0 E: 0 K: 0 S: 3	H: 0 LOB: 0 BB: 0 P: 3	R: 0 E: 0 K: 0 S: 3	H: 0 LOB: 1 BB: 1 P: 7	R: 0 E: 0 K: 1 S: 5	H: 1 LOB: 0 BB: 0 P: 5	R: 2 E: 0 K: 2 S: 10	H: 3 LOB: 1 BB: 0 P: 10	R: 0 E: 0 K: 1 S: 5	H: 0 LOB: 1 BB: 1 P: 9	R: 0 E: 0 K: 1 S: 6	H: 1 LOB: 2 BB: 1 P: 10	R: 0 E: 0 K: 2 S: 7	H: 0 LOB: 0 BB: 0 P: 7	R: 0 E: 0 K: 2 S: 7	H: 0 LOB: 0 BB: 0 P: 7	1B: 2 2B: 1 3B: 1 HR: 1	SF: 0 SAC: 0 DP: 1 HBP: 0	WP: 0 PB: 0 SB: 1 CS: 0	PA: 34
<b>PITCHER</b>	IP WLS BF H R ER SO BB IBB HBP BLK WP HR S P ERA WHIP																			
Gary Gentry, R (1,1) ERA: 3.78 Tug McGraw, L (8,1) ERA: 3.41	7.0 W 28 5 2 2 6 3 0 0 0 0 0 1 37 49 2.57 1.143																			
	2.0 S 6 0 0 0 4 0 0 0 0 0 0 0 14 14 0.00 0.000																			

Batter	1	2	3	4	5	6	7	8	9	AB	R	H	RBI	BB	SO	LOB	BOTTOM			
Bud Harrelson, S (1,6) OBP: 0.380, SLG: 0.341	4-3		K				F8			4	0	1	0	0	1	1	<b>San Francisco Giants @ New York Mets</b> Shea Stadium, Flushing, NY Sat May 31 1969, 3:33 AM EDT Att: 32,178 - Unknown			
Tommie Agee, R (1,8) OBP: 0.328, SLG: 0.517	1-3		L8		P1		5-3			4	0	0	0	0	0	3				
Wayne Garrett, L (1,4) OBP: 0.398, SLG: 0.451	K			5-3	1-3			SH2-3		4	1	1	0	0	1	2				
Cleon Jones, R (1,7) OBP: 0.428, SLG: 0.564		K		6-3	K			SH2-3		3	0	0	0	0	2	2				
Ed Kranepool, L (1,3) OBP: 0.329, SLG: 0.394		K			BB		4-3		1B	3	1	2	0	1	1	0				
Ron Swoboda, R (1,9) OBP: 0.295, SLG: 0.389			FC5-4	HR	1B		4-3		K	3	1	1	0	1	1	3				
Ed Charles, R (1,5) OBP: 0.247, SLG: 0.250		FC5-4		HR			G6-4-3		1B	3	1	2	4	1	0	1				
Jerry Grote, R (1,2) OBP: 0.273, SLG: 0.297			S	4-3			G6-4-3		F9	3	0	0	0	1	0	4				
Gary Gentry, R (1,1) Rod Gaspar, S (7,PH) Tug McGraw, R (8,1)			K		1-3		4-3			2	0	1	0	0	1	1				
										1	0	0	0	0	0	0				
										0	0	0	0	0	0	0				
<b>Inning Stats</b>	R: 0 E: 0 K: 1 S: 5	H: 0 LOB: 0 BB: 0 P: 5	R: 0 E: 0 K: 2 S: 8	H: 1 LOB: 1 BB: 0 P: 8	R: 0 E: 0 K: 2 S: 7	H: 0 LOB: 1 BB: 1 P: 11	R: 3 E: 0 K: 0 S: 5	H: 2 LOB: 0 BB: 1 P: 9	R: 0 E: 0 K: 1 S: 7	H: 2 LOB: 2 BB: 0 P: 7	R: 0 E: 0 K: 0 S: 3	H: 1 LOB: 1 BB: 1 P: 7	R: 0 E: 0 K: 0 S: 3	H: 0 LOB: 0 BB: 0 P: 3	R: 1 E: 0 K: 1 S: 7	H: 2 LOB: 2 BB: 1 P: 11	1B: 7 2B: 0 3B: 0 HR: 1	SF: 0 SAC: 1 DP: 1 HBP: 0	WP: 0 PB: 0 SB: 1 CS: 0	PA: 35
<b>PITCHER</b>	IP WLS BF H R ER SO BB IBB HBP BLK WP HR S P ERA WHIP																			
Gaylord Perry, R (1,1) ERA: 2.56 Ron Herbel, R (7,1) ERA: 3.75	6.0 L 26 6 3 3 6 2 1 0 0 0 0 0 1 35 47 4.50 1.333																			
	2.0 9 2 1 1 1 0 1 0 0 0 0 0 10 14 4.50 1.000																			



Batter	1	2	3	4	5	6	7	8	9	AB	R	H	RBI	BB	SO	LOB	TOP										
<b>Bobby Bonds, R</b> OBP: 0.365, SLG: 0.444 (1, 9)										5	0	3	0	0	0	1	<b>San Francisco Giants @ New York Mets</b> Shea Stadium, Flushing, NY Sun Jun 01 1969, 3:33 AM EDT Att: 41,294 - Unknown										
<b>Jim Davenport, R</b> OBP: 0.284, SLG: 0.327 (1, 5)										4	1	1	1	1	0	2											
<b>Willie Mays, R</b> OBP: 0.378, SLG: 0.457 (1, 8)										4	0	1	0	1	0	2											
<b>Willie McCovey, L</b> OBP: 0.449, SLG: 0.734 (1, 3)										3	1	3	1	2	0	0											
<b>Jim Ray Hart, R</b> OBP: 0.315, SLG: 0.283 <b>Ken Henderson, S</b> OBP: 0.317, SLG: 0.400 (1, 7) (5, 7)										2	0	0	1	0	1	3											
<b>Jack Hiatt, R</b> OBP: 0.352, SLG: 0.388 (1, 2)										4	0	0	0	1	0	2											
<b>Don Mason, L</b> OBP: 0.323, SLG: 0.238 (1, 4)										4	0	0	0	0	0	4											
<b>Hal Lanier, R</b> OBP: 0.234, SLG: 0.237 (1, 6)										4	1	1	0	0	0	0											
<b>Bobby Bolin, R</b> OBP: 0.273, SLG: 0.167 <b>Frank Linzy, R</b> (5, 1) <b>Dick Dietz, R</b> OBP: 0.382, SLG: 0.324 <b>Tito Fuentes, S</b> OBP: 0.200, SLG: 0.077 <b>Joe Gibbon, R</b> (6, 1)										2	0	0	0	0	2	1											
<b>Inning Stats</b>	R: 1 E: 1 K: 0 S: 5	H: 2 LOB: 3 BB: 2 P: 13	R: 1 E: 0 K: 1 S: 6	H: 1 LOB: 3 BB: 3 P: 18	R: 0 E: 0 K: 0 S: 3	H: 0 LOB: 0 BB: 0 P: 3	R: 0 E: 0 K: 1 S: 5	H: 0 LOB: 0 BB: 0 P: 5	R: 1 E: 0 K: 0 S: 6	H: 1 LOB: 2 BB: 1 P: 6	R: 0 E: 0 K: 0 S: 4	H: 1 LOB: 1 BB: 0 P: 4	R: 0 E: 0 K: 0 S: 4	H: 1 LOB: 1 BB: 0 P: 4	R: 0 E: 0 K: 0 S: 4	H: 1 LOB: 1 BB: 0 P: 4		1B: 4 2B: 4 3B: 0 HR: 1	SF: 1 SAC: 0 DP: 0 HBP: 0	WP: 1 PB: 0 SB: 0 CS: 1	PA: 42						
<b>PITCHER</b>	IP	WLS	BF	H	R	ER	SO	BB	IBB	HBP	BLK	WP	HR	S	P	ERA	WHIP										
<b>Jim McAndrew, R</b> ERA: 6.65 <b>Don Cardwell, R</b> ERA: 2.95 <b>Ron Taylor, R</b> ERA: 3.8	(1, 1) (2, 1) (9, 1)	1.2 6.1 1.0	11 27 W 4	3 5 1	2 2 0	1 2 0	1 2 0	2 2 0	1 0 0	0 0 0	0 0 0	0 1 0	0 1 0	10 28 4	22 40 4	5.40 2.84 0.00	3.000 1.105 1.000										

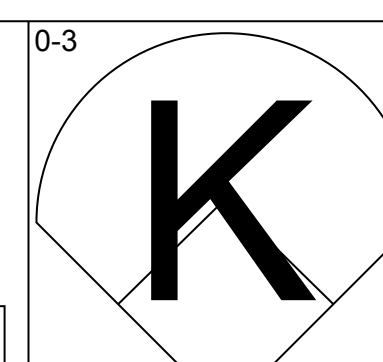
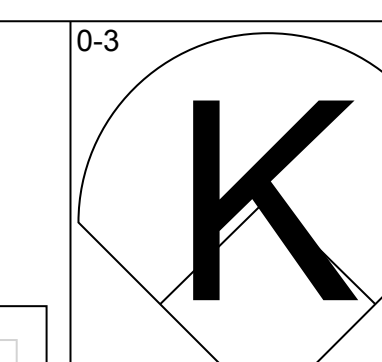
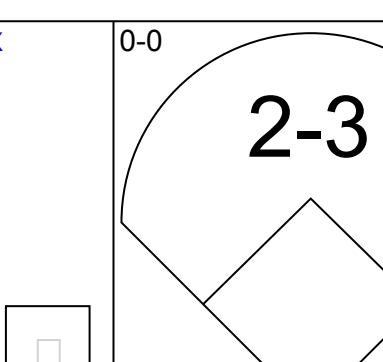

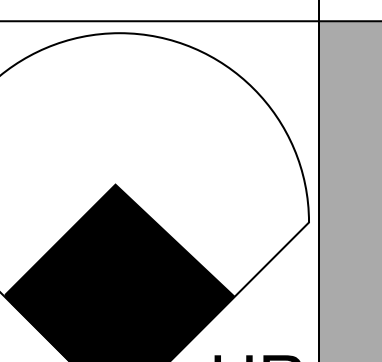
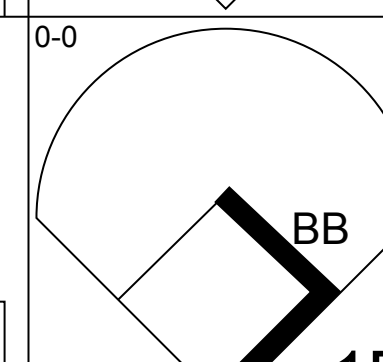
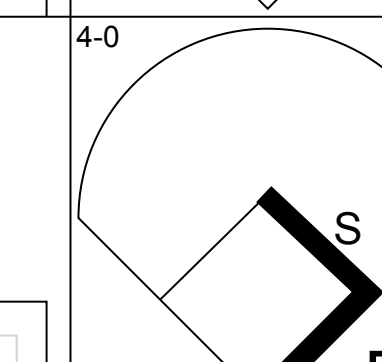

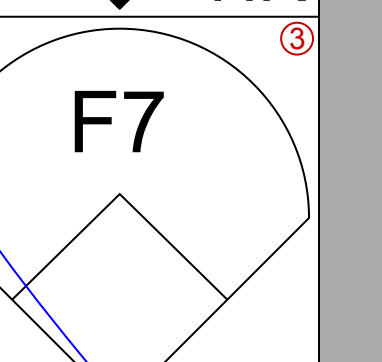
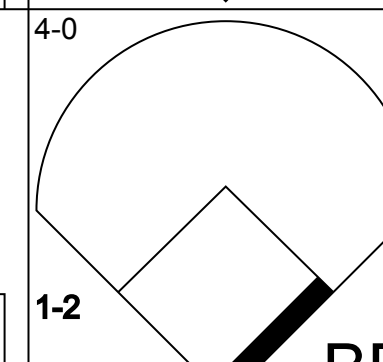
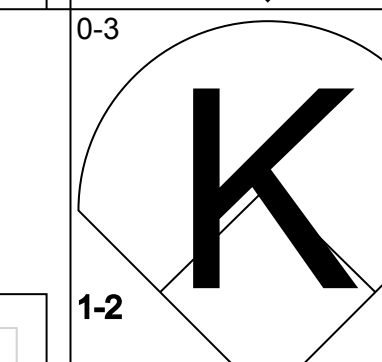

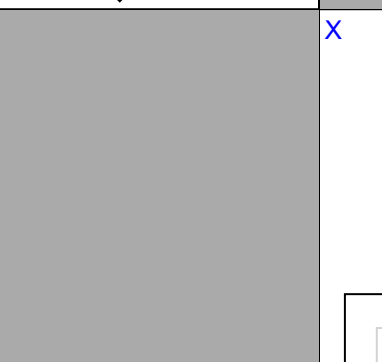
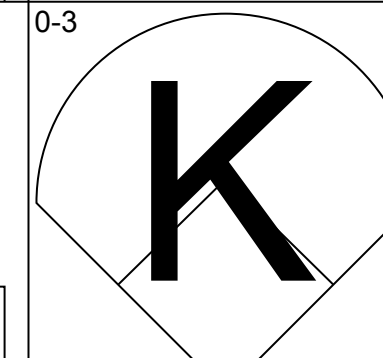



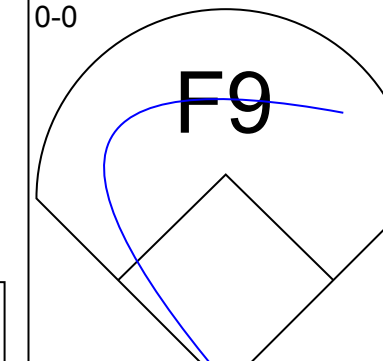
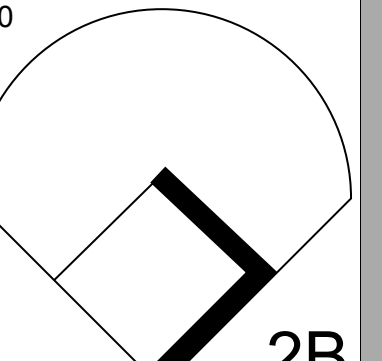

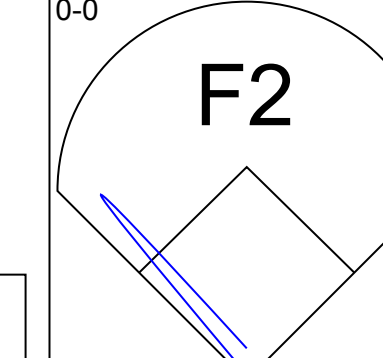
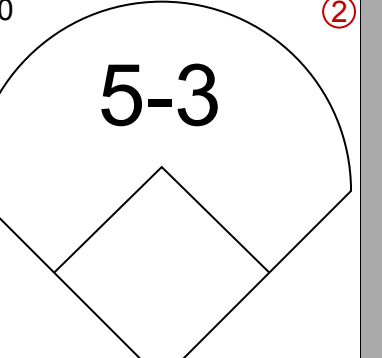

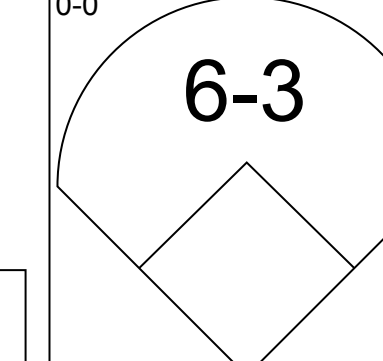
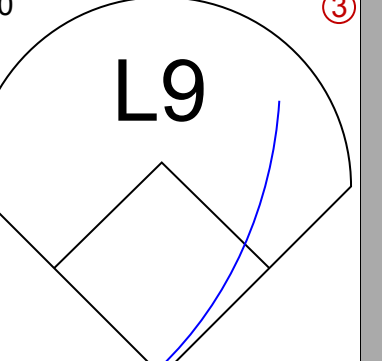

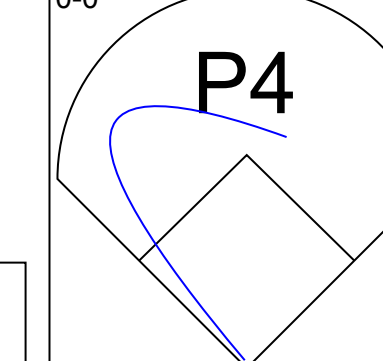
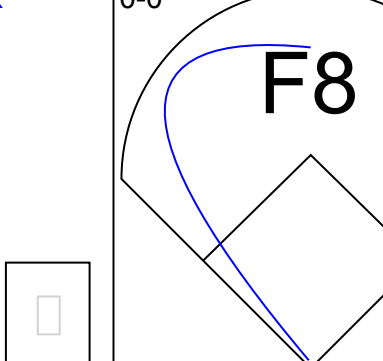

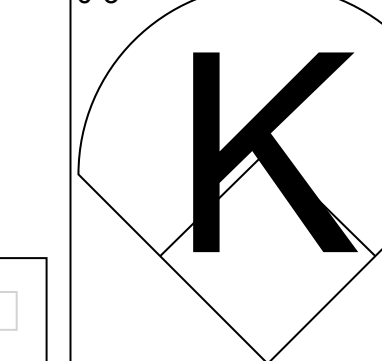
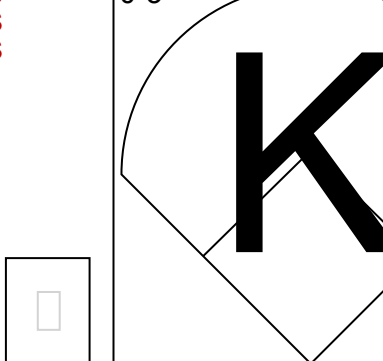
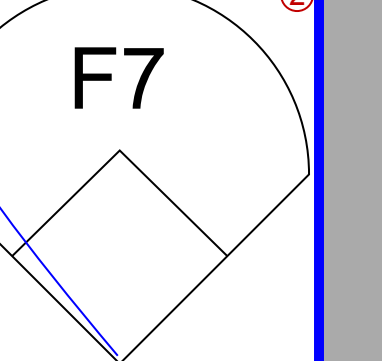

AB	35
R	4
H	9
RBI	3
BB	6
SO	3
LOB	17

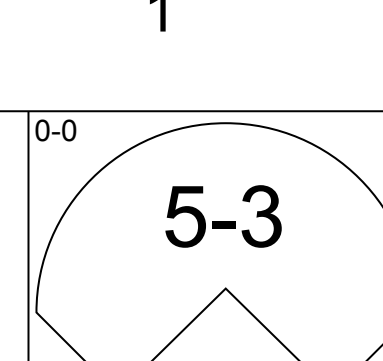
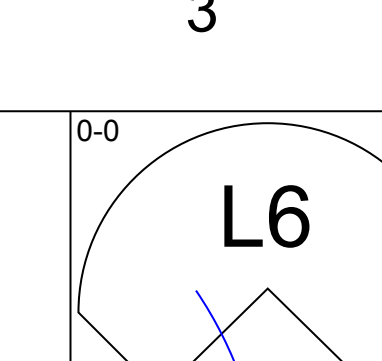
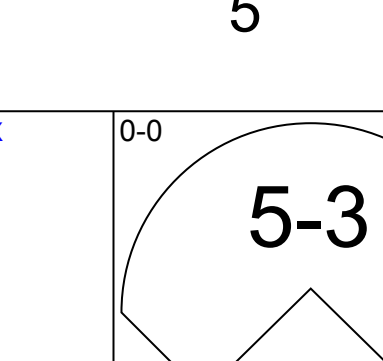
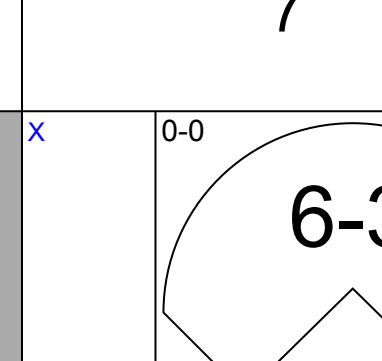
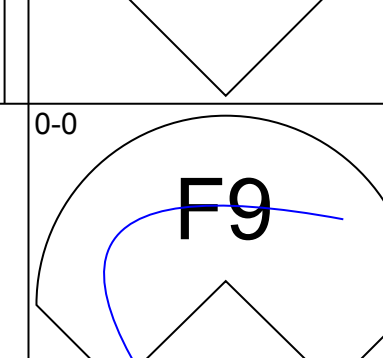
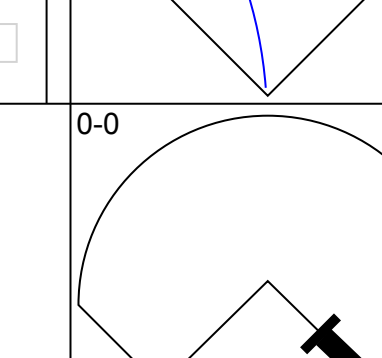
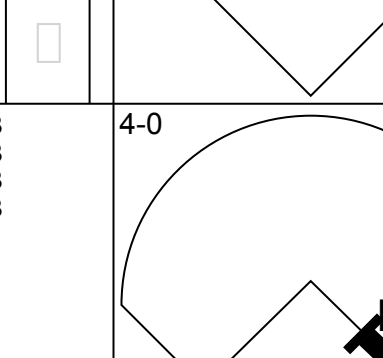
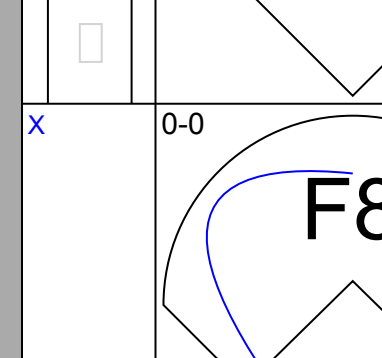
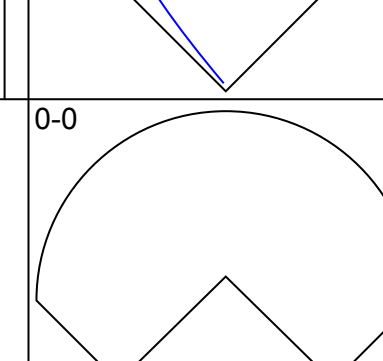
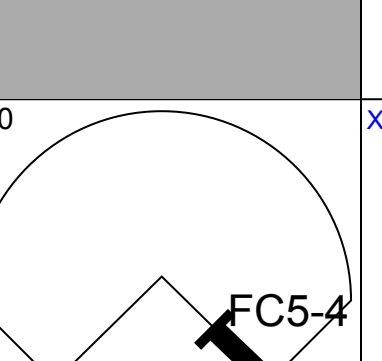
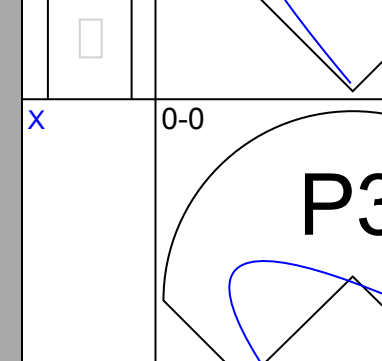

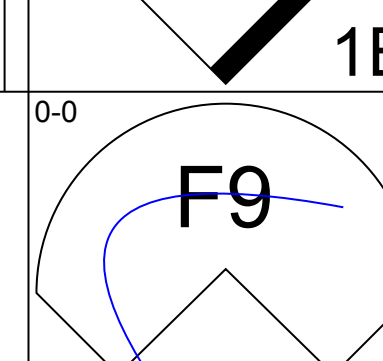
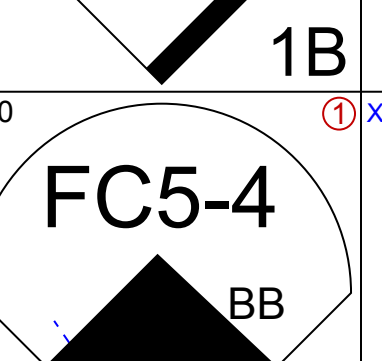
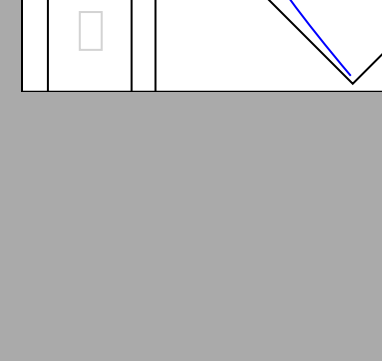
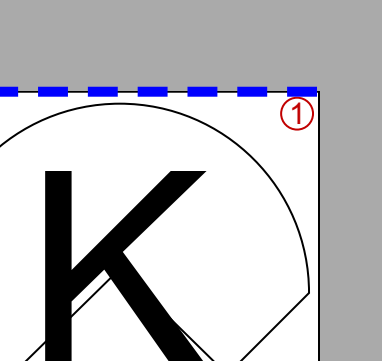
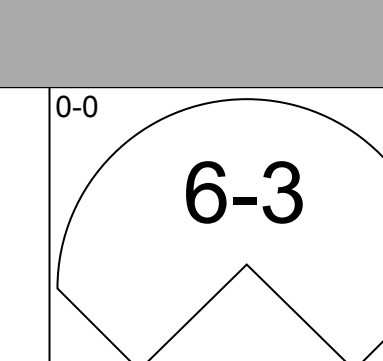
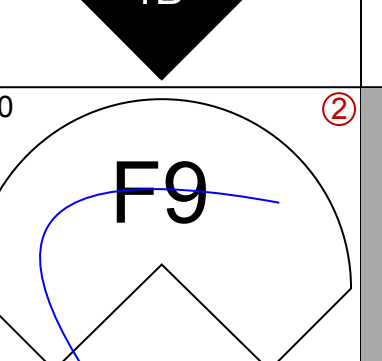

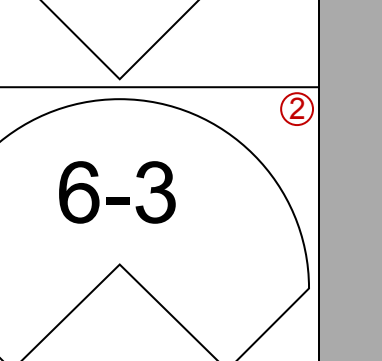
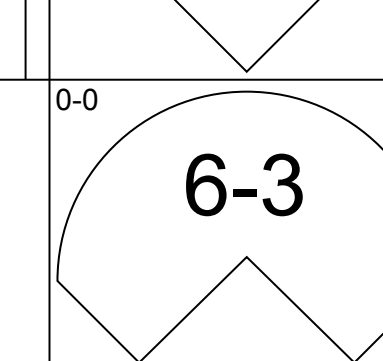
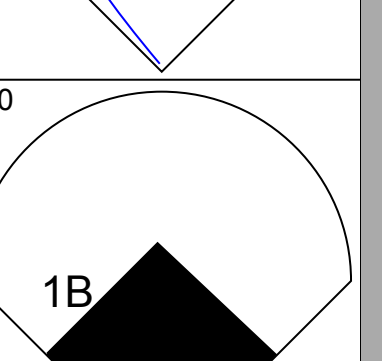

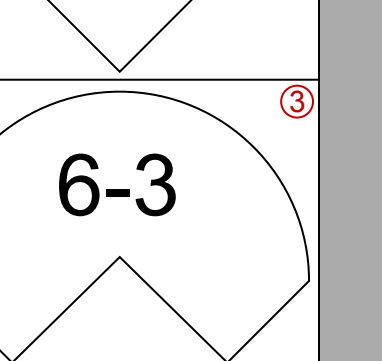
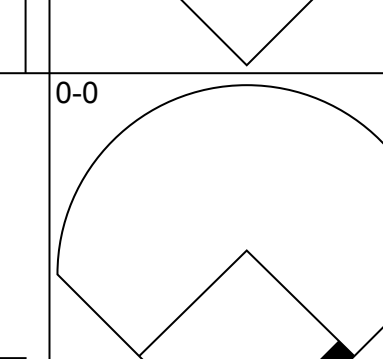
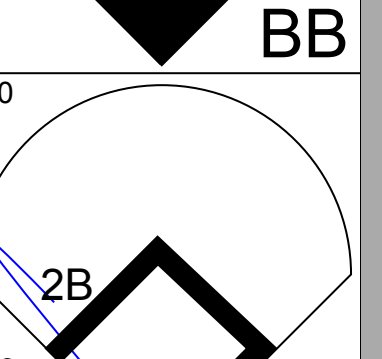


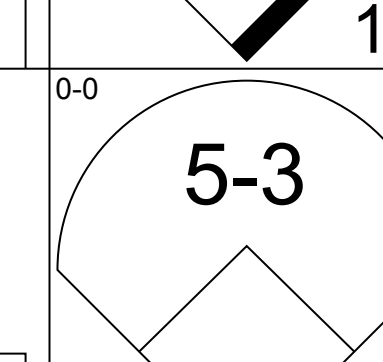
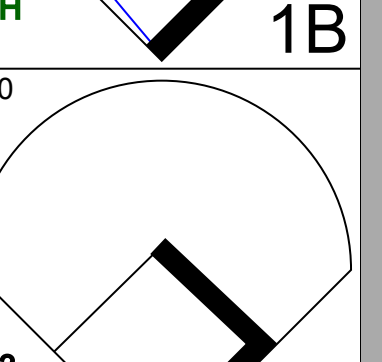


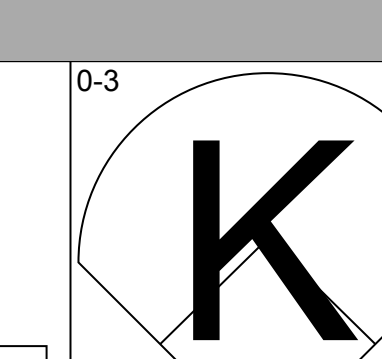





Batter	1	2	3	4	5	6	7	8	9	AB	R	H	RBI	BB	SO	LOB	BOTTOM										
<b>Bud Harrelson, S</b> OBP: 0.388, SLG: 0.354 (1, 6)										4	1	2	0	1	0	1	<b>San Francisco Giants @ New York Mets</b> Shea Stadium, Flushing, NY Sun Jun 01 1969, 3:33 AM EDT Att: 41,294 - Unknown										
<b>Tommie Agee, R</b> OBP: 0.326, SLG: 0.508 (1, 8)									4	0	1	0	0	0	2												
<b>Wayne Garrett, L</b> OBP: 0.392, SLG: 0.435 (1, 4)									3	1	0	0	1	1	2												
<b>Cleon Jones, R</b> OBP: 0.438, SLG: 0.570 (1, 7) (8, 3)									2	1	1	0	3	0	1												
<b>Ed Kranepool, L</b> OBP: 0.329, SLG: 0.393 <b>Amos Otis, R</b> OBP: 0.158, SLG: 0.188 (7, PH) (8, 7)									3	0	1	1	0	0	1												
<b>Ron Swoboda, R</b> OBP: 0.309, SLG: 0.394 (1, 9)									4	1	2	2	1	0	0												
<b>Ed Charles, R</b> OBP: 0.247, SLG: 0.250 (1, 5)									4	1	1	0	0	1	2												
<b>Jerry Grote, R</b> OBP: 0.289, SLG: 0.337 (1, 2)									3	0	2	2	1	0	0												
<b>Jim McAndrew, R</b> OBP: 0.429, SLG: 0.500 <b>Don Cardwell, R</b> OBP: 0.158, SLG: 0.278 <b>Duffy Dyer, R</b> OBP: 0.500, SLG: 1.000 <b>Ron Taylor, R</b> (9, 1)									0	0	0	0	0	0	0												
<b>Inning Stats</b>	R: 0 E: 0 K: 1 S: 6	H: 1 LOB: 1 BB: 0 P: 6	R: 2 E: 0 K: 1 S: 8	H: 3 LOB: 1 BB: 0 P: 8	R: 0 E: 0 K: 0 S: 4	H: 1 LOB: 1 BB: 0 P: 4	R: 0 E: 0 K: 2 S: 7	H: 0 LOB: 1 BB: 1 P: 11	R: 2 E: 0 K: 0 S: 5	H: 3 LOB: 2 BB: 2 P: 13	R: 0 E: 0 K: 1 S: 5	H: 1 LOB: 2 BB: 1 P: 9	R: 0 E: 0 K: 1 S: 6	H: 1 LOB: 1 BB: 0 P: 6	R: 1 E: 0 K: 0 S: 2	H: 0 LOB: 3 BB: 4 P: 18		1B: 6 2B: 4 3B: 1 HR: 0	SF: 0 SAC: 2 DP: 1 HBP: 0	WP: 0 PB: 0 SB: 1 CS: 2	PA: 42						
<b>PITCHER</b>	IP	WLS	BF	H	R	ER	SO	BB	IBB	HBP	BLK	WP	HR	S	P	ERA	WHIP										
<b>Bobby Bolin, R</b> ERA: 4.18 <b>Frank Linzy, R</b> ERA: 2.59 <b>Joe Gibbon, L</b> ERA: 3.6	(1, 1) (5, 1) (6, 1)	4.2 0.1 3.2	24 1 L 17	8 0 2	4 0 1	4 0 1	4 0 2	4 0 3	4 0 2	4 0 0	4 0 0	4 0 0	4 0 1	4 0 16	41 1 36	7.71 0.00 2.46	2.357 0.000 1.364										





Batter	1	2	3	4	5	6	7	8	9	AB	R	H	RBI	BB	SO	LOB	TOP					
<b>Bill Russell, R</b> OBP: 0.361, SLG: 0.446 (1, 9)										4	1	1	1	0	2	0	<b>Los Angeles Dodgers @ New York Mets</b> Shea Stadium, Flushing, NY Mon Jun 02 1969, 7:05 PM EDT Att: 22,600 - Unknown					
<b>Willie Davis, L</b> OBP: 0.331, SLG: 0.434 (1, 8)									3	0	2	0	1	0	0							
<b>Wes Parker, S</b> OBP: 0.413, SLG: 0.496 (1, 3)									3	0	1	0	1	1	2							
<b>Andy Kosco, R</b> OBP: 0.303, SLG: 0.476 (1, 7)									4	0	0	0	0	2	4							
<b>Bill Sudakis, S</b> OBP: 0.309, SLG: 0.412 (1, 5)									4	0	1	0	0	0	3							
<b>Jim Lefebvre, S</b> OBP: 0.360, SLG: 0.261 (1, 4)									4	0	0	0	0	0	2							
<b>Ted Sizemore, R</b> OBP: 0.326, SLG: 0.324 (1, 6)									3	0	0	0	0	0	1							
<b>Jeff Torborg, R</b> OBP: 0.304, SLG: 0.348 (1, 2)									3	0	0	0	0	1	0							
<b>Claude Osteen, L</b> OBP: 0.235, SLG: 0.212 (1, 1)										2	0	0	0	0	2	0						
<b>Ken Boyer, R</b> OBP: 0.167, SLG: 0.167 (8, PH)									1	0	0	0	0	0	0							
<b>Pete Mikkelsen, R</b> (8, 1)									0	0	0	0	0	0	0							
<b>Inning Stats</b>	R: 0 E: 0 K: 2 S: 8	H: 1 LOB: 2 BB: 1 P: 12	R: 0 E: 0 K: 0 S: 3	H: 0 LOB: 0 BB: 0 P: 3	R: 0 E: 0 K: 3 S: 9	H: 0 LOB: 1 BB: 1 P: 13	R: 0 E: 0 K: 1 S: 6	H: 1 LOB: 1 BB: 0 P: 6	R: 0 E: 0 K: 1 S: 5	H: 0 LOB: 0 BB: 0 P: 5	R: 0 E: 0 K: 0 S: 3	H: 1 LOB: 0 BB: 0 P: 3	R: 0 E: 0 K: 0 S: 3	H: 0 LOB: 0 BB: 0 P: 3	R: 1 E: 0 K: 1 S: 6	H: 1 LOB: 0 BB: 0 P: 6	R: 0 E: 1 K: 0 S: 4	H: 1 LOB: 1 BB: 0 P: 4	1B: 2 2B: 2 3B: 0 HR: 1	SF: 0 SAC: 0 DP: 1 HBP: 0	WP: 0 PB: 0 SB: 1 CS: 0	PA: 33
<b>PITCHER</b> <b>Jerry Koosman, L</b> ERA: 2.22 (1, 1)	IP: 9.0 WLS: W BF: 33 H: 5 R: 1 ER: 1 SO: 8	BB: 2 IBB: 0 HBP: 0 BLK: 0	WP: 0 HR: 1 S: 47 P: 55	ERA: 1.00 WHIP: 0.778																		

Batter	1	2	3	4	5	6	7	8	9	AB	R	H	RBI	BB	SO	LOB	BOTTOM				
<b>Bud Harrelson, S</b> OBP: 0.377, SLG: 0.344 (1, 6)										4	0	0	0	0	0	0	<b>Los Angeles Dodgers @ New York Mets</b> Shea Stadium, Flushing, NY Mon Jun 02 1969, 7:05 PM EDT Att: 22,600 - Unknown				
<b>Rod Gaspar, S</b> OBP: 0.305, SLG: 0.288 (1, 9)										3	0	1	0	1	0	0					
<b>Tommie Agee, R</b> OBP: 0.331, SLG: 0.508 (1, 8)										4	0	2	0	0	0	1					
<b>Cleon Jones, R</b> OBP: 0.429, SLG: 0.556 (1, 3)										4	1	0	0	0	1	3					
<b>Ron Swoboda, R</b> OBP: 0.298, SLG: 0.379 (1, 7)										4	0	0	0	0	0	1					
<b>Ed Charles, R</b> OBP: 0.259, SLG: 0.268 (1, 5)										3	1	1	0	1	0	0					
<b>Jerry Grote, R</b> OBP: 0.299, SLG: 0.346 (1, 2)										3	0	2	1	0	0	1					
<b>Al Weis, S</b> OBP: 0.219, SLG: 0.179 (1, 4)										2	0	1	1	1	0	1					
<b>Jerry Koosman, R</b> OBP: 0.067, SLG: 0.067 (1, 1)										3	0	0	0	0	3	4					
<b>Inning Stats</b>	R: 0 E: 0 K: 0 S: 4	H: 1 LOB: 0 BB: 0 P: 4	R: 0 E: 0 K: 0 S: 4	H: 1 LOB: 0 BB: 0 P: 4	R: 0 E: 0 K: 1 S: 5	H: 1 LOB: 1 BB: 0 P: 5	R: 2 E: 0 K: 1 S: 8	H: 3 LOB: 2 BB: 1 P: 12	R: 0 E: 0 K: 0 S: 3	H: 0 LOB: 1 BB: 1 P: 7	R: 0 E: 0 K: 1 S: 6	H: 1 LOB: 1 BB: 1 P: 10	R: 0 E: 0 K: 0 S: 3	H: 0 LOB: 0 BB: 0 P: 3	R: 0 E: 0 K: 1 S: 5	H: 0 LOB: 0 BB: 0 P: 5		1B: 5 2B: 2 3B: 0 HR: 0	SF: 0 SAC: 0 DP: 0 HBP: 0	WP: 0 PB: 0 SB: 0 CS: 0	PA: 33
<b>PITCHER</b> <b>Claude Osteen, L</b> ERA: 2.73 (1, 1)	IP: 7.0 WLS: L BF: 30 H: 7 R: 2 ER: 2 SO: 3	BB: 2 IBB: 1 HBP: 0 BLK: 0	WP: 0 HR: 0 S: 33 P: 45	ERA: 2.57 WHIP: 1.286																	
<b>Pete Mikkelsen, R</b> ERA: 3.52 (8, 1)	IP: 1.0 WLS: L BF: 3 H: 0 R: 0 ER: 0 SO: 1	BB: 0 IBB: 0 HBP: 0 BLK: 0	WP: 0 HR: 0 S: 5 P: 5	ERA: 0.00 WHIP: 0.000																	



Batter	1	2	3	4	5	6	7	8	9	AB	R	H	RBI	BB	SO	LOB	TOP	
Willie Crawford, L (1,7) OBP: 0.331, SLG: 0.420	E8		2-3			P6		BB		3	0	0	0	1	0	0	<b>Los Angeles Dodgers @ New York Mets</b> Shea Stadium, Flushing, NY Tue Jun 03 1969, 7:05 PM EDT Att: 24,212 - Unknown <a href="http://livebaseballscorecards.com">livebaseballscorecards.com</a>	
Willie Davis, L (1,8) OBP: 0.328, SLG: 0.427	1B			F8		1-3		4-3		4	0	1	0	0	0	2		
Wes Parker, S (1,3) OBP: 0.409, SLG: 0.485	K			F9		HR		6-3		3	1	0	0	1	1	1		
Andy Kosco, R (1,9) OBP: 0.302, SLG: 0.489	F8			K		HR		1-4-3		4	1	1	2	0	1	1		
Tom Haller, L (1,2) OBP: 0.345, SLG: 0.393	K			F9		K		P4		4	0	0	0	0	2	0		
Bill Sudakis, S (1,5) OBP: 0.304, SLG: 0.406	K			P4		P6				3	0	0	0	0	1	0		
Jim Lefebvre, S (1,4) OBP: 0.348, SLG: 0.250	3-1			K				K		3	0	0	0	0	2	0		
Ted Sizemore, R (1,6) OBP: 0.321, SLG: 0.318				F9		F9		F7		3	0	0	0	0	0	0		
Alan Foster, R (1,1)				K		K				2	0	0	0	0	2	0		
Len Gabrielson, L (8, PH) OBP: 0.334, SLG: 0.441				K		K		2B		1	0	1	0	0	0	0		
Billy Grabarkewitz, R (8, PH) OBP: 0.184, SLG: 0.180										0	0	0	0	0	0	0		
Jim Brewer, L (8, 1)										0	0	0	0	0	0	0		
<b>Inning Stats</b>	R: 0 E: 1 K: 1 S: 6	H: 1 LOB: 1 BB: 0 P: 6	R: 0 E: 0 K: 2 S: 7	H: 0 LOB: 0 BB: 0 P: 7	R: 0 E: 0 K: 1 S: 5	H: 0 LOB: 0 BB: 0 P: 5	R: 0 E: 0 K: 1 S: 5	H: 0 LOB: 0 BB: 0 P: 5	R: 2 E: 0 K: 1 S: 6	H: 1 LOB: 0 BB: 1 P: 10	R: 0 E: 0 K: 1 S: 6	H: 1 LOB: 2 BB: 1 P: 10	R: 0 E: 0 K: 0 S: 3	H: 0 LOB: 0 BB: 0 P: 3	1B: 1 2B: 1 3B: 0 HR: 1	SF: 0 SAC: 0 DP: 0 HBP: 0	WP: 0 PB: 0 SB: 0 CS: 0	PA: 32
<b>PITCHER</b>	IP WLS BF H R ER SO BB IBB HBP BLK WP HR S P ERA WHIP	8.0 W 29 3 2 2 9 2 0 0 0 0 1 45 53 2.25 0.625	1.0 S 3 0 0 0 0 0 0 0 0 0 0 0 3 3 0.00 0.000															

Batter	1	2	3	4	5	6	7	8	9	AB	R	H	RBI	BB	SO	LOB	BOTTOM	
Bud Harrelson, S (1,6) OBP: 0.368, SLG: 0.333	K			F7		F7		F2		4	0	0	0	0	1	0	<b>Los Angeles Dodgers @ New York Mets</b> Shea Stadium, Flushing, NY Tue Jun 03 1969, 7:05 PM EDT Att: 24,212 - Unknown <a href="http://livebaseballscorecards.com">livebaseballscorecards.com</a>	
Tommie Agee, R (1,8) OBP: 0.321, SLG: 0.492	6-3			K		6-3		F7		4	0	0	0	0	1	0		
Wayne Garrett, L (1,5) OBP: 0.406, SLG: 0.443	F9			BB		3B		1B		3	2	2	0	1	0	0		
Cleon Jones, R (1,7) OBP: 0.430, SLG: 0.566	K			F8		HR		3B		4	1	2	1	0	1	1		
Ed Kranepool, L (1,3) OBP: 0.340, SLG: 0.442	F8			HR		HR		BB		3	2	2	3	1	0	0		
Ron Swoboda, R (1,9) OBP: 0.288, SLG: 0.364	K			K		K		K		4	0	0	0	0	4	2		
Jerry Grote, R (1,2) OBP: 0.300, SLG: 0.345				5-3		1B		6-3		3	0	1	0	0	0	0		
Al Weis, S (1,4) OBP: 0.200, SLG: 0.161				F7		K		K		3	0	0	0	0	2	1		
Tom Seaver, R (1,1) OBP: 0.188, SLG: 0.071				F2		K		1-3		3	0	0	0	0	1	1		
Tug McGraw, L (9, 1) OBP: 0.200, SLG: 0.214										0	0	0	0	0	0	0		
<b>Inning Stats</b>	R: 0 E: 0 K: 1 S: 5	H: 0 LOB: 0 BB: 0 P: 5	R: 0 E: 0 K: 2 S: 7	H: 0 LOB: 0 BB: 0 P: 7	R: 0 E: 0 K: 0 S: 3	H: 0 LOB: 0 BB: 0 P: 3	R: 1 E: 0 K: 3 S: 11	H: 2 LOB: 1 BB: 0 P: 11	R: 3 E: 0 K: 1 S: 8	H: 3 LOB: 0 BB: 0 P: 8	R: 0 E: 0 K: 1 S: 5	H: 0 LOB: 0 BB: 0 P: 5	R: 1 E: 0 K: 1 S: 7	H: 2 LOB: 2 BB: 1 P: 11	1B: 4 2B: 0 3B: 1 HR: 2	SF: 0 SAC: 0 DP: 0 HBP: 0	WP: 0 PB: 0 SB: 2 CS: 0	PA: 33
<b>PITCHER</b>	IP WLS BF H R ER SO BB IBB HBP BLK WP HR S P ERA WHIP	7.0 L 27 5 4 4 9 1 0 0 0 0 0 2 44 48 5.14 0.857	1.0 6 2 1 1 1 1 0 0 0 0 0 0 7 11 9.00 3.000															



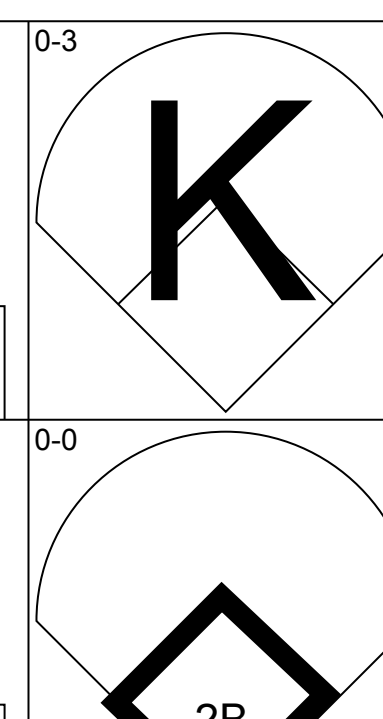
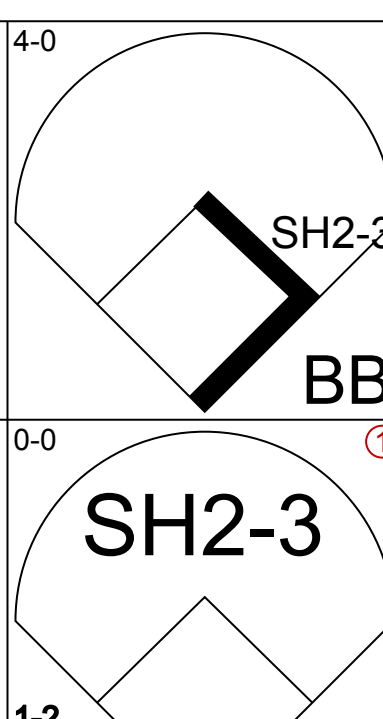
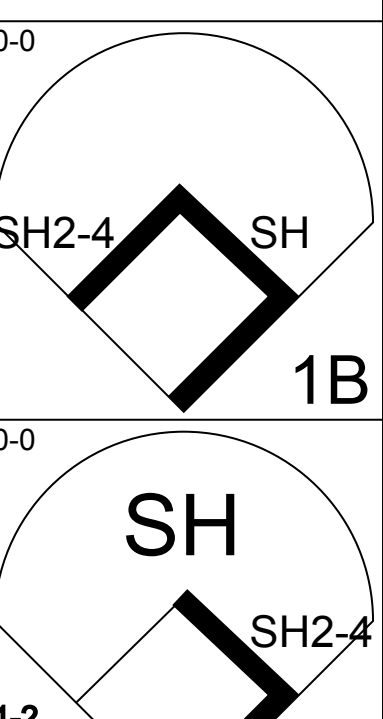
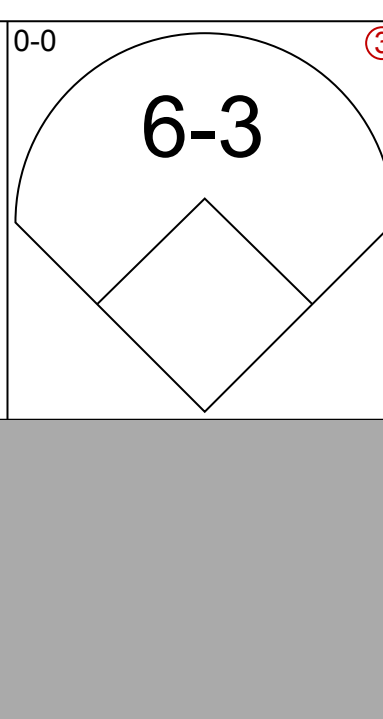
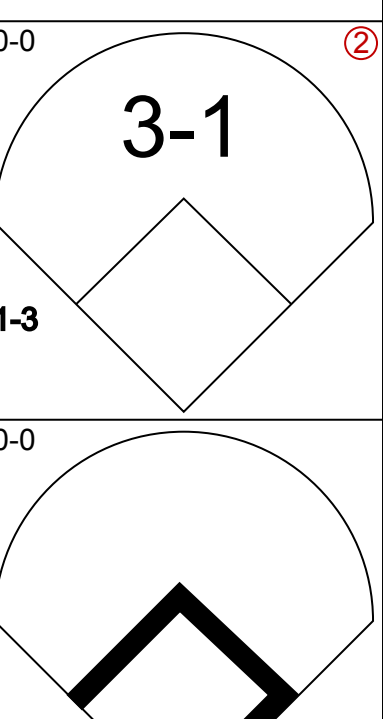
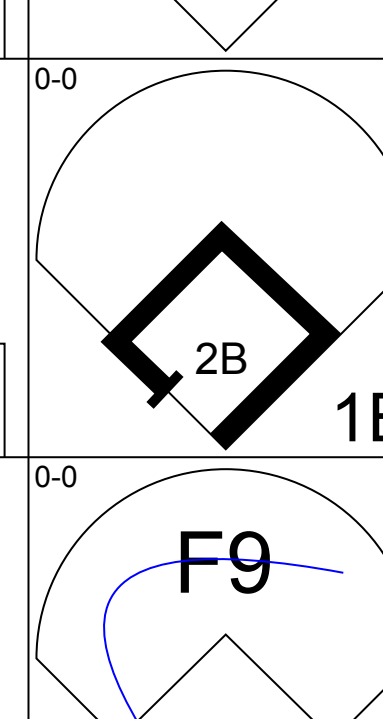
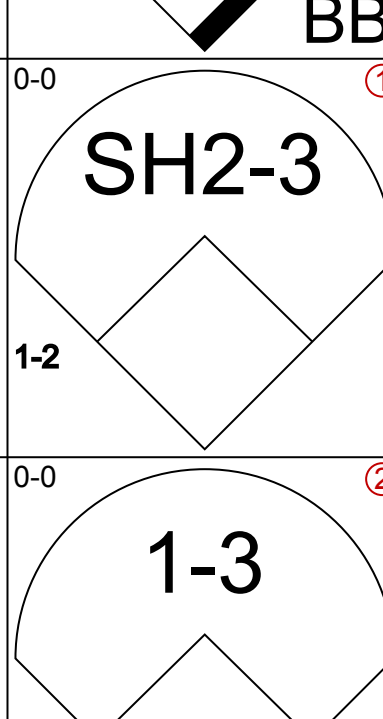
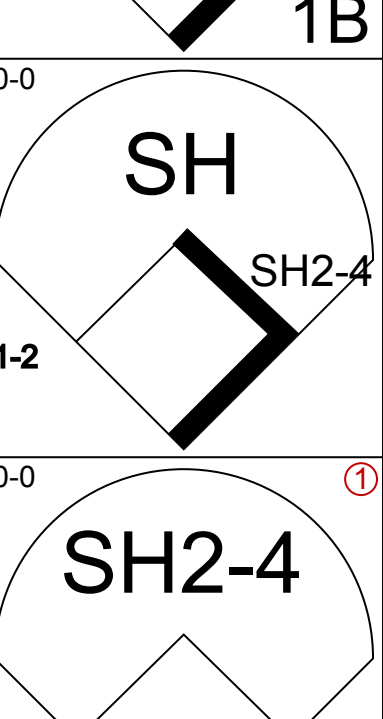
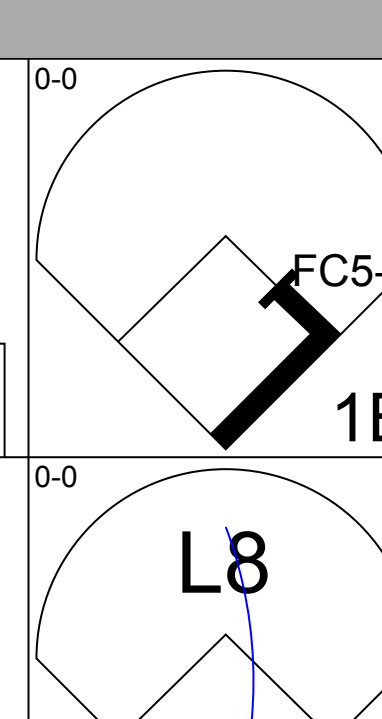
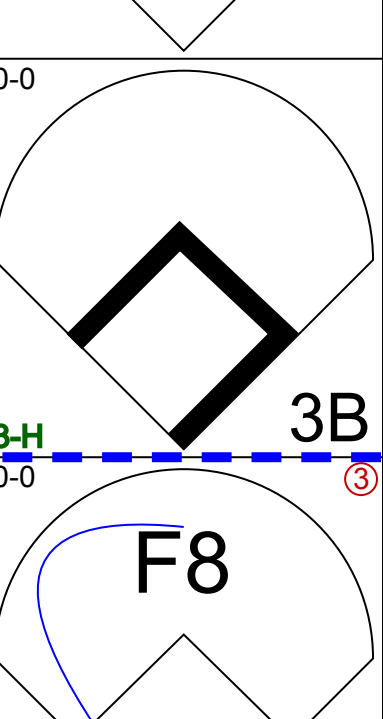
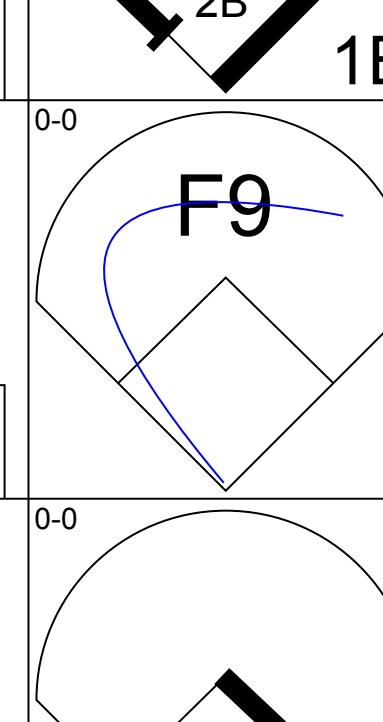
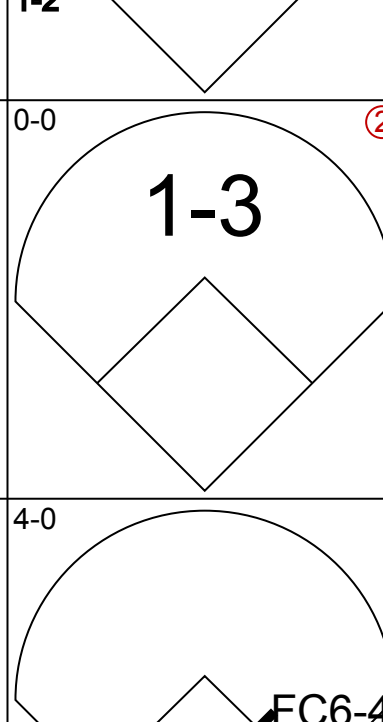
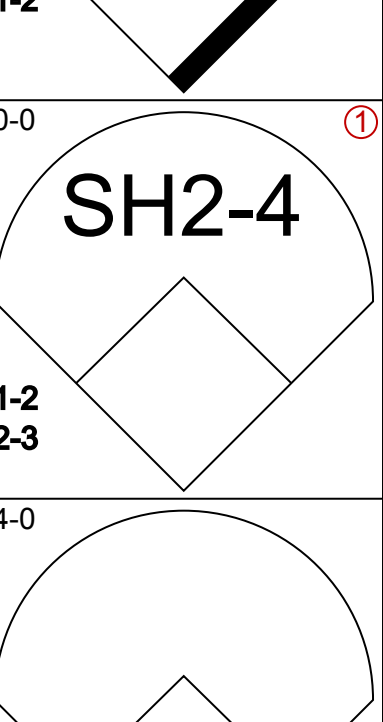
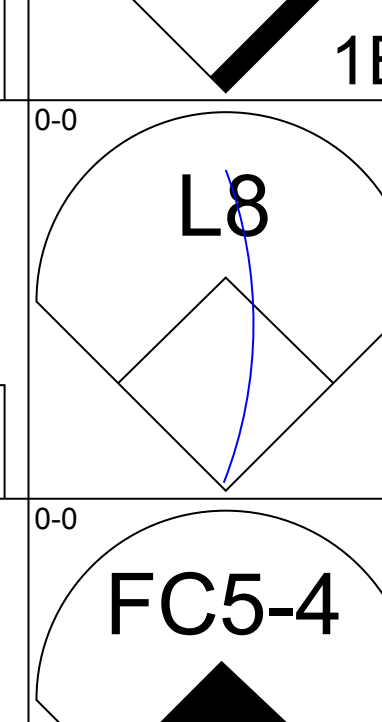
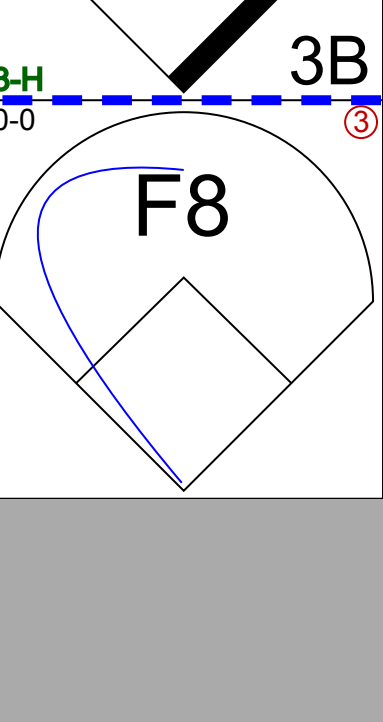
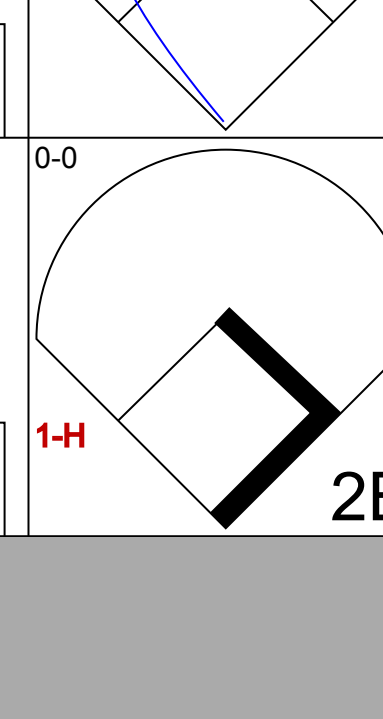
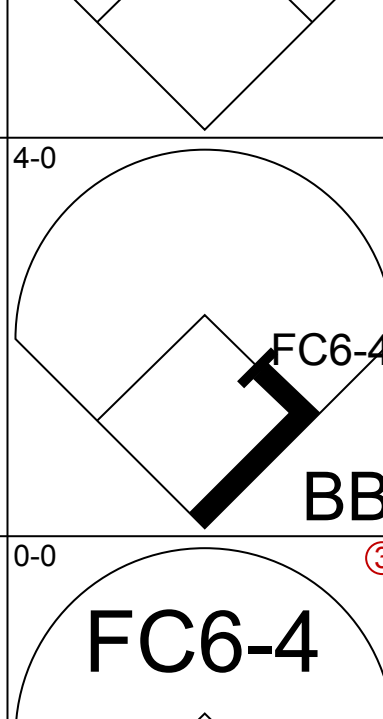
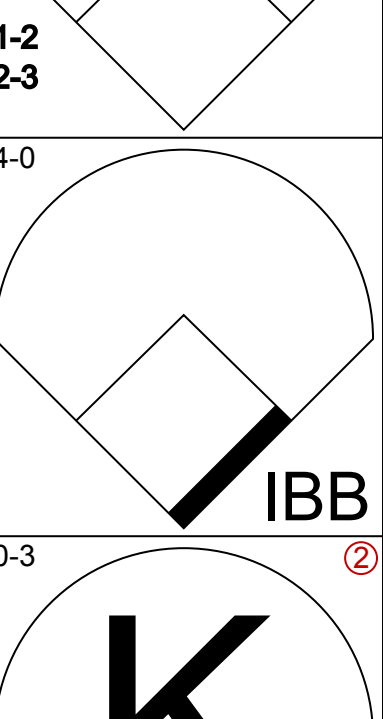
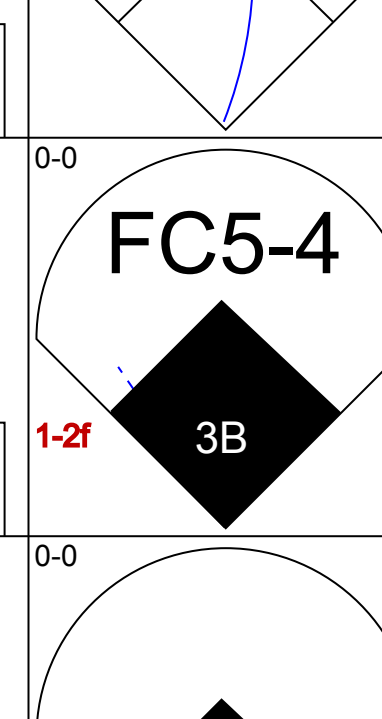
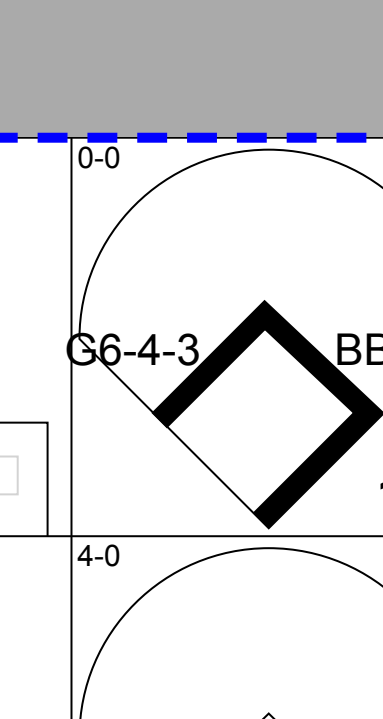
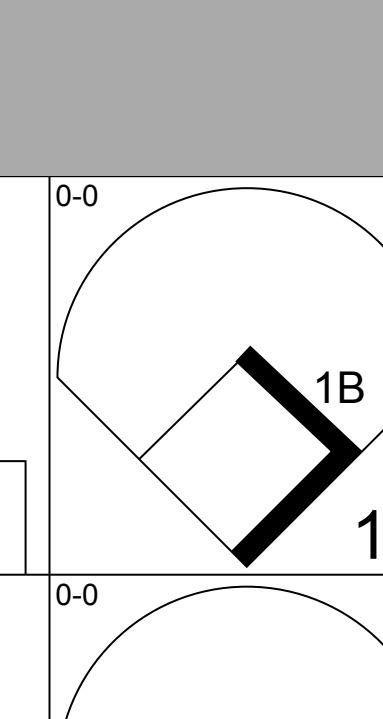
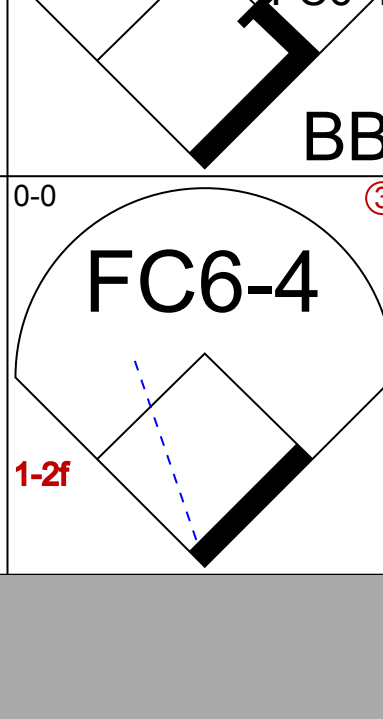
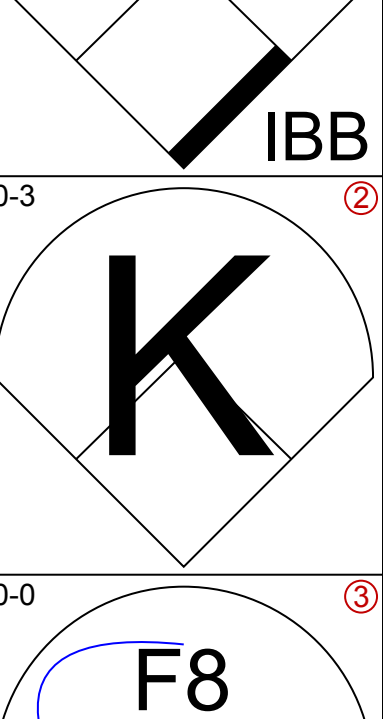
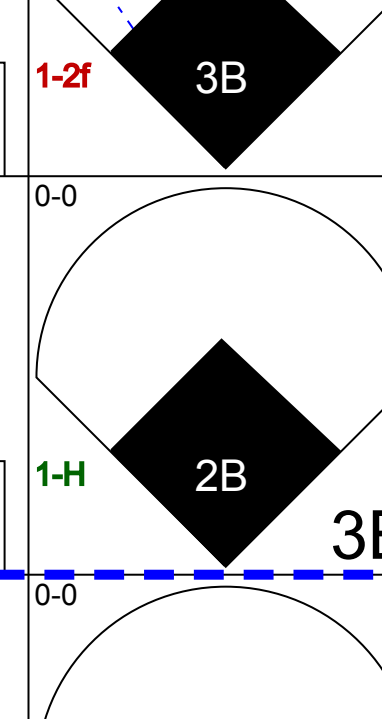
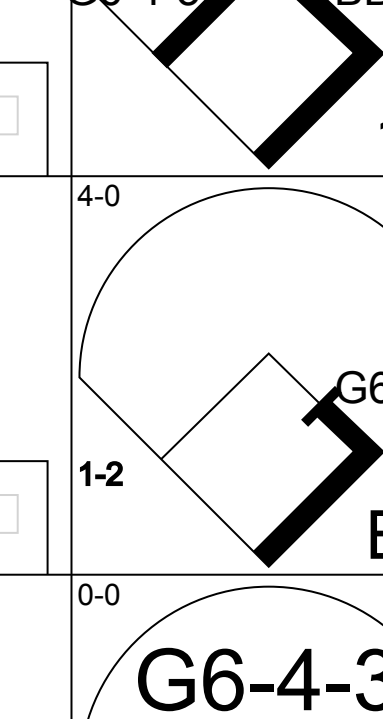
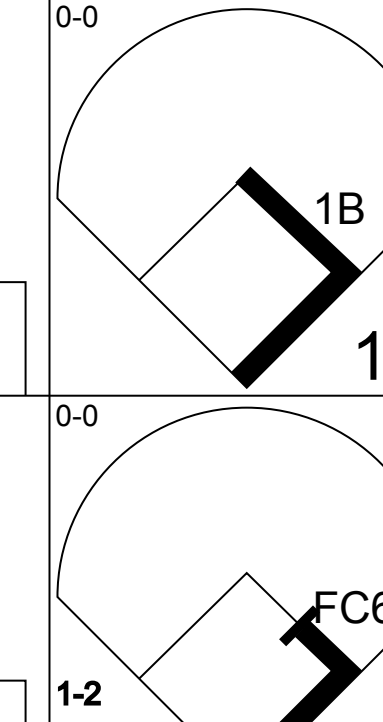
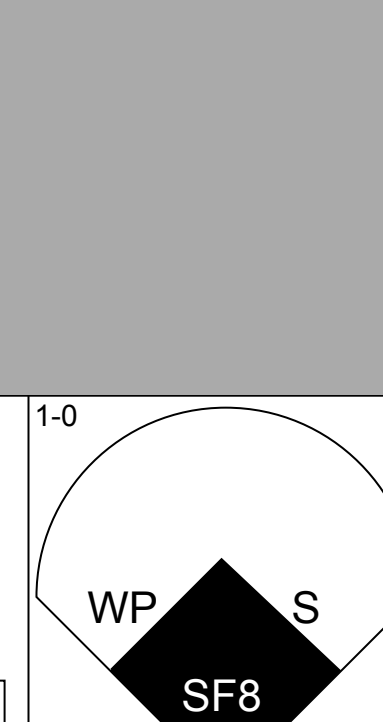
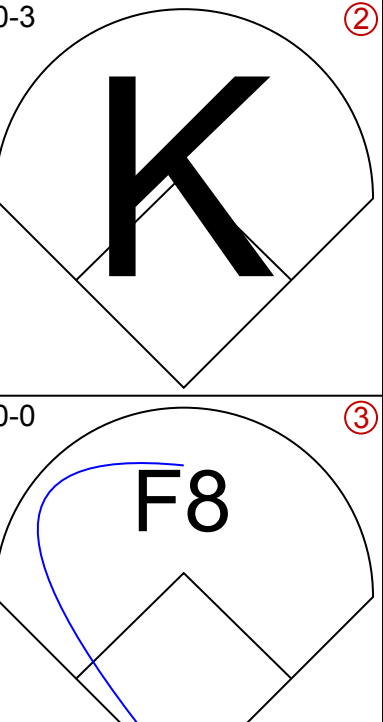
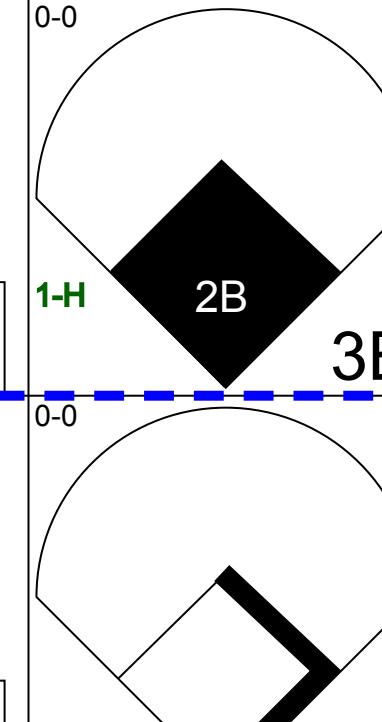
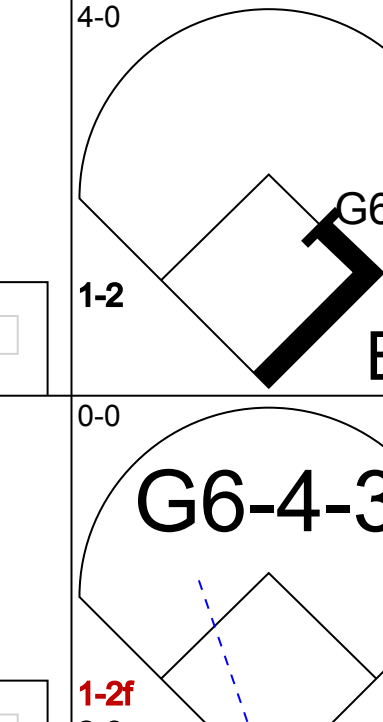


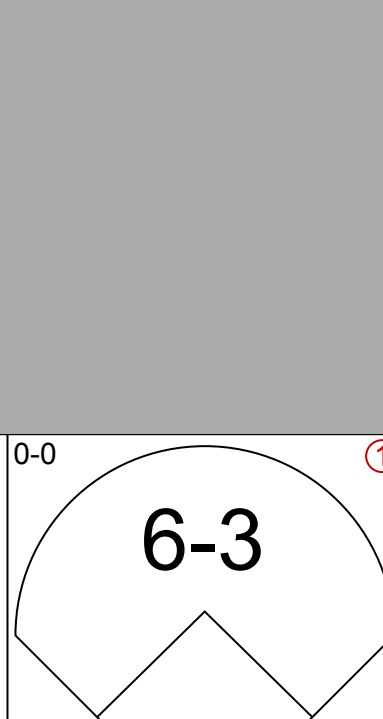
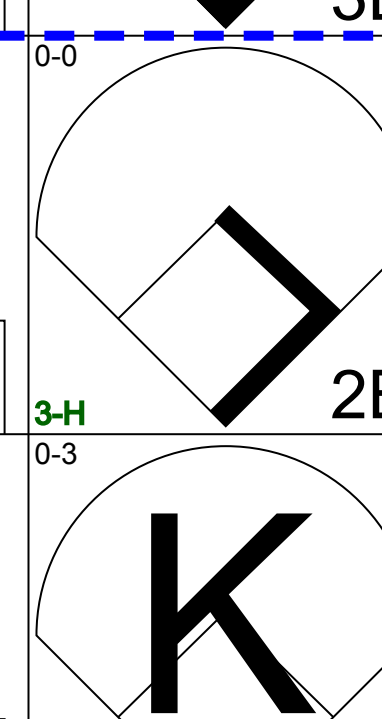
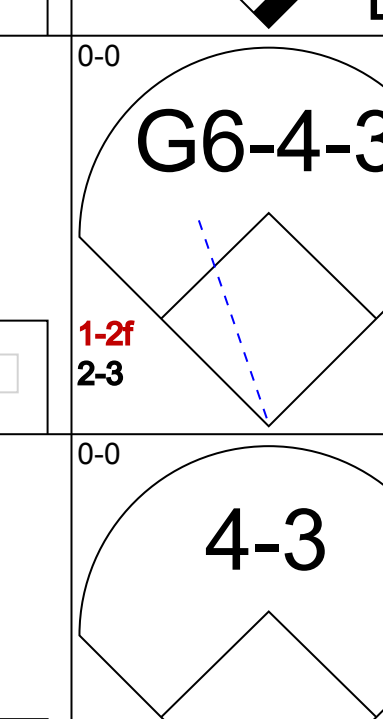

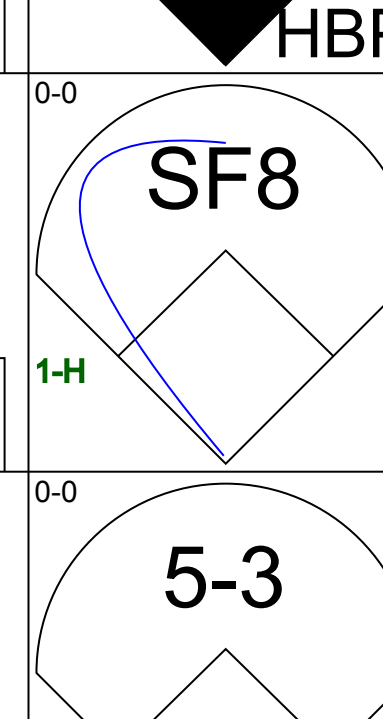
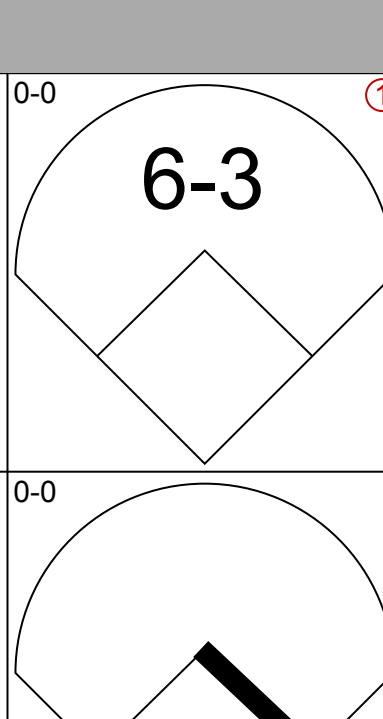
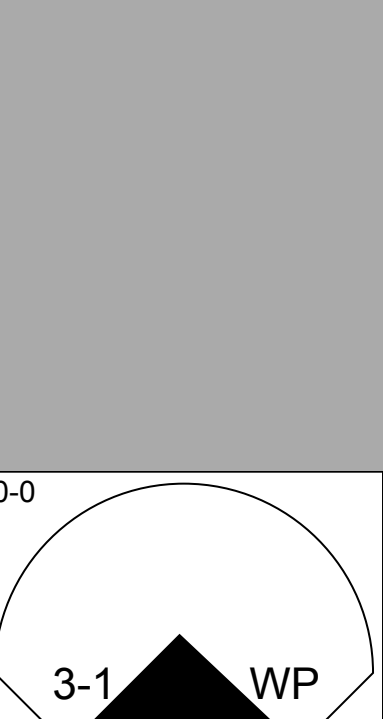

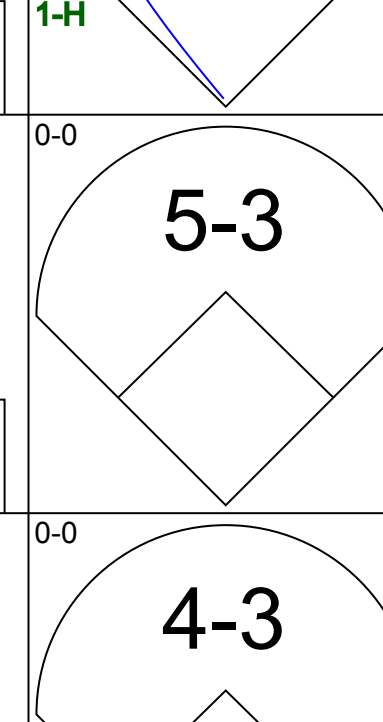
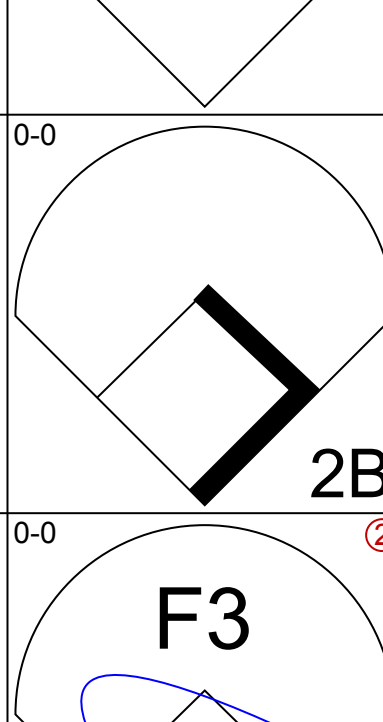
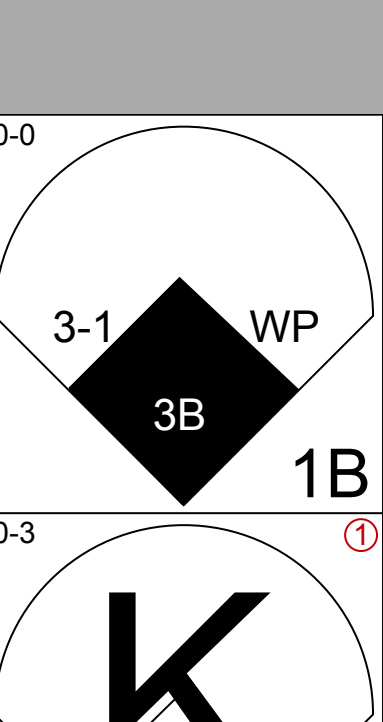


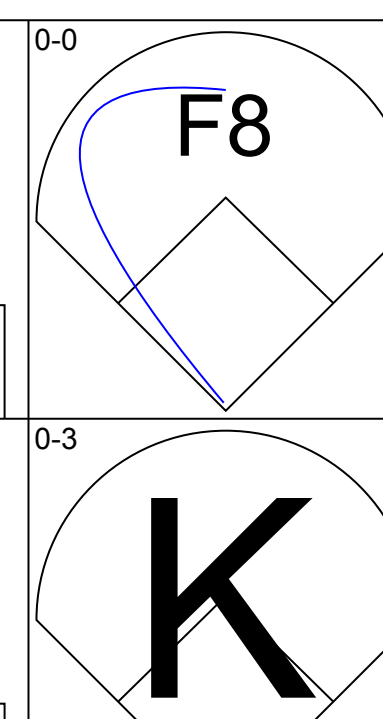

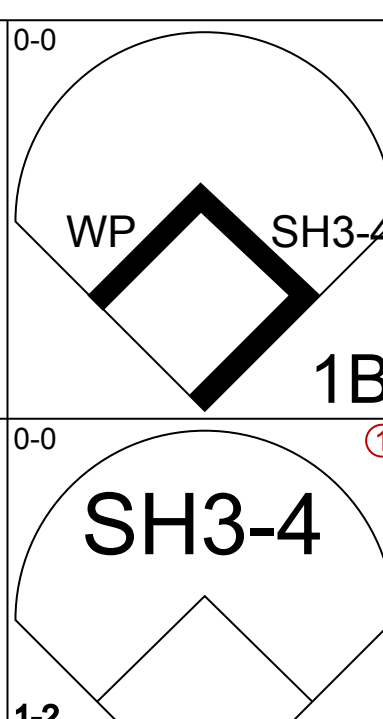
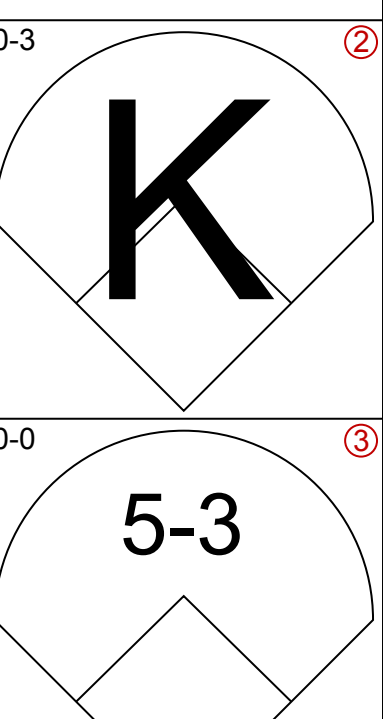
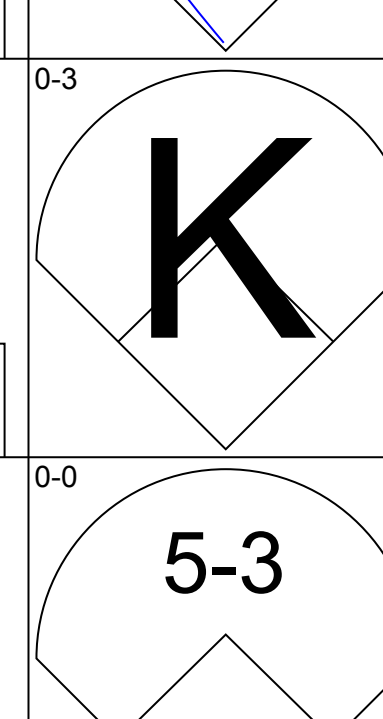
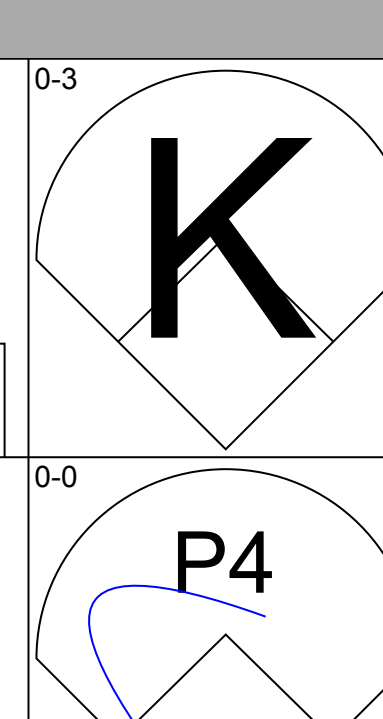
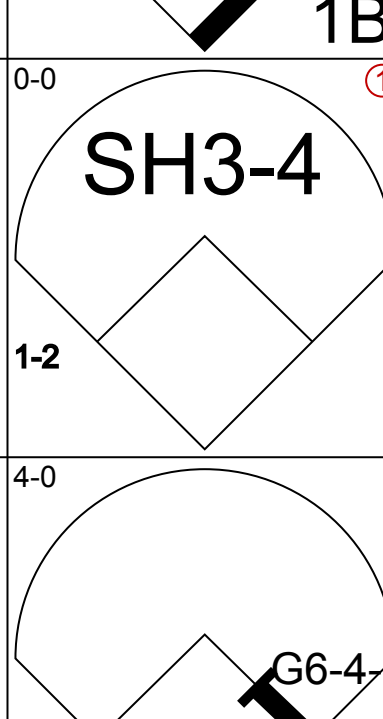
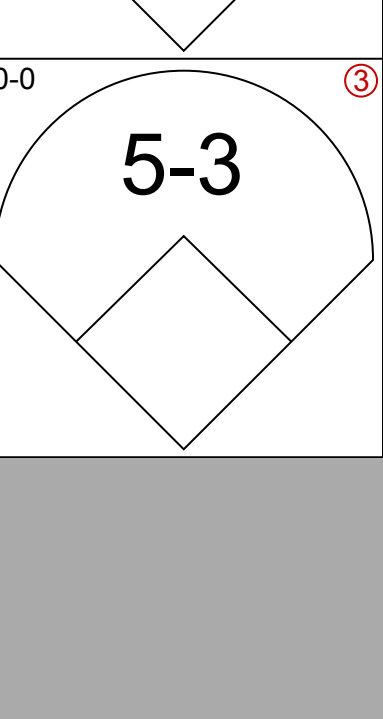
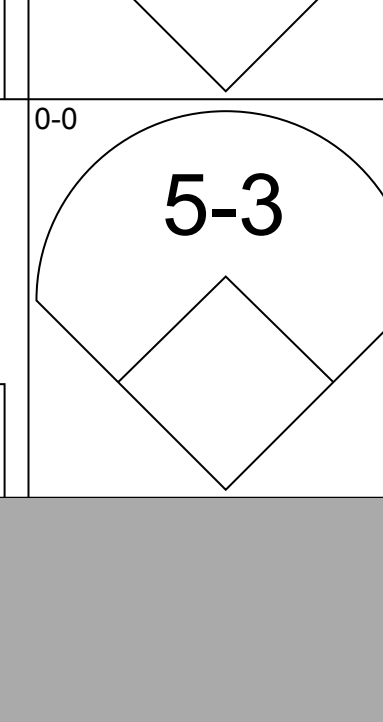
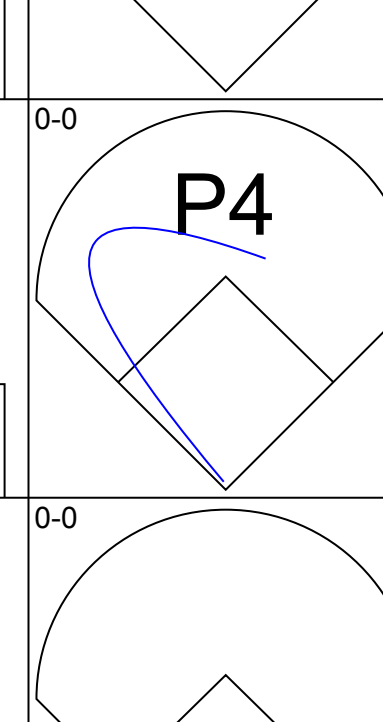
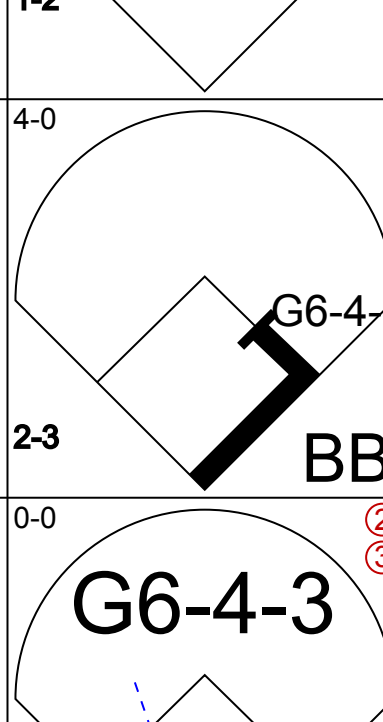
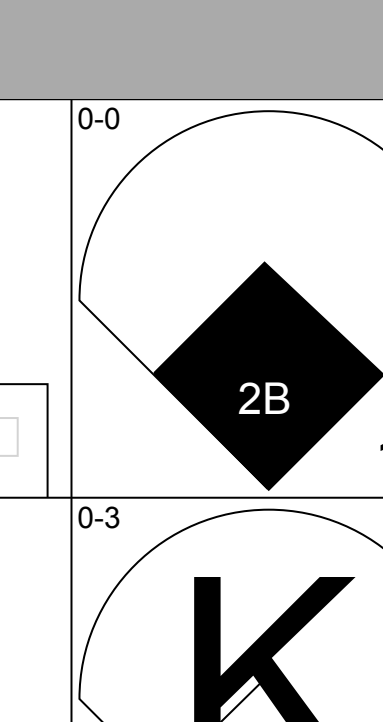
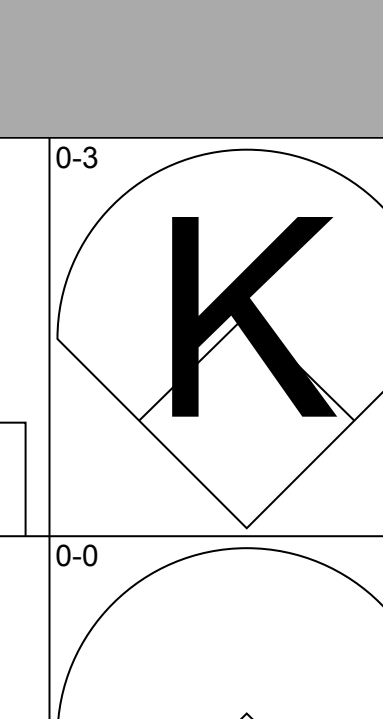
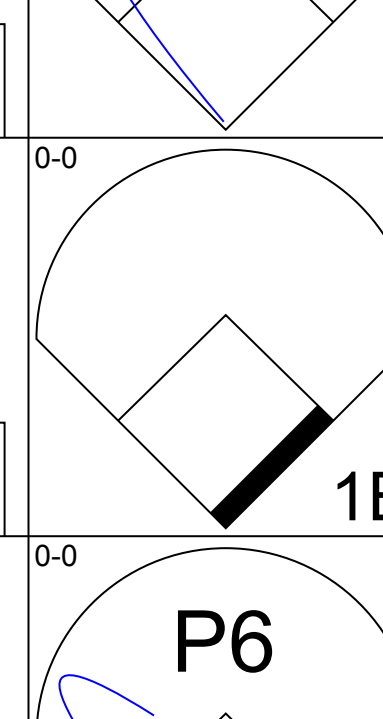
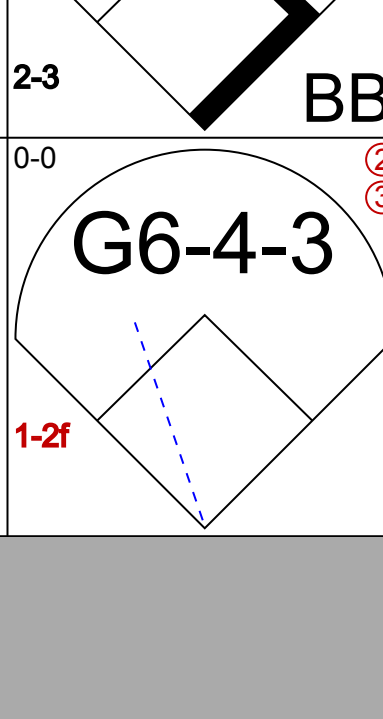

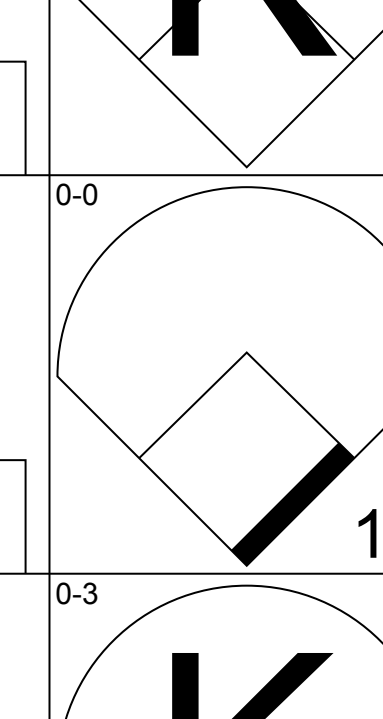
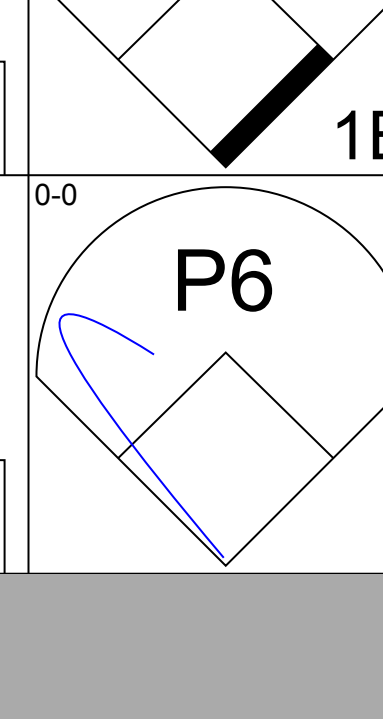
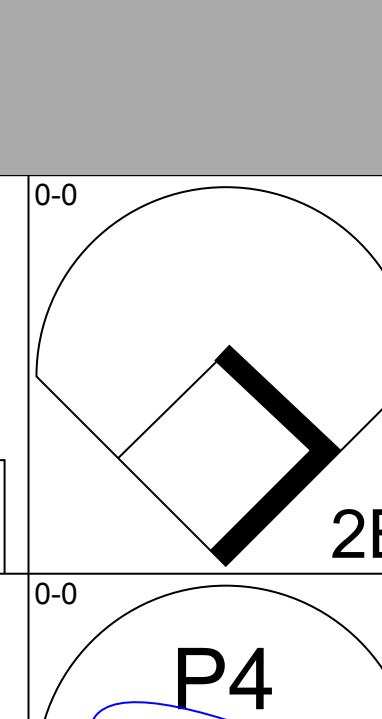

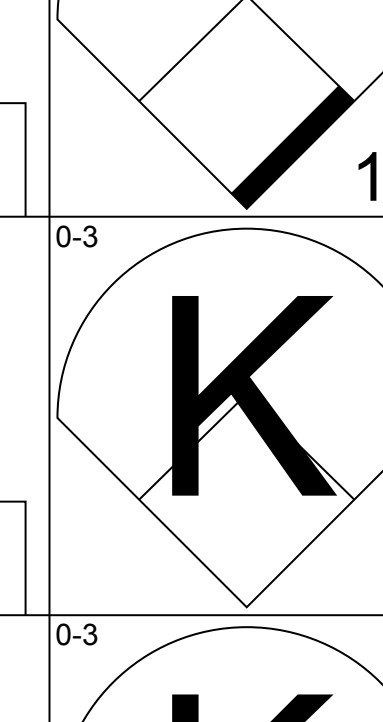
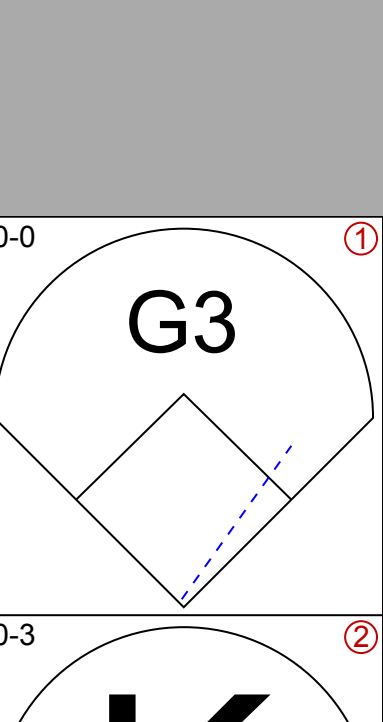
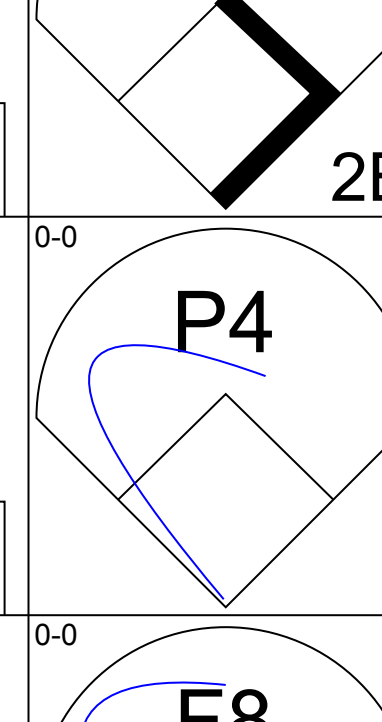

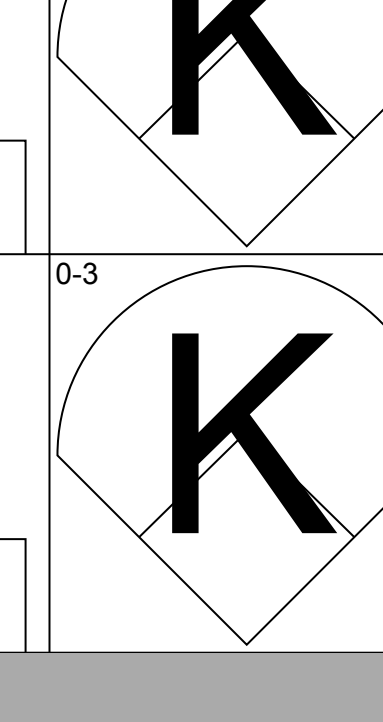
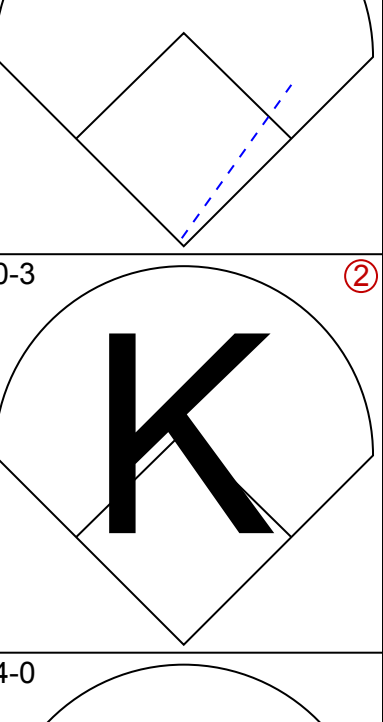
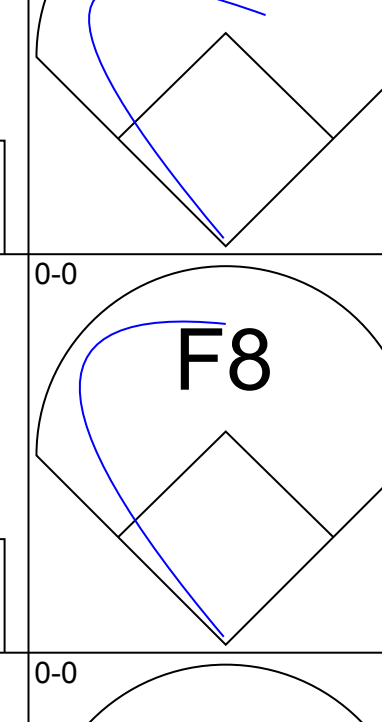


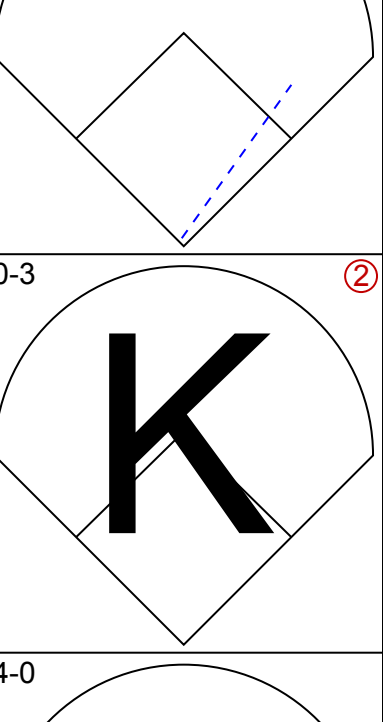
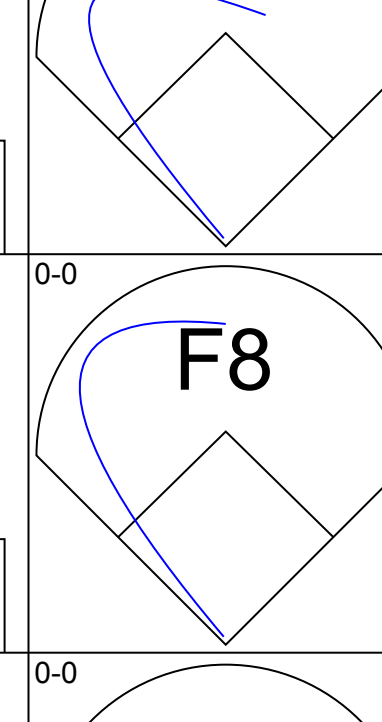
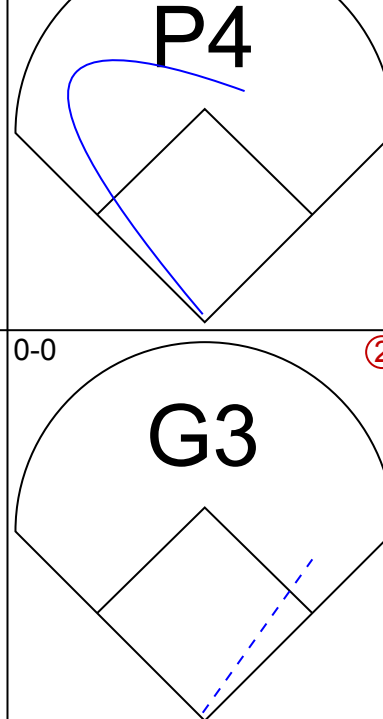
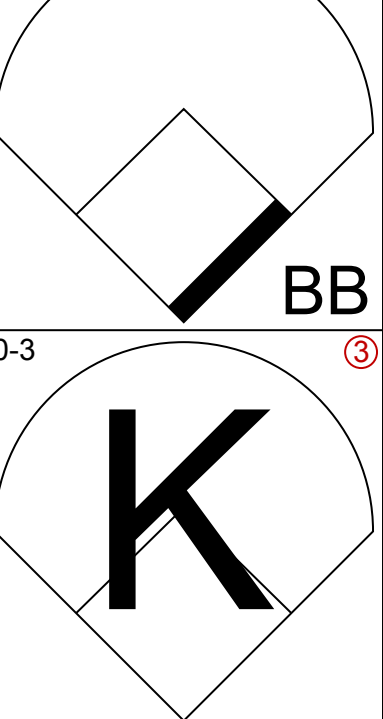
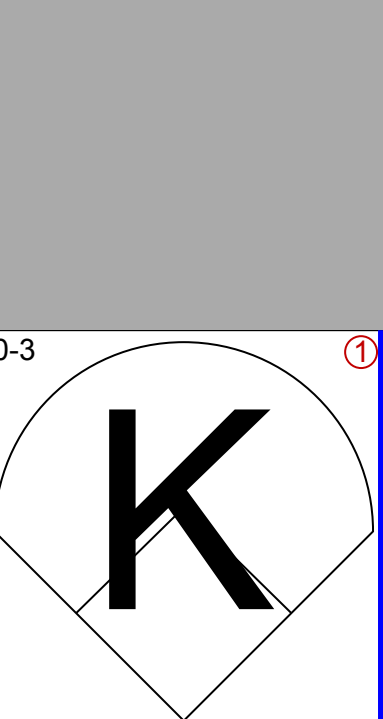


Batter	1	2	3	4	5	6	7	8	9	AB	R	H	RBI	BB	SO	LOB	TOP					
<b>Bud Harrelson, S</b> OBP: 0.361, SLG: 0.324 (1, 6)										5	1	1	0	0	0	2	<b>New York Mets @ San Diego Padres</b> San Diego Stadium, San Diego, CA Fri Jun 06 1969, 10:05 PM EDT Att: 11,203 - Unknown  <b>AB 37</b> <b>R 5</b> <b>H 10</b> <b>RBI 5</b> <b>BB 3</b> <b>SO 8</b> <b>LOB 15</b> 					
<b>Tommie Agee, R</b> OBP: 0.320, SLG: 0.500 (1, 8) (8, 9)										5	1	3	1	0	0	0						
<b>Wayne Garrett, L</b> OBP: 0.402, SLG: 0.423 (1, 5)										4	1	1	1	1	1	2						
<b>Cleon Jones, R</b> OBP: 0.414, SLG: 0.541 (1, 7)										5	1	1	1	0	1	4						
<b>Ed Kranepool, L</b> OBP: 0.340, SLG: 0.438 (1, 3)										3	0	1	1	1	0	1						
<b>Ron Swoboda, R</b> OBP: 0.276, SLG: 0.342 (1, 9)										2	0	0	0	1	1	1						
<b>Art Shamsky, L</b> OBP: 0.324, SLG: 0.313 (8, PH)										1	0	1	1	0	0	0						
<b>Amos Otis, R</b> OBP: 0.203, SLG: 0.188 (8, 8)										0	0	0	0	0	0	0						
<b>Jerry Grote, R</b> OBP: 0.287, SLG: 0.322 (1, 2)										4	0	0	0	0	0	4						
<b>Al Weis, S</b> OBP: 0.182, SLG: 0.150 (1, 4)										4	1	1	0	0	2	0						
<b>Gary Gentry, R</b> OBP: 0.167, SLG: 0.167 (1, 1)										4	0	1	0	0	3	1						
<b>Ron Taylor, R</b> (9, 1)										0	0	0	0	0	0	0						
<b>Inning Stats</b>	R: 0 E: 0 K: 0 S: 3	H: 0 LOB: 0 BB: 0 P: 3	R: 0 E: 0 K: 1 S: 5	H: 0 LOB: 0 BB: 0 P: 5	R: 0 E: 1 K: 0 S: 4	H: 1 LOB: 1 BB: 0 P: 4	R: 1 E: 0 K: 1 S: 7	H: 2 LOB: 1 BB: 0 P: 7	R: 0 E: 0 K: 2 S: 6	H: 0 LOB: 0 BB: 0 P: 7	R: 2 E: 0 K: 0 S: 6	H: 3 LOB: 2 BB: 1 P: 10	R: 0 E: 0 K: 2 S: 7	H: 0 LOB: 0 BB: 0 P: 7	R: 1 E: 0 K: 1 S: 7	H: 2 LOB: 2 BB: 1 P: 11	R: 1 E: 0 K: 1 S: 7	H: 2 LOB: 2 BB: 1 P: 11	1B: 7 2B: 2 3B: 1 HR: 0	SF: 0 SAC: 0 DP: 0 HBP: 0	WP: 0 PB: 0 SB: 1 CS: 0	PA: 40
<b>PITCHER</b>	IP	WLS	BF	H	R	ER	SO	BB	IBB	HBP	BLK	WP	HR	S	P	ERA	WHIP					
<b>Joe Niekro, R</b> ERA: 2.97 (1, 1)	5.2		23	6	3	3	4	0	0	0	0	0	0	31	31	4.76	1.059					
<b>Gary Ross, R</b> ERA: 4.43 (6, 1)	3.0	L	15	4	2	2	4	0	2	0	0	0	0	21	29	6.00	1.333					
<b>Billy McCool, L</b> ERA: 5.28 (9, 1)	0.1		2	0	0	0	0	1	0	0	0	0	0	1	5	0.00	3.000					

Batter	1	2	3	4	5	6	7	8	9	AB	R	H	RBI	BB	SO	LOB	BOTTOM				
<b>Tommy Dean, R</b> OBP: 0.265, SLG: 0.261 (1, 6)										4	1	2	0	0	1	1	<b>New York Mets @ San Diego Padres</b> San Diego Stadium, San Diego, CA Fri Jun 06 1969, 10:05 PM EDT Att: 11,203 - Unknown  <b>AB 33</b> <b>R 3</b> <b>H 6</b> <b>RBI 2</b> <b>BB 3</b> <b>SO 8</b> <b>LOB 13</b> 				
<b>John Sigin, R</b> OBP: 0.283, SLG: 0.415 (1, 4)										4	0	0	0	0	2	2					
<b>Ollie Brown, R</b> OBP: 0.311, SLG: 0.433 (1, 9)										3	1	0	0	1	0	0					
<b>Nate Colbert, R</b> OBP: 0.372, SLG: 0.590 (1, 3)										3	0	0	0	1	0	0					
<b>Al Ferrara, R</b> OBP: 0.360, SLG: 0.526 (1, 7)										4	0	0	1	0	1	1					
<b>Ed Spiezio, R</b> OBP: 0.303, SLG: 0.310 (1, 5)										3	1	1	1	1	1	2					
<b>Cito Gaston, R</b> OBP: 0.283, SLG: 0.301 (1, 8)										4	0	2	0	0	1	2					
<b>Chris Cannizzaro, R</b> OBP: 0.368, SLG: 0.382 (1, 2)										4	0	0	0	0	0	3					
<b>Jose Arzoo, R</b> OBP: 0.256, SLG: 0.222 (9, PR)										0	0	0	0	0	0	0					
<b>Joe Niekro, R</b> OBP: 0.316, SLG: 0.250 (1, 1)										2	0	1	0	0	1	0					
<b>Gary Ross, R</b> (6, 1)										1	0	0	0	0	1	0					
<b>Billy McCool, R</b> (9, 1)										0	0	0	0	0	0	0					
<b>Tony Gonzalez, L</b> OBP: 0.304, SLG: 0.276 (9, PH)										1	0	0	0	0	0	2					
<b>Inning Stats</b>	R: 2 E: 1 K: 2 S: 9	H: 1 LOB: 2 BB: 2 P: 17	R: 0 E: 0 K: 1 S: 6	H: 1 LOB: 0 BB: 0 P: 6	R: 0 E: 0 K: 0 S: 3	H: 0 LOB: 0 BB: 0 P: 3	R: 1 E: 0 K: 0 S: 5	H: 3 LOB: 1 BB: 0 P: 5	R: 0 E: 0 K: 1 S: 5	H: 0 LOB: 0 BB: 0 P: 5	R: 0 E: 0 K: 2 S: 7	H: 0 LOB: 0 BB: 0 P: 7	R: 0 E: 0 K: 1 S: 5	H: 0 LOB: 0 BB: 0 P: 5	R: 0 E: 0 K: 1 S: 6	H: 1 LOB: 2 BB: 1 P: 10	1B: 4 2B: 1 3B: 0 HR: 1	SF: 0 SAC: 0 DP: 1 HBP: 0	WP: 1 PB: 0 SB: 0 CS: 0	PA: 36	
<b>PITCHER</b>	IP	WLS	BF	H	R	ER	SO	BB	IBB	HBP	BLK	WP	HR	S	P	ERA	WHIP				
<b>Gary Gentry, R</b> ERA: 3.61 (1, 1)	1		33	5	3	2	8	3	0	0	0	0	1	46	58	2.16	0.960				
<b>Ron Taylor, R</b> ERA: 3.39 (9, 1)	0.2	S	3	1	0	0	0	0	0	0	0	0	0	3	3	0.00	1.500				



Batter	1	2	3	4	5	6	7	8	9	AB	R	H	RBI	BB	SO	LOB	TOP			
<b>Bud Harrelson, S</b> OBP: 0.363, SLG: 0.322 (1, 6)										4	0	1	0	1	1	2	<b>New York Mets @ San Diego Padres</b> San Diego Stadium, San Diego, CA Sat Jun 07 1969, 10:05 PM EDT Att: 10,827 - Unknown <a href="http://livebaseballscorecards.com">livebaseballscorecards.com</a>			
<b>Rod Gaspar, S</b> OBP: 0.320, SLG: 0.324 (1, 9)										3	0	3	1	0	0	0				
<b>Tommie Agee, R</b> OBP: 0.312, SLG: 0.486 (1, 8)										4	0	0	0	0	0	4				
<b>Cleon Jones, R</b> OBP: 0.423, SLG: 0.548 (1, 3)										3	1	2	0	2	0	1				
<b>Ron Swoboda, R</b> OBP: 0.290, SLG: 0.364 (1, 7)										4	1	2	1	1	1	5				
<b>Ed Charles, R</b> OBP: 0.279, SLG: 0.293 (1, 5)										4	1	2	1	0	0	5				
<b>Jerry Grote, R</b> OBP: 0.276, SLG: 0.311 (1, 2)										4	0	0	1	0	1	4				
<b>Al Weis, S</b> OBP: 0.208, SLG: 0.205 (1, 4)										4	1	2	0	0	0	2				
<b>Jerry Koosman, R</b> OBP: 0.053, SLG: 0.053 (1, 1)										4	0	0	0	0	1	4				
<b>Inning Stats</b>	R: 0 E: 0 K: 1 S: 6	H: 2 LOB: 2 BB: 0 P: 6	R: 0 E: 0 K: 0 S: 5	H: 2 LOB: 2 BB: 0 P: 5	R: 0 E: 0 K: 0 S: 3	H: 0 LOB: 2 BB: 2 P: 11	R: 1 E: 0 K: 0 S: 3	H: 0 LOB: 0 BB: 0 P: 4	R: 0 E: 1 K: 1 S: 7	H: 1 LOB: 3 BB: 1 P: 11	R: 2 E: 0 K: 1 S: 8	H: 3 LOB: 1 BB: 0 P: 8	R: 1 E: 0 K: 1 S: 7	H: 2 LOB: 1 BB: 0 P: 7	R: 0 E: 0 K: 0 S: 3	H: 1 LOB: 1 BB: 1 P: 7	1B: 7 2B: 3 3B: 2 HR: 0	SF: 1 SAC: 3 DP: 1 HBP: 1	WP: 2 PB: 0 SB: 1 CS: 0	PA: 43
<b>PITCHER</b>	IP	WLS	BF	H	R	ER	SO	BB	IBB	HBP	BLK	WP	HR	S	P	ERA	WHIP			
<b>Johnny Podres, L</b> ERA: 3.39	6.2	L	32	8	3	3	2	2	1	1	0	1	0	32	45	4.05	1.500			
<b>Jack Baldschun, R</b> ERA: 2.97	1.0		6	3	1	1	2	0	0	0	0	1	0	10	10	9.00	3.000			
<b>Frank Reberger, R</b> ERA: 5.53	0.1		1	0	0	0	0	0	0	0	0	0	0	1	1	0.00	0.000			
<b>Billy McCool, L</b> ERA: 4.96	1.0		4	1	0	0	0	1	0	0	0	0	0	3	7	0.00	2.000			

Batter	1	2	3	4	5	6	7	8	9	AB	R	H	RBI	BB	SO	LOB	BOTTOM					
<b>Tommy Dean, R</b> OBP: 0.265, SLG: 0.260 (1, 6)										4	0	1	0	0	2	0	<b>New York Mets @ San Diego Padres</b> San Diego Stadium, San Diego, CA Sat Jun 07 1969, 10:05 PM EDT Att: 10,827 - Unknown <a href="http://livebaseballscorecards.com">livebaseballscorecards.com</a>					
<b>John Spin, R</b> OBP: 0.250, SLG: 0.393 (1, 4)										3	0	0	0	0	2	0						
<b>Ollie Brown, R</b> OBP: 0.314, SLG: 0.431 (1, 9)										3	1	1	0	1	0	0						
<b>Nate Colbert, R</b> OBP: 0.370, SLG: 0.582 (1, 3)										4	0	1	0	0	2	3						
<b>Al Ferrara, R</b> OBP: 0.366, SLG: 0.538 (1, 7)										4	0	2	0	0	0	2						
<b>Ed Spiezio, R</b> OBP: 0.302, SLG: 0.314 (1, 5)										4	0	1	1	0	1	2						
<b>Cito Gaston, R</b> OBP: 0.277, SLG: 0.294 (1, 8)										4	0	0	0	0	2	3						
<b>Chris Cannizzaro, R</b> OBP: 0.368, SLG: 0.377 (1, 2)										2	0	0	0	1	0	1						
<b>Johnny Podres, L</b> OBP: 0.067, SLG: 0.071										2	0	0	0	0	1	1						
<b>Jack Baldschun, R</b> OBP: 0.250, SLG: 0.250										0	0	0	0	0	0	0						
<b>Frank Reberger, L</b> OBP: 0.250, SLG: 0.250										0	0	0	0	0	0	0						
<b>Ivan Murrell, R</b> OBP: 0.235, SLG: 0.226										0	0	0	0	0	1	0						
<b>Billy McCool, R</b> OBP: 0.235, SLG: 0.226										0	0	0	0	0	0	0						
<b>Inning Stats</b>	R: 0 E: 0 K: 1 S: 5	H: 0 LOB: 0 BB: 0 P: 5	R: 0 E: 0 K: 3 S: 10	H: 1 LOB: 1 BB: 0 P: 10	R: 0 E: 0 K: 1 S: 5	H: 0 LOB: 0 BB: 0 P: 5	R: 0 E: 0 K: 1 S: 6	H: 1 LOB: 1 BB: 0 P: 6	R: 0 E: 0 K: 2 S: 7	H: 0 LOB: 1 BB: 1 P: 11	R: 0 E: 0 K: 0 S: 3	H: 1 LOB: 1 BB: 1 P: 7	R: 0 E: 0 K: 0 S: 4	H: 1 LOB: 0 BB: 0 P: 4	R: 0 E: 0 K: 2 S: 7	H: 0 LOB: 0 BB: 0 P: 7	R: 1 E: 0 K: 1 S: 7	H: 2 LOB: 1 BB: 0 P: 7	1B: 4 2B: 2 3B: 0 HR: 0	SF: 0 SAC: 1 DP: 1 HBP: 0	WP: 1 PB: 0 SB: 0 CS: 0	PA: 34
<b>PITCHER</b>	IP	WLS	BF	H	R	ER	SO	BB	IBB	HBP	BLK	WP	HR	S	P	ERA	WHIP					
<b>Jerry Koosman, L</b> ERA: 2.03	9.0	W	34	6	1	1	11	2	0	0	0	1	0	54	62	1.00	0.889					



Batter	1	2	3	4	5	6	7	8	9	AB	R	H	RBI	BB	SO	LOB	TOP				
<b>Bud Harrelson, S</b> OBP: 0.360, SLG: 0.316 (1, 6)										3	1	0	0	1	0	0	<b>New York Mets @ San Diego Padres</b> San Diego Stadium, San Diego, CA Sun Jun 08 1969, 6:33 AM EDT Att: 8,568 - Unknown				
<b>Tommie Agee, R</b> OBP: 0.310, SLG: 0.486 (1, 8) (9, 9)										4	0	1	1	0	0	0					
<b>Wayne Garrett, L</b> OBP: 0.397, SLG: 0.416 (1, 5) (6, 4)										4	0	1	1	0	0	0					
<b>Cleon Jones, R</b> OBP: 0.425, SLG: 0.547 (1, 7)										4	1	2	0	0	0	2					
<b>Art Shamsky, L</b> OBP: 0.316, SLG: 0.286 (1, 9) <b>Amos Otis, R</b> OBP: 0.203, SLG: 0.188 (9, 8)										3	0	0	0	1	0	1					
<b>Ed Kranepool, L</b> OBP: 0.337, SLG: 0.433 (1, 3)										4	0	1	1	0	0	2					
<b>J.C. Martin, L</b> OBP: 0.236, SLG: 0.358 (1, 2)										4	0	0	0	0	1	3					
<b>Al Weis, S</b> OBP: 0.200, SLG: 0.196 (8, PH) <b>Ed Charles, R</b> OBP: 0.287, SLG: 0.303 (8, 5)										2	0	0	0	0	0	2					
<b>Tom Seaver, R</b> OBP: 0.176, SLG: 0.067 <b>Rod Gaspar, S</b> OBP: 0.317, SLG: 0.321 <b>Ron Taylor, R</b> (8, 1)										2	0	0	0	0	0	0					
<b>Inning Stats</b>	R: 0 E: 0 K: 0 S: 3	H: 0 LOB: 0 BB: 0 P: 3	R: 0 E: 0 K: 0 S: 3	H: 0 LOB: 0 BB: 0 P: 3	R: 0 E: 0 K: 0 S: 3	H: 0 LOB: 0 BB: 0 P: 3	R: 0 E: 0 K: 0 S: 4	H: 1 LOB: 2 BB: 1 P: 8	R: 0 E: 0 K: 0 S: 3	H: 0 LOB: 0 BB: 0 P: 3	R: 1 E: 0 K: 1 S: 7	H: 2 LOB: 1 BB: 0 P: 7	R: 2 E: 0 K: 0 S: 5	H: 3 LOB: 1 BB: 1 P: 9	R: 0 E: 0 K: 0 S: 3	H: 0 LOB: 0 BB: 0 P: 3		1B: 5 2B: 2 3B: 0 HR: 0	SF: 0 SAC: 0 DP: 1 HBP: 0	WP: 0 PB: 0 SB: 0 CS: 0	PA: 34
<b>PITCHER</b>	IP	WLS	BF	H	R	ER	SO	BB	IBB	HBP	BLK	WP	HR	S	P	ERA	WHIP				
<b>Al Santorini, R</b> ERA: 2.23 <b>Billy McCool, L</b> ERA: 4.5	(1, 1) (8, 1)		7.1 5	L 1	29 0	3 0	3 0	1 0	2 0	0 0	0 0	0 0	0 0	29 5	37 5	3.68 0.00	0.955 0.600				

AB	32
R	3
H	6
RBI	3
BB	2
SO	1
LOB	11



Batter	1	2	3	4	5	6	7	8	9	AB	R	H	RBI	BB	SO	LOB	BOTTOM				
<b>Tommy Dean, R</b> OBP: 0.257, SLG: 0.252 <b>Roberto Pena, R</b> OBP: 0.291, SLG: 0.281 (1, 6) (9, PH)										4	0	0	0	0	3	1	<b>New York Mets @ San Diego Padres</b> San Diego Stadium, San Diego, CA Sun Jun 08 1969, 6:33 AM EDT Att: 8,568 - Unknown				
<b>John Sigin, R</b> OBP: 0.250, SLG: 0.383 (1, 4)										4	0	1	0	0	1	0					
<b>Tony Gonzalez, L</b> OBP: 0.308, SLG: 0.287 (1, 9)										4	0	2	0	0	1	0					
<b>Nate Colbert, R</b> OBP: 0.378, SLG: 0.589 (1, 3)										3	0	2	0	1	0	0					
<b>Al Ferrara, R</b> OBP: 0.371, SLG: 0.524 <b>Jose Arcia, R</b> OBP: 0.256, SLG: 0.222 (1, 7) (8, PR) (9, 7)										2	0	0	0	1	2	5					
<b>Ed Spiezio, R</b> OBP: 0.301, SLG: 0.330 (1, 5)										4	1	1	1	0	2	3					
<b>Cito Gaston, R</b> OBP: 0.271, SLG: 0.287 (1, 8)										4	0	0	0	0	2	3					
<b>Chris Cannizzaro, R</b> OBP: 0.370, SLG: 0.387 (1, 2)										4	1	2	0	0	1	0					
<b>Al Santorini, R</b> OBP: 0.227, SLG: 0.190 <b>Billy McCool, R</b> (8, 1) <b>Ivan Murrell, R</b> OBP: 0.229, SLG: 0.219 (9, PH)										3	0	0	0	0	3	2					
<b>Inning Stats</b>	R: 0 E: 0 K: 3 S: 9	H: 1 LOB: 1 BB: 0 P: 4	R: 1 E: 1 K: 3 S: 13	H: 4 LOB: 3 BB: 0 P: 13	R: 1 E: 0 K: 3 S: 10	H: 1 LOB: 0 BB: 0 P: 10	R: 0 E: 0 K: 2 S: 8	H: 1 LOB: 2 BB: 1 P: 12	R: 0 E: 0 K: 3 S: 10	H: 1 LOB: 1 BB: 0 P: 10	R: 0 E: 0 K: 0 S: 3	H: 0 LOB: 0 BB: 0 P: 3	R: 0 E: 0 K: 1 S: 5	H: 0 LOB: 1 BB: 1 P: 9	R: 0 E: 0 K: 1 S: 5	H: 0 LOB: 0 BB: 0 P: 5		1B: 4 2B: 3 3B: 0 HR: 1	SF: 0 SAC: 0 DP: 1 HBP: 1	WP: 0 PB: 0 SB: 0 CS: 0	PA: 37
<b>PITCHER</b>	IP	WLS	BF	H	R	ER	SO	BB	IBB	HBP	BLK	WP	HR	S	P	ERA	WHIP				
<b>Tom Seaver, R</b> ERA: 2.51 <b>Ron Taylor, R</b> ERA: 3.12	(1, 1) (8, 1)		7.0 7	W 0	30 0	3 0	2 0	2 0	14 2	0 0	0 0	0 0	0 0	10 10	61 14	2.57 0.00	1.143 0.500				

AB	34
R	2
H	8
RBI	1
BB	2
SO	16
LOB	14





Batter	1	2	3	4	5	6	7	8	9	AB	R	H	RBI	BB	SO	LOB	TOP								
<b>Bud Harrelson, S</b> (1, 6) OBP: 0.350, SLG: 0.306	F7		F3		6-3		E2 1B HR	L7		5	1	0	0	0	0	4									
<b>Rod Gaspar, S</b> (1, 9) OBP: 0.313, SLG: 0.316	5-3			F7		BB SF9 1B	P6	F8		5	1	1	0	0	0	4									
<b>Tommie Agee, R</b> (1, 8) OBP: 0.325, SLG: 0.536					HR		6-3		HR	5	3	4	3	0	0	1									
<b>Cleon Jones, R</b> (1, 3) OBP: 0.424, SLG: 0.557	CS	E2 G6-4-3		5-3		SF9 BB 1B		HR	HR	4	2	1	3	1	0	0									
<b>Ron Swoboda, R</b> (1, 7) OBP: 0.294, SLG: 0.361		F8			FC6-4 1B		6-3		K	4	0	1	0	1	1	1									
<b>Ed Charles, R</b> (1, 5) OBP: 0.272, SLG: 0.288		G6-4-3		FC6-4		SF9		K	K	4	0	0	1	0	2	2									
<b>Jerry Grote, R</b> (1, 2) OBP: 0.290, SLG: 0.333			F7			SH1-3 SF7 2B		FC1-6 1B		4	1	3	1	0	0	0									
<b>Al Weis, S</b> (1, 4) OBP: 0.189, SLG: 0.184			K		SH1-3		F9	FC1-6 1B		3	0	0	0	0	1	3									
<b>Don Cardwell, R</b> (1, 1) OBP: 0.261, SLG: 0.381					SF7					3	1	3	1	0	0	0									
<b>Ron Taylor, R</b> (9, 1)				1B				1B		0	0	0	0	0	0	0									
<b>Inning Stats</b>	R: 0 E: 0 K: 0 S: 3	H: 1 LOB: 0 BB: 0 P: 3	R: 0 E: 1 K: 0 S: 3	H: 0 LOB: 0 BB: 0 P: 3	R: 0 E: 0 K: 1 S: 6	H: 1 LOB: 1 BB: 0 P: 6	R: 1 E: 0 K: 0 S: 5	H: 2 LOB: 1 BB: 0 P: 5	R: 1 E: 0 K: 0 S: 4	H: 1 LOB: 0 BB: 0 P: 4	R: 2 E: 0 K: 0 S: 5	H: 2 LOB: 2 BB: 2 P: 13	R: 4 E: 1 K: 1 S: 9	H: 3 LOB: 0 BB: 0 P: 9	R: 0 E: 0 K: 0 S: 5	H: 2 LOB: 2 BB: 0 P: 5	R: 1 E: 0 K: 2 S: 8	H: 1 LOB: 0 BB: 0 P: 8	1B: 9 2B: 1 3B: 0 HR: 3	SF: 2 SAC: 1 DP: 1 HBP: 0	WP: 0 PB: 0 SB: 0 CS: 1	PA: 43			
<b>PITCHER</b>	IP	WLS	BF	H	R	ER	SO	BB	IBB	HBP	BLK	WP	HR	S	P	ERA	WHIP								
<b>Mike McCormick, L</b> (1, 1) ERA: 3.63	5.2	L	25	7	4	4	1	1	1	0	0	0	1	25	33	6.35	1.412								
<b>Ron Herbel, R</b> (6, 1) ERA: 4.29	2.1		13	5	4	3	1	0	0	0	0	0	1	15	15	11.57	2.143								
<b>Ray Sadecki, L</b> (9, 1) ERA: 3.86	1.0		4	1	1	1	2	0	0	0	0	0	1	8	8	9.00	1.000								

**New York Mets @ San Francisco Giants**  
Candlestick Park, San Francisco, CA  
Tue Jun 10 1969, 10:05 PM EDT  
Att: 6,038 - Unknown

AB	37
R	9
H	13
RBI	9
BB	2
SO	4
LOB	15



Batter	1	2	3	4	5	6	7	8	9	AB	R	H	RBI	BB	SO	LOB	BOTTOM								
<b>Don Mason, L</b> (1, 4) OBP: 0.306, SLG: 0.229	F7		F8		F7			G3		4	0	0	0	0	0	2									
<b>Bobby Bonds, R</b> (1, 9) OBP: 0.376, SLG: 0.435	F8				K			F9		4	0	1	1	0	1	1									
<b>Willie Mays, R</b> (1, 8) OBP: 0.387, SLG: 0.497					3B		P4			3	0	0	0	1	0	2									
<b>Willie McCovey, L</b> (1, 3) OBP: 0.458, SLG: 0.780							P3		HR	2	1	1	1	2	0	0									
<b>Jim Davenport, R</b> (1, 5) OBP: 0.311, SLG: 0.336					FC6-4		K		FC4-6 1B	4	0	1	0	0	2	4									
<b>Ken Henderson, S</b> (1, 7) OBP: 0.275, SLG: 0.350		F7			3-1		F5		FC4-6 HR	4	1	0	0	0	0	1									
<b>Jack Hiatt, R</b> (1, 2) OBP: 0.328, SLG: 0.374		P4			6-3		4-3		HR	4	1	1	2	0	0	0									
<b>Hal Lanier, R</b> (1, 6) OBP: 0.262, SLG: 0.273		1-3			1-3		4-3		L7	4	0	0	0	0	0	0									
<b>Mike McCormick, L</b> (1, 1) OBP: 0.389, SLG: 0.563										2	1	1	0	0	0	0									
<b>Ron Herbel, R</b> (6, 1)										0	0	0	0	0	0	0									
<b>Dave Marshall, L</b> (6, PH) OBP: 0.320, SLG: 0.274										0	0	0	0	1	0	0									
<b>Ray Sadecki, L</b> (9, 1) OBP: 0.158, SLG: 0.278										0	0	0	0	0	0	0									
<b>Bob Burda, L</b> (9, PH) OBP: 0.327, SLG: 0.438					3B					1	0	0	0	0	0	0									
<b>Inning Stats</b>	R: 0 E: 0 K: 1 S: 5	H: 0 LOB: 2 BB: 2 P: 13	R: 0 E: 0 K: 0 S: 3	H: 0 LOB: 0 BB: 0 P: 3	R: 1 E: 0 K: 0 S: 5	H: 2 LOB: 2 BB: 1 P: 9	R: 0 E: 0 K: 0 S: 3	H: 0 LOB: 0 BB: 0 P: 3	R: 0 E: 0 K: 1 S: 5	H: 0 LOB: 0 BB: 0 P: 5	R: 0 E: 0 K: 0 S: 3	H: 0 LOB: 0 BB: 0 P: 3	R: 0 E: 0 K: 0 S: 3	H: 0 LOB: 1 BB: 1 P: 7	R: 3 E: 0 K: 0 S: 6	H: 3 LOB: 0 BB: 0 P: 6	1B: 2 2B: 0 3B: 1 HR: 2	SF: 0 SAC: 0 DP: 0 HBP: 0	WP: 0 PB: 0 SB: 0 CS: 0	PA: 36					
<b>PITCHER</b>	IP	WLS	BF	H	R	ER	SO	BB	IBB	HBP	BLK	WP	HR	S	P	ERA	WHIP								
<b>Don Cardwell, R</b> (1, 1) ERA: 3.05	8.1	W	34	5	4	4	3	3	1	0	0	0	2	36	52	4.32	0.960								
<b>Ron Taylor, R</b> (9, 1) ERA: 3.04	0.2	S	2	0	0	0	0	0	0	0	0	0	0	2	2	0.00	0.000								

**New York Mets @ San Francisco Giants**  
Candlestick Park, San Francisco, CA  
Tue Jun 10 1969, 10:05 PM EDT  
Att: 6,038 - Unknown

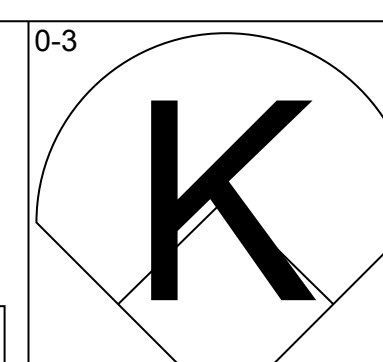
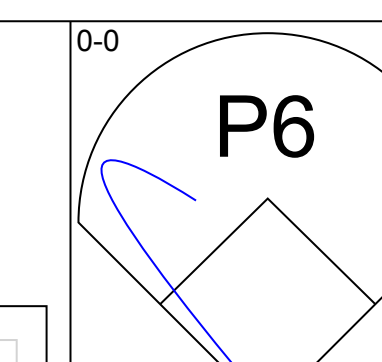
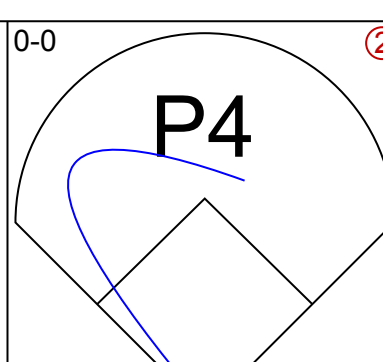
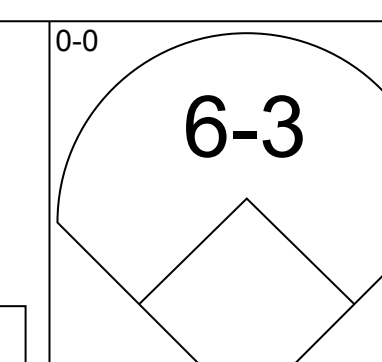
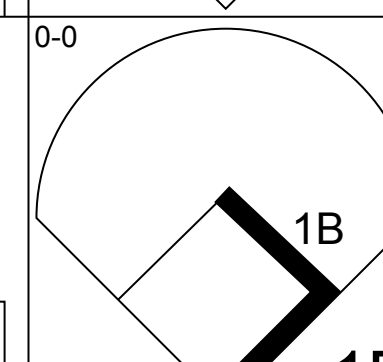
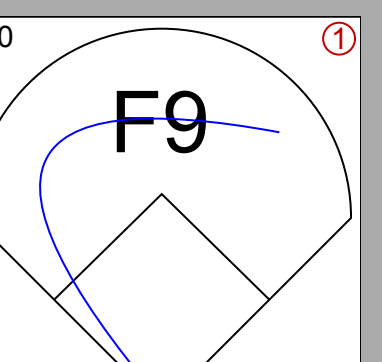
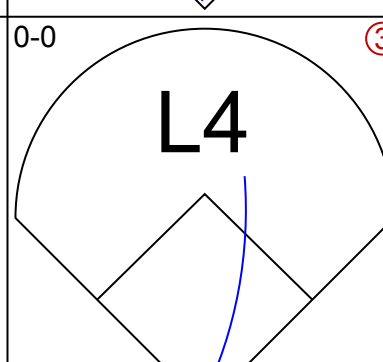
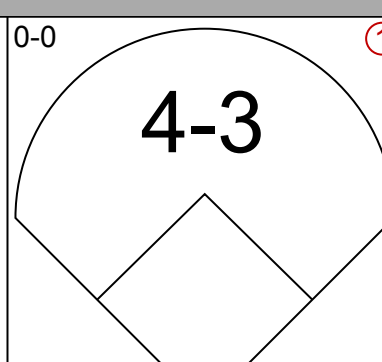
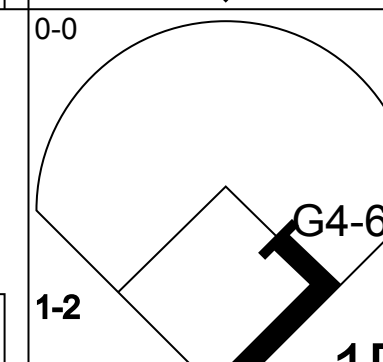
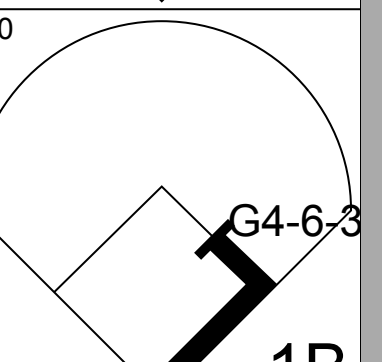
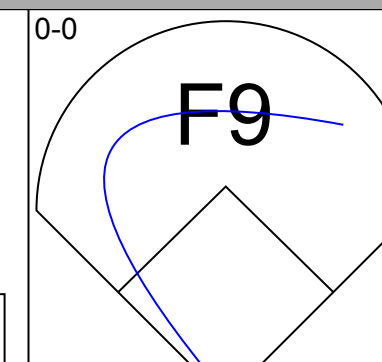
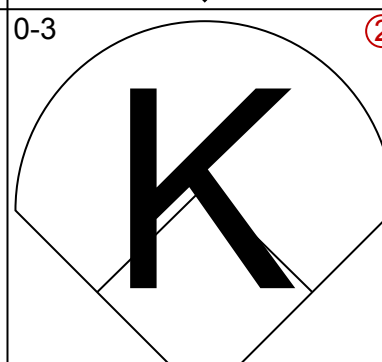
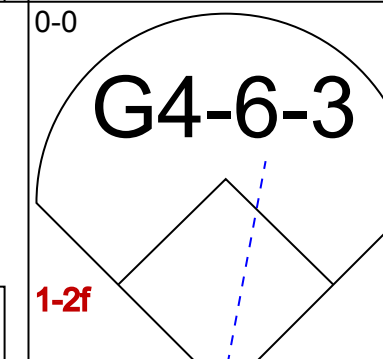
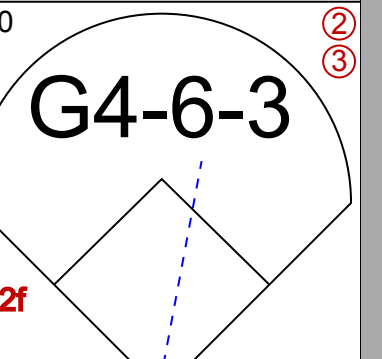
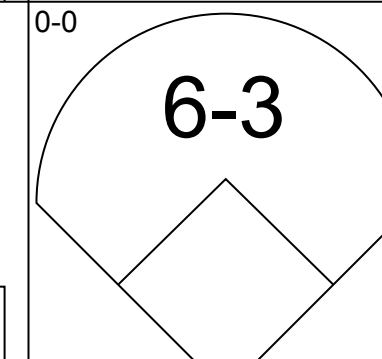
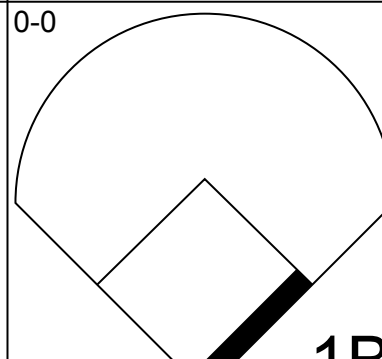
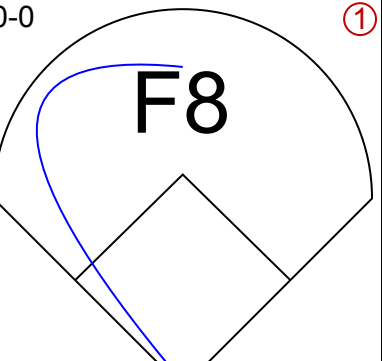
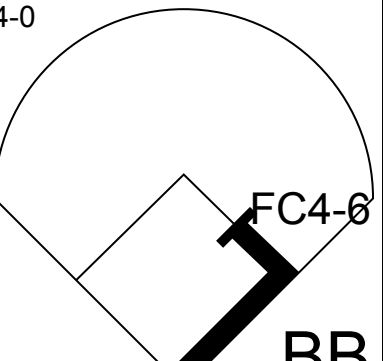
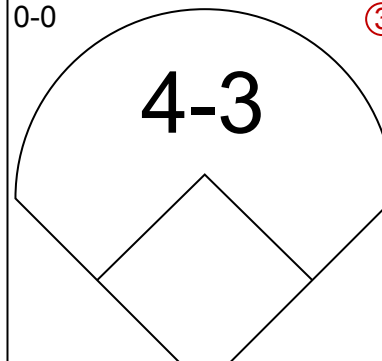
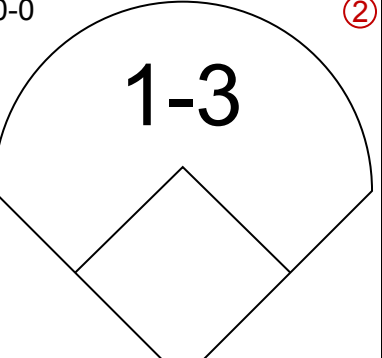
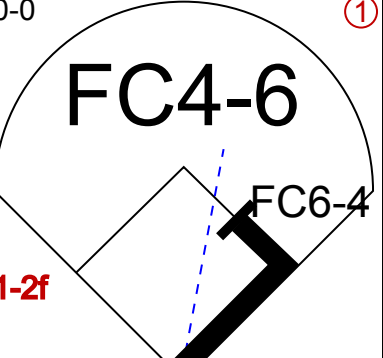
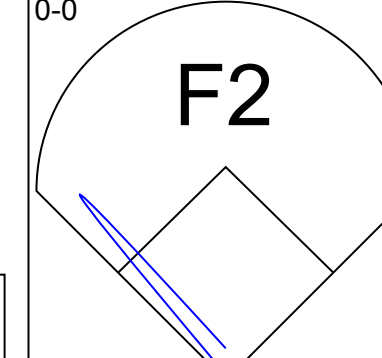
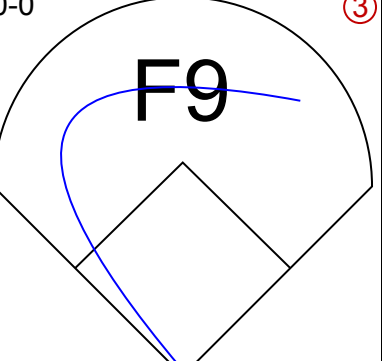
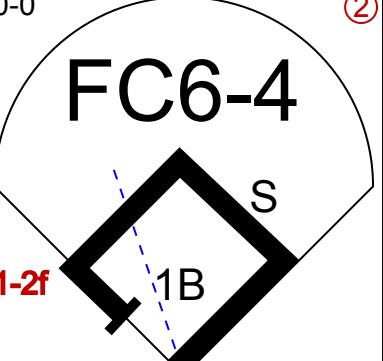
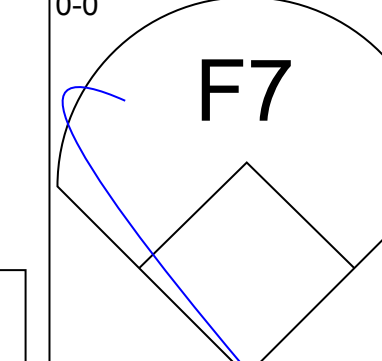
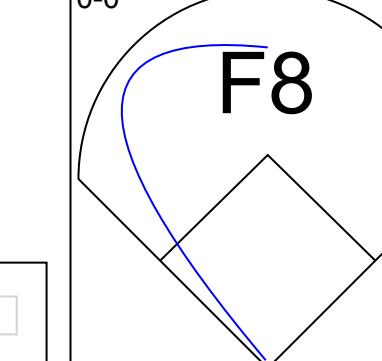
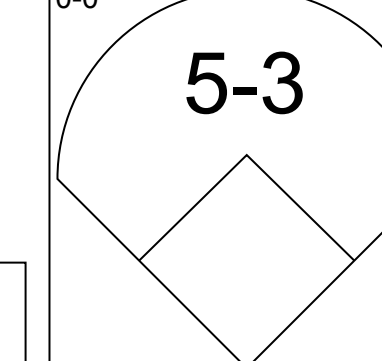
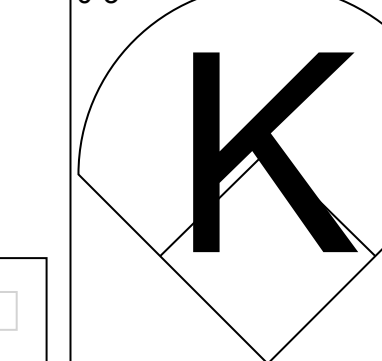

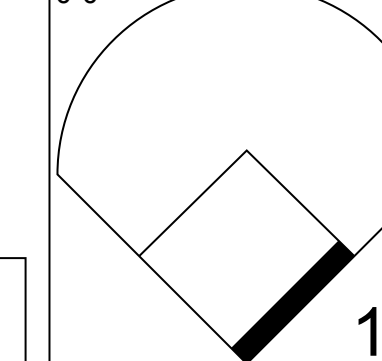
AB	32
R	4
H	5
RBI	4
BB	4
SO	3
LOB	10







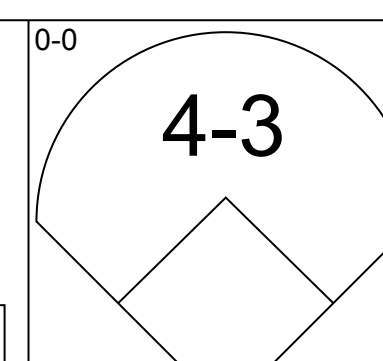
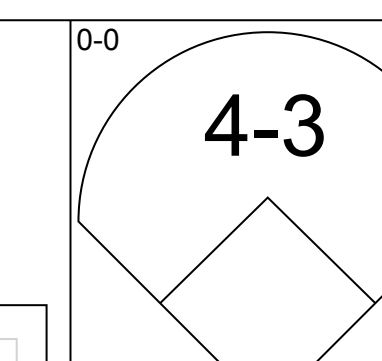
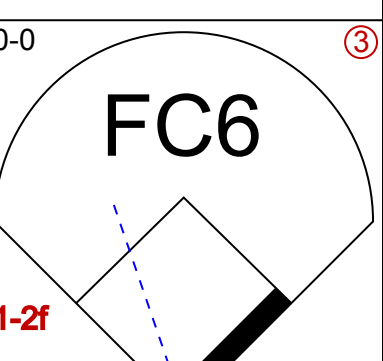
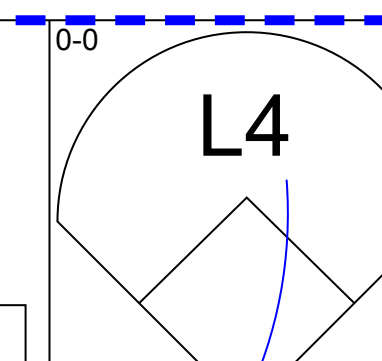
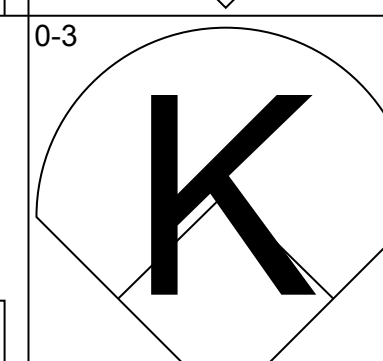
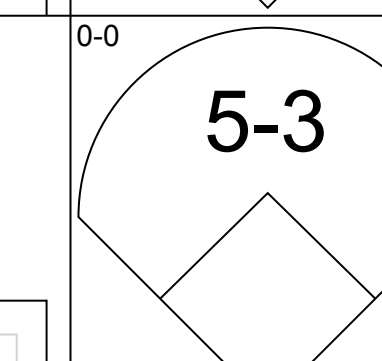
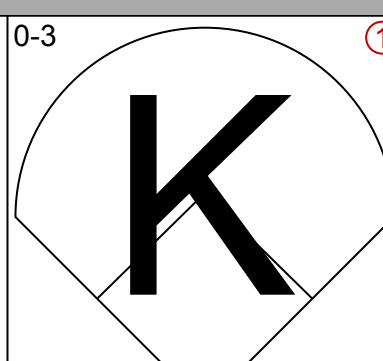
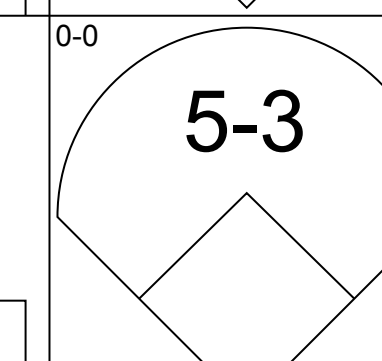
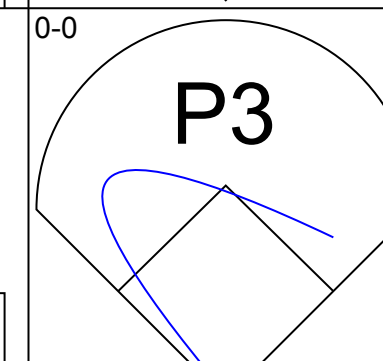
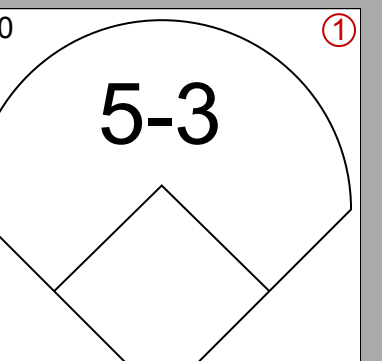
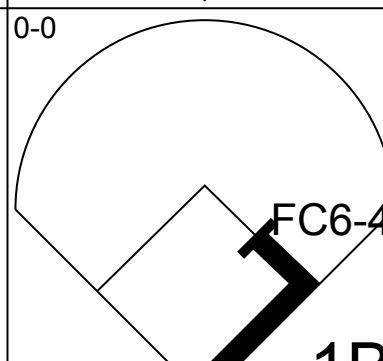
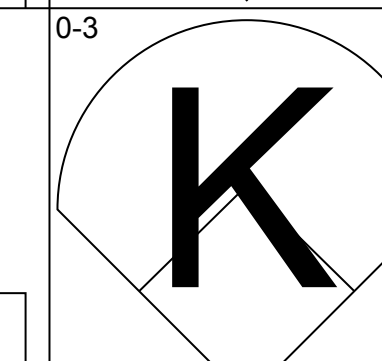
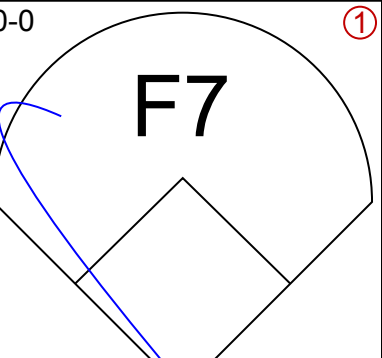
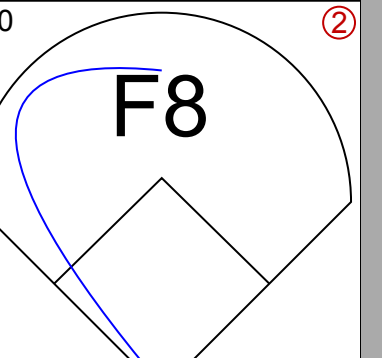
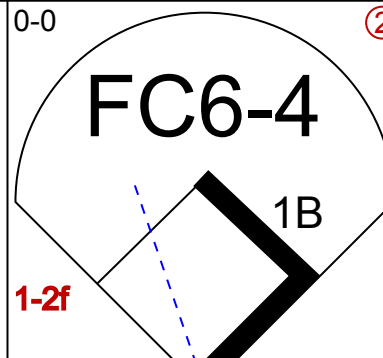
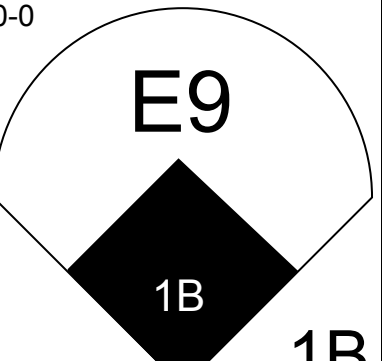
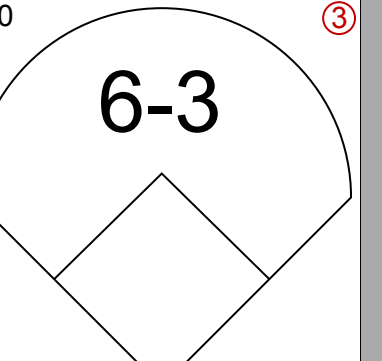
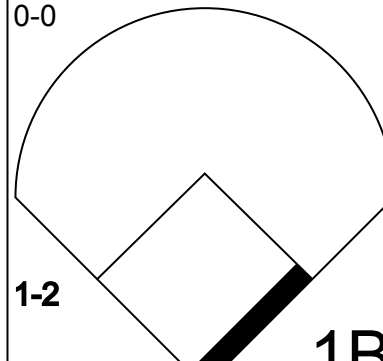
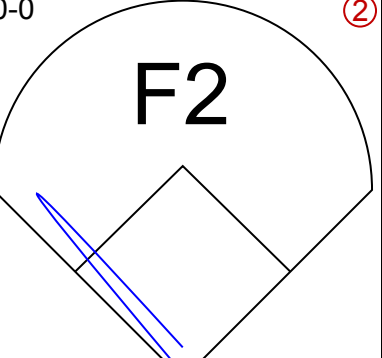
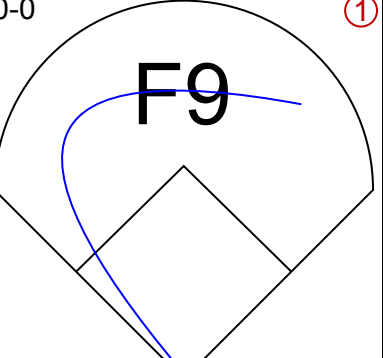
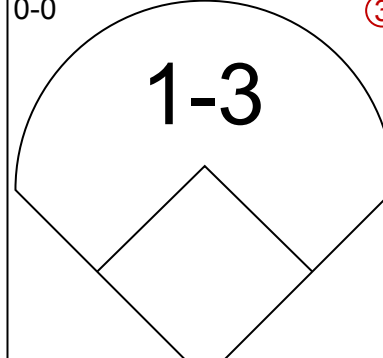
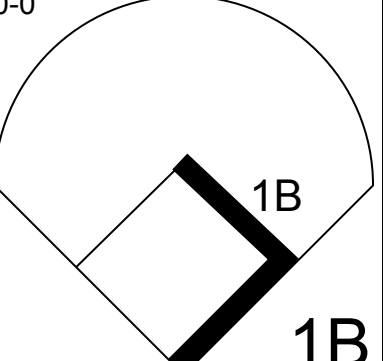
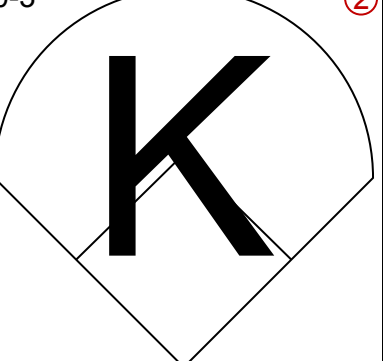
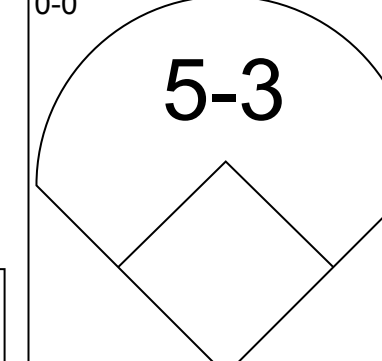
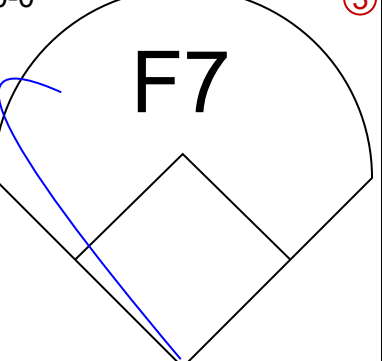
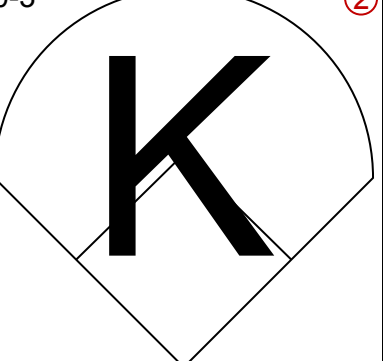
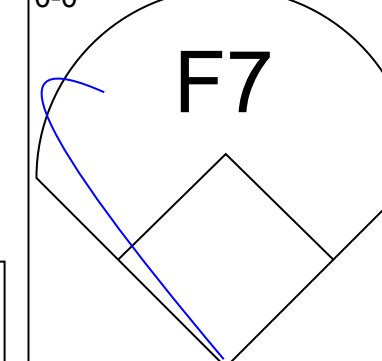
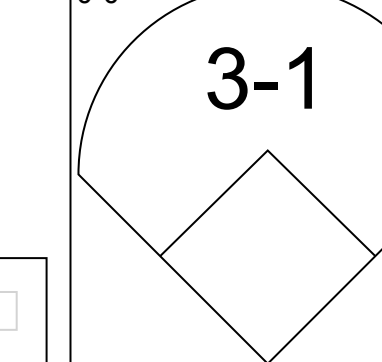
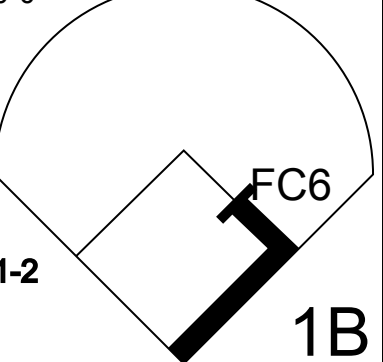
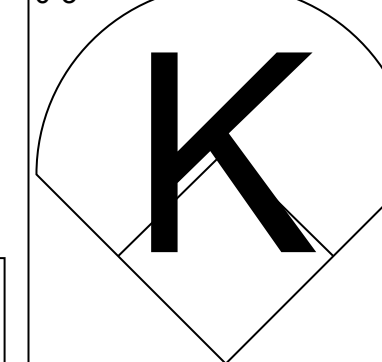


Batter	1	2	3	4	5	6	7	8	9	AB	R	H	RBI	BB	SO	LOB	TOP					
<b>Bud Harrelson, S</b> (1, 6) OBP: 0.346, SLG: 0.298										4	0	0	0	0	1	1						
<b>Tommie Agee, R</b> (1, 8) OBP: 0.327, SLG: 0.525										4	0	1	0	0	0	0						
<b>Wayne Garrett, L</b> (1, 4) OBP: 0.387, SLG: 0.404										4	0	2	0	0	1	0						
<b>Cleon Jones, R</b> (1, 7) OBP: 0.418, SLG: 0.542										4	0	1	0	0	0	3						
<b>Art Shamsky, L</b> (1, 9) OBP: 0.326, SLG: 0.310										3	0	1	0	1	0	1						
<b>Ed Kranepool, L</b> (1, 3) OBP: 0.329, SLG: 0.439										3	0	0	0	0	0	2						
<b>Ed Charles, R</b> (1, 5) OBP: 0.283, SLG: 0.267										3	0	0	0	0	0	1						
<b>Jerry Grote, R</b> (1, 2) OBP: 0.283, SLG: 0.323										3	0	1	0	0	0	0						
<b>Jerry Koosman, R</b> (1, 1) OBP: 0.048, SLG: 0.048										2	0	0	0	0	2	0						
<b>J.C. Martin, L</b> (8, PH) OBP: 0.243, SLG: 0.362										1	0	1	0	0	0	0						
<b>Amos Otis, R</b> (8, PR) OBP: 0.200, SLG: 0.185										0	0	0	0	0	0	0						
<b>Ron Taylor, R</b> (8, 1) OBP: 0.200, SLG: 0.185										0	0	0	0	0	0	0						
<b>Inning Stats</b>	R: 0 E: 0 K: 1 S: 6	H: 2 LOB: 1 BB: 0 P: 6	R: 0 E: 0 K: 0 S: 3	H: 0 LOB: 0 BB: 0 P: 3	R: 0 E: 0 K: 1 S: 5	H: 0 LOB: 0 BB: 0 P: 5	R: 0 E: 0 K: 0 S: 3	H: 1 LOB: 0 BB: 0 P: 3	R: 0 E: 0 K: 0 S: 3	H: 1 LOB: 2 BB: 1 P: 7	R: 0 E: 0 K: 1 S: 5	H: 0 LOB: 0 BB: 0 P: 5	R: 0 E: 0 K: 0 S: 4	H: 1 LOB: 1 BB: 0 P: 4	R: 0 E: 0 K: 0 S: 4	H: 1 LOB: 1 BB: 0 P: 4	R: 0 E: 0 K: 1 S: 6	H: 1 LOB: 1 BB: 0 P: 6	1B: 7 2B: 0 3B: 0 HR: 0	SF: 0 SAC: 0 DP: 2 HBP: 0	WP: 0 PB: 0 SB: 1 CS: 0	PA: 32
<b>PITCHER</b> <b>Alan Foster, R</b> (1, 1) ERA: 4.08	IP: 9.0 WLS: W BF: 32 H: 7 R: 0 ER: 0 SO: 4 BB: 1 IBB: 0 HBP: 0 BLK: 0 WP: 0 HR: 0 S: 39 P: 43 ERA: 0.00 WHIP: 0.889																					

**New York Mets @ Los Angeles Dodgers**  
Dodger Stadium, Los Angeles, CA  
Fri Jun 13 1969, 7:05 PM PDT  
Att: 20,042 - Unknown

AB	31
R	0
H	7
RBI	0
BB	1
SO	4
LOB	8



Batter	1	2	3	4	5	6	7	8	9	AB	R	H	RBI	BB	SO	LOB	BOTTOM			
<b>Maury Wills, S</b> (1, 6) OBP: 0.284, SLG: 0.229										4	0	0	0	0	0	2				
<b>Bill Russell, R</b> (1, 8) OBP: 0.354, SLG: 0.430										4	0	0	0	0	2	0				
<b>Wes Parker, S</b> (1, 3) OBP: 0.379, SLG: 0.436										4	0	1	0	0	1	0				
<b>Andy Kosco, R</b> (1, 9) OBP: 0.296, SLG: 0.456										3	0	0	0	0	0	1				
<b>Manny Mota, R</b> (1, 7) OBP: 0.369, SLG: 0.361										3	1	2	0	0	0	0				
<b>Ted Sizemore, R</b> (1, 4) OBP: 0.308, SLG: 0.316										3	0	0	0	0	0	3				
<b>Jim Lefebvre, S</b> (1, 5) OBP: 0.349, SLG: 0.281										3	0	2	1	0	0	0				
<b>Jeff Torborg, R</b> (1, 2) OBP: 0.343, SLG: 0.353										3	0	0	0	0	1	2				
<b>Alan Foster, R</b> (1, 1) OBP: 0.100, SLG: 0.100										3	0	1	0	0	1	0				
<b>Inning Stats</b>	R: 0 E: 0 K: 1 S: 5	H: 0 LOB: 0 BB: 0 P: 5	R: 1 E: 1 K: 0 S: 5	H: 2 LOB: 1 BB: 0 P: 5	R: 0 E: 0 K: 0 S: 3	H: 0 LOB: 0 BB: 0 P: 3	R: 0 E: 0 K: 0 S: 3	H: 0 LOB: 0 BB: 0 P: 3	R: 0 E: 0 K: 1 S: 7	H: 2 LOB: 2 BB: 0 P: 7	R: 0 E: 0 K: 1 S: 5	H: 0 LOB: 0 BB: 0 P: 5	R: 0 E: 0 K: 1 S: 5	H: 0 LOB: 0 BB: 0 P: 5	R: 0 E: 0 K: 1 S: 5	H: 0 LOB: 0 BB: 0 P: 5	1B: 6 2B: 0 3B: 0 HR: 0	SF: 0 SAC: 0 DP: 0 HBP: 0	WP: 0 PB: 0 SB: 0 CS: 0	PA: 30
<b>PITCHER</b> <b>Jerry Koosman, L</b> (1, 1) ERA: 1.81	IP: 7.0 WLS: L BF: 27 H: 6 R: 1 ER: 0 SO: 4 BB: 0 IBB: 0 HBP: 0 BLK: 0 WP: 0 HR: 0 S: 35 P: 35 ERA: 0.00 WHIP: 0.857																			
<b>Ron Taylor, R</b> (8, 1) ERA: 2.99	IP: 1.0 WLS: L BF: 3 H: 0 R: 0 ER: 0 SO: 1 BB: 0 IBB: 0 HBP: 0 BLK: 0 WP: 0 HR: 0 S: 5 P: 5 ERA: 0.00 WHIP: 0.000																			

**New York Mets @ Los Angeles Dodgers**  
Dodger Stadium, Los Angeles, CA  
Fri Jun 13 1969, 7:05 PM PDT  
Att: 20,042 - Unknown

AB	30
R	1
H	6
RBI	1
BB	0
SO	5
LOB	8





Batter	1	2	3	4	5	6	7	8	9	AB	R	H	RBI	BB	SO	LOB	TOP										
<b>Bud Harrelson, S</b> (1, 6) OBP: 0.344, SLG: 0.293	0-3 K		0-0 6-3		0-0 4-3			4-0 CS BB		3	0	0	0	1	1	0	<b>New York Mets @ Los Angeles Dodgers</b> Dodger Stadium, Los Angeles, CA Sat Jun 14 1969, 7:05 PM PDT Att: 26,727 - Unknown										
<b>Tommie Agee, R</b> (1, 8) OBP: 0.320, SLG: 0.512	0-0 F3		0-3 K		0-0 F9			0-3 K 1-2		4	0	0	0	0	2	1											
<b>Wayne Garrett, L</b> (1, 4) OBP: 0.375, SLG: 0.389	0-0 4-3		0-0 4-3		0-0 F8			0-0 G3		4	0	0	0	0	0	0											
<b>Cleon Jones, R</b> (1, 7) OBP: 0.416, SLG: 0.540		0-3 K		0-0 F8		0-0 L7		0-3 K		1	0	0	0	0	1	0											
<b>Ron Swoboda, R</b> (2, 7) OBP: 0.298, SLG: 0.352									0-3 K	3	0	0	0	0	1	0											
<b>Art Shamsky, L</b> (1, 9) OBP: 0.347, SLG: 0.400		0-0 HR		0-0 1B S 1B		0-0 4-3		0-0 P3		3	2	2	1	0	0	0											
<b>Amos Otis, R</b> (9, PH) OBP: 0.197, SLG: 0.182									0-0 P3	1	0	0	0	0	0	0											
<b>Ed Kranepool, L</b> (1, 3) OBP: 0.322, SLG: 0.429		0-3 K		0-3 K		0-0 G3		0-0 6-3		4	0	0	0	0	2	1											
<b>Ed Charles, R</b> (1, 5) OBP: 0.275, SLG: 0.281		0-0 BB 1B		0-0 BB 1B		0-0 6-3				3	1	2	0	0	0	0											
<b>Jerry Grote, R</b> (1, 2) OBP: 0.291, SLG: 0.321		4-0 BB		4-0 BB		0-3 K				1	0	0	0	2	1	0											
<b>Tom Seaver, R</b> (1, 1) OBP: 0.189, SLG: 0.091		0-3 K		0-0 K		0-0 P6				3	0	1	2	0	1	2											
<b>Tug McGraw, R</b> (9, 1) OBP: 0.188, SLG: 0.200				1-3 2-H 3-H 1B						0	0	0	0	0	0	0											
<b>Inning Stats</b>	R: 0 E: 0 K: 1 S: 5	H: 0 LOB: 0 BB: 0 P: 5	R: 1 E: 0 K: 3 S: 11	H: 2 LOB: 2 BB: 1 P: 15	R: 0 E: 0 K: 1 S: 5	H: 0 LOB: 0 BB: 0 P: 5	R: 2 E: 0 K: 1 S: 7	H: 3 LOB: 2 BB: 1 P: 11	R: 0 E: 0 K: 0 S: 3	H: 0 LOB: 0 BB: 0 P: 3	R: 0 E: 0 K: 0 S: 3	H: 0 LOB: 0 BB: 0 P: 3	R: 0 E: 0 K: 1 S: 5	H: 0 LOB: 0 BB: 0 P: 5	R: 0 E: 0 K: 1 S: 4	H: 0 LOB: 0 BB: 1 P: 8	R: 0 E: 0 K: 1 S: 5	H: 0 LOB: 0 BB: 0 P: 5	1B: 4 2B: 0 3B: 0 HR: 1	SF: 0 SAC: 0 DP: 0 HBP: 0	WP: 0 PB: 0 SB: 1 CS: 1	PA: 33					
<b>PITCHER</b>	IP	WLS	BF	H	R	ER	SO	BB	IBB	HBP	BLK	WP	HR	S	P	ERA	WHIP										
<b>Don Sutton, R</b> (1, 1) ERA: 2.45	8.0	L	30	5	3	3	8	3	0	0	0	0	1	43	55	3.38	1.000										
<b>Jim Brewer, L</b> (9, 1) ERA: 2.28	1.0		3	0	0	0	1	0	0	0	0	0	0	5	5	0.00	0.000										

Batter	1	2	3	4	5	6	7	8	9	AB	R	H	RBI	BB	SO	LOB	BOTTOM										
<b>Maury Wills, S</b> (1, 6) OBP: 0.288, SLG: 0.239	0-0 6-3		0-0 S 1B		0-0 L6			0-0 6-3 2B		4	0	2	0	0	0	0	<b>New York Mets @ Los Angeles Dodgers</b> Dodger Stadium, Los Angeles, CA Sat Jun 14 1969, 7:05 PM PDT Att: 26,727 - Unknown										
<b>Willie Crawford, L</b> (1, 7) OBP: 0.316, SLG: 0.407	0-0 1B		0-0 F7		0-0 F8			0-0 6-3		4	1	1	0	0	0	2											
<b>Wes Parker, S</b> (1, 3) OBP: 0.376, SLG: 0.432	0-0 1B		0-0 F5		0-0 4-3			0-0 4-3		4	0	1	1	0	0	2											
<b>Andy Kosco, R</b> (1, 9) OBP: 0.295, SLG: 0.452	0-0 F2		0-0 5-3		0-0 6-3			0-0 E 1B		4	0	1	0	0	0	1											
<b>Tom Haller, L</b> (1, 2) OBP: 0.338, SLG: 0.382	0-0 F7		0-0 BB 1B		0-0 F5			0-0 P6		3	0	1	0	0	0	1											
<b>Ken Boyer, R</b> (9, PH) OBP: 0.200, SLG: 0.111									0-0 P6	1	0	0	0	0	0	1											
<b>Manny Mota, R</b> (1, 8) OBP: 0.374, SLG: 0.360		4-0 G6-4-3 BB		0-0 BB 1B		0-3 K		0-0 E1 G1-6-3		3	0	1	0	1	1	1											
<b>Jim Lefebvre, S</b> (1, 5) OBP: 0.345, SLG: 0.272	0-0 F8		0-0 G5-4-3 BB		0-0 G3			0-0 G1-6-3		3	0	0	0	1	0	3											
<b>Ted Sizemore, R</b> (1, 4) OBP: 0.304, SLG: 0.312	0-0 G6-4-3		0-0 G5-4-3		0-0 F8					3	0	0	0	0	0	4											
<b>Don Sutton, R</b> (1, 1) OBP: 0.182, SLG: 0.163			0-3 K		0-0 F8			0-3 K		2	0	0	0	0	1	0											
<b>Bill Sudakis, S</b> (8, PH) OBP: 0.296, SLG: 0.378										1	0	0	0	0	1	0											
<b>Jim Brewer, L</b> (9, 1) ERA: 3.43										0	0	0	0	0	0	0											
<b>Inning Stats</b>	R: 1 E: 0 K: 0 S: 5	H: 2 LOB: 1 BB: 0 P: 5	R: 0 E: 0 K: 0 S: 2	H: 0 LOB: 0 BB: 1 P: 6	R: 0 E: 0 K: 1 S: 6	H: 1 LOB: 1 BB: 0 P: 6	R: 0 E: 0 K: 0 S: 4	H: 2 LOB: 2 BB: 1 P: 8	R: 0 E: 0 K: 0 S: 3	H: 0 LOB: 0 BB: 0 P: 3	R: 0 E: 0 K: 1 S: 5	H: 0 LOB: 0 BB: 0 P: 5	R: 0 E: 0 K: 0 S: 6	H: 1 LOB: 1 BB: 0 P: 6	R: 0 E: 1 K: 0 S: 4	H: 1 LOB: 1 BB: 0 P: 4	1B: 5 2B: 1 3B: 1 HR: 0	SF: 0 SAC: 0 DP: 3 HBP: 0	WP: 0 PB: 0 SB: 1 CS: 0	PA: 34							
<b>PITCHER</b>	IP	WLS	BF	H	R	ER	SO	BB	IBB	HBP	BLK	WP	HR	S	P	ERA	WHIP										
<b>Tom Seaver, R</b> (1, 1) ERA: 2.41	8.0	W	30	6	1	1	3	2	0	0	0	0	0	34	42	1.12	1.000										
<b>Tug McGraw, L</b> (9, 1) ERA: 3.43	1.0	S	4	1	0	0	0	0	0	0	0	0	0	4	4	0.00	1.000										





Batter	1	2	3	4	5	6	7	8	9	AB	R	H	RBI	BB	SO	LOB	TOP			
<b>Bud Harrelson, S</b> OBP: 0.342, SLG: 0.292 (1, 6)										4	1	1	0	0	0	1	<b>New York Mets @ Los Angeles Dodgers</b> Dodger Stadium, Los Angeles, CA Sun Jun 15 1969, 3:33 AM PDT Att: 28,086 - Unknown			
<b>Tommie Agee, R</b> OBP: 0.330, SLG: 0.518 (1, 8) (8, 9)										4	1	3	0	0	0	0				
<b>Wayne Garrett, L</b> OBP: 0.371, SLG: 0.388 (1, 4)										3	0	1	1	0	0	1				
<b>Cleon Jones, R</b> OBP: 0.414, SLG: 0.534 (1, 7)										4	0	1	1	0	1	2				
<b>Art Shamsky, L</b> OBP: 0.346, SLG: 0.396 (1, 9) (8, PH) <b>Duffy Dyer, R</b> OBP: 0.429, SLG: 0.833 (8, PH) <b>Ron Taylor, R</b> (8, 1)										3	0	1	0	0	1	1				
<b>Ed Kranepool, L</b> OBP: 0.317, SLG: 0.421 (1, 3) <b>Rod Gaspar, S</b> OBP: 0.310, SLG: 0.313 (9, PH)										3	0	0	0	0	1	1				
<b>Ed Charles, R</b> OBP: 0.274, SLG: 0.280 (1, 5)										4	0	1	0	0	1	0				
<b>Jerry Grote, R</b> OBP: 0.283, SLG: 0.312 (1, 2)										4	0	0	0	0	1	1				
<b>Jack Dilauro, S</b> (1, 1) <b>Ron Svoboda, R</b> OBP: 0.290, SLG: 0.352 (7, PH) <b>Cal Koonce, R</b> OBP: 0.667, SLG: 0.667 (7, 1) <b>Amos Otis, R</b> OBP: 0.197, SLG: 0.182 (8, 8)										2	0	0	0	0	1	0				
<b>Inning Stats</b>	R: 0 E: 0 K: 0 S: 4	H: 1 LOB: 1 BB: 0 P: 4	R: 0 E: 0 K: 0 S: 4	H: 1 LOB: 1 BB: 0 P: 4	R: 2 E: 0 K: 1 S: 8	H: 3 LOB: 1 BB: 0 P: 8	R: 0 E: 0 K: 1 S: 5	H: 0 LOB: 0 BB: 0 P: 5	R: 0 E: 0 K: 1 S: 5	H: 1 LOB: 1 BB: 0 P: 6	R: 0 E: 0 K: 0 S: 3	H: 0 LOB: 1 BB: 1 P: 7	R: 0 E: 0 K: 2 S: 8	H: 1 LOB: 1 BB: 0 P: 8	R: 0 E: 0 K: 1 S: 5	H: 0 LOB: 0 BB: 0 P: 5		1B: 8 2B: 0 3B: 0 HR: 0	SF: 1 SAC: 0 DP: 0 HBP: 0	WP: 0 PB: 0 SB: 0 CS: 1
<b>PITCHER</b>	IP WLS BF H R ER SO BB IBB HBP BLK WP HR S P ERA WHIP																			
<b>Don Drysdale, R</b> ERA: 5.26 (1, 1)	5.2 W 23 7 2 2 3 0 0 0 0 0 0 29 29 3.18 1.235																			
<b>Jim Brewer, L</b> ERA: 2.0 (6, 1)	3.1 S 12 1 0 0 4 1 0 0 0 0 0 0 19 23 0.00 0.600																			

Batter	1	2	3	4	5	6	7	8	9	AB	R	H	RBI	BB	SO	LOB	BOTTOM			
<b>Maury Wills, S</b> OBP: 0.296, SLG: 0.245 (1, 6)										3	0	2	0	1	0	0	<b>New York Mets @ Los Angeles Dodgers</b> Dodger Stadium, Los Angeles, CA Sun Jun 15 1969, 3:33 AM PDT Att: 28,086 - Unknown			
<b>Bill Russell, R</b> OBP: 0.351, SLG: 0.424 (1, 8)										4	0	1	0	0	0	3				
<b>Wes Parker, S</b> OBP: 0.374, SLG: 0.424 (1, 3)										3	1	0	0	1	0	2				
<b>Andy Kosco, R</b> OBP: 0.295, SLG: 0.462 (1, 9)										4	1	1	1	0	0	1				
<b>Manny Mota, R</b> OBP: 0.369, SLG: 0.356 (1, 7)										4	1	1	0	0	0	0				
<b>Ted Sizemore, R</b> OBP: 0.300, SLG: 0.309 (1, 4)										2	0	0	1	0	0	0				
<b>Jim Lefebvre, S</b> OBP: 0.353, SLG: 0.305 (1, 5)										3	0	2	0	0	0	0				
<b>Jeff Torborg, R</b> OBP: 0.376, SLG: 0.324 (1, 2)										3	0	0	0	0	1	2				
<b>Don Drysdale, R</b> OBP: 0.111, SLG: 0.111 (1, 1) <b>Jim Brewer, L</b> OBP: 0.333, SLG: 0.667 (6, 1)										2	0	0	0	0	0	0				
<b>Inning Stats</b>	R: 0 E: 0 K: 0 S: 3	H: 1 LOB: 0 BB: 0 P: 3	R: 1 E: 0 K: 1 S: 7	H: 2 LOB: 1 BB: 0 P: 7	R: 0 E: 0 K: 0 S: 3	H: 0 LOB: 0 BB: 0 P: 3	R: 2 E: 1 K: 0 S: 5	H: 2 LOB: 1 BB: 1 P: 9	R: 0 E: 0 K: 0 S: 4	H: 2 LOB: 1 BB: 0 P: 4	R: 0 E: 0 K: 0 S: 3	H: 0 LOB: 0 BB: 0 P: 3	R: 0 E: 0 K: 0 S: 4	H: 1 LOB: 2 BB: 1 P: 8	R: 0 E: 0 K: 0 S: 3	H: 0 LOB: 0 BB: 0 P: 3		1B: 5 2B: 1 3B: 1 HR: 1	SF: 1 SAC: 0 DP: 1 HBP: 0	WP: 1 PB: 0 SB: 0 CS: 1
<b>PITCHER</b>	IP WLS BF H R ER SO BB IBB HBP BLK WP HR S P ERA WHIP																			
<b>Jack Dilauro, L</b> ERA: 1.19 (7, 1)	1.0 L 5 1 0 0 0 1 0 0 0 0 0 0 4 8 0.00 2.000																			
<b>Cal Koonce, R</b> ERA: 6.32 (8, 1)	1.0 3 0 0 0 0 0 0 0 0 0 0 0 3 3 0.00 0.000																			



Batter	1	2	3	4	5	6	7	8	9	AB	R	H	RBI	BB	SO	LOB	TOP			
<b>Bud Harrelson, S</b> (1, 6) OBP: 0.335, SLG: 0.285	F7		F7		G3			6-3		4	0	0	0	0	0	1	<b>New York Mets @ Philadelphia Phillies</b> Connie Mack Stadium, Philadelphia, PA Tue Jun 17 1969, 7:05 PM EDT Unknown			
<b>Tommie Agee, R</b> (1, 8) OBP: 0.322, SLG: 0.506	K		P4				K	L8		4	0	0	0	0	2	0				
<b>Wayne Garrett, L</b> (1, 5) OBP: 0.360, SLG: 0.375	K			F8		F8		4-3		4	0	0	0	0	1	0				
<b>Cleon Jones, R</b> (1, 7) OBP: 0.415, SLG: 0.531		1B BB				K		4-3		3	0	1	0	1	1	0				
<b>Art Shamsky, L</b> (1, 9) OBP: 0.375, SLG: 0.400	F8									2	0	1	0	2	0	1				
<b>Al Weis, S</b> (9, PR) OBP: 0.196, SLG: 0.192				1B				FC3-6 BB		0	0	0	0	0	0	0				
<b>Ed Kranepool, L</b> (1, 3) OBP: 0.311, SLG: 0.413	P4			F8			SH5-3-5-3-1	FC3-6 1B		3	0	0	0	0	0	3				
<b>Ken Boswell, L</b> (1, 4) OBP: 0.324, SLG: 0.355					4-3					3	1	2	0	1	0	0				
<b>Rod Gaspar, S</b> (9, 9) OBP: 0.310, SLG: 0.313		1B						1B		0	0	0	0	0	0	0				
<b>J.C. Martin, L</b> (1, 2) OBP: 0.256, SLG: 0.361	P5							F5		3	0	1	1	1	0	4				
<b>Gary Gentry, R</b> (1, 1) OBP: 0.185, SLG: 0.154			K			SH3-2-4				2	0	0	0	0	1	1				
<b>Inning Stats</b>	R: 0 E: 0 K: 2 S: 7	H: 0 LOB: 0 BB: 0 P: 7	R: 0 E: 0 K: 0 S: 4	H: 1 LOB: 2 BB: 1 P: 8	R: 0 E: 0 K: 1 S: 5	H: 0 LOB: 0 BB: 0 P: 5	R: 0 E: 0 K: 0 S: 4	H: 2 LOB: 1 BB: 0 P: 4	R: 0 E: 0 K: 0 S: 3	H: 0 LOB: 1 BB: 1 P: 7	R: 1 E: 0 K: 0 S: 3	H: 1 LOB: 1 BB: 2 P: 11	R: 0 E: 0 K: 0 S: 3	H: 0 LOB: 0 BB: 0 P: 3	R: 0 E: 0 K: 0 S: 4	H: 1 LOB: 2 BB: 1 P: 8	1B: 5 2B: 1 3B: 0 HR: 0	SF: 0 SAC: 2 DP: 1 HBP: 0	WP: 0 PB: 0 SB: 1 CS: 0	PA: 35
<b>PITCHER</b>	IP	WLS	BF	H	R	ER	SO	BB	IBB	HBP	BLK	WP	HR	S	P	ERA	WHIP			
<b>Bill Champion, R</b> (1, 1) ERA: 0.72	8.0	L	30	4	1	1	5	4	0	0	1	0	0	36	52	1.12	1.000			
<b>John Boozer, R</b> (9, 1) ERA: 1.35	1.0		5	1	0	0	0	1	0	0	0	0	0	4	8	0.00	2.000			

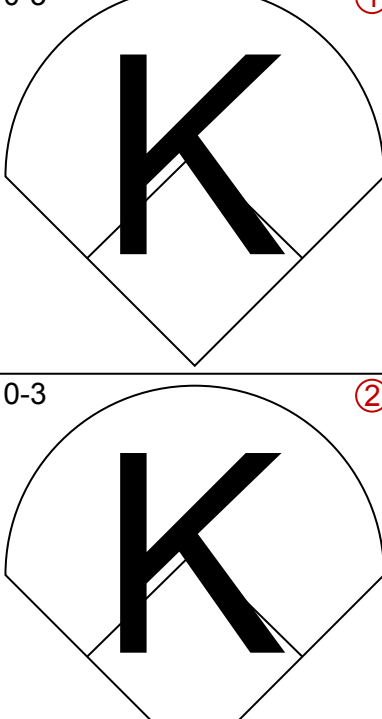
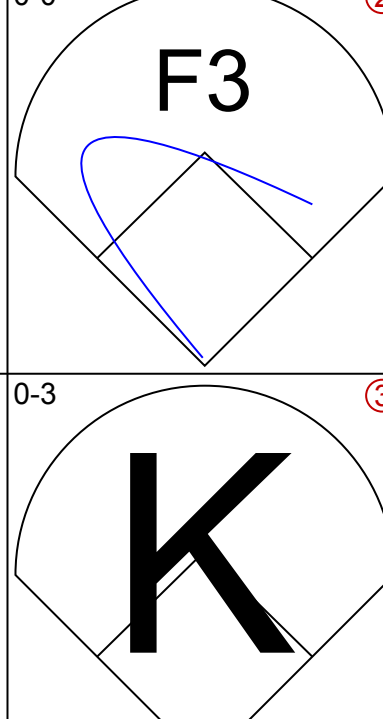
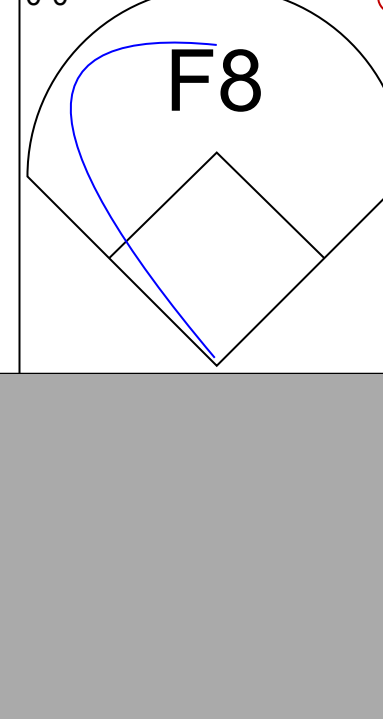
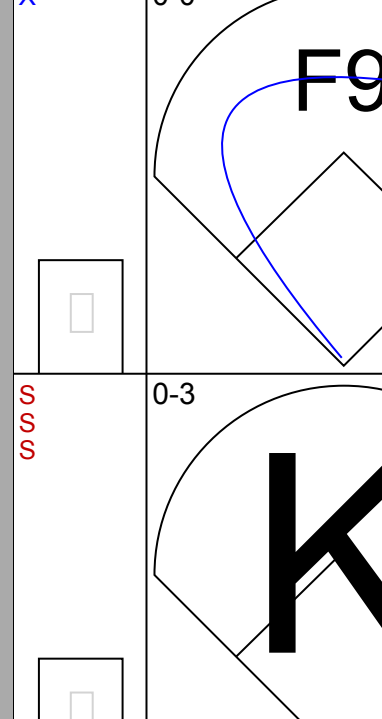
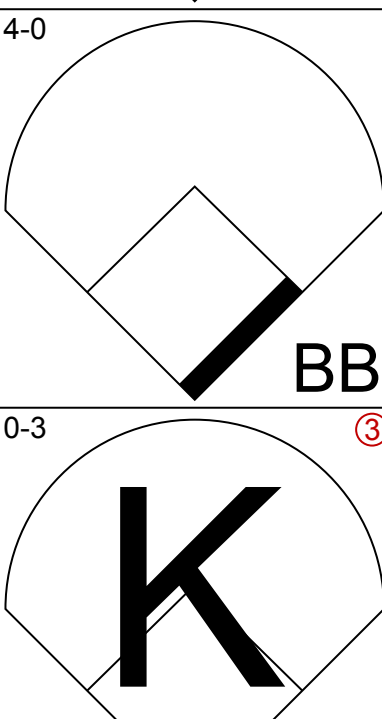

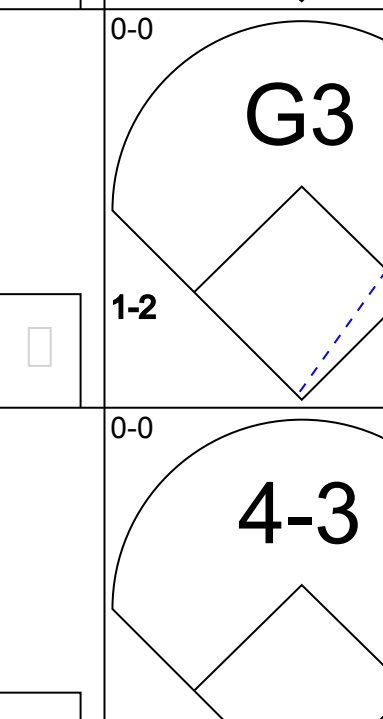
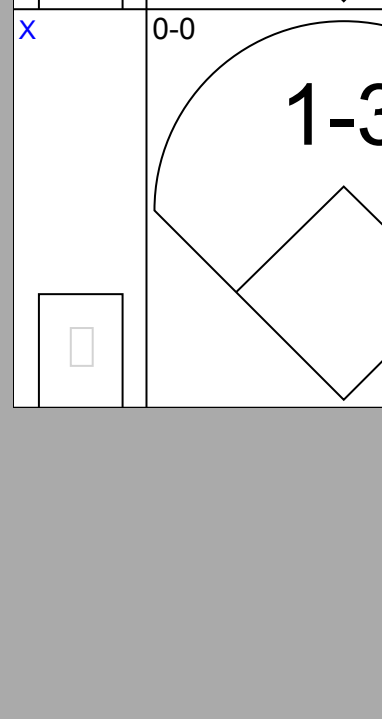

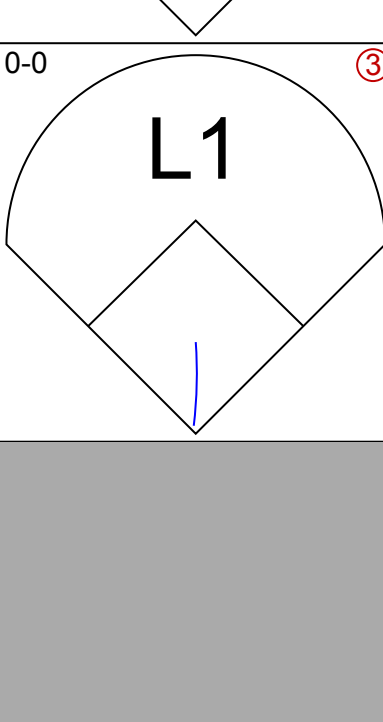
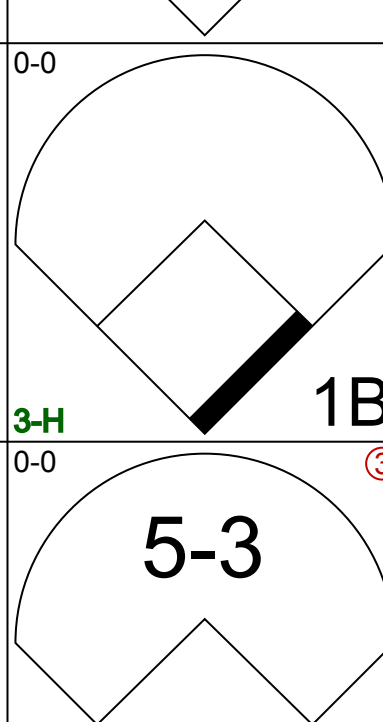




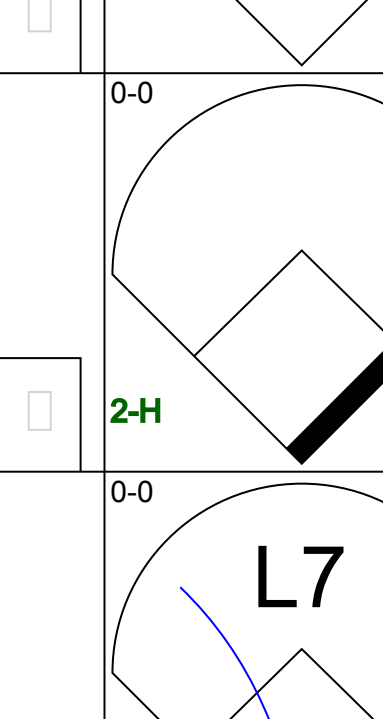
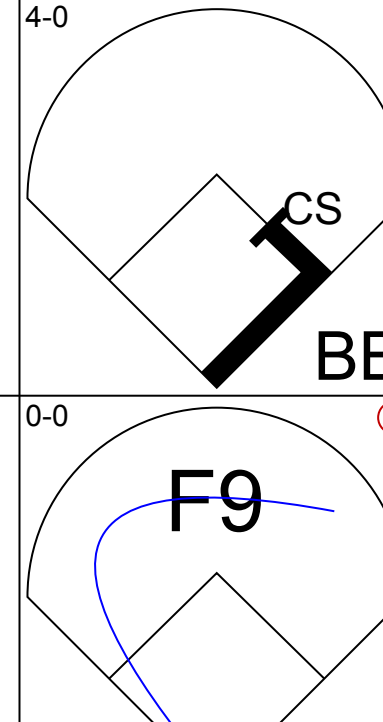
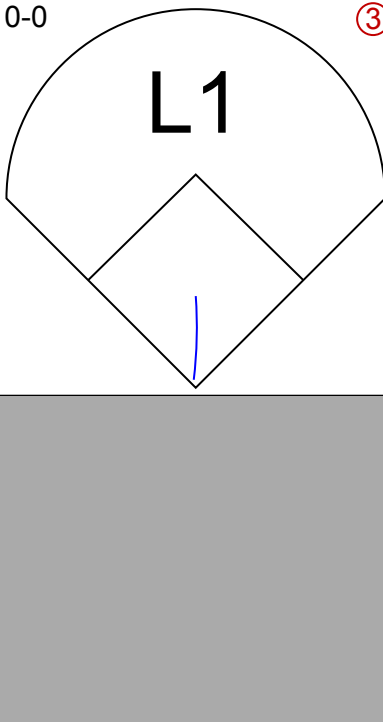
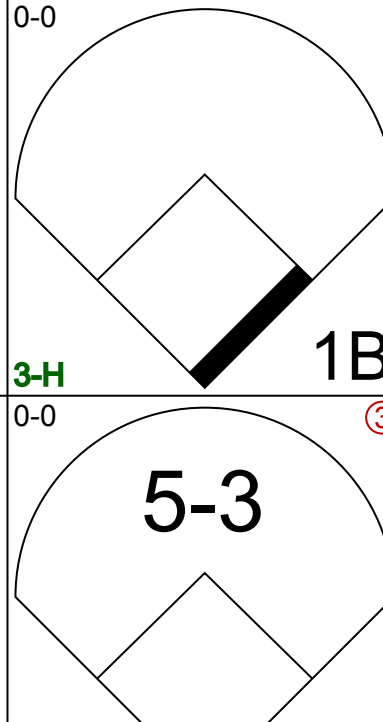
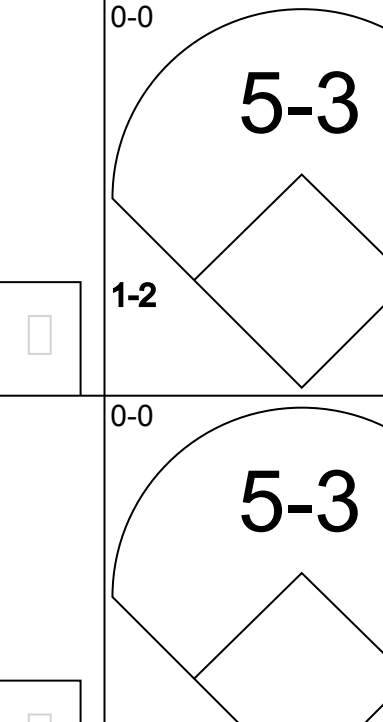
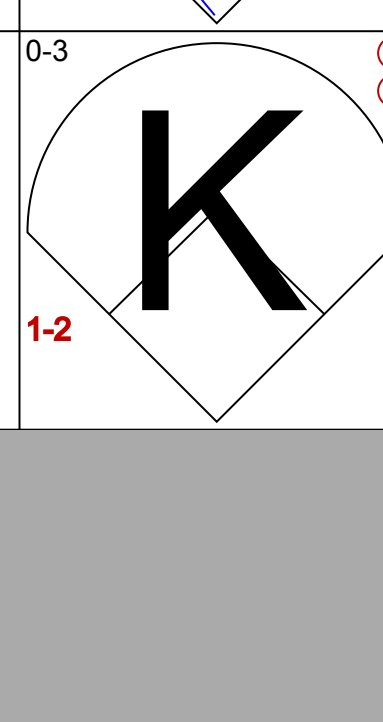
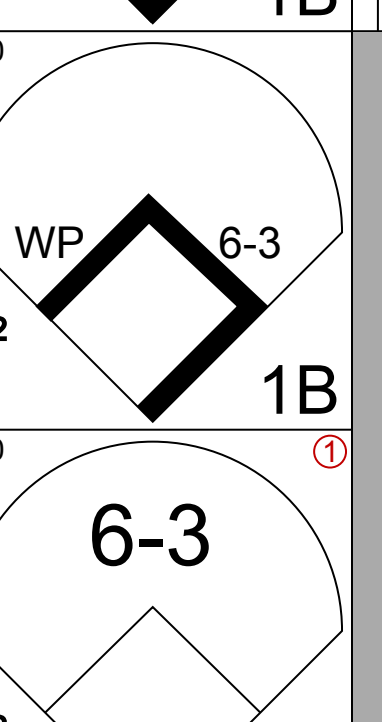

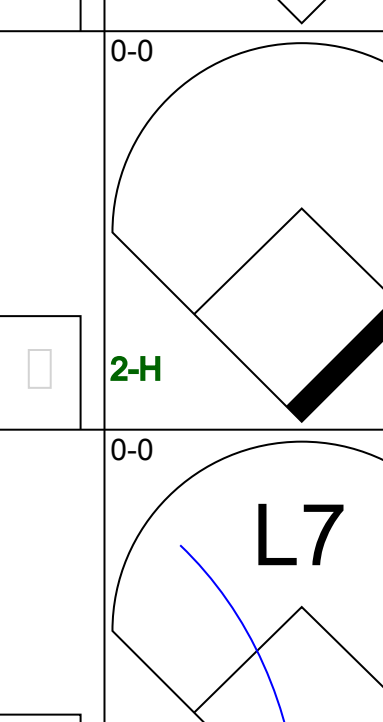

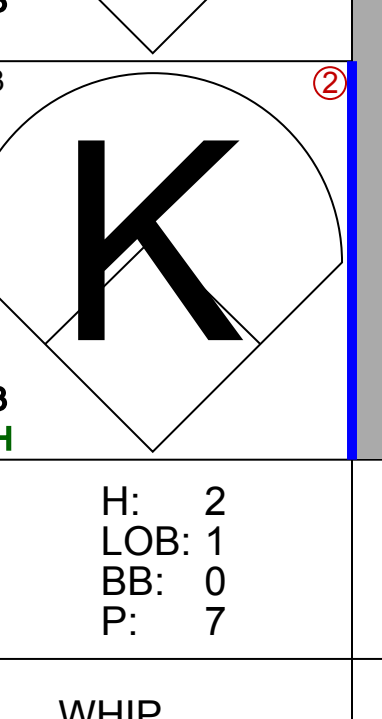
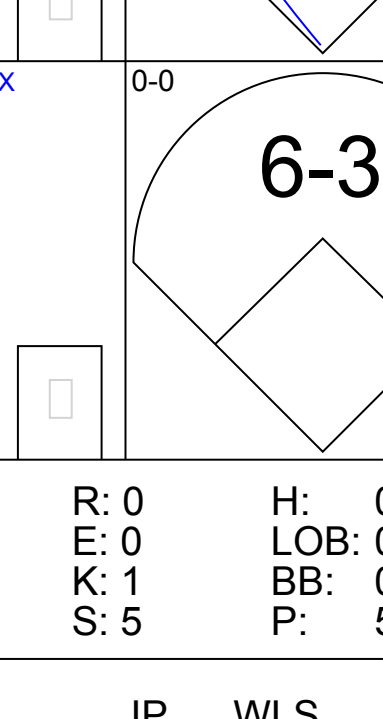
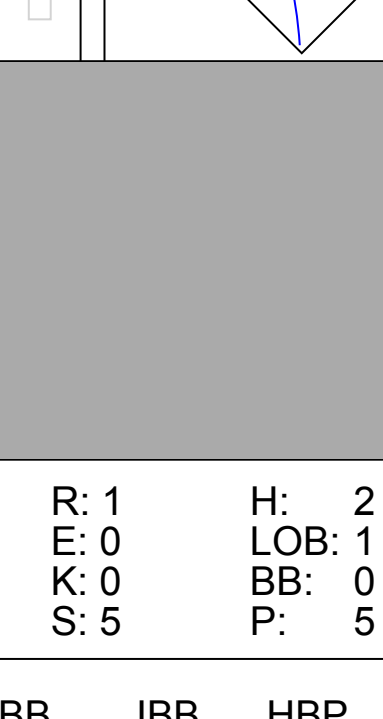
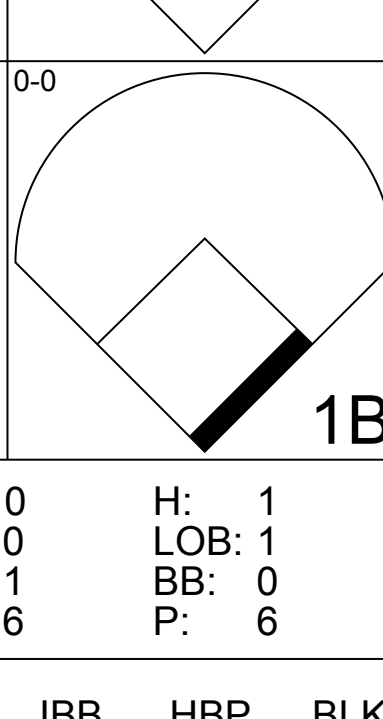
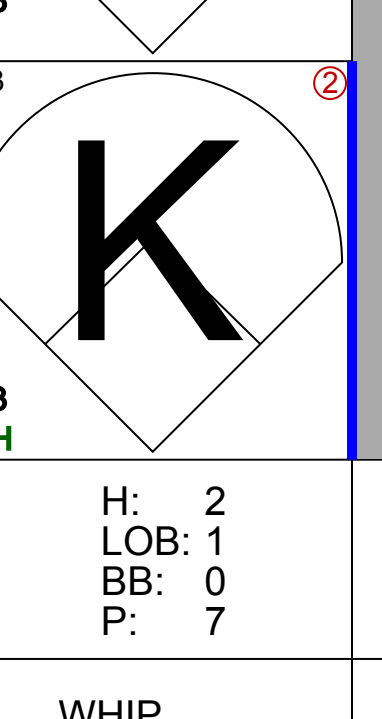
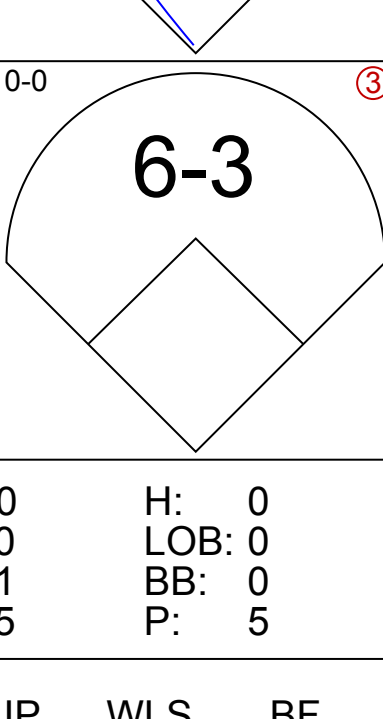
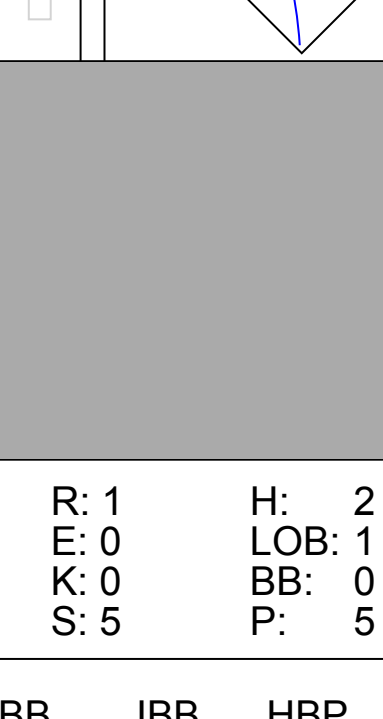


AB	28
R	1
H	5
RBI	1
BB	5
SO	5
LOB	10



Batter	1	2	3	4	5	6	7	8	9	AB	R	H	RBI	BB	SO	LOB	BOTTOM			
<b>John Briggs, L</b> (1, 7) OBP: 0.293, SLG: 0.257	P6			P5		4-3			4-3	4	0	0	0	0	0	1	<b>New York Mets @ Philadelphia Phillies</b> Connie Mack Stadium, Philadelphia, PA Tue Jun 17 1969, 7:05 PM EDT Unknown			
<b>Tony Taylor, R</b> (1, 4) OBP: 0.304, SLG: 0.325	F8			6-3			FC BB	4-3		3	0	0	0	1	0	0				
<b>Dick Allen, R</b> (1, 3) OBP: 0.400, SLG: 0.692	K			K			FC 1B	K		4	0	0	0	0	3	1				
<b>Johnny Callison, L</b> (1, 9) OBP: 0.350, SLG: 0.462		5-3			P6		1B			3	0	1	0	0	0	0				
<b>Rick Joseph, R</b> (1, 5) OBP: 0.286, SLG: 0.308		P6			K		K			3	0	0	0	0	2	2				
<b>Mike Ryan, R</b> (1, 2) OBP: 0.252, SLG: 0.359		F2			K		1-3			3	0	0	0	0	1	2				
<b>Larry Hisle, R</b> (1, 8) OBP: 0.290, SLG: 0.341				6-3				F9		3	0	1	0	0	0	0				
<b>Terry Harmon, R</b> (1, 6) OBP: 0.327, SLG: 0.238				K			FC1-6	4-3		3	0	0	0	0	1	1				
<b>Bill Champion, R</b> (1, 1) Gene Stone, L (8, PH) John Boozer, R (9, 1)				K			P3	K		2	0	0	0	0	1	1				
<b>Inning Stats</b>	R: 0 E: 0 K: 1 S: 5	H: 0 LOB: 0 BB: 0 P: 5	R: 0 E: 0 K: 0 S: 3	H: 0 LOB: 0 BB: 0 P: 3	R: 0 E: 0 K: 2 S: 7	H: 0 LOB: 0 BB: 0 P: 7	R: 0 E: 0 K: 1 S: 5	H: 0 LOB: 0 BB: 0 P: 5	R: 0 E: 0 K: 0 S: 4	H: 1 LOB: 1 BB: 0 P: 4	R: 0 E: 0 K: 1 S: 6	H: 1 LOB: 2 BB: 1 P: 10	R: 0 E: 0 K: 1 S: 5	H: 0 LOB: 0 BB: 0 P: 5	R: 0 E: 0 K: 1 S: 5	H: 0 LOB: 0 BB: 0 P: 5		1B: 2 2B: 0 3B: 0 HR: 0	SF: 0 SAC: 0 DP: 0 HBP: 0	WP: 0 PB: 0 SB: 0 CS: 0
<b>PITCHER</b>	IP	WLS	BF	H	R	ER	SO	BB	IBB	HBP	BLK	WP	HR	S	P	ERA	WHIP			
<b>Gary Gentry, R</b> (1, 1) ERA: 3.41	9.0	W	30	2	0	0	9	1	0	0	0	0	0	47	51	0.00	0.333			

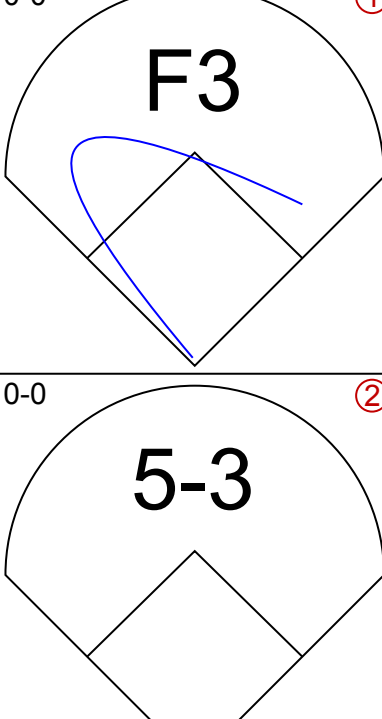
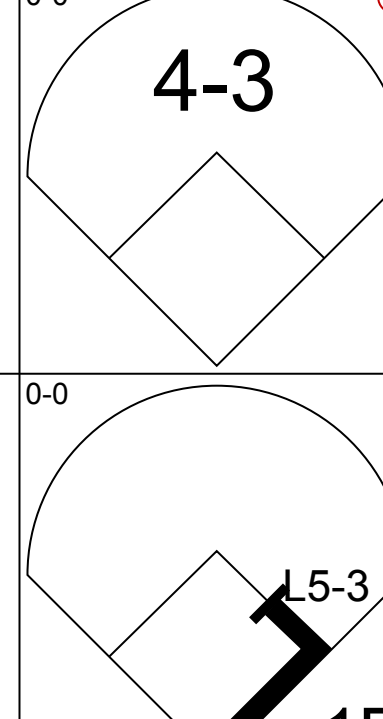
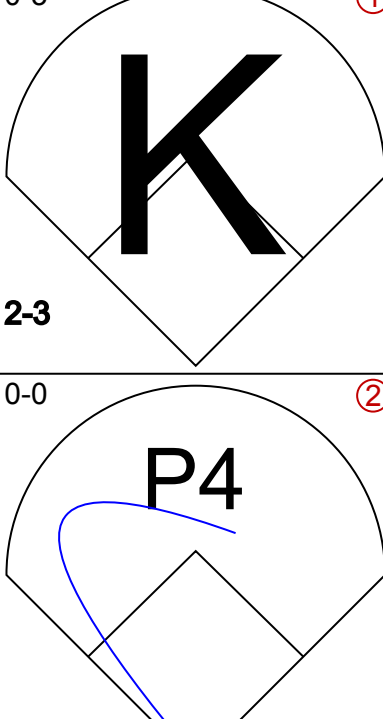
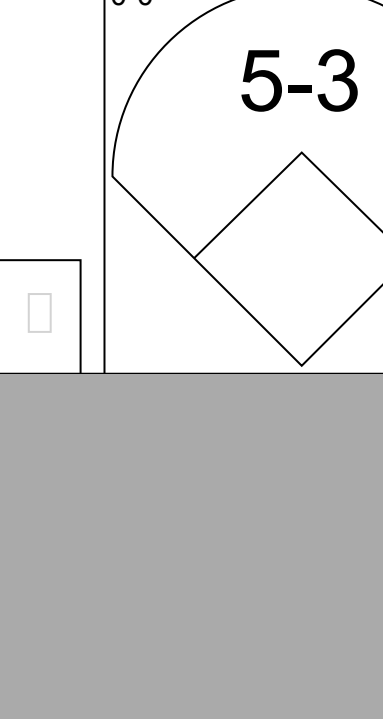
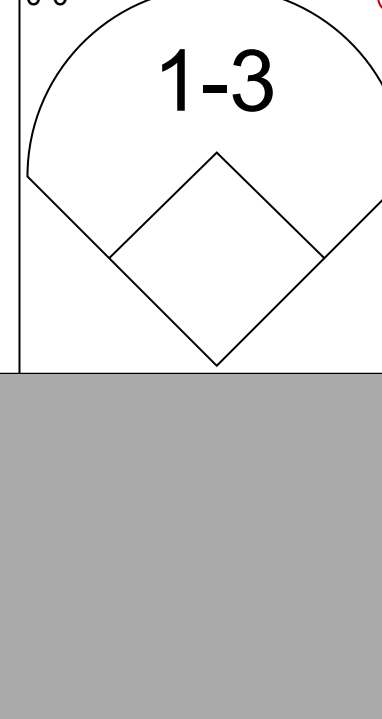
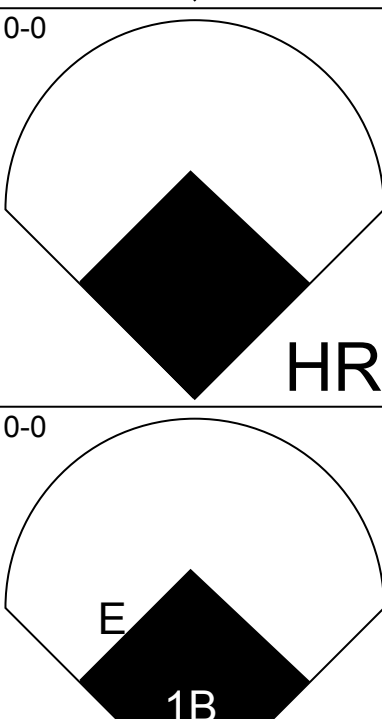
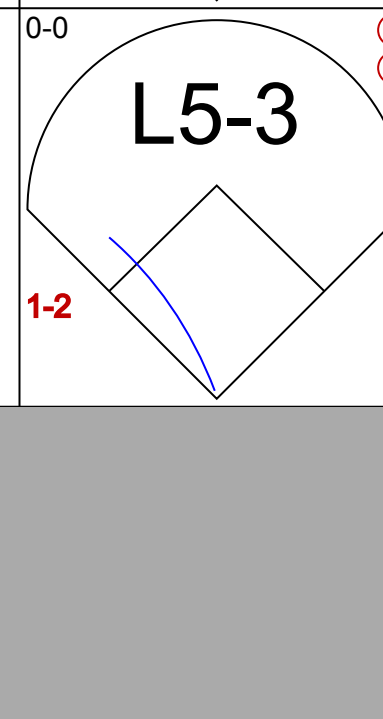
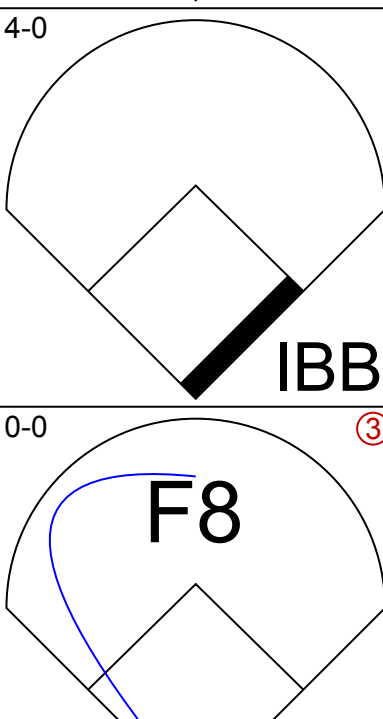
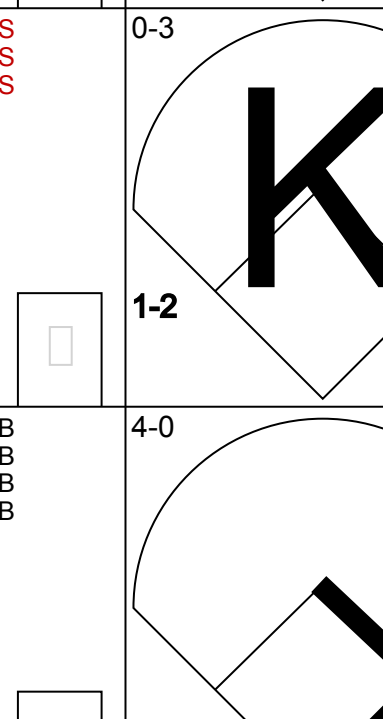
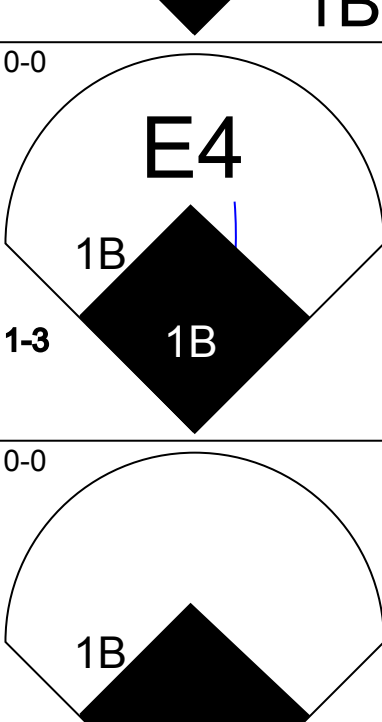


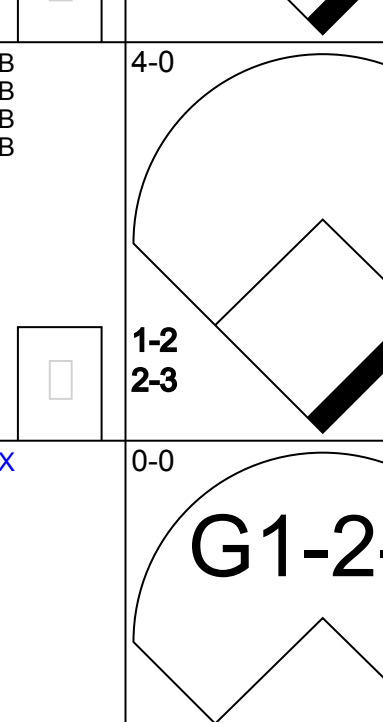
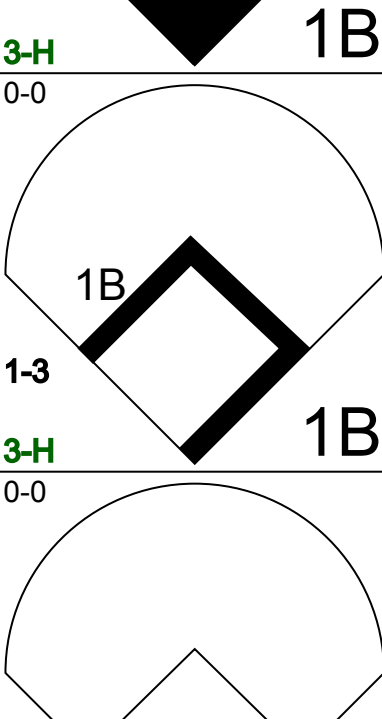
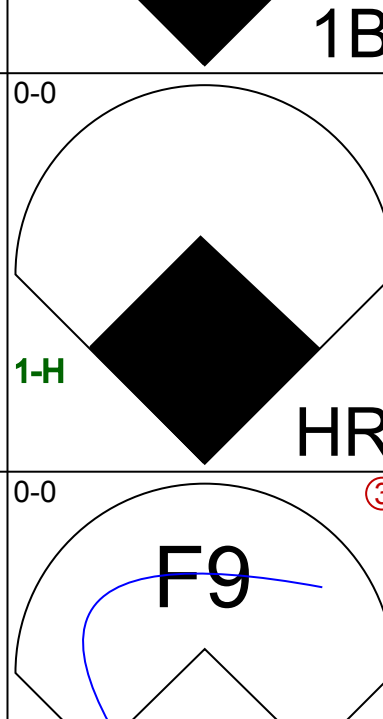


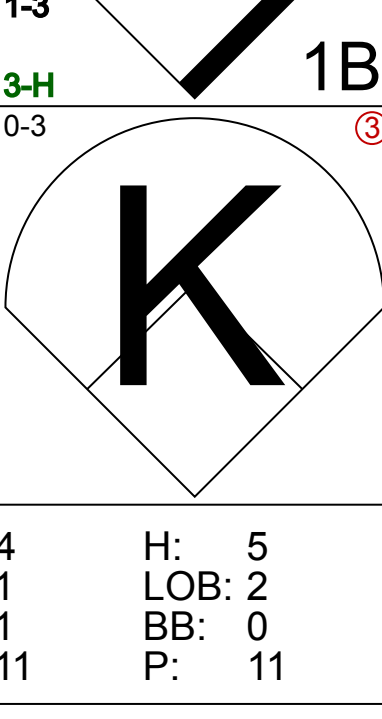

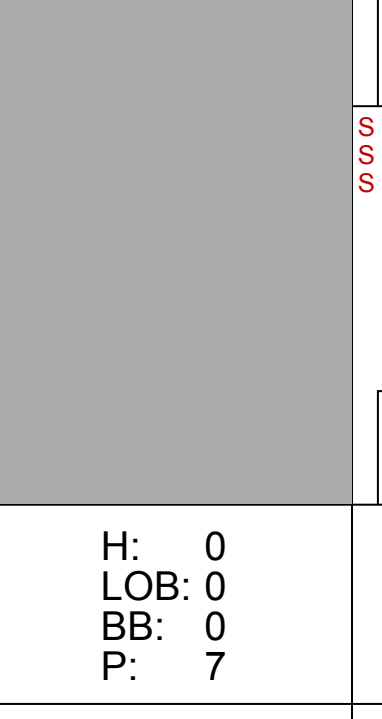

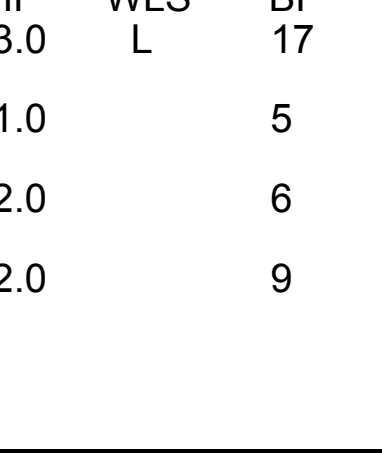







Batter	1	2	3	4	5	6	7	8	9	AB	R	H	RBI	BB	SO	LOB	TOP	
<b>Bud Harrelson, S</b> OBP: 0.328, SLG: 0.278 (1, 6)										4	0	0	0	0	1	2	<b>New York Mets @ Philadelphia Phillies</b> Connie Mack Stadium, Philadelphia, PA Tue Jun 17 1969, 7:05 PM EDT Att: 17,259 - Unknown	
<b>Tommie Agee, R</b> OBP: 0.321, SLG: 0.497 (1, 8)										3	1	0	0	1	3	1		
<b>Cleon Jones, R</b> OBP: 0.412, SLG: 0.524 (1, 7)										3	0	0	0	1	0	1		
<b>Donn Clendenon, R</b> OBP: 0.271, SLG: 0.391 (1, 3)										4	1	1	0	0	2	2		
<b>Ed Charles, R</b> OBP: 0.282, SLG: 0.281 (1, 5)										3	0	1	1	1	0	1		
<b>Ron Swoboda, R</b> OBP: 0.292, SLG: 0.349 (1, 9)										4	1	1	0	0	0	3		
<b>Jerry Grote, R</b> OBP: 0.288, SLG: 0.317 (1, 2)										4	0	2	1	0	2	1		
<b>Al Weis, S</b> OBP: 0.183, SLG: 0.179 (1, 4)										4	0	0	0	0	0	3		
<b>Don Cardwell, R</b> OBP: 0.282, SLG: 0.409 (1, 1) <b>Cal Koonce, R</b> OBP: 0.267, SLG: 0.687 (4, 1) <b>Duffy Dyer, R</b> OBP: 0.302, SLG: 0.714 (5, 1) <b>Nolan Ryan, R</b> OBP: 0.335, SLG: 0.714 (5, 1) <b>Rod Gaspar, S</b> OBP: 0.396, SLG: 0.330 (7, 1) <b>Jim McAndrew, R</b> OBP: 0.426, SLG: 0.300 (7, 1)										1	0	1	0	0	0	0		
<b>Inning Stats</b>	R: 0 H: 0 E: 0 K: 3 S: 9	H: 0 R: 3 ER: 3 SO: 9 BB: 1 LOB: 1 P: 13	R: 0 H: 0 E: 0 K: 1 S: 4	H: 1 R: 0 ER: 0 SO: 6 BB: 1 LOB: 0 P: 6	R: 0 H: 0 E: 0 K: 1 S: 5	H: 0 R: 0 ER: 0 SO: 5 BB: 0 LOB: 0 P: 5	R: 1 H: 2 E: 0 K: 1 S: 7	H: 1 R: 0 ER: 0 SO: 8 BB: 1 LOB: 1 P: 7	R: 0 H: 0 E: 0 K: 1 S: 5	H: 0 R: 2 ER: 2 SO: 5 BB: 0 LOB: 0 P: 5	R: 1 H: 2 E: 0 K: 0 S: 5	H: 2 R: 1 ER: 1 SO: 5 BB: 0 LOB: 1 P: 5	R: 0 H: 0 E: 0 K: 1 S: 5	H: 0 R: 2 ER: 1 SO: 5 BB: 0 LOB: 1 P: 5	R: 1 H: 2 E: 0 K: 0 S: 5	H: 2 R: 1 ER: 1 SO: 5 BB: 0 LOB: 1 P: 5	1B: 6 2B: 1 3B: 0 HR: 0 SF: 0 SAC: 0 DP: 1 HBP: 0	WP: 1 PA: 35 PB: 0 CS: 1
<b>PITCHER</b> <b>Grant Jackson, L</b> ERA: 3.29 (1, 1)	IP: 9.0 WLS: W BF: 35 H: 6 R: 3 ER: 3 SO: 9 BB: 3 IBB: 0 HBP: 0 BLK: 0 WP: 1 HR: 0 S: 50 P: 62 ERA: 3.00 WHIP: 1.000															<b>PITCHER</b> <b>Grant Jackson, L</b> ERA: 3.29 (1, 1)	IP: 9.0 WLS: W BF: 35 H: 6 R: 3 ER: 3 SO: 9 BB: 3 IBB: 0 HBP: 0 BLK: 0 WP: 1 HR: 0 S: 50 P: 62 ERA: 3.00 WHIP: 1.000	

AB	32
R	3
H	6
RBI	2
BB	3
SO	9
LOB	15





Batter	1	2	3	4	5	6	7	8	9	AB	R	H	RBI	BB	SO	LOB	BOTTOM	
<b>Tony Taylor, R</b> OBP: 0.297, SLG: 0.317 (1, 5)										5	0	0	0	0	1	1	<b>New York Mets @ Philadelphia Phillies</b> Connie Mack Stadium, Philadelphia, PA Tue Jun 17 1969, 7:05 PM EDT Att: 17,259 - Unknown	
<b>Cookie Rojas, R</b> OBP: 0.313, SLG: 0.293 (1, 4)										3	0	1	0	1	0	1		
<b>Dick Allen, R</b> OBP: 0.402, SLG: 0.703 (1, 3)										3	1	1	1	1	1	2		
<b>Johnny Callison, L</b> OBP: 0.352, SLG: 0.460 (1, 9)										3	1	1	0	1	0	2		
<b>John Briggs, L</b> OBP: 0.292, SLG: 0.250 (1, 7)										3	1	0	0	1	1	1		
<b>Mike Ryan, R</b> OBP: 0.257, SLG: 0.361 (1, 2)										4	2	2	1	0	0	3		
<b>Larry Hisle, R</b> OBP: 0.299, SLG: 0.381 (1, 8)										4	2	3	4	0	1	0		
<b>Terry Harmon, R</b> OBP: 0.321, SLG: 0.239 (1, 6)										4	0	1	1	0	1	0		
<b>Grant Jackson, S</b> OBP: 0.263, SLG: 0.333 (1, 1)										4	0	1	0	0	2	2		
<b>Inning Stats</b>	R: 4 H: 5 E: 1 K: 1 S: 11	H: 5 R: 0 ER: 0 SO: 3 BB: 0 LOB: 0 P: 11	R: 0 H: 1 E: 0 K: 0 S: 3	H: 1 R: 2 ER: 0 SO: 5 BB: 0 LOB: 0 P: 5	R: 0 H: 1 E: 0 K: 1 S: 6	H: 0 R: 0 ER: 0 SO: 7 BB: 0 LOB: 0 P: 7	R: 0 H: 0 E: 0 K: 2 S: 7	H: 0 R: 0 ER: 0 SO: 7 BB: 0 LOB: 0 P: 7	R: 0 H: 0 E: 0 K: 1 S: 4	H: 0 R: 0 ER: 0 SO: 16 BB: 3 LOB: 2 P: 16	R: 1 H: 1 E: 0 K: 0 S: 4	H: 1 R: 0 ER: 0 SO: 4 BB: 0 LOB: 0 P: 4	R: 0 H: 0 E: 0 K: 1 S: 5	H: 0 R: 2 ER: 2 SO: 5 BB: 0 LOB: 1 P: 5	R: 1 H: 1 E: 0 K: 0 S: 4	H: 1 R: 1 ER: 1 SO: 4 BB: 0 LOB: 1 P: 4	1B: 6 2B: 2 3B: 0 HR: 3 SF: 0 SAC: 0 DP: 2 HBP: 0	WP: 2 PA: 37 PB: 0 CS: 0
<b>PITCHER</b> <b>Don Cardwell, R</b> ERA: 3.31 (1, 1)	IP: 3.0 WLS: L BF: 17 H: 8 R: 6 ER: 3 SO: 1 BB: 0 IBB: 0 HBP: 0 BLK: 0 WP: 1 HR: 0 S: 19 P: 19 ERA: 9.00 WHIP: 2.667															<b>PITCHER</b> <b>Don Cardwell, R</b> ERA: 3.31 (1, 1)	IP: 3.0 WLS: L BF: 17 H: 8 R: 6 ER: 3 SO: 1 BB: 0 IBB: 0 HBP: 0 BLK: 0 WP: 1 HR: 0 S: 19 P: 19 ERA: 9.00 WHIP: 2.667	
<b>Cal Koonce, R</b> ERA: 5.12 (4, 1)	IP: 1.0 WLS: 5 BF: 5 H: 1 R: 0 ER: 0 SO: 1 BB: 0 IBB: 0 HBP: 0 BLK: 0 WP: 0 HR: 0 S: 6 P: 10 ERA: 0.00 WHIP: 1.000															<b>Cal Koonce, R</b> ERA: 5.12 (4, 1)	IP: 1.0 WLS: 5 BF: 5 H: 1 R: 0 ER: 0 SO: 1 BB: 0 IBB: 0 HBP: 0 BLK: 0 WP: 0 HR: 0 S: 6 P: 10 ERA: 0.00 WHIP: 1.000	
<b>Nolan Ryan, R</b> ERA: 1.96 (5, 1)	IP: 2.0 WLS: 6 BF: 6 H: 0 R: 0 ER: 0 SO: 4 BB: 0 IBB: 0 HBP: 0 BLK: 0 WP: 0 HR: 0 S: 14 P: 14 ERA: 0.00 WHIP: 0.000															<b>Nolan Ryan, R</b> ERA: 1.96 (5, 1)	IP: 2.0 WLS: 6 BF: 6 H: 0 R: 0 ER: 0 SO: 4 BB: 0 IBB: 0 HBP: 0 BLK: 0 WP: 0 HR: 0 S: 14 P: 14 ERA: 0.00 WHIP: 0.000	
<b>Jim McAndrew, R</b> ERA: 6.48 (7, 1)	IP: 2.0 WLS: 9 BF: 9 H: 1 R: 1 ER: 1 SO: 1 BB: 3 IBB: 0 HBP: 0 BLK: 0 WP: 1 HR: 1 S: 8 P: 20 ERA: 4.50 WHIP: 2.000															<b>Jim McAndrew, R</b> ERA: 6.48 (7, 1)	IP: 2.0 WLS: 9 BF: 9 H: 1 R: 1 ER: 1 SO: 1 BB: 3 IBB: 0 HBP: 0 BLK: 0 WP: 1 HR: 1 S: 8 P: 20 ERA: 4.50 WHIP: 2.000	

AB	33
R	7
H	10
RBI	7
BB	4
SO	7
LOB	12





Batter	1	2	3	4	5	6	7	8	9	AB R H RBI BB SO LOB	TOP																	
Tommie Agee, R OBP: 0.323, SLG: 0.494 (1, 8)	0-0 S 1B		0-0 6-3		0-0 5-3		0-0 E7 F8 1B		0-0 6-3	5 1 2 0 0 0 0	<b>New York Mets @ Philadelphia Phillies</b> Connie Mack Stadium, Philadelphia, PA Wed Jun 18 1969, 7:05 PM EDT Att: 5,608 - Unknown  <b>AB 35</b> <b>R 2</b> <b>H 10</b> <b>RBI 2</b> <b>BB 4</b> <b>SO 7</b> <b>LOB 20</b> 																	
Ken Boswell, L OBP: 0.320, SLG: 0.350 (1, 4)	0-0 L9		0-0 F8		0-0 G6-4-3 1B		0-0 F8		0-0 F9	5 0 1 0 0 0 2																		
Wayne Garrett, L OBP: 0.362, SLG: 0.376 (1, 5)	0-3 K		0-0 FC6-4 1B		0-0 G6-4-3 1-2		0-0 1B		0-0 P6	5 0 2 1 0 1 2																		
Cleon Jones, R OBP: 0.414, SLG: 0.528 (1, 7)	0-0 6-3		0-0 FC6-4 1-2		0-0 3-1 1B		0-0 1-2 1B			4 1 2 0 0 0 2																		
Art Shamsky, L OBP: 0.383, SLG: 0.415 Rod Gaspar, S OBP: 0.308, SLG: 0.310 (9, 9)		0-0 1B 2B		4-0 CS BB		0-0 3-1 2-3		0-3 K		3 0 1 0 1 1 3 0 0 0 0 0 0 0																		
Ed Kranepool, L OBP: 0.310, SLG: 0.409 (1, 3)		0-3 K		0-0 P6 1-2		0-0 BB 1B		0-0 F8		4 0 1 1 0 1 4																		
J.C. Martin, L OBP: 0.296, SLG: 0.355 (1, 2)		0-0 2H 1B		0-0 E4 BB		0-3 K		0-0 F9		4 0 1 0 0 1 1																		
Bud Harrelson, S OBP: 0.337, SLG: 0.277 (1, 6)		4-0 BB		4-0 1-2 BB		4-0 1-2 BB		0-0 1-3		1 0 0 0 3 0 0																		
Jerry Koosman, R OBP: 0.040, SLG: 0.040 (1, 1)		0-3 K		0-3 K		0-3 K		0-0 1-3		4 0 0 0 0 3 6																		
<b>Inning Stats</b>	R: 0 E: 0 K: 1 S: 6	H: 1 LOB: 1 BB: 0 P: 6	R: 0 E: 0 K: 2 S: 8	H: 2 LOB: 2 BB: 1 P: 12	R: 0 E: 0 K: 0 S: 4	H: 1 LOB: 1 BB: 0 P: 4	R: 0 E: 1 K: 1 S: 5	H: 0 LOB: 2 BB: 2 P: 13	R: 0 E: 0 K: 0 S: 3	H: 1 LOB: 0 BB: 0 P: 3		R: 1 E: 0 K: 2 S: 9	H: 2 LOB: 2 BB: 1 P: 13	R: 1 E: 1 K: 1 S: 8	H: 3 LOB: 2 BB: 0 P: 8	R: 0 E: 0 K: 0 S: 3	H: 0 LOB: 0 BB: 0 P: 3	R: 0 E: 0 K: 0 S: 3	H: 0 LOB: 0 BB: 0 P: 3	1B: 8 2B: 2 3B: 0 HR: 0	SF: 0 SAC: 0 DP: 1 HBP: 0	WP: 0 PB: 0 SB: 1 CS: 1	PA: 39					
<b>PITCHER</b>	IP WLS BF H R ER SO BB IBB HBP BLK WP HR S P ERA WHIP											<b>PITCHER</b>	IP WLS BF H R ER SO BB IBB HBP BLK WP HR S P ERA WHIP															
Rick Wise, R ERA: 2.79 Al Raffo, R ERA: 2.14 Turk Farrell, R ERA: 3.6	(1, 1) (7, 1) (9, 1)	6.1 1.2 1.0	L 5 3	31 0 0	10 0 0	2 0 0	2 0 0	6 1 0	4 0 0	0 0 0	0 0 0	0 0 0	0 0 0	0 7 3	39 7 3	55 7 3	2.84 0.00 0.00	2.211 0.000 0.000										

Batter	1	2	3	4	5	6	7	8	9	AB R H RBI BB SO LOB	BOTTOM																	
Tony Taylor, R OBP: 0.296, SLG: 0.316 (1, 5)	0-0 6-3		0-0 L9			0-0 F7			0-0 1B	4 0 1 0 0 0 1	<b>New York Mets @ Philadelphia Phillies</b> Connie Mack Stadium, Philadelphia, PA Wed Jun 18 1969, 7:05 PM EDT Att: 5,608 - Unknown  <b>AB 30</b> <b>R 0</b> <b>H 4</b> <b>RBI 0</b> <b>BB 1</b> <b>SO 6</b> <b>LOB 7</b> 																	
Cookie Rojas, R OBP: 0.311, SLG: 0.291 (1, 4)	0-0 5-3			0-0 4-3		0-0 1B			0-0 L9	4 0 1 0 0 0 1																		
Johnny Callison, L OBP: 0.351, SLG: 0.461 (1, 9)	0-0 1-3			0-0 2B		0-0 L8			0-0 F7	4 0 1 0 0 0 2																		
Dick Allen, R OBP: 0.399, SLG: 0.691 (1, 3)		0-0 F3		4-0 G6-4-3 IBB		0-3 K			0-0 P3	3 0 0 0 1 1 1																		
Larry Hisle, R OBP: 0.295, SLG: 0.375 (1, 8)		0-3 K		0-0 G6-4-3 1-2		0-0 F9			0-0 F9	3 0 0 0 0 1 2																		
Mike Ryan, R OBP: 0.253, SLG: 0.356 (1, 2)		0-0 F8			0-3 K				0-0 P3	3 0 0 0 0 1 0																		
John Briggs, L OBP: 0.286, SLG: 0.244 (1, 7)			0-3 K		0-0 P6				0-0 F2	3 0 0 0 0 1 0																		
Terry Harmon, R OBP: 0.304, SLG: 0.224 (1, 6)			0-0 F8		0-0 6-3				0-3 K	3 0 0 0 0 1 0																		
Rick Wise, R OBP: 0.324, SLG: 0.324 Al Raffo, R OBP: 0.276, SLG: 0.296 Turk Farrell, R (8, PH) (9, 1)	(1, 1) (7, 1) (9, 1)	0-0 K		0-0 2B		0-3 K			0-0 L9	2 0 1 0 0 1 0 0 0 0 0 0 0 0 1 0 0 0 0 0 0 0 0 0 0 0 0 0																		
<b>Inning Stats</b>	R: 0 E: 0 K: 0 S: 3	H: 0 LOB: 0 BB: 0 P: 3	R: 0 E: 0 K: 1 S: 5	H: 0 LOB: 0 BB: 0 P: 5	R: 0 E: 0 K: 1 S: 6	H: 1 LOB: 1 BB: 0 P: 6	R: 0 E: 0 K: 0 S: 3	H: 1 LOB: 1 BB: 1 P: 7	R: 0 E: 0 K: 1 S: 5	H: 0 LOB: 0 BB: 0 P: 5		R: 0 E: 0 K: 1 S: 6	H: 1 LOB: 1 BB: 0 P: 6	R: 0 E: 0 K: 1 S: 5	H: 0 LOB: 0 BB: 0 P: 5	R: 0 E: 0 K: 1 S: 5	H: 0 LOB: 0 BB: 0 P: 5	R: 0 E: 0 K: 0 S: 4	H: 1 LOB: 1 BB: 0 P: 4	1B: 2 2B: 2 3B: 0 HR: 0	SF: 0 SAC: 0 DP: 1 HBP: 0	WP: 0 PB: 0 SB: 0 CS: 0	PA: 31					
<b>PITCHER</b>	IP WLS BF H R ER SO BB IBB HBP BLK WP HR S P ERA WHIP											<b>PITCHER</b>	IP WLS BF H R ER SO BB IBB HBP BLK WP HR S P ERA WHIP															
Jerry Koosman, L ERA: 1.59	(1, 1)	9.0 W	31	4	0	0	0	6	0	1	0	0	0	0	42	46	0.00	0.444										











Batter	1	2	3	4	5	6	7	8	9	AB	R	H	RBI	BB	SO	LOB	TOP								
<b>Lou Brock, L</b> OBP: 0.345, SLG: 0.477 (1, 7)	0-0 S 1B		0-0 3-1		0-0 WP 1B 2B	0-3 K		0-0 P6		5	1	2	0	0	1	2									
<b>Curt Flood, R</b> OBP: 0.325, SLG: 0.344 (1, 8)	0-0 5-3		0-0 2B		0-0 1B G3 2H	0-3 K		0-0 FC6-4		5	0	2	1	0	1	2									
<b>Vada Pinson, L</b> OBP: 0.335, SLG: 0.441 (1, 9)	0-0 F8		4-0 BB		0-0 G3 1-2	0-0 F9		0-0 G3		4	0	0	0	1	0	2									
<b>Joe Torre, R</b> OBP: 0.359, SLG: 0.492 (1, 3)	0-0 6-3		0-0 F7		4-0 1B IBB	4-0 HR BB		0-0 3B		3	1	1	0	2	0	3									
<b>Julian Javier, R</b> OBP: 0.322, SLG: 0.410 (1, 4)		0-0 F2		0-0 F2	0-0 1-2 2-3 1B	0-0 HR		0-0 P4		5	1	2	2	0	0	1									
<b>Tim McCarver, L</b> OBP: 0.333, SLG: 0.378 (1, 2)		0-0 F3		0-0 F9	0-0 F9	0-0 P4		0-0 4-3		5	0	0	0	0	0	4									
<b>Mike Shannon, R</b> OBP: 0.277, SLG: 0.333 (1, 5)		0-0 1B		0-0 F7		0-0 FC6-4 1B		4-0 PB 1B BB		3	1	2	0	1	0	0									
<b>Dal Maxvill, R</b> OBP: 0.264, SLG: 0.244 (1, 6)		0-0 P6		0-0 6-3	0-0 FC6-4 FC2-6	0-0 F9		0-0 F9		4	0	0	0	0	0	3									
<b>Nelson Briles, R</b> OBP: 0.143, SLG: 0.206 (1, 1)			0-0 F7		0-0 HR	0-0 FC2-6		0-0 FC6-4 1B		4	1	2	2	0	0	1									
<b>Inning Stats</b>	R: 0 E: 0 K: 0 S: 4	H: 1 LOB: 1 BB: 0 P: 4	R: 0 E: 0 K: 0 S: 4	H: 1 LOB: 1 BB: 0 P: 4	R: 0 E: 0 K: 0 S: 4	H: 1 LOB: 2 BB: 1 P: 8	R: 0 E: 0 K: 0 S: 3	H: 0 LOB: 0 BB: 0 P: 3	R: 2 E: 0 K: 1 S: 7	H: 4 LOB: 3 BB: 1 P: 11	R: 0 E: 0 K: 1 S: 6	H: 1 LOB: 1 BB: 0 P: 6	R: 2 E: 0 K: 1 S: 6	H: 1 LOB: 0 BB: 1 P: 10	R: 1 E: 0 K: 0 S: 4	H: 1 LOB: 1 BB: 1 P: 8	R: 0 E: 0 K: 0 S: 4	H: 1 LOB: 1 BB: 0 P: 4	1B: 6 2B: 2 3B: 1 HR: 2	SF: 0 SAC: 0 DP: 0 HBP: 0	WP: 1 PB: 1 SB: 1 CS: 0	PA: 42			
<b>PITCHER</b>	IP	WLS	BF	H	R	ER	SO	BB	IBB	HBP	BLK	WP	HR	S	P	ERA	WHIP								
<b>Jack Dilauro, L</b> ERA: 1.57 (1, 1)	6.0	L	28	8	2	2	1	1	1	0	0	1	1	28	36	3.00	1.500								
<b>Jim McAndrew, R</b> ERA: 6.94 (7, 1)	1.1		8	2	3	2	1	2	0	0	0	0	1	8	16	13.50	3.000								
<b>Ron Taylor, R</b> ERA: 2.53 (8, 1)	1.2		6	1	0	0	0	0	0	0	0	0	0	6	6	0.00	0.600								

St. Louis Cardinals @ New York Mets  
Shea Stadium, Flushing, NY  
Sat Jun 21 1969, 3:33 AM EDT  
Att: 29,628 - Unknown

AB 38  
R 5  
H 11  
RBI 5  
BB 4  
SO 2  
LOB 18



Batter	1	2	3	4	5	6	7	8	9	AB	R	H	RBI	BB	SO	LOB	BOTTOM								
<b>Tommie Agee, R</b> OBP: 0.322, SLG: 0.489 (1, 8)	0-3 K		0-0 1-3 2B		4-0 SFS-2 1-2 SH1-3 BB	0-0 5-3		0-0 2-3 F7		3	0	1	0	1	1	1									
<b>Ken Boswell, L</b> OBP: 0.321, SLG: 0.357 (1, 4)	4-0 FC4-6 BB		0-0 1-3		0-0 SH1-3	0-0 1-2 2-3 F7		0-0 3-H		2	0	0	0	1	0	1									
<b>Wayne Garrett, L</b> OBP: 0.357, SLG: 0.358 (1, 5)	0-0 FC4-6 1-2		0-0 F9		0-0 SF5-2-4	0-0 F8		0-0 F8		3	0	0	1	0	0	1									
<b>Cleon Jones, R</b> OBP: 0.408, SLG: 0.513 (1, 7)	0-0 5-3		0-3 K		0-0 4-3	0-0 P4		0-0 P4		4	0	0	0	0	1	1									
<b>Art Shamsky, L</b> OBP: 0.403, SLG: 0.578 (1, 9)		0-0 4-3 1B		0-0 F8		0-0 HR		0-0 3-1		4	1	2	1	0	0	0									
<b>Ed Kranepool, L</b> OBP: 0.298, SLG: 0.390 (1, 3)		0-0 4-3		0-0 P4		0-0 F7		0-0 F7		3	0	0	0	0	0	1									
<b>Jerry Grote, R</b> OBP: 0.276, SLG: 0.302 (1, 2)		0-3 K		0-0 4-3		0-3 K		0-0 K		3	0	0	0	0	2	1									
<b>Ron Taylor, R</b> (8, 1)										0	0	0	0	0	0	0									
<b>Bud Harrelson, S</b> OBP: 0.344, SLG: 0.280 (1, 6)		0-3 K		0-3 K		0-0 K		0-0 5-3 3-4-1 WP 1B		3	1	1	0	0	2	1									
<b>Jack Dilauro, S</b> (1, 1)			0-3 K		4-0 SH1-3 SFS-2-4 BB	0-0 3-4-1		0-0 3-4-1		1	0	0	0	0	1	0									
<b>Rod Gaspar, S</b> OBP: 0.311, SLG: 0.308 (6, PH)										0	1	0	0	1	0	0									
<b>Jim McAndrew, R</b> OBP: 0.429, SLG: 0.500 (7, 1)										0	0	0	0	0	0	0									
<b>J.C. Martin, L</b> OBP: 0.261, SLG: 0.338 (8, 2)										1	0	0	0	0	0	1									
<b>Inning Stats</b>	R: 0 E: 0 K: 1 S: 5	H: 0 LOB: 1 BB: 1 P: 9	R: 0 E: 0 K: 2 S: 8	H: 1 LOB: 0 BB: 0 P: 8	R: 0 E: 0 K: 1 S: 5	H: 1 LOB: 0 BB: 0 P: 5	R: 0 E: 0 K: 1 S: 5	H: 0 LOB: 0 BB: 0 P: 5	R: 0 E: 0 K: 1 S: 5	H: 0 LOB: 0 BB: 0 P: 5	R: 1 E: 0 K: 0 S: 2	H: 0 LOB: 0 BB: 2 P: 10	R: 1 E: 0 K: 1 S: 6	H: 1 LOB: 0 BB: 0 P: 6	R: 1 E: 0 K: 0 S: 4	H: 1 LOB: 0 BB: 0 P: 4	R: 0 E: 0 K: 0 S: 3	H: 0 LOB: 0 BB: 0 P: 3	1B: 2 2B: 2 3B: 0 HR: 1	SF: 1 SAC: 1 DP: 1 HBP: 0	WP: 1 PB: 0 SB: 0 CS: 0	PA: 32			
<b>PITCHER</b>	IP	WLS	BF	H	R	ER	SO	BB	IBB	HBP	BLK	WP	HR	S	P	ERA	WHIP								
<b>Nelson Briles, R</b> ERA: 3.83 (1, 1)	9.0	W	32	4	3	3	7	3	0	0	0	1	1	43	55	3.00	0.778								

St. Louis Cardinals @ New York Mets  
Shea Stadium, Flushing, NY  
Sat Jun 21 1969, 3:33 AM EDT  
Att: 29,628 - Unknown

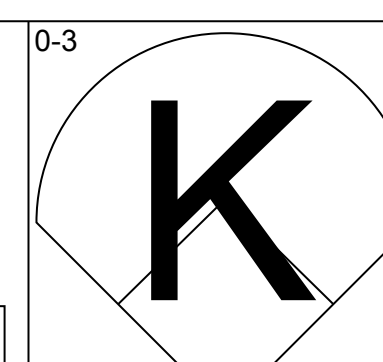
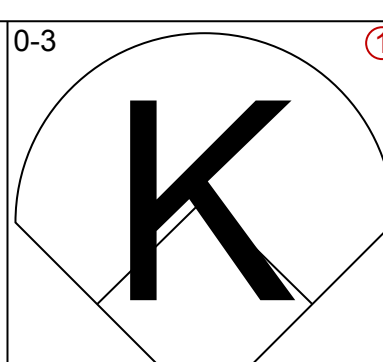
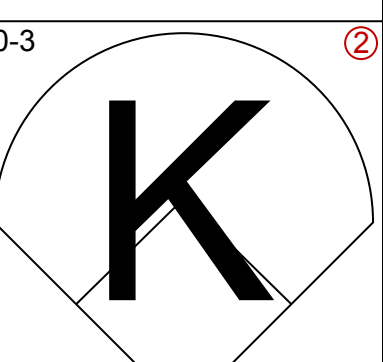
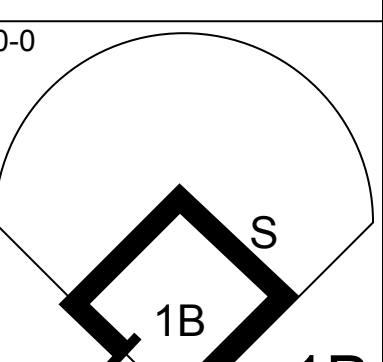
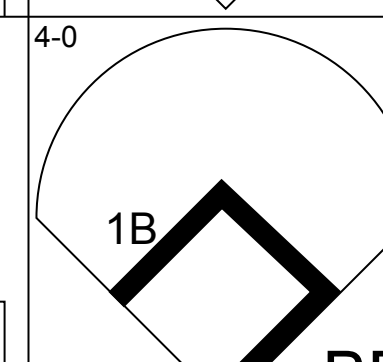
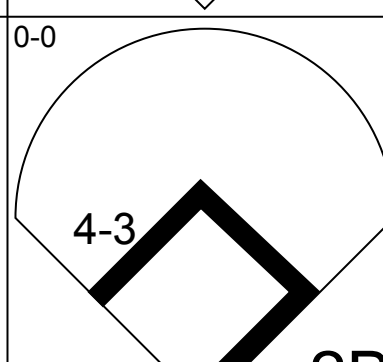
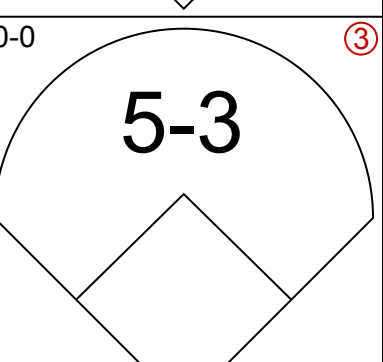
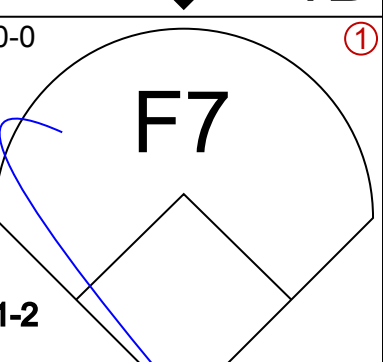
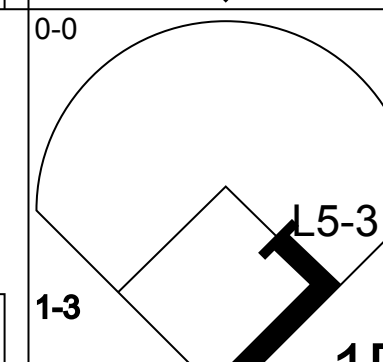
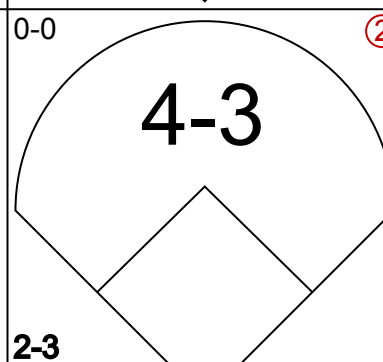
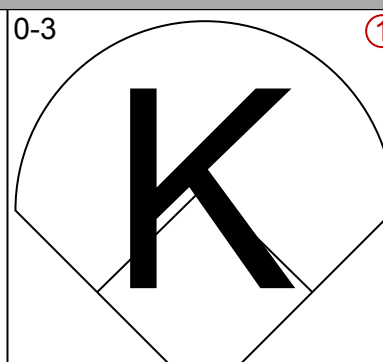
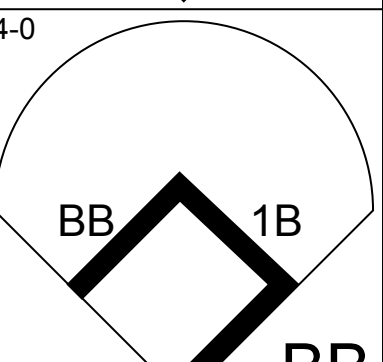
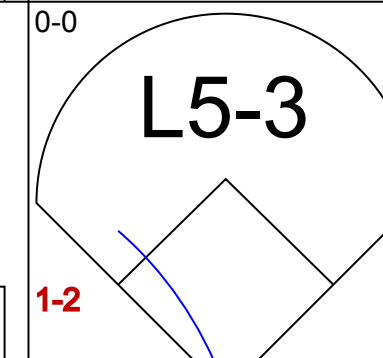
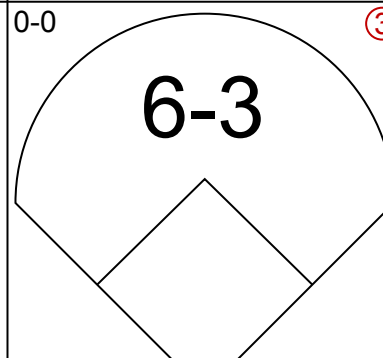
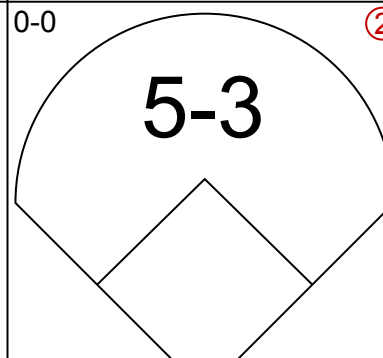
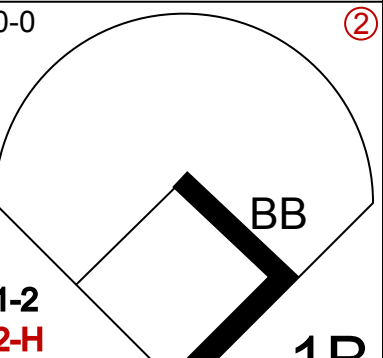
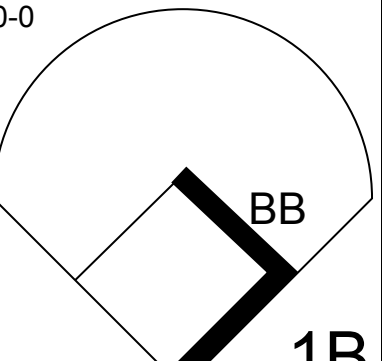

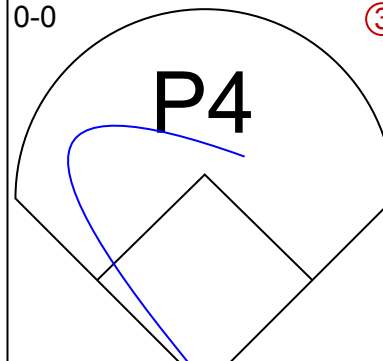
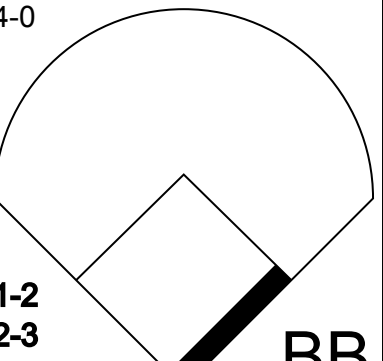
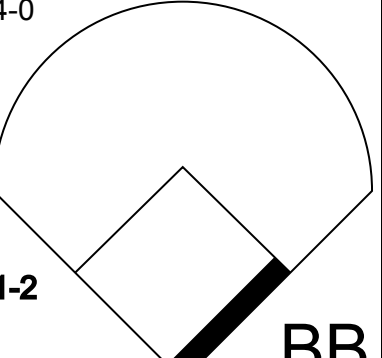
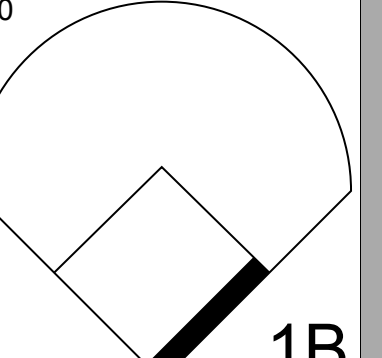
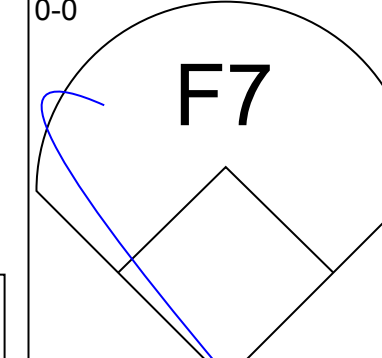
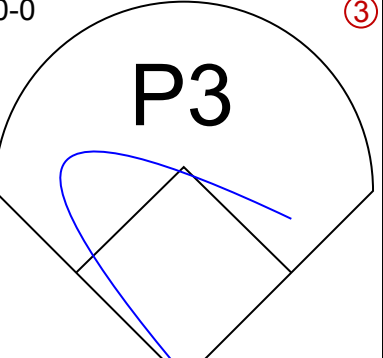
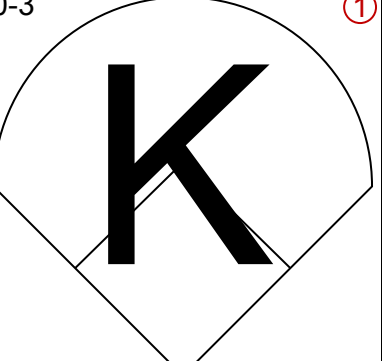
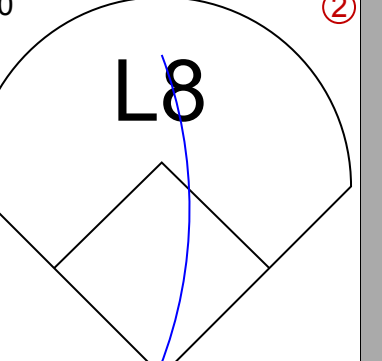
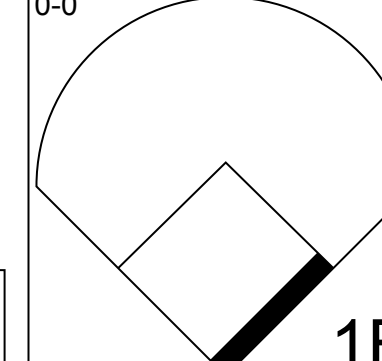
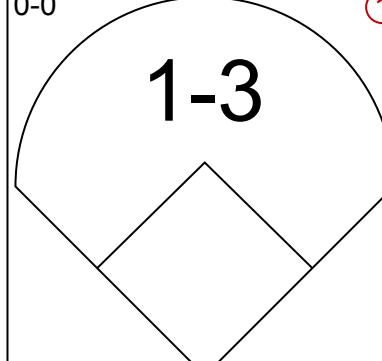

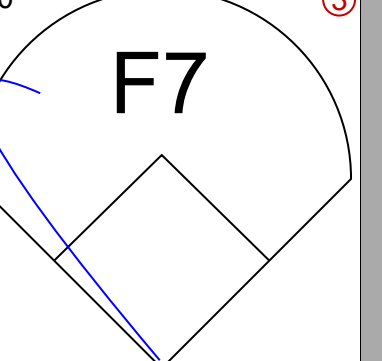
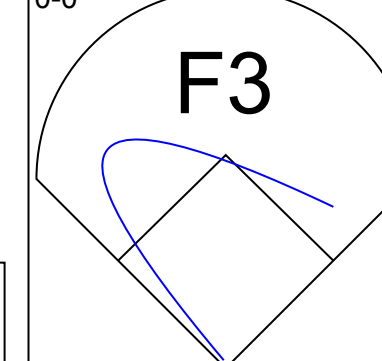
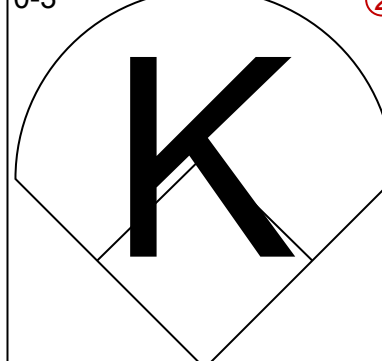


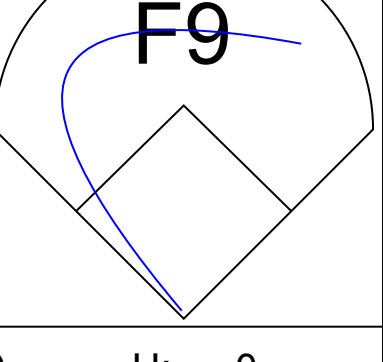

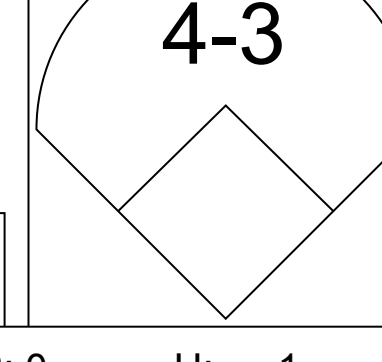

AB 27  
R 3  
H 4  
RBI 2  
BB 3  
SO 7  
LOB 8

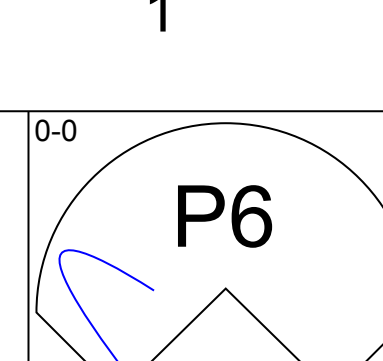
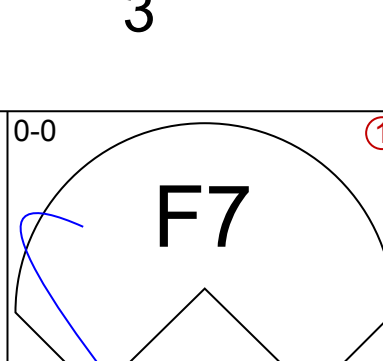
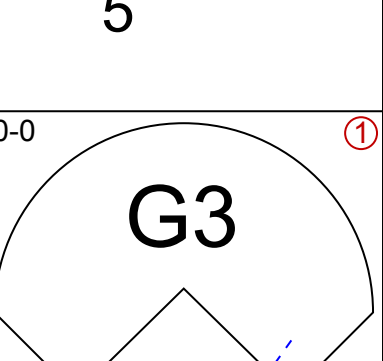
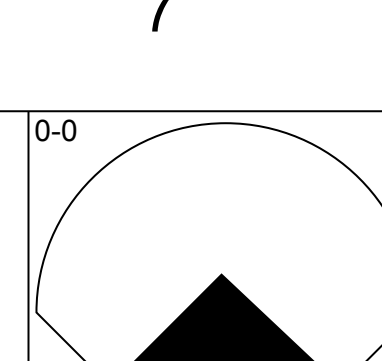
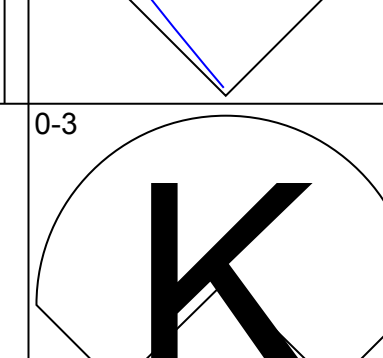
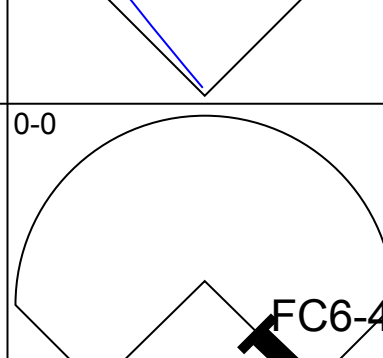
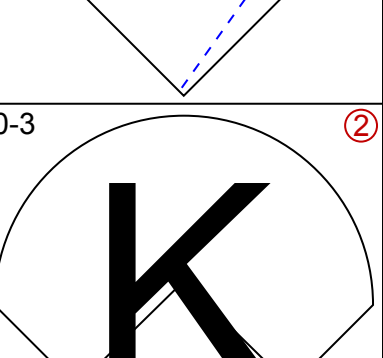
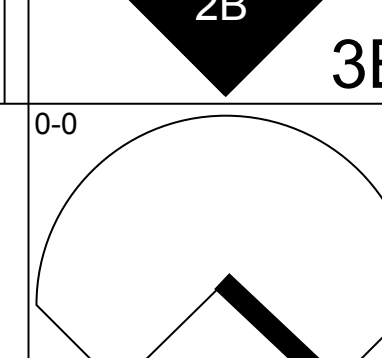
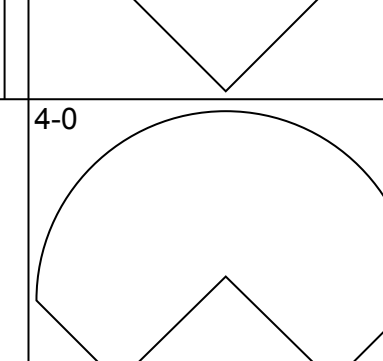
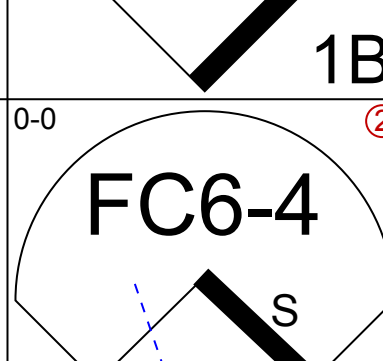
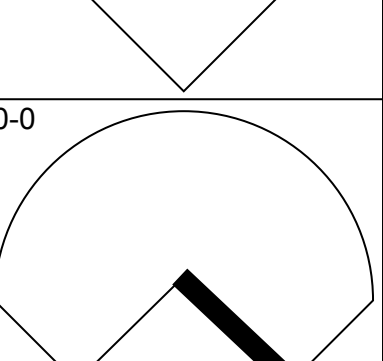
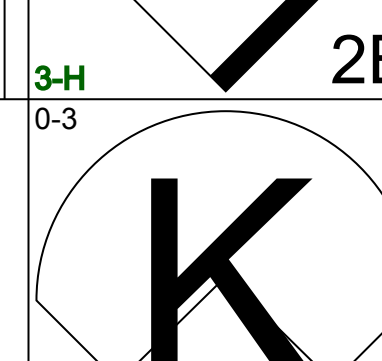
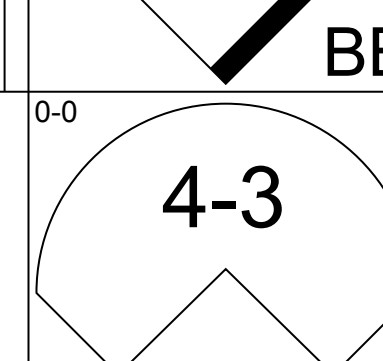
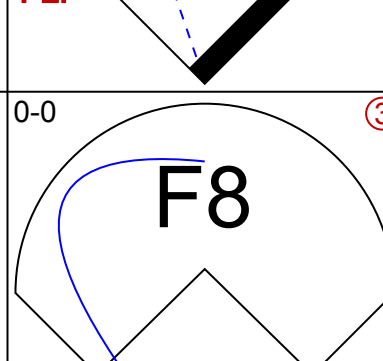
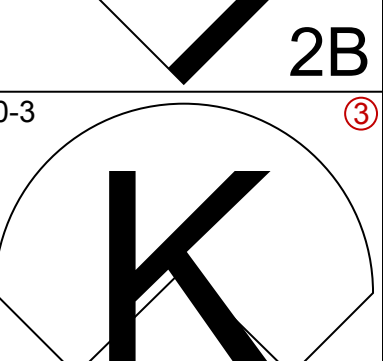
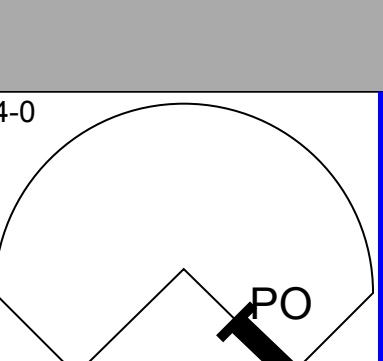
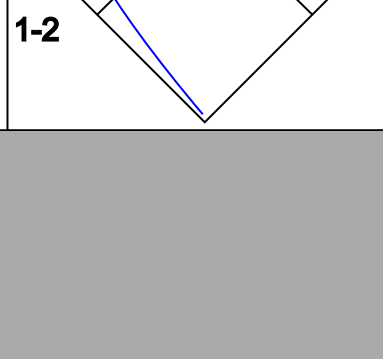
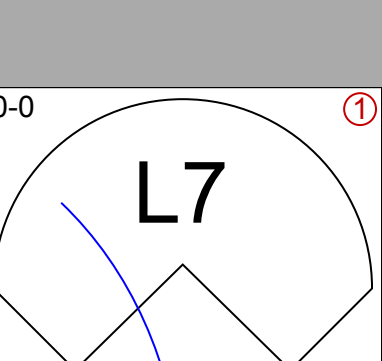
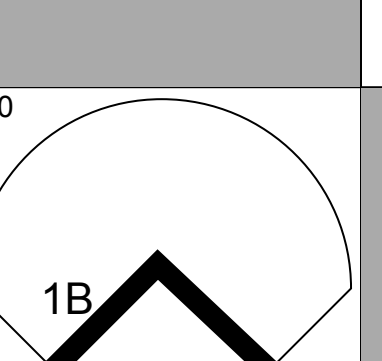
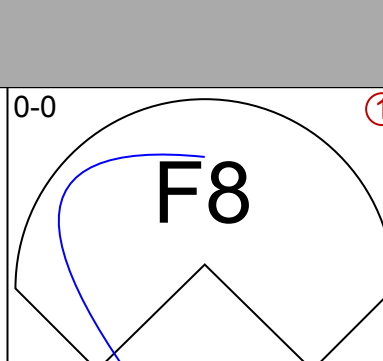
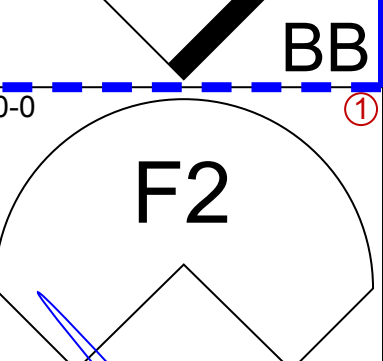

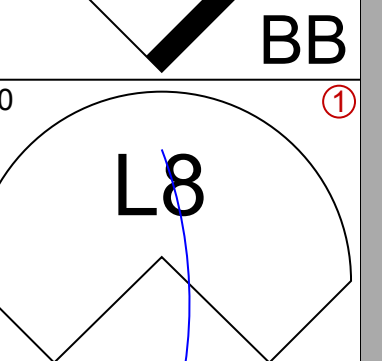
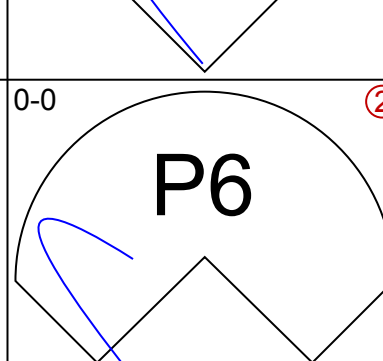
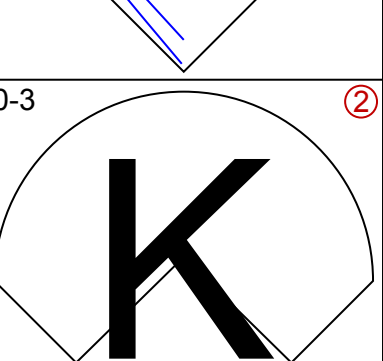
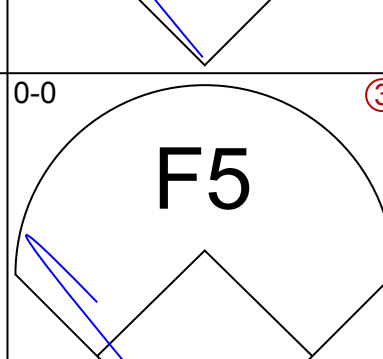
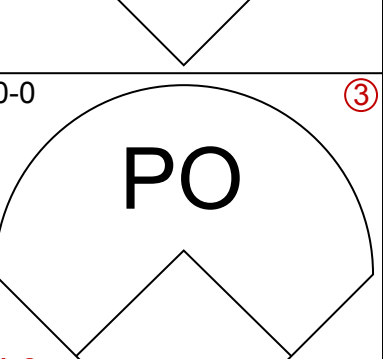

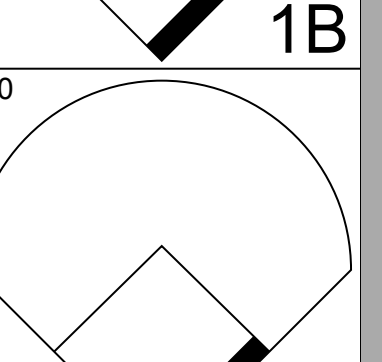
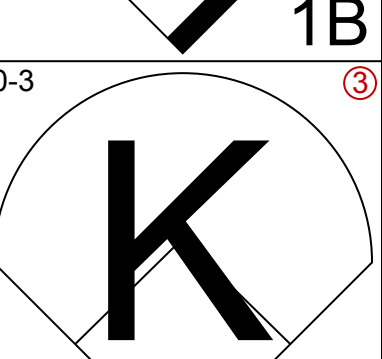
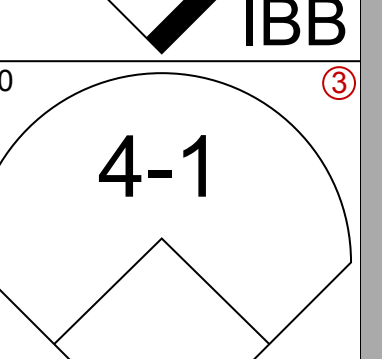
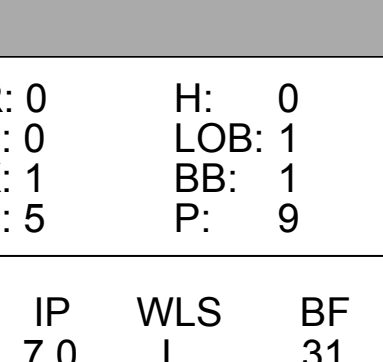
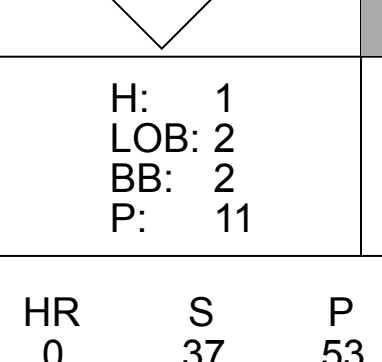
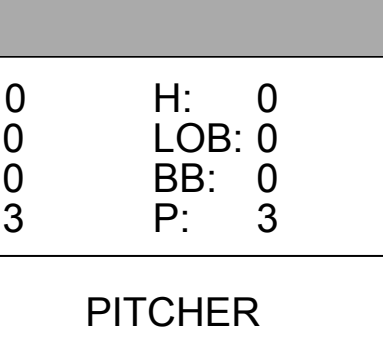








Batter	1	2	3	4	5	6	7	8	9	AB	R	H	RBI	BB	SO	LOB	TOP			
<b>Lou Brock, L</b> OBP: 0.341, SLG: 0.469 (1, 7)										4	0	1	0	0	3	0	<b>St. Louis Cardinals @ New York Mets</b> Shea Stadium, Flushing, NY Sun Jun 22 1969, 3:38 AM EDT Att: 55,862 - Unknown			
<b>Curt Flood, R</b> OBP: 0.327, SLG: 0.348 (1, 8)										3	0	1	0	1	0	1				
<b>Julian Javier, R</b> OBP: 0.319, SLG: 0.402 (1, 4)										3	0	1	0	1	1	1				
<b>Joe Torre, R</b> OBP: 0.359, SLG: 0.486 (1, 3)										4	0	1	0	0	0	3				
<b>Mike Shannon, R</b> OBP: 0.285, SLG: 0.338 (1, 5)										3	0	1	0	1	1	0				
<b>Phil Gagliano, R</b> OBP: 0.321, SLG: 0.205 (1, 9)										3	0	1	0	1	0	3				
<b>Dave Ricketts, S</b> OBP: 0.389, SLG: 0.313 (1, 2)										4	0	1	0	0	1	3				
<b>Dal Maxvill, R</b> OBP: 0.262, SLG: 0.239 (9, PH)										3	0	0	0	0	0	4				
<b>Bob Johnson, R</b> OBP: 0.276, SLG: 0.333 (9, PH)										1	0	0	0	0	1	0				
<b>Mike Torrez, R</b> OBP: 0.091, SLG: 0.182 (1, 1)										3	0	0	0	0	1	3				
<b>Joe Hoerner, R</b> OBP: 0.275, SLG: 0.143 (9, PH)										0	0	0	0	0	0	0				
<b>Inning Stats</b>	R: 0 E: 0 K: 1 S: 5	H: 1 LOB: 1 BB: 1 P: 9	R: 0 E: 0 K: 2 S: 8	H: 1 LOB: 2 BB: 1 P: 12	R: 0 E: 0 K: 1 S: 6	H: 1 LOB: 1 BB: 0 P: 6	R: 0 E: 0 K: 1 S: 6	H: 0 LOB: 0 BB: 0 P: 5	R: 0 E: 0 K: 0 S: 5	H: 0 LOB: 0 BB: 0 P: 5	R: 0 E: 0 K: 0 S: 4	H: 1 LOB: 1 BB: 0 P: 4	R: 0 E: 0 K: 0 S: 4	H: 2 LOB: 2 BB: 2 P: 12	R: 0 E: 0 K: 2 S: 7	H: 0 LOB: 0 BB: 0 P: 7	1B: 6 2B: 2 3B: 0 HR: 0	SF: 0 SAC: 0 DP: 1 HBP: 0	WP: 0 PB: 0 SB: 1 CS: 0	PA: 36
<b>PITCHER</b> <b>Jerry Koosman, L</b> ERA: 1.42 (1, 1)	IP: 9.0 WLS: W BF: 36 H: 7 R: 0 ER: 0 SO: 9 BB: 4 IBB: 0 HBP: 0 BLK: 0 WP: 0 HR: 0 S: 50 P: 66 ERA: 0.00 WHIP: 1.222															<b>PITCHER</b>				

Batter	1	2	3	4	5	6	7	8	9	AB	R	H	RBI	BB	SO	LOB	BOTTOM			
<b>Bud Harrelson, S</b> OBP: 0.353, SLG: 0.300 (1, 6)										4	1	1	0	0	0	0	<b>St. Louis Cardinals @ New York Mets</b> Shea Stadium, Flushing, NY Sun Jun 22 1969, 3:38 AM EDT Att: 55,862 - Unknown			
<b>Tommie Agee, R</b> OBP: 0.327, SLG: 0.492 (1, 8)										4	0	2	1	0	2	0				
<b>Ken Boswell, L</b> OBP: 0.325, SLG: 0.362 (1, 4)										3	0	1	0	1	1	2				
<b>Art Shamsky, L</b> OBP: 0.395, SLG: 0.552 (9, PR)										3	0	0	0	1	1	3				
<b>Al Weis, S</b> OBP: 0.194, SLG: 0.190 (9, PR)										0	0	0	0	0	0	0				
<b>Jerry Grote, R</b> OBP: 0.287, SLG: 0.314 (9, 2)										0	0	0	0	0	0	0				
<b>Wayne Garrett, L</b> OBP: 0.354, SLG: 0.350 (1, 5)										3	0	0	0	1	0	1				
<b>Ed Kranepool, L</b> OBP: 0.294, SLG: 0.384 (8, PH)										3	0	0	0	0	0	1				
<b>Donn Clendenon, R</b> OBP: 0.281, SLG: 0.387 (9, 3)										1	0	0	0	0	1	1				
<b>J.C. Martin, L</b> OBP: 0.275, SLG: 0.349 (1, 2)										3	0	2	0	0	0	0				
<b>Cleon Jones, R</b> OBP: 0.419, SLG: 0.519 (9, 7)										0	0	0	0	0	0	0				
<b>Rod Gaspar, S</b> OBP: 0.319, SLG: 0.311 (1, 7)										2	0	1	0	1	0	0				
<b>Jerry Koosman, R</b> OBP: 0.036, SLG: 0.036 (1, 1)										3	0	0	0	0	1	4				
<b>Inning Stats</b>	R: 0 E: 0 K: 1 S: 5	H: 0 LOB: 1 BB: 1 P: 9	R: 0 E: 0 K: 1 S: 7	H: 2 LOB: 0 BB: 0 P: 7	R: 0 E: 0 K: 0 S: 4	H: 1 LOB: 1 BB: 0 P: 4	R: 0 E: 0 K: 0 S: 3	H: 1 LOB: 2 BB: 2 P: 11	R: 0 E: 0 K: 2 S: 8	H: 1 LOB: 1 BB: 0 P: 8	R: 0 E: 0 K: 0 S: 3	H: 0 LOB: 0 BB: 0 P: 3	R: 1 E: 0 K: 1 S: 7	H: 2 LOB: 1 BB: 0 P: 7	R: 0 E: 0 K: 1 S: 4	H: 0 LOB: 1 BB: 1 P: 8	1B: 4 2B: 2 3B: 1 HR: 0	SF: 0 SAC: 0 DP: 0 HBP: 0	WP: 0 PB: 0 SB: 1 CS: 0	PA: 34
<b>PITCHER</b> <b>Mike Torrez, R</b> ERA: 4.21 (1, 1)	IP: 7.0 WLS: L BF: 31 H: 7 R: 1 ER: 1 SO: 5 BB: 3 IBB: 1 HBP: 0 BLK: 0 WP: 0 HR: 0 S: 37 P: 53 ERA: 1.29 WHIP: 1.429															<b>PITCHER</b>				
<b>Joe Hoerner, L</b> ERA: 2.05 (8, 1)	IP: 1.0 WLS: 2 BF: 2 H: 0 R: 0 ER: 0 SO: 1 BB: 0 IBB: 0 HBP: 0 BLK: 0 WP: 0 HR: 0 S: 4 P: 4 ERA: 0.00 WHIP: 0.000															<b>PITCHER</b>				

AB	32
R	0
H	7
RBI	0
BB	4
SO	9
LOB	18



AB	29
R	1
H	7
RBI	1
BB	4
SO	6
LOB	12





Batter	1	2	3	4	5	6	7	8	9	AB	R	H	RBI	BB	SO	LOB	TOP			
Larry Hise, R OBP: 0.305, SLG: 0.417 (1,8)	0-0 6-3 1B		0-0 F8		0-0 HR		0-3 K			4	1	2	1	0	1	2	Philadelphia Phillies @ New York Mets Shea Stadium, Flushing, NY Tue Jun 24 1969, 7:05 PM EDT Unknown			
Cookie Rojas, R OBP: 0.304, SLG: 0.309 (1,4)	0-0 6-3		0-0 FC6-4		0-0 6-3			0-3 K		4	0	0	0	0	1	2				
Johnny Callison, L OBP: 0.350, SLG: 0.449 (1,9)	0-0 1-3			0-0 F5		0-0 PB 1B		4-0 BB		3	0	1	0	1	0	0				
John Briggs, L OBP: 0.288, SLG: 0.252 (1,7)		0-3 K		0-0 F8		0-0 6-3		0-3 K		4	0	0	0	0	2	2				
Gene Stone, L OBP: 0.375, SLG: 0.381 (1,3)		0-3 K		0-0 1B 1B		0-3 K		0-0 4-3		4	0	1	0	0	2	2				
Mike Ryan, R OBP: 0.271, SLG: 0.381 (1,2)	1-0 HBP			0-0 1B		0-0 F8			0-0 F7	3	0	1	0	0	0	1				
Rick Joseph, R OBP: 0.300, SLG: 0.333 (1,5)	0-3 K			0-3 K			0-0 E 1B		0-0 4-3	4	0	1	0	0	2	3				
Terry Harmon, R OBP: 0.308, SLG: 0.261 (1,6)			0-0 FC2-5-6 2B		0-3 K		0-0 E6 1-2 SH3-4-5		0-0 G3	4	0	1	0	0	1	1				
Woodie Fryman, R OBP: 0.057, SLG: 0.029 (1,1)			0-0 FC2-5-6-5 FC6-4 2-3		0-0 6-3		0-0 SH3-4-5 1-2 2-H			2	0	0	0	0	0	1				
<b>Inning Stats</b>	R: 0 E: 0 K: 0 S: 3	H: 1 LOB: 0 BB: 0 P: 3	R: 0 E: 0 K: 3 S: 9	H: 0 LOB: 1 BB: 0 P: 10	R: 0 E: 0 K: 0 S: 4	H: 1 LOB: 1 BB: 0 P: 4	R: 0 E: 0 K: 1 S: 7	H: 2 LOB: 2 BB: 0 P: 7	R: 1 E: 0 K: 1 S: 6	H: 1 LOB: 0 BB: 0 P: 6	R: 0 E: 0 K: 1 S: 6	H: 1 LOB: 1 BB: 0 P: 6	R: 0 E: 1 K: 1 S: 7	H: 0 LOB: 1 BB: 0 P: 11	R: 0 E: 0 K: 0 S: 3	H: 0 LOB: 0 BB: 0 P: 3	1B: 5 2B: 2 3B: 0 HR: 1	SF: 0 SAC: 1 DP: 1 HBP: 1	WP: 0 PB: 1 SB: 0 CS: 0	PA: 35
<b>PITCHER</b> Tom Seaver, R ERA: 2.53 (1,1)	IP: 9.0 WLS: W BF: 35 H: 7 R: 1 ER: 1 SO: 9 BB: 1 IBB: 0 HBP: 1 BLK: 0 WP: 0 HR: 1 S: 51 P: 56 ERA: 1.00 WHIP: 0.889															<b>PITCHER</b>				

Batter	1	2	3	4	5	6	7	8	9	AB	R	H	RBI	BB	SO	LOB	BOTTOM			
Bud Harrelson, S OBP: 0.356, SLG: 0.314 (1,6)	0-0 CS 1B		0-0 1B 2H 3B		0-0 F8			0-0 F9		4	1	2	1	0	0	0	Philadelphia Phillies @ New York Mets Shea Stadium, Flushing, NY Tue Jun 24 1969, 7:05 PM EDT Unknown			
Tommie Agee, R OBP: 0.321, SLG: 0.483 (1,8)	0-3 K		0-0 6-3			0-3 K		0-0 6-3		4	0	0	0	0	2	2				
Cleon Jones, R OBP: 0.422, SLG: 0.521 (1,7)	0-0 1B		0-0 1B 3H			0-3 K		0-3 K		3	0	2	1	0	1	0				
Donn Clendenon, R OBP: 0.275, SLG: 0.379 (1,3)	0-3 K		0-0 F7			0-3 K				3	0	0	0	0	2	2				
Ron Swoboda, R OBP: 0.288, SLG: 0.341 (1,9)		0-3 K		0-0 G6-4-3 1B			0-0 F9			3	0	1	0	0	1	0				
Ed Charles, R OBP: 0.274, SLG: 0.265 (1,5)	0-0 1-3		0-0 G6-4-3 1-2		0-0 G6-4-3 1-2		4-0 S BB			2	0	0	0	1	0	1				
Jerry Grote, R OBP: 0.282, SLG: 0.308 (1,2)	0-0 1-3		0-0 SH1-4 3B 1B		0-3 K		0-3 K		0-3 K	3	0	0	0	0	2	1				
Al Weis, S OBP: 0.200, SLG: 0.197 (1,4)			0-0 SH1-4 3B 1B		0-0 F2		0-3 K			3	1	1	0	0	1	1				
Tom Seaver, R OBP: 0.190, SLG: 0.081 (1,1)			0-0 SH1-4 1-2		0-3 K			0-0 L8		2	0	0	0	0	1	0				
<b>Inning Stats</b>	R: 0 E: 0 K: 2 S: 8	H: 2 LOB: 1 BB: 0 P: 8	R: 0 E: 0 K: 1 S: 5	H: 0 LOB: 0 BB: 0 P: 5	R: 2 E: 0 K: 0 S: 6	H: 3 LOB: 1 BB: 0 P: 6	R: 0 E: 0 K: 1 S: 5	H: 1 LOB: 0 BB: 0 P: 5	R: 0 E: 0 K: 1 S: 5	H: 0 LOB: 0 BB: 0 P: 5	R: 0 E: 0 K: 3 S: 9	H: 0 LOB: 0 BB: 0 P: 9	R: 0 E: 0 K: 2 S: 7	H: 0 LOB: 1 BB: 1 P: 11	R: 0 E: 0 K: 0 S: 3	H: 0 LOB: 0 BB: 0 P: 3	1B: 5 2B: 1 3B: 1 HR: 0	SF: 0 SAC: 1 DP: 2 HBP: 0	WP: 0 PB: 0 SB: 1 CS: 1	PA: 29
<b>PITCHER</b> Woodie Fryman, L ERA: 3.84 (1,1)	IP: 8.0 WLS: L BF: 29 H: 6 R: 2 ER: 2 SO: 10 BB: 1 IBB: 0 HBP: 0 BLK: 0 WP: 0 HR: 0 S: 48 P: 52 ERA: 2.25 WHIP: 0.875															<b>PITCHER</b>				



Batter	1	2	3	4	5	6	7	8	9	AB	R	H	RBI	BB	SO	LOB	TOP		
Larry Hisle, R OBP: 0.300, SLG: 0.409	F8			P4		K			K	4	0	0	0	0	2	2	Philadelphia Phillies @ New York Mets Shea Stadium, Flushing, NY Tue Jun 24 1969, 7:05 PM EDT Att: 39,843 - Unknown		
Cookie Rojas, R OBP: 0.297, SLG: 0.302	F9			F9		P6			4-3	4	0	0	0	0	0	2			
Johnny Callison, L OBP: 0.347, SLG: 0.445	L4			4-3						2	0	0	0	0	0	0			
Ron Stone, L OBP: 0.216, SLG: 0.217										1	0	0	0	0	0	0			
John Briggs, L OBP: 0.282, SLG: 0.246		P4			5-3					3	0	0	0	0	0	0			
Gene Stone, L OBP: 0.333, SLG: 0.333		6-3			F2					3	0	0	0	0	0	0			
Mike Ryan, R OBP: 0.297, SLG: 0.376					5-3					3	0	0	0	0	1	0			
Rick Joseph, R OBP: 0.283, SLG: 0.314				G3		F8				3	0	0	0	0	0	0			
Terry Harmon, R OBP: 0.309, SLG: 0.264				F3		1B				3	0	1	0	0	0	0			
Jerry Johnson, R OBP: 0.190, SLG: 0.105				5-3						1	0	0	0	0	0	0			
Al Raffa, R OBP: 0.428, SLG: 0.333										0	0	0	0	0	0	0			
Vic Roznovsky, L OBP: 0.428, SLG: 0.333										1	0	1	0	0	0	0			
Turk Farrell, R OBP: 0.308, SLG: 0.182										0	0	0	0	0	0	0			
Dave Watkins, R OBP: 0.308, SLG: 0.182										1	0	0	0	0	1	0			
<b>Inning Stats</b>	R: 0 E: 0 K: 0 S: 3	H: 0 LOB: 0 BB: 0 P: 3	R: 0 E: 0 K: 1 S: 5	H: 0 LOB: 0 BB: 0 P: 5	R: 0 E: 0 K: 0 S: 3	H: 0 LOB: 0 BB: 0 P: 3	R: 0 E: 0 K: 0 S: 3	H: 2 LOB: 2 BB: 0 P: 7	R: 0 E: 0 K: 0 S: 3	H: 0 LOB: 0 BB: 0 P: 3	R: 0 E: 0 K: 2 S: 7	H: 0 LOB: 0 BB: 0 P: 7	R: 0 E: 0 K: 0 S: 3	H: 0 LOB: 0 BB: 0 P: 7	1B: 2 2B: 0 3B: 0 HR: 0	SF: 0 SAC: 0 DP: 0 HBP: 0	WP: 0 PA: 29 CS: 0		
<b>PITCHER</b>	IP WLS BF H R ER SO BB IBB HBP BLK WP HR S P ERA WHIP																		
Jim McAndrew, R ERA: 5.24	(1, 1)	8.0	W	26	2	0	0	2	0	0	0	0	0	0	0	0	0.00	0.250	
Ron Taylor, R ERA: 2.45	(9, 1)	1.0	S	3	0	0	0	2	0	0	0	0	0	0	0	7	7	0.00	0.000

Batter	1	2	3	4	5	6	7	8	9	AB	R	H	RBI	BB	SO	LOB	BOTTOM		
Bud Harrelson, S OBP: 0.349, SLG: 0.308	4-3			F8		G1-2-3				4	0	0	0	0	0	3	Philadelphia Phillies @ New York Mets Shea Stadium, Flushing, NY Tue Jun 24 1969, 7:05 PM EDT Att: 39,843 - Unknown		
Tommie Agee, R OBP: 0.329, SLG: 0.502						E6				4	2	3	1	0	0	0			
Ken Boswell, L OBP: 0.323, SLG: 0.360						1B				4	1	1	0	0	0	2			
Art Shamsky, L OBP: 0.400, SLG: 0.543						1B				3	1	1	1	1	0	1			
Wayne Garrett, L OBP: 0.358, SLG: 0.355						1B				4	1	2	1	0	2	1			
Ed Kranepool, L OBP: 0.288, SLG: 0.378						SF9				3	0	0	1	0	0	2			
J.C. Martin, L OBP: 0.277, SLG: 0.349						1B				3	0	1	0	0	0	0			
Rod Gaspar, S OBP: 0.326, SLG: 0.314						F5				2	0	1	0	1	0	0			
Jim McAndrew, R OBP: 0.400, SLG: 0.375						1B				2	0	0	1	1	1	0			
Ron Taylor, R ERA: 3.23						L3				0	0	0	0	0	0	0			
<b>Inning Stats</b>	R: 0 E: 0 K: 0 S: 4	H: 1 LOB: 1 BB: 0 P: 4	R: 0 E: 0 K: 1 S: 5	H: 0 LOB: 0 BB: 0 P: 5	R: 0 E: 0 K: 0 S: 3	H: 0 LOB: 0 BB: 0 P: 3	R: 4 E: 1 K: 0 S: 7	H: 4 LOB: 2 BB: 2 P: 15	R: 0 E: 0 K: 0 S: 3	H: 1 LOB: 0 BB: 0 P: 3	R: 0 E: 0 K: 1 S: 5	H: 1 LOB: 1 BB: 1 P: 10	R: 1 E: 0 K: 1 S: 6	H: 1 LOB: 1 BB: 1 P: 10	1B: 8 2B: 0 3B: 0 HR: 1	SF: 1 SAC: 0 DP: 2 HBP: 0	WP: 0 PA: 33 CS: 1		
<b>PITCHER</b>	IP WLS BF H R ER SO BB IBB HBP BLK WP HR S P ERA WHIP																		
Jerry Johnson, R ERA: 5.05	(1, 1)	3.1	L	18	5	4	3	1	1	0	0	0	0	0	0	4	4	0.00	0.600
Al Raffa, R ERA: 2.49	(4, 1)	1.2		4	1	0	0	0	0	0	0	0	4	4	0.00	0.600			
Turk Farrell, R ERA: 3.23	(6, 1)	3.0		11	3	1	1	2	1	0	0	0	0	0	1	14	18	3.00	1.333



Batter	1	2	3	4	5	6	7	8	9	10	AB	R	H	RBI	BB	SO	LOB	TOP		
Larry Hisle, R OBP: 0.298, SLG: 0.413 (1, 8)	K			K				K		6-3	5	0	1	1	0	3	0	<b>Philadelphia Phillies @ New York Mets</b> Shea Stadium, Flushing, NY Wed Jun 25 1969, 7:05 PM EDT Att: 27,814 - Unknown		
Cookie Rojas, R OBP: 0.294, SLG: 0.299 Dave Watkins, R OBP: 0.375, SLG: 0.643 (1, 4) (5, 5)	F7			F4		P3				1B	2	0	0	0	0	0	0			
John Briggs, L OBP: 0.286, SLG: 0.246 (1, 7)	K			K				3-1		CS	4	1	1	1	1	2	0			
Rick Joseph, R OBP: 0.261, SLG: 0.309 (1, 5) (5, 4)			K			P3		6-3		CS	4	1	1	0	0	1	0			
Gene Stone, L OBP: 0.298, SLG: 0.286 (1, 3)	K			L9				K			4	0	0	0	0	3	2			
Mike Ryan, R OBP: 0.263, SLG: 0.369 (1, 2)	P4			L8				E5			4	1	0	1	0	1	1			
Ron Stone, L OBP: 0.231, SLG: 0.233 (1, 9)			K					F7			4	0	2	2	0	1	0			
Terry Harmon, R OBP: 0.306, SLG: 0.253 (1, 6)			4-3					P4			3	1	0	0	0	0	2			
Lowell Palmer, R Al Ruffo, R Vic Roznovsky, L Bill Wilson, R John Boozler, R (1, 1) (5, 1) (7, PH) (7, 1) (10, 1)	K			K				5-3		4-3	1	0	0	0	0	1	0			
<b>Inning Stats</b>	R: 0 E: 0 K: 2 S: 7	H: 0 LOB: 0 BB: 0 P: 7	R: 0 E: 0 K: 2 S: 7	H: 0 LOB: 0 BB: 0 P: 7	R: 0 E: 0 K: 2 S: 7	H: 0 LOB: 0 BB: 0 P: 7	R: 1 E: 0 K: 1 S: 6	H: 1 LOB: 1 BB: 0 P: 7	R: 3 E: 1 K: 1 S: 8	H: 2 LOB: 1 BB: 1 P: 12	R: 1 E: 0 K: 1 S: 6	H: 1 LOB: 0 BB: 0 P: 6	R: 0 E: 0 K: 2 S: 8	H: 1 LOB: 1 BB: 0 P: 8	R: 1 E: 0 K: 0 S: 4	H: 2 LOB: 0 BB: 0 P: 4	1B: 4 2B: 0 3B: 2 HR: 1		SF: 0 SAC: 0 DP: 0 HBP: 1	WP: 1 PB: 0 SB: 0 CS: 1
<b>PITCHER</b>	IP WLS BF H R ER SO BB IBB HBP BLK WP HR S P ERA WHIP																			
Nolan Ryan, R ERA: 2.29 Cal Koonce, R ERA: 9.8 Ron Taylor, R ERA: 2.65 (1, 1) (7, 1) (10, 1)	6.1 2.2 1.0	WLS 25 10 4	H 3 2 2	R 4 1 1	ER 3 1 1	SO 10 3 0	BB 0 0 0	IBB 0 0 0	HBP 1 0 0	BLK 0 0 0	WP 1 0 0	HR 0 1 0	S 43 16 4	P 48 16 4	ERA 4.26 3.38 9.00	WHIP 0.632 0.750 2.000				

AB	37
R	6
H	7
RBI	6
BB	1
SO	13
LOB	8



Batter	1	2	3	4	5	6	7	8	9	10	AB	R	H	RBI	BB	SO	LOB	BOTTOM				
Tommie Agee, R OBP: 0.326, SLG: 0.493 (1, 8)	K		K	K			K			BB	4	0	0	0	1	4	1	<b>Philadelphia Phillies @ New York Mets</b> Shea Stadium, Flushing, NY Wed Jun 25 1969, 7:05 PM EDT Att: 27,814 - Unknown				
Ken Boswell, L OBP: 0.327, SLG: 0.368 (1, 4)	1B		K		4-3		K			SH1-4	4	2	2	0	0	2	0					
Wayne Garrett, L OBP: 0.347, SLG: 0.342 (1, 5)	P4		F7		4-3		6-3			L7	5	0	0	0	0	0	3					
Cleon Jones, R OBP: 0.425, SLG: 0.521 (1, 7)	1B		K		4-3		K			BB	4	0	2	2	1	2	0					
Art Shamsky, L OBP: 0.405, SLG: 0.541 Rod Gaspar, S OBP: 0.331, SLG: 0.314 (1, 9) (9, 9)	1B			1B		4-3		F9		IBB	4	1	2	0	0	0	1					
Ed Kranenpool, L OBP: 0.286, SLG: 0.373 (1, 3)	F9			1B		4-3		G3		BB	5	1	1	0	0	0	6					
J.C. Martin, L OBP: 0.276, SLG: 0.344 Jerry Grote, R OBP: 0.262, SLG: 0.308 (1, 2) (10, 2)	K			2B		1-3		1-3		K	4	1	1	1	0	2	0					
Al Weis, S OBP: 0.203, SLG: 0.214 (1, 6)	K					5-3		5-3			4	0	1	2	0	1	0					
Nolan Ryan, R Cal Koonce, R Donn Clendenon, R Ron Taylor, R (1, 1) (7, 1) (9, PH) (10, 1)	K			K				6-3		K	3	0	0	0	0	2	1					
<b>Inning Stats</b>	R: 1 E: 0 K: 1 S: 8	H: 3 LOB: 2 BB: 0 P: 8	R: 0 E: 0 K: 3 S: 9	H: 0 LOB: 0 BB: 0 P: 9	R: 0 E: 0 K: 2 S: 7	H: 0 LOB: 0 BB: 0 P: 7	R: 3 E: 0 K: 3 S: 13	H: 4 LOB: 1 BB: 0 P: 13	R: 1 E: 0 K: 0 S: 5	H: 2 LOB: 1 BB: 0 P: 5	R: 0 E: 0 K: 2 S: 7	H: 0 LOB: 0 BB: 0 P: 7	R: 0 E: 0 K: 1 S: 5	H: 0 LOB: 0 BB: 0 P: 5	R: 0 E: 0 K: 2 S: 7	H: 0 LOB: 0 BB: 0 P: 7	R: 0 E: 0 K: 0 S: 3		H: 3 LOB: 3 BB: 3 P: 15	1B: 7 2B: 2 3B: 0 HR: 0	SF: 0 SAC: 1 DP: 0 HBP: 0	WP: 0 PB: 0 SB: 1 CS: 0
<b>PITCHER</b>	IP WLS BF H R ER SO BB IBB HBP BLK WP HR S P ERA WHIP																					
Lowell Palmer, R ERA: 7.5 Al Ruffo, R ERA: 2.30 Bill Wilson, R ERA: 4.5 John Boozler, R ERA: 3.0 (1, 1) (5, 1) (7, 1) (10, 1)	4.1 1.2 3.2 0.1	WLS 9 14 1	H 5 0 0	R 5 0 0	ER 5 0 0	SO 9 5 0	BB 0 0 0	IBB 0 0 0	HBP 0 0 0	BLK 0 0 0	WP 0 0 0	HR 0 0 0	S 40 5 21	P 40 5 33 1	ERA 10.38 0.000 0.000 0.000	WHIP 2.077 0.000 0.545 0.000						









Batter	1	2	3	4	5	6	7	8	9	AB	R	H	RBI	BB	SO	LOB	TOP				
Matty Alou, L OBP: 0.394, SLG: 0.479 (1, 8)	0-3 K ①		0-3 K ①			X 0-0 1B ①	X 0-0 6-3 ③		X 0-0 5-3 ③	5	0	1	0	0	2	0					
Jose Martinez, R OBP: 0.236, SLG: 0.300 Roberto Clemente, R OBP: 0.403, SLG: 0.544 (1, 5) (8, 9)	0-3 K ②		0-0 1-3 ②			X 0-3 K ③		0-3 K ①		4	0	0	0	0	3	1					
Manny Sanguillen, R OBP: 0.374, SLG: 0.457 (1, 2)	0-0 1B 2B		0-0 F8 ③			X 0-0 P3 ①		0-0 4-3 1B 2B		4	2	2	0	0	0	0					
Willie Stargell, L OBP: 0.403, SLG: 0.552 Carl Taylor, R OBP: 0.357, SLG: 0.375 (1, 3) (6, PR) (6, 3)	4-0 1B BB			X 0-0 4-3 ①		X 0-0 1B 1B ②		0-0 4-3 ②		2	0	1	0	1	0	0					
Jose Pagan, R OBP: 0.295, SLG: 0.404 Richie Hebner, L OBP: 0.370, SLG: 0.456 (1, 7) (8, PH) (8, 5)	0-0 FC4-6 1B			X 0-0 F2 ②		X 0-0 F7 ②		4-0 1B IBB ②		3	0	1	1	0	0	1					
Bill Mazerowski, R OBP: 0.292, SLG: 0.299 (1, 4)	0-0 FC4-6 1-2 2-H ③			X 0-0 P4 ③		X 0-0 1B ③		0-0 1-3 3-H 1B ③		4	0	2	1	0	0	2					
Johnny Jeter, R OBP: 0.286, SLG: 0.231 (1, 9) (8, 7)		0-3 K ①			X 0-0 F7 ①	X 0-3 K ③		0-3 K ③		4	0	0	0	0	3	4					
Freddie Patek, R OBP: 0.314, SLG: 0.290 (1, 6)		0-0 F7 ②			X 0-0 HR ②		0-3 K ①		0-3 K ①	4	1	1	1	0	2	0					
Steve Blass, R OBP: 0.256, SLG: 0.289 Joe Gibbon, R (9, 1)		0-3 K ③			X 0-3 K ②		X 0-0 P3 ②		X 0-0 6-3 ②	4	0	0	0	0	2	0					
<b>Inning Stats</b>	R: 1 E: 0 K: 2 S: 9	H: 2 LOB: 2 BB: 1 P: 13	R: 0 E: 0 K: 7 S: 7	H: 0 LOB: 0 BB: 0 P: 7	R: 0 E: 0 K: 1 S: 5	H: 0 LOB: 0 BB: 0 P: 5	R: 0 E: 0 K: 0 S: 3	H: 0 LOB: 0 BB: 0 P: 3	R: 1 E: 0 K: 1 S: 9	H: 2 LOB: 1 BB: 0 P: 9	R: 0 E: 0 K: 1 S: 5	H: 0 LOB: 0 BB: 0 P: 5	R: 0 E: 0 K: 1 S: 5	H: 2 LOB: 2 BB: 0 P: 13	R: 0 E: 0 K: 1 S: 5	H: 0 LOB: 0 BB: 0 P: 5	1B: 5 2B: 2 3B: 0 HR: 1	SF: 0 SAC: 0 DP: 0 HBP: 0	WP: 0 PB: 0 SB: 0 CS: 0	PA: 37	
<b>PITCHER</b>	IP WLS BF H R ER SO BB IBB HBP BLK WP HR S P ERA WHIP	IP WLS BF H R ER SO BB IBB HBP BLK WP HR S P ERA WHIP	IP WLS BF H R ER SO BB IBB HBP BLK WP HR S P ERA WHIP	IP WLS BF H R ER SO BB IBB HBP BLK WP HR S P ERA WHIP	IP WLS BF H R ER SO BB IBB HBP BLK WP HR S P ERA WHIP	IP WLS BF H R ER SO BB IBB HBP BLK WP HR S P ERA WHIP	IP WLS BF H R ER SO BB IBB HBP BLK WP HR S P ERA WHIP	IP WLS BF H R ER SO BB IBB HBP BLK WP HR S P ERA WHIP	IP WLS BF H R ER SO BB IBB HBP BLK WP HR S P ERA WHIP	IP WLS BF H R ER SO BB IBB HBP BLK WP HR S P ERA WHIP	IP WLS BF H R ER SO BB IBB HBP BLK WP HR S P ERA WHIP	IP WLS BF H R ER SO BB IBB HBP BLK WP HR S P ERA WHIP	IP WLS BF H R ER SO BB IBB HBP BLK WP HR S P ERA WHIP	IP WLS BF H R ER SO BB IBB HBP BLK WP HR S P ERA WHIP	IP WLS BF H R ER SO BB IBB HBP BLK WP HR S P ERA WHIP	IP WLS BF H R ER SO BB IBB HBP BLK WP HR S P ERA WHIP	IP WLS BF H R ER SO BB IBB HBP BLK WP HR S P ERA WHIP	IP WLS BF H R ER SO BB IBB HBP BLK WP HR S P ERA WHIP	IP WLS BF H R ER SO BB IBB HBP BLK WP HR S P ERA WHIP	IP WLS BF H R ER SO BB IBB HBP BLK WP HR S P ERA WHIP	IP WLS BF H R ER SO BB IBB HBP BLK WP HR S P ERA WHIP

Pittsburgh Pirates @ New York Mets  
Shea Stadium, Flushing, NY  
Fri Jun 27 1969, 7:05 PM EDT  
Att: 42,276 - Unknown

AB 35  
R 3  
H 8  
RBI 3  
BB 2  
SO 12  
LOB 9



Batter	1	2	3	4	5	6	7	8	9	AB	R	H	RBI	BB	SO	LOB	BOTTOM				
Ken Boswell, L OBP: 0.324, SLG: 0.360 (1, 4)	0-3 K ①		4-0 BB ③			X 0-3 K ③		X 0-0 P6 ①		3	0	0	0	1	2	0					
Tommie Agee, R OBP: 0.319, SLG: 0.479 (1, 8)	0-0 3-1 ②		0-0 5-3 ③			X 0-0 G3 1B ②		X 0-0 6-3 ②		4	0	1	0	0	0	1					
Wayne Garrett, L OBP: 0.339, SLG: 0.333 (1, 5)	0-0 F9 ③			X 0-0 F8 ①		X 0-0 F8 ①		X 0-0 P5 ③		4	0	0	0	0	0	1					
Cleon Jones, R OBP: 0.428, SLG: 0.520 (1, 7)		4-0 BB ③		X 0-0 4-3 ②		X 0-0 G3 1-2 ②		X 0-0 5-3 ①		3	0	0	0	1	0	1					
Art Shamsky, L OBP: 0.409, SLG: 0.532 (1, 9)		0-0 P4 ①		X 0-0 E 1B ①		X 0-3 K ③		4-0 BB 1B BB ③		3	1	1	0	1	1	2					
Ed Kranepool, L OBP: 0.290, SLG: 0.369 (1, 3)		0-0 F7 ②		X 0-0 E4 1-2 ②		X 4-0 FC6-4 BB ①		4-0 1-2 BB ③		2	0	0	0	2	0	2					
J.C. Martin, L OBP: 0.275, SLG: 0.340 Ron Swoboda, R OBP: 0.280, SLG: 0.331 (1, 2) (9, PR)		0-0 P6 ③		X 0-0 4-3 ③		X 0-0 L8 ①		X 0-0 1-2 2-H 1B ②		4	0	1	1	0	0	4					
Al Weis, S OBP: 0.213, SLG: 0.203 Rod Gaspar, S OBP: 0.326, SLG: 0.309 (1, 6) (9, PH)			X 0-0 F7 ①		X 0-0 F7 ①		X 0-0 FC6-4 1-2 ②		0-3 K ②	3	0	0	0	0	0	1					
Jerry Koosman, R OBP: 0.033, SLG: 0.033 Donn Clendenon, R OBP: 0.265, SLG: 0.363 Cal Koonce, R OBP: 0.667, SLG: 0.667 Ed Charles, R OBP: 0.271, SLG: 0.262 (1, 1) (7, PH) (8, 1) (9, PH)			0-3 K ②		X 0-0 P4 ②		X 0-3 K ③		0-3 K ③	2	0	0	0	0	1	0					
<b>Inning Stats</b>	R: 0 E: 0 K: 1 S: 5	H: 0 LOB: 0 BB: 0 P: 5	R: 0 E: 0 K: 0 S: 3	H: 0 LOB: 1 BB: 1 P: 7	R: 0 E: 0 K: 1 S: 5	H: 0 LOB: 1 BB: 1 P: 9	R: 0 E: 1 K: 0 S: 5	H: 1 LOB: 2 BB: 0 P: 5	R: 0 E: 0 K: 1 S: 6	H: 1 LOB: 1 BB: 0 P: 6	R: 0 E: 0 K: 1 S: 5	H: 0 LOB: 1 BB: 1 P: 9	R: 0 E: 0 K: 0 S: 3	H: 0 LOB: 0 BB: 0 P: 3	R: 0 E: 0 K: 2 S: 8	H: 1 LOB: 2 BB: 2 P: 16	1B: 3 2B: 0 3B: 0 HR: 0	SF: 0 SAC: 0 DP: 0 HBP: 0	WP: 0 PB: 0 SB: 0 CS: 0	PA: 36	
<b>PITCHER</b>	IP WLS BF H R ER SO BB IBB HBP BLK WP HR S P ERA WHIP	IP WLS BF H R ER SO BB IBB HBP BLK WP HR S P ERA WHIP	IP WLS BF H R ER SO BB IBB HBP BLK WP HR S P ERA WHIP	IP WLS BF H R ER SO BB IBB HBP BLK WP HR S P ERA WHIP	IP WLS BF H R ER SO BB IBB HBP BLK WP HR S P ERA WHIP	IP WLS BF H R ER SO BB IBB HBP BLK WP HR S P ERA WHIP	IP WLS BF H R ER SO BB IBB HBP BLK WP HR S P ERA WHIP	IP WLS BF H R ER SO BB IBB HBP BLK WP HR S P ERA WHIP	IP WLS BF H R ER SO BB IBB HBP BLK WP HR S P ERA WHIP	IP WLS BF H R ER SO BB IBB HBP BLK WP HR S P ERA WHIP	IP WLS BF H R ER SO BB IBB HBP BLK WP HR S P ERA WHIP	IP WLS BF H R ER SO BB IBB HBP BLK WP HR S P ERA WHIP	IP WLS BF H R ER SO BB IBB HBP BLK WP HR S P ERA WHIP	IP WLS BF H R ER SO BB IBB HBP BLK WP HR S P ERA WHIP	IP WLS BF H R ER SO BB IBB HBP BLK WP HR S P ERA WHIP	IP WLS BF H R ER SO BB IBB HBP BLK WP HR S P ERA WHIP	IP WLS BF H R ER SO BB IBB HBP BLK WP HR S P ERA WHIP	IP WLS BF H R ER SO BB IBB HBP BLK WP HR S P ERA WHIP	IP WLS BF H R ER SO BB IBB HBP BLK WP HR S P ERA WHIP	IP WLS BF H R ER SO BB IBB HBP BLK WP HR S P ERA WHIP	IP WLS BF H R ER SO BB IBB HBP BLK WP HR S P ERA WHIP

Pittsburgh Pirates @ New York Mets  
Shea Stadium, Flushing, NY  
Fri Jun 27 1969, 7:05 PM EDT  
Att: 42,276 - Unknown

AB 31  
R 1  
H 3  
RBI 1  
BB 5  
SO 7  
LOB 17





Batter	1	2	3	4	5	6	7	8	9	AB	R	H	RBI	BB	SO	LOB	TOP																
Matty Alou, L OBP: 0.394, SLG: 0.478 (1, 8)										5	1	2	0	0	0	0																	
Richie Hebner, L OBP: 0.388, SLG: 0.453 (1, 5)										4	1	1	0	0	1	1																	
Roberto Clemente, R OBP: 0.394, SLG: 0.531 (1, 9)										5	0	0	0	0	3	6																	
Manny Sanguillen, R OBP: 0.377, SLG: 0.455 (1, 2)										3	2	1	0	1	0	1																	
Al Oliver, L OBP: 0.318, SLG: 0.388 Carl Taylor, R OBP: 0.368, SLG: 0.388 (8, 3)										2	1	0	0	1	0	0																	
Jose Pagan, R OBP: 0.312, SLG: 0.437 Johnny Jeter, R OBP: 0.286, SLG: 0.231 (9, 7)										4	0	3	2	0	0	0																	
Bill Mazerowski, R OBP: 0.291, SLG: 0.296 (1, 4)										2	0	0	1	1	0	1																	
Freddie Patek, R OBP: 0.308, SLG: 0.284 (1, 6)										4	0	0	0	0	0	4																	
Jim Bunning, R OBP: 0.097, SLG: 0.034 Willie Stargell, L OBP: 0.405, SLG: 0.552 Jose Martinez, R OBP: 0.286, SLG: 0.300 Joe Gibbon, R (8, 1)										2	0	0	0	0	0	0																	
<b>Inning Stats</b>	R: 0 E: 1 K: 1 S: 6	H: 0 LOB: 1 BB: 0 P: 6	R: 0 E: 0 K: 0 S: 3	H: 0 LOB: 0 BB: 0 P: 3	R: 0 E: 0 K: 0 S: 3	H: 0 LOB: 0 BB: 0 P: 3	R: 2 E: 0 K: 1 S: 7	H: 2 LOB: 2 BB: 2 P: 15	R: 0 E: 0 K: 1 S: 5	H: 0 LOB: 0 BB: 0 P: 3	R: 0 E: 0 K: 0 S: 3	H: 1 LOB: 0 BB: 0 P: 3	R: 5 E: 1 K: 1 S: 9	H: 3 LOB: 2 BB: 2 P: 17	R: 0 E: 0 K: 1 S: 6	H: 2 LOB: 1 BB: 0 P: 6	1B: 6 2B: 2 3B: 0 HR: 0	SF: 1 SAC: 1 DP: 2 HBP: 0	WP: 2 PB: 0 SB: 1 CS: 0	PA: 39													
<b>PITCHER</b>	IP WLS BF H R ER SO BB IBB HBP BLK WP HR S P ERA WHIP																																
Gary Gentry, R ERA: 3.26 Tug McGraw, L ERA: 3.62 Ron Taylor, R ERA: 2.45	(1, 1) (8, 1) (8, 1)	7.0 0.1 1.2	L 6 6	27 3 2	3 3 1	3 2 0	3 1 1	3 0 0	0 1 0	0 0 0	0 1 0	0 0 8	30 7 8	42 11 8	3.86 54.00 0.00	0.857 9.000 1.200																	

Pittsburgh Pirates @ New York Mets  
Shea Stadium, Flushing, NY  
Sat Jun 28 1969, 7:05 PM EDT  
Att: 48,398 - Unknown

livebaseballscores.com

AB 33  
R 7  
H 8  
RBI 5  
BB 4  
SO 5  
LOB 13

Batter	1	2	3	4	5	6	7	8	9	AB	R	H	RBI	BB	SO	LOB	BOTTOM																	
Ken Boswell, L OBP: 0.321, SLG: 0.352 (1, 4)										4	0	0	0	1	0	3																		
Tommie Agee, R OBP: 0.318, SLG: 0.473 (1, 8)										3	0	0	0	1	1	1																		
Wayne Garrett, L OBP: 0.333, SLG: 0.327 (1, 5)										3	0	0	0	0	1	0																		
Cleon Jones, R OBP: 0.432, SLG: 0.536 (1, 7)										4	2	3	1	0	0	1																		
Art Shamsky, L OBP: 0.391, SLG: 0.506 (1, 9)										4	1	0	0	0	2	3																		
Ed Kranepool, L OBP: 0.294, SLG: 0.387 (1, 3)										4	1	2	2	0	0	1																		
J.C. Martin, L OBP: 0.284, SLG: 0.327 (1, 2)										4	0	0	0	0	1	2																		
Al Weis, S OBP: 0.226, SLG: 0.218 (1, 6)										4	0	2	1	0	1	0																		
Gary Gentry, R ERA: 3.59 Tug McGraw, L ERA: 2.43 Ron Taylor, R Ed Charles, R (8, PH)	(1, 1) (8, 1) (8, 1) (8, PH)	7.0 2.0	W S	27 10	5 4	2 2	2 1	6 1	0 0	0 0	0 0	0 0	0 1	37 12	45 12	2.57 4.50	1.000 2.000																	
<b>Inning Stats</b>	R: 0 E: 0 K: 1 S: 5	H: 0 LOB: 0 BB: 0 P: 5	R: 2 E: 0 K: 0 S: 5	H: 2 LOB: 0 BB: 0 P: 5	R: 0 E: 0 K: 0 S: 2	H: 0 LOB: 0 BB: 1 P: 6	R: 0 E: 0 K: 1 S: 6	H: 1 LOB: 1 BB: 0 P: 6	R: 0 E: 0 K: 2 S: 8	H: 1 LOB: 1 BB: 0 P: 8	R: 0 E: 0 K: 1 S: 5	H: 0 LOB: 1 BB: 1 P: 9	R: 0 E: 0 K: 1 S: 6	H: 1 LOB: 1 BB: 0 P: 6	R: 0 E: 0 K: 1 S: 5	H: 0 LOB: 0 BB: 0 P: 5	R: 2 E: 1 K: 0 S: 7	H: 4 LOB: 2 BB: 0 P: 7	1B: 6 2B: 1 3B: 0 HR: 2	SF: 0 SAC: 1 DP: 1 HBP: 0	WP: 0 PB: 0 SB: 1 CS: 1	PA: 37												
<b>PITCHER</b>	IP WLS BF H R ER SO BB IBB HBP BLK WP HR S P ERA WHIP																																	
Jim Bunning, R Joe Gibbon, L	(1, 1) (8, 1)	7.0 2.0	W S	27 10	5 4	2 2	2 1	6 1	0 0	0 0	0 0	0 0	0 1	37 12	45 12	2.57 4.50	1.000 2.000																	

Pittsburgh Pirates @ New York Mets  
Shea Stadium, Flushing, NY  
Sat Jun 28 1969, 7:05 PM EDT  
Att: 48,398 - Unknown

livebaseballscores.com

AB 34  
R 4  
H 9  
RBI 4  
BB 2  
SO 7  
LOB 12



Batter	1	2	3	4	5	6	7	8	9	AB	R	H	RBI	BB	SO	LOB	TOP					
Matty Alou, L OBP: 0.388, SLG: 0.471 (1, 8)	0-0 5-3	0-0 L6		0-0 FC6-4			0-0 4-3		0-0 L3	5	0	0	0	0	0	3						
Richie Hebner, L OBP: 0.370, SLG: 0.451 (1, 5)	4-0 BB		0-0 6-3 1B		0-0 F7		0-0 F8			3	0	1	0	1	0	0						
Roberto Clemente, R OBP: 0.389, SLG: 0.521 (1, 9)	0-3 K		0-0 F9		0-0 4-3			0-3 K		4	0	0	0	0	2	2						
Manny Sanguillen, R OBP: 0.374, SLG: 0.450 (1, 2)	0-3 K		0-0 6-3		0-0 1B			0-0 6-3		4	0	1	0	0	1	2						
Jose Pagan, R OBP: 0.319, SLG: 0.439 (1, 7)		0-0 HR 1B	0-0 F9		0-3 K			0-0 3B 1B		4	2	2	0	0	1	2						
Carl Taylor, R OBP: 0.393, SLG: 0.500 (1, 3)	0-0 HR			4-0 BB BB		0-3 K		0-0 3B		3	1	2	3	1	1	0						
Bill Mazerowski, R OBP: 0.292, SLG: 0.293 Jose Martinez, R OBP: 0.282, SLG: 0.296 (1, 4) (6, 4)	0-3 K			4-0 FC6-4 BB		0-0 F7		0-0 F7		2	0	0	0	1	1	0						
Freddie Patek, R OBP: 0.307, SLG: 0.280 (1, 6)	4-0 SH1-4 BB			0-0 P3		0-3 K			0-0 F5	3	0	0	0	1	1	2						
Bob Veale, S OBP: 0.091, SLG: 0.032 Bruce Dal Canton, R OBP: 0.444, SLG: 0.655 Gary Kolb, L OBP: 0.211, SLG: 0.176 Chuck Hartenstein, R OBP: 0.255, SLG: 0.343 (1, 1) (4, 1) (7, PH) (7, 1) (9, PH)	0-0 SH1-4			0-3 K			0-3 K		0-3 K	1	0	0	0	0	1	2						
<b>Inning Stats</b>	R: 0 E: 0 K: 2 S: 7	H: 0 LOB: 1 BB: 1 P: 11	R: 2 E: 0 K: 1 S: 7	H: 2 LOB: 1 BB: 1 P: 11	R: 0 E: 0 K: 0 S: 4	H: 1 LOB: 1 BB: 0 P: 4	R: 0 E: 0 K: 1 S: 5	H: 0 LOB: 0 BB: 0 P: 13	R: 0 E: 0 K: 1 S: 6	H: 1 LOB: 1 BB: 0 P: 6	R: 0 E: 0 K: 2 S: 7	H: 0 LOB: 0 BB: 0 P: 7	R: 0 E: 0 K: 1 S: 5	H: 0 LOB: 0 BB: 0 P: 5	R: 1 E: 0 K: 1 S: 7	H: 2 LOB: 1 BB: 0 P: 7	R: 0 E: 0 K: 1 S: 5	H: 0 LOB: 0 BB: 0 P: 5	1B: 4 2B: 0 3B: 1 HR: 1	SF: 0 SAC: 1 DP: 0 HBP: 0	WP: 0 PB: 0 SB: 1 CS: 0	PA: 37
<b>PITCHER</b> Tom Seaver, R ERA: 2.57 (1, 1)	IP: 9.0 WLS: W BF: 37 H: 6 R: 3 ER: 3 SO: 10 BB: 4 IBB: 0 HBP: 0 BLK: 0 WP: 0 HR: 1 S: 53 P: 69 ERA: 3.00 WHIP: 1.111															<b>PITCHER</b>	IP: 9.0 WLS: W BF: 37 H: 6 R: 3 ER: 3 SO: 10 BB: 4 IBB: 0 HBP: 0 BLK: 0 WP: 0 HR: 1 S: 53 P: 69 ERA: 3.00 WHIP: 1.111					

Pittsburgh Pirates @ New York Mets  
Shea Stadium, Flushing, NY  
Sun Jun 29 1969, 3:33 AM EDT  
Att: 27,455 - Unknown

AB	32
R	3
H	6
RBI	3
BB	4
SO	10
LOB	14



Batter	1	2	3	4	5	6	7	8	9	AB	R	H	RBI	BB	SO	LOB	BOTTOM			
Rod Gaspar, S OBP: 0.315, SLG: 0.297 (1, 9)	0-0 5-3	0-0 4-3		0-0 1-3		0-0 1-3		0-0 4-3		5	0	0	0	0	0	2				
Bobby Pfeil, R OBP: 0.333, SLG: 0.444 (1, 4)	0-0 F8	0-3 K		0-0 F2		0-0 FC6-4 1B		0-0 FC6-4 1B		5	0	2	0	0	1	2				
Tommie Agee, R OBP: 0.324, SLG: 0.471 (1, 8)	0-0 BB 1B		4-0 FC6-4 BB	4-0 3B BB		0-0 FC6-4 1-2		0-0 FC6-4 1-2		3	2	1	0	2	0	2				
Cleon Jones, R OBP: 0.433, SLG: 0.542 (1, 7)	4-0 1B BB		0-0 FC6-4 2B	0-0 1-2 2B 3B		0-3 K				3	3	1	2	1	1	2				
Ed Charles, R OBP: 0.293, SLG: 0.296 (1, 5)	0-0 1B		0-0 2B	0-0 2B 1B		0-0 F7				4	1	3	2	0	0	0				
Donn Clendenen, R OBP: 0.270, SLG: 0.373 (1, 3)	0-0 S 1B		0-0 2B	0-0 F7		0-0 1-3				4	0	2	3	0	0	1				
Jerry Grote, R OBP: 0.281, SLG: 0.301 (1, 2)	0-0 4-3		0-0 F3		0-0 F7		0-0 1B			4	0	1	0	0	0	3				
Al Weis, S OBP: 0.230, SLG: 0.213 Wayne Garrett, L OBP: 0.331, SLG: 0.325 (1, 6) (6, 6)		4-0 4-3 BB	0-0 F7		0-0 6-3		0-3 K			2	0	0	0	1	0	1				
Tom Seaver, R OBP: 0.196, SLG: 0.122 (1, 1)	0-0 P3		0-0 P3	0-0 3B 2B		0-0 4-3		0-0 4-3		4	1	1	0	0	0	1				
<b>Inning Stats</b>	R: 2 E: 0 K: 0 S: 6	H: 3 LOB: 2 BB: 1 P: 10	R: 0 E: 0 K: 1 S: 5	H: 0 LOB: 1 BB: 1 P: 9	R: 2 E: 0 K: 0 S: 5	H: 2 LOB: 1 BB: 1 P: 9	R: 3 E: 0 K: 0 S: 6	H: 3 LOB: 1 BB: 1 P: 10	R: 0 E: 0 K: 1 S: 6	H: 1 LOB: 1 BB: 0 P: 6	R: 0 E: 0 K: 1 S: 6	H: 1 LOB: 1 BB: 0 P: 6	R: 0 E: 0 K: 0 S: 4	H: 1 LOB: 1 BB: 0 P: 4	R: 0 E: 0 K: 0 S: 4	H: 1 LOB: 1 BB: 0 P: 4	1B: 7 2B: 3 3B: 1 HR: 0	SF: 0 SAC: 0 DP: 0 HBP: 0	WP: 0 PB: 0 SB: 1 CS: 0	PA: 39
<b>PITCHER</b> Bob Veale, L ERA: 4.44 Bruce Dal Canton, R ERA: 3.31 Chuck Hartenstein, R ERA: 3.24 (1, 1) (4, 1) (7, 1)	IP: 3.2 WLS: L BF: 22 H: 7 R: 7 ER: 7 SO: 7 BB: 4 IBB: 0 HBP: 0 BLK: 0 WP: 0 HR: 0 S: 20 P: 36 ERA: 17.18 WHIP: 3.000															<b>PITCHER</b>	IP: 3.2 WLS: L BF: 22 H: 7 R: 7 ER: 7 SO: 7 BB: 4 IBB: 0 HBP: 0 BLK: 0 WP: 0 HR: 0 S: 20 P: 36 ERA: 17.18 WHIP: 3.000			

Pittsburgh Pirates @ New York Mets  
Shea Stadium, Flushing, NY  
Sun Jun 29 1969, 3:33 AM EDT  
Att: 27,455 - Unknown

AB	35
R	7
H	11
RBI	7
BB	4
SO	3
LOB	15





Batter	1	2	3	4	5	6	7	8	9	AB R H RBI BB SO LOB	TOP											
Tommie Agee, R OBP: 0.329, SLG: 0.471	3-4-1 1B BB	P5				SF7			1B FC4-2 BB	2 1 1 1 2 0 0	<b>New York Mets @ St. Louis Cardinals</b> Busch Stadium, St. Louis, MO Mon Jun 30 1969, 7:05 PM CDT Att: 17,476 - Unknown											
Bobby Pfeil, R OBP: 0.286, SLG: 0.357	3-4-1 1-2	6-3			FC1-6	6-3			4-3 FC4-2 1B	5 0 1 0 0 0 3												
Ken Boswell, L OBP: 0.318, SLG: 0.348	BB 1B	F7			F7		4-3		FC4-2 4-3	5 1 1 1 0 0 3												
Art Shamsky, L OBP: 0.392, SLG: 0.529	BB 1B BB		K		F9				4-3	4 2 1 1 1 1 3												
Ed Kranepool, L OBP: 0.293, SLG: 0.381 Donn Clendenon, R OBP: 0.269, SLG: 0.371	1B HR BB		4-3		G3		4-3		4-3	3 1 0 0 1 0 0 1 0 0 0 0 0 2												
Rod Gaspar, S OBP: 0.320, SLG: 0.311	HR 1B		G3		1B 2B		1-3			4 2 2 2 0 0 0												
Jerry Grote, R OBP: 0.286, SLG: 0.319	HR				F9	1B 1B IBB		F7		3 2 1 3 1 0 0												
Al Weis, S OBP: 0.231, SLG: 0.214	P6				6-3	1B SF7 1B		5-3		4 1 1 0 0 0 0												
Jim McAndrew, R OBP: 0.357, SLG: 0.333	K				1-4-3	1B		G1		4 0 1 2 0 1 0												
<b>Inning Stats</b>	R: 6 E: 0 K: 1 S: 8	H: 3 LOB: 0 BB: 3 P: 20	R: 0 E: 0 K: 0 S: 3	H: 0 LOB: 0 BB: 0 P: 3	R: 0 E: 0 K: 1 S: 5	H: 0 LOB: 0 BB: 0 P: 5	R: 0 E: 0 K: 0 S: 3	H: 0 LOB: 1 BB: 0 P: 3	R: 0 E: 0 K: 0 S: 4	H: 1 LOB: 1 BB: 0 P: 4		R: 3 E: 0 K: 0 S: 6	H: 3 LOB: 1 BB: 1 P: 10	R: 1 E: 0 K: 0 S: 4	H: 1 LOB: 0 BB: 0 P: 4	R: 0 E: 0 K: 0 S: 3	H: 0 LOB: 0 BB: 0 P: 3	R: 0 E: 0 K: 0 S: 4	H: 1 LOB: 2 BB: 1 P: 8	1B: 6 2B: 1 3B: 0 HR: 2	SF: 1 SAC: 0 DP: 0 HBP: 0	WP: 0 PB: 0 SB: 0 CS: 0
<b>PITCHER</b>	IP WLS BF H R ER SO BB IBB HBP BLK WP HR S P ERA WHIP											<b>PITCHER</b>	IP WLS BF H R ER SO BB IBB HBP BLK WP HR S P ERA WHIP									
Nelson Briles, R ERA: 4.7	0.1 L 6 2 5 5 0 3 0 0 0 0 0 0 3 15 135.00 15.000																					
Ray Washburn, R ERA: 3.25	5.2 23 5 4 4 2 0 1 0 0 0 0 1 26 30 6.35 0.882																					
Ron Willis, R ERA: 3.69	2.0 7 1 1 1 0 0 0 0 0 0 0 1 7 7 4.50 0.500																					
Vic Davallilo, L ERA:	0.0 2 1 0 0 0 1 0 0 0 0 0 0 1 5 ∞ ∞																					
Chuck Taylor, R ERA: 1.59	1.0 3 0 0 0 0 0 0 0 0 0 0 0 3 3 0.00 0.000																					
<b>Batter</b>	<b>1</b>	<b>2</b>	<b>3</b>	<b>4</b>	<b>5</b>	<b>6</b>	<b>7</b>	<b>8</b>	<b>9</b>	<b>AB R H RBI BB SO LOB</b>	<b>BOTTOM</b>											
Curt Flood, R OBP: 0.326, SLG: 0.339	F2		5-3			2-3			6-3	4 0 0 0 0 0 0	<b>New York Mets @ St. Louis Cardinals</b> Busch Stadium, St. Louis, MO Mon Jun 30 1969, 7:05 PM CDT Att: 17,476 - Unknown											
Lou Brock, L OBP: 0.331, SLG: 0.457	K				6-3	P1			6-3	4 0 0 0 0 1 0												
Vada Pinson, L OBP: 0.329, SLG: 0.421	3-1				4-3	F8			1-6-3	4 0 0 0 0 0 0												
Joe Torre, R OBP: 0.352, SLG: 0.473		HR			K	F8				3 1 1 1 0 1 0												
Tim McCarver, L OBP: 0.343, SLG: 0.388		4-3			6-3	1B				3 0 1 0 0 0 0												
Mike Shannon, R OBP: 0.296, SLG: 0.365		P4			5-3	P4				3 0 0 0 0 0 1												
Steve Huntz, S OBP: 0.267, SLG: 0.140		F8			K			4-3		3 0 0 0 0 1 0												
Dal Maxvill, R OBP: 0.260, SLG: 0.246			6-3			HR		6-3		3 1 1 1 0 0 0												
Nelson Briles, R OBP: 0.136, SLG: 0.200 Ray Washburn, R OBP: 0.071, SLG: 0.071 Boots Berry, L OBP: 0.000, SLG: 0.000 Ron Willis, R OBP: 0.000, SLG: 0.000 Bill White, L OBP: 0.000, SLG: 0.000 Vic Davallilo, L OBP: 0.000, SLG: 0.000 Chuck Taylor, R OBP: 0.000, SLG: 0.000			K			6-3		K		0 0 0 0 0 0 0 1 0 0 0 0 0 1 0 1 0 0 0 0 0 0 0 0 0 0 0 0 0 0 0 1 0 0 0 0 0 1 0 0 0 0 0 0 0 0 0												
<b>Inning Stats</b>	R: 0 E: 0 K: 1 S: 5	H: 0 LOB: 0 BB: 0 P: 5	R: 1 E: 0 K: 0 S: 4	H: 1 LOB: 0 BB: 0 P: 4	R: 0 E: 0 K: 1 S: 5	H: 0 LOB: 0 BB: 0 P: 5	R: 0 E: 0 K: 1 S: 5	H: 0 LOB: 0 BB: 0 P: 5	R: 0 E: 0 K: 0 S: 4	H: 1 LOB: 1 BB: 0 P: 4		R: 0 E: 0 K: 0 S: 5	H: 0 LOB: 0 BB: 0 P: 5	R: 0 E: 0 K: 1 S: 5	H: 0 LOB: 0 BB: 0 P: 5	R: 0 E: 0 K: 0 S: 3	H: 0 LOB: 0 BB: 0 P: 3	1B: 1 2B: 0 3B: 0 HR: 2	SF: 0 SAC: 0 DP: 0 HBP: 0	WP: 0 PB: 0 SB: 0 CS: 0	PA: 30	
<b>PITCHER</b>	IP WLS BF H R ER SO BB IBB HBP BLK WP HR S P ERA WHIP											<b>PITCHER</b>	IP WLS BF H R ER SO BB IBB HBP BLK WP HR S P ERA WHIP									
Jim McAndrew, R ERA: 4.57	9.0 W 30 3 2 2 5 0 0 0 0 0 0 2 40 2.00 0.333																					

AB 35  
R 10  
H 9  
RBI 10  
BB 5  
SO 2  
LOB 11



AB 30  
R 2  
H 3  
RBI 2  
BB 0  
SO 5  
LOB 1





Batter	1	2	3	4	5	6	7	8	9	AB	R	H	RBI	BB	SO	LOB	TOP			
Rod Gaspar, S OBP: 0.325, SLG: 0.311	4-0 CS BB			0-0 1B		0-0 5-3			0-0 F3	3	1	1	0	1	0	0	<b>New York Mets @ St. Louis Cardinals</b> Busch Stadium, St. Louis, MO Tue Jul 01 1969, 7:05 PM CDT Unknown  <a href="http://livebaseballscorecards.com">livebaseballscorecards.com</a>			
Tommie Agee, R OBP: 0.324, SLG: 0.463	0-3 K			0-0 F8		0-3 K			0-0 4-3	4	0	0	0	0	2	2				
Bobby Pfeil, R OBP: 0.278, SLG: 0.333	0-3 K			0-0 1B					0-3 K	4	0	1	0	0	2	1				
Cleon Jones, R OBP: 0.435, SLG: 0.542		0-0 P4		0-0 1B						2	0	1	1	1	0	0				
Donn Clendenon, R OBP: 0.264, SLG: 0.364		0-0 F9		0-0 4-3					0-0 L8-3	3	0	0	0	0	0	2				
Ed Charles, R OBP: 0.286, SLG: 0.288		0-3 K							0-3 K	3	0	0	0	0	3	0				
Jerry Grote, R OBP: 0.281, SLG: 0.314			0-3 K						0-0 F8	3	0	0	0	0	1	0				
Al Weis, S OBP: 0.234, SLG: 0.209			0-0 P3						4-0 BB	2	0	0	0	1	0	0				
Nolan Ryan, R Tug McGraw, R Ron Swoboda, R Ron Taylor, R			0-3 K						0-0 F8	2	0	0	0	0	1	0				
									0-0 4-3	1	0	0	0	0	0	0				
<b>Inning Stats</b>	R: 0 E: 0 K: 2 S: 6	H: 0 LOB: 1 BB: 1 P: 10	R: 0 E: 0 K: 1 S: 5	H: 0 LOB: 0 BB: 0 P: 5	R: 0 E: 0 K: 0 S: 7	H: 0 LOB: 0 BB: 0 P: 7	R: 1 E: 0 K: 0 S: 5	H: 3 LOB: 1 BB: 0 P: 5	R: 0 E: 0 K: 1 S: 5	H: 0 LOB: 0 BB: 0 P: 5	R: 0 E: 0 K: 0 S: 2	H: 0 LOB: 0 BB: 1 P: 6	R: 0 E: 0 K: 1 S: 5	H: 0 LOB: 1 BB: 1 P: 9	R: 0 E: 0 K: 1 S: 5	H: 0 LOB: 0 BB: 0 P: 5	1B: 3 2B: 2 3B: 0 HR: 0	SF: 0 SAC: 0 DP: 2 HBP: 0	WP: 0 PB: 0 SB: 0 CS: 1	PA: 30
<b>PITCHER</b> Steve Carlton, L ERA: 1.78	IP: 9.0 WLS: W BF: 30 H: 3 R: 1 ER: 1 SO: 9 BB: 3 IBB: 0 HBP: 0 BLK: 0 WP: 0 HR: 0 S: 45 P: 57 ERA: 1.00 WHIP: 0.667															<b>PITCHER</b>				

Batter	1	2	3	4	5	6	7	8	9	AB	R	H	RBI	BB	SO	LOB	BOTTOM			
Lou Brock, L OBP: 0.335, SLG: 0.456	4-0 BB G3 BB		4-0 FC4-6 BB						0-3 K	3	2	1	0	2	1	1	<b>New York Mets @ St. Louis Cardinals</b> Busch Stadium, St. Louis, MO Tue Jul 01 1969, 7:05 PM CDT Unknown  <a href="http://livebaseballscorecards.com">livebaseballscorecards.com</a>			
Curt Flood, R OBP: 0.326, SLG: 0.337	4-0 G3 1-2 BB BB		0-0 FC4-6 2B						0-0 SH1-3	2	1	0	0	1	0	1				
Vada Pinson, L OBP: 0.336, SLG: 0.429	4-0 G3 1-2 2-3 BB		0-0 F8 1-H 2B						0-0 1B	3	0	2	2	1	0	0				
Joe Torre, R OBP: 0.351, SLG: 0.470	0-3 K		0-0 F8						0-3 K	4	0	1	0	0	2	5				
Tim McCarver, L OBP: 0.345, SLG: 0.388	0-0 G3 1-2 2-3 3-H		4-0 FC4-6 BB						0-0 L9-6-3	3	0	1	1	1	0	3				
Mike Shannon, R OBP: 0.295, SLG: 0.360	0-0 F9		0-0 FC4-6						0-3 K	3	1	0	0	1	1	6				
Steve Huntz, S OBP: 0.281, SLG: 0.170		0-3 K							4-0 SH2-3 BB	3	0	1	1	1	1	0				
Dal Maxvill, R OBP: 0.261, SLG: 0.244		0-0 F8							0-0 SH2-3	2	0	0	0	1	0	0				
Steve Carlton, L OBP: 0.238, SLG: 0.293		0-3 K							0-0 F7	4	0	0	0	0	3	3				
									0-3 K	1	0	0	0	0	3	3				
<b>Inning Stats</b>	R: 1 E: 0 K: 1 S: 5	H: 0 LOB: 2 BB: 3 P: 17	R: 0 E: 0 K: 2 S: 7	H: 0 LOB: 0 BB: 0 P: 7	R: 1 E: 0 K: 0 S: 4	H: 1 LOB: 2 BB: 2 P: 12	R: 0 E: 0 K: 1 S: 5	H: 0 LOB: 0 BB: 0 P: 5	R: 0 E: 0 K: 0 S: 3	H: 0 LOB: 0 BB: 0 P: 3	R: 1 E: 0 K: 1 S: 6	H: 2 LOB: 2 BB: 2 P: 14	R: 1 E: 0 K: 2 S: 10	H: 3 LOB: 2 BB: 0 P: 10	R: 0 E: 0 K: 1 S: 5	H: 0 LOB: 1 BB: 1 P: 9	1B: 4 2B: 3 3B: 0 HR: 0	SF: 0 SAC: 2 DP: 1 HBP: 0	WP: 0 PB: 0 SB: 0 CS: 0	PA: 37
<b>PITCHER</b> Nolan Ryan, R Tug McGraw, L Ron Taylor, R	IP: 1.1 WLS: L BF: 7 H: 3 R: 1 ER: 1 SO: 3 BB: 0 IBB: 0 HBP: 0 BLK: 0 WP: 0 HR: 0 S: 13 P: 13 ERA: 6.75 WHIP: 2.250															<b>PITCHER</b>				



Batter	1	2	3	4	5	6	7	8	9	AB	R	H	RBI	BB	SO	LOB	TOP		
Rod Gaspar, S OBP: 0.314, SLG: 0.300 (1, 8)	5-3	6-3		4-3			4-3		5-3	5	0	0	0	0	0	1			
Ken Boswell, L OBP: 0.311, SLG: 0.340 (1, 4)	F8	G3			4-3		P6		F5	5	0	0	0	0	0	0			
Cleon Jones, R OBP: 0.440, SLG: 0.543 (1, 7)	BB 1B			S BB	4-3			1B 1B		3	2	2	0	1	0	0			
Art Shamsky, L OBP: 0.406, SLG: 0.545 (1, 9)	1B 1B BB			K BB				G4-6-3 1B 1B		3	2	2	0	1	1	1			
Wayne Garrett, L OBP: 0.335, SLG: 0.329 (1, 5) (8, 6)	1B 1B			K			3-1	G4-6-3 1B		4	1	2	2	0	1	2			
J.C. Martin, L OBP: 0.286, SLG: 0.327 (1, 2) Jerry Grote, R OBP: 0.280, SLG: 0.312 (8, PH) (8, 2)	1B 1B			F5			G3	G4-6-3 1B		3	0	1	1	0	0	1			
Donn Clendenon, R OBP: 0.269, SLG: 0.367 (1, 3)	1B				6-3		4-3			4	0	2	2	0	0	0			
Al Weis, S OBP: 0.237, SLG: 0.205 (1, 6) Ed Charles, R OBP: 0.263, SLG: 0.286 (8, PH) (8, 5)	4-3			S BB			5-3	K		2	0	0	0	1	0	2			
Jack Dilauro, S (1, 1) Don Cardwell, R OBP: 0.269, SLG: 0.375 (5, 1) Bobby Pfeil, R OBP: 0.263, SLG: 0.316 (7, PH) Cal Koonce, R OBP: 0.667, SLG: 0.667 (7, 1) Tommie Agee, R OBP: 0.323, SLG: 0.461 (9, PH)		6-3		K			F2		F9	2	0	0	0	0	1	1			
<b>Inning Stats</b>	R: 3 E: 0 K: 0 S: 7	H: 4 LOB: 2 BB: 1 P: 11	R: 0 E: 0 K: 0 S: 3	H: 0 LOB: 0 BB: 0 P: 3	R: 0 E: 0 K: 2 S: 7	H: 0 LOB: 1 BB: 1 P: 11	R: 0 E: 0 K: 1 S: 5	H: 0 LOB: 1 BB: 0 P: 9	R: 0 E: 0 K: 0 S: 4	H: 0 LOB: 0 BB: 0 P: 3	R: 0 E: 0 K: 0 S: 3	H: 0 LOB: 0 BB: 0 P: 3	R: 0 E: 0 K: 1 S: 8	H: 4 LOB: 1 BB: 0 P: 8	R: 0 E: 0 K: 0 S: 3	H: 0 LOB: 0 BB: 0 P: 3	1B: 8 2B: 1 3B: 0 HR: 0	SF: 0 SAC: 0 DP: 1 HBP: 0	WP: 0 PA: 38
<b>PITCHER</b>	IP WLS BF H R ER SO BB IBB HBP BLK WP HR S P ERA WHIP	IP WLS BF H R ER SO BB IBB HBP BLK WP HR S P ERA WHIP																	
Mike Torrez, R ERA: 5.08 (1, 1)	7.0 W 32 8 5 5 3 3 0 0 0 0 0 0 35 47 6.43 1.571	2.0 S 6 1 0 0 1 0 0 0 0 0 0 8 8 0.00 0.500																	

New York Mets @ St. Louis Cardinals  
 Busch Stadium, St. Louis, MO  
 Tue Jul 01 1969, 7:05 PM CDT  
 Att: 19,799 - Unknown

AB 35  
 R 5  
 H 9  
 RBI 5  
 BB 3  
 SO 4  
 LOB 11



Batter	1	2	3	4	5	6	7	8	9	AB	R	H	RBI	BB	SO	LOB	BOTTOM		
Lou Brock, L OBP: 0.331, SLG: 0.449 (1, 7)	E4 1B FC4-6		F9		G3	4-3		1-3		5	1	0	0	0	0	1			
Curt Flood, R OBP: 0.327, SLG: 0.345 (1, 8)	FC4-6 1B		FC4		2B 3B	K		5-3		5	1	2	0	0	1	1			
Vada Pinson, L OBP: 0.333, SLG: 0.433 (1, 9)	FC4-6		P6		P6	1B 3B		4-3		5	1	1	1	0	0	3			
Joe Torre, R OBP: 0.353, SLG: 0.469 (1, 3)	F9				F7	2B BB		1B		3	1	1	1	1	0	1			
Mike Shannon, R OBP: 0.294, SLG: 0.363 (1, 5)	P3				5-3	1B 2B		F8		4	1	1	2	0	0	2			
Tim McCarver, L OBP: 0.347, SLG: 0.387 (1, 2)			F9		2B 1B	2B 1B		F9		3	2	1	0	1	0	0			
Julian Javier, R OBP: 0.310, SLG: 0.386 (1, 4)			K		1B	2B 1B		5-3		4	1	2	1	0	1	0			
Steve Huntz, S OBP: 0.309, SLG: 0.200 (1, 6)	F8				IBB	2B		WP BB		2	0	1	3	2	0	0			
Mike Torrez, R OBP: 0.133, SLG: 0.200 (1, 1) Joe Hoerner, R (8, 1)			FC4 1B		6-3	1-3		K		4	0	1	0	0	1	4			
<b>Inning Stats</b>	R: 1 E: 1 K: 0 S: 5	H: 1 LOB: 0 BB: 0 P: 5	R: 0 E: 0 K: 1 S: 5	H: 0 LOB: 0 BB: 0 P: 5	R: 0 E: 1 K: 0 S: 4	H: 1 LOB: 1 BB: 0 P: 4	R: 1 E: 0 K: 0 S: 5	H: 2 LOB: 2 BB: 1 P: 9	R: 5 E: 0 K: 0 S: 7	H: 4 LOB: 1 BB: 2 P: 15	R: 1 E: 0 K: 1 S: 7	H: 2 LOB: 1 BB: 0 P: 7	R: 0 E: 0 K: 1 S: 5	H: 0 LOB: 1 BB: 1 P: 9	R: 0 E: 0 K: 0 S: 3	H: 0 LOB: 0 BB: 0 P: 3	1B: 5 2B: 3 3B: 2 HR: 0	SF: 0 SAC: 0 DP: 0 HBP: 0	WP: 1 PA: 39
<b>PITCHER</b>	IP WLS BF H R ER SO BB IBB HBP BLK WP HR S P ERA WHIP	IP WLS BF H R ER SO BB IBB HBP BLK WP HR S P ERA WHIP																	
Jack Dilauro, L ERA: 2.43 (1, 1)	4.2 L 23 4 3 3 1 0 1 0 0 0 0 10 14 20.25 3.000	1.1 9 4 3 3 1 0 1 0 0 0 1 0 8 12 0.00 0.500																	

New York Mets @ St. Louis Cardinals  
 Busch Stadium, St. Louis, MO  
 Tue Jul 01 1969, 7:05 PM CDT  
 Att: 19,799 - Unknown

AB 35  
 R 8  
 H 10  
 RBI 8  
 BB 4  
 SO 3  
 LOB 12





Batter	1	2	3	4	5	6	7	8	9	10	11	12	13	14	AB	R	H	RBI	BB	SO	LOB	TOP								
<b>Tommie Agee, R</b> OBP: 0.330, SLG: 0.469 (1, 8)	4-3 2B		E4 1B		P4		6-3		P4			G4-6-3 1B		S 1B	7	1	4	0	0	0	1									
<b>Ken Boswell, L</b> OBP: 0.310, SLG: 0.338 (1, 4)	4-3		K			F3 1B		K		G3		G4-6-3 1-2		BB HBP 1B	7	2	2	1	0	2	3									
<b>Cleon Jones, R</b> OBP: 0.433, SLG: 0.531 (1, 7)	K			K		F7		E3 1B		K			F3	BB 1B HBP	6	1	0	0	0	3	2									
<b>Art Shamsky, L</b> OBP: 0.400, SLG: 0.554 <b>Rod Gaspar, S</b> OBP: 0.321, SLG: 0.303 (8, 9)	3-1				2B	F3		P6		P6			F8 1B	BB 1B	4	1	1	0	0	0	3									
<b>Wayne Garrett, L</b> OBP: 0.349, SLG: 0.348 (1, 5)		G3		PB 1B	2B						G3			BB 1B	6	1	4	4	1	0	0									
<b>Donn Clendenon, R</b> OBP: 0.276, SLG: 0.366 (1, 3)			P4		3H 1B				2H 1B				1-2 1B	BB 1B	6	0	2	1	1	1	6									
<b>J.C. Martin, L</b> OBP: 0.257, SLG: 0.314 <b>Jerry Grote, R</b> OBP: 0.277, SLG: 0.308 (8, 2)			K		G6-4-3 1B								F8	BB 1B	4	0	0	0	0	2	3									
<b>Al Weis, S</b> OBP: 0.225, SLG: 0.194 (1, 6)			F8			F9		F9		SH2-4 1-2			K		5	0	0	0	0	1	1									
<b>Jerry Koosman, R</b> OBP: 0.030, SLG: 0.030 <b>Ron Taylor, R</b> (8, 1)			L4			F8		F7		K			P3		3	0	0	0	0	0	0									
<b>Ron Swoboda, R</b> OBP: 0.277, SLG: 0.326 <b>Tug McGraw, R</b> OBP: 0.167, SLG: 0.176 (9, 1)														1-3	0	0	0	0	0	0	0									
<b>Inning Stats</b>	R: 0 E: 0 K: 1 S: 6	H: 1 LOB: 1 BB: 0 P: 6	R: 0 E: 0 K: 1 S: 5	H: 0 LOB: 0 BB: 0 P: 5	R: 0 E: 1 K: 1 S: 6	H: 1 LOB: 1 BB: 0 P: 6	R: 2 E: 0 K: 1 S: 7	H: 3 LOB: 0 BB: 0 P: 7	R: 0 E: 0 K: 0 S: 3	H: 0 LOB: 0 BB: 0 P: 3	R: 1 E: 0 K: 1 S: 7	H: 2 LOB: 2 BB: 1 P: 11	R: 0 E: 0 K: 0 S: 3	H: 0 LOB: 0 BB: 0 P: 3	R: 1 E: 1 K: 2 S: 9	H: 1 LOB: 1 BB: 0 P: 9	R: 0 E: 0 K: 1 S: 5	H: 0 LOB: 0 BB: 0 P: 5	R: 0 E: 0 K: 1 S: 6	H: 1 LOB: 1 BB: 0 P: 6	R: 0 E: 0 K: 0 S: 3	H: 1 LOB: 0 BB: 0 P: 3	R: 0 E: 0 K: 0 S: 5	H: 2 LOB: 2 BB: 2 P: 14	R: 2 E: 0 K: 0 S: 5	H: 2 LOB: 3 BB: 2 P: 14	1B: 11 2B: 2 3B: 1 HR: 0	SF: 0 SAC: 1 DP: 2 HBP: 1	WP: 0 PB: 1 SB: 3 CS: 0	PA: 60
<b>PITCHER</b>	IP	WLS	BF	H	R	ER	SO	BB	IBB	HBP	BLK	WP	HR	S	P	ERA	WHIP													
<b>Dave Giusti, R</b> ERA: 3.55 <b>Chuck Taylor, R</b> ERA: 1.42 <b>Joe Hoerner, L</b> ERA: 2.53 <b>Ray Washburn, R</b> ERA: 3.15 <b>Ron Willis, R</b> ERA: 4.18 (1, 1) (8, 1) (10, 1) (11, 1) (14, 1)	7.0		28	7	3	3	5	0	0	0	0	0	0	15	41	0.00	0.500													
<b>PITCHER</b>	IP	WLS	BF	H	R	ER	SO	BB	IBB	HBP	BLK	WP	HR	S	P	ERA	WHIP													
<b>Nelson Briles, R</b> ERA: 4.68 (14, 1)	0.1		1	0	0	0	0	0	0	0	0	0	0	1	1	0.00	0.000													

**New York Mets @ St. Louis Cardinals**  
Busch Stadium, St. Louis, MO  
Wed Jul 02 1969, 7:05 PM CDT  
Att: 14,928 - Unknown

**AB 55**  
**R 6**  
**H 14**  
**RBI 6**  
**BB 3**  
**SO 10**  
**LOB 23**



Batter	1	2	3	4	5	6	7	8	9	10	11	12	13	14	AB	R	H	RBI	BB	SO	LOB	BOTTOM								
<b>Lou Brock, L</b> OBP: 0.326, SLG: 0.440 (1, 7)	4-3		4-3		1-3		K		K		L7			K	7	0	0	0	1	3	5									
<b>Curt Flood, R</b> OBP: 0.332, SLG: 0.351 (1, 8)	WP 2B		F9			G3 1B		P4		2B 1B		K		BB 1B	6	0	3	0	1	1	0									
<b>Vada Pinson, L</b> OBP: 0.332, SLG: 0.433 (1, 9)	K			4-3		G3		6-3					K		7	0	2	0	0	2	4									
<b>Joe Torre, R</b> OBP: 0.332, SLG: 0.440 <b>Boots Berry, L</b> <b>Ray Washburn, R</b> <b>Bob Gibson, R</b> <b>Ron Willis, R</b> <b>Nelson Briles, R</b> (10, P9) (11, 1) (13, P9) (14, 1) (14, 1)	F9			6-3		F7		BB HR BB		SH FC5-2 2B		K		L3	4	1	1	0	1	0	2									
<b>Mike Shannon, R</b> OBP: 0.301, SLG: 0.363 (1, 5)		1B		K		F3		BB HR BB		FC5-2 SH 1BB		F3		1B	5	1	2	0	2	1	1									
<b>Tim McCarver, L</b> OBP: 0.357, SLG: 0.395 (1, 2)			G6-4-3 1B			BB 1B		1B 1B		SH FC5-2		BB 1B		P6	5	1	4	0	1	0	3									
<b>Julian Javier, R</b> OBP: 0.311, SLG: 0.386 <b>Vic Davalillo, L</b> OBP: 0.264, SLG: 0.287 <b>Dal Maxwell, R</b> OBP: 0.251, SLG: 0.241 (1, 4) (8, P9) (9, 6)	F5			F8		F8		HR BB		FC5-2		K		F8	3	0	1	0	0	0	3									
<b>Steve Huntz, S</b> OBP: 0.307, SLG: 0.183 (8, 4)	G6-4-3			K		K		K		K				F7	5	0	0	0	2	3	7									
<b>Dave Giusti, R</b> <b>Phil Gagliardi, R</b> <b>Chuck Taylor, R</b> <b>Bob Johnson, R</b> <b>Joe Hoerner, R</b> <b>Bill White, L</b> (1, 1) (2, P9) (8, 1) (10, 1) (11, 1) (10, P9) (11, 1)	F2			P3		F9		K		4-3				2B	2	0	0	0	0	0	2									
<b>Inning Stats</b>	R: 0 E: 0 K: 1 S: 6	H: 1 LOB: 1 BB: 0 P: 6	R: 0 E: 0 K: 0 S: 4	H: 2 LOB: 1 BB: 0 P: 4	R: 0 E: 0 K: 0 S: 3	H: 0 LOB: 0 BB: 0 P: 3	R: 0 E: 0 K: 0 S: 4	H: 0 LOB: 0 BB: 0 P: 4	R: 0 E: 0 K: 0 S: 3	H: 1 LOB: 1 BB: 1 P: 8	R: 0 E: 0 K: 0 S: 4	H: 2 LOB: 2 BB: 0 P: 4	R: 4 E: 0 K: 2 S: 9	H: 1 LOB: 0 BB: 3 P: 18	R: 0 E: 0 K: 1 S: 8	H: 2 LOB: 2 BB: 1 P: 8	R: 0 E: 0 K: 1 S: 7	H: 1 LOB: 1 BB: 0 P: 11	R: 0 E: 0 K: 2 S: 8	H: 1 LOB: 1 BB: 0 P: 8	R: 0 E: 0 K: 1 S: 6	H: 1 LOB: 2 BB: 1 P: 10	R: 0 E: 0 K: 1 S: 6	H: 1 LOB: 3 BB: 2 P: 14	R: 0 E: 0 K: 1 S: 6	H: 1 LOB: 1 BB: 0 P: 6	1B: 10 2B: 4 3B: 0 HR: 1	SF: 0 SAC: 1 DP: 1 HBP: 0	WP: 1 PB: 0 SB: 0 CS: 0	PA: 64
<b>PITCHER</b>	IP	WLS	BF	H	R	ER	SO	BB	IBB	HBP	BLK	WP	HR	S	P	ERA	WHIP													
<b>Jerry Koosman, L</b> ERA: 1.66 <b>Ron Taylor, R</b> ERA: 2.81 <b>Tug McGraw, L</b> ERA: 3.32 (1, 1) (8, 1) (9, 1)	7.2		33	7	3	3	4	0	0	0	0	0	0	4	53	3.52	1.435													
<b>PITCHER</b>	IP	WLS	BF	H	R	ER	SO	BB	IBB	HBP	BLK	WP	HR	S	P	ERA	WHIP													
<b>Jerry Koosman, L</b> ERA: 1.66 <b>Ron Taylor, R</b> ERA: 2.81 <b>Tug McGraw, L</b> ERA: 3.32 (8, 1) (9, 1)	0.1		2	1	1	1	1	0	0	0	0	0	0	1	4	27.00	3.000													
<b>Tug McGraw, L</b> ERA: 3.32 (9, 1)	6.0	W	29	7	0	0	8	3	1	0	0	0	0	41	57	0.00	1.667													

**New York Mets @ St. Louis Cardinals**  
Busch Stadium, St. Louis, MO  
Wed Jul 02 1969, 7:05 PM CDT  
Att: 14,928 - Unknown

**AB 55**  
**R 15**  
**H 45**  
**RBI 4**  
**BB 8**  
**SO 13**  
**LOB 41**






Batter	1	2	3	4	5	6	7	8	9	AB	R	H	RBI	BB	SO	LOB	TOP										
<b>Tommie Agee, R</b> OBP: 0.335, SLG: 0.479 (1, 8)	0-0 HR		0-3 K	4-0 BB		0-3 K		4-0 2B		3	2	1	2	2	2	0	<b>New York Mets @ St. Louis Cardinals</b> Busch Stadium, St. Louis, MO Thu Jul 03 1969, 3:33 AM CDT Att: 11,070 - Unknown										
<b>Ken Boswell, L</b> OBP: 0.308, SLG: 0.340 (1, 4)	0-0 6-3			1-2 2-3 3-H P6		0-0 F9		0-0 4-3 2B		5	0	1	1	0	0	3											
<b>Cleon Jones, R</b> OBP: 0.437, SLG: 0.532 <b>Rod Gaspar, S</b> OBP: 0.319, SLG: 0.301 (1, 7) (7, 7)	0-3 K			0-0 2B E 1B	0-0 1B 1B	4-0 BB BB		0-0 4-3		3	2	2	0	1	1	0											
<b>Art Shamsky, L</b> OBP: 0.400, SLG: 0.552 (1, 9)	0-0 G3			0-0 E 2B	0-0 F9	4-0 BB BB		0-0 G3		4	1	1	0	1	0	2											
<b>Wayne Garrett, L</b> OBP: 0.346, SLG: 0.339 (1, 5)		0-0 4-3		4-0 E WP IBB	0-0 F8	0-3 K		0-0 6-3		4	1	0	0	1	1	4											
<b>Donn Clendenen, R</b> OBP: 0.279, SLG: 0.367 (1, 3)	0-0 F9			0-0 E7 WP BB 1B	0-0 1B 1B			0-0 F8		5	2	2	2	0	0	0											
<b>Jerry Grote, R</b> OBP: 0.280, SLG: 0.307 (1, 2)	0-0 L6			1-3 2-H 3-H 4-0 BB WP IBB	0-0 1B 1B			0-0 F8		4	0	1	1	1	0	1											
<b>Al Weis, S</b> OBP: 0.243, SLG: 0.198 (1, 6)			0-3 K	4-0 BB BB	0-0 1B			0-0 F7		3	0	1	1	2	1	0											
<b>Gary Gentry, R</b> OBP: 0.158, SLG: 0.162 (1, 1)			0-0 5-3	0-3 K	0-3 K			0-0 4-3		4	0	0	0	0	2	6											
<b>Inning Stats</b>	R: 1 E: 0 K: 1 S: 6	H: 1 LOB: 0 BB: 0 P: 6	R: 0 E: 0 K: 0 S: 3	H: 0 LOB: 0 BB: 0 P: 3	R: 0 E: 0 K: 2 S: 7	H: 0 LOB: 0 BB: 0 P: 7	R: 4 E: 1 K: 1 S: 8	H: 3 LOB: 3 BB: 4 P: 24	R: 2 E: 0 K: 1 S: 9	H: 4 LOB: 2 BB: 0 P: 9	R: 0 E: 0 K: 2 S: 7	H: 0 LOB: 2 BB: 2 P: 15	R: 0 E: 1 K: 0 S: 3	H: 0 LOB: 1 BB: 1 P: 7	R: 1 E: 0 K: 0 S: 4	H: 1 LOB: 1 BB: 1 P: 8	R: 0 E: 0 K: 0 S: 3	H: 0 LOB: 0 BB: 0 P: 3	1B: 6 2B: 2 3B: 0 HR: 1	SF: 0 SAC: 0 DP: 1 HBP: 0	WP: 1 PB: 0 SB: 0 CS: 0	PA: 44					
<b>PITCHER</b>	IP	WLS	BF	H	R	ER	SO	BB	IBB	HBP	BLK	WP	HR	S	P	ERA	WHIP										
<b>Mudcat Grant, R</b> ERA: 4.89 (1, 1)	3.2	L	19	4	5	5	4	2	2	0	0	1	1	23	39	12.27	1.636										
<b>Chuck Taylor, R</b> ERA: 2.21 (4, 1)	1.1		8	4	2	2	1	0	0	0	0	0	0	10	10	13.50	3.000										
<b>Ray Washburn, R</b> ERA: 3.08 (6, 1)	2.0		9	0	0	0	2	3	0	0	0	0	0	10	22	0.00	1.500										
<b>Vic Davalillo, L</b> ERA: (8, 1)	0.0		2	1	1	1	0	1	0	0	0	0	0	1	5	∞	∞										
<b>Joe Hoerner, L</b> ERA: 2.38 (8, 1)	2.0		6	0	0	0	0	0	0	0	0	0	0	6	6	0.00	0.000										

Batter	1	2	3	4	5	6	7	8	9	AB	R	H	RBI	BB	SO	LOB	BOTTOM										
<b>Lou Brock, L</b> OBP: 0.322, SLG: 0.435 (1, 7)	0-0 4-3		0-3 K			0-0 4-3		0-0 4-3		4	0	0	0	0	1	2	<b>New York Mets @ St. Louis Cardinals</b> Busch Stadium, St. Louis, MO Thu Jul 03 1969, 3:33 AM CDT Att: 11,070 - Unknown										
<b>Curt Flood, R</b> OBP: 0.328, SLG: 0.346 (1, 8)	0-0 F8		0-0 P9			0-0 F7		0-0 F7		4	0	0	0	0	0	2											
<b>Vada Pinson, L</b> OBP: 0.327, SLG: 0.426 (1, 9)	0-0 F8		0-0 P1			0-3 K		0-0 G3		4	0	0	0	0	1	2											
<b>Joe Torre, R</b> OBP: 0.352, SLG: 0.466 (1, 3)		0-0 F8		0-0 5-3						4	1	1	0	0	1	0											
<b>Tim McCarver, L</b> OBP: 0.352, SLG: 0.389 (1, 2)		0-3 K		0-0 F8						4	0	0	0	0	1	1											
<b>Mike Shannon, R</b> OBP: 0.304, SLG: 0.363 (1, 5)		0-0 1B		0-0 6-3						3	0	1	0	1	0	0											
<b>Julian Javier, R</b> OBP: 0.311, SLG: 0.385 (1, 4)		0-0 F9								3	0	1	0	0	0	1											
<b>Steve Huntz, S</b> OBP: 0.321, SLG: 0.194 (1, 6)			0-0 1B		4-0 BB					2	0	1	0	1	1	2											
<b>Mudcat Grant, R</b> ERA: 4.89 (1, 1) <b>Chuck Taylor, R</b> ERA: 2.21 (4, 1) <b>Boots Day, L</b> ERA: (5, 1) <b>Ray Washburn, R</b> ERA: 3.08 (6, 1) <b>Vic Davalillo, L</b> OBP: 0.201, SLG: 0.254 (8, 1) <b>Joe Hoerner, R</b> ERA: (8, 1)			0-0 1B		0-0 G6-4-3					1	0	1	0	0	0	0											
<b>Inning Stats</b>	R: 0 E: 0 K: 0 S: 3	H: 0 LOB: 0 BB: 0 P: 3	R: 0 E: 0 K: 1 S: 6	H: 1 LOB: 1 BB: 0 P: 6	R: 0 E: 0 K: 1 S: 7	H: 2 LOB: 2 BB: 0 P: 7	R: 0 E: 0 K: 0 S: 3	H: 0 LOB: 0 BB: 0 P: 3	R: 0 E: 0 K: 0 S: 2	H: 0 LOB: 0 BB: 1 P: 6	R: 0 E: 0 K: 1 S: 5	H: 0 LOB: 0 BB: 0 P: 5	R: 1 E: 1 K: 1 S: 7	H: 2 LOB: 2 BB: 1 P: 11	R: 0 E: 0 K: 0 S: 3	H: 0 LOB: 0 BB: 0 P: 3	R: 0 E: 0 K: 1 S: 5	H: 0 LOB: 0 BB: 0 P: 5	1B: 5 2B: 0 3B: 0 HR: 0	SF: 0 SAC: 0 DP: 1 HBP: 0	WP: 0 PB: 0 SB: 0 CS: 0	PA: 33					
<b>PITCHER</b>	IP	WLS	BF	H	R	ER	SO	BB	IBB	HBP	BLK	WP	HR	S	P	ERA	WHIP										
<b>Gary Gentry, R</b> ERA: 3.08 (1, 1)	9.0	W	33	5	1	1	5	2	0	0	0	0	0	41	49	1.00	0.778										


**New York Mets @ St. Louis Cardinals**  
 Busch Stadium, St. Louis, MO  
 Thu Jul 03 1969, 3:33 AM CDT  
 Att: 11,070 - Unknown

**AB 36**  
**R 8**  
**H 9**  
**RBI 7**  
**BB 8**  
**SO 7**  
**LOB 17**



**New York Mets @ St. Louis Cardinals**  
 Busch Stadium, St. Louis, MO  
 Thu Jul 03 1969, 3:33 AM CDT  
 Att: 11,070 - Unknown

**AB 31**  
**R 1**  
**H 5**  
**RBI 0**  
**BB 2**  
**SO 5**  
**LOB 13**





Batter	1	2	3	4	5	6	7	8	9	AB	R	H	RBI	BB	SO	LOB	TOP										
<b>Tommie Agee, R</b> OBP: 0.342, SLG: 0.494 (1, 8)										5	1	3	3	1	1	2											
<b>Bobby Pfiel, R</b> OBP: 0.320, SLG: 0.375 (5, 5)										5	2	2	1	1	0	2											
<b>Cleon Jones, R</b> OBP: 0.438, SLG: 0.535 <b>Art Shamsky, L</b> OBP: 0.400, SLG: 0.552 (1, 7) (9, 9)										6	1	3	1	0	0	0											
<b>Donn Clendenon, R</b> OBP: 0.281, SLG: 0.368 (1, 3)										5	1	1	2	1	1	3											
<b>Ed Charles, R</b> OBP: 0.279, SLG: 0.281 <b>Wayne Garrett, L</b> OBP: 0.351, SLG: 0.341 (5, PH) (5, 4)										2	0	0	0	0	1	2											
<b>Rod Gaspar, S</b> OBP: 0.310, SLG: 0.291 (1, 9) (9, 7)										5	1	0	0	0	1	3											
<b>Jerry Grote, R</b> OBP: 0.293, SLG: 0.313 (1, 2)										3	1	2	1	2	0	2											
<b>Al Weis, S</b> OBP: 0.259, SLG: 0.228 (1, 6)										5	1	3	2	0	0	3											
<b>Tom Seaver, R</b> OBP: 0.200, SLG: 0.114 <b>Cal Koonce, R</b> OBP: 0.750, SLG: 0.750 (8, 1)										3	1	0	0	1	2	3											
<b>Inning Stats</b>	R: 0 E: 0 K: 0 S: 2	H: 0 LOB: 0 BB: 1 P: 6	R: 1 E: 2 K: 1 S: 7	H: 1 LOB: 2 BB: 0 P: 7	R: 1 E: 0 K: 1 S: 7	H: 2 LOB: 2 BB: 1 P: 11	R: 0 E: 0 K: 2 S: 9	H: 2 LOB: 2 BB: 0 P: 9	R: 4 E: 0 K: 0 S: 6	H: 3 LOB: 1 BB: 2 P: 14	R: 0 E: 0 K: 0 S: 3	H: 1 LOB: 0 BB: 0 P: 3	R: 0 E: 0 K: 1 S: 6	H: 1 LOB: 2 BB: 1 P: 10	R: 2 E: 0 K: 0 S: 4	H: 1 LOB: 0 BB: 1 P: 8	R: 3 E: 1 K: 1 S: 10	H: 5 LOB: 3 BB: 1 P: 14	1B: 11 2B: 4 3B: 0 HR: 1	SF: 0 SAC: 0 DP: 2 HBP: 0	WP: 0 PB: 0 SB: 1 CS: 0	PA: 49					
<b>PITCHER</b>	IP	WLS	BF	H	R	ER	SO	BB	IBB	HBP	BLK	WP	HR	S	P	ERA	WHIP										
<b>Bob Veale, L</b> ERA: 4.53 (1, 1)	4.0	L	21	6	4	3	4	3	0	0	0	0	0	26	38	6.75	2.250										
<b>Bruce Dal Canton, R</b> ERA: 3.69 (5, 1)	0.2		5	2	2	2	0	1	0	0	0	0	0	4	8	27.00	4.500										
<b>Chuck Hartenstein, R</b> ERA: 3.16 (5, 1)	2.1		9	2	0	0	1	1	0	0	0	0	0	10	14	0.00	1.286										
<b>Lou Marone, L</b> ERA: 4.5 (8, 1)	1.0		5	1	2	2	0	1	0	0	0	0	1	4	8	18.00	2.000										
<b>Bob Moose, R</b> ERA: 4.76 (9, 1)	1.0		9	5	3	3	1	1	0	0	0	0	0	10	14	27.00	6.000										

**New York Mets @ Pittsburgh Pirates**  
Forbes Field, Pittsburgh, PA  
Fri Jul 04 1969, 3:33 AM EDT  
Unknown

livebaseballscores.com

AB 42  
R 11  
H 16  
RBI 11  
BB 7  
SO 6  
LOB 20



Batter	1	2	3	4	5	6	7	8	9	AB	R	H	RBI	BB	SO	LOB	BOTTOM										
<b>Matty Alou, L</b> OBP: 0.397, SLG: 0.462 (1, 8)										5	1	2	0	0	1	1											
<b>Jose Pagan, R</b> OBP: 0.318, SLG: 0.432 (1, 5)										5	0	0	0	0	3	4											
<b>Willie Stargell, L</b> OBP: 0.411, SLG: 0.559 (1, 7)										3	2	2	1	2	0	1											
<b>Roberto Clemente, R</b> OBP: 0.398, SLG: 0.529 (1, 9)										5	2	3	2	0	0	2											
<b>Al Oliver, L</b> OBP: 0.313, SLG: 0.380 (1, 3)										5	0	1	0	0	1	6											
<b>Bill Mazeroski, R</b> OBP: 0.296, SLG: 0.292 (1, 4)										4	1	1	1	1	0	1											
<b>Gene Alley, R</b> OBP: 0.271, SLG: 0.248 (1, 6)										4	0	0	0	0	2	4											
<b>Jerry May, R</b> OBP: 0.253, SLG: 0.348 (1, 2)										3	0	1	2	0	1	0											
<b>Bob Veale, S</b> OBP: 0.298, SLG: 0.392 <b>Bruce Dal Canton, R</b> OBP: 0.444, SLG: 0.602 <b>Chuck Hartenstein, R</b> OBP: 0.316, SLG: 0.291 <b>Lou Marone, R</b> OBP: 0.431, SLG: 0.500 <b>Carl Taylor, R</b> OBP: 0.222, SLG: 0.287 (1, 1) (5, 1) (5, 1) (7, PH) (8, 1) (8, PH) (9, 1)										2	0	0	0	0	1	2											
<b>Inning Stats</b>	R: 0 E: 1 K: 1 S: 6	H: 1 LOB: 2 BB: 1 P: 10	R: 0 E: 0 K: 2 S: 7	H: 0 LOB: 0 BB: 0 P: 7	R: 0 E: 0 K: 2 S: 7	H: 0 LOB: 0 BB: 0 P: 7	R: 2 E: 1 K: 2 S: 10	H: 2 LOB: 2 BB: 1 P: 14	R: 0 E: 0 K: 0 S: 4	H: 1 LOB: 2 BB: 1 P: 8	R: 0 E: 0 K: 0 S: 3	H: 0 LOB: 0 BB: 0 P: 3	R: 0 E: 0 K: 0 S: 3	H: 0 LOB: 1 BB: 1 P: 7	R: 2 E: 0 K: 0 S: 6	H: 3 LOB: 1 BB: 0 P: 6	R: 2 E: 0 K: 2 S: 10	H: 3 LOB: 1 BB: 0 P: 10	1B: 5 2B: 4 3B: 0 HR: 1	SF: 1 SAC: 0 DP: 0 HBP: 0	WP: 1 PB: 0 SB: 0 CS: 1	PA: 42					
<b>PITCHER</b>	IP	WLS	BF	H	R	ER	SO	BB	IBB	HBP	BLK	WP	HR	S	P	ERA	WHIP										
<b>Tom Seaver, R</b> ERA: 2.62 (1, 1)	7.2	W	35	7	4	3	7	4	0	0	0	0	1	45	61	3.52	1.435										
<b>Cal Koonce, R</b> ERA: 5.71 (8, 1)	1.1	S	7	3	2	2	2	0	0	0	0	0	0	11	11	13.50	2.250										

**New York Mets @ Pittsburgh Pirates**  
Forbes Field, Pittsburgh, PA  
Fri Jul 04 1969, 3:33 AM EDT  
Unknown

livebaseballscores.com

AB 37  
R 6  
H 10  
RBI 6  
BB 4  
SO 9  
LOB 22





Batter	1	2	3	4	5	6	7	8	9	AB	R	H	RBI	BB	SO	LOB	TOP								
<b>Tommie Agee, R</b> OBP: 0.343, SLG: 0.492 (1, 8)										5	2	2	0	0	0	1									
<b>Ken Boswell, L</b> OBP: 0.306, SLG: 0.338 (1, 4)										1	0	0	0	0	0	1									
<b>Bobby Pfeil, R</b> OBP: 0.357, SLG: 0.407 (4, PH)										3	1	2	0	0	0	0									
<b>Cleon Jones, R</b> OBP: 0.438, SLG: 0.531 (1, 7)										4	1	1	0	0	0	3									
<b>Rod Gaspar, S</b> OBP: 0.310, SLG: 0.291 (9, 7)										0	0	0	0	0	0	0									
<b>Art Shamsky, L</b> OBP: 0.417, SLG: 0.560 (1, 9)										4	1	3	2	1	0	1									
<b>Wayne Garrett, L</b> OBP: 0.352, SLG: 0.343 (1, 5)										5	1	2	1	0	0	3									
<b>Ed Kranepool, L</b> OBP: 0.291, SLG: 0.374 (1, 3)										4	1	0	1	1	0	3									
<b>J.C. Martin, L</b> OBP: 0.265, SLG: 0.349 (1, 2)										4	1	0	1	1	0	3									
<b>Al Weis, S</b> OBP: 0.267, SLG: 0.267 (1, 6)										4	2	2	2	0	0	0									
<b>Don Cardwell, R</b> OBP: 0.241, SLG: 0.333 (1, 1)										3	0	0	0	0	3	2									
<b>Ron Swoboda, R</b> OBP: 0.275, SLG: 0.324 (8, PH)										1	0	0	0	0	0	0									
<b>Jack Dilauro, S</b> OBP: 0.291, SLG: 0.324 (8, 1)										0	0	0	0	0	0	0									
<b>Inning Stats</b>	R: 5 E: 0 K: 1 S: 9	H: 4 LOB: 1 BB: 2 P: 17	R: 1 E: 0 K: 0 S: 5	H: 2 LOB: 1 BB: 0 P: 5	R: 1 E: 0 K: 1 S: 7	H: 2 LOB: 1 BB: 0 P: 7	R: 0 E: 0 K: 0 S: 4	H: 2 LOB: 1 BB: 0 P: 4	R: 0 E: 0 K: 0 S: 3	H: 0 LOB: 0 BB: 0 P: 3	R: 0 E: 0 K: 1 S: 5	H: 0 LOB: 0 BB: 0 P: 5	R: 0 E: 0 K: 0 S: 3	H: 0 LOB: 1 BB: 0 P: 4	R: 0 E: 0 K: 0 S: 3	H: 0 LOB: 0 BB: 0 P: 3	R: 2 E: 0 K: 0 S: 6	H: 4 LOB: 1 BB: 0 P: 6	1B: 11 2B: 1 3B: 1 HR: 1	SF: 0 SAC: 1 DP: 1 HBP: 1	WP: 2 PB: 2 SB: 0 CS: 0	PA: 42			
<b>PITCHER</b>	IP	WLS	BF	H	R	ER	SO	BB	IBB	HBP	BLK	WP	HR	S	P	ERA	WHIP								
<b>Dock Ellis, R</b> ERA: 4.62 (1, 1)	1.2	L	13	6	6	6	1	2	0	0	0	0	0	13	21	32.40	4.800								
<b>Joe Gibbon, L</b> ERA: 2.87 (2, 1)	2.1		10	4	1	1	1	0	0	0	0	2	1	12	12	3.86	1.714								
<b>Lou Marone, L</b> ERA: 3.0 (5, 1)	3.0		10	0	0	0	1	0	0	1	0	0	0	11	12	0.00	0.000								
<b>Chuck Hartenstein, R</b> ERA: 3.34 (8, 1)	2.0		9	4	2	2	0	0	0	0	0	0	0	9	9	9.00	2.000								

**New York Mets @ Pittsburgh Pirates**  
 Forbes Field, Pittsburgh, PA  
 Fri Jul 04 1969, 3:38 AM EDT  
 Att: 17,631 - Unknown

AB	38
R	9
H	14
RBI	9
BB	2
SO	3
LOB	14



Batter	1	2	3	4	5	6	7	8	9	AB	R	H	RBI	BB	SO	LOB	BOTTOM								
<b>Matty Alou, L</b> OBP: 0.386, SLG: 0.460 (1, 8)										4	0	1	0	0	0	0									
<b>Manny Sanguillen, R</b> OBP: 0.371, SLG: 0.449 (1, 2)										4	1	2	0	0	0	1									
<b>Willie Stargell, L</b> OBP: 0.412, SLG: 0.566 (1, 3)										4	0	2	1	0	0	2									
<b>Roberto Clemente, R</b> OBP: 0.399, SLG: 0.528 (1, 9)										4	0	2	0	0	0	2									
<b>Al Oliver, L</b> OBP: 0.312, SLG: 0.375 (1, 7)										3	0	0	0	1	0	3									
<b>Richie Hebner, L</b> OBP: 0.382, SLG: 0.466 (1, 5)										0	0	0	0	0	0	0									
<b>Jose Pagan, R</b> OBP: 0.309, SLG: 0.419 (1, PH)										4	0	0	0	0	0	2									
<b>Jose Martinez, R</b> OBP: 0.294, SLG: 0.280 (1, 4)										3	0	0	0	1	0	0									
<b>Freddie Patek, R</b> OBP: 0.307, SLG: 0.293 (1, 6)										4	1	1	1	0	0	1									
<b>Dock Ellis, S</b> OBP: 0.133, SLG: 0.103 (1, 1)										0	0	0	0	0	0	0									
<b>Joe Gibbon, R</b> OBP: 0.245, SLG: 0.492 (2, 1)										1	0	0	0	0	1	0									
<b>Carl Taylor, R</b> OBP: 0.245, SLG: 0.492 (4, PH)										1	0	0	0	0	1	0									
<b>Lou Marone, R</b> OBP: 0.192, SLG: 0.158 (5, 1)										0	0	0	0	0	0	0									
<b>Gary Koltb, L</b> OBP: 0.192, SLG: 0.158 (7, PH)										1	0	0	0	0	0	0									
<b>Chuck Hartenstein, R</b> ERA: 3.34 (8, 1)										0	0	0	0	0	0	0									
<b>Inning Stats</b>	R: 1 E: 0 K: 0 S: 5	H: 2 LOB: 1 BB: 1 P: 9	R: 1 E: 0 K: 1 S: 6	H: 1 LOB: 0 BB: 0 P: 6	R: 0 E: 0 K: 0 S: 4	H: 2 LOB: 1 BB: 0 P: 4	R: 0 E: 0 K: 0 S: 3	H: 0 LOB: 1 BB: 1 P: 7	R: 0 E: 0 K: 0 S: 4	H: 1 LOB: 1 BB: 0 P: 4	R: 0 E: 0 K: 0 S: 3	H: 0 LOB: 0 BB: 0 P: 3	R: 0 E: 0 K: 0 S: 4	H: 2 LOB: 1 BB: 0 P: 4	R: 0 E: 0 K: 0 S: 3	H: 0 LOB: 0 BB: 0 P: 3	R: 0 E: 0 K: 0 S: 3	H: 0 LOB: 0 BB: 0 P: 3	1B: 5 2B: 1 3B: 1 HR: 1	SF: 0 SAC: 0 DP: 1 HBP: 0	WP: 0 PB: 0 SB: 0 CS: 0	PA: 35			
<b>PITCHER</b>	IP	WLS	BF	H	R	ER	SO	BB	IBB	HBP	BLK	WP	HR	S	P	ERA	WHIP								
<b>Don Cardwell, R</b> ERA: 3.44 (1, 1)	7.0	W	28	6	2	2	1	2	0	0	0	0	1	28	36	2.57	1.143								
<b>Jack Dilauro, L</b> ERA: 2.29 (8, 1)	2.0	S	7	2	0	0	0	0	0	0	0	0	0	7	7	0.00	1.000								

**New York Mets @ Pittsburgh Pirates**  
 Forbes Field, Pittsburgh, PA  
 Fri Jul 04 1969, 3:38 AM EDT  
 Att: 17,631 - Unknown


AB	33
R	2
H	8
RBI	2
BB	2
SO	1
LOB	12










Batter	1	2	3	4	5	6	7	8	9	AB	R	H	RBI	BB	SO	LOB	TOP					
<b>Don Kessinger, S</b> (1, 6) OBP: 0.357, SLG: 0.404	0-0 SH1-3 1B	0-3 K			0-0 6-3		0-0 SH3-4		0-0 F8	4	0	1	0	0	1	3	<b>Chicago Cubs @ New York Mets</b> Shea Stadium, Flushing, NY Tue Jul 08 1969, 3:33 AM EDT Att: 55,096 - Unknown  <b>AB 32</b> <b>R 3</b> <b>H 8</b> <b>RBI 3</b> <b>BB 4</b> <b>SO 6</b> <b>LOB 19</b> 					
<b>Glenn Beckert, R</b> (1, 4) OBP: 0.344, SLG: 0.342	0-0 SH1-3 1-2	0-0 F9			0-0 1B		0-0 1B		0-0 F7	4	0	2	1	0	0	3						
<b>Billy Williams, L</b> (1, 7) OBP: 0.365, SLG: 0.463	0-3 K			0-0 G5-4-3 1B	0-0 P4		0-0 P4			4	0	1	0	0	1	3						
<b>Ron Santo, R</b> (1, 5) OBP: 0.404, SLG: 0.516	4-0 1B			0-0 G5-4-3 1-2	0-0 F9		0-0 6-3			3	0	0	0	1	0	3						
<b>14 Ernie Banks, R</b> (1, 3) OBP: 0.333, SLG: 0.438	0-3 K			0-0 L7		0-0 HR		0-0 F9	4	1	1	1	0	1	2							
<b>Randy Hundley, R</b> (1, 2) OBP: 0.375, SLG: 0.459		4-0 1B 1B BB			4-0 FC5-4 BB	0-0 F7		0-0 L6	2	0	0	0	2	0	0							
<b>Jim Hickman, R</b> (1, 9) OBP: 0.306, SLG: 0.364				0-0 FC5-4 1-2	0-0 6-3		0-0 HR			4	1	2	1	0	0	1						
<b>Don Young, R</b> (1, 8) OBP: 0.332, SLG: 0.344	0-3 K			0-0 F3	0-0 P6		0-3 K			4	0	0	0	0	2	3						
<b>Fergie Jenkins, R</b> (1, 1) OBP: 0.167, SLG: 0.136				0-0 K		4-0 SH3-4 1B BB		0-0 6-3	3	1	1	0	1	1	1							
<b>Inning Stats</b>	R: 0 E: 0 K: 2 S: 8	H: 1 LOB: 2 BB: 1 P: 12	R: 0 E: 0 K: 2 S: 9	H: 2 LOB: 3 BB: 1 P: 13	R: 0 E: 0 K: 0 S: 3	H: 1 LOB: 0 BB: 0 P: 3	R: 0 E: 0 K: 1 S: 5	H: 0 LOB: 1 BB: 1 P: 9	R: 0 E: 0 K: 0 S: 4	H: 1 LOB: 1 BB: 0 P: 4	R: 1 E: 0 K: 0 S: 4	H: 1 LOB: 0 BB: 1 P: 4	R: 1 E: 0 K: 0 S: 4	H: 1 LOB: 1 BB: 1 P: 8	R: 1 E: 0 K: 0 S: 6	H: 1 LOB: 0 BB: 0 P: 6		R: 0 E: 0 K: 0 S: 3	H: 0 LOB: 0 BB: 3 P: 3	1B: 6 2B: 0 3B: 0 HR: 2	SF: 0 SAC: 2 DP: 1 HBP: 0	WP: 0 PB: 0 SB: 0 CS: 0
<b>PITCHER</b> <b>Jerry Koosman, L</b> (1, 1) ERA: 1.78	IP: 9.0 WLS: W BF: 38	H: 8 R: 3 ER: 3 SO: 6	BB: 4 IBB: 0 HBP: 0 BLK: 0	WP: 0 HR: 2 S: 46 P: 62	ERA: 3.00 WHIP: 1.333											ERA: 3.00 WHIP: 1.333						

Batter	1	2	3	4	5	6	7	8	9	AB	R	H	RBI	BB	SO	LOB	BOTTOM			
<b>Tommie Agee, R</b> (1, 8) OBP: 0.336, SLG: 0.481	0-0 5-3			0-0 F8		0-3 K			0-0 F3	4	0	0	0	0	1	1	<b>Chicago Cubs @ New York Mets</b> Shea Stadium, Flushing, NY Tue Jul 08 1969, 3:33 AM EDT Att: 55,096 - Unknown  <b>AB 32</b> <b>R 4</b> <b>H 5</b> <b>RBI 4</b> <b>BB 1</b> <b>SO 8</b> <b>LOB 4</b> 			
<b>Bobby Pfeil, R</b> (1, 5) OBP: 0.333, SLG: 0.353	0-3 K			0-0 F7		0-0 F8			0-0 2B	3	0	0	0	0	1	0				
<b>Donn Clendenon, R</b> (8, PH) OBP: 0.288, SLG: 0.400				0-0 E1		0-0 F7			0-0 2B	1	1	1	0	0	0	0				
<b>Cleon Jones, R</b> (1, 7) OBP: 0.432, SLG: 0.525	0-3 K			0-0 4-3		0-0 F7			0-0 2B	4	1	1	2	0	1	0				
<b>Art Shamsky, L</b> (1, 9) OBP: 0.412, SLG: 0.544		0-0 G3		0-0 4-3		0-0 4-3			0-0 2B	3	0	0	0	1	0	1				
<b>Wayne Garrett, L</b> (1, 4) OBP: 0.346, SLG: 0.337		0-0 6-3			0-3 K		0-0 P5		0-0 4-3	4	0	0	0	0	1	2				
<b>Ed Kranepool, L</b> (1, 3) OBP: 0.293, SLG: 0.389	0-3 K				0-0 HR		0-0 P6		0-0 1B	4	1	2	2	0	1	0				
<b>J.C. Martin, L</b> (1, 2) OBP: 0.258, SLG: 0.339				0-0 F8		0-3 K		0-0 3-1		3	0	0	0	0	1	0				
<b>Al Weis, S</b> (1, 6) OBP: 0.266, SLG: 0.259				0-0 5-3		0-0 1-3		0-0 6-3		3	0	0	0	0	0	0				
<b>Jerry Koosman, R</b> (1, 1) OBP: 0.029, SLG: 0.029				0-3 K		0-3 K			0-0 2B	2	0	0	0	0	2	0				
<b>Ken Boswell, L</b> (8, PH) OBP: 0.309, SLG: 0.346						0-0 K			0-0 2B	1	1	1	0	0	0	0				
<b>Inning Stats</b>	R: 0 E: 0 K: 2 S: 7	H: 0 LOB: 0 BB: 0 P: 7	R: 0 E: 0 K: 1 S: 5	H: 0 LOB: 0 BB: 0 P: 5	R: 0 E: 0 K: 0 S: 4	H: 0 LOB: 1 BB: 0 P: 4	R: 0 E: 0 K: 2 S: 8	H: 1 LOB: 0 BB: 0 P: 8	R: 0 E: 0 K: 0 S: 7	H: 0 LOB: 0 BB: 0 P: 7	R: 0 E: 0 K: 0 S: 3	H: 0 LOB: 0 BB: 0 P: 3	R: 0 E: 0 K: 0 S: 3	H: 0 LOB: 0 BB: 0 P: 3	R: 3 E: 0 K: 0 S: 6	H: 4 LOB: 2 BB: 1 P: 10	1B: 1 2B: 3 3B: 0 HR: 1	SF: 0 SAC: 0 DP: 0 HBP: 0	WP: 0 PB: 0 SB: 0 CS: 0	PA: 33
<b>PITCHER</b> <b>Fergie Jenkins, R</b> (1, 1) ERA: 2.6	IP: 8.2 WLS: L BF: 33	H: 5 R: 4 ER: 4 SO: 8	BB: 0 IBB: 1 HBP: 0 BLK: 0	WP: 0 HR: 1 S: 48 P: 52	ERA: 4.15 WHIP: 0.577											ERA: 4.15 WHIP: 0.577				



Batter	1	2	3	4	5	6	7	8	9	AB	R	H	RBI	BB	SO	LOB	TOP			
<b>Don Kessinger, S</b> (1, 6) OBP: 0.354, SLG: 0.400	0-3 K			0-3 K			0-0 F7		0-0 F7	4	0	0	0	0	2	1				
<b>Glenn Beckert, R</b> (1, 4) OBP: 0.340, SLG: 0.338	0-0 F9			0-0 5-3			0-0 F9			3	0	0	0	0	0	0				
<b>Billy Williams, L</b> (1, 7) OBP: 0.362, SLG: 0.459	0-3 K			0-0 5-3			0-0 5-3			3	0	0	0	0	1	0				
<b>Ron Santo, R</b> (1, 5) OBP: 0.401, SLG: 0.511		0-3 K			0-0 F8			0-0 F8		3	0	0	0	0	1	0				
<b>14 Ernie Banks, R</b> (1, 3) OBP: 0.330, SLG: 0.434		0-3 K			0-0 6-3			0-3 K		3	0	0	0	0	2	0				
<b>Al Spangler, L</b> (1, 9) OBP: 0.316, SLG: 0.365		0-3 K			0-3 K			0-3 K		3	0	0	0	0	3	0				
<b>Randy Hundley, R</b> (1, 2) OBP: 0.371, SLG: 0.455			0-0 F7			0-0 5-3			0-0 1-3	3	0	0	0	0	0	0				
<b>Jim Qualls, S</b> (1, 8) OBP: 0.265, SLG: 0.354			0-0 F9			0-0 G3			0-0 1B	3	0	1	0	0	0	0				
<b>Ken Holtzman, R</b> (1, 1) OBP: 0.155, SLG: 0.193			0-3 K			0-3 K			0-0 F3	0	0	0	0	0	0	0				
<b>Ted Abernathy, R</b> (2, 1) OBP: 0.298, SLG: 0.429										2	0	0	0	0	2	0				
<b>Willie Smith, L</b> (9, PH) OBP: 0.360, SLG: 0.569										1	0	0	0	0	0	1				
<b>Inning Stats</b>	R: 0 E: 0 K: 2 S: 7	H: 0 LOB: 0 BB: 0 P: 7	R: 0 E: 0 K: 3 S: 9	H: 0 LOB: 0 BB: 0 P: 9	R: 0 E: 0 K: 1 S: 5	H: 0 LOB: 0 BB: 0 P: 5	R: 0 E: 0 K: 1 S: 5	H: 0 LOB: 0 BB: 0 P: 5	R: 0 E: 0 K: 1 S: 5	H: 0 LOB: 0 BB: 0 P: 5	R: 0 E: 0 K: 0 S: 3	H: 0 LOB: 0 BB: 0 P: 3	R: 0 E: 0 K: 2 S: 7	H: 0 LOB: 0 BB: 0 P: 7	R: 0 E: 0 K: 0 S: 4	H: 1 LOB: 1 BB: 0 P: 4	1B: 1 2B: 0 3B: 0 HR: 0	SF: 0 SAC: 0 DP: 0 HBP: 0	WP: 0 PB: 0 SB: 0 CS: 0	PA: 28
<b>PITCHER</b> <b>Tom Seaver, R</b> (1, 1) ERA: 2.46	IP: 9.0 WLS: W BF: 28 H: 1 R: 0 ER: 0 SO: 11 BB: 0 IBB: 0 HBP: 0 BLK: 0 WP: 0 HR: 0 S: 50 P: 50 ERA: 0.00 WHIP: 0.111															<b>PITCHER</b>				

Chicago Cubs @ New York Mets  
Shea Stadium, Flushing, NY  
Wed Jul 09 1969, 7:05 PM EDT  
Att: 50,709 - Unknown

AB	28
R	0
H	1
RBI	0
BB	0
SO	11
LOB	2



Batter	1	2	3	4	5	6	7	8	9	AB	R	H	RBI	BB	SO	LOB	BOTTOM			
<b>Tommie Agee, R</b> (1, 8) OBP: 0.337, SLG: 0.490	0-0 2B	0-0 3B		0-0 F7		0-0 F7		0-0 5-3		5	1	2	1	0	0	2				
<b>Bobby Pfeil, R</b> (1, 4) OBP: 0.325, SLG: 0.368	0-0 2B	0-0 5-3		0-0 E4			0-0 F7			4	0	1	1	0	0	3				
<b>Cleon Jones, R</b> (1, 7) OBP: 0.432, SLG: 0.533	0-3 K	4-0 IBB		0-3 K			0-0 HR			3	1	1	1	1	2	3				
<b>Donn Clendenon, R</b> (1, 3) OBP: 0.282, SLG: 0.391	0-3 K	0-0 2-3			0-0 4-3		0-0 4-3			4	0	0	0	0	1	4				
<b>Ed Charles, R</b> (1, 5) OBP: 0.292, SLG: 0.317	0-0 F8			0-0 P4		0-0 L8		0-0 2B		4	0	1	0	0	0	1				
<b>Wayne Garrett, L</b> (8, 4) OBP: 0.346, SLG: 0.337					0-0 L8			0-0 2B		0	0	0	0	0	0	0				
<b>Ron Swoboda, R</b> (1, 9) OBP: 0.281, SLG: 0.329		0-0 F8		0-0 P4		0-0 1B		0-0 F9		4	0	1	0	0	0	1				
<b>Rod Gaspar, S</b> (8, 9) OBP: 0.312, SLG: 0.289										0	0	0	0	0	0	0				
<b>Jerry Grote, R</b> (1, 2) OBP: 0.290, SLG: 0.309		0-0 E5		0-0 4-3		0-0 F9			0-0 5-3	4	1	0	0	0	0	1				
<b>Al Weis, S</b> (1, 6) OBP: 0.266, SLG: 0.259		0-0 E6		0-0 F9		0-0 P3		0-0 SH5-3		4	1	1	0	0	0	1				
<b>Tom Seaver, R</b> (1, 1) OBP: 0.226, SLG: 0.130		0-0 2B		4-0 E		0-3 K		0-0 SH5-3		2	0	1	1	1	1	0				
<b>Inning Stats</b>	R: 1 E: 0 K: 2 S: 9	H: 2 LOB: 1 BB: 0 P: 9	R: 2 E: 2 K: 0 S: 7	H: 2 LOB: 3 BB: 1 P: 11	R: 0 E: 0 K: 0 S: 3	H: 0 LOB: 0 BB: 0 P: 3	R: 0 E: 1 K: 1 S: 6	H: 0 LOB: 2 BB: 1 P: 10	R: 0 E: 0 K: 0 S: 4	H: 1 LOB: 1 BB: 0 P: 4	R: 0 E: 0 K: 1 S: 5	H: 0 LOB: 0 BB: 0 P: 5	R: 1 E: 0 K: 0 S: 5	H: 2 LOB: 1 BB: 0 P: 5	R: 0 E: 0 K: 0 S: 4	H: 1 LOB: 1 BB: 0 P: 4	1B: 3 2B: 3 3B: 1 HR: 1	SF: 0 SAC: 1 DP: 0 HBP: 0	WP: 0 PB: 0 SB: 0 CS: 0	PA: 37
<b>PITCHER</b> <b>Ken Holtzman, L</b> (1, 1) ERA: 3.52	IP: 1.1 WLS: L BF: 10 H: 4 R: 3 ER: 1 SO: 2 BB: 0 IBB: 0 HBP: 0 BLK: 0 WP: 0 HR: 0 S: 14 P: 14 ERA: 6.75 WHIP: 3.000															<b>PITCHER</b>				
<b>Ted Abernathy, R</b> (2, 1) ERA: 2.67	IP: 6.2 WLS: L BF: 27 H: 4 R: 1 ER: 1 SO: 2 BB: 1 IBB: 1 HBP: 0 BLK: 0 WP: 0 HR: 1 S: 29 P: 37 ERA: 1.35 WHIP: 0.750															<b>PITCHER</b>				

Chicago Cubs @ New York Mets  
Shea Stadium, Flushing, NY  
Wed Jul 09 1969, 7:05 PM EDT  
Att: 50,709 - Unknown

AB	34
R	4
H	8
RBI	4
BB	2
SO	4
LOB	16





Batter	1	2	3	4	5	6	7	8	9	AB	R	H	RBI	BB	SO	LOB	TOP								
Don Kessinger, S OBP: 0.354, SLG: 0.398 (1, 6)	6-3			1B	1B	5-3			F6	4	2	1	1	1	0	0	Chicago Cubs @ New York Mets Shea Stadium, Flushing, NY Thu Jul 10 1969, 3:33 AM EDT Att: 36,012 - Unknown								
Glenn Beckert, R OBP: 0.341, SLG: 0.339 (1, 4)	6-3			1B	1B	F8			5-3	5	1	2	0	0	0										
Billy Williams, L OBP: 0.360, SLG: 0.459 (1, 9) (5, 7)	P5			P6	SF8				4-3	4	0	1	1	0	0	2									
Ron Santo, R OBP: 0.401, SLG: 0.519 (1, 5)				F7	HR				1-3	5	1	2	2	0	0	3									
14 Ernie Banks, R OBP: 0.332, SLG: 0.433 (1, 3)	G4-6-3			1B	HR				6-3	3	0	1	1	1	1	1									
Willie Smith, L OBP: 0.359, SLG: 0.559 Jim Hickman, R OBP: 0.304, SLG: 0.361 (1, 7) (5, 9)	F2			1B	FC3-6				K	2	0	0	0	1	0	1									
Randy Hundley, R OBP: 0.370, SLG: 0.452 (1, 2)				1B	FC3-6				K	1	0	0	0	0	1	0									
Jim Qualls, S OBP: 0.283, SLG: 0.385 (1, 8)				1B	FC4-6				6-3	4	0	1	0	0	0	3									
Bill Hands, R OBP: 0.082, SLG: 0.022 (1, 1)				K	E6				5-3	4	1	0	0	0	2	2									
<b>Inning Stats</b>	R: 0 E: 0 K: 0 S: 3	H: 0 LOB: 0 BB: 0 P: 3	R: 0 E: 0 K: 0 S: 3	H: 1 LOB: 0 BB: 0 P: 3	R: 0 E: 0 K: 1 S: 5	H: 0 LOB: 0 BB: 0 P: 5	R: 1 E: 0 K: 0 S: 5	H: 2 LOB: 3 BB: 2 P: 13	R: 5 E: 2 K: 0 S: 9	H: 5 LOB: 2 BB: 1 P: 13	R: 0 E: 0 K: 1 S: 5	H: 0 LOB: 0 BB: 0 P: 5	R: 0 E: 0 K: 1 S: 5	H: 0 LOB: 0 BB: 0 P: 5	R: 0 E: 0 K: 1 S: 6	H: 1 LOB: 1 BB: 0 P: 6	R: 0 E: 0 K: 0 S: 4	H: 1 LOB: 1 BB: 0 P: 4	1B: 7 2B: 2 3B: 0 HR: 1	SF: 1 SAC: 0 DP: 1 HBP: 0	WP: 0 PB: 0 SB: 0 CS: 0	PA: 40			
<b>PITCHER</b>	IP	WLS	BF	H	R	ER	SO	BB	IBB	HBP	BLK	WP	HR	S	P	ERA	WHIP								
Gary Gentry, R ERA: 3.35 (1, 1)	4.1	L	22	7	6	5	1	2	0	0	0	0	1	22	30	10.38	2.077								
Cal Koonce, R ERA: 5.1 (5, 1)	2.2		10	1	0	0	2	1	0	0	0	0	0	13	17	0.00	0.750								
Don Cardwell, R ERA: 3.36 (8, 1)	2.0		8	2	0	0	1	0	0	0	0	0	0	10	10	0.00	1.000								

Batter	1	2	3	4	5	6	7	8	9	AB	R	H	RBI	BB	SO	LOB	BOTTOM								
Tommie Agee, R OBP: 0.342, SLG: 0.502 (1, 8)	HR		4-3		4-3				FC1-6	2	1	1	1	1	0	0	Chicago Cubs @ New York Mets Shea Stadium, Flushing, NY Thu Jul 10 1969, 3:33 AM EDT Att: 36,012 - Unknown								
Ken Boswell, L OBP: 0.308, SLG: 0.344 (1, 4)	1-3			BB	4-3			FC1-6	4	1	1	0	0	0	2										
Cleon Jones, R OBP: 0.427, SLG: 0.526 (1, 7)	K			L8	6-3			FC4-6	4	0	0	0	0	1	3										
Art Shamsky, L OBP: 0.407, SLG: 0.528 (1, 9)	6-3			G3	4-3			F9	3	0	0	0	1	0	1										
Wayne Garrett, L OBP: 0.349, SLG: 0.337 (1, 5)				G6-3	F7			L3	3	0	1	0	1	0	0										
Ed Kranepool, L OBP: 0.288, SLG: 0.381 (1, 3)				G6-3	G3			4-3	4	0	0	1	0	0	3										
Jerry Grote, R OBP: 0.289, SLG: 0.304 (1, 2)				K	IBB			P4	3	0	0	0	1	2	0										
Al Weis, S OBP: 0.260, SLG: 0.252 (1, 6)				6-3	5-3			1-3	3	0	0	0	0	0	3										
Gary Gentry, R OBP: 0.154, SLG: 0.158 Cal Koonce, R OBP: 0.500, SLG: 0.500 Rod Gaspar, S OBP: 0.310, SLG: 0.288 Don Cardwell, R OBP: 0.241, SLG: 0.333 (1, 1) (5, 1) (7, PH) (8, 1)				K				K	1	0	0	0	0	1	0	0									
<b>Inning Stats</b>	R: 1 E: 0 K: 1 S: 6	H: 1 LOB: 0 BB: 0 P: 6	R: 0 E: 0 K: 1 S: 5	H: 1 LOB: 0 BB: 0 P: 5	R: 0 E: 0 K: 1 S: 5	H: 0 LOB: 0 BB: 0 P: 5	R: 1 E: 0 K: 0 S: 4	H: 1 LOB: 3 BB: 3 P: 16	R: 0 E: 0 K: 1 S: 5	H: 0 LOB: 1 BB: 0 P: 6	R: 0 E: 0 K: 2 S: 7	H: 0 LOB: 0 BB: 0 P: 7	R: 0 E: 0 K: 0 S: 3	H: 0 LOB: 1 BB: 1 P: 7	R: 0 E: 0 K: 0 S: 3	H: 0 LOB: 0 BB: 0 P: 3	1B: 2 2B: 0 3B: 0 HR: 1	SF: 0 SAC: 0 DP: 1 HBP: 1	WP: 0 PB: 0 SB: 0 CS: 0	PA: 34					
<b>PITCHER</b>	IP	WLS	BF	H	R	ER	SO	BB	IBB	HBP	BLK	WP	HR	S	P	ERA	WHIP								
Bill Hands, R ERA: 2.67 (1, 1)	9.0	W	34	3	2	2	6	3	1	1	0	0	1	41	58	2.00	0.667								

AB	36
R	6
H	10
RBI	5
BB	3
SO	4
LOB	14



AB	29
R	2
H	3
RBI	2
BB	4
SO	6
LOB	12





Batter	1	2	3	4	5	6	7	8	9	AB	R	H	RBI	BB	SO	LOB	TOP										
<b>Adolfo Phillips, R</b> OBP: 0.342, SLG: 0.317 (1, 8)	0-0 5-3 1B	0-3 K	4-0 BB		0-3 K		0-0 5-3			4	0	1	0	1	2	4											
<b>Gary Sutherland, R</b> OBP: 0.283, SLG: 0.294 (1, 4)	0-0 F7	0-0 6-3	0-0 F7		0-0 2B		0-0 E5			5	0	1	2	0	0	5											
<b>Rusty Staub, L</b> OBP: 0.412, SLG: 0.455 (1, 9)	0-0 5-3		0-0 FC6-4 1B SF9		0-0 F7		0-0 F7		0-0 G4-6-3	5	1	1	0	0	0	3											
<b>Mack Jones, L</b> OBP: 0.397, SLG: 0.524 (1, 7)	1-0 HBP		0-0 FC6-4 1B		0-0 HR		0-0 4-3		0-3 K	4	1	2	1	0	1	0											
<b>Bob Bailey, R</b> OBP: 0.354, SLG: 0.465 (1, 3)	0-3 K		0-0 FC6-4 1B SF9 2B		0-0 F8		0-0 1B SF8 1B		0-0 5-3	5	2	1	0	0	1	4											
<b>Coco Laboy, R</b> OBP: 0.323, SLG: 0.441 (1, 5)		0-0 5-3	0-0 SF9		0-0 F6		0-0 1B HR 1B		0-0 F9	4	1	1	1	0	0	0											
<b>Ron Brand, R</b> OBP: 0.361, SLG: 0.342 (1, 2)		0-0 1B 1B	4-0 2B BB		0-0 1B 2B 1B		0-0 SF8		0-0 G4-6-3 1B	3	3	3	1	1	0	0											
<b>Bobby Wine, R</b> OBP: 0.231, SLG: 0.254 (1, 6)		0-0 WP 1B 1B	4-0 2B BB		0-3 K		0-0 HR		0-0 G4-6-3	4	2	2	2	1	1	2											
<b>Mike Wegener, R</b> OBP: 0.343, SLG: 0.353 (1, 1)		0-0 WP 1B	0-0 1B 2B		0-0 2B 1B		0-3 K		0-3 K	4	1	3	4	0	1	0											
<b>Dick Radatz, R</b> (8, 1)		1-2 2-H 1B	1-1 2-H 2B		2-3 1B					1	0	0	0	0	1	0											
<b>Inning Stats</b>	R: 0 E: 0 K: 1 S: 6	H: 1 LOB: 2 BB: 0 P: 7	R: 1 E: 0 K: 1 S: 8	H: 3 LOB: 2 BB: 0 P: 8	R: 4 E: 0 K: 0 S: 6	H: 3 LOB: 2 BB: 3 P: 18	R: 1 E: 0 K: 0 S: 4	H: 1 LOB: 0 BB: 0 P: 4	R: 2 E: 0 K: 2 S: 10	H: 3 LOB: 1 BB: 0 P: 10	R: 3 E: 0 K: 1 S: 8	H: 3 LOB: 0 BB: 0 P: 8	R: 0 E: 1 K: 0 S: 3	H: 0 LOB: 0 BB: 0 P: 3	R: 0 E: 0 K: 1 S: 5	H: 1 LOB: 0 BB: 0 P: 5	R: 0 E: 0 K: 1 S: 5	H: 1 LOB: 0 BB: 0 P: 5	1B: 11 2B: 2 3B: 0 HR: 2	SF: 2 SAC: 0 DP: 2 HBP: 1	WP: 2 PB: 0 SB: 0 CS: 1	PA: 45					
<b>PITCHER</b>	IP	WLS	BF	H	R	ER	SO	BB	IBB	HBP	BLK	WP	HR	S	P	ERA	WHIP										
<b>Jim McAndrew, R</b> ERA: 5.79 (1, 1)	2.2	L	16	6	4	4	2	1	0	1	0	1	0	18	23	13.50	2.625										
<b>Danny Frisella, R</b> ERA: 9.82 (3, 1)	2.0		13	5	4	4	2	2	0	0	0	1	1	15	23	18.00	3.500										
<b>Jack Dilauro, L</b> ERA: 2.72 (5, 1)	4.1		16	4	3	3	3	0	0	0	0	0	1	22	22	6.23	0.923										

**Montreal Expos @ New York Mets**  
 Shea Stadium, Flushing, NY  
 Fri Jul 11 1969, 7:05 PM EDT  
 Att: 26,585 - Unknown

AB	39
R	11
H	15
RBI	11
BB	3
SO	7
LOB	18




Batter	1	2	3	4	5	6	7	8	9	AB	R	H	RBI	BB	SO	LOB	BOTTOM										
<b>Tommie Agee, R</b> OBP: 0.340, SLG: 0.494 (1, 8)	0-0 1-3		0-0 5-3		0-0 E6		0-0 4-3		4-0 BB	4	0	0	0	1	0	0											
<b>Bobby Pfeil, R</b> OBP: 0.356, SLG: 0.405 (1, 5)	4-0 1B BB		0-0 FC3-6 1B		0-0 L4-3		0-0 4-3 2B		0-0 F9	4	1	2	0	1	0	2											
<b>Wayne Garrett, L</b> OBP: 0.347, SLG: 0.335 (1, 4)	0-0 G5-4-3 1B		0-0 FC3-6 1B 1-2		0-0 L3		0-0 4-3		0-0 4-3	4	1	1	0	0	0	2											
<b>Cleon Jones, R</b> OBP: 0.425, SLG: 0.522 (1, 7)	0-0 G5-4-3		0-0 1B SF7 1B		0-0 6-3		0-0 4-3		0-0 4-3	4	1	1	1	0	0	2											
<b>Art Shamsky, L</b> OBP: 0.417, SLG: 0.560 (1, 9)		0-3 K	0-0 1B 1B		0-0 HR		0-0 1B BB		0-0 1B	3	1	2	2	1	1	0											
<b>Ed Kranepool, L</b> OBP: 0.292, SLG: 0.382 (1, 3)		0-0 4-3	0-0 SF7		0-0 BB		0-0 1B		0-0 1B	2	0	1	1	1	0	0											
<b>Jerry Grote, R</b> OBP: 0.288, SLG: 0.303 (1, 2)		0-0 6-3	0-0 1B 1B		0-3 K		0-3 K		0-3 K	4	0	1	0	0	2	3											
<b>Al Weis, S</b> OBP: 0.259, SLG: 0.252 (1, 6)			0-3 K		0-0 1B		0-3 K		0-0 F3	4	0	1	0	0	2	0											
<b>Jim McAndrew, R</b> OBP: 0.357, SLG: 0.333 (1, 1)			0-0 5-3		0-0 P5		0-3 K		0-0 P6	0	0	0	0	0	0	0											
<b>Danny Frisella, L</b> (3, 1)										1	0	0	0	0	0	0											
<b>Jack Dilauro, S</b> (5, 1)										2	0	0	0	0	1	0											
<b>Rod Gaspar, S</b> OBP: 0.309, SLG: 0.286 (8, PH)										1	0	0	0	0	0	0											
<b>Inning Stats</b>	R: 0 E: 0 K: 0 S: 3	H: 1 LOB: 1 BB: 1 P: 7	R: 0 E: 0 K: 1 S: 5	H: 0 LOB: 0 BB: 0 P: 5	R: 0 E: 0 K: 1 S: 5	H: 0 LOB: 0 BB: 0 P: 5	R: 2 E: 0 K: 0 S: 7	H: 5 LOB: 2 BB: 0 P: 7	R: 0 E: 1 K: 0 S: 3	H: 0 LOB: 0 BB: 0 P: 3	R: 1 E: 0 K: 1 S: 6	H: 1 LOB: 1 BB: 1 P: 10	R: 0 E: 0 K: 2 S: 7	H: 0 LOB: 0 BB: 0 P: 7	R: 1 E: 0 K: 1 S: 7	H: 2 LOB: 2 BB: 1 P: 11	R: 0 E: 0 K: 0 S: 3	H: 0 LOB: 1 BB: 1 P: 7	1B: 7 2B: 2 3B: 0 HR: 1	SF: 1 SAC: 0 DP: 2 HBP: 0	WP: 0 PB: 0 SB: 0 CS: 0	PA: 38					
<b>PITCHER</b>	IP	WLS	BF	H	R	ER	SO	BB	IBB	HBP	BLK	WP	HR	S	P	ERA	WHIP										
<b>Mike Wegener, R</b> ERA: 4.5 (1, 1)	7.2	W	33	9	4	4	5	3	0	0	0	0	0	40	52	4.70	1.565										
<b>Dick Radatz, R</b> ERA: 3.69 (8, 1)	1.1	S	5	0	0	0	1	1	0	0	0	0	0	6	10	0.00	0.750										


**Montreal Expos @ New York Mets**  
 Shea Stadium, Flushing, NY  
 Fri Jul 11 1969, 7:05 PM EDT  
 Att: 26,585 - Unknown

AB	33
R	4
H	9
RBI	4
BB	4
SO	6
LOB	9





Batter	1	2	3	4	5	6	7	8	9	AB	R	H	RBI	BB	SO	LOB	TOP														
Adolfo Phillips, R OBP: 0.343, SLG: 0.319	0-3 K		0-0 1B		0-0 P3		0-0 SH1-3 1B		0-3 K	5	0	2	0	0	2	1	<p><b>Montreal Expos @ New York Mets</b> Shea Stadium, Flushing, NY Sun Jul 13 1969, 3:33 AM EDT Unknown</p> <p>livebaseballscores.com</p> <table border="1"> <tr><td>AB</td><td>31</td></tr> <tr><td>R</td><td>3</td></tr> <tr><td>H</td><td>7</td></tr> <tr><td>RBI</td><td>3</td></tr> <tr><td>BB</td><td>3</td></tr> <tr><td>SO</td><td>7</td></tr> <tr><td>LOB</td><td>16</td></tr> </table> 	AB	31	R	3	H	7	RBI	3	BB	3	SO	7	LOB	16
AB	31																														
R	3																														
H	7																														
RBI	3																														
BB	3																														
SO	7																														
LOB	16																														
Rusty Staub, L OBP: 0.410, SLG: 0.452	0-0 F9		0-0 1B		0-0 F9		0-0 SH1-3		0-0 F8	4	0	1	2	0	0	1															
Bob Bailey, R OBP: 0.347, SLG: 0.455	0-0 F9		0-0 F3			0-3 K		0-0 4-3		4	0	0	0	0	1	3															
Coco Laboy, R OBP: 0.323, SLG: 0.438		0-3 K	0-0 F8			0-0 1B 2B		0-0 P4		4	1	1	0	0	1	3															
Jose Herrera, R OBP: 0.406, SLG: 0.484	0-0 6-3			0-0 F2		0-0 2B 1B		0-0 SH3-4 1B		4	0	2	0	0	0	0															
Gary Sutherland, R OBP: 0.284, SLG: 0.297	0-0 P3			0-0 L9		0-0 1B 2B		0-0 SH3-4		3	0	1	1	0	0	0															
John Bateman, R OBP: 0.252, SLG: 0.325			0-3 K	0-3 K		4-0 IBB		0-0 L5		3	0	0	0	1	2	1															
Bobby Wine, R OBP: 0.238, SLG: 0.250			4-0 1B SH 1B BB		4-0 SH3-4 BB	0-3 K		0-0 F8		2	1	0	0	2	1	4															
Jerry Robertson, S OBP: 0.037, SLG: 0.037			0-0 SH		0-0 SH3-4	0-0 F9		0-0 F8		1	1	0	0	0	0	3															
Dan McGinn, L OBP: 0.211, SLG: 0.368			1-2 1B		1-2 F9					0	0	0	0	0	0	0															
Ron Brandt, R OBP: 0.358, SLG: 0.339			1-2 1B		1-2 F9					1	0	0	0	0	0	0															
<b>Inning Stats</b>	R: 0 E: 0 K: 1 S: 5	H: 0 LOB: 0 BB: 0 P: 5	R: 0 E: 0 K: 1 S: 5	H: 0 LOB: 0 BB: 0 P: 5	R: 2 E: 0 K: 1 S: 8	H: 2 LOB: 2 BB: 1 P: 12	R: 0 E: 0 K: 1 S: 5	H: 0 LOB: 0 BB: 0 P: 5	R: 0 E: 0 K: 0 S: 3	H: 0 LOB: 1 BB: 1 P: 7	R: 1 E: 0 K: 2 S: 10	H: 3 LOB: 3 BB: 1 P: 14	R: 0 E: 0 K: 0 S: 4	H: 1 LOB: 1 BB: 0 P: 4	R: 0 E: 0 K: 0 S: 4	H: 1 LOB: 1 BB: 0 P: 4	R: 0 E: 0 K: 1 S: 5	H: 0 LOB: 0 BB: 0 P: 5	1B: 6 2B: 1 3B: 0 HR: 0	SF: 0 SAC: 4 DP: 0 HBP: 0	WP: 0 PB: 0 CS: 0	PA: 38									
<b>PITCHER</b> Jerry Koosman, L ERA: 1.87	IP: 9.0 WLS: W BF: 38 H: 7 R: 3 ER: 3 SO: 7 BB: 2 IBB: 1 HBP: 0 BLK: 0 WP: 0 HR: 0 S: 49 P: 61 ERA: 3.00 WHIP: 1.000															<b>PITCHER</b>	IP: 9.0 WLS: W BF: 38 H: 7 R: 3 ER: 3 SO: 7 BB: 2 IBB: 1 HBP: 0 BLK: 0 WP: 0 HR: 0 S: 49 P: 61 ERA: 3.00 WHIP: 1.000														

Batter	1	2	3	4	5	6	7	8	9	AB	R	H	RBI	BB	SO	LOB	BOTTOM														
Tommie Agee, R OBP: 0.339, SLG: 0.491	0-3 K		0-0 F8		0-3 K		0-0 SH3-4 1B			4	0	1	0	0	2	0	<p><b>Montreal Expos @ New York Mets</b> Shea Stadium, Flushing, NY Sun Jul 13 1969, 3:33 AM EDT Unknown</p> <p>livebaseballscores.com</p> <table border="1"> <tr><td>AB</td><td>31</td></tr> <tr><td>R</td><td>4</td></tr> <tr><td>H</td><td>9</td></tr> <tr><td>RBI</td><td>3</td></tr> <tr><td>BB</td><td>3</td></tr> <tr><td>SO</td><td>11</td></tr> <tr><td>LOB</td><td>18</td></tr> </table> 	AB	31	R	4	H	9	RBI	3	BB	3	SO	11	LOB	18
AB	31																														
R	4																														
H	9																														
RBI	3																														
BB	3																														
SO	11																														
LOB	18																														
Bobby Pfeil, R OBP: 0.333, SLG: 0.378	0-0 5-3		0-0 E6 1B PB		0-0 F8		0-0 SH3-4			3	1	0	0	0	0	0															
Wayne Garrett, L OBP: 0.346, SLG: 0.333	0-0 F8		0-0 PB 1B		0-0 F5		0-0 F7			4	0	1	0	0	0	1															
Cleon Jones, R OBP: 0.429, SLG: 0.527		0-0 1B 2B	4-0 1B 3-H BB		0-0 F9		0-0 1B WP SF8 1B			3	2	2	0	1	0	1															
Art Shamsky, L OBP: 0.427, SLG: 0.563			0-0 4-3					4-0 2B BB		3	0	2	1	1	0	2															
Bud Harrelson, S OBP: 0.349, SLG: 0.308 (8, PR)			0-0 G3-6-3 1B							0	1	0	0	0	0	0															
Rod Gaspar, S OBP: 0.309, SLG: 0.286			0-0 G3-6-3 1B							0	0	0	0	0	0	0															
Ed KranePOOL, L OBP: 0.295, SLG: 0.391		0-0 G3-6-3 1B		0-0 1B		0-0 SF8		0-0 1B 1-H		3	0	2	2	0	0	1															
J.C. Martin, L OBP: 0.258, SLG: 0.330		4-0 BB		0-3 K		0-3 K		0-3 K		3	0	0	0	1	3	4															
Al Weis, S OBP: 0.259, SLG: 0.252		0-3 K		0-0 F3		0-0 1B		0-3 K		4	0	1	0	0	2	4															
Jerry Koosman, R OBP: 0.026, SLG: 0.026			0-3 K	0-3 K		0-3 K		0-3 K		4	0	0	0	0	4	5															
<b>Inning Stats</b>	R: 0 E: 0 K: 1 S: 5	H: 0 LOB: 0 BB: 0 P: 5	R: 1 E: 0 K: 1 S: 6	H: 2 LOB: 1 BB: 1 P: 10	R: 1 E: 1 K: 1 S: 7	H: 1 LOB: 2 BB: 1 P: 11	R: 0 E: 0 K: 2 S: 8	H: 1 LOB: 0 BB: 0 P: 8	R: 0 E: 0 K: 1 S: 5	H: 0 LOB: 0 BB: 0 P: 5	R: 1 E: 0 K: 2 S: 10	H: 3 LOB: 2 BB: 0 P: 10	R: 0 E: 0 K: 0 S: 4	H: 1 LOB: 1 BB: 0 P: 4	R: 1 E: 0 K: 3 S: 10	H: 1 LOB: 2 BB: 1 P: 14	R: 1 E: 0 K: 3 S: 10	H: 1 LOB: 2 BB: 1 P: 14	1B: 7 2B: 2 3B: 0 HR: 0	SF: 1 SAC: 1 DP: 1 HBP: 0	WP: 1 PB: 1 CS: 0	PA: 36									
<b>PITCHER</b> Jerry Robertson, R ERA: 3.99	IP: 7.0 WLS: L BF: 33 H: 9 R: 4 ER: 4 SO: 3 BB: 3 IBB: 0 HBP: 0 BLK: 0 WP: 0 HR: 0 S: 46 P: 58 ERA: 3.86 WHIP: 1.714															<b>PITCHER</b>	IP: 7.0 WLS: L BF: 33 H: 9 R: 4 ER: 4 SO: 3 BB: 3 IBB: 0 HBP: 0 BLK: 0 WP: 0 HR: 0 S: 46 P: 58 ERA: 3.86 WHIP: 1.714														
<b>PITCHER</b> Dan McGinn, L ERA: 4.2	IP: 1.0 WLS: 3 BF: 0 H: 0 R: 0 ER: 0 SO: 3 BB: 0 IBB: 0 HBP: 0 BLK: 0 WP: 0 HR: 9 S: 9 P: 9 ERA: 0.00 WHIP: 0.000															<b>PITCHER</b>	IP: 1.0 WLS: 3 BF: 0 H: 0 R: 0 ER: 0 SO: 3 BB: 0 IBB: 0 HBP: 0 BLK: 0 WP: 0 HR: 9 S: 9 P: 9 ERA: 0.00 WHIP: 0.000														







Batter	1	2	3	4	5	6	7	8	9	AB	R	H	RBI	BB	SO	LOB	TOP			
Tommie Agee, R OBP: 0.342, SLG: 0.509 (1, 8)										4	0	0	0	0	0	3				
Ken Boswell, L OBP: 0.307, SLG: 0.342 (1, 4)										4	0	1	0	0	1	1				
Cleon Jones, R OBP: 0.427, SLG: 0.523 (1, 7)										4	0	1	0	0	1	0				
Art Shamsky, L OBP: 0.414, SLG: 0.537 (1, 9)										4	0	0	0	0	1					
Wayne Garrett, L OBP: 0.350, SLG: 0.335 (1, 5)										3	0	1	0	1	1	1				
Ed Kranevool, L OBP: 0.299, SLG: 0.389 (1, 3)										3	0	0	0	1	1	1				
J.C. Martin, L OBP: 0.266, SLG: 0.345 Bud Harrelson, S OBP: 0.349, SLG: 0.308 (9, PR)										4	0	2	0	0	0	3				
Al Weis, S OBP: 0.267, SLG: 0.269 Don Clendenon, R OBP: 0.279, SLG: 0.387 (9, PH)										3	0	1	0	0	0	1				
Tom Seaver, R OBP: 0.236, SLG: 0.128 (1, 1)										1	0	0	0	1	1	0				
<b>Inning Stats</b>	R: 0 E: 0 K: 0 S: 3	H: 0 LOB: 0 BB: 0 P: 3	R: 0 E: 0 K: 1 S: 6	H: 1 LOB: 1 BB: 0 P: 6	R: 0 E: 0 K: 0 S: 4	H: 1 LOB: 1 BB: 0 P: 4	R: 0 E: 0 K: 0 S: 3	H: 0 LOB: 2 BB: 2 P: 11	R: 0 E: 0 K: 1 S: 5	H: 1 LOB: 0 BB: 0 P: 5	R: 0 E: 0 K: 0 S: 4	H: 1 LOB: 2 BB: 1 P: 8	R: 0 E: 0 K: 1 S: 5	H: 1 LOB: 1 BB: 0 P: 5	R: 0 E: 0 K: 1 S: 6	H: 1 LOB: 1 BB: 0 P: 6	1B: 5 2B: 1 3B: 0 HR: 0	SF: 0 SAC: 1 DP: 0 HBP: 0	WP: 1 PB: 0 SB: 0 CS: 0	PA: 35
<b>PITCHER</b>	IP	WLS	BF	H	R	ER	SO	BB	IBB	HBP	BLK	WP	HR	S	P	ERA	WHIP			
Bill Hands, R ERA: 2.52 Phil Regan, R ERA: 3.23	(1, 1)	8.2	W	34	6	0	5	3	0	0	0	1	0	41	53	0.00	1.038			
(9, 1)	0.1	S	1	0	0	0	0	0	0	0	0	0	0	1	1	0.00	0.000			

New York Mets @ Chicago Cubs  
Wrigley Field, Chicago, IL  
Mon Jul 14 1969, 3:33 AM CDT  
Att: 37,473 - Unknown

AB 31  
R 0  
H 6  
RBI 0  
BB 3  
SO 5  
LOB 12



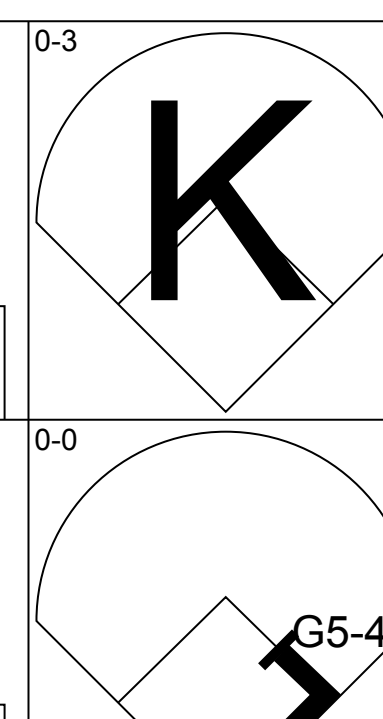
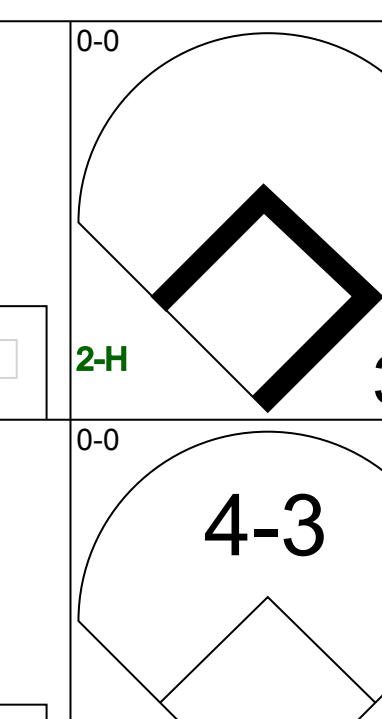
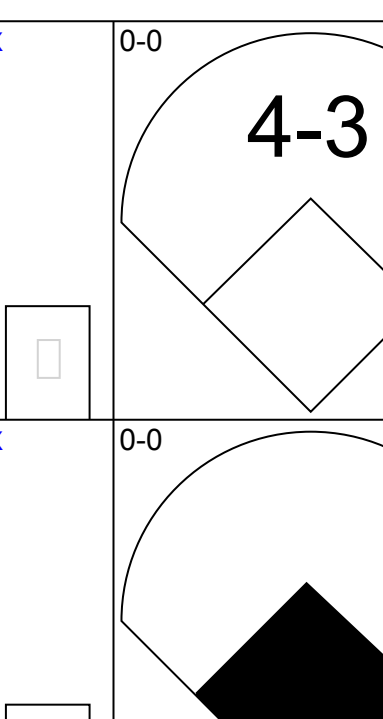
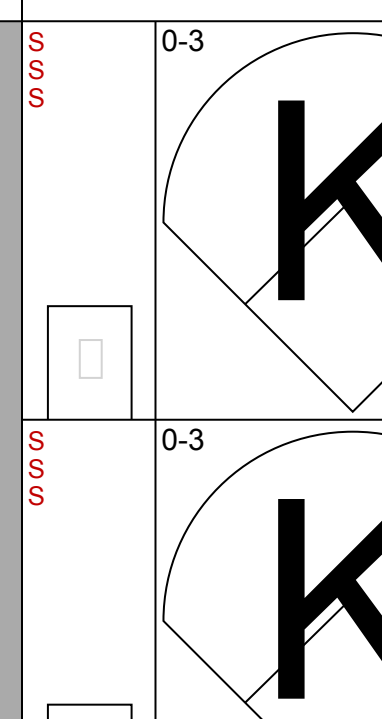
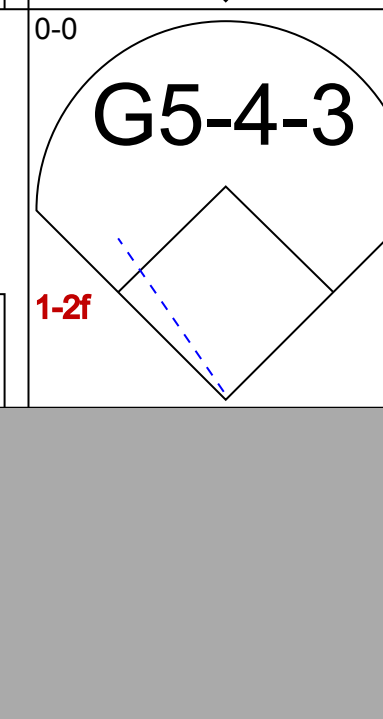
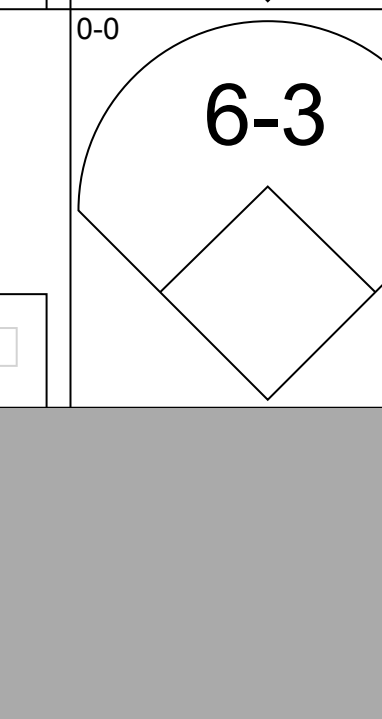
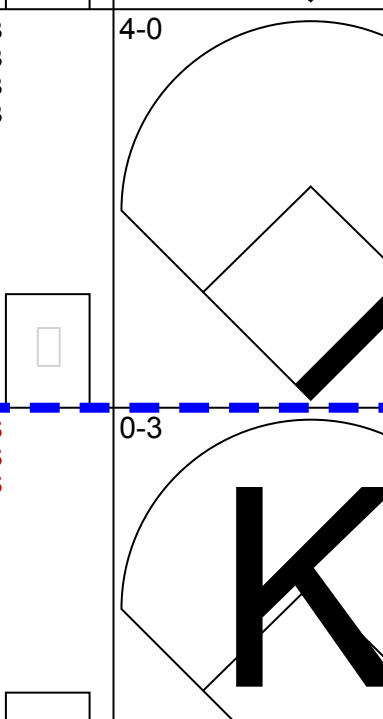



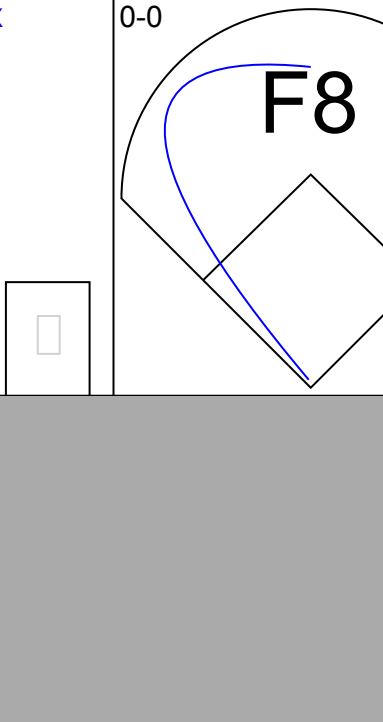
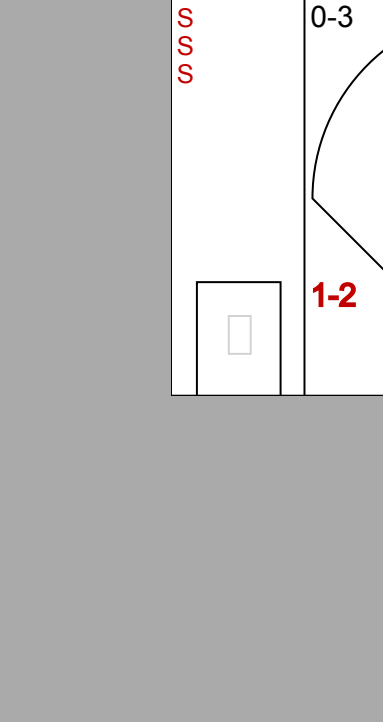

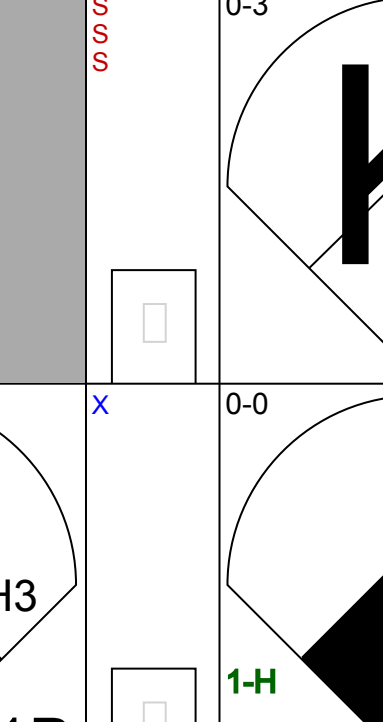



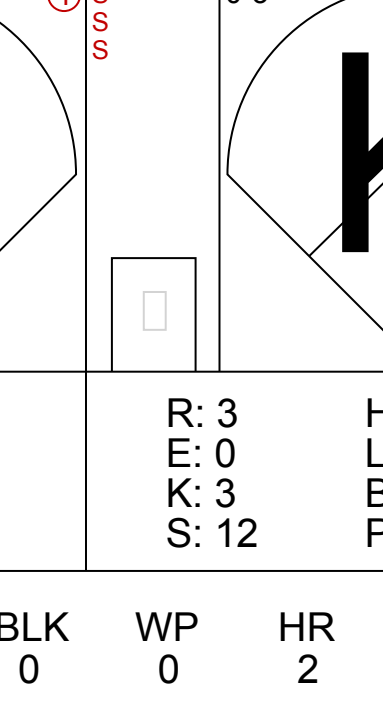
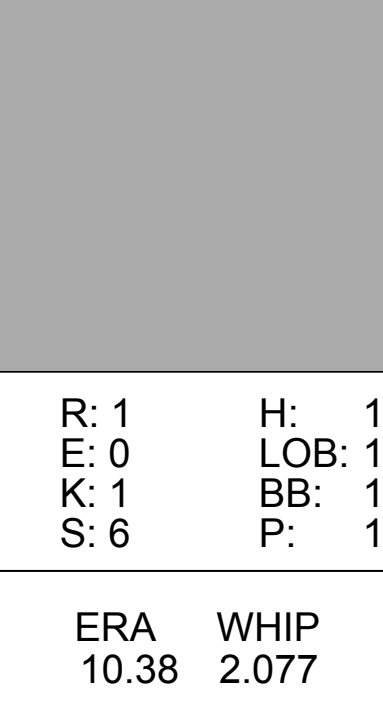
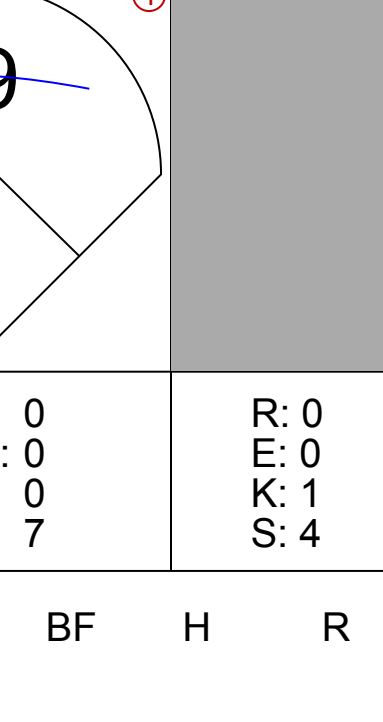
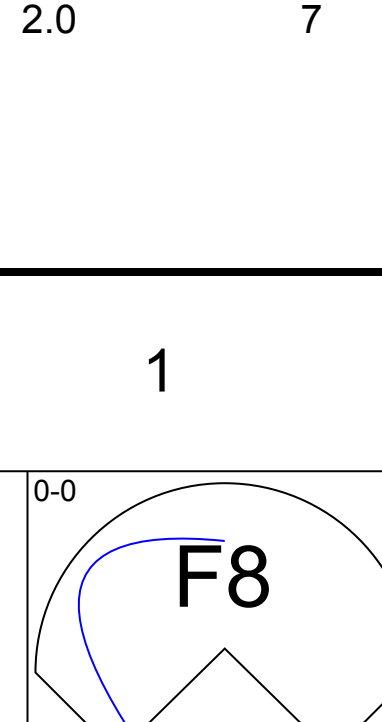
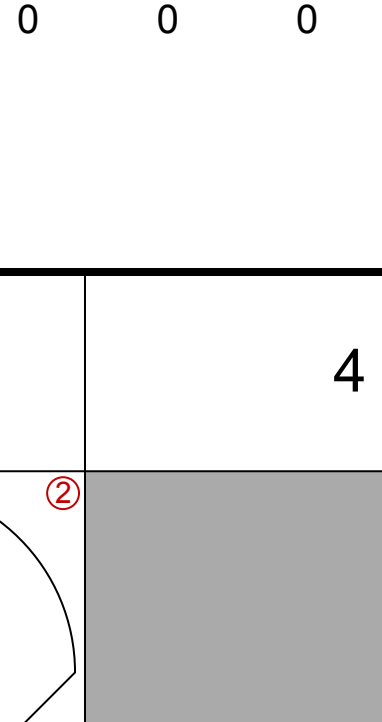
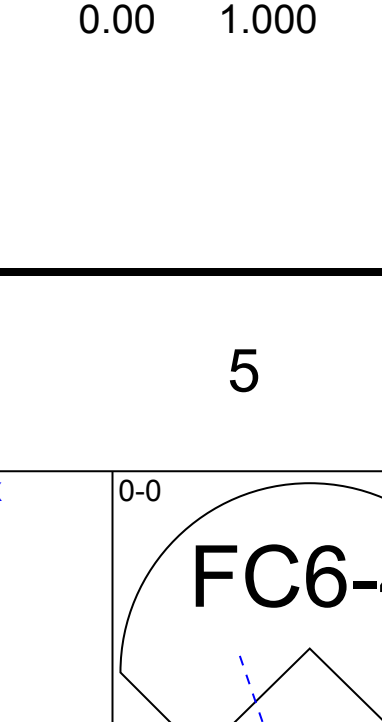
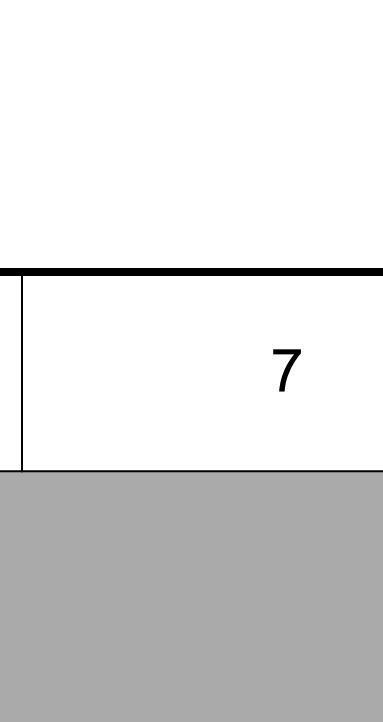
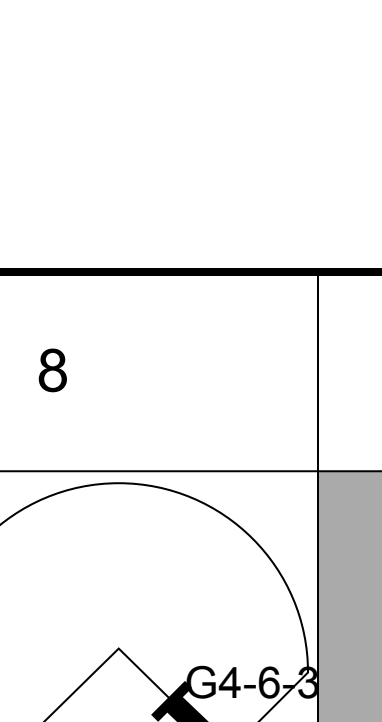
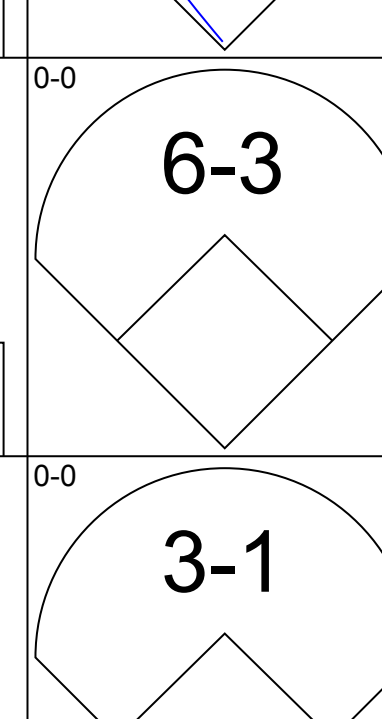
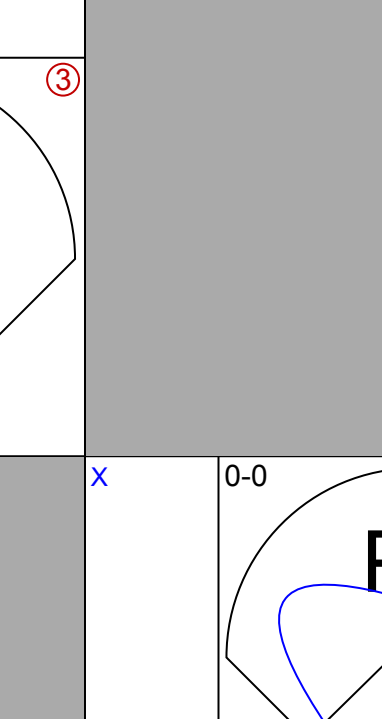
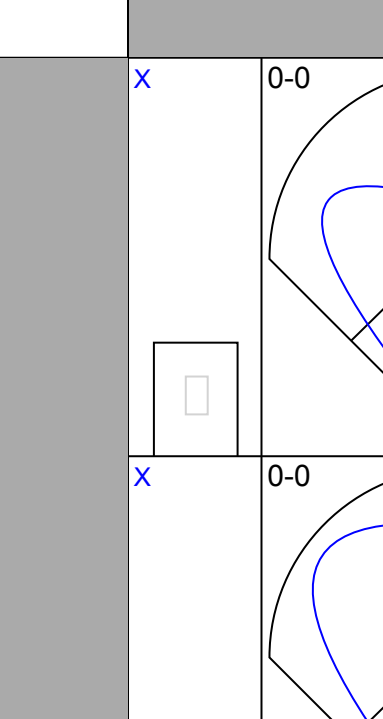
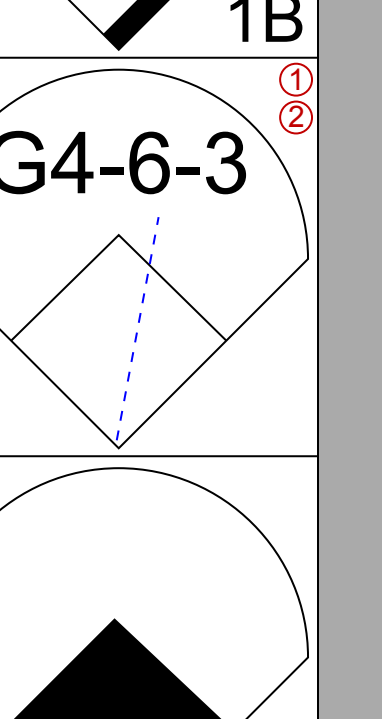

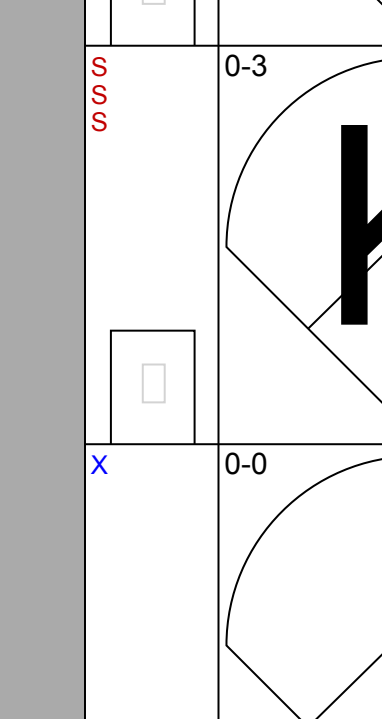

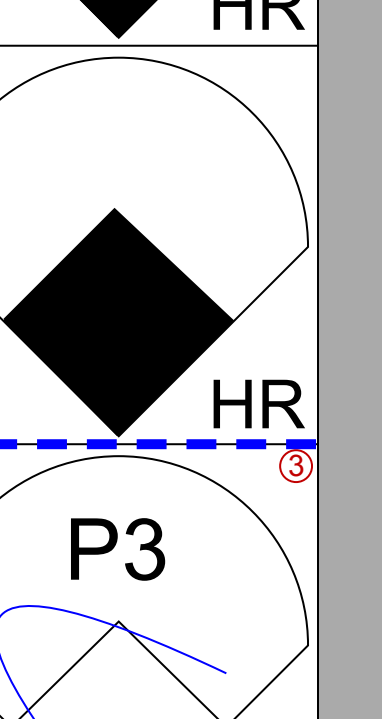

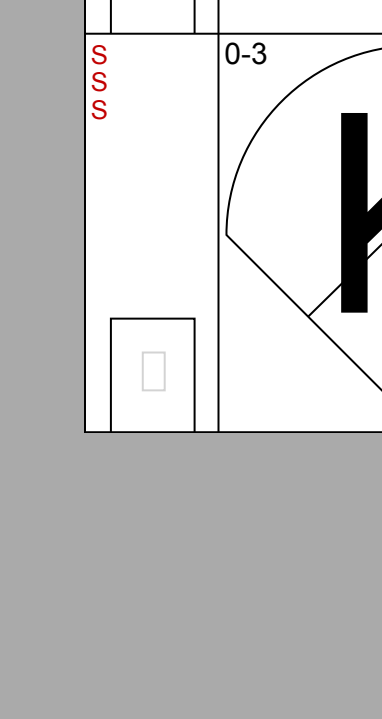
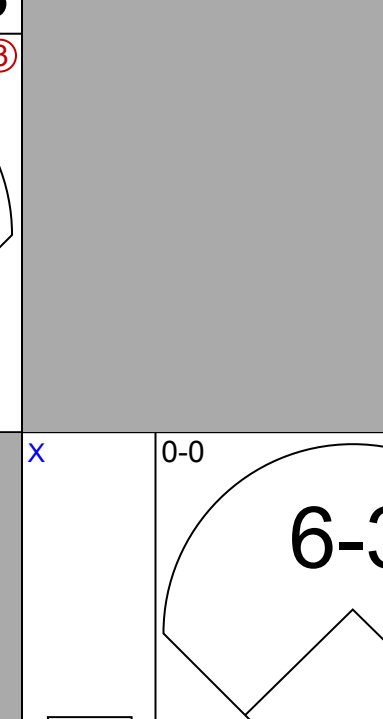
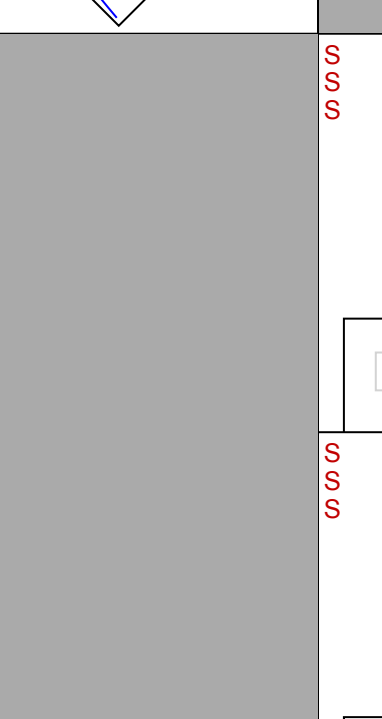
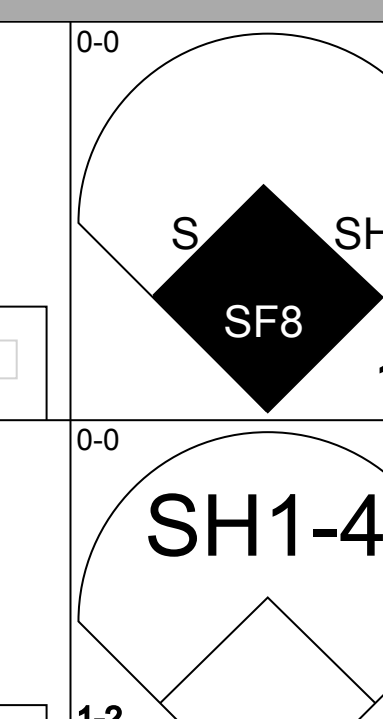
Batter	1	2	3	4	5	6	7	8	9	AB	R	H	RBI	BB	SO	LOB	BOTTOM			
Don Kessinger, S OBP: 0.365, SLG: 0.409 (1, 6)										3	1	1	0	1	1	0				
Glenn Beckert, R OBP: 0.345, SLG: 0.350 (1, 4)										4	0	1	0	0	0	2				
Billy Williams, L OBP: 0.371, SLG: 0.484 (9, 7)										3	0	2	1	0	1	0				
Ron Santo, R OBP: 0.398, SLG: 0.514 (1, 5)										3	0	0	0	0	1	3				
14 Ernie Banks, R OBP: 0.322, SLG: 0.424 (1, 3)										3	0	1	0	0	1	2				
Willie Smith, L OBP: 0.386, SLG: 0.551 Jim Hickman, R OBP: 0.300, SLG: 0.350 (7, 7)										2	0	0	0	0	0	0				
Randy Hundley, R OBP: 0.364, SLG: 0.442 (1, 2)										3	0	0	0	0	0	0				
Jim Qualls, S OBP: 0.294, SLG: 0.385 (1, 8)										3	0	0	0	0	0	0				
Bill Hands, R OBP: 0.077, SLG: 0.020 Phil Regan, R (9, 1)										3	0	0	0	0	0	0				
<b>Inning Stats</b>	R: 0 E: 0 K: 2 S: 7	H: 0 LOB: 0 BB: 0 P: 7	R: 0 E: 0 K: 0 S: 3	H: 0 LOB: 0 BB: 0 P: 3	R: 0 E: 0 K: 2 S: 9	H: 2 LOB: 2 BB: 0 P: 9	R: 0 E: 0 K: 0 S: 3	H: 0 LOB: 0 BB: 0 P: 3	R: 1 E: 0 K: 0 S: 5	H: 2 LOB: 1 BB: 0 P: 5	R: 0 E: 0 K: 0 S: 3	H: 1 LOB: 0 BB: 0 P: 3	R: 0 E: 0 K: 0 S: 3	H: 0 LOB: 1 BB: 1 P: 7	1B: 5 2B: 0 3B: 0 HR: 0	SF: 0 SAC: 0 DP: 1 HBP: 0	WP: 0 PB: 0 SB: 0 CS: 0	PA: 29		
<b>PITCHER</b>	IP	WLS	BF	H	R	ER	SO	BB	IBB	HBP	BLK	WP	HR	S	P	ERA	WHIP			
Tom Seaver, R ERA: 2.39	(1, 1)	8.0	L	29	5	1	4	1	0	0	0	0	0	36	40	1.12	0.750			

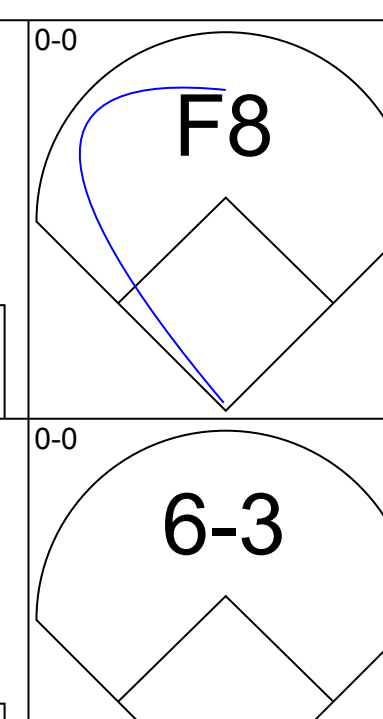
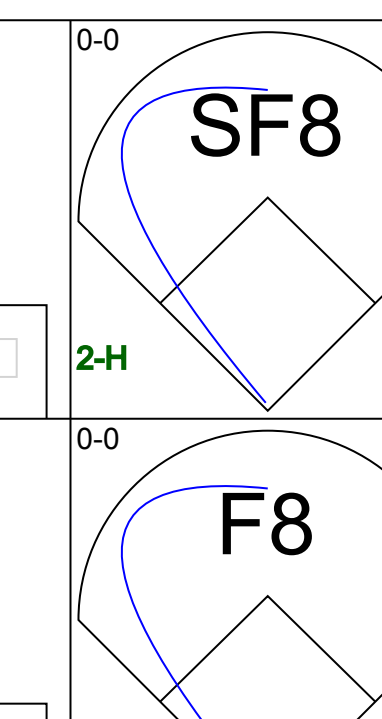
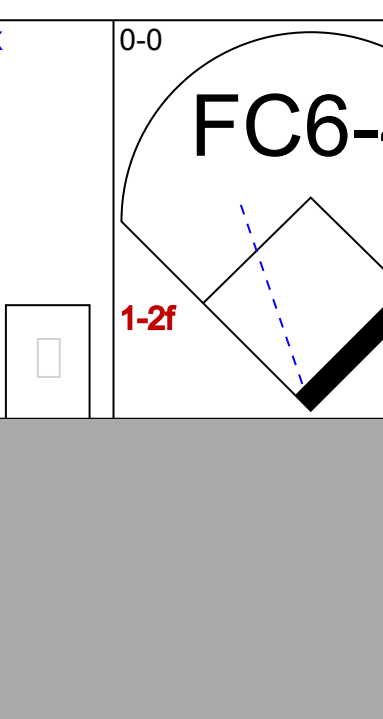
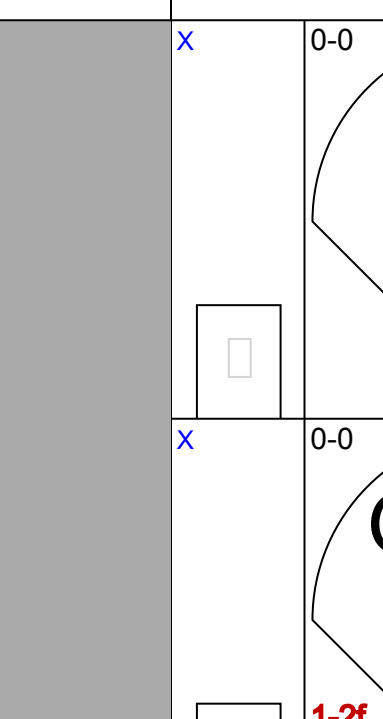
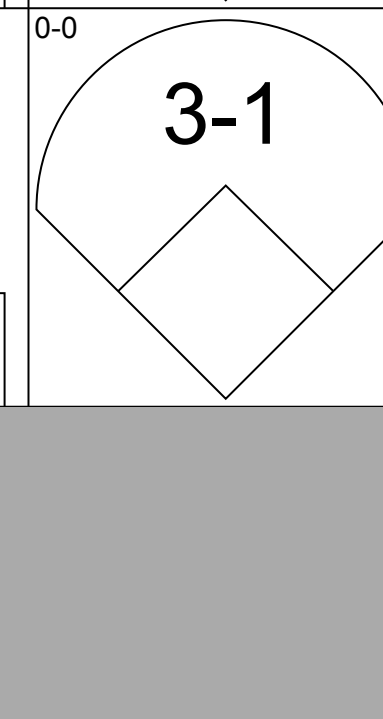

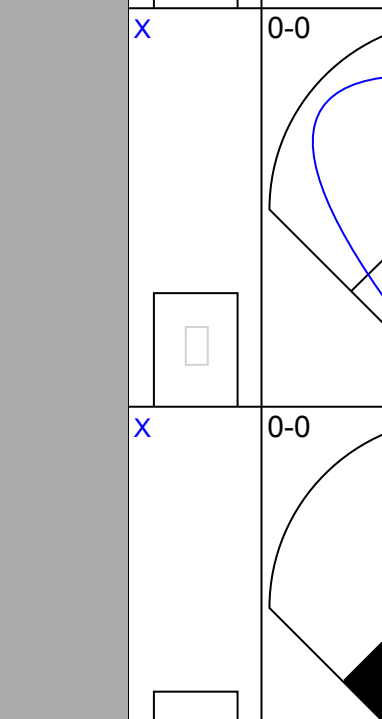
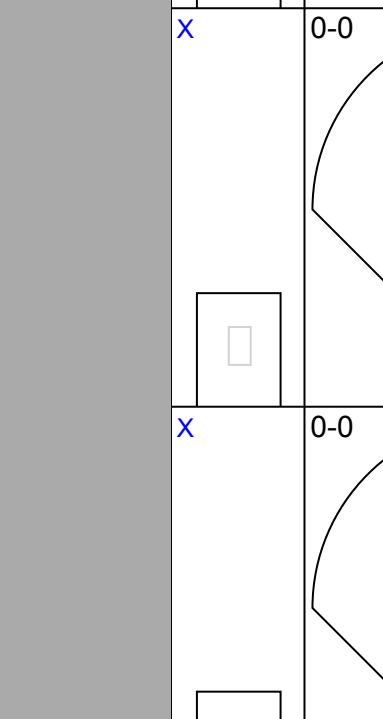

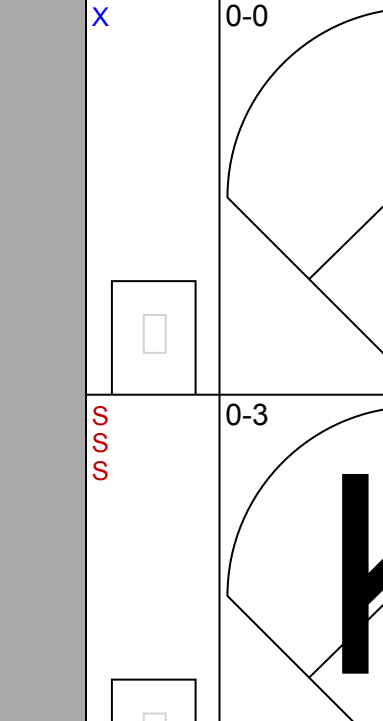
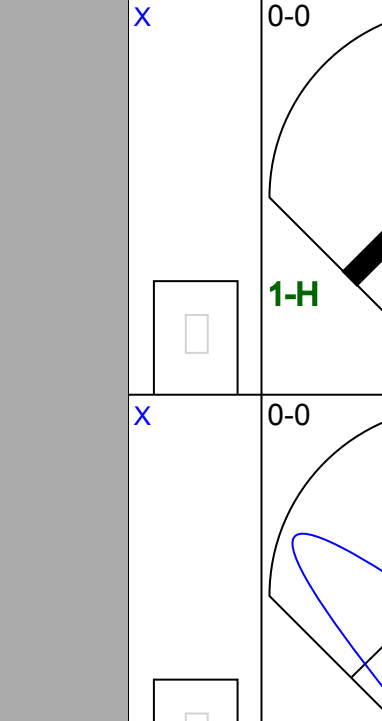
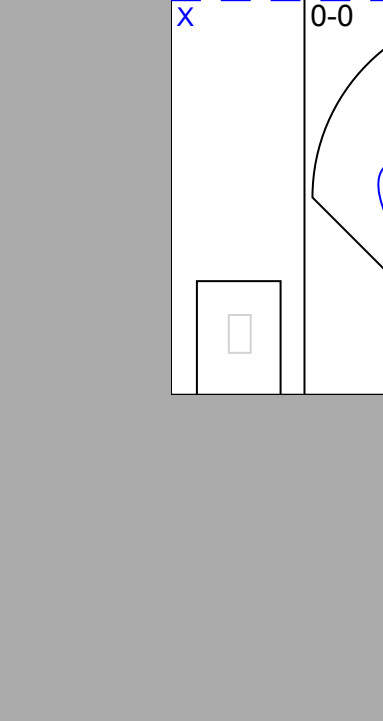
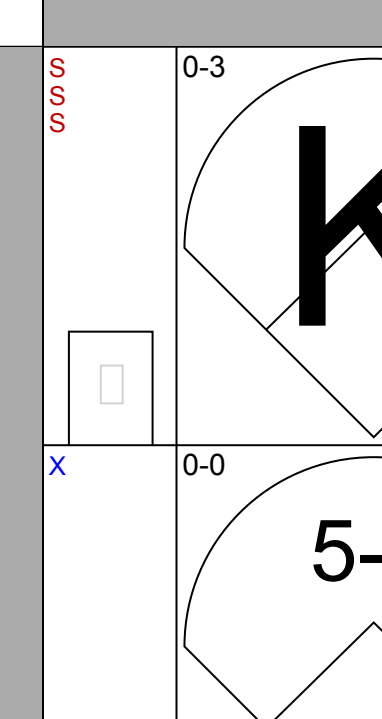
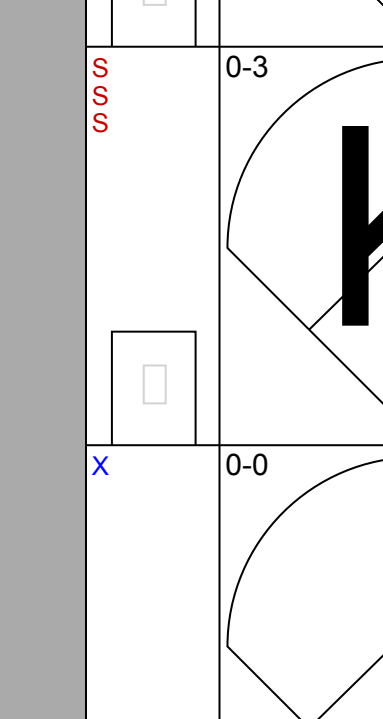
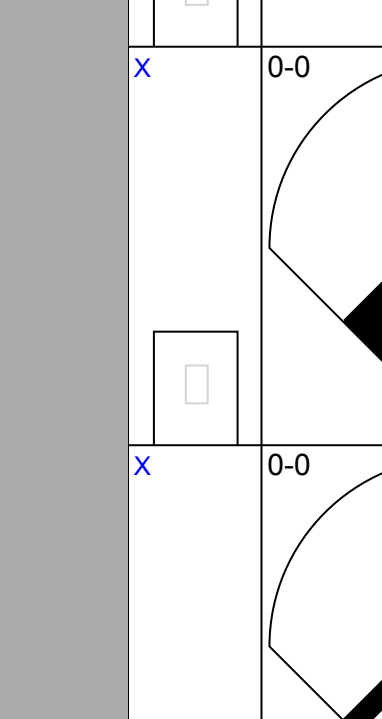
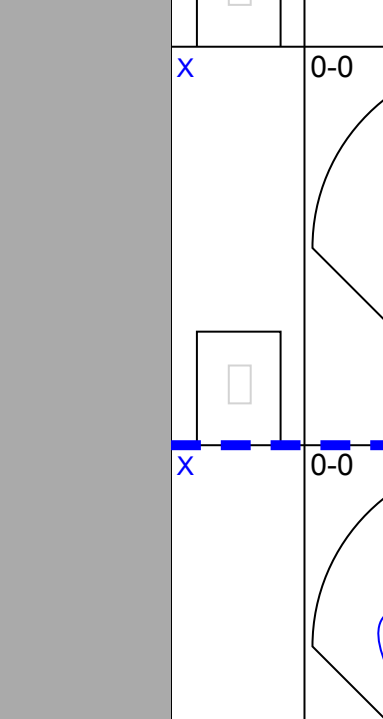
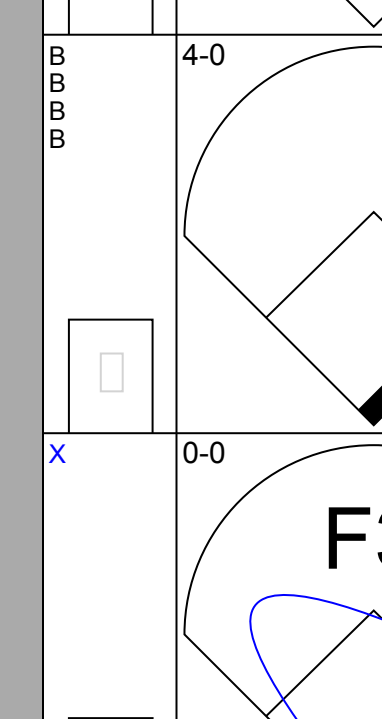
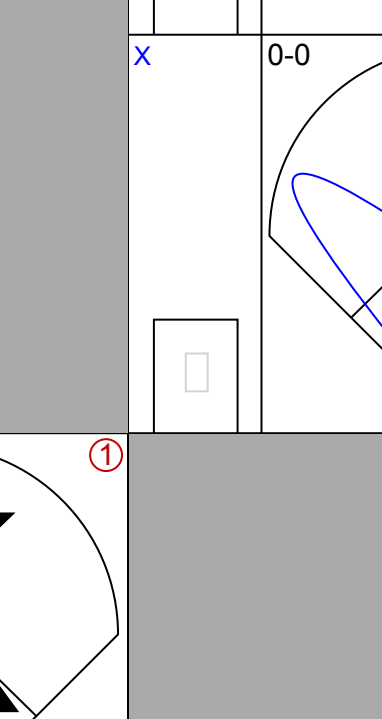


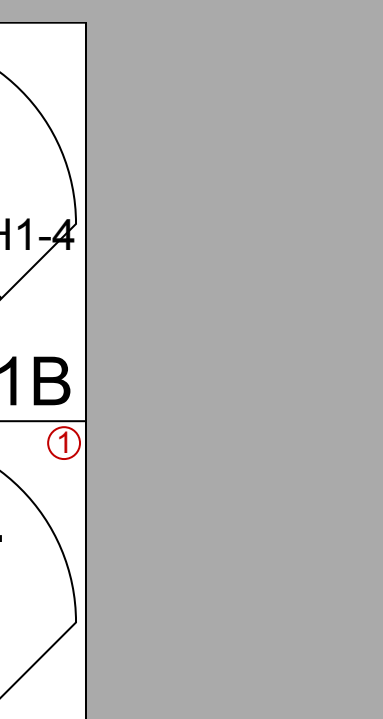
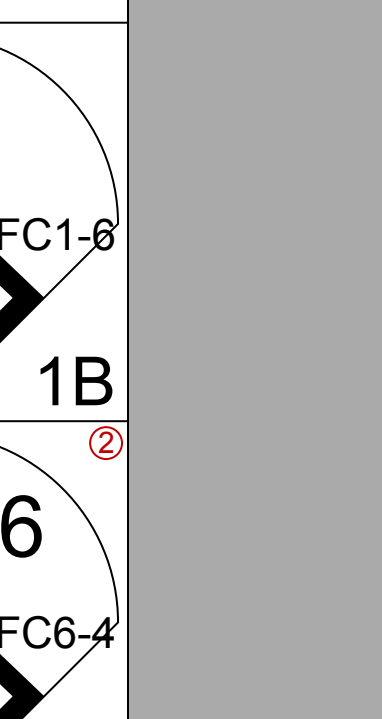
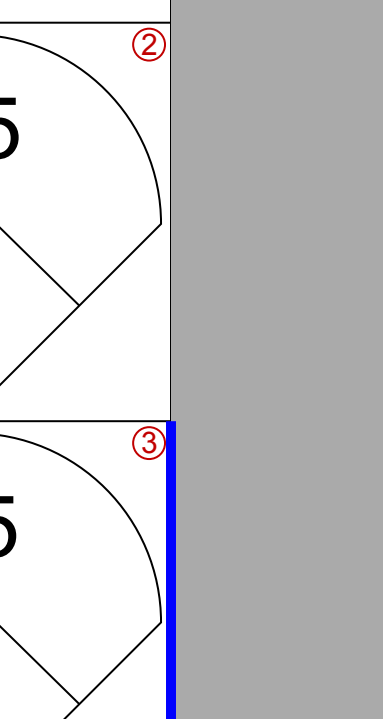
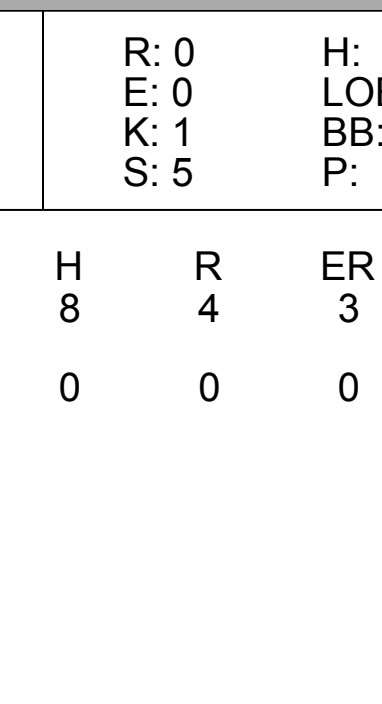
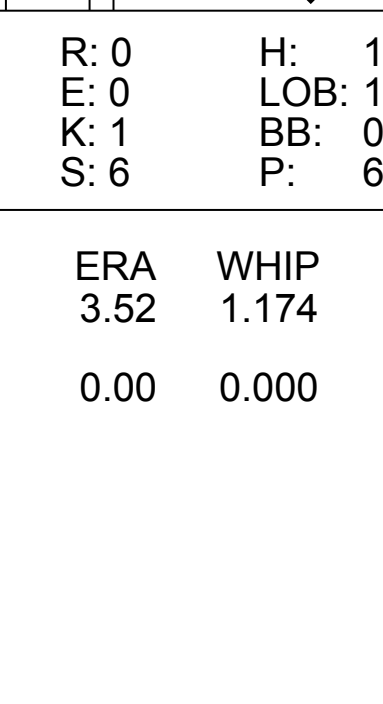
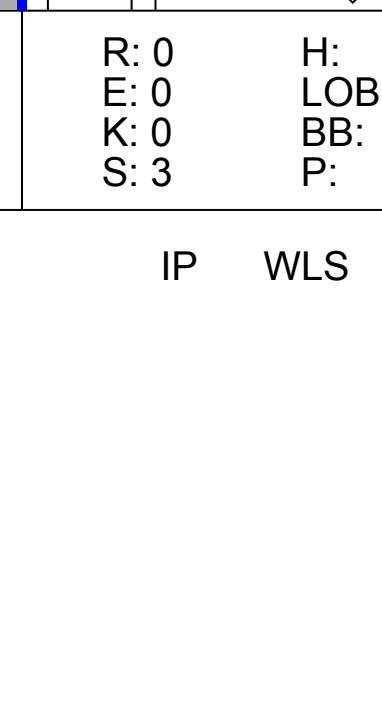
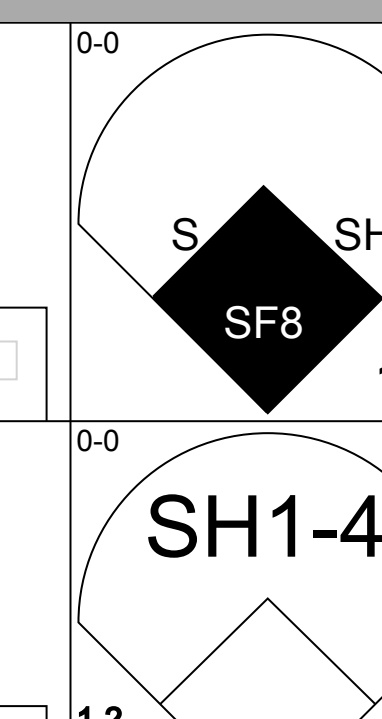
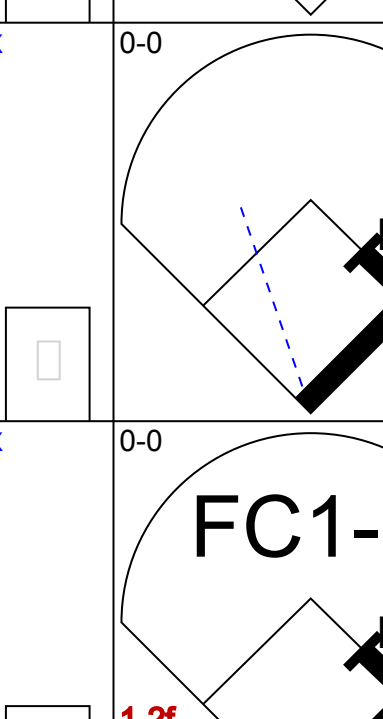
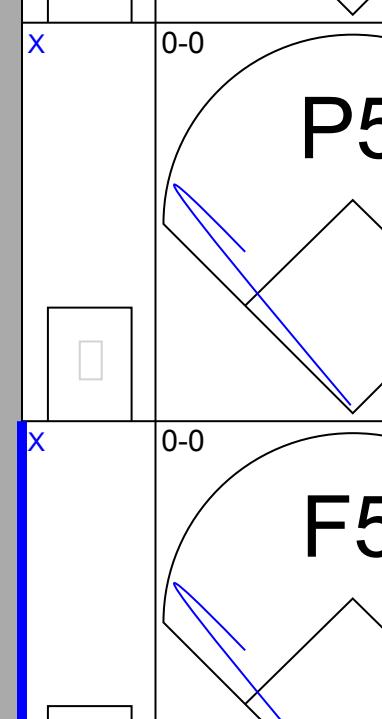

New York Mets @ Chicago Cubs  
Wrigley Field, Chicago, IL  
Mon Jul 14 1969, 3:33 AM CDT  
Att: 37,473 - Unknown

AB 28  
R 1  
H 5  
RBI 1  
BB 1  
SO 4  
LOB 8





Batter	1	2	3	4	5	6	7	8	9	AB	R	H	RBI	BB	SO	LOB	TOP					
Tommie Agee, R OBP: 0.341, SLG: 0.512 (1, 8)										4	0	1	1	0	2	0	<b>New York Mets @ Chicago Cubs</b> Wrigley Field, Chicago, IL Tue Jul 15 1969, 3:33 AM CDT Att: 38,608 - Unknown					
Ken Boswell, L OBP: 0.310, SLG: 0.358 (1, 4)										4	1	2	1	0	1	1						
Cleon Jones, R OBP: 0.425, SLG: 0.518 (1, 7)										3	0	0	0	1	0	2						
Art Shamsky, L OBP: 0.413, SLG: 0.532 Rod Gaspar, S OBP: 0.313, SLG: 0.286 (8, PH) (8, 9)										3	1	1	0	0	1	1						
Wayne Garrett, L OBP: 0.348, SLG: 0.333 (1, 5)										4	0	1	0	0	2	3						
Ed Kraneppool, L OBP: 0.298, SLG: 0.387 (1, 3)										4	1	1	0	0	0	1						
J.C. Martin, L OBP: 0.265, SLG: 0.341 (1, 2)										4	0	1	0	0	2	3						
Al Weis, S OBP: 0.273, SLG: 0.297 (1, 6)										4	2	2	3	0	1	1						
Gary Gentry, R OBP: 0.146, SLG: 0.150 Ron Taylor, R (8, 1)										2	0	0	0	0	1	0						
										1	0	0	0	0	1	1						
<b>Inning Stats</b>	R: 0 E: 0 K: 1 S: 5	H: 1 LOB: 0 BB: 0 P: 5	R: 0 E: 0 K: 1 S: 6	H: 1 LOB: 1 BB: 0 P: 6	R: 1 E: 0 K: 0 S: 5	H: 2 LOB: 1 BB: 0 P: 5	R: 3 E: 0 K: 3 S: 12	H: 3 LOB: 0 BB: 0 P: 12	R: 1 E: 0 K: 0 S: 6	H: 1 LOB: 1 BB: 1 P: 10	R: 0 E: 0 K: 0 S: 3	H: 0 LOB: 0 BB: 0 P: 3	R: 0 E: 0 K: 2 S: 7	H: 0 LOB: 0 BB: 0 P: 7	R: 0 E: 0 K: 1 S: 4	H: 0 LOB: 0 BB: 1 P: 8	R: 0 E: 0 K: 2 S: 8	H: 1 LOB: 1 BB: 0 P: 8	1B: 6 2B: 0 3B: 1 HR: 2	SF: 0 SAC: 1 DP: 1 HBP: 0	WP: 0 PB: 0 SB: 0 CS: 1	PA: 36
<b>PITCHER</b>	IP WLS BF H R ER SO BB IBB HBP BLK WP HR S P ERA WHIP																					
Dick Selma, R ERA: 3.88 Rich Nye, L ERA: 4.95 Hank Aguirre, L ERA: 1.65	(1, 1) (5, 1) (8, 1)	4.1 2.2 2.0	L 8 7	21 0 1	8 0 0	5 0 0	5 3 0	5 0 3	1 0 1	0 0 0	0 0 0	0 0 0	0 0 0	0 14 12	34 14 16	0.00 0.00 0.00	10.38 2.077 1.000					

Batter	1	2	3	4	5	6	7	8	9	AB	R	H	RBI	BB	SO	LOB	BOTTOM					
Don Kessinger, S OBP: 0.364, SLG: 0.408 (1, 6)										3	0	1	1	0	0	1	<b>New York Mets @ Chicago Cubs</b> Wrigley Field, Chicago, IL Tue Jul 15 1969, 3:33 AM CDT Att: 38,608 - Unknown					
Glenn Beckert, R OBP: 0.340, SLG: 0.345 (1, 4)										4	0	0	0	0	0	1						
Billy Williams, L OBP: 0.370, SLG: 0.489 (1, 9)										4	1	1	1	0	0	0						
Ron Santo, R OBP: 0.399, SLG: 0.522 (1, 5)										4	2	2	1	0	2	0						
14 Ernie Banks, R OBP: 0.324, SLG: 0.425 (1, 3)										4	0	2	0	0	0	0						
Willie Smith, L OBP: 0.363, SLG: 0.538 (1, 7)										3	0	0	0	1	2	2						
Randy Hundley, R OBP: 0.360, SLG: 0.437 (1, 2)										4	0	0	0	0	2	1						
Jim Qualls, S OBP: 0.306, SLG: 0.391 (1, 8)										4	1	2	0	0	0	0						
Dick Selma, R OBP: 0.200, SLG: 0.250 Rich Nye, L OBP: 0.077, SLG: 0.077 Al Spangler, L OBP: 0.314, SLG: 0.363 Hank Aguirre, R OBP: 0.333, SLG: 0.333 (8, 1)	(1, 1) (5, 1) (7, PH) (8, 1)	0.200 0.077 0.314 0.333	31 3 4	3 3 4	4 3 4	4 3 4	4 3 4	4 3 4	4 3 4	0 1 1 0	0 0 0 0	0 0 0 0	0 0 0 0	0 0 0 0	0 0 0 0	0 0 0 0						
<b>Inning Stats</b>	R: 0 E: 0 K: 0 S: 3	H: 0 LOB: 0 BB: 0 P: 3	R: 0 E: 0 K: 1 S: 5	H: 0 LOB: 1 BB: 1 P: 9	R: 1 E: 0 K: 0 S: 4	H: 1 LOB: 0 BB: 0 P: 4	R: 0 E: 0 K: 2 S: 8	H: 1 LOB: 1 BB: 0 P: 8	R: 0 E: 0 K: 1 S: 6	H: 1 LOB: 1 BB: 0 P: 6	R: 1 E: 1 K: 0 S: 5	H: 2 LOB: 1 BB: 0 P: 5	R: 0 E: 0 K: 0 S: 3	H: 0 LOB: 0 BB: 0 P: 3	R: 2 E: 0 K: 0 S: 5	H: 3 LOB: 0 BB: 0 P: 5		R: 0 E: 0 K: 2 S: 7	H: 0 LOB: 0 BB: 0 P: 7	1B: 6 2B: 0 3B: 0 HR: 2	SF: 1 SAC: 1 DP: 1 HBP: 0	WP: 0 PB: 0 SB: 1 CS: 0
<b>PITCHER</b>	IP WLS BF H R ER SO BB IBB HBP BLK WP HR S P ERA WHIP																					
Gary Gentry, R ERA: 3.36 Ron Taylor, R ERA: 2.34	(1, 1) (8, 1)	7.2 1.1	W S	31 4	8 0	4 0	3 0	4 2	4 8	42 8	0.00 0.000	3.52 1.174										

AB	33
R	5
H	9
RBI	5
BB	2
SO	11
LOB	13





Batter	1	2	3	4	5	6	7	8	9	AB	R	H	RBI	BB	SO	LOB	TOP										
Tommie Agee, R OBP: 0.342, SLG: 0.524	0-0 1B	0-0 HR	0-0 FC5-4		0-0 FC4-6			0-0 6-3		5	2	2	1	0	0	2											
Ken Boswell, L OBP: 0.312, SLG: 0.359	0-0 1B	0-0 1-3		0-0 1B	0-0 F8			0-0 G3		5	1	2	1	0	0	1											
Cleon Jones, R OBP: 0.425, SLG: 0.516	0-0 1B	0-0 1B		0-0 F7	0-0 L4			0-0 E5		5	3	2	0	0	0	2											
Art Shamsky, L OBP: 0.419, SLG: 0.558 Ron Taylor, R	0-3 K	0-0 1-3		0-0 BB	0-0 L9			0-0 HR		5	1	3	2	0	1	2											
Wayne Garrett, L OBP: 0.349, SLG: 0.329	4-0 1B	0-0 1-3		4-0 1B	0-0 F8			0-3 K		3	1	0	1	2	1	1											
Ed Kranepool, L OBP: 0.300, SLG: 0.388 Donn Clendenon, R OBP: 0.275, SLG: 0.381	0-0 1B	0-0 F3		0-0 K	0-0 5-3			0-0 F9		2	0	1	1	0	0	1											
J.C. Martin, L OBP: 0.270, SLG: 0.344	0-0 1B		0-3 K	0-0 G3				0-0 1-3		5	0	2	2	0	1	3											
Al Weis, S OBP: 0.271, SLG: 0.315	0-3 K		0-3 K		0-0 HR			0-0 F7		5	1	1	1	0	2	3											
Don Cardwell, R OBP: 0.233, SLG: 0.321 Jim McAndrew, R OBP: 0.400, SLG: 0.333 Cal Koonce, R OBP: 0.400, SLG: 0.400 Rod Gaspar, S OBP: 0.311, SLG: 0.284	0-3 K		4-0 BB		0-0 FC4-6			0-0 G3		1	0	0	0	0	1	2											
<b>Inning Stats</b>	R: 4 E: 0 K: 3 S: 14	H: 5 LOB: 2 BB: 1 P: 18	R: 2 E: 0 K: 0 S: 6	H: 3 LOB: 1 BB: 0 P: 6	R: 0 E: 0 K: 2 S: 7	H: 0 LOB: 1 BB: 1 P: 11	R: 0 E: 0 K: 1 S: 7	H: 2 LOB: 3 BB: 1 P: 11	R: 1 E: 0 K: 0 S: 5	H: 2 LOB: 1 BB: 0 P: 5	R: 0 E: 0 K: 0 S: 3	H: 0 LOB: 0 BB: 0 P: 3	R: 0 E: 1 K: 1 S: 7	H: 1 LOB: 0 BB: 0 P: 7	R: 0 E: 0 K: 0 S: 4	H: 1 LOB: 1 BB: 0 P: 4	1B: 10 2B: 1 3B: 0 HR: 3	SF: 0 SAC: 0 DP: 0 HBP: 0	WP: 1 PB: 0 SB: 1 CS: 0	PA: 45							
<b>PITCHER</b>	IP	WLS	BF	H	R	ER	SO	BB	IBB	HBP	BLK	WP	HR	S	P	ERA	WHIP										
Fergie Jenkins, R ERA: 2.82	1.0	L	10	6	5	5	3	0	1	0	0	0	1	15	19	45.00	6.000										
Hank Aguirre, L ERA: 1.94	2.0		9	2	1	1	2	1	0	0	0	0	0	12	16	4.50	1.500										
Rich Nye, L ERA: 4.74	3.0		14	4	1	1	1	1	0	0	0	0	1	15	19	3.00	1.667										
Ted Abernathy, R ERA: 2.97	3.0		12	2	2	0	1	0	0	0	0	0	1	14	14	0.00	0.667										
<b>Batter</b>	<b>1</b>	<b>2</b>	<b>3</b>	<b>4</b>	<b>5</b>	<b>6</b>	<b>7</b>	<b>8</b>	<b>9</b>	<b>AB</b>	<b>R</b>	<b>H</b>	<b>RBI</b>	<b>BB</b>	<b>SO</b>	<b>LOB</b>	<b>BOTTOM</b>										
Don Kessinger, S OBP: 0.364, SLG: 0.408	0-0 1B	0-0 1B		0-0 6-3				0-0 P6		5	1	2	1	0	0	1											
Glenn Beckert, R OBP: 0.345, SLG: 0.347	0-0 1B	0-0 1B		0-0 1B				0-0 P3		4	0	2	1	1	0	1											
Billy Williams, L OBP: 0.375, SLG: 0.492	1-0 HBP	0-0 1B		0-0 1B				0-0 P4		4	0	3	1	0	0	2											
Ron Santo, R OBP: 0.397, SLG: 0.518	0-0 L7	0-0 FC6-4		0-0 G6-3				0-0 P4		5	0	1	0	0	0	7											
14 Ernie Banks, R OBP: 0.326, SLG: 0.429		0-0 1B		0-0 SH2-4				0-0 F9		4	2	2	0	0	0	2											
Willie Smith, L OBP: 0.360, SLG: 0.530		0-0 4-3		0-0 SF9				0-0 6-3		4	0	1	0	0	0	1											
Randy Hundley, R OBP: 0.360, SLG: 0.436		0-0 1B		0-0 SH2-4				0-0 5-3		3	0	1	1	0	0	0											
Jim Qualls, S OBP: 0.289, SLG: 0.375		0-0 1B		0-0 SF9				0-3 K		3	1	0	1	0	1	1											
Fergie Jenkins, R ERA: 3.71 Hank Aguirre, R ERA: 5.94 Cal Koonce, R ERA: 4.45 Ron Taylor, R ERA: 2.23	0-0 1B	0-0 1B		0-0 4-3				0-0 6-3		0	0	0	0	0	0	0											
<b>Inning Stats</b>	R: 0 E: 0 K: 0 S: 3	H: 1 LOB: 1 BB: 0 P: 4	R: 4 E: 0 K: 0 S: 9	H: 6 LOB: 2 BB: 0 P: 9	R: 1 E: 0 K: 0 S: 5	H: 2 LOB: 1 BB: 0 P: 5	R: 0 E: 0 K: 0 S: 4	H: 2 LOB: 1 BB: 0 P: 4	R: 0 E: 0 K: 1 S: 5	H: 0 LOB: 0 BB: 0 P: 5	R: 0 E: 0 K: 0 S: 4	H: 2 LOB: 1 BB: 0 P: 4	R: 0 E: 0 K: 0 S: 3	H: 0 LOB: 0 BB: 0 P: 3	R: 0 E: 0 K: 0 S: 4	H: 1 LOB: 2 BB: 1 P: 8	1B: 13 2B: 1 3B: 0 HR: 0	SF: 1 SAC: 1 DP: 3 HBP: 1	WP: 0 PB: 0 SB: 0 CS: 0	PA: 40							
<b>PITCHER</b>	IP	WLS	BF	H	R	ER	SO	BB	IBB	HBP	BLK	WP	HR	S	P	ERA	WHIP										
Don Cardwell, R ERA: 3.71	1.2		11	6	4	4	0	0	0	0	0	0	0	10	11	21.60	3.600										
Jim McAndrew, R ERA: 5.94	0.1		4	3	1	1	0	0	0	0	0	0	0	4	4	27.00	9.000										
Cal Koonce, R ERA: 4.45	5.0	W	17	4	0	0	1	0	0	0	0	0	0	19	19	0.00	0.800										
Ron Taylor, R ERA: 2.23	2.0	S	8	1	0	0	0	1	0	0	0	0	0	7	11	0.00	1.000										

New York Mets @ Chicago Cubs  
Wrigley Field, Chicago, IL  
Wed Jul 16 1969, 3:33 AM CDT  
Att: 36,795 - Unknown

AB 42  
R 9  
H 14  
RBI 9  
BB 3  
SO 7  
LOB 21



New York Mets @ Chicago Cubs  
Wrigley Field, Chicago, IL  
Wed Jul 16 1969, 3:33 AM CDT  
Att: 36,795 - Unknown

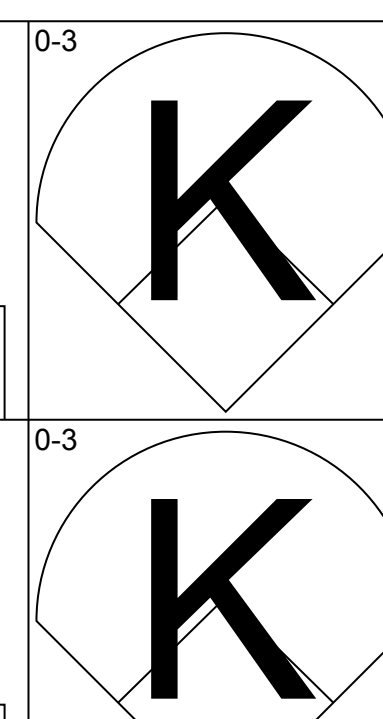
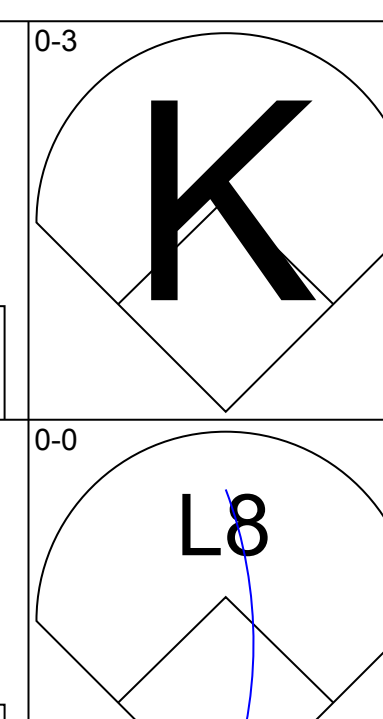
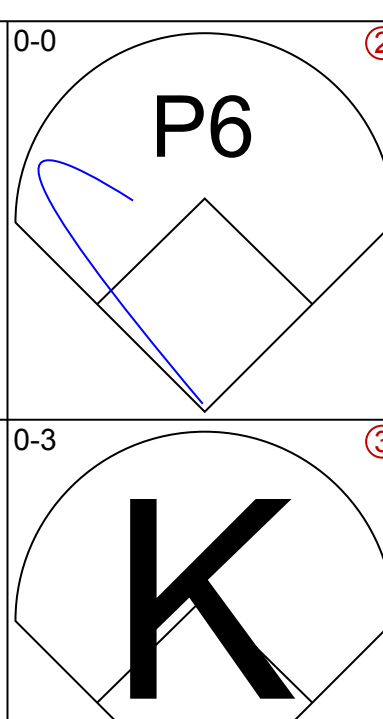

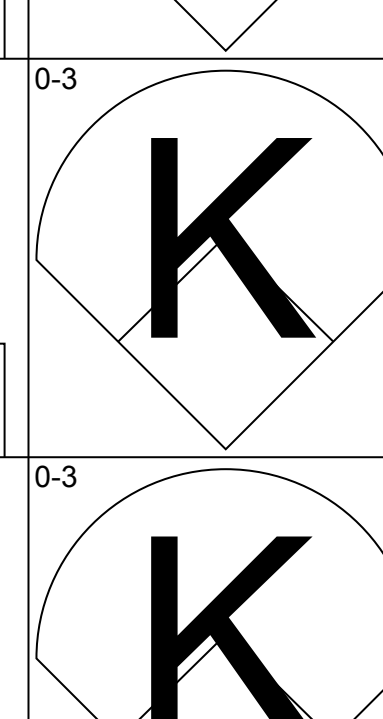
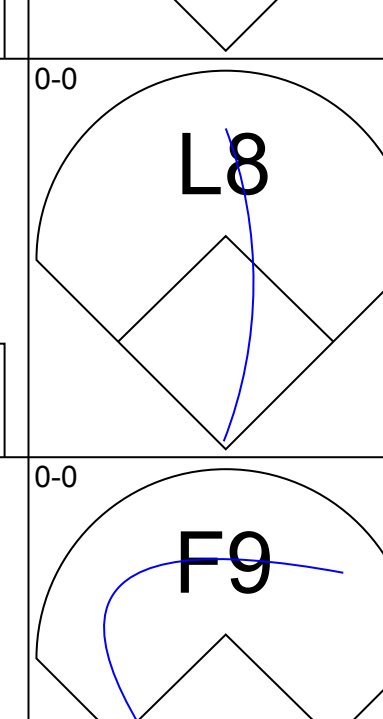

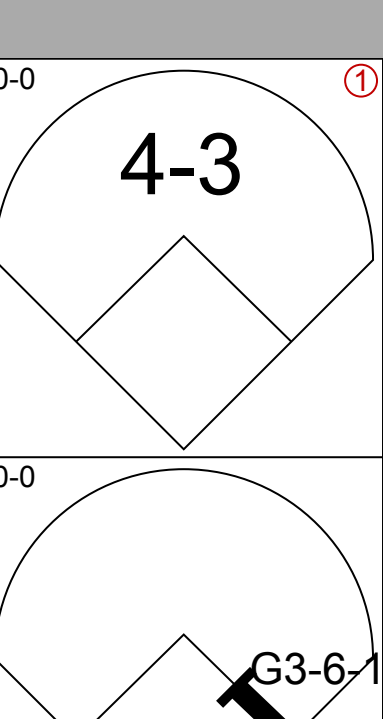
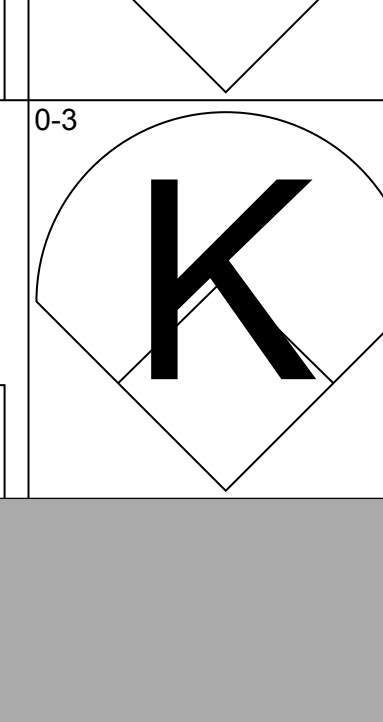
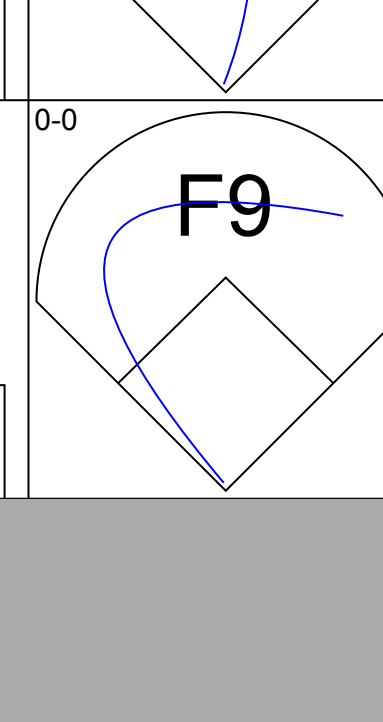
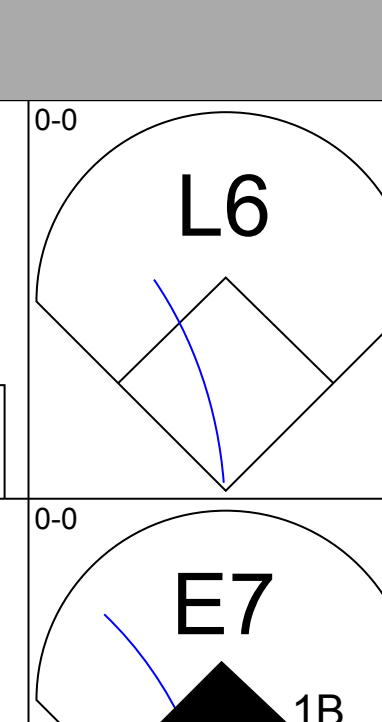
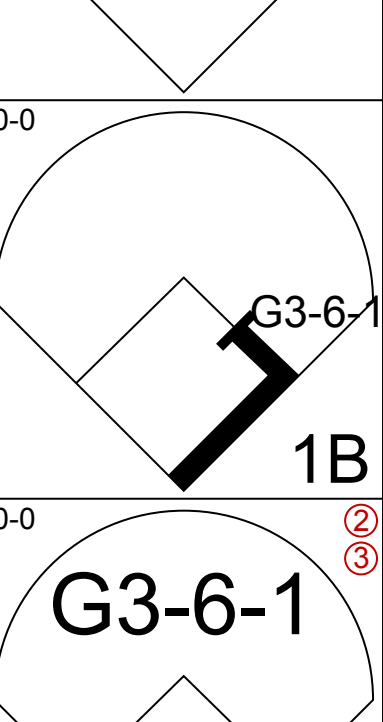
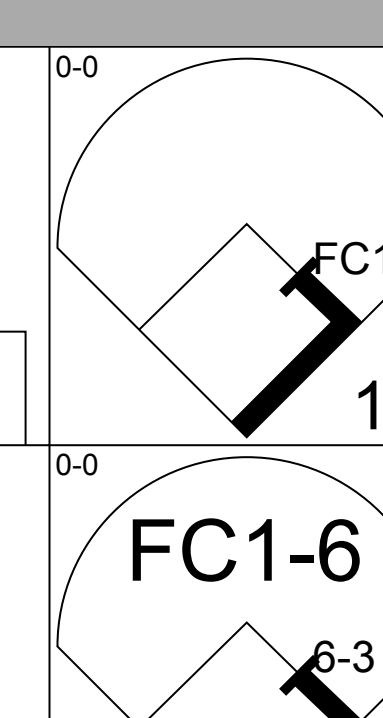
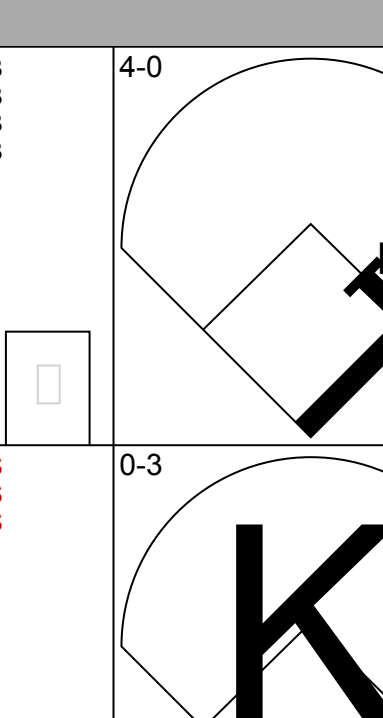
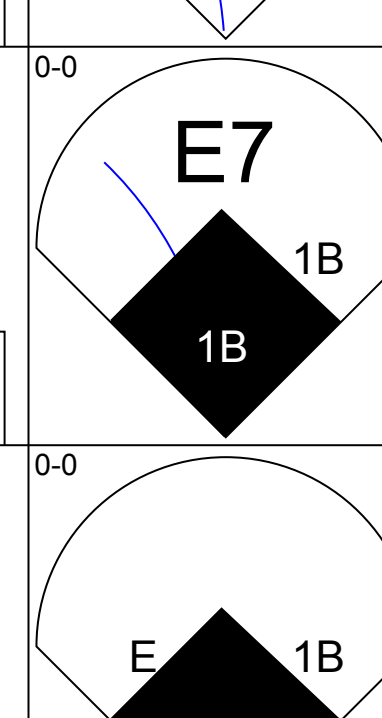
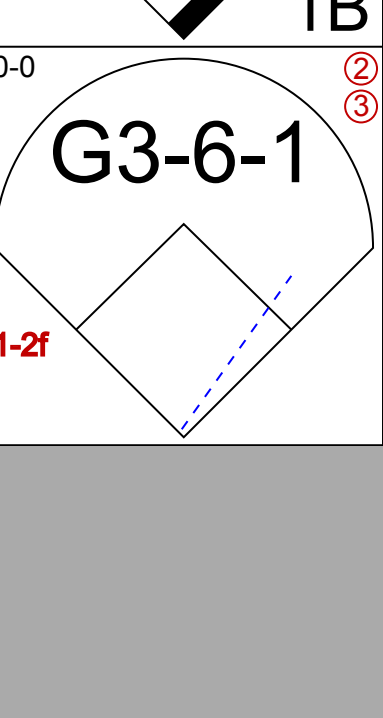
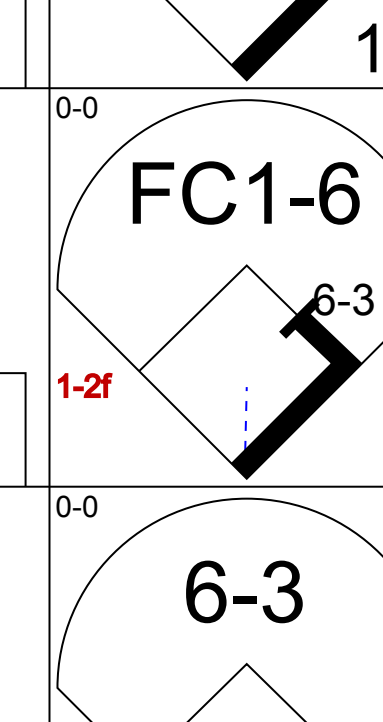
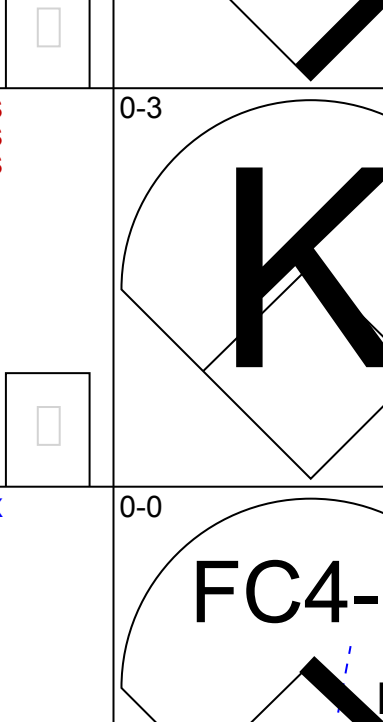
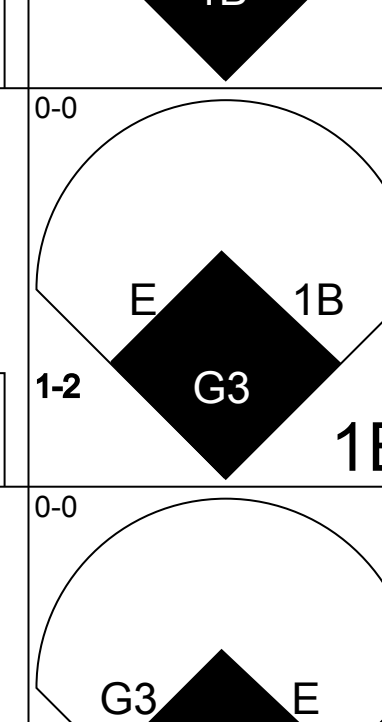
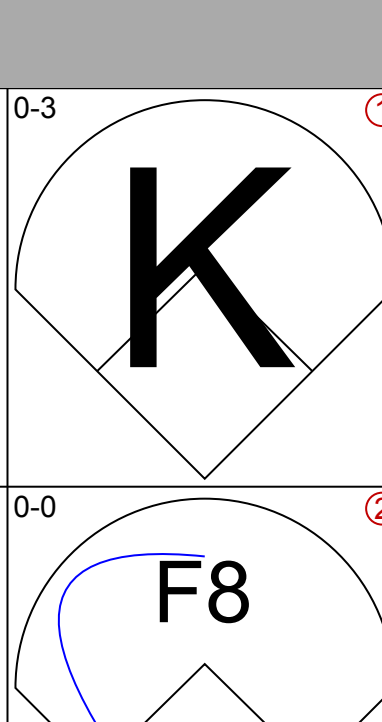
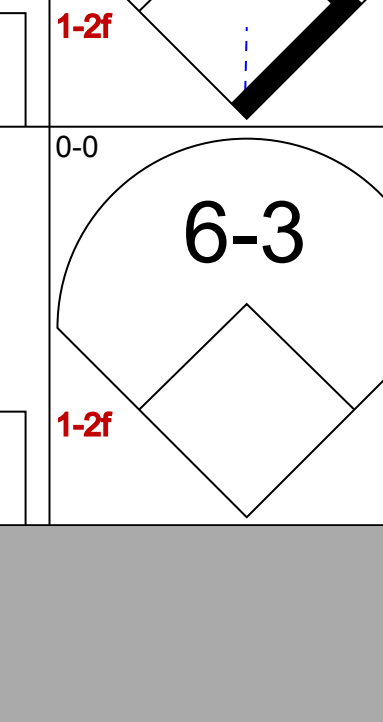
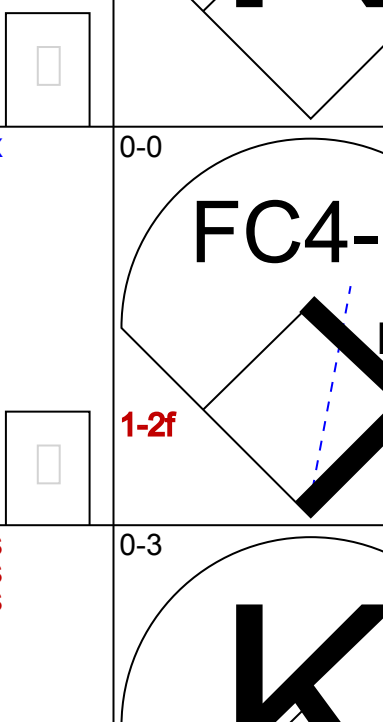
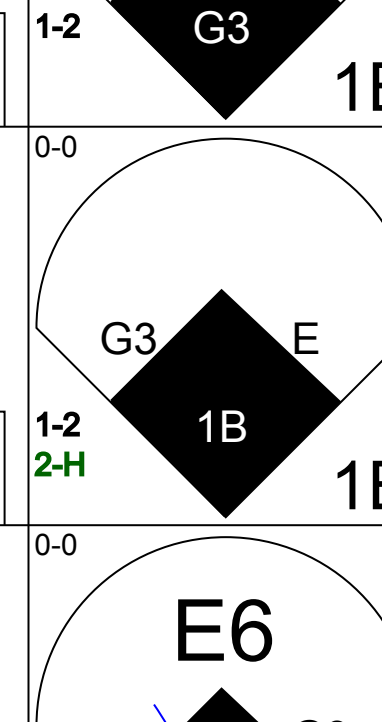
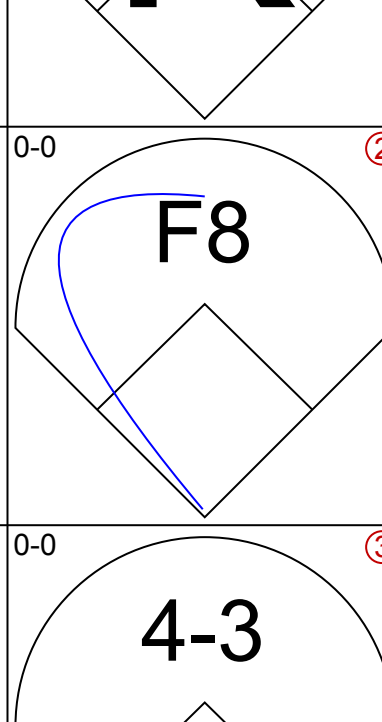

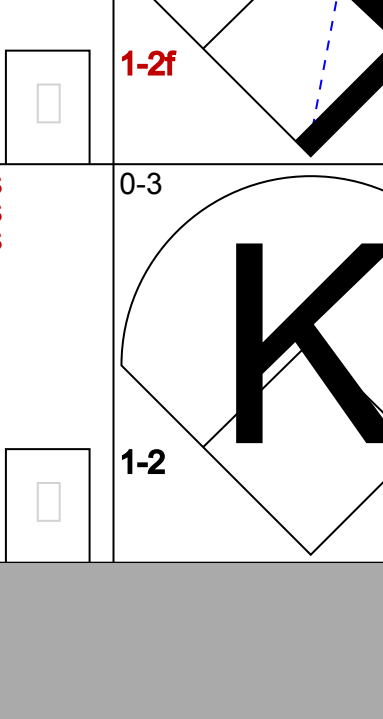
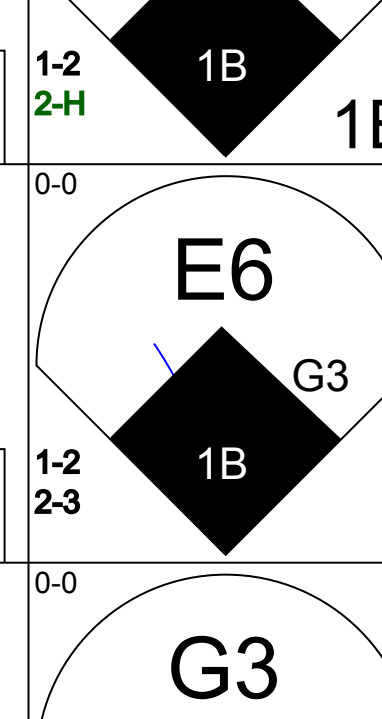
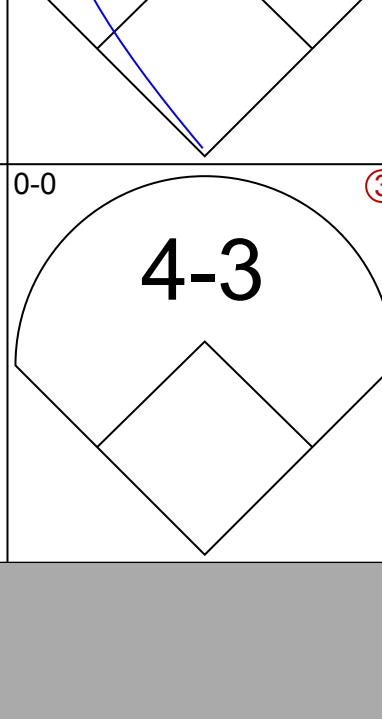


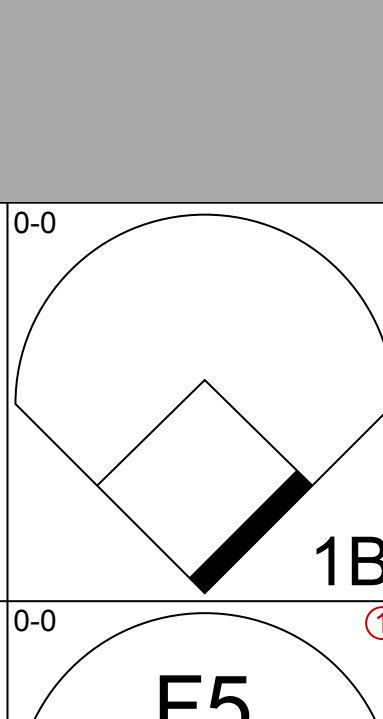
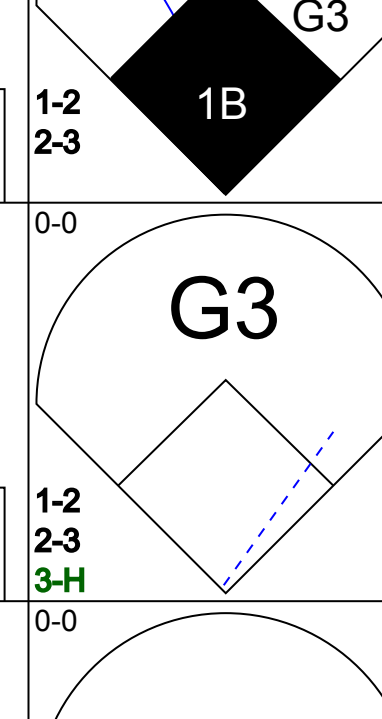
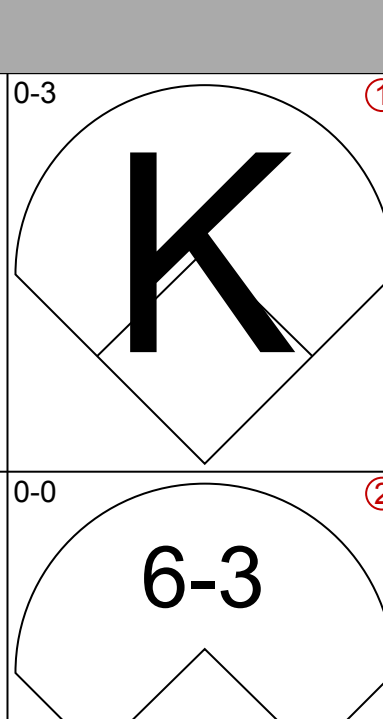
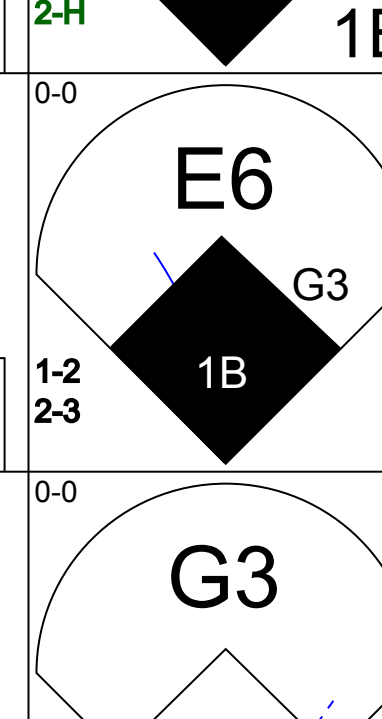
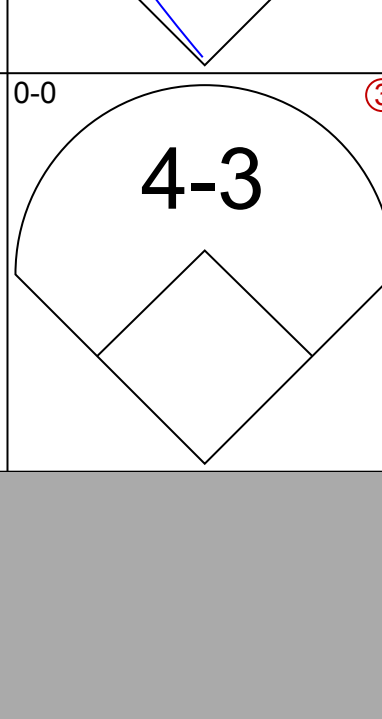
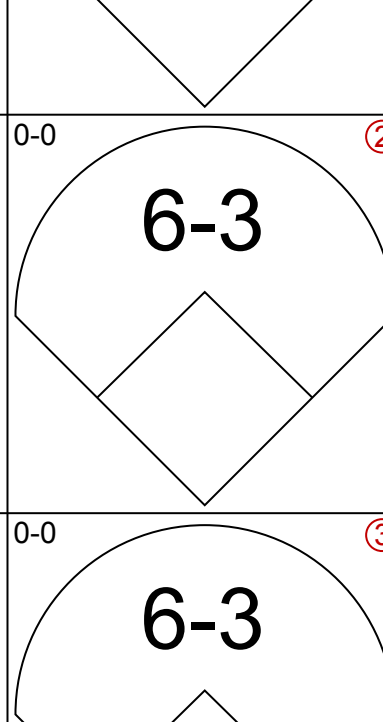
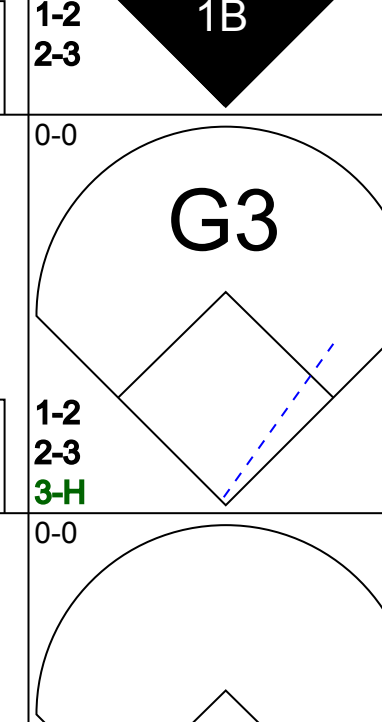
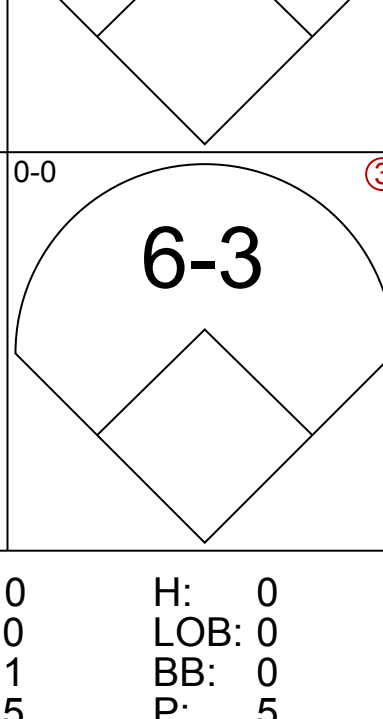
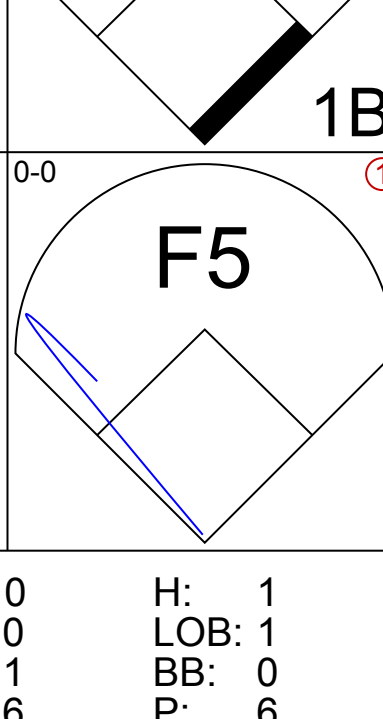
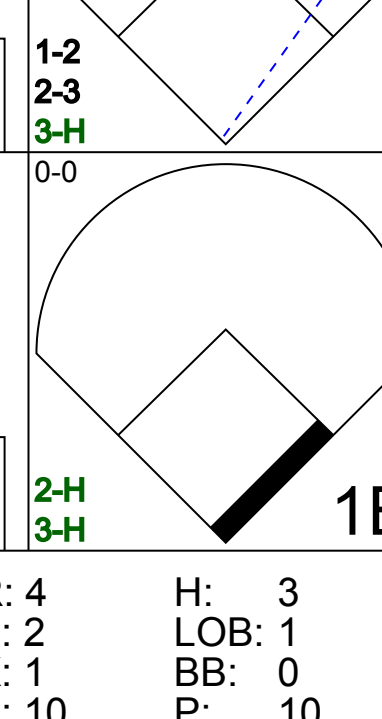
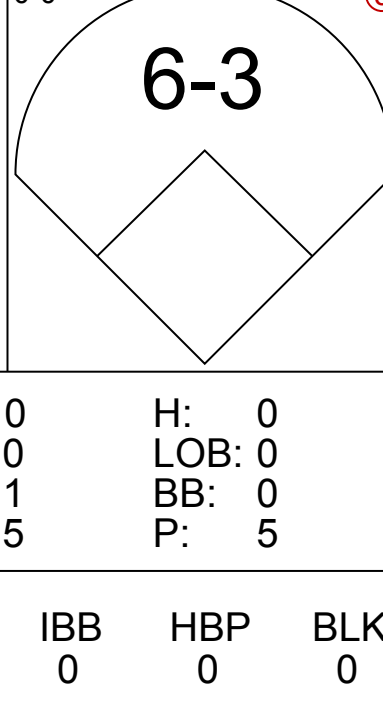
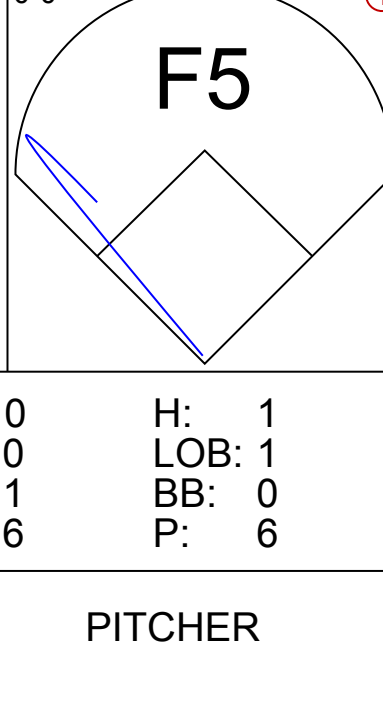
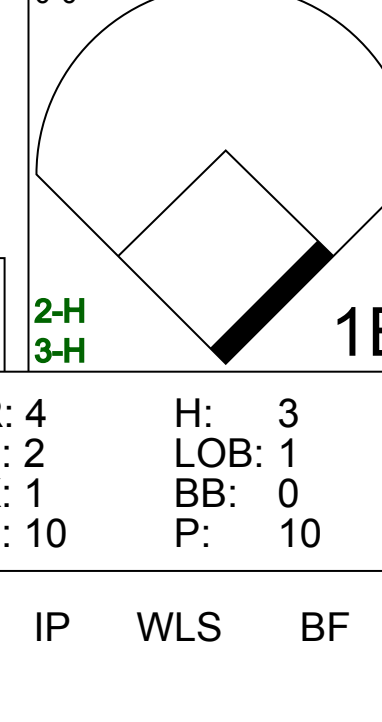
AB 36  
R 5  
H 14  
RBI 5  
BB 1  
SO 1  
LOB 16

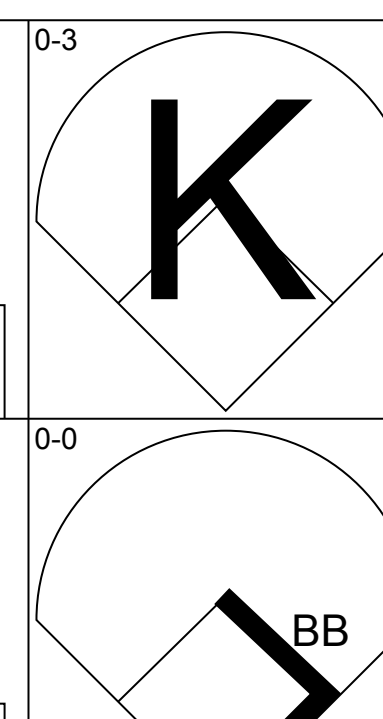
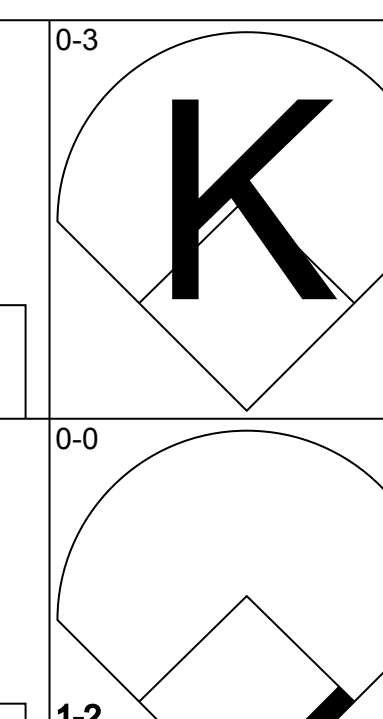
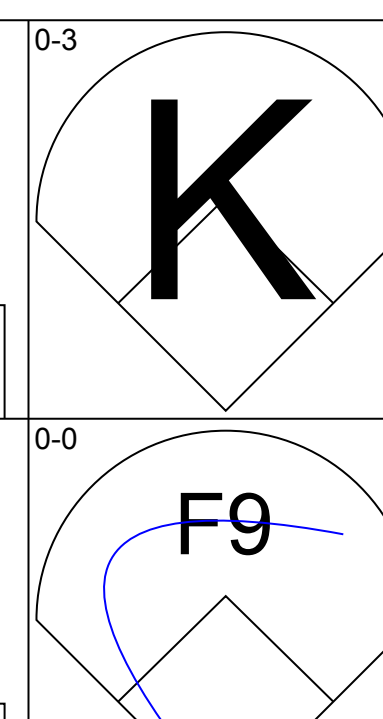
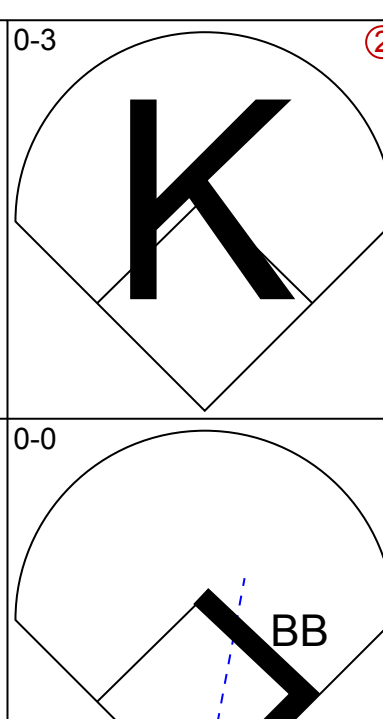
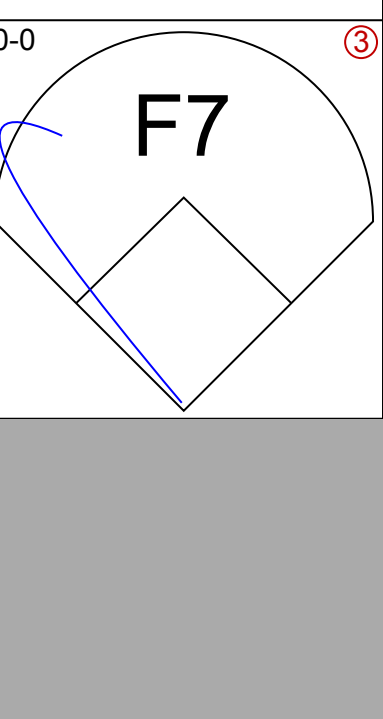
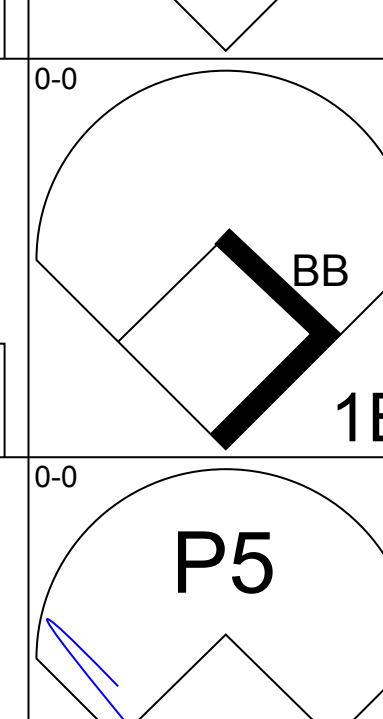
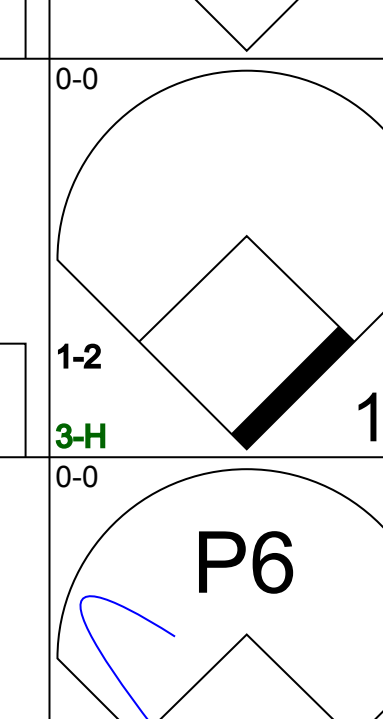
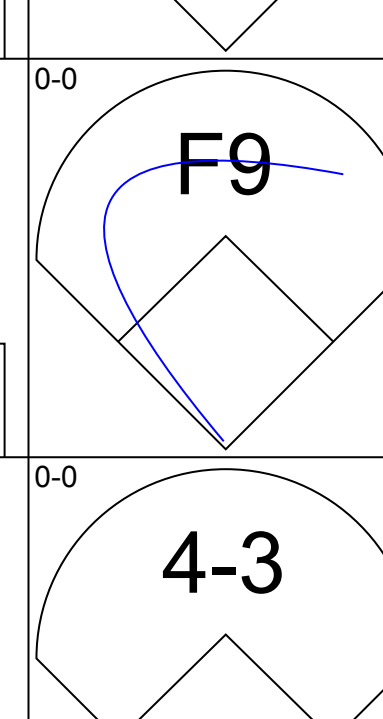
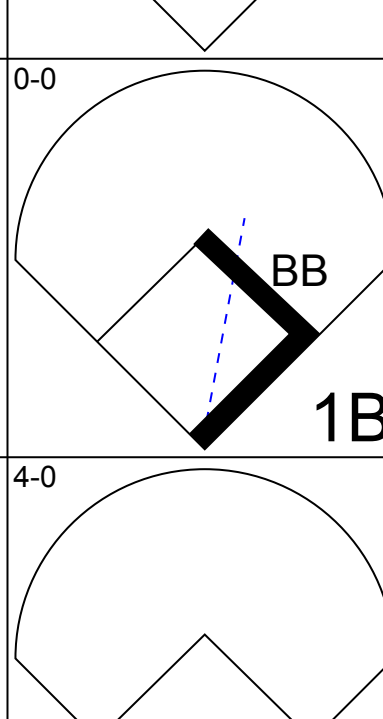

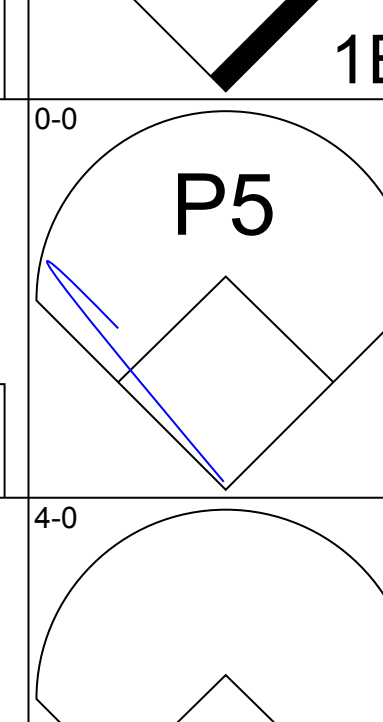
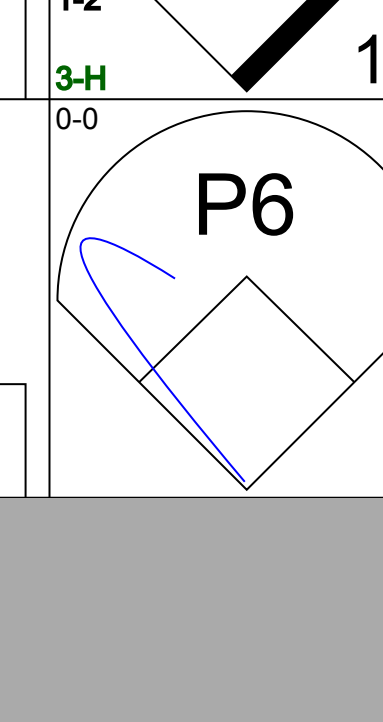
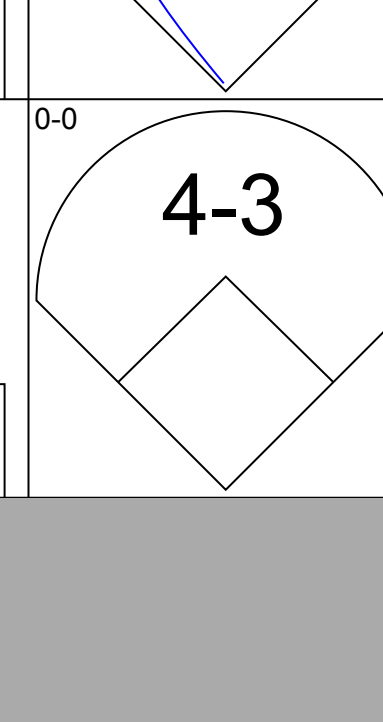
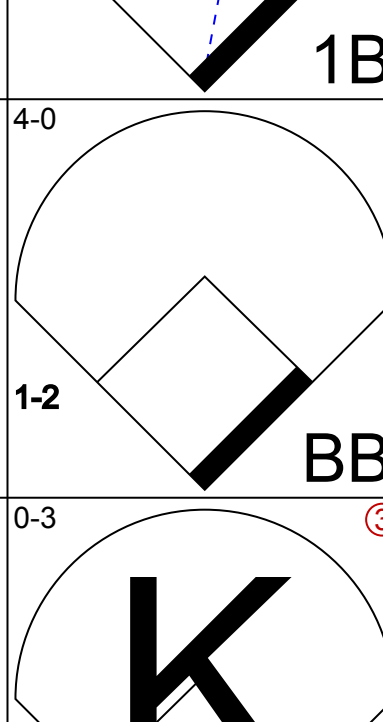

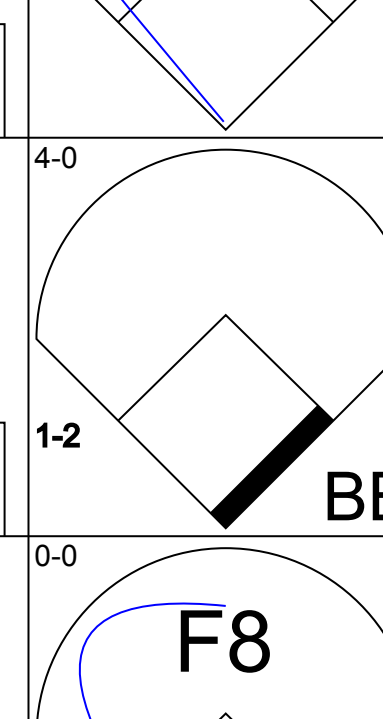
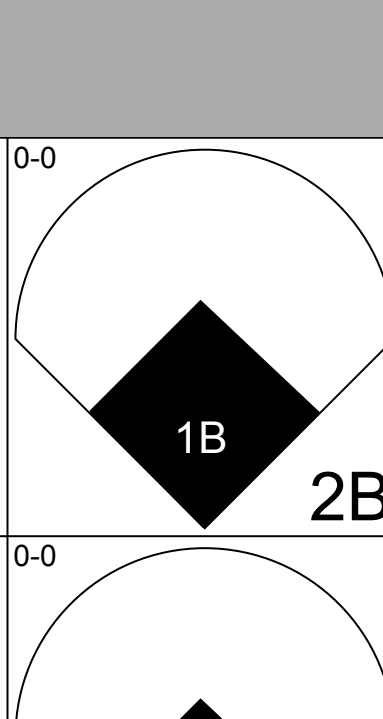
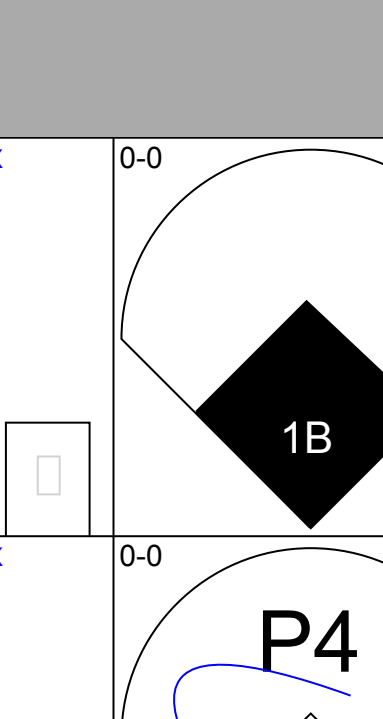

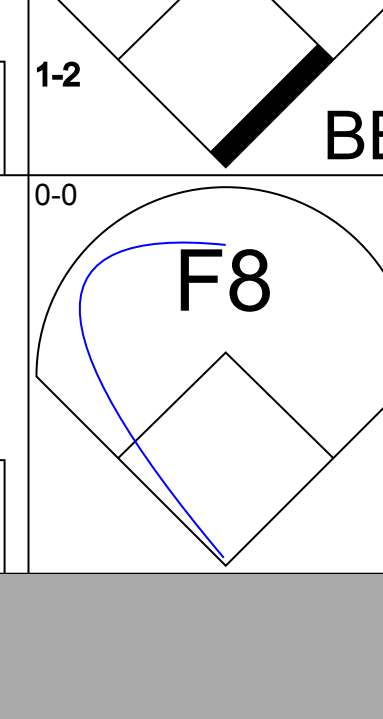
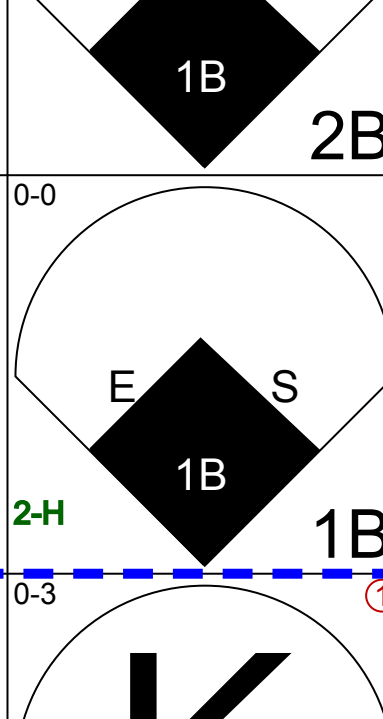
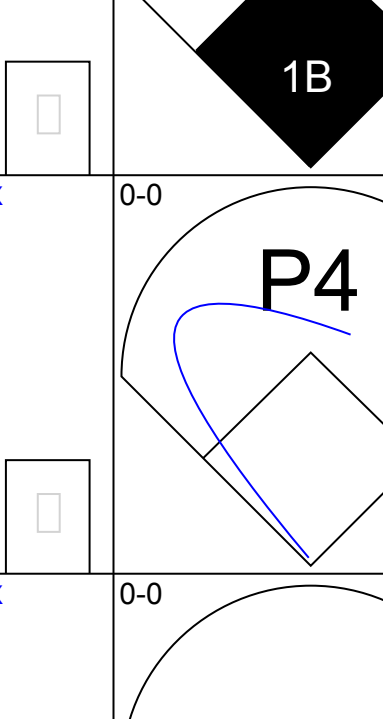
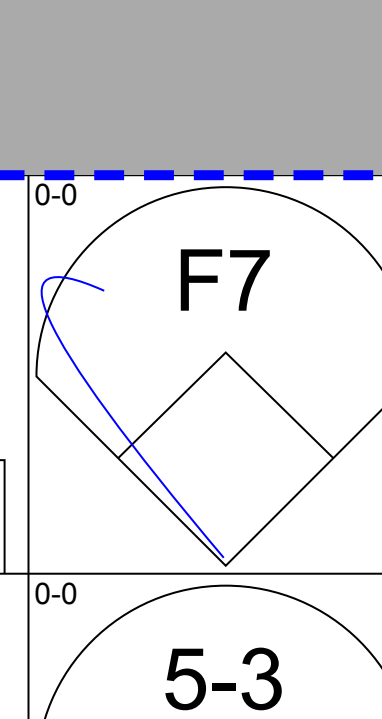
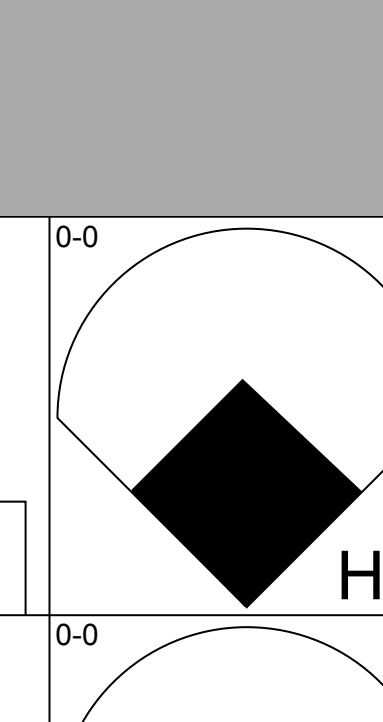

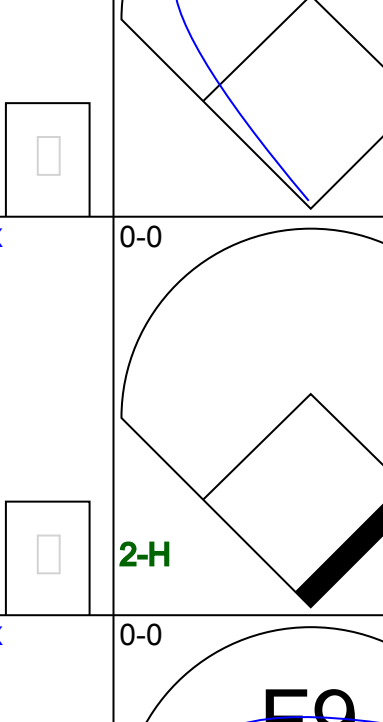
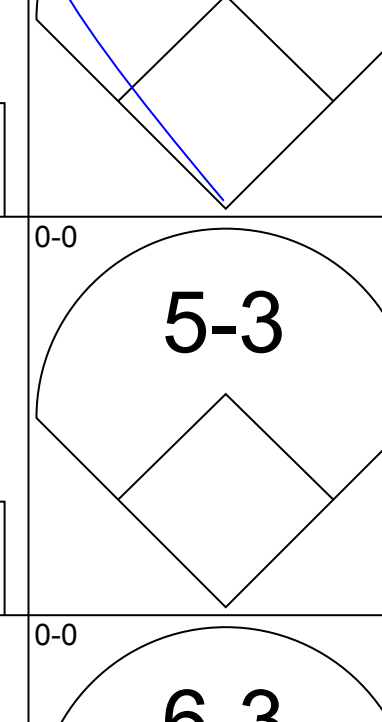
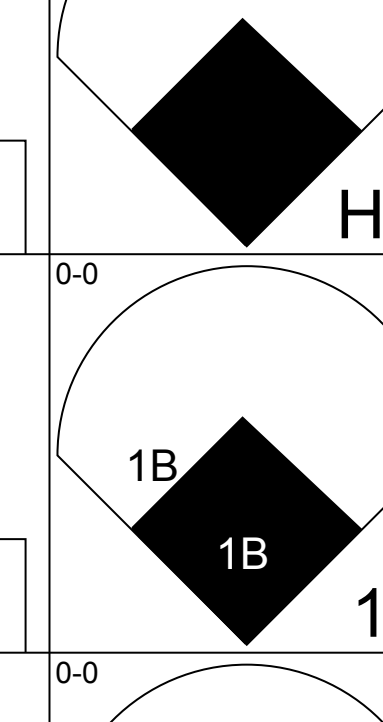
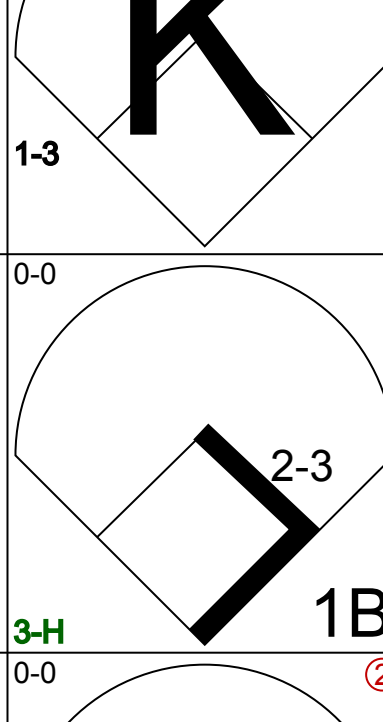
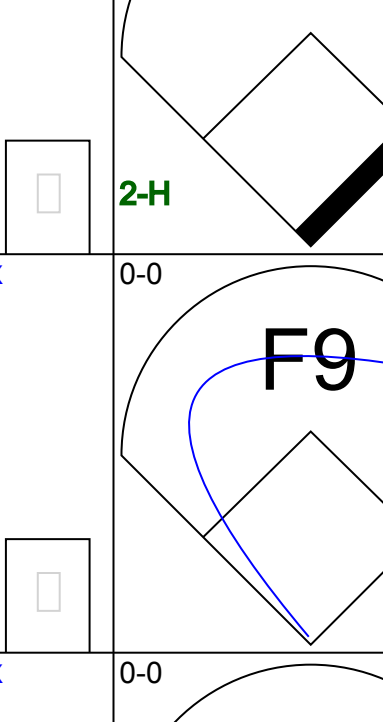
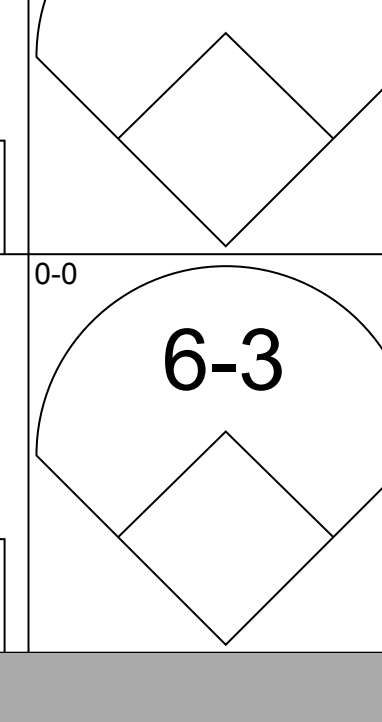
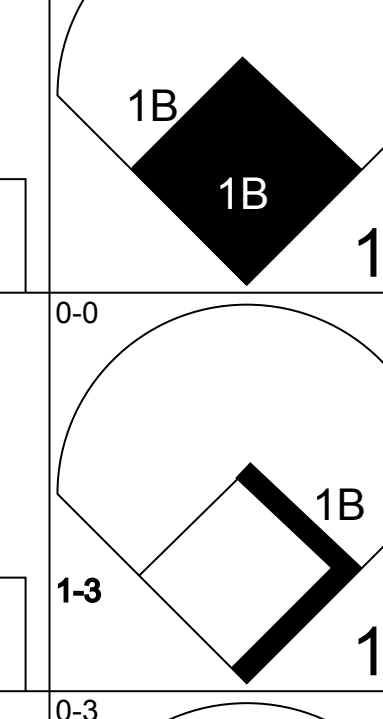
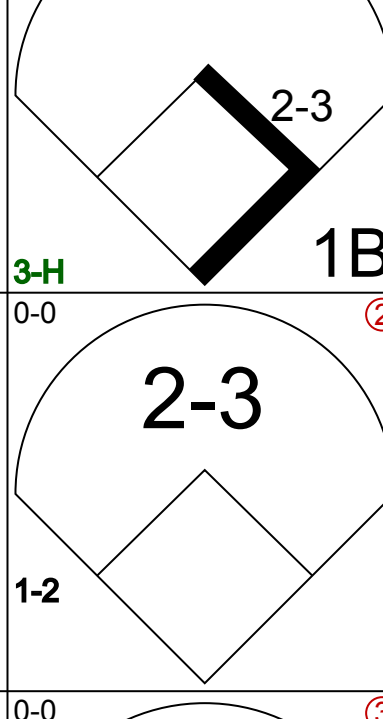
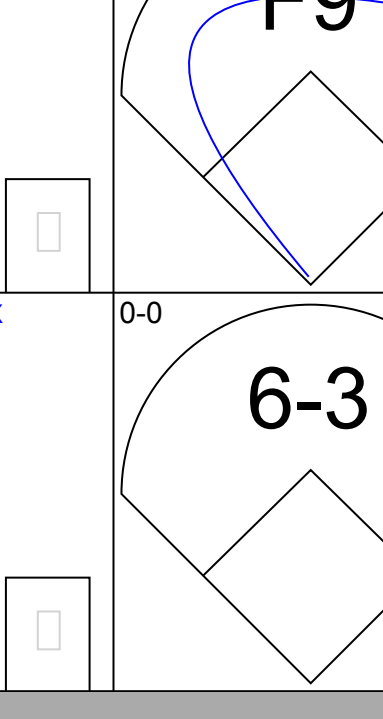
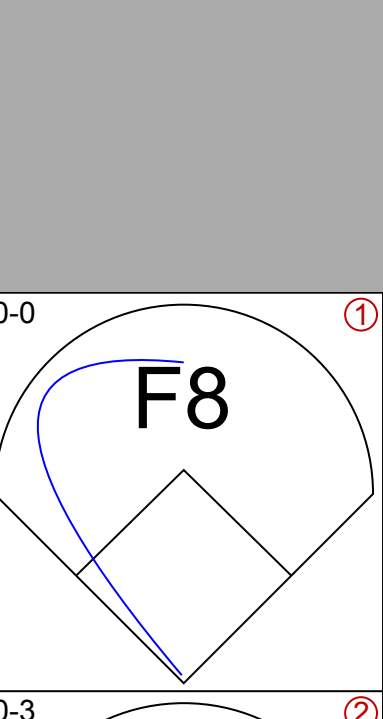
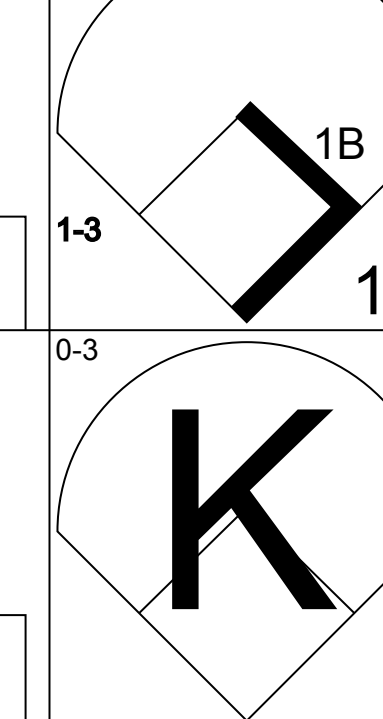

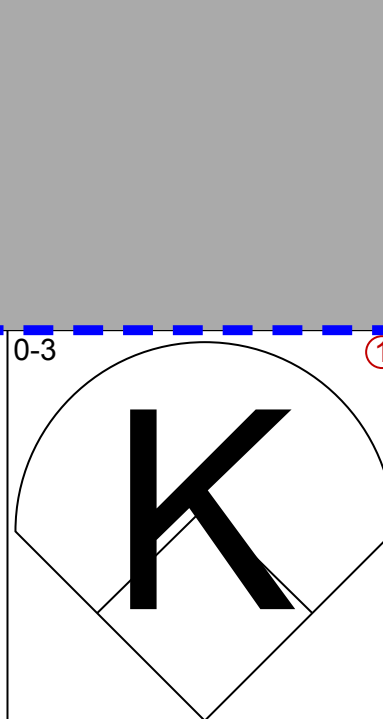
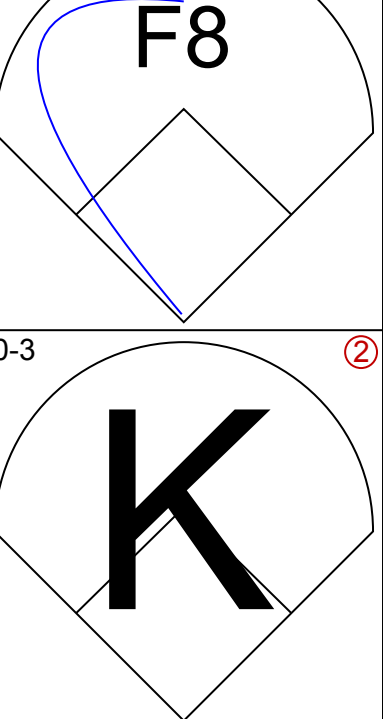









Batter	1	2	3	4	5	6	7	8	9	AB	R	H	RBI	BB	SO	LOB	TOP					
Tommie Agee, R (1, 8) OBP: 0.341, SLG: 0.520										4	0	0	0	0	3	2	<p><b>New York Mets @ Montreal Expos</b>            Jarry Park, Montreal, QB            Sat Jul 19 1969, 3:33 AM EDT            Att: 21,493 - Unknown</p>					
Ken Boswell, L (1, 4) OBP: 0.309, SLG: 0.349										4	0	0	0	0	2	1						
Cleon Jones, R (1, 7) OBP: 0.422, SLG: 0.509										4	0	1	0	0	1	0						
Art Shamsky, L (1, 9) OBP: 0.429, SLG: 0.578										3	1	1	0	1	0	1						
Wayne Garrett, L (1, 5) OBP: 0.350, SLG: 0.327										4	1	1	0	0	2	2						
Ed Kranepool, L (1, 3) OBP: 0.297, SLG: 0.382										3	1	1	1	0	0	2						
Bud Harrelson, S (7, 6) OBP: 0.349, SLG: 0.308										2	0	1	0	0	0	0						
Donn Clendenon, R (8, PH) OBP: 0.272, SLG: 0.377										2	0	1	0	0	0	0						
Jerry Grote, R (1, 2) OBP: 0.286, SLG: 0.311										4	1	0	0	0	2	3						
Al Weis, S (1, 6) OBP: 0.273, SLG: 0.311										2	0	1	0	0	0	0						
J.C. Martin, L (7, PH) OBP: 0.288, SLG: 0.341										1	0	0	1	0	0	2						
Tom Seaver, R (1, 1) OBP: 0.232, SLG: 0.125										1	0	0	0	0	0	0						
Jim McAndrew, R (3, 1) OBP: 0.400, SLG: 0.333										0	0	0	0	0	0	0						
Bobby Wine, R (6, PH) OBP: 0.315, SLG: 0.340										0	0	0	0	0	0	1						
Danny Frisella, L (6, 1) OBP: 0.296, SLG: 0.338										0	0	0	0	0	0	0						
Ron Swoboda, R (7, PH) OBP: 0.296, SLG: 0.338										1	0	1	2	0	0	0						
Ron Taylor, R (7, 1) OBP: 0.296, SLG: 0.338										0	0	0	0	0	0	0						
<b>Inning Stats</b>	R: 0 E: 0 K: 3 S: 9	H: 0 LOB: 0 BB: 0 P: 9	R: 0 E: 0 K: 0 S: 3	H: 1 LOB: 0 BB: 0 P: 3	R: 0 E: 0 K: 1 S: 5	H: 0 LOB: 0 BB: 0 P: 5	R: 0 E: 0 K: 1 S: 5	H: 0 LOB: 1 BB: 0 P: 5	R: 0 E: 0 K: 2 S: 7	H: 1 LOB: 1 BB: 0 P: 11	R: 0 E: 0 K: 1 S: 6	H: 1 LOB: 1 BB: 0 P: 6	R: 4 E: 2 K: 1 S: 10	H: 3 LOB: 1 BB: 0 P: 10	R: 0 E: 0 K: 1 S: 3	H: 1 LOB: 0 BB: 0 P: 3	R: 0 E: 0 K: 1 S: 5	H: 0 LOB: 0 BB: 0 P: 5	1B: 6 2B: 1 3B: 0 HR: 0	SF: 0 SAC: 0 DP: 2 HBP: 0	WP: 0 PB: 1 SB: 0 CS: 0	PA: 34
<b>PITCHER</b> Bill Stoneman, R (1, 1) ERA: 4.99	IP: 9.0 WLS: W BF: 34 H: 6 R: 4 ER: 0 SO: 10 BB: 1 IBB: 0 HBP: 0 BLK: 0 WP: 0 HR: 0 S: 53 P: 57 ERA: 0.00 WHIP: 0.778															<b>PITCHER</b>						

Batter	1	2	3	4	5	6	7	8	9	AB	R	H	RBI	BB	SO	LOB	BOTTOM			
Adolfo Phillips, R (1, 8) OBP: 0.345, SLG: 0.353										5	0	0	0	0	4	2	<p><b>New York Mets @ Montreal Expos</b>            Jarry Park, Montreal, QB            Sat Jul 19 1969, 3:33 AM EDT            Att: 21,493 - Unknown</p>			
Remy Hermoso, R (1, 4) OBP: 0.280, SLG: 0.217										4	0	3	1	0	0	0				
Rusty Staub, L (1, 9) OBP: 0.407, SLG: 0.472										3	0	0	0	1	0	3				
Mack Jones, L (1, 7) OBP: 0.394, SLG: 0.514										3	2	2	0	1	1	2				
Bob Bailey, R (1, 3) OBP: 0.339, SLG: 0.463										4	1	1	1	0	0	3				
Coco Laboy, R (1, 5) OBP: 0.325, SLG: 0.454										4	1	2	2	0	1	1				
Ron Brand, R (1, 2) OBP: 0.354, SLG: 0.324										4	1	2	1	0	0	1				
Bobby Wine, R (1, 6) OBP: 0.236, SLG: 0.247										4	0	1	0	0	0	2				
Bill Stoneman, R (1, 1) OBP: 0.140, SLG: 0.109										4	0	0	0	0	3	3				
<b>Inning Stats</b>	R: 0 E: 0 K: 1 S: 6	H: 1 LOB: 2 BB: 1 P: 10	R: 2 E: 0 K: 2 S: 11	H: 4 LOB: 2 BB: 0 P: 11	R: 2 E: 0 K: 1 S: 8	H: 3 LOB: 1 BB: 0 P: 8	R: 0 E: 0 K: 1 S: 5	H: 0 LOB: 0 BB: 0 P: 5	R: 1 E: 0 K: 0 S: 5	H: 2 LOB: 1 BB: 0 P: 5	R: 0 E: 0 K: 3 S: 10	H: 1 LOB: 2 BB: 1 P: 14	R: 0 E: 0 K: 0 S: 3	H: 0 LOB: 0 BB: 0 P: 3	R: 0 E: 0 K: 1 S: 5	H: 0 LOB: 0 BB: 0 P: 5		1B: 8 2B: 2 3B: 0 HR: 1	SF: 0 SAC: 0 DP: 0 HBP: 0	WP: 0 PB: 0 SB: 1 CS: 0
<b>PITCHER</b> Tom Seaver, R (1, 1) ERA: 2.59	IP: 2.0 WLS: L BF: 14 H: 7 R: 4 ER: 4 SO: 3 BB: 1 IBB: 0 HBP: 0 BLK: 0 WP: 0 HR: 1 S: 19 P: 23 ERA: 18.00 WHIP: 4.000															<b>PITCHER</b>				
Jim McAndrew, R (3, 1) ERA: 5.78	IP: 3.0 WLS: L BF: 12 H: 3 R: 1 ER: 1 SO: 2 BB: 0 IBB: 0 HBP: 0 BLK: 0 WP: 0 HR: 0 S: 16 P: 16 ERA: 3.00 WHIP: 1.000																			
Danny Frisella, R (6, 1) ERA: 7.71	IP: 1.0 WLS: L BF: 5 H: 1 R: 0 ER: 0 SO: 3 BB: 1 IBB: 0 HBP: 0 BLK: 0 WP: 0 HR: 0 S: 10 P: 14 ERA: 0.00 WHIP: 2.000																			
Ron Taylor, R (7, 1) ERA: 2.14	IP: 2.0 WLS: L BF: 6 H: 0 R: 0 ER: 0 SO: 1 BB: 0 IBB: 0 HBP: 0 BLK: 0 WP: 0 HR: 0 S: 8 P: 8 ERA: 0.00 WHIP: 0.000																			

AB	33
R	4
H	6
RBI	4
BB	1
SO	10
LOB	14



AB	35
R	5
H	11
RBI	5
BB	2
SO	9
LOB	17





Batter	1	2	3	4	5	6	7	8	9	AB	R	H	RBI	BB	SO	LOB	TOP			
<b>Tommie Agee, R</b> OBP: 0.339, SLG: 0.515 (1,8)	0-0 4-3	0-0 S 1B		0-0 P4			0-0 P4		0-3 K	5	0	1	2	0	1	1				
<b>Bobby Pfeil, R</b> OBP: 0.310, SLG: 0.333 (1,5)	0-0	0-0 2H 3H		0-3 K			0-0 5-3		0-0 G5-4-3	4	0	1	0	0	1	1				
<b>Donn Clendenon, R</b> OBP: 0.271, SLG: 0.375 (9, PH)	FC5-4 1B	P6 1-2		K			5-3		G5-4-3	1	0	0	0	0	0	1				
<b>Cleon Jones, R</b> OBP: 0.423, SLG: 0.506 (1,7)	FC5-4 BB 1-2		4-0 4-3 1B BB		0-0 5-3		4-0 5-3 BB			2	0	0	0	2	0	1				
<b>Art Shamsky, L</b> OBP: 0.438, SLG: 0.577 (8,3)	4-0 1-2 BB		0-0 4-3 1B		4-0 G1-6-3 BB		0-0 5-3			2	0	1	0	2	0	1				
<b>Wayne Garrett, L</b> OBP: 0.344, SLG: 0.321 (1,4)	0-0 3-1		0-0 4-3		0-0 G1-6-3			0-0 4-3		4	0	0	0	0	0	5				
<b>Ed Kranepool, L</b> OBP: 0.300, SLG: 0.379 (8, PR)		0-0 F9		4-0 FC6-4 IBB		0-0 4-3		4-0 4-3 BB		2	0	0	0	2	0	0				
<b>Rod Gaspar, S</b> OBP: 0.309, SLG: 0.282 (8,9)			4-0 2B 1B BB		0-0 K		0-0 2B		0-0 4-3	3	1	1	0	1	1	4				
<b>J.C. Martin, L</b> OBP: 0.275, SLG: 0.348 (1,2)			0-0 FC6-4		0-0 F8		0-0 F8		0-0 F7	3	1	1	0	0	0	4				
<b>Al Weis, S</b> OBP: 0.274, SLG: 0.318 (8, PH)		0-0 1-3 1B 2B		0-0 FC6-4		0-0 F8		0-0 F7		1	0	0	0	0	0	2				
<b>Ken Boswell, L</b> OBP: 0.308, SLG: 0.347 (8,4)			0-3 K		0-3 K		0-3 K		4-0 G5-4-3 BB	3	0	0	0	0	3	3				
<b>Gary Gentry, R</b> OBP: 0.136, SLG: 0.140 (1,1)										0	0	0	0	1	0	0				
<b>Ron Swoboda, R</b> OBP: 0.299, SLG: 0.338 (9, PH)										0	0	0	0	1	0	0				
<b>Bud Harrelson, S</b> OBP: 0.349, SLG: 0.308 (9, PR)										0	0	0	0	0	0	0				
<b>Inning Stats</b>	R: 0 E: 0 K: 0 S: 4	H: 1 LOB: 2 BB: 1 P: 8	R: 2 E: 0 K: 1 S: 7	H: 2 LOB: 1 BB: 1 P: 11	R: 0 E: 0 K: 1 S: 6	H: 1 LOB: 3 BB: 2 P: 14	R: 0 E: 0 K: 2 S: 7	H: 0 LOB: 0 BB: 0 P: 7	R: 0 E: 0 K: 0 S: 2	H: 1 LOB: 1 BB: 0 P: 6	R: 0 E: 0 K: 1 S: 6	H: 0 LOB: 1 BB: 1 P: 7	R: 0 E: 0 K: 0 S: 3	H: 0 LOB: 2 BB: 1 P: 7	R: 0 E: 0 K: 1 S: 4	H: 0 LOB: 1 BB: 1 P: 8	1B: 3 2B: 2 3B: 0 HR: 0	SF: 0 SAC: 0 DP: 2 HBP: 0	WP: 0 PB: 0 SB: 1 CS: 0	PA: 38
<b>PITCHER</b> <b>Gary Waslewski, R</b> ERA: 2.88 (1,1)	IP: 9.0 WLS: W BF: 38	H: 5 R: 2 ER: 2 SO: 6	BB: 7 IBB: 1 HBP: 0 BLK: 0	WP: 0 HR: 0 S: 42 P: 74	ERA: 2.00 WHIP: 1.333															

New York Mets @ Montreal Expos  
Jarry Park, Montreal, QB  
Sun Jul 20 1969, 3:33 AM EDT  
Unknown

AB 30  
R 2  
H 5  
RBI 2  
BB 8  
SO 6  
LOB 23



Batter	1	2	3	4	5	6	7	8	9	AB	R	H	RBI	BB	SO	LOB	BOTTOM			
<b>Adolfo Phillips, R</b> OBP: 0.348, SLG: 0.362 (1,8)	0-0 FC4-6 2B		0-0 F8		0-0 FC4-6 1B		0-0 F8			4	0	2	0	0	0	0				
<b>Remy Hermosa, R</b> OBP: 0.241, SLG: 0.185 (1,4)	0-3 K		0-0 G3		0-0 F9		0-0 1-3			4	0	0	0	0	1	2				
<b>Rusty Staub, L</b> OBP: 0.406, SLG: 0.467 (1,9)	4-0 FC4-6 BB		0-0 F8		0-0 F5		0-0 P5			3	0	0	0	1	0	1				
<b>Mack Jones, L</b> OBP: 0.392, SLG: 0.521 (1,7)	0-0 FC4-6 1-2 2-3			0-0 HR	0-0 FC4-6 1-2			0-0 1-3		4	1	1	1	0	0	3				
<b>Bob Bailey, R</b> OBP: 0.342, SLG: 0.475 (1,3)	0-0 P3			0-0 HR		4-0 4-3 BB		0-0 6-3		3	1	1	1	1	0	2				
<b>Coco Laboy, R</b> OBP: 0.322, SLG: 0.448 (1,5)		0-0 F9		0-0 F9		0-0 4-3		0-0 1-3		4	0	0	0	0	0	1				
<b>Ron Brand, R</b> OBP: 0.354, SLG: 0.319 (1,2)		4-0 BB		0-0 1-3		0-0 5-3				2	0	0	0	1	0	1				
<b>Bobby Wine, R</b> OBP: 0.243, SLG: 0.267 (1,6)		0-0 F5		0-0 HR		4-0 IBB				2	1	1	1	1	0	1				
<b>Gary Waslewski, R</b> OBP: 0.071, SLG: 0.143 (1,1)		0-3 K		0-3 K		0-3 K				3	0	0	0	0	3	3				
<b>Inning Stats</b>	R: 0 E: 0 K: 1 S: 6	H: 1 LOB: 2 BB: 1 P: 10	R: 0 E: 0 K: 1 S: 5	H: 0 LOB: 1 BB: 1 P: 9	R: 0 E: 0 K: 0 S: 3	H: 0 LOB: 0 BB: 0 P: 3	R: 3 E: 0 K: 1 S: 8	H: 3 LOB: 0 BB: 0 P: 8	R: 0 E: 0 K: 0 S: 4	H: 1 LOB: 1 BB: 0 P: 4	R: 0 E: 0 K: 1 S: 5	H: 0 LOB: 2 BB: 2 P: 13	R: 0 E: 0 K: 0 S: 3	H: 0 LOB: 0 BB: 0 P: 3	R: 0 E: 0 K: 0 S: 3	H: 0 LOB: 0 BB: 0 P: 3	1B: 1 2B: 1 3B: 0 HR: 3	SF: 0 SAC: 0 DP: 0 HBP: 0	WP: 0 PB: 0 SB: 0 CS: 0	PA: 33
<b>PITCHER</b> <b>Gary Gentry, R</b> ERA: 3.36 (1,1)	IP: 8.0 WLS: L BF: 33	H: 5 R: 3 ER: 3 SO: 4	BB: 3 IBB: 1 HBP: 0 BLK: 0	WP: 0 HR: 3 S: 37 P: 53	ERA: 3.38 WHIP: 1.000															

New York Mets @ Montreal Expos  
Jarry Park, Montreal, QB  
Sun Jul 20 1969, 3:33 AM EDT  
Unknown

AB 29  
R 3  
H 5  
RBI 3  
BB 4  
SO 4  
LOB 14













Batter	1	2	3	4	5	6	7	8	9	AB	R	H	RBI	BB	SO	LOB	TOP					
<b>Pete Rose, S</b> OBP: 0.415, SLG: 0.490 (1, 9) X	F8			K		1B 2H		4-3		4	0	1	1	0	1	0	<b>Cincinnati Reds @ New York Mets</b> Shea Stadium, Flushing, NY Fri Jul 25 1969, 7:05 PM EDT Att: 37,470 - Unknown					
<b>Giraldo Ruiz, S</b> OBP: 0.287, SLG: 0.264 (1, 4) X	1-3			6-3		1B S		P5		4	0	1	0	0	0							
<b>Bobby Tolan, L</b> OBP: 0.353, SLG: 0.536 (1, 8) X	4-3			1-3		K		F7		4	0	0	0	0	1	2						
<b>Tony Perez, R</b> OBP: 0.392, SLG: 0.590 (1, 5) X		G5-4-3 1B								4	1	3	1	0	0	0						
<b>Lee May, R</b> OBP: 0.370, SLG: 0.623 (1, 3) X		K								3	1	0	0	1	1	2						
<b>Ted Savage, R</b> OBP: 0.286, SLG: 0.318 <b>Fred Whitfield, L</b> (9, PH) OBP: 0.328, SLG: 0.245		G5-4-3 1-2								3	0	0	0	0	0	2						
<b>Woody Woodward, R</b> OBP: 0.263, SLG: 0.229 <b>Jimmy Stewart, S</b> (9, PH) OBP: 0.293, SLG: 0.372				6-3		SH1-4 1B				3	1	2	1	0	0	0						
<b>Danny Breeden, R</b> OBP: 0.167, SLG: 0.167 (1, 2) X				K		SH1-4 1B				2	0	0	0	0	1	1						
<b>Jim Maloney, L</b> OBP: 0.231, SLG: 0.348 <b>Clay Carroll, R</b> (8, 1) OBP: 0.318, SLG: 0.368				4-3		1-3		K		3	0	0	0	0	1	2						
<b>Inning Stats</b>	R: 0 E: 0 K: 0 S: 3	H: 0 LOB: 0 BB: 0 P: 3	R: 0 E: 0 K: 1 S: 5	H: 1 LOB: 0 BB: 0 P: 5	R: 0 E: 0 K: 1 S: 5	H: 0 LOB: 0 BB: 0 P: 5	R: 0 E: 0 K: 1 S: 5	H: 0 LOB: 0 BB: 0 P: 5	R: 1 E: 0 K: 1 S: 8	H: 3 LOB: 2 BB: 0 P: 8	R: 2 E: 0 K: 1 S: 7	H: 2 LOB: 1 BB: 1 P: 11	R: 0 E: 0 K: 0 S: 3	H: 0 LOB: 0 BB: 0 P: 3	R: 0 E: 0 K: 0 S: 4	H: 1 LOB: 1 BB: 0 P: 4		1B: 4 2B: 2 3B: 0 HR: 1	SF: 0 SAC: 1 DP: 1 HBP: 0	WP: 0 PB: 0 SB: 1 CS: 0	PA: 34	
<b>PITCHER</b>	IP	WLS	BF	H	R	ER	SO	BB	IBB	HBP	BLK	WP	HR	S	P	ERA	WHIP					
<b>Jerry Koosman, L</b> ERA: 1.99 <b>Ron Taylor, R</b> ERA: 2.19	(1, 1)	7.0	27	6	3	3	5	1	0	0	0	0	0	1	36	40	3.86	1.000				
<b>PITCHER</b>	IP	WLS	BF	H	R	ER	SO	BB	IBB	HBP	BLK	WP	HR	S	P	ERA	WHIP					

Batter	1	2	3	4	5	6	7	8	9	AB	R	H	RBI	BB	SO	LOB	BOTTOM					
<b>Tommie Agee, R</b> OBP: 0.339, SLG: 0.508 (1, 8) X	6-3									3	1	0	0	1	1	0	<b>Cincinnati Reds @ New York Mets</b> Shea Stadium, Flushing, NY Fri Jul 25 1969, 7:05 PM EDT Att: 37,470 - Unknown					
<b>Ken Boswell, L</b> OBP: 0.309, SLG: 0.347 <b>Ron Swoboda, R</b> OBP: 0.304, SLG: 0.343 (9, 9) X	F9									4	0	1	0	0	0	0						
<b>Cleon Jones, R</b> OBP: 0.427, SLG: 0.514 (1, 7) X	E3									3	1	2	0	0	0	2						
<b>Art Shamsky, L</b> OBP: 0.432, SLG: 0.566 <b>Al Weis, S</b> (8, PR) OBP: 0.267, SLG: 0.308 (9, 4) X										2	0	1	1	1	0	1						
<b>Wayne Garrett, L</b> OBP: 0.336, SLG: 0.311 (1, 5) X										0	1	0	0	0	0	0						
<b>Ed Kraneppol, L</b> OBP: 0.299, SLG: 0.374 (1, 3) X	4-3									4	0	1	0	0	0	5						
<b>J.C. Martin, L</b> OBP: 0.272, SLG: 0.365 (1, 2) X										4	1	1	2	0	0	1						
<b>Bud Harrelson, S</b> OBP: 0.351, SLG: 0.308 (1, 6) X										3	0	1	0	1	0	2						
<b>Jerry Koosman, R</b> OBP: 0.022, SLG: 0.022 <b>Rod Gaspar, S</b> (7, PH) OBP: 0.303, SLG: 0.276 <b>Ron Taylor, R</b> (8, 1) X										2	0	0	0	0	0	2						
<b>Inning Stats</b>	R: 0 E: 1 K: 0 S: 4	H: 1 LOB: 3 BB: 2 P: 12	R: 0 E: 0 K: 0 S: 3	H: 1 LOB: 0 BB: 0 P: 3	R: 1 E: 0 K: 0 S: 4	H: 1 LOB: 1 BB: 1 P: 8	R: 0 E: 0 K: 0 S: 3	H: 0 LOB: 1 BB: 1 P: 7	R: 0 E: 0 K: 0 S: 6	H: 1 LOB: 1 BB: 0 P: 6	R: 0 E: 0 K: 0 S: 4	H: 1 LOB: 1 BB: 0 P: 4	R: 0 E: 0 K: 0 S: 3	H: 0 LOB: 0 BB: 0 P: 3	R: 3 E: 0 K: 0 S: 5	H: 2 LOB: 1 BB: 0 P: 6		1B: 5 2B: 1 3B: 0 HR: 1	SF: 1 SAC: 0 DP: 1 HBP: 1	WP: 0 PB: 0 SB: 0 CS: 0	PA: 35	
<b>PITCHER</b>	IP	WLS	BF	H	R	ER	SO	BB	IBB	HBP	BLK	WP	HR	S	P	ERA	WHIP					
<b>Jim Maloney, R</b> ERA: 2.67 <b>Clay Carroll, R</b> ERA: 3.53	(1, 1)	7.0	29	5	1	1	1	4	0	0	0	0	0	1	27	43	1.29	1.286				
<b>PITCHER</b>	IP	WLS	BF	H	R	ER	SO	BB	IBB	HBP	BLK	WP	HR	S	P	ERA	WHIP					

AB	32
R	3
H	7
RBI	3
BB	1
SO	5
LOB	11






Batter	1	2	3	4	5	6	7	8	9	AB	R	H	RBI	BB	SO	LOB	TOP			
<b>Pete Rose, S</b> OBP: 0.414, SLG: 0.490 (1,9)	F7		G4-6-3			SH 1B 2B		G1-6-3		4	1	1	0	0	0	2	<b>Cincinnati Reds @ New York Mets</b> Shea Stadium, Flushing, NY Sat Jul 26 1969, 3:33 AM EDT Att: 25,259 - Unknown			
<b>Giraldo Ruiz, S</b> OBP: 0.280, SLG: 0.257 (1,4)	1-3			F8		SH 1B		G3		3	0	0	0	0	1					
<b>Bobby Tolan, L</b> OBP: 0.354, SLG: 0.536 (1,8)	P6			F5						4	0	2	1	0	0					
<b>Tony Perez, R</b> OBP: 0.388, SLG: 0.584 (1,5)		K		6-3		K		L9-3		4	0	0	0	0	2					
<b>Lee May, R</b> OBP: 0.371, SLG: 0.619 (1,3)		K			1B SH1-3 SH1 BB	K				2	1	0	0	2	2					
<b>Jimmy Stewart, S</b> OBP: 0.294, SLG: 0.371 (1,7)		2B 1B			SH1-3		K		K	3	0	1	0	0	2					
<b>Woody Woodward, R</b> OBP: 0.293, SLG: 0.289 (1,6)		1H 2B			SH1		P6			3	0	2	0	0	0					
<b>Danny Breeden, R</b> OBP: 0.125, SLG: 0.125 (1,2)			K		SH1		K			2	0	0	1	0	2					
<b>Tony Cloninger, R</b> OBP: 0.236, SLG: 0.269 (1,1)					6-3					2	0	1	0	0	0					
<b>Wayne Granger, R</b> OBP: 0.231, SLG: 0.091 (6,1)										0	0	0	0	0	0					
<b>Fred Whitfield, L</b> OBP: 0.338, SLG: 0.259 (8, PH)										1	0	1	0	0	0					
<b>Darrel Chaney, S</b> OBP: 0.288, SLG: 0.247 (8, PR)										0	0	0	0	0	0					
<b>Clay Carroll, R</b> OBP: 0.316, SLG: 0.368 (8,1)								G1-6-3 1B		0	0	0	0	0	0					
<b>Inning Stats</b>	R: 0 E: 0 K: 0 S: 3	H: 0 LOB: 0 BB: 0 P: 3	R: 0 E: 0 K: 2 S: 8	H: 2 LOB: 2 BB: 0 P: 8	R: 0 E: 0 K: 1 S: 5	H: 1 LOB: 0 BB: 0 P: 5	R: 0 E: 0 K: 0 S: 3	H: 0 LOB: 0 BB: 0 P: 3	R: 1 E: 0 K: 0 S: 4	H: 1 LOB: 1 BB: 1 P: 8	R: 1 E: 1 K: 2 S: 9	H: 2 LOB: 1 BB: 0 P: 9	R: 0 E: 0 K: 2 S: 7	H: 0 LOB: 0 BB: 0 P: 7	R: 0 E: 0 K: 0 S: 3	H: 1 LOB: 1 BB: 1 P: 9	1B: 6 2B: 3 3B: 0 HR: 0	SF: 0 SAC: 3 DP: 3 HBP: 0	WP: 0 PB: 0 SB: 0 CS: 0	PA: 33
<b>PITCHER</b> <b>Tom Seaver, R</b> ERA: 2.56 (1,1)	IP: 9.0 WLS: W BF: 33 H: 8 R: 2 ER: 2 SO: 8 BB: 2 IBB: 0 HBP: 0 BLK: 0 WP: 0 HR: 0 S: 47 P: 55 ERA: 2.00 WHIP: 1.111															<b>PITCHER</b>				

Batter	1	2	3	4	5	6	7	8	9	AB	R	H	RBI	BB	SO	LOB	BOTTOM			
<b>Tommie Agee, R</b> OBP: 0.338, SLG: 0.505 (1,8)	F7			K2-3	1B		5-3			4	0	1	2	0	1	0	<b>Cincinnati Reds @ New York Mets</b> Shea Stadium, Flushing, NY Sat Jul 26 1969, 3:33 AM EDT Att: 25,259 - Unknown			
<b>Ken Boswell, L</b> OBP: 0.311, SLG: 0.349 (1,4)	F7			S 1B	FC6-4 1B		K			4	1	2	0	0	1	0				
<b>Cleon Jones, R</b> OBP: 0.422, SLG: 0.508 (1,7)	F9			F8	FC6-4		F8			4	0	0	0	0	0	3				
<b>Art Shamsky, L</b> OBP: 0.428, SLG: 0.558 (1,9)		F8					F8		6-3	4	0	1	1	0	0	0				
<b>Rod Gaspar, S</b> OBP: 0.303, SLG: 0.276 (9,9)					2H 3H 1B					0	0	0	0	0	0	0				
<b>Wayne Garrett, L</b> OBP: 0.335, SLG: 0.310 (1,5)	F2			1-3		BB 6-3 1B		3-1		4	0	1	0	0	0	1				
<b>Ed Kranepool, L</b> OBP: 0.295, SLG: 0.368 (1,3)	F5				F7		6-3		G3	4	0	0	0	0	0	1				
<b>J.C. Martin, L</b> OBP: 0.273, SLG: 0.360 (1,2)			F8		K				BB IBB	2	0	0	0	1	1	0				
<b>Bud Harrelson, S</b> OBP: 0.355, SLG: 0.310 (1,6)			K			2B 1B				2	1	1	0	1	1	0				
<b>Tom Seaver, R</b> OBP: 0.237, SLG: 0.157 (1,1)			6-3			1-2 2-3 BB		1-3		3	1	1	0	0	0	3				
<b>Inning Stats</b>	R: 0 E: 0 K: 0 S: 3	H: 0 LOB: 0 BB: 0 P: 3	R: 0 E: 0 K: 0 S: 3	H: 0 LOB: 0 BB: 0 P: 3	R: 0 E: 0 K: 1 S: 5	H: 0 LOB: 0 BB: 0 P: 5	R: 1 E: 0 K: 1 S: 7	H: 2 LOB: 1 BB: 0 P: 7	R: 2 E: 0 K: 1 S: 9	H: 4 LOB: 2 BB: 0 P: 9	R: 0 E: 0 K: 0 S: 4	H: 1 LOB: 3 BB: 2 P: 12	R: 0 E: 0 K: 1 S: 5	H: 0 LOB: 0 BB: 0 P: 5	R: 0 E: 0 K: 0 S: 3	H: 0 LOB: 0 BB: 0 P: 3	1B: 6 2B: 1 3B: 0 HR: 0	SF: 0 SAC: 0 DP: 0 HBP: 0	WP: 0 PB: 0 SB: 1 CS: 0	PA: 33
<b>PITCHER</b> <b>Tony Cloninger, R</b> ERA: 5.36 (1,1)	IP: 5.2 WLS: L BF: 26 H: 7 R: 3 ER: 3 SO: 3 BB: 1 IBB: 0 HBP: 0 BLK: 0 WP: 0 HR: 0 S: 30 P: 38 ERA: 4.76 WHIP: 1.412															<b>PITCHER</b>				
<b>Wayne Granger, R</b> ERA: 3.72 (6,1)	1.1	4	0	0	0	1	0	0	0	0	0	6	6	0.00	0.000					
<b>Clay Carroll, R</b> ERA: 3.49 (8,1)	1.0	3	0	0	0	0	0	0	0	0	0	3	3	0.00	0.000					

**AB** 28  
**R** 2  
**H** 8  
**RBI** 2  
**BB** 2  
**SO** 8  
**LOB** 9






Batter	1	2	3	4	5	6	7	8	9	AB	R	H	RBI	BB	SO	LOB	TOP	
<b>Pete Rose, S</b> OBP: 0.417, SLG: 0.494 (1, 9)	0-0 1B FC4-6 2B		0-0 FC1-6 1B		0-0 4-3			4-0 SH3-4 1B BB		3	2	2	0	1	0	0		
<b>Giraldo Ruiz, S</b> OBP: 0.281, SLG: 0.259 (1, 4)	0-0 FC4-6 2-3 1B		0-0 FC1-6 CS 1-2		0-0 6-3			0-0 SH3-4 1-2		3	0	1	0	0	0	1		
<b>Bobby Tolan, L</b> OBP: 0.353, SLG: 0.533 (1, 8)	0-0 FC4-6 HR 1-2 3-H		0-3 K 1-2		0-0 P3			0-0 CS 1B 2-H		4	1	1	2	0	1	2		
<b>Tony Perez, R</b> OBP: 0.387, SLG: 0.588 (1, 5)	0-0 HR 1-H			0-0 E6 E		0-3 K		0-3 K 1-2		4	2	1	2	0	2	1		
<b>Lee May, R</b> OBP: 0.367, SLG: 0.612 (1, 3)	0-0 F7			0-3 K		0-3 K			0-3 K		4	0	0	0	3	1		
<b>Johnny Bench, R</b> OBP: 0.380, SLG: 0.484 (1, 2)	0-0 CS 1B			0-0 E6 E 2B 1-3		0-3 K			0-3 K		4	1	1	0	0	2	1	
<b>Alex Johnson, R</b> OBP: 0.381, SLG: 0.510 <b>Jimmy Stewart, S</b> OBP: 0.294, SLG: 0.371 (9, 7)	0-0 CS 1-2	0-0 G5-4-3 1B		0-0 1-H 3-H 2B			0-0 F7		0-0 6-3		4	0	2	1	0	0	0	
<b>Woody Woodward, R</b> OBP: 0.273, SLG: 0.268 (1, 6)		0-0 G5-4-3 1-2		0-0 5-3			0-0 G1				3	0	0	0	0	2		
<b>Gerry Arrigo, L</b> OBP: 0.182, SLG: 0.182 <b>Wayne Granger, R</b> OBP: 0.231, SLG: 0.091 (8, 1)		0-3 K		0-3 K			0-0 F8				3	0	0	0	0	2	1	
<b>Inning Stats</b>	R: 3 E: 0 K: 0 S: 6	H: 4 LOB: 0 BB: 0 P: 6	R: 0 E: 0 K: 1 S: 5	H: 1 LOB: 0 BB: 0 P: 5	R: 0 E: 0 K: 1 S: 5	H: 1 LOB: 1 BB: 0 P: 10	R: 0 E: 0 K: 0 S: 3	H: 0 LOB: 0 BB: 0 P: 3	R: 0 E: 0 K: 0 S: 3	H: 0 LOB: 0 BB: 0 P: 3	R: 0 E: 0 K: 1 S: 5	H: 1 LOB: 0 BB: 1 P: 9	R: 0 E: 0 K: 2 S: 7	H: 0 LOB: 0 BB: 0 P: 7	1B: 5 2B: 2 3B: 0 HR: 1	SF: 0 SAC: 1 DP: 1 HBP: 0	WP: 0 PB: 0 SB: 0 CS: 3	PA: 35
<b>PITCHER</b>	IP WLS BF H R ER SO BB IBB HBP BLK WP HR S P ERA WHIP																	
<b>Don Cardwell, R</b> ERA: 3.67 (1, 1)	3.1 L 16 7 5 3 3 0 0 0 0 0 0 1 22 22 8.10 2.100																	
<b>Nolan Ryan, R</b> ERA: 3.73 (4, 1)	2.2 8 0 0 0 4 0 0 0 0 0 0 0 16 16 0.00 0.000																	
<b>Tug McGraw, L</b> ERA: 3.32 (7, 1)	2.0 7 1 1 1 1 1 0 0 0 0 0 0 8 12 4.50 1.000																	
<b>Ron Taylor, R</b> ERA: 2.15 (9, 1)	1.0 3 0 0 0 2 0 0 0 0 0 0 0 7 7 0.00 0.000																	

Cincinnati Reds @ New York Mets  
Shea Stadium, Flushing, NY  
Sun Jul 27 1969, 3:33 AM EDT  
Att: 55,391 - Unknown

AB 32  
R 6  
H 8  
RBI 5  
BB 1  
SO 10  
LOB 9



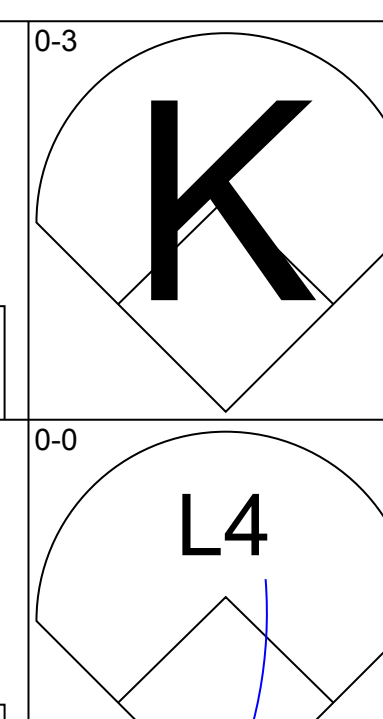
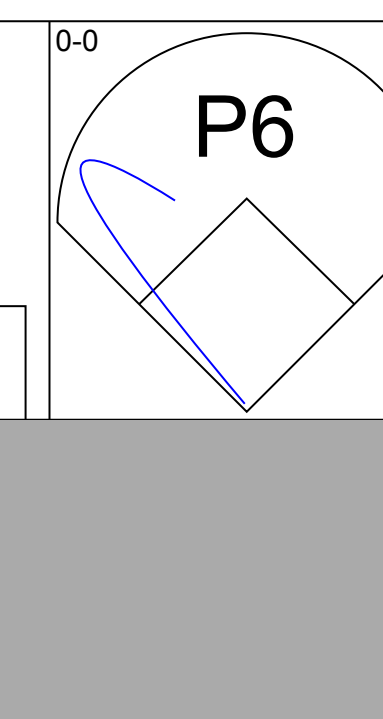
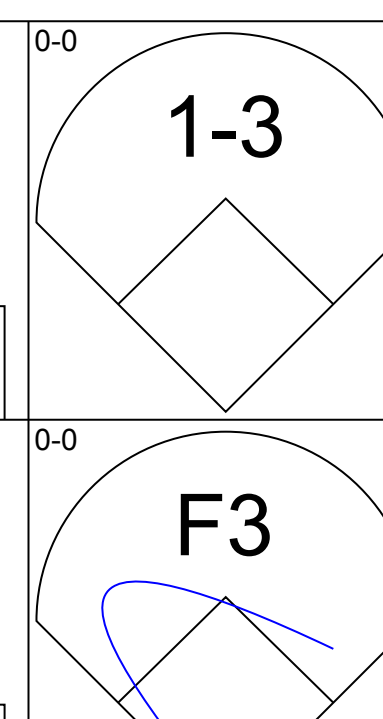
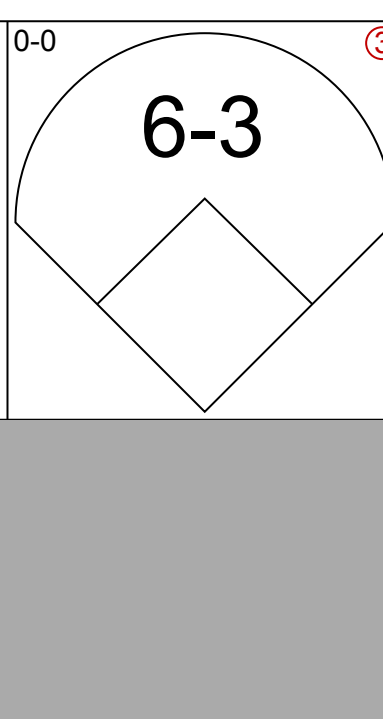
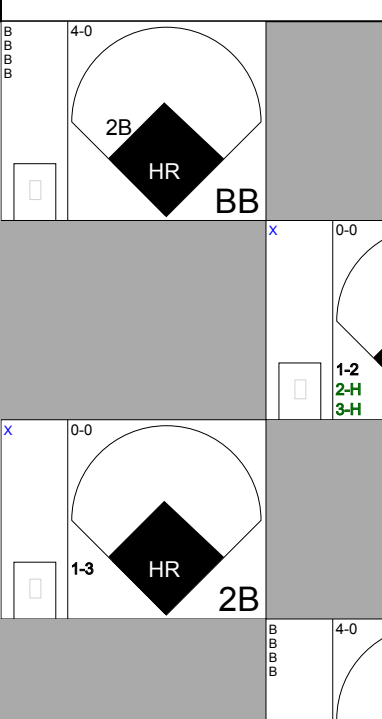
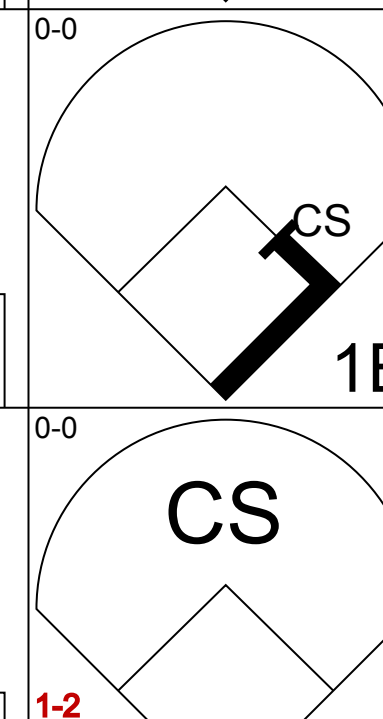
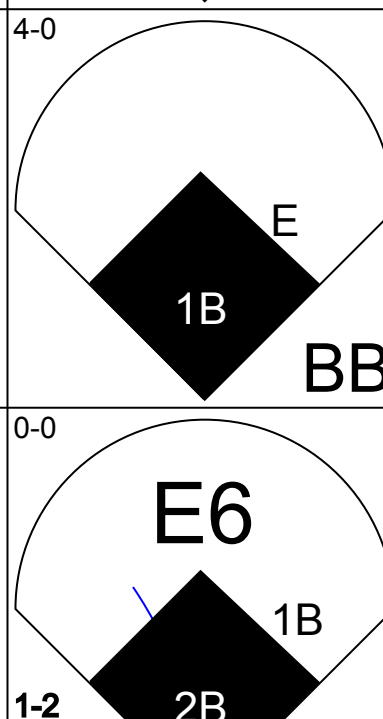
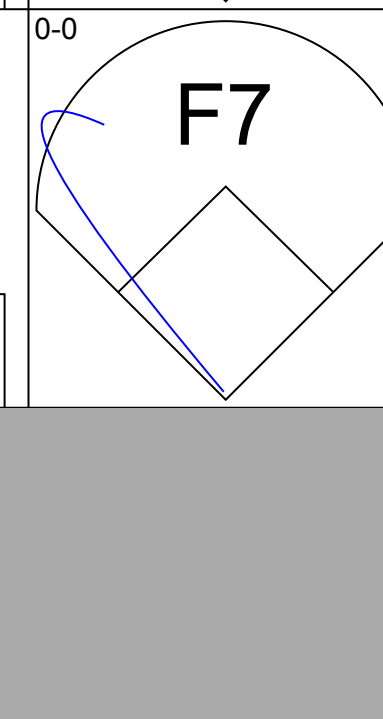
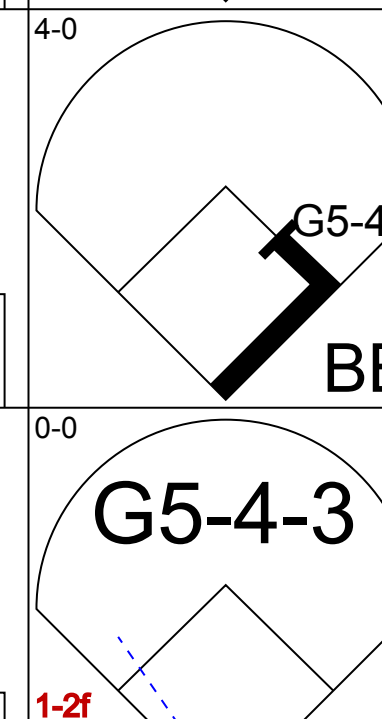
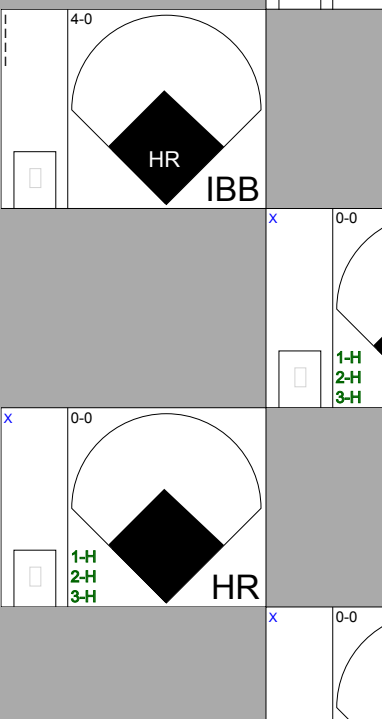

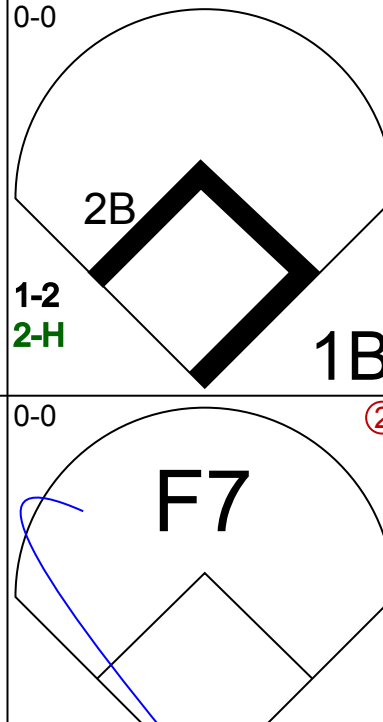


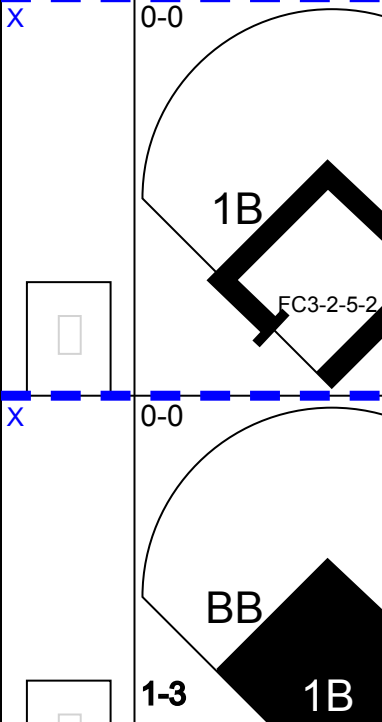

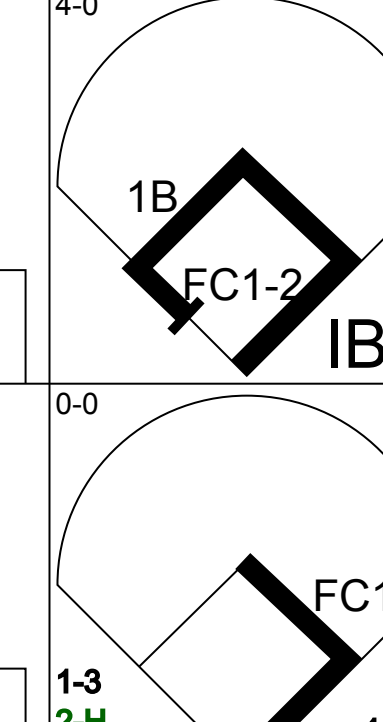
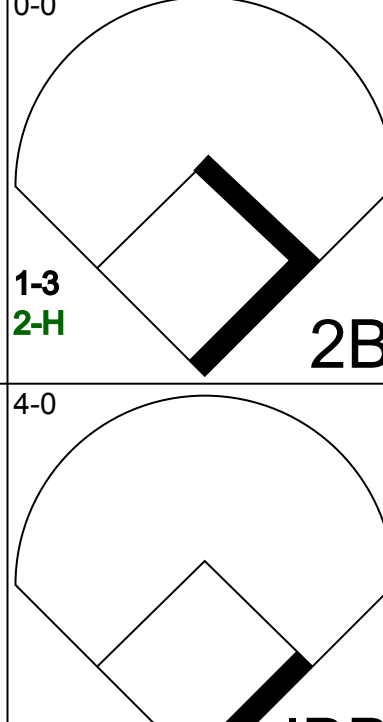


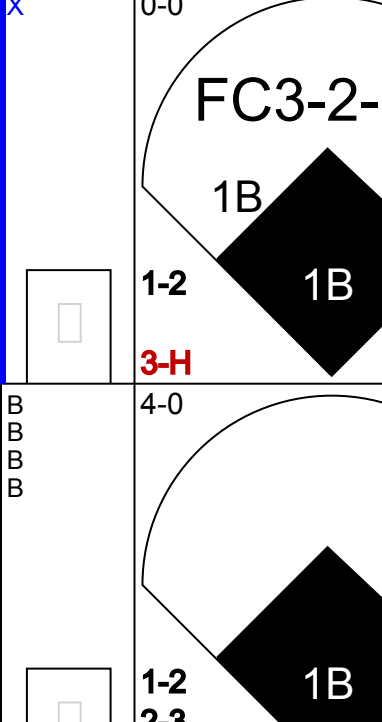
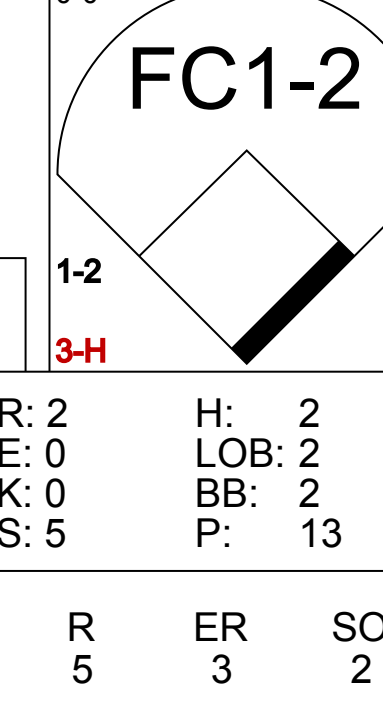
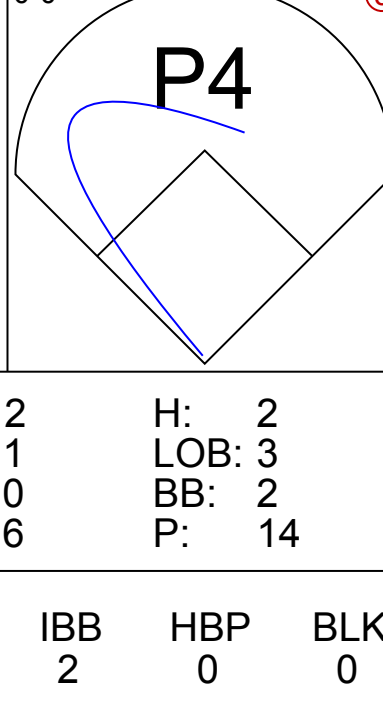

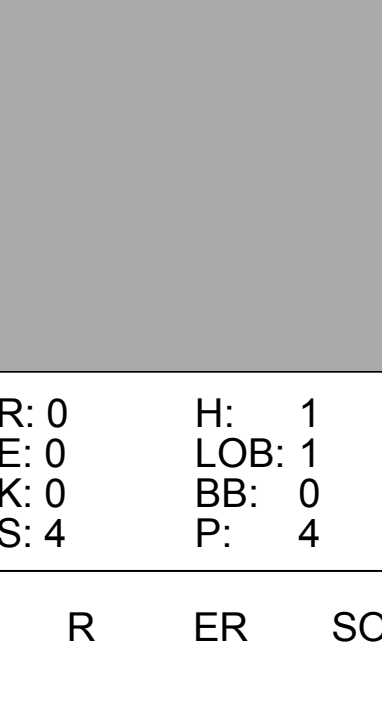
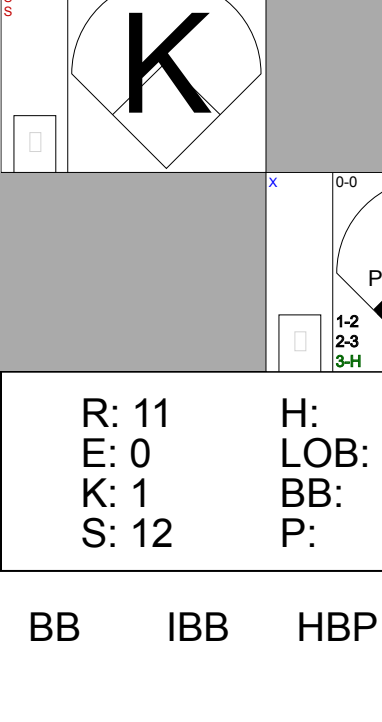
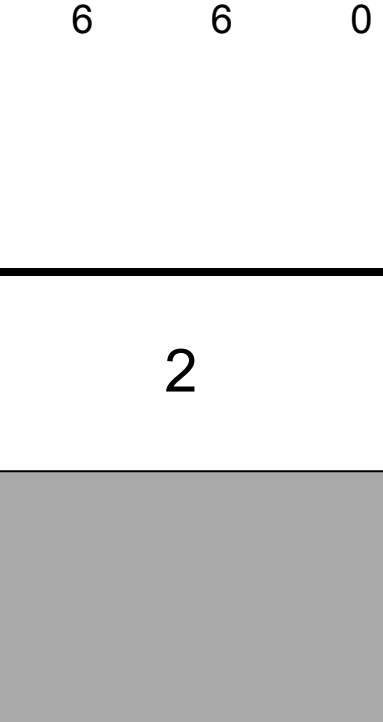
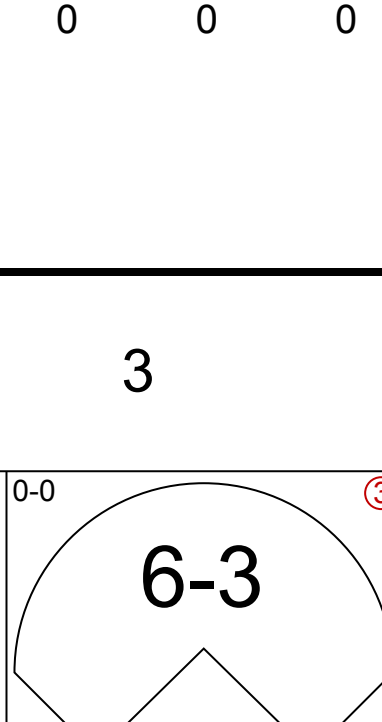
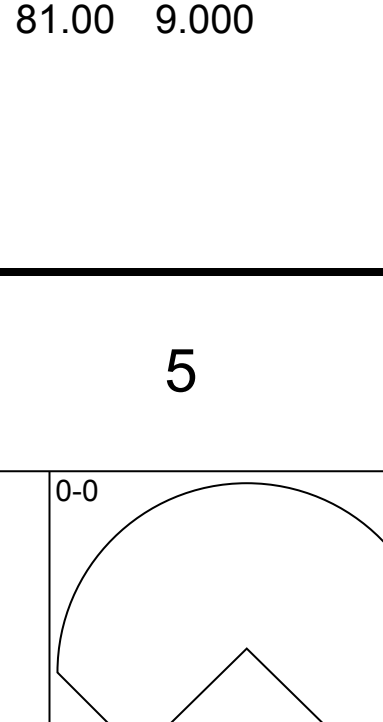
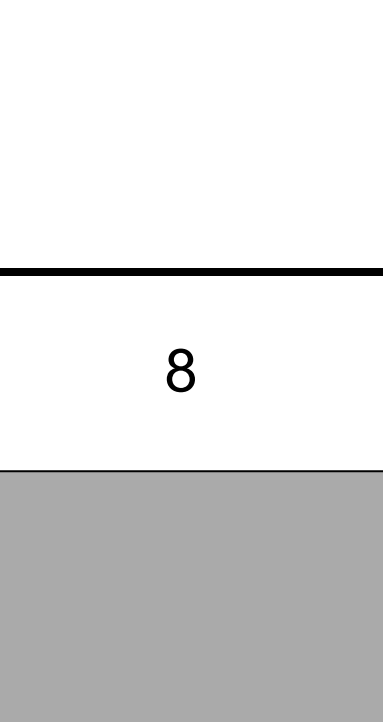
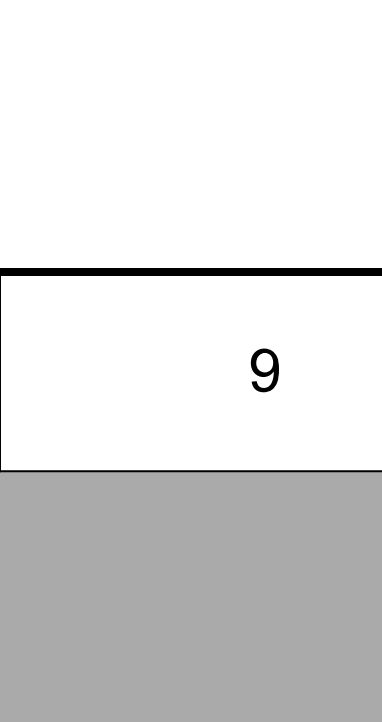



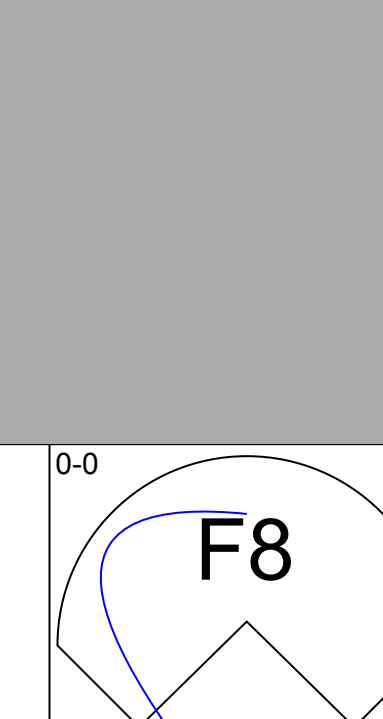

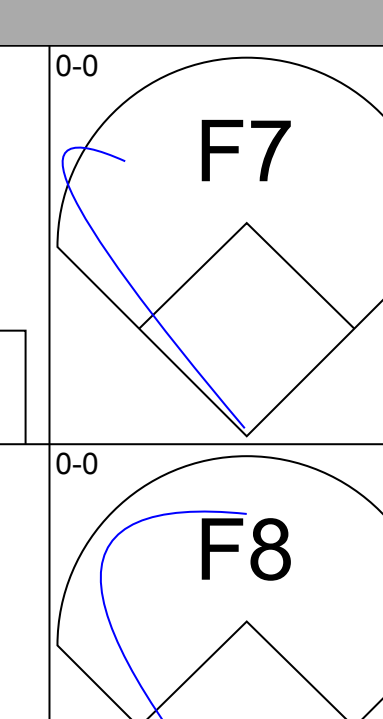

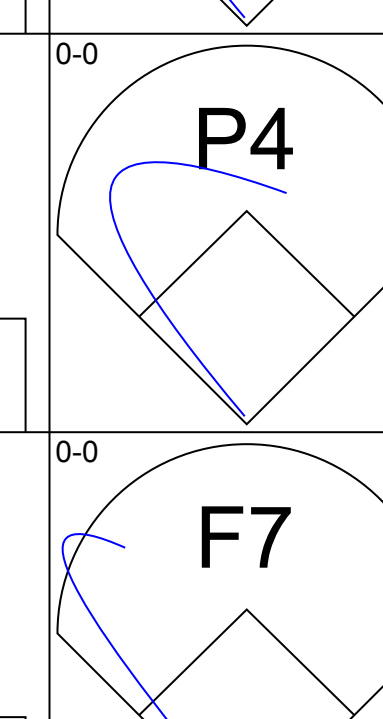
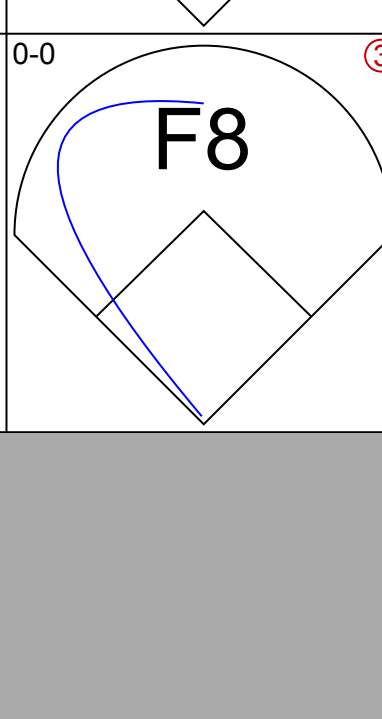
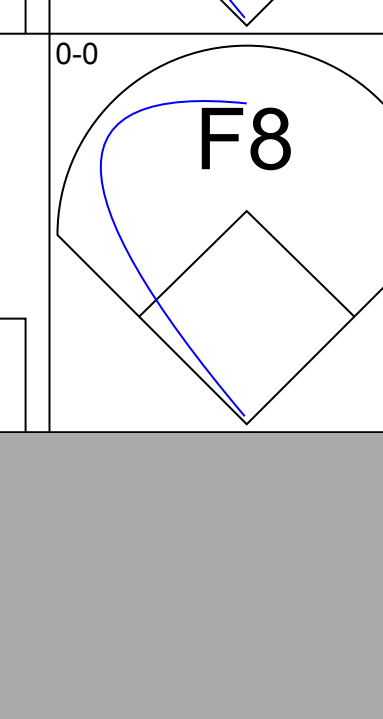
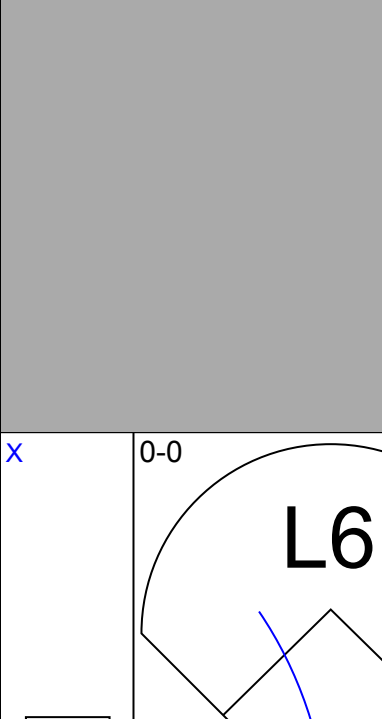

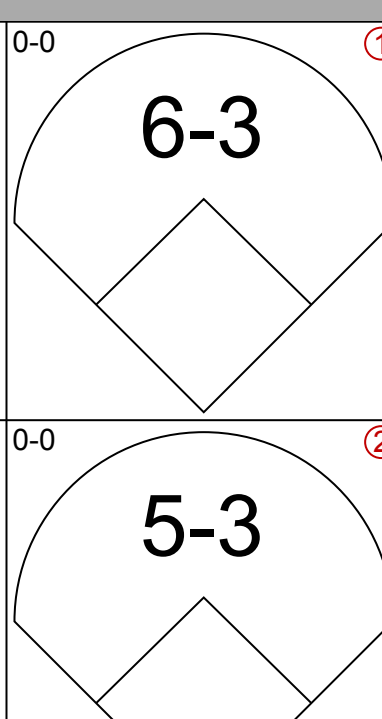

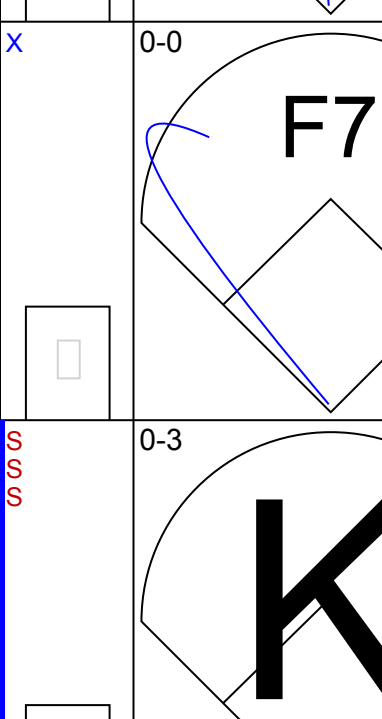
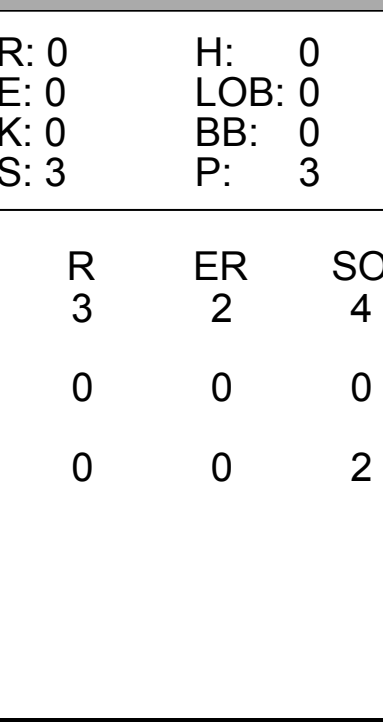
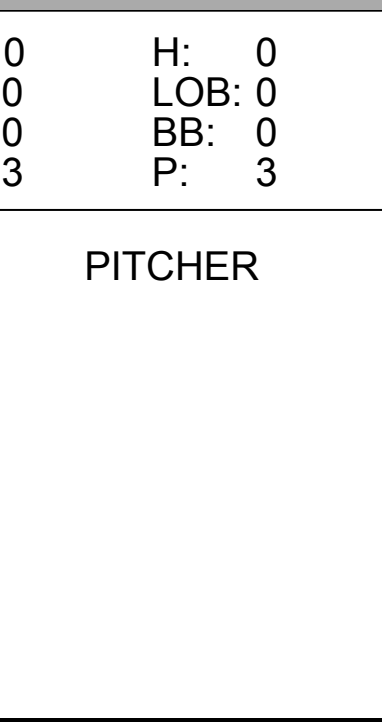
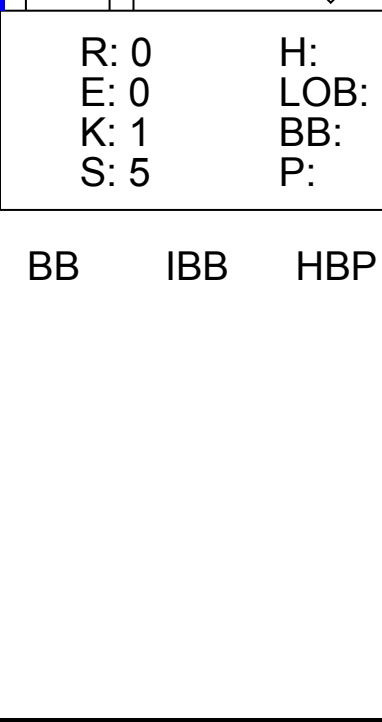
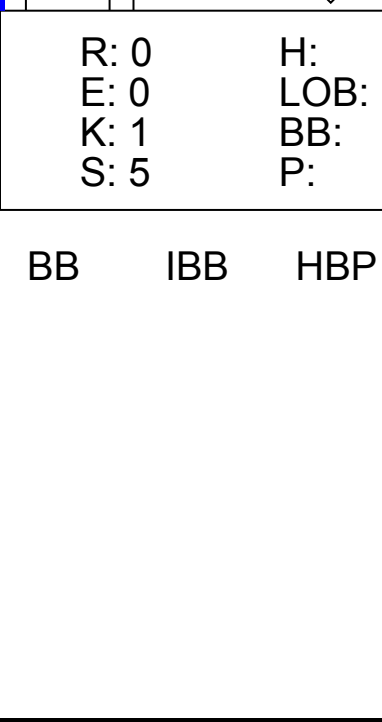
Batter	1	2	3	4	5	6	7	8	9	AB	R	H	RBI	BB	SO	LOB	BOTTOM	
<b>Tommie Agee, R</b> OBP: 0.336, SLG: 0.498 (1, 8)	0-0 5-3		4-0 FC6-4 BB			0-0 F8	0-0 FC6-4 1-2		0-0 F8		4	0	0	0	1	0	4	
<b>Bobby Pfeil, R</b> OBP: 0.299, SLG: 0.317 (9, 5)	0-0 F8		0-0 FC6-4 1-2			0-0 E4 1B SF9		0-0 5-3		4	1	0	0	0	0	2		
<b>Cleon Jones, R</b> OBP: 0.426, SLG: 0.509 (1, 7)	0-0 1B			0-0 6-3		0-0 1-3 3-H 1B		4-0 1B 4-3 BB		3	1	2	1	1	0	0		
<b>Donn Clendenon, R</b> OBP: 0.285, SLG: 0.398 (1, 3)	0-3 K			0-0 8-4 1B		0-0 SF9 3-H		0-0 4-3 1B		3	0	2	1	0	1	1		
<b>Ron Swoboda, R</b> OBP: 0.299, SLG: 0.337 <b>Tug McGraw, R</b> OBP: 0.158, SLG: 0.167 <b>Bud Harrelson, S</b> OBP: 0.355, SLG: 0.310 <b>Art Shamsky, L</b> OBP: 0.425, SLG: 0.554 <b>Ron Taylor, R</b> (9, 1)		0-0 F8		0-0 8-4 1-2		0-3 K		0-0 4-3		3	0	0	0	0	1	2		
<b>Ed Charles, R</b> OBP: 0.281, SLG: 0.315 <b>Wayne Garrett, L</b> OBP: 0.333, SLG: 0.309 (8, PH) (9, 4)		0-0 P3			0-0 L5		0-3 K		0-0 F9		3	0	0	0	1	0		
<b>Jerry Grote, R</b> OBP: 0.276, SLG: 0.298 (1, 2)		0-0 6-3			0-0 F8		0-0 4-3		0-0 P6		4	0	0	0	0	0		
<b>Al Weis, S</b> OBP: 0.269, SLG: 0.309 <b>Ken Boswell, L</b> OBP: 0.310, SLG: 0.348 (9, PH)			0-0 F2		0-0 5-3			0-0 1B 1B		3	0	1	0	0	0	0		
<b>Don Cardwell, R</b> OBP: 0.206, SLG: 0.281 <b>Nolan Ryan, R</b> (4, 1)			0-0 F7			0-0 E 1B	0-0 FC6-4 1B		0-0 E6		1	0	0	0	0	0		
<b>Rod Gaspar, S</b> OBP: 0.309, SLG: 0.283 (6, PH) (7, 9)										3	1	2	0	0	0	0		
<b>Inning Stats</b>	R: 0 E: 0 K: 1 S: 6	H: 1 LOB: 1 BB: 0 P: 6	R: 0 E: 0 K: 0 S: 3	H: 0 LOB: 0 BB: 0 P: 3	R: 0 E: 0 K: 0 S: 3	H: 1 LOB: 0 BB: 0 P: 3	R: 0 E: 0 K: 1 S: 8	H: 2 LOB: 1 BB: 0 P: 8	R: 0 E: 0 K: 1 S: 7	H: 2 LOB: 2 BB: 0 P: 7	R: 1 E: 0 K: 0 S: 4	H: 1 LOB: 1 BB: 1 P: 8	R: 0 E: 1 K: 0 S: 4	H: 0 LOB: 1 BB: 0 P: 4	1B: 7 2B: 1 3B: 0 HR: 0	SF: 1 SAC: 0 DP: 1 HBP: 0	WP: 0 PB: 0 SB: 0 CS: 0	PA: 37
<b>PITCHER</b>	IP WLS BF H R ER SO BB IBB HBP BLK WP HR S P ERA WHIP																	
<b>Gerry Arrigo, L</b> ERA: 5.91 (1, 1)	7.1 W 31 7 3 1 3 2 0 0 0 0 0 0 0 35 43 1.23 1.227																	
<b>Wayne Granger, R</b> ERA: 3.64 (8, 1)	1.2 S 6 0 0 0 0 0 0 0 0 0 0 0 6 6 0.00 0.000																	

Cincinnati Reds @ New York Mets  
Shea Stadium, Flushing, NY  
Sun Jul 27 1969, 3:33 AM EDT  
Att: 55,391 - Unknown

AB 34  
R 3  
H 7  
RBI 3  
BB 2  
SO 3  
LOB 11




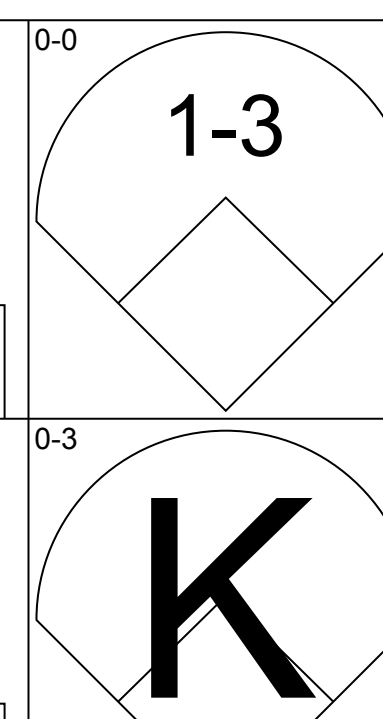
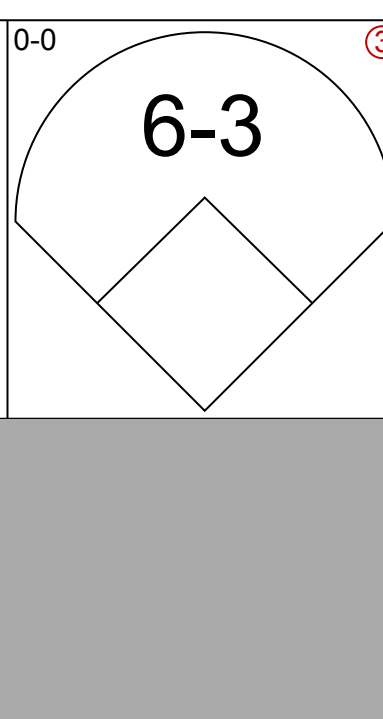
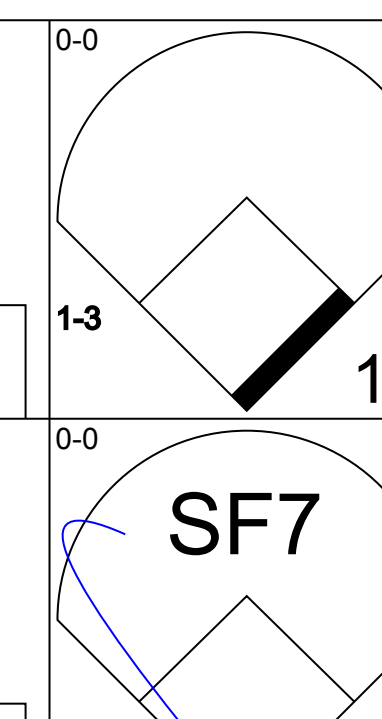
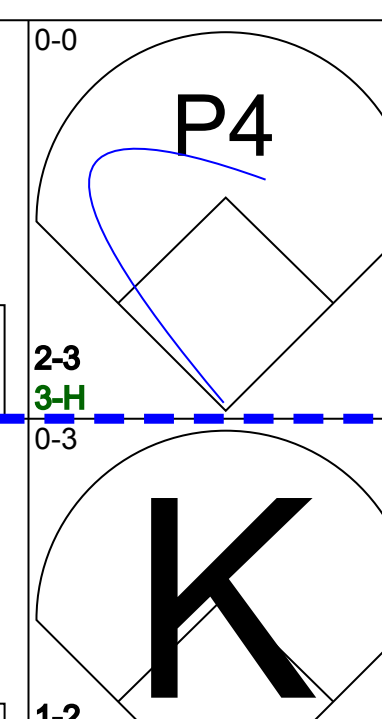
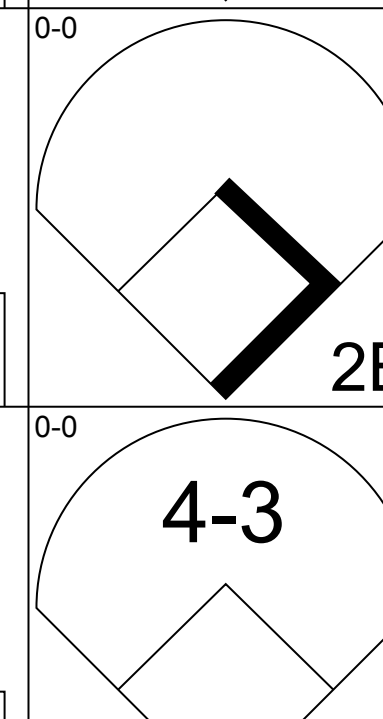
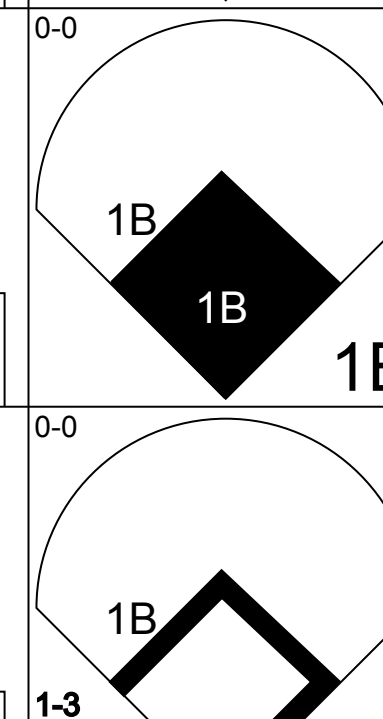
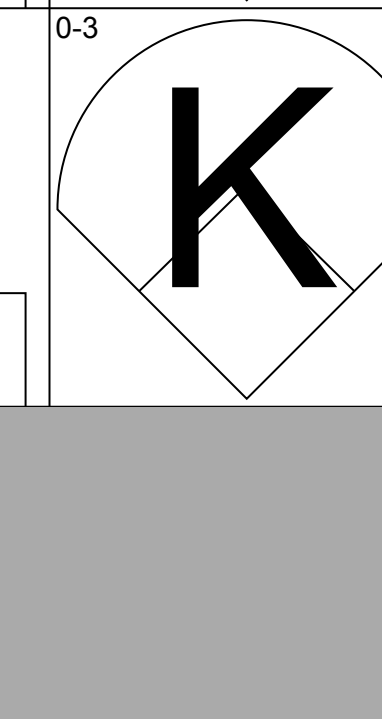
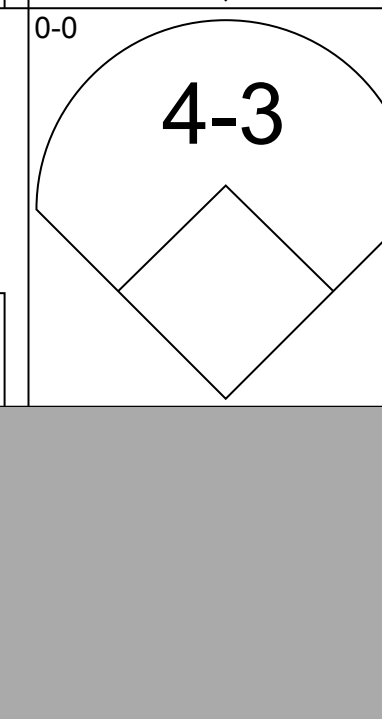
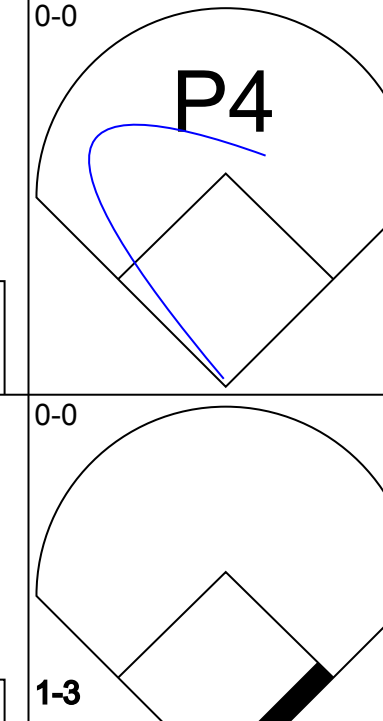


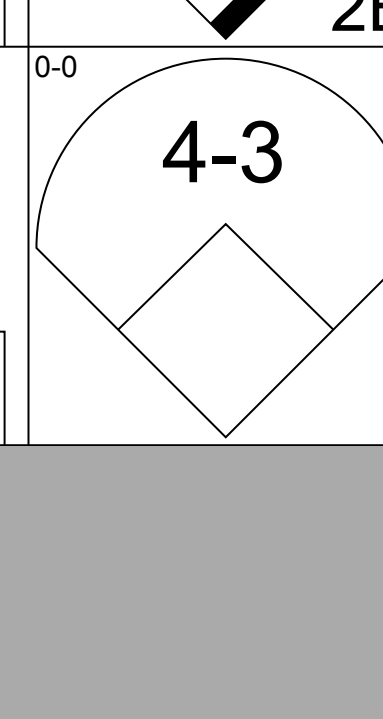
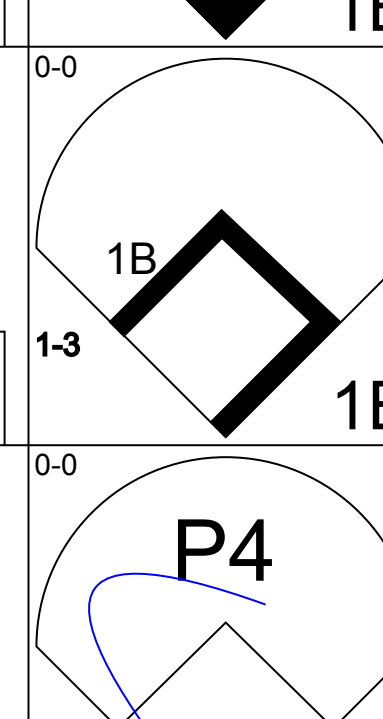

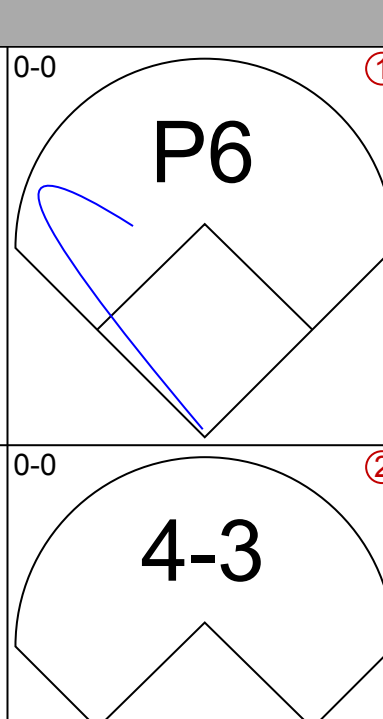
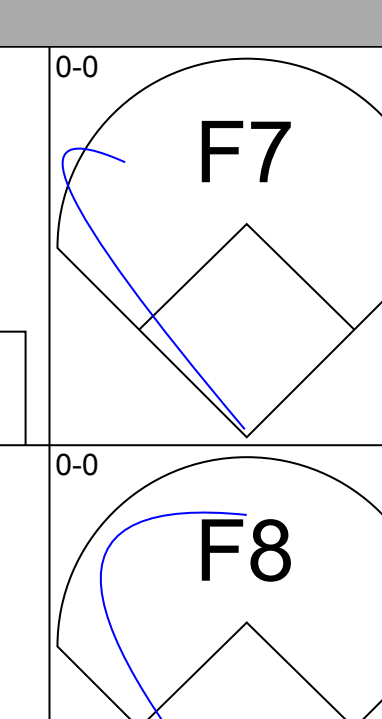
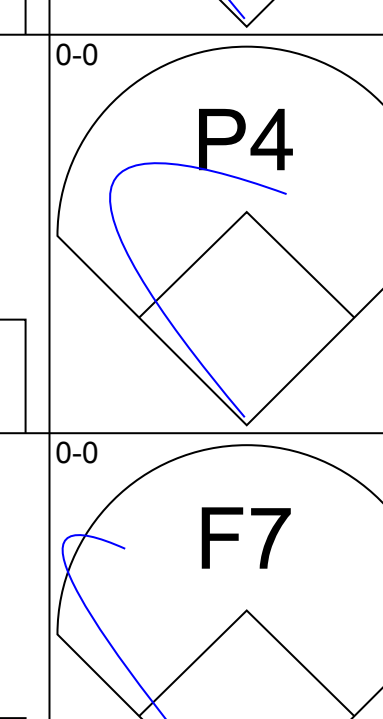
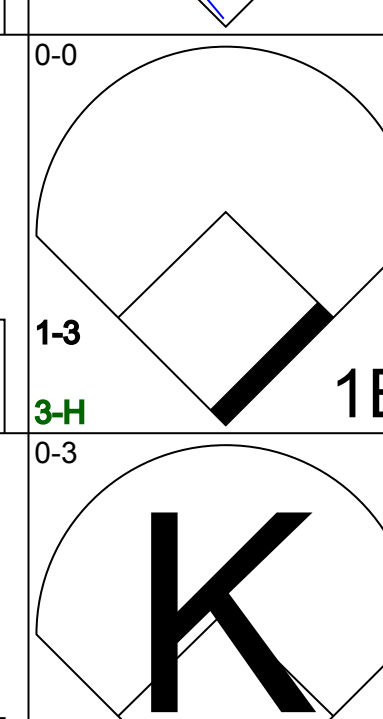
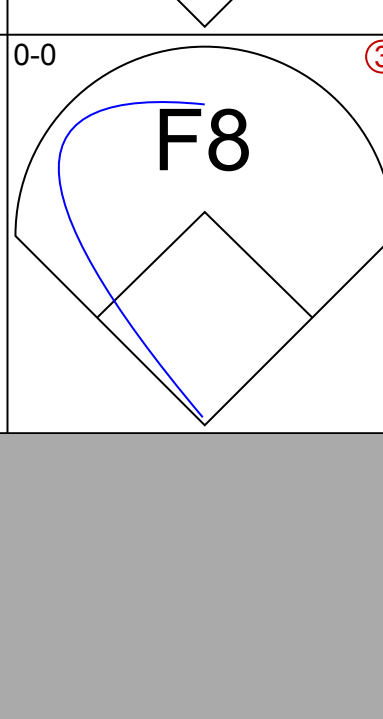
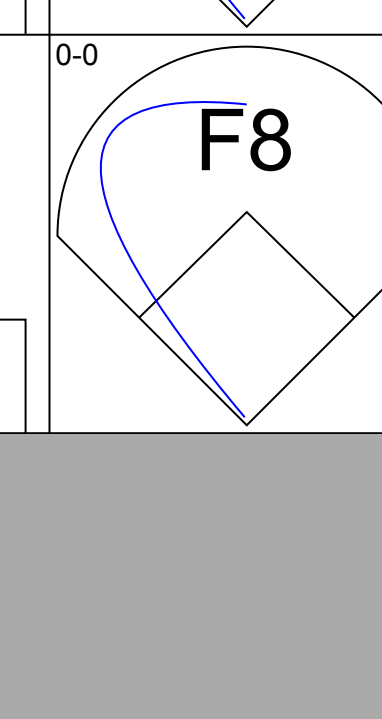




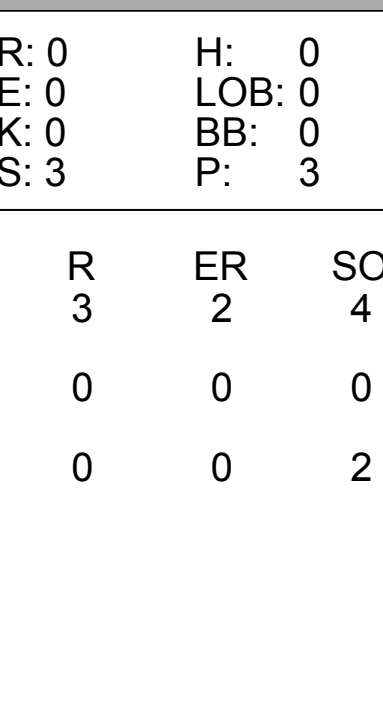
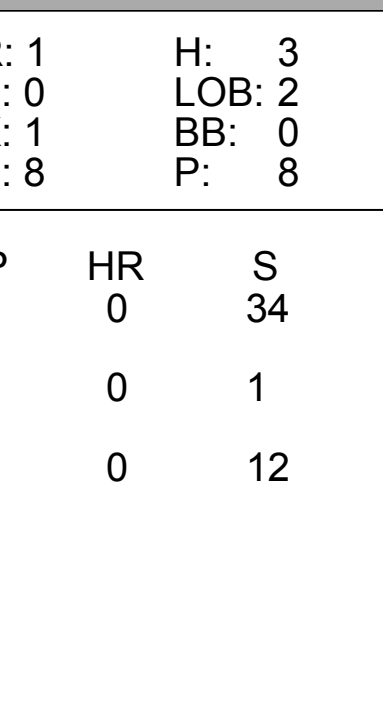
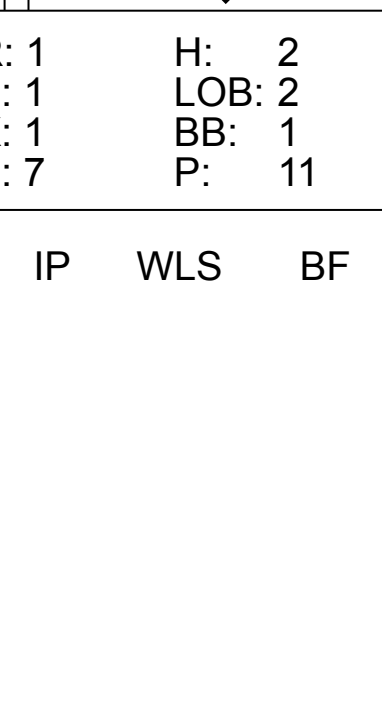
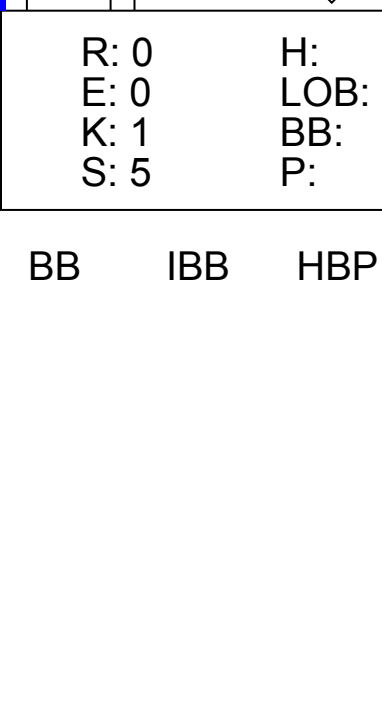
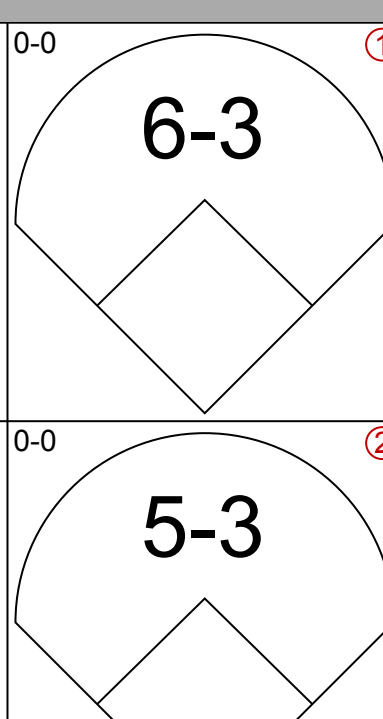
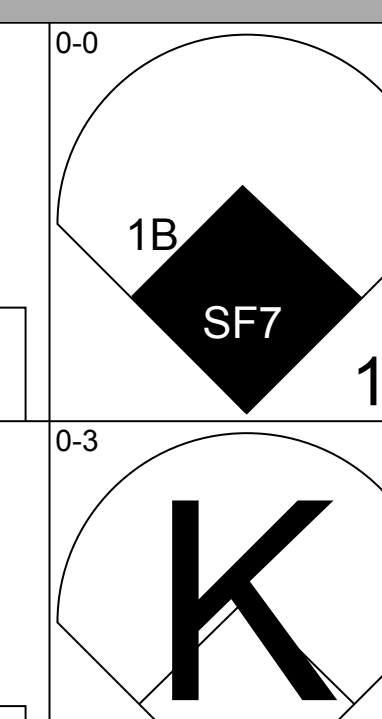
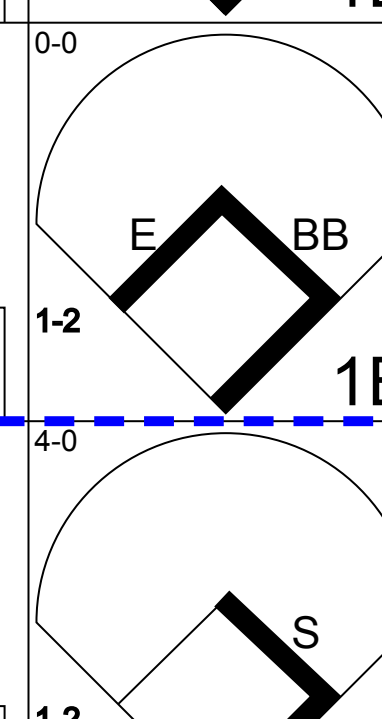
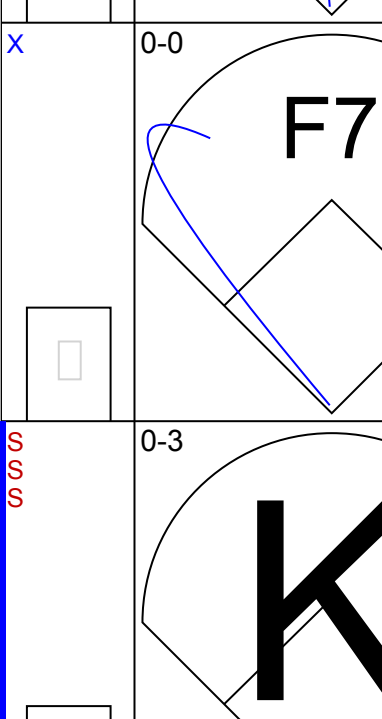
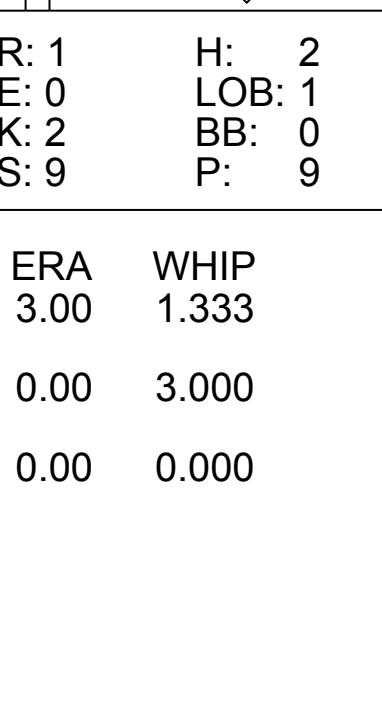
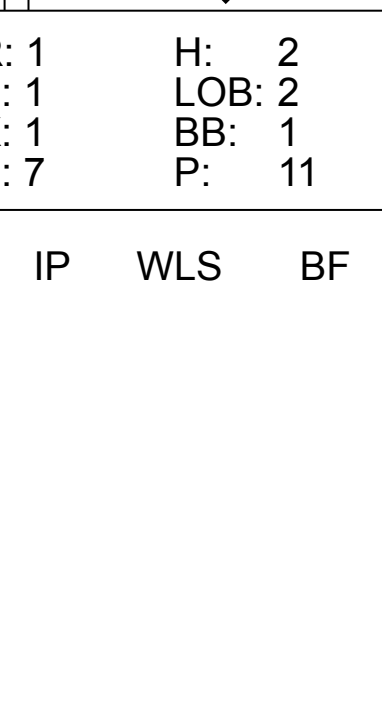
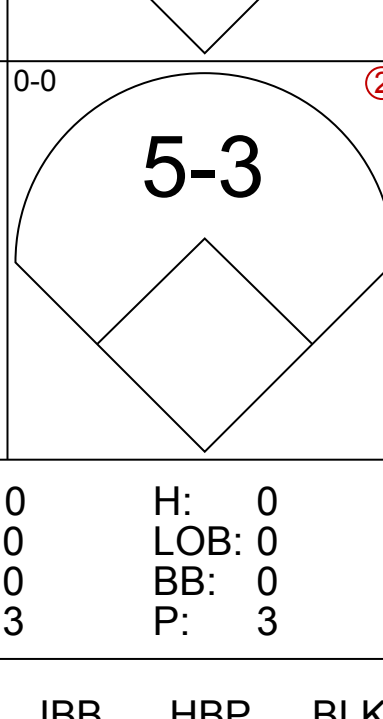
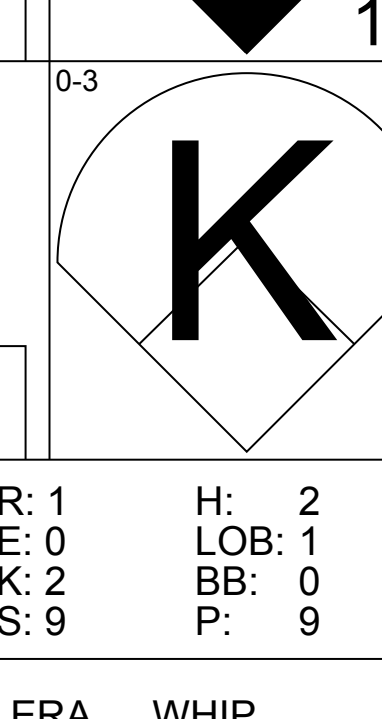
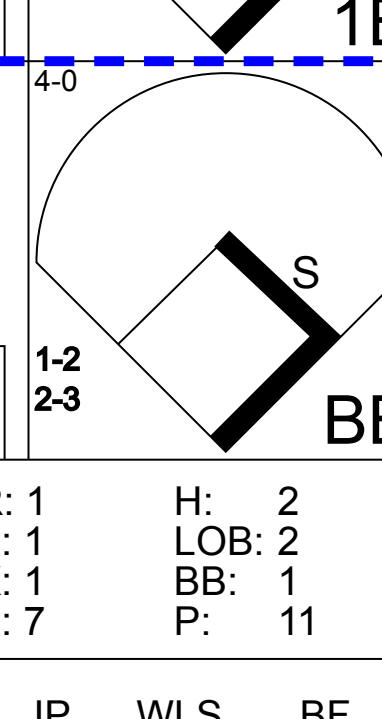
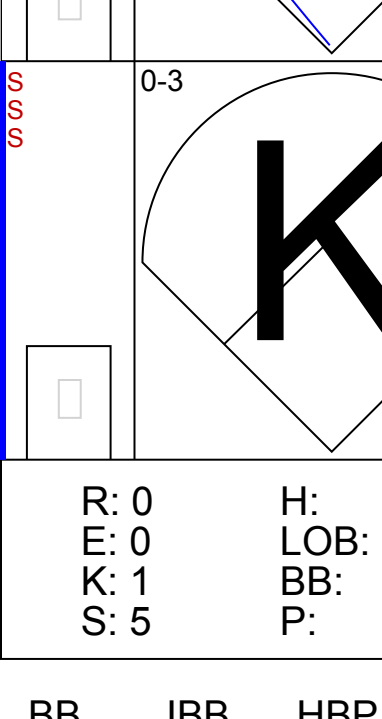




Batter	1	2	3	4	5	6	7	8	9	AB	R	H	RBI	BB	SO	LOB	TOP								
Norm Miller, L (1, 9) OBP: 0.374, SLG: 0.379										5	2	1	2	1	1	2									
Joe Morgan, L (1, 4) OBP: 0.404, SLG: 0.403										5	2	1	0	1	0	0									
Jimmy Wynn, R (1, 8) OBP: 0.438, SLG: 0.545										3	3	2	4	3	0	0									
Denis Menke, R (1, 6) OBP: 0.391, SLG: 0.435										5	3	1	4	1	0	2									
Doug Rader, R (1, 5) OBP: 0.338, SLG: 0.379										5	1	3	1	0	0	0									
Curt Blefary, L (1, 3) OBP: 0.363, SLG: 0.388										4	1	1	0	0	0	2									
Jesus Alou, R (1, 7) OBP: 0.273, SLG: 0.306										3	1	3	2	1	0	0									
Gary Geiger, L (8, 7) OBP: 0.353, SLG: 0.278										1	1	0	0	0	0	2									
Don Bryant, R (1, 2) OBP: 0.273, SLG: 0.294										2	0	1	2	1	0	0									
Johnny Edwards, L (8, PH) OBP: 0.293, SLG: 0.321										1	1	0	0	1	0	1									
Don Wilson, R (1, 1) OBP: 0.234, SLG: 0.182										3	0	0	0	0	1	5									
Jim Ray, R (7, 1) OBP: 0.143, SLG: 0.143										0	0	0	0	0	0	0									
Fred Gladding, L (7, 1) OBP: 0.125, SLG: 0.125										2	1	1	1	0	1	0									
<b>Inning Stats</b>	R: 0 E: 0 K: 1 S: 5	H: 1 LOB: 0 BB: 0 P: 5	R: 2 E: 0 K: 0 S: 5	H: 2 LOB: 2 BB: 2 P: 13	R: 2 E: 1 K: 0 S: 6	H: 2 LOB: 3 BB: 2 P: 14	R: 0 E: 0 K: 0 S: 3	H: 0 LOB: 0 BB: 0 P: 3	R: 0 E: 0 K: 0 S: 3	H: 0 LOB: 0 BB: 0 P: 3	R: 1 E: 0 K: 1 S: 6	H: 1 LOB: 0 BB: 0 P: 6	R: 0 E: 0 K: 0 S: 2	H: 0 LOB: 1 BB: 1 P: 6	R: 0 E: 0 K: 0 S: 4	H: 1 LOB: 1 BB: 0 P: 4	R: 11 E: 0 K: 1 S: 12	H: 7 LOB: 0 BB: 4 P: 28	1B: 9 2B: 2 3B: 0 HR: 3	SF: 0 SAC: 1 DP: 1 HBP: 0	WP: 0 PB: 1 SB: 0 CS: 1	PA: 50			
<b>PITCHER</b>	IP	WLS	BF	H	R	ER	SO	BB	IBB	HBP	BLK	WP	HR	S	P	ERA	WHIP								
Jerry Koosman, L (1, 1) ERA: 2.08	7.0	L	31	6	5	3	2	3	2	0	0	0	1	30	50	3.86	1.286								
Cal Koonce, R (8, 1) ERA: 5.09	1.1		10	4	5	5	1	1	1	0	0	0	1	10	18	33.75	3.750								
Ron Taylor, R (9, 1) ERA: 3.18	0.2		8	4	6	6	0	2	0	0	0	0	1	6	14	81.00	9.000								

Houston Astros @ New York Mets  
Shea Stadium, Flushing, NY  
Wed Jul 30 1969, 3:33 AM EDT  
Unknown


AB 39  
R 16  
H 14  
RBI 16  
BB 9  
SO 3  
LOB 14



Batter	1	2	3	4	5	6	7	8	9	AB	R	H	RBI	BB	SO	LOB	BOTTOM								
Tommie Agee, R (1, 8) OBP: 0.335, SLG: 0.495										4	0	1	0	0	0	2									
Ken Boswell, L (1, 4) OBP: 0.306, SLG: 0.344										3	0	0	1	0	2	2									
Cleon Jones, R (1, 7) OBP: 0.426, SLG: 0.512										4	1	2	0	0	1	3									
Art Shamsky, L (1, 9) OBP: 0.421, SLG: 0.546										4	0	1	0	0	0	1									
Wayne Garrett, L (1, 5) OBP: 0.328, SLG: 0.303										4	0	0	0	0	0	2									
Ed Kranepool, L (1, 3) OBP: 0.294, SLG: 0.366										4	0	1	1	0	0	0									
J.C. Martin, L (1, 2) OBP: 0.273, SLG: 0.357										4	1	1	0	0	1	2									
Bud Harrelson, S (1, 6) OBP: 0.357, SLG: 0.313										4	1	2	0	0	0	0									
Jerry Koosman, R (1, 1) OBP: 0.021, SLG: 0.021										2	0	0	0	0	1	1									
Ron Swoboda, R (7, PH) OBP: 0.303, SLG: 0.337										0	0	0	0	1	0	0									
Cal Koonce, R (8, 1) OBP: 0.400, SLG: 0.400										0	0	0	0	0	0	0									
Ron Taylor, R (9, 1) OBP: 0.294, SLG: 0.396										1	0	0	0	0	1	0									
<b>Inning Stats</b>	R: 0 E: 0 K: 1 S: 6	H: 1 LOB: 1 BB: 0 P: 6	R: 0 E: 0 K: 0 S: 3	H: 0 LOB: 0 BB: 0 P: 3	R: 0 E: 0 K: 0 S: 3	H: 0 LOB: 0 BB: 0 P: 3	R: 1 E: 0 K: 1 S: 8	H: 3 LOB: 2 BB: 0 P: 8	R: 1 E: 0 K: 2 S: 9	H: 2 LOB: 1 BB: 0 P: 9	R: 0 E: 0 K: 0 S: 3	H: 0 LOB: 0 BB: 0 P: 3	R: 1 E: 1 K: 1 S: 7	H: 2 LOB: 2 BB: 1 P: 11	R: 0 E: 0 K: 0 S: 3	H: 0 LOB: 0 BB: 0 P: 3	R: 0 E: 0 K: 1 S: 5	H: 0 LOB: 0 BB: 0 P: 5	1B: 7 2B: 1 3B: 0 HR: 0	SF: 1 SAC: 0 DP: 0 HBP: 0	WP: 0 PB: 0 SB: 1 CS: 0	PA: 36			
<b>PITCHER</b>	IP	WLS	BF	H	R	ER	SO	BB	IBB	HBP	BLK	WP	HR	S	P	ERA	WHIP								
Don Wilson, R (1, 1) ERA: 3.93	6.0	W	26	8	3	2	4	0	0	0	0	0	0	34	34	3.00	1.333								
Jim Ray, R (7, 1) ERA: 3.66	0.1		2	0	0	0	0	1	0	0	0	0	0	1	5	0.00	3.000								
Fred Gladding, R (7, 1) ERA: 3.38	2.2	S	8	0	0	0	2	0	0	0	0	0	0	12	12	0.00	0.000								

Houston Astros @ New York Mets  
Shea Stadium, Flushing, NY  
Wed Jul 30 1969, 3:33 AM EDT  
Unknown

AB 34  
R 3  
H 8  
RBI 2  
BB 1  
SO 6  
LOB 13





Batter	1	2	3	4	5	6	7	8	9	AB	R	H	RBI	BB	SO	LOB	TOP								
Sandy Valdespino, L (1.7) OBP: 0.362, SLG: 0.321	K		E4 1B			SF9 1B		G3		5	1	2	0	0	1	0									
Joe Morgan, L (1.4) OBP: 0.404, SLG: 0.402	K		1B BB	K		SF9 1B		6-3 SH5-3 1B		3	1	1	1	1	2	0									
Jimmy Wynn, R (1.8) OBP: 0.436, SLG: 0.542 Gary Geiger, L (6.8) OBP: 0.353, SLG: 0.278	P3		BB S 1B	F5		K		SH5-3		4	1	1	1	0	1	1									
Norm Miller, L (1.9) OBP: 0.371, SLG: 0.373		L5	1-2 3B BB	K		K		6-3		4	1	0	0	1	2	2									
Denis Menke, R (1.6) OBP: 0.394, SLG: 0.433	K		1-2 3B BB					F8		2	1	0	1	3	1	1									
Curt Blefary, L (1.3) OBP: 0.362, SLG: 0.392	P4		1-2 3B BB	K		K				4	1	1	3	0	2	2									
Doug Rader, R (1.5) OBP: 0.337, SLG: 0.378			5-3			K		G6-4-3		4	1	1	1	0	1	2									
Johnny Edwards, L (1.2) OBP: 0.295, SLG: 0.326			1B			L3		4-3		4	2	2	1	0	0	1									
Larry Dierker, R (1.1) OBP: 0.184, SLG: 0.230 Fred Gladding, L (9.1) OBP: 0.125, SLG: 0.125	K		1B HR			1B SF9 2B		K		4	2	2	2	0	2	1									
<b>Inning Stats</b>	R: 0 E: 0 K: 2 S: 7	H: 0 LOB: 0 BB: 0 P: 7	R: 0 E: 0 K: 1 S: 5	H: 0 LOB: 0 BB: 0 P: 5	R: 10 E: 1 K: 1 S: 12	H: 7 LOB: 3 BB: 3 P: 24	R: 0 E: 0 K: 2 S: 7	H: 0 LOB: 0 BB: 0 P: 7	R: 0 E: 0 K: 2 S: 7	H: 0 LOB: 1 BB: 1 P: 11	R: 1 E: 0 K: 2 S: 9	H: 2 LOB: 1 BB: 0 P: 9	R: 0 E: 0 K: 1 S: 4	H: 0 LOB: 0 BB: 1 P: 8	R: 0 E: 0 K: 1 S: 5	H: 0 LOB: 0 BB: 0 P: 5	R: 0 E: 0 K: 0 S: 4	H: 1 LOB: 1 BB: 0 P: 4	1B: 6 2B: 2 3B: 1 HR: 1	SF: 1 SAC: 1 DP: 1 HBP: 0	WP: 1 PB: 0 SB: 1 CS: 0	PA: 41			
<b>PITCHER</b>	IP	WLS	BF	H	R	ER	SO	BB	IBB	HBP	BLK	WP	HR	S	P	ERA	WHIP								
Gary Gentry, R (1.1) ERA: 3.71	2.2	L	16	5	8	8	4	3	0	0	0	1	0	21	33	27.00	3.000								
Nolan Ryan, R (3.1) ERA: 3.99	4.1		18	4	3	3	7	2	0	0	0	0	1	30	38	6.23	1.385								
Jack Dilauro, L (8.1) ERA: 2.49	2.0		7	1	0	0	1	0	0	0	0	0	0	9	9	0.00	0.500								

Houston Astros @ New York Mets  
Shea Stadium, Flushing, NY  
Wed Jul 30 1969, 3:38 AM EDT  
Att: 28,922 - Unknown

AB 34  
R 11  
H 10  
RBI 10  
BB 5  
SO 12  
LOB 10



Batter	1	2	3	4	5	6	7	8	9	AB	R	H	RBI	BB	SO	LOB	BOTTOM								
Tommie Agee, R (1.8) OBP: 0.333, SLG: 0.491	5-3		1-3 1B		K		6-3		5-3	5	0	1	0	0	1	0									
Ken Boswell, L (1.4) OBP: 0.301, SLG: 0.338 Jack Dilauro, S (8.1)	K		G1-6-3 1B		6-3		F9		6-3	4	0	0	0	0	1	2									
Ed Charles, R (9. PH) OBP: 0.289, SLG: 0.312			G1-6-3 1-2							1	0	0	0	0	0	0									
Cleon Jones, R (1.7) OBP: 0.428, SLG: 0.516 Ron Swoboda, R (3.7) OBP: 0.313, SLG: 0.343			1-2		4-3 1B		6-3			1	0	1	0	0	0	0									
Art Shamsky, L (1.9) OBP: 0.419, SLG: 0.542 Donn Clendenon, R (4.3) OBP: 0.293, SLG: 0.393	F8		1-2		K		2B K 1B		K	4	1	1	0	0	3	3									
Wayne Garrett, L (1.5) OBP: 0.327, SLG: 0.303		4-3			4-3		K			4	1	1	0	0	1	2									
Ed Kranepool, L (1.3) OBP: 0.301, SLG: 0.388	K				1B					4	1	3	4	0	1	0									
Jerry Grote, R (1.2) OBP: 0.280, SLG: 0.302	K				1B		K			4	0	2	0	0	2	1									
Bud Harrelson, S (1.6) OBP: 0.356, SLG: 0.312			4-3		3-1		4-3			4	0	1	0	0	0	4									
Gary Gentry, R (1.1) OBP: 0.149, SLG: 0.133 Nolan Ryan, R (3.1) OBP: 0.056, SLG: 0.056 Bobby Pfeil, R (7. PH) OBP: 0.290, SLG: 0.308			1B		K		F9		G5-4-3	0	0	0	0	0	0	0									
<b>Inning Stats</b>	R: 0 E: 0 K: 1 S: 6	H: 1 LOB: 1 BB: 0 P: 6	R: 0 E: 0 K: 2 S: 7	H: 0 LOB: 0 BB: 0 P: 7	R: 0 E: 0 K: 0 S: 4	H: 2 LOB: 1 BB: 0 P: 4	R: 1 E: 0 K: 1 S: 8	H: 3 LOB: 2 BB: 0 P: 8	R: 0 E: 0 K: 2 S: 7	H: 0 LOB: 0 BB: 0 P: 7	R: 1 E: 1 K: 2 S: 10	H: 2 LOB: 2 BB: 0 P: 10	R: 0 E: 0 K: 0 S: 3	H: 0 LOB: 0 BB: 0 P: 3	R: 3 E: 0 K: 1 S: 8	H: 4 LOB: 1 BB: 1 P: 12	R: 0 E: 0 K: 1 S: 6	H: 1 LOB: 1 BB: 0 P: 6	1B: 10 2B: 2 3B: 0 HR: 1	SF: 0 SAC: 0 DP: 2 HBP: 0	WP: 0 PB: 0 SB: 0 CS: 0	PA: 40			
<b>PITCHER</b>	IP	WLS	BF	H	R	ER	SO	BB	IBB	HBP	BLK	WP	HR	S	P	ERA	WHIP								
Larry Dierker, R (1.1) ERA: 2.67	8.0	W	36	12	5	4	9	1	0	0	0	0	1	53	57	4.50	1.625								
Fred Gladding, R (9.1) ERA: 3.31	1.0	S	4	1	0	0	1	0	0	0	0	0	0	6	6	0.00	1.000								

Houston Astros @ New York Mets  
Shea Stadium, Flushing, NY  
Wed Jul 30 1969, 3:38 AM EDT  
Att: 28,922 - Unknown

AB 39  
R 5  
H 13  
RBI 4  
BB 1  
SO 10  
LOB 15









Batter	1	2	3	4	5	6	7	8	9	AB	R	H	RBI	BB	SO	LOB	TOP					
<b>Felipe Alou, R</b> OBP: 0.342, SLG: 0.382 (1, 8)										5	1	2	0	0	0	1	<b>Atlanta Braves @ New York Mets</b> Shea Stadium, Flushing, NY Fri Aug 01 1969, 7:05 PM EDT Att: 34,779 - Unknown					
<b>Tony Gonzalez, L</b> OBP: 0.332, SLG: 0.374 (1, 7)										3	2	1	0	1	1	2						
<b>Hank Aaron, R</b> OBP: 0.417, SLG: 0.646 (1, 9)										3	1	0	0	2	0	2						
<b>Orlando Cepeda, R</b> OBP: 0.331, SLG: 0.443 (1, 3)										4	0	1	2	1	0	3						
<b>Clete Boyer, R</b> OBP: 0.346, SLG: 0.405 (1, 5)										4	0	0	0	0	3	4						
<b>Felix Milten, R</b> OBP: 0.335, SLG: 0.377 (1, 4)										4	0	2	2	0	0	0						
<b>Bob Didier, S</b> OBP: 0.324, SLG: 0.327 (1, 2)										3	0	0	0	1	1	1						
<b>Gil Garrido, R</b> OBP: 0.287, SLG: 0.291 (1, 6)										2	0	1	0	1	0	3						
<b>Rico Carty, R</b> OBP: 0.325, SLG: 0.556 (8, PH)										1	0	0	0	0	1	0						
<b>Bob Aspromonte, R</b> OBP: 0.316, SLG: 0.363 (8, 6)										0	0	0	0	0	0	0						
<b>Phil Niekro, R</b> OBP: 0.175, SLG: 0.180 (1, 1)										2	0	0	0	0	1	4						
<b>Tito Francona, L</b> OBP: 0.384, SLG: 0.398 (6, PH)										1	0	0	0	0	0	1						
<b>Gary Neibauer, R</b> OBP: 0.321, SLG: 0.307 (9, PH)										0	0	0	0	0	0	0						
<b>Mike Lum, L</b> OBP: 0.321, SLG: 0.307 (9, PH)										1	0	0	0	0	0	0						
<b>Inning Stats</b>	R: 3 E: 0 K: 0 S: 5	H: 2 LOB: 3 BB: 3 P: 18	R: 0 E: 0 K: 0 S: 3	H: 0 LOB: 0 BB: 1 P: 7	R: 0 E: 0 K: 2 S: 7	H: 1 LOB: 0 BB: 0 P: 7	R: 0 E: 0 K: 2 S: 8	H: 1 LOB: 1 BB: 0 P: 8	R: 0 E: 0 K: 1 S: 5	H: 0 LOB: 0 BB: 0 P: 5	R: 0 E: 0 K: 0 S: 3	H: 0 LOB: 1 BB: 1 P: 7	R: 1 E: 0 K: 1 S: 7	H: 2 LOB: 1 BB: 0 P: 7	R: 0 E: 0 K: 1 S: 5	H: 0 LOB: 0 BB: 0 P: 5	R: 0 E: 0 K: 0 S: 4	H: 1 LOB: 2 BB: 1 P: 8	1B: 5 2B: 2 3B: 0 HR: 0	SF: 0 SAC: 0 DP: 0 HBP: 1	WP: 0 PB: 0 CS: 1	PA: 40
<b>PITCHER</b>	IP WLS BF H R ER SO BB IBB HBP BLK WP HR S P ERA WHIP																					
<b>Don Cardwell, R</b> ERA: 3.94 (1, 1)	0.1	W	6	2	3	3	0	2	0	1	0	0	0	0	3	12	81.00	12.000				
<b>Cal Koonce, R</b> ERA: 4.73 (1, 1)	6.1	W	25	4	1	1	5	2	1	0	0	0	0	0	32	44	1.42	0.947				
<b>Ron Taylor, R</b> ERA: 3.04 (7, 1)	2.1	S	9	1	0	0	2	0	1	0	0	0	0	0	12	16	0.00	0.429				

AB	33
R	4
H	7
RBI	4
BB	6
SO	7
LOB	21



Batter	1	2	3	4	5	6	7	8	9	AB	R	H	RBI	BB	SO	LOB	BOTTOM				
<b>Bud Harrelson, S</b> OBP: 0.360, SLG: 0.309 (1, 6)										3	1	1	0	1	0	0	<b>Atlanta Braves @ New York Mets</b> Shea Stadium, Flushing, NY Fri Aug 01 1969, 7:05 PM EDT Att: 34,779 - Unknown				
<b>Bobby Pfeil, R</b> OBP: 0.273, SLG: 0.288 (1, 5)										4	1	1	0	0	1	1					
<b>Tommie Agee, R</b> OBP: 0.334, SLG: 0.487 (1, 8)										3	1	1	0	1	0	0					
<b>Wayne Garrett, L</b> OBP: 0.321, SLG: 0.301 (1, 4)										4	0	0	0	0	0	4					
<b>Ed Kranepool, L</b> OBP: 0.306, SLG: 0.384 (1, 3)										4	0	1	0	0	2	3					
<b>Ron Swoboda, R</b> OBP: 0.310, SLG: 0.331 (1, 7)										2	1	0	1	2	1	1					
<b>Rod Gaspar, S</b> OBP: 0.311, SLG: 0.287 (1, 9)										4	0	1	2	0	2	3					
<b>Jerry Grote, R</b> OBP: 0.284, SLG: 0.325 (1, 2)										3	1	2	1	1	0	0					
<b>Don Cardwell, R</b> OBP: 0.206, SLG: 0.281 (1, 1)										0	0	0	0	0	0	0					
<b>Cal Koonce, R</b> OBP: 0.308, SLG: 0.308 (1, 1)										3	0	0	0	0	2	2					
<b>Ron Taylor, R</b> ERA: 3.04 (7, 1)										1	0	0	0	0	0	1					
<b>Inning Stats</b>	R: 4 E: 0 K: 2 S: 11	H: 4 LOB: 2 BB: 2 P: 19	R: 0 E: 0 K: 0 S: 3	H: 0 LOB: 0 BB: 0 P: 3	R: 0 E: 0 K: 1 S: 6	H: 1 LOB: 1 BB: 0 P: 6	R: 1 E: 0 K: 1 S: 6	H: 1 LOB: 0 BB: 0 P: 6	R: 0 E: 0 K: 1 S: 5	H: 0 LOB: 2 BB: 2 P: 13	R: 0 E: 0 K: 1 S: 5	H: 0 LOB: 1 BB: 1 P: 9	R: 0 E: 0 K: 1 S: 5	H: 0 LOB: 0 BB: 0 P: 5	R: 0 E: 0 K: 1 S: 6	H: 1 LOB: 1 BB: 0 P: 6	1B: 5 2B: 0 3B: 1 HR: 1	SF: 0 SAC: 0 DP: 0 HBP: 0	WP: 0 PB: 1 CS: 0	PA: 36	
<b>PITCHER</b>	IP WLS BF H R ER SO BB IBB HBP BLK WP HR S P ERA WHIP																				
<b>Phil Niekro, R</b> ERA: 2.53 (1, 1)	5.0	L	25	6	5	4	5	4	0	0	0	0	0	0	31	47	7.20	2.000			
<b>Gary Neibauer, R</b> ERA: 3.69 (6, 1)	3.0		11	1	0	0	3	1	0	0	0	0	0	0	16	20	0.00	0.667			

AB	31
R	5
H	7
RBI	4
BB	5
SO	8
LOB	15





Batter	1	2	3	4	5	6	7	8	9	AB	R	H	RBI	BB	SO	LOB	TOP					
<b>Felipe Alou, R</b> OBP: 0.341, SLG: 0.378 (1, 8)	0-0 6-3		0-0 L8			0-3 K		4-0 1B BB		3	0	0	0	1	1	0						
<b>Felix Milan, R</b> OBP: 0.334, SLG: 0.376 (1, 4)	0-0 F7			0-0 1-3		0-0 6-3		0-0 1B		4	0	1	0	0	0	0						
<b>Hank Aaron, R</b> OBP: 0.416, SLG: 0.647 (1, 9)	0-0 3B			0-3 K			0-0 P6	0-3 K		4	0	1	0	0	2	2						
<b>Rico Carty, R</b> OBP: 0.427, SLG: 0.549 (9, PR)	0-3 K			0-0 F9			4-0 CS BB		4-0 1B BB	2	0	0	0	2	1	1						
<b>Mike Lum, L</b> OBP: 0.321, SLG: 0.307 (9, PR)										0	0	0	0	0	0	0						
<b>Orlando Cepeda, R</b> OBP: 0.330, SLG: 0.441 (1, 3)		0-0 P5			0-0 5-3		0-0 BB 1B		0-0 F7	4	0	1	0	0	0	1						
<b>Clete Boyer, R</b> OBP: 0.348, SLG: 0.404 (1, 5)		0-3 K			0-0 1B		4-0 1-2 BB		0-3 K	3	0	1	0	1	2	1						
<b>Bob Tillman, R</b> OBP: 0.271, SLG: 0.399 (1, 2)		0-0 4-3			0-3 K		0-3 K		0-0 1B	4	0	1	0	0	2	3						
<b>Gil Garrido, R</b> OBP: 0.282, SLG: 0.286 (8, PH)			0-0 6-3			0-0 P4		0-3 K	0-0 3-1	2	0	0	0	0	0	1						
<b>Tommie Aaron, R</b> OBP: 0.344, SLG: 0.364 (8, PH)										1	0	0	0	0	1	0						
<b>Cecil Upshaw, R</b> OBP: 0.300, SLG: 0.600 (8, PH)										0	0	0	0	0	0	0						
<b>Tony Gonzalez, L</b> OBP: 0.331, SLG: 0.373 (8, PH)										1	0	0	0	0	0	2						
<b>Ron Reed, R</b> OBP: 0.170, SLG: 0.173 (8, PH)			0-0 1-3			0-3 K		0-0 G2		2	0	0	0	0	1	0						
<b>Bob Aspromonte, R</b> OBP: 0.314, SLG: 0.360 (8, 6)										1	0	0	0	0	0	0						
<b>Inning Stats</b>	R: 0 E: 0 K: 1 S: 6	H: 1 LOB: 1 BB: 0 P: 6	R: 0 E: 0 K: 1 S: 5	H: 0 LOB: 0 BB: 0 P: 5	R: 0 E: 0 K: 0 S: 3	H: 0 LOB: 0 BB: 0 P: 3	R: 0 E: 0 K: 1 S: 5	H: 0 LOB: 0 BB: 0 P: 5	R: 0 E: 0 K: 1 S: 6	H: 1 LOB: 1 BB: 0 P: 6	R: 0 E: 0 K: 2 S: 7	H: 0 LOB: 0 BB: 0 P: 7	R: 0 E: 0 K: 1 S: 5	H: 1 LOB: 2 BB: 2 P: 13	R: 0 E: 0 K: 2 S: 8	H: 1 LOB: 2 BB: 1 P: 12	R: 0 E: 0 K: 1 S: 6	H: 1 LOB: 2 BB: 1 P: 10	1B: 4 2B: 0 3B: 1 HR: 0	SF: 0 SAC: 0 DP: 0 HBP: 0	WP: 0 PB: 0 CS: 1	PA: 35
<b>PITCHER</b>	IP	WLS	BF	H	R	ER	SO	BB	IBB	HBP	BLK	WP	HR	S	P	ERA	WHIP					
<b>Jim McAndrew, R</b> ERA: 5.05 (1, 1)	7.0	W	25	3	0	0	7	2	0	0	0	0	0	37	45	0.00	0.714					
<b>Tug McGraw, L</b> ERA: 3.12 (8, 1)	2.0	S	10	2	0	0	3	2	0	0	0	0	0	14	22	0.00	2.000					

Atlanta Braves @ New York Mets  
Shea Stadium, Flushing, NY  
Sat Aug 02 1969, 7:05 PM EDT  
Att: 37,442 - Unknown

AB 31  
R 0  
H 5  
RBI 0  
BB 4  
SO 10  
LOB 11



Batter	1	2	3	4	5	6	7	8	9	AB	R	H	RBI	BB	SO	LOB	BOTTOM				
<b>Bud Harrelson, S</b> OBP: 0.355, SLG: 0.304 (1, 6)	0-3 K		0-0 4-3		0-0 F7		0-0 3-1			4	0	0	0	0	1	2					
<b>Bobby Pfeil, R</b> OBP: 0.272, SLG: 0.286 (1, 5)	0-0 1B		0-0 P5		0-3 K			0-0 F9		4	0	1	0	0	1	1					
<b>Tommie Agee, R</b> OBP: 0.333, SLG: 0.482 (1, 8)	0-3 K		4-0 S BB		0-0 1-4-3			0-0 4-3		3	0	0	0	1	1	1					
<b>Wayne Garrett, L</b> OBP: 0.317, SLG: 0.296 (1, 4)	0-3 K		0-3 K		0-0 3-1			0-0 P6		4	0	0	0	0	2	2					
<b>Ed Kranepool, L</b> OBP: 0.306, SLG: 0.383 (1, 3)		0-0 WP SH2-3 1B		0-0 F9		0-0 4-3				3	0	1	0	0	0	0					
<b>Ron Swoboda, R</b> OBP: 0.310, SLG: 0.328 (1, 7)		0-3 K		0-0 P3		4-0 6-3 SH1-3 1B BB				2	1	0	0	1	1	1					
<b>Rod Gaspar, S</b> OBP: 0.310, SLG: 0.286 (1, 9)		0-0 SH2-3		0-0 G3		0-0 SH1-3				1	0	0	0	0	0	0					
<b>Jerry Grote, R</b> OBP: 0.289, SLG: 0.326 (1, 2)		4-0 2-3 BB		0-0 SH3 1B		0-0 6-3				2	0	1	0	1	0	1					
<b>Jim McAndrew, R</b> OBP: 0.375, SLG: 0.308 (1, 1)		0-0 6-3		0-0 SH3		0-0 3H 1B				1	0	0	0	0	0	2					
<b>Cleon Jones, R</b> OBP: 0.429, SLG: 0.518 (7, PH)										1	0	1	1	0	0	0					
<b>Tom Seaver, R</b> OBP: 0.230, SLG: 0.151 (7, PR)										0	0	0	0	0	0	0					
<b>Tug McGraw, R</b> OBP: 0.158, SLG: 0.167 (8, 1)					1-2					0	0	0	0	0	0	0					
<b>Inning Stats</b>	R: 0 E: 0 K: 3 S: 10	H: 1 LOB: 1 BB: 0 P: 10	R: 0 E: 0 K: 1 S: 6	H: 1 LOB: 2 BB: 1 P: 10	R: 0 E: 0 K: 1 S: 5	H: 0 LOB: 1 BB: 1 P: 9	R: 0 E: 0 K: 0 S: 3	H: 0 LOB: 0 BB: 0 P: 3	R: 0 E: 0 K: 0 S: 3	H: 0 LOB: 0 BB: 0 P: 3	R: 1 E: 0 K: 0 S: 4	H: 1 LOB: 1 BB: 1 P: 8	R: 0 E: 0 K: 0 S: 3	H: 0 LOB: 0 BB: 0 P: 3	1B: 4 2B: 0 3B: 0 HR: 0	SF: 0 SAC: 3 DP: 0 HBP: 0	WP: 1 PB: 0 CS: 0	PA: 31			
<b>PITCHER</b>	IP	WLS	BF	H	R	ER	SO	BB	IBB	HBP	BLK	WP	HR	S	P	ERA	WHIP				
<b>Ron Reed, R</b> ERA: 4.05 (1, 1)	7.0	L	28	4	1	1	6	3	0	0	0	0	0	37	49	1.29	1.000				
<b>Cecil Upshaw, R</b> ERA: 3.39 (8, 1)	1.0		3	0	0	0	0	0	0	0	0	0	0	3	3	0.00	0.000				

Atlanta Braves @ New York Mets  
Shea Stadium, Flushing, NY  
Sat Aug 02 1969, 7:05 PM EDT  
Att: 37,442 - Unknown

AB 25  
R 1  
H 4  
RBI 1  
BB 3  
SO 6  
LOB 10









Batter	1	2	3	4	5	6	7	8	9	AB	R	H	RBI	BB	SO	LOB	TOP										
<b>Bud Harrelson, S</b> (1, 6) OBP: 0.343, SLG: 0.294										4	0	0	0	0	0	0	<b>New York Mets @ Cincinnati Reds</b> Crosley Field, Cincinnati, OH Mon Aug 04 1969, 7:05 PM EDT Att: 13,228 - Unknown										
<b>Bobby Pfeil, R</b> (1, 5) OBP: 0.270, SLG: 0.282 <b>Donn Clendenon, R</b> (9, PH) OBP: 0.283, SLG: 0.390										3	0	0	0	0	1	1											
<b>Tommie Agee, R</b> (1, 8) OBP: 0.333, SLG: 0.480										4	0	1	0	0	0	0											
<b>Cleon Jones, R</b> (1, 7) OBP: 0.429, SLG: 0.514 <b>Al Weis, S</b> (9, PR) OBP: 0.269, SLG: 0.309										3	0	0	0	1	1	2											
<b>Ed Kranepool, L</b> (1, 3) OBP: 0.301, SLG: 0.372										4	0	0	0	0	0	1											
<b>Wayne Garrett, L</b> (1, 4) OBP: 0.318, SLG: 0.300										2	0	1	0	1	0	0											
<b>Rod Gaspar, S</b> (1, 9) OBP: 0.304, SLG: 0.280										3	0	0	0	0	1	2											
<b>Jerry Grote, R</b> (1, 2) OBP: 0.295, SLG: 0.339										2	0	0	0	1	0	1											
<b>Jerry Koosman, R</b> (1, 1) OBP: 0.020, SLG: 0.020 <b>Art Shamsky, L</b> (8, PH) OBP: 0.420, SLG: 0.542 <b>Tug McGraw, R</b> (8, 1) OBP: 0.158, SLG: 0.167										2	0	0	0	0	0	1											
<b>Inning Stats</b>	R: 0 E: 0 K: 0 S: 3	H: 0 LOB: 0 BB: 0 P: 3	R: 0 E: 0 K: 1 S: 6	H: 1 LOB: 1 BB: 0 P: 6	R: 0 E: 0 K: 0 S: 2	H: 0 LOB: 0 BB: 1 P: 6	R: 0 E: 0 K: 0 S: 3	H: 0 LOB: 0 BB: 0 P: 3	R: 0 E: 0 K: 1 S: 5	H: 1 LOB: 2 BB: 0 P: 7	R: 0 E: 0 K: 0 S: 3	H: 0 LOB: 0 BB: 0 P: 3	R: 0 E: 0 K: 0 S: 3	H: 0 LOB: 1 BB: 1 P: 7	R: 0 E: 0 K: 0 S: 3	H: 0 LOB: 1 BB: 1 P: 7		1B: 1 2B: 1 3B: 0 HR: 0	SF: 0 SAC: 0 DP: 1 HBP: 0	WP: 0 PB: 0 SB: 0 CS: 0	PA: 32						
<b>PITCHER</b>	IP	WLS	BF	H	R	ER	SO	BB	IBB	HBP	BLK	WP	HR	S	P	ERA	WHIP										
<b>Jim Maloney, R</b> (1, 1) ERA: 2.41	8.2	W	31	2	0	0	3	3	0	0	0	0	0	34	46	0.00	0.577										
<b>Wayne Granger, R</b> (9, 1) ERA: 3.39	0.1	S	1	0	0	0	0	0	0	0	0	0	0	1	1	0.00	0.000										

AB 29  
R 0  
H 2  
RBI 0  
BB 3  
SO 3  
LOB 8



Batter	1	2	3	4	5	6	7	8	9	AB	R	H	RBI	BB	SO	LOB	BOTTOM										
<b>Pete Rose, S</b> (1, 9) OBP: 0.419, SLG: 0.497										3	1	1	0	1	1	0	<b>New York Mets @ Cincinnati Reds</b> Crosley Field, Cincinnati, OH Mon Aug 04 1969, 7:05 PM EDT Att: 13,228 - Unknown										
<b>Bobby Tolan, L</b> (1, 8) OBP: 0.353, SLG: 0.523										3	0	1	0	1	0	1											
<b>Alex Johnson, R</b> (1, 7) OBP: 0.381, SLG: 0.517 <b>Jimmy Stewart, S</b> (9, 7) OBP: 0.299, SLG: 0.376										3	0	1	1	0	0	0											
<b>Tony Perez, R</b> (1, 5) OBP: 0.386, SLG: 0.591										4	0	0	0	0	0	3											
<b>Lee May, R</b> (1, 3) OBP: 0.356, SLG: 0.595										3	0	0	0	1	2	2											
<b>Johnny Bench, R</b> (1, 2) OBP: 0.393, SLG: 0.503										4	0	2	0	0	0	2											
<b>Woody Woodward, R</b> (1, 6) OBP: 0.366, SLG: 0.400										3	0	1	0	0	0	3											
<b>Giraldo Ruiz, S</b> (1, 4) OBP: 0.302, SLG: 0.270										2	0	0	0	1	0	2											
<b>Jim Maloney, L</b> (1, 1) OBP: 0.226, SLG: 0.429 <b>Wayne Granger, R</b> (9, 1) OBP: 0.200, SLG: 0.077										3	0	0	0	0	1	2											
<b>Inning Stats</b>	R: 0 E: 0 K: 0 S: 3	H: 1 LOB: 2 BB: 1 P: 8	R: 1 E: 0 K: 0 S: 4	H: 1 LOB: 1 BB: 1 P: 8	R: 0 E: 0 K: 2 S: 8	H: 1 LOB: 2 BB: 1 P: 12	R: 0 E: 0 K: 0 S: 4	H: 1 LOB: 0 BB: 0 P: 4	R: 0 E: 0 K: 0 S: 3	H: 0 LOB: 0 BB: 0 P: 3	R: 0 E: 0 K: 1 S: 6	H: 1 LOB: 2 BB: 1 P: 10	R: 0 E: 0 K: 0 S: 6	H: 1 LOB: 2 BB: 1 P: 10	R: 0 E: 0 K: 0 S: 6	H: 1 LOB: 2 BB: 1 P: 10		1B: 5 2B: 1 3B: 0 HR: 0	SF: 1 SAC: 0 DP: 1 HBP: 0	WP: 0 PB: 0 SB: 0 CS: 0	PA: 33						
<b>PITCHER</b>	IP	WLS	BF	H	R	ER	SO	BB	IBB	HBP	BLK	WP	HR	S	P	ERA	WHIP										
<b>Jerry Koosman, L</b> (1, 1) ERA: 2.04	7.0	L	28	5	1	1	3	2	1	0	1	0	0	31	43	1.29	1.000										
<b>Tug McGraw, L</b> (8, 1) ERA: 3.07	1.0		5	1	0	0	1	1	0	0	0	0	0	6	10	0.00	2.000										

AB 28  
R 1  
H 6  
RBI 1  
BB 4  
SO 4  
LOB 15









Batter	1	2	3	4	5	6	7	8	9	AB	R	H	RBI	BB	SO	LOB	TOP										
<b>Tommie Agee, R</b> OBP: 0.330, SLG: 0.483 (1, 8)	5-3		E8 2B		HR		1-3			5	2	2	1	0	1	4	<b>New York Mets @ Cincinnati Reds</b> Crosley Field, Cincinnati, OH Tue Aug 05 1969, 7:05 PM EDT Att: 31,062 - Unknown										
<b>Bobby Pfeil, R</b> OBP: 0.276, SLG: 0.301 (1, 4)	F5		HR BB		F9		4-3			3	1	1	1	1	0	0											
<b>Wayne Garrett, L</b> OBP: 0.316, SLG: 0.298 (6, 4)			HR BB							1	0	0	0	0	0	2											
<b>Cleon Jones, R</b> OBP: 0.434, SLG: 0.523 (1, 7)	F7		HR HBP							2	1	1	1	0	0	0											
<b>Rod Gaspar, S</b> OBP: 0.300, SLG: 0.276 (3, PR) (3, 9)			HR HBP							2	0	0	0	0	0	0											
<b>Donn Clendenon, R</b> OBP: 0.288, SLG: 0.405 (1, 3)		BB 1B	HR							4	2	2	3	1	2	2											
<b>Ed Charles, R</b> OBP: 0.284, SLG: 0.313 (1, 5)	F2		2B		P4		F8		G3	5	1	1	0	0	0	2											
<b>Ron Swoboda, R</b> OBP: 0.314, SLG: 0.333 (1, 9) (3, 7)	1B BB	FC SH 2B	2B		K		1-3		G4-6-3 1B	4	1	2	1	1	1	1											
<b>Jerry Grote, R</b> OBP: 0.297, SLG: 0.340 (1, 2)	1B	FC SH 2B	2B		F8		1-3 1B		G4-6-3 1B	5	1	2	1	0	0	2											
<b>Al Weis, S</b> OBP: 0.267, SLG: 0.305 (1, 6)	F8		K		F8		1-3 1B		5-3	5	0	1	0	0	1	4											
<b>Nolan Ryan, R</b> OBP: 0.048, SLG: 0.048 (1, 1)	K	SH 2B 1B	SH 2B 1B		P4		K			3	1	0	1	0	2	4											
<b>Inning Stats</b>	R: 0 E: 0 K: 0 S: 3	H: 0 LOB: 0 BB: 0 P: 3	R: 1 E: 0 K: 1 S: 7	H: 2 LOB: 2 BB: 1 P: 11	R: 3 E: 1 K: 3 S: 17	H: 6 LOB: 3 BB: 1 P: 22	R: 0 E: 0 K: 1 S: 5	H: 0 LOB: 0 BB: 0 P: 5	R: 1 E: 0 K: 0 S: 4	H: 1 LOB: 0 BB: 0 P: 4	R: 0 E: 0 K: 0 S: 3	H: 0 LOB: 1 BB: 0 P: 7	R: 0 E: 0 K: 1 S: 7	H: 2 LOB: 2 BB: 0 P: 7	R: 0 E: 0 K: 1 S: 5	H: 0 LOB: 0 BB: 0 P: 5	R: 0 E: 0 K: 0 S: 3	H: 1 LOB: 0 BB: 0 P: 3	1B: 6 2B: 4 3B: 0 HR: 2	SF: 0 SAC: 1 DP: 1 HBP: 1	WP: 0 PB: 0 SB: 1 CS: 0	PA: 44					
<b>PITCHER</b>	IP	WLS	BF	H	R	ER	SO	BB	IBB	HBP	BLK	WP	HR	S	P	ERA	WHIP										
<b>Gerry Arigo, L</b> ERA: 5.86 (1, 1)	2.0	L	14	5	6	6	1	2	0	0	0	0	1	13	23	27.00	3.500										
<b>Pedro Ramos, R</b> ERA: 5.13 (3, 1)	3.0		15	4	4	4	4	0	0	0	0	0	1	23	23	12.00	1.333										
<b>Jack Fisher, R</b> ERA: 5.14 (6, 1)	3.0		12	2	0	0	2	1	0	0	0	0	0	15	19	0.00	1.000										
<b>Al Jackson, L</b> ERA: 9.11 (9, 1)	1.0		3	1	0	0	0	0	0	0	0	0	0	3	3	0.00	1.000										

Batter	1	2	3	4	5	6	7	8	9	AB	R	H	RBI	BB	SO	LOB	BOTTOM										
<b>Pete Rose, S</b> OBP: 0.420, SLG: 0.510 (1, 9)	4-3 2B		K			6-3		4-3		4	0	1	0	0	1	0	<b>New York Mets @ Cincinnati Reds</b> Crosley Field, Cincinnati, OH Tue Aug 05 1969, 7:05 PM EDT Att: 31,062 - Unknown										
<b>Bobby Tolan, L</b> OBP: 0.355, SLG: 0.533 (1, 8)	4-3				K		G3		F7	4	0	0	0	0	1	1											
<b>Alex Johnson, R</b> OBP: 0.380, SLG: 0.512 (1, 7)	L4				2B BB		P3		F8	3	1	0	0	1	0	1											
<b>Tony Perez, R</b> OBP: 0.390, SLG: 0.602 (1, 5)	6-3				1-H 2B		K		BB 1B	4	0	2	1	0	1	1											
<b>Lee May, R</b> OBP: 0.354, SLG: 0.587 (1, 3)		K			P3		F8		BB 1B	4	0	1	0	0	1	1											
<b>Pat Corrales, R</b> OBP: 0.355, SLG: 0.388 (1, 2)	K				F8		1B		P5	4	0	1	0	0	1	3											
<b>Woody Woodward, R</b> OBP: 0.359, SLG: 0.389 (1, 6)							1B			3	0	2	0	0	0	0											
<b>Fred Whitfield, L</b> OBP: 0.353, SLG: 0.255 (9, PH)	CS 1B					5-3			1-2 BB	0	0	0	0	1	0	0											
<b>Giraldo Ruiz, S</b> OBP: 0.301, SLG: 0.271 (1, 4)	CS		P6			6-3			K	3	0	0	0	0	0	2											
<b>Johnny Bench, R</b> OBP: 0.388, SLG: 0.495 (9, PH)	1-2						L7			1	0	0	0	0	1	3											
<b>Gerry Arigo, L</b> ERA: 5.86 (1, 1)										0	0	0	0	0	0	0											
<b>Pedro Ramos, S</b> ERA: 5.13 (3, 1)										1	0	0	0	0	0	0											
<b>Jim Beauchamp, R</b> ERA: 5.26, SLG: 0.333 (5, PH)										1	0	0	0	0	0	0											
<b>Jack Fisher, R</b> ERA: 5.14 (6, 1)										0	0	0	0	0	0	0											
<b>Jimmy Stewart, S</b> ERA: 5.29, SLG: 0.373 (8, PH)										1	0	0	0	0	1	0											
<b>Al Jackson, L</b> ERA: 9.11 (9, 1)										0	0	0	0	0	0	0											
<b>Inning Stats</b>	R: 0 E: 0 K: 0 S: 4	H: 1 LOB: 1 BB: 0 P: 4	R: 0 E: 0 K: 2 S: 7	H: 1 LOB: 0 BB: 0 P: 7	R: 0 E: 0 K: 1 S: 5	H: 0 LOB: 0 BB: 0 P: 5	R: 1 E: 0 K: 1 S: 6	H: 1 LOB: 1 BB: 1 P: 10	R: 0 E: 0 K: 0 S: 3	H: 0 LOB: 0 BB: 0 P: 3	R: 0 E: 0 K: 0 S: 3	H: 0 LOB: 0 BB: 0 P: 3	R: 0 E: 0 K: 1 S: 7	H: 2 LOB: 2 BB: 0 P: 7	R: 0 E: 0 K: 1 S: 5	H: 0 LOB: 0 BB: 0 P: 5	R: 0 E: 0 K: 1 S: 7	H: 2 LOB: 3 BB: 1 P: 11	1B: 5 2B: 2 3B: 0 HR: 0	SF: 0 SAC: 0 DP: 0 HBP: 0	WP: 0 PB: 0 SB: 0 CS: 1	PA: 36					
<b>PITCHER</b>	IP	WLS	BF	H	R	ER	SO	BB	IBB	HBP	BLK	WP	HR	S	P	ERA	WHIP										
<b>Nolan Ryan, R</b> ERA: 3.54 (1, 1)	9.0	W	35	7	1	1	7	2	0	0	0	0	0	47	55	1.00	1.000										

AB	39
R	10
H	12
RBI	9
BB	3
SO	7
LOB	21



AB	33
R	1
H	7
RBI	1
BB	2
SO	7
LOB	12





Batter	1	2	3	4	5	6	7	8	9	AB	R	H	RBI	BB	SO	LOB	TOP			
<b>Tommie Agee, R</b> OBP: 0.329, SLG: 0.481 (1, 8) X										4	1	1	0	0	3	2	<b>New York Mets @ Cincinnati Reds</b> Crosley Field, Cincinnati, OH Wed Aug 06 1969, 7:05 PM EDT Att: 17,452 - Unknown			
<b>Bobby Pfeil, R</b> OBP: 0.275, SLG: 0.299 (1, 4) X										4	0	1	0	0	0	2				
<b>Cleon Jones, R</b> OBP: 0.432, SLG: 0.520 (1, 7) X										4	1	1	0	0	0	1				
<b>Donn Clendenon, R</b> OBP: 0.288, SLG: 0.402 (1, 3) X										4	0	1	0	0	1	2				
<b>Ed Charles, R</b> OBP: 0.283, SLG: 0.311 (1, 5) X										4	0	1	1	0	0	2				
<b>Ron Swoboda, R</b> OBP: 0.322, SLG: 0.342 (1, 9) X										4	0	3	1	0	0	2				
<b>Jerry Grote, R</b> OBP: 0.293, SLG: 0.335 (1, 2) X										4	0	0	0	0	0	4				
<b>Al Weis, S</b> OBP: 0.266, SLG: 0.310 (1, 6) X										4	0	1	0	0	2	1				
<b>Jim McAndrew, R</b> OBP: 0.389, SLG: 0.333 (1, 1) X										2	0	1	0	0	0	0				
<b>Art Shamsky, L</b> OBP: 0.430, SLG: 0.566 (9, PH) X									1	0	0	0	0	0	0	1				
<b>Inning Stats</b>	R: 2 E: 0 K: 1 S: 9	H: 4 LOB: 2 BB: 0 P: 9	R: 0 E: 0 K: 2 S: 7	H: 1 LOB: 1 BB: 0 P: 7	R: 0 E: 0 K: 0 S: 5	H: 2 LOB: 2 BB: 0 P: 5	R: 0 E: 0 K: 1 S: 5	H: 0 LOB: 0 BB: 0 P: 5	R: 0 E: 0 K: 0 S: 4	H: 1 LOB: 1 BB: 0 P: 4	R: 0 E: 0 K: 1 S: 6	H: 1 LOB: 1 BB: 0 P: 6	R: 0 E: 0 K: 0 S: 3	H: 0 LOB: 0 BB: 0 P: 3	R: 0 E: 0 K: 0 S: 4	H: 1 LOB: 1 BB: 0 P: 4	1B: 9 2B: 2 3B: 0 HR: 0	SF: 0 SAC: 1 DP: 1 HBP: 0	WP: 0 PB: 0 SB: 0 CS: 1	PA: 36
<b>PITCHER</b> <b>Jim Merritt, L</b> ERA: 4.21 (1, 1)	IP: 9.0 WLS: W BF: 36	H: 10 R: 2 ER: 2 SO: 6	BB: 0 IBB: 0 HBP: 0 BLK: 0	WP: 0 HR: 0 S: 48 P: 48	ERA: 2.00 WHIP: 1.111	<b>PITCHER</b>										IP: 9.0 WLS: W BF: 36	H: 10 R: 2 ER: 2 SO: 6	BB: 0 IBB: 0 HBP: 0 BLK: 0	WP: 0 HR: 0 S: 48 P: 48	ERA: 2.00 WHIP: 1.111

Batter	1	2	3	4	5	6	7	8	9	AB	R	H	RBI	BB	SO	LOB	BOTTOM			
<b>Pete Rose, S</b> OBP: 0.423, SLG: 0.525 (1, 9) X										4	1	3	1	0	0	0	<b>New York Mets @ Cincinnati Reds</b> Crosley Field, Cincinnati, OH Wed Aug 06 1969, 7:05 PM EDT Att: 17,452 - Unknown			
<b>Jimmy Stewart, S</b> OBP: 0.283, SLG: 0.362 (1, 8) X										4	0	0	0	0	2	3				
<b>Alex Johnson, R</b> OBP: 0.379, SLG: 0.510 (1, 7) X										3	0	1	1	0	1	1				
<b>Ted Savage, R</b> OBP: 0.296, SLG: 0.333 (9, 7) X										0	0	0	0	0	0	0				
<b>Tony Perez, R</b> OBP: 0.387, SLG: 0.597 (1, 5) X										4	0	0	0	0	1	1				
<b>Lee May, R</b> OBP: 0.351, SLG: 0.583 (1, 3) X										3	0	0	0	0	1	0				
<b>Johnny Bench, R</b> OBP: 0.390, SLG: 0.509 (1, 2) X										3	1	2	1	0	0	0				
<b>Woody Woodward, R</b> OBP: 0.346, SLG: 0.373 (1, 6) X										3	0	0	0	0	0	1				
<b>Giraldo Ruiz, S</b> OBP: 0.302, SLG: 0.272 (1, 4) X										3	1	1	0	0	0	0				
<b>Jim Merritt, L</b> OBP: 0.186, SLG: 0.208 (1, 1) X										2	0	0	0	0	0	0				
<b>Inning Stats</b>	R: 1 E: 0 K: 0 S: 4	H: 1 LOB: 0 BB: 0 P: 4	R: 0 E: 0 K: 1 S: 5	H: 0 LOB: 0 BB: 0 P: 5	R: 1 E: 0 K: 1 S: 7	H: 2 LOB: 1 BB: 0 P: 7	R: 0 E: 0 K: 0 S: 4	H: 1 LOB: 1 BB: 0 P: 4	R: 0 E: 0 K: 2 S: 7	H: 0 LOB: 0 BB: 0 P: 7	R: 1 E: 0 K: 0 S: 4	H: 1 LOB: 0 BB: 0 P: 4	R: 0 E: 0 K: 1 S: 6	H: 1 LOB: 1 BB: 0 P: 6	1B: 2 2B: 2 3B: 2 HR: 1	SF: 1 SAC: 1 DP: 0 HBP: 0	WP: 0 PB: 0 SB: 0 CS: 0	PA: 31		
<b>PITCHER</b> <b>Jim McAndrew, R</b> ERA: 4.85 (1, 1)	IP: 8.0 WLS: L BF: 31	H: 7 R: 3 ER: 3 SO: 5	BB: 0 IBB: 0 HBP: 0 BLK: 0	WP: 0 HR: 1 S: 41 P: 41	ERA: 3.38 WHIP: 0.875	<b>PITCHER</b>										IP: 8.0 WLS: L BF: 31	H: 7 R: 3 ER: 3 SO: 5	BB: 0 IBB: 0 HBP: 0 BLK: 0	WP: 0 HR: 1 S: 41 P: 41	ERA: 3.38 WHIP: 0.875



Batter	1	2	3	4	5	6	7	8	9	AB	R	H	RBI	BB	SO	LOB	TOP																			
Tommie Agee, R OBP: 0.331, SLG: 0.481 (1, 8)										4	1	2	0	0	1	0																				
Bobby Pfeil, R OBP: 0.267, SLG: 0.290 (1, 5)										3	0	0	0	0	0	1																				
Cleon Jones, R OBP: 0.430, SLG: 0.519 Rod Gaspar, S OBP: 0.300, SLG: 0.276 (9, PR) (9, 9)										4	0	1	1	0	0	0																				
Art Shamsky, L OBP: 0.425, SLG: 0.562 Ron Swoboda, R OBP: 0.325, SLG: 0.342 (9, PH) (9, 7)										3	0	1	0	0	0	0																				
Wayne Garrett, L OBP: 0.319, SLG: 0.301 (1, 4)										4	2	2	0	0	1	3																				
Donn Clendenen, R OBP: 0.291, SLG: 0.404 (1, 3)										4	0	2	1	0	1	2																				
J.C. Martin, L OBP: 0.278, SLG: 0.353 (1, 2)										4	0	2	2	0	0	1																				
Bud Harrelson, S OBP: 0.335, SLG: 0.285 (1, 6)										4	0	0	0	0	0	4																				
Jerry Koosman, R OBP: 0.019, SLG: 0.019 (1, 1)										3	0	0	0	0	2	1																				
<b>Inning Stats</b>	R: 0 E: 0 K: 0 S: 3	H: 1 LOB: 0 BB: 0 P: 3	R: 1 E: 0 K: 1 S: 6	H: 2 LOB: 1 BB: 0 P: 6	R: 0 E: 0 K: 2 S: 7	H: 0 LOB: 0 BB: 0 P: 7	R: 0 E: 0 K: 0 S: 3	H: 0 LOB: 0 BB: 0 P: 3	R: 0 E: 0 K: 0 S: 3	H: 1 LOB: 1 BB: 0 P: 6	R: 0 E: 0 K: 1 S: 6	H: 1 LOB: 1 BB: 0 P: 6	R: 3 E: 1 K: 0 S: 7	H: 4 LOB: 3 BB: 1 P: 11	1B: 9 2B: 1 3B: 0 HR: 0	SF: 0 SAC: 1 DP: 2 HBP: 0	WP: 0 PA: 35 CS: 1																			
<b>PITCHER</b>	IP	WLS	BF	H	R	ER	SO	BB	IBB	HBP	BLK	WP	HR	S	P	ERA	WHIP	<b>PITCHER</b>	IP	WLS	BF	H	R	ER	SO	BB	IBB	HBP	BLK	WP	HR	S	P	ERA	WHIP	
Mitt Pappas, R ERA: 3.43 (1, 1)	8.0	L	27	6	1	1	5	0	0	0	0	0	0	37	37	1.12	0.750																			
Cecil Upshaw, R ERA: 3.99 (9, 1)	0.1		2	2	2	0	0	0	0	0	0	0	0	3	3	54.00	6.000																			
Paul Doyle, L ERA: 2.73 (9, 1)	0.1		2	0	0	0	0	0	1	0	0	0	0	1	5	0.00	0.000																			
Claude Raymond, R ERA: 5.28 (9, 1)	0.1		3	2	1	1	0	0	0	0	0	0	0	3	3	27.00	6.000																			

New York Mets @ Atlanta Braves  
Atlanta Stadium, Atlanta, GA  
Fri Aug 08 1969, 7:05 PM EDT  
Unknown

AB 33  
R 4  
H 10  
RBI 4  
BB 1  
SO 5  
LOB 12




Batter	1	2	3	4	5	6	7	8	9	AB	R	H	RBI	BB	SO	LOB	BOTTOM																			
Felipe Alou, R OBP: 0.347, SLG: 0.387 (1, 8)										4	0	3	0	0	0	1																				
Felix Milan, R OBP: 0.325, SLG: 0.363 (1, 4)										4	0	0	0	0	0	4																				
Hank Aaron, R OBP: 0.411, SLG: 0.624 Mike Lum, L OBP: 0.311, SLG: 0.297 (9, 9)										2	0	2	0	2	0	0																				
Rico Carty, R OBP: 0.413, SLG: 0.535 (1, 7)										4	0	0	0	0	2	6																				
Orlando Cepeda, R OBP: 0.332, SLG: 0.455 (1, 3)										3	0	0	0	0	0	0																				
Clete Boyer, R OBP: 0.347, SLG: 0.394 (1, 5)										4	0	1	0	0	0	1																				
Bob Tillman, R OBP: 0.257, SLG: 0.406 (1, 2)										4	1	1	1	0	2	1																				
Gil Garrido, R OBP: 0.262, SLG: 0.258 (1, 6)										3	0	0	0	1	0	1																				
Mitt Pappas, R OBP: 0.233, SLG: 0.211 Bob Aspromonte, R OBP: 0.313, SLG: 0.355 Cecil Upshaw, R OBP: 0.300, SLG: 0.600 Paul Doyle, L (9, 1) Claude Raymond, R OBP: 0.286, SLG: 0.286 (9, 1)										2	0	0	0	0	1	1																				
<b>Inning Stats</b>	R: 0 E: 0 K: 0 S: 3	H: 1 LOB: 1 BB: 1 P: 7	R: 0 E: 1 K: 1 S: 6	H: 1 LOB: 1 BB: 0 P: 6	R: 0 E: 1 K: 2 S: 9	H: 2 LOB: 2 BB: 0 P: 9	R: 0 E: 0 K: 1 S: 4	H: 0 LOB: 0 BB: 0 P: 5	R: 0 E: 0 K: 0 S: 3	H: 0 LOB: 1 BB: 1 P: 7	R: 0 E: 0 K: 0 S: 3	H: 1 LOB: 2 BB: 1 P: 10	R: 1 E: 0 K: 0 S: 4	H: 1 LOB: 0 BB: 0 P: 4	1B: 5 2B: 1 3B: 0 HR: 1	SF: 0 SAC: 0 DP: 3 HBP: 1	WP: 0 PA: 35 CS: 0																			
<b>PITCHER</b>	IP	WLS	BF	H	R	ER	SO	BB	IBB	HBP	BLK	WP	HR	S	P	ERA	WHIP	<b>PITCHER</b>	IP	WLS	BF	H	R	ER	SO	BB	IBB	HBP	BLK	WP	HR	S	P	ERA	WHIP	
Jerry Koosman, L ERA: 1.98 (1, 1)	9.0	W	35	7	1	1	5	2	1	1	0	0	1	41	54	1.00	1.000																			


New York Mets @ Atlanta Braves  
Atlanta Stadium, Atlanta, GA  
Fri Aug 08 1969, 7:05 PM EDT  
Unknown

AB 31  
R 1  
H 7  
RBI 1  
BB 3  
SO 5  
LOB 15

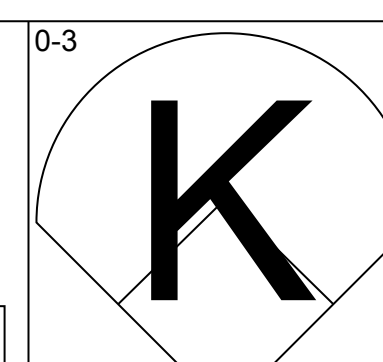
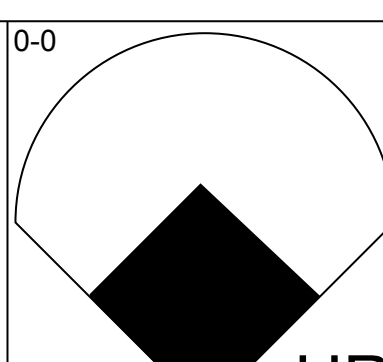
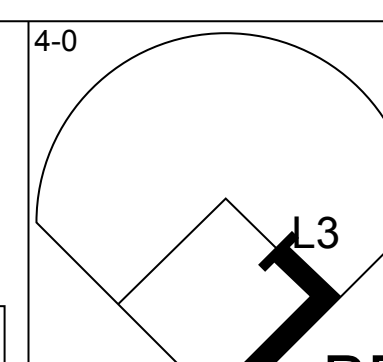
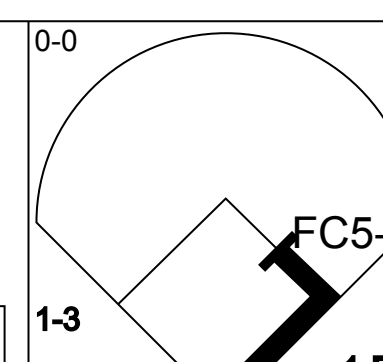
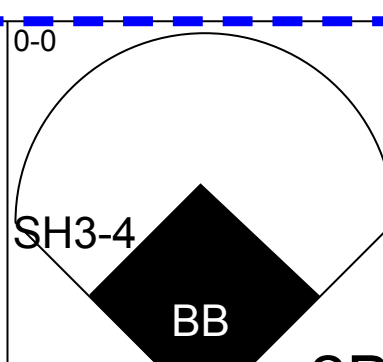

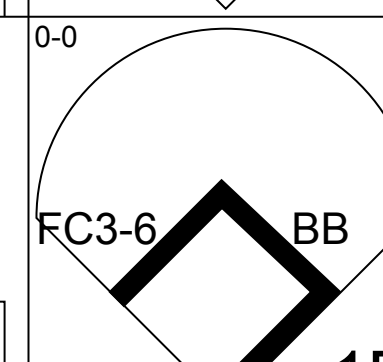
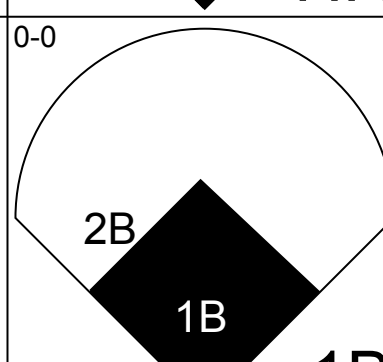
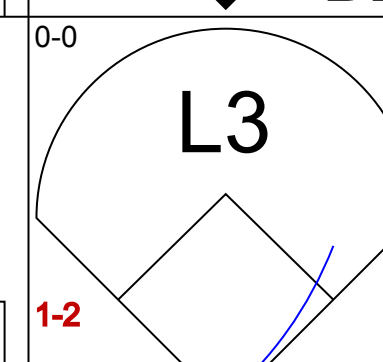
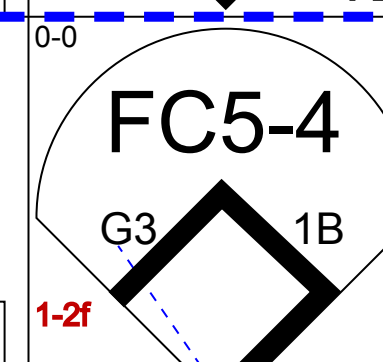
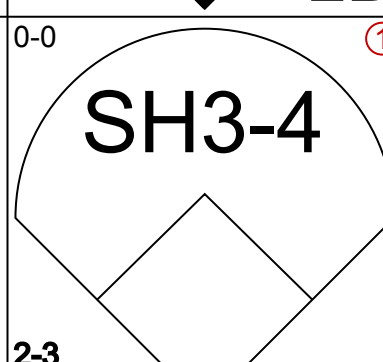

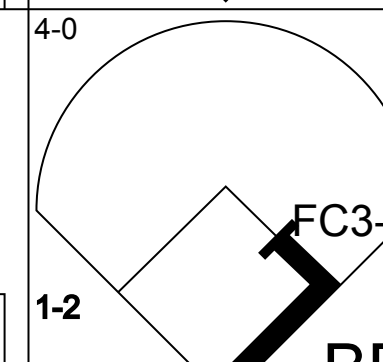
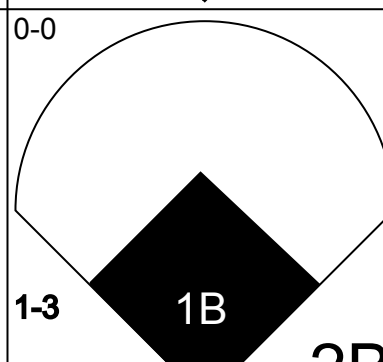

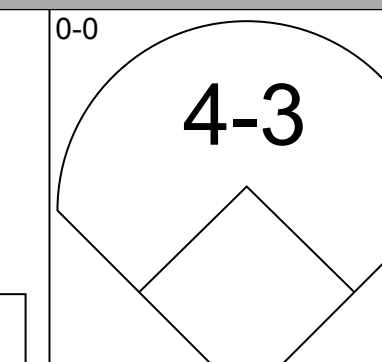
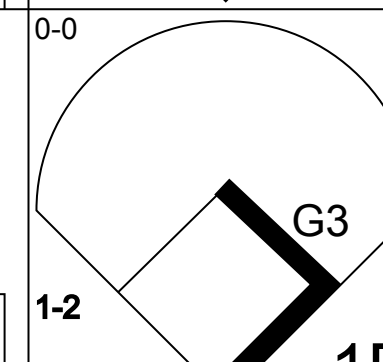
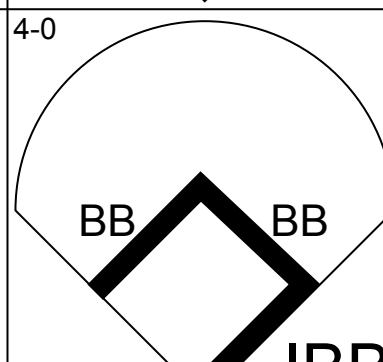

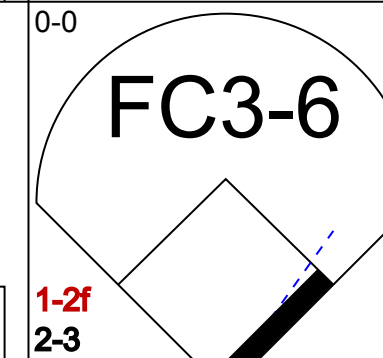
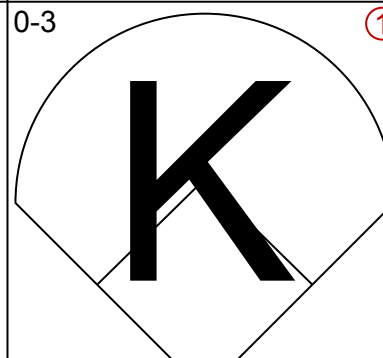
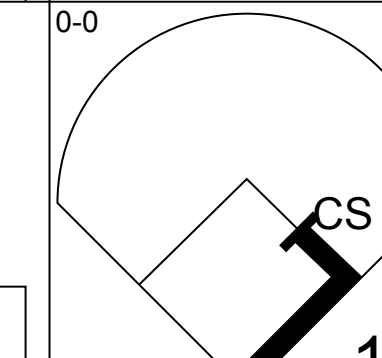
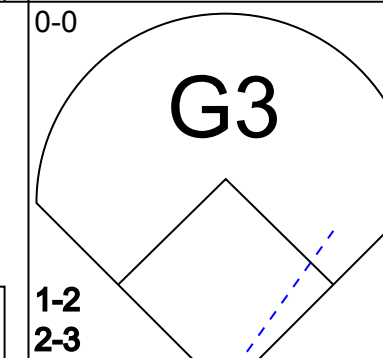
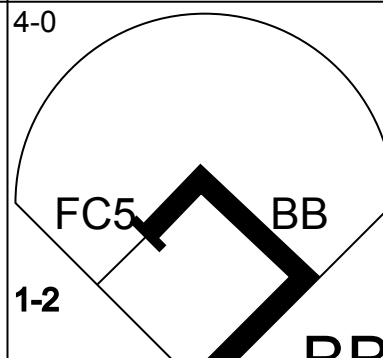

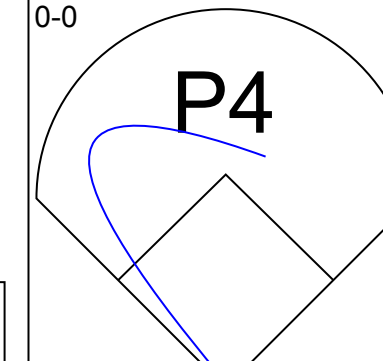
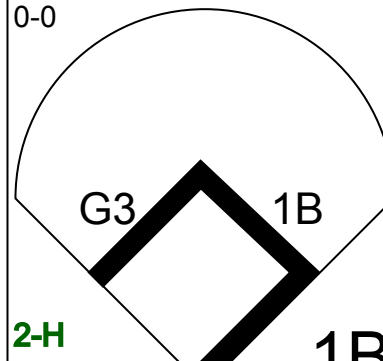

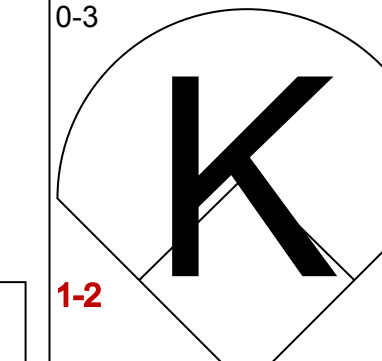
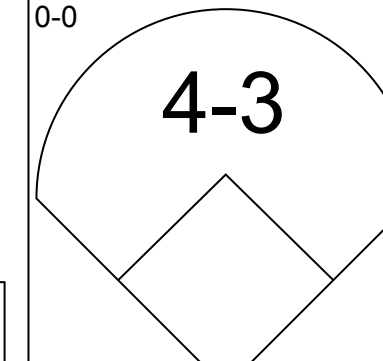
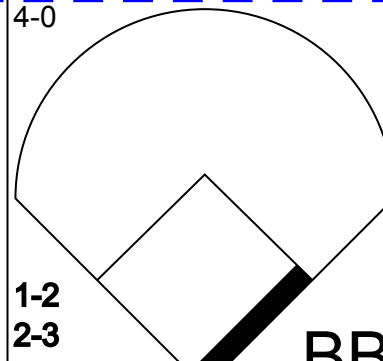
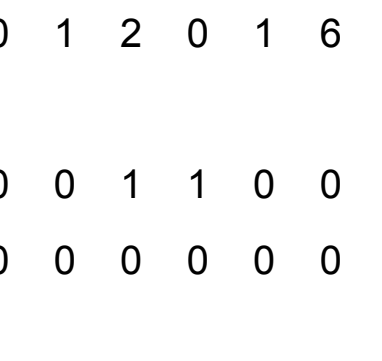

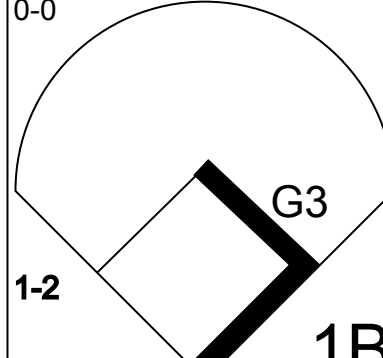



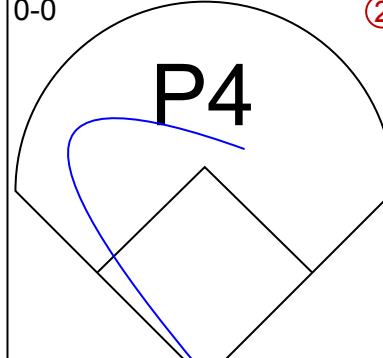

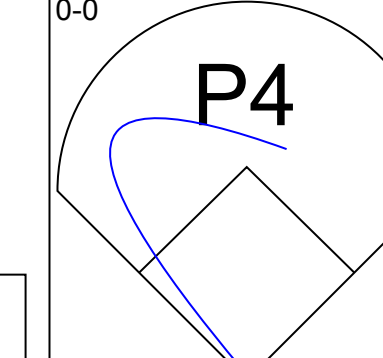
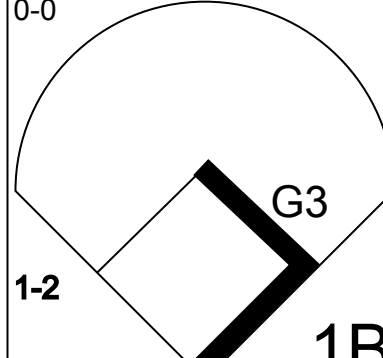

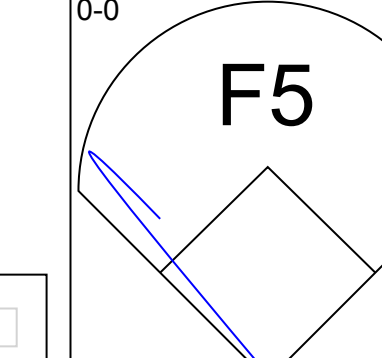
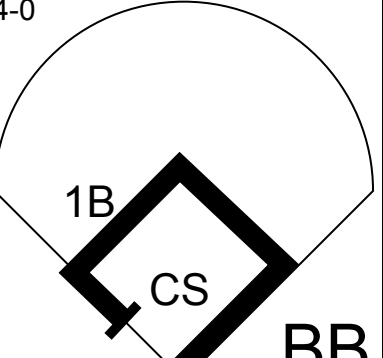
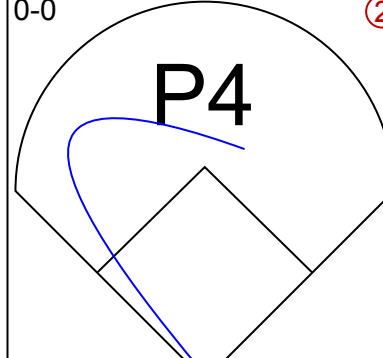
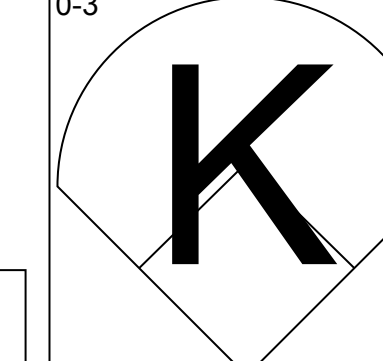
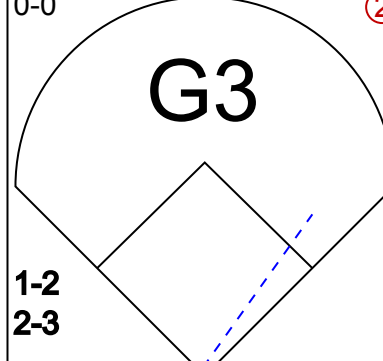

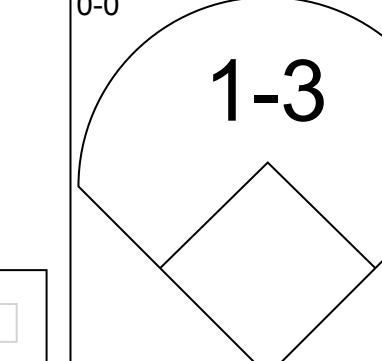
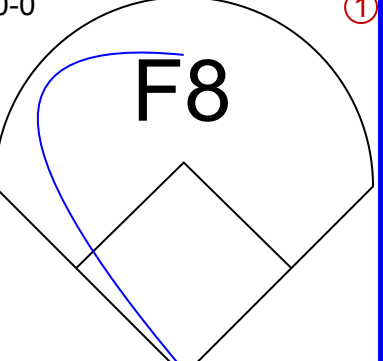
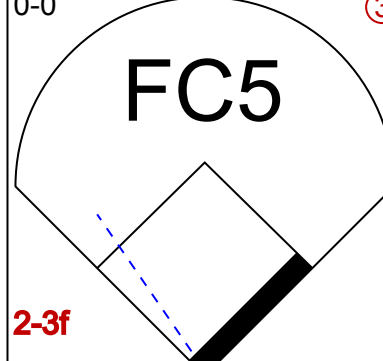
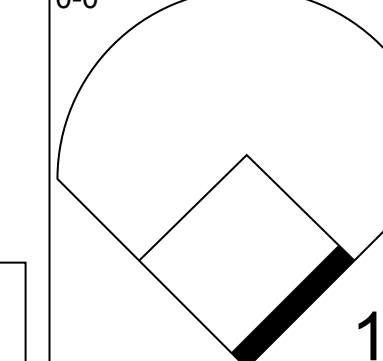
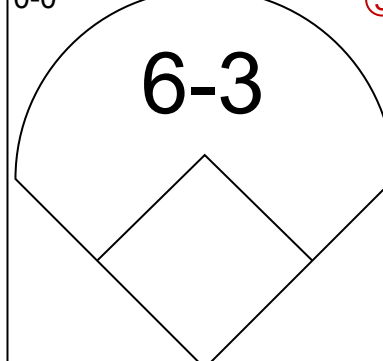
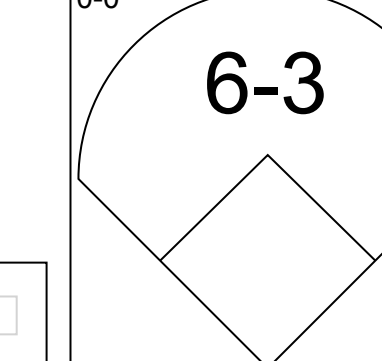
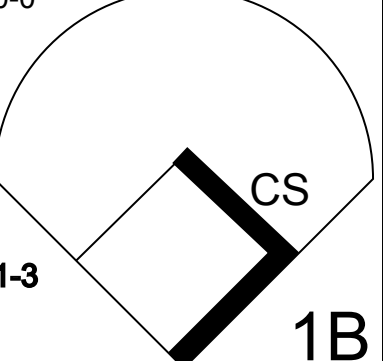

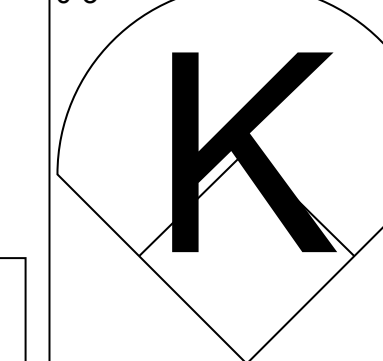
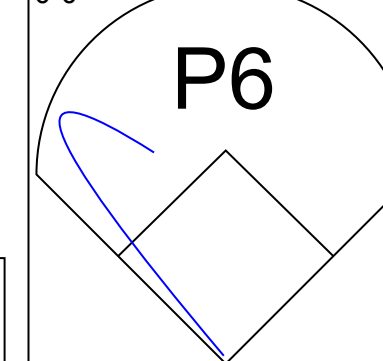
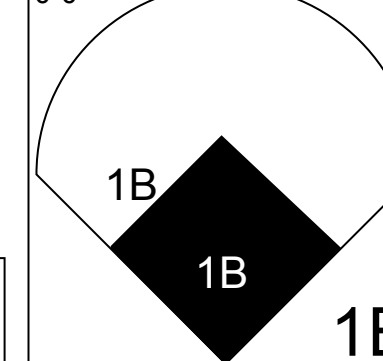





Batter	1	2	3	4	5	6	7	8	9	10	AB	R	H	RBI	BB	SO	LOB	TOP	
Rod Gaspar, S OBP: 0.299, SLG: 0.275 (1, 7)	4-3		1B			F7		F7			4	0	1	0	0	0	0	<b>New York Mets @ Atlanta Braves</b> Atlanta Stadium, Atlanta, GA Fri Aug 08 1969, 7:05 PM EDT Att: 42,838 - Unknown  <a href="http://livebaseballscores.com">livebaseballscores.com</a>  <b>AB 34</b> <b>R 0</b> <b>H 5</b> <b>RBI 0</b> <b>BB 0</b> <b>SO 2</b> <b>LOB 9</b> 	
Bobby Pfeil, R OBP: 0.257, SLG: 0.279 (1, 5)	F9		P6			F3			F7		4	0	0	0	0	0	1		
Tommy Agee, R OBP: 0.328, SLG: 0.476 (1, 8)	4-3			P4			4-3		F8		4	0	0	0	0	0	0		
Art Shamsky, L OBP: 0.430, SLG: 0.560 (1, 9)		1B		5-3			1B	1B	4-3		4	0	2	0	0	0	0		
Wayne Garrett, L OBP: 0.315, SLG: 0.296 (1, 4)		K		6-3			F8		F9		4	0	0	0	0	1	2		
Ed Kranenpool, L OBP: 0.303, SLG: 0.372 Al Weis, S OBP: 0.266, SLG: 0.310 (10, PR) (10, 6)	F7				3-1			1B		SH2-4	4	0	2	0	0	0	1		
Jerry Grote, R OBP: 0.289, SLG: 0.331 (1, 2)	5-3				G3			1B		1B	3	0	0	0	0	0	3		
Bud Harrelson, S OBP: 0.331, SLG: 0.282 Donn Clendenon, R OBP: 0.290, SLG: 0.402 (10, PH) (10, 3)			G3		4-3				G3		3	0	0	0	0	0	0		
Gary Gentry, R OBP: 0.154, SLG: 0.140 Ron Taylor, R (10, 1)			K		6-3				4-3		3	0	0	0	0	1	0		
											0	0	0	0	0	0	0		
<b>Inning Stats</b>	R: 0 E: 0 K: 0 S: 3	H: 0 LOB: 0 BB: 0 P: 3	R: 0 E: 0 K: 1 S: 6	H: 1 LOB: 1 BB: 0 P: 6	R: 0 E: 0 K: 1 S: 6	H: 1 LOB: 1 BB: 0 P: 6	R: 0 E: 0 K: 0 S: 3	H: 0 LOB: 0 BB: 0 P: 3	R: 0 E: 0 K: 0 S: 5	H: 2 LOB: 2 BB: 0 P: 5	R: 0 E: 0 K: 0 S: 3	H: 0 LOB: 0 BB: 0 P: 3	R: 0 E: 0 K: 0 S: 3	H: 0 LOB: 0 BB: 0 P: 3	R: 0 E: 0 K: 0 S: 4	H: 1 LOB: 2 BB: 0 P: 4	1B: 5 2B: 0 3B: 0 HR: 0	SF: 0 SAC: 1 DP: 0 HBP: 0	WP: 0 PA: 35 PB: 0 SB: 0 CS: 0
<b>PITCHER</b> Ron Reed, R ERA: 3.78 (1, 1)	IP: 10.0 WLS: W BF: 35 H: 5 R: 0 ER: 0 SO: 2 BB: 0 IBB: 0 HBP: 0 BLK: 0 WP: 0 HR: 0 S: 39 P: 39 ERA: 0.00 WHIP: 0.500																		

Batter	1	2	3	4	5	6	7	8	9	10	AB	R	H	RBI	BB	SO	LOB	BOTTOM	
Felipe Alou, R OBP: 0.345, SLG: 0.384 (1, 8)	F3		E6			F3		P6			5	0	1	1	0	0	2	<b>New York Mets @ Atlanta Braves</b> Atlanta Stadium, Atlanta, GA Fri Aug 08 1969, 7:05 PM EDT Att: 42,838 - Unknown  <a href="http://livebaseballscores.com">livebaseballscores.com</a>  <b>AB 32</b> <b>R 1</b> <b>H 7</b> <b>RBI 1</b> <b>BB 3</b> <b>SO 2</b> <b>LOB 11</b> 	
Tony Gonzalez, L OBP: 0.341, SLG: 0.386 (1, 7)	6-3		BB			P4		6-3			3	0	0	0	1	0	1		
Hank Aaron, R OBP: 0.410, SLG: 0.620 (1, 9)	F7		F7			5-3			CS	1B	4	0	1	0	0	0	3		
Orlando Cepeda, R OBP: 0.331, SLG: 0.453 (1, 3)		1B		5-3		F3		P6			4	0	1	0	0	0	1		
Felix Millan, R OBP: 0.324, SLG: 0.364 (1, 4)	F3			1-3			2B		6-3		4	0	1	0	0	0	0		
Clete Boyer, R OBP: 0.346, SLG: 0.393 (1, 5)	K			6-3			5-3			1B	4	1	1	0	0	1	1		
Bob Didier, S OBP: 0.319, SLG: 0.321 (1, 2)			SH1-4			F8		F9		SH1-4	3	0	1	0	0	0	1		
Gil Garrido, R OBP: 0.265, SLG: 0.256 Tito Francona, L OBP: 0.382, SLG: 0.388 (10, PH) (10, 9)			SH1-4			F8		FC3-6		1B	1	0	0	0	1	0	0		
Ron Reed, R OBP: 0.161, SLG: 0.164 Rico Carty, R OBP: 0.417, SLG: 0.538 Mike Lum, L OBP: 0.311, SLG: 0.297 (10, PR)	1-3				1-3			FC3-6		1B	3	0	0	0	0	1	2		
											1	0	1	0	0	0	0		
<b>Inning Stats</b>	R: 0 E: 0 K: 0 S: 3	H: 0 LOB: 0 BB: 0 P: 3	R: 0 E: 0 K: 1 S: 5	H: 1 LOB: 3 BB: 1 P: 9	R: 0 E: 0 K: 0 S: 3	H: 0 LOB: 0 BB: 0 P: 3	R: 0 E: 0 K: 1 S: 5	H: 0 LOB: 0 BB: 0 P: 5	R: 0 E: 0 K: 0 S: 4	H: 1 LOB: 1 BB: 0 P: 4	R: 0 E: 0 K: 0 S: 3	H: 0 LOB: 1 BB: 1 P: 7	R: 0 E: 0 K: 0 S: 3	H: 1 LOB: 0 BB: 0 P: 3	R: 1 E: 0 K: 0 S: 4	H: 3 LOB: 3 BB: 1 P: 8	1B: 6 2B: 1 3B: 0 HR: 0	SF: 0 SAC: 2 DP: 0 HBP: 0	WP: 0 PA: 37 PB: 0 SB: 0 CS: 1
<b>PITCHER</b> Gary Gentry, R ERA: 3.66 (1, 1) Ron Taylor, R ERA: 3.02 (10, 1)	IP: 9.0 WLS: L BF: 32 H: 4 R: 0 ER: 1 SO: 2 BB: 2 IBB: 0 HBP: 0 BLK: 0 WP: 0 HR: 0 S: 34 P: 42 ERA: 0.00 WHIP: 0.667																		

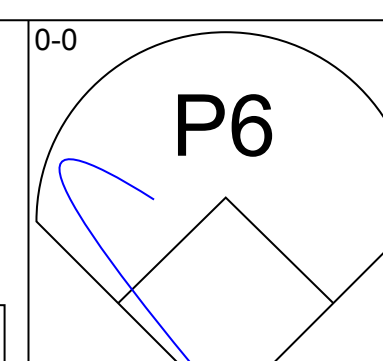
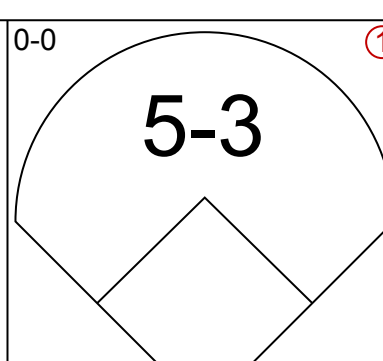
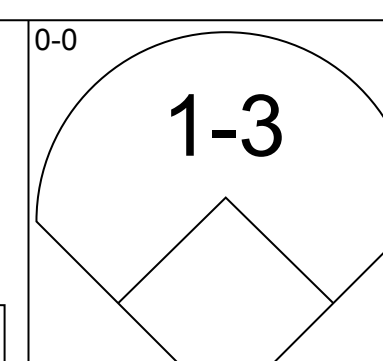
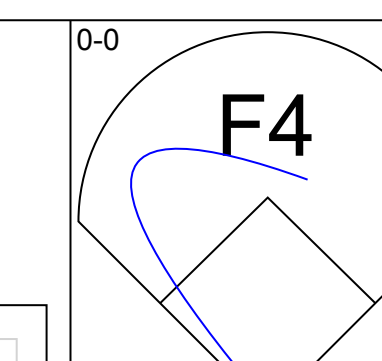
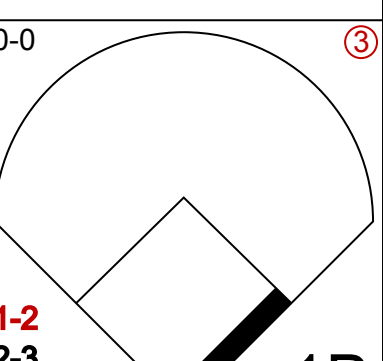
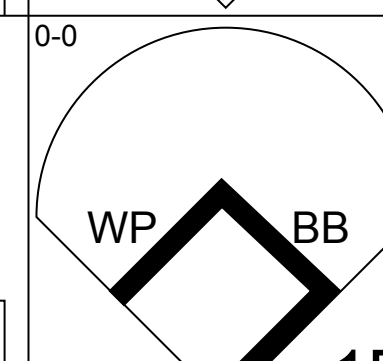
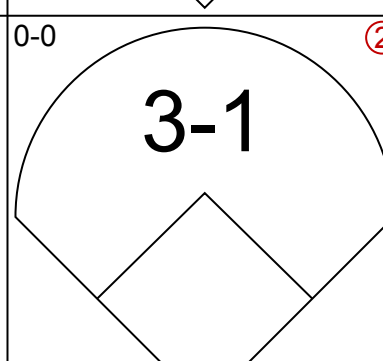
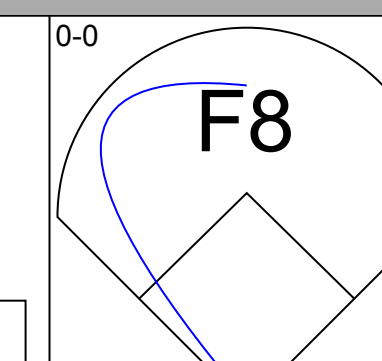
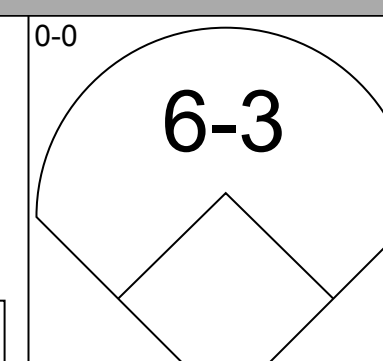
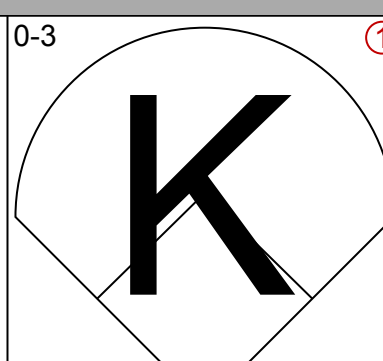
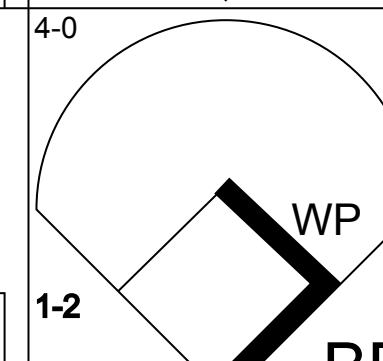
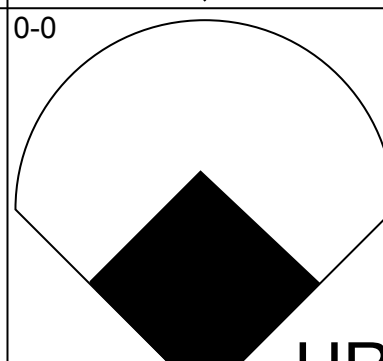
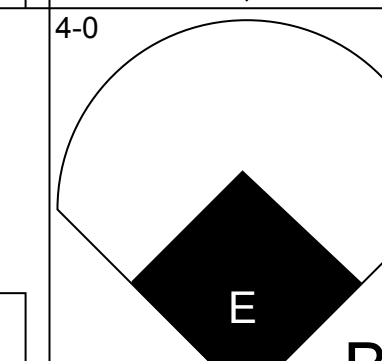
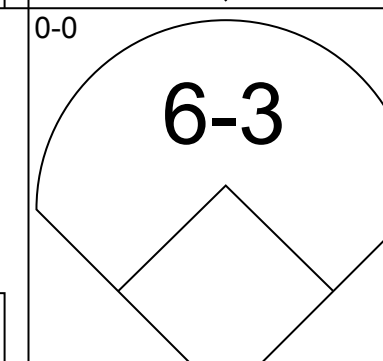
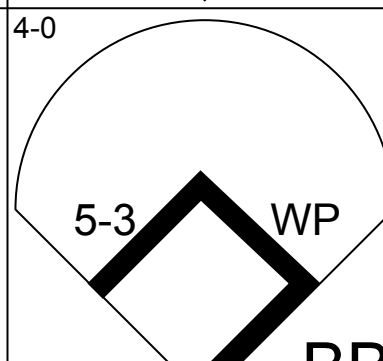
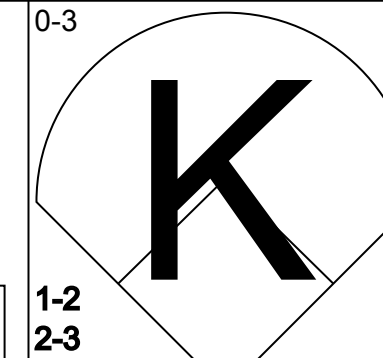
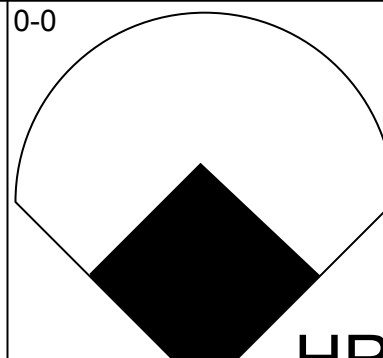
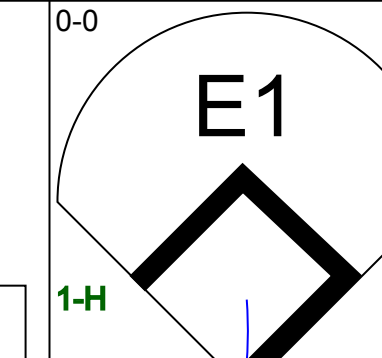
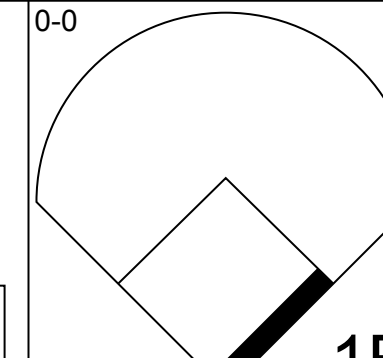
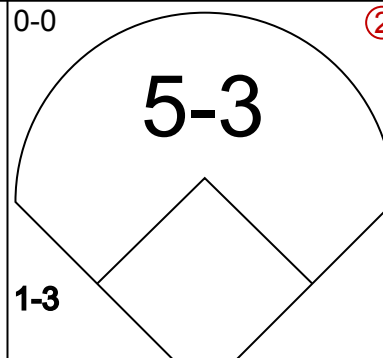
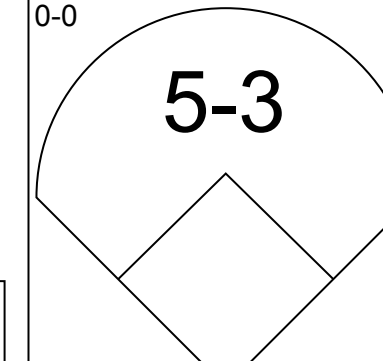
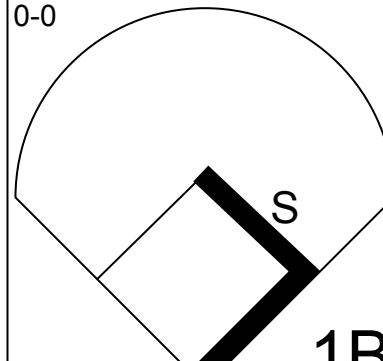

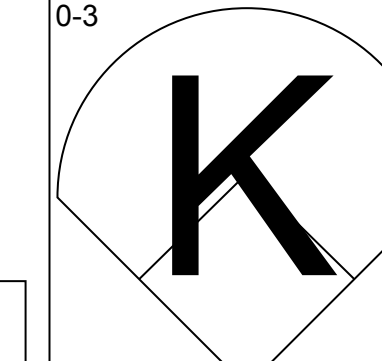
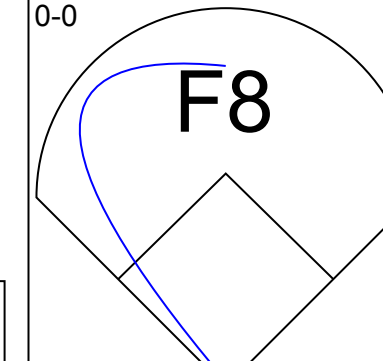
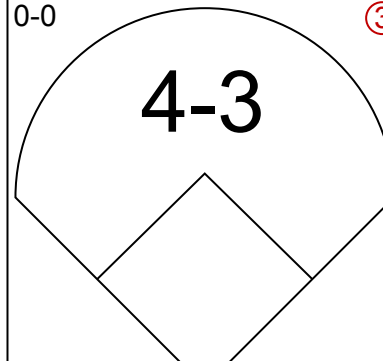
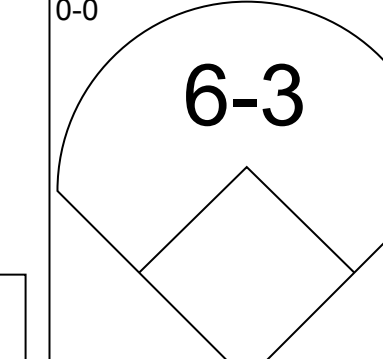
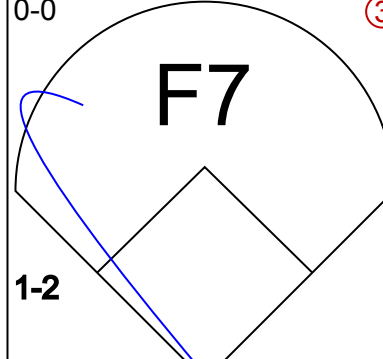
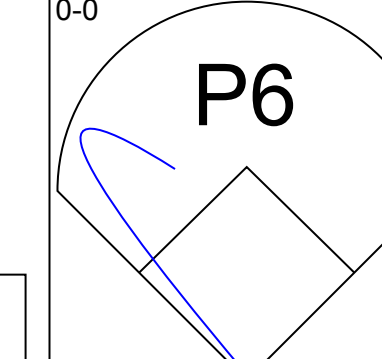
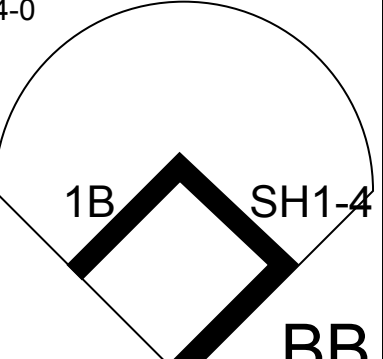

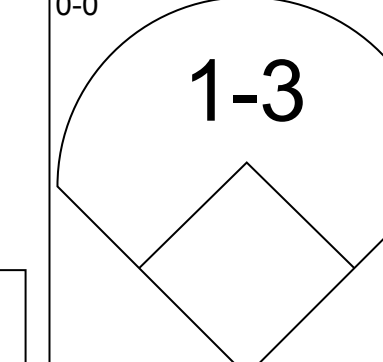
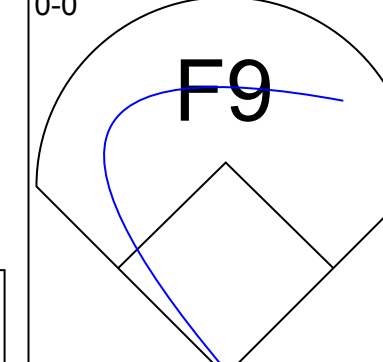
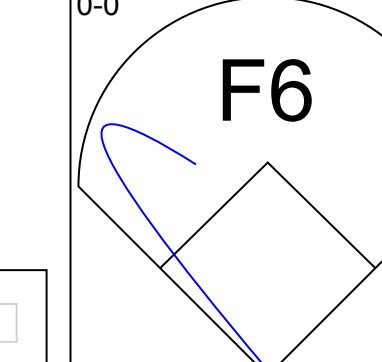
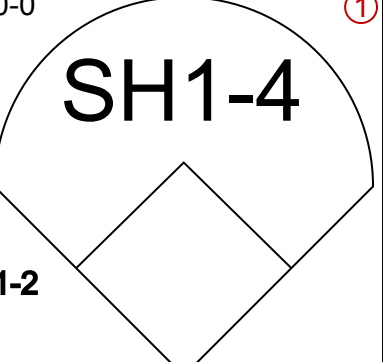
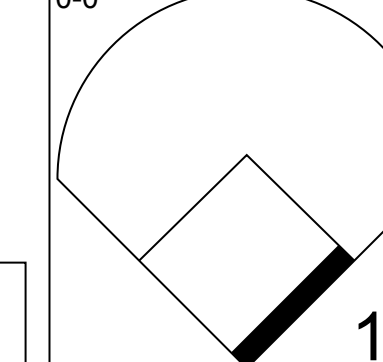
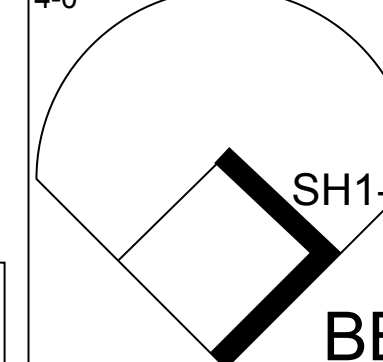
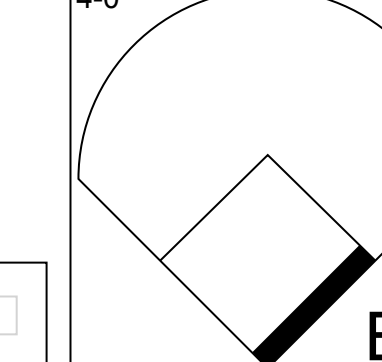
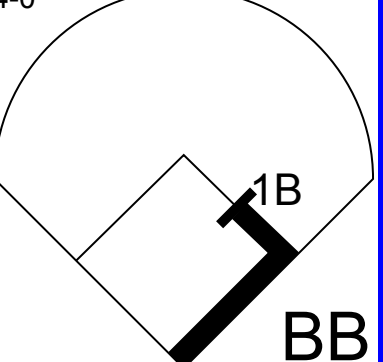


Batter	1	2	3	4	5	6	7	8	9	AB	R	H	RBI	BB	SO	LOB	TOP							
Tommie Agee, R OBP: 0.333, SLG: 0.489 (1, 8)										4	2	3	1	1	1	0								
Bobby Pfeil, R OBP: 0.285, SLG: 0.287 Al Weis, S OBP: 0.266, SLG: 0.310 (7, FR) (7, 4)										4	1	2	0	0	0	3								
Cleon Jones, R OBP: 0.435, SLG: 0.523 (1, 7)										3	1	2	1	2	0	0								
Art Shamsky, L OBP: 0.429, SLG: 0.553 Rod Gaspar, S OBP: 0.299, SLG: 0.275 (9, PH) (9, 9)										4	0	1	0	1	1	6								
Wayne Garrett, L OBP: 0.314, SLG: 0.296 (1, 4) (7, 5)										4	0	1	2	0	1	6								
Ron Swoboda, R OBP: 0.329, SLG: 0.342 Ed Charles, R OBP: 0.283, SLG: 0.311 (9, PH) (9, 5)										0	0	0	1	1	0	0								
Ed Kranepool, L OBP: 0.304, SLG: 0.371 (1, 3)										4	0	1	0	1	0	3								
J.C. Martin, L OBP: 0.271, SLG: 0.344 Jerry Grote, R OBP: 0.288, SLG: 0.329 (9, PH) (9, 2)										4	0	0	0	0	1	3								
Bud Harrelson, S OBP: 0.333, SLG: 0.285 (1, 6)										4	0	2	0	0	0	2								
Tom Seaver, R OBP: 0.227, SLG: 0.155 Tug McGraw, R OBP: 0.158, SLG: 0.167 Cal Koonce, R OBP: 0.286, SLG: 0.286 (8, 1) (8, 1)										4	1	1	0	0	1	3								
<b>Inning Stats</b>	R: 0 E: 0 K: 1 S: 6	H: 1 LOB: 2 BB: 1 P: 10	R: 0 E: 0 K: 2 S: 8	H: 1 LOB: 1 BB: 0 P: 8	R: 3 E: 0 K: 1 S: 10	H: 5 LOB: 7 BB: 0 P: 10	R: 0 E: 0 K: 0 S: 2	H: 0 LOB: 0 BB: 1 P: 6	R: 0 E: 0 K: 1 S: 5	H: 1 LOB: 1 BB: 0 P: 5	R: 0 E: 0 K: 0 S: 3	H: 0 LOB: 0 BB: 0 P: 3	R: 1 E: 0 K: 0 S: 6	H: 3 LOB: 3 BB: 0 P: 6	R: 0 E: 0 K: 0 S: 3	H: 1 LOB: 1 BB: 1 P: 7	R: 1 E: 0 K: 0 S: 4	H: 1 LOB: 3 BB: 3 P: 16	1B: 10 2B: 4 3B: 0 HR: 1	SF: 0 SAC: 1 DP: 2 HBP: 0	WP: 0 PB: 0 CS: 3	PA: 43		
<b>PITCHER</b>	IP WLS BF H R ER SO BB IBB HBP BLK WP HR S P ERA WHIP	IP WLS BF H R ER SO BB IBB HBP BLK WP HR S P ERA WHIP	IP WLS BF H R ER SO BB IBB HBP BLK WP HR S P ERA WHIP	IP WLS BF H R ER SO BB IBB HBP BLK WP HR S P ERA WHIP	IP WLS BF H R ER SO BB IBB HBP BLK WP HR S P ERA WHIP	IP WLS BF H R ER SO BB IBB HBP BLK WP HR S P ERA WHIP	IP WLS BF H R ER SO BB IBB HBP BLK WP HR S P ERA WHIP	IP WLS BF H R ER SO BB IBB HBP BLK WP HR S P ERA WHIP	IP WLS BF H R ER SO BB IBB HBP BLK WP HR S P ERA WHIP	IP WLS BF H R ER SO BB IBB HBP BLK WP HR S P ERA WHIP	IP WLS BF H R ER SO BB IBB HBP BLK WP HR S P ERA WHIP	IP WLS BF H R ER SO BB IBB HBP BLK WP HR S P ERA WHIP	IP WLS BF H R ER SO BB IBB HBP BLK WP HR S P ERA WHIP	IP WLS BF H R ER SO BB IBB HBP BLK WP HR S P ERA WHIP	IP WLS BF H R ER SO BB IBB HBP BLK WP HR S P ERA WHIP	IP WLS BF H R ER SO BB IBB HBP BLK WP HR S P ERA WHIP	IP WLS BF H R ER SO BB IBB HBP BLK WP HR S P ERA WHIP	IP WLS BF H R ER SO BB IBB HBP BLK WP HR S P ERA WHIP	IP WLS BF H R ER SO BB IBB HBP BLK WP HR S P ERA WHIP	IP WLS BF H R ER SO BB IBB HBP BLK WP HR S P ERA WHIP	IP WLS BF H R ER SO BB IBB HBP BLK WP HR S P ERA WHIP	IP WLS BF H R ER SO BB IBB HBP BLK WP HR S P ERA WHIP	IP WLS BF H R ER SO BB IBB HBP BLK WP HR S P ERA WHIP	IP WLS BF H R ER SO BB IBB HBP BLK WP HR S P ERA WHIP

New York Mets @ Atlanta Braves  
Atlanta Stadium, Atlanta, GA  
Sat Aug 09 1969, 7:05 PM EDT  
Att: 28,194 - Unknown

AB 36  
R 5  
H 13  
RBI 5  
BB 6  
SO 5  
LOB 29



Batter	1	2	3	4	5	6	7	8	9	AB	R	H	RBI	BB	SO	LOB	BOTTOM							
Felipe Alou, R OBP: 0.344, SLG: 0.381 (1, 8)										5	0	1	0	0	0	2								
Tony Gonzalez, L OBP: 0.340, SLG: 0.384 (1, 7)										5	0	1	0	0	1	0								
Hank Aaron, R OBP: 0.414, SLG: 0.627 (1, 9)										2	2	1	1	3	0	0								
Orlando Cepeda, R OBP: 0.332, SLG: 0.460 (1, 3)										5	1	2	1	0	1	3								
Felix Millan, R OBP: 0.323, SLG: 0.362 (1, 4)										5	0	1	0	0	1	5								
Clete Boyer, R OBP: 0.345, SLG: 0.389 (1, 5)										3	0	0	0	1	0	2								
Bob Didier, S OBP: 0.315, SLG: 0.317 (1, 2)										3	0	0	0	0	0	0								
Gil Garrido, R OBP: 0.202 Tito Francona, L OBP: 0.290, SLG: 0.388 Rico Carty, R OBP: 0.321, SLG: 0.538 Mike Lum, L OBP: 0.297 Phil Niekro, R OBP: 0.170, SLG: 0.185 Paul Doyle, L (8, PH) (8, PH) (8, PH) (9, 1) (9, 1)										1	0	1	0	2	0	0								
Pat Jarvis, R OBP: 0.145, SLG: 0.115 George Stone, L OBP: 0.150, SLG: 0.150 Cecil Upshaw, R OBP: 0.300, SLG: 0.600 Bob Aspromonte, R OBP: 0.311, SLG: 0.353 (8, PH) (9, 6)										1	0	0	0	0	0	1								
<b>Inning Stats</b>	R: 0 E: 0 K: 1 S: 6	H: 1 LOB: 2 BB: 1 P: 10	R: 0 E: 0 K: 0 S: 4	H: 1 LOB: 0 BB: 0 P: 4	R: 2 E: 0 K: 0 S: 6	H: 3 LOB: 1 BB: 0 P: 6	R: 0 E: 0 K: 0 S: 3	H: 0 LOB: 1 BB: 1 P: 7	R: 1 E: 1 K: 1 S: 6	H: 0 LOB: 1 BB: 1 P: 10	R: 0 E: 0 K: 1 S: 5	H: 0 LOB: 1 BB: 1 P: 9	R: 0 E: 0 K: 0 S: 4	H: 1 LOB: 1 BB: 0 P: 4	R: 0 E: 0 K: 0 S: 3	H: 1 LOB: 2 BB: 2 P: 11	R: 0 E: 0 K: 1 S: 5	H: 0 LOB: 1 BB: 1 P: 9	1B: 5 2B: 0 3B: 0 HR: 2	SF: 0 SAC: 2 DP: 0 HBP: 0	WP: 2 PB: 0 CS: 0	PA: 41		
<b>PITCHER</b>	IP WLS BF H R ER SO BB IBB HBP BLK WP HR S P ERA WHIP	IP WLS BF H R ER SO BB IBB HBP BLK WP HR S P ERA WHIP	IP WLS BF H R ER SO BB IBB HBP BLK WP HR S P ERA WHIP	IP WLS BF H R ER SO BB IBB HBP BLK WP HR S P ERA WHIP	IP WLS BF H R ER SO BB IBB HBP BLK WP HR S P ERA WHIP	IP WLS BF H R ER SO BB IBB HBP BLK WP HR S P ERA WHIP	IP WLS BF H R ER SO BB IBB HBP BLK WP HR S P ERA WHIP	IP WLS BF H R ER SO BB IBB HBP BLK WP HR S P ERA WHIP	IP WLS BF H R ER SO BB IBB HBP BLK WP HR S P ERA WHIP	IP WLS BF H R ER SO BB IBB HBP BLK WP HR S P ERA WHIP	IP WLS BF H R ER SO BB IBB HBP BLK WP HR S P ERA WHIP	IP WLS BF H R ER SO BB IBB HBP BLK WP HR S P ERA WHIP	IP WLS BF H R ER SO BB IBB HBP BLK WP HR S P ERA WHIP	IP WLS BF H R ER SO BB IBB HBP BLK WP HR S P ERA WHIP	IP WLS BF H R ER SO BB IBB HBP BLK WP HR S P ERA WHIP	IP WLS BF H R ER SO BB IBB HBP BLK WP HR S P ERA WHIP	IP WLS BF H R ER SO BB IBB HBP BLK WP HR S P ERA WHIP	IP WLS BF H R ER SO BB IBB HBP BLK WP HR S P ERA WHIP	IP WLS BF H R ER SO BB IBB HBP BLK WP HR S P ERA WHIP	IP WLS BF H R ER SO BB IBB HBP BLK WP HR S P ERA WHIP	IP WLS BF H R ER SO BB IBB HBP BLK WP HR S P ERA WHIP	IP WLS BF H R ER SO BB IBB HBP BLK WP HR S P ERA WHIP	IP WLS BF H R ER SO BB IBB HBP BLK WP HR S P ERA WHIP	IP WLS BF H R ER SO BB IBB HBP BLK WP HR S P ERA WHIP

New York Mets @ Atlanta Braves  
Atlanta Stadium, Atlanta, GA  
Sat Aug 09 1969, 7:05 PM EDT  
Att: 28,194 - Unknown


AB 32  
R 3  
H 7  
RBI 2  
BB 7  
SO 4  
LOB 16





Batter	1	2	3	4	5	6	7	8	9	AB	R	H	RBI	BB	SO	LOB	TOP											
Tommie Agee, R (1, 8) OBP: 0.337, SLG: 0.505	5-3			HR		2B			1B 2B	4	2	3	1	0	0	0	<b>New York Mets @ Atlanta Braves</b> Atlanta Stadium, Atlanta, GA Sun Aug 10 1969, 3:33 AM EDT Att: 18,224 - Unknown											
Bobby Pfeil, R (1, 5) OBP: 0.269, SLG: 0.279	F7								F7	3	0	0	0	0	0	1												
J.C. Martin, L (9, PH) OBP: 0.269, SLG: 0.342	F7								F7	1	0	0	0	0	0	1												
Al Weis, S (9, 4) OBP: 0.266, SLG: 0.310	F7								F7	0	0	0	0	0	0	0												
Cleon Jones, R (1, 7) OBP: 0.433, SLG: 0.520	5-3			6-3					1B	4	1	1	1	0	0	0												
Art Shamsky, L (1, 9) OBP: 0.423, SLG: 0.543				P4					1B	3	0	0	0	0	0	0												
Rod Gaspar, S (9, PH) OBP: 0.302, SLG: 0.275				P4					1B BB	0	0	0	0	1	0	0												
Wayne Garrett, L (1, 4) OBP: 0.316, SLG: 0.299					F9				1B	4	0	2	1	0	0	0												
Ed Kranepool, L (1, 3) OBP: 0.300, SLG: 0.366									1B	4	0	0	0	0	0	3												
Jerry Grote, R (1, 2) OBP: 0.285, SLG: 0.325					P4				F3	4	0	0	0	0	0	3												
Bud Harrelson, S (1, 6) OBP: 0.330, SLG: 0.282									1-3 2-H	3	0	0	0	0	0	0												
Nolan Ryan, R (1, 1) OBP: 0.045, SLG: 0.045									1B	4	0	0	0	0	0	3												
Don Cardwell, R (3, 1) OBP: 0.200, SLG: 0.273									1B	3	0	0	0	0	0	0												
Tug McGraw, R (7, 1) OBP: 0.150, SLG: 0.158									1B	1	0	0	0	0	1	0												
<b>Inning Stats</b>	R: 0 E: 0 K: 0 S: 3	H: 0 LOB: 0 BB: 0 P: 3	R: 0 E: 0 K: 0 S: 3	H: 1 LOB: 0 BB: 0 P: 3	R: 0 E: 0 K: 1 S: 5	H: 0 LOB: 0 BB: 0 P: 5	R: 1 E: 0 K: 0 S: 4	H: 1 LOB: 0 BB: 0 P: 4	R: 0 E: 0 K: 0 S: 3	H: 0 LOB: 0 BB: 0 P: 3	R: 0 E: 0 K: 1 S: 6	H: 1 LOB: 1 BB: 0 P: 6	R: 0 E: 0 K: 0 S: 3	H: 0 LOB: 0 BB: 0 P: 3	R: 0 E: 0 K: 0 S: 3	H: 0 LOB: 0 BB: 0 P: 3	R: 2 E: 0 K: 1 S: 8	H: 3 LOB: 2 BB: 1 P: 12	1B: 3 2B: 2 3B: 0 HR: 1	SF: 0 SAC: 0 DP: 1 HBP: 0	WP: 0 PB: 0 CS: 0	PA: 33						
<b>PITCHER</b>	IP	WLS	BF	H	R	ER	SO	BB	IBB	HBP	BLK	WP	HR	S	P	ERA	WHIP	<b>PITCHER</b>										
Jim Britton, R (1, 1) ERA: 3.93	7.0	L	23	3	1	1	2	0	0	0	0	0	0	1	27	27	1.29	0.429										
Cecil Upshaw, R (8, 1) ERA: 3.91	1.2		7	2	2	2	1	0	0	0	0	0	0	0	9	9	10.80	1.200										
Paul Doyle, L (9, 1) ERA: 2.67	0.0		2	1	0	0	0	1	0	0	0	0	0	0	1	5	∞	∞										
Gary Neibauer, R (9, 1) ERA: 3.57	0.1		1	0	0	0	0	0	0	0	0	0	0	0	1	1	0.00	0.000										

Batter	1	2	3	4	5	6	7	8	9	AB	R	H	RBI	BB	SO	LOB	BOTTOM										
Felipe Alou, R (1, 8) OBP: 0.340, SLG: 0.377	6-3		F2		FC6-4				P6	4	0	0	0	0	0	2	<b>New York Mets @ Atlanta Braves</b> Atlanta Stadium, Atlanta, GA Sun Aug 10 1969, 3:33 AM EDT Att: 18,224 - Unknown										
Tony Gonzalez, L (1, 7) OBP: 0.341, SLG: 0.385	4-3								F2	4	0	2	0	0	0	0											
Hank Aaron, R (1, 9) OBP: 0.415, SLG: 0.624									BB 1B	2	0	0	0	2	0	2											
Orlando Cepeda, R (1, 3) OBP: 0.329, SLG: 0.456									F7	2	0	0	0	2	0	2											
Felix Millan, R (1, 4) OBP: 0.320, SLG: 0.359									F8	4	0	0	0	0	0	3											
Clete Boyer, R (1, 5) OBP: 0.341, SLG: 0.385									L8	4	0	0	0	0	0	3											
Bob Didier, S (1, 2) OBP: 0.318, SLG: 0.317									F8	4	0	0	0	0	0	0											
Gil Garrido, R (1, 6) OBP: 0.277, SLG: 0.258									FC6-4	4	0	0	0	0	0	3											
Tito Francona, L (7, PH) OBP: 0.260, SLG: 0.288									P6	4	0	0	0	0	0	3											
Rico Carty, R (8, 1) OBP: 0.145, SLG: 0.535									FC6-4	4	0	0	0	0	0	0											
Cecil Upshaw, R (8, 1) OBP: 0.200, SLG: 0.273									1-2	4	0	0	0	0	0	0											
Paul Doyle, L (9, 1) ERA: 2.67									BB	4	0	0	0	0	0	0											
Gary Neibauer, R (9, 1) ERA: 3.57									BB	1	0	0	0	0	0	1											
Jim Britton, R (1, 1) OBP: 0.222, SLG: 0.278									F9	2	0	2	0	0	0	0											
Bob Aspromonte, R (7, PH) OBP: 0.308, SLG: 0.349									F9	2	0	0	0	0	0	2											
<b>Inning Stats</b>	R: 0 E: 0 K: 0 S: 3	H: 0 LOB: 1 BB: 1 P: 7	R: 0 E: 1 K: 0 S: 3	H: 0 LOB: 0 BB: 0 P: 3	R: 0 E: 0 K: 0 S: 5	H: 2 LOB: 2 BB: 0 P: 5	R: 0 E: 0 K: 0 S: 3	H: 0 LOB: 0 BB: 0 P: 3	R: 0 E: 0 K: 0 S: 4	H: 1 LOB: 1 BB: 0 P: 4	R: 0 E: 1 K: 0 S: 4	H: 0 LOB: 1 BB: 0 P: 4	R: 0 E: 0 K: 0 S: 4	H: 1 LOB: 1 BB: 0 P: 4	R: 0 E: 0 K: 0 S: 4	H: 1 LOB: 2 BB: 1 P: 8	R: 0 E: 0 K: 0 S: 3	H: 0 LOB: 1 BB: 1 P: 7	1B: 4 2B: 2 3B: 0 HR: 0	SF: 0 SAC: 0 DP: 1 HBP: 0	WP: 0 PB: 0 CS: 0	PA: 36					
<b>PITCHER</b>	IP	WLS	BF	H	R	ER	SO	BB	IBB	HBP	BLK	WP	HR	S	P	ERA	WHIP	<b>PITCHER</b>									
Nolan Ryan, R (1, 1) ERA: 3.41	2.1		8	0	0	0	0	1	0	0	0	0	0	7	11	0.00	0.429										
Don Cardwell, R (3, 1) ERA: 3.75	4.0	W	17	4	0	0	0	0	0	0	0	0	0	17	17	0.00	1.000										
Tug McGraw, L (7, 1) ERA: 2.96	2.2	S	11	1	0	0	0	2	0	0	0	0	0	9	17	0.00	1.125										





Batter	1	2	3	4	5	6	7	8	9	AB	R	H	RBI	BB	SO	LOB	TOP				
Tommie Agee, R OBP: 0.334, SLG: 0.500 (1, 8)										4	0	0	0	0	2	0	<b>New York Mets @ Houston Astros</b> Astrodome, Houston, TX Mon Aug 11 1969, 8:05 PM EDT Att: 21,798 - Unknown				
Bobby Pfeil, R OBP: 0.250, SLG: 0.270 (1, 5)										4	0	0	0	0	4	0					
Cleon Jones, R OBP: 0.434, SLG: 0.519 (1, 7)										3	0	1	0	1	0	0					
Art Shamsky, L OBP: 0.424, SLG: 0.540 Al Weis, S OBP: 0.266, SLG: 0.310 (9, PR)										3	0	1	0	1	0	1					
Wayne Garrett, L OBP: 0.312, SLG: 0.294 (1, 4)										4	0	0	0	0	2	3					
Ed Kranepool, L OBP: 0.306, SLG: 0.369 (1, 3)										3	0	2	0	1	0	2					
J.C. Martin, L OBP: 0.289, SLG: 0.340 (1, 2)										4	0	1	0	0	0	3					
Bud Harrelson, S OBP: 0.330, SLG: 0.280 (1, 6)										2	0	0	0	1	0	1					
Jim McAndrew, R OBP: 0.350, SLG: 0.294 Rod Gaspar, S OBP: 0.300, SLG: 0.274 Ron Taylor, R (7, 1)										2	0	0	0	0	1	3					
<b>Inning Stats</b>	R: 0 E: 0 K: 2 S: 7	H: 0 LOB: 0 BB: 0 P: 7	R: 0 E: 0 K: 2 S: 8	H: 1 LOB: 3 BB: 2 P: 16	R: 0 E: 0 K: 1 S: 6	H: 1 LOB: 1 BB: 0 P: 6	R: 0 E: 0 K: 0 S: 4	H: 1 LOB: 1 BB: 0 P: 4	R: 0 E: 0 K: 1 S: 5	H: 0 LOB: 0 BB: 0 P: 5	R: 0 E: 0 K: 1 S: 5	H: 1 LOB: 1 BB: 1 P: 9	R: 0 E: 0 K: 0 S: 3	H: 0 LOB: 0 BB: 0 P: 3	R: 0 E: 0 K: 2 S: 7	H: 1 LOB: 2 BB: 1 P: 7	1B: 5 2B: 0 3B: 0 HR: 0	SF: 0 SAC: 0 DP: 2 HBP: 0	WP: 0 PB: 0 SB: 0 CS: 0	PA: 34	
<b>PITCHER</b>	IP WLS BF H R ER SO BB IBB HBP BLK WP HR S P ERA WHIP	IP WLS BF H R ER SO BB IBB HBP BLK WP HR S P ERA WHIP	IP WLS BF H R ER SO BB IBB HBP BLK WP HR S P ERA WHIP	IP WLS BF H R ER SO BB IBB HBP BLK WP HR S P ERA WHIP	IP WLS BF H R ER SO BB IBB HBP BLK WP HR S P ERA WHIP	IP WLS BF H R ER SO BB IBB HBP BLK WP HR S P ERA WHIP	IP WLS BF H R ER SO BB IBB HBP BLK WP HR S P ERA WHIP	IP WLS BF H R ER SO BB IBB HBP BLK WP HR S P ERA WHIP	IP WLS BF H R ER SO BB IBB HBP BLK WP HR S P ERA WHIP	IP WLS BF H R ER SO BB IBB HBP BLK WP HR S P ERA WHIP	IP WLS BF H R ER SO BB IBB HBP BLK WP HR S P ERA WHIP	IP WLS BF H R ER SO BB IBB HBP BLK WP HR S P ERA WHIP	IP WLS BF H R ER SO BB IBB HBP BLK WP HR S P ERA WHIP	IP WLS BF H R ER SO BB IBB HBP BLK WP HR S P ERA WHIP	IP WLS BF H R ER SO BB IBB HBP BLK WP HR S P ERA WHIP	IP WLS BF H R ER SO BB IBB HBP BLK WP HR S P ERA WHIP	IP WLS BF H R ER SO BB IBB HBP BLK WP HR S P ERA WHIP	IP WLS BF H R ER SO BB IBB HBP BLK WP HR S P ERA WHIP	IP WLS BF H R ER SO BB IBB HBP BLK WP HR S P ERA WHIP	IP WLS BF H R ER SO BB IBB HBP BLK WP HR S P ERA WHIP	IP WLS BF H R ER SO BB IBB HBP BLK WP HR S P ERA WHIP

AB	30
R	0
H	5
RBI	0
BB	4
SO	9
LOB	13



Batter	1	2	3	4	5	6	7	8	9	AB	R	H	RBI	BB	SO	LOB	BOTTOM				
Jesus Alou, R OBP: 0.253, SLG: 0.310 (1, 7)										5	0	1	0	0	1	5	<b>New York Mets @ Houston Astros</b> Astrodome, Houston, TX Mon Aug 11 1969, 8:05 PM EDT Att: 21,798 - Unknown				
Joe Morgan, L OBP: 0.398, SLG: 0.399 (1, 4)										4	0	0	0	0	0	1					
Jimmy Wynn, R OBP: 0.426, SLG: 0.529 (1, 8)										4	1	2	0	0	0	1					
Norm Miller, L OBP: 0.362, SLG: 0.371 (1, 9)										3	1	0	0	1	0	2					
Denis Menke, R OBP: 0.387, SLG: 0.421 (1, 6)										4	1	3	0	0	0	2					
Curt Blefary, L OBP: 0.396, SLG: 0.420 (1, 3)										2	0	2	2	2	0	0					
Johnny Edwards, L OBP: 0.303, SLG: 0.344 (1, 2)										3	0	0	0	1	1	6					
Doug Rader, R OBP: 0.325, SLG: 0.367 (1, 5)										4	0	1	1	0	0	3					
Tom Griffin, R OBP: 0.260, SLG: 0.318 Fred Gladding, L OBP: 0.125, SLG: 0.125 (9, 1)										4	0	0	0	0	4	5					
<b>Inning Stats</b>	R: 0 E: 0 K: 0 S: 4	H: 1 LOB: 1 BB: 0 P: 4	R: 1 E: 0 K: 1 S: 7	H: 2 LOB: 1 BB: 1 P: 11	R: 0 E: 0 K: 0 S: 5	H: 2 LOB: 3 BB: 1 P: 9	R: 0 E: 0 K: 2 S: 7	H: 0 LOB: 0 BB: 0 P: 7	R: 2 E: 0 K: 1 S: 7	H: 2 LOB: 1 BB: 1 P: 11	R: 0 E: 0 K: 1 S: 5	H: 0 LOB: 0 BB: 0 P: 5	R: 0 E: 0 K: 0 S: 3	H: 0 LOB: 0 BB: 0 P: 3	R: 0 E: 0 K: 1 S: 7	H: 2 LOB: 3 BB: 1 P: 11	1B: 8 2B: 1 3B: 0 HR: 0	SF: 0 SAC: 0 DP: 0 HBP: 0	WP: 1 PB: 0 SB: 0 CS: 0	PA: 37	
<b>PITCHER</b>	IP WLS BF H R ER SO BB IBB HBP BLK WP HR S P ERA WHIP	IP WLS BF H R ER SO BB IBB HBP BLK WP HR S P ERA WHIP	IP WLS BF H R ER SO BB IBB HBP BLK WP HR S P ERA WHIP	IP WLS BF H R ER SO BB IBB HBP BLK WP HR S P ERA WHIP	IP WLS BF H R ER SO BB IBB HBP BLK WP HR S P ERA WHIP	IP WLS BF H R ER SO BB IBB HBP BLK WP HR S P ERA WHIP	IP WLS BF H R ER SO BB IBB HBP BLK WP HR S P ERA WHIP	IP WLS BF H R ER SO BB IBB HBP BLK WP HR S P ERA WHIP	IP WLS BF H R ER SO BB IBB HBP BLK WP HR S P ERA WHIP	IP WLS BF H R ER SO BB IBB HBP BLK WP HR S P ERA WHIP	IP WLS BF H R ER SO BB IBB HBP BLK WP HR S P ERA WHIP	IP WLS BF H R ER SO BB IBB HBP BLK WP HR S P ERA WHIP	IP WLS BF H R ER SO BB IBB HBP BLK WP HR S P ERA WHIP	IP WLS BF H R ER SO BB IBB HBP BLK WP HR S P ERA WHIP	IP WLS BF H R ER SO BB IBB HBP BLK WP HR S P ERA WHIP	IP WLS BF H R ER SO BB IBB HBP BLK WP HR S P ERA WHIP	IP WLS BF H R ER SO BB IBB HBP BLK WP HR S P ERA WHIP	IP WLS BF H R ER SO BB IBB HBP BLK WP HR S P ERA WHIP	IP WLS BF H R ER SO BB IBB HBP BLK WP HR S P ERA WHIP	IP WLS BF H R ER SO BB IBB HBP BLK WP HR S P ERA WHIP	IP WLS BF H R ER SO BB IBB HBP BLK WP HR S P ERA WHIP

AB	33
R	3
H	9
RBI	3
BB	4
SO	6
LOB	25





Batter	1	2	3	4	5	6	7	8	9	AB	R	H	RBI	BB	SO	LOB	TOP				
Tommie Agee, R OBP: 0.337, SLG: 0.500 (1,8)	5-3			E9		5-3				4	0	2	4	1	0	0	<b>New York Mets @ Houston Astros</b> Astrodome, Houston, TX Tue Aug 12 1969, 8:05 PM EDT Att: 22,283 - Unknown				
Ken Boswell, L OBP: 0.294, SLG: 0.330 (1,4)	K		F8	4-3			4-3	3-1		5	0	0	0	0	1	4					
Cleon Jones, R OBP: 0.435, SLG: 0.517 (1,7)	4-3			1B HR					6-3	3	1	1	0	2	0	0					
Art Shamsky, L OBP: 0.424, SLG: 0.533 (9, PR)		K		1B HR		F7				4	1	1	0	1	1	2					
Tom Seaver, R OBP: 0.227, SLG: 0.155 (9, PR)				1B HR			3			0	0	0	0	0	0	0					
Wayne Garrett, L OBP: 0.317, SLG: 0.301 (1,5)				F2						4	1	2	0	0	1	3					
Ed Kranevool, L OBP: 0.310, SLG: 0.380 (1,3)										4	2	2	3	1	1	3					
Jerry Grote, R OBP: 0.288, SLG: 0.328 (8, PR)										4	1	2	0	0	1	3					
Al Weis, S OBP: 0.266, SLG: 0.310 (8, 6)	1-3			E 1B						0	0	0	0	0	0	0					
Rod Gaspar, S OBP: 0.299, SLG: 0.272 (9, PH)				E 1B						1	0	0	0	0	0	2					
Bud Harrelson, S OBP: 0.330, SLG: 0.280 (8, PH)										3	1	1	0	0	0	0					
Ron Swoboda, R OBP: 0.327, SLG: 0.340 (8, 2)			4-3	E5		6-3				1	0	0	0	0	1	3					
Duffy Dyer, R OBP: 0.375, SLG: 0.714 (8, 2)				1B E						0	0	0	0	0	0	0					
Jerry Koosman, R OBP: 0.018, SLG: 0.018 (7, 1)										3	0	0	0	0	3	2					
Ron Taylor, R OBP: 0.289, SLG: 0.400 (8, PH)			K							0	0	0	0	0	0	0					
Donn Clendenon, R OBP: 0.289, SLG: 0.400 (8, 1)										1	0	0	0	0	0	3					
Tug McGraw, R OBP: 0.150, SLG: 0.158 (8, 1)										0	0	0	0	0	0	0					
<b>Inning Stats</b>	R: 0 E: 0 K: 1 S: 5	H: 0 LOB: 0 BB: 0 P: 5	R: 0 E: 0 K: 1 S: 6	H: 1 LOB: 1 BB: 0 P: 6	R: 0 E: 0 K: 1 S: 5	H: 0 LOB: 1 BB: 1 P: 9	R: 5 E: 2 K: 1 S: 10	H: 5 LOB: 1 BB: 1 P: 14	R: 0 E: 0 K: 2 S: 7	H: 0 LOB: 0 BB: 0 P: 12	R: 0 E: 0 K: 0 S: 3	H: 1 LOB: 0 BB: 0 P: 3	R: 2 E: 0 K: 1 S: 8	H: 3 LOB: 2 BB: 1 P: 12	R: 0 E: 0 K: 1 S: 6	H: 1 LOB: 2 BB: 1 P: 10		1B: 9 2B: 2 3B: 0 HR: 1	SF: 0 SAC: 0 DP: 1 HBP: 1	WP: 0 PB: 0 SB: 0 CS: 0	PA: 43
<b>PITCHER</b>	IP WLS BF H R ER SO BB IBB HBP BLK WP HR S P ERA WHIP																				
Don Wilson, R ERA: 3.86 (1, 1)	7.0 W 32 8 6 4 7 3 0 1 0 0 1 42 55 5.14 1.571																				
Fred Gladding, R ERA: 2.98 (8, 1)	2.0 S 11 3 1 1 2 2 0 0 0 0 0 0 13 21 4.50 2.500																				

Batter	1	2	3	4	5	6	7	8	9	AB	R	H	RBI	BB	SO	LOB	BOTTOM				
Jesus Alou, R OBP: 0.256, SLG: 0.313 (1,9)	FC6-4 E 1B		F8		5-3					4	1	2	0	0	0	0	<b>New York Mets @ Houston Astros</b> Astrodome, Houston, TX Tue Aug 12 1969, 8:05 PM EDT Att: 22,283 - Unknown				
Joe Morgan, L OBP: 0.397, SLG: 0.403 (1,4)	K		F8							4	1	1	0	0	2	1					
Jimmy Wynn, R OBP: 0.429, SLG: 0.528 (1,8)	E5									2	2	1	0	2	0	1					
Denis Menke, R OBP: 0.388, SLG: 0.421 (1,6)	FC6-4		L7							3	0	1	0	1	0	3					
Doug Rader, R OBP: 0.327, SLG: 0.374 (1,5)										3	2	2	2	0	0	1					
Marty Martinez, S OBP: 0.343, SLG: 0.389 (1,7)										3	1	1	0	0	0	3					
Norm Miller, L OBP: 0.361, SLG: 0.370 (7, 9)	F3									1	0	0	0	0	0	1					
Curt Bielefy, L OBP: 0.365, SLG: 0.426 (1,3)										4	1	1	4	0	0	0					
Don Bryant, R OBP: 0.259, SLG: 0.278 (1, 2)										3	0	0	0	0	0	0					
Johnny Edwards, L OBP: 0.302, SLG: 0.343 (7, 2)	F9									1	0	0	0	0	0	0					
Don Wilson, R OBP: 0.205, SLG: 0.156 (1, 1)										3	0	0	0	0	2	0					
Fred Gladding, L OBP: 0.111, SLG: 0.111 (8, 1)	K									1	0	0	0	0	0	0					
<b>Inning Stats</b>	R: 1 E: 1 K: 1 S: 8	H: 2 LOB: 2 BB: 0 P: 8	R: 0 E: 0 K: 1 S: 5	H: 0 LOB: 0 BB: 0 P: 5	R: 0 E: 0 K: 0 S: 3	H: 0 LOB: 1 BB: 1 P: 7	R: 1 E: 0 K: 0 S: 4	H: 1 LOB: 0 BB: 0 P: 4	R: 0 E: 0 K: 1 S: 5	H: 0 LOB: 0 BB: 0 P: 5	R: 4 E: 1 K: 1 S: 8	H: 3 LOB: 1 BB: 1 P: 12	R: 2 E: 0 K: 0 S: 5	H: 3 LOB: 1 BB: 1 P: 9	R: 0 E: 0 K: 0 S: 3	H: 0 LOB: 0 BB: 0 P: 3		1B: 6 2B: 0 3B: 2 HR: 1	SF: 1 SAC: 0 DP: 0 HBP: 0	WP: 0 PB: 0 SB: 1 CS: 1	PA: 36
<b>PITCHER</b>	IP WLS BF H R ER SO BB IBB HBP BLK WP HR S P ERA WHIP																				
Jerry Koosman, L ERA: 2.24 (1, 1)	6.1 L 29 8 7 6 4 1 0 0 0 0 0 0 3 7 8.53 3.000																				
Ron Taylor, R ERA: 3.03 (7, 1)	0.2 4 1 1 1 0 1 0 0 0 0 0 0 3 7 13.50 3.000																				
Tug McGraw, L ERA: 2.92 (8, 1)	1.0 3 0 0 0 0 0 0 0 0 0 0 0 3 3 0.00 0.000																				



Batter	1	2	3	4	5	6	7	8	9	AB	R	H	RBI	BB	SO	LOB	TOP					
Tommie Agee, R OBP: 0.336, SLG: 0.505	F9	K						4-3		4	1	1	1	0	1	2						
Ken Boswell, L OBP: 0.290, SLG: 0.325	K		3-1					4-3		4	0	0	0	0	1	0						
Cleon Jones, R OBP: 0.434, SLG: 0.513	BB		F9					P4		3	0	0	0	1	0	0						
Art Shamsky, L OBP: 0.416, SLG: 0.522	F5		G3							4	0	0	0	0	0	1						
Wayne Garrett, L OBP: 0.313, SLG: 0.297		3-1						G3		4	0	0	0	0	2	0						
Ed Kranepool, L OBP: 0.313, SLG: 0.389		1B						P4		4	1	2	0	0	0	0						
Jerry Grote, R OBP: 0.289, SLG: 0.328		K								3	0	1	0	0	1	1						
Bud Harrelson, S OBP: 0.330, SLG: 0.278		1B						1-3		2	0	0	0	1	0	2						
Gary Gentry, R OBP: 0.154, SLG: 0.140										0	0	0	0	0	0	0						
Bobby Phil, R OBP: 0.298, SLG: 0.276										1	0	1	1	0	0	0						
Cal Koonce, R OBP: 0.288, SLG: 0.288										0	0	0	0	0	0	0						
Jack Dilauro, S OBP: 0.288, SLG: 0.288										1	0	0	0	0	1	0						
Ron Swoboda, R OBP: 0.326, SLG: 0.339										1	0	0	0	0	1	0						
Don Cardwell, R OBP: 0.201, SLG: 0.273										0	0	0	0	0	0	0						
<b>Inning Stats</b>	R: 0 E: 0 K: 1 S: 5	H: 0 LOB: 1 BB: 1 P: 9	R: 1 E: 0 K: 2 S: 9	H: 2 LOB: 2 BB: 1 P: 13	R: 0 E: 0 K: 0 S: 3	H: 0 LOB: 0 BB: 0 P: 3	R: 0 E: 0 K: 1 S: 6	H: 2 LOB: 1 BB: 0 P: 6	R: 1 E: 0 K: 1 S: 6	H: 1 LOB: 0 BB: 0 P: 6	R: 0 E: 0 K: 1 S: 5	H: 0 LOB: 0 BB: 0 P: 5	R: 0 E: 0 K: 1 S: 5	H: 0 LOB: 0 BB: 0 P: 5	R: 0 E: 0 K: 0 S: 3	H: 0 LOB: 0 BB: 0 P: 3	R: 0 E: 0 K: 0 S: 3	H: 0 LOB: 0 BB: 0 P: 3	1B: 3 2B: 0 3B: 1 HR: 1	SF: 0 SAC: 0 DP: 1 HBP: 0	WP: 0 PB: 0 SB: 0 CS: 0	PA: 33
<b>PITCHER</b> Larry Dierker, R ERA: 2.57	IP: 9.0 WLS: W BF: 33 H: 5 R: 2 ER: 2 SO: 7 BB: 2 IBB: 0 HBP: 0 BLK: 0 WP: 0 HR: 1 S: 45 P: 53 ERA: 2.00 WHIP: 0.778															<b>PITCHER</b>	IP: 9.0 WLS: W BF: 33 H: 5 R: 2 ER: 2 SO: 7 BB: 2 IBB: 0 HBP: 0 BLK: 0 WP: 0 HR: 1 S: 45 P: 53 ERA: 2.00 WHIP: 0.778					

**New York Mets @ Houston Astros**  
 Astrodome, Houston, TX  
 Wed Aug 13 1969, 8:05 PM EDT  
 Att: 30,590 - Unknown

AB	31
R	2
H	5
RBI	2
BB	2
SO	7
LOB	6



Batter	1	2	3	4	5	6	7	8	9	AB	R	H	RBI	BB	SO	LOB	BOTTOM			
Jesus Alou, R OBP: 0.256, SLG: 0.312	P6		BB	3-1				4-3		4	1	1	0	0	0	0				
Joe Morgan, L OBP: 0.399, SLG: 0.402			BB	4-3						1	2	0	0	1	0	0				
Julio Gotay, R OBP: 0.312, SLG: 0.296	FC4-6		BB	4-3						1	0	1	0	0	0	0				
Jimmy Wynn, R OBP: 0.431, SLG: 0.528			BB	1B				1-3		0	1	0	0	2	0	0				
Gary Geiger, L OBP: 0.340, SLG: 0.268	FC4-6		BB	K						2	0	0	0	0	1	1				
Norm Miller, L OBP: 0.362, SLG: 0.369	FC4-6		BB	1B				P6		3	2	1	1	1	0	2				
Denis Menke, R OBP: 0.391, SLG: 0.430	HR		BB	1-3				K		3	2	2	4	1	1	0				
Curt Blefary, L OBP: 0.364, SLG: 0.427	K		BB	BB				L4		4	0	1	3	0	2	2				
Johnny Edwards, L OBP: 0.299, SLG: 0.339			F2	1-3				4-3		4	0	0	0	0	0	3				
Doug Rader, R OBP: 0.325, SLG: 0.372			FC6-5	6-3						2	0	0	0	0	0	1				
Marty Martinez, S OBP: 0.338, SLG: 0.383			FC6-5	6-3				K		2	0	0	0	0	1	2				
Larry Dierker, R OBP: 0.176, SLG: 0.217			6-3	6-3				K		4	0	0	0	0	1	1				
<b>Inning Stats</b>	R: 3 E: 0 K: 1 S: 6	H: 1 LOB: 0 BB: 1 P: 11	R: 0 E: 0 K: 0 S: 3	H: 0 LOB: 0 BB: 0 P: 3	R: 5 E: 0 K: 0 S: 6	H: 3 LOB: 1 BB: 3 P: 18	R: 0 E: 0 K: 1 S: 5	H: 0 LOB: 0 BB: 0 P: 5	R: 0 E: 0 K: 1 S: 6	H: 1 LOB: 2 BB: 1 P: 10	R: 0 E: 0 K: 0 S: 4	H: 1 LOB: 1 BB: 0 P: 4	R: 0 E: 0 K: 1 S: 5	H: 0 LOB: 0 BB: 0 P: 5	R: 0 E: 0 K: 2 S: 7	H: 0 LOB: 0 BB: 0 P: 7	1B: 4 2B: 1 3B: 0 HR: 1	SF: 0 SAC: 0 DP: 0 HBP: 1	WP: 0 PB: 0 SB: 1 CS: 0	PA: 36
<b>PITCHER</b> Gary Gentry, R ERA: 3.81	IP: 1.0 WLS: L BF: 7 H: 1 R: 3 ER: 3 SO: 1 BB: 1 IBB: 0 HBP: 0 BLK: 0 WP: 0 HR: 0 S: 4 P: 11 ERA: 27.00 WHIP: 2.000															<b>PITCHER</b>	IP: 1.0 WLS: L BF: 7 H: 1 R: 3 ER: 3 SO: 1 BB: 1 IBB: 0 HBP: 0 BLK: 0 WP: 0 HR: 0 S: 4 P: 11 ERA: 27.00 WHIP: 2.000			
Cal Koonce, R ERA: 5.12	IP: 1.0 WLS: 7 BF: 1 H: 4 R: 4 ER: 4 SO: 3 BB: 0 IBB: 0 HBP: 0 BLK: 0 WP: 0 HR: 0 S: 4 P: 16 ERA: 36.00 WHIP: 4.000															<b>PITCHER</b>	IP: 1.0 WLS: 7 BF: 1 H: 4 R: 4 ER: 4 SO: 3 BB: 0 IBB: 0 HBP: 0 BLK: 0 WP: 0 HR: 0 S: 4 P: 16 ERA: 36.00 WHIP: 4.000			
Jack Dilauro, L ERA: 2.63	IP: 4.0 WLS: 17 BF: 4 H: 1 R: 1 ER: 1 SO: 2 BB: 1 IBB: 0 HBP: 0 BLK: 0 WP: 0 HR: 0 S: 20 P: 24 ERA: 2.25 WHIP: 1.250															<b>PITCHER</b>	IP: 4.0 WLS: 17 BF: 4 H: 1 R: 1 ER: 1 SO: 2 BB: 1 IBB: 0 HBP: 0 BLK: 0 WP: 0 HR: 0 S: 20 P: 24 ERA: 2.25 WHIP: 1.250			
Don Cardwell, R ERA: 3.67	IP: 2.0 WLS: 6 BF: 0 H: 0 R: 0 ER: 0 SO: 3 BB: 0 IBB: 0 HBP: 0 BLK: 0 WP: 0 HR: 0 S: 12 P: 12 ERA: 0.00 WHIP: 0.000															<b>PITCHER</b>	IP: 2.0 WLS: 6 BF: 0 H: 0 R: 0 ER: 0 SO: 3 BB: 0 IBB: 0 HBP: 0 BLK: 0 WP: 0 HR: 0 S: 12 P: 12 ERA: 0.00 WHIP: 0.000			

**New York Mets @ Houston Astros**  
 Astrodome, Houston, TX  
 Wed Aug 13 1969, 8:05 PM EDT  
 Att: 30,590 - Unknown

AB	30
R	8
H	6
RBI	8
BB	5
SO	6
LOB	12






Batter	1	2	3	4	5	6	7	8	9	AB	R	H	RBI	BB	SO	LOB	TOP																
Jose Arcia, R OBP: 0.220, SLG: 0.239 (1, 4)										4	0	1	0	0	0	2																	
Tommy Dean, R OBP: 0.228, SLG: 0.216 Roberto Pena, R OBP: 0.280, SLG: 0.292 (8, PH) (8, 6)										3	0	0	0	0	1	1																	
Ollie Brown, R OBP: 0.306, SLG: 0.385 (1, 9)										4	0	0	0	0	0	0																	
Nate Colbert, R OBP: 0.322, SLG: 0.485 Larry Stahl, L OBP: 0.298, SLG: 0.310 (2, PR) (2, 3)										0	0	0	0	0	0	0																	
Al Ferrara, R OBP: 0.366, SLG: 0.478 (1, 7)										2	0	0	0	2	0	0																	
Ivan Murrell, R OBP: 0.305, SLG: 0.367 (1, 8)										3	0	0	0	0	1	4																	
Ed Spiezio, R OBP: 0.313, SLG: 0.385 (1, 5)										3	0	1	0	0	1	2																	
Chris Cannizzaro, R OBP: 0.317, SLG: 0.312 (1, 2)										3	0	1	0	0	1	1																	
Tommie Sisk, R OBP: 0.182, SLG: 0.200 Frank Reberger, L (7, 1) Cito Gaston, R OBP: 0.263, SLG: 0.288 Dave Roberts, L OBP: 0.286, SLG: 0.286 Jack Baldschun, R OBP: 0.400, SLG: 0.250 (8, 1) (8, 1)										0	0	0	0	0	0	0																	
<b>Inning Stats</b>	R: 0 E: 0 K: 0 S: 3	H: 0 LOB: 0 BB: 0 P: 3	R: 0 E: 0 K: 0 S: 1	H: 0 LOB: 1 BB: 1 P: 6	R: 0 E: 0 K: 1 S: 6	H: 1 LOB: 0 BB: 0 P: 6	R: 0 E: 0 K: 1 S: 5	H: 0 LOB: 0 BB: 0 P: 5	R: 0 E: 0 K: 1 S: 4	H: 1 LOB: 1 BB: 0 P: 4	R: 0 E: 0 K: 1 S: 6	H: 1 LOB: 2 BB: 1 P: 10	R: 0 E: 0 K: 0 S: 4	H: 1 LOB: 1 BB: 0 P: 4	R: 0 E: 0 K: 1 S: 5	H: 0 LOB: 0 BB: 0 P: 5	1B: 3 2B: 1 3B: 0 HR: 0	SF: 0 SAC: 2 DP: 0 HBP: 1	WP: 0 PB: 0 SB: 0 CS: 1	PA: 33													
<b>PITCHER</b>	IP WLS BF H R ER SO BB IBB HBP BLK WP HR S P ERA WHIP																																
Tom Seaver, R ERA: 2.55 Ron Taylor, R ERA: 2.99	(1, 1) (9, 1)	8.0 S	29 3	4 0	0 0	0 0	4 1	2 0	0 0	1 0	0 0	0 0	0 0	0 5	43 5	0.00 0.00	0.750 0.000																

San Diego Padres @ New York Mets  
Shea Stadium, Flushing, NY  
Sat Aug 16 1969, 3:33 AM EDT  
Unknown


AB 27  
R 0  
H 4  
RBI 0  
BB 2  
SO 5  
LOB 11



Batter	1	2	3	4	5	6	7	8	9	AB	R	H	RBI	BB	SO	LOB	BOTTOM																	
Tommie Agee, R OBP: 0.338, SLG: 0.504 (1, 8)										3	0	1	1	1	1	0																		
Bobby Pfeil, R OBP: 0.272, SLG: 0.300 (1, 5)										4	0	3	1	0	0	0																		
Cleon Jones, R OBP: 0.432, SLG: 0.511 (1, 7)										4	0	1	0	0	0	4																		
Art Shamsky, L OBP: 0.413, SLG: 0.513 Rod Gaspar, S OBP: 0.299, SLG: 0.272 (9, 9) (9, 9)										3	0	0	0	1	2	1																		
Wayne Garrett, L OBP: 0.315, SLG: 0.297 (1, 4)										3	0	1	0	1	0	2																		
Ed Kranepool, L OBP: 0.310, SLG: 0.385 Donn Clendenon, R OBP: 0.288, SLG: 0.398 (8, PH) (9, 3)										3	0	0	0	0	1	2																		
Jerry Grote, R OBP: 0.288, SLG: 0.327 (1, 2)										4	1	1	0	0	0	1																		
Bud Harrelson, S OBP: 0.333, SLG: 0.282 (1, 6)										3	1	2	0	0	0	2																		
Tom Seaver, R OBP: 0.221, SLG: 0.150 Ron Taylor, R ERA: 4.08 (9, 1)										2	0	0	0	0	0	1																		
<b>Inning Stats</b>	R: 0 E: 0 K: 1 S: 6	H: 1 LOB: 2 BB: 1 P: 10	R: 0 E: 0 K: 1 S: 5	H: 1 LOB: 0 BB: 0 P: 5	R: 0 E: 0 K: 1 S: 4	H: 1 LOB: 1 BB: 0 P: 4	R: 0 E: 0 K: 1 S: 5	H: 0 LOB: 0 BB: 0 P: 5	R: 1 E: 0 K: 0 S: 4	H: 2 LOB: 0 BB: 0 P: 4	R: 0 E: 0 K: 0 S: 4	H: 1 LOB: 2 BB: 1 P: 8	R: 1 E: 0 K: 0 S: 5	H: 2 LOB: 2 BB: 1 P: 9	R: 0 E: 1 K: 1 S: 7	H: 1 LOB: 2 BB: 0 P: 7	1B: 8 2B: 1 3B: 0 HR: 0	SF: 0 SAC: 2 DP: 0 HBP: 0	WP: 0 PB: 0 SB: 0 CS: 2	PA: 37														
<b>PITCHER</b>	IP WLS BF H R ER SO BB IBB HBP BLK WP HR S P ERA WHIP																																	
Tommie Sisk, R ERA: 5.21 Frank Reberger, R ERA: 3.92 Dave Roberts, L ERA: 5.48 Jack Baldschun, R ERA: 4.08	(1, 1) (7, 1) (8, 1) (8, 1)	6.2 L	29 1	8 0	2 0	2 0	3 0	2 0	0 0	0 0	0 0	0 0	0 0	0 0	0 4	1 4	0.00 0.00	0.000 3.000																

San Diego Padres @ New York Mets  
Shea Stadium, Flushing, NY  
Sat Aug 16 1969, 3:33 AM EDT  
Unknown


AB 30  
R 2  
H 9  
RBI 2  
BB 3  
SO 4  
LOB 14










Batter	1	2	3	4	5	6	7	8	9	AB	R	H	RBI	BB	SO	LOB	TOP					
<b>Jose Arcia, R</b> OBP: 0.221, SLG: 0.239 (1, 4)	0-0 6-3		0-0 F7		0-0 CS 2H 1B			0-0 F9		4	0	1	1	0	0	0	<b>San Diego Padres @ New York Mets</b> Shea Stadium, Flushing, NY Sun Aug 17 1969, 3:33 AM EDT Unknown  livebaseballscorecards.com  <b>AB 29</b> <b>R 2</b> <b>H 5</b> <b>RBI 2</b> <b>BB 2</b> <b>SO 5</b> <b>LOB 8</b> 					
<b>Roberto Pena, R</b> OBP: 0.277, SLG: 0.289 (1, 3)	0-0 2B FC6-4 1B		0-0 F9		0-0 CS 1-2	0-3 K			0-0 F9	4	1	1	0	0	1	0						
<b>Ollie Brown, R</b> OBP: 0.307, SLG: 0.387 (1, 9)	0-0 FC6-4 1-3 2B		0-0 5-3			0-3 K			0-0 1B	4	0	2	0	0	1	0						
<b>Al Ferrara, R</b> OBP: 0.363, SLG: 0.469 (1, 7)	4-0 FC6-4 IBB			0-0 F9		0-0 L7			0-0 L8	3	0	0	0	1	0	1						
<b>Ivan Murrell, R</b> OBP: 0.298, SLG: 0.357 (1, 8)	0-0 FC6-4 FC6-4 1-2 2-3 3-4			0-0 L7			0-0 G5-4-3 1B		0-3 K	4	0	1	1	0	1	3						
<b>Ed Spiezio, R</b> OBP: 0.313, SLG: 0.380 (1, 5)	0-0 FC6-4 1-2			0-0 5-3			0-3 K			3	0	0	0	0	1	3						
<b>Chris Cannizzaro, R</b> OBP: 0.314, SLG: 0.399 (1, 2)		0-0 5-3			0-0 F9		0-0 G5-4-3 1-2			3	0	0	0	0	0	1						
<b>Tommy Dean, R</b> OBP: 0.227, SLG: 0.214 (1, 6)		0-0 6-3			4-0 SH3 1B BB			0-0 5-3		2	1	0	0	1	0	0						
<b>Joe Niekro, R</b> OBP: 0.196, SLG: 0.100 (1, 1)			0-3 K		0-0 SH3			0-0 6-3		1	0	0	0	0	1	0						
<b>Cito Gaston, R</b> OBP: 0.261, SLG: 0.286 (8, PH)										1	0	0	0	0	0	0						
<b>Frank Reberger, L</b> (8, 1)					1-2					0	0	0	0	0	0	0						
<b>Inning Stats</b>	R: 1 E: 0 K: 0 S: 5	H: 2 LOB: 2 BB: 1 P: 9	R: 0 E: 0 K: 1 S: 5	H: 0 LOB: 0 BB: 0 P: 5	R: 0 E: 0 K: 0 S: 3	H: 0 LOB: 0 BB: 0 P: 3	R: 0 E: 0 K: 0 S: 3	H: 0 LOB: 0 BB: 0 P: 3	R: 1 E: 0 K: 0 S: 3	H: 1 LOB: 0 BB: 1 P: 7	R: 0 E: 0 K: 2 S: 7	H: 0 LOB: 0 BB: 0 P: 7	R: 0 E: 0 K: 1 S: 5	H: 1 LOB: 0 BB: 0 P: 5	R: 0 E: 0 K: 0 S: 3	H: 0 LOB: 0 BB: 0 P: 3	R: 0 E: 0 K: 1 S: 6	H: 1 LOB: 1 BB: 0 P: 6	1B: 4 2B: 1 3B: 0 HR: 0	SF: 0 SAC: 1 DP: 1 HBP: 0	WP: 0 PB: 0 SB: 0 CS: 1	PA: 33
<b>PITCHER</b> <b>Jerry Koosman, L</b> ERA: 2.23 (1, 1)	IP: 9.0 WLS: W BF: 32 H: 5 R: 2 ER: 2 SO: 5 BB: 1 IBB: 1 HBP: 0 BLK: 0 WP: 0 HR: 0 S: 40 P: 48 ERA: 2.00 WHIP: 0.667															<b>PITCHER</b>	IP: 9.0 WLS: W BF: 32 H: 5 R: 2 ER: 2 SO: 5 BB: 1 IBB: 1 HBP: 0 BLK: 0 WP: 0 HR: 0 S: 40 P: 48 ERA: 2.00 WHIP: 0.667					

Batter	1	2	3	4	5	6	7	8	9	AB	R	H	RBI	BB	SO	LOB	BOTTOM			
<b>Tommie Agee, R</b> OBP: 0.336, SLG: 0.499 (1, 8)	0-0 6-3 1B		0-0 5-3		0-0 CS 1B			0-0 1-3		4	0	2	0	0	0	0	<b>San Diego Padres @ New York Mets</b> Shea Stadium, Flushing, NY Sun Aug 17 1969, 3:33 AM EDT Unknown  livebaseballscorecards.com  <b>AB 28</b> <b>R 3</b> <b>H 5</b> <b>RBI 3</b> <b>BB 0</b> <b>SO 2</b> <b>LOB 3</b> 			
<b>Bobby Pfeil, R</b> OBP: 0.285, SLG: 0.286 (1, 5)	0-3 K			0-0 5-3	0-0 CS 1-2	0-0 6-3				3	0	0	0	0	1	1				
<b>Cleon Jones, R</b> OBP: 0.432, SLG: 0.518 (1, 7)	0-0 6-3 1-2			0-0 F9		0-0 F8				3	0	0	0	0	0	1				
<b>Art Shamsky, L</b> OBP: 0.407, SLG: 0.505 (1, 9)	0-0 L7			0-0 G3		0-0 F7				3	0	0	0	0	0	1				
<b>Rod Gaspar, S</b> OBP: 0.299, SLG: 0.272 (9, 9)										0	0	0	0	0	0	0				
<b>Wayne Garrett, L</b> OBP: 0.311, SLG: 0.293 (1, 4)		0-0 P5			0-0 1-3		0-0 F7			3	0	0	0	0	0	0				
<b>Donn Clendenen, R</b> OBP: 0.287, SLG: 0.395 (1, 3)		0-0 5-3			0-0 1B HR 1B		0-0 L5			3	1	1	0	0	0	0				
<b>Bud Harrelson, S</b> OBP: 0.336, SLG: 0.283 (1, 6)		0-0 4-3			0-0 1-3 HR 1B		0-0 4-3			3	1	1	0	0	0	0				
<b>Duffy Dyer, R</b> OBP: 0.385, SLG: 0.818 (1, 2)			0-0 F9		0-0 HR			0-0 6-3		3	1	1	3	0	0	0				
<b>Jerry Koosman, R</b> OBP: 0.017, SLG: 0.017 (1, 1)			0-3 K		0-0 L8			0-0 6-3		3	0	0	0	0	1	0				
<b>Inning Stats</b>	R: 0 E: 0 K: 1 S: 6	H: 1 LOB: 1 BB: 0 P: 6	R: 0 E: 0 K: 0 S: 3	H: 0 LOB: 0 BB: 0 P: 3	R: 0 E: 0 K: 1 S: 5	H: 0 LOB: 0 BB: 0 P: 5	R: 0 E: 0 K: 0 S: 3	H: 0 LOB: 0 BB: 0 P: 3	R: 3 E: 0 K: 0 S: 6	H: 4 LOB: 0 BB: 0 P: 6	R: 0 E: 0 K: 0 S: 3	H: 0 LOB: 0 BB: 0 P: 3	R: 0 E: 0 K: 0 S: 3	H: 0 LOB: 0 BB: 0 P: 3	R: 0 E: 0 K: 0 S: 3	H: 0 LOB: 0 BB: 0 P: 3	1B: 4 2B: 0 3B: 0 HR: 1	SF: 0 SAC: 0 DP: 0 HBP: 0	WP: 0 PB: 0 SB: 0 CS: 1	PA: 29
<b>PITCHER</b> <b>Joe Niekro, R</b> ERA: 3.28 (1, 1)	IP: 7.0 WLS: L BF: 25 H: 5 R: 3 ER: 3 SO: 2 BB: 0 IBB: 0 HBP: 0 BLK: 0 WP: 1 HR: 1 S: 29 P: 29 ERA: 3.86 WHIP: 0.714															<b>PITCHER</b>	IP: 7.0 WLS: L BF: 25 H: 5 R: 3 ER: 3 SO: 2 BB: 0 IBB: 0 HBP: 0 BLK: 0 WP: 1 HR: 1 S: 29 P: 29 ERA: 3.86 WHIP: 0.714			
<b>Frank Reberger, R</b> ERA: 3.41 (8, 1)	IP: 1.0 WLS: 3 BF: 3 H: 0 R: 0 ER: 0 SO: 0 BB: 0 IBB: 0 HBP: 0 BLK: 0 WP: 0 HR: 0 S: 3 P: 3 ERA: 0.00 WHIP: 0.000															<b>PITCHER</b>	IP: 1.0 WLS: 3 BF: 3 H: 0 R: 0 ER: 0 SO: 0 BB: 0 IBB: 0 HBP: 0 BLK: 0 WP: 0 HR: 0 S: 3 P: 3 ERA: 0.00 WHIP: 0.000			



Batter	1	2	3	4	5	6	7	8	9	AB	R	H	RBI	BB	SO	LOB	TOP										
Jose Arcia, R OBP: 0.229, SLG: 0.247 (1, 4)										4	0	2	0	0	0	1	<b>San Diego Padres @ New York Mets</b> Shea Stadium, Flushing, NY Sun Aug 17 1969, 3:38 AM EDT Att: 35,711 - Unknown										
Watt Hiriak, L OBP: 0.239, SLG: 0.212 (1, 2)										4	0	0	0	1	1	5											
Ollie Brown, R OBP: 0.307, SLG: 0.386 (1, 9)										4	1	1	0	0	1	1											
Al Ferrara, R OBP: 0.365, SLG: 0.469 John Sipin, R OBP: 0.254, SLG: 0.323 (8, PR) (8, 4)										4	0	2	0	0	0	3											
Larry Stahl, L OBP: 0.282, SLG: 0.353 (1, 3)										4	0	3	1	0	0	0											
Ivan Murrell, R OBP: 0.299, SLG: 0.356 (1, 8)										3	0	1	0	0	0	3											
Ed Spiezio, R OBP: 0.315, SLG: 0.380 (1, 5)										3	0	1	1	1	0	3											
Tommy Dean, R OBP: 0.224, SLG: 0.211 Roberto Pena, R OBP: 0.289, SLG: 0.289 (8, PH) (8, 6)										3	0	0	0	0	0	3											
Clay Kirby, R OBP: 0.191, SLG: 0.043 Gary Ross, R (7, 1)										2	0	1	0	1	1	0											
Cito Gaston, R OBP: 0.260, SLG: 0.285 (9, PH)										0	0	0	0	0	0	0											
Inning Stats	R: 0 E: 0 K: 2 S: 8	H: 1 LOB: 1 BB: 0 P: 8	R: 0 E: 0 K: 0 S: 3	H: 1 LOB: 0 BB: 0 P: 3	R: 0 E: 0 K: 0 S: 3	H: 0 LOB: 1 BB: 1 P: 7	R: 0 E: 0 K: 0 S: 5	H: 2 LOB: 3 BB: 1 P: 9	R: 0 E: 0 K: 1 S: 6	H: 1 LOB: 2 BB: 1 P: 10	R: 0 E: 1 K: 0 S: 4	H: 1 LOB: 1 BB: 0 P: 4	R: 2 E: 1 K: 0 S: 6	H: 2 LOB: 2 BB: 0 P: 6	R: 0 E: 0 K: 0 S: 3	H: 1 LOB: 0 BB: 0 P: 3		1B: 10 2B: 2 3B: 0 HR: 0	SF: 0 SAC: 2 DP: 4 HBP: 0	WP: 1 PB: 0 SB: 1 CS: 1	PA: 39						
PITCHER	IP	WLS	BF	H	R	ER	SO	BB	IBB	HBP	BLK	WP	HR	S	P	ERA		WHIP									
Don Cardwell, R ERA: 3.45 (1, 1)	7.0	W	29	8	0	0	3	2	1	0	0	1	0	32	44	0.00	1.429										
Cal Koonec, R ERA: 5.12 (8, 1)	0.0		3	2	2	0	0	0	0	0	0	0	0	3	3	∞	∞										
Ron Taylor, R ERA: 2.89 (8, 1)	2.0	S	6	1	0	0	0	0	0	0	0	0	0	6	6	0.00	0.500										

AB	33
R	2
H	11
RBI	2
BB	3
SO	3
LOB	21



Batter	1	2	3	4	5	6	7	8	9	AB	R	H	RBI	BB	SO	LOB	BOTTOM										
Tommie Agee, R OBP: 0.336, SLG: 0.495 (1, 8)										3	0	0	0	1	1	3	<b>San Diego Padres @ New York Mets</b> Shea Stadium, Flushing, NY Sun Aug 17 1969, 3:38 AM EDT Att: 35,711 - Unknown										
Bobby Pfeil, R OBP: 0.257, SLG: 0.277 (1, 5)										4	0	0	0	0	1	2											
Cleon Jones, R OBP: 0.433, SLG: 0.517 (1, 7)										3	0	1	0	1	1	0											
Art Shamsky, L OBP: 0.402, SLG: 0.497 Rod Gaspar, S OBP: 0.299, SLG: 0.272 (9, 9)										3	0	0	0	0	1	1											
Wayne Garrett, L OBP: 0.307, SLG: 0.289 (1, 4)										4	0	0	0	0	1	2											
Ed Kranepool, L OBP: 0.315, SLG: 0.388 Al Weis, S OBP: 0.263, SLG: 0.306 Donn Clendenon, R OBP: 0.296, SLG: 0.393 (8, 3)										2	0	2	0	1	0	0											
Jerry Grote, R OBP: 0.291, SLG: 0.327 (1, 2)										2	1	0	0	1	2	2											
Bud Harrelson, S OBP: 0.339, SLG: 0.295 (1, 6)										3	1	2	2	0	0	0											
Don Cardwell, R OBP: 0.194, SLG: 0.265 J.C. Martin, L OBP: 0.287, SLG: 0.340 Cal Koonec, R OBP: 0.286, SLG: 0.286 Ron Taylor, R (8, 1)										1	0	0	0	0	1	0											
										0	0	0	1	0	0	0											
										0	0	0	0	0	0	0											
										0	0	0	0	0	0	0											
Inning Stats	R: 0 E: 0 K: 1 S: 5	H: 0 LOB: 0 BB: 0 P: 5	R: 0 E: 0 K: 2 S: 7	H: 0 LOB: 1 BB: 1 P: 11	R: 0 E: 0 K: 1 S: 5	H: 0 LOB: 1 BB: 1 P: 9	R: 0 E: 0 K: 1 S: 5	H: 0 LOB: 0 BB: 0 P: 5	R: 0 E: 0 K: 1 S: 7	H: 2 LOB: 2 BB: 0 P: 7	R: 0 E: 0 K: 1 S: 5	H: 0 LOB: 1 BB: 1 P: 9	R: 3 E: 0 K: 1 S: 7	H: 2 LOB: 1 BB: 1 P: 11	R: 0 E: 0 K: 0 S: 4	H: 1 LOB: 1 BB: 0 P: 4	1B: 4 2B: 0 3B: 1 HR: 0	SF: 1 SAC: 2 DP: 0 HBP: 0	WP: 0 PB: 0 SB: 0 CS: 0	PA: 33							
PITCHER	IP	WLS	BF	H	R	ER	SO	BB	IBB	HBP	BLK	WP	HR	S	P	ERA	WHIP										
Clay Kirby, R ERA: 3.96 (1, 1)	6.0	L	26	4	3	3	7	4	0	0	0	0	0	9	9	4.50	1.333										
Gary Ross, R ERA: 4.4 (7, 1)	2.0		7	1	0	0	1	0	0	0	0	0	0	9	9	0.00	0.500										





Batter	1	2	3	4	5	6	7	8	9	10	11	12	13	14	AB	R	H	RBI	BB	SO	LOB	TOP								
<b>Bobby Bonds, R</b> OBP: 0.353, SLG: 0.475 (1, 9)	F8		6-3		K			F8		P5		5-3			6	0	0	0	0	1	3									
<b>Ron Hunt, R</b> OBP: 0.344, SLG: 0.322 (1, 4)	L6		P4		FC5			4-3		F9			5-3		6	0	0	0	0	0	3									
<b>Willie Mays, R</b> OBP: 0.360, SLG: 0.451 (1, 8)	K			4-3				6-3		FC5-4			F7		6	0	0	0	0	1	1									
<b>Willie McCovey, L</b> OBP: 0.453, SLG: 0.693 (1, 3)		K		F7				3-1		3-1			F7		5	0	0	0	1	1	0									
<b>Bob Burda, L</b> OBP: 0.324, SLG: 0.431 (1, 7)		F7				3-1		3-1		SH5-4 BB					4	0	1	0	1	0	0									
<b>Bobby Etheridge, R</b> OBP: 0.379, SLG: 0.375 (1, 5)															3	0	0	0	1	0	2									
<b>Jack Hitt, R</b> OBP: 0.337, SLG: 0.325 (9, 2)	1B	BB		1-3				1-3		4-3			F8		1	0	0	0	1	0	0									
<b>Bob Barton, R</b> OBP: 0.284, SLG: 0.233 (1, 2)															3	0	1	0	0	0	0									
<b>Dave Marshall, L</b> OBP: 0.353, SLG: 0.311 (9, PH)															0	0	0	0	1	0	0									
<b>Don Mason, L</b> OBP: 0.302, SLG: 0.233 (9, 6)															2	0	0	0	0	0	1									
<b>Hal Lanier, R</b> OBP: 0.255, SLG: 0.256 (1, 6)															3	0	2	0	0	1	2									
<b>Jim Davenport, R</b> OBP: 0.318, SLG: 0.337 (9, 5)					FC5 SH			1-3		1-3			F9		2	0	0	0	0	0	2									
<b>Juan Marichal, R</b> OBP: 0.163, SLG: 0.169 (1, 1)			K										6-3		4	0	1	0	0	1	1									
<b>Inning Stats</b>	R: 0 E: 0 K: 1 S: 5	H: 0 LOB: 0 BB: 0 P: 5	R: 0 E: 0 K: 2 S: 8	H: 1 LOB: 2 BB: 1 P: 12	R: 0 E: 0 K: 1 S: 5	H: 0 LOB: 0 BB: 0 P: 5	R: 0 E: 0 K: 1 S: 7	H: 0 LOB: 2 BB: 0 P: 7	R: 0 E: 0 K: 0 S: 3	H: 1 LOB: 1 BB: 0 P: 4	R: 0 E: 0 K: 0 S: 4	H: 0 LOB: 0 BB: 0 P: 3	R: 0 E: 0 K: 0 S: 3	H: 0 LOB: 0 BB: 0 P: 11	R: 0 E: 0 K: 0 S: 4	H: 1 LOB: 1 BB: 1 P: 4	R: 0 E: 0 K: 0 S: 3	H: 1 LOB: 1 BB: 1 P: 7	R: 0 E: 0 K: 0 S: 3	H: 0 LOB: 0 BB: 0 P: 3	R: 0 E: 0 K: 0 S: 3	H: 0 LOB: 0 BB: 0 P: 3	R: 0 E: 0 K: 0 S: 3	H: 0 LOB: 0 BB: 0 P: 3	R: 0 E: 0 K: 0 S: 3	H: 0 LOB: 0 BB: 0 P: 3	1B: 5 2B: 0 3B: 0 HR: 0	SF: 0 SAC: 2 DP: 0 HBP: 0	WP: 0 PB: 0 CS: 0	PA: 52
<b>PITCHER</b>	IP	WLS	BF	H	R	ER	SO	BB	IBB	HBP	BLK	WP	HR	S	P	ERA	WHIP													
<b>Gary Gentry, R</b> ERA: 3.59 (1, 1)	10.0		39	4	0	0	5	1	0	0	0	0	0	12	61	0.00	0.700													
<b>Tug McGraw, L</b> ERA: 2.09 (11, 1)	4.0	W	13	1	0	0	0	1	0	0	0	0	0	12	16	0.00	0.500													

**San Francisco Giants @ New York Mets**  
Shea Stadium, Flushing, NY  
Tue Aug 19 1969, 7:05 PM EDT  
Att. 48,968 - Unknown

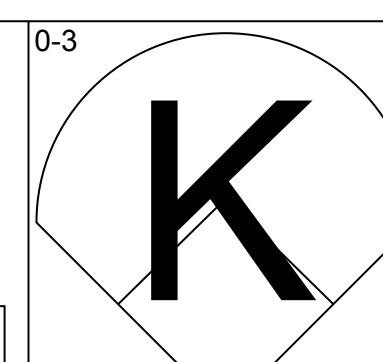
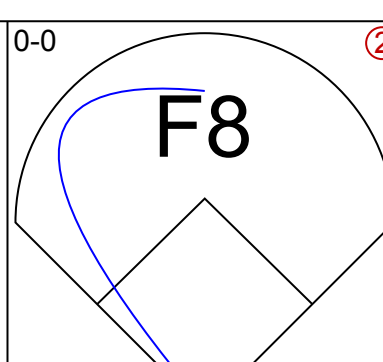
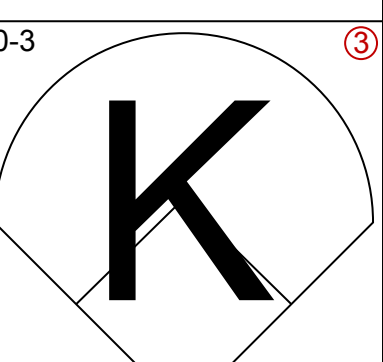
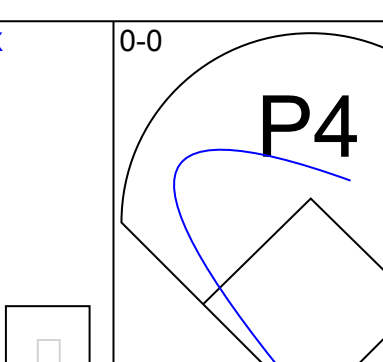
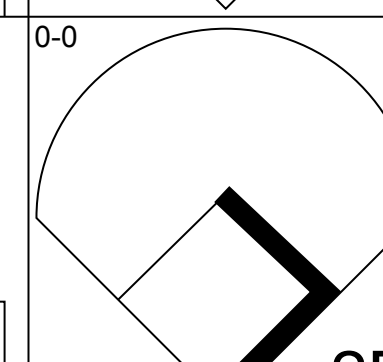
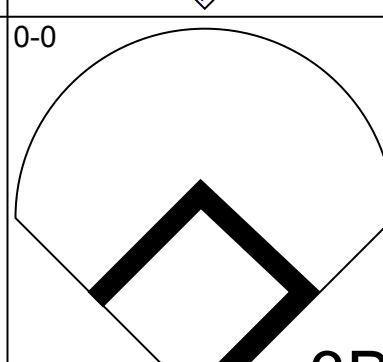
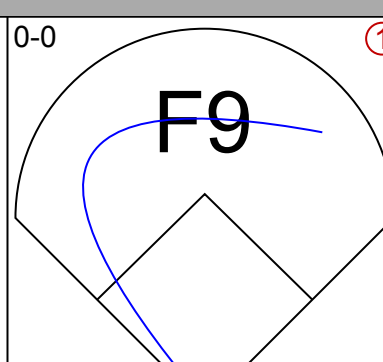
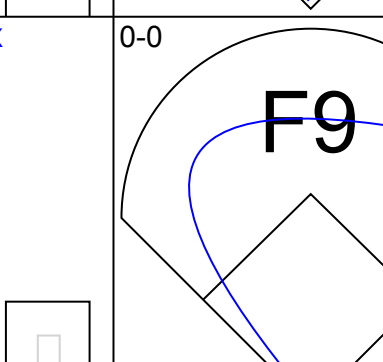
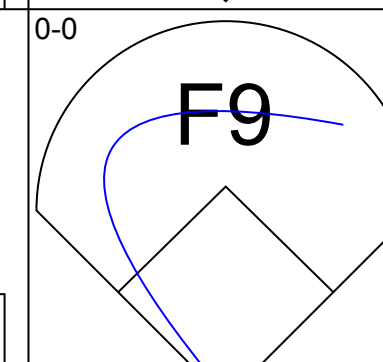
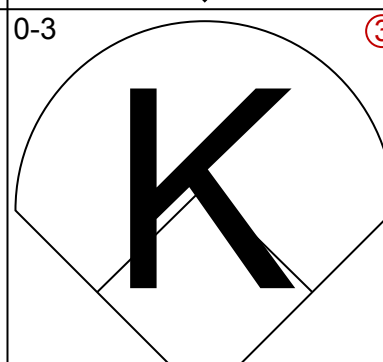
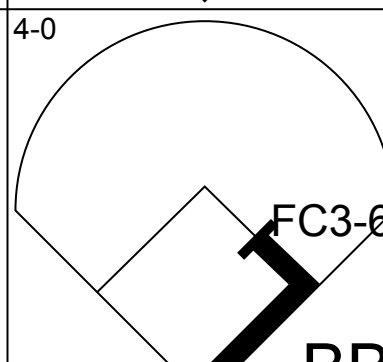

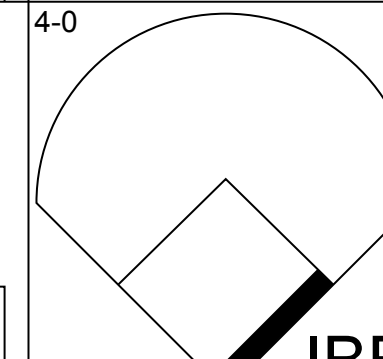
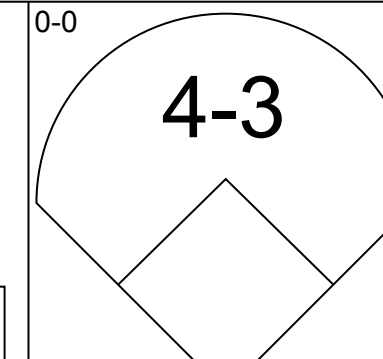
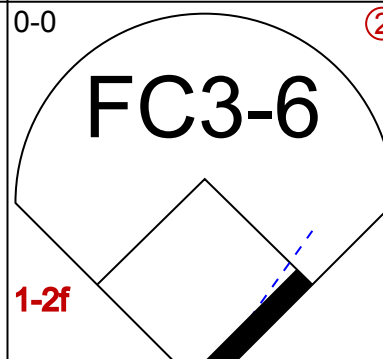

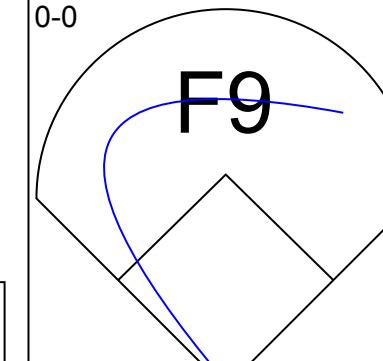
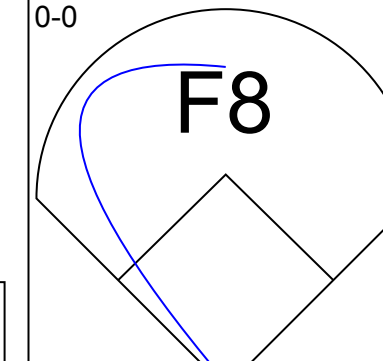
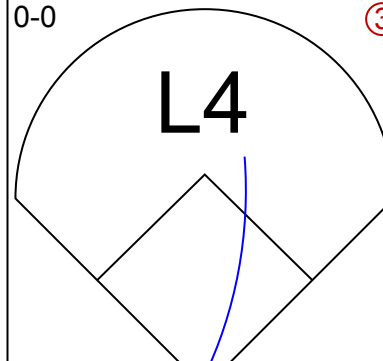

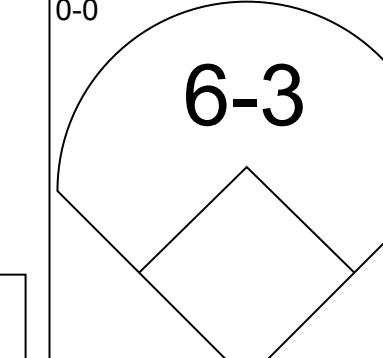
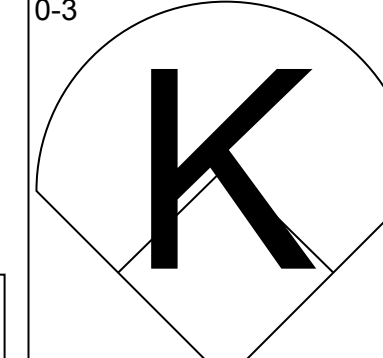
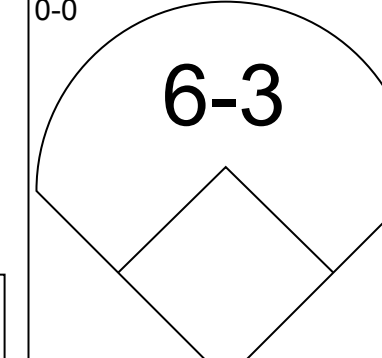
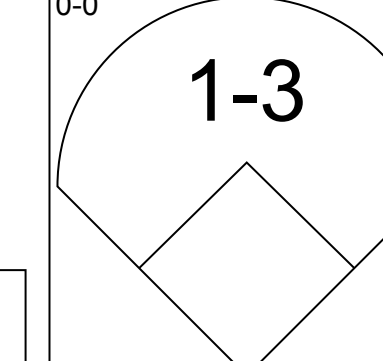
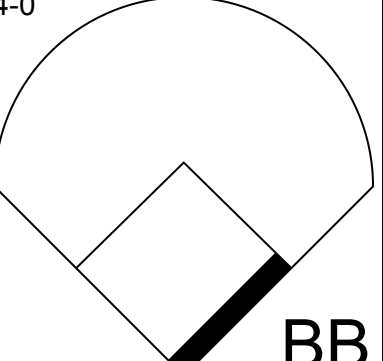
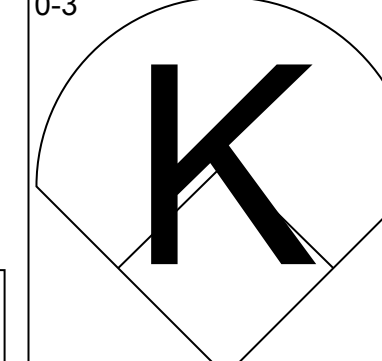
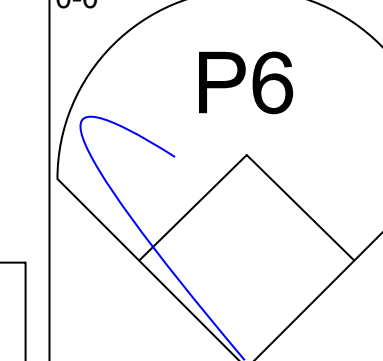
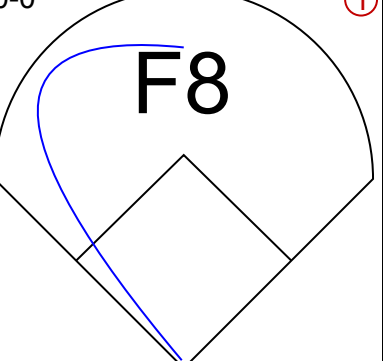
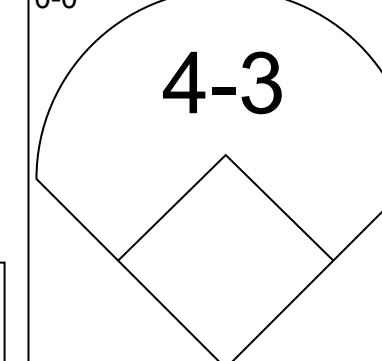
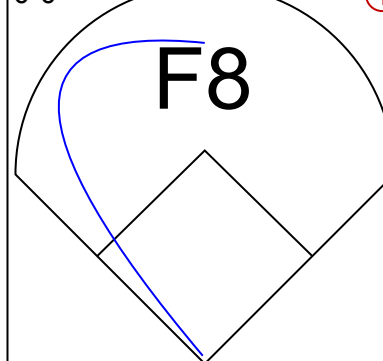
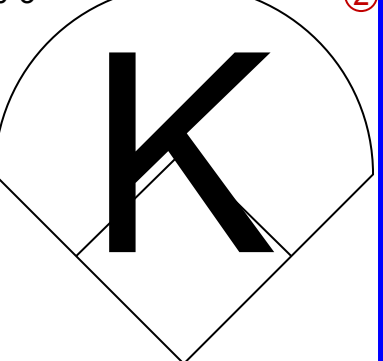
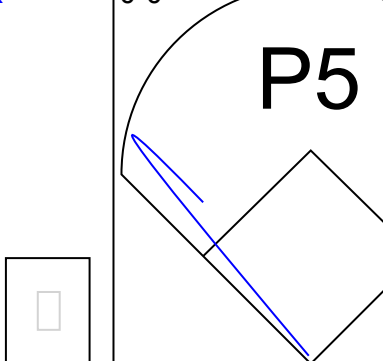
AB: 45  
R: 0  
H: 5  
RBI: 0  
BB: 5  
SO: 5  
LOB: 15

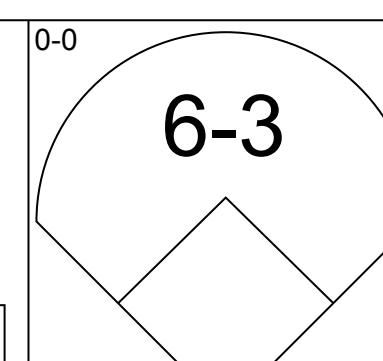
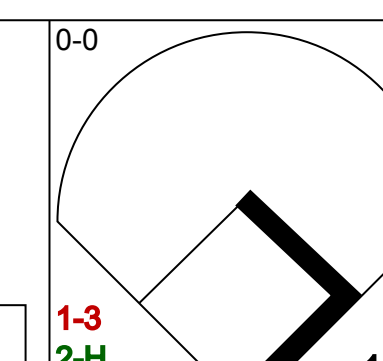
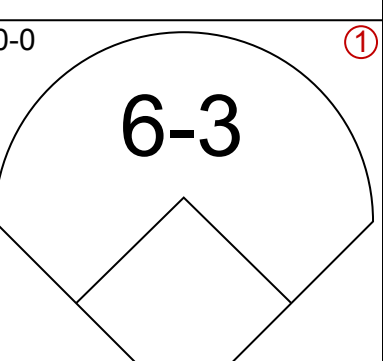
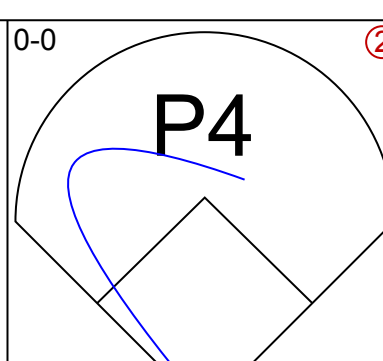
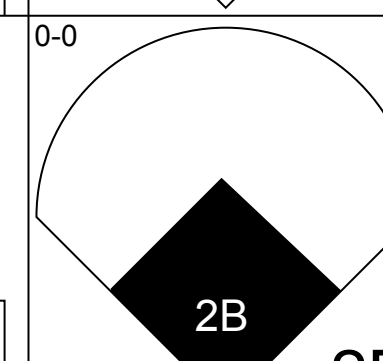
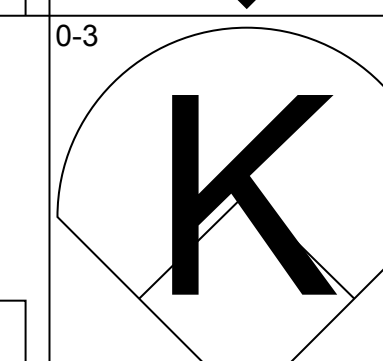
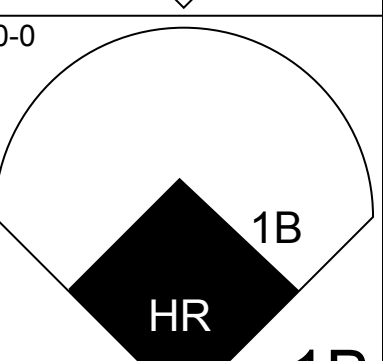
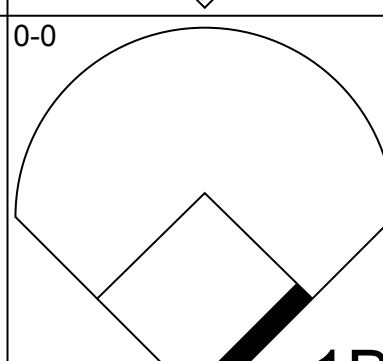
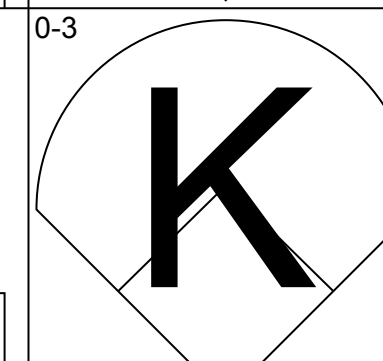
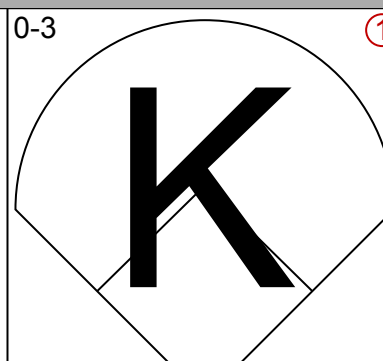
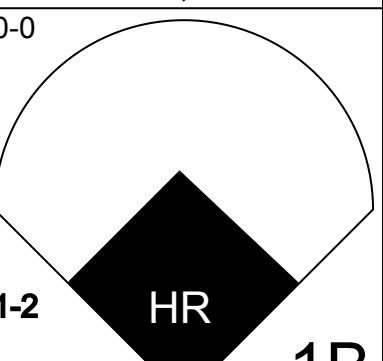
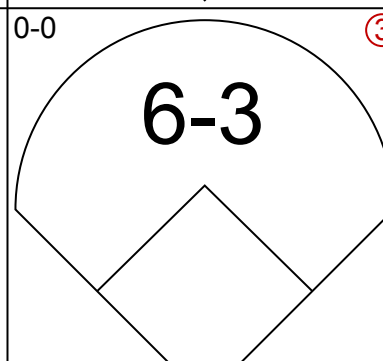
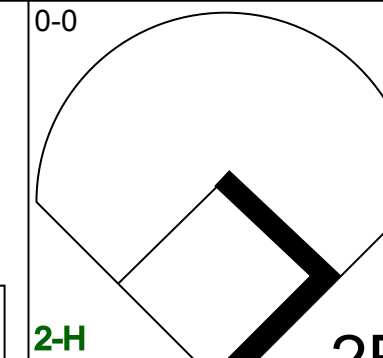
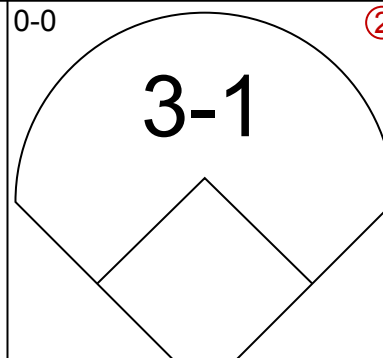
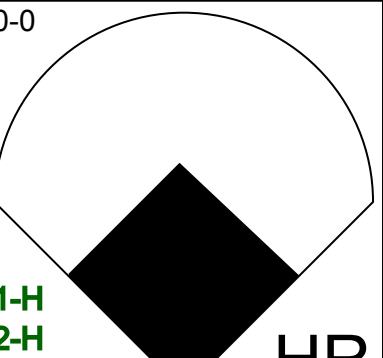
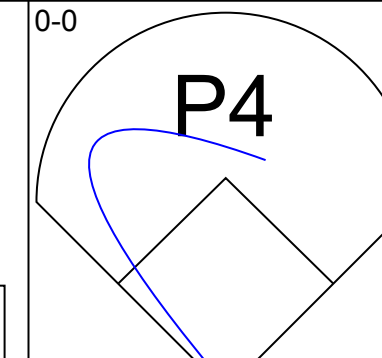
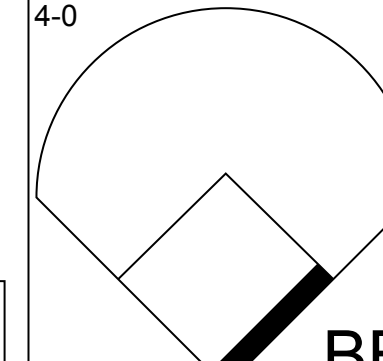
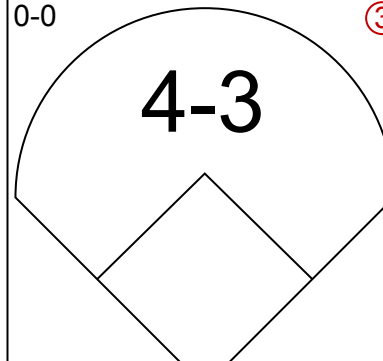
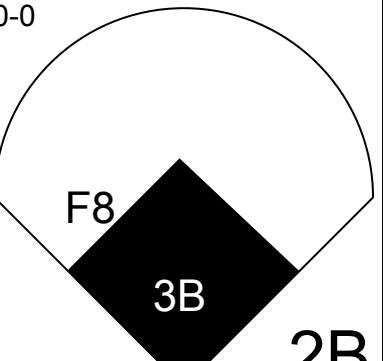

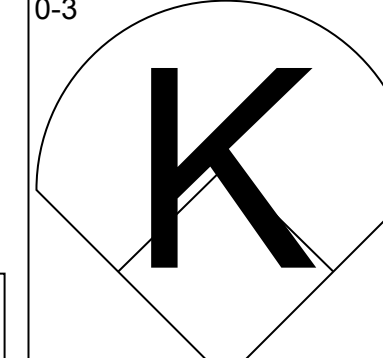
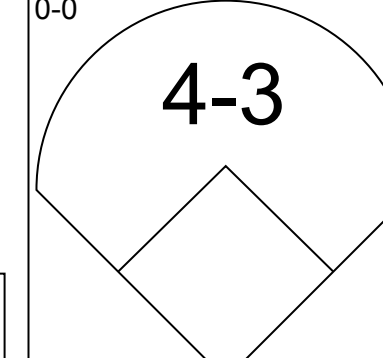
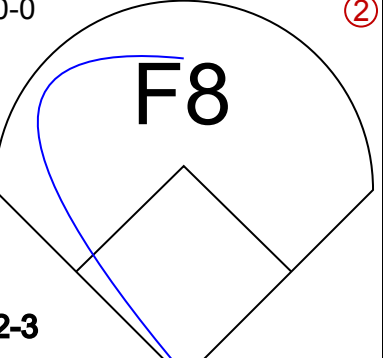
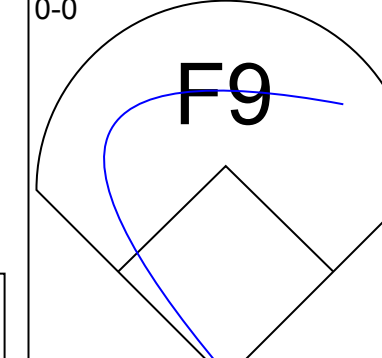
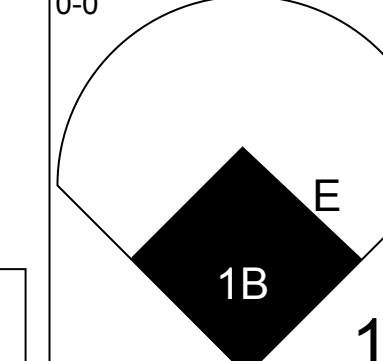
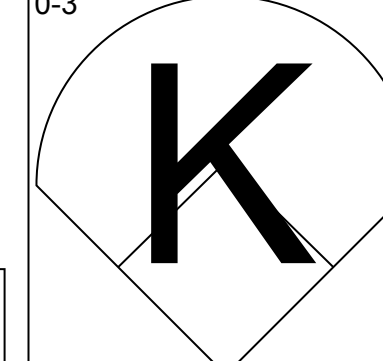
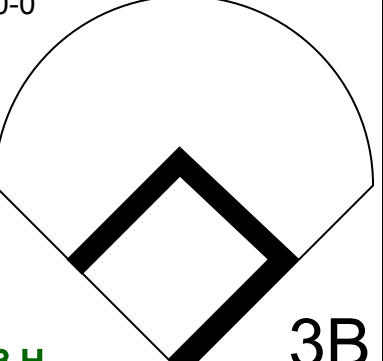
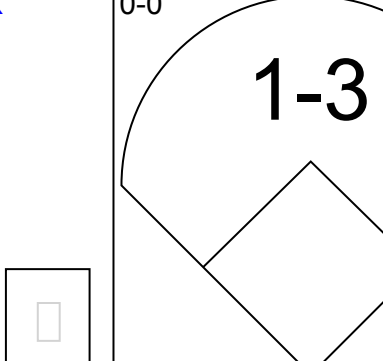
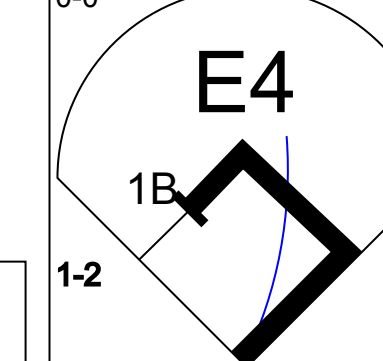
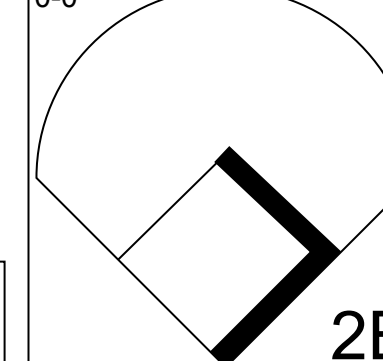
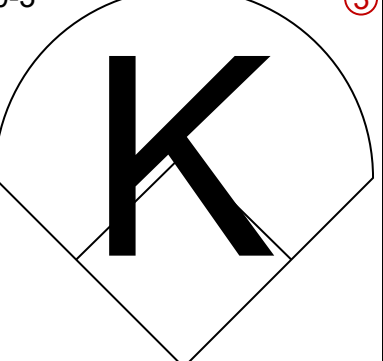
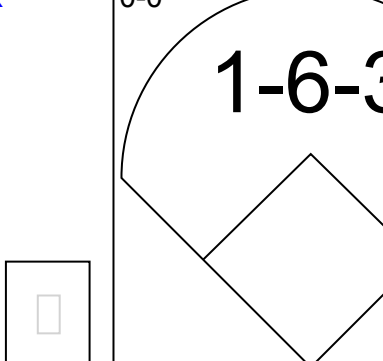


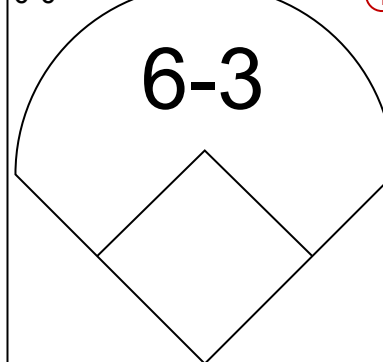
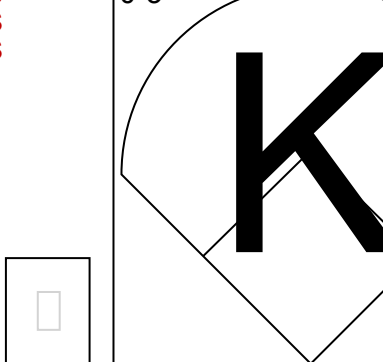
Batter	1	2	3	4	5	6	7	8	9	10	11	12	13	14	AB	R	H	RBI	BB	SO	LOB	BOTTOM						
<b>Tommie Agee, R</b> OBP: 0.333, SLG: 0.498 (1, 8)	K		6-3			P6			K						6	1	1	1	0	3	1							
<b>Bobby Pfeil, R</b> OBP: 0.248, SLG: 0.267 (1, 5)	K			F8		4-3			6-3			L5			5	0	0	0	0	1	0							
<b>Cleon Jones, R</b> OBP: 0.434, SLG: 0.518 (1, 7)	6-3			4-3	S	1B		F7		SH1-4	1B		E	1B	5	0	3	0	0	0	0							
<b>Art Shamsky, L</b> OBP: 0.392, SLG: 0.490 (1, 9)		1-3		4-3				F7		SH1-4			E1		3	0	0	0	0	0	1							
<b>Tug McGraw, R</b> OBP: 0.192, SLG: 0.200 (11, 1)				1-3									1B		1	0	1	0	0	0	0							
<b>Wayne Garrett, L</b> OBP: 0.303, SLG: 0.284 (1, 4)		K		K				K		4-3			F9		5	0	0	0	0	3	3							
<b>Ed Kranepool, L</b> OBP: 0.313, SLG: 0.383 (1, 3)		K						4-3							4	0	0	0	1	1	0							
<b>Bud Harrelson, S</b> OBP: 0.333, SLG: 0.289 (1, 6)			L7					F9		1-3			G3		5	0	0	0	0	1	2							
<b>Duffy Dyer, R</b> OBP: 0.333, SLG: 0.625 (1, 2)								F9						F3	5	0	1	0	0	1	0							
<b>Gary Gentry, R</b> OBP: 0.145, SLG: 0.132 (1, 1)															3	0	0	0	0	2	1							
<b>Rod Gaspar, S</b> OBP: 0.296, SLG: 0.269 (11, 9)			K			6-3				K					2	0	0	0	0	1	0							
<b>Inning Stats</b>	R: 0 E: 0 K: 2 S: 7	H: 0 LOB: 0 BB: 0 P: 7	R: 0 E: 0 K: 2 S: 7	H: 0 LOB: 0 BB: 0 P: 7	R: 0 E: 0 K: 1 S: 6	H: 1 LOB: 1 BB: 0 P: 6	R: 0 E: 0 K: 1 S: 6	H: 1 LOB: 1 BB: 0 P: 6	R: 0 E: 0 K: 0 S: 3	H: 0 LOB: 0 BB: 0 P: 3	R: 0 E: 0 K: 0 S: 3	H: 0 LOB: 0 BB: 0 P: 3	R: 0 E: 0 K: 1 S: 5	H: 0 LOB: 0 BB: 0 P: 5	R: 0 E: 0 K: 0 S: 3	H: 0 LOB: 0 BB: 0 P: 10	R: 0 E: 0 K: 3 S: 9	H: 0 LOB: 0 BB: 0 P: 9	R: 0 E: 1 K: 0 S: 4	H: 2 LOB: 1 BB: 0 P: 4	R: 0 E: 0 K: 0 S: 3	H: 0 LOB: 0 BB: 0 P: 3	R: 1 E: 0 K: 0 S: 2	H: 1 LOB: 0 BB: 0 P: 2	1B: 5 2B: 0 3B: 0 HR: 1	SF: 0 SAC: 1 DP: 0 HBP: 0	WP: 0 PB: 0 CS: 0	PA: 46
<b>PITCHER</b>	IP	WLS	BF	H	R	ER	SO	BB	IBB	HBP	BLK	WP	HR	S	P	ERA	WHIP											
<b>Juan Marichal, R</b> ERA: 2.3 (1, 1)	13.1		46	6	1	1	13	0	1	0	0	0	1	71	75	0.68	0.450											

**San Francisco Giants @ New York Mets**  
Shea Stadium, Flushing, NY  
Tue Aug 19 1969, 7:05 PM EDT  
Att. 48,968 - Unknown

AB: 44  
R: 1  
H: 6  
RBI: 1  
BB: 1  
SO: 13  
LOB: 8



Batter	1	2	3	4	5	6	7	8	9	AB	R	H	RBI	BB	SO	LOB	TOP					
<b>Bobby Bonds, R</b> OBP: 0.350, SLG: 0.471 (1, 9)										4	0	0	0	0	2	1	<b>San Francisco Giants @ New York Mets</b> Shea Stadium, Flushing, NY Wed Aug 20 1969, 7:05 PM EDT Att: 48,414 - Unknown <a href="http://livebaseballscorecards.com">livebaseballscorecards.com</a>					
<b>Don Mason, L</b> OBP: 0.306, SLG: 0.255 (1, 4)										4	0	2	0	0	0	0						
<b>Willie Mays, R</b> OBP: 0.360, SLG: 0.448 <b>Dave Marshall, L</b> OBP: 0.352, SLG: 0.310 (1, 8)										2	0	0	0	1	1	2						
<b>Willie McCovey, L</b> OBP: 0.451, SLG: 0.687 (1, 3)										3	0	0	0	1	0	1						
<b>Ken Henderson, S</b> OBP: 0.282, SLG: 0.323 (1, 7)										4	0	0	0	0	0	3						
<b>Bobby Etheridge, R</b> OBP: 0.371, SLG: 0.366 (1, 5)										3	0	0	0	0	1	0						
<b>Dick Dietz, R</b> OBP: 0.350, SLG: 0.392 (1, 2)										2	0	0	0	1	1	0						
<b>Hal Lanier, R</b> OBP: 0.253, SLG: 0.254 (1, 6)										3	0	0	0	0	0	1						
<b>Gaylord Perry, R</b> OBP: 0.165, SLG: 0.172 <b>Ray Sadecki, L</b> OBP: 0.161, SLG: 0.233 <b>John Stephenson, L</b> OBP: 0.211, SLG: 0.263 <b>Don McMahon, R</b> (8, 1)										2	0	0	0	0	1	1						
<b>Inning Stats</b>	R: 0 E: 0 K: 1 S: 6	H: 1 LOB: 2 BB: 1 P: 10	R: 0 E: 0 K: 0 S: 3	H: 0 LOB: 0 BB: 0 P: 3	R: 0 E: 0 K: 1 S: 6	H: 1 LOB: 1 BB: 0 P: 6	R: 0 E: 0 K: 1 S: 5	H: 0 LOB: 0 BB: 0 P: 5	R: 0 E: 0 K: 2 S: 7	H: 0 LOB: 1 BB: 1 P: 11	R: 0 E: 0 K: 0 S: 3	H: 0 LOB: 0 BB: 0 P: 7	R: 0 E: 0 K: 1 S: 5	H: 0 LOB: 0 BB: 0 P: 5	R: 0 E: 0 K: 0 S: 3	H: 0 LOB: 0 BB: 0 P: 3		R: 0 E: 0 K: 0 S: 3	H: 0 LOB: 0 BB: 0 P: 3	1B: 0 2B: 1 3B: 1 HR: 0	SF: 0 SAC: 0 DP: 0 HBP: 0	WP: 0 PB: 0 SB: 0 CS: 0
<b>PITCHER</b> <b>Jim McAndrew, R</b> ERA: 4.03 (1, 1)	IP: 9.0 WLS: W BF: 32 H: 2 R: 0 ER: 0 SO: 6 BB: 2 IBB: 1 HBP: 0 BLK: 0 WP: 0 HR: 0 S: 41 P: 53 ERA: 0.00 WHIP: 0.444																					

Batter	1	2	3	4	5	6	7	8	9	AB	R	H	RBI	BB	SO	LOB	BOTTOM			
<b>Tommie Agee, R</b> OBP: 0.333, SLG: 0.495 (1, 8)										4	0	1	1	0	0	0	<b>San Francisco Giants @ New York Mets</b> Shea Stadium, Flushing, NY Wed Aug 20 1969, 7:05 PM EDT Att: 48,414 - Unknown <a href="http://livebaseballscorecards.com">livebaseballscorecards.com</a>			
<b>Bobby Pfeil, R</b> OBP: 0.282, SLG: 0.288 (1, 5)										4	2	3	0	0	1	1				
<b>Cleon Jones, R</b> OBP: 0.433, SLG: 0.515 (1, 7)										4	1	1	0	0	2	2				
<b>Art Shamsky, L</b> OBP: 0.398, SLG: 0.510 <b>Rod Gaspar, S</b> OBP: 0.296, SLG: 0.269 (1, 9)										4	1	2	4	0	0	0				
<b>Wayne Garrett, L</b> OBP: 0.305, SLG: 0.288 (1, 4)										3	1	1	0	1	1	0				
<b>Ed Kranepool, L</b> OBP: 0.310, SLG: 0.378 (1, 3)										4	0	0	0	0	1	3				
<b>Bud Harrelson, S</b> OBP: 0.335, SLG: 0.300 (1, 6)										4	1	2	1	0	1	0				
<b>Duffy Dyer, R</b> OBP: 0.318, SLG: 0.600 (1, 2)										4	0	1	0	0	1	2				
<b>Jim McAndrew, R</b> OBP: 0.280, SLG: 0.227 (1, 1)										4	0	0	0	0	3	3				
<b>Inning Stats</b>	R: 1 E: 0 K: 2 S: 9	H: 2 LOB: 2 BB: 1 P: 13	R: 1 E: 1 K: 2 S: 9	H: 2 LOB: 1 BB: 0 P: 9	R: 0 E: 0 K: 1 S: 5	H: 0 LOB: 0 BB: 0 P: 5	R: 0 E: 0 K: 2 S: 8	H: 1 LOB: 1 BB: 0 P: 8	R: 4 E: 0 K: 1 S: 10	H: 5 LOB: 1 BB: 0 P: 10	R: 0 E: 0 K: 0 S: 4	H: 1 LOB: 0 BB: 0 P: 4	R: 0 E: 0 K: 1 S: 5	H: 0 LOB: 0 BB: 0 P: 5	R: 0 E: 0 K: 1 S: 5	H: 0 LOB: 0 BB: 0 P: 5		1B: 5 2B: 4 3B: 1 HR: 1	SF: 0 SAC: 0 DP: 0 HBP: 0	WP: 0 PB: 0 SB: 0 CS: 0
<b>PITCHER</b> <b>Gaylord Perry, R</b> ERA: 2.68 <b>Ray Sadecki, L</b> ERA: 4.7 <b>Don McMahon, R</b> ERA: 4.46 (8, 1)	IP: 4.1 WLS: L BF: 23 H: 9 R: 6 ER: 5 SO: 7 BB: 1 IBB: 0 HBP: 0 BLK: 0 WP: 0 HR: 1 S: 36 P: 40 ERA: 10.38 WHIP: 2.308																			



Batter	1	2	3	4	5	6	7	8	9	10	11	AB	R	H	RBI	BB	SO	LOB	TOP						
Don Mason, L OBP: 0.302, SLG: 0.249 (1, 4)	F8		5-3		4-3 E BB		4-3	FC4-6 1-2			F7	5	1	0	0	1	0	2							
Ken Henderson, S OBP: 0.290, SLG: 0.330 (1, 9)	FC5-4 BB				4-3 E BB		P5			5-3		3	1	1	1	3	0	0							
Dave Marshall, L OBP: 0.347, SLG: 0.306 (1, 7)	K		F7		E3 4-3		E8 HR			K		6	1	1	0	0	2	5							
Willie McCovey, L OBP: 0.451, SLG: 0.682 (1, 3)	FC5-4 1-2				4-3		4-3 HR			4-3		4	1	1	1	1	0	2							
Bobby Bonds, R OBP: 0.351, SLG: 0.483 (1, 8)					K		K					5	2	2	4	0	2	2							
Jim Davenport, R OBP: 0.313, SLG: 0.331 (1, 5)					K					1-3		5	0	0	0	0	1	1							
Dick Dietz, R OBP: 0.351, SLG: 0.386 (1, 2)					FC6-4 1B		6-3			F9		5	0	0	0	0	1	1							
Hal Lanier, R OBP: 0.254, SLG: 0.256 (1, 6)					K		1-3			K		3	0	0	0	2	1	0							
Ron Bryant, S OBP: 0.266, SLG: 0.167 (7, 1)					K							5	0	2	0	0	0	1							
Frank Linzy, R OBP: 0.360, SLG: 0.238 (9, 1)					4-3		F7					3	0	0	0	0	1	1							
Don McMahon, R OBP: 0.143, SLG: 0.143 (9, 1)										FC4-6 1B		1	1	1	0	0	0	0							
<b>Inning Stats</b>	R: 0 E: 0 K: 1 S: 5	H: 0 LOB: 1 BB: 1 P: 9	R: 1 E: 0 K: 0 S: 3	H: 1 LOB: 0 BB: 1 P: 7	R: 0 E: 0 K: 1 S: 5	H: 0 LOB: 1 BB: 1 P: 9	R: 0 E: 0 K: 1 S: 6	H: 2 LOB: 2 BB: 1 P: 10	R: 2 E: 1 K: 1 S: 6	H: 0 LOB: 1 BB: 2 P: 14	R: 3 E: 1 K: 1 S: 7	H: 2 LOB: 0 BB: 1 P: 11	R: 0 E: 0 K: 0 S: 4	H: 1 LOB: 1 BB: 0 P: 4	R: 0 E: 0 K: 1 S: 5	H: 0 LOB: 0 BB: 0 P: 5	R: 0 E: 0 K: 1 S: 5	H: 0 LOB: 0 BB: 0 P: 5	R: 1 E: 0 K: 0 S: 5	H: 2 LOB: 1 BB: 0 P: 5	1B: 6 2B: 0 3B: 1 HR: 2	SF: 0 SAC: 0 DP: 1 HBP: 0	WP: 0 PB: 0 SB: 0 CS: 0	PA: 48	
<b>PITCHER</b>	IP 7.0	WLS 1.0	BF 33	H 6	R 6	ER 4	SO 5	BB 6	IBB 1	HBP 0	BLK 0	WP 0	HR 2	S 36	P 64	ERA 5.14	WHIP 1.714								
Tom Seaver, R ERA: 2.64 (8, 1)	1.0	4	1	0	0	0	0	0	0	0	0	0	0	4	4	0.00	1.000								
Cal Koonce, R ERA: 5.05 (9, 1)	1.0	3	0	0	0	1	0	0	0	0	0	0	0	5	5	0.00	0.000								
Jack Dilaura, L ERA: 2.59 (10, 1)	2.0	L	8	2	1	1	1	0	0	0	0	0	0	10	10	4.50	1.000								

San Francisco Giants @ New York Mets  
Shea Stadium, Flushing, NY  
Thu Aug 21 1969, 7:05 PM EDT  
Att: 42,795 - Unknown

livebaseballscores.com  
AB 41  
R 7  
H 9  
RBI 6  
BB 7  
SO 7  
LOB 14



Batter	1	2	3	4	5	6	7	8	9	10	11	AB	R	H	RBI	BB	SO	LOB	BOTTOM						
Bud Harrelson, S OBP: 0.330, SLG: 0.294 (1, 6)	1-3		SH1-4 1-2		K		F7	K		K		5	0	0	0	0	3	4							
Bobby Pilel, R OBP: 0.299, SLG: 0.290 (1, 5)	F7		5-3				F7	1B 2B		5-3		6	1	1	1	0	0	1							
Tommy Agee, R OBP: 0.335, SLG: 0.501 (1, 8)			4-3				WP BB	1B 2B 3H		4-3		5	1	2	3	1	0	1							
Cleon Jones, R OBP: 0.436, SLG: 0.516 (1, 7)	4-3						FC6-4 BB	1B		1B		5	1	3	0	1	0	0							
Donn Clendenon, R OBP: 0.287, SLG: 0.392 (7, PH)			E7		K		P4	F7				3	1	1	0	0	1	3							
Art Shamsky, L OBP: 0.399, SLG: 0.510 (8, 3)					K		F7			1B		2	0	1	0	0	0	2							
Tug McGraw, R OBP: 0.190, SLG: 0.200 (10, 1)			2B 1B							1B		0	0	0	0	0	0	0							
Ron Swoboda, R OBP: 0.322, SLG: 0.338 (1, 9)			9-5 2B		F7		FC6-4 1-2			1-4-3		5	0	2	2	0	0	3							
Duffy Dyer, R OBP: 0.296, SLG: 0.520 (1, 2)			9-5 2-3F		5-3					K		5	0	1	0	0	2	4							
Al Weis, S OBP: 0.265, SLG: 0.307 (8, PH)			F9									3	1	1	0	0	0	0							
Wayne Garrett, L OBP: 0.303, SLG: 0.286 (9, 4)					F8					P5		2	0	0	0	0	0	1							
Tom Seaver, R ERA: 2.64 (7, PH)	6.2	13	7	1	1	1	1	0	0	0	0	2	0	0	0	0	0	0							
Frank Linzy, R ERA: 3.54 (8, PH)	2.0	W	7	0	0	0	2	0	0	0	0	2	0	0	0	0	0	0							
Don McMahon, R ERA: 4.22 (10, 3)	2.1	W	7	0	0	0	2	0	0	0	0	11	0	0	0	0	0	0							
<b>Inning Stats</b>	R: 1 E: 0 K: 0 S: 4	H: 1 LOB: 0 BB: 0 P: 4	R: 1 E: 1 K: 0 S: 4	H: 2 LOB: 0 BB: 0 P: 4	R: 0 E: 1 K: 0 S: 4	H: 0 LOB: 1 BB: 1 P: 4	R: 0 E: 0 K: 1 S: 6	H: 1 LOB: 1 BB: 0 P: 6	R: 0 E: 0 K: 2 S: 7	H: 0 LOB: 0 BB: 0 P: 7	R: 3 E: 0 K: 1 S: 10	H: 5 LOB: 2 BB: 0 P: 10	R: 0 E: 0 K: 1 S: 7	H: 2 LOB: 2 BB: 0 P: 7	R: 1 E: 0 K: 1 S: 8	H: 3 LOB: 2 BB: 0 P: 8	R: 0 E: 0 K: 1 S: 5	H: 0 LOB: 0 BB: 0 P: 5	R: 0 E: 0 K: 0 S: 3	H: 0 LOB: 0 BB: 0 P: 3	1B: 11 2B: 3 3B: 0 HR: 1	SF: 0 SAC: 1 DP: 1 HBP: 0	WP: 1 PB: 0 SB: 0 CS: 0	PA: 49	
<b>PITCHER</b>	IP 6.2	WLS 13	BF 29	H 7	R 1	ER 5	SO 4	BB 2	IBB 0	HBP 0	BLK 0	WP 1	HR 1	S 35	P 43	ERA 6.75	WHIP 1.350								
Ron Bryant, L ERA: 4.21 (7, 1)	2.0	13	7	1	1	1	1	0	0	0	0	0	0	0	0	0	0	0							
Frank Linzy, R ERA: 3.54 (8, PH)	2.1	W	7	0	0	0	2	0	0	0	0	11	0	0	0	0	0	0							

San Francisco Giants @ New York Mets  
Shea Stadium, Flushing, NY  
Thu Aug 21 1969, 7:05 PM EDT  
Att: 42,795 - Unknown

livebaseballscores.com  
AB 46  
R 6  
H 14  
RBI 6  
BB 2  
SO 7  
LOB 19

















Batter	1	2	3	4	5	6	7	8	9	AB R H RBI BB SO LOB	TOP																	
<b>Bud Harrelson, S</b> (1, 6) OBP: 0.324, SLG: 0.287	0-3 K		0-0 6-3		0-0 CS	0-0 4-3	0-0 1B 1B		4-0 1B BB	4 1 1 1 1 1 0	<b>New York Mets @ San Diego Padres</b> San Diego Stadium, San Diego, CA Tue Aug 26 1969, 10:05 PM EDT Unknown																	
<b>Bobby Pfeil, R</b> (1, 5) OBP: 0.282, SLG: 0.291	0-0 6-3			0-3 K		0-0 1B 1B	0-0 4-3		0-0 1B	5 1 2 1 0 1 1																		
<b>Tommie Agee, R</b> (1, 8) OBP: 0.339, SLG: 0.499	4-0 BB			4-0 HR BB		0-0 1B 1B	0-0 1B		0-0 1B	3 2 2 1 2 0 2																		
<b>Cleon Jones, R</b> (1, 7) OBP: 0.433, SLG: 0.514	0-0 4-3			0-0 P4		0-0 1B 1B	0-0 L5			4 0 1 2 0 0 3																		
<b>Rod Gaspar, S</b> (7, 7) OBP: 0.295, SLG: 0.268						1-H 2-H 2B				0 0 0 0 0 0 0																		
<b>Donn Clendenon, R</b> (1, 3) OBP: 0.293, SLG: 0.404		1-0 HBP		0-0 HR		0-0 F9			0-0 F9	3 1 1 2 0 0 0																		
<b>Ron Svoboda, R</b> (1, 9) OBP: 0.324, SLG: 0.369		0-0 G3-6-3		0-3 K					0-0 6-3	4 1 1 1 0 1 1																		
<b>Jerry Grote, R</b> (1, 2) OBP: 0.306, SLG: 0.343		0-0 6-3				0-3 K			0-0 1B 1B BB	3 1 1 0 1 1 0																		
<b>Al Weis, S</b> (1, 4) OBP: 0.269, SLG: 0.311			0-0 P3		0-0 CS 1B		0-0 E8 1B 4-3 1B		0-0 F7	4 1 2 0 0 0 1																		
<b>Tom Seaver, R</b> (1, 1) OBP: 0.203, SLG: 0.136			0-0 6-3		0-3 K		0-3 K		0-0 1-3	4 0 0 0 0 2 3																		
<b>Inning Stats</b>	R: 0 E: 0 K: 1 S: 5	H: 0 LOB: 1 BB: 1 P: 9	R: 0 E: 0 K: 0 S: 2	H: 0 LOB: 0 BB: 0 P: 3	R: 0 E: 0 K: 0 S: 3	H: 0 LOB: 0 BB: 0 P: 3	R: 2 E: 0 K: 2 S: 8	H: 1 LOB: 0 BB: 1 P: 12	R: 0 E: 0 K: 2 S: 7	H: 1 LOB: 0 BB: 0 P: 7	R: 2 E: 0 K: 0 S: 5	H: 3 LOB: 0 BB: 0 P: 5	R: 4 E: 1 K: 1 S: 10	H: 5 LOB: 1 BB: 0 P: 10	R: 0 E: 0 K: 0 S: 3	H: 0 LOB: 1 BB: 1 P: 7	R: 0 E: 0 K: 0 S: 3	H: 1 LOB: 1 BB: 1 P: 7	1B: 8 2B: 1 3B: 0 HR: 2	SF: 0 SAC: 0 DP: 2 HBP: 1	WP: 0 PB: 0 SB: 0 CS: 1	PA: 40						
<b>PITCHER</b>	IP WLS BF H R ER SO BB IBB HBP BLK WP HR S P ERA WHIP											<b>PITCHER</b>	IP WLS BF H R ER SO BB IBB HBP BLK WP HR S P ERA WHIP															
<b>Dick Kelley, L</b> (1, 1) ERA: 3.58	4.0	15	1	2	2	3	2	0	0	0	0	0	0	1	18	27	4.50	0.750										
<b>Tommie Sisk, R</b> (5, 1) ERA: 5.83	2.0	L	8	4	2	2	2	0	0	0	0	0	0	0	12	12	9.00	2.000										
<b>Gary Ross, R</b> (7, 1) ERA: 4.82	0.1		5	4	4	1	0	0	0	0	0	0	0	1	7	7	108.00	12.000										
<b>Dave Roberts, L</b> (7, 1) ERA: 4.94	2.2		11	2	0	0	0	2	0	0	0	0	0	0	9	17	0.00	1.500										

AB	34
R	8
H	11
RBI	8
BB	4
SO	6
LOB	11



Batter	1	2	3	4	5	6	7	8	9	AB R H RBI BB SO LOB	BOTTOM																	
<b>Jose Arcia, R</b> (1, 4) OBP: 0.239, SLG: 0.247	0-0 4-3		0-0 F7			0-0 6-3		0-0 5-3		4 0 0 0 0 0 0	<b>New York Mets @ San Diego Padres</b> San Diego Stadium, San Diego, CA Tue Aug 26 1969, 10:05 PM EDT Unknown																	
<b>Roberto Pena, R</b> (1, 6) OBP: 0.276, SLG: 0.290	0-0 G3		0-0 F8			0-3 K		0-0 F8		4 0 0 0 0 1 0																		
<b>Ollie Brown, R</b> (1, 9) OBP: 0.309, SLG: 0.398	0-3 K			0-3 K			0-0 HR		0-0 5-3	4 1 1 1 0 2 0																		
<b>Al Ferrara, R</b> (1, 7) OBP: 0.366, SLG: 0.472		0-0 F8		0-0 5-3			0-0 E6 FC4-6		0-0 FC6-4 1B	4 0 1 0 0 0 0																		
<b>Nate Colbert, R</b> (1, 3) OBP: 0.321, SLG: 0.472		4-0 HR BB		0-0 F9			0-3 K		0-0 FC6-4	3 1 0 0 1 1 2																		
<b>Van Kelly, L</b> (1, 5) OBP: 0.264, SLG: 0.348		0-0 F8			0-0 F8		0-0 FC4-6 3B		0-0 FC1-4-6	4 1 0 0 0 0 3																		
<b>Cito Gaston, R</b> (1, 8) OBP: 0.275, SLG: 0.314				1-H HR		0-3 K				3 1 2 3 0 1 0																		
<b>Walt Hrinaniak, L</b> (1, 2) OBP: 0.347, SLG: 0.230		0-0 F8			0-0 P6				0-0 6-3	3 0 0 0 0 0 1																		
<b>Dick Kelley, R</b> (1, 1) OBP: 0.109, SLG: 0.130						0-3 K			0-0 P6	1 0 0 0 0 0 0																		
<b>Tommie Sisk, R</b> (5, 1) OBP: 0.162, SLG: 0.200										0 0 0 0 0 0 0																		
<b>Ivan Murrell, R</b> (6, PH) OBP: 0.298, SLG: 0.351										1 0 0 0 0 1 0																		
<b>Gary Ross, R</b> (7, 1) OBP: 0.298, SLG: 0.351										0 0 0 0 0 0 0																		
<b>Dave Roberts, L</b> (7, 1) OBP: 0.333, SLG: 0.333										1 0 0 0 0 0 0																		
<b>Inning Stats</b>	R: 0 E: 0 K: 1 S: 5	H: 0 LOB: 0 BB: 0 P: 5	R: 2 E: 0 K: 0 S: 4	H: 1 LOB: 0 BB: 1 P: 8	R: 0 E: 0 K: 0 S: 3	H: 0 LOB: 0 BB: 0 P: 3	R: 0 E: 0 K: 1 S: 5	H: 0 LOB: 0 BB: 0 P: 5	R: 0 E: 0 K: 2 S: 7	H: 0 LOB: 0 BB: 0 P: 7	R: 2 E: 1 K: 1 S: 8	H: 2 LOB: 1 BB: 0 P: 8	R: 0 E: 0 K: 0 S: 3	H: 0 LOB: 0 BB: 0 P: 3	R: 0 E: 0 K: 0 S: 4	H: 1 LOB: 1 BB: 0 P: 4	1B: 1 2B: 0 3B: 1 HR: 2	SF: 0 SAC: 0 DP: 0 HBP: 0	WP: 0 PB: 0 SB: 0 CS: 0	PA: 33								
<b>PITCHER</b>	IP WLS BF H R ER SO BB IBB HBP BLK WP HR S P ERA WHIP											<b>PITCHER</b>	IP WLS BF H R ER SO BB IBB HBP BLK WP HR S P ERA WHIP															
<b>Tom Seaver, R</b> (1, 1) ERA: 2.65	9.0	W	33	4	4	3	6	1	0	0	0	0	0	2	44	48	3.00	0.556										

AB	32
R	4
H	4
RBI	4
BB	1
SO	6
LOB	6





Batter	1	2	3	4	5	6	7	8	9	AB	R	H	RBI	BB	SO	LOB	TOP					
Tommie Agee, R OBP: 0.344, SLG: 0.501 (1, 8)	0-0 1B		0-0 SH2-4 1B		0-0 L6		0-0 SH2-3 1B	4-0 IBB		4	1	3	0	1	0	0	<b>New York Mets @ San Diego Padres</b> San Diego Stadium, San Diego, CA Tue Aug 26 1969, 10:05 PM EDT Att: 8,873 - Unknown					
Bobby Pfeil, R OBP: 0.257, SLG: 0.286 (1, 5)	0-3 K		0-0 SH2-4		0-0 F7		0-0 SH2-3	0-0 P4		3	0	0	0	0	1	3						
Cleon Jones, R OBP: 0.433, SLG: 0.512 (1, 7)	0-0 F9		4-0 BB		0-0 F8		0-0 P3		0-0 1B PB 1B	4	1	1	0	1	0	2						
Art Shamsky, L OBP: 0.394, SLG: 0.514 (1, 3)	0-0 P4		0-0 F7			0-0 G6-4-3 1B	0-0 1B		0-3 K	5	1	2	1	0	1	5						
Ken Boswell, L OBP: 0.303, SLG: 0.330 Bud Harrelson, S OBP: 0.324, SLG: 0.286 (7, 6)		0-0 FC5-4 1B	0-0 F7			0-0 G6-4-3 1B	4-0 IBB		0-0 F9	3	0	2	0	1	0	3						
Ron Swoboda, R OBP: 0.325, SLG: 0.370 (1, 9)		0-0 FC5-4 1B		0-0 1B		0-0 G6-4-3	0-0 F3		0-0 PB 1B	5	0	2	0	0	0	5						
Duffy Dyer, R OBP: 0.314, SLG: 0.452 (1, 2)	0-0 5-3			0-0 1B		4-0 1B BB		4-0 SH1 BB	0-3 K	3	0	1	0	2	1	2						
Al Weis, S OBP: 0.270, SLG: 0.311 (7, 4)	0-0 F9			0-0 5-3		0-0 1B		0-0 SH1		3	0	1	1	0	0	2						
Jim McAndrew, R OBP: 0.276, SLG: 0.231 (1, 1)			0-0 SH2-4 1B	0-0 4-3		0-0 K		0-3 K		4	0	1	0	0	2	4						
<b>Inning Stats</b>	R: 0 E: 0 K: 1 S: 6	H: 1 LOB: 1 BB: 0 P: 6	R: 0 E: 0 K: 0 S: 4	H: 1 LOB: 1 BB: 0 P: 4	R: 0 E: 0 K: 0 S: 5	H: 2 LOB: 3 BB: 1 P: 9	R: 0 E: 0 K: 0 S: 4	H: 2 LOB: 1 BB: 0 P: 4	R: 0 E: 0 K: 0 S: 3	H: 0 LOB: 0 BB: 0 P: 3	R: 1 E: 0 K: 1 S: 7	H: 3 LOB: 2 BB: 1 P: 11	R: 1 E: 0 K: 0 S: 5	H: 2 LOB: 2 BB: 1 P: 9	R: 0 E: 0 K: 1 S: 5	H: 0 LOB: 2 BB: 2 P: 13		R: 1 E: 0 K: 2 S: 9	H: 2 LOB: 1 BB: 0 P: 9	1B: 13 2B: 0 3B: 0 HR: 0	SF: 0 SAC: 3 DP: 1 HBP: 0	WP: 0 PB: 1 SB: 0 CS: 0
<b>PITCHER</b>	IP WLS BF H R ER SO BB IBB HBP BLK WP HR S P ERA WHIP	IP WLS BF H R ER SO BB IBB HBP BLK WP HR S P ERA WHIP																	IP WLS BF H R ER SO BB IBB HBP BLK WP HR S P ERA WHIP			
Joe Niekro, R ERA: 3.06 Frank Reberger, R ERA: 3.8	(1, 1) 8.0 L 38 11 2 2 3 3 2 0 0 0 0 0 0 39 59 2.25 1.750	(9, 1) 1.0 5 2 1 1 2 0 0 0 0 0 0 0 0 9 9 9.00 2.000																				

AB	35
R	3
H	13
RBI	2
BB	5
SO	5
LOB	27





Batter	1	2	3	4	5	6	7	8	9	AB	R	H	RBI	BB	SO	LOB	BOTTOM					
Jose Arcia, R OBP: 0.234, SLG: 0.242 (1, 4)	0-0 F9		0-0 F3		0-0 4-3			0-0 4-3		4	0	0	0	0	0	1	<b>New York Mets @ San Diego Padres</b> San Diego Stadium, San Diego, CA Tue Aug 26 1969, 10:05 PM EDT Att: 8,873 - Unknown					
Roberto Pena, R OBP: 0.280, SLG: 0.295 (1, 6)	0-0 E4		0-0 FC6-5 2B		0-0 6-3			0-0 1B		4	0	2	0	0	0	1						
Ollie Brown, R OBP: 0.307, SLG: 0.395 (1, 9)	0-3 K		0-0 FC6-5			0-0 P3		0-0 F8		4	0	0	0	0	1	3						
Larry Stahl, L OBP: 0.275, SLG: 0.331 (1, 7)	0-3 K			0-0 F6		0-0 F7			0-0 6-3	4	0	0	0	0	1	1						
Nate Colbert, R OBP: 0.318, SLG: 0.467 (1, 3)		0-3 K		0-0 6-3		0-3 K			0-0 F8	4	0	0	0	0	2	0						
Van Kelly, L OBP: 0.264, SLG: 0.345 (1, 5)		0-0 F7			0-0 1B		0-0 6-3		0-0 F9	4	0	1	0	0	0	0						
Cito Gaston, R OBP: 0.276, SLG: 0.314 (1, 8)				0-0 F8			0-0 5-3			3	0	1	0	0	0	1						
Chris Cannizzaro, R OBP: 0.307, SLG: 0.300 (1, 2)					0-3 K		0-0 F9			3	0	0	0	0	2	1						
Joe Niekro, R OBP: 0.212, SLG: 0.156 Walt Hrinak, L OBP: 0.342, SLG: 0.226 Frank Reberger, L (8, PH) (9, 1)			0-0 F9		0-0 4-3 2B			0-0 6-3		2	0	1	0	0	0	0						
<b>Inning Stats</b>	R: 0 E: 1 K: 2 S: 8	H: 0 LOB: 1 BB: 0 P: 8	R: 0 E: 0 K: 2 S: 8	H: 1 LOB: 1 BB: 0 P: 8	R: 0 E: 0 K: 0 S: 4	H: 1 LOB: 1 BB: 0 P: 4	R: 0 E: 0 K: 0 S: 4	H: 1 LOB: 1 BB: 0 P: 4	R: 0 E: 0 K: 1 S: 6	H: 1 LOB: 1 BB: 0 P: 6	R: 0 E: 0 K: 1 S: 5	H: 0 LOB: 0 BB: 0 P: 5	R: 0 E: 0 K: 0 S: 3	H: 0 LOB: 0 BB: 0 P: 3	R: 0 E: 0 K: 0 S: 4	H: 1 LOB: 1 BB: 0 P: 4		R: 0 E: 0 K: 0 S: 3	H: 0 LOB: 0 BB: 0 P: 3	1B: 3 2B: 2 3B: 0 HR: 0	SF: 0 SAC: 0 DP: 0 HBP: 0	WP: 0 PB: 0 SB: 0 CS: 0
<b>PITCHER</b>	IP WLS BF H R ER SO BB IBB HBP BLK WP HR S P ERA WHIP	IP WLS BF H R ER SO BB IBB HBP BLK WP HR S P ERA WHIP																	IP WLS BF H R ER SO BB IBB HBP BLK WP HR S P ERA WHIP			
Jim McAndrew, R ERA: 3.66	(1, 1) 9.0 W 33 5 0 0 6 0 0 0 0 0 0 0 45 45 0.00 0.556																					

AB	33
R	0
H	5
RBI	0
BB	0
SO	6
LOB	8

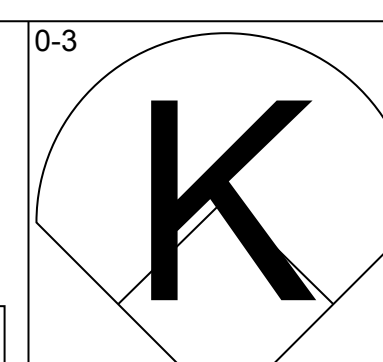
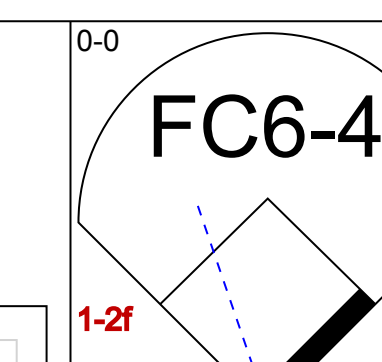
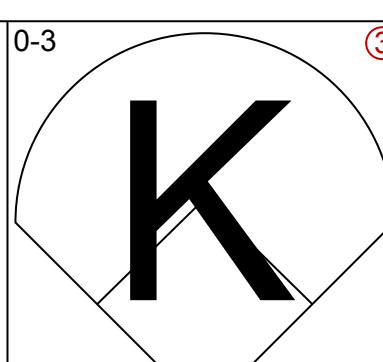
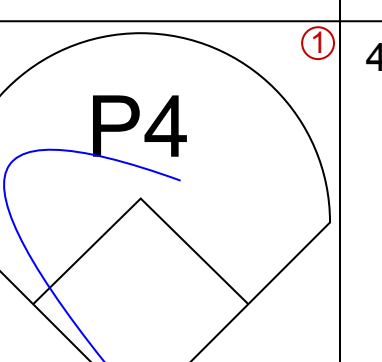
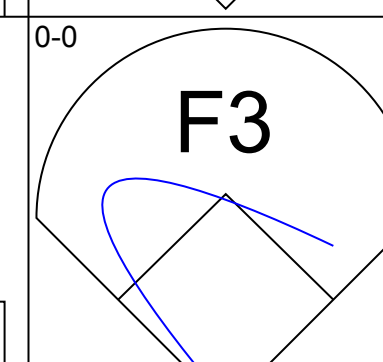
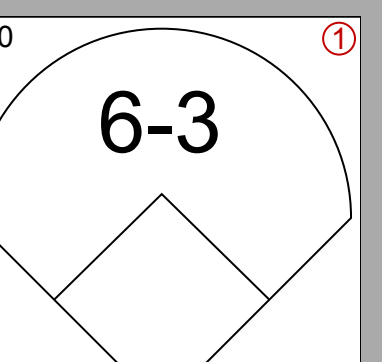
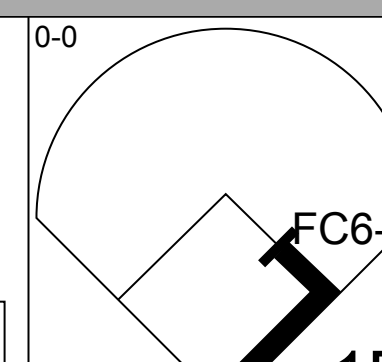
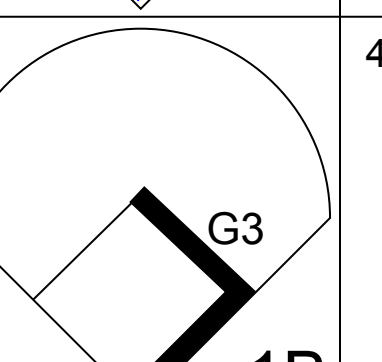
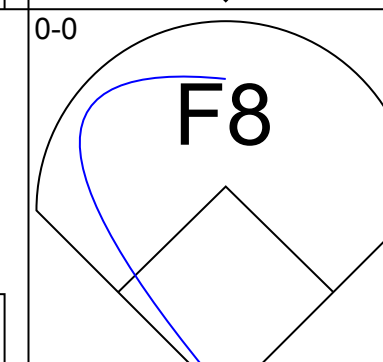
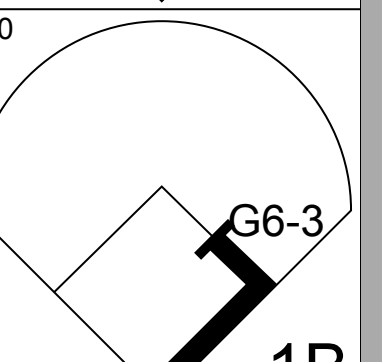
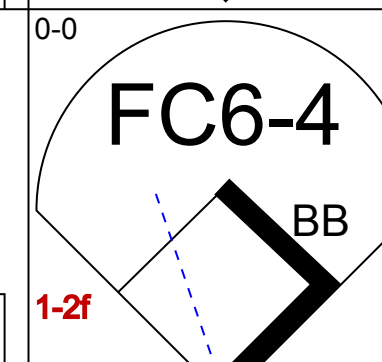
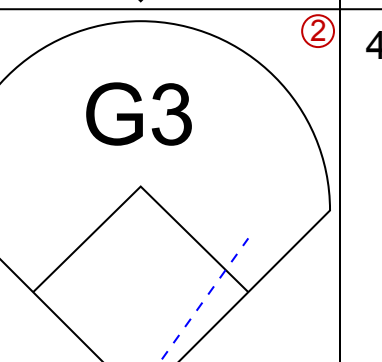
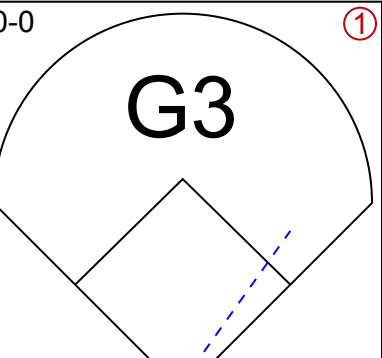
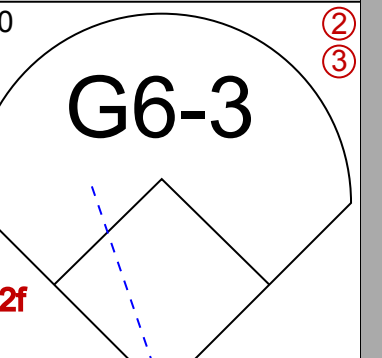
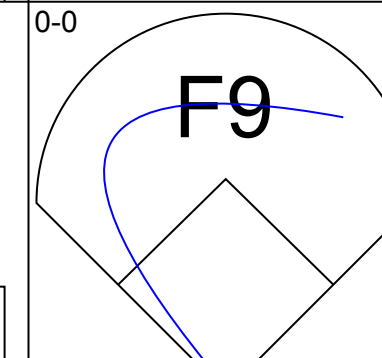
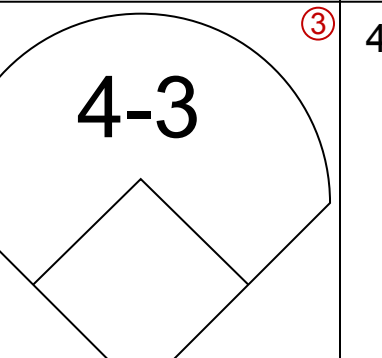
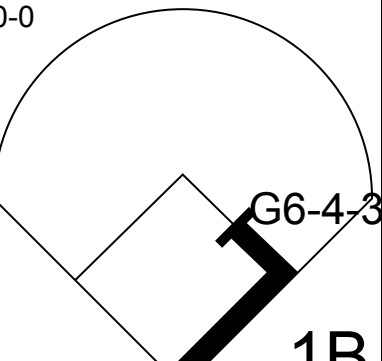
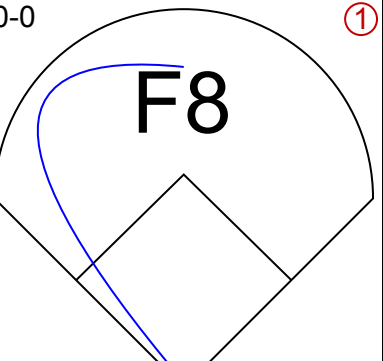
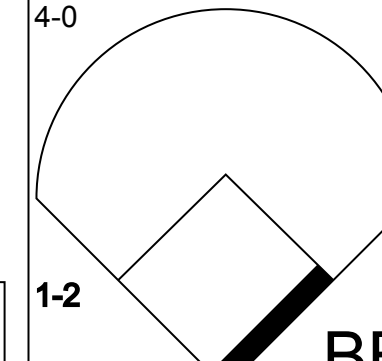
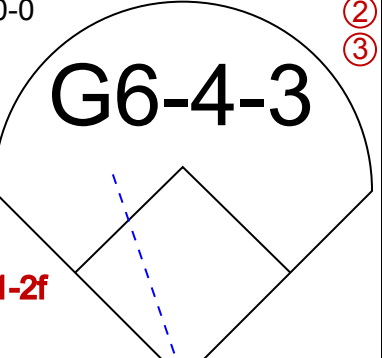
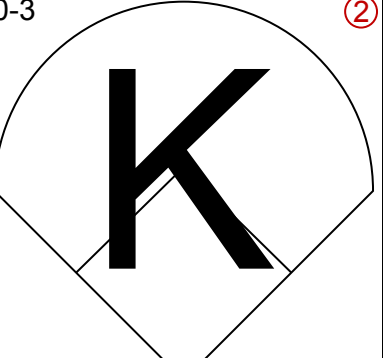
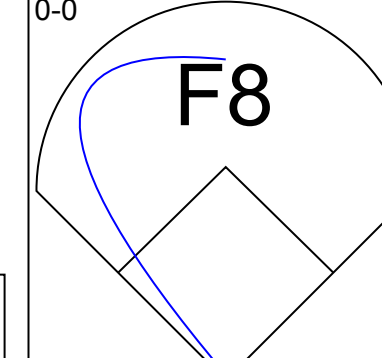
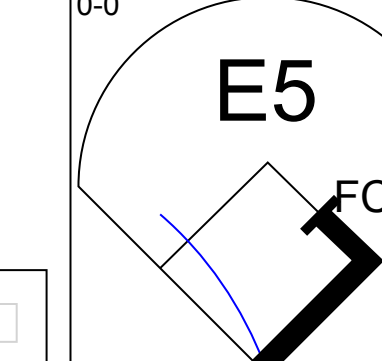
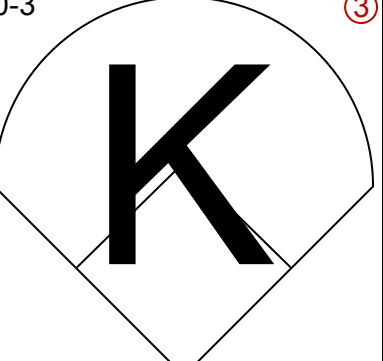
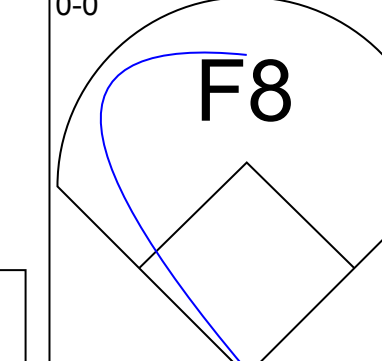
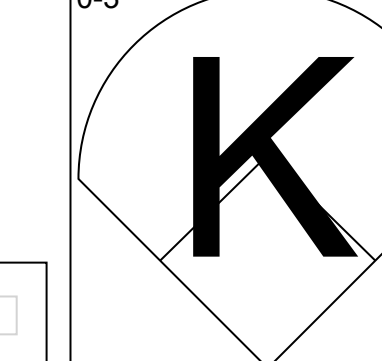
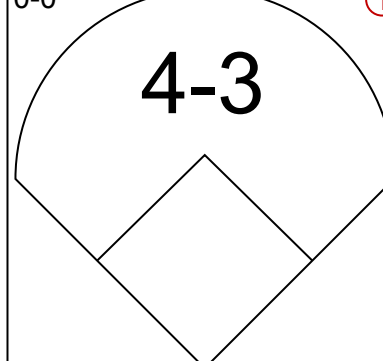
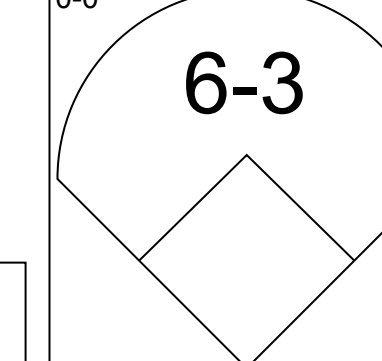
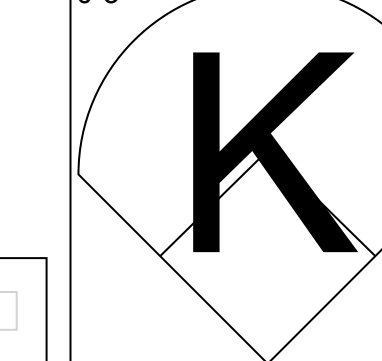

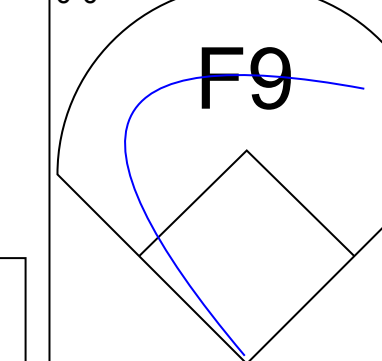


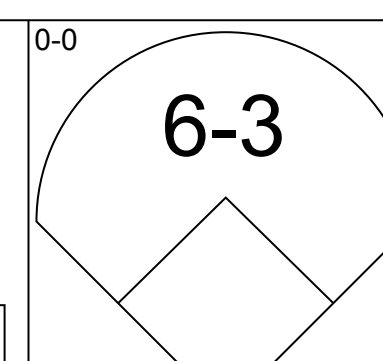
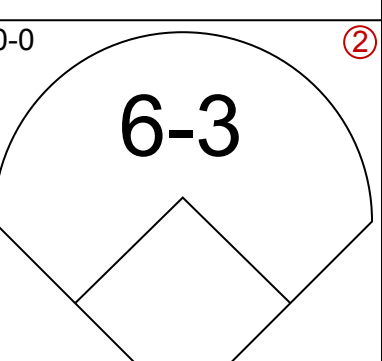
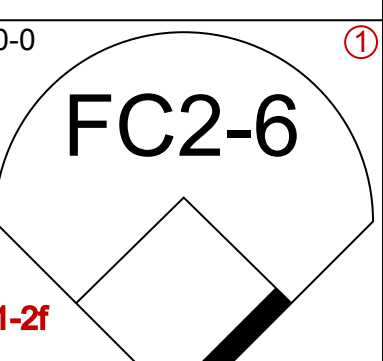
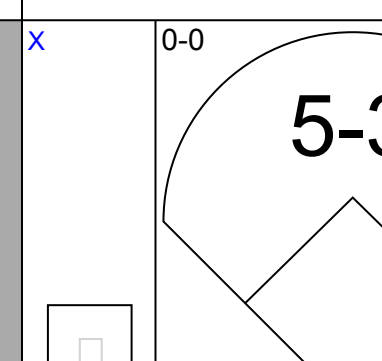
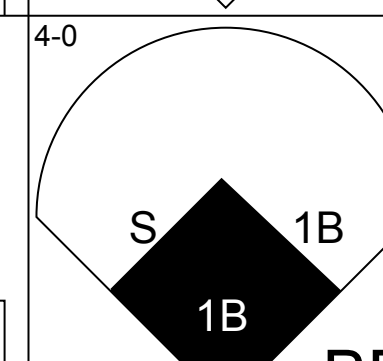
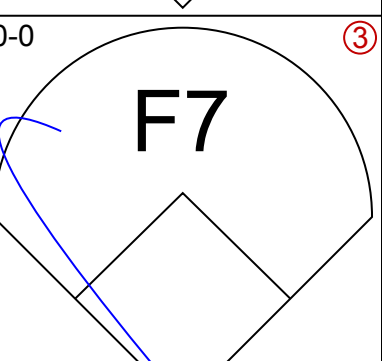
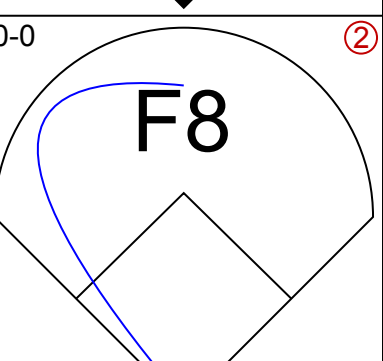
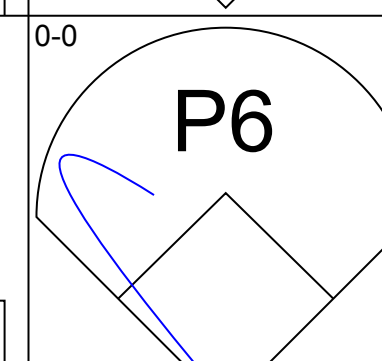
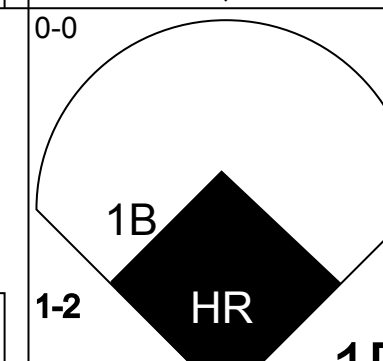
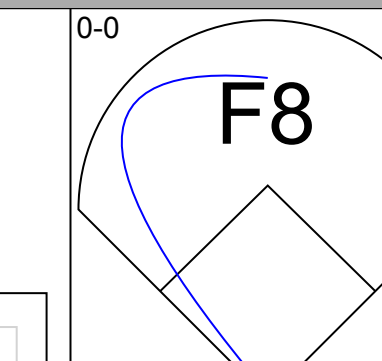
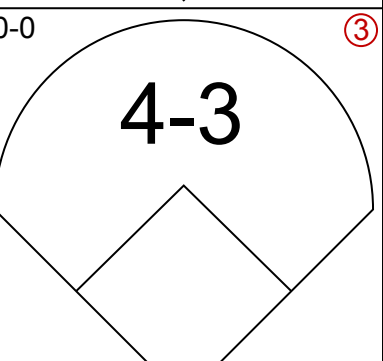
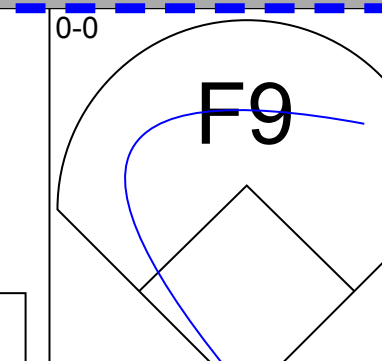
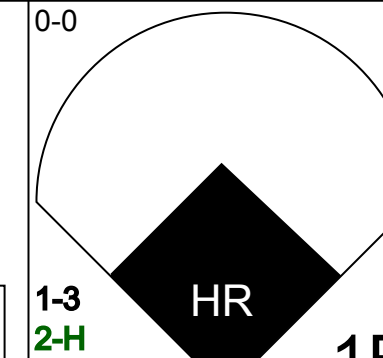
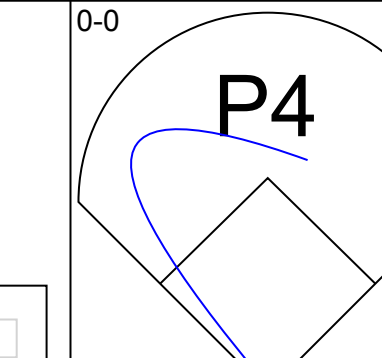
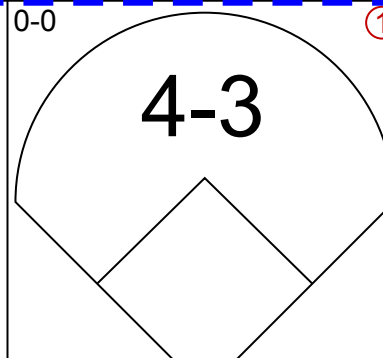
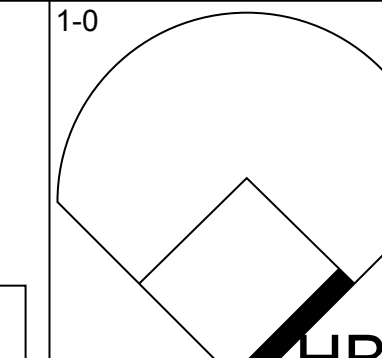
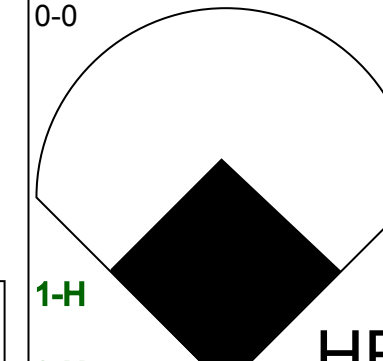
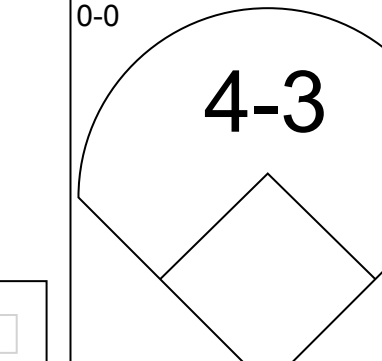
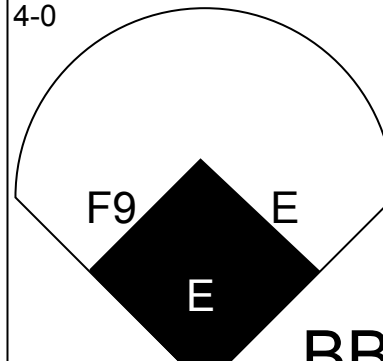
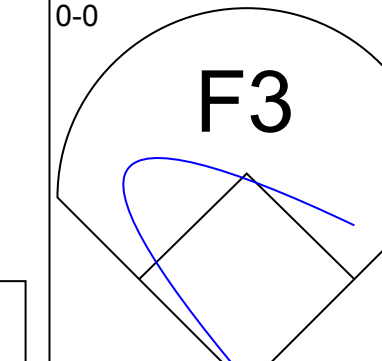
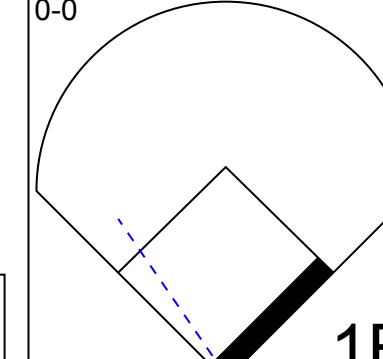
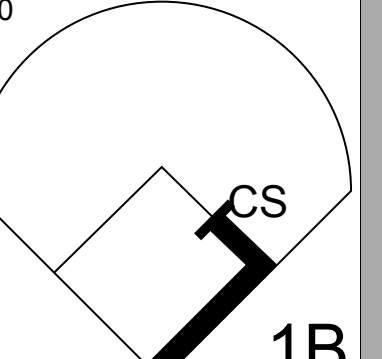
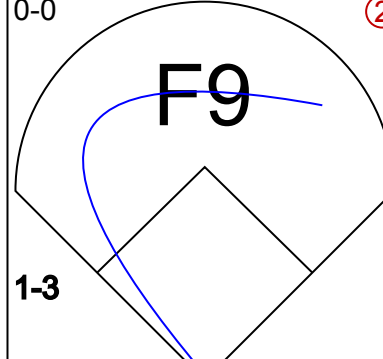
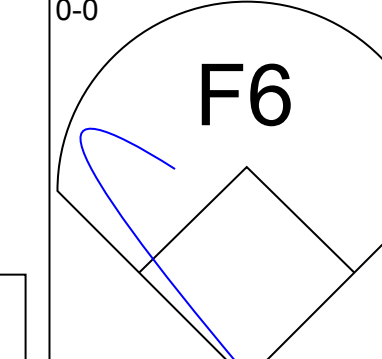
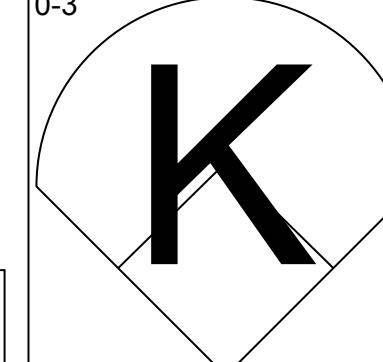

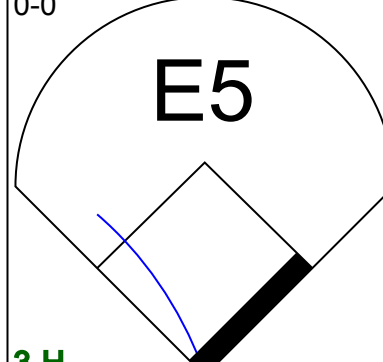
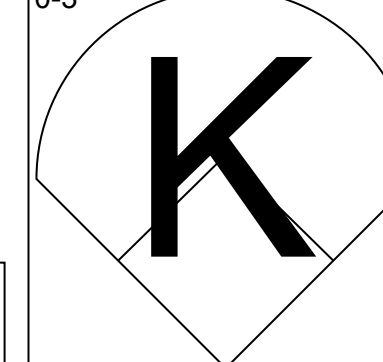
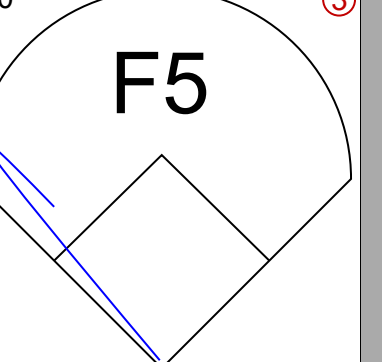
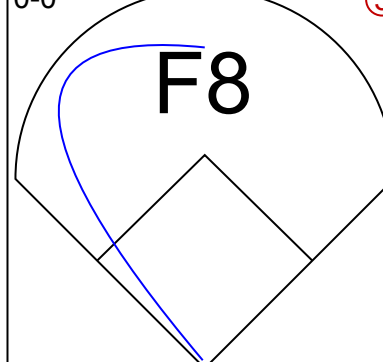
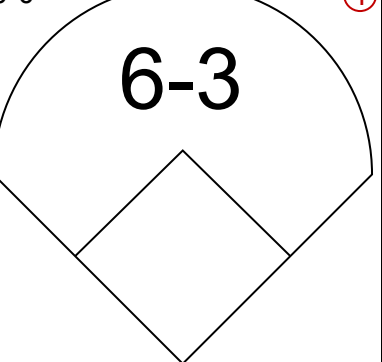
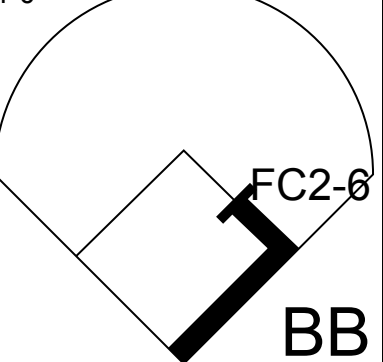
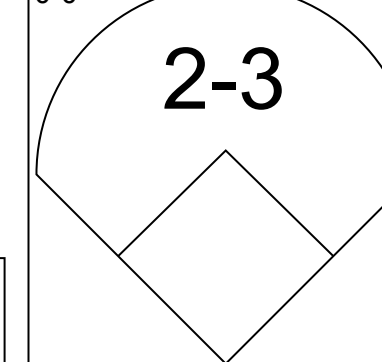


Batter	1	2	3	4	5	6	7	8	9	AB	R	H	RBI	BB	SO	LOB	TOP										
Tommie Agee, R OBP: 0.342, SLG: 0.497 (1, 8)	0-3 K		4-0 2B BB		0-0 6-3		0-0 F7		0-3 K	4	1	0	0	1	2	2	<b>New York Mets @ San Diego Padres</b> San Diego Stadium, San Diego, CA Wed Aug 27 1969, 10:05 PM EDT Att: 5,525 - Unknown  <b>AB</b> 33 <b>R</b> 4 <b>H</b> 7 <b>RBI</b> 4 <b>BB</b> 3 <b>SO</b> 8 <b>LOB</b> 13 										
Bobby Pfeil, R OBP: 0.257, SLG: 0.285 (1, 5)	0-0 F2		0-0 F8			0-0 E 1B		0-3 K		4	1	1	0	0	1	3											
Cleon Jones, R OBP: 0.431, SLG: 0.512 (1, 7)	0-0 6-3		0-0 1H 2H 2B			0-0 F8		0-0 F7		4	0	1	2	0	0	1											
Art Shamsky, L OBP: 0.392, SLG: 0.513 (1, 3)		0-0 F9	0-0 4-1			0-0 E9 1H 1B 2B		0-0 F8		4	1	1	1	0	0	1											
Ken Boswell, L OBP: 0.308, SLG: 0.331 Bud Harrelson, S OBP: 0.324, SLG: 0.286 (8, 6)		4-0 BB		0-0 P4		0-0 FC6-4 1B		4-0 BB		2	0	1	1	2	0	0											
Ron Swoboda, R OBP: 0.320, SLG: 0.363 (1, 9)	0-3 K		0-3 K		0-0 6-3		0-3 K		0-3 K	4	0	0	0	0	3	3											
Duffy Dyer, R OBP: 0.308, SLG: 0.429 (1, 2)	0-3 K			0-0 F9		0-0 FC6-4 1-2			0-0 SH1-4 1B	4	0	1	0	0	1	2											
Al Weis, S OBP: 0.265, SLG: 0.305 (8, 4)			0-0 P5		0-0 F9		0-0 P6		0-0 P6	4	0	0	0	0	0	1											
Jerry Koosman, R OBP: 0.048, SLG: 0.048 (1, 1)			0-0 BB 2B 1B		0-3 K		0-0 1B		0-0 SH1-4	3	1	2	0	0	1	0											
<b>Inning Stats</b>	R: 0 E: 0 K: 1 S: 5	H: 0 LOB: 0 BB: 0 P: 5	R: 0 E: 0 K: 2 S: 7	H: 0 LOB: 1 BB: 1 P: 11	R: 2 E: 0 K: 0 S: 5	H: 2 LOB: 1 BB: 1 P: 9	R: 0 E: 0 K: 0 S: 3	H: 0 LOB: 0 BB: 0 P: 3	R: 0 E: 0 K: 1 S: 5	H: 0 LOB: 0 BB: 0 P: 5	R: 2 E: 1 K: 1 S: 8	H: 3 LOB: 1 BB: 0 P: 8	R: 0 E: 0 K: 1 S: 6	H: 1 LOB: 1 BB: 0 P: 6	R: 0 E: 0 K: 1 S: 5	H: 0 LOB: 1 BB: 1 P: 9		1B: 5 2B: 2 3B: 0 HR: 0	SF: 0 SAC: 1 DP: 0 HBP: 0	WP: 0 PB: 0 CS: 0	PA: 37						
<b>PITCHER</b>	IP	WLS	BF	H	R	ER	SO	BB	IBB	HBP	BLK	WP	HR	S	P	ERA	WHIP										
Clay Kirby, R ERA: 4.22 (1, 1)	8.0	L	33	6	4	4	7	3	0	0	0	0	0	44	56	4.50	1.125										
Frank Reberger, R ERA: 3.75 (9, 1)	1.0		4	1	0	0	1	0	0	0	0	0	0	6	6	0.00	1.000										

Batter	1	2	3	4	5	6	7	8	9	AB	R	H	RBI	BB	SO	LOB	BOTTOM										
Jose Arcia, R OBP: 0.236, SLG: 0.239 (1, 4)	0-0 F7		0-0 SH3 1-2			1-0 G6-3 HBP		0-0 F8		2	0	0	0	0	0	0	<b>New York Mets @ San Diego Padres</b> San Diego Stadium, San Diego, CA Wed Aug 27 1969, 10:05 PM EDT Att: 5,525 - Unknown  <b>AB</b> 27 <b>R</b> 1 <b>H</b> 2 <b>RBI</b> 1 <b>BB</b> 2 <b>SO</b> 6 <b>LOB</b> 5 										
Roberto Pena, R OBP: 0.277, SLG: 0.291 (1, 6)	0-0 F9		0-0 G3 2-3			0-0 G6-3 1-2			0-3 K	4	0	0	0	0	1	2											
Ollie Brown, R OBP: 0.306, SLG: 0.400 (1, 9)	0-0 HR		0-3 K			0-0 6-3			0-0 5-3	4	1	1	1	0	1	1											
Al Ferrara, R OBP: 0.364, SLG: 0.469 (1, 7)	0-0 FC6-4 1B			0-0 F3			0-0 F8		0-0 F9	4	0	1	0	0	0	0											
Nate Colbert, R OBP: 0.316, SLG: 0.463 (1, 3)	0-0 FC6-4 1-2			0-0 P5			0-0 6-3			3	0	0	0	0	0	1											
Ed Spiezio, R OBP: 0.319, SLG: 0.374 (1, 5)		0-0 F9		0-0 6-3			4-0 BB			2	0	0	0	1	0	0											
Cito Gaston, R OBP: 0.274, SLG: 0.311 (1, 8)		0-0 6-3			0-3 K		0-3 K			3	0	0	0	0	2	1											
Chris Cannizzaro, R OBP: 0.305, SLG: 0.297 (1, 2)		0-0 G3			0-0 P4			0-0 P6		3	0	0	0	0	0	0											
Clay Kirby, R OBP: 0.161, SLG: 0.041 John Sipin, R OBP: 0.251, SLG: 0.319 Frank Reberger, L (8, PH) (9, 1)			4-0 G3 SH3 BB		0-3 K		0-3 K		0-3 K	1	0	0	0	1	1	0											
<b>Inning Stats</b>	R: 1 E: 0 K: 0 S: 5	H: 2 LOB: 1 BB: 0 P: 5	R: 0 E: 0 K: 0 S: 3	H: 0 LOB: 0 BB: 0 P: 3	R: 0 E: 0 K: 1 S: 5	H: 0 LOB: 1 BB: 1 P: 9	R: 0 E: 0 K: 0 S: 3	H: 0 LOB: 0 BB: 0 P: 3	R: 0 E: 0 K: 2 S: 7	H: 0 LOB: 0 BB: 0 P: 7	R: 0 E: 0 K: 0 S: 2	H: 0 LOB: 0 BB: 0 P: 3	R: 0 E: 0 K: 1 S: 5	H: 0 LOB: 0 BB: 1 P: 9	R: 0 E: 0 K: 1 S: 5	H: 0 LOB: 0 BB: 0 P: 5		R: 0 E: 0 K: 1 S: 5	H: 0 LOB: 0 BB: 0 P: 5	1B: 1 2B: 0 3B: 0 HR: 1	SF: 0 SAC: 1 DP: 1 HBP: 1	WP: 0 PB: 0 CS: 0	PA: 31				
<b>PITCHER</b>	IP	WLS	BF	H	R	ER	SO	BB	IBB	HBP	BLK	WP	HR	S	P	ERA	WHIP										
Jerry Koosman, L ERA: 2.24 (1, 1)	9.0	W	31	2	1	1	6	2	0	1	0	0	1	40	49	1.00	0.444										



Batter	1	2	3	4	5	6	7	8	9	AB	R	H	RBI	BB	SO	LOB	TOP			
Tommie Agee, R OBP: 0.339, SLG: 0.492 (1, 8)										4	0	0	0	0	2	1	<b>New York Mets @ San Francisco Giants</b> Candlestick Park, San Francisco, CA Fri Aug 29 1969, 10:05 PM EDT Att: 13,843 - Unknown			
Bobby Pfeil, R OBP: 0.263, SLG: 0.290 (1, 5)										4	0	2	0	0	0	0				
Cleon Jones, R OBP: 0.430, SLG: 0.509 (1, 7)										4	0	1	0	0	0	2				
Art Shamsky, L OBP: 0.386, SLG: 0.504 (1, 3)										4	0	0	0	0	0	3				
Ken Boswell, L OBP: 0.312, SLG: 0.332 (1, 4)										2	0	1	0	1	0	0				
Ron Swoboda, R OBP: 0.316, SLG: 0.358 (1, 9)										3	0	0	0	0	1	3				
Duffy Dyer, R OBP: 0.286, SLG: 0.395 (1, 2)										3	0	0	0	0	1	0				
Bud Harrelson, S OBP: 0.321, SLG: 0.283 (1, 6)										3	0	0	0	0	1	1				
Gary Gentry, R OBP: 0.140, SLG: 0.127 Wayne Garrett, L (6, PH) Jack Dilauro, S (6, PH) J.C. Martin, L (8, PH) Ron Taylor, R (8, 1)										1	0	0	0	0	1	1				
<b>Inning Stats</b>	R: 0 E: 0 K: 1 S: 5	H: 0 LOB: 0 BB: 0 P: 5	R: 0 E: 0 K: 0 S: 3	H: 1 LOB: 0 BB: 0 P: 3	R: 0 E: 1 K: 2 S: 8	H: 0 LOB: 1 BB: 0 P: 8	R: 0 E: 0 K: 0 S: 7	H: 0 LOB: 0 BB: 0 P: 7	R: 0 E: 0 K: 2 S: 7	H: 0 LOB: 0 BB: 0 P: 7	R: 0 E: 0 K: 0 S: 4	H: 1 LOB: 2 BB: 1 P: 8	R: 0 E: 0 K: 0 S: 3	H: 0 LOB: 0 BB: 0 P: 3	R: 0 E: 0 K: 0 S: 4	H: 1 LOB: 1 BB: 0 P: 4		1B: 4 2B: 0 3B: 0 HR: 0	SF: 0 SAC: 0 DP: 2 HBP: 0	WP: 0 PB: 0 SB: 0 CS: 0
<b>PITCHER</b> Juan Marichal, R ERA: 2.28 (1, 1)	IP: 9.0 WLS: W BF: 31 H: 4 R: 0 ER: 0 SO: 7 BB: 1 IBB: 0 HBP: 0 BLK: 0 WP: 0 HR: 0 S: 44 P: 48 ERA: 0.00 WHIP: 0.556															<b>PITCHER</b>				

Batter	1	2	3	4	5	6	7	8	9	AB	R	H	RBI	BB	SO	LOB	BOTTOM	
Don Mason, L OBP: 0.325, SLG: 0.268 (1, 5)										4	0	0	0	0	0	1	<b>New York Mets @ San Francisco Giants</b> Candlestick Park, San Francisco, CA Fri Aug 29 1969, 10:05 PM EDT Att: 13,843 - Unknown	
Ron Hunt, R OBP: 0.368, SLG: 0.341 (1, 4)										3	1	0	0	1	0	1		
Bob Burda, L OBP: 0.318, SLG: 0.410 (1, 9) (8, 3)										4	1	1	0	0	0	1		
Willie McCovey, L OBP: 0.459, SLG: 0.703 Ken Henderson, S (8, 9)										3	1	1	1	0	0	0		
Bobby Bonds, R OBP: 0.354, SLG: 0.507 (1, 8)										3	2	1	3	1	0	1		
Dave Marshall, L OBP: 0.362, SLG: 0.306 (1, 7)										4	0	2	0	0	0	2		
Dick Dietz, R OBP: 0.358, SLG: 0.389 (1, 2)										3	0	0	0	0	2	2		
Hal Lanier, R OBP: 0.246, SLG: 0.242 (1, 6)										3	0	0	0	0	1	2		
Juan Marichal, R OBP: 0.172, SLG: 0.169 (1, 1)										2	0	0	0	1	0	0		
<b>Inning Stats</b>	R: 4 E: 0 K: 2 S: 11	H: 4 LOB: 1 BB: 1 P: 15	R: 0 E: 0 K: 0 S: 3	H: 0 LOB: 0 BB: 0 P: 3	R: 0 E: 0 K: 1 S: 5	H: 1 LOB: 0 BB: 0 P: 5	R: 0 E: 0 K: 0 S: 3	H: 0 LOB: 1 BB: 1 P: 7	R: 1 E: 2 K: 0 S: 4	H: 0 LOB: 1 BB: 1 P: 8	R: 0 E: 0 K: 0 S: 3	H: 0 LOB: 0 BB: 0 P: 3	R: 0 E: 0 K: 0 S: 3	H: 0 LOB: 1 BB: 0 P: 4	1B: 4 2B: 0 3B: 0 HR: 1	SF: 0 SAC: 0 DP: 0 HBP: 1		WP: 0 PB: 0 SB: 1 CS: 1
<b>PITCHER</b> Gary Gentry, R ERA: 3.79 Jack Dilauro, L ERA: 2.43 Ron Taylor, R ERA: 2.84	IP: 5.0 WLS: L BF: 21 H: 5 R: 4 ER: 4 SO: 4 BB: 2 IBB: 0 HBP: 0 BLK: 0 WP: 0 HR: 1 S: 25 P: 33 ERA: 7.20 WHIP: 1.400															<b>PITCHER</b>		



Batter	1	2	3	4	5	6	7	8	9	10	AB	R	H	RBI	BB	SO	LOB	TOP	
<b>Tommie Agee, R</b> OBP: 0.338, SLG: 0.489 (1.8)	0-0 4-3	0-0 6-3			0-0 E S 1B		0-3 K		0-0 6-3	0-0 6-3	5	0	1	0	0	1	2	<b>New York Mets @ San Francisco Giants</b> Candlestick Park, San Francisco, CA Sat Aug 30 1969, 6:33 AM EDT Att: 14,436 - Unknown  <b>AB 39</b> <b>R 3</b> <b>H 9</b> <b>RBI 3</b> <b>BB 0</b> <b>SO 9</b> <b>LOB 17</b>	
<b>Bobby Pfeil, R</b> OBP: 0.261, SLG: 0.287 (1.5)	0-0 1B		0-0 P3		0-0 F7		0-0 F7		0-0 P6	0-0 P6	5	0	1	0	0	0	1		
<b>Donn Clendenon, R</b> OBP: 0.291, SLG: 0.412 (1.3)	0-0 P3		0-0 L8		0-3 K			0-0 6-3	0-0 HR	0-0 HR	5	1	1	1	0	1	2		
<b>Art Shansky, L</b> OBP: 0.300, SLG: 0.496 (1.7)	0-0 4-3		0-3 K		0-0 F3		0-0 L7		0-0 6-3	0-0 6-3	4	0	0	0	0	1	1		
<b>Rod Gaspar, S</b> OBP: 0.294, SLG: 0.267 (8.7)											1	0	0	0	0	0	0		
<b>Ken Boswell, L</b> OBP: 0.317, SLG: 0.341 (1.4)		0-0 FC PB 1B		0-0 1B		0-0 1B		0-0 F8			4	2	3	0	0	0	0		
<b>Ron Swoboda, R</b> OBP: 0.315, SLG: 0.361 (1.9)		0-3 K		0-0 P4		0-3 K			0-0 SH3	0-0 SH3	4	0	1	0	0	2	3		
<b>Jerry Grote, R</b> OBP: 0.308, SLG: 0.343 (1.2)		0-0 FC 1B		0-3 K		0-0 1B			0-0 SH3	0-0 SH3	3	0	1	1	0	1	2		
<b>Bud Harrelson, S</b> OBP: 0.321, SLG: 0.284 (1.6)		0-0 1B		0-0 F7		0-0 4-3			0-0 1-6-3	0-0 1-6-3	3	0	1	1	0	0	2		
<b>Cleon Jones, R</b> OBP: 0.429, SLG: 0.508 (9. PH)		0-0 1B							0-0 6-3	0-0 6-3	1	0	0	0	0	0	1		
<b>Al Weis, S</b> OBP: 0.265, SLG: 0.305 (9.6)		0-0 1B									0	0	0	0	0	0	0		
<b>Don Cardwell, R</b> OBP: 0.171, SLG: 0.231 (1.1)		0-3 K		0-3 K		0-3 K		0-3 K			0	0	0	0	0	0	3		
<b>Ron Taylor, R</b> OBP: 0.250, SLG: 0.250 (8.1)											0	0	0	0	0	0	0		
<b>J.C. Martin, L</b> OBP: 0.267, SLG: 0.337 (9. PH)											1	0	0	0	0	0	1		
<b>Tug McGraw, R</b> OBP: 0.162, SLG: 0.190 (9.1)											0	0	0	0	0	0	0		
<b>Inning Stats</b>	R: 0 E: 0 K: 0 S: 4	H: 1 LOB: 1 BB: 0 P: 4	R: 1 E: 0 K: 2 S: 10	H: 2 LOB: 2 BB: 0 P: 10	R: 0 E: 0 K: 1 S: 5	H: 0 LOB: 0 BB: 0 P: 5	R: 0 E: 0 K: 1 S: 6	H: 1 LOB: 1 BB: 0 P: 6	R: 0 E: 0 K: 2 S: 7	H: 0 LOB: 0 BB: 0 P: 7	R: 0 E: 0 K: 0 S: 3	H: 0 LOB: 0 BB: 0 P: 3	R: 0 E: 0 K: 0 S: 4	H: 1 LOB: 1 BB: 0 P: 4	R: 1 E: 0 K: 0 S: 4	H: 1 LOB: 0 BB: 0 P: 4	1B: 6 2B: 2 3B: 0 HR: 1	SF: 0 SAC: 1 DP: 0 HBP: 0	WP: 0 PA: 40 PB: 1 SB: 1 CS: 0
<b>PITCHER</b> <b>Gaylord Perry, R</b> ERA: 2.63 (1.1)	IP 10.0	WLS L	BF 40	H 9	R 3	ER 2	SO 9	BB 0	IBB 0	HBP 0	BLK 0	WP 0	HR 1	S 58	P 58	ERA 1.80	WHIP 0.900		
<b>PITCHER</b>	IP	WLS	BF	H	R	ER	SO	BB	IBB	HBP	BLK	WP	HR	S	P	ERA	WHIP		

Batter	1	2	3	4	5	6	7	8	9	10	AB	R	H	RBI	BB	SO	LOB	BOTTOM			
<b>Don Mason, L</b> OBP: 0.324, SLG: 0.265 (1.5)	0-3 K		0-0 FC6-4 BB	4-0 1B			0-3 K	0-0 4-3-2			3	1	0	0	1	2	1	<b>New York Mets @ San Francisco Giants</b> Candlestick Park, San Francisco, CA Sat Aug 30 1969, 6:33 AM EDT Att: 14,436 - Unknown  <b>AB 35</b> <b>R 2</b> <b>H 7</b> <b>RBI 2</b> <b>BB 7</b> <b>SO 3</b> <b>LOB 18</b>			
<b>Jim Davenport, R</b> OBP: 0.305, SLG: 0.327 (8. PH)			0-0 5-3 BB	0-0 1B			1-0 2B	3-H	0-0 L5		3	1	1	0	1	0	1				
<b>Ron Hunt, R</b> OBP: 0.360, SLG: 0.341 (1.4)	4-0 E BB		0-0 5-3 BB	1-2 1B			0-0 2B	HBP	0-0 L5		4	0	1	0	1	0	5				
<b>Bob Burda, L</b> OBP: 0.321, SLG: 0.406 (1.9)	0-0 F7		4-0 BB	0-0 P5			0-0 P4		0-0 2B	0-0 1B	4	0	1	0	1	0	5				
<b>Willie McCovey, L</b> OBP: 0.462, SLG: 0.708 (1.3)	4-0 FC6-4 IBB		4-0 BB	1-2 2-3 BB			0-0 4-3		0-0 2B	0-0 2B	3	0	2	1	2	0	0				
<b>Bobby Bonds, R</b> OBP: 0.353, SLG: 0.503 (1.8)	0-0 FC6-4		4-0 BB	1-2 2-3 4-H BB			0-0 F6		0-0 F6		4	0	0	1	1	1	3				
<b>Dave Marshall, L</b> OBP: 0.357, SLG: 0.301 (1.7)		0-0 4-3	0-0 1-3				0-0 F8		0-0 L4	0-0 4-3	4	0	0	0	0	0	3				
<b>Jim Ray Hart, R</b> OBP: 0.376, SLG: 0.366 (10. PH)									0-0 4-3	0-0 4-3	1	0	0	0	0	0	0				
<b>Dick Dietz, R</b> OBP: 0.356, SLG: 0.383 (1.2)		0-0 1-3		0-0 P6			0-0 6-3		4-0 E 1B	0-0 F9	3	0	0	0	1	0	0				
<b>Ken Henderson, S</b> OBP: 0.294, SLG: 0.332 (8. PR)									0-0 F9		0	0	0	0	0	0	0				
<b>Bob Barton, R</b> OBP: 0.284, SLG: 0.233 (9.2)											0	0	0	0	0	0	0				
<b>Bobby Etheridge, R</b> OBP: 0.368, SLG: 0.363 (10. PH)											1	0	0	0	0	0	0				
<b>Hal Lanier, R</b> OBP: 0.246, SLG: 0.242 (1.6)		0-0 L7		0-0 G1			0-0 F7		0-0 E 1B		4	0	1	0	0	0	0				
<b>Gaylord Perry, R</b> OBP: 0.182, SLG: 0.181 (1.1)			0-0 FC6-4 1B	0-0 1B			0-0 P4		0-0 E4		4	0	2	0	0	0	2				
<b>Inning Stats</b>	R: 0 E: 1 K: 1 S: 5	H: 0 LOB: 2 BB: 2 P: 13	R: 0 E: 0 K: 0 S: 3	H: 0 LOB: 0 BB: 0 P: 3	R: 1 E: 0 K: 0 S: 4	H: 1 LOB: 3 BB: 3 P: 16	R: 0 E: 0 K: 0 S: 5	H: 2 LOB: 3 BB: 1 P: 9	R: 0 E: 0 K: 0 S: 3	H: 0 LOB: 0 BB: 0 P: 3	R: 1 E: 0 K: 1 S: 6	H: 1 LOB: 1 BB: 0 P: 7	R: 0 E: 1 K: 0 S: 4	H: 1 LOB: 3 BB: 1 P: 8	R: 0 E: 0 K: 0 S: 3	H: 2 LOB: 2 BB: 0 P: 3	R: 0 E: 0 K: 1 S: 5	H: 0 LOB: 0 BB: 0 P: 5	1B: 5 2B: 3 3B: 0 HR: 0	SF: 0 SAC: 0 DP: 1 HBP: 1	WP: 0 PA: 43 PB: 0 SB: 0 CS: 0
<b>PITCHER</b> <b>Don Cardwell, R</b> ERA: 3.25 (1.1)	IP 7.1	WLS 36	BF 36	H 5	R 2	ER 2	SO 2	BB 6	IBB 1	HBP 1	BLK 0	WP 0	HR 0	S 32	P 61	ERA 2.46	WHIP 1.500				
<b>PITCHER</b>	IP	WLS	BF	H	R	ER	SO	BB	IBB	HBP	BLK	WP	HR	S	P	ERA	WHIP				
<b>Ron Taylor, R</b> ERA: 2.81 (8.1)	0.2	1	0	0	0	0	0	0	0	0	0	0	0	1	1	0.00	0.000				
<b>Tug McGraw, L</b> ERA: 2.52 (9.1)	2.0	W	6	2	0	0	1	0	0	0	0	0	0	8	8	0.00	1.000				

**TOP**

**New York Mets @ San Francisco Giants**  
Candlestick Park, San Francisco, CA  
Sat Aug 30 1969, 6:33 AM EDT  
Att: 14,436 - Unknown

livebaseballscorecards.com

**AB 39**  
**R 3**  
**H 9**  
**RBI 3**  
**BB 0**  
**SO 9**  
**LOB 17**



**BOTTOM**

**New York Mets @ San Francisco Giants**  
Candlestick Park, San Francisco, CA  
Sat Aug 30 1969, 6:33 AM EDT  
Att: 14,436 - Unknown

livebaseballscorecards.com

**AB 35**  
**R 2**  
**H 7**  
**RBI 2**  
**BB 7**  
**SO 3**  
**LOB 18**





Batter	1	2	3	4	5	6	7	8	9	AB	R	H	RBI	BB	SO	LOB	TOP								
<b>Bud Harrelson, S</b> OBP: 0.322, SLG: 0.286 (1, 6)	0-0 5-3		0-0 1B	0-3 K	0-0 1B		0-3 K			5	0	2	1	0	2	2	<b>New York Mets @ San Francisco Giants</b> Candlestick Park, San Francisco, CA Sun Aug 31 1969, 6:33 AM EDT Unknown								
<b>Bobby Pfeil, R</b> OBP: 0.255, SLG: 0.285 (1, 5)	0-0 F9		0-0 L5	0-0 1B	1-3 2H 1B		0-0 F3	0-0 F7		5	0	1	0	0	0	3									
<b>Tommie Agee, R</b> OBP: 0.339, SLG: 0.487 (1, 8)	0-3 K			0-0 BB	0-0 6-3		0-0 5-3	0-0 1B		4	1	1	0	1	1	2									
<b>Cleon Jones, R</b> OBP: 0.429, SLG: 0.508 <b>Rod Gaspar, S</b> OBP: 0.299, SLG: 0.273 (5, PH) (5, 7)	0-0 5-3			0-0 BB	0-0 BB	0-0 BB	0-0 1B	0-0 F7		2	1	1	0	0	0	0									
<b>Donn Clendenon, R</b> OBP: 0.294, SLG: 0.411 <b>Ed Kranepool, L</b> OBP: 0.308, SLG: 0.375 (7, 3)	0-0 1B		0-0 BB	0-0 BB	0-0 1B	0-0 1B	0-3 K	0-3 K		3	1	1	0	1	2	2									
<b>Ron Swoboda, R</b> OBP: 0.317, SLG: 0.363 (1, 9)	4-0 BB		0-0 BB	0-0 BB	0-0 BB	0-0 BB	0-0 F3		0-0 4-3	4	2	1	2	1	0	2									
<b>Jerry Grote, R</b> OBP: 0.311, SLG: 0.343 (1, 2)	0-0 L9		0-0 BB	0-0 BB	4-0 BB	0-0 BB	0-0 F9			3	2	1	2	2	0	1									
<b>Al Weis, S</b> OBP: 0.263, SLG: 0.302 (1, 4)			0-0 P4	0-0 4-3	0-0 1B	0-0 1B	0-0 G6-4-3	0-3 K		5	0	1	2	0	1	2									
<b>Tom Seaver, R</b> OBP: 0.218, SLG: 0.145 (1, 1)	0-0 4-3		0-0 1B	0-0 1B	0-3 K		1-0 HBP			3	0	1	1	0	1	2									
<b>Inning Stats</b>	R: 0 E: 0 K: 1 S: 5	H: 0 LOB: 0 BB: 0 P: 5	R: 0 E: 0 K: 0 S: 3	H: 1 LOB: 1 BB: 1 P: 7	R: 0 E: 0 K: 0 S: 4	H: 1 LOB: 1 BB: 0 P: 4	R: 5 E: 0 K: 1 S: 10	H: 5 LOB: 2 BB: 2 P: 18	R: 3 E: 0 K: 2 S: 11	H: 3 LOB: 1 BB: 1 P: 15	R: 0 E: 0 K: 1 S: 6	H: 1 LOB: 1 BB: 0 P: 6	R: 0 E: 0 K: 1 S: 4	H: 0 LOB: 1 BB: 1 P: 9	R: 0 E: 0 K: 1 S: 6	H: 1 LOB: 1 BB: 0 P: 6		R: 0 E: 0 K: 1 S: 5	H: 0 LOB: 0 BB: 0 P: 5	1B: 11 2B: 1 3B: 0 HR: 0	SF: 0 SAC: 0 DP: 1 HBP: 1	WP: 0 PB: 0 SB: 0 CS: 0	PA: 44		
<b>PITCHER</b>	IP	WLS	BF	H	R	ER	SO	BB	IBB	HBP	BLK	WP	HR	S	P	ERA	WHIP								
<b>Mike McCormick, L</b> ERA: 3.7 (1, 1)	3.0	L	16	5	5	5	1	3	0	0	0	0	0	15	27	15.00	2.667								
<b>Ron Herbel, R</b> ERA: 4.95 (4, 1)	1.0		5	2	0	0	1	0	0	0	0	0	0	7	7	0.00	2.000								
<b>Bobby Bolin, R</b> ERA: 4.34 (5, 1)	3.0		16	4	3	1	4	2	0	1	0	0	0	21	30	3.00	2.000								
<b>Don McMahon, R</b> ERA: 4.03 (8, 1)	2.0		7	1	0	0	2	0	0	0	0	0	0	11	11	0.00	0.500								

Batter	1	2	3	4	5	6	7	8	9	AB	R	H	RBI	BB	SO	LOB	BOTTOM								
<b>Ken Henderson, S</b> OBP: 0.297, SLG: 0.334 (1, 9)	0-3 K		0-0 BB	0-0 HBP	0-0 1B		0-0 P6			4	0	2	0	0	1	0	<b>New York Mets @ San Francisco Giants</b> Candlestick Park, San Francisco, CA Sun Aug 31 1969, 6:33 AM EDT Unknown								
<b>Ron Hunt, R</b> OBP: 0.361, SLG: 0.340 <b>Don Mason, L</b> OBP: 0.322, SLG: 0.262 (3, FR) (4, 4)	0-0 F7		1-0 BB	1-2 HBP		0-0 6-3	0-0 FC4	0-0 FC4		1	0	0	0	0	0	0									
<b>Jim Davenport, R</b> OBP: 0.309, SLG: 0.323 (1, 5)	0-3 K		0-0 L8		4-0 BB		0-0 1-3			3	0	0	0	1	1	2									
<b>Willie McCovey, L</b> OBP: 0.463, SLG: 0.712 <b>Bob Barton, R</b> OBP: 0.291, SLG: 0.230 (8, 2)	0-0 3B		0-0 BB	1-2 2-3	0-0 4-3		0-3 K	0-3 K		2	0	1	0	1	0	1									
<b>Bobby Bonds, R</b> OBP: 0.352, SLG: 0.500 (1, 8)	4-0 S		0-0 F8		0-0 6-3		0-3 K	0-3 K		3	0	0	0	1	1	3									
<b>Dave Marshall, L</b> OBP: 0.355, SLG: 0.300 (1, 7)	0-3 K		0-0 1B	0-0 1B		0-3 K		0-3 K		4	0	1	0	0	3	2									
<b>Jack Hiatt, R</b> OBP: 0.338, SLG: 0.318 <b>Don McMahon, R</b> OBP: 0.143, SLG: 0.143 <b>Jim Ray Hart, R</b> OBP: 0.379, SLG: 0.370 (9, PH) (8, 1)	0-3 K		0-0 K	0-3 K		0-3 K		0-0 G6-4-3	0-0 1B	3	0	0	0	0	3	3									
<b>Hal Lanier, R</b> OBP: 0.249, SLG: 0.245 (1, 6)	0-0 P4		0-0 G4-6-3	1-2 1B		0-0 L6-3	0-0 G6-4-3			4	0	2	0	0	0	3									
<b>Mike McCormick, L</b> OBP: 0.220, SLG: 0.236 <b>Ron Pfeil, R</b> OBP: 0.250, SLG: 0.289 <b>John Stephenson, L</b> OBP: 0.250, SLG: 0.250 <b>Bobby Bolin, R</b> OBP: 0.318, SLG: 0.403 (8, 3) (4, 1) (5, 1) (7, PH)	0-3 K		0-0 G4-6-3	1-2 1B		0-0 L6-3				1	0	0	0	0	1	0									
<b>Inning Stats</b>	R: 0 E: 0 K: 2 S: 7	H: 0 LOB: 0 BB: 0 P: 7	R: 0 E: 0 K: 2 S: 8	H: 1 LOB: 2 BB: 1 P: 12	R: 0 E: 0 K: 1 S: 6	H: 1 LOB: 3 BB: 1 P: 11	R: 0 E: 0 K: 1 S: 6	H: 2 LOB: 1 BB: 0 P: 6	R: 0 E: 0 K: 0 S: 3	H: 0 LOB: 1 BB: 1 P: 7	R: 0 E: 0 K: 2 S: 7	H: 0 LOB: 0 BB: 0 P: 7	R: 0 E: 0 K: 0 S: 4	H: 2 LOB: 1 BB: 0 P: 4	R: 0 E: 0 K: 2 S: 7	H: 0 LOB: 0 BB: 0 P: 7		R: 0 E: 0 K: 1 S: 5	H: 1 LOB: 0 BB: 0 P: 5	1B: 6 2B: 1 3B: 1 HR: 0	SF: 0 SAC: 0 DP: 3 HBP: 1	WP: 0 PB: 0 SB: 1 CS: 0	PA: 35		
<b>PITCHER</b>	IP	WLS	BF	H	R	ER	SO	BB	IBB	HBP	BLK	WP	HR	S	P	ERA	WHIP								
<b>Tom Seaver, R</b> ERA: 2.54 (1, 1)	9.0	W	35	7	0	0	11	3	0	1	0	0	0	53	66	0.00	1.111								

AB	38
R	8
H	12
RBI	8
BB	5
SO	8
LOB	18






Batter	1	2	3	4	5	6	7	8	9	10	11	AB	R	H	RBI	BB	SO	LOB	TOP					
Bud Harrelson, S OBP: 0.323, SLG: 0.294 (1, 6)	P6		F8			G1-6-3 1B		G3			8-2 3B	5	0	2	0	0	0	0						
Bobby Pilel, R OBP: 0.254, SLG: 0.279 Wayne Garrett, L (11, PH) OBP: 0.300, SLG: 0.281 (1, 5)	F5		5-3			G1-6-3 1-2f		5-3			5-3	4	0	0	0	0	0	1						
Tommie Agee, R OBP: 0.335, SLG: 0.481 (1, 8)	F8		K			L4		K			8-2	5	0	0	0	0	2	1						
Cleon Jones, R OBP: 0.430, SLG: 0.508 (1, 7)		E 1B		5-3				HR 1B			6-3	4	1	2	0	0	0	0						
Donn Ciendenon, R OBP: 0.297, SLG: 0.417 (1, 3)		E8 1B						F9			1-3	4	0	2	0	0	0	1						
Ron Swoboda, R OBP: 0.316, SLG: 0.374 (1, 9)		F8		5-3				HR			P4	4	1	1	2	0	0	2						
Duffy Dyer, R OBP: 0.289, SLG: 0.390 Art Shamsky, L (10, PH) OBP: 0.375, SLG: 0.494 Jerry Grote, R OBP: 0.311, SLG: 0.343 (1, 2)	K							F8			1-3	3	0	1	0	0	1	2						
Al Weis, S OBP: 0.268, SLG: 0.303 (1, 4)						G4-3-6-3 1-2f					K	3	0	1	0	1	1	1						
Jim McAndrew, R OBP: 0.250, SLG: 0.207 Ken Boswell, L (10, PH) OBP: 0.316, SLG: 0.340 Tug McGraw, R OBP: 0.192, SLG: 0.190 Ron Taylor, R OBP: 0.250, SLG: 0.250 (1, 1)	5-3					P3		K			F8	3	0	0	0	0	1	4						
<b>Inning Stats</b>	R: 0 E: 0 K: 0 S: 3	H: 0 LOB: 0 BB: 0 P: 3	R: 0 E: 1 K: 1 S: 7	H: 2 LOB: 3 BB: 1 P: 11	R: 0 E: 0 K: 1 S: 5	H: 0 LOB: 0 BB: 0 P: 5	R: 0 E: 0 K: 0 S: 3	H: 1 LOB: 0 BB: 0 P: 3	R: 0 E: 0 K: 0 S: 3	H: 1 LOB: 0 BB: 0 P: 3	R: 2 E: 0 K: 1 S: 8	H: 3 LOB: 1 BB: 0 P: 8	R: 0 E: 0 K: 1 S: 5	H: 0 LOB: 0 BB: 0 P: 5	R: 0 E: 0 K: 0 S: 3	H: 0 LOB: 0 BB: 0 P: 3	R: 0 E: 0 K: 1 S: 5	H: 0 LOB: 0 BB: 0 P: 5	R: 0 E: 0 K: 0 S: 3	H: 1 LOB: 0 BB: 0 P: 3	1B: 6 2B: 2 3B: 1 HR: 1	SF: 0 SAC: 0 DP: 3 HBP: 0	WP: 0 PB: 0 SB: 0 CS: 0	PA: 39
<b>PITCHER</b>	IP ERA	WLS ERA	BF ERA	H R	R ER	SO SO	BB BB	IBB IBB	HBP HBP	BLK BLK	WP WP	HR HR	S S	P P	ERA ERA	WHIP WHIP								
Ron Bryant, L (1, 1) ERA: 3.9	6.2	W	26	8	2	2	0	0	0	0	0	0	19	19	0.00	0.231								
Frank Linzy, R (7, 1) ERA: 3.43	4.1	W	13	1	0	0	3	0	0	0	0	0	19	19	0.00	0.231								

New York Mets @ San Francisco Giants  
Candlestick Park, San Francisco, CA  
Sun Aug 31 1969, 6:38 AM EDT  
Att: 32,327 - Unknown

livebaseballscores.com

AB 38  
R 2  
H 9  
RBI 2  
BB 1  
SO 5  
LOB 13




Batter	1	2	3	4	5	6	7	8	9	10	11	AB	R	H	RBI	BB	SO	LOB	BOTTOM						
Don Mason, L OBP: 0.323, SLG: 0.262 (1, 4)	3B 1B		F7		5-3			SH1-4 BB		4-3		4	1	1	0	1	0	1							
Ken Henderson, S OBP: 0.296, SLG: 0.340 (7, 7)	1B 3B		F8			K		SH1-4 1-2		K		4	1	1	1	0	2	0							
Jim Ray Hart, R OBP: 0.378, SLG: 0.369 Bob Burda, L (7, 9) OBP: 0.321, SLG: 0.400 Dave Marshall, L (11, PR) OBP: 0.355, SLG: 0.300 (1, 7)	1B		P4			5-3		K			WP BB BB	3	0	1	1	0	0	0							
Willie McCovey, L OBP: 0.465, SLG: 0.710 (1, 3)	F7			K							BB WP 1B	4	0	2	0	1	1	1							
Bobby Bonds, R OBP: 0.351, SLG: 0.496 (1, 8)	K			5-3		5-3		F3			BB IBB	4	0	0	0	1	1	4							
Jim Davenport, R OBP: 0.307, SLG: 0.318 (1, 5)	L5			L4				P3		4-3		4	0	0	1	1	0	1							
Bob Barton, R OBP: 0.270, SLG: 0.220 (1, 2)		F8				F7		K		F7		4	0	0	0	0	1	0							
Hal Lanier, R OBP: 0.249, SLG: 0.247 (1, 6)		F8		4-3				WP 2B		P5		4	0	1	0	0	0	0							
Ron Bryant, S (1, 1) OBP: 0.333, SLG: 0.250 Frank Linzy, R (7, 1) OBP: 0.355, SLG: 0.259			K					K 2-3		K		2	0	1	0	0	1	0							
<b>Inning Stats</b>	R: 2 E: 0 K: 1 S: 8	H: 3 LOB: 1 BB: 0 P: 8	R: 0 E: 0 K: 1 S: 5	H: 0 LOB: 0 BB: 0 P: 5	R: 0 E: 0 K: 0 S: 3	H: 0 LOB: 0 BB: 0 P: 3	R: 0 E: 0 K: 1 S: 5	H: 0 LOB: 0 BB: 0 P: 5	R: 0 E: 0 K: 1 S: 6	H: 1 LOB: 1 BB: 0 P: 6	R: 0 E: 0 K: 2 S: 8	H: 1 LOB: 1 BB: 2 P: 8	R: 0 E: 0 K: 1 S: 5	H: 0 LOB: 2 BB: 2 P: 13	R: 0 E: 0 K: 0 S: 3	H: 0 LOB: 0 BB: 0 P: 3	R: 0 E: 0 K: 2 S: 7	H: 0 LOB: 0 BB: 0 P: 7	R: 1 E: 0 K: 0 S: 1	H: 1 LOB: 3 BB: 3 P: 13	1B: 5 2B: 1 3B: 1 HR: 0	SF: 0 SAC: 1 DP: 0 HBP: 0	WP: 2 PB: 0 SB: 0 CS: 0	PA: 42	
<b>PITCHER</b>	IP ERA	WLS ERA	BF ERA	H R	R ER	SO SO	BB BB	IBB IBB	HBP HBP	BLK BLK	WP WP	HR HR	S S	P P	ERA ERA	WHIP WHIP									
Jim McAndrew, R (1, 1) ERA: 3.51	9.0	L	35	6	1	2	1	0	0	0	0	0	8	8	2.00	0.778									
Tug McGraw, L (10, 1) ERA: 2.6	1.0	L	5	1	1	2	1	0	0	0	0	0	8	12	9.00	2.000									
Ron Taylor, R (11, 1) ERA: 2.81	0.0		2	0	0	0	0	1	1	0	0	1	0	0	8	=	=								

New York Mets @ San Francisco Giants  
Candlestick Park, San Francisco, CA  
Sun Aug 31 1969, 6:38 AM EDT  
Att: 32,327 - Unknown

livebaseballscores.com

AB 36  
R 3  
H 7  
RBI 3  
BB 5  
SO 9  
LOB 9





Batter	1	2	3	4	5	6	7	8	9	AB	R	H	RBI	BB	SO	LOB	TOP					
Tommie Agee, R OBP: 0.342, SLG: 0.492 (1, 8)	0-0 S 1B	0-0 FC5 1B					4-0 E S BB		0-0 HR		0-0 1B						4 2 4 1 1 0 0					
Bobby Pfeil, R OBP: 0.250, SLG: 0.274 J.C. Martin, L OBP: 0.270, SLG: 0.339 (1, 5) (7, PH) (7, 3)	0-3 K 2B	0-0 FC5 CS				0-0 F2			0-0 F2		0-0 F2						3 1 0 0 0 1 4 2 1 1 0 0 0 1					
Donn Clendenon, R OBP: 0.296, SLG: 0.412 (1, 3) (7, 7)	0-0 2B FC1-2 1B	0-0 CS	0-0 6-3			0-3 K			0-0 F8		0-0 F9						5 0 1 1 0 1 3					
Art Shamsky, L OBP: 0.375, SLG: 0.496 (1, 7) (7, 9)	0-0 P6					0-0 F9			0-0 F2		0-0 1-3						5 0 1 1 0 0 3					
Ken Boswell, L OBP: 0.319, SLG: 0.344 (1, 4)	0-0 FC1-2 1-3 2H 2B					0-0 F8			0-0 F8		4-0 3B						3 0 1 1 1 0 0					
Ron Swoboda, R OBP: 0.315, SLG: 0.369 Jack Dilauro, S (1, 9) (7, 1)	0-0 FC1-2 FC5-4				0-0 5-3				1-0 HR HBP		0-3 K						3 1 0 0 0 1 4 0 0 0 0 0 0 0					
Duffy Dyer, R OBP: 0.286, SLG: 0.444 (1, 2)	0-0 FC5-4				0-0 5-3				0-0 HR		0-0 F8						4 1 1 2 0 0 2					
Bud Harrelson, S OBP: 0.322, SLG: 0.293 (1, 6)		0-0 FC5 1B			0-0 6-3				0-0 4-3		0-0 4-3						4 0 1 0 0 0 0					
Jerry Koosman, R OBP: 0.048, SLG: 0.048 Cal Koonce, R OBP: 0.235, SLG: 0.235 Wayne Garrett, L OBP: 0.299, SLG: 0.279 (1, 1) (1, 1) (7, PH) (7, 5)		0-3 K				0-0 F8			0-0 F8		0-0 F8						0 0 0 0 0 0 0 2 0 0 0 0 1 1 2 0 0 0 0 0 0					
<b>Inning Stats</b>	R: 2 E: 0 K: 1 S: 9	H: 3 LOB: 2 BB: 0 P: 9	R: 0 E: 0 K: 1 S: 6	H: 2 LOB: 1 BB: 0 P: 6	R: 0 E: 0 K: 0 S: 3	H: 0 LOB: 0 BB: 0 P: 3	R: 0 E: 0 K: 0 S: 3	H: 0 LOB: 0 BB: 0 P: 3	R: 0 E: 0 K: 1 S: 5	H: 1 LOB: 0 BB: 0 P: 5	R: 2 E: 0 K: 1 S: 8	H: 3 LOB: 2 BB: 1 P: 12	R: 0 E: 0 K: 0 S: 3	H: 0 LOB: 0 BB: 0 P: 3	R: 0 E: 0 K: 0 S: 4	H: 1 LOB: 1 BB: 0 P: 4	1B: 6 2B: 1 3B: 1 HR: 2	SF: 0 SAC: 0 DP: 0 HBP: 1	WP: 0 PB: 1 SB: 2 CS: 1	PA: 41		
<b>PITCHER</b>	IP WLS BF H R ER SO BB IBB HBP BLK WP HR S P ERA WHIP	IP WLS BF H R ER SO BB IBB HBP BLK WP HR S P ERA WHIP	IP WLS BF H R ER SO BB IBB HBP BLK WP HR S P ERA WHIP	IP WLS BF H R ER SO BB IBB HBP BLK WP HR S P ERA WHIP	IP WLS BF H R ER SO BB IBB HBP BLK WP HR S P ERA WHIP	IP WLS BF H R ER SO BB IBB HBP BLK WP HR S P ERA WHIP	IP WLS BF H R ER SO BB IBB HBP BLK WP HR S P ERA WHIP	IP WLS BF H R ER SO BB IBB HBP BLK WP HR S P ERA WHIP	IP WLS BF H R ER SO BB IBB HBP BLK WP HR S P ERA WHIP	IP WLS BF H R ER SO BB IBB HBP BLK WP HR S P ERA WHIP	IP WLS BF H R ER SO BB IBB HBP BLK WP HR S P ERA WHIP	IP WLS BF H R ER SO BB IBB HBP BLK WP HR S P ERA WHIP	IP WLS BF H R ER SO BB IBB HBP BLK WP HR S P ERA WHIP	IP WLS BF H R ER SO BB IBB HBP BLK WP HR S P ERA WHIP	IP WLS BF H R ER SO BB IBB HBP BLK WP HR S P ERA WHIP	IP WLS BF H R ER SO BB IBB HBP BLK WP HR S P ERA WHIP	IP WLS BF H R ER SO BB IBB HBP BLK WP HR S P ERA WHIP	IP WLS BF H R ER SO BB IBB HBP BLK WP HR S P ERA WHIP	IP WLS BF H R ER SO BB IBB HBP BLK WP HR S P ERA WHIP	IP WLS BF H R ER SO BB IBB HBP BLK WP HR S P ERA WHIP	IP WLS BF H R ER SO BB IBB HBP BLK WP HR S P ERA WHIP	IP WLS BF H R ER SO BB IBB HBP BLK WP HR S P ERA WHIP

New York Mets @ Los Angeles Dodgers  
Dodger Stadium, Los Angeles, CA  
Mon Sep 01 1969, 3:33 AM PDT  
Att: 28,079 - Unknown

AB	37
R	6
H	10
RBI	6
BB	2
SO	4
LOB	18



Batter	1	2	3	4	5	6	7	8	9	AB	R	H	RBI	BB	SO	LOB	BOTTOM					
Maury Wills, S OBP: 0.337, SLG: 0.333 (1, 6)	0-0 S 1B						0-0 F8										5 1 2 0 0 0 3					
Manny Mota, R OBP: 0.377, SLG: 0.414 (1, 7)	4-0 S 2B	0-0 1B	0-0 4-3			0-0 F8			0-0 F8		2-3 1B						4 2 2 1 1 0 1					
Willie Davis, L OBP: 0.371, SLG: 0.468 (1, 8)	0-0 6-3	0-0 4-3 S 1B				0-0 F8 2B			0-0 F8		0-0 6-3						5 2 2 2 0 0 3					
Wes Parker, S OBP: 0.376, SLG: 0.472 (1, 3)	0-0 3B 2B	0-0 4-3				0-0 F8			0-0 P4		0-0 P4						5 1 2 1 0 0 2					
Andy Kosco, R OBP: 0.282, SLG: 0.437 Bill Russell, R OBP: 0.318, SLG: 0.366 (1, 9) (6, PR) (7, 9)	0-0 1B 3B	0-0 FC4-6 1B				0-0 1B 2B			0-0 5-3		0-0 5-3						4 2 4 3 0 0 0 1 0 0 0 0 0 0					
Bill Sudakis, S OBP: 0.303, SLG: 0.397 (1, 5)	0-3 K	0-0 FC4-6				0-0 1B 2B			0-0 G6-4-3		0-3 K						5 0 1 1 0 2 4					
Ted Sizemore, R OBP: 0.333, SLG: 0.323 (1, 4)	0-0 S 1B	0-0 5-3				0-0 F8			0-0 1B 2B		0-0 1B 2B						4 2 2 1 0 0 2					
Jeff Torborg, R OBP: 0.259, SLG: 0.248 (1, 2)	4-0 1B IBB					0-0 E6 SH1-3			0-0 5-3		0-0 P6						3 0 0 0 1 0 2					
Jim Bunning, R OBP: 0.105, SLG: 0.056 Ray Lamb, R OBP: 0.318, SLG: 0.366 Steve Garvey, R OBP: 0.318, SLG: 0.366 Pete Mikkelsen, R OBP: 0.299, SLG: 0.279 (1, 1) (7, 1) (7, PH) (8, 1)	0-0 SH1-3					0-0 P6			0-3 K		0-0 K						2 0 1 1 0 0 0 0 0 0 0 0 0 0 1 0 0 0 0 1 1 0 0 0 0 0 0 0					
<b>Inning Stats</b>	R: 5 E: 0 K: 1 S: 10	H: 5 LOB: 2 BB: 2 P: 18	R: 2 E: 0 K: 0 S: 6	H: 3 LOB: 1 BB: 0 P: 6	R: 0 E: 1 K: 0 S: 4	H: 0 LOB: 1 BB: 0 P: 4	R: 2 E: 0 K: 0 S: 6	H: 3 LOB: 1 BB: 0 P: 6	R: 0 E: 0 K: 0 S: 3	H: 0 LOB: 0 BB: 0 P: 3	R: 0 E: 0 K: 0 S: 4	H: 2 LOB: 2 BB: 0 P: 4	R: 1 E: 0 K: 1 S: 8	H: 3 LOB: 2 BB: 0 P: 8	R: 0 E: 0 K: 1 S: 5	H: 0 LOB: 0 BB: 0 P: 5	1B: 9 2B: 5 3B: 2 HR: 0	SF: 0 SAC: 1 DP: 1 HBP: 0	WP: 0 PB: 0 SB: 4 CS: 0	PA: 42		
<b>PITCHER</b>	IP WLS BF H R ER SO BB IBB HBP BLK WP HR S P ERA WHIP	IP WLS BF H R ER SO BB IBB HBP BLK WP HR S P ERA WHIP	IP WLS BF H R ER SO BB IBB HBP BLK WP HR S P ERA WHIP	IP WLS BF H R ER SO BB IBB HBP BLK WP HR S P ERA WHIP	IP WLS BF H R ER SO BB IBB HBP BLK WP HR S P ERA WHIP	IP WLS BF H R ER SO BB IBB HBP BLK WP HR S P ERA WHIP	IP WLS BF H R ER SO BB IBB HBP BLK WP HR S P ERA WHIP	IP WLS BF H R ER SO BB IBB HBP BLK WP HR S P ERA WHIP	IP WLS BF H R ER SO BB IBB HBP BLK WP HR S P ERA WHIP	IP WLS BF H R ER SO BB IBB HBP BLK WP HR S P ERA WHIP	IP WLS BF H R ER SO BB IBB HBP BLK WP HR S P ERA WHIP	IP WLS BF H R ER SO BB IBB HBP BLK WP HR S P ERA WHIP	IP WLS BF H R ER SO BB IBB HBP BLK WP HR S P ERA WHIP	IP WLS BF H R ER SO BB IBB HBP BLK WP HR S P ERA WHIP	IP WLS BF H R ER SO BB IBB HBP BLK WP HR S P ERA WHIP	IP WLS BF H R ER SO BB IBB HBP BLK WP HR S P ERA WHIP	IP WLS BF H R ER SO BB IBB HBP BLK WP HR S P ERA WHIP	IP WLS BF H R ER SO BB IBB HBP BLK WP HR S P ERA WHIP	IP WLS BF H R ER SO BB IBB HBP BLK WP HR S P ERA WHIP	IP WLS BF H R ER SO BB IBB HBP BLK WP HR S P ERA WHIP	IP WLS BF H R ER SO BB IBB HBP BLK WP HR S P ERA WHIP	IP WLS BF H R ER SO BB IBB HBP BLK WP HR S P ERA WHIP

New York Mets @ Los Angeles Dodgers  
Dodger Stadium, Los Angeles, CA  
Mon Sep 01 1969, 3:33 AM PDT  
Att: 28,079 - Unknown

AB	39
R	10
H	16
RBI	10
BB	2
SO	3
LOB	18





Batter	1	2	3	4	5	6	7	8	9	AB	R	H	RBI	BB	SO	LOB	TOP																					
Tommie Agee, R OBP: 0.339, SLG: 0.487 (1, 8)	F9		1-6-3		K		K		5-3	5	0	0	0	0	2	1																						
Wayne Garrett, L OBP: 0.288, SLG: 0.279 (1, 5)	K			P4		1B 2B 1-3 1B		L4		4	1	1	0	0	1	0																						
Donn Clendenon, R OBP: 0.302, SLG: 0.441 (1, 3)	HR			HR		1-3		1B		4	3	3	2	0	0	1																						
Art Shamsky, L OBP: 0.377, SLG: 0.492 Rod Gaspar, S OBP: 0.299, SLG: 0.273 (1, 7) (8, 7)	P6			BB		1B 2B IBB		1-3		2	1	0	0	2	0	1																						
Ken Boswell, L OBP: 0.324, SLG: 0.349 Al Weis, S OBP: 0.268, SLG: 0.303 (1, 4) (8, 4)	G6-4-3 1B			K		1-2 2B 1B		2H 1B		4	0	3	1	0	1	1																						
Ron Swoboda, R OBP: 0.318, SLG: 0.373 (1, 9)	K			1-2 BB		1-1 2H 3H 2B		K		3	0	1	2	1	2	2																						
Jerry Grote, R OBP: 0.307, SLG: 0.338 (1, 2)	G6-4-3 1-2			F2		F7		6-3		4	0	0	0	0	0	4																						
Bud Harrelson, S OBP: 0.321, SLG: 0.291 (1, 6)			6-3		6-3		F7		BB	3	0	0	0	1	0	0																						
Gary Gentry, R OBP: 0.131, SLG: 0.119 Ron Taylor, R OBP: 0.250, SLG: 0.250 Tug McGraw, R OBP: 0.182, SLG: 0.190 (1, 1) (9, 1) (9, 1)	K			K		5-3		K		4	0	0	0	0	3	1																						
<b>Inning Stats</b>	R: 1 E: 0 K: 1 S: 6	H: 1 LOB: 0 BB: 0 P: 6	R: 0 E: 0 K: 1 S: 5	H: 1 LOB: 0 BB: 0 P: 5	R: 0 E: 0 K: 1 S: 5	H: 0 LOB: 0 BB: 0 P: 5	R: 1 E: 0 K: 1 S: 6	H: 1 LOB: 2 BB: 2 P: 14	R: 0 E: 0 K: 2 S: 7	H: 0 LOB: 0 BB: 0 P: 7	R: 2 E: 0 K: 0 S: 5	H: 3 LOB: 1 BB: 1 P: 9	R: 0 E: 0 K: 1 S: 5	H: 0 LOB: 1 BB: 0 P: 5	R: 1 E: 0 K: 1 S: 7	H: 2 LOB: 1 BB: 0 P: 7	R: 0 E: 0 K: 1 S: 5	H: 0 LOB: 1 BB: 1 P: 9	1B: 5 2B: 1 3B: 0 HR: 2	SF: 0 SAC: 0 DP: 1 HBP: 0	WP: 0 PB: 0 SB: 1 CS: 0	PA: 37																
<b>PITCHER</b>	IP	WLS	BF	H	R	ER	SO	BB	IBB	HBP	BLK	WP	HR	S	P	ERA	WHIP	<b>PITCHER</b>				IP	WLS	BF	H	R	ER	SO	BB	IBB	HBP	BLK	WP	HR	S	P	ERA	WHIP
Don Sutton, R ERA: 3.49 Joe Moeller, R ERA: 3.59 (1, 1) (8, 1)	7.0	L	28	6	4	4	7	2	1	0	0	0	2	39	51	5.14	1.143					2.0	9	2	1	1	2	1	0	0	0	0	0	12	16	4.50	1.500	

New York Mets @ Los Angeles Dodgers  
Dodger Stadium, Los Angeles, CA  
Tue Sep 02 1969, 7:05 PM PDT  
Att: 25,676 - Unknown

AB	33
R	5
H	8
RBI	5
BB	4
SO	9
LOB	11



Batter	1	2	3	4	5	6	7	8	9	AB	R	H	RBI	BB	SO	LOB	BOTTOM																					
Maury Wills, S OBP: 0.336, SLG: 0.332 (1, 6)	K			1-3		6-3		5-3		5	0	1	0	0	1	1																						
Manny Mota, R OBP: 0.376, SLG: 0.412 Andy Kosco, R OBP: 0.284, SLG: 0.439 Bill Russell, R OBP: 0.318, SLG: 0.366 (1, 7) (9, PH) (9, PR)	4-3			1B		F7		F8		4	0	1	0	0	0	0																						
Willie Davis, L OBP: 0.369, SLG: 0.467 (1, 8)	6-3			1B		1B		F2		4	0	1	2	0	0	0																						
Wes Parker, S OBP: 0.378, SLG: 0.473 (1, 3)			F7		1-2 1B			4-3		4	0	2	1	0	0	0																						
Willie Crawford, L OBP: 0.333, SLG: 0.423 (1, 9)	1-3			K		1-2 1B		FC4-6 1B BB		3	1	1	0	1	1	2																						
Bill Sudakis, S OBP: 0.302, SLG: 0.396 (1, 5)	5-3			1B		4-3		F5		4	0	1	0	0	0	3																						
Tom Haller, L OBP: 0.338, SLG: 0.371 Von Joshua, L (9, PR) (1, 2) (9, PR)			F8		K		3-1 1B		FC4-6 1B	4	0	2	0	0	1	1																						
Ted Sizemore, R OBP: 0.332, SLG: 0.321 (1, 4)			CS BB		P6		F8		FC4-6 1B 1B	3	1	0	0	1	0	4																						
Don Sutton, R OBP: 0.181, SLG: 0.171 Len Gabrielson, L OBP: 0.324, SLG: 0.358 Joe Moeller, R OBP: 0.222, SLG: 0.222 Jim Lefebvre, S OBP: 0.347, SLG: 0.312 Bobby Valentine, R (9, PR) (1, 1) (7, PH) (8, 1) (9, PH) (9, PR)	P6			P6		4-3		3-1		2	0	0	0	0	0	2																						
<b>Inning Stats</b>	R: 0 E: 0 K: 1 S: 5	H: 0 LOB: 0 BB: 0 P: 5	R: 0 E: 0 K: 0 S: 3	H: 0 LOB: 0 BB: 0 P: 3	R: 0 E: 0 K: 0 S: 2	H: 0 LOB: 0 BB: 1 P: 6	R: 0 E: 0 K: 2 S: 9	H: 2 LOB: 2 BB: 0 P: 9	R: 0 E: 0 K: 1 S: 6	H: 1 LOB: 1 BB: 0 P: 6	R: 1 E: 0 K: 0 S: 6	H: 3 LOB: 2 BB: 0 P: 6	R: 0 E: 0 K: 0 S: 4	H: 1 LOB: 1 BB: 0 P: 4	R: 0 E: 0 K: 0 S: 3	H: 0 LOB: 0 BB: 0 P: 3	R: 3 E: 0 K: 1 S: 9	H: 4 LOB: 2 BB: 1 P: 13	1B: 10 2B: 1 3B: 0 HR: 0	SF: 0 SAC: 0 DP: 0 HBP: 0	WP: 0 PB: 0 SB: 0 CS: 1	PA: 39																
<b>PITCHER</b>	IP	WLS	BF	H	R	ER	SO	BB	IBB	HBP	BLK	WP	HR	S	P	ERA	WHIP	<b>PITCHER</b>				IP	WLS	BF	H	R	ER	SO	BB	IBB	HBP	BLK	WP	HR	S	P	ERA	WHIP
Gary Gentry, R ERA: 3.77 Ron Taylor, R ERA: 2.93 Tug McGraw, L ERA: 2.59 (1, 1) (9, 1) (9, 1)	8.1	W	34	8	3	3	4	2	0	0	0	0	0	40	48	3.24	1.200					0.1	4	3	1	1	0	0	0	0	0	0	4	4	27.00	9.000		
			S	1	0	0	1	0	0	0	0	0	0	3	3	0.00	0.000																					

New York Mets @ Los Angeles Dodgers  
Dodger Stadium, Los Angeles, CA  
Tue Sep 02 1969, 7:05 PM PDT  
Att: 25,676 - Unknown

AB	37
R	4
H	11
RBI	4
BB	2
SO	5
LOB	17









Batter	1	2	3	4	5	6	7	8	9	AB	R	H	RBI	BB	SO	LOB	TOP				
John Briggs, L (1, 8) OBP: 0.339, SLG: 0.390										4	0	3	0	0	0	0	Philadelphia Phillies @ New York Mets Shea Stadium, Flushing, NY Fri Sep 05 1969, 7:05 PM EDT Unknown				
Cookie Rojas, R (1, 4) OBP: 0.271, SLG: 0.291										4	0	0	0	0	0	3					
Dick Allen, R (1, 3) OBP: 0.382, SLG: 0.616										4	0	0	0	0	1	1					
Johnny Callison, L (1, 9) OBP: 0.330, SLG: 0.447										3	1	0	0	1	1	1					
Deron Johnson, R (1, 5) OBP: 0.333, SLG: 0.451										4	0	1	1	0	1	0					
Ron Stone, L (1, 7) OBP: 0.346, SLG: 0.309										3	0	0	0	0	1	1					
Mike Ryan, R (1, 2) OBP: 0.265, SLG: 0.346										3	0	1	0	0	1	0					
Don Money, R (1, 6) OBP: 0.292, SLG: 0.324										3	0	0	0	0	2	2					
Grant Jackson, S (1, 1) OBP: 0.151, SLG: 0.183										2	0	0	0	0	0	2					
Terry Harmon, R (8, PH) OBP: 0.318, SLG: 0.273										1	0	0	0	0	0	0					
John Boozer, R (8, 1) OBP: 0.250, SLG: 0.143										0	0	0	0	0	0	0					
<b>Inning Stats</b>	R: 0 E: 0 K: 1 S: 5	H: 1 LOB: 0 BB: 0 P: 5	R: 1 E: 0 K: 1 S: 7	H: 2 LOB: 2 BB: 1 P: 11	R: 0 E: 0 K: 0 S: 3	H: 0 LOB: 0 BB: 0 P: 3	R: 0 E: 0 K: 0 S: 3	H: 0 LOB: 0 BB: 0 P: 3	R: 0 E: 0 K: 1 S: 5	H: 1 LOB: 1 BB: 0 P: 4	R: 0 E: 0 K: 1 S: 5	H: 0 LOB: 0 BB: 0 P: 5	R: 0 E: 0 K: 1 S: 6	H: 1 LOB: 1 BB: 0 P: 6	R: 0 E: 0 K: 2 S: 7	H: 0 LOB: 0 BB: 0 P: 7	1B: 2 2B: 1 3B: 2 HR: 0	SF: 0 SAC: 0 DP: 0 HBP: 0	WP: 0 PB: 0 SB: 0 CS: 1	PA: 32	
<b>PITCHER</b> Tom Seaver, R (1, 1) ERA: 2.48	IP: 9.0 WLS: W BF: 32	H: 5 R: 1 ER: 1 SO: 7	BB: 1 IBB: 0 HBP: 0 BLK: 0	WP: 0 HR: 0 S: 45 P: 49	ERA: 1.00 WHIP: 0.667	<b>PITCHER</b>											IP: 9.0 WLS: W BF: 32	H: 5 R: 1 ER: 1 SO: 7	BB: 1 IBB: 0 HBP: 0 BLK: 0	WP: 0 HR: 0 S: 45 P: 49	ERA: 1.00 WHIP: 0.667

Batter	1	2	3	4	5	6	7	8	9	AB	R	H	RBI	BB	SO	LOB	BOTTOM				
Bud Harrelson, S (1, 6) OBP: 0.318, SLG: 0.287										3	0	0	0	0	0	1	Philadelphia Phillies @ New York Mets Shea Stadium, Flushing, NY Fri Sep 05 1969, 7:05 PM EDT Unknown				
Bobby Pfeil, R (1, 5) OBP: 0.245, SLG: 0.272										4	0	0	0	0	1	2					
Tommie Agee, R (1, 8) OBP: 0.339, SLG: 0.492										4	1	1	0	0	2	2					
Donn Clendenon, R (1, 3) OBP: 0.304, SLG: 0.450										4	0	1	0	0	2	3					
Ron Swoboda, R (1, 9) OBP: 0.319, SLG: 0.365										2	1	0	0	2	1	1					
Jerry Grote, R (1, 2) OBP: 0.306, SLG: 0.347										4	2	1	2	0	1	2					
Rod Gaspar, S (1, 7) OBP: 0.304, SLG: 0.275										2	1	1	0	1	0	0					
Al Weis, S (1, 4) OBP: 0.265, SLG: 0.299										3	0	1	1	0	1	2					
Tom Seaver, R (1, 1) OBP: 0.222, SLG: 0.153										3	0	1	1	0	0	1					
<b>Inning Stats</b>	R: 0 E: 0 K: 2 S: 7	H: 0 LOB: 0 BB: 0 P: 7	R: 3 E: 2 K: 1 S: 7	H: 1 LOB: 1 BB: 2 P: 15	R: 0 E: 0 K: 1 S: 5	H: 1 LOB: 0 BB: 0 P: 5	R: 0 E: 0 K: 1 S: 5	H: 0 LOB: 0 BB: 1 P: 9	R: 0 E: 1 K: 1 S: 7	H: 1 LOB: 2 BB: 0 P: 7	R: 0 E: 0 K: 2 S: 8	H: 1 LOB: 1 BB: 0 P: 8	R: 0 E: 0 K: 0 S: 3	H: 0 LOB: 0 BB: 0 P: 3	R: 2 E: 0 K: 0 S: 5	H: 2 LOB: 0 BB: 0 P: 5	1B: 5 2B: 0 3B: 0 HR: 1	SF: 0 SAC: 2 DP: 0 HBP: 0	WP: 0 PB: 0 SB: 0 CS: 1	PA: 35	
<b>PITCHER</b> Grant Jackson, L (1, 1) ERA: 3.57	IP: 7.0 WLS: L BF: 29	H: 4 R: 3 ER: 0 SO: 8	BB: 3 IBB: 0 HBP: 0 BLK: 0	WP: 0 HR: 0 S: 42 P: 54	ERA: 0.00 WHIP: 1.000	<b>PITCHER</b>											IP: 7.0 WLS: L BF: 29	H: 4 R: 3 ER: 0 SO: 8	BB: 3 IBB: 0 HBP: 0 BLK: 0	WP: 0 HR: 0 S: 42 P: 54	ERA: 0.00 WHIP: 1.000
John Boozer, R (8, 1) ERA: 4.7	IP: 1.0 WLS: L BF: 5	H: 2 R: 2 ER: 2 SO: 0	BB: 0 IBB: 0 HBP: 0 BLK: 0	WP: 0 HR: 1 S: 5 P: 5	ERA: 18.00 WHIP: 2.000	<b>PITCHER</b>											IP: 1.0 WLS: L BF: 5	H: 2 R: 2 ER: 2 SO: 0	BB: 0 IBB: 0 HBP: 0 BLK: 0	WP: 0 HR: 1 S: 5 P: 5	ERA: 18.00 WHIP: 2.000







Batter	1	2	3	4	5	6	7	8	9	AB	R	H	RBI	BB	SO	LOB	TOP					
Terry Harmon, R OBP: 0.320, SLG: 0.274 (1, 4)										3	0	1	0	1	0	1	<b>Philadelphia Phillies @ New York Mets</b> Shea Stadium, Flushing, NY Sat Sep 06 1969, 3:33 AM EDT Att: 20,477 - Unknown					
John Briggs, L OBP: 0.343, SLG: 0.389 (1, 8)										2	0	0	0	2	0	3						
Dick Allen, R OBP: 0.377, SLG: 0.608 (1, 3)										4	0	0	0	0	1	2						
Johnny Callison, L OBP: 0.329, SLG: 0.447 (1, 9)										4	0	0	0	0	2	1						
Deron Johnson, R OBP: 0.329, SLG: 0.445 (1, 5) (7, 7)										4	0	1	0	0	1	1						
Ron Stone, L OBP: 0.346, SLG: 0.310 Tony Taylor, R OBP: 0.316, SLG: 0.342 (7, PH) (7, 5)										2	0	1	0	0	0	0						
Dave Watkins, R OBP: 0.289, SLG: 0.302 (1, 2)										3	0	0	0	0	1	2						
Don Money, R OBP: 0.290, SLG: 0.321 (1, 6)										3	0	0	0	0	0	2						
Jerry Johnson, R OBP: 0.250, SLG: 0.211 Rick Joseph, R OBP: 0.336, SLG: 0.414 Lowell Palmer, R OBP: 0.200, SLG: 0.316 (7, PH) (7, 1) (7, 1)										2	0	2	0	0	0	0						
<b>Inning Stats</b>	R: 0 E: 0 K: 0 S: 2	H: 1 LOB: 0 BB: 1 P: 6	R: 0 E: 0 K: 1 S: 5	H: 0 LOB: 0 BB: 0 P: 5	R: 0 E: 0 K: 0 S: 4	H: 1 LOB: 1 BB: 0 P: 4	R: 0 E: 0 K: 0 S: 3	H: 0 LOB: 1 BB: 1 P: 7	R: 0 E: 0 K: 2 S: 5	H: 2 LOB: 3 BB: 1 P: 9	R: 0 E: 0 K: 2 S: 7	H: 0 LOB: 0 BB: 0 P: 7	R: 0 E: 0 K: 2 S: 8	H: 1 LOB: 1 BB: 0 P: 8	R: 0 E: 0 K: 0 S: 3	H: 0 LOB: 0 BB: 0 P: 3		R: 0 E: 0 K: 1 S: 5	H: 1 LOB: 0 BB: 0 P: 5	1B: 6 2B: 0 3B: 0 HR: 0	SF: 0 SAC: 0 DP: 2 HBP: 0	WP: 0 PB: 0 SB: 0 CS: 1
<b>PITCHER</b>	IP WLS BF H R ER SO BB IBB HBP BLK WP HR S P ERA WHIP	6.0 W 23 4 0 0 3 3 0 0 0 0 0 0 26 38 0.00 1.167	3.0 S 10 2 0 0 3 0 0 0 0 0 0 0 16 16 0.00 0.667																			

Batter	1	2	3	4	5	6	7	8	9	AB	R	H	RBI	BB	SO	LOB	BOTTOM			
Tommie Agee, R OBP: 0.338, SLG: 0.488 (1, 8)										3	0	0	0	0	0	2	<b>Philadelphia Phillies @ New York Mets</b> Shea Stadium, Flushing, NY Sat Sep 06 1969, 3:33 AM EDT Att: 20,477 - Unknown			
Wayne Garrett, L OBP: 0.297, SLG: 0.274 (1, 5)										2	0	0	1	0	0	2				
Donn Clendenon, R OBP: 0.296, SLG: 0.437 (1, 3)										4	0	0	0	0	1	2				
Art Shamsky, L OBP: 0.376, SLG: 0.492 Al Weis, S OBP: 0.265, SLG: 0.299 (8, PR) (9, 4)										3	0	0	0	0	0	1				
Ken Boswell, L OBP: 0.324, SLG: 0.350 Rod Gaspar, S OBP: 0.304, SLG: 0.275 (1, 4) (9, 7)										3	0	1	0	1	1	1				
Ron Swoboda, R OBP: 0.324, SLG: 0.367 (1, 9)										4	0	1	0	0	1	1				
Jerry Grote, R OBP: 0.309, SLG: 0.357 (1, 2)										3	1	1	1	1	1	2				
Bud Harrelson, S OBP: 0.324, SLG: 0.300 (1, 6)										3	2	3	0	0	0	0				
Don Cardwell, R OBP: 0.186, SLG: 0.244 Tug McGraw, R OBP: 0.217, SLG: 0.227 (1, 1) (7, 1)										2	0	1	0	0	1	1				
<b>Inning Stats</b>	R: 0 E: 0 K: 0 S: 3	H: 0 LOB: 0 BB: 0 P: 3	R: 0 E: 0 K: 0 S: 3	H: 0 LOB: 0 BB: 0 P: 3	R: 2 E: 0 K: 1 S: 8	H: 3 LOB: 1 BB: 0 P: 8	R: 0 E: 0 K: 1 S: 5	H: 1 LOB: 1 BB: 0 P: 5	R: 0 E: 0 K: 2 S: 8	H: 1 LOB: 1 BB: 0 P: 8	R: 0 E: 0 K: 1 S: 5	H: 0 LOB: 1 BB: 0 P: 6	R: 1 E: 1 K: 0 S: 5	H: 2 LOB: 2 BB: 1 P: 9	R: 0 E: 0 K: 0 S: 3	H: 1 LOB: 2 BB: 1 P: 8		1B: 5 2B: 3 3B: 0 HR: 1	SF: 1 SAC: 1 DP: 1 HBP: 2	WP: 0 PB: 0 SB: 0 CS: 3
<b>PITCHER</b>	IP WLS BF H R ER SO BB IBB HBP BLK WP HR S P ERA WHIP	6.0 L 23 5 2 2 5 0 0 1 0 0 0 8 17 3.00 0.833	2.0 11 3 1 1 0 2 0 0 1 0 0 0 8 17 4.50 2.500																	



Batter	1	2	3	4	5	6	7	8	9	AB	R	H	RBI	BB	SO	LOB	TOP					
Terry Harmon, R OBP: 0.317, SLG: 0.272 (1, 4)	6-3		F9		F9		P4			5	0	1	0	0	0	1						
Tony Taylor, R OBP: 0.316, SLG: 0.345 (1, 5)	1B 2B		K		1B 1B		6-3		K	5	2	2	0	0	2	2						
Dick Allen, R OBP: 0.378, SLG: 0.607 (1, 3)	FC5-4 2H 1B			F8	1B 1B		F8			4	0	2	2	0	0	0						
Johnny Callison, L OBP: 0.328, SLG: 0.445 (1, 9)	FC5-4 1-2			3-1	1B 2H			6-3		4	0	1	1	0	0	1						
Deron Johnson, R OBP: 0.330, SLG: 0.444 Larry Hisle, R OBP: 0.337, SLG: 0.465 (8, PR) (8, 8)	F9			1B BB	F2			G3-6-3 1B		3	0	1	0	1	0	3						
Ron Stone, L OBP: 0.344, SLG: 0.309 (1, 8) (8, 7)		F7		1-3 1B		G3		G3-6-3 1-2		4	0	1	0	0	0	1						
Dave Watkins, R OBP: 0.299, SLG: 0.290 (1, 2)		K		P6		K			K	4	0	0	0	0	3	2						
Don Money, R OBP: 0.292, SLG: 0.321 (1, 6)		K			K				1B BB	3	0	1	0	1	2	0						
Bill Champion, R OBP: 0.206, SLG: 0.212 Turk Farrell, R (8, 1)			K						K	3	1	1	0	0	1	1						
John Boozer, R OBP: 0.290, SLG: 0.143 Cookie Rojas, R OBP: 0.270, SLG: 0.290 (9, PH)					1B 1B		F8		K	0	0	0	0	0	0	0						
										1	0	0	0	0	1	1						
<b>Inning Stats</b>	R: 1 E: 1 K: 0 S: 5	H: 2 LOB: 1 BB: 0 P: 5	R: 0 E: 0 K: 2 S: 7	H: 0 LOB: 0 BB: 0 P: 7	R: 0 E: 0 K: 2 S: 7	H: 0 LOB: 0 BB: 0 P: 7	R: 0 E: 0 K: 0 S: 4	H: 1 LOB: 2 BB: 1 P: 8	R: 2 E: 0 K: 1 S: 9	H: 4 LOB: 1 BB: 0 P: 9	R: 0 E: 0 K: 1 S: 6	H: 1 LOB: 1 BB: 0 P: 6	R: 0 E: 0 K: 0 S: 3	H: 0 LOB: 0 BB: 0 P: 3	R: 0 E: 0 K: 0 S: 3	H: 1 LOB: 1 BB: 0 P: 3	R: 0 E: 0 K: 3 S: 10	H: 1 LOB: 2 BB: 1 P: 14	1B: 9 2B: 1 3B: 0 HR: 0	SF: 0 SAC: 0 DP: 1 HBP: 0	WP: 0 PB: 0 SB: 0 CS: 0	PA: 38
<b>PITCHER</b>	IP WLS BF H R ER SO BB IBB HBP BLK WP HR S P ERA WHIP	IP WLS BF H R ER SO BB IBB HBP BLK WP HR S P ERA WHIP																				
Gary Gentry, R ERA: 3.79 Nolan Ryan, R ERA: 3.21	(1, 1) (7, 1)	6.0 W 27 8 3 3 6 1 0 0 0 0 0 38 42 4.50 1.500	3.0 L 11 2 0 0 3 1 0 0 0 0 0 16 20 0.00 1.000																			

Philadelphia Phillies @ New York Mets  
Shea Stadium, Flushing, NY  
Sun Sep 07 1969, 3:33 AM EDT  
Att: 28,937 - Unknown

AB 36  
R 3  
H 10  
RBI 3  
BB 2  
SO 9  
LOB 12



Batter	1	2	3	4	5	6	7	8	9	AB	R	H	RBI	BB	SO	LOB	BOTTOM			
Tommie Agee, R OBP: 0.343, SLG: 0.495 (1, 8)	HR	FC6-4 1-2			S BB		1B SF7 BB	BB 1B		3	3	2	3	2	0	2				
Wayne Garrett, L OBP: 0.294, SLG: 0.271 Jim Gosger, L OBP: 0.194, SLG: 0.232 Bobby Pteil, R OBP: 0.249, SLG: 0.272 (8, PH) (9, 5)	G3		K		K		K	P4		4	0	0	0	0	3	2				
Donn Clendenon, R OBP: 0.301, SLG: 0.436 (1, 3)	K		S BB		K		3B 1B	1B BB		3	1	1	0	2	2	1				
Art Shamsky, L OBP: 0.374, SLG: 0.502 Rod Gaspar, S OBP: 0.267, SLG: 0.279 (8, 7)	HR		P6		F7		SF7	1B BB		3	1	1	2	0	0	2				
Ken Boswell, L OBP: 0.329, SLG: 0.359 Al Weis, S OBP: 0.264, SLG: 0.297 (8, 4)	F8				BB		SH1-4 6-3 1B	1-3 3B	G5-4-3 1B	3	1	2	1	1	0	0				
Ron Swoboda, R OBP: 0.327, SLG: 0.367 (1, 9)		FC6-4 BB BB	5-3			SH1-4 6-3 1B	K			3	0	1	0	1	1	3				
Jerry Grote, R OBP: 0.312, SLG: 0.358 (1, 2)		FC6-4 BB		L5		SH1-4		1B 1B		2	1	1	0	1	0	0				
Bud Harrelson, S OBP: 0.323, SLG: 0.300 (1, 6)		FC6-4 FC6-4 1-2 2-3		6-3		6-3		1B 1B		4	1	1	1	0	0	3				
Gary Gentry, R ERA: 4.31 J.C. Martin, L OBP: 0.267, SLG: 0.335 Nolan Ryan, R OBP: 0.087, SLG: 0.087 (6, PH) (7, 1)	K		K		K		F5		BB 1B 1B	2	0	0	0	0	2	2				
										1	1	1	0	0	0	0				
<b>Inning Stats</b>	R: 2 E: 0 K: 1 S: 7	H: 2 LOB: 0 BB: 0 P: 7	R: 0 E: 0 K: 1 S: 5	H: 0 LOB: 2 BB: 2 P: 13	R: 0 E: 0 K: 1 S: 5	H: 0 LOB: 2 BB: 2 P: 13	R: 0 E: 0 K: 1 S: 5	H: 0 LOB: 0 BB: 0 P: 5	R: 0 E: 0 K: 2 S: 7	H: 0 LOB: 1 BB: 1 P: 11	R: 1 E: 0 K: 0 S: 5	H: 2 LOB: 1 BB: 0 P: 5	R: 2 E: 0 K: 2 S: 9	H: 2 LOB: 1 BB: 1 P: 13	R: 4 E: 0 K: 0 S: 7	H: 5 LOB: 1 BB: 1 P: 11	1B: 8 2B: 0 3B: 1 HR: 2	SF: 1 SAC: 1 DP: 1 HBP: 0	WP: 0 PB: 0 SB: 2 CS: 0	PA: 41
<b>PITCHER</b>	IP WLS BF H R ER SO BB IBB HBP BLK WP HR S P ERA WHIP	IP WLS BF H R ER SO BB IBB HBP BLK WP HR S P ERA WHIP																		
Bill Champion, R ERA: 4.31 Turk Farrell, R ERA: 3.5 John Boozer, R ERA: 4.65	(1, 1) (8, 1) (8, 1)	7.0 L 3 1 0 0 0 1 0 0 0 0 0 2 6 0.00 6.000	0.1 W 1 1 1 0 0 0 0 0 0 0 0 2 2 13.50 1.500																	

Philadelphia Phillies @ New York Mets  
Shea Stadium, Flushing, NY  
Sun Sep 07 1969, 3:33 AM EDT  
Att: 28,937 - Unknown

AB 32  
R 9  
H 11  
RBI 9  
BB 7  
SO 8  
LOB 20





Batter	1	2	3	4	5	6	7	8	9	AB	R	H	RBI	BB	SO	LOB	TOP			
Don Kessinger, S (1, 6) OBP: 0.345, SLG: 0.386	F7		1B			1B	5-3			4	1	2	0	0	0	0				
Glenn Beckert, R (1, 4) OBP: 0.336, SLG: 0.357	K		5-3			1B		G6-4-3 1B		4	1	2	0	0	1	1				
Billy Williams, L (1, 7) OBP: 0.363, SLG: 0.481	K			P6		1B		G6-4-3 1B		4	0	2	1	0	1	0				
Ron Santo, R (1, 5) OBP: 0.386, SLG: 0.500		HBP		F8		SF7 1B		G6-4-3 1B		2	0	0	1	0	0	2				
14 Ernie Banks, R (1, 3) OBP: 0.314, SLG: 0.415	K			FC5-4 BB		F8		K		3	0	0	0	1	2	3				
Jim Hickman, R (1, 9) OBP: 0.315, SLG: 0.468	K			FC5-4						3	0	0	0	1	2	2				
Randy Hundley, R (1, 2) OBP: 0.351, SLG: 0.412	K					BB				4	0	1	0	0	2	3				
Don Young, R (1, 8) OBP: 0.341, SLG: 0.358			5-3							3	0	0	0	0	2	0				
Ken Rudolph, R (9, PH) OBP: 0.351, SLG: 0.355										1	0	0	0	0	1	1				
Bill Hands, R (1, 1) OBP: 0.129, SLG: 0.075			4-3							3	0	0	0	0	1	0				
Randy Bobb, R (9, PH)				5-3						1	0	0	0	0	1	1				
<b>Inning Stats</b>	R: 0 E: 0 K: 2 S: 7	H: 0 LOB: 0 BB: 0 P: 7	R: 0 E: 0 K: 3 S: 9	H: 0 LOB: 1 BB: 0 P: 10	R: 0 E: 0 K: 0 S: 4	H: 1 LOB: 1 BB: 0 P: 4	R: 0 E: 0 K: 0 S: 3	H: 0 LOB: 1 BB: 1 P: 7	R: 0 E: 0 K: 2 S: 6	H: 3 LOB: 2 BB: 1 P: 10	R: 0 E: 0 K: 2 S: 7	H: 0 LOB: 0 BB: 0 P: 7	R: 0 E: 0 K: 1 S: 6	H: 2 LOB: 1 BB: 0 P: 6	R: 0 E: 0 K: 3 S: 10	H: 1 LOB: 1 BB: 0 P: 10	1B: 7 2B: 0 3B: 0 HR: 0	SF: 1 SAC: 0 DP: 1 HBP: 1	WP: 1 PB: 0 SB: 0 CS: 0	PA: 36
<b>PITCHER</b> Jerry Kosman, L (1, 1) ERA: 2.48	IP: 9.0 WLS: W BF: 36 H: 7 R: 2 ER: 2 SO: 13 BB: 2 IBB: 0 HBP: 1 BLK: 0 WP: 1 HR: 0 S: 59 P: 68 ERA: 2.00 WHIP: 1.000																			

Chicago Cubs @ New York Mets  
Shea Stadium, Flushing, NY  
Mon Sep 08 1969, 7:05 PM EDT  
Att: 43,274 - Unknown

AB	32
R	2
H	7
RBI	2
BB	2
SO	13
LOB	13



Batter	1	2	3	4	5	6	7	8	9	AB	R	H	RBI	BB	SO	LOB	BOTTOM			
Tommie Agee, R (1, 8) OBP: 0.346, SLG: 0.504	5-3		HR			1B		FC4-6 BB		3	2	2	2	1	0	0				
Wayne Garrett, L (1, 5) OBP: 0.293, SLG: 0.271	F8		F9			BB		FC4-6 1-2		4	0	1	1	0	0	1				
Donn Clendenon, R (1, 3) OBP: 0.297, SLG: 0.430	K		E6			F8		1-3		4	0	0	0	0	1	2				
Art Shamsky, L (1, 7) OBP: 0.377, SLG: 0.502		P6								2	0	1	0	1	0	0				
Rod Gaspar, S (9, 7) OBP: 0.307, SLG: 0.279										0	0	0	0	0	0	0				
Ken Boswell, L (1, 4) OBP: 0.326, SLG: 0.356		F8		G4-6-3 1B						3	0	0	0	0	0	4				
Al Weis, S (9, 4) OBP: 0.264, SLG: 0.297										0	0	0	0	0	0	0				
Ron Swoboda, R (1, 9) OBP: 0.323, SLG: 0.363	K									3	0	0	0	0	2	1				
Jerry Grote, R (1, 2) OBP: 0.309, SLG: 0.355			6-3							3	0	0	0	0	0	0				
Bud Harrelson, S (1, 6) OBP: 0.323, SLG: 0.300										3	1	1	0	0	1	0				
Jerry Kosman, R (1, 1) OBP: 0.044, SLG: 0.044			F3							3	0	0	0	0	1	1				
<b>Inning Stats</b>	R: 0 E: 0 K: 1 S: 5	H: 0 LOB: 0 BB: 0 P: 5	R: 0 E: 0 K: 1 S: 5	H: 0 LOB: 0 BB: 0 P: 5	R: 2 E: 0 K: 0 S: 5	H: 2 LOB: 0 BB: 0 P: 5	R: 0 E: 1 K: 0 S: 4	H: 1 LOB: 1 BB: 0 P: 4	R: 0 E: 0 K: 0 S: 3	H: 0 LOB: 0 BB: 0 P: 3	R: 1 E: 0 K: 0 S: 4	H: 2 LOB: 1 BB: 1 P: 8	R: 0 E: 0 K: 2 S: 7	H: 0 LOB: 0 BB: 0 P: 7	R: 0 E: 0 K: 1 S: 5	H: 0 LOB: 1 BB: 1 P: 9	1B: 3 2B: 1 3B: 0 HR: 1	SF: 0 SAC: 0 DP: 2 HBP: 0	WP: 0 PB: 0 SB: 0 CS: 0	PA: 30
<b>PITCHER</b> Bill Hands, R (1, 1) ERA: 2.57	IP: 8.0 WLS: L BF: 30 H: 5 R: 3 ER: 3 SO: 5 BB: 2 IBB: 0 HBP: 0 BLK: 0 WP: 0 HR: 1 S: 38 P: 46 ERA: 3.38 WHIP: 0.875																			

Chicago Cubs @ New York Mets  
Shea Stadium, Flushing, NY  
Mon Sep 08 1969, 7:05 PM EDT  
Att: 43,274 - Unknown

AB	28
R	3
H	5
RBI	3
BB	2
SO	5
LOB	9





Batter	1	2	3	4	5	6	7	8	9	AB	R	H	RBI	BB	SO	LOB	TOP					
Don Kessinger, S OBP: 0.343, SLG: 0.384 (1, 6)	F9			K		G3		K									4 0 0 0 0 2 1					
Glenn Beckert, R OBP: 0.337, SLG: 0.359 (1, 4)	K			1B 2B		G3-6-1 BB			P3								3 1 1 0 1 1 0					
Billy Williams, L OBP: 0.361, SLG: 0.478 (1, 7)	P6			F8		G3-6-1 1-2			F9								4 0 0 0 0 0 2					
Ron Santo, R OBP: 0.387, SLG: 0.500 (1, 5)		F8		1B 2H 1B				G3									4 0 2 1 0 0 0					
Willie Smith, L OBP: 0.330, SLG: 0.425 (1, 3)	F8			1-3 1B				F7									4 0 1 0 0 0 1					
Jim Hickman, R OBP: 0.312, SLG: 0.463 (1, 9)	5-3			F8				F5									3 0 0 0 0 0 2					
Randy Hundley, R OBP: 0.351, SLG: 0.412 (1, 2)			P6		6-3												3 0 1 0 0 0 0					
Oscar Gamble, L OBP: 0.353, SLG: 0.310 (1, 8)			K		F7			1-3									3 0 0 0 0 1 1					
Fergie Jenkins, R OBP: 0.176, SLG: 0.179 (1, 1)			K		1-3			3-1									2 0 0 0 0 1 0					
Al Spangler, L OBP: 0.297, SLG: 0.319 (8, PH)																	1 0 0 0 0 0 1					
Ted Abernathy, R OBP: 0.250, SLG: 0.375 (8, 1)																	0 0 0 0 0 0 0					
<b>Inning Stats</b>	R: 0 E: 0 K: 1 S: 5	H: 0 LOB: 0 BB: 0 P: 5	R: 0 E: 0 K: 0 S: 3	H: 0 LOB: 0 BB: 0 P: 3	R: 0 E: 0 K: 2 S: 7	H: 0 LOB: 0 BB: 0 P: 7	R: 1 E: 0 K: 1 S: 8	H: 3 LOB: 2 BB: 0 P: 8	R: 0 E: 0 K: 0 S: 3	H: 0 LOB: 0 BB: 0 P: 3	R: 0 E: 0 K: 0 S: 2	H: 0 LOB: 0 BB: 1 P: 6	R: 0 E: 0 K: 0 S: 3	H: 0 LOB: 0 BB: 0 P: 3	R: 0 E: 0 K: 1 S: 6	H: 1 LOB: 1 BB: 0 P: 6	R: 0 E: 0 K: 0 S: 4	H: 1 LOB: 1 BB: 0 P: 4	1B: 4 2B: 1 3B: 0 HR: 0	SF: 0 SAC: 0 DP: 1 HBP: 0	WP: 0 PB: 0 SB: 0 CS: 0	PA: 32
<b>PITCHER</b> Tom Seaver, R ERA: 2.43 (1, 1)	IP: 9.0 WLS: W BF: 32 H: 5 R: 1 ER: 1 SO: 5 BB: 1 IBB: 0 HBP: 0 BLK: 0 WP: 0 HR: 0 S: 41 P: 45 ERA: 1.00 WHIP: 0.667															<b>PITCHER</b>	IP: 9.0 WLS: W BF: 32 H: 5 R: 1 ER: 1 SO: 5 BB: 1 IBB: 0 HBP: 0 BLK: 0 WP: 0 HR: 0 S: 41 P: 45 ERA: 1.00 WHIP: 0.667					

Chicago Cubs @ New York Mets  
Shea Stadium, Flushing, NY  
Tue Sep 09 1969, 7:05 PM EDT  
Att: 51,448 - Unknown

AB	31
R	1
H	5
RBI	1
BB	1
SO	5
LOB	8



Batter	1	2	3	4	5	6	7	8	9	AB	R	H	RBI	BB	SO	LOB	BOTTOM			
Tommie Agee, R OBP: 0.348, SLG: 0.504 (1, 8)	1-3 BB 2B			6-3				5-3									4 1 2 0 1 0 1			
Wayne Garrett, L OBP: 0.285, SLG: 0.268 (1, 5)	L6	P5		SF8		1-3		1-4-3									4 0 0 1 0 0 4			
Cleon Jones, R OBP: 0.426, SLG: 0.501 (1, 7)	1-3 2B BB			6-3		K2-3		4-3									4 1 1 0 1 1 0			
Art Shamsky, L OBP: 0.375, SLG: 0.510 (1, 9)	1-3			FC6-4 HR		K											4 2 1 1 0 1 3			
Rod Gaspar, S OBP: 0.307, SLG: 0.279 (8, 9)	1-2 2-3			1-2 HR		HR											0 0 0 0 0 0 0			
Ken Boswell, L OBP: 0.328, SLG: 0.361 (1, 4)				K		K											4 1 2 2 0 2 1			
Al Weis, S OBP: 0.264, SLG: 0.297 (9, 4)	2H 3H 2B			1-2 K		HBP 2B 1B											0 0 0 0 0 0 0			
Donn Clendenen, R OBP: 0.300, SLG: 0.439 (1, 3)	K			HR		P3		2B HBP									3 1 1 2 0 1 1			
Jerry Grote, R OBP: 0.311, SLG: 0.360 (1, 2)				K 1B		4-3		FC6-5 1-3 2H 2B									4 0 2 1 0 1 0			
Bud Harrelson, S OBP: 0.322, SLG: 0.297 (1, 6)				K		F7		F7									3 0 0 0 1 1 2			
Tom Seaver, R OBP: 0.224, SLG: 0.171 (1, 1)				K		6-3 SF8 2B		K									4 1 1 0 0 2 4			
<b>Inning Stats</b>	R: 2 E: 0 K: 1 S: 6	H: 1 LOB: 1 BB: 2 P: 14	R: 0 E: 0 K: 3 S: 11	H: 1 LOB: 2 BB: 0 P: 11	R: 2 E: 1 K: 1 S: 8	H: 3 LOB: 1 BB: 0 P: 8	R: 1 E: 0 K: 0 S: 4	H: 1 LOB: 0 BB: 0 P: 4	R: 1 E: 0 K: 1 S: 6	H: 1 LOB: 1 BB: 0 P: 6	R: 0 E: 0 K: 1 S: 6	H: 1 LOB: 1 BB: 0 P: 6	R: 1 E: 0 K: 2 S: 9	H: 2 LOB: 3 BB: 1 P: 14	R: 0 E: 0 K: 0 S: 3	H: 0 LOB: 0 BB: 0 P: 3	1B: 5 2B: 3 3B: 0 HR: 2	SF: 1 SAC: 0 DP: 0 HBP: 1	WP: 0 PB: 1 SB: 0 CS: 0	PA: 39
<b>PITCHER</b> Fergie Jenkins, R ERA: 3.15 (1, 1)	IP: 7.0 WLS: L BF: 36 H: 10 R: 7 ER: 5 SO: 9 BB: 2 IBB: 1 HBP: 1 BLK: 0 WP: 0 HR: 2 S: 50 P: 63 ERA: 6.43 WHIP: 1.714															<b>PITCHER</b>	IP: 1.0 WLS: L BF: 3 H: 0 R: 0 ER: 0 SO: 0 BB: 0 IBB: 0 HBP: 0 BLK: 0 WP: 0 HR: 0 S: 3 P: 3 ERA: 0.00 WHIP: 0.000			

Chicago Cubs @ New York Mets  
Shea Stadium, Flushing, NY  
Tue Sep 09 1969, 7:05 PM EDT  
Att: 51,448 - Unknown

AB	34
R	7
H	10
RBI	7
BB	3
SO	9
LOB	16






Batter	1	2	3	4	5	6	7	8	9	10	11	12	AB	R	H	RBI	BB	SO	LOB	TOP														
Ty Cline, L OBP: 0.348, SLG: 0.352 (1.8)													4	1	1	0	1	0	0															
Gary Sutherland, R OBP: 0.282, SLG: 0.304 (1.4)													5	0	0	1	0	0	1															
Rusty Staub, L OBP: 0.409, SLG: 0.504 (1.9)													3	0	0	0	2	0	1															
Ron Fairly, L OBP: 0.344, SLG: 0.462 (1.3)													5	0	1	0	0	3	4															
Mack Jones, L OBP: 0.382, SLG: 0.493 (1.7)													4	1	1	0	0	0	1															
Coco Laboy, R OBP: 0.310, SLG: 0.416 (1.5)													3	0	0	0	1	2	0															
Ron Brand, R OBP: 0.326, SLG: 0.297 (1.2)													2	0	0	0	0	0	1	AB 38														
John Bateman, R OBP: 0.251, SLG: 0.310 (5.2)													2	0	0	0	1	0	0	R 2														
Bobby Wine, R OBP: 0.255, SLG: 0.263 (1.6)													2	0	1	0	0	0	0	H 6														
Jim Fairey, L OBP: 0.187, SLG: 0.167 (7. PH)													1	0	0	0	0	0	3	RBI 1														
Remy Hermoso, R OBP: 0.239, SLG: 0.169 (7.0)													2	0	1	0	0	0	0	BB 5														
Mike Wegener, R OBP: 0.275, SLG: 0.280 (1.1)													4	0	0	0	0	2	1	SO 7														
Kevin Collins, L OBP: 0.277, SLG: 0.367 (12. PH)													1	0	1	0	0	0	0	LOB 12														
Bill Stoneman, R OBP: 0.114, SLG: 0.091 (12.1)													0	0	0	0	0	0	0															
<b>Inning Stats</b>	R: 1 E: 1 K: 1 S: 6	H: 1 LOB: 1 BB: 0 P: 6	R: 1 E: 0 K: 1 S: 6	H: 2 LOB: 1 BB: 1 P: 10	R: 0 E: 0 K: 0 S: 3	H: 0 LOB: 0 BB: 0 P: 3	R: 0 E: 0 K: 2 S: 7	H: 0 LOB: 0 BB: 0 P: 7	R: 0 E: 0 K: 1 S: 5	H: 0 LOB: 1 BB: 1 P: 8	R: 0 E: 0 K: 1 S: 5	H: 0 LOB: 0 BB: 0 P: 5	R: 0 E: 0 K: 0 S: 3	H: 0 LOB: 1 BB: 1 P: 7	R: 0 E: 0 K: 0 S: 4	H: 2 LOB: 2 BB: 0 P: 4	1B: 4 2B: 1 3B: 2 HR: 0	SF: 0 SAC: 1 DP: 2 HBP: 1	WP: 1 PB: 0 SB: 0 CS: 2	PA: 45														
<b>PITCHER</b>	IP WLS BF H R ER SO BB IBB HBP BLK WP HR S P ERA WHIP																																	
Jim McAndrew, R ERA: 3.29 (1.1)	11.0	4	4	2	0	0	0	0	0	0	0	4	4	0.00	2.00																			
Ron Taylor, R ERA: 2.93 (12.1)	1.0	W	4	2	0	0	0	0	0	0	0	4	4	0.00	2.00																			

Montreal Expos @ New York Mets  
Shea Stadium, Flushing, NY  
Wed Sep 10 1969, 7:05 PM EDT  
Unknown


AB 38  
R 2  
H 6  
RBI 1  
BB 5  
SO 7  
LOB 12



Batter	1	2	3	4	5	6	7	8	9	10	11	12	AB	R	H	RBI	BB	SO	LOB	BOTTOM				
Tommie Agee, R OBP: 0.346, SLG: 0.499 (1.8)													5	2	0	0	1	2	0					
Wayne Garrett, L OBP: 0.293, SLG: 0.267 (1.5)													4	0	1	0	2	3	1					
Cleon Jones, R OBP: 0.427, SLG: 0.500 (1.7)													5	1	2	0	1	0	3					
Art Shamsky, L OBP: 0.377, SLG: 0.508 (1.9)													3	0	1	1	1	1	2					
Rod Gaspar, S OBP: 0.308, SLG: 0.277 (9.9)													1	0	0	0	1	0	1					
Ken Boswell, L OBP: 0.329, SLG: 0.361 (1.4)													6	0	2	1	0	0	2					
Donn Clendenen, R OBP: 0.289, SLG: 0.434 (1.3)													3	0	0	0	1	2	0					
Jerry Grote, R OBP: 0.307, SLG: 0.354 (1.2)													5	0	0	0	0	3	2					
Bud Harrelson, S OBP: 0.323, SLG: 0.297 (1.6)													4	0	1	0	1	1	0					
Jim McAndrew, R ERA: 4.21 (1.1)	11.0	4	5	2	1	1	1	1	1	1	1	1	1	0	0	0	3	1	1	AB 41				
Jim Gosger, L OBP: 0.190, SLG: 0.228 (11. PH)	0.2	L	5	2	1	1	1	1	1	1	1	1	1	0	0	0	1	2	0	R 3				
Ron Taylor, R ERA: 4.83 (12.1)	0.2	L	5	2	1	1	1	1	1	1	1	1	1	0	0	0	0	0	0	H 7				
<b>Inning Stats</b>	R: 1 E: 0 K: 1 S: 6	H: 1 LOB: 1 BB: 1 P: 10	R: 0 E: 0 K: 1 S: 5	H: 0 LOB: 0 BB: 0 P: 5	R: 0 E: 0 K: 1 S: 9	H: 0 LOB: 1 BB: 1 P: 9	R: 0 E: 0 K: 0 S: 3	H: 0 LOB: 1 BB: 1 P: 7	R: 0 E: 1 K: 2 S: 9	H: 0 LOB: 2 BB: 1 P: 13	R: 0 E: 0 K: 2 S: 7	H: 0 LOB: 0 BB: 0 P: 7	R: 0 E: 0 K: 0 S: 3	H: 0 LOB: 1 BB: 1 P: 10	R: 0 E: 0 K: 1 S: 10	H: 1 LOB: 1 BB: 0 P: 10	R: 0 E: 0 K: 2 S: 8	H: 1 LOB: 2 BB: 1 P: 12	R: 1 E: 0 K: 1 S: 6	H: 2 LOB: 2 BB: 1 P: 10	1B: 7 2B: 1 3B: 0 HR: 0	SF: 0 SAC: 1 DP: 1 HBP: 0	WP: 0 PB: 1 SB: 0 CS: 0	PA: 50
<b>PITCHER</b>	IP WLS BF H R ER SO BB IBB HBP BLK WP HR S P ERA WHIP																							
Mike Wegener, R ERA: 4.21 (1.1)	11.0	4	5	2	1	1	1	1	1	1	1	1	1	0	0	0	3	1	1	AB 41				
Bill Stoneman, R ERA: 4.83 (12.1)	0.2	L	5	2	1	1	1	1	1	1	1	1	1	0	0	0	0	0	0	R 3				

Montreal Expos @ New York Mets  
Shea Stadium, Flushing, NY  
Wed Sep 10 1969, 7:05 PM EDT  
Unknown

AB 41  
R 3  
H 7  
RBI 2  
BB 8  
SO 16  
LOB 14





Batter	1	2	3	4	5	6	7	8	9	AB	R	H	RBI	BB	SO	LOB	TOP				
Ty Cline, L OBP: 0.343, SLG: 0.346	(1, 8) K		X 0-0 F9		X 0-0 K			X 0-0 G4-6-3 1B		3	0	0	0	0	2	0	<b>Montreal Expos @ New York Mets</b> Shea Stadium, Flushing, NY Wed Sep 10 1969, 7:05 PM EDT Att: 23,512 - Unknown				
Carl Morton, R (5, 1)										0	0	0	0	0	0	0					
Don Shaw, L (7, 1)										0	0	0	0	0	0	0					
Kevin Collins, L OBP: 0.283, SLG: 0.373	(8, FH)									1	0	1	0	0	0	0					
Carroll Sembera, R OBP: 0.250, SLG: 0.250	(8, 1)									0	0	0	0	0	0	0					
Remy Hermoso, R OBP: 0.240, SLG: 0.174	(1, 4)	K	X 0-0 4-3		X 0-0 BB 1B			X 0-0 F2		4	0	1	0	0	1	1					
Ron Fairly, L OBP: 0.343, SLG: 0.457	(1, 3)	X 0-0 4-3		X 0-0 K		X 4-0 BB 1B		X 0-0 G4-6-3 1-2		3	0	0	0	1	1	1					
Rusty Staub, L OBP: 0.410, SLG: 0.502	(1, 9)		X 4-0 F7 BB E BB		X 4-0 FC4-6 BB		X 0-0 F9		X 0-3 K	2	1	0	0	2	1	2					
Mack Jones, L OBP: 0.383, SLG: 0.492	(1, 7)		X 4-0 E F7 FC6-2 BB		X 0-0 FC4-6 1-2		X 0-3 K		X 0-0 BLK 1B	3	0	1	0	1	1	3					
Coco Laboy, R OBP: 0.308, SLG: 0.413	(1, 5)		X 0-0 F7 1-2 2-3		X 0-0 F7		X 0-3 K		X 0-3 K 1-2	4	0	0	0	0	2	6					
John Bateman, R OBP: 0.246, SLG: 0.303	(1, 2)		X 0-0 E6 FC6-2 2-3 3-H		X 0-0 F9		X 0-3 K		X 0-0 F9	4	0	0	1	0	1	3					
Bobby Wine, R OBP: 0.253, SLG: 0.260	(1, 6)		X 0-0 FC6-2 1-2 3-H		X 0-0 F7		X 0-0 P3			3	0	0	0	0	0	2					
Howie Reed, R OBP: 0.206, SLG: 0.258	(1, 1)		X 0-3 K		X 0-0 1-3		X 0-3 K			1	0	0	0	0	1	2					
Dan McGinn, L OBP: 0.209, SLG: 0.333	(3, 1)									0	0	0	0	0	0	0					
Jim Fairley, L OBP: 0.125, SLG: 0.125	(5, FH) (5, 8)									2	0	0	0	0	1	0					
<b>Inning Stats</b>	R: 0 E: 0 K: 2 S: 7	H: 0 LOB: 0 BB: 0 P: 7	R: 1 E: 1 K: 1 S: 6	H: 0 LOB: 2 BB: 2 P: 14	R: 0 E: 0 K: 1 S: 5	H: 0 LOB: 1 BB: 1 P: 5	R: 0 E: 0 K: 0 S: 3	H: 0 LOB: 1 BB: 1 P: 7	R: 0 E: 0 K: 1 S: 5	H: 1 LOB: 2 BB: 1 P: 12	R: 0 E: 0 K: 2 S: 8	H: 0 LOB: 0 BB: 0 P: 7	R: 0 E: 0 K: 0 S: 3	H: 1 LOB: 1 BB: 0 P: 3	R: 0 E: 0 K: 2 S: 8	H: 1 LOB: 1 BB: 0 P: 8	1B: 3 2B: 0 3B: 0 HR: 0	SF: 0 SAC: 0 DP: 1 HBP: 0	WP: 0 PB: 0 SB: 0 CS: 0	PA: 34	
<b>PITCHER</b> Nolan Ryan, R ERA: 2.95	(1, 1)	IP: 9.0 WLS: W BF: 34	H: 3 R: 1 ER: 1 SO: 11	BB: 4 IBB: 0 HBP: 0 BLK: 1	WP: 0 HR: 0 S: 52 P: 68	ERA: 1.00 WHIP: 0.778	<b>PITCHER</b>	IP: WLS: BF: H: R: ER: SO: BB: IBB: HBP: BLK: WP: HR: S: P: ERA: WHIP:													

AB	30
R	1
H	3
RBI	1
BB	4
SO	11
LOB	20



Batter	1	2	3	4	5	6	7	8	9	AB	R	H	RBI	BB	SO	LOB	BOTTOM			
Tommie Agee, R OBP: 0.347, SLG: 0.496	(1, 8) F9		X 1-0 1B WP E HBP		X 4-0 E BB		X 0-0 F8		X 0-0 P4	3	1	0	0	1	0	1	<b>Montreal Expos @ New York Mets</b> Shea Stadium, Flushing, NY Wed Sep 10 1969, 7:05 PM EDT Att: 23,512 - Unknown			
Wayne Garrett, L OBP: 0.294, SLG: 0.267	(1, 5) G3		X 0-0 E 1B		X 4-0 BB		X 0-0 3-1		X 0-0 G3	4	1	1	1	1	0	1				
Cleon Jones, R OBP: 0.426, SLG: 0.498	(1, 7) 6-3		X 0-0 E3 1B		X 0-0 F9		X 0-0 5-3			4	1	1	1	0	0	2				
Rod Gaspar, S OBP: 0.308, SLG: 0.277	(7, 7) (8, 9)		X 2-H 3-H 1B							0	0	0	0	0	0	0				
Art Shamsky, L OBP: 0.379, SLG: 0.508	(1, 9)	K	X 0-0 1B E 1B		X 0-0 1B 1B		X 0-0 6-3			4	1	2	0	0	1	0				
Jim Gosger, L OBP: 0.190, SLG: 0.228	(8, 7)									0	0	0	0	0	0	0				
Ken Boswell, L OBP: 0.333, SLG: 0.372	(1, 4) F8		X 0-0 FC6-4 1-2 3-H 1B		X 1-3 BB 1B		X 0-0 WP 3B			4	1	3	1	0	0	0				
Al Weis, S OBP: 0.264, SLG: 0.297	(8, 4)									0	0	0	0	0	0	0				
Donn Clendenen, R OBP: 0.297, SLG: 0.432	(1, 3) K		X 0-0 FC6-4 1-2 2-H		X 0-0 P4		X 0-0 5-3			2	0	0	0	0	1	1				
Ed Kranepool, L OBP: 0.306, SLG: 0.373	(5, FH) (6, 3)									2	0	0	0	0	0	2				
Jerry Grote, R OBP: 0.306, SLG: 0.356	(1, 2)		X 1-2 2B 4-3		X 0-3 K		X 0-3 K			4	0	1	0	0	2	3				
Bud Harrelson, S OBP: 0.327, SLG: 0.300	(1, 6)		X 0-0 HBP WP FC6-2-6 2-3 1B		X 0-0 F9 1-2 BB		X 0-0 SH1-4 1B			3	1	2	0	1	0	0				
Nolan Ryan, R OBP: 0.077, SLG: 0.077	(1, 1)		X 0-0 FC5-2-6 WP 1B 1-2 3-H		X 0-3 K		X 0-0 P1		X 0-0 SH1-4 1-2	3	1	0	0	0	1	5				
<b>Inning Stats</b>	R: 0 E: 0 K: 0 S: 3	H: 0 LOB: 0 BB: 0 P: 3	R: 0 E: 0 K: 2 S: 7	H: 0 LOB: 0 BB: 0 P: 7	R: 6 E: 2 K: 0 S: 9	H: 6 LOB: 1 BB: 0 P: 10	R: 0 E: 1 K: 1 S: 5	H: 0 LOB: 2 BB: 2 P: 13	R: 0 E: 0 K: 0 S: 3	H: 0 LOB: 0 BB: 0 P: 3	R: 1 E: 0 K: 1 S: 6	H: 1 LOB: 0 BB: 0 P: 6	R: 0 E: 0 K: 0 S: 4	H: 1 LOB: 1 BB: 0 P: 4	1B: 8 2B: 1 3B: 1 HR: 0	SF: 0 SAC: 1 DP: 0 HBP: 1	WP: 2 PB: 0 SB: 0 CS: 0	PA: 38		
<b>PITCHER</b> Howie Reed, R ERA: 5.14	(1, 1)	IP: 2.1 WLS: L BF: 12	H: 4 R: 5 ER: 5 SO: 2	BB: 0 IBB: 0 HBP: 0 BLK: 0	WP: 1 HR: 0 S: 15 P: 16	ERA: 19.29 WHIP: 1.714	<b>PITCHER</b>	IP: WLS: BF: H: R: ER: SO: BB: IBB: HBP: BLK: WP: HR: S: P: ERA: WHIP:												
Dan McGinn, L ERA: 4.39	(3, 1)	1.2	9	2	1	0	1	2	0	0	0	0	0	0	0	0	0.00	2.400		
Carl Morton, R ERA: 4.97	(5, 1)	2.0	9	2	0	0	1	1	0	0	0	0	0	0	0	0	0.00	1.500		
Don Shaw, L ERA: 5.25	(7, 1)	1.0	4	1	1	1	1	0	0	0	0	0	1	0	6	6	9.00	1.000		
Carroll Sembera, R ERA: 3.3	(8, 1)	1.0	4	1	0	0	0	0	0	0	0	0	0	0	4	4	0.00	1.000		

AB	33
R	7
H	10
RBI	3
BB	3
SO	5
LOB	15





Batter	1	2	3	4	5	6	7	8	9	AB	R	H	RBI	BB	SO	LOB	TOP					
Ty Cline, L (1, 8) OBP: 0.350, SLG: 0.348	4-0 BB		0-3 K			0-0 1B		4-0 BB FC4-6		2	0	1	0	2	1	1	<b>Montreal Expos @ New York Mets</b> Shea Stadium, Flushing, NY Thu Sep 11 1969, 3:33 AM EDT Att: 10,713 - Unknown					
Gary Sutherland, R (1, 4) OBP: 0.282, SLG: 0.304	0-0 G5-4-3			0-0 1B		0-0 F9		0-0 FC4-6		4	0	1	0	0	0	3						
Rusty Staub, L (1, 9) OBP: 0.409, SLG: 0.500	0-0 F9			0-0 G6-4-3		0-0 F7			0-0 FC4-6	4	0	1	0	0	0	2						
Ron Fairly, L (1, 3) OBP: 0.341, SLG: 0.454		0-0 F9			0-0 1B		0-0 4-3		0-0 F9	4	0	1	0	0	0	1						
Mack Jones, L (1, 7) OBP: 0.380, SLG: 0.487		0-0 F2			0-0 F8		0-0 4-3		0-0 FC4-6	4	0	0	0	0	0	2						
Coco Laboy, R (1, 5) OBP: 0.307, SLG: 0.412		0-3 K				0-0 F6			0-3 K	4	0	1	0	0	2	1						
John Bateman, R (1, 2) OBP: 0.242, SLG: 0.298			0-3 K			0-3 K				3	0	0	0	0	3	1						
Bobby Wine, R (1, 6) OBP: 0.251, SLG: 0.259			0-0 F9			0-3 K			0-0 1-3	2	0	0	0	0	1	0						
Kevin Collins, L (8, PH) OBP: 0.291, SLG: 0.369										1	0	0	0	0	0	0						
Jerry Robertson, S (1, 1) OBP: 0.096, SLG: 0.078									0-3 K	2	0	1	0	0	1	0						
Jim Fahey, L (8, PH) OBP: 0.311, SLG: 0.111										1	0	0	0	0	1	0						
Claude Raymond, R (8, 1) OBP: 0.222, SLG: 0.222										0	0	0	0	0	0	0						
<b>Inning Stats</b>	R: 0 E: 0 K: 0 S: 2	H: 0 LOB: 0 BB: 1 P: 6	R: 0 E: 0 K: 1 S: 5	H: 0 LOB: 0 BB: 0 P: 5	R: 0 E: 0 K: 2 S: 8	H: 1 LOB: 1 BB: 0 P: 8	R: 0 E: 0 K: 0 S: 4	H: 2 LOB: 1 BB: 0 P: 4	R: 0 E: 0 K: 2 S: 7	H: 0 LOB: 0 BB: 0 P: 7	R: 0 E: 0 K: 1 S: 6	H: 1 LOB: 1 BB: 0 P: 6	R: 0 E: 0 K: 1 S: 6	H: 1 LOB: 1 BB: 0 P: 6	R: 0 E: 0 K: 1 S: 5	H: 0 LOB: 1 BB: 1 P: 9	R: 0 E: 0 K: 1 S: 6	H: 1 LOB: 1 BB: 0 P: 6	1B: 6 2B: 0 3B: 0 HR: 0	SF: 0 SAC: 0 DP: 2 HBP: 0	WP: 0 PB: 0 CS: 0	PA: 33
<b>PITCHER</b> Gary Gentry, R (1, 1) ERA: 3.62	IP: 9.0 WLS: W BF: 33 H: 6 R: 0 ER: 0 SO: 9 BB: 2 IBB: 0 HBP: 0 BLK: 0 WP: 0 HR: 0 S: 49 P: 57 ERA: 0.00 WHIP: 0.889															<b>PITCHER</b>						

AB	31
R	0
H	6
RBI	0
BB	2
SO	9
LOB	11



Batter	1	2	3	4	5	6	7	8	9	AB	R	H	RBI	BB	SO	LOB	BOTTOM					
Tommie Agee, R (1, 8) OBP: 0.351, SLG: 0.497	4-0 HBP BB		0-0 E S PB 1B	0-0 S 1B		0-0 5-3		1-0 SH1-3 1B HBP		3	2	2	0	1	0	0	<b>Montreal Expos @ New York Mets</b> Shea Stadium, Flushing, NY Thu Sep 11 1969, 3:33 AM EDT Att: 10,713 - Unknown					
Wayne Garrett, L (1, 5) OBP: 0.291, SLG: 0.264	0-0 F9		0-0 P3	0-0 F8		0-0 F7		0-0 SH1-3		4	0	0	0	0	0	3						
Cleon Jones, R (1, 7) OBP: 0.428, SLG: 0.498	1-0 HBP		0-3 K			0-0 2B		0-0 G3-6-3 1B		2	2	1	0	1	1	0						
Rod Gaspar, S (8, 7) OBP: 0.311, SLG: 0.281	1-2 HBP					0-0 2B		0-0 G3-6-3 1B		1	0	1	1	0	0	0						
Art Shamsky, L (1, 3) OBP: 0.382, SLG: 0.506	0-0 F7		0-0 BB 1B		4-0 2B	0-0 FC6-2 BB		0-0 G3-6-3 1B		3	0	1	1	1	0	3						
Ed Kranevool, L (9, 3) OBP: 0.306, SLG: 0.373	0-0 F7		0-0 BB 1B HBP		1-2 FC6-2 BB	0-0 1B		0-0 G3-6-3 1B		0	0	0	0	0	0	0						
Ken Boswell, L (1, 4) OBP: 0.338, SLG: 0.377	0-0 L7		0-0 FC5 BB 1B		0-0 FC6-2 2B	4-0 IBB		0-0 G3-6-3 1B		3	0	2	1	1	0	2						
Ron Swoboda, R (1, 9) OBP: 0.326, SLG: 0.360		0-3 K	4-0 1B		4-0 FC6-2 BB	0-0 1-3 2-H		0-0 1-3		2	0	0	0	2	1	2						
Duffy Dyer, R (1, 2) OBP: 0.300, SLG: 0.446	0-0 2B		0-0 FC5		0-3 K			0-0 1-3		4	0	1	0	0	1	6						
Bud Harrelson, S (1, 6) OBP: 0.324, SLG: 0.297	0-0 6-3			0-0 6-3		0-0 FC6-2		0-0 F7		4	0	0	0	0	0	4						
Gary Gentry, R (1, 1) OBP: 0.119, SLG: 0.108		0-3 K		0-3 K		0-3 K		0-3 K		4	0	0	0	0	4	4						
<b>Inning Stats</b>	R: 0 E: 0 K: 0 S: 3	H: 0 LOB: 2 BB: 1 P: 8	R: 0 E: 0 K: 2 S: 8	H: 1 LOB: 1 BB: 0 P: 8	R: 1 E: 0 K: 1 S: 7	H: 2 LOB: 3 BB: 1 P: 12	R: 0 E: 0 K: 1 S: 6	H: 1 LOB: 1 BB: 0 P: 6	R: 1 E: 0 K: 2 S: 9	H: 2 LOB: 3 BB: 2 P: 17	R: 1 E: 0 K: 0 S: 4	H: 1 LOB: 2 BB: 2 P: 12	R: 0 E: 0 K: 1 S: 5	H: 0 LOB: 0 BB: 0 P: 5	R: 1 E: 0 K: 0 S: 3	H: 1 LOB: 0 BB: 0 P: 4	R: 1 E: 0 K: 0 S: 3	H: 1 LOB: 0 BB: 0 P: 4	1B: 6 2B: 2 3B: 0 HR: 0	SF: 0 SAC: 1 DP: 1 HBP: 3	WP: 0 PB: 1 CS: 0	PA: 40
<b>PITCHER</b> Jerry Robertson, R (1, 1) ERA: 3.81	IP: 7.0 WLS: L BF: 36 H: 7 R: 3 ER: 3 SO: 7 BB: 5 IBB: 1 HBP: 2 BLK: 0 WP: 0 HR: 0 S: 42 P: 68 ERA: 3.86 WHIP: 1.714															<b>PITCHER</b>						
<b>PITCHER</b> Claude Raymond, R (8, 1) ERA: 5.12	IP: 1.0 WLS: L BF: 4 H: 1 R: 1 ER: 1 SO: 0 BB: 0 IBB: 0 HBP: 1 BLK: 0 WP: 0 HR: 0 S: 3 P: 4 ERA: 9.00 WHIP: 1.000															<b>PITCHER</b>						

AB	30
R	4
H	8
RBI	3
BB	6
SO	7
LOB	24



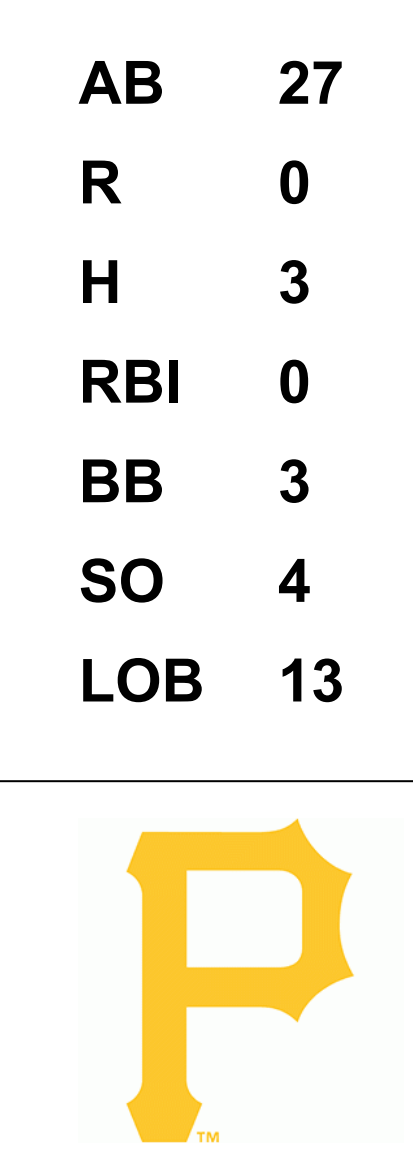


Batter	1	2	3	4	5	6	7	8	9	AB	R	H	RBI	BB	SO	LOB	TOP				
<b>Bud Harrelson, S</b> OBP: 0.326, SLG: 0.295 (1, 6)										2	0	0	0	1	0	0	<b>New York Mets @ Pittsburgh Pirates</b> Forbes Field, Pittsburgh, PA Fri Sep 12 1969, 7:05 PM EDT Unknown				
<b>Jim Gosger, L</b> OBP: 0.179, SLG: 0.213 (1, 7)										4	0	0	0	0	2	4					
<b>Tommie Agee, R</b> OBP: 0.348, SLG: 0.493 (1, 8)										4	0	0	0	0	1	3					
<b>Donn Clendenon, R</b> OBP: 0.300, SLG: 0.429 (1, 3)										2	0	0	0	2	1	1					
<b>Wayne Garrett, L</b> OBP: 0.293, SLG: 0.267 (1, 4)										4	0	2	0	0	0	1					
<b>Ron Swoboda, R</b> OBP: 0.325, SLG: 0.358 (1, 9)										4	0	1	0	0	3	2					
<b>Bobby Pfeil, R</b> OBP: 0.249, SLG: 0.272 (1, 5)										4	1	1	0	0	1	3					
<b>Duffy Dyer, R</b> OBP: 0.297, SLG: 0.433 (1, 2)										4	0	1	0	0	1	1					
<b>Jerry Koosman, R</b> OBP: 0.056, SLG: 0.056 (1, 1)										4	0	1	1	0	1	1					
<b>Inning Stats</b>	R: 0 E: 0 K: 1 S: 5	H: 0 LOB: 0 BB: 0 P: 5	R: 0 E: 0 K: 3 S: 10	H: 1 LOB: 1 BB: 0 P: 10	R: 0 E: 0 K: 1 S: 5	H: 0 LOB: 0 BB: 0 P: 5	R: 0 E: 0 K: 2 S: 7	H: 0 LOB: 1 BB: 1 P: 11	R: 1 E: 0 K: 1 S: 8	H: 3 LOB: 3 BB: 0 P: 9	R: 0 E: 0 K: 1 S: 5	H: 1 LOB: 1 BB: 1 P: 9	R: 0 E: 1 K: 0 S: 3	H: 0 LOB: 0 BB: 0 P: 3	R: 0 E: 0 K: 0 S: 4	H: 1 LOB: 1 BB: 0 P: 4		1B: 6 2B: 0 3B: 0 HR: 0	SF: 0 SAC: 0 DP: 1 HBP: 1	WP: 0 PB: 0 SB: 0 CS: 0	PA: 36
<b>PITCHER</b>	IP	WLS	BF	H	R	ER	SO	BB	IBB	HBP	BLK	WP	HR	S	P	ERA	WHIP				
<b>Bob Moose, R</b> ERA: 3.17 (1, 1)	8.0	L	32	5	1	1	10	3	0	1	0	0	0	48	61	1.12	1.000				
<b>Chuck Hartenstein, R</b> ERA: 3.61 (9, 1)	1.0		4	1	0	0	0	0	0	0	0	0	0	4	4	0.00	1.000				

AB	32
R	1
H	6
RBI	1
BB	3
SO	10
LOB	16



Batter	1	2	3	4	5	6	7	8	9	AB	R	H	RBI	BB	SO	LOB	BOTTOM					
<b>Matty Alou, L</b> OBP: 0.365, SLG: 0.404 (1, 8)										4	0	1	0	0	0	0	<b>New York Mets @ Pittsburgh Pirates</b> Forbes Field, Pittsburgh, PA Fri Sep 12 1969, 7:05 PM EDT Unknown					
<b>Gene Alley, R</b> OBP: 0.298, SLG: 0.367 (1, 4)										4	0	0	0	0	0	2						
<b>Willie Stargell, L</b> OBP: 0.390, SLG: 0.576 (1, 7)										4	0	0	0	0	2	1						
<b>Roberto Clemente, R</b> OBP: 0.402, SLG: 0.550 (1, 9)										4	0	2	0	0	0	1						
<b>Jose Pagan, R</b> OBP: 0.319, SLG: 0.427 (1, 5)										1	0	0	0	2	0	1						
<b>Al Oliver, L</b> OBP: 0.336, SLG: 0.449 (1, 3)										2	0	0	0	0	0	2						
<b>Jerry May, R</b> OBP: 0.266, SLG: 0.373 (1, 2)										2	0	0	0	1	1	0						
<b>Freddie Patek, R</b> OBP: 0.313, SLG: 0.301 (1, 6)										2	0	0	0	0	0	3						
<b>Carl Taylor, R</b> OBP: 0.443, SLG: 0.480 (8, PH)										1	0	0	0	0	0	0						
<b>Jose Martinez, R</b> OBP: 0.313, SLG: 0.331 (9, 6)										0	0	0	0	0	0	0						
<b>Bob Moose, R</b> OBP: 0.140, SLG: 0.051 (1, 1)										2	0	0	0	0	1	3						
<b>Manny Sanguillen, R</b> OBP: 0.337, SLG: 0.654 (8, PH)										1	0	0	0	0	0	0						
<b>Chuck Hartenstein, R</b> OBP: 0.133, SLG: 0.071 (9, 1)										0	0	0	0	0	0	0						
<b>Inning Stats</b>	R: 0 E: 0 K: 1 S: 5	H: 1 LOB: 3 BB: 2 P: 14	R: 0 E: 0 K: 1 S: 6	H: 1 LOB: 0 BB: 0 P: 14	R: 0 E: 0 K: 1 S: 5	H: 1 LOB: 0 BB: 0 P: 5	R: 0 E: 0 K: 0 S: 3	H: 1 LOB: 0 BB: 0 P: 3	R: 0 E: 0 K: 0 S: 3	H: 0 LOB: 0 BB: 0 P: 3	R: 0 E: 0 K: 0 S: 3	H: 0 LOB: 0 BB: 0 P: 3	R: 0 E: 0 K: 0 S: 2	H: 0 LOB: 0 BB: 1 P: 6	R: 0 E: 0 K: 1 S: 5	H: 0 LOB: 0 BB: 0 P: 5	R: 0 E: 1 K: 0 S: 4	H: 0 LOB: 1 BB: 0 P: 4	1B: 3 2B: 1 3B: 0 HR: 0	SF: 0 SAC: 1 DP: 3 HBP: 0	WP: 0 PB: 0 SB: 0 CS: 0	PA: 31
<b>PITCHER</b>	IP	WLS	BF	H	R	ER	SO	BB	IBB	HBP	BLK	WP	HR	S	P	ERA	WHIP					
<b>Jerry Koosman, L</b> ERA: 2.37 (1, 1)	9.0	W	31	3	0	0	4	3	0	0	0	0	0	36	48	0.00	0.667					





Batter	1	2	3	4	5	6	7	8	9	AB	R	H	RBI	BB	SO	LOB	TOP			
Jim Gosger, L (1, 7) OBP: 0.197, SLG: 0.234										3	0	1	0	1	2	1	<b>New York Mets @ Pittsburgh Pirates</b> Forbes Field, Pittsburgh, PA Fri Sep 12 1969, 7:05 PM EDT Att: 19,303 - Unknown			
Bobby Pfeil, R (1, 5) OBP: 0.244, SLG: 0.266										4	0	0	0	0	1	3				
Tommie Agee, R (1, 8) OBP: 0.349, SLG: 0.492										3	0	1	0	1	2	0				
Donn Clendenon, R (1, 3) OBP: 0.299, SLG: 0.426										4	0	1	0	0	2	3				
Wayne Garrett, L (1, 4) OBP: 0.290, SLG: 0.264										4	0	0	0	0	1	3				
Ron Swoboda, R (1, 9) OBP: 0.324, SLG: 0.357										4	0	1	0	0	1	0				
Jerry Grote, R (1, 2) OBP: 0.305, SLG: 0.354										4	0	1	0	0	0	1				
Bud Harrelson, S (1, 6) OBP: 0.328, SLG: 0.298										3	1	1	0	1	1	1				
Don Cardwell, R (1, 1) OBP: 0.200, SLG: 0.256										2	0	1	1	0	1	2				
Tug McGraw, R (9, 1) OBP: 0.217, SLG: 0.227										0	0	0	0	0	0	0				
<b>Inning Stats</b>	R: 0 E: 0 K: 2 S: 8	H: 1 LOB: 2 BB: 1 P: 12	R: 1 E: 0 K: 1 S: 7	H: 2 LOB: 1 BB: 0 P: 7	R: 0 E: 0 K: 0 S: 3	H: 1 LOB: 0 BB: 1 P: 3	R: 0 E: 0 K: 2 S: 8	H: 1 LOB: 0 BB: 1 P: 12	R: 0 E: 0 K: 1 S: 5	H: 0 LOB: 0 BB: 0 P: 7	R: 0 E: 1 K: 1 S: 6	H: 0 LOB: 2 BB: 1 P: 10	R: 0 E: 0 K: 2 S: 7	H: 0 LOB: 0 BB: 0 P: 7	R: 0 E: 0 K: 0 S: 3	H: 1 LOB: 0 BB: 0 P: 3	1B: 5 2B: 3 3B: 0 HR: 0	SF: 0 SAC: 1 DP: 2 HBP: 0	WP: 0 PB: 0 SB: 0 CS: 1	PA: 35
<b>PITCHER</b>	IP WLS BF H R ER SO BB IBB HBP BLK WP HR S P ERA WHIP																			
Dock Ellis, R (1, 1) ERA: 3.78	8.0 L 32 6 1 1 11 2 1 0 0 0 0 0 51 63 1.12 1.000																			
Chuck Hartenstein, R (9, 1) ERA: 3.57	1.0 3 1 0 0 0 0 0 0 0 0 0 0 3 3 0.00 1.000																			

AB	31
R	1
H	7
RBI	1
BB	3
SO	11
LOB	14



Batter	1	2	3	4	5	6	7	8	9	AB	R	H	RBI	BB	SO	LOB	BOTTOM			
Matty Alou, L (1, 8) OBP: 0.366, SLG: 0.403										3	0	1	0	1	0	1	<b>New York Mets @ Pittsburgh Pirates</b> Forbes Field, Pittsburgh, PA Fri Sep 12 1969, 7:05 PM EDT Att: 19,303 - Unknown			
Gene Alley, R (1, 4) OBP: 0.294, SLG: 0.362										4	0	0	0	0	1	3				
Willie Stargell, L (1, 7) OBP: 0.391, SLG: 0.575										4	0	2	0	0	0	1				
Al Oliver, L (1, 3) OBP: 0.333, SLG: 0.445										4	0	0	0	0	0	3				
Carl Taylor, R (1, 9) OBP: 0.437, SLG: 0.472										3	0	0	0	0	0	0				
Manny Sanguillen, R (1, 2) OBP: 0.337, SLG: 0.433										3	0	1	0	0	0	0				
Richie Hebner, L (1, 5) OBP: 0.378, SLG: 0.433										2	0	0	0	0	0	0				
Freddie Patek, R (1, 6) OBP: 0.314, SLG: 0.302										2	0	1	0	0	1	0				
Jose Pagan, R (8, PH) OBP: 0.318, SLG: 0.425										1	0	0	0	0	1	1				
Jose Martinez, R (9, 6) OBP: 0.313, SLG: 0.331										0	0	0	0	0	0	0				
Dock Ellis, S (1, 1) OBP: 0.129, SLG: 0.100										2	0	0	0	0	0	1				
Roberto Clemente, R (8, PH) OBP: 0.401, SLG: 0.548										1	0	0	0	0	1	1				
Chuck Hartenstein, R (9, 1) OBP: 0.133, SLG: 0.071										0	0	0	0	0	0	0				
<b>Inning Stats</b>	R: 0 E: 0 K: 0 S: 3	H: 1 LOB: 1 BB: 1 P: 7	R: 0 E: 0 K: 0 S: 3	H: 0 LOB: 0 BB: 0 P: 3	R: 0 E: 0 K: 1 S: 5	H: 0 LOB: 0 BB: 0 P: 5	R: 0 E: 0 K: 0 S: 3	H: 1 LOB: 0 BB: 0 P: 3	R: 0 E: 0 K: 0 S: 4	H: 0 LOB: 0 BB: 0 P: 4	R: 0 E: 0 K: 0 S: 3	H: 0 LOB: 0 BB: 0 P: 3	R: 0 E: 0 K: 2 S: 8	H: 1 LOB: 1 BB: 0 P: 8	R: 0 E: 0 K: 1 S: 6	H: 1 LOB: 1 BB: 0 P: 6	1B: 5 2B: 1 3B: 0 HR: 0	SF: 0 SAC: 1 DP: 2 HBP: 0	WP: 2 PB: 0 SB: 0 CS: 0	PA: 31
<b>PITCHER</b>	IP WLS BF H R ER SO BB IBB HBP BLK WP HR S P ERA WHIP																			
Don Cardwell, R (1, 1) ERA: 2.93	8.0 W 27 4 0 0 3 1 0 0 0 0 0 0 32 36 0.00 0.625																			
Tug McGraw, L (9, 1) ERA: 2.47	1.0 S 4 1 0 0 1 0 0 0 0 0 0 0 6 6 0.00 1.000																			

AB	29
R	0
H	5
RBI	0
BB	1
SO	4
LOB	11





Batter	1	2	3	4	5	6	7	8	9	AB	R	H	RBI	BB	SO	LOB	TOP					
<b>Bud Harrelson, S</b> (1, 6) OBP: 0.331, SLG: 0.298	4-0 BB		0-0 6-3		0-0 6-3			4-0 PB SH1-4 HR BB	0-0 1B	3	1	1	0	2	0	0						
<b>Amos Otis, R</b> (1, 7) OBP: 0.200, SLG: 0.186	0-0 P4		0-0 E1 FC5-4			0-0 F9		0-0 SH1-4	0-0 1B	4	0	1	0	0	0	1						
<b>Tommie Agee, R</b> (1, 8) OBP: 0.348, SLG: 0.488	0-3 K		0-0 FC5-4			0-0 F9		4-0 PB HR BB	0-3 K	4	1	0	0	1	2	4						
<b>Donn Clendenon, R</b> (1, 3) OBP: 0.301, SLG: 0.424	0-0 F8			0-0 6-3 1B		0-0 4-3		4-0 HR IBB	0-3 K	4	1	1	0	1	1	3						
<b>Ron Swoboda, R</b> (1, 9) OBP: 0.323, SLG: 0.366		0-0 F3		0-0 6-3			0-0 F3	0-0 HR		4	1	1	4	0	0	1						
<b>Ed Charles, R</b> (1, 5) OBP: 0.285, SLG: 0.301		0-0 1B		4-0 G5-4-3 BB		4-0 1B FC BB		0-0 6-3		2	1	1	0	2	0	0						
<b>Jerry Grote, R</b> (1, 2) OBP: 0.305, SLG: 0.353	0-3 K		0-0 G5-4-3			0-0 1-3 1B FC		0-0 E4		4	0	1	0	0	1	3						
<b>Al Weis, S</b> (1, 4) OBP: 0.259, SLG: 0.291	0-0 P4			0-0 6-3		0-0 FC		0-0 F7		4	0	0	1	0	0	3						
<b>Tom Seaver, R</b> (1, 1) OBP: 0.213, SLG: 0.163			0-3 K		0-3 K		0-0 5-3		0-0 F7	4	0	0	0	0	2	1						
<b>Inning Stats</b>	R: 0 E: 0 K: 1 S: 5	H: 0 LOB: 1 BB: 1 P: 9	R: 0 E: 0 K: 1 S: 6	H: 1 LOB: 1 BB: 0 P: 6	R: 0 E: 1 K: 1 S: 6	H: 0 LOB: 1 BB: 0 P: 6	R: 0 E: 0 K: 0 S: 3	H: 1 LOB: 1 BB: 1 P: 7	R: 0 E: 0 K: 1 S: 5	H: 0 LOB: 0 BB: 0 P: 5	R: 0 E: 0 K: 0 S: 3	H: 0 LOB: 0 BB: 0 P: 3	R: 1 E: 0 K: 0 S: 4	H: 1 LOB: 1 BB: 1 P: 8	R: 4 E: 1 K: 0 S: 5	H: 1 LOB: 1 BB: 3 P: 17	R: 0 E: 0 K: 2 S: 9	H: 2 LOB: 2 BB: 0 P: 9	1B: 5 2B: 0 3B: 0 HR: 1	SF: 0 SAC: 1 DP: 1 HBP: 0	WP: 0 PB: 1 SB: 0 CS: 0	PA: 40
<b>PITCHER</b>	IP	WLS	BF	H	R	ER	SO	BB	IBB	HBP	BLK	WP	HR	S	P	ERA	WHIP					
<b>Luke Walker, L</b> (1, 1) ERA: 3.95	7.1	L	30	3	3	3	4	5	0	0	0	0	0	33	53	3.68	1.091					
<b>Chuck Hartenstein, R</b> (8, 1) ERA: 3.74	0.2		5	1	2	2	0	0	1	0	0	0	1	4	8	27.00	1.500					
<b>Bruce Dal Canton, R</b> (8, 1) ERA: 3.62	1.0		5	2	0	0	2	0	0	0	0	0	0	9	9	0.00	2.000					

**New York Mets @ Pittsburgh Pirates**  
 Forbes Field, Pittsburgh, PA  
 Sat Sep 13 1969, 3:33 AM EDT  
 Att: 10,440 - Unknown

AB 33  
 R 5  
 H 6  
 RBI 5  
 BB 6  
 SO 6  
 LOB 16



Batter	1	2	3	4	5	6	7	8	9	AB	R	H	RBI	BB	SO	LOB	BOTTOM					
<b>Matty Alou, L</b> (1, 8) OBP: 0.368, SLG: 0.404	4-0 4-3 6-3 BB		0-0 5-3		0-0 WP HBP 1B		0-0 F9		0-0 G5-4-3 1B	4	0	2	0	1	0	1						
<b>Gene Alley, R</b> (1, 4) OBP: 0.296, SLG: 0.358	0-0 6-3		4-0 1B BB		1-0 WP HBP		0-0 P4		0-0 G5-4-3	3	0	0	0	1	0	2						
<b>Willie Stargell, L</b> (1, 7) OBP: 0.389, SLG: 0.571	0-0 4-3		0-0 1-2 2-H 1B		0-3 K FC4		0-0 4-3		0-0 4-3	5	0	1	1	0	1	3						
<b>Roberto Clemente, R</b> (1, 9) OBP: 0.400, SLG: 0.546	0-3 K		0-0 4-3		0-0 FC4		0-0 FC4		0-0 FC5-4 1B	4	0	1	0	0	1	6						
<b>Al Oliver, L</b> (1, 3) OBP: 0.329, SLG: 0.440		0-0 4-3		0-0 F9		0-0 P6		0-0 F8		4	0	0	0	0	0	1						
<b>Manny Sanguillen, R</b> (1, 2) OBP: 0.337, SLG: 0.431		0-0 6-3		0-0 6-3		0-0 4-3 1B		0-0 FC5-4 BB 1B		4	1	1	0	0	0	1						
<b>Richie Hebner, L</b> (1, 5) OBP: 0.377, SLG: 0.430		0-0 G3		0-0 F7		0-0 4-3		4-0 1B BB		3	0	0	0	1	0	1						
<b>Freddie Patek, R</b> (1, 6) OBP: 0.316, SLG: 0.301			4-0 SH5-4 1B BB		0-0 5-3		4-0	0-0 1-3 2-H 1B		1	1	0	0	2	0	0						
<b>Carl Taylor, R</b> (8, PH) OBP: 0.440, SLG: 0.475					0-0 5-3					1	0	1	1	0	0	0						
<b>Dave Cash, R</b> (8, PR)										0	0	0	0	0	0	0						
<b>Jose Martinez, R</b> (8, 6) OBP: 0.313, SLG: 0.331										0	0	0	0	0	0	0						
<b>Luke Walker, L</b> (1, 1) ERA: 3.95					0-0 SH5-4		0-3 K		0-0 F2	2	0	0	0	0	2	2						
<b>Chuck Hartenstein, R</b> (8, 1) ERA: 3.74							0-0 K			0	0	0	0	0	0	0						
<b>Jose Pagan, R</b> (8, PH) OBP: 0.317, SLG: 0.423										1	0	0	0	0	2							
<b>Bruce Dal Canton, R</b> (8, 1) ERA: 3.62										0	0	0	0	0	0	0						
<b>Inning Stats</b>	R: 0 E: 0 K: 1 S: 5	H: 0 LOB: 1 BB: 1 P: 9	R: 0 E: 0 K: 0 S: 3	H: 0 LOB: 0 BB: 0 P: 3	R: 1 E: 0 K: 0 S: 4	H: 1 LOB: 2 BB: 2 P: 12	R: 0 E: 0 K: 0 S: 3	H: 0 LOB: 0 BB: 0 P: 3	R: 0 E: 0 K: 2 S: 9	H: 1 LOB: 3 BB: 0 P: 10	R: 0 E: 0 K: 1 S: 6	H: 1 LOB: 2 BB: 1 P: 10	R: 0 E: 0 K: 0 S: 3	H: 0 LOB: 0 BB: 0 P: 3	R: 1 E: 0 K: 0 S: 5	H: 2 LOB: 2 BB: 1 P: 9	R: 0 E: 0 K: 0 S: 3	H: 1 LOB: 0 BB: 0 P: 3	1B: 6 2B: 0 3B: 0 HR: 0	SF: 0 SAC: 1 DP: 1 HBP: 1	WP: 1 PB: 0 SB: 0 CS: 0	PA: 39
<b>PITCHER</b>	IP	WLS	BF	H	R	ER	SO	BB	IBB	HBP	BLK	WP	HR	S	P	ERA	WHIP					
<b>Tom Seaver, R</b> (1, 1) ERA: 2.41	9.0	W	39	6	2	2	4	4	1	1	0	1	0	41	62	2.00	1.111					

**New York Mets @ Pittsburgh Pirates**  
 Forbes Field, Pittsburgh, PA  
 Sat Sep 13 1969, 3:33 AM EDT  
 Att: 10,440 - Unknown

AB 32  
 R 2  
 H 6  
 RBI 2  
 BB 5  
 SO 4  
 LOB 19







Batter	1	2	3	4	5	6	7	8	9	AB	R	H	RBI	BB	SO	LOB	TOP					
<b>Bud Harrelson, S</b> OBP: 0.334, SLG: 0.302 (1, 6)	0-0 6-3	0-0 1-3				0-0 1B BB SF8	0-0 1B		0-0 BB	5	1	3	0	0	0	2	<b>New York Mets @ Pittsburgh Pirates</b> Forbes Field, Pittsburgh, PA Sun Sep 14 1969, 3:33 AM EDT Att: 11,324 - Unknown <a href="http://livebaseballscorecards.com">livebaseballscorecards.com</a>					
<b>Wayne Garrett, L</b> OBP: 0.294, SLG: 0.270 (1, 4)	0-0 3B		0-0 F9			4-0 1B BB	0-0 1B	4-0 BB	4-0 BB	3	0	1	0	2	0	2						
<b>Tommie Agee, R</b> OBP: 0.347, SLG: 0.486 (1, 8)	0-3 K		0-0 6-3			0-0 1B	0-0 5-3		0-0 P4	5	0	1	1	0	1	3						
<b>Art Shamsky, L</b> OBP: 0.379, SLG: 0.500 (1, 7)	4-0 FC6 BB		0-0 3-1			0-0 1B	0-0 F7		0-0 5-3	3	0	0	1	1	0	2						
<b>Ed Kranepool, L</b> OBP: 0.306, SLG: 0.372 (1, 3)	0-0 FC6			0-0 1B	0-0 4-3		0-0 F8			4	0	1	0	0	0	4						
<b>Ron Swoboda, R</b> OBP: 0.322, SLG: 0.362 (1, 9)		0-3 K		0-0 1B	0-0 G5-4-3		0-3 K	4-0 BB		3	0	0	0	1	2	1						
<b>Ed Charles, R</b> OBP: 0.290, SLG: 0.313 (1, 5)		0-0 1B		0-0 5-3		0-0 1B	0-0 2B		0-0 F7	4	1	2	0	0	0	1						
<b>Jerry Grote, R</b> OBP: 0.307, SLG: 0.355 (1, 2)		0-0 1B		0-0 1B		0-0 1B SH1-4	0-0 F9		0-0 G6-4-3	4	1	2	0	0	0	2						
<b>Tug McGraw, R</b> OBP: 0.217, SLG: 0.227 (8, 1)		1-2 1B				0-0 1B			1-2 1B	0	0	0	0	0	0	0						
<b>Nolan Ryan, R</b> OBP: 0.107, SLG: 0.107 (1, 1)		0-3 K			0-0 SH1-4		0-0 1B		0-0 F7	2	0	1	1	0	1	2						
<b>J.C. Martin, L</b> OBP: 0.265, SLG: 0.333 (8, 2)					1-2 1B		2-H 1B			1	0	0	0	0	0	0						
<b>Inning Stats</b>	R: 0 E: 0 K: 1 S: 6	H: 1 LOB: 2 BB: 1 P: 10	R: 0 E: 0 K: 2 S: 9	H: 2 LOB: 2 BB: 0 P: 9	R: 0 E: 0 K: 0 S: 3	H: 0 LOB: 0 BB: 0 P: 3	R: 0 E: 0 K: 0 S: 3	H: 1 LOB: 0 BB: 0 P: 3	R: 2 E: 0 K: 0 S: 6	H: 3 LOB: 2 BB: 1 P: 10	R: 1 E: 0 K: 1 S: 8	H: 3 LOB: 2 BB: 0 P: 8	R: 0 E: 0 K: 0 S: 3	H: 0 LOB: 0 BB: 0 P: 3	R: 0 E: 0 K: 0 S: 2	H: 0 LOB: 0 BB: 1 P: 6	R: 0 E: 0 K: 0 S: 4	H: 1 LOB: 2 BB: 1 P: 8	1B: 9 2B: 1 3B: 1 HR: 0	SF: 1 SAC: 1 DP: 2 HBP: 0	WP: 0 PB: 0 SB: 0 CS: 0	PA: 40
<b>PITCHER</b> <b>Steve Blass, R</b> ERA: 4.55 (1, 1)	IP: 9.0 WLS: W BF: 40 H: 11 R: 3 ER: 3 SO: 4 BB: 4 IBB: 0 HBP: 0 BLK: 0 WP: 0 HR: 0 S: 44 P: 60 ERA: 3.00 WHIP: 1.667															<b>PITCHER</b>						

Batter	1	2	3	4	5	6	7	8	9	AB	R	H	RBI	BB	SO	LOB	BOTTOM			
<b>Matty Alou, L</b> OBP: 0.367, SLG: 0.403 (1, 8)	0-0 F7		0-0 G3		0-0 4-3		0-0 1B			4	0	1	1	0	0	0	<b>New York Mets @ Pittsburgh Pirates</b> Forbes Field, Pittsburgh, PA Sun Sep 14 1969, 3:33 AM EDT Att: 11,324 - Unknown <a href="http://livebaseballscorecards.com">livebaseballscorecards.com</a>			
<b>Jose Pagan, R</b> OBP: 0.316, SLG: 0.420 (1, 5)	0-0 F8			0-0 BB		0-0 5-3	0-0 F3			4	1	1	0	0	0	2				
<b>Willie Stargell, L</b> OBP: 0.390, SLG: 0.572 (1, 7)	0-3 K			4-0 1B		0-3 K		0-0 F9	0-0 2B	3	1	1	0	1	2	0				
<b>Roberto Clemente, R</b> OBP: 0.397, SLG: 0.541 (1, 9)		0-0 4-3		0-3 K		0-3 K		0-0 F9	2-3 1B	4	0	0	0	0	2	3				
<b>Al Oliver, L</b> OBP: 0.333, SLG: 0.448 (1, 3)		0-0 1B		0-0 1B	1-H 2-H 6-3 3B		0-0 SH1-4 1B	0-0 4-3		4	2	3	2	0	0	1				
<b>Manny Sanguillen, R</b> OBP: 0.334, SLG: 0.428 (1, 2)		0-0 P4		0-0 6-3		0-0 SH1-4	0-0 6-3			3	0	0	1	0	0	2				
<b>Jose Martinez, R</b> OBP: 0.308, SLG: 0.325 (1, 4)		0-0 F9		0-0 F8		0-0 F2				3	0	0	0	0	0	2				
<b>Freddie Patek, R</b> OBP: 0.317, SLG: 0.300 (1, 6)			0-0 F3		0-3 K		4-0 1B			2	1	0	0	1	1	0				
<b>Steve Blass, R</b> OBP: 0.263, SLG: 0.316 (1, 1)			0-3 K		0-3 K		0-0 1B		1-2 1B	3	0	1	1	0	2	0				
<b>Inning Stats</b>	R: 0 E: 0 K: 1 S: 5	H: 0 LOB: 0 BB: 0 P: 5	R: 0 E: 0 K: 0 S: 4	H: 1 LOB: 1 BB: 0 P: 4	R: 0 E: 0 K: 1 S: 5	H: 0 LOB: 0 BB: 0 P: 5	R: 3 E: 0 K: 1 S: 7	H: 2 LOB: 0 BB: 1 P: 11	R: 0 E: 0 K: 2 S: 7	H: 0 LOB: 0 BB: 0 P: 7	R: 0 E: 0 K: 2 S: 7	H: 0 LOB: 0 BB: 0 P: 7	R: 2 E: 0 K: 0 S: 6	H: 3 LOB: 2 BB: 1 P: 10	R: 0 E: 0 K: 0 S: 4	H: 1 LOB: 1 BB: 0 P: 4		1B: 5 2B: 1 3B: 1 HR: 0	SF: 0 SAC: 1 DP: 0 HBP: 0	WP: 0 PB: 0 SB: 0 CS: 0
<b>PITCHER</b> <b>Nolan Ryan, R</b> ERA: 3.24 (1, 1)	IP: 7.0 WLS: L BF: 29 H: 6 R: 5 ER: 5 SO: 7 BB: 1 IBB: 0 HBP: 0 BLK: 0 WP: 0 HR: 0 S: 41 P: 49 ERA: 6.43 WHIP: 1.000															<b>PITCHER</b>				
<b>Tug McGraw, L</b> ERA: 2.45 (8, 1)	IP: 1.0 WLS: L BF: 4 H: 1 R: 0 ER: 0 SO: 0 BB: 0 IBB: 0 HBP: 0 BLK: 0 WP: 0 HR: 0 S: 4 P: 4 ERA: 0.00 WHIP: 1.000															<b>PITCHER</b>				




Batter	1	2	3	4	5	6	7	8	9	AB	R	H	RBI	BB	SO	LOB	TOP					
<b>Bud Harrelson, S</b> (1, 6) OBP: 0.335, SLG: 0.302	0-3 K		0-0 P3 1B		0-0 P6		4-0 1-2 BB		0-3 K	4	0	1	0	1	2	0	<b>New York Mets @ St. Louis Cardinals</b> Busch Stadium, St. Louis, MO Mon Sep 15 1969, 7:05 PM CDT Att: 13,086 - Unknown  <b>AB</b> 36 <b>R</b> 4 <b>H</b> 9 <b>RBI</b> 4 <b>BB</b> 2 <b>SO</b> 19 <b>LOB</b> 10 					
<b>Amos Otis, R</b> (1, 7) OBP: 0.185, SLG: 0.173	0-3 K		0-0 P3 1-2		0-3 K		0-3 K		0-3 K	5	0	0	0	0	4	3						
<b>Tommie Agee, R</b> (1, 8) OBP: 0.346, SLG: 0.484	0-0 E4 1B		0-3 K		0-3 K			0-0 HR 1B		4	1	1	0	0	2	0						
<b>Donn Clendenon, R</b> (1, 3) OBP: 0.303, SLG: 0.423	0-0 1-2 1B			4-0 HR BB		0-0 F9		0-3 K		3	1	1	0	1	1	1						
<b>Ron Swoboda, R</b> (1, 9) OBP: 0.324, SLG: 0.385	0-3 K			0-0 1-H HR		0-3 K		0-0 1-H HR		4	2	2	4	0	2	2						
<b>Ed Charles, R</b> (1, 5) OBP: 0.283, SLG: 0.305		0-3 K		0-3 K		0-0 F8		0-0 F8		4	0	0	0	0	2	0						
<b>Jerry Grote, R</b> (1, 2) OBP: 0.309, SLG: 0.357		0-3 K		0-0 1B			0-0 F7	0-0 1B		4	0	2	0	0	1	0						
<b>Al Weis, S</b> (1, 4) OBP: 0.259, SLG: 0.290		0-0 1B		0-3 K			0-0 5-3	0-3 K		4	0	1	0	0	2	2						
<b>Gary Gentry, R</b> (1, 1) OBP: 0.116, SLG: 0.104	0-3 K			0-3 K			0-0 WP 1B		0-3 K	2	0	0	0	0	2	2						
<b>Bobby Pfeil, R</b> (7, PH) OBP: 0.248, SLG: 0.270										1	0	1	0	0	0	0						
<b>Jim Gosger, L</b> (7, PR) OBP: 0.197, SLG: 0.234										0	0	0	0	0	0	0						
<b>Tug McGraw, R</b> (7, 1) OBP: 0.208, SLG: 0.217										1	0	0	0	0	1	0						
<b>Inning Stats</b>	R: 0 E: 1 K: 3 S: 11	H: 1 LOB: 2 BB: 0 P: 11	R: 0 E: 0 K: 3 S: 10	H: 1 LOB: 1 BB: 0 P: 10	R: 0 E: 0 K: 1 S: 5	H: 1 LOB: 0 BB: 0 P: 5	R: 2 E: 0 K: 3 S: 11	H: 2 LOB: 1 BB: 1 P: 15	R: 0 E: 0 K: 2 S: 7	H: 0 LOB: 0 BB: 0 P: 7	R: 0 E: 0 K: 1 S: 5	H: 0 LOB: 0 BB: 0 P: 5	R: 0 E: 0 K: 1 S: 6	H: 1 LOB: 2 BB: 1 P: 10	R: 2 E: 0 K: 2 S: 10	H: 3 LOB: 1 BB: 0 P: 10	R: 0 E: 0 K: 3 S: 9	H: 0 LOB: 0 BB: 0 P: 9	1B: 7 2B: 0 3B: 0 HR: 2	SF: 0 SAC: 0 DP: 0 HBP: 0	WP: 1 PB: 0 SB: 0 CS: 0	PA: 38
<b>PITCHER</b> <b>Steve Carlton, L</b> (1, 1) ERA: 2.0	IP: 9.0 WLS: L BF: 38	H: 9 R: 4 ER: 4 SO: 19	BB: 2 IBB: 0 HBP: 0 BLK: 0	WP: 1 HR: 2 S: 74 P: 82	ERA: 4.00 WHIP: 1.222	<b>PITCHER</b>										IP: 9.0 WLS: L BF: 38	H: 9 R: 4 ER: 4 SO: 19	BB: 2 IBB: 0 HBP: 0 BLK: 0	WP: 1 HR: 2 S: 74 P: 82	ERA: 4.00 WHIP: 1.222		


Batter	1	2	3	4	5	6	7	8	9	AB	R	H	RBI	BB	SO	LOB	BOTTOM					
<b>Lou Brock, L</b> (1, 7) OBP: 0.349, SLG: 0.442	0-3 K		4-0 1B BB		0-0 S 1B		0-0 E6 S		0-0 1-2 1B	4	1	2	0	1	1	0	<b>New York Mets @ St. Louis Cardinals</b> Busch Stadium, St. Louis, MO Mon Sep 15 1969, 7:05 PM CDT Att: 13,086 - Unknown  <b>AB</b> 37 <b>R</b> 3 <b>H</b> 8 <b>RBI</b> 3 <b>BB</b> 2 <b>SO</b> 6 <b>LOB</b> 14 					
<b>Curt Flood, R</b> (1, 8) OBP: 0.346, SLG: 0.373	0-0 6-3		0-0 1-H 1B		0-0 1-H 1B		0-0 F3 1-2		0-0 F8	5	2	2	1	0	0	3						
<b>Vada Pinson, L</b> (1, 9) OBP: 0.307, SLG: 0.379	0-0 1B		0-0 2-H 1B		0-0 1-2 1B		4-0 1B BB		0-0 6-3	4	0	3	1	1	0	2						
<b>Joe Torre, R</b> (1, 3) OBP: 0.361, SLG: 0.450	0-0 1-3		0-0 F8		0-0 1-2 1B		0-3 K			4	0	1	1	0	1	4						
<b>Tim McCarver, L</b> (1, 2) OBP: 0.335, SLG: 0.376		0-0 F8		0-0 E3 G5-4-3		0-0 F7		0-0 F9		4	0	0	0	0	0	2						
<b>Mike Shannon, R</b> (1, 5) OBP: 0.320, SLG: 0.378		0-0 E5 FC6-4		0-0 G5-4-3 1-2		0-0 F9		0-0 P6		4	0	0	0	0	0	1						
<b>Julian Javier, R</b> (1, 4) OBP: 0.341, SLG: 0.419		0-0 F8		0-0 F7		0-3 K		0-0 5-3		4	0	0	0	0	1	1						
<b>Dal Maxvill, R</b> (1, 6) OBP: 0.251, SLG: 0.221		0-0 FC6-4			0-0 F9		0-0 1-3		0-3 K	3	0	0	0	0	0	1						
<b>Byron Browne, R</b> (9, PH) OBP: 0.341, SLG: 0.206		0-0 1-2			0-0 F9				0-3 K	1	0	0	0	0	1	0						
<b>Steve Carlton, L</b> (1, 1) OBP: 0.247, SLG: 0.333			0-0 F9		0-3 K				0-0 E5 1B	3	0	0	0	0	2	0						
<b>Phil Gagliano, R</b> (9, PH) OBP: 0.302, SLG: 0.264										1	0	0	0	0	0	0						
<b>Joe Nosske, R</b> (9, PR) OBP: 0.091, SLG: 0.091										0	0	0	0	0	0	0						
<b>Inning Stats</b>	R: 0 E: 0 K: 1 S: 6	H: 1 LOB: 1 BB: 0 P: 6	R: 0 E: 1 K: 0 S: 4	H: 0 LOB: 1 BB: 0 P: 4	R: 1 E: 0 K: 0 S: 4	H: 2 LOB: 1 BB: 1 P: 8	R: 0 E: 1 K: 0 S: 3	H: 0 LOB: 0 BB: 0 P: 3	R: 2 E: 0 K: 1 S: 9	H: 4 LOB: 2 BB: 0 P: 9	R: 0 E: 0 K: 1 S: 5	H: 0 LOB: 0 BB: 0 P: 5	R: 0 E: 1 K: 2 S: 8	H: 0 LOB: 2 BB: 1 P: 12	R: 0 E: 0 K: 0 S: 3	H: 0 LOB: 0 BB: 0 P: 3	R: 0 E: 1 K: 1 S: 7	H: 1 LOB: 2 BB: 0 P: 7	1B: 8 2B: 0 3B: 0 HR: 0	SF: 0 SAC: 0 DP: 1 HBP: 0	WP: 0 PB: 0 SB: 3 CS: 0	PA: 39
<b>PITCHER</b> <b>Gary Gentry, R</b> (1, 1) ERA: 3.65	IP: 6.0 WLS: W BF: 26	H: 7 R: 3 ER: 3 SO: 3	BB: 1 IBB: 0 HBP: 0 BLK: 0	WP: 0 HR: 0 S: 31 P: 35	ERA: 4.50 WHIP: 1.333	<b>PITCHER</b>										IP: 3.0 WLS: W BF: 13	H: 1 R: 0 ER: 0 SO: 3	BB: 1 IBB: 0 HBP: 0 BLK: 0	WP: 0 HR: 0 S: 18 P: 22	ERA: 0.00 WHIP: 0.667		







Batter	1	2	3	4	5	6	7	8	9	AB	R	H	RBI	BB	SO	LOB	TOP										
Wayne Garrett, L (1,5) OBP: 0.299, SLG: 0.270 (8,4)	0-3 K		0-3 K		4-0 BB		0-3 K		0-0 5-3	4	0	0	0	1	3	0	<p><b>New York Mets @ Montreal Expos</b>  <b>Jarry Park, Montreal, QB</b>  Thu Sep 18 1969, 7:05 PM EDT  Att: 13,280 - Unknown</p> <p>livebaseballscores.com</p> <p>AB 33 R 2 H 7 RBI 2 BB 4 SO 14 LOB 15</p> 										
Tommie Agee, R (1,8) OBP: 0.346, SLG: 0.479	4-0 1B BB		0-0 F8		0-3 K			0-3 K		3	1	0	0	1	2	1											
Art Shamsky, L (1,7) OBP: 0.366, SLG: 0.500 Amos Otis, R (8, PR) OBP: 0.185, SLG: 0.171 (8,7)	0-0 1B 1-2 1B		4-0 1B BB		0-0 4-3			0-0 BB 1B 1B		3	0	2	0	1	0	1											
Ken Boswell, L (1,4) OBP: 0.346, SLG: 0.384 Bobby Pfeil, R (8,5) OBP: 0.246, SLG: 0.270	0-3 K		0-0 1B		0-0 1-2 1B		0-0 F8		0-0 BB 1B	4	0	2	0	0	1	2											
Ed Kranepool, L (1,3) OBP: 0.309, SLG: 0.383 Donn Clendenon, R (8, PH) OBP: 0.304, SLG: 0.421 (8,3)	0-0 1-2 2-H 1B		0-0 1-3		0-0 HR			4-0 1-2 2-3 BB		3	1	2	2	0	0	2											
Ron Swoboda, R (1,9) OBP: 0.327, SLG: 0.383	0-0 F8				0-0 5-3		0-0 G4-6-3 1B		0-3 K	4	0	1	0	0	1	5											
Jerry Grote, R (1,2) OBP: 0.305, SLG: 0.349			0-3 K		0-3 K		0-0 G4-6-3 1-2		0-0 6-3	4	0	0	0	0	2	4											
Al Weis, S (1,6) OBP: 0.258, SLG: 0.288			0-0 6-3		0-3 K				0-0 5-3	4	0	0	0	0	2	0											
Tom Seaver, R (1,1) OBP: 0.204, SLG: 0.155			0-3 K				0-3 K		0-0 1-3	4	0	0	0	0	3	0											
<b>Inning Stats</b>	R: 1 H: 2 E: 0 K: 2 S: 9	H: 2 LOB: 2 BB: 1 P: 13	R: 0 H: 0 E: 0 K: 2 S: 7	H: 0 LOB: 0 BB: 0 P: 7	R: 0 H: 1 E: 0 K: 1 S: 6	H: 2 LOB: 2 BB: 1 P: 10	R: 0 H: 0 E: 0 K: 2 S: 7	H: 0 LOB: 1 BB: 1 P: 11	R: 1 H: 2 E: 0 K: 0 S: 4	H: 2 LOB: 0 BB: 0 P: 4	R: 0 H: 0 E: 0 K: 1 S: 5	H: 0 LOB: 0 BB: 0 P: 5	R: 0 H: 2 E: 0 K: 2 S: 9	H: 2 LOB: 3 BB: 0 P: 13	R: 0 H: 0 E: 0 K: 2 S: 7	H: 0 LOB: 0 BB: 0 P: 7		1B: 6 2B: 0 3B: 0 HR: 1	SF: 0 SAC: 0 DP: 1 HBP: 0	WP: 0 PB: 0 SB: 0 CS: 0	PA: 37						
<b>PITCHER</b>	IP	WLS	BF	H	R	ER	SO	BB	IBB	HBP	BLK	WP	HR	S	P	ERA	WHIP										
Bill Stoneman, R (1,1) ERA: 4.55	7.1	L	30	6	2	2	11	3	0	0	0	0	1	49	61	2.46	1.227										
Dan McGinn, L (8,1) ERA: 4.15	0.2		4	1	0	0	1	1	0	0	0	0	0	5	9	0.00	3.000										
Jerry Robertson, R (9,1) ERA: 3.87	1.0		3	0	0	0	2	0	0	0	0	0	0	7	7	0.00	0.000										

Batter	1	2	3	4	5	6	7	8	9	AB	R	H	RBI	BB	SO	LOB	BOTTOM										
Ty Cline, L (1,8) OBP: 0.339, SLG: 0.322	4-0 G6-4-3 BB		0-0 F8			0-0 L4-3		0-0 F7		3	0	0	0	1	0	2	<p><b>New York Mets @ Montreal Expos</b>  <b>Jarry Park, Montreal, QB</b>  Thu Sep 18 1969, 7:05 PM EDT  Att: 13,280 - Unknown</p> <p>livebaseballscores.com</p> <p>AB 31 R 0 H 5 RBI 0 BB 3 SO 9 LOB 13</p> 										
Gary Sutherland, R (1,4) OBP: 0.292, SLG: 0.311	0-0 G6-4-3 1-2		0-0 F7		0-0 4-3		0-0 1B		0-0 1B	4	0	1	0	0	0	3											
Rusty Staub, L (1,9) OBP: 0.408, SLG: 0.500	0-0 4-3				0-0 4-3		0-0 BB 1B		0-0 F7	4	0	1	0	0	0	1											
Ron Fairly, L (1,3) OBP: 0.348, SLG: 0.472			0-3 K		0-0 F9		4-0 1-2 BB		0-0 F8	3	0	0	0	1	1	0											
Mack Jones, L (1,7) OBP: 0.375, SLG: 0.484			0-3 K		0-3 K		0-3 K		0-0 1B	4	0	1	0	0	3	2											
Coco Laboy, R (1,5) OBP: 0.310, SLG: 0.416			0-0 F8				0-0 F9		0-0 L9	4	0	0	0	0	1	1											
John Bateman, R (1,2) OBP: 0.249, SLG: 0.314					0-0 1B 1B		0-0 F8		0-3 4-3	4	0	1	0	0	1	1											
Bobby Wine, R (1,6) OBP: 0.259, SLG: 0.260					0-0 1-2 1B		4-0 BB		0-3 K	2	0	1	0	1	1	0											
Bill Stoneman, R (1,1) OBP: 0.122, SLG: 0.087 Dan McGinn, L (8,1) OBP: 0.165, SLG: 0.296 Kevin Collins, L (8, PH) OBP: 0.295, SLG: 0.375 Jerry Robertson, S (9,1) OBP: 0.094, SLG: 0.077			0-3 K		0-3 K		0-0 F5			2	0	0	0	0	2	3											
<b>Inning Stats</b>	R: 0 H: 0 E: 0 K: 0 S: 2	H: 0 LOB: 0 BB: 1 P: 6	R: 0 H: 0 E: 0 K: 2 S: 7	H: 0 LOB: 0 BB: 0 P: 7	R: 0 H: 2 E: 0 K: 1 S: 7	H: 2 LOB: 2 BB: 0 P: 7	R: 0 H: 0 E: 0 K: 1 S: 5	H: 0 LOB: 0 BB: 0 P: 5	R: 0 H: 1 E: 0 K: 1 S: 6	H: 1 LOB: 2 BB: 1 P: 10	R: 0 H: 0 E: 0 K: 3 S: 9	H: 0 LOB: 0 BB: 0 P: 9	R: 0 H: 1 E: 0 K: 0 S: 4	H: 1 LOB: 1 BB: 0 P: 4	R: 0 H: 1 E: 0 K: 0 S: 4	H: 1 LOB: 1 BB: 0 P: 4		1B: 5 2B: 0 3B: 0 HR: 0	SF: 0 SAC: 0 DP: 1 HBP: 0	WP: 0 PB: 0 SB: 0 CS: 0	PA: 34						
<b>PITCHER</b>	IP	WLS	BF	H	R	ER	SO	BB	IBB	HBP	BLK	WP	HR	S	P	ERA	WHIP										
Tom Seaver, R (1,1) ERA: 2.33	9.0	W	34	5	0	0	9	3	0	0	0	0	0	49	61	0.00	0.889										







Batter	1	2	3	4	5	6	7	8	9	AB	R	H	RBI	BB	SO	LOB	TOP					
Matty Alou, L OBP: 0.370, SLG: 0.412 Ron Davis, R OBP: 0.314, SLG: 0.286	0-0 FC1-6 1B	0-0 F5		0-0 G3		0-0 4-3		0-0 2B 1-2 1B		5	0	2	0	0	0	1						
Dave Cash, R OBP: 0.423, SLG: 0.565	0-0 FC1-6 1B 1-2 1B	0-0 P3		0-0 HR 3B		0-0 4-3		0-0 1-3 2-H 2B		5	2	2	2	0	0	1						
Willie Stargell, L OBP: 0.389, SLG: 0.568 Angel Mangual, R OBP: 0.500, SLG: 1.000	0-0 1B 1-3 1B		0-0 3-1 1-4-3 1B	0-0 HR		0-0 4-1		0-3 K		5	3	2	0	1	2							
Carl Taylor, R OBP: 0.435, SLG: 0.467 Johnny Jeter, R OBP: 0.348, SLG: 0.524	0-0 1B 1-3 3-H 1B		0-0 1-4-3 1-2 1B	0-0 F9			0-0 F7 1B		0-3 K	4	1	2	1	0	0	1						
Al Oliver, L OBP: 0.320, SLG: 0.439	0-0 1B 1-2 3-H 1B		0-0 3-1 2-3 1B		0-3 K		0-0 F7 1-2 1B		0-0 F7	5	0	1	1	0	1	2						
Richie Hebner, L OBP: 0.380, SLG: 0.424	0-0 1B 1-2 2-H 1B		0-0 BB		0-0 5-3		0-0 G3		4-0 BB	3	0	1	1	2	0	1						
Jerry May, R OBP: 0.269, SLG: 0.387	0-3 K		0-3 K		0-0 2B 1B			0-0 1-3	0-3 K	5	1	1	0	0	3	5						
Freddie Patek, R OBP: 0.319, SLG: 0.297	0-0 F8			0-0 WP SH3-4 3B 1B		0-0 1-H 2B		4-0 FC1-6 BB		3	1	2	1	1	0	2						
Luke Walker, L (1, 1)		0-3 K		0-0 SH3-4 1-2 1B		0-3 K		0-0 FC1-6 1B 1-2 2B		3	1	0	0	0	2	2						
<b>Inning Stats</b>	R: 3 E: 0 K: 1 S: 10	H: 5 LOB: 2 BB: 0 P: 10	R: 0 E: 0 K: 1 S: 5	H: 0 LOB: 0 BB: 0 P: 5	R: 0 E: 0 K: 1 S: 6	H: 1 LOB: 2 BB: 1 P: 10	R: 3 E: 0 K: 0 S: 6	H: 3 LOB: 0 BB: 0 P: 6	R: 1 E: 0 K: 2 S: 9	H: 2 LOB: 1 BB: 0 P: 9	R: 0 E: 0 K: 0 S: 3	H: 0 LOB: 0 BB: 0 P: 3	R: 0 E: 0 K: 0 S: 3	H: 1 LOB: 1 BB: 0 P: 3	R: 1 E: 0 K: 1 S: 7	H: 2 LOB: 2 BB: 1 P: 11	R: 0 E: 0 K: 2 S: 7	H: 0 LOB: 1 BB: 1 P: 11	1B: 10 2B: 2 3B: 1 HR: 1	SF: 0 SAC: 1 DP: 0 HBP: 0	WP: 1 PB: 0 SB: 0 CS: 0	PA: 43
<b>PITCHER</b>	IP WLS BF H R ER SO BB IBB HBP BLK WP HR S P ERA WHIP	IP WLS BF H R ER SO BB IBB HBP BLK WP HR S P ERA WHIP																				
Jim McAndrew, R ERA: 3.66	(1, 1) 5.0 L 27 11 7 7 5 1 0 0 0 1 1 36 40 12.60 2.400																					
Ron Taylor, R ERA: 2.55	(6, 1) 2.0 6 1 0 0 0 0 0 0 0 0 0 6 6 0.00 0.500																					
Jesse Hudson, L ERA: 4.5	(8, 1) 2.0 10 2 1 1 3 2 0 0 0 0 0 14 22 4.50 2.000																					

Pittsburgh Pirates @ New York Mets  
Shea Stadium, Flushing, NY  
Fri Sep 19 1969, 7:05 PM EDT  
Att: 51,885 - Unknown


AB	39
R	8
H	14
RBI	8
BB	3
SO	8
LOB	17



Batter	1	2	3	4	5	6	7	8	9	AB	R	H	RBI	BB	SO	LOB	BOTTOM			
Amos Otis, R OBP: 0.189, SLG: 0.167	0-0 F8		4-0 BB			0-0 5-3	0-0 F8			3	0	0	0	1	0	3				
Bobby Pfeil, R OBP: 0.246, SLG: 0.268	0-0 L6		0-0 4-3			0-0 FC6-4 1B	0-0 FC5			4	0	1	0	0	0	5				
Tommie Agee, R OBP: 0.346, SLG: 0.475	0-0 P3			4-0 FC1-6 BB		4-0 FC6-4 1B		0-3 K		2	0	0	0	2	1	0				
Donn Clendenon, R OBP: 0.297, SLG: 0.410		0-0 L9		0-0 FC1-6 5-3		0-0 FC6-4		0-3 K		4	0	0	0	0	1	3				
Ron Swoboda, R OBP: 0.322, SLG: 0.376		0-0 5-3		0-0 5-3		0-0 P4		0-0 F2		4	0	0	0	0	0	3				
Ed Charles, R OBP: 0.282, SLG: 0.298		0-0 P3		0-0 4-3			0-0 1-3		0-0 G6-3 1B	4	0	1	0	0	0	1				
Jerry Grote, R OBP: 0.312, SLG: 0.352			0-0 FC4 1B		0-0 F9		0-0 1B WP 1B		0-0 G6-3	4	0	2	0	0	0	1				
Al Weis, S OBP: 0.270, SLG: 0.301			0-0 FC4 SH2-3		0-0 G6-4-3 1B		4-0 FC5 1B BB		0-3 K	3	0	1	0	1	1	1				
Jim McAndrew, R OBP: 0.211, SLG: 0.171 Rod Gaspar, S OBP: 0.309, SLG: 0.278 Ron Taylor, R OBP: 0.250, SLG: 0.250 Bob Heise, R OBP: 1.000, SLG: 1.000 Jesse Hudson, L (8, 1)			0-0 SH2-3		0-0 G6-4-3		0-0 1B			0	0	0	0	0	0	0				
<b>Inning Stats</b>	R: 0 E: 0 K: 0 S: 3	H: 0 LOB: 0 BB: 0 P: 3	R: 0 E: 0 K: 0 S: 3	H: 0 LOB: 0 BB: 0 P: 3	R: 0 E: 0 K: 0 S: 4	H: 1 LOB: 2 BB: 1 P: 8	R: 0 E: 0 K: 0 S: 3	H: 0 LOB: 0 BB: 0 P: 3	R: 0 E: 0 K: 0 S: 4	H: 1 LOB: 2 BB: 1 P: 8	R: 0 E: 0 K: 0 S: 5	H: 2 LOB: 3 BB: 1 P: 9	R: 0 E: 0 K: 2 S: 7	H: 0 LOB: 0 BB: 0 P: 7	R: 0 E: 0 K: 1 S: 5	H: 1 LOB: 0 BB: 0 P: 5	1B: 6 2B: 0 3B: 0 HR: 0	SF: 0 SAC: 1 DP: 2 HBP: 0	WP: 1 PB: 0 SB: 0 CS: 0	PA: 35
<b>PITCHER</b>	IP WLS BF H R ER SO BB IBB HBP BLK WP HR S P ERA WHIP	IP WLS BF H R ER SO BB IBB HBP BLK WP HR S P ERA WHIP																		
Luke Walker, L ERA: 3.61	(1, 1) 9.0 W 35 6 0 0 3 4 0 0 0 1 0 37 53 0.00 1.111																			

Pittsburgh Pirates @ New York Mets  
Shea Stadium, Flushing, NY  
Fri Sep 19 1969, 7:05 PM EDT  
Att: 51,885 - Unknown

AB	30
R	0
H	6
RBI	0
BB	4
SO	3
LOB	18





Batter	1	2	3	4	5	6	7	8	9	AB R H RBI BB SO LOB	TOP												
Matty Alou, L OBP: 0.369, SLG: 0.410 (1, 8)										5 0 1 0 0 1 2	<b>Pittsburgh Pirates @ New York Mets</b> Shea Stadium, Flushing, NY Sat Sep 20 1969, 3:33 AM EDT Att: 38,784 - Unknown												
Dave Cash, R OBP: 0.433, SLG: 0.520 (1, 4)										2 1 0 0 2 0 1													
Willie Stargell, L OBP: 0.565, SLG: 0.565 (1, 7)										4 1 1 0 0 1 2													
Johnny Jeter, R OBP: 0.524, SLG: 0.524 (8, 7)										0 0 0 0 0 0 0													
Roberto Clemente, R OBP: 0.398, SLG: 0.532 (1, 9)										3 1 0 0 1 0 1													
Al Oliver, L OBP: 0.321, SLG: 0.439 (1, 3)										3 0 1 0 0 0 0													
Manny Sanguillen, R OBP: 0.333, SLG: 0.424 (1, 2)										4 1 2 1 0 0 1													
Richie Hebner, L OBP: 0.379, SLG: 0.422 (1, 5)										4 0 1 0 0 0 2													
Freddie Patek, R OBP: 0.316, SLG: 0.294 (1, 6)										4 0 0 0 0 1 3													
Bob Moose, R OBP: 0.157, SLG: 0.065 (1, 1)										3 0 0 0 1 2 0													
<b>Inning Stats</b>	R: 0 E: 0 K: 0 S: 4	H: 1 LOB: 1 BB: 0 P: 4	R: 0 E: 0 K: 0 S: 3	H: 0 LOB: 0 BB: 0 P: 3	R: 0 E: 0 K: 0 S: 3	H: 0 LOB: 0 BB: 0 P: 3	R: 3 E: 0 K: 0 S: 4	H: 1 LOB: 1 BB: 2 P: 13	R: 0 E: 0 K: 0 S: 7	H: 0 LOB: 1 BB: 1 P: 11	R: 0 E: 0 K: 0 S: 4	H: 2 LOB: 0 BB: 0 P: 4	R: 0 E: 0 K: 0 S: 7	H: 0 LOB: 0 BB: 0 P: 7	R: 0 E: 0 K: 0 S: 3	H: 0 LOB: 0 BB: 0 P: 3	R: 1 E: 0 K: 1 S: 7	H: 2 LOB: 2 BB: 1 P: 11	1B: 6 2B: 0 3B: 0 HR: 0	SF: 0 SAC: 0 DP: 0 HBP: 1	WP: 3 PB: 0 SB: 2 CS: 1	PA: 37	
<b>PITCHER</b>	IP WLS BF H R ER SO BB IBB HBP BLK WP HR S P ERA WHIP											<b>PITCHER</b>	IP WLS BF H R ER SO BB IBB HBP BLK WP HR S P ERA WHIP										
Gary Gentry, R ERA: 3.67 (1, 1)	6.0 L 25 4 3 3 2 3 0 1 0 0 2 0 25 38 4.50 1.167											Tug McGraw, L ERA: 2.39 (7, 1)	3.0 12 2 1 1 3 1 0 0 0 1 0 17 21 3.00 1.000										

Batter	1	2	3	4	5	6	7	8	9	AB R H RBI BB SO LOB	BOTTOM												
Tommie Agee, R OBP: 0.343, SLG: 0.471 (1, 8)										4 0 0 0 0 1 1	<b>Pittsburgh Pirates @ New York Mets</b> Shea Stadium, Flushing, NY Sat Sep 20 1969, 3:33 AM EDT Att: 38,784 - Unknown												
Wayne Garrett, L OBP: 0.286, SLG: 0.267 (1, 5)										4 0 0 0 0 0 1													
Art Shamsky, L OBP: 0.361, SLG: 0.493 (1, 7)										4 0 0 0 0 0 1													
Ken Boswell, L OBP: 0.344, SLG: 0.379 (1, 4)										3 0 0 0 0 0 0													
Ed Kranepool, L OBP: 0.309, SLG: 0.381 (1, 3)										2 0 0 0 1 1 0													
Ron Swoboda, R OBP: 0.323, SLG: 0.373 (1, 9)										2 0 0 0 1 1 1													
J.C. Martin, L OBP: 0.261, SLG: 0.327 (1, 2)										3 0 0 0 0 1 2													
Bud Harrelson, S OBP: 0.333, SLG: 0.299 (1, 6)										3 0 0 0 0 1 1													
Gary Gentry, R OBP: 0.114, SLG: 0.103 (1, 1)										1 0 0 0 0 0 0													
Jim Gosger, L OBP: 0.194, SLG: 0.231 (6, PH)										1 0 0 0 0 1 0													
Tug McGraw, R OBP: 0.208, SLG: 0.217 (7, 1)										0 0 0 0 0 0 0													
Rod Gaspar, S OBP: 0.312, SLG: 0.278 (8, PH)										0 0 0 0 1 0 0													
<b>Inning Stats</b>	R: 0 E: 0 K: 0 S: 3	H: 0 LOB: 0 BB: 1 P: 7	R: 0 E: 0 K: 1 S: 5	H: 0 LOB: 0 BB: 0 P: 5	R: 0 E: 0 K: 0 S: 3	H: 0 LOB: 0 BB: 0 P: 3	R: 0 E: 0 K: 1 S: 5	H: 0 LOB: 0 BB: 0 P: 5	R: 0 E: 0 K: 0 S: 3	H: 0 LOB: 0 BB: 0 P: 3	R: 0 E: 0 K: 3 S: 9	H: 0 LOB: 0 BB: 0 P: 9	R: 0 E: 0 K: 0 S: 3	H: 0 LOB: 1 BB: 1 P: 7	1B: 0 2B: 0 3B: 0 HR: 0	SF: 0 SAC: 0 DP: 0 HBP: 0	WP: 0 PB: 0 SB: 0 CS: 0	PA: 30					
<b>PITCHER</b>	IP WLS BF H R ER SO BB IBB HBP BLK WP HR S P ERA WHIP											<b>PITCHER</b>	IP WLS BF H R ER SO BB IBB HBP BLK WP HR S P ERA WHIP										
Bob Moose, R ERA: 2.99 (1, 1)	9.0 W 30 0 0 0 6 3 0 0 0 0 0 0 39 51 0.00 0.333																						





Batter	1	2	3	4	5	6	7	8	9	AB	R	H	RBI	BB	SO	LOB	TOP					
Matty Alou, L OBP: 0.368, SLG: 0.411 (1, 8)										4	1	1	0	0	1	0	<b>Pittsburgh Pirates @ New York Mets</b> Shea Stadium, Flushing, NY Sun Sep 21 1969, 3:33 AM EDT Unknown					
Dave Cash, R OBP: 0.441, SLG: 0.481 (1, 4)										2	1	0	0	2	1							
Willie Stargell, L OBP: 0.387, SLG: 0.563 (1, 7)										4	0	1	1	0	1	2						
Roberto Clemente, R OBP: 0.399, SLG: 0.533 (1, 9)										4	0	2	1	0	1	1						
Jose Pagan, R OBP: 0.332, SLG: 0.469 (1, 5)										2	1	1	1	2	0	1						
Manny Sanguillen, R OBP: 0.330, SLG: 0.420 (1, 2)										4	0	0	0	0	0	4						
Bob Robertson, R OBP: 0.250, SLG: 0.271 (1, 3)										4	0	1	0	0	0	2						
Freddie Patek, R OBP: 0.314, SLG: 0.292 (9, PH)										3	0	0	0	0	1	1						
Gene Alley, R OBP: 0.254, SLG: 0.356 (9, PH)										1	0	0	0	0	0	0						
Dock Ellis, S OBP: 0.118, SLG: 0.092 (3, 1)										1	0	0	0	0	1	0						
Lou Marone, R OBP: 0.338, SLG: 0.489 (5, PH)										0	0	0	0	0	0	0						
Angel Mangual, R OBP: 0.285, SLG: 0.362 (5, PH)										0	0	0	0	0	0	0						
Bruce Dal Canton, R OBP: 0.240, SLG: 0.325 (7, PH)										0	0	0	0	0	0	0						
Carl Taylor, R OBP: 0.243, SLG: 0.465 (7, 1)										0	0	0	0	0	0	0						
Joe Gibbon, R OBP: 0.333, SLG: 0.500 (9, PH)										1	0	0	0	0	1	0						
<b>Inning Stats</b>	R: 1 E: 0 K: 1 S: 7	H: 2 LOB: 1 BB: 0 P: 7	R: 0 E: 0 K: 0 S: 3	H: 1 LOB: 0 BB: 0 P: 3	R: 0 E: 0 K: 1 S: 5	H: 0 LOB: 1 BB: 1 P: 9	R: 1 E: 0 K: 0 S: 4	H: 1 LOB: 0 BB: 0 P: 4	R: 0 E: 0 K: 2 S: 7	H: 0 LOB: 0 BB: 0 P: 7	R: 1 E: 0 K: 0 S: 4	H: 1 LOB: 2 BB: 2 P: 12	R: 0 E: 0 K: 0 S: 3	H: 0 LOB: 0 BB: 0 P: 3	R: 0 E: 0 K: 2 S: 8	H: 1 LOB: 2 BB: 1 P: 12	R: 0 E: 0 K: 1 S: 5	H: 0 LOB: 0 BB: 0 P: 5	1B: 3 2B: 2 3B: 0 HR: 1	SF: 0 SAC: 0 DP: 1 HBP: 0	WP: 0 PB: 0 SB: 0 CS: 0	PA: 36
<b>PITCHER</b> Jerry Kosman, L ERA: 2.3 (1, 1)	IP: 9.0 WLS: W BF: 36 H: 6 R: 3 ER: 3 SO: 7 BB: 4 IBB: 0 HBP: 0 BLK: 0 WP: 0 HR: 1 S: 46 P: 62 ERA: 3.00 WHIP: 1.111															<b>PITCHER</b>						

Batter	1	2	3	4	5	6	7	8	9	AB	R	H	RBI	BB	SO	LOB	BOTTOM			
Tommie Agee, R OBP: 0.343, SLG: 0.470 (1, 8)										4	0	1	0	0	2	4	<b>Pittsburgh Pirates @ New York Mets</b> Shea Stadium, Flushing, NY Sun Sep 21 1969, 3:33 AM EDT Unknown			
Wayne Garrett, L OBP: 0.283, SLG: 0.265 (1, 5)										4	0	0	0	0	1	1				
Art Shamsky, L OBP: 0.362, SLG: 0.504 (1, 7)										4	2	2	1	0	1	1				
Amos Otis, R OBP: 0.189, SLG: 0.167 (8, 7)										0	0	0	0	0	0	0				
Ken Boswell, L OBP: 0.348, SLG: 0.380 (1, 4)										2	2	1	0	2	1	0				
Al Weis, S OBP: 0.270, SLG: 0.301 (8, 4)										0	0	0	0	0	0	0				
Ed Kranepool, L OBP: 0.308, SLG: 0.380 (1, 3)										4	1	1	0	0	0	3				
Ron Swoboda, R OBP: 0.325, SLG: 0.375 (1, 9)										4	0	2	2	0	0	3				
Duffy Dyer, R OBP: 0.290, SLG: 0.415 (1, 2)										4	0	1	2	0	1	3				
Bud Harrelson, S OBP: 0.334, SLG: 0.300 (1, 6)										3	0	1	0	1	1	3				
Jerry Kosman, R OBP: 0.063, SLG: 0.051 (1, 1)										3	0	0	0	0	2	6				
<b>Inning Stats</b>	R: 0 E: 0 K: 2 S: 7	H: 0 LOB: 0 BB: 0 P: 7	R: 1 E: 1 K: 1 S: 7	H: 1 LOB: 3 BB: 2 P: 15	R: 3 E: 1 K: 2 S: 12	H: 4 LOB: 2 BB: 0 P: 12	R: 0 E: 1 K: 1 S: 5	H: 1 LOB: 0 BB: 0 P: 5	R: 0 E: 0 K: 0 S: 2	H: 0 LOB: 0 BB: 1 P: 6	R: 0 E: 0 K: 2 S: 8	H: 1 LOB: 1 BB: 0 P: 8	R: 1 E: 0 K: 1 S: 6	H: 1 LOB: 0 BB: 0 P: 6	R: 0 E: 0 K: 0 S: 4	H: 1 LOB: 1 BB: 0 P: 4	1B: 8 2B: 1 3B: 0 HR: 1	SF: 0 SAC: 1 DP: 1 HBP: 0	WP: 0 PB: 0 SB: 0 CS: 0	PA: 36
<b>PITCHER</b> Dock Ellis, R ERA: 3.77 (1, 1)	IP: 2.1 WLS: L BF: 16 H: 5 R: 4 ER: 3 SO: 3 BB: 2 IBB: 0 HBP: 0 BLK: 0 WP: 0 HR: 0 S: 20 P: 28 ERA: 11.57 WHIP: 3.000															<b>PITCHER</b>				
Lou Marone, L ERA: 2.67 (3, 1)	IP: 1.2 WLS: 5 BF: 7 H: 1 R: 0 ER: 0 SO: 3 BB: 0 IBB: 0 HBP: 0 BLK: 0 WP: 0 HR: 1 S: 11 P: 11 ERA: 0.00 WHIP: 0.600															<b>PITCHER</b>				
Bruce Dal Canton, R ERA: 0.44 (5, 1)	IP: 2.0 WLS: 7 BF: 1 H: 1 R: 0 ER: 0 SO: 2 BB: 1 IBB: 0 HBP: 0 BLK: 0 WP: 0 HR: 10 S: 10 P: 14 ERA: 0.00 WHIP: 1.000															<b>PITCHER</b>				
Joe Gibbon, L ERA: 2.51 (7, 1)	IP: 2.0 WLS: 8 BF: 2 H: 1 R: 1 ER: 1 SO: 1 BB: 0 IBB: 0 HBP: 0 BLK: 0 WP: 1 HR: 10 S: 10 P: 10 ERA: 4.50 WHIP: 1.000															<b>PITCHER</b>				





Batter	1	2	3	4	5	6	7	8	9	AB	R	H	RBI	BB	SO	LOB	TOP			
Matty Alou, L OBP: 0.369, SLG: 0.411 (1, 8)	4-0 BB G6-3		X 0-0 1B		X 0-0 G2		X 0-0 4-3			3	0	1	0	1	0	1				
Dave Cash, R OBP: 0.421, SLG: 0.452 (1, 4)	0-0 G6-3 1-2f		X 0-0 6-3		X 0-0 1B		X 0-0 1B		X 0-0 5-3	4	0	1	0	0	0	2				
Willie Stargell, L OBP: 0.386, SLG: 0.566 (1, 7)	0-0 L6			X 0-0 HR	X 0-0 4-3			X 0-0 3-1		4	1	1	1	0	0	1				
Carl Taylor, R OBP: 0.439, SLG: 0.465 (1, 9)		X 0-0 FC4-6 1B		X 0-0 5-3		X 1-0 G4-6-3 HBP		X 4-0 BB		2	0	1	0	1	0	0				
Richie Hebner, L OBP: 0.378, SLG: 0.421 (1, 5)		X 0-0 FC4-6 1-2f		X 0-0 BB 1B		X 0-0 L4		X 0-0 F7		4	0	1	0	0	0	3				
Bob Robertson, R OBP: 0.250, SLG: 0.261 (1, 3)		X 0-0 P6		X 4-0 FC4-6 BB		X 0-0 G4-6-3 1-2f			X 0-0 F9	3	0	0	0	1	0	2				
Jerry May, R OBP: 0.268, SLG: 0.384 (1, 2)		X 0-0 F8		X 0-3 K			X 0-0 1B		X 0-0 6-3	4	0	1	0	0	1	3				
Freddie Patek, R OBP: 0.313, SLG: 0.291 Jose Martinez, R OBP: 0.311, SLG: 0.323 (7, PH) (7, 6)			X 0-0 1-3	X 0-0 FC4-6 1-2f			X 0-0 1B		X 0-3 K	2	0	0	0	0	0	2				
Steve Blass, R OBP: 0.253, SLG: 0.305 Lou Marone, R OBP: 0.331, SLG: 0.467 Chuck Hartenstein, R OBP: 0.133, SLG: 0.071 Frank Brosseau, R OBP: 0.246, SLG: 0.268 (8, 1) (6, 1) (7, PH) (7, 1) (8, 1)			X 0-0 6-3		X 0-3 K		X 0-0 F7			2	0	0	0	0	1	0				
<b>Inning Stats</b>	R: 0 E: 0 K: 0 S: 2	H: 0 LOB: 0 BB: 1 P: 6	R: 0 E: 0 K: 0 S: 4	H: 1 LOB: 1 BB: 0 P: 4	R: 0 E: 0 K: 0 S: 4	H: 1 LOB: 1 BB: 0 P: 4	R: 1 E: 0 K: 1 S: 7	H: 2 LOB: 2 BB: 1 P: 11	R: 0 E: 0 K: 0 S: 6	H: 1 LOB: 1 BB: 0 P: 6	R: 0 E: 0 K: 0 S: 4	H: 2 LOB: 1 BB: 0 P: 4	R: 0 E: 0 K: 0 S: 3	H: 0 LOB: 1 BB: 0 P: 7	R: 0 E: 0 K: 1 S: 5	H: 0 LOB: 0 BB: 0 P: 5	1B: 6 2B: 0 3B: 0 HR: 1	SF: 0 SAC: 0 DP: 2 HBP: 1	WP: 0 PB: 0 SB: 0 CS: 0	PA: 35
<b>PITCHER</b> Don Cardwell, R ERA: 2.81 (1, 1)	IP: 9.0 WLS: W BF: 35 H: 7 R: 1 ER: 1 SO: 3 BB: 3 IBB: 0 HBP: 1 BLK: 0 WP: 0 HR: 1 S: 37 P: 50 ERA: 1.00 WHIP: 1.111																			

Pittsburgh Pirates @ New York Mets  
Shea Stadium, Flushing, NY  
Sun Sep 21 1969, 3:38 AM EDT  
Att: 55,901 - Unknown

AB	31
R	1
H	7
RBI	1
BB	3
SO	3
LOB	15



Batter	1	2	3	4	5	6	7	8	9	AB	R	H	RBI	BB	SO	LOB	BOTTOM			
Rod Gaspar, S OBP: 0.318, SLG: 0.284 (8, 7)	0-0 1B 2B		X 0-0 K		X 4-0 PO BB		X 4-0 SF8 E 1-2 2-3 BB		X 0-0 F8	3	1	1	0	2	1	1				
Wayne Garrett, L OBP: 0.294, SLG: 0.265 Cleon Jones, R OBP: 0.427, SLG: 0.497 Bobby Pteil, R OBP: 0.246, SLG: 0.268 (1, 5) (6, PH) (6, PR) (7, 5)	0-0 E 2H		X 0-3 K		X 0-0 PO 1-2		X 0-0 L3		X 0-0 E1 SF8 1-2 2-3 3H	3	1	1	1	0	1	1				
Art Shamsky, L OBP: 0.364, SLG: 0.505 Amos Otis, R OBP: 0.189, SLG: 0.167 (1, 7) (8, 8)	0-0 E 1-2		X 0-0 1B G4-6-3		X 0-0 4-3		X 0-0 SF8 1-2 2-3 3H			3	2	2	1	0	0	0				
Ken Boswell, L OBP: 0.350, SLG: 0.387 (1, 4)	0-0 F8		X 0-0 1B G4-6-3		X 0-0 3B		X 0-0 L9			4	0	2	0	0	0	5				
Ed Kranepool, L OBP: 0.307, SLG: 0.376 (1, 3)	0-3 K		X 0-0 G4-6-3 1-2f		X 4-0 IBB		X 0-0 6-3			3	0	0	0	1	1	3				
Ron Swoboda, R OBP: 0.324, SLG: 0.373 (1, 9)	0-0 E9 1H 2H		X 0-0 E6 1B		X 0-3 K		X 0-0 6-3		X 0-0 6-3	4	0	1	0	0	1	2				
Jerry Grote, R OBP: 0.311, SLG: 0.351 (1, 2)	0-3 K		X 0-0 4-3		X 0-0 BB E 1B		X 0-0 3-1			4	1	1	0	0	1	2				
Al Weis, S OBP: 0.269, SLG: 0.309 (1, 6)		X 0-0 3B		X 0-3 K		X 0-0 F9		X 0-3 K		4	0	1	0	0	2	1				
Don Cardwell, R OBP: 0.184, SLG: 0.234 (1, 1)		X 0-0 6-3		X 0-0 6-3		X 0-0 E1 E BB SF8 1-2		X 0-3 K		4	1	0	0	0	1	2				
<b>Inning Stats</b>	R: 3 E: 1 K: 2 S: 11	H: 3 LOB: 1 BB: 0 P: 11	R: 0 E: 0 K: 2 S: 8	H: 1 LOB: 0 BB: 0 P: 8	R: 1 E: 1 K: 0 S: 5	H: 3 LOB: 1 BB: 0 P: 5	R: 0 E: 0 K: 1 S: 4	H: 0 LOB: 0 BB: 1 P: 8	R: 0 E: 0 K: 0 S: 6	H: 1 LOB: 2 BB: 1 P: 10	R: 2 E: 2 K: 0 S: 6	H: 1 LOB: 3 BB: 1 P: 10	R: 0 E: 0 K: 0 S: 3	H: 0 LOB: 0 BB: 0 P: 3	R: 0 E: 0 K: 2 S: 7	H: 0 LOB: 0 BB: 0 P: 7	1B: 6 2B: 1 3B: 2 HR: 0	SF: 1 SAC: 0 DP: 1 HBP: 0	WP: 0 PB: 0 SB: 0 CS: 0	PA: 38
<b>PITCHER</b> Steve Blass, R ERA: 4.97 Lou Marone, L ERA: 2.62 Chuck Hartenstein, R ERA: 3.7 Frank Brosseau, R ERA: 10.8 (1, 1) (6, 1) (7, 1) (8, 1)	IP: 0.2 WLS: L BF: 3 H: 0 R: 0 ER: 0 SO: 0 BB: 0 IBB: 0 HBP: 0 BLK: 0 WP: 0 HR: 0 S: 3 P: 3 ERA: 0.00 WHIP: 0.000																			

Pittsburgh Pirates @ New York Mets  
Shea Stadium, Flushing, NY  
Sun Sep 21 1969, 3:38 AM EDT  
Att: 55,901 - Unknown

AB	33
R	6
H	9
RBI	3
BB	3
SO	8
LOB	19





Batter	1	2	3	4	5	6	7	8	9	AB	R	H	RBI	BB	SO	LOB	TOP
Lou Brock, L (1.7) OBP: 0.349, SLG: 0.438	4-3		G3			6-3		FC6-4		4	0	0	0	0	0	1	
Curt Flood, R (1.8) OBP: 0.344, SLG: 0.370	1B				5-3	F7			1-3	4	0	1	0	0	0	0	
Vada Pinson, L (1.9) OBP: 0.306, SLG: 0.387	F8				F9		1-3		F2	4	0	0	0	0	0	1	
Joe Torre, R (1.3) OBP: 0.360, SLG: 0.443	L8				4-3		6-3		P4	4	0	0	0	0	0	1	
Tim McCarver, L (1.2) OBP: 0.328, SLG: 0.366						5-3			3-1	3	0	0	0	0	0	0	
Mike Shannon, R (1.5) OBP: 0.314, SLG: 0.366										3	0	1	0	0	2	0	
Julian Javier, R (1.4) OBP: 0.338, SLG: 0.411										3	1	1	0	0	1	1	
Dal Maxvill, R (1.6) OBP: 0.262, SLG: 0.228										2	0	0	0	0	0	1	
Vic Davallio, L (8, PH) OBP: 0.275, SLG: 0.291										1	0	1	0	0	0	0	
Steve Huntz, S (8, PH) OBP: 0.327, SLG: 0.246										0	0	0	0	0	0	0	
Nelson Briles, R (1.1) OBP: 0.152, SLG: 0.147										2	0	0	0	0	1	0	
Joe Hoerner, R (7.1) OBP: 0.328, SLG: 0.228										0	0	0	0	0	0	0	
Bill White, L (8, PH) OBP: 0.328, SLG: 0.228										1	0	0	1	0	1	0	
Ray Washburn, R (8.1) OBP: 0.105, SLG: 0.081										0	0	0	0	0	0	0	
<b>Inning Stats</b>	R: 0 E: 0 K: 0 S: 4	H: 1 LOB: 1 BB: 0 P: 4	R: 0 E: 0 K: 1 S: 5	H: 0 LOB: 0 BB: 0 P: 5	R: 0 E: 0 K: 0 S: 3	H: 0 LOB: 0 BB: 0 P: 3	R: 0 E: 0 K: 1 S: 6	H: 1 LOB: 1 BB: 0 P: 6	R: 0 E: 0 K: 1 S: 7	H: 2 LOB: 1 BB: 0 P: 7	R: 0 E: 0 K: 0 S: 3	H: 0 LOB: 0 BB: 0 P: 3	1B: 3 2B: 1 3B: 0 HR: 0	SF: 0 SAC: 0 DP: 0 HBP: 0	WP: 0 PB: 0 SB: 0 CS: 0	PA: 31	
<b>PITCHER</b> Tom Seaver, R (1.1) ERA: 2.28	IP: 9.0 WLS: W BF: 31 H: 4 R: 1 ER: 1 SO: 4 BB: 0 IBB: 0 HBP: 0 BLK: 0 WP: 0 HR: 0 S: 39 P: 39 ERA: 1.00 WHIP: 0.444																

St. Louis Cardinals @ New York Mets  
Shea Stadium, Flushing, NY  
Mon Sep 22 1969, 7:05 PM EDT  
Att: 23,627 - Unknown

AB 31  
R 1  
H 4  
RBI 1  
BB 0  
SO 4  
LOB 6



Batter	1	2	3	4	5	6	7	8	9	AB	R	H	RBI	BB	SO	LOB	BOTTOM										
Tommie Agee, R (1.8) OBP: 0.342, SLG: 0.468	6-3		K			E7 PB 1B	FC			4	1	1	1	0	1	1											
Wayne Garrett, L (1.5) OBP: 0.291, SLG: 0.262	P4		4-3			1-6-3	F2			4	0	0	0	0	0	3											
Art Shamsky, L (1.7) OBP: 0.362, SLG: 0.502	F9				F5		5-3			4	0	1	1	0	0	2											
Amos Otis, R (8.7) OBP: 0.189, SLG: 0.167										0	0	0	0	0	0	0											
Ken Boswell, L (1.4) OBP: 0.350, SLG: 0.387										3	0	1	0	0	1	1											
Al Weis, S (8.4) OBP: 0.268, SLG: 0.307										1	0	0	0	0	1	0											
Ed Kranepool, L (1.3) OBP: 0.304, SLG: 0.372										4	0	0	0	0	0	2											
Ron Swoboda, R (1.9) OBP: 0.323, SLG: 0.370										3	0	0	0	0	2	1											
Jerry Grote, R (1.2) OBP: 0.314, SLG: 0.353										3	1	2	0	0	0	0											
Bud Harrelson, S (1.6) OBP: 0.334, SLG: 0.300										3	1	1	0	0	0	2											
Tom Seaver, R (1.1) OBP: 0.208, SLG: 0.161										3	0	1	1	0	0	0											
<b>Inning Stats</b>	R: 0 E: 0 K: 0 S: 3	H: 0 LOB: 0 BB: 0 P: 3	R: 0 E: 0 K: 1 S: 5	H: 1 LOB: 2 BB: 0 P: 5	R: 0 E: 0 K: 1 S: 6	H: 1 LOB: 1 BB: 0 P: 6	R: 0 E: 0 K: 1 S: 7	H: 2 LOB: 1 BB: 0 P: 7	R: 2 E: 0 K: 0 S: 7	H: 3 LOB: 2 BB: 0 P: 7	R: 0 E: 0 K: 2 S: 7	H: 0 LOB: 0 BB: 0 P: 7	1B: 7 2B: 0 3B: 0 HR: 0	SF: 0 SAC: 0 DP: 0 HBP: 1	WP: 0 PB: 1 SB: 0 CS: 0	PA: 33											
<b>PITCHER</b> Nelson Briles, R (1.1) ERA: 3.58	IP: 6.1 WLS: L BF: 28 H: 7 R: 3 ER: 2 SO: 3 BB: 0 IBB: 0 HBP: 1 BLK: 0 WP: 0 HR: 0 S: 33 P: 34 ERA: 2.84 WHIP: 1.105																										
Joe Hoerner, L (7.1) ERA: 2.91	0.2	2	0	0	0	0	0	0	0	2	2	0.00	0.000														
Ray Washburn, R (8.1) ERA: 3.06	1.0	3	0	0	0	2	0	0	0	7	7	0.00	0.000														

St. Louis Cardinals @ New York Mets  
Shea Stadium, Flushing, NY  
Mon Sep 22 1969, 7:05 PM EDT  
Att: 23,627 - Unknown

AB 32  
R 3  
H 7  
RBI 3  
BB 0  
SO 5  
LOB 12






Batter	1	2	3	4	5	6	7	8	9	10	11	AB	R	H	RBI	BB	SO	LOB	TOP							
Lou Brock, L OBP: 0.349, SLG: 0.437 (1, 7)	4-3		L5		1B E		G6-4-3 1B		1-3		F7	6	1	2	0	0	0	2								
Curt Flood, R OBP: 0.343, SLG: 0.368 (1, 8)	5-3		FC1-4-6		1B E		G6-4-3 1B		F8		6-3	6	1	1	0	0	0	3								
Vada Pinson, L OBP: 0.305, SLG: 0.387 (1, 9)	2B		G3		E4 1B		F8		F9			5	0	1	0	0	0	3								
Joe Torre, R OBP: 0.361, SLG: 0.444 (1, 3)	F8							K			F7	5	0	2	1	0	1	1								
Tim McCarver, L OBP: 0.327, SLG: 0.366 (1, 2)		4-3						P6			F7	5	0	1	0	0	1	3								
Mike Shannon, R OBP: 0.313, SLG: 0.365 (1, 5)		K						BB 1B			FC5 2B	5	0	1	0	0	1	2								
Julian Javier, R OBP: 0.340, SLG: 0.414 (1, 4)		F5						BB 1B			IBB	4	0	2	0	1	0	1								
Dal Maxvill, R OBP: 0.264, SLG: 0.229 (10, PH)								BB 1B			FC5	3	0	1	0	1	0	1								
Phil Gagliano, R OBP: 0.303, SLG: 0.266 (10, PH)								BB 1B			FC5	1	0	0	0	0	0	2								
Jerry Davanon, R OBP: 0.241, SLG: 0.253 (10, 6)								BB 1B			FC5	0	0	0	0	0	0	0								
Bob Gibson, R OBP: 0.263, SLG: 0.318 (1, 1)								L9			K	5	0	1	0	0	2	4								
<b>Inning Stats</b>	R: 0 E: 0 K: 0 S: 4	H: 1 LOB: 1 BB: 0 P: 4	R: 0 E: 0 K: 1 S: 5	H: 0 LOB: 0 BB: 0 P: 5	R: 0 E: 0 K: 0 S: 5	H: 2 LOB: 2 BB: 0 P: 5	R: 0 E: 0 K: 1 S: 6	H: 1 LOB: 1 BB: 0 P: 6	R: 2 E: 1 K: 1 S: 9	H: 3 LOB: 2 BB: 0 P: 9	R: 0 E: 0 K: 0 S: 4	H: 1 LOB: 0 BB: 0 P: 4	R: 0 E: 0 K: 1 S: 7	H: 2 LOB: 3 BB: 1 P: 11	R: 0 E: 0 K: 0 S: 3	H: 0 LOB: 0 BB: 0 P: 3	R: 0 E: 0 K: 0 S: 4	H: 1 LOB: 2 BB: 1 P: 8	R: 0 E: 0 K: 1 S: 5	H: 0 LOB: 0 BB: 0 P: 5	1B: 8 2B: 4 3B: 0 HR: 0	SF: 0 SAC: 0 DP: 1 HBP: 0	WP: 0 PB: 0 SB: 0 CS: 0	PA: 47		
<b>PITCHER</b>	IP 7.0	WLS 7	BF 30	H 9	R 2	ER 0	SO 3	BB 0	IBB 0	HBP 0	BLK 0	WP 0	HR 0	S 36	P 36	ERA 0.00	WHIP 1.286									
Jim McAndrew, R ERA: 3.47 (1, 1)																										
Tug McGraw, L ERA: 2.29 (8, 1)	4.0	W	17	3	0	0	2	1	1	0	0	0	0	0	19	27	0.00	1.000								

St. Louis Cardinals @ New York Mets  
Shea Stadium, Flushing, NY  
Tue Sep 23 1969, 7:05 PM EDT  
Att: 32,364 - Unknown


AB 45  
R 2  
H 12  
RBI 1  
BB 2  
SO 5  
LOB 22



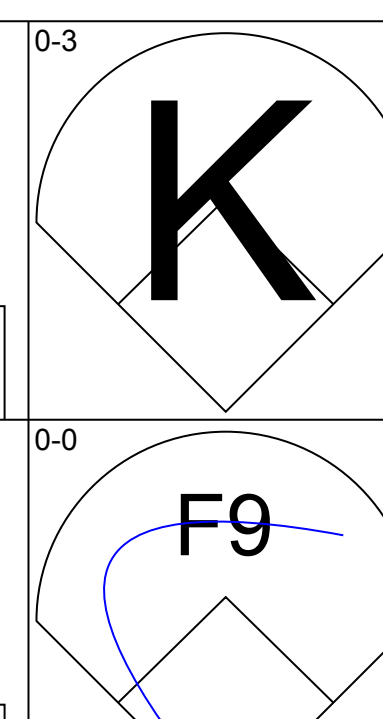
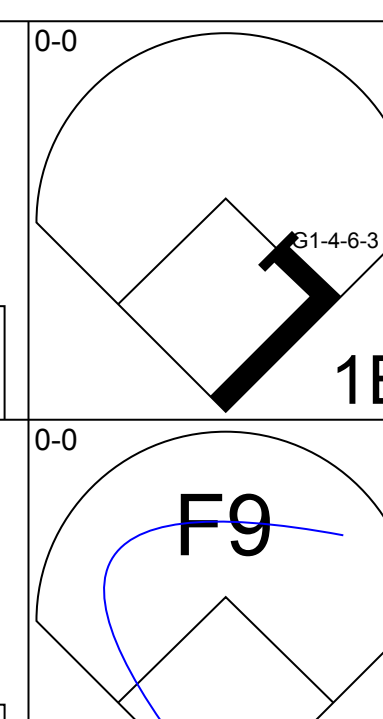
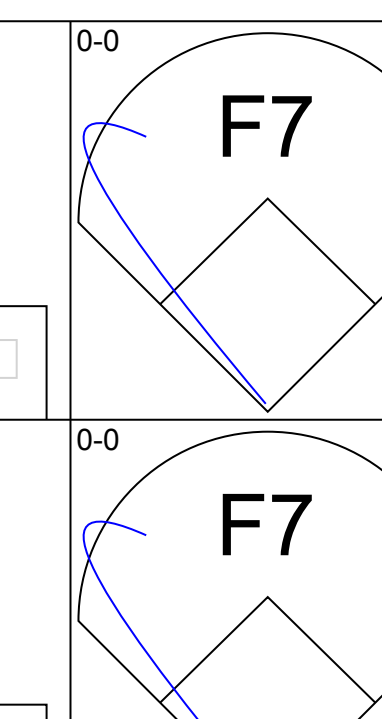
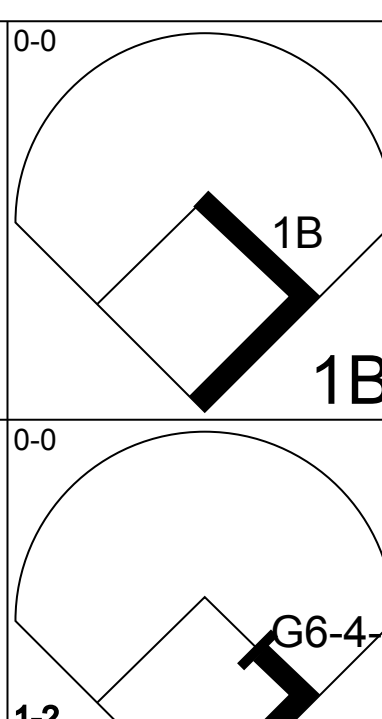
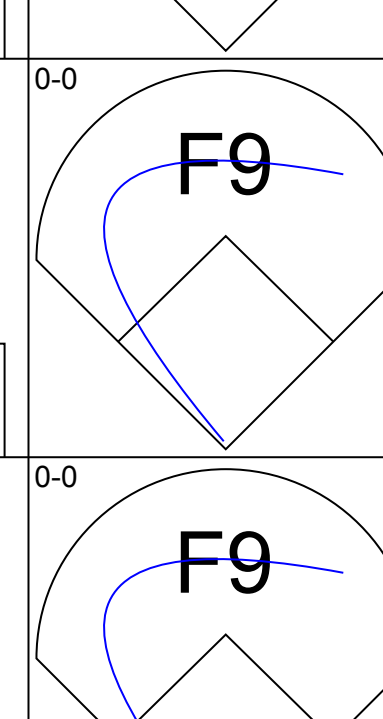
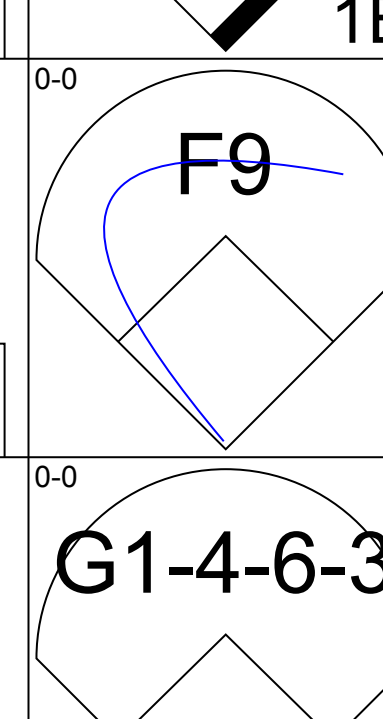
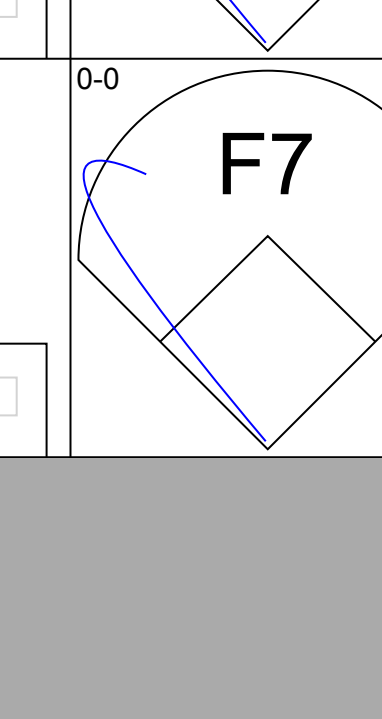
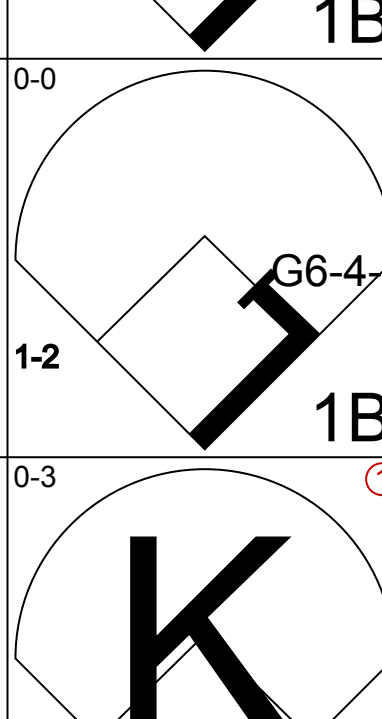
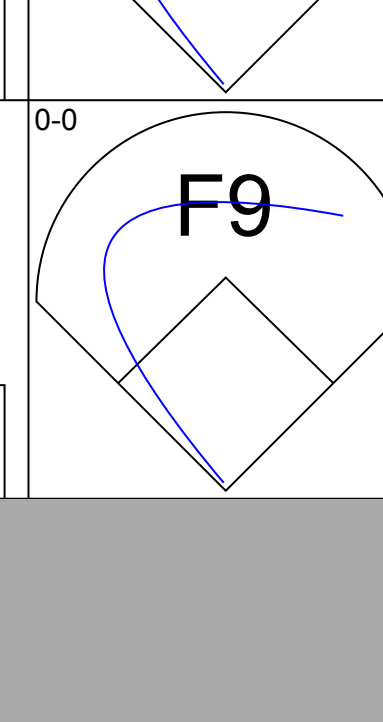
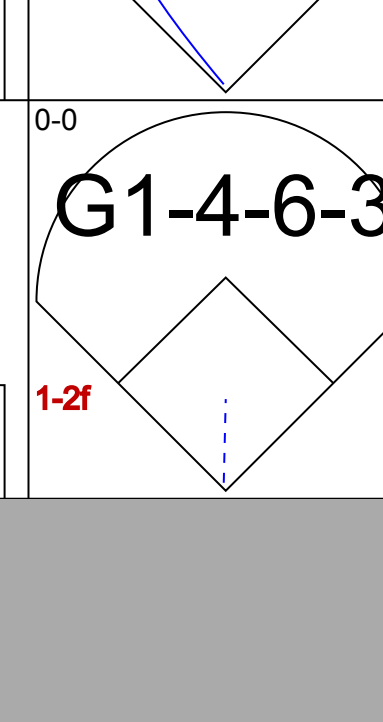

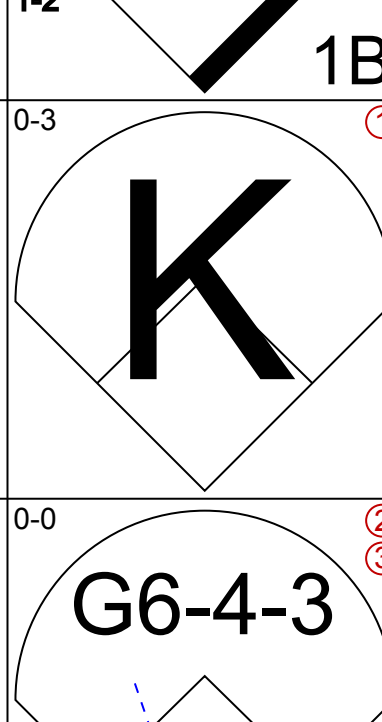


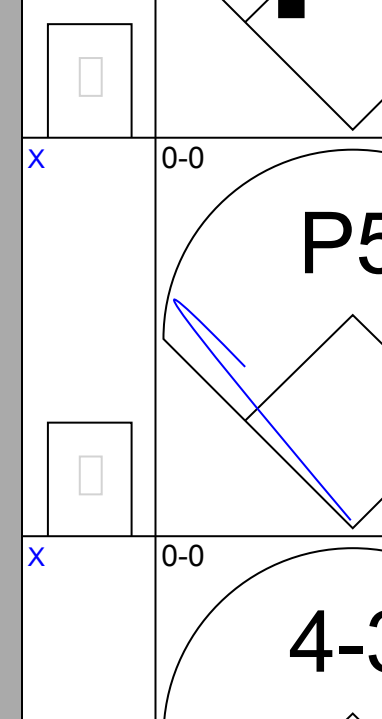
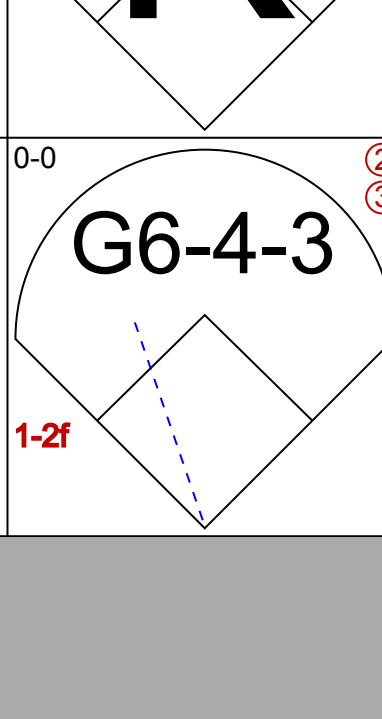
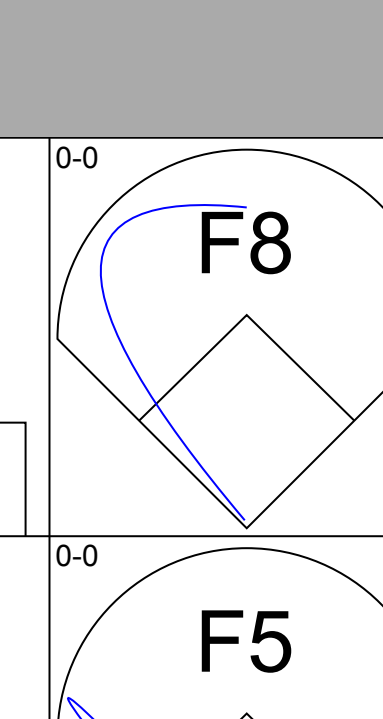
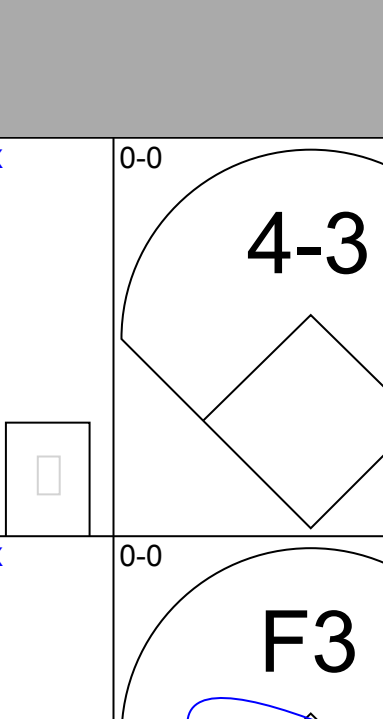
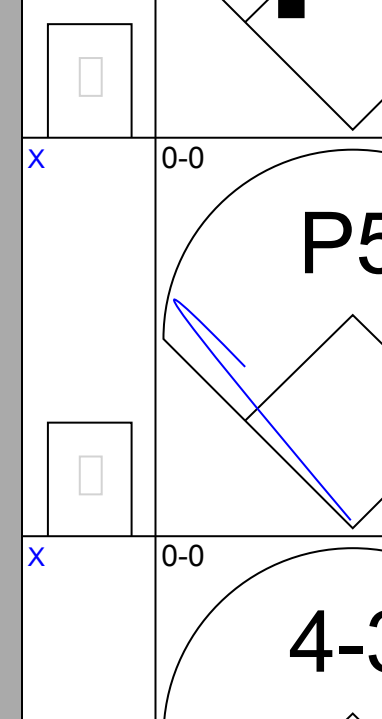
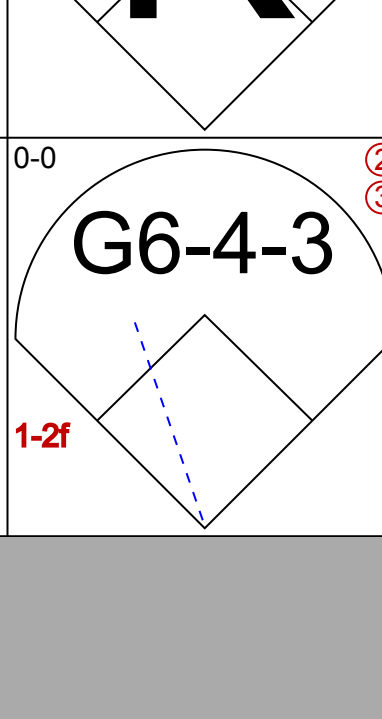
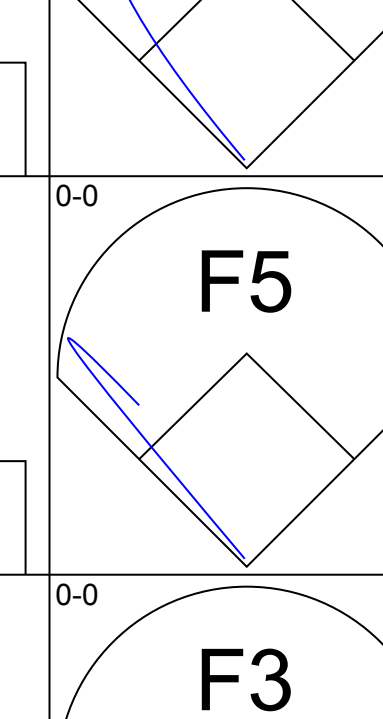
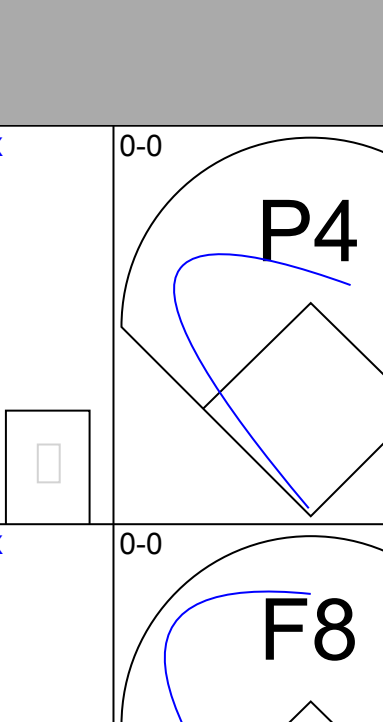
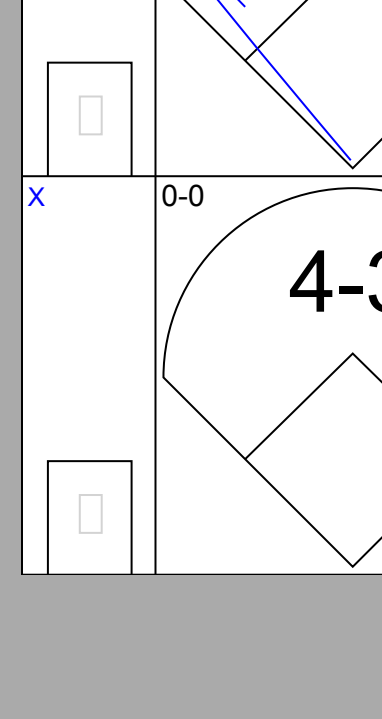
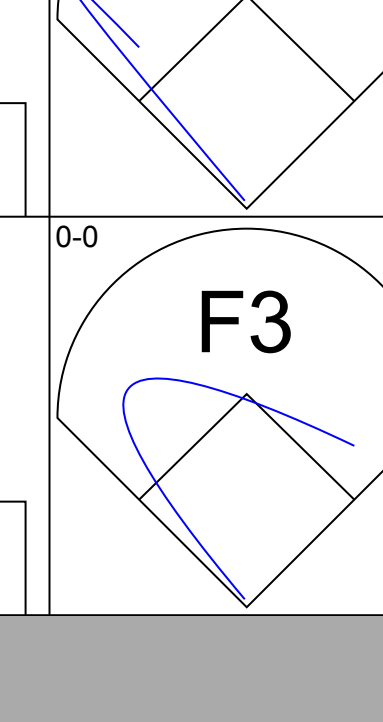
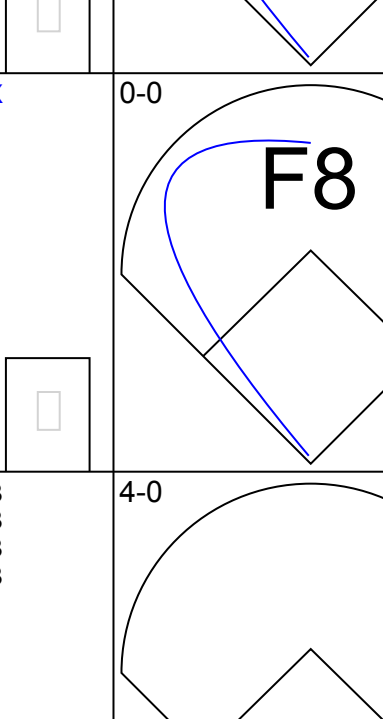
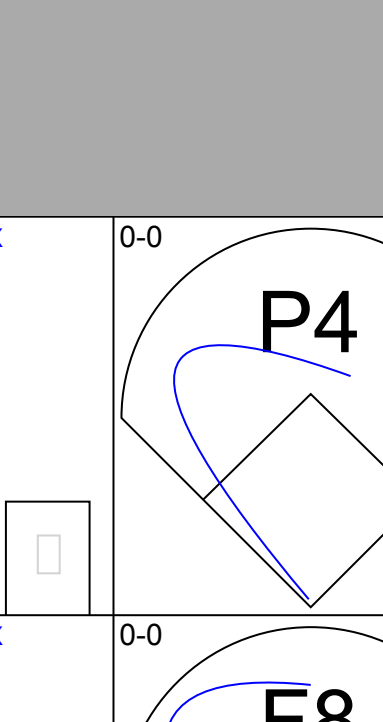
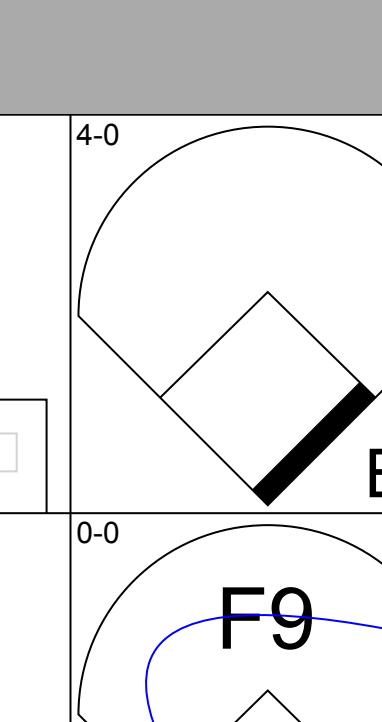
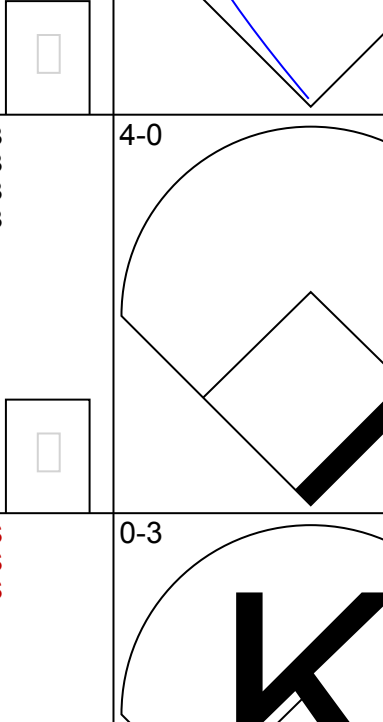
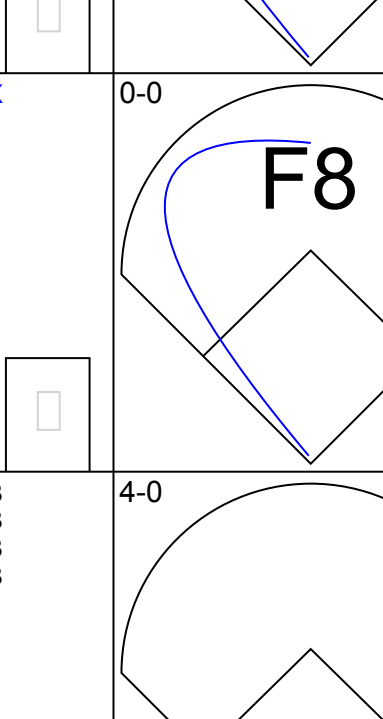
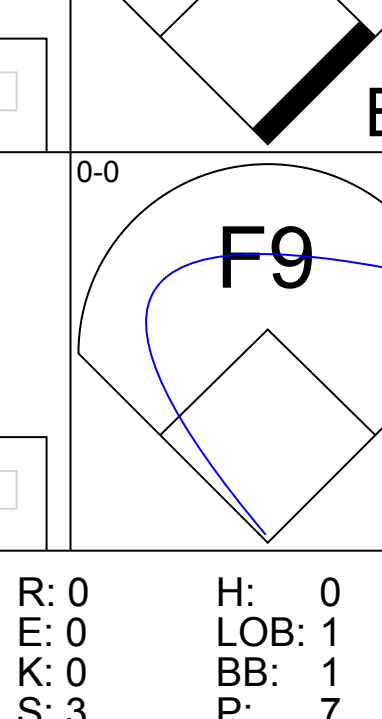
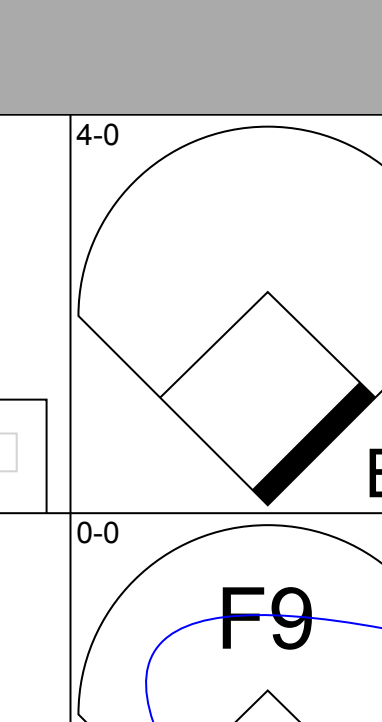
Batter	1	2	3	4	5	6	7	8	9	10	11	AB	R	H	RBI	BB	SO	LOB	BOTTOM						
Tommie Agee, R OBP: 0.343, SLG: 0.467 (1, 8)	F8		5-3		4-3			SH1 1B		S BB		4	1	1	0	1	0	1							
Wayne Garrett, L OBP: 0.291, SLG: 0.282 (1, 5)	F9							SH1		K		4	0	1	1	0	1	1							
Art Shamsky, L OBP: 0.381, SLG: 0.498 (8, PR)								1B		F8		4	0	1	1	0	0	1							
Amos Otis, R OBP: 0.189, SLG: 0.167 (9, 7)	F7		P6					1B		F8		0	0	0	0	0	0	0							
J.C. Martin, L OBP: 0.259, SLG: 0.326 (10, PH)								1B				1	0	0	0	0	0	1							
Rod Gaspar, S OBP: 0.318, SLG: 0.284 (11, 7)								1B				0	0	0	0	0	0	0							
Ken Boswell, L OBP: 0.345, SLG: 0.381 (1, 4)		F8			3-1			P6		3-1		5	0	0	0	0	0	2							
Ed Kranepool, L OBP: 0.305, SLG: 0.372 (1, 3)		P1						F8		F7		5	0	2	0	0	0	1							
Ron Swoboda, R OBP: 0.324, SLG: 0.370 (1, 9)								1B				5	1	2	0	0	0	2							
Jerry Grote, R OBP: 0.313, SLG: 0.351 (1, 2)												5	0	1	0	0	1	3							
Bud Harrelson, S OBP: 0.339, SLG: 0.303 (1, 6)												3	1	2	1	2	0	0							
Jim McAndrew, R OBP: 0.200, SLG: 0.182 (7, PH)												2	0	0	0	0	2	1							
Jim Gosger, L OBP: 0.192, SLG: 0.227 (8, 1)												1	0	0	0	0	0	2							
Tug McGraw, R OBP: 0.230, SLG: 0.208 (8, 1)												1	0	0	0	0	1	1							
<b>Inning Stats</b>	R: 0 E: 0 K: 0 S: 3	H: 0 LOB: 0 BB: 0 P: 3	R: 0 E: 0 K: 0 S: 4	H: 1 LOB: 1 BB: 0 P: 4	R: 1 E: 0 K: 1 S: 6	H: 1 LOB: 1 BB: 10 P: 10	R: 0 E: 0 K: 0 S: 4	H: 1 LOB: 1 BB: 0 P: 4	R: 0 E: 0 K: 1 S: 5	H: 0 LOB: 0 BB: 0 P: 5	R: 0 E: 0 K: 0 S: 3	H: 1 LOB: 2 BB: 1 P: 8	R: 1 E: 0 K: 0 S: 5	H: 2 LOB: 1 BB: 0 P: 5	R: 0 E: 0 K: 2 S: 8	H: 1 LOB: 1 BB: 0 P: 8	R: 0 E: 0 K: 1 S: 5	H: 0 LOB: 1 BB: 1 P: 9	R: 1 E: 0 K: 0 S: 4	H: 3 LOB: 2 BB: 0 P: 4	1B: 10 2B: 0 3B: 0 HR: 0	SF: 0 SAC: 1 DP: 0 HBP: 0	WP: 0 PB: 0 SB: 1 CS: 0	PA: 44	
<b>PITCHER</b>	IP 10.1	WLS L	BF 44	H 10	R 3	ER 3	SO 5	BB 3	IBB 0	HBP 0	BLK 0	WP 0	HR 0	S 51	P 63	ERA 2.61	WHIP 1.258								
Bob Gibson, R ERA: 2.33 (1, 1)																									

St. Louis Cardinals @ New York Mets  
Shea Stadium, Flushing, NY  
Tue Sep 23 1969, 7:05 PM EDT  
Att: 32,364 - Unknown

AB 40  
R 3  
H 10  
RBI 3  
BB 3  
SO 5  
LOB 16



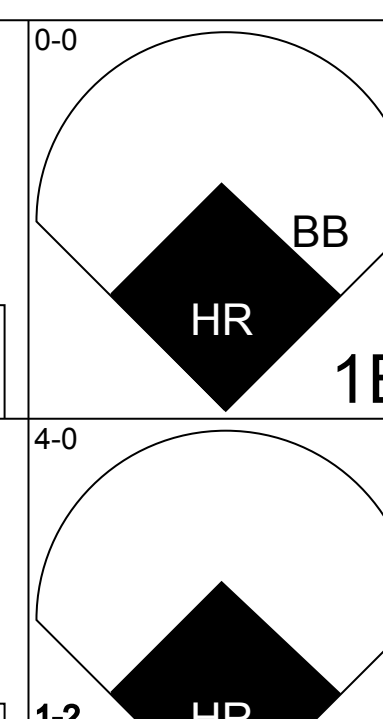
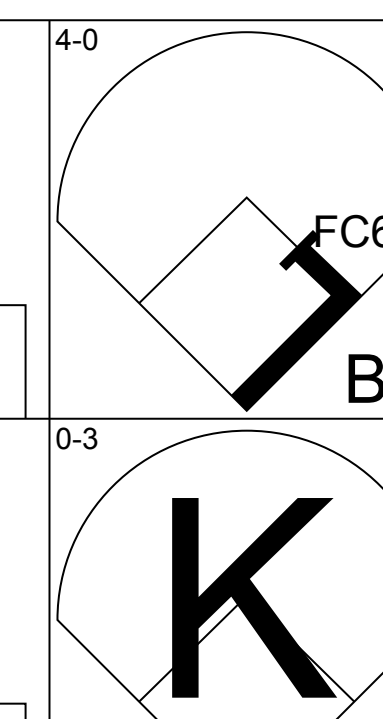
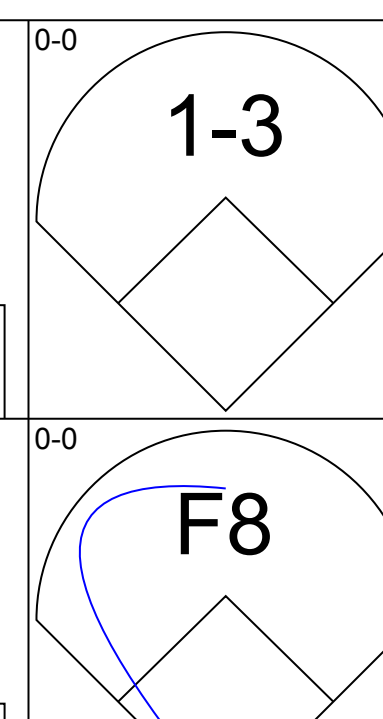
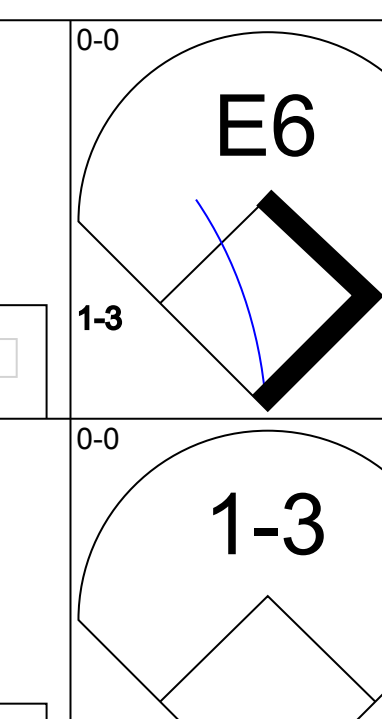
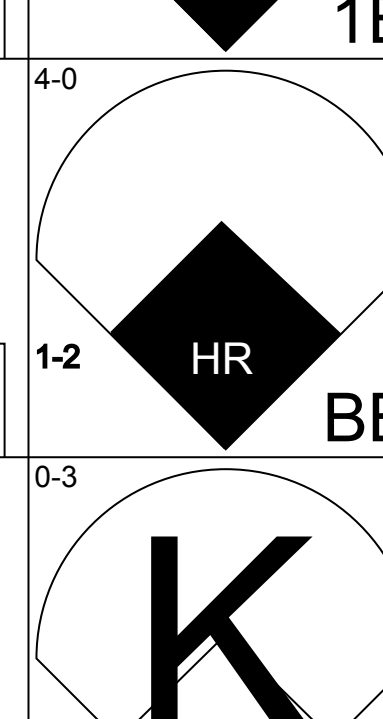
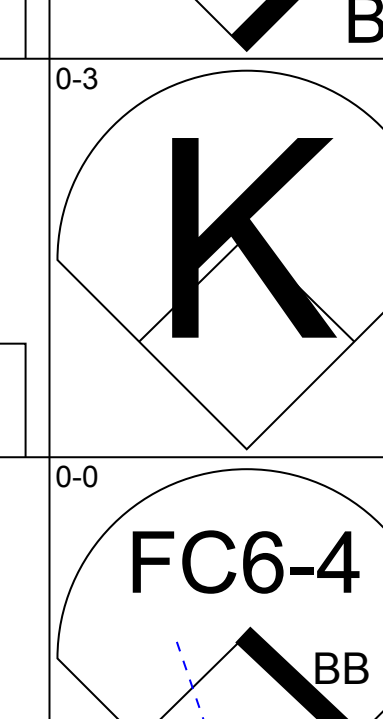
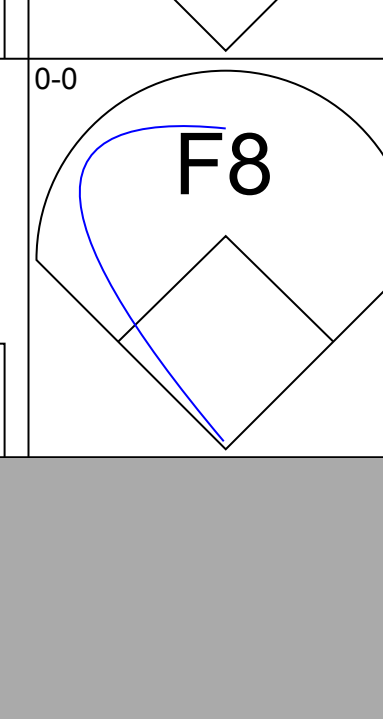
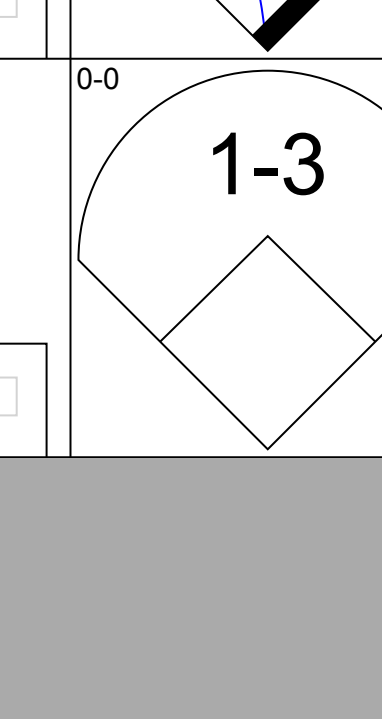
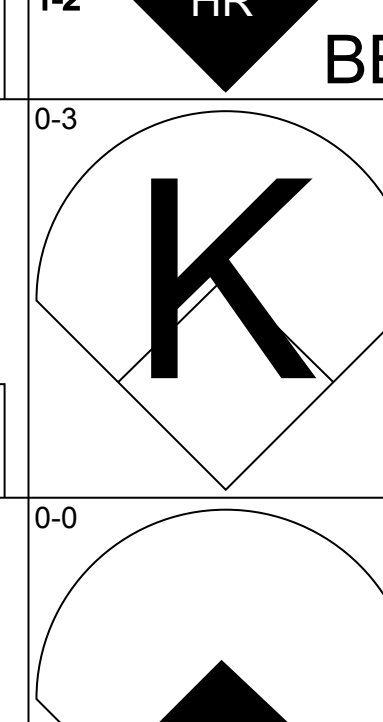
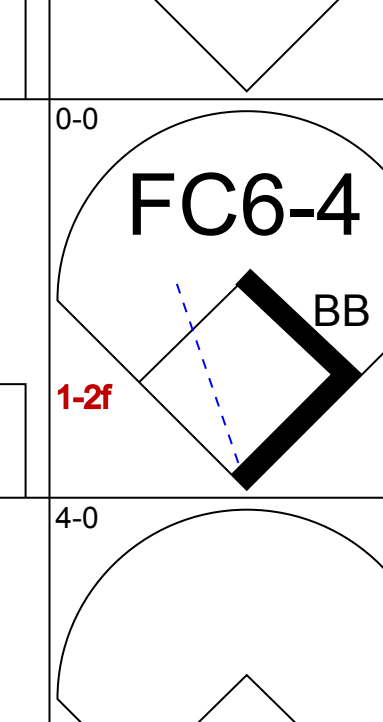
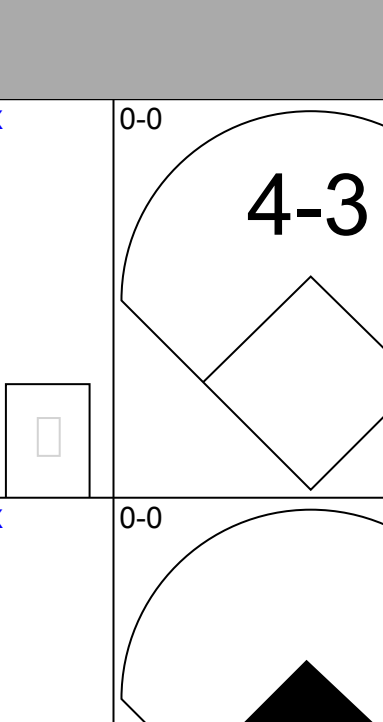
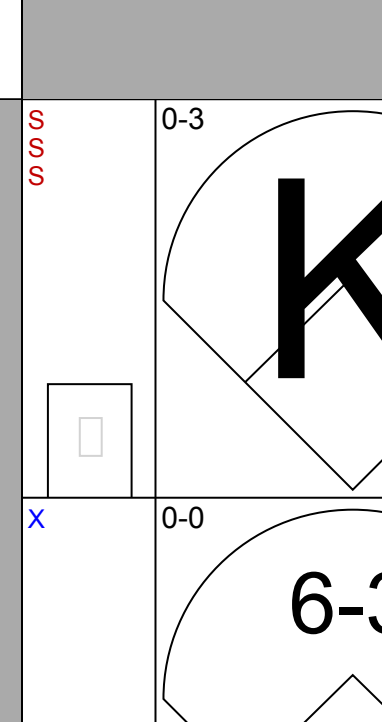
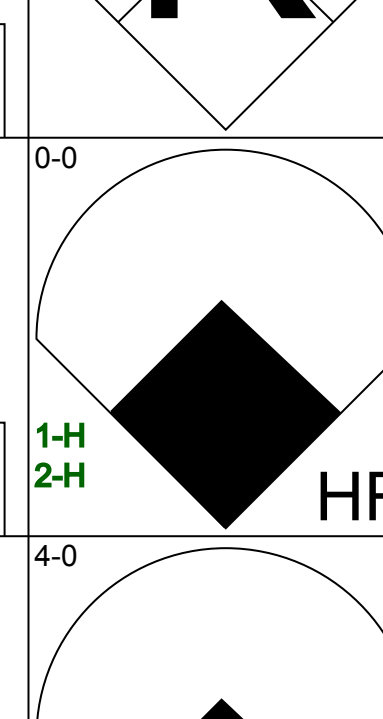
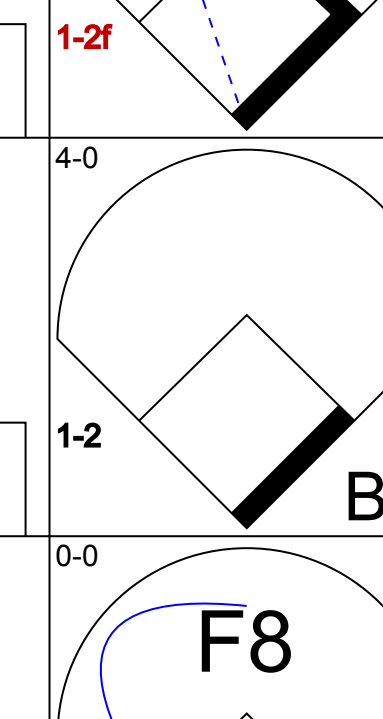
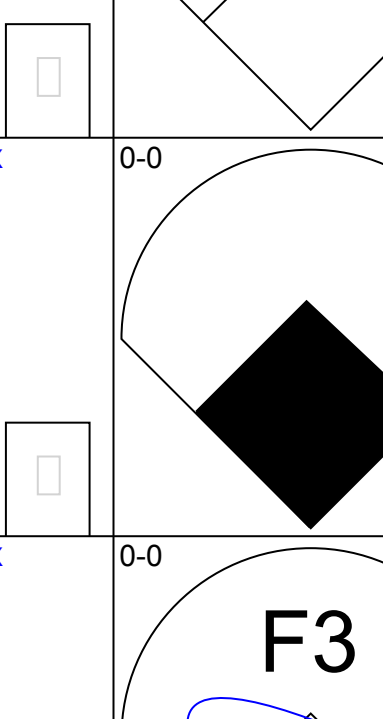
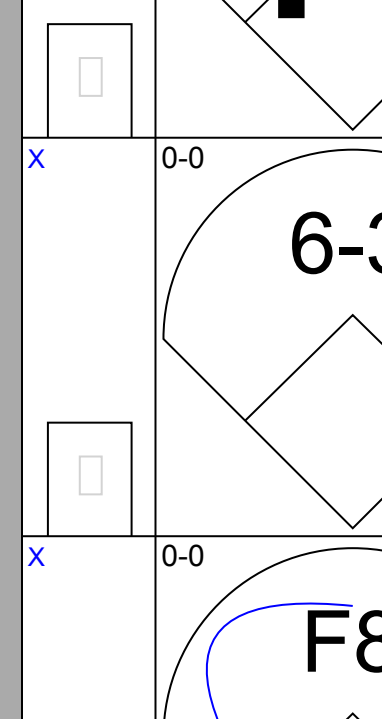
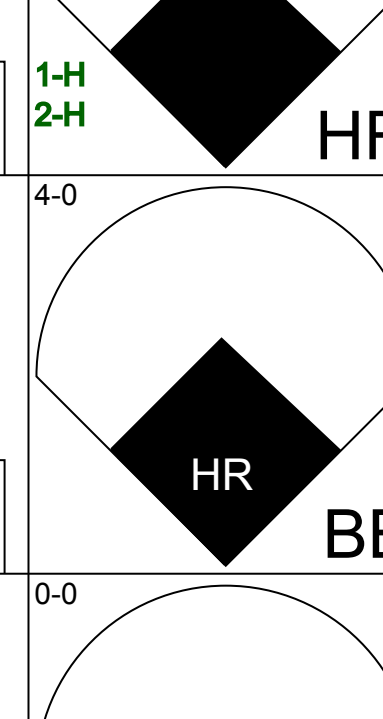
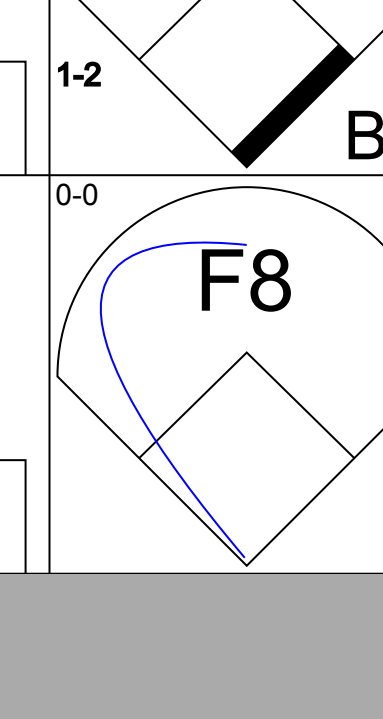
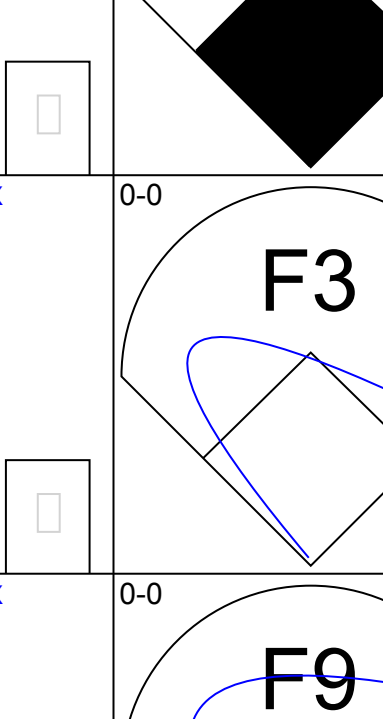
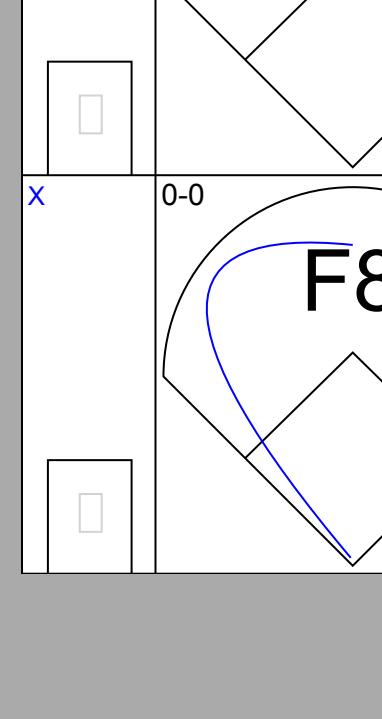
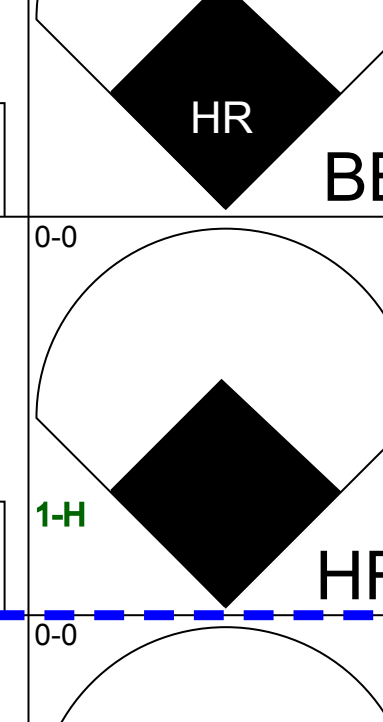
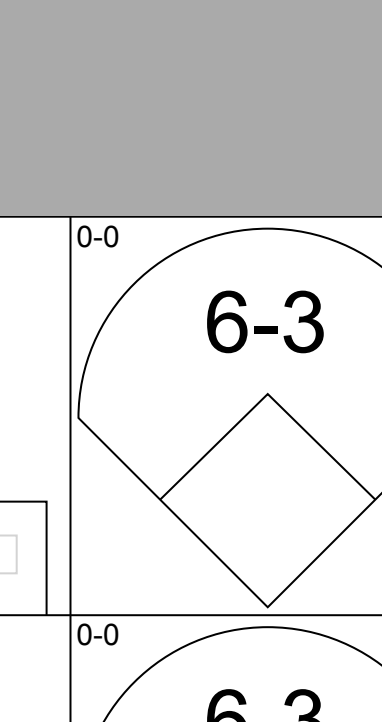
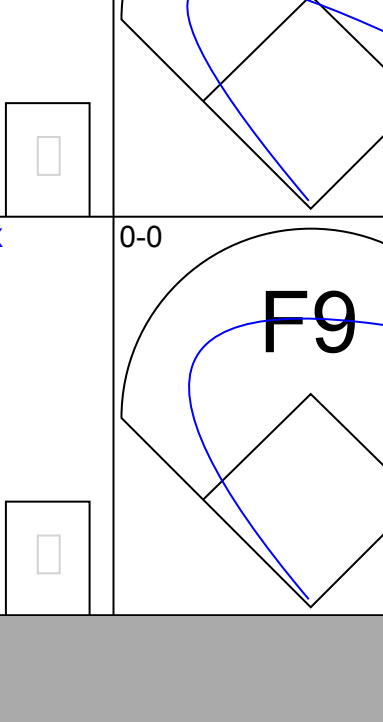
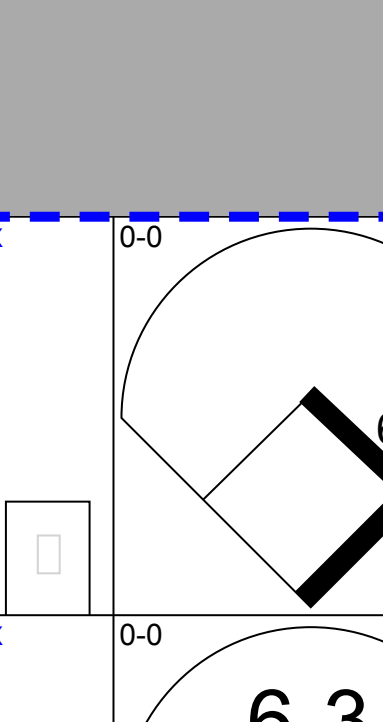
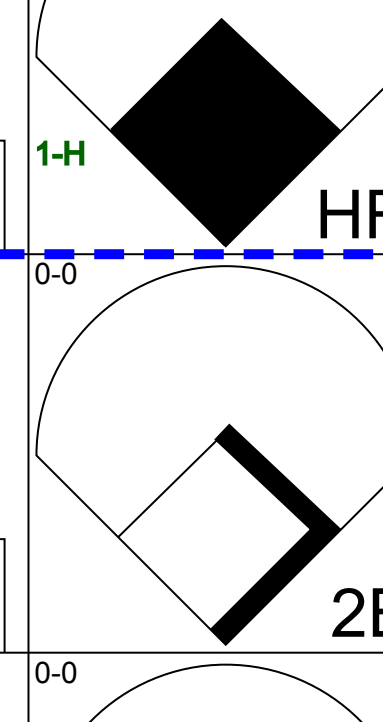
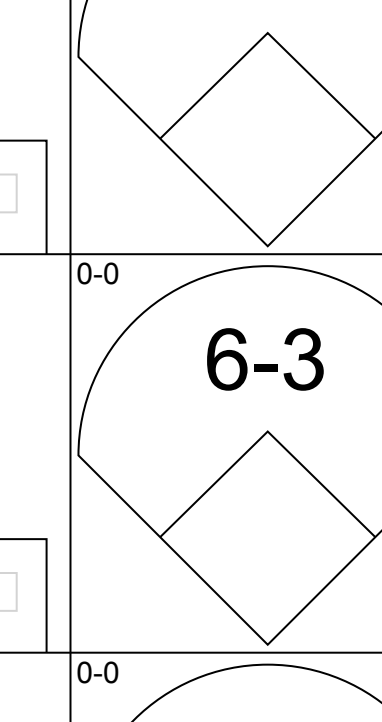
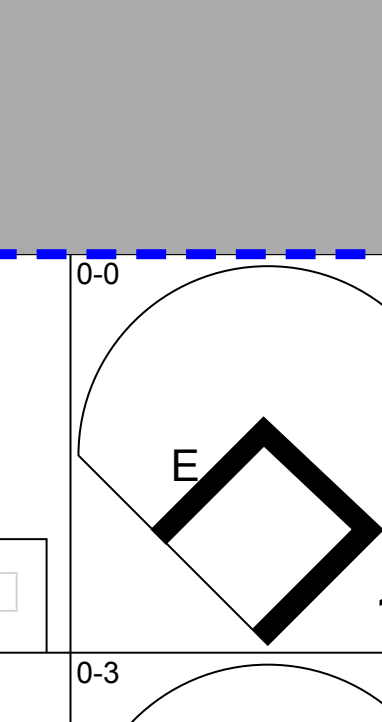
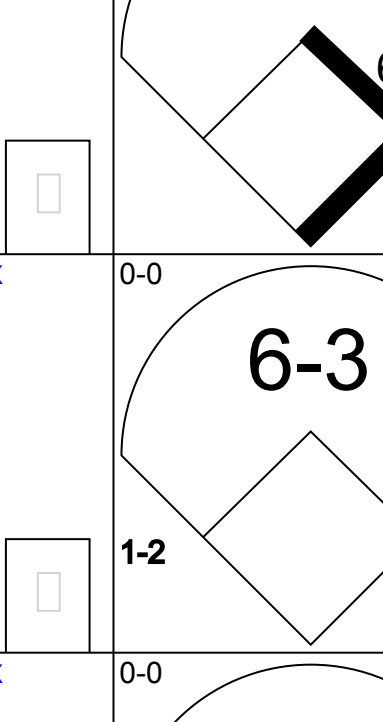
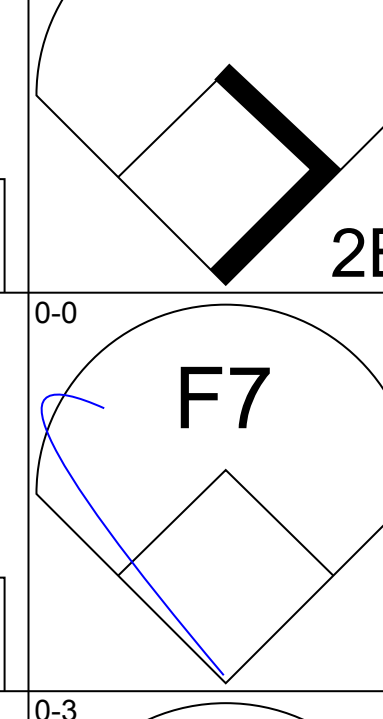
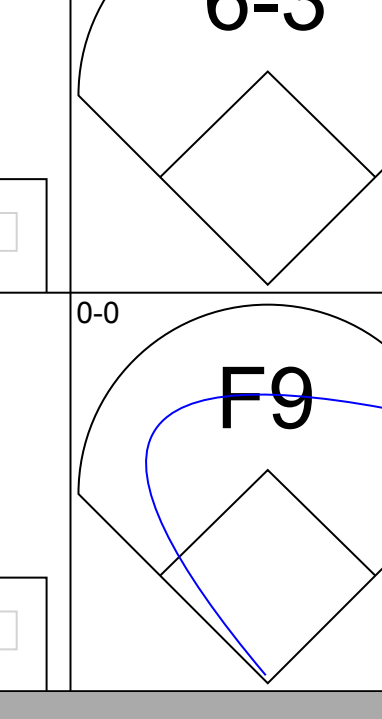
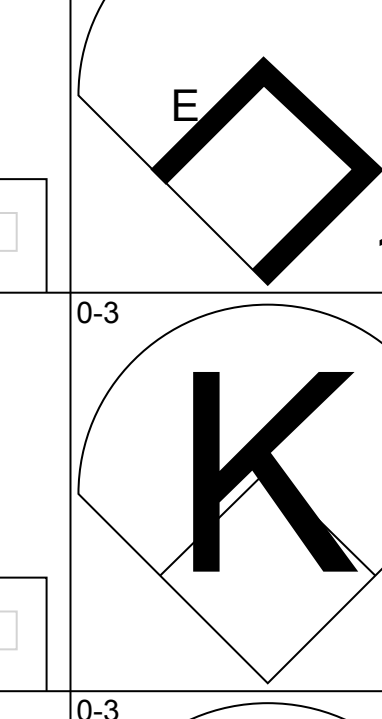
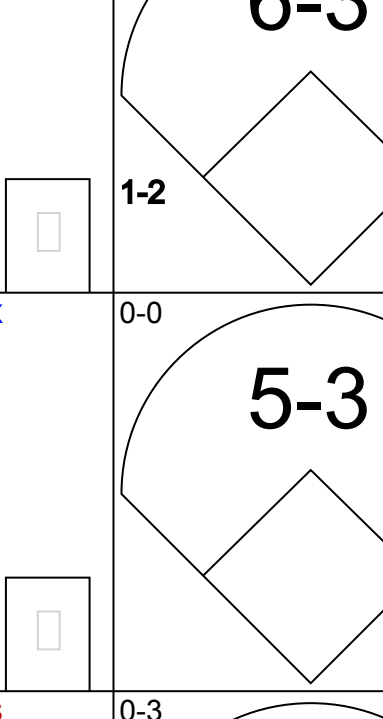
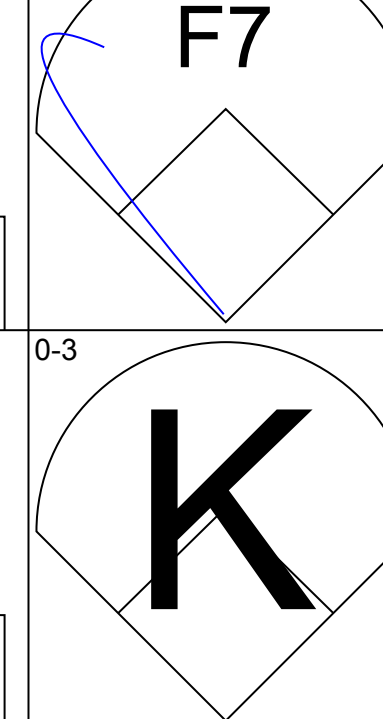
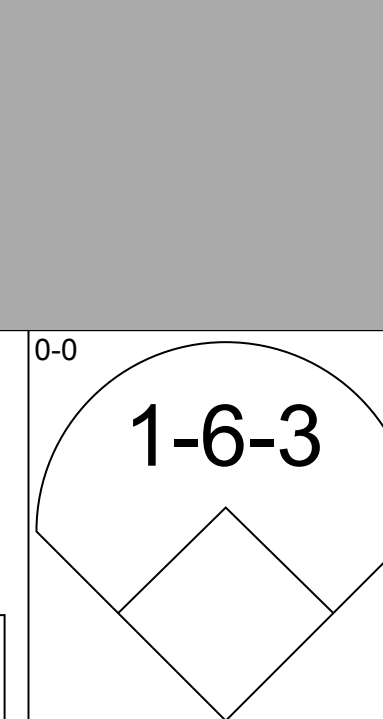
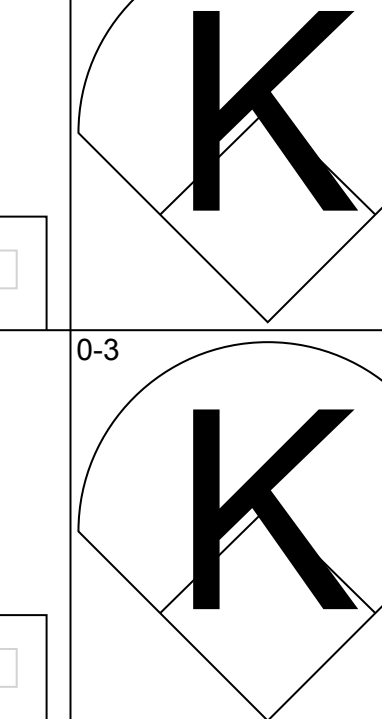
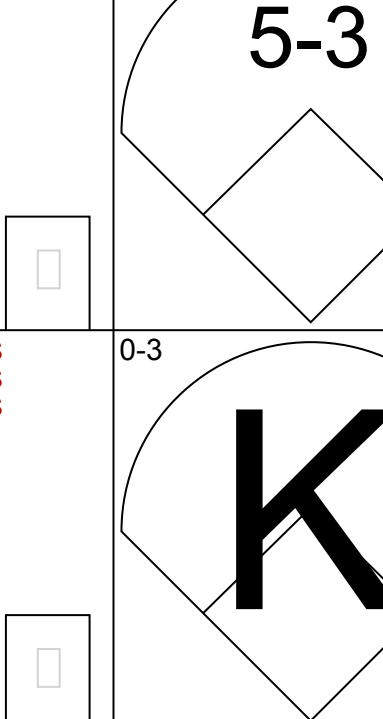


Batter	1	2	3	4	5	6	7	8	9	AB	R	H	RBI	BB	SO	LOB	TOP					
Lou Brock, L OBP: 0.350, SLG: 0.437 (1, 7)										4	0	2	0	0	1	1						
Curt Flood, R OBP: 0.342, SLG: 0.368 Vic Davalillo, L OBP: 0.276, SLG: 0.292 (1, 8) (2, 8)										1	0	0	0	0	0	0						
Vada Pinson, L OBP: 0.303, SLG: 0.384 (1, 9)										4	0	0	0	0	2	3						
Joe Torre, R OBP: 0.358, SLG: 0.441 (1, 3)										4	0	0	0	0	0	2						
Tim McCarver, L OBP: 0.325, SLG: 0.364 (1, 2)										3	0	0	0	0	0	0						
Mike Shannon, R OBP: 0.313, SLG: 0.364 (1, 5)										3	0	1	0	0	0	0						
Julian Javier, R OBP: 0.338, SLG: 0.412 (1, 4)										3	0	0	0	0	0	1						
Dal Maxvill, R OBP: 0.263, SLG: 0.228 Bill White, L OBP: 0.338, SLG: 0.228 Jerry Davanon, R OBP: 0.250, SLG: 0.253 (1, 6) (6, PH) (6, 6)										1	0	0	0	0	0	0						
Steve Carlton, L OBP: 0.241, SLG: 0.325 Dave Clout, R OBP: 0.289, SLG: 0.240 Joe Ripken, L OBP: 0.259, SLG: 0.230 Sal Campisi, R OBP: 0.143, SLG: 0.143 Ted Simmons, S OBP: 0.143, SLG: 0.143 Mudcat Grant, R OBP: 0.257, SLG: 0.212 (1, 1) (1, 1) (6, PH) (6, 1) (6, 1) (8, PH) (8, 1)										0	0	0	0	0	0	0						
<b>Inning Stats</b>	R: 0 E: 0 K: 1 S: 5	H: 0 LOB: 0 BB: 0 P: 5	R: 0 E: 0 K: 0 S: 3	H: 0 LOB: 0 BB: 0 P: 3	R: 0 E: 0 K: 1 S: 5	H: 0 LOB: 0 BB: 0 P: 5	R: 0 E: 0 K: 0 S: 3	H: 1 LOB: 1 BB: 0 P: 3	R: 0 E: 0 K: 0 S: 4	H: 1 LOB: 1 BB: 0 P: 4	R: 0 E: 0 K: 0 S: 3	H: 0 LOB: 1 BB: 1 P: 7	R: 0 E: 0 K: 1 S: 5	H: 0 LOB: 0 BB: 0 P: 5	R: 0 E: 0 K: 1 S: 5	H: 0 LOB: 1 BB: 1 P: 9	R: 0 E: 0 K: 1 S: 6	H: 2 LOB: 1 BB: 0 P: 6	1B: 4 2B: 0 3B: 0 HR: 0	SF: 0 SAC: 0 DP: 2 HBP: 0	WP: 0 PB: 0 SB: 0 CS: 0	PA: 31
<b>PITCHER</b> Gary Gentry, R ERA: 3.53 (1, 1)	IP: 9.0 WLS: W BF: 31 H: 4 R: 0 ER: 0 SO: 5 BB: 2 IBB: 0 HBP: 0 BLK: 0 WP: 0 HR: 0 S: 39 P: 47 ERA: 0.00 WHIP: 0.667											<b>PITCHER</b>	IP: 9.0 WLS: W BF: 31 H: 4 R: 0 ER: 0 SO: 5 BB: 2 IBB: 0 HBP: 0 BLK: 0 WP: 0 HR: 0 S: 39 P: 47 ERA: 0.00 WHIP: 0.667									

St. Louis Cardinals @ New York Mets  
Shea Stadium, Flushing, NY  
Wed Sep 24 1969, 7:05 PM EDT  
Att: 54,928 - Unknown

AB 29  
R 0  
H 4  
RBI 0  
BB 2  
SO 5  
LOB 11



Batter	1	2	3	4	5	6	7	8	9	AB	R	H	RBI	BB	SO	LOB	BOTTOM			
Bud Harrelson, S OBP: 0.341, SLG: 0.303 (1, 6)										3	1	1	0	1	0	1				
Tommie Agee, R OBP: 0.342, SLG: 0.464 (1, 8)										3	1	0	0	1	1	3				
Cleon Jones, R OBP: 0.424, SLG: 0.492 (1, 7)										4	0	0	0	0	2	3				
Donn Clendenon, R OBP: 0.303, SLG: 0.431 (1, 3)										3	2	2	4	1	0	0				
Ron Swoboda, R OBP: 0.323, SLG: 0.367 (1, 9)										3	1	0	0	1	0	2				
Ed Charles, R OBP: 0.286, SLG: 0.321 (1, 5)										4	1	2	2	0	0	0				
Jerry Grote, R OBP: 0.315, SLG: 0.356 (1, 2)										4	0	2	0	0	0	1				
Al Weis, S OBP: 0.264, SLG: 0.302 (1, 4)										4	0	0	0	0	1	3				
Gary Gentry, R OBP: 0.108, SLG: 0.097 (1, 1)										4	0	0	0	0	3	3				
<b>Inning Stats</b>	R: 5 E: 0 K: 2 S: 11	H: 4 LOB: 1 BB: 2 P: 19	R: 0 E: 0 K: 1 S: 5	H: 0 LOB: 2 BB: 2 P: 13	R: 0 E: 0 K: 0 S: 3	H: 0 LOB: 0 BB: 0 P: 3	R: 0 E: 0 K: 0 S: 3	H: 0 LOB: 0 BB: 0 P: 3	R: 1 E: 0 K: 0 S: 4	H: 1 LOB: 0 BB: 0 P: 4	R: 0 E: 1 K: 2 S: 9	H: 1 LOB: 2 BB: 0 P: 9	R: 0 E: 0 K: 1 S: 5	H: 0 LOB: 0 BB: 0 P: 5	R: 0 E: 0 K: 1 S: 6	H: 1 LOB: 1 BB: 0 P: 6	1B: 3 2B: 1 3B: 0 HR: 3	SF: 0 SAC: 0 DP: 0 HBP: 0	WP: 0 PB: 0 SB: 0 CS: 0	PA: 36
<b>PITCHER</b> Steve Carlton, L ERA: 2.17 Dave Glust, R ERA: 3.61 Sal Campisi, R ERA: Mudcat Grant, R ERA: 4.43 (1, 1) (1, 1) (6, 1) (8, 1)	IP: 0.1 WLS: L BF: 6 H: 3 R: 5 ER: 5 SO: 1 BB: 2 IBB: 0 HBP: 0 BLK: 0 WP: 0 HR: 2 S: 6 P: 14 ERA: 135.00 WHIP: 15.000											<b>PITCHER</b>	IP: 0.1 WLS: L BF: 6 H: 3 R: 5 ER: 5 SO: 1 BB: 2 IBB: 0 HBP: 0 BLK: 0 WP: 0 HR: 2 S: 6 P: 14 ERA: 135.00 WHIP: 15.000							

St. Louis Cardinals @ New York Mets  
Shea Stadium, Flushing, NY  
Wed Sep 24 1969, 7:05 PM EDT  
Att: 54,928 - Unknown

AB 32  
R 6  
H 7  
RBI 6  
BB 4  
SO 7  
LOB 16





Batter	1	2	3	4	5	6	7	8	9	AB	R	H	RBI	BB	SO	LOB	TOP										
Rod Gaspar, S OBP: 0.311, SLG: 0.277 (1, 9)	E4 G4-6-3	L6-4 2-3			K2-3	G3			6-3	5	0	0	0	0	1	1											
Bob Heise, R OBP: 0.600, SLG: 0.750 (1, 6)	G4-6-3 1-2f		K		1B 2B			G6-4-3 BB		3	1	1	0	1	1	1											
Cleon Jones, R OBP: 0.423, SLG: 0.489 (1, 7)	HR BB		L9		5-3			G6-4-3 1-2f		3	1	0	0	1	0	2											
Donn Clendenon, R OBP: 0.306, SLG: 0.441 Ed KranePOOL, L OBP: 0.307, SLG: 0.374 (1, 3) (6, 3)	HR		K		1B 1B IBB			CS 1B		2	2	1	2	1	1	0											
Amos Otis, R OBP: 0.202, SLG: 0.182 (1, 8)	1B				F3	1B 1-2 2-H		CS	K	4	0	2	1	0	1	0											
Bobby Pfeil, R OBP: 0.256, SLG: 0.271 (1, 5)	F8				WP 5-3 HBP	1-2 2-H		G5-4-3 BB		2	0	1	1	1	0	1											
Duffy Dyer, R OBP: 0.288, SLG: 0.420 (1, 2)		PB E 2B			5-3	K		G5-4-3 1-2f		4	1	1	0	0	1	4											
Al Weis, S OBP: 0.264, SLG: 0.298 (1, 4)		E5 L6-4 2-H			4-0 BB			F9	F9	3	0	0	0	1	0	0											
Jerry Koosman, R OBP: 0.060, SLG: 0.048 (1, 1)		2-4			4-3	K		5-3		4	0	0	0	0	1	3											
<b>Inning Stats</b>	R: 2 E: 1 K: 0 S: 5	H: 2 LOB: 1 BB: 1 P: 9	R: 1 E: 1 K: 0 S: 4	H: 1 LOB: 0 BB: 0 P: 4	R: 0 E: 0 K: 2 S: 7	H: 0 LOB: 0 BB: 0 P: 7	R: 0 E: 0 K: 0 S: 3	H: 0 LOB: 2 BB: 1 P: 8	R: 2 E: 0 K: 2 S: 10	H: 3 LOB: 2 BB: 1 P: 14	R: 0 E: 0 K: 1 S: 5	H: 0 LOB: 0 BB: 0 P: 5	R: 0 E: 0 K: 0 S: 2	H: 1 LOB: 0 BB: 1 P: 6	R: 0 E: 0 K: 1 S: 4	H: 0 LOB: 0 BB: 1 P: 8	R: 0 E: 0 K: 0 S: 3	H: 0 LOB: 0 BB: 0 P: 3	1B: 4 2B: 3 3B: 0 HR: 1	SF: 0 SAC: 0 DP: 4 HBP: 1	WP: 1 PB: 1 CS: 0 S: 0	PA: 38					
<b>PITCHER</b>	IP	WLS	BF	H	R	ER	SO	BB	IBB	HBP	BLK	WP	HR	S	P	ERA	WHIP										
Woodie Fryman, L ERA: 4.51 (1, 1)	5.0	L	25	6	5	4	4	2	1	1	0	1	1	29	42	7.20	1.600										
John Boozer, R ERA: 4.35 (6, 1)	3.0		9	1	0	0	2	2	0	0	0	0	0	11	19	0.00	1.000										
Al Raffa, R ERA: 4.11 (9, 1)	1.0		3	0	0	0	0	0	0	0	0	0	0	3	3	0.00	0.000										

New York Mets @ Philadelphia Phillies  
 Connie Mack Stadium, Philadelphia, PA  
 Fri Sep 26 1969, 7:05 PM EDT  
 Att: 6,288 - Unknown

AB 31  
 R 5  
 H 7  
 RBI 4  
 BB 5  
 SO 6  
 LOB 12



Batter	1	2	3	4	5	6	7	8	9	AB	R	H	RBI	BB	SO	LOB	BOTTOM										
Tony Taylor, R OBP: 0.325, SLG: 0.343 (1, 4)	K		F9			G5-4-3 BB			5-3	3	0	0	0	1	1	2											
Johnny Callison, L OBP: 0.336, SLG: 0.451 (1, 9)	G3		K			L4			6-3	4	0	0	0	0	1	3											
Dick Allen, R OBP: 0.379, SLG: 0.586 (1, 3)	K				K	G5-4-3 1-2f			BB	3	0	0	0	1	2	1											
Deron Johnson, R OBP: 0.332, SLG: 0.422 (1, 7)		K			P5				4-3	4	0	0	0	0	1	1											
Rick Joseph, R OBP: 0.329, SLG: 0.398 (1, 5)		G6-4-3 1B			P3				L9	3	0	1	0	0	0	0											
Don Money, R OBP: 0.300, SLG: 0.330 (1, 6)		G6-4-3 1-2f			F9				L7	3	0	0	0	0	0	1											
Dave Watkins, R OBP: 0.281, SLG: 0.283 (1, 2)			K		4-3				5-3	3	0	0	0	0	1	0											
John Briggs, L OBP: 0.351, SLG: 0.405 (1, 8)			1B 1B						P5	3	0	2	0	0	0	0											
Woodie Fryman, R OBP: 0.132, SLG: 0.160 Terry Harmon, R OBP: 0.332, SLG: 0.297 John Boozer, R OBP: 0.400, SLG: 0.333 Mike Ryan, R OBP: 0.258, SLG: 0.333 Al Raffa, R OBP: 0.286, SLG: 0.167 (1, 1) (5, PH) (6, 1) (8, PH) (9, 1)			1B		K				P4	1	0	1	0	0	0	0											
<b>Inning Stats</b>	R: 0 E: 0 K: 2 S: 7	H: 0 LOB: 0 BB: 0 P: 7	R: 0 E: 0 K: 1 S: 5	H: 1 LOB: 0 BB: 0 P: 5	R: 0 E: 0 K: 2 S: 9	H: 2 LOB: 2 BB: 0 P: 9	R: 0 E: 0 K: 1 S: 5	H: 0 LOB: 0 BB: 0 P: 5	R: 0 E: 0 K: 1 S: 6	H: 1 LOB: 1 BB: 0 P: 6	R: 0 E: 0 K: 0 S: 2	H: 0 LOB: 0 BB: 1 P: 6	R: 0 E: 0 K: 0 S: 3	H: 0 LOB: 0 BB: 0 P: 3	R: 0 E: 0 K: 0 S: 3	H: 0 LOB: 0 BB: 0 P: 3	R: 0 E: 0 K: 0 S: 3	H: 0 LOB: 1 BB: 1 P: 7	1B: 4 2B: 0 3B: 0 HR: 0	SF: 0 SAC: 0 DP: 2 HBP: 0	WP: 0 PB: 0 CS: 0 S: 0	PA: 31					
<b>PITCHER</b>	IP	WLS	BF	H	R	ER	SO	BB	IBB	HBP	BLK	WP	HR	S	P	ERA	WHIP										
Jerry Koosman, L ERA: 2.21 (1, 1)	9.0	W	31	4	0	0	7	2	0	0	0	0	0	43	51	0.00	0.667										

New York Mets @ Philadelphia Phillies  
 Connie Mack Stadium, Philadelphia, PA  
 Fri Sep 26 1969, 7:05 PM EDT  
 Att: 6,288 - Unknown

AB 29  
 R 0  
 H 4  
 RBI 0  
 BB 2  
 SO 7  
 LOB 9





Batter	1	2	3	4	5	6	7	8	9	AB	R	H	RBI	BB	SO	LOB	TOP			
<b>Cleon Jones, R</b> OBP: 0.424, SLG: 0.489 <b>Rod Gaspar, S</b> OBP: 0.311, SLG: 0.277	F9		BB		BB		G3		FC5 1B	4	0	2	0	1	0	1	<b>New York Mets @ Philadelphia Phillies</b> Connie Mack Stadium, Philadelphia, PA Sat Sep 27 1969, 3:33 AM EDT Att: 4,297 - Unknown <a href="http://livebaseballscorecards.com">livebaseballscorecards.com</a>			
<b>Bob Heise, R</b> OBP: 0.500, SLG: 0.500	G3		F9		FC6-4			F8	1B	4	0	1	0	1	0	1				
<b>Amos Otis, R</b> OBP: 0.202, SLG: 0.204					F8		FC6-4	6-3	FC5	5	0	1	0	0	0	4				
<b>Donn Clendenon, R</b> OBP: 0.305, SLG: 0.439	K				F2		6-3	BB	1B	4	1	1	0	0	1	1				
<b>Ron Swoboda, R</b> OBP: 0.325, SLG: 0.364		5-3		BB	1B		K	1B	BB	2	0	0	0	2	1	0				
<b>Bobby Pfeil, R</b> OBP: 0.260, SLG: 0.275	F8				1B		P2	BB	1B	4	0	2	1	0	0	0				
<b>Duffy Dyer, R</b> OBP: 0.286, SLG: 0.411	K				5-3			1B	K	4	0	1	0	0	2	4				
<b>Al Weis, S</b> OBP: 0.260, SLG: 0.293			F8				6-3		K	4	0	0	0	0	2	1				
<b>Tom Seaver, R</b> OBP: 0.200, SLG: 0.154			5-3				6-3		K	4	0	0	0	0	1	1				
<b>Inning Stats</b>	R: 0 E: 0 K: 1 S: 6	H: 1 LOB: 1 BB: 0 P: 6	R: 0 E: 0 K: 1 S: 5	H: 0 LOB: 0 BB: 0 P: 5	R: 0 E: 0 K: 0 S: 3	H: 0 LOB: 1 BB: 1 P: 7	R: 0 E: 0 K: 0 S: 4	H: 1 LOB: 2 BB: 1 P: 8	R: 0 E: 0 K: 0 S: 4	H: 0 LOB: 0 BB: 0 P: 5	R: 0 E: 0 K: 2 S: 5	H: 1 LOB: 1 BB: 0 P: 8	R: 1 E: 0 K: 1 S: 7	H: 2 LOB: 2 BB: 1 P: 11	R: 0 E: 0 K: 1 S: 7	H: 2 LOB: 2 BB: 0 P: 7		1B: 7 2B: 0 3B: 1 HR: 0	SF: 0 SAC: 0 DP: 0 HBP: 0	WP: 0 PB: 0 CS: 0
<b>PITCHER</b> <b>Grant Jackson, L</b> ERA: 3.43 <b>Jeff James, R</b> ERA: 4.2	IP: 8.0 WLS: L BF: 34	H: 6 R: 1 ER: 1 SO: 6	BB: 4 IBB: 0 HBP: 0 BLK: 0	WP: 0 HR: 0 S: 42 P: 58	ERA: 1.12 WHIP: 1.250	IP: 1.0 WLS: 5 BF: 2	H: 2 R: 0 ER: 0 SO: 1	BB: 0 IBB: 0 HBP: 0 BLK: 0	WP: 0 HR: 0 S: 7 P: 7	ERA: 0.00 WHIP: 2.000										

Batter	1	2	3	4	5	6	7	8	9	AB	R	H	RBI	BB	SO	LOB	BOTTOM			
<b>John Briggs, L</b> OBP: 0.350, SLG: 0.401	F9		FC5-4		3-1			F3		3	0	0	0	1	0	1	<b>New York Mets @ Philadelphia Phillies</b> Connie Mack Stadium, Philadelphia, PA Sat Sep 27 1969, 3:33 AM EDT Att: 4,297 - Unknown <a href="http://livebaseballscorecards.com">livebaseballscorecards.com</a>			
<b>Tony Taylor, R</b> OBP: 0.323, SLG: 0.341	F7		FC5-4				4-3		P4	4	0	0	0	0	0	2				
<b>Johnny Callison, L</b> OBP: 0.334, SLG: 0.448	4-3				F3		F8		G3	4	0	0	0	0	0	0				
<b>Dick Allen, R</b> OBP: 0.378, SLG: 0.582		K					5-3		5-3	3	0	0	0	1	1	0				
<b>Deron Johnson, R</b> OBP: 0.332, SLG: 0.422 <b>Larry Hisle, R</b> OBP: 0.338, SLG: 0.459 <b>Rick Joseph, R</b> OBP: 0.329, SLG: 0.398		K								3	0	1	0	0	2	1				
<b>Ron Stone, L</b> OBP: 0.333, SLG: 0.301	1-3				G3		F9			0	0	0	0	0	0	0				
<b>Dave Watkins, R</b> OBP: 0.288, SLG: 0.291			SH1-3				FC2-6		G1-6-3	3	0	2	0	0	0	1				
<b>Don Money, R</b> OBP: 0.299, SLG: 0.328			F8				FC2-6		K	3	0	0	0	0	1	2				
<b>Grant Jackson, S</b> OBP: 0.157, SLG: 0.185 <b>Scott Reid, L</b> OBP: 0.375, SLG: 0.167 <b>Jeff James, R</b> OBP: 0.100, SLG: 0.100			SH1-3				SH2-3		F7	0	0	0	0	0	0	0				
<b>Inning Stats</b>	R: 0 E: 0 K: 0 S: 3	H: 0 LOB: 0 BB: 0 P: 3	R: 0 E: 0 K: 2 S: 7	H: 0 LOB: 0 BB: 0 P: 7	R: 0 E: 0 K: 0 S: 4	H: 1 LOB: 2 BB: 1 P: 8	R: 0 E: 0 K: 1 S: 5	H: 0 LOB: 1 BB: 1 P: 9	R: 0 E: 0 K: 0 S: 4	H: 1 LOB: 1 BB: 0 P: 4	R: 0 E: 0 K: 0 S: 3	H: 0 LOB: 0 BB: 0 P: 3	R: 0 E: 0 K: 1 S: 5	H: 0 LOB: 0 BB: 0 P: 5	R: 0 E: 0 K: 0 S: 3	H: 0 LOB: 0 BB: 0 P: 3		1B: 3 2B: 0 3B: 0 HR: 0	SF: 0 SAC: 2 DP: 1 HBP: 0	WP: 0 PB: 0 CS: 0
<b>PITCHER</b> <b>Tom Seaver, R</b> ERA: 2.21	IP: 9.0 WLS: W BF: 31	H: 3 R: 0 ER: 0 SO: 4	BB: 2 IBB: 0 HBP: 0 BLK: 0	WP: 0 HR: 0 S: 37 P: 45	ERA: 0.00 WHIP: 0.556															



Batter	1	2	3	4	5	6	7	8	9	AB	R	H	RBI	BB	SO	LOB	TOP										
<b>Cleon Jones, R</b> (1, 7) OBP: 0.423, SLG: 0.486	4-0 G1-6-3 BB	0-0 F9			0-3 K			0-0 6-3		3	0	0	0	1	1	2											
<b>Art Shamsky, L</b> (1, 9) OBP: 0.376, SLG: 0.492	0-0 G1-6-3		0-0 4-3			0-0 3-1		0-0 F9		4	0	0	0	0	0	1											
<b>Rod Gaspar, S</b> (8, 9) OBP: 0.311, SLG: 0.277	1-2									0	0	0	0	0	0	0											
<b>Ken Boswell, L</b> (1, 4) OBP: 0.347, SLG: 0.379	0-0 6-3		0-3 K2-3			4-0 G4-6-3 BB		4-0 BB		2	0	0	0	2	1	0											
<b>Ed Kranepool, L</b> (1, 3) OBP: 0.307, SLG: 0.371		4-0 1B 2B BB	0-0 L6			0-0 G4-6-3 1-2		0-0 P4		3	1	0	0	1	0	2											
<b>Wayne Garrett, L</b> (1, 5) OBP: 0.293, SLG: 0.267		0-0 2B SF8 1B		0-0 3-1				0-0 2B		4	1	2	0	0	0	0											
<b>Jim Gaspar, L</b> (1, 8) OBP: 0.195, SLG: 0.243		0-0 SF8 2B		0-0 P5				0-0 F9		4	0	1	1	0	0	1											
<b>J.C. Martin, L</b> (1, 2) OBP: 0.299, SLG: 0.320		0-0 F3		0-0 6-3				4-0 BB		3	0	0	0	1	0	2											
<b>Bob Heise, R</b> (1, 6) OBP: 0.462, SLG: 0.400		4-0 IBB		0-0 P3				0-3 K		2	0	0	0	1	1	2											
<b>Gary Gentry, R</b> (1, 1) OBP: 0.105, SLG: 0.096		0-0 SF8		0-0 F9				0-3 K		1	0	0	1	0	0	0											
<b>Nolan Ryan, R</b> (6, 1) OBP: 0.103, SLG: 0.103										1	0	0	0	0	1	2											
<b>Ron Taylor, R</b> (9, 1) OBP: 0.250, SLG: 0.250		2-3 3-H								0	0	0	0	0	0	0											
<b>Inning Stats</b>	R: 0 E: 0 K: 0 S: 2	H: 0 LOB: 0 BB: 1 P: 6	R: 2 E: 0 K: 0 S: 5	H: 2 LOB: 2 BB: 2 P: 13	R: 0 E: 0 K: 1 S: 5	H: 0 LOB: 0 BB: 0 P: 5	R: 0 E: 0 K: 0 S: 3	H: 0 LOB: 0 BB: 0 P: 3	R: 0 E: 0 K: 1 S: 5	H: 0 LOB: 0 BB: 0 P: 5	R: 0 E: 0 K: 0 S: 2	H: 1 LOB: 2 BB: 1 P: 6	R: 0 E: 0 K: 2 S: 8	H: 1 LOB: 2 BB: 1 P: 12	R: 0 E: 0 K: 0 S: 3	H: 0 LOB: 1 BB: 0 P: 3	1B: 1 2B: 2 3B: 0 HR: 0	SF: 1 SAC: 0 DP: 2 HBP: 0	WP: 0 PB: 0 SB: 0 CS: 0	PA: 34							
<b>PITCHER</b>	IP	WLS	BF	H	R	ER	SO	BB	IBB	HBP	BLK	WP	HR	S	P	ERA	WHIP										
<b>Jerry Johnson, R</b> (1, 1) ERA: 4.28	7.0	L	27	3	2	2	4	4	1	0	0	0	0	30	50	2.57	1.000										
<b>Lowell Palmer, R</b> (8, 1) ERA: 5.14	2.0		7	0	0	0	0	1	0	0	0	0	0	6	10	0.00	0.500										

New York Mets @ Philadelphia Phillies  
 Connie Mack Stadium, Philadelphia, PA  
 Sun Sep 28 1969, 3:33 AM EDT  
 Att: 6,875 - Unknown

AB 27  
 R 2  
 H 3  
 RBI 2  
 BB 6  
 SO 4  
 LOB 12



Batter	1	2	3	4	5	6	7	8	9	AB	R	H	RBI	BB	SO	LOB	BOTTOM										
<b>John Briggs, L</b> (1, 8) OBP: 0.350, SLG: 0.399	0-0 4-3 S 1B		0-3 K			0-3 K	0-0 P6			4	0	1	0	0	2	2											
<b>Tony Taylor, R</b> (1, 4) OBP: 0.323, SLG: 0.340	0-3 K		0-3 K			0-0 BB 1B		0-0 5-3		4	0	1	0	0	2	2											
<b>Johnny Callison, L</b> (1, 9) OBP: 0.333, SLG: 0.445	0-0 4-3			0-0 1-3		4-0 BB 1B		0-3 K		3	0	0	0	1	1	1											
<b>Dick Allen, R</b> (1, 3) OBP: 0.375, SLG: 0.576	0-0 6-3			0-3 K		0-0 F9		0-0 5-3		4	0	0	0	0	1	3											
<b>Deron Johnson, R</b> (1, 5) OBP: 0.331, SLG: 0.419		0-0 F3		0-0 5-3		4-0 1-2 2-3 BB		0-0 5-3		3	0	0	0	1	0	0											
<b>Ron Stone, L</b> (1, 7) OBP: 0.332, SLG: 0.297		0-0 P6			0-0 3-1	0-3 K		4-0 BB		3	0	0	0	1	1	3											
<b>Dave Watkins, R</b> (1, 2) OBP: 0.287, SLG: 0.285		0-0 F8			0-3 K		4-0 G6-4-3 BB		0-0 F8	3	0	0	0	1	1	1											
<b>Don Money, R</b> (1, 6) OBP: 0.298, SLG: 0.330			0-0 G3		0-0 2B		0-0 G6-4-3 1-2		0-0 F9	4	0	1	0	0	0	2											
<b>Jerry Johnson, R</b> (1, 1) OBP: 0.244, SLG: 0.233					0-0 F9			4-0 BB		2	0	1	0	0	0	1											
<b>Scott Reid, L</b> (7, PH) OBP: 0.400, SLG: 0.167										0	0	0	0	1	0	0											
<b>Lowell Palmer, R</b> (8, 1) OBP: 0.174, SLG: 0.273					0-0 2B					0	0	0	0	0	0	0											
<b>Inning Stats</b>	R: 0 E: 0 K: 1 S: 6	H: 1 LOB: 1 BB: 0 P: 6	R: 0 E: 0 K: 0 S: 3	H: 0 LOB: 0 BB: 0 P: 3	R: 0 E: 0 K: 2 S: 8	H: 1 LOB: 1 BB: 0 P: 8	R: 0 E: 0 K: 1 S: 5	H: 0 LOB: 0 BB: 0 P: 5	R: 0 E: 0 K: 1 S: 6	H: 1 LOB: 1 BB: 0 P: 6	R: 0 E: 0 K: 2 S: 8	H: 1 LOB: 3 BB: 2 P: 16	R: 0 E: 0 K: 0 S: 2	H: 0 LOB: 1 BB: 2 P: 10	R: 0 E: 0 K: 1 S: 5	H: 0 LOB: 1 BB: 0 P: 5	R: 0 E: 0 K: 0 S: 3	H: 0 LOB: 1 BB: 1 P: 7	1B: 2 2B: 2 3B: 0 HR: 0	SF: 0 SAC: 0 DP: 1 HBP: 0	WP: 0 PB: 0 SB: 1 CS: 0	PA: 35					
<b>PITCHER</b>	IP	WLS	BF	H	R	ER	SO	BB	IBB	HBP	BLK	WP	HR	S	P	ERA	WHIP										
<b>Gary Gentry, R</b> (1, 1) ERA: 3.45	5.0	W	18	3	0	0	5	0	0	0	0	0	0	28	28	0.00	0.600										
<b>Nolan Ryan, R</b> (6, 1) ERA: 3.88	3.0		13	1	0	0	3	4	0	0	0	0	0	15	31	0.00	1.667										
<b>Ron Taylor, R</b> (9, 1) ERA: 2.81	1.0	S	4	0	0	0	0	1	0	0	0	0	0	3	7	0.00	1.000										

New York Mets @ Philadelphia Phillies  
 Connie Mack Stadium, Philadelphia, PA  
 Sun Sep 28 1969, 3:33 AM EDT  
 Att: 6,875 - Unknown

AB 30  
 R 0  
 H 4  
 RBI 0  
 BB 5  
 SO 8  
 LOB 15





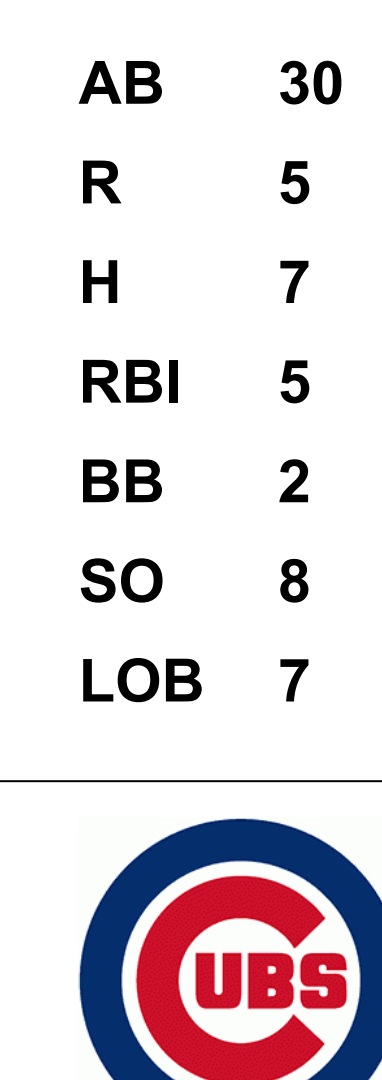




Batter	1	2	3	4	5	6	7	8	9	AB	R	H	RBI	BB	SO	LOB	TOP					
<b>Cleon Jones, R</b> OBP: 0.422, SLG: 0.482 (1, 7)	6-3	1B		FC4		1B		E6		5	0	2	1	0	0	2	<b>New York Mets @ Chicago Cubs</b> Wrigley Field, Chicago, IL Thu Oct 02 1969, 3:33 AM CDT Att: 9,981 - Unknown					
<b>Wayne Garrett, L</b> OBP: 0.290, SLG: 0.268 (1, 5)	G3	F7		FC3-2-5		F8		F7		5	1	1	0	0	0	5						
<b>Tommie Agee, R</b> OBP: 0.313, SLG: 0.464 <b>Rod Gaspar, S</b> OBP: 0.313, SLG: 0.279 (4, 8)	1B	F8		K				FC4-6	BB	1B	5-3	3	1	1	0	0		13				
<b>Art Shamsky, L</b> OBP: 0.375, SLG: 0.488 <b>Ron Swoboda, R</b> OBP: 0.326, SLG: 0.361 (6, 9)	G3			G3		P4-3		FC4-6	BB	1B	K	3	0	0	0	0		2				
<b>Ken Boswell, L</b> OBP: 0.347, SLG: 0.381 (1, 4)	E	BB		3-1		1B		F5		1B	3-1	5	0	2	2	0		2				
<b>Ed Kranepool, L</b> OBP: 0.307, SLG: 0.368 (1, 3)	E	BB		G3		1B		FC4-6		1B		3	0	1	0	1		2				
<b>Jerry Grote, R</b> OBP: 0.313, SLG: 0.351 <b>Don Cardwell, R</b> OBP: 0.184, SLG: 0.234 <b>Donn Clendenon, R</b> OBP: 0.303, SLG: 0.432 <b>Jack Dilauro, S</b> (7, 1)	E6			P4		1B		F6		1B		3	1	0	0	0		3				
<b>Bud Harrelson, S</b> OBP: 0.341, SLG: 0.306 <b>Al Weis, S</b> OBP: 0.259, SLG: 0.291 (6, 6)	6-3			FC4		SH		6-3		1B	K	3	0	1	0	0		3				
<b>Gary Gentry, R</b> OBP: 0.104, SLG: 0.095 <b>J.C. Martin, L</b> OBP: 0.257, SLG: 0.316 (5, 2)				SH		FC4		P4-3		1B	K	1	0	0	0	1		0				
<b>Inning Stats</b>	R: 2 E: 1 K: 0 S: 7	H: 3 LOB: 3 BB: 1 P: 11	R: 0 E: 0 K: 1 S: 6	H: 1 LOB: 1 BB: 0 P: 6	R: 0 E: 0 K: 0 S: 3	H: 0 LOB: 0 BB: 0 P: 3	R: 1 E: 2 K: 1 S: 8	H: 1 LOB: 2 BB: 0 P: 8	R: 0 E: 0 K: 0 S: 4	H: 2 LOB: 1 BB: 0 P: 4	R: 0 E: 0 K: 0 S: 4	H: 1 LOB: 1 BB: 0 P: 4	R: 0 E: 0 K: 0 S: 4	H: 1 LOB: 2 BB: 1 P: 8	R: 0 E: 1 K: 2 S: 5	H: 0 LOB: 0 BB: 0 P: 8		R: 0 E: 0 K: 1 S: 5	H: 0 LOB: 0 BB: 0 P: 5	1B: 7 2B: 2 3B: 0 HR: 0	SF: 0 SAC: 1 DP: 0 HBP: 0	WP: 0 PB: 1 SB: 0 CS: 0
<b>PITCHER</b>	IP	WLS	BF	H	R	ER	SO	BB	IBB	HBP	BLK	WP	HR	S	P	ERA	WHIP					
<b>Bill Hands, R</b> ERA: 2.49 <b>Joe Decker, R</b> ERA: 2.92	(1, 1)	5.0	25	7	3	2	2	1	0	0	0	0	0	28	32	3.60	1.600					
<b>Joe Decker, R</b> ERA: 2.92	(6, 1)	4.0	W	16	2	0	0	3	1	0	0	0	0	21	25	0.00	0.750					

Batter	1	2	3	4	5	6	7	8	9	AB	R	H	RBI	BB	SO	LOB	BOTTOM					
<b>Don Kessinger, S</b> OBP: 0.332, SLG: 0.366 (1, 6)	K			F8				F3		4	0	0	0	0	1	1	<b>New York Mets @ Chicago Cubs</b> Wrigley Field, Chicago, IL Thu Oct 02 1969, 3:33 AM CDT Att: 9,981 - Unknown					
<b>Paul Popovich, S</b> OBP: 0.347, SLG: 0.328 (1, 4)	P8			P1-4-3		1B		P8		4	1	1	0	0	0	0						
<b>Billy Williams, L</b> OBP: 0.355, SLG: 0.474 (1, 7)	K			G3		1B		K		4	1	1	0	0	2	0						
<b>Ron Santo, R</b> OBP: 0.384, SLG: 0.485 (1, 5)		5-3		HR		K		BB		3	1	1	1	1	1	2						
<b>14 Ernie Banks, R</b> OBP: 0.309, SLG: 0.416 (1, 3)		3B		F7		HR		F5		4	1	2	3	0	0	1						
<b>Jim Hickman, R</b> OBP: 0.326, SLG: 0.467 (1, 9)		F4		G4-6-3		K		K		2	0	0	0	1	1	1						
<b>Oscar Gamble, L</b> OBP: 0.321, SLG: 0.310 (1, 8)		5-3		G4-6-3		F8				3	0	0	0	0	2							
<b>John Hairston, R</b> OBP: 0.250, SLG: 0.250 <b>Jimmie Hall, L</b> OBP: 0.330, SLG: 0.337 <b>Randy Hundley, R</b> OBP: 0.334, SLG: 0.391 (6, 2)				K		E		F8		1	0	0	0	0	1	0						
<b>Bill Hands, R</b> OBP: 0.136, SLG: 0.092 <b>Willie Smith, L</b> OBP: 0.330, SLG: 0.441 <b>Joe Decker, R</b> (6, 1)				K		E6		K		1	0	0	0	0	1	0						
<b>Inning Stats</b>	R: 0 E: 0 K: 2 S: 7	H: 0 LOB: 0 BB: 0 P: 7	R: 0 E: 0 K: 0 S: 4	H: 1 LOB: 1 BB: 0 P: 4	R: 0 E: 0 K: 2 S: 7	H: 0 LOB: 0 BB: 0 P: 7	R: 1 E: 0 K: 0 S: 4	H: 1 LOB: 0 BB: 0 P: 4	R: 1 E: 1 K: 0 S: 4	H: 2 LOB: 1 BB: 1 P: 8	R: 3 E: 0 K: 2 S: 10	H: 3 LOB: 0 BB: 0 P: 10	R: 0 E: 0 K: 1 S: 5	H: 0 LOB: 0 BB: 0 P: 5	R: 0 E: 0 K: 1 S: 5	H: 0 LOB: 1 BB: 1 P: 9		1B: 3 2B: 1 3B: 1 HR: 2	SF: 0 SAC: 0 DP: 1 HBP: 0	WP: 0 PB: 0 SB: 0 CS: 0	PA: 32	
<b>PITCHER</b>	IP	WLS	BF	H	R	ER	SO	BB	IBB	HBP	BLK	WP	HR	S	P	ERA	WHIP					
<b>Gary Gentry, R</b> ERA: 3.43 <b>Don Cardwell, R</b> ERA: 3.01 <b>Jack Dilauro, L</b> ERA: 2.4	(1, 1)	4.0	L	11	5	4	4	2	1	0	0	0	0	1	14	18	18.00	3.000				
<b>Jack Dilauro, L</b> ERA: 2.4	(7, 1)	2.0	7	0	0	0	2	1	0	0	0	0	0	10	14	0.00	0.500					

AB 38  
R 3  
H 9  
RBI 3  
BB 2  
SO 5  
LOB 24





Batter	1	2	3	4	5	6	7	8	9	AB	R	H	RBI	BB	SO	LOB	TOP								
Tommie Agee, R (1,8)	6-3		K		5-3		K		K	5	0	0	0	0	3	0									
Wayne Garrett, L (1,5) OBP: 0.600, SLG: 0.750	5-3		G6-4-3 BB		1-3			1B 2B	G1-6-3 1B	4	1	2	0	1	0	0									
Cleon Jones, R (1,7) OBP: 0.200, SLG: 0.200	F9		G6-4-3 1-2		P3			S 2-H 1B E 1B	G1-6-3 1-2	5	1	1	1	0	0	2									
Art Shamsky, L (1,9) OBP: 0.750, SLG: 0.750 Al Weis, S (8, PR) (8, 4)		BB 1B 1B		4-3		FC5-4 1B		FC1-6 1B		4	1	3	0	0	0	0									
Ken Boswell, L (1,4) Rod Gaspar, S (8,9)		1B PB BB		1-3		P5		FC1-6 1B		3	2	0	0	1	0	3									
Ed Kranepool, L (1,3) OBP: 0.250, SLG: 0.250		BB 1B		1-3 2-H 1B		FC5-4 FC6-4 1-2		FC3 1B 5-3		4	2	1	0	0	1	4									
Jerry Grote, R (1,2) OBP: 0.500, SLG: 0.333		BB 1B		1-3 2-H 1B		FC6-4 1-2		5-3		3	1	1	1	1	0	3									
Bud Harrelson, S (1,6) OBP: 0.500, SLG: 1.000		BB 1B		1-2 3-H 3B			6-3	1B E IBB		3	1	1	2	1	1	1									
Tom Seaver, R (1,1) J.C. Martin, L (8, PH) OBP: 1.000, SLG: 1.000 Ron Taylor, R (8, 1)	5-3			6-3			6-3	E8 1B		3	0	0	0	0	0	2									
<b>Inning Stats</b>	R: 0 E: 0 K: 0 S: 3	H: 0 LOB: 0 BB: 0 P: 3	R: 2 E: 0 K: 2 S: 9	H: 2 LOB: 1 BB: 1 P: 13	R: 0 E: 0 K: 1 S: 4	H: 0 LOB: 0 BB: 1 P: 8	R: 2 E: 0 K: 0 S: 5	H: 2 LOB: 1 BB: 1 P: 9	R: 0 E: 0 K: 0 S: 3	H: 0 LOB: 0 BB: 0 P: 3	R: 0 E: 0 K: 0 S: 4	H: 1 LOB: 1 BB: 0 P: 4	R: 0 E: 0 K: 1 S: 5	H: 0 LOB: 0 BB: 0 P: 5	R: 5 E: 2 K: 0 S: 7	H: 4 LOB: 1 BB: 1 P: 11	R: 0 E: 0 K: 1 S: 5	H: 1 LOB: 0 BB: 0 P: 5	1B: 8 2B: 1 3B: 1 HR: 0	SF: 0 SAC: 0 DP: 2 HBP: 0	WP: 0 PB: 1 CS: 0	PA: 39			
<b>PITCHER</b>	IP	WLS	BF	H	R	ER	SO	BB	IBB	HBP	BLK	WP	HR	S	P	ERA	WHIP								
Phil Niekro, R (1, 1) ERA: 4.5	8.0	L	36	9	9	4	4	3	1	0	0	0	0	40	56	4.50	1.500								
Cecil Upshaw, R (9, 1) ERA:	1.0		3	1	0	0	1	0	0	0	0	0	0	5	5	0.00	1.000								

New York Mets @ Atlanta Braves  
Atlanta Stadium, Atlanta, GA  
Sat Oct 04 1969, 3:33 AM EDT  
Att: 50,122 - Unknown

AB	35
R	9
H	10
RBI	6
BB	4
SO	5
LOB	15



Batter	1	2	3	4	5	6	7	8	9	AB	R	H	RBI	BB	SO	LOB	BOTTOM								
Felix Millan, R (1,4) OBP: 0.400, SLG: 0.600	6-3		2B	F9		F2			2B 1B	5	1	2	0	0	0	0									
Tony Gonzalez, L (1,8) OBP: 0.400, SLG: 1.200	F8		2B	2B		HR		3-1	K	5	2	2	2	0	1	1									
Hank Aaron, R (1,9) OBP: 0.400, SLG: 1.200	5-3		PB 2B	L6		L6		HR	F7	5	1	2	2	0	0	1									
Rico Carty, R (1,7) OBP: 0.500, SLG: 0.667 Mike Lum, L (8,7) OBP: 1.000, SLG: 2.000		E SF7 2B	PB IBB	F7		F7		F9	1-3 2B	3	1	1	0	1	0	0									
Orlando Cepeda, R (1,3) OBP: 0.400, SLG: 0.250		E4 1B	F7	S HBP				1B	P4	4	0	1	0	0	0	5									
Clete Boyer, R (1,5)		SF7	IBB	BB				F8		1	0	0	1	2	0	1									
Bob Didier, S (1,2)		F7	K	1-3				3-1		4	0	0	0	0	1	6									
Gil Garrido, R (1,6) OBP: 0.250, SLG: 0.250		PO 1B		F5		L6		K		4	0	1	0	0	1	0									
Phil Niekro, R (1,1) Bob Aspromonte, R (8, PH) Cecil Upshaw, R (9, 1)	PO		K	4-3		5-3		4-3		3	0	0	0	0	1	0									
<b>Inning Stats</b>	R: 0 E: 0 K: 0 S: 3	H: 0 LOB: 0 BB: 0 P: 3	R: 1 E: 1 K: 0 S: 5	H: 2 LOB: 1 BB: 0 P: 5	R: 2 E: 0 K: 2 S: 10	H: 3 LOB: 3 BB: 2 P: 18	R: 0 E: 0 K: 0 S: 3	H: 0 LOB: 0 BB: 0 P: 3	R: 1 E: 0 K: 0 S: 4	H: 1 LOB: 2 BB: 1 P: 9	R: 0 E: 0 K: 0 S: 3	H: 0 LOB: 0 BB: 0 P: 3	R: 1 E: 0 K: 0 S: 5	H: 2 LOB: 1 BB: 0 P: 5	R: 0 E: 0 K: 1 S: 5	H: 0 LOB: 0 BB: 0 P: 5	R: 0 E: 0 K: 1 S: 7	H: 2 LOB: 2 BB: 0 P: 7	1B: 3 2B: 5 3B: 0 HR: 2	SF: 1 SAC: 0 DP: 0 HBP: 1	WP: 0 PB: 1 CS: 0	PA: 42			
<b>PITCHER</b>	IP	WLS	BF	H	R	ER	SO	BB	IBB	HBP	BLK	WP	HR	S	P	ERA	WHIP								
Tom Seaver, R (1, 1) ERA: 6.43	7.0	W	33	8	5	5	2	0	0	0	0	0	0	12	12	6.43	1.286								
Ron Taylor, R (8, 1) ERA:	2.0	S	8	2	0	0	2	0	0	0	0	0	0	12	12	0.00	1.000								

New York Mets @ Atlanta Braves  
Atlanta Stadium, Atlanta, GA  
Sat Oct 04 1969, 3:33 AM EDT  
Att: 50,122 - Unknown

AB	36
R	5
H	10
RBI	5
BB	3
SO	4
LOB	14











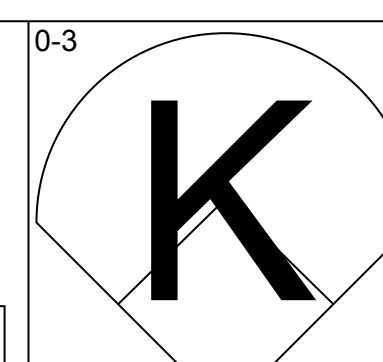
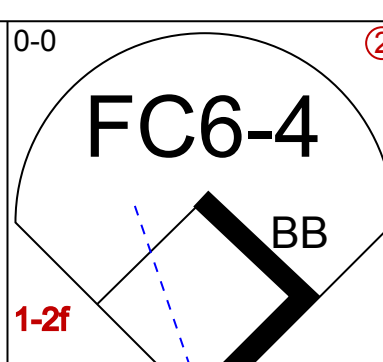
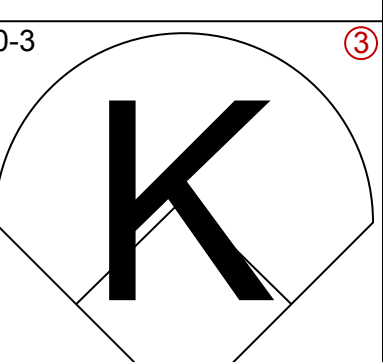
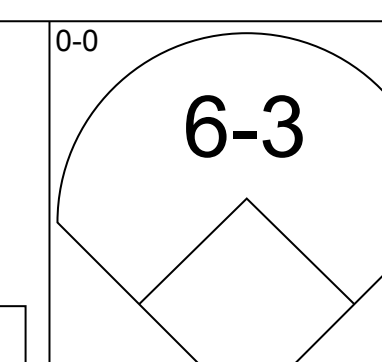
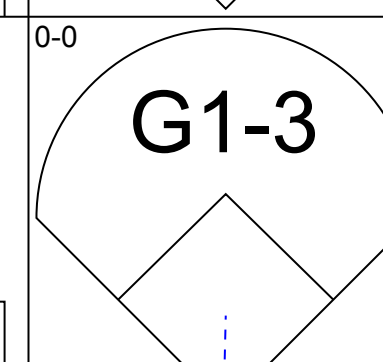
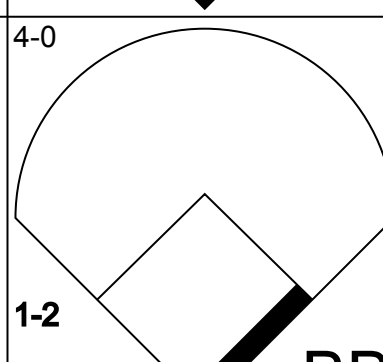
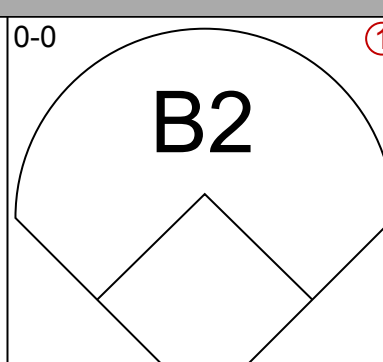
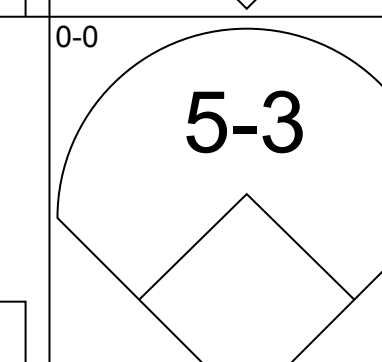
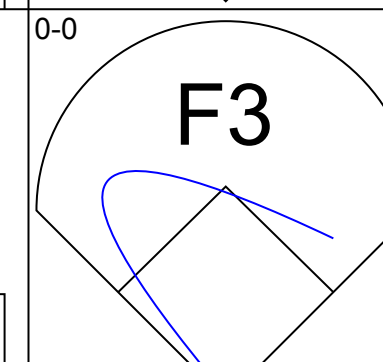
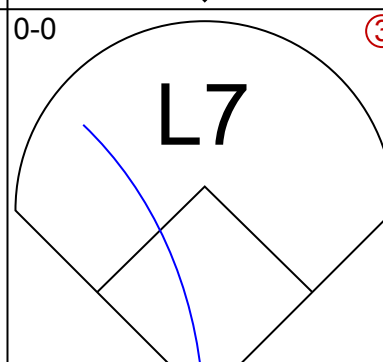
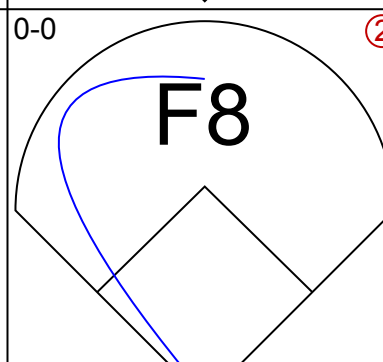
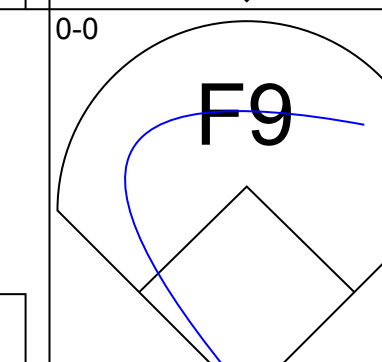
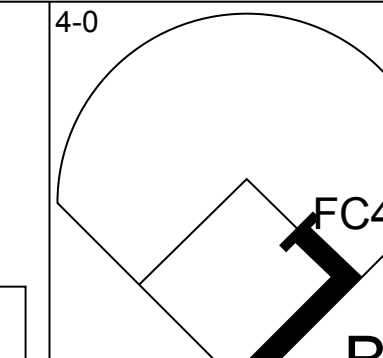
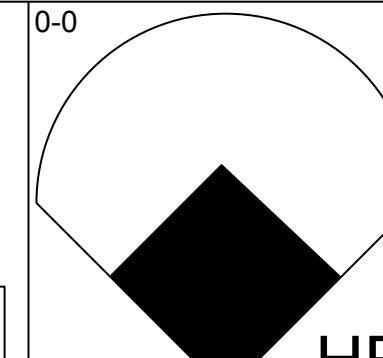
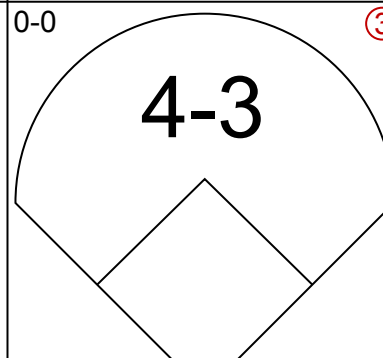
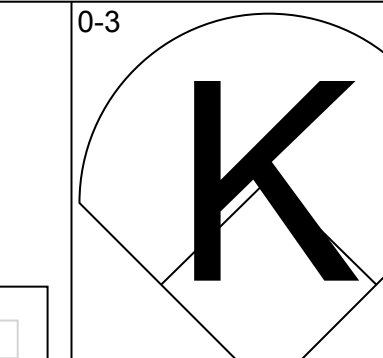
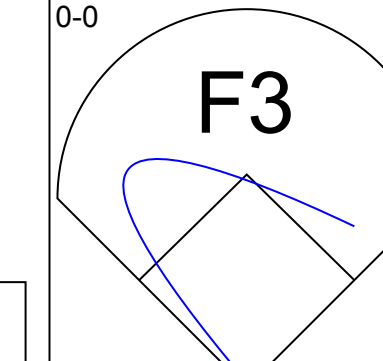
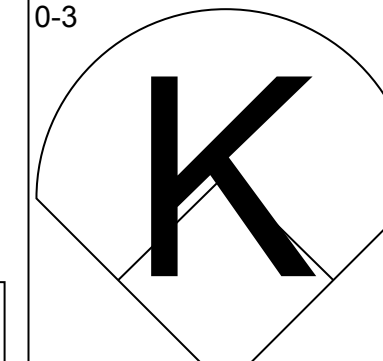
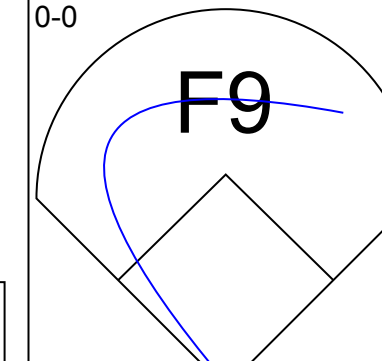
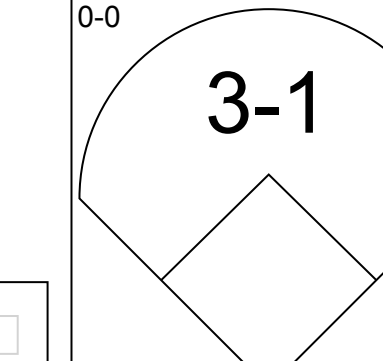
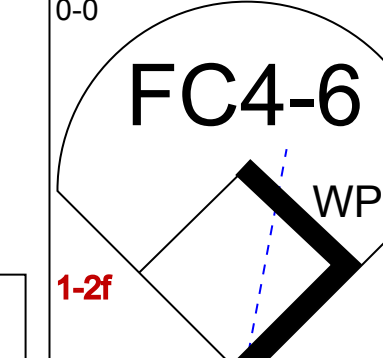
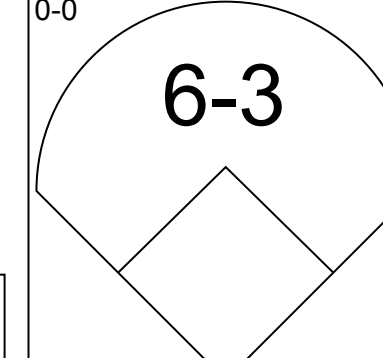
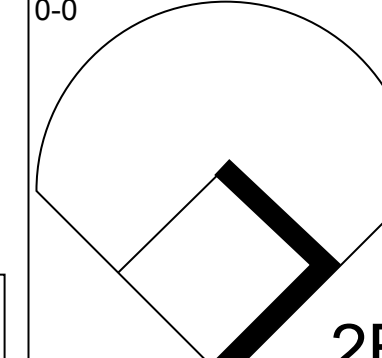
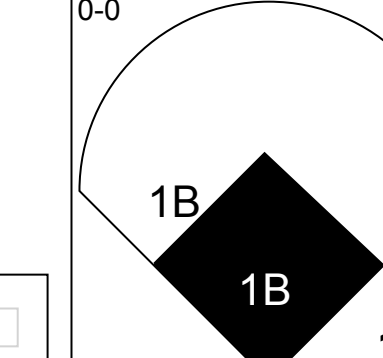
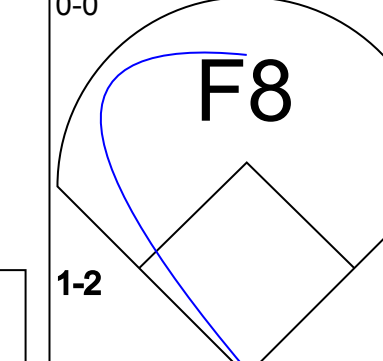
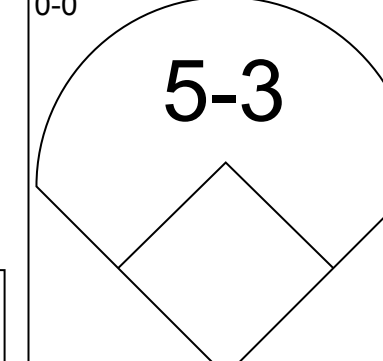
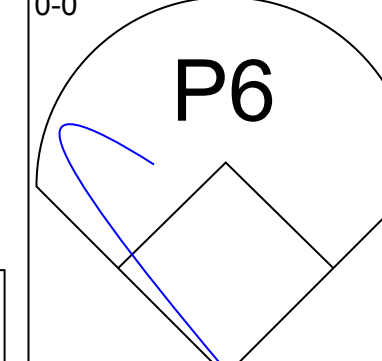
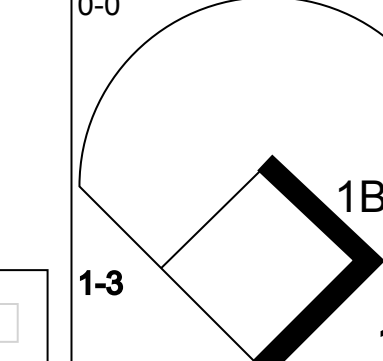
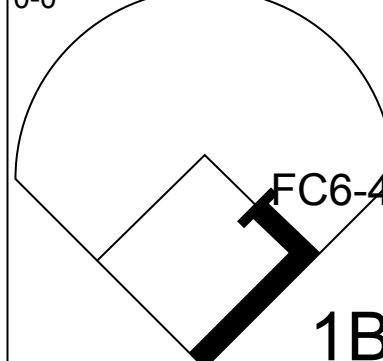
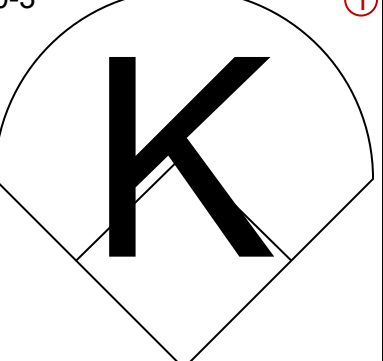
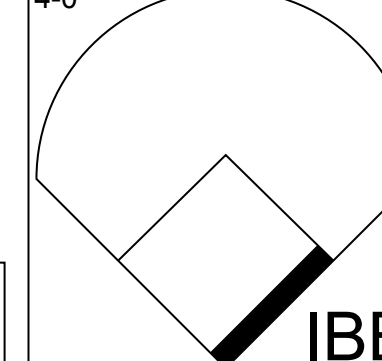
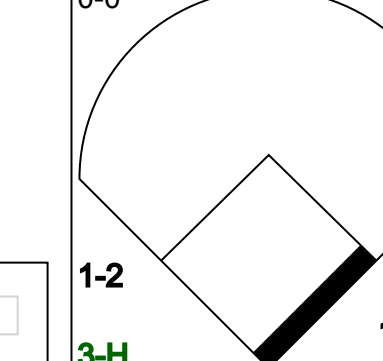

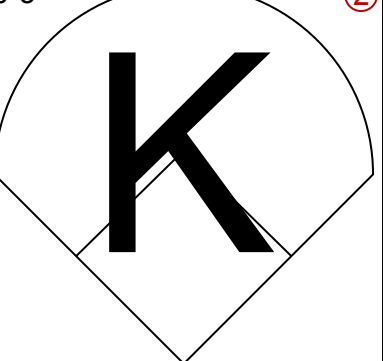
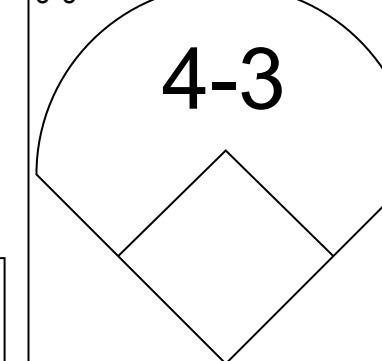
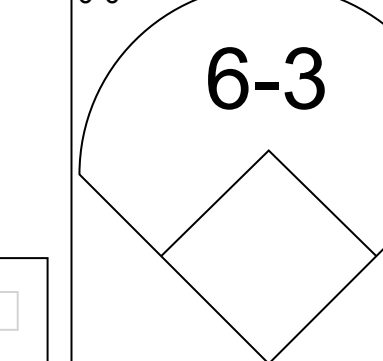
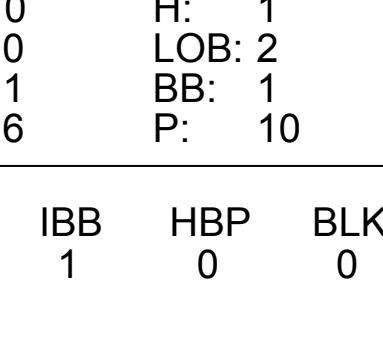
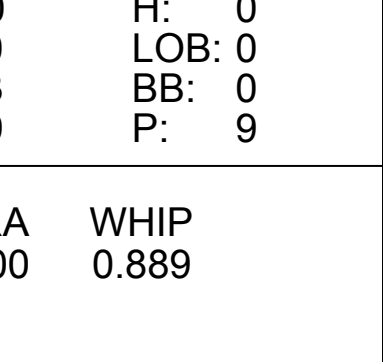
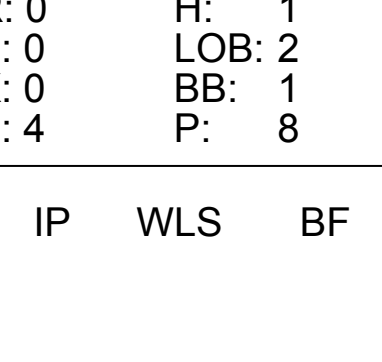
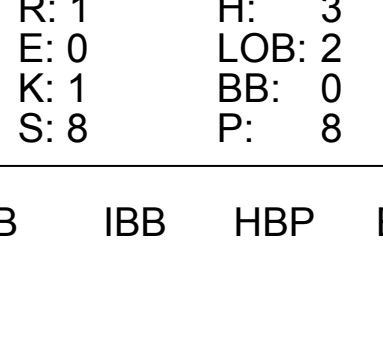


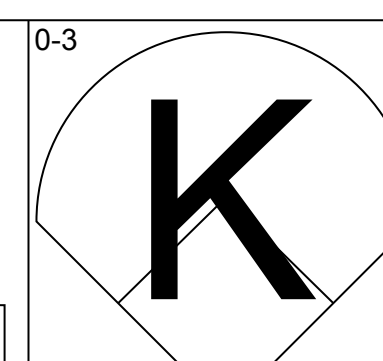
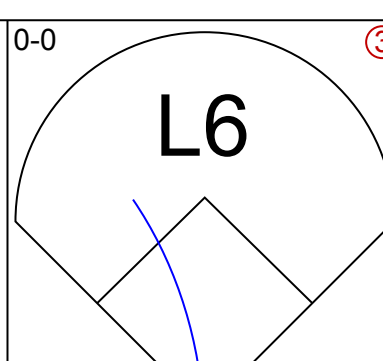
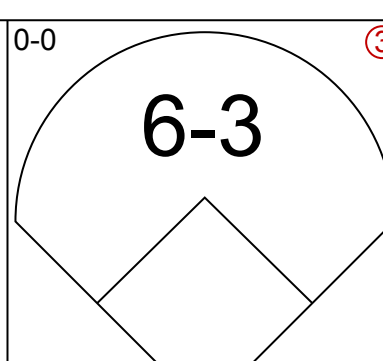
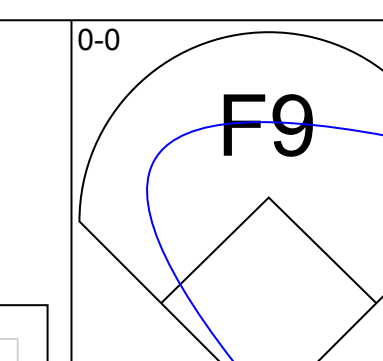
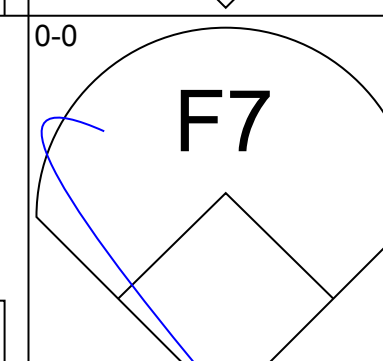
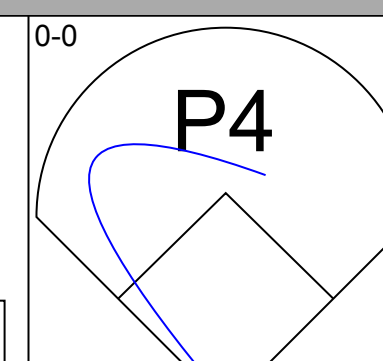
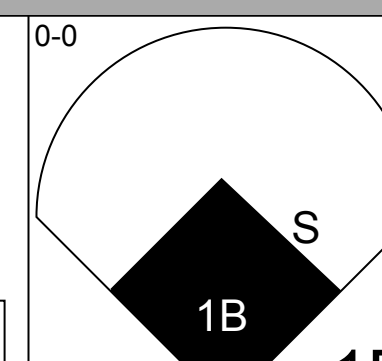
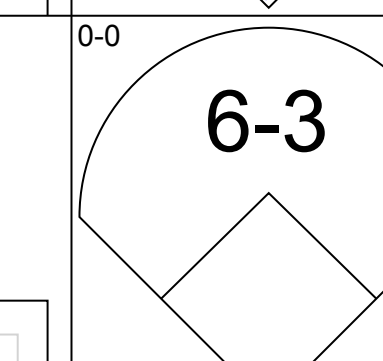
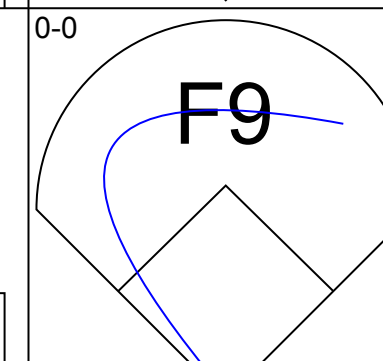
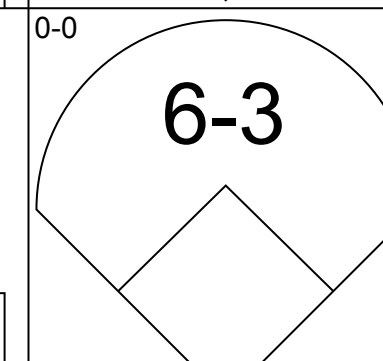
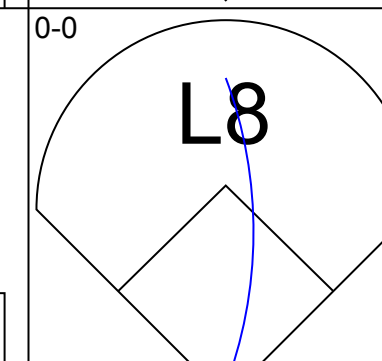
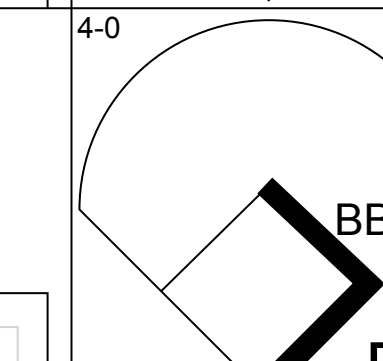
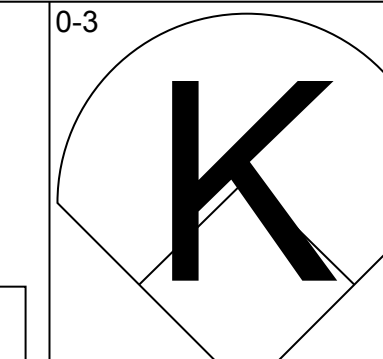
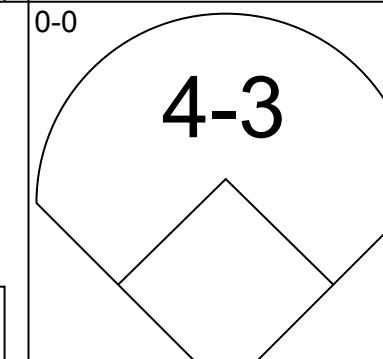
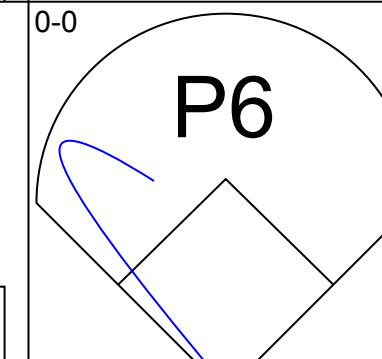
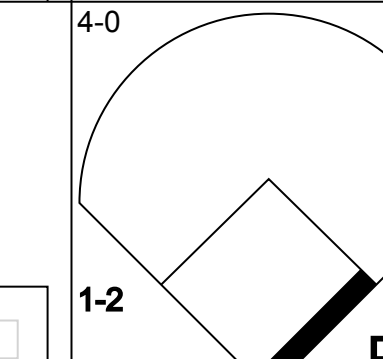
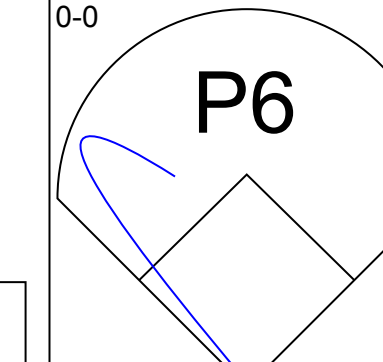
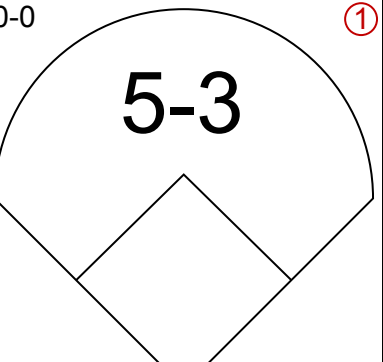
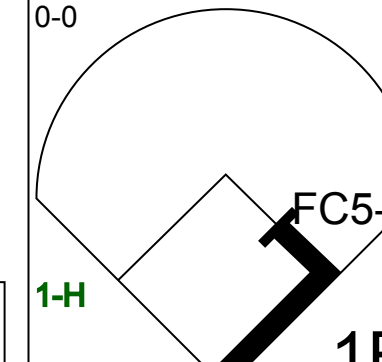
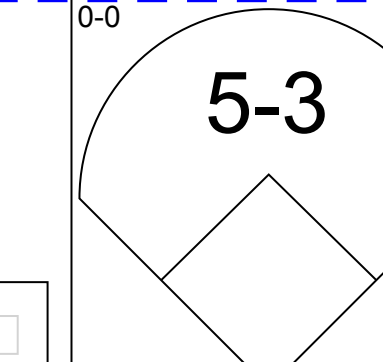
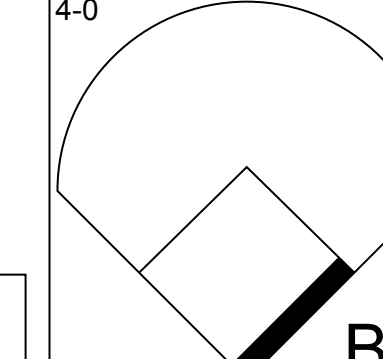
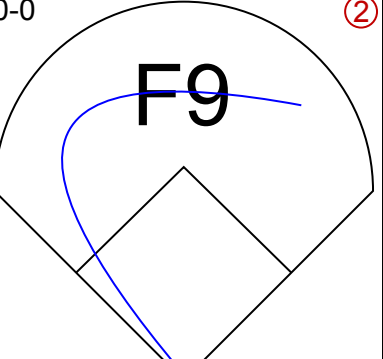
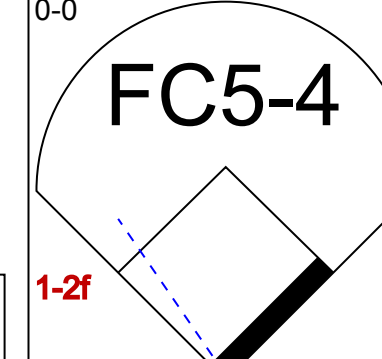
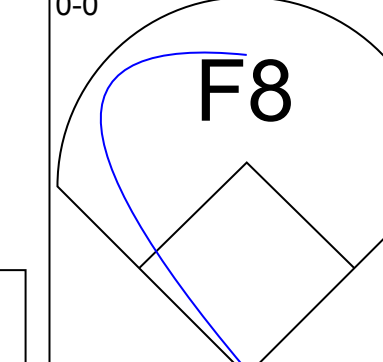
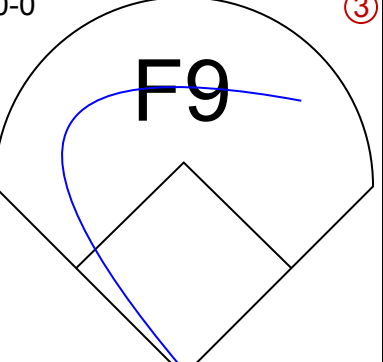
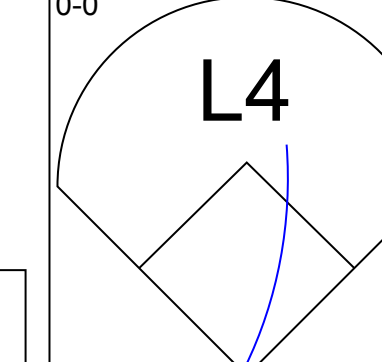
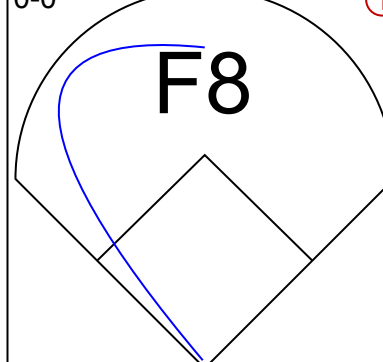
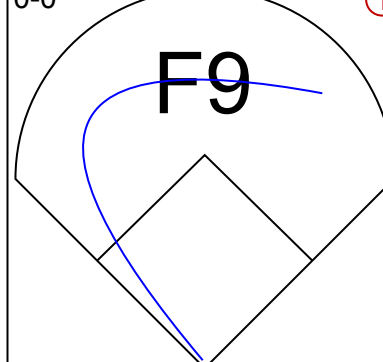
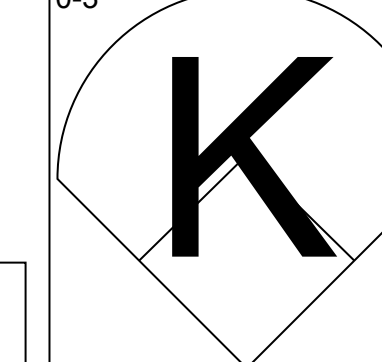
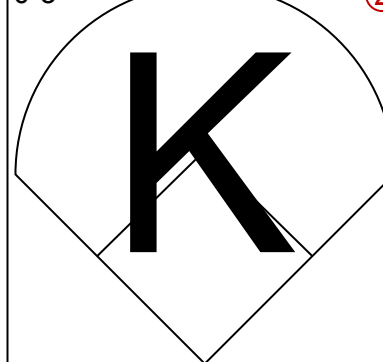
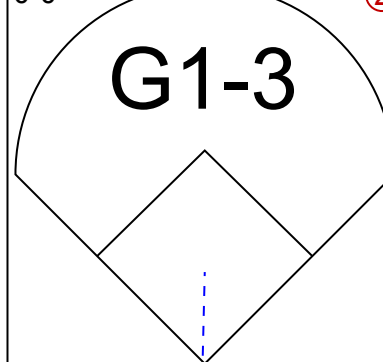
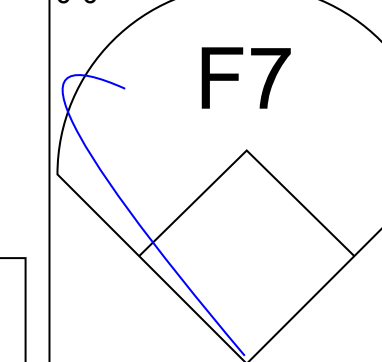


Batter	1	2	3	4	5	6	7	8	9	AB	R	H	RBI	BB	SO	LOB	TOP					
Tommie Agee, R OBP: 0.350, SLG: 0.667 (1, 8)	5-3		G6-4-3			K		K		4	0	0	0	0	2	1	<p><b>New York Mets @ Baltimore Orioles</b> Memorial Stadium, Baltimore, MD</p> <p>Sat Oct 11 1969, 3:33 AM EDT Att: 50,429 - Unknown</p> <p>livebaseballscores.com</p> <p>AB 31 R 1 H 6 RBI 1 BB 4 SO 8 LOB 15</p> 					
Bud Harrelson, S OBP: 0.313, SLG: 0.429 (1, 6)	5-3			5-3				FC4-6 1B		3	0	1	0	1	0	0						
Cleon Jones, R OBP: 0.421, SLG: 0.667 (1, 7)				F7		F3		FC4-6		4	0	1	0	0	0	2						
Donn Clendenon, R OBP: 0.500, SLG: 0.750 (1, 3)	K							K		4	1	2	0	0	2	2						
Ron Swoboda, R OBP: 0.500, SLG: 0.333 (1, 9)		K								3	0	1	0	1	1	1						
Ed Charles, R (1, 5)		K								4	0	0	0	0	1	3						
Jerry Grote, R OBP: 0.235, SLG: 0.250 (1, 2)										4	0	1	0	0	1	1						
Al Weis, S (1, 4)										1	0	0	1	2	0	0						
Tom Seaver, R Duffy Dyer, R Don Cardwell, R Rod Gaspar, S Ron Taylor, R Art Shamsky, L OBP: 0.500, SLG: 0.500 (1, 1)										1	0	0	0	0	1	1						
<b>Inning Stats</b>	R: 0 E: 0 K: 1 S: 6	H: 1 LOB: 1 BB: 0 P: 6	R: 0 E: 0 K: 2 S: 7	H: 0 LOB: 0 BB: 0 P: 7	R: 0 E: 0 K: 1 S: 4	H: 0 LOB: 0 BB: 1 P: 8	R: 0 E: 0 K: 0 S: 4	H: 1 LOB: 1 BB: 0 P: 4	R: 0 E: 0 K: 0 S: 3	H: 0 LOB: 0 BB: 0 P: 3	R: 0 E: 0 K: 1 S: 5	H: 0 LOB: 1 BB: 1 P: 9	R: 1 E: 0 K: 0 S: 5	H: 2 LOB: 2 BB: 1 P: 9	R: 0 E: 0 K: 2 S: 8	H: 1 LOB: 1 BB: 0 P: 8	R: 0 E: 0 K: 1 S: 6	H: 1 LOB: 2 BB: 1 P: 10	1B: 5 2B: 1 3B: 0 HR: 0	SF: 1 SAC: 0 DP: 1 HBP: 0	WP: 0 PB: 0 SB: 0 CS: 0	PA: 36
<b>PITCHER</b> Mike Cuellar, L ERA: 1.59 (1, 1)	IP: 9.0 WLS: W BF: 36 H: 6 R: 1 ER: 1 SO: 8 BB: 4 IBB: 0 HBP: 0 BLK: 0 WP: 0 HR: 0 S: 48 P: 64 ERA: 1.00 WHIP: 1.111															<b>PITCHER</b>						

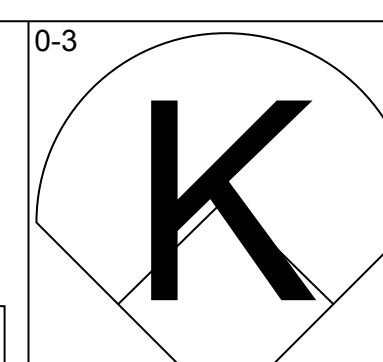
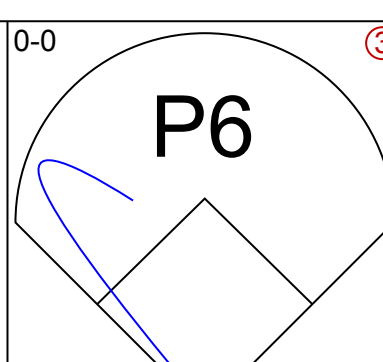
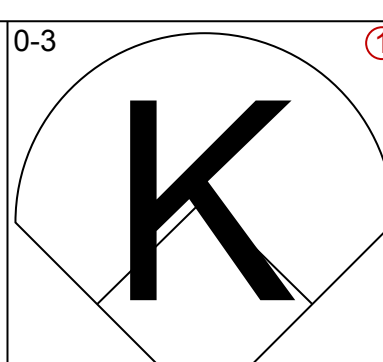
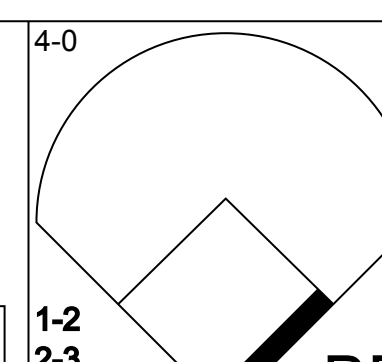
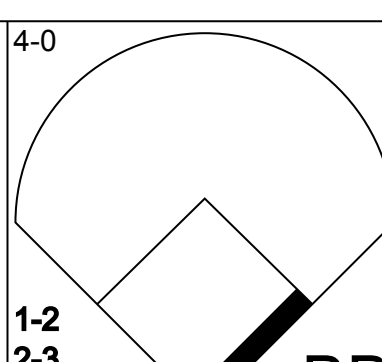
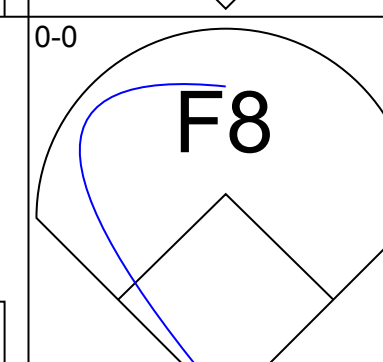
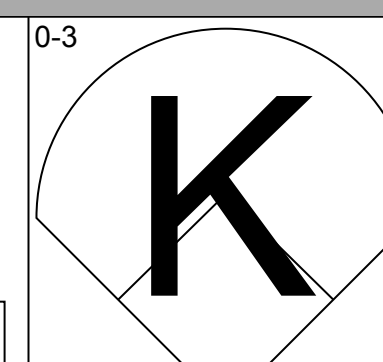
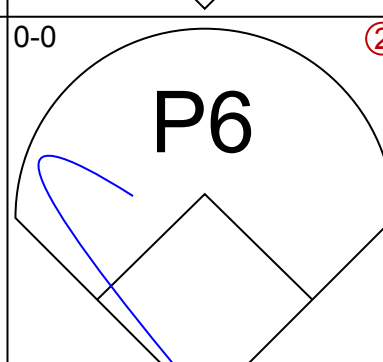
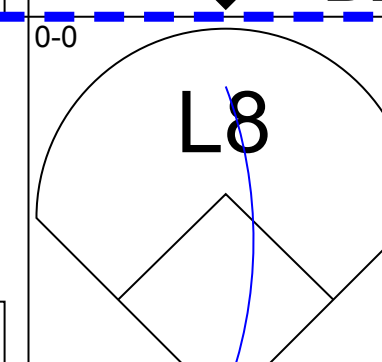
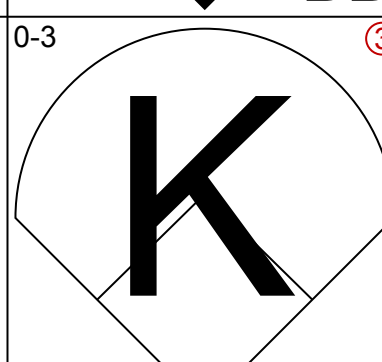
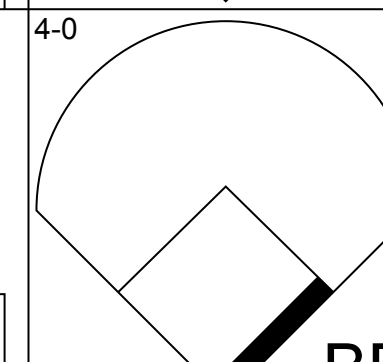
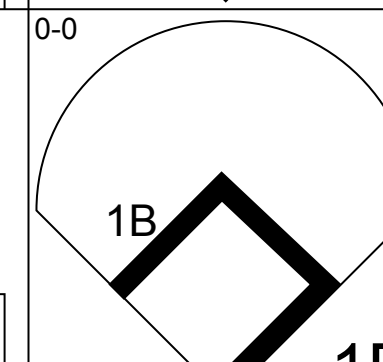
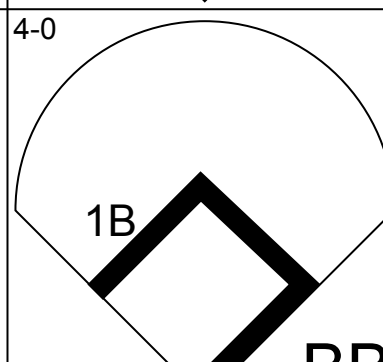
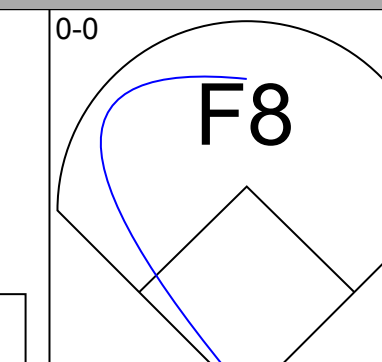
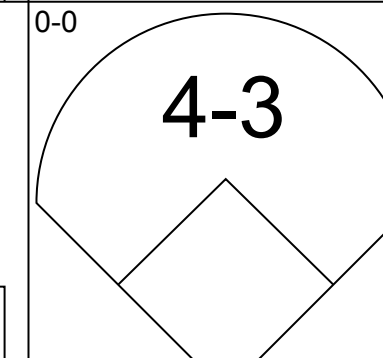
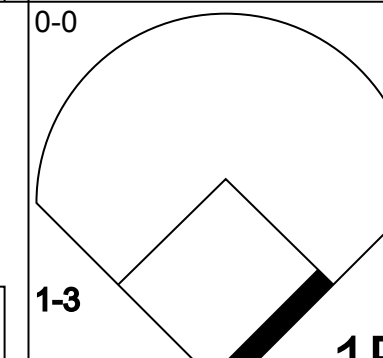
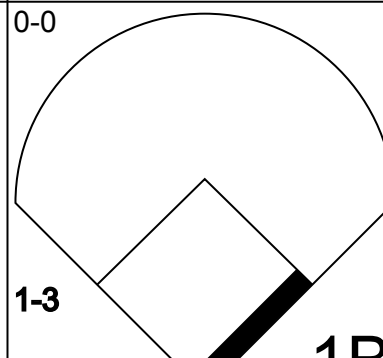
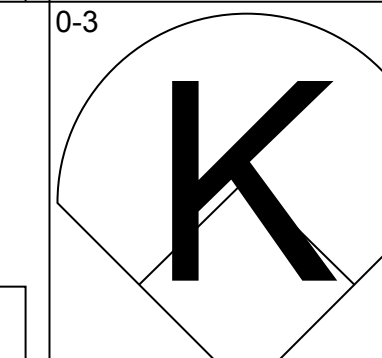
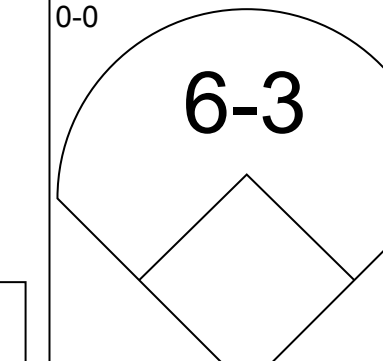
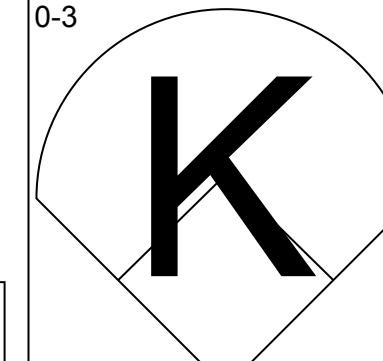
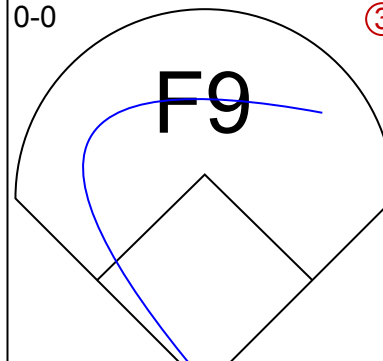
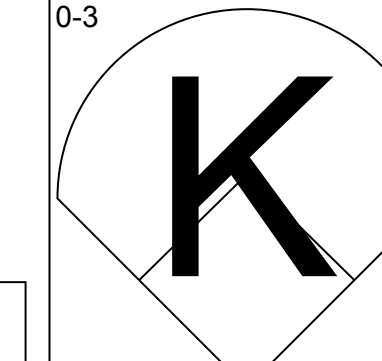
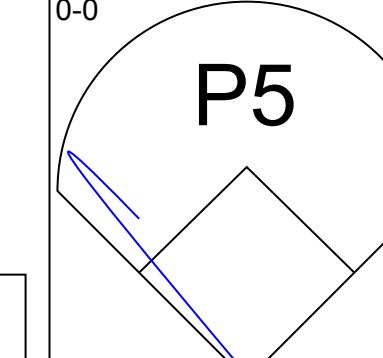
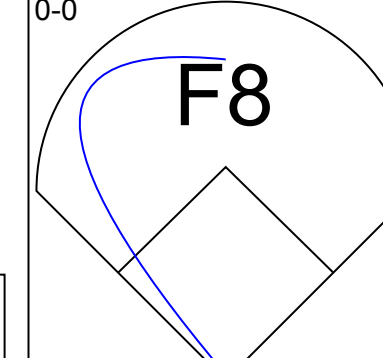
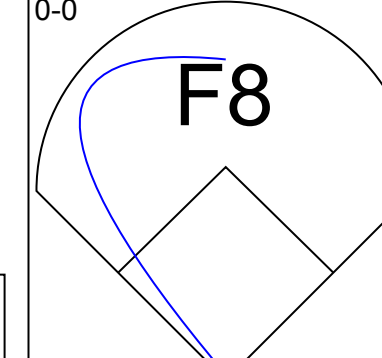
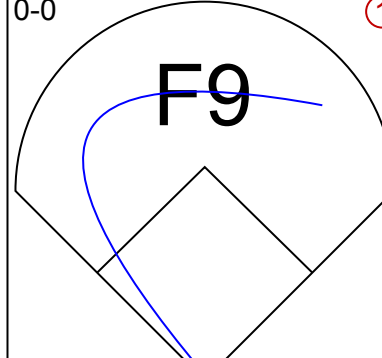
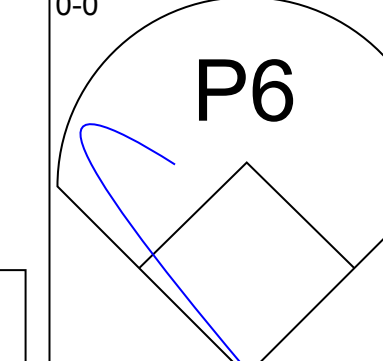
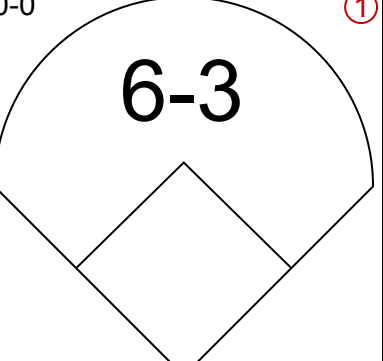
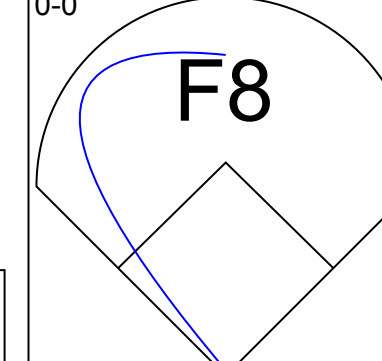
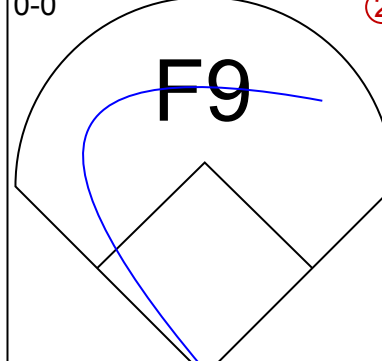
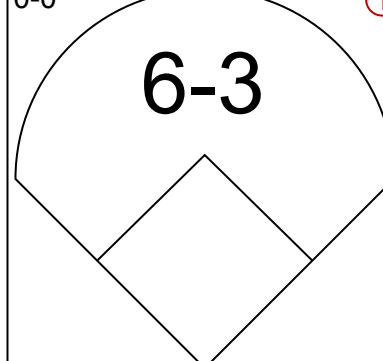
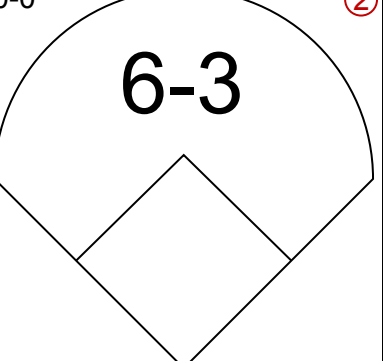
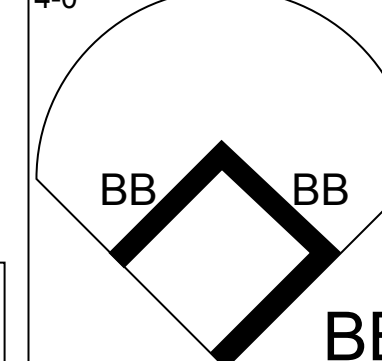
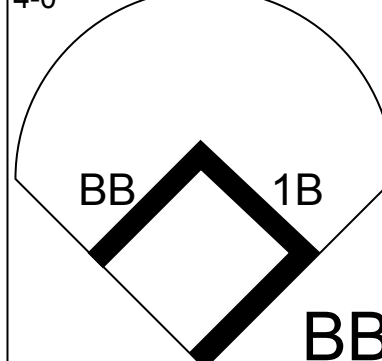
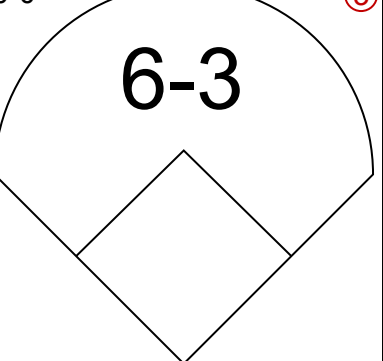
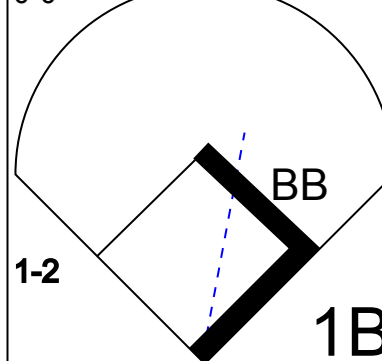
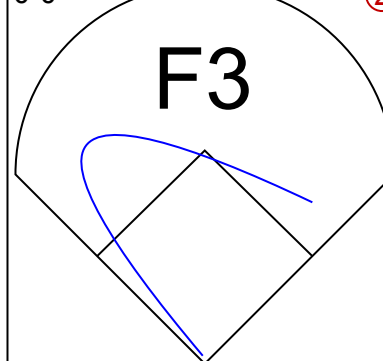
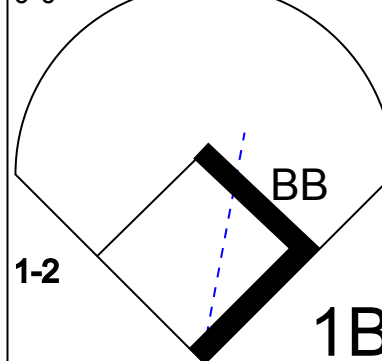
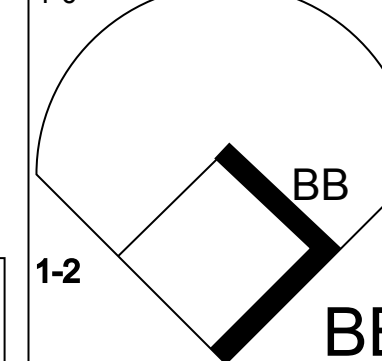
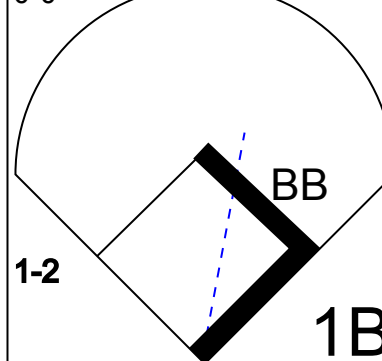
Batter	1	2	3	4	5	6	7	8	9	AB	R	H	RBI	BB	SO	LOB	BOTTOM			
Don Buford, S OBP: 0.429, SLG: 0.611 (1, 7)	HR		E4				F8			4	1	2	2	0	0	0	<p><b>New York Mets @ Baltimore Orioles</b> Memorial Stadium, Baltimore, MD</p> <p>Sat Oct 11 1969, 3:33 AM EDT Att: 50,429 - Unknown</p> <p>livebaseballscores.com</p> <p>AB 30 R 4 H 6 RBI 4 BB 2 SO 6 LOB 5</p> 			
Paul Blair, R OBP: 0.429, SLG: 0.611 (1, 8)	K		F7							3	0	0	0	1	1	3				
Frank Robinson, R OBP: 0.368, SLG: 0.563 (1, 9)	K		5-3							4	0	0	0	0	2	1				
Boog Powell, L OBP: 0.421, SLG: 0.529 (1, 3)										4	0	1	0	0	0	0				
Brooks Robinson, R OBP: 0.389, SLG: 0.444 (1, 5)										4	0	0	0	0	1	1				
Eliud Hendricks, L OBP: 0.333, SLG: 0.455 (1, 2)										3	1	1	0	0	0	0				
Davey Johnson, R OBP: 0.333, SLG: 0.200 (1, 4)										2	1	0	0	1	0	0				
Mark Belanger, R OBP: 0.278, SLG: 0.556 (1, 6)										3	1	1	1	0	0	0				
Mike Cuellar, L OBP: 0.200, SLG: 0.200 (1, 1)										3	0	1	1	0	2	0				
<b>Inning Stats</b>	R: 1 E: 0 K: 2 S: 9	H: 2 LOB: 1 BB: 0 P: 9	R: 0 E: 0 K: 0 S: 3	H: 0 LOB: 0 BB: 0 P: 3	R: 0 E: 1 K: 1 S: 6	H: 0 LOB: 1 BB: 0 P: 6	R: 3 E: 0 K: 0 S: 7	H: 4 LOB: 2 BB: 1 P: 11	R: 0 E: 0 K: 0 S: 3	H: 0 LOB: 0 BB: 0 P: 3	R: 0 E: 0 K: 1 S: 4	H: 0 LOB: 0 BB: 1 P: 8	R: 0 E: 0 K: 2 S: 7	H: 0 LOB: 0 BB: 0 P: 7	R: 0 E: 0 K: 2 S: 7	H: 0 LOB: 0 BB: 0 P: 7	1B: 4 2B: 1 3B: 0 HR: 1	SF: 0 SAC: 0 DP: 0 HBP: 0	WP: 0 PB: 0 SB: 0 CS: 0	PA: 33
<b>PITCHER</b> Tom Seaver, R ERA: 6.75 Don Cardwell, R Ron Taylor, R ERA: (1, 1) (6, 1) (7, 1)	IP: 5.0 WLS: L BF: 23 H: 6 R: 4 ER: 4 SO: 3 BB: 1 IBB: 0 HBP: 0 BLK: 0 WP: 0 HR: 1 S: 28 P: 32 ERA: 7.20 WHIP: 1.400															<b>PITCHER</b>				

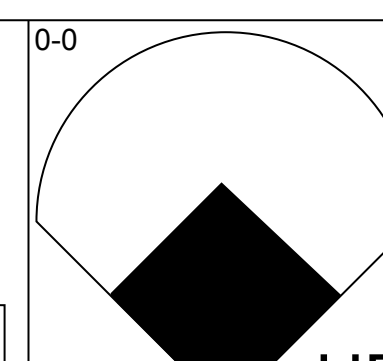
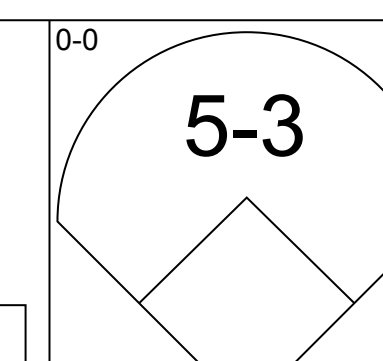
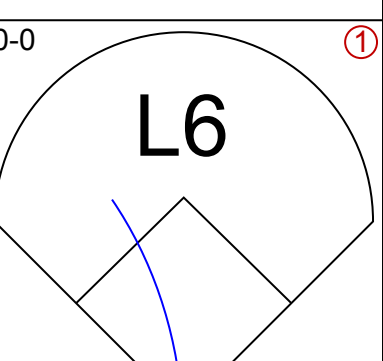
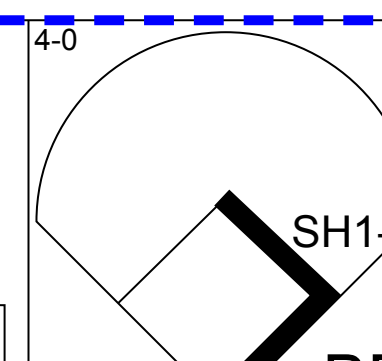
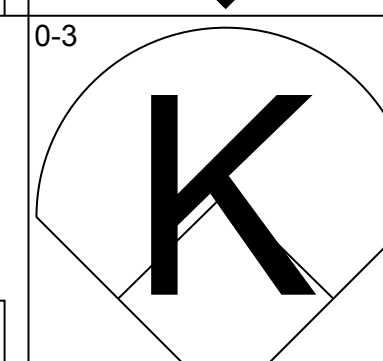
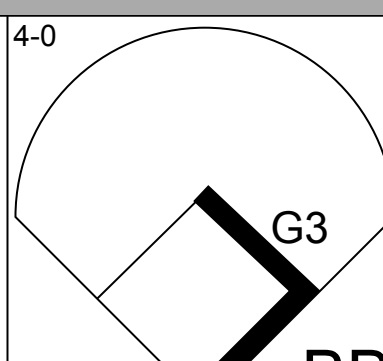
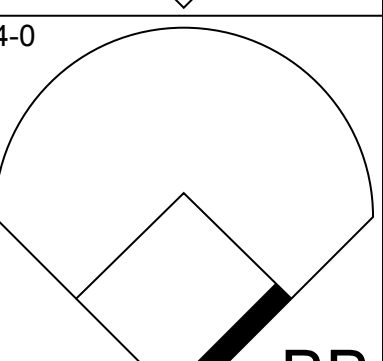
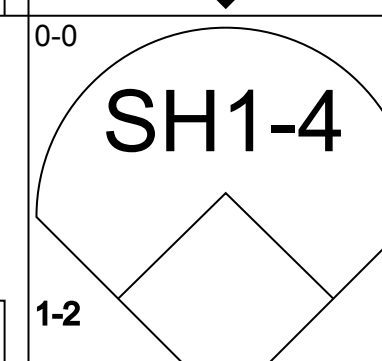
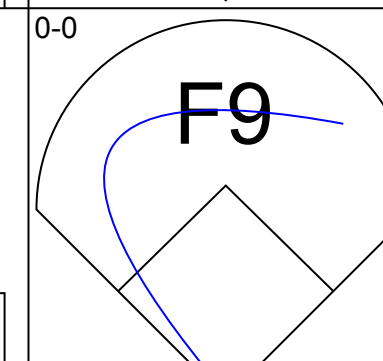
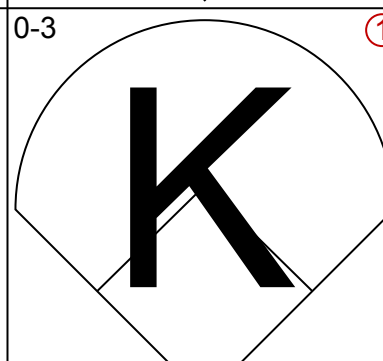
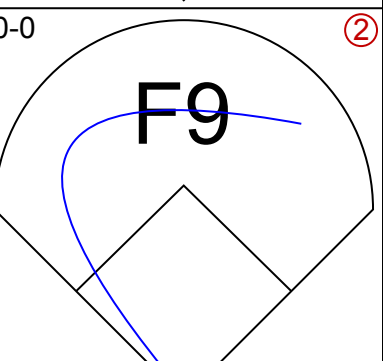
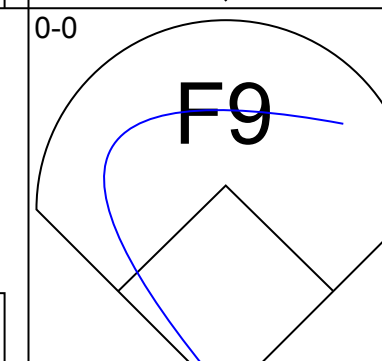
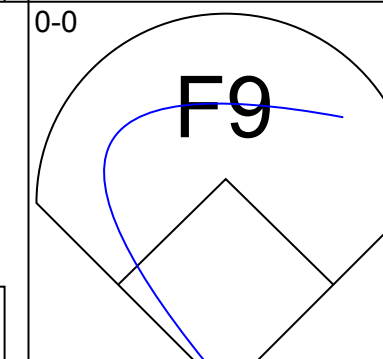
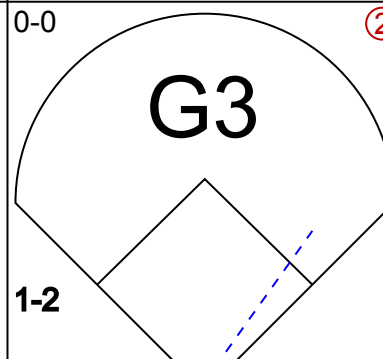
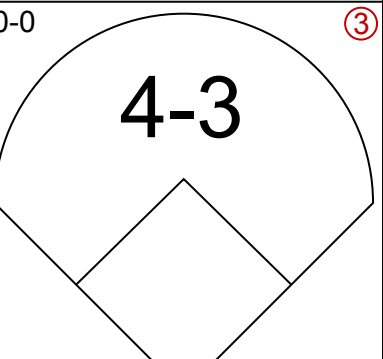
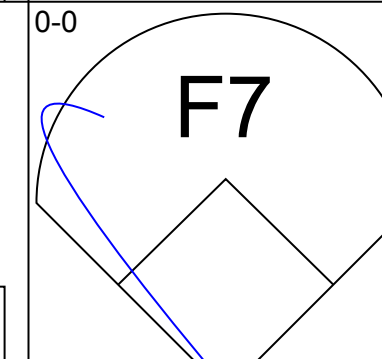
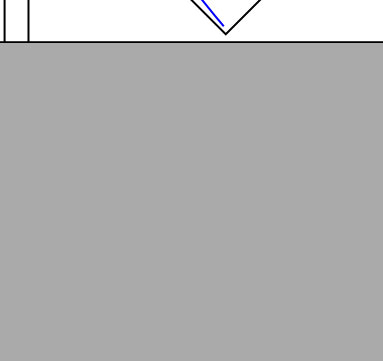
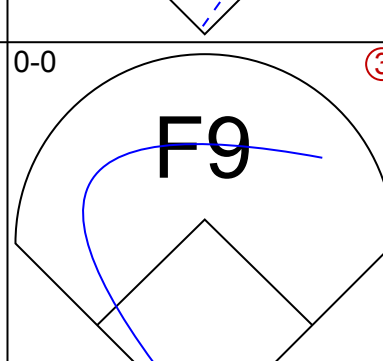
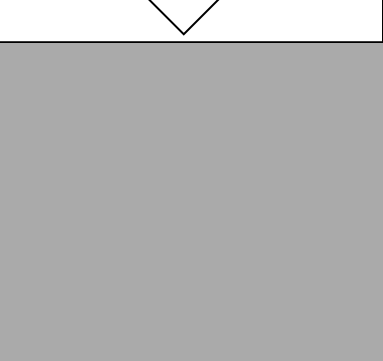
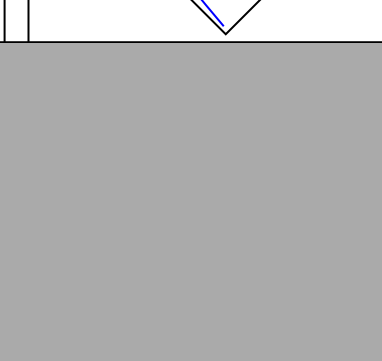
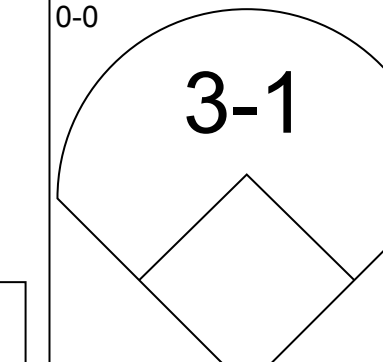
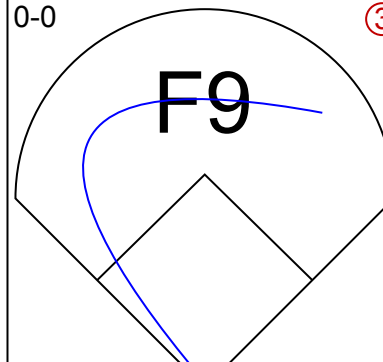
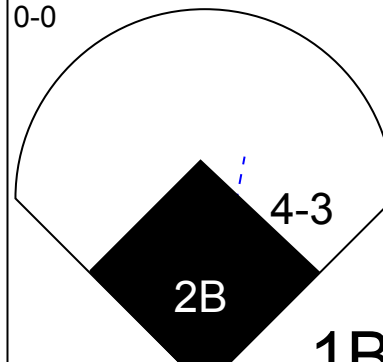
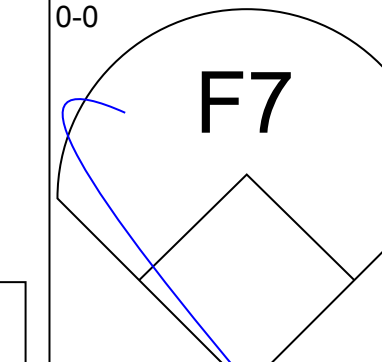
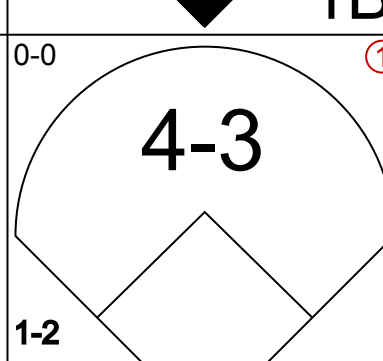
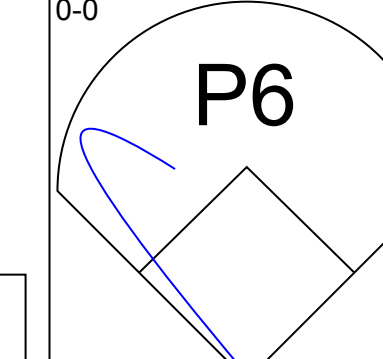
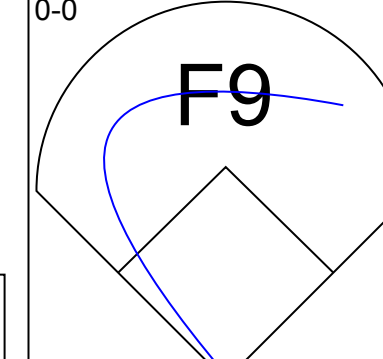
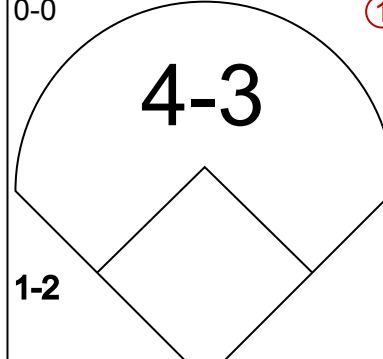
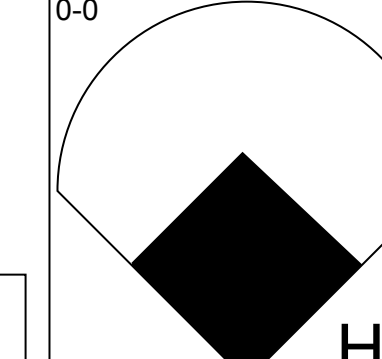
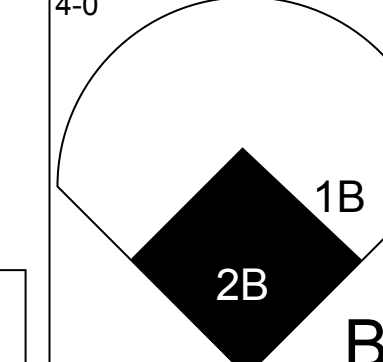
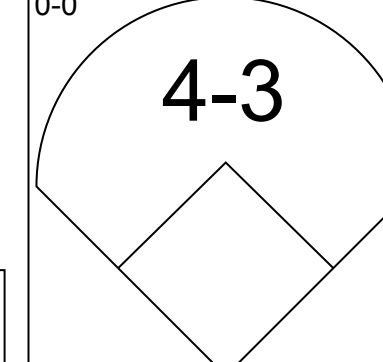
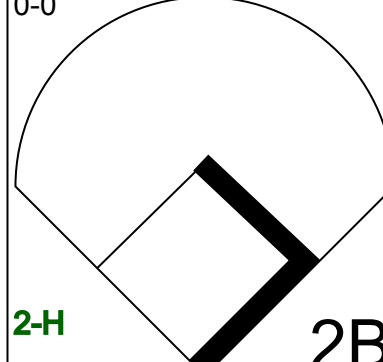
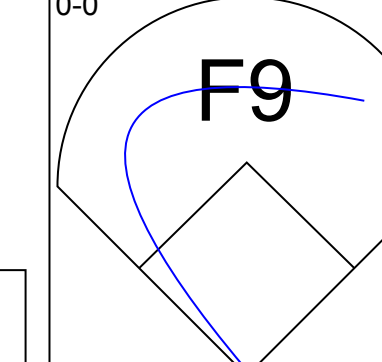
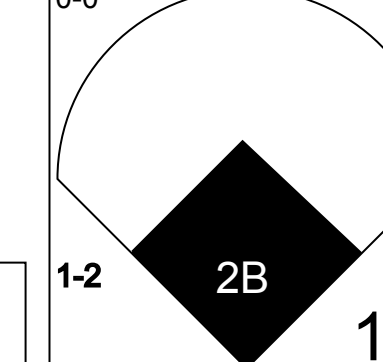
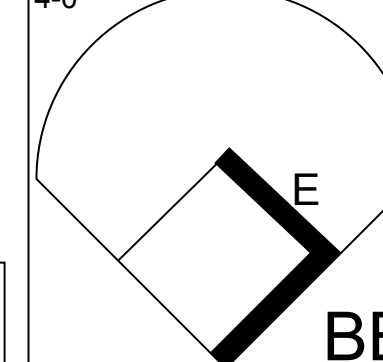
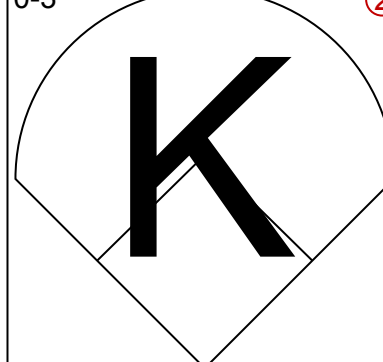
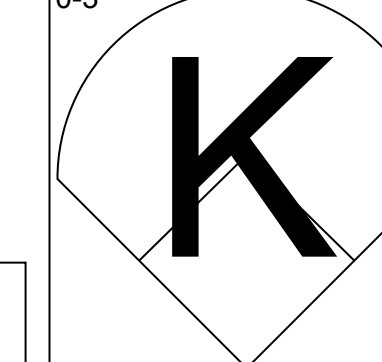
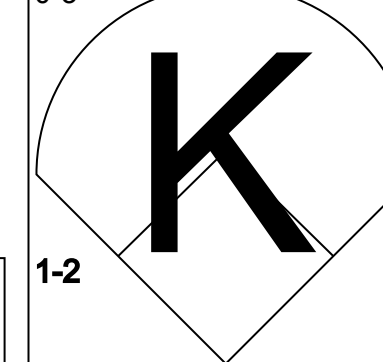
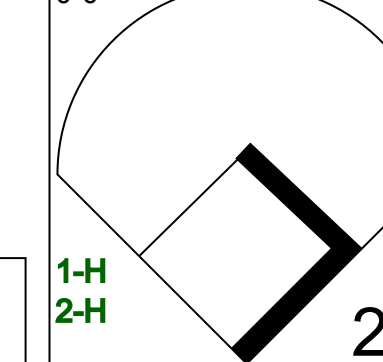
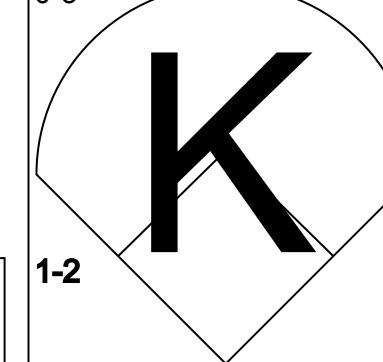
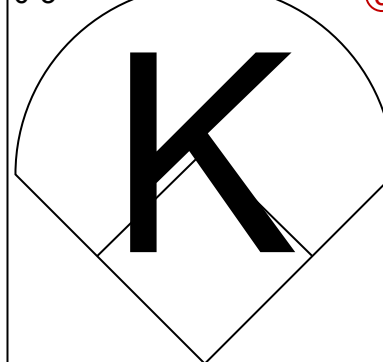


Batter	1	2	3	4	5	6	7	8	9	AB	R	H	RBI	BB	SO	LOB	TOP					
<b>Tommie Agee, R</b> OBP: 0.292, SLG: 0.545 (1, 8)										4	0	0	0	0	2	1	<b>New York Mets @ Baltimore Orioles</b> Memorial Stadium, Baltimore, MD Sun Oct 12 1969, 3:33 AM EDT Att: 50,850 - Unknown					
<b>Bud Harrelson, S</b> OBP: 0.300, SLG: 0.353 (1, 6)										3	0	0	0	1	0							
<b>Cleon Jones, R</b> OBP: 0.348, SLG: 0.545 (1, 7)										4	0	0	0	0	2							
<b>Donn Clendenon, R</b> OBP: 0.500, SLG: 1.000 (1, 3)										3	1	1	1	1	1	0						
<b>Ron Swoboda, R</b> OBP: 0.250, SLG: 0.143 (1, 9)										4	0	0	0	0	1	1						
<b>Ed Charles, R</b> OBP: 0.250, SLG: 0.375 (1, 5)										4	1	2	0	0	0	1						
<b>Jerry Grote, R</b> OBP: 0.238, SLG: 0.250 (1, 2)										4	0	1	0	0	0	2						
<b>Al Weis, S</b> OBP: 0.556, SLG: 0.400 (1, 4)										3	0	2	1	1	1	0						
<b>Jerry Koosman, R</b> (1, 1)										4	0	0	0	0	2	5						
<b>Ron Taylor, R</b> (9, 1)										0	0	0	0	0	0	0						
<b>Inning Stats</b>	R: 0 E: 0 K: 1 S: 5	H: 0 LOB: 0 BB: 0 P: 5	R: 0 E: 0 K: 0 S: 3	H: 0 LOB: 1 BB: 1 P: 7	R: 0 E: 0 K: 1 S: 6	H: 1 LOB: 2 BB: 1 P: 10	R: 1 E: 0 K: 1 S: 6	H: 1 LOB: 0 BB: 0 P: 6	R: 0 E: 0 K: 3 S: 9	H: 0 LOB: 0 BB: 0 P: 9	R: 0 E: 0 K: 0 S: 3	H: 0 LOB: 0 BB: 0 P: 3	R: 0 E: 0 K: 0 S: 4	H: 1 LOB: 2 BB: 1 P: 8	R: 0 E: 0 K: 0 S: 3	H: 0 LOB: 0 BB: 0 P: 3	R: 1 E: 0 K: 1 S: 8	H: 3 LOB: 2 BB: 0 P: 8	1B: 4 2B: 1 3B: 0 HR: 1	SF: 0 SAC: 0 DP: 0 HBP: 0	WP: 1 PB: 0 SB: 0 CS: 0	PA: 36
<b>PITCHER</b> <b>Dave McNally, L</b> ERA: 0.9 (1, 1)	IP: 9.0 WLS: L BF: 36	H: 6 R: 2 ER: 2 SO: 7	BB: 2 IBB: 1 HBP: 0 BLK: 0	WP: 1 HR: 1 S: 47 P: 59	ERA: 2.00 WHIP: 0.889																	

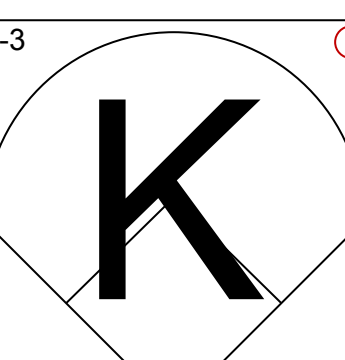
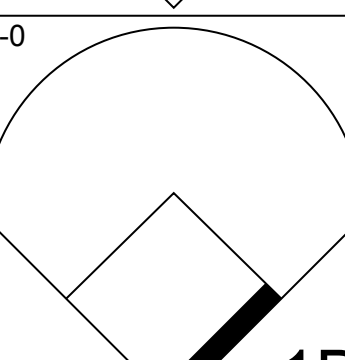
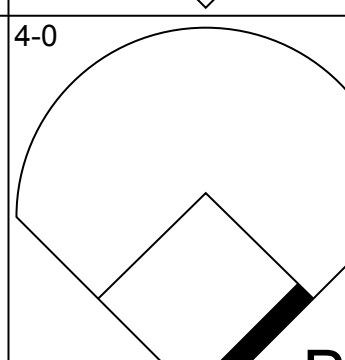
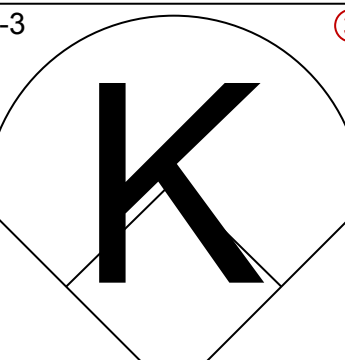
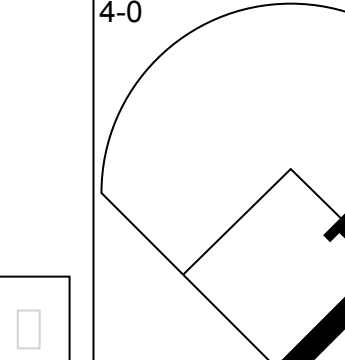
Batter	1	2	3	4	5	6	7	8	9	AB	R	H	RBI	BB	SO	LOB	BOTTOM			
<b>Don Buford, S</b> OBP: 0.360, SLG: 0.500 (1, 7)										4	0	0	0	0	1	0	<b>New York Mets @ Baltimore Orioles</b> Memorial Stadium, Baltimore, MD Sun Oct 12 1969, 3:33 AM EDT Att: 50,850 - Unknown			
<b>Paul Blair, R</b> OBP: 0.400, SLG: 0.545 (1, 8)										4	1	1	0	0	0	0				
<b>Frank Robinson, R</b> OBP: 0.348, SLG: 0.474 <b>Merv Rettenmund, R</b> (9, PR)										3	0	0	0	1	0	1				
<b>Boog Powell, L</b> OBP: 0.391, SLG: 0.450 (1, 3)										3	0	0	0	1	1	1				
<b>Brooks Robinson, R</b> OBP: 0.364, SLG: 0.409 (1, 5)										4	0	1	1	0	0	2				
<b>Davey Johnson, R</b> OBP: 0.333, SLG: 0.176 (1, 4)										2	0	0	0	1	0	1				
<b>Andy Etchebarren, R</b> (1, 2)										3	0	0	0	0	0	1				
<b>Mark Belanger, R</b> OBP: 0.238, SLG: 0.476 (1, 6)										3	0	0	0	0	1	0				
<b>Dave McNally, R</b> (1, 1)										3	0	0	0	0	1	0				
<b>Inning Stats</b>	R: 0 E: 0 K: 1 S: 5	H: 0 LOB: 0 BB: 0 P: 5	R: 0 E: 0 K: 1 S: 5	H: 0 LOB: 0 BB: 1 P: 9	R: 0 E: 0 K: 1 S: 5	H: 0 LOB: 0 BB: 0 P: 5	R: 0 E: 0 K: 0 S: 3	H: 0 LOB: 0 BB: 0 P: 3	R: 0 E: 0 K: 0 S: 3	H: 0 LOB: 0 BB: 0 P: 3	R: 1 E: 0 K: 0 S: 5	H: 2 LOB: 1 BB: 0 P: 5	R: 0 E: 0 K: 1 S: 5	H: 0 LOB: 0 BB: 0 P: 5	R: 0 E: 0 K: 0 S: 3	H: 0 LOB: 2 BB: 2 P: 11		1B: 2 2B: 0 3B: 0 HR: 0	SF: 0 SAC: 0 DP: 0 HBP: 0	WP: 0 PB: 0 SB: 1 CS: 0
<b>PITCHER</b> <b>Jerry Koosman, L</b> ERA: 4.73 <b>Ron Taylor, R</b> ERA: (9, 1)	IP: 8.2 WLS: W BF: 31	H: 2 R: 1 ER: 1 SO: 4	BB: 3 IBB: 0 HBP: 0 BLK: 0	WP: 0 HR: 0 S: 36 P: 48	ERA: 1.04 WHIP: 0.577															



Batter	1	2	3	4	5	6	7	8	9	AB	R	H	RBI	BB	SO	LOB	TOP				
Don Buford, S OBP: 0.367, SLG: 0.440 (1, 7)										3	0	0	0	2	2	0	<p><b>Baltimore Orioles @ New York Mets</b> Shea Stadium, Flushing, NY Tue Oct 14 1969, 3:33 AM EDT Att: 56,335 - Unknown</p>				
Paul Blair, R OBP: 0.333, SLG: 0.444 (1, 8)										5	0	0	0	0	2	6					
Frank Robinson, R OBP: 0.407, SLG: 0.476 (1, 9)										2	0	1	0	2	0	0					
Boog Powell, L OBP: 0.407, SLG: 0.458 (1, 3)										4	0	2	0	0	1	1					
Brooks Robinson, R OBP: 0.308, SLG: 0.346 (1, 5)										4	0	0	0	0	2	4					
Elrod Hendricks, L OBP: 0.250, SLG: 0.333 (1, 2)										4	0	0	0	0	0	2					
Davey Johnson, R OBP: 0.280, SLG: 0.143 (1, 4)										4	0	0	0	0	0	0					
Mark Belanger, R OBP: 0.280, SLG: 0.435 (1, 6)										2	0	0	0	2	0	0					
Jim Palmer, R (1, 1)										2	0	0	0	0	0	0					
Dave May, L (7, PH)										0	0	0	0	1	0	0					
Dave Leonhard, R (7, 1)										0	0	0	0	0	0	0					
Clay Dalrymple, L OBP: 1.000, SLG: 1.000 (9, PH)										1	0	1	0	0	0	0					
Chico Salmon, R (9, PR)										0	0	0	0	0	0	0					
<b>Inning Stats</b>	R: 0 E: 0 K: 1 S: 5	H: 0 LOB: 1 BB: 1 P: 9	R: 0 E: 0 K: 0 S: 3	H: 0 LOB: 0 BB: 0 P: 3	R: 0 E: 0 K: 0 S: 3	H: 2 LOB: 2 BB: 0 P: 9	R: 0 E: 0 K: 2 S: 9	H: 0 LOB: 0 BB: 0 P: 3	R: 0 E: 0 K: 1 S: 6	H: 1 LOB: 2 BB: 1 P: 10	R: 0 E: 0 K: 0 S: 3	H: 0 LOB: 3 BB: 3 P: 15	R: 0 E: 0 K: 2 S: 7	H: 0 LOB: 0 BB: 0 P: 7	R: 0 E: 0 K: 1 S: 6	H: 1 LOB: 3 BB: 2 P: 14	1B: 4 2B: 0 3B: 0 HR: 0	SF: 0 SAC: 0 DP: 0 HBP: 0	WP: 0 PB: 0 SB: 0 CS: 0	PA: 38	
<b>PITCHER</b>	IP WLS BF H R ER SO BB IBB HBP BLK WP HR S P ERA WHIP																				
Gary Gentry, R ERA: 2.08 (1, 1)	6.2 W 28	H 3 R 0 ER 0 SO 4	BB 5 IBB 0 HBP 0 BLK 0	WP 0 HR 0 S 31 P 51	ERA 0.00 WHIP 1.200																
Nolan Ryan, R ERA: 1.93 (7, 1)	2.1 S 10	H 1 R 0 ER 0 SO 3	BB 2 IBB 0 HBP 0 BLK 0	WP 0 HR 0 S 14 P 22	ERA 0.00 WHIP 1.286																

Batter	1	2	3	4	5	6	7	8	9	AB	R	H	RBI	BB	SO	LOB	BOTTOM				
Tommie Agee, R OBP: 0.321, SLG: 0.640 (1, 8)										3	1	1	1	1	0	1	<p><b>Baltimore Orioles @ New York Mets</b> Shea Stadium, Flushing, NY Tue Oct 14 1969, 3:33 AM EDT Att: 56,335 - Unknown</p>				
Wayne Garrett, L OBP: 0.500, SLG: 0.714 (1, 5)										1	0	0	0	2	1	0					
Cleon Jones, R OBP: 0.296, SLG: 0.462 (1, 7)										4	0	0	0	0	1	3					
Art Shamsky, L OBP: 0.389, SLG: 0.389 (1, 9)										4	0	0	0	0	0	3					
Al Weis, S OBP: 0.556, SLG: 0.400 (8, 4)										0	0	0	0	0	0	0					
Ken Boswell, L OBP: 0.375, SLG: 0.733 (1, 4)										3	1	1	0	0	0	1					
Rod Gaspar, S (8, 9)										1	0	0	0	0	0	0					
Ed Kranepool, L OBP: 0.294, SLG: 0.500 (1, 3)										4	1	1	1	0	0	1					
Jerry Grote, R OBP: 0.280, SLG: 0.304 (1, 2)										3	1	1	1	1	0	0					
Bud Harrelson, S OBP: 0.333, SLG: 0.350 (1, 6)										3	1	1	0	1	2	1					
Gary Gentry, R OBP: 0.333, SLG: 0.667 (1, 1)										3	0	1	2	0	2	2					
Nolan Ryan, R OBP: 0.500, SLG: 0.500 (7, 1)										0	0	0	0	0	0	0					
<b>Inning Stats</b>	R: 1 E: 0 K: 1 S: 6	H: 1 LOB: 0 BB: 0 P: 6	R: 2 E: 0 K: 0 S: 5	H: 2 LOB: 1 BB: 1 P: 9	R: 0 E: 0 K: 1 S: 5	H: 0 LOB: 1 BB: 1 P: 9	R: 0 E: 1 K: 1 S: 5	H: 0 LOB: 1 BB: 1 P: 9	R: 1 E: 0 K: 2 S: 9	H: 2 LOB: 1 BB: 0 P: 9	R: 0 E: 0 K: 0 S: 3	H: 0 LOB: 1 BB: 1 P: 7	R: 1 E: 0 K: 1 S: 6	H: 1 LOB: 0 BB: 0 P: 6	R: 1 E: 0 K: 0 S: 6	H: 1 LOB: 0 BB: 0 P: 6		1B: 2 2B: 2 3B: 0 HR: 2	SF: 0 SAC: 1 DP: 0 HBP: 0	WP: 0 PB: 0 SB: 0 CS: 0	PA: 35
<b>PITCHER</b>	IP WLS BF H R ER SO BB IBB HBP BLK WP HR S P ERA WHIP																				
Jim Palmer, R ERA: 3.6 (1, 1)	6.0 L 27	H 5 R 4 ER 4 SO 5	BB 4 IBB 0 HBP 0 BLK 0	WP 0 HR 1 S 33 P 49	ERA 6.00 WHIP 1.500																
Dave Leonhard, R ERA: 4.5 (7, 1)	2.0	H 1 R 1 ER 1 SO 1	BB 1 IBB 0 HBP 0 BLK 0	WP 0 HR 1 S 9 P 13	ERA 4.50 WHIP 1.000																

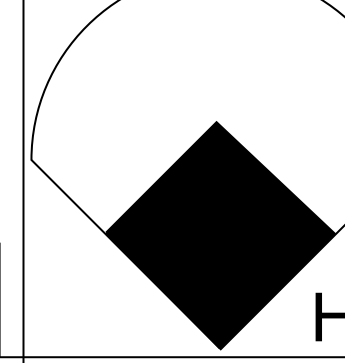
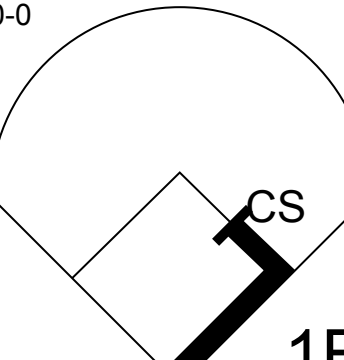
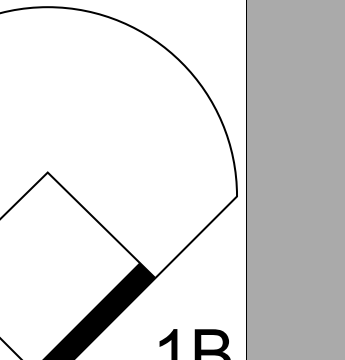
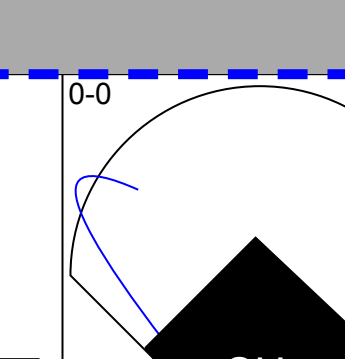


Batter	1	2	3	4	5	6	7	8	9	10	AB	R	H	RBI	BB	SO	LOB	TOP						
Don Buford, S OBP: 0.314, SLG: 0.367 (1, 7)			FC3-6 B1-3 1-2 2-3			3-1		P5		F9	5	0	0	0	0	1	4							
Paul Blair, R OBP: 0.343, SLG: 0.419 (1, 8)			B1-3 1-2						F9	K	4	0	1	0	1	1	4							
Frank Robinson, R OBP: 0.367, SLG: 0.440 (1, 9)	F8		F3			P6			1B SF9	1B	4	1	1	0	0	0	4							
Boog Powell, L OBP: 0.367, SLG: 0.429 (1, 3)						4-3		F8		1B	4	0	1	0	0	1	2							
Brooks Robinson, R OBP: 0.267, SLG: 0.310 (1, 5)		6-3				F5			5-3	SF9	3	0	0	1	0	0	0							
Eliot Hendricks, L OBP: 0.250, SLG: 0.278 (1, 2)						3-1		P6		L9	3	0	0	0	1	0	1							
Davey Johnson, R OBP: 0.241, SLG: 0.120 (1, 4)		FC6-4 BB				P7					4	0	0	0	0	1	1							
Mark Belanger, R OBP: 0.276, SLG: 0.407 (1, 6)		CS	FC3-6 1B			2-3		P6		F2	4	0	1	0	0	0	1							
Mike Cuellar, L OBP: 0.288, SLG: 0.288 (8, PH) Dave May, L (8, PH) Eddie Watt, R (8, PH) Clay Dalrymple, L OBP: 0.102, SLG: 1.000 (10, PH) Dick Hall, R (10, PH) Pete Richert, L (10, PH)			FC3-6 1B			K		K		1B	2	0	1	0	0	1	0							
<b>Inning Stats</b>	R: 0 E: 0 K: 2 S: 8	H: 1 LOB: 1 BB: 0 P: 8	R: 0 E: 0 K: 0 S: 2	H: 0 LOB: 2 BB: 1 P: 6	R: 0 E: 0 K: 0 S: 5	H: 2 LOB: 2 BB: 0 P: 5	R: 0 E: 0 K: 0 S: 3	H: 0 LOB: 0 BB: 0 P: 3	R: 0 E: 0 K: 1 S: 5	H: 0 LOB: 0 BB: 1 P: 5	R: 0 E: 0 K: 1 S: 5	H: 0 LOB: 0 BB: 0 P: 5	R: 0 E: 0 K: 1 S: 5	H: 0 LOB: 0 BB: 0 P: 5	R: 1 E: 0 K: 0 S: 5	H: 2 LOB: 1 BB: 0 P: 5	R: 0 E: 1 K: 1 S: 7	H: 1 LOB: 2 BB: 0 P: 7	1B: 6 2B: 0 3B: 0 HR: 0	SF: 1 SAC: 0 DP: 0 HBP: 0	WP: 0 PA: 39			
<b>PITCHER</b> Tom Seaver, R ERA: 4.09 (1, 1)	IP 10.0	WLS W 38	BF H 6	R ER 1 6	SO BB 2	IBB 0	HBP 0	BLK 0	WP 0	HR 0	S 48	P 56	ERA 0.90	WHIP 0.800										

Baltimore Orioles @ New York Mets  
Shea Stadium, Flushing, NY  
Wed Oct 15 1969, 3:33 AM EDT  
Att: 57,367 - Unknown

AB 35  
R 1  
H 6  
RBI 1  
BB 2  
SO 6  
LOB 17



Batter	1	2	3	4	5	6	7	8	9	10	AB	R	H	RBI	BB	SO	LOB	BOTTOM						
Tommie Agee, R OBP: 0.313, SLG: 0.586 (1, 8)	5-3		4-3 1B			5-3		K			4	0	1	0	0	1	0							
Bud Harrelson, S OBP: 0.321, SLG: 0.333 (1, 6)	G6-4-3 1B		4-3			P4			4-3		4	0	1	0	0	0	2							
Cleon Jones, R OBP: 0.290, SLG: 0.433 (1, 7)	G6-4-3 1-2		5-3			6-3			1B 1B		4	0	1	0	0	0	3							
Donn Clendenon, R OBP: 0.417, SLG: 1.000 (1, 3)						K		G1-3	K		4	1	1	1	0	2	1							
Ron Swoboda, R OBP: 0.417, SLG: 0.364 (1, 9)		6-3							1-3 1B		4	0	3	0	0	0	0							
Ed Charles, R OBP: 0.182, SLG: 0.273 (1, 5) Art Shamsky, L OBP: 0.368, SLG: 0.368 (9, PH) Wayne Garrett, L OBP: 0.500, SLG: 0.714 (10, 5)		6-3				K		L7	4-3		3	0	0	0	0	1	2							
Jerry Grote, R OBP: 0.276, SLG: 0.333 (1, 2) Rod Gaspar, S (10, PR)		K				K		6-3			4	0	1	0	0	2	1							
Al Weis, S OBP: 0.615, SLG: 0.500 (1, 4)			4-3 1B			G6-4-3 1B		F7	SH IBB		3	0	2	0	1	0	0							
Tom Seaver, R (1, 1) J.C. Martin, L OBP: 0.500, SLG: 0.500 (10, PH)			K			G6-4-3 1-2		4-3	SH		3	0	0	0	0	1	2							
<b>Inning Stats</b>	R: 0 E: 0 K: 0 S: 3	H: 1 LOB: 0 BB: 3 P: 3	R: 1 E: 0 K: 1 S: 6	H: 1 LOB: 0 BB: 6 P: 6	R: 0 E: 0 K: 1 S: 7	H: 2 LOB: 2 BB: 0 P: 7	R: 0 E: 0 K: 2 S: 7	H: 1 LOB: 1 BB: 0 P: 7	R: 0 E: 0 K: 1 S: 5	H: 1 LOB: 0 BB: 0 P: 5	R: 0 E: 0 K: 0 S: 4	H: 1 LOB: 1 BB: 0 P: 4	R: 0 E: 0 K: 1 S: 5	H: 0 LOB: 0 BB: 0 P: 5	R: 0 E: 0 K: 1 S: 7	H: 2 LOB: 2 BB: 0 P: 7	R: 1 E: 1 K: 0 S: 2	H: 1 LOB: 2 BB: 1 P: 6	1B: 8 2B: 2 3B: 0 HR: 1	SF: 0 SAC: 1 DP: 3 HBP: 0	WP: 0 PA: 36			
<b>PITCHER</b> Mike Cuellar, L ERA: 1.5 (1, 1) Eddie Watt, R ERA: (8, 1) Dick Hall, R ERA: (10, 1) Pete Richert, L ERA: (10, 1)	IP 7.0	WLS L 25	BF H 7	R ER 1 5	SO BB 0	IBB 0	HBP 0	BLK 0	WP 0	HR 1	S 35	P 35	ERA 1.29	WHIP 1.000										

Baltimore Orioles @ New York Mets  
Shea Stadium, Flushing, NY  
Wed Oct 15 1969, 3:33 AM EDT  
Att: 57,367 - Unknown

AB 34  
R 2  
H 10  
RBI 1  
BB 1  
SO 7  
LOB 13






Batter	1	2	3	4	5	6	7	8	9	AB	R	H	RBI	BB	SO	LOB	TOP			
Don Buford, S (1, 7) OBP: 0.282, SLG: 0.324	0-0 6-3		0-0 6-3		0-0 F9			0-0 F8		4	0	0	0	0	0	0				
Paul Blair, R (1, 8) OBP: 0.308, SLG: 0.371	0-0 F8		0-3 K			0-0 F8		0-0 6-3		4	0	0	0	0	1	0				
Frank Robinson, R (1, 9) OBP: 0.400, SLG: 0.536	0-0 F9		0-0 HR			0-3 K			4-0 FC4-6 BB	3	1	1	1	1	1	0				
Boog Powell, L (1, 3) Chico Salmon, R (9, PR)		0-0 F7	0-3 K			0-0 1B			0-0 FC4-6 1-2	4	0	1	0	0	1	1				
Brooks Robinson, R (1, 5) OBP: 0.235, SLG: 0.273		0-0 6-3		0-0 F8		0-0 F7			0-0 F9	4	0	0	0	0	0	2				
Davey Johnson, R (1, 4) OBP: 0.242, SLG: 0.138		0-0 FC5-4 1B		0-0 G1-3			0-0 F9		0-0 F7	4	0	1	0	0	0	1				
Andy Etchebarren, R (1, 2)		0-0 FC5-4 1-2		0-0 4-3			0-3 K			3	0	0	0	0	1	1				
Mark Belanger, R (1, 6) OBP: 0.281, SLG: 0.400			0-0 HR 1B		0-0 F9		0-0 6-3			3	1	1	0	0	0	0				
Dave McNally, R (1, 1) Curt Motton, R (8, PH) Eddie Watt, R (8, 1)			0-0 HR		0-3 K		0-0 6-3			2	1	1	2	0	1	0				
			1-H HR							1	0	0	0	0	0	0				
										0	0	0	0	0	0	0				
<b>Inning Stats</b>	R: 0 E: 0 K: 0 S: 3	H: 0 LOB: 0 BB: 0 P: 3	R: 0 E: 0 K: 0 S: 4	H: 1 LOB: 1 BB: 0 P: 4	R: 3 E: 0 K: 2 S: 10	H: 3 LOB: 0 BB: 0 P: 10	R: 0 E: 0 K: 0 S: 3	H: 0 LOB: 0 BB: 0 P: 3	R: 0 E: 0 K: 1 S: 5	H: 0 LOB: 0 BB: 0 P: 5	R: 0 E: 0 K: 1 S: 6	H: 1 LOB: 1 BB: 0 P: 6	R: 0 E: 0 K: 1 S: 5	H: 0 LOB: 0 BB: 0 P: 5	R: 0 E: 0 K: 0 S: 3	H: 0 LOB: 0 BB: 1 P: 7	1B: 3 2B: 0 3B: 0 HR: 2	SF: 0 SAC: 0 DP: 0 HBP: 0	WP: 0 PB: 0 SB: 0 CS: 0	PA: 33
<b>PITCHER</b> Jerry Koosman, L (1, 1) ERA: 4.03	IP: 9.0 WLS: W BF: 33 H: 5 R: 3 ER: 3 SO: 5 BB: 1 IBB: 0 HBP: 0 BLK: 0 WP: 0 HR: 2 S: 42 P: 46 ERA: 3.00 WHIP: 0.667															<b>PITCHER</b>				

Baltimore Orioles @ New York Mets  
Shea Stadium, Flushing, NY  
Thu Oct 16 1969, 3:33 AM EDT  
Att: 57,397 - Unknown

AB	32
R	3
H	5
RBI	3
BB	1
SO	5
LOB	5



Batter	1	2	3	4	5	6	7	8	9	AB	R	H	RBI	BB	SO	LOB	BOTTOM	
Tommie Agee, R (1, 8) OBP: 0.333, SLG: 0.563	4-0 F9 S BB		0-0 F8			0-0 1B		0-0 F9		3	0	1	0	1	0	1		
Bud Harrelson, S (1, 6) OBP: 0.281, SLG: 0.286	0-3 K 1-2		0-3 K		0-0 F8		0-0 L5			4	0	0	0	0	2	3		
Cleon Jones, R (1, 7) OBP: 0.314, SLG: 0.455	0-0 F9 2-3		0-0 P3			1-0 HR HBP		0-0 2B 2B		3	2	1	0	0	0	2		
Donn Clendenon, R (1, 3) OBP: 0.438, SLG: 1.071	4-0 K BB			0-3 K		0-0 HR 1B		0-0 5-3 2B		3	1	1	2	1	1	1		
Ron Swoboda, R (1, 9) OBP: 0.438, SLG: 0.467	0-3 K			0-0 FC6 1B		0-0 P4		0-0 E 2B		4	1	2	1	0	1	2		
Ed Charles, R (1, 5) OBP: 0.133, SLG: 0.200		0-0 5-3		0-0 F2		0-0 5-3		0-0 F7		4	0	0	0	0	0	2		
Jerry Grote, R (1, 2) OBP: 0.242, SLG: 0.290		0-0 F8		0-0 FC6 1-2		0-0 6-3		0-0 E3 2-H		4	0	0	0	0	0	1		
Al Weis, S (1, 4) OBP: 0.529, SLG: 0.667		0-0 P6			0-0 5-3		0-0 HR	0-3 K		4	1	1	1	0	1	1		
Jerry Koosman, R (1, 1) OBP: 0.200, SLG: 0.222			0-0 2B		0-3 K		0-3 K			3	0	1	0	0	2	0		
<b>Inning Stats</b>	R: 0 E: 0 K: 2 S: 7	H: 0 LOB: 2 BB: 2 P: 15	R: 0 E: 0 K: 0 S: 3	H: 0 LOB: 0 BB: 0 P: 3	R: 0 E: 0 K: 1 S: 6	H: 1 LOB: 1 BB: 0 P: 6	R: 0 E: 0 K: 1 S: 6	H: 1 LOB: 0 BB: 0 P: 6	R: 2 E: 0 K: 0 S: 4	H: 1 LOB: 0 BB: 0 P: 5	R: 1 E: 0 K: 1 S: 6	H: 1 LOB: 0 BB: 0 P: 6	R: 2 E: 1 K: 1 S: 8	H: 2 LOB: 1 BB: 0 P: 8	1B: 2 2B: 3 3B: 0 HR: 2	SF: 0 SAC: 0 DP: 0 HBP: 1	WP: 0 PB: 0 SB: 1 CS: 0	PA: 35
<b>PITCHER</b> Dave McNally, L (1, 1) ERA: 1.67 Eddie Watt, R (8, 1) ERA: 1.8	IP: 7.0 WLS: L BF: 29 H: 5 R: 3 ER: 3 SO: 6 BB: 2 IBB: 0 HBP: 1 BLK: 0 WP: 0 HR: 2 S: 38 P: 47 ERA: 3.86 WHIP: 1.000															<b>PITCHER</b>		

Baltimore Orioles @ New York Mets  
Shea Stadium, Flushing, NY  
Thu Oct 16 1969, 3:33 AM EDT  
Att: 57,397 - Unknown

AB	32
R	5
H	7
RBI	4
BB	2
SO	7
LOB	13

