New York Mets - 1970

Batter	1	2	3	4	5	6	7	8	9	10	11	AB	R	H	RBI	BB	SO	LOB
Tommie Agee, R (1, 8) OBP: 0.500, SLG: 0.500	5-3 2B 1B		5-3 S SF9 1B		4-3		K			SH3 1B 1B	G4-3 1-2f	6	2	3	0	0	1	2
Bud Harrelson, S (1, 6) OBP: 0.250, SLG: 0.250	F8		5-3 1-3		1-3		1B			SH3 1-2		4	0	1	0	0	0	2
Joe Foy, R (1, 5)	5-3 1-2		SF9 3-H		K		P4			F2		4	0	0	1	0	1	3
Cleon Jones, R (1, 7) OBP: 0.600, SLG: 0.750	1B 2-H 2B		BB			K	4-3			2-H 1B		4	1	2	1	1	1	0
Art Shamsky, L (1, 3) OBP: 0.500, SLG: 0.750 Mike Jorgensen, L (8, 3) OBP: 1.000, SLG: 1.000	2-H 1B		F8			2B	F8				SH1-4 E 1B 1B	4 1	0 1	2 1	1 0	0 0	0 0	1 0
Ron Swoboda, R (1, 9) OBP: 0.200, SLG: 0.400	6-3			F9 2B		K	4-3				E2 SH1-4 1-2 1B	5	1	1	0	0	1	3
Wayne Garrett, L (1, 4)		K		F9 2-3		FC6-4 IBB			G3		SH1-4 1-2 2-3	3	0	0	0	1	1	1
Jerry Grote, R (1, 2)		L4		P5		FC6-4 1-2f			K		1B IBB	4	0	0	0	1	1	3
Tom Seaver, R (1, 1) Ed Kranepool, L (9, PH) Ron Taylor, R (9, 1) Ken Boswell, L (11, PH) Donn Clendenon, R (11, PH) OBP: 1.000, SLG: 1.000 Tug McGraw, R (11, 1)	K		1-3		K				K		G4-3 1-3 2-H 3-H 1B	3 1 0 0 1 0	0 0 0 0 0 0	0 0 0 0 1 0	0 0 0 0 2 0	0 1 0 0 0 0	2 0 0 0 0 0	1 0 0 0 0 0
Inning Stats	R: 2 E: 0 K: 0 S: 6 H: 3 LOB: 1 BB: 0 P: 6	R: 0 E: 0 K: 2 S: 7 H: 0 LOB: 0 BB: 0 P: 7	R: 1 E: 0 K: 0 S: 4 H: 1 LOB: 1 BB: 1 P: 8	R: 0 E: 0 K: 0 S: 4 H: 1 LOB: 1 BB: 0 P: 4	R: 0 E: 0 K: 1 S: 5 H: 0 LOB: 0 BB: 0 P: 5	R: 0 E: 0 K: 2 S: 8 H: 1 LOB: 2 BB: 1 P: 12	R: 0 E: 0 K: 2 S: 8 H: 1 LOB: 1 BB: 0 P: 8	R: 0 E: 0 K: 0 S: 3 H: 0 LOB: 0 BB: 0 P: 3	R: 0 E: 0 K: 2 S: 7 H: 0 LOB: 0 BB: 0 P: 7	R: 0 E: 0 K: 0 S: 4 H: 2 LOB: 2 BB: 0 P: 4	R: 2 E: 1 K: 0 S: 5 H: 2 LOB: 1 BB: 1 P: 9	1B: 8 2B: 3 3B: 0 HR: 0	SF: 1 SAC: 2 DP: 1 HBP: 0					

PITCHER		IP	WLS	BF	H	R	ER	SO	BB	IBB	HBP	BLK	WP	HR	S	P	ERA	WHIP
Steve Blass, R ERA: 2.7	(1, 1)	10.0		40	9	3	3	9	1	1	0	0	0	0	56	64	2.70	1.000
Chuck Hartenstein, R ERA: 27.0	(11, 1)	0.1	L	4	1	2	1	0	0	1	0	0	0	0	3	7	27.00	3.000
Joe Gibbon, L ERA:	(11, 1)	0.2		2	1	0	0	0	0	0	0	0	0	0	2	2	0.00	1.500

PITCHER	IP	WLS	BF	H	R	ER	SO	BB	IBB	HBP	BLK	WP	HR	S	P	ERA	WHIP

TOP

New York Mets @ Pittsburgh Pirates

Forbes Field, Pittsburgh, PA

Tue Apr 07 1970, 3:33 AM EST

Att. 34,249 - Cloudy

livebaseballscorecards.com

AB	40
R	5
H	11
RBI	5
BB	3
SO	9
LOB	16

WP: 0	PA: 46
PB: 0	
SB: 1	
CS: 0	

Batter	1	2	3	4	5	6	7	8	9	10	11	AB	R	H	RBI	BB	SO	LOB
Matty Alou, L (1, 8) OBP: 0.400, SLG: 1.000	1B 2B		6-3			1B 3B	L1			1-3		5	2	2	0	0	0	2
Richie Hebner, L (1, 5) OBP: 0.200, SLG: 0.400	K		2B			P4		F9		K		5	0	1	0	0	2	2
Roberto Clemente, R (1, 9) OBP: 0.800, SLG: 0.750	G3-6-3 1B		K			FC4-6 1B		1B			BB	4	0	3	2	1	1	1
Willie Stargell, L (1, 7)	G3-6-3			F9		FC4-6		F7			F5	5	0	0	0	0	0	4
Al Oliver, L (1, 3) OBP: 0.200, SLG: 0.600		SF9 3B		P5		F7		4-3			F5	5	1	1	0	0	0	3
Gene Alley, R (1, 6) OBP: 0.200, SLG: 0.200		K		P4		1B 1B			6-3		K	5	0	1	0	0	2	2
Jerry May, R (1, 2)		SF9			F8		K		1-3			3	0	0	1	0	1	1
Bill Mazeroski, R (1, 4)		P5			G1		F9		L7			4	0	0	0	0	0	1
Steve Blass, R (1, 1) OBP: 0.333, SLG: 0.333			K		1-3		1-2 1B			F8		3	0	1	0	0	1	0
Bob Robertson, R (10, PH)												1	0	0	0	0	0	0
Chuck Hartenstein, R (11, 1)												0	0	0	0	0	0	0
Joe Gibbon, R (11, 1)												0	0	0	0	0	0	0
Inning Stats	R: 1 E: 0 K: 1 S: 6 H: 2 LOB: 0 BB: 0 P: 6	R: 1 E: 0 K: 1 S: 6 H: 1 LOB: 0 BB: 0 P: 6	R: 0 E: 0 K: 2 S: 8 H: 1 LOB: 1 BB: 0 P: 8	R: 0 E: 0 K: 0 S: 3 H: 0 LOB: 0 BB: 0 P: 3	R: 0 E: 0 K: 0 S: 3 H: 0 LOB: 0 BB: 0 P: 3	R: 1 E: 0 K: 0 S: 5 H: 2 LOB: 1 BB: 0 P: 5	R: 0 E: 0 K: 1 S: 7 H: 2 LOB: 2 BB: 0 P: 7	R: 0 E: 0 K: 0 S: 4 H: 1 LOB: 1 BB: 0 P: 4	R: 0 E: 0 K: 0 S: 3 H: 0 LOB: 0 BB: 0 P: 3	R: 0 E: 0 K: 1 S: 5 H: 0 LOB: 0 BB: 0 P: 5	R: 0 E: 0 K: 1 S: 5 H: 0 LOB: 1 BB: 1 P: 9	1B: 5 2B: 2 3B: 2 HR: 0	SF: 1 SAC: 0 DP: 1 HBP: 0	PA: 42				

PITCHER		IP	WLS	BF	H	R	ER	SO	BB	IBB	HBP	BLK	WP	HR	S	P	ERA	WHIP
Tom Seaver, R ERA: 3.38	(1, 1)	8.0		32	9	3	3	5	0	0	0	0	0	0	42	42	3.38	1.125
Ron Taylor, R ERA:	(9, 1)	2.0	W	6	0	0	0	1	0	0	0	0	0	0	8	8	0.00	0.000
Tug McGraw, L ERA:	(11, 1)	1.0	S	4	0	0	0	1	1	0	0	0	0	0	5	9	0.00	1.000

PITCHER	IP	WLS	BF	H	R	ER	SO	BB	IBB	HBP	BLK	WP	HR	S	P	ERA	WHIP

BOTTOM

New York Mets @ Pittsburgh Pirates

Forbes Field, Pittsburgh, PA

Tue Apr 07 1970, 3:33 AM EST
Att. 34,249 - Cloudy

livebaseballscorecards.com

AB	40
R	3
H	9
RBI	3
BB	1
SO	7
LOB	16

Batter	1	2	3	4	5	6	7	8	9	AB	R	H	RBI	BB	SO	LOB
Tommie Agee, R (1, 8) OBP: 0.273, SLG: 0.273	K		K		K		1-3		F3	5	0	0	0	0	3	2
Bud Harrelson, S (1, 6) OBP: 0.375, SLG: 0.286	1B		FC6-4 BB		F7			K		3	0	1	0	1	1	0
Joe Foy, R (1, 5)	F7		FC6-4 1-2f		K			K	S BB	3	0	0	0	1	1	2
Cleon Jones, R (1, 7) OBP: 0.444, SLG: 0.429	K			FC1-6 BB		K		K 1-2		3	0	0	0	1	3	2
Art Shamsky, L (1, 3) OBP: 0.500, SLG: 0.750		3-1 2B		FC1-6 PB BB SF8 1-2f		S 1B		6-3		4	1	2	0	0	0	2
Ron Swoboda, R (1, 9) OBP: 0.222, SLG: 0.250		K		SF8 PB 1-2 BB		K 1-2			K	3	0	0	0	1	3	2
Ken Boswell, L (1, 4) OBP: 0.500, SLG: 0.333		3-1 2-3		1-2 2-3 IBB		K			1B 1B	3	0	1	0	1	1	2
Jerry Grote, R (1, 2)		6-3		SF8 2-3 3-H			4-3		F9	2	0	0	1	0	0	1
Mike Jorgensen, L (9, PH) OBP: 0.500, SLG: 0.500										1	0	0	0	0	0	1
Jerry Koosman, R (1, 1)			P4	K			1-3		1B 1-2	2	0	0	0	0	1	2
Dave Marshall, L (7, PH)										1	0	0	0	0	0	0
Tug McGraw, R (7, 1)										0	0	0	0	0	0	0
Donn Clendenon, R (9, PH) OBP: 1.000, SLG: 1.000										1	0	1	0	0	0	0
Inning Stats	R: 0 E: 0 K: 2 S: 8 H: 1 LOB: 1 BB: 0 P: 8	R: 0 E: 0 K: 1 S: 6 H: 1 LOB: 1 BB: 0 P: 6	R: 0 E: 0 K: 1 S: 5 H: 0 LOB: 1 BB: 1 P: 9	R: 1 E: 0 K: 1 S: 5 H: 0 LOB: 2 BB: 3 P: 17	R: 0 E: 0 K: 2 S: 7 H: 0 LOB: 0 BB: 0 P: 7	R: 0 E: 0 K: 3 S: 10 H: 1 LOB: 1 BB: 0 P: 10	R: 0 E: 0 K: 0 S: 3 H: 0 LOB: 0 BB: 0 P: 3	R: 0 E: 0 K: 2 S: 7 H: 0 LOB: 1 BB: 1 P: 11	R: 0 E: 0 K: 1 S: 7 H: 2 LOB: 2 BB: 0 P: 7	1B: 4 2B: 1 3B: 0 HR: 0 SF: 1 SAC: 0 DP: 0 HBP: 0						

PITCHER	IP	WLS	BF	H	R	ER	SO	BB	IBB	HBP	BLK	WP	HR	S	P	ERA	WHIP
Dock Ellis, R (1, 1) ERA: 1.0	9.0	W	37	5	1	1	13	4	1	0	0	0	0	58	78	1.00	1.000

PITCHER	IP	WLS	BF	H	R	ER	SO	BB	IBB	HBP	BLK	WP	HR	S	P	ERA	WHIP

New York Mets @ Pittsburgh Pirates

Forbes Field, Pittsburgh, PA

Thu Apr 09 1970, 6:05 PM EST

Att. 9,884 - Unknown

TOP

livebaseballscorecards.com

AB	31
R	1
H	5
RBI	1
BB	5
SO	13
LOB	16

WP: 0	PA: 37
PB: 1	
SB: 2	
CS: 0	

Batter	1	2	3	4	5	6	7	8	9	AB	R	H	RBI	BB	SO	LOB
Matty Alou, L (1, 8) OBP: 0.333, SLG: 0.625	BBBB 4-0 BB E BB	x 0-0 ③ 1-3			SSS 0-3 ③ K			x 0-0 ① P1		3	1	0	0	1	1	1
Bill Mazeroski, R (1, 4) OBP: 0.250, SLG: 0.143	BBBB 4-0 E E 1-2 BB		x 0-0 ① P3			x 0-0 ① P4		x 0-0 FC4-6 1B		3	1	1	0	1	0	0
Roberto Clemente, R (1, 9) OBP: 0.556, SLG: 0.500	x 0-0 E5 1-H 2-H 1B		x 0-0 ② 1-3			x 0-0 ② 5-3		x 0-0 ② FC4-6 1-2f		4	0	1	0	0	0	1
Willie Stargell, L (1, 7)	x 0-0 ① 6-3		SSS 0-3 ③ K			x 0-0 ③ F8		x 0-0 ③ 4-3		4	0	0	0	0	1	2
Gene Alley, R (1, 6) OBP: 0.125, SLG: 0.125	SSS 0-3 ② K			x 0-0 ① 5-3			SSS 0-3 ① K			3	0	0	0	0	2	1
Al Oliver, L (1, 3) OBP: 0.250, SLG: 0.500	x 0-0 ③ 1-3			x 0-0 ② 5-3			x 0-0 BLK 1B			3	0	1	0	0	0	1
Richie Hebner, L (1, 5) OBP: 0.250, SLG: 0.500		x 0-0 2B		x 0-0 ③ 1-3			x 0-0 ② F7			3	0	1	0	0	0	1
Jerry May, R (1, 2)		x 0-0 ① 5-3			x 0-0 ① 5-3		III 4-0 1-2 IBB			2	0	0	0	1	0	1
Dock Ellis, S (1, 1)		SSS 0-3 ② K			SSS 0-3 ② K		SSS 0-3 ③ K			3	0	0	0	0	3	3
Inning Stats	R: 2 E: 1 K: 1 S: 6 H: 1 LOB: 1 BB: 2 P: 14	R: 0 E: 0 K: 1 S: 6 H: 1 LOB: 1 BB: 0 P: 6	R: 0 E: 0 K: 1 S: 5 H: 0 LOB: 0 BB: 0 P: 5	R: 0 E: 0 K: 0 S: 3 H: 0 LOB: 0 BB: 0 P: 3	R: 0 E: 0 K: 2 S: 7 H: 0 LOB: 0 BB: 0 P: 7	R: 0 E: 0 K: 0 S: 3 H: 0 LOB: 0 BB: 0 P: 3	R: 0 E: 0 K: 2 S: 8 H: 1 LOB: 2 BB: 1 P: 12	R: 0 E: 0 K: 0 S: 4 H: 1 LOB: 1 BB: 0 P: 4		1B: 3 2B: 1 3B: 0 HR: 0 SF: 0 SAC: 0 DP: 0 HBP: 0						

PITCHER		IP	WLS	BF	H	R	ER	SO	BB	IBB	HBP	BLK	WP	HR	S	P	ERA	WHIP
Jerry Koosman, L	(1, 1)	6.0	L	22	2	2	0	5	2	0	0	0	0	0	30	38	0.00	0.667
ERA:																		
Tug McGraw, L	(7, 1)	2.0		9	2	0	0	2	0	1	0	1	0	0	12	16	0.00	1.000
ERA:																		

PITCHER	IP	WLS	BF	H	R	ER	SO	BB	IBB	HBP	BLK	WP	HR	S	P	ERA	WHIP

BOTTOM

New York Mets @ Pittsburgh Pirates

Forbes Field, Pittsburgh, PA

Thu Apr 09 1970, 6:05 PM EST

Att. 9,884 - Unknown

livebaseballscorecards.com

AB	28
R	2
H	4
RBI	0
BB	3
SO	7
LOB	11

PA: 31

WP: 0
PB: 0
SB: 0
CS: 0

Batter	1	2	3	4	5	6	7	8	9	AB	R	H	RBI	BB	SO	LOB
Tommie Agee, R (1, 8) OBP: 0.188, SLG: 0.188	5-3		1-3 1-2		6-3		1-3		F5	5	0	0	0	0	0	2
Bud Harrelson, S (1, 6) OBP: 0.462, SLG: 0.300	K		FC6-4 BB		1B BB			4-3	1-2 1B	3	0	1	0	2	1	0
Joe Foy, R (1, 5) OBP: 0.143, SLG: 0.083	6-3		FC6-4 1-2f		1-2 1B			K	P4	5	0	1	0	0	1	4
Cleon Jones, R (1, 7) OBP: 0.462, SLG: 0.636		G3		1B 2B	F9			PB E 2B		4	2	2	0	0	0	2
Art Shamsky, L (1, 3) OBP: 0.417, SLG: 0.545		F8		F8		4-3		E E BB		3	1	0	0	1	0	1
Ron Swoboda, R (1, 9) OBP: 0.308, SLG: 0.273		BB		6-3		K		E9 1-H 2-H 1B		3	0	1	1	1	1	1
Ken Boswell, L (1, 4) OBP: 0.375, SLG: 0.286		F8		FC6-4 2-H 1B		F7		G3		4	0	1	1	0	0	2
Jerry Grote, R (1, 2) OBP: 0.250, SLG: 0.300			FC1-5 2B	FC6-4 1-2f			K	1B 1B		4	0	2	0	0	1	1
Jim McAndrew, R (1, 1)			FC1-5 WP 2-3		4-3		K	F2		1	0	0	0	0	0	1
Ray Sadecki, L (3, 1)										0	0	0	0	0	0	0
Ed Kranepool, L (5, PH)										1	0	0	0	0	0	0
Don Cardwell, R (5, 1)										0	0	0	0	0	0	0
Mike Jorgensen, L (7, PH) OBP: 0.333, SLG: 0.333										1	0	0	0	0	1	0
Cal Koonce, R (7, 1)										0	0	0	0	0	0	0
Donn Clendenon, R (9, PH) OBP: 0.667, SLG: 0.667										1	0	0	0	0	0	1
Inning Stats	R: 0 E: 0 K: 1 S: 5 H: 0 LOB: 0 BB: 0 P: 5	R: 0 E: 0 K: 0 S: 3 H: 0 LOB: 1 BB: 1 P: 7	R: 0 E: 0 K: 0 S: 4 H: 1 LOB: 2 BB: 1 P: 8	R: 1 E: 0 K: 0 S: 5 H: 2 LOB: 1 BB: 0 P: 5	R: 0 E: 0 K: 0 S: 4 H: 1 LOB: 2 BB: 1 P: 8	R: 0 E: 0 K: 1 S: 5 H: 0 LOB: 0 BB: 0 P: 5	R: 0 E: 0 K: 2 S: 7 H: 0 LOB: 0 BB: 0 P: 7	R: 2 E: 1 K: 1 S: 7 H: 2 LOB: 1 BB: 1 P: 11	R: 0 E: 0 K: 0 S: 5 H: 2 LOB: 2 BB: 0 P: 5	1B: 5 2B: 3 3B: 0 HR: 0 SF: 0 SAC: 0 DP: 0 HBP: 0	WP: 1 PB: 1 SB: 0 CS: 0 PA: 39					

PITCHER		IP	WLS	BF	H	R	ER	SO	BB	IBB	HBP	BLK	WP	HR	S	P	ERA	WHIP
George Culver, R ERA: 2.35	(1, 1)	7.2	W	33	6	3	2	5	4	0	0	0	1	0	39	55	2.35	1.304
Rich Nye, L ERA:	(8, 1)	0.1		2	1	0	0	0	0	0	0	0	0	0	2	2	0.00	3.000
Chuck Taylor, R ERA:	(9, 1)	1.0	S	4	1	0	0	0	0	0	0	0	0	0	4	4	0.00	1.000

PITCHER	IP	WLS	BF	H	R	ER	SO	BB	IBB	HBP	BLK	WP	HR	S	P	ERA	WHIP

TOP

New York Mets @ St. Louis Cardinals

Busch Stadium, St. Louis, MO

Fri Apr 10 1970, 6:05 PM CST

Att. 45,960 - Unknown

livebaseballscorecards.com

AB	35
R	3
H	8
RBI	2
BB	4
SO	5
LOB	15

BOTTOM

New York Mets @ St. Louis Cardinals

Busch Stadium, St. Louis, MO

Fri Apr 10 1970, 6:05 PM CST

Att. 45,960 - Unknown

livebaseballscorecards.com

Batter	1	2	3	4	5	6	7	8	9	AB	R	H	RBI	BB	SO	LOB
Lou Brock, L (1, 7) OBP: 0.333, SLG: 0.500	3-1		1B BB			F7		F7		4	1	1	0	1	0	1
Jose Cardenal, R (1, 8) OBP: 0.400, SLG: 0.357	F8 S 1B		BB 1B 1-2			5-3		FC5-4 1-2f		5	1	3	1	0	0	1
Dick Allen, R (1, 5) OBP: 0.429, SLG: 0.846	F8 1-3		BB 1-2 2-3			K				3	1	0	0	1	2	3
Joe Torre, R (1, 2) OBP: 0.429, SLG: 0.667	6-3		2B SF8 1-3 2-H 3-H	K			K			4	1	1	2	0	2	1
Leron Lee, L (1, 9) OBP: 0.357, SLG: 0.385		FC1-6 1B	SF8 3B 2-3 3-H	4-3			1B			4	1	3	1	0	0	0
Joe Hague, L (1, 3) OBP: 0.182, SLG: 0.455		K	G3	L4			F8			4	0	0	0	0	1	4
Julian Javier, R (1, 4) OBP: 0.333, SLG: 0.273		FC1-6 1B 1-2f	SF8 3B IBB		F2		1-3			3	1	0	0	1	0	2
Dal Maxvill, R (1, 6) OBP: 0.333, SLG: 0.333		1-3 1B	SF8 1-2 2-3 3-H		F9			1-3		3	0	1	1	0	0	0
George Culver, R (1, 1) OBP: 0.333, SLG: 1.000 Rich Nye, L (8, 1) Chuck Taylor, R (9, 1)		K	1B 2-H 3-H		F7			FC5-4 BB		3 0 0	1 0 0	1 0 0	2 0 0	0 1 0	1 0 0	2 0 0
Inning Stats	R: 0 E: 0 K: 0 S: 4 H: 1 LOB: 1 BB: 0 P: 4	R: 0 E: 0 K: 2 S: 9 H: 2 LOB: 2 BB: 0 P: 9	R: 7 E: 0 K: 1 S: 11 H: 6 LOB: 2 BB: 3 P: 23	R: 0 E: 0 K: 1 S: 5 H: 0 LOB: 0 BB: 0 P: 5	R: 0 E: 0 K: 0 S: 3 H: 0 LOB: 0 BB: 0 P: 3	R: 0 E: 0 K: 1 S: 5 H: 0 LOB: 0 BB: 0 P: 5	R: 0 E: 0 K: 1 S: 6 H: 1 LOB: 1 BB: 0 P: 6	R: 0 E: 0 K: 0 S: 3 H: 0 LOB: 1 BB: 1 P: 7		1B: 7 2B: 2 3B: 1 HR: 0 SF: 1 SAC: 0 DP: 0 HBP: 0						

	AB	33
	R	7
	H	10
	RBI	7
	BB	4
	SO	6
	LOB	14

WP: 0 PB: 0 SB: 1 CS: 0 PA: 38

PITCHER		IP	WLS	BF	H	R	ER	SO	BB	IBB	HBP	BLK	WP	HR	S	P	ERA	WHIP
Jim McAndrew, R ERA: 22.5	(1, 1)	2.0	L	14	7	5	5	2	1	0	0	0	0	0	17	21	22.50	4.000
Ray Sadecki, L ERA: 9.0	(3, 1)	2.0		10	2	2	2	2	1	1	0	0	0	0	12	20	9.00	1.500
Don Cardwell, R ERA:	(5, 1)	2.0		6	0	0	0	1	0	0	0	0	0	0	8	8	0.00	0.000
Cal Koonce, R ERA:	(7, 1)	2.0		8	1	0	0	1	1	0	0	0	0	0	9	13	0.00	1.000

PITCHER	IP	WLS	BF	H	R	ER	SO	BB	IBB	HBP	BLK	WP	HR	S	P	ERA	WHIP

Batter	1	2	3	4	5	6	7	8	9	AB	R	H	RBI	BB	SO	LOB
Tommie Agee, R (1, 8) OBP: 0.286, SLG: 0.211	BBBB 4-0 FC6-4 BB	x 0-0 FC6 ③ 1-2f		BBBB 4-0 G6-3 1-2 BB		x 0-0 BB 1-3 1B		x 0-0 6-3 ②		3	0	1	0	2	0	2
Bud Harrelson, S (1, 6) OBP: 0.444, SLG: 0.286	x 0-0 F8 ①		x 0-0 S 1B 1B	x 0-0 G6-3 ①② 1-2f 2-3		BBBB 4-0 1-2 BB		x 0-0 E6		4	1	1	0	1	0	3
Joe Foy, R (1, 5) OBP: 0.158, SLG: 0.118	x 0-0 F7 ②		x 0-0 F7 ① 1-2	x 0-0 CS 3-H 1B		x 0-0 F8 ③		x 0-0 4-3 ③		5	0	1	1	0	0	6
Cleon Jones, R (1, 7) OBP: 0.500, SLG: 0.600	x 0-0 FC6-4 ③ 1-2f		x 0-0 S 1B 2-H 1B	0-0 CS ③ 1-2	x 0-0 6-3 ①		BBBB 4-0 G4-6-3 BB		x 0-0 FC3-6 1B	4	1	2	1	1	0	1
Art Shamsky, L (1, 3) OBP: 0.438, SLG: 0.500 Mike Jorgensen, L (7, 3) OBP: 0.250, SLG: 0.250		x 0-0 BB 1B SF7 1B	H 1-0 1B 1-2 HBP		x 0-0 P4 ②		x 0-0 G4-6-3 ①② 1-2f		x 0-0 FC3-6 ① 1B 1-2f	3 1	1 0	1 0	0 0	0 0	0 0	1 1
Ron Swoboda, R (1, 9) OBP: 0.389, SLG: 0.333		x 0-0 SF7 BB 1-2 1B	x 0-0 1-2 2-H 1B		SSS 0-3 K ③		BBBB 4-0 1B BB		x 0-0 F9 ②	4	0	2	1	1	1	1
Ken Boswell, L (1, 4) OBP: 0.538, SLG: 0.400 Ron Taylor, R (9, 1)		BBBB 4-0 FC6 1-2 2-3 BB	SSS 0-3 ② K			BBBB 4-0 K HBP BB	x 0-0 FC6-4 1-3 1B		x 0-0 1-3 1B	3 0	0 0	2 0	0 0	2 0	1 0	2 0
Jerry Grote, R (1, 2) OBP: 0.235, SLG: 0.231		x 0-0 SF7 ① 2-3 3-H	x 0-0 F9 ③			H 1-0 1B 1-2 HBP	x 0-0 FC6-4 ③ 1-2f		x 0-0 G3 ③	3	0	0	1	0	0	6
Gary Gentry, R (1, 1) Al Weis, S (9, 4)		SSS 0-3 K ②	BBBB 4-0 G6-3 BB 1B BB			SSS 0-3 ①② K 2-3		SSS 0-3 ① K		3 0	1 0	0 0	0 0	1 0	3 0	4 0
Inning Stats	R: 0 H: 0 E: 0 LOB: 1 K: 0 BB: 1 S: 3 P: 7	R: 1 H: 2 E: 0 LOB: 2 K: 1 BB: 1 S: 7 P: 11	R: 2 H: 3 E: 0 LOB: 2 K: 1 BB: 0 S: 8 P: 9	R: 1 H: 1 E: 0 LOB: 0 K: 0 BB: 2 S: 2 P: 10	R: 0 H: 0 E: 0 LOB: 0 K: 1 BB: 0 S: 5 P: 5	R: 0 H: 1 E: 0 LOB: 3 K: 1 BB: 2 S: 5 P: 14	R: 0 H: 1 E: 0 LOB: 2 K: 0 BB: 2 S: 3 P: 11	R: 0 H: 0 E: 1 LOB: 1 K: 1 BB: 0 S: 6 P: 6	R: 0 H: 2 E: 0 LOB: 2 K: 0 BB: 0 S: 5 P: 5	1B: 10 SF: 1 2B: 0 SAC: 0 3B: 0 DP: 2 HR: 0 HBP: 2						WP: 0 PA: 45 PB: 0 SB: 2 CS: 1	

TOP

New York Mets @ St. Louis Cardinals

Busch Stadium, St. Louis, MO

Sat Apr 11 1970, 3:33 AM CST

Att. 17,541 - Unknown

livebaseballscorecards.com

AB	33
R	4
H	10
RBI	4
BB	8
SO	5
LOB	27

PITCHER		IP	WLS	BF	H	R	ER	SO	BB	IBB	HBP	BLK	WP	HR	S	P	ERA	WHIP
Nelson Briles, R ERA: 11.57	(1, 1)	2.1	L	15	5	3	3	1	2	0	1	0	0	0	14	23	11.57	3.000
Santiago Guzman, R ERA: 5.4	(3, 1)	1.2		6	1	1	1	1	2	0	0	0	0	0	6	14	5.40	1.800
Sal Campisi, R ERA:	(5, 1)	3.0		14	2	0	0	2	4	0	1	0	0	0	13	30	0.00	2.000
Tom Hilgendorf, L ERA:	(8, 1)	2.0		9	2	0	0	1	0	0	0	0	0	0	11	11	0.00	1.000

PITCHER	IP	WLS	BF	H	R	ER	SO	BB	IBB	HBP	BLK	WP	HR	S	P	ERA	WHIP

BOTTOM

New York Mets @ St. Louis Cardinals

Busch Stadium, St. Louis, MO

Sat Apr 11 1970, 3:33 AM CST

Att. 17,541 - Unknown

Batter	1	2	3	4	5	6	7	8	9	AB	R	H	RBI	BB	SO	LOB
Lou Brock, L (1, 7) OBP: 0.316, SLG: 0.412	F5		BBB 4-0 3B BB	0-0 FC6-4 1-2f			0-0 F8			3	1	0	0	1	0	2
Jose Cardenal, R (1, 8) OBP: 0.368, SLG: 0.444	F9		0-0 1-H FC1-5 3B		SSS 0-3 K			0-0 5-3		4	0	1	1	0	1	0
Dick Allen, R (1, 5) OBP: 0.333, SLG: 0.647	F7		0-0 G3		0-0 6-3			0-0 6-3		4	0	0	0	0	0	1
Joe Torre, R (1, 2) OBP: 0.333, SLG: 0.500		0-0 6-3	0-0 FC1-5 3-H		0-0 4-3			0-0 1-3		4	0	0	0	0	0	1
Leron Lee, L (1, 9) OBP: 0.333, SLG: 0.353		0-0 6-3	SSS 0-3 K			0-0 F9			0-0 5-3 1B	4	0	1	0	0	1	1
Joe Hague, L (1, 3) OBP: 0.267, SLG: 0.571		H 1-0 BB 1B HBP		0-0 3B		0-0 F9			0-0 F9	3	0	1	0	0	0	1
Julian Javier, R (1, 4) OBP: 0.313, SLG: 0.267		0-0 BB 1-2 1B		0-0 P5		0-0 5-3			0-0 5-3 1-2	4	0	1	0	0	0	2
Dal Maxvill, R (1, 6) OBP: 0.429, SLG: 0.333		BBBB 4-0 1-2 2-3 BB		BBBB 4-0 FC6-4 BB			0-0 5-3		BBBB 4-0 BB	0	0	0	0	2	0	0
Cookie Rojas, R (7, PH)										1	0	0	0	0	0	0
Tom Hilgendorf, S (8, 1)										0	0	0	0	0	0	0
Carl Taylor, R (9, PH)										0	0	0	0	1	0	0
Nelson Briles, R (1, 1)		0-0 F9		SSS 0-3 K		0-0 L4			0-0 F8	1	0	0	0	0	0	3
Santiago Guzman, R (3, 1)										0	0	0	0	0	0	0
Jim Campbell, L (4, PH)										1	0	0	0	0	1	2
Sal Campisi, R (5, 1)										0	0	0	0	0	0	0
Vic Davalillo, L (7, PH)										1	0	0	0	0	0	0
Milt Ramirez, R (8, 6)										0	0	0	0	0	0	0
Phil Gagliano, R (9, PH)										1	0	0	0	0	0	2
Inning Stats	R: 0 E: 0 K: 0 S: 3 H: 0 LOB: 0 BB: 0 P: 3	R: 0 E: 0 K: 0 S: 4 H: 1 LOB: 3 BB: 1 P: 9	R: 1 E: 0 K: 1 S: 6 H: 1 LOB: 1 BB: 1 P: 10	R: 0 E: 0 K: 1 S: 6 H: 1 LOB: 2 BB: 1 P: 10	R: 0 E: 0 K: 1 S: 5 H: 0 LOB: 0 BB: 0 P: 5	R: 0 E: 0 K: 0 S: 3 H: 0 LOB: 0 BB: 0 P: 3	R: 0 E: 0 K: 0 S: 3 H: 0 LOB: 0 BB: 0 P: 3	R: 0 E: 0 K: 0 S: 3 H: 0 LOB: 0 BB: 0 P: 3	R: 0 E: 0 K: 0 S: 4 H: 1 LOB: 2 BB: 1 P: 8	1B: 2 2B: 0 3B: 2 HR: 0	SF: 0 SAC: 0 DP: 0 HBP: 1						

PITCHER		IP	WLS	BF	H	R	ER	SO	BB	IBB	HBP	BLK	WP	HR	S	P	ERA	WHIP
Gary Gentry, R ERA: 1.04	(1, 1)	8.2	W	35	4	1	1	3	4	0	1	0	0	0	36	53	1.04	0.923
Ron Taylor, R ERA:	(9, 1)	0.1	S	1	0	0	0	0	0	0	0	0	0	0	1	1	0.00	0.000

PITCHER	IP	WLS	BF	H	R	ER	SO	BB	IBB	HBP	BLK	WP	HR	S	P	ERA	WHIP

AB	31
R	1
H	4
RBI	1
BB	4
SO	3
LOB	15

WP: 0	PA: 36
PB: 0	
SB: 0	
CS: 0	

livebaseballscorecards.com

Batter	1	2	3	4	5	6	7	8	9	AB	R	H	RBI	BB	SO	LOB
Tommie Agee, R (1, 8) OBP: 0.269, SLG: 0.174	5-3	1-3			6-3	BBB 4-0 FC1-6 BB		1-3		4	0	0	0	1	0	1
Bud Harrelson, S (1, 6) OBP: 0.391, SLG: 0.263	1-3		1B		F8	F7		1-3		5	0	1	0	0	0	2
Joe Foy, R (1, 5) OBP: 0.125, SLG: 0.091	6-3		F5		E5	FC1-6 1-2f			F8	5	0	0	0	0	0	3
Cleon Jones, R (1, 7) OBP: 0.522, SLG: 0.600		F9 1B SF8 1B	F8		F9		BB 1B		WP 1B	5	1	3	0	0	0	2
Donn Clendenon, R (1, 3) OBP: 0.500, SLG: 0.500 Mike Jorgensen, L (9, 3) OBP: 0.250, SLG: 0.250	F9 2B 1B 1-2	P6				1B 1B SSS	K		5-3 1-2	5 0	2 0	2 0	0 0	0 0	1 0	3 0
Ron Swoboda, R (1, 9) OBP: 0.348, SLG: 0.263	F9 1-2 2-3			P6		F8 BBB	4-0 FC6-4 BB 1-2		F2	4	0	0	0	1	0	4
Jerry Grote, R (1, 2) OBP: 0.286, SLG: 0.375	SF8 3-H			FC5 2B		1B 1B 1-2	F3			3	1	2	1	0	0	2
Al Weis, S (1, 4) OBP: 0.500, SLG: 0.750	1B 2B 2-H			F9		2B 1B 1-2 2-H	FC6-4 1-2f			4	2	2	2	0	0	3
Tom Seaver, R (1, 1) OBP: 0.286, SLG: 0.429 Ron Taylor, R (8, 1)	1B 2-H			FC5 2-3		2B 1-H 2-H		F8		4 0	0 0	2 0	3 0	0 0	0 0	1 0
Inning Stats	R: 0 E: 0 K: 0 S: 3 / H: 0 LOB: 0 BB: 0 P: 3	R: 3 E: 0 K: 0 S: 7 / H: 4 LOB: 1 BB: 0 P: 7	R: 0 E: 0 K: 0 S: 4 / H: 1 LOB: 1 BB: 0 P: 4	R: 0 E: 0 K: 0 S: 4 / H: 1 LOB: 1 BB: 0 P: 4	R: 0 E: 1 K: 0 S: 4 / H: 0 LOB: 1 BB: 0 P: 4	R: 3 E: 0 K: 0 S: 7 / H: 4 LOB: 2 BB: 1 P: 11	R: 0 E: 0 K: 1 S: 6 / H: 1 LOB: 2 BB: 1 P: 10	R: 0 E: 0 K: 0 S: 3 / H: 0 LOB: 0 BB: 0 P: 3	R: 0 E: 0 K: 0 S: 4 / H: 1 LOB: 1 BB: 0 P: 4	1B: 9 2B: 3 3B: 0 HR: 0	SF: 1 SAC: 0 DP: 0 HBP: 0						

TOP

New York Mets @ St. Louis Cardinals

Busch Stadium, St. Louis, MO

Sun Apr 12 1970, 3:33 AM CST
Att. 17,313 - Unknown

livebaseballscorecards.com

AB	39
R	6
H	12
RBI	6
BB	2
SO	1
LOB	21

WP: 1 PB: 0 SB: 0 CS: 0 PA: 42

PITCHER		IP	WLS	BF	H	R	ER	SO	BB	IBB	HBP	BLK	WP	HR	S	P	ERA	WHIP
Steve Carlton, L ERA: 10.13	(1, 1)	5.1	L	27	10	6	6	0	0	0	0	0	0	0	27	27	10.12	1.875
Chuck Taylor, R ERA:	(6, 1)	1.2		8	1	0	0	1	2	0	0	0	0	0	8	16	0.00	1.800
Sal Campisi, R ERA:	(8, 1)	1.0		3	0	0	0	0	0	0	0	0	0	0	3	3	0.00	0.000
Nelson Briles, R ERA: 8.1	(9, 1)	1.0		4	1	0	0	0	0	0	0	0	1	0	4	4	0.00	1.000

PITCHER	IP	WLS	BF	H	R	ER	SO	BB	IBB	HBP	BLK	WP	HR	S	P	ERA	WHIP

BOTTOM

New York Mets @ St. Louis Cardinals

Busch Stadium, St. Louis, MO

Sun Apr 12 1970, 3:33 AM CST

Att. 17,313 - Unknown

livebaseballscorecards.com

Batter	1	2	3	4	5	6	7	8	9	AB	R	H	RBI	BB	SO	LOB
Lou Brock, L (1, 7) OBP: 0.250, SLG: 0.318	F7		F9		P6		F2		4-3	5	0	0	0	0	0	3
Jose Cardenal, R (1, 8) OBP: 0.375, SLG: 0.409	F7			2B SF7 1B		BBBB 4-0 1B 1B G3-6-1-2 BB	FC6-4 1-2f		F8	4	2	1	0	1	0	2
Dick Allen, R (1, 5) OBP: 0.348, SLG: 0.727	SSS 0-3 K			F8		1B 1-2 1B		0-0 HR	1-3	5	1	2	1	0	1	1
Joe Torre, R (1, 2) OBP: 0.364, SLG: 0.550		4-3		1-3 1B 2B		1-2 2-3 1B		6-3		4	1	2	0	0	0	0
Leron Lee, L (1, 9) OBP: 0.273, SLG: 0.300		6-3		SF7 3-H		SSS 0-3 K		F9		3	0	0	1	0	1	3
Joe Hague, L (1, 3) OBP: 0.316, SLG: 0.556		SSS 0-3 K		2-H 1B		G3-6-1-2 1-2 2-3f 3-H		1B 1B		4	0	2	2	0	1	2
Julian Javier, R (1, 4) OBP: 0.300, SLG: 0.263			3-1	P3			5-3	1B 1-2 1B		4	0	1	0	0	0	1
Dal Maxvill, R (1, 6) OBP: 0.438, SLG: 0.300 Jim Campbell, L (7, PH) OBP: 0.500, SLG: 0.500 Milt Ramirez, R (8, 6) Cookie Rojas, R (8, PH) OBP: 0.500, SLG: 0.500 (9, 6)			BBBB 4-0 BB		SSS 0-3 K		E 1B	1-2 2-3 1B		1 1 0 1	0 0 0 0	0 1 0 1	0 0 0 0	1 0 0 0	1 0 0 0	0 0 0 0
Steve Carlton, L (1, 1) Chuck Taylor, R (6, 1) Vic Davalillo, L (7, PH) Sal Campisi, R (8, 1) Carl Taylor, R (8, PH) Nelson Briles, R (9, 1)			SSS 0-3 K		G3		E6 FC6-4 1-2		F9	2 0 1 0 1 0	0 0 0 0 0 0	0 0 0 0 0 0	0 0 0 0 0 0	1 0 0 0 0 0	1 0 1 0 3 0	0 0 1 0 0 0
Inning Stats	R: 0 H: 0 E: 0 LOB: 0 K: 1 BB: 0 S: 5 P: 5	R: 0 H: 0 E: 0 LOB: 0 K: 1 BB: 0 S: 5 P: 5	R: 0 H: 0 E: 0 LOB: 1 K: 1 BB: 1 S: 5 P: 9	R: 2 H: 3 E: 0 LOB: 1 K: 0 BB: 0 S: 6 P: 6	R: 0 H: 0 E: 0 LOB: 0 K: 1 BB: 0 S: 5 P: 5	R: 1 H: 2 E: 0 LOB: 1 K: 1 BB: 1 S: 6 P: 10	R: 0 H: 1 E: 1 LOB: 2 K: 0 BB: 0 S: 5 P: 5	R: 1 H: 4 E: 0 LOB: 3 K: 0 BB: 0 S: 7 P: 7	R: 0 H: 0 E: 0 LOB: 0 K: 0 BB: 0 S: 3 P: 3	1B: 8 2B: 2 3B: 0 HR: 1	SF: 1 SAC: 0 DP: 1 HBP: 0			WP: 0 PB: 0 SB: 0 CS: 0	PA: 39		

	AB	36
	R	4
	H	10
	RBI	4
	BB	2
	SO	5
	LOB	17

PITCHER		IP	WLS	BF	H	R	ER	SO	BB	IBB	HBP	BLK	WP	HR	S	P	ERA	WHIP
Tom Seaver, R ERA: 4.02	(1, 1)	7.2	W	34	9	4	4	5	2	0	0	0	0	1	42	50	4.70	1.435
Ron Taylor, R ERA:	(8, 1)	1.1	S	5	1	0	0	0	0	0	0	0	0	0	5	5	0.00	0.750

PITCHER	IP	WLS	BF	H	R	ER	SO	BB	IBB	HBP	BLK	WP	HR	S	P	ERA	WHIP

Batter	1	2	3	4	5	6	7	8	9	10	AB	R	H	RBI	BB	SO	LOB
Matty Alou, L (1, 8) OBP: 0.357, SLG: 0.440	P5			F2		5-3 1B 1-2 1B		P5		BB 1B 2-3 3-H 1B	5	1	2	1	0	0	0
Bill Mazeroski, R (1, 4) OBP: 0.259, SLG: 0.333	4-3			2B		5-3 1-2 2-3		K		1B 1-2 BB	4	0	1	0	1	1	2
Roberto Clemente, R (1, 9) OBP: 0.519, SLG: 0.522	K			G6-4-3 BB		2-H 3-H 1B			F2	K	4	0	1	2	1	2	3
Bob Robertson, R (1, 7) Jose Martinez, R (10, 5)		P4		G6-4-3 1-2f		F7			HR	F9	5 0	1 0	1 0	1 0	0 0	0 0	6 0
Jose Pagan, R (1, 5) OBP: 0.188, SLG: 0.333 Richie Hebner, L (10, PH) OBP: 0.333, SLG: 0.556 Dave Ricketts, S (10, 2)		K			L5		F2		F8	1B 1-2 2-H 3-H	4 1 0	0 0 0	0 1 0	0 1 0	0 0 0	1 0 0	0 0 0
Gene Alley, R (1, 6) OBP: 0.125, SLG: 0.250		F8			K		HR		1B		4	1	2	1	0	1	0
Al Oliver, L (1, 3) OBP: 0.348, SLG: 0.455			F8		F7		CS HBP		F7		3	0	0	0	0	0	1
Jerry May, R (1, 2) OBP: 0.286, SLG: 0.235 Johnny Jeter, R (10, PR) (10, 7)			F3			5-3 1B 1B	P6 1-2			E 1B BB	3 0	1 1	1 0	0 0	1 0	0 0	1 0
Dock Ellis, S (1, 1) Freddie Patek, R (6, PH) Dave Giusti, R (6, 1) Gene Garber, R (7, 1) Willie Stargell, L (8, PH) Chuck Hartenstein, R (8, 1)			K			K		1-3		E1 1B 1-3 1B	1 1 0 0 1 1	0 0 0 0 0 1	0 0 0 0 0 1	0 1 0 0 0 0	0 1 0 0 0 0	1 0 0 0 0 0	0 1 0 0 0 1
Inning Stats	R: 0 E: 0 K: 1 S: 5 H: 0 LOB: 0 BB: 0 P: 5	R: 0 E: 0 K: 1 S: 5 H: 0 LOB: 0 BB: 0 P: 5	R: 0 E: 0 K: 1 S: 5 H: 0 LOB: 0 BB: 0 P: 5	R: 0 E: 0 K: 0 S: 3 H: 1 LOB: 1 BB: 1 P: 7	R: 0 E: 0 K: 1 S: 5 H: 0 LOB: 0 BB: 0 P: 5	R: 2 E: 0 K: 1 S: 8 H: 3 LOB: 1 BB: 0 P: 8	R: 1 E: 0 K: 0 S: 3 H: 1 LOB: 0 BB: 0 P: 4	R: 0 E: 0 K: 1 S: 5 H: 0 LOB: 0 BB: 0 P: 5	R: 1 E: 0 K: 0 S: 5 H: 2 LOB: 1 BB: 0 P: 5	R: 2 E: 1 K: 1 S: 7 H: 2 LOB: 3 BB: 2 P: 15	1B: 6 2B: 1 3B: 0 HR: 2 SF: 0 SAC: 0 DP: 1 HBP: 1						

PITCHER		IP	WLS	BF	H	R	ER	SO	BB	IBB	HBP	BLK	WP	HR	S	P	ERA	WHIP
Jerry Koosman, L ERA: 2.08	(1, 1)	7.0		26	5	3	3	5	1	0	1	0	0	1	34	39	3.86	0.857
Ron Taylor, R ERA: 1.59	(8, 1)	2.0		8	2	1	1	1	0	0	0	0	0	1	10	10	4.50	1.000
Tug McGraw, L ERA:	(10, 1)	0.0	L	4	1	2	0	0	2	0	0	0	0	0	2	10	∞	∞
Cal Koonce, R ERA:	(10, 1)	1.0		3	1	0	0	1	0	0	0	0	0	0	5	5	0.00	1.000

PITCHER	IP	WLS	BF	H	R	ER	SO	BB	IBB	HBP	BLK	WP	HR	S	P	ERA	WHIP

TOP

Pittsburgh Pirates @ New York Mets

Shea Stadium, Flushing, NY

Tue Apr 14 1970, 3:33 AM EST
Att. 41,679 - Cloudy - 49 F

livebaseballscorecards.com

AB	37
R	6
H	9
RBI	6
BB	3
SO	7
LOB	15

WP: 0 PA: 41
PB: 0
SB: 0
CS: 1

Pittsburgh Pirates @ New York Mets

Shea Stadium, Flushing, NY

Tue Apr 14 1970, 3:33 AM EST
Att. 41,679 - Cloudy - 49 F

livebaseballscorecards.com

Batter	1	2	3	4	5	6	7	8	9	10	AB	R	H	RBI	BB	SO	LOB
Tommie Agee, R (1, 8) OBP: 0.226, SLG: 0.143	F9		4-3		G3		K		4-3		5	0	0	0	0	1	2
Bud Harrelson, S (1, 6) OBP: 0.393, SLG: 0.304	6-3		K		BB		1B E 2B (1-3)		P6		4	1	1	0	1	1	0
Joe Foy, R (1, 5) OBP: 0.172, SLG: 0.115	CS 1B			F5	F8		IBB (1B)				4	0	1	0	1	1	2
Cleon Jones, R (1, 7) OBP: 0.536, SLG: 0.565	CS (1-2)	BB 3B		6-3		BB	E7 G4-6-3 (1-3, 2-H, 3-H) 1B			1-3	3	1	1	1	2	0	0
Art Shamsky, L (1, 3) OBP: 0.429, SLG: 0.474		P6		BB 1B		K	G4-6-3 (1-2f)			BLK 1B	5	0	2	0	0	1	4
Ron Swoboda, R (1, 9) OBP: 0.393, SLG: 0.364		6-3 3B (1-H)		BB (1-2)		BB (1-2)		6-3		L9 (1-2)	3	1	1	1	2	0	1
Ken Boswell, L (1, 4) OBP: 0.467, SLG: 0.333		6-3 (3-H)		3-1		F3		G3			2	0	0	1	0	0	2
Wayne Garrett, L (6, 4)											2	0	0	0	0	0	2
Jerry Grote, R (1, 2) OBP: 0.280, SLG: 0.450		6-3			3B	F5		F8			4	0	1	0	0	0	2
Jerry Koosman, R (1, 1)			K		F8		BB 2B 1B		F8		2	0	0	0	0	1	1
Ed Kranepool, L (7, PH)											0	0	0	0	1	0	0
Dave Marshall, L (7, PR)											0	1	0	0	0	0	0
Ron Taylor, R (8, 1)											0	0	0	0	0	0	0
Mike Jorgensen, L (9, PH) OBP: 0.200, SLG: 0.200											1	0	0	0	0	0	0
Tug McGraw, R (10, 1)											0	0	0	0	0	0	0
Cal Koonce, R (10, 1)											0	0	0	0	0	0	0

BOTTOM

AB	35
R	4
H	7
RBI	3
BB	7
SO	5
LOB	16

Inning Stats	1	2	3	4	5	6	7	8	9	10
	R: 0 E: 0 K: 0 S: 3	H: 1 LOB: 0 BB: 0 P: 3	R: 2 E: 0 K: 0 S: 4	H: 1 LOB: 0 BB: 1 P: 8	R: 0 E: 0 K: 2 S: 7	H: 0 LOB: 0 BB: 0 P: 7	R: 0 E: 0 K: 0 S: 4	H: 1 LOB: 2 BB: 1 P: 8	R: 0 E: 0 K: 0 S: 4	H: 1 LOB: 2 BB: 1 P: 8
	R: 0 E: 0 K: 1 S: 5	H: 0 LOB: 2 BB: 2 P: 13	R: 2 E: 1 K: 1 S: 6	H: 2 LOB: 2 BB: 2 P: 14	R: 0 E: 0 K: 0 S: 3	H: 0 LOB: 0 BB: 0 P: 3	R: 0 E: 0 K: 0 S: 3	H: 0 LOB: 0 BB: 0 P: 3	R: 0 E: 0 K: 1 S: 6	H: 1 LOB: 1 BB: 0 P: 6

1B: 4	SF: 0	WP: 0	PA: 43
2B: 1	SAC: 0	PB: 0	
3B: 2	DP: 1	SB: 0	
HR: 0	HBP: 0	CS: 1	

PITCHER		IP	WLS	BF	H	R	ER	SO	BB	IBB	HBP	BLK	WP	HR	S	P	ERA	WHIP
Dock Ellis, R ERA: 1.93	(1, 1)	5.0		21	4	2	2	2	3	0	0	0	0	0	22	34	3.60	1.400
Dave Giusti, R ERA: 6.75	(6, 1)	1.1		8	1	2	1	2	3	0	0	0	0	0	9	21	6.75	3.000
Gene Garber, R ERA:	(7, 1)	0.2		3	1	0	0	0	0	1	0	0	0	0	2	6	0.00	1.500
Chuck Hartenstein, R ERA: 2.25	(8, 1)	3.0	W	10	1	0	0	1	0	0	0	1	0	0	12	12	0.00	0.333

PITCHER	IP	WLS	BF	H	R	ER	SO	BB	IBB	HBP	BLK	WP	HR	S	P	ERA	WHIP

Pittsburgh Pirates @ New York Mets

Shea Stadium, Flushing, NY

Thu Apr 16 1970, 3:33 AM EST

Att. 8,623 - Sunny

TOP

livebaseballscorecards.com

Batter	1	2	3	4	5	6	7	8	9	AB	R	H	RBI	BB	SO	LOB
Matty Alou, L (1, 8) OBP: 0.333, SLG: 0.379	BBBB 4-0 E BB		x 0-0 ① E6 F8 BB 1B		x 0-0 ① 6-3		x 0-0 ① F5		x 0-0 ① 1-3	4	2	0	0	1	0	2
Richie Hebner, L (1, 5) OBP: 0.417, SLG: 0.636 Jose Pagan, R (7, PH) OBP: 0.235, SLG: 0.375 Bruce Dal Canton, R (7, 1)	x 0-0 E9 1-H SF9 2B		BBBB 4-0 CS 1B 1-2 BB		x 0-0 ② F7		x 0-0 1B 1-3 2-H 1B		SSS 0-3 ② K	2 1 1	1 0 0	1 1 0	1 1 0	1 0 0	0 0 1	0 0 0
Roberto Clemente, R (1, 9) OBP: 0.469, SLG: 0.481	x 0-0 ① SF9 3-H		x 0-0 ① F8 2-3		x 0-0 ③ 6-3		x 0-0 ② 1-3 3-H 1B		x 0-0 ③ 6-3	4	0	1	2	0	0	2
Willie Stargell, L (1, 7) OBP: 0.148, SLG: 0.042	SSS 0-3 ② K		x 0-0 1-2 3-H 1B			BBBB 4-0 E SH1-3 BB	x 0-0 ③ P6			3	1	1	1	1	1	2
Al Oliver, L (1, 3) OBP: 0.333, SLG: 0.538	x 0-0 ③ P4		SSS 0-3 ②③ K 2-3			x 0-0 ① F8 1-3		x 0-0 HR		4	1	1	1	0	1	3
Gene Alley, R (1, 6) OBP: 0.148, SLG: 0.231		SSS 0-3 ① K		x 0-0 ① P6		x 0-0 ② SH1-3 3-H		BBBB 4-0 4-3 SH1-4 BB		2	0	0	1	1	1	0
Bill Mazeroski, R (1, 4) OBP: 0.267, SLG: 0.308		x 0-0 ② 6-3		BBBB 4-0 S BB		SSS 0-3 ③ K		x 0-0 ① SH1-4 1-2		2	0	0	0	1	1	0
Jerry May, R (1, 2) OBP: 0.333, SLG: 0.222 Freddie Patek, R (7, PR) Dave Ricketts, S (7, 2)		BBBB 4-0 FC6-4 BB		SSS 0-3 ② K 1-2			BBBB 4-0 SH 1B BB	x 0-0 ② 4-3 2-3		1 0 1	0 1 0	0 0 0	0 0 0	2 0 0	1 0 0	1 0 1
Bob Veale, S (1, 1) Gene Garber, R (6, 1) Jose Martinez, R (7, PH) (7, 5)		x 0-0 ③ FC6-4 1-2f		SSS 0-3 ③ K			x 0-0 SH 1B 1-2 1B	x 0-0 ③ 1-3		2 0 1	0 0 1	0 0 1	0 0 0	0 0 0	1 0 0	2 0 1
Inning Stats	R: 2 E: 1 K: 1 S: 6 H: 1 LOB: 0 BB: 1 P: 10	R: 0 E: 0 K: 1 S: 5 H: 0 LOB: 1 BB: 1 P: 9	R: 1 E: 1 K: 1 S: 6 H: 1 LOB: 2 BB: 1 P: 10	R: 0 E: 0 K: 2 S: 7 H: 0 LOB: 1 BB: 1 P: 11	R: 0 E: 0 K: 0 S: 3 H: 0 LOB: 0 BB: 0 P: 3	R: 1 E: 1 K: 1 S: 5 H: 0 LOB: 0 BB: 1 P: 9	R: 2 E: 1 K: 0 S: 5 H: 2 LOB: 2 BB: 1 P: 9	R: 1 E: 0 K: 0 S: 4 H: 1 LOB: 1 BB: 1 P: 8	R: 0 E: 0 K: 1 S: 5 H: 0 LOB: 0 BB: 0 P: 5	1B: 3 2B: 2 3B: 0 HR: 1 SF: 1 SAC: 3 DP: 1 HBP: 0						

	AB	28
	R	7
	H	5
	RBI	7
	BB	7
	SO	7
	LOB	14

	WP: 0	PA: 39
	PB: 0	
	SB: 1	
	CS: 1	

PITCHER		IP	WLS	BF	H	R	ER	SO	BB	IBB	HBP	BLK	WP	HR	S	P	ERA	WHIP
Gary Gentry, R ERA: 1.23	(1, 1)	6.0		25	2	4	1	6	5	0	0	0	0	0	32	52	1.50	1.167
Don Cardwell, R ERA: 4.5	(7, 1)	0.0	L	2	0	2	1	0	1	0	0	0	0	0	1	5	∞	∞
Tug McGraw, L ERA:	(7, 1)	1.0		4	2	0	0	0	0	0	0	0	0	0	4	4	0.00	2.000
Cal Koonce, R ERA: 1.8	(8, 1)	2.0		8	1	1	1	1	1	0	0	0	0	1	9	13	4.50	1.000

PITCHER	IP	WLS	BF	H	R	ER	SO	BB	IBB	HBP	BLK	WP	HR	S	P	ERA	WHIP

Batter	1	2	3	4	5	6	7	8	9	AB	R	H	RBI	BB	SO	LOB
Tommie Agee, R (1, 8) OBP: 0.229, SLG: 0.156	K		5-3			BB	F7			4	1	1	0	0	1	1
Bud Harrelson, S (1, 6) OBP: 0.375, SLG: 0.269	FC4-6, BB		P6			K		6-3		3	0	0	0	1	1	3
Joe Foy, R (1, 5) OBP: 0.242, SLG: 0.143	P4			G6-4-3, BB		3B, BB		1B		2	1	1	0	2	0	1
Cleon Jones, R (1, 7) OBP: 0.500, SLG: 0.593	FC4-6			G6-4-3		E, 3B		K		4	1	1	3	0	1	3
Donn Clendenon, R (1, 3) OBP: 0.333, SLG: 0.333		K		F9		E6, 1B		K		4	0	0	1	0	2	1
Ron Swoboda, R (1, 9) OBP: 0.406, SLG: 0.360		G4-6-3, BB			F9	G1-6-3			K	3	0	1	0	1	1	0
Jerry Grote, R (1, 2) OBP: 0.241, SLG: 0.375		G4-6-3			5-3	G1-6-3			1-3	4	0	0	0	0	0	3
Al Weis, S (1, 4) OBP: 0.500, SLG: 0.600			SH1-4, BB		K		4-3		P6	1	0	0	0	1	1	0
Ed Kranepool, L (7, PH)										1	0	0	0	0	0	0
Cal Koonce, R (8, 1)										0	0	0	0	0	0	0
Dave Marshall, L (9, PH)										1	0	0	0	0	0	0
Gary Gentry, R (1, 1)										0	0	0	0	0	0	0
Mike Jorgensen, L (6, PH) OBP: 0.333, SLG: 0.200										0	1	0	0	1	0	0
Don Cardwell, R (7, 1)										0	0	0	0	0	0	0
Tug McGraw, R (7, 1)										0	0	0	0	0	0	0
Art Shamsky, L (7, PH) OBP: 0.409, SLG: 0.450										1	0	0	0	0	0	0
Wayne Garrett, L (8, 4)			SH1-4			BB	P5			0	0	0	0	0	0	0
Inning Stats	R: 0 E: 0 K: 1 S: 5 H: 0 LOB: 1 BB: 1 P: 9	R: 0 E: 0 K: 1 S: 4 H: 0 LOB: 0 BB: 1 P: 8	R: 0 E: 0 K: 0 S: 3 H: 0 LOB: 1 BB: 1 P: 7	R: 0 E: 0 K: 0 S: 2 H: 0 LOB: 0 BB: 1 P: 6	R: 0 E: 0 K: 1 S: 5 H: 0 LOB: 0 BB: 0 P: 5	R: 4 E: 1 K: 1 S: 8 H: 3 LOB: 1 BB: 2 P: 16	R: 0 E: 0 K: 0 S: 3 H: 0 LOB: 0 BB: 0 P: 3	R: 0 E: 0 K: 2 S: 8 H: 1 LOB: 1 BB: 0 P: 8	R: 0 E: 0 K: 1 S: 5 H: 0 LOB: 0 BB: 0 P: 5	1B: 3 2B: 0 3B: 1 HR: 0 SF: 0 SAC: 1 DP: 3 HBP: 0						

PITCHER		IP	WLS	BF	H	R	ER	SO	BB	IBB	HBP	BLK	WP	HR	S	P	ERA	WHIP
Bob Veale, L ERA: 3.65	(1, 1)	5.1		21	1	3	3	4	6	0	0	0	0	0	23	47	5.06	1.312
Gene Garber, R ERA: 3.86	(6, 1)	0.2		4	2	1	1	0	0	0	0	0	0	0	4	4	13.50	3.000
Bruce Dal Canton, R ERA:	(7, 1)	3.0	W	10	1	0	0	3	0	0	0	0	0	0	16	16	0.00	0.333

PITCHER	IP	WLS	BF	H	R	ER	SO	BB	IBB	HBP	BLK	WP	HR	S	P	ERA	WHIP

BOTTOM

Pittsburgh Pirates @ New York Mets

Shea Stadium, Flushing, NY

Thu Apr 16 1970, 3:33 AM EST

Att. 8,623 - Sunny

livebaseballscorecards.com

AB	28
R	4
H	4
RBI	4
BB	6
SO	7
LOB	12

Batter	1	2	3	4	5	6	7	8	9	AB	R	H	RBI	BB	SO	LOB
Denny Doyle, L (1, 4) OBP: 0.300, SLG: 0.436	0-0 2B		0-1 F9	1-3 K			0-0 F9			4	0	1	0	0	1	3
Don Money, R (1, 5) OBP: 0.423, SLG: 0.542	0-0 F8		3-2 1-3		0-0 FC4-6 1B		0-0 F8			4	0	1	0	0	0	1
John Briggs, L (1, 7) OBP: 0.229, SLG: 0.129	2-3 K		4-1 BB		0-0 FC4-6 FC6-4 1-2f			0-0 1B		3	0	1	0	1	1	2
Deron Johnson, R (1, 3) OBP: 0.297, SLG: 0.531	2-3 K		0-3 K		1-2 F8			0-0 F9		4	0	0	0	0	2	4
Tim McCarver, L (1, 2) OBP: 0.382, SLG: 0.485		0-0 1B 1B		0-0 1B 1B 1B	0-0 FC6-4 1-2f			0-0 F8		4	0	2	0	0	0	2
Mike Compton, R (8, 2)										0	0	0	0	0	0	0
Larry Hisle, R (1, 8) OBP: 0.417, SLG: 0.414		1-2 1-3 1B		1-3 K		0-0 F8		1-3 K		4	0	1	0	0	2	2
Ron Stone, L (1, 9) OBP: 0.273, SLG: 0.364		0-1 F2		2-2 1B 1-2 1B		0-0 4-3			0-0 1-3	4	0	1	0	0	0	2
Larry Bowa, S (1, 6) OBP: 0.256, SLG: 0.200		1-3 K		0-1 1-2 2-3 1B		0-0 1-3			0-0 1-3	4	0	1	0	0	1	2
Grant Jackson, S (1, 1)		0-3 K		0-1 F3			0-0 F8		0-0 F9	1	0	0	0	0	1	2
Lowell Palmer, R (3, 1)										0	0	0	0	0	0	0
Sam Parrilla, R (4, PH)										1	0	0	0	0	0	3
Bill Wilson, R (4, 1)										0	0	0	0	0	0	0
Jim Hutto, R (7, PH)										1	0	0	0	0	0	0
Dick Selma, R (7, 1)										0	0	0	0	0	0	0
Terry Harmon, R (9, PH)										1	0	0	0	0	0	0
Inning Stats	R: 0 E: 0 K: 2 S: 9 H: 1 LOB: 1 BB: 0 P: 13	R: 0 E: 0 K: 2 S: 13 H: 2 LOB: 2 BB: 0 P: 15	R: 0 E: 0 K: 1 S: 9 H: 0 LOB: 1 BB: 1 P: 16	R: 0 E: 0 K: 2 S: 15 H: 3 LOB: 3 BB: 0 P: 19	R: 0 E: 0 K: 0 S: 6 H: 1 LOB: 1 BB: 0 P: 7	R: 0 E: 0 K: 0 S: 3 H: 0 LOB: 0 BB: 0 P: 3	R: 0 E: 0 K: 0 S: 3 H: 0 LOB: 0 BB: 0 P: 3	R: 0 E: 0 K: 1 S: 6 H: 1 LOB: 1 BB: 0 P: 7	R: 0 E: 0 K: 0 S: 3 H: 0 LOB: 0 BB: 0 P: 3	1B: 7 2B: 1 3B: 0 HR: 0 SF: 0 SAC: 0 DP: 0 HBP: 0						

PITCHER		IP	WLS	BF	H	R	ER	SO	BB	IBB	HBP	BLK	WP	HR	S	P	ERA	WHIP
Tom Seaver, R ERA: 2.55	(1, 1)	9.0	W	36	8	0	0	8	1	0	0	0	0	0	67	86	0.00	1.000

PITCHER	IP	WLS	BF	H	R	ER	SO	BB	IBB	HBP	BLK	WP	HR	S	P	ERA	WHIP

TOP

Philadelphia Phillies @ New York Mets

Shea Stadium, Flushing, NY

Fri Apr 17 1970, 3:33 AM EST

Att. 5,951 - Unknown

livebaseballscorecards.com

AB	35
R	0
H	8
RBI	0
BB	1
SO	8
LOB	23

WP: 0	PA: 36
PB: 0	
SB: 0	
CS: 0	

BOTTOM

Philadelphia Phillies @ New York Mets

Shea Stadium, Flushing, NY

Fri Apr 17 1970, 3:33 AM EST

Att. 5,951 - Unknown

livebaseballscorecards.com

Batter	1	2	3	4	5	6	7	8	9	AB	R	H	RBI	BB	SO	LOB
Tommie Agee, R (1, 8) OBP: 0.256, SLG: 0.200	P6		3B 2B 2-H		SH SF8 BB 4-0	FC6 CS 0-0 ② 1-2f				3	2	1	1	1	0	1
Bud Harrelson, S (1, 6) OBP: 0.400, SLG: 0.483	1-1 HR		2B 3B 2-H		SH 1B 0-0 1-3	CS 1-0 ③ 1-2	F9 3-2 ①			3	3	2	2	0	0	0
Joe Foy, R (1, 5) OBP: 0.243, SLG: 0.188	K 2-3 ②		S 2B 3-H		F5 0-0 ①		6-3 0-0 ②			4	0	1	1	0	1	2
Cleon Jones, R (1, 7) OBP: 0.444, SLG: 0.533	K 0-3 ③		K 3-3 ② 2-3		SF8 0-0 ② 3-H		1-3 0-0 ③			3	0	0	1	0	2	1
Donn Clendenon, R (1, 3) OBP: 0.375, SLG: 0.333	K 0-3 ①		BB 4-2		1B 0-0 1-H			F7 0-0 ①		3	0	1	1	1	1	0
Ron Swoboda, R (1, 9) OBP: 0.389, SLG: 0.321	5-3 0-0 ②		6-3 0-1 ③		BB 4-0			K 0-3 ②		3	0	0	0	1	1	2
Jerry Grote, R (1, 2) OBP: 0.242, SLG: 0.393	5-3 1-2 ③			L9 0-0 ①	F5 0-0 ③			WP 2B 0-0		4	0	1	0	0	0	2
Al Weis, S (1, 4) OBP: 0.400, SLG: 0.375			E4 SH1-4 2B 1-1	5-3 0-0 ②		F8 0-0 ①		BB 4-2 2-3		3	1	0	0	1	0	0
Tom Seaver, R (1, 1) OBP: 0.300, SLG: 0.400			SH1-4 0-1 ① 1-2	1-3 0-0 ③		FC6 1B 0-0		L4 0-2 ③		3	0	1	0	0	0	2
Inning Stats	R: 1 H: 1 E: 0 LOB: 0 K: 2 BB: 0 S: 9 P: 13	R: 0 H: 0 E: 0 LOB: 0 K: 1 BB: 0 S: 7 P: 8	R: 3 H: 3 E: 1 LOB: 2 K: 1 BB: 1 S: 20 P: 35	R: 0 H: 0 E: 0 LOB: 0 K: 0 BB: 0 S: 3 P: 3	R: 2 H: 1 E: 1 LOB: 2 K: 0 BB: 2 S: 5 P: 13	R: 0 H: 1 E: 0 LOB: 0 K: 0 BB: 0 S: 3 P: 4	R: 0 H: 0 E: 0 LOB: 0 K: 0 BB: 0 S: 5 P: 8	R: 0 H: 1 E: 0 LOB: 2 K: 1 BB: 1 S: 10 P: 14		1B: 2 SF: 1 2B: 3 SAC: 2 3B: 1 DP: 0 HR: 1 HBP: 0						WP: 1 PA: 37 PB: 0 SB: 1 CS: 1

	AB	29
	R	6
	H	7
	RBI	6
	BB	4
	SO	5
	LOB	10

PITCHER		IP	WLS	BF	H	R	ER	SO	BB	IBB	HBP	BLK	WP	HR	S	P	ERA	WHIP
Grant Jackson, L ERA: 6.48	(1, 1)	2.1	L	12	4	4	3	3	0	0	0	0	0	1	27	40	11.57	1.714
Lowell Palmer, R ERA:	(3, 1)	0.2		3	0	0	0	1	1	0	0	0	0	0	9	16	0.00	1.500
Bill Wilson, R ERA:	(4, 1)	3.0		13	2	2	0	0	2	0	0	0	0	0	11	20	0.00	1.333
Dick Selma, R ERA: 3.18	(7, 1)	2.0		8	1	0	0	1	1	0	0	0	1	0	15	22	0.00	1.000

PITCHER	IP	WLS	BF	H	R	ER	SO	BB	IBB	HBP	BLK	WP	HR	S	P	ERA	WHIP

Batter	1	2	3	4	5	6	7	8	9	AB	R	H	RBI	BB	SO	LOB
Denny Doyle, L (1, 4) OBP: 0.318, SLG: 0.429	0-0 BB BB 1B	0-0 FC6-4 1-2f			4-0 BB BB		0-0 F9			3	0	1	0	1	0	3
Don Money, R (1, 5) OBP: 0.433, SLG: 0.500	4-0 BB 1-2 BB	0-0 F8			4-0 1-2 BB		0-0 G4-6-3 1-2f			2	0	0	0	2	0	3
John Briggs, L (1, 7) OBP: 0.205, SLG: 0.114	0-3 K		0-3 K		0-3 K			0-0 G3		4	0	0	0	0	3	4
Deron Johnson, R (1, 3) OBP: 0.268, SLG: 0.472	0-3 K		0-3 K		0-0 F8			0-3 K		4	0	0	0	0	3	4
Tim McCarver, L (1, 2) OBP: 0.368, SLG: 0.444	4-0 1-2 2-3 BB		0-3 K		0-3 K			0-0 G3		3	0	0	0	1	2	2
Mike Compton, R (8, 2)										0	0	0	0	0	0	0
Larry Hisle, R (1, 8) OBP: 0.375, SLG: 0.364	0-3 K			0-0 E6		0-3 K			0-0 6-3	4	0	0	0	0	2	3
Ron Stone, L (1, 9) OBP: 0.200, SLG: 0.267		0-3 K		0-0 P5		0-3 K			0-0 F7	4	0	0	0	0	2	1
Larry Bowa, S (1, 6) OBP: 0.256, SLG: 0.184		4-0 BB BB		0-3 K		0-3 K			0-0 3-1	3	0	0	0	1	2	1
Jim Bunning, R (1, 1)		4-0 FC6-4 1-2 BB		0-3 K			0-0 E5 G4-6-3			0	0	0	0	1	0	0
Barry Lersch, S (3, 1)										1	0	0	0	0	1	1
Jim Hutto, R (7, PH)										1	0	0	0	0	0	0
Lowell Palmer, R (7, 1)										0	0	0	0	0	0	0
Inning Stats	R: 0 E: 0 K: 3 S: 10 H: 1 LOB: 3 BB: 2 P: 18	R: 0 E: 0 K: 1 S: 5 H: 0 LOB: 2 BB: 2 P: 13	R: 0 E: 0 K: 3 S: 9 H: 0 LOB: 0 BB: 0 P: 9	R: 0 E: 1 K: 2 S: 8 H: 0 LOB: 1 BB: 0 P: 8	R: 0 E: 0 K: 2 S: 7 H: 0 LOB: 2 BB: 2 P: 15	R: 0 E: 0 K: 3 S: 9 H: 0 LOB: 0 BB: 0 P: 9	R: 0 E: 1 K: 0 S: 3 H: 0 LOB: 0 BB: 0 P: 3	R: 0 E: 0 K: 1 S: 5 H: 0 LOB: 0 BB: 0 P: 5	R: 0 E: 0 K: 0 S: 3 H: 0 LOB: 0 BB: 0 P: 3	1B: 1 2B: 0 3B: 0 HR: 0 SF: 0 SAC: 0 DP: 1 HBP: 0							

PITCHER	IP	WLS	BF	H	R	ER	SO	BB	IBB	HBP	BLK	WP	HR	S	P	ERA	WHIP
Nolan Ryan, R (1, 1)	9.0	W	35	1	0	0	15	6	0	0	0	0	0	59	83	0.00	0.778
ERA:																	

PITCHER	IP	WLS	BF	H	R	ER	SO	BB	IBB	HBP	BLK	WP	HR	S	P	ERA	WHIP

TOP

Philadelphia Phillies @ New York Mets

Shea Stadium, Flushing, NY

Sat Apr 18 1970, 3:33 AM EST

Att. 23,500 - Unknown

livebaseballscorecards.com

AB	29
R	0
H	1
RBI	0
BB	6
SO	15
LOB	22

PA: 35

WP: 0 PB: 0 SB: 0 CS: 0

Batter	1	2	3	4	5	6	7	8	9	AB	R	H	RBI	BB	SO	LOB
Tommie Agee, R (1, 8) OBP: 0.295, SLG: 0.308	0-0 1B E 1B	0-0 F2 ②		0-0 5-3 ①		BBBB 4-0 S BB		0-0 1-H HR		4	2	2	2	1	0	0
Bud Harrelson, S (1, 6) OBP: 0.400, SLG: 0.455	0-0 E E 1-3 1B	0-0 6-3 ③		0-0 4-3 ②		BBBB 4-0 1-2 BB		0-0 F8 ②		4	1	1	0	1	0	0
Joe Foy, R (1, 5) OBP: 0.262, SLG: 0.216	0-0 E9 E 1-H 3-H 1B		0-0 1B 2B 1B	0-0 P4 ③		0-0 P5 ③		0-0 F8 ③		5	2	2	1	0	0	2
Cleon Jones, R (1, 7) OBP: 0.425, SLG: 0.500	0-0 P4 ①		0-0 2B 1-3 1B		0-0 F9 ①		SSS 0-3 K ①			4	0	1	0	0	1	1
Art Shamsky, L (1, 3) OBP: 0.423, SLG: 0.478	0-0 FC4 3-H		0-0 1-3 3-H 2B		0-0 G3 ②		H 1-0 HBP			3	0	1	1	0	0	0
Ron Swoboda, R (1, 9) OBP: 0.375, SLG: 0.290	BBBB 4-0 FC4-6 BB		0-0 F8 ①		0-0 F8 ③		SSS 0-3 K ②			3	0	0	0	1	1	3
Ken Boswell, L (1, 4) OBP: 0.474, SLG: 0.533	0-0 F7 ②		IIII 4-0 IBB			0-0 HR	0-0 F9 ③			3	1	1	1	1	0	3
Jerry Grote, R (1, 2) OBP: 0.216, SLG: 0.344	0-0 FC4-6 ③ 1-2f		0-0 F9 ②			0-0 P6 ①		0-0 F8 ①		4	0	0	0	0	0	5
Nolan Ryan, R (1, 1) OBP: 0.250, SLG: 0.250		SSS 0-3 K ①	SSS 0-3 K ③			0-0 F7 ②		0-0 HR 1B		4	1	1	0	0	2	3
Inning Stats	R: 3 E: 2 K: 0 S: 7 H: 3 LOB: 2 BB: 1 P: 11	R: 0 E: 0 K: 1 S: 5 H: 0 LOB: 0 BB: 0 P: 5	R: 1 E: 0 K: 1 S: 8 H: 3 LOB: 3 BB: 1 P: 12	R: 0 E: 0 K: 0 S: 3 H: 0 LOB: 0 BB: 0 P: 3	R: 0 E: 0 K: 0 S: 3 H: 0 LOB: 0 BB: 0 P: 3	R: 1 E: 0 K: 0 S: 4 H: 1 LOB: 2 BB: 2 P: 12	R: 0 E: 0 K: 2 S: 7 H: 0 LOB: 1 BB: 0 P: 8	R: 2 E: 0 K: 0 S: 5 H: 2 LOB: 0 BB: 0 P: 5		1B: 6 2B: 1 3B: 0 HR: 2	SF: 0 SAC: 0 DP: 0 HBP: 1			WP: 0 PB: 0 SB: 1 CS: 0	PA: 39		

BOTTOM

Philadelphia Phillies @ New York Mets

Shea Stadium, Flushing, NY

Sat Apr 18 1970, 3:33 AM EST

Att. 23,500 - Unknown

livebaseballscorecards.com

AB	34
R	7
H	9
RBI	5
BB	4
SO	4
LOB	17

PITCHER		IP	WLS	BF	H	R	ER	SO	BB	IBB	HBP	BLK	WP	HR	S	P	ERA	WHIP
Jim Bunning, R ERA: 3.97	(1, 1)	2.0	L	14	6	4	2	1	1	0	0	0	0	0	15	19	9.00	3.500
Barry Lersch, R ERA: 2.61	(3, 1)	4.0		16	1	1	1	1	2	1	0	0	0	1	15	27	2.25	0.750
Lowell Palmer, R ERA: 4.5	(7, 1)	2.0		9	2	2	2	2	0	0	1	0	0	1	12	13	9.00	1.000

PITCHER	IP	WLS	BF	H	R	ER	SO	BB	IBB	HBP	BLK	WP	HR	S	P	ERA	WHIP

Batter	1	2	3	4	5	6	7	8	9	10	AB	R	H	RBI	BB	SO	LOB
Tony Taylor, R (1, 4) OBP: 0.300, SLG: 0.250	5-3		CS 1B		P4			SH1-4 1B		SH1-4 1B	5	1	3	0	0	0	2
Don Money, R (1, 5) OBP: 0.455, SLG: 0.517	1B		CS 1-2	4-3		BLK 1B		SH1-4 1-2		SH1-4 1-2	3	0	2	0	0	0	0
Larry Hisle, R (1, 8) OBP: 0.356, SLG: 0.342	P4			5-3		K 1-2		K		1B 2-H	5	1	1	1	0	2	3
Rick Joseph, R (1, 3) OBP: 0.222, SLG: 0.556	F8			F9		F2		F7		F8	5	0	0	0	0	0	4
Byron Browne, R (1, 9) OBP: 0.500, SLG: 0.545		P3-4 1B			1B 1B 2B	IBB			K	1B IBB	3	1	2	0	2	1	0
Sam Parrilla, R (1, 7)		P9			P3	F3			BB BB 1B	1-3 2-H 1B	3	0	0	0	0	0	4
Ron Stone, L (8, 7) OBP: 0.200, SLG: 0.267											0	0	0	0	0	0	0
Deron Johnson, R (9, PH) OBP: 0.286, SLG: 0.486											1	0	1	0	0	0	0
Larry Bowa, S (9, PR) OBP: 0.256, SLG: 0.184											0	0	0	0	0	0	0
John Briggs, L (9, 7) OBP: 0.225, SLG: 0.139											1	0	1	1	0	0	0
Terry Harmon, R (1, 6) OBP: 0.333, SLG: 0.200		P3-4 1-2f			SH1-4 1B 2-3 1B		F7		BB 1-2 BB	4-3	4	0	1	0	1	0	3
Mike Ryan, R (1, 2) OBP: 0.500, SLG: 0.333			P8		SH1-4 1-2 3-H 1B		6-3		G1-2-3 1-2 2-3 BB		3	0	1	1	1	0	0
Rick Wise, R (1, 1) OBP: 0.167, SLG: 0.167			6-3		SH1-4 1-2 2-3		4-3		G1-2-3 1-2f		3	0	0	0	0	0	3
Inning Stats	R: 0 E: 0 K: 0 S: 9 H: 1 LOB: 1 BB: 0 P: 13	R: 0 E: 0 K: 0 S: 4 H: 1 LOB: 0 BB: 0 P: 7	R: 0 E: 0 K: 0 S: 5 H: 1 LOB: 0 BB: 0 P: 8	R: 0 E: 0 K: 0 S: 3 H: 0 LOB: 0 BB: 0 P: 6	R: 1 E: 0 K: 0 S: 9 H: 3 LOB: 2 BB: 0 P: 10	R: 0 E: 0 K: 1 S: 9 H: 1 LOB: 2 BB: 1 P: 13	R: 0 E: 0 K: 0 S: 5 H: 0 LOB: 0 BB: 0 P: 7	R: 0 E: 0 K: 1 S: 7 H: 1 LOB: 1 BB: 0 P: 11	R: 0 E: 0 K: 1 S: 13 H: 1 LOB: 3 BB: 2 P: 23	R: 2 E: 0 K: 0 S: 8 H: 3 LOB: 2 BB: 1 P: 14	1B: 11 2B: 2 3B: 0 HR: 0 SF: 0 SAC: 3 DP: 2 HBP: 0						

PITCHER		IP	WLS	BF	H	R	ER	SO	BB	IBB	HBP	BLK	WP	HR	S	P	ERA	WHIP
Jerry Koosman, L ERA: 2.38	(1, 1)	9.2	L	42	12	3	3	3	2	2	0	1	0	0	71	111	2.79	1.448
Ron Taylor, R ERA: 1.5	(10, 1)	0.1		1	0	0	0	0	0	0	0	0	0	0	1	1	0.00	0.000

PITCHER	IP	WLS	BF	H	R	ER	SO	BB	IBB	HBP	BLK	WP	HR	S	P	ERA	WHIP

TOP

Philadelphia Phillies @ New York Mets

Shea Stadium, Flushing, NY

Sun Apr 19 1970, 3:33 AM EST

Unknown

livebaseballscorecards.com

AB	36
R	3
H	12
RBI	3
BB	4
SO	3
LOB	19

WP: 0 PA: 44
PB: 0
SB: 0
CS: 1

Batter	1	2	3	4	5	6	7	8	9	10	AB	R	H	RBI	BB	SO	LOB
Tommie Agee, R (1, 8) OBP: 0.286, SLG: 0.295	B B X 2-0 1B		B B S C X 2-2 ② 6-3		X 0-0 ② F3		X 0-0 ③ 6-3			B S B S X 2-2 ① F7	5	0	1	0	0	0	0
Bud Harrelson, S (1, 6) OBP: 0.422, SLG: 0.541	X 0-0 ① P6		X 0-0 E 3B		B B B B 4-0 S BB			B F X 1-1 2B		X 0-0 ② 4-3	4	1	2	0	1	0	1
Joe Foy, R (1, 5) OBP: 0.255, SLG: 0.286	B B B C X 3-1 ② F8		S B X 1-1 E5 S 3-H		S F B B X 2-2 ③ F5 1-2			L L B B B X 3-2 ① 6-3		B X 1-0 HR	5	1	1	1	0	0	3
Cleon Jones, R (1, 7) OBP: 0.378, SLG: 0.436	F B X 1-1 ③ 6-3		B S S S X 1-2 ③ G3 1-2			X 0-0 ① 6-3		F B B C F X 2-2 ② F3		B X 1-0 ③ F3	5	0	0	0	0	0	3
Art Shamsky, L (1, 9) OBP: 0.433, SLG: 0.462 Ron Swoboda, R (8, PR) OBP: 0.375, SLG: 0.290 (9, 9)		B B X 2-0 ① 1B		S S S 0-3 ① K		X 0-0 ② P3		I I I 4-0 IBB			3 0	0 0	1 0	0 0	1 0	1 0	0 0
Ken Boswell, L (1, 4) OBP: 0.478, SLG: 0.500	B C X 1-1 1B 1B			X 0-0 E3 1-3		C B B B B 4-1 BB		B B X 2-0 ③ P6			3	0	1	0	1	0	2
Ed Kranepool, L (1, 3) OBP: 0.250, SLG: 0.143	X 0-0 G6-4-3 1-2 1B			X 0-0 ② 1-3 1-2		X 0-0 ③ 4-3			B B X 2-0 ① P9		4	0	1	0	0	0	2
Duffy Dyer, R (1, 2)	X 0-0 ②③ G6-4-3 1-2f			B C B B X 3-1 ③ 6-3			X 0-0 ① 1-3		F B C B S 2-3 ② K		4	0	0	0	0	1	3
Jerry Koosman, R (1, 1) Ron Taylor, R (10, 1)			X 0-0 ① 6-3		S S S 0-3 ① K		C C S 0-3 ② K		S B S S 1-3 ③ K		4 0	0 0	0 0	0 0	0 0	3 0	0 0
Inning Stats	R: 0 H: 1 E: 0 LOB: 1 K: 0 BB: 0 S: 6 P: 12	R: 0 H: 3 E: 0 LOB: 1 K: 0 BB: 0 S: 5 P: 8	R: 1 H: 1 E: 1 LOB: 1 K: 0 BB: 0 S: 10 P: 14	R: 0 H: 0 E: 1 LOB: 1 K: 1 BB: 0 S: 7 P: 10	R: 0 H: 0 E: 0 LOB: 1 K: 1 BB: 1 S: 7 P: 13	R: 0 H: 0 E: 0 LOB: 1 K: 0 BB: 1 S: 4 P: 8	R: 0 H: 0 E: 0 LOB: 0 K: 1 BB: 0 S: 5 P: 5	R: 0 H: 1 E: 0 LOB: 2 K: 0 BB: 1 S: 10 P: 22	R: 0 H: 0 E: 0 LOB: 0 K: 2 BB: 0 S: 7 P: 12	R: 1 H: 1 E: 0 LOB: 0 K: 0 BB: 0 S: 6 P: 10	1B: 4 SF: 0 2B: 1 SAC: 0 3B: 1 DP: 1 HR: 1 HBP: 0						

PITCHER	IP	WLS	BF	H	R	ER	SO	BB	IBB	HBP	BLK	WP	HR	S	P	ERA	WHIP
Rick Wise, R (1, 1) ERA: 3.54	10.0	W	40	7	2	1	5	2	1	0	0	0	1	67	114	0.90	0.900

PITCHER	IP	WLS	BF	H	R	ER	SO	BB	IBB	HBP	BLK	WP	HR	S	P	ERA	WHIP

BOTTOM

Philadelphia Phillies @ New York Mets

Shea Stadium, Flushing, NY

Sun Apr 19 1970, 3:33 AM EST

Unknown

livebaseballscorecards.com

AB	37
R	2
H	7
RBI	1
BB	3
SO	5
LOB	14

WP: 0 PA: 40
PB: 0
SB: 2
CS: 0

Batter	1	2	3	4	5	6	7	8	9	AB	R	H	RBI	BB	SO	LOB
Denny Doyle, L (1, 4) OBP: 0.333, SLG: 0.478	C B X 1-1 ① F7			X 0-0 1B 3B		X 0-0 ③ L9			X 0-0 1B	4	1	2	0	0	0	0
Don Money, R (1, 5) OBP: 0.459, SLG: 0.606	X 0-0 ② 5-3			B B X 2-0 G6-3 3-H 1B			X 0-0 HR		X 0-0 ① F7	4	1	2	2	0	0	1
John Briggs, L (1, 7) OBP: 0.205, SLG: 0.125	L S B B B X 3-2 ③ 6-3			B B S X 2-1 ① ② G6-3 1-2f			X 0-0 ① F7		S S S 0-3 ② K	4	0	0	0	0	1	2
Deron Johnson, R (1, 3) OBP: 0.267, SLG: 0.450		X 0-0 ① 4-3		X 0-0 ③ 5-3			X 0-0 ② F7		X 0-0 ③ F9	3	0	0	0	0	0	0
Jim Hutto, R (7, 3)										1	0	0	0	0	0	1
Tim McCarver, L (1, 2) OBP: 0.341, SLG: 0.410		B X 1-0 ② F9			X 0-0 ① F8		X 0-0 ③ F9			3	0	0	0	0	0	0
Larry Hisle, R (1, 8) OBP: 0.354, SLG: 0.366		B S S X 1-2 ③ F8			X 0-0 ② 1-3			X 0-0 F9 2B		3	0	1	0	0	0	0
Byron Browne, R (1, 9) OBP: 0.438, SLG: 0.462			X 0-0 ① 4-3		X 0-0 ③ P3			X 0-0 ① F9 2-3		2	0	0	0	0	0	0
Bill Wilson, R (5, 1)										0	0	0	0	0	0	0
Dick Selma, R (6, 1)										0	0	0	0	0	0	0
Sam Parrilla, R (8, PH)										1	0	0	0	0	0	1
Joe Hoerner, R (8, 1)										0	0	0	0	0	0	0
Larry Bowa, S (1, 6) OBP: 0.239, SLG: 0.171			X 0-0 ② 6-3			X 0-0 ① B3		X 0-0 ② L9		3	0	0	0	0	0	1
Chris Short, R (1, 1)			X 0-0 ③ 4-3			X 0-0 ② F7		X 0-0 ③ 3-1		1	0	0	0	0	0	0
Ron Stone, L (5, 9) OBP: 0.176, SLG: 0.235										2	0	0	0	0	0	1
Inning Stats	R: 0 E: 0 K: 0 S: 6 H: 0 LOB: 0 BB: 0 P: 10	R: 0 E: 0 K: 0 S: 5 H: 0 LOB: 0 BB: 0 P: 7	R: 0 E: 0 K: 0 S: 3 H: 0 LOB: 0 BB: 0 P: 3	R: 1 E: 0 K: 0 S: 5 H: 2 LOB: 0 BB: 0 P: 9	R: 0 E: 0 K: 0 S: 3 H: 0 LOB: 0 BB: 0 P: 3	R: 0 E: 0 K: 0 S: 3 H: 0 LOB: 0 BB: 0 P: 3	R: 1 E: 0 K: 0 S: 4 H: 1 LOB: 0 BB: 0 P: 4	R: 0 E: 0 K: 0 S: 4 H: 1 LOB: 1 BB: 0 P: 4	R: 0 E: 0 K: 1 S: 6 H: 1 LOB: 1 BB: 0 P: 6	1B: 2 2B: 1 3B: 1 HR: 1	SF: 0 SAC: 0 DP: 1 HBP: 0						

TOP

Philadelphia Phillies @ New York Mets

Shea Stadium, Flushing, NY

Sun Apr 19 1970, 3:38 AM EST

Att. 49,898 - Unknown

livebaseballscorecards.com

AB	31
R	2
H	5
RBI	2
BB	0
SO	1
LOB	7

WP: 0 PB: 0 SB: 0 CS: 0 PA: 31

PITCHER		IP	WLS	BF	H	R	ER	SO	BB	IBB	HBP	BLK	WP	HR	S	P	ERA	WHIP
Jim McAndrew, R ERA: 7.0	(1, 1)	7.0	W	23	3	2	2	0	0	0	0	0	0	1	29	39	2.57	0.429
Ron Taylor, R ERA: 1.13	(8, 1)	2.0	S	8	2	0	0	1	0	0	0	0	0	0	10	10	0.00	1.000

PITCHER	IP	WLS	BF	H	R	ER	SO	BB	IBB	HBP	BLK	WP	HR	S	P	ERA	WHIP

BOTTOM

Philadelphia Phillies @ New York Mets

Shea Stadium, Flushing, NY

Sun Apr 19 1970, 3:38 AM EST

Att. 49,898 - Unknown

Batter	1	2	3	4	5	6	7	8	9	AB	R	H	RBI	BB	SO	LOB
Tommie Agee, R (1, 8) OBP: 0.296, SLG: 0.292	K		K2-3		2B, HBP, BB	L8, 1B				4	1	1	0	1	2	1
Bud Harrelson, S (1, 6) OBP: 0.440, SLG: 0.561	L6		1B, 3-H, 1B		HBP, BB, 1-3, 2-H, 2B	HR, BB	1-3			4	2	2	2	1	0	1
Joe Foy, R (1, 5) OBP: 0.288, SLG: 0.289	F7		1-2, 1B		BB, HBP, BB, IBB	1-2, HR, BB		6-3		3	2	1	0	2	0	0
Cleon Jones, R (1, 7) OBP: 0.367, SLG: 0.405 Dave Marshall, L (7, 7)		L4	P4		BB, BB, WP, 1-2, 2-3, 3-H, HBP	K		K		3 1	1 0	0 0	1 0	0 0	1 1	4 0
Donn Clendenon, R (1, 3) OBP: 0.381, SLG: 0.474	F8			K	WP, BB, 1B, 1-2, 2-3, 3-H, BB	1-H, 2-H, HR		1-3		4	2	1	4	1	1	0
Ron Swoboda, R (1, 9) OBP: 0.409, SLG: 0.324	1B			F9	1B, WP, 1-2, 2-3, 3-H, BB	FC4-6, 1B				3	0	2	1	1	0	0
Jerry Grote, R (1, 2) OBP: 0.195, SLG: 0.306	K			L8	K, 1-2, 2-3, 3-H	FC4-6, 1-2f				4	0	0	0	0	2	4
Al Weis, S (1, 4) OBP: 0.429, SLG: 0.500			SH2-4, 1B, 2B		P4, 2B, 1B	F8				4	1	2	1	0	0	0
Jim McAndrew, R (1, 1) OBP: 0.333, SLG: 0.667 Mike Jorgensen, L (7, PH) OBP: 0.286, SLG: 0.167 Ron Taylor, R (8, 1)			SH2-4, 2-3		2B, K	K				2 1 0	1 0 0	1 0 0	0 0 0	0 0 0	1 1 0	2 0 0

Inning Stats	1	2	3	4	5	6	7	8	9
	R: 0 E: 0 K: 1 S: 9	H: 0 LOB: 0 BB: 0 P: 13	R: 0 E: 0 K: 1 S: 7	H: 1 LOB: 1 BB: 0 P: 10	R: 1 E: 0 K: 1 S: 9	H: 3 LOB: 2 BB: 0 P: 14	R: 0 E: 0 K: 1 S: 5	H: 0 LOB: 0 BB: 0 P: 5	R: 6 E: 0 K: 2 S: 17	H: 3 LOB: 2 BB: 4 P: 37	R: 3 E: 0 K: 1 S: 7	H: 2 LOB: 1 BB: 2 P: 15	R: 0 E: 0 K: 1 S: 6	H: 1 LOB: 1 BB: 0 P: 6	R: 0 E: 0 K: 1 S: 5	H: 0 LOB: 0 BB: 0 P: 5

1B: 6	SF: 0
2B: 3	SAC: 1
3B: 0	DP: 0
HR: 1	HBP: 1
WP: 1	PA: 41
PB: 0	
SB: 0	
CS: 0	

	AB	33
	R	10
	H	10
	RBI	9
	BB	6
	SO	9
	LOB	12

livebaseballscorecards.com

PITCHER		IP	WLS	BF	H	R	ER	SO	BB	IBB	HBP	BLK	WP	HR	S	P	ERA	WHIP
Chris Short, L ERA: 4.66	(1, 1)	4.1	L	23	6	7	7	4	2	1	1	0	0	0	38	65	14.54	1.846
Bill Wilson, R ERA: 3.52	(5, 1)	1.1		9	2	3	3	3	3	0	0	0	1	1	14	27	20.25	3.750
Dick Selma, R ERA: 2.57	(6, 1)	1.1		6	2	0	0	1	0	0	0	0	0	0	8	8	0.00	1.500
Joe Hoerner, L ERA: 1.69	(8, 1)	1.0		3	0	0	0	1	0	0	0	0	0	0	5	5	0.00	0.000

PITCHER	IP	WLS	BF	H	R	ER	SO	BB	IBB	HBP	BLK	WP	HR	S	P	ERA	WHIP

Batter	1	2	3	4	5	6	7	8	9	AB	R	H	RBI	BB	SO	LOB
Jose Arcia, R (1, 6) OBP: 0.190, SLG: 0.105	x 0-0 ① 5-3		x 0-0 ① 6-3		x 0-0 ③ F8		x 0-0 ① 5-3		S S S 0-3 ① K	4	0	0	0	0	0	0
Ray Webster, L (9, PH) OBP: 0.200, SLG: 0.200										1	0	0	0	0	1	0
Ron Slocum, R (9, 6)										0	0	0	0	0	0	0
Van Kelly, L (1, 5) OBP: 0.256, SLG: 0.211	S S S 0-3 ② K		S S S 0-3 ② K			B B B B 4-0 1B SF8 BB	x 0-0 WP 1B		B B B B 4-0 2B BB	3	2	1	0	2	2	0
Cito Gaston, R (1, 8) OBP: 0.379, SLG: 0.527	x 0-0 BB 1B		x 0-0 ③ F9			S S S 0-3 ① K	x 0-0 ② P3 1-2		x 1-H 0-0 1B 2B	5	1	2	1	0	1	2
Al Ferrara, R (1, 7) OBP: 0.324, SLG: 0.345	B B B B 4-0 1-2 BB			x 0-0 ① F2		B B B B 4-0 1B 1-2 E BB	B B B B 4-0 BB		x 2-H 0-0 S 1B	1	1	0	0	3	0	0
Ivan Murrell, R (7, PR) OBP: 0.375, SLG: 0.750										1	0	1	1	0	0	0
(7, 7)																
Nate Colbert, R (1, 3) OBP: 0.291, SLG: 0.620	S S S 0-3 ③ K			x 0-0 HR		x 0-0 E 1-2 2-3 1B	x 0-0 ③ F9		S S S 0-3 ② K 1-2	5	1	2	1	0	2	5
Dave Campbell, R (1, 4) OBP: 0.321, SLG: 0.360		x 0-0 ① P1		x 0-0 ② F3		x 0-0 ② SF8 3-H		x 0-0 G6-4-3 1B	B B B B 4-0 BB	3	0	1	1	1	0	0
Jerry Morales, R (1, 9) OBP: 0.216, SLG: 0.235		x 0-0 1B		x 0-0 ③ 1-6-3		x 0-0 E6 1-3 2-H		x 0-0 ①② G6-4-3 1-2f	x 0-0 ③ F5	5	0	1	0	0	0	4
Chris Cannizzaro, R (1, 2) OBP: 0.293, SLG: 0.216		x 0-0 ② F8			S S S 0-3 ① K	I I I I 4-0 IBB		B B B B 4-0 1B BB		2	0	0	0	2	1	1
Clay Kirby, R (1, 1) OBP: 0.167, SLG: 0.167		S S S 0-3 ③ K			S S S 0-3 ② K	S S S 0-3 ③ K		x 0-0 ③ 1-2 1B		4	0	1	0	0	3	4
Ron Herbel, R (8, 1)										0	0	0	0	0	0	0
Inning Stats	R: 0 E: 0 K: 2 S: 8 H: 1 LOB: 2 BB: 1 P: 12	R: 0 E: 0 K: 1 S: 6 H: 1 LOB: 1 BB: 0 P: 6	R: 0 E: 0 K: 1 S: 5 H: 0 LOB: 0 BB: 0 P: 5	R: 1 E: 0 K: 0 S: 4 H: 1 LOB: 0 BB: 0 P: 4	R: 0 E: 0 K: 2 S: 7 H: 0 LOB: 0 BB: 0 P: 7	R: 2 E: 1 K: 2 S: 9 H: 1 LOB: 3 BB: 3 P: 21	R: 0 E: 0 K: 0 S: 4 H: 1 LOB: 2 BB: 1 P: 8	R: 0 E: 0 K: 0 S: 3 H: 2 LOB: 1 BB: 1 P: 7	R: 2 E: 0 K: 2 S: 9 H: 2 LOB: 2 BB: 2 P: 17	1B: 7 2B: 1 3B: 0 HR: 1 SF: 1 SAC: 0 DP: 1 HBP: 0							

TOP

San Diego Padres @ New York Mets

Shea Stadium, Flushing, NY

Tue Apr 21 1970, 3:33 AM EST

Att. 7,712 - Unknown

livebaseballscorecards.com

AB	34
R	5
H	9
RBI	4
BB	8
SO	10
LOB	16

WP: 1 PB: 0 SB: 1 CS: 0 PA: 43

PITCHER		IP	WLS	BF	H	R	ER	SO	BB	IBB	HBP	BLK	WP	HR	S	P	ERA	WHIP
Gary Gentry, R ERA: 1.66	(1, 1)	7.0		32	5	3	2	8	4	1	0	0	1	1	43	63	2.57	1.286
Cal Koonce, R ERA: 4.05	(8, 1)	1.2	L	10	4	2	2	2	3	0	0	0	0	0	11	23	10.80	4.200
Don Cardwell, R ERA: 3.86	(9, 1)	0.1		1	0	0	0	0	0	0	0	0	0	0	1	1	0.00	0.000

PITCHER	IP	WLS	BF	H	R	ER	SO	BB	IBB	HBP	BLK	WP	HR	S	P	ERA	WHIP

BOTTOM

San Diego Padres @ New York Mets

Shea Stadium, Flushing, NY

Tue Apr 21 1970, 3:33 AM EST

Att. 7,712 - Unknown

livebaseballscorecards.com

Batter	1	2	3	4	5	6	7	8	9	AB	R	H	RBI	BB	SO	LOB
Tommie Agee, R (1, 8) OBP: 0.288, SLG: 0.302	K		K2-3		SH2-4 2B		K		F8	5	0	1	0	0	3	1
Bud Harrelson, S (1, 6) OBP: 0.444, SLG: 0.545	E S 1B HBP		5-3		SH2-4 2-3		1B		4-3	3	1	1	0	0	0	1
Ken Boswell, L (1, 4) OBP: 0.481, SLG: 0.500	L4-3 1-H 1B		S 1B		4-3		P6			4	0	2	1	0	0	2
Cleon Jones, R (1, 7) OBP: 0.377, SLG: 0.386	L4-3 1-2		K 1-2		BB			1B SF7 HBP		2	1	0	0	1	1	2
Art Shamsky, L (1, 9) OBP: 0.471, SLG: 0.517 Al Weis, S (8, PR) OBP: 0.429, SLG: 0.500 Ron Swoboda, R (9, 9) OBP: 0.409, SLG: 0.324		6-3 BB		SH3 1B 2B	F7			CS 1-3 1B		3 0 0	1 0 0	2 0 0	0 0 0	1 0 0	0 0 0	2 0 0
Joe Foy, R (1, 5) OBP: 0.273, SLG: 0.277		6-3 1-2		SH3 2-3		F9		SF7 3-H		2	0	0	1	0	0	1
Ed Kranepool, L (1, 3) OBP: 0.250, SLG: 0.182		P3		1B 3-H		L4		F8 1-2		4	0	1	1	0	0	2
Jerry Grote, R (1, 2) OBP: 0.205, SLG: 0.289 Dave Marshall, L (9, PH)		IBB		K		L5			E6	2 1	0 0	0 0	0 0	1 0	1 0	1 0
Gary Gentry, R (1, 1) Mike Jorgensen, L (7, PH) OBP: 0.250, SLG: 0.143 Cal Koonce, R (8, 1) Don Cardwell, R (9, 1) Donn Clendenon, R (9, PH) OBP: 0.364, SLG: 0.450		K		6-3			P3		K	2 1 0 0 1	0 0 0 0 0	0 0 0 0 0	0 0 0 0 0	1 0 0 0 1	3 0 0 0 1	1 0 0 0 1
Inning Stats	R: 1 E: 0 K: 1 S: 5 H: 1 LOB: 0 BB: 0 P: 6	R: 0 E: 0 K: 1 S: 5 H: 0 LOB: 2 BB: 2 P: 13	R: 0 E: 0 K: 2 S: 8 H: 1 LOB: 1 BB: 0 P: 8	R: 1 E: 0 K: 1 S: 7 H: 2 LOB: 1 BB: 0 P: 7	R: 0 E: 0 K: 0 S: 4 H: 1 LOB: 2 BB: 1 P: 8	R: 0 E: 0 K: 0 S: 3 H: 0 LOB: 0 BB: 0 P: 3	R: 0 E: 0 K: 1 S: 6 H: 1 LOB: 1 BB: 0 P: 6	R: 1 E: 0 K: 0 S: 3 H: 1 LOB: 1 BB: 0 P: 4	R: 0 E: 1 K: 1 S: 6 H: 0 LOB: 1 BB: 0 P: 6	1B: 5 2B: 3 3B: 0 HR: 0	SF: 1 SAC: 2 DP: 1 HBP: 2						

	AB	30
	R	3
	H	7
	RBI	3
	BB	3
	SO	7
	LOB	16

WP: 0 PB: 0 SB: 2 CS: 1 PA: 38

PITCHER		IP	WLS	BF	H	R	ER	SO	BB	IBB	HBP	BLK	WP	HR	S	P	ERA	WHIP
Clay Kirby, R ERA: 5.29	(1, 1)	7.0		32	7	3	3	6	2	1	2	0	0	0	39	53	3.86	1.286
Ron Herbel, R ERA: 2.38	(8, 1)	2.0	W	6	0	0	0	1	0	0	0	0	0	0	8	8	0.00	0.000

PITCHER	IP	WLS	BF	H	R	ER	SO	BB	IBB	HBP	BLK	WP	HR	S	P	ERA	WHIP

Batter	1	2	3	4	5	6	7	8	9	AB	R	H	RBI	BB	SO	LOB
Jose Arcia, R (1, 6) OBP: 0.167, SLG: 0.091	x 0-0 ① F8		x 0-0 ② P4		x 0-0 ③ 5-3			S S S 0-3 ③ K		3	0	0	0	0	0	1
Ivan Murrell, R (8, PH) OBP: 0.333, SLG: 0.667										1	0	0	0	0	1	0
Dave Roberts, L (8, 1)										0	0	0	0	0	0	0
Van Kelly, L (1, 5) OBP: 0.234, SLG: 0.190	S S S 0-3 ② K		S S S 0-3 ③ K			x 0-0 ① F2			S S S 0-3 ① K	4	0	0	0	0	3	1
Cito Gaston, R (1, 8) OBP: 0.355, SLG: 0.492	S S S 0-3 ③ K			S S S 0-3 ① K		x 0-0 ② F9			S S S 0-3 ② K	4	0	0	0	0	3	0
Al Ferrara, R (1, 7) OBP: 0.342, SLG: 0.438		x 0-0 HR		B B B 4-0 1B BB		S S S 0-3 ③ K			S S S 0-3 ③ K	3	1	1	1	1	2	0
Nate Colbert, R (1, 3) OBP: 0.276, SLG: 0.585		x 0-0 ① F3		x 0-0 ② F8			S S S 0-3 ① K			3	0	0	0	0	1	1
Dave Campbell, R (1, 4) OBP: 0.321, SLG: 0.358		x 0-0 ② L7		x 0-0 1-2 1B			S S S 0-3 ② K			3	0	1	0	0	1	0
Jerry Morales, R (1, 9) OBP: 0.200, SLG: 0.216		S S S 0-3 ③ K		S S S 0-3 ③ K			S S S 0-3 ③ K			3	0	0	0	0	3	2
Bob Barton, R (1, 2)			B B B B 4-0 BB		S S S 0-3 ① K			S S S 0-3 ① K		2	0	0	0	1	2	0
Mike Corkins, R (1, 1) OBP: 0.167, SLG: 0.167			S S S 0-3 ① K		S S S 0-3 ② K			S S S 0-3 ② K		2	0	0	0	0	2	1
Ray Webster, L (8, PH) OBP: 0.182, SLG: 0.182										1	0	0	0	0	1	0
Ron Slocum, R (8, 6)										0	0	0	0	0	0	0
Inning Stats	R: 0 E: 0 K: 2 S: 7 H: 0 LOB: 0 BB: 0 P: 7	R: 1 E: 0 K: 1 S: 6 H: 1 LOB: 0 BB: 0 P: 6	R: 0 E: 0 K: 2 S: 7 H: 0 LOB: 1 BB: 1 P: 11	R: 0 E: 0 K: 2 S: 8 H: 1 LOB: 2 BB: 1 P: 12	R: 0 E: 0 K: 2 S: 7 H: 0 LOB: 0 BB: 0 P: 7	R: 0 E: 0 K: 1 S: 5 H: 0 LOB: 0 BB: 0 P: 5	R: 0 E: 0 K: 3 S: 9 H: 0 LOB: 0 BB: 0 P: 9	R: 0 E: 0 K: 3 S: 9 H: 0 LOB: 0 BB: 0 P: 9	R: 0 E: 0 K: 3 S: 9 H: 0 LOB: 0 BB: 0 P: 9	1B: 1 2B: 0 3B: 0 HR: 1	SF: 0 SAC: 0 DP: 0 HBP: 0						

TOP

San Diego Padres @ New York Mets

Shea Stadium, Flushing, NY

Wed Apr 22 1970, 3:33 AM EST
Att. 14,197 - Unknown

livebaseballscorecards.com

AB	29
R	1
H	2
RBI	1
BB	2
SO	19
LOB	6

WP: 0 PB: 0 SB: 0 CS: 0 PA: 31

PITCHER	IP	WLS	BF	H	R	ER	SO	BB	IBB	HBP	BLK	WP	HR	S	P	ERA	WHIP
Tom Seaver, R (1, 1) ERA: 2.14	9.0	W	31	2	1	1	19	2	0	0	0	0	1	67	75	1.00	0.444

PITCHER	IP	WLS	BF	H	R	ER	SO	BB	IBB	HBP	BLK	WP	HR	S	P	ERA	WHIP

Batter	1	2	3	4	5	6	7	8	9	AB	R	H	RBI	BB	SO	LOB
Tommie Agee, R (1, 8) OBP: 0.302, SLG: 0.304	S S S 0-3 K ①		x 0-0 3B 1B		B B B B 4-0 S BB		S S S 0-3 K ②			3	1	1	0	1	2	0
Bud Harrelson, S (1, 6) OBP: 0.466, SLG: 0.596	x 0-0 2B 1B		x 0-0 1-H 3B		x 0-0 F9 ①		B B B B 4-0 CS BB			3	1	2	1	1	0	1
Ken Boswell, L (1, 4) OBP: 0.452, SLG: 0.500	x 0-0 1-H 2B		x 0-0 6-3 ①		x 0-0 F9 ②		0-0 CS ③ 1-2	S S S 0-3 K ①		4	0	1	1	0	1	2
Cleon Jones, R (1, 7) OBP: 0.351, SLG: 0.354	x 0-0 L4 ②		S S S 0-3 K ②		x 0-0 F9 ③ 1-2			S S S 0-3 K ②		4	0	0	0	0	2	3
Art Shamsky, L (1, 9) OBP: 0.459, SLG: 0.484 Ron Swoboda, R (8, PH) OBP: 0.400, SLG: 0.314 (9, 9)	x 0-0 P6 ③		I I I 4-0 IBB			x 0-0 4-3 ①		x 0-0 P4 ③		2 1	0 0	0 0	0 0	1 0	0 0	1 0
Joe Foy, R (1, 5) OBP: 0.276, SLG: 0.265		B B B B 4-0 BB	x 0-0 F9 ③			x 0-0 4-3 ②				2	0	0	0	1	0	2
Ed Kranepool, L (1, 3) OBP: 0.267, SLG: 0.154		x 0-0 P4 ①		x 0-0 3-1 ①		B B B B 4-0 BB				2	0	0	0	1	0	1
Jerry Grote, R (1, 2) OBP: 0.191, SLG: 0.268		x 0-0 L9 ②		x 0-0 6-3 ②		S S S 0-3 K ③				3	0	0	0	0	1	2
Tom Seaver, R (1, 1) OBP: 0.231, SLG: 0.308		x 0-0 6-3 ③		S S S 0-3 K ③			x 0-0 4-3 ①			3	0	0	0	0	1	1
Inning Stats	R: 1 H: 2 E: 0 LOB: 1 K: 1 BB: 0 S: 7 P: 7	R: 0 H: 0 E: 0 LOB: 1 K: 0 BB: 1 S: 3 P: 7	R: 1 H: 2 E: 0 LOB: 2 K: 1 BB: 1 S: 7 P: 11	R: 0 H: 0 E: 0 LOB: 0 K: 1 BB: 0 S: 5 P: 5	R: 0 H: 0 E: 0 LOB: 1 K: 0 BB: 1 S: 3 P: 7	R: 0 H: 0 E: 0 LOB: 1 K: 1 BB: 1 S: 5 P: 9	R: 0 H: 0 E: 0 LOB: 0 K: 1 BB: 1 S: 4 P: 8	R: 0 H: 0 E: 0 LOB: 0 K: 2 BB: 0 S: 7 P: 7		1B: 2 SF: 0 2B: 1 SAC: 0 3B: 1 DP: 0 HR: 0 HBP: 0						WP: 0 PA: 33 PB: 0 SB: 1 CS: 1

PITCHER		IP	WLS	BF	H	R	ER	SO	BB	IBB	HBP	BLK	WP	HR	S	P	ERA	WHIP
Mike Corkins, R ERA: 4.6	(1, 1)	7.0	L	29	4	2	2	5	4	1	0	0	0	0	34	54	2.57	1.143
Dave Roberts, L ERA: 1.17	(8, 1)	1.0		3	0	0	0	2	0	0	0	0	0	0	7	7	0.00	0.000

PITCHER	IP	WLS	BF	H	R	ER	SO	BB	IBB	HBP	BLK	WP	HR	S	P	ERA	WHIP

BOTTOM

San Diego Padres @ New York Mets

Shea Stadium, Flushing, NY

Wed Apr 22 1970, 3:33 AM EST

Att. 14,197 - Unknown

livebaseballscorecards.com

AB	27
R	2
H	4
RBI	2
BB	5
SO	7
LOB	13

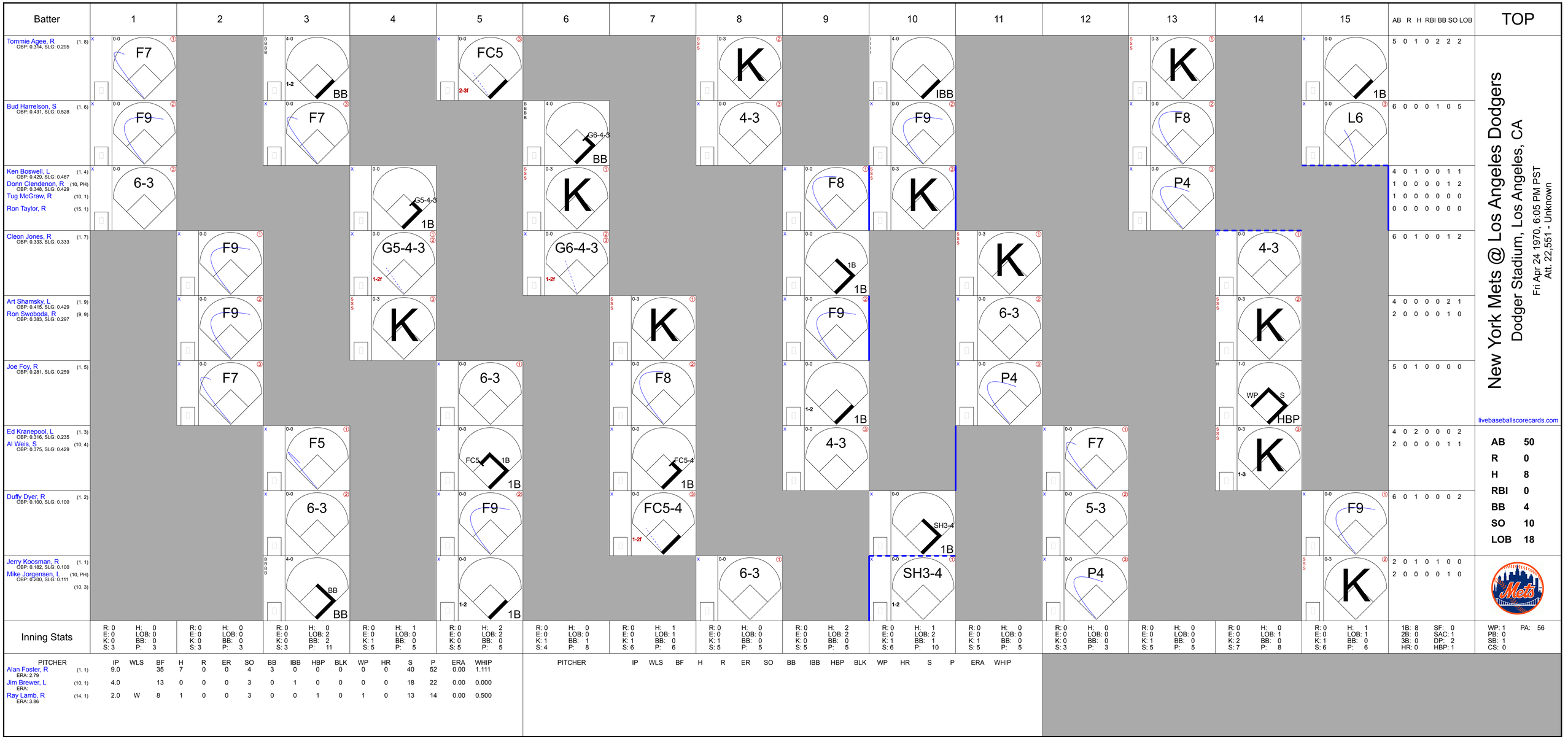
Batter
1
2
3
4
5
6
7
8
9
10
11
12
13
14
15
AB R H RBI BB SO LOB
TOP
Tommie Agee, R (1, 8)
OBP: 0.314, SLG: 0.295
F7
F9
BB
FC5
K
IBB
K
1B
5 0 1 0 2 2 2
Bud Harrelson, S (1, 6)
OBP: 0.431, SLG: 0.528
F7
4-3
G6-4-3
BB
F9
F8
L6
6 0 0 0 1 0 5
Ken Boswell, L (1, 4)
OBP: 0.429, SLG: 0.467
Donn Clendenon, R (10, PH)
OBP: 0.348, SLG: 0.429
Tug McGraw, R (10, 1)
Ron Taylor, R (15, 1)
6-3
G5-4-3
1B
K
F8
K
P4
4 0 1 0 0 1 1
1 0 0 0 0 1 2
1 0 0 0 0 0 0
0 0 0 0 0 0 0
Cleon Jones, R (1, 7)
OBP: 0.333, SLG: 0.333
F9
G5-4-3
1-2f
G6-4-3
1-2f
1B
K
6-3
4-3
6 0 1 0 0 1 2
Art Shamsky, L (1, 9)
OBP: 0.415, SLG: 0.429
Ron Swoboda, R (9, 9)
F9
K
K
F9
6-3
K
4 0 0 0 0 2 1
2 0 0 0 0 1 0
Joe Foy, R (1, 5)
OBP: 0.281, SLG: 0.259
F7
6-3
F8
1-2
1B
P4
WP
S
HBP
5 0 1 0 0 0 0
livebaseballscorecards.com
Ed Kranepool, L (1, 3)
OBP: 0.316, SLG: 0.235
Al Weis, S (10, 4)
OBP: 0.375, SLG: 0.429
F5
FC5
1B
FC5-4
1B
4-3
F7
K
1-3
4 0 2 0 0 0 2
2 0 0 0 0 1 1
AB 50
R 0
H 8
RBI 0
BB 4
SO 10
LOB 18
Duffy Dyer, R (1, 2)
OBP: 0.100, SLG: 0.100
6-3
F9
FC5-4
1-2f
SH3-4
1B
5-3
F9
6 0 1 0 0 0 2
Jerry Koosman, R (1, 1)
OBP: 0.182, SLG: 0.100
Mike Jorgensen, L (10, PH)
OBP: 0.200, SLG: 0.111
(10, 3)
BB
BB
6-3
1-2
1B
SH3-4
1-2
P4
K
2 0 1 0 1 0 0
2 0 0 0 0 1 0
Inning Stats
R: 0 H: 0 E: 0 LOB: 0 K: 0 BB: 0 S: 3 P: 3
R: 0 H: 0 E: 0 LOB: 0 K: 0 BB: 0 S: 3 P: 3
R: 0 H: 0 E: 0 LOB: 2 K: 0 BB: 2 S: 3 P: 11
R: 0 H: 1 E: 0 LOB: 0 K: 1 BB: 0 S: 5 P: 5
R: 0 H: 2 E: 0 LOB: 2 K: 0 BB: 0 S: 5 P: 5
R: 0 H: 0 E: 0 LOB: 0 K: 1 BB: 1 S: 4 P: 8
R: 0 H: 1 E: 0 LOB: 1 K: 1 BB: 0 S: 6 P: 6
R: 0 H: 0 E: 0 LOB: 0 K: 1 BB: 0 S: 5 P: 5
R: 0 H: 2 E: 0 LOB: 2 K: 0 BB: 0 S: 5 P: 5
R: 0 H: 1 E: 0 LOB: 2 K: 1 BB: 1 S: 6 P: 10
R: 0 H: 0 E: 0 LOB: 0 K: 1 BB: 0 S: 5 P: 5
R: 0 H: 0 E: 0 LOB: 0 K: 1 BB: 0 S: 3 P: 3
R: 0 H: 0 E: 0 LOB: 0 K: 1 BB: 0 S: 5 P: 5
R: 0 H: 0 E: 0 LOB: 1 K: 2 BB: 0 S: 7 P: 8
R: 0 H: 1 E: 0 LOB: 1 K: 1 BB: 0 S: 6 P: 6
1B: 8 2B: 0 3B: 0 HR: 0
SF: 0 SAC: 1 DP: 2 HBP: 1
WP: 1 PB: 0 SB: 1 CS: 0
PA: 56
PITCHER IP WLS BF H R ER SO BB IBB HBP BLK WP HR S P ERA WHIP
Alan Foster, R (1, 1) ERA: 2.79 9.0 35 7 0 0 4 3 0 0 0 0 0 40 52 0.00 1.111
Jim Brewer, L (10, 1) ERA: 4.0 13 0 0 0 3 0 1 0 0 0 0 18 22 0.00 0.000
Ray Lamb, R (14, 1) ERA: 3.86 2.0 W 8 1 0 0 3 0 0 1 0 1 0 13 14 0.00 0.500
PITCHER IP WLS BF H R ER SO BB IBB HBP BLK WP HR S P ERA WHIP
New York Mets @ Los Angeles Dodgers
Dodger Stadium, Los Angeles, CA
Fri Apr 24 1970, 6:05 PM PST
Att. 22,551 - Unknown

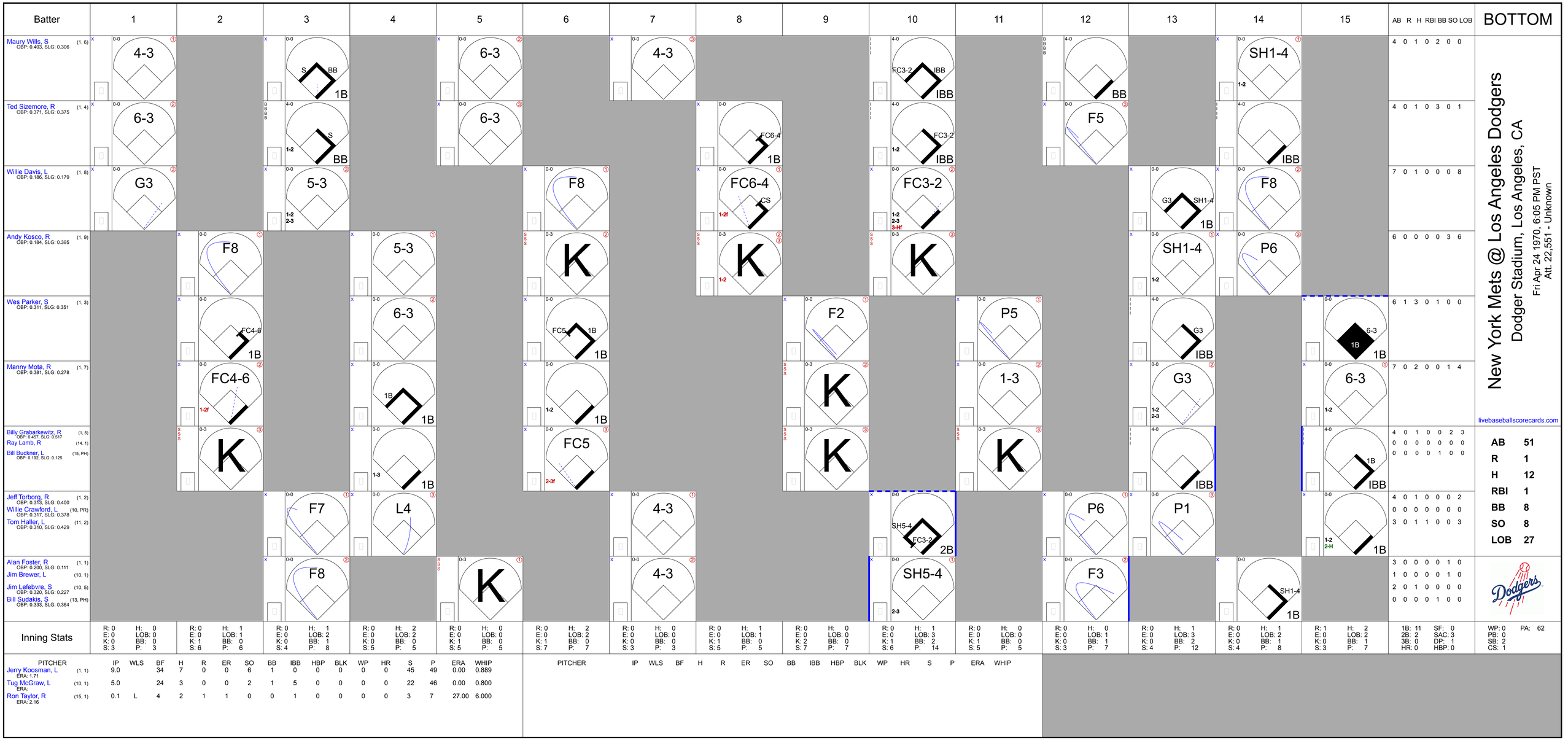
Batter
1
2
3
4
5
6
7
8
9
10
11
12
13
14
15
AB R H RBI BB SO LOB
BOTTOM
Maury Wills, S (1, 6) OBP: 0.403, SLG: 0.306
4-3
6-3
S BB 1B
6-3
4-3
FC3-2 IBB IBB
SH1-4 1-2
4 0 1 0 2 0 0
Ted Sizemore, R (1, 4) OBP: 0.371, SLG: 0.375
6-3
4-0 S 1-2 BB
6-3
FC6-4 1B
4-0 FC3-2 1-2 IBB
F5
IBB
4 0 1 0 3 0 1
Willie Davis, L (1, 8) OBP: 0.186, SLG: 0.179
G3
5-3 1-2 2-3
FC6-4 CS 1-2f
FC3-2 1-2 2-3 3-Hf
G3 SH1-4 1B
F8
7 0 1 0 0 0 8
Andy Kosco, R (1, 9) OBP: 0.184, SLG: 0.395
F8
5-3
K 1-2
K
K
SH1-4 1-2
P6
6 0 0 0 0 3 6
Wes Parker, S (1, 3) OBP: 0.311, SLG: 0.351
FC4-6 1B
6-3
FC5 1B
F2
P5
G3 IBB
6-3 1B
6 1 3 0 1 0 0
Manny Mota, R (1, 7) OBP: 0.381, SLG: 0.278
FC4-6 1-2f
1B 1B
1-2 1B
K
1-3
G3 1-2 2-3
6-3 1-2
7 0 2 0 0 1 4
Billy Grabarkewitz, R (1, 5) OBP: 0.467, SLG: 0.517
Ray Lamb, R (14, 1)
Bill Buckner, L (15, PH) OBP: 0.192, SLG: 0.125
K
1-3 1B
FC5 2-3f
K
K
K
IBB
1B IBB
4 0 1 0 0 2 3
0 0 0 0 0 0 0
0 0 0 0 1 0 0
Jeff Torborg, R (1, 2) OBP: 0.313, SLG: 0.400
Willie Crawford, L (10, PR) OBP: 0.317, SLG: 0.378
Tom Haller, L (11, 2) OBP: 0.310, SLG: 0.429
F7
L4
4-3
SH5-4 FC3-2 2B
P6
P1
1-2 2-H 1B
4 0 1 0 0 0 2
0 0 0 0 0 0 0
3 0 1 1 0 0 3
Alan Foster, R (1, 1) OBP: 0.200, SLG: 0.111
Jim Brewer, L (10, 1)
Jim Lefebvre, S (10, 5) OBP: 0.320, SLG: 0.227
Bill Sudakis, S (13, PH) OBP: 0.333, SLG: 0.364
F8
K
4-3
SH5-4 2-3
F3
SH1-4 1B
3 0 0 0 0 1 0
1 0 0 0 0 1 0
2 0 1 0 0 0 0
0 0 0 0 1 0 0
New York Mets @ Los Angeles Dodgers
Dodger Stadium, Los Angeles, CA
Fri Apr 24 1970, 6:05 PM PST
Att. 22,551 - Unknown
livebaseballscorecards.com
AB 51
R 1
H 12
RBI 1
BB 8
SO 8
LOB 27
Inning Stats
R: 0 H: 0 E: 0 LOB: 0 K: 0 BB: 0 S: 3 P: 3
R: 0 H: 1 E: 0 LOB: 1 K: 1 BB: 0 S: 6 P: 6
R: 0 H: 1 E: 0 LOB: 2 K: 0 BB: 1 S: 4 P: 8
R: 0 H: 2 E: 0 LOB: 2 K: 0 BB: 0 S: 5 P: 5
R: 0 H: 0 E: 0 LOB: 0 K: 1 BB: 0 S: 5 P: 5
R: 0 H: 2 E: 0 LOB: 2 K: 1 BB: 0 S: 7 P: 7
R: 0 H: 0 E: 0 LOB: 0 K: 0 BB: 0 S: 3 P: 3
R: 0 H: 1 E: 0 LOB: 1 K: 1 BB: 0 S: 5 P: 5
R: 0 H: 0 E: 0 LOB: 0 K: 2 BB: 0 S: 7 P: 7
R: 0 H: 1 E: 0 LOB: 3 K: 1 BB: 2 S: 6 P: 14
R: 0 H: 0 E: 0 LOB: 0 K: 1 BB: 0 S: 5 P: 5
R: 0 H: 0 E: 0 LOB: 1 K: 0 BB: 1 S: 3 P: 7
R: 0 H: 1 E: 0 LOB: 3 K: 0 BB: 2 S: 4 P: 12
R: 0 H: 1 E: 0 LOB: 2 K: 0 BB: 1 S: 4 P: 8
R: 1 H: 2 E: 0 LOB: 2 K: 0 BB: 1 S: 3 P: 7
1B: 11 SF: 0
2B: 2 SAC: 3
3B: 0 DP: 1
HR: 0 HBP: 0
WP: 0 PA: 62
PB: 0
SB: 2
CS: 1
PITCHER IP WLS BF H R ER SO BB IBB HBP BLK WP HR S P ERA WHIP
Jerry Koosman, L (1, 1) ERA: 1.71 9.0 34 7 0 0 6 1 0 0 0 0 0 45 49 0.00 0.889
Tug McGraw, L (10, 1) ERA: 5.0 24 3 0 0 2 1 5 0 0 0 0 22 46 0.00 0.800
Ron Taylor, R (15, 1) ERA: 2.16 0.1 L 4 2 1 1 0 0 1 0 0 0 0 3 7 27.00 6.000
PITCHER IP WLS BF H R ER SO BB IBB HBP BLK WP HR S P ERA WHIP

New York Mets @ Los Angeles Dodgers

Dodger Stadium, Los Angeles, CA

Sat Apr 25 1970, 7:05 PM PST
Att. 28,349 - Unknown

livebaseballscorecards.com

Batter	1	2	3	4	5	6	7	8	9	AB	R	H	RBI	BB	SO	LOB
Tommie Agee, R (1, 8) OBP: 0.311, SLG: 0.292	4-3		FC6-4 1B		F8			K		4	0	1	0	0	1	1
Bud Harrelson, S (1, 6) OBP: 0.435, SLG: 0.561	2B		FC6-4 CS 1-2f			F2		FC5 1-3 2B		4	0	2	0	0	0	1
Joe Foy, R (1, 5) OBP: 0.265, SLG: 0.241	6-3		6-3 1-2			6-3		FC5 2-3		4	0	0	0	0	0	4
Cleon Jones, R (1, 7) OBP: 0.328, SLG: 0.316	1-3			F8		5-3			FC5-4 BB	3	0	0	0	1	0	1
Donn Clendenon, R (1, 3) OBP: 0.296, SLG: 0.360		6-3		K			K		FC5-4 1B 1-2f	4	0	0	0	0	2	1
Ron Swoboda, R (1, 9) OBP: 0.412, SLG: 0.325		5-3 BB		FC6-4 1B			K		G6-3 1B 1-3	3	0	2	0	1	1	0
Al Weis, S (1, 4) OBP: 0.300, SLG: 0.333		5-3 1-2		FC6-4 1-2f			K		G6-3 1-2f	4	0	0	0	0	1	4
Duffy Dyer, R (1, 2) OBP: 0.231, SLG: 0.167		IBB			6-3			FC1-6 1B		2	0	1	0	1	0	0
Nolan Ryan, R (1, 1) OBP: 0.143, SLG: 0.143		F9			K			FC1-6 2B 1-2f		3	0	0	0	0	1	3

Inning Stats	1	2	3	4	5	6	7	8	9			
	R: 0 E: 0 K: 0 S: 4	H: 1 LOB: 1 BB: 0 P: 4	R: 0 E: 0 K: 0 S: 3	H: 0 LOB: 2 BB: 2 P: 11	R: 0 E: 0 K: 0 S: 3	H: 1 LOB: 0 BB: 0 P: 3	R: 0 E: 0 K: 1 S: 6	H: 1 LOB: 1 BB: 0 P: 6	R: 0 E: 0 K: 1 S: 5	H: 0 LOB: 0 BB: 0 P: 5	R: 0 E: 0 K: 0 S: 3	H: 0 LOB: 0 BB: 0 P: 3
	R: 0 E: 0 K: 3 S: 9	H: 0 LOB: 0 BB: 0 P: 9	R: 0 E: 0 K: 1 S: 7	H: 2 LOB: 2 BB: 0 P: 7	R: 0 E: 0 K: 0 S: 3	H: 1 LOB: 1 BB: 1 P: 7	1B: 4 2B: 2 3B: 0 HR: 0	SF: 0 SAC: 0 DP: 1 HBP: 0	WP: 0 PB: 0 SB: 0 CS: 1	PA: 34		

PITCHER	IP	WLS	BF	H	R	ER	SO	BB	IBB	HBP	BLK	WP	HR	S	P	ERA	WHIP
Claude Osteen, L (1, 1) ERA: 2.32	9.0	W	34	6	0	0	6	2	1	0	0	0	0	43	55	0.00	0.889

PITCHER	IP	WLS	BF	H	R	ER	SO	BB	IBB	HBP	BLK	WP	HR	S	P	ERA	WHIP

AB	31
R	0
H	6
RBI	0
BB	3
SO	6
LOB	15

Batter	1	2	3	4	5	6	7	8	9	AB	R	H	RBI	BB	SO	LOB
Maury Wills, S (1, 6) OBP: 0.409, SLG: 0.308	K		1B		G4-6-3			BB		3	0	1	1	1	1	2
Ted Sizemore, R (1, 4) OBP: 0.385, SLG: 0.371	FC6-4 1B		6-3			G4-6-3 BB		F9		3	0	1	0	1	0	2
Willie Davis, L (1, 8) OBP: 0.177, SLG: 0.169	FC6-4 CS		F9			G4-6-3				3	0	0	0	0	0	3
Willie Crawford, L (1, 9) OBP: 0.295, SLG: 0.350	CS	4-3		3-1		K				3	0	0	0	0	1	0
Wes Parker, S (1, 3) OBP: 0.313, SLG: 0.339		BB		3-1			6-3			2	0	0	0	1	0	0
Bill Buckner, L (1, 7) OBP: 0.172, SLG: 0.111 Manny Mota, R (9, 7) OBP: 0.381, SLG: 0.278		K		1-3			P3			3 0	0 0	0 0	0 0	0 0	1 0	1 0
Tom Haller, L (1, 2) OBP: 0.313, SLG: 0.400		5-3			BB	BB	F7			2	0	0	0	1	0	1
Billy Grabarkewitz, R (1, 5) OBP: 0.474, SLG: 0.500			SH1-4 1B HBP			G4-6-3 BB		K		1	1	0	0	1	1	0
Claude Osteen, L (1, 1) OBP: 0.125, SLG: 0.125			SH1-4		K			P5		2	0	0	0	0	1	2
Inning Stats	R: 0 E: 0 K: 1 S: 5 H: 1 LOB: 0 BB: 0 P: 5	R: 0 E: 0 K: 1 S: 5 H: 0 LOB: 1 BB: 1 P: 9	R: 1 E: 0 K: 0 S: 4 H: 1 LOB: 1 BB: 0 P: 5	R: 0 E: 0 K: 0 S: 3 H: 0 LOB: 0 BB: 0 P: 3	R: 0 E: 0 K: 1 S: 4 H: 0 LOB: 1 BB: 2 P: 12	R: 0 E: 0 K: 1 S: 4 H: 0 LOB: 0 BB: 1 P: 8	R: 0 E: 0 K: 0 S: 3 H: 0 LOB: 0 BB: 0 P: 3	R: 0 E: 0 K: 1 S: 5 H: 0 LOB: 1 BB: 1 P: 9		1B: 2 2B: 0 3B: 0 HR: 0 SF: 0 SAC: 1 DP: 2 HBP: 1						

PITCHER	IP	WLS	BF	H	R	ER	SO	BB	IBB	HBP	BLK	WP	HR	S	P	ERA	WHIP
Nolan Ryan, R (1, 1) ERA: 0.53	8.0	L	29	2	1	1	5	5	0	1	0	0	0	33	54	1.12	0.875

PITCHER	IP	WLS	BF	H	R	ER	SO	BB	IBB	HBP	BLK	WP	HR	S	P	ERA	WHIP

BOTTOM

New York Mets @ Los Angeles Dodgers

Dodger Stadium, Los Angeles, CA

Sat Apr 25 1970, 7:05 PM PST

Att. 28,349 - Unknown

livebaseballscorecards.com

AB	22
R	1
H	2
RBI	1
BB	5
SO	5
LOB	11

WP: 0 PA: 30
PB: 0
SB: 3
CS: 1

Batter	1	2	3	4	5	6	7	8	9	AB	R	H	RBI	BB	SO	LOB
Mike Jorgensen, L (1, 8) OBP: 0.286, SLG: 0.417	BBBB 4-0 FC3-6 BB		x 0-0 ① L3			x 0-0 HR		SSS 0-3 ① K		3	1	1	1	1	1	1
Bud Harrelson, S (1, 6) OBP: 0.425, SLG: 0.541	x 0-0 ① FC3-6 S 1-2f		x 0-0 ② F5			x 0-0 4-3 S S 1B		SSS 0-3 ② K		4	1	1	0	0	1	2
Ken Boswell, L (1, 4) OBP: 0.385, SLG: 0.412	x 0-0 ② P5 1-2		x 0-0 ③ 5-3			x 0-0 ① F9 1-2		x 0-0 ③ P3		4	0	0	0	0	0	3
Art Shamsky, L (1, 9) OBP: 0.386, SLG: 0.395 Ron Swoboda, R (8, 9) OBP: 0.423, SLG: 0.325	x 0-0 ③ 1-3			x 0-0 ① 4-3		x 0-0 ② 4-3 2-3			BBBB 4-0 3-1 S BB	3 0	0 0	0 0	0 0	0 1	0 0	2 0
Donn Clendenon, R (1, 3) OBP: 0.290, SLG: 0.448		x 0-0 HR		x 0-0 ② 5-3		x 0-0 ③ F3 3-H			x 0-0 ① F8 1-2	4	1	1	1	0	0	1
Dave Marshall, L (1, 7) OBP: 0.125, SLG: 0.125		x 0-0 ① F7		x 0-0 ③ F8			x 0-0 S 1B		x 0-0 ② 3-1 2-3	4	0	1	0	0	0	1
Wayne Garrett, L (1, 5)		x 0-0 ② F8			x 0-0 ① 6-3		x 0-0 ① P4 1-2		x 0-0 ③ F9	4	0	0	0	0	0	2
Duffy Dyer, R (1, 2) OBP: 0.188, SLG: 0.133		x 0-0 ③ F9			x 0-0 ② F8		SSS 0-3 ② K			3	0	0	0	0	1	1
Tom Seaver, R (1, 1) OBP: 0.250, SLG: 0.313			x 0-0 1B		x 0-0 ③ L7		SSS 0-3 ③ K			3	0	1	0	0	1	1
Inning Stats	R: 0 E: 0 K: 0 S: 3 H: 0 LOB: 1 BB: 1 P: 7	R: 1 E: 0 K: 0 S: 4 H: 1 LOB: 0 BB: 0 P: 4	R: 0 E: 0 K: 0 S: 4 H: 1 LOB: 1 BB: 0 P: 4	R: 0 E: 0 K: 0 S: 3 H: 0 LOB: 0 BB: 0 P: 3	R: 0 E: 0 K: 0 S: 3 H: 0 LOB: 0 BB: 0 P: 3	R: 2 E: 0 K: 0 S: 5 H: 2 LOB: 0 BB: 0 P: 5	R: 0 E: 0 K: 2 S: 8 H: 1 LOB: 1 BB: 0 P: 8	R: 0 E: 0 K: 2 S: 7 H: 0 LOB: 0 BB: 0 P: 7	R: 0 E: 0 K: 0 S: 3 H: 0 LOB: 1 BB: 1 P: 7	1B: 3 2B: 0 3B: 0 HR: 2 SF: 0 SAC: 0 DP: 0 HBP: 0							

TOP

New York Mets @ Los Angeles Dodgers

Dodger Stadium, Los Angeles, CA

Sun Apr 26 1970, 3:33 AM PDT

Att. 26,708 - Unknown

livebaseballscorecards.com

AB	32
R	3
H	5
RBI	2
BB	2
SO	4
LOB	14

WP: 0 PB: 0 SB: 5 CS: 0 PA: 34

PITCHER		IP	WLS	BF	H	R	ER	SO	BB	IBB	HBP	BLK	WP	HR	S	P	ERA	WHIP
Sandy Vance, R ERA: 4.5	(1, 1)	6.0	L	23	4	3	3	0	1	0	0	0	0	2	22	26	4.50	0.833
Fred Norman, L ERA: 6.35	(7, 1)	2.0		7	1	0	0	4	0	0	0	0	0	0	15	15	0.00	0.500
Camilo Pascual, R ERA: 4.5	(9, 1)	1.0		4	0	0	0	0	1	0	0	0	0	0	3	7	0.00	1.000

PITCHER	IP	WLS	BF	H	R	ER	SO	BB	IBB	HBP	BLK	WP	HR	S	P	ERA	WHIP

Batter	1	2	3	4	5	6	7	8	9	AB	R	H	RBI	BB	SO	LOB
Maury Wills, S (1, 6) OBP: 0.386, SLG: 0.286	6-3			5-3		L6			4-3	4	0	0	0	0	0	0
Ted Sizemore, R (1, 4) OBP: 0.349, SLG: 0.333	F8			F9		F8			1-3	4	0	0	0	0	0	0
Willie Davis, L (1, 8) OBP: 0.197, SLG: 0.222	5-3			2B			F9		2B	4	1	2	0	0	0	0
Andy Kosco, R (1, 9) OBP: 0.190, SLG: 0.405		F2		1B 2-H			F8		K	4	0	1	1	0	1	1
Willie Crawford, L (1, 7) OBP: 0.298, SLG: 0.349		K		1B 2-H			F5			3	0	1	0	0	1	0
Wes Parker, S (1, 3) OBP: 0.328, SLG: 0.371		6-3			FC5-4 1B			2B		3	0	2	0	0	0	0
Tom Haller, L (1, 2) OBP: 0.286, SLG: 0.364			K		FC5-4 G5-4-3 1-2f			P7		3	0	0	0	0	1	2
Billy Grabarkewitz, R (1, 5) OBP: 0.439, SLG: 0.455			F8		G5-4-3 1-2f			K		3	0	0	0	0	1	2
Sandy Vance, R (1, 1)			K			F5		K		1	0	0	0	0	1	0
Bill Buckner, L (6, PH) OBP: 0.167, SLG: 0.107										1	0	0	0	0	0	0
Fred Norman, S (7, 1)										0	0	0	0	0	0	0
Len Gabrielson, L (8, PH)										1	0	0	0	0	1	1
Camilo Pascual, R (9, 1)										0	0	0	0	0	0	0
Inning Stats	R: 0 E: 0 K: 0 S: 3 H: 0 LOB: 0 BB: 0 P: 3	R: 0 E: 0 K: 1 S: 5 H: 0 LOB: 0 BB: 0 P: 5	R: 0 E: 0 K: 2 S: 7 H: 0 LOB: 0 BB: 0 P: 7	R: 1 E: 0 K: 0 S: 5 H: 3 LOB: 2 BB: 0 P: 5	R: 0 E: 0 K: 0 S: 3 H: 1 LOB: 0 BB: 0 P: 3	R: 0 E: 0 K: 0 S: 3 H: 0 LOB: 0 BB: 0 P: 3	R: 0 E: 0 K: 0 S: 3 H: 0 LOB: 0 BB: 0 P: 3	R: 0 E: 0 K: 2 S: 8 H: 1 LOB: 1 BB: 0 P: 8	R: 0 E: 0 K: 1 S: 6 H: 1 LOB: 1 BB: 0 P: 6	1B: 2 2B: 4 3B: 0 HR: 0 SF: 0 SAC: 0 DP: 1 HBP: 0						

PITCHER	IP	WLS	BF	H	R	ER	SO	BB	IBB	HBP	BLK	WP	HR	S	P	ERA	WHIP
Tom Seaver, R (1, 1) ERA: 1.9	9.0	W	31	6	1	1	6	0	0	0	0	0	0	43	43	1.00	0.667

PITCHER	IP	WLS	BF	H	R	ER	SO	BB	IBB	HBP	BLK	WP	HR	S	P	ERA	WHIP

BOTTOM

New York Mets @ Los Angeles Dodgers

Dodger Stadium, Los Angeles, CA

Sun Apr 26 1970, 3:33 AM PDT

Att. 26,708 - Unknown

livebaseballscorecards.com

AB	31
R	1
H	6
RBI	1
BB	0
SO	6
LOB	6

WP: 0 PA: 31
PB: 0
SB: 0
CS: 0

New York Mets @ San Francisco Giants

Candlestick Park, San Francisco, CA

Tue Apr 28 1970, 10:05 PM EDT

Att. 8,253 - Unknown

TOP

livebaseballscorecards.com

Batter	1	2	3	4	5	6	7	8	9	AB	R	H	RBI	BB	SO	LOB
Mike Jorgensen, L (1, 8) OBP: 0.316, SLG: 0.438	BBBB 4-0 1B FC 1B BB	x 0-0 ① F8		x 0-0 ① 4-3			x 0-0 SH1-4 2B		x 0-0 ② G3	4	1	1	0	1	0	0
Bud Harrelson, S (1, 6) OBP: 0.423, SLG: 0.523	x 0-0 FC 1B 1B 1-2 HR	x 0-0 ② 4-3		x 0-0 G4-6-3 1B			H 1-0 SH1-4 HBP		x 0-0 ③ 5-3	4	1	1	0	0	0	1
Ken Boswell, L (1, 4) OBP: 0.405, SLG: 0.432 Al Weis, S (9, 4) OBP: 0.300, SLG: 0.333	x 0-0 1B 1-2 HR 2-3 1B	x 0-0 1B		x 0-0 ② ③ G4-6-3 1-2f			x 0-0 ① SH1-4 1-2 2-3			3 0	1 0	2 0	0 0	0 0	0 0	1 0
Art Shamsky, L (1, 9) OBP: 0.396, SLG: 0.390 Ron Swoboda, R (7, PR) OBP: 0.423, SLG: 0.325 (7, 9)	x 0-0 1-2 HR 2-3 3-H 1B	x 0-0 ③ 4-3			x 0-0 ① 1-3		4-0 G6-4-3 IBB			3 0	1 0	1 0	1 0	1 0	0 0	1 0
Donn Clendenon, R (1, 3) OBP: 0.257, SLG: 0.394	SSS 0-3 ① K		SSS 0-3 ① K		x 0-0 ② F6		x 0-0 ② ③ G6-4-3 1-2f			4	0	0	0	0	2	6
Dave Marshall, L (1, 7) OBP: 0.167, SLG: 0.417	x 0-0 1-H HR 2-H 3-H		SSS 0-3 ② K		x 0-0 ③ 1-3			x 0-0 E4 L4-3		4	1	1	4	0	1	0
Wayne Garrett, L (1, 5) OBP: 0.214, SLG: 0.083	BBBB 4-0 BB	x 0-0 1B 1B				x 0-0 ① 6-3		x 0-0 ① ② L4-3 1-2		3	0	1	0	1	0	1
Duffy Dyer, R (1, 2) OBP: 0.200, SLG: 0.158	SSS 0-3 ② K	x 0-0 1-2 1B				x 0-0 ② F7		SSS 0-3 ③ K		4	0	1	0	0	2	1
Gary Gentry, R (1, 1) Ed Kranepool, L (9, PH) OBP: 0.300, SLG: 0.222 Tug McGraw, R (9, 1)	SSS 0-3 ③ K	x 0-0 ③ F4				SSS 0-3 ③ K			x 0-0 ① F6	3 1 0	0 0 0	0 0 0	0 0 0	0 0 0	2 0 0	3 0 0
Inning Stats	R: 5 E: 0 K: 3 S: 13 H: 3 LOB: 1 BB: 2 P: 21	R: 0 E: 0 K: 0 S: 4 H: 1 LOB: 1 BB: 0 P: 4	R: 0 E: 0 K: 2 S: 9 H: 2 LOB: 2 BB: 0 P: 9	R: 0 E: 0 K: 0 S: 3 H: 1 LOB: 0 BB: 0 P: 3	R: 0 E: 0 K: 0 S: 3 H: 0 LOB: 0 BB: 0 P: 3	R: 0 E: 0 K: 1 S: 5 H: 0 LOB: 0 BB: 0 P: 5	R: 0 E: 0 K: 0 S: 3 H: 1 LOB: 3 BB: 1 P: 8	R: 0 E: 1 K: 1 S: 5 H: 0 LOB: 0 BB: 0 P: 5	R: 0 E: 0 K: 0 S: 3 H: 0 LOB: 0 BB: 0 P: 3	1B: 6 2B: 2 3B: 0 HR: 1 SF: 0 SAC: 1 DP: 3 HBP: 1						

	AB	33
	R	5
	H	8
	RBI	5
	BB	3
	SO	7
	LOB	14

WP: 0 PB: 0 SB: 0 CS: 0 PA: 38

PITCHER		IP	WLS	BF	H	R	ER	SO	BB	IBB	HBP	BLK	WP	HR	S	P	ERA	WHIP
Gaylord Perry, R ERA: 4.8	(1, 1)	5.0	L	24	7	5	5	5	2	0	0	0	0	1	32	40	9.00	1.800
Frank Reberger, R ERA: 9.0	(6, 1)	2.0		8	1	0	0	1	0	1	1	0	0	0	8	13	0.00	0.500
Frank Linzy, R ERA: 4.0	(8, 1)	2.0		6	0	0	0	1	0	0	0	0	0	0	8	8	0.00	0.000

PITCHER	IP	WLS	BF	H	R	ER	SO	BB	IBB	HBP	BLK	WP	HR	S	P	ERA	WHIP

Batter	1	2	3	4	5	6	7	8	9	AB	R	H	RBI	BB	SO	LOB
Bobby Bonds, R (1, 9) OBP: 0.473, SLG: 0.566	S S S 0-3 K ①		x 0-0 2B		S S S 0-3 K ③			x 0-0 F9 2B 2B		4	1	2	0	0	2	0
Ron Hunt, R (1, 4) OBP: 0.441, SLG: 0.510	x 0-0 F7 ②		S S S 0-3 K ①			x 0-0 1B		x 0-0 F7 ①		4	0	1	0	0	1	2
Willie Mays, R (1, 8) OBP: 0.377, SLG: 0.451	x 0-0 HR		x 0-0 F8 ②			x 0-0 F9 ①		x 0-0 F9 ② 2-3		4	1	1	1	0	0	3
Willie McCovey, L (1, 3) OBP: 0.444, SLG: 0.531	B B B B 4-0 BB		x 0-0 F5 ③			x 0-0 F7 ②		x 0-0 2B 3-H		3	0	1	1	1	0	2
Ken Henderson, S (1, 7) OBP: 0.516, SLG: 0.542	S S S 0-3 K ③			x 0-0 F8 ①		x 0-0 F8 ③		H 1-0 HBP		3	0	0	0	0	1	2
Dick Dietz, R (1, 2) OBP: 0.471, SLG: 0.783		B B B B 4-0 4-3 BB		S S S 0-3 K ②			x 0-0 1B	x 0-0 F8 ③		3	0	1	0	1	1	2
Jim Davenport, R (1, 5) OBP: 0.273, SLG: 0.200		S S S 0-3 K ①		x 0-0 F8 ③			x 0-0 F7 ①		x 0-0 6-3 ①	4	0	0	0	0	1	2
Hal Lanier, R (1, 6) OBP: 0.235, SLG: 0.258		x 0-0 4-3 ② 1-2			x 0-0 F6 ①		S S S 0-3 K ②		S S S 0-3 K ②	2	0	0	0	0	0	1
Bob Taylor, L (7, PH) OBP: 0.350, SLG: 0.133										1	0	0	0	0	1	1
Frank Linzy, R (8, 1)										0	0	0	0	0	0	0
Al Gallagher, R (9, PH) OBP: 0.354, SLG: 0.384										1	0	0	0	0	1	0
Gaylord Perry, R (1, 1) OBP: 0.118, SLG: 0.176		x 0-0 6-3 ③			x 0-0 F9 ②		x 0-0 F7 ③		S S S 0-3 K ③	1	0	0	0	0	0	1
Don Mason, L (5, PH)										1	0	0	0	0	0	0
Frank Reberger, L (6, 1) OBP: 0.333, SLG: 0.667										0	0	0	0	0	0	0
Bob Heise, R (7, PH) OBP: 0.317, SLG: 0.289										2	0	0	0	0	1	1
(8, 6)																
Inning Stats	R: 1 H: 1 E: 0 LOB: 1 K: 2 BB: 1 S: 8 P: 12	R: 0 H: 0 E: 0 LOB: 1 K: 1 BB: 1 S: 5 P: 9	R: 0 H: 1 E: 0 LOB: 1 K: 1 BB: 0 S: 6 P: 6	R: 0 H: 0 E: 0 LOB: 0 K: 1 BB: 0 S: 5 P: 5	R: 0 H: 0 E: 0 LOB: 0 K: 1 BB: 0 S: 5 P: 5	R: 0 H: 1 E: 0 LOB: 1 K: 0 BB: 0 S: 4 P: 4	R: 0 H: 1 E: 0 LOB: 1 K: 1 BB: 0 S: 6 P: 6	R: 1 H: 2 E: 0 LOB: 2 K: 0 BB: 0 S: 5 P: 6	R: 0 H: 0 E: 0 LOB: 0 K: 2 BB: 0 S: 7 P: 7	1B: 2 SF: 0 2B: 3 SAC: 0 3B: 0 DP: 0 HR: 1 HBP: 1						WP: 0 PA: 36 PB: 0 SB: 0 CS: 0	

PITCHER		IP	WLS	BF	H	R	ER	SO	BB	IBB	HBP	BLK	WP	HR	S	P	ERA	WHIP
Gary Gentry, R ERA: 1.82	(1, 1)	8.0	W	33	6	2	2	7	2	0	1	0	0	1	44	53	2.25	1.000
Tug McGraw, L ERA:	(9, 1)	1.0	S	3	0	0	0	2	0	0	0	0	0	0	7	7	0.00	0.000

PITCHER	IP	WLS	BF	H	R	ER	SO	BB	IBB	HBP	BLK	WP	HR	S	P	ERA	WHIP

BOTTOM

New York Mets @ San Francisco Giants

Candlestick Park, San Francisco, CA

Tue Apr 28 1970, 10:05 PM EDT

Att. 8,253 - Unknown

livebaseballscorecards.com

AB	33
R	2
H	6
RBI	2
BB	2
SO	9
LOB	17

Batter	1	2	3	4	5	6	7	8	9	AB	R	H	RBI	BB	SO	LOB
Mike Jorgensen, L (1, 8) OBP: 0.375, SLG: 0.600	G3		HR		S 1B		1B SF8 BB		K 1B	4	2	2	1	1	1	0
Bud Harrelson, S (1, 6) OBP: 0.422, SLG: 0.514	F8		F7		K 1-2		1-3 2-H 1B		1B 1-2	5	0	2	1	0	1	1
Ken Boswell, L (1, 4) OBP: 0.370, SLG: 0.400	4-3		F7			F7	SF8 3-H		F9	3	0	0	1	0	0	0
Joe Foy, R (9, PH) OBP: 0.261, SLG: 0.237										1	0	0	0	0	0	1
Art Shamsky, L (1, 9) OBP: 0.404, SLG: 0.422		6-3 2B 1B		6-3		2B	F3		FC5-4 1-2 1B	4	2	2	0	0	0	1
Tommie Agee, R (9, PH) OBP: 0.320, SLG: 0.303										1	0	1	0	0	0	0
Donn Clendenon, R (1, 3) OBP: 0.275, SLG: 0.500		6-3 1-2		HR		2-H 2B		K	FC5-4 1-2f	5	1	2	2	0	1	3
Dave Marshall, L (1, 7) OBP: 0.188, SLG: 0.375		K		K		F6		CS 1B		4	0	1	0	0	2	2
Wayne Garrett, L (1, 5) OBP: 0.278, SLG: 0.200		2-H 2B		G3		L3		1B 1-2 BB		3	0	1	1	1	0	1
Duffy Dyer, R (1, 2) OBP: 0.250, SLG: 0.217		F9			1-3		SH5-4 1B 1B	1B 1-2 1B		4	1	2	0	0	0	1
Jerry Koosman, R (1, 1) OBP: 0.154, SLG: 0.083			K		5-3		SH5-4 1-2	K		2	0	0	0	0	1	0
Cleon Jones, R (8, PH) OBP: 0.324, SLG: 0.310										1	0	0	0	0	1	2
Ron Taylor, R (8, 1)										0	0	0	0	0	0	0
Tug McGraw, R (8, 1)										0	0	0	0	0	0	0
Cal Koonce, R (8, 1)										0	0	0	0	0	0	0
Inning Stats	R: 0 E: 0 K: 0 S: 3 H: 0 LOB: 0 BB: 0 P: 3	R: 1 E: 0 K: 1 S: 7 H: 2 LOB: 1 BB: 0 P: 7	R: 1 E: 0 K: 1 S: 6 H: 1 LOB: 0 BB: 0 P: 6	R: 1 E: 0 K: 1 S: 6 H: 1 LOB: 0 BB: 0 P: 6	R: 0 E: 0 K: 1 S: 6 H: 1 LOB: 1 BB: 0 P: 6	R: 1 E: 0 K: 0 S: 5 H: 2 LOB: 1 BB: 0 P: 5	R: 2 E: 0 K: 0 S: 5 H: 2 LOB: 1 BB: 1 P: 9	R: 0 E: 0 K: 2 S: 8 H: 2 LOB: 2 BB: 1 P: 12	R: 0 E: 0 K: 1 S: 7 H: 2 LOB: 2 BB: 0 P: 7	1B: 8 2B: 3 3B: 0 HR: 2	SF: 1 SAC: 1 DP: 0 HBP: 0						

TOP

New York Mets @ San Francisco Giants

Candlestick Park, San Francisco, CA

Wed Apr 29 1970, 6:33 AM EDT

Att. 6,139 - Unknown

livebaseballscorecards.com

AB	37
R	6
H	13
RBI	6
BB	2
SO	7
LOB	12

WP: 0 PB: 1 SB: 1 CS: 1 PA: 41

PITCHER		IP	WLS	BF	H	R	ER	SO	BB	IBB	HBP	BLK	WP	HR	S	P	ERA	WHIP
Juan Marichal, R ERA: 4.5	(1, 1)	7.0		31	9	6	6	4	1	0	0	0	0	2	38	42	7.71	1.429
Frank Linzy, R ERA: 3.79	(8, 1)	1.0	W	5	2	0	0	2	1	0	0	0	0	0	8	12	0.00	3.000
Ron Bryant, L ERA: 3.93	(9, 1)	0.2		4	2	0	0	1	0	0	0	0	0	0	6	6	0.00	3.000
Don McMahon, R ERA: 6.39	(9, 1)	0.1	S	1	0	0	0	0	0	0	0	0	0	0	1	1	0.00	0.000

PITCHER	IP	WLS	BF	H	R	ER	SO	BB	IBB	HBP	BLK	WP	HR	S	P	ERA	WHIP

New York Mets @ San Francisco Giants

Candlestick Park, San Francisco, CA

Wed Apr 29 1970, 6:33 AM EDT

Att. 6,139 - Unknown

BOTTOM

livebaseballscorecards.com

Batter	1	2	3	4	5	6	7	8	9	AB	R	H	RBI	BB	SO	LOB
Bobby Bonds, R (1, 9) OBP: 0.469, SLG: 0.588	S S S 0-3 K ①		x 0-0 HR	S S S 0-3 K ③			S S S 0-3 K ②	B B B B 4-0 HBP 1B 1-2 BB		4	1	1	1	1	3	0
Ron Hunt, R (1, 4) OBP: 0.484, SLG: 0.564	x 0-0 CS E 1B		B B B B 4-0 BB BB		x 0-0 1B		x 0-0 WP 2B	x 0-0 HBP 1B 1-2 2-3 3-H		4	1	4	1	1	0	0
Willie Mays, R (1, 8) OBP: 0.394, SLG: 0.434	x 0-0 E4 1-2		B B B B 4-0 1-2 BB		S S S 0-3 K ①		B B B B 4-0 WP BB	H 1-0 1-2 2-3 3-H HBP		2	0	0	1	2	1	2
Willie McCovey, L (1, 3) OBP: 0.421, SLG: 0.493	x 0-0 F8 ② ③ 2-3		S S S 0-3 K ③		x 0-0 F3 ②		x 0-0 3-1 ③ 1-3 2-H	x 0-0 F9 ③		5	0	0	0	0	1	9
Ken Henderson, S (1, 7) OBP: 0.515, SLG: 0.539		x 0-0 F7 ①		x 0-0 1B FC1-5-2 1B	x 0-0 6-3 ③			x 0-0 3-1 SH1-4 1B 1B		4	1	2	0	0	0	1
Dick Dietz, R (1, 2) OBP: 0.465, SLG: 0.762		x 0-0 F8 ②		x 0-0 FC1-5-2 1-3 HR 1B		x 0-0 F9 ①		x 0-0 SH1-4 ① 1-2		3	1	1	0	0	0	0
Jim Davenport, R (1, 5) OBP: 0.200, SLG: 0.143	S S S 0-3 K ③			x 0-0 FC1-5-2 ① 1-3 HR 3-H		x 0-0 5-3 ②		x 0-0 3-1 ② 2-3		4	1	0	0	0	1	3
Hal Lanier, R (1, 6) OBP: 0.243, SLG: 0.353			x 0-0 F7 ①	x 0-0 2-H 3-H HR		x 0-0 F3 ③		B B B B 4-0 1B 1B BB		3	1	1	3	0	0	0
Bob Burda, L (8, PH) OBP: 0.500, SLG: 0.167										0	0	0	0	1	0	0
Bob Heise, R (8, PR) (9, 6) OBP: 0.317, SLG: 0.289										0	1	0	0	0	0	0
Juan Marichal, R (1, 1)			x 0-0 F6 ②	x 0-0 L1 ②			x 0-0 F3 ①	x 0-0 1B BB HBP 1B 1-3 3-H		2	0	0	0	0	0	0
Tito Fuentes, S (7, PH) OBP: 0.280, SLG: 0.412										1	0	0	0	0	0	0
Frank Linzy, R (8, 1)										0	0	0	0	0	0	0
Bob Taylor, L (8, PH) OBP: 0.350, SLG: 0.133										0	0	0	0	0	0	0
Al Gallagher, R (8, PH) OBP: 0.361, SLG: 0.392										1	1	1	1	0	0	0
Ron Bryant, S (9, 1) OBP: 0.200, SLG: 0.200										0	0	0	0	0	0	0
Don McMahon, R (9, 1)										0	0	0	0	0	0	0
Inning Stats	R: 0 E: 1 K: 1 S: 6 H: 1 LOB: 1 BB: 0 P: 6	R: 0 E: 0 K: 1 S: 5 H: 0 LOB: 0 BB: 0 P: 5	R: 1 E: 0 K: 1 S: 6 H: 1 LOB: 2 BB: 2 P: 14	R: 3 E: 0 K: 1 S: 8 H: 3 LOB: 0 BB: 0 P: 8	R: 0 E: 0 K: 1 S: 6 H: 1 LOB: 1 BB: 0 P: 6	R: 0 E: 0 K: 0 S: 3 H: 0 LOB: 0 BB: 0 P: 3	R: 1 E: 0 K: 1 S: 6 H: 1 LOB: 1 BB: 1 P: 10	R: 3 E: 0 K: 0 S: 6 H: 3 LOB: 3 BB: 2 P: 15		1B: 7 2B: 1 3B: 0 HR: 2	SF: 0 SAC: 1 DP: 0 HBP: 1			WP: 3 PB: 0 SB: 0 CS: 1	PA: 40		

	AB	33
	R	8
	H	10
	RBI	7
	BB	5
	SO	6
	LOB	15

PITCHER		IP	WLS	BF	H	R	ER	SO	BB	IBB	HBP	BLK	WP	HR	S	P	ERA	WHIP
Jerry Koosman, L ERA: 2.56	(1, 1)	7.0		31	7	5	5	6	3	0	0	0	1	2	40	52	6.43	1.429
Ron Taylor, R ERA: 4.0	(8, 1)	0.2	L	4	1	2	2	0	1	0	0	0	0	0	3	7	27.00	3.000
Tug McGraw, L ERA: 0.9	(8, 1)	0.0		3	2	0	0	0	1	0	0	0	0	0	2	6	∞	∞
Cal Koonce, R ERA: 3.86	(8, 1)	0.1		2	0	1	1	0	0	0	1	0	0	0	1	2	27.00	0.000

PITCHER		IP	WLS	BF	H	R	ER	SO	BB	IBB	HBP	BLK	WP	HR	S	P	ERA	WHIP

Batter	1	2	3	4	5	6	7	8	9	AB	R	H	RBI	BB	SO	LOB
Tommie Agee, R (1, 8) OBP: 0.313, SLG: 0.338	F9	6-3			F9		HR		K	5	1	1	1	0	1	0
Bud Harrelson, S (1, 6) OBP: 0.409, SLG: 0.520	P4		F5		1B 3B		F7		4-3	5	1	1	0	0	0	0
Cleon Jones, R (1, 7) OBP: 0.342, SLG: 0.323	BB 1B 1B BB		F8		CS 3-H 1B		FC4-6 1B		6-3	4	1	2	1	1	0	0
Donn Clendenon, R (1, 3) OBP: 0.295, SLG: 0.500	BB 1B 1-2 1B		1B		L6 1-2		FC4-6 1-2f			4	1	2	0	0	0	2
Ron Swoboda, R (1, 9) OBP: 0.429, SLG: 0.326	1B 1-2 2-3 BB		6-3			2B G6-2-3 1B	K			3	0	1	0	1	1	2
Joe Foy, R (1, 5) OBP: 0.288, SLG: 0.286	1-3 2-H 3-H 1B			S FC1-2 1B		G6-2-3 1-3 2B		5-3		4	0	3	2	0	0	0
Al Weis, S (1, 4) OBP: 0.273, SLG: 0.300 Ken Boswell, L (6, PH) OBP: 0.375, SLG: 0.390 (6, 4)	K			K 1-3		H 1-0 G6-2-3 HBP		4-3		2 1	0 0	0 0	0 0	0 0	2 0	3 0
Duffy Dyer, R (1, 2) OBP: 0.250, SLG: 0.192		F8		FC1-2 FC6 3-H		G6-2-3 1-2 2-3 3-Hf		BB		3	0	0	0	1	0	4
Nolan Ryan, R (1, 1) OBP: 0.091, SLG: 0.091		5-3		FC6 1-2f		F9		K		4	0	0	0	0	1	4
Inning Stats	R: 2 E: 0 K: 1 S: 7 H: 2 LOB: 2 BB: 2 P: 15	R: 0 E: 0 K: 0 S: 3 H: 0 LOB: 0 BB: 0 P: 3	R: 0 E: 0 K: 0 S: 4 H: 1 LOB: 1 BB: 0 P: 4	R: 0 E: 0 K: 1 S: 6 H: 1 LOB: 1 BB: 0 P: 6	R: 1 E: 0 K: 0 S: 4 H: 2 LOB: 0 BB: 0 P: 4	R: 0 E: 0 K: 0 S: 4 H: 2 LOB: 2 BB: 0 P: 5	R: 1 E: 0 K: 1 S: 7 H: 2 LOB: 1 BB: 0 P: 7	R: 0 E: 0 K: 1 S: 5 H: 0 LOB: 1 BB: 1 P: 9	R: 0 E: 0 K: 1 S: 5 H: 0 LOB: 0 BB: 0 P: 5	1B: 7 2B: 1 3B: 1 HR: 1	SF: 0 SAC: 0 DP: 1 HBP: 1						

PITCHER	IP	WLS	BF	H	R	ER	SO	BB	IBB	HBP	BLK	WP	HR	S	P	ERA	WHIP
Mike McCormick, L (1, 1) ERA: 4.46	5.0	L	24	8	3	3	2	2	0	0	0	0	0	26	34	5.40	2.000
Frank Reberger, R (6, 1) ERA: 8.5	2.0		8	2	1	1	1	0	0	1	0	0	1	9	10	4.50	1.000
Frank Linzy, R (8, 1) ERA: 3.43	2.0		7	0	0	0	2	1	0	0	0	0	0	10	14	0.00	0.500

PITCHER	IP	WLS	BF	H	R	ER	SO	BB	IBB	HBP	BLK	WP	HR	S	P	ERA	WHIP

TOP

New York Mets @ San Francisco Giants

Candlestick Park, San Francisco, CA

Thu Apr 30 1970, 6:33 AM EDT

Att. 5,149 - Unknown

livebaseballscorecards.com

AB	35
R	4
H	10
RBI	4
BB	3
SO	5
LOB	15

Batter	1	2	3	4	5	6	7	8	9	AB	R	H	RBI	BB	SO	LOB
Bobby Bonds, R (1, 8) OBP: 0.451, SLG: 0.560	K		5-3 2-3 3-H		K		FC5 2-3f			4	0	0	1	0	2	3
Ron Hunt, R (1, 4) OBP: 0.485, SLG: 0.544	G6-4-3 BB		F8			BB		5-3		2	0	0	0	2	0	1
Ken Henderson, S (1, 9) OBP: 0.515, SLG: 0.526	G6-4-3 1-2f			5-3-1 BB		P5		G4-6-3 BB		2	0	0	0	2	0	2
Willie McCovey, L (1, 3) OBP: 0.404, SLG: 0.466		5-3		5-3-1 1-3f		F8		G4-6-3 1-2f		4	0	0	0	0	0	3
Dick Dietz, R (1, 2) OBP: 0.453, SLG: 0.727		K		BB BB		K			K	3	0	0	0	1	3	1
Jim Davenport, R (1, 5) OBP: 0.316, SLG: 0.294		F9		BB 1-2			FC5 2B		FC4-6 1B	3	0	2	0	1	0	0
Bob Taylor, L (1, 7) OBP: 0.333, SLG: 0.111			SH1-4 5-3 1B BB	K			K		L5	3	1	0	0	1	2	4
Hal Lanier, R (1, 6) OBP: 0.256, SLG: 0.361 Steve Whitaker, L (7, PH) OBP: 0.192, SLG: 0.174 Bob Heise, R (8, 6) OBP: 0.317, SLG: 0.289 Bob Burda, L (9, PH) OBP: 0.455, SLG: 0.143			5-3 SH1-4 1-2 1B		F8		K		FC4-6 1-2f	2 1 0 1	0 0 0 0	1 0 0 0	0 0 0 0	0 1 0 0	0 1 0 1	0 1 0 0
Mike McCormick, L (1, 1) Frank Reberger, L (6, 1) OBP: 0.333, SLG: 0.667 Don Mason, L (7, PH) Frank Linzy, R (8, 1)			SH1-4 1-2 2-3		4-3		BB			1 0 0 0	0 0 0 0	0 0 0 0	0 0 0 0	0 0 1 0	0 0 0 0	0 0 0 0
Inning Stats	R: 0 E: 0 K: 1 S: 4 H: 0 LOB: 0 BB: 1 P: 8	R: 0 E: 0 K: 1 S: 5 H: 0 LOB: 0 BB: 0 P: 5	R: 1 E: 0 K: 0 S: 4 H: 1 LOB: 1 BB: 1 P: 8	R: 0 E: 0 K: 1 S: 4 H: 0 LOB: 2 BB: 3 P: 16	R: 0 E: 0 K: 1 S: 5 H: 0 LOB: 0 BB: 0 P: 5	R: 0 E: 0 K: 1 S: 5 H: 0 LOB: 1 BB: 1 P: 9	R: 0 E: 0 K: 2 S: 8 H: 1 LOB: 2 BB: 1 P: 12	R: 0 E: 0 K: 0 S: 2 H: 0 LOB: 0 BB: 1 P: 6	R: 0 E: 0 K: 1 S: 6 H: 1 LOB: 1 BB: 0 P: 6	1B: 2 2B: 2 3B: 0 HR: 0 SF: 0 SAC: 1 DP: 3 HBP: 0						

PITCHER		IP	WLS	BF	H	R	ER	SO	BB	IBB	HBP	BLK	WP	HR	S	P	ERA	WHIP
Nolan Ryan, R ERA: 0.69	(1, 1)	9.0	W	35	3	1	1	8	8	0	0	0	0	0	43	75	1.00	1.222

PITCHER	IP	WLS	BF	H	R	ER	SO	BB	IBB	HBP	BLK	WP	HR	S	P	ERA	WHIP

BOTTOM

New York Mets @ San Francisco Giants

Candlestick Park, San Francisco, CA

Thu Apr 30 1970, 6:33 AM EDT

Att. 5,149 - Unknown

livebaseballscorecards.com

AB	26
R	1
H	3
RBI	1
BB	8
SO	8
LOB	16

WP: 0	PA: 35					
PB: 0						
SB: 0						
CS: 0						

Batter	1	2	3	4	5	6	7	8	9	AB	R	H	RBI	BB	SO	LOB
Tommie Agee, R (1, 8) OBP: 0.310, SLG: 0.333	P4		2B 1B 1B	F2			K			4	1	1	0	0	1	1
Bud Harrelson, S (1, 6) OBP: 0.413, SLG: 0.532	G3 1B		1-3 1B 2B	4-3			P5			4	1	2	0	0	0	1
Cleon Jones, R (1, 7) OBP: 0.325, SLG: 0.303	G3 1-2		K		F9			F8		4	0	0	0	0	1	3
Art Shamsky, L (1, 9) OBP: 0.400, SLG: 0.404	L4		1B IBB		F9			4-3		2	0	0	0	1	0	1
Ron Swoboda, R (8, PH) (8, 9) OBP: 0.421, SLG: 0.318										1	0	0	0	0	0	0
Donn Clendenon, R (1, 3) OBP: 0.313, SLG: 0.500		G6-3 1B	1-2 2-H 3-H 1B		F8			5-3		4	0	2	2	0	0	0
Joe Foy, R (1, 5) OBP: 0.273, SLG: 0.269		G6-3 1-2f	K			5-3			5-3	4	0	0	0	0	1	3
Wayne Garrett, L (1, 4) OBP: 0.318, SLG: 0.222		S 1B	K			B B B B G6-4-3 BB			K	3	0	1	0	1	2	2
Duffy Dyer, R (1, 2) OBP: 0.281, SLG: 0.207		B B B B 1-2 BB		FC3-6 1B		G6-4-3 1-2f			F8	3	0	1	0	1	0	1
Tom Seaver, R (1, 1) OBP: 0.211, SLG: 0.263		G3		FC3-6 1-2f			K			3	0	0	0	0	1	3
Inning Stats	R: 0 E: 0 K: 0 S: 4 H: 1 LOB: 1 BB: 0 P: 4	R: 0 E: 0 K: 0 S: 4 H: 2 LOB: 2 BB: 1 P: 8	R: 2 E: 0 K: 3 S: 12 H: 3 LOB: 2 BB: 1 P: 16	R: 0 E: 0 K: 0 S: 4 H: 1 LOB: 1 BB: 0 P: 4	R: 0 E: 0 K: 0 S: 3 H: 0 LOB: 0 BB: 0 P: 3	R: 0 E: 0 K: 0 S: 2 H: 0 LOB: 0 BB: 1 P: 6	R: 0 E: 0 K: 2 S: 7 H: 0 LOB: 0 BB: 0 P: 7	R: 0 E: 0 K: 0 S: 3 H: 0 LOB: 0 BB: 0 P: 3	R: 0 E: 0 K: 1 S: 5 H: 0 LOB: 0 BB: 0 P: 5	1B: 6 2B: 1 3B: 0 HR: 0	SF: 0 SAC: 0 DP: 2 HBP: 0						

TOP

New York Mets @ San Diego Padres

San Diego Stadium, San Diego, CA

Fri May 01 1970, 10:05 PM EDT

Att. 18,176 - Unknown

livebaseballscorecards.com

AB	32
R	2
H	7
RBI	2
BB	3
SO	6
LOB	15

WP: 0 PB: 0 SB: 1 CS: 0 PA: 35

PITCHER		IP	WLS	BF	H	R	ER	SO	BB	IBB	HBP	BLK	WP	HR	S	P	ERA	WHIP
Al Santorini, R ERA: 2.84	(1, 1)	7.0	L	29	7	2	2	5	2	1	0	0	0	0	36	48	2.57	1.286
Dave Roberts, L ERA: 1.69	(8, 1)	2.0		6	0	0	0	1	0	0	0	0	0	0	8	8	0.00	0.000

PITCHER	IP	WLS	BF	H	R	ER	SO	BB	IBB	HBP	BLK	WP	HR	S	P	ERA	WHIP

Batter	1	2	3	4	5	6	7	8	9	AB	R	H	RBI	BB	SO	LOB
Dave Campbell, R (1, 4) OBP: 0.329, SLG: 0.342	K		F8			F8		K		4	0	0	0	0	2	0
Steve Huntz, S (1, 6) OBP: 0.167, SLG: 0.471	F5		K			HR		G3		4	1	1	1	0	1	0
Cito Gaston, R (1, 8) OBP: 0.333, SLG: 0.477	K			F9		K		P6		4	0	0	0	0	2	0
Al Ferrara, R (1, 7) OBP: 0.370, SLG: 0.442		K		L5		K			BB, G6-4-3	3	0	0	0	1	2	0
Jose Arcia, R (9, PR) OBP: 0.211, SLG: 0.091										0	0	0	0	0	0	0
Nate Colbert, R (1, 3) OBP: 0.291, SLG: 0.481		F7		BB			F2		K	3	0	0	0	1	1	1
Ollie Brown, R (1, 9) OBP: 0.303, SLG: 0.357		BB, 1B		K			F7		G6-4-3, 1-2f	4	0	1	0	0	1	2
Ed Spiezio, R (1, 5) OBP: 0.350, SLG: 0.324		BB, 1-2			F8		1B			2	0	1	0	1	0	0
Chris Cannizzaro, R (1, 2) OBP: 0.317, SLG: 0.278		K			F7		1B, 1-2			3	0	1	0	0	1	2
Ron Slocum, R (7, PR) (8, 2)										0	0	0	0	0	0	0
Al Santorini, R (1, 1)			6-3		6-3		F5			2	0	0	0	0	0	0
Ray Webster, L (7, PH) OBP: 0.235, SLG: 0.250										1	0	0	0	0	0	2
Dave Roberts, L (8, 1)										0	0	0	0	0	0	0
Inning Stats	R: 0 E: 0 K: 2 S: 7 H: 0 LOB: 0 BB: 0 P: 7	R: 0 E: 0 K: 2 S: 8 H: 1 LOB: 2 BB: 1 P: 12	R: 0 E: 0 K: 1 S: 5 H: 0 LOB: 0 BB: 0 P: 5	R: 0 E: 0 K: 1 S: 5 H: 0 LOB: 1 BB: 1 P: 9	R: 0 E: 0 K: 0 S: 3 H: 0 LOB: 0 BB: 0 P: 3	R: 1 E: 0 K: 2 S: 8 H: 1 LOB: 0 BB: 0 P: 8	R: 0 E: 0 K: 0 S: 5 H: 2 LOB: 2 BB: 0 P: 5	R: 0 E: 0 K: 1 S: 5 H: 0 LOB: 0 BB: 0 P: 5	R: 0 E: 0 K: 1 S: 4 H: 0 LOB: 1 BB: 1 P: 8	1B: 3 2B: 0 3B: 0 HR: 1	SF: 0 SAC: 0 DP: 1 HBP: 0						

PITCHER	IP	WLS	BF	H	R	ER	SO	BB	IBB	HBP	BLK	WP	HR	S	P	ERA	WHIP
Tom Seaver, R (1, 1) ERA: 1.74	9.0	W	33	4	1	1	10	3	0	0	0	0	1	50	62	1.00	0.778

PITCHER	IP	WLS	BF	H	R	ER	SO	BB	IBB	HBP	BLK	WP	HR	S	P	ERA	WHIP

BOTTOM

New York Mets @ San Diego Padres

San Diego Stadium, San Diego, CA

Fri May 01 1970, 10:05 PM EDT

Att. 18,176 - Unknown

livebaseballscorecards.com

AB	30
R	1
H	4
RBI	1
BB	3
SO	10
LOB	7

PA: 33

WP: 0 PB: 0 SB: 0 CS: 0

Batter	1	2	3	4	5	6	7	8	9	AB	R	H	RBI	BB	SO	LOB
Tommie Agee, R (1, 8) OBP: 0.307, SLG: 0.367	S S S 0-3 ① K		x 0-0 ② 6-3			x 0-0 HR 3-H		x 0-0 E6 G3-6-3		4	1	1	2	0	1	0
Bud Harrelson, S (1, 6) OBP: 0.417, SLG: 0.537	B B B B 4-0 BB		x 0-0 ③ F7			x 0-0 F9 SF9 2B		x 0-0 ① ② G3-6-3 1-2f		3	1	1	0	1	0	1
Cleon Jones, R (1, 7) OBP: 0.309, SLG: 0.286	x 0-0 ② F9			x 0-0 ① F9		x 0-0 ① F9 2-3		x 0-0 ③ 6-3		4	0	0	0	0	0	2
Art Shamsky, L (1, 9) OBP: 0.373, SLG: 0.380	x 0-0 ③ F8			x 0-0 ② G1		x 0-0 ② SF9 3-H			x 0-0 ① 4-3	3	0	0	1	0	0	1
Mike Jorgensen, L (1, 3) OBP: 0.321, SLG: 0.500		x 0-0 ① P4		x 0-0 ③ F5		x 0-0 ③ G3			S S S 0-3 ② K	4	0	0	0	0	1	0
Joe Foy, R (1, 5) OBP: 0.272, SLG: 0.268		x 0-0 ② 6-3			x 0-0 ① L8		x 0-0 ① F9		x 0-0 1B	4	0	1	0	0	0	0
Wayne Garrett, L (1, 4) OBP: 0.360, SLG: 0.350		B B B 4-0 BB			x 0-0 ② G3		x 0-0 1-4-3 3B		x 0-0 ③ F9	2	1	1	0	1	0	0
Donn Clendenon, R (9, PH) OBP: 0.306, SLG: 0.489										1	0	0	0	0	0	1
Duffy Dyer, R (1, 2) OBP: 0.257, SLG: 0.188		x 0-0 ③ 1-3			x 0-0 ③ F8		x 0-0 ② 1-4-3 3-H			3	0	0	1	0	0	1
Jim McAndrew, R (1, 1) OBP: 0.333, SLG: 0.667			S S S 0-3 ① K			x 0-0 HR 3B	x 0-0 ③ 6-3			0	0	0	0	0	0	0
Don Cardwell, R (2, 1)										1	0	0	0	0	1	0
Dave Marshall, L (6, PH) OBP: 0.235, SLG: 0.529										1	1	1	0	0	0	0
Ray Sadecki, L (6, 1)										0	0	0	0	0	0	0
Ed Kranepool, L (7, PH) OBP: 0.300, SLG: 0.222										0	0	0	0	0	0	0
Tom Seaver, R (7, PH) OBP: 0.200, SLG: 0.250										1	0	0	0	0	0	0
Ron Taylor, R (7, 1)										0	0	0	0	0	0	0
Inning Stats	R: 0 E: 0 K: 1 S: 5 H: 0 LOB: 1 BB: 1 P: 9	R: 0 E: 0 K: 0 S: 3 H: 0 LOB: 1 BB: 1 P: 7	R: 0 E: 0 K: 1 S: 5 H: 0 LOB: 0 BB: 0 P: 5	R: 0 E: 0 K: 0 S: 3 H: 0 LOB: 0 BB: 0 P: 3	R: 0 E: 0 K: 0 S: 3 H: 0 LOB: 0 BB: 0 P: 3	R: 3 E: 0 K: 0 S: 6 H: 3 LOB: 0 BB: 0 P: 6	R: 1 E: 0 K: 0 S: 4 H: 1 LOB: 0 BB: 0 P: 4	R: 0 E: 1 K: 0 S: 3 H: 0 LOB: 0 BB: 0 P: 3	R: 0 E: 0 K: 1 S: 6 H: 1 LOB: 1 BB: 0 P: 6	1B: 1 2B: 1 3B: 2 HR: 1 SF: 1 SAC: 0 DP: 1 HBP: 0						

PITCHER	IP	WLS	BF	H	R	ER	SO	BB	IBB	HBP	BLK	WP	HR	S	P	ERA	WHIP
Clay Kirby, R (1, 1) ERA: 4.3	6.0	W	23	3	3	3	2	2	0	0	0	0	1	25	33	4.50	0.833
Ron Herbel, R (7, 1) ERA: 3.86	3.0	S	11	2	1	1	1	0	0	0	0	0	0	13	13	3.00	0.667

PITCHER	IP	WLS	BF	H	R	ER	SO	BB	IBB	HBP	BLK	WP	HR	S	P	ERA	WHIP

TOP

New York Mets @ San Diego Padres

San Diego Stadium, San Diego, CA

Sat May 02 1970, 6:33 AM EDT

Att. 6,465 - Unknown

livebaseballscorecards.com

AB	31
R	4
H	5
RBI	4
BB	2
SO	3
LOB	6

PA: 34

WP: 0 PB: 0 SB: 0 CS: 0

Batter	1	2	3	4	5	6	7	8	9	AB	R	H	RBI	BB	SO	LOB
Dave Campbell, R (1, 4) OBP: 0.326, SLG: 0.333	BBBB 4-0 4-3 G3 BB	x 0-0 ①② SF8-5 1-3 2-H 3-H		SSS 0-3 ②③ K 2-3			x 0-0 ② 6-3			2	0	0	1	1	1	1
Steve Huntz, S (1, 6) OBP: 0.182, SLG: 0.400	x 0-0 ① G3 1-2	BBBB 4-0 FC5-4 BB			x 0-0 ① G3		x 0-0 ③ F7			3	0	0	0	1	0	1
Cito Gaston, R (1, 8) OBP: 0.319, SLG: 0.456	x 0-0 ② 4-3 2-3	x 0-0 ③ FC5-4 1-2f			x 0-0 ② L6			x 0-0 ① 6-3		4	0	0	0	0	0	2
Al Ferrara, R (1, 7) OBP: 0.379, SLG: 0.447 Jerry Morales, R (9, 7) OBP: 0.190, SLG: 0.236	x 0-0 ③ 4-3		x 0-0 G6-4-3 1B		x 0-0 1B			x 0-0 ② 6-3		4 0	0 0	2 0	0 0	0 0	0 0	1 0
Nate Colbert, R (1, 3) OBP: 0.289, SLG: 0.481		x 0-0 2B 2B	x 0-0 ① P6		SSS 0-3 ③ K			x 0-0 ③ P6		4	1	1	0	0	1	2
Ollie Brown, R (1, 9) OBP: 0.304, SLG: 0.370		x 0-0 1B 2B 2-H	x 0-0 ②③ G6-4-3 1-2f			x 0-0 ① 1-3				3	1	1	1	0	0	1
Ed Spiezio, R (1, 5) OBP: 0.372, SLG: 0.378		x 0-0 SH 1B WP 1B 2-H		x 0-0 2B 2B		x 0-0 ② F3				3	2	2	1	0	0	0
Chris Cannizzaro, R (1, 2) OBP: 0.333, SLG: 0.316		x 0-0 WP SH SF8-5 1B 1-2		x 0-0 CS 2B 2-H		x 0-0 ③ F8				3	1	2	1	0	0	0
Clay Kirby, R (1, 1) OBP: 0.111, SLG: 0.111 Ron Herbel, R (7, 1)		x 0-0 SH SF8-5 WP 1-2 2-3		SSS 0-3 ① K		x 0-0 ① F9				1 1	0 0	0 0	0 0	0 0	1 0	1 0
Inning Stats	R: 0 H: 0 E: 0 LOB: 1 K: 0 BB: 1 S: 3 P: 7	R: 4 H: 4 E: 0 LOB: 1 K: 0 BB: 1 S: 7 P: 11	R: 0 H: 1 E: 0 LOB: 0 K: 0 BB: 0 S: 3 P: 3	R: 1 H: 2 E: 0 LOB: 1 K: 2 BB: 0 S: 8 P: 8	R: 0 H: 1 E: 0 LOB: 1 K: 1 BB: 0 S: 6 P: 6	R: 0 H: 0 E: 0 LOB: 0 K: 0 BB: 0 S: 3 P: 3	R: 0 H: 0 E: 0 LOB: 0 K: 0 BB: 0 S: 3 P: 3	R: 0 H: 0 E: 0 LOB: 0 K: 0 BB: 0 S: 3 P: 3		1B: 4 SF: 1 2B: 6 SAC: 1 3B: 0 DP: 3 HR: 0 HBP: 0				WP: 1 PA: 32 PB: 0 SB: 0 CS: 1		

PITCHER		IP	WLS	BF	H	R	ER	SO	BB	IBB	HBP	BLK	WP	HR	S	P	ERA	WHIP
Jim McAndrew, R ERA: 9.9	(1, 1)	1.0	L	9	4	4	4	0	1	0	0	0	0	0	8	12	36.00	5.000
Don Cardwell, R ERA: 2.84	(2, 1)	4.0		14	4	1	1	3	1	0	0	0	1	0	19	23	2.25	1.250
Ray Sadecki, L ERA: 6.0	(6, 1)	1.0		3	0	0	0	0	0	0	0	0	0	0	3	3	0.00	0.000
Ron Taylor, R ERA: 3.27	(7, 1)	2.0		6	0	0	0	0	0	0	0	0	0	0	6	6	0.00	0.000

PITCHER	IP	WLS	BF	H	R	ER	SO	BB	IBB	HBP	BLK	WP	HR	S	P	ERA	WHIP

BOTTOM

New York Mets @ San Diego Padres

San Diego Stadium, San Diego, CA

Sat May 02 1970, 6:33 AM EDT

Att. 6,465 - Unknown

livebaseballscorecards.com

AB	28
R	5
H	8
RBI	4
BB	2
SO	3
LOB	9

Batter	1	2	3	4	5	6	7	8	9	10	AB	R	H	RBI	BB	SO	LOB
Tommie Agee, R (1, 8) OBP: 0.301, SLG: 0.357	F9		BB 1B		E5		K			K	5	0	1	0	0	2	1
Bud Harrelson, S (1, 6) OBP: 0.416, SLG: 0.518	F7		1-2 S 1B BB		K			FC6-4 HBP BB		1-3	3	1	0	0	2	1	1
Cleon Jones, R (1, 7) OBP: 0.302, SLG: 0.270	3-1		K 1-2			4-3		1-2 FC6-4 HBP		K	4	0	0	0	0	2	1
Art Shamsky, L (1, 9) OBP: 0.365, SLG: 0.370		G3	2-H 1B			K		K			4	0	1	1	0	2	2
Donn Clendenon, R (1, 3) OBP: 0.283, SLG: 0.451		1-3		K		F7		1-2f FC6-4 FC6-4 2-3			4	0	0	0	0	1	2
Joe Foy, R (1, 5) OBP: 0.282, SLG: 0.293		E 1B 2B		5-3			F8 S SH5-3 1B	1-2f FC6-4			4	2	2	0	0	0	2
Wayne Garrett, L (1, 4) OBP: 0.345, SLG: 0.304		2-3 1B IBB		F7			F8 1-3		K		3	0	0	0	1	1	1
Duffy Dyer, R (1, 2) OBP: 0.282, SLG: 0.200		1-2 3-H 1B			K		SH5-3 IBB		6-3		3	0	1	1	1	1	0
Jerry Koosman, R (1, 1) OBP: 0.133, SLG: 0.071 Cal Koonce, R (7, 1)		4-3			K		SH5-3 1-2 3-H		K		2 1	0 0	0 0	0 0	1 0	0 0	2 0
Inning Stats	R: 0 H: 0 E: 0 LOB: 0 K: 0 BB: 0 S: 3 P: 3	R: 1 H: 2 E: 1 LOB: 2 K: 0 BB: 1 S: 5 P: 9	R: 1 H: 2 E: 0 LOB: 1 K: 1 BB: 1 S: 5 P: 9	R: 0 H: 0 E: 0 LOB: 0 K: 1 BB: 0 S: 5 P: 5	R: 0 H: 0 E: 1 LOB: 1 K: 3 BB: 0 S: 10 P: 10	R: 0 H: 0 E: 0 LOB: 0 K: 1 BB: 0 S: 5 P: 5	R: 1 H: 1 E: 0 LOB: 1 K: 1 BB: 1 S: 6 P: 10	R: 0 H: 0 E: 0 LOB: 2 K: 1 BB: 1 S: 5 P: 10	R: 0 H: 0 E: 0 LOB: 0 K: 2 BB: 0 S: 7 P: 7	R: 0 H: 0 E: 0 LOB: 0 K: 2 BB: 0 S: 7 P: 7	1B: 4 SF: 0 2B: 1 SAC: 1 3B: 0 DP: 0 HR: 0 HBP: 1						

PITCHER		IP	WLS	BF	H	R	ER	SO	BB	IBB	HBP	BLK	WP	HR	S	P	ERA	WHIP
Mike Corkins, R ERA: 4.35	(1, 1)	7.0		28	5	3	3	7	1	2	0	0	0	0	39	51	3.86	0.857
Gary Ross, R ERA: 4.26	(8, 1)	0.0		2	0	0	0	0	1	0	1	0	0	0	0	5	∞	∞
Dave Roberts, L ERA: 1.48	(8, 1)	3.0	W	9	0	0	0	5	0	0	0	0	0	0	19	19	0.00	0.000

PITCHER	IP	WLS	BF	H	R	ER	SO	BB	IBB	HBP	BLK	WP	HR	S	P	ERA	WHIP

TOP

New York Mets @ San Diego Padres

San Diego Stadium, San Diego, CA

Sun May 03 1970, 6:33 AM EDT

Unknown

AB	33
R	3
H	5
RBI	3
BB	4
SO	12
LOB	12

livebaseballscorecards.com

WP: 0 PA: 39
PB: 0
SB: 2
CS: 0

New York Mets @ San Diego Padres

San Diego Stadium, San Diego, CA

Sun May 03 1970, 6:33 AM EDT

Unknown

BOTTOM

livebaseballscorecards.com

Batter	1	2	3	4	5	6	7	8	9	10	AB	R	H	RBI	BB	SO	LOB
Dave Campbell, R (1, 4) OBP: 0.319, SLG: 0.326	F7		6-3			FC5-4 1B		P6		5-3 1-2	5	0	1	0	0	0	1
Steve Huntz, S (1, 6) OBP: 0.259, SLG: 0.417	1B			F7		FC5-4 G5-4-3 1-2f		FC5-4 1B		1B IBB	4	0	2	0	1	0	1
Cito Gaston, R (1, 8) OBP: 0.323, SLG: 0.484	L6			HR		G5-4-3 1-2f		F9		1-2 2-H 1B	5	1	2	2	0	0	2
Ivan Murrell, R (1, 7) OBP: 0.200, SLG: 0.400		K		6-3			F3	FC5-4 1-2f			4	0	0	0	0	1	1
Nate Colbert, R (1, 3) OBP: 0.287, SLG: 0.482		F9 2B		F7			E5 1B 1B		K		4	1	1	0	0	1	0
Ollie Brown, R (1, 9) OBP: 0.301, SLG: 0.364		F9 2-3			F9		1-2 1B 1B		F9		4	1	1	0	0	0	1
Ed Spiezio, R (1, 5) OBP: 0.362, SLG: 0.366		F7			K		G5-3 1B 1-2 2-H 1B		5-3		4	0	1	1	0	1	1
Ron Slocum, R (1, 2) Al Ferrara, R (7, PH) OBP: 0.390, SLG: 0.458 Tommy Dean, R (7, PR) OBP: 0.286, SLG: 0.429 Gary Ross, R (8, 1) Dave Roberts, L (8, 1) Ray Webster, L (10, PH) OBP: 0.222, SLG: 0.235			6-3		BB		G5-3 1-2 2-H 1B			4-3	1 1 0 0 0 1	0 0 0 0 0 0	0 1 0 0 0 0	0 1 0 0 0 0	1 0 0 0 0 0	0 0 0 0 0 0	0 0 0 0 0 0
Mike Corkins, R (1, 1) OBP: 0.091, SLG: 0.091 Chris Cannizzaro, R (7, PH) OBP: 0.338, SLG: 0.322 (8, 2)			K		K		G5-3 1-2 2-3f			5-3 1B 1B	2 2	0 1	0 1	0 0	0 0	2 0	1 2
Inning Stats	R: 0 E: 0 K: 0 S: 3 H: 1 LOB: 0 BB: 0 P: 3	R: 0 E: 0 K: 1 S: 6 H: 1 LOB: 1 BB: 0 P: 6	R: 0 E: 0 K: 1 S: 5 H: 0 LOB: 0 BB: 0 P: 5	R: 1 E: 0 K: 0 S: 4 H: 1 LOB: 0 BB: 0 P: 4	R: 0 E: 0 K: 2 S: 7 H: 0 LOB: 1 BB: 1 P: 11	R: 0 E: 0 K: 0 S: 3 H: 1 LOB: 0 BB: 0 P: 3	R: 2 E: 1 K: 0 S: 6 H: 3 LOB: 2 BB: 0 P: 6	R: 0 E: 0 K: 0 S: 4 H: 1 LOB: 1 BB: 0 P: 4	R: 0 E: 0 K: 1 S: 5 H: 0 LOB: 0 BB: 0 P: 5	R: 1 E: 0 K: 0 S: 4 H: 2 LOB: 2 BB: 1 P: 8	1B: 8 2B: 1 3B: 0 HR: 1 SF: 0 SAC: 0 DP: 2 HBP: 0						

	AB	37
	R	4
	H	10
	RBI	4
	BB	2
	SO	5
	LOB	10

WP: 0 PB: 0 SB: 0 CS: 0 PA: 39

PITCHER		IP	WLS	BF	H	R	ER	SO	BB	IBB	HBP	BLK	WP	HR	S	P	ERA	WHIP
Jerry Koosman, L ERA: 2.6	(1, 1)	6.1		26	7	3	2	4	1	0	0	0	0	1	33	37	2.84	1.263
Cal Koonce, R ERA: 3.48	(7, 1)	3.1	L	13	3	1	1	1	0	1	0	0	0	0	14	18	2.70	0.900

PITCHER	IP	WLS	BF	H	R	ER	SO	BB	IBB	HBP	BLK	WP	HR	S	P	ERA	WHIP

New York Mets @ San Diego Padres

San Diego Stadium, San Diego, CA

Sun May 03 1970, 6:38 AM EDT

Att. 19,657 - Unknown

TOP

livebaseballscorecards.com

Batter	1	2	3	4	5	6	7	8	9	AB	R	H	RBI	BB	SO	LOB
Tommie Agee, R (1, 8) OBP: 0.309, SLG: 0.364	K	1B		1-3			1B		SH1-3	4	1	2	1	0	1	1
Bud Harrelson, S (1, 6) OBP: 0.419, SLG: 0.511	BB	1-3		BB			SH3-4		F3	3	1	1	0	1	0	3
Joe Foy, R (1, 5) OBP: 0.289, SLG: 0.304	BB		K	F8			F9		6-3	4	0	1	1	1	1	3
Art Shamsky, L (1, 9) OBP: 0.373, SLG: 0.368	1B		BB		4-3		F9			3	0	1	1	1	0	1
Ron Swoboda, R (7, 9) OBP: 0.421, SLG: 0.318										0	0	0	0	0	0	0
Mike Jorgensen, L (1, 3) OBP: 0.281, SLG: 0.429	K		K		F2		K			4	0	0	0	0	3	4
Dave Marshall, L (1, 7) OBP: 0.200, SLG: 0.450	K		G3		F9				6-3	3	0	0	0	0	1	3
Cleon Jones, R (8, PH) OBP: 0.299, SLG: 0.267 (8, 7)										1	0	0	0	0	0	0
Wayne Garrett, L (1, 4) OBP: 0.333, SLG: 0.269		L7		SH3-4 1B 1-3 BB		P4		4-3		3	1	0	0	1	0	0
Duffy Dyer, R (1, 2) OBP: 0.326, SLG: 0.237		1B		1-3 SH3-4		CS		1-3		3	0	2	0	1	0	0
Gary Gentry, R (1, 1)		P1		SH3-4		K			SH1-3	2	0	0	0	0	1	2
Tug McGraw, R (8, 1) OBP: 0.500, SLG: 0.500										1	0	1	0	0	0	0
Inning Stats	R: 1 E: 0 K: 3 S: 11 H: 2 LOB: 2 BB: 1 P: 15	R: 0 E: 0 K: 0 S: 5 H: 2 LOB: 2 BB: 0 P: 5	R: 0 E: 0 K: 2 S: 7 H: 0 LOB: 1 BB: 1 P: 11	R: 1 E: 0 K: 0 S: 4 H: 1 LOB: 2 BB: 2 P: 12	R: 0 E: 0 K: 0 S: 3 H: 0 LOB: 0 BB: 0 P: 3	R: 0 E: 0 K: 1 S: 4 H: 0 LOB: 0 BB: 1 P: 8	R: 1 E: 0 K: 1 S: 7 H: 2 LOB: 1 BB: 0 P: 7	R: 0 E: 0 K: 0 S: 3 H: 0 LOB: 0 BB: 0 P: 3	R: 0 E: 0 K: 0 S: 4 H: 1 LOB: 1 BB: 0 P: 4	1B: 7 2B: 1 3B: 0 HR: 0	SF: 0 SAC: 3 DP: 0 HBP: 0						

	AB	31
	R	3
	H	8
	RBI	3
	BB	5
	SO	7
	LOB	17

WP: 1 PB: 0 SB: 0 CS: 1 PA: 39

PITCHER	IP	WLS	BF	H	R	ER	SO	BB	IBB	HBP	BLK	WP	HR	S	P	ERA	WHIP
Pat Dobson, R (1, 1) ERA: 3.8	7.0	L	32	7	3	3	7	5	0	0	0	1	0	41	61	3.86	1.714
Danny Coombs, L (8, 1) ERA: 2.0	2.0		7	1	0	0	0	0	0	0	0	0	0	7	7	0.00	0.500

PITCHER	IP	WLS	BF	H	R	ER	SO	BB	IBB	HBP	BLK	WP	HR	S	P	ERA	WHIP

Batter	1	2	3	4	5	6	7	8	9	AB	R	H	RBI	BB	SO	LOB
Dave Campbell, R (1, 4) OBP: 0.316, SLG: 0.322	6-3		S 1B 3-H		F7		L6			4	0	1	1	0	0	4
Steve Huntz, S (1, 6) OBP: 0.226, SLG: 0.357	F8		F2 1-2		K		K			4	0	0	0	0	2	5
Cito Gaston, R (1, 8) OBP: 0.311, SLG: 0.465	6-3			6-3		F7		F8		4	0	0	0	0	0	0
Al Ferrara, R (1, 7) OBP: 0.397, SLG: 0.490		BBBB G3-6-3 BB		P3		1B 3B		5-3		3	1	1	0	1	0	0
Ray Webster, L (1, 3) OBP: 0.200, SLG: 0.211 Nate Colbert, R (8, PH) OBP: 0.284, SLG: 0.477 (9, 3)	G3-6-3 1-2f			CI		F7		F7		2 1	0 0	0 0	0 0	0 0	0 0	2 0
Ivan Murrell, R (1, 9) OBP: 0.211, SLG: 0.368	K			K		FC5-4 1B 3-H			6-3	4	0	1	1	0	2	1
Ed Spiezio, R (1, 5) OBP: 0.392, SLG: 0.422 Jose Arcia, R (9, PR) OBP: 0.211, SLG: 0.091			E S 1B 1B		1B 2B	FC5-4 1-2f			CS 1B	4 0	1 0	3 0	0 0	0 0	0 0	1 0
Chris Cannizzaro, R (1, 2) OBP: 0.353, SLG: 0.328 Ron Slocum, R (7, PR) (8, 2) Ollie Brown, R (9, PH) OBP: 0.298, SLG: 0.359			F9 1-3		2-3 1B		BBBB SH1-3 BB		K 1-2	2 0 1	0 0 0	1 0 0	0 0 0	1 0 1	0 0 1	1 0 1
Pat Dobson, R (1, 1) Van Kelly, L (7, PH) OBP: 0.226, SLG: 0.170 Danny Coombs, R (8, 1) OBP: 0.200, SLG: 0.400			K		P1		SH1-3 1-2			2 0 0	0 0 0	0 0 0	0 0 0	0 0 0	1 0 0	3 0 0
Inning Stats	R: 0 H: 0 E: 0 LOB: 0 K: 0 BB: 0 S: 3 P: 3	R: 0 H: 0 E: 0 LOB: 0 K: 1 BB: 1 S: 4 P: 8	R: 1 H: 2 E: 0 LOB: 1 K: 1 BB: 0 S: 7 P: 7	R: 0 H: 0 E: 1 LOB: 1 K: 1 BB: 0 S: 6 P: 6	R: 0 H: 2 E: 0 LOB: 2 K: 1 BB: 0 S: 7 P: 7	R: 1 H: 2 E: 0 LOB: 1 K: 0 BB: 0 S: 5 P: 5	R: 0 H: 0 E: 0 LOB: 2 K: 1 BB: 1 S: 5 P: 9	R: 0 H: 0 E: 0 LOB: 0 K: 0 BB: 0 S: 3 P: 3	R: 0 H: 1 E: 0 LOB: 1 K: 1 BB: 0 S: 5 P: 5	1B: 5 2B: 2 3B: 1 HR: 0	SF: 0 SAC: 1 DP: 2 HBP: 0						

PITCHER	IP	WLS	BF	H	R	ER	SO	BB	IBB	HBP	BLK	WP	HR	S	P	ERA	WHIP
Gary Gentry, R (1, 1) ERA: 1.72	7.0	W	29	6	2	1	5	2	0	0	0	0	0	37	45	1.29	1.143
Tug McGraw, L (8, 1) ERA: 0.75	2.0	S	6	1	0	0	1	0	0	0	0	0	0	8	8	0.00	0.500

PITCHER	IP	WLS	BF	H	R	ER	SO	BB	IBB	HBP	BLK	WP	HR	S	P	ERA	WHIP

BOTTOM

New York Mets @ San Diego Padres

San Diego Stadium, San Diego, CA

Sun May 03 1970, 6:38 AM EDT

Att. 19,657 - Unknown

livebaseballscorecards.com

AB	31
R	2
H	7
RBI	2
BB	2
SO	6
LOB	18

WP: 0 PA: 35
PB: 0
SB: 2
CS: 1

Batter	1	2	3	4	5	6	7	8	9	AB	R	H	RBI	BB	SO	LOB
Von Joshua, L (1, 8) OBP: 0.571, SLG: 0.500	SSS 0-3 ① K		x 0-0 S 1B		x 0-0 BB 1B 1-2		BBB 4-0 P6 1B 2B BB	x 0-0 6-3 ③		4	1	2	0	1	1	1
Maury Wills, S (1, 6) OBP: 0.355, SLG: 0.286	x 0-0 6-3 2B		x 0-0 ② P6 1-2		BBB 4-0 G6-3 BB 1-2 2-3		x 0-0 P6 2B 1B 1-2		x 0-0 ① 4-3	4	1	2	0	1	0	1
Bill Sudakis, S (1, 2) OBP: 0.341, SLG: 0.250 Jeff Torborg, R (9, 2) OBP: 0.263, SLG: 0.333	x 0-0 ② 6-3 2-3		BBB 4-0 BB		x 0-0 ②③ G6-3 1-2f		x 0-0 ① P6 1-2 2-3		SSS 0-3 ② K	4 0	0 0	0 0	0 0	1 0	1 0	6 0
Andy Kosco, R (1, 9) OBP: 0.233, SLG: 0.417 Manny Mota, R (7, 7) OBP: 0.382, SLG: 0.276	x 0-0 ③ 5-3		x 0-0 ③ P4			x 0-0 FC5-4 1B	x 0-0 ② 6-3		x 0-0 ③ F9	4 1	0 0	1 0	0 0	0 0	0 0	5 0
Wes Parker, S (1, 3) OBP: 0.354, SLG: 0.393		BBB 4-0 BB		x 0-0 ① 4-3		x 0-0 ① FC5-4 2B 1-2f	x 0-0 2-H 3-H 2B			3	1	1	2	1	0	1
Willie Crawford, L (1, 7) OBP: 0.324, SLG: 0.339 (7, 9)	SSS 0-3 ① K		BBB 4-0 CS BB			x 0-0 2B 1-3	x 0-0 ③ F5			3	1	1	0	1	1	2
Billy Grabarkewitz, R (1, 5) OBP: 0.479, SLG: 0.559	SSS 0-3 ② K		SSS 0-3 ②③ K 1-2			x 0-0 WP 2B 2-H 3-H		SSS 0-3 ① K		4	0	1	2	0	3	2
Ted Sizemore, R (1, 4) OBP: 0.351, SLG: 0.304	x 0-0 ③ P6				x 0-0 ① P3	x 0-0 ② 1-3 2-3		x 0-0 SH5-4 1B		4	0	1	0	0	0	2
Sandy Vance, R (1, 1) Willie Davis, L (6, PH) OBP: 0.213, SLG: 0.235 Fred Norman, S (6, 1)		SSS 0-3 ① K			x 0-0 E1 BB 1B	x 0-0 ③ F9		x 0-0 ② SH5-4 1-2		2 1 0	0 0 0	0 0 0	0 0 0	0 0 0	1 0 0	0 1 0
Inning Stats	R: 0 E: 0 K: 1 S: 6 H: 1 LOB: 1 BB: 0 P: 6	R: 0 E: 0 K: 2 S: 7 H: 0 LOB: 1 BB: 1 P: 11	R: 0 E: 0 K: 1 S: 6 H: 1 LOB: 2 BB: 1 P: 10	R: 0 E: 0 K: 1 S: 4 H: 0 LOB: 1 BB: 1 P: 8	R: 0 E: 1 K: 0 S: 4 H: 1 LOB: 2 BB: 1 P: 8	R: 2 E: 0 K: 0 S: 6 H: 3 LOB: 1 BB: 0 P: 6	R: 2 E: 0 K: 0 S: 5 H: 2 LOB: 1 BB: 1 P: 9	R: 0 E: 0 K: 1 S: 6 H: 1 LOB: 1 BB: 0 P: 6	R: 0 E: 0 K: 1 S: 5 H: 0 LOB: 0 BB: 0 P: 5	1B: 5 2B: 5 3B: 0 HR: 0 SF: 0 SAC: 1 DP: 2 HBP: 0						

PITCHER	IP	WLS	BF	H	R	ER	SO	BB	IBB	HBP	BLK	WP	HR	S	P	ERA	WHIP
Nolan Ryan, R (1, 1) ERA: 1.64	7.0	L	33	8	4	4	5	5	0	0	0	1	0	38	58	5.14	1.857
Ron Taylor, R (8, 1) ERA: 3.0	1.0		4	1	0	0	1	0	0	0	0	0	0	6	6	0.00	1.000
Don Cardwell, R (9, 1) ERA: 2.45	1.0		3	0	0	0	1	0	0	0	0	0	0	5	5	0.00	0.000

PITCHER	IP	WLS	BF	H	R	ER	SO	BB	IBB	HBP	BLK	WP	HR	S	P	ERA	WHIP

TOP

Los Angeles Dodgers @ New York Mets

Shea Stadium, Flushing, NY

Tue May 05 1970, 7:05 PM EDT

Att. 24,321 - Unknown

livebaseballscorecards.com

AB	34
R	4
H	9
RBI	4
BB	5
SO	7
LOB	21

PA: 40

WP: 1
PB: 0
SB: 1
CS: 1

Batter	1	2	3	4	5	6	7	8	9	AB	R	H	RBI	BB	SO	LOB
Tommie Agee, R (1, 8) OBP: 0.314, SLG: 0.376	S S S 0-3 ① K		x 0-0 2B		x 0-0 1-2 1B		x 0-0 ③ F8		x 0-0 ③ P4	5	0	2	0	0	1	3
Bud Harrelson, S (1, 6) OBP: 0.404, SLG: 0.489	x 0-0 ② F9		x 0-0 ① F8		x 0-0 ② P4			x 0-0 ① F8		4	0	0	0	0	0	3
Cleon Jones, R (1, 7) OBP: 0.297, SLG: 0.256	x 0-0 ③ 6-3		x 0-0 ② F9		x 0-0 ③ F8			B B B 4-0 G5-3 1B BB		3	0	0	0	1	0	3
Art Shamsky, L (1, 9) OBP: 0.380, SLG: 0.377		x 0-0 FC5-4 1B	x 0-0 ③ L7			S S S 0-3 ① K		x 0-0 1-2 1B		4	0	2	0	0	1	1
Donn Clendenon, R (1, 3) OBP: 0.263, SLG: 0.418		x 0-0 ① FC5-4 1B 1-2f		x 0-0 ① F7		x 0-0 ② F2		x 0-0 ②③ G5-3 2-3f		4	0	0	0	0	0	3
Ken Boswell, L (1, 4) OBP: 0.365, SLG: 0.364		x 0-0 ② F8		x 0-0 ② F8		S S S 0-3 ③ K			B B B 4-0 6-3 BB	3	0	0	0	1	1	1
Joe Foy, R (1, 5) OBP: 0.298, SLG: 0.305		x 0-0 BB 1-3 1B		x 0-0 ③ F9			B B B 4-0 BB		x 0-0 ① 6-3 1-2	3	0	1	0	1	0	1
Duffy Dyer, R (1, 2) OBP: 0.340, SLG: 0.244		B B B B 4-0 1-2 BB			x 0-0 FC3-6 1B		S S S 0-3 ① K		x 0-0 ② F7	3	0	1	0	1	1	2
Nolan Ryan, R (1, 1) OBP: 0.077, SLG: 0.077 Ron Swoboda, R (7, PH) OBP: 0.414, SLG: 0.311 Ron Taylor, R (8, 1) Don Cardwell, R (9, 1) Mike Jorgensen, L (9, PH) OBP: 0.303, SLG: 0.429		S S S 0-3 ③ K			x 0-0 ① FC3-6 1B 1-2f		S S S 0-3 ② K		B B B B 4-0 BB	2 1 0 0 0	0 0 0 0 0	0 0 0 0 0	0 0 0 0 0	0 1 0 0 1	1 1 0 0 0	4 1 0 0 0
Inning Stats	R: 0 E: 0 K: 1 S: 5 H: 0 LOB: 0 BB: 0 P: 5	R: 0 E: 0 K: 1 S: 7 H: 2 LOB: 3 BB: 1 P: 11	R: 0 E: 0 K: 0 S: 4 H: 1 LOB: 1 BB: 0 P: 4	R: 0 E: 0 K: 0 S: 3 H: 0 LOB: 0 BB: 0 P: 3	R: 0 E: 0 K: 0 S: 5 H: 2 LOB: 2 BB: 0 P: 5	R: 0 E: 0 K: 2 S: 7 H: 0 LOB: 0 BB: 0 P: 7	R: 0 E: 0 K: 2 S: 7 H: 0 LOB: 1 BB: 1 P: 11	R: 0 E: 0 K: 0 S: 3 H: 1 LOB: 1 BB: 1 P: 7	R: 0 E: 0 K: 0 S: 3 H: 0 LOB: 2 BB: 2 P: 11	1B: 5 2B: 1 3B: 0 HR: 0	SF: 0 SAC: 0 DP: 1 HBP: 0			WP: 0 PB: 0 SB: 0 CS: 0	PA: 37		

PITCHER		IP	WLS	BF	H	R	ER	SO	BB	IBB	HBP	BLK	WP	HR	S	P	ERA	WHIP
Sandy Vance, R ERA: 1.8	(1, 1)	5.0	W	21	5	0	0	2	1	0	0	0	0	0	24	28	0.00	1.200
Fred Norman, L ERA: 3.75	(6, 1)	4.0	S	16	1	0	0	4	4	0	0	0	0	0	20	36	0.00	1.250

PITCHER	IP	WLS	BF	H	R	ER	SO	BB	IBB	HBP	BLK	WP	HR	S	P	ERA	WHIP

BOTTOM

Los Angeles Dodgers @ New York Mets

Shea Stadium, Flushing, NY

Tue May 05 1970, 7:05 PM EDT

Att. 24,321 - Unknown

livebaseballscorecards.com

AB	32
R	0
H	6
RBI	0
BB	5
SO	6
LOB	22

Batter	1	2	3	4	5	6	7	8	9	AB	R	H	RBI	BB	SO	LOB
Von Joshua, L (1, 7) OBP: 0.421, SLG: 0.353	4-3		K		L4			1-3	L4	5	0	0	0	0	1	3
Maury Wills, S (1, 6) OBP: 0.342, SLG: 0.274	6-3		1-3			4-3		1-3		4	0	0	0	0	0	0
Willie Davis, L (1, 8) OBP: 0.226, SLG: 0.247	K			G4-6-3 1B 1B		FC6-4 1B			K	4	0	2	0	0	2	0
Wes Parker, S (1, 3) OBP: 0.359, SLG: 0.391		F7		G4-6-3 1-2 1B		FC6-4 1-2f			HR 1B BB	3	1	1	0	1	0	1
Bill Sudakis, S (1, 2) OBP: 0.333, SLG: 0.250		4-3		G4-6-3 1-2f 2-3		F8			1-2 HR 1B	4	1	1	0	0	0	3
Willie Crawford, L (1, 9) OBP: 0.347, SLG: 0.409		1B	K				FC5-4 1B		1-H 2-H HR	4	1	3	3	0	1	1
Billy Grabarkewitz, R (1, 5) OBP: 0.481, SLG: 0.556		K			FC6-4 1B		FC5-4 1-2f G4-6-3		4-3 1B 1B	4	0	2	0	0	1	2
Ted Sizemore, R (1, 4) OBP: 0.358, SLG: 0.356			HR	FC6-4 1-2f		G4-6-3 1-2f			4-3 1-2 1B	4	1	2	1	0	0	2
Don Sutton, R (1, 1) OBP: 0.278, SLG: 0.278										1	0	0	0	0	1	0
Joe Moeller, R (4, 1)										0	0	0	0	0	0	0
Len Gabrielson, L (5, PH)										1	0	0	0	0	1	1
Camilo Pascual, R (5, 1)										0	0	0	0	0	0	0
Jim Lefebvre, S (8, PH) OBP: 0.276, SLG: 0.192										1	0	0	0	0	1	0
Jose Pena, R (8, 1)										0	0	0	0	0	0	0
Andy Kosco, R (9, PH) OBP: 0.230, SLG: 0.411									4-3 1-2 2-3	1	0	0	0	0	0	2
Inning Stats	R: 0 E: 0 K: 1 S: 5 H: 0 LOB: 0 BB: 0 P: 5	R: 0 E: 0 K: 1 S: 6 H: 1 LOB: 1 BB: 0 P: 6	R: 1 E: 0 K: 2 S: 8 H: 1 LOB: 0 BB: 0 P: 8	R: 0 E: 0 K: 1 S: 6 H: 2 LOB: 1 BB: 0 P: 6	R: 0 E: 0 K: 1 S: 6 H: 1 LOB: 1 BB: 0 P: 6	R: 0 E: 0 K: 0 S: 4 H: 1 LOB: 1 BB: 0 P: 4	R: 0 E: 0 K: 0 S: 3 H: 1 LOB: 0 BB: 0 P: 3	R: 0 E: 0 K: 1 S: 5 H: 0 LOB: 0 BB: 0 P: 5	R: 3 E: 0 K: 1 S: 9 H: 4 LOB: 2 BB: 1 P: 13	1B: 9 2B: 0 3B: 0 HR: 2 SF: 0 SAC: 0 DP: 2 HBP: 0						

PITCHER	IP	WLS	BF	H	R	ER	SO	BB	IBB	HBP	BLK	WP	HR	S	P	ERA	WHIP
Tom Seaver, R (1, 1) ERA: 2.1	8.1	W	35	11	4	4	8	1	0	0	0	0	2	50	54	4.32	1.440
Ron Taylor, R (9, 1) ERA: 2.84	0.2	S	2	0	0	0	0	0	0	0	0	0	0	2	2	0.00	0.000

PITCHER	IP	WLS	BF	H	R	ER	SO	BB	IBB	HBP	BLK	WP	HR	S	P	ERA	WHIP

TOP

Los Angeles Dodgers @ New York Mets

Shea Stadium, Flushing, NY

Wed May 06 1970, 7:05 PM EDT

Att. 18,027 - Unknown

livebaseballscorecards.com

AB	36
R	4
H	11
RBI	4
BB	1
SO	8
LOB	15

WP: 0 PB: 0 SB: 0 CS: 0 PA: 37

Batter	1	2	3	4	5	6	7	8	9	AB	R	H	RBI	BB	SO	LOB
Tommie Agee, R (1, 8) OBP: 0.327, SLG: 0.375	0-0 1B WP 1B	4-0 S 1B BB		4-0 1B WP BB		0-0 ① F9		0-3 ② K		3	3	1	0	2	1	1
Bud Harrelson, S (1, 6) OBP: 0.412, SLG: 0.495	0-0 ① F8	0-0 E S 1-H 1B		0-0 WP 4-3 1-3 1B		0-0 1-3 1B		0-0 ③ 4-3		5	1	3	1	0	0	1
Cleon Jones, R (1, 7) OBP: 0.305, SLG: 0.259	0-0 WP 1-3 1B 1B	1-0 1-3 HBP		0-0 ① 5-3 2-3 3-H		0-0 ② P4				3	1	1	0	0	0	3
Art Shamsky, L (1, 9) OBP: 0.373, SLG: 0.359	4-0 1B 1-2 3-H BB	0-0 ③ P6		0-0 ② 4-3 3-H		0-0 ③ L4				3	0	0	1	1	0	4
Ken Boswell, L (1, 4) OBP: 0.375, SLG: 0.375	0-0 1-2 2-H 1B		0-0 S 1B	0-0 ③ F8			0-3 ① K			4	0	2	1	0	1	0
Mike Jorgensen, L (1, 3) OBP: 0.297, SLG: 0.406	0-0 ② F8		0-3 ① K 1-2		0-3 ① K		0-0 S 1B			4	0	1	0	0	2	3
Joe Foy, R (1, 5) OBP: 0.286, SLG: 0.291	0-0 ③ P4		0-0 ② 5-3		0-0 ② 5-3		0-0 ② L4 1-2			4	0	0	0	0	0	4
Duffy Dyer, R (1, 2) OBP: 0.333, SLG: 0.227		0-0 ① 6-3	4-0 IBB		0-0 ③ 6-3		0-0 ③ 6-3			3	0	0	0	1	0	1
Tom Seaver, R (1, 1) OBP: 0.208, SLG: 0.250 Ron Taylor, R (9, 1)		0-0 ② F8	0-0 ③ F9			0-0 1B 1B		0-0 ① P4		4 0	0 0	1 0	0 0	0 0	0 0	2 0
Inning Stats	R: 2 E: 0 K: 0 S: 6 H: 3 LOB: 2 BB: 1 P: 10	R: 1 E: 0 K: 0 S: 4 H: 1 LOB: 2 BB: 1 P: 9	R: 0 E: 0 K: 1 S: 6 H: 1 LOB: 2 BB: 1 P: 10	R: 2 E: 0 K: 0 S: 4 H: 1 LOB: 0 BB: 1 P: 8	R: 0 E: 0 K: 1 S: 5 H: 0 LOB: 0 BB: 0 P: 5	R: 0 E: 0 K: 0 S: 5 H: 2 LOB: 2 BB: 0 P: 5	R: 0 E: 0 K: 1 S: 6 H: 1 LOB: 1 BB: 0 P: 6	R: 0 E: 0 K: 1 S: 5 H: 0 LOB: 0 BB: 0 P: 5		1B: 9 2B: 0 3B: 0 HR: 0	SF: 0 SAC: 0 DP: 0 HBP: 1					

PITCHER		IP	WLS	BF	H	R	ER	SO	BB	IBB	HBP	BLK	WP	HR	S	P	ERA	WHIP
Don Sutton, R ERA: 3.06	(1, 1)	3.0	L	20	6	5	5	1	3	1	1	0	1	0	17	34	15.00	3.000
Joe Moeller, R ERA:	(4, 1)	1.0		3	0	0	0	0	0	0	0	0	1	0	3	3	0.00	0.000
Camilo Pascual, R ERA: 1.8	(5, 1)	3.0		12	3	0	0	2	0	0	0	0	0	0	16	16	0.00	1.000
Jose Pena, R ERA:	(8, 1)	1.0		3	0	0	0	1	0	0	0	0	0	0	5	5	0.00	0.000

PITCHER	IP	WLS	BF	H	R	ER	SO	BB	IBB	HBP	BLK	WP	HR	S	P	ERA	WHIP

BOTTOM

Los Angeles Dodgers @ New York Mets

Shea Stadium, Flushing, NY

Wed May 06 1970, 7:05 PM EDT

Att. 18,027 - Unknown

livebaseballscorecards.com

AB	33
R	5
H	9
RBI	3
BB	4
SO	4
LOB	19

WP: 2	PA: 38		
PB: 0			
SB: 4			
CS: 0			

Batter	1	2	3	4	5	6	7	8	9	10	AB	R	H	RBI	BB	SO	LOB
Maury Wills, S (1, 6) OBP: 0.336, SLG: 0.270	F9		6-3		K		2B BLK 1B 2-H		4-3		5	1	1	1	0	1	2
Ted Sizemore, R (1, 4) OBP: 0.360, SLG: 0.342	FC3-6 BB		5-3			5-3	2B IBB 1-2			E6 1B 3B S	3	1	0	0	2	0	0
Willie Davis, L (1, 8) OBP: 0.255, SLG: 0.280	FC3-6 1-2f			G6-4-3 BB		8-4 1B	2B 1-3 2-H			3B 1B 1-2	4	1	3	1	1	0	1
Andy Kosco, R (1, 9) OBP: 0.218, SLG: 0.390 Von Joshua, L (7, 9) OBP: 0.400, SLG: 0.333	K 1-2			G6-4-3 1-2f		8-4 1-2f	F2			K 2-3	4 1	0 0	0 0	0 0	0 0	1 1	5 2
Wes Parker, S (1, 3) OBP: 0.380, SLG: 0.474		F9 2B		4-3			HR	FC4-6 1B		SF8 3B 1-H 3-H	5	2	4	3	0	0	0
Billy Grabarkewitz, R (1, 5) OBP: 0.476, SLG: 0.567		F9 2-3			SH1-4 1B		2B	F8		SF8 3-H	4	1	2	1	0	0	2
Willie Crawford, L (1, 7) OBP: 0.338, SLG: 0.397 Manny Mota, R (7, PH) OBP: 0.378, SLG: 0.258 (7, 7)		F5			F7		F9	FC4-6 CS 1-2f		BB	2 2	0 0	0 0	0 0	0 1	0 0	2 2
Jeff Torborg, R (1, 2) OBP: 0.292, SLG: 0.391		5-3			SH1-4 1-2		1B 2B 2-H	CS 1-2	F9	P4	5	1	2	1	0	0	2
Alan Foster, R (1, 1) OBP: 0.176, SLG: 0.125 Jim Brewer, L (7, 1) Len Gabrielson, L (9, PH) Ray Lamb, R (9, 1)			K		SH1-4 1-2 2-3		5-3		F7		2 0 1 0	0 0 0 0	0 0 0 0	0 0 0 0	0 0 0 0	1 0 0 0	1 0 0 0
Inning Stats	R: 0 H: 0 E: 1 LOB: 1 K: 1 BB: 1 S: 5 P: 9	R: 0 H: 1 E: 0 LOB: 1 K: 0 BB: 0 S: 4 P: 4	R: 0 H: 0 E: 0 LOB: 0 K: 1 BB: 0 S: 5 P: 5	R: 0 H: 0 E: 0 LOB: 0 K: 0 BB: 1 S: 2 P: 6	R: 0 H: 2 E: 0 LOB: 2 K: 1 BB: 0 S: 7 P: 7	R: 0 H: 1 E: 0 LOB: 0 K: 0 BB: 0 S: 3 P: 3	R: 4 H: 5 E: 0 LOB: 2 K: 0 BB: 1 S: 8 P: 12	R: 0 H: 1 E: 0 LOB: 0 K: 0 BB: 0 S: 3 P: 3	R: 0 H: 0 E: 0 LOB: 0 K: 0 BB: 0 S: 3 P: 3	R: 3 H: 2 E: 1 LOB: 1 K: 1 BB: 1 S: 8 P: 12	1B: 6 SF: 1 2B: 5 SAC: 1 3B: 1 DP: 2 HR: 1 HBP: 0						

PITCHER		IP	WLS	BF	H	R	ER	SO	BB	IBB	HBP	BLK	WP	HR	S	P	ERA	WHIP
Ray Sadecki, L ERA: 4.0	(1, 1)	6.0		24	6	2	2	3	2	0	0	0	0	1	28	36	3.00	1.333
Tug McGraw, L ERA: 2.13	(7, 1)	0.2		6	3	2	2	0	0	1	0	1	0	0	5	9	27.00	4.500
Don Cardwell, R ERA: 2.35	(7, 1)	0.1		1	0	0	0	0	0	0	0	0	0	0	1	1	0.00	0.000
Cal Koonce, R ERA: 3.18	(8, 1)	1.0		3	1	0	0	0	0	0	0	0	0	0	3	3	0.00	1.000
Jim McAndrew, R ERA: 9.0	(9, 1)	2.0	L	10	2	3	1	1	1	0	0	0	0	0	11	15	4.50	1.500

PITCHER	IP	WLS	BF	H	R	ER	SO	BB	IBB	HBP	BLK	WP	HR	S	P	ERA	WHIP

TOP

Los Angeles Dodgers @ New York Mets

Shea Stadium, Flushing, NY

Thu May 07 1970, 7:05 PM EDT

Att. 16,552 - Unknown

livebaseballscorecards.com

AB	38
R	7
H	12
RBI	7
BB	4
SO	4
LOB	19

Batter	1	2	3	4	5	6	7	8	9	10	AB	R	H	RBI	BB	SO	LOB
Tommie Agee, R (1, 8) OBP: 0.330, SLG: 0.370	x 0-0 CS 1B	x 0-0 ③ FC5-4 1-2f			x 0-0 ② 6-3		S S S 0-3 ③ K		H 1-0 F8 S G1-2-3 HBP		4	0	1	0	0	1	3
Bud Harrelson, S (1, 6) OBP: 0.420, SLG: 0.490	B B B B 4-0 ① E S 1B 1-2 BB	x 0-0 ① F8			x 0-0 ③ F7			x 0-0 1B 1B 1B	I 4-0 IBB 1-2 IBB		3	2	1	0	2	0	0
Cleon Jones, R (1, 7) OBP: 0.290, SLG: 0.244	S S S 0-3 ② K 1-3		x 0-0 ② 4-3			x 0-0 ① F3		x 0-0 ① L9	x 0-0 ① F8 2-3		5	0	0	0	0	1	4
Art Shamsky, L (1, 9) OBP: 0.388, SLG: 0.358 (9, 3)	B B B B 4-0 1B BB		x 0-0 ③ 3-1			x 0-0 ② G3		x 0-0 BB 1B E 1-3 1B	I 4-0 IBB 1-2 IBB		3	1	1	0	2	0	0
Ken Boswell, L (1, 4) OBP: 0.377, SLG: 0.377	x 0-0 1-2 3-H 1B			x 0-0 ① 6-3		S S S 0-3 ③ K		x 0-0 BB E 1-2 3-H 1B	x 0-0 ② ③ G1-2-3 3-Hf		5	1	2	2	0	1	3
Mike Jorgensen, L (1, 3) OBP: 0.275, SLG: 0.371 Ron Swoboda, R (8, PH) (9, 9) OBP: 0.417, SLG: 0.304	x 0-0 ③ 1-3			x 0-0 ② 3-1			x 0-0 ① F5	B B B B 4-0 E 1-2 2-3 BB	S S S 0-3 ① K		3 1	0 0	0 0	0 0	0 1	0 1	2 0
Joe Foy, R (1, 5) OBP: 0.291, SLG: 0.281	S S S 0-3 ① K		B B B B 4-0 S BB				B B B B 4-0 BB BB	S S S 0-3 ② K	x 0-0 ② 6-3		3	0	0	0	2	2	3
Duffy Dyer, R (1, 2) OBP: 0.321, SLG: 0.208		x 0-0 E5 FC5-4		x 0-0 ③ 5-3 1-2			B B B B 4-0 1-2 BB	x 0-0 E9 1-3 2-H 3-H	S S S 0-3 ③ K		4	0	0	0	1	1	2
Ray Sadecki, L (1, 1) Tug McGraw, R (7, 1) OBP: 0.500, SLG: 0.500 Don Cardwell, R (7, 1) Dave Marshall, L (7, PH) OBP: 0.200, SLG: 0.450 Donn Clendenon, R (7, PH) OBP: 0.259, SLG: 0.411 Cal Koonce, R (8, 1) Al Weis, S (8, PH) OBP: 0.261, SLG: 0.286 Jim McAndrew, R (9, 1) OBP: 0.333, SLG: 0.667		x 0-0 L9		x 0-0 ① 4-3			x 0-0 ② F8	S S S 0-3 ③ K			2 0 0 0 1 0 1 0	0 0 0 0 0 0 0 0	0 0 0 0 0 0 1 0	0 0 0 0 0 0 0 0	0 0 0 0 0 0 1 0	0 0 0 0 0 0 0 0	1 0 0 0 2 0 2 0
Inning Stats	R: 1 E: 0 K: 1 S: 6 H: 2 LOB: 2 BB: 2 P: 14	R: 0 E: 1 K: 1 S: 6 H: 0 LOB: 1 BB: 0 P: 6	R: 0 E: 0 K: 0 S: 3 H: 0 LOB: 0 BB: 0 P: 3	R: 0 E: 0 K: 0 S: 3 H: 0 LOB: 1 BB: 1 P: 7	R: 0 E: 0 K: 0 S: 3 H: 0 LOB: 0 BB: 0 P: 3	R: 0 E: 0 K: 1 S: 5 H: 0 LOB: 0 BB: 0 P: 5	R: 0 E: 0 K: 1 S: 5 H: 0 LOB: 2 BB: 2 P: 13	R: 3 E: 1 K: 2 S: 11 H: 3 LOB: 2 BB: 1 P: 15	R: 0 E: 0 K: 0 S: 2 H: 0 LOB: 2 BB: 2 P: 11	R: 0 E: 0 K: 2 S: 7 H: 0 LOB: 0 BB: 0 P: 7	1B: 5 2B: 0 3B: 0 HR: 0	SF: 0 SAC: 0 DP: 1 HBP: 1					

PITCHER		IP	WLS	BF	H	R	ER	SO	BB	IBB	HBP	BLK	WP	HR	S	P	ERA	WHIP
Alan Foster, R ERA: 2.9	(1, 1)	6.1		26	2	1	1	3	5	0	0	0	0	0	27	47	1.42	1.105
Jim Brewer, L ERA: 0.61	(7, 1)	1.2		10	3	3	1	3	1	0	0	0	0	0	15	19	5.40	2.400
Ray Lamb, R ERA: 3.0	(9, 1)	2.0	W	8	0	0	0	2	0	2	1	0	0	0	9	18	0.00	0.000

PITCHER		IP	WLS	BF	H	R	ER	SO	BB	IBB	HBP	BLK	WP	HR	S	P	ERA	WHIP

BOTTOM

Los Angeles Dodgers @ New York Mets

Shea Stadium, Flushing, NY

Thu May 07 1970, 7:05 PM EDT

Att. 16,552 - Unknown

livebaseballscorecards.com

AB	35
R	4
H	5
RBI	2
BB	8
SO	8
LOB	22

WP: 0 PB: 0 SB: 3 CS: 1 PA: 44

Batter	1	2	3	4	5	6	7	8	9	AB	R	H	RBI	BB	SO	LOB
Bobby Bonds, R (1, 9) OBP: 0.434, SLG: 0.596	6-3		K			HR SH1-3 1B		HR	6-3	5	2	2	1	0	1	0
Ron Hunt, R (1, 4) OBP: 0.444, SLG: 0.451	K		1-3			SH1-3		1B 1-3 HBP	1B	3	1	1	0	0	1	0
Willie Mays, R (1, 8) OBP: 0.396, SLG: 0.550	HR		K			HR		1-3 2B 1B	F9	5	3	3	3	0	1	1
Willie McCovey, L (1, 3) OBP: 0.403, SLG: 0.463	K		F8			3-1		1-3	L8	5	0	0	1	0	1	2
Ken Henderson, S (1, 7) Bob Taylor, L (8, PR) OBP: 0.296, SLG: 0.095 (8, 7) OBP: 0.485, SLG: 0.514		4-3 1B	BB			6-3		1B FC6-4 2B		3 0	0 1	2 0	1 0	1 0	0 0	0 0
Dick Dietz, R (1, 2) OBP: 0.447, SLG: 0.703		4-3	F3				FC6-4 1B	FC6-4 IBB		3	0	1	0	1	0	2
Tito Fuentes, S (1, 5) OBP: 0.327, SLG: 0.391		P4		1-3			FC6-4	1-2 2-3 FC6-4 1B		4	0	1	0	0	0	2
Hal Lanier, R (1, 6) OBP: 0.250, SLG: 0.308		K		6-3			F7	1-2f 2-3 3-H FC6-4		4	0	0	1	0	1	4
Migel Puente, R (1, 1)			K	P4			K	K		4	0	0	0	0	3	4
Inning Stats	R: 1 E: 0 K: 2 S: 8 H: 1 LOB: 0 BB: 0 P: 8	R: 0 E: 0 K: 1 S: 6 H: 1 LOB: 1 BB: 0 P: 6	R: 0 E: 0 K: 2 S: 7 H: 0 LOB: 0 BB: 0 P: 7	R: 0 E: 0 K: 1 S: 5 H: 0 LOB: 1 BB: 1 P: 9	R: 0 E: 0 K: 0 S: 3 H: 0 LOB: 0 BB: 0 P: 3	R: 2 E: 0 K: 0 S: 5 H: 2 LOB: 0 BB: 0 P: 5	R: 0 E: 0 K: 1 S: 6 H: 1 LOB: 1 BB: 0 P: 6	R: 4 E: 0 K: 1 S: 9 H: 4 LOB: 3 BB: 1 P: 14	R: 0 E: 0 K: 0 S: 4 H: 1 LOB: 1 BB: 0 P: 4	1B: 6 2B: 1 3B: 0 HR: 3	SF: 0 SAC: 1 DP: 0 HBP: 1						

TOP

San Francisco Giants @ New York Mets

Shea Stadium, Flushing, NY

Fri May 08 1970, 7:05 PM EDT

Att. 43,109 - Unknown

livebaseballscorecards.com

AB	36
R	7
H	10
RBI	7
BB	2
SO	8
LOB	15

WP: 0 PB: 0 SB: 0 CS: 0 PA: 40

PITCHER		IP	WLS	BF	H	R	ER	SO	BB	IBB	HBP	BLK	WP	HR	S	P	ERA	WHIP
Gary Gentry, R ERA: 2.06	(1, 1)	7.0	L	27	5	3	3	7	1	0	0	0	0	2	40	44	3.86	0.857
Don Cardwell, R ERA: 6.75	(8, 1)	0.1		5	3	4	4	0	0	0	1	0	0	1	4	5	108.00	9.000
Cal Koonce, R ERA: 2.77	(8, 1)	1.2		8	2	0	0	1	0	1	0	0	0	0	9	13	0.00	1.200

PITCHER	IP	WLS	BF	H	R	ER	SO	BB	IBB	HBP	BLK	WP	HR	S	P	ERA	WHIP

Batter	1	2	3	4	5	6	7	8	9	AB	R	H	RBI	BB	SO	LOB
Tommie Agee, R (1, 8) OBP: 0.325, SLG: 0.362	F9 ①		F3 ①		E6 S		1-2 1B		F7 ②	5	0	1	0	0	0	1
Bud Harrelson, S (1, 6) OBP: 0.403, SLG: 0.467	6-3 ②		L7 ②		1-2 F9 ②		S S S 0-3 K ①		F7 ③	5	0	0	0	0	1	4
Cleon Jones, R (1, 7) OBP: 0.298, SLG: 0.239	B B B B 4-0 1B BB		5-3 ③		B B B 4-0 BB		G5-3 ②③ 2-3f			2	0	0	0	2	0	2
Art Shamsky, L (1, 9) OBP: 0.393, SLG: 0.366	1-2 1B			BB 1B	P4 ③			P5 ①		4	0	2	0	0	0	2
Ken Boswell, L (1, 4) OBP: 0.369, SLG: 0.421	3-1 ③			F9 ①		P4 ①		HR		4	1	1	1	0	0	3
Mike Jorgensen, L (1, 3) OBP: 0.273, SLG: 0.385		P4 ①		P3 ②		2B		F8 ②		4	0	1	0	0	0	1
Wayne Garrett, L (1, 5) OBP: 0.351, SLG: 0.310		2B		B B B 4-0 1-2 BB		F5 ②		S S S 0-3 K ③		3	0	1	0	1	1	1
Duffy Dyer, R (1, 2) OBP: 0.305, SLG: 0.196 Ed Kranepool, L (9, PH) OBP: 0.286, SLG: 0.211	S S S 0-3 K ②			S S S 0-3 K ③		S S S 0-3 K ③			X 0-0 F7 ①	3 1	0 0	0 0	0 0	0 0	3 0	4 0
Gary Gentry, R (1, 1) Dave Marshall, L (7, PH) OBP: 0.238, SLG: 0.476 Don Cardwell, R (8, 1) Cal Koonce, R (8, 1) Ron Swoboda, R (9, PH) OBP: 0.426, SLG: 0.304	S S S 0-3 K ③				S S S 0-3 K ①		X 0-0 G5-3 1B 1B		B B B B 4-0 BB	2 1 0 0 0	0 0 0 0 0	0 1 0 0 0	0 0 0 0 0	2 0 0 0 1	1 0 0 0 0	1 0 0 0 0
Inning Stats	R: 0 E: 0 K: 0 S: 4 H: 1 LOB: 2 BB: 1 P: 8	R: 0 E: 0 K: 2 S: 8 H: 1 LOB: 1 BB: 0 P: 8	R: 0 E: 0 K: 0 S: 3 H: 0 LOB: 0 BB: 0 P: 3	R: 0 E: 0 K: 1 S: 6 H: 1 LOB: 2 BB: 1 P: 10	R: 0 E: 1 K: 1 S: 6 H: 0 LOB: 2 BB: 1 P: 10	R: 0 E: 0 K: 1 S: 6 H: 1 LOB: 1 BB: 0 P: 6	R: 0 E: 0 K: 1 S: 6 H: 2 LOB: 1 BB: 0 P: 6	R: 1 E: 0 K: 1 S: 6 H: 1 LOB: 0 BB: 0 P: 6	R: 0 E: 0 K: 0 S: 3 H: 0 LOB: 1 BB: 1 P: 7	1B: 4 2B: 2 3B: 0 HR: 1	SF: 0 SAC: 0 DP: 1 HBP: 0					

PITCHER	IP	WLS	BF	H	R	ER	SO	BB	IBB	HBP	BLK	WP	HR	S	P	ERA	WHIP
Migel Puente, R (1, 1) ERA: 5.06	9.0	W	38	7	1	1	7	4	0	0	0	0	1	48	64	1.00	1.222

PITCHER	IP	WLS	BF	H	R	ER	SO	BB	IBB	HBP	BLK	WP	HR	S	P	ERA	WHIP

BOTTOM

San Francisco Giants @ New York Mets

Shea Stadium, Flushing, NY

Fri May 08 1970, 7:05 PM EDT

Att. 43,109 - Unknown

livebaseballscorecards.com

AB	34
R	1
H	7
RBI	1
BB	4
SO	7
LOB	19

1B: 4	SF: 0	WP: 0	PA: 38
2B: 2	SAC: 0	PB: 0	
3B: 0	DP: 1	SB: 1	
HR: 1	HBP: 0	CS: 0	

San Francisco Giants @ New York Mets

Shea Stadium, Flushing, NY

Sat May 09 1970, 3:33 AM EDT

Att. 41,655 - Unknown

TOP

livebaseballscorecards.com

Batter	1	2	3	4	5	6	7	8	9	AB	R	H	RBI	BB	SO	LOB
Bobby Bonds, R (1, 9) (7, 8) OBP: 0.433, SLG: 0.597	4-3 1B 2B		6-3		F9	1-3 3-H 1B		F8		5	1	2	1	0	0	2
Ron Hunt, R (1, 4) OBP: 0.437, SLG: 0.442 Bob Heise, R (7, 4) OBP: 0.310, SLG: 0.282	4-3 2-3		F8		1B 1B	F8		F9		4 1	0 0	1 0	0 0	0 0	0 0	3 2
Willie Mays, R (1, 8) OBP: 0.390, SLG: 0.530 Steve Whitaker, L (7, 7) OBP: 0.167, SLG: 0.148	K		2B BB		F3		K		K	3 1	1 0	0 0	0 0	1 0	2 1	2 0
Willie McCovey, L (1, 3) OBP: 0.410, SLG: 0.480	3-H 1B		1-H HR 2B		1-3 FC4-6 1B		F5		4-3	5	1	3	2	0	0	0
Ken Henderson, S (1, 7) (7, 9) OBP: 0.482, SLG: 0.545	F8		2-H HR		FC4-6 1-2f		2B		F7	5	1	2	2	0	0	3
Dick Dietz, R (1, 2) OBP: 0.449, SLG: 0.688		FC5-4 BB	F9			FC4-6 1B 1B BB	K			2	1	0	0	2	1	1
Tito Fuentes, S (1, 5) OBP: 0.339, SLG: 0.400		F7		F8		FC4-6 1-2 1B		BB 1B		4	0	2	0	0	0	1
Hal Lanier, R (1, 6) OBP: 0.236, SLG: 0.290		F4		F4		FC4-6 1B 1-2f 2-3		F6		4	0	0	0	0	0	4
Rich Robertson, R (1, 1) Frank Linzy, R (3, 1) Ron Bryant, S (5, 1) OBP: 0.200, SLG: 0.200 Frank Reberger, L (5, 1) OBP: 0.500, SLG: 0.750 Al Gallagher, R (6, PH) OBP: 0.344, SLG: 0.393 Don McMahon, R (6, 1) Jim Davenport, R (8, PH) OBP: 0.310, SLG: 0.250 Mike McCormick, L (8, 1)		FC5-4 1-2f		K		K		BB 1-2		1 1 0 0 1 0 0 0 0	0 0 0 0 0 0 0 0 0	0 0 0 0 0 0 0 0 0	0 0 0 0 0 0 0 1 0	0 1 0 0 0 0 0 0 0	0 0 0 0 0 0 0 0 0	1 0 0 0 2 0 0 0 0
Inning Stats	R: 1 E: 0 K: 1 S: 7 H: 2 LOB: 1 BB: 0 P: 7	R: 0 E: 0 K: 0 S: 3 H: 0 LOB: 1 BB: 1 P: 7	R: 3 E: 0 K: 0 S: 5 H: 2 LOB: 1 BB: 1 P: 9	R: 0 E: 0 K: 1 S: 5 H: 0 LOB: 0 BB: 0 P: 5	R: 0 E: 0 K: 0 S: 5 H: 2 LOB: 2 BB: 0 P: 5	R: 1 E: 0 K: 1 S: 7 H: 2 LOB: 2 BB: 1 P: 11	R: 0 E: 0 K: 2 S: 8 H: 1 LOB: 1 BB: 0 P: 8	R: 0 E: 0 K: 0 S: 4 H: 1 LOB: 2 BB: 1 P: 8	R: 0 E: 0 K: 1 S: 5 H: 0 LOB: 0 BB: 0 P: 5	1B: 6 2B: 3 3B: 0 HR: 1	SF: 0 SAC: 0 DP: 0 HBP: 0						

AB	37
R	5
H	10
RBI	5
BB	4
SO	6
LOB	21

WP: 0 PB: 0 SB: 0 CS: 0 PA: 41

PITCHER		IP	WLS	BF	H	R	ER	SO	BB	IBB	HBP	BLK	WP	HR	S	P	ERA	WHIP
Jerry Koosman, L ERA: 3.1	(1, 1)	7.1	W	36	10	5	5	5	4	0	0	0	0	1	42	58	6.14	1.909
Ron Taylor, R ERA: 2.51	(8, 1)	1.2	S	5	0	0	0	1	0	0	0	0	0	0	7	7	0.00	0.000

PITCHER	IP	WLS	BF	H	R	ER	SO	BB	IBB	HBP	BLK	WP	HR	S	P	ERA	WHIP

Batter	1	2	3	4	5	6	7	8	9	AB	R	H	RBI	BB	SO	LOB
Tommie Agee, R (1, 8) OBP: 0.341, SLG: 0.361	BBBB 4-0 S BB	BBBB 4-0 1B 1-2 2-3 3-H BB		x 0-0 ① F8	x 0-0 1B 1B 1-2 3-H 1B	BBB 4-0 1B 1B BB		SSS 0-3 ① K		3	2	1	2	3	1	0
Bud Harrelson, S (1, 6) OBP: 0.408, SLG: 0.468	x 0-0 ① F6 1-2	x 0-0 1-2 2-H 3-H 1B		x 0-0 ② 4-3	x 0-0 1B 1B 1-2 2-3 1B	x 0-0 1B 1-3 1B		x 0-0 ② 6-3		6	2	3	2	0	0	1
Dave Marshall, L (1, 7) OBP: 0.296, SLG: 0.481	x 0-0 ② F7	x 0-0 ③ F9		x 0-0 ③ 6-3	x 0-0 1B 1-3 2-H 3-H 1B	x 0-0 2-H 3-H 1B		x 0-0 1B		6	1	3	4	0	0	3
Art Shamsky, L (1, 9) OBP: 0.404, SLG: 0.434 Ron Swoboda, R (7, 9) OBP: 0.419, SLG: 0.298	x 0-0 ③ 5-3		x 0-0 HR		x 0-0 1B 1B 2B x 0-0 1B 2-H 3-H 1B	x 0-0 ② F5		x 0-0 ③ 6-3		5 1	2 0	3 0	3 0	0 0	0 0	2 1
Ken Boswell, L (1, 4) OBP: 0.371, SLG: 0.419		x 0-0 CS 1B	x 0-0 ① F8		x 0-0 1B PB 2-3 1B x 0-0 F9 ②	SSS 0-3 ③ K				5	1	2	0	0	1	2
Donn Clendenon, R (1, 3) OBP: 0.270, SLG: 0.410 Mike Jorgensen, L (8, 3) OBP: 0.273, SLG: 0.385	SSS 0-3 ① ② K 1-2	x 0-0 ② F8			x 0-0 1B PB 1-3 3-H 1B x 0-0 BB 1-3 1B		x 0-0 ① F9			5 0	1 0	2 0	1 0	0 0	1 0	1 0
Wayne Garrett, L (1, 5) OBP: 0.385, SLG: 0.310 Joe Foy, R (5, PH) OBP: 0.311, SLG: 0.281 (6, 5)	BBBB 4-0 BB BB BB BB	BBBB 4-0 BB BB			SSS 0-3 1B 1B 1-2 3-H BB x 4-0 1-2 BB		BBBB 4-0 BB			0 0	1 1	0 0	0 3	2 0	0 0	0 0
Duffy Dyer, R (1, 2) OBP: 0.313, SLG: 0.185	BBBB 4-0 BB BB 1B 1-2 BB	BBBB 4-0 1-2 BB			x 0-3 ① K x 0-3 ③ K		x 0-0 ② F8			3	1	0	0	2	2	6
Jerry Koosman, R (1, 1) OBP: 0.200, SLG: 0.111 Ron Taylor, R (8, 1)	BBBB 4-0 BB 1B 1-2 2-3 BB	SSS 0-3 ③ K			x 0-0 1B 1B 1B 1-3 2-H 1B	x 0-0 ① F4	SSS 0-3 ③ K			4 0	2 0	1 0	1 0	1 0	2 0	3 0
Inning Stats	R: 0 E: 0 K: 0 S: 3 H: 0 LOB: 1 BB: 1 P: 7	R: 3 E: 0 K: 1 S: 6 H: 2 LOB: 2 BB: 4 P: 22	R: 1 E: 0 K: 1 S: 6 H: 1 LOB: 2 BB: 2 P: 14	R: 0 E: 0 K: 0 S: 3 H: 0 LOB: 0 BB: 0 P: 3	R: 8 E: 0 K: 2 S: 16 H: 9 LOB: 3 BB: 2 P: 24	R: 2 E: 0 K: 1 S: 7 H: 2 LOB: 1 BB: 1 P: 11	R: 0 E: 0 K: 1 S: 5 H: 0 LOB: 1 BB: 1 P: 9	R: 0 E: 0 K: 1 S: 6 H: 1 LOB: 1 BB: 0 P: 6		1B: 13 2B: 1 3B: 0 HR: 1		SF: 0 SAC: 0 DP: 0 HBP: 0				

PITCHER		IP	WLS	BF	H	R	ER	SO	BB	IBB	HBP	BLK	WP	HR	S	P	ERA	WHIP
Rich Robertson, R ERA: 3.91	(1, 1)	2.2		17	3	4	4	1	7	0	0	0	0	1	12	40	13.50	3.750
Frank Linzy, R ERA: 6.46	(3, 1)	1.1	L	7	3	3	3	1	0	0	0	0	0	0	9	9	20.25	2.250
Ron Bryant, L ERA: 5.33	(5, 1)	0.1		4	2	1	1	1	1	0	0	0	0	0	5	9	27.00	9.000
Frank Reberger, R ERA: 8.34	(5, 1)	0.2		7	4	4	4	1	1	0	0	0	0	0	8	12	54.00	7.500
Don McMahon, R ERA: 6.0	(6, 1)	2.0		10	2	2	2	2	2	0	0	0	0	0	12	20	9.00	2.000

PITCHER		IP	WLS	BF	H	R	ER	SO	BB	IBB	HBP	BLK	WP	HR	S	P	ERA	WHIP
Mike McCormick, L ERA: 4.5	(8, 1)	1.0		4	1	0	0	1	0	0	0	0	0	0	6	6	0.00	1.000

BOTTOM

San Francisco Giants @ New York Mets

Shea Stadium, Flushing, NY

Sat May 09 1970, 3:33 AM EDT

Att. 41,655 - Unknown

livebaseballscorecards.com

AB	38
R	14
H	15
RBI	13
BB	11
SO	7
LOB	19

WP: 0 PB: 1 SB: 1 CS: 1 PA: 49

San Francisco Giants @ New York Mets

Shea Stadium, Flushing, NY

Sun May 10 1970, 3:33 AM EDT

Att. 36,018 - Unknown

livebaseballscorecards.com

Batter	1	2	3	4	5	6	7	8	9	AB	R	H	RBI	BB	SO	LOB
Bobby Bonds, R (1, 8) OBP: 0.435, SLG: 0.589	P6		G3 S HR BB	1B HR 1B 1-2 2-H	E7 WP S 2-H			5-3	G4-6-3 1B 1-2 2-H	5	2	2	2	1	0	0
Ron Hunt, R (1, 4) OBP: 0.440, SLG: 0.457	4-3 HR 1B		G3 1-3	HR 1B 1-2 2-3	K 1-3			4-3 2B	G4-6-3 1-2f	6	2	3	0	0	1	4
Willie McCovey, L (1, 3) OBP: 0.417, SLG: 0.538	4-3 1-2		HR 3-H	HR 1-H 2-H 3-H		6-3		4-3 IBB		4	2	2	6	1	0	1
Ken Henderson, S (1, 9) OBP: 0.486, SLG: 0.579	HR 2-H		F8	FC3-4-6 BB		2B		4-3 1-2 2-3		4	1	2	2	1	0	2
Bob Burda, L (1, 7) OBP: 0.421, SLG: 0.214	K		1B	FC3-4-6 1-2f		L4		IBB		4	0	1	0	1	1	2
Bob Taylor, L (8, PR) OBP: 0.296, SLG: 0.095 (8, 7)										0	0	0	0	0	0	0
Tito Fuentes, S (1, 5) OBP: 0.311, SLG: 0.364		F9	5-3	L5		6-3		P6		5	0	0	0	0	0	6
Russ Gibson, R (1, 2) OBP: 0.323, SLG: 0.414		4-3		FC1-5 1B BB	K		F9		1B 2B	4	1	1	0	1	1	0
Hal Lanier, R (1, 6) OBP: 0.260, SLG: 0.311		1B		FC1-5 1B 1-2 1B	SH3-4 E 1B		F8		5-3	5	2	3	0	0	0	1
Juan Marichal, R (1, 1)		K		FC1-5 1B 1B HR 1-2 2-3f	SH3-4 1-2		6-3		1B BB	3	1	0	0	1	1	3

Inning Stats	1	2	3	4	5	6	7	8	9	AB	R	H	RBI	BB	SO	LOB
	R: 2 E: 0 K: 1 S: 7	H: 2 LOB: 0 BB: 0 P: 7	R: 0 E: 0 K: 1 S: 6	H: 1 LOB: 1 BB: 0 P: 6	R: 2 E: 0 K: 0 S: 5	H: 2 LOB: 1 BB: 1 P: 9	R: 5 E: 0 K: 0 S: 7	H: 4 LOB: 1 BB: 2 P: 15	R: 1 E: 1 K: 2 S: 9	H: 1 LOB: 1 BB: 0 P: 9	R: 0 E: 0 K: 0 S: 4	H: 1 LOB: 1 BB: 0 P: 4	R: 0 E: 0 K: 0 S: 3	H: 0 LOB: 0 BB: 0 P: 3	R: 0 E: 0 K: 0 S: 4	H: 1 LOB: 3 BB: 2 P: 12	R: 1 E: 0 K: 0 S: 4	H: 2 LOB: 1 BB: 1 P: 8

1B: 8	SF: 0
2B: 3	SAC: 1
3B: 0	DP: 1
HR: 3	HBP: 0

WP: 1 PA: 47
PB: 0
SB: 2
CS: 0

PITCHER		IP	WLS	BF	H	R	ER	SO	BB	IBB	HBP	BLK	WP	HR	S	P	ERA	WHIP
Nolan Ryan, R ERA: 3.22	(1, 1)	3.1	L	19	7	7	7	2	2	0	0	0	0	2	21	29	18.90	2.700
Tug McGraw, L ERA: 3.38	(4, 1)	0.2		5	2	2	2	0	1	0	0	0	0	1	4	8	27.00	4.500
Jim McAndrew, R ERA: 7.71	(5, 1)	2.0		9	2	1	0	2	0	0	0	0	1	0	13	13	0.00	1.000
Cal Koonce, R ERA: 2.81	(7, 1)	3.0		14	3	1	1	0	1	2	0	0	0	0	11	23	3.00	1.333

PITCHER	IP	WLS	BF	H	R	ER	SO	BB	IBB	HBP	BLK	WP	HR	S	P	ERA	WHIP

Batter	1	2	3	4	5	6	7	8	9	AB	R	H	RBI	BB	SO	LOB
Tommie Agee, R (1, 8) OBP: 0.328, SLG: 0.345	E5 8-6	K		F3			F2		P4	5	0	0	0	0	1	1
Bud Harrelson, S (1, 6) OBP: 0.400, SLG: 0.457	8-6 1-2f		2B 1B		L6		K		P3	5	1	1	0	0	1	1
Dave Marshall, L (1, 7) OBP: 0.290, SLG: 0.433	3-1		K		P6		BB			3	0	0	0	1	1	1
Art Shamsky, L (1, 9) OBP: 0.409, SLG: 0.488		HR	4-3 1-H HR 2B		1-3		G3			4	2	2	2	0	0	1
Ken Boswell, L (1, 4) OBP: 0.365, SLG: 0.409		1-3	4-3 2-3			6-3 1-3 1B 1B		K		4	1	1	0	0	1	1
Donn Clendenon, R (1, 3) OBP: 0.299, SLG: 0.492		HR 1B	3-H HR			1-3 1-2		3-1 2B		4	2	3	2	0	0	1
Wayne Garrett, L (1, 5) OBP: 0.372, SLG: 0.394		1-H HR	P5			6-3 2-3		3-1 2-3		4	1	1	2	0	0	2
Duffy Dyer, R (1, 2) OBP: 0.309, SLG: 0.190		L8		4-3		3-H 1B		F9		4	0	1	1	0	0	1
Nolan Ryan, R (1, 1) OBP: 0.143, SLG: 0.143 Tug McGraw, R (4, 1) OBP: 0.500, SLG: 0.500 Ed Kranepool, L (4, PH) OBP: 0.273, SLG: 0.200 Jim McAndrew, R (5, 1) OBP: 0.333, SLG: 0.667 Ron Swoboda, R (6, PH) OBP: 0.413, SLG: 0.292 Cal Koonce, R (7, 1) Mike Jorgensen, L (9, PH) OBP: 0.267, SLG: 0.375		1B		F7		L7			F2	1 0 1 0 1 1 0 1	0 0 0 0 0 0 0 0	1 0 0 0 0 0 0 0	0 0 0 0 0 0 0 0	0 0 0 0 0 0 0 0	0 0 0 0 0 0 0 0	0 0 0 0 1 0 0 0
Inning Stats	R: 0 E: 1 K: 0 S: 3 H: 0 LOB: 0 BB: 0 P: 3	R: 3 E: 0 K: 1 S: 9 H: 4 LOB: 1 BB: 0 P: 9	R: 3 E: 0 K: 1 S: 8 H: 3 LOB: 0 BB: 0 P: 8	R: 0 E: 0 K: 0 S: 3 H: 0 LOB: 0 BB: 0 P: 3	R: 0 E: 0 K: 0 S: 3 H: 0 LOB: 0 BB: 0 P: 3	R: 1 E: 0 K: 0 S: 5 H: 2 LOB: 1 BB: 0 P: 5	R: 0 E: 0 K: 1 S: 5 H: 0 LOB: 1 BB: 1 P: 9	R: 0 E: 0 K: 1 S: 6 H: 1 LOB: 1 BB: 0 P: 6	R: 0 E: 0 K: 0 S: 3 H: 0 LOB: 0 BB: 0 P: 3	1B: 5 2B: 3 3B: 0 HR: 3	SF: 0 SAC: 0 DP: 1 HBP: 0			WP: 0 PB: 0 SB: 0 CS: 0	PA: 38	

PITCHER		IP	WLS	BF	H	R	ER	SO	BB	IBB	HBP	BLK	WP	HR	S	P	ERA	WHIP
Juan Marichal, R ERA: 5.57	(1, 1)	9.0	W	38	10	7	7	4	1	0	0	0	0	3	45	49	7.00	1.222

PITCHER	IP	WLS	BF	H	R	ER	SO	BB	IBB	HBP	BLK	WP	HR	S	P	ERA	WHIP

BOTTOM

San Francisco Giants @ New York Mets

Shea Stadium, Flushing, NY

Sun May 10 1970, 3:33 AM EDT

Att. 36,018 - Unknown

livebaseballscorecards.com

AB	37
R	7
H	10
RBI	7
BB	1
SO	4
LOB	10

Batter	1	2	3	4	5	6	7	8	9	AB	R	H	RBI	BB	SO	LOB
Marv Staehle, L (1, 4) OBP: 0.357, SLG: 0.324	G3		L1		1B		G3		1B 2-H	5	0	2	1	0	0	0
Mack Jones, L (1, 7) OBP: 0.366, SLG: 0.380	3-1		K		K		6-3		K	5	0	0	0	0	3	2
Rusty Staub, L (1, 9) OBP: 0.452, SLG: 0.417	1B		BB			F8	K			3	0	1	0	1	1	0
Ron Fairly, L (1, 3) OBP: 0.410, SLG: 0.409	4-3 1-2		F3			BB 2B 1B		K		4	1	1	0	0	1	2
Jim Fairey, L (1, 8) OBP: 0.333, SLG: 0.488		HR		K		K		F9		4	1	1	1	0	2	1
Coco Laboy, R (1, 5) OBP: 0.216, SLG: 0.138		2B		P4		2B 1-2 BB		K		3	0	1	0	1	1	0
John Bateman, R (1, 2) OBP: 0.184, SLG: 0.194		K		2-3		2B 1-3 2-H			P5	4	0	1	1	0	1	1
Bobby Wine, R (1, 6) OBP: 0.283, SLG: 0.330		K			1-3	IBB			1B 2B	3	1	1	0	1	1	1
Dan McGinn, L (1, 1)		L8			G3	K			K	4	0	0	0	0	2	5
Inning Stats	R: 0 E: 0 K: 0 S: 4 H: 1 LOB: 1 BB: 0 P: 4	R: 1 E: 0 K: 2 S: 9 H: 2 LOB: 1 BB: 0 P: 9	R: 0 E: 0 K: 1 S: 5 H: 0 LOB: 1 BB: 1 P: 9	R: 0 E: 0 K: 1 S: 5 H: 0 LOB: 0 BB: 0 P: 5	R: 0 E: 0 K: 1 S: 6 H: 1 LOB: 1 BB: 0 P: 6	R: 1 E: 0 K: 2 S: 9 H: 2 LOB: 3 BB: 2 P: 17	R: 0 E: 0 K: 1 S: 5 H: 0 LOB: 0 BB: 0 P: 5	R: 0 E: 0 K: 2 S: 7 H: 0 LOB: 0 BB: 0 P: 7	R: 1 E: 0 K: 2 S: 9 H: 2 LOB: 1 BB: 0 P: 9	1B: 4 2B: 3 3B: 0 HR: 1 SF: 0 SAC: 0 DP: 0 HBP: 0						

PITCHER	IP	WLS	BF	H	R	ER	SO	BB	IBB	HBP	BLK	WP	HR	S	P	ERA	WHIP
Tom Seaver, R (1, 1) ERA: 2.22	9.0	L	38	8	3	3	12	2	1	0	0	0	1	59	71	3.00	1.111

PITCHER	IP	WLS	BF	H	R	ER	SO	BB	IBB	HBP	BLK	WP	HR	S	P	ERA	WHIP

TOP

Montreal Expos @ New York Mets

Shea Stadium, Flushing, NY

Mon May 11 1970, 7:05 PM EDT

Att. 15,016 - Unknown

livebaseballscorecards.com

AB	35
R	3
H	8
RBI	3
BB	3
SO	12
LOB	12

WP: 0	PA: 38		
PB: 0			
SB: 1			
CS: 0			

Montreal Expos @ New York Mets

Shea Stadium, Flushing, NY

Mon May 11 1970, 7:05 PM EDT

Att. 15,016 - Unknown

BOTTOM

Batter	1	2	3	4	5	6	7	8	9	AB	R	H	RBI	BB	SO	LOB
Tommie Agee, R (1, 8) OBP: 0.326, SLG: 0.342	L9		1-3		K			G6-4-3 1B		4	0	1	0	0	1	0
Bud Harrelson, S (1, 6) OBP: 0.410, SLG: 0.458	1B 1B		BB			FC6-4 BB		G6-4-3 1-2f		2	0	1	0	2	0	1
Ron Swoboda, R (1, 9) OBP: 0.403, SLG: 0.288	1-2 1B		K			F9			4-3	4	0	1	0	0	1	2
Art Shamsky, L (1, 7) OBP: 0.392, SLG: 0.464	F8		1-3			FC6-4 1-2f			F9	4	0	0	0	0	0	4
Donn Clendenon, R (1, 3) OBP: 0.296, SLG: 0.471	5-3			K	K				FC6-4 BB	3	0	0	0	1	2	3
Ken Boswell, L (1, 4) OBP: 0.351, SLG: 0.391		3-1		P4			6-3		FC6-4 1-2f	3	0	0	0	0	0	0
Cleon Jones, R (9, PH) OBP: 0.295, SLG: 0.236										1	0	0	0	0	0	1
Joe Foy, R (1, 5) OBP: 0.312, SLG: 0.275		FC4-6 BB		6-3			F7			2	0	0	0	1	0	0
Jerry Grote, R (1, 2) OBP: 0.180, SLG: 0.250		FC4-6 1-2f			6-3		L6			3	0	0	0	0	0	1
Tom Seaver, R (1, 1) OBP: 0.185, SLG: 0.222		5-3			K			5-3		3	0	0	0	0	1	1
Inning Stats	R: 0 H: 2 E: 0 LOB: 2 K: 0 BB: 0 S: 5 P: 5	R: 0 H: 0 E: 0 LOB: 1 K: 0 BB: 1 S: 3 P: 7	R: 0 H: 0 E: 0 LOB: 1 K: 1 BB: 1 S: 5 P: 9	R: 0 H: 0 E: 0 LOB: 0 K: 1 BB: 0 S: 5 P: 5	R: 0 H: 0 E: 0 LOB: 0 K: 2 BB: 0 S: 7 P: 7	R: 0 H: 0 E: 0 LOB: 1 K: 1 BB: 1 S: 5 P: 9	R: 0 H: 0 E: 0 LOB: 0 K: 0 BB: 0 S: 3 P: 3	R: 0 H: 1 E: 0 LOB: 0 K: 0 BB: 0 S: 3 P: 3	R: 0 H: 0 E: 0 LOB: 1 K: 0 BB: 1 S: 3 P: 7	1B: 3 SF: 0 2B: 0 SAC: 0 3B: 0 DP: 1 HR: 0 HBP: 0						

livebaseballscorecards.com

AB	29
R	0
H	3
RBI	0
BB	4
SO	5
LOB	13

WP: 0 PA: 33
PB: 0
SB: 0
CS: 0

PITCHER	IP	WLS	BF	H	R	ER	SO	BB	IBB	HBP	BLK	WP	HR	S	P	ERA	WHIP
Dan McGinn, L (1, 1) ERA: 6.95	9.0	W	33	3	0	0	5	4	0	0	0	0	0	39	55	0.00	0.778

PITCHER	IP	WLS	BF	H	R	ER	SO	BB	IBB	HBP	BLK	WP	HR	S	P	ERA	WHIP

Montreal Expos @ New York Mets

Shea Stadium, Flushing, NY

Tue May 12 1970, 3:33 AM EDT

Att. 8,521 - Unknown

TOP

livebaseballscorecards.com

Batter	1	2	3	4	5	6	7	8	9	AB	R	H	RBI	BB	SO	LOB
Don Hahn, R (1, 9) OBP: 0.294, SLG: 0.233	P4	FC6-4 1-2f		F3			1-0 1B HBP	0-0 1-3 1B		3	0	0	0	0	0	3
Mack Jones, L (7, PH) OBP: 0.379, SLG: 0.388 (7, 7)										1	0	1	0	0	0	0
Gary Sutherland, R (1, 4) OBP: 0.203, SLG: 0.281	6-3		5-3		G3		F7	L7		3	0	0	0	0	0	0
Boots Day, L (7, PH) OBP: 0.222, SLG: 0.222 (7, 8)										1	0	0	0	0	0	1
John Boccabella, R (8, PH) OBP: 0.136, SLG: 0.136										1	0	0	0	0	0	2
Steve Renko, R (8, 1) OBP: 0.250, SLG: 0.250										0	0	0	0	0	0	0
Adolfo Phillips, R (1, 8) OBP: 0.245, SLG: 0.340	F9		HR		F8		F9		4-3	3	1	1	1	0	0	0
Marv Staehle, L (7, PH) OBP: 0.349, SLG: 0.315 (7, 4)										2	0	0	0	0	0	1
Bob Bailey, R (1, 7) OBP: 0.283, SLG: 0.211		1B S 2B	L8		F9		1-2 1B		BBB 4-0 BB	3	1	1	0	0	0	0
Rusty Staub, L (7, PH) OBP: 0.460, SLG: 0.423 (7, 9)										1	0	1	0	1	0	0
Coco Laboy, R (1, 5) OBP: 0.228, SLG: 0.186	SSS K		2B			F9 1B 2B	F7		P5	5	1	2	0	0	1	4
John Bateman, R (1, 2) OBP: 0.233, SLG: 0.300	S BB 2-3 1B		IBB			6-3		HR	5-3	4	1	2	1	1	0	2
Ron Fairly, L (1, 3) OBP: 0.405, SLG: 0.396	BBB 4-0 S 1-2 BB	SSS K				F9 2-3		G3		3	0	0	0	1	1	3
Bobby Wine, R (1, 6) OBP: 0.282, SLG: 0.327	P4 1-2 2-3 3-H			F8		3-H 1B		F9		4	0	1	1	0	0	2
Carl Morton, R (1, 1) OBP: 0.429, SLG: 0.500	BBB 4-0 FC6-4 BB	SSS K				6-3		1B 1B		1	0	0	0	1	1	0
Ron Brand, R (6, PH) OBP: 0.315, SLG: 0.286										1	0	0	0	0	0	1
John Strohmayer, R (6, 1)										0	0	0	0	0	0	0
Howie Reed, R (6, 1)										0	0	0	0	0	0	0
Claude Raymond, R (6, 1)										0	0	0	0	0	0	0
Joe Sparma, R (7, 1)										0	0	0	0	0	0	0
Jim Fairey, L (8, PH) OBP: 0.347, SLG: 0.500 (8, 8)										1	0	1	0	0	0	0
Inning Stats	R: 0 E: 0 K: 0 S: 3 H: 0 LOB: 0 BB: 0 P: 3	R: 1 E: 0 K: 1 S: 7 H: 2 LOB: 3 BB: 2 P: 15	R: 1 E: 0 K: 1 S: 7 H: 2 LOB: 2 BB: 1 P: 11	R: 0 E: 0 K: 1 S: 5 H: 0 LOB: 0 BB: 0 P: 5	R: 0 E: 0 K: 0 S: 3 H: 0 LOB: 0 BB: 0 P: 3	R: 1 E: 0 K: 0 S: 5 H: 2 LOB: 1 BB: 0 P: 5	R: 0 E: 0 K: 0 S: 4 H: 1 LOB: 2 BB: 0 P: 5	R: 1 E: 0 K: 0 S: 6 H: 3 LOB: 2 BB: 0 P: 6	R: 0 E: 0 K: 0 S: 3 H: 0 LOB: 1 BB: 1 P: 7	1B: 5 2B: 3 3B: 0 HR: 2	SF: 0 SAC: 0 DP: 0 HBP: 1					

AB	37
R	4
H	10
RBI	3
BB	4
SO	3
LOB	19

WP: 0 PB: 0 SB: 3 CS: 0 PA: 42

PITCHER		IP	WLS	BF	H	R	ER	SO	BB	IBB	HBP	BLK	WP	HR	S	P	ERA	WHIP
Ray Sadecki, L ERA: 4.2	(1, 1)	6.0	W	27	6	3	3	3	2	1	0	0	0	1	30	42	4.50	1.333
Don Cardwell, R ERA: 6.52	(7, 1)	1.2		10	4	1	1	0	0	0	1	0	0	1	9	10	5.40	2.400
Tug McGraw, L ERA: 3.07	(8, 1)	1.1	S	5	0	0	0	0	1	0	0	0	0	0	4	8	0.00	0.750

PITCHER	IP	WLS	BF	H	R	ER	SO	BB	IBB	HBP	BLK	WP	HR	S	P	ERA	WHIP

Montreal Expos @ New York Mets

Shea Stadium, Flushing, NY

Tue May 12 1970, 3:33 AM EDT

Att. 8,521 - Unknown

BOTTOM

Batter	1	2	3	4	5	6	7	8	9	AB	R	H	RBI	BB	SO	LOB
Tommie Agee, R (1, 8) OBP: 0.328, SLG: 0.333	S S S 0-3 K ①		x 0-0 4-3 ①	S S S 0-3 K ③		B B B B 4-0 BB 2B 1-2 2-3 BB	B B B B 4-0 BB BB			3	1	0	0	2	2	1
Bud Harrelson, S (1, 6) OBP: 0.417, SLG: 0.450	x 0-0 G3 ②		B B B B 4-0 1B S SF9 BB		x 0-0 4-3 ①	B B B B 4-0 2B 1-2 2-3 3-H BB	B B B B 4-0 1-2 2-3 BB			2	1	0	1	3	0	0
Dave Marshall, L (1, 7) OBP: 0.361, SLG: 0.559	x 0-0 2B		B B B B 4-0 SF9 1B 1-2 BB		x 0-0 HR 2B	x 0-0 1-3 2-H 3-H 2B	0-0 ③ CS 3-H	x 0-0 3-1 ①		4	1	3	2	1	0	0
Art Shamsky, L (1, 9) OBP: 0.412, SLG: 0.506 Ron Swoboda, R (8, PR) OBP: 0.403, SLG: 0.288 (9, 9)	x 0-0 P6 ③		x 0-0 1-2 2-3 1B		x 0-0 2-H HR	B B B B 4-0 L3 BB		B B B B 4-0 CS BB		3 0	1 0	2 0	2 0	2 0	0 0	1 0
Ken Boswell, L (1, 4) OBP: 0.341, SLG: 0.384		x 0-0 BB 1B 1B	x 0-0 ② SF9 2-3 3-H		x 0-0 ② F2	x 0-0 ② ③ L3 1-2		x 0-0 ② ③ F2 1-2		4	1	1	1	0	0	4
Ed Kranepool, L (1, 3) OBP: 0.308, SLG: 0.182		B B B B 4-0 FC6-4 1B 1-2 BB	x 0-0 ③ G3		x 0-0 ③ 4-3		B B B B 4-0 WP BB SF7 BB			2	1	0	0	2	0	2
Joe Foy, R (1, 5) OBP: 0.327, SLG: 0.280		x 0-0 FC6-4 1-2 2-H 1B	B B B B 4-0 SH5-3 S BB		x 0-0 ① L7	B B B B 4-0 BB WP 1-2 CS BB				2	0	1	1	2	0	0
Duffy Dyer, R (1, 2) OBP: 0.310, SLG: 0.197		x 0-0 ① FC6-4 G6-3 1-2f 2-3	x 0-0 ① SH5-3 1-3		x 0-0 WP BB BB 1B	S S S 0-3 K ① 1-2 2-3				3	1	1	0	0	1	4
Ray Sadecki, L (1, 1) Donn Clendenon, R (6, PH) OBP: 0.306, SLG: 0.471 Don Cardwell, R (7, 1) Tug McGraw, R (8, 1) OBP: 0.500, SLG: 0.500		x 0-0 ② ③ G6-3 1-2f	S S S 0-3 K ②		B B B B 4-0 BB WP 1-2 2B BB	x 0-0 ② SF7 3-H				2 0 0 0	0 1 0 0	0 0 0 0	0 0 1 0	0 1 0 0	1 0 0 0	3 0 0 0
Inning Stats	R: 0 E: 0 K: 1 S: 6 H: 1 LOB: 1 BB: 0 P: 6	R: 1 E: 0 K: 0 S: 4 H: 2 LOB: 1 BB: 1 P: 8	R: 1 E: 0 K: 0 S: 4 H: 1 LOB: 2 BB: 2 P: 12	R: 0 E: 0 K: 2 S: 7 H: 0 LOB: 1 BB: 1 P: 11	R: 2 E: 0 K: 0 S: 5 H: 2 LOB: 0 BB: 0 P: 5	R: 3 E: 0 K: 0 S: 4 H: 2 LOB: 2 BB: 4 P: 20	R: 1 E: 0 K: 1 S: 4 H: 0 LOB: 2 BB: 4 P: 20	R: 0 E: 0 K: 0 S: 2 H: 0 LOB: 1 BB: 1 P: 6		1B: 4 2B: 4 3B: 0 HR: 1	SF: 2 SAC: 1 DP: 2 HBP: 0			WP: 2 PB: 0 SB: 2 CS: 2		PA: 42	

livebaseballscorecards.com

AB	25
R	8
H	8
RBI	8
BB	13
SO	4
LOB	15

PITCHER		IP	WLS	BF	H	R	ER	SO	BB	IBB	HBP	BLK	WP	HR	S	P	ERA	WHIP
Carl Morton, R ERA: 3.28	(1, 1)	5.0	L	24	6	4	4	3	4	0	0	0	0	1	26	42	7.20	2.000
John Strohmayer, R ERA: 6.08	(6, 1)	0.1		4	1	3	3	0	2	0	0	0	1	0	2	10	81.00	9.000
Howie Reed, R ERA: 5.57	(6, 1)	0.0		3	1	0	0	0	2	0	0	0	0	0	1	9	∞	∞
Claude Raymond, R ERA: 1.69	(6, 1)	0.2		1	0	0	0	0	0	0	0	0	0	0	1	1	0.00	0.000
Joe Sparma, R ERA: 7.06	(7, 1)	1.0		6	0	1	1	1	4	0	0	0	1	0	4	20	9.00	4.000

PITCHER		IP	WLS	BF	H	R	ER	SO	BB	IBB	HBP	BLK	WP	HR	S	P	ERA	WHIP
Steve Renko, R ERA: 6.91	(8, 1)	1.0		3	0	0	0	0	1	0	0	0	0	0	2	6	0.00	1.000

Batter	1	2	3	4	5	6	7	8	9	AB	R	H	RBI	BB	SO	LOB
Tommie Agee, R (1, 8) OBP: 0.319, SLG: 0.323	S S S 0-3 ① K		x 0-0 ① F5		x 0-0 E5 G4-6-3 1-2		S S S 0-3 ② K			4	0	0	0	0	2	3
Bud Harrelson, S (1, 6) OBP: 0.405, SLG: 0.435	S S S 0-3 ② K		x 0-0 ②③ L5-3 1-2		x 0-0 ②③ G4-6-3 1-2f		x 0-0 ③ 6-3			4	0	0	0	0	1	4
Dave Marshall, L (1, 7) OBP: 0.325, SLG: 0.500	S S S 0-3 ③ K			S S S 0-3 ① K		x 0-0 ① 4-3		x 0-0 ① F9		4	0	0	0	0	2	0
Art Shamsky, L (1, 9) OBP: 0.406, SLG: 0.527 Ron Swoboda, R (8, 9) OBP: 0.403, SLG: 0.288		x 0-0 ① 4-3		x 0-0 HR		x 0-0 ② P6		x 0-0 ② 4-3		4 0	1 0	1 0	1 0	0 0	0 0	0 0
Ken Boswell, L (1, 4) OBP: 0.337, SLG: 0.377		x 0-0 S 1B		x 0-0 ② F7		S S S 0-3 ③ K		x 0-0 E3		4	0	1	0	0	1	0
Mike Jorgensen, L (1, 3) OBP: 0.265, SLG: 0.349		S S S 0-3 ② K 1-2		S S S 0-3 ③ K			B B B B 4-0 3B BB	x 0-0 ③ G3		3	1	0	0	1	2	2
Joe Foy, R (1, 5) OBP: 0.333, SLG: 0.280 Wayne Garrett, L (4, 5) OBP: 0.391, SLG: 0.500		H 1-0 HBP			x 0-0 F8 1B 2B		x 0-0 1-H 1B 3B		S S S 0-3 ① K	0 3	0 2	0 2	0 1	0 0	0 1	0 0
Jerry Grote, R (1, 2) OBP: 0.185, SLG: 0.250		S S S 0-3 ③ K			x 0-0 ① F8 2-3		x 0-0 WP 3-H 1B		x 0-0 ② 1-3	4	0	1	1	0	1	3
Gary Gentry, R (1, 1) OBP: 0.176, SLG: 0.067			B B B B 4-0 L5-3 BB		x 0-0 E 3-H 1B		S S S 0-3 ① K 1-2		S S S 0-3 ③ K	3	0	1	1	1	2	1
Inning Stats	R: 0 E: 0 K: 3 S: 9 H: 0 LOB: 0 BB: 0 P: 9	R: 0 E: 0 K: 2 S: 8 H: 1 LOB: 2 BB: 0 P: 9	R: 0 E: 0 K: 0 S: 2 H: 0 LOB: 0 BB: 1 P: 6	R: 1 E: 0 K: 2 S: 8 H: 1 LOB: 0 BB: 0 P: 8	R: 1 E: 1 K: 0 S: 5 H: 2 LOB: 1 BB: 0 P: 5	R: 0 E: 0 K: 1 S: 5 H: 0 LOB: 0 BB: 0 P: 5	R: 2 E: 0 K: 2 S: 9 H: 2 LOB: 1 BB: 1 P: 13	R: 0 E: 1 K: 0 S: 4 H: 0 LOB: 1 BB: 0 P: 4	R: 0 E: 0 K: 2 S: 7 H: 0 LOB: 0 BB: 0 P: 7	1B: 3 2B: 2 3B: 1 HR: 1 SF: 0 SAC: 0 DP: 2 HBP: 1						

PITCHER	IP	WLS	BF	H	R	ER	SO	BB	IBB	HBP	BLK	WP	HR	S	P	ERA	WHIP
Bill Hands, R (1, 1) ERA: 2.54	9.0	L	36	6	4	4	12	2	0	1	0	1	1	57	66	4.00	0.889

PITCHER	IP	WLS	BF	H	R	ER	SO	BB	IBB	HBP	BLK	WP	HR	S	P	ERA	WHIP

TOP

New York Mets @ Chicago Cubs

Wrigley Field, Chicago, IL

Wed May 13 1970, 3:33 AM CDT

Att. 9,823 - Unknown - 46 F

livebaseballscorecards.com

AB	33
R	4
H	6
RBI	4
BB	2
SO	12
LOB	13

WP: 1 PB: 0 SB: 1 CS: 0 PA: 36

New York Mets @ Chicago Cubs

Wrigley Field, Chicago, IL

Wed May 13 1970, 3:33 AM CDT

Att. 9,823 - Unknown - 46 F

livebaseballscorecards.com

BOTTOM

Batter	1	2	3	4	5	6	7	8	9	AB	R	H	RBI	BB	SO	LOB
Don Kessinger, S (1, 6) OBP: 0.389, SLG: 0.430	L4			K			4-3		P6	4	0	0	0	0	1	1
Glenn Beckert, R (1, 4) OBP: 0.333, SLG: 0.350	4-3			F3			F9		F9	4	0	0	0	0	0	1
Billy Williams, L (1, 7) OBP: 0.315, SLG: 0.579	3-1			K			P5			3	0	0	0	0	1	0
Ron Santo, R (1, 5) OBP: 0.325, SLG: 0.431		K			G6-3 BB			F8		2	0	0	0	1	1	0
Johnny Callison, L (1, 9) OBP: 0.339, SLG: 0.471		4-3			G6-3 1-2f			F9		3	0	0	0	0	0	1
14 Ernie Banks, R (1, 3) OBP: 0.324, SLG: 0.430		P6			5-3			1B		3	0	1	0	0	0	0
Jimmie Hall, L (1, 8) OBP: 0.118, SLG: 0.063			K			4-3		F8		3	0	0	0	0	1	1
Jack Hiatt, R (1, 2) OBP: 0.475, SLG: 0.362			K			5-3			F8	3	0	0	0	0	1	0
Bill Hands, R (1, 1) Willie Smith, L (9, PH) OBP: 0.364, SLG: 0.526 Cleo James, R (9, PR) OBP: 0.200, SLG: 0.400			K			K			HBP	2 0 0	0 0 0	0 0 0	0 0 0	0 0 0	2 0 0	0 0 0
Inning Stats	R: 0 E: 0 K: 0 S: 3 H: 0 LOB: 0 BB: 0 P: 3	R: 0 E: 0 K: 1 S: 5 H: 0 LOB: 0 BB: 0 P: 5	R: 0 E: 0 K: 3 S: 9 H: 0 LOB: 0 BB: 0 P: 9	R: 0 E: 0 K: 2 S: 7 H: 0 LOB: 0 BB: 0 P: 7	R: 0 E: 0 K: 0 S: 2 H: 0 LOB: 0 BB: 1 P: 6	R: 0 E: 0 K: 1 S: 5 H: 0 LOB: 0 BB: 0 P: 5	R: 0 E: 0 K: 0 S: 3 H: 0 LOB: 0 BB: 0 P: 3	R: 0 E: 0 K: 0 S: 4 H: 1 LOB: 1 BB: 0 P: 4	R: 0 E: 0 K: 0 S: 3 H: 0 LOB: 1 BB: 0 P: 4	1B: 1 2B: 0 3B: 0 HR: 0 SF: 0 SAC: 0 DP: 1 HBP: 1						

	AB	27
	R	0
	H	1
	RBI	0
	BB	1
	SO	7
	LOB	4

WP: 0 PA: 29
PB: 0
SB: 0
CS: 0

PITCHER	IP	WLS	BF	H	R	ER	SO	BB	IBB	HBP	BLK	WP	HR	S	P	ERA	WHIP
Gary Gentry, R (1, 1) ERA: 1.71	9.0	W	29	1	0	0	7	1	0	1	0	0	0	41	46	0.00	0.222

PITCHER	IP	WLS	BF	H	R	ER	SO	BB	IBB	HBP	BLK	WP	HR	S	P	ERA	WHIP

New York Mets @ Philadelphia Phillies

Shibe Park, Philadelphia, PA

Fri May 15 1970, 7:05 PM EDT

Att. 6,373 - Unknown

TOP

livebaseballscorecards.com

Batter	1	2	3	4	5	6	7	8	9	AB	R	H	RBI	BB	SO	LOB
Tommie Agee, R (1, 8) OBP: 0.315, SLG: 0.313	X 0-0 P7 ①		B F C B B F F B 4-2 BB	X 0-0 F2 ③		S S S 0-3 K ③			S S S 0-3 K ②	4	0	0	0	1	2	2
Bud Harrelson, S (1, 6) OBP: 0.399, SLG: 0.422	B B F B F X 3-2 L4 ②		S B F F X 1-2 F8 ②		X 0-0 5-3 ①		B B B 4-0 FC6-4 BB		X 0-0 F9 ③	4	0	0	0	1	0	1
Cleon Jones, R (1, 7) OBP: 0.294, SLG: 0.228	B B F C F X 2-2 6-3 ③		C X 0-1 F9 ③		B B B C F B 4-2 BB 1B BB		S S S 0-3 K ①			3	1	0	0	1	1	2
Donn Clendenon, R (1, 3) OBP: 0.316, SLG: 0.465 Mike Jorgensen, L (7, PR) OBP: 0.265, SLG: 0.349 (7, 3)		B F X 1-1 F3 ①		S X 0-1 2B WP 1B	B F F B B B 4-2 1B 1-2 1B BB		X 0-0 FC6-4 1-2f ②			3 0	2 0	1 0	0 0	1 0	0 0	1 0
Ron Swoboda, R (1, 9) OBP: 0.394, SLG: 0.304		S S B X 1-2 E3 1B		S B B B X 2-2 E 1-3 2B	B B C C C 2-3 K ②		S S S 0-3 K ③			4	1	1	0	0	2	3
Joe Foy, R (1, 5) OBP: 0.339, SLG: 0.281		B B C B C X 3-2 E8 ②		B B B B 4-0 FC6-4 2-H 3-H BB	X 0-0 1B 1-3 2-H 1B			B B C X 2-1 5-3 ①		3	0	1	1	1	0	1
Jerry Grote, R (1, 2) OBP: 0.207, SLG: 0.269	X 0-0 1-3 1B		X 0-0 FC6-4 E 1-2f ①	S F B X 1-2 1-3 3-H 1B ③				X 0-0 F2 ②		4	0	2	1	0	0	1
Al Weis, S (1, 4) OBP: 0.222, SLG: 0.240	B X 1-0 F8 ③		X 0-0 F7 ②			S S S 0-3 K ①		B B C S X 2-2 6-3 ③		4	0	0	0	0	1	3
Tom Seaver, R (1, 1) OBP: 0.194, SLG: 0.226		B B C E S 2-3 K ①	X 0-0 E8 1-3 1B			S S S 0-3 K ②			S S S 0-3 K ①	4	0	1	0	0	3	0

	AB	33
	R	4
	H	6
	RBI	2
	BB	5
	SO	9
	LOB	14

Inning Stats	1	2	3	4	5	6	7	8	9
	R: 0 H: 0 E: 0 LOB: 0 K: 0 BB: 0 S: 8 P: 13	R: 0 H: 1 E: 2 LOB: 2 K: 0 BB: 0 S: 10 P: 16	R: 0 H: 0 E: 0 LOB: 1 K: 1 BB: 1 S: 13 P: 20	R: 2 H: 3 E: 1 LOB: 2 K: 0 BB: 1 S: 9 P: 15	R: 2 H: 2 E: 0 LOB: 2 K: 1 BB: 2 S: 12 P: 23	R: 0 H: 0 E: 0 LOB: 0 K: 3 BB: 0 S: 9 P: 9	R: 0 H: 0 E: 0 LOB: 1 K: 2 BB: 1 S: 7 P: 11	R: 0 H: 0 E: 0 LOB: 0 K: 0 BB: 0 S: 6 P: 10	R: 0 H: 0 E: 0 LOB: 0 K: 2 BB: 0 S: 7 P: 7

	1B: 5	SF: 0	WP: 1	PA: 38
	2B: 1	SAC: 0	PB: 0	
	3B: 0	DP: 0	SB: 0	
	HR: 0	HBP: 0	CS: 0	

PITCHER		IP	WLS	BF	H	R	ER	SO	BB	IBB	HBP	BLK	WP	HR	S	P	ERA	WHIP
Woodie Fryman, L ERA: 4.54	(1, 1)	4.2	L	24	5	4	4	2	4	0	0	0	1	0	49	83	7.71	1.929
Bill Wilson, R ERA: 4.74	(5, 1)	3.1		11	1	0	0	5	1	0	0	0	0	0	25	34	0.00	0.600
Mike Jackson, L ERA:	(9, 1)	1.0		3	0	0	0	2	0	0	0	0	0	0	7	7	0.00	0.000

PITCHER		IP	WLS	BF	H	R	ER	SO	BB	IBB	HBP	BLK	WP	HR	S	P	ERA	WHIP

Batter	1	2	3	4	5	6	7	8	9	AB	R	H	RBI	BB	SO	LOB
Oscar Gamble, L (1, 8)	C F B C 1-3 ① K		B S S B X 2-2 E5 1-2			B F X 1-1 ① 4-3		F C S 0-3 ② K		4	0	0	0	0	2	2
Denny Doyle, L (1, 4) OBP: 0.265, SLG: 0.317	C C S 0-3 ② K		B F B S S 2-3 ③ K			B S X 1-1 ② F7		X 0-0 ③ F7		4	0	0	0	0	2	3
John Briggs, L (1, 7) OBP: 0.292, SLG: 0.315	B S B X 2-1 E4 CS			B B B B 4-0 BB		B F B F B B 4-2 BB			X 0-0 ① L9	2	0	0	0	2	0	0
Don Money, R (1, 5) OBP: 0.446, SLG: 0.667	C S B 1-2 ③ CS 1-2	B F B B X 3-1 ① 5-3		B F S X 1-2 ① L7		C B S C 1-3 ③ K			C B S B F X 2-2 ② F8	4	0	0	0	0	1	2
Deron Johnson, R (1, 3) OBP: 0.291, SLG: 0.424		C F S 0-3 ② K		S F S 0-3 ② K			B B B C S F F S 3-3 ① K		S B S B B F S 3-3 ③ K	4	0	0	0	0	4	1
Larry Hisle, R (1, 9) OBP: 0.320, SLG: 0.327		S C B S 1-3 ③ K		B S B B S S 3-3 ③ K			S B C X 1-2 ② F3			3	0	0	0	0	2	1
Larry Bowa, S (1, 6) OBP: 0.229, SLG: 0.190			X 0-0 ① P7		C B B F F F C 2-3 ① K		C B S F B F F X 2-2 ③ L7			3	0	0	0	0	1	0
Mike Compton, R (1, 2) OBP: 0.344, SLG: 0.429			L B S B X 2-2 E 1B		S X 0-1 ② 5-3			C B B S B F B 4-2 BB		2	0	1	0	1	0	0
Woodie Fryman, R (1, 1) OBP: 0.083, SLG: 0.083			M F S 0-3 ② K		F B S S 1-3 ③ K			B C F C 1-3 ① K		1	0	0	0	0	1	1
Bill Wilson, R (5, 1)										1	0	0	0	0	1	0
Ron Stone, L (8, PH) OBP: 0.244, SLG: 0.350										1	0	0	0	0	1	1
Mike Jackson, L (9, 1)										0	0	0	0	0	0	0

Inning Stats	1	2	3	4	5	6	7	8	9	1B: 1	SF: 0	WP: 0	PA: 33
R:	0	0	0	0	0	0	0	0	0	2B: 0	SAC: 0	PB: 0	
E:	1	0	1	0	0	0	0	0	0	3B: 0	DP: 0	SB: 0	
K:	2	2	2	2	2	1	1	2	1	HR: 0	HBP: 0	CS: 1	
S:	10	8	13	9	10	9	14	10	9				
H:	0	0	1	0	0	0	0	0	0				
LOB:	0	0	2	1	0	1	0	1	0				
BB:	0	0	0	1	0	1	0	1	0				
P:	14	12	19	17	13	16	20	15	14				

PITCHER	IP	WLS	BF	H	R	ER	SO	BB	IBB	HBP	BLK	WP	HR	S	P	ERA	WHIP
Tom Seaver, R (1, 1) ERA: 1.96	9.0	W	32	1	0	0	15	3	0	0	0	0	0	92	140	0.00	0.444

PITCHER	IP	WLS	BF	H	R	ER	SO	BB	IBB	HBP	BLK	WP	HR	S	P	ERA	WHIP

BOTTOM

New York Mets @ Philadelphia Phillies

Shibe Park, Philadelphia, PA

Fri May 15 1970, 7:05 PM EDT

Att. 6,373 - Unknown

livebaseballscorecards.com

AB	29
R	0
H	1
RBI	0
BB	3
SO	15
LOB	11

Batter	1	2	3	4	5	6	7	8	9	AB	R	H	RBI	BB	SO	LOB
Tommie Agee, R (1, 8) OBP: 0.318, SLG: 0.311	0-0 S 1B 1B 1B	0-0 5-3		4-2 S 1B BB	0-3 K		0-0 6-3			4	2	1	0	1	1	4
Bud Harrelson, S (1, 6) OBP: 0.405, SLG: 0.436	2-0 S 1B 1-2 1B	0-0 2B 2B	0-0 1B 1-H 1B	1-3 K			0-0 4-3			5	3	3	1	0	1	3
Cleon Jones, R (1, 7) OBP: 0.298, SLG: 0.237	0-0 P1	0-0 6-3	0-0 S 2-H 1B		0-0 5-3			0-0 G5-4-3 1B		5	0	2	1	0	0	3
Donn Clendenon, R (1, 3) OBP: 0.321, SLG: 0.453 Mike Jorgensen, L (8, 3) OBP: 0.265, SLG: 0.349	3-1 F2 1-2 2-3	0-0 6-3	4-2 1-2 BB		0-0 1B 1B			0-0 G5-4-3 1-2f		4 0	0 0	1 0	0 0	1 0	0 0	4 0
Ron Swoboda, R (1, 9) OBP: 0.408, SLG: 0.344	0-0 2-H 3-H 1B	0-0 2B 2-H 2B	0-0 F7		1-2 BB 1-3 1B			2-0 6-3		5	1	3	3	0	0	2
Joe Foy, R (1, 5) OBP: 0.350, SLG: 0.310	0-0 F8	1-1 2-H 2B		0-0 1B 2B	4-0 1-2 BB		0-0 5-3			4	0	2	1	1	0	1
Jerry Grote, R (1, 2) OBP: 0.222, SLG: 0.281		0-0 F7	0-0 1-3		2-1 HBP 2-3 1B	0-0 P6		0-0 G6-4-3 1B		5	0	2	0	0	0	4
Al Weis, S (1, 4) OBP: 0.250, SLG: 0.276		2-0 2B		0-0 F7	1-0 1-2 HBP	0-0 P6		0-0 G6-4-3 1-2f		4	0	1	0	0	0	4
Jerry Koosman, R (1, 1) OBP: 0.167, SLG: 0.091		2-2 6-3		0-3 K	0-3 K		0-0 6-3			4	0	0	0	0	2	4
Inning Stats	R: 2 E: 0 K: 0 S: 7 H: 3 LOB: 1 BB: 0 P: 12	R: 0 E: 0 K: 0 S: 6 H: 1 LOB: 1 BB: 0 P: 10	R: 2 E: 0 K: 0 S: 7 H: 3 LOB: 1 BB: 0 P: 8	R: 2 E: 0 K: 1 S: 11 H: 2 LOB: 2 BB: 2 P: 19	R: 0 E: 0 K: 3 S: 12 H: 2 LOB: 3 BB: 0 P: 16	R: 0 E: 0 K: 0 S: 7 H: 2 LOB: 3 BB: 1 P: 12	R: 0 E: 0 K: 0 S: 3 H: 0 LOB: 0 BB: 0 P: 3	R: 0 E: 0 K: 0 S: 3 H: 1 LOB: 0 BB: 0 P: 5	R: 0 E: 0 K: 0 S: 3 H: 1 LOB: 0 BB: 0 P: 3	1B: 10 2B: 5 3B: 0 HR: 0	SF: 0 SAC: 0 DP: 2 HBP: 1						

PITCHER		IP	WLS	BF	H	R	ER	SO	BB	IBB	HBP	BLK	WP	HR	S	P	ERA	WHIP
Grant Jackson, L ERA: 7.3	(1, 1)	3.2	L	20	8	6	6	1	1	0	0	0	0	0	27	41	14.73	2.455
Lowell Palmer, R ERA: 3.64	(4, 1)	3.1		18	5	0	0	3	2	0	1	0	0	0	26	39	0.00	2.100
Mike Jackson, L ERA:	(8, 1)	2.0		6	2	0	0	0	0	0	0	0	0	0	6	8	0.00	1.000

PITCHER	IP	WLS	BF	H	R	ER	SO	BB	IBB	HBP	BLK	WP	HR	S	P	ERA	WHIP

TOP

New York Mets @ Philadelphia Phillies

Shibe Park, Philadelphia, PA

Sat May 16 1970, 7:05 PM EDT

Att. 4,826 - Unknown

livebaseballscorecards.com

AB	40
R	6
H	15
RBI	6
BB	3
SO	4
LOB	29

1B: 10 SF: 0
2B: 5 SAC: 0
3B: 0 DP: 2
HR: 0 HBP: 1

WP: 0 PA: 44
PB: 0
SB: 4
CS: 0

New York Mets @ Philadelphia Phillies

Shibe Park, Philadelphia, PA

Sat May 16 1970, 7:05 PM EDT

Att. 4,826 - Unknown

livebaseballscorecards.com

BOTTOM

Batter	1	2	3	4	5	6	7	8	9	AB	R	H	RBI	BB	SO	LOB
Tony Taylor, R (1, 4) OBP: 0.286, SLG: 0.229	L3		4-3		BB		G6-3			3	0	0	0	1	0	1
Oscar Gamble, L (1, 8)	4-3		B1-3		K			4-3		4	0	0	0	0	1	2
Larry Hisle, R (1, 9) OBP: 0.318, SLG: 0.324	1B		K		F8			K		4	0	1	0	0	2	2
Don Money, R (1, 5) OBP: 0.457, SLG: 0.676	1B			FC4-6 BB		L8		2B		3	0	2	0	1	0	0
Rick Joseph, R (1, 3) OBP: 0.261, SLG: 0.591 (7, 7)	1-3			FC4-6		5-3 BB		P8		3	0	0	0	1	0	4
John Briggs, L (1, 7) OBP: 0.285, SLG: 0.306		K		K	5-3				K	3	0	0	0	0	2	2
Jim Hutto, R (7, 3) OBP: 0.276, SLG: 0.393										1	0	0	0	0	1	0
Mike Compton, R (1, 2) OBP: 0.333, SLG: 0.414		K		P4		F8			K	1	0	0	0	0	1	0
Del Bates, L (4, 2) OBP: 0.211, SLG: 0.118										3	0	0	0	0	1	2
Larry Bowa, S (1, 6) OBP: 0.239, SLG: 0.194		E6			BB		G6-3 1B		6-3	3	0	1	0	1	0	0
Grant Jackson, S (1, 1)		K			K		P7			1	0	0	0	0	1	1
Lowell Palmer, R (4, 1) OBP: 0.444, SLG: 0.625										1	0	0	0	0	1	1
Deron Johnson, R (7, PH) OBP: 0.289, SLG: 0.420										1	0	0	0	0	0	1
Mike Jackson, L (8, 1)										0	0	0	0	0	0	0

	AB	31
	R	0
	H	4
	RBI	0
	BB	4
	SO	10
	LOB	16

Inning Stats	1	2	3	4	5	6	7	8	9
	R: 0 H: 2 E: 0 LOB: 2 K: 0 BB: 0 S: 11 P: 15	R: 0 H: 0 E: 1 LOB: 1 K: 3 BB: 0 S: 16 P: 24	R: 0 H: 0 E: 0 LOB: 0 K: 1 BB: 0 S: 6 P: 7	R: 0 H: 0 E: 0 LOB: 1 K: 1 BB: 1 S: 8 P: 15	R: 0 H: 0 E: 0 LOB: 2 K: 2 BB: 2 S: 9 P: 20	R: 0 H: 0 E: 0 LOB: 1 K: 0 BB: 1 S: 4 P: 9	R: 0 H: 1 E: 0 LOB: 0 K: 0 BB: 0 S: 5 P: 7	R: 0 H: 1 E: 0 LOB: 1 K: 1 BB: 0 S: 6 P: 6	R: 0 H: 0 E: 0 LOB: 0 K: 2 BB: 0 S: 7 P: 7

	1B: 3	SF: 0	WP: 0	PA: 35
	2B: 1	SAC: 0	PB: 0	
	3B: 0	DP: 1	SB: 0	
	HR: 0	HBP: 0	CS: 0	

PITCHER	IP	WLS	BF	H	R	ER	SO	BB	IBB	HBP	BLK	WP	HR	S	P	ERA	WHIP
Jerry Koosman, L (1, 1) ERA: 2.64	9.0	W	35	4	0	0	10	4	0	0	0	0	0	72	110	0.00	0.889

PITCHER	IP	WLS	BF	H	R	ER	SO	BB	IBB	HBP	BLK	WP	HR	S	P	ERA	WHIP

Batter	1	2	3	4	5	6	7	8	9	AB	R	H	RBI	BB	SO	LOB
Tommie Agee, R (1, 8) OBP: 0.314, SLG: 0.307	SSS 0-3 ① K		x 0-0 ① BB 1-3 1B		x 0-0 E4 FC4-6 1B		SSS 0-3 ① K		x 0-0 ① P3	5	0	1	0	0	2	0
Bud Harrelson, S (1, 6) OBP: 0.411, SLG: 0.434	BBBB 4-0 CS BB		BBBB 4-0 1-2 BB		x 0-0 FC4-6 1-2 1B		x 0-0 ② G3		x 0-0 ② F7	3	0	1	0	2	0	0
Cleon Jones, R (1, 7) OBP: 0.286, SLG: 0.225	x 0-0 ②③ F2 1-2		SSS 0-3 ③ K		x 0-0 ② FC4-6 1-2f 2-3		x 0-0 ③ P4		SSS 0-3 ③ K	5	0	0	0	0	2	6
Art Shamsky, L (1, 3) OBP: 0.391, SLG: 0.505 Mike Jorgensen, L (8, 3) OBP: 0.265, SLG: 0.349		SSS 0-3 ① K	x 0-0 ① L8		x 0-0 ③ P6			x 0-0 ① F8		4	0	0	0	0	1	2
										0	0	0	0	0	0	0
Ken Boswell, L (1, 4) OBP: 0.356, SLG: 0.388		x 0-0 ② 4-3	x 0-0 2B 1B			x 0-0 1B 1B		BBBB 4-0 CS BB		3	1	2	0	1	0	0
Dave Marshall, L (1, 9) OBP: 0.341, SLG: 0.595 Ron Swoboda, R (8, 9) OBP: 0.408, SLG: 0.344		x 0-0 ③ P3	x 0-0 ② 1-H 2B			x 0-0 ① F7		x 0-0 ② 1-2 HR		4	1	2	2	0	0	1
										0	0	0	0	0	0	0
Joe Foy, R (1, 5) OBP: 0.362, SLG: 0.350			x 0-0 ① 1-3	BBB 4-0 S BB		x 0-0 1-2 1B		x 0-0 HR		3	1	2	1	1	0	0
Jerry Grote, R (1, 2) OBP: 0.239, SLG: 0.333			BBBB 4-0 1B BB	x 0-0 ③ 6-3 1-2		x 0-0 ② F7		x 0-0 HR		3	1	1	1	1	0	3
Gary Gentry, R (1, 1) OBP: 0.143, SLG: 0.053 Ron Taylor, R (8, 1) Tug McGraw, R (9, 1) OBP: 0.500, SLG: 0.500 Cal Koonce, R (9, 1)			SSS 0-3 ② K		SSS 0-3 ① K	SSS 0-3 ③ K		SSS 0-3 ③ K		4	0	0	0	0	4	3
										0	0	0	0	0	0	0
										0	0	0	0	0	0	0
										0	0	0	0	0	0	0
Inning Stats	R: 0 E: 0 K: 1 S: 4 H: 0 LOB: 0 BB: 1 P: 8	R: 0 E: 0 K: 1 S: 5 H: 0 LOB: 0 BB: 0 P: 5	R: 0 E: 0 K: 2 S: 8 H: 1 LOB: 3 BB: 2 P: 16	R: 1 E: 0 K: 0 S: 4 H: 2 LOB: 1 BB: 1 P: 8	R: 0 E: 1 K: 1 S: 7 H: 1 LOB: 2 BB: 0 P: 7	R: 0 E: 0 K: 1 S: 7 H: 2 LOB: 2 BB: 0 P: 7	R: 0 E: 0 K: 1 S: 5 H: 0 LOB: 0 BB: 0 P: 5	R: 3 E: 0 K: 1 S: 7 H: 3 LOB: 0 BB: 1 P: 11	R: 0 E: 0 K: 1 S: 5 H: 0 LOB: 0 BB: 0 P: 5	1B: 5 2B: 1 3B: 0 HR: 3 SF: 0 SAC: 0 DP: 0 HBP: 0						

PITCHER		IP	WLS	BF	H	R	ER	SO	BB	IBB	HBP	BLK	WP	HR	S	P	ERA	WHIP
Bill Stoneman, R ERA: 5.03	(1, 1)	7.2		35	9	4	4	7	5	0	0	0	0	3	44	64	4.70	1.826
Claude Raymond, R ERA: 2.08	(8, 1)	1.1	W	4	0	0	0	2	0	0	0	0	0	0	8	8	0.00	0.000

PITCHER	IP	WLS	BF	H	R	ER	SO	BB	IBB	HBP	BLK	WP	HR	S	P	ERA	WHIP

TOP

New York Mets @ Montreal Expos

Jarry Park, Montreal, QB

Mon May 18 1970, 3:33 AM EDT

Att. 31,004 - Unknown

livebaseballscorecards.com

AB	34
R	4
H	9
RBI	4
BB	5
SO	9
LOB	15

New York Mets @ Montreal Expos

Jarry Park, Montreal, QB

Mon May 18 1970, 3:33 AM EDT

Att. 31,004 - Unknown

livebaseballscorecards.com

BOTTOM

Batter	1	2	3	4	5	6	7	8	9	AB	R	H	RBI	BB	SO	LOB
Marv Staehle, L (1, 4) OBP: 0.356, SLG: 0.315	F8	1B 1-3 2-H		K			G3		FC2-6 BB 2B 1-2f	5	1	1	1	0	1	2
Mack Jones, L (1, 7) OBP: 0.400, SLG: 0.447	BB 2B	HBP			K			K	2B HR 1-2 BB	3	0	1	0	0	2	0
Adolfo Phillips, R (9, PH) OBP: 0.295, SLG: 0.357										0	1	0	0	1	0	0
Rusty Staub, L (1, 9) OBP: 0.470, SLG: 0.491	BB BB	F5			F9			1B 1B	HR 1-3 2-H	4	2	2	1	1	0	3
Ron Fairly, L (1, 3) OBP: 0.413, SLG: 0.398	G6-4-3 1-2 2-3 BB	F8			K			1B 1-2	HR IBB	3	2	1	0	2	1	0
Jim Fairey, L (1, 8) OBP: 0.317, SLG: 0.421	G6-4-3 1-2f	L8				K		1B 1-2 2-H	HR 1-H 2-H 3-H	4	0	1	1	0	1	3
Bob Bailey, R (9, PH) OBP: 0.327, SLG: 0.293										1	1	1	4	0	0	0
Coco Laboy, R (1, 5) OBP: 0.214, SLG: 0.182		K	K			F7		K		4	0	0	0	0	3	2
John Bateman, R (1, 2) OBP: 0.270, SLG: 0.310	1B 1B			K		5-3		1B 1-3 2-H		4	1	2	1	0	1	0
Bobby Wine, R (1, 6) OBP: 0.279, SLG: 0.331	1B 1-2			4-3			1-3	F5		3	0	1	0	0	0	0
Boots Day, L (8, PH) OBP: 0.200, SLG: 0.200										1	0	0	0	0	0	2
Gary Sutherland, R (9, 6) OBP: 0.227, SLG: 0.274										0	0	0	0	0	0	0
Bill Stoneman, R (1, 1) OBP: 0.105, SLG: 0.158	K			1B			2-3		FC2-6 1B	3	0	1	0	0	1	2
Claude Raymond, R (8, 1)										0	0	0	0	0	0	0
Ron Brand, R (9, PH) OBP: 0.327, SLG: 0.300										1	0	1	0	0	0	0

Inning Stats	1	2	3	4	5	6	7	8	9
	R: 0 E: 0 K: 0 S: 3	R: 1 E: 0 K: 2 S: 10	R: 0 E: 0 K: 1 S: 5	R: 0 E: 0 K: 2 S: 8	R: 0 E: 0 K: 2 S: 7	R: 0 E: 0 K: 1 S: 5	R: 0 E: 0 K: 0 S: 3	R: 2 E: 0 K: 2 S: 11	R: 5 E: 0 K: 0 S: 4
	H: 1 LOB: 2 BB: 2 P: 11	H: 3 LOB: 3 BB: 0 P: 11	H: 0 LOB: 0 BB: 0 P: 5	H: 1 LOB: 1 BB: 0 P: 8	H: 0 LOB: 0 BB: 0 P: 7	H: 0 LOB: 0 BB: 0 P: 5	H: 0 LOB: 0 BB: 0 P: 3	H: 4 LOB: 2 BB: 0 P: 11	H: 3 LOB: 0 BB: 2 P: 12

1B: 9	SF: 0
2B: 2	SAC: 0
3B: 0	DP: 1
HR: 1	HBP: 1

WP: 0	PA: 41
PB: 0	
SB: 0	
CS: 0	

AB	36
R	8
H	12
RBI	8
BB	4
SO	10
LOB	14

PITCHER		IP	WLS	BF	H	R	ER	SO	BB	IBB	HBP	BLK	WP	HR	S	P	ERA	WHIP
Gary Gentry, R ERA: 1.95	(1, 1)	7.1		32	8	3	3	9	2	0	1	0	0	0	47	56	3.68	1.364
Ron Taylor, R ERA: 3.0	(8, 1)	0.2		4	2	1	1	1	0	0	0	0	0	0	6	6	13.50	3.000
Tug McGraw, L ERA: 4.8	(9, 1)	0.1	L	4	1	0	0	0	1	1	0	0	0	0	2	10	0.00	6.000
Cal Koonce, R ERA: 3.38	(9, 1)	0.0		1	1	4	4	0	0	0	0	0	0	1	1	1	∞	∞

PITCHER	IP	WLS	BF	H	R	ER	SO	BB	IBB	HBP	BLK	WP	HR	S	P	ERA	WHIP

Batter	1	2	3	4	5	6	7	8	9	AB	R	H	RBI	BB	SO	LOB
Tommie Agee, R (1, 8) OBP: 0.323, SLG: 0.355	HR	1-3		BB			1-3		HR	4	2	2	2	1	0	1
Bud Harrelson, S (1, 6) OBP: 0.399, SLG: 0.418	1-3	F8		FC G6-4-3 1-2 3-H			K		6-3	5	0	0	1	0	1	2
Cleon Jones, R (1, 7) OBP: 0.282, SLG: 0.252	K		K	G6-4-3 1-2f			HR		5-3	5	1	1	1	0	2	2
Donn Clendenon, R (1, 3) OBP: 0.341, SLG: 0.519 Mike Jorgensen, L (7, 3) OBP: 0.280, SLG: 0.349	HR 1B		WP 2B		F9		HR		1B BB	4 0	2 0	3 0	1 0	0 1	0 0	0 0
Ron Swoboda, R (1, 9) OBP: 0.420, SLG: 0.400	1-H HR		1-3 2-3		K		BB		BB 1-3 1B	4	1	2	2	1	1	1
Joe Foy, R (1, 5) OBP: 0.371, SLG: 0.358	2B		FC4-6 BB		5-3		F8		BB 1-2	3	0	1	0	2	0	1
Jerry Grote, R (1, 2) OBP: 0.222, SLG: 0.308	F9		FC4-6 1-2f			K		6-3	4-3	5	0	0	0	0	1	6
Al Weis, S (1, 4) OBP: 0.278, SLG: 0.258		SH3-4 BB		S PB FC BB		F9		K		2	1	0	0	2	1	0
Ray Sadecki, L (1, 1) Tug McGraw, R (9, 1) OBP: 0.500, SLG: 0.500		SH3-4 1-2		P4 1-3		K		K		3 0	0 0	0 0	0 0	0 0	2 0	1 0
Inning Stats	R: 3 E: 0 K: 1 S: 9 H: 4 LOB: 1 BB: 0 P: 9	R: 0 E: 0 K: 0 S: 3 H: 0 LOB: 1 BB: 1 P: 7	R: 0 E: 0 K: 1 S: 6 H: 1 LOB: 2 BB: 1 P: 10	R: 1 E: 1 K: 0 S: 3 H: 0 LOB: 1 BB: 2 P: 11	R: 0 E: 0 K: 1 S: 5 H: 0 LOB: 0 BB: 0 P: 5	R: 0 E: 0 K: 2 S: 7 H: 0 LOB: 0 BB: 0 P: 7	R: 2 E: 0 K: 1 S: 7 H: 2 LOB: 1 BB: 1 P: 11	R: 0 E: 0 K: 2 S: 7 H: 0 LOB: 0 BB: 0 P: 7	R: 1 E: 0 K: 0 S: 5 H: 2 LOB: 3 BB: 2 P: 13	1B: 2 2B: 2 3B: 0 HR: 5 SF: 0 SAC: 1 DP: 1 HBP: 0						

PITCHER	IP	WLS	BF	H	R	ER	SO	BB	IBB	HBP	BLK	WP	HR	S	P	ERA	WHIP
Dan McGinn, L (1, 1) ERA: 5.35	6.0	L	27	5	4	4	5	4	0	0	0	1	2	33	49	6.00	1.500
John Strohmayer, R (7, 1) ERA: 6.87	2.2		15	4	3	3	3	3	0	0	0	0	3	18	30	10.12	2.625
Howie Reed, R (9, 1) ERA: 5.48	0.1		1	0	0	0	0	0	0	0	0	0	0	1	1	0.00	0.000

PITCHER	IP	WLS	BF	H	R	ER	SO	BB	IBB	HBP	BLK	WP	HR	S	P	ERA	WHIP

TOP

New York Mets @ Montreal Expos

Jarry Park, Montreal, QB

Tue May 19 1970, 7:05 PM EDT

Att. 20,324 - Unknown

livebaseballscorecards.com

AB	35
R	7
H	9
RBI	7
BB	7
SO	8
LOB	14

WP: 1	PA: 43
PB: 1	
SB: 1	
CS: 0	

New York Mets @ Montreal Expos

Jarry Park, Montreal, QB

Tue May 19 1970, 7:05 PM EDT

Att. 20,324 - Unknown

BOTTOM

Batter	1	2	3	4	5	6	7	8	9	AB	R	H	RBI	BB	SO	LOB
Gary Sutherland, R (1, 4) OBP: 0.239, SLG: 0.273	0-0 G3 HR 1B	4-0 2B BB		0-0 F8 ③			0-0 F8 ①		0-0 L5 ②	4	1	1	0	1	0	0
Rusty Staub, L (1, 9) OBP: 0.474, SLG: 0.500	0-0 G3 ① 1-2	0-0 1-3 2B			0-3 K ①		0-0 FC4-6 1B		4-0 BB	4	0	2	0	1	1	1
Adolfo Phillips, R (1, 8) OBP: 0.313, SLG: 0.414 Don Hahn, R (6, 8) OBP: 0.278, SLG: 0.219	0-0 2-H HR	4-0 G6-4-3 IBB			0-0 5-3 ②		0-0 FC4-6 FC6-4 1-2f ②		0-3 K ③	2 2	1 0	1 0	2 0	1 0	0 1	0 2
Bob Bailey, R (1, 7) OBP: 0.321, SLG: 0.273	4-0 2B SF8 BB	0-0 G6-4-3 ② ③ 1-2f			0-0 5-3 ③		0-0 FC6-4 ③ 1-2f			3	1	0	0	1	0	4
Coco Laboy, R (1, 5) OBP: 0.216, SLG: 0.196	0-0 1-3 2B		0-0 6-3 ①			0-0 F9 ①		0-0 F8 ①		4	0	1	0	0	0	0
John Bateman, R (1, 2) OBP: 0.284, SLG: 0.311	4-0 IBB		0-0 F8 ②			0-0 2B 1B		0-0 6-3 ②		3	0	1	0	1	0	0
Ron Fairly, L (1, 3) OBP: 0.408, SLG: 0.405	0-0 SF8 ② 3-H		0-0 F7 ③			0-0 1-3 2B		0-3 K ③		3	0	1	1	0	1	0
Bobby Wine, R (1, 6) OBP: 0.271, SLG: 0.320	0-0 G3 ③			0-3 K ①		0-0 P3 ②			0-0 F9 ①	4	0	0	0	0	1	4
Dan McGinn, L (1, 1) Ron Brand, R (6, PH) OBP: 0.321, SLG: 0.294 John Strohmayer, R (7, 1) OBP: 0.500, SLG: 0.500 Howie Reed, R (9, 1) John Boccabella, R (9, PH) OBP: 0.174, SLG: 0.304		0-3 K ①		0-0 L1 ②		0-0 1-3 ③			0-0 HR	2 1 0 0 1	0 0 0 0 1	0 0 0 0 1	0 0 0 0 1	0 0 0 0 0	1 0 0 0 0	0 2 0 0 0
Inning Stats	R: 3 E: 0 K: 0 S: 6 H: 3 LOB: 2 BB: 2 P: 14	R: 0 E: 0 K: 1 S: 5 H: 1 LOB: 2 BB: 2 P: 13	R: 0 E: 0 K: 0 S: 3 H: 0 LOB: 0 BB: 0 P: 3	R: 0 E: 0 K: 1 S: 5 H: 0 LOB: 0 BB: 0 P: 5	R: 0 E: 0 K: 1 S: 5 H: 0 LOB: 0 BB: 0 P: 5	R: 0 E: 0 K: 0 S: 5 H: 2 LOB: 2 BB: 0 P: 5	R: 0 E: 0 K: 0 S: 4 H: 1 LOB: 1 BB: 0 P: 4	R: 0 E: 0 K: 1 S: 5 H: 0 LOB: 0 BB: 0 P: 5	R: 1 E: 0 K: 1 S: 6 H: 1 LOB: 1 BB: 1 P: 10	1B: 3 2B: 3 3B: 0 HR: 2	SF: 1 SAC: 0 DP: 1 HBP: 0						

livebaseballscorecards.com

AB	33
R	4
H	8
RBI	4
BB	5
SO	5
LOB	13

WP: 0 PB: 0 SB: 0 CS: 0 PA: 39

PITCHER		IP	WLS	BF	H	R	ER	SO	BB	IBB	HBP	BLK	WP	HR	S	P	ERA	WHIP
Ray Sadecki, L ERA: 4.18	(1, 1)	8.2	W	38	8	4	4	4	3	2	0	0	0	2	41	61	4.15	1.269
Tug McGraw, L ERA: 4.7	(9, 1)	0.1	S	1	0	0	0	1	0	0	0	0	0	0	3	3	0.00	0.000

PITCHER		IP	WLS	BF	H	R	ER	SO	BB	IBB	HBP	BLK	WP	HR	S	P	ERA	WHIP

Batter	1	2	3	4	5	6	7	8	9	AB	R	H	RBI	BB	SO	LOB
Tommie Agee, R (1, 8) OBP: 0.315, SLG: 0.345	SSS 0-3 ① K		SSS 0-3 ① K		SSS 0-3 ③ K			x 0-0 E6 WP S		4	0	0	0	0	3	1
Bud Harrelson, S (1, 6) OBP: 0.395, SLG: 0.410	x 0-0 ② 4-3		H 1-0 1-2 HBP			x 0-0 ① P3		SSS 0-3 ① K 1-3		3	0	0	0	0	1	1
Cleon Jones, R (1, 7) OBP: 0.273, SLG: 0.243	SSS 0-3 ③ K		x 0-0 ② P5			SSS 0-3 ② K		x 0-0 ② F8		4	0	0	0	0	2	3
Art Shamsky, L (1, 3) OBP: 0.404, SLG: 0.520 Mike Jorgensen, L (8, PR) OBP: 0.280, SLG: 0.349 (8, 3)		x 0-0 G3-6 1B	x 0-0 ③ P6			x 0-0 2B		BBBB 4-0 BB		3 0	0 0	2 0	0 0	1 0	0 0	2 0
Ken Boswell, L (1, 4) OBP: 0.351, SLG: 0.373		x 0-0 ① ② G3-6 1-2f	x 0-0 ① 4-3			BBBB 4-0 BB		x 0-0 ③ 4-3		3	0	0	0	1	0	3
Dave Marshall, L (1, 9) OBP: 0.370, SLG: 0.595 Ron Swoboda, R (4, PR) OBP: 0.422, SLG: 0.418 (4, 9)		BBBB 4-0 S BB	BBBB 4-0 G6-4-3 BB			SSS 0-3 ③ K			x 0-0 2B	0 2	0 0	0 1	0 0	2 0	0 1	0 2
Joe Foy, R (1, 5) OBP: 0.368, SLG: 0.349		BBBB 4-0 1-2 BB	x 0-0 ② ③ G6-4-3 1-2f				SSS 0-3 ① K		x 0-0 ① 6-3	3	0	0	0	1	1	2
Jerry Grote, R (1, 2) OBP: 0.213, SLG: 0.294 Donn Clendenon, R (9, PH) OBP: 0.337, SLG: 0.513		x 0-0 ③ P4			x 0-0 ① L4		x 0-0 ② 6-3		x 0-0 ② P4	3 1	0 0	0 0	0 0	0 0	0 0	2 1
Tom Seaver, R (1, 1) OBP: 0.206, SLG: 0.212 Ed Kranepool, L (9, PH) OBP: 0.296, SLG: 0.174			BBBB 4-0 HBP BB		SSS 0-3 ② K		SSS 0-3 ③ K		x 0-0 ③ P6	2 1	0 0	0 0	0 0	1 0	2 0	0 1
Inning Stats	R: 0 E: 0 K: 2 S: 7 H: 0 LOB: 0 BB: 0 P: 7	R: 0 E: 0 K: 0 S: 3 H: 1 LOB: 2 BB: 2 P: 11	R: 0 E: 0 K: 1 S: 5 H: 0 LOB: 2 BB: 1 P: 10	R: 0 E: 0 K: 0 S: 2 H: 0 LOB: 1 BB: 1 P: 6	R: 0 E: 0 K: 2 S: 7 H: 0 LOB: 0 BB: 0 P: 7	R: 0 E: 0 K: 2 S: 8 H: 1 LOB: 2 BB: 1 P: 12	R: 0 E: 0 K: 2 S: 7 H: 0 LOB: 0 BB: 0 P: 7	R: 0 E: 1 K: 1 S: 6 H: 0 LOB: 2 BB: 1 P: 10	R: 0 E: 0 K: 0 S: 4 H: 1 LOB: 1 BB: 0 P: 4	1B: 1 2B: 2 3B: 0 HR: 0 SF: 0 SAC: 0 DP: 2 HBP: 1						

PITCHER		IP	W/L/S	BF	H	R	ER	SO	BB	IBB	HBP	BLK	WP	HR	S	P	ERA	WHIP
Carl Morton, R ERA: 2.65	(1, 1)	9.0	W	36	3	0	0	10	6	0	1	0	1	0	49	74	0.00	1.000

PITCHER		IP	W/L/S	BF	H	R	ER	SO	BB	IBB	HBP	BLK	WP	HR	S	P	ERA	WHIP

TOP

New York Mets @ Montreal Expos

Jarry Park, Montreal, QB

Wed May 20 1970, 7:05 PM EDT

Att. 11,361 - Unknown

livebaseballscorecards.com

AB	29
R	0
H	3
RBI	0
BB	6
SO	10
LOB	18

WP: 1	PA: 36
PB: 0	
SB: 2	
CS: 0	

New York Mets @ Montreal Expos

Jarry Park, Montreal, QB

Wed May 20 1970, 7:05 PM EDT

Att. 11,361 - Unknown

BOTTOM

livebaseballscorecards.com

Batter	1	2	3	4	5	6	7	8	9	AB	R	H	RBI	BB	SO	LOB
Marv Staehle, L (1, 4) OBP: 0.352, SLG: 0.304	K			K	F9			CS BB		3	0	0	0	1	2	0
Mack Jones, L (1, 7) OBP: 0.403, SLG: 0.438	F9			BB 1B		FC4-6 BB		K 1-2		2	1	0	0	2	1	1
Rusty Staub, L (1, 9) OBP: 0.475, SLG: 0.504	K			1B 1B 1-2 BB		FC4-6 PO 4-3 1-2f		2B		3	1	1	0	1	1	1
Ron Fairly, L (1, 3) OBP: 0.411, SLG: 0.403		F9		1B 1-3 2-H 1B		4-3 1-2		IBB		3	0	1	1	1	0	1
Jim Fairey, L (1, 8) OBP: 0.328, SLG: 0.417		L7		1-3 3-H 1B		IBB		4-3		3	0	1	1	1	0	2
Coco Laboy, R (1, 5) OBP: 0.210, SLG: 0.189		K		K		PO 2-3	1-3			3	0	0	0	0	2	2
John Bateman, R (1, 2) OBP: 0.271, SLG: 0.297			K	F2			K			3	0	0	0	0	2	2
Bobby Wine, R (1, 6) OBP: 0.272, SLG: 0.315			L8		F9		BB			2	0	0	0	1	0	0
Carl Morton, R (1, 1) OBP: 0.300, SLG: 0.333			K		K		F2			3	0	0	0	0	2	1
Inning Stats	R: 0 E: 0 K: 2 S: 7 H: 0 LOB: 0 BB: 0 P: 7	R: 0 E: 0 K: 1 S: 5 H: 0 LOB: 0 BB: 0 P: 5	R: 0 E: 0 K: 2 S: 7 H: 0 LOB: 0 BB: 0 P: 7	R: 2 E: 0 K: 2 S: 9 H: 2 LOB: 2 BB: 2 P: 17	R: 0 E: 0 K: 1 S: 5 H: 0 LOB: 0 BB: 0 P: 5	R: 0 E: 0 K: 0 S: 2 H: 0 LOB: 1 BB: 2 P: 10	R: 0 E: 0 K: 1 S: 5 H: 0 LOB: 1 BB: 1 P: 9	R: 0 E: 0 K: 1 S: 5 H: 1 LOB: 2 BB: 2 P: 13		1B: 2 2B: 1 3B: 0 HR: 0 SF: 0 SAC: 0 DP: 0 HBP: 0						

	AB	25
	R	2
	H	3
	RBI	2
	BB	7
	SO	10
	LOB	10

WP: 0 PB: 0 SB: 0 CS: 1 PA: 33

PITCHER	IP	WLS	BF	H	R	ER	SO	BB	IBB	HBP	BLK	WP	HR	S	P	ERA	WHIP
Tom Seaver, R (1, 1) ERA: 1.99	8.0	L	32	3	2	2	10	5	2	0	0	0	0	45	73	2.25	1.000

PITCHER	IP	WLS	BF	H	R	ER	SO	BB	IBB	HBP	BLK	WP	HR	S	P	ERA	WHIP

Chicago Cubs @ New York Mets

Shea Stadium, Flushing, NY

Fri May 22 1970, 7:05 PM EDT

Att. 50,586 - Unknown - 76 F

TOP

livebaseballscorecards.com

Batter	1	2	3	4	5	6	7	8	9	AB	R	H	RBI	BB	SO	LOB
Don Kessinger, S (1, 6) OBP: 0.381, SLG: 0.441 Paul Popovich, S (7, 6) OBP: 0.125, SLG: 0.067	0-0 FC6-4 1B	0-3 K		0-0 F8		0-3 K		0-0 P5-3		4 1	0 0	1 0	0 0	0 0	2 0	2 1
Glenn Beckert, R (1, 4) OBP: 0.342, SLG: 0.366	0-0 FC6-4 E1 SF9 1-2f	0-0 1B 1-2 2-H			0-0 2B 3B	0-0 F8			0-0 4-3	5	2	2	1	0	0	1
Billy Williams, L (1, 7) OBP: 0.342, SLG: 0.572	0-0 E4 HR 1-3	0-3 K			0-0 2B 2B 3-H		0-0 4-3		0-0 L3 1B	5	2	2	1	0	1	3
Ron Santo, R (1, 5) OBP: 0.331, SLG: 0.409	0-0 SF9 3-H		0-0 P6		0-0 6-3		0-0 E6		0-0 L3 1-2	4	0	0	1	0	0	2
Jim Hickman, R (1, 9) (5, 3) OBP: 0.409, SLG: 0.587	0-0 HR 1-H		0-0 5-3		0-0 2B 2-H		0-0 F9			4	1	2	3	0	0	1
14 Ernie Banks, R (1, 3) OBP: 0.302, SLG: 0.394 Johnny Callison, L (5, PH) (5, 9) OBP: 0.346, SLG: 0.449	0-0 F8		0-0 1B		4-0 IBB		0-0 F7			2 1	0 0	1 0	0 0	0 1	0 0	0 1
Cleo James, R (1, 8) OBP: 0.231, SLG: 0.261		BBBB 4-0 6-3 1B BB	0-0 F2		0-0 F5			0-0 5-3		3	1	0	0	1	0	3
Jack Hiatt, R (1, 2) OBP: 0.423, SLG: 0.311		0-0 6-3 1-2		0-3 K	0-0 F8			0-0 2B		4	0	1	0	0	1	3
Ken Holtzman, R (1, 1) OBP: 0.345, SLG: 0.370 Jim Colborn, R (5, 1)		BBBB 4-0 1B BB		0-0 6-3		0-3 K		0-3 K		1 2	0 0	0 0	0 0	1 0	0 2	0 1
Inning Stats	R: 3 H: 2 E: 1 LOB: 0 K: 0 BB: 0 S: 6 P: 6	R: 1 H: 1 E: 0 LOB: 2 K: 2 BB: 2 S: 8 P: 16	R: 0 H: 1 E: 0 LOB: 1 K: 0 BB: 0 S: 4 P: 4	R: 0 H: 0 E: 0 LOB: 0 K: 1 BB: 0 S: 5 P: 5	R: 2 H: 3 E: 0 LOB: 2 K: 0 BB: 1 S: 6 P: 10	R: 0 H: 0 E: 0 LOB: 0 K: 2 BB: 0 S: 7 P: 7	R: 0 H: 0 E: 1 LOB: 1 K: 0 BB: 0 S: 4 P: 4	R: 0 H: 1 E: 0 LOB: 1 K: 1 BB: 0 S: 6 P: 6	R: 0 H: 1 E: 0 LOB: 0 K: 0 BB: 0 S: 3 P: 3	1B: 4 SF: 1 2B: 4 SAC: 0 3B: 1 DP: 1 HR: 1 HBP: 0						

	AB	36
	R	6
	H	9
	RBI	6
	BB	3
	SO	6
	LOB	18

WP: 0 PB: 0 SB: 0 CS: 0 PA: 40

PITCHER		IP	WLS	BF	H	R	ER	SO	BB	IBB	HBP	BLK	WP	HR	S	P	ERA	WHIP
Jerry Koosman, L ERA: 2.73	(1, 1)	1.1	L	8	2	4	1	0	1	0	0	0	0	1	7	11	6.75	2.250
Jim McAndrew, R ERA: 7.41	(2, 1)	3.0		15	5	2	2	3	1	0	0	0	0	0	20	24	6.00	2.000
Don Cardwell, R ERA: 6.1	(5, 1)	0.2		3	0	0	0	0	0	1	0	0	0	0	2	6	0.00	0.000
Tug McGraw, L ERA: 3.93	(6, 1)	3.0		11	1	0	0	3	0	0	0	0	0	0	17	17	0.00	0.333
Ron Taylor, R ERA: 2.81	(9, 1)	1.0		3	1	0	0	0	0	0	0	0	0	0	3	3	0.00	1.000

PITCHER		IP	WLS	BF	H	R	ER	SO	BB	IBB	HBP	BLK	WP	HR	S	P	ERA	WHIP

Chicago Cubs @ New York Mets

Shea Stadium, Flushing, NY

Fri May 22 1970, 7:05 PM EDT

Att. 50,586 - Unknown - 76 F

BOTTOM

Batter	1	2	3	4	5	6	7	8	9	AB	R	H	RBI	BB	SO	LOB
Mike Jorgensen, L (1, 8) OBP: 0.291, SLG: 0.340	1-3		3B 1B	G3		BBBB FC4-6 BB		G3		4	1	1	0	1	0	0
Bud Harrelson, S (1, 6) OBP: 0.390, SLG: 0.399	SSS K		SSS K	BBBB BB		FC4-6 1-2f			1-3	4	0	0	0	1	2	2
Cleon Jones, R (1, 7) OBP: 0.271, SLG: 0.259	6-3		1-H 1B 3B	F8		SSS K			4-3	5	1	1	1	0	1	2
Donn Clendenon, R (1, 3) OBP: 0.352, SLG: 0.565		E9 6-3	BB 1B 3-H 1B		HR	SSS K			2B	5	2	3	2	0	1	1
Ron Swoboda, R (1, 9) OBP: 0.409, SLG: 0.403		6-3 3-H	BB 1-2 1B		SSS K		L8		SSS K	5	0	1	1	0	2	1
Joe Foy, R (1, 5) OBP: 0.371, SLG: 0.348		PB E 1B	BBBB 1-2 2-3 BB		1-3		P5			3	0	1	0	1	0	0
Jerry Grote, R (1, 2) OBP: 0.215, SLG: 0.292		F9	P4		BB 1B		5-3			4	0	1	0	0	0	4
Al Weis, S (1, 4) OBP: 0.282, SLG: 0.242		E5 PB 1-2	F9		BBBB 1-2 BB			F9		2	0	0	0	1	0	4
Tug McGraw, R (6, 1) OBP: 0.500, SLG: 0.500										0	0	0	0	0	0	0
Ed Kranepool, L (8, PH) OBP: 0.286, SLG: 0.167										1	0	0	0	0	0	0
Ron Taylor, R (9, 1)										0	0	0	0	0	0	0
Jerry Koosman, R (1, 1) OBP: 0.167, SLG: 0.091		4-3 1-2 2-3		5-3	P4			F9		0	0	0	0	0	0	0
Jim McAndrew, R (2, 1) OBP: 0.200, SLG: 0.400										2	0	0	0	0	0	2
Don Cardwell, R (5, 1)										0	0	0	0	0	0	0
Ken Boswell, L (5, PH) OBP: 0.344, SLG: 0.365										2	0	0	0	0	0	2
(6, 4)																

Inning Stats	1	2	3	4	5	6	7	8	9
	R: 0 E: 0 K: 1 S: 5	H: 0 LOB: 0 BB: 0 P: 5	R: 1 E: 2 K: 0 S: 6	H: 1 LOB: 2 BB: 0 P: 6	R: 2 E: 0 K: 1 S: 9	H: 4 LOB: 3 BB: 1 P: 13	R: 0 E: 0 K: 0 S: 3	H: 0 LOB: 1 BB: 1 P: 7	R: 1 E: 0 K: 1 S: 7	H: 2 LOB: 2 BB: 1 P: 11	R: 0 E: 0 K: 2 S: 7	H: 0 LOB: 1 BB: 1 P: 11	R: 0 E: 0 K: 0 S: 3	H: 0 LOB: 0 BB: 0 P: 3	R: 0 E: 0 K: 0 S: 3	H: 0 LOB: 0 BB: 0 P: 3	R: 0 E: 0 K: 1 S: 6	H: 1 LOB: 1 BB: 0 P: 6

	AB	37
	R	4
	H	8
	RBI	4
	BB	4
	SO	6
	LOB	18

		1B: 5	SF: 0	WP: 0	PA: 41
		2B: 1	SAC: 0	PB: 1	
		3B: 1	DP: 0	SB: 0	
		HR: 1	HBP: 0	CS: 0	

PITCHER		IP	WLS	BF	H	R	ER	SO	BB	IBB	HBP	BLK	WP	HR	S	P	ERA	WHIP
Ken Holtzman, L ERA: 3.71	(1, 1)	4.2		26	7	4	3	3	3	0	0	0	0	1	29	41	5.79	2.143
Jim Colborn, R ERA: 2.3	(5, 1)	4.1	W	15	1	0	0	3	1	0	0	0	0	0	20	24	0.00	0.462

PITCHER		IP	WLS	BF	H	R	ER	SO	BB	IBB	HBP	BLK	WP	HR	S	P	ERA	WHIP

livebaseballscorecards.com

Batter	1	2	3	4	5	6	7	8	9	AB	R	H	RBI	BB	SO	LOB
Paul Popovich, S (1, 6) OBP: 0.136, SLG: 0.095	P4	2-H 1B	P3-1	1-2f 2-3 FC4		F8	F9			6	0	1	1	0	0	9
Glenn Beckert, R (1, 4) OBP: 0.342, SLG: 0.360	BBBB FC5-4 BB	P6	BB BB BB 1B	5-3		4-3		6-3		5	1	1	0	1	0	5
Billy Williams, L (1, 7) OBP: 0.348, SLG: 0.608	F9	HR	BBBB 1-2 BB BB 2B BB	HR			4-3	4-3		5	3	2	2	1	0	1
Ron Santo, R (1, 5) OBP: 0.344, SLG: 0.419	FC5-4 1-2f	1B 2B	BBBB 1-2 2-3 BB BB 2B BB	6-3			BBBB BB E 2B BB	1B 1B		4	3	2	0	2	0	1
Jim Hickman, R (1, 3) OBP: 0.422, SLG: 0.579	BBBB 1B 1B BB	BBBB 1B E BB	BBBB 1-2 2-3 3-H 2B BB	F7			1-2 E6 BB 2B	1-2 1B		3	4	1	1	3	0	1
Johnny Callison, L (1, 9) OBP: 0.353, SLG: 0.455	SSS 1-2 1B SF8 1B	K	1-H 2-H 3-H 1B 2B	F7			BBBB 1-2 2-3 2B BB	P6		5	2	2	3	1	1	4
Jack Hiatt, R (1, 2) OBP: 0.417, SLG: 0.328	SSS K	F8	1-3			1-2 FC3-5 1B 1B	1-3 2-H 3-H 2B		5-3	6	0	2	2	0	1	5
Cleo James, R (1, 8) OBP: 0.344, SLG: 0.333	1-3 2-H 1B 1B	1-2 2-H E 1B	1-0 FC4 1B HBP			1-2 FC3-5 1B	IIII 4-0 IBB	F8		4	1	3	2	1	0	0
Fergie Jenkins, R (1, 1) OBP: 0.080, SLG: 0.083 Phil Regan, R (8, 1)	SF8 3-H	1-2 2-H E6	1-2 3-H FC4 1B			1-2 2-3f FC3-5	SSS K	F8		4 1	0 0	1 0	2 0	0 0	1 0	6 0
Inning Stats	R: 0 E: 0 K: 0 S: 3 H: 0 LOB: 1 BB: 1 P: 7	R: 3 E: 0 K: 1 S: 8 H: 3 LOB: 1 BB: 1 P: 12	R: 3 E: 1 K: 1 S: 9 H: 3 LOB: 2 BB: 1 P: 13	R: 5 E: 0 K: 0 S: 6 H: 3 LOB: 2 BB: 3 P: 19	R: 1 E: 0 K: 0 S: 4 H: 1 LOB: 0 BB: 0 P: 4	R: 0 E: 0 K: 0 S: 5 H: 2 LOB: 2 BB: 0 P: 5	R: 2 E: 1 K: 1 S: 7 H: 1 LOB: 3 BB: 3 P: 19	R: 0 E: 0 K: 0 S: 5 H: 2 LOB: 2 BB: 0 P: 5	R: 0 E: 0 K: 0 S: 3 H: 0 LOB: 0 BB: 0 P: 3	1B: 10 2B: 3 3B: 0 HR: 2	SF: 1 SAC: 0 DP: 0 HBP: 1						

TOP

Chicago Cubs @ New York Mets

Shea Stadium, Flushing, NY

Sat May 23 1970, 3:33 AM EDT
Att. 35,500 - Cloudy - 65 F

livebaseballscorecards.com

AB	43
R	14
H	15
RBI	13
BB	9
SO	3
LOB	32

| | | | | | |

Chicago Cubs @ New York Mets

Shea Stadium, Flushing, NY

Sat May 23 1970, 3:33 AM EDT

Att. 35,500 - Cloudy - 65 F

BOTTOM

livebaseballscorecards.com

Batter	1	2	3	4	5	6	7	8	9	AB	R	H	RBI	BB	SO	LOB
Tommie Agee, R (1, 8) OBP: 0.318, SLG: 0.356	SF9 3B		K		F9	P5		BB 1B		4	1	1	0	1	1	0
Bud Harrelson, S (1, 6) OBP: 0.391, SLG: 0.400	F8		1B		E 3B		F7	FC4-6 1-2 2-H 1B		2	0	1	0	0	0	1
Al Weis, S (5, 6) OBP: 0.310, SLG: 0.333										3	1	2	1	0	0	0
Cleon Jones, R (1, 7) OBP: 0.268, SLG: 0.267	SF9 3-H		F8		E1 S 3-H		2B 2B	FC4-6 1-2f		4	1	1	1	0	0	3
Art Shamsky, L (1, 3) OBP: 0.420, SLG: 0.578	F8			HR	BB 1-2		4-3 2-H 2B		E P1-6-3 2B	4	2	3	2	1	0	0
Ken Boswell, L (1, 4) OBP: 0.356, SLG: 0.393		BB 1-3		3B	F8		4-3 2-3		E6 P1-6-3 2-3 1B	4	0	2	0	1	0	3
Ron Swoboda, R (1, 9) OBP: 0.398, SLG: 0.416		1-3 1-2	K	K	HR 3B	F7			P1-6-3 1-2f 3-H	5	1	1	0	0	1	4
Joe Foy, R (1, 5) OBP: 0.366, SLG: 0.336		K	K	K	P6			1B S HBP	F9	4	1	0	0	0	2	3
Jerry Grote, R (1, 2) OBP: 0.217, SLG: 0.329		F7	P6		HR 3-H			K 1-2		4	1	1	2	0	1	3
Gary Gentry, R (1, 1) OBP: 0.136, SLG: 0.050			K		K	F8		K		1	0	0	0	0	1	0
Don Cardwell, R (4, 1)										1	0	0	0	0	1	0
Ed Kranepool, L (6, PH) OBP: 0.276, SLG: 0.160										1	0	0	0	0	0	0
Cal Koonce, R (7, 1)										0	0	0	0	0	0	0
Donn Clendenon, R (8, PH) OBP: 0.348, SLG: 0.558										1	0	0	0	0	1	1
Ray Sadecki, L (9, 1)										0	0	0	0	0	0	0
Inning Stats	R: 1 E: 0 K: 0 S: 4 H: 1 LOB: 0 BB: 0 P: 4	R: 0 E: 0 K: 1 S: 5 H: 0 LOB: 1 BB: 1 P: 9	R: 0 E: 0 K: 2 S: 8 H: 1 LOB: 1 BB: 0 P: 8	R: 1 E: 0 K: 2 S: 9 H: 2 LOB: 1 BB: 0 P: 9	R: 1 E: 1 K: 1 S: 7 H: 1 LOB: 2 BB: 1 P: 11	R: 2 E: 0 K: 0 S: 5 H: 2 LOB: 0 BB: 0 P: 5	R: 1 E: 0 K: 0 S: 5 H: 2 LOB: 1 BB: 0 P: 5	R: 1 E: 0 K: 2 S: 8 H: 1 LOB: 2 BB: 1 P: 13	R: 1 E: 1 K: 0 S: 4 H: 2 LOB: 0 BB: 0 P: 4	1B: 3 2B: 3 3B: 4 HR: 2 SF: 1 SAC: 0 DP: 1 HBP: 1	WP: 0 PB: 0 SB: 2 CS: 0 PA: 43					

	AB	38
	R	8
	H	12
	RBI	6
	BB	3
	SO	8
	LOB	18

PITCHER		IP	WLS	BF	H	R	ER	SO	BB	IBB	HBP	BLK	WP	HR	S	P	ERA	WHIP
Fergie Jenkins, R ERA: 5.05	(1, 1)	7.2	W	38	10	7	6	8	3	0	1	0	0	2	50	63	7.04	1.696
Phil Regan, R ERA: 2.88	(8, 1)	1.1	S	5	2	1	0	0	0	0	0	0	0	0	5	5	0.00	1.500

PITCHER	IP	WLS	BF	H	R	ER	SO	BB	IBB	HBP	BLK	WP	HR	S	P	ERA	WHIP

Batter	1	2	3	4	5	6	7	8	9	AB	R	H	RBI	BB	SO	LOB
Don Kessinger, S (1, 6) OBP: 0.378, SLG: 0.442	F8		2B			4-3		5-3		4	0	1	0	0	0	0
Glenn Beckert, R (1, 4) OBP: 0.339, SLG: 0.357	1B		P4			K		3-1		4	0	1	0	0	1	1
Billy Williams, L (1, 7) OBP: 0.352, SLG: 0.603	K			F8		2B BB			1B FC4-6 1B	3	2	1	0	1	1	1
Ron Santo, R (1, 5) OBP: 0.342, SLG: 0.421	K			5-3		1-H 2B			K	4	0	1	1	0	2	2
Jim Hickman, R (1, 3) OBP: 0.425, SLG: 0.606		K		HR		P4			1-3 FC4-6 1B	4	1	2	1	0	1	1
Johnny Callison, L (1, 9) OBP: 0.343, SLG: 0.441		F7		3-1			F2		FC4-6 1-2f 3-H	4	0	0	1	0	0	1
Jack Hiatt, R (1, 2) OBP: 0.398, SLG: 0.310		1-3			L6		K		K	4	0	0	0	0	2	1
Cleo James, R (1, 8) OBP: 0.314, SLG: 0.300			F9		F7		P4			3	0	0	0	0	0	0
Bill Hands, R (1, 1) OBP: 0.269, SLG: 0.100 Phil Regan, R (8, 1)			4-3		K			5-3		3 0	0 0	0 0	0 0	0 0	1 0	0 0
Inning Stats	R: 0 E: 0 K: 2 S: 8 H: 1 LOB: 1 BB: 0 P: 8	R: 0 E: 0 K: 1 S: 5 H: 0 LOB: 0 BB: 0 P: 5	R: 0 E: 0 K: 0 S: 4 H: 1 LOB: 1 BB: 0 P: 4	R: 1 E: 0 K: 0 S: 4 H: 1 LOB: 0 BB: 0 P: 4	R: 0 E: 0 K: 1 S: 5 H: 0 LOB: 0 BB: 0 P: 5	R: 1 E: 0 K: 1 S: 6 H: 1 LOB: 1 BB: 1 P: 10	R: 0 E: 0 K: 1 S: 5 H: 0 LOB: 0 BB: 0 P: 5	R: 0 E: 0 K: 0 S: 3 H: 0 LOB: 0 BB: 0 P: 3	R: 1 E: 0 K: 2 S: 9 H: 2 LOB: 1 BB: 0 P: 9	1B: 3 2B: 2 3B: 0 HR: 1 SF: 0 SAC: 0 DP: 0 HBP: 0						

PITCHER		IP	WLS	BF	H	R	ER	SO	BB	IBB	HBP	BLK	WP	HR	S	P	ERA	WHIP
Tom Seaver, R ERA: 2.01	(1, 1)	8.0	L	29	4	2	2	6	1	0	0	0	0	1	40	44	2.25	0.625
Ron Taylor, R ERA: 3.18	(9, 1)	1.0		5	2	1	1	2	0	0	0	0	0	0	9	9	9.00	2.000

PITCHER		IP	WLS	BF	H	R	ER	SO	BB	IBB	HBP	BLK	WP	HR	S	P	ERA	WHIP

TOP

Chicago Cubs @ New York Mets

Shea Stadium, Flushing, NY

Sun May 24 1970, 3:33 AM EDT

Overcast - 68 F

livebaseballscorecards.com

AB	33
R	3
H	6
RBI	3
BB	1
SO	8
LOB	7

PA: 34

WP: 0
PB: 0
SB: 0
CS: 0

Chicago Cubs @ New York Mets

Shea Stadium, Flushing, NY

Sun May 24 1970, 3:33 AM EDT

Overcast - 68 F

livebaseballscorecards.com

BOTTOM

Batter	1	2	3	4	5	6	7	8	9	AB	R	H	RBI	BB	SO	LOB
Tommie Agee, R (1, 8) OBP: 0.322, SLG: 0.366	6-3		6-3			6-3 2B		SF9 BB 1-2 1B		4	0	2	0	0	0	0
Bud Harrelson, S (1, 6) OBP: 0.388, SLG: 0.392	4-3			4-3		6-3 2-3		BBBB L3 1-2 2-3 BB		3	0	0	0	1	0	1
Cleon Jones, R (1, 7) OBP: 0.268, SLG: 0.262	6-3			BBB FC4-6 BB		6-3		SF9 2-3 3-H		2	0	0	1	1	0	1
Art Shamsky, L (1, 3) OBP: 0.423, SLG: 0.575		1B		FC4-6 1-2f			G3 1B	L3 1-2		4	0	2	0	0	0	3
Ken Boswell, L (1, 4) OBP: 0.352, SLG: 0.380		F8		4-3			G3 1-2		BBBB BB	3	0	0	0	1	0	3
Wayne Garrett, L (1, 5) OBP: 0.380, SLG: 0.462		L7			3-1		BBBB BB		L9	3	0	0	0	1	0	2
Ron Swoboda, R (1, 9) OBP: 0.381, SLG: 0.395		F7			SSS K		SSS K		SSS K	4	0	0	0	0	3	4
Duffy Dyer, R (1, 2) OBP: 0.301, SLG: 0.190 Ed Kranepool, L (7, PH) OBP: 0.267, SLG: 0.154 Jerry Grote, R (8, 2) OBP: 0.217, SLG: 0.329 Donn Clendenon, R (9, PH) OBP: 0.344, SLG: 0.552			L8		SSS K		4-3		F8	2 1 0 1	0 0 0 0	0 0 0 0	0 0 0 0	1 0 0 0	0 2 0 1	0 0 0 1
Tom Seaver, R (1, 1) OBP: 0.194, SLG: 0.200 Mike Jorgensen, L (8, PH) OBP: 0.304, SLG: 0.354 Ron Taylor, R (9, 1)			5-3			SSS K		BB 1B SF9 1B		2 1 0	0 1 0	0 1 0	0 1 0	1 0 0	0 0 0	0 0 0

Inning Stats	1	2	3	4	5	6	7	8	9
	R: 0 H: 0 E: 0 LOB: 0 K: 0 BB: 0 S: 3 P: 3	R: 0 H: 1 E: 0 LOB: 1 K: 0 BB: 0 S: 4 P: 4	R: 0 H: 0 E: 0 LOB: 0 K: 0 BB: 0 S: 3 P: 3	R: 0 H: 0 E: 0 LOB: 1 K: 0 BB: 1 S: 3 P: 7	R: 0 H: 0 E: 0 LOB: 0 K: 2 BB: 0 S: 7 P: 7	R: 0 H: 1 E: 0 LOB: 1 K: 1 BB: 0 S: 6 P: 6	R: 0 H: 1 E: 0 LOB: 2 K: 1 BB: 1 S: 6 P: 10	R: 1 H: 2 E: 0 LOB: 1 K: 0 BB: 1 S: 4 P: 8	R: 0 H: 0 E: 0 LOB: 1 K: 1 BB: 1 S: 5 P: 9

1B: 4 SF: 1
2B: 2 SAC: 0
3B: 0 DP: 1
HR: 0 HBP: 0

WP: 0 PA: 35
PB: 0
SB: 0
CS: 0

	AB	30
	R	1
	H	5
	RBI	1
	BB	4
	SO	5
	LOB	17

PITCHER		IP	WLS	BF	H	R	ER	SO	BB	IBB	HBP	BLK	WP	HR	S	P	ERA	WHIP
Bill Hands, R ERA: 2.82	(1, 1)	7.0	W	29	5	1	1	4	3	0	0	0	0	0	34	46	1.29	1.143
Phil Regan, R ERA: 2.67	(8, 1)	2.0	S	6	0	0	0	1	1	0	0	0	0	0	7	11	0.00	0.500

PITCHER	IP	WLS	BF	H	R	ER	SO	BB	IBB	HBP	BLK	WP	HR	S	P	ERA	WHIP

Batter	1	2	3	4	5	6	7	8	9	AB	R	H	RBI	BB	SO	LOB
Don Kessinger, S (1, 6) OBP: 0.375, SLG: 0.437	0-0 WP BB BB 1B	3-1			5-3		4-3			4	1	1	0	0	0	0
Glenn Beckert, R (1, 4) OBP: 0.343, SLG: 0.353	4-0 BB BB 1-2 BB		F8		BB			F9		2	0	0	0	2	0	0
Billy Williams, L (1, 7) OBP: 0.349, SLG: 0.593	0-3 K 2-3		FC4-6 1B		F7			G3		4	0	1	0	0	1	3
Ron Santo, R (1, 5) OBP: 0.333, SLG: 0.410	0-3 K		0-0 FC4-6 1-2f			6-3		L8		4	0	0	0	0	1	3
Jim Hickman, R (1, 3) OBP: 0.419, SLG: 0.588	4-0 BB 1-2 BB		0-3 K			F7			F2	3	0	0	0	1	1	1
Johnny Callison, L (1, 9) OBP: 0.347, SLG: 0.434	4-0 1-2 2-3 3-H BB			F7		4-0 BB			F7	2	0	0	1	2	0	0
Jack Hiatt, R (1, 2) OBP: 0.385, SLG: 0.297	0-0 G3			0-3 K		F8			0-3 K	3	0	0	0	0	1	4
Willie Smith, L (9, PH) OBP: 0.257, SLG: 0.375										1	0	0	0	0	1	0
Cleo James, R (1, 8) OBP: 0.289, SLG: 0.273		0-0 P4		0-0 F5			0-3 K			3	0	0	0	0	1	0
Joe Decker, R (1, 1) OBP: 0.235, SLG: 0.412		0-0 4-3			0-3 K		0-3 K			2	0	0	0	0	1	0
Jimmie Hall, L (7, PH) OBP: 0.105, SLG: 0.056										1	0	0	0	0	1	0
Jim Colborn, R (7, 1)										0	0	0	0	0	0	0
Inning Stats	R: 1 E: 0 K: 2 S: 8 H: 1 LOB: 3 BB: 3 P: 20	R: 0 E: 0 K: 0 S: 3 H: 0 LOB: 0 BB: 0 P: 3	R: 0 E: 0 K: 1 S: 6 H: 1 LOB: 1 BB: 0 P: 6	R: 0 E: 0 K: 1 S: 5 H: 0 LOB: 0 BB: 0 P: 5	R: 0 E: 0 K: 1 S: 5 H: 0 LOB: 1 BB: 1 P: 9	R: 0 E: 0 K: 0 S: 3 H: 0 LOB: 1 BB: 1 P: 7	R: 0 E: 0 K: 2 S: 7 H: 0 LOB: 0 BB: 0 P: 7	R: 0 E: 0 K: 0 S: 3 H: 0 LOB: 0 BB: 0 P: 3	R: 0 E: 0 K: 1 S: 5 H: 0 LOB: 0 BB: 0 P: 5	1B: 2 2B: 0 3B: 0 HR: 0	SF: 0 SAC: 0 DP: 0 HBP: 0						

Chicago Cubs @ New York Mets

Shea Stadium, Flushing, NY

Sun May 24 1970, 3:38 AM EDT

Att. 53,284 - Overcast

TOP

livebaseballscorecards.com

AB	29
R	1
H	2
RBI	1
BB	5
SO	8
LOB	11

WP: 1 PB: 0 SB: 0 CS: 0 PA: 34

PITCHER	IP	WLS	BF	H	R	ER	SO	BB	IBB	HBP	BLK	WP	HR	S	P	ERA	WHIP
Nolan Ryan, R (1, 1) ERA: 2.78	9.0	W	34	2	1	1	8	5	0	0	0	1	0	45	65	1.00	0.778

PITCHER	IP	WLS	BF	H	R	ER	SO	BB	IBB	HBP	BLK	WP	HR	S	P	ERA	WHIP

Batter	1	2	3	4	5	6	7	8	9	AB	R	H	RBI	BB	SO	LOB
Tommie Agee, R (1, 8) OBP: 0.315, SLG: 0.357	K		K	K			6-3			4	0	0	0	0	3	2
Bud Harrelson, S (1, 6) OBP: 0.396, SLG: 0.410	1B		S, BB		K		3B			3	0	2	0	1	1	0
Ken Boswell, L (1, 4) OBP: 0.349, SLG: 0.368	F8		1-2, BB		2-3		4-3			3	0	0	0	1	0	2
Al Weis, S (9, 4) OBP: 0.310, SLG: 0.333										0	0	0	0	0	0	0
Art Shamsky, L (1, 7) OBP: 0.417, SLG: 0.564	F7		F8		K			E, SF8, 1B		4	0	1	0	0	1	3
Cleon Jones, R (8, PR) (9, 7) OBP: 0.268, SLG: 0.262										0	1	0	0	0	0	0
Donn Clendenon, R (1, 3) OBP: 0.340, SLG: 0.538		2B, 1B	1-3			K		K		4	1	1	0	0	2	3
Wayne Garrett, L (1, 5) OBP: 0.389, SLG: 0.452		P4		FC3-6, 1B, 1B		BB		E3, 1-3		3	0	1	0	1	0	2
Ron Swoboda, R (1, 9) OBP: 0.386, SLG: 0.417		1-H, SF9, 2B		1-2, FC3-6, 1B		F8		SF8, 3-H		3	1	2	2	0	0	1
Jerry Grote, R (1, 2) OBP: 0.207, SLG: 0.316		SF9, 3-H		P6		G3		4-3		3	0	0	1	0	0	4
Nolan Ryan, R (1, 1) OBP: 0.118, SLG: 0.118		K		1-2f, 2-3, FC3-6			K			3	0	0	0	0	2	2
Inning Stats	R: 0 H: 1 E: 0 LOB: 1 K: 1 BB: 0 S: 6 P: 6	R: 2 H: 2 E: 0 LOB: 0 K: 1 BB: 0 S: 7 P: 7	R: 0 H: 0 E: 0 LOB: 2 K: 1 BB: 2 S: 5 P: 13	R: 0 H: 2 E: 0 LOB: 2 K: 1 BB: 0 S: 7 P: 7	R: 0 H: 0 E: 0 LOB: 0 K: 2 BB: 0 S: 7 P: 7	R: 0 H: 0 E: 0 LOB: 1 K: 1 BB: 1 S: 5 P: 9	R: 0 H: 1 E: 0 LOB: 1 K: 1 BB: 0 S: 6 P: 6	R: 1 H: 1 E: 1 LOB: 1 K: 1 BB: 0 S: 7 P: 7		1B: 5 SF: 2 2B: 1 SAC: 0 3B: 1 DP: 0 HR: 0 HBP: 0						

PITCHER	IP	WLS	BF	H	R	ER	SO	BB	IBB	HBP	BLK	WP	HR	S	P	ERA	WHIP
Joe Decker, R (1, 1) ERA: 3.2	6.0	L	26	5	2	2	7	3	0	0	0	0	0	37	49	3.00	1.333
Jim Colborn, R (7, 1) ERA: 2.04	2.0		9	2	1	0	2	0	0	0	0	0	0	13	13	0.00	1.000

PITCHER	IP	WLS	BF	H	R	ER	SO	BB	IBB	HBP	BLK	WP	HR	S	P	ERA	WHIP

BOTTOM

Chicago Cubs @ New York Mets

Shea Stadium, Flushing, NY

Sun May 24 1970, 3:38 AM EDT

Att. 53,284 - Overcast

livebaseballscorecards.com

AB	30
R	3
H	7
RBI	3
BB	3
SO	9
LOB	19

1B: 5	SF: 2	WP: 0	PA: 35
2B: 1	SAC: 0	PB: 0	
3B: 1	DP: 0	SB: 1	
HR: 0	HBP: 0	CS: 0	

Batter	1	2	3	4	5	6	7	8	9	AB	R	H	RBI	BB	SO	LOB
Jose Cardenal, R (1, 8) OBP: 0.324, SLG: 0.378	F8		6-3		G3			SH5-3 1B		4	1	1	0	0	0	1
Julian Javier, R (1, 4) OBP: 0.275, SLG: 0.292	5-3		F7			P4		SH5-3 1-2		3	0	0	0	0	0	0
Lou Brock, L (1, 7) OBP: 0.349, SLG: 0.394	K			6-3		1B		2-H 1B		4	0	2	1	0	1	0
Dick Allen, R (1, 3) OBP: 0.389, SLG: 0.675		K		F2		K		K		4	0	0	0	0	3	2
Joe Torre, R (1, 2) OBP: 0.378, SLG: 0.484		1B 1B		2B		F8		K		4	0	2	0	0	1	2
Carl Taylor, R (1, 9) OBP: 0.324, SLG: 0.305		1-2 1B		K			E6 FC6-4		6-3	4	0	1	0	0	1	1
Phil Gagliano, R (1, 5) OBP: 0.219, SLG: 0.194		F8			FC6-4 1B		FC6-4 1-2f		5-3	4	0	1	0	0	0	3
Dal Maxvill, R (1, 6) OBP: 0.330, SLG: 0.192 Cookie Rojas, R (7, PH) OBP: 0.184, SLG: 0.111 Sal Campisi, R (7, 1) Frank Linzy, R (8, 1) Leron Lee, L (9, PH) OBP: 0.328, SLG: 0.381		F8			FC6-4 SH1-4 1-2f		K		F8	2 1 0 0 1	0 0 0 0 0	0 0 0 0 0	0 0 0 0 0	0 1 0 0 0	0 1 0 0 0	3 1 0 0 0
Mike Torrez, R (1, 1) OBP: 0.273, SLG: 0.286 Mike Shannon, R (7, PH) OBP: 0.071, SLG: 0.074 Milt Ramirez, R (7, 6) OBP: 0.188, SLG: 0.103			6-3		SH1-4 1-2		F8			1 1 0	0 0 0	0 0 0	0 0 0	0 0 0	0 0 0	0 1 0
Inning Stats	R: 0 E: 0 K: 1 S: 5 H: 0 LOB: 0 BB: 0 P: 5	R: 0 E: 0 K: 1 S: 7 H: 2 LOB: 2 BB: 0 P: 7	R: 0 E: 0 K: 0 S: 3 H: 0 LOB: 0 BB: 0 P: 3	R: 0 E: 0 K: 1 S: 6 H: 1 LOB: 1 BB: 0 P: 6	R: 0 E: 0 K: 0 S: 4 H: 1 LOB: 1 BB: 0 P: 4	R: 0 E: 0 K: 1 S: 6 H: 1 LOB: 1 BB: 0 P: 6	R: 0 E: 1 K: 1 S: 6 H: 0 LOB: 1 BB: 0 P: 6	R: 1 E: 0 K: 2 S: 9 H: 2 LOB: 1 BB: 0 P: 9	R: 0 E: 0 K: 0 S: 3 H: 0 LOB: 0 BB: 0 P: 3	1B: 6 2B: 1 3B: 0 HR: 0 SF: 0 SAC: 2 DP: 0 HBP: 0						

PITCHER	IP	WLS	BF	H	R	ER	SO	BB	IBB	HBP	BLK	WP	HR	S	P	ERA	WHIP
Ray Sadecki, L (1, 1) ERA: 3.21	9.0	W	35	7	1	1	7	0	0	0	0	0	0	49	49	1.00	0.778

PITCHER	IP	WLS	BF	H	R	ER	SO	BB	IBB	HBP	BLK	WP	HR	S	P	ERA	WHIP

St. Louis Cardinals @ New York Mets

Shea Stadium, Flushing, NY

Tue May 26 1970, 7:05 PM EDT

Att. 13,473 - Unknown

TOP

livebaseballscorecards.com

AB	33
R	1
H	7
RBI	1
BB	0
SO	7
LOB	14

WP: 0 PB: 0 SB: 0 CS: 0 PA: 35

Batter	1	2	3	4	5	6	7	8	9	AB	R	H	RBI	BB	SO	LOB
Tommie Agee, R (1, 8) OBP: 0.319, SLG: 0.360	CS 1B		4-3		K			F8 BB SF7 1B		4	1	2	0	0	1	0
Bud Harrelson, S (1, 6) OBP: 0.403, SLG: 0.408	1-2 BB			L7	BB			SF7 F8 1B 1-2 BB		1	1	0	0	3	0	0
Cleon Jones, R (1, 7) OBP: 0.260, SLG: 0.254	K			P4	4-3			F8 1-2 2-3		4	0	0	0	0	1	4
Art Shamsky, L (1, 3) OBP: 0.420, SLG: 0.558 Mike Jorgensen, L (8, PR) (9, 3) OBP: 0.304, SLG: 0.354	L7			1B 1B		L3		SF7 1B IBB		3 0	1 1	1 0	0 0	1 0	0 0	1 0
Ken Boswell, L (1, 4) OBP: 0.345, SLG: 0.367		F9		BB 1-3 1B		L9		SF7 1-2 2-3 3-H		3	1	1	1	0	0	0
Wayne Garrett, L (1, 5) OBP: 0.397, SLG: 0.432		F8		1B 1-2 BB		K		1B IBB		2	0	0	0	2	1	0
Ron Swoboda, R (1, 9) OBP: 0.390, SLG: 0.420		K		1-3 2-H 3-H 1B		5-3		FC6-4 1-3 2-H 3-H 1B		4	0	2	4	0	1	0
Jerry Grote, R (1, 2) OBP: 0.198, SLG: 0.301			1-3	1-3		P6		FC6-4 1-2f		4	0	0	0	0	0	4
Ray Sadecki, L (1, 1)			4-3		6-3			G3		3	0	0	0	0	0	0
Inning Stats	R: 0 H: 1 E: 0 LOB: 1 K: 1 BB: 1 S: 5 P: 9	R: 0 H: 0 E: 0 LOB: 0 K: 1 BB: 0 S: 5 P: 5	R: 0 H: 0 E: 0 LOB: 0 K: 0 BB: 0 S: 3 P: 3	R: 2 H: 3 E: 0 LOB: 2 K: 0 BB: 1 S: 6 P: 10	R: 0 H: 0 E: 0 LOB: 1 K: 1 BB: 1 S: 5 P: 9	R: 0 H: 0 E: 0 LOB: 0 K: 1 BB: 0 S: 5 P: 5	R: 0 H: 0 E: 0 LOB: 0 K: 0 BB: 0 S: 3 P: 3	R: 3 H: 2 E: 0 LOB: 2 K: 0 BB: 3 S: 5 P: 17		1B: 6 SF: 1 2B: 0 SAC: 0 3B: 0 DP: 0 HR: 0 HBP: 0						

PITCHER		IP	WLS	BF	H	R	ER	SO	BB	IBB	HBP	BLK	WP	HR	S	P	ERA	WHIP
Mike Torrez, R ERA: 2.87	(1, 1)	6.0	L	24	4	2	2	4	3	0	0	0	0	0	29	41	3.00	1.167
Sal Campisi, R ERA: 2.86	(7, 1)	1.1		7	1	3	3	0	1	1	0	0	0	0	5	13	20.25	1.500
Frank Linzy, R ERA: 6.4	(8, 1)	0.2		4	1	0	0	0	0	1	0	0	0	0	3	7	0.00	1.500

PITCHER	IP	WLS	BF	H	R	ER	SO	BB	IBB	HBP	BLK	WP	HR	S	P	ERA	WHIP

BOTTOM

St. Louis Cardinals @ New York Mets

Shea Stadium, Flushing, NY

Tue May 26 1970, 7:05 PM EDT

Att. 13,473 - Unknown

St.

livebaseballscorecards.com

AB	28
R	5
H	6
RBI	5
BB	6
SO	4
LOB	9

Batter	1	2	3	4	5	6	7	8	9	AB	R	H	RBI	BB	SO	LOB
Vic Davalillo, L (1, 8) OBP: 0.241, SLG: 0.429	S S S 0-3 ① K		S S S 0-3 ③ K			x 0-0 ① F7		x 0-0 ②③ G6-3 1-2f		4	0	0	0	0	2	2
Leron Lee, L (1, 9) OBP: 0.318, SLG: 0.368	S S S 0-3 ② K			S S S 0-3 ① K		x 0-0 ② 6-3			S S S 0-3 ① K	4	0	0	0	0	3	0
Dick Allen, R (1, 3) OBP: 0.380, SLG: 0.658	x 0-0 ③ 6-3			x 0-0 ② F8		x 0-0 ③ L4			x 0-0 ② P4	4	0	0	0	0	0	0
Joe Torre, R (1, 2) OBP: 0.375, SLG: 0.475		x 0-0 ① F9		B B B 4-0 BB			x 0-0 ① P4		x 0-0 E5	3	0	0	0	1	0	0
Joe Hague, L (1, 7) OBP: 0.437, SLG: 0.465		x 0-0 ② F9		x 0-0 ③ F3			x 0-0 ② 3-1		x 0-0 ③ 4-3	4	0	0	0	0	0	2
Julian Javier, R (1, 4) OBP: 0.276, SLG: 0.287		x 0-0 ③ 6-3			S S S 0-3 ① K		B B B 4-0 BB			2	0	0	0	1	1	0
Mike Shannon, R (1, 5) OBP: 0.097, SLG: 0.133			x 0-0 2B		x 0-0 ② 6-3		x 0-0 ③ P4			3	0	1	0	0	0	1
Dal Maxvill, R (1, 6) OBP: 0.333, SLG: 0.200 Phil Gagliano, R (8, PH) OBP: 0.212, SLG: 0.188 Chuck Taylor, R (8, 1)			S S S 0-3 ① K		x 0-0 1B			x 0-0 ① P5		2 1 0	0 0 0	1 0 0	0 0 0	0 0 0	1 0 0	1 0 0
Steve Carlton, L (1, 1) OBP: 0.100, SLG: 0.100 Lou Brock, L (8, PH) OBP: 0.353, SLG: 0.399 Milt Ramirez, R (8, PR) OBP: 0.188, SLG: 0.103 (8, 6)			S S S 0-3 ② K		S S S 0-3 ③ K			x 0-0 G6-3 1B		2 1 0	0 0 0	0 1 0	0 0 0	0 0 0	2 0 0	2 0 0
Inning Stats	R: 0 H: 0 E: 0 LOB: 0 K: 2 BB: 0 S: 7 P: 7	R: 0 H: 0 E: 0 LOB: 0 K: 0 BB: 0 S: 3 P: 3	R: 0 H: 1 E: 0 LOB: 1 K: 3 BB: 0 S: 10 P: 10	R: 0 H: 0 E: 0 LOB: 1 K: 1 BB: 1 S: 5 P: 9	R: 0 H: 1 E: 0 LOB: 1 K: 2 BB: 0 S: 8 P: 8	R: 0 H: 0 E: 0 LOB: 0 K: 0 BB: 0 S: 3 P: 3	R: 0 H: 0 E: 0 LOB: 1 K: 0 BB: 1 S: 3 P: 7	R: 0 H: 1 E: 0 LOB: 1 K: 0 BB: 0 S: 3 P: 3	R: 0 H: 0 E: 1 LOB: 1 K: 1 BB: 0 S: 6 P: 6	1B: 2 SF: 0 2B: 1 SAC: 0 3B: 0 DP: 1 HR: 0 HBP: 0						

PITCHER		IP	WLS	BF	H	R	ER	SO	BB	IBB	HBP	BLK	WP	HR	S	P	ERA	WHIP
Gary Gentry, R ERA: 2.63	(1, 1)	9.0	W	32	3	0	0	9	2	0	0	0	0	0	48	56	0.00	0.556

PITCHER		IP	WLS	BF	H	R	ER	SO	BB	IBB	HBP	BLK	WP	HR	S	P	ERA	WHIP

TOP

St. Louis Cardinals @ New York Mets

Shea Stadium, Flushing, NY

Wed May 27 1970, 7:05 PM EDT

Att. 28,597 - Unknown

livebaseballscorecards.com

AB	30
R	0
H	3
RBI	0
BB	2
SO	9
LOB	8

WP: 0 PA: 32
PB: 0
SB: 0
CS: 0

Batter	1	2	3	4	5	6	7	8	9	AB	R	H	RBI	BB	SO	LOB
Cleon Jones, R (1, 7) OBP: 0.267, SLG: 0.262	G3		E1 1B	1-3 2-H 3-H 1B		G3				4	0	2	2	0	0	0
Bud Harrelson, S (1, 6) OBP: 0.405, SLG: 0.403	BB		P4	F8			FC6-4 BB			2	0	0	0	2	0	3
Tommie Agee, R (1, 8) OBP: 0.323, SLG: 0.356	K		BB		1B BB		FC6-4 1B 1-2f S			2	1	0	0	2	1	2
Donn Clendenon, R (1, 3) OBP: 0.347, SLG: 0.537 Mike Jorgensen, L (8, 3) OBP: 0.304, SLG: 0.354	K		K		1-2 1B		S 1-2 1B			4 0	0 0	2 0	0 0	0 0	2 0	3 0
Ron Swoboda, R (1, 9) OBP: 0.376, SLG: 0.402		K		6-3	K		1-3 2-H			4	0	0	0	0	3	3
Joe Foy, R (1, 5) OBP: 0.362, SLG: 0.328		F4		1B 1B BB	P4		6-3			3	1	0	0	1	0	3
Jerry Grote, R (1, 2) OBP: 0.211, SLG: 0.302		BB		1-3 1B	F8			2-3		3	1	1	0	1	0	2
Al Weis, S (1, 4) OBP: 0.304, SLG: 0.308		F7		1B IBB		K		4-3		3	0	0	0	1	1	1
Gary Gentry, R (1, 1) OBP: 0.115, SLG: 0.042			K	K		K		K		4	0	0	0	0	4	3
Inning Stats	R: 0 E: 0 K: 2 S: 7 H: 0 LOB: 1 BB: 1 P: 11	R: 0 E: 0 K: 1 S: 5 H: 0 LOB: 1 BB: 1 P: 9	R: 0 E: 1 K: 2 S: 8 H: 1 LOB: 2 BB: 1 P: 12	R: 2 E: 0 K: 1 S: 7 H: 2 LOB: 2 BB: 2 P: 15	R: 0 E: 0 K: 1 S: 6 H: 1 LOB: 2 BB: 1 P: 10	R: 0 E: 0 K: 2 S: 7 H: 0 LOB: 0 BB: 0 P: 7	R: 1 E: 0 K: 1 S: 6 H: 1 LOB: 1 BB: 1 P: 10	R: 0 E: 0 K: 1 S: 5 H: 0 LOB: 0 BB: 0 P: 5		1B: 5 2B: 0 3B: 0 HR: 0	SF: 0 SAC: 0 DP: 0 HBP: 0					WP: 0 PB: 0 SB: 4 CS: 0	PA: 36

PITCHER		IP	WLS	BF	H	R	ER	SO	BB	IBB	HBP	BLK	WP	HR	S	P	ERA	WHIP
Steve Carlton, L ERA: 3.8	(1, 1)	7.0	L	33	5	3	3	10	6	1	0	0	0	0	46	74	3.86	1.571
Chuck Taylor, R ERA: 2.08	(8, 1)	1.0		3	0	0	0	1	0	0	0	0	0	0	5	5	0.00	0.000

PITCHER	IP	WLS	BF	H	R	ER	SO	BB	IBB	HBP	BLK	WP	HR	S	P	ERA	WHIP

BOTTOM

St. Louis Cardinals @ New York Mets

Shea Stadium, Flushing, NY

Wed May 27 1970, 7:05 PM EDT

Att. 28,597 - Unknown

livebaseballscorecards.com

AB	29
R	3
H	5
RBI	2
BB	7
SO	11
LOB	20

Batter	1	2	3	4	5	6	7	8	9	AB	R	H	RBI	BB	SO	LOB
Vic Davalillo, L (1, 8) OBP: 0.265, SLG: 0.438	BBBB 4-0 BB 1B BB	x 0-0 ①② F7 1-2			x 0-0 4-3 SF7 2B	x 0-0 E5 G6-4-3 1-2 2-3		x 0-0 ③ F7		4	2	1	0	1	0	4
Julian Javier, R (1, 4) OBP: 0.281, SLG: 0.286	BBBB 4-0 1B 1B 1-2 BB	x 0-0 ③ 1-3			x 0-0 ① 4-3 2-3	x 0-0 ②③ G6-4-3 1-2f			x 0-0 2B 1B 1B	4	2	1	0	1	0	4
Lou Brock, L (1, 7) OBP: 0.348, SLG: 0.394	SSS 0-3 ① K		x 0-0 ① 4-3		x 0-0 ② SF7 3-H		x 0-0 G5-4-3 1B		x 0-0 ① F8	4	0	1	1	0	1	3
Dick Allen, R (1, 3) OBP: 0.386, SLG: 0.669	x 0-0 BB 1B 1-3 2-H 1B		x 0-0 ② F2		x 0-0 2B		x 0-0 ①② G5-4-3 1-2f		x 0-0 1B 1-3 2B	5	2	3	1	0	0	1
Joe Torre, R (1, 2) OBP: 0.381, SLG: 0.469	BBBB 4-0 1B 4-3 1-2 BB		BBBB 4-0 BB		x 0-0 ③ 4-3		SSS 0-3 ③ K		III 4-0 1B FC9-3-2 IBB	2	1	0	0	3	1	1
Joe Hague, L (1, 9) OBP: 0.450, SLG: 0.509	x 0-0 4-3 1-3 2-H 3-H 1B		x 0-0 ③ 4-3			x 0-0 1B 1B 1B		x 0-0 HR	x 0-0 1-3 2-H 3-H 1B	5	2	4	5	0	0	1
Mike Shannon, R (1, 5) OBP: 0.111, SLG: 0.118	x 0-0 ② 4-3 2-3 3-H			SSS 0-3 ① K		x 0-0 ① F9		BBBB 4-0 SH2-3 BB	x 0-0 ②③ FC9-3-2 3-H	4	0	0	1	1	1	4
Dal Maxvill, R (1, 6) OBP: 0.330, SLG: 0.202	x 0-0 ③ 6-3			x 0-0 ② F9		x 0-0 E 1B 1-3 1B		SSS 0-3 ① K		4	0	1	0	0	1	2
Bob Gibson, R (1, 1) OBP: 0.367, SLG: 0.357		x 0-0 CS 1B		x 0-0 ③ F8		x 0-0 E 1-2 3-H 1B		x 0-0 ② SH2-3 1-2		3	0	2	1	0	0	0
Inning Stats	R: 4 H: 2 E: 0 LOB: 1 K: 1 BB: 3 S: 7 P: 19	R: 0 H: 1 E: 0 LOB: 0 K: 0 BB: 0 S: 3 P: 3	R: 0 H: 0 E: 0 LOB: 1 K: 0 BB: 1 S: 3 P: 7	R: 0 H: 0 E: 0 LOB: 0 K: 1 BB: 0 S: 5 P: 5	R: 1 H: 2 E: 0 LOB: 1 K: 0 BB: 0 S: 5 P: 5	R: 1 H: 3 E: 1 LOB: 2 K: 0 BB: 0 S: 6 P: 6	R: 0 H: 1 E: 0 LOB: 0 K: 1 BB: 0 S: 5 P: 5	R: 1 H: 1 E: 0 LOB: 1 K: 1 BB: 1 S: 6 P: 10	R: 2 H: 3 E: 0 LOB: 1 K: 0 BB: 1 S: 5 P: 9	1B: 9 SF: 1 2B: 4 SAC: 1 3B: 0 DP: 3 HR: 1 HBP: 0						

TOP

St. Louis Cardinals @ New York Mets

Shea Stadium, Flushing, NY

Thu May 28 1970, 3:33 AM EDT

Att. 20,919 - Unknown

livebaseballscorecards.com

AB	35
R	9
H	13
RBI	9
BB	6
SO	4
LOB	20

WP: 0 PA: 43
PB: 0
SB: 0
CS: 1

PITCHER		IP	WLS	BF	H	R	ER	SO	BB	IBB	HBP	BLK	WP	HR	S	P	ERA	WHIP
Jim McAndrew, R ERA: 9.35	(1, 1)	0.1	L	5	1	4	4	1	3	0	0	0	0	0	4	16	108.00	12.000
Don Cardwell, R ERA: 5.5	(1, 1)	4.2		18	4	1	1	1	1	0	0	0	0	0	19	23	1.93	1.071
Cal Koonce, R ERA: 3.6	(6, 1)	2.0		9	4	1	1	1	0	0	0	0	0	0	11	11	4.50	2.000
Tug McGraw, L ERA: 4.87	(8, 1)	2.0		11	4	3	3	1	1	1	0	0	0	1	11	19	13.50	2.500

PITCHER	IP	WLS	BF	H	R	ER	SO	BB	IBB	HBP	BLK	WP	HR	S	P	ERA	WHIP

BOTTOM

Batter	1	2	3	4	5	6	7	8	9	AB	R	H	RBI	BB	SO	LOB
Cleon Jones, R (1, 7) OBP: 0.265, SLG: 0.259	F8		F9			6-3	G3 (1-2)		1B	5	0	1	0	0	0	1
Wayne Garrett, L (1, 5) OBP: 0.381, SLG: 0.408	G3			K		BB, 1B, 1B	4-3		K	5	1	1	0	0	2	2
Tommie Agee, R (1, 8) OBP: 0.326, SLG: 0.359	K			K		1B, BB (1-2)		1B, SF7		4	1	2	0	0	2	0
Art Shamsky, L (1, 3) OBP: 0.422, SLG: 0.552		P6		4-3		BBBB, 1B (1-2, 2-3)		1B (1-3)		3	0	1	0	1	0	0
Ken Boswell, L (1, 4) OBP: 0.359, SLG: 0.396		2B			S, 1B	FC4-6, 1B (1-2, 2-3, 3-H)		SF7 (3-H)		3	0	3	2	0	0	0
Ron Swoboda, R (1, 9) OBP: 0.363, SLG: 0.385		6-3			K (1-2)	K		F7		4	0	0	0	0	2	6
Jerry Grote, R (1, 2) OBP: 0.212, SLG: 0.292		6-3			BB	FC4-6 (1-2f)		K		3	0	0	0	1	1	5
Al Weis, S (1, 6) OBP: 0.300, SLG: 0.302			5-3		K		G3, 1B		P6	4	0	1	0	0	1	2
Jim McAndrew, R (1, 1) OBP: 0.200, SLG: 0.400 Don Cardwell, R (1, 1) Ed Kranepool, L (5, PH) OBP: 0.258, SLG: 0.148 Cal Koonce, R (6, 1) Mike Jorgensen, L (7, PH) OBP: 0.286, SLG: 0.347 Tug McGraw, R (8, 1) OBP: 0.500, SLG: 0.500 Donn Clendenon, R (9, PH) OBP: 0.343, SLG: 0.531			K		4-3		K		K	0 1 1 0 1 0 1	0 0 0 0 0 0 0	0 0 0 0 0 0 0	0 0 0 0 0 0 0	0 1 0 0 0 0 0	0 0 2 0 0 1 1	0 0 0 0 0 0 0
Inning Stats	R: 0 E: 0 K: 1 S: 5 H: 0 LOB: 0 BB: 0 P: 5	R: 0 E: 0 K: 0 S: 4 H: 1 LOB: 1 BB: 0 P: 4	R: 0 E: 0 K: 1 S: 5 H: 0 LOB: 0 BB: 0 P: 5	R: 0 E: 0 K: 2 S: 7 H: 0 LOB: 0 BB: 0 P: 7	R: 0 E: 0 K: 2 S: 8 H: 1 LOB: 2 BB: 1 P: 12	R: 1 E: 0 K: 1 S: 8 H: 3 LOB: 3 BB: 1 P: 12	R: 0 E: 0 K: 1 S: 6 H: 1 LOB: 1 BB: 0 P: 6	R: 1 E: 0 K: 1 S: 7 H: 2 LOB: 1 BB: 0 P: 7	R: 0 E: 0 K: 2 S: 8 H: 1 LOB: 1 BB: 0 P: 8	1B: 8 2B: 1 3B: 0 HR: 0	SF: 1 SAC: 0 DP: 0 HBP: 0					

PITCHER	IP	WLS	BF	H	R	ER	SO	BB	IBB	HBP	BLK	WP	HR	S	P	ERA	WHIP
Bob Gibson, R (1, 1) ERA: 4.4	9.0	W	38	9	2	2	11	2	0	0	0	0	0	58	66	2.00	1.222

PITCHER	IP	WLS	BF	H	R	ER	SO	BB	IBB	HBP	BLK	WP	HR	S	P	ERA	WHIP

WP: 0 PB: 0 SB: 1 CS: 0 PA: 38

AB	35
R	2
H	9
RBI	2
BB	2
SO	11
LOB	19

St. Louis Cardinals @ New York Mets

Shea Stadium, Flushing, NY

Thu May 28 1970, 3:33 AM EDT

Att. 20,919 - Unknown

livebaseballscorecards.com

Batter	1	2	3	4	5	6	7	8	9	AB	R	H	RBI	BB	SO	LOB
Jesus Alou, R (1, 7) OBP: 0.310, SLG: 0.344	5-3		L6		E9 2B 1B 2-H		4-3		L5	5	1	1	1	0	0	0
Joe Morgan, L (1, 4) OBP: 0.419, SLG: 0.424	F8		2B		BB 2B		K		2B	4	1	2	0	1	1	0
Jimmy Wynn, R (1, 8) OBP: 0.405, SLG: 0.576	K		P6		1B 2B 1-H 2-H		HR		IBB	4	1	2	3	1	1	1
Norm Miller, L (1, 9) OBP: 0.365, SLG: 0.404		BB 1B		2-3	1B 2-3		WP HBP		4-3	3	0	1	0	1	0	2
Denis Menke, R (1, 6) OBP: 0.393, SLG: 0.463		1B 1-2		K	F5		K 1-2			4	0	1	0	0	2	3
Joe Pepitone, L (1, 3) OBP: 0.294, SLG: 0.506		K		3-1	K			F5		4	0	0	0	0	2	4
Doug Rader, R (1, 5) OBP: 0.346, SLG: 0.512		K			HR	6-3		F2		4	1	1	1	0	1	2
Johnny Edwards, L (1, 2) OBP: 0.234, SLG: 0.258		K			SH1-4 E 1B	F8		6-3		4	1	1	0	0	1	2
Tom Griffin, R (1, 1) OBP: 0.133, SLG: 0.143			K		SH1-4 1-2	K			K	1	0	0	0	0	1	0
Jack Billingham, R (5, 1)										2	0	0	0	0	2	0
Inning Stats	R: 0 E: 0 K: 1 S: 5 H: 0 LOB: 0 BB: 0 P: 5	R: 0 E: 0 K: 3 S: 10 H: 1 LOB: 2 BB: 1 P: 14	R: 0 E: 0 K: 1 S: 6 H: 1 LOB: 1 BB: 0 P: 6	R: 0 E: 0 K: 1 S: 5 H: 0 LOB: 0 BB: 0 P: 5	R: 4 E: 1 K: 1 S: 10 H: 5 LOB: 2 BB: 1 P: 14	R: 0 E: 0 K: 1 S: 5 H: 0 LOB: 0 BB: 0 P: 5	R: 1 E: 0 K: 2 S: 8 H: 1 LOB: 1 BB: 0 P: 9	R: 0 E: 0 K: 0 S: 3 H: 0 LOB: 0 BB: 0 P: 3	R: 0 E: 0 K: 1 S: 6 H: 1 LOB: 2 BB: 1 P: 10	1B: 4 2B: 3 3B: 0 HR: 2 SF: 0 SAC: 1 DP: 0 HBP: 1						

PITCHER		IP	WLS	BF	H	R	ER	SO	BB	IBB	HBP	BLK	WP	HR	S	P	ERA	WHIP
Tom Seaver, R ERA: 2.29	(1, 1)	8.0	L	35	8	5	5	10	2	0	1	0	1	2	52	61	5.62	1.250
Tug McGraw, L ERA: 4.64	(9, 1)	1.0		5	1	0	0	1	0	1	0	0	0	0	6	10	0.00	1.000

PITCHER		IP	WLS	BF	H	R	ER	SO	BB	IBB	HBP	BLK	WP	HR	S	P	ERA	WHIP

TOP

Houston Astros @ New York Mets

Shea Stadium, Flushing, NY

Fri May 29 1970, 7:05 PM EDT

Att. 35,753 - Unknown

livebaseballscorecards.com

AB	35
R	5
H	9
RBI	5
BB	3
SO	11
LOB	14

PA: 40

WP: 1
PB: 0
SB: 0
CS: 0

Houston Astros @ New York Mets

Shea Stadium, Flushing, NY

Fri May 29 1970, 7:05 PM EDT

Att. 35,753 - Unknown

livebaseballscorecards.com

BOTTOM

Batter	1	2	3	4	5	6	7	8	9	AB	R	H	RBI	BB	SO	LOB
Cleon Jones, R (1, 7) OBP: 0.264, SLG: 0.259	1-3		K			FC6-4 1B			K	4	0	1	0	0	2	1
Bud Harrelson, S (1, 6) OBP: 0.407, SLG: 0.401	G5-4-3 BB			G6-4-3 1B		FC6-4 G4-3 1-2f			K	3	0	1	0	1	1	1
Tommie Agee, R (1, 8) OBP: 0.320, SLG: 0.351	G5-4-3 1-2f			G6-4-3 1-2f		G4-3 1-2f			1-3	4	0	0	0	0	0	3
Art Shamsky, L (1, 3) OBP: 0.413, SLG: 0.538		K		4-3			F7			3	0	0	0	0	1	0
Ken Boswell, L (1, 4) OBP: 0.350, SLG: 0.385		G3			L3		F7			3	0	0	0	0	0	0
Ron Swoboda, R (1, 9) OBP: 0.353, SLG: 0.374		K			F9		6-3			3	0	0	0	0	1	0
Wayne Garrett, L (1, 5) OBP: 0.379, SLG: 0.392			K		BB 1B			K		2	0	0	0	1	2	0
Jerry Grote, R (1, 2) OBP: 0.216, SLG: 0.293			F8		1-2 1B			K		3	0	1	0	0	1	0
Tom Seaver, R (1, 1) OBP: 0.211, SLG: 0.194			BB		5-3				G3	1	0	0	0	1	0	2
Ed Kranepool, L (8, PH) OBP: 0.250, SLG: 0.143										1	0	0	0	0	0	0
Tug McGraw, R (9, 1) OBP: 0.500, SLG: 0.500										0	0	0	0	0	0	0

	AB	27
	R	0
	H	3
	RBI	0
	BB	3
	SO	8
	LOB	7

Inning Stats	1	2	3	4	5	6	7	8	9
	R: 0 E: 0 K: 0 S: 2	R: 0 E: 0 K: 2 S: 7	R: 0 E: 0 K: 2 S: 7	R: 0 E: 0 K: 0 S: 3	R: 0 E: 0 K: 0 S: 4	R: 0 E: 0 K: 0 S: 3	R: 0 E: 0 K: 0 S: 3	R: 0 E: 0 K: 2 S: 7	R: 0 E: 0 K: 2 S: 7
	H: 0 LOB: 0 BB: 1 P: 6	H: 0 LOB: 0 BB: 0 P: 7	H: 0 LOB: 1 BB: 1 P: 11	H: 1 LOB: 0 BB: 0 P: 3	H: 1 LOB: 2 BB: 1 P: 8	H: 1 LOB: 0 BB: 0 P: 3	H: 0 LOB: 0 BB: 0 P: 3	H: 0 LOB: 0 BB: 0 P: 7	H: 0 LOB: 0 BB: 0 P: 7

	1B: 3	SF: 0	WP: 0	PA: 30
	2B: 0	SAC: 0	PB: 0	
	3B: 0	DP: 3	SB: 0	
	HR: 0	HBP: 0	CS: 0	

PITCHER		IP	WLS	BF	H	R	ER	SO	BB	IBB	HBP	BLK	WP	HR	S	P	ERA	WHIP
Tom Griffin, R ERA: 5.73	(1, 1)	4.2		17	2	0	0	4	3	0	0	0	0	0	22	34	0.00	1.071
Jack Billingham, R ERA: 5.16	(5, 1)	4.1	W	13	1	0	0	4	0	0	0	0	0	0	21	21	0.00	0.231

PITCHER	IP	WLS	BF	H	R	ER	SO	BB	IBB	HBP	BLK	WP	HR	S	P	ERA	WHIP

Batter	1	2	3	4	5	6	7	8	9	AB	R	H	RBI	BB	SO	LOB
Jesus Alou, R (1, 7) OBP: 0.308, SLG: 0.340	4-3		BB 1B 2-H			5-3	5-3		SH3-4 1-2	4	0	1	1	0	0	1
Joe Morgan, L (1, 4) OBP: 0.419, SLG: 0.416	L9		BB 1-2			S 1B BB		3-1	F9 2-3	3	1	0	0	2	0	1
Jimmy Wynn, R (1, 8) OBP: 0.405, SLG: 0.565	K		K			1B BB 1-2		S 1B BB	F9	3	1	0	0	2	2	3
Norm Miller, L (1, 9) OBP: 0.370, SLG: 0.409		K		F7		1B 1-3 2-H		1B WP 1B 1-H		4	0	2	2	0	1	0
Denis Menke, R (1, 6) OBP: 0.385, SLG: 0.453		K		K		F5		F7 1-2		4	0	0	0	0	2	3
Joe Pepitone, L (1, 3) OBP: 0.293, SLG: 0.497		K		K		F7		1B IBB		3	0	0	0	1	2	2
Doug Rader, R (1, 5) OBP: 0.344, SLG: 0.506			K		K		F7 1-2	1B 1-2 2-3		4	0	1	0	0	2	0
Johnny Edwards, L (1, 2) OBP: 0.234, SLG: 0.253			SH3-4 1B BB		K		E5 SH3-4	F7		3	1	0	0	1	1	3
Larry Dierker, R (1, 1) OBP: 0.189, SLG: 0.194 Ron Cook, L (8, 1) OBP: 0.500, SLG: 1.000 Fred Gladding, L (8, 1) Marty Martinez, S (8, 5) OBP: 0.320, SLG: 0.333			SH3-4 1-2		K		SH3-4 1-2		F9 SH3-4 1B	1 0 0 1	0 0 0 0	0 0 0 1	0 0 0 0	0 0 0 0	1 0 0 0	0 0 0 0
Inning Stats	R: 0 E: 0 K: 1 S: 5 H: 0 LOB: 0 BB: 0 P: 5	R: 0 E: 0 K: 3 S: 9 H: 0 LOB: 0 BB: 0 P: 9	R: 1 E: 0 K: 2 S: 8 H: 1 LOB: 2 BB: 2 P: 16	R: 0 E: 0 K: 2 S: 7 H: 0 LOB: 0 BB: 0 P: 7	R: 0 E: 0 K: 3 S: 9 H: 0 LOB: 0 BB: 0 P: 9	R: 1 E: 0 K: 0 S: 4 H: 1 LOB: 2 BB: 2 P: 12	R: 0 E: 1 K: 0 S: 4 H: 0 LOB: 1 BB: 0 P: 4	R: 1 E: 0 K: 0 S: 5 H: 2 LOB: 3 BB: 2 P: 13	R: 0 E: 0 K: 0 S: 4 H: 1 LOB: 1 BB: 0 P: 4	1B: 5 2B: 0 3B: 0 HR: 0 SF: 0 SAC: 3 DP: 0 HBP: 0						

PITCHER		IP	WLS	BF	H	R	ER	SO	BB	IBB	HBP	BLK	WP	HR	S	P	ERA	WHIP
Nolan Ryan, R ERA: 2.87	(1, 1)	8.0	W	35	4	3	3	11	5	1	0	0	1	0	51	75	3.38	1.125
Ron Taylor, R ERA: 3.0	(9, 1)	1.0	S	4	1	0	0	0	0	0	0	0	0	0	4	4	0.00	1.000

PITCHER	IP	WLS	BF	H	R	ER	SO	BB	IBB	HBP	BLK	WP	HR	S	P	ERA	WHIP

TOP

Houston Astros @ New York Mets

Shea Stadium, Flushing, NY

Sat May 30 1970, 3:33 AM EDT

Att. 54,421 - Unknown

livebaseballscorecards.com

AB	30
R	3
H	5
RBI	3
BB	6
SO	11
LOB	13

WP: 1	PB: 0	SB: 2	CS: 0	PA: 39		

Houston Astros @ New York Mets

Shea Stadium, Flushing, NY

Sat May 30 1970, 3:33 AM EDT

Att. 54,421 - Unknown

BOTTOM

Batter	1	2	3	4	5	6	7	8	9	AB	R	H	RBI	BB	SO	LOB
Tommie Agee, R (1, 8) OBP: 0.328, SLG: 0.356	BBBB 4-0 WP S BB		SSS 0-3 ③ K			x 0-0 S 1B 1B		x 0-0 2-3 3B 1B		3	2	2	0	1	1	0
Bud Harrelson, S (1, 6) OBP: 0.399, SLG: 0.394	SSS 0-3 ① K 1-3			x 0-0 ① 6-3		SSS 0-3 ② K 1-2		x 0-0 ② SF7 3-H		3	0	0	1	0	2	2
Cleon Jones, R (1, 7) OBP: 0.270, SLG: 0.280	x 0-0 ② P4			x 0-0 ② F2		x 0-0 2-H 1B		x 0-0 1-H 1B 3B		4	1	2	2	0	0	1
Art Shamsky, L (1, 9) OBP: 0.415, SLG: 0.541 Ron Swoboda, R (8, PR) OBP: 0.353, SLG: 0.374 (9, 9)	x 0-0 ③ 1-3			x 0-0 2B		x 0-0 ③ 1-3		BBBB 4-0 1B BB		3 0	0 0	1 0	0 0	1 0	0 0	2 0
Ken Boswell, L (1, 4) OBP: 0.347, SLG: 0.380 Duffy Dyer, R (9, 2) OBP: 0.301, SLG: 0.190		x 0-0 ① 4-3		x 0-0 ③ G3			SSS 0-3 ① K	x 0-0 1-2 3-H FC4-6 1B		4 0	0 0	1 0	1 0	0 0	1 0	1 0
Donn Clendenon, R (1, 3) OBP: 0.330, SLG: 0.510 Ron Taylor, R (9, 1)		SSS 0-3 ② K			x 0-0 ① 6-3		x 0-0 ② F9	x 0-0 ③ FC4-6 1-2f		4 0	0 0	0 0	0 0	0 0	1 0	2 0
Joe Foy, R (1, 5) OBP: 0.362, SLG: 0.322		x 0-0 ③ 3-1			x 0-0 ② 6-3		BBBB 4-0 CS BB			2	0	0	0	1	0	0
Jerry Grote, R (1, 2) OBP: 0.212, SLG: 0.287 Ed Kranepool, L (8, PH) OBP: 0.242, SLG: 0.138 (9, 3)			SSS 0-3 ① K		SSS 0-3 ③ K		0-0 ③ CS 1-2	x 0-0 ① 6-3		2 1	0 0	0 0	0 0	0 0	2 0	0 0
Nolan Ryan, R (1, 1) OBP: 0.105, SLG: 0.105 Dave Marshall, L (8, PH) OBP: 0.383, SLG: 0.628 Al Weis, S (8, PR) OBP: 0.300, SLG: 0.302 (9, 4)			SSS 0-3 ② K			x 0-0 ① 5-3		x 0-0 1B SF7 2B		2 1 0	0 0 1	0 1 0	0 0 0	1 0 0	0 0 0	0 0 0
Inning Stats	R: 0 H: 0 E: 0 LOB: 1 K: 1 BB: 1 S: 5 P: 9	R: 0 H: 0 E: 0 LOB: 0 K: 1 BB: 0 S: 5 P: 5	R: 0 H: 0 E: 0 LOB: 0 K: 3 BB: 0 S: 9 P: 9	R: 0 H: 1 E: 0 LOB: 1 K: 0 BB: 0 S: 4 P: 4	R: 0 H: 0 E: 0 LOB: 0 K: 1 BB: 0 S: 5 P: 5	R: 1 H: 2 E: 0 LOB: 1 K: 1 BB: 0 S: 7 P: 7	R: 0 H: 0 E: 0 LOB: 0 K: 1 BB: 1 S: 4 P: 8	R: 3 H: 4 E: 0 LOB: 2 K: 0 BB: 1 S: 7 P: 11		1B: 4 2B: 2 3B: 1 HR: 0	SF: 1 SAC: 0 DP: 0 HBP: 0			WP: 1 PB: 0 SB: 2 CS: 1	PA: 34		

livebaseballscorecards.com

	AB	29
	R	4
	H	7
	RBI	4
	BB	3
	SO	8
	LOB	8

PITCHER		IP	WLS	BF	H	R	ER	SO	BB	IBB	HBP	BLK	WP	HR	S	P	ERA	WHIP
Larry Dierker, R ERA: 3.46	(1, 1)	7.2	L	30	6	4	4	8	2	0	0	0	1	0	44	52	4.70	1.043
Ron Cook, L ERA: 2.49	(8, 1)	0.0		2	1	0	0	0	1	0	0	0	0	0	1	5	∞	∞
Fred Gladding, R ERA: 4.58	(8, 1)	0.1		1	0	0	0	0	0	0	0	0	0	0	1	1	0.00	0.000

PITCHER	IP	WLS	BF	H	R	ER	SO	BB	IBB	HBP	BLK	WP	HR	S	P	ERA	WHIP

Batter	1	2	3	4	5	6	7	8	9	AB	R	H	RBI	BB	SO	LOB
Jesus Alou, R (1, 9) OBP: 0.294, SLG: 0.324	F9		6-3			5-3	F8		4-3	5	0	0	0	0	0	2
Joe Morgan, L (1, 4) OBP: 0.416, SLG: 0.412	K		P4			HR 1B		F7		4	1	1	0	0	1	0
Jimmy Wynn, R (1, 8) OBP: 0.402, SLG: 0.576	F9			F8		1-H HR		E5 HR		4	2	1	2	0	0	0
Tommy Davis, R (1, 7) OBP: 0.287, SLG: 0.367		K		6-3		1B 1B		1-H HR		4	1	2	2	0	1	0
Denis Menke, R (1, 6) OBP: 0.388, SLG: 0.454		2B 1B		K		G6-4-3 1-2 1B		F9		4	0	2	0	0	1	0
Doug Rader, R (1, 5) OBP: 0.337, SLG: 0.494		K			K	G6-4-3 1-2f		G3		4	0	0	0	0	2	3
Bob Watson, R (1, 3) OBP: 0.172, SLG: 0.286		1-3 2B			4-3 2B		L7		6-3	4	0	2	0	0	0	0
Don Bryant, R (1, 2) OBP: 0.333, SLG: 0.333 Keith Lampard, L (9, PH) OBP: 0.350, SLG: 0.472		K			4-3 2-3		1B		2B	3 1	0 0	1 1	0 0	0 0	1 0	3 0
Denny Lemaster, R (1, 1) OBP: 0.185, SLG: 0.125 Jim Ray, R (5, 1) OBP: 0.250, SLG: 0.250 Marty Martinez, S (7, PH) OBP: 0.308, SLG: 0.320 Jim Bouton, R (7, 1) OBP: 0.500, SLG: 0.417 Scipio Spinks, R (7, 1) Jack Dilauro, S (8, 1) Norm Miller, L (9, PH) OBP: 0.367, SLG: 0.404			K		K		F7		P4	2 0 1 0 0 0 1	0 0 0 0 0 0 0	0 0 0 0 0 0 0	0 0 0 0 0 0 0	0 0 0 0 0 0 0	2 0 1 0 0 0 0	1 0 1 0 0 0 1
Inning Stats	R: 0 E: 0 K: 1 S: 5 H: 0 LOB: 0 BB: 0 P: 5	R: 0 E: 0 K: 3 S: 11 H: 2 LOB: 2 BB: 0 P: 11	R: 0 E: 0 K: 1 S: 5 H: 0 LOB: 0 BB: 0 P: 5	R: 0 E: 0 K: 1 S: 5 H: 0 LOB: 0 BB: 0 P: 5	R: 0 E: 0 K: 2 S: 8 H: 1 LOB: 1 BB: 0 P: 8	R: 2 E: 0 K: 0 S: 6 H: 4 LOB: 1 BB: 0 P: 6	R: 0 E: 0 K: 0 S: 4 H: 1 LOB: 1 BB: 0 P: 4	R: 2 E: 1 K: 0 S: 5 H: 1 LOB: 0 BB: 0 P: 5	R: 0 E: 0 K: 0 S: 4 H: 1 LOB: 1 BB: 0 P: 4	1B: 5 2B: 3 3B: 0 HR: 2 SF: 0 SAC: 0 DP: 1 HBP: 0						

PITCHER	IP	WLS	BF	H	R	ER	SO	BB	IBB	HBP	BLK	WP	HR	S	P	ERA	WHIP
Ray Sadecki, L (1, 1) ERA: 3.24	8.0	W	33	9	4	3	8	0	0	0	0	0	2	49	49	3.38	1.125
Ron Taylor, R (9, 1) ERA: 2.84	1.0	S	4	1	0	0	0	0	0	0	0	0	0	4	4	0.00	1.000

PITCHER	IP	WLS	BF	H	R	ER	SO	BB	IBB	HBP	BLK	WP	HR	S	P	ERA	WHIP

TOP

Houston Astros @ New York Mets

Shea Stadium, Flushing, NY

Sun May 31 1970, 3:33 AM EDT

Unknown

livebaseballscorecards.com

AB	37
R	4
H	10
RBI	4
BB	0
SO	8
LOB	11

WP: 0 PA: 37
PB: 0
SB: 0
CS: 0

Houston Astros @ New York Mets

Shea Stadium, Flushing, NY

Sun May 31 1970, 3:33 AM EDT

Unknown

BOTTOM

Batter	1	2	3	4	5	6	7	8	9	AB	R	H	RBI	BB	SO	LOB
Tommie Agee, R (1, 8) OBP: 0.325, SLG: 0.369	0-3 K	0-3 K 1-2			0-3 K	0-0 HR 2-H	0-0 FC6-4 1-2f			5	1	1	2	0	3	4
Bud Harrelson, S (1, 6) OBP: 0.399, SLG: 0.391 Wayne Garrett, L (8, 4) OBP: 0.379, SLG: 0.392	4-0 HR BB		0-3 K		0-0 BB WP 1B 1-2 3-H 1B	0-0 5-3	0-3 K			4 0	2 0	1 0	1 0	1 0	2 0	1 0
Cleon Jones, R (1, 7) OBP: 0.286, SLG: 0.306	0-3 K		0-0 CS 1B		4-0 BB 1-2 2-3 BB	0-0 1B		0-0 HR 3B		4	2	3	0	1	1	1
Ron Swoboda, R (1, 9) OBP: 0.364, SLG: 0.437	0-0 HR 1-H		0-3 K 1-2		4-0 1B SF8 BB 1-2 2-3 3-H	0-3 K		0-0 HR 3-H		4	3	2	5	1	2	2
Art Shamsky, L (1, 3) OBP: 0.418, SLG: 0.540 Mike Jorgensen, L (8, 3) OBP: 0.293, SLG: 0.340	0-0 E4			0-3 K	0-0 FC6-4 1B 1-3 2-H 3-H		0-0 BB 2B 1B	0-0 3-1		4 1	1 0	2 0	2 0	0 0	1 0	0 0
Joe Foy, R (1, 5) OBP: 0.363, SLG: 0.317	0-3 K			0-0 5-3	0-0 SF8 3-H		4-0 2B 1B BB 1-2	4-0 BB		2	1	0	1	2	1	1
Duffy Dyer, R (1, 2) OBP: 0.308, SLG: 0.209		0-0 F9		0-0 6-3	0-0 FC6-4 1-2f		0-0 1B 2B 1-3 2-H	4-0 BB 1-2		4	1	1	1	1	0	1
Al Weis, S (1, 4) OBP: 0.309, SLG: 0.333 (8, 6)		0-0 F9			0-0 SH 2B 1B	0-0 SH1-4 HR 1B	0-0 1-3	0-0 F9		5	2	2	0	0	0	4
Ray Sadecki, L (1, 1) OBP: 0.167, SLG: 0.091 Ed Kranepool, L (8, PH) OBP: 0.235, SLG: 0.133 Ron Taylor, R (9, 1)	4-0 WP BB				0-0 SH WP 1B BB 2-3	0-0 SH1-4 1-2	0-0 FC6-4 1B 2-H 3-H	0-0 G3		1 1 0	1 0 0	1 0 0	2 0 0	1 0 0	0 0 0	0 2 0
Inning Stats	R: 2 E: 1 K: 3 S: 11 H: 1 LOB: 1 BB: 1 P: 15	R: 0 E: 0 K: 1 S: 5 H: 0 LOB: 1 BB: 1 P: 9	R: 0 E: 0 K: 2 S: 7 H: 1 LOB: 0 BB: 0 P: 7	R: 0 E: 0 K: 1 S: 5 H: 0 LOB: 0 BB: 0 P: 5	R: 5 E: 0 K: 1 S: 9 H: 3 LOB: 1 BB: 2 P: 17	R: 2 E: 0 K: 1 S: 8 H: 3 LOB: 1 BB: 0 P: 8	R: 3 E: 0 K: 1 S: 8 H: 3 LOB: 1 BB: 1 P: 12	R: 2 E: 0 K: 0 S: 5 H: 2 LOB: 2 BB: 2 P: 13		1B: 7 2B: 2 3B: 1 HR: 3 SF: 1 SAC: 2 DP: 0 HBP: 0					WP: 2 PB: 0 SB: 0 CS: 1 PA: 45	

livebaseballscorecards.com

AB	35
R	14
H	13
RBI	14
BB	7
SO	10
LOB	16

PITCHER		IP	WLS	BF	H	R	ER	SO	BB	IBB	HBP	BLK	WP	HR	S	P	ERA	WHIP
Denny Lemaster, L ERA: 4.86	(1, 1)	4.1	L	21	4	6	6	8	3	0	0	0	2	1	34	46	12.46	1.615
Jim Ray, R ERA: 4.33	(5, 1)	1.2		10	4	3	3	1	1	0	0	0	0	1	11	15	16.20	3.000
Jim Bouton, R ERA: 6.92	(7, 1)	0.1		5	3	3	3	0	1	0	0	0	0	0	4	8	81.00	12.000
Scipio Spinks, R ERA: 9.88	(7, 1)	1.0		7	2	2	2	1	2	0	0	0	0	1	7	15	18.00	4.000
Jack Dilauro, L ERA: 4.22	(8, 1)	0.2		2	0	0	0	0	0	0	0	0	0	0	2	2	0.00	0.000

PITCHER	IP	WLS	BF	H	R	ER	SO	BB	IBB	HBP	BLK	WP	HR	S	P	ERA	WHIP

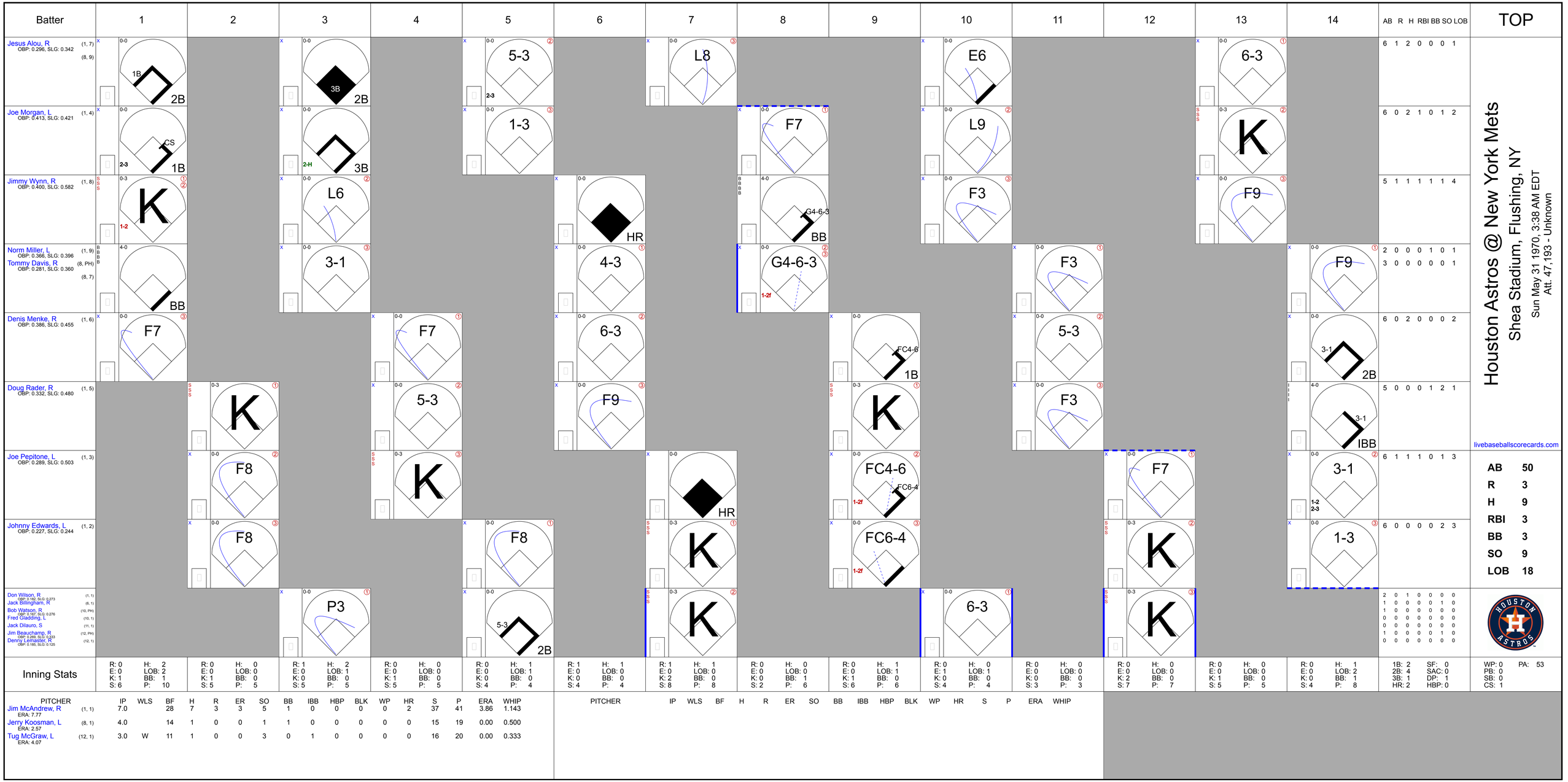
Batter
1
2
3
4
5
6
7
8
9
10
11
12
13
14
AB R H RBI BB SO LOB
TOP
Jesus Alou, R (1, 7) (8, 9)
OBP: 0.296, SLG: 0.342
1B 2B
5-3 2-3
E6
6-3
6 1 2 0 0 0 1
Joe Morgan, L (1, 4)
OBP: 0.413, SLG: 0.421
CS 1B
1-3
L9
K
6 0 2 1 0 1 2
Jimmy Wynn, R (1, 8)
OBP: 0.400, SLG: 0.582
K 1-2
L6
HR
F7
G4-6-3 BB
F3
F9
5 1 1 1 1 1 4
Norm Miller, L (1, 9)
OBP: 0.366, SLG: 0.396
Tommy Davis, R (8, PH) (8, 7)
OBP: 0.281, SLG: 0.360
BB
3-1
4-3
G4-6-3 1-2f
F3
F9
2 0 0 0 1 0 1
3 0 0 0 0 0 1
Denis Menke, R (1, 6)
OBP: 0.386, SLG: 0.455
F7
6-3
FC4-6 1B
5-3
3-1 2B
6 0 2 0 0 0 2
Doug Rader, R (1, 5)
OBP: 0.332, SLG: 0.480
K
5-3
F9
F3
4-0 3-1 IBB
5 0 0 0 1 2 1
Joe Pepitone, L (1, 3)
OBP: 0.289, SLG: 0.503
F8
HR
FC4-6 FC6-4 1-2f
F7
3-1 1-2 2-3
6 1 1 1 0 1 3
Johnny Edwards, L (1, 2)
OBP: 0.227, SLG: 0.244
F8
K
FC6-4 1-2f
1-3
6 0 0 0 0 2 3
Don Wilson, R (1, 1)
OBP: 0.162, SLG: 0.273
Jack Billingham, R (6, 1)
Bob Watson, R (10, PH)
OBP: 0.167, SLG: 0.276
Fred Gladding, L (10, 1)
Jack Dilauro, S (11, 1)
Jim Beauchamp, R (12, PH)
OBP: 0.269, SLG: 0.293
Denny Lemaster, R (12, 1)
OBP: 0.185, SLG: 0.125
P3
5-3
6-3
K
2 0 1 0 0 0 0
1 0 0 0 0 1 0
1 0 0 0 0 0 0
0 0 0 0 0 0 0
0 0 0 0 0 0 0
1 0 0 0 0 1 0
0 0 0 0 0 0 0
Houston Astros @ New York Mets
Shea Stadium, Flushing, NY
Sun May 31 1970, 3:38 AM EDT
Att. 47,193 - Unknown
livebaseballscorecards.com
AB 50
R 3
H 9
RBI 3
BB 3
SO 9
LOB 18
Inning Stats
R: 0 E: 0 K: 1 S: 6
H: 2 LOB: 2 BB: 1 P: 10
R: 0 E: 0 K: 1 S: 5
H: 0 LOB: 0 BB: 0 P: 5
R: 1 E: 0 K: 0 S: 5
H: 2 LOB: 1 BB: 0 P: 5
R: 0 E: 0 K: 1 S: 5
H: 0 LOB: 0 BB: 0 P: 5
R: 0 E: 0 K: 0 S: 4
H: 1 LOB: 0 BB: 0 P: 4
R: 1 E: 0 K: 0 S: 4
H: 1 LOB: 0 BB: 0 P: 4
R: 1 E: 0 K: 2 S: 8
H: 1 LOB: 0 BB: 0 P: 8
R: 0 E: 0 K: 0 S: 2
H: 0 LOB: 0 BB: 1 P: 6
R: 0 E: 0 K: 1 S: 6
H: 1 LOB: 1 BB: 0 P: 6
R: 0 E: 1 K: 0 S: 4
H: 0 LOB: 1 BB: 0 P: 4
R: 0 E: 0 K: 0 S: 3
H: 0 LOB: 0 BB: 0 P: 3
R: 0 E: 0 K: 2 S: 7
H: 0 LOB: 0 BB: 0 P: 7
R: 0 E: 0 K: 1 S: 5
H: 0 LOB: 0 BB: 0 P: 5
R: 0 E: 0 K: 0 S: 4
H: 1 LOB: 2 BB: 1 P: 8
1B: 2 2B: 4 3B: 1 HR: 2
SF: 0 SAC: 0 DP: 1 HBP: 0
WP: 0 PB: 0 SB: 0 CS: 1
PA: 53
PITCHER IP WLS BF H R ER SO BB IBB HBP BLK WP HR S P ERA WHIP
Jim McAndrew, R (1, 1) ERA: 7.77 7.0 28 7 3 3 5 1 0 0 0 0 2 37 41 3.86 1.143
Jerry Koosman, L (8, 1) ERA: 2.57 4.0 14 1 0 0 1 1 0 0 0 0 0 15 19 0.00 0.500
Tug McGraw, L (12, 1) ERA: 4.07 3.0 W 11 1 0 0 3 0 1 0 0 0 0 16 20 0.00 0.333

BOTTOM

Houston Astros @ New York Mets

Shea Stadium, Flushing, NY

Sun May 31 1970, 3:38 AM EDT

Att. 47,193 - Unknown

livebaseballscorecards.com

	AB	R	H	RBI	BB	SO	LOB
Tommie Agee, R (1, 8) OBP: 0.324, SLG: 0.362	6	1	1	0	1	1	3
Bud Harrelson, S (1, 6) OBP: 0.400, SLG: 0.389	6	0	2	0	1	1	3
Cleon Jones, R (1, 7) OBP: 0.309, SLG: 0.325	4	1	3	1	3	0	0
Art Shamsky, L (1, 3) OBP: 0.412, SLG: 0.526	7	0	2	1	0	0	9
Ken Boswell, L (1, 4) OBP: 0.336, SLG: 0.365	7	1	1	0	0	0	4
Ron Swoboda, R (1, 9) OBP: 0.359, SLG: 0.427	7	1	2	0	0	1	3
Joe Foy, R (1, 5) OBP: 0.366, SLG: 0.313	5	0	1	1	2	1	2
Jerry Grote, R (1, 2) OBP: 0.216, SLG: 0.273	5	0	0	0	2	2	4
Jim McAndrew, R (1, 1) OBP: 0.250, SLG: 0.286	2	0	0	0	1	0	1
Jerry Koosman, R (8, 1) OBP: 0.160, SLG: 0.087	1	0	0	0	0	0	0
Dave Marshall, L (11, PH) OBP: 0.296, SLG: 0.636	1	0	1	0	0	0	0
Al Weis, S (11, PR) OBP: 0.309, SLG: 0.333	0	0	0	0	0	0	0
Tug McGraw, R (12, 1) OBP: 0.333, SLG: 0.333	1	0	0	0	0	1	2
Duffy Dyer, R (14, PH) OBP: 0.316, SLG: 0.221	1	0	1	1	0	0	0

AB	53
R	4
H	14
RBI	4
BB	10
SO	7
LOB	31

Inning Stats	1	2	3	4	5	6	7	8	9	10	11	12	13	14	
	R: 1 E: 0 K: 0 S: 4	H: 2 LOB: 1 BB: 1 P: 8	R: 0 E: 0 K: 1 S: 4	H: 0 LOB: 1 BB: 2 P: 12	R: 0 E: 0 K: 0 S: 3	H: 1 LOB: 1 BB: 1 P: 7	R: 0 E: 0 K: 0 S: 4	H: 1 LOB: 1 BB: 0 P: 4	R: 1 E: 0 K: 0 S: 6	H: 3 LOB: 2 BB: 0 P: 6	R: 1 E: 0 K: 0 S: 5	H: 2 LOB: 2 BB: 1 P: 9	R: 0 E: 0 K: 0 S: 4	H: 1 LOB: 1 BB: 0 P: 4	R: 0 E: 0 K: 2 S: 7	H: 0 LOB: 0 BB: 0 P: 7	R: 0 E: 0 K: 1 S: 5	H: 0 LOB: 1 BB: 1 P: 9	R: 0 E: 0 K: 0 S: 3	H: 1 LOB: 0 BB: 0 P: 3	R: 0 E: 0 K: 1 S: 6	H: 1 LOB: 3 BB: 2 P: 14	R: 0 E: 1 K: 1 S: 6	H: 0 LOB: 2 BB: 1 P: 10	R: 0 E: 0 K: 0 S: 4	H: 1 LOB: 1 BB: 0 P: 4	R: 1 E: 1 K: 1 S: 6	H: 1 LOB: 2 BB: 1 P: 10	1B: 13 2B: 2 3B: 0 HR: 0	SF: 0 SAC: 0 DP: 2 HBP: 0	WP: 0 PB: 0 SB: 1 CS: 2	PA: 63

PITCHER		IP	WLS	BF	H	R	ER	SO	BB	IBB	HBP	BLK	WP	HR	S	P	ERA	WHIP
Don Wilson, R ERA: 5.74	(1, 1)	5.1		27	9	3	3	1	5	0	0	0	0	0	24	44	5.06	2.625
Jack Billingham, R ERA: 4.59	(6, 1)	3.2		13	1	0	0	3	1	0	0	0	0	0	18	22	0.00	0.545
Fred Gladding, R ERA: 4.19	(10, 1)	1.2		8	2	0	0	1	2	0	0	0	0	0	8	16	0.00	2.400
Jack Dilauro, L ERA: 4.09	(11, 1)	0.1		1	0	0	0	0	0	0	0	0	0	0	1	1	0.00	0.000
Denny Lemaster, L ERA: 4.69	(12, 1)	2.2	L	14	2	1	0	2	0	2	0	0	0	0	16	24	0.00	0.750

PITCHER	IP	WLS	BF	H	R	ER	SO	BB	IBB	HBP	BLK	WP	HR	S	P	ERA	WHIP

Batter	1	2	3	4	5	6	7	8	9	AB	R	H	RBI	BB	SO	LOB
Tommie Agee, R (1, 8) OBP: 0.332, SLG: 0.388	BBBB 4-0 F9 S BB		x 0-0 HR			x 0-0 PB 2B		x 0-0 ② F5		3	1	2	1	1	0	0
Ken Boswell, L (1, 4) OBP: 0.341, SLG: 0.364	x 0-0 ①② F9 1-3		x 0-0 ② F9			BBBB 4-0 2-3 BB		x 0-0 1B		3	0	1	0	1	0	1
Cleon Jones, R (1, 7) OBP: 0.307, SLG: 0.318	BBBB 4-0 FC BB		SSS 0-3 ③ K			x 0-0 ① P4		x 0-0 ③ F8		3	0	0	0	1	1	3
Art Shamsky, L (1, 3) OBP: 0.408, SLG: 0.515	x 0-0 FC 1-2			SSS 0-3 ① K		x 0-0 ② F5			BBBB 4-0 BB 5-3 BB	3	0	0	0	1	1	3
Ron Swoboda, R (1, 9) OBP: 0.356, SLG: 0.421	x 0-0 ③ F7			x 0-0 CS 1B		x 0-0 ③ 5-3			x 0-0 ① 5-3 1-2	4	0	1	0	0	0	5
Joe Foy, R (1, 5) OBP: 0.363, SLG: 0.305		x 0-0 ① P3		SSS 0-3 ②③ K 1-2			x 0-0 ① 4-3		BBBB 4-0 BB BB	3	0	0	0	1	1	1
Jerry Grote, R (1, 2) OBP: 0.211, SLG: 0.265 Ed Kranepool, L (9, PH) OBP: 0.229, SLG: 0.129		x 0-0 ② 6-3			x 0-0 ① 5-3		x 0-0 ② 5-3		x 0-0 ② F9	3 1	0 0	0 0	0 0	0 0	0 0	0 2
Al Weis, S (1, 6) OBP: 0.293, SLG: 0.314 Wayne Garrett, L (9, PH) OBP: 0.388, SLG: 0.392		x 0-0 ③ 6-3			x 0-0 ② 5-3		x 0-0 ③ 5-3		BBBB 4-0 1-2 2-3 BB	3 0	0 0	0 0	0 0	0 1	0 0	0 0
Gary Gentry, R (1, 1) OBP: 0.107, SLG: 0.038 Dave Marshall, L (8, PH) OBP: 0.388, SLG: 0.622 Ron Taylor, R (8, 1) Mike Jorgensen, L (9, PH) OBP: 0.288, SLG: 0.333			x 0-0 ① 1-3		x 0-0 ③ L4			x 0-0 ① G1	x 0-0 ③ G3	2 1 0 1	0 0 0 0	0 0 0 0	0 0 0 0	0 0 0 0	0 0 0 0	0 0 0 3
Inning Stats	R: 0 H: 0 E: 0 LOB: 2 K: 0 BB: 2 S: 3 P: 11	R: 0 H: 0 E: 0 LOB: 0 K: 0 BB: 0 S: 3 P: 3	R: 1 H: 1 E: 0 LOB: 0 K: 1 BB: 0 S: 6 P: 6	R: 0 H: 1 E: 0 LOB: 1 K: 2 BB: 0 S: 7 P: 7	R: 0 H: 0 E: 0 LOB: 0 K: 0 BB: 0 S: 3 P: 3	R: 0 H: 1 E: 0 LOB: 2 K: 0 BB: 1 S: 4 P: 8	R: 0 H: 0 E: 0 LOB: 0 K: 0 BB: 0 S: 3 P: 3	R: 0 H: 1 E: 0 LOB: 1 K: 0 BB: 0 S: 4 P: 4	R: 0 H: 0 E: 0 LOB: 3 K: 0 BB: 3 S: 3 P: 15	1B: 2 SF: 0 2B: 2 SAC: 0 3B: 0 DP: 1 HR: 1 HBP: 0						

TOP

New York Mets @ Atlanta Braves

Atlanta Stadium, Atlanta, GA

Tue Jun 02 1970, 7:05 PM EDT

Att. 10,585 - Unknown

livebaseballscorecards.com

AB	30
R	1
H	4
RBI	1
BB	6
SO	3
LOB	18

PITCHER		IP	WLS	BF	H	R	ER	SO	BB	IBB	HBP	BLK	WP	HR	S	P	ERA	WHIP
Phil Niekro, R ERA: 3.44	(1, 1)	9.0	W	36	4	1	1	3	6	0	0	0	0	1	36	60	1.00	1.111

PITCHER	IP	WLS	BF	H	R	ER	SO	BB	IBB	HBP	BLK	WP	HR	S	P	ERA	WHIP

New York Mets @ Atlanta Braves

Atlanta Stadium, Atlanta, GA

Tue Jun 02 1970, 7:05 PM EDT

Att. 10,585 - Unknown

BOTTOM

Batter	1	2	3	4	5	6	7	8	9	AB	R	H	RBI	BB	SO	LOB
Gil Garrido, R (1, 6) OBP: 0.368, SLG: 0.426	BBBB 4-0 FC5-4 BB		x 0-0 ① L6		x 0-0 SH 1B		x 0-0 FC2-6 1B			3	0	2	0	1	0	0
Felix Millan, R (1, 4)	x 0-0 ① FC5-4 S WP 1-2f 5-3		x 0-0 ② 4-3		x 0-0 SH 1-2		x 0-0 ① FC2-6 1-2f HR			3	2	0	0	0	0	2
Hank Aaron, R (1, 9) OBP: 0.406, SLG: 0.665	BBBB 4-0 5-3 BB 1-3 BB		x 0-0 ③ F3		x 0-0 ① F5		x 0-0 1-H HR			3	1	1	2	1	0	2
Rico Carty, R (1, 7) OBP: 0.520, SLG: 0.768	BBBB 4-0 5-3 1-2 BB			x 0-0 FC4-6 BB 1B 1B	SSS 0-3 ② K		x 0-0 ② F5			3	1	1	0	1	1	2
Orlando Cepeda, R (1, 3) OBP: 0.396, SLG: 0.598	x 0-0 ② 5-3 1-2 2-3 3-H			x 0-0 ① F8	x 0-0 ③ F2		x 0-0 ③ F8			4	0	0	1	0	0	5
Tony Gonzalez, L (1, 8) OBP: 0.318, SLG: 0.377	x 0-0 ③ 4-3			BBBB 4-0 FC4-6 1-2 BB		SSS 0-3 ① K		x 0-0 ① 6-3		3	0	0	0	1	1	2
Clete Boyer, R (1, 5) OBP: 0.274, SLG: 0.357		x 0-0 ① 6-3		x 0-0 ② FC4-6 1B 1-2f 2-3		x 0-0 ② L5		x 0-0 ② F8		4	0	0	0	0	0	2
Bob Didier, S (1, 2) OBP: 0.192, SLG: 0.164		x 0-0 ② F8		x 0-0 1-2 3-H 1B		BBBB 4-0 BB		x 0-0 ③ F8		3	0	1	1	1	0	0
Phil Niekro, R (1, 1) OBP: 0.091, SLG: 0.063		x 0-0 ③ 6-3		x 0-0 ③ F8		SSS 0-3 ③ K				3	0	0	0	0	1	3

Inning Stats	1	2	3	4	5	6	7	8	9
	R: 1 E: 0 K: 0 S: 3 H: 0 LOB: 2 BB: 3 P: 15	R: 0 E: 0 K: 0 S: 3 H: 0 LOB: 0 BB: 0 P: 3	R: 0 E: 0 K: 0 S: 3 H: 0 LOB: 0 BB: 0 P: 3	R: 1 E: 0 K: 0 S: 5 H: 2 LOB: 2 BB: 1 P: 9	R: 0 E: 0 K: 1 S: 7 H: 1 LOB: 2 BB: 0 P: 7	R: 0 E: 0 K: 2 S: 7 H: 0 LOB: 1 BB: 1 P: 11	R: 2 E: 0 K: 0 S: 5 H: 2 LOB: 0 BB: 0 P: 5	R: 0 E: 0 K: 0 S: 3 H: 0 LOB: 0 BB: 0 P: 3	

	AB	R	H	RBI	BB	SO	LOB
	29	4	5	4	5	3	18

	1B	SF	WP	PA
	4	0	1	35
	2B: 0	SAC: 1	PB: 0	
	3B: 0	DP: 0	SB: 1	
	HR: 1	HBP: 0	CS: 0	

PITCHER		IP	WLS	BF	H	R	ER	SO	BB	IBB	HBP	BLK	WP	HR	S	P	ERA	WHIP
Gary Gentry, R ERA: 2.85	(1, 1)	7.0	L	32	5	4	4	3	5	0	0	0	1	1	33	53	5.14	1.429
Ron Taylor, R ERA: 2.7	(8, 1)	1.0		3	0	0	0	0	0	0	0	0	0	0	3	3	0.00	0.000

PITCHER	IP	WLS	BF	H	R	ER	SO	BB	IBB	HBP	BLK	WP	HR	S	P	ERA	WHIP

livebaseballscorecards.com

Batter	1	2	3	4	5	6	7	8	9	AB	R	H	RBI	BB	SO	LOB
Tommie Agee, R (1, 8) OBP: 0.330, SLG: 0.385	6-3		1B		6-3			6-3		4	1	1	0	0	0	0
Bud Harrelson, S (1, 6) OBP: 0.406, SLG: 0.397	1B		E S 1-H			1-3		FC6-4		4	0	3	1	0	0	0
Cleon Jones, R (1, 7) OBP: 0.306, SLG: 0.316	S 1-3		K 1-3			1-3		FC6-4 1-2f		4	0	1	0	0	1	2
Art Shamsky, L (1, 3) OBP: 0.410, SLG: 0.521	P3 1-2		F8			1B			3-1 2B	4	0	2	0	0	0	3
Ken Boswell, L (1, 4) OBP: 0.331, SLG: 0.352	F9			1-3		G3			K	4	0	0	0	0	1	4
Ron Swoboda, R (1, 9) OBP: 0.346, SLG: 0.407		4-3		K			K		3-1 2-3	4	0	0	0	0	2	1
Joe Foy, R (1, 5) OBP: 0.355, SLG: 0.296		F7		4-3			K		P4	4	0	0	0	0	1	1
Jerry Grote, R (1, 2) OBP: 0.205, SLG: 0.257		F9			4-3		6-3			3	0	0	0	0	0	0
Tom Seaver, R (1, 1) OBP: 0.200, SLG: 0.184			F8		6-3			P6		2	0	0	0	0	0	0
Dave Marshall, L (8, PH) OBP: 0.380, SLG: 0.609										1	0	0	0	0	0	0
Tug McGraw, R (8, 1) OBP: 0.333, SLG: 0.333										0	0	0	0	0	0	0
Inning Stats	R: 0 E: 0 K: 0 S: 5 H: 2 LOB: 2 BB: 0 P: 5	R: 0 E: 0 K: 0 S: 3 H: 0 LOB: 0 BB: 0 P: 3	R: 1 E: 0 K: 1 S: 7 H: 2 LOB: 1 BB: 0 P: 7	R: 0 E: 0 K: 1 S: 5 H: 0 LOB: 0 BB: 0 P: 5	R: 0 E: 0 K: 0 S: 3 H: 0 LOB: 0 BB: 0 P: 3	R: 0 E: 0 K: 0 S: 4 H: 1 LOB: 1 BB: 0 P: 4	R: 0 E: 0 K: 2 S: 7 H: 0 LOB: 0 BB: 0 P: 7	R: 0 E: 0 K: 0 S: 4 H: 1 LOB: 1 BB: 0 P: 4	R: 0 E: 0 K: 1 S: 6 H: 1 LOB: 1 BB: 0 P: 6	1B: 6 2B: 1 3B: 0 HR: 0 SF: 0 SAC: 0 DP: 0 HBP: 0						

PITCHER	IP	WLS	BF	H	R	ER	SO	BB	IBB	HBP	BLK	WP	HR	S	P	ERA	WHIP
Pat Jarvis, R (1, 1) ERA: 3.12	9.0	W	34	7	1	1	5	0	0	0	0	0	0	44	44	1.00	0.778

PITCHER	IP	WLS	BF	H	R	ER	SO	BB	IBB	HBP	BLK	WP	HR	S	P	ERA	WHIP

TOP

New York Mets @ Atlanta Braves

Atlanta Stadium, Atlanta, GA

Thu Jun 04 1970, 7:05 PM EDT

Att. 19,809 - Unknown

livebaseballscorecards.com

AB	34
R	1
H	7
RBI	1
BB	0
SO	5
LOB	11

WP: 0 PB: 0 SB: 3 CS: 0 PA: 34

Batter	1	2	3	4	5	6	7	8	9	AB	R	H	RBI	BB	SO	LOB
Gil Garrido, R (1, 6) OBP: 0.377, SLG: 0.421	6-3			F7	FC6-4 1-2 1B		BBBB 1B BB			3	0	1	0	1	0	0
Felix Millan, R (1, 4) OBP: 0.332, SLG: 0.392	1-3			WP E 1B	FC6-4 PB 1-2f 2-3		FC6-4 1-2 1B			4	1	2	0	0	0	2
Hank Aaron, R (1, 9) OBP: 0.398, SLG: 0.649	4-3			F8 1-2	SSS K 1-2 3-H		FC6-4 1-2f			4	0	0	0	0	1	4
Rico Carty, R (1, 7) OBP: 0.525, SLG: 0.782		F8		BBBB E BB		HR		BBBB BB BB		2	1	1	1	2	0	0
Mike Lum, L (8, PR) (9, 7) OBP: 0.258, SLG: 0.246										0	0	0	0	0	0	0
Orlando Cepeda, R (1, 3) OBP: 0.393, SLG: 0.590		F9		E8 1-3 2-H 1B		5-3		P5		4	0	1	1	0	0	1
Tony Gonzalez, L (1, 8) OBP: 0.322, SLG: 0.372		SSS K		IBB		3-1		BBBB 1-2 BB		2	0	0	0	2	1	0
Clete Boyer, R (1, 5) OBP: 0.268, SLG: 0.349			F8	F7		SSS K		F7		4	0	0	0	0	1	5
Bob Tillman, R (1, 2) OBP: 0.293, SLG: 0.400			L5		BBBB FC1-4 BB		4-3	1-3		3	0	0	0	1	0	2
Pat Jarvis, R (1, 1) OBP: 0.091, SLG: 0.063			6-3		FC1-4 FC6-4 1B 1-2f PB		SSS K			3	1	0	0	0	1	1
Inning Stats	R: 0 E: 0 K: 0 S: 3 H: 0 LOB: 0 P: 3	R: 0 E: 0 K: 1 S: 5 H: 0 LOB: 0 BB: 0 P: 5	R: 0 E: 0 K: 0 S: 3 H: 0 LOB: 0 BB: 0 P: 3	R: 1 E: 1 K: 0 S: 5 H: 2 LOB: 3 BB: 2 P: 13	R: 1 E: 0 K: 1 S: 6 H: 1 LOB: 1 BB: 1 P: 10	R: 1 E: 0 K: 1 S: 6 H: 1 LOB: 0 BB: 0 P: 6	R: 0 E: 0 K: 1 S: 6 H: 1 LOB: 2 BB: 1 P: 10	R: 0 E: 0 K: 0 S: 3 H: 0 LOB: 2 BB: 2 P: 11		1B: 4 2B: 0 3B: 0 HR: 1 SF: 0 SAC: 0 DP: 0 HBP: 0						

BOTTOM

New York Mets @ Atlanta Braves

Atlanta Stadium, Atlanta, GA

Thu Jun 04 1970, 7:05 PM EDT

Att. 19,809 - Unknown

livebaseballscorecards.com

AB	29
R	3
H	5
RBI	2
BB	6
SO	4
LOB	15

WP: 1 PB: 1 SB: 0 CS: 0 PA: 35

PITCHER		IP	WLS	BF	H	R	ER	SO	BB	IBB	HBP	BLK	WP	HR	S	P	ERA	WHIP
Tom Seaver, R ERA: 2.31	(1, 1)	7.0	L	30	5	3	2	4	3	1	0	0	1	1	34	50	2.57	1.143
Tug McGraw, L ERA: 3.91	(8, 1)	1.0		5	0	0	0	0	2	0	0	0	0	0	3	11	0.00	2.000

PITCHER	IP	WLS	BF	H	R	ER	SO	BB	IBB	HBP	BLK	WP	HR	S	P	ERA	WHIP

New York Mets @ Cincinnati Reds

Crosley Field, Cincinnati, OH

Fri Jun 05 1970, 7:05 PM EDT

Att. 20,101 - Unknown

TOP

livebaseballscorecards.com

Batter	1	2	3	4	5	6	7	8	9	AB	R	H	RBI	BB	SO	LOB
Tommie Agee, R (1, 8) OBP: 0.335, SLG: 0.405	E6 (3-1, 4-3)	HR		FC1-6 (1-2, 3-H) 1B		1-3 2B		K		3	1	2	2	0	0	0
Mike Jorgensen, L (4, 8) OBP: 0.295, SLG: 0.358										2	0	1	0	0	1	2
Bud Harrelson, S (1, 6) OBP: 0.397, SLG: 0.388	4-3 (1-2)	6-3		FC1-6 (1-2f, 2-3)		SF7 (3-H)		K2-3		4	0	0	1	0	1	5
Cleon Jones, R (1, 7) OBP: 0.305, SLG: 0.311	BB (FC5, 3-1)		6-3	4-3		K				3	0	0	0	1	1	3
Art Shamsky, L (1, 3) OBP: 0.406, SLG: 0.514	3-1 (1-2, 2-3)		G3 1B		1-3		F9			4	0	1	0	0	0	2
Ken Boswell, L (1, 4) OBP: 0.329, SLG: 0.344	IBB		G3 (1-2)		F8		E3 (CS)			3	0	0	0	1	0	1
Ron Swoboda, R (1, 9) OBP: 0.343, SLG: 0.397	FC5 (2-3f)		6-3		BB (FC6-4)		K (1-2)			3	0	0	0	1	1	5
Joe Foy, R (1, 5) OBP: 0.364, SLG: 0.331		HR		1B 1B	FC6-4 (1-2f)			BB 1B		4	2	3	1	0	0	1
Jerry Grote, R (1, 2) OBP: 0.208, SLG: 0.259		G3		FC1-6 (1-3) 1B		1-3		F5		3	0	1	0	0	0	0
Dave Marshall, L (8, PH) OBP: 0.373, SLG: 0.596										1	0	0	0	0	0	1
Ron Taylor, R (8, 1)										0	0	0	0	0	0	0
Nolan Ryan, R (1, 1) OBP: 0.136, SLG: 0.136		K		K		2B SF7 1B		BB (1-2)		3	1	1	0	0	2	2
Duffy Dyer, R (8, PH) OBP: 0.325, SLG: 0.221										0	0	0	0	1	0	0
(8, 2)																
Inning Stats	R: 0 E: 1 K: 0 S: 4 H: 0 LOB: 3 BB: 2 P: 12	R: 2 E: 0 K: 1 S: 7 H: 2 LOB: 0 BB: 0 P: 7	R: 0 E: 0 K: 0 S: 4 H: 1 LOB: 1 BB: 0 P: 4	R: 1 E: 0 K: 1 S: 8 H: 3 LOB: 2 BB: 0 P: 8	R: 0 E: 0 K: 0 S: 3 H: 0 LOB: 1 BB: 1 P: 7	R: 1 E: 0 K: 1 S: 7 H: 2 LOB: 1 BB: 0 P: 7	R: 0 E: 1 K: 1 S: 5 H: 0 LOB: 0 BB: 0 P: 5	R: 0 E: 0 K: 2 S: 8 H: 1 LOB: 2 BB: 1 P: 12		1B: 6 2B: 1 3B: 0 HR: 2		SF: 1 SAC: 0 DP: 0 HBP: 0				

	AB	33
	R	4
	H	9
	RBI	4
	BB	4
	SO	6
	LOB	22

WP: 0 PB: 0 SB: 0 CS: 1 PA: 38

PITCHER		IP	WLS	BF	H	R	ER	SO	BB	IBB	HBP	BLK	WP	HR	S	P	ERA	WHIP
Jim McGlothlin, R ERA: 2.74	(1, 1)	7.0	W	34	9	4	4	4	2	1	0	0	0	2	39	51	5.14	1.571
Don Gullett, L ERA: 1.37	(8, 1)	1.0	S	4	0	0	0	2	1	0	0	0	0	0	7	11	0.00	1.000

PITCHER	IP	WLS	BF	H	R	ER	SO	BB	IBB	HBP	BLK	WP	HR	S	P	ERA	WHIP

New York Mets @ Cincinnati Reds

Crosley Field, Cincinnati, OH

Fri Jun 05 1970, 7:05 PM EDT

Att. 20,101 - Unknown

livebaseballscorecards.com

BOTTOM

Batter	1	2	3	4	5	6	7	8	9	AB	R	H	RBI	BB	SO	LOB
Pete Rose, S (1, 9) OBP: 0.366, SLG: 0.439	F7		HR 1B		4-3			L4		4	1	1	0	0	0	0
Bobby Tolan, L (1, 8) OBP: 0.395, SLG: 0.515	E S WP 1B		K			6-3 S 1B BB				2	2	1	0	1	1	2
Tony Perez, R (1, 5) OBP: 0.455, SLG: 0.715	G5-4-3 1B		1-H 2-H HR			F9				3	1	2	3	0	0	1
Johnny Bench, R (1, 2) OBP: 0.317, SLG: 0.587	G5-4-3		F2			6-3				3	0	0	0	0	0	2
Lee May, R (1, 3) OBP: 0.347, SLG: 0.595		G6-4-3 BB		K						2	0	1	1	1	1	0
Bernie Carbo, L (1, 7) OBP: 0.497, SLG: 0.622 Jimmy Stewart, S (7, 7) OBP: 0.214, SLG: 0.158		K		K		F7				3 0	0 0	0 0	0 0	0 0	2 0	2 0
Tommy Helms, R (1, 4) OBP: 0.217, SLG: 0.223		G6-4-3		F2			F8			3	0	0	0	0	0	1
Dave Concepcion, R (1, 6) OBP: 0.344, SLG: 0.338			L9		K		F9			3	0	0	0	0	1	0
Jim McGlothlin, R (1, 1) OBP: 0.300, SLG: 0.308 Don Gullett, R (8, 1) OBP: 0.800, SLG: 1.250			HR 1B 1B		6-3		K			3 0	1 0	1 0	0 0	0 0	1 0	0 0
Inning Stats	R: 1 E: 0 K: 0 S: 4 H: 2 LOB: 0 BB: 0 P: 4	R: 0 E: 0 K: 1 S: 4 H: 0 LOB: 0 BB: 1 P: 8	R: 3 E: 0 K: 1 S: 8 H: 3 LOB: 0 BB: 0 P: 8	R: 0 E: 0 K: 2 S: 7 H: 0 LOB: 0 BB: 0 P: 7	R: 0 E: 0 K: 1 S: 5 H: 0 LOB: 0 BB: 0 P: 5	R: 1 E: 0 K: 0 S: 4 H: 1 LOB: 1 BB: 1 P: 8	R: 0 E: 0 K: 1 S: 5 H: 0 LOB: 0 BB: 0 P: 5	R: 0 E: 0 K: 0 S: 1 H: 0 LOB: 0 BB: 0 P: 1		1B: 5 2B: 0 3B: 0 HR: 1 SF: 0 SAC: 0 DP: 2 HBP: 0						

	AB	26
	R	5
	H	6
	RBI	4
	BB	2
	SO	6
	LOB	8

WP: 1 PA: 28
PB: 0
SB: 2
CS: 0

PITCHER		IP	WLS	BF	H	R	ER	SO	BB	IBB	HBP	BLK	WP	HR	S	P	ERA	WHIP
Nolan Ryan, R ERA: 3.28	(1, 1)	7.0	L	27	6	5	5	6	2	0	0	0	1	1	37	45	6.43	1.143
Ron Taylor, R ERA: 2.66	(8, 1)	0.1		1	0	0	0	0	0	0	0	0	0	0	1	1	0.00	0.000

PITCHER	IP	WLS	BF	H	R	ER	SO	BB	IBB	HBP	BLK	WP	HR	S	P	ERA	WHIP

Batter	1	2	3	4	5	6	7	8	9	AB	R	H	RBI	BB	SO	LOB
Tommie Agee, R (1, 8) OBP: 0.333, SLG: 0.402	K			G6-4-3 1B		FC9-3-2-6 FC5-4 1-2f			P4	4	0	1	0	0	1	1
Bud Harrelson, S (1, 6) OBP: 0.395, SLG: 0.385	F8			F7		FC5-4 1-2f			G5-4-3 1B	4	0	1	0	0	0	2
Cleon Jones, R (1, 7) OBP: 0.304, SLG: 0.321	2-3			G6-4-3 1-2f			1B 3B		G5-4-3 1-2f	4	1	1	0	0	0	2
Donn Clendenon, R (1, 3) OBP: 0.339, SLG: 0.524		K			2B		CS 1B 3-H			3	0	2	1	0	1	0
Ron Swoboda, R (1, 9) OBP: 0.336, SLG: 0.387		5-3			F9		F8			3	0	0	0	0	0	2
Joe Foy, R (1, 5) OBP: 0.358, SLG: 0.324		5-3			F9		K 1-2			3	0	0	0	0	1	2
Duffy Dyer, R (1, 2) OBP: 0.313, SLG: 0.211			5-3		L8			5-3		3	0	0	0	0	0	1
Al Weis, S (1, 4) OBP: 0.279, SLG: 0.296			L8			6-3		F9		3	0	0	0	0	0	0
Ray Sadecki, L (1, 1) OBP: 0.214, SLG: 0.154			K			FC9-3-2-6 1B		K		2	0	1	0	0	1	0
Dave Marshall, L (8, PH) OBP: 0.365, SLG: 0.583										1	0	0	0	0	1	0
Tug McGraw, R (8, 1) OBP: 0.333, SLG: 0.333										0	0	0	0	0	0	0
Ron Taylor, R (8, 1)										0	0	0	0	0	0	0
Inning Stats	R: 0 E: 0 K: 1 S: 5 H: 0 LOB: 0 BB: 0 P: 5	R: 0 E: 0 K: 1 S: 5 H: 0 LOB: 0 BB: 0 P: 5	R: 0 E: 0 K: 1 S: 5 H: 0 LOB: 0 BB: 0 P: 5	R: 0 E: 0 K: 0 S: 3 H: 1 LOB: 0 BB: 0 P: 3	R: 0 E: 0 K: 0 S: 4 H: 1 LOB: 1 BB: 0 P: 4	R: 0 E: 0 K: 0 S: 4 H: 1 LOB: 1 BB: 0 P: 4	R: 1 E: 0 K: 1 S: 6 H: 2 LOB: 1 BB: 0 P: 6	R: 0 E: 0 K: 1 S: 5 H: 0 LOB: 0 BB: 0 P: 5	R: 0 E: 0 K: 0 S: 3 H: 1 LOB: 0 BB: 0 P: 3	1B: 4 2B: 2 3B: 1 HR: 0	SF: 0 SAC: 0 DP: 3 HBP: 0						

PITCHER	IP	WLS	BF	H	R	ER	SO	BB	IBB	HBP	BLK	WP	HR	S	P	ERA	WHIP
Jim Merritt, L (1, 1) ERA: 2.92	9.0	W	30	6	1	1	5	0	0	0	0	0	0	40	40	1.00	0.667

PITCHER | IP | WLS | BF | H | R | ER | SO | BB | IBB | HBP | BLK | WP | HR | S | P | ERA | WHIP

TOP

New York Mets @ Cincinnati Reds

Crosley Field, Cincinnati, OH

Sat Jun 06 1970, 7:05 PM EDT

Att. 25,266 - Unknown

livebaseballscorecards.com

AB	30
R	1
H	6
RBI	1
BB	0
SO	5
LOB	10

WP: 0 PB: 0 SB: 0 CS: 1 PA: 30

BOTTOM

Batter	1	2	3	4	5	6	7	8	9	AB	R	H	RBI	BB	SO	LOB
Pete Rose, S (1, 9) OBP: 0.368, SLG: 0.440	6-3		S 1B		K			SH1-4 2B 1B		4	1	2	0	0	1	0
Bobby Tolan, L (1, 8) OBP: 0.398, SLG: 0.517	G6-4-3 1B		F5 1-2			CS 1B		SH1-4 1-2		3	0	2	0	0	0	1
Tony Perez, R (1, 5) OBP: 0.452, SLG: 0.704	G6-4-3 1-2f			K		K 1-2		2B IBB		3	1	0	0	1	2	2
Johnny Bench, R (1, 2) OBP: 0.320, SLG: 0.604		K		HR		5-3		1B 2B 1-H 2-H		4	2	2	3	0	1	0
Lee May, R (1, 3) OBP: 0.345, SLG: 0.587		F8		1B			6-3	K		4	0	1	0	0	1	1
Hal McRae, R (1, 7) OBP: 0.388, SLG: 0.695				F9			5-3	CS 1B 3-H		3	1	1	1	0	0	1
Jimmy Stewart, S (8, 7) OBP: 0.233, SLG: 0.179		HR								1	0	1	1	0	0	0
Tommy Helms, R (1, 4) OBP: 0.219, SLG: 0.230		K		P6			2B	CS 1-2		3	0	1	0	0	1	1
Woody Woodward, R (1, 6) OBP: 0.269, SLG: 0.217			6-3		P4		IBB			2	0	0	0	1	0	0
Jim Merritt, L (1, 1) OBP: 0.146, SLG: 0.125			K		K		K			3	0	0	0	0	3	2
Inning Stats	R: 0 E: 0 K: 0 S: 3 H: 1 LOB: 0 BB: 0 P: 3	R: 1 E: 0 K: 2 S: 8 H: 1 LOB: 0 BB: 0 P: 8	R: 0 E: 0 K: 1 S: 6 H: 1 LOB: 1 BB: 0 P: 6	R: 1 E: 0 K: 1 S: 7 H: 2 LOB: 1 BB: 0 P: 7	R: 0 E: 0 K: 2 S: 7 H: 0 LOB: 0 BB: 0 P: 7	R: 0 E: 0 K: 1 S: 5 H: 1 LOB: 0 BB: 0 P: 5	R: 0 E: 0 K: 1 S: 6 H: 1 LOB: 2 BB: 1 P: 10	R: 3 E: 0 K: 1 S: 7 H: 3 LOB: 0 BB: 1 P: 11		1B: 6 2B: 2 3B: 0 HR: 2	SF: 0 SAC: 1 DP: 1 HBP: 0					

PITCHER		IP	WLS	BF	H	R	ER	SO	BB	IBB	HBP	BLK	WP	HR	S	P	ERA	WHIP
Ray Sadecki, L ERA: 3.14	(1, 1)	7.0	L	27	7	2	2	8	0	1	0	0	0	2	42	46	2.57	1.000
Tug McGraw, L ERA: 4.91	(8, 1)	0.1		4	2	3	3	0	0	1	0	0	0	0	3	7	81.00	6.000
Ron Taylor, R ERA: 2.57	(8, 1)	0.2		2	1	0	0	1	0	0	0	0	0	0	4	4	0.00	1.500

PITCHER	IP	WLS	BF	H	R	ER	SO	BB	IBB	HBP	BLK	WP	HR	S	P	ERA	WHIP

New York Mets @ Cincinnati Reds

Crosley Field, Cincinnati, OH

Sat Jun 06 1970, 7:05 PM EDT

Att. 25,266 - Unknown

livebaseballscorecards.com

AB	30
R	5
H	10
RBI	5
BB	2
SO	9
LOB	8

1B: 6	SF: 0	WP: 0	PA: 34
2B: 2	SAC: 1	PB: 0	
3B: 0	DP: 1	SB: 1	
HR: 2	HBP: 0	CS: 2	

Batter	1	2	3	4	5	6	7	8	9	AB	R	H	RBI	BB	SO	LOB
Tommie Agee, R (1, 8) OBP: 0.328, SLG: 0.394	P3		6-3 3-H		1-3			P5		4	0	0	1	0	0	2
Bud Harrelson, S (1, 6) OBP: 0.401, SLG: 0.389	G4-6-3 1B		2-H 1B			3-1		BBBB G6-4-3 BB		3	0	2	0	1	0	0
Cleon Jones, R (1, 7) OBP: 0.303, SLG: 0.320	G4-6-3 1-2f			S 1B		SSS K		G6-4-3 1-2f		4	0	1	0	0	1	2
Art Shamsky, L (1, 3) OBP: 0.396, SLG: 0.500		P6		P6 1-2		4-3			F9	4	0	0	0	0	0	1
Dave Marshall, L (1, 9) OBP: 0.375, SLG: 0.569		G4-6-3 1B		BBBB G4-6-3 BB			F9		3-1	3	0	1	0	1	0	0
Ken Boswell, L (1, 4) OBP: 0.333, SLG: 0.372		G4-6-3 1-2f		G4-6-3 1-2f			BB 1B		HR	4	1	2	1	0	0	3
Wayne Garrett, L (1, 5) OBP: 0.408, SLG: 0.396			1B 6-3 1B		BBBB FC6-4 BB		BBBB 1-2 BB		F5	2	1	1	0	2	0	0
Jerry Grote, R (1, 2) OBP: 0.211, SLG: 0.261			SH1-4 1-3 1B 1B		SSS K		SSS K			3	0	1	0	0	2	3
Gary Gentry, R (1, 1) OBP: 0.107, SLG: 0.038 Don Cardwell, R (4, 1) Ed Kranepool, L (5, PH) OBP: 0.222, SLG: 0.125 Cal Koonce, R (5, 1) Ron Swoboda, R (7, PH) OBP: 0.333, SLG: 0.384 Tug McGraw, R (7, 1) OBP: 0.333, SLG: 0.333			SH1-4 1-2		FC6-4 1-2f		SSS K			0 0 1 0 1	0 0 0 0 0	0 0 0 0 0	0 0 0 0 0	0 0 0 0 1	0 0 0 0 2	0 0 1 0 0
Inning Stats	R: 0 E: 0 K: 0 S: 3 H: 1 LOB: 0 BB: 0 P: 3	R: 0 E: 0 K: 0 S: 3 H: 1 LOB: 0 BB: 0 P: 3	R: 1 E: 0 K: 0 S: 5 H: 3 LOB: 2 BB: 0 P: 5	R: 0 E: 0 K: 0 S: 3 H: 1 LOB: 1 BB: 1 P: 7	R: 0 E: 0 K: 1 S: 5 H: 0 LOB: 1 BB: 1 P: 9	R: 0 E: 0 K: 1 S: 5 H: 0 LOB: 0 BB: 0 P: 5	R: 0 E: 0 K: 2 S: 8 H: 1 LOB: 2 BB: 1 P: 12	R: 0 E: 0 K: 0 S: 2 H: 0 LOB: 0 BB: 1 P: 6	R: 1 E: 0 K: 0 S: 4 H: 1 LOB: 0 BB: 0 P: 4	1B: 7 2B: 0 3B: 0 HR: 1 SF: 0 SAC: 1 DP: 4 HBP: 0						

PITCHER	IP	WLS	BF	H	R	ER	SO	BB	IBB	HBP	BLK	WP	HR	S	P	ERA	WHIP
Wayne Simpson, R (1, 1) ERA: 2.43	9.0	W	34	8	2	2	4	4	0	0	0	0	1	38	54	2.00	1.333

PITCHER	IP	WLS	BF	H	R	ER	SO	BB	IBB	HBP	BLK	WP	HR	S	P	ERA	WHIP

TOP

New York Mets @ Cincinnati Reds

Crosley Field, Cincinnati, OH

Sun Jun 07 1970, 3:33 AM EDT

Att. 24,813 - Unknown

livebaseballscorecards.com

AB	29
R	2
H	8
RBI	2
BB	4
SO	4
LOB	14

PA: 34

WP: 0
PB: 0
SB: 1
CS: 0

New York Mets @ Cincinnati Reds

Crosley Field, Cincinnati, OH

Sun Jun 07 1970, 3:33 AM EDT

Att. 24,813 - Unknown

BOTTOM

Batter	1	2	3	4	5	6	7	8	9	AB	R	H	RBI	BB	SO	LOB
Pete Rose, S (1, 9) OBP: 0.381, SLG: 0.452 Jimmy Stewart, S (9, 9) OBP: 0.233, SLG: 0.179	1B		1B HR	BBBB 1B 3B BB		BBBB FC3-6 BB		3-1 SF8 2B		3 0	3 0	3 0	0 0	2 0	0 0	0 0
Bobby Tolan, L (1, 8) OBP: 0.402, SLG: 0.519 Angel Bravo, L (9, 8) OBP: 0.400, SLG: 0.250	1-3 1B		1-2 HR 1B	1-2 2-H 3B 1B		FC3-6 G6-4-3 1-2f		3-1 2-3		5 0	2 0	3 0	1 0	0 0	0 0	2 0
Tony Perez, R (1, 5) OBP: 0.449, SLG: 0.705 Jay Ward, R (7, 5)	5-3		F8	1-H 2-H 2B 3B		G6-4-3 1-2f		BBBB FC6-4 BB		4 0	1 0	1 0	2 0	0 1	0 0	4 0
Johnny Bench, R (1, 2) OBP: 0.322, SLG: 0.620	5-3		1-H 2-H HR	3-H 2B			SSS K	SF8 3-H		4	1	2	5	0	1	1
Lee May, R (1, 3) OBP: 0.346, SLG: 0.598		HR	1B	F8			5-3	FC6-4 1-2f		5	1	2	1	0	0	2
Bernie Carbo, L (1, 7) OBP: 0.490, SLG: 0.609		SSS K	P6		SSS K		1B 1B			4	1	1	0	0	2	1
Tommy Helms, R (1, 4) OBP: 0.229, SLG: 0.245 Darrel Chaney, S (7, PR) (8, 4) OBP: 0.244, SLG: 0.250		4-3 2-1 2B		CS 1B		F9	1B 1-2 1B			4 0	0 0	3 0	0 0	0 0	0 0	0 0
Woody Woodward, R (1, 6) OBP: 0.300, SLG: 0.259		4-3 2-3		L5 1-2			1-3 2-H 1B			4	0	2	1	0	0	2
Wayne Simpson, R (1, 1) OBP: 0.088, SLG: 0.061		2-1 3-H	K	BB 1B BB		5-3	SSS K			3	1	0	0	1	2	3
Inning Stats	R: 0 E: 0 K: 0 S: 4 H: 2 LOB: 1 BB: 0 P: 4	R: 1 E: 0 K: 1 S: 6 H: 2 LOB: 1 BB: 0 P: 6	R: 3 E: 0 K: 1 S: 9 H: 4 LOB: 1 BB: 0 P: 9	R: 4 E: 0 K: 0 S: 6 H: 4 LOB: 1 BB: 2 P: 14	R: 0 E: 0 K: 1 S: 6 H: 1 LOB: 1 BB: 0 P: 6	R: 0 E: 0 K: 0 S: 2 H: 0 LOB: 0 BB: 1 P: 6	R: 1 E: 0 K: 2 S: 10 H: 3 LOB: 2 BB: 0 P: 10	R: 1 E: 0 K: 0 S: 4 H: 1 LOB: 1 BB: 1 P: 8		1B: 11 2B: 3 3B: 1 HR: 2	SF: 1 SAC: 0 DP: 1 HBP: 0			WP: 0 PB: 0 SB: 0 CS: 1	PA: 41		

PITCHER		IP	WLS	BF	H	R	ER	SO	BB	IBB	HBP	BLK	WP	HR	S	P	ERA	WHIP
Gary Gentry, R ERA: 3.48	(1, 1)	3.2	L	21	10	7	7	2	2	0	0	0	0	2	22	30	17.18	3.273
Don Cardwell, R ERA: 5.89	(4, 1)	0.1		3	2	1	1	0	0	0	0	0	0	0	3	3	27.00	6.000
Cal Koonce, R ERA: 3.27	(5, 1)	2.0		7	1	0	0	1	1	0	0	0	0	0	8	12	0.00	1.000
Tug McGraw, L ERA: 5.2	(7, 1)	2.0		11	4	2	2	2	1	0	0	0	0	0	14	18	9.00	2.500

PITCHER	IP	WLS	BF	H	R	ER	SO	BB	IBB	HBP	BLK	WP	HR	S	P	ERA	WHIP

AB	36
R	10
H	17
RBI	10
BB	4
SO	5
LOB	15

livebaseballscorecards.com

Batter	1	2	3	4	5	6	7	8	9	AB	R	H	RBI	BB	SO	LOB
Tommie Agee, R (1, 8) OBP: 0.326, SLG: 0.391	K		1B		K		K			4	0	1	0	0	3	2
Bud Harrelson, S (1, 6) OBP: 0.394, SLG: 0.381	K		L8			4-3		F7		4	0	0	0	0	1	1
Cleon Jones, R (1, 7) OBP: 0.307, SLG: 0.324	1B		4-3			E1 HR		F9		4	1	2	0	0	0	1
Art Shamsky, L (1, 3) OBP: 0.401, SLG: 0.523	1-3 1B			F7		HR 3-H		F8		3	1	2	2	0	0	0
Ron Swoboda, R (8, PH) (8, 9) OBP: 0.331, SLG: 0.381										1	0	0	0	0	0	0
Dave Marshall, L (1, 9) OBP: 0.356, SLG: 0.537	4-3			4-3		4-3			K	3	0	0	0	0	0	2
Mike Jorgensen, L (8, 3) OBP: 0.290, SLG: 0.352										1	0	0	0	0	1	0
Ken Boswell, L (1, 4) OBP: 0.325, SLG: 0.361		4-3		F8		K			F8	4	0	0	0	0	1	0
Wayne Garrett, L (1, 5) OBP: 0.400, SLG: 0.386		4-3			4-3 1B		K		K	4	0	1	0	0	2	0
Jerry Grote, R (1, 2) OBP: 0.214, SLG: 0.263		K			4-3 1-2		SH1-4 1B			3	0	1	0	0	1	1
Jim McAndrew, R (1, 1) OBP: 0.200, SLG: 0.222			K		K		SH1-4 1-2			2	0	0	0	0	2	1
Inning Stats	R: 0 E: 0 K: 2 S: 9 H: 2 LOB: 2 BB: 0 P: 9	R: 0 E: 0 K: 1 S: 5 H: 0 LOB: 0 BB: 0 P: 5	R: 0 E: 0 K: 1 S: 6 H: 1 LOB: 1 BB: 0 P: 6	R: 0 E: 0 K: 0 S: 3 H: 0 LOB: 0 BB: 0 P: 3	R: 0 E: 0 K: 2 S: 8 H: 1 LOB: 1 BB: 0 P: 8	R: 2 E: 1 K: 1 S: 7 H: 2 LOB: 0 BB: 0 P: 7	R: 0 E: 0 K: 2 S: 8 H: 1 LOB: 1 BB: 0 P: 8	R: 0 E: 0 K: 0 S: 3 H: 0 LOB: 0 BB: 0 P: 3	R: 0 E: 0 K: 2 S: 7 H: 0 LOB: 0 BB: 0 P: 7	1B: 6 2B: 0 3B: 0 HR: 1 SF: 0 SAC: 1 DP: 0 HBP: 0	WP: 0 PB: 0 SB: 0 CS: 0 PA: 34					

PITCHER		IP	WLS	BF	H	R	ER	SO	BB	IBB	HBP	BLK	WP	HR	S	P	ERA	WHIP
Jack Billingham, R ERA: 3.54	(1, 1)	6.0	L	24	6	2	2	7	0	0	0	0	0	1	38	38	3.00	1.000
Ron Cook, L ERA: 2.67	(7, 1)	2.0		7	1	0	0	2	0	0	0	0	0	0	11	11	0.00	0.500
Jack Dilauro, L ERA: 3.38	(9, 1)	1.0		3	0	0	0	2	0	0	0	0	0	0	7	7	0.00	0.000

PITCHER	IP	WLS	BF	H	R	ER	SO	BB	IBB	HBP	BLK	WP	HR	S	P	ERA	WHIP

TOP

New York Mets @ Houston Astros

Astrodome, Houston, TX

Mon Jun 08 1970, 8:05 PM EDT

Att. 13,957 - Unknown

livebaseballscorecards.com

AB	33
R	2
H	7
RBI	2
BB	0
SO	11
LOB	8

BOTTOM

Batter	1	2	3	4	5	6	7	8	9	AB	R	H	RBI	BB	SO	LOB
Hector Torres, R (1, 6) OBP: 0.167, SLG: 0.167	S S S 0-3 ① K			x 0-0 G6-4-3 1B		x 0-0 ③ F4			x 0-0 ① L8	3	0	1	0	0	1	1
Jack Dilauro, S (9, 1)										0	0	0	0	0	0	0
Tommy Davis, R (9, PH) OBP: 0.305, SLG: 0.394										1	0	0	0	0	0	0
Joe Pepitone, L (1, 3) OBP: 0.306, SLG: 0.502	x 0-0 ② G3			x 0-0 ① P6			x 0-0 G6-4-3 1B		x 0-0 ② G3	4	0	1	0	0	0	1
Jimmy Wynn, R (1, 8) OBP: 0.401, SLG: 0.547	S S S 0-3 ③ K			x 0-0 ② ③ G6-4-3 1-2f			x 0-0 ① ② G6-4-3 1-2f		x 0-0 1B	4	0	1	0	0	1	2
Norm Miller, L (1, 9) OBP: 0.367, SLG: 0.405		x 0-0 ① G3			S S S 0-3 ① K		x 0-0 1B 1B		x 0-0 ③ F8	4	0	1	0	0	1	1
Denis Menke, R (1, 4) OBP: 0.389, SLG: 0.447		x 0-0 ② P4			x 0-0 ② 6-3		x 0-0 1-2 1B			3	0	1	0	0	0	0
Keith Lampard, L (1, 7) OBP: 0.311, SLG: 0.415		x 0-0 ③ P6			x 0-0 ③ 4-3		x 0-0 ③ F8			3	0	0	0	0	0	2
Doug Rader, R (1, 5) OBP: 0.330, SLG: 0.467			x 0-0 ① F3			B B B B 4-0 BB		x 0-0 ① F7		2	0	0	0	1	0	0
Johnny Edwards, L (1, 2) OBP: 0.224, SLG: 0.255			x 0-0 ② F7			x 0-0 ① F7		x 0-0 ② F7		3	0	0	0	0	0	1
Jack Billingham, R (1, 1) OBP: 0.154, SLG: 0.083			x 0-0 ③ 4-3			S S S 0-3 ② K		x 0-0 ③ 6-3		1	0	0	0	0	0	0
Bob Watson, R (6, PH) OBP: 0.231, SLG: 0.306										1	0	0	0	0	1	1
Ron Cook, L (7, 1) OBP: 0.600, SLG: 1.000										0	0	0	0	0	0	0
Marty Martinez, S (8, PH) OBP: 0.333, SLG: 0.323										1	0	0	0	0	0	0
(9, 6)																
Inning Stats	R: 0 E: 0 K: 2 S: 7 H: 0 LOB: 0 BB: 0 P: 7	R: 0 E: 0 K: 0 S: 3 H: 0 LOB: 0 BB: 0 P: 3	R: 0 E: 0 K: 0 S: 3 H: 0 LOB: 0 BB: 0 P: 3	R: 0 E: 0 K: 0 S: 3 H: 1 LOB: 0 BB: 0 P: 3	R: 0 E: 0 K: 1 S: 5 H: 0 LOB: 0 BB: 0 P: 5	R: 0 E: 0 K: 1 S: 5 H: 0 LOB: 1 BB: 1 P: 9	R: 0 E: 0 K: 0 S: 5 H: 3 LOB: 2 BB: 0 P: 5	R: 0 E: 0 K: 0 S: 3 H: 0 LOB: 0 BB: 0 P: 3	R: 0 E: 0 K: 0 S: 4 H: 1 LOB: 1 BB: 0 P: 4	1B: 5 2B: 0 3B: 0 HR: 0		SF: 0 SAC: 0 DP: 2 HBP: 0				WP: 0 PB: 0 SB: 0 CS: 0	PA: 31

PITCHER	IP	WLS	BF	H	R	ER	SO	BB	IBB	HBP	BLK	WP	HR	S	P	ERA	WHIP
Jim McAndrew, R (1, 1) ERA: 5.67	9.0	W	31	5	0	0	4	1	0	0	0	0	0	38	42	0.00	0.667

PITCHER	IP	WLS	BF	H	R	ER	SO	BB	IBB	HBP	BLK	WP	HR	S	P	ERA	WHIP

New York Mets @ Houston Astros

Astrodome, Houston, TX

Mon Jun 08 1970, 8:05 PM EDT

Att. 13,957 - Unknown

livebaseballscorecards.com

AB	30
R	0
H	5
RBI	0
BB	1
SO	4
LOB	9

New York Mets @ Houston Astros

Astrodome, Houston, TX

Tue Jun 09 1970, 8:05 PM EDT

Att. 19,935 - Unknown

TOP

livebaseballscorecards.com

Batter	1	2	3	4	5	6	7	8	9	AB	R	H	RBI	BB	SO	LOB
Tommie Agee, R (1, 8) OBP: 0.325, SLG: 0.389	P5		F8		2B 1B			K		4	1	1	0	0	1	0
Bud Harrelson, S (1, 6) OBP: 0.400, SLG: 0.391	G6-3 1B		BB		1-H 2B			K		3	0	2	1	1	1	0
Cleon Jones, R (1, 7) OBP: 0.300, SLG: 0.316	G6-3 1-2f		F9		K			K		4	0	0	0	0	2	3
Art Shamsky, L (1, 3) OBP: 0.392, SLG: 0.510 Mike Jorgensen, L (9, 3) OBP: 0.290, SLG: 0.352		G3		4-3		F7			K	4 0	0 0	0 0	0 0	0 0	1 0	0 0
Dave Marshall, L (1, 9) OBP: 0.333, SLG: 0.500 Ron Swoboda, R (9, 9) OBP: 0.331, SLG: 0.381		F9		F8		K			G3	4 0	0 0	0 0	0 0	0 0	1 0	0 0
Ken Boswell, L (1, 4) OBP: 0.323, SLG: 0.353 Al Weis, S (9, 4) OBP: 0.279, SLG: 0.296		BB BB		F8		2-3			F7	3 0	0 0	0 0	0 0	1 0	0 0	0 0
Wayne Garrett, L (1, 5) OBP: 0.410, SLG: 0.441		1-2 BB			HR		F7			2	1	1	1	1	0	0
Jerry Grote, R (1, 2) OBP: 0.209, SLG: 0.256		4-3			6-3		6-3			3	0	0	0	0	0	2
Tom Seaver, R (1, 1) OBP: 0.186, SLG: 0.171			K		5-3		K			3	0	0	0	0	2	0
Inning Stats	R: 0 E: 0 K: 0 S: 3 H: 1 LOB: 0 BB: 0 P: 3	R: 0 E: 0 K: 0 S: 3 H: 0 LOB: 2 BB: 2 P: 11	R: 0 E: 0 K: 1 S: 5 H: 0 LOB: 1 BB: 1 P: 9	R: 0 E: 0 K: 0 S: 3 H: 0 LOB: 0 BB: 0 P: 3	R: 2 E: 0 K: 1 S: 8 H: 3 LOB: 1 BB: 0 P: 8	R: 0 E: 0 K: 1 S: 5 H: 0 LOB: 0 BB: 0 P: 5	R: 0 E: 0 K: 1 S: 5 H: 0 LOB: 0 BB: 0 P: 5	R: 0 E: 0 K: 3 S: 9 H: 0 LOB: 0 BB: 0 P: 9	R: 0 E: 0 K: 1 S: 5 H: 0 LOB: 0 BB: 0 P: 5	1B: 2 2B: 1 3B: 0 HR: 1	SF: 0 SAC: 0 DP: 1 HBP: 0						

	AB	30
	R	2
	H	4
	RBI	2
	BB	3
	SO	8
	LOB	5

WP: 0 PB: 0 SB: 0 CS: 0 PA: 33

PITCHER		IP	WLS	BF	H	R	ER	SO	BB	IBB	HBP	BLK	WP	HR	S	P	ERA	WHIP
Tom Griffin, R ERA: 4.74	(1, 1)	5.0	L	21	4	2	2	2	3	0	0	0	0	1	22	34	3.60	1.400
Ron Cook, L ERA: 2.43	(6, 1)	3.0		9	0	0	0	5	0	0	0	0	0	0	19	19	0.00	0.000
Fred Gladding, R ERA: 4.43	(9, 1)	1.0		3	0	0	0	1	0	0	0	0	0	0	5	5	0.00	0.000

PITCHER	IP	WLS	BF	H	R	ER	SO	BB	IBB	HBP	BLK	WP	HR	S	P	ERA	WHIP

New York Mets @ Houston Astros

Astrodome, Houston, TX

Tue Jun 09 1970, 8:05 PM EDT

Att. 19,935 - Unknown

BOTTOM

Batter	1	2	3	4	5	6	7	8	9	AB	R	H	RBI	BB	SO	LOB
Joe Pepitone, L (1, 3) OBP: 0.300, SLG: 0.493	P6			F7		P4		6-3		4	0	0	0	0	0	0
Tommy Davis, R (1, 7) OBP: 0.298, SLG: 0.385	5-3			4-3		K		1-3		4	0	0	0	0	1	0
Jimmy Wynn, R (1, 8) OBP: 0.402, SLG: 0.544	BB, CS			F9		L9			G1-3-6, 1B	3	0	1	0	1	0	0
Norm Miller, L (1, 9) OBP: 0.356, SLG: 0.391	CS	G3			3-1		F7		G1-3-6	4	0	0	0	0	0	1
Denis Menke, R (1, 4) OBP: 0.387, SLG: 0.457		K			K		HR		P4	4	1	1	1	0	2	0
Doug Rader, R (1, 5) OBP: 0.330, SLG: 0.462		6-3			BB, 1B		K			2	0	0	0	1	1	0
Johnny Edwards, L (1, 2) OBP: 0.230, SLG: 0.258			K		BB, 1B		FC6, BB			2	0	1	0	1	1	0
Hector Torres, R (1, 6) OBP: 0.200, SLG: 0.143			F8		BB		FC6			2	0	0	0	1	0	1
Tom Griffin, R (1, 1) OBP: 0.105, SLG: 0.111			K		K			6-3		1	0	0	0	0	1	0
Keith Lampard, L (5, PH) OBP: 0.304, SLG: 0.405										1	0	0	0	0	1	3
Ron Cook, L (6, 1) OBP: 0.600, SLG: 1.000										0	0	0	0	0	0	0
Marty Martinez, S (8, PH) OBP: 0.324, SLG: 0.313										1	0	0	0	0	0	0
Fred Gladding, L (9, 1)										0	0	0	0	0	0	0
Inning Stats	R: 0 E: 0 K: 0 S: 2 H: 0 LOB: 0 BB: 1 P: 6	R: 0 E: 0 K: 1 S: 5 H: 0 LOB: 0 BB: 0 P: 5	R: 0 E: 0 K: 2 S: 7 H: 0 LOB: 0 BB: 0 P: 7	R: 0 E: 0 K: 0 S: 3 H: 0 LOB: 0 BB: 0 P: 3	R: 0 E: 0 K: 2 S: 8 H: 1 LOB: 3 BB: 2 P: 16	R: 0 E: 0 K: 1 S: 5 H: 0 LOB: 0 BB: 0 P: 5	R: 1 E: 0 K: 1 S: 6 H: 1 LOB: 1 BB: 1 P: 10	R: 0 E: 0 K: 0 S: 3 H: 0 LOB: 0 BB: 0 P: 3	R: 0 E: 0 K: 0 S: 3 H: 1 LOB: 0 BB: 0 P: 3	1B: 2 2B: 0 3B: 0 HR: 1 SF: 0 SAC: 0 DP: 1 HBP: 0	WP: 0 PB: 0 SB: 0 CS: 1	PA: 33				

livebaseballscorecards.com

AB	28
R	1
H	3
RBI	1
BB	4
SO	7
LOB	5

PITCHER	IP	WLS	BF	H	R	ER	SO	BB	IBB	HBP	BLK	WP	HR	S	P	ERA	WHIP
Tom Seaver, R (1, 1) ERA: 2.21	9.0	W	32	3	1	1	7	4	0	0	0	0	1	42	58	1.00	0.778

PITCHER	IP	WLS	BF	H	R	ER	SO	BB	IBB	HBP	BLK	WP	HR	S	P	ERA	WHIP

New York Mets @ Houston Astros

Astrodome, Houston, TX

Wed Jun 10 1970, 8:05 PM EDT

Att. 17,973 - Unknown

TOP

livebaseballscorecards.com

Batter	1	2	3	4	5	6	7	8	9	AB	R	H	RBI	BB	SO	LOB
Tommie Agee, R (1, 8) OBP: 0.322, SLG: 0.398	5-3		K			HR	FC4-6 G6-4-3 1-2f 2-3 3-H		P4	5	1	1	2	0	1	3
Bud Harrelson, S (1, 6) OBP: 0.402, SLG: 0.393	F7			F9 5-3 1B		FC3-6 E 1B	G6-4-3 1-2f			4	0	2	0	0	0	2
Cleon Jones, R (1, 7) OBP: 0.295, SLG: 0.309	K			5-3 1-2		E6 FC3-6 1-2		K		4	0	0	0	0	2	2
Donn Clendenon, R (1, 3) OBP: 0.327, SLG: 0.505		K		F9 2-3		FC3-6 G6-4-3 1-2f 2-3		L8		4	0	0	0	0	1	3
Ron Swoboda, R (1, 9) OBP: 0.329, SLG: 0.372		K		L5		G6-4-3 1-2f		HBP BB		3	0	0	0	1	1	3
Joe Foy, R (1, 5) OBP: 0.366, SLG: 0.322		CS BB			5-3		BB 1B BB		HBP 1-2	1	1	0	0	2	0	0
Jerry Grote, R (1, 2) OBP: 0.220, SLG: 0.254 Dave Marshall, L (8, PH) OBP: 0.328, SLG: 0.492 Duffy Dyer, R (8, 2) OBP: 0.313, SLG: 0.211		CS 1-2	FC5-4 BB		F2		1B 1B FC4-6 1-2 BB	F8		1 1 0	1 0 0	0 0 0	0 0 0	2 0 0	0 0 0	0 2 0
Al Weis, S (1, 4) OBP: 0.286, SLG: 0.304 Ken Boswell, L (7, PH) OBP: 0.325, SLG: 0.355 (7, 4)			FC5-4 1B 1-2f		1B		FC4-6 1B 1-2 2-H 1B		F6	2 2	0 0	1 1	0 1	0 0	0 0	1 0
Nolan Ryan, R (1, 1) OBP: 0.174, SLG: 0.174 Ed Kranepool, L (5, PH) OBP: 0.216, SLG: 0.121 Rich Folkers, L (5, 1) Art Shamsky, L (7, PH) OBP: 0.395, SLG: 0.513 Ron Taylor, R (7, 1) Wayne Garrett, L (9, PH) OBP: 0.405, SLG: 0.433			1-2 1B		F7		FC4-6 1-2 2-3 1B		3-1	1 1 0 1 0 1	0 0 0 0 0 0	1 0 0 1 0 0	0 0 0 0 0 0	0 0 0 0 0 0	0 1 0 0 0 0	0 1 0 0 0 0

	AB	31
	R	3
	H	7
	RBI	3
	BB	5
	SO	5
	LOB	17

Inning Stats	1	2	3	4	5	6	7	8	9	1B: 6	SF: 0	WP: 0	PA: 38
R:	0	0	0	0	0	1	2	0	0	2B: 0	SAC: 0	PB: 0	
E:	0	0	0	0	0	1	0	0	0	3B: 0	DP: 2	SB: 0	
K:	1	2	1	0	0	0	0	1	0	HR: 1	HBP: 1	CS: 1	
S:	5	6	5	4	4	5	4	5	3				
H:	0	0	1	1	1	2	2	0	0				
LOB:	0	0	1	0	1	1	1	2	0				
BB:	0	1	1	0	0	0	2	1	0				
P:	5	10	9	4	4	5	12	10	3				

PITCHER		IP	WLS	BF	H	R	ER	SO	BB	IBB	HBP	BLK	WP	HR	S	P	ERA	WHIP
Denny Lemaster, L ERA: 4.63	(1, 1)	6.0	W	25	5	3	3	4	4	0	0	0	0	1	29	45	4.50	1.500
Jim Ray, R ERA: 4.5	(7, 1)	0.0		1	1	0	0	0	0	0	0	0	0	0	1	1	∞	∞
Jack Dilauro, L ERA: 3.38	(7, 1)	0.0		1	1	0	0	0	0	0	0	0	0	0	1	1	∞	∞
Fred Gladding, R ERA: 3.91	(7, 1)	3.0	S	10	0	0	0	1	1	0	1	0	0	0	10	15	0.00	0.333

PITCHER		IP	WLS	BF	H	R	ER	SO	BB	IBB	HBP	BLK	WP	HR	S	P	ERA	WHIP

Batter	1	2	3	4	5	6	7	8	9	AB	R	H	RBI	BB	SO	LOB
Joe Pepitone, L (1, 3) OBP: 0.304, SLG: 0.512	4-3 2B		3-1	1-H 2-H 3-H HR		P4				4	1	2	4	0	0	0
Tommy Davis, R (1, 7) OBP: 0.302, SLG: 0.384	4-3 2-3		B B B B BB	2B 1B			5-3			3	0	1	0	1	0	1
Jim Beauchamp, R (8, 7) OBP: 0.286, SLG: 0.320										0	0	0	0	0	0	0
Jimmy Wynn, R (1, 8) OBP: 0.404, SLG: 0.557	5-3		F7	1-H 2B			3B			4	0	2	0	0	0	2
Norm Miller, L (1, 9) OBP: 0.368, SLG: 0.402	B B B B BB			B B B B 1B BB BB BB	F8 2B		F7			2	1	1	0	2	0	0
Denis Menke, R (1, 4) OBP: 0.381, SLG: 0.449	6-3			P4	6-3			F7		4	0	0	0	0	0	4
Doug Rader, R (1, 5) OBP: 0.329, SLG: 0.455		F5		B B B 4-0 BB 1B 1-2 HR BB	F8 2-3			1-3		3	1	0	0	1	0	1
Johnny Edwards, L (1, 2) OBP: 0.228, SLG: 0.255		F7		F7	P6			P3		2	0	0	0	0	0	2
Don Bryant, R (5, PH) OBP: 0.188, SLG: 0.200 (6, 2)										2	0	0	0	0	0	1
Hector Torres, R (1, 6) OBP: 0.222, SLG: 0.176		6-3		BB HR 1-2 2-3 1B		4-3				3	1	1	0	0	0	0
Denny Lemaster, R (1, 1) OBP: 0.242, SLG: 0.111			P6	B B B 4-0 HR 1-2 2-3 3-H BB		F5				2	1	0	1	1	0	0
Jim Ray, R (7, 1) OBP: 0.273, SLG: 0.273										0	0	0	0	0	0	0
Jack Dilauro, S (7, 1)										0	0	0	0	0	0	0
Fred Gladding, L (7, 1)										0	0	0	0	0	0	0
Inning Stats	R: 0 E: 0 K: 0 S: 4 H: 1 LOB: 2 BB: 1 P: 8	R: 0 E: 0 K: 0 S: 3 H: 0 LOB: 0 BB: 0 P: 3	R: 0 E: 0 K: 0 S: 3 H: 0 LOB: 1 BB: 1 P: 7	R: 5 E: 0 K: 0 S: 6 H: 4 LOB: 2 BB: 3 P: 18	R: 0 E: 0 K: 0 S: 4 H: 1 LOB: 1 BB: 0 P: 4	R: 0 E: 0 K: 0 S: 3 H: 0 LOB: 0 BB: 0 P: 3	R: 0 E: 0 K: 0 S: 3 H: 1 LOB: 0 BB: 0 P: 3	R: 0 E: 0 K: 0 S: 3 H: 0 LOB: 0 BB: 0 P: 3		1B: 2 2B: 3 3B: 1 HR: 1	SF: 0 SAC: 0 DP: 0 HBP: 0					

PITCHER		IP	WLS	BF	H	R	ER	SO	BB	IBB	HBP	BLK	WP	HR	S	P	ERA	WHIP
Nolan Ryan, R ERA: 3.78	(1, 1)	4.0	L	21	5	5	5	0	5	0	0	0	0	1	16	36	11.25	2.500
Rich Folkers, L ERA:	(5, 1)	2.0		7	1	0	0	0	0	0	0	0	0	0	7	7	0.00	0.500
Ron Taylor, R ERA: 2.35	(7, 1)	2.0		6	1	0	0	0	0	0	0	0	0	0	6	6	0.00	0.500

PITCHER	IP	WLS	BF	H	R	ER	SO	BB	IBB	HBP	BLK	WP	HR	S	P	ERA	WHIP

BOTTOM

New York Mets @ Houston Astros

Astrodome, Houston, TX

Wed Jun 10 1970, 8:05 PM EDT

Att. 17,973 - Unknown

livebaseballscorecards.com

AB	29
R	5
H	7
RBI	5
BB	5
SO	0
LOB	11

Batter	1	2	3	4	5	6	7	8	9	AB	R	H	RBI	BB	SO	LOB
Gil Garrido, R (1, 6) OBP: 0.359, SLG: 0.386	5-3		E6 1-3		F8		G6-3 1-2f 2-3			4	0	0	0	0	0	4
Felix Millan, R (1, 4) OBP: 0.322, SLG: 0.388	2B		F3		P4		F8			4	0	1	0	0	0	4
Hank Aaron, R (1, 9) OBP: 0.383, SLG: 0.609	K		K			G4-6-3 1B		4-3 2B		4	0	2	0	0	2	3
Rico Carty, R (1, 7) OBP: 0.489, SLG: 0.708	1-3			BB		G4-6-3 1-2f		4-3 2-3		3	0	0	0	1	0	3
Orlando Cepeda, R (1, 3) OBP: 0.382, SLG: 0.562		5-3		P6		HR		5-3		4	1	1	1	0	0	2
Tony Gonzalez, L (1, 8) OBP: 0.304, SLG: 0.350		1-3		F8		1B		F8		4	0	1	0	0	0	2
Clete Boyer, R (1, 5) OBP: 0.278, SLG: 0.340		F8		F8		F2			K	4	0	0	0	0	1	2
Bob Tillman, R (1, 2) OBP: 0.315, SLG: 0.390 Hal King, L (7, 2) OBP: 0.408, SLG: 0.447			FC4-6 1B		1-3		G6-3 1B BB		F8	2 1	0 0	1 0	0 0	1 0	0 0	0 0
Phil Niekro, R (1, 1) OBP: 0.162, SLG: 0.114 Sonny Jackson, L (7, PH) OBP: 0.398, SLG: 0.341 Larry Jaster, L (7, 1) Bob Aspromonte, R (9, PH) OBP: 0.211, SLG: 0.167			FC4-6 E 1-2f		BB		G6-3 1-2 1B		F3	1 1 0 1	0 0 0 0	0 1 0 0	0 0 0 0	1 0 0 0	0 0 0 0	1 0 0 0
Inning Stats	R: 0 E: 0 K: 1 S: 6 H: 1 LOB: 1 BB: 0 P: 6	R: 0 E: 0 K: 0 S: 3 H: 0 LOB: 0 BB: 0 P: 3	R: 0 E: 1 K: 1 S: 7 H: 1 LOB: 2 BB: 0 P: 7	R: 0 E: 0 K: 0 S: 3 H: 0 LOB: 1 BB: 1 P: 7	R: 0 E: 0 K: 0 S: 3 H: 0 LOB: 1 BB: 1 P: 7	R: 1 E: 0 K: 0 S: 5 H: 3 LOB: 1 BB: 0 P: 5	R: 0 E: 0 K: 0 S: 3 H: 1 LOB: 1 BB: 1 P: 7	R: 0 E: 0 K: 0 S: 4 H: 1 LOB: 1 BB: 0 P: 4	R: 0 E: 0 K: 1 S: 5 H: 0 LOB: 0 BB: 0 P: 5	1B: 4 2B: 2 3B: 0 HR: 1 SF: 0 SAC: 0 DP: 2 HBP: 0						

PITCHER		IP	WLS	BF	H	R	ER	SO	BB	IBB	HBP	BLK	WP	HR	S	P	ERA	WHIP
Gary Gentry, R ERA: 3.31	(1, 1)	7.0	W	29	6	1	1	2	3	0	0	0	0	1	30	42	1.29	1.286
Ron Taylor, R ERA: 2.16	(8, 1)	2.0	S	7	1	0	0	1	0	0	0	0	0	0	9	9	0.00	0.500

PITCHER	IP	WLS	BF	H	R	ER	SO	BB	IBB	HBP	BLK	WP	HR	S	P	ERA	WHIP

TOP

Atlanta Braves @ New York Mets

Shea Stadium, Flushing, NY

Fri Jun 12 1970, 7:05 PM EDT

Att. 46,710 - Cloudy

livebaseballscorecards.com

AB	33
R	1
H	7
RBI	1
BB	3
SO	3
LOB	21

Atlanta Braves @ New York Mets

Shea Stadium, Flushing, NY

Fri Jun 12 1970, 7:05 PM EDT

Att. 46,710 - Cloudy

BOTTOM

Batter	1	2	3	4	5	6	7	8	9	AB	R	H	RBI	BB	SO	LOB
Tommie Agee, R (1, 8) OBP: 0.332, SLG: 0.434	F9			HR	PB, S 1B 1B		1B, SH3-4 SF8 1B	HR		5	4	4	2	0	0	0
Bud Harrelson, S (1, 6) OBP: 0.399, SLG: 0.390	F7			F8	E 1-H 1B		SH3-4 1-2	F8		4	1	1	1	0	0	0
Cleon Jones, R (1, 7) OBP: 0.299, SLG: 0.314	K			S 1B	E5 1B 1-2		2-3 1B			4	1	2	0	0	1	1
Art Shamsky, L (1, 3) OBP: 0.392, SLG: 0.509 Ron Taylor, R (8, 1)		K		6-3 1-2	1-3 2-H 1B		SF8 3-H			3 0	0 0	1 0	2 0	0 0	1 0	1 0
Dave Marshall, L (1, 9) OBP: 0.324, SLG: 0.476		3-1		WP, S 2-H 1B	F8		F9			4	0	1	1	0	0	3
Ken Boswell, L (1, 4) OBP: 0.329, SLG: 0.362		K		BBB 1-3 BB		4-3 FC2 2B		K		3	0	1	0	1	2	0
Wayne Garrett, L (1, 5) OBP: 0.410, SLG: 0.438		G1-6-3 1B		6-3		4-3 2-3		HR 1B		4	1	2	0	0	0	3
Jerry Grote, R (1, 2) OBP: 0.213, SLG: 0.246		G1-6-3 1-2f			1-6-3	FC2 3-H		F8		4	0	0	0	0	0	3
Gary Gentry, R (1, 1) OBP: 0.097, SLG: 0.034 Mike Jorgensen, L (8, 3) OBP: 0.302, SLG: 0.418		K			K	6-3		1-H HR		3 1	0 1	0 1	0 2	0 0	2 0	1 0
Inning Stats	R: 0 E: 0 K: 1 S: 5 H: 0 LOB: 0 BB: 0 P: 5	R: 0 E: 0 K: 2 S: 7 H: 0 LOB: 0 BB: 0 P: 7	R: 0 E: 0 K: 1 S: 5 H: 1 LOB: 0 BB: 0 P: 5	R: 2 E: 0 K: 0 S: 6 H: 3 LOB: 2 BB: 1 P: 10	R: 2 E: 1 K: 1 S: 9 H: 3 LOB: 2 BB: 0 P: 9	R: 0 E: 0 K: 0 S: 4 H: 1 LOB: 1 BB: 0 P: 4	R: 1 E: 0 K: 0 S: 5 H: 2 LOB: 1 BB: 0 P: 5	R: 3 E: 0 K: 1 S: 8 H: 3 LOB: 0 BB: 0 P: 8		1B: 9 2B: 1 3B: 0 HR: 3 SF: 1 SAC: 1 DP: 1 HBP: 0						

livebaseballscorecards.com

AB	35
R	8
H	13
RBI	8
BB	1
SO	6
LOB	12

WP: 1 PA: 38
PB: 1
SB: 3
CS: 0

PITCHER		IP	WLS	BF	H	R	ER	SO	BB	IBB	HBP	BLK	WP	HR	S	P	ERA	WHIP
Phil Niekro, R ERA: 3.83	(1, 1)	6.0	L	27	8	4	3	5	1	0	0	0	1	1	36	40	4.50	1.500
Larry Jaster, L ERA: 6.38	(7, 1)	2.0		11	5	4	4	1	0	0	0	0	0	2	13	13	18.00	2.500

PITCHER	IP	WLS	BF	H	R	ER	SO	BB	IBB	HBP	BLK	WP	HR	S	P	ERA	WHIP

Batter	1	2	3	4	5	6	7	8	9	AB	R	H	RBI	BB	SO	LOB
Gil Garrido, R (1, 6) OBP: 0.354, SLG: 0.374	BBBB 4-0 G6-3 BB		x 0-0 ③ F9			x 0-0 ③ P3		x 0-0 ③ F8		3	0	0	0	1	0	1
Felix Millan, R (1, 4) OBP: 0.321, SLG: 0.386	x 0-0 ①② G6-3 1-2f			x 0-0 ① F9			x 0-0 ① F8		x 0-0 FC6-4 1B	4	0	1	0	0	0	1
Hank Aaron, R (1, 9) OBP: 0.377, SLG: 0.597	SSS 0-3 ③ K			x 0-0 ② P6			SSS 0-3 ② K		x 0-0 ① FC6-4 WP 1-2f	4	0	0	0	0	2	1
Rico Carty, R (1, 7) OBP: 0.489, SLG: 0.709		x 0-0 2B		x 0-0 F7			x 0-0 1B		SSS 0-3 ② K 1-2	4	0	2	0	0	1	1
Orlando Cepeda, R (1, 3) OBP: 0.375, SLG: 0.551		x 0-0 ① P6			x 0-0 ① 5-3		x 0-0 ③ F8		x 0-0 ③ P6	4	0	0	0	0	0	3
Tony Gonzalez, L (1, 8) OBP: 0.304, SLG: 0.349		SSS 0-3 ② K			x 0-0 ② 1-3			x 0-0 5-3 1B 1B		3	1	1	0	0	1	1
Clete Boyer, R (1, 5) OBP: 0.274, SLG: 0.335		x 0-0 ③ 6-3			x 0-0 ③ F9			x 0-0 ① F8		3	0	0	0	0	0	2
Bob Tillman, R (1, 2) OBP: 0.304, SLG: 0.376			x 0-0 ① F8			x 0-0 ① 6-3		x 0-0 ② 5-3 1-2		3	0	0	0	0	0	1
Mike McQueen, L (1, 1)			x 0-0 ② F5			SSS 0-3 ② K		x 0-0 2-H 1B		1	0	0	0	0	0	0
Milt Pappas, R (4, 1)										1	0	0	0	0	1	0
Bob Aspromonte, R (8, PH) OBP: 0.250, SLG: 0.211										1	0	1	1	0	0	0
Ron Kline, R (8, 1)										0	0	0	0	0	0	0
Inning Stats	R: 0 E: 0 K: 1 S: 4 H: 0 LOB: 0 BB: 1 P: 8	R: 0 E: 0 K: 1 S: 6 H: 1 LOB: 1 BB: 0 P: 6	R: 0 E: 0 K: 0 S: 3 H: 0 LOB: 0 BB: 0 P: 3	R: 0 E: 0 K: 0 S: 3 H: 0 LOB: 0 BB: 0 P: 3	R: 0 E: 0 K: 0 S: 3 H: 0 LOB: 0 BB: 0 P: 3	R: 0 E: 0 K: 1 S: 5 H: 0 LOB: 0 BB: 0 P: 5	R: 0 E: 0 K: 1 S: 6 H: 1 LOB: 1 BB: 0 P: 6	R: 1 E: 0 K: 0 S: 5 H: 2 LOB: 1 BB: 0 P: 5	R: 0 E: 0 K: 1 S: 6 H: 1 LOB: 1 BB: 0 P: 6	1B: 4 2B: 1 3B: 0 HR: 0	SF: 0 SAC: 0 DP: 1 HBP: 0						

PITCHER	IP	WLS	BF	H	R	ER	SO	BB	IBB	HBP	BLK	WP	HR	S	P	ERA	WHIP
Ray Sadecki, L (1, 1) ERA: 2.81	9.0	W	32	5	1	1	5	1	0	0	0	1	0	41	45	1.00	0.667

PITCHER	IP	WLS	BF	H	R	ER	SO	BB	IBB	HBP	BLK	WP	HR	S	P	ERA	WHIP

TOP

Atlanta Braves @ New York Mets

Shea Stadium, Flushing, NY

Sat Jun 13 1970, 7:05 PM EDT

Att. 41,515 - Unknown

livebaseballscorecards.com

AB	31
R	1
H	5
RBI	1
BB	1
SO	5
LOB	11

PA: 32

WP: 1 PB: 0 SB: 0 CS: 0

Batter	1	2	3	4	5	6	7	8	9	AB	R	H	RBI	BB	SO	LOB
Tommie Agee, R (1, 8) OBP: 0.335, SLG: 0.453	S S S 0-3 ① K		x 0-0 HR	x 0-0 1B 1-3 2-H 2B			x 0-0 ① P4			4	1	2	2	0	1	0
Bud Harrelson, S (1, 6) OBP: 0.405, SLG: 0.394	B B B B 4-0 F9-4 1B BB		x 0-0 2B 1B	x 0-0 L4-3 2-3 3-H 1B			S S S 0-3 ② K			3	0	2	1	1	1	0
Cleon Jones, R (1, 7) OBP: 0.302, SLG: 0.323	x 0-0 1-2 1B		x 0-0 1-3 2B	x 0-0 ② ③ L4-3 1-2			x 0-0 ③ 4-1			4	0	2	0	0	0	2
Donn Clendenon, R (1, 3) OBP: 0.325, SLG: 0.505	x 0-0 ② ③ F9-4 2-3		x 0-0 ② L6		S S S 0-3 ① K			x 0-0 2B		4	0	1	0	0	1	4
Ron Swoboda, R (1, 9) OBP: 0.320, SLG: 0.361		x 0-0 ① 5-3	x 0-0 ③ F8		x 0-0 ② 5-3			S S S 0-3 ① K		4	0	0	0	0	1	3
Joe Foy, R (1, 5) OBP: 0.364, SLG: 0.320		x 0-0 ② P6	x 0-0 1B 1B	S S S 0-3 ③ K				x 0-0 ② F8		4	1	1	0	0	1	1
Duffy Dyer, R (1, 2) OBP: 0.322, SLG: 0.216	B B B 4-0 BB		x 0-0 1B 1-3 2B 1B			x 0-0 ① 4-3		x 0-0 ③ 5-3		3	1	1	0	1	0	1
Al Weis, S (1, 4) OBP: 0.288, SLG: 0.305		x 0-0 ③ 6-3		x 0-0 2B 1-2 1B 3-H 1B			x 0-0 ② P4			3	1	1	1	0	0	1
Ray Sadecki, L (1, 1) OBP: 0.176, SLG: 0.125			x 0-0 ① F9	S S S 0-3 ① K			x 0-0 ③ 3-1			3	0	0	0	0	1	2
Inning Stats	R: 0 H: 1 E: 0 LOB: 1 K: 1 BB: 1 S: 5 P: 9	R: 0 H: 0 E: 0 LOB: 1 K: 0 BB: 1 S: 3 P: 7	R: 1 H: 3 E: 0 LOB: 2 K: 0 BB: 0 S: 6 P: 6	R: 3 H: 5 E: 0 LOB: 1 K: 1 BB: 0 S: 9 P: 9	R: 0 H: 0 E: 0 LOB: 0 K: 2 BB: 0 S: 7 P: 7	R: 0 H: 0 E: 0 LOB: 0 K: 0 BB: 0 S: 3 P: 3	R: 0 H: 0 E: 0 LOB: 0 K: 1 BB: 0 S: 5 P: 5	R: 0 H: 1 E: 0 LOB: 1 K: 1 BB: 0 S: 6 P: 6		1B: 6 SF: 0 2B: 5 SAC: 0 3B: 0 DP: 2 HR: 1 HBP: 0						

PITCHER		IP	WLS	BF	H	R	ER	SO	BB	IBB	HBP	BLK	WP	HR	S	P	ERA	WHIP
Mike McQueen, L ERA: 7.71	(1, 1)	3.1	L	19	8	4	4	2	2	0	0	0	0	1	21	29	10.80	3.000
Milt Pappas, R ERA: 6.48	(4, 1)	3.2		11	1	0	0	3	0	0	0	0	0	0	17	17	0.00	0.273
Ron Kline, R ERA: 7.11	(8, 1)	1.0		4	1	0	0	1	0	0	0	0	0	0	6	6	0.00	1.000

PITCHER	IP	WLS	BF	H	R	ER	SO	BB	IBB	HBP	BLK	WP	HR	S	P	ERA	WHIP

BOTTOM

Atlanta Braves @ New York Mets

Shea Stadium, Flushing, NY

Sat Jun 13 1970, 7:05 PM EDT

Att. 41,515 - Unknown

livebaseballscorecards.com

AB	32
R	4
H	10
RBI	4
BB	2
SO	6
LOB	14

WP: 0	PA: 34		
PB: 0			
SB: 0			
CS: 0			

Batter	1	2	3	4	5	6	7	8	9	AB	R	H	RBI	BB	SO	LOB
Gil Garrido, R (1, 6) OBP: 0.350, SLG: 0.368	0-0 ③ 1B SF8 1B	0-0 ③ F7		0-0 ③ 1-3			0-3 ② K			4	1	1	0	0	1	1
Felix Millan, R (1, 4) OBP: 0.324, SLG: 0.396	0-0 1-3 1B 1B		0-0 ① L7		0-0 SF7 3B		0-0 ③ F8			4	2	2	0	0	0	0
Hank Aaron, R (1, 9) OBP: 0.374, SLG: 0.594	0-0 ① SF8 3-H		B B B B 4-0 E S 1B BB		0-0 ① SF7 3-H			0-0 ① F7		1	1	0	2	1	0	0
Rico Carty, R (1, 7) OBP: 0.494, SLG: 0.709	0-0 2-H 1B		0-0 1-H 1B		0-0 ② 4-3			0-0 G6-4-3 1B		4	0	3	2	0	0	0
Orlando Cepeda, R (1, 3) OBP: 0.369, SLG: 0.540	0-0 ② F8		0-0 ② F9		0-0 ③ F3			0-0 ② ③ G6-4-3 1-2f		4	0	0	0	0	0	3
Tony Gonzalez, L (1, 8) OBP: 0.299, SLG: 0.342	0-0 ③ F7		0-0 ③ 4-3			0-0 ① F7			0-0 ① 4-3	4	0	0	0	0	0	2
Clete Boyer, R (1, 5) OBP: 0.269, SLG: 0.328		0-0 ① F7		0-0 ① 5-3		S S S 0-3 ② K			0-0 ② 5-3	4	0	0	0	0	1	0
Bob Tillman, R (1, 2) Bob Priddy, R (6, 1) Sonny Jackson, L (9, PH) OBP: 0.305, SLG: 0.409 OBP: 0.600, SLG: 0.500 OBP: 0.395, SLG: 0.338		0-0 HR		S S S 0-3 ② K		S S S 0-3 ③ K			0-0 ③ F7	3 0 1	1 0 0	1 0 0	1 0 0	0 0 0	2 0 0	0 0 0
Pat Jarvis, R (1, 1) OBP: 0.108, SLG: 0.111 Hal King, L (6, 2) OBP: 0.400, SLG: 0.436		0-0 ② P6		0-0 2B			0-0 ① G3			2 1	0 0	1 0	0 0	0 0	0 0	0 0
Inning Stats	R: 2 E: 0 K: 0 S: 6 H: 3 LOB: 1 BB: 0 P: 6	R: 1 E: 0 K: 0 S: 4 H: 1 LOB: 0 BB: 0 P: 4	R: 1 E: 1 K: 0 S: 4 H: 1 LOB: 1 BB: 1 P: 8	R: 0 E: 0 K: 1 S: 6 H: 1 LOB: 1 BB: 0 P: 6	R: 1 E: 0 K: 0 S: 4 H: 1 LOB: 0 BB: 0 P: 4	R: 0 E: 0 K: 2 S: 7 H: 0 LOB: 0 BB: 0 P: 7	R: 0 E: 0 K: 1 S: 5 H: 0 LOB: 0 BB: 0 P: 5	R: 0 E: 0 K: 0 S: 3 H: 1 LOB: 0 BB: 0 P: 3	R: 0 E: 0 K: 0 S: 3 H: 0 LOB: 0 BB: 0 P: 3	1B: 5 2B: 1 3B: 1 HR: 1	SF: 2 SAC: 0 DP: 1 HBP: 0						

PITCHER	IP	WLS	BF	H	R	ER	SO	BB	IBB	HBP	BLK	WP	HR	S	P	ERA	WHIP
Tom Seaver, R (1, 1) ERA: 2.41	9.0	W	35	8	5	5	4	1	0	0	0	0	1	42	46	5.00	1.000

PITCHER	IP	WLS	BF	H	R	ER	SO	BB	IBB	HBP	BLK	WP	HR	S	P	ERA	WHIP

TOP

Atlanta Braves @ New York Mets

Shea Stadium, Flushing, NY

Sun Jun 14 1970, 3:33 AM EDT

Att. 52,674 - Sunny

livebaseballscorecards.com

AB	32
R	5
H	8
RBI	5
BB	1
SO	4
LOB	6

PA: 35

WP: 0 PB: 0 SB: 1 CS: 0

Batter	1	2	3	4	5	6	7	8	9	AB	R	H	RBI	BB	SO	LOB
Tommie Agee, R (1, 8) OBP: 0.336, SLG: 0.457	G1 4-3 2B	K		6-3		FC1-2-5 1B PB 1-2 3-H		CS 1B		5	2	2	0	0	1	5
Bud Harrelson, S (1, 6) OBP: 0.406, SLG: 0.406	G1 2-3		F8		1B 3B	PB 1-3 2-H 1B		CS 1-2		4	1	2	1	0	0	1
Cleon Jones, R (1, 7) OBP: 0.297, SLG: 0.316	4-3 3-H		5-3		L6	F8 1-2 3-H				4	0	0	1	0	0	2
Art Shamsky, L (1, 3) OBP: 0.400, SLG: 0.512	1B		BB		HR 3-H 1B	4-3				3	1	2	1	1	0	1
Dave Marshall, L (1, 9) OBP: 0.306, SLG: 0.448	K		K		F8		F9			4	0	0	0	0	2	3
Wayne Garrett, L (1, 4) OBP: 0.414, SLG: 0.478		3-1		BB 2B	HR 1-H		F3			3	2	1	2	1	0	0
Joe Foy, R (1, 5) OBP: 0.366, SLG: 0.327		P6		F8 1-H 2B	F7		BB CS			3	0	1	1	1	0	0
Duffy Dyer, R (1, 2) OBP: 0.330, SLG: 0.221		1B 1B		F8 2-3		BB E FC1-2-5	CS 1-2	F8		3	0	1	0	1	0	1
Tom Seaver, R (1, 1) OBP: 0.191, SLG: 0.178		1-3 1B		F9		E5 FC1-2-5 1-3 1B		F8		4	1	1	0	0	0	2
Inning Stats	R: 1 H: 2 E: 0 LOB: 1 K: 1 BB: 0 S: 7 P: 7	R: 0 H: 2 E: 0 LOB: 2 K: 1 BB: 0 S: 7 P: 7	R: 0 H: 0 E: 0 LOB: 1 K: 1 BB: 1 S: 5 P: 9	R: 1 H: 1 E: 0 LOB: 1 K: 0 BB: 1 S: 4 P: 8	R: 3 H: 3 E: 0 LOB: 0 K: 0 BB: 0 S: 6 P: 6	R: 2 H: 1 E: 1 LOB: 1 K: 0 BB: 1 S: 5 P: 9	R: 0 H: 0 E: 0 LOB: 0 K: 0 BB: 0 S: 2 P: 6	R: 0 H: 1 E: 0 LOB: 0 K: 0 BB: 0 S: 3 P: 3		1B: 6 SF: 0 2B: 2 SAC: 0 3B: 1 DP: 0 HR: 1 HBP: 0						

BOTTOM

Atlanta Braves @ New York Mets

Shea Stadium, Flushing, NY

Sun Jun 14 1970, 3:33 AM EDT

Att. 52,674 - Sunny

livebaseballscorecards.com

AB	33
R	7
H	10
RBI	6
BB	4
SO	3
LOB	15

WP: 0 PB: 1 SB: 0 CS: 2 PA: 39

PITCHER		IP	WLS	BF	H	R	ER	SO	BB	IBB	HBP	BLK	WP	HR	S	P	ERA	WHIP
Pat Jarvis, R ERA: 3.33	(1, 1)	5.1	L	29	9	7	5	3	3	0	0	0	0	1	32	44	8.44	2.250
Bob Priddy, R ERA: 5.18	(6, 1)	2.2		8	1	0	0	0	1	0	0	0	0	0	7	11	0.00	0.750

PITCHER	IP	WLS	BF	H	R	ER	SO	BB	IBB	HBP	BLK	WP	HR	S	P	ERA	WHIP

Cincinnati Reds @ New York Mets

Shea Stadium, Flushing, NY

Tue Jun 16 1970, 7:05 PM EDT

Att. 34,260 - Unknown

TOP

livebaseballscorecards.com

Batter	1	2	3	4	5	6	7	8	9	AB	R	H	RBI	BB	SO	LOB
Angel Bravo, L (1, 8) OBP: 0.414, SLG: 0.360	K		BB FC3-6		F7			6-3		3	0	0	0	1	1	1
Pete Rose, S (1, 9) OBP: 0.380, SLG: 0.472	2B		F7		F7			E6 FC6-4		4	1	1	0	0	0	2
Tony Perez, R (1, 5) OBP: 0.449, SLG: 0.705	K		FC3-6 1-2f			G5-3 1B		K		4	0	1	0	0	2	3
Johnny Bench, R (1, 2) OBP: 0.345, SLG: 0.641	2-H 2B		K			G5-3 1-2 1B		FC6-4 1-2f		4	0	2	1	0	1	2
Lee May, R (1, 3) OBP: 0.331, SLG: 0.554		1B 2B		F2		G5-3 1-2 2-3f			F7	4	0	1	0	0	0	2
Bernie Carbo, L (1, 7) OBP: 0.489, SLG: 0.623 Ray Washburn, R (6, 1) Hal McRae, R (9, PH) OBP: 0.390, SLG: 0.647		2-3 1B		G3		K			F8	3 0 1	0 0 0	1 0 0	0 0 0	0 0 0	1 0 0	1 0 0
Tommy Helms, R (1, 4) OBP: 0.230, SLG: 0.249	P6		F9				P4		1B	4	0	1	0	0	0	2
Woody Woodward, R (1, 6) OBP: 0.315, SLG: 0.340	K				E5		F8		1-3 1B	4	0	1	0	0	1	2
Jim Merritt, L (1, 1) OBP: 0.136, SLG: 0.116 Pedro Borbon, R (4, 1) Darrel Chaney, S (5, PH) OBP: 0.234, SLG: 0.239 Tony Cloninger, R (5, 1) OBP: 0.333, SLG: 0.333 Jimmy Stewart, S (6, 7) OBP: 0.234, SLG: 0.209		K			K		P6		F8	1 0 1 0 2	0 0 0 0 0	0 0 0 0 0	0 0 1 0 0	0 0 1 0 0	1 0 1 0 0	2 0 1 0 2
Inning Stats	R: 1 E: 0 K: 2 S: 8 H: 2 LOB: 1 BB: 0 P: 8	R: 0 E: 0 K: 2 S: 9 H: 2 LOB: 2 BB: 0 P: 9	R: 0 E: 0 K: 1 S: 5 H: 0 LOB: 1 BB: 1 P: 9	R: 0 E: 0 K: 0 S: 3 H: 0 LOB: 0 BB: 0 P: 3	R: 0 E: 1 K: 1 S: 6 H: 0 LOB: 1 BB: 0 P: 6	R: 0 E: 0 K: 1 S: 6 H: 2 LOB: 1 BB: 0 P: 6	R: 0 E: 0 K: 0 S: 3 H: 0 LOB: 0 BB: 0 P: 3	R: 0 E: 1 K: 1 S: 6 H: 0 LOB: 1 BB: 0 P: 6	R: 0 E: 0 K: 0 S: 5 H: 2 LOB: 2 BB: 0 P: 5	1B: 5 2B: 3 3B: 0 HR: 0	SF: 0 SAC: 0 DP: 1 HBP: 0						

	AB	35
	R	1
	H	8
	RBI	1
	BB	1
	SO	8
	LOB	20

WP: 0 PB: 0 SB: 0 CS: 0 PA: 36

PITCHER	IP	WLS	BF	H	R	ER	SO	BB	IBB	HBP	BLK	WP	HR	S	P	ERA	WHIP
Jim McAndrew, R (1, 1) ERA: 4.68	9.0	W	36	8	1	1	8	1	0	0	0	0	0	51	55	1.00	1.000

PITCHER	IP	WLS	BF	H	R	ER	SO	BB	IBB	HBP	BLK	WP	HR	S	P	ERA	WHIP

Batter	1	2	3	4	5	6	7	8	9	AB	R	H	RBI	BB	SO	LOB
Tommie Agee, R (1, 8) OBP: 0.336, SLG: 0.466	HR	K ②		FC6-4 ① 1B 1-2f 3-H	K ③		BB 2B 1B 1-2	L9 ③		6	2	2	2	0	2	4
Bud Harrelson, S (1, 6) OBP: 0.406, SLG: 0.407	4-3 SF7 2B	FC6-4 ③ 1-2f		F7 ②		P6 ① BBBB	2B E BB 1-2 2-3			4	2	1	0	1	0	2
Cleon Jones, R (1, 7) OBP: 0.304, SLG: 0.328	4-3 ① 2-3		FC5-4 1B CS 1B	FC6-4 1B 1-2		4-3 ②	E 2B 1-3 2-H 3-H			5	1	3	2	0	0	1
Donn Clendenon, R (1, 3) OBP: 0.336, SLG: 0.509 Mike Jorgensen, L (7, PR) OBP: 0.302, SLG: 0.418 (8, 3)	SF7 ② 3-H		FC5-4 1B 1-2	FC6-4 ③ 1-2f		BB BB 1B	E IBB			3 0	0 0	2 0	1 0	1 0	0 0	2 0
Ron Swoboda, R (1, 9) OBP: 0.331, SLG: 0.363 Art Shamsky, L (7, PH) OBP: 0.398, SLG: 0.509 (8, 9)	BB 1B		FC5-4 ① CS 1-2f 2-3		BBBB 1B SH1 BB	BBBB 4-0 BB 1-2	E3 1-2 2-3 3-H			2 1	1 0	1 0	0 1	2 0	0 0	2 2
Joe Foy, R (1, 5) OBP: 0.378, SLG: 0.329	BBBB 4-0 1-2 BB	BBBB 4-0 ② 1-2 3-H BB			0-0 SH1 BB 1-3 1B	BBBB 4-0 1-2 2-3 BB	SSS 0-3 ② K			2	0	1	0	3	1	3
Duffy Dyer, R (1, 2) OBP: 0.313, SLG: 0.207	SSS 0-3 ③ K	SSS 0-3 ③ K			SSS 0-3 ① K	0-0 ③ 6-3	0-0 ③ L4			5	0	0	0	0	3	11
Al Weis, S (1, 4) OBP: 0.294, SLG: 0.328 Wayne Garrett, L (5, PH) OBP: 0.422, SLG: 0.478 (6, 4)		SSS 0-3 ① K		SH FC6-4 2B	BBBB 4-0 SH1 1-2 BB		0-0 FC1-4 1B	SSS 0-3 ① K		2 2	1 0	1 1	0 1	0 1	1 1	0 0
Jim McAndrew, R (1, 1) OBP: 0.231, SLG: 0.250		0-0 FC6-4 1B		SH FC6-4 2-3	0-0 ② SH1 1-2 2-3 3-H		FC1-4 ① BB 1B 1-2f 2B	0-0 ② 1-3		3	1	1	1	0	0	1
Inning Stats	R: 2 H: 3 E: 0 LOB: 2 K: 1 BB: 1 S: 8 P: 12	R: 0 H: 1 E: 0 LOB: 1 K: 2 BB: 0 S: 8 P: 8	R: 1 H: 2 E: 0 LOB: 2 K: 1 BB: 1 S: 6 P: 10	R: 1 H: 2 E: 0 LOB: 2 K: 0 BB: 0 S: 6 P: 6	R: 1 H: 1 E: 0 LOB: 2 K: 2 BB: 2 S: 8 P: 16	R: 0 H: 1 E: 0 LOB: 3 K: 0 BB: 2 S: 4 P: 12	R: 3 H: 3 E: 1 LOB: 3 K: 1 BB: 2 S: 9 P: 17	R: 0 H: 0 E: 0 LOB: 0 K: 1 BB: 0 S: 5 P: 5		1B: 9 SF: 1 2B: 3 SAC: 2 3B: 0 DP: 0 HR: 1 HBP: 0						

BOTTOM

Cincinnati Reds @ New York Mets

Shea Stadium, Flushing, NY

Tue Jun 16 1970, 7:05 PM EDT

Att. 34,260 - Unknown

livebaseballscorecards.com

AB	35
R	8
H	13
RBI	7
BB	8
SO	8
LOB	28

PITCHER		IP	WLS	BF	H	R	ER	SO	BB	IBB	HBP	BLK	WP	HR	S	P	ERA	WHIP
Jim Merritt, L ERA: 3.37	(1, 1)	3.2	L	21	8	4	4	4	2	0	0	0	0	1	27	35	9.82	2.727
Pedro Borbon, R ERA: 7.11	(4, 1)	0.1		1	0	0	0	0	0	0	0	0	0	0	1	1	0.00	0.000
Tony Cloninger, R ERA: 8.0	(5, 1)	1.2		11	2	1	1	2	4	0	0	0	0	0	11	27	5.40	3.600
Ray Washburn, R ERA: 8.18	(6, 1)	2.1		13	3	3	3	2	1	1	0	0	0	0	15	23	11.57	1.714

PITCHER	IP	WLS	BF	H	R	ER	SO	BB	IBB	HBP	BLK	WP	HR	S	P	ERA	WHIP

WP: 0 PA: 46
PB: 0
SB: 0
CS: 2

Cincinnati Reds @ New York Mets

Shea Stadium, Flushing, NY

Wed Jun 17 1970, 7:05 PM EDT

Att. 40,462 - Unknown

TOP

livebaseballscorecards.com

Batter	1	2	3	4	5	6	7	8	9	AB	R	H	RBI	BB	SO	LOB
Pete Rose, S (1, 9) OBP: 0.388, SLG: 0.476	E 2B		F8 ①		IBB		BB		BB 1B FC6-4 IBB	2	2	1	0	3	0	0
Angel Bravo, L (1, 8) Clay Carroll, R (7, 1) Hal McRae, R (9, PH) OBP: 0.397, SLG: 0.652 Wayne Granger, R (9, 1)	F7 ①		K ②		F7 ③		F7 ③		FC6-4 BB 1B 1-2 2-3 3-H	4 0 1 0	0 0 0 0	0 0 1 0	0 0 1 0	0 0 0 0	1 0 0 0	5 0 0 0
Tony Perez, R (1, 5) OBP: 0.452, SLG: 0.702	E5 1B 2-H		L4 ③			6-3 ①		HR 1B	FC6-4 BB 1-2 2-3 3-H	4	1	2	1	1	0	0
Johnny Bench, R (1, 2) OBP: 0.346, SLG: 0.647	BB			K ①		HR		F2 ①	F6 ①	4	1	1	1	1	1	4
Lee May, R (1, 3) OBP: 0.328, SLG: 0.559	P4 ②			L4 ②		K ②		HR 1-H	FC6-4 ② 1-2f 2-3 3-H	5	1	1	3	0	1	4
Bernie Carbo, L (1, 7) OBP: 0.475, SLG: 0.600	K ③			4-3 ③		K ③		F7 ②	K ③	5	0	0	0	0	3	4
Tommy Helms, R (1, 4) OBP: 0.227, SLG: 0.245		P3 ①			F8 ①		K ①	F8 ③		4	0	0	0	0	1	0
Woody Woodward, R (1, 6) OBP: 0.345, SLG: 0.370		5-3 ②			BLK 1B		E9 1B		E SH 1B 1B	4	1	3	0	0	0	0
Wayne Simpson, R (1, 1) OBP: 0.075, SLG: 0.051 Jimmy Stewart, S (7, PH) OBP: 0.229, SLG: 0.205 (7, 8)		K ③			K ② 1-2		F8 ②		SH 1B BB 1-3	2 1	0 1	0 0	0 0	0 0	2 0	1 1
Inning Stats	R: 1 E: 1 K: 1 S: 7 H: 2 LOB: 2 BB: 1 P: 11	R: 0 E: 0 K: 1 S: 5 H: 0 LOB: 0 BB: 0 P: 5	R: 0 E: 0 K: 1 S: 5 H: 0 LOB: 0 BB: 0 P: 5	R: 0 E: 0 K: 1 S: 5 H: 0 LOB: 0 BB: 0 P: 5	R: 0 E: 0 K: 1 S: 6 H: 1 LOB: 2 BB: 1 P: 10	R: 1 E: 0 K: 2 S: 8 H: 1 LOB: 0 BB: 0 P: 8	R: 0 E: 1 K: 1 S: 6 H: 1 LOB: 2 BB: 1 P: 10	R: 2 E: 0 K: 0 S: 5 H: 2 LOB: 0 BB: 0 P: 5	R: 3 E: 1 K: 1 S: 8 H: 2 LOB: 2 BB: 2 P: 16	1B: 6 2B: 1 3B: 0 HR: 2 SF: 0 SAC: 1 DP: 0 HBP: 0							

AB	36
R	7
H	9
RBI	6
BB	5
SO	9
LOB	19

WP: 0 PB: 0 SB: 0 CS: 0 PA: 42

PITCHER		IP	WLS	BF	H	R	ER	SO	BB	IBB	HBP	BLK	WP	HR	S	P	ERA	WHIP
Gary Gentry, R ERA: 3.32	(1, 1)	8.0		34	7	4	3	8	2	1	0	1	0	2	47	59	3.38	1.125
Ron Taylor, R ERA: 3.24	(9, 1)	0.0	L	4	2	3	3	0	0	1	0	0	0	0	3	7	∞	∞
Nolan Ryan, R ERA: 3.72	(9, 1)	1.0		4	0	0	0	1	1	0	0	0	0	0	5	9	0.00	1.000

PITCHER	IP	WLS	BF	H	R	ER	SO	BB	IBB	HBP	BLK	WP	HR	S	P	ERA	WHIP

Cincinnati Reds @ New York Mets

Shea Stadium, Flushing, NY

Wed Jun 17 1970, 7:05 PM EDT

Att. 40,462 - Unknown

BOTTOM

livebaseballscorecards.com

Batter	1	2	3	4	5	6	7	8	9	AB	R	H	RBI	BB	SO	LOB
Tommie Agee, R (1, 8) OBP: 0.337, SLG: 0.477	5-3		P5		HR	K			1B	5	1	2	2	0	1	4
Bud Harrelson, S (1, 6) OBP: 0.402, SLG: 0.403	F7		K		1B		2-3		K	5	0	1	0	0	2	2
Cleon Jones, R (1, 7) OBP: 0.301, SLG: 0.340	6-3			L8	1-3		HR		F8	5	1	1	1	0	0	2
Art Shamsky, L (1, 3) OBP: 0.400, SLG: 0.509		F8		1B		1B 1B	F7		4-3	4	1	2	0	0	0	0
Mike Jorgensen, L (9, 3) OBP: 0.297, SLG: 0.411										1	0	0	0	0	0	1
Dave Marshall, L (1, 9) OBP: 0.303, SLG: 0.437		K		K		1-2 1B	L4			4	0	1	0	0	2	1
Ken Boswell, L (1, 4) OBP: 0.333, SLG: 0.361		1B BB		F8		BB 1-3 2-H 1B		6-3		3	0	1	1	1	0	1
Wayne Garrett, L (1, 5) OBP: 0.436, SLG: 0.500		FC6-4 1-2 1B			PB HR BB	F3		3-1 2B		3	1	2	0	1	0	2
Duffy Dyer, R (1, 2) OBP: 0.303, SLG: 0.200		FC6-4 1-2f			P3 1-2	K		3-1 2-3		3	0	0	0	0	1	5
Ed Kranepool, L (8, PH) OBP: 0.211, SLG: 0.118										1	0	0	0	0	0	1
Jerry Grote, R (9, 2) OBP: 0.213, SLG: 0.246										0	0	0	0	0	0	0
Gary Gentry, R (1, 1) OBP: 0.147, SLG: 0.033			CS		K	BB 1-2		6-3		1	0	0	0	2	1	1
Donn Clendenon, R (8, PH) OBP: 0.333, SLG: 0.504										1	0	0	0	0	0	1
Ron Taylor, R (9, 1)										0	0	0	0	0	0	0
Nolan Ryan, R (9, 1) OBP: 0.174, SLG: 0.174										0	0	0	0	0	0	0
Inning Stats	R: 0 E: 0 K: 0 S: 3 H: 0 LOB: 0 BB: 0 P: 3	R: 0 E: 0 K: 1 S: 6 H: 1 LOB: 2 BB: 1 P: 10	R: 0 E: 0 K: 1 S: 4 H: 0 LOB: 1 BB: 1 P: 8	R: 0 E: 0 K: 1 S: 6 H: 1 LOB: 1 BB: 0 P: 6	R: 2 E: 0 K: 1 S: 7 H: 2 LOB: 1 BB: 1 P: 11	R: 1 E: 0 K: 2 S: 10 H: 3 LOB: 3 BB: 1 P: 14	R: 1 E: 0 K: 0 S: 4 H: 1 LOB: 0 BB: 0 P: 4	R: 0 E: 0 K: 0 S: 4 H: 1 LOB: 1 BB: 0 P: 4	R: 0 E: 0 K: 1 S: 6 H: 1 LOB: 1 BB: 0 P: 6	1B: 7 2B: 2 3B: 0 HR: 2	SF: 0 SAC: 0 DP: 1 HBP: 0						

	AB	36
	R	4
	H	10
	RBI	4
	BB	4
	SO	7
	LOB	21

WP: 0 PB: 1 SB: 0 CS: 1 PA: 40

PITCHER		IP	WLS	BF	H	R	ER	SO	BB	IBB	HBP	BLK	WP	HR	S	P	ERA	WHIP
Wayne Simpson, R ERA: 2.34	(1, 1)	6.0		28	7	3	3	6	4	0	0	0	0	1	36	52	4.50	1.833
Clay Carroll, R ERA: 3.08	(7, 1)	2.0	W	8	2	1	1	0	0	0	0	0	0	1	8	8	4.50	1.000
Wayne Granger, R ERA: 2.36	(9, 1)	1.0	S	4	1	0	0	1	0	0	0	0	0	0	6	6	0.00	1.000

PITCHER	IP	WLS	BF	H	R	ER	SO	BB	IBB	HBP	BLK	WP	HR	S	P	ERA	WHIP

Batter	1	2	3	4	5	6	7	8	9	AB	R	H	RBI	BB	SO	LOB
Tony Taylor, R (1, 5) OBP: 0.341, SLG: 0.395	x 0-0 ① F8		x 0-0 ② 6-3		x 0-0 1B 1-2 2B 1B		x 0-0 E3 FC6-4 1-3		S S S 0-3 ③ K	3	1	1	0	0	0	0
Rick Joseph, R (5, 5) OBP: 0.222, SLG: 0.381										2	0	0	0	0	1	1
Larry Bowa, S (1, 6) OBP: 0.272, SLG: 0.268	F x 0-1 ② P8		x 0-0 2B		x 0-0 2B 1-3 2-H 1B		x 0-0 ② FC6-4 FC6 1-2f 3-H			4	0	2	2	0	0	1
Oscar Gamble, L (1, 8) OBP: 0.349, SLG: 0.368	B F B F x 2-2 2B		x 0-0 ③ F9		x 0-0 1-3 3-H 2B		x 0-0 ③ FC6 1-2f			4	0	2	1	0	0	2
Deron Johnson, R (1, 3) OBP: 0.325, SLG: 0.454	C x 0-1 FC6-4 1B			S S S 0-3 ① K	S S S 0-3 ③ K			x 0-0 FC6-4 1B		4	0	2	0	0	2	3
Ron Stone, L (1, 7) OBP: 0.341, SLG: 0.421	B x 1-0 ③ FC6-4 1-2f			x 0-0 ② L1		x 0-0 ① 3-1		x 0-0 ① FC6-4 4-3 1-2f		4	0	0	0	0	0	3
Terry Harmon, R (1, 4) OBP: 0.299, SLG: 0.333		C B B F F C 2-3 ① K		S S S 0-3 ③ K		x 0-0 ② P9		x 0-0 ② 4-3 1-2		4	0	0	0	0	2	1
Larry Hisle, R (1, 9) OBP: 0.306, SLG: 0.355		B S B S x 2-2 E6 G6-4-3			x 0-0 ① L3	S S S 0-3 ③ K		S S S 0-3 ③ K		0	0	0	0	0	0	0
Scott Reid, L (1, 9) OBP: 0.256, SLG: 0.114										4	0	0	0	0	2	1
Doc Edwards, R (1, 2) OBP: 0.325, SLG: 0.270		x 0-0 ② ③ G6-4-3 1-2f			x 0-0 1B 1B 1B		x 0-0 ① F8		S S S 0-3 ① K	2	0	1	0	0	0	1
Mike Compton, R (5, PR) OBP: 0.360, SLG: 0.372 (5, 2)										2	1	0	0	0	1	0
Jim Bunning, R (1, 1) OBP: 0.185, SLG: 0.120			S S S 0-3 ① K		S S S 0-3 ② K		x 0-0 E FC6-4 1B		S S S 0-3 ② K	0	0	0	0	0	0	0
Lowell Palmer, R (1, 1) OBP: 0.333, SLG: 0.455										2	0	0	0	0	2	1
Byron Browne, R (7, PH) OBP: 0.308, SLG: 0.445										1	1	1	0	0	0	0
Barry Lersch, S (7, 1)										0	0	0	0	0	0	0
Jim Hutto, R (9, PH) OBP: 0.265, SLG: 0.370										1	0	0	0	0	1	0
Inning Stats	R: 0 E: 0 K: 0 S: 9 H: 2 LOB: 2 BB: 0 P: 12	R: 0 E: 1 K: 1 S: 8 H: 0 LOB: 0 BB: 0 P: 12	R: 0 E: 0 K: 1 S: 6 H: 1 LOB: 1 BB: 0 P: 6	R: 0 E: 0 K: 2 S: 7 H: 0 LOB: 0 BB: 0 P: 7	R: 2 E: 0 K: 2 S: 11 H: 4 LOB: 3 BB: 0 P: 11	R: 0 E: 0 K: 1 S: 5 H: 0 LOB: 0 BB: 0 P: 5	R: 1 E: 1 K: 0 S: 5 H: 1 LOB: 1 BB: 0 P: 5	R: 0 E: 0 K: 1 S: 6 H: 1 LOB: 1 BB: 0 P: 6	R: 0 E: 0 K: 3 S: 9 H: 0 LOB: 0 BB: 0 P: 9	1B: 6 2B: 3 3B: 0 HR: 0	SF: 0 SAC: 0 DP: 1 HBP: 0						

Philadelphia Phillies @ New York Mets

Shea Stadium, Flushing, NY

Fri Jun 19 1970, 7:05 PM EDT

Att. 43,866 - Unknown

TOP

livebaseballscorecards.com

AB	37
R	3
H	9
RBI	3
BB	0
SO	11
LOB	14

PITCHER	IP	WLS	BF	H	R	ER	SO	BB	IBB	HBP	BLK	WP	HR	S	P	ERA	WHIP
Tom Seaver, R (1, 1) ERA: 2.38	9.0	W	37	9	3	2	11	0	0	0	0	0	0	66	73	2.00	1.000

PITCHER	IP	WLS	BF	H	R	ER	SO	BB	IBB	HBP	BLK	WP	HR	S	P	ERA	WHIP

WP: 0 PB: 0 SB: 0 CS: 0 PA: 37

BOTTOM

Batter	1	2	3	4	5	6	7	8	9	AB	R	H	RBI	BB	SO	LOB
Tommie Agee, R (1, 8) OBP: 0.338, SLG: 0.480	1-1 3-1 E 1B; 1B 2-2 2H 3H 2B	B S S B S: 2-3 K ②	x 0-0 F7 ②	x 0-0 6-3 ③			5	1	2	2	0	1	0
Bud Harrelson, S (1, 6) OBP: 0.405, SLG: 0.406 Al Weis, S (4, 6) OBP: 0.286, SLG: 0.317	x 0-0 3-1 E 1B; 1-2 0-0 F7	x 0-0 E 1B; 1B	x 0-0 6-3 ③		x 0-0 5-3 ①			3	2	2	0	0	0	1
								2	0	0	0	0	0	0
Cleon Jones, R (1, 7) OBP: 0.303, SLG: 0.338	S B S x: 1-2 P7 ① B B B B: 4-0 4-3 S HR; BB	x 0-0 E2 ③; 1-H 1B	x 0-0 6-3 ①	x 0-0 L9 ②			4	1	1	0	1	0	2
Art Shamsky, L (1, 3) OBP: 0.394, SLG: 0.500 Mike Jorgensen, L (6, 3) OBP: 0.288, SLG: 0.397	B S x: 1-1 3-1 ②; 1-2 2-3 B C B C T B S: 3-3 K ①; 1-2	x 0-0 F7 ①	x 0-0 4-3 ②	x 0-0 4-3 ③			3	0	0	0	0	1	3
							2	0	0	0	0	0	0
Dave Marshall, L (1, 9) OBP: 0.325, SLG: 0.453	x 0-0 E8 1B; 3B 1B; 2-H 3-H x 0-0 4-3 ②; 2-3	x 0-0 2B 1B	x 0-0 1B				4	2	3	2	0	0	1
Ken Boswell, L (1, 4) OBP: 0.343, SLG: 0.399	x 0-0 3B 1B; 2-3 x 0-0 HR; 3-H	x 0-0 F8 PB 2B; 1-H	x 0-0 3-1 ③				4	3	3	3	0	0	1
Wayne Garrett, L (1, 5) OBP: 0.449, SLG: 0.573	B C B x: 2-1 1B 3B; 1-H 3-H B B B B: 4-0 BB	x 0-0 F8 ②; 2-3	B x: 1-0 HR				3	2	2	3	1	0	1
Jerry Grote, R (1, 2) OBP: 0.214, SLG: 0.246	B B S B F x: 3-2 1B 2B 1B; 3-H S F x: 0-2 F7 ③	S B x: 1-1 F3 ③; 3-H	x 0-0 P4 ①				4	1	1	1	0	0	1
Tom Seaver, R (1, 1) OBP: 0.196, SLG: 0.184	x 0-0 2B 1B; 1-3	x 0-0 F8 ①	x 0-0 P3 ①				S S S: 0-3 K ②			4	1	1	0	0	1	0
Inning Stats	R: 7 E: 1 K: 0 S: 20 H: 8 LOB: 1 BB: 0 P: 30	R: 2 E: 0 K: 1 S: 9 H: 1 LOB: 1 BB: 2 P: 20	R: 1 E: 1 K: 1 S: 6 H: 2 LOB: 1 BB: 0 P: 8	R: 2 E: 0 K: 0 S: 6 H: 2 LOB: 0 BB: 0 P: 7	R: 0 E: 0 K: 0 S: 3 H: 0 LOB: 0 BB: 0 P: 3	R: 0 E: 0 K: 0 S: 4 H: 1 LOB: 1 BB: 0 P: 4	R: 1 E: 0 K: 1 S: 6 H: 1 LOB: 0 BB: 0 P: 7	R: 0 E: 0 K: 0 S: 3 H: 0 LOB: 0 BB: 0 P: 3		1B: 10 2B: 2 3B: 1 HR: 2	SF: 0 SAC: 0 DP: 0 HBP: 0					

PITCHER		IP	WLS	BF	H	R	ER	SO	BB	IBB	HBP	BLK	WP	HR	S	P	ERA	WHIP
Jim Bunning, R ERA: 3.66	(1, 1)	0.2	L	10	8	7	7	0	0	0	0	0	0	0	19	29	94.50	12.000
Lowell Palmer, R ERA: 3.95	(1, 1)	5.1		23	6	5	3	2	2	0	0	0	0	1	29	43	5.06	1.500
Barry Lersch, R ERA: 3.38	(7, 1)	2.0		7	1	1	1	1	0	0	0	0	0	1	9	10	4.50	0.500

PITCHER	IP	WLS	BF	H	R	ER	SO	BB	IBB	HBP	BLK	WP	HR	S	P	ERA	WHIP

Philadelphia Phillies @ New York Mets

Shea Stadium, Flushing, NY

Fri Jun 19 1970, 7:05 PM EDT

Att. 43,866 - Unknown

livebaseballscorecards.com

AB	38
R	13
H	15
RBI	11
BB	2
SO	3
LOB	10

WP: 0 PB: 1 SB: 1 CS: 0 PA: 40

Batter	1	2	3	4	5	6	7	8	9	AB	R	H	RBI	BB	SO	LOB
Tony Taylor, R (1, 4) OBP: 0.344, SLG: 0.397	4-3		2-H 1B		K			4-3 1B		4	0	2	1	0	1	0
Larry Bowa, S (1, 6) OBP: 0.268, SLG: 0.263	E6		6-3			P4		4-3 1-2		4	0	0	0	0	0	2
Byron Browne, R (1, 9) OBP: 0.306, SLG: 0.439	F9		K			1-3 1B		F9		4	0	1	0	0	1	3
Deron Johnson, R (1, 3) OBP: 0.324, SLG: 0.450	F8			K		1-2			SH2-4 1B BB 1B	4	0	1	0	0	1	2
Grant Jackson, S (9, PR) OBP: 0.063, SLG: 0.063										0	1	0	0	0	0	0
Mike Compton, R (9, 2) OBP: 0.360, SLG: 0.372										0	0	0	0	0	0	0
Rick Joseph, R (1, 5) OBP: 0.245, SLG: 0.391		F8		1B		1-3			BB SH2-4 1-2 1B	4	0	2	0	0	0	1
Jim Hutto, R (1, 7) OBP: 0.250, SLG: 0.347 (9, 3)		F9		K			L8		SH2-4 1-2 2-3	3	0	0	0	0	1	1
Oscar Gamble, L (1, 8) OBP: 0.343, SLG: 0.350		1-3		4-3			P5		BB IBB	3	0	0	0	1	0	1
Doc Edwards, R (1, 2) OBP: 0.302, SLG: 0.250			E6 SH5-4 1B		K		F8		G6-3 BB 1-2 2-3 3-H	3	1	0	0	0	1	0
Ron Stone, L (9, PH) OBP: 0.346, SLG: 0.421 (9, 7)										0	0	0	1	1	0	0
Chris Short, R (1, 1) OBP: 0.042, SLG: 0.043			SH5-4 1-2		K			F9	G6-3 1-2f	3	0	0	0	0	1	3
Inning Stats	R: 0 E: 1 K: 0 S: 11 H: 0 LOB: 1 BB: 0 P: 17	R: 0 E: 0 K: 0 S: 10 H: 0 LOB: 0 BB: 0 P: 14	R: 1 E: 1 K: 1 S: 10 H: 1 LOB: 1 BB: 0 P: 13	R: 0 E: 0 K: 2 S: 10 H: 1 LOB: 1 BB: 0 P: 15	R: 0 E: 0 K: 3 S: 9 H: 0 LOB: 0 BB: 0 P: 13	R: 0 E: 0 K: 0 S: 5 H: 1 LOB: 1 BB: 0 P: 8	R: 0 E: 0 K: 0 S: 7 H: 0 LOB: 0 BB: 0 P: 11	R: 0 E: 0 K: 0 S: 7 H: 1 LOB: 1 BB: 0 P: 12	R: 1 E: 0 K: 0 S: 9 H: 2 LOB: 3 BB: 2 P: 24	1B: 6 2B: 0 3B: 0 HR: 0	SF: 0 SAC: 2 DP: 1 HBP: 0						

PITCHER		IP	WLS	BF	H	R	ER	SO	BB	IBB	HBP	BLK	WP	HR	S	P	ERA	WHIP
Jerry Koosman, L ERA: 2.41	(1, 1)	8.0	L	32	6	2	1	6	0	0	0	0	0	0	73	113	1.12	0.750
Ron Taylor, R ERA: 3.2	(9, 1)	0.1		2	0	0	0	0	0	1	0	0	0	0	2	6	0.00	0.000
Tug McGraw, L ERA: 5.08	(9, 1)	0.2		2	0	0	0	0	1	0	0	0	0	0	3	8	0.00	1.500

PITCHER	IP	WLS	BF	H	R	ER	SO	BB	IBB	HBP	BLK	WP	HR	S	P	ERA	WHIP

TOP

Philadelphia Phillies @ New York Mets

Shea Stadium, Flushing, NY

Sat Jun 20 1970, 7:05 PM EDT

Att. 41,897 - Unknown

livebaseballscorecards.com

AB	32
R	2
H	6
RBI	2
BB	2
SO	6
LOB	13

1B: 6 SF: 0
2B: 0 SAC: 2
3B: 0 DP: 1
HR: 0 HBP: 0

WP: 0 PA: 36
PB: 0
SB: 0
CS: 0

Batter	1	2	3	4	5	6	7	8	9	AB	R	H	RBI	BB	SO	LOB
Tommie Agee, R (1, 8) OBP: 0.337, SLG: 0.474	F B B F B B 4-2 G6-4-3 BB		B C F S 1-3 ③ K			S B F F F C 1-3 ① K		B F B X 2-1 ③ L8		3	0	0	0	1	2	1
Bud Harrelson, S (1, 6) OBP: 0.403, SLG: 0.404	B B S F S 2-3 ① K			F B F B B X 3-2 ① L8		F F X 0-2 1B 1B			B C X 1-1 ① P6	4	0	1	0	0	1	1
Cleon Jones, R (1, 7) OBP: 0.303, SLG: 0.336	C X 0-1 ② ③ G6-4-3 1-2f			C B B B S F F X 3-2 ② P9		X 0-0 G5-4-3 1-2 1B			B F B F F F X 2-2 ② F8	4	0	1	0	0	0	1
Donn Clendenon, R (1, 3) OBP: 0.331, SLG: 0.496		B X 1-0 ① 5-3		B S B S X 2-2 ③ L9		S S X 0-2 ② ③ G5-4-3 1-2f			B B F S B X 3-2 1B	4	0	1	0	0	0	2
Ron Swoboda, R (1, 9) OBP: 0.329, SLG: 0.355		X 0-0 ② 5-3			B C F B B B F F F F 4-2 4-3 E BB		F B B F B F X 3-2 ① 4-3		C B X 1-1 ③ L9	3	1	0	0	1	0	1
Joe Foy, R (1, 5) OBP: 0.372, SLG: 0.323		C S B B B S 3-3 ③ K			B C B F S 2-3 ① K		F B S B X 2-2 ② P4			3	0	0	0	0	2	1
Jerry Grote, R (1, 2) OBP: 0.210, SLG: 0.240			C B B C X 2-2 ① L3		F B F B F B X 3-2 ② 4-3 1-2		S X 0-1 ③ 6-3			3	0	0	0	0	0	1
Al Weis, S (1, 4) OBP: 0.274, SLG: 0.303			F X 0-1 ② P4		B C B X 2-1 E8 2-H			X 0-0 ① 5-3		3	0	0	0	0	0	0
Jerry Koosman, R (1, 1) OBP: 0.179, SLG: 0.115 Ron Taylor, R (9, 1) Tug McGraw, R (9, 1) OBP: 0.333, SLG: 0.333			B X 1-0 1B		B S F S 1-3 ③ K			F B F C 1-3 ② K		3 0 0	0 0 0	1 0 0	0 0 0	0 0 0	2 0 0	1 0 0
Inning Stats	R: 0 E: 0 K: 1 S: 7 H: 0 LOB: 0 BB: 1 P: 13	R: 0 E: 0 K: 1 S: 5 H: 0 LOB: 0 BB: 0 P: 9	R: 0 E: 0 K: 1 S: 9 H: 1 LOB: 1 BB: 0 P: 13	R: 0 E: 0 K: 0 S: 11 H: 0 LOB: 0 BB: 0 P: 19	R: 1 E: 1 K: 2 S: 19 H: 0 LOB: 1 BB: 1 P: 31	R: 0 E: 0 K: 1 S: 12 H: 2 LOB: 1 BB: 0 P: 13	R: 0 E: 0 K: 0 S: 9 H: 0 LOB: 0 BB: 0 P: 14	R: 0 E: 0 K: 1 S: 6 H: 0 LOB: 0 BB: 0 P: 9	R: 0 E: 0 K: 0 S: 12 H: 1 LOB: 1 BB: 0 P: 19	1B: 4 2B: 0 3B: 0 HR: 0 SF: 0 SAC: 0 DP: 2 HBP: 0						

PITCHER	IP	WLS	BF	H	R	ER	SO	BB	IBB	HBP	BLK	WP	HR	S	P	ERA	WHIP
Chris Short, L (1, 1) ERA: 4.71	9.0	W	32	4	1	0	7	2	0	0	0	0	0	90	140	0.00	0.667

PITCHER	IP	WLS	BF	H	R	ER	SO	BB	IBB	HBP	BLK	WP	HR	S	P	ERA	WHIP

BOTTOM

Philadelphia Phillies @ New York Mets

Shea Stadium, Flushing, NY

Sat Jun 20 1970, 7:05 PM EDT

Att. 41,897 - Unknown

livebaseballscorecards.com

AB	30
R	1
H	4
RBI	0
BB	2
SO	7
LOB	9

Batter	1	2	3	4	5	6	7	8	9	AB	R	H	RBI	BB	SO	LOB
Tommie Agee, R (1, 8) OBP: 0.335, SLG: 0.480	S S S 0-3 ① K		x 0-0 ③ 5-3		x 0-0 1-H 3-H HR		S S S 0-3 ② K		x 0-0 ① F9	5	1	1	3	0	2	1
Bud Harrelson, S (1, 6) OBP: 0.399, SLG: 0.399	S S S 0-3 ② K			x 0-0 ① P4-3	x 0-0 ③ G3		x 0-0 ③ F9		x 0-0 E S 1B 1B	5	1	1	0	0	1	1
Cleon Jones, R (1, 7) OBP: 0.313, SLG: 0.344	H 1-0 S HBP			x 0-0 ② P5		x 0-0 1-3 S 1B		x 0-0 1B HR 1B	x 0-0 L6-4 S 1-H 1B	4	1	3	1	0	0	0
Art Shamsky, L (1, 3) OBP: 0.391, SLG: 0.494 Tom Seaver, R (8, PR) OBP: 0.196, SLG: 0.184 Ron Swoboda, R (8, 9) OBP: 0.327, SLG: 0.353	x 0-0 ③ 1-3 1-2			x 0-0 ③ P6		S S S 0-3 ① K 1-2		x 0-0 1-3 HR 1B	x 0-0 ②③ L6-4 1-3	4 0 1	0 1 0	1 0 0	0 0 0	0 0 0	1 0 1	2 0 1
Dave Marshall, L (1, 9) OBP: 0.313, SLG: 0.436 Donn Clendenon, R (8, PH) OBP: 0.336, SLG: 0.525 (8, 3)		x 0-0 ① F9			x 0-0 ① F8	x 0-0 ② 1-3 2-3		x 0-0 1-H 3-H HR		3 1	0 1	0 1	0 3	0 0	0 0	1 0
Ken Boswell, L (1, 4) OBP: 0.341, SLG: 0.395		x 0-0 ② P4-3			x 0-0 1B 1B 1B	S S S 0-3 ③ K		x 0-0 ① 6-3		4	1	1	0	0	1	2
Wayne Garrett, L (1, 5) OBP: 0.461, SLG: 0.577		x 0-0 ③ P4-3			x 0-0 1B 1-3 HR 1B		x 0-0 1B SF7 1B	B B B B 4-0 1B BB		3	2	2	0	1	0	0
Jerry Grote, R (1, 2) OBP: 0.224, SLG: 0.256			x 0-0 ① 5-3		x 0-0 1-3 HR 3-H 1B		x 0-0 1-3 1B	x 0-0 ② 1-3 1B		4	1	3	1	0	0	0
Gary Gentry, R (1, 1) OBP: 0.143, SLG: 0.032 Mike Jorgensen, L (5, PH) OBP: 0.284, SLG: 0.390 Tug McGraw, R (5, 1) OBP: 0.250, SLG: 0.333 Ron Taylor, R (7, 1)			x 0-0 ② 6-3		S S S 0-3 ② K		x 0-0 ① SF7 3-H	S S S 0-3 ③ K		1 1 0 1	0 0 0 0	0 0 0 0	0 0 1 0	0 0 0 0	0 1 0 1	0 2 0 1
Inning Stats	R: 0 H: 0 E: 0 LOB: 1 K: 2 BB: 0 S: 7 P: 8	R: 0 H: 0 E: 0 LOB: 0 K: 0 BB: 0 S: 3 P: 3	R: 0 H: 0 E: 0 LOB: 0 K: 0 BB: 0 S: 3 P: 3	R: 0 H: 0 E: 0 LOB: 0 K: 0 BB: 0 S: 3 P: 3	R: 4 H: 4 E: 0 LOB: 0 K: 1 BB: 0 S: 9 P: 9	R: 0 H: 1 E: 0 LOB: 1 K: 2 BB: 0 S: 8 P: 8	R: 1 H: 2 E: 0 LOB: 1 K: 1 BB: 0 S: 7 P: 7	R: 3 H: 4 E: 0 LOB: 1 K: 1 BB: 1 S: 8 P: 12	R: 1 H: 2 E: 0 LOB: 0 K: 0 BB: 0 S: 4 P: 4	1B: 11 SF: 1 2B: 1 SAC: 0 3B: 0 DP: 1 HR: 2 HBP: 1						

TOP

New York Mets @ Chicago Cubs

Wrigley Field, Chicago, IL

Mon Jun 22 1970, 3:33 AM CDT

Att. 24,867 - Cloudy - 73 F

livebaseballscorecards.com

AB	37
R	9
H	13
RBI	9
BB	1
SO	7
LOB	11

PITCHER		IP	WLS	BF	H	R	ER	SO	BB	IBB	HBP	BLK	WP	HR	S	P	ERA	WHIP
Fergie Jenkins, R ERA: 4.59	(1, 1)	7.0	L	31	9	7	7	6	0	0	1	0	0	1	42	43	9.00	1.286
Hank Aguirre, L ERA: 3.86	(8, 1)	1.0		5	2	1	1	1	1	0	0	0	0	1	6	10	9.00	3.000
Phil Regan, R ERA: 3.65	(9, 1)	1.0		4	2	1	1	0	0	0	0	0	0	0	4	4	9.00	2.000

PITCHER	IP	WLS	BF	H	R	ER	SO	BB	IBB	HBP	BLK	WP	HR	S	P	ERA	WHIP

New York Mets @ Chicago Cubs

Wrigley Field, Chicago, IL

Mon Jun 22 1970, 3:33 AM CDT

Att. 24,867 - Cloudy - 73 F

livebaseballscorecards.com

BOTTOM

Batter	1	2	3	4	5	6	7	8	9	AB	R	H	RBI	BB	SO	LOB
Don Kessinger, S (1, 6) OBP: 0.361, SLG: 0.427	0-0 1B 2B 1B	0-0 1B 1B 1B		0-0 F9 ①			0-0 P6 ①	0-0 1B		5	2	3	0	0	0	0
Paul Popovich, S (1, 4) OBP: 0.343, SLG: 0.400	0-0 1-3 2B 1B	0-0 1B 1-3 1B		0-0 P3 ②			0-0 E 2B 1B	0-0 F8 ③		5	2	3	0	0	0	1
Billy Williams, L (1, 7) OBP: 0.353, SLG: 0.549	0-0 G3 ①	0-0 BB 1-3 3-H 1B		0-0 6-3 ③			0-0 FC1 2B 1-2 FC4-6		0-0 E 1B 1B	5	1	2	1	0	0	3
Jim Hickman, R (1, 8) (8, 9) OBP: 0.449, SLG: 0.679	0-0 2-H 3-H 2B	B B B 4-0 FC6-4 1-2 BB			S S S 0-3 K ①		0-0 FC4-6 1-3 2-H 2B		0-0 F2 ①	4	0	2	3	1	1	1
Ron Santo, R (1, 5) OBP: 0.326, SLG: 0.391	0-0 F8 ②	0-0 FC6-4 ③ 1-2f			S S S 0-3 K ②		4-0 FC4-6 IBB		0-0 F9 ②	4	0	0	0	1	1	5
Johnny Callison, L (1, 9) OBP: 0.353, SLG: 0.424 Glenn Beckert, R (7, PH) OBP: 0.326, SLG: 0.353 Willie Smith, L (7, PH) OBP: 0.263, SLG: 0.294 Cleo James, R (8, 8) OBP: 0.287, SLG: 0.325	I I I 4-0 IBB		S S S 0-3 K ①		x 0-0 4-3 ③		x 0-0 FC4-6 ② 1-2f 2-3 3-H		0-0 E8 1-3 1B	2 0 1 1	0 0 0 0	0 0 1 0	0 0 0 1	1 0 0 0	1 0 0 0	0 0 2 0
14 Ernie Banks, R (1, 3) OBP: 0.293, SLG: 0.441	0-0 F7 ③		x 0-0 FC4-6 1B			x 0-0 5-3 ①	0-0 F8 ③		S S S 0-3 K ③	5	0	1	0	0	1	6
Jack Hiatt, R (1, 2) OBP: 0.401, SLG: 0.355		0-0 F8 ①	S S S 0-3 K ②			S S S 0-3 K ②		S S S 0-3 K ①		4	0	0	0	0	3	1
Fergie Jenkins, R (1, 1) OBP: 0.067, SLG: 0.070 Hank Aguirre, R (8, 1) Jimmie Hall, L (8, PH) OBP: 0.200, SLG: 0.129 Phil Regan, R (9, 1)		0-0 F9 ②	0-0 FC4-6 ③ 1-2f			S S S 0-3 K ③		S S S 0-3 K ②		3 0 1 0	0 0 0 0	0 0 0 0	0 0 0 0	0 0 1 0	1 0 0 0	1 0 0 0
Inning Stats	R: 2 E: 0 K: 0 S: 6 H: 3 LOB: 2 BB: 1 P: 10	R: 1 E: 0 K: 0 S: 6 H: 3 LOB: 3 BB: 1 P: 10	R: 0 E: 0 K: 2 S: 8 H: 1 LOB: 1 BB: 0 P: 8	R: 0 E: 0 K: 0 S: 3 H: 0 LOB: 0 BB: 0 P: 3	R: 0 E: 0 K: 2 S: 7 H: 0 LOB: 0 BB: 0 P: 7	R: 0 E: 0 K: 2 S: 7 H: 0 LOB: 0 BB: 0 P: 7	R: 2 E: 1 K: 0 S: 6 H: 2 LOB: 2 BB: 1 P: 10	R: 0 E: 0 K: 2 S: 8 H: 1 LOB: 1 BB: 0 P: 8	R: 0 E: 1 K: 1 S: 7 H: 2 LOB: 2 BB: 0 P: 7	1B: 10 2B: 2 3B: 0 HR: 0	SF: 0 SAC: 0 DP: 0 HBP: 0			WP: 0 PB: 0 SB: 0 CS: 0		PA: 43	

PITCHER		IP	WLS	BF	H	R	ER	SO	BB	IBB	HBP	BLK	WP	HR	S	P	ERA	WHIP
Gary Gentry, R ERA: 3.45	(1, 1)	4.0		21	7	3	3	2	1	1	0	0	0	0	23	31	6.75	2.000
Tug McGraw, L ERA: 4.7	(5, 1)	2.1		11	2	2	0	4	0	1	0	0	0	0	18	22	0.00	0.857
Ron Taylor, R ERA: 2.89	(7, 1)	2.2	W	11	3	0	0	3	0	0	0	0	0	0	17	17	0.00	1.125

AB	40
R	5
H	12
RBI	5
BB	3
SO	9
LOB	20

PITCHER	IP	WLS	BF	H	R	ER	SO	BB	IBB	HBP	BLK	WP	HR	S	P	ERA	WHIP

Batter	1	2	3	4	5	6	7	8	9	10	AB	R	H	RBI	BB	SO	LOB
Tommie Agee, R (1, 8) OBP: 0.334, SLG: 0.475	6-3		5-3	5-3 WP 1-3 3-H 1B		CS BB		K		6-3	5	0	1	1	1	1	1
Bud Harrelson, S (1, 6) OBP: 0.405, SLG: 0.398	F8			BB BB BB 1B		1-2 BB			FC6-4 BB	6-3	3	1	1	0	3	0	0
Cleon Jones, R (1, 7) OBP: 0.309, SLG: 0.336	K			BB BB E 1-2 BB		F9			FC6-4 G3 1B 1-2f 1B	5-3	5	2	0	0	1	1	4
Art Shamsky, L (1, 3) OBP: 0.386, SLG: 0.486 Al Weis, S (9, PR) OBP: 0.274, SLG: 0.303 Ed Kranepool, L (9, 3) OBP: 0.211, SLG: 0.118		L4		K F7			3-1		G3 1-2 1B		5 0 0	0 1 0	1 0 0	0 0 0	0 0 0	1 0 0	4 0 0
Dave Marshall, L (1, 9) OBP: 0.341, SLG: 0.475		HR		E BB 1-2 2-3 1B BB	G3 S BB		G4-6-3 BB		G3 1-2 2-3		2	2	1	1	3	0	2
Ken Boswell, L (1, 4) OBP: 0.343, SLG: 0.391		F9		E 1-2 2-3 3-H 1B BB	P4 1-2		G4-6-3 1-2f		2-H 3-H 1B		4	1	1	3	1	0	2
Wayne Garrett, L (1, 5) OBP: 0.449, SLG: 0.549	6-3			E4 1B 1-2 2-3 3-H 1B	G3 2-3		FC1-6 BB		F7		4	1	0	1	1	0	4
Jerry Grote, R (1, 2) OBP: 0.227, SLG: 0.257 Mike Jorgensen, L (8, PH) OBP: 0.279, SLG: 0.383 Ron Taylor, R (8, 1) Ron Swoboda, R (10, PH) OBP: 0.331, SLG: 0.364 Jim McAndrew, R (10, 1) OBP: 0.231, SLG: 0.250			F7	1B 1-2 2-H 3-H 1B	F9		F9			HR 2B	3 1 0 1 0	1 0 0 1 0	1 0 0 1 0	2 0 0 0 0	0 0 0 0 0	0 1 0 0 0	1 1 0 0 0
Ray Sadecki, L (1, 1) OBP: 0.211, SLG: 0.167 Don Cardwell, R (5, 1) Rich Folkers, L (5, 1) Donn Clendenon, R (8, PH) OBP: 0.333, SLG: 0.521 Duffy Dyer, R (8, 2) OBP: 0.310, SLG: 0.244			4-3	1B 1-3 2-H WP 1B		K		FC1-6 1-2f		HR 2-H	2 0 1 1 1	1 0 0 0 1	1 0 1 0 2	1 0 0 0 2	0 0 0 0 0	0 0 1 0 0	0 0 0 1 0
Inning Stats	R: 0 H: 0 E: 0 LOB: 0 K: 1 BB: 0 S: 5 P: 5	R: 1 H: 1 E: 0 LOB: 0 K: 0 BB: 0 S: 4 P: 4	R: 0 H: 0 E: 0 LOB: 0 K: 0 BB: 0 S: 3 P: 3	R: 7 H: 4 E: 1 LOB: 2 K: 1 BB: 4 S: 10 P: 26	R: 0 H: 0 E: 0 LOB: 1 K: 0 BB: 1 S: 3 P: 7	R: 0 H: 0 E: 0 LOB: 1 K: 1 BB: 2 S: 4 P: 12	R: 0 H: 0 E: 0 LOB: 0 K: 0 BB: 1 S: 2 P: 6	R: 0 H: 0 E: 0 LOB: 1 K: 1 BB: 1 S: 5 P: 9	R: 2 H: 2 E: 0 LOB: 1 K: 0 BB: 1 S: 5 P: 9	R: 2 H: 2 E: 0 LOB: 0 K: 0 BB: 0 S: 5 P: 5	1B: 6 2B: 1 3B: 0 HR: 2	SF: 0 SAC: 0 DP: 1 HBP: 0					

PITCHER	IP	WLS	BF	H	R	ER	SO	BB	IBB	HBP	BLK	WP	HR	S	P	ERA	WHIP
Joe Decker, R (1, 1) ERA: 4.0	3.1		15	2	5	5	2	3	0	0	0	0	1	16	28	13.50	1.500
Jim Colborn, R (4, 1) ERA: 3.27	0.0		4	3	2	1	0	0	0	0	0	0	0	4	4	∞	∞
Steve Barber, L (4, 1) ERA: 9.53	0.2		3	0	1	1	0	1	0	0	0	1	0	2	6	13.50	1.500
Jim Dunegan, R (5, 1) ERA: 3.48	3.0		12	0	0	0	1	5	0	0	0	0	0	9	29	0.00	1.667
Phil Regan, R (8, 1) ERA: 4.18	3.0	L	14	4	4	4	1	1	0	0	0	0	1	15	19	12.00	1.667

PITCHER	IP	WLS	BF	H	R	ER	SO	BB	IBB	HBP	BLK	WP	HR	S	P	ERA	WHIP

TOP

New York Mets @ Chicago Cubs

Wrigley Field, Chicago, IL

Tue Jun 23 1970, 3:33 AM CDT

Att. 28,118 - Cloudy - 77 F

livebaseballscorecards.com

AB	38
R	12
H	9
RBI	11
BB	10
SO	4
LOB	20

WP: 1	PA: 48		
PB: 0			
SB: 1			
CS: 1			

Batter	1	2	3	4	5	6	7	8	9	10	AB	R	H	RBI	BB	SO	LOB
Don Kessinger, S (1, 6) OBP: 0.357, SLG: 0.418	BBBB 4-0 2B 1B BB	x 0-0 F9 ③		x 0-0 5-3 ②	x 0-0 F8 ②		x 0-0 6-3 ③			x 0-0 L5-3 ②③ 1-2	5	1	0	0	1	0	3
Glenn Beckert, R (1, 4) OBP: 0.328, SLG: 0.356	x 0-0 1B 1-3 2B		BBBB 4-0 HR BB	x 0-0 F8 ③	x 0-0 6-3 ③			x 0-0 P5 ①			4	2	1	0	1	0	2
Billy Williams, L (1, 7) OBP: 0.361, SLG: 0.573	x 0-0 BB 2-H 3-H 1B		x 0-0 1-H HR		x 0-0 BB 14 1B 2B	x 0-0 E L5 2B		x 0-0 F7 ②			5	2	4	4	0	0	0
Jim Hickman, R (1, 9) OBP: 0.444, SLG: 0.665 Johnny Callison, L (9, 9) OBP: 0.353, SLG: 0.424	x 0-0 F9 ①		x 0-0 F9 ①		BBBB 4-0 14 1B BB	x 0-0 E6 14 BB 2-3		x 0-0 5-3 ③			4 0	1 0	0 0	0 0	1 0	0 0	2 0
Ron Santo, R (1, 5) OBP: 0.327, SLG: 0.387	BBBB 4-0 1-2 BB		x 0-0 P3 ②		BBBB 4-0 14 1B 1-2 2-3 FC5-4 BB	SSS 0-3 K ①			SSS 0-3 K ①		3	1	0	0	2	2	2
14 Ernie Banks, R (1, 3) OBP: 0.296, SLG: 0.435	x 0-0 F8 ②		x 0-0 P6 ③		x 0-0 FC5-4 1-3 2-H 3-H 1B	BBBB 4-0 1-2 BB			x 0-0 F2 ②		4	0	1	2	1	0	2
Cleo James, R (1, 8) OBP: 0.283, SLG: 0.318	x 0-0 1-3 ③			x 0-0 2B 1B	x 0-0 FC5-4 ① 1B 1-2f 2B 3-H	x 0-0 L5 ②③ 3-H			x 0-0 F3 ③		5	2	1	1	0	0	6
Jack Hiatt, R (1, 2) OBP: 0.403, SLG: 0.366 Jimmie Hall, L (10, PH) OBP: 0.194, SLG: 0.125		x 0-0 F3 ①		x 0-0 1-H 2B	x 0-0 1-2 2B 1B		x 0-0 5-3 ①			x 0-0 F8 ①	4 1	1 0	2 0	1 0	0 0	0 0	0 0
Joe Decker, R (1, 1) OBP: 0.231, SLG: 0.360 Jim Colborn, R (4, 1) Steve Barber, L (4, 1) Phil Gagliano, R (4, PH) OBP: 0.245, SLG: 0.178 Jim Dunegan, R (5, 1) OBP: 0.250, SLG: 0.500 Phil Regan, R (8, 1) Willie Smith, L (10, PH) OBP: 0.276, SLG: 0.294		SSS 0-3 K ②		x 0-0 F8 ①	x 0-0 1-H 2-H 2B		SSS 0-3 K ②			BBBB 4-0 L5-3 BB	1 0 0 1 2 0 0 0	0 0 0 0 0 1 0 0	0 0 0 0 1 0 0 0	0 0 0 0 0 1 0 0	1 0 0 0 0 0 0 0	0 0 0 0 0 0 0 1	0 0 0 0 0 0 0 0
Inning Stats	R: 2 H: 2 E: 0 LOB: 2 K: 0 BB: 2 S: 5 P: 13	R: 0 H: 0 E: 0 LOB: 0 K: 1 BB: 0 S: 5 P: 5	R: 2 H: 1 E: 0 LOB: 0 K: 0 BB: 1 S: 4 P: 8	R: 1 H: 2 E: 0 LOB: 1 K: 0 BB: 0 S: 5 P: 5	R: 5 H: 4 E: 0 LOB: 1 K: 0 BB: 2 S: 7 P: 15	R: 0 H: 1 E: 1 LOB: 2 K: 1 BB: 1 S: 6 P: 10	R: 0 H: 0 E: 0 LOB: 0 K: 1 BB: 0 S: 5 P: 5	R: 0 H: 0 E: 0 LOB: 0 K: 0 BB: 0 S: 3 P: 3	R: 0 H: 0 E: 0 LOB: 0 K: 1 BB: 0 S: 5 P: 5	R: 0 H: 0 E: 0 LOB: 0 K: 0 BB: 1 S: 2 P: 6	1B: 4 SF: 0 2B: 7 SAC: 0 3B: 0 DP: 2 HR: 1 HBP: 0						

PITCHER		IP	WLS	BF	H	R	ER	SO	BB	IBB	HBP	BLK	WP	HR	S	P	ERA	WHIP
Ray Sadecki, L ERA: 3.65	(1, 1)	4.0		22	6	7	7	1	4	0	0	0	0	1	20	36	15.75	2.500
Don Cardwell, R ERA: 7.23	(5, 1)	0.1		5	3	3	3	0	1	0	0	0	0	0	4	8	81.00	12.000
Rich Folkers, L ERA:	(5, 1)	2.2		10	1	0	0	2	1	0	0	0	0	0	13	17	0.00	0.750
Ron Taylor, R ERA: 2.7	(8, 1)	2.0	W	6	0	0	0	1	0	0	0	0	0	0	8	8	0.00	0.000
Jim McAndrew, R ERA: 4.57	(10, 1)	1.0	S	3	0	0	0	0	1	0	0	0	0	0	2	6	0.00	1.000

PITCHER	IP	WLS	BF	H	R	ER	SO	BB	IBB	HBP	BLK	WP	HR	S	P	ERA	WHIP

BOTTOM

New York Mets @ Chicago Cubs

Wrigley Field, Chicago, IL

Tue Jun 23 1970, 3:33 AM CDT

Att. 28,118 - Cloudy - 77 F

livebaseballscorecards.com

AB	39
R	10
H	10
RBI	10
BB	7
SO	4
LOB	18

WP: 0 PA: 46
PB: 0
SB: 0
CS: 0

Batter	1	2	3	4	5	6	7	8	9	AB	R	H	RBI	BB	SO	LOB
Tommie Agee, R (1, 8) OBP: 0.341, SLG: 0.489	3B		1B		K	2B		BB	F8	5	2	3	3	1	1	1
Bud Harrelson, S (1, 6) OBP: 0.401, SLG: 0.392	P5-3		1-3		FC6-4	1-3		FC3-2		4	1	0	0	1	0	8
Cleon Jones, R (1, 7) OBP: 0.315, SLG: 0.339 Ron Swoboda, R (8, PR) OBP: 0.331, SLG: 0.364 (8, 9)	CS BB		1B		FC6-4 WP		F8	1B		4 0	0 0	2 0	4 0	1 0	0 0	1 0
Art Shamsky, L (1, 3) OBP: 0.382, SLG: 0.478 Mike Jorgensen, L (9, 3) OBP: 0.279, SLG: 0.383	K		G3		F7		F8	1B		5 0	0 0	1 0	1 0	0 0	1 0	4 0
Dave Marshall, L (1, 9) OBP: 0.344, SLG: 0.471 (8, 7)		K		FC4-6		G3-6-1	K	F8		5	0	2	0	0	2	2
Ken Boswell, L (1, 4) OBP: 0.339, SLG: 0.381		4-3		FC4-6 G3		G3-6-1		SH HBP FC6-2 BB	4-3	4	0	0	0	1	0	2
Wayne Garrett, L (1, 5) OBP: 0.455, SLG: 0.576		F7		G3		BB BB 2B BB		FC6-2 SH BB HBP	HR	3	3	1	1	1	0	1
Jerry Grote, R (1, 2) OBP: 0.247, SLG: 0.268			1B SH1-4 1B	FC6-4 IBB		BB 2B BB		SH BB FC6-2 FC3-2	SH3-4 1B	2	2	2	0	2	0	0
Tom Seaver, R (1, 1) OBP: 0.204, SLG: 0.176			SH1-4	FC6-4		2B BB		FC6-2 FC3-2 BB 1B	SH3-4	2	1	0	0	1	0	5
Inning Stats	R: 0 E: 0 K: 1 S: 5 H: 1 LOB: 1 BB: 1 P: 9	R: 0 E: 0 K: 1 S: 5 H: 0 LOB: 0 BB: 0 P: 5	R: 2 E: 0 K: 0 S: 6 H: 3 LOB: 1 BB: 0 P: 6	R: 0 E: 0 K: 0 S: 4 H: 1 LOB: 2 BB: 1 P: 8	R: 0 E: 0 K: 1 S: 5 H: 0 LOB: 1 BB: 1 P: 9	R: 2 E: 0 K: 0 S: 4 H: 2 LOB: 2 BB: 3 P: 16	R: 0 E: 0 K: 1 S: 5 H: 0 LOB: 0 BB: 0 P: 5	R: 4 E: 1 K: 0 S: 6 H: 2 LOB: 2 BB: 2 P: 15	R: 1 E: 0 K: 0 S: 5 H: 2 LOB: 1 BB: 0 P: 5	1B: 8 2B: 1 3B: 1 HR: 1 SF: 0 SAC: 3 DP: 1 HBP: 1							

TOP

New York Mets @ Chicago Cubs

Wrigley Field, Chicago, IL

Wed Jun 24 1970, 3:33 AM CDT

Overcast - 70 F

livebaseballscorecards.com

AB	34
R	9
H	11
RBI	9
BB	8
SO	4
LOB	24

WP: 1 PB: 0 SB: 0 CS: 1 PA: 46

PITCHER		IP	WLS	BF	H	R	ER	SO	BB	IBB	HBP	BLK	WP	HR	S	P	ERA	WHIP
Bill Hands, R ERA: 3.28	(1, 1)	7.0	L	32	7	4	4	4	5	1	0	0	1	0	34	58	5.14	1.714
Hank Aguirre, L ERA: 3.86	(8, 1)	0.0		3	0	3	1	0	1	0	1	0	0	0	1	6	∞	∞
Jim Colborn, R ERA: 3.6	(8, 1)	2.0		11	4	2	1	0	1	0	0	0	0	1	10	14	4.50	2.500

Batter	1	2	3	4	5	6	7	8	9	AB	R	H	RBI	BB	SO	LOB
Don Kessinger, S (1, 6) OBP: 0.350, SLG: 0.409	x 0-0 ① F7		x 0-0 ① L6		x 0-0 ② F7			x 0-0 ① 5-3	S S S 0-3 ② K	5	0	0	0	0	1	2
Glenn Beckert, R (1, 4) OBP: 0.325, SLG: 0.357	S S S 0-3 ② K		x 0-0 ② FC6 1-2f		S S S 0-3 ③ K			x 0-0 1B 2B	x 0-0 ③ 6-3	5	1	1	0	0	2	2
Billy Williams, L (1, 7) OBP: 0.356, SLG: 0.564	x 0-0 ③ 4-3		x 0-0 ③ P4			x 0-0 ① F8		x 0-0 ② F8		4	0	0	0	0	0	2
Jim Hickman, R (1, 3) OBP: 0.444, SLG: 0.660		B B B B 4-0 1B BB		S S S 0-3 ① K		S S S 0-3 ② K		x 0-0 2-H 1B		3	0	1	1	1	2	0
Johnny Callison, L (1, 9) OBP: 0.351, SLG: 0.421		x 0-0 1-2 1B		S S S 0-3 ② K		x 0-0 ③ F7		S S S 0-3 ③ K		4	0	1	0	0	2	1
Paul Popovich, S (1, 5) OBP: 0.350, SLG: 0.391		S S S 0-3 ① K		S S S 0-3 ③ K			B B B B 4-0 BB		B B B B 4-0 2B 14 HR BB	2	1	0	0	2	2	2
Cleo James, R (1, 8) OBP: 0.282, SLG: 0.315		x 0-0 ② F8			x 0-0 1B SH1-3 1B		x 0-0 ① F9		S S S 0-3 ① K	4	1	1	0	0	1	4
Jack Hiatt, R (1, 2) OBP: 0.402, SLG: 0.372		x 0-0 ③ P6			x 0-0 ① SH1-3 1-2		S S S 0-3 ② K		x 0-0 1-3 14 HR 2B	3	1	1	0	0	1	3
Bill Hands, R (1, 1) OBP: 0.295, SLG: 0.125			B B B B 4-0 FC6 BB		x 0-0 2-H 1B		x 0-0 ③ P6		x 0-0 2-H 3-H HR	1	0	1	1	1	0	0
Willie Smith, L (7, PH) OBP: 0.271, SLG: 0.288										1	0	0	0	0	0	1
Hank Aguirre, R (8, 1)										0	0	0	0	0	0	0
Jim Colborn, R (8, 1)										0	0	0	0	0	0	0
14 Ernie Banks, R (9, PH) OBP: 0.301, SLG: 0.459										1	1	1	3	0	0	0
Inning Stats	R: 0 E: 0 K: 1 S: 5 H: 0 LOB: 0 BB: 0 P: 5	R: 0 E: 0 K: 1 S: 6 H: 1 LOB: 2 BB: 1 P: 10	R: 0 E: 0 K: 0 S: 3 H: 0 LOB: 1 BB: 1 P: 7	R: 0 E: 0 K: 3 S: 9 H: 0 LOB: 0 BB: 0 P: 9	R: 1 E: 0 K: 1 S: 7 H: 2 LOB: 1 BB: 0 P: 7	R: 0 E: 0 K: 1 S: 5 H: 0 LOB: 0 BB: 0 P: 5	R: 0 E: 0 K: 1 S: 5 H: 0 LOB: 1 BB: 1 P: 9	R: 1 E: 0 K: 1 S: 7 H: 2 LOB: 1 BB: 0 P: 7	R: 3 E: 0 K: 2 S: 9 H: 2 LOB: 0 BB: 1 P: 13	1B: 4 2B: 2 3B: 0 HR: 1 SF: 0 SAC: 1 DP: 0 HBP: 0	WP: 0 PB: 0 SB: 0 CS: 0 PA: 38					

PITCHER	IP	WLS	BF	H	R	ER	SO	BB	IBB	HBP	BLK	WP	HR	S	P	ERA	WHIP
Tom Seaver, R (1, 1) ERA: 2.54	9.0	W	38	7	5	5	11	4	0	0	0	0	1	56	72	5.00	1.222

PITCHER	IP	WLS	BF	H	R	ER	SO	BB	IBB	HBP	BLK	WP	HR	S	P	ERA	WHIP

BOTTOM

New York Mets @ Chicago Cubs

Wrigley Field, Chicago, IL

Wed Jun 24 1970, 3:33 AM CDT

Overcast - 70 F

livebaseballscorecards.com

AB	33
R	5
H	7
RBI	5
BB	4
SO	11
LOB	17

Batter	1	2	3	4	5	6	7	8	9	AB	R	H	RBI	BB	SO	LOB
Tommie Agee, R (1, 8) OBP: 0.339, SLG: 0.483	6-3	1-3 2-H 1B			K		F3		F9	5	0	1	1	0	1	3
Bud Harrelson, S (1, 6) OBP: 0.395, SLG: 0.385	4-3	6-3			4-3		SF9 3-H		P4	4	0	0	1	0	0	2
Ken Singleton, S (1, 7)	4-3		K			4-3	K			4	0	0	0	0	2	2
Art Shamsky, L (1, 3) OBP: 0.389, SLG: 0.481		1B G3 1B	BBB G1-6-3 BB			4-3		4-3 2B 1B		3	2	2	0	1	0	0
Dave Marshall, L (1, 9) OBP: 0.340, SLG: 0.461		G3 1-3 1B 1B	G1-6-3 1-2f			F7		4-3 1-2		4	1	1	0	0	0	2
Ken Boswell, L (1, 4) OBP: 0.337, SLG: 0.378		G3 1-2 3-H		K			S 1B 1B	F8		4	1	1	1	0	1	2
Wayne Garrett, L (1, 5) OBP: 0.466, SLG: 0.591		1B 1B 2-H 1B		F7			BBBB 1B 1B SF9 1-2 BB	2-H 2B		3	2	2	2	1	0	0
Duffy Dyer, R (1, 2) OBP: 0.308, SLG: 0.244	K		P5				1B 1-2 2-H 1B	P5-3		4	0	1	1	0	1	2
Nolan Ryan, R (1, 1) OBP: 0.231, SLG: 0.231 Tug McGraw, R (8, 1) OBP: 0.200, SLG: 0.250	1B 1-2 1B				K		1-2 2-3 1B		G3	3 1	0 0	2 0	0 0	1 0	0 0	0 0
Inning Stats	R: 0 E: 0 K: 0 S: 3 H: 0 LOB: 0 BB: 0 P: 3	R: 3 E: 0 K: 1 S: 10 H: 5 LOB: 2 BB: 0 P: 10	R: 0 E: 0 K: 1 S: 4 H: 0 LOB: 0 BB: 1 P: 8	R: 0 E: 0 K: 1 S: 5 H: 0 LOB: 0 BB: 0 P: 5	R: 0 E: 0 K: 2 S: 7 H: 0 LOB: 0 BB: 0 P: 7	R: 0 E: 0 K: 0 S: 3 H: 0 LOB: 0 BB: 0 P: 3	R: 2 E: 0 K: 1 S: 8 H: 3 LOB: 2 BB: 1 P: 12	R: 1 E: 0 K: 0 S: 5 H: 2 LOB: 1 BB: 0 P: 5	R: 0 E: 0 K: 0 S: 3 H: 0 LOB: 0 BB: 0 P: 3	1B: 9 2B: 1 3B: 0 HR: 0 SF: 1 SAC: 0 DP: 1 HBP: 0						

PITCHER	IP	WLS	BF	H	R	ER	SO	BB	IBB	HBP	BLK	WP	HR	S	P	ERA	WHIP
Archie Reynolds, R (1, 1) ERA: 4.38	6.0	L	26	7	5	5	5	2	0	0	0	0	0	34	42	7.50	1.500
Roberto Rodriguez, R (7, 1) ERA: 4.99	2.0		9	3	1	1	1	0	0	0	0	0	0	11	11	4.50	1.500
Larry Gura, L (9, 1) ERA:	1.0		3	0	0	0	0	0	0	0	0	0	0	3	3	0.00	0.000

PITCHER	IP	WLS	BF	H	R	ER	SO	BB	IBB	HBP	BLK	WP	HR	S	P	ERA	WHIP

TOP

New York Mets @ Chicago Cubs

Wrigley Field, Chicago, IL

Wed Jun 24 1970, 3:38 AM CDT

Att. 35,071 - Unknown

livebaseballscorecards.com

AB	35
R	6
H	10
RBI	6
BB	2
SO	6
LOB	13

Batter	1	2	3	4	5	6	7	8	9	AB	R	H	RBI	BB	SO	LOB
Don Kessinger, S (1, 6) OBP: 0.350, SLG: 0.408	4-3 S 4-3 1B		SH5-4 1-2 2-3			6-3		5-3		3	1	1	0	0	0	1
Glenn Beckert, R (1, 4) OBP: 0.320, SLG: 0.351	4-3 1-3		1-3			F8			P6	4	0	0	0	0	0	3
Billy Williams, L (1, 7) OBP: 0.351, SLG: 0.556	4-3 3-H		F7			F7			K	4	0	0	1	0	1	2
Willie Smith, L (1, 3) OBP: 0.258, SLG: 0.273 Jim Hickman, R (9, PH) OBP: 0.443, SLG: 0.657	K			K			F7		K	3 1	0 0	0 0	0 0	0 0	2 1	0 0
Johnny Callison, L (1, 9) OBP: 0.347, SLG: 0.415		G3		3-1			F8			3	0	0	0	0	0	0
Paul Popovich, S (1, 5) OBP: 0.340, SLG: 0.379		P7		P4-3			P4-1			3	0	0	0	0	0	0
Cleo James, R (1, 8) OBP: 0.274, SLG: 0.305		F3			F9			P6		3	0	0	0	0	0	0
J.C. Martin, L (1, 2) OBP: 0.326, SLG: 0.209 14 Ernie Banks, R (8, PH) OBP: 0.305, SLG: 0.463 Jimmie Hall, L (8, PR) OBP: 0.194, SLG: 0.125 Ken Rudolph, R (9, 2) OBP: 0.077, SLG: 0.077			BBBB SH5-4 BB BB		5-3			1B		1 1 0 0	0 0 0 0	0 1 0 0	0 0 0 0	1 0 0 0	0 0 0 0	0 0 0 0
Archie Reynolds, R (1, 1) Roberto Rodriguez, R (7, 1) Phil Gagliano, R (8, PH) OBP: 0.240, SLG: 0.174 Larry Gura, S (9, 1)			BBBB SH5-4 1-2 BB		4-3			F9		1 0 1 0	0 0 0 0	0 0 0 0	0 0 0 0	1 0 0 0	0 0 0 0	0 0 1 0
Inning Stats	R: 1 H: 1 E: 0 LOB: 0 K: 1 BB: 0 S: 6 P: 6	R: 0 H: 0 E: 0 LOB: 0 K: 0 BB: 0 S: 3 P: 3	R: 0 H: 0 E: 0 LOB: 2 K: 0 BB: 2 S: 3 P: 11	R: 0 H: 0 E: 0 LOB: 0 K: 1 BB: 0 S: 5 P: 5	R: 0 H: 0 E: 0 LOB: 0 K: 0 BB: 0 S: 3 P: 3	R: 0 H: 0 E: 0 LOB: 0 K: 0 BB: 0 S: 3 P: 3	R: 0 H: 0 E: 0 LOB: 0 K: 0 BB: 0 S: 3 P: 3	R: 0 H: 1 E: 0 LOB: 1 K: 0 BB: 0 S: 4 P: 4	R: 0 H: 0 E: 0 LOB: 0 K: 2 BB: 0 S: 7 P: 7	1B: 2 SF: 0 2B: 0 SAC: 1 3B: 0 DP: 0 HR: 0 HBP: 0						

PITCHER		IP	WLS	BF	H	R	ER	SO	BB	IBB	HBP	BLK	WP	HR	S	P	ERA	WHIP
Nolan Ryan, R ERA: 3.48	(1, 1)	7.0	W	24	1	1	1	2	2	0	0	0	0	0	26	34	1.29	0.429
Tug McGraw, L ERA: 4.41	(8, 1)	2.0	S	7	1	0	0	2	0	0	0	0	0	0	11	11	0.00	0.500

PITCHER	IP	WLS	BF	H	R	ER	SO	BB	IBB	HBP	BLK	WP	HR	S	P	ERA	WHIP

BOTTOM

New York Mets @ Chicago Cubs

Wrigley Field, Chicago, IL

Wed Jun 24 1970, 3:38 AM CDT

Att. 35,071 - Unknown

livebaseballscorecards.com

AB	28
R	1
H	2
RBI	1
BB	2
SO	4
LOB	7

Batter	1	2	3	4	5	6	7	8	9	AB	R	H	RBI	BB	SO	LOB
Tommie Agee, R (1, 8) OBP: 0.340, SLG: 0.482	S S S 0-3 ① K	x 0-0 2B E 1B 1-2 2-H		x 0-0 1B 1B		S S S 0-3 ① K		x 0-0 ① 4-3		5	1	2	1	0	2	0
Bud Harrelson, S (1, 6) OBP: 0.395, SLG: 0.390	x 0-0 ② 6-3	x 0-0 E 2B 1-3 2-H		x 0-0 1-3 1B		x 0-0 ② 4-3		x 0-0 ② 4-3		5	0	2	1	0	0	0
Ken Singleton, S (1, 7) OBP: 0.377, SLG: 0.366	x 0-0 ③ 6-3	x 0-0 E4 2-3 3-H		S S S 0-3 ① K		S S S 0-3 ③ K		x 0-0 ③ F8		5	0	0	1	0	2	3
Donn Clendenon, R (1, 3) OBP: 0.336, SLG: 0.524	x 0-0 2B E 1B x 0-0 ② F8			S S S 0-3 ② K			x 0-0 1B 2B		S S S 0-3 ① K	5	2	2	0	0	2	4
Ron Swoboda, R (1, 9) OBP: 0.327, SLG: 0.366	x 0-0 1B 1-3 1B 2B S S S 0-3 ③ K			x 0-0 ③ 5-3			S S S 0-3 ① K		S S S 0-3 ② K	5	1	1	0	0	3	5
Joe Foy, R (1, 5) OBP: 0.377, SLG: 0.327		x 0-0 E6 S 1B E 1B 2-3 3-H	B B B B 4-0 FC3-6 BB		x 0-0 ① 6-3		x 0-0 FC4-6 S 1B 2-H		S S S 0-3 ③ K	4	2	2	1	1	1	0
Wayne Garrett, L (1, 4) OBP: 0.475, SLG: 0.589		x 0-0 S 1B 1B 1-2 3-H	x 0-0 ① FC3-6 1-2f		B B B 4-0 1B BB		I I I 4-0 FC4-6 IBB			2	1	1	1	2	0	1
Jerry Grote, R (1, 2) OBP: 0.253, SLG: 0.270		B B B B 4-0 1B 2B 1-2 2-H BB	S S S 0-3 ② K		x 0-0 G4-6-3 1-2 1B		x 0-0 ② FC4-6 S 1-2f 2-3			3	1	1	0	1	1	3
Jerry Koosman, R (1, 1) OBP: 0.156, SLG: 0.100		S S S 0-3 ① K	S S S 0-3 ③ K		x 0-0 ② ③ G4-6-3 1-2f		S S S 0-3 ③ K 1-2 3-H			4	0	0	0	0	3	6
Inning Stats	R: 0 E: 0 K: 1 S: 5 H: 0 LOB: 0 BB: 0 P: 5	R: 6 E: 2 K: 2 S: 14 H: 6 LOB: 2 BB: 1 P: 18	R: 0 E: 0 K: 2 S: 7 H: 0 LOB: 1 BB: 1 P: 11	R: 0 E: 0 K: 2 S: 9 H: 2 LOB: 2 BB: 0 P: 9	R: 0 E: 0 K: 0 S: 3 H: 1 LOB: 1 BB: 1 P: 7	R: 0 E: 0 K: 2 S: 7 H: 0 LOB: 0 BB: 0 P: 7	R: 2 E: 0 K: 2 S: 9 H: 2 LOB: 1 BB: 1 P: 13	R: 0 E: 0 K: 0 S: 3 H: 0 LOB: 0 BB: 0 P: 3	R: 0 E: 0 K: 3 S: 9 H: 0 LOB: 0 BB: 0 P: 9	1B: 8 2B: 3 3B: 0 HR: 0	SF: 0 SAC: 0 DP: 1 HBP: 0						

TOP

New York Mets @ Chicago Cubs

Wrigley Field, Chicago, IL

Thu Jun 25 1970, 3:33 AM CDT

Att. 28,015 - Unknown

livebaseballscorecards.com

AB	38
R	8
H	11
RBI	5
BB	4
SO	14
LOB	22

WP: 0 PB: 0 SB: 4 CS: 0 PA: 42

PITCHER		IP	WLS	BF	H	R	ER	SO	BB	IBB	HBP	BLK	WP	HR	S	P	ERA	WHIP
Ken Holtzman, L ERA: 3.74	(1, 1)	1.1	L	11	6	6	6	2	1	0	0	0	0	0	14	18	40.50	5.250
Roberto Rodriguez, R ERA: 4.46	(2, 1)	3.2		16	3	0	0	5	2	0	0	0	0	0	24	32	0.00	1.364
Jim Colborn, R ERA: 3.79	(6, 1)	3.0		12	2	2	2	4	0	1	0	0	0	0	19	23	6.00	0.667
Phil Regan, R ERA: 4.1	(9, 1)	1.0		3	0	0	0	3	0	0	0	0	0	0	9	9	0.00	0.000

PITCHER		IP	WLS	BF	H	R	ER	SO	BB	IBB	HBP	BLK	WP	HR	S	P	ERA	WHIP

New York Mets @ Chicago Cubs

Wrigley Field, Chicago, IL

Thu Jun 25 1970, 3:33 AM CDT

Att. 28,015 - Unknown

livebaseballscorecards.com

BOTTOM

Batter	1	2	3	4	5	6	7	8	9	AB	R	H	RBI	BB	SO	LOB
Don Kessinger, S (1, 6) OBP: 0.356, SLG: 0.412	L8			BBBB G1 E 1B BB		FC4-6 1B		FC3-6 1B		3	1	2	0	1	0	0
Glenn Beckert, R (1, 4) OBP: 0.315, SLG: 0.345	4-3			4-3 1-2		F9		FC3-6 1-2f		4	0	0	0	0	0	3
Billy Williams, L (1, 7) OBP: 0.347, SLG: 0.547	K			G1 2-3		FC4-6 1-2f HR		P4		4	1	0	0	0	1	3
Jim Hickman, R (1, 9) OBP: 0.448, SLG: 0.673		14 G4-6-3 1B		1B 3-H		HR 1-H			F9	4	1	3	3	0	0	0
Ron Santo, R (1, 5) OBP: 0.323, SLG: 0.380		K		K		6-3			P3	4	0	0	0	0	2	2
14 Ernie Banks, R (1, 3) OBP: 0.298, SLG: 0.451		G4-6-3 1-2f			5-3		F9		6-3	4	0	0	0	0	0	1
Cleo James, R (1, 8) OBP: 0.275, SLG: 0.306			G6-4-3 1B		L6		P6			3	0	1	0	0	0	0
Jack Hiatt, R (1, 2) OBP: 0.401, SLG: 0.372			G6-4-3 1-2f		1B		6-3			3	0	1	0	0	0	1
Ken Holtzman, R (1, 1) OBP: 0.271, SLG: 0.304 Roberto Rodriguez, R (2, 1) Phil Gagliano, R (5, PH) OBP: 0.235, SLG: 0.170 Jim Colborn, R (6, 1) Ken Rudolph, R (8, PH) OBP: 0.071, SLG: 0.071 Phil Regan, R (9, 1)			K		F9			K		0 1 1 0 1 0	0 0 0 0 0 0	0 0 0 0 0 0	0 1 0 0 1 0	0 0 0 0 0 0	0 1 1 0 0 0	0 0 1 0 0 0
Inning Stats	R: 0 E: 0 K: 1 S: 5 H: 0 LOB: 0 BB: 0 P: 5	R: 0 E: 0 K: 1 S: 5 H: 1 LOB: 0 BB: 0 P: 5	R: 0 E: 0 K: 1 S: 5 H: 1 LOB: 0 BB: 0 P: 5	R: 1 E: 1 K: 1 S: 6 H: 1 LOB: 1 BB: 1 P: 10	R: 0 E: 0 K: 0 S: 4 H: 1 LOB: 1 BB: 0 P: 4	R: 2 E: 0 K: 0 S: 5 H: 2 LOB: 0 BB: 0 P: 5	R: 0 E: 0 K: 0 S: 3 H: 0 LOB: 0 BB: 0 P: 3	R: 0 E: 0 K: 1 S: 6 H: 1 LOB: 1 BB: 0 P: 6	R: 0 E: 0 K: 0 S: 3 H: 0 LOB: 0 BB: 0 P: 3	1B: 6 2B: 0 3B: 0 HR: 1	SF: 0 SAC: 0 DP: 2 HBP: 0						

	AB	32
	R	3
	H	7
	RBI	3
	BB	1
	SO	5
	LOB	11

WP: 0 PB: 0 SB: 0 CS: 0 PA: 33

PITCHER	IP	WLS	BF	H	R	ER	SO	BB	IBB	HBP	BLK	WP	HR	S	P	ERA	WHIP
Jerry Koosman, L (1, 1) ERA: 2.37	9.0	W	33	7	3	2	5	1	0	0	0	0	1	42	46	2.00	0.889

PITCHER	IP	WLS	BF	H	R	ER	SO	BB	IBB	HBP	BLK	WP	HR	S	P	ERA	WHIP

Batter	1	2	3	4	5	6	7	8	9	AB	R	H	RBI	BB	SO	LOB
Tommie Agee, R (1, 8) OBP: 0.344, SLG: 0.500	G3 1B		HR		K	SF8 2-3 3-H		2B		4	1	3	2	0	1	1
Bud Harrelson, S (1, 6) OBP: 0.395, SLG: 0.385	G3 1-2		BB		1B 1B 1-2 BB	F8		K		3	1	0	0	2	1	4
Ken Singleton, S (1, 7) OBP: 0.143, SLG: 0.357	F8		4-3		1B 1-3 2-H 1B		K		HR	5	1	2	2	0	1	2
Art Shamsky, L (1, 3) OBP: 0.389, SLG: 0.479	4-3			K	1-3 3-H 1B		BB 1B 1B		K	5	0	2	1	0	2	1
Dave Marshall, L (1, 9) OBP: 0.343, SLG: 0.446		G3		F8	G3		1B 1-2 BB		1B BB	3	0	0	0	2	0	2
Ken Boswell, L (1, 4) OBP: 0.339, SLG: 0.375		F7		BB		SH BB SF8 1B	F8		F5	4	1	1	0	1	0	3
Wayne Garrett, L (1, 5) OBP: 0.480, SLG: 0.585		4-3		3-1		SF8 SH 1-2 BB	1-2 2-H 1B		1-3 1B	4	0	2	0	1	0	1
Jerry Grote, R (1, 2) OBP: 0.248, SLG: 0.264 Ron Swoboda, R (9, PH) OBP: 0.325, SLG: 0.363			5-3		5-3	SH 1-2 2-3		6-3	P4	3 1	0 0	0 0	0 0	0 0	0 0	0 2
Jim McAndrew, R (1, 1) OBP: 0.214, SLG: 0.231 Rich Folkers, L (4, 1) Mike Jorgensen, L (5, PH) OBP: 0.290, SLG: 0.393 Don Cardwell, R (5, 1) Cleon Jones, R (6, PH) OBP: 0.314, SLG: 0.338 Ron Taylor, R (6, 1) Donn Clendenon, R (8, PH) OBP: 0.333, SLG: 0.520 Tug McGraw, R (8, 1) OBP: 0.200, SLG: 0.250			K		BB 1B 1B	K		K		1 0 1 0 1 0 1 0 0	0 0 1 0 0 0 0 0 0	0 0 1 0 0 0 1 0 0	0 0 0 0 0 0 3 0 0	1 0 0 0 0 0 0 0 0	0 0 0 0 0 0 0 0 0	0 0 0 0 0 0 0 0 0
Inning Stats	R: 0 E: 0 K: 0 S: 4 H: 1 LOB: 1 BB: 0 P: 4	R: 0 E: 0 K: 0 S: 3 H: 0 LOB: 0 BB: 0 P: 3	R: 1 E: 0 K: 1 S: 6 H: 1 LOB: 1 BB: 1 P: 10	R: 0 E: 0 K: 1 S: 5 H: 0 LOB: 1 BB: 1 P: 9	R: 2 E: 0 K: 1 S: 8 H: 3 LOB: 2 BB: 1 P: 12	R: 1 E: 1 K: 1 S: 7 H: 1 LOB: 2 BB: 1 P: 11	R: 0 E: 0 K: 1 S: 6 H: 2 LOB: 3 BB: 1 P: 10	R: 0 E: 0 K: 2 S: 8 H: 1 LOB: 1 BB: 0 P: 8	R: 1 E: 0 K: 1 S: 7 H: 2 LOB: 2 BB: 1 P: 11	1B: 8 2B: 1 3B: 0 HR: 2 SF: 1 SAC: 1 DP: 0 HBP: 0						

TOP

New York Mets @ Montreal Expos

Jarry Park, Montreal, QB

Fri Jun 26 1970, 7:05 PM EDT

Att. 21,012 - Unknown

livebaseballscorecards.com

AB	36
R	5
H	11
RBI	5
BB	6
SO	8
LOB	19

WP: 0 PB: 0 SB: 0 CS: 0 PA: 44

PITCHER		IP	WLS	BF	H	R	ER	SO	BB	IBB	HBP	BLK	WP	HR	S	P	ERA	WHIP
Steve Renko, R ERA: 4.84	(1, 1)	5.2	W	28	6	4	3	4	4	0	0	0	0	1	32	48	4.76	1.765
Howie Reed, R ERA: 3.43	(6, 1)	0.1		1	0	0	0	0	0	0	0	0	0	0	1	1	0.00	0.000
Bill Stoneman, R ERA: 4.88	(7, 1)	2.0		10	4	1	1	3	1	0	0	0	0	1	15	19	4.50	2.500
Claude Raymond, R ERA: 3.0	(9, 1)	1.0	S	5	1	0	0	1	1	0	0	0	0	0	6	10	0.00	2.000

PITCHER	IP	WLS	BF	H	R	ER	SO	BB	IBB	HBP	BLK	WP	HR	S	P	ERA	WHIP

New York Mets @ Montreal Expos

Jarry Park, Montreal, QB

Fri Jun 26 1970, 7:05 PM EDT

Att. 21,012 - Unknown

BOTTOM

Batter	1	2	3	4	5	6	7	8	9	AB	R	H	RBI	BB	SO	LOB
Marv Staehle, L (1, 4) OBP: 0.360, SLG: 0.304	BBBB 4-0 HR BB	0-0 ③ F8		0-0 2-H HR		0-0 ③ 4-3				1	1	0	0	1	0	1
Gary Sutherland, R (4, PH) OBP: 0.263, SLG: 0.258 (5, 4)										2	1	1	2	0	0	0
Mack Jones, L (1, 7) OBP: 0.404, SLG: 0.431	0-0 ① F7		0-0 ① F7	SSS 0-3 ② K			0-0 ① 5-3			4	0	0	0	0	1	1
Rusty Staub, L (1, 9) OBP: 0.425, SLG: 0.494	0-0 1-H HR		0-0 1B 1B 1B	0-0 1B			0-0 ② F5			4	2	3	2	0	0	0
Ron Fairly, L (1, 3) OBP: 0.394, SLG: 0.403	0-0 ② F9		0-0 1B 1-2 1B	0-0 ③ P4			0-0 2B			4	0	2	0	0	0	1
Jim Gosger, L (1, 8) OBP: 0.433, SLG: 0.534	BBBB 4-0 FC6-4 BB		0-0 1-2 2-H 1B		0-0 ① F7		0-0 ③ F5			3	0	1	1	1	0	1
John Bateman, R (1, 2) OBP: 0.270, SLG: 0.371	0-0 ③ FC6-4 1-2f		0-0 ② P6		0-0 ② 5-3			0-0 ① 1-5-3		4	0	0	0	0	0	3
Coco Laboy, R (1, 5) OBP: 0.249, SLG: 0.307		BBBB 4-0 BB	0-0 ③ 6-3		0-0 ③ L6			0-0 HR		3	1	1	1	1	0	2
Bobby Wine, R (1, 6) OBP: 0.255, SLG: 0.278		0-0 ① L7		0-0 SH5-4 HR 1B		0-0 ① 4-3		SSS 0-3 ② K		4	1	1	0	0	1	1
Steve Renko, R (1, 1) OBP: 0.208, SLG: 0.208		SSS 0-3 ② K		0-0 ① SH5-4 1-2		SSS 0-3 ② K		SSS 0-3 ③ K		1	0	0	0	0	1	1
Howie Reed, R (6, 1)										0	0	0	0	0	0	0
Jim Fairey, L (6, PH) OBP: 0.336, SLG: 0.404										1	0	0	0	0	1	0
Bill Stoneman, R (7, 1) OBP: 0.094, SLG: 0.156										1	0	0	0	0	1	0
Claude Raymond, R (9, 1)										0	0	0	0	0	0	0
Inning Stats	R: 2 E: 0 K: 0 S: 4 H: 1 LOB: 1 BB: 2 P: 12	R: 0 E: 0 K: 1 S: 5 H: 0 LOB: 1 BB: 1 P: 9	R: 1 E: 0 K: 0 S: 6 H: 3 LOB: 2 BB: 0 P: 6	R: 2 E: 0 K: 1 S: 8 H: 3 LOB: 1 BB: 0 P: 8	R: 0 E: 0 K: 0 S: 3 H: 0 LOB: 0 BB: 0 P: 3	R: 0 E: 0 K: 1 S: 5 H: 0 LOB: 0 BB: 0 P: 5	R: 0 E: 0 K: 0 S: 4 H: 1 LOB: 1 BB: 0 P: 4	R: 1 E: 0 K: 2 S: 8 H: 1 LOB: 0 BB: 0 P: 8		1B: 5 2B: 1 3B: 0 HR: 3 SF: 0 SAC: 1 DP: 0 HBP: 0						

livebaseballscorecards.com

AB	32
R	6
H	9
RBI	6
BB	3
SO	5
LOB	11

PITCHER		IP	WLS	BF	H	R	ER	SO	BB	IBB	HBP	BLK	WP	HR	S	P	ERA	WHIP
Jim McAndrew, R ERA: 5.01	(1, 1)	3.1	L	18	5	4	4	1	3	0	0	0	0	1	17	29	10.80	2.400
Rich Folkers, L ERA: 1.69	(4, 1)	0.2		4	2	1	1	1	0	0	0	0	0	1	6	6	13.50	3.000
Don Cardwell, R ERA: 6.86	(5, 1)	1.0		3	0	0	0	0	0	0	0	0	0	0	3	3	0.00	0.000
Ron Taylor, R ERA: 2.53	(6, 1)	2.0		7	1	0	0	1	0	0	0	0	0	0	9	9	0.00	0.500
Tug McGraw, L ERA: 4.54	(8, 1)	1.0		4	1	1	1	2	0	0	0	0	0	1	8	8	9.00	1.000

PITCHER	IP	WLS	BF	H	R	ER	SO	BB	IBB	HBP	BLK	WP	HR	S	P	ERA	WHIP

Batter	1	2	3	4	5	6	7	8	9	AB	R	H	RBI	BB	SO	LOB
Tommie Agee, R (1, 8) OBP: 0.342, SLG: 0.495	K	1B 1B 1-2 2-H 1B	K			K		6-3		5	1	1	1	0	3	2
Bud Harrelson, S (1, 6) OBP: 0.392, SLG: 0.381	K	1B HR 1-2 2-H 1B		K			F7	F8		5	1	1	1	0	2	0
Ken Singleton, S (1, 7) OBP: 0.263, SLG: 0.421	HBP 1B	HR 1-2 2-H 1B		K			1B 1B 1B		E4 4-3	5	2	3	1	0	1	0
Donn Clendenon, R (1, 3) OBP: 0.336, SLG: 0.534	1-2 HBP	HR 1-H 2-H		5-3			F8		4-3 1-2	4	1	1	3	0	0	2
Ron Swoboda, R (1, 9) OBP: 0.322, SLG: 0.358	K	K			K		1B 1-3 1B		K	5	1	1	0	0	4	3
Joe Foy, R (1, 5) OBP: 0.378, SLG: 0.329		6-3	3-1 BB		K		BLK 1B 1-3 3-H 1B		K	5	0	2	1	0	2	1
Ken Boswell, L (1, 4) OBP: 0.347, SLG: 0.376		1B 1B BB	3-1 1-2 BB		6-3		BLK 1-2 3-H 1B			2	1	1	1	2	0	0
Jerry Grote, R (1, 2) OBP: 0.248, SLG: 0.264		1B 1B 1-2 1B	3-1 1-2 2-3			4-3	6-3 1-2 2-3			4	1	1	0	0	0	4
Gary Gentry, R (1, 1) OBP: 0.128, SLG: 0.029		K	K			6-3		K		4	0	0	0	0	3	4
Inning Stats	R: 0 E: 0 K: 3 S: 10 H: 1 LOB: 2 BB: 0 P: 11	R: 6 E: 0 K: 2 S: 12 H: 5 LOB: 0 BB: 1 P: 16	R: 0 E: 0 K: 2 S: 8 H: 1 LOB: 2 BB: 1 P: 12	R: 0 E: 0 K: 2 S: 7 H: 0 LOB: 0 BB: 0 P: 7	R: 0 E: 0 K: 2 S: 7 H: 0 LOB: 0 BB: 0 P: 7	R: 0 E: 0 K: 1 S: 5 H: 0 LOB: 0 BB: 0 P: 5	R: 2 E: 0 K: 0 S: 7 H: 4 LOB: 2 BB: 0 P: 7	R: 0 E: 0 K: 1 S: 5 H: 0 LOB: 0 BB: 0 P: 5	R: 0 E: 1 K: 2 S: 8 H: 0 LOB: 1 BB: 0 P: 8	1B: 10 2B: 0 3B: 0 HR: 1 SF: 0 SAC: 0 DP: 0 HBP: 1	WP: 0 PB: 0 SB: 0 CS: 0 PA: 42					

PITCHER		IP	WLS	BF	H	R	ER	SO	BB	IBB	HBP	BLK	WP	HR	S	P	ERA	WHIP
Dan McGinn, L ERA: 5.73	(1, 1)	2.0	L	16	7	6	6	5	2	0	1	0	0	1	23	32	27.00	4.500
John Strohmayer, R ERA: 5.35	(3, 1)	5.0		19	4	2	2	7	0	0	0	1	0	0	33	33	3.60	0.800
Bill Dillman, R ERA: 5.48	(8, 1)	2.0		7	0	0	0	3	0	0	0	0	0	0	13	13	0.00	0.000

PITCHER	IP	WLS	BF	H	R	ER	SO	BB	IBB	HBP	BLK	WP	HR	S	P	ERA	WHIP

New York Mets @ Montreal Expos

Jarry Park, Montreal, QB

Sat Jun 27 1970, 7:05 PM EDT

Att. 21,398 - Unknown

TOP

livebaseballscorecards.com

AB	39
R	8
H	11
RBI	8
BB	2
SO	15
LOB	16

New York Mets @ Montreal Expos

Jarry Park, Montreal, QB

Sat Jun 27 1970, 7:05 PM EDT

Att. 21,398 - Unknown

BOTTOM

Batter	1	2	3	4	5	6	7	8	9	AB	R	H	RBI	BB	SO	LOB
Marv Staehle, L (1, 4) OBP: 0.352, SLG: 0.296	F7		4-3			4-3		G4-6-3 1-2f		4	0	0	0	0	0	1
Mack Jones, L (1, 7) OBP: 0.401, SLG: 0.423	P5			BBBB 4-0 G3-6 BB		6-3			5-3	3	0	0	0	1	0	0
Rusty Staub, L (1, 9) OBP: 0.423, SLG: 0.487	BBBB 4-0 BB			G3-6 1-2f		F9			F8	3	0	0	0	1	0	1
Ron Fairly, L (1, 3) OBP: 0.391, SLG: 0.414	F8			F9			4-3		HR	4	1	1	1	0	0	1
Jim Gosger, L (1, 8) OBP: 0.451, SLG: 0.541		4-3			HR 1B		BBBB 4-0 BB		1B	3	1	2	0	1	0	0
John Bateman, R (1, 2) OBP: 0.270, SLG: 0.384		P5			1-H HR		F3		P6	4	1	1	2	0	0	2
Coco Laboy, R (1, 5) OBP: 0.246, SLG: 0.303		SSS 0-3 K			F7		F8			3	0	0	0	0	1	1
Bill Dillman, R (8, 1)										0	0	0	0	0	0	0
Bobby Wine, R (1, 6) OBP: 0.254, SLG: 0.277			SSS 0-3 K		F3			F8		1	0	0	0	0	1	0
Ron Brand, R (5, 6) OBP: 0.314, SLG: 0.302										2	0	0	0	0	0	0
Dan McGinn, L (1, 1) OBP: 0.091, SLG: 0.091			F2		P3			BBBB 4-0 G4-6-3 BB		0	0	0	0	0	0	0
John Strohmayer, R (3, 1) OBP: 0.250, SLG: 0.250										2	0	0	0	0	0	0
Gary Sutherland, R (8, 5) OBP: 0.267, SLG: 0.258										0	0	0	0	1	0	0
Inning Stats	R: 0 E: 0 K: 0 S: 3 H: 0 LOB: 1 BB: 1 P: 7	R: 0 E: 0 K: 1 S: 5 H: 0 LOB: 0 BB: 0 P: 5	R: 0 E: 0 K: 1 S: 5 H: 0 LOB: 0 BB: 0 P: 5	R: 0 E: 0 K: 0 S: 2 H: 0 LOB: 0 BB: 1 P: 6	R: 2 E: 0 K: 0 S: 5 H: 2 LOB: 0 BB: 0 P: 5	R: 0 E: 0 K: 0 S: 3 H: 0 LOB: 0 BB: 0 P: 3	R: 0 E: 0 K: 0 S: 3 H: 0 LOB: 1 BB: 1 P: 7	R: 0 E: 0 K: 0 S: 2 H: 0 LOB: 0 BB: 1 P: 6	R: 1 E: 0 K: 0 S: 5 H: 2 LOB: 1 BB: 0 P: 5	1B: 2 2B: 0 3B: 0 HR: 2 SF: 0 SAC: 0 DP: 2 HBP: 0						

livebaseballscorecards.com

AB	29
R	3
H	4
RBI	3
BB	4
SO	2
LOB	6

WP: 0 PB: 0 SB: 0 CS: 0 PA: 33

PITCHER		IP	WLS	BF	H	R	ER	SO	BB	IBB	HBP	BLK	WP	HR	S	P	ERA	WHIP
Gary Gentry, R ERA: 3.42	(1, 1)	9.0	W	33	4	3	3	2	4	0	0	0	0	2	33	49	3.00	0.889

PITCHER	IP	WLS	BF	H	R	ER	SO	BB	IBB	HBP	BLK	WP	HR	S	P	ERA	WHIP

Batter	1	2	3	4	5	6	7	8	9	AB	R	H	RBI	BB	SO	LOB
Tommie Agee, R (1, 8) OBP: 0.346, SLG: 0.500	0-0 1B 1B 2B	0-0 L8			0-0 P6		0-0 HBP 1-2 1B		0-0 S 1B	5	1	3	0	0	0	1
Bud Harrelson, S (1, 6) OBP: 0.389, SLG: 0.378	0-0 F9		0-0 4-3		0-0 G4-6-3 1B		0-0 P4		0-0 F9 1-2	5	0	1	0	0	0	4
Ken Singleton, S (1, 7) OBP: 0.292, SLG: 0.391	0-0 1B 2-3 1B		0-0 F8		0-0 G4-6-3 1-2f		1-0 1-2 2-3 HBP		0-0 F7	4	0	1	0	0	0	2
Art Shamsky, L (1, 3) OBP: 0.386, SLG: 0.472 Mike Jorgensen, L (8, 3) OBP: 0.290, SLG: 0.393 Donn Clendenon, R (9, PH) OBP: 0.333, SLG: 0.530	0-0 P4		0-0 1-3			B B B B 4-0 1B F7-2-5 BB	0-0 4-3		0-0 P3	3 0 1	0 0 0	0 0 0	0 0 0	1 0 0	0 0 0	5 0 1
Dave Marshall, L (1, 9) OBP: 0.358, SLG: 0.490	0-0 1-3 3-H 1B			0-0 F8		0-0 1-3 1B		0-0 HR		4	1	3	2	0	0	0
Ken Boswell, L (1, 4) OBP: 0.340, SLG: 0.368	S S S 0-3 K			0-0 P5		0-0 F2		0-0 F9		4	0	0	0	0	1	4
Joe Foy, R (1, 5) OBP: 0.376, SLG: 0.327		0-0 6-3		0-0 BB 1B		0-0 F7-2-5 3-3		0-0 F8		4	0	1	0	0	0	2
Jerry Grote, R (1, 2) OBP: 0.260, SLG: 0.272		0-0 1B		B B B B 4-0 1-2 BB			0-0 F9	0-0 1B		3	0	2	0	1	0	0
Ray Sadecki, L (1, 1) OBP: 0.217, SLG: 0.182		0-0 P3		0-0 4-3			0-0 HBP 1B 1B	0-0 F9		4	0	1	0	0	0	4
Inning Stats	R: 1 E: 0 K: 1 S: 8 H: 3 LOB: 2 BB: 0 P: 8	R: 0 E: 0 K: 0 S: 4 H: 1 LOB: 1 BB: 0 P: 4	R: 0 E: 0 K: 0 S: 3 H: 0 LOB: 0 BB: 0 P: 3	R: 0 E: 0 K: 0 S: 4 H: 1 LOB: 2 BB: 1 P: 8	R: 0 E: 0 K: 0 S: 3 H: 1 LOB: 0 BB: 0 P: 3	R: 0 E: 0 K: 0 S: 3 H: 1 LOB: 1 BB: 1 P: 7	R: 0 E: 0 K: 0 S: 5 H: 2 LOB: 3 BB: 0 P: 6	R: 1 E: 0 K: 0 S: 5 H: 2 LOB: 1 BB: 0 P: 5	R: 0 E: 0 K: 0 S: 4 H: 1 LOB: 1 BB: 0 P: 4	1B: 10 2B: 2 3B: 0 HR: 1	SF: 0 SAC: 0 DP: 2 HBP: 1						

PITCHER		IP	WLS	BF	H	R	ER	SO	BB	IBB	HBP	BLK	WP	HR	S	P	ERA	WHIP
Carl Morton, R ERA: 3.24	(1, 1)	9.0	W	40	12	2	2	1	2	0	1	0	0	1	39	48	2.00	1.556

PITCHER	IP	WLS	BF	H	R	ER	SO	BB	IBB	HBP	BLK	WP	HR	S	P	ERA	WHIP

TOP

New York Mets @ Montreal Expos

Jarry Park, Montreal, QB

Sun Jun 28 1970, 7:05 PM EDT

Att. 27,154 - Unknown

livebaseballscorecards.com

AB	37
R	2
H	12
RBI	2
BB	2
SO	1
LOB	23

WP: 0	PA: 40		
PB: 0			
SB: 1			
CS: 0			

Batter	1	2	3	4	5	6	7	8	9	AB	R	H	RBI	BB	SO	LOB
Don Hahn, R (1, 7) OBP: 0.388, SLG: 0.329	5-3		F8		5-3			SH1, HR, 1B		4	1	1	0	0	0	1
Gary Sutherland, R (1, 4) OBP: 0.269, SLG: 0.259	PB, 1B		4-3		6-3			SH1, 1-2		3	0	1	0	0	0	1
Rusty Staub, L (1, 9) OBP: 0.427, SLG: 0.502	K, 1-2		FC6-4, BB			1B, 1B		2-H, HR		3	1	2	2	1	1	1
Adolfo Phillips, R (1, 8) OBP: 0.316, SLG: 0.342	BB		FC6-4, 1-2f			P4		F7		3	0	0	0	1	0	2
Coco Laboy, R (1, 5) OBP: 0.246, SLG: 0.302	F8			5-3		G5-4-3, 1-2, 1B		K		4	0	1	0	0	1	2
John Bateman, R (1, 2) OBP: 0.271, SLG: 0.399		HR		6-3		G5-4-3, 1-2f				3	1	1	1	0	0	2
Ron Fairly, L (1, 3) OBP: 0.387, SLG: 0.408		G3		K			G3			3	0	0	0	0	1	0
Bobby Wine, R (1, 6) OBP: 0.251, SLG: 0.274		L8			E3, SH1-4		F9			3	0	0	0	0	0	0
Carl Morton, R (1, 1) OBP: 0.220, SLG: 0.216		5-3			SH1-4, 1-2		F7			2	0	0	0	0	0	0
Inning Stats	R: 0 E: 0 K: 1 S: 6 H: 1 LOB: 2 BB: 1 P: 10	R: 1 E: 0 K: 0 S: 4 H: 1 LOB: 0 BB: 0 P: 4	R: 0 E: 0 K: 0 S: 3 H: 0 LOB: 1 BB: 1 P: 7	R: 0 E: 0 K: 1 S: 5 H: 0 LOB: 0 BB: 0 P: 5	R: 0 E: 1 K: 0 S: 4 H: 0 LOB: 1 BB: 0 P: 4	R: 0 E: 0 K: 0 S: 4 H: 2 LOB: 1 BB: 0 P: 4	R: 0 E: 0 K: 0 S: 3 H: 0 LOB: 0 BB: 0 P: 3	R: 2 E: 0 K: 1 S: 7 H: 2 LOB: 0 BB: 0 P: 7		1B: 4 2B: 0 3B: 0 HR: 2 SF: 0 SAC: 2 DP: 1 HBP: 0						

PITCHER	IP	WLS	BF	H	R	ER	SO	BB	IBB	HBP	BLK	WP	HR	S	P	ERA	WHIP
Ray Sadecki, L (1, 1) ERA: 3.62	8.0	L	32	6	3	3	3	2	0	0	0	0	2	36	44	3.38	1.000

PITCHER	IP	WLS	BF	H	R	ER	SO	BB	IBB	HBP	BLK	WP	HR	S	P	ERA	WHIP

BOTTOM

New York Mets @ Montreal Expos

Jarry Park, Montreal, QB

Sun Jun 28 1970, 7:05 PM EDT

Att. 27,154 - Unknown

livebaseballscorecards.com

AB	28
R	3
H	6
RBI	3
BB	2
SO	3
LOB	9

Pittsburgh Pirates @ New York Mets

Shea Stadium, Flushing, NY

Mon Jun 29 1970, 7:05 PM EDT

Att. 42,416 - Unknown

livebaseballscorecards.com

Batter	1	2	3	4	5	6	7	8	9	AB	R	H	RBI	BB	SO	LOB
Matty Alou, L (1, 8) OBP: 0.304, SLG: 0.325	x 0-0 F3 ①			x 0-0 G3 ①		x 0-0 F9 ②			x 0-0 4-3 ①	4	0	0	0	0	0	0
Richie Hebner, L (1, 5) OBP: 0.364, SLG: 0.435	x 0-0 F8 ②			x 0-0 1-3 ②		x 0-0 6-3 ③			x 0-0 1B 1B 1B	4	1	1	0	0	0	0
Roberto Clemente, R (1, 9) OBP: 0.380, SLG: 0.500	S S S 0-3 K ③			x 0-0 5-3 ③			x 0-0 4-3 ①		x 0-0 1B 1-2 1B	4	0	1	0	0	1	0
Al Oliver, L (1, 3) OBP: 0.294, SLG: 0.409		x 0-0 F7 ①			S S S 0-3 K ①		B B B B 4-0 BB		x 0-0 F7 ②	3	0	0	0	1	1	2
Willie Stargell, L (1, 7) OBP: 0.311, SLG: 0.507		x 0-0 F7 ②			x 0-0 1B 2B		S S S 0-3 K ②		x 0-0 S 1-3 2-H 1B	4	1	2	1	0	1	1
Johnny Jeter, R (9, PR) OBP: 0.297, SLG: 0.277 (9, 7)										0	0	0	0	0	0	0
Gene Alley, R (1, 6) OBP: 0.292, SLG: 0.349		x 0-0 F3 ③			x 0-0 2-H 1B		x 0-0 F9 ③		S S S 0-3 K 1-2 ③	4	0	1	1	0	1	3
Jerry May, R (1, 2) OBP: 0.303, SLG: 0.247			x 0-0 P4 ①		S S S 0-3 K ②			S S S 0-3 K ①		3	0	0	0	0	2	1
Bill Mazeroski, R (1, 4) OBP: 0.267, SLG: 0.286			S S S 0-3 K ②		S S S 0-3 K ③			S S S 0-3 K ②		3	0	0	0	0	3	1
Steve Blass, R (1, 1) OBP: 0.095, SLG: 0.122			x 0-0 F9 ③			x 0-0 4-3 ①		x 0-0 F3 ③		3	0	0	0	0	0	0
Joe Gibbon, R (9, 1)										0	0	0	0	0	0	0
Orlando Pena, R (9, 1)										0	0	0	0	0	0	0

Inning Stats	1	2	3	4	5	6	7	8	9	
	R: 0 H: 0 E: 0 LOB: 0 K: 1 BB: 0 S: 5 P: 5	R: 0 H: 0 E: 0 LOB: 0 K: 0 BB: 0 S: 3 P: 3	R: 0 H: 0 E: 0 LOB: 0 K: 1 BB: 0 S: 5 P: 5	R: 0 H: 0 E: 0 LOB: 0 K: 0 BB: 0 S: 3 P: 3	R: 1 H: 2 E: 0 LOB: 1 K: 3 BB: 0 S: 11 P: 11	R: 0 H: 0 E: 0 LOB: 0 K: 0 BB: 0 S: 3 P: 3	R: 0 H: 0 E: 0 LOB: 1 K: 1 BB: 1 S: 5 P: 9	R: 0 H: 0 E: 0 LOB: 0 K: 2 BB: 0 S: 7 P: 7	R: 1 H: 3 E: 0 LOB: 3 K: 1 BB: 0 S: 8 P: 8	1B: 4 SF: 0 2B: 1 SAC: 0 3B: 0 DP: 0 HR: 0 HBP: 0

WP: 0 PA: 33 PB: 0 SB: 1 CS: 0

PITCHER	IP	WLS	BF	H	R	ER	SO	BB	IBB	HBP	BLK	WP	HR	S	P	ERA	WHIP
Tom Seaver, R (1, 1) ERA: 2.51	9.0	W	33	5	2	2	9	1	0	0	0	0	0	50	54	2.00	0.667

PITCHER	IP	WLS	BF	H	R	ER	SO	BB	IBB	HBP	BLK	WP	HR	S	P	ERA	WHIP

AB	32
R	2
H	5
RBI	2
BB	1
SO	9
LOB	8

Batter	1	2	3	4	5	6	7	8	9	AB	R	H	RBI	BB	SO	LOB
Tommie Agee, R (1, 8) OBP: 0.348, SLG: 0.498	P4		CS 1B		FC4-6 1-2f			BBB 4-0 G4-6-3 BB		3	0	1	0	1	0	2
Bud Harrelson, S (1, 6) OBP: 0.384, SLG: 0.372	1-3		CS 1-2	SSS 0-3 K		F8		0-0 G4-6-3 1-2f		4	0	0	0	0	1	2
Ken Singleton, S (1, 7) OBP: 0.286, SLG: 0.370	F8			F7		4-3			1B 1B 1B	4	1	1	0	0	0	0
Art Shamsky, L (1, 3) OBP: 0.388, SLG: 0.472 Al Weis, S (9, PR) OBP: 0.274, SLG: 0.303		G4-6-3 1B		1-3		4-3			HBP 1B 1-3 FC5-2 1B	4 0	0 0	2 0	0 0	0 0	0 0	0 0
Dave Marshall, L (1, 9) OBP: 0.364, SLG: 0.490		G4-6-3 1-2f			1B 2B 1B		SSS 0-3 K		FC5-2 HBP 1-2 SF9 3-H 1B	4	2	2	1	0	1	1
Ken Boswell, L (1, 4) OBP: 0.353, SLG: 0.375	BBB 4-0 BB				2B 1-2 FC6-2 1B		G3-6 1B		H 1-0 FC5-2 1-2 2-3 HBP	2	0	2	0	1	0	0
Wayne Garrett, L (1, 5) OBP: 0.477, SLG: 0.588 Cleon Jones, R (9, PH) OBP: 0.313, SLG: 0.336	G3				FC6-2 1-3 2-H 2B		G3-6 1-2f		FC5-2 1-2 2-3 3-Hf	3 1	0 0	1 0	1 0	0 0	0 0	2 3
Jerry Grote, R (1, 2) OBP: 0.262, SLG: 0.273 Donn Clendenon, R (9, PH) OBP: 0.331, SLG: 0.530			6-3		FC6-2 FC4-6 2-3 3-H			SH3 1B	SF9 3-H	3 0	0 0	1 0	0 1	0 0	0 0	2 0
Tom Seaver, R (1, 1) OBP: 0.196, SLG: 0.170			4-3		SSS 0-3 K			SH3 1-2		2	0	0	0	0	1	2
Inning Stats	R: 0 E: 0 K: 0 S: 3 H: 0 LOB: 0 BB: 0 P: 3	R: 0 E: 0 K: 0 S: 3 H: 1 LOB: 1 BB: 1 P: 7	R: 0 E: 0 K: 0 S: 3 H: 1 LOB: 0 BB: 0 P: 3	R: 0 E: 0 K: 1 S: 5 H: 0 LOB: 0 BB: 0 P: 5	R: 1 E: 0 K: 1 S: 8 H: 3 LOB: 2 BB: 0 P: 8	R: 0 E: 0 K: 0 S: 3 H: 0 LOB: 0 BB: 0 P: 3	R: 0 E: 0 K: 1 S: 5 H: 1 LOB: 0 BB: 0 P: 5	R: 0 E: 0 K: 0 S: 3 H: 1 LOB: 1 BB: 1 P: 7	R: 2 E: 0 K: 0 S: 5 H: 3 LOB: 2 BB: 0 P: 6	1B: 9 2B: 1 3B: 0 HR: 0 SF: 1 SAC: 1 DP: 3 HBP: 1						

PITCHER		IP	WLS	BF	H	R	ER	SO	BB	IBB	HBP	BLK	WP	HR	S	P	ERA	WHIP
Steve Blass, R ERA: 3.65	(1, 1)	8.0	L	32	10	3	3	3	2	0	0	0	0	0	36	44	3.38	1.500
Joe Gibbon, L ERA: 6.35	(9, 1)	0.0		1	0	0	0	0	0	0	1	0	0	0	0	1	∞	∞
Orlando Pena, R ERA: 1.93	(9, 1)	0.2		2	0	0	0	0	0	0	0	0	0	0	2	2	0.00	0.000

PITCHER	IP	WLS	BF	H	R	ER	SO	BB	IBB	HBP	BLK	WP	HR	S	P	ERA	WHIP

BOTTOM

Pittsburgh Pirates @ New York Mets

Shea Stadium, Flushing, NY

Mon Jun 29 1970, 7:05 PM EDT

Att. 42,416 - Unknown

livebaseballscorecards.com

AB	30
R	3
H	10
RBI	3
BB	2
SO	3
LOB	14

Pittsburgh Pirates @ New York Mets

Shea Stadium, Flushing, NY

Tue Jun 30 1970, 7:05 PM EDT

Att. 38,681 - Unknown

TOP

livebaseballscorecards.com

Batter	1	2	3	4	5	6	7	8	9	AB	R	H	RBI	BB	SO	LOB
Matty Alou, L (1, 8) OBP: 0.301, SLG: 0.321	G3	4-3			1-3		4-3 1-2			4	0	0	0	0	0	2
Gene Alley, R (1, 6) OBP: 0.292, SLG: 0.347	6-3		1B		5-3			6-3		4	0	1	0	0	0	0
Roberto Clemente, R (1, 9) OBP: 0.373, SLG: 0.491	P4		F9			1-3		6-3		4	0	0	0	0	0	1
Manny Sanguillen, R (1, 2) OBP: 0.308, SLG: 0.419		BB E 1B	F8			F8		P4		4	1	1	0	0	0	1
Al Oliver, L (1, 3) OBP: 0.301, SLG: 0.429		BBBB E 1-2 G3 BB	4-3			HR			HR 2B	3	3	2	1	1	0	1
Willie Stargell, L (1, 7) OBP: 0.310, SLG: 0.517		SSS K		SSS K		F2			2-H HR	4	1	1	2	0	2	2
Bill Mazeroski, R (1, 4) OBP: 0.267, SLG: 0.286		E8 G3 1-3 2-H 1B		P5			P4		SSS K	4	1	1	1	0	1	0
Richie Hebner, L (1, 5) OBP: 0.363, SLG: 0.430		E IBB		P4			P4		F5	3	0	0	0	1	0	0
Bob Veale, S (1, 1) OBP: 0.171, SLG: 0.132 Orlando Pena, R (6, 1) Gene Clines, R (7, PH) OBP: 1.000, SLG: 1.000 Bruce Dal Canton, R (7, 1) Jose Pagan, R (9, PH) OBP: 0.291, SLG: 0.315		G3 1-3 2-H 3-H			SSS K		WP 1B		L7	2 0 1 0 1	0 0 0 0 0	0 0 1 0 0	1 0 0 0 0	0 0 0 0 0	1 0 0 0 0	1 0 0 0 0

	AB	34
	R	6
	H	7
	RBI	5
	BB	2
	SO	4
	LOB	8

Inning Stats									
	R: 0 E: 0 K: 0 S: 3	H: 0 LOB: 0 BB: 0 P: 3	R: 3 E: 2 K: 1 S: 7	H: 2 LOB: 1 BB: 2 P: 15	R: 0 E: 0 K: 0 S: 4	H: 1 LOB: 1 BB: 0 P: 4	R: 0 E: 0 K: 1 S: 5	H: 0 LOB: 0 BB: 0 P: 5	R: 0 E: 0 K: 1 S: 5	H: 0 LOB: 0 BB: 0 P: 5	R: 1 E: 0 K: 0 S: 4	H: 1 LOB: 0 BB: 0 P: 4	R: 0 E: 0 K: 0 S: 4	H: 1 LOB: 1 BB: 0 P: 4	R: 0 E: 0 K: 0 S: 3	H: 0 LOB: 0 BB: 0 P: 3	R: 2 E: 0 K: 1 S: 7	H: 2 LOB: 0 BB: 0 P: 7	1B: 4 2B: 1 3B: 0 HR: 2	SF: 0 SAC: 0 DP: 0 HBP: 0	WP: 1 PB: 0 SB: 0 CS: 0	PA: 36
---	---	---	---	---	---	---	---	---	---	---	---	---	---	---	---	---	---	---	---	---	---	---

PITCHER		IP	WLS	BF	H	R	ER	SO	BB	IBB	HBP	BLK	WP	HR	S	P	ERA	WHIP
Jerry Koosman, L ERA: 2.65	(1, 1)	8.0	W	33	7	6	5	3	1	1	0	0	1	2	37	45	5.62	1.000
Ron Taylor, R ERA: 2.45	(9, 1)	1.0	S	3	0	0	0	1	0	0	0	0	0	0	5	5	0.00	0.000

PITCHER		IP	WLS	BF	H	R	ER	SO	BB	IBB	HBP	BLK	WP	HR	S	P	ERA	WHIP

Batter	1	2	3	4	5	6	7	8	9	AB	R	H	RBI	BB	SO	LOB
Tommie Agee, R (1, 8) OBP: 0.346, SLG: 0.505	5-3		SF8 3-H		HR	K		P5		4	1	1	2	0	1	2
Bud Harrelson, S (1, 6) OBP: 0.381, SLG: 0.367	1-3		K 1-2 2-3		BB	F7		E5 2-H		4	0	0	0	1	1	4
Ken Singleton, S (1, 7) OBP: 0.313, SLG: 0.387	F7		FC6-4 2-3 3-H 1B		K		1B 1B			4	0	2	1	0	1	1
Donn Clendenon, R (1, 3) OBP: 0.336, SLG: 0.529		6-3	FC6-4 1-2f			BB 1B 1B	1B			4	1	2	0	0	0	2
Ron Swoboda, R (1, 9) OBP: 0.322, SLG: 0.353 Dave Marshall, L (7, PH) OBP: 0.360, SLG: 0.485 (8, 9)		6-3		F3		BB 1B 1-2 1-6-3 BB	F7			2 1	1 0	0 0	0 0	1 0	0 0	0 2
Joe Foy, R (1, 5) OBP: 0.373, SLG: 0.326		5-3		K		1-6-3 BB E 1-2 2-H 1B	P6			4	1	1	1	0	1	2
Wayne Garrett, L (1, 4) OBP: 0.477, SLG: 0.580			SH 1B SF8 1B	K		1-6-3 E 1-2 2-3 BB	P6			3	2	1	0	1	1	2
Jerry Grote, R (1, 2) OBP: 0.267, SLG: 0.274			WP SH 1-2 1B 1B		5-3	1-6-3 1-2 2-3 3-H		SH1-4 E5 BB		3	1	1	1	1	0	2
Jerry Koosman, R (1, 1) OBP: 0.147, SLG: 0.094 Ron Taylor, R (9, 1)			SH 1B WP 1-2 2-3		K	E1 2-H 3-H		SH1-4 1-2		2 0	0 0	0 0	1 0	0 0	1 0	0 0
Inning Stats	R: 0 E: 0 K: 0 S: 3 H: 0 LOB: 0 BB: 0 P: 3	R: 0 E: 0 K: 0 S: 3 H: 0 LOB: 0 BB: 0 P: 3	R: 2 E: 0 K: 1 S: 9 H: 3 LOB: 2 BB: 0 P: 9	R: 0 E: 0 K: 2 S: 7 H: 0 LOB: 0 BB: 0 P: 7	R: 1 E: 0 K: 2 S: 8 H: 1 LOB: 1 BB: 1 P: 12	R: 4 E: 1 K: 1 S: 8 H: 2 LOB: 1 BB: 2 P: 16	R: 0 E: 0 K: 0 S: 5 H: 2 LOB: 2 BB: 0 P: 5	R: 0 E: 1 K: 0 S: 3 H: 0 LOB: 2 BB: 1 P: 7		1B: 7 2B: 0 3B: 0 HR: 1 SF: 1 SAC: 2 DP: 0 HBP: 0						

PITCHER		IP	WLS	BF	H	R	ER	SO	BB	IBB	HBP	BLK	WP	HR	S	P	ERA	WHIP
Bob Veale, L ERA: 3.29	(1, 1)	5.0	L	23	5	5	5	5	2	0	0	0	1	1	31	39	9.00	1.400
Orlando Pena, R ERA: 3.18	(6, 1)	1.0		6	1	2	1	1	1	0	0	0	0	0	7	11	9.00	2.000
Bruce Dal Canton, R ERA: 3.64	(7, 1)	2.0		9	2	0	0	0	1	0	0	0	0	0	8	12	0.00	1.500

PITCHER	IP	WLS	BF	H	R	ER	SO	BB	IBB	HBP	BLK	WP	HR	S	P	ERA	WHIP

BOTTOM

Pittsburgh Pirates @ New York Mets

Shea Stadium, Flushing, NY

Tue Jun 30 1970, 7:05 PM EDT

Att. 38,681 - Unknown

livebaseballscorecards.com

AB	31
R	7
H	8
RBI	6
BB	4
SO	6
LOB	17

WP: 1 PA: 38
PB: 0
SB: 0
CS: 0

Pittsburgh Pirates @ New York Mets

Shea Stadium, Flushing, NY

Wed Jul 01 1970, 3:33 AM EDT

Att. 34,316 - Unknown

livebaseballscorecards.com

Batter	1	2	3	4	5	6	7	8	9	AB	R	H	RBI	BB	SO	LOB
Matty Alou, L (1, 8) OBP: 0.303, SLG: 0.326	6-3			1B 2B		P6		1-2 HR 1B		4	2	2	0	0	0	0
Richie Hebner, L (1, 5) OBP: 0.361, SLG: 0.439	4-3			F5		4-3		1-H 2-H HR		4	1	1	3	0	0	1
Roberto Clemente, R (1, 9) OBP: 0.372, SLG: 0.487	4-3			2-H 1B		F7		6-3		4	0	1	1	0	0	0
Al Oliver, L (1, 3) OBP: 0.297, SLG: 0.422		4-3		F9			G3		F8	4	0	0	0	0	0	1
Willie Stargell, L (1, 7) OBP: 0.309, SLG: 0.512		K		P6			3-1		1B	4	0	1	0	0	1	1
Gene Alley, R (1, 6) OBP: 0.291, SLG: 0.345		P4			1B		F8		F3	4	0	1	0	0	0	1
Jerry May, R (1, 2) OBP: 0.297, SLG: 0.242			K		P6			P6	K	2	0	0	0	0	1	1
Jose Pagan, R (8, PH) OBP: 0.288, SLG: 0.311										1	0	0	0	0	0	0
Dave Ricketts, S (8, 2) OBP: 0.200, SLG: 0.111										1	0	0	0	0	1	1
Bill Mazeroski, R (1, 4) OBP: 0.263, SLG: 0.281			P6		P4			6-3		3	0	0	0	0	0	1
Dock Ellis, S (1, 1) OBP: 0.128, SLG: 0.081			1-3		P6			1B HR 1B		2	0	0	0	0	0	1
Gene Clines, R (8, PH) OBP: 1.000, SLG: 1.000										1	1	1	0	0	0	0
Dave Giusti, R (8, 1) OBP: 0.500, SLG: 0.200										0	0	0	0	0	0	0
Inning Stats	R: 0 E: 0 K: 0 S: 3 H: 0 LOB: 0 BB: 0 P: 3	R: 0 E: 0 K: 1 S: 5 H: 0 LOB: 0 BB: 0 P: 5	R: 0 E: 0 K: 1 S: 5 H: 0 LOB: 0 BB: 0 P: 5	R: 1 E: 0 K: 0 S: 5 H: 2 LOB: 1 BB: 0 P: 5	R: 0 E: 0 K: 0 S: 4 H: 1 LOB: 1 BB: 0 P: 4	R: 0 E: 0 K: 0 S: 3 H: 0 LOB: 0 BB: 0 P: 3	R: 0 E: 0 K: 0 S: 3 H: 0 LOB: 0 BB: 0 P: 3	R: 3 E: 0 K: 0 S: 6 H: 3 LOB: 0 BB: 0 P: 6	R: 0 E: 0 K: 1 S: 6 H: 1 LOB: 1 BB: 0 P: 6	1B: 5 2B: 1 3B: 0 HR: 1 SF: 0 SAC: 0 DP: 0 HBP: 0						

PITCHER	IP	WLS	BF	H	R	ER	SO	BB	IBB	HBP	BLK	WP	HR	S	P	ERA	WHIP
Jim McAndrew, R (1, 1) ERA: 4.94	8.0	L	30	6	4	4	2	0	0	0	0	0	1	34	34	4.50	0.750
Rich Folkers, L (9, 1) ERA: 1.42	1.0		4	1	0	0	1	0	0	0	0	0	0	6	6	0.00	1.000

PITCHER	IP	WLS	BF	H	R	ER	SO	BB	IBB	HBP	BLK	WP	HR	S	P	ERA	WHIP

AB	34
R	4
H	7
RBI	4
BB	0
SO	3
LOB	8

WP: 0 PB: 0 SB: 0 CS: 0 PA: 34

BOTTOM

Pittsburgh Pirates @ New York Mets

Shea Stadium, Flushing, NY

Wed Jul 01 1970, 3:33 AM EDT

Att. 34,316 - Unknown

livebaseballscorecards.com

Batter	1	2	3	4	5	6	7	8	9	AB	R	H	RBI	BB	SO	LOB
Tommie Agee, R (1, 8) OBP: 0.346, SLG: 0.507	0-0 ① K 1B 1B	0-3 ③ K		0-0 1-H 2-H 2B			0-0 ① 6-3		0-0 ① 6-3	5	0	2	2	0	1	2
Bud Harrelson, S (1, 6) OBP: 0.381, SLG: 0.367	0-0 1-2 1B 1B		0-0 ① L6	0-0 ③ F7			0-0 1B FC4-6 1B		0-0 ② F7	5	1	2	0	0	0	1
Ken Singleton, S (1, 7) OBP: 0.297, SLG: 0.361	0-3 ① ② K 2-3		0-3 ② K		0-3 ① K		0-0 FC4-6 1-3 1B		0-0 ③ 6-3	5	0	1	0	0	3	2
Art Shamsky, L (1, 3) OBP: 0.390, SLG: 0.473	0-0 1-2 1B		0-0 1B		0-0 ② 4-3		0-0 ② FC4-6 1-2f 3-H			4	0	2	1	0	0	1
Dave Marshall, L (1, 9) OBP: 0.357, SLG: 0.476	0-3 ③ K		0-0 ③ F9		0-0 1B		0-3 ③ K			4	0	1	0	0	2	4
Ken Boswell, L (1, 4) OBP: 0.346, SLG: 0.367		0-0 ① 3-1		0-0 ① G3	0-0 ③ 6-3			0-0 ① F5		4	0	0	0	0	0	1
Wayne Garrett, L (1, 5) OBP: 0.485, SLG: 0.574		4-0 SH2-4 E BB		4-0 1B 2B BB		0-3 ① K		4-0 FC4-6 BB		1	1	0	0	3	1	0
Jerry Grote, R (1, 2) OBP: 0.272, SLG: 0.280		0-0 E5 SH2-4 1-2		0-0 1-2 2B 1B		0-0 G6-4-3 1B		0-0 ② FC4-6 1-2f		4	1	2	0	0	0	2
Jim McAndrew, R (1, 1) OBP: 0.188, SLG: 0.200 Donn Clendenon, R (8, PH) OBP: 0.333, SLG: 0.526 Rich Folkers, L (9, 1)		0-0 ② SH2-4 1-2 2-3		0-0 ② F9		0-0 ② ③ G6-4-3 1-2f		0-0 ③ F9		2 1 0	0 0 0	0 0 0	0 0 0	0 0 0	0 0 0	3 1 0
Inning Stats	R: 0 E: 0 K: 2 S: 9 H: 3 LOB: 2 BB: 0 P: 9	R: 0 E: 1 K: 1 S: 6 H: 0 LOB: 2 BB: 1 P: 10	R: 0 E: 0 K: 1 S: 6 H: 1 LOB: 1 BB: 0 P: 6	R: 2 E: 0 K: 0 S: 5 H: 2 LOB: 1 BB: 1 P: 9	R: 0 E: 0 K: 1 S: 6 H: 1 LOB: 1 BB: 0 P: 6	R: 0 E: 0 K: 1 S: 5 H: 1 LOB: 0 BB: 0 P: 5	R: 1 E: 0 K: 1 S: 7 H: 2 LOB: 1 BB: 0 P: 7	R: 0 E: 0 K: 0 S: 3 H: 0 LOB: 1 BB: 1 P: 7	R: 0 E: 0 K: 0 S: 3 H: 0 LOB: 0 BB: 0 P: 3	1B: 9 2B: 1 3B: 0 HR: 0	SF: 0 SAC: 1 DP: 1 HBP: 0						

	AB	35
	R	3
	H	10
	RBI	3
	BB	3
	SO	7
	LOB	17

WP: 0 PB: 0 SB: 0 CS: 0 PA: 39

PITCHER		IP	WLS	BF	H	R	ER	SO	BB	IBB	HBP	BLK	WP	HR	S	P	ERA	WHIP
Dock Ellis, R ERA: 4.0	(1, 1)	7.0	W	32	10	3	3	7	2	0	0	0	0	0	44	52	3.86	1.714
Dave Giusti, R ERA: 2.42	(8, 1)	2.0	S	7	0	0	0	0	1	0	0	0	0	0	6	10	0.00	0.500

PITCHER	IP	WLS	BF	H	R	ER	SO	BB	IBB	HBP	BLK	WP	HR	S	P	ERA	WHIP

Batter	1	2	3	4	5	6	7	8	9	AB	R	H	RBI	BB	SO	LOB
Tommie Agee, R (1, 8) OBP: 0.345, SLG: 0.503	B B C B S X 3-2 CS 1B			B B B C X 3-1 ① L5		X 0-0 ① 1-3		B B F X 2-1 ③ 6-3		4	0	1	0	0	0	0
Bud Harrelson, S (1, 6) OBP: 0.377, SLG: 0.362	X 0-0 ① F8			F X 0-1 ② G3		X 0-0 ② 1-3			S S S 0-3 ① K	4	0	0	0	0	1	1
Ken Singleton, S (1, 7) OBP: 0.268, SLG: 0.325	X 0-0 ② ③ P5 1-2			F F B B B F F S 3-3 ③ K		B F F B B X 2-2 ③ 4-3			B S S S B S 2-3 ② K	4	0	0	0	0	2	1
Art Shamsky, L (1, 3) OBP: 0.388, SLG: 0.473		B B X 2-0 ① P6			X 0-0 L9 2B 2B		S F B X 1-2 ① 4-3		B B S C F B X 3-2 ③ F7	4	1	1	0	0	0	0
Dave Marshall, L (1, 9) OBP: 0.347, SLG: 0.463		B B X 2-0 ② 4-3			B C F B B F X 3-2 ① L9 2-3		S B C B S 2-3 ② K			3	0	0	0	0	1	1
Ken Boswell, L (1, 4) OBP: 0.346, SLG: 0.366		B X 1-0 ③ F8			S B X 1-1 ② F7		C B X 1-1 1B			3	0	1	0	0	0	1
Wayne Garrett, L (1, 5) OBP: 0.482, SLG: 0.577			C C B S 1-3 ① K		B C X 1-1 3-H 2B		C X 0-1 ③ 4-3			3	0	1	1	0	1	1
Jerry Grote, R (1, 2) OBP: 0.273, SLG: 0.276			X 0-0 ② 5-3		I I I I 4-0 IBB			X 0-0 ① F2		2	0	0	0	1	0	0
Gary Gentry, R (1, 1) OBP: 0.119, SLG: 0.026			B F C F B B X 2-2 ③ F8		B B S B C S 3-3 ③ K			S F C 0-3 ② K		3	0	0	0	0	2	2
Ron Taylor, R (8, 1)										0	0	0	0	0	0	0
Tug McGraw, R (8, 1) OBP: 0.200, SLG: 0.250										0	0	0	0	0	0	0
Inning Stats	R: 0 E: 0 K: 0 S: 5 H: 1 LOB: 0 BB: 0 P: 8	R: 0 E: 0 K: 0 S: 3 H: 0 LOB: 0 BB: 0 P: 8	R: 0 E: 0 K: 1 S: 8 H: 0 LOB: 0 BB: 0 P: 11	R: 0 E: 0 K: 1 S: 9 H: 0 LOB: 0 BB: 0 P: 15	R: 1 E: 0 K: 1 S: 12 H: 2 LOB: 2 BB: 1 P: 24	R: 0 E: 0 K: 0 S: 5 H: 0 LOB: 0 BB: 0 P: 7	R: 0 E: 0 K: 1 S: 10 H: 1 LOB: 1 BB: 0 P: 14	R: 0 E: 0 K: 1 S: 6 H: 0 LOB: 0 BB: 0 P: 8	R: 0 E: 0 K: 2 S: 10 H: 0 LOB: 0 BB: 0 P: 15	1B: 2 2B: 2 3B: 0 HR: 0 SF: 0 SAC: 0 DP: 0 HBP: 0						

TOP

New York Mets @ Philadelphia Phillies

Shibe Park, Philadelphia, PA

Thu Jul 02 1970, 7:05 PM EDT

Unknown

livebaseballscorecards.com

AB	30
R	1
H	4
RBI	1
BB	1
SO	7
LOB	7

WP: 0 PB: 0 SB: 0 CS: 1 PA: 31

PITCHER		IP	WLS	BF	H	R	ER	SO	BB	IBB	HBP	BLK	WP	HR	S	P	ERA	WHIP
Jim Bunning, R ERA: 3.35	(1, 1)	8.0	W	28	4	1	1	5	0	1	0	0	0	0	58	95	1.12	0.500
Dick Selma, R ERA: 2.91	(9, 1)	1.0	S	3	0	0	0	2	0	0	0	0	0	0	10	15	0.00	0.000

PITCHER	IP	WLS	BF	H	R	ER	SO	BB	IBB	HBP	BLK	WP	HR	S	P	ERA	WHIP

BOTTOM

New York Mets @ Philadelphia Phillies

Shibe Park, Philadelphia, PA

Thu Jul 02 1970, 7:05 PM EDT

Unknown

livebaseballscorecards.com

Batter	1	2	3	4	5	6	7	8	9	AB	R	H	RBI	BB	SO	LOB
Denny Doyle, L (1, 4) OBP: 0.292, SLG: 0.325	B B X 2-0 CS 1B		B B B B 4-0 CS BB			S X 0-1 ② L8		I I I I 4-0 1B 1B IBB		2	1	1	0	2	0	0
Oscar Gamble, L (1, 8) OBP: 0.301, SLG: 0.327	B B C X 2-1 ① P7		C X 0-1 ② F7			X 0-0 ③ 3-1		B X 1-0 1B 1B 1-3 2-H 3-H 1B		4	1	1	2	0	0	2
Don Money, R (1, 5) OBP: 0.400, SLG: 0.548	B B B C S S 3-3 ②③ K 1-2		B B C B C 3-2 ③ CS 1-2	F B B B S F F X 3-2 ① F2			B F B S B S 3-3 ① K	C S X 0-2 E 1B HBP 1-2 3-H 1B		4	1	1	1	0	2	1
Deron Johnson, R (1, 3) OBP: 0.331, SLG: 0.430		F X 0-1 G4-6-3 1B		S C B B F B F F C 3-3 ② K			C B B X 2-1 ② 3-1	X 0-0 HBP E 1-2 2-H 1B		4	0	2	1	0	1	0
John Briggs, L (1, 7) OBP: 0.309, SLG: 0.333		B B C X 2-1 ①② G4-6-3 1-2f		B F B S F B F X 3-2 ③ F5			C X 0-1 1B	X 0-0 E1 FC5 HBP 1-2 2-3		4	0	1	0	0	0	3
Larry Hisle, R (1, 9) OBP: 0.301, SLG: 0.348		F F B B B X 3-2 1B 1B		C F B B B S 3-3 ① K			B C S S 1-3 ③ K	X 0-0 ① P4		4	0	1	0	0	2	4
Larry Bowa, S (1, 6) OBP: 0.260, SLG: 0.263 Tony Taylor, R (8, PH) OBP: 0.348, SLG: 0.387 Terry Harmon, R (8, PR) OBP: 0.324, SLG: 0.349 (9, 6)		X 0-0 1-2 1B			X 0-0 ② G3			X 1-0 1B 2B 2B 1B 2-2 1-2 2-3 3-H HBP		2 1 0	0 1 0	1 1 0	0 1 0	0 0 0	0 0 0	0 0 0
Mike Compton, R (1, 2) OBP: 0.273, SLG: 0.271 Ron Stone, L (8, PH) OBP: 0.342, SLG: 0.418 Rick Joseph, R (8, PH) OBP: 0.256, SLG: 0.338 Doc Edwards, R (9, 2) OBP: 0.298, SLG: 0.245		B B X 2-0 ③ L7			S B C X 1-2 ③ P6			3-2 2B 1B 2-3 1B 2-3 K		2 1 1 0	0 1 0 0	0 1 0 0	0 0 0 0	0 0 1 0	0 0 0 0	2 0 3 0
Jim Bunning, R (1, 1) OBP: 0.182, SLG: 0.129 Byron Browne, R (8, PH) OBP: 0.322, SLG: 0.470 Dick Selma, R (9, 1) OBP: 0.200, SLG: 0.111			X 0-0 ① F9			B C X 1-1 ① 4-3		3-1 1B 2B 1-3 3-H FC5 2-3f		2 2 0	0 1 0	0 1 0	0 1 0	0 0 0	0 0 0	0 3 0
Inning Stats	R: 0 H: 1 E: 0 LOB: 0 K: 1 BB: 0 S: 6 P: 13	R: 0 H: 3 E: 0 LOB: 2 K: 0 BB: 0 S: 9 P: 16	R: 0 H: 0 E: 0 LOB: 0 K: 0 BB: 1 S: 5 P: 12	R: 0 H: 0 E: 0 LOB: 0 K: 1 BB: 0 S: 16 P: 25	R: 0 H: 0 E: 0 LOB: 0 K: 1 BB: 0 S: 7 P: 11	R: 0 H: 0 E: 0 LOB: 0 K: 0 BB: 0 S: 5 P: 6	R: 0 H: 1 E: 0 LOB: 1 K: 2 BB: 0 S: 10 P: 16	R: 6 H: 6 E: 1 LOB: 3 K: 1 BB: 1 S: 20 P: 34		1B: 9 SF: 0 2B: 2 SAC: 0 3B: 0 DP: 1 HR: 0 HBP: 1						

	AB	33
	R	6
	H	11
	RBI	6
	BB	2
	SO	6
	LOB	18

WP: 0 PA: 37
PB: 0
SB: 0
CS: 2

PITCHER		IP	WLS	BF	H	R	ER	SO	BB	IBB	HBP	BLK	WP	HR	S	P	ERA	WHIP
Gary Gentry, R ERA: 3.37	(1, 1)	7.0	L	26	7	2	2	5	1	0	0	0	0	0	63	108	2.57	1.143
Ron Taylor, R ERA: 3.27	(8, 1)	0.0		3	2	1	1	0	0	1	0	0	0	0	3	8	∞	∞
Tug McGraw, L ERA: 4.41	(8, 1)	1.0		7	2	3	2	1	0	0	1	0	0	0	12	17	18.00	2.000

PITCHER	IP	WLS	BF	H	R	ER	SO	BB	IBB	HBP	BLK	WP	HR	S	P	ERA	WHIP

Batter	1	2	3	4	5	6	7	8	9	AB	R	H	RBI	BB	SO	LOB
Tommie Agee, R (1, 8) OBP: 0.344, SLG: 0.503	F B B X 2-1 G3 6-3 2B	X 0-0 ② ③ G6-4-3 1-2f			X 0-0 ③ P9		S B F B B F F F X 3-2 ③ P4			4	1	1	0	0	0	3
Wayne Garrett, L (1, 4) OBP: 0.476, SLG: 0.565	X 0-0 ① G3 2-3		S S S 0-3 ① K			X 0-0 ① P4		B X 1-0 1B 1B		4	0	1	0	0	1	1
Ken Singleton, S (1, 7) OBP: 0.244, SLG: 0.295	X 0-0 ② 6-3 3-H		X 0-0 ② 4-3			X 0-0 ② F8		B F S S 1-3 ① K		4	0	0	1	0	1	1
Donn Clendenon, R (1, 3) OBP: 0.344, SLG: 0.550	B B B B 4-0 1B BB		X 0-0 ③ F9			X 0-0 HR		X 0-0 1-3 1B		3	1	2	1	1	0	0
Ron Swoboda, R (1, 9) OBP: 0.333, SLG: 0.361 Art Shamsky, L (8, PH) OBP: 0.386, SLG: 0.471 (8, 9)	X 0-0 1-2 1B			X 0-0 FC4-6 1B		B B B B 4-0 BB		S C X 0-2 ② F3		2 1	0 0	2 0	0 0	1 0	0 0	0 2
Joe Foy, R (1, 5) OBP: 0.367, SLG: 0.318	X 0-0 ③ F8			X 0-0 ① FC4-6 CS 1-2f		B X 1-0 ③ F9		B F X 1-1 ③ F3		4	0	0	0	0	0	6
Duffy Dyer, R (1, 2) OBP: 0.308, SLG: 0.247 Dave Marshall, L (9, PH) OBP: 0.345, SLG: 0.459		X 0-0 1B 1B		B X 1-0 ② ③ 6-3 1-2			X 0-0 ① F8		S X 0-1 ① 1-3	3 1	0 0	1 0	0 0	0 0	0 0	1 0
Al Weis, S (1, 6) OBP: 0.289, SLG: 0.319 Ken Boswell, L (9, PH) OBP: 0.344, SLG: 0.364		X 0-0 G6-4-3 1-2 1B			X 0-0 ① G3		X 0-0 1B		X 0-0 ② F2	3 1	0 0	2 0	0 0	0 0	0 0	0 0
Don Cardwell, R (1, 1) Tug McGraw, R (5, 1) OBP: 0.200, SLG: 0.250 Bud Harrelson, S (7, PH) OBP: 0.375, SLG: 0.361 Rich Folkers, L (7, 1) Ron Taylor, R (8, 1) Mike Jorgensen, L (9, PH) OBP: 0.286, SLG: 0.387		B F S X 1-2 ① F3			X 0-0 ② F2		B C X 1-1 ② F7		B S F B S 2-3 ③ K	2 0 1 0 0 1	0 0 0 0 0 0	0 0 0 0 0 0	0 0 0 0 0 1	0 0 0 0 0 0	0 0 0 0 0 0	2 0 1 0 0 0
Inning Stats	R: 1 H: 2 E: 0 LOB: 2 K: 0 BB: 1 S: 6 P: 12	R: 0 H: 2 E: 0 LOB: 1 K: 0 BB: 0 S: 6 P: 7	R: 0 H: 0 E: 0 LOB: 0 K: 1 BB: 0 S: 5 P: 5	R: 0 H: 1 E: 0 LOB: 0 K: 0 BB: 0 S: 3 P: 4	R: 0 H: 0 E: 0 LOB: 0 K: 0 BB: 0 S: 3 P: 3	R: 1 H: 1 E: 0 LOB: 1 K: 0 BB: 1 S: 4 P: 9	R: 0 H: 1 E: 0 LOB: 1 K: 0 BB: 0 S: 10 P: 14	R: 0 H: 2 E: 0 LOB: 2 K: 1 BB: 0 S: 10 P: 13	R: 0 H: 0 E: 0 LOB: 0 K: 1 BB: 0 S: 6 P: 8	1B: 7 SF: 0 2B: 1 SAC: 0 3B: 0 DP: 1 HR: 1 HBP: 0						WP: 0 PA: 36 PB: 0 SB: 0 CS: 1	

PITCHER		IP	WLS	BF	H	R	ER	SO	BB	IBB	HBP	BLK	WP	HR	S	P	ERA	WHIP
Chris Short, L ERA: 4.56	(1, 1)	7.1	W	31	9	2	2	2	2	0	0	0	0	1	42	61	2.46	1.500
Dick Selma, R ERA: 2.84	(8, 1)	1.2	S	5	0	0	0	1	0	0	0	0	0	0	11	14	0.00	0.000

PITCHER	IP	WLS	BF	H	R	ER	SO	BB	IBB	HBP	BLK	WP	HR	S	P	ERA	WHIP

TOP

New York Mets @ Philadelphia Phillies

Shibe Park, Philadelphia, PA

Thu Jul 02 1970, 7:05 PM EDT

Att. 24,474 - Unknown

livebaseballscorecards.com

AB	34
R	2
H	9
RBI	2
BB	2
SO	3
LOB	17

BOTTOM

New York Mets @ Philadelphia Phillies

Shibe Park, Philadelphia, PA

Thu Jul 02 1970, 7:05 PM EDT

Att. 24,474 - Unknown

livebaseballscorecards.com

Batter	1	2	3	4	5	6	7	8	9	AB	R	H	RBI	BB	SO	LOB
Denny Doyle, L (1, 4) OBP: 0.291, SLG: 0.324	F7		K		1B		FC4-6			4	0	1	1	0	1	2
Oscar Gamble, L (1, 8) OBP: 0.308, SLG: 0.333	K			FC1-6	G5-4-3		K			4	0	2	0	0	2	1
Don Money, R (1, 5) OBP: 0.397, SLG: 0.538	5-3			FC1-6	G5-4-3			BB		3	1	0	0	1	0	3
John Briggs, L (1, 7) OBP: 0.315, SLG: 0.336		P6		2B SF7		SH1-4		SH2-4		2	1	1	0	1	0	0
Ron Stone, L (1, 9) OBP: 0.344, SLG: 0.427 Byron Browne, R (8, PH) OBP: 0.326, SLG: 0.470 (9, 9)	4-3				2B	SH1-4		BB	IBB	2 0	0 0	1 0	1 0	0 1	0 0	0 0
Jim Hutto, R (1, 3) OBP: 0.250, SLG: 0.322	5-3			SF7		F8		G5-4-3		2	0	0	1	1	0	1
Larry Bowa, S (1, 6) OBP: 0.261, SLG: 0.264 Tony Taylor, R (8, PH) OBP: 0.347, SLG: 0.386 Terry Harmon, R (9, 6) OBP: 0.324, SLG: 0.349			P2-3	4-3		K		G5-4-3		3 1 0	0 0 0	1 0 0	0 0 0	0 0 0	1 0 0	2 3 0
Doc Edwards, R (1, 2) OBP: 0.300, SLG: 0.250		P2-3			SH3 1B		4-3			3	1	1	0	0	0	1
Chris Short, R (1, 1) OBP: 0.069, SLG: 0.071 Dick Selma, R (8, 1) OBP: 0.200, SLG: 0.111		E6			SH3		FC4-6			2 0	0 0	1 0	0 0	0 0	0 0	0 0

	AB	26
	R	3
	H	8
	RBI	3
	BB	4
	SO	4
	LOB	13

Inning Stats	1	2	3	4	5	6	7	8	9
	R: 0 E: 0 K: 1 S: 5	H: 0 LOB: 0 BB: 0 P: 5	R: 0 E: 0 K: 0 S: 5	H: 0 LOB: 0 BB: 0 P: 8	R: 0 E: 1 K: 1 S: 9	H: 1 LOB: 1 BB: 0 P: 10	R: 2 E: 0 K: 0 S: 16	H: 3 LOB: 1 BB: 0 P: 18	R: 1 E: 0 K: 0 S: 6	H: 3 LOB: 1 BB: 0 P: 9	R: 0 E: 0 K: 1 S: 7	H: 0 LOB: 1 BB: 1 P: 11	R: 0 E: 0 K: 1 S: 8	H: 1 LOB: 1 BB: 0 P: 8	R: 0 E: 0 K: 0 S: 9	H: 0 LOB: 2 BB: 3 P: 26

	1B: 7	SF: 1	WP: 0	PA: 34
	2B: 2	SAC: 3	PB: 0	
	3B: 0	DP: 3	SB: 0	
	HR: 0	HBP: 0	CS: 0	

PITCHER		IP	WLS	BF	H	R	ER	SO	BB	IBB	HBP	BLK	WP	HR	S	P	ERA	WHIP
Don Cardwell, R ERA: 6.75	(1, 1)	4.1	L	18	5	3	3	2	0	0	0	0	0	0	37	43	6.23	1.154
Tug McGraw, L ERA: 4.21	(5, 1)	1.2		7	2	0	0	1	1	0	0	0	0	0	11	18	0.00	1.800
Rich Folkers, L ERA: 1.17	(7, 1)	1.1		8	1	0	0	1	2	1	0	0	0	0	16	30	0.00	2.250
Ron Taylor, R ERA: 3.21	(8, 1)	0.2		1	0	0	0	0	0	0	0	0	0	0	1	4	0.00	0.000

PITCHER	IP	WLS	BF	H	R	ER	SO	BB	IBB	HBP	BLK	WP	HR	S	P	ERA	WHIP

New York Mets @ Philadelphia Phillies

Shibe Park, Philadelphia, PA

Fri Jul 03 1970, 7:05 PM EDT

Att. 10,508 - Unknown

TOP

livebaseballscorecards.com

Batter	1	2	3	4	5	6	7	8	9	AB	R	H	RBI	BB	SO	LOB
Tommie Agee, R (1, 8) OBP: 0.342, SLG: 0.502	5-3		E8 1B 2B 2-H		K	FC5-4 1-2f			F9	5	1	1	1	0	1	2
Bud Harrelson, S (1, 6) OBP: 0.374, SLG: 0.359	K		S 1B 3-H		F7			F5		4	0	1	1	0	1	0
Wayne Garrett, L (1, 5) OBP: 0.476, SLG: 0.559	6-3		BB 1-2			FC3-6 1B		K		3	0	1	0	1	1	0
Art Shamsky, L (1, 3) OBP: 0.384, SLG: 0.467 Mike Jorgensen, L (8, 3) OBP: 0.286, SLG: 0.387		1B	K			F5		P9		4 0	0 0	1 0	0 0	0 0	1 0	3 0
Dave Marshall, L (1, 9) OBP: 0.333, SLG: 0.442		K	4-3			FC3-6 1-2f			K	4	0	0	0	0	2	4
Ken Boswell, L (1, 4) OBP: 0.338, SLG: 0.356		L7		4-1		P6			E6 1-3 1B 1B	4	1	0	0	0	0	2
Ken Singleton, S (1, 7) OBP: 0.265, SLG: 0.298		K		CS BB 4-2			4-3		1-3 1-2 1B	3	1	1	0	1	1	1
Jerry Grote, R (1, 2) OBP: 0.273, SLG: 0.275			SH1-4 E 1B	K 1-2			K		1-3 1-2 2-3	4	1	1	0	0	2	3
Ray Sadecki, L (1, 1) OBP: 0.240, SLG: 0.208 Donn Clendenon, R (9, PH) OBP: 0.349, SLG: 0.553 Rich Folkers, L (9, 1)			SH1-4 1-2		P8		FC5-4 1B		2-H 3-H	2 1 0	0 0 0	1 1 0	0 2 0	0 0 0	0 0 0	0 0 0
Inning Stats	R: 0 E: 0 K: 1 S: 5 H: 0 LOB: 0 BB: 0 P: 5	R: 0 E: 0 K: 2 S: 9 H: 1 LOB: 1 BB: 0 P: 12	R: 2 E: 1 K: 1 S: 13 H: 3 LOB: 2 BB: 1 P: 24	R: 0 E: 0 K: 1 S: 8 H: 0 LOB: 1 BB: 1 P: 15	R: 0 E: 0 K: 1 S: 5 H: 0 LOB: 0 BB: 0 P: 6	R: 0 E: 0 K: 0 S: 10 H: 1 LOB: 1 BB: 0 P: 16	R: 0 E: 0 K: 1 S: 6 H: 1 LOB: 1 BB: 0 P: 6	R: 0 E: 0 K: 1 S: 7 H: 0 LOB: 0 BB: 0 P: 14	R: 2 E: 1 K: 1 S: 13 H: 2 LOB: 1 BB: 0 P: 19	1B: 7 2B: 2 3B: 0 HR: 0 SF: 0 SAC: 1 DP: 1 HBP: 0						

	AB	34
	R	4
	H	8
	RBI	4
	BB	2
	SO	9
	LOB	15

PITCHER		IP	WLS	BF	H	R	ER	SO	BB	IBB	HBP	BLK	WP	HR	S	P	ERA	WHIP
Rick Wise, R ERA: 3.64	(1, 1)	8.1	L	34	7	4	1	9	2	0	0	0	0	0	70	108	1.08	1.080
Lowell Palmer, R ERA: 4.99	(9, 1)	0.2		3	1	0	0	0	0	0	0	0	0	0	6	9	0.00	1.500

PITCHER	IP	WLS	BF	H	R	ER	SO	BB	IBB	HBP	BLK	WP	HR	S	P	ERA	WHIP

BOTTOM

New York Mets @ Philadelphia Phillies

Shibe Park, Philadelphia, PA

Fri Jul 03 1970, 7:05 PM EDT

Att. 10,508 - Unknown

livebaseballscorecards.com

Batter	1	2	3	4	5	6	7	8	9	AB	R	H	RBI	BB	SO	LOB
Tony Taylor, R (1, 4) OBP: 0.348, SLG: 0.389	6-3		BB 1B		P4		E8 1-H 2B		SF9 3-H	3	0	1	1	1	0	1
Larry Bowa, S (1, 6) OBP: 0.260, SLG: 0.263	F8		1-2 1B		L6		F8		FC6-4 1-2f	5	0	1	0	0	0	3
Don Money, R (1, 5) OBP: 0.397, SLG: 0.534	P9		K			FC6-4 1B		SH3-4 1B	1-3	5	0	2	0	0	1	3
Deron Johnson, R (1, 3) OBP: 0.328, SLG: 0.425		K	L5			F3		SH3-4 1-2		3	0	0	0	0	1	3
Byron Browne, R (1, 8) OBP: 0.330, SLG: 0.464		1B E BB		P6		F3		IBB		2	1	0	0	2	0	1
Rick Joseph, R (1, 7) OBP: 0.256, SLG: 0.333		E8 1-H 1B		K		FC6-4 1-2f		P9		4	0	1	0	0	1	3
Larry Hisle, R (1, 9) OBP: 0.296, SLG: 0.341 Lowell Palmer, R (9, 1) OBP: 0.333, SLG: 0.455	P4		5-3				K	K		4 0	0 0	0 0	0 0	0 0	2 0	3 0
Doc Edwards, R (1, 2) OBP: 0.297, SLG: 0.250 Grant Jackson, S (9, PR) OBP: 0.105, SLG: 0.105	L6				L6	5-3			1B SF9 1B	4 0	0 1	1 0	0 0	0 0	0 0	1 0
Rick Wise, R (1, 1) OBP: 0.205, SLG: 0.189 Jim Hutto, R (9, 9) OBP: 0.262, SLG: 0.333 Terry Harmon, R (9, PR) OBP: 0.324, SLG: 0.349			1-3		2B	2B E 1B			FC6-4 1-3 1B	3 1 0	1 0 0	2 1 0	0 0 0	0 0 0	0 0 0	0 0 0
Inning Stats	R: 0 E: 0 K: 0 S: 4 H: 0 LOB: 0 BB: 0 P: 7	R: 1 E: 1 K: 1 S: 10 H: 1 LOB: 1 BB: 1 P: 18	R: 0 E: 0 K: 1 S: 9 H: 1 LOB: 2 BB: 1 P: 18	R: 0 E: 0 K: 1 S: 8 H: 0 LOB: 0 BB: 0 P: 12	R: 0 E: 0 K: 0 S: 6 H: 1 LOB: 1 BB: 0 P: 8	R: 0 E: 0 K: 0 S: 6 H: 1 LOB: 1 BB: 0 P: 9	R: 1 E: 1 K: 1 S: 8 H: 2 LOB: 1 BB: 0 P: 9	R: 0 E: 0 K: 1 S: 9 H: 1 LOB: 2 BB: 1 P: 14	R: 1 E: 0 K: 0 S: 9 H: 2 LOB: 1 BB: 0 P: 11	1B: 7 2B: 2 3B: 0 HR: 0 SF: 1 SAC: 1 DP: 0 HBP: 0							

	AB	34
	R	3
	H	9
	RBI	1
	BB	3
	SO	5
	LOB	18

PITCHER		IP	WLS	BF	H	R	ER	SO	BB	IBB	HBP	BLK	WP	HR	S	P	ERA	WHIP
Ray Sadecki, L ERA: 3.24	(1, 1)	8.0	W	34	7	2	0	5	2	1	0	0	0	0	60	95	0.00	1.125
Rich Folkers, L ERA: 2.08	(9, 1)	1.0	S	5	2	1	1	0	0	0	0	0	0	0	9	11	9.00	2.000

PITCHER	IP	WLS	BF	H	R	ER	SO	BB	IBB	HBP	BLK	WP	HR	S	P	ERA	WHIP

Batter	1	2	3	4	5	6	7	8	9	AB	R	H	RBI	BB	SO	LOB
Tommie Agee, R (1, 8) OBP: 0.343, SLG: 0.500	C X 0-1 HR 1B		X 0-0 ② F9	S S S 0-3 ③ K		B X 1-0 1B S 1-3 2-H 1B		B B S B X 3-1 ③ 6-3 2-3		5	1	2	1	0	1	3
Bud Harrelson, S (1, 6) OBP: 0.377, SLG: 0.361	X 0-0 ① F3		X 0-0 1B	X 0-0 ① P4		B X 1-0 1-3 3-H 1B			B B B B 4-0 1B BB	4	0	2	1	1	0	1
Ken Singleton, S (1, 7) OBP: 0.259, SLG: 0.288	S S S 0-3 ② K		B B B C F F X 3-2 ③ 6-3	X 0-0 ② 3-1		B S F F C 1-3 ③ K			X 0-0 P5-3 1-3 1B	5	0	1	0	0	2	4
Donn Clendenon, R (1, 3) OBP: 0.350, SLG: 0.575	X 0-0 1-H HR			X 0-0 SH1 1B 2B	X 0-0 ③ F3		X 0-0 ① L7		X 0-0 ① F9	5	2	2	2	0	0	2
Ron Swoboda, R (1, 9) OBP: 0.330, SLG: 0.352	S S S 0-3 ③ K			B S B S B B 4-2 SH1 1B BB		X 0-0 ① L8	X 0-0 ② F3		B S S X 1-2 ② ③ P5-3 1-2f	4	1	0	0	1	1	2
Joe Foy, R (1, 5) OBP: 0.366, SLG: 0.318		S S S 0-3 ① K	X 0-0 ① SH1 1-2 2-3			X 0-0 F8 1B 1B 1B	S S S 0-3 ③ K			3	1	1	0	0	2	0
Jerry Grote, R (1, 2) OBP: 0.283, SLG: 0.287		X 0-0 ② 4-3	B X 1-0 BB 2-H 3-H 1B			X 0-0 1B 1-2 1B		X 0-0 FC5-4 1B		4	1	3	2	0	0	0
Al Weis, S (1, 4) OBP: 0.275, SLG: 0.301	S S S 0-3 ③ K			X 0-0 ② F9		B X 1-0 ② F8 2-3		X 0-0 ① FC5-4 WP 1-2f		4	0	0	0	0	1	4
Tom Seaver, R (1, 1) OBP: 0.217, SLG: 0.179			S S S 0-3 ① K	B B B 4-0 1-2 BB		X 0-0 1B 1-2 3-H 1B		S S S 0-3 ② K		3	1	1	1	1	2	1
Inning Stats	R: 2 H: 2 E: 0 LOB: 0 K: 2 BB: 0 S: 10 P: 10	R: 0 H: 0 E: 0 LOB: 0 K: 2 BB: 0 S: 7 P: 7	R: 0 H: 1 E: 0 LOB: 1 K: 1 BB: 0 S: 9 P: 12	R: 2 H: 2 E: 0 LOB: 2 K: 1 BB: 2 S: 9 P: 18	R: 0 H: 0 E: 0 LOB: 0 K: 0 BB: 0 S: 3 P: 3	R: 3 H: 5 E: 0 LOB: 2 K: 1 BB: 0 S: 11 P: 15	R: 0 H: 0 E: 0 LOB: 0 K: 1 BB: 0 S: 5 P: 5	R: 0 H: 1 E: 1 LOB: 1 K: 1 BB: 0 S: 7 P: 10	R: 0 H: 1 E: 0 LOB: 1 K: 0 BB: 1 S: 5 P: 10	1B: 10 SF: 0 2B: 2 SAC: 1 3B: 0 DP: 1 HR: 1 HBP: 0						

TOP

New York Mets @ Philadelphia Phillies

Shibe Park, Philadelphia, PA

Sat Jul 04 1970, 7:05 PM EDT

Att. 7,866 - Unknown

livebaseballscorecards.com

AB	37
R	7
H	12
RBI	7
BB	3
SO	9
LOB	17

WP: 1 PA: 41
PB: 0
SB: 1
CS: 0

PITCHER		IP	WLS	BF	H	R	ER	SO	BB	IBB	HBP	BLK	WP	HR	S	P	ERA	WHIP
Grant Jackson, L ERA: 6.51	(1, 1)	5.2	L	27	8	7	7	6	2	0	0	0	0	1	43	56	11.12	1.765
Barry Lersch, R ERA: 4.17	(6, 1)	2.1		10	3	0	0	3	0	0	0	0	1	0	18	24	0.00	1.286
Fred Wenz, R ERA:	(9, 1)	1.0		4	1	0	0	0	1	0	0	0	0	0	5	10	0.00	2.000

PITCHER		IP	WLS	BF	H	R	ER	SO	BB	IBB	HBP	BLK	WP	HR	S	P	ERA	WHIP

Batter	1	2	3	4	5	6	7	8	9	AB	R	H	RBI	BB	SO	LOB
Denny Doyle, L (1, 4) OBP: 0.295, SLG: 0.324	S B X 1-1 1B 1B G1-2-3 1B		X 0-0 ① 2-3		B B B B 4-0 BB			X 0-0 ② L4		3	0	1	0	1	0	0
Oscar Gamble, L (1, 8) OBP: 0.314, SLG: 0.339	X 0-0 G1-2-3 1B 1-2 2B 1B		X 0-0 1B		B B C B C S 3-3 ③ K			B B S S C 2-3 ③ K		4	1	2	0	0	2	1
Ron Stone, L (1, 9) OBP: 0.341, SLG: 0.422	B B S X 2-1 G1-2-3 1-2 2-3 2B 1B		B F B X 2-1 ② F9			X 0-0 ① 4-3			X 0-0 ① G3	4	1	1	0	0	0	1
John Briggs, L (1, 7) OBP: 0.308, SLG: 0.327	B S F B B X 3-2 ① ② G1-2-3 1-2 2-3 3-Hf		X 0-0 ③ G3			S X 0-1 ② F7			X 0-0 ② 1-3	4	0	0	0	0	0	4
Don Money, R (1, 5) OBP: 0.394, SLG: 0.533	C B B X 2-1 2-H 3-H 2B			B B C X 2-1 ① F2		S S S 0-3 ③ K			X 0-0 ③ P4	4	0	1	2	0	1	0
Deron Johnson, R (1, 3) OBP: 0.328, SLG: 0.422	X 0-0 ③ 6-3			B S C X 1-2 ② P6			B B B B 4-0 G3-6 BB			2	0	0	0	1	0	1
Larry Bowa, S (1, 6) OBP: 0.257, SLG: 0.260 Terry Harmon, R (8, 6) OBP: 0.324, SLG: 0.349		X 0-0 ① P6		X 0-0 ③ 1-3			X 0-0 ① ② G3-6 1-2f			3 0	0 0	0 0	0 0	0 0	0 0	1 0
Mike Compton, R (1, 2) OBP: 0.263, SLG: 0.260		S S S 0-3 ② K			X 0-0 ① 2-3		S S S 0-3 ③ K			3	0	0	0	0	2	0
Grant Jackson, S (1, 1) OBP: 0.095, SLG: 0.095 Barry Lersch, S (6, 1) Rick Joseph, R (8, PH) OBP: 0.253, SLG: 0.329 Fred Wenz, R (9, 1)		S S S 0-3 ③ K			S S S 0-3 ② K			C B F C 1-3 ① K		2 0 1 0	0 0 0 0	0 0 0 0	0 0 0 0	0 0 1 0	2 0 0 0	0 0 0 0
Inning Stats	R: 2 E: 0 K: 0 S: 11 H: 4 LOB: 1 BB: 0 P: 19	R: 0 E: 0 K: 2 S: 7 H: 0 LOB: 0 BB: 0 P: 7	R: 0 E: 0 K: 0 S: 5 H: 1 LOB: 1 BB: 0 P: 7	R: 0 E: 0 K: 0 S: 6 H: 0 LOB: 0 BB: 0 P: 9	R: 0 E: 0 K: 2 S: 7 H: 0 LOB: 1 BB: 1 P: 14	R: 0 E: 0 K: 1 S: 6 H: 0 LOB: 0 BB: 0 P: 6	R: 0 E: 0 K: 1 S: 4 H: 0 LOB: 0 BB: 1 P: 8	R: 0 E: 0 K: 2 S: 7 H: 0 LOB: 0 BB: 0 P: 10	R: 0 E: 0 K: 0 S: 3 H: 0 LOB: 0 BB: 0 P: 3	1B: 4 2B: 1 3B: 0 HR: 0	SF: 0 SAC: 0 DP: 2 HBP: 0			WP: 0 PB: 0 SB: 0 CS: 0	PA: 32	

PITCHER	IP	WLS	BF	H	R	ER	SO	BB	IBB	HBP	BLK	WP	HR	S	P	ERA	WHIP
Tom Seaver, R (1, 1) ERA: 2.48	9.0	W	32	5	2	2	8	2	0	0	0	0	0	56	83	2.00	0.778

PITCHER	IP	WLS	BF	H	R	ER	SO	BB	IBB	HBP	BLK	WP	HR	S	P	ERA	WHIP

BOTTOM

New York Mets @ Philadelphia Phillies

Shibe Park, Philadelphia, PA

Sat Jul 04 1970, 7:05 PM EDT

Att. 7,866 - Unknown

livebaseballscorecards.com

AB	30
R	2
H	5
RBI	2
BB	2
SO	8
LOB	8

Batter	1	2	3	4	5	6	7	8	9	AB	R	H	RBI	BB	SO	LOB
Tommie Agee, R (1, 8) OBP: 0.341, SLG: 0.495	S S S 0-3 ① K		B B S S S X 3-2 ① L8		X 0-0 ① P9		X 0-0 ① BB SH SF8 1-2 1B	S S S 0-3 ③ K		5	1	1	0	0	2	0
Bud Harrelson, S (1, 6) OBP: 0.379, SLG: 0.361	X 0-0 ② 6-3		X 0-0 ② 6-3		X 0-0 1B 1B		B B X 2-0 SH SF8 BB 1-2 2-3		B B B S F B 4-2 L5-4 SH1-4 BB	3	0	1	0	1	0	0
Ken Singleton, S (1, 7) OBP: 0.293, SLG: 0.309	X 0-0 ③ 1-3		X 0-0 1B		X 0-0 G5-4-3 1-3 1B		B B B B 4-0 BB 1-2 2-3 3-H		X 0-0 ① SH1-4 1-2	3	0	2	1	1	0	0
Donn Clendenon, R (1, 3) OBP: 0.352, SLG: 0.570 Mike Jorgensen, L (9, 3) OBP: 0.286, SLG: 0.387		X 0-0 1B 1B 1B	B X 1-0 ③ F9		C B X 1-1 ② ③ G5-4-3 1-2f		B S S X 1-2 ① SF8 2-3 3-H		B B B B 4-0 BB	3 0	1 0	1 0	1 0	1 0	0 0	3 0
Ron Swoboda, R (1, 9) OBP: 0.330, SLG: 0.370 Dave Marshall, L (7, PH) (7, 9) OBP: 0.328, SLG: 0.435	S S S 0-3 ① K	X 0-0 ① 5-3		X 0-0 S WP 1B		C C B F B X 2-2 HR	S S S 0-3 ② K		X 0-0 ② ③ L5-4 2-3	3 2	1 0	1 0	1 0	0 0	1 1	1 4
Joe Foy, R (1, 5) OBP: 0.368, SLG: 0.319	F B B X 2-1 ② F9	X 0-0 S WP 1B		B S S B B B 4-2 BLK WP 1-3 BB		S S S 0-3 ① K	B B B B 4-0 1-2 BB			3	1	1	0	1	1	1
Jerry Grote, R (1, 2) OBP: 0.287, SLG: 0.287	X 0-0 1B 1-3 1B		B S S B B B 4-2 BLK WP 1-3 BB			X 0-0 ② 4-3	B B B C C X 3-2 ③ 6-3			3	0	1	0	1	0	3
Al Weis, S (1, 4) OBP: 0.274, SLG: 0.299	X 0-0 1B 1-2 3-H		M S C 0-3 ② K 1-3 3-H			X 0-0 ③ 5-3		S S S 0-3 ① K		4	0	1	1	0	2	1
Jerry Koosman, R (1, 1) OBP: 0.158, SLG: 0.086 Danny Frisella, L (8, 1)	B S B S C 2-3 ③ K		S S S 0-3 ③ K				B B B 4-0 SH 1B BB BB	X 0-0 ② 1-3		3 0	1 0	0 0	0 0	1 0	2 0	3 0
Inning Stats	R: 0 H: 0 E: 0 LOB: 0 K: 1 BB: 0 S: 5 P: 5	R: 1 H: 3 E: 0 LOB: 2 K: 2 BB: 0 S: 11 P: 15	R: 0 H: 1 E: 0 LOB: 1 K: 0 BB: 0 S: 6 P: 10	R: 1 H: 1 E: 0 LOB: 1 K: 2 BB: 1 S: 10 P: 14	R: 0 H: 2 E: 0 LOB: 1 K: 0 BB: 0 S: 5 P: 6	R: 1 H: 1 E: 0 LOB: 0 K: 1 BB: 0 S: 9 P: 11	R: 2 H: 1 E: 1 LOB: 3 K: 1 BB: 3 S: 11 P: 29	R: 0 H: 0 E: 0 LOB: 0 K: 2 BB: 0 S: 7 P: 7	R: 0 H: 0 E: 0 LOB: 1 K: 0 BB: 2 S: 4 P: 12	1B: 8 SF: 1 2B: 1 SAC: 2 3B: 0 DP: 2 HR: 1 HBP: 0						

TOP

New York Mets @ Philadelphia Phillies

Shibe Park, Philadelphia, PA

Sun Jul 05 1970, 3:33 AM EDT

Att. 12,609 - Unknown

livebaseballscorecards.com

AB	32
R	5
H	9
RBI	4
BB	6
SO	9
LOB	16

WP: 1 PA: 41
PB: 0
SB: 2
CS: 0

PITCHER		IP	WLS	BF	H	R	ER	SO	BB	IBB	HBP	BLK	WP	HR	S	P	ERA	WHIP
Woodie Fryman, L ERA: 3.74	(1, 1)	6.0	L	28	9	5	4	6	2	0	0	1	1	1	47	66	6.00	1.833
Dick Selma, R ERA: 2.76	(7, 1)	2.0		9	0	0	0	3	2	0	0	0	0	0	17	31	0.00	1.000
Lowell Palmer, R ERA: 4.89	(9, 1)	1.0		4	0	0	0	0	2	0	0	0	0	0	4	12	0.00	2.000

PITCHER	IP	WLS	BF	H	R	ER	SO	BB	IBB	HBP	BLK	WP	HR	S	P	ERA	WHIP

Batter	1	2	3	4	5	6	7	8	9	AB	R	H	RBI	BB	SO	LOB
Tony Taylor, R (1, 4) OBP: 0.349, SLG: 0.398	0-0 ① 1-3		1-0 ① P6		1-1 3B 3B		0-0 1B		0-1 ② 5-3	5	1	2	0	0	0	1
Larry Bowa, S (1, 6) OBP: 0.259, SLG: 0.270	2-1 ② F9		0-0 ② P3		1-0 SF8 3-H 3B		0-0 ② L7		1-0 2-H 1B	5	1	2	2	0	0	1
Don Money, R (1, 5) OBP: 0.394, SLG: 0.535	1-2 BB 2B		0-0 1B		2-1 ① 5-3		0-0 ③ P6		1-1 ③ P4	5	0	2	0	0	0	3
Deron Johnson, R (1, 3) OBP: 0.330, SLG: 0.434	4-2 PO BB BB		2-0 ③ 5-3		2-2 ② SF8 3-H			0-0 HR		2	1	1	2	1	0	1
Byron Browne, R (1, 8) OBP: 0.330, SLG: 0.458 Oscar Gamble, L (8, PH) OBP: 0.311, SLG: 0.336 (9, 8)	4-2 1-2 2-3 BB			1-1 ① P6	1-1 ③ F3			0-1 ① 4-3		2 1	0 0	0 0	0 0	1 0	0 0	0 0
Rick Joseph, R (1, 7) OBP: 0.253, SLG: 0.326	2-2 ③ PO 2-3	0-0 SH1-3 WP 1B		0-2 ② 5-3		0-0 ① 5-3		0-3 ② K		4	0	1	0	0	1	0
Larry Hisle, R (1, 9) OBP: 0.298, SLG: 0.340		1-0 ① SH1-3 1-3		4-2 1B BB		0-3 ② K		2-3 ③ K		1	0	0	0	1	1	0
Doc Edwards, R (1, 2) OBP: 0.299, SLG: 0.254 Denny Doyle, L (9, PH) OBP: 0.293, SLG: 0.323		1-0 ② P5		0-0 1-3 1B		0-0 ③ G3			0-3 ① K	3 1	0 0	1 0	0 0	0 0	0 1	1 0
Woodie Fryman, R (1, 1) OBP: 0.111, SLG: 0.111 Dick Selma, R (7, 1) OBP: 0.200, SLG: 0.111 Jim Hutto, R (7, 9) OBP: 0.256, SLG: 0.328 Ron Stone, L (8, PH) OBP: 0.339, SLG: 0.419 (9, 9) Lowell Palmer, R (9, 1) OBP: 0.333, SLG: 0.455 John Briggs, L (9, PH) OBP: 0.312, SLG: 0.338		0-0 ③ 6-3		1-3 ③ K		0-3 ① K			0-0 1B 2B	2 0 1 1 0 1	0 0 0 0 0 1	0 0 0 0 0 1	0 0 0 0 0 0	1 0 1 1 0 0	3 0 0 0 0 0	0 0 0 0 0 0
Inning Stats	R: 0 E: 0 K: 0 S: 14 H: 1 LOB: 2 BB: 2 P: 27	R: 0 E: 0 K: 0 S: 4 H: 1 LOB: 1 BB: 0 P: 6	R: 0 E: 0 K: 0 S: 4 H: 1 LOB: 1 BB: 0 P: 7	R: 0 E: 0 K: 1 S: 14 H: 1 LOB: 2 BB: 1 P: 20	R: 2 E: 0 K: 0 S: 10 H: 2 LOB: 0 BB: 0 P: 17	R: 0 E: 0 K: 1 S: 5 H: 0 LOB: 0 BB: 0 P: 5	R: 0 E: 0 K: 1 S: 6 H: 1 LOB: 1 BB: 0 P: 6	R: 1 E: 0 K: 2 S: 9 H: 1 LOB: 0 BB: 0 P: 11	R: 1 E: 0 K: 1 S: 9 H: 2 LOB: 1 BB: 0 P: 11	1B: 5 2B: 2 3B: 2 HR: 1	SF: 1 SAC: 1 DP: 0 HBP: 0						

PITCHER		IP	WLS	BF	H	R	ER	SO	BB	IBB	HBP	BLK	WP	HR	S	P	ERA	WHIP
Jerry Koosman, L ERA: 2.74	(1, 1)	7.0	W	31	8	3	3	3	3	0	0	0	1	1	58	89	3.86	1.571
Danny Frisella, R ERA: 4.5	(8, 1)	2.0	S	8	2	1	1	3	0	0	0	0	0	0	17	21	4.50	1.000

PITCHER	IP	WLS	BF	H	R	ER	SO	BB	IBB	HBP	BLK	WP	HR	S	P	ERA	WHIP

BOTTOM

New York Mets @ Philadelphia Phillies

Shibe Park, Philadelphia, PA

Sun Jul 05 1970, 3:33 AM EDT

Att. 12,609 - Unknown

livebaseballscorecards.com

AB	34
R	4
H	10
RBI	4
BB	3
SO	6
LOB	10

Batter	1	2	3	4	5	6	7	8	9	AB	R	H	RBI	BB	SO	LOB
Lou Brock, L (1, 7) OBP: 0.343, SLG: 0.394	S S S 0-3 ① K		S S S 0-3 ② K 1-2 2-3			S S S 0-3 ① K		x 0-0 ③ 3-1		4	0	0	0	0	3	2
Billy McCool, R (8, 1)										0	0	0	0	0	0	0
Jose Cardenal, R (1, 8) OBP: 0.361, SLG: 0.458	x 0-0 ② P4		x 0-0 ③ P6			x 0-0 ② F8			x 0-0 HR	4	1	1	1	0	0	2
Joe Hague, L (1, 9) OBP: 0.393, SLG: 0.456	S S S 0-3 ③ K			x 0-0 ① P4		x 0-0 ③ 4-3			x 0-0 1B 1B 1B	4	1	1	0	0	1	0
(7, 3)																
Dick Allen, R (1, 3) OBP: 0.376, SLG: 0.572		S S S 0-3 ① K		x 0-0 ② 5-3			x 0-0 HR		x 0-0 5-3 1B 1-3 1B	3	1	1	1	0	1	0
Carl Taylor, R (7, 9) OBP: 0.344, SLG: 0.367										1	0	1	0	0	0	0
Joe Torre, R (1, 5) OBP: 0.376, SLG: 0.485		S S S 0-3 ② K		x 0-0 ③ F7			x 0-0 ① F3		x 0-0 5-3 1-2 3-H 1B	3	0	0	0	0	1	0
Milt Ramirez, R (7, 6) OBP: 0.254, SLG: 0.255										1	0	1	1	0	0	0
Ted Simmons, S (1, 2) OBP: 0.298, SLG: 0.300		x 0-0 ③ F8			x 0-0 ① F8		x 0-0 ② 4-3		S S S 0-3 ① K	4	0	0	0	0	1	2
Julian Javier, R (1, 4) OBP: 0.273, SLG: 0.264			x 0-0 ① 1B		x 0-0 ② 1-3		x 0-0 ③ F5		x 0-0 ② 5-3 1-2 2-3	1	0	1	0	0	0	0
Jim Kennedy, L (3, 4) OBP: 0.050, SLG: 0.050										2	0	0	0	0	0	0
Jim Beauchamp, R (9, PH) OBP: 0.295, SLG: 0.357										1	0	0	0	0	0	2
Dal Maxvill, R (1, 6) OBP: 0.328, SLG: 0.206			x 0-0 WP SH 1B		x 0-0 FC4-6 1B			x 0-0 ① 4-3	x 0-0 ③ 5-3	2	0	2	0	0	0	0
Mike Shannon, R (7, 5) OBP: 0.230, SLG: 0.231										2	0	0	0	0	0	2
Jerry Reuss, L (1, 1)			x 0-0 SH WP 1-2		x 0-0 ③ FC4-6 1-2f			x 0-0 ② 6-3		0	0	0	0	0	0	0
Sal Campisi, R (4, 1)										0	0	0	0	0	0	0
Leron Lee, L (5, PH) OBP: 0.301, SLG: 0.379										1	0	0	0	0	0	1
Chuck Hartenstein, R (5, 1)										0	0	0	0	0	0	0
Frank Linzy, R (6, 1)										0	0	0	0	0	0	0
Vic Davalillo, L (8, PH) OBP: 0.366, SLG: 0.448										1	0	0	0	0	0	0
(8, 7)																

TOP

St. Louis Cardinals @ New York Mets
Shea Stadium, Flushing, NY
Mon Jul 06 1970, 7:05 PM EDT
Att. 36,801 - Unknown

livebaseballscorecards.com

AB	34
R	3
H	8
RBI	3
BB	0
SO	7
LOB	11

Inning Stats	1	2	3	4	5	6	7	8	9
R	0	0	0	0	0	0	1	0	2
E	0	0	0	0	0	0	0	0	0
K	2	2	1	0	0	1	0	0	1
S	7	7	7	3	4	5	4	3	9
H	0	0	2	0	1	0	1	0	4
LOB	0	0	2	0	1	0	0	0	2
BB	0	0	0	0	0	0	0	0	0
P	7	7	7	3	4	5	4	3	9

| | | | | | | | | | | | | | | | |

BOTTOM

St. Louis Cardinals @ New York Mets

Shea Stadium, Flushing, NY

Mon Jul 06 1970, 7:05 PM EDT

Att. 36,801 - Unknown

Batter	1	2	3	4	5	6	7	8	9	AB	R	H	RBI	BB	SO	LOB
Tommie Agee, R (1, 8) OBP: 0.347, SLG: 0.518	P4		HR 1B	1-H 3-H HR	2-H 2B		3B			5	2	4	4	0	0	0
Bud Harrelson, S (1, 6) OBP: 0.379, SLG: 0.357	6-3		K	1B 1B BB	6-3		BB			3	1	0	0	2	1	2
Ken Singleton, S (1, 7) OBP: 0.317, SLG: 0.383	1B		1-H HR	1B 1-3 1B	K		K			5	1	3	2	0	2	3
Donn Clendenon, R (1, 3) OBP: 0.361, SLG: 0.575	L8		G6-4-3 1B	FC5 BB 1-3 3-H 1B		HR 1B	F8			4	0	3	1	0	0	1
Mike Jorgensen, L (6, PR) (7, 3) OBP: 0.282, SLG: 0.381										1	1	0	0	0	0	2
Ron Swoboda, R (1, 9) OBP: 0.337, SLG: 0.388		5-3	G6-4-3 1-2f	1-2 BB		1-H HR		5-3 BB		3	1	1	2	2	0	1
Joe Foy, R (1, 5) OBP: 0.373, SLG: 0.319		1B 1B BB	1B HR BB FC5 2-3f			G4-3 1B		5-3 1-2		3	1	1	0	2	0	4
Jerry Grote, R (1, 2) OBP: 0.290, SLG: 0.291	1B 1-2 1B		1-3 HR 1B	5-3		G4-3 1-2f		F9		5	1	2	0	0	0	2
Al Weis, S (1, 4) OBP: 0.281, SLG: 0.317	1B 1-3 2-3		P4	2B		6-3		F9		5	1	2	0	0	0	4
Jim McAndrew, R (1, 1) OBP: 0.200, SLG: 0.263	4-3		P6	2B 2-H 2B			L3			4	1	1	1	0	0	4
Tug McGraw, R (9, 1) OBP: 0.200, SLG: 0.250										0	0	0	0	0	0	0
Inning Stats	R: 0 E: 0 K: 0 S: 4 H: 1 LOB: 1 BB: 0 P: 4	R: 0 E: 0 K: 0 S: 4 H: 2 LOB: 2 BB: 1 P: 8	R: 2 E: 0 K: 1 S: 7 H: 3 LOB: 0 BB: 0 P: 7	R: 4 E: 0 K: 0 S: 7 H: 4 LOB: 3 BB: 3 P: 19	R: 2 E: 0 K: 1 S: 8 H: 3 LOB: 1 BB: 0 P: 8	R: 2 E: 0 K: 0 S: 5 H: 3 LOB: 1 BB: 0 P: 5	R: 0 E: 0 K: 1 S: 6 H: 1 LOB: 2 BB: 1 P: 10	R: 0 E: 0 K: 0 S: 3 H: 0 LOB: 1 BB: 1 P: 7		1B: 10 2B: 3 3B: 1 HR: 3	SF: 0 SAC: 0 DP: 2 HBP: 0						

livebaseballscorecards.com

AB	38
R	10
H	17
RBI	10
BB	6
SO	3
LOB	23

WP: 0 PB: 0 SB: 0 CS: 0 PA: 44

PITCHER		IP	WLS	BF	H	R	ER	SO	BB	IBB	HBP	BLK	WP	HR	S	P	ERA	WHIP
Jerry Reuss, L ERA: 6.29	(1, 1)	3.2	L	20	8	6	6	1	3	0	0	0	0	2	19	31	14.73	3.000
Sal Campisi, R ERA: 2.93	(4, 1)	0.1		4	2	0	0	0	1	0	0	0	0	0	3	7	0.00	9.000
Chuck Hartenstein, R ERA: 6.08	(5, 1)	1.0		8	5	4	4	1	0	0	0	0	0	1	10	10	36.00	5.000
Frank Linzy, R ERA: 4.97	(6, 1)	2.0		8	2	0	0	1	1	0	0	0	0	0	9	13	0.00	1.500
Billy McCool, L ERA: 6.23	(8, 1)	1.0		4	0	0	0	0	1	0	0	0	0	0	3	7	0.00	1.000

PITCHER	IP	WLS	BF	H	R	ER	SO	BB	IBB	HBP	BLK	WP	HR	S	P	ERA	WHIP

Batter	1	2	3	4	5	6	7	8	9	AB	R	H	RBI	BB	SO	LOB
Lou Brock, L (1, 7) OBP: 0.341, SLG: 0.389	G3		P4		G3			WP, 1B, BB	FC4-6, BB, 1B 1-2f 2-3	4	1	0	0	1	0	2
Jose Cardenal, R (1, 8) OBP: 0.371, SLG: 0.464	WP, 1B		BB		BB			E, 1B, G3 1-H	BB, 1B 1-2 3-H	3	1	3	2	2	0	0
Dick Allen, R (1, 3) OBP: 0.376, SLG: 0.568	5-3 1-2		L8		F9			G3, E, G1-2-3 1-2	G5-4-3 1-2 2-3	4	0	1	0	1	0	3
Joe Torre, R (1, 2) OBP: 0.374, SLG: 0.479	F8			FC6-4, BB		P4		E5, G3 1-2 2-3	G5-4-3 1-2f	4	0	0	0	1	0	6
Joe Hague, L (1, 9) OBP: 0.390, SLG: 0.452		K		K		G6-4-3, 1B		G3 1-2 2-3 3-H		4	0	1	1	0	2	3
Mike Shannon, R (1, 5) OBP: 0.231, SLG: 0.222		K		FC6-4, 1B 1-2f		G6-4-3 1-2f		IBB		3	0	0	0	1	1	2
Jim Kennedy, L (1, 4) OBP: 0.130, SLG: 0.130 Carl Taylor, R (8, PH) OBP: 0.341, SLG: 0.364 Milt Ramirez, R (8, 6) OBP: 0.254, SLG: 0.255	1B		1-2 1B			6-3	G1-2-3 3-Hf		3 1 0	0 0 0	2 0 0	0 0 0	0 0 0	0 0 0	0 3 0	
Dal Maxvill, R (1, 6) (8, 4) OBP: 0.327, SLG: 0.202	K		3-1			6-3			FC4-6, BB, 1B BB	3	1	0	0	1	1	3
Mike Torrez, R (1, 1) OBP: 0.220, SLG: 0.225 Leron Lee, L (7, PH) OBP: 0.299, SLG: 0.376 Frank Linzy, R (7, 1) Al Hrabosky, R (8, 1) Bob Gibson, R (9, PH) OBP: 0.443, SLG: 0.545 Sal Campisi, R (9, 1)			K		K		K		FC4-6 1-2	2 1 0 0 0 0	0 0 0 0 0 0	0 0 0 0 0 0	0 0 0 0 1 0	0 0 0 0 0 0	2 1 0 0 0 0	0 0 0 0 0 0
Inning Stats	R: 0 E: 0 K: 0 S: 4 H: 1 LOB: 1 BB: 0 P: 4	R: 0 E: 0 K: 3 S: 10 H: 1 LOB: 1 BB: 0 P: 10	R: 0 E: 0 K: 1 S: 5 H: 0 LOB: 1 BB: 1 P: 9	R: 0 E: 0 K: 1 S: 6 H: 1 LOB: 2 BB: 1 P: 10	R: 0 E: 0 K: 1 S: 5 H: 0 LOB: 1 BB: 1 P: 9	R: 0 E: 0 K: 0 S: 3 H: 1 LOB: 0 BB: 0 P: 3	R: 0 E: 0 K: 1 S: 5 H: 0 LOB: 0 BB: 0 P: 5	R: 2 E: 1 K: 0 S: 5 H: 2 LOB: 2 BB: 2 P: 13	R: 1 E: 0 K: 0 S: 3 H: 1 LOB: 2 BB: 3 P: 15	1B: 7 2B: 0 3B: 0 HR: 0 SF: 0 SAC: 0 DP: 3 HBP: 0						

PITCHER		IP	WLS	BF	H	R	ER	SO	BB	IBB	HBP	BLK	WP	HR	S	P	ERA	WHIP
Gary Gentry, R ERA: 3.25	(1, 1)	7.0		31	6	2	1	7	4	0	0	0	2	0	41	57	1.29	1.429
Rich Folkers, L ERA: 2.7	(8, 1)	1.1		7	1	1	1	0	2	1	0	0	0	0	4	16	6.75	2.250
Danny Frisella, R ERA: 3.38	(9, 1)	0.2	W	2	0	0	0	0	1	0	0	0	0	0	1	5	0.00	1.500

PITCHER	IP	WLS	BF	H	R	ER	SO	BB	IBB	HBP	BLK	WP	HR	S	P	ERA	WHIP

TOP

St. Louis Cardinals @ New York Mets

Shea Stadium, Flushing, NY

Tue Jul 07 1970, 7:05 PM EDT

Att. 42,858 - Unknown

livebaseballscorecards.com

AB	32
R	3
H	7
RBI	3
BB	8
SO	7
LOB	22

WP: 2	PA: 40		
PB: 0			
SB: 0			
CS: 0			

BOTTOM

Batter	1	2	3	4	5	6	7	8	9	AB	R	H	RBI	BB	SO	LOB
Tommie Agee, R (1, 8) OBP: 0.345, SLG: 0.514	SSS 0-3 ① K		x 0-0 ③ F8		SSS 0-3 ③ K		x 0-0 ② F9 2-3		x 0-0 FC4 1-2 1B	5	0	1	0	0	2	3
Bud Harrelson, S (1, 6) OBP: 0.379, SLG: 0.356	BBBB 4-0 G6-4-3 BB			SSS 0-3 ① K		x 0-0 1B 1B 1B	x 0-0 ③ F8		x 0-0 ② FC4 BB IBB 1-2f 2-3	4	1	1	0	1	1	3
Ken Singleton, S (1, 7) OBP: 0.338, SLG: 0.381	x 0-0 ②③ G6-4-3 1-2f			BBBB 4-0 BB		x 0-0 BB 1-3 1B 1B		x 0-0 ① 1-3	IIII 4-0 BB 1-2 IBB	3	0	1	0	2	0	1
Art Shamsky, L (1, 9) OBP: 0.390, SLG: 0.470 Ron Swoboda, R (8, PR) OBP: 0.340, SLG: 0.388 (9, 9)		x 0-0 WP 1B		x 0-0 ② P6		BBBB 4-0 1B WP 1-2 BB		x 0-0 1B 1B	BBBB 4-0 1-2 2-3 3-H BB	3 0	1 0	2 0	0 1	1 1	0 0	1 0
Donn Clendenon, R (1, 3) OBP: 0.365, SLG: 0.573 Mike Jorgensen, L (8, PR) OBP: 0.282, SLG: 0.381 (9, 3)		x 0-0 ① F2 1-2		SSS 0-3 ③ K		x 0-0 ① WP SF9 1-3 2-H 3-H 1B		x 0-0 FC6 1-3 1B		4 0	1 0	2 0	1 0	0 0	1 0	2 0
Wayne Garrett, L (1, 5) OBP: 0.464, SLG: 0.544		SSS 0-3 ② K		SSS 0-3 ① K		x 0-0 ② SF9 2-H 3-H		SSS 0-3 ② K		3	0	0	1	0	3	3
Ken Boswell, L (1, 4) OBP: 0.336, SLG: 0.351		x 0-0 ③ F9		BBBB 4-0 1B BB		x 0-0 ③ L7		x 0-0 ③ FC6 1-2f		3	0	0	0	1	0	3
Jerry Grote, R (1, 2) OBP: 0.299, SLG: 0.301 Al Weis, S (9, PR) OBP: 0.281, SLG: 0.317			SSS 0-3 ① K		x 0-0 1-3 1-3 1B		x 0-0 F9 SH1-4 1B		x 0-0 FC4 1B BB 1B	4 0	0 1	3 0	0 0	0 0	1 0	0 0
Gary Gentry, R (1, 1) OBP: 0.114, SLG: 0.025 Rich Folkers, L (8, 1) Danny Frisella, L (9, 1)			x 0-0 ② P4		x 0-0 ② 1-3 1-2		x 0-0 ① SH1-4 1-2		SSS 0-3 ① K	2 0 1	0 0 0	0 0 0	0 0 0	0 0 1	0 0 1	2 0 1
Inning Stats	R: 0 E: 0 K: 1 S: 4 H: 0 LOB: 0 BB: 1 P: 8	R: 0 E: 0 K: 1 S: 6 H: 1 LOB: 1 BB: 0 P: 6	R: 0 E: 0 K: 1 S: 5 H: 0 LOB: 0 BB: 0 P: 5	R: 0 E: 0 K: 2 S: 7 H: 0 LOB: 1 BB: 1 P: 11	R: 0 E: 0 K: 2 S: 8 H: 1 LOB: 2 BB: 1 P: 12	R: 3 E: 0 K: 0 S: 5 H: 3 LOB: 0 BB: 1 P: 9	R: 0 E: 0 K: 0 S: 4 H: 1 LOB: 1 BB: 0 P: 4	R: 0 E: 0 K: 1 S: 7 H: 2 LOB: 2 BB: 0 P: 7	R: 1 E: 0 K: 1 S: 6 H: 2 LOB: 3 BB: 2 P: 14	1B: 10 2B: 0 3B: 0 HR: 0		SF: 1 SAC: 1 DP: 1 HBP: 0		WP: 2 PB: 0 SB: 0 CS: 0		PA: 40

PITCHER		IP	WLS	BF	H	R	ER	SO	BB	IBB	HBP	BLK	WP	HR	S	P	ERA	WHIP
Mike Torrez, R ERA: 3.86	(1, 1)	6.0		25	5	3	3	7	4	0	0	0	2	0	35	51	4.50	1.500
Frank Linzy, R ERA: 4.85	(7, 1)	1.1		7	3	0	0	0	0	0	0	0	0	0	7	7	0.00	2.250
Al Hrabosky, L ERA: 2.92	(8, 1)	0.2		2	0	0	0	1	0	0	0	0	0	0	4	4	0.00	0.000
Sal Campisi, R ERA: 3.1	(9, 1)	0.2	L	6	2	1	1	1	1	1	0	0	0	0	6	14	13.50	4.500

PITCHER	IP	WLS	BF	H	R	ER	SO	BB	IBB	HBP	BLK	WP	HR	S	P	ERA	WHIP

St. Louis Cardinals @ New York Mets

Shea Stadium, Flushing, NY

Tue Jul 07 1970, 7:05 PM EDT

Att. 42,858 - Unknown

livebaseballscorecards.com

AB	32
R	4
H	10
RBI	3
BB	6
SO	9
LOB	19

Batter	1	2	3	4	5	6	7	8	9	AB	R	H	RBI	BB	SO	LOB
Lou Brock, L (1, 7) OBP: 0.339, SLG: 0.387	S S S 0-3 ① K		x 0-0 ① CS 1B	x 0-0 ③ 4-3		x 0-0 ③ F8		x 0-0 ② SF7 3-H		4	0	1	1	0	1	2
Jose Cardenal, R (1, 8) OBP: 0.366, SLG: 0.456	x 0-0 ② P4		S S S 0-3 ① ② K 1-2		x 0-0 ① 6-3		x 0-0 ① F7	x 0-0 ③ FC6-4 1-2f		5	0	0	0	0	1	3
Dick Allen, R (1, 3) OBP: 0.380, SLG: 0.565	B B B B 4-0 2B BB		B B B B 4-0 1B 2B BB		x 0-0 ② 6-3		x 0-0 ② F3		x 0-0 2B 1B	3	2	1	0	2	0	0
Joe Torre, R (1, 2) OBP: 0.380, SLG: 0.489	x 0-0 1-H 2B		x 0-0 1-2 2B 1B		B B B B 4-0 E S BB		x 0-0 ③ F8		x 0-0 1-3 2B	4	1	3	1	1	0	0
Carl Taylor, R (1, 9) OBP: 0.351, SLG: 0.404	x 0-0 ③ 5-3		x 0-0 1-H 2-H 2B		B B B B 4-0 1-3 BB			x 0-0 HR	x 0-0 ① P4	4	1	2	3	1	0	3
Mike Shannon, R (1, 5) OBP: 0.221, SLG: 0.212 Vic Davalillo, L (9, PH) OBP: 0.362, SLG: 0.443		x 0-0 ① L8	x 0-0 ③ F9		x 0-0 ③ F3			x 0-0 E5 BB 1B SF7	x 0-0 ② F8	4 1	1 0	0 0	0 0	0 0	0 0	3 2
Milt Ramirez, R (1, 6) OBP: 0.270, SLG: 0.259 Leron Lee, L (9, PH) OBP: 0.297, SLG: 0.373		B B B B 4-0 BB		x 0-0 ① F9		x 0-0 ① F9		x 0-0 S S S 1-2 BB 1B	0-3 ③ K	3 1	0 0	1 0	0 0	1 0	0 1	0 2
Dal Maxvill, R (1, 4) OBP: 0.330, SLG: 0.205		x 0-0 ② F8		x 0-0 SH5-4 1B		x 0-0 ② F8		B B B B 4-0 1-2 2-3 FC6-4 BB		3	0	1	0	1	0	1
Nelson Briles, R (1, 1) OBP: 0.100, SLG: 0.300 Billy McCool, R (5, 1) Frank Linzy, R (5, 1) Ted Simmons, S (6, PH) OBP: 0.303, SLG: 0.300 Chuck Taylor, R (6, 1) OBP: 0.231, SLG: 0.250 Joe Hague, L (8, PH) OBP: 0.389, SLG: 0.450 Al Hrabosky, R (8, 1)		S S S 0-3 ③ K		x 0-0 ② SH5-4 1-2		B B B B 4-0 BB		S S S 0-3 ① K		1 0 0 0 0 1 0	0 0 0 0 0 0 0	0 0 0 0 0 0 0	0 0 0 0 0 0 0	1 0 0 1 0 0 1	1 0 0 0 0 0 3	1 0 0 0 0 0 0
Inning Stats	R: 1 H: 1 E: 0 LOB: 1 K: 1 BB: 1 S: 6 P: 10	R: 0 H: 0 E: 0 LOB: 1 K: 1 BB: 1 S: 5 P: 9	R: 2 H: 3 E: 0 LOB: 1 K: 1 BB: 1 S: 7 P: 11	R: 0 H: 1 E: 0 LOB: 1 K: 0 BB: 0 S: 4 P: 4	R: 0 H: 0 E: 0 LOB: 2 K: 0 BB: 2 S: 3 P: 11	R: 0 H: 0 E: 0 LOB: 1 K: 0 BB: 1 S: 3 P: 7	R: 0 H: 0 E: 0 LOB: 0 K: 0 BB: 0 S: 3 P: 3	R: 2 H: 2 E: 1 LOB: 2 K: 1 BB: 1 S: 8 P: 12	R: 0 H: 2 E: 0 LOB: 2 K: 1 BB: 0 S: 7 P: 7	1B: 5 SF: 1 2B: 3 SAC: 1 3B: 0 DP: 0 HR: 1 HBP: 0						WP: 0 PA: 43 PB: 0 SB: 1 CS: 1	

PITCHER		IP	WLS	BF	H	R	ER	SO	BB	IBB	HBP	BLK	WP	HR	S	P	ERA	WHIP
Ray Sadecki, L ERA: 3.4	(1, 1)	7.0	W	33	6	5	4	3	6	0	0	0	0	1	33	57	5.14	1.714
Tug McGraw, L ERA: 4.03	(8, 1)	0.2		4	1	0	0	1	1	0	0	0	0	0	5	9	0.00	3.000
Ron Taylor, R ERA: 3.09	(8, 1)	1.1	S	6	2	0	0	1	0	0	0	0	0	0	8	8	0.00	1.500

PITCHER	IP	WLS	BF	H	R	ER	SO	BB	IBB	HBP	BLK	WP	HR	S	P	ERA	WHIP

TOP

St. Louis Cardinals @ New York Mets

Shea Stadium, Flushing, NY

Wed Jul 08 1970, 3:33 AM EDT

Att. 38,932 - Unknown

livebaseballscorecards.com

AB	34
R	5
H	9
RBI	5
BB	7
SO	5
LOB	20

BOTTOM

St. Louis Cardinals @ New York Mets

Shea Stadium, Flushing, NY

Wed Jul 08 1970, 3:33 AM EDT

Att. 38,932 - Unknown

Batter	1	2	3	4	5	6	7	8	9	AB	R	H	RBI	BB	SO	LOB
Tommie Agee, R (1, 8) OBP: 0.346, SLG: 0.510	K		FC5 HR 1B		G6-4-3	BB		P6		4	1	1	0	1	1	4
Bud Harrelson, S (1, 6) OBP: 0.378, SLG: 0.354	4-3		FC5 HR		BB 1B	4-3				4	2	1	1	0	0	4
Ken Singleton, S (1, 7) OBP: 0.361, SLG: 0.431	G3		HR		1B 1B BB		G6-4-3 BB			2	2	1	3	2	0	0
Art Shamsky, L (1, 9) OBP: 0.388, SLG: 0.466		3-1	P6		1B 1B		F7			4	0	1	1	0	0	1
Ron Swoboda, R (8, 9) OBP: 0.340, SLG: 0.388										0	0	0	0	0	0	0
Donn Clendenon, R (1, 3) OBP: 0.362, SLG: 0.565		K		L7	1B		G6-4-3			4	0	1	1	0	1	1
Mike Jorgensen, L (8, 3) OBP: 0.282, SLG: 0.381										0	0	0	0	0	0	0
Wayne Garrett, L (1, 5) OBP: 0.452, SLG: 0.525		F9		L4	4-3			K		4	0	0	0	0	1	2
Ken Boswell, L (1, 4) OBP: 0.339, SLG: 0.359			1B 2B	CS 1B		P6		F8		4	1	2	0	0	0	0
Al Weis, S (9, 4) OBP: 0.281, SLG: 0.317										0	0	0	0	0	0	0
Jerry Grote, R (1, 2) OBP: 0.313, SLG: 0.316			1B SH2-4 FC5 1B	CS	G6-4-3 SH 1B	4-3 1B		BB 1B		4	1	4	1	0	0	0
Ray Sadecki, L (1, 1) OBP: 0.231, SLG: 0.200			SH2-4		SH G6-4-3	4-3		BB		1	0	0	0	0	0	1
Tug McGraw, R (8, 1) OBP: 0.200, SLG: 0.250										0	0	0	0	0	0	0
Ron Taylor, R (8, 1)										0	0	0	0	1	0	0
Inning Stats	R: 0 E: 0 K: 1 S: 5 H: 0 LOB: 0 BB: 0 P: 5	R: 0 E: 0 K: 1 S: 5 H: 0 LOB: 0 BB: 0 P: 5	R: 4 E: 0 K: 0 S: 7 H: 4 LOB: 0 BB: 0 P: 7	R: 0 E: 0 K: 0 S: 3 H: 1 LOB: 0 BB: 0 P: 3	R: 3 E: 0 K: 0 S: 7 H: 4 LOB: 2 BB: 1 P: 11	R: 0 E: 0 K: 0 S: 4 H: 1 LOB: 2 BB: 1 P: 8	R: 0 E: 0 K: 0 S: 2 H: 0 LOB: 0 BB: 1 P: 6	R: 0 E: 0 K: 1 S: 6 H: 1 LOB: 2 BB: 1 P: 10		1B: 9 2B: 1 3B: 0 HR: 1	SF: 0 SAC: 2 DP: 2 HBP: 0					

AB	31
R	7
H	11
RBI	7
BB	4
SO	3
LOB	13

WP: 0 PB: 0 SB: 0 CS: 1 PA: 38

PITCHER		IP	WLS	BF	H	R	ER	SO	BB	IBB	HBP	BLK	WP	HR	S	P	ERA	WHIP
Nelson Briles, R ERA: 8.89	(1, 1)	4.2	L	20	7	6	6	2	0	0	0	0	0	1	24	24	11.57	1.500
Billy McCool, L ERA: 6.23	(5, 1)	0.0		2	1	0	0	0	1	0	0	0	0	0	1	5	∞	∞
Frank Linzy, R ERA: 4.82	(5, 1)	0.1		2	1	1	1	0	0	0	0	0	0	0	2	2	27.00	3.000
Chuck Taylor, R ERA: 3.32	(6, 1)	2.0		8	1	0	0	0	2	0	0	0	0	0	6	14	0.00	1.500
Al Hrabosky, L ERA: 2.7	(8, 1)	1.0		5	1	0	0	1	1	0	0	0	0	0	6	10	0.00	2.000

PITCHER	IP	WLS	BF	H	R	ER	SO	BB	IBB	HBP	BLK	WP	HR	S	P	ERA	WHIP

livebaseballscorecards.com

Batter	1	2	3	4	5	6	7	8	9	AB	R	H	RBI	BB	SO	LOB
Marv Staehle, L (1, 4) OBP: 0.338, SLG: 0.286	x 0-0 ① 4-3		x 0-0 ③ F6			x 0-0 ① F7		x 0-0 ① F9		4	0	0	0	0	0	3
Jim Fairey, L (1, 7) (8, 9) OBP: 0.331, SLG: 0.410	S S S 0-3 ② K			x 0-0 2B		x 0-0 ② F7		x 0-0 ② FC3-6 1-2f 2-3		4	0	1	0	0	1	2
Rusty Staub, L (1, 9) OBP: 0.425, SLG: 0.500 Bill Dillman, R (8, 1)	S S S 0-3 ③ K			B B B B 4-0 BB		x 0-0 HR		S S S 0-3 ③ K		3 0	1 0	1 0	1 0	1 0	2 0	2 0
Ron Fairly, L (1, 3) OBP: 0.386, SLG: 0.414		S S S 0-3 ① K		x 0-0 ① F9		x 0-0 ③ F2			x 0-0 ① 4-3	4	0	0	0	0	1	2
Jim Gosger, L (1, 8) OBP: 0.404, SLG: 0.426		S S S 0-3 ② K		x 0-0 ② F8			x 0-0 ① F8		S S S 0-3 ② K	4	0	0	0	0	2	2
John Bateman, R (1, 2) OBP: 0.267, SLG: 0.400 Gary Sutherland, R (5, 6) OBP: 0.261, SLG: 0.261		x 0-0 ③ 5-3		S S S 0-3 ③ K			x 0-0 ② P3		x 0-0 ③ 4-3	2 2	0 0	0 0	0 0	0 0	1 0	2 0
Coco Laboy, R (1, 5) OBP: 0.251, SLG: 0.324			S S S 0-3 ① K		x 0-0 ① F5		x 0-0 ③ F7			3	0	0	0	0	1	0
Bobby Wine, R (1, 6) OBP: 0.262, SLG: 0.273 John Strohmayer, R (5, 1) OBP: 0.250, SLG: 0.250 Bob Bailey, R (8, PH) OBP: 0.422, SLG: 0.657 (8, 7)			B B B B 4-0 FC1-6 BB		x 0-0 ② 5-3			B B B B 4-0 FC3-6 1B BB		1 0 0	0 0 0	0 0 0	1 0 0	0 0 1	0 0 0	0 0 0
Rich Nye, L (1, 1) OBP: 0.353, SLG: 0.267 Ron Brand, R (5, PH) OBP: 0.321, SLG: 0.311 (5, 2)			x 0-0 ② FC1-6 1-2f		S S S 0-3 ③ K			x 0-0 FC3-6 1-2 1B		1 2	0 0	0 1	0 0	0 0	0 1	1 0
Inning Stats	R: 0 E: 0 K: 2 S: 7 H: 0 LOB: 0 BB: 0 P: 7	R: 0 E: 0 K: 2 S: 7 H: 0 LOB: 0 BB: 0 P: 7	R: 0 E: 0 K: 1 S: 5 H: 0 LOB: 1 BB: 1 P: 9	R: 0 E: 0 K: 1 S: 6 H: 1 LOB: 2 BB: 1 P: 10	R: 0 E: 0 K: 1 S: 5 H: 0 LOB: 0 BB: 0 P: 5	R: 1 E: 0 K: 0 S: 4 H: 1 LOB: 0 BB: 0 P: 4	R: 0 E: 0 K: 0 S: 3 H: 0 LOB: 0 BB: 0 P: 3	R: 0 E: 0 K: 1 S: 6 H: 1 LOB: 2 BB: 1 P: 10	R: 0 E: 0 K: 1 S: 5 H: 0 LOB: 0 BB: 0 P: 5	1B: 1 2B: 1 3B: 0 HR: 1	SF: 0 SAC: 0 DP: 0 HBP: 0					

PITCHER	IP	WLS	BF	H	R	ER	SO	BB	IBB	HBP	BLK	WP	HR	S	P	ERA	WHIP
Tom Seaver, R (1, 1) ERA: 2.41	9.0	W	33	3	1	1	9	3	0	0	0	0	1	48	60	1.00	0.667

PITCHER	IP	WLS	BF	H	R	ER	SO	BB	IBB	HBP	BLK	WP	HR	S	P	ERA	WHIP

TOP

Montreal Expos @ New York Mets

Shea Stadium, Flushing, NY

Thu Jul 09 1970, 7:05 PM EDT

Att. 26,549 - Unknown

livebaseballscorecards.com

AB	30
R	1
H	3
RBI	1
BB	3
SO	9
LOB	14

WP: 0 PB: 0 SB: 0 CS: 0 PA: 33

Batter	1	2	3	4	5	6	7	8	9	AB	R	H	RBI	BB	SO	LOB
Tommie Agee, R (1, 8) OBP: 0.341, SLG: 0.503	4-3	5-3		K		5-3		6-3		5	0	0	0	0	1	2
Bud Harrelson, S (1, 6) OBP: 0.382, SLG: 0.359	4-3 1B		BB HR 1B	L8		1B				4	1	3	0	0	0	0
Ken Singleton, S (1, 7) OBP: 0.355, SLG: 0.420	4-3 1-2		BB HR 1-2 1B	5-3		K				4	1	1	0	0	1	2
Donn Clendenon, R (1, 3) OBP: 0.367, SLG: 0.571 Mike Jorgensen, L (6, 3) OBP: 0.278, SLG: 0.375	F9		HR BB 1-2 2-3		WP 1B 2B	G3				2 1	2 0	1 0	0 0	1 0	0 0	1 1
Ron Swoboda, R (1, 9) OBP: 0.338, SLG: 0.402		K	HR 1-H 2-H 3-H		K 2-3		K			4	1	1	4	0	3	1
Joe Foy, R (1, 5) OBP: 0.376, SLG: 0.319		1B SF9 1B	5-3		BB 1B		K			3	1	1	0	1	1	0
Jerry Grote, R (1, 2) OBP: 0.311, SLG: 0.314		1B 1-3 1B	5-3		K		5-3			4	0	1	0	0	1	2
Al Weis, S (1, 4) OBP: 0.280, SLG: 0.318		SF9 3-H	L5		1-2 3-H 1B			4-3		3	0	1	2	0	0	0
Tom Seaver, R (1, 1) OBP: 0.234, SLG: 0.250		1-2 1B		HR	K			K		4	1	2	1	0	2	2
Inning Stats	R: 0 E: 0 K: 0 S: 4 H: 1 LOB: 1 BB: 0 P: 4	R: 1 E: 0 K: 1 S: 8 H: 3 LOB: 2 BB: 0 P: 8	R: 4 E: 0 K: 0 S: 6 H: 3 LOB: 0 BB: 1 P: 10	R: 1 E: 0 K: 1 S: 6 H: 1 LOB: 0 BB: 0 P: 6	R: 1 E: 0 K: 3 S: 11 H: 2 LOB: 2 BB: 1 P: 15	R: 0 E: 0 K: 1 S: 6 H: 1 LOB: 1 BB: 0 P: 6	R: 0 E: 0 K: 2 S: 7 H: 0 LOB: 0 BB: 0 P: 7	R: 0 E: 0 K: 1 S: 5 H: 0 LOB: 0 BB: 0 P: 5		1B: 8 2B: 1 3B: 0 HR: 2	SF: 1 SAC: 0 DP: 0 HBP: 0					WP: 1 PB: 0 SB: 0 CS: 0	PA: 37

PITCHER		IP	WLS	BF	H	R	ER	SO	BB	IBB	HBP	BLK	WP	HR	S	P	ERA	WHIP
Rich Nye, L ERA: 3.6	(1, 1)	4.0	L	21	8	6	6	2	1	0	0	0	0	2	24	28	13.50	2.250
John Strohmayer, R ERA: 5.28	(5, 1)	3.0		13	3	1	1	6	1	0	0	0	1	0	24	28	3.00	1.333
Bill Dillman, R ERA: 5.02	(8, 1)	1.0		3	0	0	0	1	0	0	0	0	0	0	5	5	0.00	0.000

PITCHER	IP	WLS	BF	H	R	ER	SO	BB	IBB	HBP	BLK	WP	HR	S	P	ERA	WHIP

BOTTOM

Montreal Expos @ New York Mets

Shea Stadium, Flushing, NY

Thu Jul 09 1970, 7:05 PM EDT

Att. 26,549 - Unknown

livebaseballscorecards.com

AB	34
R	7
H	11
RBI	7
BB	2
SO	9
LOB	11

Montreal Expos @ New York Mets

Shea Stadium, Flushing, NY

Fri Jul 10 1970, 7:05 PM EDT

Att. 29,394 - Unknown

TOP

livebaseballscorecards.com

Batter	1	2	3	4	5	6	7	8	9	AB	R	H	RBI	BB	SO	LOB
Don Hahn, R (1, 9) OBP: 0.404, SLG: 0.319	F9		5-3	P4	F9			P4	BB / IBB	3	0	0	0	0	0	2
Rusty Staub, L (5, PH) (5, 9) OBP: 0.424, SLG: 0.496										2	0	0	0	1	0	3
Gary Sutherland, R (1, 4) OBP: 0.263, SLG: 0.259	4-3		F7		6-3	3B / 1B		6-3	1-2, 2-3, 3-H / BB	5	1	1	1	1	0	0
Adolfo Phillips, R (1, 8) OBP: 0.333, SLG: 0.387	F8		K		2B / 2B / BB	K		1B	F8	5	1	1	0	1	2	4
Bob Bailey, R (1, 7) OBP: 0.429, SLG: 0.664		1B / 1B / 1B		1B / 2B / 1B	1-3 / 2B / 2B	K		6-3		5	3	3	0	0	1	2
Jim Gosger, L (8, 7) OBP: 0.404, SLG: 0.426										0	0	0	0	0	0	0
John Bateman, R (1, 2) OBP: 0.277, SLG: 0.414		G1 / 1-2 / 1B / 1B		2B / SF7 / 1-3 / 1B	2B / 1B / IBB	1-H / 3B			6-3	4	2	3	1	1	0	0
Coco Laboy, R (1, 5) OBP: 0.257, SLG: 0.336		G1 / 1-2 / 2-H / 1B		1-3 / 3-H / 2B	1B / 1-3 / 2-H / 3-H / 2B	5-3			K / 1B / SH	5	1	3	4	0	1	1
Ron Fairly, L (1, 3) OBP: 0.386, SLG: 0.412	P6			K	1B / IBB		K		6-3 / SH / 1-3 / BB / 1B	4	1	1	0	1	2	4
Bobby Wine, R (1, 6) OBP: 0.265, SLG: 0.273	G1 / 1-2 / 2-3			4-0 / IBB	1-2 / 2-3 / 3-H / 1B		K		SH / BB / 6-3 / 1-2 / 3-H	3	0	1	2	1	1	2
Carl Morton, R (1, 1) OBP: 0.200, SLG: 0.182	5-3			SF7 / 3-H	F8		K		6-3 / 1-2 / 2-3	3	0	0	1	0	1	5
Dan McGinn, L (8, 1) OBP: 0.125, SLG: 0.125										0	0	0	0	0	0	0
Claude Raymond, R (8, 1)										1	0	0	0	0	0	2
Inning Stats	R: 0 E: 0 K: 0 S: 3	H: 0 LOB: 0 BB: 0 P: 3	R: 1 E: 0 K: 0 S: 6	H: 3 LOB: 2 BB: 0 P: 6	R: 0 E: 0 K: 1 S: 5	H: 0 LOB: 0 BB: 0 P: 5	R: 2 E: 0 K: 1 S: 8	H: 3 LOB: 2 BB: 1 P: 12	R: 3 E: 0 K: 0 S: 6	H: 3 LOB: 3 BB: 3 P: 18	R: 1 E: 0 K: 2 S: 9	H: 2 LOB: 1 BB: 0 P: 9	R: 0 E: 0 K: 3 S: 9	H: 0 LOB: 0 BB: 0 P: 9	R: 0 E: 0 K: 0 S: 4	H: 1 LOB: 1 BB: 0 P: 4	R: 2 E: 0 K: 1 S: 8	H: 1 LOB: 3 BB: 2 P: 16	1B: 9 2B: 3 3B: 1 HR: 0	SF: 1 SAC: 1 DP: 0 HBP: 0	WP: 0 PB: 1 SB: 0 CS: 0	PA: 48

	AB	40
	R	9
	H	13
	RBI	9
	BB	6
	SO	8
	LOB	25

PITCHER		IP	WLS	BF	H	R	ER	SO	BB	IBB	HBP	BLK	WP	HR	S	P	ERA	WHIP
Jerry Koosman, L ERA: 3.15	(1, 1)	4.1	L	24	8	6	6	2	1	2	0	0	0	0	25	37	12.46	2.077
Danny Frisella, R ERA: 3.38	(5, 1)	2.2		12	3	1	1	5	0	1	0	0	0	0	21	25	3.38	1.125
Don Cardwell, R ERA: 6.48	(8, 1)	1.0		4	1	0	0	0	0	0	0	0	0	0	4	4	0.00	1.000
Ron Taylor, R ERA: 3.0	(9, 1)	1.0		8	1	2	0	1	1	1	0	0	0	0	8	16	0.00	2.000

PITCHER	IP	WLS	BF	H	R	ER	SO	BB	IBB	HBP	BLK	WP	HR	S	P	ERA	WHIP

Batter	1	2	3	4	5	6	7	8	9	AB	R	H	RBI	BB	SO	LOB
Tommie Agee, R (1, 8) OBP: 0.345, SLG: 0.510	6-3 1B 2B		K		2-3 1B		1-3 2-H 2B	F9		5	1	3	1	0	1	2
Bud Harrelson, S (1, 6) OBP: 0.378, SLG: 0.355 Al Weis, S (8, 6) OBP: 0.287, SLG: 0.326	6-3 2-3			L4	P4		F9 3-H		FC E G6-4-3 1B	4 1	0 1	0 1	0 1	0 0	0 0	5 0
Ken Singleton, S (1, 7) OBP: 0.358, SLG: 0.411	L5-3 3-H 1B			P5		F8		BB 1B 1B BB	E6 G6-4-3 FC 1-2	4	1	1	1	1	0	1
Art Shamsky, L (1, 9) OBP: 0.388, SLG: 0.462 Tom Seaver, R (9, PR) OBP: 0.234, SLG: 0.250	L5-3 1-2			BB		F9		BB 1B 1-2 1B 1B	FC G6-4-3 1-2 2-3	4 0	1 0	1 0	0 0	1 0	0 0	3 0
Donn Clendenon, R (1, 3) OBP: 0.363, SLG: 0.560		K	4-3		1B			P4	G6-4-3 1-2f 2-3 3-H	5	0	1	0	0	1	5
Wayne Garrett, L (1, 5) OBP: 0.450, SLG: 0.516 (9, 4)	G6-4-3 BB				F9	4-3		1B BB 1-2 FC6-4 2-H 1B	K	4	1	1	1	1	1	3
Ken Boswell, L (1, 4) OBP: 0.335, SLG: 0.354 Ron Swoboda, R (8, PH) OBP: 0.342, SLG: 0.402 Ron Taylor, R (9, 1)	G6-4-3 1-2f				3-1		L6	FC6-4 1-2 2-3 1B BB		3 0 0	0 0 0	0 0 0	0 0 0	0 1 0	0 0 0	1 0 0
Jerry Grote, R (1, 2) OBP: 0.319, SLG: 0.325			F9		E 2B		1B 2B BB	FC6-4 1-2 2-3 3-H 1B		3	2	2	1	1	0	0
Jerry Koosman, R (1, 1) OBP: 0.154, SLG: 0.083 Danny Frisella, L (5, 1) OBP: 0.500, SLG: 0.500 Dave Marshall, L (7, PH) OBP: 0.333, SLG: 0.440 Don Cardwell, R (8, 1) Joe Foy, R (8, PH) OBP: 0.374, SLG: 0.317 (9, 5)			K		E9 1B 2-H 1B		2B 1-2 F9 1B	FC6-4 1-2f 2-3 3-H		1 1 1 0 1	0 0 0 0 0	0 1 1 0 0	0 0 0 0 1	1 0 0 0 0	0 0 0 0 0	0 0 0 0 2
Inning Stats	R: 1 E: 0 K: 0 S: 4 H: 2 LOB: 0 BB: 0 P: 4	R: 0 E: 0 K: 1 S: 4 H: 0 LOB: 0 BB: 1 P: 8	R: 0 E: 0 K: 2 S: 7 H: 0 LOB: 0 BB: 0 P: 7	R: 0 E: 0 K: 0 S: 3 H: 0 LOB: 1 BB: 1 P: 7	R: 1 E: 1 K: 0 S: 6 H: 3 LOB: 2 BB: 0 P: 6	R: 0 E: 0 K: 0 S: 4 H: 1 LOB: 1 BB: 0 P: 4	R: 1 E: 0 K: 0 S: 4 H: 2 LOB: 1 BB: 1 P: 8	R: 3 E: 0 K: 0 S: 6 H: 3 LOB: 2 BB: 2 P: 14	R: 1 E: 1 K: 1 S: 7 H: 1 LOB: 2 BB: 0 P: 7	1B: 9 2B: 4 3B: 0 HR: 0	SF: 0 SAC: 0 DP: 3 HBP: 0					

PITCHER		IP	WLS	BF	H	R	ER	SO	BB	IBB	HBP	BLK	WP	HR	S	P	ERA	WHIP
Carl Morton, R ERA: 3.79	(1, 1)	7.1	W	33	10	6	6	3	4	0	0	0	0	0	35	51	7.36	1.909
Dan McGinn, L ERA: 5.11	(8, 1)	0.0		2	1	0	0	0	1	0	0	0	0	0	1	5	∞	∞
Claude Raymond, R ERA: 3.81	(8, 1)	1.2	S	7	1	1	0	1	0	0	0	0	0	0	9	9	0.00	0.600

PITCHER	IP	WLS	BF	H	R	ER	SO	BB	IBB	HBP	BLK	WP	HR	S	P	ERA	WHIP

BOTTOM

Montreal Expos @ New York Mets

Shea Stadium, Flushing, NY

Fri Jul 10 1970, 7:05 PM EDT

Att. 29,394 - Unknown

livebaseballscorecards.com

AB	37
R	7
H	12
RBI	6
BB	5
SO	4
LOB	22

1B: 9	SF: 0	WP: 0	PA: 42
2B: 4	SAC: 0	PB: 0	
3B: 0	DP: 3	SB: 0	
HR: 0	HBP: 0	CS: 0	

Montreal Expos @ New York Mets

Shea Stadium, Flushing, NY

Sat Jul 11 1970, 7:05 PM EDT

Att. 53,968 - Unknown

TOP

livebaseballscorecards.com

Batter	1	2	3	4	5	6	7	8	9	AB	R	H	RBI	BB	SO	LOB
Marv Staehle, L (1, 4) OBP: 0.340, SLG: 0.285	BBBB 4-0 HR BB		SSS 0-3 ② K		x 0-0 FC1-6 1B		SSS 0-3 ① K		x 0-0 ② 4-3	4	1	1	0	1	2	0
Jim Gosger, L (1, 8) OBP: 0.395, SLG: 0.444	x 0-0 ① F3		x 0-0 HR		x 0-0 ① FC1-6 1B 1-2f		x 0-0 ② 6-3		SSS 0-3 ③ K	5	1	1	1	0	1	2
Rusty Staub, L (1, 9) OBP: 0.425, SLG: 0.517	x 0-0 1-H HR		x 0-0 HR		x 0-0 ② F8		x 0-0 ③ P6			4	2	2	3	0	0	1
Ron Fairly, L (1, 3) OBP: 0.387, SLG: 0.413	x 0-0 ② F9		SSS 0-3 ③ K		x 0-0 1-2 1B			x 0-0 SH1-3 1B		4	0	2	0	0	1	0
Jim Fairey, L (1, 7) OBP: 0.323, SLG: 0.400 Don Hahn, R (8, PH) OBP: 0.404, SLG: 0.319 (8, 7)	x 0-0 ③ 6-3			x 0-0 ① 1-3	x 0-0 ③ G3			x 0-0 ① SH1-3 1-2		3 0	0 0	0 0	0 0	0 0	0 0	2 0
John Bateman, R (1, 2) OBP: 0.280, SLG: 0.413		x 0-0 ① 4-3		x 0-0 WP HR 1B		x 0-0 ① F8		x 4-0 IBB		3	1	1	0	1	0	0
Coco Laboy, R (1, 5) OBP: 0.253, SLG: 0.331		x 0-0 ② F8		SSS 0-3 ② K 1-2		x 0-0 ② 6-3		x 0-0 ② F8		4	0	0	0	0	1	3
Bobby Wine, R (1, 6) OBP: 0.268, SLG: 0.285		x 0-0 ③ F8		x 0-0 2-H HR		BBBB 4-0 BB		SSS 0-3 ③ K		3	1	1	2	1	1	2
Mike Wegener, R (1, 1) OBP: 0.083, SLG: 0.083 Claude Raymond, R (9, 1)			SSS 0-3 ① K	x 0-0 ③ F7		SSS 0-3 ③ K			SSS 0-3 ① K	4 0	0 0	0 0	0 0	0 0	3 0	1 0

	AB	34
	R	6
	H	8
	RBI	6
	BB	3
	SO	9
	LOB	11

Inning Stats																												
	R: 2	H: 1	R: 0	H: 0	R: 2	H: 2	R: 2	H: 2	R: 0	H: 2	R: 0	H: 0	R: 0	H: 0	R: 0	H: 1	R: 0	H: 0	1B: 4	SF: 0	WP: 1	PA: 38
	E: 0	LOB: 0	E: 0	LOB: 0	E: 0	LOB: 0	E: 0	LOB: 0	E: 0	LOB: 2	E: 0	LOB: 0	E: 0	LOB: 0	E: 0	LOB: 2	E: 0	LOB: 0	2B: 0	SAC: 1	PB: 0	
	K: 0	BB: 1	K: 0	BB: 0	K: 3	BB: 0	K: 1	BB: 0	K: 0	BB: 0	K: 1	BB: 1	K: 1	BB: 0	K: 1	BB: 1	K: 2	BB: 0	3B: 0	DP: 0	SB: 0	
	S: 4	P: 8	S: 3	P: 3	S: 11	P: 11	S: 7	P: 7	S: 5	P: 5	S: 5	P: 9	S: 5	P: 5	S: 6	P: 10	S: 7	P: 7	HR: 4	HBP: 0	CS: 0	

PITCHER		IP	WLS	BF	H	R	ER	SO	BB	IBB	HBP	BLK	WP	HR	S	P	ERA	WHIP
Jim McAndrew, R ERA: 5.27	(1, 1)	4.0	L	18	5	6	6	4	1	0	0	0	1	4	25	29	13.50	1.500
Tug McGraw, L ERA: 3.64	(5, 1)	4.0		17	3	0	0	3	1	1	0	0	0	0	21	29	0.00	1.000
Ron Taylor, R ERA: 2.92	(9, 1)	1.0		3	0	0	0	2	0	0	0	0	0	0	7	7	0.00	0.000

PITCHER		IP	WLS	BF	H	R	ER	SO	BB	IBB	HBP	BLK	WP	HR	S	P	ERA	WHIP

Montreal Expos @ New York Mets

Shea Stadium, Flushing, NY

Sat Jul 11 1970, 7:05 PM EDT

Att. 53,968 - Unknown

livebaseballscorecards.com

Batter	1	2	3	4	5	6	7	8	9	AB	R	H	RBI	BB	SO	LOB
Tommie Agee, R (1, 8) OBP: 0.346, SLG: 0.519	3-1		HR		F8			FC4-6 1B		4	1	2	1	0	0	0
Bud Harrelson, S (1, 6) OBP: 0.376, SLG: 0.351	G3		BB			P6		FC4-6 WP 1-2f		3	0	0	0	1	0	1
Ken Singleton, S (1, 7) OBP: 0.353, SLG: 0.416	K		F9			2B		6-3 1-2		4	0	1	0	0	1	2
Art Shamsky, L (1, 9) OBP: 0.390, SLG: 0.473		HR	G3			F5			BB BB BB	3	1	1	1	1	0	2
Donn Clendenon, R (1, 3) OBP: 0.355, SLG: 0.547		K		L4		6-3			K	4	0	0	0	0	2	2
Wayne Garrett, L (1, 5) OBP: 0.445, SLG: 0.504		F9		P5			F9		BB 1-2 BB	3	0	0	0	1	0	0
Ken Boswell, L (1, 4) OBP: 0.338, SLG: 0.350		BB		F8			F8		BB 1-2 2-3 BB	2	0	0	0	2	0	0
Jerry Grote, R (1, 2) OBP: 0.314, SLG: 0.318		5-3			F7		F7		K	4	0	0	0	0	1	4
Jim McAndrew, R (1, 1) OBP: 0.190, SLG: 0.250			F3		5-3			F9	K	1	0	0	0	0	0	0
Tug McGraw, R (5, 1) OBP: 0.167, SLG: 0.200										1	0	0	0	0	0	0
Dave Marshall, L (8, PH) OBP: 0.331, SLG: 0.436										1	0	0	0	0	0	0
Ron Taylor, R (9, 1)										0	0	0	0	0	0	0
Ron Swoboda, R (9, PH) OBP: 0.340, SLG: 0.400										1	0	0	0	0	1	3

Inning Stats	1	2	3	4	5	6	7	8	9	1B	SF	WP	PA
	R: 0 H: 0 E: 0 LOB: 0 K: 1 BB: 0 S: 5 P: 5	R: 1 H: 1 E: 0 LOB: 1 K: 1 BB: 1 S: 6 P: 10	R: 1 H: 1 E: 0 LOB: 1 K: 0 BB: 1 S: 4 P: 8	R: 0 H: 0 E: 0 LOB: 0 K: 0 BB: 0 S: 3 P: 3	R: 0 H: 0 E: 0 LOB: 0 K: 0 BB: 0 S: 3 P: 3	R: 0 H: 1 E: 0 LOB: 1 K: 0 BB: 0 S: 4 P: 4	R: 0 H: 0 E: 0 LOB: 0 K: 0 BB: 0 S: 3 P: 3	R: 0 H: 1 E: 0 LOB: 1 K: 0 BB: 0 S: 4 P: 4	R: 0 H: 0 E: 0 LOB: 3 K: 3 BB: 3 S: 9 P: 21	1B: 1 2B: 1 3B: 0 HR: 2	SF: 0 SAC: 0 DP: 0 HBP: 0	WP: 1 PB: 0 SB: 0 CS: 0	PA: 36

PITCHER	IP	WLS	BF	H	R	ER	SO	BB	IBB	HBP	BLK	WP	HR	S	P	ERA	WHIP
Mike Wegener, R (1, 1) ERA: 4.62	8.1	W	34	4	2	2	3	5	0	0	0	1	2	35	55	2.16	1.080
Claude Raymond, R (9, 1) ERA: 3.76	0.2	S	2	0	0	0	2	0	0	0	0	0	0	6	6	0.00	0.000

PITCHER	IP	WLS	BF	H	R	ER	SO	BB	IBB	HBP	BLK	WP	HR	S	P	ERA	WHIP

Montreal Expos @ New York Mets

Shea Stadium, Flushing, NY

Sun Jul 12 1970, 3:33 AM EDT

Att. 38,186 - Unknown

TOP

livebaseballscorecards.com

Batter	1	2	3	4	5	6	7	8	9	AB	R	H	RBI	BB	SO	LOB
Gary Sutherland, R (1, 4) OBP: 0.266, SLG: 0.263	5-3			K		6-3	1-2 3-H 1B		E WP WP 1B	5	1	2	1	0	1	0
Adolfo Phillips, R (1, 8) OBP: 0.323, SLG: 0.373	5-3			5-3		6-3	F9		E1 WP 1-3 1B	5	1	0	0	0	0	3
Rusty Staub, L (1, 9) OBP: 0.430, SLG: 0.517	CS BB			BB		2B BB		L6	1-H 3-H 1B	2	1	1	1	3	0	0
Bob Bailey, R (1, 7) OBP: 0.428, SLG: 0.688	CS 1-2	5-3		F3		1-H 2B		HR	K	5	1	2	2	0	1	2
Claude Raymond, R (9, 1)										0	0	0	0	0	0	0
John Bateman, R (1, 2) OBP: 0.276, SLG: 0.406		6-3			6-3	6-3		6-3		4	0	0	0	0	0	1
Coco Laboy, R (1, 5) OBP: 0.256, SLG: 0.334		F7			F7		F9 1B 2B	BB		3	1	1	0	1	0	0
Ron Fairly, L (1, 3) OBP: 0.389, SLG: 0.412			P5		BB 1B		1B BB	F7		3	0	1	0	1	0	1
Bobby Wine, R (1, 6) OBP: 0.268, SLG: 0.282			F9		1-2 BB		F9		4-3	3	0	0	0	1	0	2
Steve Renko, R (1, 1) OBP: 0.189, SLG: 0.189			F9		1-3		F9 2-3		F8	3	0	0	0	0	0	4
Howie Reed, R (7, 1)										0	0	0	0	0	0	0
Don Hahn, R (9, PH) OBP: 0.400, SLG: 0.315 (9, 7)										1	0	0	0	0	0	0

	AB	34
	R	5
	H	7
	RBI	4
	BB	6
	SO	2
	LOB	13

Inning Stats										
	R: 0	H: 0	R: 0	H: 0	R: 0	H: 0	R: 0	H: 1	R: 1	H: 1
	E: 0	LOB: 0	E: 0	LOB: 0	E: 0	LOB: 0	E: 0	LOB: 2	E: 0	LOB: 1
	K: 0	BB: 1	K: 0	BB: 0	K: 0	BB: 0	K: 1	BB: 1	K: 0	BB: 1
	S: 2	P: 6	S: 3	P: 3	S: 3	P: 3	S: 5	P: 9	S: 4	P: 8

R: 1	H: 1	R: 1	H: 2	R: 1	H: 1	R: 2	H: 2	1B: 4	SF: 0	WP: 2	PA: 41
E: 0	LOB: 1	E: 0	LOB: 2	E: 0	LOB: 1	E: 1	LOB: 1	2B: 2	SAC: 0	PB: 0	
K: 0	BB: 1	K: 0	BB: 1	K: 0	BB: 1	K: 1	BB: 0	3B: 0	DP: 0	SB: 0	
S: 4	P: 8	S: 5	P: 9	S: 4	P: 8	S: 8	P: 8	HR: 1	HBP: 0	CS: 1	

PITCHER		IP	WLS	BF	H	R	ER	SO	BB	IBB	HBP	BLK	WP	HR	S	P	ERA	WHIP
Ray Sadecki, L ERA: 3.38	(1, 1)	8.2	L	39	7	5	3	1	6	0	0	0	2	1	35	59	3.12	1.500
Tom Seaver, R ERA: 2.4	(9, 1)	0.1		1	0	0	0	1	0	0	0	0	0	0	3	3	0.00	0.000

PITCHER	IP	WLS	BF	H	R	ER	SO	BB	IBB	HBP	BLK	WP	HR	S	P	ERA	WHIP

Montreal Expos @ New York Mets

Shea Stadium, Flushing, NY

Sun Jul 12 1970, 3:33 AM EDT

Att. 38,186 - Unknown

BOTTOM

Batter	1	2	3	4	5	6	7	8	9	AB	R	H	RBI	BB	SO	LOB
Tommie Agee, R (1, 8) OBP: 0.344, SLG: 0.513	K		P4		K		BB		K	4	0	0	0	1	3	0
Bud Harrelson, S (1, 6) OBP: 0.375, SLG: 0.348	F7		F9			K	1-2 2-3 3-H BB			3	0	0	1	1	1	0
Ken Singleton, S (1, 7) OBP: 0.348, SLG: 0.407	BB 1B			P4		F8	P6			4	0	1	0	0	0	3
Art Shamsky, L (1, 9) Al Weis, S (8, PR) OBP: 0.287, SLG: 0.326 Ron Swoboda, R (9, 9) OBP: 0.340, SLG: 0.400	1-2 BB			2B 2B		4-3		G6-4-3 1B		3 0 0	1 0 0	2 0 0	0 0 0	1 0 0	0 0 0	0 0 0
Donn Clendenon, R (1, 3) OBP: 0.353, SLG: 0.537	F9			F8			SH1-4 1B BB	G6-4-3 1-2f		3	1	0	0	1	0	4
Wayne Garrett, L (1, 5) OBP: 0.449, SLG: 0.516		G3		2-H 2B			SH1-4 1-2			3	0	2	1	0	0	0
Ken Boswell, L (1, 4) OBP: 0.340, SLG: 0.347		G4-6-3 BB		L9			1B BB BB	G3		2	1	0	0	2	0	2
Jerry Grote, R (1, 2) OBP: 0.313, SLG: 0.317		G4-6-3 1-2f			F8		BB 1-3 2-H 1B		P4	4	0	1	1	0	0	1
Ray Sadecki, L (1, 1) OBP: 0.207, SLG: 0.179 Tom Seaver, R (9, 1) OBP: 0.234, SLG: 0.250 Dave Marshall, L (9, PH) OBP: 0.328, SLG: 0.432			G3		F8		P4		F8	3 0 1	0 0 0	0 0 0	0 0 0	0 0 0	0 0 0	2 0 0
Inning Stats	R: 0 E: 0 K: 1 S: 6 H: 1 LOB: 2 BB: 1 P: 10	R: 0 E: 0 K: 0 S: 2 H: 0 LOB: 0 BB: 1 P: 6	R: 0 E: 0 K: 0 S: 3 H: 0 LOB: 0 BB: 0 P: 3	R: 1 E: 0 K: 0 S: 5 H: 2 LOB: 1 BB: 0 P: 5	R: 0 E: 0 K: 1 S: 5 H: 0 LOB: 0 BB: 0 P: 5	R: 0 E: 0 K: 1 S: 5 H: 0 LOB: 0 BB: 0 P: 5	R: 2 E: 0 K: 0 S: 4 H: 1 LOB: 3 BB: 4 P: 20	R: 0 E: 0 K: 0 S: 4 H: 2 LOB: 1 BB: 0 P: 4	R: 0 E: 0 K: 1 S: 5 H: 0 LOB: 0 BB: 0 P: 5	1B: 4 2B: 2 3B: 0 HR: 0	SF: 0 SAC: 1 DP: 2 HBP: 0			WP: 0 PB: 0 SB: 0 CS: 0	PA: 37	

livebaseballscorecards.com

	AB	30
	R	3
	H	6
	RBI	3
	BB	6
	SO	4
	LOB	12

PITCHER		IP	WLS	BF	H	R	ER	SO	BB	IBB	HBP	BLK	WP	HR	S	P	ERA	WHIP
Steve Renko, R ERA: 4.16	(1, 1)	6.2		29	4	3	3	3	6	0	0	0	0	0	29	53	4.05	1.500
Howie Reed, R ERA: 3.78	(7, 1)	1.1	W	5	2	0	0	0	0	0	0	0	0	0	5	5	0.00	1.500
Claude Raymond, R ERA: 3.7	(9, 1)	1.0	S	3	0	0	0	1	0	0	0	0	0	0	5	5	0.00	0.000

PITCHER	IP	WLS	BF	H	R	ER	SO	BB	IBB	HBP	BLK	WP	HR	S	P	ERA	WHIP

Batter	1	2	3	4	5	6	7	8	9	AB	R	H	RBI	BB	SO	LOB
Tommie Agee, R (1, 8) OBP: 0.344, SLG: 0.510	S S S 0-3 ① K		S S S 0-3 ② K			x 0-0 ① 4-3		x 0-0 FC6-4 1B		4	0	1	0	0	2	1
Bud Harrelson, S (1, 6) OBP: 0.371, SLG: 0.344	x 0-0 ② 4-3		S S S 0-3 ③ K			S S S 0-3 ② K		x 0-0 ② FC6-4 S 1-2f		4	0	0	0	0	2	2
Ken Singleton, S (1, 9) OBP: 0.344, SLG: 0.400	x 0-0 ③ 3-1			S S S 0-3 ① K		x 0-0 1B		x 0-0 ③ 4-3 1-2		4	0	1	0	0	1	1
Art Shamsky, L (1, 3) OBP: 0.389, SLG: 0.472		x 0-0 ① F7		x 0-0 ② P4		x 0-0 ③ G3			x 0-0 ① L9	4	0	0	0	0	0	1
Cleon Jones, R (1, 7) OBP: 0.319, SLG: 0.354		x 0-0 1B		x 0-0 ③ 1-3			x 0-0 HR		B B B B 4-0 BB	3	1	2	1	1	0	0
Wayne Garrett, L (1, 4) OBP: 0.439, SLG: 0.500		x 0-0 ② F5			x 0-0 ① P6		x 0-0 ① 4-3		x 0-0 ② F7	4	0	0	0	0	0	2
Joe Foy, R (1, 5) OBP: 0.369, SLG: 0.313 Dave Marshall, L (9, PH) OBP: 0.326, SLG: 0.429		x 0-0 ③ F7			x 0-0 ② L6		x 0-0 ② F8		S S S 0-3 ③ K	3 1	0 0	0 0	0 0	0 1	0 1	1 1
Jerry Grote, R (1, 2) OBP: 0.317, SLG: 0.322			x 0-0 SH3-4 1B		x 0-0 1B		x 0-0 ③ F9			3	0	2	0	0	0	0
Jim McAndrew, R (1, 1) OBP: 0.174, SLG: 0.227			x 0-0 ① SH3-4 1-2		S S S 0-3 ③ K			x 0-0 ① 6-3		2	0	0	0	0	1	1
Inning Stats	R: 0 H: 0 E: 0 LOB: 0 K: 1 BB: 0 S: 5 P: 5	R: 0 H: 1 E: 0 LOB: 1 K: 0 BB: 0 S: 4 P: 4	R: 0 H: 1 E: 0 LOB: 1 K: 2 BB: 0 S: 8 P: 8	R: 0 H: 0 E: 0 LOB: 0 K: 1 BB: 0 S: 5 P: 5	R: 0 H: 1 E: 0 LOB: 1 K: 1 BB: 0 S: 6 P: 6	R: 0 H: 1 E: 0 LOB: 1 K: 1 BB: 0 S: 6 P: 6	R: 1 H: 1 E: 0 LOB: 0 K: 0 BB: 0 S: 4 P: 4	R: 0 H: 1 E: 0 LOB: 1 K: 0 BB: 0 S: 4 P: 4	R: 0 H: 0 E: 0 LOB: 1 K: 1 BB: 1 S: 5 P: 9	1B: 5 SF: 0 2B: 0 SAC: 1 3B: 0 DP: 0 HR: 1 HBP: 0							

TOP

New York Mets @ Los Angeles Dodgers

Dodger Stadium, Los Angeles, CA

Thu Jul 16 1970, 7:05 PM PDT

Att. 32,619 - Unknown

livebaseballscorecards.com

AB	32
R	1
H	6
RBI	1
BB	1
SO	7
LOB	10

PITCHER		IP	WLS	BF	H	R	ER	SO	BB	IBB	HBP	BLK	WP	HR	S	P	ERA	WHIP
Bill Singer, R ERA: 3.32	(1, 1)	9.0	W	34	6	1	1	7	1	0	0	0	0	1	47	51	1.00	0.778

PITCHER	IP	WLS	BF	H	R	ER	SO	BB	IBB	HBP	BLK	WP	HR	S	P	ERA	WHIP

Batter	1	2	3	4	5	6	7	8	9	AB	R	H	RBI	BB	SO	LOB
Billy Grabarkewitz, R (1, 6) OBP: 0.449, SLG: 0.509	BBBB 4-0 FC4-6 SF7 1B BB	BBBB 4-0 1-2 2-3 BB			x 0-0 ② 1-3			x 0-0 HR		2	2	1	1	2	0	0
Manny Mota, R (1, 7) OBP: 0.389, SLG: 0.417	x 0-0 FC4-6 1-2 1B	x 0-0 ③ P4			x 0-0 ③ F9			x 0-0 SH3-4 1B 1B		4	1	2	0	0	0	3
Willie Davis, L (1, 8) OBP: 0.334, SLG: 0.437	x 0-0 ① FC4-6 SF7 1-2f 2-3		x 0-0 G4-6-3 1B			x 0-0 ① 4-3		x 0-0 ① SH3-4 1-2		3	0	1	0	0	0	2
Wes Parker, S (1, 3) OBP: 0.386, SLG: 0.463	x 0-0 ② SF7 1-2 3-H		x 0-0 ① ② G4-6-3 1-2f			x 0-0 ② 6-3		4-0 1B 1B IBB		2	0	0	1	1	0	1
Andy Kosco, R (1, 9) OBP: 0.250, SLG: 0.404 Von Joshua, L (9, 9) OBP: 0.290, SLG: 0.308	x 0-0 ③ F8		x 0-0 ③ F9			x 0-0 ③ F8		x 0-0 ② L7		4 0	0 0	0 0	0 0	0 0	3 0	3 0
Jim Lefebvre, S (1, 4) OBP: 0.328, SLG: 0.365		x 0-0 ① F7		SSS 0-3 ① K			x 0-0 CS 1B	x 0-0 ③ 1-H 2-H 1B		4	0	2	1	0	1	0
Tom Haller, L (1, 2) OBP: 0.335, SLG: 0.398		x 0-0 ② F2		x 0-0 ② 3-1			SSS 0-3 ① ② K 1-2			3	0	0	0	0	1	1
Steve Garvey, R (1, 5) OBP: 0.250, SLG: 0.220		x 0-0 BB 1B 1B		x 0-0 ③ 4-3			BBBB 4-0 BB			2	0	1	0	1	0	0
Bill Singer, R (1, 1) OBP: 0.273, SLG: 0.286		x 0-0 BB 1-2 1B			SSS 0-3 ① K		x 0-0 ③ F7			3	0	1	0	0	1	1
Inning Stats	R: 1 H: 1 E: 0 LOB: 1 K: 0 BB: 1 S: 4 P: 8	R: 0 H: 2 E: 0 LOB: 3 K: 0 BB: 1 S: 5 P: 9	R: 0 H: 1 E: 0 LOB: 0 K: 0 BB: 0 S: 3 P: 3	R: 0 H: 0 E: 0 LOB: 0 K: 1 BB: 0 S: 5 P: 5	R: 0 H: 0 E: 0 LOB: 0 K: 1 BB: 0 S: 5 P: 5	R: 0 H: 0 E: 0 LOB: 0 K: 0 BB: 0 S: 3 P: 3	R: 0 H: 1 E: 0 LOB: 1 K: 1 BB: 1 S: 5 P: 9	R: 2 H: 3 E: 0 LOB: 2 K: 0 BB: 1 S: 5 P: 9		1B: 7 SF: 1 2B: 0 SAC: 1 3B: 0 DP: 1 HR: 1 HBP: 0						

PITCHER		IP	WLS	BF	H	R	ER	SO	BB	IBB	HBP	BLK	WP	HR	S	P	ERA	WHIP
Jim McAndrew, R ERA: 5.06	(1, 1)	8.0	L	33	8	3	3	3	3	1	0	0	0	1	35	51	3.38	1.375

PITCHER	IP	WLS	BF	H	R	ER	SO	BB	IBB	HBP	BLK	WP	HR	S	P	ERA	WHIP

BOTTOM

New York Mets @ Los Angeles Dodgers

Dodger Stadium, Los Angeles, CA

Thu Jul 16 1970, 7:05 PM PDT

Att. 32,619 - Unknown

livebaseballscorecards.com

AB	27
R	3
H	8
RBI	3
BB	4
SO	3
LOB	11

Batter	1	2	3	4	5	6	7	8	9	10	AB	R	H	RBI	BB	SO	LOB
Tommie Agee, R (1, 8) OBP: 0.340, SLG: 0.504	K		4-3			K		5-3			4	0	0	0	0	2	0
Bud Harrelson, S (1, 6) OBP: 0.370, SLG: 0.343	S 1B		G3			K			6-3		4	0	1	0	0	1	0
Ken Singleton, S (1, 9) OBP: 0.330, SLG: 0.382	F7 1-2			3-1		F5			K		4	0	0	0	0	1	1
Art Shamsky, L (1, 3) OBP: 0.391, SLG: 0.468 Mike Jorgensen, L (9, 3) OBP: 0.278, SLG: 0.375	BB			F8			FC5-4 BB		K		2 0	0 0	0 0	0 0	2 0	1 0	0 0
Cleon Jones, R (1, 7) OBP: 0.314, SLG: 0.348	K			K			FC5-4 1-2f			6-3	4	0	0	0	0	2	3
Wayne Garrett, L (1, 4) OBP: 0.429, SLG: 0.485		3-1			K		F7			K	4	0	0	0	0	2	1
Joe Foy, R (1, 5) OBP: 0.376, SLG: 0.321		CS 1B			1B		K			E S 1B	4	0	3	0	0	1	1
Jerry Grote, R (1, 2) OBP: 0.316, SLG: 0.317		F9 1-2			F3			4-3		1-3 IBB	3	0	0	0	1	0	2
Tom Seaver, R (1, 1) OBP: 0.239, SLG: 0.254 Dave Marshall, L (10, PH) OBP: 0.323, SLG: 0.425 Tug McGraw, R (10, 1) OBP: 0.167, SLG: 0.200			6-3		1-3 1B			K		K	3 1 0	0 0 0	1 0 0	0 0 0	0 0 0	1 1 0	0 2 0
Inning Stats	R: 0 E: 0 K: 2 S: 8 H: 1 LOB: 2 BB: 1 P: 12	R: 0 E: 0 K: 0 S: 3 H: 1 LOB: 0 BB: 0 P: 3	R: 0 E: 0 K: 0 S: 3 H: 0 LOB: 0 BB: 0 P: 3	R: 0 E: 0 K: 1 S: 5 H: 0 LOB: 0 BB: 0 P: 5	R: 0 E: 0 K: 1 S: 6 H: 2 LOB: 2 BB: 0 P: 6	R: 0 E: 0 K: 2 S: 7 H: 0 LOB: 0 BB: 0 P: 7	R: 0 E: 0 K: 1 S: 5 H: 0 LOB: 1 BB: 1 P: 9	R: 0 E: 0 K: 1 S: 5 H: 0 LOB: 0 BB: 0 P: 5	R: 0 E: 0 K: 2 S: 7 H: 0 LOB: 0 BB: 0 P: 7	R: 0 E: 0 K: 2 S: 8 H: 1 LOB: 2 BB: 1 P: 12	1B: 5 2B: 0 3B: 0 HR: 0 SF: 0 SAC: 0 DP: 0 HBP: 0						

PITCHER	IP	WLS	BF	H	R	ER	SO	BB	IBB	HBP	BLK	WP	HR	S	P	ERA	WHIP
Don Sutton, R (1, 1) ERA: 3.34	10.0	W	36	5	0	0	12	2	1	0	0	0	0	57	69	0.00	0.700

PITCHER	IP	WLS	BF	H	R	ER	SO	BB	IBB	HBP	BLK	WP	HR	S	P	ERA	WHIP

TOP

New York Mets @ Los Angeles Dodgers

Dodger Stadium, Los Angeles, CA

Fri Jul 17 1970, 7:05 PM PDT

Att. 43,713 - Unknown

livebaseballscorecards.com

AB	33
R	0
H	5
RBI	0
BB	3
SO	12
LOB	10

WP: 0	PA: 36
PB: 0	
SB: 2	
CS: 1	

Batter	1	2	3	4	5	6	7	8	9	10	AB	R	H	RBI	BB	SO	LOB
Billy Grabarkewitz, R (1, 6) OBP: 0.445, SLG: 0.502	P3		K		4-3			K		1B IBB	4	0	0	0	1	2	0
Willie Davis, L (1, 8) OBP: 0.335, SLG: 0.435	BBBB FC1-6 BB		K		L4			4-3		1B 1-2 2-3	4	0	1	0	1	1	0
Wes Parker, S (1, 3) OBP: 0.389, SLG: 0.465	FC1-6 1B 1-2f		1B			G3			SH1-4 1B	1B 1-2 2-3 3-H	5	0	3	1	0	0	1
Andy Kosco, R (1, 9) OBP: 0.251, SLG: 0.402	1B 1-2		F3			K			SH1-4 1-2		3	0	1	0	0	1	1
Jim Lefebvre, S (1, 4) OBP: 0.332, SLG: 0.370	1-3			1-3 2B		K			IBB		3	0	1	0	1	1	2
Tom Haller, L (1, 2) OBP: 0.333, SLG: 0.395		1B		1-3 2-3			F7		F7		4	0	1	0	0	0	3
Steve Garvey, R (1, 5) OBP: 0.234, SLG: 0.205 Maury Wills, S (9, PH) OBP: 0.351, SLG: 0.313 (10, 5)	K		K	K			6-3		K		3 1	0 0	0 0	0 0	0 0	2 1	2 2
Von Joshua, L (1, 7) OBP: 0.278, SLG: 0.294 Manny Mota, R (10, PH) OBP: 0.391, SLG: 0.419	K		K	K			1-3			1B SH1-4 1B	3 1	0 1	0 1	0 0	0 0	2 0	2 0
Don Sutton, R (1, 1) OBP: 0.279, SLG: 0.204	6-3				F9			F8		SH1-4 1-2	3	0	0	0	0	0	1
Inning Stats	R: 0 E: 0 K: 0 S: 4 H: 1 LOB: 2 BB: 1 P: 8		R: 0 E: 0 K: 2 S: 8 H: 1 LOB: 1 BB: 0 P: 8	R: 0 E: 0 K: 2 S: 8 H: 1 LOB: 1 BB: 0 P: 8	R: 0 E: 0 K: 2 S: 8 H: 1 LOB: 1 BB: 0 P: 8	R: 0 E: 0 K: 2 S: 8 H: 1 LOB: 1 BB: 0 P: 8	R: 0 E: 0 K: 2 S: 7 H: 0 LOB: 0 BB: 0 P: 7	R: 0 E: 0 K: 0 S: 3 H: 0 LOB: 0 BB: 0 P: 3	R: 0 E: 0 K: 1 S: 5 H: 0 LOB: 0 BB: 0 P: 5	R: 0 E: 0 K: 1 S: 6 H: 1 LOB: 2 BB: 1 P: 10	R: 1 E: 0 K: 0 S: 4 H: 3 LOB: 3 BB: 1 P: 8	1B: 7 2B: 1 3B: 0 HR: 0	SF: 0 SAC: 2 DP: 0 HBP: 0		WP: 0 PB: 0 SB: 0 CS: 0	PA: 39		

PITCHER		IP	WLS	BF	H	R	ER	SO	BB	IBB	HBP	BLK	WP	HR	S	P	ERA	WHIP
Tom Seaver, R ERA: 2.28	(1, 1)	9.0		34	5	0	0	10	1	1	0	0	0	0	52	60	0.00	0.667
Tug McGraw, L ERA: 3.83	(10, 1)	0.1	L	5	3	1	1	0	0	1	0	0	0	0	4	8	27.00	9.000

PITCHER	IP	WLS	BF	H	R	ER	SO	BB	IBB	HBP	BLK	WP	HR	S	P	ERA	WHIP

BOTTOM

New York Mets @ Los Angeles Dodgers

Dodger Stadium, Los Angeles, CA

Fri Jul 17 1970, 7:05 PM PDT

Att. 43,713 - Unknown

livebaseballscorecards.com

AB	34
R	1
H	8
RBI	1
BB	3
SO	10
LOB	14

Batter	1	2	3	4	5	6	7	8	9	AB	R	H	RBI	BB	SO	LOB
Tommie Agee, R (1, 8) OBP: 0.346, SLG: 0.511	6-3		4-3 2B		FC6-4 1B		1B 1B 1B		1-3 1B 1B	5	2	4	0	0	0	0
Bud Harrelson, S (1, 6) OBP: 0.368, SLG: 0.340	4-3		4-3 2-3		FC6-4 1-2f		1B 1-3 1B		SSS K	5	0	1	0	0	1	4
Ken Singleton, S (1, 9) OBP: 0.333, SLG: 0.383 Ron Taylor, R (9, 1)	6-3		6-3			5-3	G4-6-3 1-3 3-H 1B		1B SF9 1-2 3-H 1B	5 0	1 0	2 0	2 0	0 0	0 0	1 0
Donn Clendenon, R (1, 3) OBP: 0.364, SLG: 0.539 Mike Jorgensen, L (9, PR) OBP: 0.278, SLG: 0.375 (9, 3)		1B FC1-2 1B		BBBB FC6-5 6-3 BB		BBBB FC4 BB	G4-6-3 1-2f		SF9 1-3 2-H 1B	3 0	0 0	2 0	1 0	2 0	0 0	2 0
Cleon Jones, R (1, 7) OBP: 0.312, SLG: 0.346		FC1-2 1-3 1B		6-3 1-2		FC4 2B 1-2f		6-3	SF9 1-2 3-H	4	0	1	1	0	0	2
Joe Foy, R (1, 5) OBP: 0.372, SLG: 0.323		F2		FC6-5 FC5-4 2-3		2B 1-3		SSS K	SSS K	5	0	1	0	0	2	5
Jerry Grote, R (1, 2) OBP: 0.319, SLG: 0.318		FC1-2 1-2 3-H		FC5-4 1-2f		BBBB BB		1B		3	0	1	0	1	0	3
Ted Martinez, R (1, 4)		F9			1-3	G3		SSS K		4	0	0	0	0	1	6
Ray Sadecki, L (1, 1) OBP: 0.194, SLG: 0.167 Al Weis, S (7, PH) OBP: 0.284, SLG: 0.322 Danny Frisella, L (7, 1) OBP: 0.500, SLG: 0.500 Ron Swoboda, R (9, PH) OBP: 0.343, SLG: 0.404 (9, 9)			P3		SSS K		5-3		1B 1B	2 1 0 1	0 0 0 1	0 0 0 1	0 0 0 1	1 0 0 0	0 0 0 0	0 0 0 0
Inning Stats	R: 0 E: 0 K: 0 S: 3 H: 0 LOB: 0 BB: 0 P: 3	R: 0 E: 0 K: 0 S: 5 H: 2 LOB: 2 BB: 0 P: 5	R: 0 E: 0 K: 0 S: 4 H: 1 LOB: 1 BB: 0 P: 4	R: 0 E: 0 K: 0 S: 3 H: 0 LOB: 1 BB: 1 P: 7	R: 0 E: 0 K: 1 S: 6 H: 1 LOB: 1 BB: 0 P: 6	R: 0 E: 0 K: 0 S: 4 H: 1 LOB: 3 BB: 2 P: 12	R: 1 E: 0 K: 0 S: 5 H: 3 LOB: 1 BB: 0 P: 5	R: 0 E: 0 K: 2 S: 8 H: 1 LOB: 1 BB: 0 P: 8	R: 3 E: 0 K: 2 S: 11 H: 4 LOB: 2 BB: 0 P: 11	1B: 11 2B: 2 3B: 0 HR: 0 SF: 1 SAC: 0 DP: 1 HBP: 0						

PITCHER		IP	WLS	BF	H	R	ER	SO	BB	IBB	HBP	BLK	WP	HR	S	P	ERA	WHIP
Claude Osteen, L ERA: 2.87	(1, 1)	6.1		30	8	1	1	1	3	0	0	0	0	0	29	41	1.42	1.737
Jim Brewer, L ERA: 2.62	(7, 1)	2.0	L	9	4	3	3	3	0	0	0	0	0	0	15	15	13.50	2.000
Jose Pena, R ERA: 1.94	(9, 1)	0.2		3	1	0	0	1	0	0	0	0	0	0	5	5	0.00	1.500

PITCHER	IP	WLS	BF	H	R	ER	SO	BB	IBB	HBP	BLK	WP	HR	S	P	ERA	WHIP

TOP

New York Mets @ Los Angeles Dodgers

Dodger Stadium, Los Angeles, CA

Sat Jul 18 1970, 3:33 AM PDT

Att. 29,511 - Unknown

livebaseballscorecards.com

AB	38
R	4
H	13
RBI	4
BB	3
SO	5
LOB	23

Batter	1	2	3	4	5	6	7	8	9	AB	R	H	RBI	BB	SO	LOB
Billy Grabarkewitz, R (1, 6) OBP: 0.443, SLG: 0.498	F7		4-3		F8			CS 1B		4	0	1	0	0	0	2
Willie Davis, L (1, 8) OBP: 0.334, SLG: 0.432	F9			G4-6-3 1B		K		K 1-2		4	0	1	0	0	2	1
Wes Parker, S (1, 3) OBP: 0.387, SLG: 0.466	1-5-3			G4-6-3 1-2f		2B 2B		F7		4	1	1	0	0	0	1
Andy Kosco, R (1, 9) OBP: 0.246, SLG: 0.393		K		F8		K			F7	4	0	0	0	0	2	1
Jim Lefebvre, S (1, 4) OBP: 0.335, SLG: 0.383		K			1B 2B 2B	2-H 2B			F7	4	1	2	1	0	1	0
Steve Garvey, R (1, 5) OBP: 0.235, SLG: 0.208		F9			2B SF9 2-3 1B	F9			5-3	4	1	1	0	0	0	1
Ted Sizemore, R (1, 7) OBP: 0.331, SLG: 0.303			L4		SF9 1-3 3-H 2B		5-3			3	0	1	1	0	0	0
Jeff Torborg, R (1, 2) OBP: 0.247, SLG: 0.244			L5		1-3		F2			3	0	0	0	0	0	2
Claude Osteen, L (1, 1) OBP: 0.270, SLG: 0.362			2B		SF9 2-3 3-H		K			1	0	1	1	0	0	0
Jim Brewer, L (7, 1)										1	0	0	0	0	1	0
Jose Pena, R (9, 1)										0	0	0	0	0	0	0
Inning Stats	R: 0 E: 0 K: 0 S: 3 H: 0 LOB: 0 BB: 0 P: 3	R: 0 E: 0 K: 2 S: 7 H: 0 LOB: 0 BB: 0 P: 7	R: 0 E: 0 K: 0 S: 4 H: 1 LOB: 1 BB: 0 P: 4	R: 0 E: 0 K: 0 S: 3 H: 1 LOB: 0 BB: 0 P: 3	R: 2 E: 0 K: 0 S: 6 H: 3 LOB: 1 BB: 0 P: 6	R: 1 E: 0 K: 2 S: 9 H: 2 LOB: 1 BB: 0 P: 9	R: 0 E: 0 K: 1 S: 5 H: 0 LOB: 0 BB: 0 P: 5	R: 0 E: 0 K: 1 S: 5 H: 1 LOB: 0 BB: 0 P: 5	R: 0 E: 0 K: 0 S: 3 H: 0 LOB: 0 BB: 0 P: 3	1B: 3 2B: 5 3B: 0 HR: 0	SF: 1 SAC: 0 DP: 1 HBP: 0						

PITCHER	IP	WLS	BF	H	R	ER	SO	BB	IBB	HBP	BLK	WP	HR	S	P	ERA	WHIP
Ray Sadecki, L (1, 1) ERA: 3.44	6.0		24	7	3	3	4	0	0	0	0	0	0	32	32	4.50	1.167
Danny Frisella, R (7, 1) ERA: 2.45	2.0	W	6	1	0	0	2	0	0	0	0	0	0	10	10	0.00	0.500
Ron Taylor, R (9, 1) ERA: 2.84	1.0	S	3	0	0	0	0	0	0	0	0	0	0	3	3	0.00	0.000

PITCHER	IP	WLS	BF	H	R	ER	SO	BB	IBB	HBP	BLK	WP	HR	S	P	ERA	WHIP

BOTTOM

New York Mets @ Los Angeles Dodgers

Dodger Stadium, Los Angeles, CA

Sat Jul 18 1970, 3:33 AM PDT

Att. 29,511 - Unknown

livebaseballscorecards.com

AB	32
R	3
H	8
RBI	3
BB	0
SO	6
LOB	8

PA: 33

WP: 0 PB: 0 SB: 0 CS: 1

Batter	1	2	3	4	5	6	7	8	9	AB	R	H	RBI	BB	SO	LOB
Tommie Agee, R (1, 8) OBP: 0.350, SLG: 0.515	0-0 1B 2B		0-0 F9 ②		0-0 CS 1B		4-0 IBB			3	1	2	0	1	0	0
Bud Harrelson, S (1, 6) OBP: 0.364, SLG: 0.336	0-3 K ①		0-0 P4 ③		0-0 F8 ②③ 1-2		0-0 G3 ③			4	0	0	0	0	1	4
Ken Singleton, S (1, 9) OBP: 0.340, SLG: 0.418	0-3 K ②			0-0 BB BB PB 1B		0-0 HR		0-0 P6 ①		4	2	2	1	0	1	1
Art Shamsky, L (1, 3) OBP: 0.393, SLG: 0.466	0-0 2-H 1B			4-0 PB BB 1-2 BB		0-3 K ①		0-0 F9 ②		3	0	1	1	1	1	0
Cleon Jones, R (1, 7) OBP: 0.311, SLG: 0.342	0-3 K ③			4-0 1-2 2-3 BB		0-0 6-3 ②		0-0 F8 ③		3	0	0	0	1	1	1
Wayne Garrett, L (1, 4) OBP: 0.419, SLG: 0.471		0-0 F8 ①		0-0 F7 ① 2-3 3-H		0-0 F2 ③			0-0 4-3 ①	4	0	0	0	0	0	2
Joe Foy, R (1, 5) OBP: 0.370, SLG: 0.322		0-0 1B ②		0-0 L6 ②			0-0 F3 ①		0-3 K ②	4	0	1	0	0	1	2
Jerry Grote, R (1, 2) OBP: 0.319, SLG: 0.318		0-0 F9 ③		0-3 K ③			0-0 SH3-4 1B		0-0 3-1 ③	3	0	1	0	0	1	2
Dave Marshall, L (9, PH) OBP: 0.321, SLG: 0.421										1	0	0	0	0	0	0
Nolan Ryan, R (1, 1) OBP: 0.214, SLG: 0.214			0-3 K ①		0-3 K ①		0-0 SH3-4 ② 1-2			2	0	0	0	0	2	0
Ron Taylor, R (6, 1)										0	0	0	0	0	0	0
Danny Frisella, L (7, 1) OBP: 0.500, SLG: 0.500										0	0	0	0	0	0	0

TOP

New York Mets @ San Francisco Giants

Candlestick Park, San Francisco, CA

Sun Jul 19 1970, 6:33 AM EDT

Unknown

livebaseballscorecards.com

AB	31
R	3
H	7
RBI	2
BB	3
SO	8
LOB	12

Inning Stats	1	2	3	4	5	6	7	8	9	1B: 5	SF: 0	WP: 0	PA: 35
R:	1	0	0	1	0	1	0	0	0	2B: 1	SAC: 1	PB: 1	
E:	0	0	0	0	0	0	0	0	0	3B: 0	DP: 0	SB: 0	
K:	3	0	1	1	1	1	0	0	1	HR: 1	HBP: 0	CS: 1	
S:	11	3	5	6	5	6	4	3	5				
H:	2	1	0	1	1	1	1	0	0				
LOB:	1	0	0	2	0	0	2	0	0				
BB:	0	0	0	2	0	0	1	0	0				
P:	11	3	5	14	5	6	8	3	5				

PITCHER		IP	WLS	BF	H	R	ER	SO	BB	IBB	HBP	BLK	WP	HR	S	P	ERA	WHIP
Rich Robertson, R ERA: 4.84	(1, 1)	6.0		24	6	3	2	7	2	0	0	0	0	1	36	44	3.00	1.333
Don McMahon, R ERA: 3.34	(7, 1)	3.0	W	11	1	0	0	1	0	1	0	0	0	0	12	16	0.00	0.333

PITCHER	IP	WLS	BF	H	R	ER	SO	BB	IBB	HBP	BLK	WP	HR	S	P	ERA	WHIP

BOTTOM

Batter	1	2	3	4	5	6	7	8	9	AB	R	H	RBI	BB	SO	LOB
Bobby Bonds, R (1, 8) (8, 9) OBP: 0.384, SLG: 0.489	BBBB 4-0 E S E BB		SSS 0-3 ① K		x 0-0 1B SF7 1B		x 0-0 ① 1-3	x 0-0 ② L7		4	2	1	0	1	1	0
Ron Hunt, R (1, 4) OBP: 0.408, SLG: 0.395	SSS 0-3 ① K 1-3		H 1-0 FC4-5 1B HBP		x 0-0 BB 1-3 1B		BBBB 4-0 1B E BB	BBBB 4-0 BB		2	1	1	0	2	1	1
Ken Henderson, S (1, 9) (8, 7) OBP: 0.409, SLG: 0.476	SSS 0-3 ② K		x 0-0 FC4-5 1-2 1B		x 0-0 ① SF7 3-H		x 0-0 E8 1-H 1B 1B	x 0-0 ③ 4-3		4	1	2	1	0	1	2
Willie McCovey, L (1, 3) OBP: 0.422, SLG: 0.563 Bob Taylor, L (5, PR) (6, 7) OBP: 0.314, SLG: 0.300 Willie Mays, R (7, PH) (8, 8) OBP: 0.380, SLG: 0.531	x 0-0 E1 BB 3-H		x 0-0 ② FC4-5 1-2f 2-3		BBBB 4-0 1-2 BB		4-0 1B 1B IBB			2 0 0	0 0 1	0 0 0	0 0 0	1 0 1	0 0 0	2 0 0
Dick Dietz, R (1, 2) OBP: 0.444, SLG: 0.609	BBBB 4-0 1-2 BB		x 0-0 ③ F9		x 0-0 ② F9		x 0-0 1-3 2-H 1B			3	0	1	1	1	0	4
Jim Ray Hart, R (1, 5) OBP: 0.474, SLG: 0.636 Al Gallagher, R (8, 5) OBP: 0.338, SLG: 0.408	SSS 0-3 ③ K			x 0-0 ① F5	x 0-0 ③ F9		x 0-0 FC6-4 1-2 3-H 1B			4 0	0 0	1 0	1 0	0 0	1 0	4 0
Frank Johnson, R (1, 7) (6, 3) OBP: 0.340, SLG: 0.340		SSS 0-3 ① K		x 0-0 ② 6-3		BBBB 4-0 G6-4-3 BB	x 0-0 ② P5			3	0	0	0	1	1	2
Hal Lanier, R (1, 6) OBP: 0.279, SLG: 0.309		x 0-0 ② 5-3		BBBB 4-0 BB	x 0-0 ① P1		x 0-0 ③ FC6-4 1-2f			3	0	0	0	1	0	3
Rich Robertson, R (1, 1) OBP: 0.068, SLG: 0.227 Bob Heise, R (6, PH) OBP: 0.259, SLG: 0.306 Don McMahon, R (7, 1) OBP: 0.333, SLG: 0.200		SSS 0-3 ③ K		SSS 0-3 ③ K	x 0-0 ②③ G6-4-3 1-2f			SSS 0-3 ① K		2 1 1	0 0 0	0 0 0	0 0 0	0 0 0	2 0 1	1 1 0
Inning Stats	R: 1 H: 0 E: 1 LOB: 2 K: 3 BB: 2 S: 10 P: 18	R: 0 H: 0 E: 0 LOB: 0 K: 2 BB: 0 S: 7 P: 7	R: 0 H: 1 E: 0 LOB: 2 K: 1 BB: 0 S: 6 P: 7	R: 0 H: 0 E: 0 LOB: 1 K: 1 BB: 1 S: 5 P: 9	R: 1 H: 2 E: 0 LOB: 2 K: 0 BB: 1 S: 5 P: 9	R: 0 H: 0 E: 0 LOB: 0 K: 0 BB: 1 S: 2 P: 6	R: 3 H: 3 E: 1 LOB: 2 K: 0 BB: 2 S: 6 P: 14	R: 0 H: 0 E: 0 LOB: 1 K: 1 BB: 1 S: 5 P: 9		1B: 6 SF: 1 2B: 0 SAC: 0 3B: 0 DP: 1 HR: 0 HBP: 1						WP: 0 PA: 39 PB: 0 SB: 1 CS: 0

PITCHER		IP	WLS	BF	H	R	ER	SO	BB	IBB	HBP	BLK	WP	HR	S	P	ERA	WHIP
Nolan Ryan, R ERA: 3.38	(1, 1)	5.0		25	3	2	1	7	5	0	1	0	0	0	33	54	1.80	1.600
Ron Taylor, R ERA: 3.43	(6, 1)	1.1	L	7	2	3	3	0	1	1	0	0	0	0	5	13	20.25	2.250
Danny Frisella, R ERA: 2.0	(7, 1)	1.2		7	1	0	0	1	1	0	0	0	0	0	8	12	0.00	1.200

PITCHER	IP	WLS	BF	H	R	ER	SO	BB	IBB	HBP	BLK	WP	HR	S	P	ERA	WHIP

New York Mets @ San Francisco Giants

Candlestick Park, San Francisco, CA

Sun Jul 19 1970, 6:33 AM EDT

Unknown

livebaseballscorecards.com

AB	29
R	5
H	6
RBI	3
BB	8
SO	8
LOB	20

Batter	1	2	3	4	5	6	7	8	9	10	AB	R	H	RBI	BB	SO	LOB
Tommie Agee, R (1, 8) OBP: 0.348, SLG: 0.513	0-0 6-3 2B		0-0 F9	0-3 K		0-3 K		0-0 F8			5	0	1	0	0	2	2
Ted Martinez, R (1, 4) (4, 6) OBP: 0.111, SLG: 0.111	0-0 6-3 2-3		0-0 1-3 1B		0-3 K		0-0 F8	0-0 F8			5	0	1	0	0	1	2
Ken Singleton, S (1, 7) OBP: 0.351, SLG: 0.410	0-0 F6		0-0 1-3 1-2		4-0 FC6-4 BB		4-0 1B 1B BB		4-0 G6-4-3 BB		2	1	0	0	3	0	2
Donn Clendenon, R (1, 3) OBP: 0.360, SLG: 0.530 Mike Jorgensen, L (9, 3) OBP: 0.278, SLG: 0.375	0-0 F9		0-3 K		0-0 FC6-4 1B 1-2f 1B		0-0 E 1B 1-2 1B		0-0 G6-4-3 1-2f		5 0	2 0	1 0	0 0	0 0	1 0	4 0
Ron Swoboda, R (1, 9) OBP: 0.350, SLG: 0.426		0-0 HR		0-0 HR 1B	0-0 1B 1-3 1B		0-0 F7		0-0 6-3		5	2	3	1	0	0	2
Joe Foy, R (1, 5) OBP: 0.382, SLG: 0.371		0-0 2B		0-0 1-H HR	0-0 FC6-4 1-2 3-H 1B		0-0 E8 1-H 2-H 1B			0-0 HR	5	2	5	5	0	0	0
Duffy Dyer, R (1, 2) OBP: 0.304, SLG: 0.237		0-3 K		4-0 BB	0-0 FC6-4 1-2f		0-3 K			0-3 K	4	0	0	0	1	3	4
Al Weis, S (1, 6) OBP: 0.281, SLG: 0.318 Wayne Garrett, L (4, PH) (4, 4) OBP: 0.415, SLG: 0.472		0-3 K		0-3 K		0-0 G3		0-0 2B		0-0 F2	1 4	0 0	0 1	0 0	0 0	1 1	1 1
Jerry Koosman, R (1, 1) OBP: 0.140, SLG: 0.075 Tug McGraw, R (8, 1) OBP: 0.167, SLG: 0.200 Ron Taylor, R (9, 1)		0-3 K		0-3 K		0-3 K		0-3 K		0-3 K	4 0 1	0 0 0	0 0 0	0 0 0	0 0 0	4 0 1	3 0 0
Inning Stats	R: 0 E: 0 K: 0 S: 4 H: 1 LOB: 1 BB: 0 P: 4	R: 1 E: 0 K: 3 S: 11 H: 2 LOB: 1 BB: 0 P: 11	R: 0 E: 0 K: 1 S: 6 H: 1 LOB: 1 BB: 0 P: 6	R: 2 E: 0 K: 3 S: 11 H: 2 LOB: 1 BB: 1 P: 15	R: 1 E: 0 K: 1 S: 7 H: 2 LOB: 2 BB: 1 P: 11	R: 0 E: 0 K: 2 S: 7 H: 0 LOB: 0 BB: 0 P: 7	R: 2 E: 1 K: 1 S: 7 H: 2 LOB: 1 BB: 1 P: 11	R: 0 E: 0 K: 1 S: 6 H: 1 LOB: 1 BB: 0 P: 6	R: 0 E: 0 K: 0 S: 2 H: 0 LOB: 0 BB: 1 P: 6	R: 1 E: 0 K: 2 S: 8 H: 1 LOB: 0 BB: 0 P: 8	1B: 6 2B: 3 3B: 0 HR: 3	SF: 0 SAC: 0 DP: 1 HBP: 0						

PITCHER	IP	WLS	BF	H	R	ER	SO	BB	IBB	HBP	BLK	WP	HR	S	P	ERA	WHIP
Skip Pitlock, L (1, 1) ERA: 4.84	3.0		16	6	3	3	4	1	0	0	0	0	2	23	27	9.00	2.333
Jerry Johnson, R (4, 1) ERA: 5.16	5.0		22	5	3	2	8	2	0	0	0	0	0	36	44	3.60	1.400
Don McMahon, R (9, 1) ERA: 3.38	2.0	L	7	1	1	1	2	1	0	0	0	0	1	10	14	4.50	1.000

PITCHER	IP	WLS	BF	H	R	ER	SO	BB	IBB	HBP	BLK	WP	HR	S	P	ERA	WHIP

TOP

New York Mets @ San Francisco Giants

Candlestick Park, San Francisco, CA

Sun Jul 19 1970, 6:38 AM EDT
Att. 30,303 - Unknown

livebaseballscorecards.com

AB	41
R	7
H	12
RBI	6
BB	4
SO	14
LOB	21

1B: 6	SF: 0	WP: 0	PA: 45
2B: 3	SAC: 0	PB: 0	
3B: 0	DP: 1	SB: 0	
HR: 3	HBP: 0	CS: 0	

Batter	1	2	3	4	5	6	7	8	9	10	AB	R	H	RBI	BB	SO	LOB
Bobby Bonds, R (1, 9) (10, 8) OBP: 0.380, SLG: 0.482	S S S 0-3 ① K	S S S 0-3 ① K			x 0-0 ① 6-3		x 0-0 E5 G6-4-3		B B B B 4-0 BB BB 1B BB	x 0-0 ② F7	5	1	0	0	1	2	0
Ron Hunt, R (1, 4) OBP: 0.403, SLG: 0.401	x 0-0 HR	x 0-0 ② F8			x 0-0 ② F6		x 0-0 ① ② G6-4-3 1-2f		S S S 0-3 ① K	x 0-0 ③ 1-3	6	1	1	1	0	1	2
Willie Mays, R (1, 8) (10, 3) OBP: 0.377, SLG: 0.524	x 0-0 ② 4-3	x 0-0 ③ 5-3			x 0-0 ③ F9		x 0-0 ③ F3		B B B B 4-0 BB 1-2 1B BB		4	1	0	0	1	0	0
Dick Dietz, R (1, 2) OBP: 0.447, SLG: 0.608	x 0-0 1B E 1B		x 0-0 ① F8			x 0-0 1B E 1B		B B B B 4-0 1B 1B BB	S S S 0-3 ② K		4	1	2	0	1	1	2
Jim Ray Hart, R (1, 5) OBP: 0.463, SLG: 0.611 Al Gallagher, R (7, 5) OBP: 0.345, SLG: 0.411	x 0-0 E WP 1-2 1B		S S S 0-3 ② K			x 0-0 E5 1B 1-2		x 0-0 1B 1-2 1B	B B B B 4-0 1B 1-2 2-3 BB		3 1	1 0	1 1	0 0	0 1	1 0	1 0
Frank Johnson, R (1, 3) OBP: 0.327, SLG: 0.327 John Stephenson, L (9, PH) OBP: 0.100, SLG: 0.053 (10, 7)	x 0-0 E5 WP 1B 1-3 2-H		x 0-0 ③ F8			S S S 0-3 ① K		S S S 0-3 ① K	x 0-0 IBB 1-3 2-H 3-H 1B		4 1	1 0	0 1	0 2	0 0	2 0	5 0
Bob Taylor, L (1, 7) OBP: 0.329, SLG: 0.306 Ken Henderson, S (8, PH) (9, 7) OBP: 0.412, SLG: 0.478 (10, 9)	B B B B 4-0 1B 1-3 3-H BB			x 0-0 ① F5		x 0-0 FC6-4 1-2 2-3 1B		x 0-0 1-2 2-3 1B	4-0 FC6-4 1-2 IBB		2 1	0 0	1 1	0 0	1 1	0 0	0 0
Hal Lanier, R (1, 6) OBP: 0.279, SLG: 0.310 Bob Heise, R (8, PH) OBP: 0.254, SLG: 0.300 (9, 6)	x 0-0 1-3 3-H 1B			x 0-0 ② F9		x 0-0 ② F3		x 0-0 ② F8	x 0-0 ③ FC6-4 1-2f		3 2	0 0	1 0	1 0	0 0	0 0	3 6
Skip Pitlock, L (1, 1) Jerry Johnson, R (4, 1) Tito Fuentes, S (8, PH) OBP: 0.276, SLG: 0.311 Don McMahon, R (9, 1) OBP: 0.333, SLG: 0.200 Don Mason, L (10, PH) OBP: 0.200, SLG: 0.111	S S S 0-3 ③ K			x 0-0 ③ F4		x 0-0 ③ FC6-4 1-2f		S S S 0-3 ③ K		S S S 0-3 ① K	1 2 1 0 1	0 0 0 0 0	0 0 0 0 0	0 0 0 0 0	1 0 1 0 1	2 3 3 0 0	2 3 3 0 0
Inning Stats	R: 4 E: 1 K: 2 S: 12 H: 4 LOB: 2 BB: 1 P: 16	R: 0 E: 0 K: 1 S: 5 H: 0 LOB: 0 BB: 0 P: 5	R: 0 E: 0 K: 1 S: 5 H: 0 LOB: 0 BB: 0 P: 5	R: 0 E: 0 K: 0 S: 3 H: 0 LOB: 0 BB: 0 P: 3	R: 0 E: 0 K: 0 S: 3 H: 0 LOB: 0 BB: 0 P: 3	R: 0 E: 1 K: 1 S: 8 H: 2 LOB: 3 BB: 0 P: 8	R: 0 E: 1 K: 0 S: 3 H: 0 LOB: 0 BB: 0 P: 3	R: 0 E: 0 K: 2 S: 9 H: 2 LOB: 3 BB: 1 P: 13	R: 2 E: 0 K: 2 S: 8 H: 1 LOB: 3 BB: 4 P: 24	R: 0 E: 0 K: 1 S: 5 H: 0 LOB: 0 BB: 0 P: 5	1B: 8 2B: 0 3B: 0 HR: 1	SF: 0 SAC: 0 DP: 1 HBP: 0						

PITCHER	IP	WLS	BF	H	R	ER	SO	BB	IBB	HBP	BLK	WP	HR	S	P	ERA	WHIP
Jerry Koosman, L (1, 1) ERA: 3.02	7.1		34	8	4	1	6	2	0	0	0	1	1	44	52	1.23	1.364
Tug McGraw, L (8, 1) ERA: 4.12	1.1		7	0	2	2	3	3	0	0	0	0	0	10	22	13.50	2.250
Ron Taylor, R (9, 1) ERA: 3.32	1.1	W	6	1	0	0	1	0	1	0	0	0	0	7	11	0.00	0.750

PITCHER	IP	WLS	BF	H	R	ER	SO	BB	IBB	HBP	BLK	WP	HR	S	P	ERA	WHIP

BOTTOM

New York Mets @ San Francisco Giants

Candlestick Park, San Francisco, CA

Sun Jul 19 1970, 6:38 AM EDT

Att. 30,303 - Unknown

livebaseballscorecards.com

AB	41
R	6
H	9
RBI	4
BB	6
SO	10
LOB	27

WP: 2 PB: 0 SB: 0 CS: 0 PA: 47

Batter	1	2	3	4	5	6	7	8	9	AB	R	H	RBI	BB	SO	LOB
Tommie Agee, R (1, 8) OBP: 0.346, SLG: 0.509	SSS 0-3 ① K		x 0-0 ① 6-3	SSS 0-3 ③ K		x 0-0 2B 1-2 1B		SSS 0-3 ② K		5	0	1	0	0	3	2
Bud Harrelson, S (1, 6) OBP: 0.364, SLG: 0.340	x 0-0 ② 4-3		x 0-0 2B 1B		SSS 0-3 ① K	x 0-0 1-3 2-H 2B		x 0-0 ③ F5		5	1	2	1	0	1	1
Ken Singleton, S (1, 9) OBP: 0.362, SLG: 0.433	x 0-0 2B		x 0-0 1-H 2B		BBBB 4-0 G3 WP BB	x 0-0 ③ 4-3			x 0-0 ① 3-1	4	0	2	1	1	0	2
Art Shamsky, L (1, 3) OBP: 0.389, SLG: 0.459	x 0-0 ③ F8		x 0-0 ② F4		x 0-0 ② G3 1-3		x 0-0 ① F9		BBBB 4-0 1B BB	4	0	0	0	1	0	3
Cleon Jones, R (1, 7)		x 0-0 G4-6-3 1B	x 0-0 ③ G3		x 0-0 ③ 6-3		x 0-0 1B		SSS 0-3 ② K	5	0	2	0	0	1	3
Wayne Garrett, L (1, 4) OBP: 0.415, SLG: 0.490		x 0-0 ① ② G4-6-3 1-2f		SSS 0-3 ① K		x 0-0 HR	x 0-0 ② F8		x 0-0 1-3 1B	5	1	2	1	0	1	2
Joe Foy, R (1, 5) OBP: 0.383, SLG: 0.369		x 0-0 S 1B		BBBB 4-0 BLK 2B BB		x 0-0 ① F8	x 0-0 ③ F6		x 0-0 ③ F7	4	1	1	0	1	0	3
Jerry Grote, R (1, 2) OBP: 0.326, SLG: 0.324		IIII 4-0 1-2 IBB		x 0-0 1-H 2B		x 0-0 ② 4-3		BBBB 4-0 WP BB		2	0	1	1	2	0	0
Rich Folkers, L (1, 1) OBP: 0.250, SLG: 0.250 Danny Frisella, L (6, 1) OBP: 0.500, SLG: 0.500 Dave Marshall, L (8, PH) OBP: 0.318, SLG: 0.418 Ron Taylor, R (8, 1)		SSS 0-3 ③ K		SSS 0-3 ② K		x 0-0 1B 2B 1B		x 0-0 ① F7 1-3		3 0 1 0	1 0 0 0	1 0 0 0	0 0 0 0	0 0 0 0	2 0 0 0	3 0 1 0
Inning Stats	R: 0 E: 0 K: 1 S: 6 H: 1 LOB: 1 BB: 0 P: 6	R: 0 E: 0 K: 1 S: 6 H: 2 LOB: 2 BB: 1 P: 10	R: 1 E: 0 K: 0 S: 5 H: 2 LOB: 1 BB: 0 P: 5	R: 1 E: 0 K: 3 S: 10 H: 1 LOB: 1 BB: 1 P: 14	R: 0 E: 0 K: 1 S: 5 H: 0 LOB: 1 BB: 1 P: 9	R: 2 E: 0 K: 0 S: 7 H: 4 LOB: 2 BB: 0 P: 7	R: 0 E: 0 K: 0 S: 4 H: 1 LOB: 1 BB: 0 P: 4	R: 0 E: 0 K: 1 S: 5 H: 0 LOB: 1 BB: 1 P: 9	R: 0 E: 0 K: 1 S: 6 H: 1 LOB: 2 BB: 1 P: 10	1B: 7 2B: 4 3B: 0 HR: 1 SF: 0 SAC: 0 DP: 1 HBP: 0						

TOP

New York Mets @ San Francisco Giants

Candlestick Park, San Francisco, CA

Mon Jul 20 1970, 10:05 PM EDT

Att. 7,815 - Unknown

livebaseballscorecards.com

AB	38
R	4
H	12
RBI	4
BB	5
SO	8
LOB	20

WP: 3 PB: 0 SB: 1 CS: 0 PA: 43

PITCHER		IP	WLS	BF	H	R	ER	SO	BB	IBB	HBP	BLK	WP	HR	S	P	ERA	WHIP
Frank Reberger, R ERA: 6.46	(1, 1)	5.2		29	10	4	4	6	2	1	0	1	1	1	38	50	6.35	2.118
Mike Davison, L ERA: 9.0	(6, 1)	0.1	W	1	0	0	0	0	0	0	0	0	0	0	1	1	0.00	0.000
Rich Robertson, R ERA: 4.74	(7, 1)	2.2		12	2	0	0	2	2	0	0	0	1	0	14	22	0.00	1.500
Don McMahon, R ERA: 3.36	(9, 1)	0.1	S	1	0	0	0	0	0	0	0	0	0	0	1	1	0.00	0.000

PITCHER	IP	WLS	BF	H	R	ER	SO	BB	IBB	HBP	BLK	WP	HR	S	P	ERA	WHIP

BOTTOM

Batter	1	2	3	4	5	6	7	8	9	AB	R	H	RBI	BB	SO	LOB
Bobby Bonds, R (1, 8) (8, 9) OBP: 0.386, SLG: 0.482	BBBB 4-0 PO 1-3 BB		BBBB 4-0 BB		x 0-0 FC4-6 1B 1-2 2-H	IIII 4-0 BB BB IBB	x 0-0 ③ F9			2	0	1	1	3	0	2
Frank Johnson, R (1, 3) OBP: 0.322, SLG: 0.314	x 0-0 ① 1-3 1-2		x 0-0 ③ F2		x 0-0 ② FC4-6 1-2f 2-3	BBBB 4-0 BB 1-2 2-3 3-H		x 0-0 ① 1-3		4	0	0	1	1	0	4
Ron Hunt, R (1, 4) OBP: 0.403, SLG: 0.398	x 0-0 ② F6			x 0-0 ① 5-3	x 0-0 ③ F7	BBBB 4-0 FC6-4 BB 1-2 2-3 3-H		x 0-0 1B		4	0	1	1	1	0	3
Dick Dietz, R (1, 2) OBP: 0.449, SLG: 0.621 Russ Gibson, R (9, 2) OBP: 0.289, SLG: 0.341	0-0 ③ PO 2-3	BBBB 4-0 BB		x 0-0 HR	1B 2B 0-0 FC6-4 1-2f			x 0-0 ② F9		4 0	2 0	2 0	1 0	1 0	0 0	4 0
Jim Ray Hart, R (1, 7) OBP: 0.444, SLG: 0.575 Willie Mays, R (8, 8) OBP: 0.376, SLG: 0.522		x 0-0 ① F3	SSS 0-3 ② K	x 0-0 ② K	x 0-0 ① F3		x 0-0 FC3-6 1B FC 1B	x 0-0 ③ F6		4 1	1 0	1 0	0 0	0 0	1 0	2 1
Al Gallagher, R (1, 5) OBP: 0.348, SLG: 0.410		SSS 0-3 ② K	x 0-0 ③ 4-3			BBBB 4-0 1B 2B BB	x 0-0 FC3-6 1-2			3	1	1	0	1	1	1
Bob Taylor, L (1, 9) OBP: 0.325, SLG: 0.292 (8, 7)		SSS 0-3 ③ K			BBBB 4-0 BB 1B BB	x 0-0 ② F8	x 0-0 ① FC3-6 FC WP 1-2f 2-3			3	1	0	0	1	1	5
Hal Lanier, R (1, 6) OBP: 0.283, SLG: 0.310			x 0-0 ① F6		BBBB 4-0 FC4-6 1B BB 1-2	x 0-0 2B BB 1B 1-3 2-H	x 0-0 FC 1-3 3-H			3	1	1	2	1	0	1
Frank Reberger, L (1, 1) OBP: 0.250, SLG: 0.313 Mike Davison, L (6, 1) Bob Heise, R (6, PH) OBP: 0.261, SLG: 0.315 Rich Robertson, R (7, 1) OBP: 0.067, SLG: 0.222 Don McMahon, R (9, 1) OBP: 0.333, SLG: 0.200			SSS 0-3 ② K		SSS 0-3 ① K	x 0-0 BB BB 2B 1-3 3-H	SSS 0-3 ② K			2 0 1 1 0 0	0 0 1 0 0 0	0 0 1 0 0 0	0 0 1 0 0 0	0 0 0 0 1 0	2 0 0 1 2 0	2 0 0 0 0 0
Inning Stats	R: 0 E: 0 K: 0 S: 2 H: 0 LOB: 0 BB: 1 P: 6	R: 0 E: 0 K: 2 S: 7 H: 0 LOB: 1 BB: 1 P: 11	R: 0 E: 0 K: 1 S: 5 H: 0 LOB: 1 BB: 1 P: 9	R: 1 E: 0 K: 1 S: 6 H: 1 LOB: 0 BB: 0 P: 6	R: 1 E: 0 K: 1 S: 6 H: 1 LOB: 2 BB: 2 P: 14	R: 4 E: 0 K: 0 S: 6 H: 3 LOB: 3 BB: 4 P: 22	R: 1 E: 0 K: 1 S: 8 H: 2 LOB: 2 BB: 0 P: 8	R: 0 E: 0 K: 0 S: 4 H: 1 LOB: 1 BB: 0 P: 4		1B: 5 2B: 2 3B: 0 HR: 1	SF: 0 SAC: 0 DP: 0 HBP: 0					

PITCHER		IP	WLS	BF	H	R	ER	SO	BB	IBB	HBP	BLK	WP	HR	S	P	ERA	WHIP
Rich Folkers, L ERA: 5.17	(1, 1)	5.2	L	27	5	6	6	5	6	0	0	0	0	1	31	55	9.53	1.941
Danny Frisella, R ERA: 2.61	(6, 1)	1.1		10	2	1	1	1	2	1	0	0	1	0	9	21	6.75	3.000
Ron Taylor, R ERA: 3.24	(8, 1)	1.0		4	1	0	0	0	0	0	0	0	0	0	4	4	0.00	1.000

PITCHER	IP	WLS	BF	H	R	ER	SO	BB	IBB	HBP	BLK	WP	HR	S	P	ERA	WHIP

New York Mets @ San Francisco Giants

Candlestick Park, San Francisco, CA

Mon Jul 20 1970, 10:05 PM EDT

Att. 7,815 - Unknown

livebaseballscorecards.com

AB	32
R	7
H	8
RBI	7
BB	9
SO	6
LOB	27

WP: 1	PA: 42		
PB: 0			
SB: 0			
CS: 0			

New York Mets @ San Diego Padres

San Diego Stadium, San Diego, CA

Tue Jul 21 1970, 10:05 PM EDT

Att. 10,373 - Unknown

TOP

livebaseballscorecards.com

Batter	1	2	3	4	5	6	7	8	9	AB	R	H	RBI	BB	SO	LOB
Tommie Agee, R (1, 8) OBP: 0.345, SLG: 0.505	BBBB 4-0 S S 4-3 BB		SSS 0-3 ② K			x 0-0 ① P4		SSS 0-3 ③ K		3	1	0	0	1	2	1
Bud Harrelson, S (1, 6) OBP: 0.363, SLG: 0.339	x 0-0 ① P6 1-2		x 0-0 ③ 4-3			x 0-0 ② F8			x 0-0 1B SH1-4 1B 1B	4	1	1	0	0	0	1
Ken Singleton, S (1, 9) OBP: 0.361, SLG: 0.425	BBBB 4-0 4-3 S BB			x 0-0 ① F7		x 0-0 ③ 3-1			x 0-0 ① SH1-4 1-2	2	0	0	0	1	0	0
Art Shamsky, L (1, 3) OBP: 0.387, SLG: 0.453 Mike Jorgensen, L (9, PR) OBP: 0.278, SLG: 0.375 (9, 3)	x 0-0 ② 4-3 1-3 2-H			x 0-0 ② G3			x 0-0 ① F5		I I I 4-0 1B 1B IBB	3 0	0 1	0 0	1 0	1 0	0 0	1 0
Cleon Jones, R (1, 7) OBP: 0.312, SLG: 0.341	SSS 0-3 ③ K			x 0-0 ③ 6-3			x 0-0 ② 6-3		x 0-0 1B 1-2 2-3 1B	4	0	1	0	0	1	1
Wayne Garrett, L (1, 4) OBP: 0.411, SLG: 0.480		x 0-0 ① F9			x 0-0 ① 4-3		BBBB 4-0 CS BB		SSS 0-3 ② K	3	0	0	0	1	1	3
Joe Foy, R (1, 5) OBP: 0.388, SLG: 0.370		SSS 0-3 ② K		BBBB 4-0 BB			0-0 ③ CS 1-2	BBBB 4-0 6-3 S FC3-2 BB	x 0-0 1-2 2-H 3-H 1B	2	0	1	2	2	1	0
Jerry Grote, R (1, 2) OBP: 0.321, SLG: 0.318		x 0-0 ③ F9		x 0-0 ② F8				x 0-0 ① 6-3 1-3	x 0-0 ③ 6-3	4	0	0	0	0	0	4
Jim McAndrew, R (1, 1) OBP: 0.154, SLG: 0.200			x 0-0 ① 4-3	x 0-0 ③ F9				x 0-0 ② FC3-2 3-H		3	0	0	0	0	0	2
Inning Stats	R: 1 E: 0 K: 1 S: 5 H: 0 LOB: 1 BB: 2 P: 13	R: 0 E: 0 K: 1 S: 5 H: 0 LOB: 0 BB: 0 P: 5	R: 0 E: 0 K: 1 S: 5 H: 0 LOB: 0 BB: 0 P: 5	R: 0 E: 0 K: 0 S: 3 H: 0 LOB: 0 BB: 0 P: 3	R: 0 E: 0 K: 0 S: 3 H: 0 LOB: 1 BB: 1 P: 7	R: 0 E: 0 K: 0 S: 3 H: 0 LOB: 0 BB: 0 P: 3	R: 0 E: 0 K: 0 S: 2 H: 0 LOB: 0 BB: 1 P: 6	R: 0 E: 0 K: 1 S: 5 H: 0 LOB: 1 BB: 1 P: 9	R: 2 E: 0 K: 1 S: 8 H: 3 LOB: 2 BB: 1 P: 12	1B: 3 2B: 0 3B: 0 HR: 0 SF: 0 SAC: 1 DP: 0 HBP: 0						WP: 0 PB: 0 SB: 4 CS: 1 PA: 36	

	AB	28
	R	3
	H	3
	RBI	3
	BB	6
	SO	5
	LOB	13

PITCHER		IP	WLS	BF	H	R	ER	SO	BB	IBB	HBP	BLK	WP	HR	S	P	ERA	WHIP
Clay Kirby, R ERA: 4.77	(1, 1)	8.0	L	28	0	1	1	4	5	0	0	0	0	0	31	51	1.12	0.625
Jack Baldschun, R ERA: 4.5	(9, 1)	1.0		7	3	2	2	1	0	1	0	0	0	0	8	12	18.00	3.000

PITCHER	IP	WLS	BF	H	R	ER	SO	BB	IBB	HBP	BLK	WP	HR	S	P	ERA	WHIP

Batter	1	2	3	4	5	6	7	8	9	AB	R	H	RBI	BB	SO	LOB
Ron Slocum, R (1, 4) OBP: 0.235, SLG: 0.261	5-3		K			F7			6-3	3	0	0	0	0	1	1
Ray Webster, L (9, PH) OBP: 0.289, SLG: 0.298										1	0	0	0	0	0	0
Steve Huntz, S (1, 6) OBP: 0.330, SLG: 0.358	P6			F9		P6			K	4	0	0	0	0	1	0
Ollie Brown, R (1, 9) OBP: 0.330, SLG: 0.492	K			F9		K			P6	4	0	0	0	0	2	0
Al Ferrara, R (1, 7) OBP: 0.347, SLG: 0.413		F9		2B			K			3	0	1	0	0	1	0
Nate Colbert, R (1, 3) OBP: 0.322, SLG: 0.468		P6		F8			F2			3	0	0	0	0	0	1
Ivan Murrell, R (1, 8) OBP: 0.284, SLG: 0.424		F7			K		6-3			3	0	0	0	0	1	0
Ed Spiezio, R (1, 5) OBP: 0.381, SLG: 0.467			2B		F8			6-3		3	0	1	0	0	0	0
Bob Barton, R (1, 2) OBP: 0.296, SLG: 0.361			5-3		1B			F9		3	0	1	0	0	0	1
Clay Kirby, R (1, 1) OBP: 0.195, SLG: 0.175			K		K			K		2	0	0	0	0	2	2
Cito Gaston, R (8, PH) OBP: 0.377, SLG: 0.571										1	0	0	0	0	1	0
Jack Baldschun, R (9, 1)										0	0	0	0	0	0	0
Inning Stats	R: 0 E: 0 K: 1 S: 5 H: 0 LOB: 0 BB: 0 P: 5	R: 0 E: 0 K: 0 S: 3 H: 0 LOB: 0 BB: 0 P: 3	R: 0 E: 0 K: 2 S: 8 H: 1 LOB: 1 BB: 0 P: 8	R: 0 E: 0 K: 0 S: 4 H: 1 LOB: 1 BB: 0 P: 4	R: 0 E: 0 K: 2 S: 8 H: 1 LOB: 1 BB: 0 P: 8	R: 0 E: 0 K: 1 S: 5 H: 0 LOB: 0 BB: 0 P: 5	R: 0 E: 0 K: 1 S: 5 H: 0 LOB: 0 BB: 0 P: 5	R: 0 E: 0 K: 1 S: 5 H: 0 LOB: 0 BB: 0 P: 5	R: 0 E: 0 K: 1 S: 5 H: 0 LOB: 0 BB: 0 P: 5	1B: 1 2B: 2 3B: 0 HR: 0	SF: 0 SAC: 0 DP: 0 HBP: 0					

PITCHER	IP	WLS	BF	H	R	ER	SO	BB	IBB	HBP	BLK	WP	HR	S	P	ERA	WHIP
Jim McAndrew, R (1, 1) ERA: 4.52	9.0	W	30	3	0	0	9	0	0	0	0	0	0	48	48	0.00	0.333

PITCHER	IP	WLS	BF	H	R	ER	SO	BB	IBB	HBP	BLK	WP	HR	S	P	ERA	WHIP

New York Mets @ San Diego Padres

San Diego Stadium, San Diego, CA

Tue Jul 21 1970, 10:05 PM EDT

Att. 10,373 - Unknown

BOTTOM

livebaseballscorecards.com

AB	30
R	0
H	3
RBI	0
BB	0
SO	9
LOB	5

PA: 30

WP: 0
PB: 0
SB: 0
CS: 0

Batter	1	2	3	4	5	6	7	8	9	10	AB	R	H	RBI	BB	SO	LOB
Tommie Agee, R (1, 8) OBP: 0.344, SLG: 0.500	S S S 0-3 K ①	x 0-0 P6 ③		x 0-0 F9 ③			x 0-0 FC4-6 1B 1-2f ②		4-0 IBB		4	0	0	0	1	1	3
Bud Harrelson, S (1, 6) OBP: 0.366, SLG: 0.342	B B B B 4-0 BB		x 0-0 S 1B	x 0-0 6-3 ①			x 0-0 1-3 1B		x 0-0 SF8 ② 3-H		3	0	2	1	1	0	0
Ken Singleton, S (1, 9) OBP: 0.347, SLG: 0.405	S S S 0-3 K ②		x 0-0 F7 ① 1-2	S S S 0-3 K ②			x 0-0 L6 ③		S S S 0-3 K ③		5	0	0	0	0	3	6
Art Shamsky, L (1, 3) OBP: 0.382, SLG: 0.446 Mike Jorgensen, L (9, 3) OBP: 0.274, SLG: 0.369	x 0-0 P6 ③		x 0-0 4-3 ②	x 0-0 F7 ③				x 0-0 G1 ①		S S S 0-3 K ①	4 1	0 0	0 0	0 0	0 0	0 1	2 0
Cleon Jones, R (1, 7) OBP: 0.310, SLG: 0.343		x 0-0 1B 2B	x 0-0 4-3 ③			S S S 0-3 K ①		x 0-0 6-3 ②		x 0-0 G3 ②	5	1	1	0	0	1	1
Wayne Garrett, L (1, 4) OBP: 0.406, SLG: 0.471		x 0-0 S 1B 2-H 1B		x 0-0 G3 ①		x 0-0 F7 ②		x 0-0 3-1 ③		S S S 0-3 K ③	5	1	1	1	0	1	0
Joe Foy, R (1, 5) OBP: 0.390, SLG: 0.370		x 0-0 5-3 ① 1-2	B B B B 4-0 2B BB			x 0-0 6-3 ③			x 0-0 SH1-4 BB SF8 1B		3	2	1	0	1	0	1
Jerry Grote, R (1, 2) OBP: 0.324, SLG: 0.323		x 0-0 P6 ②	x 0-0 1-H 2B				S S S 0-3 K ①		B B B B 4-0 SH1-4 1-2 BB		3	0	1	1	1	1	1
Tom Seaver, R (1, 1) OBP: 0.257, SLG: 0.273 Nolan Ryan, R (9, 1) OBP: 0.214, SLG: 0.214		x 0-0 2-H 1B	x 0-0 P4 ②				x 0-0 FC4-6 1B		x 0-0 SH1-4 ① 1-2 2-3		3 0	0 0	2 0	1 0	0 0	0 0	1 0
Inning Stats	R: 0 E: 0 K: 2 S: 7 H: 0 LOB: 1 BB: 1 P: 11	R: 2 E: 0 K: 0 S: 6 H: 3 LOB: 1 BB: 0 P: 6	R: 0 E: 0 K: 0 S: 4 H: 1 LOB: 1 BB: 0 P: 4	R: 1 E: 0 K: 0 S: 4 H: 1 LOB: 1 BB: 1 P: 8	R: 0 E: 0 K: 1 S: 5 H: 0 LOB: 0 BB: 0 P: 5	R: 0 E: 0 K: 1 S: 5 H: 0 LOB: 0 BB: 0 P: 5	R: 0 E: 0 K: 1 S: 7 H: 2 LOB: 2 BB: 0 P: 7	R: 0 E: 0 K: 0 S: 3 H: 0 LOB: 0 BB: 0 P: 3	R: 1 E: 0 K: 1 S: 6 H: 1 LOB: 2 BB: 2 P: 14	R: 0 E: 0 K: 2 S: 7 H: 0 LOB: 0 BB: 0 P: 7	1B: 6 2B: 2 3B: 0 HR: 0	SF: 1 SAC: 1 DP: 0 HBP: 0					

PITCHER		IP	WLS	BF	H	R	ER	SO	BB	IBB	HBP	BLK	WP	HR	S	P	ERA	WHIP
Earl Wilson, R ERA: 4.53	(1, 1)	7.0		30	7	3	3	5	2	0	0	0	0	0	38	46	3.86	1.286
Ron Herbel, R ERA: 4.47	(8, 1)	1.1		7	1	1	1	0	1	1	0	0	0	0	5	13	6.75	1.500
Ron Willis, R ERA: 2.01	(9, 1)	0.2		2	0	0	0	1	0	0	0	0	0	0	4	4	0.00	0.000
Jack Baldschun, R ERA: 3.6	(10, 1)	1.0	W	3	0	0	0	2	0	0	0	0	0	0	7	7	0.00	0.000

PITCHER	IP	WLS	BF	H	R	ER	SO	BB	IBB	HBP	BLK	WP	HR	S	P	ERA	WHIP

TOP

New York Mets @ San Diego Padres

San Diego Stadium, San Diego, CA

Wed Jul 22 1970, 10:05 PM EDT

Att. 18,981 - Unknown

livebaseballscorecards.com

AB	36
R	4
H	8
RBI	4
BB	4
SO	8
LOB	15

WP: 0	PA: 42		
PB: 0			
SB: 2			
CS: 0			

Batter	1	2	3	4	5	6	7	8	9	10	AB	R	H	RBI	BB	SO	LOB
Ron Slocum, R (1, 4) OBP: 0.222, SLG: 0.245 Larry Stahl, L (7, PH) OBP: 0.148, SLG: 0.148 Ron Herbel, R (8, 1) Ron Willis, R (9, 1) Cito Gaston, R (9, PH) OBP: 0.376, SLG: 0.569 Jack Baldschun, R (10, 1)	S S S 0-3 K ①		x 0-0 F2 ②		x 0-0 P5 ③		S S S 0-3 K ③		S S S 0-3 K ③		3 1 0 0 1 0	0 1 0 0 0 0	0 1 0 0 0 0	0 1 0 0 1 0	0 1 0 0 0 0	1 1 0 0 1 0	0 1 0 0 2 0
Steve Huntz, S (1, 6) OBP: 0.325, SLG: 0.351	x 0-0 3-1 ②		x 0-0 F9 ③			x 0-0 L6 ①		x 0-0 F9 ①		x 0-0 F8 ①	5	0	0	0	0	0	0
Ollie Brown, R (1, 9) OBP: 0.326, SLG: 0.484	x 0-0 6-3 ③			S S S 0-3 K ①		x 0-0 F8 ②		x 0-0 F7 ②		x 0-0 F9 ②	5	0	0	0	0	1	0
Al Ferrara, R (1, 7) OBP: 0.353, SLG: 0.420		x 0-0 E9 4-3 2B		x 0-0 1B 1B		S S S 0-3 K ③		S S S 0-3 K ③		H 1-0 BB 1B HBP	4	2	2	0	0	2	0
Nate Colbert, R (1, 3) OBP: 0.324, SLG: 0.475		x 0-0 4-3 ① 3-H		x 0-0 F9 ②			x 0-0 L7 ①		x 0-0 HR	B B B B 4-0 1B 1-2 BB	4	1	1	2	1	0	1
Ivan Murrell, R (1, 8) OBP: 0.294, SLG: 0.430		x 0-0 P6 ②		x 0-0 1B 1-3 1B			B B B B 4-0 HR BB		x 0-0 F9 SH1-4 1B	x 0-0 1B 1-2 2-H 1B	4	1	3	1	1	0	0
Ed Spiezio, R (1, 5) OBP: 0.387, SLG: 0.496		x 0-0 1B		x 0-0 P4 ③			x 0-0 1-H HR		x 0-0 SH1-4 ① 1-2		3	1	2	2	0	0	2
Chris Cannizzaro, R (1, 2) OBP: 0.395, SLG: 0.429		x 0-0 F9 ③			S S S 0-3 K ①		x 0-0 1B 1B		I I I 4-0 IBB		3	0	1	0	1	1	1
Earl Wilson, R (1, 1) OBP: 0.216, SLG: 0.294 Ray Webster, L (7, PH) OBP: 0.297, SLG: 0.306 Dave Campbell, R (8, 4) OBP: 0.287, SLG: 0.334			S S S 0-3 K ①		x 0-0 P6 ②		x 0-0 1-2 1B		x 0-0 F9 ② 2-3		2 1 1	0 0 0	0 1 0	0 0 0	0 0 0	1 0 0	0 0 2
Inning Stats	R: 0 H: 0 E: 0 LOB: 0 K: 1 BB: 0 S: 5 P: 5	R: 1 H: 2 E: 1 LOB: 1 K: 0 BB: 0 S: 5 P: 5	R: 0 H: 0 E: 0 LOB: 0 K: 1 BB: 0 S: 5 P: 5	R: 0 H: 2 E: 0 LOB: 2 K: 1 BB: 0 S: 7 P: 7	R: 0 H: 0 E: 0 LOB: 0 K: 1 BB: 0 S: 5 P: 5	R: 0 H: 0 E: 0 LOB: 0 K: 1 BB: 0 S: 5 P: 5	R: 2 H: 3 E: 0 LOB: 1 K: 1 BB: 1 S: 7 P: 11	R: 0 H: 0 E: 0 LOB: 0 K: 1 BB: 0 S: 5 P: 5	R: 1 H: 2 E: 0 LOB: 2 K: 1 BB: 1 S: 7 P: 11	R: 1 H: 1 E: 0 LOB: 2 K: 0 BB: 1 S: 3 P: 8	1B: 7 SF: 0 2B: 1 SAC: 1 3B: 0 DP: 0 HR: 2 HBP: 1						WP: 0 PA: 42 PB: 0 SB: 0 CS: 0

PITCHER		IP	WLS	BF	H	R	ER	SO	BB	IBB	HBP	BLK	WP	HR	S	P	ERA	WHIP
Tom Seaver, R ERA: 2.38	(1, 1)	8.0		33	9	4	4	7	1	0	0	0	0	2	46	50	4.50	1.250
Nolan Ryan, R ERA: 3.42	(9, 1)	1.2	L	9	1	1	1	1	1	1	1	0	0	0	8	17	5.40	1.200

PITCHER	IP	WLS	BF	H	R	ER	SO	BB	IBB	HBP	BLK	WP	HR	S	P	ERA	WHIP

BOTTOM

New York Mets @ San Diego Padres

San Diego Stadium, San Diego, CA

Wed Jul 22 1970, 10:05 PM EDT
Att. 18,981 - Unknown

livebaseballscorecards.com

AB	37
R	5
H	10
RBI	5
BB	3
SO	8
LOB	9

Batter	1	2	3	4	5	6	7	8	9	10	AB	R	H	RBI	BB	SO	LOB
Billy Grabarkewitz, R (1, 6) OBP: 0.435, SLG: 0.480	K		BB		K		F8		IBB		3	0	0	0	2	2	2
Manny Mota, R (1, 7) OBP: 0.394, SLG: 0.416	1B		FC6 1-2f		BB			K	F9		4	0	1	0	1	1	3
Willie Davis, L (1, 8) OBP: 0.333, SLG: 0.430	FC4 1-2f			1B	F8			BB	F8		4	1	1	0	1	0	5
Wes Parker, S (1, 3) OBP: 0.387, SLG: 0.469	K			F8 1-3		F8		1B		K	5	0	1	0	0	2	2
Jim Lefebvre, S (1, 5) OBP: 0.328, SLG: 0.360		K		P5		P6		K		5-3	5	0	0	0	0	2	3
Ted Sizemore, R (1, 4) OBP: 0.335, SLG: 0.303		4-3		1B 3-H		L6		IBB 1-2 2-3		6-3	4	0	1	1	1	0	0
Bill Russell, R (1, 9) OBP: 0.206, SLG: 0.233		F7		F7			L7	6-3			4	0	0	0	0	0	4
Jeff Torborg, R (1, 2) OBP: 0.279, SLG: 0.275 Von Joshua, L (9, PR) OBP: 0.280, SLG: 0.338 Tom Haller, L (9, 2) OBP: 0.341, SLG: 0.416			F3		E7 2B		1B		BB SH2-4		3 0 0	0 0 0	2 0 0	0 0 0	1 0 0	0 0 0	0 0 0
Bill Singer, R (1, 1) OBP: 0.207, SLG: 0.214 Jim Brewer, L (10, 1)			F8		F2		F3		SH2-4 1-2		3 0	0 0	0 0	0 0	0 0	0 0	2 0
Inning Stats	R: 0 H: 1 E: 0 LOB: 1 K: 2 BB: 0 S: 8 P: 8	R: 0 H: 0 E: 0 LOB: 0 K: 1 BB: 0 S: 5 P: 5	R: 0 H: 0 E: 0 LOB: 1 K: 0 BB: 1 S: 3 P: 7	R: 1 H: 2 E: 0 LOB: 1 K: 0 BB: 0 S: 5 P: 5	R: 0 H: 1 E: 1 LOB: 2 K: 1 BB: 1 S: 6 P: 10	R: 0 H: 0 E: 0 LOB: 0 K: 0 BB: 0 S: 3 P: 3	R: 0 H: 1 E: 0 LOB: 1 K: 0 BB: 0 S: 4 P: 4	R: 0 H: 1 E: 0 LOB: 3 K: 2 BB: 2 S: 8 P: 16	R: 0 H: 0 E: 0 LOB: 2 K: 0 BB: 2 S: 3 P: 11	R: 0 H: 0 E: 0 LOB: 0 K: 1 BB: 0 S: 5 P: 5	1B: 5 SF: 0 2B: 1 SAC: 1 3B: 0 DP: 0 HR: 0 HBP: 0						

PITCHER	IP	WLS	BF	H	R	ER	SO	BB	IBB	HBP	BLK	WP	HR	S	P	ERA	WHIP
Jerry Koosman, L (1, 1) ERA: 2.87	9.0		39	6	1	1	6	4	2	0	0	0	0	45	69	1.00	1.111
Tug McGraw, L (10, 1) ERA: 4.03	1.0	W	3	0	0	0	1	0	0	0	0	0	0	5	5	0.00	0.000

PITCHER	IP	WLS	BF	H	R	ER	SO	BB	IBB	HBP	BLK	WP	HR	S	P	ERA	WHIP

TOP

Los Angeles Dodgers @ New York Mets

Shea Stadium, Flushing, NY

Fri Jul 24 1970, 7:05 PM EDT

Att. 53,657 - Unknown

livebaseballscorecards.com

AB	35
R	1
H	6
RBI	1
BB	6
SO	7
LOB	21

WP: 0 PA: 42
PB: 0
SB: 3
CS: 0

Batter	1	2	3	4	5	6	7	8	9	10	AB	R	H	RBI	BB	SO	LOB
Tommie Agee, R (1, 8) OBP: 0.340, SLG: 0.494	5-3		F9		P4		6-3			FC3 WP S S 1-2	5	1	0	0	0	0	2
Bud Harrelson, S (1, 6) OBP: 0.362, SLG: 0.337	F9		5-3			K		6-3		K 1-3 2-3	5	0	0	0	0	2	2
Ken Singleton, S (1, 9) OBP: 0.364, SLG: 0.412	K		1B			2B BB		1B		BB	3	1	2	0	2	1	0
Art Shamsky, L (1, 3) OBP: 0.380, SLG: 0.443 Mike Jorgensen, L (9, 3) OBP: 0.274, SLG: 0.369 Donn Clendenon, R (10, PH) OBP: 0.363, SLG: 0.530		2B 1B	F7			L8		L8		BB 1-2	4 0 0	0 0 0	1 0 0	0 0 0	0 0 1	0 0 0	3 0 0
Cleon Jones, R (1, 7) OBP: 0.313, SLG: 0.353		1-3 2B		4-3		1-H 2B		F9		S 3-H	5	0	2	1	0	0	3
Wayne Garrett, L (1, 4) OBP: 0.398, SLG: 0.460		K		P3		F9			G3		4	0	0	0	0	1	3
Joe Foy, R (1, 5) OBP: 0.388, SLG: 0.365		P6		5-3				SH3-4 BB		F2	3	0	0	0	1	0	2
Jerry Grote, R (1, 2) OBP: 0.324, SLG: 0.320		IBB			K		SH3-4 1-2			6-3	2	0	0	0	1	1	0
Jerry Koosman, R (1, 1) OBP: 0.130, SLG: 0.070 Tug McGraw, R (10, 1) OBP: 0.286, SLG: 0.333 Al Weis, S (10, PR) OBP: 0.281, SLG: 0.318		K			K		K			K E 1B	3 1 0	0 0 0	0 1 0	0 0 0	0 0 0	3 0 0	4 0 0
Inning Stats	R: 0 H: 0 E: 0 LOB: 0 K: 1 BB: 0 S: 5 P: 5	R: 0 H: 2 E: 0 LOB: 3 K: 2 BB: 1 S: 9 P: 13	R: 0 H: 1 E: 0 LOB: 1 K: 0 BB: 0 S: 4 P: 4	R: 0 H: 0 E: 0 LOB: 0 K: 0 BB: 0 S: 3 P: 3	R: 0 H: 0 E: 0 LOB: 0 K: 2 BB: 0 S: 7 P: 7	R: 1 H: 1 E: 0 LOB: 1 K: 1 BB: 1 S: 6 P: 10	R: 0 H: 0 E: 0 LOB: 1 K: 1 BB: 1 S: 5 P: 9	R: 0 H: 1 E: 0 LOB: 1 K: 0 BB: 0 S: 4 P: 4	R: 0 H: 0 E: 0 LOB: 0 K: 0 BB: 0 S: 3 P: 3	R: 1 H: 1 E: 1 LOB: 2 K: 1 BB: 2 S: 5 P: 13	1B: 4 SF: 0 2B: 2 SAC: 1 3B: 0 DP: 0 HR: 0 HBP: 0						

PITCHER	IP	WLS	BF	H	R	ER	SO	BB	IBB	HBP	BLK	WP	HR	S	P	ERA	WHIP
Bill Singer, R (1, 1) ERA: 2.69	9.0		35	5	1	1	7	2	1	0	0	0	0	46	58	1.00	0.778
Jim Brewer, L (10, 1) ERA: 3.51	0.2	L	6	1	1	1	1	2	0	0	0	1	0	5	13	13.50	4.500

PITCHER	IP	WLS	BF	H	R	ER	SO	BB	IBB	HBP	BLK	WP	HR	S	P	ERA	WHIP

BOTTOM

Los Angeles Dodgers @ New York Mets

Shea Stadium, Flushing, NY

Fri Jul 24 1970, 7:05 PM EDT

Att. 53,657 - Unknown

livebaseballscorecards.com

AB	35
R	2
H	6
RBI	1
BB	5
SO	8
LOB	19

1B: 4	SF: 0	WP: 1	PA: 41
2B: 2	SAC: 1	PB: 0	
3B: 0	DP: 0	SB: 2	
HR: 0	HBP: 0	CS: 0	

Los Angeles Dodgers @ New York Mets

Shea Stadium, Flushing, NY

Sat Jul 25 1970, 3:33 AM EDT

Att. 45,433 - Unknown

TOP

livebaseballscorecards.com

Batter	1	2	3	4	5	6	7	8	9	AB	R	H	RBI	BB	SO	LOB
Billy Grabarkewitz, R (1, 6) OBP: 0.437, SLG: 0.482	5-3		6-3 2-3			3B 2B	BBBB SH3-4 BB		BBBB 1B BB	3	1	1	0	2	0	1
Manny Mota, R (1, 7) OBP: 0.392, SLG: 0.422	5-3		F9			2-H 3B	SH3-4 1-2		F9	4	0	1	1	0	0	2
Willie Davis, L (1, 8) OBP: 0.337, SLG: 0.441	HR			L9		E S 1B 1B	P4		1-2 1B	5	2	3	1	0	0	1
Wes Parker, S (1, 3) OBP: 0.390, SLG: 0.470	5-3			1B 1B		S 1-H 1B 1B	BBBB BB		SSS K	4	1	2	1	1	1	2
Jim Lefebvre, S (1, 5) OBP: 0.330, SLG: 0.363		G6-4-3 1B		G6-4-3 1-3 1B		F2	G3			4	0	2	0	0	0	3
Ted Sizemore, R (1, 4) OBP: 0.333, SLG: 0.298		G6-4-3 1-2f		G6-4-3 1-2f		1B 1-2 IBB		5-3		3	0	0	0	1	0	3
Bill Russell, R (1, 9) OBP: 0.212, SLG: 0.238	5-3				F2	BB 1-3 2-H 1B		4-3		3	0	1	1	0	0	0
Von Joshua, L (8, PH) OBP: 0.276, SLG: 0.333 (8, 9)										1	0	0	0	0	0	0
Jeff Torborg, R (1, 2) OBP: 0.289, SLG: 0.279			6-3 SH3-4 1B		5-3	BBBB 1-2 BB		6-3		2	0	1	0	1	0	0
Tom Haller, L (8, PH) OBP: 0.339, SLG: 0.414 (8, 2)										1	0	0	0	0	0	0
Alan Foster, R (1, 1) OBP: 0.109, SLG: 0.089			SH3-4 1-2		4-3	6-3			P4	2	0	0	0	0	0	3
Jose Pena, R (7, 1)										0	0	0	0	0	0	0
Pete Mikkelsen, R (7, 1)										0	0	0	0	0	0	0
Maury Wills, S (9, PH) OBP: 0.354, SLG: 0.317										1	0	0	0	0	0	0
Inning Stats	R: 1 E: 0 K: 0 S: 4 H: 1 LOB: 0 BB: 0 P: 4	R: 0 E: 0 K: 0 S: 3 H: 1 LOB: 0 BB: 0 P: 3	R: 0 E: 0 K: 0 S: 4 H: 1 LOB: 0 BB: 0 P: 4	R: 0 E: 0 K: 0 S: 4 H: 2 LOB: 1 BB: 0 P: 4	R: 0 E: 0 K: 0 S: 3 H: 0 LOB: 0 BB: 0 P: 3	R: 3 E: 1 K: 0 S: 7 H: 5 LOB: 3 BB: 2 P: 15	R: 0 E: 0 K: 0 S: 3 H: 0 LOB: 2 BB: 2 P: 11	R: 0 E: 0 K: 0 S: 3 H: 0 LOB: 0 BB: 0 P: 3	R: 0 E: 0 K: 1 S: 6 H: 1 LOB: 2 BB: 1 P: 10	1B: 8 2B: 1 3B: 1 HR: 1 SF: 0 SAC: 2 DP: 2 HBP: 0	WP: 0 PB: 0 SB: 2 CS: 0 PA: 40					

	AB	33
	R	4
	H	11
	RBI	4
	BB	5
	SO	1
	LOB	15

PITCHER	IP	WLS	BF	H	R	ER	SO	BB	IBB	HBP	BLK	WP	HR	S	P	ERA	WHIP
Ray Sadecki, L (1, 1) ERA: 3.6	5.2		25	10	4	4	0	0	1	0	0	0	1	24	28	6.35	1.765
Danny Frisella, R (6, 1) ERA: 2.31	1.1	W	7	0	0	0	0	3	0	0	0	0	0	4	16	0.00	2.250
Jim McAndrew, R (8, 1) ERA: 4.41	2.0	S	8	1	0	0	1	1	0	0	0	0	0	9	13	0.00	1.000

PITCHER	IP	WLS	BF	H	R	ER	SO	BB	IBB	HBP	BLK	WP	HR	S	P	ERA	WHIP

BOTTOM

Batter	1	2	3	4	5	6	7	8	9	AB	R	H	RBI	BB	SO	LOB
Bud Harrelson, S (1, 6) OBP: 0.365, SLG: 0.339	B B B B 4-0 K BB		B B B B 4-0 1-2 BB		x 0-0 ② SF9 3-H		x 0-0 FC3-6 1B			1	0	1	1	2	0	0
Joe Foy, R (1, 5) OBP: 0.382, SLG: 0.358	S S S 0-3 ①② K 1-2		S S S 0-3 ③ K		x 0-0 ③ 6-3		x 0-0 ① FC3-6 2B 1-2f			4	1	0	0	0	2	4
Ken Singleton, S (1, 7) OBP: 0.361, SLG: 0.415 Jim McAndrew, R (8, 1) OBP: 0.154, SLG: 0.200	x 0-0 ③ 6-3			x 0-0 ① F7		x 0-0 ① 4-3	x 0-0 FC6-4 2B 1-H			4 0	0 0	1 0	1 0	0 0	0 0	0 0
Art Shamsky, L (1, 3) OBP: 0.381, SLG: 0.441		x 0-0 ① P5		x 0-0 CS 1B		x 0-0 ② F5	4-0 FC6-4 IBB			3	0	1	0	1	0	0
Cleon Jones, R (1, 8) OBP: 0.315, SLG: 0.350 (8, 7)		x 0-0 ② 5-3		B B B B 4-0 ② 1-2 BB		B B B B 4-0 BB	x 0-0 ② FC6-4 1-2f 2-3			2	0	0	0	2	0	2
Wayne Garrett, L (1, 4) OBP: 0.390, SLG: 0.448		x 0-0 ③ L8		x 0-0 ③ 4-3		x 0-0 ③ 4-3	x 0-0 ③ G3			4	0	0	0	0	0	4
Ron Swoboda, R (1, 9) OBP: 0.352, SLG: 0.421			x 0-0 ① F9		B B B B 4-0 1B E BB		B B B B 4-0 1B HR BB	x 0-0 ① 4-3		2	2	0	0	2	0	0
Jerry Grote, R (1, 2) OBP: 0.327, SLG: 0.323			x 0-0 ② F9		x 0-0 E7 SH1-4 1-H SF9 1B		x 0-0 1-2 HR 1B	x 0-0 ② 5-3		4	2	2	0	0	0	0
Ray Sadecki, L (1, 1) OBP: 0.219, SLG: 0.194 Danny Frisella, L (6, 1) OBP: 0.500, SLG: 0.500 Dave Marshall, L (7, PH) OBP: 0.323, SLG: 0.447 Tommie Agee, R (8, 8) OBP: 0.339, SLG: 0.492			x 0-0 BB 1B		x 0-0 ① SH1-4 2-3		x 0-0 1-H 2-H HR	x 0-0 ③ 6-3		1 0 1 1	0 0 1 0	1 0 1 0	0 0 3 0	0 0 0 0	0 0 0 0	0 0 0 0
Inning Stats	R: 0 E: 0 K: 1 S: 4 H: 0 LOB: 0 BB: 1 P: 8	R: 0 E: 0 K: 0 S: 3 H: 0 LOB: 0 BB: 0 P: 3	R: 0 E: 0 K: 1 S: 6 H: 1 LOB: 2 BB: 1 P: 10	R: 0 E: 0 K: 0 S: 3 H: 1 LOB: 1 BB: 1 P: 7	R: 2 E: 1 K: 0 S: 4 H: 1 LOB: 0 BB: 1 P: 8	R: 0 E: 0 K: 0 S: 3 H: 0 LOB: 1 BB: 1 P: 7	R: 4 E: 0 K: 0 S: 7 H: 4 LOB: 2 BB: 2 P: 15	R: 0 E: 0 K: 0 S: 3 H: 0 LOB: 0 BB: 0 P: 3		1B: 5 2B: 1 3B: 0 HR: 1	SF: 1 SAC: 1 DP: 0 HBP: 0			WP: 0 PB: 0 SB: 0 CS: 1	PA: 36	

PITCHER		IP	WLS	BF	H	R	ER	SO	BB	IBB	HBP	BLK	WP	HR	S	P	ERA	WHIP
Alan Foster, R ERA: 3.72	(1, 1)	6.0		26	4	4	3	2	6	0	0	0	0	0	24	48	4.50	1.667
Jose Pena, R ERA: 2.93	(7, 1)	0.1	L	4	3	2	2	0	0	0	0	0	0	1	4	4	54.00	9.000
Pete Mikkelsen, R ERA: 3.63	(7, 1)	1.2		6	0	0	0	0	0	1	0	0	0	0	5	9	0.00	0.000

PITCHER	IP	WLS	BF	H	R	ER	SO	BB	IBB	HBP	BLK	WP	HR	S	P	ERA	WHIP

Los Angeles Dodgers @ New York Mets

Shea Stadium, Flushing, NY

Sat Jul 25 1970, 3:33 AM EDT

Att. 45,433 - Unknown

livebaseballscorecards.com

AB	27
R	6
H	7
RBI	5
BB	7
SO	2
LOB	10

Los Angeles Dodgers @ New York Mets

Shea Stadium, Flushing, NY

Sun Jul 26 1970, 3:33 AM EDT

Att. 51,139 - Cloudy

livebaseballscorecards.com

TOP

Batter	1	2	3	4	5	6	7	8	9	AB	R	H	RBI	BB	SO	LOB
Billy Grabarkewitz, R (1, 6) OBP: 0.437, SLG: 0.479	G3		FC6-4 1-2f		BBB 4-0 F8 FC1-5 1-2 1B BB		P4		1B 2-3 1B	4	1	1	0	1	0	1
Manny Mota, R (1, 7) OBP: 0.388, SLG: 0.417	4-3		F9		FC1-5 1-2 2-3f 1B		5-3		1-2 3-H 1B	5	0	1	1	0	0	3
Willie Davis, L (1, 8) OBP: 0.335, SLG: 0.438	SSS 0-3 K			0-0 SH2-3 BB SF9 1B	F8 2-3		3-1		4-3	5	1	1	0	0	1	4
Wes Parker, S (1, 3) OBP: 0.393, SLG: 0.471		SSS 0-3 K		BBB 4-0 SF9 SH2-3 1-2 BB	0-0 1-2 3-H 1B			0-0 B1-4-6 1B		3	0	2	1	1	1	0
Jim Lefebvre, S (1, 5) OBP: 0.326, SLG: 0.358		F9		SH2-3 1-2 2-3	P6			B1-4-6 1-2f		3	0	0	0	0	0	3
Tom Haller, L (1, 2) OBP: 0.342, SLG: 0.427		HR		FC6-4 IBB		F7		P4		3	1	1	1	1	0	0
Ted Sizemore, R (1, 4) OBP: 0.337, SLG: 0.315		P4		SF9 2-3 3-H		SF8 3B			1B SH1 1B 1B	3	2	2	1	0	0	0
Bill Russell, R (1, 9) OBP: 0.214, SLG: 0.231			BBB 4-0 FC3-6 BB	FC6-4 1-2f		SF8 3-H			F7	2	0	0	1	1	0	3
Don Sutton, R (1, 1) OBP: 0.288, SLG: 0.224			FC3-6 1-2f FC6-4		BBB 4-0 FC1-5 BB BB	P3			SH1 1-2	2	0	0	0	1	0	1
Ray Lamb, R (7, 1)										0	0	0	0	0	0	0
Jim Brewer, L (8, 1)										0	0	0	0	0	0	0

	AB	30
	R	5
	H	8
	RBI	5
	BB	5
	SO	2
	LOB	15

Inning Stats										
	R: 0 E: 0 K: 1 S: 5	H: 0 LOB: 0 BB: 0 P: 5	R: 1 E: 0 K: 1 S: 6	H: 1 LOB: 0 BB: 0 P: 6	R: 0 E: 0 K: 0 S: 3	H: 0 LOB: 1 BB: 1 P: 7	R: 1 E: 0 K: 0 S: 4	H: 1 LOB: 2 BB: 2 P: 12	R: 1 E: 0 K: 0 S: 4	H: 1 LOB: 2 BB: 2 P: 12
	R: 1 E: 0 K: 0 S: 4	H: 1 LOB: 0 BB: 0 P: 4	R: 0 E: 0 K: 0 S: 3	H: 0 LOB: 0 BB: 0 P: 3	R: 0 E: 0 K: 0 S: 3	H: 1 LOB: 0 BB: 0 P: 3	R: 1 E: 0 K: 0 S: 6	H: 3 LOB: 2 BB: 0 P: 6	1B: 6 2B: 0 3B: 1 HR: 1	SF: 2 SAC: 2 DP: 1 HBP: 0
	WP: 0 PB: 0 SB: 0 CS: 0	PA: 39								

PITCHER		IP	WLS	BF	H	R	ER	SO	BB	IBB	HBP	BLK	WP	HR	S	P	ERA	WHIP
Gary Gentry, R ERA: 3.36	(1, 1)	4.0	L	19	2	3	3	2	4	1	0	0	0	1	18	38	6.75	1.500
Ron Taylor, R ERA: 3.22	(5, 1)	3.0		11	2	1	1	0	0	0	0	0	0	0	11	11	3.00	0.667
Rich Folkers, L ERA: 5.09	(8, 1)	2.0		9	4	1	1	0	0	0	0	0	0	0	9	9	4.50	2.000

PITCHER	IP	WLS	BF	H	R	ER	SO	BB	IBB	HBP	BLK	WP	HR	S	P	ERA	WHIP

BOTTOM

Batter	1	2	3	4	5	6	7	8	9	AB	R	H	RBI	BB	SO	LOB
Bud Harrelson, S (1, 6) OBP: 0.363, SLG: 0.337	L8		4-3		1B		F9		F9	5	0	1	0	0	0	2
Joe Foy, R (1, 5) OBP: 0.382, SLG: 0.357	BB			4-3	K		1-3 1B		E5 BB 1-2	4	0	1	0	1	1	2
Ken Singleton, S (1, 7) OBP: 0.358, SLG: 0.405	F7 1-2			1B BB		F8	F7		1-2 2-3 BB	3	0	0	0	1	0	3
Rich Folkers, L (8, 1) OBP: 0.250, SLG: 0.250										0	0	0	0	0	0	0
Duffy Dyer, R (9, PH) OBP: 0.310, SLG: 0.237										0	0	0	0	1	0	0
Tom Seaver, R (9, PR) OBP: 0.257, SLG: 0.273										0	0	0	0	0	0	0
Art Shamsky, L (1, 3) OBP: 0.380, SLG: 0.442	G3			P4		P5		1B 2B	P6	4	0	1	0	0	0	2
Al Weis, S (8, PR) (9, 4) OBP: 0.278, SLG: 0.315										1	0	0	0	0	0	3
Cleon Jones, R (1, 8) (9, 7) OBP: 0.318, SLG: 0.352		F8		1-2 1B		K		1B 1B 2-H		4	0	2	0	0	1	0
Dave Marshall, L (1, 9) (8, 7) OBP: 0.324, SLG: 0.452		3-1		F8			HR 2B	G6-4-3 1B 2-3		3	1	1	0	0	0	2
Donn Clendenon, R (8, PH) (9, 3) OBP: 0.366, SLG: 0.533										1	0	1	0	0	0	0
Wayne Garrett, L (1, 4) OBP: 0.394, SLG: 0.488		P5			HR		HR 2-H	G6-4-3 1B 1-2f		3	2	2	3	0	0	0
Tommie Agee, R (8, PH) (9, 8) OBP: 0.338, SLG: 0.491										1	0	0	0	0	0	3
Jerry Grote, R (1, 2) OBP: 0.322, SLG: 0.318			L8		1-3		6-3		K	4	0	0	0	0	1	0
Gary Gentry, R (1, 1) OBP: 0.111, SLG: 0.024			K		K		1B 1B		BB E 1B	1	0	0	0	0	1	0
Ron Taylor, R (5, 1)										1	0	0	0	0	1	0
Ron Swoboda, R (7, PH) (8, 9) OBP: 0.358, SLG: 0.428										2	0	2	0	0	0	0
Inning Stats	R: 0 E: 0 K: 0 S: 3 H: 0 LOB: 1 BB: 1 P: 7	R: 0 E: 0 K: 0 S: 3 H: 0 LOB: 0 BB: 0 P: 3	R: 0 E: 0 K: 1 S: 5 H: 0 LOB: 0 BB: 0 P: 5	R: 0 E: 0 K: 0 S: 4 H: 1 LOB: 2 BB: 1 P: 8	R: 1 E: 0 K: 2 S: 9 H: 2 LOB: 1 BB: 0 P: 9	R: 0 E: 0 K: 1 S: 5 H: 0 LOB: 0 BB: 0 P: 5	R: 2 E: 0 K: 0 S: 7 H: 4 LOB: 2 BB: 0 P: 7	R: 0 E: 0 K: 0 S: 4 H: 3 LOB: 2 BB: 0 P: 4	R: 0 E: 1 K: 1 S: 7 H: 1 LOB: 3 BB: 1 P: 11	1B: 7 2B: 2 3B: 0 HR: 2	SF: 0 SAC: 0 DP: 1 HBP: 0						

PITCHER		IP	WLS	BF	H	R	ER	SO	BB	IBB	HBP	BLK	WP	HR	S	P	ERA	WHIP
Don Sutton, R ERA: 3.54	(1, 1)	6.2	W	29	7	3	3	4	2	0	0	0	0	2	35	43	4.05	1.350
Ray Lamb, R ERA: 3.9	(7, 1)	0.2		3	2	0	0	0	0	0	0	0	0	0	3	3	0.00	3.000
Jim Brewer, L ERA: 3.4	(8, 1)	1.2	S	8	2	0	0	1	1	0	0	0	0	0	9	13	0.00	1.800

PITCHER	IP	WLS	BF	H	R	ER	SO	BB	IBB	HBP	BLK	WP	HR	S	P	ERA	WHIP

Los Angeles Dodgers @ New York Mets
Shea Stadium, Flushing, NY
Sun Jul 26 1970, 3:33 AM EDT
Att. 51,139 - Cloudy

livebaseballscorecards.com

AB	37
R	3
H	11
RBI	3
BB	3
SO	5
LOB	17

1B: 7 SF: 0
2B: 2 SAC: 0
3B: 0 DP: 1
HR: 2 HBP: 0

WP: 0 PA: 40
PB: 0
SB: 1
CS: 0

San Francisco Giants @ New York Mets

Shea Stadium, Flushing, NY

Mon Jul 27 1970, 7:05 PM EDT

Att. 51,061 - Unknown

TOP

livebaseballscorecards.com

Batter	1	2	3	4	5	6	7	8	9	AB	R	H	RBI	BB	SO	LOB
Bobby Bonds, R (1, 9) OBP: 0.388, SLG: 0.492	5-3	HR			BB		K			3	1	1	1	1	1	1
Tito Fuentes, S (1, 6) OBP: 0.279, SLG: 0.316	BB	3B			F8		F8			3	1	1	0	1	0	2
Willie Mays, R (1, 8) OBP: 0.391, SLG: 0.522	1B	K			K		K			4	1	1	0	0	3	3
Willie McCovey, L (1, 3) OBP: 0.426, SLG: 0.574	F2		G5-4-3 BB		IBB			F2		2	0	0	0	2	0	2
Dick Dietz, R (1, 2) OBP: 0.437, SLG: 0.595	1B		F9		6-3			F2		4	0	1	1	0	0	3
Jim Ray Hart, R (1, 7) OBP: 0.403, SLG: 0.600	FC6-4 1B		G5-4-3			F7		3-1		4	0	1	1	0	0	1
Ron Hunt, R (1, 4) OBP: 0.400, SLG: 0.385	FC6-4			F8		F8			F7	4	0	0	0	0	0	2
Al Gallagher, R (1, 5) OBP: 0.346, SLG: 0.393		1-3		4-3		F9			K	4	0	0	0	0	1	0
Gaylord Perry, R (1, 1) OBP: 0.127, SLG: 0.203		K		F9			2B		F7	3	0	1	0	0	1	0
Ken Henderson, S (9, PH) OBP: 0.411, SLG: 0.476										1	0	0	0	0	0	0

	AB	32
	R	3
	H	6
	RBI	3
	BB	4
	SO	6
	LOB	14

Inning Stats	1	2	3	4	5	6	7	8	9
	R: 2 E: 0 K: 0 S: 6	H: 3 LOB: 2 BB: 1 P: 10	R: 1 E: 0 K: 2 S: 9	H: 2 LOB: 1 BB: 0 P: 9	R: 0 E: 0 K: 0 S: 2	H: 0 LOB: 0 BB: 1 P: 6	R: 0 E: 0 K: 0 S: 3	H: 0 LOB: 0 BB: 0 P: 3	R: 0 E: 0 K: 1 S: 5	H: 0 LOB: 2 BB: 2 P: 13	R: 0 E: 0 K: 0 S: 3	H: 0 LOB: 0 BB: 0 P: 3	R: 0 E: 0 K: 2 S: 8	H: 1 LOB: 1 BB: 0 P: 8	R: 0 E: 0 K: 0 S: 3	H: 0 LOB: 0 BB: 0 P: 3	R: 0 E: 0 K: 1 S: 5	H: 0 LOB: 0 BB: 0 P: 5

	1B: 3	SF: 0	WP: 0	PA: 36
	2B: 1	SAC: 0	PB: 0	
	3B: 1	DP: 1	SB: 1	
	HR: 1	HBP: 0	CS: 0	

PITCHER	IP	WLS	BF	H	R	ER	SO	BB	IBB	HBP	BLK	WP	HR	S	P	ERA	WHIP
Tom Seaver, R (1, 1) ERA: 2.41	9.0	W	36	6	3	3	6	3	1	0	0	0	1	44	60	3.00	1.000

PITCHER	IP	WLS	BF	H	R	ER	SO	BB	IBB	HBP	BLK	WP	HR	S	P	ERA	WHIP

Batter	1	2	3	4	5	6	7	8	9	AB	R	H	RBI	BB	SO	LOB
Bud Harrelson, S (1, 6) OBP: 0.363, SLG: 0.335	4-3		BB		SH1-3		F2			2	0	0	0	1	0	1
Mike Jorgensen, L (1, 8) (9, 3) OBP: 0.286, SLG: 0.406	F7				K			3B		4	1	2	0	0	1	1
Ken Singleton, S (1, 9) OBP: 0.362, SLG: 0.408	F8		FC3-2-5		1B			FC6-4		4	0	2	2	0	0	2
Tommie Agee, R (8, PR) (9, 8) OBP: 0.338, SLG: 0.491		3-1	6-3			F8		F9		0	0	0	0	0	0	0
Art Shamsky, L (1, 3) OBP: 0.375, SLG: 0.436										4	0	0	0	0	0	3
Ron Swoboda, R (9, 9) OBP: 0.358, SLG: 0.428		4-3		HR		6-3		FC6-4		0	0	0	0	0	0	0
Cleon Jones, R (1, 7) OBP: 0.317, SLG: 0.362										4	1	1	1	0	0	1
Wayne Garrett, L (1, 4) OBP: 0.392, SLG: 0.488		HR		K		K		4-3		4	1	1	0	0	2	1
Joe Foy, R (1, 5) OBP: 0.385, SLG: 0.373		HR		F8			1B			3	1	2	2	0	0	0
Jerry Grote, R (1, 2) OBP: 0.322, SLG: 0.318		5-3		F9			G4-6-3			3	0	1	0	0	0	0
Tom Seaver, R (1, 1) OBP: 0.260, SLG: 0.265			4-1		SH1-3 PB BB		G4-6-3			2	1	0	0	1	0	2
Inning Stats	R: 0 E: 0 K: 0 S: 3 H: 0 LOB: 0 BB: 0 P: 3	R: 2 E: 0 K: 0 S: 5 H: 2 LOB: 0 BB: 0 P: 5	R: 0 E: 0 K: 0 S: 4 H: 1 LOB: 2 BB: 1 P: 8	R: 1 E: 0 K: 1 S: 6 H: 1 LOB: 0 BB: 0 P: 6	R: 1 E: 0 K: 1 S: 5 H: 1 LOB: 1 BB: 1 P: 9	R: 0 E: 0 K: 1 S: 5 H: 0 LOB: 0 BB: 0 P: 5	R: 0 E: 0 K: 0 S: 4 H: 2 LOB: 1 BB: 0 P: 4	R: 1 E: 0 K: 0 S: 5 H: 2 LOB: 1 BB: 0 P: 5		1B: 5 2B: 1 3B: 1 HR: 2	SF: 0 SAC: 1 DP: 1 HBP: 0						

PITCHER	IP	WLS	BF	H	R	ER	SO	BB	IBB	HBP	BLK	WP	HR	S	P	ERA	WHIP
Gaylord Perry, R (1, 1) ERA: 3.64	8.0	L	33	9	5	5	3	2	0	0	0	0	2	37	45	5.62	1.375

PITCHER	IP	WLS	BF	H	R	ER	SO	BB	IBB	HBP	BLK	WP	HR	S	P	ERA	WHIP

BOTTOM

San Francisco Giants @ New York Mets

Shea Stadium, Flushing, NY

Mon Jul 27 1970, 7:05 PM EDT

Att. 51,061 - Unknown

livebaseballscorecards.com

AB	30
R	5
H	9
RBI	5
BB	2
SO	3
LOB	11

1B: 5 2B: 1 3B: 1 HR: 2 SF: 0 SAC: 1 DP: 1 HBP: 0

WP: 0 PB: 1 SB: 0 CS: 0 PA: 33

Batter	1	2	3	4	5	6	7	8	9	AB	R	H	RBI	BB	SO	LOB
Bobby Bonds, R (1, 9) (6, 8) OBP: 0.387, SLG: 0.489	5-3			1-3		BB 1-2 2B		4-3		3	1	0	0	1	0	0
Ron Hunt, R (1, 4) OBP: 0.398, SLG: 0.387	F7			F7		WP 1-H 2-H 2B		F8		4	0	1	2	0	0	0
Willie Mays, R (1, 8) OBP: 0.388, SLG: 0.517	K			K		K 2-3			4-3	3	0	0	0	0	3	1
Ken Henderson, S (6, 9) OBP: 0.410, SLG: 0.475										1	0	0	0	0	0	0
Willie McCovey, L (1, 3) OBP: 0.424, SLG: 0.573		K			2B	F6			F8	4	0	1	0	0	1	1
Dick Dietz, R (1, 2) OBP: 0.438, SLG: 0.592		K			F7		BB G6-4-3		1B	3	0	1	0	1	1	1
Jim Ray Hart, R (1, 7) OBP: 0.395, SLG: 0.581		6-3			5-3		G6-4-3 1-2f		FC6-4 1-2	4	0	1	0	0	0	2
Al Gallagher, R (1, 5) OBP: 0.345, SLG: 0.390			F8		1-6-3		1B		FC6-4 1-2f	4	0	1	0	0	0	3
Tito Fuentes, S (1, 6) OBP: 0.275, SLG: 0.311			4-3			3-1	4-3			3	0	0	0	0	0	1
Rich Robertson, R (1, 1) OBP: 0.083, SLG: 0.250			F3			BB 2B		1-3		1	0	0	0	0	0	0
Mike Davison, L (4, 1)										0	1	0	0	1	0	0
Bob Taylor, L (8, PH) OBP: 0.326, SLG: 0.280										1	0	0	0	0	0	0
Ron Bryant, S (8, 1) OBP: 0.125, SLG: 0.125										0	0	0	0	0	0	0
Inning Stats	R: 0 E: 0 K: 1 S: 5 H: 0 LOB: 0 BB: 0 P: 5	R: 0 E: 0 K: 2 S: 7 H: 0 LOB: 0 BB: 0 P: 7	R: 0 E: 0 K: 0 S: 3 H: 0 LOB: 0 BB: 0 P: 3	R: 0 E: 0 K: 1 S: 5 H: 0 LOB: 0 BB: 0 P: 5	R: 0 E: 0 K: 0 S: 4 H: 1 LOB: 1 BB: 0 P: 4	R: 2 E: 0 K: 1 S: 6 H: 1 LOB: 1 BB: 2 P: 14	R: 0 E: 0 K: 0 S: 3 H: 1 LOB: 1 BB: 1 P: 7	R: 0 E: 0 K: 0 S: 3 H: 0 LOB: 0 BB: 0 P: 3	R: 0 E: 0 K: 0 S: 5 H: 2 LOB: 2 BB: 0 P: 5	1B: 3 2B: 2 3B: 0 HR: 0 SF: 0 SAC: 0 DP: 1 HBP: 0						

PITCHER	IP	WLS	BF	H	R	ER	SO	BB	IBB	HBP	BLK	WP	HR	S	P	ERA	WHIP
Jim McAndrew, R (1, 1) ERA: 4.18	9.0	W	34	5	2	2	5	3	0	0	0	1	0	41	53	2.00	0.889

PITCHER	IP	WLS	BF	H	R	ER	SO	BB	IBB	HBP	BLK	WP	HR	S	P	ERA	WHIP

TOP

San Francisco Giants @ New York Mets

Shea Stadium, Flushing, NY

Tue Jul 28 1970, 7:05 PM EDT

Att. 50,174 - Unknown

livebaseballscorecards.com

AB	31
R	2
H	5
RBI	2
BB	3
SO	5
LOB	9

WP: 1	PA: 34
PB: 0	
SB: 0	
CS: 0	

Batter	1	2	3	4	5	6	7	8	9	AB	R	H	RBI	BB	SO	LOB
Tommie Agee, R (1, 8) OBP: 0.339, SLG: 0.490	0-0 3B 1B		0-0 6-3 ①	0-0 F9 ① 2-3	0-0 F8 ③		0-0 1B 2-3 1B			5	1	2	0	0	0	3
Bud Harrelson, S (1, 6) OBP: 0.368, SLG: 0.349	0-0 SF8 1-H 3B		0-0 HR 2B	0-0 HR 1-2 3-H 1B		S S S 0-3 K ①	0-0 1-2 3-H 1B			3	3	3	2	0	0	0
Al Weis, S (6, 6) OBP: 0.283, SLG: 0.319										2	0	1	1	0	1	0
Ken Singleton, S (1, 9) OBP: 0.370, SLG: 0.411 (8, 7)	0-0 SF8 1B		B B B 4-0 HR BB	0-0 F8 ②		0-0 G5-3 BB 1B	S S S 0-3 K ③			4	1	2	0	1	1	4
Donn Clendenon, R (1, 3) OBP: 0.372, SLG: 0.567	0-0 SF8 ① 1-2 3-H		0-0 1-H 2-H HR	0-0 1-H 2-H HR		B B B B 4-0 1-2 BB		S S S 0-3 K ①		3	2	2	7	1	1	0
Mike Jorgensen, L (9, 3) OBP: 0.286, SLG: 0.406										0	0	0	0	0	0	0
Cleon Jones, R (1, 7) OBP: 0.316, SLG: 0.360	S S S 0-3 K ②		0-0 E5 FC3-6	0-0 1B		0-0 G5-3 ②③ 2-3f		0-0 HR		4	0	1	0	0	1	3
Ron Swoboda, R (8, 9) OBP: 0.362, SLG: 0.448										1	1	1	1	0	0	0
Wayne Garrett, L (1, 4) OBP: 0.387, SLG: 0.480	0-0 6-3 ③		0-0 FC3-6 ② 1-2f	S S S 0-3 K ③			S S S 0-3 K ①	0-0 FC4-6 1B		5	0	1	0	0	2	3
Joe Foy, R (1, 5) OBP: 0.379, SLG: 0.366		0-0 F8 ①	0-0 F7 ③		0-0 F6 ①		0-0 F7 ②	0-0 F8 ②		5	0	0	0	0	0	2
Jerry Grote, R (1, 2) OBP: 0.328, SLG: 0.325		0-0 F9 ②		0-0 F9 BB 1B 1B	0-0 SH3-4		0-0 1B E 1B	0-0 FC4-6 ③ 1-2f		4	2	3	0	0	0	0
Duffy Dyer, R (8, 2) OBP: 0.307, SLG: 0.235										1	0	0	0	0	0	1
Jim McAndrew, R (1, 1) OBP: 0.207, SLG: 0.222		0-0 F4 ③		B B B 4-0 1B 1-2 HR BB	0-0 SH3-4 ② 1-2		0-0 E8 1B 1-H 1B 1B			2	2	1	0	1	0	0
Inning Stats	R: 2 H: 3 E: 0 LOB: 1 K: 1 BB: 0 S: 8 P: 8		R: 0 H: 0 E: 0 LOB: 0 K: 0 BB: 0 S: 3 P: 3	R: 3 H: 2 E: 1 LOB: 1 K: 0 BB: 1 S: 6 P: 10	R: 4 H: 4 E: 0 LOB: 1 K: 1 BB: 1 S: 9 P: 13	R: 0 H: 1 E: 0 LOB: 1 K: 0 BB: 0 S: 4 P: 4	R: 0 H: 1 E: 0 LOB: 1 K: 1 BB: 1 S: 5 P: 9	R: 2 H: 4 E: 1 LOB: 2 K: 2 BB: 0 S: 11 P: 11	R: 1 H: 2 E: 0 LOB: 1 K: 1 BB: 0 S: 7 P: 7		1B: 12 SF: 1 2B: 1 SAC: 1 3B: 1 DP: 1 HR: 3 HBP: 0						

PITCHER		IP	WLS	BF	H	R	ER	SO	BB	IBB	HBP	BLK	WP	HR	S	P	ERA	WHIP
Rich Robertson, R ERA: 5.3	(1, 1)	3.0	L	18	6	7	7	1	2	0	0	0	0	1	18	26	21.00	2.667
Mike Davison, L ERA: 7.23	(4, 1)	4.0		21	9	4	3	4	1	0	0	0	0	1	28	32	6.75	2.500
Ron Bryant, L ERA: 5.27	(8, 1)	1.0		5	2	1	1	1	0	0	0	0	0	1	7	7	9.00	2.000

PITCHER	IP	WLS	BF	H	R	ER	SO	BB	IBB	HBP	BLK	WP	HR	S	P	ERA	WHIP

BOTTOM

San Francisco Giants @ New York Mets

Shea Stadium, Flushing, NY

Tue Jul 28 1970, 7:05 PM EDT

Att. 50,174 - Unknown

livebaseballscorecards.com

AB	39
R	12
H	17
RBI	11
BB	3
SO	6
LOB	16

Batter	1	2	3	4	5	6	7	8	9	AB	R	H	RBI	BB	SO	LOB
Bobby Bonds, R (1, 8) OBP: 0.392, SLG: 0.508	CS 1B		F8 BB 1B		HR		1-H HR	SSS K ②		5	2	4	3	0	1	2
Ron Hunt, R (1, 4) Hal Lanier, R (7, 6) OBP: 0.276, SLG: 0.299	F7 ①② 1-2		BBBB 1-2 BB		BBBB G6-4-3 BB		BBBB WP 2B BB	F4 ③		1 1	1 0	0 0	0 0	3 0	0 0	1 2
Willie Mays, R (1, 3) OBP: 0.383, SLG: 0.508	F3 ③		F8 ① 2-3		G6-4-3 ②③ 1-2f		F5 ② 1-2		SSS K ①	5	0	0	0	0	1	4
Dick Dietz, R (1, 2) OBP: 0.438, SLG: 0.586		BBBB 1B BB	SSS K ②			5-3 ①	2B IBB		F9 ②	3	0	0	0	2	1	2
Ken Henderson, S (1, 9) OBP: 0.410, SLG: 0.475		F8 ①	F9 ③			BBBB FC6-4 BB	1-3 2-H 2B		F5 ③	4	0	1	1	1	0	3
Jim Ray Hart, R (1, 5) OBP: 0.400, SLG: 0.577		1-3 1B		G5-4-3 1B		F8 ②	F7 ③			4	0	2	0	0	0	3
Tito Fuentes, S (1, 6) OBP: 0.274, SLG: 0.310 (7, 4)		SSS K ②		G5-4-3 ①② 1-2f		FC6-4 ③ 1-2f		1B 1B		4	0	1	0	0	1	4
Frank Johnson, R (1, 7) OBP: 0.331, SLG: 0.319		IIII IBB		F7 ③			HR 1B	1-3 1B		3	1	2	0	1	0	0
Skip Pitlock, L (1, 1)		SSS K ③			SSS K ①		SSS K ①	SSS K ①		2	0	0	0	0	2	3
Al Gallagher, R (7, PH) OBP: 0.343, SLG: 0.389										1	0	0	0	0	1	1
Don McMahon, R (7, 1) OBP: 0.308, SLG: 0.182										1	0	0	0	0	1	2
Inning Stats	R: 0 E: 0 K: 0 S: 3 H: 1 LOB: 0 BB: 0 P: 3	R: 0 E: 0 K: 2 S: 8 H: 1 LOB: 3 BB: 2 P: 16	R: 0 E: 0 K: 1 S: 6 H: 1 LOB: 2 BB: 1 P: 10	R: 0 E: 0 K: 0 S: 3 H: 1 LOB: 0 BB: 0 P: 3	R: 1 E: 0 K: 1 S: 5 H: 1 LOB: 0 BB: 1 P: 9	R: 0 E: 0 K: 0 S: 3 H: 0 LOB: 1 BB: 1 P: 7	R: 3 E: 0 K: 1 S: 8 H: 3 LOB: 2 BB: 2 P: 16	R: 0 E: 0 K: 2 S: 9 H: 2 LOB: 2 BB: 0 P: 9	R: 0 E: 0 K: 1 S: 5 H: 0 LOB: 0 BB: 0 P: 5	1B: 7 2B: 1 3B: 0 HR: 2 SF: 0 SAC: 0 DP: 2 HBP: 0						

PITCHER		IP	WLS	BF	H	R	ER	SO	BB	IBB	HBP	BLK	WP	HR	S	P	ERA	WHIP
Jerry Koosman, L ERA: 2.82	(1, 1)	5.0		21	5	1	1	4	3	1	0	0	0	1	25	41	1.80	1.600
Rich Folkers, L ERA: 6.05	(6, 1)	1.2	L	11	3	3	3	1	2	1	0	0	1	1	10	22	16.20	3.000
Danny Frisella, R ERA: 2.08	(7, 1)	1.1		6	2	0	0	2	0	0	0	0	0	0	10	10	0.00	1.500
Ron Taylor, R ERA: 3.15	(9, 1)	1.0		3	0	0	0	1	0	0	0	0	0	0	5	5	0.00	0.000

PITCHER	IP	WLS	BF	H	R	ER	SO	BB	IBB	HBP	BLK	WP	HR	S	P	ERA	WHIP

TOP

San Francisco Giants @ New York Mets

Shea Stadium, Flushing, NY

Wed Jul 29 1970, 7:05 PM EDT

Att. 43,029 - Unknown

livebaseballscorecards.com

AB	34
R	4
H	10
RBI	4
BB	7
SO	8
LOB	27

WP: 1 PB: 0 SB: 0 CS: 1 PA: 41

Batter	1	2	3	4	5	6	7	8	9	AB	R	H	RBI	BB	SO	LOB
Tommie Agee, R (1, 8) OBP: 0.339, SLG: 0.489	0-0 1B 1B FC6-4 1B	0-0 F3		0-0 1-3 1B		0-0 G6-4-3 1-2f			0-0 F9	5	1	2	0	0	0	2
Bud Harrelson, S (1, 6) OBP: 0.366, SLG: 0.347	0-0 FC6-4 1B 1-2 1B		0-3 K	0-0 F5			0-0 F4		0-0 F8	5	0	1	0	0	1	2
Ken Singleton, S (1, 7) OBP: 0.377, SLG: 0.409	0-0 FC6-4 1-2 2-3 1B	0-0 F4			0-3 K		4-0 BB		4-0 BB	3	0	1	0	2	1	0
Donn Clendenon, R (1, 3) OBP: 0.368, SLG: 0.573	0-0 FC6-4 BB 1-2f 2-3 3-H	0-0 HR			0-0 3-1		0-3 K		0-3 K	5	1	1	2	0	2	4
Ron Swoboda, R (1, 9) OBP: 0.369, SLG: 0.445	4-0 G6-4-3 1-2 BB	4-0 BB			4-0 BB		0-3 K			1	0	0	0	3	1	1
Joe Foy, R (1, 5) OBP: 0.377, SLG: 0.361	0-0 G6-4-3 1-2f	0-0 5-3			4-0 1-2 BB			0-0 F6		3	0	0	0	1	0	4
Ted Martinez, R (1, 4) OBP: 0.083, SLG: 0.083 Wayne Garrett, L (8, PH) OBP: 0.385, SLG: 0.478 (9, 4)		0-0 5-3		0-0 F9	0-0 F2			0-0 F4		3 1	0 0	0 0	0 0	0 0	0 0	2 0
Duffy Dyer, R (1, 2) OBP: 0.316, SLG: 0.232 Dave Marshall, L (8, PH) OBP: 0.328, SLG: 0.457 Jerry Grote, R (9, 2) OBP: 0.328, SLG: 0.325		4-0 SH2-4 BB		4-0 1B BB		0-0 F2		0-0 1B		1 1 0	0 0 0	0 1 0	0 0 0	2 0 0	0 0 0	0 0 0
Jerry Koosman, R (1, 1) OBP: 0.128, SLG: 0.068 Rich Folkers, L (6, 1) OBP: 0.400, SLG: 0.400 Danny Frisella, L (7, 1) OBP: 0.500, SLG: 0.500 Art Shamsky, L (8, PH) OBP: 0.373, SLG: 0.434 Ron Taylor, R (9, 1)		0-0 SH2-4 1-2		0-3 K		0-0 G6-4-3 1B		0-0 F1		1 1 0 1 0	0 0 0 0 0	0 1 0 0 0	0 0 0 0 0	1 0 0 0 0	1 0 0 0 0	1 0 0 1 0
Inning Stats	R: 1 E: 0 K: 0 S: 5 H: 3 LOB: 2 BB: 1 P: 9	R: 0 E: 0 K: 0 S: 3 H: 0 LOB: 1 BB: 1 P: 7	R: 1 E: 0 K: 1 S: 6 H: 1 LOB: 1 BB: 1 P: 10	R: 0 E: 0 K: 1 S: 6 H: 1 LOB: 2 BB: 1 P: 10	R: 0 E: 0 K: 1 S: 5 H: 0 LOB: 2 BB: 2 P: 13	R: 0 E: 0 K: 0 S: 3 H: 1 LOB: 0 BB: 0 P: 3	R: 0 E: 0 K: 2 S: 7 H: 0 LOB: 1 BB: 1 P: 11	R: 0 E: 0 K: 0 S: 4 H: 1 LOB: 1 BB: 0 P: 4	R: 0 E: 0 K: 1 S: 5 H: 0 LOB: 1 BB: 1 P: 9	1B: 6 2B: 0 3B: 0 HR: 1	SF: 0 SAC: 1 DP: 2 HBP: 0				WP: 0 PB: 0 SB: 0 CS: 0	PA: 40	

PITCHER		IP	WLS	BF	H	R	ER	SO	BB	IBB	HBP	BLK	WP	HR	S	P	ERA	WHIP
Skip Pitlock, L ERA: 5.19	(1, 1)	6.0	W	28	6	2	2	3	6	0	0	0	0	1	28	52	3.00	2.000
Don McMahon, R ERA: 3.32	(7, 1)	3.0	S	12	1	0	0	3	2	0	0	0	0	0	16	24	0.00	1.000

PITCHER	IP	WLS	BF	H	R	ER	SO	BB	IBB	HBP	BLK	WP	HR	S	P	ERA	WHIP

BOTTOM

San Francisco Giants @ New York Mets

Shea Stadium, Flushing, NY

Wed Jul 29 1970, 7:05 PM EDT

Att. 43,029 - Unknown

livebaseballscorecards.com

AB	31
R	2
H	7
RBI	2
BB	8
SO	6
LOB	17

San Diego Padres @ New York Mets

Shea Stadium, Flushing, NY

Fri Jul 31 1970, 7:05 PM EDT

Att. 30,684 - Unknown

TOP

livebaseballscorecards.com

Batter	1	2	3	4	5	6	7	8	9	AB	R	H	RBI	BB	SO	LOB
Dave Campbell, R (1, 4) OBP: 0.284, SLG: 0.333	F7			F8	P6		F2		K	5	0	0	0	0	1	3
Steve Huntz, S (1, 6) OBP: 0.335, SLG: 0.351	F9			G6-4-3 BB	E BB 1-2 2-3		K		F7	3	0	0	0	2	1	1
Cito Gaston, R (1, 8) OBP: 0.375, SLG: 0.554	5-3			G6-4-3 1-2f	E 1-2 2-3 3-H		K			3	0	0	1	1	1	1
Al Ferrara, R (1, 7) OBP: 0.364, SLG: 0.466		K			HBP E3 FC6-4 1-2 2-3 3-H			5-3		3	1	0	0	0	1	2
Ollie Brown, R (1, 9) OBP: 0.321, SLG: 0.484		K			P4 FC6-4 1-2f			FC5-4 1B		4	0	1	0	0	1	4
Nate Colbert, R (1, 3) OBP: 0.330, SLG: 0.482		K			BB 1B BB 1-2	E5 S		K		3	1	0	0	1	2	1
Ed Spiezio, R (1, 5) OBP: 0.383, SLG: 0.462			G4-6-3 1B		1B 1B BB 1-2 2-3	K 1-2		FC5-4 1-2f		3	1	1	0	1	1	2
Chris Cannizzaro, R (1, 2) OBP: 0.398, SLG: 0.428 Jose Arcia, R (9, PR) OBP: 0.253, SLG: 0.256			F9	BB 1B BB 1B 1-2 2-H 3-H		K			BB	3 0	1 0	1 0	2 0	1 0	1 0	2 0
Pat Dobson, R (1, 1) OBP: 0.212, SLG: 0.184 Ray Webster, L (5, PH) OBP: 0.301, SLG: 0.310 Ron Herbel, R (5, 1) Tom Dukes, R (6, 1) Ivan Murrell, R (9, PH) OBP: 0.296, SLG: 0.422			G4-6-3 1-2f	BB BB E 1B 1-2 2-H					K	1 1 1 0 1	0 1 0 0 0	0 1 0 0 1	0 1 0 0 1	0 0 1 0 1	0 0 1 0 1	1 0 1 0 1
Inning Stats	R: 0 E: 0 K: 0 S: 3 H: 0 LOB: 0 BB: 0 P: 3	R: 0 E: 0 K: 3 S: 9 H: 0 LOB: 0 BB: 0 P: 9	R: 0 E: 0 K: 0 S: 3 H: 1 LOB: 0 BB: 0 P: 3	R: 0 E: 0 K: 0 S: 2 H: 0 LOB: 0 BB: 1 P: 6	R: 5 E: 1 K: 0 S: 6 H: 2 LOB: 3 BB: 4 P: 23	R: 0 E: 1 K: 3 S: 10 H: 0 LOB: 1 BB: 0 P: 10	R: 0 E: 0 K: 2 S: 7 H: 0 LOB: 0 BB: 0 P: 7	R: 0 E: 0 K: 1 S: 6 H: 1 LOB: 1 BB: 0 P: 6	R: 0 E: 0 K: 2 S: 7 H: 0 LOB: 1 BB: 1 P: 11	1B: 4 2B: 0 3B: 0 HR: 0 SF: 0 SAC: 0 DP: 2 HBP: 1						

AB	31
R	5
H	4
RBI	4
BB	6
SO	11
LOB	19

PITCHER		IP	WLS	BF	H	R	ER	SO	BB	IBB	HBP	BLK	WP	HR	S	P	ERA	WHIP
Gary Gentry, R ERA: 3.51	(1, 1)	4.2		20	3	5	4	3	4	0	1	0	0	0	21	38	7.71	1.500
Danny Frisella, R ERA: 1.88	(5, 1)	1.1	W	7	0	0	0	3	1	0	0	0	0	0	12	16	0.00	0.750
Tug McGraw, L ERA: 3.78	(7, 1)	3.0	S	11	1	0	0	5	1	0	0	0	0	0	20	24	0.00	0.667

PITCHER	IP	WLS	BF	H	R	ER	SO	BB	IBB	HBP	BLK	WP	HR	S	P	ERA	WHIP

San Diego Padres @ New York Mets

Shea Stadium, Flushing, NY

Fri Jul 31 1970, 7:05 PM EDT

Att. 30,684 - Unknown

BOTTOM

Batter	1	2	3	4	5	6	7	8	9	AB	R	H	RBI	BB	SO	LOB
Tommie Agee, R (1, 8) OBP: 0.339, SLG: 0.487	4-3		L9-6 2-3		P4	1-2 2-H 3-H 1B				4	0	1	2	0	0	2
Bud Harrelson, S (1, 6) OBP: 0.365, SLG: 0.346	F9			F9	1-2 1B	P4				4	0	1	0	0	0	2
Ken Singleton, S (1, 9) OBP: 0.374, SLG: 0.426	K			HR	K		F8			4	1	1	1	0	2	2
Donn Clendenon, R (1, 3) OBP: 0.361, SLG: 0.561		K		F9		K	K			4	0	0	0	0	3	0
Cleon Jones, R (1, 7) OBP: 0.322, SLG: 0.375		BB		HR		1B 1B 1B	6-3			3	2	2	1	1	0	0
Wayne Garrett, L (1, 4) OBP: 0.387, SLG: 0.495		F8		HR		BB 1B 1-3 1B		F8		4	2	2	1	0	0	1
Joe Foy, R (1, 5) OBP: 0.375, SLG: 0.359		K		K		BB 1-2 3-H 1B		K		4	1	1	1	0	3	1
Jerry Grote, R (1, 2) OBP: 0.327, SLG: 0.324			L9-6 SH3-4 1B		P6	F9		F9		4	0	1	0	0	0	2
Gary Gentry, R (1, 1) OBP: 0.111, SLG: 0.024			SH3-4 1-2		1B	1B 1-2 2-3 BB				0	0	0	0	0	0	0
Danny Frisella, L (5, 1) OBP: 0.667, SLG: 0.667										1	0	1	0	0	0	0
Dave Marshall, L (6, PH) OBP: 0.333, SLG: 0.457										0	0	0	0	1	0	0
Tug McGraw, R (7, 1) OBP: 0.286, SLG: 0.333										0	0	0	0	0	0	0
Inning Stats	R: 0 E: 0 K: 1 S: 5 H: 0 LOB: 0 BB: 0 P: 5	R: 0 E: 0 K: 2 S: 7 H: 0 LOB: 1 BB: 1 P: 11	R: 0 E: 0 K: 0 S: 3 H: 1 LOB: 0 BB: 0 P: 3	R: 3 E: 0 K: 1 S: 8 H: 3 LOB: 0 BB: 0 P: 8	R: 0 E: 0 K: 1 S: 7 H: 2 LOB: 2 BB: 0 P: 7	R: 3 E: 0 K: 1 S: 9 H: 4 LOB: 2 BB: 1 P: 13	R: 0 E: 0 K: 1 S: 5 H: 0 LOB: 0 BB: 0 P: 5	R: 0 E: 0 K: 1 S: 5 H: 0 LOB: 0 BB: 0 P: 5		1B: 7 2B: 1 3B: 0 HR: 3 SF: 0 SAC: 1 DP: 1 HBP: 0						

PITCHER		IP	WLS	BF	H	R	ER	SO	BB	IBB	HBP	BLK	WP	HR	S	P	ERA	WHIP
Pat Dobson, R ERA: 4.09	(1, 1)	4.0		16	4	3	3	4	1	0	0	0	0	3	23	27	6.75	1.250
Ron Herbel, R ERA: 4.78	(5, 1)	1.1	L	9	5	3	3	2	0	0	0	0	0	0	13	13	20.25	3.750
Tom Dukes, R ERA: 1.82	(6, 1)	2.2		10	1	0	0	2	1	0	0	0	0	0	13	17	0.00	0.750

PITCHER	IP	WLS	BF	H	R	ER	SO	BB	IBB	HBP	BLK	WP	HR	S	P	ERA	WHIP

livebaseballscorecards.com

AB	32
R	6
H	10
RBI	6
BB	2
SO	8
LOB	10

WP: 0 PB: 0 SB: 0 CS: 0 PA: 35

Batter	1	2	3	4	5	6	7	8	9	AB	R	H	RBI	BB	SO	LOB
Dave Campbell, R (1, 4) OBP: 0.286, SLG: 0.341	F2		HR		F7			CS, BB BB		3	1	1	1	1	0	0
Steve Huntz, S (1, 6) OBP: 0.337, SLG: 0.348	1B, E BB		L3		4-3			1-2 BB		2	0	0	0	2	0	0
Jose Arcia, R (8, PR) OBP: 0.253, SLG: 0.256 (8, 6)										0	0	0	0	0	0	0
Cito Gaston, R (1, 8) OBP: 0.371, SLG: 0.549	K		1-3		F8			F7		4	0	0	0	0	1	3
Al Ferrara, R (1, 7) OBP: 0.358, SLG: 0.458	E5 1-2		K			F9		K 2-3		4	0	0	0	0	2	3
Ollie Brown, R (1, 9) OBP: 0.323, SLG: 0.493	1-2 2-3 1B			HR		K			4-3	4	1	2	1	0	1	0
Nate Colbert, R (1, 3) OBP: 0.327, SLG: 0.476	K			K		K			K	4	0	0	0	0	4	3
Ed Spiezio, R (1, 5) OBP: 0.374, SLG: 0.449		K		F2			K		F9	4	0	0	0	0	2	0
Chris Cannizzaro, R (1, 2) OBP: 0.397, SLG: 0.424		5-3		BB			L7			2	0	0	0	1	0	0
Earl Wilson, R (1, 1) OBP: 0.225, SLG: 0.278		K		K			K			2	0	0	0	0	2	1
Ray Webster, L (7, PH) OBP: 0.298, SLG: 0.307										1	0	0	0	0	1	0
Ron Willis, R (7, 1)										0	0	0	0	0	0	0
Inning Stats	R: 0 E: 1 K: 2 S: 9 H: 1 LOB: 3 BB: 1 P: 13	R: 0 E: 0 K: 2 S: 7 H: 0 LOB: 0 BB: 0 P: 7	R: 1 E: 0 K: 1 S: 6 H: 1 LOB: 0 BB: 0 P: 6	R: 1 E: 0 K: 2 S: 8 H: 1 LOB: 1 BB: 1 P: 12	R: 0 E: 0 K: 0 S: 3 H: 0 LOB: 0 BB: 0 P: 3	R: 0 E: 0 K: 2 S: 7 H: 0 LOB: 0 BB: 0 P: 7	R: 0 E: 0 K: 2 S: 7 H: 0 LOB: 0 BB: 0 P: 7	R: 0 E: 0 K: 1 S: 4 H: 0 LOB: 2 BB: 2 P: 12	R: 0 E: 0 K: 1 S: 5 H: 0 LOB: 0 BB: 0 P: 5	1B: 1 2B: 1 3B: 0 HR: 2 SF: 0 SAC: 0 DP: 1 HBP: 0						

PITCHER	IP	WLS	BF	H	R	ER	SO	BB	IBB	HBP	BLK	WP	HR	S	P	ERA	WHIP
Tom Seaver, R (1, 1) ERA: 2.39	9.0	W	34	3	2	2	13	4	0	0	0	0	2	56	72	2.00	0.778

PITCHER	IP	WLS	BF	H	R	ER	SO	BB	IBB	HBP	BLK	WP	HR	S	P	ERA	WHIP

TOP

San Diego Padres @ New York Mets

Shea Stadium, Flushing, NY

Sat Aug 01 1970, 3:33 AM EDT

Att. 25,919 - Unknown

livebaseballscorecards.com

AB	30
R	2
H	3
RBI	2
BB	4
SO	13
LOB	10

WP: 0 PB: 0 SB: 0 CS: 1 PA: 34

Batter	1	2	3	4	5	6	7	8	9	AB	R	H	RBI	BB	SO	LOB
Tommie Agee, R (1, 8) OBP: 0.339, SLG: 0.484	E6		F9	BB			6-3	1B		4	0	1	1	1	0	0
Bud Harrelson, S (1, 6) OBP: 0.363, SLG: 0.347	E4		2B	4-3			6-3	F9		5	1	1	0	0	0	5
Ken Singleton, S (1, 9) OBP: 0.365, SLG: 0.414	K		4-3		L4		E4			4	0	0	0	0	1	3
Art Shamsky, L (1, 3) OBP: 0.378, SLG: 0.434 Mike Jorgensen, L (7, PR) OBP: 0.286, SLG: 0.406 (8, 3)	G6-4-3 IBB		HR BB		F8		1B			2 0	1 0	1 0	0 0	2 0	0 0	0 0
Cleon Jones, R (1, 7) OBP: 0.321, SLG: 0.384	G6-4-3		HR		6-3		K			4	1	1	3	0	1	5
Wayne Garrett, L (1, 4) OBP: 0.385, SLG: 0.489		FC1-6 1B	P4			F9		4-3		4	0	1	0	0	0	0
Joe Foy, R (1, 5) OBP: 0.374, SLG: 0.361		FC1-6 4-3		6-3		CS 2B		5-3		4	0	1	0	0	0	1
Jerry Grote, R (1, 2) OBP: 0.333, SLG: 0.335		4-3		BB 1B		2B		E FC4 1B 1B		4	1	3	0	0	0	1
Tom Seaver, R (1, 1) OBP: 0.247, SLG: 0.250		K		K		6-3		FC4 1B		4	0	0	0	0	2	4
Inning Stats	R: 0 E: 3 K: 1 S: 6 / H: 0 LOB: 2 BB: 1 P: 10	R: 0 E: 0 K: 1 S: 6 / H: 1 LOB: 1 BB: 0 P: 6	R: 3 E: 0 K: 0 S: 5 / H: 2 LOB: 0 BB: 1 P: 9	R: 0 E: 0 K: 1 S: 6 / H: 1 LOB: 2 BB: 1 P: 10	R: 0 E: 0 K: 0 S: 3 / H: 0 LOB: 0 BB: 0 P: 3	R: 0 E: 0 K: 0 S: 4 / H: 2 LOB: 1 BB: 0 P: 4	R: 0 E: 1 K: 1 S: 7 / H: 1 LOB: 2 BB: 0 P: 7	R: 1 E: 1 K: 0 S: 6 / H: 2 LOB: 2 BB: 0 P: 6		1B: 5 2B: 3 3B: 0 HR: 1	SF: 0 SAC: 0 DP: 1 HBP: 0					

PITCHER	IP	WLS	BF	H	R	ER	SO	BB	IBB	HBP	BLK	WP	HR	S	P	ERA	WHIP
Earl Wilson, R (1, 1) ERA: 4.64	6.0	L	27	6	3	3	3	2	1	0	0	0	1	30	42	4.50	1.333
Ron Willis, R (7, 1) ERA: 2.12	2.0		11	3	1	0	1	0	0	0	0	0	0	13	13	0.00	1.500

PITCHER	IP	WLS	BF	H	R	ER	SO	BB	IBB	HBP	BLK	WP	HR	S	P	ERA	WHIP

BOTTOM

San Diego Padres @ New York Mets

Shea Stadium, Flushing, NY

Sat Aug 01 1970, 3:33 AM EDT

Att. 25,919 - Unknown

livebaseballscorecards.com

AB	35
R	4
H	9
RBI	4
BB	3
SO	4
LOB	19

WP: 0 PB: 0 SB: 0 CS: 1 PA: 38

Batter	1	2	3	4	5	6	7	8	9	AB	R	H	RBI	BB	SO	LOB
Jose Arcia, R (1, 4) OBP: 0.242, SLG: 0.244	6-3		K			K		L4		4	0	0	0	0	2	0
Steve Huntz, S (1, 6) OBP: 0.336, SLG: 0.347	P4			FC5-4 1B		6-3		4-3		4	0	1	0	0	0	0
Cito Gaston, R (1, 8) OBP: 0.372, SLG: 0.547	L7			K			F9 S 1B BB		SH3-4 1B	3	2	1	0	1	1	1
Al Ferrara, R (1, 7) OBP: 0.354, SLG: 0.452 Larry Stahl, L (7, 7) OBP: 0.138, SLG: 0.138		P4		FC5-4 1-2f			F9 1-3		SH3-4 1-2	3 0	0 0	0 0	0 0	0 0	0 0	2 0
Ollie Brown, R (1, 9) OBP: 0.325, SLG: 0.493		P6		F8			1B SF8 3-H 1B		2-H 1B	4	1	2	2	0	0	1
Ray Webster, L (1, 3) OBP: 0.306, SLG: 0.308		BB			1-3		1-3 1B		F7	3	0	1	0	1	0	1
Ed Spiezio, R (1, 5) OBP: 0.366, SLG: 0.440		F8			F8		SF8 3-H		F7	3	0	0	1	0	0	2
Bob Barton, R (1, 2) OBP: 0.276, SLG: 0.333			K		K		K			3	0	0	0	0	3	1
Danny Coombs, R (1, 1) OBP: 0.128, SLG: 0.108 Tom Dukes, R (7, 1)			6-3			L7		K		2 1	0 0	0 0	0 0	0 0	0 1	0 0
Inning Stats	R: 0 E: 0 K: 0 S: 3 H: 0 LOB: 0 BB: 0 P: 3	R: 0 E: 0 K: 0 S: 3 H: 0 LOB: 1 BB: 1 P: 7	R: 0 E: 0 K: 2 S: 7 H: 0 LOB: 0 BB: 0 P: 7	R: 0 E: 0 K: 1 S: 6 H: 1 LOB: 1 BB: 0 P: 6	R: 0 E: 0 K: 1 S: 5 H: 0 LOB: 0 BB: 0 P: 5	R: 0 E: 0 K: 1 S: 5 H: 0 LOB: 0 BB: 0 P: 5	R: 2 E: 0 K: 1 S: 7 H: 2 LOB: 1 BB: 1 P: 11	R: 0 E: 0 K: 1 S: 5 H: 0 LOB: 0 BB: 0 P: 5	R: 1 E: 0 K: 0 S: 5 H: 2 LOB: 1 BB: 0 P: 5	1B: 5 2B: 0 3B: 0 HR: 0	SF: 1 SAC: 1 DP: 0 HBP: 0						

PITCHER		IP	WLS	BF	H	R	ER	SO	BB	IBB	HBP	BLK	WP	HR	S	P	ERA	WHIP
Jim McAndrew, R ERA: 4.07	(1, 1)	7.0	L	26	3	2	2	6	2	0	0	0	0	0	36	44	2.57	0.714
Ron Taylor, R ERA: 3.21	(8, 1)	2.0		8	2	1	1	1	0	0	0	0	0	0	10	10	4.50	1.000

PITCHER	IP	WLS	BF	H	R	ER	SO	BB	IBB	HBP	BLK	WP	HR	S	P	ERA	WHIP

TOP

San Diego Padres @ New York Mets

Shea Stadium, Flushing, NY

Sun Aug 02 1970, 3:33 AM EDT

Unknown

livebaseballscorecards.com

AB	30
R	3
H	5
RBI	3
BB	2
SO	7
LOB	8

WP: 0 PA: 34
PB: 0
SB: 1
CS: 0

Batter	1	2	3	4	5	6	7	8	9	AB	R	H	RBI	BB	SO	LOB
Tommie Agee, R (1, 8) OBP: 0.336, SLG: 0.480	P4	FC5-4 1-2f			K	P6				4	0	0	0	0	1	4
Bud Harrelson, S (1, 6) OBP: 0.360, SLG: 0.343	P4		L8			K		4-3		4	0	0	0	0	1	0
Ken Singleton, S (1, 9) OBP: 0.368, SLG: 0.424	E3 1B		G6-4-3 1B			2B		K		4	0	2	0	0	1	0
Donn Clendenon, R (1, 3) OBP: 0.359, SLG: 0.555	1B 1-3		G6-4-3 1-2f			L9		F7		4	0	1	0	0	0	2
Cleon Jones, R (1, 7) OBP: 0.317, SLG: 0.378	K			F7		4-3			F8	4	0	0	0	0	1	3
Joe Foy, R (1, 5) OBP: 0.369, SLG: 0.356		6-3		F7			F8		F6	4	0	0	0	0	0	0
Jerry Grote, R (1, 2) OBP: 0.336, SLG: 0.335		BB BB		6-3			FC6-4 1B		K	3	0	1	0	1	1	0
Al Weis, S (1, 4) OBP: 0.275, SLG: 0.309		P4			6-3		FC6-4 BB 1-2f			3	0	0	0	0	0	2
Jim McAndrew, R (1, 1) OBP: 0.226, SLG: 0.214 Ron Swoboda, R (7, PH) OBP: 0.372, SLG: 0.445 Ron Taylor, R (8, 1)		FC5-4 1-2 BB			K		BB 1-2			1 0 0	0 0 0	0 0 0	0 0 0	1 1 0	1 0 0	0 0 0
Inning Stats	R: 0 E: 1 K: 1 S: 7 H: 1 LOB: 2 BB: 0 P: 7	R: 0 E: 0 K: 0 S: 3 H: 0 LOB: 2 BB: 2 P: 11	R: 0 E: 0 K: 0 S: 3 H: 1 LOB: 0 BB: 0 P: 3	R: 0 E: 0 K: 0 S: 3 H: 0 LOB: 0 BB: 0 P: 3	R: 0 E: 0 K: 2 S: 7 H: 0 LOB: 0 BB: 0 P: 7	R: 0 E: 0 K: 1 S: 6 H: 1 LOB: 1 BB: 0 P: 6	R: 0 E: 0 K: 0 S: 4 H: 1 LOB: 2 BB: 1 P: 8	R: 0 E: 0 K: 1 S: 5 H: 0 LOB: 0 BB: 0 P: 5	R: 0 E: 0 K: 1 S: 5 H: 0 LOB: 0 BB: 0 P: 5	1B: 3 2B: 1 3B: 0 HR: 0 SF: 0 SAC: 0 DP: 1 HBP: 0						

PITCHER		IP	WLS	BF	H	R	ER	SO	BB	IBB	HBP	BLK	WP	HR	S	P	ERA	WHIP
Danny Coombs, L ERA: 2.36	(1, 1)	6.2	W	27	4	0	0	4	3	0	0	0	0	0	32	44	0.00	1.050
Tom Dukes, R ERA: 1.71	(7, 1)	2.1	S	7	0	0	0	2	0	0	0	0	0	0	11	11	0.00	0.000

PITCHER	IP	WLS	BF	H	R	ER	SO	BB	IBB	HBP	BLK	WP	HR	S	P	ERA	WHIP

BOTTOM

San Diego Padres @ New York Mets

Shea Stadium, Flushing, NY

Sun Aug 02 1970, 3:33 AM EDT

Unknown

livebaseballscorecards.com

AB	31
R	0
H	4
RBI	0
BB	3
SO	6
LOB	11

San Diego Padres @ New York Mets

Shea Stadium, Flushing, NY

Sun Aug 02 1970, 3:38 AM EDT

Att. 49,373 - Unknown

livebaseballscorecards.com

Batter	1	2	3	4	5	6	7	8	9	AB	R	H	RBI	BB	SO	LOB
Jose Arcia, R (1, 4) (9, 6) OBP: 0.250, SLG: 0.244	L8		1B BB		G3		1B 1-2 1B		K	4	0	1	0	1	1	0
Steve Huntz, S (1, 6) OBP: 0.337, SLG: 0.348	FC4-6 1B		1-3 1B		5-3		K		K	5	0	2	0	0	2	2
Dave Campbell, R (9, 4) OBP: 0.286, SLG: 0.341										0	0	0	0	0	0	0
Cito Gaston, R (1, 8) OBP: 0.373, SLG: 0.545	FC4-6 WP 1-2f		L6		K		FC6-4 1-2 2-H 1B		BB 1B	5	0	2	1	0	1	3
Al Ferrara, R (1, 7) OBP: 0.349, SLG: 0.444	6-3 1-2			K		5-3	FC6-4 1-2f		BB 1-2	4	0	0	0	0	1	3
Larry Stahl, L (7, 7) OBP: 0.167, SLG: 0.138										0	0	0	0	1	0	0
Nate Colbert, R (1, 3) OBP: 0.328, SLG: 0.482		K		K		BB		HR	F3	4	1	1	1	1	2	2
Ivan Murrell, R (1, 9) OBP: 0.296, SLG: 0.419		F5		S 1B 1B		K		K		4	1	1	0	0	2	1
Ed Spiezio, R (1, 5) OBP: 0.369, SLG: 0.458		6-3		1B 1-2 BB		F8		HR		3	1	1	1	1	0	1
Chris Cannizzaro, R (1, 2) OBP: 0.395, SLG: 0.421			P4	FC4-6 1-2 2-H 1B			K	K		4	0	1	1	0	2	0
Dave Roberts, L (1, 1) OBP: 0.250, SLG: 0.429			F8	FC4-6 1-2f			1B 1B 1B	K		3	1	1	0	0	0	2
Ron Willis, R (7, 1)										1	0	0	0	0	1	0

Inning Stats	1	2	3	4	5	6	7	8	9	
	R: 0 H: 1 E: 0 LOB: 1 K: 0 BB: 0 S: 4 P: 4	R: 0 H: 0 E: 0 LOB: 0 K: 1 BB: 0 S: 5 P: 5	R: 0 H: 1 E: 0 LOB: 2 K: 0 BB: 1 S: 4 P: 8	R: 1 H: 2 E: 0 LOB: 2 K: 2 BB: 1 S: 9 P: 13	R: 0 H: 0 E: 0 LOB: 0 K: 1 BB: 0 S: 5 P: 5	R: 0 H: 0 E: 0 LOB: 1 K: 1 BB: 1 S: 5 P: 9	R: 1 H: 3 E: 0 LOB: 2 K: 2 BB: 0 S: 10 P: 10	R: 2 H: 2 E: 0 LOB: 0 K: 3 BB: 0 S: 11 P: 11	R: 0 H: 1 E: 0 LOB: 2 K: 2 BB: 1 S: 8 P: 12	1B: 8 SF: 0 2B: 0 SAC: 0 3B: 0 DP: 0 HR: 2 HBP: 0

WP: 1 PA: 41 PB: 0 SB: 1 CS: 0

PITCHER		IP	WLS	BF	H	R	ER	SO	BB	IBB	HBP	BLK	WP	HR	S	P	ERA	WHIP
Ray Sadecki, L ERA: 3.54	(1, 1)	7.0		31	7	2	2	7	3	0	0	0	1	0	42	54	2.57	1.429
Danny Frisella, R ERA: 2.81	(8, 1)	1.2	L	9	3	2	2	5	1	0	0	0	0	2	18	22	10.80	2.400
Ron Taylor, R ERA: 3.19	(9, 1)	0.1		1	0	0	0	0	0	0	0	0	0	0	1	1	0.00	0.000

PITCHER	IP	WLS	BF	H	R	ER	SO	BB	IBB	HBP	BLK	WP	HR	S	P	ERA	WHIP

TOP	
AB	37
R	4
H	10
RBI	4
BB	4
SO	12
LOB	14

Batter	1	2	3	4	5	6	7	8	9	AB	R	H	RBI	BB	SO	LOB
Ted Martinez, R (1, 4) OBP: 0.063, SLG: 0.063	6-3		K		FC5-4 BB 1-2f		E6			4	0	0	0	0	1	2
Tommie Agee, R (1, 8) OBP: 0.342, SLG: 0.483	4-3 2B		G4-3 BB 1-2		BB 1-2		G6-3 BB			1	0	1	0	3	0	0
Ken Singleton, S (1, 9) OBP: 0.359, SLG: 0.412 Danny Frisella, L (8, 1) OBP: 0.667, SLG: 0.667 Ron Taylor, R (9, 1)	4-3 2-3		G4-3 1-2f		6-3		G6-3 1-2f			4 0 0	0 0 0	0 0 0	0 0 0	0 0 0	0 0 0	7 0 0
Donn Clendenon, R (1, 3) OBP: 0.357, SLG: 0.564	6-3			6-3		HR		K		4	1	1	1	0	1	1
Cleon Jones, R (1, 7) OBP: 0.316, SLG: 0.376		FC5-4 1B		F9		5-3		K		4	0	1	0	0	1	0
Joe Foy, R (1, 5) OBP: 0.367, SLG: 0.354		FC5-4 BB 1-2f		1B		5-3		6-3		4	0	1	0	0	0	1
Duffy Dyer, R (1, 2) OBP: 0.317, SLG: 0.228 Dave Marshall, L (9, PH) OBP: 0.331, SLG: 0.453		G4-6-3 BB 1-2		P4		P4			6-3	2 1	0 0	0 0	0 0	1 0	0 0	1 0
Al Weis, S (1, 6) OBP: 0.269, SLG: 0.302 Ron Swoboda, R (7, PH) OBP: 0.373, SLG: 0.462 (8, 9)		G4-6-3 1-2f			5-3		HR		K	2 2	0 1	0 1	0 1	0 0	0 1	2 0
Ray Sadecki, L (1, 1) OBP: 0.265, SLG: 0.242 Bud Harrelson, S (7, PH) OBP: 0.358, SLG: 0.341 (8, 6)			BB 1B		FC5-4 1B		L8		3-1	2 2	0 0	2 0	0 0	0 0	0 0	0 0
Inning Stats	R: 0 E: 0 K: 0 S: 4 H: 1 LOB: 1 BB: 0 P: 4	R: 0 E: 0 K: 0 S: 3 H: 1 LOB: 1 BB: 1 P: 7	R: 0 E: 0 K: 1 S: 5 H: 1 LOB: 1 BB: 1 P: 9	R: 0 E: 0 K: 0 S: 4 H: 1 LOB: 1 BB: 0 P: 4	R: 0 E: 0 K: 0 S: 4 H: 1 LOB: 2 BB: 1 P: 8	R: 1 E: 0 K: 0 S: 4 H: 1 LOB: 0 BB: 0 P: 4	R: 1 E: 1 K: 0 S: 4 H: 1 LOB: 1 BB: 1 P: 8	R: 0 E: 0 K: 2 S: 7 H: 0 LOB: 0 BB: 0 P: 7	R: 0 E: 0 K: 1 S: 5 H: 0 LOB: 0 BB: 0 P: 5	1B: 4 2B: 1 3B: 0 HR: 2	SF: 0 SAC: 0 DP: 3 HBP: 0						

PITCHER	IP	WLS	BF	H	R	ER	SO	BB	IBB	HBP	BLK	WP	HR	S	P	ERA	WHIP
Dave Roberts, L (1, 1) ERA: 3.71	6.1		28	7	2	2	1	3	0	0	0	0	2	27	39	2.84	1.579
Ron Willis, R (7, 1) ERA: 1.96	2.2	W	8	0	0	0	3	1	0	0	0	0	0	13	17	0.00	0.375

PITCHER	IP	WLS	BF	H	R	ER	SO	BB	IBB	HBP	BLK	WP	HR	S	P	ERA	WHIP

BOTTOM

San Diego Padres @ New York Mets

Shea Stadium, Flushing, NY

Sun Aug 02 1970, 3:38 AM EDT

Att. 49,373 - Unknown

livebaseballscorecards.com

AB	32
R	2
H	7
RBI	2
BB	4
SO	4
LOB	14

1B: 4	SF: 0	WP: 0	PA: 36		
2B: 1	SAC: 0	PB: 0			
3B: 0	DP: 3	SB: 0			
HR: 2	HBP: 0	CS: 0			

Chicago Cubs @ New York Mets

Shea Stadium, Flushing, NY

Mon Aug 03 1970, 7:05 PM EDT

Att. 50,669 - Unknown

TOP

Batter	1	2	3	4	5	6	7	8	9	AB	R	H	RBI	BB	SO	LOB
Don Kessinger, S (1, 6) OBP: 0.339, SLG: 0.373	F7		L3		FC4-6 IBB		FC4-6 1B 1-2f 3-H		1B SF8 3-H 1B	4	1	1	2	1	0	1
Glenn Beckert, R (1, 4) OBP: 0.342, SLG: 0.362	2B 1B		4-3		FC4-6 1-2f 2-3 3-H		1-2 1B		1-3 1B	5	1	3	1	0	0	2
Billy Williams, L (1, 7) OBP: 0.383, SLG: 0.598	F8		4-3		F6		P6		SF8 3-H	4	0	0	1	0	0	5
Ron Santo, R (1, 5) OBP: 0.348, SLG: 0.434	1-H 2B			P4		6-3		B B B B G5-4-3 BB	S S S K	4	0	1	1	1	1	1
Jim Hickman, R (1, 3) OBP: 0.426, SLG: 0.618	6-3			4-3		L5		G5-4-3 1-2f		4	0	0	0	0	0	2
Joe Pepitone, L (1, 8) OBP: 0.292, SLG: 0.454		F9		4-3		F8		1B		4	0	1	0	0	0	0
Johnny Callison, L (1, 9) OBP: 0.357, SLG: 0.438		HR			4-3		1B FC5-2-6 2B	F8		4	1	2	1	0	0	1
Jack Hiatt, R (1, 2) OBP: 0.386, SLG: 0.354		S S S K			B B B B 2B FC4-6 BB		FC5-2-6 FC4-6 2-3 1B		SH2-4 1B 2B	3	3	2	0	1	1	0
Fergie Jenkins, R (1, 1) OBP: 0.100, SLG: 0.162		S S S K			FC4-6 1-3 2B		FC5-2-6 FC4-6 1-3 3-H		SH2-4 2-3	3	0	1	0	0	1	2
Inning Stats	R: 1 E: 0 K: 0 S: 5 H: 2 LOB: 1 BB: 0 P: 5	R: 1 E: 0 K: 2 S: 8 H: 1 LOB: 0 BB: 0 P: 8	R: 0 E: 0 K: 0 S: 3 H: 0 LOB: 0 BB: 0 P: 3	R: 0 E: 0 K: 0 S: 3 H: 0 LOB: 0 BB: 0 P: 3	R: 1 E: 0 K: 0 S: 4 H: 1 LOB: 2 BB: 2 P: 12	R: 0 E: 0 K: 0 S: 3 H: 0 LOB: 0 BB: 0 P: 3	R: 1 E: 0 K: 0 S: 6 H: 3 LOB: 2 BB: 0 P: 6	R: 0 E: 0 K: 0 S: 3 H: 1 LOB: 1 BB: 1 P: 7	R: 2 E: 0 K: 1 S: 8 H: 3 LOB: 1 BB: 0 P: 8	1B: 6 2B: 4 3B: 0 HR: 1 SF: 1 SAC: 1 DP: 1 HBP: 0							

livebaseballscorecards.com

	AB	35
	R	6
	H	11
	RBI	6
	BB	3
	SO	3
	LOB	14

WP: 0 PB: 0 SB: 0 CS: 0 PA: 40

PITCHER		IP	WLS	BF	H	R	ER	SO	BB	IBB	HBP	BLK	WP	HR	S	P	ERA	WHIP
Jerry Koosman, L ERA: 2.9	(1, 1)	6.0	L	24	4	3	3	2	1	1	0	0	0	1	26	34	4.50	0.833
Tug McGraw, L ERA: 3.81	(7, 1)	2.0		10	4	1	1	0	1	0	0	0	0	0	9	13	4.50	2.500
Ron Taylor, R ERA: 3.49	(9, 1)	1.0		6	3	2	2	1	0	0	0	0	0	0	8	8	18.00	3.000

PITCHER	IP	WLS	BF	H	R	ER	SO	BB	IBB	HBP	BLK	WP	HR	S	P	ERA	WHIP

Chicago Cubs @ New York Mets

Shea Stadium, Flushing, NY

Mon Aug 03 1970, 7:05 PM EDT

Att. 50,669 - Unknown

BOTTOM

Batter	1	2	3	4	5	6	7	8	9	AB	R	H	RBI	BB	SO	LOB
Tommie Agee, R (1, 8) OBP: 0.339, SLG: 0.479	K		F9			3-1		K		4	0	0	0	0	2	1
Bud Harrelson, S (1, 6) OBP: 0.357, SLG: 0.345	F8			5-3			3B		K	4	0	1	0	0	1	0
Ken Singleton, S (1, 9) OBP: 0.363, SLG: 0.412 Dave Marshall, L (4, 9) OBP: 0.324, SLG: 0.443	BB			P6			K		6-3	0 3	0 0	0 0	0 0	0 0	1 1	0 1
Donn Clendenon, R (1, 3) OBP: 0.351, SLG: 0.553	F8			K			F5		F9	4	0	0	0	0	1	2
Cleon Jones, R (1, 7) OBP: 0.313, SLG: 0.372		K			K		6-3			3	0	0	0	0	2	1
Wayne Garrett, L (1, 4) OBP: 0.384, SLG: 0.487		F7			L8			WP 1B 1B		3	1	1	0	0	0	0
Joe Foy, R (1, 5) OBP: 0.364, SLG: 0.350		K			F8			6-3 1-2		3	0	0	0	0	1	1
Jerry Grote, R (1, 2) OBP: 0.336, SLG: 0.335			6-3			F9		4-3 WP 2-H 1B		3	0	1	1	0	0	0
Jerry Koosman, R (1, 1) OBP: 0.125, SLG: 0.067 Ken Boswell, L (6, PH) OBP: 0.339, SLG: 0.345 Tug McGraw, R (7, 1) OBP: 0.286, SLG: 0.333 Art Shamsky, L (8, PH) OBP: 0.377, SLG: 0.433 Ron Taylor, R (9, 1)			K			K		4-3 1-3		1 1 0 1 0	0 0 0 0 0	0 0 0 0 0	0 0 0 0 0	1 1 0 0 0	0 0 0 1 0	0 0 0 1 0

Inning Stats	1	2	3	4	5	6	7	8	9
	R: 0 E: 0 K: 1 S: 5	H: 0 LOB: 1 BB: 1 P: 9	R: 0 E: 0 K: 2 S: 7	H: 0 LOB: 0 BB: 0 P: 7	R: 0 E: 0 K: 1 S: 5	H: 0 LOB: 0 BB: 0 P: 5	R: 0 E: 0 K: 1 S: 5	H: 0 LOB: 0 BB: 0 P: 5	R: 0 E: 0 K: 1 S: 5	H: 0 LOB: 0 BB: 0 P: 5	R: 0 E: 0 K: 1 S: 6	H: 1 LOB: 1 BB: 0 P: 6	R: 1 E: 0 K: 1 S: 7	H: 2 LOB: 1 BB: 0 P: 7	R: 0 E: 0 K: 1 S: 5	H: 0 LOB: 0 BB: 0 P: 5

| | | |

Batter	1	2	3	4	5	6	7	8	9	AB	R	H	RBI	BB	SO	LOB
Don Kessinger, S (1, 6) OBP: 0.341, SLG: 0.371	4-3		FC6-4 BB		F7			5-3 BB		2	0	0	0	2	0	0
Glenn Beckert, R (1, 4) OBP: 0.339, SLG: 0.358	4-3		FC6-4 1-2f			5-3		5-3 1-2		4	0	0	0	0	0	2
Billy Williams, L (1, 7) OBP: 0.382, SLG: 0.597	6-3			4-3		2B		F5		4	0	1	0	0	0	1
Ron Santo, R (1, 5) OBP: 0.347, SLG: 0.430		K		1B BB		K		F6		3	0	0	0	1	2	2
Jim Hickman, R (1, 3) OBP: 0.424, SLG: 0.613		WP BB		K		K			F5	3	0	0	0	1	2	2
Joe Pepitone, L (1, 8) OBP: 0.291, SLG: 0.451		K 1-2		1B 1-3			K		K	4	0	1	0	0	3	1
Johnny Callison, L (1, 9) OBP: 0.358, SLG: 0.437		K		F8			BB		1B	3	0	1	0	1	1	3
Randy Hundley, R (1, 2) OBP: 0.310, SLG: 0.406			K	K			P6		F7	4	0	0	0	0	2	2
Joe Decker, R (1, 1) OBP: 0.222, SLG: 0.294			K	K			K			2	0	0	0	0	2	0
Willie Smith, L (7, PH) OBP: 0.288, SLG: 0.390										1	0	0	0	0	1	1
Phil Regan, R (7, 1)										0	0	0	0	0	0	0
Inning Stats	R: 0 E: 0 K: 0 S: 3 H: 0 LOB: 0 BB: 0 P: 3	R: 0 E: 0 K: 3 S: 9 H: 0 LOB: 1 BB: 1 P: 13	R: 0 E: 0 K: 2 S: 7 H: 0 LOB: 1 BB: 1 P: 11	R: 0 E: 0 K: 1 S: 6 H: 1 LOB: 2 BB: 1 P: 10	R: 0 E: 0 K: 2 S: 7 H: 0 LOB: 0 BB: 0 P: 7	R: 0 E: 0 K: 2 S: 8 H: 1 LOB: 1 BB: 0 P: 8	R: 0 E: 0 K: 2 S: 7 H: 0 LOB: 1 BB: 1 P: 11	R: 0 E: 0 K: 0 S: 3 H: 0 LOB: 1 BB: 1 P: 7	R: 0 E: 0 K: 1 S: 6 H: 1 LOB: 1 BB: 0 P: 6	1B: 2 2B: 1 3B: 0 HR: 0	SF: 0 SAC: 0 DP: 0 HBP: 0			WP: 1 PB: 0 SB: 0 CS: 0		PA: 35	

PITCHER	IP	WLS	BF	H	R	ER	SO	BB	IBB	HBP	BLK	WP	HR	S	P	ERA	WHIP
Nolan Ryan, R (1, 1) ERA: 3.07	9.0	W	35	3	0	0	13	5	0	0	0	1	0	56	76	0.00	0.889

PITCHER	IP	WLS	BF	H	R	ER	SO	BB	IBB	HBP	BLK	WP	HR	S	P	ERA	WHIP

TOP

Chicago Cubs @ New York Mets

Shea Stadium, Flushing, NY

Tue Aug 04 1970, 3:33 AM EDT

Att. 42,786 - Unknown

livebaseballscorecards.com

AB	30
R	0
H	3
RBI	0
BB	5
SO	13
LOB	14

Batter	1	2	3	4	5	6	7	8	9	AB	R	H	RBI	BB	SO	LOB
Tommie Agee, R (1, 8) OBP: 0.338, SLG: 0.477	6-3	K			K		1B S 1-3 1B			4	1	1	0	0	2	2
Bud Harrelson, S (1, 6) OBP: 0.358, SLG: 0.347	1B S 2B 1B		4-3		4-3		4-3 1-3 1-3 1B			4	1	2	0	0	0	1
Cleon Jones, R (1, 7) OBP: 0.315, SLG: 0.370	K 1-2		G6-3 BB			2B BB	1-3 1-2 3-H			2	1	0	1	2	1	2
Art Shamsky, L (1, 3) OBP: 0.375, SLG: 0.430 Mike Jorgensen, L (9, 3) OBP: 0.286, SLG: 0.406	2B 2-3 1B		G6-3 1-2f			F9	4-3 2-3			4 0	1 0	1 0	0 0	0 0	0 0	3 0
Dave Marshall, L (1, 9) OBP: 0.329, SLG: 0.459	1-H 3-H 2B			K		2B 1-H 2B	F7			4	0	2	3	0	1	1
Wayne Garrett, L (1, 4) OBP: 0.382, SLG: 0.487	1-3			G3		2B 2-3 2B		L9		4	0	1	0	0	0	1
Joe Foy, R (1, 5) OBP: 0.363, SLG: 0.346		F7		K		IBB		P6		3	0	0	0	1	1	0
Jerry Grote, R (1, 2) OBP: 0.338, SLG: 0.335		K			SH3-4 BB	K		1B		3	0	1	0	1	2	3
Nolan Ryan, R (1, 1) OBP: 0.226, SLG: 0.226		1B			SH3-4 1-2	K		K		3	0	1	0	0	2	4
Inning Stats	R: 2 H: 3 E: 0 LOB: 1 K: 1 BB: 0 S: 8 P: 8	R: 0 H: 1 E: 0 LOB: 1 K: 2 BB: 0 S: 8 P: 8	R: 0 H: 0 E: 0 LOB: 0 K: 0 BB: 1 S: 2 P: 6	R: 0 H: 0 E: 0 LOB: 0 K: 2 BB: 0 S: 7 P: 7	R: 0 H: 0 E: 0 LOB: 1 K: 1 BB: 1 S: 5 P: 9	R: 1 H: 2 E: 0 LOB: 3 K: 2 BB: 2 S: 9 P: 17	R: 1 H: 2 E: 0 LOB: 1 K: 0 BB: 0 S: 5 P: 5	R: 0 H: 1 E: 0 LOB: 1 K: 1 BB: 0 S: 6 P: 6		1B: 6 SF: 0 2B: 3 SAC: 1 3B: 0 DP: 1 HR: 0 HBP: 0						

PITCHER		IP	WLS	BF	H	R	ER	SO	BB	IBB	HBP	BLK	WP	HR	S	P	ERA	WHIP
Joe Decker, R ERA: 4.31	(1, 1)	6.0	L	27	6	3	3	8	3	1	0	0	0	0	39	55	4.50	1.500
Phil Regan, R ERA: 4.97	(7, 1)	2.0		9	3	1	1	1	0	0	0	0	0	0	11	11	4.50	1.500

PITCHER	IP	WLS	BF	H	R	ER	SO	BB	IBB	HBP	BLK	WP	HR	S	P	ERA	WHIP

BOTTOM

Chicago Cubs @ New York Mets

Shea Stadium, Flushing, NY

Tue Aug 04 1970, 3:33 AM EDT

Att. 42,786 - Unknown

livebaseballscorecards.com

AB	31
R	4
H	9
RBI	4
BB	4
SO	9
LOB	17

Batter	1	2	3	4	5	6	7	8	9	AB	R	H	RBI	BB	SO	LOB
Tommie Agee, R (1, 8) OBP: 0.339, SLG: 0.479	BBBB 4-0 FC1 1B BB	x 0-0 ③ 4-3		x 0-0 3B			x 0-0 ① 6-3		x 0-0 ② F8	4	1	1	0	1	0	0
Bud Harrelson, S (1, 6) OBP: 0.357, SLG: 0.345	SSS 0-3 ① K		x 0-0 1B E 1B	SSS 0-3 ③ K			x 0-0 ② 3-1		x 0-0 ③ 4-3	5	1	1	0	0	2	2
Cleon Jones, R (1, 7) OBP: 0.314, SLG: 0.368	x 0-0 FC1 1-3 1B		x 0-0 FC6-4 E 1-3 FC1-6 1B		x 0-0 ① F8		x 0-0 E5 BB			4	2	1	0	0	0	1
Donn Clendenon, R (1, 3) OBP: 0.353, SLG: 0.550 Mike Jorgensen, L (7, 3) OBP: 0.286, SLG: 0.406	x 0-0 S 1B 2-H 3-H 1B		x 0-0 E3 FC6-4 1-2 3-H		SSS 0-3 ② K		BBBB 4-0 FC4-6 1-2 BB			3 0	1 0	1 0	3 0	1 0	1 0	1 0
Ron Swoboda, R (1, 9) OBP: 0.371, SLG: 0.455	x 0-0 ② F4 1-2		x 0-0 ① FC6-4 FC1-6 1-2f 2-3		BBBB 4-0 BB		x 0-0 ③ FC4-6 1-2f			3	0	0	0	1	0	5
Joe Foy, R (1, 5) OBP: 0.361, SLG: 0.345	x 0-0 2-H 1B		x 0-0 ② FC1-6 1-2f 3-H		x 0-0 ③ P4			x 0-0 ① F8		4	0	1	2	0	0	2
Duffy Dyer, R (1, 2) OBP: 0.306, SLG: 0.219	SSS 0-3 ③ K		x 0-0 ③ 5-3			x 0-0 ① 4-3		x 0-0 ② 6-3		4	0	0	0	0	1	2
Al Weis, S (1, 4) OBP: 0.259, SLG: 0.290		x 0-0 ① 6-3		x 0-0 ① F9		x 0-0 ② F7		SSS 0-3 ③ K		4	0	0	0	0	1	0
Danny Frisella, L (1, 1) OBP: 0.333, SLG: 0.333 Ron Taylor, R (8, 1)		SSS 0-3 ② K		x 0-0 ② G3		SSS 0-3 ③ K			SSS 0-3 ① K	3 1	0 0	0 0	0 0	0 0	2 1	0 0
Inning Stats	R: 3 H: 2 E: 1 LOB: 1 K: 2 BB: 1 S: 10 P: 14	R: 0 H: 0 E: 0 LOB: 0 K: 1 BB: 0 S: 5 P: 5	R: 2 H: 2 E: 2 LOB: 1 K: 0 BB: 0 S: 6 P: 6	R: 0 H: 1 E: 0 LOB: 1 K: 1 BB: 0 S: 6 P: 6	R: 0 H: 0 E: 0 LOB: 1 K: 1 BB: 1 S: 5 P: 9	R: 0 H: 0 E: 0 LOB: 0 K: 1 BB: 0 S: 5 P: 5	R: 0 H: 0 E: 1 LOB: 2 K: 0 BB: 1 S: 4 P: 8	R: 0 H: 0 E: 0 LOB: 0 K: 1 BB: 0 S: 5 P: 5	R: 0 H: 0 E: 0 LOB: 0 K: 1 BB: 0 S: 5 P: 5	1B: 4 SF: 0 2B: 0 SAC: 0 3B: 1 DP: 0 HR: 0 HBP: 0						

PITCHER		IP	WLS	BF	H	R	ER	SO	BB	IBB	HBP	BLK	WP	HR	S	P	ERA	WHIP
Steve Carlton, L ERA: 4.07	(1, 1)	6.0	L	27	5	5	2	6	2	0	0	0	0	0	37	45	3.00	1.167
Bob Chlupsa, R ERA: 12.0	(7, 1)	2.0		8	0	0	0	1	1	0	0	0	0	0	9	13	0.00	0.500
Frank Linzy, R ERA: 4.43	(9, 1)	1.0		3	0	0	0	1	0	0	0	0	0	0	5	5	0.00	0.000

PITCHER	IP	WLS	BF	H	R	ER	SO	BB	IBB	HBP	BLK	WP	HR	S	P	ERA	WHIP

TOP

New York Mets @ St. Louis Cardinals

Busch Stadium, St. Louis, MO

Wed Aug 05 1970, 7:05 PM CDT

Att. 24,188 - Cloudy

livebaseballscorecards.com

AB	35
R	5
H	5
RBI	5
BB	3
SO	8
LOB	13

WP: 0 PA: 38
PB: 0
SB: 1
CS: 0

New York Mets @ St. Louis Cardinals

Busch Stadium, St. Louis, MO

Wed Aug 05 1970, 7:05 PM CDT

Att. 24,188 - Cloudy

livebaseballscorecards.com

BOTTOM

Batter	1	2	3	4	5	6	7	8	9	AB	R	H	RBI	BB	SO	LOB
Lou Brock, L (1, 7) OBP: 0.356, SLG: 0.402	1-3		F9			E5 1B 1-2		3B 1B		4	1	1	0	0	0	1
Julian Javier, R (1, 4) OBP: 0.289, SLG: 0.307	6-3			F8		F3		F8		4	0	0	0	0	0	3
Joe Hague, L (1, 9) OBP: 0.362, SLG: 0.414	F3			1B		K		1B 1-H	3B	3	0	1	0	0	1	2
Bob Chlupsa, R (7, 1)										0	0	0	0	0	0	0
Vic Davalillo, L (8, PH) (9, 8) OBP: 0.358, SLG: 0.446										1	1	1	0	0	0	0
Dick Allen, R (1, 3) OBP: 0.383, SLG: 0.573		K		K		1B 1-3 2-H		BB		3	0	1	1	1	2	1
Joe Torre, R (1, 2) OBP: 0.383, SLG: 0.465		1B		F8		K		FC4-6 1B 1-3 3-H		4	0	2	1	0	1	3
Jim Beauchamp, R (8, PR) OBP: 0.311, SLG: 0.323										0	0	0	0	0	0	0
Ted Simmons, S (9, 2) OBP: 0.295, SLG: 0.287										0	0	0	0	0	0	0
Jose Cardenal, R (1, 8) OBP: 0.356, SLG: 0.442		P4	1-3				5-3	FC4-6 1-2f		4	0	0	0	0	0	3
Frank Linzy, R (9, 1)										0	0	0	0	0	0	0
Mike Shannon, R (1, 5) OBP: 0.264, SLG: 0.272		K	4-3				F5		F2	4	0	0	0	0	1	1
Dal Maxvill, R (1, 6) OBP: 0.312, SLG: 0.223			F8		4-3		F8		P6	3	0	0	0	0	0	0
Leron Lee, L (9, PH) OBP: 0.284, SLG: 0.335										1	0	0	0	0	0	0
Steve Carlton, L (1, 1) OBP: 0.298, SLG: 0.264			F8			E 1B BB		4-3	1-3	1	0	0	0	0	0	0
Carl Taylor, R (6, PH) (7, 9) OBP: 0.365, SLG: 0.415										2	1	0	0	1	0	0

Inning Stats	1	2	3	4	5	6	7	8	9
	R: 0 E: 0 K: 0 S: 3	H: 0 LOB: 0 BB: 0 P: 3	R: 0 E: 0 K: 2 S: 8	H: 1 LOB: 1 BB: 0 P: 8	R: 0 E: 0 K: 0 S: 3	H: 0 LOB: 0 BB: 0 P: 3	R: 0 E: 0 K: 1 S: 6	H: 1 LOB: 1 BB: 0 P: 6	R: 0 E: 0 K: 0 S: 3	H: 0 LOB: 0 BB: 0 P: 3	R: 1 E: 1 K: 2 S: 9	H: 1 LOB: 2 BB: 1 P: 13	R: 0 E: 0 K: 0 S: 3	H: 0 LOB: 0 BB: 0 P: 3	R: 2 E: 0 K: 0 S: 6	H: 3 LOB: 2 BB: 1 P: 10	R: 0 E: 0 K: 0 S: 3	H: 0 LOB: 0 BB: 0 P: 3

1B: 5	SF: 0
2B: 0	SAC: 0
3B: 1	DP: 0
HR: 0	HBP: 0
WP: 0	PA: 36
PB: 0	
SB: 0	
CS: 0	

	AB	**34**
	R	**3**
	H	**6**
	RBI	**3**
	BB	**2**
	SO	**5**
	LOB	**14**

PITCHER		IP	WLS	BF	H	R	ER	SO	BB	IBB	HBP	BLK	WP	HR	S	P	ERA	WHIP
Danny Frisella, R ERA: 2.66	(1, 1)	7.2	W	31	5	3	2	5	2	0	0	0	0	0	39	47	2.35	0.913
Ron Taylor, R ERA: 3.4	(8, 1)	1.1	S	5	1	0	0	0	0	0	0	0	0	0	5	5	0.00	0.750

PITCHER	IP	WLS	BF	H	R	ER	SO	BB	IBB	HBP	BLK	WP	HR	S	P	ERA	WHIP

Batter	1	2	3	4	5	6	7	8	9	AB	R	H	RBI	BB	SO	LOB
Tommie Agee, R (1, 8) OBP: 0.340, SLG: 0.479	E S 1B		6-3		L9			FC4-6 1B		4	0	2	0	0	0	0
Bud Harrelson, S (1, 6) OBP: 0.356, SLG: 0.344	1-3 1-3		1B			G1		FC4-6 1-2f		4	0	1	0	0	0	2
Cleon Jones, R (1, 7) OBP: 0.311, SLG: 0.363	K		P3			K		F8		4	0	0	0	0	2	3
Art Shamsky, L (1, 3) OBP: 0.374, SLG: 0.428	6-3			1B		4-3			6-3	4	0	1	0	0	0	1
Dave Marshall, L (1, 9) OBP: 0.320, SLG: 0.446		4-3		K			4-3		F7	4	0	0	0	0	1	1
Wayne Garrett, L (1, 4) OBP: 0.380, SLG: 0.482		K		K			K		1B	4	0	1	0	0	3	1
Joe Foy, R (1, 5) OBP: 0.363, SLG: 0.347		1B		K			1B		K	4	0	2	0	0	2	2
Jerry Grote, R (1, 2) OBP: 0.334, SLG: 0.331		P3			L7		F7			3	0	0	0	0	0	2
Tom Seaver, R (1, 1) OBP: 0.241, SLG: 0.243			K		6-3			F8		2	0	0	0	0	1	0
Ken Boswell, L (8, PH) OBP: 0.338, SLG: 0.343										1	0	0	0	0	0	0
Tug McGraw, R (8, 1) OBP: 0.286, SLG: 0.333										0	0	0	0	0	0	0
Inning Stats	R: 0 E: 0 K: 1 S: 6 H: 1 LOB: 1 BB: 0 P: 6	R: 0 E: 0 K: 1 S: 6 H: 1 LOB: 1 BB: 0 P: 6	R: 0 E: 0 K: 1 S: 6 H: 1 LOB: 1 BB: 0 P: 6	R: 0 E: 0 K: 3 S: 10 H: 1 LOB: 1 BB: 0 P: 10	R: 0 E: 0 K: 0 S: 3 H: 0 LOB: 0 BB: 0 P: 3	R: 0 E: 0 K: 1 S: 5 H: 0 LOB: 0 BB: 0 P: 5	R: 0 E: 0 K: 1 S: 6 H: 1 LOB: 1 BB: 0 P: 6	R: 0 E: 0 K: 0 S: 4 H: 1 LOB: 1 BB: 0 P: 4	R: 0 E: 0 K: 1 S: 6 H: 1 LOB: 1 BB: 0 P: 6	1B: 7 2B: 0 3B: 0 HR: 0 SF: 0 SAC: 0 DP: 0 HBP: 0						

TOP

New York Mets @ St. Louis Cardinals

Busch Stadium, St. Louis, MO

Thu Aug 06 1970, 7:05 PM CDT

Att. 23,412 - Cloudy

livebaseballscorecards.com

AB	34
R	0
H	7
RBI	0
BB	0
SO	9
LOB	12

WP: 0 PB: 0 SB: 1 CS: 0 PA: 34

PITCHER		IP	WLS	BF	H	R	ER	SO	BB	IBB	HBP	BLK	WP	HR	S	P	ERA	WHIP
Nelson Briles, R ERA: 6.71	(1, 1)	9.0	W	34	7	0	0	9	0	0	0	0	0	0	52	52	0.00	0.778

PITCHER	IP	WLS	BF	H	R	ER	SO	BB	IBB	HBP	BLK	WP	HR	S	P	ERA	WHIP

Batter	1	2	3	4	5	6	7	8	9	AB	R	H	RBI	BB	SO	LOB
Lou Brock, L (1, 7) OBP: 0.355, SLG: 0.403	6-3 S 2B		1-3		F8		F8			4	1	1	0	0	0	1
Julian Javier, R (1, 4) OBP: 0.286, SLG: 0.303	6-3 2-3		F8		F2			6-3		4	0	0	0	0	0	1
Joe Hague, L (1, 9) (9, 3) OBP: 0.364, SLG: 0.421	S BB			1B 3B	P5			K		3	1	1	0	1	1	0
Dick Allen, R (1, 3) OBP: 0.384, SLG: 0.572	K			F9 S 1B 1B 3-H		G5-4-3 1B		L6		4	1	2	1	0	1	2
Leron Lee, L (9, 9) OBP: 0.284, SLG: 0.335										0	0	0	0	0	0	0
Joe Torre, R (1, 2) OBP: 0.380, SLG: 0.462	K 1-2 3-H			F3 1-2		F7				3	0	0	0	0	1	3
Jose Cardenal, R (1, 8) OBP: 0.353, SLG: 0.439		K		F9 2-3		G5-4-3 1-2f				3	0	0	0	0	1	2
Mike Shannon, R (1, 5) OBP: 0.271, SLG: 0.287		1-3		1B 1B 3-H			SH1-3 2B			3	0	2	1	0	0	0
Dal Maxvill, R (1, 6) OBP: 0.314, SLG: 0.225		4-3		1B 1-2			SH1-3 2-3			2	0	1	0	0	0	0
Nelson Briles, R (1, 1) OBP: 0.167, SLG: 0.333			K	L4			F3			3	0	0	0	0	1	3
Inning Stats	R: 1 H: 1 E: 0 LOB: 1 K: 2 BB: 1 S: 8 P: 12	R: 0 H: 0 E: 0 LOB: 0 K: 1 BB: 0 S: 5 P: 5	R: 0 H: 0 E: 0 LOB: 0 K: 1 BB: 0 S: 5 P: 5	R: 2 H: 4 E: 0 LOB: 2 K: 0 BB: 0 S: 7 P: 7	R: 0 H: 0 E: 0 LOB: 0 K: 0 BB: 0 S: 3 P: 3	R: 0 H: 1 E: 0 LOB: 0 K: 0 BB: 0 S: 3 P: 3	R: 0 H: 1 E: 0 LOB: 1 K: 0 BB: 0 S: 4 P: 4	R: 0 H: 0 E: 0 LOB: 0 K: 1 BB: 0 S: 5 P: 5		1B: 4 SF: 0 2B: 2 SAC: 1 3B: 1 DP: 1 HR: 0 HBP: 0						

PITCHER		IP	WLS	BF	H	R	ER	SO	BB	IBB	HBP	BLK	WP	HR	S	P	ERA	WHIP
Tom Seaver, R ERA: 2.44	(1, 1)	7.0	L	28	7	3	3	4	1	0	0	0	0	0	35	39	3.86	1.143
Tug McGraw, L ERA: 3.73	(8, 1)	1.0		3	0	0	0	1	0	0	0	0	0	0	5	5	0.00	0.000

PITCHER	IP	WLS	BF	H	R	ER	SO	BB	IBB	HBP	BLK	WP	HR	S	P	ERA	WHIP

BOTTOM

New York Mets @ St. Louis Cardinals

Busch Stadium, St. Louis, MO

Thu Aug 06 1970, 7:05 PM CDT
Att. 23,412 - Cloudy

livebaseballscorecards.com

AB	29
R	3
H	7
RBI	2
BB	1
SO	5
LOB	12

New York Mets @ Pittsburgh Pirates

Three Rivers Stadium, Pittsburgh, PA

Fri Aug 07 1970, 7:05 PM EDT

Att. 37,556 - Cloudy

livebaseballscorecards.com

TOP

Batter	1	2	3	4	5	6	7	8	9	AB	R	H	RBI	BB	SO	LOB
Tommie Agee, R (1, 8) OBP: 0.340, SLG: 0.476	F9		K			6-3		BB		3	0	0	0	1	1	0
Bud Harrelson, S (1, 6) OBP: 0.357, SLG: 0.343	BB			1B G4-6-3 BB		F7		L3		2	1	0	0	2	0	2
Ken Boswell, L (1, 4) OBP: 0.336, SLG: 0.341	L6-3 1-2			G4-6-3 1-3 1B			4-3		K	4	0	1	0	0	1	1
Art Shamsky, L (1, 3) OBP: 0.372, SLG: 0.423		F7		G4-6-3 1-2f 3-H			HBP		4-3	3	0	0	0	0	0	1
Dave Marshall, L (1, 9) OBP: 0.312, SLG: 0.434		K		K			F8		4-3	4	0	0	0	0	2	1
Cleon Jones, R (1, 7) OBP: 0.314, SLG: 0.364		BB			FC3-6 1B		F9			2	0	1	0	1	0	1
Wayne Garrett, L (1, 5) OBP: 0.379, SLG: 0.480		F7			FC3-6 G6-4-3 1-2f			G5-4-3 1B 1B		3	0	1	0	0	0	2
Jerry Grote, R (1, 2) OBP: 0.334, SLG: 0.331			L3		G6-4-3 1-2f			G5-4-3 1-2 1B		3	0	1	0	0	0	1
Jim McAndrew, R (1, 1) OBP: 0.212, SLG: 0.200			1-3			F9		G5-4-3 1-2f 2-3		2	0	0	0	0	0	0
Ron Taylor, R (6, 1)										0	0	0	0	0	0	0
Rich Folkers, L (6, 1) OBP: 0.400, SLG: 0.400										0	0	0	0	0	0	0
Ron Swoboda, R (8, PH) OBP: 0.369, SLG: 0.452										1	0	0	0	0	0	2
Tug McGraw, R (8, 1) OBP: 0.286, SLG: 0.333										0	0	0	0	0	0	0
Inning Stats	R: 0 E: 0 K: 0 S: 2 H: 0 LOB: 0 BB: 1 P: 6	R: 0 E: 0 K: 1 S: 5 H: 0 LOB: 1 BB: 1 P: 9	R: 0 E: 0 K: 1 S: 5 H: 0 LOB: 0 BB: 0 P: 5	R: 1 E: 0 K: 1 S: 5 H: 1 LOB: 0 BB: 1 P: 9	R: 0 E: 0 K: 0 S: 3 H: 1 LOB: 0 BB: 0 P: 3	R: 0 E: 0 K: 0 S: 3 H: 0 LOB: 0 BB: 0 P: 3	R: 0 E: 0 K: 0 S: 3 H: 0 LOB: 1 BB: 0 P: 4	R: 0 E: 0 K: 0 S: 4 H: 2 LOB: 2 BB: 1 P: 8	R: 0 E: 0 K: 1 S: 5 H: 0 LOB: 0 BB: 0 P: 5	1B: 4 2B: 1 3B: 0 HR: 0	SF: 0 SAC: 0 DP: 4 HBP: 1			WP: 0 PB: 0 SB: 0 CS: 0		PA: 32	

PITCHER	IP	WLS	BF	H	R	ER	SO	BB	IBB	HBP	BLK	WP	HR	S	P	ERA	WHIP
Bob Moose, R (1, 1) ERA: 3.98	9.0	W	32	4	1	1	4	4	0	1	0	0	0	35	52	1.00	0.889

PITCHER	IP	WLS	BF	H	R	ER	SO	BB	IBB	HBP	BLK	WP	HR	S	P	ERA	WHIP

AB	27
R	1
H	4
RBI	0
BB	4
SO	4
LOB	11

BOTTOM

Batter	1	2	3	4	5	6	7	8	9	AB	R	H	RBI	BB	SO	LOB
Freddie Patek, R (1, 6) OBP: 0.374, SLG: 0.424	L9		F9		FC6-4 CS 1-2f	HR 2-H 3-H		F8		5	1	1	3	0	0	1
Matty Alou, L (1, 8) OBP: 0.321, SLG: 0.352	1B 1B		E3 S		1B 1-2	1B		CS 1B		5	0	4	0	0	0	0
Al Oliver, L (1, 9) OBP: 0.329, SLG: 0.459	1B 1-2		6-3 1-2		F7	G3		CS 1-2		4	0	1	0	0	0	3
Willie Stargell, L (1, 7) OBP: 0.320, SLG: 0.514 Johnny Jeter, R (8, 7) OBP: 0.324, SLG: 0.366	F2			F7 1B 3B		HR	F8			4 0	1 0	1 0	1 0	0 0	0 0	2 0
Richie Hebner, L (1, 5) OBP: 0.341, SLG: 0.416	F8					F9	K			4	1	1	0	0	1	2
Bob Robertson, R (1, 3) OBP: 0.387, SLG: 0.580		K		5-3		1B 2B 1B	WP 1B			4	1	2	0	0	1	1
Manny Sanguillen, R (1, 2) OBP: 0.326, SLG: 0.424		L5		3-H 1B		2B 1-3 HR 1B	1-2 IBB			3	1	2	1	1	0	0
Bill Mazeroski, R (1, 4) OBP: 0.278, SLG: 0.316		F3		F9		P4	F7			4	0	0	0	0	0	5
Bob Moose, R (1, 1) OBP: 0.277, SLG: 0.220			4-3		FC6-4 BB	1-3 3-H HR 2B		4-3		3	1	1	1	1	0	0
Inning Stats	R: 0 E: 0 K: 0 S: 5 H: 2 LOB: 2 BB: 0 P: 5	R: 0 E: 0 K: 1 S: 5 H: 0 LOB: 0 BB: 0 P: 5	R: 0 E: 1 K: 0 S: 4 H: 0 LOB: 1 BB: 0 P: 4	R: 1 E: 0 K: 0 S: 5 H: 2 LOB: 1 BB: 0 P: 5	R: 0 E: 0 K: 0 S: 3 H: 1 LOB: 1 BB: 1 P: 7	R: 5 E: 0 K: 0 S: 9 H: 6 LOB: 1 BB: 0 P: 9	R: 0 E: 0 K: 1 S: 6 H: 1 LOB: 2 BB: 1 P: 10	R: 0 E: 0 K: 0 S: 3 H: 1 LOB: 0 BB: 0 P: 3								

1B: 9 SF: 0 WP: 1 PA: 39
2B: 1 SAC: 0 PB: 0
3B: 1 DP: 0 SB: 1
HR: 2 HBP: 0 CS: 2

PITCHER		IP	WLS	BF	H	R	ER	SO	BB	IBB	HBP	BLK	WP	HR	S	P	ERA	WHIP
Jim McAndrew, R ERA: 4.28	(1, 1)	5.2	L	27	9	5	5	1	1	0	0	0	0	1	28	32	7.94	1.765
Ron Taylor, R ERA: 3.58	(6, 1)	0.0		2	2	1	1	0	0	0	0	0	0	1	2	2	∞	∞
Rich Folkers, L ERA: 5.66	(6, 1)	1.1		6	1	0	0	1	0	1	0	0	1	0	7	11	0.00	0.750
Tug McGraw, L ERA: 3.66	(8, 1)	1.0		3	1	0	0	0	0	0	0	0	0	0	3	3	0.00	1.000

PITCHER	IP	WLS	BF	H	R	ER	SO	BB	IBB	HBP	BLK	WP	HR	S	P	ERA	WHIP

New York Mets @ Pittsburgh Pirates

Three Rivers Stadium, Pittsburgh, PA

Fri Aug 07 1970, 7:05 PM EDT
Att. 37,556 - Cloudy

livebaseballscorecards.com

AB	36
R	6
H	13
RBI	6
BB	2
SO	2
LOB	14

New York Mets @ Pittsburgh Pirates

Three Rivers Stadium, Pittsburgh, PA

Sat Aug 08 1970, 3:33 AM EDT

Att. 27,843 - Sunny

TOP

livebaseballscorecards.com

Batter	1	2	3	4	5	6	7	8	9	AB	R	H	RBI	BB	SO	LOB
Tommie Agee, R (1, 8) OBP: 0.346, SLG: 0.490	HR 2B	S 1B 2B	K		1-2 2-H F9 1B	BB 1B 1B	SF8 3B			6	4	5	2	0	1	1
Bud Harrelson, S (1, 6) OBP: 0.357, SLG: 0.342	F9	1B 1B		4-3	F2		1B BB		SF8	4	0	1	2	1	0	3
Cleon Jones, R (1, 7) OBP: 0.320, SLG: 0.371	HR BB	L5-4 S 1B		6-3		K	1B		PB 1B 2B	5	2	3	2	1	1	0
Donn Clendenon, R (1, 3) OBP: 0.357, SLG: 0.558	HR	IBB		6-3		K	4-3		1B BB	4	1	1	3	2	1	2
Ron Swoboda, R (1, 9) OBP: 0.372, SLG: 0.448	K	L5-4			CS BB	FC6 HBP		L5	1B	4	0	1	1	1	1	3
Joe Foy, R (1, 5) OBP: 0.362, SLG: 0.344	S 1B		K		E 1B BB	FC6		K	L4	5	1	1	0	1	2	3
Jerry Grote, R (1, 2) OBP: 0.342, SLG: 0.337	6-3		1B WP BB 1B		FC4-6 1B		1B BB	1B		4	2	3	1	1	0	1
Al Weis, S (1, 4) OBP: 0.257, SLG: 0.287		K	1B BB		FC4-6 BB 1B		F3	1-3		1	0	0	0	0	1	0
Wayne Garrett, L (3, PH) OBP: 0.377, SLG: 0.473 (3, 4)										3	1	0	0	1	0	3
Jerry Koosman, R (1, 1) OBP: 0.173, SLG: 0.125		2B 2B	WP 1B		1B BB		K		K	3	1	2	0	1	1	1
Gary Gentry, R (7, 1) OBP: 0.109, SLG: 0.024										1	0	0	0	0	1	0
Inning Stats	R: 3 E: 0 K: 1 S: 8 H: 3 LOB: 1 BB: 1 P: 12	R: 2 E: 0 K: 1 S: 8 H: 4 LOB: 2 BB: 1 P: 12	R: 1 E: 0 K: 2 S: 8 H: 2 LOB: 1 BB: 1 P: 12	R: 0 E: 0 K: 0 S: 3 H: 0 LOB: 0 BB: 0 P: 3	R: 2 E: 1 K: 0 S: 4 H: 2 LOB: 2 BB: 3 P: 16	R: 0 E: 0 K: 2 S: 7 H: 0 LOB: 1 BB: 0 P: 8	R: 2 E: 0 K: 1 S: 7 H: 2 LOB: 2 BB: 2 P: 15	R: 0 E: 0 K: 1 S: 6 H: 1 LOB: 1 BB: 0 P: 6	R: 2 E: 0 K: 1 S: 8 H: 3 LOB: 2 BB: 1 P: 12	1B: 11 2B: 5 3B: 1 HR: 1 SF: 1 SAC: 0 DP: 1 HBP: 1							

	AB	40
	R	12
	H	17
	RBI	11
	BB	9
	SO	9
	LOB	17

WP: 1 PB: 1 SB: 3 CS: 1 PA: 51

PITCHER		IP	WLS	BF	H	R	ER	SO	BB	IBB	HBP	BLK	WP	HR	S	P	ERA	WHIP
Bob Veale, L ERA: 4.11	(1, 1)	1.1	L	11	6	5	5	2	1	0	0	0	0	1	14	18	33.75	5.250
Dick Colpaert, R ERA: 2.89	(2, 1)	0.2		3	1	0	0	0	0	1	0	0	0	0	2	6	0.00	1.500
Jim Nelson, R ERA: 3.51	(3, 1)	2.2		14	4	3	1	2	4	0	0	0	1	0	14	30	3.38	3.000
Orlando Pena, R ERA: 3.41	(5, 1)	1.1		5	0	0	0	2	0	0	1	0	0	0	8	9	0.00	0.000
Joe Gibbon, L ERA: 5.56	(7, 1)	2.0		11	3	2	2	2	2	0	0	0	0	0	13	21	9.00	2.500

PITCHER		IP	WLS	BF	H	R	ER	SO	BB	IBB	HBP	BLK	WP	HR	S	P	ERA	WHIP
Dave Giusti, R ERA: 2.93	(9, 1)	1.0		7	3	2	2	1	1	0	0	0	0	0	8	12	18.00	4.000

New York Mets @ Pittsburgh Pirates

Three Rivers Stadium, Pittsburgh, PA

Sat Aug 08 1970, 3:33 AM EDT

Att. 27,843 - Sunny

BOTTOM

Batter	1	2	3	4	5	6	7	8	9	AB	R	H	RBI	BB	SO	LOB
Freddie Patek, R (1, 6) OBP: 0.372, SLG: 0.423	6-3	G6-3 1-2f			P4		E7 1B 2B	BBBB 4-0 E E 1-2 BB	5-3	5	2	1	0	1	0	3
Matty Alou, L (1, 8) OBP: 0.320, SLG: 0.350	P3		F7		P6		HR 3-H 1B	F7		5	1	1	1	0	0	2
Roberto Clemente, R (1, 9) OBP: 0.414, SLG: 0.585	2B 2B		BBBB 4-0 BB		G3		1-H HR	E4 E 1-2 2-3		4	2	2	2	1	0	2
Bob Robertson, R (1, 3) OBP: 0.388, SLG: 0.580	1B 2-H 2B		P4			F9 SSS	K	E7 1-3 2-H 3-H 1B		5	1	2	3	0	1	1
Al Oliver, L (1, 7) OBP: 0.329, SLG: 0.457 Dave Giusti, R (9, 1) OBP: 0.357, SLG: 0.364	2-H 1B		P5			F9	6-3	IBB		4 0	0 0	1 0	1 0	1 0	0 0	1 0
Jose Pagan, R (1, 5) OBP: 0.322, SLG: 0.361	F9			P4		1B 1B	5-3	4-3		5	1	1	0	0	0	4
Dave Cash, R (1, 4) OBP: 0.378, SLG: 0.456		6-3		F7		1B 1-2		5-3 1B	BBBB 5-3 BB	4	1	2	0	1	0	0
Jerry May, R (1, 2) OBP: 0.295, SLG: 0.252		1B 1B		1B		1-2 2-H 1B		5-3 1-2	5-3 1-2	5	0	3	1	0	0	2
Bob Veale, S (1, 1) OBP: 0.176, SLG: 0.154 Dick Colpaert, R (2, 1) Gene Clines, R (2, PH) OBP: 0.667, SLG: 0.600 Jim Nelson, R (3, 1) OBP: 0.429, SLG: 0.286 Orlando Pena, R (5, 1) Gene Alley, R (6, PH) OBP: 0.444, SLG: 0.963 Joe Gibbon, R (7, 1) Willie Stargell, L (8, PH) OBP: 0.263, SLG: 0.615 Dock Ellis, S (8, PB) OBP: 0.143, SLG: 0.128 Johnny Jeter, R (9, 7) OBP: 0.321, SLG: 0.362	G6-3 1-2 1B			K		K		E BB E 2-H 1B	F9	0 0 1 1 0 0 0 1 0 1	0 0 0 0 0 0 0 0 0 0	0 0 1 0 0 0 0 1 0 0	0 0 0 0 0 0 0 0 0 1	0 0 0 0 0 0 1 1 0 0	0 0 0 0 0 0 0 1 0 0	0 0 0 0 1 2 0 0 0 1
Inning Stats	R: 2 E: 0 K: 0 S: 6 H: 3 LOB: 1 BB: 0 P: 6	R: 0 E: 0 K: 0 S: 4 H: 2 LOB: 1 BB: 0 P: 4	R: 0 E: 0 K: 0 S: 3 H: 0 LOB: 1 BB: 1 P: 7	R: 0 E: 0 K: 1 S: 6 H: 1 LOB: 1 BB: 0 P: 6	R: 0 E: 0 K: 0 S: 3 H: 0 LOB: 0 BB: 0 P: 3	R: 1 E: 0 K: 1 S: 8 H: 3 LOB: 2 BB: 0 P: 8	R: 3 E: 1 K: 1 S: 8 H: 3 LOB: 0 BB: 0 P: 8	R: 3 E: 2 K: 0 S: 7 H: 3 LOB: 3 BB: 2 P: 15	R: 0 E: 0 K: 0 S: 3 H: 0 LOB: 1 BB: 1 P: 7	1B: 11 2B: 3 3B: 0 HR: 1 SF: 0 SAC: 0 DP: 1 HBP: 0						

livebaseballscorecards.com

AB	42
R	9
H	15
RBI	9
BB	4
SO	3
LOB	19

WP: 0 PA: 46
PB: 0
SB: 0
CS: 0

PITCHER		IP	WLS	BF	H	R	ER	SO	BB	IBB	HBP	BLK	WP	HR	S	P	ERA	WHIP
Jerry Koosman, L ERA: 3.17	(1, 1)	6.0	W	30	12	6	6	2	1	0	0	0	0	1	33	37	9.00	2.167
Gary Gentry, R ERA: 3.5	(7, 1)	3.0	S	16	3	3	1	1	2	1	0	0	0	0	15	27	3.00	1.667

PITCHER	IP	WLS	BF	H	R	ER	SO	BB	IBB	HBP	BLK	WP	HR	S	P	ERA	WHIP

Batter	1	2	3	4	5	6	7	8	9	AB	R	H	RBI	BB	SO	LOB
Tommie Agee, R (1, 8) OBP: 0.344, SLG: 0.487	F8 1B 1B 1B		F8		F9		F9		K	5	1	1	0	0	1	0
Bud Harrelson, S (1, 6) OBP: 0.358, SLG: 0.342	1B 1-2 1B		6-3		2B BB		F8			3	1	1	0	1	0	0
Cleon Jones, R (1, 7) OBP: 0.319, SLG: 0.373	F8 2-3		F9		1-H 2B		6-3			4	0	1	1	0	0	2
Donn Clendenon, R (1, 3) OBP: 0.355, SLG: 0.557	K			1B 2B	K			P3		4	1	1	0	0	2	3
Ron Swoboda, R (1, 9) OBP: 0.374, SLG: 0.449	FC6-4 1-3 3-H 1B			4-3 2-H 1B		6-3		P6		4	0	2	2	0	0	0
Joe Foy, R (1, 5) OBP: 0.364, SLG: 0.344	FC6-4 1-2f			4-3 2-3		S BB FC6-2 BB		1B		3	0	1	0	1	0	3
Jerry Grote, R (1, 2) OBP: 0.341, SLG: 0.333		2-3		6-3		S 1-2 BB		F9		3	0	0	0	1	0	2
Al Weis, S (1, 4) OBP: 0.250, SLG: 0.279 Art Shamsky, L (9, PH) OBP: 0.371, SLG: 0.421		5-3		4-3		FC6-2 1-2 2-H			G3	3 1	0 0	0 0	0 0	0 0	0 0	3 0
Nolan Ryan, R (1, 1) OBP: 0.206, SLG: 0.206 Ray Sadecki, L (7, 1) OBP: 0.265, SLG: 0.242 Ron Taylor, R (7, 1) Wayne Garrett, L (9, PH) OBP: 0.376, SLG: 0.471		1-3			K	4-3			F8	3 0 0 1	0 0 0 0	0 0 0 0	0 0 0 0	0 0 0 0	1 0 0 0	2 0 0 0
Inning Stats	R: 1 E: 0 K: 1 S: 8 H: 3 LOB: 2 BB: 0 P: 8	R: 0 E: 0 K: 0 S: 3 H: 0 LOB: 0 BB: 0 P: 3	R: 0 E: 0 K: 0 S: 3 H: 0 LOB: 0 BB: 0 P: 3	R: 1 E: 0 K: 0 S: 5 H: 2 LOB: 1 BB: 0 P: 5	R: 1 E: 0 K: 2 S: 8 H: 1 LOB: 1 BB: 1 P: 12	R: 0 E: 0 K: 0 S: 3 H: 0 LOB: 2 BB: 2 P: 11	R: 0 E: 0 K: 0 S: 3 H: 0 LOB: 0 BB: 0 P: 3	R: 0 E: 0 K: 0 S: 4 H: 1 LOB: 1 BB: 0 P: 4	R: 0 E: 0 K: 1 S: 5 H: 0 LOB: 0 BB: 0 P: 5	1B: 5 2B: 2 3B: 0 HR: 0 SF: 0 SAC: 0 DP: 0 HBP: 0						

PITCHER		IP	WLS	BF	H	R	ER	SO	BB	IBB	HBP	BLK	WP	HR	S	P	ERA	WHIP
Luke Walker, L ERA: 3.31	(1, 1)	7.0	W	30	6	3	3	3	3	0	0	0	0	0	33	45	3.86	1.286
Orlando Pena, R ERA: 3.19	(8, 1)	2.0	S	7	1	0	0	1	0	0	0	0	0	0	9	9	0.00	0.500

PITCHER	IP	WLS	BF	H	R	ER	SO	BB	IBB	HBP	BLK	WP	HR	S	P	ERA	WHIP

TOP

New York Mets @ Pittsburgh Pirates

Three Rivers Stadium, Pittsburgh, PA

Sun Aug 09 1970, 3:33 AM EDT

Att. 41,772 - Unknown

livebaseballscorecards.com

AB	34
R	3
H	7
RBI	3
BB	3
SO	4
LOB	15

WP: 0 PA: 37
PB: 0
SB: 2
CS: 0

BOTTOM

New York Mets @ Pittsburgh Pirates

Three Rivers Stadium, Pittsburgh, PA

Sun Aug 09 1970, 3:33 AM EDT

Att. 41,772 - Unknown

Batter	1	2	3	4	5	6	7	8	9	AB	R	H	RBI	BB	SO	LOB
Freddie Patek, R (1, 6) OBP: 0.368, SLG: 0.413	K	K		K			SH FC5-2 BB F9			4	0	0	0	1	3	7
Matty Alou, L (1, 8) OBP: 0.322, SLG: 0.350	S BB		1-3		E WP 1B		SH FC5-2 1B 1-3	F9		3	2	1	0	1	0	0
Roberto Clemente, R (1, 9) OBP: 0.414, SLG: 0.588	K 1-2	K		K	F7 1-H		1B FC5-2 SF9 IBB	SF8 3B		4	2	1	0	1	2	1
Al Oliver, L (1, 7) (5, 3) OBP: 0.330, SLG: 0.455	L8		BB		BB		FC5-2 SF9 1B BB 1-2 2-3 3-Hf	SF8 3-H		2	1	0	1	2	0	4
Bob Robertson, R (1, 3) OBP: 0.388, SLG: 0.578 Willie Stargell, L (5, 7) OBP: 0.324, SLG: 0.526 Johnny Jeter, R (9, 7) OBP: 0.321, SLG: 0.362		BB WP BB	F8		K		BB BB 1B 1-2 2-3 3-H	HR		1 3 0	0 2 0	0 2 0	0 2 0	1 0 0	0 1 0	1 1 0
Manny Sanguillen, R (1, 2) OBP: 0.327, SLG: 0.431	K 1-2		1B	2B	K		SF9 2-3 3-H	2B		4	1	2	1	0	2	2
Jose Pagan, R (1, 5) OBP: 0.325, SLG: 0.353	BB	F7			P6		1B BB 1-2	K		3	0	0	0	2	1	2
Bill Mazeroski, R (1, 4) OBP: 0.281, SLG: 0.317	P5	2-H	1B		F7		1B 1-2 2-3 3-H	BB		3	0	1	2	1	0	2
Luke Walker, L (1, 1) OBP: 0.167, SLG: 0.091 Gene Clines, R (7, PH) OBP: 0.714, SLG: 0.667 Orlando Pena, R (8, 1)	BB 1-2 2-3		K		K		1B 1-2 2-3 3-H			2 1 0	0 0 0	0 1 0	0 1 0	1 0 0	2 0 0	1 0 0
Inning Stats	R: 0 E: 0 K: 2 S: 7 H: 0 LOB: 1 BB: 1 P: 11	R: 0 E: 0 K: 2 S: 7 H: 0 LOB: 3 BB: 3 P: 19	R: 0 E: 0 K: 1 S: 5 H: 0 LOB: 1 BB: 1 P: 9	R: 1 E: 0 K: 2 S: 9 H: 2 LOB: 1 BB: 0 P: 9	R: 1 E: 1 K: 2 S: 8 H: 1 LOB: 1 BB: 1 P: 12	R: 0 E: 0 K: 1 S: 5 H: 0 LOB: 0 BB: 0 P: 5	R: 4 E: 1 K: 0 S: 6 H: 2 LOB: 3 BB: 4 P: 22	R: 2 E: 0 K: 1 S: 8 H: 3 LOB: 1 BB: 0 P: 8		1B: 4 2B: 2 3B: 1 HR: 1 SF: 2 SAC: 1 DP: 0 HBP: 0						

livebaseballscorecards.com

AB	30
R	8
H	8
RBI	7
BB	10
SO	11
LOB	21

WP: 2 PA: 43
PB: 0
SB: 1
CS: 0

PITCHER		IP	WLS	BF	H	R	ER	SO	BB	IBB	HBP	BLK	WP	HR	S	P	ERA	WHIP
Nolan Ryan, R ERA: 3.06	(1, 1)	6.0	L	29	3	4	3	10	7	0	0	0	2	0	42	70	4.50	1.667
Ray Sadecki, L ERA: 3.67	(7, 1)	0.2		6	1	1	0	0	2	1	0	0	0	0	3	15	0.00	4.500
Ron Taylor, R ERA: 3.83	(7, 1)	1.1		8	4	3	3	1	0	0	0	0	0	1	10	10	20.25	3.000

PITCHER		IP	WLS	BF	H	R	ER	SO	BB	IBB	HBP	BLK	WP	HR	S	P	ERA	WHIP

New York Mets @ Pittsburgh Pirates

Three Rivers Stadium, Pittsburgh, PA

Mon Aug 10 1970, 7:05 PM EDT

Att. 47,148 - Sunny

TOP

livebaseballscorecards.com

Batter	1	2	3	4	5	6	7	8	9	AB	R	H	RBI	BB	SO	LOB
Tommie Agee, R (1, 8) OBP: 0.344, SLG: 0.489	S S S 0-3 ① K	x 0-0 BB 1B SF8 1-2 3-H 1B	x 0-0 1-H 2-H 3B	S S S 0-3 ③ K		S S S 0-3 ② K			x 0-0 ① 1-3	6	1	2	3	0	3	4
Bud Harrelson, S (1, 6) OBP: 0.357, SLG: 0.340	B B B B 4-0 1B BB	x 0-0 SF8 BB 1-2 2-3 1B	x 0-0 ③ L4		x 0-0 ① 3-1	x 0-0 ③ P4			x 0-0 ② P6	5	0	1	0	1	0	2
Ken Boswell, L (1, 4) OBP: 0.336, SLG: 0.338	x 0-0 ② F5	B B B B 4-0 1-2 2-3 3-H BB		x 0-0 ① 3-1	x 0-0 ② G3		x 0-0 ① F8		x 0-0 WP 1B	5	0	1	1	1	0	1
Donn Clendenon, R (1, 3) OBP: 0.364, SLG: 0.577 Mike Jorgensen, L (7, 3) OBP: 0.282, SLG: 0.400	x 0-0 ③ 1-3 1B	x 0-0 ② SF8 2-3 3-H		B B B B 4-0 BB WP BB BB	x 0-0 BB BB 1B		x 0-0 HR		x 0-0 ③ L4 1-2	3 1	2 0	3 0	2 0	1 0	0 0	0 1
Cleon Jones, R (1, 7) OBP: 0.323, SLG: 0.376	x 0-0 1B E 2B x 0-0 ③ 6-3			B B B B 4-0 BB BB SF8 1-2 BB	B B B B 4-0 BB 1-2 BB		x 0-0 E6 G6-4-3			3	2	1	0	2	0	2
Dave Marshall, L (1, 9) OBP: 0.323, SLG: 0.434 Ron Swoboda, R (7, PH) (7, 9) OBP: 0.373, SLG: 0.447	x 0-0 ① P6	x 0-0 BB 3B 1B	B B B B 4-0 BB BB 1-2 2-3 BB	B B B B 4-0 1-2 2-3 BB			x 0-0 ② ③ G6-4-3 1-2f			2 1	1 0	1 0	0 0	2 0	0 0	1 1
Wayne Garrett, L (1, 5) OBP: 0.376, SLG: 0.464	B B B B 4-0 1B E BB	x 0-0 ① F8	B B B B 4-0 BB 1-2 2-3 3-H BB	x 0-0 ③ F8				x 0-0 ① F9		3	1	0	1	2	0	4
Jerry Grote, R (1, 2) OBP: 0.345, SLG: 0.337	x 0-0 E 1B 1-2 2-3 1B	B B B B 4-0 1-2 3B BB	x 0-0 ② SF8 3-H			x 0-0 SH1-4 1B		x 0-0 ② 6-3		3	2	2	1	1	0	0
Tom Seaver, R (1, 1) OBP: 0.241, SLG: 0.234	x 0-0 E3 1B 1B BB 1-3 2-H 3-H	S S S 0-3 ② K	B B B B 4-0 1-2 2-3 BB			x 0-0 ① SH1-4 1-2		S S S 0-3 ③ K		3	1	0	1	1	2	3
Inning Stats	R: 0 H: 1 E: 0 LOB: 2 K: 1 BB: 1 S: 5 P: 9	R: 5 H: 4 E: 1 LOB: 2 K: 0 BB: 2 S: 8 P: 16	R: 2 H: 2 E: 0 LOB: 1 K: 1 BB: 1 S: 7 P: 11	R: 2 H: 0 E: 0 LOB: 3 K: 1 BB: 5 S: 5 P: 25	R: 0 H: 1 E: 0 LOB: 1 K: 0 BB: 2 S: 4 P: 12	R: 0 H: 1 E: 0 LOB: 1 K: 1 BB: 0 S: 6 P: 6	R: 1 H: 1 E: 1 LOB: 0 K: 0 BB: 0 S: 4 P: 4	R: 0 H: 0 E: 0 LOB: 0 K: 1 BB: 0 S: 5 P: 5	R: 0 H: 1 E: 0 LOB: 1 K: 0 BB: 0 S: 4 P: 4	1B: 8 SF: 2 2B: 1 SAC: 1 3B: 1 DP: 1 HR: 1 HBP: 0						

	AB	35
	R	10
	H	11
	RBI	9
	BB	11
	SO	5
	LOB	19

WP: 2 PA: 49
PB: 0
SB: 0
CS: 0

PITCHER		IP	WLS	BF	H	R	ER	SO	BB	IBB	HBP	BLK	WP	HR	S	P	ERA	WHIP
Dock Ellis, R ERA: 3.47	(1, 1)	2.0	L	14	5	5	3	1	3	0	0	0	0	0	13	25	13.50	4.000
Dick Colpaert, R ERA: 5.91	(3, 1)	1.1		9	2	4	4	1	3	0	0	0	1	0	8	20	27.00	3.750
Jim Nelson, R ERA: 3.42	(4, 1)	1.2		11	1	0	0	1	5	0	0	0	0	0	8	28	0.00	3.600
Joe Gibbon, L ERA: 5.06	(6, 1)	4.0		15	3	1	1	2	0	0	0	0	1	1	19	19	2.25	0.750

PITCHER	IP	WLS	BF	H	R	ER	SO	BB	IBB	HBP	BLK	WP	HR	S	P	ERA	WHIP

New York Mets @ Pittsburgh Pirates

Three Rivers Stadium, Pittsburgh, PA

Mon Aug 10 1970, 7:05 PM EDT

Att. 47,148 - Sunny

livebaseballscorecards.com

BOTTOM

Batter	1	2	3	4	5	6	7	8	9	AB	R	H	RBI	BB	SO	LOB
Freddie Patek, R (1, 6) OBP: 0.365, SLG: 0.406	B B B B 4-0 BB 2B BB	x 0-0 ② F8 1-2			x 0-0 ② 6-3			S S S 0-3 ① K		3	1	0	0	1	1	1
Matty Alou, L (1, 8) OBP: 0.319, SLG: 0.347	x 0-0 ① L9	x 0-0 ③ F7			x 0-0 ③ 1-3			x 0-0 ② F8		4	0	0	0	0	0	2
Roberto Clemente, R (1, 9) OBP: 0.417, SLG: 0.588	B B B B 4-0 2B 1-2 FC4-6 BB		x 0-0 G4-6-3 1B			x 0-0 ① 6-3		x 0-0 1B		3	1	2	0	1	0	0
Al Oliver, L (1, 3) OBP: 0.332, SLG: 0.458	x 0-0 FC4-6 1-3 2-H 2B		x 0-0 ① F9			x 0-0 PB 1B		x 0-0 ③ 5-3		4	0	2	1	0	0	2
Willie Stargell, L (1, 7) OBP: 0.326, SLG: 0.524	I I I I 4-0 FC4-6 IBB		x 0-0 ② ③ G4-6-3 1-2f			S S S 0-3 ② K 1-2			x 0-0 G4-6-3 1B	3	0	1	0	1	1	2
Manny Sanguillen, R (1, 2) OBP: 0.324, SLG: 0.426	x 0-0 ② FC4-6 1-2f 2-3 3-H			x 0-0 ① 4-3		x 0-0 ③ 5-3			x 0-0 ① P6	4	0	0	1	0	0	4
Jose Pagan, R (1, 5) OBP: 0.316, SLG: 0.343	x 0-0 ③ 5-3			x 0-0 ② P5			x 0-0 ① 5-3		x 0-0 ② ③ G4-6-3 1-2f	4	0	0	0	0	0	3
Bill Mazeroski, R (1, 4) OBP: 0.278, SLG: 0.313		x 0-0 ① 4-3		x 0-0 ③ P4			x 0-0 ② 5-3			3	0	0	0	0	0	0
Dock Ellis, S (1, 1) OBP: 0.141, SLG: 0.129 Gene Clines, R (2, PH) OBP: 0.750, SLG: 0.714 Dick Colpaert, R (3, 1) Jim Nelson, R (4, 1) OBP: 0.227, SLG: 0.200 Gene Alley, R (5, PH) OBP: 0.294, SLG: 0.362 Joe Gibbon, R (6, 1)		x 0-0 S 1B			x 0-0 ① 5-3		S S S 0-3 ③ K			0 1 0 0 1 1	0 0 0 0 0 0	0 1 0 0 0 0	0 0 0 0 0 0	0 0 0 0 0 1	0 0 0 0 0 0	0 0 0 0 0 0
Inning Stats	R: 2 E: 0 K: 0 S: 4 H: 1 LOB: 2 BB: 3 P: 16	R: 0 E: 0 K: 0 S: 4 H: 1 LOB: 1 BB: 0 P: 4	R: 0 E: 0 K: 0 S: 3 H: 1 LOB: 0 BB: 0 P: 3	R: 0 E: 0 K: 0 S: 3 H: 0 LOB: 0 BB: 0 P: 3	R: 0 E: 0 K: 0 S: 3 H: 0 LOB: 0 BB: 0 P: 3	R: 0 E: 0 K: 1 S: 6 H: 1 LOB: 1 BB: 0 P: 6	R: 0 E: 0 K: 1 S: 5 H: 0 LOB: 0 BB: 0 P: 5	R: 0 E: 0 K: 1 S: 6 H: 1 LOB: 1 BB: 0 P: 6	R: 0 E: 0 K: 0 S: 3 H: 1 LOB: 0 BB: 0 P: 3	1B: 5 2B: 1 3B: 0 HR: 0	SF: 0 SAC: 0 DP: 2 HBP: 0					

	AB	31
	R	2
	H	6
	RBI	2
	BB	3
	SO	3
	LOB	14

PITCHER		IP	WLS	BF	H	R	ER	SO	BB	IBB	HBP	BLK	WP	HR	S	P	ERA	WHIP
Tom Seaver, R ERA: 2.42	(1, 1)	9.0	W	34	6	2	2	3	2	1	0	0	0	0	37	49	2.00	0.889

PITCHER	IP	WLS	BF	H	R	ER	SO	BB	IBB	HBP	BLK	WP	HR	S	P	ERA	WHIP

New York Mets @ Cincinnati Reds

Riverfront Stadium, Cincinnati, OH

Tue Aug 11 1970, 7:05 PM EDT

Att. 35,491 - Unknown

TOP

livebaseballscorecards.com

Batter	1	2	3	4	5	6	7	8	9	AB	R	H	RBI	BB	SO	LOB
Tommie Agee, R (1, 8) OBP: 0.343, SLG: 0.487	0-0 BB 1B 1B	0-0 5-3			0-0 6-3		0-0 FC5-4 1-2f			4	0	1	0	0	0	3
Bud Harrelson, S (1, 6) OBP: 0.357, SLG: 0.339	0-0 1-2 BB 1B		0-0 3-1		0-0 G3			0-0 4-3		4	0	1	0	0	0	0
Ken Boswell, L (1, 4) OBP: 0.331, SLG: 0.332	0-3 K		0-0 4-3			0-0 4-3		0-0 G3		4	0	0	0	0	1	2
Donn Clendenon, R (1, 3) OBP: 0.359, SLG: 0.566	0-3 K		0-0 F8			0-0 F8		0-0 F9		4	0	0	0	0	1	2
Cleon Jones, R (1, 7) OBP: 0.328, SLG: 0.388	4-0 1-2 2-3 BB			0-0 1B		0-0 6-3			0-0 HR	3	1	2	1	1	0	0
Dave Marshall, L (1, 9) OBP: 0.315, SLG: 0.423	0-3 K			0-0 F8			0-0 4-3		0-3 K	4	0	0	0	0	2	4
Wayne Garrett, L (1, 5) OBP: 0.370, SLG: 0.455		0-3 K		0-0 F7			0-0 G3		0-0 P4	4	0	0	0	0	1	1
Jerry Grote, R (1, 2) OBP: 0.346, SLG: 0.342	0-0 2B			0-0 F2			0-0 1B 1B		0-0 1-3	2	0	1	0	0	0	1
Duffy Dyer, R (6, 2) OBP: 0.310, SLG: 0.224										2	0	1	0	0	0	0
Jim McAndrew, R (1, 1) OBP: 0.206, SLG: 0.194	0-3 K				0-0 P6		0-0 FC5-4 1-2 1B			1	0	0	0	0	1	1
Danny Frisella, L (4, 1) OBP: 0.286, SLG: 0.286										1	0	0	0	0	0	0
Art Shamsky, L (7, PH) OBP: 0.373, SLG: 0.423										1	0	1	0	0	0	0
Rich Folkers, L (7, 1) OBP: 0.400, SLG: 0.400										0	0	0	0	0	0	0

	AB	34
	R	1
	H	7
	RBI	1
	BB	1
	SO	6
	LOB	14

Inning Stats	1	2	3	4	5	6	7	8	9
	R: 0 E: 0 K: 3 S: 11	R: 0 E: 0 K: 2 S: 8	R: 0 E: 0 K: 0 S: 3	R: 0 E: 0 K: 0 S: 4	R: 0 E: 0 K: 0 S: 3	R: 0 E: 0 K: 0 S: 3	R: 0 E: 0 K: 0 S: 5	R: 0 E: 0 K: 0 S: 3	R: 1 E: 0 K: 1 S: 6
	H: 2 LOB: 3 BB: 1 P: 15	H: 1 LOB: 1 BB: 0 P: 8	H: 0 LOB: 0 BB: 0 P: 3	H: 1 LOB: 1 BB: 0 P: 4	H: 0 LOB: 0 BB: 0 P: 3	H: 0 LOB: 0 BB: 0 P: 3	H: 2 LOB: 2 BB: 0 P: 5	H: 0 LOB: 0 BB: 0 P: 3	H: 1 LOB: 0 BB: 0 P: 6

1B: 5	SF: 0	WP: 0	PA: 35
2B: 1	SAC: 0	PB: 0	
3B: 0	DP: 0	SB: 0	
HR: 1	HBP: 0	CS: 0	

PITCHER	IP	WLS	BF	H	R	ER	SO	BB	IBB	HBP	BLK	WP	HR	S	P	ERA	WHIP
Gary Nolan, R (1, 1) ERA: 3.23	9.0	W	35	7	1	1	6	1	0	0	0	0	1	46	50	1.00	0.889

PITCHER	IP	WLS	BF	H	R	ER	SO	BB	IBB	HBP	BLK	WP	HR	S	P	ERA	WHIP

Batter	1	2	3	4	5	6	7	8	9	AB	R	H	RBI	BB	SO	LOB
Pete Rose, S (1, 9) OBP: 0.401, SLG: 0.500	0-0 2B 1B	0-0 1-3 HR 2B		0-0 F7 ①		0-0 F7 ①	0-0 1-3 ③			5	1	2	0	0	0	2
Bobby Tolan, L (1, 8) OBP: 0.391, SLG: 0.472	0-3 K ①	4-0 HR BB		0-0 3B		0-0 1-3 ②		0-0 HR 1B		4	2	2	0	1	1	1
Tony Perez, R (1, 5) OBP: 0.417, SLG: 0.628	0-0 1-3 2B	0-0 1-H 2-H 3-H HR		0-0 L5 ②		4-0 BB		0-0 F7 ①		4	1	2	4	1	0	2
Johnny Bench, R (1, 2) OBP: 0.351, SLG: 0.645	4-0 IBB	0-3 K ③		0-3 K ③		0-0 F7 ③		0-0 1-H HR		4	1	1	2	1	2	2
Bernie Carbo, L (1, 7) OBP: 0.461, SLG: 0.609	0-3 K ②		0-0 WP 1B 2B		0-0 WP 5-3 1B		0-3 K ①	0-0 5-3 ②		5	1	2	0	0	2	3
Lee May, R (1, 3) OBP: 0.293, SLG: 0.492	0-0 F5 ③		0-0 F8 ①		0-0 F7 ①		0-0 HR	0-0 P4 ③		5	1	1	1	0	0	5
Tommy Helms, R (1, 4) OBP: 0.257, SLG: 0.272		0-0 F8 ①	0-0 2-H 1B		0-0 5-3 ② 1-2		0-0 SH1-4 1B 1B			4	0	2	1	0	0	1
Woody Woodward, R (1, 6) OBP: 0.313, SLG: 0.320		0-0 2B HR 1B	0-0 F7 ②		4-0 WP IBB		0-0 1-2 SH1-4 1B			3	1	2	0	1	0	1
Gary Nolan, R (1, 1) OBP: 0.185, SLG: 0.117		0-3 K ②	0-3 K ③		0-3 1-2 2-3 K ③		0-0 1-2 2-3 SH1-4 ②			3	0	0	0	0	3	4
Inning Stats	R: 0 E: 0 K: 2 S: 9 H: 2 LOB: 3 BB: 1 P: 13	R: 4 E: 0 K: 2 S: 10 H: 3 LOB: 0 BB: 1 P: 14	R: 1 E: 0 K: 1 S: 7 H: 2 LOB: 1 BB: 0 P: 7	R: 0 E: 0 K: 1 S: 6 H: 1 LOB: 1 BB: 0 P: 6	R: 0 E: 0 K: 1 S: 6 H: 1 LOB: 2 BB: 1 P: 10	R: 0 E: 0 K: 0 S: 3 H: 0 LOB: 1 BB: 1 P: 7	R: 1 E: 0 K: 1 S: 8 H: 3 LOB: 2 BB: 0 P: 8	R: 2 E: 0 K: 0 S: 5 H: 2 LOB: 0 BB: 0 P: 5		1B: 7 2B: 3 3B: 1 HR: 3	SF: 0 SAC: 1 DP: 0 HBP: 0					

PITCHER		IP	WLS	BF	H	R	ER	SO	BB	IBB	HBP	BLK	WP	HR	S	P	ERA	WHIP
Jim McAndrew, R ERA: 4.57	(1, 1)	3.0	L	18	7	5	5	5	1	1	0	0	1	1	26	34	15.00	2.667
Danny Frisella, R ERA: 2.36	(4, 1)	3.0		13	2	0	0	2	1	1	0	0	1	0	15	23	0.00	1.000
Rich Folkers, L ERA: 6.35	(7, 1)	2.0		11	5	3	3	1	0	0	0	0	0	2	13	13	13.50	2.500

PITCHER	IP	WLS	BF	H	R	ER	SO	BB	IBB	HBP	BLK	WP	HR	S	P	ERA	WHIP

BOTTOM

New York Mets @ Cincinnati Reds

Riverfront Stadium, Cincinnati, OH

Tue Aug 11 1970, 7:05 PM EDT

Att. 35,491 - Unknown

livebaseballscorecards.com

AB	37
R	8
H	14
RBI	8
BB	4
SO	8
LOB	21

1B: 7	SF: 0	WP: 2	PA: 42
2B: 3	SAC: 1	PB: 0	
3B: 1	DP: 0	SB: 0	
HR: 3	HBP: 0	CS: 0	

Batter	1	2	3	4	5	6	7	8	9	AB	R	H	RBI	BB	SO	LOB
Bud Harrelson, S (1, 6) OBP: 0.354, SLG: 0.337	1-3		SH1-4 1-2		6-3		4-3			3	0	0	0	0	0	0
Ken Boswell, L (1, 4) OBP: 0.329, SLG: 0.327	P6		L8		BB BB		F9			3	0	0	0	1	0	1
Al Weis, S (9, 4) OBP: 0.250, SLG: 0.279										0	0	0	0	0	0	0
Donn Clendenon, R (1, 3) OBP: 0.357, SLG: 0.559	P3		F9		BB G4-6-3 1-2		5-3			3	0	0	0	1	0	1
Art Shamsky, L (1, 9) OBP: 0.372, SLG: 0.421		F8		E8 BB 1B	G4-6-3 1-2f			FC1-6 1B		4	0	1	0	0	0	2
Tom Seaver, R (8, PR) OBP: 0.241, SLG: 0.234										0	0	0	0	0	0	0
Ron Swoboda, R (8, 9) OBP: 0.373, SLG: 0.447										0	0	0	0	0	0	0
Cleon Jones, R (1, 7) OBP: 0.324, SLG: 0.383		K		F9		5-3		FC1-6 G3-6-1 1-2f		4	0	0	0	0	1	2
Wayne Garrett, L (1, 5) OBP: 0.376, SLG: 0.470		E 2B		BB 1-2 1B		1B 2B		G3-6-1 1-2f		4	2	3	0	0	0	1
Mike Jorgensen, L (1, 8) OBP: 0.293, SLG: 0.397		E1 2-H 1B		L4		1B CS IBB			P6	3	0	1	0	1	0	2
Duffy Dyer, R (1, 2) OBP: 0.315, SLG: 0.227		F9		FC6-4 1-2 2-3 BB		1-3 2-H 1B			F7	3	0	1	1	1	0	1
Gary Gentry, R (1, 1) OBP: 0.120, SLG: 0.043			SH1-4 1B	FC6-4 1-2f		K 3-H			5-3	4	0	1	0	0	1	5
Inning Stats	R: 0 E: 0 K: 0 S: 3 H: 0 LOB: 0 BB: 0 P: 3	R: 1 E: 1 K: 1 S: 7 H: 2 LOB: 1 BB: 0 P: 7	R: 0 E: 0 K: 0 S: 4 H: 1 LOB: 1 BB: 0 P: 4	R: 0 E: 1 K: 0 S: 5 H: 1 LOB: 3 BB: 1 P: 9	R: 0 E: 0 K: 0 S: 2 H: 0 LOB: 1 BB: 2 P: 10	R: 1 E: 0 K: 1 S: 6 H: 2 LOB: 1 BB: 1 P: 10	R: 0 E: 0 K: 0 S: 3 H: 0 LOB: 0 BB: 0 P: 3	R: 0 E: 0 K: 0 S: 3 H: 1 LOB: 1 BB: 0 P: 3	R: 0 E: 0 K: 0 S: 3 H: 0 LOB: 0 BB: 0 P: 3	1B: 5 2B: 2 3B: 0 HR: 0 SF: 0 SAC: 1 DP: 2 HBP: 0						

PITCHER	IP	WLS	BF	H	R	ER	SO	BB	IBB	HBP	BLK	WP	HR	S	P	ERA	WHIP
Tony Cloninger, R (1, 1) ERA: 4.6	8.0	L	33	7	2	1	2	3	1	0	0	0	0	33	49	1.12	1.250
Wayne Granger, R (9, 1) ERA: 2.59	1.0		3	0	0	0	0	0	0	0	0	0	0	3	3	0.00	0.000

PITCHER	IP	WLS	BF	H	R	ER	SO	BB	IBB	HBP	BLK	WP	HR	S	P	ERA	WHIP

TOP

New York Mets @ Cincinnati Reds

Riverfront Stadium, Cincinnati, OH

Wed Aug 12 1970, 7:05 PM EDT

Att. 32,902 - Cloudy

livebaseballscorecards.com

AB	31
R	2
H	7
RBI	1
BB	4
SO	2
LOB	15

BOTTOM

Batter	1	2	3	4	5	6	7	8	9	AB	R	H	RBI	BB	SO	LOB
Pete Rose, S (1, 9) OBP: 0.398, SLG: 0.496	F7		P6			1-3		F7		4	0	0	0	0	0	0
Bobby Tolan, L (1, 8) OBP: 0.392, SLG: 0.473	CS BB			F8		2B 2B		G3		3	1	1	0	1	0	0
Tony Perez, R (1, 5) OBP: 0.418, SLG: 0.629	K 1-2			FC6-4 1B		2-H 2B			F2	4	0	2	1	0	1	1
Johnny Bench, R (1, 2) OBP: 0.348, SLG: 0.640		5-3		FC6-4 S 1-2f		K			4-3	4	0	0	0	0	1	2
Bernie Carbo, L (1, 7) OBP: 0.458, SLG: 0.602		1-3		BB 1-2		K			K	3	0	0	0	1	2	1
Lee May, R (1, 3) OBP: 0.293, SLG: 0.493		2B		K			5-3			3	0	1	0	0	1	2
Tommy Helms, R (1, 4) OBP: 0.256, SLG: 0.270		K	F8				P4			3	0	0	0	0	1	1
Woody Woodward, R (1, 6) OBP: 0.308, SLG: 0.315			G3		4-3		5-3			3	0	0	0	0	0	0
Tony Cloninger, R (1, 1) OBP: 0.182, SLG: 0.182			K		K			K		2	0	0	0	0	2	0
Angel Bravo, L (8, PH) OBP: 0.367, SLG: 0.352										1	0	0	0	0	1	0
Wayne Granger, R (9, 1) OBP: 0.143, SLG: 0.143										0	0	0	0	0	0	0
Inning Stats	R: 0 E: 0 K: 1 S: 4 H: 0 LOB: 0 BB: 1 P: 8	R: 0 E: 0 K: 1 S: 6 H: 1 LOB: 1 BB: 0 P: 6	R: 0 E: 0 K: 1 S: 5 H: 0 LOB: 0 BB: 0 P: 5	R: 0 E: 0 K: 1 S: 6 H: 1 LOB: 2 BB: 1 P: 10	R: 0 E: 0 K: 1 S: 5 H: 0 LOB: 0 BB: 0 P: 5	R: 1 E: 0 K: 2 S: 9 H: 2 LOB: 1 BB: 0 P: 9	R: 0 E: 0 K: 0 S: 3 H: 0 LOB: 0 BB: 0 P: 3	R: 0 E: 0 K: 1 S: 5 H: 0 LOB: 0 BB: 0 P: 5	R: 0 E: 0 K: 1 S: 5 H: 0 LOB: 0 BB: 0 P: 5	1B: 1 2B: 3 3B: 0 HR: 0	SF: 0 SAC: 0 DP: 0 HBP: 0	WP: 0 PB: 0 SB: 1 CS: 1	PA: 32			

PITCHER	IP	WLS	BF	H	R	ER	SO	BB	IBB	HBP	BLK	WP	HR	S	P	ERA	WHIP
Gary Gentry, R (1, 1) ERA: 3.34	9.0	W	32	4	1	1	9	2	0	0	0	0	0	48	56	1.00	0.667

PITCHER	IP	WLS	BF	H	R	ER	SO	BB	IBB	HBP	BLK	WP	HR	S	P	ERA	WHIP

New York Mets @ Cincinnati Reds

Riverfront Stadium, Cincinnati, OH

Wed Aug 12 1970, 7:05 PM EDT

Att. 32,902 - Cloudy

livebaseballscorecards.com

AB	30
R	1
H	4
RBI	1
BB	2
SO	9
LOB	7

Batter	1	2	3	4	5	6	7	8	9	AB	R	H	RBI	BB	SO	LOB
Tommie Agee, R (1, 8) OBP: 0.343, SLG: 0.485	K		1B		6-3			K		4	0	1	0	0	2	2
Bud Harrelson, S (1, 6) OBP: 0.352, SLG: 0.333	F7		K			K		F8		4	0	0	0	0	2	1
Cleon Jones, R (1, 7) OBP: 0.323, SLG: 0.385	3B 2B		CS 1-2	2-3		6-3			F8	4	1	1	0	0	0	0
Donn Clendenon, R (1, 3) OBP: 0.355, SLG: 0.562	2-H 3B			1-3		K			P3	4	0	1	1	0	1	0
Ron Swoboda, R (1, 9) OBP: 0.367, SLG: 0.438	F7			1-3			K		F8	4	0	0	0	0	1	1
Joe Foy, R (1, 5) OBP: 0.364, SLG: 0.344		K			2B 1B		K			3	0	1	0	0	2	0
Duffy Dyer, R (1, 2) OBP: 0.308, SLG: 0.221		K			K		E5			3	0	0	0	0	2	1
Ron Taylor, R (7, 1)										0	0	0	0	0	0	0
Al Weis, S (1, 4) OBP: 0.252, SLG: 0.290		K			1-3 2B		F2			3	0	1	0	0	1	1
Ray Sadecki, L (1, 1) OBP: 0.257, SLG: 0.235			K		K			5-3		1	0	0	0	0	1	0
Ken Singleton, S (5, PH) OBP: 0.361, SLG: 0.409										1	0	0	0	0	1	2
Danny Frisella, L (5, 1) OBP: 0.286, SLG: 0.286										0	0	0	0	0	0	0
Jerry Grote, R (7, 2) OBP: 0.345, SLG: 0.341										1	0	0	0	0	0	0
Inning Stats	R: 1 E: 0 K: 1 S: 7 H: 2 LOB: 1 BB: 0 P: 7	R: 0 E: 0 K: 3 S: 9 H: 0 LOB: 0 BB: 0 P: 9	R: 0 E: 0 K: 2 S: 7 H: 1 LOB: 0 BB: 0 P: 7	R: 0 E: 0 K: 0 S: 3 H: 0 LOB: 0 BB: 0 P: 3	R: 0 E: 0 K: 2 S: 9 H: 2 LOB: 2 BB: 0 P: 9	R: 0 E: 0 K: 2 S: 7 H: 0 LOB: 0 BB: 0 P: 7	R: 0 E: 1 K: 2 S: 8 H: 0 LOB: 1 BB: 0 P: 8	R: 0 E: 0 K: 1 S: 5 H: 0 LOB: 0 BB: 0 P: 5	R: 0 E: 0 K: 0 S: 3 H: 0 LOB: 0 BB: 0 P: 3	1B: 2 2B: 2 3B: 1 HR: 0 SF: 0 SAC: 0 DP: 0 HBP: 0						

PITCHER		IP	WLS	BF	H	R	ER	SO	BB	IBB	HBP	BLK	WP	HR	S	P	ERA	WHIP
Jim Merritt, L ERA: 3.87	(1, 1)	9.0	W	32	5	1	1	13	0	0	0	0	0	0	58	58	1.00	0.556

PITCHER		IP	WLS	BF	H	R	ER	SO	BB	IBB	HBP	BLK	WP	HR	S	P	ERA	WHIP

New York Mets @ Cincinnati Reds

Riverfront Stadium, Cincinnati, OH

Thu Aug 13 1970, 7:05 PM EDT

Att. 42,748 - Cloudy

TOP

livebaseballscorecards.com

AB	32
R	1
H	5
RBI	1
BB	0
SO	13
LOB	8

Batter	1	2	3	4	5	6	7	8	9	AB	R	H	RBI	BB	SO	LOB
Pete Rose, S (1, 9) OBP: 0.398, SLG: 0.497	F9 2B		P3		F8		1-3 2B 1B	4-3		5	1	2	0	0	0	1
Bobby Tolan, L (1, 8) OBP: 0.389, SLG: 0.469	E1 S		5-3		F7		P4			4	0	0	0	0	0	3
Tony Perez, R (1, 5) OBP: 0.420, SLG: 0.638	P6			BBBB HR BB		HR	BB 1-H 3-H 2B			3	2	2	3	1	0	2
Johnny Bench, R (1, 2) OBP: 0.349, SLG: 0.644	F9 2-3			1-H HR		F8	BB IBB			3	1	1	2	1	0	2
Lee May, R (1, 3) OBP: 0.297, SLG: 0.500	F2 1-2			HR		BBBB BB	1-2 2-3 BB			2	1	1	1	2	0	2
Hal McRae, R (1, 7) OBP: 0.343, SLG: 0.538		4-3		SSS K		P6	6-3			2	0	0	0	0	1	0
Bernie Carbo, L (6, PH) OBP: 0.455, SLG: 0.597 (7, 7)										2	0	0	0	0	0	4
Tommy Helms, R (1, 4) OBP: 0.256, SLG: 0.270		G6-4-3 1B		F8		L8		4-3		4	0	1	0	0	0	1
Woody Woodward, R (1, 6) OBP: 0.302, SLG: 0.308		G6-4-3 1-2f		SSS K			6-3	4-3		4	0	0	0	0	1	1
Jim Merritt, L (1, 1) OBP: 0.192, SLG: 0.243			G3		SSS K		1B 2B 1B	BBBB BB		3	1	1	0	1	1	0
Inning Stats	R: 0 E: 1 K: 0 S: 5 H: 1 LOB: 2 BB: 0 P: 5	R: 0 E: 0 K: 0 S: 3 H: 1 LOB: 0 BB: 0 P: 3	R: 0 E: 0 K: 0 S: 3 H: 0 LOB: 0 BB: 0 P: 3	R: 3 E: 0 K: 2 S: 9 H: 2 LOB: 0 BB: 1 P: 13	R: 0 E: 0 K: 1 S: 5 H: 0 LOB: 0 BB: 0 P: 5	R: 1 E: 0 K: 0 S: 4 H: 1 LOB: 1 BB: 1 P: 8	R: 2 E: 0 K: 0 S: 6 H: 3 LOB: 3 BB: 2 P: 14	R: 0 E: 0 K: 0 S: 3 H: 0 LOB: 1 BB: 1 P: 7		1B: 3 2B: 2 3B: 0 HR: 3	SF: 0 SAC: 0 DP: 1 HBP: 0					

PITCHER		IP	WLS	BF	H	R	ER	SO	BB	IBB	HBP	BLK	WP	HR	S	P	ERA	WHIP
Ray Sadecki, L ERA: 3.78	(1, 1)	4.0	L	17	4	3	3	2	1	0	0	0	0	2	20	24	6.75	1.250
Danny Frisella, R ERA: 3.07	(5, 1)	2.2		15	4	3	3	1	2	1	0	0	0	1	14	26	10.12	2.250
Ron Taylor, R ERA: 3.74	(7, 1)	1.1		5	0	0	0	0	1	0	0	0	0	0	4	8	0.00	0.750

PITCHER	IP	WLS	BF	H	R	ER	SO	BB	IBB	HBP	BLK	WP	HR	S	P	ERA	WHIP

BOTTOM

New York Mets @ Cincinnati Reds

Riverfront Stadium, Cincinnati, OH

Thu Aug 13 1970, 7:05 PM EDT

Att. 42,748 - Cloudy

livebaseballscorecards.com

AB	32
R	6
H	8
RBI	6
BB	5
SO	3
LOB	16

WP: 0 PB: 0 SB: 1 CS: 0 PA: 37

New York Mets @ Atlanta Braves

Atlanta Stadium, Atlanta, GA

Fri Aug 14 1970, 7:05 PM EDT

Unknown

TOP

livebaseballscorecards.com

Batter	1	2	3	4	5	6	7	8	9	AB	R	H	RBI	BB	SO	LOB
Tommie Agee, R (1, 8) OBP: 0.340, SLG: 0.481	4-3		4-3		F7			4-3		4	0	0	0	0	0	0
Bud Harrelson, S (1, 6) OBP: 0.351, SLG: 0.332	F7		BB 4-3		F9			F9		2	0	0	0	1	0	0
Ed Kranepool, L (8, PH) OBP: 0.205, SLG: 0.114										1	0	0	0	0	0	0
Al Weis, S (8, 6) OBP: 0.252, SLG: 0.290										0	0	0	0	0	0	0
Ken Singleton, S (1, 9) OBP: 0.358, SLG: 0.401	BB 2B 1B		4-3 1-2			G3			4-3	3	1	0	0	1	0	1
Art Shamsky, L (1, 3) OBP: 0.373, SLG: 0.426	2B 1-3 1B		4-3			F2			FC6-4 1B	4	1	2	0	0	0	1
Cleon Jones, R (1, 7) OBP: 0.325, SLG: 0.386	1B 2-H 3-H			1B		6-3			FC6-4 1-2f	4	0	2	2	0	0	1
Wayne Garrett, L (1, 5) OBP: 0.374, SLG: 0.463	F2			F9			BB L6-3		4-3	3	0	0	0	1	0	3
Ken Boswell, L (1, 4) OBP: 0.326, SLG: 0.323		L8		F8			P4			3	0	0	0	0	0	2
Jerry Grote, R (1, 2) OBP: 0.342, SLG: 0.337		F7		4-3			L6-3 1-2			3	0	0	0	0	0	2
Nolan Ryan, R (1, 1) OBP: 0.194, SLG: 0.194		6-3			5-3			F9		2	0	0	0	0	0	0
Tug McGraw, R (5, 1) OBP: 0.286, SLG: 0.333										0	0	0	0	0	0	0
Dave Marshall, L (8, PH) OBP: 0.313, SLG: 0.420										1	0	0	0	0	0	0
Ron Taylor, R (8, 1)										0	0	0	0	0	0	0
Inning Stats	R: 2 E: 0 K: 0 S: 5 H: 2 LOB: 1 BB: 1 P: 9	R: 0 E: 0 K: 0 S: 3 H: 0 LOB: 0 BB: 0 P: 3	R: 0 E: 0 K: 0 S: 3 H: 0 LOB: 1 BB: 1 P: 7	R: 0 E: 0 K: 0 S: 4 H: 1 LOB: 1 BB: 0 P: 4	R: 0 E: 0 K: 0 S: 3 H: 0 LOB: 0 BB: 0 P: 3	R: 0 E: 0 K: 0 S: 3 H: 0 LOB: 0 BB: 0 P: 3	R: 0 E: 0 K: 0 S: 2 H: 0 LOB: 0 BB: 1 P: 6	R: 0 E: 0 K: 0 S: 3 H: 0 LOB: 0 BB: 0 P: 3	R: 0 E: 0 K: 0 S: 4 H: 1 LOB: 1 BB: 0 P: 4	1B: 3 2B: 2 3B: 0 HR: 0 SF: 0 SAC: 0 DP: 1 HBP: 0						

AB	30
R	2
H	4
RBI	2
BB	3
SO	0
LOB	10

PITCHER		IP	WLS	BF	H	R	ER	SO	BB	IBB	HBP	BLK	WP	HR	S	P	ERA	WHIP
Ron Reed, R ERA: 5.2	(1, 1)	9.0	W	33	4	2	2	0	3	0	0	0	0	0	30	42	2.00	0.778

PITCHER	IP	WLS	BF	H	R	ER	SO	BB	IBB	HBP	BLK	WP	HR	S	P	ERA	WHIP

New York Mets @ Atlanta Braves

Atlanta Stadium, Atlanta, GA

Fri Aug 14 1970, 7:05 PM EDT

Unknown

BOTTOM

Batter	1	2	3	4	5	6	7	8	9	AB	R	H	RBI	BB	SO	LOB
Sonny Jackson, L (1, 6) OBP: 0.354, SLG: 0.311	BBBB 4-0 BB 1B SF8 BB	x 0-0 ③ 6-3		x 0-0 ② F8		x 0-0 ③ 4-3		x 0-0 5-3 HR 1B		4	2	1	0	1	0	4
Felix Millan, R (1, 4)	SSS 0-3 ① K	x 0-0 ① 5-3		x 0-0 ③ FC6-4 1-2f			x 0-0 E HR 1B	x 0-0 ② 5-3 1-2		5	1	1	0	0	1	4
Hank Aaron, R (1, 9) OBP: 0.383, SLG: 0.623 Jimmie Hall, L (9, 9) OBP: 0.244, SLG: 0.306	x 0-0 SF8 BB 1-2 1B	x 0-0 ② F7			BBBB 4-0 WP BB		x 0-0 ① F9	4-0 HR IBB		3 0	1 0	1 0	0 0	2 0	0 0	1 0
Orlando Cepeda, R (1, 3) OBP: 0.380, SLG: 0.560	BBBB 4-0 1-2 2-3 BB	x 0-0 ③ F8			x 0-0 ① F9 1-2		x 0-0 ② F8	x 0-0 1-H 2-H HR		4	1	1	3	1	0	2
Rico Carty, R (1, 7) OBP: 0.454, SLG: 0.651 Mike Lum, L (8, 7) OBP: 0.314, SLG: 0.426	x 0-0 ② SF8 2-3 3-H			x 0-0 1B 1B 1B	SSS 0-3 ② K		x 0-0 E7 1-3 HR 1B	x 0-0 F7		3 1	2 0	2 0	1 0	0 0	1 0	1 0
Tony Gonzalez, L (1, 8) OBP: 0.339, SLG: 0.364	x 0-0 ③ 4-3			x 0-0 BB 1-3 1B 1B	x 0-0 ③ 4-3		4-0 HR IBB			3	2	1	0	1	0	3
Hal King, L (1, 2) OBP: 0.379, SLG: 0.478		BBBB 4-0 BB		x 0-0 ① F2		BBBB 4-0 SH2-4 BB	x 0-0 1-H 2-H 3-H HR			2	1	1	4	2	0	2
Clete Boyer, R (1, 5) OBP: 0.300, SLG: 0.358		SSS 0-3 ① K		BBBB 4-0 1B 1-2 BB		x 0-0 ① F3	x 0-0 ③ 4-3			3	0	0	0	1	1	2
Ron Reed, R (1, 1) OBP: 0.080, SLG: 0.120		SSS 0-3 ② K		x 0-0 FC6-4 1-2 2-H 3-H 1B		x 0-0 ② SH2-4 1-2		SSS 0-3 ① K		3	0	1	2	0	2	1
Inning Stats	R: 1 E: 0 K: 1 S: 6 H: 1 LOB: 2 BB: 2 P: 14	R: 0 E: 0 K: 2 S: 7 H: 0 LOB: 1 BB: 1 P: 11	R: 0 E: 0 K: 0 S: 3 H: 0 LOB: 0 BB: 0 P: 3	R: 2 E: 0 K: 0 S: 6 H: 3 LOB: 2 BB: 1 P: 10	R: 0 E: 0 K: 1 S: 5 H: 0 LOB: 1 BB: 1 P: 9	R: 0 E: 0 K: 0 S: 3 H: 0 LOB: 1 BB: 1 P: 7	R: 4 E: 1 K: 0 S: 6 H: 3 LOB: 0 BB: 1 P: 10	R: 3 E: 0 K: 1 S: 7 H: 2 LOB: 0 BB: 1 P: 11		1B: 7 2B: 0 3B: 0 HR: 2 SF: 1 SAC: 1 DP: 0 HBP: 0						

livebaseballscorecards.com

AB	31
R	10
H	9
RBI	10
BB	8
SO	5
LOB	20

WP: 1 PB: 0 SB: 0 CS: 0 PA: 41

PITCHER		IP	WLS	BF	H	R	ER	SO	BB	IBB	HBP	BLK	WP	HR	S	P	ERA	WHIP
Nolan Ryan, R ERA: 3.21	(1, 1)	4.0	L	21	4	3	3	3	5	0	0	0	0	0	22	42	6.75	2.250
Tug McGraw, L ERA: 4.12	(5, 1)	3.0		14	3	4	4	1	1	1	0	0	1	1	14	22	12.00	1.333
Ron Taylor, R ERA: 4.17	(8, 1)	1.0		6	2	3	3	1	0	1	0	0	0	1	7	11	27.00	2.000

PITCHER	IP	WLS	BF	H	R	ER	SO	BB	IBB	HBP	BLK	WP	HR	S	P	ERA	WHIP

Batter	1	2	3	4	5	6	7	8	9	AB	R	H	RBI	BB	SO	LOB
Tommie Agee, R (1, 8) OBP: 0.341, SLG: 0.481	P3		1-2 1B		P6		1-2 HR 1B			4	1	2	0	0	0	0
Wayne Garrett, L (1, 5) OBP: 0.372, SLG: 0.473	F2		F9			P5	1-H 2-H HR			4	1	1	3	0	0	2
Donn Clendenon, R (1, 3) OBP: 0.350, SLG: 0.553	F8		K			5-3	F7			4	0	0	0	0	1	2
Art Shamsky, L (1, 9) OBP: 0.372, SLG: 0.423 Ron Swoboda, R (8, 9) OBP: 0.367, SLG: 0.438		F7		4-1		1B		4-3		4 0	0 0	1 0	0 0	0 0	0 0	0 0
Cleon Jones, R (1, 7) OBP: 0.324, SLG: 0.387		3-1 2B		5-3		F3		5-3		4	0	1	0	0	0	1
Ken Boswell, L (1, 4) OBP: 0.324, SLG: 0.322		3-1 2-3		FC6-4 1B			F8	4-3		4	0	1	0	0	0	1
Duffy Dyer, R (1, 2) OBP: 0.307, SLG: 0.248		K		FC6-4 1-2f			HR		1-3	4	1	1	1	0	1	2
Bud Harrelson, S (1, 6) OBP: 0.349, SLG: 0.329			4-3		F9		F7		F7	4	0	0	0	0	0	0
Jerry Koosman, R (1, 1) OBP: 0.185, SLG: 0.122 Dave Marshall, L (7, PH) OBP: 0.317, SLG: 0.424 Rich Folkers, L (7, 1) OBP: 0.333, SLG: 0.333			BB 1B		F7		HR 1B		K	1 1 1	0 1 0	0 1 0	0 0 0	1 0 0	0 0 1	0 0 0
Inning Stats	R: 0 E: 0 K: 0 S: 3 H: 0 LOB: 0 BB: 0 P: 3	R: 0 E: 0 K: 1 S: 6 H: 1 LOB: 1 BB: 0 P: 6	R: 0 E: 0 K: 1 S: 6 H: 1 LOB: 2 BB: 1 P: 10	R: 0 E: 0 K: 0 S: 4 H: 1 LOB: 1 BB: 0 P: 4	R: 0 E: 0 K: 0 S: 3 H: 0 LOB: 0 BB: 0 P: 3	R: 0 E: 0 K: 0 S: 4 H: 1 LOB: 1 BB: 0 P: 4	R: 4 E: 0 K: 0 S: 7 H: 4 LOB: 0 BB: 0 P: 7	R: 0 E: 0 K: 0 S: 3 H: 0 LOB: 0 BB: 0 P: 3	R: 0 E: 0 K: 1 S: 5 H: 0 LOB: 0 BB: 0 P: 5	1B: 5 2B: 1 3B: 0 HR: 2 SF: 0 SAC: 0 DP: 0 HBP: 0				WP: 0 PB: 0 SB: 0 CS: 0	PA: 36	

PITCHER		IP	WLS	BF	H	R	ER	SO	BB	IBB	HBP	BLK	WP	HR	S	P	ERA	WHIP
Pat Jarvis, R ERA: 3.42	(1, 1)	6.2	L	28	7	3	3	2	1	0	0	0	0	1	31	35	4.05	1.200
Julio Navarro, R ERA: 3.92	(7, 1)	1.1		5	1	1	1	0	0	0	0	0	0	1	5	5	6.75	0.750
Don Cardwell, R ERA: 8.49	(9, 1)	1.0		3	0	0	0	1	0	0	0	0	0	0	5	5	0.00	0.000

PITCHER	IP	WLS	BF	H	R	ER	SO	BB	IBB	HBP	BLK	WP	HR	S	P	ERA	WHIP

TOP

New York Mets @ Atlanta Braves

Atlanta Stadium, Atlanta, GA

Fri Aug 14 1970, 7:05 PM EDT

Att. 27,922 - Unknown

livebaseballscorecards.com

AB	35
R	4
H	8
RBI	4
BB	1
SO	3
LOB	8

New York Mets @ Atlanta Braves

Atlanta Stadium, Atlanta, GA

Fri Aug 14 1970, 7:05 PM EDT

Att. 27,922 - Unknown

BOTTOM

Batter	1	2	3	4	5	6	7	8	9	AB	R	H	RBI	BB	SO	LOB
Gil Garrido, R (1, 6) OBP: 0.306, SLG: 0.337 (7, 4)	FC5-4 1B, FC4-6 1B		P6	6-3		F9		F9		5	1	1	0	0	0	6
Felix Millan, R (1, 4) OBP: 0.362, SLG: 0.406	FC5-4 1B		5-3 1B		P4	BBBB BB			F7	3	1	2	0	0	0	0
Sonny Jackson, L (7, 6) OBP: 0.355, SLG: 0.310										1	0	0	0	1	0	0
Hank Aaron, R (1, 9) OBP: 0.379, SLG: 0.615	FC5-4, FC4-6		5-3		F7		P5		1-3	5	0	0	0	0	0	4
Orlando Cepeda, R (1, 3) OBP: 0.380, SLG: 0.558	FC4-6		S 1B		F3		F8		BLK 1B	5	0	2	2	0	0	2
Rico Carty, R (1, 7) OBP: 0.453, SLG: 0.645	4-3		FC6-4 IBB			BBBB F8 1B BB	SSS K		6-3	3	0	0	0	2	1	3
Tony Gonzalez, L (1, 8) OBP: 0.342, SLG: 0.366		1B	FC6-4			F8		SH5-4 1B BB		3	0	2	0	1	0	2
Clete Boyer, R (1, 5) OBP: 0.302, SLG: 0.358		F8		BBBB BLK BB		F8		SH5-4		3	0	1	0	1	0	3
Bob Tillman, R (1, 2) OBP: 0.263, SLG: 0.297		SSS K		F7		IIII IBB		SH5-4		2	0	0	0	1	1	2
Pat Jarvis, R (1, 1) OBP: 0.167, SLG: 0.169		SSS K		F8		SSS K		P6		3	0	0	0	0	2	5
Julio Navarro, R (7, 1) OBP: 0.200, SLG: 0.200										0	0	0	0	0	0	0
Tommie Aaron, R (8, PH) OBP: 0.267, SLG: 0.368										1	0	0	0	0	0	2
Don Cardwell, R (9, 1) OBP: 0.222, SLG: 0.250										0	0	0	0	0	0	0
Inning Stats	R: 1 H: 2 E: 0 LOB: 1 K: 0 BB: 0 S: 5 P: 5	R: 0 H: 1 E: 0 LOB: 1 K: 2 BB: 0 S: 8 P: 8	R: 1 H: 2 E: 0 LOB: 2 K: 0 BB: 1 S: 5 P: 9	R: 0 H: 0 E: 0 LOB: 1 K: 0 BB: 1 S: 3 P: 7	R: 0 H: 0 E: 0 LOB: 0 K: 0 BB: 0 S: 3 P: 3	R: 0 H: 1 E: 0 LOB: 3 K: 1 BB: 2 S: 6 P: 14	R: 0 H: 0 E: 0 LOB: 1 K: 1 BB: 1 S: 5 P: 9	R: 0 H: 1 E: 0 LOB: 2 K: 0 BB: 1 S: 4 P: 8	R: 0 H: 1 E: 0 LOB: 1 K: 0 BB: 0 S: 4 P: 4	1B: 8 SF: 0 2B: 0 SAC: 1 3B: 0 DP: 0 HR: 0 HBP: 0							

PITCHER		IP	WLS	BF	H	R	ER	SO	BB	IBB	HBP	BLK	WP	HR	S	P	ERA	WHIP
Jerry Koosman, L ERA: 3.16	(1, 1)	6.0	W	28	6	2	2	3	2	2	0	1	0	0	30	46	3.00	1.333
Rich Folkers, L ERA: 5.61	(7, 1)	3.0	S	13	2	0	0	1	2	0	0	1	0	0	13	21	0.00	1.333

PITCHER	IP	WLS	BF	H	R	ER	SO	BB	IBB	HBP	BLK	WP	HR	S	P	ERA	WHIP

livebaseballscorecards.com

AB	34
R	2
H	8
RBI	2
BB	6
SO	4
LOB	29

WP: 0 PA: 41
PB: 0
SB: 1
CS: 0

Batter	1	2	3	4	5	6	7	8	9	AB	R	H	RBI	BB	SO	LOB
Tommie Agee, R (1, 8) OBP: 0.340, SLG: 0.479	S S S 0-3 ① K			x 0-0 ① P6		x 0-0 ① F9		x 0-0 E 1B		4	0	1	0	0	1	1
Wayne Garrett, L (1, 5) OBP: 0.367, SLG: 0.465	x 0-0 ② 4-3			S S S 0-3 ② K		x 0-0 ② P6		x 0-0 E6 1-2		4	0	0	0	0	1	2
Donn Clendenon, R (1, 3) OBP: 0.352, SLG: 0.564	S S S 0-3 ③ K			x 0-0 1B		x 0-0 1-H HR		x 0-0 ③ 5-3		4	1	2	2	0	1	2
Art Shamsky, L (1, 9) OBP: 0.368, SLG: 0.419 Ron Swoboda, R (8, 9) OBP: 0.365, SLG: 0.436		x 0-0 ① G3		x 0-0 ③ F5		x 0-0 ③ F9			x 0-0 ① P6	3 1	0 0	0 0	0 0	0 0	0 0	1 0
Cleon Jones, R (1, 7) OBP: 0.321, SLG: 0.383		x 0-0 ② 6-3			x 0-0 ① 6-3		x 0-0 ① 6-3		x 0-0 ② 5-3	4	0	0	0	0	0	0
Ken Boswell, L (1, 4) OBP: 0.320, SLG: 0.316 Al Weis, S (9, 4) OBP: 0.252, SLG: 0.290		S S S 0-3 ③ K2-3			x 0-0 ② 4-3		x 0-0 ② F9		x 0-0 ③ F9	4 0	0 0	0 0	0 0	0 0	1 0	0 0
Jerry Grote, R (1, 2) OBP: 0.342, SLG: 0.335			x 0-0 ① 1-3		B B B 4-0 FC4 BB		x 0-0 ③ 6-3			2	0	0	0	1	0	0
Bud Harrelson, S (1, 6) OBP: 0.347, SLG: 0.326			x 0-0 ② 5-3		x 0-0 ③ FC4 1-2f			x 0-0 ① 4-3		3	0	0	0	0	0	1
Tom Seaver, R (1, 1) OBP: 0.244, SLG: 0.238			x 0-0 ③ 5-3			x 0-0 HR 1B		x 0-0 ② 5-3		3	1	1	0	0	0	0
Inning Stats	R: 0 E: 0 K: 2 S: 7 H: 0 LOB: 0 BB: 0 P: 7	R: 0 E: 0 K: 1 S: 5 H: 0 LOB: 0 BB: 0 P: 5	R: 0 E: 0 K: 0 S: 3 H: 0 LOB: 0 BB: 0 P: 3	R: 0 E: 0 K: 1 S: 6 H: 1 LOB: 1 BB: 0 P: 6	R: 0 E: 0 K: 0 S: 3 H: 0 LOB: 1 BB: 1 P: 7	R: 2 E: 0 K: 0 S: 5 H: 2 LOB: 0 BB: 0 P: 5	R: 0 E: 0 K: 0 S: 3 H: 0 LOB: 0 BB: 0 P: 3	R: 0 E: 1 K: 0 S: 5 H: 1 LOB: 2 BB: 0 P: 5	R: 0 E: 0 K: 0 S: 3 H: 0 LOB: 0 BB: 0 P: 3	1B: 3 2B: 0 3B: 0 HR: 1	SF: 0 SAC: 0 DP: 0 HBP: 0						

TOP

New York Mets @ Atlanta Braves

Atlanta Stadium, Atlanta, GA

Sat Aug 15 1970, 7:05 PM EDT

Att. 31,897 - Unknown

livebaseballscorecards.com

AB	32
R	2
H	4
RBI	2
BB	1
SO	4
LOB	7

WP: 0 PB: 0 SB: 0 CS: 0 PA: 33

PITCHER		IP	WLS	BF	H	R	ER	SO	BB	IBB	HBP	BLK	WP	HR	S	P	ERA	WHIP
Phil Niekro, R ERA: 4.31	(1, 1)	8.0		30	4	2	2	4	1	0	0	0	0	1	37	41	2.25	0.625
Hoyt Wilhelm, R ERA: 2.67	(9, 1)	1.0	W	3	0	0	0	0	0	0	0	0	0	0	3	3	0.00	0.000

PITCHER	IP	WLS	BF	H	R	ER	SO	BB	IBB	HBP	BLK	WP	HR	S	P	ERA	WHIP

New York Mets @ Atlanta Braves

Atlanta Stadium, Atlanta, GA

Sat Aug 15 1970, 7:05 PM EDT

Att. 31,897 - Unknown

BOTTOM

Batter	1	2	3	4	5	6	7	8	9	AB	R	H	RBI	BB	SO	LOB
Mike Lum, L (1, 9) OBP: 0.312, SLG: 0.419	K		HBP		G6-4-3			F5		3	0	0	0	0	1	1
Sonny Jackson, L (1, 6) OBP: 0.353, SLG: 0.309	5-3		1B			1-3		F8		4	0	1	0	0	0	0
Tony Gonzalez, L (1, 8) OBP: 0.344, SLG: 0.367	L6		K			G4-6-3			BB 1B WP	4	1	2	0	0	1	2
Orlando Cepeda, R (1, 3) OBP: 0.379, SLG: 0.555		1B 1B	F9			G4-6-3			F8	4	1	1	0	0	0	4
Rico Carty, R (1, 7) OBP: 0.454, SLG: 0.644		1B		F7			F9		BB E	4	1	2	0	0	0	0
Clete Boyer, R (1, 5) OBP: 0.304, SLG: 0.363 Hank Aaron, R (9, PH) OBP: 0.380, SLG: 0.615 Jimmie Hall, L (9, PR) OBP: 0.244, SLG: 0.306	G4-6-3			P4			2B		K BB	3 0 0	0 0 0	2 0 0	1 0 0	0 1 0	0 0 0	0 0 0
Bob Tillman, R (1, 2) OBP: 0.257, SLG: 0.289	B3			K			K		K	4	0	0	0	0	3	4
Gil Garrido, R (1, 4) OBP: 0.303, SLG: 0.333	G4-6-3				F6		F9			3	0	0	0	0	0	3
Phil Niekro, R (1, 1) OBP: 0.181, SLG: 0.203 Hal King, L (8, PH) OBP: 0.377, SLG: 0.475 Hoyt Wilhelm, R (9, 1)			5-3		G6-4-3			K		2 1 0	0 0 0	1 0 0	0 0 0	0 1 0	0 0 0	0 0 0
Inning Stats	R: 0 E: 0 K: 1 S: 5 H: 0 LOB: 0 BB: 0 P: 5	R: 1 E: 0 K: 0 S: 5 H: 3 LOB: 1 BB: 0 P: 5	R: 0 E: 0 K: 1 S: 6 H: 1 LOB: 2 BB: 0 P: 7	R: 0 E: 0 K: 1 S: 5 H: 0 LOB: 0 BB: 0 P: 5	R: 0 E: 0 K: 0 S: 3 H: 1 LOB: 0 BB: 0 P: 3	R: 0 E: 0 K: 0 S: 3 H: 1 LOB: 0 BB: 0 P: 3	R: 0 E: 0 K: 1 S: 6 H: 1 LOB: 1 BB: 0 P: 6	R: 0 E: 0 K: 1 S: 5 H: 0 LOB: 0 BB: 0 P: 5	R: 2 E: 1 K: 1 S: 6 H: 2 LOB: 3 BB: 1 P: 10	1B: 8 2B: 1 3B: 0 HR: 0	SF: 0 SAC: 0 DP: 3 HBP: 1						

PITCHER	IP	WLS	BF	H	R	ER	SO	BB	IBB	HBP	BLK	WP	HR	S	P	ERA	WHIP
Tom Seaver, R (1, 1) ERA: 2.41	8.2	L	34	9	3	2	6	1	0	1	0	1	0	44	49	2.08	1.154

PITCHER	IP	WLS	BF	H	R	ER	SO	BB	IBB	HBP	BLK	WP	HR	S	P	ERA	WHIP

AB	32
R	3
H	9
RBI	1
BB	1
SO	6
LOB	14

1B: 8	SF: 0	WP: 1	PA: 34
2B: 1	SAC: 0	PB: 0	
3B: 0	DP: 3	SB: 0	
HR: 0	HBP: 1	CS: 0	

livebaseballscorecards.com

Batter	1	2	3	4	5	6	7	8	9	AB	R	H	RBI	BB	SO	LOB
Tommie Agee, R (1, 8) OBP: 0.339, SLG: 0.475	BBBB 4-0 F8 S BB		SSS 0-3 ② K		x 0-0 ① 6-3	x 0-0 ③ F8			SSS 0-3 ③ K	4	0	0	0	1	2	2
Wayne Garrett, L (1, 5) OBP: 0.372, SLG: 0.463	x 0-0 ① F8 1-2		BBBB 4-0 BB		BBBB 4-0 FC6 BB		BBBB 4-0 G3-6 BB			1	0	0	0	3	0	1
Donn Clendenon, R (1, 3) OBP: 0.347, SLG: 0.555	x 0-0 ② F8 2-3		SSS 0-3 ③ K		x 0-0 ② F9		x 0-0 ① F7			4	0	0	0	0	1	4
Art Shamsky, L (1, 9) OBP: 0.367, SLG: 0.420 Ron Swoboda, R (8, 9) OBP: 0.365, SLG: 0.436	x 0-0 ③ 4-3			x 0-0 1B 1B 2B	x 0-0 ③ FC6 1-2f		x 0-0 ②③ G3-6 1-2f			4 0	1 0	1 0	0 0	0 0	0 0	3 0
Cleon Jones, R (1, 7) OBP: 0.326, SLG: 0.399		x 0-0 ① 3-1		x 0-0 1B FC4-2 2-3 1B		x 0-0 HR		x 0-0 FC4-5 2B		4	1	3	1	0	0	0
Ken Boswell, L (1, 4) OBP: 0.326, SLG: 0.323		x 0-0 E1 1B		x 0-0 SH3 1-3 3-H 1B		x 0-0 4-3 1B		x 0-0 ① FC4-5 G4-6-3 2-3		4	0	3	1	0	0	1
Jerry Grote, R (1, 2) OBP: 0.339, SLG: 0.331		x 0-0 ② F2		x 0-0 ① SH3 1-2		SSS 0-3 ① K		x 0-0 ②③ G4-6-3 1-2f		3	0	0	0	0	1	3
Bud Harrelson, S (1, 6) OBP: 0.344, SLG: 0.323		x 0-0 ③ P5		x 0-0 ② FC4-2 3-H		x 0-0 ② 4-3 1-2			x 0-0 ① P4	4	0	0	0	0	0	4
Jim McAndrew, R (1, 1) OBP: 0.211, SLG: 0.176			x 0-0 ① 6-3	SSS 0-3 ③ K		BBBB 4-0 BB			x 0-0 ② 6-3	3	0	0	0	1	1	2
Inning Stats	R: 0 E: 0 K: 0 S: 3 H: 0 LOB: 1 BB: 1 P: 7	R: 0 E: 1 K: 0 S: 4 H: 1 LOB: 1 BB: 0 P: 4	R: 0 E: 0 K: 2 S: 7 H: 0 LOB: 1 BB: 1 P: 11	R: 1 E: 0 K: 1 S: 8 H: 3 LOB: 2 BB: 0 P: 8	R: 0 E: 0 K: 0 S: 3 H: 0 LOB: 1 BB: 1 P: 7	R: 1 E: 0 K: 1 S: 7 H: 2 LOB: 2 BB: 1 P: 11	R: 0 E: 0 K: 0 S: 2 H: 0 LOB: 0 BB: 1 P: 6	R: 0 E: 0 K: 0 S: 3 H: 1 LOB: 0 BB: 0 P: 3	R: 0 E: 0 K: 1 S: 5 H: 0 LOB: 0 BB: 0 P: 5	1B: 4 2B: 2 3B: 0 HR: 1	SF: 0 SAC: 1 DP: 2 HBP: 0					

TOP

New York Mets @ Atlanta Braves

Atlanta Stadium, Atlanta, GA

Sun Aug 16 1970, 3:33 AM EDT

Att. 25,383 - Sunny

livebaseballscorecards.com

AB	31
R	2
H	7
RBI	2
BB	5
SO	5
LOB	20

WP: 0 PB: 0 SB: 1 CS: 0 PA: 37

PITCHER		IP	WLS	BF	H	R	ER	SO	BB	IBB	HBP	BLK	WP	HR	S	P	ERA	WHIP
Jim Nash, R ERA: 3.95	(1, 1)	5.0	L	24	6	2	2	3	3	0	0	0	0	1	27	39	3.60	1.800
Bob Priddy, R ERA: 5.55	(6, 1)	3.0		10	1	0	0	1	2	0	0	0	0	0	10	18	0.00	1.000
Julio Navarro, R ERA: 3.74	(9, 1)	1.0		3	0	0	0	1	0	0	0	0	0	0	5	5	0.00	0.000

PITCHER	IP	WLS	BF	H	R	ER	SO	BB	IBB	HBP	BLK	WP	HR	S	P	ERA	WHIP

New York Mets @ Atlanta Braves

Atlanta Stadium, Atlanta, GA

Sun Aug 16 1970, 3:33 AM EDT

Att. 25,383 - Sunny

livebaseballscorecards.com

BOTTOM

Batter	1	2	3	4	5	6	7	8	9	AB	R	H	RBI	BB	SO	LOB
Felix Millan, R (1, 4) OBP: 0.359, SLG: 0.403	6-3		P5			P4		F8		4	0	0	0	0	0	1
Sonny Jackson, L (1, 6) OBP: 0.355, SLG: 0.312	F7			1B 4-3 L4-3 1B		1B			6-3	4	1	2	0	0	0	0
Hank Aaron, R (1, 9) OBP: 0.377, SLG: 0.609	K			4-3 1-2		L7			K	4	0	0	0	0	2	2
Orlando Cepeda, R (1, 3) OBP: 0.380, SLG: 0.555		5-3		L4-3 2-3 1B			F8		1B	4	0	2	0	0	0	0
Rico Carty, R (1, 7) OBP: 0.452, SLG: 0.639		P3		L4-3 1-2 3-H			4-3 1B		P6	4	0	1	0	0	0	2
Tony Gonzalez, L (1, 8) OBP: 0.342, SLG: 0.365		G3			P4		4-3 1-2			3	0	0	0	0	0	1
Hal King, L (1, 2) OBP: 0.371, SLG: 0.466			K		F8		G1			3	0	0	0	0	1	1
Clete Boyer, R (1, 5) OBP: 0.305, SLG: 0.361			BB		F6			F7		2	0	0	0	1	0	0
Jim Nash, R (1, 1) OBP: 0.134, SLG: 0.215 Bob Priddy, R (6, 1) OBP: 0.250, SLG: 0.200 Jimmie Hall, L (8, PH) OBP: 0.241, SLG: 0.301 Julio Navarro, R (9, 1) OBP: 0.200, SLG: 0.200			K			K		P4		1 1 1 0	0 0 0 0	0 0 0 0	0 0 0 0	0 1 0 0	1 0 0 0	1 0 0 0

	AB	31
	R	1
	H	5
	RBI	0
	BB	1
	SO	5
	LOB	8

Inning Stats										
	R: 0 E: 0 K: 1 S: 5	H: 0 LOB: 0 BB: 0 P: 5	R: 0 E: 0 K: 0 S: 3	H: 0 LOB: 0 BB: 0 P: 3	R: 0 E: 0 K: 2 S: 7	H: 0 LOB: 1 BB: 1 P: 11	R: 1 E: 0 K: 0 S: 4	H: 2 LOB: 0 BB: 0 P: 4	R: 0 E: 0 K: 0 S: 3	H: 0 LOB: 0 BB: 0 P: 3
	R: 0 E: 0 K: 1 S: 6	H: 1 LOB: 1 BB: 0 P: 6	R: 0 E: 0 K: 0 S: 4	H: 1 LOB: 1 BB: 0 P: 4	R: 0 E: 0 K: 0 S: 3	H: 0 LOB: 0 BB: 0 P: 3	R: 0 E: 0 K: 1 S: 6	H: 1 LOB: 1 BB: 0 P: 6	1B: 5 2B: 1 3B: 0 HR: 0	SF: 0 SAC: 0 DP: 1 HBP: 0
	WP: 0 PB: 0 SB: 0 CS: 0	PA: 32								

PITCHER	IP	WLS	BF	H	R	ER	SO	BB	IBB	HBP	BLK	WP	HR	S	P	ERA	WHIP
Jim McAndrew, R (1, 1) ERA: 4.3	9.0	W	32	5	1	1	5	1	0	0	0	0	0	41	45	1.00	0.667

PITCHER	IP	WLS	BF	H	R	ER	SO	BB	IBB	HBP	BLK	WP	HR	S	P	ERA	WHIP

Batter	1	2	3	4	5	6	7	8	9	AB	R	H	RBI	BB	SO	LOB
Jesus Alou, R (1, 7) (7, 9) OBP: 0.347, SLG: 0.396	6-3			G6-3 1B		4-3		5-3		4	0	1	0	0	0	1
George Culver, R (8, 1) OBP: 0.182, SLG: 0.300										0	0	0	0	0	0	0
Joe Morgan, L (1, 4) OBP: 0.394, SLG: 0.373	K			G6-3 1-2f			K		G3-6-3 BB	3	0	0	0	1	2	1
Jimmy Wynn, R (1, 8) OBP: 0.400, SLG: 0.500	F7			F7			5-3		P4	4	0	0	0	0	0	1
Norm Miller, L (1, 9) (7, 2) OBP: 0.355, SLG: 0.339		K			F7				G3-6-3 1-2f	3	0	0	0	1	1	1
Denis Menke, R (1, 6) OBP: 0.387, SLG: 0.430		G2			FC6-5 2B		P3			3	0	1	0	0	0	1
Doug Rader, R (1, 5) OBP: 0.323, SLG: 0.437		K			FC6-5 2-3			6-3		3	0	0	0	0	1	1
John Mayberry, L (1, 3) OBP: 0.318, SLG: 0.396			BB		K			1B 2B		2	1	1	0	1	1	1
Larry Howard, R (1, 2) (7, 7) OBP: 0.273, SLG: 0.273			G4-6-3 1-2f			K		1B 2-H		3	0	1	1	0	1	1
Larry Dierker, R (1, 1) OBP: 0.157, SLG: 0.162 Denny Lemaster, R (3, 1) OBP: 0.250, SLG: 0.238 Cesar Geronimo, L (6, PH) OBP: 0.429, SLG: 0.385 Jack Dilauro, S (6, 1) Keith Lampard, L (8, PH) (8, 9) OBP: 0.265, SLG: 0.333			K			P6		F7		1 0 1 0 1	0 0 0 0 0	0 0 0 0 0	0 0 0 0 0	0 0 0 0 0	1 0 0 0 0	0 0 0 0 1

| Inning Stats | | | | | | | | | |

Houston Astros @ New York Mets

Shea Stadium, Flushing, NY

Tue Aug 18 1970, 7:05 PM EDT

Att. 36,496 - Unknown

BOTTOM

Batter	1	2	3	4	5	6	7	8	9	AB	R	H	RBI	BB	SO	LOB
Tommie Agee, R (1, 8) OBP: 0.338, SLG: 0.472	P4		E9 / K			5-3		F9		5	1	1	0	0	1	1
Wayne Garrett, L (1, 5) OBP: 0.369, SLG: 0.461	4-3		2B / 2B (3-H)	P4		4-3		K		5	1	1	1	0	1	0
Ken Singleton, S (1, 9) OBP: 0.362, SLG: 0.406	4-3		1B / 2B (2-H)	L7		BB				3	1	1	1	1	0	0
Donn Clendenon, R (1, 3) OBP: 0.353, SLG: 0.560 Ed Kranepool, L (7, 3) OBP: 0.205, SLG: 0.114		BB / 2B	FC3-6, 1B / 1B (2-H)	2B		P6				3 0	2 0	2 0	1 0	1 0	0 0	1 0
Cleon Jones, R (1, 7) OBP: 0.325, SLG: 0.397		K	FC3-6 / 1B (1-2)	P4			6-3			4	0	1	0	0	1	2
Ken Boswell, L (1, 4) OBP: 0.328, SLG: 0.328		F9 / 2B (1-H)	FC3-6, 1B / SF7 (1-2f, 2-3)		P4		FC6-4 / BB			3	1	1	1	1	0	2
Jerry Grote, R (1, 2) OBP: 0.337, SLG: 0.330		F9 (2-3)	SF7 / 2B / 1B (1-3, 3-H)		1-3		F8			4	1	1	1	0	0	2
Bud Harrelson, S (1, 6) OBP: 0.345, SLG: 0.323 Al Weis, S (8, 6) OBP: 0.252, SLG: 0.290		BB	SF7 (1-2, 3-H)		BB		FC6-4 (1-2f)			1 0	0 0	0 0	1 0	2 0	0 0	1 0
Gary Gentry, R (1, 1) OBP: 0.130, SLG: 0.080		K	2B (2-H)		K			K		4	0	1	1	0	3	3
Inning Stats	R: 0 E: 0 K: 0 S: 3 H: 0 LOB: 0 BB: 0 P: 3	R: 1 E: 0 K: 2 S: 8 H: 1 LOB: 2 BB: 2 P: 16	R: 6 E: 1 K: 1 S: 12 H: 7 LOB: 1 BB: 0 P: 12	R: 0 E: 0 K: 0 S: 4 H: 1 LOB: 1 BB: 0 P: 4	R: 0 E: 0 K: 1 S: 5 H: 0 LOB: 1 BB: 1 P: 9	R: 0 E: 0 K: 0 S: 3 H: 0 LOB: 1 BB: 1 P: 7	R: 0 E: 0 K: 0 S: 3 H: 0 LOB: 1 BB: 1 P: 7	R: 0 E: 0 K: 2 S: 7 H: 0 LOB: 0 BB: 0 P: 7		1B: 4 2B: 5 3B: 0 HR: 0 SF: 1 SAC: 0 DP: 0 HBP: 0				WP: 0 PB: 0 SB: 0 CS: 0 PA: 38	

livebaseballscorecards.com

	AB	32
	R	7
	H	9
	RBI	7
	BB	5
	SO	6
	LOB	12

PITCHER		IP	WLS	BF	H	R	ER	SO	BB	IBB	HBP	BLK	WP	HR	S	P	ERA	WHIP
Larry Dierker, R ERA: 4.09	(1, 1)	2.0	L	14	6	6	6	2	2	0	0	0	0	0	16	24	27.00	4.000
Denny Lemaster, L ERA: 4.53	(3, 1)	3.0		13	3	1	1	2	1	0	0	0	0	0	16	20	3.00	1.333
Jack Dilauro, L ERA: 4.6	(6, 1)	2.0		8	0	0	0	0	2	0	0	0	0	0	6	14	0.00	1.000
George Culver, R ERA: 3.84	(8, 1)	1.0		3	0	0	0	2	0	0	0	0	0	0	7	7	0.00	0.000

PITCHER	IP	WLS	BF	H	R	ER	SO	BB	IBB	HBP	BLK	WP	HR	S	P	ERA	WHIP

Batter	1	2	3	4	5	6	7	8	9	AB	R	H	RBI	BB	SO	LOB
Jesus Alou, R (1, 7) OBP: 0.350, SLG: 0.404	E4 3-1 S		BB 1B E 1B	1-H 3-H 3B		F8	2-3 3-H 1B		4-3	6	1	3	3	0	0	1
Joe Morgan, L (1, 4) OBP: 0.394, SLG: 0.373	K 1-2		E BB 3B 1-2 1B	K		CS 1B	L8			5	1	2	0	0	2	4
Jimmy Wynn, R (1, 8) OBP: 0.400, SLG: 0.500	3-1 2-3		E 3B 1-2 2-3 BB	6-3		K 1-2		FC6-5-4 2B		4	1	1	0	1	1	3
Norm Miller, L (1, 9) OBP: 0.351, SLG: 0.335	P6		E3 3B 1-2 2-3 3-H		L8		F8 BB WP 1B	FC6-5-4-6 FC6-4 2-3		5	2	1	0	0	0	4
Denis Menke, R (1, 6) OBP: 0.389, SLG: 0.435		CS 1B	1-H 2-H 3-H 3B		F9		WP 1-2 1B BB	FC6-4 S 1-2f		4	1	2	3	1	0	1
Doug Rader, R (1, 5) OBP: 0.322, SLG: 0.436		P5	F7		2B		F8 2-3	K 1-2		5	0	1	0	0	1	5
John Mayberry, L (1, 3) OBP: 0.330, SLG: 0.394		K 1-2		1B 3B 1B	FC6-4 IBB		WP 1B 1-2 3-H IBB		4-3	3	2	1	0	2	1	1
Larry Howard, R (1, 2) OBP: 0.375, SLG: 0.375			B5-6-3 1B	1-3 3B 1B	FC6-4 1-2f		1B WP 1-2 2-H 1B		E5	5	1	3	1	0	0	2
Wade Blasingame, L (1, 1) George Culver, R (6, 1) OBP: 0.182, SLG: 0.300 Jim Ray, R (6, 1) OBP: 0.227, SLG: 0.227 Fred Gladding, L (8, 1)			B5-6-3 1-2f	K		F9	P6 1-2 2-3		K	3	0	0	0	1	3	
										0	0	0	0	0	0	0
										1	0	0	0	0	0	2
										1	0	0	0	0	1	1

TOP

Houston Astros @ New York Mets

Shea Stadium, Flushing, NY

Wed Aug 19 1970, 3:33 AM EDT

Att. 38,539 - Unknown

livebaseballscorecards.com

AB	42
R	9
H	14
RBI	7
BB	4
SO	7
LOB	27

Inning Stats	1	2	3	4	5	6	7	8	9	1B: 10	SF: 0	WP: 2	PA: 46
	R: 0 E: 1 K: 1 S: 6	R: 0 E: 0 K: 1 S: 5	R: 4 E: 1 K: 0 S: 7	R: 2 E: 0 K: 2 S: 10	R: 0 E: 0 K: 0 S: 4	R: 0 E: 0 K: 1 S: 6	R: 3 E: 0 K: 0 S: 6	R: 0 E: 0 K: 1 S: 6	R: 0 E: 1 K: 1 S: 6	2B: 3 3B: 2 HR: 0	SAC: 0 DP: 2 HBP: 0	PB: 0 SB: 2 CS: 2	
	H: 0 LOB: 1 BB: 0 P: 6	H: 1 LOB: 1 BB: 0 P: 5	H: 4 LOB: 1 BB: 1 P: 11	H: 3 LOB: 1 BB: 0 P: 10	H: 1 LOB: 2 BB: 1 P: 8	H: 1 LOB: 1 BB: 0 P: 6	H: 3 LOB: 2 BB: 2 P: 14	H: 1 LOB: 1 BB: 0 P: 6	H: 0 LOB: 1 BB: 0 P: 6				

PITCHER		IP	WLS	BF	H	R	ER	SO	BB	IBB	HBP	BLK	WP	HR	S	P	ERA	WHIP
Tom Seaver, R ERA: 2.42	(1, 1)	6.0	L	30	10	6	2	5	1	1	0	0	0	0	38	46	3.00	1.833
Danny Frisella, R ERA: 3.94	(7, 1)	0.1		5	2	3	3	0	1	1	0	0	1	0	3	11	81.00	9.000
Ron Taylor, R ERA: 4.04	(7, 1)	1.2		7	2	0	0	1	0	0	0	0	1	0	9	9	0.00	1.200
Tug McGraw, L ERA: 4.04	(9, 1)	1.0		4	0	0	0	1	0	0	0	0	0	0	6	6	0.00	0.000

PITCHER	IP	WLS	BF	H	R	ER	SO	BB	IBB	HBP	BLK	WP	HR	S	P	ERA	WHIP

BOTTOM

Houston Astros @ New York Mets

Shea Stadium, Flushing, NY

Wed Aug 19 1970, 3:33 AM EDT

Att. 38,539 - Unknown

Batter	1	2	3	4	5	6	7	8	9	AB	R	H	RBI	BB	SO	LOB
Tommie Agee, R (1, 8) OBP: 0.340, SLG: 0.474	S S S 0-3 K ①	B B B B 4-0 WP BB 1-2 2-3		x 0-0 1B 1-2		x 0-0 2B 1-3 2-H		S S S 0-3 K ①		4	0	2	1	1	2	2
Bud Harrelson, S (1, 6) OBP: 0.346, SLG: 0.322	B B B B 4-0 BB 1B BB	S S S 0-3 K ② 1-2 2-3 3-H		x 0-0 F3 ③		S S S 0-3 K ②		x 0-0 1-2 2-3 1B		4	1	1	0	1	2	6
Ken Singleton, S (1, 9) OBP: 0.376, SLG: 0.410 Danny Frisella, L (7, 1) OBP: 0.286, SLG: 0.286 Ron Taylor, R (7, 1) Dave Marshall, L (8, PH) OBP: 0.315, SLG: 0.421 Tug McGraw, R (9, 1) OBP: 0.286, SLG: 0.333	B B B B 4-0 1B 1-2 BB	B B B 4-0 BB			x 0-0 ① 1B	B B B 4-0 BB		S S S 0-3 K ②		1 0 0 1 0	0 0 0 0 0	1 0 0 0 0	0 0 0 0 0	3 0 0 0 0	0 0 0 1 0	0 0 0 3 0
Donn Clendenon, R (1, 3) OBP: 0.346, SLG: 0.549	S S S 0-3 K ②	0-0 1-3-2 ③ 3-H	x 0-0 5-3 ①		x 0-0 6-3 ②	x 0-0 F3 ③		S S S 0-3 K ③		5	0	0	0	0	2	8
Cleon Jones, R (1, 7) OBP: 0.326, SLG: 0.397	x 0-0 FC6-4 1-3 2-H 1B		S S S 0-3 K ②		x 0-0 F8 ③		x 0-0 F8 ①		x 0-0 1B 1B	5	0	2	1	0	1	0
Joe Foy, R (1, 5) OBP: 0.361, SLG: 0.339	x 0-0 FC6-4 ③ 1-2f	S S S 0-3 K ③				B B B B 4-0 F9 S 1B BB	x 0-0 F9 ②		x 0-0 F8 ①	4	1	0	0	1	1	3
Jerry Grote, R (1, 2) OBP: 0.338, SLG: 0.329		B B B B 4-0 BB 1B WP BB		x 0-0 6-3 ①		x 0-0 F9 ① 1-3	x 0-0 F3 ③		x 0-0 G4-6-3 1-2 1B	4	1	1	0	1	0	1
Al Weis, S (1, 4) OBP: 0.256, SLG: 0.294 Ken Boswell, L (6, PH) OBP: 0.332, SLG: 0.332 (7, 4)		x 0-0 WP BB 1-2 1-3-2 1B		x 0-0 6-3 ②		x 0-0 BB 2B 3-H 1B		x 0-0 1B BB 1B	x 0-0 G4-6-3 ② ③ 1-2f	2 3	0 1	1 2	0 1	0 0	0 0	0 2
Tom Seaver, R (1, 1) OBP: 0.250, SLG: 0.244 Art Shamsky, L (6, PH) OBP: 0.371, SLG: 0.420 (7, 9)		S S S 0-3 K ①		x 0-0 1B 1B		B B B B 4-0 2B 1-2 BB		B B B B 4-0 1B 1-2 BB		2 0	0 0	1 0	0 0	0 2	1 0	2 0
Inning Stats	R: 1 E: 0 K: 2 S: 8 H: 1 LOB: 2 BB: 2 P: 16	R: 1 E: 0 K: 2 S: 7 H: 1 LOB: 3 BB: 3 P: 19	R: 0 E: 0 K: 2 S: 7 H: 0 LOB: 0 BB: 0 P: 7	R: 0 E: 0 K: 0 S: 5 H: 2 LOB: 2 BB: 0 P: 5	R: 0 E: 0 K: 0 S: 3 H: 1 LOB: 0 BB: 0 P: 3	R: 2 E: 0 K: 1 S: 7 H: 2 LOB: 3 BB: 3 P: 19	R: 0 E: 0 K: 0 S: 3 H: 0 LOB: 0 BB: 0 P: 3	R: 0 E: 0 K: 3 S: 11 H: 2 LOB: 3 BB: 1 P: 15	R: 0 E: 0 K: 0 S: 4 H: 2 LOB: 1 BB: 0 P: 4	1B: 10 2B: 1 3B: 0 HR: 0 SF: 0 SAC: 0 DP: 1 HBP: 0						

PITCHER		IP	WLS	BF	H	R	ER	SO	BB	IBB	HBP	BLK	WP	HR	S	P	ERA	WHIP
Wade Blasingame, L ERA: 3.15	(1, 1)	5.0	W	25	5	3	3	6	6	0	0	0	1	0	30	54	5.40	2.200
George Culver, R ERA: 3.94	(6, 1)	0.1		4	2	1	1	0	1	0	0	0	0	0	3	7	27.00	9.000
Jim Ray, R ERA: 3.9	(6, 1)	1.2		8	1	0	0	1	2	0	0	0	0	0	8	16	0.00	1.800
Fred Gladding, R ERA: 3.95	(8, 1)	2.0	S	8	3	0	0	3	0	0	0	0	0	0	14	14	0.00	1.500

PITCHER	IP	WLS	BF	H	R	ER	SO	BB	IBB	HBP	BLK	WP	HR	S	P	ERA	WHIP

livebaseballscorecards.com

AB	35
R	4
H	11
RBI	3
BB	9
SO	10
LOB	27

WP: 1 PA: 44
PB: 0
SB: 1
CS: 0

Cincinnati Reds @ New York Mets

Shea Stadium, Flushing, NY

Fri Aug 21 1970, 7:05 PM EDT

Att. 53,320 - Unknown

TOP

livebaseballscorecards.com

Batter	1	2	3	4	5	6	7	8	9	AB	R	H	RBI	BB	SO	LOB
Pete Rose, S (1, 9) OBP: 0.387, SLG: 0.478	E6 FC6-4		F8		K		6-3		FC6-4 1-2f	5	0	0	0	0	1	2
Bobby Tolan, L (1, 8) OBP: 0.390, SLG: 0.473	FC6-4 BLK 1-2f		K		BB 1B		G3			4	0	1	0	0	1	2
Tony Perez, R (1, 5) OBP: 0.424, SLG: 0.653	3-1 1-2		FC5-4 1-2f		BB 1-2		P6			3	0	0	0	1	0	2
Johnny Bench, R (1, 2) OBP: 0.346, SLG: 0.628	F3			5-3	F6			K		4	0	0	0	0	1	3
Lee May, R (1, 3) OBP: 0.298, SLG: 0.498		BB G6-4-3		E 1B 1B	F9			F8		3	1	1	0	1	0	2
Hal McRae, R (1, 7) OBP: 0.322, SLG: 0.496		G6-4-3 1-2f		E6 1B 1-2		3-1		6-3		4	0	0	0	0	0	2
Tommy Helms, R (1, 4) OBP: 0.252, SLG: 0.272		FC6 1B		1-2 2-H 1B		5-3			F9	4	0	2	1	0	0	0
Woody Woodward, R (1, 6) OBP: 0.316, SLG: 0.319		FC6 1-2f		K		2B			5-3	4	0	1	0	0	1	3
Tony Cloninger, R (1, 1) OBP: 0.222, SLG: 0.333			FC5-4 1B	L7		5-3			FC6-4 1B	2	0	1	0	0	0	2
Jimmy Stewart, S (6, PH) OBP: 0.286, SLG: 0.258										1	0	0	0	0	0	1
Clay Carroll, R (6, 1) OBP: 0.222, SLG: 0.125										0	0	0	0	0	0	0
Don Gullett, R (7, 1) OBP: 0.308, SLG: 0.417										0	0	0	0	0	0	0
Dave Concepcion, R (9, PH) OBP: 0.338, SLG: 0.341										1	0	1	0	0	0	0
Inning Stats	R: 0 E: 1 K: 0 S: 4 H: 0 LOB: 1 BB: 0 P: 4	R: 0 E: 0 K: 0 S: 3 H: 1 LOB: 1 BB: 1 P: 7	R: 0 E: 0 K: 1 S: 6 H: 1 LOB: 1 BB: 0 P: 6	R: 1 E: 1 K: 1 S: 8 H: 2 LOB: 2 BB: 0 P: 8	R: 0 E: 0 K: 1 S: 6 H: 1 LOB: 2 BB: 1 P: 10	R: 0 E: 0 K: 0 S: 4 H: 1 LOB: 1 BB: 0 P: 4	R: 0 E: 0 K: 0 S: 3 H: 0 LOB: 0 BB: 0 P: 3	R: 0 E: 0 K: 1 S: 5 H: 0 LOB: 0 BB: 0 P: 5	R: 0 E: 0 K: 0 S: 4 H: 1 LOB: 1 BB: 0 P: 4	1B: 6 2B: 1 3B: 0 HR: 0	SF: 0 SAC: 0 DP: 1 HBP: 0						

PITCHER	IP	WLS	BF	H	R	ER	SO	BB	IBB	HBP	BLK	WP	HR	S	P	ERA	WHIP
Jerry Koosman, L (1, 1) ERA: 2.97	9.0	W	37	7	1	0	4	2	0	0	1	0	0	43	51	0.00	1.000

PITCHER	IP	WLS	BF	H	R	ER	SO	BB	IBB	HBP	BLK	WP	HR	S	P	ERA	WHIP

AB	35
R	1
H	7
RBI	1
BB	2
SO	4
LOB	19

WP: 0 PB: 0 SB: 0 CS: 0 PA: 37

Batter	1	2	3	4	5	6	7	8	9	AB	R	H	RBI	BB	SO	LOB
Tommie Agee, R (1, 8) OBP: 0.340, SLG: 0.473	0-0 WP 4-3 1B 1B	0-3 K		0-3 K			0-0 5-3			4	1	1	0	0	2	3
Wayne Garrett, L (1, 4) OBP: 0.367, SLG: 0.455	0-0 4-3 1-2	4-0 1-2 2-3 3-H BB			0-3 K		0-0 P6			3	0	0	1	1	1	1
Cleon Jones, R (1, 7) OBP: 0.327, SLG: 0.397	0-0 G3-6-3 2-H 1B	0-0 L8			0-0 6-3		4-0 BB			3	0	1	1	1	0	3
Art Shamsky, L (1, 3) OBP: 0.373, SLG: 0.426 Donn Clendenon, R (7, PH) (8, 3) OBP: 0.345, SLG: 0.547	0-0 G3-6-3 1-2f		0-0 2B		0-0 E 1B		0-3 K			3	1	2	0	0	0	1
										1	0	0	0	0	1	1
Dave Marshall, L (1, 9) OBP: 0.320, SLG: 0.429		0-0 1B BB 2B	0-0 P5		0-0 E8 1-H 1B			0-0 G3		4	1	2	1	0	0	1
Joe Foy, R (1, 5) OBP: 0.366, SLG: 0.340		0-0 BB BB BB 2-3 1B	4-0 G6-4-3 BB		0-0 5-3			4-0 G6-4-3 BB		2	1	1	0	2	0	1
Jerry Grote, R (1, 2) OBP: 0.337, SLG: 0.325	4-0 BB BB 1-2 BB	0-0 G6-4-3 1-2f				0-0 6-3		0-0 G6-4-3 1-2f		3	0	0	0	1	0	3
Bud Harrelson, S (1, 6) OBP: 0.347, SLG: 0.323	4-0 BB 1-2 2-3 3-H BB			0-0 B1-6-4 1B			0-0 F7			2	0	1	1	1	0	0
Jerry Koosman, R (1, 1) OBP: 0.175, SLG: 0.115	0-3 K			0-0 B1-6-4 1-2f			0-3 K			3	0	0	0	0	2	4
Inning Stats	R: 1 H: 2 E: 0 LOB: 0 K: 0 BB: 0 S: 4 P: 4	R: 2 H: 2 E: 0 LOB: 3 K: 2 BB: 3 S: 9 P: 21	R: 0 H: 1 E: 0 LOB: 1 K: 0 BB: 1 S: 3 P: 7	R: 0 H: 1 E: 0 LOB: 0 K: 1 BB: 0 S: 5 P: 5	R: 1 H: 2 E: 2 LOB: 1 K: 1 BB: 0 S: 7 P: 7	R: 0 H: 0 E: 0 LOB: 0 K: 1 BB: 0 S: 5 P: 5	R: 0 H: 0 E: 0 LOB: 1 K: 1 BB: 1 S: 5 P: 9	R: 0 H: 0 E: 0 LOB: 0 K: 0 BB: 1 S: 2 P: 6		1B: 6 SF: 0 2B: 2 SAC: 0 3B: 0 DP: 4 HR: 0 HBP: 0						

BOTTOM

Cincinnati Reds @ New York Mets

Shea Stadium, Flushing, NY

Fri Aug 21 1970, 7:05 PM EDT

Att. 53,320 - Unknown

livebaseballscorecards.com

AB	28
R	4
H	8
RBI	4
BB	6
SO	6
LOB	18

PITCHER		IP	WLS	BF	H	R	ER	SO	BB	IBB	HBP	BLK	WP	HR	S	P	ERA	WHIP
Tony Cloninger, R ERA: 4.34	(1, 1)	5.0	L	24	8	4	3	4	4	0	0	0	1	0	28	44	5.40	2.400
Clay Carroll, R ERA: 2.78	(6, 1)	1.1		4	0	0	0	1	0	0	0	0	0	0	6	6	0.00	0.000
Don Gullett, L ERA: 3.04	(7, 1)	1.2		6	0	0	0	1	2	0	0	0	0	0	6	14	0.00	1.200

PITCHER	IP	WLS	BF	H	R	ER	SO	BB	IBB	HBP	BLK	WP	HR	S	P	ERA	WHIP

Cincinnati Reds @ New York Mets

Shea Stadium, Flushing, NY

Sat Aug 22 1970, 7:05 PM EDT

Att. 45,943 - Unknown

TOP

livebaseballscorecards.com

Batter	1	2	3	4	5	6	7	8	9	AB	R	H	RBI	BB	SO	LOB
Pete Rose, S (1, 9) OBP: 0.385, SLG: 0.475	F8		4-3		3-1		2B 1B		E5 FC5-6 1-2	5	0	1	0	0	0	1
Bobby Tolan, L (1, 8) OBP: 0.394, SLG: 0.478	BBBB S BB		BBBB S BB		2B		1-3 2B		FC5-6 2B 1-2f 2-3	3	1	2	0	2	0	2
Tony Perez, R (1, 5) OBP: 0.422, SLG: 0.647	SSS K 1-2		SSS K 1-2		SSS K		G6-4-3 IBB		P1	4	0	0	0	1	3	5
Johnny Bench, R (1, 2) OBP: 0.345, SLG: 0.625	F5			SSS K		F8	G6-4-3 1-2f		1-H 3-H 2B	5	0	1	2	0	1	4
Lee May, R (1, 3) OBP: 0.297, SLG: 0.495		FC5-4 1B		F8		F2		F8	F7	5	0	1	0	0	0	1
Bernie Carbo, L (1, 7) OBP: 0.462, SLG: 0.592		SSS K		BBBB 1B BB		S 1B 1B		F8		3	1	1	0	1	1	1
Tommy Helms, R (1, 4) OBP: 0.256, SLG: 0.276		SSS K		FC6-4 1-2 1B		1-H 1B		1B		4	0	3	1	0	1	1
Woody Woodward, R (1, 6) OBP: 0.310, SLG: 0.313		FC5-4 1-2f		FC6-4 1-2f		1-3		F7		4	0	0	0	0	0	5
Jim Merritt, L (1, 1) OBP: 0.190, SLG: 0.276			SSS K		SSS K		F9		FC5-6 E 2B 1B	3	0	0	0	0	2	0
Ty Cline, L (9, PH) OBP: 0.373, SLG: 0.422										1	1	1	0	0	0	0
Wayne Granger, R (9, 1) OBP: 0.143, SLG: 0.143										0	0	0	0	0	0	0

	AB	37
	R	3
	H	10
	RBI	3
	BB	4
	SO	8
	LOB	20

Inning Stats	1	2	3	4	5	6	7	8	9
	R: 0 E: 0 K: 1 S: 5	H: 0 LOB: 1 BB: 1 P: 9	R: 0 E: 0 K: 2 S: 8	H: 1 LOB: 1 BB: 0 P: 8	R: 0 E: 0 K: 2 S: 7	H: 0 LOB: 1 BB: 1 P: 11	R: 0 E: 0 K: 1 S: 6	H: 1 LOB: 2 BB: 1 P: 10	R: 0 E: 0 K: 2 S: 8	H: 1 LOB: 1 BB: 0 P: 8	R: 1 E: 0 K: 0 S: 5	H: 2 LOB: 1 BB: 0 P: 5	R: 0 E: 0 K: 0 S: 4	H: 2 LOB: 2 BB: 1 P: 8	R: 0 E: 0 K: 0 S: 4	H: 1 LOB: 1 BB: 0 P: 4	R: 2 E: 1 K: 0 S: 6	H: 2 LOB: 1 BB: 0 P: 6

1B: 7	SF: 0	WP: 0	PA: 41
2B: 3	SAC: 0	PB: 0	
3B: 0	DP: 1	SB: 3	
HR: 0	HBP: 0	CS: 0	

PITCHER		IP	WLS	BF	H	R	ER	SO	BB	IBB	HBP	BLK	WP	HR	S	P	ERA	WHIP
Jim McAndrew, R ERA: 4.1	(1, 1)	8.0		36	9	2	1	8	3	1	0	0	0	0	48	64	1.12	1.500
Tug McGraw, L ERA: 4.02	(9, 1)	0.1	L	2	0	0	0	0	0	0	0	0	0	0	2	2	0.00	0.000
Nolan Ryan, R ERA: 3.19	(9, 1)	0.2		3	1	1	0	0	0	0	0	0	0	0	3	3	0.00	1.500

PITCHER		IP	WLS	BF	H	R	ER	SO	BB	IBB	HBP	BLK	WP	HR	S	P	ERA	WHIP

Cincinnati Reds @ New York Mets

Shea Stadium, Flushing, NY

Sat Aug 22 1970, 7:05 PM EDT

Att. 45,943 - Unknown

BOTTOM

Batter	1	2	3	4	5	6	7	8	9	AB	R	H	RBI	BB	SO	LOB
Tommie Agee, R (1, 8) OBP: 0.341, SLG: 0.473	0-0 2B F9-2 1B		0-0 1B			0-3 K		0-0 F7		4	0	2	0	0	1	0
Bud Harrelson, S (1, 6) OBP: 0.349, SLG: 0.327	0-0 1-3 2B		0-0 F7			0-3 K		0-0 BB BB FC5-4 1B		4	1	2	0	0	1	1
Cleon Jones, R (1, 7) OBP: 0.327, SLG: 0.393	0-3 K		0-0 F8			0-0 F9		4-0 FC5-4 BB 1-2 BB		3	0	0	0	1	1	3
Donn Clendenon, R (1, 3) OBP: 0.347, SLG: 0.543	4-0 IBB			0-0 P4			0-0 5-3	4-0 FC5-4 1-2 2-3 BB		2	0	0	0	2	0	0
Ron Swoboda, R (1, 9) OBP: 0.359, SLG: 0.427	0-0 F9-2 3-H			0-0 F9			0-0 5-3	0-0 FC5-4 1-2f 2-3 3-H		4	0	0	1	0	0	5
Joe Foy, R (1, 5) OBP: 0.364, SLG: 0.339		0-0 P3		0-3 K			0-0 2B 1B	0-0 F7		4	1	1	0	0	1	2
Jerry Grote, R (1, 2) OBP: 0.336, SLG: 0.328		0-0 F9	0-0 6-3				0-0 1-H 2B		0-0 6-3	4	0	1	1	0	0	0
Wayne Garrett, L (1, 4) OBP: 0.366, SLG: 0.450		0-3 K	0-0 F8				4-0 BB		0-3 K	3	0	0	0	1	2	0
Jim McAndrew, R (1, 1) OBP: 0.195, SLG: 0.162 Tug McGraw, R (9, 1) OBP: 0.286, SLG: 0.333 Nolan Ryan, R (9, 1) OBP: 0.194, SLG: 0.194 Art Shamsky, L (9, PH) OBP: 0.372, SLG: 0.424			0-0 F7		0-3 K		0-3 K		0-0 4-3	3 0 0 1	0 0 0 0	0 0 0 0	0 0 0 0	0 0 0 0	2 0 0 0	2 0 0 0

Inning Stats																							
	R: 0	H: 2		R: 0	H: 0		R: 0	H: 1		R: 0	H: 0		R: 0	H: 0		R: 0	H: 0		R: 1	H: 2		R: 1	H: 1
	E: 0	LOB: 2		E: 0	LOB: 0		E: 0	LOB: 1		E: 0	LOB: 0		E: 0	LOB: 0		E: 0	LOB: 0		E: 0	LOB: 2		E: 0	LOB: 2
	K: 1	BB: 1		K: 1	BB: 0		K: 0	BB: 0		K: 1	BB: 0		K: 2	BB: 0		K: 1	BB: 1		K: 1	BB: 1		K: 0	BB: 2
	S: 6	P: 10		S: 5	P: 5		S: 4	P: 4		S: 5	P: 5		S: 7	P: 7		S: 7	P: 11		S: 4	P: 12		S: 5	P: 5

	R: 0	H: 0		1B: 4	SF: 0		WP: 0	PA: 36
	E: 0	LOB: 0		2B: 3	SAC: 0		PB: 0	
	K: 1	BB: 0		3B: 0	DP: 1		SB: 0	
	S: 5	P: 5		HR: 0	HBP: 0		CS: 0	

PITCHER		IP	WLS	BF	H	R	ER	SO	BB	IBB	HBP	BLK	WP	HR	S	P	ERA	WHIP
Jim Merritt, L ERA: 3.77	(1, 1)	8.0	W	33	6	2	2	7	3	1	0	0	0	0	43	59	2.25	1.125
Wayne Granger, R ERA: 2.35	(9, 1)	1.0	S	3	0	0	0	1	0	0	0	0	0	0	5	5	0.00	0.000

PITCHER	IP	WLS	BF	H	R	ER	SO	BB	IBB	HBP	BLK	WP	HR	S	P	ERA	WHIP

livebaseballscorecards.com

Batter	1	2	3	4	5	6	7	8	9	AB	R	H	RBI	BB	SO	LOB
Pete Rose, S (1, 9) OBP: 0.382, SLG: 0.471	4-3	P6		F8			E1 FC3-6		F8	5	0	0	0	0	0	1
Bobby Tolan, L (1, 8) OBP: 0.393, SLG: 0.476	2B 1B		F9		K		FC3-6 G6-4-3 1-2f			4	1	1	0	0	1	1
Tony Perez, R (1, 5) OBP: 0.424, SLG: 0.651	BB 1-H 2B		BBBB S BB		HR 2B		G6-4-3 1-2f			3	1	2	1	1	0	1
Johnny Bench, R (1, 2) OBP: 0.348, SLG: 0.634	BBBB BB		5-3 1-2		2-H HR			F8 1B 2B		3	2	2	2	1	0	1
Lee May, R (1, 3) OBP: 0.297, SLG: 0.492	F7		BBBB BB		F2			F8 2-3		3	0	0	0	1	0	3
Bernie Carbo, L (1, 7) OBP: 0.462, SLG: 0.589	BBBB 1-2 2-3 BB		F7		F8			G3-6 3-H 1B		3	0	1	1	1	0	2
Tommy Helms, R (1, 4) OBP: 0.254, SLG: 0.274	1-3			F8		6-3		G3-6 1-2f		4	0	0	0	0	0	4
Woody Woodward, R (1, 6) OBP: 0.309, SLG: 0.308		F9		BBBB SH3-4 BB		6-3			6-3	3	0	0	0	1	0	0
Gary Nolan, R (1, 1) OBP: 0.167, SLG: 0.104		3-1		SH3-4 1-2		6-3			6-3	2	0	0	0	0	0	0
Clay Carroll, R (7, 1) OBP: 0.200, SLG: 0.111										1	0	0	0	0	0	0
Wayne Granger, R (9, 1) OBP: 0.143, SLG: 0.143										0	0	0	0	0	0	0

TOP

Cincinnati Reds @ New York Mets

Shea Stadium, Flushing, NY

Sun Aug 23 1970, 3:33 AM EDT

Unknown

livebaseballscorecards.com

AB	31
R	4
H	6
RBI	4
BB	5
SO	1
LOB	13

Inning Stats	1	2	3	4	5	6	7	8	9
	R: 1 E: 0 K: 0 S: 5	R: 0 E: 0 K: 0 S: 3	R: 0 E: 0 K: 0 S: 3	R: 0 E: 0 K: 0 S: 3	R: 2 E: 0 K: 1 S: 7	R: 0 E: 0 K: 0 S: 3	R: 0 E: 1 K: 0 S: 3	R: 1 E: 0 K: 0 S: 4	R: 0 E: 0 K: 0 S: 3
	H: 2 LOB: 3 BB: 2 P: 13	H: 0 LOB: 0 BB: 0 P: 3	H: 0 LOB: 2 BB: 2 P: 11	H: 0 LOB: 1 BB: 1 P: 7	H: 2 LOB: 0 BB: 0 P: 7	H: 0 LOB: 0 BB: 0 P: 3	H: 0 LOB: 0 BB: 0 P: 3	H: 2 LOB: 0 BB: 0 P: 4	H: 0 LOB: 0 BB: 0 P: 3

		1B	2B	3B	HR	SF	SAC	DP	HBP
		2	3	0	1	0	1	2	0

		WP	PB	SB	CS	PA
		0	0	1	0	37

PITCHER		IP	WLS	BF	H	R	ER	SO	BB	IBB	HBP	BLK	WP	HR	S	P	ERA	WHIP
Gary Gentry, R ERA: 3.24	(1, 1)	7.0		30	4	3	3	1	5	0	0	0	0	1	27	47	3.86	1.286
Ron Taylor, R ERA: 4.06	(8, 1)	2.0	W	7	2	1	1	0	0	0	0	0	0	0	7	7	4.50	1.000

PITCHER		IP	WLS	BF	H	R	ER	SO	BB	IBB	HBP	BLK	WP	HR	S	P	ERA	WHIP

Cincinnati Reds @ New York Mets

Shea Stadium, Flushing, NY

Sun Aug 23 1970, 3:33 AM EDT

Unknown

BOTTOM

livebaseballscorecards.com

Batter	1	2	3	4	5	6	7	8	9	AB	R	H	RBI	BB	SO	LOB
Tommie Agee, R (1, 8) (2, 9) OBP: 0.347, SLG: 0.489	HR		BB		1B		HR		1B	4	2	4	2	1	0	0
Al Weis, S (9, PR) OBP: 0.256, SLG: 0.294									SH	0	1	0	0	0	0	0
Bud Harrelson, S (1, 6) OBP: 0.346, SLG: 0.324	F9		P5		F7		F2		SH	4	1	0	0	0	0	3
Cleon Jones, R (1, 7) (2, 8) OBP: 0.328, SLG: 0.392	5-3		1B		K		BB		P1	4	0	1	0	1	1	3
Art Shamsky, L (1, 3) OBP: 0.372, SLG: 0.422	F2		K			BB	P4		IBB	4	0	1	1	1	1	4
Wayne Garrett, L (1, 4) OBP: 0.363, SLG: 0.442		F7		G3		F9		G3	BB	4	0	0	0	1	0	1
Ron Swoboda, R (1, 9) (2, 7) OBP: 0.356, SLG: 0.422		K		1B		F2		P3	K	5	0	1	0	0	2	4
Joe Foy, R (1, 5) OBP: 0.368, SLG: 0.337		K		F8		BB		FC6 BB	BB	2	0	0	1	3	1	1
Jerry Grote, R (1, 2) OBP: 0.335, SLG: 0.325			1B BB	P4		P3		FC6		3	0	0	0	1	0	4
Gary Gentry, R (1, 1) OBP: 0.125, SLG: 0.077			B2		2-3		K		SH 1B E	2	0	0	0	0	0	1
Ed Kranepool, L (7, PH) OBP: 0.200, SLG: 0.111										1	0	0	0	0	1	0
Ron Taylor, R (8, 1)										0	0	0	0	0	0	0
Ken Singleton, S (9, PH) OBP: 0.379, SLG: 0.414										1	1	1	0	0	0	0
Inning Stats	R: 1 E: 0 K: 0 S: 4 H: 1 LOB: 0 BB: 0 P: 4	R: 0 E: 0 K: 2 S: 7 H: 0 LOB: 0 BB: 0 P: 7	R: 0 E: 0 K: 1 S: 6 H: 1 LOB: 3 BB: 2 P: 14	R: 0 E: 0 K: 0 S: 4 H: 1 LOB: 1 BB: 0 P: 4	R: 0 E: 0 K: 1 S: 6 H: 1 LOB: 1 BB: 0 P: 6	R: 0 E: 0 K: 0 S: 3 H: 0 LOB: 2 BB: 2 P: 11	R: 1 E: 0 K: 1 S: 6 H: 1 LOB: 1 BB: 1 P: 10	R: 0 E: 0 K: 0 S: 3 H: 0 LOB: 1 BB: 1 P: 7	R: 3 E: 1 K: 1 S: 8 H: 3 LOB: 3 BB: 2 P: 16	1B: 6 2B: 0 3B: 0 HR: 2 SF: 0 SAC: 1 DP: 0 HBP: 0	WP: 0 PB: 0 SB: 0 CS: 0 PA: 43					

	AB	34
	R	5
	H	8
	RBI	4
	BB	8
	SO	6
	LOB	21

PITCHER		IP	WLS	BF	H	R	ER	SO	BB	IBB	HBP	BLK	WP	HR	S	P	ERA	WHIP
Gary Nolan, R ERA: 3.38	(1, 1)	6.2		30	5	2	2	5	5	0	0	0	0	2	35	55	2.70	1.500
Clay Carroll, R ERA: 2.85	(7, 1)	1.1		6	1	1	1	0	1	0	0	0	0	0	5	9	6.75	1.500
Wayne Granger, R ERA: 2.6	(9, 1)	0.2	L	7	2	2	2	1	1	1	0	0	0	0	7	15	27.00	4.500

PITCHER	IP	WLS	BF	H	R	ER	SO	BB	IBB	HBP	BLK	WP	HR	S	P	ERA	WHIP

Cincinnati Reds @ New York Mets

Shea Stadium, Flushing, NY

Sun Aug 23 1970, 7:05 PM EDT

Att. 43,712 - Cloudy

TOP

livebaseballscorecards.com

Batter	1	2	3	4	5	6	7	8	9	AB	R	H	RBI	BB	SO	LOB
Pete Rose, S (1, 9) OBP: 0.383, SLG: 0.474	4-3		1B E 1B		1B 2B	K		5-3 1B 1B		5	2	3	0	0	1	1
Bobby Tolan, L (1, 8) OBP: 0.399, SLG: 0.479	CS BB		S FC5-4 1B		1B 1B HBP	BB		1-2 5-3 1B		2	2	2	0	2	0	0
Tony Perez, R (1, 5) OBP: 0.422, SLG: 0.646	K		FC5-4 BB		K	K		L8		4	0	0	0	1	3	7
Lee May, R (1, 3) OBP: 0.294, SLG: 0.487		P3	FC5-4 BB		L7		F7	5-3		5	0	0	1	0	0	5
Bernie Carbo, L (1, 7) OBP: 0.469, SLG: 0.594		1B 1B	BB		1B 1B		HR 1B	IBB		3	1	3	1	2	0	0
Tommy Helms, R (1, 4) OBP: 0.256, SLG: 0.275		F8	6-3		1B		HR 1B	P4		5	1	2	1	0	0	6
Pat Corrales, R (1, 2) OBP: 0.344, SLG: 0.390		1B		P3	K		K		L5	3	0	1	0	0	1	2
Johnny Bench, R (7, PH) OBP: 0.346, SLG: 0.631 (7, 2)										2	0	0	0	0	1	2
Woody Woodward, R (1, 6) OBP: 0.309, SLG: 0.305		6-3		6-3						2	0	0	0	1	0	2
Jimmy Stewart, S (7, PH) OBP: 0.293, SLG: 0.300						SH5-3 BB	1-H 2-H HR		K	1	1	1	3	0	0	0
Dave Concepcion, R (7, 6) OBP: 0.336, SLG: 0.340										1	0	0	0	0	1	0
Jim McGlothlin, R (1, 1) OBP: 0.228, SLG: 0.196			K	K		SH5-3	K		4-3	1	0	0	0	0	1	0
Ray Washburn, R (3, 1)										1	0	0	0	0	1	0
Angel Bravo, L (6, PH) OBP: 0.371, SLG: 0.345										0	0	0	0	0	0	0
Don Gullett, R (6, 1) OBP: 0.267, SLG: 0.357										2	0	0	0	0	1	0

Inning Stats	1	2	3	4	5	6	7	8	9
	R: 0 E: 0 K: 1 S: 4	H: 0 LOB: 0 BB: 1 P: 8	R: 0 E: 0 K: 0 S: 5	H: 2 LOB: 2 BB: 0 P: 5	R: 2 E: 0 K: 1 S: 7	H: 2 LOB: 2 BB: 2 P: 15	R: 0 E: 0 K: 1 S: 5	H: 0 LOB: 0 BB: 0 P: 5	R: 2 E: 0 K: 2 S: 10	H: 3 LOB: 2 BB: 0 P: 11	R: 0 E: 0 K: 2 S: 7	H: 0 LOB: 2 BB: 2 P: 15	R: 3 E: 0 K: 2 S: 10	H: 3 LOB: 0 BB: 0 P: 10	R: 0 E: 0 K: 0 S: 5	H: 2 LOB: 3 BB: 1 P: 9	R: 0 E: 0 K: 1 S: 5	H: 0 LOB: 0 BB: 0 P: 5

| | | | | | | | | | |

Batter	1	2	3	4	5	6	7	8	9	AB	R	H	RBI	BB	SO	LOB
Bud Harrelson, S (1, 6) OBP: 0.345, SLG: 0.323	4-3		3B 1B	SH3 1-2		K			K	4	1	1	0	0	2	0
Wayne Garrett, L (1, 4) OBP: 0.364, SLG: 0.447	G3 BB 1B BB		1-H BB 3B	G3 2-3		K			K	4	2	1	1	1	2	1
Cleon Jones, R (1, 8) OBP: 0.331, SLG: 0.390	G3 1-2 1B BB		BB BB FC6-4 BB	BB		K			F9	2	2	0	0	3	1	0
Art Shamsky, L (1, 7) OBP: 0.369, SLG: 0.418 Ken Singleton, S (7, PH) OBP: 0.377, SLG: 0.411 (8, 7)	G3 1-2 2-3		F5	F9			K			3 1	0 0	0 0	0 0	0 0	0 1	6 0
Donn Clendenon, R (1, 3) OBP: 0.353, SLG: 0.543	2-H 3-H 1B		FC6-4 BB 1-2 BB		1B FC7-2 BB		K			2	0	1	2	2	1	0
Ron Swoboda, R (1, 9) OBP: 0.358, SLG: 0.421	K		FC6-4 1-2 2-3 3-H BB		FC7-2 1-3 1B		K			3	0	1	1	1	2	1
Joe Foy, R (1, 5) OBP: 0.364, SLG: 0.332		6-3	FC6-4 1-2f 2-3 3-H		FC7-2 1-2 3-H			F2		4	0	0	1	0	0	4
Duffy Dyer, R (1, 2) OBP: 0.305, SLG: 0.242		F9	K		IBB			F2		3	0	0	0	1	1	2
Tom Seaver, R (1, 1) OBP: 0.253, SLG: 0.238 Danny Frisella, L (8, 1) OBP: 0.286, SLG: 0.286 Tommie Agee, R (8, PH) OBP: 0.346, SLG: 0.488 Ray Sadecki, L (9, 1) OBP: 0.257, SLG: 0.235		F9		G3 SH3 BB	K			F9		2 0 1 0	0 0 0 0	0 0 0 0	0 0 0 0	1 0 0 0	1 0 0 0	2 0 0 0
Inning Stats	R: 2 E: 0 K: 1 S: 6 H: 1 LOB: 1 BB: 2 P: 14	R: 0 E: 0 K: 0 S: 3 H: 0 LOB: 0 BB: 0 P: 3	R: 3 E: 0 K: 1 S: 7 H: 2 LOB: 2 BB: 3 P: 19	R: 0 E: 0 K: 0 S: 3 H: 0 LOB: 2 BB: 2 P: 11	R: 0 E: 0 K: 1 S: 5 H: 1 LOB: 2 BB: 2 P: 13	R: 0 E: 0 K: 3 S: 9 H: 0 LOB: 0 BB: 0 P: 9	R: 0 E: 0 K: 3 S: 9 H: 0 LOB: 0 BB: 0 P: 9	R: 0 E: 0 K: 0 S: 3 H: 0 LOB: 0 BB: 0 P: 3	R: 0 E: 0 K: 2 S: 7 H: 0 LOB: 0 BB: 0 P: 7	1B: 3 2B: 1 3B: 1 HR: 0	SF: 0 SAC: 1 DP: 1 HBP: 0					

PITCHER		IP	WLS	BF	H	R	ER	SO	BB	IBB	HBP	BLK	WP	HR	S	P	ERA	WHIP
Jim McGlothlin, R ERA: 3.35	(1, 1)	2.1		14	3	5	5	1	4	0	0	0	0	0	12	28	19.29	3.000
Ray Washburn, R ERA: 7.01	(3, 1)	2.2		13	1	0	0	2	4	1	0	0	0	0	12	32	0.00	1.875
Don Gullett, L ERA: 2.83	(6, 1)	4.0	W	12	0	0	0	8	0	0	0	0	0	0	28	28	0.00	0.000

PITCHER	IP	WLS	BF	H	R	ER	SO	BB	IBB	HBP	BLK	WP	HR	S	P	ERA	WHIP

BOTTOM

Cincinnati Reds @ New York Mets

Shea Stadium, Flushing, NY

Sun Aug 23 1970, 7:05 PM EDT

Att. 43,712 - Cloudy

livebaseballscorecards.com

AB	29
R	5
H	4
RBI	5
BB	9
SO	11
LOB	16

WP: 0 PB: 0 SB: 0 CS: 0 PA: 39

Atlanta Braves @ New York Mets

Shea Stadium, Flushing, NY

Tue Aug 25 1970, 7:05 PM EDT

Att. 48,561 - Unknown

TOP

livebaseballscorecards.com

Batter	1	2	3	4	5	6	7	8	9	AB	R	H	RBI	BB	SO	LOB
Mike Lum, L (1, 8) OBP: 0.317, SLG: 0.429	K		BB		1B	PB		L8		4	1	2	0	1	1	1
Sonny Jackson, L (1, 6) OBP: 0.348, SLG: 0.317	5-3		F8		1B	SF7		L3		4	1	1	1	0	0	2
Hank Aaron, R (1, 9) OBP: 0.384, SLG: 0.600	F2		1B		HR	BB			6-3	3	1	1	0	2	0	0
Orlando Cepeda, R (1, 3) OBP: 0.372, SLG: 0.544		HR	F8		F3	K			CS	5	1	2	1	0	1	7
Rico Carty, R (1, 7) OBP: 0.446, SLG: 0.620		BB	P4		HR		K		1B	5	1	3	2	0	1	2
Jimmie Hall, L (9, 7) OBP: 0.241, SLG: 0.301										0	0	0	0	0	0	0
Hal King, L (1, 2) OBP: 0.367, SLG: 0.463		F8		4-3	HR		1-3		G3	5	1	1	3	0	0	2
Clete Boyer, R (1, 5) OBP: 0.303, SLG: 0.370		BB		K	1B		P6			3	0	1	0	1	1	0
Gil Garrido, R (1, 4) OBP: 0.307, SLG: 0.336		P6		P4		1B		6-3		4	1	1	0	0	0	2
Pat Jarvis, R (1, 1) OBP: 0.171, SLG: 0.174		P5			K	SH1-4		1B		3	0	1	0	0	1	2
Hoyt Wilhelm, R (8, 1)										0	0	0	0	0	0	0
Bob Priddy, R (9, 1) OBP: 0.250, SLG: 0.200										0	0	0	0	0	0	0

Inning Stats	1	2	3	4	5	6	7	8	9
	R: 0 E: 0 K: 1 S: 5	H: 0 LOB: 0 BB: 0 P: 5	R: 1 E: 0 K: 0 S: 5	H: 2 LOB: 2 BB: 1 P: 9	R: 0 E: 0 K: 0 S: 4	H: 1 LOB: 2 BB: 1 P: 8	R: 0 E: 0 K: 1 S: 5	H: 0 LOB: 0 BB: 0 P: 5	R: 5 E: 0 K: 1 S: 9	H: 5 LOB: 1 BB: 1 P: 13	R: 1 E: 0 K: 1 S: 7	H: 2 LOB: 2 BB: 1 P: 11	R: 0 E: 0 K: 1 S: 5	H: 0 LOB: 0 BB: 0 P: 5	R: 0 E: 0 K: 0 S: 4	H: 1 LOB: 1 BB: 0 P: 4	R: 0 E: 0 K: 0 S: 4	H: 2 LOB: 1 BB: 0 P: 4

	AB	36
	R	7
	H	13
	RBI	7
	BB	4
	SO	5
	LOB	18

1B: 11 SF: 1
2B: 0 SAC: 1
3B: 0 DP: 0
HR: 2 HBP: 0

WP: 0 PA: 42
PB: 1
SB: 0
CS: 1

PITCHER		IP	WLS	BF	H	R	ER	SO	BB	IBB	HBP	BLK	WP	HR	S	P	ERA	WHIP
Nolan Ryan, R ERA: 3.13	(1, 1)	5.0	L	25	8	6	1	3	3	0	0	0	0	2	28	40	1.80	2.200
Tug McGraw, L ERA: 4.03	(6, 1)	2.0		9	2	1	1	2	1	0	0	0	0	0	12	16	4.50	1.500
Ron Taylor, R ERA: 3.92	(8, 1)	2.0		8	3	0	0	0	0	0	0	0	0	0	8	8	0.00	1.500

PITCHER		IP	WLS	BF	H	R	ER	SO	BB	IBB	HBP	BLK	WP	HR	S	P	ERA	WHIP

BOTTOM

Atlanta Braves @ New York Mets

Shea Stadium, Flushing, NY

Tue Aug 25 1970, 7:05 PM EDT

Att. 48,561 - Unknown

Batter	1	2	3	4	5	6	7	8	9	AB	R	H	RBI	BB	SO	LOB
Tommie Agee, R (1, 9) OBP: 0.343, SLG: 0.483	L7		K		5-3			E9 BB 1B	1-3	5	1	0	0	0	1	0
Wayne Garrett, L (1, 5) OBP: 0.364, SLG: 0.442	F5		4-3		1-3			FC4-6 1-2 HR 1B BB	BB 1B BB	3	2	0	0	2	0	0
Cleon Jones, R (1, 8) OBP: 0.337, SLG: 0.393	BB			2B FC6-2 1B		K		FC4-6 1-2 2-H 1B	BB 1-2 1B	4	1	3	1	1	1	0
Art Shamsky, L (1, 7) OBP: 0.370, SLG: 0.419	G3			1B 1-3 FC1-2 2B		F7		FC4-6 1-2f 2-3 HR	1B 1-2 2-3 BB	4	1	1	0	1	0	3
Al Weis, S (9, PR) OBP: 0.256, SLG: 0.294										0	0	0	0	0	0	0
Donn Clendenon, R (1, 3) OBP: 0.357, SLG: 0.555		G4-6-3 1B		FC6-2 FC1-2 1B 3-H		6-3		1-H 3-H HR	1-2 2-H 3-H 1B	5	1	3	5	0	0	2
Ken Boswell, L (1, 4) OBP: 0.333, SLG: 0.333		G4-6-3 1-2 1B		FC1-2 1-2 2-3 1B			F7	4-3	F8	5	0	2	0	0	0	2
Jerry Grote, R (1, 2) OBP: 0.333, SLG: 0.322		G4-6-3 1-2f 2-3		FC1-2 1-2 2-3 3-Hf			1B	1B		2	0	0	0	0	0	5
Duffy Dyer, R (7, 2) OBP: 0.315, SLG: 0.254										2	0	2	0	0	0	0
Bud Harrelson, S (1, 6) OBP: 0.343, SLG: 0.320		F9		P4			F8	F9		4	0	0	0	0	0	6
Nolan Ryan, R (1, 1) OBP: 0.189, SLG: 0.189			K		4-3		K		F8	1	0	0	0	0	1	0
Ed Kranepool, L (5, PH) OBP: 0.195, SLG: 0.108										1	0	0	0	0	0	0
Tug McGraw, R (6, 1) OBP: 0.286, SLG: 0.333										0	0	0	0	0	0	0
Ken Singleton, S (7, PH) OBP: 0.375, SLG: 0.409										1	0	0	0	0	1	1
Ron Taylor, R (8, 1)										0	0	0	0	0	0	0
Ron Swoboda, R (9, PH) OBP: 0.357, SLG: 0.419										1	0	0	0	0	0	0
Inning Stats	R: 0 E: 0 K: 0 S: 3 H: 0 LOB: 1 BB: 1 P: 7	R: 0 E: 0 K: 0 S: 4 H: 2 LOB: 1 BB: 0 P: 4	R: 0 E: 0 K: 2 S: 7 H: 0 LOB: 0 BB: 0 P: 7	R: 0 E: 0 K: 0 S: 6 H: 3 LOB: 3 BB: 0 P: 6	R: 0 E: 0 K: 0 S: 3 H: 0 LOB: 0 BB: 0 P: 3	R: 0 E: 0 K: 1 S: 5 H: 0 LOB: 0 BB: 0 P: 5	R: 0 E: 0 K: 1 S: 6 H: 1 LOB: 1 BB: 0 P: 6	R: 4 E: 1 K: 0 S: 7 H: 3 LOB: 1 BB: 1 P: 11	R: 2 E: 0 K: 0 S: 5 H: 2 LOB: 2 BB: 2 P: 13	1B: 9 2B: 1 3B: 0 HR: 1 SF: 0 SAC: 0 DP: 1 HBP: 0	WP: 0 PB: 0 SB: 0 CS: 0 PA: 42					

PITCHER		IP	WLS	BF	H	R	ER	SO	BB	IBB	HBP	BLK	WP	HR	S	P	ERA	WHIP
Pat Jarvis, R ERA: 3.38	(1, 1)	7.1	W	32	8	4	3	4	2	0	0	0	0	1	38	46	3.68	1.364
Hoyt Wilhelm, R ERA: 2.81	(8, 1)	1.1		8	2	2	2	0	2	0	0	0	0	0	6	14	13.50	3.000
Bob Priddy, R ERA: 5.43	(9, 1)	0.1	S	2	1	0	0	0	0	0	0	0	0	0	2	2	0.00	3.000

PITCHER	IP	WLS	BF	H	R	ER	SO	BB	IBB	HBP	BLK	WP	HR	S	P	ERA	WHIP

AB	38
R	6
H	11
RBI	6
BB	4
SO	4
LOB	19

livebaseballscorecards.com

Batter	1	2	3	4	5	6	7	8	9	AB	R	H	RBI	BB	SO	LOB
Gil Garrido, R (1, 4) OBP: 0.305, SLG: 0.333	F7		F7			F3	G4-6-3 1-2f		SH4-3 HR 1B	5	1	1	0	0	0	2
Oscar Brown, R (1, 8) OBP: 0.571, SLG: 0.818	CS 1B		FC6-4 1-2 1B			BBBB 1B BB		1B 3B	SH4-3 1-2	3	1	3	0	1	0	0
Hank Aaron, R (1, 9) OBP: 0.384, SLG: 0.604	SSS K 1-2		FC6-4 1-2f			SSS K		HR 3-H 1B	HR 2-H	5	2	2	3	0	2	4
Orlando Cepeda, R (1, 3) OBP: 0.374, SLG: 0.552		5-3		F7		FC6 1-2 1B		HR 1-H	1B 1B	5	2	3	2	0	0	0
Rico Carty, R (1, 7) OBP: 0.448, SLG: 0.619 Mike Lum, L (9, 7) OBP: 0.317, SLG: 0.429	SSS K			G5-4-3 1B		FC6 1-2f		BBBB FC1-4 BB	1B 1-3 1B	4 0	0 0	2 0	0 0	1 0	1 0	2 0
Clete Boyer, R (1, 5) OBP: 0.305, SLG: 0.378		P6		G5-4-3 1-2f			HR	FC1-4 BB 1-2f	1-2 3-H 1B	5	1	2	2	0	0	2
Bob Tillman, R (1, 2) OBP: 0.271, SLG: 0.322			HR		BBBB G6-4-3 BB		BBBB 1B WP SF8 BB	SSS K	SSS K	3	2	1	1	2	2	3
Sonny Jackson, L (1, 6) OBP: 0.349, SLG: 0.316			4-3		G6-4-3 1-2f		G4-6-3 1-3 1B	BBBB 1-2 BB	4-3	4	0	1	0	1	0	3
Ron Reed, R (1, 1) OBP: 0.138, SLG: 0.172 Julio Navarro, R (3, 1) OBP: 0.167, SLG: 0.167 Don Cardwell, R (5, 1) OBP: 0.222, SLG: 0.250 Bob Aspromonte, R (7, PH) OBP: 0.271, SLG: 0.247 Mike McQueen, L (7, 1) OBP: 0.286, SLG: 0.429 Tony Gonzalez, L (8, PH) OBP: 0.345, SLG: 0.365 Bob Priddy, R (8, 1) OBP: 0.250, SLG: 0.200			1B 1B		G3		SF8 3-H	B5		1 1 0 0 0 0 1 0	0 0 0 0 0 0 0 0	1 0 0 0 0 0 0 0	0 0 0 1 0 0 0 0	0 0 0 0 0 0 0 0	0 0 0 0 0 0 0 0	0 0 0 0 0 0 2 0
Inning Stats	R: 0 E: 0 K: 1 S: 5 H: 1 LOB: 0 BB: 0 P: 5	R: 0 E: 0 K: 1 S: 5 H: 0 LOB: 0 BB: 0 P: 5	R: 1 E: 0 K: 0 S: 6 H: 3 LOB: 2 BB: 0 P: 6	R: 0 E: 0 K: 0 S: 3 H: 1 LOB: 0 BB: 0 P: 3	R: 0 E: 0 K: 0 S: 2 H: 0 LOB: 0 BB: 1 P: 6	R: 0 E: 0 K: 1 S: 6 H: 1 LOB: 2 BB: 1 P: 10	R: 2 E: 0 K: 0 S: 4 H: 2 LOB: 0 BB: 1 P: 8	R: 3 E: 0 K: 1 S: 8 H: 3 LOB: 2 BB: 2 P: 16	R: 3 E: 0 K: 1 S: 10 H: 5 LOB: 2 BB: 0 P: 10	1B: 11 2B: 0 3B: 1 HR: 4 SF: 1 SAC: 1 DP: 3 HBP: 0						

PITCHER		IP	WLS	BF	H	R	ER	SO	BB	IBB	HBP	BLK	WP	HR	S	P	ERA	WHIP
Jerry Koosman, L ERA: 3.13	(1, 1)	7.0		30	10	5	5	3	3	0	0	0	1	2	33	45	6.43	1.857
Danny Frisella, R ERA: 4.02	(8, 1)	0.2		5	1	1	1	1	2	0	0	0	0	1	5	13	13.50	4.500
Ray Sadecki, L ERA: 3.8	(8, 1)	0.2		3	1	1	1	0	0	0	0	0	0	0	3	3	13.50	1.500
Gary Gentry, R ERA: 3.35	(9, 1)	0.0	L	3	3	1	1	0	0	0	0	0	0	1	3	3	∞	∞
Tug McGraw, L ERA: 3.99	(9, 1)	0.2		3	1	1	1	1	0	0	0	0	0	0	5	5	13.50	1.500

PITCHER	IP	WLS	BF	H	R	ER	SO	BB	IBB	HBP	BLK	WP	HR	S	P	ERA	WHIP

TOP

Atlanta Braves @ New York Mets

Shea Stadium, Flushing, NY

Wed Aug 26 1970, 7:05 PM EDT

Att. 45,567 - Unknown

livebaseballscorecards.com

AB	37
R	9
H	16
RBI	9
BB	5
SO	5
LOB	18

WP: 1 PA: 44
PB: 0
SB: 0
CS: 1

Batter	1	2	3	4	5	6	7	8	9	AB	R	H	RBI	BB	SO	LOB
Tommie Agee, R (1, 8) OBP: 0.345, SLG: 0.482	HR 1B	G4-6-3 1-2f		4-3 2-3		FC4-6 BB		FC6-4 BB		3	1	1	0	2	0	2
Wayne Garrett, L (1, 5) OBP: 0.362, SLG: 0.449	1-H HR		P5	F8		FC4-6 1B 1-2f		F8		5	1	1	2	0	0	4
Cleon Jones, R (1, 7) OBP: 0.340, SLG: 0.399	K		1B E 1B		HR 2B	G1-6-3 1B 1-2		FC6-4 1-2f		5	2	3	0	0	1	2
Art Shamsky, L (1, 9) OBP: 0.374, SLG: 0.433	1B 1B 1B		1-3 E 1B		2-H HR	G1-6-3 1-2f			F8	4	2	3	2	0	0	2
Ron Swoboda, R (8, 9) OBP: 0.355, SLG: 0.417										1	0	0	0	0	0	0
Donn Clendenon, R (1, 3) OBP: 0.351, SLG: 0.545	P4		P4		F3		F9		5-3	5	0	0	0	0	0	3
Ken Boswell, L (1, 4) OBP: 0.338, SLG: 0.347	1-H 1B		E8 1-H 3-H 2B		1B 2B		K		P6	5	0	3	2	0	1	0
Bud Harrelson, S (1, 6) OBP: 0.344, SLG: 0.322		E7 F8 1B 1B	4-3		2-3 1B		K			4	1	2	0	0	1	1
Duffy Dyer, R (1, 2) OBP: 0.320, SLG: 0.262		F8 2-3		4-3 S 1B	K			SH1-4 1B		4	0	2	0	0	1	3
Jerry Koosman, R (1, 1) OBP: 0.183, SLG: 0.127										3	0	1	1	0	2	3
Danny Frisella, L (8, 1) OBP: 0.286, SLG: 0.286										0	0	0	0	0	0	0
Ray Sadecki, L (8, 1) OBP: 0.257, SLG: 0.235										0	0	0	0	0	0	0
Gary Gentry, R (9, 1) OBP: 0.125, SLG: 0.077										0	0	0	0	0	0	0
Tug McGraw, R (9, 1) OBP: 0.286, SLG: 0.333		G4-6-3 3-H						SH1-4 1-2		0	0	0	0	0	0	0
Inning Stats	R: 2 E: 0 K: 1 S: 8 H: 4 LOB: 2 BB: 0 P: 8	R: 1 E: 1 K: 0 S: 4 H: 2 LOB: 0 BB: 0 P: 4	R: 2 E: 1 K: 0 S: 6 H: 3 LOB: 1 BB: 0 P: 6	R: 0 E: 0 K: 1 S: 6 H: 1 LOB: 1 BB: 0 P: 6	R: 2 E: 0 K: 2 S: 11 H: 4 LOB: 2 BB: 0 P: 11	R: 0 E: 0 K: 0 S: 3 H: 1 LOB: 1 BB: 1 P: 7	R: 0 E: 0 K: 2 S: 7 H: 0 LOB: 0 BB: 0 P: 7	R: 0 E: 0 K: 0 S: 4 H: 1 LOB: 2 BB: 1 P: 8	R: 0 E: 0 K: 0 S: 3 H: 0 LOB: 0 BB: 0 P: 3	1B: 11 2B: 3 3B: 0 HR: 2	SF: 0 SAC: 1 DP: 2 HBP: 0					

PITCHER		IP	WLS	BF	H	R	ER	SO	BB	IBB	HBP	BLK	WP	HR	S	P	ERA	WHIP
Ron Reed, R ERA: 5.12	(1, 1)	2.2		15	9	5	4	1	0	0	0	0	0	1	17	17	13.50	3.375
Julio Navarro, R ERA: 4.44	(3, 1)	1.2		10	5	2	2	1	0	0	0	0	0	1	12	12	10.80	3.000
Don Cardwell, R ERA: 7.88	(5, 1)	1.2		6	1	0	0	2	1	0	0	0	0	0	9	13	0.00	1.200
Mike McQueen, L ERA: 8.36	(7, 1)	1.0		3	0	0	0	2	0	0	0	0	0	0	7	7	0.00	0.000
Bob Priddy, R ERA: 5.26	(8, 1)	2.0	W	8	1	0	0	0	1	0	0	0	0	0	7	11	0.00	1.000

PITCHER	IP	WLS	BF	H	R	ER	SO	BB	IBB	HBP	BLK	WP	HR	S	P	ERA	WHIP

BOTTOM

Atlanta Braves @ New York Mets

Shea Stadium, Flushing, NY

Wed Aug 26 1970, 7:05 PM EDT

Att. 45,567 - Unknown

livebaseballscorecards.com

AB	39
R	7
H	16
RBI	7
BB	2
SO	6
LOB	20

WP: 0	PA: 42		
PB: 0			
SB: 1			
CS: 0			

Batter	1	2	3	4	5	6	7	8	9	AB	R	H	RBI	BB	SO	LOB
Felix Millan, R (1, 4) OBP: 0.351, SLG: 0.391	F2		F9			F4		5-3		4	0	0	0	0	0	0
Sonny Jackson, L (1, 6) OBP: 0.345, SLG: 0.312	F8		K			6-3			P6	4	0	0	0	0	1	0
Tony Gonzalez, L (1, 8) OBP: 0.346, SLG: 0.366	1B			F7			F8		1B	4	0	2	0	0	0	0
Orlando Cepeda, R (1, 3) OBP: 0.373, SLG: 0.549	L9			F9			2B 1B		K	4	1	1	0	0	1	2
Rico Carty, R (1, 7) OBP: 0.446, SLG: 0.618		6-3		4-3			1-H 2B		F8	4	0	1	1	0	0	1
Mike Lum, L (1, 9) OBP: 0.317, SLG: 0.428		S 1B			3-1		F7			3	0	1	0	0	0	1
Clete Boyer, R (1, 5) OBP: 0.302, SLG: 0.375		K 1-2			4-3		F9			3	0	0	0	0	1	2
Bob Tillman, R (1, 2) OBP: 0.267, SLG: 0.316		L5			F7			5-3		3	0	0	0	0	0	1
Phil Niekro, R (1, 1) OBP: 0.187, SLG: 0.208			F7			K		P6		1	0	0	0	0	0	0
Tommie Aaron, R (6, PH) OBP: 0.250, SLG: 0.344										1	0	0	0	0	1	0
Don Cardwell, R (6, 1) OBP: 0.222, SLG: 0.250										0	0	0	0	0	0	0
Hal King, L (8, PH) OBP: 0.365, SLG: 0.461										1	0	0	0	0	0	0
Julio Navarro, R (8, 1) OBP: 0.167, SLG: 0.167										0	0	0	0	0	0	0
Inning Stats	R: 0 E: 0 K: 0 S: 4 H: 1 LOB: 1 BB: 0 P: 4	R: 0 E: 0 K: 1 S: 6 H: 1 LOB: 1 BB: 0 P: 6	R: 0 E: 0 K: 1 S: 5 H: 0 LOB: 0 BB: 0 P: 5	R: 0 E: 0 K: 0 S: 3 H: 0 LOB: 0 BB: 0 P: 3	R: 0 E: 0 K: 0 S: 3 H: 0 LOB: 0 BB: 0 P: 3	R: 0 E: 0 K: 1 S: 5 H: 0 LOB: 0 BB: 0 P: 5	R: 1 E: 0 K: 0 S: 5 H: 2 LOB: 1 BB: 0 P: 5	R: 0 E: 0 K: 0 S: 3 H: 0 LOB: 0 BB: 0 P: 3	R: 0 E: 0 K: 1 S: 6 H: 1 LOB: 1 BB: 0 P: 6	1B: 4 2B: 1 3B: 0 HR: 0 SF: 0 SAC: 0 DP: 0 HBP: 0						

PITCHER	IP	WLS	BF	H	R	ER	SO	BB	IBB	HBP	BLK	WP	HR	S	P	ERA	WHIP
Jim McAndrew, R (1, 1) ERA: 3.89	9.0	W	32	5	1	1	4	0	0	0	0	0	0	40	40	1.00	0.556

PITCHER	IP	WLS	BF	H	R	ER	SO	BB	IBB	HBP	BLK	WP	HR	S	P	ERA	WHIP

TOP

Atlanta Braves @ New York Mets

Shea Stadium, Flushing, NY

Thu Aug 27 1970, 3:33 AM EDT

Att. 39,810 - Unknown

livebaseballscorecards.com

AB	32
R	1
H	5
RBI	1
BB	0
SO	4
LOB	7

WP: 0 PB: 0 SB: 1 CS: 0 PA: 32

Atlanta Braves @ New York Mets

Shea Stadium, Flushing, NY

Thu Aug 27 1970, 3:33 AM EDT

Att. 39,810 - Unknown

livebaseballscorecards.com

BOTTOM

Batter	1	2	3	4	5	6	7	8	9	AB	R	H	RBI	BB	SO	LOB
Tommie Agee, R (1, 8) OBP: 0.348, SLG: 0.482	BBBB 4-0 FC3-6 BB		x 0-0 G3 1B 1B	x 0-0 1B 2-3 1B		x 0-0 ① FC4-5 2-3 S 2-3		SSS 0-3 ③ K		4	1	2	0	1	1	1
Wayne Garrett, L (1, 5) OBP: 0.363, SLG: 0.447	x 0-0 ① FC3-6 BB 2B 1-2f		x 0-0 ① G3 1-2	x 0-0 1-3 3-H 1B		BBBB 4-0 2-3 1-2 BB				3	1	1	1	1	0	2
Cleon Jones, R (1, 7) OBP: 0.339, SLG: 0.397	x 0-0 ② F8		x 0-0 1B 2-H 1B	x 0-0 ③ 5-3		x 0-0 ② 2-3 1-2 2-3				4	0	1	1	0	0	5
Art Shamsky, L (1, 9) OBP: 0.375, SLG: 0.432 Ron Swoboda, R (9, 9) OBP: 0.355, SLG: 0.417	BBBB 4-0 1-2 2B BB		x 0-0 1-2 1B		x 0-0 E6 FC6-4 BB E	x 0-0 ③ F9				3	2	1	0	1	0	2
										0	0	0	0	0	0	0
Donn Clendenon, R (1, 3) OBP: 0.353, SLG: 0.546	x 0-0 1-H 2-H 2B		SSS 0-3 ② K		BBBB 4-0 FC6-4 1-2 BB		SSS 0-3 ① K			3	0	1	2	1	2	2
Ken Boswell, L (1, 4) OBP: 0.333, SLG: 0.341	x 0-0 ③ 3-1		SSS 0-3 ③ K		x 0-0 ① FC6-4 E 1-2f 2-3		x 0-0 ② L7			4	0	0	0	0	1	5
Bud Harrelson, S (1, 6) OBP: 0.343, SLG: 0.320		x 0-0 ① 6-3		BBBB 4-0 1B 4-3 1B BB	x 0-0 E4 G6-3 1-3 3-H		SSS 0-3 ③ K			3	1	0	1	1	1	1
Duffy Dyer, R (1, 2) OBP: 0.311, SLG: 0.254		x 0-0 ② F5		x 0-0 ① 4-3 1-2	x 0-0 ② ③ G6-3 1-2f			x 0-0 ① F9		4	0	0	0	0	0	3
Jim McAndrew, R (1, 1) OBP: 0.200, SLG: 0.195		x 0-0 ③ 3-1		SSS 0-3 ② K		x 0-0 FC4-5 2B		SSS 0-3 ② K		4	0	1	0	0	2	1
Inning Stats	R: 2 E: 0 K: 0 S: 4 H: 1 LOB: 1 BB: 2 P: 12	R: 0 E: 0 K: 0 S: 3 H: 0 LOB: 0 BB: 0 P: 3	R: 1 E: 0 K: 2 S: 10 H: 3 LOB: 2 BB: 0 P: 10	R: 1 E: 0 K: 1 S: 7 H: 2 LOB: 2 BB: 1 P: 11	R: 1 E: 2 K: 0 S: 4 H: 0 LOB: 1 BB: 1 P: 8	R: 0 E: 0 K: 0 S: 4 H: 1 LOB: 2 BB: 1 P: 8	R: 0 E: 0 K: 2 S: 7 H: 0 LOB: 0 BB: 0 P: 7	R: 0 E: 0 K: 2 S: 7 H: 0 LOB: 0 BB: 0 P: 7		1B: 5 2B: 2 3B: 0 HR: 0	SF: 0 SAC: 0 DP: 1 HBP: 0					

	AB	32
	R	5
	H	7
	RBI	5
	BB	5
	SO	7
	LOB	22

WP: 0 PB: 0 SB: 1 CS: 0 PA: 37

PITCHER		IP	WLS	BF	H	R	ER	SO	BB	IBB	HBP	BLK	WP	HR	S	P	ERA	WHIP
Phil Niekro, R ERA: 4.39	(1, 1)	5.0	L	26	6	5	4	3	4	0	0	0	0	0	28	44	7.20	2.000
Don Cardwell, R ERA: 7.49	(6, 1)	2.0		8	1	0	0	2	1	0	0	0	0	0	11	15	0.00	1.000
Julio Navarro, R ERA: 4.26	(8, 1)	1.0		3	0	0	0	2	0	0	0	0	0	0	7	7	0.00	0.000

PITCHER	IP	WLS	BF	H	R	ER	SO	BB	IBB	HBP	BLK	WP	HR	S	P	ERA	WHIP

Batter	1	2	3	4	5	6	7	8	9	AB	R	H	RBI	BB	SO	LOB
Tommie Agee, R (1, 8) OBP: 0.345, SLG: 0.479	S S S 0-3 ① K		x 0-0 ① G1			x 0-0 ① F8		S S S 0-3 ③ K		4	0	0	0	0	2	1
Bud Harrelson, S (1, 6) OBP: 0.341, SLG: 0.317	S S S 0-3 ② K		x 0-0 ② 1-3			x 0-0 ② F8			x 0-0 ① 6-3	4	0	0	0	0	1	0
Cleon Jones, R (1, 7) OBP: 0.338, SLG: 0.396	S S S 0-3 ③ K		x 0-0 ③ 4-3			x 0-0 ③ 6-3			x 0-0 G6-4-3 1B	4	0	1	0	0	1	0
Donn Clendenon, R (1, 3) OBP: 0.352, SLG: 0.549		x 0-0 1B 3B		S S S 0-3 ① K			x 0-0 ① 1-3		x 0-0 ② ③ G6-4-3 1-2f	4	1	1	0	0	1	1
Ron Swoboda, R (1, 9) OBP: 0.355, SLG: 0.416		x 0-0 FC5 E 1B 3-H		S S S 0-3 ② K			x 0-0 ② L6			3	0	1	1	0	1	0
Joe Foy, R (1, 5) OBP: 0.363, SLG: 0.330		x 0-0 E5 FC5 1-2		x 0-0 ③ 1-3			B B B B 4-0 CS BB			2	0	0	0	1	0	1
Jerry Grote, R (1, 2) OBP: 0.330, SLG: 0.319		S S S 0-3 ① K			x 0-0 ① F8		0-0 ③ CS 1-2	x 0-0 ① P4		3	0	0	0	0	1	2
Al Weis, S (1, 4) OBP: 0.250, SLG: 0.286		x 0-0 ② FC5 1-2 2-3f			x 0-0 ② 5-3			x 0-0 ② G3		3	0	0	0	0	0	2
Tom Seaver, R (1, 1) OBP: 0.247, SLG: 0.233		S S S 0-3 ③ K			x 0-0 ③ 6-3			x 0-0 1B		2	0	0	0	0	1	2
Ken Singleton, S (8, PH) OBP: 0.378, SLG: 0.413										1	0	1	0	0	0	0
Tug McGraw, R (8, 1) OBP: 0.286, SLG: 0.333										0	0	0	0	0	0	0
Inning Stats	R: 0 E: 0 K: 3 S: 9 H: 0 LOB: 0 BB: 0 P: 9	R: 1 E: 1 K: 2 S: 10 H: 2 LOB: 2 BB: 0 P: 10	R: 0 E: 0 K: 0 S: 3 H: 0 LOB: 0 BB: 0 P: 3	R: 0 E: 0 K: 2 S: 7 H: 0 LOB: 0 BB: 0 P: 7	R: 0 E: 0 K: 0 S: 3 H: 0 LOB: 0 BB: 0 P: 3	R: 0 E: 0 K: 0 S: 3 H: 0 LOB: 0 BB: 0 P: 3	R: 0 E: 0 K: 0 S: 2 H: 0 LOB: 0 BB: 1 P: 6	R: 0 E: 0 K: 1 S: 6 H: 1 LOB: 1 BB: 0 P: 6	R: 0 E: 0 K: 0 S: 3 H: 1 LOB: 0 BB: 0 P: 3	1B: 3 2B: 0 3B: 1 HR: 0	SF: 0 SAC: 0 DP: 1 HBP: 0						

TOP

New York Mets @ Houston Astros

Astrodome, Houston, TX

Fri Aug 28 1970, 8:05 PM EDT

Att. 19,076 - Unknown

livebaseballscorecards.com

AB	30
R	1
H	4
RBI	1
BB	1
SO	8
LOB	9

WP: 0 PB: 0 SB: 0 CS: 1 PA: 32

PITCHER	IP	WLS	BF	H	R	ER	SO	BB	IBB	HBP	BLK	WP	HR	S	P	ERA	WHIP
Wade Blasingame, L (1, 1) ERA: 2.57	9.0	W	31	4	1	1	8	1	0	0	0	0	0	46	50	1.00	0.556

PITCHER	IP	WLS	BF	H	R	ER	SO	BB	IBB	HBP	BLK	WP	HR	S	P	ERA	WHIP

Batter	1	2	3	4	5	6	7	8	9	AB	R	H	RBI	BB	SO	LOB
Jesus Alou, R (1, 9) OBP: 0.347, SLG: 0.400	5-3		2B 1B (2-H)		4-3			K		4	1	1	1	0	1	0
Joe Morgan, L (1, 4) OBP: 0.395, SLG: 0.379	F8		2B (1-H)			G3		4-3		4	0	1	1	0	0	0
Jimmy Wynn, R (1, 7) OBP: 0.396, SLG: 0.495	6-3		K			E5				3	0	0	0	0	1	1
John Mayberry, L (1, 3) OBP: 0.352, SLG: 0.421		1-3		K		L9				3	0	0	0	0	1	1
Denis Menke, R (1, 6) OBP: 0.393, SLG: 0.435		6-3		5-3 BB		F9				2	0	0	0	1	0	1
Doug Rader, R (1, 5) OBP: 0.320, SLG: 0.434		K		5-3 (1-2)			K			3	0	0	0	0	2	1
Cesar Cedeno, R (1, 8) OBP: 0.308, SLG: 0.409			E5 1B	K			L1			3	1	1	0	0	1	1
Johnny Edwards, L (1, 2) OBP: 0.285, SLG: 0.307			6-3		K		4-3			3	0	0	0	0	1	1
Wade Blasingame, L (1, 1)			K	P4				K		3	0	0	0	0	2	1
Inning Stats	R: 0 E: 0 K: 0 S: 3 H: 0 LOB: 0 BB: 0 P: 3	R: 0 E: 0 K: 1 S: 5 H: 0 LOB: 0 BB: 0 P: 5	R: 2 E: 1 K: 2 S: 10 H: 3 LOB: 1 BB: 0 P: 10	R: 0 E: 0 K: 2 S: 7 H: 0 LOB: 1 BB: 1 P: 11	R: 0 E: 0 K: 1 S: 5 H: 0 LOB: 0 BB: 0 P: 5	R: 0 E: 1 K: 0 S: 4 H: 0 LOB: 1 BB: 0 P: 4	R: 0 E: 0 K: 1 S: 5 H: 0 LOB: 0 BB: 0 P: 5	R: 0 E: 0 K: 2 S: 7 H: 0 LOB: 0 BB: 0 P: 7		1B: 2 2B: 1 3B: 0 HR: 0 SF: 0 SAC: 0 DP: 0 HBP: 0						

PITCHER		IP	WLS	BF	H	R	ER	SO	BB	IBB	HBP	BLK	WP	HR	S	P	ERA	WHIP
Tom Seaver, R ERA: 2.57	(1, 1)	7.0	L	26	3	2	2	7	1	0	0	0	0	0	39	43	2.57	0.571
Tug McGraw, L ERA: 3.92	(8, 1)	1.0		3	0	0	0	2	0	0	0	0	0	0	7	7	0.00	0.000

PITCHER	IP	WLS	BF	H	R	ER	SO	BB	IBB	HBP	BLK	WP	HR	S	P	ERA	WHIP

BOTTOM

New York Mets @ Houston Astros

Astrodome, Houston, TX

Fri Aug 28 1970, 8:05 PM EDT

Att. 19,076 - Unknown

livebaseballscorecards.com

AB	28
R	2
H	3
RBI	2
BB	1
SO	9
LOB	7

PA: 29

Batter	1	2	3	4	5	6	7	8	9	10	AB	R	H	RBI	BB	SO	LOB
Tommie Agee, R (1, 8) OBP: 0.345, SLG: 0.476	K	1B 1B BB 2-3		F9	F9			4-3		FC3-6 1B	5	1	1	0	1	1	2
Wayne Garrett, L (1, 5) OBP: 0.366, SLG: 0.444	5-3 1B BB	1B E 1B 1-2 3-H		G3		F7		BB		FC3-6 1B 1-2f	4	3	1	1	2	0	1
Cleon Jones, R (1, 7) OBP: 0.340, SLG: 0.396	5-3 1-2	E8 1B 1-H 2-H		F9		F8 S BB		F3		1B 1B 1-3	5	0	2	1	1	0	2
Donn Clendenon, R (1, 3) OBP: 0.358, SLG: 0.554	BB 1B 2-H	1-3			G3 2B			K		1B 1-3 3-H	5	1	3	2	1	1	2
Ken Singleton, S (1, 9) OBP: 0.382, SLG: 0.409	BB 1-2		4-3 E BB		G3 2-3	F8 2-3			6-3 SH3 1B	P4	4	1	1	0	2	0	5
Ken Boswell, L (1, 4) OBP: 0.332, SLG: 0.344	K		4-3 1-2		4-3 1B 2B 3-H	1-3			SH3 1-2		4	1	1	1	0	1	5
Jerry Grote, R (1, 2) OBP: 0.326, SLG: 0.314		4-3	E6 2B 2-H		4-3 2-3		5-3		6-3 2-3		5	0	0	0	0	0	2
Bud Harrelson, S (1, 6) OBP: 0.341, SLG: 0.320		K	2B 1-H		E PB 1B 3-H		F9		G3		5	0	2	1	0	1	1
Gary Gentry, R (1, 1) OBP: 0.140, SLG: 0.113 Ray Sadecki, L (2, 1) OBP: 0.250, SLG: 0.229 Danny Frisella, L (4, 1) OBP: 0.222, SLG: 0.222 Dave Marshall, L (10, PH) OBP: 0.318, SLG: 0.427 Tug McGraw, R (10, 1) OBP: 0.286, SLG: 0.333 Ron Taylor, R (10, 1)		WP 1B 2B	K		E3 1-3		K			4-3	1 1 2 1 0 0	1 0 0 0 0 0	1 0 0 0 0 0	0 0 1 0 0 0	0 1 1 0 0 0	0 1 1 0 0 0	0 1 1 0 0 0
Inning Stats	R: 1 H: 1 E: 0 LOB: 2 K: 2 BB: 2 S: 8 P: 16	R: 3 H: 3 E: 1 LOB: 1 K: 1 BB: 1 S: 8 P: 12	R: 1 H: 1 E: 1 LOB: 1 K: 1 BB: 1 S: 6 P: 10	R: 0 H: 0 E: 0 LOB: 0 K: 0 BB: 0 S: 3 P: 3	R: 2 H: 3 E: 1 LOB: 2 K: 0 BB: 0 S: 7 P: 7	R: 0 H: 0 E: 0 LOB: 2 K: 0 BB: 2 S: 3 P: 11	R: 0 H: 0 E: 0 LOB: 0 K: 1 BB: 0 S: 5 P: 5	R: 0 H: 0 E: 0 LOB: 1 K: 1 BB: 1 S: 5 P: 9	R: 0 H: 1 E: 0 LOB: 1 K: 0 BB: 0 S: 4 P: 4	R: 1 H: 3 E: 0 LOB: 2 K: 0 BB: 0 S: 6 P: 6	1B: 8 SF: 0 2B: 4 SAC: 1 3B: 0 DP: 0 HR: 0 HBP: 0						

PITCHER		IP	WLS	BF	H	R	ER	SO	BB	IBB	HBP	BLK	WP	HR	S	P	ERA	WHIP
Jack Billingham, R ERA: 4.09	(1, 1)	2.0		14	4	5	4	3	4	0	0	0	1	0	16	32	18.00	4.000
Denny Lemaster, L ERA: 4.56	(3, 1)	2.2		13	4	2	2	1	0	0	0	0	0	0	15	15	6.75	1.500
Jim Ray, R ERA: 3.71	(5, 1)	3.1		13	0	0	0	2	3	0	0	0	0	0	14	26	0.00	0.900
George Culver, R ERA: 3.89	(9, 1)	2.0	W	10	4	1	1	0	0	0	0	0	0	0	10	10	4.50	2.000

PITCHER	IP	WLS	BF	H	R	ER	SO	BB	IBB	HBP	BLK	WP	HR	S	P	ERA	WHIP

TOP

New York Mets @ Houston Astros

Astrodome, Houston, TX

Sat Aug 29 1970, 4:33 AM EDT
Att. 16,203 - Unknown

livebaseballscorecards.com

AB	42
R	8
H	12
RBI	6
BB	7
SO	6
LOB	22

New York Mets @ Houston Astros

Astrodome, Houston, TX

Sat Aug 29 1970, 4:33 AM EDT

Att. 16,203 - Unknown

BOTTOM

Batter	1	2	3	4	5	6	7	8	9	10	AB	R	H	RBI	BB	SO	LOB
Jesus Alou, R (1, 7) OBP: 0.349, SLG: 0.400	E8 1B WP 1B	E8 2B 1B	FC6 1-2f		1-3			BBBB E BB		4-3 1-3	5	2	2	0	1	0	2
Joe Morgan, L (1, 4) OBP: 0.401, SLG: 0.390	WP BB SF9 1B 2-3	4-3 2B 3-H		BBBB FC1-6 BB		3-1 2B		E9 1B 1-3		BBBB 1-3 1B 1B BB	4	1	4	1	1	0	0
Jimmy Wynn, R (10, PH) OBP: 0.397, SLG: 0.495											0	1	0	0	1	0	0
Norm Miller, L (1, 9) OBP: 0.352, SLG: 0.326	BBBB SF9 WP WP 1-2 BB	4-3 2-3		FC1-6 BB 1-2f E		3-1 2-3		G4-6-3 IBB		1B 1-3 1-2 3-H 1B	3	2	0	0	2	0	3
Bob Watson, R (10, PH) OBP: 0.309, SLG: 0.433											1	0	1	1	0	0	0
John Mayberry, L (1, 3) OBP: 0.344, SLG: 0.405	SSS K	1-3		BBBB E 1-2 BB		SSS K		G4-6-3 1-2f		1-3 1-2 2-3	5	0	0	0	1	2	10
Denis Menke, R (1, 5) OBP: 0.397, SLG: 0.442	WP 1-2 2-3 3-H IBB	1B 3B	E7 1-3 2-H 1B			F8			G3 SH3-4 1B	1B IBB	4	1	3	1	2	0	1
Cesar Cedeno, R (1, 8) OBP: 0.313, SLG: 0.413	SF9 2-3 3-H	6-3 WP 1B 3-H 1B	G4-6-3 IBB			SSS K			SH3-4 1-2	1-2 2-3 3-H 1B	3	1	2	3	1	1	0
Marty Martinez, S (1, 6) OBP: 0.272, SLG: 0.250	BBBB 1-2 3-H BB	6-3 1-3	G4-6-3 1-2f			4-3			G3 2-3		4	0	0	0	1	0	5
Johnny Edwards, L (1, 2) OBP: 0.283, SLG: 0.304	4-3	SSS K			1-3	6-3			SSS K		4	0	0	0	0	1	3
Larry Howard, R (9, 2) OBP: 0.324, SLG: 0.382											1	0	0	0	0	1	1
Jack Billingham, R (1, 1) OBP: 0.143, SLG: 0.087		SSS K	FC6 3-H 1B		SSS K			G3		BBBB 4-3 WP 1B BB	1	0	0	0	0	1	0
Denny Lemaster, R (3, 1) OBP: 0.266, SLG: 0.256											1	0	1	1	0	0	0
Jim Ray, R (5, 1) OBP: 0.217, SLG: 0.217											1	0	0	0	0	1	0
Cesar Geronimo, L (8, PH) OBP: 0.389, SLG: 0.375											1	0	0	0	0	0	0
George Culver, R (9, 1) OBP: 0.182, SLG: 0.300											0	0	0	0	0	0	0
Doug Rader, R (10, PH) OBP: 0.322, SLG: 0.434											0	1	0	0	1	0	0
Inning Stats	R: 3 H: 2 E: 1 LOB: 2 K: 1 BB: 3 S: 7 P: 19	R: 1 H: 2 E: 1 LOB: 1 K: 1 BB: 0 S: 7 P: 7	R: 2 H: 3 E: 0 LOB: 1 K: 1 BB: 0 S: 8 P: 8	R: 1 H: 1 E: 1 LOB: 2 K: 0 BB: 3 S: 3 P: 15	R: 0 H: 0 E: 0 LOB: 0 K: 1 BB: 0 S: 5 P: 5	R: 0 H: 1 E: 0 LOB: 1 K: 1 BB: 0 S: 6 P: 6	R: 0 H: 0 E: 0 LOB: 0 K: 1 BB: 0 S: 5 P: 5	R: 0 H: 1 E: 1 LOB: 2 K: 0 BB: 2 S: 3 P: 11	R: 0 H: 1 E: 0 LOB: 1 K: 1 BB: 0 S: 6 P: 6	R: 2 H: 2 E: 0 LOB: 3 K: 0 BB: 3 S: 4 P: 16	1B: 10 SF: 1 2B: 2 SAC: 1 3B: 1 DP: 2 HR: 0 HBP: 0						

PITCHER		IP	WLS	BF	H	R	ER	SO	BB	IBB	HBP	BLK	WP	HR	S	P	ERA	WHIP
Gary Gentry, R ERA: 3.54	(1, 1)	1.1		11	4	4	4	2	2	1	0	0	2	0	12	24	27.00	4.500
Ray Sadecki, L ERA: 3.96	(2, 1)	2.0		12	4	3	3	1	2	0	0	0	1	0	12	20	13.50	3.000
Danny Frisella, R ERA: 3.41	(4, 1)	5.2		21	3	0	0	4	1	2	0	0	0	0	26	38	0.00	0.706
Tug McGraw, L ERA: 4.2	(10, 1)	0.1	L	3	0	2	2	0	2	0	0	0	1	0	1	9	54.00	6.000
Ron Taylor, R ERA: 3.9	(10, 1)	0.1		4	2	0	0	0	0	1	0	0	0	0	3	7	0.00	6.000

PITCHER	IP	WLS	BF	H	R	ER	SO	BB	IBB	HBP	BLK	WP	HR	S	P	ERA	WHIP

AB	38
R	9
H	13
RBI	7
BB	11
SO	7
LOB	25

WP: 4 PA: 51
PB: 0
SB: 0
CS: 0

livebaseballscorecards.com

Batter	1	2	3	4	5	6	7	8	9	AB	R	H	RBI	BB	SO	LOB
Tommie Agee, R (1, 8) OBP: 0.347, SLG: 0.480	HR, 2B	BB		5-3			2B		K	4	2	2	0	1	1	2
Wayne Garrett, L (1, 5) OBP: 0.373, SLG: 0.447	HR, 1B	1B		FC6-4, BB			L7		BB	3	1	2	0	2	0	1
Cleon Jones, R (1, 7) OBP: 0.341, SLG: 0.396	P3	FC6-4, 1B		FC6-4			6-3		1B	5	0	2	2	0	0	5
Donn Clendenon, R (1, 3) OBP: 0.355, SLG: 0.558	HR	FC6-4			K		K		K	5	1	1	3	0	3	5
Ken Singleton, S (1, 9) OBP: 0.378, SLG: 0.399	BB		F8		K			4-3	4-3	4	0	0	0	1	1	2
Ken Boswell, L (1, 4) OBP: 0.331, SLG: 0.346	K		4-3		K			4-3, 2B		4	0	1	0	0	2	1
Jerry Grote, R (1, 2) OBP: 0.322, SLG: 0.310	5-3		5-3			6-3		4-3		4	0	0	0	0	0	2
Bud Harrelson, S (1, 6) OBP: 0.341, SLG: 0.318		K		WP, 5-3, BB		F9		K		3	0	0	0	1	2	1
Nolan Ryan, R (1, 1) OBP: 0.179, SLG: 0.179		K		P3		K			PB, 1B, BB	2	0	0	0	0	1	1
Dave Marshall, L (6, PH) OBP: 0.316, SLG: 0.424										1	0	0	0	0	1	0
Rich Folkers, L (6, 1) OBP: 0.333, SLG: 0.333										0	0	0	0	0	0	0
Ron Taylor, R (7, 1)										0	0	0	0	0	0	0
Art Shamsky, L (9, PH) OBP: 0.377, SLG: 0.432										0	1	0	0	1	0	0
Inning Stats	R: 3 E: 0 K: 1 S: 8 H: 3 LOB: 1 BB: 1 P: 12	R: 1 E: 0 K: 2 S: 9 H: 2 LOB: 2 BB: 1 P: 13	R: 0 E: 0 K: 0 S: 3 H: 0 LOB: 0 BB: 0 P: 3	R: 0 E: 0 K: 0 S: 3 H: 0 LOB: 2 BB: 2 P: 11	R: 0 E: 0 K: 3 S: 9 H: 0 LOB: 0 BB: 0 P: 9	R: 0 E: 0 K: 1 S: 5 H: 0 LOB: 0 BB: 0 P: 5	R: 0 E: 0 K: 1 S: 6 H: 1 LOB: 1 BB: 0 P: 6	R: 0 E: 0 K: 1 S: 6 H: 1 LOB: 1 BB: 0 P: 6	R: 1 E: 0 K: 2 S: 8 H: 1 LOB: 2 BB: 2 P: 16	1B: 4 2B: 3 3B: 0 HR: 1 SF: 0 SAC: 0 DP: 0 HBP: 0						

PITCHER	IP	WLS	BF	H	R	ER	SO	BB	IBB	HBP	BLK	WP	HR	S	P	ERA	WHIP
Don Wilson, R (1, 1) ERA: 3.83	6.0	W	27	5	4	4	7	4	0	0	0	1	1	37	53	6.00	1.500
Jim Ray, R (7, 1) ERA: 3.71	2.1		11	2	1	1	3	2	0	0	0	0	0	15	23	3.86	1.714
Fred Gladding, R (9, 1) ERA: 4.03	0.2	S	3	1	0	0	1	0	0	0	0	0	0	5	5	0.00	1.500

PITCHER	IP	WLS	BF	H	R	ER	SO	BB	IBB	HBP	BLK	WP	HR	S	P	ERA	WHIP

TOP

New York Mets @ Houston Astros

Astrodome, Houston, TX

Sun Aug 30 1970, 4:33 AM EDT

Att. 15,754 - Unknown

livebaseballscorecards.com

AB	35
R	5
H	8
RBI	5
BB	6
SO	11
LOB	20

WP: 1 PB: 1 SB: 0 CS: 0 PA: 41

BOTTOM

New York Mets @ Houston Astros

Astrodome, Houston, TX

Sun Aug 30 1970, 4:33 AM EDT

Att. 15,754 - Unknown

Batter	1	2	3	4	5	6	7	8	9	AB	R	H	RBI	BB	SO	LOB
Jesus Alou, R (1, 9)	BBB 4-0 6-3 HR BB		x 0-0 ① F8	SSS 0-3 ③ K		x 0-0 ② P4		x 0-0 ① 4-3		4	1	0	0	1	1	3
Norm Miller, L (9, 9)										0	0	0	0	0	0	0
OBP: 0.347, SLG: 0.396																
OBP: 0.352, SLG: 0.326																
Joe Morgan, L (1, 4)	x 0-0 ① 6-3 1-2		x 0-0 HR 1B		BBB 4-0 G1-6-3 HR 1B BB	BBB 4-0 BB 1-2 2-3 BB		x 0-0 ② 1-3		3	2	1	0	2	0	1
OBP: 0.403, SLG: 0.389																
Jimmy Wynn, R (1, 7)	x 0-0 2-H HR		x 0-0 1-H HR		x 0-0 G1-6-3 1-2 1B	BBB 4-0 1-2 2-3 3-H BB		x 0-0 1B 1B		4	2	4	5	1	0	0
Cesar Geronimo, L (8, PR) (9, 7)										0	0	0	0	0	0	0
OBP: 0.389, SLG: 0.375																
John Mayberry, L (1, 3)	SSS 0-3 ② K		x 0-0 ② P6		x 0-0 ① ② G1-6-3 1-2f 2-3	x 0-0 ③ L3		x 0-0 FC5-4 1-3 1B		5	0	1	0	0	1	5
OBP: 0.340, SLG: 0.397																
Denis Menke, R (1, 6)	H 1-0 HBP		x 0-0 ③ F9		x 0-0 3-H HR		x 0-0 HR	x 0-0 ③ FC5-4 1-2f		4	2	2	3	0	0	2
OBP: 0.399, SLG: 0.455																
Doug Rader, R (1, 5)	x 0-0 ③ G3			BBB 4-0 E 1B BB	SSS 0-3 ③ K		x 0-0 ① L7			3	1	0	0	1	1	1
OBP: 0.321, SLG: 0.431																
Cesar Cedeno, R (1, 8)		x 0-0 ① 6-3	x 0-0 E9 G5-3 1B 1-2			x 0-0 FC5 BB 1B	x 0-0 ② 1B			4	0	2	0	0	0	1
OBP: 0.316, SLG: 0.414																
Johnny Edwards, L (1, 2)		x 0-0 B3-6-4 1B	x 0-0 G5-3 1-2 2-H 1B			BBB 4-0 BB FC5 1-2 BB BB	BBB 4-0 BB			2	1	2	1	2	0	0
OBP: 0.289, SLG: 0.307																
Don Wilson, R (1, 1)		x 0-0 ② ③ B3-6-4 1-2f	x 0-0 ① ② G5-3 1-2 2-3f			x 0-0 ① FC5 BB BB 1-2 2-3f	SSS 0-3 ③ K			3	0	0	0	0	0	5
Jim Ray, R (7, 1)										1	0	0	0	0	1	1
OBP: 0.208, SLG: 0.208																
Fred Gladding, L (9, 1)										0	0	0	0	0	0	0
Inning Stats	R: 2 E: 0 K: 1 S: 6 H: 1 LOB: 1 BB: 1 P: 11	R: 0 E: 0 K: 0 S: 3 H: 1 LOB: 0 BB: 0 P: 3	R: 2 E: 0 K: 0 S: 5 H: 2 LOB: 0 BB: 0 P: 5	R: 1 E: 1 K: 1 S: 6 H: 1 LOB: 1 BB: 1 P: 10	R: 2 E: 0 K: 1 S: 6 H: 2 LOB: 0 BB: 1 P: 10	R: 1 E: 0 K: 0 S: 4 H: 1 LOB: 3 BB: 3 P: 16	R: 1 E: 0 K: 1 S: 6 H: 2 LOB: 1 BB: 1 P: 10	R: 0 E: 0 K: 0 S: 5 H: 2 LOB: 2 BB: 0 P: 5		1B: 8 2B: 0 3B: 0 HR: 4	SF: 0 SAC: 0 DP: 3 HBP: 1					

AB	33
R	9
H	12
RBI	9
BB	7
SO	4
LOB	19

WP: 0 PB: 0 SB: 0 CS: 0 PA: 41

livebaseballscorecards.com

PITCHER		IP	WLS	BF	H	R	ER	SO	BB	IBB	HBP	BLK	WP	HR	S	P	ERA	WHIP
Nolan Ryan, R (1, 1)		5.0	L	24	7	7	6	3	3	0	1	0	0	3	26	39	10.80	2.000
ERA: 3.48																		
Rich Folkers, L (6, 1)		1.2		11	3	2	2	0	4	0	0	0	0	1	7	23	10.80	4.200
ERA: 5.93																		
Ron Taylor, R (7, 1)		1.1		6	2	0	0	1	0	0	0	0	0	0	8	8	0.00	1.500
ERA: 3.82																		

PITCHER	IP	WLS	BF	H	R	ER	SO	BB	IBB	HBP	BLK	WP	HR	S	P	ERA	WHIP

Batter	1	2	3	4	5	6	7	8	9	AB	R	H	RBI	BB	SO	LOB
Tommie Agee, R (1, 8) OBP: 0.351, SLG: 0.490	FC6-4 1B	HR			BBB 4-0 SH5-4 1-2 1B BB		0-0 1B 1B 2B		SSS 0-3 ① K	4	3	3	1	1	1	0
Wayne Garrett, L (1, 5) OBP: 0.374, SLG: 0.446	0-0 ① FC6-4 2B 1-2f 1B	0-0 ③ P6			0-0 ① SH5-4 1-2 2-3		0-0 1B 2-3 1B		BBBB 4-0 FC6-4 BB	3	2	1	0	1	0	1
Cleon Jones, R (1, 7) OBP: 0.342, SLG: 0.398	0-0 1B 1-3 2B		0-0 ① 4-3		0-0 ② L8		0-0 G4-6-3 2-H 3-H 1B		0-0 ② FC6-4 1-2f 2B	5	2	2	2	0	0	3
Art Shamsky, L (1, 9) OBP: 0.378, SLG: 0.431 Tug McGraw, R (7, 1) OBP: 0.375, SLG: 0.571 Ron Taylor, R (9, 1)	BBBB 4-0 1B FC4-6 BB		0-0 ② 4-3		0-0 ③ 2-H 3-H 1B		0-0 ② ③ G4-6-3 1-2f		0-0 WP 1-H BLK 2B	3 1 0	1 1 0	1 1 0	2 1 0	1 0 0	0 0 0	1 0 0
Donn Clendenon, R (1, 3) OBP: 0.356, SLG: 0.555	0-0 FC4-6 1-3 2-H 3-H 1B		SSS 0-3 ③ K			0-0 ① P4		0-0 1B FC4-6 1B	0-0 ③ L8 2-H	5	1	2	2	0	1	0
Ken Boswell, L (1, 4) OBP: 0.330, SLG: 0.345	0-0 ② FC4-6 FC6-4 1-2f 3-H			0-0 ① P6		0-0 ② 4-3		0-0 FC4-6 1-3 1B		4	0	1	1	0	0	1
Jerry Grote, R (1, 2) OBP: 0.321, SLG: 0.309	0-0 ③ FC6-4 1-2f			SSS 0-3 ② K		0-0 1B		0-0 ① FC4-6 4-3 1-2f 3-H		4	0	1	1	0	1	2
Bud Harrelson, S (1, 6) OBP: 0.338, SLG: 0.315		0-0 ① 6-3		0-0 ③ P5		0-0 ③ F8		0-0 ② 4-3 1-2		4	0	0	0	0	0	2
Jerry Koosman, R (1, 1) OBP: 0.194, SLG: 0.125 Dave Marshall, L (7, PH) OBP: 0.314, SLG: 0.421 Ron Swoboda, R (7, 9) OBP: 0.354, SLG: 0.414		0-0 ② 4-3			BBBB 4-0 SH5-4 PB 1B BB		SSS 0-3 ① K	0-0 ③ K		1 1 1	1 0 0	0 0 0	0 0 0	1 0 0	0 1 1	0 0 1
Inning Stats	R: 3 E: 0 K: 0 S: 6 / H: 3 LOB: 1 BB: 1 P: 10	R: 1 E: 0 K: 0 S: 4 / H: 1 LOB: 0 BB: 0 P: 4	R: 0 E: 0 K: 1 S: 5 / H: 0 LOB: 0 BB: 0 P: 5	R: 0 E: 0 K: 1 S: 5 / H: 0 LOB: 0 BB: 0 P: 5	R: 2 E: 0 K: 0 S: 3 / H: 1 LOB: 1 BB: 2 P: 11	R: 0 E: 0 K: 0 S: 4 / H: 1 LOB: 1 BB: 0 P: 4	R: 2 E: 0 K: 1 S: 7 / H: 3 LOB: 0 BB: 0 P: 7	R: 1 E: 0 K: 1 S: 7 / H: 2 LOB: 1 BB: 0 P: 7	R: 2 E: 0 K: 1 S: 6 / H: 1 LOB: 0 BB: 1 P: 10	1B: 8 2B: 3 3B: 0 HR: 1 / SF: 0 SAC: 1 DP: 1 HBP: 0							WP: 1 PB: 1 SB: 0 CS: 0 / PA: 41

TOP

New York Mets @ St. Louis Cardinals

Busch Stadium, St. Louis, MO

Mon Aug 31 1970, 7:05 PM CDT

Att. 17,284 - Unknown

livebaseballscorecards.com

AB	36
R	11
H	12
RBI	10
BB	4
SO	5
LOB	11

PITCHER		IP	WLS	BF	H	R	ER	SO	BB	IBB	HBP	BLK	WP	HR	S	P	ERA	WHIP
Nelson Briles, R ERA: 7.41	(1, 1)	0.1	L	5	3	3	3	0	1	0	0	0	0	0	4	8	81.00	12.000
Mike Torrez, R ERA: 3.78	(1, 1)	5.2		21	3	3	3	2	2	0	0	0	0	1	23	31	4.76	0.882
Chuck Taylor, R ERA: 3.15	(7, 1)	1.0		7	5	3	3	1	0	0	0	0	0	0	9	9	27.00	5.000
Reggie Cleveland, R ERA: 10.61	(8, 1)	1.0		3	0	0	0	1	0	0	0	0	0	0	5	5	0.00	0.000
Tom Hilgendorf, L ERA: 3.86	(9, 1)	1.0		5	1	2	2	1	1	0	0	1	1	0	6	10	18.00	2.000

PITCHER	IP	WLS	BF	H	R	ER	SO	BB	IBB	HBP	BLK	WP	HR	S	P	ERA	WHIP

New York Mets @ St. Louis Cardinals

Busch Stadium, St. Louis, MO

Mon Aug 31 1970, 7:05 PM CDT

Att. 17,284 - Unknown

livebaseballscorecards.com

BOTTOM

Batter	1	2	3	4	5	6	7	8	9	AB	R	H	RBI	BB	SO	LOB
Lou Brock, L (1, 7) OBP: 0.372, SLG: 0.444	6-3			FC4-6 1B		FC6-4 BB (1-2)	F7		FC4-6 1B (1-2f)	4	0	1	0	1	0	1
Julian Javier, R (1, 4) OBP: 0.290, SLG: 0.307 Jim Beauchamp, R (6, PH) OBP: 0.329, SLG: 0.338 Chuck Taylor, R (7, 1) OBP: 0.154, SLG: 0.160 Reggie Cleveland, R (8, 1) Jerry Davanon, R (8, PH) OBP: 0.214, SLG: 0.231 Tom Hilgendorf, S (9, 1) Vic Davalillo, L (9, PH) OBP: 0.374, SLG: 0.474	K			FC4-6 FC6-4 (1-2f)		FC6-4 S HR (1-2f, 2-3)		3-1	1B (1-3)	2 1 0 0 1 0 1	0 1 0 0 0 0 0	0 1 0 0 0 0 1	0 0 0 0 0 0 0	0 0 0 0 0 0 0	1 2 0 0 0 0 0	1 2 0 0 0 0 0
Carl Taylor, R (1, 9) OBP: 0.361, SLG: 0.400	6-3			FC6-4 1B (1-2f)		F3		BB	5-3	4	0	0	0	1	0	5
Joe Torre, R (1, 5) OBP: 0.392, SLG: 0.497		4-3		1B (1-3)		HR (1-H, 3-H)		K		4	1	2	3	0	1	1
Jose Cardenal, R (1, 8) OBP: 0.354, SLG: 0.427		L3		F7		HR		2B (1-3)		4	1	2	0	0	0	2
Ted Simmons, S (1, 2) OBP: 0.311, SLG: 0.302		K			F9	HR (1-H)		BB		3	1	1	2	1	1	0
Joe Hague, L (1, 3) OBP: 0.359, SLG: 0.425			4-3		G3	K		4-3		4	0	0	0	0	1	3
Dal Maxvill, R (1, 6) (7, 4) OBP: 0.302, SLG: 0.233			6-3		F9		1-3		FC5-4 BB	3	0	0	0	1	0	0
Nelson Briles, R (1, 1) OBP: 0.222, SLG: 0.343 Mike Torrez, R (1, 1) OBP: 0.286, SLG: 0.309 Milt Ramirez, R (6, PH) OBP: 0.262, SLG: 0.224 (7, 6)			F9			FC6-4 HR BB	P3		FC5-4 FC4-6 (1-2f)	0 1 2	0 0 1	0 0 0	0 0 0	0 0 1	0 0 0	0 0 1
Inning Stats	R: 0 E: 0 K: 1 S: 5 H: 0 LOB: 0 BB: 0 P: 5	R: 0 E: 0 K: 1 S: 5 H: 0 LOB: 0 BB: 0 P: 5	R: 0 E: 0 K: 0 S: 3 H: 0 LOB: 0 BB: 0 P: 3	R: 0 E: 0 K: 0 S: 5 H: 2 LOB: 2 BB: 0 P: 5	R: 0 E: 0 K: 0 S: 3 H: 0 LOB: 0 BB: 0 P: 3	R: 5 E: 0 K: 1 S: 8 H: 3 LOB: 0 BB: 2 P: 16	R: 0 E: 0 K: 0 S: 3 H: 0 LOB: 0 BB: 0 P: 3	R: 0 E: 0 K: 1 S: 6 H: 1 LOB: 3 BB: 2 P: 14	R: 0 E: 0 K: 0 S: 4 H: 1 LOB: 2 BB: 1 P: 8	1B: 4 2B: 1 3B: 0 HR: 2	SF: 0 SAC: 0 DP: 0 HBP: 0			WP: 0 PB: 0 SB: 1 CS: 0	PA: 39		

	AB	34
	R	5
	H	7
	RBI	5
	BB	5
	SO	4
	LOB	16

PITCHER		IP	WLS	BF	H	R	ER	SO	BB	IBB	HBP	BLK	WP	HR	S	P	ERA	WHIP
Jerry Koosman, L (1, 1) ERA: 3.29		6.0	W	25	5	5	5	3	2	0	0	0	0	2	29	37	7.50	1.167
Tug McGraw, L (7, 1) ERA: 4.02		2.2		13	2	0	0	1	3	0	0	0	0	0	12	24	0.00	1.875
Ron Taylor, R (9, 1) ERA: 3.79		0.1	S	1	0	0	0	0	0	0	0	0	0	0	1	1	0.00	0.000

PITCHER	IP	WLS	BF	H	R	ER	SO	BB	IBB	HBP	BLK	WP	HR	S	P	ERA	WHIP

Batter	1	2	3	4	5	6	7	8	9	10	11	12	AB	R	H	RBI	BB	SO	LOB
Tommie Agee, R (1, 8) OBP: 0.348, SLG: 0.484	P3		K			5-3		K		FC1-6 1B 1-2f	F8		6	0	0	0	0	2	5
Wayne Garrett, L (1, 5) (8, 6) OBP: 0.383, SLG: 0.452	3B 1B		BB			1B		G6-3 1-2f		1-3 1B		E S SF8 1B	5	2	4	0	1	0	2
Cleon Jones, R (1, 7) OBP: 0.339, SLG: 0.398	F9		P4			L9			4-3 E 2B	L6		SF8 1-H	5	1	1	1	0	0	5
Art Shamsky, L (1, 9) OBP: 0.375, SLG: 0.432	1-H 3B			1-3		4-3			4-3 2-3	4-3		G3	6	0	1	1	0	0	4
Donn Clendenon, R (1, 3) OBP: 0.353, SLG: 0.547	K			K			5-3		E7 3-H 1B		F9	K	6	0	1	1	0	3	1
Ken Boswell, L (1, 4) OBP: 0.328, SLG: 0.339		1-3		P5			4-3		4-0 IBB		3-1		4	0	0	0	1	0	0
Jerry Grote, R (1, 2) OBP: 0.320, SLG: 0.308		L4			P4		4-3		P4		BB 1B		5	1	1	0	0	0	2
Al Weis, S (1, 6) OBP: 0.246, SLG: 0.281 Dave Marshall, L (8, PH) OBP: 0.318, SLG: 0.425 Joe Foy, R (8, 5) OBP: 0.364, SLG: 0.329		F9			6-3			BB 1B	K		1B BB 1-2		2 1 1	0 0 0	0 1 0	0 0 0	0 0 1	0 0 1	0 0 2
Jim McAndrew, R (1, 1) OBP: 0.191, SLG: 0.186 Ken Singleton, S (8, PH) OBP: 0.391, SLG: 0.399 Ray Sadecki, L (8, 1) OBP: 0.250, SLG: 0.229 Danny Frisella, L (9, 1) OBP: 0.300, SLG: 0.300 Ed Kranepool, L (11, PH) OBP: 0.214, SLG: 0.132 Rich Folkers, L (11, 1) OBP: 0.333, SLG: 0.333 Ron Herbel, R (11, 1) Tug McGraw, R (12, 1) OBP: 0.375, SLG: 0.571			K		4-3			G6-3 1-2 BB		FC1-6 1-3 2-H 1B	1B		2 0 0 0 1 1 0 0 0	0 0 0 0 0 0 0 0 0	0 0 0 0 1 1 0 0 0	0 0 0 0 0 0 0 0 0	1 0 0 0 0 0 0 0 0	0 0 0 0 0 0 0 0 0	0 0 0 0 0 0 0 0 0
Inning Stats	R: 1 H: 2 E: 0 LOB: 1 K: 1 BB: 0 S: 7 P: 7	R: 0 H: 0 E: 0 LOB: 0 K: 0 BB: 0 S: 3 P: 3	R: 0 H: 0 E: 0 LOB: 1 K: 2 BB: 1 S: 7 P: 11	R: 0 H: 0 E: 0 LOB: 0 K: 1 BB: 0 S: 5 P: 5	R: 0 H: 0 E: 0 LOB: 0 K: 0 BB: 0 S: 3 P: 3	R: 0 H: 1 E: 0 LOB: 1 K: 0 BB: 0 S: 4 P: 4	R: 0 H: 0 E: 0 LOB: 0 K: 0 BB: 0 S: 3 P: 3	R: 0 H: 1 E: 0 LOB: 1 K: 1 BB: 1 S: 5 P: 9	R: 1 H: 2 E: 1 LOB: 2 K: 1 BB: 1 S: 7 P: 11	R: 0 H: 2 E: 0 LOB: 2 K: 0 BB: 0 S: 5 P: 5	R: 1 H: 2 E: 0 LOB: 2 K: 0 BB: 1 S: 5 P: 9	R: 1 H: 1 E: 0 LOB: 0 K: 1 BB: 0 S: 6 P: 6	1B: 9 2B: 1 3B: 1 HR: 0	SF: 1 SAC: 0 DP: 1 HBP: 0		WP: 0 PB: 0 SB: 1 CS: 0	PA: 50	

PITCHER		IP	WLS	BF	H	R	ER	SO	BB	IBB	HBP	BLK	WP	HR	S	P	ERA	WHIP
Bob Gibson, R ERA: 3.28	(1, 1)	12.0	L	50	11	4	3	7	3	1	0	0	0	0	60	76	2.25	1.167

PITCHER	IP	WLS	BF	H	R	ER	SO	BB	IBB	HBP	BLK	WP	HR	S	P	ERA	WHIP

TOP

New York Mets @ St. Louis Cardinals

Busch Stadium, St. Louis, MO

Tue Sep 01 1970, 7:05 PM CDT

Att. 22,527 - Unknown

livebaseballscorecards.com

AB	45
R	4
H	11
RBI	4
BB	4
SO	7
LOB	21

Batter	1	2	3	4	5	6	7	8	9	10	11	12	AB	R	H	RBI	BB	SO	LOB
Lou Brock, L (1, 7) OBP: 0.369, SLG: 0.439	G3		G4-6-3 1-2f			F7		K		4-3		L7	6	0	0	0	0	1	4
Ed Crosby, L (1, 6) OBP: 0.296, SLG: 0.306	4-3			G3		F9		F7			P4		4	0	0	0	0	0	2
Carl Taylor, R (11, PH) OBP: 0.359, SLG: 0.398 (12, 3)													1	0	0	0	0	0	0
Joe Hague, L (1, 3) OBP: 0.358, SLG: 0.423	F8			K			2B 1B	K			1B 1B		4	1	1	0	0	2	1
Jim Beauchamp, R (11, PH) OBP: 0.337, SLG: 0.347													1	1	1	0	0	0	0
Milt Ramirez, R (12, 6) OBP: 0.262, SLG: 0.224													0	0	0	0	0	0	0
Joe Torre, R (1, 5) OBP: 0.393, SLG: 0.497		F9		L8			2B F9-2 1-2 1B		FC4-6 BB		1B 1-2 1B		4	0	2	0	1	0	0
Jose Cardenal, R (1, 8) OBP: 0.351, SLG: 0.422		F2			F7		P4		F2		F8		5	0	0	0	0	0	5
Ted Simmons, S (1, 2) OBP: 0.313, SLG: 0.310		P6			F7		1-3 2-H 2B		FC4-6 1-2f		1-3 2-H 1B		5	0	2	2	0	0	1
Leron Lee, L (1, 9) OBP: 0.300, SLG: 0.345			HR		F7		IBB		K			4-3 SH3-4 1B	4	1	2	1	1	1	1
Dal Maxvill, R (1, 4) OBP: 0.299, SLG: 0.230			5-3			F8	F9-2 3-H			F8		SH3-4 1-2	4	0	0	0	0	0	3
Bob Gibson, R (1, 1) OBP: 0.366, SLG: 0.441			G4-6-3 1B			1B		BB		K		4-3 2-3	3	0	2	0	1	1	0
Vic Davalillo, L (12, PH) OBP: 0.372, SLG: 0.471													1	0	0	0	0	0	1
Inning Stats	R: 0 H: 0 E: 0 LOB: 0 K: 0 BB: 0 S: 3 P: 3	R: 0 H: 0 E: 0 LOB: 0 K: 0 BB: 0 S: 3 P: 3	R: 1 H: 2 E: 0 LOB: 0 K: 0 BB: 0 S: 4 P: 4	R: 0 H: 0 E: 0 LOB: 0 K: 1 BB: 0 S: 5 P: 5	R: 0 H: 0 E: 0 LOB: 0 K: 0 BB: 0 S: 3 P: 3	R: 0 H: 1 E: 0 LOB: 1 K: 0 BB: 0 S: 4 P: 4	R: 1 H: 3 E: 0 LOB: 2 K: 0 BB: 1 S: 5 P: 9	R: 0 H: 0 E: 0 LOB: 1 K: 0 BB: 0 S: 7 P: 11	R: 0 H: 0 E: 0 LOB: 1 K: 1 BB: 1 S: 5 P: 9	R: 0 H: 0 E: 0 LOB: 0 K: 1 BB: 0 S: 5 P: 5	R: 1 H: 3 E: 0 LOB: 2 K: 0 BB: 0 S: 5 P: 5	R: 0 H: 1 E: 0 LOB: 1 K: 0 BB: 0 S: 4 P: 4	1B: 8 2B: 2 3B: 0 HR: 1	SF: 0 SAC: 1 DP: 2 HBP: 0					

PITCHER		IP	WLS	BF	H	R	ER	SO	BB	IBB	HBP	BLK	WP	HR	S	P	ERA	WHIP
Jim McAndrew, R ERA: 3.83	(1, 1)	7.0		26	6	2	2	1	0	1	0	0	0	1	27	31	2.57	0.857
Ray Sadecki, L ERA: 3.93	(8, 1)	1.0		4	0	0	0	2	1	0	0	0	0	0	7	11	0.00	1.000
Danny Frisella, R ERA: 3.23	(9, 1)	2.0		7	0	0	0	2	1	0	0	0	0	0	10	14	0.00	0.500
Rich Folkers, L ERA: 6.18	(11, 1)	0.1		2	1	1	1	0	0	0	0	0	0	0	2	2	27.00	3.000
Ron Herbel, R ERA: 4.9	(11, 1)	1.0	W	5	3	0	0	0	0	0	0	0	0	0	5	5	0.00	3.000

PITCHER		IP	WLS	BF	H	R	ER	SO	BB	IBB	HBP	BLK	WP	HR	S	P	ERA	WHIP
Tug McGraw, L ERA: 3.98	(12, 1)	0.2	S	2	0	0	0	0	0	0	0	0	0	0	2	2	0.00	0.000

New York Mets @ St. Louis Cardinals

Busch Stadium, St. Louis, MO

Tue Sep 01 1970, 7:05 PM CDT

Att. 22,527 - Unknown

BOTTOM

livebaseballscorecards.com

AB	42
R	3
H	10
RBI	3
BB	3
SO	5
LOB	18

WP: 0 PA: 46
PB: 0
SB: 0
CS: 0

Batter	1	2	3	4	5	6	7	8	9	AB	R	H	RBI	BB	SO	LOB
Tommie Agee, R (1, 8) OBP: 0.350, SLG: 0.484	x 0-0 BB 1B 1B		BBBB 4-0 1B BB		x 0-0 BLK PB 1B 2-H	x 0-0 ② FC6-4 1-2f 2-3 3-H		x 0-0 ① 6-3		4	2	2	2	1	0	2
Bud Harrelson, S (1, 6) OBP: 0.340, SLG: 0.315	BBBB 4-0 1B 1-2 BB		x 0-0 G6-4-3 1-3 1B		BBBB 4-0 PB BLK BB	x 0-0 ③ F5		SSS 0-3 ② K		3	0	1	0	2	1	2
Cleon Jones, R (1, 7) OBP: 0.342, SLG: 0.400	x 0-0 ① F9		x 0-0 ② ③ G6-4-3 1-2f		BBBB 4-0 PB 1-2 2-3 BB		x 0-0 3B 1B	x 0-0 FC6-4 1B		4	1	2	0	1	0	4
Donn Clendenon, R (1, 3) OBP: 0.353, SLG: 0.551 Mike Jorgensen, L (8, 3) OBP: 0.293, SLG: 0.397	x 0-0 G5-4-3 1-2 2-H 1B			x 0-0 ① 6-3	SSS 0-3 ③ K 1-2 2-3 3-H		x 0-0 1-H 2B 3B	x 0-0 ③ FC6-4 1-2f		5 0	1 0	2 0	2 0	0 0	1 0	3 0
Ron Swoboda, R (1, 9) OBP: 0.347, SLG: 0.404	x 0-0 ② ③ G5-4-3 1-2f			x 0-0 ② F8	x 0-0 ③ F9	x 0-0 ① F3	x 0-0 ① F8		x 0-0 ① 6-3	5	0	0	0	0	0	3
Joe Foy, R (1, 5) OBP: 0.365, SLG: 0.333		SSS 0-3 ① K				x 0-0 2B BB 1B	x 0-0 3-H 2B		x 0-0 ② F9	5	1	2	1	0	1	0
Jerry Grote, R (1, 2) OBP: 0.321, SLG: 0.310		BBBB 4-0 G4-6-3 BB			x 0-0 ① F8	x 0-0 BB FC6-4 1-3 2B	x 0-0 ② F3		x 0-0 ③ F9	4	1	1	0	1	0	1
Al Weis, S (1, 4) OBP: 0.250, SLG: 0.284 Ken Boswell, L (6, PH) OBP: 0.332, SLG: 0.339 (6, 4)		x 0-0 ② ③ G4-6-3 1-2f			x 0-0 SH3-4 1B 1B	4-0 FC6-4 BB IBB	4-0 IBB			2 0	1 0	1 0	0 0	0 2	0 0	1 0
Tom Seaver, R (1, 1) OBP: 0.250, SLG: 0.227			x 0-0 ① 5-3		x 0-0 ② SH3-4 1-2	BBBB 4-0 FC6-4 1-2 2-3 3-H BB	x 0-0 ③ 1-3			2	0	0	1	1	0	2
Inning Stats	R: 1 H: 2 E: 0 LOB: 1 K: 0 BB: 1 S: 4 P: 8	R: 0 H: 0 E: 0 LOB: 0 K: 1 BB: 1 S: 4 P: 8	R: 0 H: 1 E: 0 LOB: 1 K: 0 BB: 1 S: 3 P: 7	R: 0 H: 0 E: 0 LOB: 0 K: 0 BB: 0 S: 3 P: 3	R: 2 H: 2 E: 0 LOB: 2 K: 1 BB: 2 S: 7 P: 15	R: 2 H: 2 E: 0 LOB: 2 K: 0 BB: 2 S: 5 P: 13	R: 2 H: 3 E: 0 LOB: 2 K: 0 BB: 1 S: 6 P: 10	R: 0 H: 1 E: 0 LOB: 1 K: 1 BB: 0 S: 6 P: 6	R: 0 H: 0 E: 0 LOB: 0 K: 0 BB: 0 S: 3 P: 3	1B: 8 SF: 0 2B: 2 SAC: 1 3B: 1 DP: 3 HR: 0 HBP: 0						

TOP

New York Mets @ St. Louis Cardinals

Busch Stadium, St. Louis, MO

Wed Sep 02 1970, 7:05 PM CDT

Att. 13,749 - Unknown

livebaseballscorecards.com

AB	34
R	7
H	11
RBI	6
BB	8
SO	3
LOB	18

WP: 0 PA: 43
PB: 1
SB: 0
CS: 0

PITCHER		IP	WLS	BF	H	R	ER	SO	BB	IBB	HBP	BLK	WP	HR	S	P	ERA	WHIP
Jerry Reuss, L ERA: 4.58	(1, 1)	4.2	L	21	5	3	2	1	5	0	0	1	0	0	18	38	3.86	2.143
Reggie Cleveland, R ERA: 11.7	(5, 1)	0.2		6	2	2	2	1	1	1	0	0	0	0	6	14	27.00	4.500
Frank Linzy, R ERA: 4.21	(6, 1)	1.2		9	3	2	2	0	0	1	0	0	0	0	8	12	10.80	1.800
Tom Hilgendorf, L ERA: 3.29	(8, 1)	2.0		7	1	0	0	1	0	0	0	0	0	0	9	9	0.00	0.500

PITCHER	IP	WLS	BF	H	R	ER	SO	BB	IBB	HBP	BLK	WP	HR	S	P	ERA	WHIP

New York Mets @ St. Louis Cardinals

Busch Stadium, St. Louis, MO

Wed Sep 02 1970, 7:05 PM CDT

Att. 13,749 - Unknown

livebaseballscorecards.com

BOTTOM

Batter	1	2	3	4	5	6	7	8	9	AB	R	H	RBI	BB	SO	LOB
Lou Brock, L (1, 7) OBP: 0.369, SLG: 0.440	K		1-3		F7		1B 2B		G6-3 1-2 1B	5	1	2	0	0	1	0
Julian Javier, R (1, 4) OBP: 0.289, SLG: 0.308	K		P4		1B 2B		1-3		G6-3 1-2f 2-3	5	1	1	0	0	1	3
Joe Hague, L (1, 3) OBP: 0.361, SLG: 0.424	1B 1B		FC4-6 BB		K		1B 2-H 1B		F4	4	0	2	1	1	1	2
Joe Torre, R (1, 5) OBP: 0.396, SLG: 0.499	1-3 1B		FC4-6 1-2f		2-H 1B		FC4-6 1-3 1B			4	0	3	1	0	0	1
Vic Davalillo, L (1, 8) OBP: 0.363, SLG: 0.459	G3			5-3	F5		FC4-6 1-2f			4	0	0	0	0	0	5
Ted Simmons, S (1, 2) OBP: 0.312, SLG: 0.305		BB		E4 2B		K		P4		3	1	0	0	1	1	0
Leron Lee, L (1, 9) OBP: 0.296, SLG: 0.339		K		K		4-3		K		4	0	0	0	0	3	2
Dal Maxvill, R (1, 6) OBP: 0.299, SLG: 0.234		P4		1-H 2B		5-3		K		3	0	1	1	0	0	1
Jim Beauchamp, R (8, PH) OBP: 0.333, SLG: 0.342										1	0	0	0	0	1	0
Ed Crosby, L (9, 6) OBP: 0.296, SLG: 0.306										0	0	0	0	0	0	0
Jerry Reuss, L (1, 1) OBP: 0.129, SLG: 0.036		K		K			K		G6-3 1B 1B	2	0	0	0	0	2	2
Reggie Cleveland, R (5, 1)										0	0	0	0	0	0	0
Frank Linzy, R (6, 1)										0	0	0	0	0	0	0
Carl Taylor, R (7, PH) OBP: 0.358, SLG: 0.396										1	0	0	0	0	1	0
Tom Hilgendorf, S (8, 1)										0	0	0	0	0	0	0
Jose Cardenal, R (9, PH) OBP: 0.352, SLG: 0.423										1	0	1	0	0	0	0
Inning Stats	R: 0 E: 0 K: 2 S: 9 H: 2 LOB: 2 BB: 0 P: 9	R: 0 E: 0 K: 2 S: 7 H: 0 LOB: 1 BB: 1 P: 11	R: 0 E: 0 K: 0 S: 3 H: 0 LOB: 1 BB: 1 P: 7	R: 1 E: 1 K: 2 S: 9 H: 1 LOB: 1 BB: 0 P: 9	R: 1 E: 0 K: 1 S: 7 H: 2 LOB: 1 BB: 0 P: 7	R: 0 E: 0 K: 1 S: 5 H: 0 LOB: 0 BB: 0 P: 5	R: 1 E: 0 K: 1 S: 8 H: 3 LOB: 2 BB: 0 P: 8	R: 0 E: 0 K: 2 S: 7 H: 0 LOB: 0 BB: 0 P: 7	R: 0 E: 0 K: 0 S: 4 H: 2 LOB: 1 BB: 0 P: 4	1B: 7 2B: 3 3B: 0 HR: 0 SF: 0 SAC: 0 DP: 1 HBP: 0	WP: 0 PB: 0 SB: 0 CS: 0 PA: 39					

AB	37
R	3
H	10
RBI	3
BB	2
SO	11
LOB	16

PITCHER		IP	WLS	BF	H	R	ER	SO	BB	IBB	HBP	BLK	WP	HR	S	P	ERA	WHIP
Tom Seaver, R ERA: 2.55	(1, 1)	9.0	W	39	10	3	2	11	2	0	0	0	0	0	59	67	2.00	1.333

Batter	1	2	3	4	5	6	7	8	9	AB	R	H	RBI	BB	SO	LOB
Tommie Agee, R (1, 8) OBP: 0.347, SLG: 0.481	S S S 0-3 ① K			x 0-0 ① P4	S S S 0-3 ③ K			x 0-0 ① 6-3		4	0	0	0	0	2	2
Bud Harrelson, S (1, 6) OBP: 0.340, SLG: 0.315	x 0-0 ② G3			x 0-0 ② F7		x 0-0 ① F8		x 0-0 1B		4	0	1	0	0	0	0
Cleon Jones, R (1, 7) OBP: 0.343, SLG: 0.399	x 0-0 ③ 1-3			x 0-0 1B		B B B B 4-0 1B BB		S S S 0-3 ② K		3	0	1	0	1	1	1
Donn Clendenon, R (1, 3) OBP: 0.352, SLG: 0.548		x 0-0 ① 6-3		x 0-0 ③ F3		x 0-0 G4-6-3 1-2 1B		x 0-0 ③ F3		4	0	1	0	0	0	2
Ron Swoboda, R (1, 9) OBP: 0.342, SLG: 0.397		x 0-0 ② P5			x 0-0 ① 6-3	x 0-0 ② ③ G4-6-3 1-2f			x 0-0 ① 6-3	4	0	0	0	0	0	2
Joe Foy, R (1, 5) OBP: 0.369, SLG: 0.337		x 0-0 ③ F8			B B B B 4-0 CS WP BB		x 0-0 G5-3 1B 1B		x 0-0 HR 1B	3	1	2	0	1	0	0
Duffy Dyer, R (1, 2) OBP: 0.316, SLG: 0.261			S S S 0-3 ① K		x 0-0 ② BB 1-3 1B 1B		x 0-0 G5-3 1-2 1B		x 0-0 ② F3	4	1	2	0	0	1	1
Al Weis, S (1, 4) OBP: 0.258, SLG: 0.311			x 0-0 ② 4-3		B B B B 4-0 1B 1-2 BB		x 0-0 ① ② G5-3 1-2 2-3f		x 0-0 1-H HR	3	1	1	2	1	0	2
Gary Gentry, R (1, 1) OBP: 0.100, SLG: 0.111 Ken Singleton, S (5, PH) OBP: 0.384, SLG: 0.402 Rich Folkers, L (5, 1) OBP: 0.333, SLG: 0.333 Ron Taylor, R (6, 1) Jerry Grote, R (7, PH) OBP: 0.320, SLG: 0.309 Ron Herbel, R (7, 1) Wayne Garrett, L (9, PH) OBP: 0.381, SLG: 0.451			S S S 0-3 ③ K		x 0-0 1-3 2-H 1B		x 0-0 ③ F8		x 0-0 ③ G3	1 1 0 0 1 0 1	0 0 0 0 0 0 0	0 1 0 0 0 0 0	0 1 0 0 0 0 0	0 1 0 0 0 0 0	1 0 0 0 0 0 0	0 0 0 0 1 0 0
Inning Stats	R: 0 E: 0 K: 1 S: 5 H: 0 LOB: 0 BB: 0 P: 5	R: 0 E: 0 K: 0 S: 3 H: 0 LOB: 0 BB: 0 P: 3	R: 0 E: 0 K: 2 S: 7 H: 0 LOB: 0 BB: 0 P: 7	R: 0 E: 0 K: 0 S: 4 H: 1 LOB: 1 BB: 0 P: 4	R: 1 E: 0 K: 1 S: 6 H: 2 LOB: 2 BB: 2 P: 14	R: 0 E: 0 K: 0 S: 3 H: 1 LOB: 1 BB: 1 P: 7	R: 0 E: 0 K: 0 S: 4 H: 2 LOB: 1 BB: 0 P: 4	R: 0 E: 0 K: 1 S: 6 H: 1 LOB: 1 BB: 0 P: 6	R: 2 E: 0 K: 0 S: 5 H: 2 LOB: 0 BB: 0 P: 5	1B: 8 2B: 0 3B: 0 HR: 1	SF: 0 SAC: 0 DP: 2 HBP: 0					

PITCHER	IP	WLS	BF	H	R	ER	SO	BB	IBB	HBP	BLK	WP	HR	S	P	ERA	WHIP
Steve Carlton, L (1, 1) ERA: 3.73	9.0	W	36	9	3	3	5	3	0	0	0	1	1	43	55	3.00	1.333

PITCHER	IP	WLS	BF	H	R	ER	SO	BB	IBB	HBP	BLK	WP	HR	S	P	ERA	WHIP

New York Mets @ St. Louis Cardinals

Busch Stadium, St. Louis, MO

Thu Sep 03 1970, 3:33 AM CDT

Att. 13,169 - Unknown

TOP

livebaseballscorecards.com

AB	33
R	3
H	9
RBI	3
BB	3
SO	5
LOB	11

1B: 8	SF: 0
2B: 0	SAC: 0
3B: 0	DP: 2
HR: 1	HBP: 0

WP: 1	PA: 36
PB: 0	
SB: 0	
CS: 1	

Batter	1	2	3	4	5	6	7	8	9	AB	R	H	RBI	BB	SO	LOB
Lou Brock, L (1, 7) OBP: 0.369, SLG: 0.440	0-0 1B S SF9 1B	0-0 4-3		0-0 G3		0-0 3B 1B		0-0 G3		5	2	2	0	0	0	2
Julian Javier, R (1, 4) OBP: 0.289, SLG: 0.313	0-0 1-3 1-2		0-0 P5		0-0 1-3	0-0 1-H 3B				4	0	1	1	0	0	1
Joe Hague, L (1, 3) OBP: 0.362, SLG: 0.433	0-0 1B 2-3 1B		0-0 HR		SSS 0-3 K	0-0 4-3				4	1	2	1	0	1	1
Joe Torre, R (1, 5) OBP: 0.397, SLG: 0.498	0-0 SF9 3-H		0-0 L4		BBBB 4-0 BB 1B BB		BBBB 4-0 FC4-6 BB			1	1	0	1	2	0	0
Vic Davalillo, L (1, 8) OBP: 0.366, SLG: 0.457	0-0 FC4 1-2 1B		SSS 0-3 K		BBBB 4-0 1B 1-2 BB		0-0 FC4-6 1-2f			3	0	1	0	1	1	1
Ted Simmons, S (1, 2) OBP: 0.311, SLG: 0.304	0-0 FC4 1-2f			0-0 4-3	0-0 1-2 1B 2-H		SSS 0-3 K			4	0	1	1	0	1	3
Leron Lee, L (1, 9) OBP: 0.299, SLG: 0.350		0-0 1B		0-0 1B 3B	0-0 F8		0-0 4-3			4	1	2	0	0	0	3
Dal Maxvill, R (1, 6) OBP: 0.298, SLG: 0.234		0-0 F9		0-0 1B 3-H		0-0 F8		SSS 0-3 K		4	0	1	1	0	1	1
Steve Carlton, L (1, 1) OBP: 0.247, SLG: 0.217		SSS 0-3 K		0-0 F5		0-0 P6		SSS 0-3 K		4	0	0	0	0	2	2
Inning Stats	R: 1 E: 0 K: 0 S: 6 H: 3 LOB: 2 BB: 0 P: 6	R: 0 E: 0 K: 1 S: 6 H: 1 LOB: 1 BB: 0 P: 6	R: 1 E: 0 K: 1 S: 6 H: 1 LOB: 0 BB: 0 P: 6	R: 1 E: 0 K: 0 S: 5 H: 2 LOB: 1 BB: 0 P: 5	R: 1 E: 0 K: 1 S: 6 H: 1 LOB: 2 BB: 2 P: 14	R: 1 E: 0 K: 0 S: 5 H: 2 LOB: 1 BB: 0 P: 5	R: 0 E: 0 K: 1 S: 5 H: 0 LOB: 1 BB: 1 P: 9	R: 0 E: 0 K: 2 S: 7 H: 0 LOB: 0 BB: 0 P: 7		1B: 7 2B: 0 3B: 2 HR: 1 SF: 1 SAC: 0 DP: 0 HBP: 0						

PITCHER		IP	WLS	BF	H	R	ER	SO	BB	IBB	HBP	BLK	WP	HR	S	P	ERA	WHIP
Gary Gentry, R ERA: 3.62	(1, 1)	4.0	L	19	7	3	3	2	0	0	0	0	0	1	23	23	6.75	1.750
Rich Folkers, L ERA: 6.44	(5, 1)	1.2		10	3	2	2	1	2	0	0	0	0	0	10	18	10.80	3.000
Ron Taylor, R ERA: 3.77	(6, 1)	0.1		1	0	0	0	0	0	0	0	0	0	0	1	1	0.00	0.000
Ron Herbel, R ERA: 4.82	(7, 1)	2.0		7	0	0	0	3	1	0	0	0	0	0	12	16	0.00	0.500

PITCHER	IP	WLS	BF	H	R	ER	SO	BB	IBB	HBP	BLK	WP	HR	S	P	ERA	WHIP

BOTTOM

New York Mets @ St. Louis Cardinals

Busch Stadium, St. Louis, MO

Thu Sep 03 1970, 3:33 AM CDT

Att. 13,169 - Unknown

livebaseballscorecards.com

AB	33
R	5
H	10
RBI	5
BB	3
SO	6
LOB	14

Batter	1	2	3	4	5	6	7	8	9	AB	R	H	RBI	BB	SO	LOB
Tommie Agee, R (1, 8) OBP: 0.346, SLG: 0.477	3-1		CS, BB			F9	FC6-5 1-3		F9	4	0	0	0	1	0	1
Wayne Garrett, L (1, 5) OBP: 0.383, SLG: 0.449	L9		F7 1-2			1B, HR, BB		E9, E 1B		3	2	1	0	1	0	1
Cleon Jones, R (1, 7) OBP: 0.347, SLG: 0.402	BB, 1B 1B		K			HR 1-3 1B		E3 2-H 1B		4	1	3	0	0	1	0
Art Shamsky, L (1, 9) OBP: 0.380, SLG: 0.446	BB 1-2 1B			G6-3 1B		HR 1-H 3-H		F9		3	1	3	3	0	0	0
Ken Singleton, S (8, PH) OBP: 0.382, SLG: 0.400										1	0	0	0	0	0	1
Donn Clendenon, R (1, 3) OBP: 0.354, SLG: 0.544	BB 1-2 2-3			G6-3 1-2f		K		BB		2	0	0	0	2	1	1
Ken Boswell, L (1, 4) OBP: 0.329, SLG: 0.336	1-3			K		1-3		F7		3	0	0	0	0	1	3
Ron Swoboda, R (8, PH) OBP: 0.342, SLG: 0.397										0	0	0	0	0	0	0
Dave Marshall, L (8, PH) OBP: 0.316, SLG: 0.422										1	0	0	0	0	0	2
Al Weis, S (8, 4) OBP: 0.258, SLG: 0.311										0	0	0	0	0	0	0
Jerry Grote, R (1, 2) OBP: 0.317, SLG: 0.306		5-3			6-3		P6	P6		3	0	0	0	0	0	0
Mike Jorgensen, L (8, PH) OBP: 0.289, SLG: 0.392										1	0	0	0	0	0	2
Duffy Dyer, R (8, 2) OBP: 0.316, SLG: 0.261										0	0	0	0	0	0	0
Bud Harrelson, S (1, 6) OBP: 0.337, SLG: 0.312		G3			4-3		F8		F9	4	0	0	0	0	0	0
Nolan Ryan, R (1, 1) OBP: 0.171, SLG: 0.171		K			K		FC6-5, WP 1B		4-3	2	0	0	0	0	2	0
Danny Frisella, L (5, 1) OBP: 0.364, SLG: 0.364										1	0	1	0	0	0	0
Ron Taylor, R (7, 1)										0	0	0	0	0	0	0
Ed Kranepool, L (9, PH) OBP: 0.209, SLG: 0.128										1	0	0	0	0	0	0
Inning Stats	R: 0 E: 0 K: 0 S: 5 H: 2 LOB: 3 BB: 1 P: 9	R: 0 E: 0 K: 1 S: 5 H: 0 LOB: 0 BB: 0 P: 5	R: 0 E: 0 K: 1 S: 4 H: 0 LOB: 0 BB: 1 P: 8	R: 0 E: 0 K: 1 S: 5 H: 1 LOB: 0 BB: 0 P: 5	R: 0 E: 0 K: 1 S: 5 H: 0 LOB: 0 BB: 0 P: 5	R: 3 E: 0 K: 1 S: 7 H: 2 LOB: 0 BB: 1 P: 11	R: 0 E: 0 K: 0 S: 4 H: 1 LOB: 1 BB: 0 P: 4	R: 1 E: 2 K: 0 S: 5 H: 2 LOB: 2 BB: 1 P: 9	R: 0 E: 0 K: 0 S: 3 H: 0 LOB: 0 BB: 0 P: 3	1B: 7 2B: 0 3B: 0 HR: 1 SF: 0 SAC: 0 DP: 1 HBP: 0						

TOP

New York Mets @ Chicago Cubs

Wrigley Field, Chicago, IL

Fri Sep 04 1970, 3:33 AM CDT

Att. 29,327 - Unknown

livebaseballscorecards.com

AB	33
R	4
H	8
RBI	3
BB	4
SO	5
LOB	11

WP: 1 PA: 37
PB: 0
SB: 0
CS: 1

PITCHER		IP	WLS	BF	H	R	ER	SO	BB	IBB	HBP	BLK	WP	HR	S	P	ERA	WHIP
Bill Hands, R ERA: 3.66	(1, 1)	6.0		24	5	3	3	5	3	0	0	0	0	1	31	43	4.50	1.333
Roberto Rodriguez, R ERA: 6.0	(7, 1)	1.0	W	4	1	0	0	0	0	0	0	0	1	0	4	4	0.00	1.000
Phil Regan, R ERA: 4.52	(8, 1)	0.0		2	2	1	1	0	0	0	0	0	0	0	2	2	∞	∞
Juan Pizarro, L ERA: 4.66	(8, 1)	0.1		2	0	0	0	0	1	0	0	0	0	0	1	5	0.00	3.000
Bob Miller, R ERA: 4.74	(8, 1)	1.2	S	5	0	0	0	0	0	0	0	0	0	0	5	5	0.00	0.000

PITCHER		IP	WLS	BF	H	R	ER	SO	BB	IBB	HBP	BLK	WP	HR	S	P	ERA	WHIP

New York Mets @ Chicago Cubs

Wrigley Field, Chicago, IL

Fri Sep 04 1970, 3:33 AM CDT

Att. 29,327 - Unknown

BOTTOM

livebaseballscorecards.com

Batter	1	2	3	4	5	6	7	8	9	AB	R	H	RBI	BB	SO	LOB
Don Kessinger, S (1, 6) OBP: 0.339, SLG: 0.368	F8	F8		BB		4-3	FC6-4 1-2f			4	0	0	0	1	0	3
Glenn Beckert, R (1, 4) OBP: 0.341, SLG: 0.369	1B		3-1	6-3 1-2		BB		F8		4	0	1	0	1	0	1
Billy Williams, L (1, 7) OBP: 0.385, SLG: 0.583	1B 1-2		BB FC3-6 BB		1B FC4-6 1B	FC8-2 3-H		3-1		4	2	2	0	1	0	3
Jim Hickman, R (1, 3) OBP: 0.431, SLG: 0.618	K		FC3-6 BB 1-2 BB		FC4-6 BB 1-3 1B		SH3-4 1B 1B BB	HR		3	2	2	1	2	1	2
Joe Pepitone, L (1, 8) OBP: 0.311, SLG: 0.488	P6		FC3-6 1-2 2-3 BB		P6		SH3-4 1-2 1B 1B	F8		4	1	1	0	1	0	4
Ron Santo, R (1, 5) OBP: 0.357, SLG: 0.456		P6	FC3-6 1-2f 2-3 3-H		FC4-6 1-2 BB		SH3-4 1-2 2-3			2	0	0	1	1	0	2
Johnny Callison, L (1, 9) OBP: 0.353, SLG: 0.451		2B BB	L9		FC4-6 1-2f 2-3 3-H		1B SF8 IBB			2	2	0	1	2	0	4
Randy Hundley, R (1, 2) OBP: 0.321, SLG: 0.395		1-H 2B		P5	4-3		FC6-4 1-3 2-H 3-H 1B			4	0	2	3	0	0	2
Bill Hands, R (1, 1) OBP: 0.228, SLG: 0.136		K		K	4-3 FC8-2 2B		SF8 3-H			3	0	1	0	0	2	1
Brock Davis, L (6, PR)										0	0	0	0	0	0	0
Roberto Rodriguez, R (7, 1) OBP: 0.167, SLG: 0.364										0	0	0	0	0	0	0
Paul Popovich, S (7, PH) OBP: 0.341, SLG: 0.385										0	0	0	1	0	0	0
Phil Regan, R (8, 1)										0	0	0	0	0	0	0
Juan Pizarro, L (8, 1)										0	0	0	0	0	0	0
Bob Miller, R (8, 1) OBP: 0.258, SLG: 0.179										0	0	0	0	0	0	0
Inning Stats	R: 0 E: 0 K: 1 S: 7 H: 2 LOB: 2 BB: 0 P: 7	R: 1 E: 0 K: 1 S: 6 H: 1 LOB: 1 BB: 1 P: 10	R: 1 E: 0 K: 0 S: 3 H: 0 LOB: 2 BB: 3 P: 15	R: 0 E: 0 K: 1 S: 5 H: 0 LOB: 1 BB: 1 P: 9	R: 1 E: 0 K: 0 S: 5 H: 2 LOB: 2 BB: 1 P: 9	R: 0 E: 0 K: 0 S: 3 H: 1 LOB: 2 BB: 1 P: 7	R: 3 E: 0 K: 0 S: 5 H: 2 LOB: 1 BB: 2 P: 13	R: 1 E: 0 K: 0 S: 4 H: 1 LOB: 0 BB: 0 P: 4		1B: 6 2B: 3 3B: 0 HR: 1	SF: 1 SAC: 1 DP: 1 HBP: 0					

	AB	30
	R	7
	H	9
	RBI	7
	BB	9
	SO	3
	LOB	22

WP: 0 PB: 0 SB: 1 CS: 0 PA: 41

PITCHER		IP	WLS	BF	H	R	ER	SO	BB	IBB	HBP	BLK	WP	HR	S	P	ERA	WHIP
Nolan Ryan, R ERA: 3.58	(1, 1)	4.1		24	5	3	3	3	6	0	0	0	0	0	24	48	6.23	2.538
Danny Frisella, R ERA: 3.54	(5, 1)	1.2	L	8	2	2	2	0	2	0	0	0	0	0	6	14	10.80	2.400
Ron Taylor, R ERA: 3.94	(7, 1)	2.0		9	2	2	2	0	0	1	0	0	0	1	8	12	9.00	1.000

PITCHER	IP	WLS	BF	H	R	ER	SO	BB	IBB	HBP	BLK	WP	HR	S	P	ERA	WHIP

Batter	1	2	3	4	5	6	7	8	9	AB	R	H	RBI	BB	SO	LOB
Tommie Agee, R (1, 8) OBP: 0.345, SLG: 0.475	S S S 0-3 ① K			x 0-0 2B 1B 1B	x 0-0 ③ F9			S S S 0-3 ② K		4	1	1	0	0	2	0
Wayne Garrett, L (1, 4) OBP: 0.378, SLG: 0.443	S S S 0-3 ② K			x 0-0 ① P6		x 0-0 ① F9		x 0-0 ③ P4		4	0	0	0	0	1	1
Cleon Jones, R (1, 7) OBP: 0.346, SLG: 0.403	S S S 0-3 ③ K			x 0-0 1-3 1B 2B		x 0-0 ② F8			x 0-0 ① 6-3	4	1	1	0	0	1	0
Donn Clendenon, R (1, 3) OBP: 0.358, SLG: 0.548		S S S 0-3 ① K		B B B 4-0 1B 1B BB		x 0-0 1B			x 0-0 6-3 2B 2B	3	2	2	0	1	1	0
Ken Singleton, S (1, 9) OBP: 0.379, SLG: 0.397		S S S 0-3 ② K		x 0-0 F9-5 1B 1-3 2-H 3-H 1B		x 0-0 ③ 5-3			x 0-0 ② 6-3 2-3	4	0	1	2	0	1	2
Joe Foy, R (1, 5) OBP: 0.373, SLG: 0.340		x 0-0 ③ 6-3		x 0-0 1-2 3-H 1B			x 0-0 CS 1B		B B B B 4-0 2B BB	3	1	2	1	1	0	0
Jerry Grote, R (1, 2) OBP: 0.316, SLG: 0.309		x 0-0 ① 4-3	x 0-0 ② ③ F9-5 2-3				x 0-0 ① ② L6 1-2		x 0-0 1-H 3-H 2B	4	0	1	2	0	0	3
Bud Harrelson, S (1, 6) OBP: 0.337, SLG: 0.310		x 0-0 ② F8			x 0-0 ① 5-3		x 0-0 ③ 6-3		4-0 IBB	3	0	0	0	1	0	0
Jerry Koosman, R (1, 1) OBP: 0.182, SLG: 0.117 Ron Herbel, R (9, 1) Tug McGraw, R (9, 1) OBP: 0.375, SLG: 0.571		S S S 0-3 ③ K			S S S 0-3 ② K			S S S 0-3 ① K	S S S 0-3 ③ K	4 0 0	0 0 0	0 0 0	0 0 0	0 0 0	4 0 0	2 0 0
Inning Stats	R: 0 E: 0 K: 3 S: 9 H: 0 LOB: 0 BB: 0 P: 9	R: 0 E: 0 K: 2 S: 7 H: 0 LOB: 0 BB: 0 P: 7	R: 0 E: 0 K: 1 S: 5 H: 0 LOB: 0 BB: 0 P: 5	R: 3 E: 0 K: 0 S: 6 H: 4 LOB: 1 BB: 1 P: 10	R: 0 E: 0 K: 1 S: 5 H: 0 LOB: 0 BB: 0 P: 5	R: 0 E: 0 K: 0 S: 4 H: 1 LOB: 1 BB: 0 P: 4	R: 0 E: 0 K: 0 S: 3 H: 1 LOB: 0 BB: 0 P: 3	R: 0 E: 0 K: 2 S: 7 H: 0 LOB: 0 BB: 0 P: 7	R: 2 E: 0 K: 1 S: 7 H: 2 LOB: 2 BB: 2 P: 15	1B: 5 2B: 4 3B: 0 HR: 0 SF: 0 SAC: 0 DP: 1 HBP: 0						

PITCHER	IP	WLS	BF	H	R	ER	SO	BB	IBB	HBP	BLK	WP	HR	S	P	ERA	WHIP
Ken Holtzman, L (1, 1) ERA: 3.47	9.0	L	36	8	5	5	10	2	1	0	0	0	0	53	65	5.00	1.111

PITCHER	IP	WLS	BF	H	R	ER	SO	BB	IBB	HBP	BLK	WP	HR	S	P	ERA	WHIP

TOP

New York Mets @ Chicago Cubs

Wrigley Field, Chicago, IL

Sat Sep 05 1970, 3:33 AM CDT

Att. 37,821 - Unknown

livebaseballscorecards.com

AB	33
R	5
H	8
RBI	5
BB	3
SO	10
LOB	8

WP: 0 PA: 36
PB: 0
SB: 0
CS: 1

New York Mets @ Chicago Cubs

Wrigley Field, Chicago, IL

Sat Sep 05 1970, 3:33 AM CDT

Att. 37,821 - Unknown

BOTTOM

Batter	1	2	3	4	5	6	7	8	9	AB	R	H	RBI	BB	SO	LOB
Don Kessinger, S (1, 6) OBP: 0.336, SLG: 0.364	4-3		4-3		P4		F9		P4	5	0	0	0	0	0	3
Glenn Beckert, R (1, 4) OBP: 0.342, SLG: 0.369	FC4-6 1B			6-3		5-3		G3 WP 1B	5-3	5	0	2	0	0	0	1
Billy Williams, L (1, 7) OBP: 0.386, SLG: 0.583	FC4-6 1-2f			BB 1B		3B 1B		G3 1-3		4	1	2	0	0	0	2
Jim Hickman, R (1, 9) OBP: 0.432, SLG: 0.621	F6			BBBB 4-0 FC6 1-2 BB		1-H 3B		P4		3	0	1	1	1	0	2
Ron Santo, R (1, 5) OBP: 0.354, SLG: 0.452		6-3		F9	SSS 0-3 K			F8		4	0	0	0	0	1	4
Joe Pepitone, L (1, 8) OBP: 0.310, SLG: 0.486		4-3		FC6 1-2f		G3			14 HR 1B	4	1	1	0	0	0	3
14 Ernie Banks, R (1, 3) OBP: 0.313, SLG: 0.466		F9		SSS K			F4		1-H HR	4	1	1	2	0	1	0
Randy Hundley, R (1, 2) OBP: 0.319, SLG: 0.392			2-3	F7			F8		1B	4	0	1	0	0	0	0
Ken Holtzman, R (1, 1) OBP: 0.253, SLG: 0.275			P4	1B			E6		SSS K	3	0	1	0	0	0	0
Willie Smith, L (9, PH) OBP: 0.269, SLG: 0.361										0	0	0	0	0	0	0
Jack Hiatt, R (9, PH) OBP: 0.386, SLG: 0.357										1	0	0	0	0	1	1
Inning Stats	R: 0 E: 0 K: 0 S: 4 H: 1 LOB: 1 BB: 0 P: 4	R: 0 E: 0 K: 0 S: 3 H: 0 LOB: 0 BB: 0 P: 3	R: 0 E: 0 K: 0 S: 3 H: 0 LOB: 0 BB: 0 P: 3	R: 0 E: 0 K: 0 S: 4 H: 1 LOB: 2 BB: 1 P: 8	R: 0 E: 0 K: 1 S: 6 H: 1 LOB: 1 BB: 0 P: 6	R: 1 E: 0 K: 1 S: 7 H: 2 LOB: 1 BB: 0 P: 7	R: 0 E: 1 K: 0 S: 4 H: 0 LOB: 1 BB: 0 P: 4	R: 0 E: 0 K: 0 S: 4 H: 1 LOB: 1 BB: 0 P: 4	R: 2 E: 0 K: 1 S: 8 H: 3 LOB: 1 BB: 0 P: 8	1B: 7 2B: 0 3B: 1 HR: 1	SF: 0 SAC: 0 DP: 0 HBP: 0						

livebaseballscorecards.com

AB	37
R	3
H	9
RBI	3
BB	1
SO	3
LOB	16

WP: 1 PB: 0 SB: 0 CS: 0 PA: 38

PITCHER		IP	WLS	BF	H	R	ER	SO	BB	IBB	HBP	BLK	WP	HR	S	P	ERA	WHIP
Jerry Koosman, L ERA: 3.29	(1, 1)	8.0	W	34	8	3	3	2	1	0	0	0	1	1	37	41	3.38	1.125
Ron Herbel, R ERA: 4.82	(9, 1)	0.0		1	1	0	0	0	0	0	0	0	0	0	1	1	∞	∞
Tug McGraw, L ERA: 3.92	(9, 1)	1.0	S	3	0	0	0	1	0	0	0	0	0	0	5	5	0.00	0.000

PITCHER	IP	WLS	BF	H	R	ER	SO	BB	IBB	HBP	BLK	WP	HR	S	P	ERA	WHIP

Batter	1	2	3	4	5	6	7	8	9	AB	R	H	RBI	BB	SO	LOB
Marv Staehle, L (1, 4) OBP: 0.307, SLG: 0.259	S S S 0-3 ① K	x 0-0 ③ 4-3			B B B B 4-0 2B 1B BB	x 0-0 ③ F7		x 0-0 ③ 4-3		4	1	0	0	1	1	5
Jim Fairey, L (1, 7) OBP: 0.291, SLG: 0.342	x 0-0 ② 4-3		x 0-0 ① 4-3		x 0-0 ① P5		S S S 0-3 ① K		S S S 0-3 ① K	5	0	0	0	0	2	1
Rusty Staub, L (1, 9) OBP: 0.406, SLG: 0.523	S S S 0-3 ③ K		B B B B 4-0 BB		x 0-0 1B 1-3 FC7-2 2B		x 0-0 ② P6		x 0-0 ② P6	4	0	1	0	1	1	0
Bob Bailey, R (1, 5) OBP: 0.448, SLG: 0.684		B B B B 4-0 F9 SH 1B BB	x 0-0 ② F7		x 0-0 2-3 3-H 1B		B B B B 4-0 S 1B BB		S S S 0-3 ③ K	3	2	1	1	2	1	1
Jim Gosger, L (1, 3) OBP: 0.349, SLG: 0.381		x 0-0 SH 1B 1-2 1B	x 0-0 ③ F9		x 0-0 ② ③ FC7-2 3-H		x 0-0 1-H 1B			3	1	1	1	0	0	3
Boots Day, L (1, 8) OBP: 0.357, SLG: 0.348		x 0-0 ① F9 2-3		x 0-0 ① F9		x 0-0 FC3-5 E 1B	x 0-0 ③ F8			4	0	1	0	0	0	3
John Bateman, R (1, 2) OBP: 0.263, SLG: 0.369		x 0-0 1B 1-3 3-H 1B		x 0-0 ② 5-3		x 0-0 E1 FC3-5 1-2		x 0-0 ① F7		4	0	1	1	0	0	1
Bobby Wine, R (1, 6) OBP: 0.289, SLG: 0.298		x 0-0 SH3-4 1-3 3-H 1B		B B B B 4-0 BB		x 0-0 ① FC3-5 1-2 2-3f		x 0-0 SH5-4 1B		3	0	2	1	1	0	2
Carl Morton, R (1, 1) OBP: 0.217, SLG: 0.227 Mike Marshall, R (8, 1) OBP: 0.222, SLG: 0.125		x 0-0 ② SH3-4 1-2		S S S 0-3 ③ K		S S S 0-3 ② K		x 0-0 ② SH5-4 1-2		2 0	0 0	0 0	0 0	0 0	2 0	3 0
Inning Stats	R: 0 E: 0 K: 2 S: 7 H: 0 LOB: 0 BB: 0 P: 7	R: 2 E: 0 K: 0 S: 6 H: 2 LOB: 2 BB: 1 P: 10	R: 0 E: 0 K: 0 S: 3 H: 0 LOB: 1 BB: 1 P: 7	R: 0 E: 0 K: 1 S: 5 H: 0 LOB: 1 BB: 1 P: 9	R: 1 E: 0 K: 0 S: 4 H: 2 LOB: 1 BB: 1 P: 8	R: 0 E: 1 K: 1 S: 7 H: 1 LOB: 2 BB: 0 P: 7	R: 1 E: 0 K: 1 S: 6 H: 1 LOB: 1 BB: 1 P: 10	R: 0 E: 0 K: 0 S: 4 H: 1 LOB: 1 BB: 0 P: 4	R: 0 E: 0 K: 2 S: 7 H: 0 LOB: 0 BB: 0 P: 7	1B: 6 2B: 2 3B: 0 HR: 0	SF: 0 SAC: 3 DP: 1 HBP: 0						

PITCHER	IP	WLS	BF	H	R	ER	SO	BB	IBB	HBP	BLK	WP	HR	S	P	ERA	WHIP
Tom Seaver, R (1, 1) ERA: 2.62	7.0		33	6	4	4	5	5	0	0	0	0	0	38	58	5.14	1.571
Danny Frisella, R (8, 1) ERA: 3.38	2.0	W	7	1	0	0	2	0	0	0	0	0	0	11	11	0.00	0.500

PITCHER	IP	WLS	BF	H	R	ER	SO	BB	IBB	HBP	BLK	WP	HR	S	P	ERA	WHIP

TOP

Montreal Expos @ New York Mets

Shea Stadium, Flushing, NY

Mon Sep 07 1970, 3:33 AM EDT

Unknown

livebaseballscorecards.com

AB	32
R	4
H	7
RBI	4
BB	5
SO	7
LOB	19

1B: 6	SF: 0	WP: 0	PA: 40
2B: 2	SAC: 3	PB: 0	
3B: 0	DP: 1	SB: 1	
HR: 0	HBP: 0	CS: 0	

Batter	1	2	3	4	5	6	7	8	9	AB	R	H	RBI	BB	SO	LOB
Tommie Agee, R (1, 8) OBP: 0.345, SLG: 0.476	S S S 0-3 ① K			x 0-0 ① F8		x 0-0 1-3 2B		S S S 0-3 ① K		4	0	1	0	0	2	0
Wayne Garrett, L (1, 5) OBP: 0.380, SLG: 0.442	x 0-0 ② P6			x 0-0 G6-4-3 1B		x 0-0 ② P3		B B B B 4-0 HR BB		3	1	1	0	1	0	2
Cleon Jones, R (1, 7) OBP: 0.345, SLG: 0.409	S S S 0-3 ③ K			x 0-0 ②③ G6-4-3 1-2f		S S S 0-3 ③ K		x 0-0 1-H HR		4	1	1	2	0	2	3
Art Shamsky, L (1, 9) OBP: 0.379, SLG: 0.450 Ron Swoboda, R (9, 9) OBP: 0.342, SLG: 0.397		S S S 0-3 ① K			x 0-0 ① F8		x 0-0 1B 3B	x 0-0 ② 4-3		4 0	1 0	1 0	0 0	0 0	1 0	0 0
Donn Clendenon, R (1, 3) OBP: 0.363, SLG: 0.548		x 0-0 ② P4			B B B B 4-0 BB		x 0-0 1B 1B 3-H 1B	B B B B 4-0 S 1B BB		2	2	1	1	2	0	0
Ken Boswell, L (1, 4) OBP: 0.331, SLG: 0.336		x 0-0 ③ F8			x 0-0 ② F9		x 0-0 1B 1-3 1B	B B B B 4-0 1B 1-2 BB		3	0	1	0	1	0	1
Jerry Grote, R (1, 2) OBP: 0.318, SLG: 0.311			x 0-0 ① F8		S S S 0-3 ③ K		x 0-0 G4-6-3 1-3 3-H 1B	x 0-0 1-2 2-H 1B		4	0	2	2	0	1	1
Bud Harrelson, S (1, 6) OBP: 0.336, SLG: 0.309			x 0-0 ② F9			B B B B 4-0 2B BB	x 0-0 ① F3	x 0-0 ③ F8		3	0	0	0	1	0	4
Tom Seaver, R (1, 1) OBP: 0.245, SLG: 0.222 Dave Marshall, L (7, PH) OBP: 0.314, SLG: 0.420 Danny Frisella, L (8, 1) OBP: 0.364, SLG: 0.364			x 0-0 ③ F8			S S S 0-3 ① K	x 0-0 ②③ G4-6-3 1-2f			2 1 0	0 0 0	0 0 0	0 0 0	0 0 0	1 0 0	1 2 0
Inning Stats	R: 0 E: 0 K: 2 S: 7 H: 0 LOB: 0 BB: 0 P: 7	R: 0 E: 0 K: 1 S: 5 H: 0 LOB: 0 BB: 0 P: 5	R: 0 E: 0 K: 0 S: 3 H: 0 LOB: 0 BB: 0 P: 3	R: 0 E: 0 K: 0 S: 3 H: 1 LOB: 0 BB: 0 P: 3	R: 0 E: 0 K: 1 S: 5 H: 0 LOB: 1 BB: 1 P: 9	R: 0 E: 0 K: 2 S: 8 H: 1 LOB: 2 BB: 1 P: 12	R: 2 E: 0 K: 0 S: 6 H: 4 LOB: 1 BB: 0 P: 6	R: 3 E: 0 K: 1 S: 7 H: 2 LOB: 2 BB: 3 P: 19		1B: 5 2B: 1 3B: 1 HR: 1	SF: 0 SAC: 0 DP: 2 HBP: 0			WP: 0 PB: 0 SB: 1 CS: 0	PA: 35		

Montreal Expos @ New York Mets

Shea Stadium, Flushing, NY

Mon Sep 07 1970, 3:33 AM EDT

Unknown

BOTTOM

livebaseballscorecards.com

AB	30
R	5
H	8
RBI	5
BB	5
SO	7
LOB	14

PITCHER		IP	WLS	BF	H	R	ER	SO	BB	IBB	HBP	BLK	WP	HR	S	P	ERA	WHIP
Carl Morton, R ERA: 3.88	(1, 1)	7.1		30	7	4	4	7	3	0	0	0	0	1	41	53	4.91	1.364
Mike Marshall, R ERA: 4.96	(8, 1)	0.2	L	5	1	1	1	0	2	0	0	0	0	0	3	11	13.50	4.500

PITCHER	IP	WLS	BF	H	R	ER	SO	BB	IBB	HBP	BLK	WP	HR	S	P	ERA	WHIP

Batter	1	2	3	4	5	6	7	8	9	AB	R	H	RBI	BB	SO	LOB
Marv Staehle, L (1, 4) OBP: 0.304, SLG: 0.256	F2		P6		G1-6-3 1-2f		F8			4	0	0	0	0	0	2
Mack Jones, L (1, 7) OBP: 0.399, SLG: 0.465	K		HBP 1B 1-3		1B 2B		4-3			4	1	2	0	0	1	0
Rusty Staub, L (1, 9) OBP: 0.408, SLG: 0.523	1B		HBP 1-2		BB B B B 1B			P6		2	0	1	0	1	0	0
Bob Bailey, R (1, 5) OBP: 0.445, SLG: 0.678	G3		L4		1B 1-2 2-H			6-3		4	0	1	1	0	0	4
Jim Gosger, L (1, 3) OBP: 0.347, SLG: 0.378		1-3		1B	F7			F8		4	0	1	0	0	0	2
Boots Day, L (1, 8) OBP: 0.338, SLG: 0.329		K		K		F8			F8	4	0	0	0	0	2	1
John Boccabella, R (1, 2) OBP: 0.329, SLG: 0.426		K		F2		6-3			5-3	4	0	0	0	0	1	1
Bobby Wine, R (1, 6) OBP: 0.289, SLG: 0.298 Ron Brand, R (3, PH) OBP: 0.277, SLG: 0.295 (3, 6)			F8 1B 1B	P4	BB B B B G1-6-3	F7			K	0 4	0 0	0 0	0 0	0 1	0 1	0 1
Dan McGinn, L (1, 1) OBP: 0.114, SLG: 0.114 Howie Reed, R (2, 1) Don Hahn, R (3, PH) OBP: 0.074, SLG: 0.283 Mike Wegener, R (3, 1) OBP: 0.074, SLG: 0.074 Ron Fairly, L (5, PH) OBP: 0.400, SLG: 0.483 Bill Stoneman, R (5, PR) OBP: 0.000, SLG: 0.000 John Strohmayer, R (5, 1) OBP: 0.167, SLG: 0.167 Jim Fairey, L (7, PH) OBP: 0.250, SLG: 0.340 Mike Marshall, R (7, 1) OBP: 0.222, SLG: 0.125							K			0 0 1 0 0 0 0 0 1	0 0 0 0 0 0 0 0 0	0 0 1 0 0 0 0 0 0	0 0 0 0 0 1 0 0 0	0 0 0 0 0 0 0 0 1	0 0 0 0 0 0 0 0 0	0 0 0 0 0 0 0 0 0
Inning Stats	R: 0 E: 0 K: 1 S: 6 H: 1 LOB: 1 BB: 0 P: 6	R: 0 E: 0 K: 2 S: 7 H: 0 LOB: 0 BB: 0 P: 7	R: 0 E: 0 K: 0 S: 5 H: 2 LOB: 3 BB: 0 P: 6	R: 0 E: 0 K: 1 S: 6 H: 1 LOB: 1 BB: 0 P: 6	R: 1 E: 0 K: 0 S: 4 H: 2 LOB: 2 BB: 2 P: 12	R: 0 E: 0 K: 0 S: 3 H: 0 LOB: 0 BB: 0 P: 3	R: 0 E: 0 K: 1 S: 5 H: 0 LOB: 0 BB: 0 P: 5	R: 0 E: 0 K: 0 S: 3 H: 0 LOB: 0 BB: 0 P: 3	R: 0 E: 0 K: 1 S: 5 H: 0 LOB: 0 BB: 0 P: 5	1B: 5 2B: 1 3B: 0 HR: 0	SF: 0 SAC: 0 DP: 1 HBP: 1			WP: 0 PB: 0 SB: 0 CS: 0	PA: 35	

PITCHER	IP	WLS	BF	H	R	ER	SO	BB	IBB	HBP	BLK	WP	HR	S	P	ERA	WHIP
Jim McAndrew, R (1, 1) ERA: 3.66	9.0	W	35	6	1	1	6	2	0	1	0	0	0	44	53	1.00	0.889

PITCHER	IP	WLS	BF	H	R	ER	SO	BB	IBB	HBP	BLK	WP	HR	S	P	ERA	WHIP

TOP

Montreal Expos @ New York Mets

Shea Stadium, Flushing, NY

Mon Sep 07 1970, 3:38 AM EDT

Att. 46,163 - Unknown

livebaseballscorecards.com

AB	32
R	1
H	6
RBI	1
BB	2
SO	6
LOB	11

Montreal Expos @ New York Mets

Shea Stadium, Flushing, NY

Mon Sep 07 1970, 3:38 AM EDT

Att. 46,163 - Unknown

BOTTOM

Batter	1	2	3	4	5	6	7	8	9	AB	R	H	RBI	BB	SO	LOB
Tommie Agee, R (1, 8) OBP: 0.346, SLG: 0.481	F9	HR	FC6-4			CS 1B				4	1	2	3	0	0	2
Wayne Garrett, L (1, 4) (8, 5) OBP: 0.381, SLG: 0.439	BB BB	1B 2B BB		K		F8				2	1	0	0	2	1	1
Cleon Jones, R (1, 7) OBP: 0.347, SLG: 0.409	BB	2B 1B		6-3			6-3			3	1	1	0	1	0	0
Donn Clendenon, R (1, 3) OBP: 0.362, SLG: 0.547 Mike Jorgensen, L (8, 3) OBP: 0.289, SLG: 0.392	F9	2B		F9			K			4 0	0 0	1 0	2 0	0 0	1 0	2 0
Ken Singleton, S (1, 9) OBP: 0.372, SLG: 0.388	5-3	K			K		5-3			4	0	0	0	0	2	3
Joe Foy, R (1, 5) OBP: 0.370, SLG: 0.337 Ken Boswell, L (8, 4) OBP: 0.330, SLG: 0.335	K	F9			F8			P6		3 1	0 0	0 0	0 0	0 0	1 0	0 0
Jerry Grote, R (1, 2) OBP: 0.320, SLG: 0.313	1B HR 1B	F9				1B		E5		4	1	2	0	0	0	0
Bud Harrelson, S (1, 6) OBP: 0.336, SLG: 0.308	F7	BB 1B			F9			F7		4	0	1	0	0	0	3
Jim McAndrew, R (1, 1) OBP: 0.216, SLG: 0.196	HR 1B	FC6-4 BB				F9		F9		3	1	1	0	1	0	1
Inning Stats	R: 0 E: 0 K: 0 S: 3 H: 0 LOB: 2 BB: 2 P: 11	R: 5 E: 0 K: 2 S: 12 H: 5 LOB: 1 BB: 1 P: 16	R: 0 E: 0 K: 0 S: 4 H: 1 LOB: 2 BB: 1 P: 8	R: 0 E: 0 K: 1 S: 5 H: 0 LOB: 0 BB: 0 P: 5	R: 0 E: 0 K: 1 S: 6 H: 1 LOB: 1 BB: 0 P: 6	R: 0 E: 0 K: 0 S: 3 H: 1 LOB: 0 BB: 0 P: 3	R: 0 E: 0 K: 1 S: 5 H: 0 LOB: 0 BB: 0 P: 5	R: 0 E: 1 K: 0 S: 4 H: 0 LOB: 1 BB: 0 P: 4		1B: 6 2B: 1 3B: 0 HR: 1	SF: 0 SAC: 0 DP: 0 HBP: 0						

livebaseballscorecards.com

AB	32
R	5
H	8
RBI	5
BB	4
SO	5
LOB	12

WP: 0 PB: 0 SB: 0 CS: 1 PA: 36

PITCHER		IP	WLS	BF	H	R	ER	SO	BB	IBB	HBP	BLK	WP	HR	S	P	ERA	WHIP
Dan McGinn, L ERA: 5.4	(1, 1)	1.2	L	12	4	5	5	1	3	0	0	0	0	1	11	23	27.00	4.200
Howie Reed, R ERA: 3.55	(2, 1)	0.1		2	1	0	0	1	0	0	0	0	0	0	4	4	0.00	3.000
Mike Wegener, R ERA: 5.44	(3, 1)	2.0		8	1	0	0	1	1	0	0	0	0	0	9	13	0.00	1.000
John Strohmayer, R ERA: 4.67	(5, 1)	2.0		7	2	0	0	1	0	0	0	0	0	0	9	9	0.00	1.000
Mike Marshall, R ERA: 4.76	(7, 1)	2.0		7	0	0	0	1	0	0	0	0	0	0	9	9	0.00	0.000

PITCHER	IP	WLS	BF	H	R	ER	SO	BB	IBB	HBP	BLK	WP	HR	S	P	ERA	WHIP

Montreal Expos @ New York Mets

Shea Stadium, Flushing, NY

Tue Sep 08 1970, 3:33 AM EDT

Att. 15,505 - Unknown

TOP

livebaseballscorecards.com

Batter	1	2	3	4	5	6	7	8	9	AB	R	H	RBI	BB	SO	LOB
Mack Jones, L (1, 7) OBP: 0.402, SLG: 0.463	G4-6-3 HBP		3-1	1-2 HBP			3-1 2B		E5 1B HR	1	0	0	0	0	0	0
Don Hahn, R (7, PH) OBP: 0.380, SLG: 0.296										2	1	1	0	0	0	0
(7, 7)																
Boots Day, L (1, 8) OBP: 0.342, SLG: 0.333	G4-6-3 1-2f		1B	K			P6		HR 1-2 1B	2	0	1	0	0	0	1
Adolfo Phillips, R (4, PH) OBP: 0.358, SLG: 0.390										3	1	1	0	0	1	4
(4, 8)																
Rusty Staub, L (1, 9) OBP: 0.407, SLG: 0.519	BB	P6	F2				3-1 2-3		K	4	0	0	0	1	1	7
Bob Bailey, R (1, 5) OBP: 0.442, SLG: 0.680	K 1-2	K			5-3		K		1-H 2-H HR	5	1	1	3	0	3	3
Jim Gosger, L (1, 3) OBP: 0.349, SLG: 0.377		P4		1B FC5-2 BB	K			FC6-4 1B BB	1B	1	0	0	0	1	0	0
John Boccabella, R (5, PH) OBP: 0.336, SLG: 0.428										2	0	1	0	1	1	0
(5, 3)																
John Bateman, R (1, 2) OBP: 0.262, SLG: 0.367		F8		FC5-2 1B 1-3 1B	F2			K	K	5	1	1	0	0	2	2
Marv Staehle, L (1, 4) OBP: 0.308, SLG: 0.261		1B		FC5-2 1-2 1B 1B		P3		FC6-4 1-2 1B	P4	2	1	2	0	0	0	0
Gary Sutherland, R (6, PH) OBP: 0.270, SLG: 0.253										3	0	1	0	0	0	1
(6, 4)																
Bobby Wine, R (1, 6) OBP: 0.288, SLG: 0.297	1-2 1B		FC5-2 1B 1-2 2-3 3-Hf			F8		FC6-4 1-2f 2-3		4	0	1	0	0	0	5
Steve Renko, R (1, 1) OBP: 0.206, SLG: 0.212	K		HBP 1-3 2-H 3-H 1B			6-3		K		1	0	0	0	0	1	2
Jim Fairey, L (4, PH) OBP: 0.293, SLG: 0.343										1	0	1	2	0	0	0
John Strohmayer, R (4, 1) OBP: 0.167, SLG: 0.167										0	0	0	0	0	0	0
Clyde Mashore, R (6, PH)										1	0	0	0	0	0	0
Mike Wegener, R (6, 1) OBP: 0.074, SLG: 0.074										0	0	0	0	0	0	0
Coco Laboy, R (8, PH) OBP: 0.253, SLG: 0.393										1	0	0	0	0	1	2
Claude Raymond, R (8, 1)										0	0	0	0	0	0	0
Howie Reed, R (8, 1)										0	0	0	0	0	0	0
Inning Stats	R: 0 E: 0 K: 1 S: 4 H: 0 LOB: 1 BB: 1 P: 9	R: 0 E: 0 K: 1 S: 7 H: 2 LOB: 2 BB: 0 P: 7	R: 0 E: 0 K: 1 S: 6 H: 1 LOB: 1 BB: 0 P: 6	R: 2 E: 0 K: 1 S: 8 H: 3 LOB: 3 BB: 1 P: 13	R: 0 E: 0 K: 1 S: 5 H: 0 LOB: 0 BB: 0 P: 5	R: 0 E: 0 K: 0 S: 3 H: 0 LOB: 0 BB: 0 P: 3	R: 0 E: 0 K: 1 S: 6 H: 1 LOB: 1 BB: 0 P: 6	R: 0 E: 0 K: 2 S: 8 H: 1 LOB: 2 BB: 1 P: 12	R: 3 E: 1 K: 2 S: 11 H: 3 LOB: 1 BB: 0 P: 11	1B: 9 2B: 1 3B: 0 HR: 1 SF: 0 SAC: 0 DP: 1 HBP: 2						

	AB	38
	R	5
	H	11
	RBI	5
	BB	3
	SO	10
	LOB	27

WP: 0 PB: 1 SB: 0 CS: 0 PA: 43

PITCHER	IP	WLS	BF	H	R	ER	SO	BB	IBB	HBP	BLK	WP	HR	S	P	ERA	WHIP
Gary Gentry, R (1, 1) ERA: 3.65	3.1		19	6	2	2	3	2	0	2	0	0	0	21	31	5.40	2.400
Tug McGraw, L (4, 1) ERA: 3.89	5.0	W	21	4	3	2	6	1	0	0	0	0	1	32	36	3.60	1.000
Ron Herbel, R (9, 1) ERA: 4.79	0.2	S	3	1	0	0	1	0	0	0	0	0	0	5	5	0.00	1.500

PITCHER	IP	WLS	BF	H	R	ER	SO	BB	IBB	HBP	BLK	WP	HR	S	P	ERA	WHIP

Batter	1	2	3	4	5	6	7	8	9	AB	R	H	RBI	BB	SO	LOB
Tommie Agee, R (1, 8) OBP: 0.342, SLG: 0.476	K	K		K	K			6-3 F9		6	0	0	0	0	4	4
Wayne Garrett, L (1, 5) OBP: 0.384, SLG: 0.438	3B BB	F8		2B BB		F8		2B 1B		3	2	1	0	2	0	2
Cleon Jones, R (1, 7) OBP: 0.349, SLG: 0.420	SF8 3B		K 2B	2B		6-3		2B 2B		5	2	3	1	0	1	0
Art Shamsky, L (1, 9) OBP: 0.387, SLG: 0.451 Rod Gaspar, S (8, PR) (9, 9)	BB		E 1B BB 1B	IBB		FC6-4 BB		2B IBB		1 0	1 1	1 0	0 0	4 0	0 0	0 0
Donn Clendenon, R (1, 3) OBP: 0.359, SLG: 0.542 Mike Jorgensen, L (9, 3) OBP: 0.289, SLG: 0.392	SF8 3-H		1B E SF9 1-2 BB	K		FC6-4 1-2f		P6		3 0	1 0	0 0	1 0	1 0	1 0	7 0
Ken Boswell, L (1, 4) OBP: 0.331, SLG: 0.339	F8		E3 SF9 1B 1-2 2-3	F9			G6-3 1B	1B 1-H 2-H 3-H 2B		5	1	2	3	0	0	6
Jerry Grote, R (1, 2) OBP: 0.324, SLG: 0.315		2B 1B	FC6-4 1-2 2-3 3-H 1B		F8		G6-3 1-2f	BB 1B BB		4	1	2	1	1	0	1
Bud Harrelson, S (1, 6) OBP: 0.340, SLG: 0.312		2B 1-3	SF9 2-3 3-H	S BB			BB	1B 1-2 1B BB		1	1	1	1	3	0	0
Gary Gentry, R (1, 1) OBP: 0.133, SLG: 0.107 Tug McGraw, R (4, 1) OBP: 0.364, SLG: 0.500 Ron Herbel, R (9, 1)	K	FC6-4 1-2f		K 1-2			G3	1B 1-H 2-H 3-H		2 3 0	0 0 0	0 1 0	0 3 0	0 0 0	1 1 0	4 2 0
Inning Stats	R: 2 E: 0 K: 1 S: 6 H: 1 LOB: 1 BB: 2 P: 14	R: 0 E: 0 K: 2 S: 9 H: 2 LOB: 2 BB: 0 P: 9	R: 2 E: 1 K: 1 S: 8 H: 2 LOB: 2 BB: 1 P: 12	R: 0 E: 0 K: 2 S: 8 H: 1 LOB: 3 BB: 2 P: 16	R: 0 E: 0 K: 2 S: 7 H: 0 LOB: 1 BB: 1 P: 11	R: 0 E: 0 K: 0 S: 3 H: 0 LOB: 1 BB: 1 P: 7	R: 0 E: 0 K: 0 S: 3 H: 1 LOB: 1 BB: 1 P: 7	R: 6 E: 0 K: 0 S: 7 H: 4 LOB: 1 BB: 3 P: 19		1B: 6 2B: 4 3B: 1 HR: 0 SF: 2 SAC: 0 DP: 1 HBP: 0						

PITCHER		IP	WLS	BF	H	R	ER	SO	BB	IBB	HBP	BLK	WP	HR	S	P	ERA	WHIP
Steve Renko, R ERA: 4.36	(1, 1)	3.0	L	18	5	4	3	4	3	0	0	0	0	0	23	35	9.00	2.667
John Strohmayer, R ERA: 4.54	(4, 1)	2.0		10	1	0	0	4	2	1	0	0	0	0	15	27	0.00	1.500
Mike Wegener, R ERA: 5.32	(6, 1)	2.0		8	1	0	0	0	2	0	0	0	0	0	6	14	0.00	1.500
Claude Raymond, R ERA: 4.63	(8, 1)	0.2		9	4	6	6	0	2	1	0	0	0	0	6	18	81.00	9.000
Howie Reed, R ERA: 3.54	(8, 1)	0.1		1	0	0	0	0	0	0	0	0	0	0	1	1	0.00	0.000

PITCHER	IP	WLS	BF	H	R	ER	SO	BB	IBB	HBP	BLK	WP	HR	S	P	ERA	WHIP

BOTTOM

Montreal Expos @ New York Mets

Shea Stadium, Flushing, NY

Tue Sep 08 1970, 3:33 AM EDT

Att. 15,505 - Unknown

livebaseballscorecards.com

AB	33
R	10
H	11
RBI	10
BB	11
SO	8
LOB	26

Batter	1	2	3	4	5	6	7	8	9	AB	R	H	RBI	BB	SO	LOB
Larry Bowa, S (1, 6) OBP: 0.272, SLG: 0.291	K	S 1B			K			P6		4	0	1	0	0	2	0
Denny Doyle, L (1, 4) OBP: 0.282, SLG: 0.300	E 1B BB	K 1-2			4-3			K		3	0	0	0	1	2	1
Oscar Gamble, L (1, 9) OBP: 0.327, SLG: 0.344	E2 1-3		F7			P6		CS 1B		4	0	2	0	0	0	0
Deron Johnson, R (1, 3) OBP: 0.326, SLG: 0.461	F9		F7			5-3		CS 1-2	6-3	4	0	0	0	0	0	2
John Briggs, L (1, 7) OBP: 0.343, SLG: 0.414	K		K			CS 1B			1B 2B	4	1	2	0	0	2	2
Don Money, R (1, 5) OBP: 0.371, SLG: 0.486		HR BB		K		CS 1-2	2B		K	3	1	1	0	1	2	1
Scott Reid, L (1, 8) OBP: 0.280, SLG: 0.146	K			K			K		IBB 1B 2-H	3	0	0	0	0	3	2
Willie Montanez, L (9, PH) OBP: 0.600, SLG: 0.500										1	0	1	1	0	0	0
Larry Hisle, R (9, 8) OBP: 0.295, SLG: 0.327										0	0	0	0	0	0	0
Tim McCarver, L (1, 2) OBP: 0.321, SLG: 0.408	HR 1-H			K		F5			IBB 1-2	3	1	1	2	1	1	1
Barry Lersch, S (1, 1) OBP: 0.077, SLG: 0.040	K				K	F7			F8	4	0	0	0	0	2	3
Inning Stats	R: 0 E: 1 K: 2 S: 8 H: 1 LOB: 2 BB: 1 P: 12	R: 2 E: 0 K: 3 S: 11 H: 2 LOB: 1 BB: 1 P: 15	R: 0 E: 0 K: 1 S: 5 H: 0 LOB: 0 BB: 0 P: 5	R: 0 E: 0 K: 3 S: 9 H: 0 LOB: 0 BB: 0 P: 9	R: 0 E: 0 K: 2 S: 7 H: 0 LOB: 0 BB: 0 P: 7	R: 0 E: 0 K: 0 S: 3 H: 1 LOB: 0 BB: 0 P: 3	R: 0 E: 0 K: 1 S: 6 H: 1 LOB: 1 BB: 0 P: 6	R: 0 E: 0 K: 1 S: 5 H: 1 LOB: 0 BB: 0 P: 5	R: 1 E: 0 K: 1 S: 7 H: 2 LOB: 2 BB: 1 P: 11	1B: 5 2B: 2 3B: 0 HR: 1 SF: 0 SAC: 0 DP: 0 HBP: 0	WP: 0 PB: 0 SB: 1 CS: 2 PA: 38					

PITCHER		IP	WLS	BF	H	R	ER	SO	BB	IBB	HBP	BLK	WP	HR	S	P	ERA	WHIP
Nolan Ryan, R ERA: 3.5	(1, 1)	8.0		30	6	2	2	13	2	0	0	0	0	1	54	62	2.25	1.000
Danny Frisella, R ERA: 3.5	(9, 1)	1.0	L	6	2	1	1	1	0	1	0	0	0	0	7	11	9.00	2.000

PITCHER	IP	WLS	BF	H	R	ER	SO	BB	IBB	HBP	BLK	WP	HR	S	P	ERA	WHIP

TOP

Philadelphia Phillies @ New York Mets

Shea Stadium, Flushing, NY

Wed Sep 09 1970, 7:05 PM EDT

Unknown

livebaseballscorecards.com

AB	33
R	3
H	8
RBI	3
BB	3
SO	14
LOB	12

Batter	1	2	3	4	5	6	7	8	9	AB	R	H	RBI	BB	SO	LOB
Tommie Agee, R (1, 8) OBP: 0.340, SLG: 0.473	5-3		F9		K		K			4	0	0	0	0	2	2
Wayne Garrett, L (1, 5) OBP: 0.388, SLG: 0.440	BB		G4-6-3 1B			HR 1B		K		3	1	2	0	1	1	0
Cleon Jones, R (1, 7) OBP: 0.348, SLG: 0.426	K		G4-6-3			HR		F9		4	1	1	2	0	1	2
Art Shamsky, L (1, 9) OBP: 0.383, SLG: 0.446	4-3			F7		K		K		4	0	0	0	0	2	1
Danny Frisella, L (9, 1) OBP: 0.364, SLG: 0.364										0	0	0	0	0	0	0
Donn Clendenon, R (1, 3) OBP: 0.355, SLG: 0.536		F9		K		F8			F7	4	0	0	0	0	1	0
Ken Boswell, L (1, 4) OBP: 0.330, SLG: 0.336		BB FC6-4		K		F9			4-3	3	0	0	0	1	1	0
Jerry Grote, R (1, 2) OBP: 0.321, SLG: 0.313		FC6-4 1B			4-3		P4		F9	3	0	0	0	0	0	1
Dave Marshall, L (9, PH) OBP: 0.313, SLG: 0.417										1	0	0	0	0	0	0
Bud Harrelson, S (1, 6) OBP: 0.341, SLG: 0.314		1B			SH3-4 1B		P3			3	0	2	0	0	0	0
Nolan Ryan, R (1, 1) OBP: 0.186, SLG: 0.186		K			SH3-4		1B			2	0	1	0	0	1	2
Rod Gaspar, S (9, 9)										0	0	0	0	0	0	0
Inning Stats	R: 0 E: 0 K: 1 S: 5 H: 0 LOB: 1 BB: 1 P: 9	R: 0 E: 0 K: 1 S: 6 H: 1 LOB: 2 BB: 1 P: 10	R: 0 E: 0 K: 0 S: 3 H: 1 LOB: 0 BB: 0 P: 3	R: 0 E: 0 K: 2 S: 7 H: 0 LOB: 0 BB: 0 P: 7	R: 0 E: 0 K: 1 S: 6 H: 1 LOB: 1 BB: 0 P: 6	R: 2 E: 0 K: 1 S: 7 H: 2 LOB: 0 BB: 0 P: 7	R: 0 E: 0 K: 1 S: 6 H: 1 LOB: 1 BB: 0 P: 6	R: 0 E: 0 K: 2 S: 7 H: 0 LOB: 0 BB: 0 P: 7	R: 0 E: 0 K: 0 S: 3 H: 0 LOB: 0 BB: 0 P: 3	1B: 5 2B: 0 3B: 0 HR: 1	SF: 0 SAC: 1 DP: 1 HBP: 0						

PITCHER	IP	WLS	BF	H	R	ER	SO	BB	IBB	HBP	BLK	WP	HR	S	P	ERA	WHIP
Barry Lersch, R (1, 1) ERA: 3.27	9.0	W	34	6	2	2	9	2	0	0	0	0	1	50	58	2.00	0.889

PITCHER	IP	WLS	BF	H	R	ER	SO	BB	IBB	HBP	BLK	WP	HR	S	P	ERA	WHIP

BOTTOM

Philadelphia Phillies @ New York Mets

Shea Stadium, Flushing, NY

Wed Sep 09 1970, 7:05 PM EDT

Unknown

livebaseballscorecards.com

AB	31
R	2
H	6
RBI	2
BB	2
SO	9
LOB	8

WP: 0 PB: 0 SB: 1 CS: 0 PA: 34

Batter	1	2	3	4	5	6	7	8	9	AB	R	H	RBI	BB	SO	LOB
Larry Bowa, S (1, 6) OBP: 0.272, SLG: 0.292	F F B C 1-3 ① K		X 0-0 ③ 2-H 2B		X 0-0 ③ 6-3		S S S 0-3 ③ K			4	0	1	1	0	2	0
Denny Doyle, L (1, 4) OBP: 0.279, SLG: 0.297	C B S X 1-2 ② F9		S S S 0-3 ② K			X 0-0 ① F7		X 0-0 ① 4-3		4	0	0	0	0	1	1
Don Money, R (1, 5) OBP: 0.370, SLG: 0.488 Rick Joseph, R (8, 5) OBP: 0.276, SLG: 0.355	S S B F B S 2-3 ③ K		S S S 0-3 ③ K			X 0-0 3B		X 0-0 ② 5-3		4 0	0 0	1 0	0 0	0 0	2 0	1 0
Deron Johnson, R (1, 3) OBP: 0.324, SLG: 0.458		S S S 0-3 ① K		B B S S X 2-2 ① L7		B S S B B F S 3-3 ② K		S S S 0-3 ③ K		4	0	0	0	0	3	1
Joe Lis, R (1, 7) OBP: 0.389, SLG: 0.467		B B X 2-0 1B		X 0-0 ② 6-3		B S B B C B 4-2 BB			X 0-0 ① L5	3	0	1	0	1	0	0
Byron Browne, R (1, 9) OBP: 0.323, SLG: 0.437		X 0-0 ② F9		B B B B 4-0 BB		B B B B 1-2 4-0 BB			X 0-0 ② 1-3	2	0	0	0	2	0	1
Larry Hisle, R (1, 8) OBP: 0.292, SLG: 0.324		S S S 0-3 ③ K		C X 0-1 ③ F8		B C B C C 2-3 ③ K			S S S 0-3 ③ K	4	0	0	0	0	3	5
Mike Ryan, R (1, 2) OBP: 0.265, SLG: 0.277			X 0-0 SH5-4 2B 1B		X 0-0 ① F8		X 0-0 ① P4			3	1	1	0	0	0	0
Grant Jackson, S (1, 1) OBP: 0.143, SLG: 0.100 Greg Luzinski, R (7, PH) Fred Wenz, R (7, 1)			B F X 1-1 ① SH5-4 1-2		X 0-0 ② 6-3		C S C 0-3 ② K			1 1 0	0 0 0	0 0 0	0 0 0	0 0 0	0 1 0	0 0 0
Inning Stats	R: 0 E: 0 K: 2 S: 10 H: 0 LOB: 0 BB: 0 P: 14	R: 0 E: 0 K: 2 S: 8 H: 1 LOB: 1 BB: 0 P: 10	R: 1 E: 0 K: 2 S: 10 H: 2 LOB: 1 BB: 0 P: 11	R: 0 E: 0 K: 0 S: 6 H: 0 LOB: 1 BB: 1 P: 12	R: 0 E: 0 K: 0 S: 3 H: 0 LOB: 0 BB: 0 P: 3	R: 0 E: 0 K: 2 S: 11 H: 1 LOB: 3 BB: 2 P: 24	R: 0 E: 0 K: 2 S: 7 H: 0 LOB: 0 BB: 0 P: 7	R: 0 E: 0 K: 1 S: 5 H: 0 LOB: 0 BB: 0 P: 5	R: 0 E: 0 K: 1 S: 5 H: 0 LOB: 0 BB: 0 P: 5	1B: 2 2B: 1 3B: 1 HR: 0 SF: 0 SAC: 1 DP: 0 HBP: 0						

PITCHER	IP	WLS	BF	H	R	ER	SO	BB	IBB	HBP	BLK	WP	HR	S	P	ERA	WHIP
Ray Sadecki, L (1, 1) ERA: 3.73	9.0	W	34	4	1	1	12	3	0	0	0	0	0	65	91	1.00	0.778

PITCHER	IP	WLS	BF	H	R	ER	SO	BB	IBB	HBP	BLK	WP	HR	S	P	ERA	WHIP

TOP

Philadelphia Phillies @ New York Mets

Shea Stadium, Flushing, NY

Wed Sep 09 1970, 7:05 PM EDT

Att. 26,005 - Overcast

livebaseballscorecards.com

AB	30
R	1
H	4
RBI	1
BB	3
SO	12
LOB	9

WP: 0 PB: 0 SB: 0 CS: 0

PA: 34

Batter	1	2	3	4	5	6	7	8	9	AB	R	H	RBI	BB	SO	LOB
Rod Gaspar, S (1, 8) (9, 9)	6-3		BB		K		F5			3	1	0	0	1	1	0
Wayne Garrett, L (1, 4) (9, 5) OBP: 0.384, SLG: 0.434	P4		B3 1-2		F3		P6			4	0	0	0	0	0	1
Cleon Jones, R (1, 7) OBP: 0.350, SLG: 0.426	6-3		1B 2-H			SH1-4 1B	5-3			4	1	2	1	0	0	0
Donn Clendenon, R (1, 3) OBP: 0.354, SLG: 0.532		K	F9			SH1-4 1-2		E5 SH1		4	1	1	0	0	1	1
Ken Singleton, S (1, 9) OBP: 0.373, SLG: 0.389		1B E	K			SH1-4 1-2 2-3		SH1 1-2		2	0	1	0	0	1	1
Tommie Agee, R (9, 8) OBP: 0.340, SLG: 0.473										0	0	0	0	0	0	0
Joe Foy, R (1, 5) OBP: 0.372, SLG: 0.335	E4 1-2	G5-4-3			E 1B			P6		1	0	0	0	2	0	1
Dave Marshall, L (8, PH) OBP: 0.311, SLG: 0.415		BB			IBB					1	0	0	0	0	0	1
Al Weis, S (9, 4) OBP: 0.258, SLG: 0.311										0	0	0	0	0	0	0
Duffy Dyer, R (1, 2) OBP: 0.321, SLG: 0.268	1-2 2-3 1B	F2			E7 1-3 2-H 3-H 1B			F7		4	0	2	2	0	0	2
Bud Harrelson, S (1, 6) OBP: 0.339, SLG: 0.312	K	G5-4-3 1-2f			K					3	0	0	0	0	2	6
Ray Sadecki, L (1, 1) OBP: 0.231, SLG: 0.211	4-3				K	3-1				3	0	0	0	0	1	5
Inning Stats	R: 0 E: 0 K: 0 S: 3 H: 0 LOB: 0 BB: 0 P: 3	R: 0 E: 1 K: 2 S: 11 H: 2 LOB: 3 BB: 0 P: 15	R: 1 E: 0 K: 1 S: 7 H: 1 LOB: 1 BB: 1 P: 13	R: 0 E: 0 K: 0 S: 2 H: 0 LOB: 0 BB: 1 P: 6	R: 0 E: 0 K: 2 S: 7 H: 0 LOB: 0 BB: 0 P: 7	R: 2 E: 1 K: 1 S: 8 H: 3 LOB: 2 BB: 1 P: 12	R: 0 E: 0 K: 0 S: 3 H: 0 LOB: 0 BB: 0 P: 3	R: 0 E: 1 K: 0 S: 5 H: 0 LOB: 1 BB: 0 P: 5		1B: 6 2B: 0 3B: 0 HR: 0	SF: 0 SAC: 2 DP: 1 HBP: 0						

PITCHER		IP	WLS	BF	H	R	ER	SO	BB	IBB	HBP	BLK	WP	HR	S	P	ERA	WHIP
Grant Jackson, L ERA: 5.63	(1, 1)	6.0	L	27	6	3	3	6	2	1	0	0	0	0	38	56	4.50	1.333
Fred Wenz, R ERA: 5.19	(7, 1)	2.0		7	0	0	0	0	0	0	0	0	0	0	8	8	0.00	0.000

PITCHER	IP	WLS	BF	H	R	ER	SO	BB	IBB	HBP	BLK	WP	HR	S	P	ERA	WHIP

BOTTOM

Philadelphia Phillies @ New York Mets

Shea Stadium, Flushing, NY

Wed Sep 09 1970, 7:05 PM EDT

Att. 26,005 - Overcast

livebaseballscorecards.com

AB	29
R	3
H	6
RBI	3
BB	3
SO	6
LOB	18

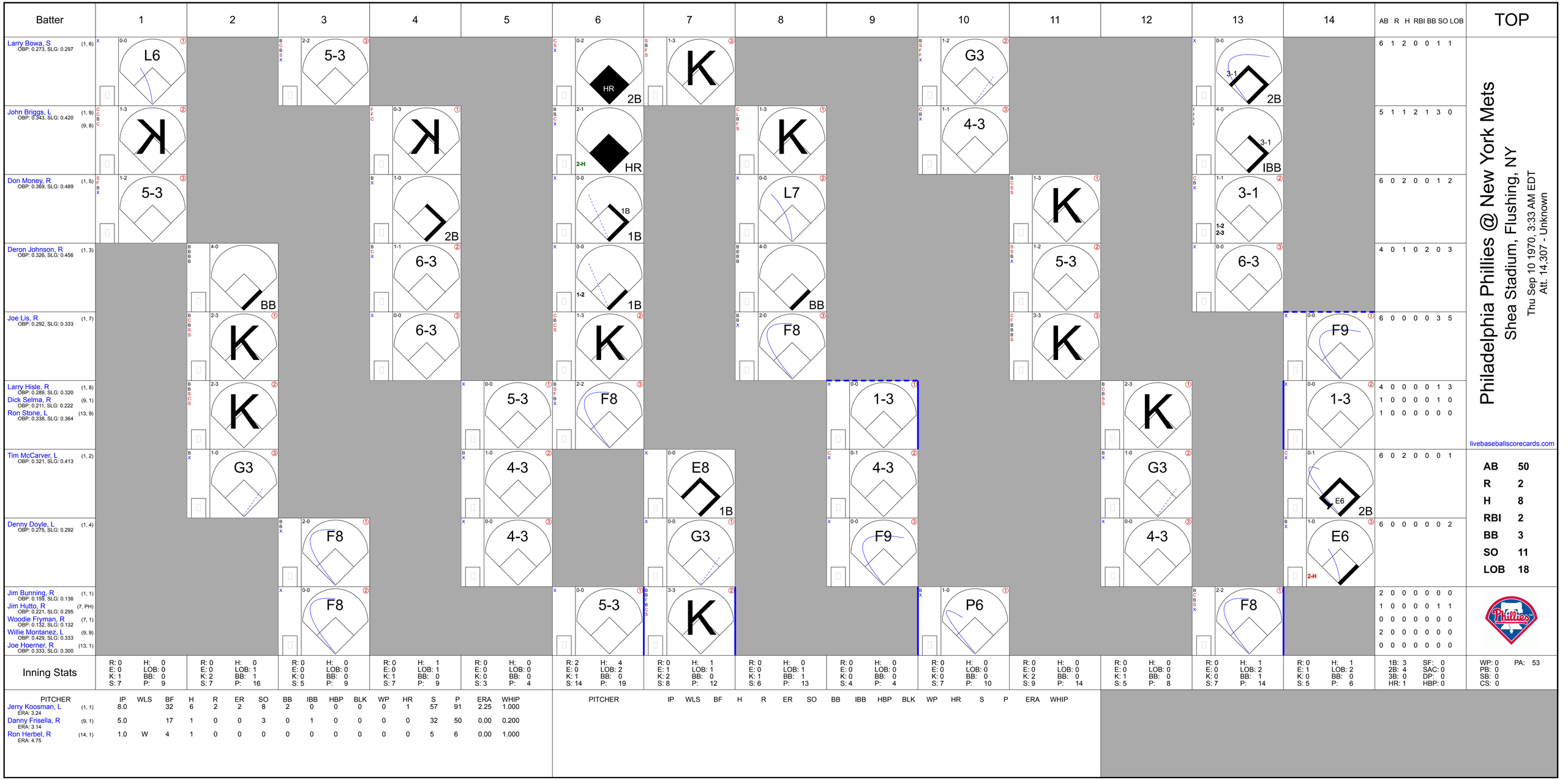

Philadelphia Phillies @ New York Mets

Shea Stadium, Flushing, NY

Thu Sep 10 1970, 3:33 AM EDT
Att. 14,307 - Unknown

livebaseballscorecards.com

Batter	1	2	3	4	5	6	7	8	9	10	11	12	13	14	AB	R	H	RBI	BB	SO	LOB
Larry Bowa, S (1, 6) OBP: 0.273, SLG: 0.297	L6		5-3			HR 2B	K			G3			3-1 2B		6	1	2	0	0	1	1
John Briggs, L (1, 9) (9, 8) OBP: 0.343, SLG: 0.420	K			K		2-H HR		K		4-3			3-1 IBB		5	1	1	2	1	3	0
Don Money, R (1, 5) OBP: 0.369, SLG: 0.489	5-3			2B		1B 1B		L7			K		3-1 1-2 2-3		6	0	2	0	0	1	2
Deron Johnson, R (1, 3) OBP: 0.326, SLG: 0.456		BB		6-3		1-2 1B		BB			5-3		6-3		4	0	1	0	2	0	3
Joe Lis, R (1, 7) OBP: 0.292, SLG: 0.333		K		6-3		K		F8			K			F9	6	0	0	0	0	3	5
Larry Hisle, R (1, 8) OBP: 0.289, SLG: 0.320		K			5-3	F8			1-3			K		1-3	4	0	0	0	0	1	3
Dick Selma, R (9, 1) OBP: 0.211, SLG: 0.222															1	0	0	0	0	1	0
Ron Stone, L (13, 9) OBP: 0.338, SLG: 0.364															1	0	0	0	0	0	0
Tim McCarver, L (1, 2) OBP: 0.321, SLG: 0.413		G3			4-3		E8 1B		4-3			G3		E6 2B	6	0	2	0	0	0	1
Denny Doyle, L (1, 4) OBP: 0.275, SLG: 0.292			F8		4-3		G3		F9			4-3		E6 2-H	6	0	0	0	0	0	2
Jim Bunning, R (1, 1) OBP: 0.159, SLG: 0.136			F8			5-3	K			P6			F8		2	0	0	0	0	0	0
Jim Hutto, R (7, PH) OBP: 0.221, SLG: 0.295															1	0	0	0	0	1	1
Woodie Fryman, R (7, 1) OBP: 0.132, SLG: 0.132															0	0	0	0	0	0	0
Willie Montanez, L (9, 9) OBP: 0.429, SLG: 0.333															2	0	0	0	0	0	0
Joe Hoerner, R (13, 1) OBP: 0.333, SLG: 0.300															0	0	0	0	0	0	0

Inning Stats	1	2	3	4	5	6	7	8	9	10	11	12	13	14	AB	R	H	RBI	BB	SO	LOB
	R: 0 E: 0 K: 1 S: 7	H: 0 LOB: 0 BB: 0 P: 9	R: 0 E: 0 K: 2 S: 7	H: 0 LOB: 1 BB: 1 P: 16	R: 0 E: 0 K: 0 S: 5	H: 0 LOB: 0 BB: 0 P: 9	R: 0 E: 0 K: 1 S: 7	H: 1 LOB: 1 BB: 0 P: 9	R: 0 E: 0 K: 0 S: 3	H: 0 LOB: 0 BB: 0 P: 4	R: 2 E: 0 K: 1 S: 14	H: 4 LOB: 2 BB: 0 P: 19	R: 0 E: 1 K: 2 S: 8	H: 1 LOB: 1 BB: 0 P: 12	R: 0 E: 0 K: 1 S: 6	H: 0 LOB: 1 BB: 1 P: 13	R: 0 E: 0 K: 0 S: 4	H: 0 LOB: 0 BB: 0 P: 4	R: 0 E: 0 K: 0 S: 7	H: 0 LOB: 0 BB: 0 P: 10	R: 0 E: 0 K: 2 S: 9	H: 0 LOB: 0 BB: 0 P: 14	R: 0 E: 0 K: 1 S: 5	H: 0 LOB: 0 BB: 0 P: 8	R: 0 E: 0 K: 0 S: 7	H: 1 LOB: 2 BB: 1 P: 14	R: 0 E: 1 K: 0 S: 5	H: 1 LOB: 2 BB: 0 P: 6	1B: 3 2B: 4 3B: 0 HR: 1	SF: 0 SAC: 0 DP: 0 HBP: 0	WP: 0 PB: 0 SB: 0 CS: 0	PA: 53

PITCHER		IP	WLS	BF	H	R	ER	SO	BB	IBB	HBP	BLK	WP	HR	S	P	ERA	WHIP
Jerry Koosman, L ERA: 3.24	(1, 1)	8.0		32	6	2	2	8	2	0	0	0	0	1	57	91	2.25	1.000
Danny Frisella, R ERA: 3.14	(9, 1)	5.0		17	1	0	0	3	0	1	0	0	0	0	32	50	0.00	0.200
Ron Herbel, R ERA: 4.75	(14, 1)	1.0	W	4	1	0	0	0	0	0	0	0	0	0	5	6	0.00	1.000

PITCHER	IP	WLS	BF	H	R	ER	SO	BB	IBB	HBP	BLK	WP	HR	S	P	ERA	WHIP

AB	50
R	2
H	8
RBI	2
BB	3
SO	11
LOB	18

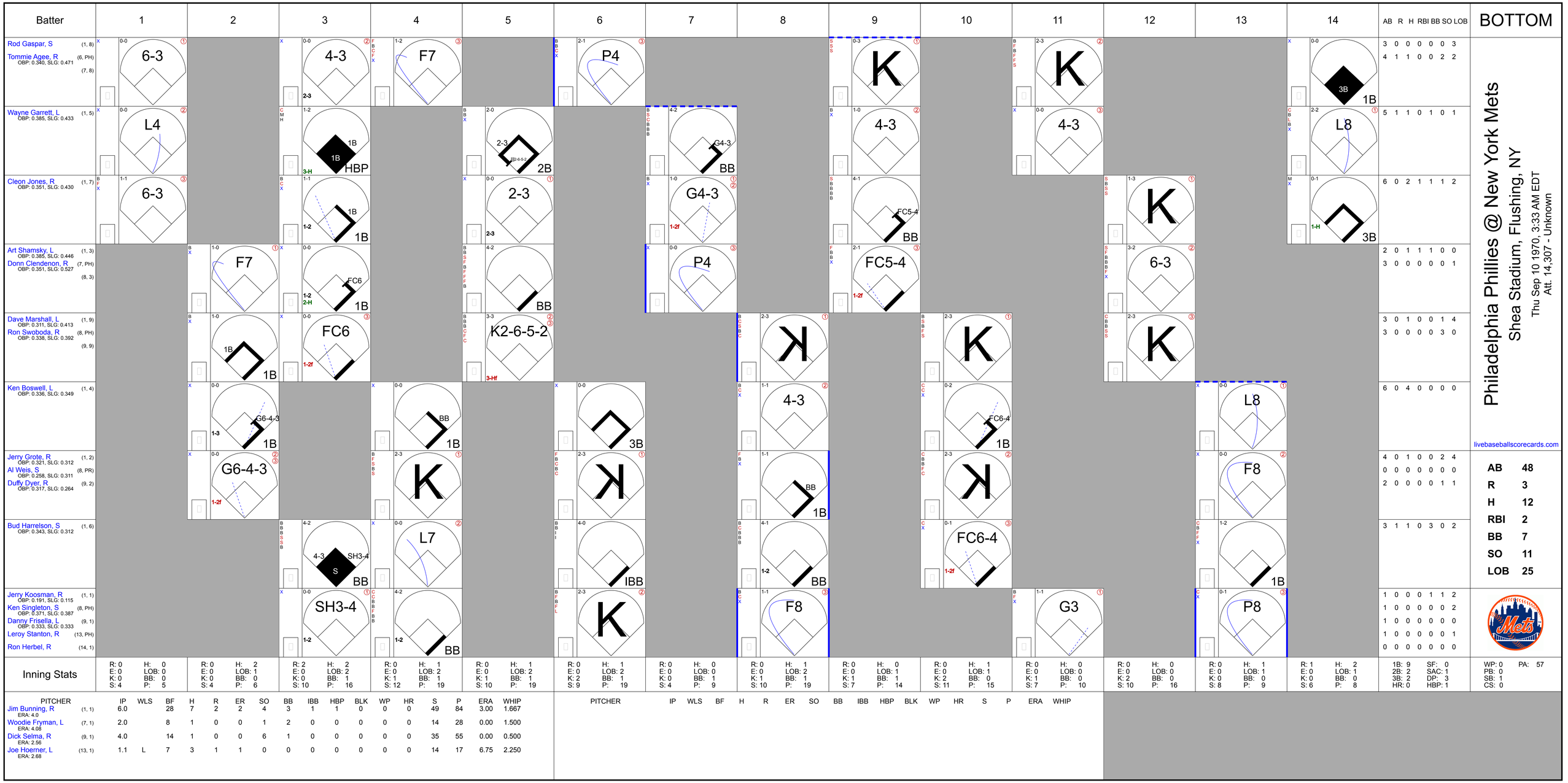
Batter
1
2
3
4
5
6
7
8
9
10
11
12
13
14
AB R H RBI BB SO LOB
BOTTOM
Rod Gaspar, S (1, 8)
Tommie Agee, R (6, PH) (7, 8)
OBP: 0.340, SLG: 0.471
6-3
4-3
F7
P4
K
K
3B
1B
3 0 0 0 0 0 3
4 1 1 0 0 2 2
Wayne Garrett, L (1, 5)
OBP: 0.385, SLG: 0.433
L4
1B
1B
HBP
2-3
2B
G4-3
BB
4-3
4-3
L8
5 1 1 0 1 0 1
Cleon Jones, R (1, 7)
OBP: 0.351, SLG: 0.430
6-3
1B
1B
2-3
G4-3
FC5-4
BB
K
3B
6 0 2 1 1 1 2
Art Shamsky, L (1, 3)
OBP: 0.385, SLG: 0.446
Donn Clendenon, R (7, PH) (8, 3)
OBP: 0.351, SLG: 0.527
F7
FC6
1B
BB
P4
FC5-4
6-3
2 0 1 1 1 0 0
3 0 0 0 0 0 1
Dave Marshall, L (1, 9)
OBP: 0.311, SLG: 0.413
Ron Swoboda, R (8, PH) (9, 9)
OBP: 0.338, SLG: 0.392
1B
1B
FC6
K2-6-5-2
K
K
K
3 0 1 0 0 1 4
3 0 0 0 0 3 0
Ken Boswell, L (1, 4)
OBP: 0.336, SLG: 0.349
G6-4-3
1B
BB
1B
3B
4-3
FC6-4
1B
L8
6 0 4 0 0 0 0
Jerry Grote, R (1, 2)
OBP: 0.321, SLG: 0.312
Al Weis, S (8, PR)
OBP: 0.258, SLG: 0.311
Duffy Dyer, R (9, 2)
OBP: 0.317, SLG: 0.264
G6-4-3
K
IBB
K
BB
K
F8
4 0 1 0 0 2 4
0 0 0 0 0 0 0
2 0 0 0 0 1 1
Bud Harrelson, S (1, 6)
OBP: 0.343, SLG: 0.312
4-3
SH3-4
S
BB
L7
IBB
BB
FC6-4
1B
3 1 1 0 3 0 2
Jerry Koosman, R (1, 1)
OBP: 0.191, SLG: 0.115
Ken Singleton, S (8, PH)
OBP: 0.371, SLG: 0.387
Danny Frisella, L (9, 1)
OBP: 0.333, SLG: 0.333
Leroy Stanton, R (13, PH)
Ron Herbel, R (14, 1)
SH3-4
BB
K
F8
G3
P8
1 0 0 0 1 1 2
1 0 0 0 0 0 2
1 0 0 0 0 0 0
1 0 0 0 0 0 1
0 0 0 0 0 0 0
Philadelphia Phillies @ New York Mets
Shea Stadium, Flushing, NY
Thu Sep 10 1970, 3:33 AM EDT
Att. 14,307 - Unknown
livebaseballscorecards.com
AB 48
R 3
H 12
RBI 2
BB 7
SO 11
LOB 25
Inning Stats
1: R: 0 E: 0 K: 0 S: 4 | H: 0 LOB: 0 BB: 0 P: 5
2: R: 0 E: 0 K: 0 S: 4 | H: 2 LOB: 1 BB: 0 P: 6
3: R: 2 E: 0 K: 0 S: 10 | H: 2 LOB: 2 BB: 1 P: 16
4: R: 0 E: 0 K: 1 S: 12 | H: 1 LOB: 2 BB: 1 P: 19
5: R: 0 E: 0 K: 1 S: 10 | H: 1 LOB: 2 BB: 1 P: 19
6: R: 0 E: 0 K: 2 S: 9 | H: 1 LOB: 2 BB: 1 P: 19
7: R: 0 E: 0 K: 0 S: 4 | H: 0 LOB: 0 BB: 1 P: 9
8: R: 0 E: 0 K: 1 S: 10 | H: 1 LOB: 2 BB: 1 P: 19
9: R: 0 E: 0 K: 1 S: 7 | H: 0 LOB: 1 BB: 1 P: 14
10: R: 0 E: 0 K: 2 S: 11 | H: 1 LOB: 1 BB: 0 P: 15
11: R: 0 E: 0 K: 1 S: 7 | H: 0 LOB: 0 BB: 0 P: 10
12: R: 0 E: 0 K: 2 S: 10 | H: 0 LOB: 0 BB: 0 P: 16
13: R: 0 E: 0 K: 0 S: 8 | H: 1 LOB: 1 BB: 0 P: 9
14: R: 1 E: 0 K: 0 S: 6 | H: 2 LOB: 1 BB: 0 P: 8
1B: 9 2B: 2 3B: 2 HR: 0
SF: 0 SAC: 1 DP: 3 HBP: 1
WP: 0 PB: 0 SB: 1 CS: 0
PA: 57
PITCHER IP WLS BF H R ER SO BB IBB HBP BLK WP HR S P ERA WHIP
Jim Bunning, R (1, 1) ERA: 4.0 6.0 28 7 2 2 4 3 1 1 0 0 0 0 49 84 3.00 1.667
Woodie Fryman, L (7, 1) ERA: 4.08 2.0 8 1 0 0 1 2 0 0 0 0 0 0 14 28 0.00 1.500
Dick Selma, R (9, 1) ERA: 2.56 4.0 14 1 0 0 6 1 0 0 0 0 0 0 35 55 0.00 0.500
Joe Hoerner, L (13, 1) ERA: 2.68 1.1 L 7 3 1 1 0 0 0 0 0 0 0 0 14 17 6.75 2.250
PITCHER IP WLS BF H R ER SO BB IBB HBP BLK WP HR S P ERA WHIP

Batter	1	2	3	4	5	6	7	8	9	AB	R	H	RBI	BB	SO	LOB
Lou Brock, L (1, 7) OBP: 0.365, SLG: 0.436	S S S 0-3 ① K		x 0-0 ③ 3-1		x 0-0 ① F7		B B B B 4-0 1B SF7-5-4 BB			3	1	0	0	1	1	0
Julian Javier, R (1, 4) OBP: 0.284, SLG: 0.303	S S S 0-3 ② K			S S S 0-3 ① K	x 0-0 ② F9		x 0-0 SF7-5-4 1-3 1B			4	0	1	0	0	2	0
Joe Hague, L (1, 3) OBP: 0.361, SLG: 0.427	S S S 0-3 ③ K			x 0-0 BB 2B 1B	B B B B 4-0 1B BB		x 0-0 ② ③ SF7-5-4 1-2 3-H			2	1	1	1	1	1	0
Joe Torre, R (1, 5) OBP: 0.390, SLG: 0.486		x 0-0 WP 2-3 1B		B B B B 4-0 1-2 2B BB	x 0-0 1-2 1B			x 0-0 ① 6-3		3	1	2	0	1	0	0
Jose Cardenal, R (1, 8) OBP: 0.346, SLG: 0.420		x 0-0 ① 2-3 1-2		x 0-0 WP 1B 1-H 2-H 2B	x 0-0 ③ F8			x 0-0 ② P4		4	1	1	2	0	0	3
Carl Taylor, R (1, 9) OBP: 0.356, SLG: 0.395 Luis Melendez, R (8, 9)		x 0-0 ② 6-3 2-3		x 0-0 S BB E 2-H 1B	S S S 0-3 ① K			x 0-0 ③ 6-3		4 0	1 0	1 0	1 0	0 0	1 0	1 0
Ted Simmons, S (1, 2) OBP: 0.313, SLG: 0.300		x 0-0 ③ F8		B B B B 4-0 S 1-2 BB	x 0-0 ② F8				x 0-0 ① 4-3	3	0	0	0	1	0	1
Dal Maxvill, R (1, 6) OBP: 0.298, SLG: 0.235	S S S 0-3 ① K		S S S 0-3 ② K 1-3 2-H		S S S 0-3 ③ K				x 0-0 ② P4	4	0	0	0	0	3	1
Bob Gibson, R (1, 1) OBP: 0.352, SLG: 0.420		S S S 0-3 ② K		S S S 0-3 ③ K			x 0-0 ① 6-3		x 0-0 ③ 5-3	4	0	0	0	0	2	1
Inning Stats	R: 0 E: 0 K: 3 S: 9 H: 0 LOB: 0 BB: 0 P: 9	R: 0 E: 0 K: 0 S: 4 H: 1 LOB: 1 BB: 0 P: 4	R: 0 E: 0 K: 2 S: 7 H: 0 LOB: 0 BB: 0 P: 7	R: 4 E: 0 K: 3 S: 12 H: 3 LOB: 1 BB: 2 P: 20	R: 0 E: 0 K: 0 S: 4 H: 1 LOB: 2 BB: 1 P: 8	R: 0 E: 0 K: 2 S: 7 H: 0 LOB: 0 BB: 0 P: 7	R: 1 E: 0 K: 0 S: 3 H: 1 LOB: 0 BB: 1 P: 7	R: 0 E: 0 K: 0 S: 3 H: 0 LOB: 0 BB: 0 P: 3	R: 0 E: 0 K: 0 S: 3 H: 0 LOB: 0 BB: 0 P: 3	1B: 5 2B: 2 3B: 0 HR: 0 SF: 1 SAC: 0 DP: 1 HBP: 0						

PITCHER		IP	WLS	BF	H	R	ER	SO	BB	IBB	HBP	BLK	WP	HR	S	P	ERA	WHIP
Tom Seaver, R ERA: 2.66	(1, 1)	6.0	L	26	5	4	3	10	3	0	0	0	2	0	43	55	4.50	1.333
Ron Taylor, R ERA: 3.95	(7, 1)	2.0		7	1	1	1	0	1	0	0	0	0	0	6	10	4.50	1.000
Ron Herbel, R ERA: 4.71	(9, 1)	1.0		3	0	0	0	0	0	0	0	0	0	0	3	3	0.00	0.000

PITCHER	IP	WLS	BF	H	R	ER	SO	BB	IBB	HBP	BLK	WP	HR	S	P	ERA	WHIP

TOP

St. Louis Cardinals @ New York Mets

Shea Stadium, Flushing, NY

Fri Sep 11 1970, 7:05 PM EDT

Att. 50,555 - Unknown

livebaseballscorecards.com

AB	31
R	5
H	6
RBI	4
BB	4
SO	10
LOB	7

BOTTOM

St. Louis Cardinals @ New York Mets

Shea Stadium, Flushing, NY

Fri Sep 11 1970, 7:05 PM EDT

Att. 50,555 - Unknown

Batter	1	2	3	4	5	6	7	8	9	AB	R	H	RBI	BB	SO	LOB
Bud Harrelson, S (1, 6) OBP: 0.345, SLG: 0.311 Tim Foli, R (9, 6)	BBBB 4-0 CS BB		BBBB 4-0 S BB			BBBB 4-0 BB		x 0-0 G3 ③		1 0 0 0 3 0 0 0 0 0 0 0 0 0						
Wayne Garrett, L (1, 5) OBP: 0.383, SLG: 0.429	SSS 0-3 K ①② 1-2		SSS 0-3 K ③ 1-2			SSS 0-3 K ②			BBBB 4-0 1B 2B BB	3 1 0 0 1 3 3						
Cleon Jones, R (1, 7) OBP: 0.354, SLG: 0.432	x 0-0 1B			x 0-0 G1-6-3 1B		SSS 0-3 K ③			x 0-0 2B 1-2 SF8 1B	4 1 3 0 0 1 1						
Art Shamsky, L (1, 3) OBP: 0.383, SLG: 0.444	x 0-0 L4 ③			x 0-0 G1-6-3 ①② 1-2f			x 0-0 1B		x 0-0 L9 ①	4 0 1 0 0 0 4						
Dave Marshall, L (1, 9) OBP: 0.310, SLG: 0.415		SSS 0-3 K ①		x 0-0 F8 ③			x 0-0 F8 ①		x 0-0 1-3 2-H 2B	4 0 1 1 0 1 1						
Ken Boswell, L (1, 4) OBP: 0.332, SLG: 0.346		x 0-0 P4 ②			x 0-0 F8 ①		x 0-0 F9 ②		x 0-0 SF8 ② 3-H	3 0 0 1 0 0 1						
Jerry Grote, R (1, 2) OBP: 0.318, SLG: 0.308		x 0-0 5-3 ③			x 0-0 5-3 ②		x 0-0 F7 ③		x 0-0 F9 ③	4 0 0 0 0 0 2						
Rod Gaspar, S (1, 8)			x 0-0 1-3 ①		x 0-0 F8 ③			x 0-0 F7 ①		3 0 0 0 0 0 0						
Tom Seaver, R (1, 1) OBP: 0.242, SLG: 0.220 Ed Kranepool, L (6, PH) OBP: 0.205, SLG: 0.125 Ron Taylor, R (7, 1) Ken Singleton, S (8, PH) OBP: 0.370, SLG: 0.385 Ron Herbel, R (9, 1)			SSS 0-3 K ②			x 0-0 6-3 ①		SSS 0-3 K ②		1 0 0 0 0 1 0 1 0 0 0 0 0 0 0 0 0 0 0 0 0 1 0 0 0 0 1 0 0 0 0 0 0 0 0						
Inning Stats	R: 0 E: 0 K: 1 S: 5 H: 1 LOB: 1 BB: 1 P: 9	R: 0 E: 0 K: 1 S: 5 H: 0 LOB: 0 BB: 0 P: 5	R: 0 E: 0 K: 2 S: 7 H: 0 LOB: 1 BB: 1 P: 11	R: 0 E: 0 K: 0 S: 3 H: 1 LOB: 0 BB: 0 P: 3	R: 0 E: 0 K: 0 S: 3 H: 0 LOB: 0 BB: 0 P: 3	R: 0 E: 0 K: 2 S: 7 H: 0 LOB: 1 BB: 1 P: 11	R: 0 E: 0 K: 0 S: 4 H: 1 LOB: 1 BB: 0 P: 4	R: 0 E: 0 K: 1 S: 5 H: 0 LOB: 0 BB: 0 P: 5	R: 2 E: 0 K: 0 S: 5 H: 2 LOB: 1 BB: 1 P: 9	1B: 4 2B: 1 3B: 0 HR: 0	SF: 1 SAC: 0 DP: 1 HBP: 0						

PITCHER	IP	WLS	BF	H	R	ER	SO	BB	IBB	HBP	BLK	WP	HR	S	P	ERA	WHIP
Bob Gibson, R (1, 1) ERA: 3.19	9.0	W	34	5	2	2	7	4	0	0	0	0	0	44	60	2.00	1.000

PITCHER	IP	WLS	BF	H	R	ER	SO	BB	IBB	HBP	BLK	WP	HR	S	P	ERA	WHIP

livebaseballscorecards.com

AB	29
R	2
H	5
RBI	2
BB	4
SO	7
LOB	12

WP: 0 PB: 0 SB: 1 CS: 1 PA: 34

Batter	1	2	3	4	5	6	7	8	9	AB	R	H	RBI	BB	SO	LOB
Lou Brock, L (1, 7) OBP: 0.362, SLG: 0.433	S S S 0-3 ① K			x 0-0 ① P1		x 0-0 ③ 5-3			S S S 0-3 ① K	4	0	0	0	0	2	0
Julian Javier, R (1, 4) OBP: 0.286, SLG: 0.305	x 0-0 ② 4-3			x 0-0 1B 1B			x 0-0 L3 1B		x 0-0 ② F8	4	0	2	0	0	0	0
Joe Hague, L (1, 3) OBP: 0.358, SLG: 0.422	x 0-0 ③ F7			x 0-0 ② F7			x 0-0 ①② L3 1-2		x 0-0 ③ F9	4	0	0	0	0	0	2
Joe Torre, R (1, 5) OBP: 0.391, SLG: 0.486 (8, 2)		x 0-0 ① F8		x 0-0 ③ 1-3 1B			B B B B 4-0 BB			2	0	1	0	1	0	0
Jose Cardenal, R (1, 8) OBP: 0.346, SLG: 0.421		x 0-0 ② 5-3			x 0-0 FC7-5 2B		S S S 0-3 ③ K			3	0	1	0	0	1	1
Carl Taylor, R (1, 9) OBP: 0.352, SLG: 0.390		x 0-0 ③ 4-3			x 0-0 ①② FC7-5 2-3			x 0-0 ① 5-3		3	0	0	0	0	0	1
Ted Simmons, S (1, 2) OBP: 0.313, SLG: 0.300 Luis Melendez, R (8, PR) Ed Crosby, L (8, 6) OBP: 0.295, SLG: 0.291			x 0-0 ① F8		x 0-0 ③ 4-3			x 0-0 1B		3	0	1	0	0	0	0
										0	0	0	0	0	0	0
										0	0	0	0	0	0	0
Dal Maxvill, R (1, 6) OBP: 0.296, SLG: 0.233 Vic Davalillo, L (8, PH) OBP: 0.356, SLG: 0.440 Jerry Davanon, R (8, 5) OBP: 0.250, SLG: 0.214			x 0-0 ② F9			x 0-0 ① F8		x 0-0 ② F8		2	0	0	0	0	0	0
										1	0	0	0	0	0	1
										0	0	0	0	0	0	0
Jerry Reuss, L (1, 1) OBP: 0.121, SLG: 0.033 Leron Lee, L (8, PH) OBP: 0.293, SLG: 0.351 Reggie Cleveland, R (8, 1) OBP: 0.333, SLG: 0.333			x 0-0 ③ 4-3			S S S 0-3 ② K		x 0-0 ③ 4-3		2	0	0	0	0	1	0
										1	0	0	0	0	0	1
										0	0	0	0	0	0	0

TOP

St. Louis Cardinals @ New York Mets

Shea Stadium, Flushing, NY

Sat Sep 12 1970, 3:33 AM EDT

Att. 35,402 - Unknown

livebaseballscorecards.com

AB	29
R	0
H	5
RBI	0
BB	1
SO	4
LOB	6

Inning Stats	1	2	3	4	5	6	7	8	9
R	0	0	0	0	0	0	0	0	0
E	0	0	0	0	0	0	0	0	0
K	1	0	0	0	0	1	1	1	1
S	5	3	3	4	3	5	5	4	5
H	0	0	0	2	1	0	1	1	0
LOB	0	0	0	2	0	0	1	0	0
BB	0	0	0	0	0	0	1	0	0
P	5	3	3	4	3	5	9	4	5

1B	4	
2B	3	
3B	0	
HR	0	
SF	0	
SAC	0	
DP	2	
HBP	0	
WP	0	
PB	0	
SB	0	
CS	0	
PA	30	

PITCHER	IP	WLS	BF	H	R	ER	SO	BB	IBB	HBP	BLK	WP	HR	S	P	ERA	WHIP
Jim McAndrew, R (1, 1) ERA: 3.46	9.0	W	30	5	0	0	4	1	0	0	0	0	0	37	41	0.00	0.667

PITCHER	IP	WLS	BF	H	R	ER	SO	BB	IBB	HBP	BLK	WP	HR	S	P	ERA	WHIP

Batter	1	2	3	4	5	6	7	8	9	AB	R	H	RBI	BB	SO	LOB
Tommie Agee, R (1, 8) OBP: 0.339, SLG: 0.470	4-3		FC4-6 1-2f		F8			E SH3 SF7 1B		4	1	1	0	0	0	2
Ken Boswell, L (1, 4) OBP: 0.329, SLG: 0.342	G3			3-1		3-1		SH3 1-2		3	0	0	0	0	0	0
Cleon Jones, R (1, 7) OBP: 0.355, SLG: 0.436	K			SF7 3B		K		E 1B IBB		3	2	1	0	1	2	0
Donn Clendenon, R (1, 3) OBP: 0.350, SLG: 0.524		F8		SF7 3-H		FC4-6 BB		E6 E 1B 1-2 2-3		2	0	0	1	1	0	2
Ken Singleton, S (1, 9) OBP: 0.367, SLG: 0.380 Ron Swoboda, R (9, 9) OBP: 0.338, SLG: 0.392		F8		BB		FC4-6 1-2f		SF7 3-H		2 0	0 0	0 0	1 0	1 0	0 0	1 0
Tim Foli, R (1, 5) OBP: 0.500, SLG: 0.500	K			6-3			1B	E8 1-3 2-H 1B		4	0	2	1	0	1	1
Duffy Dyer, R (1, 2) OBP: 0.309, SLG: 0.257			5-3		K		K	6-3		4	0	0	0	0	2	3
Bud Harrelson, S (1, 6) OBP: 0.345, SLG: 0.310			FC4-6 BB		F8		L7			2	0	0	0	1	0	1
Jim McAndrew, R (1, 1) OBP: 0.222, SLG: 0.204			P1		1B		K			3	0	1	0	0	1	2
Inning Stats	R: 0 H: 0 E: 0 LOB: 0 K: 1 BB: 0 S: 5 P: 5	R: 0 H: 0 E: 0 LOB: 0 K: 1 BB: 0 S: 5 P: 5	R: 0 H: 0 E: 0 LOB: 1 K: 0 BB: 1 S: 3 P: 7	R: 1 H: 1 E: 0 LOB: 1 K: 0 BB: 1 S: 4 P: 8	R: 0 H: 1 E: 0 LOB: 1 K: 1 BB: 0 S: 6 P: 6	R: 0 H: 0 E: 0 LOB: 1 K: 1 BB: 1 S: 5 P: 9	R: 0 H: 1 E: 0 LOB: 1 K: 2 BB: 0 S: 8 P: 8	R: 2 H: 2 E: 2 LOB: 2 K: 0 BB: 1 S: 6 P: 10		1B: 4 SF: 2 2B: 0 SAC: 1 3B: 1 DP: 0 HR: 0 HBP: 0						

PITCHER		IP	WLS	BF	H	R	ER	SO	BB	IBB	HBP	BLK	WP	HR	S	P	ERA	WHIP
Jerry Reuss, L ERA: 4.71	(1, 1)	7.0	L	27	3	1	1	6	3	0	0	0	0	0	36	48	1.29	0.857
Reggie Cleveland, R ERA: 7.5	(8, 1)	1.0		7	2	2	0	0	0	1	0	0	0	0	6	10	0.00	2.000

PITCHER	IP	WLS	BF	H	R	ER	SO	BB	IBB	HBP	BLK	WP	HR	S	P	ERA	WHIP

BOTTOM

St. Louis Cardinals @ New York Mets

Shea Stadium, Flushing, NY

Sat Sep 12 1970, 3:33 AM EDT

Att. 35,402 - Unknown

livebaseballscorecards.com

AB	27
R	3
H	5
RBI	3
BB	4
SO	6
LOB	12

WP: 0 PA: 34
PB: 0
SB: 0
CS: 0

Batter	1	2	3	4	5	6	7	8	9	10	11	12	13	AB	R	H	RBI	BB	SO	LOB
Lou Brock, L OBP: 0.362, SLG: 0.431 (1, 7)	4-3		HR S 1B		SH3-1 1B BB		3-1		G4-6-3 1-2f			6-3		5	2	1	0	1	0	2
Julian Javier, R OBP: 0.287, SLG: 0.305 (1, 4)	5-3		1-2 HR BB		SH3-1 1-2		F8			FC3-6 1B		K		4	1	1	0	1	1	0
Joe Hague, L OBP: 0.360, SLG: 0.431 (1, 3)	1B		1-H 2-H HR		2-H 1B		K			FC3-6 1-2f		4-3		6	1	3	4	0	1	1
Joe Torre, R OBP: 0.391, SLG: 0.489 (1, 5)	K		F3		BB			K		K			HR	5	1	1	1	1	3	2
Jose Cardenal, R OBP: 0.344, SLG: 0.420 (1, 8)		F8		2B	6-3			6-3		K			6-3	6	0	1	0	0	1	2
Ted Simmons, S OBP: 0.309, SLG: 0.294 (1, 2)		4-3		F5		F9		K			FC1-6 BB		4-3	5	0	0	0	1	1	1
Leron Lee, L OBP: 0.290, SLG: 0.347 (1, 9) Nelson Briles, R OBP: 0.200, SLG: 0.308 (6, 1) Carl Taylor, J OBP: 0.286, SLG: 0.392 (9, PH) Frank Baptista, L OBP: 0.133, SLG: 0.200 (9, 1) Joe Nossek, R (11, PH) Frank Linzy, R (11, 1)	K			K	4-3				FC1-6 1B		FC1-6 1-2f		K	3 0 1 0 1 1	0 0 0 0 0 0	0 0 1 0 0 0	0 0 0 0 0 0	2 0 0 0 0 0	1 0 0 0 1 0	1 0 0 0 0 0
Dal Maxvill, R OBP: 0.295, SLG: 0.231 (1, 6)			F9		IBB		E5 FC4-6		FC1-6 1B 1-2f		F9			4	0	0	0	1	0	2
Mike Torrez, R OBP: 0.267, SLG: 0.288 (1, 1) Chuck Taylor, R OBP: 0.148, SLG: 0.154 (5, 1) Tom Hilgendorf, S (5, 1) Luis Melendez, R OBP: 0.200, SLG: 0.200 (6, PH) (6, 9)			K		F8		FC4-6 1-2f		G4-6-3 1-2 1B		F8			2 0 0 3	0 0 0 0	0 0 0 1	0 0 0 0	0 0 0 0	1 0 0 0	2 0 0 2
Inning Stats	R: 0 E: 0 K: 1 S: 6 / H: 1 LOB: 1 BB: 0 P: 6	R: 0 E: 0 K: 1 S: 5 / H: 0 LOB: 0 BB: 0 P: 5	R: 3 E: 0 K: 1 S: 7 / H: 2 LOB: 0 BB: 1 P: 11	R: 0 E: 0 K: 1 S: 6 / H: 1 LOB: 2 BB: 1 P: 10	R: 1 E: 0 K: 0 S: 3 / H: 1 LOB: 1 BB: 2 P: 11	R: 0 E: 1 K: 0 S: 4 / H: 0 LOB: 1 BB: 0 P: 4	R: 0 E: 0 K: 1 S: 5 / H: 0 LOB: 0 BB: 0 P: 5	R: 0 E: 0 K: 2 S: 7 / H: 0 LOB: 0 BB: 0 P: 7	R: 0 E: 0 K: 0 S: 4 / H: 2 LOB: 1 BB: 0 P: 4	R: 0 E: 0 K: 2 S: 8 / H: 1 LOB: 1 BB: 0 P: 8	R: 0 E: 0 K: 0 S: 3 / H: 0 LOB: 1 BB: 1 P: 7	R: 0 E: 0 K: 1 S: 5 / H: 0 LOB: 0 BB: 0 P: 5	R: 1 E: 0 K: 1 S: 6 / H: 1 LOB: 0 BB: 0 P: 6	1B: 6 2B: 1 3B: 0 HR: 2	SF: 0 SAC: 1 DP: 1 HBP: 0		WP: 0 PB: 0 SB: 1 CS: 0	PA: 52	

PITCHER		IP	WLS	BF	H	R	ER	SO	BB	IBB	HBP	BLK	WP	HR	S	P	ERA	WHIP
Gary Gentry, R ERA: 3.72	(1, 1)	4.0		18	4	3	3	4	1	1	0	0	0	1	24	32	6.75	1.250
Nolan Ryan, R ERA: 3.54	(5, 1)	1.0		5	1	1	1	0	2	0	0	0	0	0	3	11	9.00	3.000
Tug McGraw, L ERA: 3.58	(6, 1)	6.0		22	3	0	0	5	1	0	0	0	0	0	31	35	0.00	0.667
Ron Herbel, R ERA: 4.7	(12, 1)	2.0	L	7	1	1	1	2	0	0	0	0	0	1	11	11	4.50	0.500

PITCHER	IP	WLS	BF	H	R	ER	SO	BB	IBB	HBP	BLK	WP	HR	S	P	ERA	WHIP

TOP

St. Louis Cardinals @ New York Mets

Shea Stadium, Flushing, NY

Sun Sep 13 1970, 3:33 AM EDT

Att. 43,592 - Unknown

livebaseballscorecards.com

AB	46
R	5
H	9
RBI	5
BB	5
SO	11
LOB	16

Batter	1	2	3	4	5	6	7	8	9	10	11	12	13	AB	R	H	RBI	BB	SO	LOB
Tommie Agee, R (1, 8) OBP: 0.339, SLG: 0.466	BBBB 4-0 FC4-6 BB		BBBB 4-0 1B G4-6-3 BB		x 0-0 ① 6-3	x 0-0 ① F8		x 0-0 ② 6-3			x 0-0 ② 6-3			4	1	0	0	2	0	0
Wayne Garrett, L (1, 5) OBP: 0.383, SLG: 0.427	x 0-0 ① FC4-6 FC5-4 1-2f		x 0-0 G4-6-3 1-3 1B		x 0-0 1B 1B 1B	SSS 0-3 ② K		x 0-0 ③ F8			x 0-0 ③ 6-3			6	1	2	0	0	1	1
Cleon Jones, R (1, 7) OBP: 0.355, SLG: 0.435	x 0-0 ② FC5-4 1B 1-2f		x 0-0 ① ② G4-6-3 1-2f 3-H		x 0-0 1B 2B 1-3 1B	x 0-0 PB 1B			SSS 0-3 ① K			SSS 0-3 ① K		6	1	2	0	0	2	2
Art Shamsky, L (1, 9) OBP: 0.387, SLG: 0.446 Ron Swoboda, R (9, PH) (10, 9) OBP: 0.336, SLG: 0.389	x 0-0 1-3 1B		x 0-0 ③ 6-3		x 0-0 2B SH1 1-3 3-H 1B	x 4-0 1-2 IBB			x 0-0 ② 1-3			SSS 0-3 ② K		3 2	1 0	2 0	1 0	1 0	0 1	0 0
Donn Clendenon, R (1, 3) OBP: 0.347, SLG: 0.521	x 0-0 ③ 6-3			x 0-0 ① L7	x 0-0 SH1 1-3 3-H 2B	x 0-0 ③ F8			x 0-0 ③ F8			x 0-0 ③ F9		6	0	1	1	0	0	4
Ken Boswell, L (1, 4) OBP: 0.329, SLG: 0.340		x 0-0 ① F8		x 0-0 4-3 1B	x 4-0 SH1 IBB		x 0-0 4-3 ①			x 0-0 ① F8			x 0-0 ① F7	5	0	1	0	1	0	0
Jerry Grote, R (1, 2) OBP: 0.316, SLG: 0.307		x 0-0 FC3-6 1B		x 0-0 ② 4-3 1-2	x 0-0 ② SH1 1-2 2-3 3-H		x 0-0 ② G3			x 0-0 ② F7			x 0-0 ② 1-3	5	0	1	1	0	0	1
Bud Harrelson, S (1, 6) OBP: 0.346, SLG: 0.308 Mike Jorgensen, L (13, PH) OBP: 0.286, SLG: 0.387		x 0-0 ② FC3-6 1-2f		BBBB 4-0 BB	IIII 4-0 IBB		x 0-0 ③ 1-3			x 0-0 ③ 6-3			x 0-0 ③ F8	3 1	0 0	0 0	0 0	2 0	0 0	1 0
Gary Gentry, R (1, 1) OBP: 0.167, SLG: 0.105 Dave Marshall, L (4, PH) OBP: 0.308, SLG: 0.413 Nolan Ryan, R (5, 1) OBP: 0.186, SLG: 0.186 Ed Kranepool, L (5, PH) OBP: 0.205, SLG: 0.125 Leroy Stanton, R (5, PH) Tug McGraw, R (6, 1) OBP: 0.333, SLG: 0.455 Ken Singleton, S (11, PH) OBP: 0.366, SLG: 0.378 Ron Herbel, R (12, 1)	SSS 0-3 ③ K		x 0-0 ③ 4-3		x 0-0 F9			x 0-0 ① F9			x 0-0 4-3 ①			1 1 0 0 1 1 1 1 0	0 0 0 0 0 0 0 0 0	0 0 0 0 0 0 0 0 0	0 0 0 0 0 0 0 0 0	1 0 0 0 0 0 0 0 0	0 0 0 0 0 0 0 0 0	1 2 0 0 3 0 0 0 0
Inning Stats	R: 0 E: 0 K: 0 S: 4 H: 1 LOB: 2 BB: 1 P: 8	R: 0 E: 0 K: 1 S: 6 H: 1 LOB: 1 BB: 0 P: 6	R: 1 E: 0 K: 0 S: 3 H: 1 LOB: 0 BB: 1 P: 7	R: 0 E: 0 K: 0 S: 4 H: 1 LOB: 2 BB: 1 P: 8	R: 3 E: 0 K: 0 S: 7 H: 4 LOB: 3 BB: 2 P: 15	R: 0 E: 0 K: 1 S: 6 H: 1 LOB: 2 BB: 1 P: 10	R: 0 E: 0 K: 0 S: 3 H: 0 LOB: 0 BB: 0 P: 3	R: 0 E: 0 K: 0 S: 3 H: 0 LOB: 0 BB: 0 P: 3	R: 0 E: 0 K: 0 S: 5 H: 0 LOB: 0 BB: 0 P: 5	R: 0 E: 0 K: 0 S: 3 H: 0 LOB: 0 BB: 0 P: 3	R: 0 E: 0 K: 0 S: 3 H: 0 LOB: 0 BB: 0 P: 3	R: 0 E: 0 K: 2 S: 7 H: 0 LOB: 0 BB: 0 P: 7	R: 0 E: 0 K: 0 S: 3 H: 0 LOB: 0 BB: 0 P: 3	1B: 8 2B: 1 3B: 0 HR: 0	SF: 0 SAC: 1 DP: 1 HBP: 0		WP: 0 PB: 1 SB: 0 CS: 0		PA: 53	

PITCHER		IP	WLS	BF	H	R	ER	SO	BB	IBB	HBP	BLK	WP	HR	S	P	ERA	WHIP
Mike Torrez, R ERA: 4.03	(1, 1)	4.1		22	7	4	4	1	3	0	0	0	0	0	21	33	8.31	2.308
Chuck Taylor, R ERA: 3.01	(5, 1)	0.1		4	1	0	0	0	0	2	0	0	0	0	2	10	0.00	3.000
Tom Hilgendorf, L ERA: 3.5	(5, 1)	0.1		1	0	0	0	0	0	0	0	0	0	0	1	1	0.00	0.000
Nelson Briles, R ERA: 6.46	(6, 1)	3.0		11	1	0	0	1	0	1	0	0	0	0	12	16	0.00	0.333
Frank Bertaina, L ERA: 2.66	(9, 1)	2.0		6	0	0	0	1	0	0	0	0	0	0	8	8	0.00	0.000

PITCHER		IP	WLS	BF	H	R	ER	SO	BB	IBB	HBP	BLK	WP	HR	S	P	ERA	WHIP
Frank Linzy, R ERA: 4.2	(11, 1)	3.0	W	9	0	0	0	2	0	0	0	0	0	0	13	13	0.00	0.000

St. Louis Cardinals @ New York Mets

Shea Stadium, Flushing, NY

Sun Sep 13 1970, 3:33 AM EDT

Att. 43,592 - Unknown

BOTTOM

livebaseballscorecards.com

AB	46
R	4
H	9
RBI	3
BB	6
SO	5
LOB	15

Batter	1	2	3	4	5	6	7	8	9	10	AB	R	H	RBI	BB	SO	LOB
Tommie Agee, R (1, 8) OBP: 0.339, SLG: 0.465	S S S 0-3 K ①	x 0-0 4-3 ③			x 0-0 BB 1B 1-2 SF8 1B	x 0-0 G4-6-3 ② ③ 1-2f		x 0-0 1-3 1B		x 0-0 FC4 2B 1-3 3-H SF9	6	2	2	0	0	1	4
Wayne Garrett, L (1, 5) (7, 4) OBP: 0.387, SLG: 0.433	x 0-0 FC5 BB 1B	S S S 0-3 K ①	x 0-0 BB BB 1-2 2-3 1B 1B	B B B B 4-0 WP 1-3 BB	x 0-0 4-3 ③		x 0-0 SF9 1-3 3-H 1B 2B	5	2	3	1	1	1	2
Cleon Jones, R (1, 7) OBP: 0.359, SLG: 0.434	B B B B 4-0 FC5 1-2 BB	x 0-0 G3-6-3 1B	B B B B 4-0 BB 1-2 2-3 3-H 1B BB	S S S 0-3 K ①	x 0-0 6-3 ①	I I I 4-0 1B IBB	3	1	1	1	3	1	1
Art Shamsky, L (1, 9) OBP: 0.382, SLG: 0.441 Ron Swoboda, R (9, 9) OBP: 0.335, SLG: 0.389	x 0-0 FC5 ② 1-2 2-3f	x 0-0 G3-6-3 ② ③ 1-2f	x 0-0 SF8 ① 3-H	x 0-0 1-3 ② 1-2	S S S 0-3 K ②	x 0-0 SF9 ② 2-3 3-H	4 0	0 0	0 0	1 1	0 0	1 0	4 0
Donn Clendenon, R (1, 3) OBP: 0.352, SLG: 0.520	x 0-0 5-3 ③	x 0-0 1-3 ① B B B B	4-0 1B E 1-2 2-3 BB	I I I 4-0 WP IBB	x 0-0 1B	x 0-0 1-2 3-H 1B	4	1	2	1	2	0	2
Ken Boswell, L (1, 4) OBP: 0.332, SLG: 0.346 Al Weis, S (5, 4) OBP: 0.258, SLG: 0.311 Dave Marshall, L (7, PH) OBP: 0.306, SLG: 0.410 Tim Foli, R (7, 5) OBP: 0.333, SLG: 0.333		x 0-0 F9 ①	x 0-0 2B	x 0-0 9-3-4-6 1-3 2-H 3-H 1B	x 0-0 F7 ③ 1-2 2-3	S S S 0-3 K ③	x 0-0 L6 ③	3 0 0 1 2	0 0 0 0 0	2 0 0 0 0	2 0 0 0 1	0 0 2 0 3	0 0 2 0 3	0 0 2 0 3
Jerry Grote, R (1, 2) OBP: 0.315, SLG: 0.305 Rod Gaspar, S (10, PR) Duffy Dyer, R (10, 2) OBP: 0.309, SLG: 0.257		x 0-0 6-3 ②	x 0-0 6-3 ②	x 0-0 9-3-4-6 ② ③ 1-2f 3-H			x 0-0 L4 ①		x 0-0 SH S E 1B	5 0 0	0 1 0	1 0 0	0 0 0	0 0 0	0 0 0	2 0 0
Bud Harrelson, S (1, 6) OBP: 0.347, SLG: 0.308		x 0-0 BB 1B	x 0-0 F8 ③	B B B B 4-0 G4-6-3 BB		x 0-0 1-3 ②	x 0-0 SH E 1-3 2B	3	1	1	0	1	0	1
Ray Sadecki, L (1, 1) OBP: 0.250, SLG: 0.211 Ron Taylor, R (4, 1) Ed Kranepool, L (5, PH) OBP: 0.222, SLG: 0.125 Danny Frisella, L (5, 1) OBP: 0.357, SLG: 0.308 Ken Singleton, S (10, PH) OBP: 0.364, SLG: 0.376 Nolan Ryan, R (10, 1) OBP: 0.186, SLG: 0.186		B B B B 4-0 1-2 BB	B B B B 4-0 1B 1B BB BB	x 0-0 F5 ①		B B B B 4-0 1B BB	S S S 0-3 K ①	0 0 0 1 1 0	0 0 0 0 0 0	0 0 1 1 1 2	1 0 0 0 0 0	0 0 0 1 0 1	0 0 0 0 1 2	0 0 0 1 2 0
Inning Stats	R: 0 E: 0 K: 1 S: 6 H: 1 LOB: 2 BB: 1 P: 10	R: 0 E: 0 K: 0 S: 4 H: 1 LOB: 2 BB: 1 P: 8	R: 0 E: 0 K: 1 S: 5 H: 1 LOB: 0 BB: 0 P: 5	R: 0 E: 0 K: 0 S: 4 H: 1 LOB: 1 BB: 0 P: 4	R: 5 E: 1 K: 0 S: 5 H: 3 LOB: 0 BB: 3 P: 17	R: 0 E: 0 K: 0 S: 2 H: 0 LOB: 0 BB: 1 P: 6	R: 0 E: 0 K: 1 S: 5 H: 0 LOB: 2 BB: 2 P: 13	R: 0 E: 0 K: 0 S: 4 H: 1 LOB: 2 BB: 1 P: 8	R: 0 E: 0 K: 2 S: 8 H: 1 LOB: 1 BB: 0 P: 8	R: 4 E: 2 K: 1 S: 10 H: 3 LOB: 2 BB: 1 P: 14	1B: 10 2B: 3 3B: 0 HR: 0	SF: 2 SAC: 1 DP: 3 HBP: 0					

PITCHER		IP	WLS	BF	H	R	ER	SO	BB	IBB	HBP	BLK	WP	HR	S	P	ERA	WHIP
Bill Stoneman, R ERA: 4.95	(1, 1)	4.1		23	6	5	5	2	5	0	0	0	0	0	22	42	10.38	2.538
Howie Reed, R ERA: 3.39	(5, 1)	0.2		2	1	0	0	0	0	0	0	0	0	0	2	2	0.00	1.500
Mike Marshall, R ERA: 4.17	(6, 1)	5.0	L	26	5	4	0	4	3	2	0	0	1	0	29	49	0.00	1.600

PITCHER	IP	WLS	BF	H	R	ER	SO	BB	IBB	HBP	BLK	WP	HR	S	P	ERA	WHIP

TOP

New York Mets @ Montreal Expos

Jarry Park, Montreal, QB

Mon Sep 14 1970, 7:05 PM EDT

Att. 15,462 - Unknown

livebaseballscorecards.com

AB	38
R	9
H	12
RBI	7
BB	10
SO	6
LOB	24

1B: 10 SF: 2
2B: 3 SAC: 1
3B: 0 DP: 3
HR: 0 HBP: 0

WP: 1 PA: 51
PB: 0
SB: 1
CS: 0

New York Mets @ Montreal Expos

Jarry Park, Montreal, QB

Mon Sep 14 1970, 7:05 PM EDT

Att. 15,462 - Unknown

livebaseballscorecards.com

Batter	1	2	3	4	5	6	7	8	9	10	AB	R	H	RBI	BB	SO	LOB
Don Hahn, R (1, 7) (6, 8) OBP: 0.383, SLG: 0.306	4-3	1B		1B 2B		P4			4-3		3	1	2	1	0	0	0
Jim Gosger, L (6, PH) (7, 8) OBP: 0.343, SLG: 0.381											2	0	0	0	0	0	0
Gary Sutherland, R (1, 4) OBP: 0.268, SLG: 0.252	L6	P6		BB 1B		6-3			F8		5	0	1	1	0	0	2
Rusty Staub, L (1, 9) OBP: 0.402, SLG: 0.513	1B		K	BB		4-3			F9		4	0	1	0	1	1	0
Bob Bailey, R (1, 3) (6, 5) OBP: 0.437, SLG: 0.667	F9		F7	F7			F9			FC4-6 BB	4	0	0	0	1	0	3
John Bateman, R (1, 2) OBP: 0.268, SLG: 0.371		K	2B		2B SF9 BB		L5			K	4	1	1	0	1	2	1
Coco Laboy, R (1, 5) OBP: 0.255, SLG: 0.303		HR 1B	P3		1-3 2B		K			FC4-6 1-2f	2	1	1	0	0	0	1
Mack Jones, L (5, PH) (6, 7) OBP: 0.400, SLG: 0.464											3	0	1	0	0	1	1
Clyde Mashore, R (1, 8) OBP: 0.600, SLG: 1.250		1-H HR		3-1 2B 1B	K			6-3		4-3	2	2	2	2	0	0	0
Ron Fairly, L (5, PH) (6, 3) OBP: 0.409, SLG: 0.461											3	0	0	0	0	1	3
Bobby Wine, R (1, 6) OBP: 0.281, SLG: 0.290		F9		3-1 1-2	SF9 3-H			F8			3	0	0	1	0	0	1
Bill Stoneman, R (1, 1) OBP: 0.111, SLG: 0.132		1B 1B		K	F5			F3			2	0	1	0	0	1	1
Howie Reed, R (5, 1)											0	0	0	0	0	0	0
Jim Fairey, L (5, PH) OBP: 0.291, SLG: 0.341											1	0	0	0	0	0	1
Mike Marshall, R (6, 1) OBP: 0.182, SLG: 0.100											1	0	0	0	0	0	0
Inning Stats	R: 0 H: 1 E: 0 LOB: 1 K: 0 BB: 0 S: 4 P: 4	R: 2 H: 4 E: 0 LOB: 2 K: 1 BB: 0 S: 9 P: 9	R: 0 H: 1 E: 0 LOB: 1 K: 1 BB: 0 S: 6 P: 6	R: 2 H: 3 E: 0 LOB: 2 K: 1 BB: 1 S: 8 P: 12	R: 1 H: 1 E: 0 LOB: 1 K: 1 BB: 1 S: 6 P: 10	R: 0 H: 0 E: 0 LOB: 0 K: 0 BB: 0 S: 3 P: 3	R: 0 H: 0 E: 0 LOB: 0 K: 1 BB: 0 S: 5 P: 5	R: 0 H: 0 E: 0 LOB: 0 K: 0 BB: 0 S: 3 P: 3	R: 0 H: 0 E: 0 LOB: 0 K: 0 BB: 0 S: 3 P: 3	R: 0 H: 0 E: 0 LOB: 1 K: 1 BB: 1 S: 5 P: 9	1B: 6 SF: 1 2B: 3 SAC: 0 3B: 0 DP: 0 HR: 1 HBP: 0						

PITCHER		IP	WLS	BF	H	R	ER	SO	BB	IBB	HBP	BLK	WP	HR	S	P	ERA	WHIP
Ray Sadecki, L ERA: 3.9	(1, 1)	3.2		19	8	4	4	3	0	0	0	0	0	1	25	25	9.82	2.182
Ron Taylor, R ERA: 3.93	(4, 1)	0.1		3	1	0	0	0	1	0	0	0	0	0	2	6	0.00	6.000
Danny Frisella, R ERA: 3.02	(5, 1)	5.0	W	17	1	1	1	2	1	0	0	0	0	0	20	24	1.80	0.400
Nolan Ryan, R ERA: 3.51	(10, 1)	1.0	S	4	0	0	0	1	1	0	0	0	0	0	5	9	0.00	1.000

PITCHER	IP	WLS	BF	H	R	ER	SO	BB	IBB	HBP	BLK	WP	HR	S	P	ERA	WHIP

AB	39
R	5
H	10
RBI	5
BB	3
SO	6
LOB	14

WP: 0 PA: 43
PB: 0
SB: 0
CS: 0

Batter	1	2	3	4	5	6	7	8	9	10	AB	R	H	RBI	BB	SO	LOB
Tommie Agee, R (1, 8) OBP: 0.341, SLG: 0.471	S S S 0-3 ① K			x 0-0 1B 1B BB 1B		x 0-0 CS 1B		x 0-0 ① F7		x 0-0 HR	5	2	3	1	0	1	0
Wayne Garrett, L (1, 5) OBP: 0.390, SLG: 0.434	x 0-0 ② 4-3			x 0-0 BB 1B 1-2 G1-2-3 1B		x 0-0 ① 1-2 1B BB 1B		B B B 4-0 BB		x 0-0 ② F9	4	1	2	0	1	0	0
Cleon Jones, R (1, 7) OBP: 0.359, SLG: 0.433	x 0-0 ③ 4-3			S S S 0-3 ① K		B B B 4-0 1B 1-2 BB		x 0-0 ② F9		x 0-0 1B	4	0	1	0	1	1	3
Art Shamsky, L (1, 9) OBP: 0.383, SLG: 0.442 Ron Swoboda, R (10, PH) OBP: 0.333, SLG: 0.387 (10, 9)		x 0-0 ① 1-3		x 0-0 BB 1-2 2-3 1B		x 0-0 1-3 2-H 1B		x 0-0 ③ 3-1		S S S 0-3 ③ K	4 1	0 0	2 0	1 0	0 0	0 1	1 1
Donn Clendenon, R (1, 3) OBP: 0.354, SLG: 0.519		S S S 0-3 ② K		B B B 4-0 1-2 2-3 3-H BB		S S S 0-3 ② K			x 0-0 G4-6-3 1B		3	0	1	1	1	2	2
Ken Boswell, L (1, 4) OBP: 0.329, SLG: 0.342		x 0-0 ③ F9		x 0-0 ② ③ G1-2-3 3-Hf		x 0-0 ③ 6-3			x 0-0 ① ② G4-6-3 1-2f		4	0	0	0	0	0	6
Jerry Grote, R (1, 2) OBP: 0.312, SLG: 0.303 Dave Marshall, L (9, PH) OBP: 0.310, SLG: 0.431 Duffy Dyer, R (9, 2) OBP: 0.309, SLG: 0.257			x 0-0 ① F9		x 0-0 ① F8		x 0-0 ① 4-3		x 0-0 HR		3 1 0	0 1 0	0 1 0	0 1 0	0 0 0	0 0 0	0 0 0
Bud Harrelson, S (1, 6) OBP: 0.345, SLG: 0.306			x 0-0 ② F7		x 0-0 ② 3-1		x 0-0 ② F7		x 0-0 ③ 6-3		4	0	0	0	0	0	0
Jerry Koosman, R (1, 1) OBP: 0.181, SLG: 0.108 Ron Herbel, R (10, 1)			S S S 0-3 ③ K		S S S 0-3 ③ K		S S S 0-3 ③ K			S S S 0-3 ① K	4 0	0 0	0 0	0 0	0 0	4 0	0 0
Inning Stats	R: 0 H: 0 E: 0 LOB: 0 K: 1 BB: 0 S: 5 P: 5	R: 0 H: 0 E: 0 LOB: 0 K: 1 BB: 0 S: 5 P: 5	R: 0 H: 0 E: 0 LOB: 0 K: 1 BB: 0 S: 5 P: 5	R: 1 H: 3 E: 0 LOB: 2 K: 1 BB: 1 S: 7 P: 11	R: 0 H: 0 E: 0 LOB: 0 K: 1 BB: 0 S: 5 P: 5	R: 1 H: 3 E: 0 LOB: 2 K: 1 BB: 1 S: 7 P: 11	R: 0 H: 0 E: 0 LOB: 0 K: 1 BB: 0 S: 5 P: 5	R: 0 H: 0 E: 0 LOB: 1 K: 0 BB: 1 S: 3 P: 7	R: 1 H: 2 E: 0 LOB: 0 K: 0 BB: 0 S: 4 P: 4	R: 1 H: 2 E: 0 LOB: 1 K: 2 BB: 0 S: 9 P: 9	1B: 8 SF: 0 2B: 0 SAC: 0 3B: 0 DP: 2 HR: 2 HBP: 0						

PITCHER	IP	WLS	BF	H	R	ER	SO	BB	IBB	HBP	BLK	WP	HR	S	P	ERA	WHIP
Carl Morton, R (1, 1) ERA: 3.73	9.2		39	10	4	4	8	3	0	0	0	0	2	52	64	3.72	1.345
John O'Donoghue, L (10, 1) ERA: 5.68	0.1	W	1	0	0	0	1	0	0	0	0	0	0	3	3	0.00	0.000

PITCHER	IP	WLS	BF	H	R	ER	SO	BB	IBB	HBP	BLK	WP	HR	S	P	ERA	WHIP

TOP

New York Mets @ Montreal Expos

Jarry Park, Montreal, QB

Tue Sep 15 1970, 7:05 PM EDT
Att. 12,806 - Unknown

livebaseballscorecards.com

AB	37
R	4
H	10
RBI	4
BB	3
SO	9
LOB	13

1B: 8	SF: 0	WP: 0	PA: 40
2B: 0	SAC: 0	PB: 0	
3B: 0	DP: 2	SB: 0	
HR: 2	HBP: 0	CS: 1	

Batter	1	2	3	4	5	6	7	8	9	10	AB	R	H	RBI	BB	SO	LOB
Don Hahn, R (1, 7) OBP: 0.373, SLG: 0.296	F8		K			5-3		K		SH5-4 1-2 2-3	4	0	0	0	0	2	0
Gary Sutherland, R (1, 4) OBP: 0.267, SLG: 0.251	F9		6-3			F8		FC6-4 1B		6-3 2-3 3-H	5	0	1	0	0	0	2
Rusty Staub, L (1, 9) OBP: 0.400, SLG: 0.509	F7		F9			F8		F7		1B DI IBB	4	0	0	0	1	0	1
Bob Bailey, R (1, 3) OBP: 0.435, SLG: 0.671 Ron Fairly, L (9, 3) OBP: 0.410, SLG: 0.461		HR		K			5-3	FC6-4 1-2f		1B 1-2 IBB	4 0	1 0	1 0	1 0	0 1	1 0	1 0
John Bateman, R (1, 2) OBP: 0.271, SLG: 0.376		3B 1B		6-3			BB SF9 2B		P6	1-2 2-3 3-H 1B	5	2	3	1	0	0	0
Coco Laboy, R (1, 5) OBP: 0.255, SLG: 0.301		F9		F8			4-0 BB IBB		K		3	0	0	0	1	1	1
Clyde Mashore, R (1, 8) OBP: 0.444, SLG: 0.714		K			P6		4-0 1-2 2-3 BB		4-3		3	0	0	0	1	1	1
Bobby Wine, R (1, 6) OBP: 0.283, SLG: 0.297 Boots Day, L (10, PR) OBP: 0.356, SLG: 0.333		1-H 3B			5-3		SF9 3-H			SH5-4 BB WP 1B	3 0	0 1	2 0	2 0	0 0	0 0	0 0
Carl Morton, R (1, 1) OBP: 0.202, SLG: 0.210 John O'Donoghue, R (10, 1) Ron Brand, R (10, PH) OBP: 0.280, SLG: 0.295		4-3			F9		F7			WP SH5-4 1-2 1B BB	3 0 0	0 0 1	0 0 0	0 0 0	0 0 1	0 0 0	3 0 0
Inning Stats	R: 0 H: 0 E: 0 LOB: 0 K: 0 BB: 0 S: 3 P: 3	R: 2 H: 3 E: 0 LOB: 1 K: 1 BB: 0 S: 8 P: 8	R: 0 H: 0 E: 0 LOB: 0 K: 1 BB: 0 S: 5 P: 5	R: 0 H: 0 E: 0 LOB: 0 K: 1 BB: 0 S: 5 P: 5	R: 0 H: 0 E: 0 LOB: 0 K: 0 BB: 0 S: 3 P: 3	R: 0 H: 0 E: 0 LOB: 0 K: 0 BB: 0 S: 3 P: 3	R: 1 H: 1 E: 0 LOB: 2 K: 0 BB: 2 S: 4 P: 12	R: 0 H: 1 E: 0 LOB: 1 K: 1 BB: 0 S: 6 P: 6	R: 0 H: 0 E: 0 LOB: 0 K: 1 BB: 0 S: 5 P: 5	R: 2 H: 2 E: 0 LOB: 3 K: 0 BB: 3 S: 4 P: 16	1B: 4 SF: 1 2B: 1 SAC: 1 3B: 1 DP: 0 HR: 1 HBP: 0						WP: 1 PA: 41 PB: 0 SB: 0 CS: 0

PITCHER	IP	WLS	BF	H	R	ER	SO	BB	IBB	HBP	BLK	WP	HR	S	P	ERA	WHIP
Jerry Koosman, L (1, 1) ERA: 3.32	9.2	L	39	6	5	5	5	2	2	0	0	1	1	45	61	4.66	0.828
Ron Herbel, R (10, 1) ERA: 4.7	0.0		2	1	0	0	0	0	1	0	0	0	0	1	5	∞	∞

PITCHER	IP	WLS	BF	H	R	ER	SO	BB	IBB	HBP	BLK	WP	HR	S	P	ERA	WHIP

BOTTOM

New York Mets @ Montreal Expos

Jarry Park, Montreal, QB

Tue Sep 15 1970, 7:05 PM EDT
Att. 12,806 - Unknown

livebaseballscorecards.com

AB	34
R	5
H	7
RBI	4
BB	5
SO	5
LOB	9

Batter	1	2	3	4	5	6	7	8	9	AB	R	H	RBI	BB	SO	LOB
Tommie Agee, R (1, 8) OBP: 0.339, SLG: 0.468	5-3		1-3			5-3			5-3	4	0	0	0	0	0	1
Wayne Garrett, L (1, 5) OBP: 0.388, SLG: 0.432	G6-4-3 1B			G3		G3			P5	4	0	1	0	0	0	0
Cleon Jones, R (1, 7) OBP: 0.356, SLG: 0.429	G6-4-3 1-2f			5-3			6-3		F9	4	0	0	0	0	0	1
Art Shamsky, L (1, 9) OBP: 0.386, SLG: 0.460		4-3		HR			HR			3	2	2	2	0	0	0
Donn Clendenon, R (1, 3) OBP: 0.351, SLG: 0.514		K		6-3			5-3			3	0	0	0	0	1	0
Ken Boswell, L (1, 4) OBP: 0.326, SLG: 0.339		F8			K		1-3			3	0	0	0	0	1	0
Jerry Grote, R (1, 2) OBP: 0.313, SLG: 0.306			4-3 2B		6-3			5-3		3	0	1	0	0	0	0
Bud Harrelson, S (1, 6) OBP: 0.343, SLG: 0.305			P1		F8			G4-6-3 1B		2	0	0	0	0	0	1
Dave Marshall, L (8, PH) OBP: 0.314, SLG: 0.434										1	0	1	0	0	0	0
Al Weis, S (8, 6) OBP: 0.258, SLG: 0.311										0	0	0	0	0	0	0
Tom Seaver, R (1, 1) OBP: 0.238, SLG: 0.215			4-3 2-3			4-3		G4-6-3 1-2f		2	0	0	0	0	0	1
Ken Singleton, S (8, PH) OBP: 0.362, SLG: 0.374										1	0	0	0	0	0	1
Tug McGraw, R (8, 1) OBP: 0.333, SLG: 0.455										0	0	0	0	0	0	0
Inning Stats	R: 0 E: 0 K: 0 S: 3 H: 1 LOB: 0 BB: 0 P: 3	R: 0 E: 0 K: 1 S: 5 H: 0 LOB: 0 BB: 0 P: 5	R: 0 E: 0 K: 0 S: 4 H: 1 LOB: 0 BB: 0 P: 4	R: 1 E: 0 K: 0 S: 4 H: 1 LOB: 0 BB: 0 P: 4	R: 0 E: 0 K: 1 S: 5 H: 0 LOB: 0 BB: 0 P: 5	R: 0 E: 0 K: 0 S: 3 H: 0 LOB: 0 BB: 0 P: 3	R: 1 E: 0 K: 0 S: 4 H: 1 LOB: 0 BB: 0 P: 4	R: 0 E: 0 K: 0 S: 3 H: 1 LOB: 0 BB: 0 P: 3	R: 0 E: 0 K: 0 S: 3 H: 0 LOB: 0 BB: 0 P: 3	1B: 2 2B: 1 3B: 0 HR: 2 SF: 0 SAC: 0 DP: 2 HBP: 0	WP: 0 PB: 0 SB: 0 CS: 0 PA: 30					

PITCHER	IP	WLS	BF	H	R	ER	SO	BB	IBB	HBP	BLK	WP	HR	S	P	ERA	WHIP
Steve Renko, R (1, 1) ERA: 4.27	9.0	W	30	5	2	2	2	0	0	0	0	0	2	34	34	2.00	0.556

PITCHER	IP	WLS	BF	H	R	ER	SO	BB	IBB	HBP	BLK	WP	HR	S	P	ERA	WHIP

TOP

New York Mets @ Montreal Expos

Jarry Park, Montreal, QB

Wed Sep 16 1970, 7:05 PM EDT

Att. 12,152 - Unknown

livebaseballscorecards.com

AB	30
R	2
H	5
RBI	2
BB	0
SO	2
LOB	5

BOTTOM

New York Mets @ Montreal Expos

Jarry Park, Montreal, QB

Wed Sep 16 1970, 7:05 PM EDT

Att. 12,152 - Unknown

Batter	1	2	3	4	5	6	7	8	9	AB	R	H	RBI	BB	SO	LOB
Marv Staehle, L (1, 4) OBP: 0.311, SLG: 0.259	x 0-0 ① P6		x 0-0 1B WP 2-3 3-H 1B		x 0-0 ② F9		x 0-0 ② F8	x 0-0 ③ FC5 2-3f		4	1	1	1	0	0	0
Gary Sutherland, R (8, PH) OBP: 0.266, SLG: 0.250 (9, 4)										1	0	0	0	0	0	3
Jim Gosger, L (1, 7) OBP: 0.349, SLG: 0.385	x 0-0 ② P5		x 0-0 1-3 3-H 1B		B B B B 4-0 BB		x 0-0 BB 1B			3	0	2	1	1	0	0
Rusty Staub, L (1, 9) OBP: 0.399, SLG: 0.506	x 0-0 ③ 3-1		S S S 0-3 ② K 3-H		S S S 0-3 ③ K		B B B B 4-0 1-2 BB			3	0	0	0	1	2	2
Bob Bailey, R (1, 5) OBP: 0.433, SLG: 0.666 (9, 3)		S S S 0-3 ① K	x 0-0 ③ F8			x 0-0 SH1 1B 1B	x 0-0 ③ F8			4	1	1	0	0	1	3
Ron Fairly, L (1, 3) OBP: 0.412, SLG: 0.464		x 0-0 ② 4-3		B B B B 4-0 E S BB		x 0-0 ① SH1 1-2		x 0-0 2B 2B		2	0	1	0	1	0	0
Adolfo Phillips, R (8, PR) OBP: 0.351, SLG: 0.381										0	0	0	0	0	0	0
Coco Laboy, R (9, 5) OBP: 0.255, SLG: 0.301										0	0	0	0	0	0	0
Boots Day, L (1, 8) OBP: 0.344, SLG: 0.321		x 0-0 ③ P6		S S S 0-3 ① K 1-3		x 0-0 ② F7		x 0-0 FC5 2-3 2B		3	0	0	0	0	1	2
Don Hahn, R (8, PH) OBP: 0.377, SLG: 0.310 (9, 8)										1	0	1	0	0	0	0
John Bateman, R (1, 2) OBP: 0.275, SLG: 0.376			B B B B 4-0 SH 1B BB	x 0-0 ② F7		x 0-0 FC5-4 2-H 1B		I I I I 4-0 IBB		2	1	1	1	2	0	1
Bobby Wine, R (1, 6) OBP: 0.281, SLG: 0.295			x 0-0 SH 1B 1-3 1B	x 0-0 ③ F9		x 0-0 ③ FC5-4 1-2f		S S S 0-3 ① K		3	1	0	0	0	1	5
Steve Renko, R (1, 1) OBP: 0.187, SLG: 0.192			x 0-0 ① P4		x 0-0 ① 5-3		x 0-0 ① 1-3	S S S 0-3 ② K		4	0	0	0	0	1	5
Inning Stats	R: 0 H: 0 E: 0 LOB: 0 K: 0 BB: 0 S: 3 P: 3	R: 0 H: 0 E: 0 LOB: 0 K: 1 BB: 0 S: 5 P: 5	R: 3 H: 2 E: 1 LOB: 1 K: 1 BB: 1 S: 8 P: 12	R: 0 H: 0 E: 0 LOB: 1 K: 1 BB: 1 S: 5 P: 9	R: 0 H: 0 E: 0 LOB: 1 K: 1 BB: 1 S: 5 P: 9	R: 1 H: 2 E: 0 LOB: 1 K: 0 BB: 0 S: 5 P: 5	R: 0 H: 1 E: 0 LOB: 2 K: 0 BB: 1 S: 4 P: 8	R: 0 H: 2 E: 0 LOB: 3 K: 2 BB: 1 S: 9 P: 13		1B: 5 SF: 0 2B: 2 SAC: 2 3B: 0 DP: 0 HR: 0 HBP: 0						

livebaseballscorecards.com

	AB	30
	R	4
	H	7
	RBI	3
	BB	5
	SO	6
	LOB	21

PITCHER		IP	WLS	BF	H	R	ER	SO	BB	IBB	HBP	BLK	WP	HR	S	P	ERA	WHIP
Tom Seaver, R ERA: 2.69	(1, 1)	7.0	L	31	5	4	3	4	4	0	0	0	1	0	35	51	3.86	1.286
Tug McGraw, L ERA: 3.54	(8, 1)	1.0		6	2	0	0	2	0	1	0	0	0	0	9	13	0.00	2.000

PITCHER	IP	WLS	BF	H	R	ER	SO	BB	IBB	HBP	BLK	WP	HR	S	P	ERA	WHIP

Pittsburgh Pirates @ New York Mets

Shea Stadium, Flushing, NY

Fri Sep 18 1970, 7:05 PM EDT

Att. 42,225 - Overcast

TOP

livebaseballscorecards.com

Batter	1	2	3	4	5	6	7	8	9	AB	R	H	RBI	BB	SO	LOB
Gene Clines, R (1, 9) OBP: 0.577, SLG: 0.583	L4-3		L4-3			CS 1B	L6-3		4-3 1B 1-2	5	0	2	0	0	0	1
Matty Alou, L (1, 8) OBP: 0.328, SLG: 0.354	1B 1B		4-3			6-3 1-2		E SH1-3 1B	4-3 1-2 2-3	5	0	2	0	0	0	3
Manny Sanguillen, R (1, 2) OBP: 0.343, SLG: 0.448	1-3 1B			P6		5-3		SH1-3 1-2	6-3	4	0	1	0	0	0	2
Willie Stargell, L (1, 7) OBP: 0.333, SLG: 0.528	K			P6			HR 1B	E IBB		3	1	1	0	1	1	2
Bob Robertson, R (1, 3) OBP: 0.367, SLG: 0.581	K			P5			1-H HR	K		3	1	1	2	0	1	2
George Kopacz, L (8, PH) OBP: 0.200, SLG: 0.200 (8, 3)										1	0	0	0	0	1	2
Jose Pagan, R (1, 5) OBP: 0.315, SLG: 0.416		F8			5-3		HR	E5 1-2 2-3		4	1	1	1	0	0	2
Gene Alley, R (1, 6) OBP: 0.290, SLG: 0.347		6-3			1B		SH3-4 1B	K		4	0	2	0	0	1	3
Bill Mazeroski, R (1, 4) OBP: 0.291, SLG: 0.334		5-3			K		F9		F9	4	0	0	0	0	1	2
Steve Blass, R (1, 1) OBP: 0.145, SLG: 0.136			K		F9		SH3-4 1-2		4-3 1B	2	0	0	0	0	1	1
Dave Giusti, R (8, 1) OBP: 0.353, SLG: 0.357										1	0	1	0	0	0	0

	AB	36
	R	3
	H	11
	RBI	3
	BB	1
	SO	6
	LOB	20

Inning Stats	1	2	3	4	5	6	7	8	9	1B: 9	SF: 0	WP: 0	PA: 39
	R: 0 E: 0 K: 2 S: 9	R: 0 E: 0 K: 0 S: 3	R: 0 E: 0 K: 1 S: 5	R: 0 E: 0 K: 0 S: 3	R: 0 E: 0 K: 1 S: 6	R: 0 E: 0 K: 0 S: 3	R: 3 E: 0 K: 0 S: 7	R: 0 E: 1 K: 2 S: 9	R: 0 E: 0 K: 0 S: 5	2B: 0 3B: 0 HR: 2	SAC: 2 DP: 0 HBP: 0	PB: 0 SB: 0 CS: 1	
	H: 2 LOB: 2 BB: 0 P: 9	H: 0 LOB: 0 BB: 0 P: 3	H: 0 LOB: 0 BB: 0 P: 5	H: 0 LOB: 0 BB: 0 P: 3	H: 1 LOB: 1 BB: 0 P: 6	H: 1 LOB: 0 BB: 0 P: 3	H: 4 LOB: 1 BB: 0 P: 7	H: 1 LOB: 3 BB: 1 P: 13	H: 2 LOB: 2 BB: 0 P: 5				

PITCHER		IP	WLS	BF	H	R	ER	SO	BB	IBB	HBP	BLK	WP	HR	S	P	ERA	WHIP
Jim McAndrew, R ERA: 3.48	(1, 1)	7.0	L	28	8	3	3	4	0	0	0	0	0	2	36	36	3.86	1.143
Danny Frisella, R ERA: 2.91	(8, 1)	2.0		11	3	0	0	2	0	1	0	0	0	0	14	18	0.00	1.500

PITCHER	IP	WLS	BF	H	R	ER	SO	BB	IBB	HBP	BLK	WP	HR	S	P	ERA	WHIP

Pittsburgh Pirates @ New York Mets

Shea Stadium, Flushing, NY

Fri Sep 18 1970, 7:05 PM EDT

Att. 42,225 - Overcast

BOTTOM

Batter	1	2	3	4	5	6	7	8	9	AB	R	H	RBI	BB	SO	LOB
Tommie Agee, R (1, 8) OBP: 0.340, SLG: 0.467	0-0 2B 1B	4-0 1-2 2-3 BB			0-3 K		0-0 6-3			3	0	1	0	1	1	0
Wayne Garrett, L (1, 5) OBP: 0.387, SLG: 0.428	0-0 F7	0-0 L5 3-H			0-0 F8			4-0 1B 1B BB		3	1	0	0	1	0	4
Cleon Jones, R (1, 7) OBP: 0.359, SLG: 0.434	0-0 1-3 2B		0-0 1B		0-0 F9			0-0 1B SF8 1-2 1B		4	1	3	0	0	0	0
Art Shamsky, L (1, 3) OBP: 0.387, SLG: 0.459 Mike Jorgensen, L (8, PR) OBP: 0.286, SLG: 0.387 (9, 3)	4-0 FC6-4 IBB		0-0 F8			0-0 G3		0-0 CS 1-3 2-H 1B		3 0	0 0	1 0	1 0	1 0	0 0	1 0
Dave Marshall, L (1, 9) OBP: 0.307, SLG: 0.427	0-3 K		0-3 K			0-0 4-3		0-0 SF8 3-H		3	0	0	1	0	2	4
Ken Boswell, L (1, 4) OBP: 0.325, SLG: 0.338	0-0 FC6-4 1-2f		0-0 L3			0-0 1B		0-0 L9		4	0	1	0	0	0	5
Jerry Grote, R (1, 2) OBP: 0.314, SLG: 0.308		0-0 FC1-5 1B 1B		0-0 G6-4-3 1B		0-0 P3		0-0 CS 1-2	0-0 F7	4	0	2	0	0	0	1
Bud Harrelson, S (1, 6) OBP: 0.343, SLG: 0.305 Ken Singleton, S (9, PH) OBP: 0.361, SLG: 0.372		0-0 BB FC1-5 1-2 L5 1B		0-0 G6-4-3 1-2f			0-3 K		0-3 K	3 1	0 0	1 0	0 0	1 1	1 0	1 0
Jim McAndrew, R (1, 1) OBP: 0.214, SLG: 0.196 Ed Kranepool, L (7, PH) OBP: 0.217, SLG: 0.122 Danny Frisella, L (8, 1) OBP: 0.357, SLG: 0.308 Donn Clendenon, R (9, PH) OBP: 0.350, SLG: 0.513		0-0 FC1-5 BB 1-2 2-3f		0-3 K			0-0 4-3		0-3 K	2 1 0 1	0 0 0 0	0 0 0 0	0 0 0 0	1 0 0 1	2 0 0 0	2 0 0 0
Inning Stats	R: 0 E: 0 K: 1 S: 7 H: 2 LOB: 3 BB: 1 P: 11	R: 0 E: 0 K: 0 S: 4 H: 2 LOB: 2 BB: 1 P: 8	R: 0 E: 0 K: 1 S: 6 H: 1 LOB: 1 BB: 0 P: 6	R: 0 E: 0 K: 1 S: 5 H: 1 LOB: 0 BB: 0 P: 5	R: 0 E: 0 K: 1 S: 5 H: 0 LOB: 0 BB: 0 P: 5	R: 0 E: 0 K: 0 S: 4 H: 1 LOB: 1 BB: 0 P: 4	R: 0 E: 0 K: 1 S: 5 H: 0 LOB: 0 BB: 0 P: 5	R: 2 E: 0 K: 0 S: 4 H: 2 LOB: 1 BB: 1 P: 8	R: 0 E: 0 K: 2 S: 7 H: 0 LOB: 0 BB: 0 P: 7	1B: 8 2B: 2 3B: 0 HR: 0	SF: 1 SAC: 0 DP: 2 HBP: 0						

livebaseballscorecards.com

AB	32
R	2
H	9
RBI	2
BB	3
SO	7
LOB	18

WP: 0 PB: 0 SB: 0 CS: 1 PA: 37

PITCHER		IP	WLS	BF	H	R	ER	SO	BB	IBB	HBP	BLK	WP	HR	S	P	ERA	WHIP
Steve Blass, R ERA: 3.37	(1, 1)	7.0	W	30	8	2	2	5	2	1	0	0	0	0	37	49	2.57	1.429
Dave Giusti, R ERA: 3.19	(8, 1)	2.0	S	6	1	0	0	2	0	0	0	0	0	0	10	10	0.00	0.500

Batter	1	2	3	4	5	6	7	8	9	AB	R	H	RBI	BB	SO	LOB
Matty Alou, L (1, 8) OBP: 0.329, SLG: 0.355	F7		2-3 E 1B		1-2 FC1-6-5 1B			6-3		4	1	2	0	0	0	0
Richie Hebner, L (1, 5) OBP: 0.354, SLG: 0.451	CS 1B		2-3 1-2		FC1-6-5 1-2 2-3			K		4	0	1	0	0	1	3
Roberto Clemente, R (1, 9) OBP: 0.412, SLG: 0.564	K 1-2		E8 1B 2-H 2B		K			K		4	1	1	1	0	3	2
Willie Stargell, L (1, 7) OBP: 0.332, SLG: 0.525		E4 BB	1B 3-H			F8			K	4	0	1	1	0	1	0
Al Oliver, L (1, 3) OBP: 0.327, SLG: 0.425		BB 1-2	F9			3-1			5-3 BB	2	0	0	0	2	0	1
Manny Sanguillen, R (1, 2) OBP: 0.340, SLG: 0.444		F3		F9		F4			5-3 1-2	4	0	0	0	0	0	3
Gene Alley, R (1, 6) OBP: 0.289, SLG: 0.346		K		5-3			G5-4-3 1B		F8	4	0	1	0	0	1	3
Dave Cash, R (1, 4) OBP: 0.356, SLG: 0.416		F7		P6			G5-4-3 1-2f			3	0	0	0	0	0	3
Luke Walker, L (1, 1) OBP: 0.209, SLG: 0.150			5-3		FC1-6-5 1B		K			2	0	1	0	0	0	0
John Lamb, R (6, 1)										1	0	0	0	0	1	0
George Brunet, R (8, 1) OBP: 0.190, SLG: 0.250										0	0	0	0	0	0	0
Dave Giusti, R (8, 1) OBP: 0.353, SLG: 0.357										0	0	0	0	0	0	0
Joe Gibbon, R (9, 1)										0	0	0	0	0	0	0

TOP

Pittsburgh Pirates @ New York Mets

Shea Stadium, Flushing, NY

Sat Sep 19 1970, 3:33 AM EDT

Att. 41,323 - Sunny

livebaseballscorecards.com

AB	32
R	2
H	7
RBI	2
BB	2
SO	7
LOB	15

Inning Stats	1	2	3	4	5	6	7	8	9
	R: 0 E: 0 K: 1 S: 5	R: 0 E: 1 K: 1 S: 6	R: 2 E: 1 K: 0 S: 6	R: 0 E: 0 K: 0 S: 3	R: 0 E: 0 K: 1 S: 6	R: 0 E: 0 K: 0 S: 3	R: 0 E: 0 K: 1 S: 5	R: 0 E: 0 K: 2 S: 7	R: 0 E: 0 K: 1 S: 5
	H: 1 LOB: 1 BB: 0 P: 5	H: 0 LOB: 2 BB: 1 P: 10	H: 3 LOB: 1 BB: 0 P: 6	H: 0 LOB: 0 BB: 0 P: 3	H: 2 LOB: 1 BB: 0 P: 6	H: 0 LOB: 0 BB: 0 P: 3	H: 1 LOB: 0 BB: 0 P: 5	H: 0 LOB: 0 BB: 0 P: 7	H: 0 LOB: 1 BB: 1 P: 9

| | | | | | | | | | |

Batter	1	2	3	4	5	6	7	8	9	AB	R	H	RBI	BB	SO	LOB
Tommie Agee, R (1, 8) OBP: 0.339, SLG: 0.465	6-3		E5 1-2		K		G6-4-3 1-2f		G4-6-3 1B	5	0	1	0	0	1	2
Wayne Garrett, L (1, 4) OBP: 0.388, SLG: 0.427 (9, 5) Leroy Stanton, R (9, PH)	L3 BB		K		4-3		1B		G4-6-3 1-2f	3 1	0 0	1 0	0 0	1 0	1 0	2 1
Cleon Jones, R (1, 7) OBP: 0.356, SLG: 0.430	L3 1-2		L9		K		F9			4	0	0	0	0	1	4
Donn Clendenon, R (1, 3) OBP: 0.354, SLG: 0.514		FC6-4 1B	K		BB BB G6-4-3 1B			SH1-4 BB		3	1	2	0	1	1	2
Ron Swoboda, R (1, 9) OBP: 0.337, SLG: 0.388 Duffy Dyer, R (9, 2) OBP: 0.309, SLG: 0.257	FC6-4 1-2f BB			BB 1B	G6-4-3 BB 1-2 BB			SH1-4 1-2		2 0	0 0	1 0	0 0	1 0	0 0	1 0
Joe Foy, R (1, 5) OBP: 0.377, SLG: 0.335 Art Shamsky, L (8, PH) OBP: 0.386, SLG: 0.458 (9, 9)	1-2 BB		1-2 BB		G6-4-3 1-2 2-3 BB			P6		0 1	0 0	0 0	0 0	3 0	0 0	0 1
Jerry Grote, R (1, 2) OBP: 0.312, SLG: 0.305 Ken Boswell, L (8, PH) OBP: 0.327, SLG: 0.338 (9, 4)	F2		F7		G6-4-3 1-2f 2-3 3-H			BB		3 0	0 0	0 0	0 0	0 1	0 0	6 0
Bud Harrelson, S (1, 6) OBP: 0.342, SLG: 0.303 Ken Singleton, S (8, PH) OBP: 0.359, SLG: 0.370 Al Weis, S (9, 6) OBP: 0.258, SLG: 0.311	K		F8		F7			K		3 1 0	0 0 0	0 0 0	0 0 0	0 0 0	1 1 0	5 2 0
Gary Gentry, R (1, 1) OBP: 0.143, SLG: 0.103 Dave Marshall, L (7, PH) OBP: 0.311, SLG: 0.427 Tug McGraw, R (8, 1) OBP: 0.333, SLG: 0.455 Ed Kranepool, L (9, PH) OBP: 0.213, SLG: 0.119			E BB	K		G6-4-3 BB			F8	1 0 0 1	0 0 0 0	0 0 0 0	0 0 0 0	1 1 0 0	1 0 0 0	2 0 0 0
Inning Stats	R: 0 E: 0 K: 0 S: 2 H: 0 LOB: 0 BB: 1 P: 6	R: 0 E: 0 K: 1 S: 6 H: 1 LOB: 2 BB: 1 P: 10	R: 0 E: 1 K: 2 S: 8 H: 0 LOB: 2 BB: 1 P: 12	R: 0 E: 0 K: 1 S: 6 H: 1 LOB: 2 BB: 1 P: 10	R: 0 E: 0 K: 2 S: 7 H: 0 LOB: 0 BB: 0 P: 7	R: 1 E: 0 K: 0 S: 3 H: 1 LOB: 1 BB: 2 P: 11	R: 0 E: 0 K: 0 S: 3 H: 1 LOB: 1 BB: 1 P: 7	R: 0 E: 0 K: 1 S: 5 H: 0 LOB: 2 BB: 2 P: 13	R: 0 E: 0 K: 0 S: 3 H: 1 LOB: 0 BB: 0 P: 3	1B: 5 2B: 1 3B: 0 HR: 0	SF: 0 SAC: 1 DP: 4 HBP: 0					

PITCHER		IP	WLS	BF	H	R	ER	SO	BB	IBB	HBP	BLK	WP	HR	S	P	ERA	WHIP
Luke Walker, L ERA: 3.28	(1, 1)	5.0	W	24	3	1	1	6	6	0	0	0	0	0	30	54	1.80	1.800
John Lamb, R ERA: 2.08	(6, 1)	2.1		8	1	0	0	0	2	0	0	0	0	0	6	14	0.00	1.286
George Brunet, L ERA: 4.33	(8, 1)	0.1		1	0	0	0	0	0	0	0	0	0	0	1	1	0.00	0.000
Dave Giusti, R ERA: 3.17	(8, 1)	0.2		4	1	0	0	1	1	0	0	0	0	0	5	9	0.00	3.000
Joe Gibbon, L ERA: 5.4	(9, 1)	0.2	S	1	0	0	0	0	0	0	0	0	0	0	1	1	0.00	0.000

PITCHER	IP	WLS	BF	H	R	ER	SO	BB	IBB	HBP	BLK	WP	HR	S	P	ERA	WHIP

BOTTOM

Pittsburgh Pirates @ New York Mets

Shea Stadium, Flushing, NY

Sat Sep 19 1970, 3:33 AM EDT

Att. 41,323 - Sunny

livebaseballscorecards.com

AB	28
R	1
H	5
RBI	0
BB	9
SO	7
LOB	28

WP: 0 PA: 38
PB: 0
SB: 0
CS: 0

Batter	1	2	3	4	5	6	7	8	9	AB	R	H	RBI	BB	SO	LOB
Matty Alou, L (1, 8) OBP: 0.328, SLG: 0.353	6-3			6-3		HBP			4-3	3	0	0	0	0	0	0
Gene Alley, R (1, 6) OBP: 0.287, SLG: 0.343	6-3			F9		4-3			F7	4	0	0	0	0	0	1
Roberto Clemente, R (1, 9) OBP: 0.408, SLG: 0.558	6-3			K			K		F9	4	0	0	0	0	2	0
Manny Sanguillen, R (1, 2) OBP: 0.338, SLG: 0.442		6-3			6-3		F9			3	0	0	0	0	0	0
Bob Robertson, R (1, 3) OBP: 0.365, SLG: 0.576		K			5-3		P6			3	0	0	0	0	1	0
Willie Stargell, L (1, 7) OBP: 0.332, SLG: 0.524		3-1			P6			1B		3	0	1	0	0	0	0
Jose Pagan, R (1, 5) OBP: 0.315, SLG: 0.428			F2			HR		F2		3	1	1	1	0	0	1
Bill Mazeroski, R (1, 4) OBP: 0.289, SLG: 0.331			P3			F7		F8		3	0	0	0	0	0	1
Bob Moose, R (1, 1) OBP: 0.257, SLG: 0.250			2-3			L4-3		F9		1	0	0	0	0	0	0
Gene Clines, R (6, PH) OBP: 0.556, SLG: 0.560										1	0	0	0	0	0	0
George Brunet, R (6, 1) OBP: 0.190, SLG: 0.250										0	0	0	0	0	0	0
Johnny Jeter, R (8, PH) OBP: 0.311, SLG: 0.331										1	0	0	0	0	0	1
Mudcat Grant, R (8, 1) OBP: 0.467, SLG: 0.200										0	0	0	0	0	0	0
Inning Stats	R: 0 E: 0 K: 0 S: 3 H: 0 LOB: 0 BB: 0 P: 3	R: 0 E: 0 K: 1 S: 5 H: 0 LOB: 0 BB: 0 P: 5	R: 0 E: 0 K: 0 S: 3 H: 0 LOB: 0 BB: 0 P: 3	R: 0 E: 0 K: 1 S: 5 H: 0 LOB: 0 BB: 0 P: 5	R: 0 E: 0 K: 0 S: 3 H: 0 LOB: 0 BB: 0 P: 3	R: 1 E: 0 K: 0 S: 4 H: 1 LOB: 1 BB: 0 P: 5	R: 0 E: 0 K: 1 S: 5 H: 0 LOB: 0 BB: 0 P: 5	R: 0 E: 0 K: 0 S: 4 H: 1 LOB: 1 BB: 0 P: 4	R: 0 E: 0 K: 0 S: 3 H: 0 LOB: 0 BB: 0 P: 3	1B: 1 2B: 0 3B: 0 HR: 1 SF: 0 SAC: 0 DP: 0 HBP: 1						

PITCHER	IP	WLS	BF	H	R	ER	SO	BB	IBB	HBP	BLK	WP	HR	S	P	ERA	WHIP
Jerry Koosman, L (1, 1) ERA: 3.21	9.0	W	30	2	1	1	3	0	0	1	0	0	1	35	36	1.00	0.222

PITCHER	IP	WLS	BF	H	R	ER	SO	BB	IBB	HBP	BLK	WP	HR	S	P	ERA	WHIP

TOP

Pittsburgh Pirates @ New York Mets

Shea Stadium, Flushing, NY

Sun Sep 20 1970, 3:33 AM EDT

Sunny

livebaseballscorecards.com

AB	29
R	1
H	2
RBI	1
BB	0
SO	3
LOB	4

Pittsburgh Pirates @ New York Mets

Shea Stadium, Flushing, NY

Sun Sep 20 1970, 3:33 AM EDT

Sunny

BOTTOM

Batter	1	2	3	4	5	6	7	8	9	AB	R	H	RBI	BB	SO	LOB
Tommie Agee, R (1, 8) OBP: 0.340, SLG: 0.465	G6-4-3 1B 1B		H 1-0 1B SF9 HBP	x 0-0 ③ 5-3			x 0-0 ① FC1-6 CS 1-2f			3	1	1	0	0	0	2
Wayne Garrett, L (1, 5) OBP: 0.392, SLG: 0.429	x 0-0 G6-4-3 1-2 1B		x 0-0 FC4-6 1-3 1B		B B B B 4-0 G5-4-3 BB		x 0-0 ② F7			3	0	2	0	1	0	1
Cleon Jones, R (1, 7) OBP: 0.354, SLG: 0.427	x 0-0 ① ② G6-4-3 1-2f 2-3		x 0-0 ② SF9 3-H		x 0-0 ① ② G5-4-3 1-2f		0-0 ③ CS 1-2	x 0-0 ① F9		3	0	0	1	0	0	3
Art Shamsky, L (1, 9) OBP: 0.382, SLG: 0.453 Ron Swoboda, R (9, 9) OBP: 0.337, SLG: 0.388	x 0-0 ③ F9		x 0-0 ③ FC4-6 1-2f		S S S 0-3 ③ K			x 0-0 ② F8		4 0	0 0	0 0	0 0	0 0	1 0	2 0
Donn Clendenon, R (1, 3) OBP: 0.358, SLG: 0.524 Mike Jorgensen, L (9, 3) OBP: 0.286, SLG: 0.387		x 0-0 1B		B B B B 4-0 2B BB		x 0-0 ① F8		x 0-0 HR		3 0	2 0	2 0	1 0	1 0	0 0	0 0
Ken Boswell, L (1, 4) OBP: 0.326, SLG: 0.340		x 0-0 ① P3		x 0-0 3-1 1B 1-H 2B		x 0-0 ② 4-3		x 0-0 ③ F7		4	1	1	1	0	0	1
Jerry Grote, R (1, 2) OBP: 0.312, SLG: 0.304		x 0-0 ② F8		x 0-0 ① 3-1 2-3		B B B B 4-0 BB				2	0	0	0	1	0	2
Bud Harrelson, S (1, 6) OBP: 0.342, SLG: 0.304		x 0-0 ③ F7		x 0-0 SH1-4 3-H 1B		S S S 0-3 ③ K				3	0	1	1	0	1	2
Jerry Koosman, R (1, 1) OBP: 0.189, SLG: 0.106			x 0-0 ① 5-3	x 0-0 ② SH1-4 1-2			B B B B 4-0 FC1-6 BB			1	0	0	0	1	0	0
Inning Stats	R: 0 H: 2 E: 0 LOB: 1 K: 0 BB: 0 S: 4 P: 4	R: 0 H: 1 E: 0 LOB: 1 K: 0 BB: 0 S: 4 P: 4	R: 1 H: 1 E: 0 LOB: 1 K: 0 BB: 0 S: 4 P: 5	R: 2 H: 2 E: 0 LOB: 1 K: 0 BB: 1 S: 5 P: 9	R: 0 H: 0 E: 0 LOB: 0 K: 1 BB: 1 S: 4 P: 8	R: 0 H: 0 E: 0 LOB: 1 K: 1 BB: 1 S: 5 P: 9	R: 0 H: 0 E: 0 LOB: 0 K: 0 BB: 1 S: 2 P: 6	R: 1 H: 1 E: 0 LOB: 0 K: 0 BB: 0 S: 4 P: 4		1B: 5 SF: 1 2B: 1 SAC: 1 3B: 0 DP: 2 HR: 1 HBP: 1				WP: 0 PA: 34 PB: 0 SB: 0 CS: 1		

livebaseballscorecards.com

	AB	26
	R	4
	H	7
	RBI	4
	BB	4
	SO	2
	LOB	13

PITCHER		IP	WLS	BF	H	R	ER	SO	BB	IBB	HBP	BLK	WP	HR	S	P	ERA	WHIP
Bob Moose, R ERA: 4.02	(1, 1)	5.0	L	22	6	3	3	1	2	0	1	0	0	0	21	30	5.40	1.600
George Brunet, L ERA: 4.26	(6, 1)	2.0		7	0	0	0	1	2	0	0	0	0	0	7	15	0.00	1.000
Mudcat Grant, R ERA: 1.83	(8, 1)	1.0		4	1	1	1	0	0	0	0	0	0	1	4	4	9.00	1.000

PITCHER	IP	WLS	BF	H	R	ER	SO	BB	IBB	HBP	BLK	WP	HR	S	P	ERA	WHIP

Pittsburgh Pirates @ New York Mets

Shea Stadium, Flushing, NY

Sun Sep 20 1970, 3:38 AM EDT

Att. 54,806 - Sunny

livebaseballscorecards.com

TOP

Batter	1	2	3	4	5	6	7	8	9	10	AB	R	H	RBI	BB	SO	LOB
Matty Alou, L (1, 8) OBP: 0.329, SLG: 0.355	G3		1B 2B 2-H		1B 1B	F8			3-1	F8	5	1	2	1	0	0	1
Johnny Jeter, R (9, 8) OBP: 0.308, SLG: 0.328											1	0	0	0	0	0	0
Richie Hebner, L (1, 5) OBP: 0.352, SLG: 0.448	G3		F8		1-3 1B		6-3		3-1		5	0	1	0	0	0	1
Al Oliver, L (1, 9) OBP: 0.327, SLG: 0.425	1B		2-H 1B		L7		6-3		F8		5	0	2	1	0	0	2
Willie Stargell, L (1, 7) OBP: 0.333, SLG: 0.529	K		G3			K	1B			HR	5	1	2	1	0	2	2
Manny Sanguillen, R (1, 2) OBP: 0.339, SLG: 0.441		6-3		F9		1B 1B	K			SH3-4 3B 1B	5	2	2	0	0	1	1
George Kopacz, L (1, 3) OBP: 0.222, SLG: 0.222		F6		P6		1B 1-2 1-3 1B		4-3		SH3-4 1-2	4	1	1	0	0	0	0
Dave Cash, R (1, 4) OBP: 0.357, SLG: 0.412		F9		6-3		1-3 1-3 1B 2-H 1B		G3		4-0 3B IBB	4	2	1	1	1	0	0
Gene Alley, R (1, 6) OBP: 0.290, SLG: 0.353			2B 2B		6-3	1-3 1-2 3-H		1B		1-H 2-H SH5-4 3B	5	2	3	3	0	0	1
Fred Cambria, R (1, 1) OBP: 0.333, SLG: 0.200			3-4		6-3	2-H 1B		K		SH5-4 3-H	3	0	1	1	0	0	1
George Brunet, R (6, 1) OBP: 0.190, SLG: 0.250											0	0	0	0	0	0	0
John Lamb, R (6, 1)											0	0	0	0	0	0	0
Joe Gibbon, R (7, 1)											0	0	0	0	0	0	0
Dave Giusti, R (7, 1) OBP: 0.333, SLG: 0.333											1	0	0	1	0	1	1
Inning Stats	R: 0 E: 0 K: 1 S: 6 H: 1 LOB: 1 BB: 0 P: 6	R: 0 E: 0 K: 0 S: 3 H: 0 LOB: 0 BB: 0 P: 3	R: 2 E: 0 K: 0 S: 6 H: 3 LOB: 1 BB: 0 P: 6	R: 0 E: 0 K: 0 S: 3 H: 0 LOB: 0 BB: 0 P: 3	R: 0 E: 0 K: 0 S: 5 H: 2 LOB: 2 BB: 0 P: 5	R: 3 E: 0 K: 1 S: 9 H: 4 LOB: 1 BB: 0 P: 9	R: 0 E: 0 K: 1 S: 6 H: 1 LOB: 1 BB: 0 P: 6	R: 0 E: 0 K: 1 S: 6 H: 1 LOB: 1 BB: 0 P: 6	R: 0 E: 0 K: 0 S: 3 H: 0 LOB: 0 BB: 0 P: 3	R: 4 E: 0 K: 0 S: 6 H: 3 LOB: 0 BB: 1 P: 10	1B: 11 2B: 2 3B: 1 HR: 1 SF: 0 SAC: 2 DP: 0 HBP: 0						

	AB	43
	R	9
	H	15
	RBI	9
	BB	1
	SO	4
	LOB	10

WP: 0 PB: 0 SB: 0 CS: 0 PA: 46

PITCHER	IP	WLS	BF	H	R	ER	SO	BB	IBB	HBP	BLK	WP	HR	S	P	ERA	WHIP
Tom Seaver, R (1, 1) ERA: 2.8	5.1		25	9	5	5	2	0	0	0	0	0	0	29	29	8.44	1.688
Danny Frisella, R (6, 1) ERA: 2.88	0.2		3	1	0	0	0	0	0	0	0	0	0	3	3	0.00	1.500
Tug McGraw, L (7, 1) ERA: 3.53	3.1	L	14	4	2	2	2	0	0	0	0	0	1	18	18	5.40	1.200
Dean Chance, R (10, 1) ERA: 4.34	0.2		4	1	2	2	0	0	1	0	0	0	0	3	7	27.00	1.500

PITCHER	IP	WLS	BF	H	R	ER	SO	BB	IBB	HBP	BLK	WP	HR	S	P	ERA	WHIP

Batter	1	2	3	4	5	6	7	8	9	10	AB	R	H	RBI	BB	SO	LOB
Tommie Agee, R (1, 8) OBP: 0.338, SLG: 0.462	6-3	FC5-4 1-2f		E5 1-2 3-H		F8		K		1B	6	0	1	0	0	1	5
Wayne Garrett, L (1, 5) OBP: 0.386, SLG: 0.421	G3		F8	G3		K		G3		F9	6	0	0	0	0	1	5
Cleon Jones, R (1, 7) OBP: 0.358, SLG: 0.434	BB		2B		F9		1B 2B	1B			4	1	3	0	1	0	0
Art Shamsky, L (1, 9) OBP: 0.378, SLG: 0.447 Rod Gaspar, S (9, 9)	F8		FC1-5-6 2-3		6-3		F7	P6			5 0	0 0	0 0	0 0	0 0	0 0	4 0
Donn Clendenon, R (1, 3) OBP: 0.356, SLG: 0.522		F9 1B 2B	K		F8		K			F9	5	1	1	0	0	2	2
Ken Boswell, L (1, 4) OBP: 0.330, SLG: 0.351		F9 2-3		1B E 1B		HR	BB			F7	4	3	2	1	1	0	1
Jerry Grote, R (1, 2) OBP: 0.312, SLG: 0.304 Ed Kranepool, L (7, PH) OBP: 0.213, SLG: 0.119 Ron Swoboda, R (7, PH) OBP: 0.339, SLG: 0.391 Duffy Dyer, R (8, 2) OBP: 0.307, SLG: 0.255		FC6-4 3-H 1B		F2		5-3	1B 1-3 2-H 1B			P4	3 0 1 1	0 0 0 0	1 0 1 0	1 0 1 0	0 0 0 0	0 0 0 0	1 0 0 0
Bud Harrelson, S (1, 6) OBP: 0.344, SLG: 0.306		FC6-4 E 1-2f		E 1-3 1B		BB 1B	FC6-4 1-2 3-H 1B			K	5	0	3	1	0	1	1
Tom Seaver, R (1, 1) OBP: 0.243, SLG: 0.213 Danny Frisella, L (6, 1) OBP: 0.357, SLG: 0.308 Dave Marshall, L (6, PH) OBP: 0.314, SLG: 0.427 Tug McGraw, R (7, 1) OBP: 0.308, SLG: 0.417 Dean Chance, R (10, 1) OBP: 0.111, SLG: 0.071 Ken Singleton, S (10, PH) OBP: 0.357, SLG: 0.368		FC5-4 1-3 BB		F7		1-2 BB	FC6-4 1-2f			K	1 0 0 1 0 1	0 0 0 0 0 0	0 0 0 0 0 0	0 1 0 0 0 0	0 0 0 0 0 0	2 0 0 2 0 0	0 0 0 0 0 0
Inning Stats	R: 0 H: 0 E: 0 LOB: 1 K: 0 BB: 1 S: 3 P: 7	R: 1 H: 2 E: 0 LOB: 2 K: 0 BB: 1 S: 5 P: 9	R: 0 H: 1 E: 0 LOB: 1 K: 1 BB: 0 S: 6 P: 6	R: 1 H: 2 E: 1 LOB: 2 K: 0 BB: 0 S: 6 P: 6	R: 0 H: 0 E: 0 LOB: 0 K: 0 BB: 0 S: 3 P: 3	R: 1 H: 2 E: 0 LOB: 2 K: 1 BB: 1 S: 7 P: 11	R: 2 H: 3 E: 0 LOB: 2 K: 1 BB: 1 S: 8 P: 12	R: 0 H: 1 E: 0 LOB: 1 K: 1 BB: 0 S: 6 P: 6	R: 0 H: 0 E: 0 LOB: 0 K: 0 BB: 0 S: 3 P: 3	R: 0 H: 1 E: 0 LOB: 1 K: 2 BB: 0 S: 8 P: 8	1B: 8 2B: 3 3B: 0 HR: 1	SF: 0 SAC: 0 DP: 0 HBP: 0					

PITCHER		IP	WLS	BF	H	R	ER	SO	BB	IBB	HBP	BLK	WP	HR	S	P	ERA	WHIP
Fred Cambria, R ERA: 3.73	(1, 1)	5.1		26	7	3	2	1	2	0	0	0	0	1	26	34	3.38	1.688
George Brunet, L ERA: 4.26	(6, 1)	0.0		1	0	0	0	0	1	0	0	0	0	0	0	4	∞	∞
John Lamb, R ERA: 2.63	(6, 1)	1.1		6	1	2	2	2	1	0	0	0	0	0	9	13	13.50	1.500
Joe Gibbon, L ERA: 5.4	(7, 1)	0.0		1	1	0	0	0	0	0	0	0	0	0	1	1	∞	∞
Dave Giusti, R ERA: 3.06	(7, 1)	3.1	W	13	3	0	0	3	0	0	0	0	0	0	19	19	0.00	0.900

PITCHER	IP	WLS	BF	H	R	ER	SO	BB	IBB	HBP	BLK	WP	HR	S	P	ERA	WHIP

Pittsburgh Pirates @ New York Mets

Shea Stadium, Flushing, NY

Sun Sep 20 1970, 3:38 AM EDT
Att. 54,806 - Sunny

BOTTOM

livebaseballscorecards.com

AB	43
R	5
H	12
RBI	4
BB	4
SO	6
LOB	23

WP: 0 PA: 47
PB: 0
SB: 0
CS: 0

New York Mets @ Philadelphia Phillies

Shibe Park, Philadelphia, PA

Tue Sep 22 1970, 7:05 PM EDT

Att. 5,064 - Unknown

TOP

livebaseballscorecards.com

Batter	1	2	3	4	5	6	7	8	9	AB	R	H	RBI	BB	SO	LOB
Tommie Agee, R (1, 8) OBP: 0.339, SLG: 0.461	F7		K			K	S 1B		S 1B 1-3 2-H 3-H	5	0	2	2	0	2	1
Wayne Garrett, L (1, 5) OBP: 0.384, SLG: 0.421	P4		F9			BB 1B 2B 2-H	F7 1-2		K 1-2	5	1	1	1	0	1	3
Cleon Jones, R (1, 7) OBP: 0.358, SLG: 0.432	K		6-3			BB 1B BB		K	BB	3	1	0	0	2	2	0
Art Shamsky, L (1, 9) OBP: 0.379, SLG: 0.446 Rod Gaspar, S (8, 9)	1B		F9			1B 1B 1-2 2-3 BB		G3	K	3 1	1 0	1 0	0 0	1 0	0 1	0 3
Donn Clendenon, R (1, 3) OBP: 0.355, SLG: 0.519	P2				4-3	1B 1-3 2-H 3-H		K		4	1	1	2	0	1	1
Ken Boswell, L (1, 4) OBP: 0.332, SLG: 0.353	F2				P6	FC6-4 1B 2-H 3-H			BB 1B 1B	4	1	2	2	0	0	1
Jerry Grote, R (1, 2) OBP: 0.310, SLG: 0.302 Ed Kranepool, L (9, PH) OBP: 0.229, SLG: 0.140 Al Weis, S (9, PR) OBP: 0.258, SLG: 0.311 Duffy Dyer, R (9, 2) OBP: 0.307, SLG: 0.255	F7				F7	FC6-4 1-2f			BB 1B 1B 1-2	3 1 0 0	0 0 1 0	0 1 0 0	0 0 0 0	0 0 0 0	0 0 0 0	2 0 0 0
Bud Harrelson, S (1, 6) OBP: 0.346, SLG: 0.306		4-3		S 2B BB		SH1-4-1-4-S BB			1B 1-2 2-3 BB	1	1	0	0	3	0	0
Jim McAndrew, R (1, 1) OBP: 0.211, SLG: 0.192 Dave Marshall, L (6, PH) OBP: 0.313, SLG: 0.425 Danny Frisella, L (6, 1) OBP: 0.357, SLG: 0.308 Nolan Ryan, R (8, 1) OBP: 0.186, SLG: 0.186 Ron Swoboda, R (9, PH) OBP: 0.338, SLG: 0.389 Dean Chance, R (9, 1) OBP: 0.111, SLG: 0.071		K		F7 1-2		SH1-4-1-4-5 1-3f			K	1 1 0 0 1 0	0 0 0 0 0 0	0 0 0 0 0 0	0 0 0 0 0 0	1 0 0 0 0 0	0 0 0 0 1 0	0 1 0 0 3 0
Inning Stats	R: 0 E: 0 K: 1 S: 5 H: 0 LOB: 0 BB: 0 P: 5	R: 0 E: 0 K: 0 S: 4 H: 1 LOB: 1 BB: 0 P: 4	R: 0 E: 0 K: 2 S: 7 H: 0 LOB: 0 BB: 0 P: 7	R: 0 E: 0 K: 0 S: 3 H: 0 LOB: 0 BB: 0 P: 3	R: 0 E: 0 K: 0 S: 3 H: 0 LOB: 0 BB: 0 P: 3	R: 5 E: 0 K: 1 S: 8 H: 3 LOB: 1 BB: 3 P: 20	R: 0 E: 0 K: 0 S: 3 H: 1 LOB: 1 BB: 1 P: 7	R: 0 E: 0 K: 2 S: 7 H: 0 LOB: 0 BB: 0 P: 7	R: 2 E: 0 K: 3 S: 12 H: 3 LOB: 3 BB: 2 P: 20	1B: 7 2B: 2 3B: 0 HR: 0 SF: 0 SAC: 1 DP: 1 HBP: 0						

	AB	33
	R	7
	H	8
	RBI	7
	BB	6
	SO	9
	LOB	15

WP: 0 PB: 0 SB: 3 CS: 0 PA: 40

PITCHER		IP	WLS	BF	H	R	ER	SO	BB	IBB	HBP	BLK	WP	HR	S	P	ERA	WHIP
Jim Bunning, R ERA: 4.09	(1, 1)	5.2		21	2	3	3	4	2	0	0	0	0	0	27	35	4.76	0.706
Woodie Fryman, L ERA: 4.09	(6, 1)	0.0		3	2	2	2	0	1	0	0	0	0	0	2	6	∞	∞
Bill Wilson, R ERA: 4.95	(6, 1)	2.1		8	1	0	0	2	1	0	0	0	0	0	11	15	0.00	0.857
Dick Selma, R ERA: 2.68	(9, 1)	1.0	L	8	3	2	2	3	2	0	0	0	0	0	12	20	18.00	5.000

PITCHER	IP	WLS	BF	H	R	ER	SO	BB	IBB	HBP	BLK	WP	HR	S	P	ERA	WHIP

New York Mets @ Philadelphia Phillies

Shibe Park, Philadelphia, PA

Tue Sep 22 1970, 7:05 PM EDT

Att. 5,064 - Unknown

BOTTOM

Batter	1	2	3	4	5	6	7	8	9	AB	R	H	RBI	BB	SO	LOB
Larry Bowa, S (1, 6) OBP: 0.280, SLG: 0.305	P1		WP 3-H 1B			G3-6-1 1B		K		3	0	2	1	0	0	0
Terry Harmon, R (7, 6) OBP: 0.315, SLG: 0.326										1	0	0	0	0	1	3
Tony Taylor, R (1, 4) OBP: 0.364, SLG: 0.450	CS 1B		K 1-2			F9		SF7 1-H 2-H 3-H 3B		4	1	2	3	0	1	2
Ron Stone, L (1, 7) OBP: 0.335, SLG: 0.367	K 1-2		L1			G3-6-1 1-2f		SF7 3-H		3	0	0	1	0	1	3
Deron Johnson, R (1, 3) OBP: 0.336, SLG: 0.462		K		6-3			K	F8		4	0	0	0	0	2	0
Dick Selma, R (9, 1) OBP: 0.200, SLG: 0.211										0	0	0	0	0	0	0
Tim McCarver, L (1, 2) OBP: 0.315, SLG: 0.363		F8		F8			P5		FC2-5 1B BB	3	0	0	0	1	0	0
Grant Jackson, S (9, PR) OBP: 0.133, SLG: 0.093										0	0	0	0	0	0	0
Don Money, R (1, 5) OBP: 0.365, SLG: 0.472		F7		K			1-3		FC2-5 1-2 1B	4	0	1	0	0	1	0
Oscar Gamble, L (1, 9) OBP: 0.333, SLG: 0.353			3B 3B		4-3			1B BB 3B 1B	FC2-5 G6-4-3 1-2 2-3f	4	2	2	0	0	0	2
Larry Hisle, R (1, 8) OBP: 0.294, SLG: 0.338			1B 3-H 3B		F8			1B 1-2 3B BB	G6-4-3 1-2f	3	2	1	1	1	0	2
Jim Bunning, R (1, 1) OBP: 0.151, SLG: 0.129			K		6-3			3B 1-2 2-3 1B		2	0	0	0	0	1	1
Woodie Fryman, R (6, 1) OBP: 0.128, SLG: 0.128										0	0	0	0	0	0	0
Bill Wilson, R (6, 1) OBP: 0.400, SLG: 0.250										0	0	0	0	0	0	0
Willie Montanez, L (8, PH) OBP: 0.333, SLG: 0.300 (9, 3)										1	1	1	0	0	0	0
Inning Stats	R: 0 E: 0 K: 1 S: 5 H: 1 LOB: 0 BB: 0 P: 5	R: 0 E: 0 K: 1 S: 5 H: 0 LOB: 0 BB: 0 P: 5	R: 2 E: 0 K: 2 S: 10 H: 3 LOB: 1 BB: 0 P: 10	R: 0 E: 0 K: 1 S: 5 H: 0 LOB: 0 BB: 0 P: 5	R: 0 E: 0 K: 0 S: 3 H: 0 LOB: 0 BB: 0 P: 3	R: 0 E: 0 K: 0 S: 3 H: 1 LOB: 0 BB: 0 P: 3	R: 0 E: 0 K: 1 S: 5 H: 0 LOB: 0 BB: 0 P: 5	R: 4 E: 0 K: 1 S: 8 H: 3 LOB: 0 BB: 1 P: 12	R: 0 E: 0 K: 0 S: 3 H: 1 LOB: 2 BB: 1 P: 7	1B: 6 2B: 0 3B: 3 HR: 0 SF: 1 SAC: 0 DP: 2 HBP: 0	WP: 1 PB: 0 SB: 0 CS: 1 PA: 35					

livebaseballscorecards.com

	AB	32
	R	6
	H	9
	RBI	6
	BB	2
	SO	7
	LOB	13

PITCHER		IP	WLS	BF	H	R	ER	SO	BB	IBB	HBP	BLK	WP	HR	S	P	ERA	WHIP
Jim McAndrew, R ERA: 3.48	(1, 1)	5.0		18	4	2	2	5	0	0	0	0	1	0	28	28	3.60	0.800
Danny Frisella, R ERA: 3.38	(6, 1)	2.1		11	4	4	4	2	1	0	0	0	0	0	14	18	15.43	2.143
Nolan Ryan, R ERA: 3.49	(8, 1)	0.2	W	2	0	0	0	0	0	0	0	0	0	0	2	2	0.00	0.000
Dean Chance, R ERA: 4.31	(9, 1)	1.0	S	4	1	0	0	0	1	0	0	0	0	0	3	7	0.00	2.000

PITCHER	IP	WLS	BF	H	R	ER	SO	BB	IBB	HBP	BLK	WP	HR	S	P	ERA	WHIP

New York Mets @ Pittsburgh Pirates

Three Rivers Stadium, Pittsburgh, PA

Fri Sep 25 1970, 7:05 PM EDT

Att. 41,484 - Unknown

TOP

livebaseballscorecards.com

Batter	1	2	3	4	5	6	7	8	9	AB	R	H	RBI	BB	SO	LOB
Tommie Agee, R (1, 8) OBP: 0.340, SLG: 0.464	4-3		4-3		P4		BB 1-2 2-3 1B		CS 1-H 2B	5	0	2	1	0	0	2
Wayne Garrett, L (1, 5) OBP: 0.390, SLG: 0.422	F8			FC4-6 BB		G6-4-3 BB	G4-6-3 BB 1-2 2-3 3-H		BB	1	0	0	1	3	0	0
Joe Foy, R (9, PH) OBP: 0.377, SLG: 0.333										0	0	0	0	1	0	0
Cleon Jones, R (1, 7) OBP: 0.356, SLG: 0.425	BB			FC4-6 1-2f		G6-4-3 1-2f	G4-6-3 1-2f		F9	4	0	0	0	1	0	7
Art Shamsky, L (1, 9) OBP: 0.376, SLG: 0.442	G3			K		FC6-4 1B		6-3	K 2-3	5	0	1	0	0	2	4
Donn Clendenon, R (1, 3) OBP: 0.351, SLG: 0.519		5-3		F2		FC6-4 1-2f		K		4	0	0	0	0	1	2
Ken Boswell, L (1, 4) OBP: 0.337, SLG: 0.354		G6-4-3 1B			1B BB		1B 1B BB	BB 1B		2	1	2	0	2	0	0
Jerry Grote, R (1, 2) OBP: 0.311, SLG: 0.305		G6-4-3 1-2f			F7		1B 1B BB 1-3	1B BB 1-2		3	1	1	0	0	0	2
Ken Singleton, S (8, PH) OBP: 0.362, SLG: 0.370										0	0	0	0	1	0	0
Duffy Dyer, R (8, 2) OBP: 0.307, SLG: 0.255										0	0	0	0	0	0	0
Bud Harrelson, S (1, 6) OBP: 0.348, SLG: 0.307			4-3		1-2 1B		K	1-2 2-H 1B		4	0	2	0	0	1	2
Jerry Koosman, R (1, 1) OBP: 0.187, SLG: 0.104			4-3		K		BB 1B 1-2 3-H 1B		2B BB	1	0	0	0	0	0	0
Dave Marshall, L (5, PH) OBP: 0.310, SLG: 0.420										1	0	0	0	0	1	2
Danny Frisella, L (5, 1) OBP: 0.357, SLG: 0.308										0	0	0	0	0	0	0
Ed Kranepool, L (7, PH) OBP: 0.245, SLG: 0.159										1	0	1	1	0	0	0
Rod Gaspar, S (7, PR)										0	0	0	0	0	0	0
Dean Chance, R (7, 1) OBP: 0.111, SLG: 0.071										0	0	0	0	0	0	0
Tug McGraw, R (7, 1) OBP: 0.286, SLG: 0.385										0	0	0	0	0	0	0
Ron Swoboda, R (9, PH) OBP: 0.338, SLG: 0.386										0	1	0	0	1	0	0

	AB	31
	R	3
	H	9
	RBI	3
	BB	9
	SO	5
	LOB	21

Inning Stats	1	2	3	4	5	6	7	8	9	1B: 8	SF: 0	WP: 0	PA: 40
	R: 0	R: 0	R: 0	R: 0	R: 0	R: 0	R: 2	R: 0	R: 1	2B: 2	SAC: 0	PB: 0	
	E: 0	E: 0	E: 0	E: 0	E: 0	E: 0	E: 0	E: 0	E: 0	3B: 0	DP: 4	SB: 0	
	K: 0	K: 0	K: 0	K: 1	K: 1	K: 0	K: 1	K: 1	K: 1	HR: 0	HBP: 0	CS: 1	
	S: 3	S: 3	S: 3	S: 5	S: 6	S: 3	S: 7	S: 6	S: 5				
	H: 0	H: 1	H: 0	H: 0	H: 1	H: 1	H: 3	H: 2	H: 1				
	LOB: 1	LOB: 0	LOB: 0	LOB: 1	LOB: 2	LOB: 1	LOB: 3	LOB: 3	LOB: 2				
	BB: 1	BB: 0	BB: 0	BB: 1	BB: 1	BB: 1	BB: 2	BB: 1	BB: 2				
	P: 7	P: 3	P: 3	P: 9	P: 10	P: 7	P: 15	P: 10	P: 13				

PITCHER		IP	WLS	BF	H	R	ER	SO	BB	IBB	HBP	BLK	WP	HR	S	P	ERA	WHIP
Bob Moose, R ERA: 3.99	(1, 1)	6.0		25	4	2	2	2	5	0	0	0	0	0	24	44	3.00	1.500
Dave Giusti, R ERA: 3.05	(7, 1)	0.1		4	2	0	0	1	1	0	0	0	0	0	5	9	0.00	9.000
Mudcat Grant, R ERA: 1.76	(7, 1)	0.2	W	1	0	0	0	0	0	0	0	0	0	0	1	1	0.00	0.000
John Lamb, R ERA: 2.67	(8, 1)	1.0		7	3	1	1	1	2	0	0	0	0	0	7	15	9.00	5.000
Joe Gibbon, L ERA: 4.95	(9, 1)	1.0	S	3	0	0	0	1	1	0	0	0	0	0	4	8	0.00	1.000

PITCHER	IP	WLS	BF	H	R	ER	SO	BB	IBB	HBP	BLK	WP	HR	S	P	ERA	WHIP

BOTTOM

New York Mets @ Pittsburgh Pirates

Three Rivers Stadium, Pittsburgh, PA

Fri Sep 25 1970, 7:05 PM EDT

Att. 41,484 - Unknown

livebaseballscorecards.com

Batter	1	2	3	4	5	6	7	8	9	AB	R	H	RBI	BB	SO	LOB
Matty Alou, L (1, 8) OBP: 0.329, SLG: 0.357	2B 3B		4-3		1B		3-H 1B			4	1	3	1	0	0	0
Dave Cash, R (1, 4) OBP: 0.363, SLG: 0.424	G6-4-3 3-H 2B		F8		K		6-3			4	0	1	1	0	1	2
Roberto Clemente, R (1, 9) OBP: 0.407, SLG: 0.554	BBBB G6-4-3 BB		1-3		F9			4-3		3	0	0	0	1	0	1
Manny Sanguillen, R (1, 2) OBP: 0.348, SLG: 0.451	G6-4-3 1-2f 2-3			FC 3B		G6-4-3 1B		BB 1B 1B		4	2	3	0	0	0	2
Bob Robertson, R (1, 3) OBP: 0.360, SLG: 0.563	P6			5-3		G6-4-3 1-2f		BBBB 4-0 1B 1-2 BB		3	0	0	0	1	0	3
Willie Stargell, L (1, 7) OBP: 0.329, SLG: 0.514		F8		FC CS 3-H		SSS K		1-2 2-H 1B		4	0	1	2	0	1	0
Jose Pagan, R (1, 5) OBP: 0.321, SLG: 0.429 Johnny Jeter, R (7, PR) OBP: 0.308, SLG: 0.328 Richie Hebner, L (8, 5) OBP: 0.352, SLG: 0.441		FC6 1B		BBBB 4-0 1-2 BB			SH1-4 WP 1B 1B	SSS K		2 0 1	0 1 0	2 0 0	0 0 0	1 0 1	0 0 2	0 0 2
Gene Alley, R (1, 6) OBP: 0.293, SLG: 0.357		F8		F8			SH1-4 1-3	SSS K		3	0	0	0	0	1	4
Bob Moose, R (1, 1) OBP: 0.250, SLG: 0.242 Dave Giusti, R (7, 1) OBP: 0.333, SLG: 0.333 Mudcat Grant, R (7, 1) OBP: 0.467, SLG: 0.200 Al Oliver, L (7, PH) OBP: 0.323, SLG: 0.417 Gene Clines, R (7, PH) OBP: 0.500, SLG: 0.500 John Lamb, R (8, 1) Joe Gibbon, R (9, 1)		FC6 1-2f			F3		L4-3			2 0 0 0 1 0 0	0 0 0 0 0 0 0	0 0 0 0 0 0 0	0 0 0 0 0 0 0	0 0 0 0 0 0 0	1 0 0 0 2 0 0	1 0 0 0 0 0 0
Inning Stats	R: 1 E: 0 K: 0 S: 4 H: 2 LOB: 1 BB: 1 P: 8	R: 0 E: 0 K: 0 S: 4 H: 1 LOB: 1 BB: 0 P: 4	R: 0 E: 0 K: 0 S: 3 H: 0 LOB: 0 BB: 0 P: 3	R: 1 E: 0 K: 0 S: 4 H: 1 LOB: 1 BB: 1 P: 8	R: 0 E: 0 K: 1 S: 6 H: 1 LOB: 1 BB: 0 P: 6	R: 0 E: 0 K: 1 S: 5 H: 1 LOB: 0 BB: 0 P: 5	R: 1 E: 0 K: 0 S: 5 H: 2 LOB: 1 BB: 0 P: 5	R: 1 E: 0 K: 2 S: 9 H: 2 LOB: 2 BB: 1 P: 13		1B: 7 2B: 1 3B: 2 HR: 0	SF: 0 SAC: 1 DP: 2 HBP: 0					

	AB	31
	R	4
	H	10
	RBI	4
	BB	3
	SO	4
	LOB	17

PITCHER		IP	WLS	BF	H	R	ER	SO	BB	IBB	HBP	BLK	WP	HR	S	P	ERA	WHIP
Jerry Koosman, L ERA: 3.24	(1, 1)	4.0		17	4	2	2	0	2	0	0	0	0	0	15	23	4.50	1.500
Danny Frisella, R ERA: 3.26	(5, 1)	2.0		7	2	0	0	2	0	0	0	0	0	0	11	11	0.00	1.000
Dean Chance, R ERA: 4.36	(7, 1)	0.1	L	2	1	1	1	0	0	0	0	0	1	0	2	2	27.00	3.000
Tug McGraw, L ERA: 3.45	(7, 1)	1.2		9	3	1	1	2	1	0	0	0	0	0	12	16	5.40	2.400

PITCHER	IP	WLS	BF	H	R	ER	SO	BB	IBB	HBP	BLK	WP	HR	S	P	ERA	WHIP

Batter	1	2	3	4	5	6	7	8	9	AB	R	H	RBI	BB	SO	LOB
Tommie Agee, R (1, 8) OBP: 0.342, SLG: 0.468	FC4-6 1B		5-3 FC1-5 1B 1-2	F9			SF8 3B	P6		5	1	3	0	0	0	2
Wayne Garrett, L (1, 5) OBP: 0.386, SLG: 0.417	FC4-6 1B 1-2f		FC1-5 5-3 1-2 2-3f		K		SF8 3-H		P6	4	0	0	1	0	1	3
Cleon Jones, R (1, 7) OBP: 0.355, SLG: 0.423	1B 1-2		5-3 1-2 2-3		K		6-3		F9	5	0	1	0	0	1	2
Art Shamsky, L (1, 9) OBP: 0.374, SLG: 0.438	F7		3-1		3-1		1B 1B		F9	5	0	1	0	0	0	4
Donn Clendenon, R (1, 3) OBP: 0.352, SLG: 0.519	K			G4-6-3 1B		F9	1B 1-2			4	0	2	0	0	1	2
Ken Boswell, L (1, 4) OBP: 0.333, SLG: 0.350		F8		G4-6-3 1-2f		K	3-1			4	0	0	0	0	1	3
Jerry Grote, R (1, 2) OBP: 0.314, SLG: 0.309		G4-6-3 1B		BB 3B 1B		2B 1B		5-3 1B		4	1	3	0	0	0	0
Bud Harrelson, S (1, 6) OBP: 0.349, SLG: 0.309		G4-6-3 1-2f		3B 1-2 BB		2B 1-3		G3 1B		3	1	1	0	1	0	1
Tom Seaver, R (1, 1) OBP: 0.257, SLG: 0.242 Ray Sadecki, L (5, 1) OBP: 0.244, SLG: 0.205 Dave Marshall, L (6, PH) OBP: 0.308, SLG: 0.418 Ron Herbel, R (6, 1) Tug McGraw, R (7, 1) OBP: 0.286, SLG: 0.385 Ed Kranepool, L (8, PH) OBP: 0.260, SLG: 0.178 Al Weis, S (8, PR) OBP: 0.254, SLG: 0.306 Danny Frisella, L (8, 1) OBP: 0.357, SLG: 0.308			FC1-5 1B BB	3B 1-H 2-H		K		1B		1 0 1 0 0 1 0 0	0 0 0 0 0 0 0 0	1 0 0 0 0 1 0 0	2 0 0 0 0 0 1 0	1 0 1 0 0 0 0 0	0 0 2 0 0 0 0 0	0 0 0 0 0 0 0 0
Inning Stats	R: 0 H: 2 E: 0 LOB: 2 K: 1 BB: 0 S: 7 P: 7	R: 0 H: 1 E: 0 LOB: 0 K: 0 BB: 0 S: 3 P: 3	R: 0 H: 1 E: 0 LOB: 2 K: 0 BB: 1 S: 4 P: 8	R: 2 H: 3 E: 0 LOB: 1 K: 0 BB: 1 S: 5 P: 9	R: 0 H: 0 E: 0 LOB: 0 K: 2 BB: 0 S: 7 P: 7	R: 0 H: 2 E: 0 LOB: 2 K: 2 BB: 0 S: 9 P: 9	R: 1 H: 3 E: 0 LOB: 2 K: 0 BB: 0 S: 6 P: 6	R: 0 H: 1 E: 0 LOB: 1 K: 0 BB: 0 S: 4 P: 4	R: 0 H: 0 E: 0 LOB: 0 K: 0 BB: 0 S: 3 P: 3	1B: 10 2B: 1 3B: 2 HR: 0	SF: 1 SAC: 0 DP: 2 HBP: 0			WP: 0 PB: 0 SB: 0 CS: 0	PA: 40	

PITCHER		IP	WLS	BF	H	R	ER	SO	BB	IBB	HBP	BLK	WP	HR	S	P	ERA	WHIP
Steve Blass, R ERA: 3.39	(1, 1)	6.2		32	12	3	3	5	2	0	0	0	0	0	40	48	4.05	2.100
Mudcat Grant, R ERA: 1.73	(7, 1)	2.1	W	8	1	0	0	0	0	0	0	0	0	0	8	8	0.00	0.429

PITCHER		IP	WLS	BF	H	R	ER	SO	BB	IBB	HBP	BLK	WP	HR	S	P	ERA	WHIP

TOP

New York Mets @ Pittsburgh Pirates

Three Rivers Stadium, Pittsburgh, PA

Sat Sep 26 1970, 3:33 AM EDT

Att. 34,311 - Sunny

livebaseballscorecards.com

AB	37
R	3
H	13
RBI	3
BB	2
SO	5
LOB	19

New York Mets @ Pittsburgh Pirates

Three Rivers Stadium, Pittsburgh, PA

Sat Sep 26 1970, 3:33 AM EDT

Att. 34,311 - Sunny

BOTTOM

Batter	1	2	3	4	5	6	7	8	9	AB	R	H	RBI	BB	SO	LOB
Matty Alou, L (1, 8) OBP: 0.328, SLG: 0.356	F9		E FC 1B 1B	F3		6-3		F5		5	1	1	0	0	0	1
Dave Cash, R (1, 4) OBP: 0.364, SLG: 0.421	BB		FC 1B E 1-2	1-2 1B		K		E5		4	0	1	0	1	1	1
Al Oliver, L (1, 9) (8, 3) OBP: 0.322, SLG: 0.414	F8		1B 1-2 2-3 HBP	F8		G3		4-3		4	0	0	0	0	0	4
Willie Stargell, L (1, 7) OBP: 0.330, SLG: 0.516	G3		1-2 2-3 3-H 1B		2B 2B		4-3			4	1	2	1	0	0	1
Bob Robertson, R (1, 3) OBP: 0.362, SLG: 0.565 Johnny Jeter, R (7, PR) OBP: 0.308, SLG: 0.328 (8, 9)		P6	K		2-H 2B		E8 SF8 1B			4 0	0 1	2 0	1 0	0 0	1 0	3 0
Manny Sanguillen, R (1, 2) OBP: 0.345, SLG: 0.447		P3	K		1-3		E3 SF8			4	0	0	0	0	1	5
Richie Hebner, L (1, 5) OBP: 0.352, SLG: 0.447 Jose Pagan, R (7, PH) OBP: 0.320, SLG: 0.429 (8, 5)	HR		F8	F8		SF8 1-2 3-H				3 0	1 0	1 0	1 1	0 0	0 0	4 0
Gene Alley, R (1, 6) OBP: 0.297, SLG: 0.362	2B			FC4-6 1B	IBB	4-3				3	0	2	0	1	0	2
Steve Blass, R (1, 1) OBP: 0.139, SLG: 0.130 Mudcat Grant, R (7, 1) OBP: 0.438, SLG: 0.182		K		FC4-6 1B 1-2f	K			6-3		3 1	0 0	0 0	0 0	0 0	2 0	4 0
Inning Stats	R: 0 H: 0 E: 0 LOB: 1 K: 0 BB: 1 S: 3 P: 7	R: 1 H: 2 E: 0 LOB: 1 K: 1 BB: 0 S: 7 P: 7	R: 1 H: 2 E: 1 LOB: 3 K: 2 BB: 0 S: 10 P: 11	R: 0 H: 2 E: 0 LOB: 2 K: 0 BB: 0 S: 5 P: 5	R: 1 H: 2 E: 0 LOB: 2 K: 1 BB: 1 S: 7 P: 11	R: 0 H: 0 E: 0 LOB: 0 K: 1 BB: 0 S: 5 P: 5	R: 1 H: 1 E: 2 LOB: 2 K: 0 BB: 0 S: 5 P: 5	R: 0 H: 0 E: 1 LOB: 1 K: 0 BB: 0 S: 4 P: 4		1B: 5 SF: 1 2B: 3 SAC: 0 3B: 0 DP: 0 HR: 1 HBP: 1						

livebaseballscorecards.com

AB	35
R	4
H	9
RBI	4
BB	2
SO	5
LOB	25

WP: 0 PB: 0 SB: 0 CS: 0 PA: 39

PITCHER		IP	WLS	BF	H	R	ER	SO	BB	IBB	HBP	BLK	WP	HR	S	P	ERA	WHIP
Tom Seaver, R ERA: 2.82	(1, 1)	4.1		24	8	3	2	3	1	0	1	0	0	1	28	33	4.15	2.077
Ray Sadecki, L ERA: 3.89	(5, 1)	0.2		3	0	0	0	1	0	1	0	0	0	0	4	8	0.00	0.000
Ron Herbel, R ERA: 4.62	(6, 1)	1.1	L	6	1	1	0	1	0	0	0	0	0	0	8	8	0.00	0.750
Tug McGraw, L ERA: 3.43	(7, 1)	0.2		2	0	0	0	0	0	0	0	0	0	0	2	2	0.00	0.000
Danny Frisella, R ERA: 3.21	(8, 1)	1.0		4	0	0	0	0	0	0	0	0	0	0	4	4	0.00	0.000

PITCHER	IP	WLS	BF	H	R	ER	SO	BB	IBB	HBP	BLK	WP	HR	S	P	ERA	WHIP

New York Mets @ Pittsburgh Pirates

Three Rivers Stadium, Pittsburgh, PA

Sun Sep 27 1970, 3:33 AM EDT

Att. 50,469 - Unknown

livebaseballscorecards.com

Batter	1	2	3	4	5	6	7	8	9	AB	R	H	RBI	BB	SO	LOB
Tommie Agee, R (1, 8) OBP: 0.344, SLG: 0.469	BBBB 4-0 BB 1B FC3-2 BB	0-0 ③ 1-3			0-0 G5-2-3 1B 1-2 1B		0-0 S 1B	0-0 ③ 1-3		4	0	2	0	1	0	4
Wayne Garrett, L (1, 5) OBP: 0.386, SLG: 0.416	0-0 FC3-2 BB 1-2 1B 1B		0-0 ① G3		0-0 G5-2-3 1-2 2-3 1B		0-0 ① F7 1-2		0-0 ① F5	5	1	2	0	0	0	1
Cleon Jones, R (1, 7) OBP: 0.353, SLG: 0.420	BBBB 4-0 1B FC3-2 1-2 2-3 BB		0-0 ② P4		0-0 ① ② G5-2-3 1-2 2-3 3-Hf		0-0 ② F8		0-0 ② F9	4	0	0	0	1	0	4
Art Shamsky, L (1, 9) OBP: 0.372, SLG: 0.434	0-0 ① FC3-2 1B 1-2 2-3 3-Hf		BBBB 4-0 BB		0-0 ③ F7		0-0 ③ 4-3		0-0 ③ G3	4	0	0	0	1	0	6
Donn Clendenon, R (1, 3) OBP: 0.351, SLG: 0.516	0-0 G4-6-3 1-2 2-3 3-H 1B		SSS 0-3 ③ K			0-0 ① F7		0-0 ① F8		4	0	1	1	0	1	1
Ken Boswell, L (1, 4) OBP: 0.335, SLG: 0.352	0-0 ② ③ G4-6-3 1-2f			0-0 ① G3		0-0 FC5-4 1B		0-0 3-1 1B 1B		4	0	2	0	0	0	3
Jerry Grote, R (1, 2) OBP: 0.316, SLG: 0.309		0-0 E4		BBBB 4-0 CS BB		0-0 ② FC5-4 1B 1-2f		0-0 3-1 1-2 1B		3	0	1	0	1	0	1
Al Weis, S (8, PR) OBP: 0.254, SLG: 0.306										0	0	0	0	0	0	0
Duffy Dyer, R (8, 2) OBP: 0.307, SLG: 0.255										0	0	0	0	0	0	0
Bud Harrelson, S (1, 6) OBP: 0.348, SLG: 0.309		0-0 ① F8		0-0 ② ③ P6 1-2		0-0 FC6-4 1-2 1B		0-0 ② 3-1 1-2 2-3		4	0	1	0	0	0	4
Jim McAndrew, R (1, 1) OBP: 0.220, SLG: 0.204		SSS 0-3 ② K			0-0 1B 1B G5-2-3 1B	0-0 ③ FC6-4 1-2f		BBBB 4-0 BB		2	0	1	0	0	1	1
Ed Kranepool, L (6, PH) OBP: 0.255, SLG: 0.174										1	0	0	0	0	0	2
Nolan Ryan, R (6, 1) OBP: 0.186, SLG: 0.186										0	0	0	0	0	0	0
Dave Marshall, L (8, PH) OBP: 0.312, SLG: 0.418										0	0	0	0	1	0	0
Ron Herbel, R (8, 1)										0	0	0	0	0	0	0
Inning Stats	R: 1 E: 0 K: 0 S: 4 H: 2 LOB: 2 BB: 2 P: 12	R: 0 E: 1 K: 1 S: 6 H: 0 LOB: 1 BB: 0 P: 6	R: 0 E: 0 K: 1 S: 5 H: 0 LOB: 1 BB: 1 P: 9	R: 0 E: 0 K: 0 S: 2 H: 0 LOB: 0 BB: 1 P: 6	R: 0 E: 0 K: 0 S: 5 H: 3 LOB: 2 BB: 0 P: 5	R: 0 E: 0 K: 0 S: 5 H: 2 LOB: 2 BB: 0 P: 5	R: 0 E: 0 K: 0 S: 4 H: 1 LOB: 1 BB: 0 P: 4	R: 0 E: 0 K: 0 S: 5 H: 2 LOB: 3 BB: 1 P: 9	R: 0 E: 0 K: 0 S: 3 H: 0 LOB: 0 BB: 0 P: 3	1B: 10 2B: 0 3B: 0 HR: 0			SF: 0 SAC: 0 DP: 2 HBP: 0				

AB	35
R	1
H	10
RBI	1
BB	5
SO	2
LOB	27

WP: 0 PB: 0 SB: 1 CS: 1 PA: 40

PITCHER		IP	WLS	BF	H	R	ER	SO	BB	IBB	HBP	BLK	WP	HR	S	P	ERA	WHIP
Dock Ellis, R ERA: 3.21	(1, 1)	7.1	W	34	10	1	1	2	4	0	0	0	0	0	34	50	1.23	1.909
Dave Giusti, R ERA: 3.0	(8, 1)	1.2	S	6	0	0	0	0	1	0	0	0	0	0	5	9	0.00	0.600

PITCHER	IP	WLS	BF	H	R	ER	SO	BB	IBB	HBP	BLK	WP	HR	S	P	ERA	WHIP

BOTTOM

New York Mets @ Pittsburgh Pirates

Three Rivers Stadium, Pittsburgh, PA

Sun Sep 27 1970, 3:33 AM EDT

Att. 50,469 - Unknown

Batter	1	2	3	4	5	6	7	8	9	AB	R	H	RBI	BB	SO	LOB
Matty Alou, L (1, 8) OBP: 0.328, SLG: 0.355	P6		L5	1B		4-3		IBB		4	0	1	0	1	0	0
Dave Cash, R (1, 4) OBP: 0.360, SLG: 0.417	5-3		SF8	SF8		6-3		G3		4	1	1	1	0	0	2
Roberto Clemente, R (1, 9) OBP: 0.407, SLG: 0.556	1B		SF8	K			F9			4	0	2	0	0	1	2
Al Oliver, L (1, 7) OBP: 0.322, SLG: 0.411	F8		IBB		E4		K			3	0	0	0	1	1	1
Bob Robertson, R (1, 3) OBP: 0.363, SLG: 0.565		E5	SF8		1B		BB			2	0	1	1	1	0	0
Manny Sanguillen, R (1, 2) OBP: 0.344, SLG: 0.445		1B	P4		L8		4-3			4	0	1	0	0	0	5
Richie Hebner, L (1, 5) OBP: 0.353, SLG: 0.450		K		FC1-5 2B	K			4-3 1B		4	0	2	0	0	2	4
Gene Alley, R (1, 6) OBP: 0.297, SLG: 0.360		K		1B FC1-5 SF8 HBP	FC5			4-3		3	1	0	0	0	1	5
Dock Ellis, S (1, 1) OBP: 0.125, SLG: 0.114		K		FC1-5 SF8 1B		K		P6		3	0	0	0	0	2	4
Dave Giusti, R (8, 1) OBP: 0.316, SLG: 0.313										1	0	0	0	0	0	1
Inning Stats	R: 0 E: 0 K: 0 S: 4 H: 1 LOB: 1 BB: 0 P: 4	R: 0 E: 1 K: 3 S: 11 H: 1 LOB: 2 BB: 0 P: 11	R: 1 E: 0 K: 0 S: 5 H: 2 LOB: 2 BB: 1 P: 9	R: 1 E: 0 K: 1 S: 7 H: 2 LOB: 2 BB: 0 P: 8	R: 0 E: 1 K: 1 S: 7 H: 1 LOB: 2 BB: 0 P: 7	R: 0 E: 0 K: 1 S: 5 H: 0 LOB: 0 BB: 0 P: 5	R: 0 E: 0 K: 1 S: 5 H: 0 LOB: 1 BB: 1 P: 9	R: 0 E: 0 K: 0 S: 4 H: 1 LOB: 2 BB: 1 P: 8		1B: 6 2B: 2 3B: 0 HR: 0	SF: 2 SAC: 0 DP: 0 HBP: 1						

AB	32
R	2
H	8
RBI	2
BB	3
SO	7
LOB	24

WP: 0 PB: 0 SB: 0 CS: 0 PA: 38

livebaseballscorecards.com

PITCHER		IP	WLS	BF	H	R	ER	SO	BB	IBB	HBP	BLK	WP	HR	S	P	ERA	WHIP
Jim McAndrew, R ERA: 3.48	(1, 1)	5.0	L	26	7	2	2	5	0	1	1	0	0	0	34	39	3.60	1.400
Nolan Ryan, R ERA: 3.5	(6, 1)	2.0		7	0	0	0	2	1	0	0	0	0	0	10	14	0.00	0.500
Ron Herbel, R ERA: 4.59	(8, 1)	1.0		5	1	0	0	0	0	1	0	0	0	0	4	8	0.00	1.000

PITCHER	IP	WLS	BF	H	R	ER	SO	BB	IBB	HBP	BLK	WP	HR	S	P	ERA	WHIP

Batter	1	2	3	4	5	6	7	8	9	10	AB	R	H	RBI	BB	SO	LOB
Don Kessinger, S (1, 6) OBP: 0.337, SLG: 0.352	F8		F8			BB HR 2-3		1-3			3	1	0	0	1	0	1
Glenn Beckert, R (1, 4) OBP: 0.326, SLG: 0.353	L3			F8		2-3 1-2		P6			4	0	0	0	0	0	1
Billy Williams, L (1, 9) OBP: 0.392, SLG: 0.594	4-3			3-1		HBP HR		F8			3	1	0	0	0	0	0
Tommy Davis, R (1, 7) OBP: 0.311, SLG: 0.391		BB G5-4-3		1B FC5-4		HR 1-H 2-H			K		3	1	2	3	1	1	0
Jim Hickman, R (1, 3) OBP: 0.417, SLG: 0.583		G5-4-3 1-2f		FC5-4 1-2f		5-3			5-3		3	0	0	0	0	0	2
Cleo James, R (7, 8) OBP: 0.298, SLG: 0.324											1	0	0	0	0	0	0
Joe Pepitone, L (1, 8) OBP: 0.303, SLG: 0.475 (7, 3)		G3			F9	F3			5-3		4	0	0	0	0	0	0
Paul Popovich, S (1, 5) OBP: 0.323, SLG: 0.360			1B		P3-1		F3			P4-3	4	0	1	0	0	0	0
Randy Hundley, R (1, 2) OBP: 0.282, SLG: 0.346			F8		BB		K			K	3	0	0	0	1	2	1
Ken Holtzman, R (1, 1) OBP: 0.236, SLG: 0.248			B3		P6		K			F8	3	0	0	0	0	1	2
Willie Smith, L (10, PH) OBP: 0.269, SLG: 0.370											1	0	0	0	0	0	0
Hoyt Wilhelm, R (10, 1) OBP: 0.231, SLG: 0.091											0	0	0	0	0	0	0
Inning Stats	R: 0 E: 0 K: 0 S: 3 H: 0 LOB: 0 BB: 0 P: 3	R: 0 E: 0 K: 0 S: 2 H: 0 LOB: 0 BB: 1 P: 6	R: 0 E: 0 K: 0 S: 4 H: 1 LOB: 1 BB: 0 P: 4	R: 0 E: 0 K: 0 S: 4 H: 1 LOB: 1 BB: 0 P: 4	R: 0 E: 0 K: 0 S: 3 H: 0 LOB: 1 BB: 1 P: 7	R: 3 E: 0 K: 0 S: 4 H: 1 LOB: 0 BB: 1 P: 9	R: 0 E: 0 K: 2 S: 7 H: 0 LOB: 0 BB: 0 P: 7	R: 0 E: 0 K: 0 S: 3 H: 0 LOB: 0 BB: 0 P: 3	R: 0 E: 0 K: 1 S: 5 H: 0 LOB: 0 BB: 0 P: 5	R: 0 E: 0 K: 1 S: 5 H: 0 LOB: 0 BB: 0 P: 5	1B: 2 2B: 0 3B: 0 HR: 1	SF: 0 SAC: 0 DP: 1 HBP: 1					

PITCHER		IP	WLS	BF	H	R	ER	SO	BB	IBB	HBP	BLK	WP	HR	S	P	ERA	WHIP
Gary Gentry, R ERA: 3.68	(1, 1)	6.0		24	3	3	3	0	3	0	1	0	0	1	20	33	4.50	1.000
Tug McGraw, L ERA: 3.35	(7, 1)	2.0		6	0	0	0	2	0	0	0	0	0	0	10	10	0.00	0.000
Danny Frisella, R ERA: 3.11	(9, 1)	2.0	W	6	0	0	0	2	0	0	0	0	0	0	10	10	0.00	0.000

PITCHER	IP	WLS	BF	H	R	ER	SO	BB	IBB	HBP	BLK	WP	HR	S	P	ERA	WHIP

TOP

Chicago Cubs @ New York Mets

Shea Stadium, Flushing, NY

Mon Sep 28 1970, 7:05 PM EDT
Att. 21,670 - Cloudy - 63 F

livebaseballscorecards.com

AB	32
R	3
H	3
RBI	3
BB	3
SO	4
LOB	7

WP: 0 PB: 0 SB: 0 CS: 0 PA: 36

Batter	1	2	3	4	5	6	7	8	9	10	AB	R	H	RBI	BB	SO	LOB
Leroy Stanton, R (1, 8) OBP: 0.250, SLG: 0.750 Rod Gaspar, S (1, PR) (2, 8) Dave Marshall, L (10, PH) OBP: 0.315, SLG: 0.418	G6-4-3 3B		F3			P4			K	HR BB	1 3 0	0 1 1	1 0 0	0 0 0	0 0 1	0 1 0	0 1 0
Wayne Garrett, L (1, 4) OBP: 0.388, SLG: 0.426	G6-4-3 BB		F9			1-2 1B			K	1-H 3-H HR	4	1	2	3	1	1	0
Cleon Jones, R (1, 7) OBP: 0.353, SLG: 0.418	G6-4-3 1-2f 3-H			F8		L5-4 2-3			HR 1B		4	1	1	0	0	0	3
Donn Clendenon, R (1, 3) OBP: 0.350, SLG: 0.521	F9			P5-3			K		HR 1-H		4	1	1	2	0	1	1
Ron Swoboda, R (1, 9) OBP: 0.340, SLG: 0.392		6-3 FC1-2 2B		F7			K		1B		4	0	2	0	0	1	0
Joe Foy, R (1, 5) OBP: 0.373, SLG: 0.329		6-3 2-3	K				K		F2		4	0	0	0	0	2	2
Jerry Grote, R (1, 2) OBP: 0.316, SLG: 0.311 Al Weis, S (10, PR) OBP: 0.254, SLG: 0.306	FC1-2 3-H		6-3			6-3				SH1-4 HR 2B	4 0	0 1	1 0	0 0	0 0	0 0	1 0
Bud Harrelson, S (1, 6) OBP: 0.347, SLG: 0.307	1-3		P5-3			1-6-3				SH1-4 2-3	3	0	0	0	0	0	1
Gary Gentry, R (1, 1) OBP: 0.141, SLG: 0.102 Tim Foli, R (6, PH) OBP: 0.429, SLG: 0.429 Tug McGraw, R (7, 1) OBP: 0.286, SLG: 0.385 Ken Singleton, S (8, PH) OBP: 0.360, SLG: 0.368 Danny Frisella, L (9, 1) OBP: 0.357, SLG: 0.308 Art Shamsky, L (10, PH) OBP: 0.371, SLG: 0.433			K			L5-4 1B			K	1-3	1 1 0 1 0 0	0 0 0 0 0 0	0 1 0 0 0 0	0 0 0 0 0 0	1 0 0 1 0 0	0 0 0 0 0 0	0 0 0 0 0 2
Inning Stats	R: 1 H: 1 E: 0 LOB: 1 K: 0 BB: 1 S: 3 P: 7	R: 0 H: 1 E: 0 LOB: 1 K: 0 BB: 0 S: 4 P: 4	R: 0 H: 0 E: 0 LOB: 0 K: 1 BB: 0 S: 5 P: 5	R: 0 H: 0 E: 0 LOB: 0 K: 0 BB: 0 S: 3 P: 3	R: 0 H: 0 E: 0 LOB: 0 K: 1 BB: 0 S: 5 P: 5	R: 0 H: 2 E: 0 LOB: 1 K: 0 BB: 0 S: 4 P: 4	R: 0 H: 0 E: 0 LOB: 0 K: 3 BB: 0 S: 9 P: 9	R: 0 H: 0 E: 0 LOB: 0 K: 1 BB: 0 S: 5 P: 5	R: 2 H: 3 E: 0 LOB: 1 K: 2 BB: 0 S: 10 P: 10	R: 3 H: 2 E: 0 LOB: 1 K: 0 BB: 1 S: 4 P: 8	1B: 4 2B: 3 3B: 1 HR: 2	SF: 0 SAC: 1 DP: 2 HBP: 0				WP: 0 PB: 0 SB: 0 CS: 0		PA: 38

PITCHER	IP	WLS	BF	H	R	ER	SO	BB	IBB	HBP	BLK	WP	HR	S	P	ERA	WHIP
Ken Holtzman, L (1, 1) ERA: 3.38	9.0		33	7	3	3	8	1	0	0	0	0	1	48	52	3.00	0.889
Hoyt Wilhelm, R (10, 1) ERA: 3.4	0.2	L	5	2	3	3	0	1	0	0	0	0	1	4	8	40.50	4.500

PITCHER	IP	WLS	BF	H	R	ER	SO	BB	IBB	HBP	BLK	WP	HR	S	P	ERA	WHIP

BOTTOM

Chicago Cubs @ New York Mets

Shea Stadium, Flushing, NY

Mon Sep 28 1970, 7:05 PM EDT

Att. 21,670 - Cloudy - 63 F

livebaseballscorecards.com

AB	35
R	6
H	9
RBI	5
BB	2
SO	8
LOB	11

Batter	1	2	3	4	5	6	7	8	9	AB	R	H	RBI	BB	SO	LOB
Don Kessinger, S (1, 6) OBP: 0.338, SLG: 0.352	6-3		1-2 1B			BBBB 4-0 FC6-4 BB		F9		3	0	1	0	1	0	0
Glenn Beckert, R (1, 4) OBP: 0.326, SLG: 0.352	FC6 1B		F8			FC6-4 1B 1-2f		6-3		4	0	1	0	0	0	3
Billy Williams, L (1, 9) OBP: 0.391, SLG: 0.591	SSS 0-3 K		6-3			1-3 FC5-4 1B			F5	4	0	1	0	0	1	3
Tommy Davis, R (1, 7) OBP: 0.310, SLG: 0.390	FC6 1-2f			F9		F5			BB 1B 1B	4	1	1	0	0	0	3
Jim Hickman, R (1, 8) OBP: 0.417, SLG: 0.582		P6-3 1B		F5		FC5-4 1-2f			BBBB 4-0 1B 1-2 BB	3	0	1	0	1	0	2
14 Ernie Banks, R (1, 3) OBP: 0.313, SLG: 0.459		F8		5-3			SSS 0-3 K		F9	4	0	0	0	0	1	3
Paul Popovich, S (1, 5) OBP: 0.327, SLG: 0.363		P6-3 1-2f			G6-4-3 1B		F9		1-2 2-H 1B	4	0	2	1	0	0	1
Jack Hiatt, R (1, 2) OBP: 0.382, SLG: 0.357			P4		G6-4-3 1-2f		F9		F8	4	0	0	0	0	0	3
Milt Pappas, R (1, 1) OBP: 0.234, SLG: 0.367 Phil Gagliano, R (8, PH) OBP: 0.231, SLG: 0.167 Larry Gura, S (8, 1)			BBBB 4-0 1B BB		SSS 0-3 K			0-0 4-3		1 1 0	0 0 0	0 0 0	0 0 0	1 0 0	1 0 0	0 0 0
Inning Stats	R: 0 H: 1 E: 0 LOB: 1 K: 1 BB: 0 S: 6 P: 6	R: 0 H: 1 E: 0 LOB: 0 K: 0 BB: 0 S: 3 P: 3	R: 0 H: 1 E: 0 LOB: 2 K: 0 BB: 1 S: 4 P: 8	R: 0 H: 0 E: 0 LOB: 0 K: 0 BB: 0 S: 3 P: 3	R: 0 H: 1 E: 0 LOB: 0 K: 1 BB: 0 S: 5 P: 5	R: 0 H: 1 E: 0 LOB: 2 K: 0 BB: 1 S: 4 P: 8	R: 0 H: 0 E: 0 LOB: 0 K: 1 BB: 0 S: 5 P: 5	R: 0 H: 0 E: 0 LOB: 0 K: 0 BB: 0 S: 3 P: 3	R: 1 H: 2 E: 0 LOB: 2 K: 0 BB: 1 S: 5 P: 9	1B: 7 SF: 0 2B: 0 SAC: 0 3B: 0 DP: 2 HR: 0 HBP: 0						

TOP

Chicago Cubs @ New York Mets

Shea Stadium, Flushing, NY

Tue Sep 29 1970, 7:05 PM EDT

Att. 26,832 - Unknown - 55 F

livebaseballscorecards.com

AB	32
R	1
H	7
RBI	1
BB	3
SO	3
LOB	18

PITCHER		IP	WLS	BF	H	R	ER	SO	BB	IBB	HBP	BLK	WP	HR	S	P	ERA	WHIP
Jerry Koosman, L ERA: 3.14	(1, 1)	9.0	W	35	7	1	1	3	3	0	0	0	0	0	38	50	1.00	1.111

PITCHER	IP	WLS	BF	H	R	ER	SO	BB	IBB	HBP	BLK	WP	HR	S	P	ERA	WHIP

Batter	1	2	3	4	5	6	7	8	9	AB	R	H	RBI	BB	SO	LOB
Mike Jorgensen, L (1, 8) OBP: 0.292, SLG: 0.380	4-3	1B 1-3 1B		F9		F7		BB		4	0	1	0	1	0	1
Wayne Garrett, L (1, 5) OBP: 0.391, SLG: 0.425	1B 2B BB	G6-4-3 1-2 3-H 1B		F8		IBB		K		3	1	1	1	2	1	1
Cleon Jones, R (1, 7) OBP: 0.352, SLG: 0.417	F8	G6-4-3 1-2f		1B		F5				4	0	1	0	0	0	5
Art Shamsky, L (1, 9) OBP: 0.370, SLG: 0.431	2B 1-3 1B		F7	L8			F9			4	1	1	0	0	0	1
Donn Clendenon, R (1, 3) OBP: 0.352, SLG: 0.523	2B 1-H 3-H		K		K		1B			4	0	2	2	0	2	0
Ken Boswell, L (1, 4) OBP: 0.337, SLG: 0.352	FC6-4 IBB		E 1B 1B		P4		F8			3	0	1	0	1	0	1
Jerry Grote, R (1, 2) OBP: 0.315, SLG: 0.311	FC6-4 1-2f		E7 BB 1-3 1B		4-3		F9			4	0	1	0	0	0	3
Bud Harrelson, S (1, 6) OBP: 0.349, SLG: 0.309		1B 1B 1B	BB 1-2			SH1-4 1B		P4		3	1	2	0	1	0	0
Jerry Koosman, R (1, 1) OBP: 0.179, SLG: 0.100		K	K			SH1-4 1-2		K		3	0	0	0	0	3	4
Inning Stats	R: 2 E: 0 K: 0 S: 5 H: 2 LOB: 2 BB: 2 P: 13	R: 1 E: 0 K: 1 S: 7 H: 3 LOB: 1 BB: 0 P: 7	R: 0 E: 1 K: 2 S: 9 H: 2 LOB: 3 BB: 1 P: 13	R: 0 E: 0 K: 0 S: 4 H: 1 LOB: 1 BB: 0 P: 4	R: 0 E: 0 K: 1 S: 5 H: 0 LOB: 0 BB: 0 P: 5	R: 0 E: 0 K: 0 S: 4 H: 1 LOB: 2 BB: 1 P: 8	R: 0 E: 0 K: 0 S: 4 H: 1 LOB: 1 BB: 0 P: 4	R: 0 E: 0 K: 2 S: 7 H: 0 LOB: 1 BB: 1 P: 11		1B: 9 2B: 1 3B: 0 HR: 0 SF: 0 SAC: 1 DP: 1 HBP: 0						

PITCHER		IP	WLS	BF	H	R	ER	SO	BB	IBB	HBP	BLK	WP	HR	S	P	ERA	WHIP
Milt Pappas, R ERA: 3.34	(1, 1)	7.0	L	34	10	3	3	4	2	2	0	0	0	0	38	54	3.86	1.714
Larry Gura, L ERA: 3.79	(8, 1)	1.0		4	0	0	0	2	1	0	0	0	0	0	7	11	0.00	1.000

PITCHER	IP	WLS	BF	H	R	ER	SO	BB	IBB	HBP	BLK	WP	HR	S	P	ERA	WHIP

BOTTOM

Chicago Cubs @ New York Mets

Shea Stadium, Flushing, NY

Tue Sep 29 1970, 7:05 PM EDT

Att. 26,832 - Unknown - 55 F

livebaseballscorecards.com

AB	32
R	3
H	10
RBI	3
BB	5
SO	6
LOB	16

1B: 9 2B: 1 3B: 0 HR: 0 SF: 0 SAC: 1 DP: 1 HBP: 0

WP: 0 PB: 0 SB: 0 CS: 0 PA: 38

Chicago Cubs @ New York Mets

Shea Stadium, Flushing, NY

Wed Sep 30 1970, 7:05 PM EDT

Att. 6,895 - Unknown

TOP

livebaseballscorecards.com

Batter	1	2	3	4	5	6	7	8	9	AB	R	H	RBI	BB	SO	LOB
Don Kessinger, S (1, 6) OBP: 0.339, SLG: 0.351	x 0-0 ① F7		S S S 0-3 ② K	x 0-0 ③ F7		B B B 4-0 1-2 2-3 3-H BB		x 0-0 E8 1B		4	0	1	1	1	1	4
Glenn Beckert, R (1, 4) OBP: 0.325, SLG: 0.351	x 0-0 ② 6-3		x 0-0 1-2 BB 1B		x 0-0 ① 6-3	x 0-0 ③ P6		x 0-0 ③ 6-3		5	0	1	0	0	0	4
Billy Williams, L (1, 9) (9, 7) OBP: 0.392, SLG: 0.589	B B B B 4-0 FC6-4 BB		B B B B 4-0 1-2 2-3 BB		x 0-0 ② P5		x 0-0 ① 4-3		x 0-0 ① 4-3	3	0	0	0	2	0	0
Tommy Davis, R (1, 7) OBP: 0.309, SLG: 0.390 Johnny Callison, L (9, 9) OBP: 0.349, SLG: 0.441	x 0-0 ③ FC6-4 1-2f		x 0-0 ③ P3		x 0-0 ③ L6		x 0-0 E8 2B 2B		x 0-0 ② 6-3	5 0	1 0	1 0	0 0	0 0	0 0	4 0
Willie Smith, L (1, 3) OBP: 0.267, SLG: 0.371		x 0-0 ① F3		S S S 0-3 ① K		x 0-0 ① F9	x 0-0 3-H 2B		x 0-0 ③ 3-1	5	0	1	1	0	1	0
Jim Hickman, R (1, 8) OBP: 0.418, SLG: 0.579 Cleo James, R (7, 8) OBP: 0.298, SLG: 0.324		x 0-0 ② 6-3		B B B B 4-0 BB BB 1B BB		B B B B 4-0 BB BB BB BB	x 0-0 ② F8			2 0	1 0	0 0	0 0	2 0	0 0	1 0
Paul Popovich, S (1, 5) OBP: 0.320, SLG: 0.355		S S S 0-3 ③ K		x 0-0 ② F2		x 0-0 ② F2	x 0-0 ③ P9			4	0	0	0	0	1	3
Randy Hundley, R (1, 2) OBP: 0.289, SLG: 0.350			x 0-0 ① F8	x 0-0 1-2 BB 1B		B B B B 4-0 BB BB 1-2 BB		x 0-0 CS 1B		3	0	2	0	1	0	0
Bill Hands, R (1, 1) OBP: 0.272, SLG: 0.160			x 0-0 BB 1B 1B	B B B B 4-0 1-2 2-3 BB		B B B B 4-0 BB 1-2 2-3 BB		x 0-0 ① ② 6-3 1-2		2	0	1	0	2	0	1
Inning Stats	R: 0 E: 0 K: 0 S: 3 H: 0 LOB: 1 BB: 1 P: 7	R: 0 E: 0 K: 1 S: 5 H: 0 LOB: 0 BB: 0 P: 5	R: 0 E: 0 K: 1 S: 7 H: 2 LOB: 3 BB: 1 P: 11	R: 0 E: 0 K: 1 S: 6 H: 1 LOB: 3 BB: 2 P: 14	R: 0 E: 0 K: 0 S: 3 H: 0 LOB: 0 BB: 0 P: 3	R: 1 E: 0 K: 0 S: 3 H: 0 LOB: 3 BB: 4 P: 19	R: 1 E: 1 K: 0 S: 5 H: 2 LOB: 1 BB: 0 P: 5	R: 0 E: 1 K: 0 S: 4 H: 2 LOB: 1 BB: 0 P: 4	R: 0 E: 0 K: 0 S: 3 H: 0 LOB: 0 BB: 0 P: 3	1B: 5 2B: 2 3B: 0 HR: 0	SF: 0 SAC: 0 DP: 0 HBP: 0						

AB	33
R	2
H	7
RBI	2
BB	8
SO	3
LOB	17

WP: 0 PB: 0 SB: 0 CS: 1 PA: 41

PITCHER		IP	WLS	BF	H	R	ER	SO	BB	IBB	HBP	BLK	WP	HR	S	P	ERA	WHIP
Nolan Ryan, R ERA: 3.42	(1, 1)	5.2	L	28	3	1	1	3	8	0	0	0	0	0	26	58	1.59	1.941
Ron Herbel, R ERA: 4.57	(6, 1)	2.1		10	4	1	1	0	0	0	0	0	0	0	10	10	3.86	1.714
Tug McGraw, L ERA: 3.31	(9, 1)	1.0		3	0	0	0	0	0	0	0	0	0	0	3	3	0.00	0.000

PITCHER	IP	WLS	BF	H	R	ER	SO	BB	IBB	HBP	BLK	WP	HR	S	P	ERA	WHIP

Chicago Cubs @ New York Mets

Shea Stadium, Flushing, NY

Wed Sep 30 1970, 7:05 PM EDT

Att. 6,895 - Unknown

livebaseballscorecards.com

BOTTOM

Batter	1	2	3	4	5	6	7	8	9	AB	R	H	RBI	BB	SO	LOB
Mike Jorgensen, L (1, 8) OBP: 0.290, SLG: 0.373	WP 1B		F9		K 1-2			4-3		4	0	1	0	0	1	1
Wayne Garrett, L (1, 5) OBP: 0.394, SLG: 0.425	F6 1-2			G6-3 BB		1B BB			1B	2	0	1	0	2	0	1
Dave Marshall, L (1, 7) OBP: 0.309, SLG: 0.409	F7			G6-3 1-2f		K		4-3		4	0	0	0	0	1	4
Art Shamsky, L (1, 9) OBP: 0.371, SLG: 0.432 Al Weis, S (9, PR) OBP: 0.254, SLG: 0.306	K			1B 1B		G4-3 1-3 1B			E4	4 0	0 0	2 0	0 0	0 0	1 0	1 0
Donn Clendenon, R (1, 3) OBP: 0.351, SLG: 0.520		6-3		1-3 1B		G4-3 1-2f			F7	4	0	1	0	0	0	3
Ken Boswell, L (1, 4) OBP: 0.333, SLG: 0.348		6-3		1-3			3-1		F8	4	0	0	0	0	0	3
Tim Foli, R (1, 6) OBP: 0.364, SLG: 0.364		6-3			F8		G6-4-3 1B		F2	4	0	1	0	0	0	1
Duffy Dyer, R (1, 2) OBP: 0.308, SLG: 0.257			F7		FC3-6 1B		G6-4-3 1-2f			3	0	1	0	0	0	1
Nolan Ryan, R (1, 1) OBP: 0.178, SLG: 0.178 Ron Herbel, R (6, 1) Ken Singleton, S (8, PH) OBP: 0.358, SLG: 0.366 Tug McGraw, R (9, 1) OBP: 0.286, SLG: 0.385			6-3		FC3-6 S 1-2f			4-3		2 0 1 0	0 0 0 0	0 0 0 0	0 0 0 0	0 0 0 0	0 0 0 0	1 0 0 0

	AB	32
	R	0
	H	7
	RBI	0
	BB	2
	SO	3
	LOB	16

Inning Stats	1	2	3	4	5	6	7	8	9
	R: 0 E: 0 K: 1 S: 6	H: 1 LOB: 1 BB: 0 P: 6	R: 0 E: 0 K: 0 S: 3	H: 0 LOB: 0 BB: 0 P: 3	R: 0 E: 0 K: 0 S: 3	H: 0 LOB: 0 BB: 0 P: 3	R: 0 E: 0 K: 0 S: 4	H: 2 LOB: 2 BB: 1 P: 8	R: 0 E: 0 K: 1 S: 6	H: 1 LOB: 1 BB: 1 P: 6	R: 0 E: 0 K: 1 S: 5	H: 1 LOB: 1 BB: 1 P: 9	R: 0 E: 0 K: 0 S: 3	H: 1 LOB: 0 BB: 0 P: 3	R: 0 E: 0 K: 0 S: 4	H: 1 LOB: 1 BB: 0 P: 4	R: 0 E: 1 K: 0 S: 4	H: 0 LOB: 1 BB: 0 P: 4

	1B: 7	SF: 0	WP: 1	PA: 34
	2B: 0	SAC: 0	PB: 0	
	3B: 0	DP: 3	SB: 1	
	HR: 0	HBP: 0	CS: 0	

PITCHER	IP	WLS	BF	H	R	ER	SO	BB	IBB	HBP	BLK	WP	HR	S	P	ERA	WHIP
Bill Hands, R (1, 1) ERA: 3.7	9.0	W	34	7	0	0	3	2	0	0	0	1	0	38	46	0.00	1.000

PITCHER	IP	WLS	BF	H	R	ER	SO	BB	IBB	HBP	BLK	WP	HR	S	P	ERA	WHIP

Batter	1	2	3	4	5	6	7	8	9	AB	R	H	RBI	BB	SO	LOB
Don Kessinger, S (1, 6) OBP: 0.337, SLG: 0.349	F7	F9			F7		5-3			4	0	0	0	0	0	3
Glenn Beckert, R (1, 4) OBP: 0.323, SLG: 0.349	F8		6-3		P6		F5			4	0	0	0	0	0	1
Billy Williams, L (1, 9) (8, 7) OBP: 0.391, SLG: 0.586	P4		G1			HR 1B		K		4	1	1	0	0	1	0
Tommy Davis, R (1, 7) OBP: 0.307, SLG: 0.387		6-3	F9			F7		F7		4	0	0	0	0	0	1
Cleo James, R (8, 8) OBP: 0.298, SLG: 0.324										0	0	0	0	0	0	0
Joe Pepitone, L (1, 8) (8, 3) OBP: 0.304, SLG: 0.482		2B 1B 1B		1-3		1-H HR		G3		4	2	2	2	0	0	0
Jim Hickman, R (1, 3) OBP: 0.419, SLG: 0.582		1-3 1B 2B		5-3		1B			F8	3	1	2	0	0	0	0
Johnny Callison, L (8, 9) OBP: 0.348, SLG: 0.440										1	0	0	0	0	0	0
Paul Popovich, S (1, 5) OBP: 0.324, SLG: 0.355		1B IBB		F9		F9			1B	3	0	1	0	1	0	1
Randy Hundley, R (1, 2) OBP: 0.288, SLG: 0.348		1-2 2-H 3-H 1B			F7	F8			K	4	0	1	2	0	1	2
Fergie Jenkins, R (1, 1) OBP: 0.129, SLG: 0.221		L9			1B		6-3		3-1	4	0	1	0	0	0	3
Inning Stats	R: 0 E: 0 K: 0 S: 3 H: 0 LOB: 0 BB: 0 P: 3	R: 2 E: 0 K: 0 S: 6 H: 3 LOB: 2 BB: 1 P: 10	R: 0 E: 0 K: 0 S: 3 H: 0 LOB: 0 BB: 0 P: 3	R: 0 E: 0 K: 0 S: 3 H: 0 LOB: 0 BB: 0 P: 3	R: 0 E: 0 K: 0 S: 4 H: 1 LOB: 1 BB: 0 P: 4	R: 2 E: 0 K: 0 S: 6 H: 3 LOB: 1 BB: 0 P: 6	R: 0 E: 0 K: 0 S: 3 H: 0 LOB: 0 BB: 0 P: 3	R: 0 E: 0 K: 1 S: 5 H: 0 LOB: 0 BB: 0 P: 5	R: 0 E: 0 K: 1 S: 6 H: 1 LOB: 1 BB: 0 P: 6	1B: 6 2B: 1 3B: 0 HR: 1	SF: 0 SAC: 0 DP: 0 HBP: 0						

TOP

Chicago Cubs @ New York Mets

Shea Stadium, Flushing, NY

Thu Oct 01 1970, 7:05 PM EDT

Att. 48,314 - Unknown - 58 F

livebaseballscorecards.com

AB	35
R	4
H	8
RBI	4
BB	1
SO	2
LOB	11

WP: 0 PB: 0 SB: 0 CS: 0 PA: 36

PITCHER		IP	WLS	BF	H	R	ER	SO	BB	IBB	HBP	BLK	WP	HR	S	P	ERA	WHIP
Jim McAndrew, R ERA: 3.56	(1, 1)	6.0	L	26	7	4	4	0	0	1	0	0	0	1	25	29	6.00	1.167
Danny Frisella, R ERA: 3.02	(7, 1)	2.0		6	0	0	0	1	0	0	0	0	0	0	8	8	0.00	0.000
Tug McGraw, L ERA: 3.28	(9, 1)	1.0		4	1	0	0	1	0	0	0	0	0	0	6	6	0.00	1.000

PITCHER	IP	WLS	BF	H	R	ER	SO	BB	IBB	HBP	BLK	WP	HR	S	P	ERA	WHIP

Batter	1	2	3	4	5	6	7	8	9	AB	R	H	RBI	BB	SO	LOB
Mike Jorgensen, L (1, 8) OBP: 0.278, SLG: 0.356	3-1		K 2-H			F7			K	4	0	0	0	0	2	1
Wayne Garrett, L (1, 5) OBP: 0.390, SLG: 0.421	G3			F8		P3			F8	4	0	0	0	0	0	1
Ken Singleton, S (1, 7) OBP: 0.361, SLG: 0.379	4-3			4-3			2B		2B	4	0	2	0	0	0	0
Donn Clendenon, R (1, 3) OBP: 0.348, SLG: 0.515		K		P5-3			F9		K	4	0	0	0	0	2	2
Dave Marshall, L (1, 9) OBP: 0.304, SLG: 0.402		F8			3-1		F7			3	0	0	0	0	0	1
Ken Boswell, L (1, 4) OBP: 0.331, SLG: 0.345		F8			P6		K			3	0	0	0	0	1	1
Jerry Grote, R (1, 2) OBP: 0.313, SLG: 0.308			K		K			P4		3	0	0	0	0	2	0
Bud Harrelson, S (1, 6) OBP: 0.351, SLG: 0.309			BB SH1-4 WP			BB		G3		1	1	0	0	2	0	0
Jim McAndrew, R (1, 1) OBP: 0.220, SLG: 0.204			SH1-4 1-2			F8		K		0	0	0	0	0	0	0
Ed Kranepool, L (6, PH) OBP: 0.250, SLG: 0.170										1	0	0	0	0	0	1
Danny Frisella, L (7, 1) OBP: 0.357, SLG: 0.308										0	0	0	0	0	0	0
Rod Gaspar, S (8, PH)										1	0	0	0	0	1	0
Tug McGraw, R (9, 1) OBP: 0.286, SLG: 0.385										0	0	0	0	0	0	0
Inning Stats	R: 0 E: 0 K: 0 S: 3 H: 0 LOB: 0 BB: 0 P: 3	R: 0 E: 0 K: 1 S: 5 H: 0 LOB: 0 BB: 0 P: 5	R: 1 E: 0 K: 2 S: 7 H: 0 LOB: 0 BB: 1 P: 11	R: 0 E: 0 K: 0 S: 3 H: 0 LOB: 0 BB: 0 P: 3	R: 0 E: 0 K: 1 S: 5 H: 0 LOB: 0 BB: 0 P: 5	R: 0 E: 0 K: 0 S: 3 H: 0 LOB: 1 BB: 1 P: 7	R: 0 E: 0 K: 1 S: 6 H: 1 LOB: 1 BB: 0 P: 6	R: 0 E: 0 K: 1 S: 5 H: 0 LOB: 0 BB: 0 P: 5	R: 0 E: 0 K: 2 S: 8 H: 1 LOB: 1 BB: 0 P: 8	1B: 0 2B: 2 3B: 0 HR: 0 SF: 0 SAC: 1 DP: 0 HBP: 0						

PITCHER	IP	WLS	BF	H	R	ER	SO	BB	IBB	HBP	BLK	WP	HR	S	P	ERA	WHIP
Fergie Jenkins, R (1, 1) ERA: 3.39	9.0	W	31	2	1	1	8	2	0	0	0	1	0	45	53	1.00	0.444

PITCHER	IP	WLS	BF	H	R	ER	SO	BB	IBB	HBP	BLK	WP	HR	S	P	ERA	WHIP

BOTTOM

Chicago Cubs @ New York Mets

Shea Stadium, Flushing, NY

Thu Oct 01 1970, 7:05 PM EDT

Att. 48,314 - Unknown - 58 F

livebaseballscorecards.com

AB	28
R	1
H	2
RBI	0
BB	2
SO	8
LOB	7