

New York Mets - 1970

Batter	1	2	3	4	5	6	7	8	9	10	11	AB	R	H	RBI	BB	SO	LOB	TOP								
Tommy Agee, R OBP: 0.500, SLG: 0.500 (1, 8)												6	2	3	0	0	1	2									
Bud Harrelson, S OBP: 0.250, SLG: 0.250 (1, 6)												4	0	1	0	0	0	2									
Joe Foy, R (1, 5)												4	0	0	1	0	1	3									
Cleon Jones, R OBP: 0.600, SLG: 0.750 (1, 7)												4	1	2	1	1	1	0									
Art Shamsky, L OBP: 0.500, SLG: 0.750 (8, 3)												4	0	2	1	0	0	1									
Mike Jorgensen, L OBP: 1.000, SLG: 1.000 (8, 3)												1	1	1	0	0	0	0									
Ron Swoboda, R OBP: 0.200, SLG: 0.400 (1, 9)												5	1	1	0	0	1	3									
Wayne Garrett, L (1, 4)												3	0	0	0	1	1	1									
Jerry Grote, R (1, 2)												4	0	0	0	1	1	3									
Tom Seaver, R Ed Kranepool, L Ron Taylor, R Ken Boswell, L Dann Clendenon, R Tug McGraw, R (1, 1)												3	0	0	0	0	2	1									
Inning Stats	R: 2 E: 0 K: 0 S: 6	H: 3 LOB: 1 BB: 0 P: 6	R: 0 E: 0 K: 2 S: 7	H: 0 LOB: 0 BB: 0 P: 7	R: 1 E: 0 K: 0 S: 4	H: 1 LOB: 1 BB: 1 P: 8	R: 0 E: 0 K: 0 S: 4	H: 1 LOB: 1 BB: 0 P: 4	R: 0 E: 0 K: 1 S: 5	H: 0 LOB: 0 BB: 0 P: 5	R: 0 E: 0 K: 2 S: 8	H: 1 LOB: 2 BB: 1 P: 12	R: 0 E: 0 K: 0 S: 3	H: 0 LOB: 0 BB: 0 P: 3	R: 0 E: 0 K: 0 S: 7	H: 0 LOB: 0 BB: 0 P: 7	R: 0 E: 0 K: 0 S: 4	H: 2 LOB: 2 BB: 0 P: 4	R: 2 E: 1 K: 0 S: 5	H: 2 LOB: 1 BB: 1 P: 9	1B: 8 2B: 3 3B: 0 HR: 0	SF: 1 SAC: 2 DP: 1 HBP: 0	WP: 0 PB: 0 SB: 1 CS: 0	PA: 46			
PITCHER	IP ERA WLS BF H R ER SO BB IBB HBP BLK WP HR S P ERA WHIP	10.0 2.7 0.1 4 1 2 1 0 0 1 0 0 0 0 3 7 27.00 3.000	0.2 2 1 0 0 0 0 0 0 0 0 0 0 0 2 2 0.00 1.500																								

New York Mets @ Pittsburgh Pirates
Forbes Field, Pittsburgh, PA
Tue Apr 07 1970, 3:33 AM EST
Att: 34,249 - Cloudy

AB 40
R 5
H 11
RBI 5
BB 3
SO 9
LOB 16

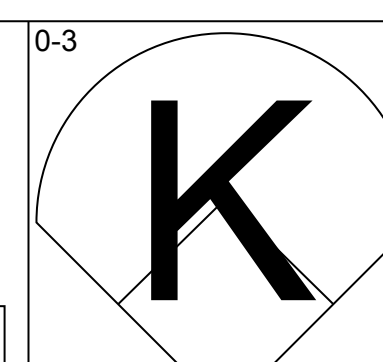
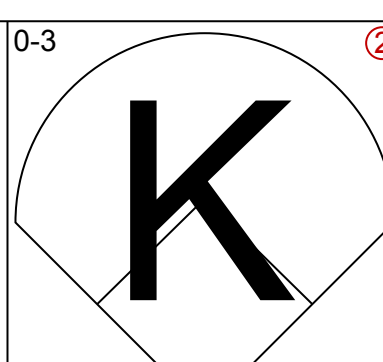
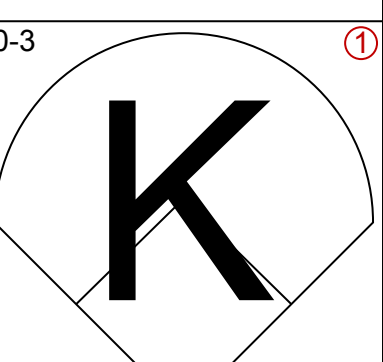
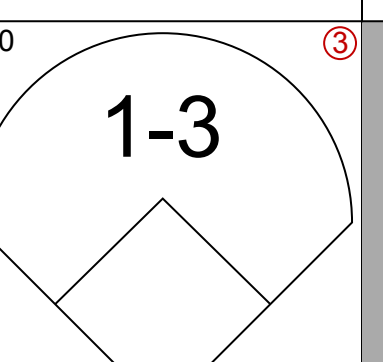
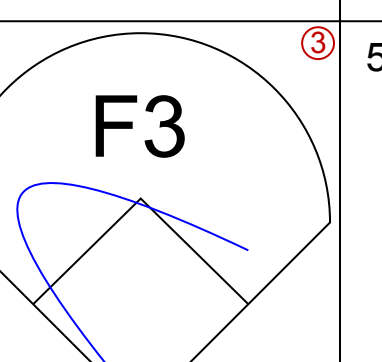
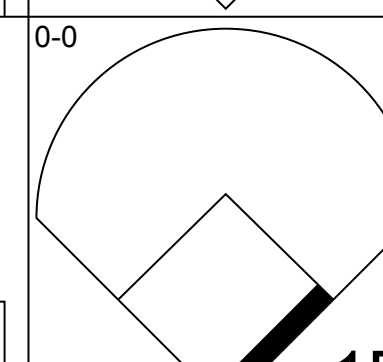
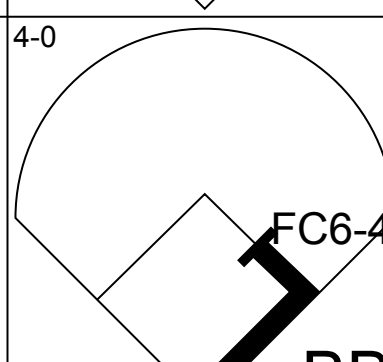
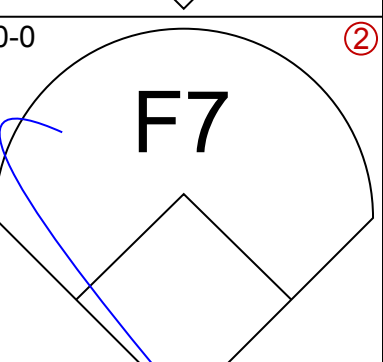

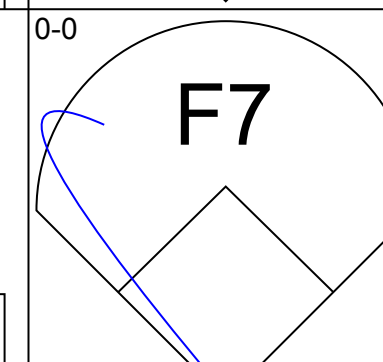
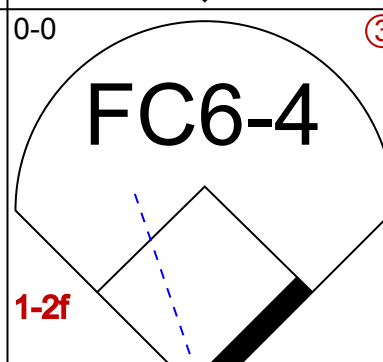
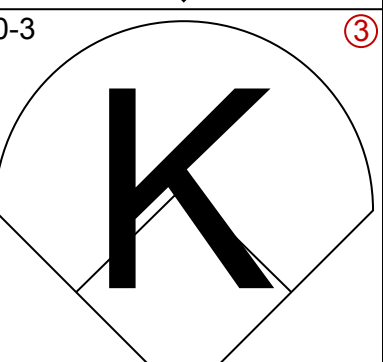

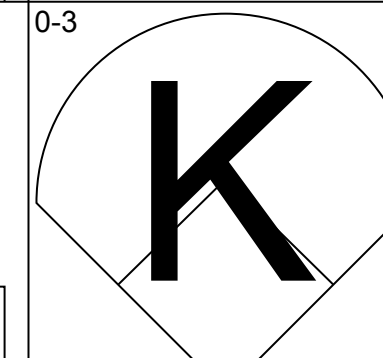
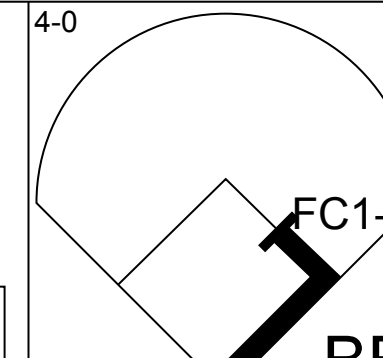
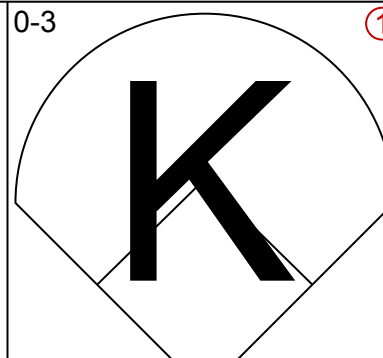
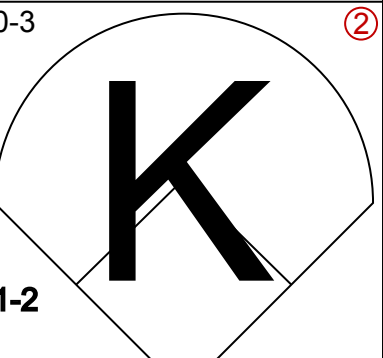
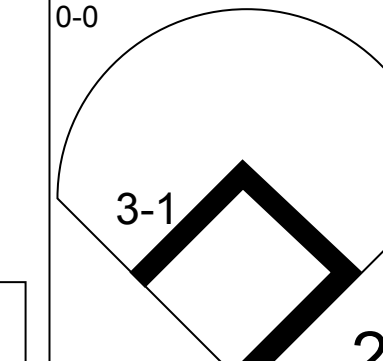
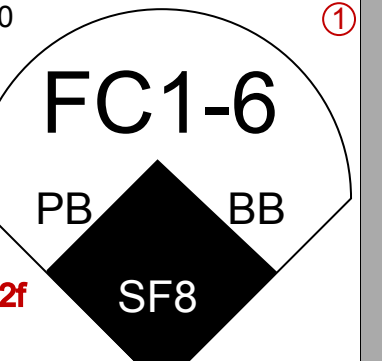
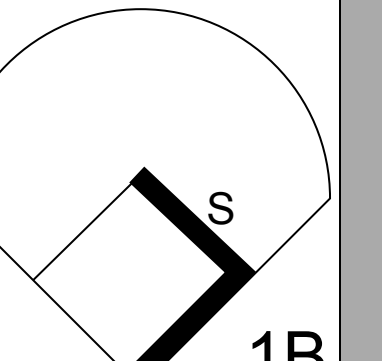
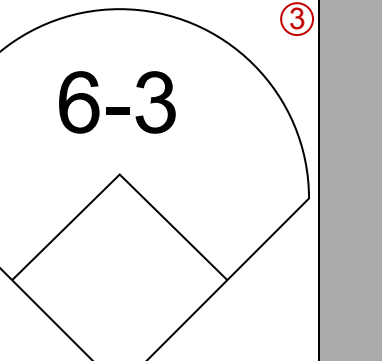

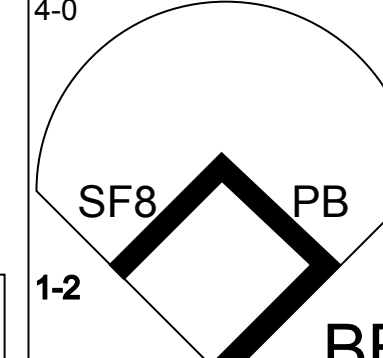
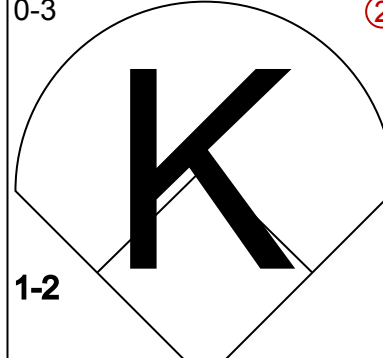

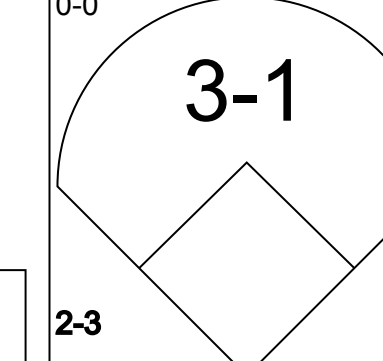
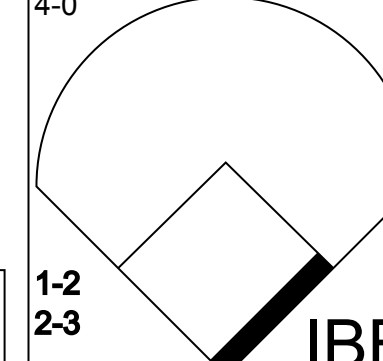
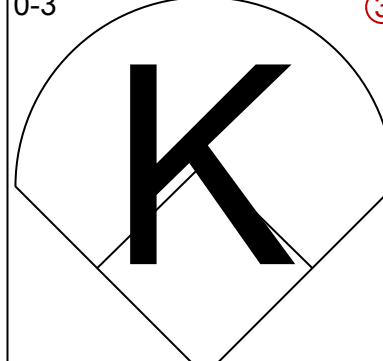

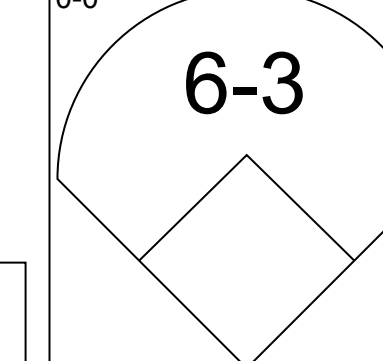
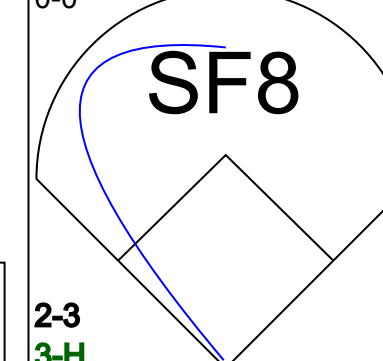
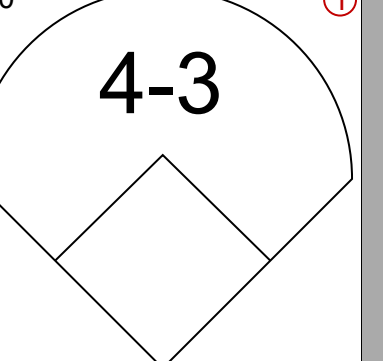
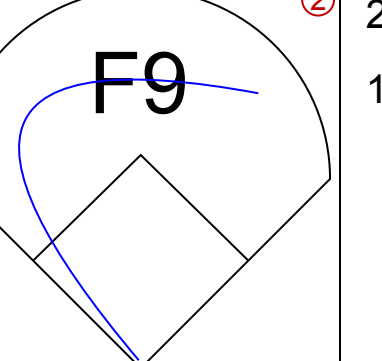
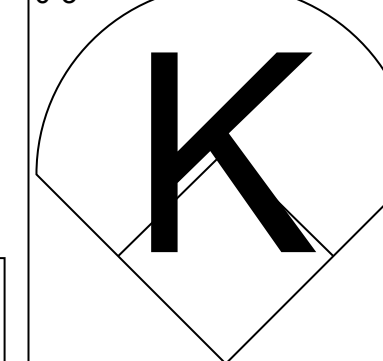

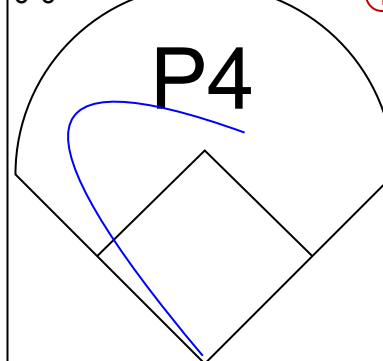
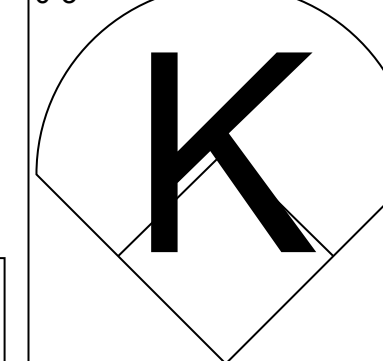
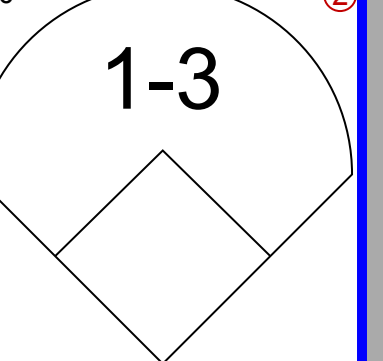



Batter	1	2	3	4	5	6	7	8	9	10	11	AB	R	H	RBI	BB	SO	LOB	BOTTOM								
Matty Alou, L OBP: 0.400, SLG: 1.000 (1, 8)												5	2	2	0	0	0	2									
Richie Hebner, L OBP: 0.200, SLG: 0.400 (1, 5)												5	0	1	0	0	2	2									
Roberto Clemente, R OBP: 0.800, SLG: 0.750 (1, 9)												4	0	3	2	1	1	1									
Willie Stargell, L (1, 7)												5	0	0	0	0	0	4									
Al Oliver, L OBP: 0.200, SLG: 0.600 (1, 3)												5	1	1	0	0	0	3									
Gene Alley, R OBP: 0.200, SLG: 0.200 (1, 6)												5	0	1	0	0	2	2									
Jerry May, R (1, 2)												3	0	0	1	0	1	1									
Bill Mazaroski, R (1, 4)												4	0	0	0	0	0	1									
Steve Blass, R OBP: 0.333, SLG: 0.333 Bob Robertson, R Chuck Hartenstein, R Joe Gibbon, R (1, 1)												3	0	1	0	0	1	0									
Inning Stats	R: 1 E: 0 K: 1 S: 6	H: 2 LOB: 0 BB: 0 P: 6	R: 1 E: 0 K: 1 S: 6	H: 1 LOB: 0 BB: 0 P: 6	R: 0 E: 0 K: 2 S: 8	H: 1 LOB: 1 BB: 1 P: 8	R: 0 E: 0 K: 0 S: 3	H: 0 LOB: 0 BB: 0 P: 3	R: 0 E: 0 K: 0 S: 3	H: 0 LOB: 0 BB: 0 P: 3	R: 1 E: 0 K: 0 S: 5	H: 2 LOB: 2 BB: 0 P: 7	R: 0 E: 0 K: 0 S: 4	H: 1 LOB: 1 BB: 0 P: 4	R: 0 E: 0 K: 0 S: 3	H: 0 LOB: 0 BB: 0 P: 3	R: 0 E: 0 K: 1 S: 5	H: 0 LOB: 0 BB: 1 P: 5	R: 0 E: 0 K: 1 S: 5	H: 0 LOB: 1 BB: 1 P: 9	1B: 5 2B: 2 3B: 2 HR: 0	SF: 1 SAC: 0 DP: 1 HBP: 0	WP: 0 PB: 0 SB: 0 CS: 0	PA: 42			
PITCHER	IP ERA WLS BF H R ER SO BB IBB HBP BLK WP HR S P ERA WHIP	8.0 3.38 2.0 6 9 0 0 1 0 0 0 0 0 0 8 8 0.00 0.000	1.0 S 4 0 0 0 1 1 0 0 0 0 0 0 5 9 0.00 1.000																								

New York Mets @ Pittsburgh Pirates
Forbes Field, Pittsburgh, PA
Tue Apr 07 1970, 3:33 AM EST
Att: 34,249 - Cloudy

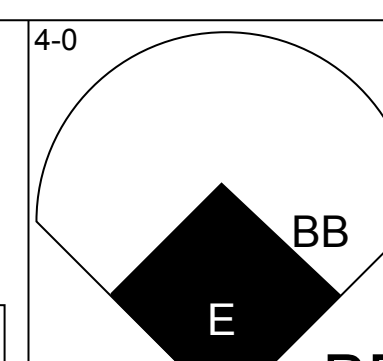
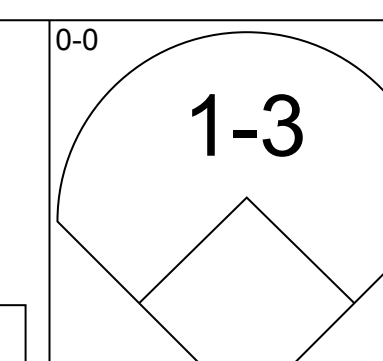
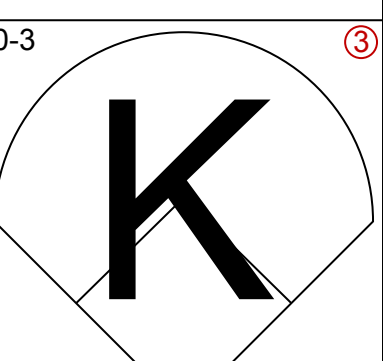

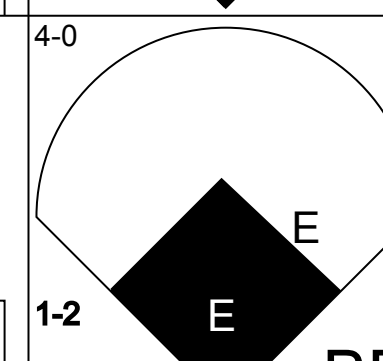
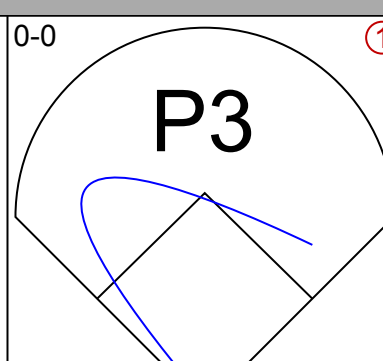
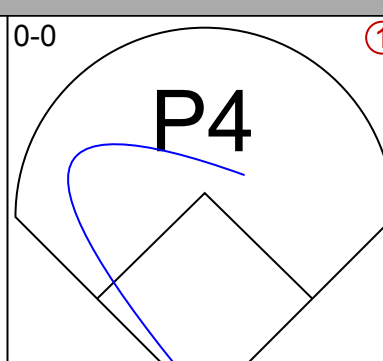
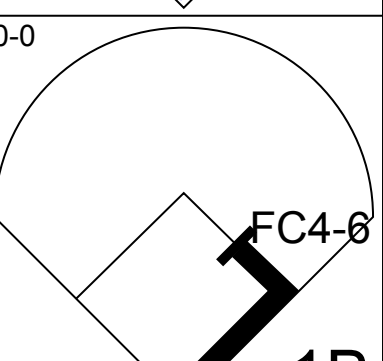
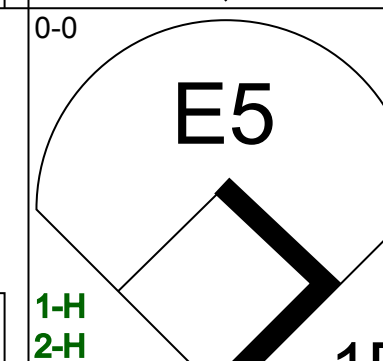
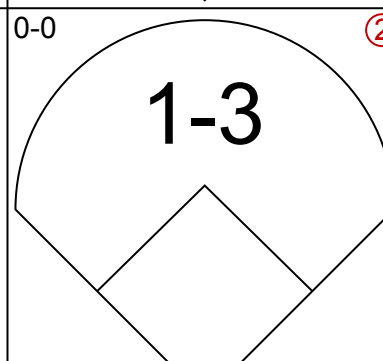
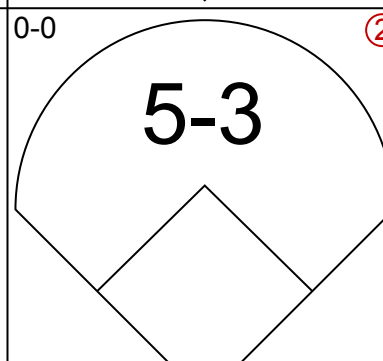
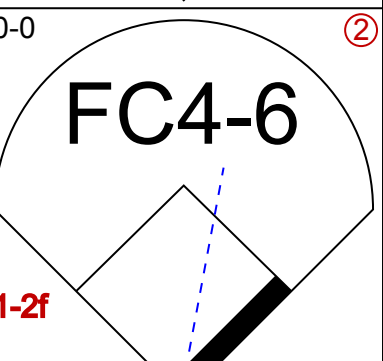
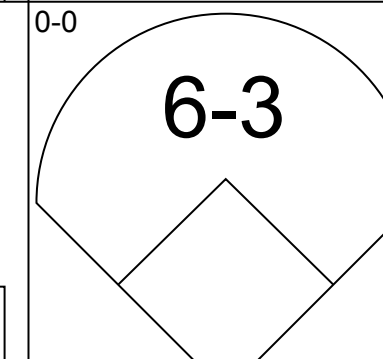
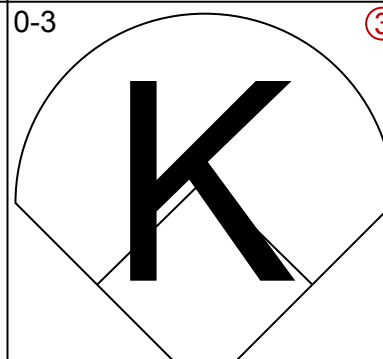
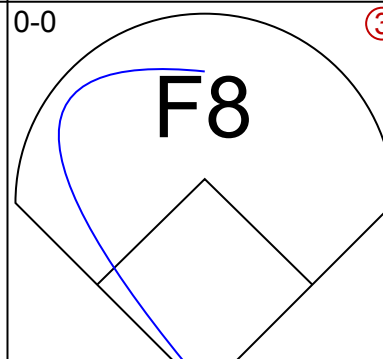
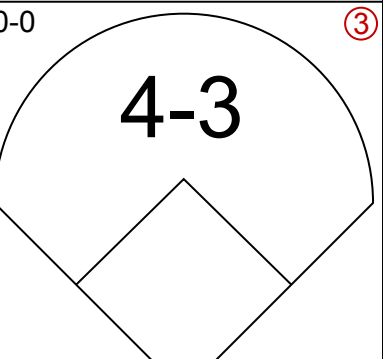
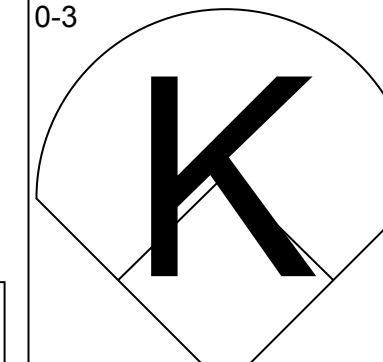
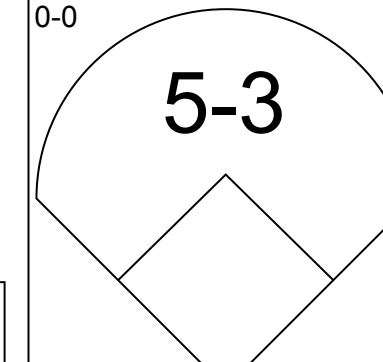
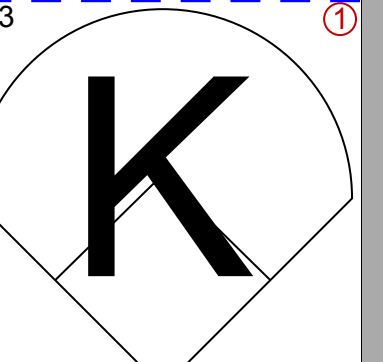
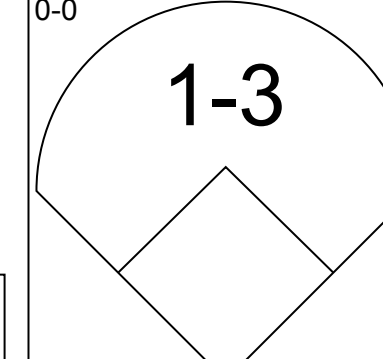
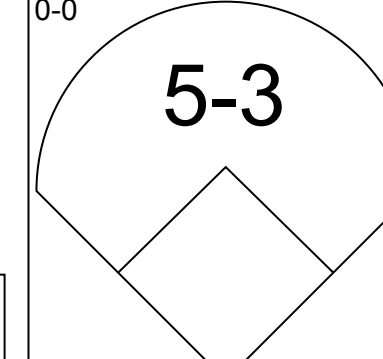
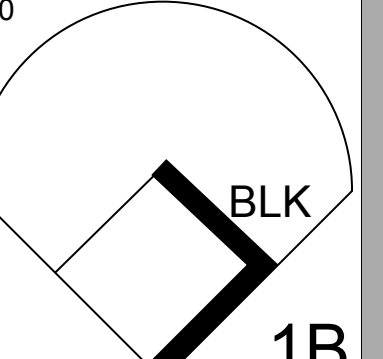
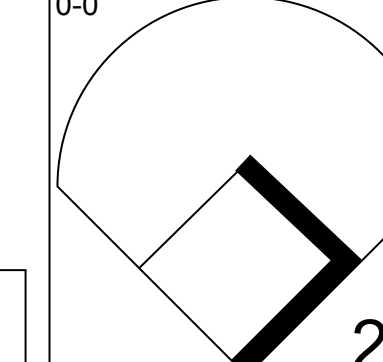
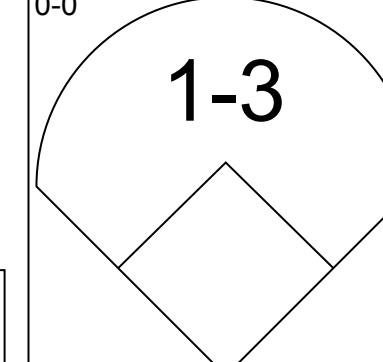
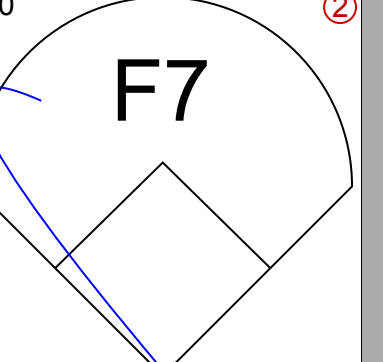
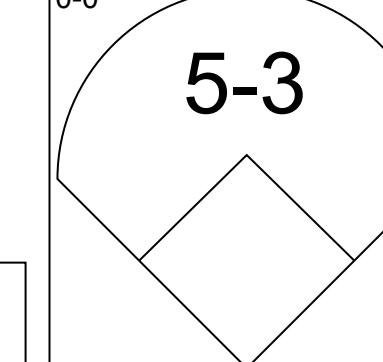
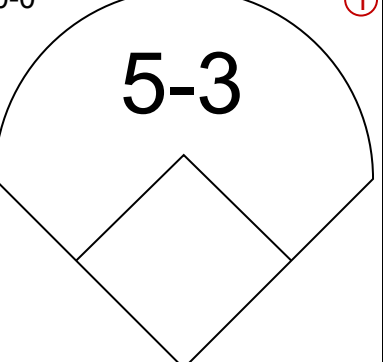
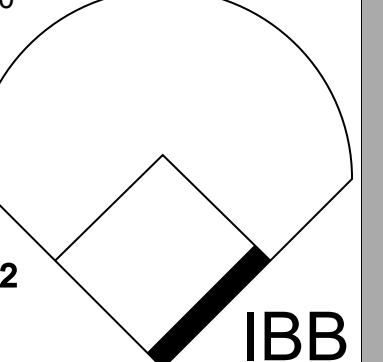
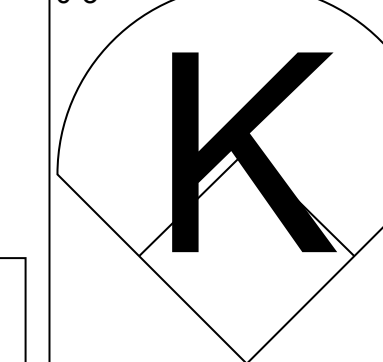
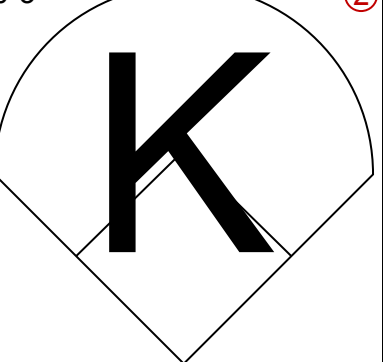

AB 40
R 3
H 9
RBI 3
BB 1
SO 7
LOB 16



Batter	1	2	3	4	5	6	7	8	9	AB	R	H	RBI	BB	SO	LOB	TOP			
Tommie Agee, R OBP: 0.273, SLG: 0.273 (1, 8)										5	0	0	0	0	3	2	New York Mets @ Pittsburgh Pirates Forbes Field, Pittsburgh, PA Thu Apr 09 1970, 6:05 PM EST Att: 9,884 - Unknown			
Bud Harrelson, S OBP: 0.375, SLG: 0.286 (1, 6)										3	0	1	0	1	1	0				
Joe Foy, R (1, 5)										3	0	0	0	1	1	2				
Cleon Jones, R OBP: 0.444, SLG: 0.429 (1, 7)										3	0	0	0	1	3	2				
Art Shamsky, L OBP: 0.500, SLG: 0.750 (1, 3)										4	1	2	0	0	0	2				
Ron Swoboda, R OBP: 0.222, SLG: 0.250 (1, 9)										3	0	0	0	1	3	2				
Ken Boswell, L OBP: 0.500, SLG: 0.333 (1, 4)										3	0	1	0	1	1	2				
Jerry Grote, R (1, 2)										2	0	0	1	0	0	1				
Mike Jorgensen, L OBP: 0.500, SLG: 0.500 (9, PH)										1	0	0	0	0	0	1				
Jerry Koosman, R (1, 1)										2	0	0	0	0	1	2				
Dave Marshall, L (7, PH)										1	0	0	0	0	0	0				
Tug McGraw, R (7, 1)										0	0	0	0	0	0	0				
Donn Clendenon, R OBP: 1.000, SLG: 1.000 (9, PH)										1	0	1	0	0	0	0				
Inning Stats	R: 0 E: 0 K: 2 S: 8	H: 1 LOB: 1 BB: 0 P: 8	R: 0 E: 0 K: 1 S: 6	H: 1 LOB: 1 BB: 0 P: 6	R: 0 E: 0 K: 1 S: 5	H: 0 LOB: 1 BB: 1 P: 9	R: 1 E: 0 K: 1 S: 5	H: 0 LOB: 2 BB: 3 P: 17	R: 0 E: 0 K: 3 S: 10	H: 1 LOB: 0 BB: 0 P: 10	R: 0 E: 0 K: 0 S: 3	H: 0 LOB: 0 BB: 0 P: 3	R: 0 E: 0 K: 2 S: 7	H: 0 LOB: 1 BB: 1 P: 11	R: 0 E: 0 K: 1 S: 7	H: 2 LOB: 2 BB: 0 P: 7	1B: 4 2B: 1 3B: 0 HR: 0	SF: 1 SAC: 0 DP: 0 HBP: 0	WP: 0 PB: 1 SB: 2 CS: 0	PA: 37
PITCHER Dock Ellis, R ERA: 1.0 (1, 1)	IP: 9.0 WLS: W BF: 37 H: 5 R: 1 ER: 1 SO: 13 BB: 4 IBB: 1 HBP: 0 BLK: 0 WP: 0 HR: 0 S: 58 P: 78 ERA: 1.00 WHIP: 1.000															PITCHER				

AB	31
R	1
H	5
RBI	1
BB	5
SO	13
LOB	16



Batter	1	2	3	4	5	6	7	8	9	AB	R	H	RBI	BB	SO	LOB	BOTTOM	
Matty Alou, L OBP: 0.333, SLG: 0.625 (1, 8)										3	1	0	0	1	1	1	New York Mets @ Pittsburgh Pirates Forbes Field, Pittsburgh, PA Thu Apr 09 1970, 6:05 PM EST Att: 9,884 - Unknown	
Bill Mazerolski, R OBP: 0.250, SLG: 0.143 (1, 4)										3	1	1	0	1	0	0		
Roberto Clemente, R OBP: 0.550, SLG: 0.500 (1, 9)										4	0	1	0	0	0	1		
Willie Stargell, L (1, 7)										4	0	0	0	0	1	2		
Gene Alley, R OBP: 0.125, SLG: 0.125 (1, 6)										3	0	0	0	0	2	1		
Al Oliver, L OBP: 0.250, SLG: 0.500 (1, 3)										3	0	1	0	0	0	1		
Richie Hebner, L OBP: 0.250, SLG: 0.500 (1, 5)										3	0	1	0	0	0	1		
Jerry May, R (1, 2)										2	0	0	0	1	0	1		
Dock Ellis, S (1, 1)										3	0	0	0	0	3	3		
Inning Stats	R: 2 E: 1 K: 1 S: 6	H: 1 LOB: 2 BB: 2 P: 14	R: 0 E: 0 K: 1 S: 6	H: 1 LOB: 0 BB: 0 P: 6	R: 0 E: 0 K: 1 S: 5	H: 0 LOB: 0 BB: 0 P: 5	R: 0 E: 0 K: 0 S: 3	H: 0 LOB: 0 BB: 0 P: 3	R: 0 E: 0 K: 2 S: 7	H: 0 LOB: 0 BB: 0 P: 7	R: 0 E: 0 K: 0 S: 3	H: 1 LOB: 2 BB: 1 P: 12	R: 0 E: 0 K: 0 S: 4	H: 1 LOB: 1 BB: 0 P: 4	1B: 3 2B: 1 3B: 0 HR: 0	SF: 0 SAC: 0 DP: 0 HBP: 0		WP: 0 PB: 0 SB: 0 CS: 0
PITCHER Jerry Koosman, L ERA: (1, 1)	IP: 6.0 WLS: L BF: 22 H: 2 R: 2 ER: 0 SO: 5 BB: 2 IBB: 0 HBP: 0 BLK: 0 WP: 0 HR: 0 S: 30 P: 38 ERA: 0.00 WHIP: 0.667															PITCHER		
PITCHER Tug McGraw, L ERA: (7, 1)	IP: 2.0 WLS: L BF: 9 H: 2 R: 0 ER: 0 SO: 2 BB: 0 IBB: 0 HBP: 0 BLK: 1 WP: 0 HR: 0 S: 12 P: 16 ERA: 0.00 WHIP: 1.000															PITCHER		

AB	28
R	2
H	4
RBI	0
BB	3
SO	7
LOB	11



Batter	1	2	3	4	5	6	7	8	9	AB	R	H	RBI	BB	SO	LOB	TOP				
Tommie Agee, R OBP: 0.188, SLG: 0.188	5-3		1-3		6-3		1-3		F5	5	0	0	0	0	0	2					
Bud Harrelson, S OBP: 0.462, SLG: 0.300	K		FC6-4 BB		1B BB			4-3	1B	3	0	1	0	2	1	0					
Joe Foy, R OBP: 0.143, SLG: 0.083	6-3		FC6-4 1-2		1B			K	P4	5	0	1	0	0	1	4					
Cleon Jones, R OBP: 0.462, SLG: 0.636		G3			1B 2B				PB E 2B	4	2	2	0	0	0	2					
Art Shamsky, L OBP: 0.417, SLG: 0.545	F8				F8		4-3		E E BB 2B	3	1	0	0	1	0	1					
Ron Swoboda, R OBP: 0.308, SLG: 0.273					6-3		K		E9 1B	3	0	1	1	1	1	1					
Ken Boswell, L OBP: 0.375, SLG: 0.286	F8				FC6-4 1B 2H		F7		G3	4	0	1	1	0	0	2					
Jerry Grote, R OBP: 0.250, SLG: 0.300			FC1-5 2B		FC6-4 1-2				1B 1B	4	0	2	0	0	1	1					
Jim McAndrew, R Ray Sadecki, L Ed Kranepool, L Don Cardwell, R Mike Jorgensen, L Cal Koonce, R Donn Clendenen, R	FC1-5 WP 2-3				4-3		K		F2	1	0	0	0	0	0	1					
Inning Stats	R: 0 E: 0 K: 1 S: 5	H: 0 LOB: 0 BB: 0 P: 5	R: 0 E: 0 K: 0 S: 3	H: 0 LOB: 1 BB: 1 P: 7	R: 0 E: 0 K: 0 S: 4	H: 1 LOB: 2 BB: 1 P: 8	R: 1 E: 0 K: 0 S: 5	H: 2 LOB: 1 BB: 0 P: 5	R: 0 E: 0 K: 1 S: 5	H: 0 LOB: 0 BB: 0 P: 5	R: 0 E: 0 K: 2 S: 7	H: 0 LOB: 0 BB: 0 P: 7	R: 2 E: 1 K: 1 S: 7	H: 2 LOB: 1 BB: 1 P: 11	R: 0 E: 0 K: 0 S: 5	H: 2 LOB: 2 BB: 0 P: 5	1B: 5 2B: 3 3B: 0 HR: 0	SF: 0 SAC: 0 DP: 0 HBP: 0	WP: 1 PB: 1 SB: 0 CS: 0	PA: 39	
PITCHER	IP WLS BF H R ER SO BB IBB HBP BLK WP HR S P ERA WHIP	IP WLS BF H R ER SO BB IBB HBP BLK WP HR S P ERA WHIP	IP WLS BF H R ER SO BB IBB HBP BLK WP HR S P ERA WHIP	IP WLS BF H R ER SO BB IBB HBP BLK WP HR S P ERA WHIP	IP WLS BF H R ER SO BB IBB HBP BLK WP HR S P ERA WHIP	IP WLS BF H R ER SO BB IBB HBP BLK WP HR S P ERA WHIP	IP WLS BF H R ER SO BB IBB HBP BLK WP HR S P ERA WHIP	IP WLS BF H R ER SO BB IBB HBP BLK WP HR S P ERA WHIP	IP WLS BF H R ER SO BB IBB HBP BLK WP HR S P ERA WHIP	IP WLS BF H R ER SO BB IBB HBP BLK WP HR S P ERA WHIP	IP WLS BF H R ER SO BB IBB HBP BLK WP HR S P ERA WHIP	IP WLS BF H R ER SO BB IBB HBP BLK WP HR S P ERA WHIP	IP WLS BF H R ER SO BB IBB HBP BLK WP HR S P ERA WHIP	IP WLS BF H R ER SO BB IBB HBP BLK WP HR S P ERA WHIP	IP WLS BF H R ER SO BB IBB HBP BLK WP HR S P ERA WHIP	IP WLS BF H R ER SO BB IBB HBP BLK WP HR S P ERA WHIP	IP WLS BF H R ER SO BB IBB HBP BLK WP HR S P ERA WHIP	IP WLS BF H R ER SO BB IBB HBP BLK WP HR S P ERA WHIP	IP WLS BF H R ER SO BB IBB HBP BLK WP HR S P ERA WHIP	IP WLS BF H R ER SO BB IBB HBP BLK WP HR S P ERA WHIP	IP WLS BF H R ER SO BB IBB HBP BLK WP HR S P ERA WHIP

New York Mets @ St. Louis Cardinals
 Busch Stadium, St. Louis, MO
 Fri Apr 10 1970, 6:05 PM CST
 Att: 45,960 - Unknown

AB 35
 R 3
 H 8
 RBI 2
 BB 4
 SO 5
 LOB 15



Batter	1	2	3	4	5	6	7	8	9	AB	R	H	RBI	BB	SO	LOB	BOTTOM				
Lou Brock, L OBP: 0.333, SLG: 0.500	3-1					F7		F7		4	1	1	0	1	0	1					
Jose Cardenal, R OBP: 0.400, SLG: 0.357	F8 S 1B					5-3		FC5-4 1-2		5	1	3	1	0	0	1					
Dick Allen, R OBP: 0.429, SLG: 0.846	F8 1-3					K				3	1	0	0	1	2	3					
Joe Torre, R OBP: 0.429, SLG: 0.667	6-3				2B SF8 2B	K		K		4	1	1	2	0	2	1					
Leron Lee, L OBP: 0.357, SLG: 0.385					4-3					4	1	3	1	0	0	0					
Joe Hague, L OBP: 0.182, SLG: 0.455	K		G3		L4			F8		4	0	0	0	0	1	4					
Julian Javier, R OBP: 0.333, SLG: 0.273	FC1-6 1B 1-2					F2		1-3		3	1	0	0	1	0	2					
Dal Maxvill, R OBP: 0.333, SLG: 0.333			SF8			F9		1-3		3	0	1	1	0	0	0					
George Culver, R OBP: 0.333, SLG: 1.000 Rich Nye, L Chuck Taylor, R	K					F7		FC5-4 BB		3	1	1	2	0	1	2					
Inning Stats	R: 0 E: 0 K: 0 S: 4	H: 1 LOB: 1 BB: 0 P: 4	R: 0 E: 0 K: 2 S: 9	H: 2 LOB: 2 BB: 0 P: 9	R: 7 E: 0 K: 1 S: 11	H: 6 LOB: 3 BB: 3 P: 23	R: 0 E: 0 K: 1 S: 5	H: 0 LOB: 0 BB: 0 P: 5	R: 0 E: 0 K: 1 S: 6	H: 1 LOB: 1 BB: 0 P: 6	R: 0 E: 0 K: 0 S: 3	H: 0 LOB: 1 BB: 1 P: 7	R: 0 E: 0 K: 0 S: 3	H: 0 LOB: 1 BB: 1 P: 7	1B: 7 2B: 2 3B: 1 HR: 0	SF: 1 SAC: 0 DP: 0 HBP: 0	WP: 0 PB: 0 SB: 1 CS: 0	PA: 38			
PITCHER	IP WLS BF H R ER SO BB IBB HBP BLK WP HR S P ERA WHIP	IP WLS BF H R ER SO BB IBB HBP BLK WP HR S P ERA WHIP	IP WLS BF H R ER SO BB IBB HBP BLK WP HR S P ERA WHIP	IP WLS BF H R ER SO BB IBB HBP BLK WP HR S P ERA WHIP	IP WLS BF H R ER SO BB IBB HBP BLK WP HR S P ERA WHIP	IP WLS BF H R ER SO BB IBB HBP BLK WP HR S P ERA WHIP	IP WLS BF H R ER SO BB IBB HBP BLK WP HR S P ERA WHIP	IP WLS BF H R ER SO BB IBB HBP BLK WP HR S P ERA WHIP	IP WLS BF H R ER SO BB IBB HBP BLK WP HR S P ERA WHIP	IP WLS BF H R ER SO BB IBB HBP BLK WP HR S P ERA WHIP	IP WLS BF H R ER SO BB IBB HBP BLK WP HR S P ERA WHIP	IP WLS BF H R ER SO BB IBB HBP BLK WP HR S P ERA WHIP	IP WLS BF H R ER SO BB IBB HBP BLK WP HR S P ERA WHIP	IP WLS BF H R ER SO BB IBB HBP BLK WP HR S P ERA WHIP	IP WLS BF H R ER SO BB IBB HBP BLK WP HR S P ERA WHIP	IP WLS BF H R ER SO BB IBB HBP BLK WP HR S P ERA WHIP	IP WLS BF H R ER SO BB IBB HBP BLK WP HR S P ERA WHIP	IP WLS BF H R ER SO BB IBB HBP BLK WP HR S P ERA WHIP	IP WLS BF H R ER SO BB IBB HBP BLK WP HR S P ERA WHIP	IP WLS BF H R ER SO BB IBB HBP BLK WP HR S P ERA WHIP	IP WLS BF H R ER SO BB IBB HBP BLK WP HR S P ERA WHIP

New York Mets @ St. Louis Cardinals
 Busch Stadium, St. Louis, MO
 Fri Apr 10 1970, 6:05 PM CST
 Att: 45,960 - Unknown

AB 33
 R 7
 H 10
 RBI 7
 BB 4
 SO 6
 LOB 14



Batter	1	2	3	4	5	6	7	8	9	AB	R	H	RBI	BB	SO	LOB	TOP																					
Tommie Agee, R OBP: 0.289, SLG: 0.174 (1, 8)	5-3	1-3			6-3	FC1-6 BB		1-3		4	0	0	0	1	0	1	New York Mets @ St. Louis Cardinals Busch Stadium, St. Louis, MO Sun Apr 12 1970, 3:33 AM CST Att: 17,313 - Unknown																					
Bud Harrelson, S OBP: 0.391, SLG: 0.263 (1, 6)	1-3				F8	F7		1-3		5	0	1	0	0	0	2																						
Joe Foy, R OBP: 0.125, SLG: 0.091 (1, 5)	6-3				F5	FC1-6				5	0	0	0	0	0	3																						
Cleon Jones, R OBP: 0.522, SLG: 0.600 (1, 7)					F8					5	1	3	0	0	0	2																						
Donn Clendenon, R OBP: 0.500, SLG: 0.500 Mike Jorgensen, L OBP: 0.250, SLG: 0.250 (9, 3)					F9					5	2	2	0	0	1	3																						
Ron Swoboda, R OBP: 0.348, SLG: 0.263 (1, 9)					P6					0	0	0	0	0	0	0																						
Jerry Grote, R OBP: 0.286, SLG: 0.375 (1, 2)					F9					4	0	0	0	1	0	4																						
Al Weis, S OBP: 0.500, SLG: 0.750 (1, 4)					F9					3	1	2	1	0	0	2																						
Tom Seaver, R OBP: 0.286, SLG: 0.429 Ron Taylor, R (8, 1)					FC5					4	2	2	2	0	0	3																						
Inning Stats	R: 0 E: 0 K: 1 S: 3	H: 0 LOB: 0 BB: 0 P: 3	R: 3 E: 0 K: 0 S: 7	H: 4 LOB: 1 BB: 0 P: 7	R: 0 E: 0 K: 0 S: 4	H: 1 LOB: 1 BB: 0 P: 4	R: 0 E: 0 K: 0 S: 4	H: 1 LOB: 1 BB: 0 P: 4	R: 0 E: 1 K: 1 S: 6	H: 0 LOB: 1 BB: 1 P: 10	R: 0 E: 0 K: 0 S: 3	H: 0 LOB: 0 BB: 0 P: 3	R: 0 E: 0 K: 0 S: 4	H: 1 LOB: 1 BB: 0 P: 4	1B: 9 2B: 3 3B: 0 HR: 0	SF: 1 SAC: 0 DP: 0 HBP: 0		WP: 1 PA: 42 PB: 0 SB: 0 CS: 0																				
PITCHER	IP	WLS	BF	H	R	ER	SO	BB	IBB	HBP	BLK	WP	HR	S	P	ERA	WHIP	PITCHER	IP	WLS	BF	H	R	ER	SO	BB	IBB	HBP	BLK	WP	HR	S	P	ERA	WHIP			
Steve Carlton, L ERA: 10.13 (1, 1)	5.1	L	27	10	6	6	0	0	0	0	0	0	0	27	27	10.12	1.875																					
Chuck Taylor, R ERA: (6, 1)	1.2		8	1	0	0	1	2	0	0	0	0	0	8	16	0.00	1.800																					
Sal Campisi, R ERA: (8, 1)	1.0		3	0	0	0	0	0	0	0	0	0	0	3	3	0.00	0.000																					
Nelson Briles, R ERA: 8.1 (9, 1)	1.0		4	1	0	0	0	0	0	0	0	1	0	4	4	0.00	1.000																					
Lou Brock, L OBP: 0.250, SLG: 0.318 (1, 7)	F7				F9					P6				F2																								
Jose Cardenal, R OBP: 0.375, SLG: 0.409 (1, 8)	F7									2B SF7 1B				FC6-4																								
Dick Allen, R OBP: 0.348, SLG: 0.727 (1, 5)	K									F8																												
Joe Torre, R OBP: 0.364, SLG: 0.550 (1, 2)																																						
Leron Lee, L OBP: 0.273, SLG: 0.300 (1, 9)																																						
Joe Hague, L OBP: 0.316, SLG: 0.556 (1, 3)																																						
Julian Javier, R OBP: 0.300, SLG: 0.263 (1, 4)																																						
Dal Maxvill, R OBP: 0.438, SLG: 0.300 Jim Campbell, L OBP: 0.500, SLG: 0.500 Milt Ramirez, R (7, PH) (8, 6)																																						
Cookie Rojas, R OBP: 0.500, SLG: 0.500 (8, PH) (9, 6)																																						
Steve Carlton, L Chuck Taylor, R Vic Davallio, L Sal Campisi, R Carl Taylor, R Nelson Briles, R (1, 1) (6, 1) (7, PH) (8, 1) (8, PH) (9, 1)																																						
Inning Stats	R: 0 E: 0 K: 1 S: 5	H: 0 LOB: 0 BB: 0 P: 5	R: 0 E: 0 K: 1 S: 5	H: 0 LOB: 0 BB: 0 P: 5	R: 0 E: 0 K: 1 S: 5	H: 0 LOB: 1 BB: 1 P: 9	R: 2 E: 0 K: 0 S: 6	H: 3 LOB: 1 BB: 0 P: 6	R: 0 E: 0 K: 1 S: 5	H: 0 LOB: 0 BB: 0 P: 5	R: 1 E: 0 K: 1 S: 6	H: 2 LOB: 1 BB: 1 P: 10	R: 0 E: 1 K: 0 S: 5	H: 1 LOB: 2 BB: 0 P: 5	R: 1 E: 0 K: 0 S: 7	H: 4 LOB: 3 BB: 0 P: 7	R: 0 E: 0 K: 0 S: 3	H: 0 LOB: 0 BB: 0 P: 3	1B: 8 2B: 2 3B: 0 HR: 1	SF: 1 SAC: 0 DP: 1 HBP: 0	WP: 0 PA: 39 PB: 0 SB: 0 CS: 0																	
PITCHER	IP	WLS	BF	H	R	ER	SO	BB	IBB	HBP	BLK	WP	HR	S	P	ERA	WHIP	PITCHER	IP	WLS	BF	H	R	ER	SO	BB	IBB	HBP	BLK	WP	HR	S	P	ERA	WHIP			
Tom Seaver, R ERA: 4.02 (1, 1)	7.2	W	34	9	4	4	0	0	0	0	0	0	0	42	50	4.70	1.435																					
Ron Taylor, R ERA: (8, 1)	1.1	S	5	1	0	0	0	0	0	0	0	0	0	5	5	0.00	0.750																					

AB	39
R	6
H	12
RBI	6
BB	2
SO	1
LOB	21



AB	36
R	4
H	10
RBI	4
BB	2
SO	5
LOB	17



Batter	1	2	3	4	5	6	7	8	9	AB	R	H	RBI	BB	SO	LOB	TOP								
Matty Alou, L OBP: 0.333, SLG: 0.379 (1, 8)										4	2	0	0	1	0	2									
Richie Hebner, L OBP: 0.417, SLG: 0.636 Jose Pagan, R OBP: 0.233, SLG: 0.375 Bruce Dal Canton, R (7, 1)										2	1	1	1	1	0	0									
Roberto Clemente, R OBP: 0.469, SLG: 0.461 (1, 9)										4	0	1	2	0	0	2									
Willie Stargell, L OBP: 0.148, SLG: 0.042 (1, 7)										3	1	1	1	1	1	2									
Al Oliver, L OBP: 0.333, SLG: 0.538 (1, 3)										4	1	1	1	0	1	3									
Gene Alley, R OBP: 0.148, SLG: 0.231 (1, 6)										2	0	0	1	1	1	0									
Bill Mazerolski, R OBP: 0.267, SLG: 0.308 (1, 4)										2	0	0	0	1	1	0									
Jerry May, R OBP: 0.333, SLG: 0.222 Freddie Patek, R (7, PR)										1	0	0	0	2	1	1									
Dave Ricketts, S (7, 2)										0	1	0	0	0	0	0									
Bob Veale, S (1, 1)										2	0	0	0	0	1	2									
Gene Garber, R (6, 1)										0	0	0	0	0	0	0									
Jose Martinez, R (7, 5)										1	1	0	0	0	0	1									
Inning Stats	R: 2 E: 1 K: 1 S: 6	H: 1 LOB: 0 BB: 1 P: 10	R: 0 E: 0 K: 1 S: 5	H: 0 LOB: 1 BB: 1 P: 9	R: 1 E: 1 K: 1 S: 6	H: 1 LOB: 2 BB: 1 P: 10	R: 0 E: 0 K: 2 S: 7	H: 0 LOB: 1 BB: 1 P: 11	R: 0 E: 0 K: 0 S: 3	H: 0 LOB: 0 BB: 0 P: 3	R: 1 E: 1 K: 1 S: 5	H: 0 LOB: 0 BB: 1 P: 9	R: 2 E: 1 K: 0 S: 5	H: 2 LOB: 2 BB: 1 P: 9	R: 1 E: 0 K: 0 S: 4	H: 1 LOB: 1 BB: 1 P: 8	R: 0 E: 0 K: 1 S: 5	H: 0 LOB: 0 BB: 0 P: 5	1B: 3 2B: 2 3B: 0 HR: 1	SF: 1 SAC: 3 DP: 1 HBP: 0	WP: 0 PB: 0 SB: 1 CS: 1	PA: 39			
PITCHER	IP WLS BF H R ER SO BB IBB HBP BLK WP HR S P ERA WHIP																								
Gary Gentry, R ERA: 1.23 Don Cardwell, R ERA: 4.5 Tug McGraw, L ERA: Cal Koonce, R ERA: 1.8	6.0 0.0 1.0 2.0	25 L 2 8	2 2 2 1	4 2 0 1	1 0 0 1	6 0 0 1	5 1 0 0	0 0 0 0	0 0 0 0	0 0 0 0	0 0 0 1	32 1 4 9	52 5 4 13	1.50 ∞ 0.00 4.50	1.167 ∞ 2.000 1.000										

Pittsburgh Pirates @ New York Mets
Shea Stadium, Flushing, NY
Thu Apr 16 1970, 3:33 AM EST
Att: 8,623 - Sunny

AB 28
R 7
H 5
RBI 7
BB 7
SO 7
LOB 14



Batter	1	2	3	4	5	6	7	8	9	AB	R	H	RBI	BB	SO	LOB	BOTTOM					
Tommie Agee, R OBP: 0.229, SLG: 0.156 (1, 8)										4	1	1	0	0	1	1						
Bud Harrelson, S OBP: 0.375, SLG: 0.269 (1, 6)										3	0	0	0	1	1	3						
Joe Foy, R OBP: 0.242, SLG: 0.143 (1, 5)										2	1	1	0	2	0	1						
Cleon Jones, R OBP: 0.500, SLG: 0.593 (1, 7)										4	1	1	3	0	1	3						
Donn Clendenon, R OBP: 0.333, SLG: 0.333 (1, 3)										4	0	0	1	0	2	1						
Ron Swoboda, R OBP: 0.406, SLG: 0.360 (1, 9)										3	0	1	0	1	1	0						
Jerry Grote, R OBP: 0.241, SLG: 0.375 (1, 2)										4	0	0	0	0	0	3						
Al Weis, S OBP: 0.500, SLG: 0.600 Ed Kranepool, L (7, PH)										1	0	0	0	1	1	0						
Cal Koonce, R (8, 1)										0	0	0	0	0	0	0						
Dave Marshall, L (9, PH)										1	0	0	0	0	0	0						
Gary Gentry, R Mike Jorgensen, L Don Cardwell, R Tug McGraw, R Art Shamsky, L Wayne Garrett, L	11.1 6. PH 7. 1 7. 1 7. PH 8. 4	5.1 0.2 3.0	WLS 4 W	BF 21 4 10	H 2 1 0	R 3 1 0	ER 3 1 0	SO 4 0 3	BB 6 0 0	IBB 0 0 0	HBP 0 0 0	BLK 0 0 0	WP 0 0 0	HR 0 4 16	S 23 4 16	P 47 4 16	ERA 5.06 13.50 0.00	WHIP 1.312 3.000 0.333	1B: 3 2B: 0 3B: 1 HR: 0	SF: 0 SAC: 1 DP: 3 HBP: 0	WP: 0 PB: 0 SB: 0 CS: 0	PA: 35
PITCHER	IP WLS BF H R ER SO BB IBB HBP BLK WP HR S P ERA WHIP																					

Pittsburgh Pirates @ New York Mets
Shea Stadium, Flushing, NY
Thu Apr 16 1970, 3:33 AM EST
Att: 8,623 - Sunny

AB 28
R 4
H 4
RBI 4
BB 6
SO 7
LOB 12



Batter	1	2	3	4	5	6	7	8	9	AB	R	H	RBI	BB	SO	LOB	TOP		
Denny Doyle, L (1,4) OBP: 0.300, SLG: 0.436										4	0	1	0	0	1	3	Philadelphia Phillies @ New York Mets Shea Stadium, Flushing, NY Fri Apr 17 1970, 3:33 AM EST Att: 5,951 - Unknown		
Don Money, R (1,5) OBP: 0.423, SLG: 0.542										4	0	1	0	0	0	1			
John Briggs, L (1,7) OBP: 0.229, SLG: 0.129										3	0	1	0	1	1	2			
Deron Johnson, R (1,3) OBP: 0.297, SLG: 0.531										4	0	0	0	0	2	4			
Tim McCarver, L (1,2) OBP: 0.382, SLG: 0.485 Mike Compton, R (8,2)										4	0	2	0	0	0	2			
Larry Hisle, R (1,8) OBP: 0.417, SLG: 0.414										4	0	1	0	0	2	2			
Ron Stone, L (1,9) OBP: 0.273, SLG: 0.364										4	0	1	0	0	0	2			
Larry Bowa, S (1,6) OBP: 0.256, SLG: 0.200										4	0	1	0	0	1	2			
Grant Jackson, S (1,1) Lowell Palmer, R (3,1) Sam Parrilla, R (4,PH) Bill Wilson, R (4,1) Jim Hutto, R (7,PH) Dick Selma, R (7,1) Terry Harmon, R (9,PH)										1	0	0	0	0	0	1			
Inning Stats	R: 0 E: 0 K: 2 S: 9	H: 1 LOB: 1 BB: 0 P: 13	R: 0 E: 0 K: 2 S: 13	H: 2 LOB: 2 BB: 0 P: 15	R: 0 E: 0 K: 1 S: 9	H: 0 LOB: 1 BB: 1 P: 16	R: 0 E: 0 K: 2 S: 15	H: 3 LOB: 3 BB: 0 P: 19	R: 0 E: 0 K: 0 S: 6	H: 1 LOB: 1 BB: 0 P: 7	R: 0 E: 0 K: 0 S: 3	H: 0 LOB: 0 BB: 0 P: 3	R: 0 E: 0 K: 1 S: 6	H: 1 LOB: 1 BB: 0 P: 7	R: 0 E: 0 K: 0 S: 3	H: 0 LOB: 0 BB: 0 P: 3	1B: 7 2B: 1 3B: 0 HR: 0 SF: 0 SAC: 0 DP: 0 HBP: 0	WP: 0 PB: 0 SB: 0 CS: 0	PA: 36
PITCHER Tom Seaver, R (1,1) ERA: 2.55	IP: 9.0 WLS: W BF: 36 H: 8 R: 0 ER: 0 SO: 8 BB: 1 IBB: 0 HBP: 0 BLK: 0 WP: 0 HR: 0 S: 67 P: 86 ERA: 0.00 WHIP: 1.000																		

Batter	1	2	3	4	5	6	7	8	9	AB	R	H	RBI	BB	SO	LOB	BOTTOM		
Tommie Agee, R (1,8) OBP: 0.256, SLG: 0.200										3	2	1	1	1	0	1	Philadelphia Phillies @ New York Mets Shea Stadium, Flushing, NY Fri Apr 17 1970, 3:33 AM EST Att: 5,951 - Unknown		
Bud Harrelson, S (1,6) OBP: 0.400, SLG: 0.483										3	3	2	2	0	0	0			
Joe Foy, R (1,5) OBP: 0.243, SLG: 0.188										4	0	1	1	0	1	2			
Cleon Jones, R (1,7) OBP: 0.444, SLG: 0.533										3	0	0	1	0	2	1			
Donn Clendenon, R (1,3) OBP: 0.375, SLG: 0.333										3	0	1	1	1	1	0			
Ron Swoboda, R (1,9) OBP: 0.389, SLG: 0.321										3	0	0	0	1	1	2			
Jerry Grote, R (1,2) OBP: 0.242, SLG: 0.393										4	0	1	0	0	0	2			
Al Weis, S (1,4) OBP: 0.400, SLG: 0.375										3	1	0	0	1	0	0			
Tom Seaver, R (1,1) OBP: 0.300, SLG: 0.400										3	0	1	0	0	0	2			
Inning Stats	R: 1 E: 0 K: 2 S: 9	H: 1 LOB: 0 BB: 0 P: 13	R: 0 E: 0 K: 1 S: 7	H: 0 LOB: 0 BB: 0 P: 8	R: 3 E: 1 K: 1 S: 20	H: 3 LOB: 2 BB: 1 P: 35	R: 0 E: 0 K: 0 S: 3	H: 0 LOB: 0 BB: 0 P: 3	R: 2 E: 1 K: 0 S: 5	H: 1 LOB: 2 BB: 2 P: 13	R: 0 E: 0 K: 0 S: 3	H: 1 LOB: 0 BB: 0 P: 4	R: 0 E: 0 K: 0 S: 5	H: 0 LOB: 0 BB: 0 P: 8	R: 0 E: 0 K: 1 S: 10	H: 1 LOB: 2 BB: 1 P: 14	1B: 2 2B: 3 3B: 1 HR: 1 SF: 1 SAC: 2 DP: 0 HBP: 0	WP: 1 PB: 0 SB: 1 CS: 1	PA: 37
PITCHER Grant Jackson, L (1,1) ERA: 6.48 Lowell Palmer, R (3,1) Bill Wilson, R (4,1) Dick Selma, R (7,1) ERA: 3.18	IP: 2.1 WLS: L BF: 12 H: 4 R: 4 ER: 3 SO: 3 BB: 4 IBB: 0 HBP: 0 BLK: 0 WP: 0 HR: 1 S: 27 P: 40 ERA: 11.57 WHIP: 1.714																		

Batter	1	2	3	4	5	6	7	8	9	AB	R	H	RBI	BB	SO	LOB	TOP			
Denny Doyle, L (1,4) OBP: 0.318, SLG: 0.429										3	0	1	0	1	0	3	Philadelphia Phillies @ New York Mets Shea Stadium, Flushing, NY Sat Apr 18 1970, 3:33 AM EST Att: 23,500 - Unknown			
Don Money, R (1,5) OBP: 0.433, SLG: 0.500										2	0	0	0	2	0	3				
John Briggs, L (1,7) OBP: 0.205, SLG: 0.114										4	0	0	0	0	3	4				
Deron Johnson, R (1,3) OBP: 0.268, SLG: 0.472										4	0	0	0	0	3	4				
Tim McCarver, L (1,2) OBP: 0.368, SLG: 0.444 Mike Compton, R (8,2)										3	0	0	0	1	2	2				
Larry Hisle, R (1,8) OBP: 0.375, SLG: 0.364										4	0	0	0	0	2	3				
Ron Stone, L (1,9) OBP: 0.200, SLG: 0.267										4	0	0	0	0	2	1				
Larry Bowa, S (1,6) OBP: 0.256, SLG: 0.184										3	0	0	0	1	2	1				
Jim Bunning, R (1,1) Barry Lersch, S (3,1) Jim Hutto, R (7,PH) Lowell Palmer, R (7,1)										0	0	0	0	1	0	0				
Inning Stats	R: 0 E: 0 K: 3 S: 10	H: 1 LOB: 3 BB: 2 P: 18	R: 0 E: 0 K: 1 S: 5	H: 0 LOB: 2 BB: 2 P: 13	R: 0 E: 0 K: 3 S: 9	H: 0 LOB: 0 BB: 0 P: 9	R: 0 E: 1 K: 2 S: 8	H: 0 LOB: 1 BB: 0 P: 8	R: 0 E: 0 K: 3 S: 7	H: 0 LOB: 2 BB: 2 P: 15	R: 0 E: 1 K: 0 S: 3	H: 0 LOB: 0 BB: 0 P: 3	R: 0 E: 0 K: 1 S: 5	H: 0 LOB: 0 BB: 0 P: 5	R: 0 E: 0 K: 0 S: 3	H: 0 LOB: 0 BB: 0 P: 3		1B: 1 2B: 0 3B: 0 HR: 0	SF: 0 SAC: 0 DP: 1 HBP: 0	WP: 0 PB: 0 SB: 0 CS: 0
PITCHER Nolan Ryan, R (1,1) ERA:	IP: 9.0 WLS: W BF: 35 H: 1 R: 0 ER: 0 SO: 15 BB: 6 IBB: 0 HBP: 0 BLK: 0 WP: 0 HR: 0 S: 59 P: 83 ERA: 0.00 WHIP: 0.778															PITCHER				

Batter	1	2	3	4	5	6	7	8	9	AB	R	H	RBI	BB	SO	LOB	BOTTOM			
Tommie Agee, R (1,8) OBP: 0.295, SLG: 0.308										4	2	2	2	1	0	0	Philadelphia Phillies @ New York Mets Shea Stadium, Flushing, NY Sat Apr 18 1970, 3:33 AM EST Att: 23,500 - Unknown			
Bud Harrelson, S (1,6) OBP: 0.400, SLG: 0.455										4	1	1	0	1	0	0				
Joe Foy, R (1,5) OBP: 0.262, SLG: 0.216										5	2	2	1	0	0	2				
Cleon Jones, R (1,7) OBP: 0.425, SLG: 0.500										4	0	1	0	0	1	1				
Art Shamsky, L (1,3) OBP: 0.423, SLG: 0.478										3	0	1	1	0	0	0				
Ron Swoboda, R (1,9) OBP: 0.375, SLG: 0.290										3	0	0	0	1	1	3				
Ken Boswell, L (1,4) OBP: 0.474, SLG: 0.533										3	1	1	1	1	0	3				
Jerry Grote, R (1,2) OBP: 0.216, SLG: 0.344										4	0	0	0	0	0	5				
Nolan Ryan, R (1,1) OBP: 0.250, SLG: 0.250										4	1	1	0	0	2	3				
Inning Stats	R: 3 E: 2 K: 0 S: 7	H: 3 LOB: 2 BB: 1 P: 11	R: 0 E: 0 K: 1 S: 5	H: 0 LOB: 0 BB: 0 P: 5	R: 1 E: 0 K: 1 S: 8	H: 3 LOB: 3 BB: 1 P: 12	R: 0 E: 0 K: 0 S: 3	H: 0 LOB: 0 BB: 0 P: 3	R: 0 E: 0 K: 0 S: 3	H: 0 LOB: 2 BB: 2 P: 3	R: 1 E: 0 K: 0 S: 4	H: 1 LOB: 2 BB: 2 P: 12	R: 0 E: 0 K: 2 S: 7	H: 0 LOB: 1 BB: 0 P: 8	R: 2 E: 0 K: 0 S: 5	H: 2 LOB: 0 BB: 0 P: 5		1B: 6 2B: 1 3B: 0 HR: 2	SF: 0 SAC: 0 DP: 0 HBP: 1	WP: 0 PB: 0 SB: 1 CS: 0
PITCHER Jim Bunning, R (1,1) ERA: 3.97 Barry Lersch, R (3,1) Lowell Palmer, R (7,1) ERA: 4.5	IP: 2.0 WLS: L BF: 14 H: 6 R: 4 ER: 2 SO: 1 BB: 4 IBB: 2 HBP: 2 BLK: 1 WP: 0 HR: 0 S: 15 P: 19 ERA: 9.00 WHIP: 3.500															PITCHER				

Batter	1	2	3	4	5	6	7	8	9	10	AB	R	H	RBI	BB	SO	LOB	TOP			
Tony Taylor, R OBP: 0.300, SLG: 0.250	5-3		CS		P4			SH1-4		SH1-4	5	1	3	0	0	0	2				
Don Money, R OBP: 0.455, SLG: 0.517	1B		CS	4-3				SH1-4		SH1-4	3	0	2	0	0	0	0				
Larry Hisle, R OBP: 0.356, SLG: 0.342	P4			5-3				K			5	1	1	1	0	2	3				
Rick Joseph, R OBP: 0.222, SLG: 0.556	F8			F9				F7		F8	5	0	0	0	0	0	4				
Byron Browne, R OBP: 0.500, SLG: 0.545											3	1	2	0	2	1	0				
Sam Parrilla, R OBP: 0.200, SLG: 0.267											3	0	0	0	0	0	4				
Ron Stone, L OBP: 0.296, SLG: 0.486	P9				P3			F3			0	0	0	0	0	0	0				
Deron Johnson, R OBP: 0.256, SLG: 0.184											1	0	1	0	0	0	0				
Larry Bowa, S OBP: 0.256, SLG: 0.184											0	0	0	0	0	0	0				
John Briggs, L OBP: 0.226, SLG: 0.139											1	0	1	1	0	0	0				
Terry Harmon, R OBP: 0.333, SLG: 0.200	P3-4				SH1-4			F7		4-3	4	0	1	0	1	0	3				
Mike Ryan, R OBP: 0.500, SLG: 0.333											3	0	1	1	1	0	0				
Rick Wise, R OBP: 0.167, SLG: 0.167											3	0	0	0	0	0	3				
Inning Stats	R: 0 E: 0 K: 0 S: 9	H: 1 LOB: 1 BB: 0 P: 13	R: 0 E: 0 K: 0 S: 4	H: 1 LOB: 0 BB: 0 P: 7	R: 0 E: 0 K: 0 S: 5	H: 1 LOB: 0 BB: 0 P: 8	R: 0 E: 0 K: 0 S: 3	H: 0 LOB: 0 BB: 0 P: 6	R: 1 E: 0 K: 1 S: 9	H: 3 LOB: 2 BB: 1 P: 10	R: 0 E: 0 K: 0 S: 9	H: 0 LOB: 0 BB: 0 P: 7	R: 0 E: 0 K: 1 S: 7	H: 1 LOB: 1 BB: 0 P: 11	R: 0 E: 0 K: 1 S: 13	H: 1 LOB: 3 BB: 2 P: 23	R: 2 E: 0 K: 0 S: 8	H: 3 LOB: 2 BB: 1 P: 14	1B: 11 2B: 2 3B: 0 HR: 0	SF: 0 SAC: 3 DP: 2 HBP: 0	WP: 0 PA: 44
PITCHER	IP 9.2	WLS L	BF 42	H 12	R 3	ER 3	SO 3	BB 2	IBB 0	HBP 0	BLK 1	WP 0	HR 0	S 71	P 111	ERA 2.38	WHIP 1.448				
Jerry Koosman, L ERA: 2.38	(1, 1)																				
Ron Taylor, R ERA: 1.5	(10, 1)	0.1	1	0	0	0	0	0	0	0	0	0	0	1	1	0.00	0.000				

Philadelphia Phillies @ New York Mets
Shea Stadium, Flushing, NY
Sun Apr 19 1970, 3:33 AM EST
Unknown

AB 36
R 3
H 12
RBI 3
BB 4
SO 3
LOB 19



Batter	1	2	3	4	5	6	7	8	9	10	AB	R	H	RBI	BB	SO	LOB	BOTTOM			
Tommie Agee, R OBP: 0.286, SLG: 0.295	6-3				F3			6-3		F7	5	0	1	0	0	0	0				
Bud Harrelson, S OBP: 0.422, SLG: 0.541	P6									4-3	4	1	2	0	1	0	1				
Joe Foy, R OBP: 0.255, SLG: 0.286	F8										5	1	1	1	0	0	3				
Cleon Jones, R OBP: 0.378, SLG: 0.436	6-3										5	0	0	0	0	0	3				
Art Shamsky, L OBP: 0.433, SLG: 0.462											3	0	1	0	1	1	0				
Ron Swoboda, R OBP: 0.375, SLG: 0.290											0	0	0	0	0	0	0				
Ken Roswell, L OBP: 0.478, SLG: 0.500											3	0	1	0	1	0	2				
Ed Kranepool, L OBP: 0.250, SLG: 0.143											4	0	1	0	0	0	2				
Duffy Dyer, R											4	0	0	0	0	1	3				
Jerry Koosman, R											4	0	0	0	0	3	0				
Ron Taylor, R											0	0	0	0	0	0	0				
Inning Stats	R: 0 E: 0 K: 0 S: 6	H: 3 LOB: 1 BB: 0 P: 12	R: 0 E: 0 K: 0 S: 5	H: 3 LOB: 1 BB: 0 P: 8	R: 1 E: 1 K: 1 S: 10	H: 1 LOB: 1 BB: 0 P: 14	R: 0 E: 1 K: 1 S: 7	H: 0 LOB: 1 BB: 0 P: 10	R: 0 E: 0 K: 1 S: 7	H: 0 LOB: 1 BB: 1 P: 13	R: 0 E: 0 K: 0 S: 4	H: 0 LOB: 0 BB: 0 P: 5	R: 0 E: 0 K: 0 S: 10	H: 1 LOB: 2 BB: 1 P: 22	R: 0 E: 0 K: 2 S: 7	H: 0 LOB: 0 BB: 0 P: 12	R: 1 E: 0 K: 0 S: 6	H: 1 LOB: 0 BB: 0 P: 10	1B: 4 2B: 1 3B: 1 HR: 1	SF: 0 SAC: 0 DP: 1 HBP: 0	WP: 0 PA: 40
PITCHER	IP 10.0	WLS W	BF 40	H 7	R 2	ER 1	SO 5	BB 2	IBB 1	HBP 0	BLK 0	WP 0	HR 1	S 67	P 114	ERA 0.90	WHIP 0.900				
Rick Wise, R ERA: 3.54	(1, 1)																				

Philadelphia Phillies @ New York Mets
Shea Stadium, Flushing, NY
Sun Apr 19 1970, 3:33 AM EST
Unknown

AB 37
R 2
H 7
RBI 1
BB 3
SO 5
LOB 14



Batter	1	2	3	4	5	6	7	8	9	AB	R	H	RBI	BB	SO	LOB	TOP					
Denny Doyle, L (1,4) OBP: 0.333, SLG: 0.478	1-1 F7			0-0 1B 3B		0-0 L9			0-0 1B	4	1	2	0	0	0	0						
Don Money, R (1,5) OBP: 0.459, SLG: 0.606	0-0 5-3			2-0 G6-3 1B			0-0 HR		0-0 F7	4	1	2	2	0	0	1						
John Briggs, L (1,7) OBP: 0.205, SLG: 0.125	3-2 6-3			3-H 2-1 G6-3 1-2			0-0 F7		0-3 K	4	0	0	0	0	0	1	2					
Deron Johnson, R (1,3) OBP: 0.267, SLG: 0.450 Jim Hutto, R (7,3)		0-0 4-3		0-0 5-3			0-0 F7		0-0 F9	3	0	0	0	0	0	0	0					
Tim McCarver, L (1,2) OBP: 0.341, SLG: 0.410		1-0 F9			0-0 F8				0-0 F9	3	0	0	0	0	0	0	0					
Larry Hisle, R (1,8) OBP: 0.354, SLG: 0.366		1-2 F8			0-0 1-3				0-0 F9 2B	3	0	1	0	0	0	0	0					
Byron Browne, R (1,9) OBP: 0.436, SLG: 0.462 Bill Wilson, R (5,1) Dick Selma, R (6,1) Sam Parrilla, R (8,PH) Joe Hoerner, R (8,1)			0-0 4-3		0-0 P3				0-0 F9 2-3	2	0	0	0	0	0	0	0					
Larry Bowa, S (1,6) OBP: 0.239, SLG: 0.171			0-0 6-3			0-0 B3			0-0 L9	3	0	0	0	0	0	0	1					
Chris Short, R (1,1) Ron Stone, L (5,9) OBP: 0.176, SLG: 0.235			0-0 4-3			0-0 F7			0-0 3-1	1	0	0	0	0	0	0	0					
Inning Stats	R: 0 E: 0 K: 0 S: 6	H: 0 LOB: 0 BB: 0 P: 10	R: 0 E: 0 K: 0 S: 5	H: 0 LOB: 0 BB: 0 P: 7	R: 0 E: 0 K: 0 S: 3	H: 0 LOB: 0 BB: 0 P: 3	R: 1 E: 0 K: 0 S: 5	H: 2 LOB: 0 BB: 0 P: 9	R: 0 E: 0 K: 0 S: 3	H: 0 LOB: 0 BB: 0 P: 3	R: 0 E: 0 K: 0 S: 3	H: 0 LOB: 0 BB: 0 P: 3	R: 1 E: 0 K: 0 S: 4	H: 1 LOB: 0 BB: 0 P: 4	R: 0 E: 0 K: 0 S: 4	H: 1 LOB: 1 BB: 0 P: 4	R: 0 E: 0 K: 1 S: 6	H: 1 LOB: 1 BB: 0 P: 6	1B: 2 2B: 1 3B: 1 HR: 1	SF: 0 SAC: 0 DP: 1 HBP: 0	WP: 0 PB: 0 SB: 0 CS: 0	PA: 31
PITCHER	IP WLS BF H R ER SO BB IBB HBP BLK WP HR S P ERA WHIP																					
Jim McAndrew, R (1,1) ERA: 7.0	7.0 W 23 3 2 2 0 0 0 0 0 0 1 29 39 2.57 0.429																					
Ron Taylor, R (8,1) ERA: 1.13	2.0 S 8 2 0 0 1 0 0 0 0 0 0 0 10 10 0.00 1.000																					

Philadelphia Phillies @ New York Mets
Shea Stadium, Flushing, NY
Sun Apr 19 1970, 3:38 AM EST
Att: 49,898 - Unknown

AB 31
R 2
H 5
RBI 2
BB 0
SO 1
LOB 7



Batter	1	2	3	4	5	6	7	8	9	AB	R	H	RBI	BB	SO	LOB	BOTTOM			
Tommie Agee, R (1,8) OBP: 0.296, SLG: 0.292	2-3 K		1-3 K2-3		4-0 2B HBP BB	0-0 L8	0-0 1B			4	1	1	0	1	2	1				
Bud Harrelson, S (1,6) OBP: 0.440, SLG: 0.561	2-2 L6		2-1 1B		2-1 HBP BB 2B	4-0 HR BB	0-0 1-3			4	2	2	2	1	0	1				
Joe Foy, R (1,5) OBP: 0.288, SLG: 0.289	0-1 F7		0-0 1-2 1B		4-0 BB HBP IBB	4-0 HR BB		0-0 6-3		3	2	1	0	2	0	0				
Cleon Jones, R (1,7) OBP: 0.367, SLG: 0.405 Dave Marshall, L (7,7)		1-1 L4	1-0 P4		1-2 BB BB WP HBP	0-3 K		0-3 K		3	1	0	1	0	1	4				
Donn Clendenon, R (1,3) OBP: 0.381, SLG: 0.474		2-0 F8		0-3 K	4-2 WP BB 1B BB	0-0 HR		0-0 1-3		4	2	1	4	1	1	0				
Ron Swoboda, R (1,9) OBP: 0.409, SLG: 0.324		0-0 1B		0-0 F9	1-2 2-3 3-H 1B WP BB	0-0 FC4-6 1B				3	0	2	1	1	0	0				
Jerry Grote, R (1,2) OBP: 0.195, SLG: 0.306		0-3 K		0-0 L8	1-2 2-3 3-H K	0-0 FC4-6				4	0	0	0	0	2	4				
Al Weis, S (1,4) OBP: 0.429, SLG: 0.500			0-0 SH2-4 1B 2B		1-2 2-3 3-H P4		0-0 F8			4	1	2	1	0	0	0				
Jim McAndrew, R (1,1) OBP: 0.333, SLG: 0.667 Mike Jorgensen, L (7,PH) Ron Taylor, R (8,1)			1-0 SH2-4		1-2 2-3 3-H 2B		0-3 K			2	1	1	0	0	1	2				
Inning Stats	R: 0 E: 0 K: 1 S: 9	H: 0 LOB: 0 BB: 0 P: 13	R: 0 E: 0 K: 1 S: 7	H: 1 LOB: 0 BB: 0 P: 10	R: 1 E: 0 K: 1 S: 9	H: 3 LOB: 2 BB: 0 P: 14	R: 0 E: 0 K: 1 S: 5	H: 0 LOB: 0 BB: 0 P: 5	R: 6 E: 0 K: 2 S: 17	H: 3 LOB: 2 BB: 4 P: 37	R: 3 E: 0 K: 1 S: 7	H: 2 LOB: 1 BB: 2 P: 15	R: 0 E: 0 K: 1 S: 6	H: 1 LOB: 0 BB: 0 P: 6	R: 0 E: 0 K: 1 S: 5	H: 0 LOB: 0 BB: 0 P: 5	1B: 6 2B: 3 3B: 0 HR: 1	SF: 0 SAC: 1 DP: 0 HBP: 1	WP: 1 PB: 0 SB: 0 CS: 0	PA: 41
PITCHER	IP WLS BF H R ER SO BB IBB HBP BLK WP HR S P ERA WHIP																			
Chris Short, L (1,1) ERA: 4.66	4.1 L 23 6 7 7 4 2 1 0 0 1 1 14 27 20.25 3.750																			
Bill Wilson, R (5,1) ERA: 3.52	1.1 9 2 3 3 3 3 0 0 0 0 0 0 8 8 0.00 1.500																			
Dick Selma, R (6,1) ERA: 2.57	1.1 6 2 0 0 1 0 0 0 0 0 0 0 5 5 0.00 0.000																			
Joe Hoerner, L (8,1) ERA: 1.69	1.0 3 0 0 0 1 0 0 0 0 0 0 0 5 5 0.00 0.000																			

Philadelphia Phillies @ New York Mets
Shea Stadium, Flushing, NY
Sun Apr 19 1970, 3:38 AM EST
Att: 49,898 - Unknown

AB 33
R 10
H 10
RBI 9
BB 6
SO 9
LOB 12



Batter	1	2	3	4	5	6	7	8	9	AB	R	H	RBI	BB	SO	LOB	TOP							
Jose Arcia, R OBP: 0.190, SLG: 0.105 Ray Webster, L OBP: 0.200, SLG: 0.200 Ron Slocum, R (9, 6)	5-3		6-3		F8		5-3		K	4	0	0	0	0	0	0								
Van Kelly, L OBP: 0.256, SLG: 0.211	K		K			1B SF8 BB	WP 1B		2B BB	3	2	1	0	2	2	0								
Cito Gaston, R OBP: 0.379, SLG: 0.527	BB 1B		F9			K	P3		1B 2B	5	1	2	1	0	1	2								
Al Ferrara, R OBP: 0.324, SLG: 0.345 Ivan Murrell, R OBP: 0.375, SLG: 0.750 (7, 7)	1-2 BB		F2			1B E BB	BB		S 1B	1	1	0	0	3	0	0								
Nate Colbert, R OBP: 0.291, SLG: 0.620	K					E 1-2 2-3 1B	F9		1B 2B	5	1	2	1	0	2	5								
Dave Campbell, R OBP: 0.321, SLG: 0.360										3	0	1	1	1	0	0								
Jerry Morales, R OBP: 0.216, SLG: 0.235										5	0	1	0	0	0	4								
Chris Cannizzaro, R OBP: 0.293, SLG: 0.216										2	0	0	0	2	1	1								
Clay Kirby, R OBP: 0.167, SLG: 0.167 Ron Herbel, R (8, 1)										4	0	1	0	0	3	4								
										0	0	0	0	0	0	0								
Inning Stats	R: 0 E: 0 K: 2 S: 8	H: 1 LOB: 2 BB: 1 P: 12	R: 0 E: 0 K: 1 S: 6	H: 1 LOB: 1 BB: 0 P: 6	R: 0 E: 0 K: 1 S: 5	H: 0 LOB: 0 BB: 0 P: 5	R: 1 E: 0 K: 0 S: 4	H: 1 LOB: 0 BB: 0 P: 4	R: 0 E: 0 K: 2 S: 7	H: 0 LOB: 0 BB: 0 P: 7	R: 2 E: 1 K: 2 S: 9	H: 1 LOB: 3 BB: 3 P: 21	R: 0 E: 0 K: 0 S: 4	H: 1 LOB: 2 BB: 1 P: 8	R: 0 E: 0 K: 0 S: 3	H: 2 LOB: 1 BB: 1 P: 7	R: 2 E: 1 K: 2 S: 9	H: 2 LOB: 2 BB: 2 P: 17	1B: 7 2B: 1 3B: 0 HR: 1	SF: 1 SAC: 0 DP: 1 HBP: 0	WP: 1 PB: 0 SB: 1 CS: 0	PA: 43		
PITCHER	IP WLS BF H R ER SO BB IBB HBP BLK WP HR S P ERA WHIP	7.0 L 10 4 2 2 2 3 0 0 0 0 0 11 23 10.80 4.200	1.1 L 1 0 0 0 0 0 0 0 0 0 0 0 1 1 0.00 0.000																					

San Diego Padres @ New York Mets
Shea Stadium, Flushing, NY
Tue Apr 21 1970, 3:33 AM EST
Att: 7,712 - Unknown

AB 34
R 5
H 9
RBI 4
BB 8
SO 10
LOB 16



Batter	1	2	3	4	5	6	7	8	9	AB	R	H	RBI	BB	SO	LOB	BOTTOM							
Tommie Agee, R OBP: 0.288, SLG: 0.302	K		K2-3		SH2-4 2B		K		F8	5	0	1	0	0	3	1								
Bud Harrelson, S OBP: 0.444, SLG: 0.545	E S 1B HBP		5-3		SH2-4		1B		4-3	3	1	1	0	0	0	1								
Ken Boswell, L OBP: 0.481, SLG: 0.500	1-4-3 1H 1B		S 1B		4-3		P6			4	0	2	1	0	0	2								
Cleon Jones, R OBP: 0.377, SLG: 0.386	L4-3 1-2		K						1B SF7 HBP	2	1	0	0	1	1	2								
Art Shamsky, L OBP: 0.471, SLG: 0.517 Al Weis, S OBP: 0.429, SLG: 0.500 Ron Swoboda, R OBP: 0.409, SLG: 0.324			6-3 BB		SH3 1B 2B		F7		CS 1B	3	1	2	0	1	0	2								
Joe Foy, R OBP: 0.273, SLG: 0.277			6-3		SH3				SF7	2	0	0	1	0	0	1								
Ed Kranepool, L OBP: 0.250, SLG: 0.182			P3		1B		L4		F8	4	0	1	1	0	0	2								
Jerry Grote, R OBP: 0.205, SLG: 0.289 Dave Marshall, L (9, PH)					K		L5		E6	2	0	0	0	1	1	1								
Gary Gentry, R Mike Jorgensen, L OBP: 0.250, SLG: 0.143 Cal Koonce, R Don Cardwell, R OBP: 0.364, SLG: 0.450										1	0	0	0	0	1	3								
			K		6-3		P3		K	1	0	0	0	0	0	0								
										0	0	0	0	0	0	0								
										1	0	0	0	0	1	1								
Inning Stats	R: 1 E: 0 K: 1 S: 5	H: 1 LOB: 0 BB: 0 P: 6	R: 0 E: 0 K: 1 S: 5	H: 0 LOB: 2 BB: 2 P: 13	R: 0 E: 0 K: 2 S: 8	H: 1 LOB: 1 BB: 0 P: 8	R: 1 E: 0 K: 1 S: 7	H: 2 LOB: 1 BB: 0 P: 7	R: 0 E: 0 K: 0 S: 4	H: 1 LOB: 2 BB: 1 P: 8	R: 0 E: 0 K: 0 S: 3	H: 0 LOB: 0 BB: 0 P: 3	R: 0 E: 0 K: 1 S: 6	H: 1 LOB: 1 BB: 0 P: 6	R: 1 E: 0 K: 0 S: 3	H: 1 LOB: 1 BB: 0 P: 4	R: 0 E: 1 K: 1 S: 6	H: 0 LOB: 1 BB: 0 P: 6	1B: 5 2B: 3 3B: 0 HR: 0	SF: 1 SAC: 2 DP: 1 HBP: 2	WP: 0 PB: 0 SB: 2 CS: 1	PA: 38		
PITCHER	IP WLS BF H R ER SO BB IBB HBP BLK WP HR S P ERA WHIP	7.0 W 6 0 0 0 1 0 0 0 0 0 0 8 8 0.00 0.000																						

San Diego Padres @ New York Mets
Shea Stadium, Flushing, NY
Tue Apr 21 1970, 3:33 AM EST
Att: 7,712 - Unknown

AB 30
R 3
H 7
RBI 3
BB 3
SO 7
LOB 16



Batter	1	2	3	4	5	6	7	8	9	AB	R	H	RBI	BB	SO	LOB	TOP			
Jose Arcia, R OBP: 0.167, SLG: 0.091 Ivan Murrell, R OBP: 0.333, SLG: 0.667 Dave Roberts, L (8, 1)	F8		P4		5-3			K		3	0	0	0	0	0	1				
Van Kelly, L OBP: 0.234, SLG: 0.190	K		K				F2		K	4	0	0	0	0	3	1				
Cito Gaston, R OBP: 0.355, SLG: 0.492	K				K		F9		K	4	0	0	0	0	3	0				
Al Ferrara, R OBP: 0.342, SLG: 0.438		HR			1B BB				K	3	1	1	1	1	2	0				
Nate Colbert, R OBP: 0.276, SLG: 0.585	F3		F8					K		3	0	0	0	0	1	1				
Dave Campbell, R OBP: 0.321, SLG: 0.358	L7				1-2 1B			K		3	0	1	0	0	1	0				
Jerry Morales, R OBP: 0.200, SLG: 0.216	K				K			K		3	0	0	0	0	3	2				
Bob Barton, R					BB			K		2	0	0	0	1	2	0				
Mike Corkins, R OBP: 0.167, SLG: 0.167 Ray Webster, L OBP: 0.182, SLG: 0.182 Ron Slocum, R (8, 6)			K		K			K		2	0	0	0	0	2	1				
										1	0	0	0	0	1	0				
										0	0	0	0	0	0	0				
Inning Stats	R: 0 E: 0 K: 2 S: 7	H: 0 LOB: 0 BB: 0 P: 7	R: 1 E: 0 K: 1 S: 6	H: 1 LOB: 0 BB: 0 P: 6	R: 0 E: 0 K: 2 S: 7	H: 0 LOB: 1 BB: 1 P: 11	R: 0 E: 0 K: 2 S: 8	H: 1 LOB: 2 BB: 1 P: 12	R: 0 E: 0 K: 1 S: 5	H: 0 LOB: 0 BB: 0 P: 7	R: 0 E: 0 K: 3 S: 9	H: 0 LOB: 0 BB: 0 P: 9	R: 0 E: 0 K: 3 S: 9	H: 0 LOB: 0 BB: 0 P: 9	R: 0 E: 0 K: 3 S: 9	H: 0 LOB: 0 BB: 0 P: 9	1B: 1 2B: 0 3B: 0 HR: 1	SF: 0 SAC: 0 DP: 0 HBP: 0	WP: 0 PB: 0 SB: 0 CS: 0	PA: 31
PITCHER Tom Seaver, R ERA: 2.14	IP: 9.0 WLS: W BF: 31 H: 2 R: 1 ER: 1 SO: 19 BB: 2 IBB: 0 HBP: 0 BLK: 0 WP: 0 HR: 1 S: 67 P: 75 ERA: 1.00 WHIP: 0.444															PITCHER				

San Diego Padres @ New York Mets
Shea Stadium, Flushing, NY
Wed Apr 22 1970, 3:33 AM EST
Att: 14,197 - Unknown

AB 29
R 1
H 2
RBI 1
BB 2
SO 19
LOB 6



Batter	1	2	3	4	5	6	7	8	9	AB	R	H	RBI	BB	SO	LOB	BOTTOM	
Tommie Agee, R OBP: 0.302, SLG: 0.304	K		3B 1B		S BB		K			3	1	1	0	1	2	0		
Bud Harrelson, S OBP: 0.466, SLG: 0.596	2B 1B		1H 3B		F9		CS BB			3	1	2	1	1	0	1		
Ken Boswell, L OBP: 0.452, SLG: 0.500	1H 2B		6-3		F9		CS		K	4	0	1	1	0	1	2		
Cleon Jones, R OBP: 0.351, SLG: 0.354	L4		K		F9				K	4	0	0	0	0	2	3		
Art Shamsky, L OBP: 0.459, SLG: 0.484 Ron Swoboda, R OBP: 0.400, SLG: 0.314 (9, 9)	P6		1B		4-3				P4	2	0	0	0	1	0	1		
			IBB		4-3					1	0	0	0	0	0	0		
Joe Foy, R OBP: 0.276, SLG: 0.265		BB	F9		4-3					2	0	0	0	1	0	2		
Ed Kranepool, L OBP: 0.267, SLG: 0.154	P4				3-1				BB	2	0	0	0	1	0	1		
Jerry Grote, R OBP: 0.191, SLG: 0.268	L9				6-3				K	3	0	0	0	0	1	2		
Tom Seaver, R OBP: 0.231, SLG: 0.308	6-3				K				4-3	3	0	0	0	0	1	1		
Inning Stats	R: 1 E: 0 K: 1 S: 7	H: 2 LOB: 1 BB: 0 P: 7	R: 0 E: 0 K: 0 S: 3	H: 0 LOB: 1 BB: 1 P: 7	R: 1 E: 0 K: 1 S: 7	H: 2 LOB: 2 BB: 1 P: 11	R: 0 E: 0 K: 1 S: 5	H: 0 LOB: 0 BB: 0 P: 5	R: 0 E: 0 K: 1 S: 5	H: 0 LOB: 1 BB: 1 P: 9	R: 0 E: 0 K: 1 S: 4	H: 0 LOB: 0 BB: 1 P: 8	R: 0 E: 0 K: 2 S: 7	H: 0 LOB: 0 BB: 0 P: 7	1B: 2 2B: 1 3B: 1 HR: 0	SF: 0 SAC: 0 DP: 0 HBP: 0	WP: 0 PB: 0 SB: 1 CS: 1	PA: 33
PITCHER Mike Corkins, R ERA: 4.6 Dave Roberts, L ERA: 1.17	IP: 7.0 WLS: L BF: 29 H: 4 R: 2 ER: 2 SO: 5 BB: 4 IBB: 1 HBP: 0 BLK: 0 WP: 0 HR: 0 S: 34 P: 54 ERA: 2.57 WHIP: 1.143															PITCHER		

San Diego Padres @ New York Mets
Shea Stadium, Flushing, NY
Wed Apr 22 1970, 3:33 AM EST
Att: 14,197 - Unknown

AB 27
R 2
H 4
RBI 2
BB 5
SO 7
LOB 13



Batter	1	2	3	4	5	6	7	8	9	10	11	12	13	14	15	AB	R	H	RBI	BB	SO	LOB	TOP				
Tommie Agee, R OBP: 0.314, SLG: 0.295 (1, 8)	F7		F7		FC5			K		IBB			K		1B	5	0	1	0	2	2	2					
Bud Harrelson, S OBP: 0.431, SLG: 0.528 (1, 6)	F9		F7					4-3		F9			F8		L6	6	0	0	0	1	0	5					
Ken Boswell, L OBP: 0.429, SLG: 0.487 (1, 4)	6-3									F8			P4			4	0	1	0	0	1	1					
Donn Clendenon, R (10, PH) OBP: 0.348, SLG: 0.429 (10, 1)										K						1	0	0	0	0	1	2					
Tug McCraw, R OBP: 0.383, SLG: 0.297 (15, 1)																1	0	0	0	0	0	0					
Ron Taylor, R OBP: 0.281, SLG: 0.259 (15, 1)																0	0	0	0	0	0	0					
Cleon Jones, R OBP: 0.333, SLG: 0.333 (1, 7)		F9		G5-4-3		G6-4-3				1B					4-3	6	0	1	0	0	1	2					
Art Shamsky, L OBP: 0.415, SLG: 0.429 (1, 9)	F9									F9						4	0	0	0	0	2	1					
Ron Swoboda, R OBP: 0.383, SLG: 0.297 (9, 9)																2	0	0	0	0	1	0					
Joe Foy, R OBP: 0.281, SLG: 0.259 (1, 5)	F7															5	0	1	0	0	0	0					
Ed Kranepool, L OBP: 0.316, SLG: 0.235 (1, 3)			F5													4	0	2	0	0	0	2					
Al Weis, S OBP: 0.375, SLG: 0.429 (10, 4)																2	0	0	0	0	1	1					
Duffy Dyer, R OBP: 0.100, SLG: 0.100 (1, 2)			6-3													6	0	1	0	0	0	2					
Jerry Koosman, R OBP: 0.182, SLG: 0.100 (1, 1)																2	0	1	0	1	0	0					
Mike Jorgensen, L (10, PH) OBP: 0.200, SLG: 0.111 (10, 3)																2	0	0	0	0	1	0					
Inning Stats	R: 0 E: 0 K: 0 S: 3	H: 0 LOB: 0 BB: 0 P: 3	R: 0 E: 0 K: 0 S: 3	H: 0 LOB: 0 BB: 0 P: 3	R: 0 E: 0 K: 0 S: 3	H: 1 LOB: 2 BB: 2 P: 11	R: 0 E: 0 K: 1 S: 5	H: 0 LOB: 0 BB: 0 P: 5	R: 0 E: 0 K: 1 S: 6	H: 1 LOB: 1 BB: 0 P: 6	R: 0 E: 0 K: 1 S: 5	H: 0 LOB: 0 BB: 1 P: 5	R: 0 E: 0 K: 1 S: 6	H: 0 LOB: 2 BB: 1 P: 10	R: 0 E: 0 K: 1 S: 5	H: 0 LOB: 0 BB: 0 P: 5	R: 0 E: 0 K: 0 S: 3	H: 0 LOB: 1 BB: 0 P: 8	R: 0 E: 0 K: 1 S: 7	H: 0 LOB: 1 BB: 0 P: 8	R: 0 E: 0 K: 1 S: 6	H: 1 LOB: 1 BB: 1 P: 6	1B: 8 2B: 0 3B: 0 HR: 0	SF: 0 SAC: 1 DP: 2 HBP: 1	WP: 1 PB: 0 SB: 1 CS: 0	PA: 56	
Alan Foster, R ERA: 2.79 (1, 1)	IP: 9.0	WLS: 7	BF: 35	H: 7	R: 0	ER: 0	SO: 4	BB: 0	IBB: 0	HBP: 0	BLK: 0	WP: 0	HR: 0	S: 40	P: 52	ERA: 0.00	WHIP: 1.111										
Jim Brewer, L ERA: 3.86 (10, 1)	IP: 4.0	WLS: 0	BF: 13	H: 0	R: 0	ER: 0	SO: 3	BB: 0	IBB: 1	HBP: 0	BLK: 0	WP: 0	HR: 0	S: 18	P: 22	ERA: 0.00	WHIP: 0.000										
Ray Lamb, R ERA: 3.86 (14, 1)	IP: 2.0	WLS: 0	BF: 8	H: 1	R: 0	ER: 0	SO: 3	BB: 0	IBB: 0	HBP: 1	BLK: 0	WP: 1	HR: 0	S: 13	P: 14	ERA: 0.00	WHIP: 0.500										

New York Mets @ Los Angeles Dodgers
Dodger Stadium, Los Angeles, CA
Fri Apr 24 1970, 6:05 PM PST
Att: 22,551 - Unknown


AB 50
R 0
H 8
RBI 0
SO 10
LOB 18



Batter	1	2	3	4	5	6	7	8	9	10	11	12	13	14	15	AB	R	H	RBI	BB	SO	LOB	BOTTOM				
Maury Wills, S OBP: 0.403, SLG: 0.306 (1, 8)	4-3															4	0	1	0	2	0	0					
Ted Sizemore, R OBP: 0.371, SLG: 0.375 (1, 4)	6-3															4	0	1	0	3	0	1					
Willie Davis, L OBP: 0.186, SLG: 0.179 (1, 8)	G3															7	0	1	0	0	0	8					
Andy Kosco, R OBP: 0.184, SLG: 0.395 (1, 9)																6	0	0	0	0	3	6					
Wes Parker, S OBP: 0.311, SLG: 0.351 (1, 3)																6	1	3	0	1	0	0					
Manny Mota, R OBP: 0.381, SLG: 0.278 (1, 7)																7	0	2	0	0	1	4					
Billy Grabarkewitz, R OBP: 0.407, SLG: 0.517 (1, 5)																4	0	1	0	0	2	3					
Ray Lamb, R OBP: 0.192, SLG: 0.125 (14, 1)																0	0	0	0	0	0	0					
Bill Buckner, L OBP: 0.192, SLG: 0.125 (15, PH)																0	0	0	0	1	0	0					
Jeff Torborg, R OBP: 0.373, SLG: 0.400 (1, 2)																4	0	1	0	0	0	2					
Willie Crawford, L OBP: 0.317, SLG: 0.378 (10, PH)																0	0	0	0	0	0	0					
Tom Haller, L OBP: 0.310, SLG: 0.429 (11, 2)																3	0	1	1	0	0	3					
Alan Foster, R OBP: 0.200, SLG: 0.111 (1, 1)																3	0	0	0	0	1	0					
Jim Brewer, L ERA: 3.86 (10, 1)																1	0	0	0	0	1	0					
Jim Lefebvre, S OBP: 0.320, SLG: 0.227 (10, 5)																2	0	1	0	0	0	0					
Bill Sudakis, S OBP: 0.333, SLG: 0.364 (13, PH)																0	0	0	0	1	0	0					
Inning Stats	R: 0 E: 0 K: 0 S: 3	H: 0 LOB: 0 BB: 0 P: 3	R: 0 E: 0 K: 0 S: 6	H: 1 LOB: 1 BB: 1 P: 6	R: 0 E: 0 K: 0 S: 4	H: 1 LOB: 2 BB: 1 P: 8	R: 0 E: 0 K: 1 S: 5	H: 2 LOB: 2 BB: 0 P: 5	R: 0 E: 0 K: 1 S: 7	H: 0 LOB: 0 BB: 0 P: 7	R: 0 E: 0 K: 1 S: 6	H: 0 LOB: 3 BB: 2 P: 14	R: 0 E: 0 K: 1 S: 5	H: 0 LOB: 1 BB: 0 P: 5	R: 0 E: 0 K: 0 S: 3	H: 0 LOB: 1 BB: 1 P: 7	R: 0 E: 0 K: 0 S: 4	H: 1 LOB: 3 BB: 2 P: 12	R: 0 E: 0 K: 0 S: 4	H: 1 LOB: 2 BB: 1 P: 8	R: 1 E: 0 K: 1 S: 3	H: 2 LOB: 2 BB: 1 P: 7	1B: 11 2B: 2 3B: 0 HR: 0	SF: 0 SAC: 3 DP: 1 HBP: 0	WP: 0 PB: 0 SB: 2 CS: 1	PA: 62	
Jerry Koosman, L ERA: 1.71 (1, 1)	IP: 9.0	WLS: 7	BF: 34	H: 7	R: 0	ER: 0	SO: 6	BB: 1	IBB: 0	HBP: 0	BLK: 0	WP: 0	HR: 0	S: 45	P: 49	ERA: 0.00	WHIP: 0.889										
Tug McCraw, L ERA: 3.86 (10, 1)	IP: 5.0	WLS: 0	BF: 24	H: 3	R: 0	ER: 0	SO: 2	BB: 1	IBB: 5	HBP: 0	BLK: 0	WP: 0	HR: 0	S: 22	P: 46	ERA: 0.00	WHIP: 0.800										
Ron Taylor, R ERA: 2.16 (15, 1)	IP: 0.1	WLS: 0	BF: 4	H: 2	R: 1	ER: 1	SO: 0	BB: 1	IBB: 0	HBP: 0	BLK: 0	WP: 0	HR: 0	S: 3	P: 7	ERA: 27.00	WHIP: 6.000										

New York Mets @ Los Angeles Dodgers
Dodger Stadium, Los Angeles, CA
Fri Apr 24 1970, 6:05 PM PST
Att: 22,551 - Unknown

AB 51
R 1
H 12
RBI 1
SO 8
LOB 27



Batter	1	2	3	4	5	6	7	8	9	AB	R	H	RBI	BB	SO	LOB	TOP					
Tommie Agee, R OBP: 0.311, SLG: 0.292 (1.8)	0-0 4-3		0-0 FC6-4 1B		0-0 F8			0-3 K		4	0	1	0	0	1	1	New York Mets @ Los Angeles Dodgers Dodger Stadium, Los Angeles, CA Sat Apr 25 1970, 7:05 PM PST Att: 28,349 - Unknown					
Bud Harrelson, S OBP: 0.435, SLG: 0.561 (1.6)	0-0 2B		0-0 FC6-4 CS 1-2			0-0 F2		0-0 FC5 1-3 2B		4	0	2	0	0	0	1						
Joe Foy, R OBP: 0.265, SLG: 0.241 (1.5)	0-0 6-3		0-0 6-3 1-2			0-0 6-3		0-0 FC5 2-3		4	0	0	0	0	0	4						
Cleon Jones, R OBP: 0.328, SLG: 0.316 (1.7)	0-0 1-3			0-0 F8		0-0 5-3			4-0 FC5-4 BB	3	0	0	0	1	0	1						
Donn Clendenon, R OBP: 0.296, SLG: 0.360 (1.3)		0-0 6-3		0-3 K			0-3 K		0-0 FC5-4 1B 1-2	4	0	0	0	0	2	1						
Ron Swoboda, R OBP: 0.412, SLG: 0.325 (1.9)		4-0 5-3 BB		0-0 FC6-4 1B			0-3 K		0-0 G6-3 1B	3	0	2	0	1	1	0						
Al Weis, S OBP: 0.300, SLG: 0.333 (1.4)		0-0 5-3 1-2		0-0 FC6-4 1-2			0-3 K		0-0 G6-3 1-2	4	0	0	0	0	1	4						
Duffy Dyer, R OBP: 0.231, SLG: 0.167 (1.2)		4-0 IBB			0-0 6-3			0-0 FC1-6 1B		2	0	1	0	1	0	0						
Nolan Ryan, R OBP: 0.143, SLG: 0.143 (1.1)		0-0 F9			0-3 K			0-0 FC1-6 2B 1-2		3	0	0	0	0	1	3						
Inning Stats	R: 0 E: 0 K: 0 S: 4	H: 1 LOB: 1 BB: 0 P: 4	R: 0 E: 0 K: 0 S: 3	H: 0 LOB: 2 BB: 2 P: 11	R: 0 E: 0 K: 1 S: 3	H: 1 LOB: 1 BB: 0 P: 3	R: 0 E: 0 K: 1 S: 6	H: 0 LOB: 0 BB: 0 P: 6	R: 0 E: 0 K: 1 S: 5	H: 0 LOB: 0 BB: 0 P: 5	R: 0 E: 0 K: 0 S: 3	H: 0 LOB: 0 BB: 0 P: 3	R: 0 E: 0 K: 3 S: 9	H: 0 LOB: 0 BB: 0 P: 9	R: 0 E: 0 K: 1 S: 7	H: 2 LOB: 2 BB: 0 P: 7	R: 0 E: 0 K: 0 S: 3	H: 1 LOB: 1 BB: 1 P: 7	1B: 4 2B: 2 3B: 0 HR: 0	SF: 0 SAC: 0 DP: 1 HBP: 0	WP: 0 PB: 0 SB: 0 CS: 1	PA: 34
PITCHER Claude Osteen, L ERA: 2.32 (1.1)	IP: 9.0 WLS: W BF: 34 H: 6 R: 0 ER: 0 SO: 6 BB: 2 IBB: 1 HBP: 0 BLK: 0 WP: 0 HR: 0 S: 43 P: 55 ERA: 0.00 WHIP: 0.889																					

Batter	1	2	3	4	5	6	7	8	9	AB	R	H	RBI	BB	SO	LOB	BOTTOM					
Maury Wills, S OBP: 0.409, SLG: 0.308 (1.6)	0-3 K		0-0 S 1B		0-0 G4-6-3 1-2			4-0 S BB		3	0	1	1	1	1	2	New York Mets @ Los Angeles Dodgers Dodger Stadium, Los Angeles, CA Sat Apr 25 1970, 7:05 PM PST Att: 28,349 - Unknown					
Ted Sizemore, R OBP: 0.385, SLG: 0.371 (1.4)	0-0 FC6-4 1B		0-0 6-3 1-2			4-0 G4-6-3 BB		0-0 F9 1-2		3	0	1	0	1	0	2						
Willie Davis, L OBP: 0.177, SLG: 0.169 (1.8)	0-0 FC6-4 CS 1-2		0-0 F9			0-0 G4-6-3 1-2				3	0	0	0	0	0	3						
Willie Crawford, L OBP: 0.295, SLG: 0.350 (1.9)	0-0 CS 1-2	0-0 4-3		0-0 3-1		0-3 K				3	0	0	0	0	1	0						
Wes Parker, S OBP: 0.313, SLG: 0.339 (1.3)		4-0 S BB		0-0 3-1			0-0 6-3			2	0	0	0	1	0	0						
Bill Buckner, L OBP: 0.172, SLG: 0.111 (1.7)		0-3 K		0-0 1-3			0-0 P3			3	0	0	0	0	1	1						
Manny Mota, R OBP: 0.381, SLG: 0.278 (9.7)		0-0 K								0	0	0	0	0	0	0						
Tom Haller, L OBP: 0.313, SLG: 0.400 (1.2)		0-0 5-3			4-0 BB BB			0-0 F7		2	0	0	0	1	0	1						
Billy Grabarkewitz, R OBP: 0.474, SLG: 0.500 (1.5)			1-0 SH1-4 1B HBP		4-0 G4-6-3 BB			0-3 K		1	1	0	0	1	1	0						
Claude Osteen, L OBP: 0.125, SLG: 0.125 (1.1)			0-0 SH1-4 1-2		0-3 K			0-0 P5		2	0	0	0	0	1	2						
Inning Stats	R: 0 E: 0 K: 1 S: 5	H: 1 LOB: 0 BB: 0 P: 5	R: 0 E: 0 K: 1 S: 5	H: 0 LOB: 1 BB: 1 P: 9	R: 1 E: 0 K: 0 S: 4	H: 1 LOB: 1 BB: 0 P: 5	R: 0 E: 0 K: 0 S: 3	H: 0 LOB: 0 BB: 0 P: 3	R: 0 E: 0 K: 1 S: 4	H: 0 LOB: 2 BB: 2 P: 12	R: 0 E: 0 K: 1 S: 4	H: 0 LOB: 1 BB: 1 P: 8	R: 0 E: 0 K: 0 S: 3	R: 0 E: 0 K: 1 S: 3	R: 0 E: 0 K: 1 S: 5	H: 0 LOB: 1 BB: 1 P: 9	R: 0 E: 0 K: 1 S: 5	H: 0 LOB: 1 BB: 1 P: 9	1B: 2 2B: 0 3B: 0 HR: 0	SF: 0 SAC: 1 DP: 2 HBP: 1	WP: 0 PB: 0 SB: 3 CS: 1	PA: 30
PITCHER Nolan Ryan, R ERA: 0.53 (1.1)	IP: 8.0 WLS: L BF: 29 H: 2 R: 1 ER: 1 SO: 5 BB: 5 IBB: 0 HBP: 1 BLK: 0 WP: 0 HR: 0 S: 33 P: 54 ERA: 1.12 WHIP: 0.875																					

livebaseballscores.com



Batter	1	2	3	4	5	6	7	8	9	AB	R	H	RBI	BB	SO	LOB	TOP												
Mike Jorgensen, L (1, 8) OBP: 0.286, SLG: 0.417	4-0 FC3-6 BB		0-0 L3			0-0 HR		0-3 K		3	1	1	1	1	1	1													
Bud Harrelson, S (1, 6) OBP: 0.425, SLG: 0.541	0-0 FC3-6 S 1-2		0-0 F5			0-0 4-3 S 1B		0-3 K		4	1	1	0	0	1	2													
Ken Boswell, L (1, 4) OBP: 0.385, SLG: 0.412	0-0 P5 1-2		0-0 5-3			0-0 F9 1-2		0-0 P3		4	0	0	0	0	0	3													
Art Shamsky, L (1, 9) OBP: 0.386, SLG: 0.395 Ron Swoboda, R (8, 9) OBP: 0.423, SLG: 0.325	0-0 1-3			0-0 4-3		0-0 4-3 2-3			4-0 3-1 S BB	3	0	0	0	0	0	2													
Donn Clendenon, R (1, 3) OBP: 0.290, SLG: 0.448		0-0 HR		0-0 5-3		0-0 F3 3-H			0-0 F8 1-2	4	1	1	1	0	0	1													
Dave Marshall, L (1, 7) OBP: 0.125, SLG: 0.125		0-0 F7		0-0 F8			0-0 S 1B		0-0 3-1	4	0	1	0	0	0	1													
Wayne Garrett, L (1, 5)		0-0 F8			0-0 6-3		0-0 P4 1-2		0-0 F9	4	0	0	0	0	0	2													
Duffy Dyer, R (1, 2) OBP: 0.188, SLG: 0.133		0-0 F9			0-0 F8		0-3 K			3	0	0	0	0	1	1													
Tom Seaver, R (1, 1) OBP: 0.250, SLG: 0.313			0-0 1B		0-0 L7		0-3 K			3	0	1	0	0	1	1													
Inning Stats	R: 0 E: 0 K: 0 S: 3	H: 0 LOB: 1 BB: 1 P: 7	R: 1 E: 0 K: 0 S: 4	H: 1 LOB: 0 BB: 0 P: 4	R: 0 E: 0 K: 0 S: 4	H: 1 LOB: 1 BB: 0 P: 4	R: 0 E: 0 K: 0 S: 3	H: 0 LOB: 0 BB: 0 P: 3	R: 0 E: 0 K: 0 S: 5	H: 2 LOB: 0 BB: 0 P: 5	R: 0 E: 0 K: 2 S: 8	H: 1 LOB: 1 BB: 0 P: 8	R: 0 E: 0 K: 2 S: 7	H: 0 LOB: 0 BB: 0 P: 7	R: 0 E: 0 K: 0 S: 3	H: 0 LOB: 1 BB: 1 P: 7	1B: 3 2B: 0 3B: 0 HR: 2	SF: 0 SAC: 0 DP: 0 HBP: 0	WP: 0 PA: 34 PB: 0 SB: 5 CS: 0										
PITCHER	IP	WLS	BF	H	R	ER	SO	BB	IBB	HBP	BLK	WP	HR	S	P	ERA	WHIP												
Sandy Vance, R (1, 1) ERA: 4.5	6.0	L	23	4	3	3	0	1	0	0	0	0	2	22	26	4.50	0.833												
Fred Norman, L (7, 1) ERA: 6.35	2.0		7	1	0	0	4	0	0	0	0	0	0	15	15	0.00	0.500												
Camilo Pascual, R (9, 1) ERA: 4.5	1.0		4	0	0	0	0	1	0	0	0	0	0	3	7	0.00	1.000												

New York Mets @ Los Angeles Dodgers
Dodger Stadium, Los Angeles, CA
Sun Apr 26 1970, 3:33 AM PDT
Att: 26,708 - Unknown

AB	32
R	3
H	5
RBI	2
BB	2
SO	4
LOB	14



Batter	1	2	3	4	5	6	7	8	9	AB	R	H	RBI	BB	SO	LOB	BOTTOM												
Maury Wills, S (1, 6) OBP: 0.386, SLG: 0.286	0-0 6-3			0-0 5-3		0-0 L6			0-0 4-3	4	0	0	0	0	0	0													
Ted Sizemore, R (1, 4) OBP: 0.348, SLG: 0.333	0-0 F8			0-0 F9		0-0 F8			0-0 1-3	4	0	0	0	0	0	0													
Willie Davis, L (1, 8) OBP: 0.197, SLG: 0.222	0-0 5-3			0-0 2B		0-0 F9			0-0 2B	4	1	2	0	0	0	0													
Andy Kosco, R (1, 9) OBP: 0.190, SLG: 0.405		0-0 F2		0-0 1B 2B		0-0 F8			0-3 K	4	0	1	1	0	1	1													
Willie Crawford, L (1, 7) OBP: 0.298, SLG: 0.349		0-3 K		0-0 1B		0-0 F5				3	0	1	0	0	1	0													
Wes Parker, S (1, 3) OBP: 0.328, SLG: 0.371		0-0 6-3			0-0 FC5-4 1B				0-0 2B	3	0	2	0	0	0	0													
Tom Haller, L (1, 2) OBP: 0.286, SLG: 0.364			0-3 K		0-0 FC5-4 G5-4-3 1-2				0-0 P7	3	0	0	0	0	1	2													
Billy Grabarkewitz, R (1, 5) OBP: 0.439, SLG: 0.455			0-0 F8		0-0 G5-4-3 1-2			0-3 K		3	0	0	0	0	1	2													
Sandy Vance, R (1, 1)			0-3 K			0-0 F5		0-3 K		1	0	0	0	0	1	0													
Bill Buckner, L (6, PH) OBP: 0.167, SLG: 0.107										1	0	0	0	0	0	0													
Fred Norman, S (7, 1)										0	0	0	0	0	0	0													
Len Gabrielson, L (8, PH)										1	0	0	0	0	1	1													
Camilo Pascual, R (9, 1)										0	0	0	0	0	0	0													
Inning Stats	R: 0 E: 0 K: 0 S: 3	H: 0 LOB: 0 BB: 0 P: 3	R: 0 E: 0 K: 1 S: 5	H: 0 LOB: 0 BB: 0 P: 5	R: 0 E: 0 K: 2 S: 7	H: 0 LOB: 0 BB: 0 P: 7	R: 1 E: 0 K: 0 S: 5	H: 3 LOB: 2 BB: 0 P: 5	R: 0 E: 0 K: 0 S: 3	H: 1 LOB: 0 BB: 0 P: 3	R: 0 E: 0 K: 0 S: 3	H: 0 LOB: 0 BB: 0 P: 3	R: 0 E: 0 K: 2 S: 8	H: 1 LOB: 1 BB: 0 P: 8	R: 0 E: 0 K: 1 S: 6	H: 1 LOB: 1 BB: 0 P: 6	1B: 2 2B: 4 3B: 0 HR: 0	SF: 0 SAC: 0 DP: 1 HBP: 0	WP: 0 PA: 31 PB: 0 SB: 0 CS: 0										
PITCHER	IP	WLS	BF	H	R	ER	SO	BB	IBB	HBP	BLK	WP	HR	S	P	ERA	WHIP												
Tom Seaver, R (1, 1) ERA: 1.9	9.0	W	31	6	1	1	6	0	0	0	0	0	0	43	43	1.00	0.667												

New York Mets @ Los Angeles Dodgers
Dodger Stadium, Los Angeles, CA
Sun Apr 26 1970, 3:33 AM PDT
Att: 26,708 - Unknown

AB	31
R	1
H	6
RBI	1
BB	0
SO	6
LOB	6



Batter	1	2	3	4	5	6	7	8	9	AB	R	H	RBI	BB	SO	LOB	TOP			
Mike Jorgensen, L (1, 8) OBP: 0.316, SLG: 0.438										4	1	1	0	1	0	0	New York Mets @ San Francisco Giants Candlestick Park, San Francisco, CA Tue Apr 28 1970, 10:05 PM EDT Att: 8,253 - Unknown livebaseballscorecards.com			
Bud Harrelson, S (1, 6) OBP: 0.423, SLG: 0.523										4	1	1	0	0	0	1				
Ken Boswell, L (1, 4) OBP: 0.405, SLG: 0.432										3	1	2	0	0	0	1				
Al Weis, S (9, 4) OBP: 0.300, SLG: 0.333										0	0	0	0	0	0	0				
Art Shamsky, L (1, 9) OBP: 0.396, SLG: 0.390										3	1	1	1	1	0	1				
Ron Swoboda, R (7, PR) OBP: 0.423, SLG: 0.325										0	0	0	0	0	0	0				
Donn Clendenon, R (1, 3) OBP: 0.257, SLG: 0.394										4	0	0	0	0	2	6				
Dave Marshall, L (1, 7) OBP: 0.167, SLG: 0.417										4	1	1	4	0	1	0				
Wayne Garrett, L (1, 5) OBP: 0.214, SLG: 0.083										3	0	1	0	1	0	1				
Duffy Dyer, R (1, 2) OBP: 0.200, SLG: 0.158										4	0	1	0	0	2	1				
Gary Gentry, R (1, 1) OBP: 0.300, SLG: 0.222										3	0	0	0	0	2	3				
Ed Kranepool, L (9, PH) OBP: 0.300, SLG: 0.222										1	0	0	0	0	0	0				
Tug McGraw, R (9, 1) OBP: 0.300, SLG: 0.222										0	0	0	0	0	0	0				
Inning Stats	R: 5 E: 0 K: 3 S: 13	H: 3 LOB: 1 BB: 2 P: 21	R: 0 E: 0 K: 0 S: 4	H: 1 LOB: 1 BB: 0 P: 4	R: 0 E: 0 K: 2 S: 9	H: 2 LOB: 2 BB: 0 P: 9	R: 0 E: 0 K: 0 S: 3	H: 1 LOB: 0 BB: 0 P: 3	R: 0 E: 0 K: 0 S: 5	H: 0 LOB: 0 BB: 0 P: 5	R: 0 E: 0 K: 0 S: 3	H: 1 LOB: 3 BB: 1 P: 8	R: 0 E: 1 K: 1 S: 5	H: 0 LOB: 0 BB: 0 P: 5	R: 0 E: 0 K: 0 S: 3	H: 0 LOB: 0 BB: 0 P: 3	1B: 6 2B: 2 3B: 0 HR: 1	SF: 0 SAC: 1 DP: 3 HBP: 1	WP: 0 PB: 0 SB: 0 CS: 0	PA: 38
PITCHER	IP WLS BF H R ER SO BB IBB HBP BLK WP HR S P ERA WHIP																			
Gaylord Perry, R (1, 1) ERA: 4.8	5.0 L 24 7 5 5 5 2 0 0 0 0 1 32 40 9.00 1.800																			
Frank Reberger, R (6, 1) ERA: 9.0	2.0 8 1 0 0 1 0 1 1 0 0 0 8 13 0.00 0.500																			
Frank Linzy, R (8, 1) ERA: 4.0	2.0 6 0 0 0 1 0 0 0 0 0 0 8 8 0.00 0.000																			

Batter	1	2	3	4	5	6	7	8	9	AB	R	H	RBI	BB	SO	LOB	BOTTOM			
Bobby Bonds, R (1, 9) OBP: 0.473, SLG: 0.566										4	1	2	0	0	2	0	New York Mets @ San Francisco Giants Candlestick Park, San Francisco, CA Tue Apr 28 1970, 10:05 PM EDT Att: 8,253 - Unknown livebaseballscorecards.com			
Ron Hunt, R (1, 4) OBP: 0.441, SLG: 0.510										4	0	1	0	0	1	2				
Willie Mays, R (1, 8) OBP: 0.377, SLG: 0.451										4	1	1	1	0	0	3				
Willie McCovey, L (1, 3) OBP: 0.444, SLG: 0.531										3	0	1	1	1	0	2				
Ken Henderson, S (1, 7) OBP: 0.516, SLG: 0.542										3	0	0	0	0	1	2				
Dick Dietz, R (1, 2) OBP: 0.471, SLG: 0.783										3	0	1	0	1	1	2				
Jim Davenport, R (1, 5) OBP: 0.273, SLG: 0.200										4	0	0	0	0	1	2				
Hal Lanier, R (1, 6) OBP: 0.235, SLG: 0.258										2	0	0	0	0	0	1				
Bob Taylor, L (7, PH) OBP: 0.350, SLG: 0.133										1	0	0	0	0	1	1				
Frank Linzy, R (8, 1) OBP: 0.354, SLG: 0.384										0	0	0	0	0	0	0				
Al Gallagher, R (9, PH) OBP: 0.354, SLG: 0.384										1	0	0	0	0	1	0				
Gaylord Perry, R (1, 1) OBP: 0.118, SLG: 0.176										1	0	0	0	0	0	1				
Don Mason, L (5, PH) OBP: 0.333, SLG: 0.667										1	0	0	0	0	0	0				
Frank Reberger, L (6, 1) OBP: 0.317, SLG: 0.289										2	0	0	0	0	1	1				
Bob Heise, R (7, PH) OBP: 0.317, SLG: 0.289										0	0	0	0	0	0	0				
Inning Stats	R: 1 E: 0 K: 2 S: 8	H: 1 LOB: 1 BB: 1 P: 12	R: 0 E: 0 K: 1 S: 5	H: 0 LOB: 1 BB: 1 P: 9	R: 0 E: 0 K: 1 S: 6	H: 1 LOB: 0 BB: 0 P: 6	R: 0 E: 0 K: 1 S: 5	H: 0 LOB: 0 BB: 0 P: 5	R: 0 E: 0 K: 0 S: 4	H: 1 LOB: 1 BB: 0 P: 4	R: 0 E: 0 K: 0 S: 6	H: 1 LOB: 1 BB: 0 P: 6	R: 0 E: 0 K: 0 S: 5	H: 2 LOB: 2 BB: 0 P: 6	R: 0 E: 0 K: 2 S: 7	H: 0 LOB: 0 BB: 0 P: 7	1B: 2 2B: 3 3B: 0 HR: 1	SF: 0 SAC: 0 DP: 0 HBP: 1	WP: 0 PB: 0 SB: 0 CS: 0	PA: 36
PITCHER	IP WLS BF H R ER SO BB IBB HBP BLK WP HR S P ERA WHIP																			
Gary Gentry, R (1, 1) ERA: 1.82	8.0 W 33 6 2 2 7 2 0 0 0 0 1 44 53 2.25 1.000																			
Tug McGraw, L (9, 1) ERA:	1.0 S 3 0 0 0 2 0 0 0 0 0 0 7 7 0.00 0.000																			

Batter	1	2	3	4	5	6	7	8	9	AB	R	H	RBI	BB	SO	LOB	TOP					
Mike Jorgensen, L (1, 8) OBP: 0.375, SLG: 0.600	G3		HR						K	4	2	2	1	1	1	0	New York Mets @ San Francisco Giants Candlestick Park, San Francisco, CA Wed Apr 29 1970, 6:33 AM EDT Att: 6,139 - Unknown					
Bud Harrelson, S (1, 6) OBP: 0.422, SLG: 0.514	F8		F7						K	5	0	2	1	0	1							
Ken Boswell, L (1, 4) OBP: 0.370, SLG: 0.400 Joe Foy, R (9, PH) OBP: 0.261, SLG: 0.237	4-3		F7						F9	3	0	0	1	0	0							
Art Shamsky, L (1, 9) OBP: 0.404, SLG: 0.422 Tommie Agee, R (9, PH) OBP: 0.320, SLG: 0.303										4	2	2	0	0	0							
Donn Clendenon, R (1, 3) OBP: 0.275, SLG: 0.500										5	1	2	2	0	1							
Dave Marshall, L (1, 7) OBP: 0.188, SLG: 0.375										4	0	1	0	0	2							
Wayne Garrett, L (1, 5) OBP: 0.278, SLG: 0.200										3	0	1	1	1	0							
Duffy Dyer, R (1, 2) OBP: 0.250, SLG: 0.217										4	1	2	0	0	0							
Jerry Koosman, R (1, 1) OBP: 0.154, SLG: 0.083 Cleon Jones, R (8, PH) OBP: 0.324, SLG: 0.310 Ron Taylor, R (8, 1) Tug McGraw, R (8, 1) Cal Koonce, R (8, 1)										2	0	0	0	0	1							
Inning Stats	R: 0 E: 0 K: 0 S: 3	H: 0 LOB: 0 BB: 0 P: 3	R: 1 E: 0 K: 1 S: 7	H: 2 LOB: 1 BB: 0 P: 7	R: 1 E: 0 K: 1 S: 6	H: 1 LOB: 0 BB: 0 P: 6	R: 1 E: 0 K: 1 S: 6	H: 1 LOB: 0 BB: 0 P: 6	R: 0 E: 0 K: 0 S: 5	H: 1 LOB: 1 BB: 0 P: 6	R: 1 E: 0 K: 0 S: 5	H: 2 LOB: 1 BB: 0 P: 5	R: 2 E: 0 K: 0 S: 5	H: 2 LOB: 1 BB: 1 P: 9	R: 0 E: 0 K: 2 S: 8	H: 2 LOB: 2 BB: 1 P: 12		R: 0 E: 0 K: 1 S: 7	H: 2 LOB: 2 BB: 0 P: 7	1B: 8 2B: 3 3B: 0 HR: 2	SF: 1 SAC: 1 DP: 0 HBP: 0	WP: 0 PB: 1 SB: 1 CS: 1
PITCHER	IP	WLS	BF	H	R	ER	SO	BB	IBB	HBP	BLK	WP	HR	S	P	ERA	WHIP					
Juan Marichal, R (1, 1) ERA: 4.5	7.0		31	9	6	6	4	1	0	0	0	0	2	38	42	7.71	1.429					
Frank Linzy, R (8, 1) ERA: 3.79	1.0	W	5	2	0	0	2	1	0	0	0	0	0	8	12	0.00	3.000					
Ron Bryant, L (9, 1) ERA: 3.93	0.2		4	2	0	0	1	0	0	0	0	0	0	6	6	0.00	3.000					
Don McMahon, R (9, 1) ERA: 6.39	0.1	S	1	0	0	0	0	0	0	0	0	0	0	1	1	0.00	0.000					

Batter	1	2	3	4	5	6	7	8	9	AB	R	H	RBI	BB	SO	LOB	BOTTOM				
Bobby Bonds, R (1, 9) OBP: 0.469, SLG: 0.588	K		HR							4	1	1	1	1	1	0	New York Mets @ San Francisco Giants Candlestick Park, San Francisco, CA Wed Apr 29 1970, 6:33 AM EDT Att: 6,139 - Unknown				
Ron Hunt, R (1, 4) OBP: 0.484, SLG: 0.564										4	1	4	1	1	0						
Willie Mays, R (1, 8) OBP: 0.394, SLG: 0.434										2	0	0	1	2	1						
Willie McCovey, L (1, 3) OBP: 0.421, SLG: 0.493	F8		K							5	0	0	0	0	1						
Ken Henderson, S (1, 7) OBP: 0.515, SLG: 0.539										4	1	2	0	0	0						
Dick Dietz, R (1, 2) OBP: 0.485, SLG: 0.762										3	1	1	0	0	0						
Jim Davenport, R (1, 5) OBP: 0.200, SLG: 0.143										4	1	0	0	0	1						
Hal Lanier, R (1, 6) OBP: 0.243, SLG: 0.353 Bob Burdette, L (8, PH) OBP: 0.500, SLG: 0.167 Bob Heise, R (8, PR) OBP: 0.317, SLG: 0.289										3	1	1	3	0	0						
Juan Marichal, R (1, 1) Tito Fuentes, S (7, PH) Frank Linzy, R (8, 1) Bob Taylor, L (8, PH) Al Gallagher, R (8, PH) Ron Bryant, L (9, 1) Don McMahon, R (9, 1)										0	0	0	0	0	0						
Inning Stats	R: 0 E: 1 K: 1 S: 6	H: 1 LOB: 1 BB: 0 P: 6	R: 0 E: 0 K: 1 S: 5	H: 0 LOB: 0 BB: 0 P: 5	R: 1 E: 0 K: 1 S: 6	H: 1 LOB: 2 BB: 2 P: 14	R: 3 E: 0 K: 1 S: 8	H: 3 LOB: 0 BB: 0 P: 8	R: 0 E: 0 K: 0 S: 3	H: 0 LOB: 0 BB: 0 P: 3	R: 1 E: 0 K: 1 S: 6	H: 1 LOB: 1 BB: 1 P: 10	R: 3 E: 0 K: 0 S: 6	H: 3 LOB: 3 BB: 2 P: 15	R: 0 E: 0 K: 0 S: 6	H: 0 LOB: 0 BB: 0 P: 6		1B: 7 2B: 1 3B: 0 HR: 2	SF: 0 SAC: 1 DP: 0 HBP: 1	WP: 3 PB: 0 SB: 0 CS: 1	PA: 40
PITCHER	IP	WLS	BF	H	R	ER	SO	BB	IBB	HBP	BLK	WP	HR	S	P	ERA	WHIP				
Jerry Koosman, L (1, 1) ERA: 2.56	7.0		31	7	5	5	6	3	0	0	0	0	2	40	52	6.43	1.429				
Ron Taylor, R (8, 1) ERA: 4.0	0.2	L	4	1	2	2	0	1	0	0	0	0	0	3	7	27.00	3.000				
Tug McGraw, L (8, 1) ERA: 0.9	0.0		3	2	0	0	0	1	0	0	0	0	0	2	6	∞	∞				
Cal Koonce, R (8, 1) ERA: 3.86	0.1		2	0	1	1	0	0	0	1	0	0	0	1	2	27.00	0.000				

Batter	1	2	3	4	5	6	7	8	9	AB	R	H	RBI	BB	SO	LOB	TOP																																	
Tommie Agee, R OBP: 0.313, SLG: 0.338	F9	6-3			F9		HR		K	5	1	1	1	0	1	0	New York Mets @ San Francisco Giants Candlestick Park, San Francisco, CA Thu Apr 30 1970, 6:33 AM EDT Att: 5,149 - Unknown																																	
Bud Harrelson, S OBP: 0.409, SLG: 0.520	P4		F5		1B 3B	F7		4-3	5	1	1	0	0	0	0																																			
Cleon Jones, R OBP: 0.342, SLG: 0.323	BB 1B BB		F8		CS 1B	FC4-6		6-3	4	1	2	1	1	0	0																																			
Donn Clendenon, R OBP: 0.295, SLG: 0.500	BB 1B			1B	L6	FC4-6			4	1	2	0	0	0	2																																			
Ron Swoboda, R OBP: 0.429, SLG: 0.326	1B BB		6-3			2B G6-2-3 1B		K	3	0	1	0	1	1	2																																			
Joe Foy, R OBP: 0.288, SLG: 0.286				FC1-2 1B		G6-2-3 2B		5-3	4	0	3	2	0	0	0																																			
Al Weis, S OBP: 0.273, SLG: 0.300 Ken Boswell, L OBP: 0.375, SLG: 0.390	K		K		K	HBP		4-3	2	0	0	0	0	2	3																																			
Duffy Dyer, R OBP: 0.250, SLG: 0.192		F8	FC1-2 FC6		G6-2-3			BB	3	0	0	0	1	0	4																																			
Nolan Ryan, R OBP: 0.091, SLG: 0.091	5-3		FC6		F9			K	4	0	0	0	0	1	4																																			
Inning Stats	R: 2 H: 2 E: 0 K: 1 S: 7	H: 2 LOB: 2 BB: 2 P: 15	R: 0 H: 0 E: 0 K: 0 S: 3	H: 1 LOB: 1 BB: 0 P: 3	R: 0 H: 1 E: 0 K: 1 S: 4	H: 1 LOB: 1 BB: 0 P: 6	R: 1 H: 2 E: 0 K: 0 S: 4	H: 2 LOB: 0 BB: 0 P: 4	R: 1 H: 2 E: 0 K: 1 S: 7	H: 2 LOB: 1 BB: 0 P: 7	R: 0 H: 0 E: 0 K: 1 S: 5	H: 0 LOB: 1 BB: 1 P: 9	R: 0 H: 0 E: 0 K: 1 S: 5	H: 0 LOB: 0 BB: 0 P: 5	1B: 7 2B: 1 3B: 1 HR: 1	SF: 0 SAC: 0 DP: 1 HBP: 1	WP: 0 PA: 39 PB: 0 SB: 2 CS: 1																																	
PITCHER	IP	WLS	BF	H	R	ER	SO	BB	IBB	HBP	BLK	WP	HR	S	P	ERA	WHIP	PITCHER						IP	WLS	BF	H	R	ER	SO	BB	IBB	HBP	BLK	WP	HR	S	P	ERA	WHIP										
Mike McCormick, L ERA: 4.46	(1, 1)	5.0	L	24	8	3	3	2	2	0	0	0	0	0	0	26	34	5.40	2.000																															
Frank Reberger, R ERA: 8.5	(6, 1)	2.0		8	2	1	1	1	0	0	1	0	0	1	9	10	4.50	1.000																																
Frank Linzy, R ERA: 3.43	(8, 1)	2.0		7	0	0	0	2	1	0	0	0	0	0	10	14	0.00	0.500																																

AB	35
R	4
H	10
RBI	4
BB	3
SO	5
LOB	15




Batter	1	2	3	4	5	6	7	8	9	AB	R	H	RBI	BB	SO	LOB	BOTTOM																																				
Bobby Bonds, R OBP: 0.451, SLG: 0.560	K		5-3		K		FC5			4	0	0	1	0	2	3	New York Mets @ San Francisco Giants Candlestick Park, San Francisco, CA Thu Apr 30 1970, 6:33 AM EDT Att: 5,149 - Unknown																																				
Ron Hunt, R OBP: 0.485, SLG: 0.544	G6-4-3 BB		F8			BB		5-3	2	0	0	0	2	0	1																																						
Ken Henderson, S OBP: 0.515, SLG: 0.526	G6-4-3			5-3-1 BB		P5			2	0	0	0	2	0	2																																						
Willie McCovey, L OBP: 0.404, SLG: 0.466		5-3		5-3-1 1-3F		F8		G4-6-3	4	0	0	0	0	0	3																																						
Dick Dietz, R OBP: 0.453, SLG: 0.727	K		K		BB BB	K		K	3	0	0	0	1	3	1																																						
Jim Davenport, R OBP: 0.316, SLG: 0.294	F9			BB 1-2 BB		FC5 2B		FC4-6 1B	3	0	2	0	1	0	0																																						
Bob Taylor, L OBP: 0.333, SLG: 0.111			SH1-4 1B 5-3 BB		K		K	L5	3	1	0	0	1	2	4																																						
Hal Lanier, R OBP: 0.256, SLG: 0.361 Steve Whitaker, L OBP: 0.192, SLG: 0.174 Bob Heise, R OBP: 0.317, SLG: 0.289 Bob Burda, L OBP: 0.435, SLG: 0.143			5-3 SH1-4 1B		F8		K	FC4-6	2	0	1	0	0	0	0																																						
Mike McCormick, L Frank Reberger, L Don Mason, L Frank Linzy, R	(1, 1)	(6, 1)	(7, PH)	(8, 1)	(9, PH)	(1, 1)	(7, PH)	(8, 1)		1	0	0	0	0	0	0																																					
Inning Stats	R: 0 H: 0 E: 0 K: 1 S: 4	H: 0 LOB: 0 BB: 1 P: 8	R: 0 H: 0 E: 0 K: 1 S: 5	H: 0 LOB: 0 BB: 0 P: 5	R: 1 H: 1 E: 0 K: 0 S: 4	H: 1 LOB: 1 BB: 1 P: 8	R: 0 H: 0 E: 0 K: 1 S: 4	H: 0 LOB: 2 BB: 3 P: 16	R: 0 H: 0 E: 0 K: 1 S: 5	H: 0 LOB: 0 BB: 0 P: 5	R: 0 H: 0 E: 0 K: 1 S: 5	H: 0 LOB: 1 BB: 1 P: 9	R: 0 H: 1 E: 0 K: 2 S: 8	H: 1 LOB: 2 BB: 1 P: 12	R: 0 H: 0 E: 0 K: 0 S: 2	H: 0 LOB: 0 BB: 1 P: 6	R: 0 H: 1 E: 0 K: 1 S: 6	H: 1 LOB: 1 BB: 0 P: 6	1B: 2 2B: 2 3B: 0 HR: 0	SF: 0 SAC: 1 DP: 3 HBP: 0	WP: 0 PA: 35 PB: 0 SB: 0 CS: 0																																
PITCHER	IP	WLS	BF	H	R	ER	SO	BB	IBB	HBP	BLK	WP	HR	S	P	ERA	WHIP	PITCHER						IP	WLS	BF	H	R	ER	SO	BB	IBB	HBP	BLK	WP	HR	S	P	ERA	WHIP													
Nolan Ryan, R ERA: 0.69	(1, 1)	9.0	W	35	3	1	1	8	8	0	0	0	0	0	43	75	1.00	1.222																																			



Batter	1	2	3	4	5	6	7	8	9	AB	R	H	RBI	BB	SO	LOB	TOP																	
Tommie Agee, R OBP: 0.310, SLG: 0.333 (1, 8)										4	1	1	0	0	1	1	New York Mets @ San Diego Padres San Diego Stadium, San Diego, CA Fri May 01 1970, 10:05 PM EDT Att: 18,176 - Unknown																	
Bud Harrelson, S OBP: 0.413, SLG: 0.532 (1, 6)										4	1	2	0	0	0	1																		
Cleon Jones, R OBP: 0.325, SLG: 0.303 (1, 7)										4	0	0	0	0	1	3																		
Art Shamsky, L OBP: 0.400, SLG: 0.404 Ron Swoboda, R OBP: 0.421, SLG: 0.318 (8, PH) (8, 9)										2	0	0	0	1	0	1																		
Donn Clendenon, R OBP: 0.313, SLG: 0.500 (1, 3)										4	0	2	2	0	0	0																		
Joe Foy, R OBP: 0.273, SLG: 0.269 (1, 5)										4	0	0	0	0	1	3																		
Wayne Garrett, L OBP: 0.318, SLG: 0.222 (1, 4)										3	0	1	0	1	2	2																		
Duffy Dyer, R OBP: 0.281, SLG: 0.207 (1, 2)										3	0	1	0	1	0	1																		
Tom Seaver, R OBP: 0.211, SLG: 0.263 (1, 1)										3	0	0	0	0	1	3																		
Inning Stats	R: 0 E: 0 K: 0 S: 4	H: 1 LOB: 1 BB: 0 P: 4	R: 0 E: 0 K: 0 S: 4	H: 2 LOB: 2 BB: 1 P: 8	R: 2 E: 0 K: 3 S: 12	H: 3 LOB: 2 BB: 1 P: 16	R: 0 E: 0 K: 0 S: 4	H: 1 LOB: 1 BB: 0 P: 4	R: 0 E: 0 K: 0 S: 3	H: 0 LOB: 0 BB: 0 P: 3	R: 0 E: 0 K: 2 S: 7	H: 0 LOB: 0 BB: 0 P: 7	R: 0 E: 0 K: 0 S: 3	H: 0 LOB: 0 BB: 0 P: 3	R: 0 E: 0 K: 1 S: 5	H: 0 LOB: 0 BB: 0 P: 5	1B: 6 2B: 1 3B: 0 HR: 0	SF: 0 SAC: 0 DP: 2 HBP: 0	WP: 0 PB: 0 SB: 1 CS: 0	PA: 35														
PITCHER	IP WLS BF H R ER SO BB IBB HBP BLK WP HR S P ERA WHIP																																	
Al Santorini, R ERA: 2.84 Dave Roberts, L ERA: 1.69	(1, 1) (8, 1)	7.0 L	29 29	7 7	2 2	2 2	5 5	2 2	1 1	0 0	0 0	0 0	0 0	0 0	8 8	48 48	2.57 0.00	1.286 0.000																

Batter	1	2	3	4	5	6	7	8	9	AB	R	H	RBI	BB	SO	LOB	BOTTOM															
Dave Campbell, R OBP: 0.329, SLG: 0.342 (1, 4)										4	0	0	0	0	2	0	New York Mets @ San Diego Padres San Diego Stadium, San Diego, CA Fri May 01 1970, 10:05 PM EDT Att: 18,176 - Unknown															
Steve Huntz, S OBP: 0.167, SLG: 0.471 (1, 6)										4	1	1	1	0	1	0																
Cito Gaston, R OBP: 0.333, SLG: 0.477 (1, 8)										4	0	0	0	0	2	0																
Al Ferrara, R OBP: 0.370, SLG: 0.442 Jose Arcia, R OBP: 0.211, SLG: 0.091 (9, PR)										3	0	0	0	1	2	0																
Nate Colbert, R OBP: 0.291, SLG: 0.481 (1, 3)										3	0	0	0	1	1	1																
Ollie Brown, R OBP: 0.303, SLG: 0.357 (1, 9)										4	0	1	0	0	1	2																
Ed Spiezio, R OBP: 0.350, SLG: 0.324 (1, 5)										2	0	1	0	1	0	0																
Chris Cannizzaro, R OBP: 0.317, SLG: 0.278 Ron Siocum, R (7, PR) (8, 2)										3	0	1	0	0	1	2																
Al Santorini, R Ray Webster, L OBP: 0.235, SLG: 0.250 Dave Roberts, L (8, 1)	(1, 1) (7, PH) (8, 1)									2	0	0	0	0	0	0																
Inning Stats	R: 0 E: 0 K: 2 S: 7	H: 0 LOB: 0 BB: 0 P: 7	R: 0 E: 0 K: 2 S: 8	H: 1 LOB: 2 BB: 1 P: 12	R: 0 E: 0 K: 1 S: 5	H: 0 LOB: 0 BB: 0 P: 5	R: 0 E: 0 K: 1 S: 5	H: 0 LOB: 1 BB: 1 P: 9	R: 0 E: 0 K: 0 S: 3	H: 0 LOB: 0 BB: 0 P: 3	R: 1 E: 0 K: 2 S: 8	H: 1 LOB: 0 BB: 0 P: 8	R: 0 E: 0 K: 0 S: 5	H: 2 LOB: 2 BB: 0 P: 5	R: 0 E: 0 K: 1 S: 5	H: 0 LOB: 0 BB: 0 P: 5	R: 0 E: 0 K: 1 S: 4	H: 0 LOB: 1 BB: 1 P: 8	1B: 3 2B: 0 3B: 0 HR: 1	SF: 0 SAC: 0 DP: 1 HBP: 0	WP: 0 PB: 0 SB: 0 CS: 0	PA: 33										
PITCHER	IP WLS BF H R ER SO BB IBB HBP BLK WP HR S P ERA WHIP																															
Tom Seaver, R ERA: 1.74	(1, 1)	9.0 W	33 33	4 4	1 1	1 1	10 10	3 3	0 0	0 0	0 0	0 0	1 1	50 50	62 62	1.00 0.778																

AB	32
R	2
H	7
RBI	2
BB	3
SO	6
LOB	15



WP	0
PB	0
SB	1
CS	0

BOTTOM

AB	30
R	1
H	4
RBI	1
BB	3
SO	10
LOB	7



WP	0
PB	0
SB	0
CS	0

Batter	1	2	3	4	5	6	7	8	9	AB	R	H	RBI	BB	SO	LOB	TOP		
Tommie Agee, R OBP: 0.307, SLG: 0.367 (1, 8)										4	1	1	2	0	1	0	New York Mets @ San Diego Padres San Diego Stadium, San Diego, CA Sat May 02 1970, 6:33 AM EDT Att: 6,465 - Unknown		
Bud Harrelson, S OBP: 0.417, SLG: 0.537 (1, 6)										3	1	1	0	1	0	1			
Cleon Jones, R OBP: 0.309, SLG: 0.286 (1, 7)										4	0	0	0	0	0	2			
Art Shamsky, L OBP: 0.373, SLG: 0.380 (1, 9)										3	0	0	1	0	0	1			
Mike Jorgensen, L OBP: 0.321, SLG: 0.500 (1, 3)										4	0	0	0	0	1	0			
Joe Foy, R OBP: 0.272, SLG: 0.268 (1, 5)										4	0	1	0	0	0	0			
Wayne Garrett, L OBP: 0.360, SLG: 0.350 Donn Clendenon, R OBP: 0.306, SLG: 0.489 (9, PH)										2	1	1	0	1	0	0			
Duffy Dyer, R OBP: 0.257, SLG: 0.188 (1, 2)										3	0	0	1	0	0	1			
Jim McAndrew, R OBP: 0.333, SLG: 0.667 Don Cardwell, R OBP: 0.226, SLG: 0.529 Ray Sadecki, L OBP: 0.300, SLG: 0.232 Ed Kranepool, L OBP: 0.290, SLG: 0.270 Tom Seaver, R OBP: 0.290, SLG: 0.270 Ron Taylor, R OBP: 0.290, SLG: 0.270 (1, 1)										0	0	0	0	0	0	0			
Inning Stats	R: 0 E: 0 K: 1 S: 5	H: 0 LOB: 1 BB: 1 P: 9	R: 0 E: 0 K: 0 S: 3	H: 0 LOB: 1 BB: 1 P: 7	R: 0 E: 0 K: 1 S: 5	H: 0 LOB: 0 BB: 0 P: 5	R: 0 E: 0 K: 0 S: 3	H: 0 LOB: 0 BB: 0 P: 3	R: 0 E: 0 K: 0 S: 6	H: 3 LOB: 0 BB: 0 P: 6	R: 1 E: 0 K: 0 S: 4	H: 1 LOB: 0 BB: 0 P: 4	R: 0 E: 1 K: 0 S: 3	H: 0 LOB: 0 BB: 0 P: 3	R: 0 E: 0 K: 1 S: 6	H: 1 LOB: 1 BB: 0 P: 6		1B: 1 2B: 1 3B: 2 HR: 1	SF: 1 SAC: 0 DP: 1 HBP: 0
PITCHER	IP WLS BF H R ER SO BB IBB HBP BLK WP HR S P ERA WHIP	IP WLS BF H R ER SO BB IBB HBP BLK WP HR S P ERA WHIP																	
Clay Kirby, R ERA: 4.3 (1, 1)	6.0 W 23 3 3 3 2 2 0 0 0 0 1 25 33 4.50 0.833																		
Ron Herbel, R ERA: 3.86 (7, 1)	3.0 S 11 2 1 1 1 0 0 0 0 0 0 13 13 3.00 0.667																		

Batter	1	2	3	4	5	6	7	8	9	AB	R	H	RBI	BB	SO	LOB	BOTTOM		
Dave Campbell, R OBP: 0.326, SLG: 0.333 (1, 4)										2	0	0	1	1	1	1	New York Mets @ San Diego Padres San Diego Stadium, San Diego, CA Sat May 02 1970, 6:33 AM EDT Att: 6,465 - Unknown		
Steve Huntz, S OBP: 0.182, SLG: 0.400 (1, 6)										3	0	0	0	1	0	1			
Cito Gaston, R OBP: 0.319, SLG: 0.456 (1, 8)										4	0	0	0	0	0	2			
Al Ferrara, R OBP: 0.379, SLG: 0.447 Jerry Morales, R OBP: 0.190, SLG: 0.236 (9, 7)										4	0	2	0	0	0	1			
Nate Colbert, R OBP: 0.289, SLG: 0.481 (1, 3)										4	1	1	0	0	1	2			
Ollie Brown, R OBP: 0.304, SLG: 0.370 (1, 9)										3	1	1	1	0	0	1			
Ed Spiezio, R OBP: 0.372, SLG: 0.378 (1, 5)										3	2	2	1	0	0	0			
Chris Cannizzaro, R OBP: 0.333, SLG: 0.316 (1, 2)										3	1	2	1	0	0	0			
Clay Kirby, R OBP: 0.311, SLG: 0.111 Ron Herbel, R (7, 1)										1	0	0	0	0	1	1			
Inning Stats	R: 0 E: 0 K: 0 S: 3	H: 4 LOB: 1 BB: 1 P: 7	R: 4 E: 0 K: 0 S: 7	H: 4 LOB: 1 BB: 1 P: 11	R: 0 E: 0 K: 0 S: 3	H: 1 LOB: 0 BB: 0 P: 3	R: 1 E: 0 K: 2 S: 8	H: 2 LOB: 1 BB: 0 P: 8	R: 0 E: 0 K: 1 S: 6	H: 1 LOB: 1 BB: 0 P: 6	R: 0 E: 0 K: 0 S: 3	H: 0 LOB: 0 BB: 0 P: 3	R: 0 E: 0 K: 0 S: 3	H: 0 LOB: 0 BB: 0 P: 3	R: 0 E: 0 K: 0 S: 3	H: 0 LOB: 0 BB: 0 P: 3		1B: 4 2B: 6 3B: 0 HR: 0	SF: 1 SAC: 1 DP: 3 HBP: 0
PITCHER	IP WLS BF H R ER SO BB IBB HBP BLK WP HR S P ERA WHIP	IP WLS BF H R ER SO BB IBB HBP BLK WP HR S P ERA WHIP																	
Jim McAndrew, R ERA: 9.9 (1, 1)	1.0 L 9 4 4 4 0 0 1 0 0 0 0 1 0 19 23 2.25 1.250																		
Don Cardwell, R ERA: 2.84 (2, 1)	4.0 14 4 1 1 3 1 0 0 0 0 1 0 19 23 2.25 1.250																		
Ray Sadecki, L ERA: 6.0 (6, 1)	1.0 3 0 0 0 0 0 0 0 0 0 0 0 3 3 0.00 0.000																		
Ron Taylor, R ERA: 3.27 (7, 1)	2.0 6 0 0 0 0 0 0 0 0 0 0 0 6 6 0.00 0.000																		

Batter	1	2	3	4	5	6	7	8	9	10	AB	R	H	RBI	BB	SO	LOB	TOP
Tommie Agee, R OBP: 0.301, SLG: 0.357 (1, 8)	F9		BB 1B		E5		K			K	5	0	1	0	0	2	1	New York Mets @ San Diego Padres San Diego Stadium, San Diego, CA Sun May 03 1970, 6:33 AM EDT Unknown livebaseballscorecards.com
Bud Harrelson, S OBP: 0.416, SLG: 0.518 (1, 6)	F7		S 1B BB		K			FC6-4 HBP BB		1-3	3	1	0	0	2	1	1	
Cleon Jones, R OBP: 0.302, SLG: 0.270 (1, 7)	3-1		K					FC6-4 HBP		K	4	0	0	0	0	2	1	
Art Shamsky, L OBP: 0.365, SLG: 0.370 (1, 9)		G3						K		K	4	0	1	1	0	2	2	
Donn Clendenon, R OBP: 0.263, SLG: 0.451 (1, 3)		1-3						F7		FC6-4 FC6-4	4	0	0	0	0	1	2	
Jos Foy, R OBP: 0.282, SLG: 0.293 (1, 5)		E 1B 2B						F8 S SH5-3 1B		FC6-4	4	2	2	0	0	0	2	
Wayne Garrett, L OBP: 0.345, SLG: 0.304 (1, 4)								F8			3	0	0	0	1	1	1	
Duffy Dyer, R OBP: 0.282, SLG: 0.200 (1, 2)								K		6-3	3	0	1	1	1	1	0	
Jerry Koosman, R OBP: 0.133, SLG: 0.071 Cal Koonce, R (7, 1)								SH5-3 IBB		K	2	0	0	1	0	1	2	
Inning Stats	R: 0 E: 0 K: 0 S: 3	H: 0 LOB: 0 BB: 0 P: 3	R: 1 E: 1 K: 0 S: 5	H: 2 LOB: 2 BB: 1 P: 9	R: 1 E: 0 K: 1 S: 5	H: 2 LOB: 1 BB: 1 P: 9	R: 0 E: 0 K: 1 S: 5	H: 0 LOB: 0 BB: 0 P: 5	R: 0 E: 1 K: 3 S: 10	H: 0 LOB: 1 BB: 1 P: 10	R: 0 E: 0 K: 2 S: 7	H: 0 LOB: 0 BB: 0 P: 7	R: 0 E: 0 K: 2 S: 7	H: 0 LOB: 0 BB: 0 P: 7	1B: 4 2B: 1 3B: 0 HR: 0	SF: 0 SAC: 1 DP: 0 HBP: 1	WP: 0 PA: 39 PB: 0 SB: 2 CS: 0	
PITCHER	IP WLS BF H R ER SO BB IBB HBP BLK WP HR S P ERA WHIP	IP WLS BF H R ER SO BB IBB HBP BLK WP HR S P ERA WHIP																
Mike Corkins, R ERA: 4.35 (1, 1)	7.0	28	5	3	3	7	BB: 1	IBB: 2	HBP: 0	BLK: 0	WP: 0	HR: 0	S: 39	P: 51	3.86	0.857		
Gary Ross, R ERA: 4.20 (8, 1)	0.0	2	0	0	0	0	1	0	1	0	0	0	0	5	∞	∞		
Dave Roberts, L ERA: 1.48 (8, 1)	3.0	9	0	0	0	5	0	0	0	0	0	0	0	19	19	0.00	0.000	

Batter	1	2	3	4	5	6	7	8	9	10	AB	R	H	RBI	BB	SO	LOB	BOTTOM			
Dave Campbell, R OBP: 0.319, SLG: 0.326 (1, 4)	F7		6-3					P6		5-3	5	0	1	0	0	0	1	New York Mets @ San Diego Padres San Diego Stadium, San Diego, CA Sun May 03 1970, 6:33 AM EDT Unknown livebaseballscorecards.com			
Steve Huntz, S OBP: 0.259, SLG: 0.417 (1, 6)								FC5-4 1B			4	0	2	0	1	0	1				
Cito Gaston, R OBP: 0.323, SLG: 0.484 (1, 8)								FC5-4 1B			5	1	2	2	0	0	2				
Ivan Murrell, R OBP: 0.200, SLG: 0.400 (1, 7)								F9			4	0	0	0	0	1	1				
Nate Colbert, R OBP: 0.267, SLG: 0.482 (1, 3)								F3		FC5-4	4	1	1	0	0	1	0				
Ollie Brown, R OBP: 0.301, SLG: 0.364 (1, 9)								E5 1B		K	4	1	1	0	0	1	0				
Ed Spiezio, R OBP: 0.362, SLG: 0.366 (1, 5)								F9		F9	4	1	1	0	0	0	1				
Ron Slocum, R Al Ferrara, R Tommy Davis, R Gary Ross, R Dave Roberts, L Ray Webster, L (1, 3) (7, PH) (8, 1) (8, 1) (10, PH)								1B 1B			4	0	0	0	0	1	1				
Mike Corkins, R Chris Cannizzaro, R (1, 1) (7, PH)								G5-3 1B		5-3	2	0	0	0	0	2	1				
Inning Stats	R: 0 E: 0 K: 0 S: 3	H: 1 LOB: 0 BB: 0 P: 3	R: 0 E: 0 K: 1 S: 6	H: 1 LOB: 1 BB: 0 P: 6	R: 0 E: 0 K: 1 S: 5	H: 0 LOB: 0 BB: 0 P: 5	R: 1 E: 0 K: 0 S: 4	H: 1 LOB: 0 BB: 0 P: 4	R: 0 E: 0 K: 2 S: 7	H: 0 LOB: 1 BB: 1 P: 11	R: 0 E: 1 K: 0 S: 6	H: 3 LOB: 2 BB: 0 P: 6	R: 0 E: 0 K: 0 S: 4	H: 1 LOB: 1 BB: 0 P: 4	R: 0 E: 0 K: 1 S: 5	H: 0 LOB: 0 BB: 0 P: 5	R: 1 E: 0 K: 0 S: 4		H: 2 LOB: 2 BB: 1 P: 8	1B: 8 2B: 1 3B: 0 HR: 1	SF: 0 SAC: 0 DP: 2 HBP: 0
PITCHER	IP WLS BF H R ER SO BB IBB HBP BLK WP HR S P ERA WHIP	IP WLS BF H R ER SO BB IBB HBP BLK WP HR S P ERA WHIP																			
Jerry Koosman, L ERA: 2.6 (1, 1)	6.1	26	7	3	2	4	BB: 1	IBB: 0	HBP: 0	BLK: 0	WP: 0	HR: 1	S: 33	P: 37	2.84	1.263					
Cal Koonce, R ERA: 3.48 (7, 1)	3.1	13	3	1	1	1	0	1	0	0	0	0	0	14	18	2.70	0.900				

Batter	1	2	3	4	5	6	7	8	9	AB	R	H	RBI	BB	SO	LOB	TOP
Tommie Agee, R (1,8) OBP: 0.309, SLG: 0.364	0-3 K 1B	0-0		0-0 1-3 1B			0-0 WP SH3-4 2B 1B		0-0 SH1-3 1-2	4	1	2	1	0	1	1	New York Mets @ San Diego Padres San Diego Stadium, San Diego, CA Sun May 03 1970, 6:38 AM EDT Att: 19,657 - Unknown livebaseballscorecards.com
Bud Harrelson, S (1,6) OBP: 0.419, SLG: 0.511	0-0 1B	0-0 1-3 BB		2-3 3-H 4-0 BB			0-0 SH3-4 1-2		0-0 F3	3	1	1	0	1	0	3	
Joe Foy, R (1,5) OBP: 0.289, SLG: 0.304	4-0 1B BB		0-3 K BB	0-0 F8			0-0 F9 2-H 2B		0-0 6-3	4	0	1	1	1	1	3	
Art Shamsky, L (1,9) OBP: 0.373, SLG: 0.368	0-0		4-0		0-0 4-3		0-0 F9			3	0	1	1	1	0	1	
Ron Swoboda, R (7,9) OBP: 0.421, SLG: 0.318	1-2 2-H 1B			BB			2-3			0	0	0	0	0	0	0	
Mike Jorgensen, L (1,3) OBP: 0.281, SLG: 0.429	0-3 K BB		0-3 K		0-0 F2		0-3 K			4	0	0	0	0	3	4	
Dave Marshall, L (1,7) OBP: 0.200, SLG: 0.450	0-3 K		0-0 G3		0-0 F9				0-0 6-3	3	0	0	0	0	1	3	
Cleon Jones, R (8, PH) OBP: 0.299, SLG: 0.267										1	0	0	0	0	0	0	
Wayne Garrett, L (1,4) OBP: 0.333, SLG: 0.269		0-0 L7		4-0 SH3-4 1B 1-3 BB		0-0 P4			0-0 4-3	3	1	0	0	1	0	0	
Duffy Dyer, R (1,2) OBP: 0.326, SLG: 0.237		0-0 1B 1B		0-0 1-3 SH3-4 1B		4-0 CS BB			0-0 1-3	3	0	2	0	1	0	0	
Gary Gentry, R (1,1)		0-0 P1		0-0 SH3-4 1-2 2-3		0-3 K 1-2			0-0 SH1-3 1B	2	0	0	0	0	1	2	
Tug McGraw, R (8,1) OBP: 0.500, SLG: 0.500										1	0	1	0	0	0	0	
Inning Stats	R: 1 H: 2 E: 0 K: 3 S: 11	H: 2 R: 3 ER: 3 SO: 7 BB: 1 LOB: 15	R: 0 H: 0 E: 0 K: 2 S: 5	H: 2 R: 3 ER: 3 SO: 7 BB: 1 LOB: 11	R: 0 H: 1 E: 0 K: 0 S: 4	H: 1 R: 0 ER: 0 SO: 7 BB: 2 LOB: 12	R: 0 H: 0 E: 0 K: 1 S: 3	H: 0 R: 2 ER: 1 SO: 8 BB: 0 LOB: 8	R: 0 H: 0 E: 0 K: 0 S: 3	H: 0 R: 0 ER: 0 SO: 3 BB: 0 LOB: 3	R: 0 H: 1 E: 0 K: 0 S: 4	H: 1 R: 1 ER: 1 SO: 4 BB: 0 LOB: 4	1B: 7 2B: 1 3B: 0 HR: 0	SF: 0 SAC: 3 DP: 0 HBP: 0	WP: 1 PB: 0 SB: 0 CS: 1	PA: 39	
PITCHER	IP WLS BF H R ER SO BB IBB HBP BLK WP HR S P ERA WHIP																
Pat Dobson, R (1,1) ERA: 3.8	7.0 L 32 7 3 3 7 5 0 0 0 0 1 0 41 61 3.86 1.714																
Danny Coombs, L (8,1) ERA: 2.0	2.0 7 1 0 0 0 0 0 0 0 0 0 0 7 7 0.00 0.500																


Batter	1	2	3	4	5	6	7	8	9	AB	R	H	RBI	BB	SO	LOB	BOTTOM			
Dave Campbell, R (1,4) OBP: 0.316, SLG: 0.322	0-0 6-3		0-0 S 1B		0-0 F7		0-0 L6			4	0	1	1	0	0	4	New York Mets @ San Diego Padres San Diego Stadium, San Diego, CA Sun May 03 1970, 6:38 AM EDT Att: 19,657 - Unknown livebaseballscorecards.com			
Steve Huntz, S (1,6) OBP: 0.226, SLG: 0.357	0-0 F8		3-H 1-2 F2		0-3 K		0-3 K			4	0	0	0	0	2	5				
Cito Gaston, R (1,8) OBP: 0.311, SLG: 0.465	0-0 6-3			0-0 6-3		0-0 F7		0-0 F8		4	0	0	0	0	0	0				
Al Ferrara, R (1,7) OBP: 0.397, SLG: 0.490		4-0 G3-6-3 BB		0-0 P3		0-0 1B 3B		0-0 5-3		3	1	1	0	1	0	0				
Ray Webster, L (1,3) OBP: 0.200, SLG: 0.211		0-0 G3-6-3		0-1 CI		0-0 F7		0-0 F7		2	0	0	0	0	0	2				
Nate Colbert, R (8, PH) OBP: 0.284, SLG: 0.477		1-2								1	0	0	0	0	0	0				
Ivan Murrell, R (1,9) OBP: 0.211, SLG: 0.368	0-3 K		0-3 K		0-3 K		0-0 FC5-4 1B		0-0 6-3	4	0	1	1	0	2	1				
Ed Spiezio, R (1,5) OBP: 0.226, SLG: 0.422			0-0 E S 1B 1B		0-0 1B 2B		3-H 0-0 FC5-4 1-2 1B		0-0 CS 1B	4	1	3	0	0	0	1				
Jose Arcia, R (8, PR) OBP: 0.211, SLG: 0.091										0	0	0	0	0	0	0				
Chris Cannizzaro, R (1,2) OBP: 0.353, SLG: 0.328		0-0 F9		0-0 F9			4-0 SH1-3		0-3 K 1-2	2	0	1	0	1	0	1				
Ron Siucom, R (7, PR) OBP: 0.298, SLG: 0.359			1-3		2-3 1B					0	0	0	0	0	0	0				
Ollie Brown, R (8, PH) OBP: 0.298, SLG: 0.359			1-3		2-3 1B					1	0	0	0	0	1	1				
Pat Dobson, R (1,1) ERA: 1.72		0-3 K		0-3 K		0-0 P1		0-0 SH1-3 1-2		2	0	0	0	0	1	3				
Van Kelly, L (7, PH) OBP: 0.226, SLG: 0.170										0	0	0	0	0	0	0				
Danny Coombs, R (8,1) OBP: 0.200, SLG: 0.400										0	0	0	0	0	0	0				
Inning Stats	R: 0 H: 0 E: 0 K: 0 S: 3	H: 0 R: 0 ER: 0 SO: 3 BB: 0 LOB: 3	R: 0 H: 0 E: 0 K: 1 S: 4	H: 0 R: 1 ER: 1 SO: 8 BB: 1 LOB: 8	R: 1 H: 2 E: 0 K: 1 S: 7	H: 2 R: 0 ER: 0 SO: 7 BB: 0 LOB: 7	R: 0 H: 0 E: 0 K: 1 S: 6	H: 0 R: 0 ER: 1 SO: 6 BB: 0 LOB: 6	R: 0 H: 2 E: 0 K: 0 S: 5	H: 2 R: 0 ER: 0 SO: 7 BB: 0 LOB: 5	R: 0 H: 0 E: 0 K: 1 S: 5	H: 0 R: 1 ER: 1 SO: 5 BB: 1 LOB: 9	R: 0 H: 0 E: 0 K: 0 S: 3	H: 0 R: 0 ER: 0 SO: 3 BB: 0 LOB: 3	R: 0 H: 1 E: 0 K: 1 S: 5	H: 1 R: 2 ER: 2 SO: 5 BB: 0 LOB: 5	1B: 5 2B: 2 3B: 1 HR: 0	SF: 0 SAC: 1 DP: 2 HBP: 0	WP: 0 PB: 0 SB: 0 CS: 1	PA: 35
PITCHER	IP WLS BF H R ER SO BB IBB HBP BLK WP HR S P ERA WHIP																			
Gary Gentry, R (1,1) ERA: 1.72	7.0 W 29 6 0 0 1 2 0 0 0 0 0 0 37 45 1.29 1.143																			
Tug McGraw, L (8,1) ERA: 0.75	2.0 S 6 1 0 0 1 0 0 0 0 0 0 0 8 8 0.00 0.500																			

Batter	1	2	3	4	5	6	7	8	9	AB	R	H	RBI	BB	SO	LOB	TOP				
Von Joshua, L (1,7) OBP: 0.421, SLG: 0.353	4-3		K		L4			1-3	L4	5	0	0	0	0	1	3					
Maury Wills, S (1,6) OBP: 0.342, SLG: 0.274	6-3		1-3			4-3		1-3		4	0	0	0	0	0	0					
Willie Davis, L (1,8) OBP: 0.226, SLG: 0.247	K			G4-6-3 1B		FC6-4 1B		K		4	0	2	0	0	2	0					
Wes Parker, S (1,3) OBP: 0.359, SLG: 0.391		F7		G4-6-3 1B		FC6-4 1B		HR		3	1	1	0	1	0	1					
Bill Sudakis, S (1,2) OBP: 0.333, SLG: 0.250	4-3		G4-6-3		F8			HR		4	1	1	0	0	0	3					
Willie Crawford, L (1,9) OBP: 0.347, SLG: 0.409			K				FC5-4 1B			4	1	3	3	0	1	1					
Billy Grabarkewitz, R (1,5) OBP: 0.481, SLG: 0.556	K				FC6-4 1B		FC5-4 1B			4	0	2	0	0	1	2					
Ted Sizemore, R (1,4) OBP: 0.356, SLG: 0.356			HR		FC6-4 1B		G4-6-3			4	1	2	1	0	0	2					
Don Sutton, R (1,1) Joe Mauer, R (4,1) Len Gabrielson, L (5,PH) Camilo Pascual, R (5,1) Jim Lefebvre, S (8,PH) Jose Pena, R (8,1) Andy Kosco, R (9,PH)			K			K		K	4-3	1	0	0	0	0	1	0					
Inning Stats	R: 0 E: 0 K: 1 S: 5	H: 0 LOB: 0 BB: 0 P: 5	R: 0 E: 0 K: 1 S: 6	H: 1 LOB: 1 BB: 0 P: 6	R: 1 E: 0 K: 2 S: 8	H: 1 LOB: 0 BB: 0 P: 8	R: 0 E: 0 K: 1 S: 6	H: 2 LOB: 1 BB: 0 P: 6	R: 0 E: 0 K: 1 S: 6	H: 1 LOB: 1 BB: 0 P: 6	R: 0 E: 0 K: 0 S: 4	H: 1 LOB: 0 BB: 0 P: 4	R: 0 E: 0 K: 0 S: 3	H: 1 LOB: 0 BB: 0 P: 3	R: 0 E: 0 K: 1 S: 5	H: 0 LOB: 0 BB: 0 P: 5	R: 3 E: 0 K: 1 S: 9	H: 4 LOB: 2 BB: 1 P: 13	1B: 9 2B: 0 3B: 0 HR: 2	SF: 0 SAC: 0 DP: 2 HBP: 0	WP: 0 PA: 37 SB: 0 CS: 0
PITCHER	IP WLS BF H R ER SO BB IBB HBP BLK WP HR S P ERA WHIP																				
Tom Seaver, R (1,1) ERA: 2.1	8.1 W 35 11 4 4 8 1 0 0 0 0 2 50 54 4.32 1.440																				
Ron Taylor, R (9,1) ERA: 2.64	0.2 S 2 0 0 0 0 0 0 0 0 0 0 0 2 2 0.00 0.000																				

Batter	1	2	3	4	5	6	7	8	9	AB	R	H	RBI	BB	SO	LOB	BOTTOM		
Tommie Agee, R (1,8) OBP: 0.327, SLG: 0.375	1B WP	S 1B BB		1B WP BB		F9		K		3	3	1	0	2	1	1			
Bud Harrelson, S (1,6) OBP: 0.412, SLG: 0.495	F8	E S 1B		WP 1B				4-3		5	1	3	1	0	0	1			
Cleon Jones, R (1,7) OBP: 0.305, SLG: 0.259	1B WP	HBP		5-3		P4				3	1	1	0	0	0	3			
Art Shamsky, L (1,9) OBP: 0.373, SLG: 0.359	1B BB	P6		4-3		L4				3	0	0	1	1	0	4			
Ken Boswell, L (1,4) OBP: 0.375, SLG: 0.375	1B			S 1B		F8		K		4	0	2	1	0	1	0			
Mike Jorgensen, L (1,3) OBP: 0.297, SLG: 0.406	F8		K			K		S 1B		4	0	1	0	0	2	3			
Joe Foy, R (1,5) OBP: 0.286, SLG: 0.291	P4		5-3		5-3		L4			4	0	0	0	0	0	4			
Duffy Dyer, R (1,2) OBP: 0.333, SLG: 0.227		6-3		IBB		6-3		6-3		3	0	0	0	1	0	1			
Tom Seaver, R (1,1) Ron Taylor, R (9,1)	F8		F9			1B		P4		4	0	1	0	0	0	2			
Inning Stats	R: 2 E: 0 K: 0 S: 6	H: 3 LOB: 2 BB: 1 P: 10	R: 1 E: 0 K: 0 S: 4	H: 1 LOB: 2 BB: 1 P: 9	R: 0 E: 0 K: 1 S: 6	H: 1 LOB: 2 BB: 1 P: 10	R: 2 E: 0 K: 0 S: 4	H: 1 LOB: 0 BB: 1 P: 8	R: 0 E: 0 K: 1 S: 5	H: 0 LOB: 0 BB: 0 P: 5	R: 0 E: 0 K: 0 S: 5	H: 2 LOB: 2 BB: 0 P: 5	R: 0 E: 0 K: 1 S: 6	H: 1 LOB: 1 BB: 0 P: 6	R: 0 E: 0 K: 1 S: 5	H: 0 LOB: 0 BB: 0 P: 5	1B: 9 2B: 0 3B: 0 HR: 0	SF: 0 SAC: 0 DP: 0 HBP: 1	WP: 2 PA: 38 SB: 0 CS: 0
PITCHER	IP WLS BF H R ER SO BB IBB HBP BLK WP HR S P ERA WHIP																		
Don Sutton, R (1,1) ERA: 3.06	3.0 L 20 6 5 5 1 0 0 0 0 1 0 3 3 0.00 0.000																		
Joe Mauer, R (4,1) ERA: 1.8	1.0 3 0 0 0 0 0 0 0 0 0 0 0 16 16 0.00 1.000																		
Camilo Pascual, R (5,1) ERA: 1.8	3.0 12 3 0 0 2 0 0 0 0 0 0 0 5 5 0.00 0.000																		
Jose Pena, R (8,1) ERA: 1.8	1.0 3 0 0 0 1 0 0 0 0 0 0 0 5 5 0.00 0.000																		


Los Angeles Dodgers @ New York Mets
Shea Stadium, Flushing, NY
Wed May 06 1970, 7:05 PM EDT
Att: 18,027 - Unknown

AB 36
R 4
H 11
RBI 4
BB 1
SO 8
LOB 15



Los Angeles Dodgers @ New York Mets
Shea Stadium, Flushing, NY
Wed May 06 1970, 7:05 PM EDT
Att: 18,027 - Unknown

AB 33
R 5
H 9
RBI 3
BB 4
SO 4
LOB 19



Batter	1	2	3	4	5	6	7	8	9	AB	R	H	RBI	BB	SO	LOB	TOP					
Bobby Bonds, R OBP: 0.434, SLG: 0.596	6-3		K			SH1-3 HR		HR	6-3	5	2	2	1	0	1	0	San Francisco Giants @ New York Mets Shea Stadium, Flushing, NY Fri May 08 1970, 7:05 PM EDT Att: 43,109 - Unknown					
Ron Hunt, R OBP: 0.444, SLG: 0.451	K		1-3			SH1-3		1B	1B	3	1	1	0	0	1	0						
Willie Mays, R OBP: 0.396, SLG: 0.550	HR					HR		1B	F9	5	3	3	3	0	1	1						
Willie McCovey, L OBP: 0.403, SLG: 0.463	K					3-1		1-3	L8	5	0	0	1	0	1	2						
Ken Henderson, S OBP: 0.485, SLG: 0.514																						
Bob Taylor, L OBP: 0.296, SLG: 0.095																						
Dick Dietz, R OBP: 0.447, SLG: 0.703																						
Tito Fuentes, S OBP: 0.327, SLG: 0.391																						
Hal Lanier, R OBP: 0.250, SLG: 0.308																						
Migel Puente, R OBP: 0.327, SLG: 0.391																						
Inning Stats	R: 1 H: 1 E: 0 K: 2 S: 8	H: 1 LOB: 0 BB: 0 P: 8	R: 0 H: 1 E: 0 K: 1 S: 6	H: 1 LOB: 1 BB: 0 P: 6	R: 0 H: 0 E: 0 K: 2 S: 7	H: 0 LOB: 0 BB: 0 P: 7	R: 0 H: 0 E: 0 K: 1 S: 5	H: 0 LOB: 1 BB: 1 P: 9	R: 0 H: 0 E: 0 K: 0 S: 3	H: 0 LOB: 0 BB: 0 P: 3	R: 2 H: 2 E: 0 K: 0 S: 5	H: 2 LOB: 0 BB: 0 P: 5	R: 0 H: 1 E: 0 K: 1 S: 6	H: 1 LOB: 1 BB: 0 P: 6	R: 4 H: 4 E: 0 K: 1 S: 9	H: 4 LOB: 3 BB: 1 P: 14	R: 0 H: 1 E: 0 K: 0 S: 4	H: 1 LOB: 1 BB: 0 P: 4	1B: 6 2B: 1 3B: 0 HR: 3	SF: 0 SAC: 1 DP: 0 HBP: 1	WP: 0 PB: 0 SB: 0 CS: 0	PA: 40
PITCHER	IP	WLS	BF	H	R	ER	SO	BB	IBB	HBP	BLK	WP	HR	S	P	ERA	WHIP					
Gary Gentry, R ERA: 2.06	(1, 1)	7.0	L	27	5	3	3	7	1	0	0	0	2	40	44	3.86	0.857					
Don Cardwell, R ERA: 6.75	(8, 1)	0.1		5	3	4	4	0	0	0	1	0	1	4	5	108.00	9.000					
Cal Koonce, R ERA: 2.77	(8, 1)	1.2		8	2	0	0	1	0	1	0	0	0	9	13	0.00	1.200					

livebaseballscores.com

AB 36
R 7
H 10
RBI 7
BB 2
SO 8
LOB 15



Batter	1	2	3	4	5	6	7	8	9	AB	R	H	RBI	BB	SO	LOB	BOTTOM						
Tommie Agee, R OBP: 0.325, SLG: 0.362	F9		F3		E6		1-2		F7	5	0	1	0	0	0	1	San Francisco Giants @ New York Mets Shea Stadium, Flushing, NY Fri May 08 1970, 7:05 PM EDT Att: 43,109 - Unknown						
Bud Harrelson, S OBP: 0.403, SLG: 0.467	6-3		L7		F9		K		F7	5	0	0	0	0	1	4							
Cleon Jones, R OBP: 0.298, SLG: 0.239			5-3				G5-3			2	0	0	0	2	0	2							
Art Shamsky, L OBP: 0.393, SLG: 0.366					P4				P5	4	0	2	0	0	0	2							
Ken Boswell, L OBP: 0.369, SLG: 0.421	3-1				F9		P4		HR	4	1	1	1	0	0	3							
Mike Jorgensen, L OBP: 0.273, SLG: 0.385			P4		P3				F8	4	0	1	0	0	0	1							
Wayne Garrett, L OBP: 0.351, SLG: 0.310							F5		K	3	0	1	0	1	1	1							
Duffy Dyer, R OBP: 0.305, SLG: 0.196									F7	3	0	0	0	0	3	4							
Ed Kranepool, L OBP: 0.286, SLG: 0.211			K		K					1	0	0	0	0	0	0							
Gary Gentry, R ERA: 2.06	(1, 1)	9.0	W	38	7	1	1	7	4	0	0	0	0	0	0	0		1.00	1.222				
Dave Marshall, L OBP: 0.238, SLG: 0.476	(7, PH)																						
Don Cardwell, R ERA: 6.75	(8, 1)																						
Cal Koonce, R ERA: 2.77	(8, 1)																						
Ron Swoboda, R OBP: 0.426, SLG: 0.304	(9, PH)																						
Inning Stats	R: 0 H: 1 E: 0 K: 0 S: 4	H: 1 LOB: 2 BB: 1 P: 8	R: 0 H: 1 E: 0 K: 2 S: 8	H: 1 LOB: 1 BB: 0 P: 8	R: 0 H: 0 E: 0 K: 0 S: 3	H: 0 LOB: 0 BB: 0 P: 3	R: 0 H: 1 E: 0 K: 1 S: 6	H: 1 LOB: 2 BB: 1 P: 10	R: 0 H: 0 E: 0 K: 1 S: 6	H: 0 LOB: 0 BB: 0 P: 3	R: 0 H: 1 E: 0 K: 1 S: 6	H: 2 LOB: 1 BB: 0 P: 6	R: 0 H: 1 E: 0 K: 1 S: 6	H: 1 LOB: 0 BB: 0 P: 6	R: 1 H: 1 E: 0 K: 1 S: 6	H: 1 LOB: 0 BB: 0 P: 6	R: 0 H: 0 E: 0 K: 0 S: 3	H: 0 LOB: 1 BB: 1 P: 7	1B: 4 2B: 2 3B: 0 HR: 1	SF: 0 SAC: 0 DP: 1 HBP: 0	WP: 0 PB: 0 SB: 1 CS: 0	PA: 38	
PITCHER	IP	WLS	BF	H	R	ER	SO	BB	IBB	HBP	BLK	WP	HR	S	P	ERA	WHIP						
Migel Puente, R ERA: 5.06	(1, 1)	9.0	W	38	7	1	1	7	4	0	0	0	1	48	64	1.00	1.222						

livebaseballscores.com

AB 34
R 1
H 7
RBI 1
BB 4
SO 7
LOB 19



Batter	1	2	3	4	5	6	7	8	9	AB R H RBI BB SO LOB	TOP											
Mary Staehle, L (1.4) X OBP: 0.357, SLG: 0.324	G3		L1				G3			5 0 2 1 0 0 0	Montreal Expos @ New York Mets Shea Stadium, Flushing, NY Mon May 11 1970, 7:05 PM EDT Att: 15,016 - Unknown											
Mack Jones, L (1.7) X OBP: 0.366, SLG: 0.380	3-1		K			K	6-3		K	5 0 0 0 0 3 2												
Rusty Staub, L (1.9) X OBP: 0.452, SLG: 0.417	1B		BB			F8	K			3 0 1 0 1 1 0												
Ron Fairly, L (1.3) X OBP: 0.410, SLG: 0.409	4-3		F3			BB 2B			K	4 1 1 0 0 1 2												
Jim Fairey, L (1.8) X OBP: 0.333, SLG: 0.488		HR				K			F9	4 1 1 1 0 2 1												
Coco Laboy, R (1.5) X OBP: 0.216, SLG: 0.138		2B				P4	2B 1-2		K	3 0 1 0 1 1 0												
John Bateman, R (1.2) X OBP: 0.184, SLG: 0.194		K				2-3			P5	4 0 1 1 0 1 1												
Bobby Wine, R (1.6) X OBP: 0.283, SLG: 0.330		K				1-3			1B 2B	3 1 1 0 1 1 1												
Dan McGinn, L (1.1) X OBP: 0.283, SLG: 0.330		L8				G3			K	4 0 0 0 0 2 5												
Inning Stats	R: 0 E: 0 K: 0 S: 4	H: 1 LOB: 1 BB: 0 P: 4	R: 1 E: 0 K: 2 S: 9	H: 2 LOB: 1 BB: 0 P: 9	R: 0 E: 0 K: 1 S: 5	H: 0 LOB: 0 BB: 1 P: 9	R: 0 E: 0 K: 1 S: 5	H: 0 LOB: 0 BB: 0 P: 5	R: 0 E: 0 K: 2 S: 6	H: 1 LOB: 1 BB: 0 P: 6	R: 1 E: 0 K: 2 S: 9	H: 2 LOB: 3 BB: 2 P: 17	R: 0 E: 0 K: 1 S: 5	H: 0 LOB: 0 BB: 0 P: 5	R: 0 E: 0 K: 2 S: 7	H: 0 LOB: 0 BB: 0 P: 7	R: 1 E: 0 K: 2 S: 9	H: 2 LOB: 1 BB: 0 P: 9	1B: 4 2B: 3 3B: 0 HR: 1	SF: 0 SAC: 0 DP: 0 HBP: 0	WP: 0 PB: 0 SB: 1 CS: 0	PA: 38
PITCHER Tom Seaver, R (1.1) ERA: 2.22	IP: 9.0 WLS: L BF: 38 H: 8 R: 3 ER: 3 SO: 12 BB: 2 IBB: 1 HBP: 0 BLK: 0 WP: 0 HR: 1 S: 59 P: 71 ERA: 3.00 WHIP: 1.111											PITCHER	IP: 9.0 WLS: L BF: 38 H: 8 R: 3 ER: 3 SO: 12 BB: 2 IBB: 1 HBP: 0 BLK: 0 WP: 0 HR: 1 S: 59 P: 71 ERA: 3.00 WHIP: 1.111									

AB	35
R	3
H	8
RBI	3
BB	3
SO	12
LOB	12



Batter	1	2	3	4	5	6	7	8	9	AB R H RBI BB SO LOB	BOTTOM									
Tommie Agee, R (1.8) X OBP: 0.326, SLG: 0.342	L9		1-3							4 0 1 0 0 1 0	Montreal Expos @ New York Mets Shea Stadium, Flushing, NY Mon May 11 1970, 7:05 PM EDT Att: 15,016 - Unknown									
Bud Harrelson, S (1.6) X OBP: 0.410, SLG: 0.458	1B		BB			FC6-4 BB			G6-4-3	2 0 1 0 2 0 1										
Ron Swoboda, R (1.9) X OBP: 0.403, SLG: 0.288	1-2		K			F9			4-3	4 0 1 0 0 1 2										
Art Shamsky, L (1.7) X OBP: 0.392, SLG: 0.464	F8		1-3			FC6-4			F9	4 0 0 0 0 0 4										
Donn Clendenon, R (1.3) X OBP: 0.296, SLG: 0.471	5-3					K			FC6-4 BB	3 0 0 0 1 2 3										
Ken Boswell, L (1.4) X OBP: 0.351, SLG: 0.391		3-1				P4			FC6-4	3 0 0 0 0 0 0										
Cleon Jones, R (9, FH) X OBP: 0.295, SLG: 0.236						6-3			FC6-4	1 0 0 0 0 0 1										
Joe Foy, R (1.5) X OBP: 0.312, SLG: 0.275		FC4-6 BB				6-3			F7	2 0 0 0 1 0 0										
Jerry Grote, R (1.2) X OBP: 0.180, SLG: 0.250		FC4-6				6-3			L6	3 0 0 0 0 0 1										
Tom Seaver, R (1.1) X OBP: 0.185, SLG: 0.222		5-3				K			5-3	3 0 0 0 0 1 1										
Inning Stats	R: 0 E: 0 K: 0 S: 5	H: 2 LOB: 2 BB: 0 P: 5	R: 0 E: 0 K: 1 S: 5	H: 0 LOB: 1 BB: 1 P: 7	R: 0 E: 0 K: 1 S: 5	H: 0 LOB: 0 BB: 0 P: 9	R: 0 E: 0 K: 2 S: 7	H: 0 LOB: 0 BB: 0 P: 7	R: 0 E: 0 K: 1 S: 5	H: 0 LOB: 1 BB: 1 P: 9	R: 0 E: 0 K: 2 S: 3	H: 0 LOB: 0 BB: 0 P: 3	R: 0 E: 0 K: 0 S: 3	H: 1 LOB: 0 BB: 0 P: 3	R: 0 E: 0 K: 0 S: 3	H: 0 LOB: 1 BB: 1 P: 7	1B: 3 2B: 0 3B: 0 HR: 0	SF: 0 SAC: 0 DP: 1 HBP: 0	WP: 0 PB: 0 SB: 0 CS: 0	PA: 33
PITCHER Dan McGinn, L (1.1) ERA: 6.95	IP: 9.0 WLS: W BF: 33 H: 3 R: 0 ER: 0 SO: 5 BB: 4 IBB: 0 HBP: 0 BLK: 0 WP: 0 HR: 0 S: 39 P: 55 ERA: 0.00 WHIP: 0.778											PITCHER	IP: 9.0 WLS: W BF: 33 H: 3 R: 0 ER: 0 SO: 5 BB: 4 IBB: 0 HBP: 0 BLK: 0 WP: 0 HR: 0 S: 39 P: 55 ERA: 0.00 WHIP: 0.778							



Batter	1	2	3	4	5	6	7	8	9	AB	R	H	RBI	BB	SO	LOB	TOP									
Tommie Agee, R (1, 8) OBP: 0.319, SLG: 0.323										4	0	0	0	0	2	3	New York Mets @ Chicago Cubs Wrigley Field, Chicago, IL Wed May 13 1970, 3:33 AM CDT Alt. 9,823 - Unknown - 46 F									
Bud Harrelson, S (1, 6) OBP: 0.405, SLG: 0.435										4	0	0	0	0	1	4										
Dave Marshall, L (1, 7) OBP: 0.325, SLG: 0.500										4	0	0	0	0	2	0										
Art Shamsky, L (1, 9) OBP: 0.333, SLG: 0.527										4	1	1	1	0	0	0										
Ron Swoboda, R (8, 9) OBP: 0.403, SLG: 0.288										0	0	0	0	0	0	0										
Ken Boswell, L (1, 4) OBP: 0.337, SLG: 0.377										4	0	1	0	0	1	0										
Mike Jorgensen, L (1, 3) OBP: 0.285, SLG: 0.349										3	1	0	0	1	2	2										
Joe Foy, R (1, 5) OBP: 0.333, SLG: 0.280										0	0	0	0	0	0	0										
Wayne Garrett, L (4, 5) OBP: 0.391, SLG: 0.500										3	2	2	1	0	1	0										
Jerry Grote, R (1, 2) OBP: 0.185, SLG: 0.250										4	0	1	1	0	1	3										
Gary Gentry, R (1, 1) OBP: 0.176, SLG: 0.067										3	0	1	1	1	2	1										
Inning Stats	R: 0 E: 0 K: 3 S: 9	H: 0 LOB: 0 BB: 0 P: 9	R: 0 E: 0 K: 2 S: 8	H: 1 LOB: 2 BB: 0 P: 9	R: 0 E: 0 K: 0 S: 2	H: 0 LOB: 0 BB: 1 P: 6	R: 1 E: 0 K: 2 S: 8	H: 1 LOB: 0 BB: 0 P: 8	R: 1 E: 1 K: 0 S: 5	H: 2 LOB: 1 BB: 0 P: 5	R: 0 E: 0 K: 1 S: 5	H: 0 LOB: 0 BB: 0 P: 5	R: 2 E: 0 K: 2 S: 9	H: 2 LOB: 1 BB: 1 P: 13	R: 0 E: 1 K: 0 S: 4	H: 0 LOB: 1 BB: 0 P: 4	R: 0 E: 0 K: 2 S: 7	H: 0 LOB: 0 BB: 0 P: 7	1B: 3 2B: 2 3B: 1 HR: 1	SF: 0 SAC: 0 DP: 2 HBP: 1	WP: 1 PB: 0 SB: 1 CS: 0	PA: 36				
PITCHER Bill Hands, R (1, 1) ERA: 2.54	IP: 9.0 WLS: L BF: 36	H: 6 R: 4 ER: 4 SO: 12	BB: 2 IBB: 0 HBP: 1 BLK: 0	WP: 1 HR: 1 S: 57 P: 66	ERA: 4.00 WHIP: 0.889	PITCHER										ERA: 4.00 WHIP: 0.889	PITCHER									

AB	33
R	4
H	6
RBI	4
BB	2
SO	12
LOB	13



Batter	1	2	3	4	5	6	7	8	9	AB	R	H	RBI	BB	SO	LOB	BOTTOM									
Don Kessinger, S (1, 6) OBP: 0.389, SLG: 0.430										4	0	0	0	0	1	1	New York Mets @ Chicago Cubs Wrigley Field, Chicago, IL Wed May 13 1970, 3:33 AM CDT Alt. 9,823 - Unknown - 46 F									
Glenn Beckert, R (1, 4) OBP: 0.333, SLG: 0.350										4	0	0	0	0	1											
Billy Williams, L (1, 7) OBP: 0.315, SLG: 0.579										3	0	0	0	0	1	0										
Ron Santo, R (1, 5) OBP: 0.325, SLG: 0.431										2	0	0	0	1	1	0										
Johnny Callison, L (1, 9) OBP: 0.339, SLG: 0.471										3	0	0	0	0	0	1										
14 Ernie Banks, R (1, 3) OBP: 0.324, SLG: 0.430										3	0	1	0	0	0	0										
Jimmie Hall, L (1, 8) OBP: 0.118, SLG: 0.063										3	0	0	0	0	1	1										
Jack Hiatt, R (1, 2) OBP: 0.475, SLG: 0.362										3	0	0	0	0	1	0										
Bill Hands, R (1, 1) Willie Smith, L (8, PH) Cleo James, R (8, PR)										2	0	0	0	0	2	0										
Inning Stats	R: 0 E: 0 K: 0 S: 3	H: 0 LOB: 0 BB: 0 P: 3	R: 0 E: 0 K: 1 S: 5	H: 0 LOB: 0 BB: 0 P: 5	R: 0 E: 0 K: 3 S: 9	H: 0 LOB: 0 BB: 0 P: 9	R: 0 E: 0 K: 2 S: 7	H: 0 LOB: 0 BB: 0 P: 7	R: 0 E: 0 K: 0 S: 2	H: 0 LOB: 0 BB: 1 P: 6	R: 0 E: 0 K: 1 S: 5	H: 0 LOB: 0 BB: 0 P: 5	R: 0 E: 0 K: 0 S: 3	H: 0 LOB: 0 BB: 0 P: 3	R: 0 E: 0 K: 0 S: 4	H: 1 LOB: 1 BB: 0 P: 4		R: 0 E: 0 K: 0 S: 3	H: 0 LOB: 0 BB: 0 P: 4	1B: 1 2B: 0 3B: 0 HR: 0	SF: 0 SAC: 0 DP: 1 HBP: 1	WP: 0 PB: 0 SB: 0 CS: 0	PA: 29			
PITCHER Gary Gentry, R (1, 1) ERA: 1.71	IP: 9.0 WLS: W BF: 29	H: 1 R: 0 ER: 0 SO: 7	BB: 1 IBB: 0 HBP: 1 BLK: 0	WP: 0 HR: 0 S: 41 P: 46	ERA: 0.00 WHIP: 0.222	PITCHER										ERA: 0.00 WHIP: 0.222	PITCHER									

AB	27
R	0
H	1
RBI	0
BB	1
SO	7
LOB	4



Batter	1	2	3	4	5	6	7	8	9	AB	R	H	RBI	BB	SO	LOB	TOP										
Tommie Agee, R OBP: 0.315, SLG: 0.313 (1, 8)	0-0 P7		4-2 BB	0-0 F2		0-3 K			0-3 K	4	0	0	0	1	2	2											
Bud Harrelson, S OBP: 0.399, SLG: 0.422 (1, 6)	3-2 L4		1-2 F8		0-0 5-3		4-0 FC6-4 BB		0-0 F9	4	0	0	0	1	0	1											
Cleon Jones, R OBP: 0.294, SLG: 0.228 (1, 7)	2-2 6-3		0-1 F9		4-2 BB 1B		0-3 K			3	1	0	0	1	1	2											
Donn Clendenon, R OBP: 0.316, SLG: 0.465 Mike Jorgensen, L (7, PR) OBP: 0.295, SLG: 0.349 (7, 3)		1-1 F3		0-1 2B WP 1B	4-2 1B 1B		0-0 FC6-4 1-2			3	2	1	0	1	0	1											
Ron Swoboda, R OBP: 0.394, SLG: 0.304 (1, 9)		1-2 E3 1B		2-2 E 2B	2-3 K		0-3 K			4	1	1	0	0	2	3											
Joe Foy, R OBP: 0.339, SLG: 0.281 (1, 5)		3-2 E8		4-0 FC6-4 BB 2H 3H	0-0 1B 1B			2-1 5-3		3	0	1	1	1	0	1											
Jerry Grote, R OBP: 0.207, SLG: 0.269 (1, 2)		0-0 1B		0-0 FC6-4 E 1-2	1-2 1B			0-0 F2		4	0	2	1	0	0	1											
Al Weis, S OBP: 0.222, SLG: 0.240 (1, 4)		1-0 F8		0-0 F7		0-3 K		2-2 6-3		4	0	0	0	0	1	3											
Tom Seaver, R OBP: 0.194, SLG: 0.226 (1, 1)			2-3 K	0-0 E8 1B		0-3 K			0-3 K	4	0	1	0	0	3	0											
Inning Stats	R: 0 E: 0 K: 0 S: 8	H: 0 LOB: 0 BB: 0 P: 13	R: 0 E: 2 K: 0 S: 10	H: 1 LOB: 2 BB: 0 P: 16	R: 0 E: 0 K: 1 S: 13	H: 0 LOB: 1 BB: 1 P: 20	R: 2 E: 1 K: 0 S: 9	H: 3 LOB: 2 BB: 1 P: 15	R: 2 E: 0 K: 1 S: 12	H: 2 LOB: 2 BB: 2 P: 23	R: 0 E: 0 K: 3 S: 9	H: 0 LOB: 0 BB: 0 P: 9	R: 0 E: 0 K: 2 S: 7	H: 0 LOB: 1 BB: 1 P: 11	R: 0 E: 0 K: 0 S: 6	H: 0 LOB: 0 BB: 0 P: 10	R: 0 E: 0 K: 2 S: 7	H: 0 LOB: 0 BB: 0 P: 7	1B: 5 2B: 1 3B: 0 HR: 0	SF: 0 SAC: 0 DP: 0 HBP: 0	WP: 1 PB: 0 SB: 0 CS: 0	PA: 38					
PITCHER	IP	WLS	BF	H	R	ER	SO	BB	IBB	HBP	BLK	WP	HR	S	P	ERA	WHIP										
Woodie Fryman, L ERA: 4.54 (1, 1)	4.2	L	24	5	4	4	2	4	0	0	0	1	0	49	83	7.71	1.929										
Bill Wilson, R ERA: 4.74 (5, 1)	3.1		11	1	0	0	5	1	0	0	0	0	0	25	34	0.00	0.600										
Mike Jackson, L ERA: (9, 1)	1.0		3	0	0	0	2	0	0	0	0	0	0	7	7	0.00	0.000										

New York Mets @ Philadelphia Phillies
 Shibe Park, Philadelphia, PA
 Fri May 15 1970, 7:05 PM EDT
 Att: 6,373 - Unknown

AB	33
R	4
H	6
RBI	2
BB	5
SO	9
LOB	14



Batter	1	2	3	4	5	6	7	8	9	AB	R	H	RBI	BB	SO	LOB	BOTTOM										
Oscar Gamble, L (1, 8)	1-3 K		2-2 E5 1-2			1-1 4-3		0-3 K		4	0	0	0	0	2	2											
Denny Doyle, L OBP: 0.285, SLG: 0.317 (1, 4)	0-3 K		2-3 K			1-1 F7		0-0 F7		4	0	0	0	0	2	3											
John Briggs, L OBP: 0.292, SLG: 0.315 (1, 7)	2-1 E4 CS			4-0 BB		4-2 BB			0-0 L9	2	0	0	0	2	0	0											
Don Money, R OBP: 0.446, SLG: 0.667 (1, 5)	1-2 CS	3-1 5-3		1-2 L7		1-3 K			2-2 F8	4	0	0	0	0	1	2											
Deron Johnson, R OBP: 0.291, SLG: 0.424 (1, 3)		0-3 K		0-3 K			3-3 K		3-3 K	4	0	0	0	0	4	1											
Larry Hisle, R OBP: 0.320, SLG: 0.327 (1, 9)		1-3 K		3-3 K			1-2 F3			3	0	0	0	0	2	1											
Larry Bowa, S OBP: 0.229, SLG: 0.190 (1, 6)			0-0 P7		2-3 K		2-2 L7			3	0	0	0	0	1	0											
Mike Compton, R OBP: 0.344, SLG: 0.429 (1, 2)			2-2 E 1B		0-1 5-3			4-2 BB		2	0	1	0	1	0	0											
Woodie Fryman, R OBP: 0.083, SLG: 0.083 Bill Wilson, R (5, 1) Ron Stone, L OBP: 0.244, SLG: 0.350 (8, PH) Mike Jackson, L (9, 1)			0-3 K		0-3 K			1-3 K		1	0	0	0	0	1	1											
Inning Stats	R: 0 E: 1 K: 2 S: 10	H: 0 LOB: 0 BB: 0 P: 14	R: 0 E: 0 K: 2 S: 8	H: 0 LOB: 0 BB: 0 P: 12	R: 0 E: 1 K: 2 S: 13	H: 1 LOB: 2 BB: 0 P: 19	R: 0 E: 0 K: 2 S: 9	H: 0 LOB: 0 BB: 1 P: 17	R: 0 E: 0 K: 1 S: 10	H: 0 LOB: 0 BB: 0 P: 13	R: 0 E: 0 K: 1 S: 9	H: 0 LOB: 1 BB: 1 P: 16	R: 0 E: 0 K: 1 S: 14	H: 0 LOB: 0 BB: 0 P: 20	R: 0 E: 0 K: 2 S: 10	H: 0 LOB: 1 BB: 1 P: 15	R: 0 E: 0 K: 1 S: 9	H: 0 LOB: 0 BB: 0 P: 14	1B: 1 2B: 0 3B: 0 HR: 0	SF: 0 SAC: 0 DP: 0 HBP: 0	WP: 0 PB: 0 SB: 0 CS: 1	PA: 33					
PITCHER	IP	WLS	BF	H	R	ER	SO	BB	IBB	HBP	BLK	WP	HR	S	P	ERA	WHIP										
Tom Seaver, R ERA: 1.96 (1, 1)	9.0	W	32	1	0	0	15	3	0	0	0	0	0	92	140	0.00	0.444										

New York Mets @ Philadelphia Phillies
 Shibe Park, Philadelphia, PA
 Fri May 15 1970, 7:05 PM EDT
 Att: 6,373 - Unknown

AB	29
R	0
H	1
RBI	0
BB	3
SO	15
LOB	11



Batter	1	2	3	4	5	6	7	8	9	AB	R	H	RBI	BB	SO	LOB	TOP								
Tommie Agee, R OBP: 0.318, SLG: 0.311										4	2	1	0	1	1	4	New York Mets @ Philadelphia Phillies Shibe Park, Philadelphia, PA Sat May 16 1970, 7:05 PM EDT Att: 4,826 - Unknown								
Bud Harrelson, S OBP: 0.405, SLG: 0.436										5	3	3	1	0	1	3									
Cleon Jones, R OBP: 0.298, SLG: 0.237										5	0	2	1	0	0	3									
Donn Clendenon, R OBP: 0.321, SLG: 0.453 Mike Jorgensen, L OBP: 0.265, SLG: 0.349										4	0	1	0	1	0	4									
Ron Swoboda, R OBP: 0.408, SLG: 0.344										5	1	3	3	0	0	2									
Joe Foy, R OBP: 0.350, SLG: 0.310										4	0	2	1	1	0	1									
Jerry Grote, R OBP: 0.222, SLG: 0.281										5	0	2	0	0	0	4									
Al Weis, S OBP: 0.250, SLG: 0.276										4	0	1	0	0	0	4									
Jerry Koosman, R OBP: 0.167, SLG: 0.091										4	0	0	0	0	2	4									
Inning Stats	R: 2 E: 0 K: 0 S: 7	H: 3 LOB: 1 BB: 0 P: 12	R: 0 E: 0 K: 0 S: 6	H: 1 LOB: 1 BB: 0 P: 10	R: 2 E: 0 K: 0 S: 7	H: 3 LOB: 1 BB: 0 P: 8	R: 2 E: 0 K: 1 S: 11	H: 2 LOB: 2 BB: 2 P: 19	R: 0 E: 0 K: 3 S: 12	H: 2 LOB: 3 BB: 1 P: 16	R: 0 E: 0 K: 0 S: 3	H: 0 LOB: 0 BB: 0 P: 3	R: 0 E: 0 K: 0 S: 3	H: 1 LOB: 0 BB: 0 P: 5	R: 0 E: 0 K: 0 S: 3	H: 1 LOB: 0 BB: 0 P: 3	1B: 10 2B: 5 3B: 0 HR: 0	SF: 0 SAC: 0 DP: 2 HBP: 1	WP: 0 PB: 0 SB: 4 CS: 0	PA: 44					
PITCHER	IP WLS BF H R ER SO BB IBB HBP BLK WP HR S P ERA WHIP	IP WLS BF H R ER SO BB IBB HBP BLK WP HR S P ERA WHIP																							
Grant Jackson, L ERA: 7.3	(1, 1)	3.2	L	20	8	6	6	1	1	0	0	0	0	0	0	0	0	0	0	0	0	27	41	14.73	2.455
Lowell Palmer, R ERA: 3.54	(4, 1)	3.1		18	5	0	0	3	2	0	1	0	0	0	0	0	0	0	0	0	0	26	39	0.00	2.100
Mike Jackson, L ERA:	(8, 1)	2.0		6	2	0	0	0	0	0	0	0	0	0	0	0	0	0	0	0	6	8	0.00	1.000	

Batter	1	2	3	4	5	6	7	8	9	AB	R	H	RBI	BB	SO	LOB	BOTTOM							
Tony Taylor, R OBP: 0.286, SLG: 0.229										3	0	0	0	1	0	1	New York Mets @ Philadelphia Phillies Shibe Park, Philadelphia, PA Sat May 16 1970, 7:05 PM EDT Att: 4,826 - Unknown							
Oscar Gamble, L										4	0	0	0	0	1	2								
Larry Hise, R OBP: 0.318, SLG: 0.324										4	0	1	0	0	2	2								
Don Money, R OBP: 0.457, SLG: 0.676										3	0	2	0	1	0	0								
Rick Joseph, R OBP: 0.261, SLG: 0.591										3	0	0	0	1	0	4								
John Briggs, L OBP: 0.285, SLG: 0.306 Jim Hutto, R OBP: 0.276, SLG: 0.393										3	0	0	0	0	2	2								
Mike Compton, R OBP: 0.333, SLG: 0.414 Del Bates, L OBP: 0.211, SLG: 0.118										1	0	0	0	0	1	0								
Larry Bowa, S OBP: 0.239, SLG: 0.194										3	0	1	0	1	0	0								
Grant Jackson, S ERA: 2.64	(1, 1)	9.0	W	35	4	0	0	10	4	0	0	0	0	0	0	0	10	110	0.00	0.889				
Lowell Palmer, R ERA: 3.54	(4, 1)	3.1		18	5	0	0	3	2	0	1	0	0	0	0	0	0	26	39	0.00	2.100			
Deron Johnson, R OBP: 0.289, SLG: 0.420	(7, PH)																							
Mike Jackson, L ERA:	(8, 1)	2.0		6	2	0	0	0	0	0	0	0	0	0	0	0	0	6	8	0.00	1.000			
Inning Stats	R: 0 E: 0 K: 0 S: 11	H: 2 LOB: 2 BB: 0 P: 15	R: 0 E: 1 K: 3 S: 16	H: 0 LOB: 1 BB: 0 P: 24	R: 0 E: 0 K: 1 S: 6	H: 0 LOB: 0 BB: 0 P: 7	R: 0 E: 0 K: 1 S: 8	H: 0 LOB: 1 BB: 1 P: 15	R: 0 E: 0 K: 2 S: 9	H: 0 LOB: 2 BB: 2 P: 20	R: 0 E: 0 K: 0 S: 4	H: 0 LOB: 1 BB: 1 P: 9	R: 0 E: 0 K: 0 S: 5	H: 1 LOB: 0 BB: 0 P: 7	R: 0 E: 0 K: 1 S: 6	H: 1 LOB: 1 BB: 0 P: 6	R: 0 E: 0 K: 2 S: 7	H: 0 LOB: 0 BB: 0 P: 7	1B: 3 2B: 1 3B: 0 HR: 0	SF: 0 SAC: 0 DP: 1 HBP: 0	WP: 0 PB: 0 SB: 0 CS: 0	PA: 35		
PITCHER	IP WLS BF H R ER SO BB IBB HBP BLK WP HR S P ERA WHIP	IP WLS BF H R ER SO BB IBB HBP BLK WP HR S P ERA WHIP																						
Jerry Koosman, L ERA: 2.64	(1, 1)	9.0	W	35	4	0	0	10	4	0	0	0	0	0	0	0	10	110	0.00	0.889				

Batter	1	2	3	4	5	6	7	8	9	AB	R	H	RBI	BB	SO	LOB	TOP		
Tommie Agee, R OBP: 0.314, SLG: 0.307 (1, 8)										5	0	1	0	0	2	0	New York Mets @ Montreal Expos Jarry Park, Montreal, QB Mon May 18 1970, 3:33 AM EDT Att: 31,004 - Unknown		
Bud Harrelson, S OBP: 0.411, SLG: 0.434 (1, 6)										3	0	1	0	2	0	0			
Cleon Jones, R OBP: 0.286, SLG: 0.225 (1, 7)										5	0	0	0	0	2	6			
Art Shamsky, L OBP: 0.391, SLG: 0.505 Mike Jorgensen, L OBP: 0.295, SLG: 0.349 (8, 3)										4	0	0	0	0	1	2			
Ken Boswell, L OBP: 0.356, SLG: 0.388 (1, 4)										0	0	0	0	0	0	0			
Dave Marshall, L OBP: 0.341, SLG: 0.595 Ron Swoboda, R OBP: 0.408, SLG: 0.344 (8, 9)										3	1	2	0	1	0	0			
Joe Foy, R OBP: 0.362, SLG: 0.350 (1, 5)										4	1	2	2	0	0	1			
Jerry Grote, R OBP: 0.239, SLG: 0.333 (1, 2)										0	0	0	0	0	0	0			
Gary Gentry, R OBP: 0.143, SLG: 0.053 Ron Taylor, R (8, 1)										3	1	1	1	1	0	3			
Tug McGraw, R OBP: 0.500, SLG: 0.500 Cal Koonce, R (9, 1)										4	0	0	0	0	4	3			
Inning Stats	R: 0 E: 0 K: 1 S: 4	H: 0 LOB: 0 BB: 1 P: 8	R: 0 E: 0 K: 1 S: 5	H: 0 LOB: 0 BB: 0 P: 5	R: 0 E: 0 K: 2 S: 8	H: 1 LOB: 3 BB: 2 P: 16	R: 1 E: 0 K: 0 S: 4	H: 2 LOB: 1 BB: 1 P: 8	R: 0 E: 0 K: 1 S: 7	H: 2 LOB: 2 BB: 0 P: 7	R: 0 E: 0 K: 1 S: 5	H: 0 LOB: 0 BB: 0 P: 5	R: 3 E: 0 K: 1 S: 7	H: 3 LOB: 0 BB: 1 P: 11	R: 0 E: 0 K: 1 S: 5	H: 0 LOB: 0 BB: 0 P: 5	1B: 5 2B: 1 3B: 0 HR: 3	SF: 0 SAC: 0 DP: 0 HBP: 0	WP: 0 PA: 39 PB: 0 SB: 1 CS: 2
PITCHER	IP WLS BF H R ER SO	IP WLS BF H R ER SO	IP WLS BF H R ER SO	IP WLS BF H R ER SO	IP WLS BF H R ER SO	IP WLS BF H R ER SO	IP WLS BF H R ER SO	IP WLS BF H R ER SO	IP WLS BF H R ER SO	IP WLS BF H R ER SO	IP WLS BF H R ER SO	IP WLS BF H R ER SO	IP WLS BF H R ER SO	IP WLS BF H R ER SO	IP WLS BF H R ER SO	IP WLS BF H R ER SO	ERA WHIP	ERA WHIP	
Bill Stoneman, R ERA: 5.03 Claude Raymond, R ERA: 2.05 (1, 1)	7.2	35	9	4	4	7	5	0	0	0	0	0	0	0	0	0	4.70	1.826	
(8, 1)	1.1	W	4	0	0	2	0	0	0	0	0	0	0	0	0	0	0.00	0.000	

Batter	1	2	3	4	5	6	7	8	9	AB	R	H	RBI	BB	SO	LOB	BOTTOM				
Mary Staehle, L OBP: 0.356, SLG: 0.315 (1, 4)										5	1	1	1	0	1	2	New York Mets @ Montreal Expos Jarry Park, Montreal, QB Mon May 18 1970, 3:33 AM EDT Att: 31,004 - Unknown				
Mack Jones, L OBP: 0.400, SLG: 0.447 Adolfo Phillips, R OBP: 0.295, SLG: 0.357 (9, PH)										3	0	1	0	0	2	0					
Rusty Staub, L OBP: 0.470, SLG: 0.491 (1, 9)										4	2	2	1	1	0	3					
Ron Fairly, L OBP: 0.413, SLG: 0.398 (1, 3)										3	2	1	0	2	1	0					
Jim Fairley, L OBP: 0.317, SLG: 0.421 Bob Bailey, R OBP: 0.327, SLG: 0.293 (9, PH)										4	0	1	1	0	1	3					
Bob Bailey, R OBP: 0.327, SLG: 0.293 (9, PH)										1	1	1	4	0	0	0					
Coco Laboy, R OBP: 0.214, SLG: 0.182 (1, 5)										4	0	0	0	0	3	2					
John Bateman, R OBP: 0.270, SLG: 0.310 (1, 2)										4	1	2	1	0	1	0					
Bobby Wine, R OBP: 0.279, SLG: 0.331 Boots Day, L OBP: 0.200, SLG: 0.200 Gary Sutherland, R OBP: 0.227, SLG: 0.274 (9, PH)										3	0	1	0	0	0	0					
Bill Stoneman, R OBP: 0.105, SLG: 0.158 Claude Raymond, R (8, 1)										1	0	1	0	0	0	0					
Ron Brand, R OBP: 0.327, SLG: 0.300 (9, PH)										1	0	1	0	0	0	0					
Inning Stats	R: 0 E: 0 K: 0 S: 3	H: 1 LOB: 2 BB: 2 P: 11	R: 1 E: 0 K: 2 S: 10	H: 3 LOB: 3 BB: 0 P: 11	R: 0 E: 0 K: 1 S: 5	H: 0 LOB: 0 BB: 0 P: 5	R: 0 E: 0 K: 2 S: 8	H: 1 LOB: 1 BB: 0 P: 8	R: 0 E: 0 K: 2 S: 7	H: 0 LOB: 0 BB: 0 P: 7	R: 0 E: 0 K: 1 S: 5	H: 0 LOB: 0 BB: 0 P: 5	R: 0 E: 0 K: 2 S: 3	H: 0 LOB: 0 BB: 0 P: 3	R: 2 E: 0 K: 2 S: 11	H: 4 LOB: 2 BB: 0 P: 11	R: 5 E: 0 K: 0 S: 4	H: 3 LOB: 0 BB: 2 P: 12	1B: 9 2B: 2 3B: 0 HR: 1	SF: 0 SAC: 0 DP: 1 HBP: 1	WP: 0 PA: 41 PB: 0 SB: 0 CS: 0
PITCHER	IP WLS BF H R ER SO	IP WLS BF H R ER SO	IP WLS BF H R ER SO	IP WLS BF H R ER SO	IP WLS BF H R ER SO	IP WLS BF H R ER SO	IP WLS BF H R ER SO	IP WLS BF H R ER SO	IP WLS BF H R ER SO	IP WLS BF H R ER SO	IP WLS BF H R ER SO	IP WLS BF H R ER SO	IP WLS BF H R ER SO	IP WLS BF H R ER SO	IP WLS BF H R ER SO	IP WLS BF H R ER SO	ERA WHIP	ERA WHIP			
Gary Gentry, R ERA: 1.95 Ron Taylor, R ERA: 3.0 Tug McGraw, L ERA: 4.8 Cal Koonce, R ERA: 3.38 (1, 1)	7.1	32	8	3	3	9	2	0	0	0	0	0	0	0	0	0	3.68	1.364			
(8, 1)	0.2	4	2	1	1	1	0	0	0	0	0	6	6	13.50	3.000						
(9, 1)	0.1	L	4	1	0	0	1	1	0	0	0	2	10	0.00	6.000						
(9, 1)	0.0	1	1	4	4	0	0	0	0	0	1	1	1	∞	∞						

Batter	1	2	3	4	5	6	7	8	9	AB	R	H	RBI	BB	SO	LOB	TOP			
Tommie Agee, R OBP: 0.323, SLG: 0.355	0-0 HR	0-0 1-3		4-0 E BB			0-0 1-3		0-0 HR	4	2	2	2	1	0	1				
Bud Harrelson, S OBP: 0.399, SLG: 0.418	0-0 1-3	0-0 F8		0-0 FC G6-4-3			0-3 K		0-0 6-3	5	0	0	1	0	1	2				
Cleon Jones, R OBP: 0.282, SLG: 0.252	0-3 K			0-3 K			0-0 HR		0-0 5-3	5	1	1	1	0	2	2				
Donn Clendenon, R OBP: 0.341, SLG: 0.519	0-0 HR			0-0 WP			0-0 F9		4-0 1B	4	2	3	1	0	0	0				
Mike Jorgensen, L OBP: 0.290, SLG: 0.349				0-0 2B			0-0 HR		0-0 BB	0	0	0	0	1	0	0				
Ron Swoboda, R OBP: 0.420, SLG: 0.400	0-0 HR			0-0 1-3			0-3 K		0-0 BB	4	1	2	2	1	1	1				
Joe Foy, R OBP: 0.371, SLG: 0.358	0-0 2B			4-0 FC4-6 BB			0-0 5-3		4-0 F8	3	0	1	0	2	0	1				
Jerry Grote, R OBP: 0.222, SLG: 0.308	0-0 F9			0-0 FC4-6			0-3 K		0-0 4-3	5	0	0	0	0	1	6				
Al Weis, S OBP: 0.278, SLG: 0.258				4-0 SH3-4 BB			0-0 F9		0-3 K	2	1	0	0	2	1	0				
Ray Sadecki, L OBP: 0.500, SLG: 0.500				0-0 SH3-4			0-3 K		0-3 K	3	0	0	0	0	2	1				
Tug McGraw, R OBP: 0.500, SLG: 0.500				1-2 P4						0	0	0	0	0	0	0				
Inning Stats	R: 3 E: 0 K: 1 S: 9	H: 4 LOB: 1 BB: 0 P: 9	R: 0 E: 0 K: 0 S: 3	H: 0 LOB: 1 BB: 1 P: 7	R: 0 E: 0 K: 1 S: 6	H: 1 LOB: 2 BB: 1 P: 10	R: 1 E: 1 K: 0 S: 3	H: 0 LOB: 1 BB: 2 P: 11	R: 0 E: 0 K: 1 S: 5	H: 0 LOB: 0 BB: 0 P: 5	R: 2 E: 0 K: 1 S: 7	H: 2 LOB: 1 BB: 1 P: 11	R: 0 E: 0 K: 2 S: 7	H: 0 LOB: 0 BB: 0 P: 7	R: 1 E: 0 K: 0 S: 5	H: 2 LOB: 2 BB: 2 P: 13	1B: 2 2B: 2 3B: 0 HR: 5	SF: 0 SAC: 1 DP: 1 HBP: 0	WP: 1 PB: 1 CS: 0	PA: 43
PITCHER	IP WLS BF H R ER SO BB IBB HBP BLK WP HR S P ERA WHIP	IP WLS BF H R ER SO BB IBB HBP BLK WP HR S P ERA WHIP																		
Dan McGinn, L ERA: 5.35	(1, 1)	6.0	L	27	5	4	4	5	4	0	0	0	0	1	2	33	49	6.00	1.500	
John Strohmayr, R ERA: 6.87	(7, 1)	2.2		15	4	3	3	3	3	0	0	0	0	0	3	18	30	10.12	2.625	
Howie Reed, R ERA: 5.48	(9, 1)	0.1		1	0	0	0	0	0	0	0	0	0	0	0	1	1	0.00	0.000	
Batter	1	2	3	4	5	6	7	8	9	AB	R	H	RBI	BB	SO	LOB	BOTTOM			
Gary Sutherland, R OBP: 0.239, SLG: 0.273	0-0 HR	4-0 2B		0-0 F8			0-0 F8		0-0 L5	4	1	1	0	1	0	0				
Rusty Staub, L OBP: 0.474, SLG: 0.500	0-0 G3	0-0 2B					0-0 FC4-6 1B		4-0 BB	4	0	2	0	1	1	1				
Adolfo Phillips, R OBP: 0.321, SLG: 0.414	0-0 HR			4-0 G6-4-3 IBB			0-0 FC4-6 FC6-4		0-3 K	2	1	1	2	1	0	0				
Don Hahn, R OBP: 0.278, SLG: 0.219	2-H HR			0-0 G6-4-3			1-2 FC6-4			2	0	0	0	0	1	2				
Bob Bailey, R OBP: 0.321, SLG: 0.273	4-0 2B	0-0 G6-4-3		0-0 5-3			0-0 FC6-4			3	1	0	0	1	0	4				
Coco Laboy, R OBP: 0.216, SLG: 0.196	0-0 2B			0-0 6-3			0-0 F9		0-0 F8	4	0	1	0	0	0	0				
John Bateman, R OBP: 0.284, SLG: 0.311	4-0 IBB			0-0 F8			0-0 2B		0-0 6-3	3	0	1	0	1	0	0				
Ron Fairly, L OBP: 0.408, SLG: 0.405	0-0 SF8			0-0 F7			0-0 2B		0-3 K	3	0	1	1	0	1	0				
Bobby Wine, R OBP: 0.271, SLG: 0.320	0-0 G3			0-3 K			0-0 P3		0-0 F9	4	0	0	0	0	1	4				
Dan McGinn, L OBP: 0.321, SLG: 0.294				0-3 K			0-0 L1		0-0 HR	2	0	0	0	0	1	0				
Ron Brand, R OBP: 0.500, SLG: 0.500										1	0	0	0	0	0	2				
John Strohmayr, R OBP: 0.500, SLG: 0.500										0	0	0	0	0	0	0				
Howie Reed, R OBP: 0.374, SLG: 0.304										0	0	0	0	0	0	0				
John Boccabella, R OBP: 0.174, SLG: 0.304										1	1	1	1	0	0	0				
Inning Stats	R: 3 E: 0 K: 0 S: 6	H: 3 LOB: 2 BB: 2 P: 14	R: 0 E: 0 K: 1 S: 5	H: 1 LOB: 2 BB: 2 P: 13	R: 0 E: 0 K: 0 S: 3	H: 0 LOB: 0 BB: 0 P: 3	R: 0 E: 0 K: 1 S: 5	H: 0 LOB: 0 BB: 0 P: 5	R: 0 E: 0 K: 0 S: 5	H: 2 LOB: 2 BB: 0 P: 5	R: 0 E: 0 K: 0 S: 4	H: 1 LOB: 1 BB: 0 P: 4	R: 0 E: 0 K: 1 S: 5	H: 0 LOB: 0 BB: 0 P: 5	R: 1 E: 0 K: 1 S: 6	H: 1 LOB: 1 BB: 1 P: 10	1B: 3 2B: 3 3B: 0 HR: 2	SF: 1 SAC: 0 DP: 1 HBP: 0	WP: 0 PB: 0 CS: 0	PA: 39
PITCHER	IP WLS BF H R ER SO BB IBB HBP BLK WP HR S P ERA WHIP	IP WLS BF H R ER SO BB IBB HBP BLK WP HR S P ERA WHIP																		
Ray Sadecki, L ERA: 4.18	(1, 1)	8.2	W	38	8	4	4	4	3	2	0	0	0	0	0	0	0	4.15	1.269	
Tug McGraw, L ERA: 4.7	(9, 1)	0.1	S	1	0	0	0	1	0	0	0	0	0	0	3	3	0.00	0.000		

New York Mets @ Montreal Expos
 Jarry Park, Montreal, QB
 Tue May 19 1970, 7:05 PM EDT
 Att: 20,324 - Unknown

AB	35
R	7
H	9
RBI	7
BB	7
SO	8
LOB	14



New York Mets @ Montreal Expos
 Jarry Park, Montreal, QB
 Tue May 19 1970, 7:05 PM EDT
 Att: 20,324 - Unknown

AB	33
R	4
H	8
RBI	4
BB	5
SO	5
LOB	13



Batter	1	2	3	4	5	6	7	8	9	AB	R	H	RBI	BB	SO	LOB	TOP			
Tommie Agee, R OBP: 0.315, SLG: 0.345 (1, 8)										4	0	0	0	0	0	3	1			
Bud Harrelson, S OBP: 0.395, SLG: 0.410 (1, 6)										3	0	0	0	0	0	1	1			
Cleon Jones, R OBP: 0.273, SLG: 0.243 (1, 7)										4	0	0	0	0	0	2	3			
Art Shamsky, L OBP: 0.404, SLG: 0.520 Mike Jorgensen, L OBP: 0.390, SLG: 0.349 (8, PR) (8, 3)										3	0	2	0	1	0	2	0			
Ken Boswell, L OBP: 0.351, SLG: 0.373 (1, 4)										3	0	0	0	1	0	3				
Dave Marshall, L OBP: 0.370, SLG: 0.595 Ron Swoboda, R OBP: 0.422, SLG: 0.418 (4, PR) (4, 9)										0	0	0	0	2	0	0	0			
Joe Foy, R OBP: 0.368, SLG: 0.349 (1, 5)										3	0	0	0	1	1	2				
Jerry Grote, R OBP: 0.213, SLG: 0.294 Donn Clendenon, R OBP: 0.337, SLG: 0.513 (9, PH)										3	0	0	0	0	0	2	1			
Tom Seaver, R OBP: 0.206, SLG: 0.212 Ed Kranepool, L OBP: 0.296, SLG: 0.174 (9, PH)										2	0	0	0	1	2	0	1			
Inning Stats	R: 0 E: 0 K: 2 S: 7	H: 0 LOB: 0 BB: 0 P: 7	R: 0 E: 0 K: 0 S: 3	H: 1 LOB: 2 BB: 2 P: 11	R: 0 E: 0 K: 1 S: 5	H: 0 LOB: 2 BB: 1 P: 10	R: 0 E: 0 K: 0 S: 2	H: 0 LOB: 0 BB: 0 P: 6	R: 0 E: 0 K: 2 S: 7	H: 0 LOB: 0 BB: 0 P: 7	R: 0 E: 0 K: 2 S: 8	H: 1 LOB: 2 BB: 1 P: 12	R: 0 E: 0 K: 1 S: 6	H: 0 LOB: 1 BB: 1 P: 10	R: 0 E: 0 K: 0 S: 4	H: 1 LOB: 1 BB: 0 P: 4	1B: 1 2B: 2 3B: 0 HR: 0	SF: 0 SAC: 0 DP: 2 HBP: 1	WP: 1 PB: 0 SB: 2 CS: 0	PA: 36
PITCHER Carl Morton, R ERA: 2.65 (1, 1)	IP: 9.0 WLS: W BF: 36 H: 3 R: 0 ER: 0 SO: 10 BB: 6 IBB: 0 HBP: 1 BLK: 0 WP: 1 HR: 0 S: 49 P: 74 ERA: 0.00 WHIP: 1.000															PITCHER				

New York Mets @ Montreal Expos
Jarry Park, Montreal, QB
Wed May 20 1970, 7:05 PM EDT
Att: 11,361 - Unknown

AB	29
R	0
H	3
RBI	0
BB	6
SO	10
LOB	18



Batter	1	2	3	4	5	6	7	8	9	AB	R	H	RBI	BB	SO	LOB	BOTTOM			
Mary Staehle, L OBP: 0.352, SLG: 0.304 (1, 4)										3	0	0	0	1	2	0				
Mack Jones, L OBP: 0.403, SLG: 0.438 (1, 7)										2	1	0	0	2	1	1				
Rusty Staub, L OBP: 0.475, SLG: 0.504 (1, 9)										3	1	1	0	1	1	1				
Ron Fairly, L OBP: 0.411, SLG: 0.403 (1, 3)										3	0	1	1	1	0	1				
Jim Fairey, L OBP: 0.328, SLG: 0.417 (1, 8)										3	0	1	1	1	0	2				
Coco Laboy, R OBP: 0.210, SLG: 0.189 (1, 5)										3	0	0	0	0	2	2				
John Bateman, R OBP: 0.271, SLG: 0.297 (1, 2)										3	0	0	0	0	2	2				
Bobby Wine, R OBP: 0.272, SLG: 0.315 (1, 6)										2	0	0	0	1	0	0				
Carl Morton, R OBP: 0.300, SLG: 0.333 (1, 1)										3	0	0	0	0	2	1				
Inning Stats	R: 0 E: 0 K: 2 S: 7	H: 0 LOB: 0 BB: 0 P: 7	R: 0 E: 0 K: 1 S: 5	H: 0 LOB: 0 BB: 0 P: 5	R: 0 E: 0 K: 2 S: 7	H: 0 LOB: 0 BB: 0 P: 7	R: 2 E: 0 K: 2 S: 9	H: 2 LOB: 2 BB: 2 P: 17	R: 0 E: 0 K: 1 S: 5	H: 0 LOB: 0 BB: 0 P: 5	R: 0 E: 0 K: 0 S: 2	H: 0 LOB: 1 BB: 2 P: 10	R: 0 E: 0 K: 1 S: 5	H: 0 LOB: 1 BB: 1 P: 9	R: 0 E: 0 K: 1 S: 5	H: 1 LOB: 2 BB: 2 P: 13	1B: 2 2B: 1 3B: 0 HR: 0	SF: 0 SAC: 0 DP: 0 HBP: 0	WP: 0 PB: 0 SB: 0 CS: 1	PA: 33
PITCHER Tom Seaver, R ERA: 1.99 (1, 1)	IP: 8.0 WLS: L BF: 32 H: 3 R: 2 ER: 2 SO: 10 BB: 5 IBB: 2 HBP: 0 BLK: 0 WP: 0 HR: 0 S: 45 P: 73 ERA: 2.25 WHIP: 1.000															PITCHER				

New York Mets @ Montreal Expos
Jarry Park, Montreal, QB
Wed May 20 1970, 7:05 PM EDT
Att: 11,361 - Unknown

AB	25
R	2
H	3
RBI	2
BB	7
SO	10
LOB	10



Batter	1	2	3	4	5	6	7	8	9	AB	R	H	RBI	BB	SO	LOB	TOP								
Don Kessinger, S OBP: 0.381, SLG: 0.441 Paul Popovich, S OBP: 0.125, SLG: 0.067										4	0	1	0	0	2	2									
Glenn Beckert, R OBP: 0.342, SLG: 0.366										5	2	2	1	0	0	1									
Billy Williams, L OBP: 0.342, SLG: 0.572										5	2	2	1	0	1	3									
Ron Santo, R OBP: 0.331, SLG: 0.409										4	0	0	1	0	0	2									
Jim Hickman, R OBP: 0.409, SLG: 0.587										4	1	2	3	0	0	1									
14 Ernie Banks, R OBP: 0.302, SLG: 0.394 Johnny Callison, L OBP: 0.346, SLG: 0.449										2	0	1	0	0	0	0									
Cleo James, R OBP: 0.231, SLG: 0.261										3	1	0	0	1	0	3									
Jack Hiatt, R OBP: 0.423, SLG: 0.311										4	0	1	0	0	1	3									
Ken Holtzman, R OBP: 0.345, SLG: 0.370 Jim Colborn, R OBP: 0.346, SLG: 0.449										1	0	0	0	1	0	0									
Inning Stats	R: 3 E: 1 K: 0 S: 6	H: 2 LOB: 0 BB: 0 P: 6	R: 1 E: 0 K: 2 S: 8	H: 1 LOB: 2 BB: 2 P: 16	R: 0 E: 0 K: 0 S: 4	H: 1 LOB: 1 BB: 0 P: 4	R: 0 E: 0 K: 1 S: 5	H: 0 LOB: 0 BB: 0 P: 5	R: 2 E: 0 K: 0 S: 6	H: 3 LOB: 2 BB: 1 P: 10	R: 0 E: 0 K: 2 S: 7	H: 0 LOB: 0 BB: 0 P: 7	R: 0 E: 1 K: 0 S: 4	H: 0 LOB: 1 BB: 0 P: 4	R: 0 E: 0 K: 1 S: 6	H: 1 LOB: 1 BB: 0 P: 6	R: 0 E: 0 K: 0 S: 3	H: 1 LOB: 0 BB: 0 P: 3	1B: 4 2B: 4 3B: 1 HR: 1	SF: 1 SAC: 0 DP: 1 HBP: 0	WP: 0 PB: 0 SB: 0 CS: 0	PA: 40			
PITCHER	IP	WLS	BF	H	R	ER	SO	BB	IBB	HBP	BLK	WP	HR	S	P	ERA	WHIP								
Jerry Koosman, L ERA: 2.73	1.1	L	8	2	4	1	0	1	0	0	0	0	1	7	11	6.75	2.250								
Jim McAndrew, R ERA: 7.41	3.0	15	5	2	2	3	1	0	0	0	0	0	0	20	24	6.00	2.000								
Don Cardwell, R ERA: 6.1	0.2	3	0	0	0	0	0	1	0	0	0	0	0	2	6	0.00	0.000								
Tug McGraw, L ERA: 3.93	3.0	11	1	0	0	3	0	0	0	0	0	0	0	17	17	0.00	0.333								
Ron Taylor, R ERA: 2.81	1.0	3	1	0	0	0	0	0	0	0	0	0	0	3	3	0.00	1.000								

Chicago Cubs @ New York Mets
Shea Stadium, Flushing, NY
Fri May 22 1970, 7:05 PM EDT
Att: 50,586 - Unknown - 76 F

AB	36
R	6
H	9
RBI	6
BB	3
SO	6
LOB	18





Batter	1	2	3	4	5	6	7	8	9	AB	R	H	RBI	BB	SO	LOB	BOTTOM								
Mike Jorgensen, L OBP: 0.291, SLG: 0.340										4	1	1	0	1	0	0									
Bud Harrelson, S OBP: 0.390, SLG: 0.399										4	0	0	0	1	2	2									
Cleon Jones, R OBP: 0.271, SLG: 0.259										5	1	1	1	0	1	2									
Donn Clendenon, R OBP: 0.352, SLG: 0.565										5	2	3	2	0	1	1									
Ron Swoboda, R OBP: 0.409, SLG: 0.403										5	0	1	1	0	2	1									
Joe Foy, R OBP: 0.371, SLG: 0.348										3	0	1	0	1	0	0									
Jerry Grote, R OBP: 0.215, SLG: 0.292										4	0	1	0	0	0	4									
Al Weis, S OBP: 0.282, SLG: 0.242 Tug McGraw, R OBP: 0.500, SLG: 0.500 Ed Kranepool, L OBP: 0.286, SLG: 0.167 Ron Taylor, R										2	0	0	0	1	0	4									
Jerry Koosman, R OBP: 0.167, SLG: 0.091 Jim McAndrew, R OBP: 0.200, SLG: 0.400 Don Cardwell, R										0	0	0	0	0	0	0									
Ken Boswell, L OBP: 0.344, SLG: 0.365										2	0	0	0	0	0	2									
Inning Stats	R: 0 E: 0 K: 1 S: 5	H: 0 LOB: 0 BB: 0 P: 5	R: 1 E: 2 K: 0 S: 6	H: 1 LOB: 2 BB: 0 P: 6	R: 2 E: 0 K: 1 S: 9	H: 4 LOB: 3 BB: 1 P: 13	R: 0 E: 0 K: 0 S: 3	H: 0 LOB: 1 BB: 1 P: 7	R: 1 E: 0 K: 1 S: 7	H: 2 LOB: 2 BB: 1 P: 11	R: 0 E: 0 K: 2 S: 7	H: 0 LOB: 1 BB: 1 P: 11	R: 0 E: 0 K: 0 S: 3	H: 0 LOB: 0 BB: 0 P: 3	R: 0 E: 0 K: 0 S: 3	H: 0 LOB: 0 BB: 0 P: 3	R: 0 E: 0 K: 1 S: 6	H: 1 LOB: 1 BB: 0 P: 6	1B: 5 2B: 1 3B: 1 HR: 1	SF: 0 SAC: 0 DP: 0 HBP: 0	WP: 0 PB: 1 SB: 0 CS: 0	PA: 41			
PITCHER	IP	WLS	BF	H	R	ER	SO	BB	IBB	HBP	BLK	WP	HR	S	P	ERA	WHIP								
Ken Holtzman, L ERA: 3.71	4.2	26	7	4	3	3	3	3	0	0	0	0	1	29	41	5.79	2.143								
Jim Colborn, R ERA: 2.3	4.1	W	15	1	0	0	3	1	0	0	0	0	0	20	24	0.00	0.462								

Chicago Cubs @ New York Mets
Shea Stadium, Flushing, NY
Fri May 22 1970, 7:05 PM EDT
Att: 50,586 - Unknown - 76 F

AB	37
R	4
H	8
RBI	4
BB	4
SO	6
LOB	18



Batter	1	2	3	4	5	6	7	8	9	AB	R	H	RBI	BB	SO	LOB	TOP					
Paul Popovich, S OBP: 0.136, SLG: 0.095	P4		P3-1	FC4		F8	F9			6	0	1	1	0	0	9	Chicago Cubs @ New York Mets Shea Stadium, Flushing, NY Sat May 23 1970, 3:33 AM EDT Att: 35,500 - Cloudy - 65 F					
Glenn Beckert, R OBP: 0.342, SLG: 0.360		P6				4-3		6-3		5	1	1	0	1	0	5						
Billy Williams, L OBP: 0.348, SLG: 0.608	F9						4-3	4-3		5	3	2	2	1	0	1						
Ron Santo, R OBP: 0.344, SLG: 0.419	FC5-4									4	3	2	0	2	0	1						
Jim Hickman, R OBP: 0.422, SLG: 0.579										3	4	1	1	3	0	1						
Johnny Callison, L OBP: 0.353, SLG: 0.455										5	2	2	3	1	1	4						
Jack Hiatt, R OBP: 0.417, SLG: 0.328										6	0	2	2	0	1	5						
Cleo James, R OBP: 0.344, SLG: 0.333										4	1	3	2	1	0	0						
Fergie Jenkins, R OBP: 0.080, SLG: 0.083 Phil Regan, R (8, 1)	SF8	E6				FC3-5	K	F8		4	0	1	2	0	1	6						
										1	0	0	0	0	0	0						
Inning Stats	R: 0 E: 0 K: 0 S: 3	H: 0 LOB: 1 BB: 1 P: 7	R: 3 E: 0 K: 1 S: 8	H: 3 LOB: 1 BB: 1 P: 12	R: 3 E: 1 K: 1 S: 9	H: 3 LOB: 2 BB: 1 P: 13	R: 5 E: 0 K: 0 S: 6	H: 3 LOB: 2 BB: 3 P: 19	R: 1 E: 0 K: 0 S: 4	H: 1 LOB: 0 BB: 0 P: 4	R: 0 E: 0 K: 0 S: 5	H: 2 LOB: 2 BB: 0 P: 5	R: 2 E: 1 K: 1 S: 7	H: 1 LOB: 3 BB: 3 P: 19	R: 0 E: 0 K: 0 S: 5	H: 2 LOB: 2 BB: 0 P: 5	R: 0 E: 0 K: 0 S: 3	H: 0 LOB: 0 BB: 0 P: 3	1B: 10 2B: 3 3B: 0 HR: 2	SF: 1 SAC: 0 DP: 0 HBP: 1	WP: 0 PB: 0 SB: 0 CS: 0	PA: 54
PITCHER	IP WLS BF H R ER SO BB IBB HBP BLK WP HR S P ERA WHIP																					
Gary Gentry, R ERA: 3.0	3.0 L 22 7 9 8 2 5 0 0 0 0 0 1 21 41 24.00 4.000																					
Don Cardwell, R ERA: 6.75	3.0 16 5 3 3 0 1 0 1 0 0 0 1 14 19 9.00 2.000																					
Cal Koonce, R ERA: 3.5	2.0 13 3 2 1 1 2 1 0 0 0 0 0 12 24 4.50 2.500																					
Ray Sadecki, L ERA: 4.01	1.0 3 0 0 0 0 0 0 0 0 0 0 0 3 3 0.00 0.000																					

Batter	1	2	3	4	5	6	7	8	9	AB	R	H	RBI	BB	SO	LOB	BOTTOM					
Tommie Agee, R OBP: 0.318, SLG: 0.356	SF9		K			F9	P5			4	1	1	0	1	1	0	Chicago Cubs @ New York Mets Shea Stadium, Flushing, NY Sat May 23 1970, 3:33 AM EDT Att: 35,500 - Cloudy - 65 F					
Bud Harrelson, S OBP: 0.391, SLG: 0.400 Al Weis, S (5, 6)	F8									2	0	1	0	0	0	1						
Cleon Jones, R OBP: 0.268, SLG: 0.267	SF9		F8							3	1	2	1	0	0	0						
Art Shamsky, L OBP: 0.420, SLG: 0.578	F8									4	1	1	1	0	0	3						
Ken Boswell, L OBP: 0.356, SLG: 0.393										4	2	3	2	1	0	0						
Ron Swoboda, R OBP: 0.398, SLG: 0.416										4	0	2	0	1	0	3						
Joe Foy, R OBP: 0.366, SLG: 0.336										5	1	1	0	0	1	4						
Jerry Grote, R OBP: 0.217, SLG: 0.329										4	1	1	2	0	1	3						
Gary Gentry, R OBP: 0.136, SLG: 0.095 Don Cardwell, R (4, 1) Ed Kranepool, L OBP: 0.276, SLG: 0.160 Cal Koonce, R (7, 1) Donn Clendenen, R OBP: 0.346, SLG: 0.338 Ray Sadecki, L (9, 1)										1	0	0	0	0	1	0						
										1	0	0	0	0	1	0						
Inning Stats	R: 1 E: 0 K: 0 S: 4	H: 1 LOB: 0 BB: 0 P: 4	R: 0 E: 0 K: 1 S: 5	H: 0 LOB: 1 BB: 1 P: 9	R: 0 E: 0 K: 2 S: 8	H: 1 LOB: 1 BB: 0 P: 8	R: 1 E: 0 K: 2 S: 9	H: 2 LOB: 1 BB: 0 P: 9	R: 1 E: 1 K: 1 S: 7	H: 1 LOB: 2 BB: 1 P: 11	R: 2 E: 0 K: 0 S: 5	H: 2 LOB: 0 BB: 0 P: 5	R: 1 E: 0 K: 0 S: 5	H: 2 LOB: 1 BB: 0 P: 5	R: 1 E: 0 K: 2 S: 8	H: 1 LOB: 2 BB: 1 P: 13	R: 1 E: 1 K: 0 S: 4	H: 2 LOB: 0 BB: 0 P: 4	1B: 3 2B: 3 3B: 4 HR: 2	SF: 1 SAC: 0 DP: 1 HBP: 1	WP: 0 PB: 0 SB: 2 CS: 0	PA: 43
PITCHER	IP WLS BF H R ER SO BB IBB HBP BLK WP HR S P ERA WHIP																					
Fergie Jenkins, R ERA: 5.05	7.2 W 38 10 7 6 8 3 0 1 0 0 0 0 5 63 7.04 1.696																					
Phil Regan, R ERA: 2.88	1.1 S 5 2 1 0 0 0 0 0 0 0 0 0 5 5 0.00 1.500																					

Batter	1	2	3	4	5	6	7	8	9	AB	R	H	RBI	BB	SO	LOB	TOP					
Don Kessinger, S OBP: 0.378, SLG: 0.442	F8		2B			4-3		5-3		4	0	1	0	0	0	0	Chicago Cubs @ New York Mets Shea Stadium, Flushing, NY Sun May 24 1970, 3:33AM EDT Overcast - 68 F					
Glenn Beckert, R OBP: 0.339, SLG: 0.357	1B		P4			K		3-1		4	0	1	0	0	1	1						
Billy Williams, L OBP: 0.352, SLG: 0.603	K				F8	2B		1B	FC4-6	3	2	1	0	1	1	1						
Ron Santo, R OBP: 0.342, SLG: 0.421	K				5-3	2B		K	1B	4	0	1	1	0	2	2						
Jim Hickman, R OBP: 0.425, SLG: 0.606		K			HR	P4		FC4-6	1B	4	1	2	1	0	1	1						
Johnny Callison, L OBP: 0.343, SLG: 0.441		F7			3-1			FC4-6	2B	4	0	0	1	0	0	1						
Jack Hiatt, R OBP: 0.398, SLG: 0.310		1-3				L6		K	K	4	0	0	0	0	2	1						
Cleo James, R OBP: 0.314, SLG: 0.300					F9	F7		P4		3	0	0	0	0	0	0						
Bill Hands, R OBP: 0.269, SLG: 0.100					4-3			5-3		3	0	0	0	0	1	0						
Phil Regan, R (8, 1)						K				0	0	0	0	0	0	0						
Inning Stats	R: 0 E: 0 K: 2 S: 8	H: 1 LOB: 1 BB: 0 P: 8	R: 0 E: 0 K: 1 S: 5	H: 0 LOB: 0 BB: 0 P: 5	R: 0 E: 0 K: 0 S: 4	H: 1 LOB: 1 BB: 0 P: 4	R: 1 E: 0 K: 0 S: 4	H: 1 LOB: 0 BB: 0 P: 4	R: 0 E: 0 K: 1 S: 5	H: 0 LOB: 0 BB: 0 P: 5	R: 1 E: 0 K: 1 S: 6	H: 1 LOB: 1 BB: 1 P: 10	R: 0 E: 0 K: 1 S: 5	H: 0 LOB: 0 BB: 0 P: 5	R: 0 E: 0 K: 0 S: 3	H: 0 LOB: 0 BB: 0 P: 3	R: 1 E: 0 K: 2 S: 9	H: 2 LOB: 1 BB: 0 P: 9	1B: 3 2B: 2 3B: 0 HR: 1	SF: 0 SAC: 0 DP: 0 HBP: 0	WP: 0 PB: 0 SB: 0 CS: 0	PA: 34
PITCHER	IP	WLS	BF	H	R	ER	SO	BB	IBB	HBP	BLK	WP	HR	S	P	ERA	WHIP					
Tom Seaver, R ERA: 2.01	(1, 1)	8.0	L	29	4	2	2	6	1	0	0	0	0	1	40	44	2.25	0.625				
Ron Taylor, R ERA: 3.18	(9, 1)	1.0	S	6	2	1	1	2	0	0	0	0	0	9	9	9.00	2.000					

Chicago Cubs @ New York Mets
Shea Stadium, Flushing, NY
Sun May 24 1970, 3:33AM EDT
Overcast - 68 F

AB	33
R	3
H	6
RBI	3
BB	1
SO	8
LOB	7



Batter	1	2	3	4	5	6	7	8	9	AB	R	H	RBI	BB	SO	LOB	BOTTOM					
Tommie Agee, R OBP: 0.322, SLG: 0.366	6-3		6-3			6-3		SF9	BB	4	0	2	0	0	0	0	Chicago Cubs @ New York Mets Shea Stadium, Flushing, NY Sun May 24 1970, 3:33AM EDT Overcast - 68 F					
Bud Harrelson, S OBP: 0.388, SLG: 0.392	4-3				4-3	6-3		L3	BB	3	0	0	0	1	0	1						
Cleon Jones, R OBP: 0.268, SLG: 0.262	6-3				FC4-6	6-3		SF9		2	0	0	1	1	0	1						
Art Shamsky, L OBP: 0.423, SLG: 0.575					FC4-6			L3		4	0	2	0	0	0	3						
Ken Boswell, L OBP: 0.352, SLG: 0.380					4-3			G3	1B	3	0	0	0	1	0	3						
Wayne Garrett, L OBP: 0.380, SLG: 0.462					4-3			G3	BB	3	0	0	0	1	0	2						
Ron Swoboda, R OBP: 0.381, SLG: 0.395					F7			BB	K	4	0	0	0	0	3	4						
Duffy Dyer, R OBP: 0.301, SLG: 0.190					L8			4-3		2	0	0	0	0	1	0						
Ed Kranepool, L OBP: 0.307, SLG: 0.154					K			F8		1	0	0	0	0	0	2						
Jerry Grote, R OBP: 0.217, SLG: 0.329					K					0	0	0	0	0	0	0						
Donn Clendenon, R OBP: 0.344, SLG: 0.552					K					1	0	0	0	0	0	1						
Tom Seaver, R OBP: 0.194, SLG: 0.200					5-3					2	0	0	0	0	1	0						
Mike Jorgensen, L OBP: 0.304, SLG: 0.354								BB	1B	1	1	1	0	0	0	0						
Ron Taylor, R (9, 1)								SF9	1B	0	0	0	0	0	0	0						
Inning Stats	R: 0 E: 0 K: 0 S: 3	H: 0 LOB: 0 BB: 0 P: 3	R: 0 E: 0 K: 0 S: 4	H: 1 LOB: 1 BB: 0 P: 4	R: 0 E: 0 K: 0 S: 3	H: 0 LOB: 0 BB: 0 P: 3	R: 0 E: 0 K: 0 S: 3	H: 0 LOB: 1 BB: 1 P: 7	R: 0 E: 0 K: 2 S: 7	H: 0 LOB: 0 BB: 0 P: 7	R: 0 E: 0 K: 1 S: 6	H: 1 LOB: 1 BB: 0 P: 6	R: 0 E: 0 K: 1 S: 6	H: 1 LOB: 2 BB: 1 P: 10	R: 1 E: 0 K: 0 S: 4	H: 2 LOB: 1 BB: 1 P: 8	R: 0 E: 0 K: 1 S: 5	H: 0 LOB: 1 BB: 1 P: 9	1B: 4 2B: 2 3B: 0 HR: 0	SF: 1 SAC: 0 DP: 1 HBP: 0	WP: 0 PB: 0 SB: 0 CS: 0	PA: 35
PITCHER	IP	WLS	BF	H	R	ER	SO	BB	IBB	HBP	BLK	WP	HR	S	P	ERA	WHIP					
Bill Hands, R ERA: 2.82	(1, 1)	7.0	W	29	5	1	1	4	3	0	0	0	0	7	11	0.00	0.500					
Phil Regan, R ERA: 2.67	(8, 1)	2.0	S	6	0	0	0	1	1	0	0	0	0	7	11	0.00	0.500					

Chicago Cubs @ New York Mets
Shea Stadium, Flushing, NY
Sun May 24 1970, 3:33AM EDT
Overcast - 68 F

AB	30
R	1
H	5
RBI	1
BB	4
SO	5
LOB	17



Batter	1	2	3	4	5	6	7	8	9	AB	R	H	RBI	BB	SO	LOB	TOP			
Don Kessinger, S OBP: 0.375, SLG: 0.437 (1, 6)	0-0 WP BB BB 1B	0-0 3-1			0-0 5-3		0-0 4-3			4	1	1	0	0	0	0				
Glenn Beckert, R OBP: 0.343, SLG: 0.353 (1, 4)	4-0 BB BB 1-2 BB		0-0 F8		4-0 BB		0-0 F9			2	0	0	0	2	0	0				
Billy Williams, L OBP: 0.349, SLG: 0.593 (1, 7)	0-3 K		0-0 FC4-6 1B		0-0 F7		0-0 G3			4	0	1	0	0	1	3				
Ron Santo, R OBP: 0.333, SLG: 0.410 (1, 5)	0-3 K		0-0 FC4-6 1-2		0-0 6-3		0-0 L8			4	0	0	0	0	1	3				
Jim Hickman, R OBP: 0.419, SLG: 0.588 (1, 3)	4-0 BB 1-2 BB		0-3 K		0-0 F7		0-0 F2			3	0	0	0	1	1	1				
Johnny Callison, L OBP: 0.347, SLG: 0.434 (1, 9)	4-0 1-2 2-3 3-H BB		0-0 F7		4-0 BB		0-0 F7			2	0	0	1	2	0	0				
Jack Hiatt, R OBP: 0.365, SLG: 0.297 (1, 2)	0-0 G3		0-3 K		0-0 F8		0-3 K			3	0	0	0	0	1	4				
Willie Smith, L OBP: 0.257, SLG: 0.375 (9, PH)										1	0	0	0	0	1	0				
Cleo James, R OBP: 0.289, SLG: 0.273 (1, 8)		0-0 P4		0-0 F5		0-3 K				3	0	0	0	0	1	0				
Joe Decker, R OBP: 0.235, SLG: 0.412 (1, 1)		0-0 4-3			0-3 K		0-3 K			2	0	0	0	0	1	0				
Jimmie Hall, L OBP: 0.105, SLG: 0.056 (7, PH)										1	0	0	0	0	1	0				
Jim Colborn, R (7, 1)										0	0	0	0	0	0	0				
Inning Stats	R: 1 E: 0 K: 2 S: 8	H: 1 LOB: 3 BB: 3 P: 20	R: 0 E: 0 K: 0 S: 3	H: 0 LOB: 0 BB: 0 P: 3	R: 0 E: 0 K: 1 S: 6	H: 1 LOB: 1 BB: 0 P: 6	R: 0 E: 0 K: 1 S: 5	H: 0 LOB: 0 BB: 1 P: 5	R: 0 E: 0 K: 2 S: 7	H: 0 LOB: 1 BB: 0 P: 7	R: 0 E: 0 K: 2 S: 7	H: 0 LOB: 0 BB: 0 P: 7	R: 0 E: 0 K: 0 S: 3	H: 0 LOB: 0 BB: 0 P: 3	R: 0 E: 0 K: 1 S: 5	H: 0 LOB: 0 BB: 0 P: 5	1B: 2 2B: 0 3B: 0 HR: 0	SF: 0 SAC: 0 DP: 0 HBP: 0	WP: 1 PB: 0 SB: 0 CS: 0	PA: 34
PITCHER Nolan Ryan, R ERA: 2.78 (1, 1)	IP: 9.0 WLS: W BF: 34 H: 2 R: 1 ER: 1 SO: 8 BB: 5 IBB: 0 HBP: 0 BLK: 0 WP: 1 HR: 0 S: 45 P: 65 ERA: 1.00 WHIP: 0.778																			

Chicago Cubs @ New York Mets
Shea Stadium, Flushing, NY
Sun May 24 1970, 3:38 AM EDT
Att: 53,284 - Overcast

AB	29
R	1
H	2
RBI	1
BB	5
SO	8
LOB	11



Batter	1	2	3	4	5	6	7	8	9	AB	R	H	RBI	BB	SO	LOB	BOTTOM			
Tommie Agee, R OBP: 0.315, SLG: 0.357 (1, 8)	0-3 K		0-3 K	0-3 K			0-0 6-3			4	0	0	0	0	3	2				
Bud Harrelson, S OBP: 0.396, SLG: 0.410 (1, 6)	0-0 1B		4-0 S BB		0-3 K		0-0 3B			3	0	2	0	1	1	0				
Ken Boswell, L OBP: 0.349, SLG: 0.368 (1, 4)	0-0 F8		4-0 1-2 BB		0-0 2-3		0-0 4-3			3	0	0	0	1	0	2				
Al Weis, S OBP: 0.310, SLG: 0.333 (9, 4)										0	0	0	0	0	0	0				
Art Shamsky, L OBP: 0.417, SLG: 0.564 (1, 7)	0-0 F7		0-0 F8		0-3 K					4	0	1	0	0	1	3				
Cleon Jones, R OBP: 0.296, SLG: 0.262 (9, PR)								0-0 SF8 1B		0	1	0	0	0	0	0				
Donn Clendenon, R OBP: 0.340, SLG: 0.538 (1, 3)		0-0 2B 1B	0-0 1-3		0-3 K		0-3 K			4	1	1	0	0	2	3				
Wayne Garrett, L OBP: 0.389, SLG: 0.452 (1, 5)		0-0 P4		0-0 FC3-6 1B 1B		4-0 BB		0-0 E3 1-3		3	0	1	0	1	0	2				
Ron Swoboda, R OBP: 0.386, SLG: 0.417 (1, 9)		0-0 SF9 2B		0-0 FC3-6 1-2 1B		0-0 F8		0-0 SF8		3	1	2	2	0	0	1				
Jerry Grote, R OBP: 0.207, SLG: 0.316 (1, 2)		0-0 SF9		0-0 P6		0-0 G3		0-0 4-3		3	0	0	1	0	0	4				
Nolan Ryan, R OBP: 0.118, SLG: 0.118 (1, 1)		0-3 K		0-0 FC3-6 1-2 2-3		0-3 K				3	0	0	0	0	2	2				
Inning Stats	R: 0 E: 0 K: 1 S: 6	H: 1 LOB: 1 BB: 0 P: 6	R: 2 E: 0 K: 1 S: 7	H: 2 LOB: 0 BB: 0 P: 7	R: 0 E: 0 K: 1 S: 5	H: 0 LOB: 2 BB: 2 P: 13	R: 0 E: 0 K: 1 S: 7	H: 2 LOB: 0 BB: 0 P: 7	R: 0 E: 0 K: 2 S: 7	H: 0 LOB: 0 BB: 0 P: 7	R: 0 E: 0 K: 1 S: 5	H: 0 LOB: 1 BB: 1 P: 9	R: 0 E: 0 K: 1 S: 6	H: 1 LOB: 1 BB: 0 P: 6	R: 1 E: 1 K: 1 S: 7	H: 1 LOB: 1 BB: 0 P: 7	1B: 5 2B: 1 3B: 1 HR: 0	SF: 2 SAC: 0 DP: 0 HBP: 0	WP: 0 PB: 0 SB: 1 CS: 0	PA: 35
PITCHER Joe Decker, R ERA: 3.2 (1, 1)	IP: 6.0 WLS: L BF: 26 H: 5 R: 2 ER: 2 SO: 7 BB: 3 IBB: 0 HBP: 0 BLK: 0 WP: 0 HR: 0 S: 37 P: 49 ERA: 3.00 WHIP: 1.333																			
Jim Colborn, R ERA: 2.04 (7, 1)	IP: 2.0 WLS: 9 BF: 2 H: 2 R: 1 ER: 0 SO: 2 BB: 0 IBB: 0 HBP: 0 BLK: 0 WP: 0 HR: 0 S: 13 P: 13 ERA: 0.00 WHIP: 1.000																			

Chicago Cubs @ New York Mets
Shea Stadium, Flushing, NY
Sun May 24 1970, 3:38 AM EDT
Att: 53,284 - Overcast

AB	30
R	3
H	7
RBI	3
BB	3
SO	9
LOB	19



Batter	1	2	3	4	5	6	7	8	9	AB	R	H	RBI	BB	SO	LOB	TOP					
Jose Cardenal, R (1, 8) OBP: 0.324, SLG: 0.378	F8		6-3		G3			SH5-3 1B		4	1	1	0	0	0	1						
Julian Javier, R (1, 4) OBP: 0.275, SLG: 0.292	5-3		F7			P4		SH5-3 1-2		3	0	0	0	0	0	0						
Lou Brock, L (1, 7) OBP: 0.349, SLG: 0.394	K			6-3					1B	4	0	2	1	0	1	0						
Dick Allen, R (1, 3) OBP: 0.389, SLG: 0.675		K		F2		K		K		4	0	0	0	0	3	2						
Joe Torre, R (1, 2) OBP: 0.378, SLG: 0.484		1B			2B		F8	K		4	0	2	0	0	1	2						
Carl Taylor, R (1, 9) OBP: 0.324, SLG: 0.305				K			E6 FC6-4		6-3	4	0	1	0	0	1	1						
Phil Gagliano, R (1, 5) OBP: 0.219, SLG: 0.194		F8				FC6-4 1B	FC6-4 1-2		5-3	4	0	1	0	0	0	3						
Dal Maxvill, R (1, 6) OBP: 0.330, SLG: 0.192 (7, PH)	F8					FC6-4			F8	2	0	0	0	0	0	3						
Cookie Rojas, R (7, PH) OBP: 0.154, SLG: 0.111										1	0	0	0	0	1	1						
Sal Campisi, R (7, 1)										0	0	0	0	0	0	0						
Frank Linzy, R (8, 1)										0	0	0	0	0	0	0						
Leron Lee, L (9, PH) OBP: 0.328, SLG: 0.381										1	0	0	0	0	0	0						
Mike Torrez, R (1, 1) OBP: 0.273, SLG: 0.286 (7, PH)			6-3							1	0	0	0	0	0	1						
Mike Shannon, R (7, PH) OBP: 0.071, SLG: 0.074										0	0	0	0	0	0	0						
Mitt Ramirez, R (7, 6) OBP: 0.188, SLG: 0.103										0	0	0	0	0	0	0						
Inning Stats	R: 0 E: 0 K: 1 S: 5	H: 0 LOB: 0 BB: 0 P: 5	R: 0 E: 0 K: 1 S: 7	H: 2 LOB: 2 BB: 0 P: 7	R: 0 E: 0 K: 0 S: 3	H: 0 LOB: 0 BB: 0 P: 3	R: 0 E: 0 K: 1 S: 6	H: 1 LOB: 1 BB: 0 P: 6	R: 0 E: 0 K: 0 S: 4	H: 1 LOB: 1 BB: 0 P: 4	R: 0 E: 0 K: 1 S: 6	H: 0 LOB: 1 BB: 0 P: 6	R: 0 E: 1 K: 1 S: 6	H: 0 LOB: 1 BB: 0 P: 6	R: 1 E: 0 K: 2 S: 9	H: 2 LOB: 1 BB: 0 P: 9	R: 0 E: 0 K: 0 S: 3	H: 0 LOB: 0 BB: 0 P: 3	1B: 6 2B: 1 3B: 0 HR: 0	SF: 0 SAC: 2 DP: 0 HBP: 0	WP: 0 PB: 0 SB: 0 CS: 0	PA: 35
PITCHER Ray Sadecki, L (1, 1) ERA: 3.21	IP: 9.0 WLS: W BF: 35 H: 7 R: 1 ER: 1 SO: 7 BB: 0 IBB: 0 HBP: 0 BLK: 0 WP: 0 HR: 0 S: 49 P: 49 ERA: 1.00 WHIP: 0.778															PITCHER						

St. Louis Cardinals @ New York Mets
Shea Stadium, Flushing, NY
Tue May 26 1970, 7:05 PM EDT
Att: 13,473 - Unknown

AB 33
R 1
H 7
RBI 1
BB 0
SO 7
LOB 14



Batter	1	2	3	4	5	6	7	8	9	AB	R	H	RBI	BB	SO	LOB	BOTTOM					
Tommie Agee, R (1, 8) OBP: 0.319, SLG: 0.360	CS 1B		4-3		K			F8 BB SF7 1B		4	1	2	0	0	1	0						
Bud Harrelson, S (1, 6) OBP: 0.403, SLG: 0.408	L7 1-2 BB			L7				SF7 F8 1B BB		1	1	0	0	3	0	0						
Cleon Jones, R (1, 7) OBP: 0.260, SLG: 0.254	K			P4	4-3			F8 1-2 2-3		4	0	0	0	0	1	4						
Art Shamsky, L (1, 3) OBP: 0.420, SLG: 0.558 (8, PR)	L7									3	1	1	0	1	0	1						
Mike Jorgensen, L (8, PR) OBP: 0.304, SLG: 0.354 (9, 3)				1B 1B				SF7 1B IBB		0	1	0	0	0	0	0						
Ken Boswell, L (1, 4) OBP: 0.345, SLG: 0.367		F9						SF7 1-2 2-3 3-H		3	1	1	1	0	0	0						
Wayne Garrett, L (1, 5) OBP: 0.397, SLG: 0.432	F8			1B 1-2 BB				1B IBB		2	0	0	0	2	1	0						
Ron Swoboda, R (1, 9) OBP: 0.390, SLG: 0.420	K							FC6-4 1B		4	0	2	4	0	1	0						
Jerry Grote, R (1, 2) OBP: 0.198, SLG: 0.301			1-3		1-3			FC6-4 1-2		4	0	0	0	0	0	4						
Ray Sadecki, L (1, 1)			4-3		6-3					3	0	0	0	0	0	0						
Inning Stats	R: 0 E: 0 K: 1 S: 5	H: 1 LOB: 1 BB: 1 P: 9	R: 0 E: 0 K: 1 S: 5	H: 0 LOB: 0 BB: 0 P: 5	R: 0 E: 0 K: 0 S: 3	H: 0 LOB: 0 BB: 0 P: 3	R: 2 E: 0 K: 0 S: 6	H: 3 LOB: 2 BB: 1 P: 10	R: 0 E: 0 K: 1 S: 5	H: 0 LOB: 0 BB: 1 P: 9	R: 0 E: 0 K: 1 S: 5	H: 0 LOB: 0 BB: 0 P: 5	R: 0 E: 0 K: 0 S: 3	H: 0 LOB: 0 BB: 0 P: 3	R: 3 E: 0 K: 0 S: 5	H: 2 LOB: 2 BB: 3 P: 17	R: 0 E: 0 K: 0 S: 3	H: 0 LOB: 0 BB: 0 P: 3	1B: 6 2B: 0 3B: 0 HR: 0	SF: 1 SAC: 0 DP: 0 HBP: 0	WP: 0 PB: 0 SB: 0 CS: 1	PA: 35
PITCHER Mike Torrez, R (1, 1) ERA: 2.87 Sal Campisi, R (7, 1) ERA: 2.99 Frank Linzy, R (8, 1) ERA: 6.4	IP: 6.0 WLS: L BF: 24 H: 4 R: 2 ER: 2 SO: 4 BB: 3 IBB: 0 HBP: 0 BLK: 0 WP: 0 HR: 0 S: 29 P: 41 ERA: 3.00 WHIP: 1.167															PITCHER						

St. Louis Cardinals @ New York Mets
Shea Stadium, Flushing, NY
Tue May 26 1970, 7:05 PM EDT
Att: 13,473 - Unknown

AB 28
R 5
H 6
RBI 5
BB 6
SO 4
LOB 9



Batter	1	2	3	4	5	6	7	8	9	AB	R	H	RBI	BB	SO	LOB	TOP			
Vic Davallio, L (1, 8) OBP: 0.241, SLG: 0.429										4	0	0	0	0	2	2				
Leron Lee, L (1, 9) OBP: 0.318, SLG: 0.368										4	0	0	0	0	3	0				
Dick Allen, R (1, 3) OBP: 0.380, SLG: 0.658										4	0	0	0	0	0	0				
Joe Torre, R (1, 2) OBP: 0.375, SLG: 0.475										3	0	0	0	1	0	0				
Joe Hague, L (1, 7) OBP: 0.437, SLG: 0.465										4	0	0	0	0	2					
Julian Javier, R (1, 4) OBP: 0.276, SLG: 0.287										2	0	0	0	1	1	0				
Mike Shannon, R (1, 5) OBP: 0.097, SLG: 0.133										3	0	1	0	0	0	1				
Dal Maxvill, R (1, 6) OBP: 0.333, SLG: 0.200										2	0	1	0	0	1	1				
Phil Gagliano, R (8, PH) OBP: 0.353, SLG: 0.399										1	0	0	0	0	0	0				
Chuck Taylor, R (8, 1)										0	0	0	0	0	0	0				
Steve Carlton, L (1, 1) OBP: 0.100, SLG: 0.100										2	0	0	0	0	2	2				
Lou Brock, L (8, PH) OBP: 0.353, SLG: 0.399										1	0	1	0	0	0	0				
Mitt Ramirez, R (8, PR) OBP: 0.188, SLG: 0.103										0	0	0	0	0	0	0				
Inning Stats	R: 0 H: 0 E: 0 K: 2 S: 7	H: 0 LOB: 0 BB: 0 P: 7	R: 0 H: 0 E: 0 K: 0 S: 3	H: 0 LOB: 0 BB: 0 P: 3	R: 0 H: 1 E: 0 K: 3 S: 10	H: 1 LOB: 1 BB: 0 P: 10	R: 0 H: 0 E: 0 K: 1 S: 5	H: 0 LOB: 1 BB: 1 P: 9	R: 0 H: 1 E: 0 K: 2 S: 8	H: 1 LOB: 1 BB: 0 P: 8	R: 0 H: 0 E: 0 K: 0 S: 3	H: 0 LOB: 1 BB: 1 P: 7	R: 0 H: 1 E: 0 K: 0 S: 3	H: 1 LOB: 1 BB: 0 P: 3	R: 0 H: 0 E: 1 K: 1 S: 6	H: 0 LOB: 1 BB: 0 P: 6	1B: 2 2B: 1 3B: 0 HR: 0	SF: 0 SAC: 0 DP: 1 HBP: 0	WP: 0 PB: 0 SB: 0 CS: 0	PA: 32
PITCHER Gary Gentry, R (1, 1) ERA: 2.63	IP: 9.0 WLS: W BF: 32 H: 3 R: 0 ER: 0 SO: 9 BB: 2 IBB: 0 HBP: 0 BLK: 0 WP: 0 HR: 0 S: 48 P: 56 ERA: 0.00 WHIP: 0.556															PITCHER				

St. Louis Cardinals @ New York Mets
Shea Stadium, Flushing, NY
Wed May 27 1970, 7:05 PM EDT
Att: 28,597 - Unknown

AB 30
R 0
H 3
RBI 0
BB 2
SO 9
LOB 8



Batter	1	2	3	4	5	6	7	8	9	AB	R	H	RBI	BB	SO	LOB	BOTTOM	
Cleon Jones, R (1, 7) OBP: 0.267, SLG: 0.262										4	0	2	2	0	0	0		
Bud Harrelson, S (1, 6) OBP: 0.405, SLG: 0.403										2	0	0	0	2	0	3		
Tommie Agee, R (1, 8) OBP: 0.323, SLG: 0.356										2	1	0	0	2	1	2		
Donn Clendenon, R (1, 3) OBP: 0.347, SLG: 0.537										4	0	2	0	0	2	3		
Mike Jorgensen, L (8, 3) OBP: 0.304, SLG: 0.354										0	0	0	0	0	0	0		
Ron Swoboda, R (1, 9) OBP: 0.376, SLG: 0.402										4	0	0	0	0	3	3		
Joe Foy, R (1, 5) OBP: 0.382, SLG: 0.328										3	1	0	0	1	0	3		
Jerry Grote, R (1, 2) OBP: 0.211, SLG: 0.302										3	1	1	0	1	0	2		
Al Weis, S (1, 4) OBP: 0.304, SLG: 0.308										3	0	0	0	1	1	1		
Gary Gentry, R (1, 1) OBP: 0.115, SLG: 0.042										4	0	0	0	0	4	3		
Inning Stats	R: 0 H: 0 E: 0 K: 2 S: 7	H: 0 LOB: 1 BB: 1 P: 11	R: 0 H: 0 E: 0 K: 1 S: 5	H: 0 LOB: 1 BB: 1 P: 9	R: 0 H: 1 E: 1 K: 2 S: 8	H: 1 LOB: 2 BB: 1 P: 12	R: 2 H: 2 E: 0 K: 1 S: 7	H: 2 LOB: 2 BB: 2 P: 15	R: 0 H: 0 E: 0 K: 2 S: 7	H: 0 LOB: 0 BB: 0 P: 7	R: 1 H: 1 E: 0 K: 1 S: 6	H: 1 LOB: 1 BB: 1 P: 10	R: 0 H: 0 E: 0 K: 1 S: 5	H: 0 LOB: 0 BB: 0 P: 5	1B: 5 2B: 0 3B: 0 HR: 0	SF: 0 SAC: 0 DP: 0 HBP: 0	WP: 0 PB: 0 SB: 4 CS: 0	PA: 36
PITCHER Steve Carlton, L (1, 1) ERA: 3.8	IP: 7.0 WLS: L BF: 33 H: 5 R: 3 ER: 3 SO: 10 BB: 6 IBB: 1 HBP: 0 BLK: 0 WP: 0 HR: 0 S: 46 P: 74 ERA: 3.86 WHIP: 1.571															PITCHER		
Chuck Taylor, R (8, 1) ERA: 2.06	IP: 1.0 WLS: L BF: 3 H: 0 R: 0 ER: 0 SO: 1 BB: 0 IBB: 0 HBP: 0 BLK: 0 WP: 0 HR: 0 S: 5 P: 5 ERA: 0.00 WHIP: 0.000															PITCHER		

St. Louis Cardinals @ New York Mets
Shea Stadium, Flushing, NY
Wed May 27 1970, 7:05 PM EDT
Att: 28,597 - Unknown

AB 29
R 3
H 5
RBI 2
BB 7
SO 11
LOB 20



Batter	1	2	3	4	5	6	7	8	9	AB	R	H	RBI	BB	SO	LOB	TOP			
Vic Davallilo, L OBP: 0.265, SLG: 0.438 (1, 8)										4	2	1	0	1	0	4	St. Louis Cardinals @ New York Mets Shea Stadium, Flushing, NY Thu May 28 1970, 3:33 AM EDT Att: 20,919 - Unknown			
Julian Javier, R OBP: 0.281, SLG: 0.286 (1, 4)										4	2	1	0	1	0	4				
Lou Brock, L OBP: 0.348, SLG: 0.394 (1, 7)										4	0	1	1	0	1	3				
Dick Allen, R OBP: 0.386, SLG: 0.669 (1, 3)										5	2	3	1	0	0	1				
Joe Torre, R OBP: 0.381, SLG: 0.469 (1, 2)										2	1	0	0	3	1	1				
Joe Hague, L OBP: 0.438, SLG: 0.509 (1, 9)										5	2	4	5	0	0	1				
Mike Shannon, R OBP: 0.111, SLG: 0.118 (1, 5)										4	0	0	1	1	1	4				
Dal Maxvill, R OBP: 0.330, SLG: 0.202 (1, 6)									4	0	1	0	0	1	2					
Bob Gibson, R OBP: 0.367, SLG: 0.357 (1, 1)									3	0	2	1	0	0	0					
Inning Stats	R: 4 E: 0 K: 1 S: 7	H: 2 LOB: 1 BB: 3 P: 19	R: 0 E: 0 K: 0 S: 3	H: 1 LOB: 0 BB: 0 P: 3	R: 0 E: 0 K: 0 S: 3	H: 0 LOB: 1 BB: 1 P: 7	R: 0 E: 0 K: 1 S: 5	H: 0 LOB: 0 BB: 0 P: 5	R: 1 E: 0 K: 0 S: 6	H: 2 LOB: 1 BB: 0 P: 6	R: 0 E: 0 K: 1 S: 5	H: 1 LOB: 0 BB: 0 P: 5	R: 1 E: 0 K: 1 S: 6	H: 1 LOB: 1 BB: 1 P: 10	R: 2 E: 0 K: 0 S: 5	H: 3 LOB: 1 BB: 1 P: 9	1B: 9 2B: 4 3B: 0 HR: 1	SF: 1 SAC: 1 DP: 3 HBP: 0	WP: 0 PB: 0 SB: 0 CS: 1	PA: 43
PITCHER	IP WLS BF H R ER SO BB IBB HBP BLK WP HR S P ERA WHIP	IP WLS BF H R ER SO BB IBB HBP BLK WP HR S P ERA WHIP																		
Jim McAndrew, R ERA: 9.35 (1, 1)	0.1 L 5 1 4 4 1 3 0 0 0 0 0 4 16 108.00 12.000	4.2 18 4 1 1 1 1 1 0 0 0 0 0 19 23 1.93 1.071	2.0 9 4 1 1 1 0 1 1 0 0 0 1 11 11 4.50 2.000	2.0 11 4 3 3 1 1 1 0 0 0 0 1 11 13.50 2.500																

AB	35
R	9
H	13
RBI	9
BB	6
SO	4
LOB	20



Batter	1	2	3	4	5	6	7	8	9	AB	R	H	RBI	BB	SO	LOB	BOTTOM			
Cleon Jones, R OBP: 0.265, SLG: 0.259 (1, 7)										5	0	1	0	0	0	1	St. Louis Cardinals @ New York Mets Shea Stadium, Flushing, NY Thu May 28 1970, 3:33 AM EDT Att: 20,919 - Unknown			
Wayne Garrett, L OBP: 0.381, SLG: 0.408 (1, 5)										5	1	1	0	0	2	2				
Tommie Agee, R OBP: 0.326, SLG: 0.359 (1, 8)										4	1	2	0	0	2	0				
Art Shamsky, L OBP: 0.422, SLG: 0.552 (1, 3)										3	0	1	0	1	0	0				
Ken Boswell, L OBP: 0.359, SLG: 0.396 (1, 4)										3	0	3	2	0	0	0				
Ron Swoboda, R OBP: 0.363, SLG: 0.385 (1, 9)										4	0	0	0	0	2	6				
Jerry Grote, R OBP: 0.212, SLG: 0.292 (1, 2)										3	0	0	0	1	1	5				
Al Weis, S OBP: 0.300, SLG: 0.302 (1, 6)										4	0	1	0	0	1	2				
Jim McAndrew, R ERA: 9.35 (1, 1)	9.0 W 38 9 2 2 11 2 0 0 0 0 0 58 66 2.00 1.222	4.2 18 4 1 1 1 1 1 0 0 0 0 0 19 23 1.93 1.071	2.0 9 4 1 1 1 0 1 1 0 0 0 1 11 11 4.50 2.000	2.0 11 4 3 3 1 1 1 0 0 0 0 1 11 13.50 2.500																
PITCHER	IP WLS BF H R ER SO BB IBB HBP BLK WP HR S P ERA WHIP	IP WLS BF H R ER SO BB IBB HBP BLK WP HR S P ERA WHIP																		

AB	35
R	2
H	9
RBI	2
BB	2
SO	11
LOB	19



Batter	1	2	3	4	5	6	7	8	9	AB R H RBI BB SO LOB	TOP												
Jesus Alou, R OBP: 0.310, SLG: 0.344 (1, 7)	5-3		L6		E9 2B 1B		4-3		L5	5 1 1 1 0 0 0	Houston Astros @ New York Mets Shea Stadium, Flushing, NY Fri May 29 1970, 7:05 PM EDT Att: 35,753 - Unknown												
Joe Morgan, L OBP: 0.419, SLG: 0.424 (1, 4)	F8		2B		2B BB		K		2B	4 1 2 0 1 1 0													
Jimmy Wynn, R OBP: 0.405, SLG: 0.576 (1, 8)	K		P6		1B 1-H 2-H		HR		IBB	4 1 2 3 1 1 1													
Norm Miller, L OBP: 0.365, SLG: 0.404 (1, 9)				2-3	2B		WP HBP		4-3	3 0 1 0 1 0 2													
Denis Menke, R OBP: 0.393, SLG: 0.463 (1, 6)				K	F5		K			4 0 1 0 0 2 3													
Joe Pepitone, L OBP: 0.294, SLG: 0.506 (1, 3)				3-1	K					4 0 0 0 0 2 4													
Doug Rader, R OBP: 0.346, SLG: 0.512 (1, 5)					HR		6-3		F2	4 1 1 1 0 1 2													
Johnny Edwards, L OBP: 0.234, SLG: 0.258 (1, 2)					SH1-4 E 1B		F8		6-3	4 1 1 0 0 1 2													
Tom Griffin, R OBP: 0.133, SLG: 0.143 (1, 1)					SH1-4		K			1 0 0 0 0 1 0													
Jack Billingham, R (5, 1)										2 0 0 0 0 2 0													
Inning Stats	R: 0 E: 0 K: 1 S: 5	H: 0 LOB: 0 BB: 0 P: 5	R: 0 E: 0 K: 3 S: 10	H: 1 LOB: 2 BB: 1 P: 14	R: 0 E: 0 K: 1 S: 6	H: 1 LOB: 1 BB: 0 P: 6	R: 0 E: 0 K: 1 S: 5	H: 0 LOB: 0 BB: 0 P: 5	R: 4 E: 1 K: 1 S: 10	H: 5 LOB: 2 BB: 1 P: 14	R: 0 E: 0 K: 2 S: 8	H: 1 LOB: 1 BB: 0 P: 9	R: 0 E: 0 K: 0 S: 3	H: 0 LOB: 0 BB: 0 P: 3	R: 0 E: 0 K: 1 S: 6	H: 1 LOB: 2 BB: 1 P: 10	1B: 4 2B: 3 3B: 0 HR: 2	SF: 0 SAC: 1 DP: 0 HBP: 1	WP: 1 PB: 0 SB: 0 CS: 0	PA: 40			
PITCHER	IP WLS BF H R ER SO BB IBB HBP BLK WP HR S P ERA WHIP											PITCHER	IP WLS BF H R ER SO BB IBB HBP BLK WP HR S P ERA WHIP										
Tom Seaver, R ERA: 2.29 (1, 1)	8.0 L 35 8 5 5 10 2 0 1 0 1 2 52 61 5.62 1.250											Tug McGraw, L ERA: 4.64 (9, 1)	1.0 5 1 0 0 1 0 1 0 0 0 6 10 0.00 1.000										

AB	35
R	5
H	9
RBI	5
BB	3
SO	11
LOB	14



Batter	1	2	3	4	5	6	7	8	9	AB R H RBI BB SO LOB	BOTTOM												
Cleon Jones, R OBP: 0.264, SLG: 0.259 (1, 7)	1-3		K			FC6-4 1B			K	4 0 1 0 0 2 1	Houston Astros @ New York Mets Shea Stadium, Flushing, NY Fri May 29 1970, 7:05 PM EDT Att: 35,753 - Unknown												
Bud Harrelson, S OBP: 0.407, SLG: 0.401 (1, 6)	G5-4-3 BB			G6-4-3 1B		FC6-4 G4-3			K	3 0 1 0 1 1 1													
Tommie Agee, R OBP: 0.320, SLG: 0.351 (1, 8)	G5-4-3 1-2			G6-4-3 1-2		G4-3 1-2			1-3	4 0 0 0 0 0 3													
Art Shamsky, L OBP: 0.413, SLG: 0.538 (1, 3)				4-3					F7	3 0 0 0 0 1 0													
Ken Boswell, L OBP: 0.350, SLG: 0.385 (1, 4)					L3				F7	3 0 0 0 0 0 0													
Ron Swoboda, R OBP: 0.353, SLG: 0.374 (1, 9)					F9				6-3	3 0 0 0 0 1 0													
Wayne Garrett, L OBP: 0.379, SLG: 0.392 (1, 5)					K				K	2 0 0 0 1 2 0													
Jerry Grote, R OBP: 0.216, SLG: 0.293 (1, 2)					F8				K	3 0 1 0 0 1 0													
Tom Seaver, R OBP: 0.211, SLG: 0.194 (1, 1)									G3	1 0 0 0 1 0 2													
Ed Kranepool, L OBP: 0.250, SLG: 0.143 (8, PH)										1 0 0 0 0 0 0													
Tug McGraw, R OBP: 0.500, SLG: 0.500 (9, 1)										0 0 0 0 0 0 0													
Inning Stats	R: 0 E: 0 K: 0 S: 2	H: 0 LOB: 0 BB: 1 P: 6	R: 0 E: 0 K: 2 S: 7	H: 0 LOB: 0 BB: 0 P: 7	R: 0 E: 0 K: 2 S: 7	H: 0 LOB: 1 BB: 1 P: 11	R: 0 E: 0 K: 0 S: 3	H: 1 LOB: 0 BB: 0 P: 3	R: 0 E: 0 K: 0 S: 4	H: 1 LOB: 2 BB: 1 P: 8	R: 0 E: 0 K: 0 S: 3	H: 1 LOB: 0 BB: 0 P: 3	R: 0 E: 0 K: 2 S: 7	H: 0 LOB: 0 BB: 0 P: 7	R: 0 E: 0 K: 2 S: 7	H: 0 LOB: 0 BB: 0 P: 7	1B: 3 2B: 0 3B: 0 HR: 0	SF: 0 SAC: 0 DP: 3 HBP: 0	WP: 0 PB: 0 SB: 0 CS: 0	PA: 30			
PITCHER	IP WLS BF H R ER SO BB IBB HBP BLK WP HR S P ERA WHIP											PITCHER	IP WLS BF H R ER SO BB IBB HBP BLK WP HR S P ERA WHIP										
Tom Griffin, R ERA: 5.73 (1, 1)	4.2 W 17 2 0 0 4 3 0 0 0 0 0 22 34 0.00 1.071											Jack Billingham, R ERA: 5.16 (5, 1)	4.1 W 13 1 0 0 4 0 0 0 0 0 0 21 21 0.00 0.231										



Batter	1	2	3	4	5	6	7	8	9	AB	R	H	RBI	BB	SO	LOB	TOP					
Jesus Alou, R OBP: 0.294, SLG: 0.324 (1, 9)	F9		6-3			5-3	F8		4-3	5	0	0	0	0	0	2						
Joe Morgan, L OBP: 0.416, SLG: 0.412 (1, 4)	K		P4			HR			F7	4	1	1	0	0	1	0						
Jimmy Wynn, R OBP: 0.402, SLG: 0.576 (1, 8)	F9				F8				E5	4	2	1	2	0	0	0						
Tommy Davis, R OBP: 0.287, SLG: 0.367 (1, 7)		K		6-3					HR	4	1	2	2	0	1	0						
Denis Menke, R OBP: 0.388, SLG: 0.454 (1, 6)		2B		K					F9	4	0	2	0	0	1	0						
Doug Radler, R OBP: 0.337, SLG: 0.494 (1, 5)		K			K		G6-4-3		G3	4	0	0	0	0	2	3						
Bob Watson, R OBP: 0.172, SLG: 0.286 (1, 3)										4	0	2	0	0	0	0						
Don Bryant, R OBP: 0.333, SLG: 0.333 (9, PH)										3	0	1	0	0	1	3						
Keith Lampard, L OBP: 0.350, SLG: 0.472 (9, PH)										1	0	1	0	0	0	0						
Denny Lemaster, R OBP: 0.186, SLG: 0.125 (5, 1)										2	0	0	0	0	0	2						
Jim Ray, R OBP: 0.290, SLG: 0.290 (7, PH)										0	0	0	0	0	0	0						
Mary Martinez, S OBP: 0.326, SLG: 0.326 (7, PH)										1	0	0	0	0	0	1						
Jim Bouton, R OBP: 0.330, SLG: 0.330 (7, 1)										0	0	0	0	0	0	0						
Scipio Spinks, R OBP: 0.417 (8, 1)										0	0	0	0	0	0	0						
Jack Dilauro, S OBP: 0.381, SLG: 0.404 (9, PH)										1	0	0	0	0	0	1						
Inning Stats	R: 0 E: 0 K: 1 S: 5	H: 0 LOB: 0 BB: 0 P: 5	R: 0 E: 0 K: 3 S: 11	H: 2 LOB: 2 BB: 0 P: 11	R: 0 E: 0 K: 1 S: 5	H: 0 LOB: 0 BB: 0 P: 5	R: 0 E: 0 K: 1 S: 5	H: 0 LOB: 0 BB: 0 P: 5	R: 0 E: 0 K: 2 S: 8	H: 1 LOB: 1 BB: 0 P: 8	R: 2 E: 0 K: 0 S: 6	H: 4 LOB: 1 BB: 0 P: 6	R: 0 E: 0 K: 0 S: 4	H: 1 LOB: 1 BB: 0 P: 4	R: 2 E: 1 K: 0 S: 5	H: 1 LOB: 0 BB: 0 P: 5	R: 0 E: 0 K: 0 S: 4	H: 1 LOB: 1 BB: 0 P: 4	1B: 5 2B: 3 3B: 0 HR: 2	SF: 0 SAC: 0 DP: 1 HBP: 0	WP: 0 PB: 0 SB: 0 CS: 0	PA: 37
PITCHER	IP WLS BF H R ER SO BB IBB HBP BLK WP HR S P ERA WHIP																					
Ray Sadecki, L ERA: 3.24 (1, 1)	8.0 W 33 9 4 3 8 0 0 0 0 0 2 49 49 3.38 1.125																					
Ron Taylor, R ERA: 2.64 (9, 1)	1.0 S 4 1 0 0 0 0 0 0 0 0 0 4 4 0.00 1.000																					

Houston Astros @ New York Mets
Shea Stadium, Flushing, NY
Sun May 31 1970, 3:33 AM EDT
Unknown

AB 37
R 4
H 10
RBI 4
BB 0
SO 8
LOB 11



Batter	1	2	3	4	5	6	7	8	9	AB	R	H	RBI	BB	SO	LOB	BOTTOM					
Tommie Agee, R OBP: 0.325, SLG: 0.369 (1, 8)	K	K			K		FC6-4			5	1	1	2	0	3	4						
Bud Harrelson, S OBP: 0.399, SLG: 0.391 (1, 6)										4	2	1	1	1	2	1						
Wayne Garrett, L OBP: 0.379, SLG: 0.392 (8, 4)	HR									0	0	0	0	0	0	0						
Cleon Jones, R OBP: 0.286, SLG: 0.306 (1, 7)	K									4	2	3	0	1	1	1						
Ron Swoboda, R OBP: 0.364, SLG: 0.437 (1, 9)										4	3	2	5	1	2	2						
Art Shamsky, L OBP: 0.418, SLG: 0.540 (1, 3)										4	1	2	2	0	1	0						
Mike Jorgensen, L OBP: 0.293, SLG: 0.340 (8, 3)	E4									1	0	0	0	0	0	0						
Joe Foy, R OBP: 0.363, SLG: 0.317 (1, 5)	K									2	1	0	1	2	1	1						
Duffy Dyer, R OBP: 0.308, SLG: 0.209 (1, 2)										4	1	1	1	1	0	1						
Al Weis, S OBP: 0.309, SLG: 0.333 (8, 6)										5	2	2	0	0	0	4						
Ray Sadecki, L OBP: 0.167, SLG: 0.091 (8, PH)										1	1	1	2	1	0	0						
Ed Kranepool, L OBP: 0.235, SLG: 0.133 (9, 1)										1	0	0	0	0	0	2						
Ron Taylor, R ERA: 4.22 (9, 1)										0	0	0	0	0	0	0						
Inning Stats	R: 2 E: 1 K: 3 S: 11	H: 1 LOB: 1 BB: 1 P: 15	R: 0 E: 0 K: 1 S: 5	H: 0 LOB: 1 BB: 1 P: 9	R: 0 E: 0 K: 2 S: 7	H: 1 LOB: 0 BB: 0 P: 7	R: 0 E: 0 K: 1 S: 5	H: 0 LOB: 0 BB: 0 P: 5	R: 0 E: 0 K: 1 S: 5	H: 0 LOB: 0 BB: 0 P: 5	R: 5 E: 0 K: 1 S: 9	H: 3 LOB: 1 BB: 2 P: 17	R: 2 E: 0 K: 1 S: 8	H: 3 LOB: 1 BB: 0 P: 8	R: 3 E: 0 K: 1 S: 8	H: 3 LOB: 1 BB: 1 P: 12	R: 2 E: 0 K: 0 S: 5	H: 2 LOB: 2 BB: 2 P: 13	1B: 7 2B: 2 3B: 1 HR: 3	SF: 1 SAC: 2 DP: 0 HBP: 0	WP: 2 PB: 0 SB: 0 CS: 1	PA: 45
PITCHER	IP WLS BF H R ER SO BB IBB HBP BLK WP HR S P ERA WHIP																					
Denny Lemaster, L ERA: 4.86 (1, 1)	4.1 L 21 4 6 6 8 3 0 0 0 0 2 1 34 46 12.46 1.615																					
Jim Ray, R ERA: 4.33 (5, 1)	1.2 10 4 3 3 1 1 0 0 0 0 1 11 15 16.20 3.000																					
Jim Bouton, R ERA: 6.92 (7, 1)	0.1 5 3 3 3 0 1 0 0 0 0 0 4 8 81.00 12.000																					
Scipio Spinks, R ERA: 9.88 (7, 1)	1.0 7 2 2 2 1 2 0 0 0 0 1 7 15 18.00 4.000																					
Jack Dilauro, L ERA: 4.22 (8, 1)	0.2 2 0 0 0 0 0 0 0 0 0 0 2 2 0.00 0.000																					

Houston Astros @ New York Mets
Shea Stadium, Flushing, NY
Sun May 31 1970, 3:33 AM EDT
Unknown

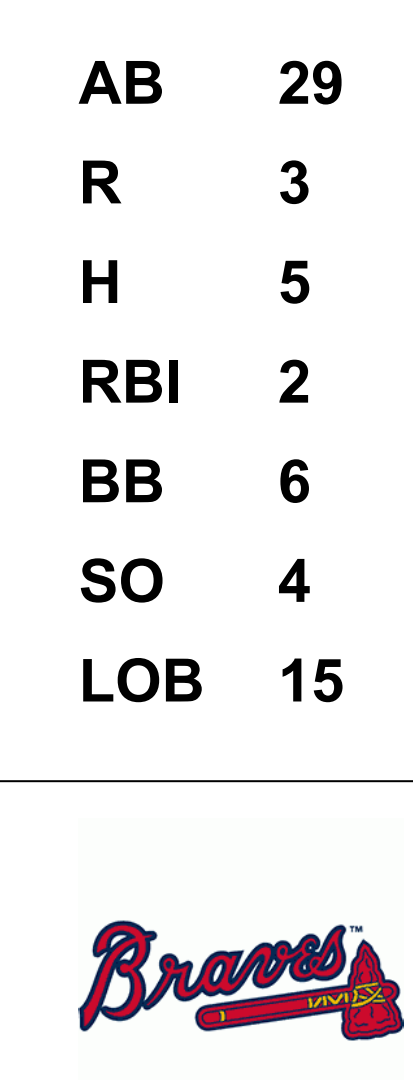
AB 35
R 14
H 13
RBI 14
BB 7
SO 10
LOB 16



Batter	1	2	3	4	5	6	7	8	9	AB	R	H	RBI	BB	SO	LOB	TOP										
Tommie Agee, R (1, 8) OBP: 0.330, SLG: 0.385	6-3		1B					6-3		4	1	1	0	0	0	0	New York Mets @ Atlanta Braves Atlanta Stadium, Atlanta, GA Thu Jun 04 1970, 7:05 PM EDT Att: 19,809 - Unknown										
Bud Harrelson, S (1, 6) OBP: 0.406, SLG: 0.397	1B		1B				1-3	FC6-4 1B		4	0	3	1	0	0	0											
Cleon Jones, R (1, 7) OBP: 0.306, SLG: 0.316	1B		K				1-3	FC6-4 1-2		4	0	1	0	0	1	2											
Art Shamsky, L (1, 3) OBP: 0.410, SLG: 0.521	P3		F8				1B			4	0	2	0	0	0	3											
Ken Boswell, L (1, 4) OBP: 0.331, SLG: 0.352	F9						G3			4	0	0	0	0	1	4											
Ron Swoboda, R (1, 9) OBP: 0.346, SLG: 0.407		4-3								4	0	0	0	0	2	1											
Joe Foy, R (1, 5) OBP: 0.355, SLG: 0.296		F7								4	0	0	0	0	1	1											
Jerry Grote, R (1, 2) OBP: 0.205, SLG: 0.257		F9								3	0	0	0	0	0	0											
Tom Seaver, R (1, 1) OBP: 0.200, SLG: 0.184										2	0	0	0	0	0	0											
Dave Marshall, L (8, PH) OBP: 0.360, SLG: 0.609										1	0	0	0	0	0	0											
Tug McGraw, R (8, 1) OBP: 0.333, SLG: 0.333								P6		0	0	0	0	0	0	0											
Inning Stats	R: 0 E: 0 K: 0 S: 5	H: 2 LOB: 2 BB: 0 P: 5	R: 0 E: 0 K: 0 S: 3	H: 0 LOB: 0 BB: 0 P: 3	R: 1 E: 0 K: 1 S: 7	H: 2 LOB: 1 BB: 0 P: 7	R: 0 E: 0 K: 1 S: 5	H: 0 LOB: 0 BB: 0 P: 5	R: 0 E: 0 K: 0 S: 3	H: 0 LOB: 0 BB: 0 P: 3	R: 0 E: 0 K: 2 S: 7	H: 1 LOB: 1 BB: 0 P: 7	R: 0 E: 0 K: 2 S: 7	H: 0 LOB: 0 BB: 0 P: 7	R: 0 E: 0 K: 0 S: 4	H: 1 LOB: 1 BB: 0 P: 4	R: 0 E: 0 K: 0 S: 6	H: 1 LOB: 1 BB: 0 P: 6	1B: 6 2B: 1 3B: 0 HR: 0	SF: 0 SAC: 0 DP: 0 HBP: 0	WP: 0 PB: 0 CS: 0	PA: 34					
PITCHER	IP	WLS	BF	H	R	ER	SO	BB	IBB	HBP	BLK	WP	HR	S	P	ERA	WHIP										
Pat Jarvis, R (1, 1) ERA: 3.12	9.0	W	34	7	1	1	5	0	0	0	0	0	0	44	44	1.00	0.778										

Batter	1	2	3	4	5	6	7	8	9	AB	R	H	RBI	BB	SO	LOB	BOTTOM										
Gil Garrido, R (1, 6) OBP: 0.377, SLG: 0.421	6-3									3	0	1	0	1	0	0	New York Mets @ Atlanta Braves Atlanta Stadium, Atlanta, GA Thu Jun 04 1970, 7:05 PM EDT Att: 19,809 - Unknown										
Felix Milten, R (1, 4) OBP: 0.332, SLG: 0.392	1-3									4	1	2	0	0	0	2											
Hank Aaron, R (1, 9) OBP: 0.398, SLG: 0.649	4-3									4	0	0	0	0	1	4											
Rico Carty, R (1, 7) OBP: 0.525, SLG: 0.782										2	1	1	1	2	0	0											
Mike Lum, L (8, PR) OBP: 0.295, SLG: 0.246										0	0	0	0	0	0	0											
Orlando Cepeda, R (1, 3) OBP: 0.393, SLG: 0.590										4	0	1	1	0	0	1											
Tony Gonzalez, L (1, 8) OBP: 0.322, SLG: 0.372										2	0	0	0	2	1	0											
Clete Boyer, R (1, 5) OBP: 0.266, SLG: 0.349										4	0	0	0	0	1	5											
Bob Tillman, R (1, 2) OBP: 0.293, SLG: 0.400										3	0	0	0	1	0	2											
Pat Jarvis, R (1, 1) OBP: 0.091, SLG: 0.063										3	1	0	0	0	1	1											
Inning Stats	R: 0 E: 0 K: 0 S: 3	H: 0 LOB: 0 BB: 0 P: 3	R: 0 E: 0 K: 1 S: 5	H: 0 LOB: 0 BB: 0 P: 5	R: 0 E: 0 K: 0 S: 3	H: 0 LOB: 0 BB: 0 P: 3	R: 1 E: 1 K: 0 S: 5	H: 2 LOB: 3 BB: 2 P: 13	R: 1 E: 0 K: 1 S: 6	H: 1 LOB: 1 BB: 1 P: 10	R: 1 E: 0 K: 1 S: 6	H: 1 LOB: 0 BB: 1 P: 6	R: 0 E: 0 K: 1 S: 6	H: 1 LOB: 2 BB: 1 P: 10	R: 0 E: 0 K: 0 S: 3	H: 0 LOB: 2 BB: 2 P: 11	1B: 4 2B: 0 3B: 0 HR: 1	SF: 0 SAC: 0 DP: 0 HBP: 0	WP: 1 PB: 1 CS: 0	PA: 35							
PITCHER	IP	WLS	BF	H	R	ER	SO	BB	IBB	HBP	BLK	WP	HR	S	P	ERA	WHIP										
Tom Seaver, R (1, 1) ERA: 2.31	7.0	L	30	5	3	2	4	3	1	0	0	0	0	34	50	2.57	1.143										
Tug McGraw, L (8, 1) ERA: 3.91	1.0		5	0	0	0	0	2	0	0	0	0	0	3	11	0.00	2.000										

AB 34
R 1
H 7
RBI 1
BB 0
SO 5
LOB 11



Batter	1	2	3	4	5	6	7	8	9	AB	R	H	RBI	BB	SO	LOB	TOP	
Tommie Agee, R (1, 8) OBP: 0.335, SLG: 0.405 Mike Jorgensen, L (4, 8) OBP: 0.295, SLG: 0.358	E6 3-1 4-3	HR		FC1-6 1-2 3-H 1B		2B		K		3	1	2	2	0	0	0		
Bud Harrelson, S (1, 6) OBP: 0.397, SLG: 0.388	4-3	6-3		FC1-6 1-2 2-3		SF7		K2-3		4	0	0	1	0	1	5		
Cleon Jones, R (1, 7) OBP: 0.305, SLG: 0.311	FC5 3-1 BB		6-3	4-3		K				3	0	0	0	1	1	3		
Art Shamsky, L (1, 3) OBP: 0.406, SLG: 0.514	3-1		G3 1B		1-3		F9			4	0	1	0	0	0	2		
Ken Boswell, L (1, 4) OBP: 0.329, SLG: 0.344	IBB		G3 1-2		F8		E3 CS			3	0	0	0	1	0	1		
Ron Swoboda, R (1, 9) OBP: 0.343, SLG: 0.397	FC5 2-3f		6-3		FC6-4 BB		K			3	0	0	0	1	1	5		
Joe Foy, R (1, 5) OBP: 0.364, SLG: 0.331		HR		1B 1B	FC6-4 1-2f		BB 1B			4	2	3	1	0	0	1		
Jerry Grote, R (1, 2) OBP: 0.208, SLG: 0.259 (8, PH) Dave Marshall, L (8, PH) Ron Taylor, R (8, 1)		G3		FC1-6 1-3 1B		1-3		F5		3	0	1	0	0	0	0		
Nolan Ryan, R (1, 1) OBP: 0.136, SLG: 0.136 (8, PH) Duffy Dyer, R (8, 2)		K		K		2B SF7 1B		BB		1	0	0	0	0	0	0		
Inning Stats	R: 0 E: 1 K: 0 S: 4	H: 0 LOB: 3 BB: 2 P: 12	R: 2 E: 0 K: 1 S: 7	H: 2 LOB: 0 BB: 0 P: 7	R: 0 E: 0 K: 0 S: 4	H: 1 LOB: 1 BB: 0 P: 4	R: 1 E: 0 K: 1 S: 8	H: 3 LOB: 2 BB: 0 P: 8	R: 0 E: 0 K: 0 S: 3	H: 0 LOB: 1 BB: 1 P: 7	R: 0 E: 1 K: 1 S: 5	H: 0 LOB: 0 BB: 0 P: 5	R: 0 E: 0 K: 2 S: 8	H: 1 LOB: 2 BB: 1 P: 12				
PITCHER	IP WLS BF H R ER SO BB IBB HBP BLK WP HR S P ERA WHIP																	
Jim McGlothlin, R (1, 1) ERA: 2.74 Don Gullett, L (8, 1) ERA: 1.37	7.0 W 34 9 4 4 4 2 1 0 0 0 0 2 39 51 5.14 1.571																	
1B: 6 SF: 1 WP: 0 PA: 38 2B: 1 SAC: 0 RB: 0 3B: 0 DP: 0 HR: 2 HBP: 0 CS: 1																		

New York Mets @ Cincinnati Reds
Crosley Field, Cincinnati, OH
Fri Jun 05 1970, 7:05 PM EDT
Att: 20,101 - Unknown

AB	33
R	4
H	9
RBI	4
BB	4
SO	6
LOB	22

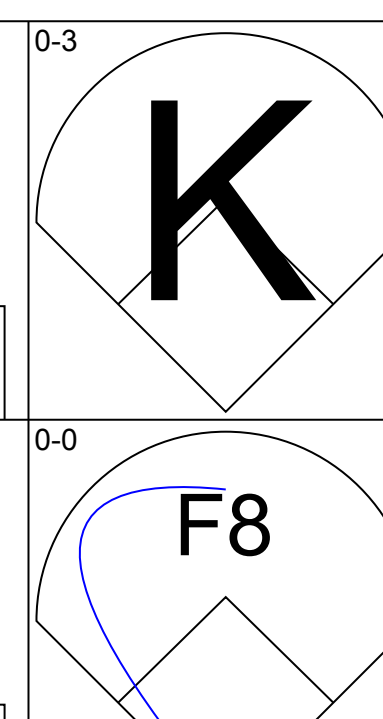
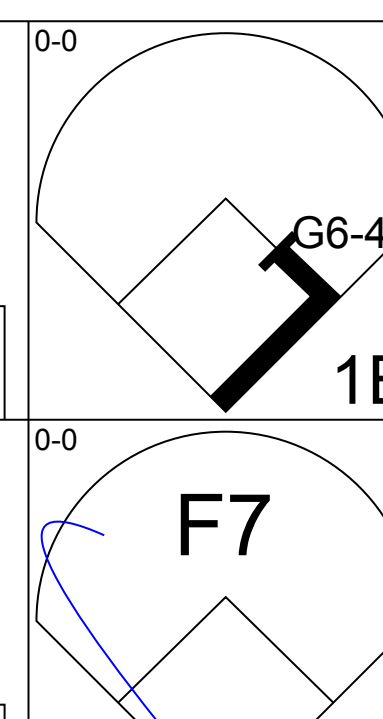
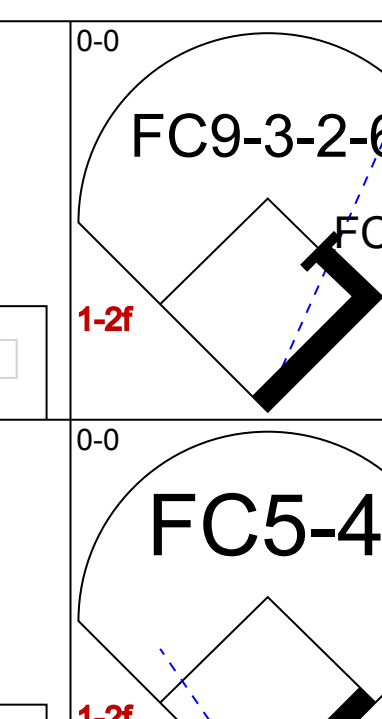
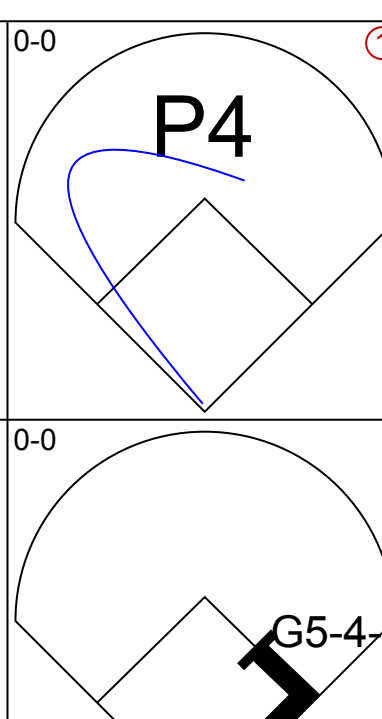
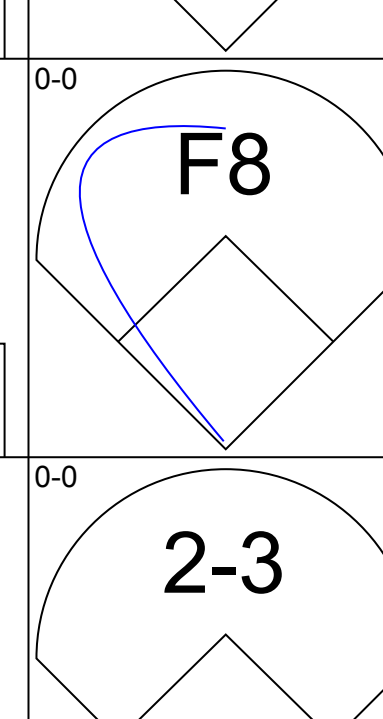
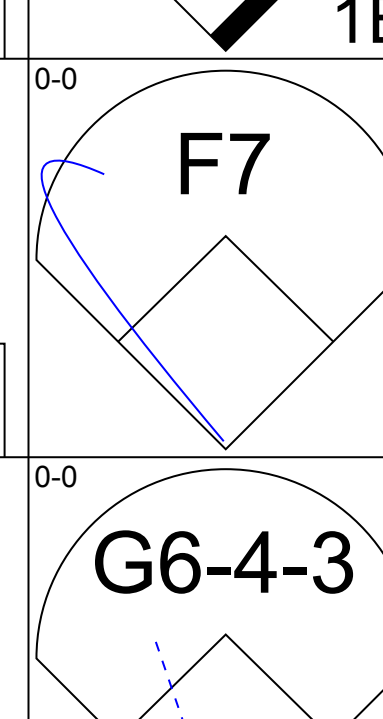
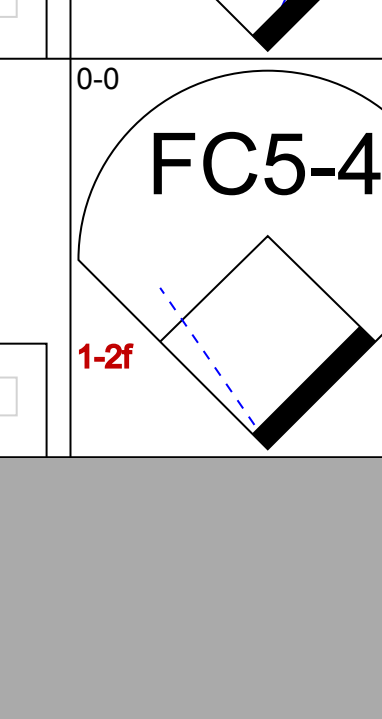
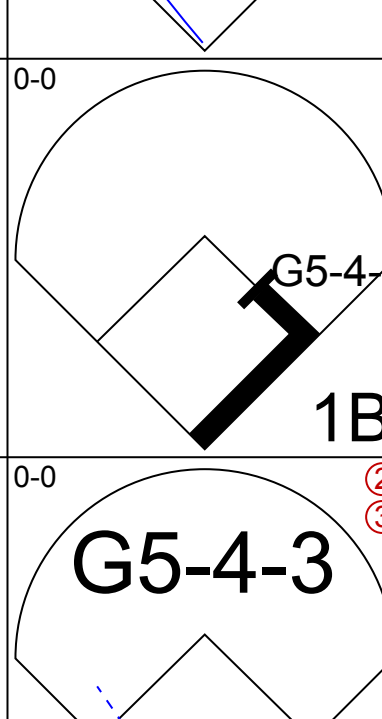
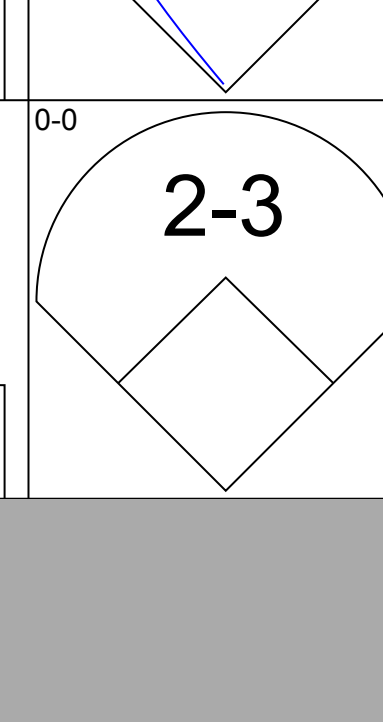
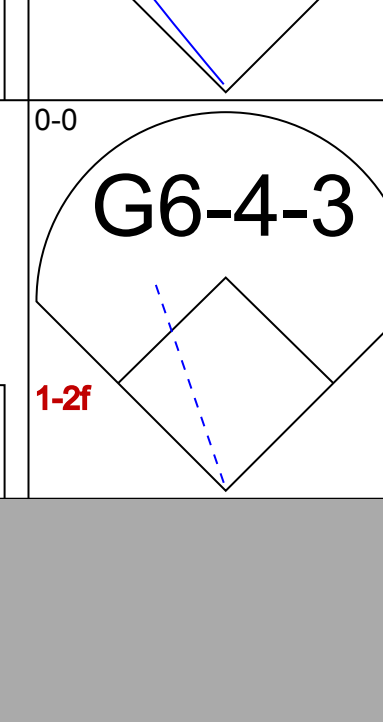
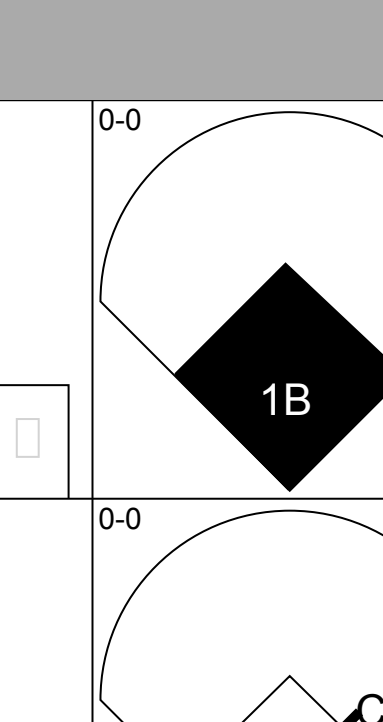
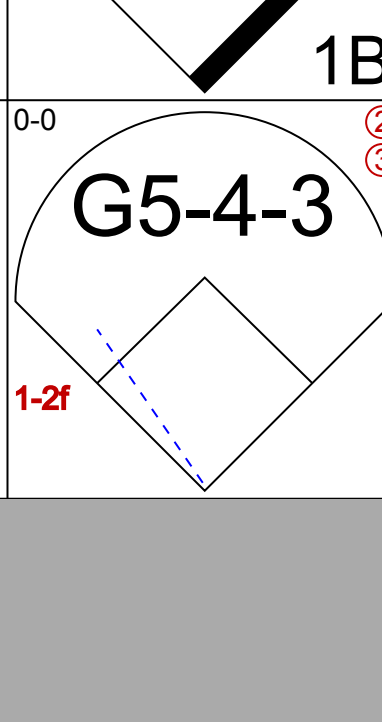
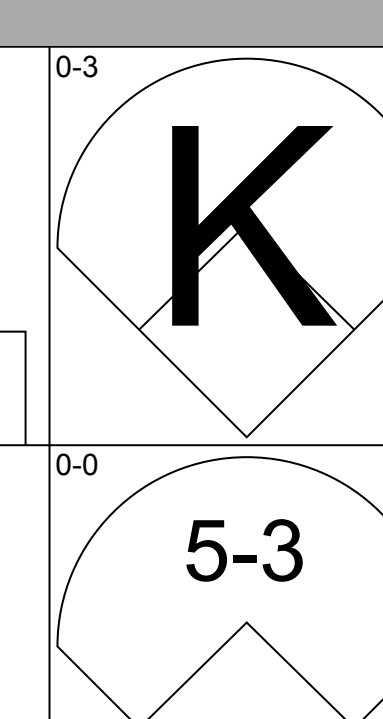
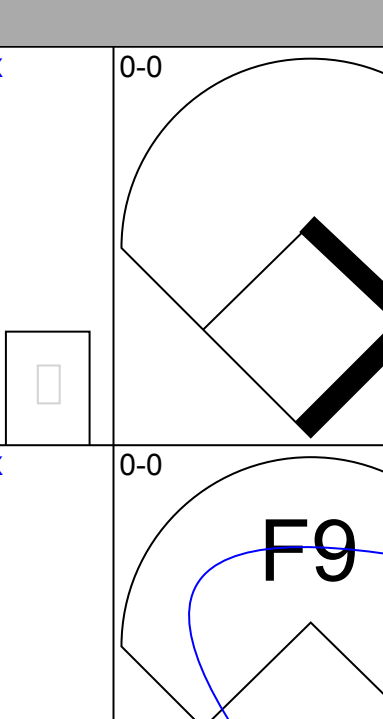
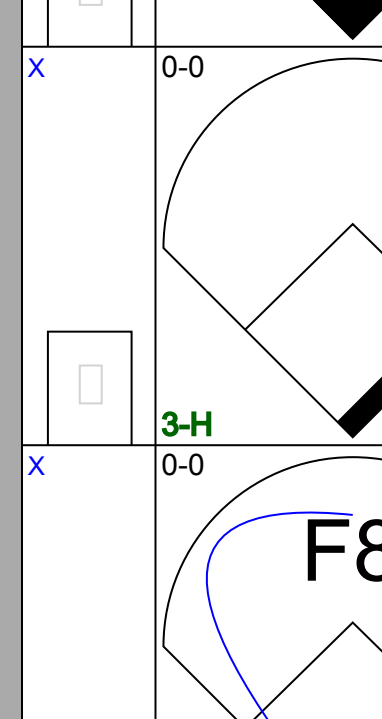
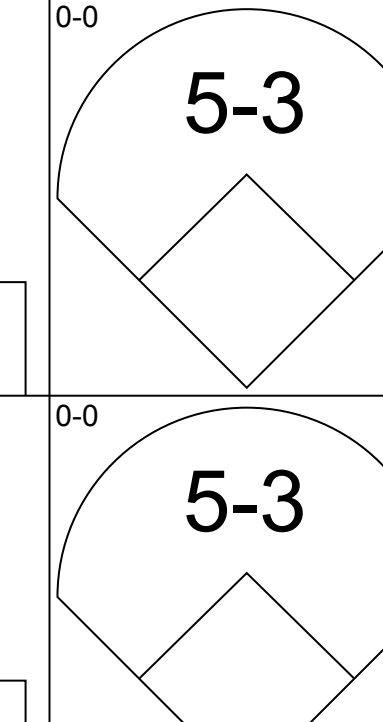
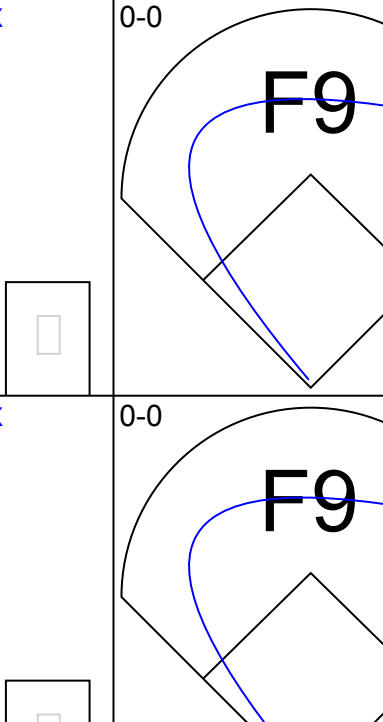
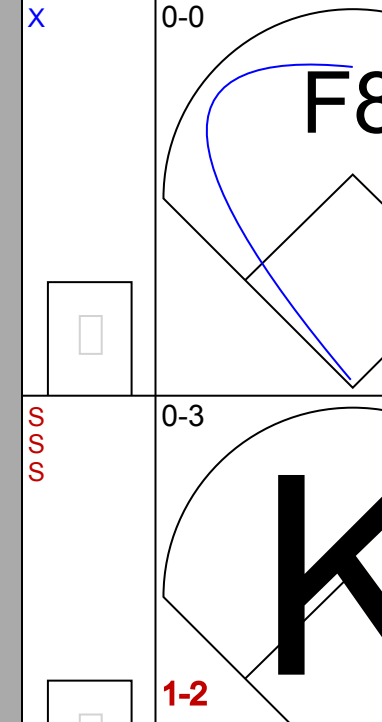

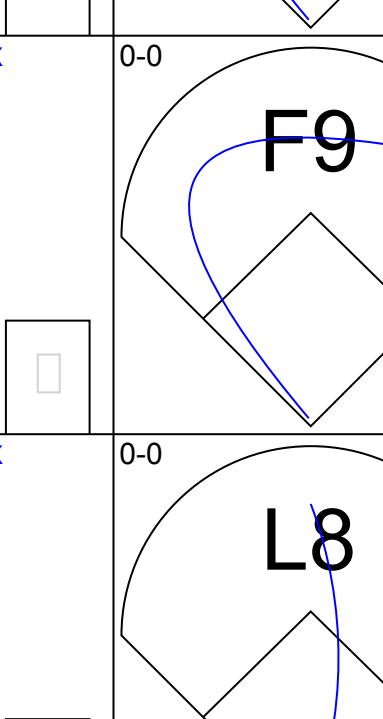
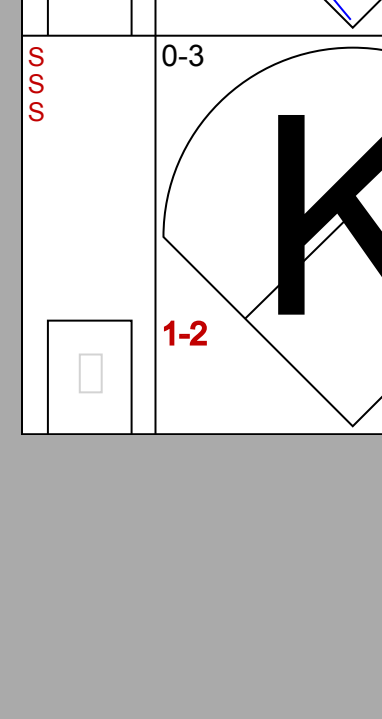
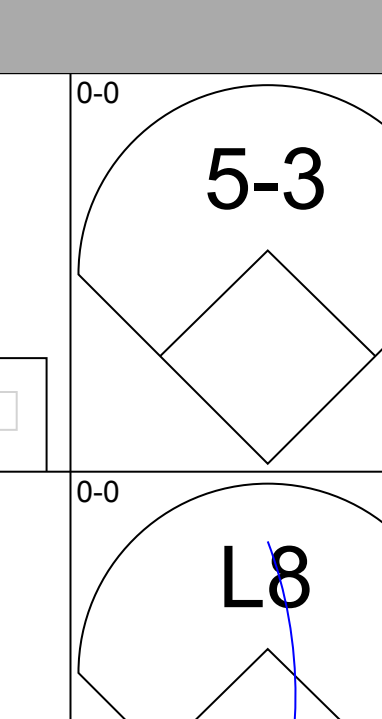
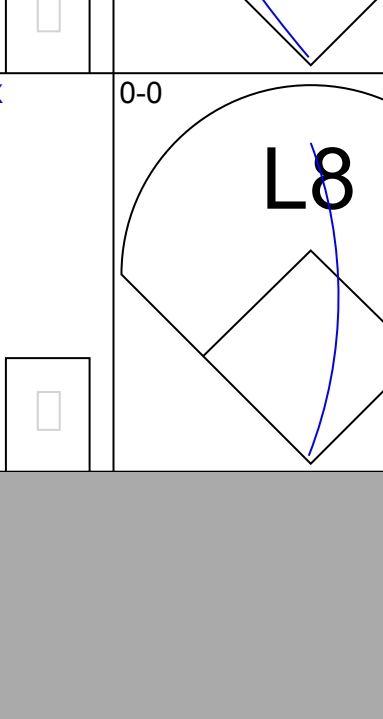
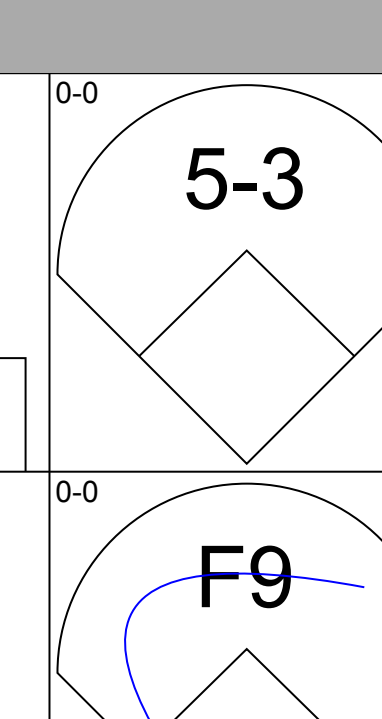
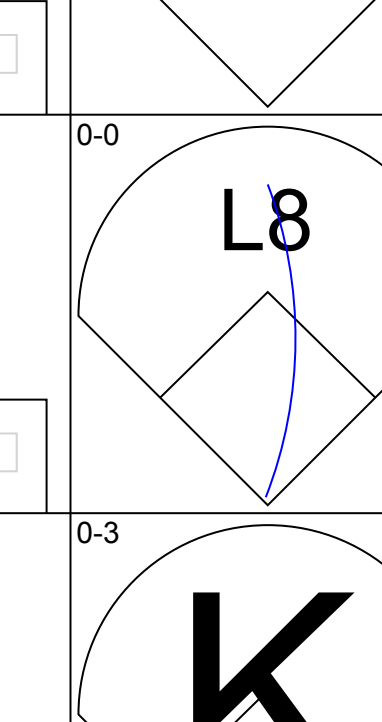
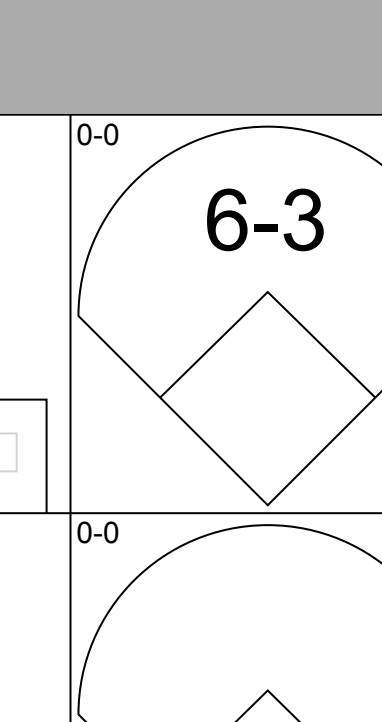
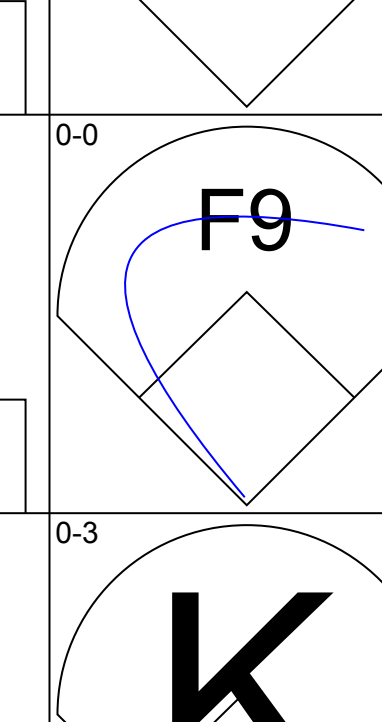
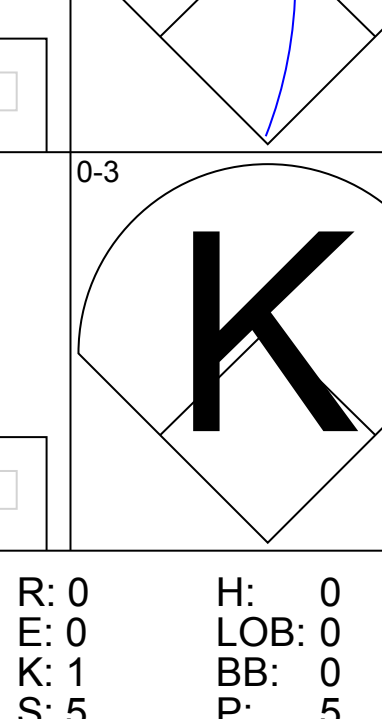
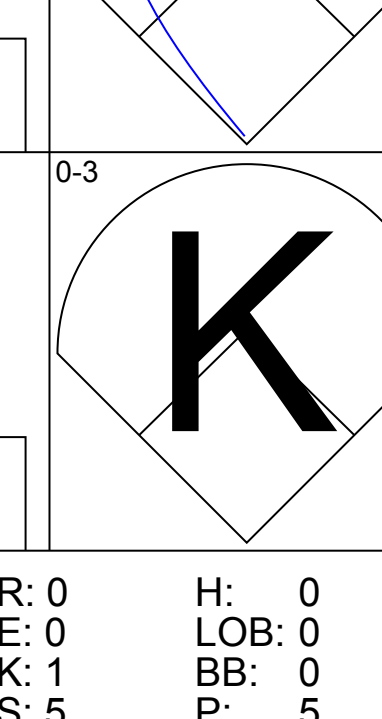
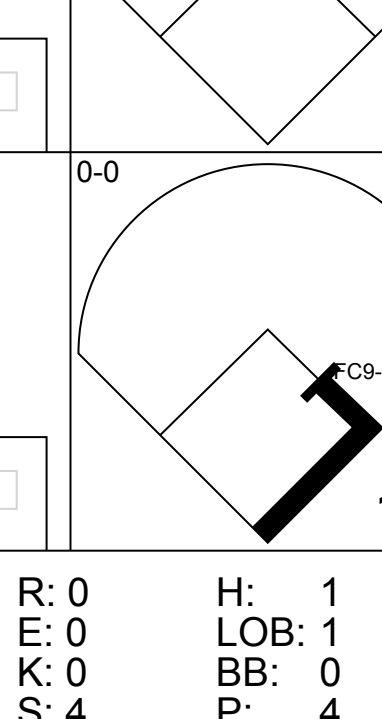


Batter	1	2	3	4	5	6	7	8	9	AB	R	H	RBI	BB	SO	LOB	BOTTOM
Pete Rose, S (1, 9) OBP: 0.366, SLG: 0.439	F7		HR 1B		4-3			L4		4	1	1	0	0	0	0	
Bobby Tolan, L (1, 8) OBP: 0.395, SLG: 0.515	E S WP 1B		K			6-3 S 1B BB				2	2	1	0	1	1	2	
Tony Perez, R (1, 5) OBP: 0.455, SLG: 0.715	G5-4-3 1-H 1B		HR			F9				3	1	2	3	0	0	1	
Johnny Bench, R (1, 2) OBP: 0.317, SLG: 0.587	G5-4-3 1-2f		F2			6-3				3	0	0	0	0	0	2	
Lee May, R (1, 3) OBP: 0.347, SLG: 0.595		G6-4-3 BB		K		K				2	0	1	1	1	1	0	
Bernie Carbo, L (1, 7) OBP: 0.497, SLG: 0.622 (7, 7) Jimmy Stewart, S (7, 7) OBP: 0.214, SLG: 0.158		K		K		F7				3	0	0	0	0	2	2	
Tommy Helms, R (1, 4) OBP: 0.217, SLG: 0.223	G6-4-3 1-2f		F2			F8				3	0	0	0	0	0	1	
Dave Concepcion, R (1, 6) OBP: 0.344, SLG: 0.338			L9		K		F9			3	0	0	0	0	1	0	
Jim McGlothlin, R (1, 1) OBP: 0.300, SLG: 0.308 Don Gullett, R (8, 1) OBP: 0.800, SLG: 1.250			1B HR 1B		6-3		K			3	1	1	0	0	1	0	
Inning Stats	R: 1 E: 0 K: 0 S: 4	H: 2 LOB: 0 BB: 0 P: 4	R: 0 E: 1 K: 1 S: 4	H: 0 LOB: 1 BB: 1 P: 8	R: 3 E: 0 K: 1 S: 8	H: 3 LOB: 0 BB: 0 P: 8	R: 0 E: 0 K: 2 S: 7	H: 0 LOB: 0 BB: 0 P: 7	R: 0 E: 0 K: 1 S: 5	H: 0 LOB: 0 BB: 0 P: 5	R: 1 E: 0 K: 0 S: 4	H: 1 LOB: 1 BB: 1 P: 8	R: 0 E: 0 K: 1 S: 5	H: 0 LOB: 0 BB: 0 P: 5	R: 0 E: 0 K: 0 S: 1	H: 0 LOB: 0 BB: 0 P: 1	
PITCHER	IP WLS BF H R ER SO BB IBB HBP BLK WP HR S P ERA WHIP																
Nolan Ryan, R (1, 1) ERA: 3.28 Ron Taylor, R (8, 1) ERA: 2.66	7.0 L 27 5 5 5 6 2 0 0 0 0 0 0 1 37 45 6.43 1.143																
1B: 5 SF: 0 WP: 1 PA: 28 2B: 0 SAC: 0 RB: 0 3B: 0 DP: 2 HR: 1 HBP: 0 CS: 0																	

New York Mets @ Cincinnati Reds
Crosley Field, Cincinnati, OH
Fri Jun 05 1970, 7:05 PM EDT
Att: 20,101 - Unknown


AB	26
R	5
H	6
RBI	4
BB	2
SO	6
LOB	8

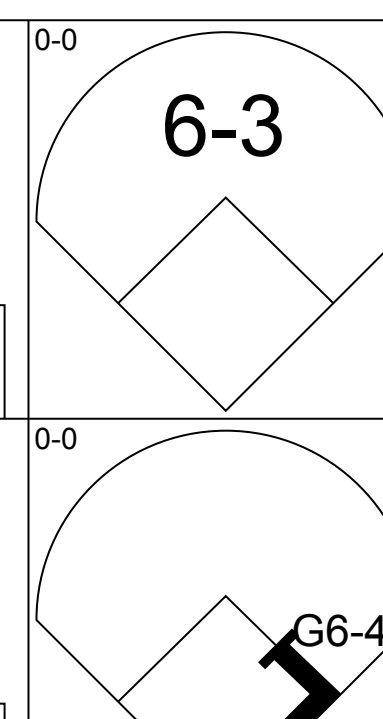
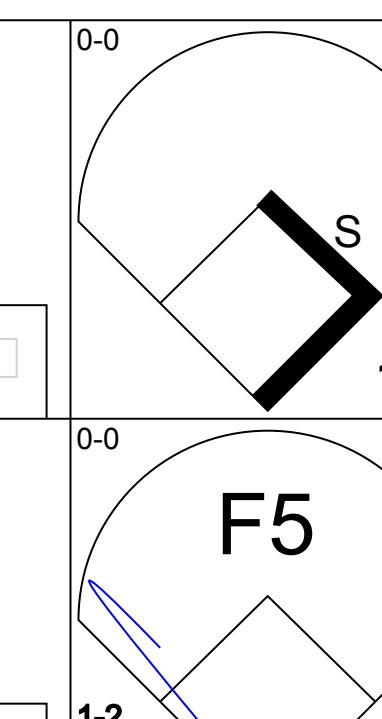
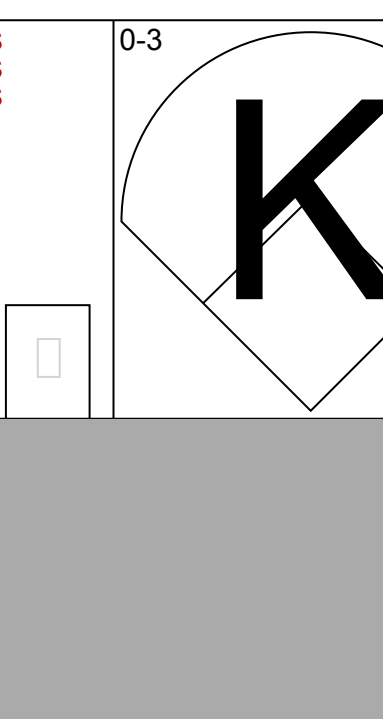
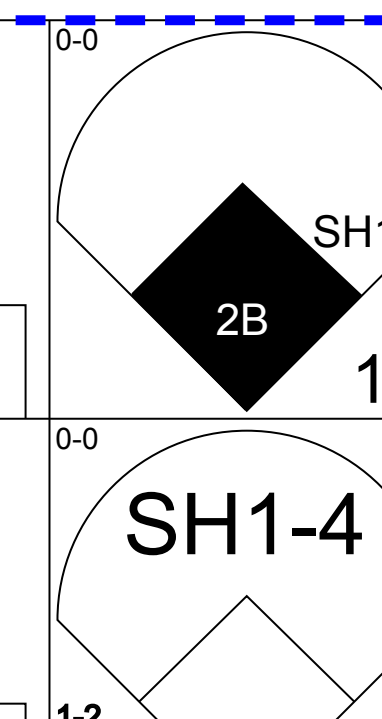
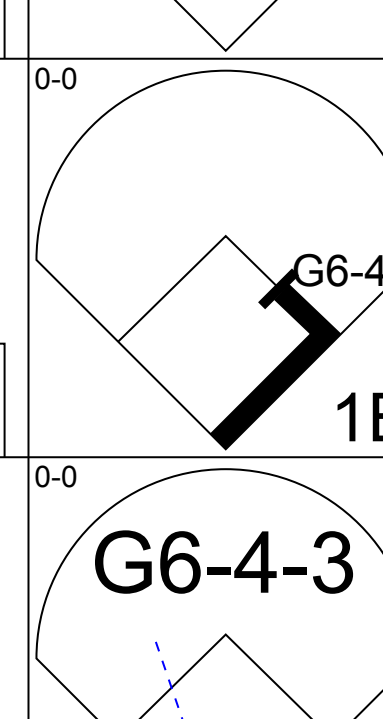
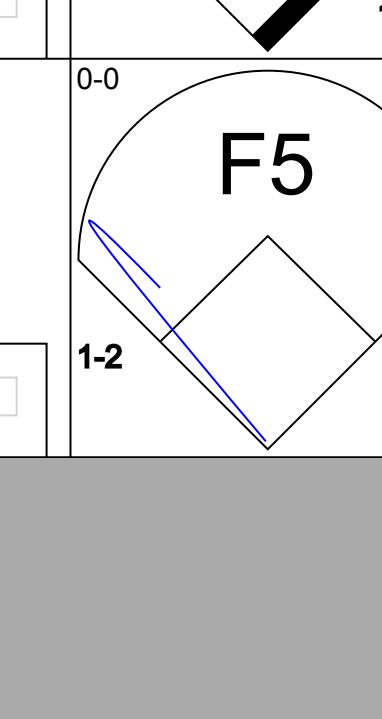
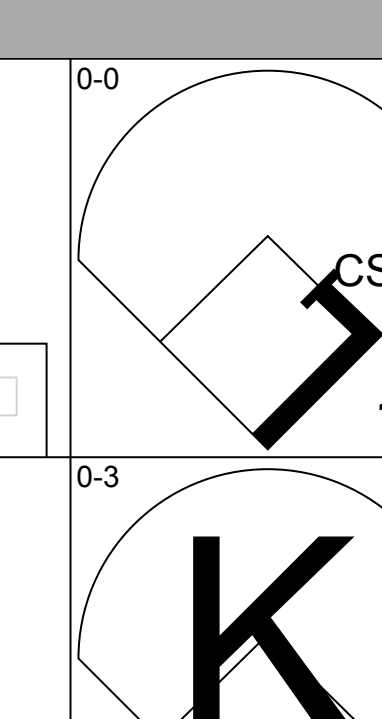
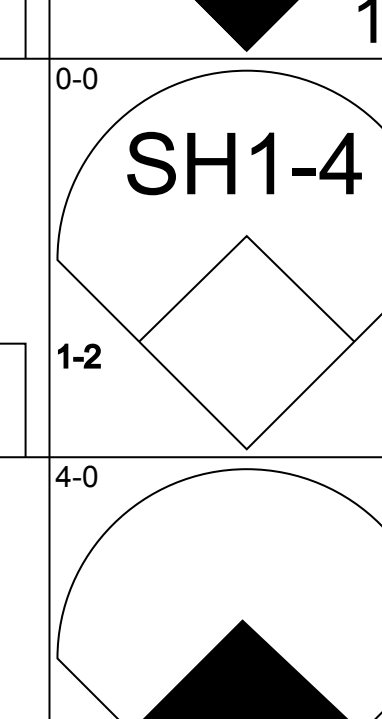
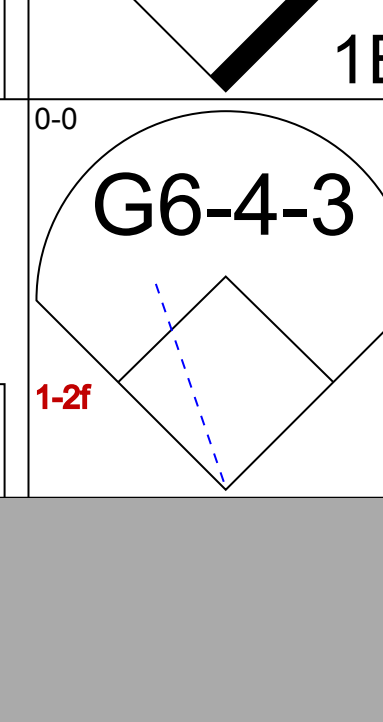
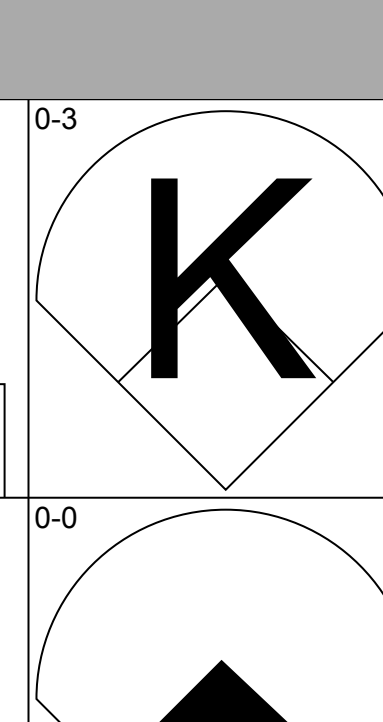
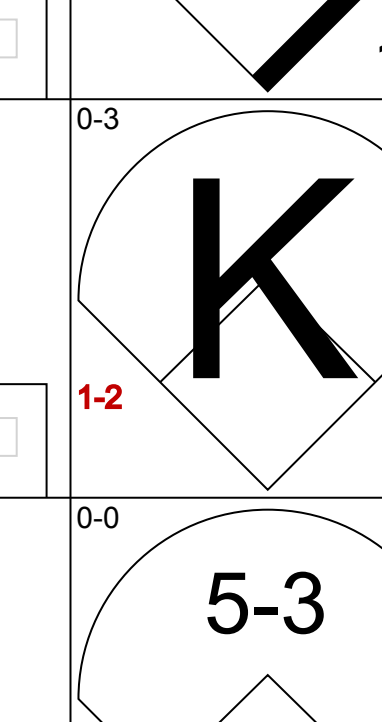
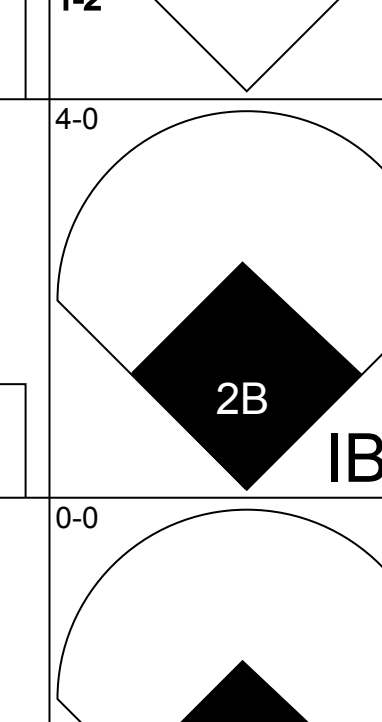
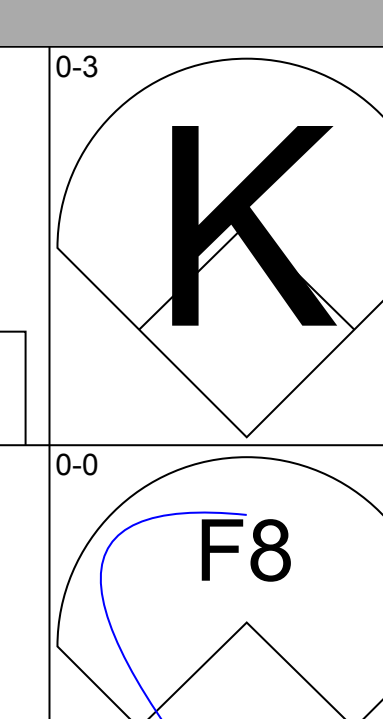
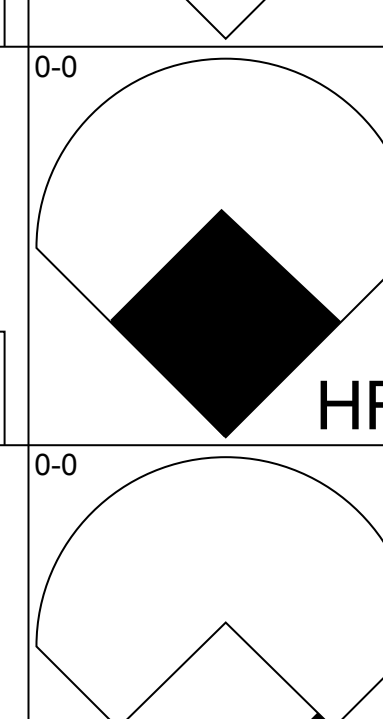
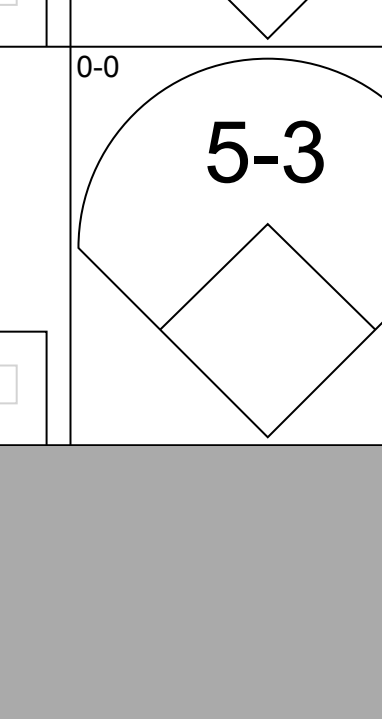
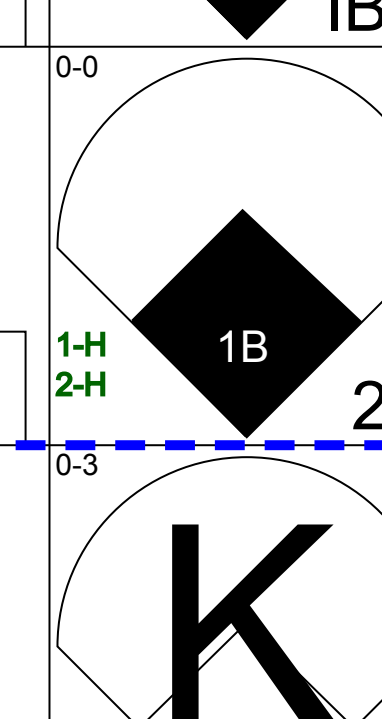
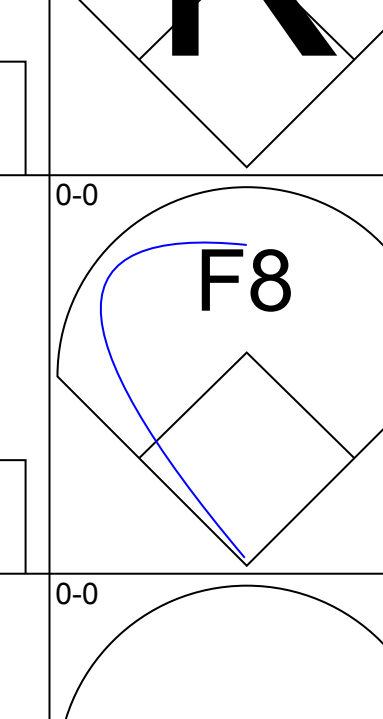
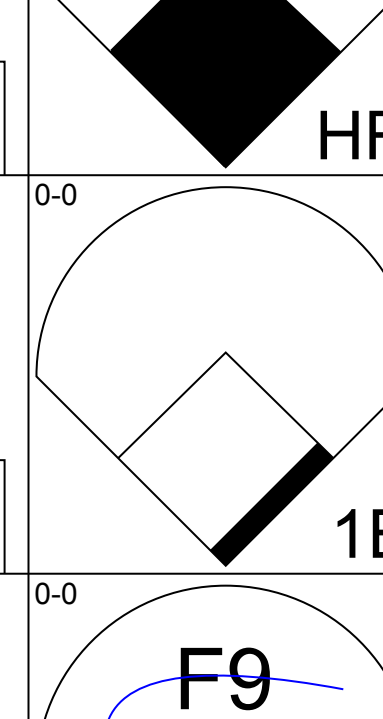

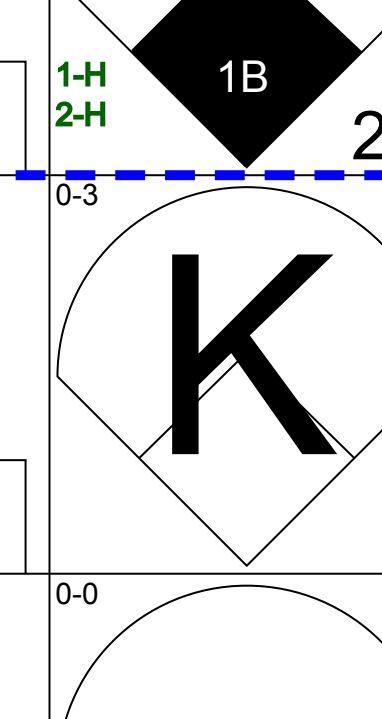
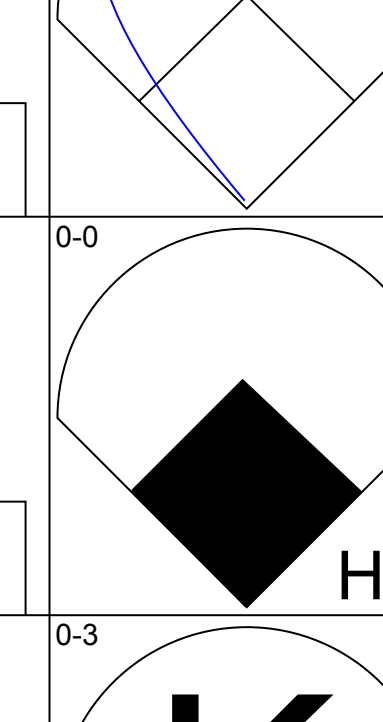
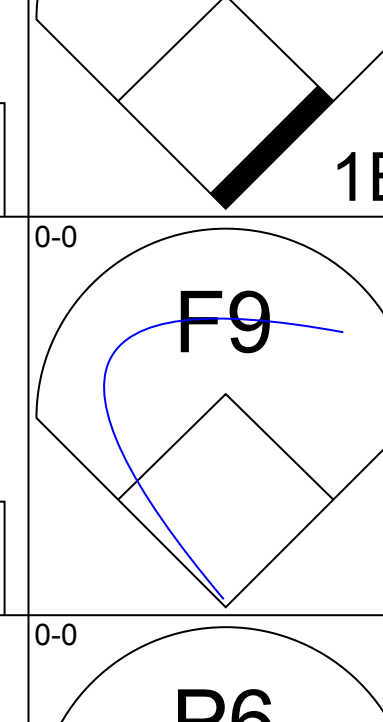

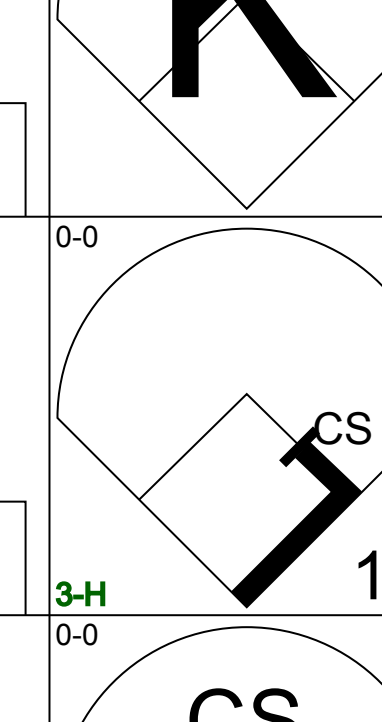
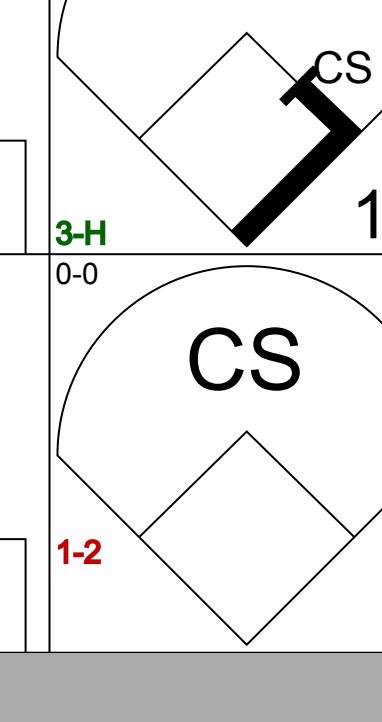
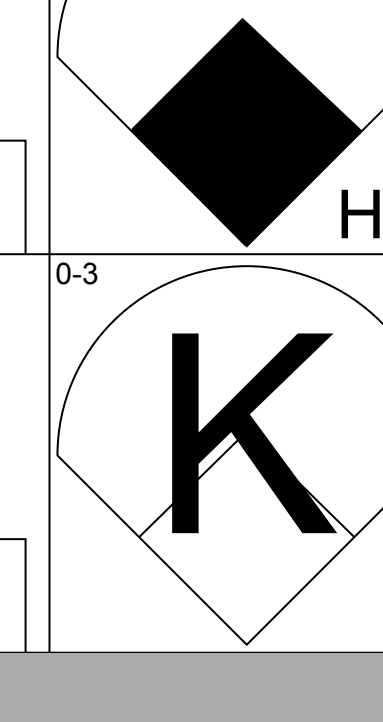
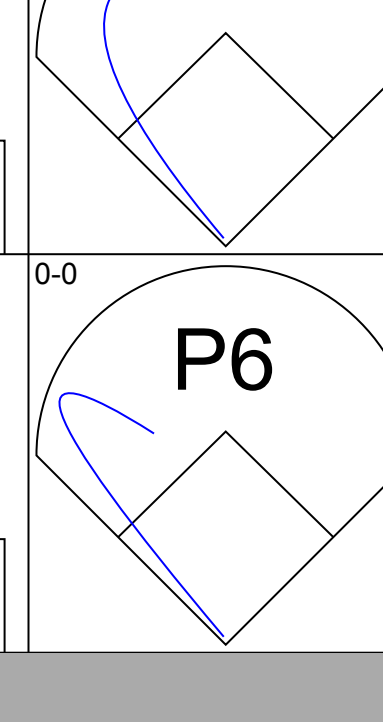

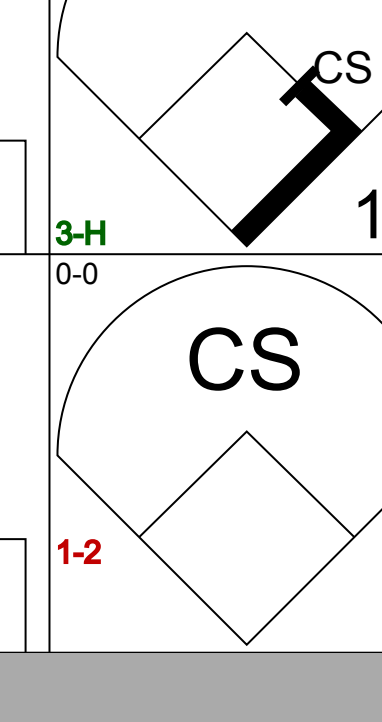
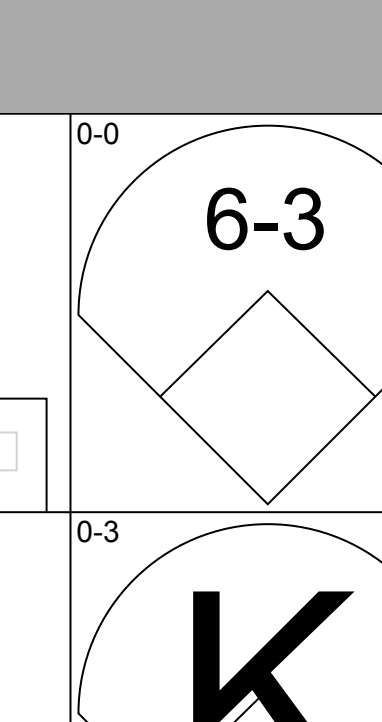
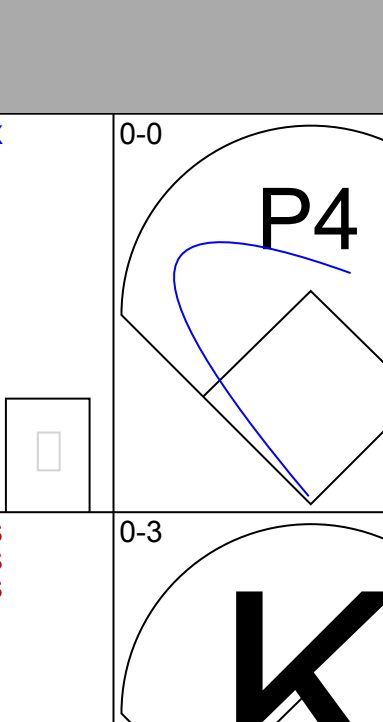
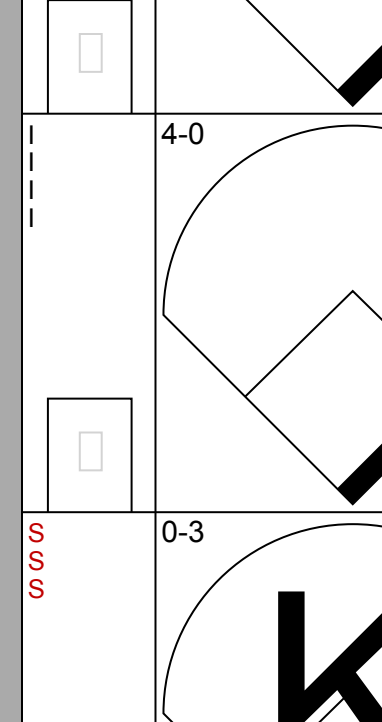
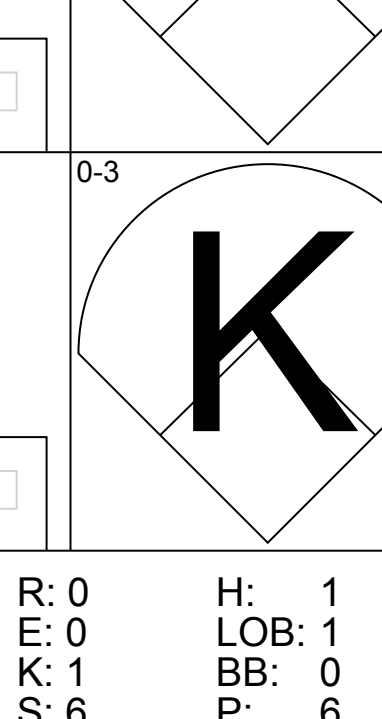
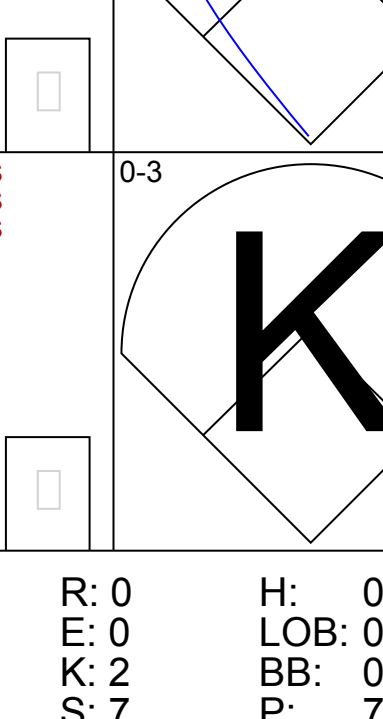
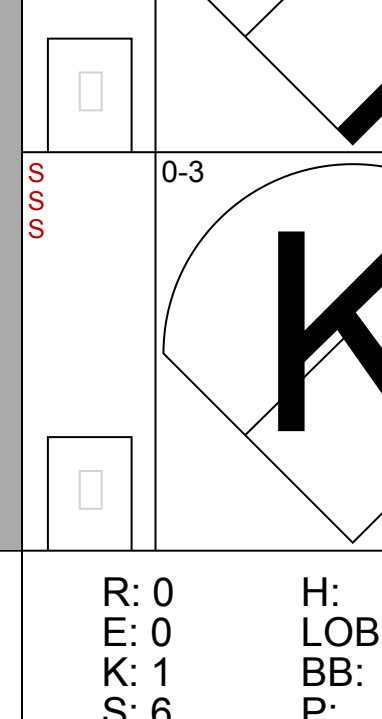


Batter	1	2	3	4	5	6	7	8	9	AB	R	H	RBI	BB	SO	LOB	TOP				
Tommie Agee, R OBP: 0.333, SLG: 0.402 (1, 8)										4	0	1	0	0	1	1					
Bud Harrelson, S OBP: 0.395, SLG: 0.385 (1, 6)										4	0	1	0	0	0	2					
Cleon Jones, R OBP: 0.304, SLG: 0.321 (1, 7)										4	1	1	0	0	0	2					
Donn Clendenon, R OBP: 0.339, SLG: 0.524 (1, 3)										3	0	2	1	0	1	0					
Ron Swoboda, R OBP: 0.336, SLG: 0.387 (1, 9)										3	0	0	0	0	0	2					
Joe Foy, R OBP: 0.358, SLG: 0.324 (1, 5)										3	0	0	0	0	1	2					
Duffy Dyer, R OBP: 0.313, SLG: 0.211 (1, 2)										3	0	0	0	0	0	1					
Al Weis, S OBP: 0.279, SLG: 0.296 (1, 4)										3	0	0	0	0	0	0					
Ray Sadecki, L OBP: 0.214, SLG: 0.154 (1, 1)										2	0	1	0	0	1	0					
Dave Marshall, L OBP: 0.365, SLG: 0.583 (8, PH)										1	0	0	0	0	1	0					
Tug McGraw, R OBP: 0.333, SLG: 0.333 (8, 1)										0	0	0	0	0	0	0					
Ron Taylor, R OBP: 0.333, SLG: 0.333 (8, 1)										0	0	0	0	0	0	0					
Inning Stats	R: 0 E: 0 K: 1 S: 5	H: 0 LOB: 0 BB: 0 P: 5	R: 0 E: 0 K: 1 S: 5	H: 0 LOB: 0 BB: 0 P: 5	R: 0 E: 0 K: 1 S: 5	H: 0 LOB: 0 BB: 0 P: 5	R: 0 E: 0 K: 0 S: 3	H: 1 LOB: 0 BB: 0 P: 3	R: 0 E: 0 K: 0 S: 4	H: 1 LOB: 1 BB: 0 P: 4	R: 0 E: 0 K: 0 S: 4	H: 1 LOB: 1 BB: 0 P: 4	R: 1 E: 0 K: 1 S: 6	H: 2 LOB: 1 BB: 0 P: 6	R: 0 E: 0 K: 1 S: 5	H: 0 LOB: 0 BB: 0 P: 5	R: 0 E: 0 K: 0 S: 3	H: 1 LOB: 0 BB: 0 P: 3	1B: 4 2B: 2 3B: 1 HR: 0	SF: 0 SAC: 0 DP: 3 HBP: 0	WP: 0 PA: 30 PB: 0 SB: 0 CS: 1
PITCHER Jim Merritt, L ERA: 2.92 (1, 1)	IP: 9.0 WLS: W BF: 30 H: 6 R: 1 ER: 1 SO: 5 BB: 0 IBB: 0 HBP: 0 BLK: 0 WP: 0 HR: 0 S: 40 P: 40 ERA: 1.00 WHIP: 0.667																				

New York Mets @ Cincinnati Reds
Crosley Field, Cincinnati, OH
Sat Jun 06 1970, 7:05 PM EDT
Att: 25,266 - Unknown

AB	30
R	1
H	6
RBI	1
BB	0
SO	5
LOB	10



Batter	1	2	3	4	5	6	7	8	9	AB	R	H	RBI	BB	SO	LOB	BOTTOM				
Pete Rose, S OBP: 0.368, SLG: 0.440 (1, 9)										4	1	2	0	0	1	0					
Bobby Tolan, L OBP: 0.398, SLG: 0.517 (1, 8)										3	0	2	0	0	0	1					
Tony Perez, R OBP: 0.452, SLG: 0.704 (1, 5)										3	1	0	0	1	2	2					
Johnny Bench, R OBP: 0.320, SLG: 0.604 (1, 2)										4	2	2	3	0	1	0					
Lee May, R OBP: 0.345, SLG: 0.587 (1, 3)										4	0	1	0	0	1	1					
Hal McRae, R OBP: 0.388, SLG: 0.695 (1, 7)										3	1	1	1	0	0	1					
Jimmy Stewart, S OBP: 0.233, SLG: 0.179 (8, 7)										1	0	1	1	0	0	0					
Tommy Helms, R OBP: 0.219, SLG: 0.230 (1, 4)										3	0	1	0	0	1	1					
Woody Woodward, R OBP: 0.269, SLG: 0.217 (1, 6)										2	0	0	0	1	0	0					
Jim Merritt, L OBP: 0.146, SLG: 0.125 (1, 1)										3	0	0	0	0	3	2					
Inning Stats	R: 0 E: 0 K: 0 S: 3	H: 1 LOB: 0 BB: 0 P: 3	R: 1 E: 0 K: 2 S: 8	H: 1 LOB: 0 BB: 0 P: 8	R: 0 E: 0 K: 1 S: 6	H: 1 LOB: 1 BB: 0 P: 6	R: 1 E: 0 K: 1 S: 7	H: 2 LOB: 1 BB: 0 P: 7	R: 0 E: 0 K: 2 S: 7	H: 0 LOB: 0 BB: 0 P: 7	R: 0 E: 0 K: 1 S: 5	H: 1 LOB: 0 BB: 0 P: 5	R: 0 E: 0 K: 1 S: 6	H: 1 LOB: 2 BB: 1 P: 10	R: 3 E: 0 K: 1 S: 7	H: 3 LOB: 0 BB: 1 P: 11	R: 0 E: 0 K: 0 S: 3	H: 0 LOB: 0 BB: 1 P: 11	1B: 6 2B: 2 3B: 0 HR: 2	SF: 0 SAC: 1 DP: 1 HBP: 0	WP: 0 PA: 34 PB: 0 SB: 1 CS: 2
PITCHER Ray Sadecki, L ERA: 3.14 (1, 1)	IP: 7.0 WLS: L BF: 27 H: 7 R: 2 ER: 2 SO: 8 BB: 0 IBB: 1 HBP: 0 BLK: 0 WP: 0 HR: 2 S: 42 P: 46 ERA: 2.57 WHIP: 1.000																				
Tug McGraw, L ERA: 4.91 (8, 1)	0.1	4	2	3	3	0	0	1	0	0	0	0	3	7	81.00	6.000					
Ron Taylor, R ERA: 2.57 (8, 1)	0.2	2	1	0	0	1	0	0	0	0	0	0	4	4	0.00	1.500					

New York Mets @ Cincinnati Reds
Crosley Field, Cincinnati, OH
Sat Jun 06 1970, 7:05 PM EDT
Att: 25,266 - Unknown

AB	30
R	5
H	10
RBI	5
BB	2
SO	9
LOB	8



Batter	1	2	3	4	5	6	7	8	9	AB	R	H	RBI	BB	SO	LOB	TOP				
Tommie Agee, R OBP: 0.326, SLG: 0.391 (1, 8)	0-3 K ①		X 0-0 1B ②		0-3 K ③		0-3 K ③			4	0	1	0	0	3	2					
Bud Harrelson, S OBP: 0.394, SLG: 0.381 (1, 6)	0-3 K ②		X 0-0 L8 ②		0-0 4-3 ①		0-0 4-3 ①	X 0-0 F7 ①		4	0	0	0	0	1	1					
Cleon Jones, R OBP: 0.307, SLG: 0.324 (1, 7)	0-0 1B ①		X 0-0 4-3 ③		0-0 4-3 ②	X 0-0 E1 HR 1B ②		X 0-0 F9 ②		4	1	2	0	0	0	1					
Art Shamsky, L OBP: 0.401, SLG: 0.523 Ron Swoboda, R OBP: 0.331, SLG: 0.381 (8, PH) (8, 9)	0-0 1B ①			X 0-0 F7 ①		X 0-0 HR ②		X 0-0 F8 ③		3	1	2	2	0	0	0					
Dave Marshall, L OBP: 0.356, SLG: 0.537 Mike Jorgensen, L OBP: 0.290, SLG: 0.352 (1, 9) (8, 3)	0-0 4-3 ③			X 0-0 4-3 ②		X 0-0 4-3 ②		X 0-0 F8 ②	X 0-3 K ①	3	0	0	0	0	0	2					
Ken Boswell, L OBP: 0.325, SLG: 0.361 (1, 4)		X 0-0 4-3 ①		X 0-0 F8 ③		X 0-3 K ③		X 0-0 F8 ②		4	0	0	0	0	1	0					
Wayne Garrett, L OBP: 0.400, SLG: 0.386 (1, 5)		X 0-0 4-3 ②			X 0-0 4-3 1B ①		X 0-3 K ①		X 0-3 K ③	4	0	1	0	0	2	0					
Jerry Grote, R OBP: 0.214, SLG: 0.263 (1, 2)		0-3 K ③		X 0-0 4-3 ①		X 0-0 4-3 ①		X 0-0 SH1-4 1B ②		3	0	1	0	0	1	1					
Jim McAndrew, R OBP: 0.200, SLG: 0.222 (1, 1)			0-3 K ①		0-3 K ②		X 0-0 SH1-4 ②			2	0	0	0	0	2	1					
Inning Stats	R: 0 H: 2 E: 0 K: 2 S: 9	H: 2 LOB: 2 BB: 0 P: 9	R: 0 H: 0 E: 0 K: 1 S: 5	H: 0 LOB: 0 BB: 0 P: 5	R: 0 H: 1 E: 0 K: 1 S: 6	H: 1 LOB: 1 BB: 0 P: 6	R: 0 H: 0 E: 0 K: 0 S: 3	H: 0 LOB: 0 BB: 0 P: 3	R: 0 H: 1 E: 0 K: 2 S: 8	H: 1 LOB: 1 BB: 0 P: 8	R: 2 H: 2 E: 1 K: 1 S: 7	H: 2 LOB: 0 BB: 0 P: 7	R: 0 H: 1 E: 0 K: 2 S: 8	H: 1 LOB: 1 BB: 0 P: 8	R: 0 H: 0 E: 0 K: 0 S: 3	H: 0 LOB: 0 BB: 0 P: 3	R: 0 H: 0 E: 0 K: 2 S: 7	H: 0 LOB: 0 BB: 0 P: 7	1B: 6 2B: 0 3B: 0 HR: 1	SF: 0 SAC: 1 DP: 0 HBP: 0	WP: 0 PA: 34 PB: 0 SB: 0 CS: 0
PITCHER	IP WLS BF H R ER SO BB IBB HBP BLK WP HR S P ERA WHIP	IP WLS BF H R ER SO BB IBB HBP BLK WP HR S P ERA WHIP	IP WLS BF H R ER SO BB IBB HBP BLK WP HR S P ERA WHIP	IP WLS BF H R ER SO BB IBB HBP BLK WP HR S P ERA WHIP	IP WLS BF H R ER SO BB IBB HBP BLK WP HR S P ERA WHIP	IP WLS BF H R ER SO BB IBB HBP BLK WP HR S P ERA WHIP	IP WLS BF H R ER SO BB IBB HBP BLK WP HR S P ERA WHIP	IP WLS BF H R ER SO BB IBB HBP BLK WP HR S P ERA WHIP	IP WLS BF H R ER SO BB IBB HBP BLK WP HR S P ERA WHIP	IP WLS BF H R ER SO BB IBB HBP BLK WP HR S P ERA WHIP	IP WLS BF H R ER SO BB IBB HBP BLK WP HR S P ERA WHIP	IP WLS BF H R ER SO BB IBB HBP BLK WP HR S P ERA WHIP	IP WLS BF H R ER SO BB IBB HBP BLK WP HR S P ERA WHIP	IP WLS BF H R ER SO BB IBB HBP BLK WP HR S P ERA WHIP	IP WLS BF H R ER SO BB IBB HBP BLK WP HR S P ERA WHIP	IP WLS BF H R ER SO BB IBB HBP BLK WP HR S P ERA WHIP	IP WLS BF H R ER SO BB IBB HBP BLK WP HR S P ERA WHIP	IP WLS BF H R ER SO BB IBB HBP BLK WP HR S P ERA WHIP	IP WLS BF H R ER SO BB IBB HBP BLK WP HR S P ERA WHIP	IP WLS BF H R ER SO BB IBB HBP BLK WP HR S P ERA WHIP	IP WLS BF H R ER SO BB IBB HBP BLK WP HR S P ERA WHIP
Jack Billingham, R ERA: 3.54 (1, 1)	6.0 L	24 6	2 2	2 7	0 0	0 0	0 0	0 0	0 0	0 0	1 38	38	3.00	1.000							
Ron Cook, L ERA: 2.57 (7, 1)	2.0 7	1 0	0 0	2 2	0 0	0 0	0 0	0 0	0 0	0 0	11 11	0.00	0.500								
Jack Dilauro, L ERA: 3.38 (9, 1)	1.0 3	0 0	0 0	2 2	0 0	0 0	0 0	0 0	0 0	0 0	7 7	0.00	0.000								

New York Mets @ Houston Astros
Astrodome, Houston, TX
Mon Jun 08 1970, 8:05 PM EDT
Att: 13,957 - Unknown

AB 33
R 2
H 7
RBI 2
BB 0
SO 11
LOB 8



Batter	1	2	3	4	5	6	7	8	9	AB	R	H	RBI	BB	SO	LOB	BOTTOM			
Hector Torres, R OBP: 0.167, SLG: 0.167 Jack Dilauro, S (9, 1)	0-3 K ①		X 0-0 G6-4-3 1B ①		0-0 F4 ③			X 0-0 L8 ①		3	0	1	0	0	1	1				
Tommy Davis, R OBP: 0.305, SLG: 0.394 (9, PH)				X 0-0 P6 ①				X 0-0 G3 ②		4	0	1	0	0	0	1				
Joe Pepitone, L OBP: 0.306, SLG: 0.502 (1, 3)	0-0 G3 ②			X 0-0 P6 ①			X 0-0 G6-4-3 1B ②		X 0-0 G3 ②	4	0	1	0	0	0	1				
Jimmy Wynn, R OBP: 0.401, SLG: 0.547 (1, 8)	0-3 K ③			X 0-0 G6-4-3 ③		X 0-0 G6-4-3 ③		X 0-0 1B ③	X 0-0 1B ③	4	0	1	0	0	1	2				
Norm Miller, L OBP: 0.367, SLG: 0.405 (1, 9)		X 0-0 G3 ①		X 0-3 K ①		X 0-0 1B ②		X 0-0 F8 ③		4	0	1	0	0	1	1				
Denis Menke, R OBP: 0.389, SLG: 0.447 (1, 4)		X 0-0 P4 ②		X 0-0 6-3 ②		X 0-0 1B ②		X 0-0 1B ②		3	0	1	0	0	0	0				
Keith Lampard, L OBP: 0.311, SLG: 0.415 (1, 7)		X 0-0 P6 ③		X 0-0 4-3 ③		X 0-0 F8 ③				3	0	0	0	0	0	2				
Doug Rader, R OBP: 0.330, SLG: 0.467 (1, 5)			X 0-0 F3 ①		X 4-0 BB ①		X 0-0 F7 ②		X 0-0 F7 ②	2	0	0	0	1	0	0				
Johnny Edwards, L OBP: 0.224, SLG: 0.255 (1, 2)			X 0-0 F7 ②		X 0-0 F7 ②		X 0-0 F7 ②		X 0-0 F7 ②	3	0	0	0	0	0	1				
Jack Billingham, R OBP: 0.154, SLG: 0.083 Bob Watson, R OBP: 0.231, SLG: 0.306 (6, PH) Ron Cook, L OBP: 0.600, SLG: 1.000 Marty Martinez, S OBP: 0.333, SLG: 0.323 (8, PH) (9, 6)			X 0-0 4-3 ③		X 0-3 K ②		X 0-0 6-3 ③		X 0-0 6-3 ③	1	0	0	0	0	0	0				
Inning Stats	R: 0 H: 0 E: 0 K: 2 S: 7	H: 0 LOB: 0 BB: 0 P: 7	R: 0 H: 0 E: 0 K: 0 S: 3	H: 0 LOB: 0 BB: 0 P: 3	R: 0 H: 0 E: 0 K: 0 S: 3	H: 1 LOB: 0 BB: 0 P: 3	R: 0 H: 0 E: 0 K: 1 S: 5	H: 0 LOB: 0 BB: 0 P: 5	R: 0 H: 0 E: 0 K: 1 S: 5	H: 0 LOB: 1 BB: 1 P: 9	R: 0 H: 3 E: 0 K: 0 S: 5	H: 3 LOB: 2 BB: 0 P: 5	R: 0 H: 0 E: 0 K: 0 S: 3	H: 0 LOB: 0 BB: 0 P: 3	R: 0 H: 1 E: 0 K: 0 S: 4	H: 1 LOB: 1 BB: 0 P: 4	1B: 5 2B: 0 3B: 0 HR: 0	SF: 0 SAC: 0 DP: 2 HBP: 0	WP: 0 PA: 31 PB: 0 SB: 0 CS: 0	
PITCHER	IP WLS BF H R ER SO BB IBB HBP BLK WP HR S P ERA WHIP	IP WLS BF H R ER SO BB IBB HBP BLK WP HR S P ERA WHIP	IP WLS BF H R ER SO BB IBB HBP BLK WP HR S P ERA WHIP	IP WLS BF H R ER SO BB IBB HBP BLK WP HR S P ERA WHIP	IP WLS BF H R ER SO BB IBB HBP BLK WP HR S P ERA WHIP	IP WLS BF H R ER SO BB IBB HBP BLK WP HR S P ERA WHIP	IP WLS BF H R ER SO BB IBB HBP BLK WP HR S P ERA WHIP	IP WLS BF H R ER SO BB IBB HBP BLK WP HR S P ERA WHIP	IP WLS BF H R ER SO BB IBB HBP BLK WP HR S P ERA WHIP	IP WLS BF H R ER SO BB IBB HBP BLK WP HR S P ERA WHIP	IP WLS BF H R ER SO BB IBB HBP BLK WP HR S P ERA WHIP	IP WLS BF H R ER SO BB IBB HBP BLK WP HR S P ERA WHIP	IP WLS BF H R ER SO BB IBB HBP BLK WP HR S P ERA WHIP	IP WLS BF H R ER SO BB IBB HBP BLK WP HR S P ERA WHIP	IP WLS BF H R ER SO BB IBB HBP BLK WP HR S P ERA WHIP	IP WLS BF H R ER SO BB IBB HBP BLK WP HR S P ERA WHIP	IP WLS BF H R ER SO BB IBB HBP BLK WP HR S P ERA WHIP	IP WLS BF H R ER SO BB IBB HBP BLK WP HR S P ERA WHIP	IP WLS BF H R ER SO BB IBB HBP BLK WP HR S P ERA WHIP	IP WLS BF H R ER SO BB IBB HBP BLK WP HR S P ERA WHIP
Jim McAndrew, R ERA: 5.67 (1, 1)	9.0 W	31 5	0 0	4 4	1 0	0 0	0 0	0 0	0 0	0 0	38 42	0.00	0.667							

New York Mets @ Houston Astros
Astrodome, Houston, TX
Mon Jun 08 1970, 8:05 PM EDT
Att: 13,957 - Unknown

AB 30
R 0
H 5
RBI 0
BB 1
SO 4
LOB 9



Batter	1	2	3	4	5	6	7	8	9	AB	R	H	RBI	BB	SO	LOB	TOP			
Tommie Agee, R OBP: 0.325, SLG: 0.389 (1, 8)										4	1	1	0	0	1	0	New York Mets @ Houston Astros Astrodome, Houston, TX Tue Jun 09 1970, 8:05 PM EDT Att: 19,935 - Unknown			
Bud Harrelson, S OBP: 0.400, SLG: 0.391 (1, 6)										3	0	2	1	1	1	0				
Cleon Jones, R OBP: 0.300, SLG: 0.316 (1, 7)										4	0	0	0	0	2	3				
Art Shamsky, L OBP: 0.392, SLG: 0.510 Mike Jorgensen, L OBP: 0.290, SLG: 0.352 (9, 3)										4	0	0	0	0	1	0				
Dave Marshall, L OBP: 0.333, SLG: 0.500 Ron Swoboda, R OBP: 0.331, SLG: 0.381 (9, 9)										4	0	0	0	0	1	0				
Ken Boswell, L OBP: 0.323, SLG: 0.353 Al Weis, S OBP: 0.279, SLG: 0.296 (9, 4)										3	0	0	0	1	0	0				
Wayne Garrett, L OBP: 0.410, SLG: 0.441 (1, 5)										2	1	1	1	1	0	0				
Jerry Grote, R OBP: 0.209, SLG: 0.256 (1, 2)										3	0	0	0	0	0	2				
Tom Seaver, R OBP: 0.186, SLG: 0.171 (1, 1)										3	0	0	0	0	2	0				
Inning Stats	R: 0 E: 0 K: 0 S: 3	H: 1 LOB: 0 BB: 0 P: 3	R: 0 E: 0 K: 0 S: 3	H: 0 LOB: 2 BB: 11	R: 0 E: 0 K: 1 S: 5	H: 0 LOB: 1 BB: 1 P: 9	R: 0 E: 0 K: 0 S: 3	H: 0 LOB: 0 BB: 0 P: 3	R: 2 E: 0 K: 1 S: 8	H: 3 LOB: 1 BB: 0 P: 8	R: 0 E: 0 K: 1 S: 5	H: 0 LOB: 0 BB: 0 P: 5	R: 0 E: 0 K: 3 S: 9	H: 0 LOB: 0 BB: 0 P: 9	R: 0 E: 0 K: 1 S: 5	H: 0 LOB: 0 BB: 0 P: 5		1B: 2 2B: 1 3B: 0 HR: 1	SF: 0 SAC: 0 DP: 1 HBP: 0	WP: 0 PB: 0 SB: 0 CS: 0
PITCHER	IP WLS BF H R ER SO BB IBB HBP BLK WP HR S P ERA WHIP																			
Tom Griffin, R ERA: 4.74 Ron Cook, L ERA: 2.43 Fred Gladding, R ERA: 4.43 (1, 1)	5.0 L 21 4 2 2 2 3 0 0 0 0 0 1 22 34 3.60 1.400																			
(6, 1)	3.0 9 0 0 0 5 0 0 0 0 0 0 0 19 19 0.00 0.000																			
(9, 1)	1.0 3 0 0 0 1 0 0 0 0 0 0 0 5 5 0.00 0.000																			

AB	30
R	2
H	4
RBI	2
BB	3
SO	8
LOB	5



Batter	1	2	3	4	5	6	7	8	9	AB	R	H	RBI	BB	SO	LOB	BOTTOM					
Joe Pepitone, L OBP: 0.300, SLG: 0.493 (1, 3)										4	0	0	0	0	0	0	New York Mets @ Houston Astros Astrodome, Houston, TX Tue Jun 09 1970, 8:05 PM EDT Att: 19,935 - Unknown					
Tommy Davis, R OBP: 0.298, SLG: 0.385 (1, 7)										4	0	0	0	0	1	0						
Jimmy Wynn, R OBP: 0.402, SLG: 0.544 (1, 8)										3	0	1	0	1	0	0						
Norm Miller, L OBP: 0.356, SLG: 0.391 (1, 9)										4	0	0	0	0	0	1						
Denis Menke, R OBP: 0.387, SLG: 0.457 (1, 4)										4	1	1	1	0	2	0						
Doug Rader, R OBP: 0.330, SLG: 0.462 (1, 5)										2	0	0	0	1	1	0						
Johnny Edwards, L OBP: 0.230, SLG: 0.258 (1, 2)										2	0	1	0	1	1	0						
Hector Torres, R OBP: 0.200, SLG: 0.143 (1, 6)										2	0	0	0	1	0	1						
Tom Griffin, R OBP: 0.105, SLG: 0.111 Keith Lampard, L OBP: 0.304, SLG: 0.405 Ron Cook, L OBP: 0.600, SLG: 1.000 Marty Martinez, S OBP: 0.324, SLG: 0.313 Fred Gladding, L (9, 1)										1	0	0	0	0	1	0						
Inning Stats	R: 0 E: 0 K: 0 S: 2	H: 0 LOB: 0 BB: 1 P: 6	R: 0 E: 0 K: 1 S: 5	H: 0 LOB: 0 BB: 0 P: 5	R: 0 E: 0 K: 2 S: 7	H: 0 LOB: 0 BB: 0 P: 7	R: 0 E: 0 K: 0 S: 3	H: 0 LOB: 0 BB: 0 P: 3	R: 0 E: 0 K: 2 S: 8	H: 1 LOB: 2 BB: 2 P: 16	R: 0 E: 0 K: 1 S: 5	H: 0 LOB: 0 BB: 0 P: 5	R: 1 E: 0 K: 1 S: 6	H: 1 LOB: 1 BB: 1 P: 10	R: 0 E: 0 K: 0 S: 3	H: 0 LOB: 0 BB: 0 P: 3		R: 0 E: 0 K: 0 S: 3	H: 1 LOB: 0 BB: 0 P: 3	1B: 2 2B: 0 3B: 0 HR: 1	SF: 0 SAC: 0 DP: 1 HBP: 0	WP: 0 PB: 0 SB: 0 CS: 1
PITCHER	IP WLS BF H R ER SO BB IBB HBP BLK WP HR S P ERA WHIP																					
Tom Seaver, R ERA: 2.21 (1, 1)	9.0 W 32 3 1 1 7 4 0 0 0 0 0 1 42 58 1.00 0.778																					

AB	28
R	1
H	3
RBI	1
BB	4
SO	7
LOB	5



Batter	1	2	3	4	5	6	7	8	9	AB	R	H	RBI	BB	SO	LOB	TOP					
Tommie Agee, R OBP: 0.322, SLG: 0.398 (1, 8)	5-3		K			HR	FC4-6 G6-4-3		P4	5	1	1	2	0	1	3						
Bud Harrelson, S OBP: 0.402, SLG: 0.393 (1, 6)	F7			F9 5-3 1B		FC3-6 E 1B	G6-4-3			4	0	2	0	0	0	2						
Cleon Jones, R OBP: 0.295, SLG: 0.309 (1, 7)	K			5-3		E6 FC3-6		K		4	0	0	0	0	2	2						
Donn Clendenon, R OBP: 0.327, SLG: 0.505 (1, 3)		K		F9		FC3-6 G6-4-3		L8		4	0	0	0	0	1	3						
Ron Swoboda, R OBP: 0.329, SLG: 0.372 (1, 9)	K			L5		G6-4-3		HBP BB		3	0	0	0	1	1	3						
Joe Foy, R OBP: 0.366, SLG: 0.322 (1, 5)		CS BB			5-3		BB 1B	HBP		1	1	0	0	2	0	0						
Jerry Grote, R OBP: 0.220, SLG: 0.254 (6, PH)	CS			F2		BB 1B	FC4-6 BB	F8		1	1	0	0	2	0	0						
Duffy Dyer, R OBP: 0.313, SLG: 0.211 (8, 2)			FC5-4 BB				1B FC4-6 BB			1	0	0	0	0	0	2						
Al Weis, S OBP: 0.286, SLG: 0.304 (7, PH)			FC5-4 1B				FC4-6 1B 1-2 2H	F6		2	0	1	0	0	0	1						
Ken Boswell, L OBP: 0.325, SLG: 0.355 (7, 4)										2	0	1	1	0	0	0						
Nolan Ryan, R OBP: 0.405, SLG: 0.433 (5, PH)										1	0	1	0	0	0	0						
Ed Kubiak, L OBP: 0.216, SLG: 0.121 (5, 1)										1	0	0	0	0	0	1						
Rich Folkers, L OBP: 0.228, SLG: 0.255 (7, PH)										0	0	0	0	0	0	0						
Art Shamsky, L OBP: 0.199, SLG: 0.513 (7, 1)										1	0	1	0	0	0	0						
Ron Taylor, R OBP: 0.188, SLG: 0.200 (6, 2)										0	0	0	0	0	0	0						
Wayne Garrett, L OBP: 0.405, SLG: 0.433 (5, PH)										1	0	0	0	0	0	0						
Inning Stats	R: 0 E: 0 K: 1 S: 5	H: 0 LOB: 0 BB: 0 P: 5	R: 0 E: 0 K: 2 S: 6	H: 0 LOB: 0 BB: 1 P: 10	R: 0 E: 0 K: 1 S: 5	H: 1 LOB: 1 BB: 1 P: 9	R: 0 E: 0 K: 0 S: 4	H: 1 LOB: 1 BB: 0 P: 4	R: 0 E: 0 K: 0 S: 4	H: 1 LOB: 1 BB: 0 P: 4	R: 1 E: 1 K: 0 S: 5	H: 2 LOB: 1 BB: 0 P: 5	R: 2 E: 0 K: 0 S: 4	H: 2 LOB: 1 BB: 2 P: 12	R: 0 E: 0 K: 1 S: 5	H: 0 LOB: 2 BB: 1 P: 10	R: 0 E: 0 K: 0 S: 3	H: 0 LOB: 0 BB: 0 P: 3	1B: 6 2B: 0 3B: 0 HR: 1	SF: 0 SAC: 0 DP: 2 HBP: 1	WP: 0 PB: 0 SB: 0 CS: 1	PA: 38
PITCHER	IP	WLS	BF	H	R	ER	SO	BB	IBB	HBP	BLK	WP	HR	S	P	ERA	WHIP					
Denny Lemaster, L ERA: 4.63 (1, 1)	6.0	W	25	5	3	3	4	4	0	0	0	0	1	29	45	4.50	1.500					
Jim Ray, R ERA: 4.5 (7, 1)	0.0		1	1	0	0	0	0	0	0	0	0	0	1	1	∞	∞					
Jack Dilauro, L ERA: 3.38 (7, 1)	0.0		1	1	0	0	0	0	0	0	0	0	0	1	1	∞	∞					
Fred Gladding, R ERA: 3.91 (7, 1)	3.0	S	10	0	0	0	1	1	0	1	0	0	0	10	15	0.00	0.333					

New York Mets @ Houston Astros
Astrodome, Houston, TX
Wed Jun 10 1970, 8:05 PM EDT
Att: 17,973 - Unknown

AB 31
R 3
H 7
RBI 3
BB 5
SO 5
LOB 17



Batter	1	2	3	4	5	6	7	8	9	AB	R	H	RBI	BB	SO	LOB	BOTTOM				
Joe Pepitone, L OBP: 0.304, SLG: 0.512 (1, 3)	4-3 2B		3-1	HR		P4				4	1	2	4	0	0	0					
Tommy Davis, R OBP: 0.302, SLG: 0.384 (1, 7)	4-3			2B		5-3				3	0	1	0	1	0	1					
Jim Beauchamp, R OBP: 0.286, SLG: 0.320 (8, 7)	2-3			BB	1B					0	0	0	0	0	0	0					
Jimmy Wynn, R OBP: 0.404, SLG: 0.557 (1, 8)	5-3		F7	2B		3B				4	0	2	0	0	0	2					
Norm Miller, L OBP: 0.368, SLG: 0.402 (1, 9)	BB			BB	BB	F8				2	1	1	0	2	0	0					
Denis Menke, R OBP: 0.381, SLG: 0.449 (1, 4)	6-3		P4	BB	BB	F7				4	0	0	0	0	0	4					
Doug Rader, R OBP: 0.329, SLG: 0.455 (1, 5)		F5		BB	BB	F8		1-3		3	1	0	0	1	0	1					
Johnny Edwards, L OBP: 0.228, SLG: 0.255 (1, 2)		F7		HR	BB	P6				2	0	0	0	0	0	2					
Don Bryant, R OBP: 0.188, SLG: 0.200 (6, 2)				F7		P6		P3		2	0	0	0	0	0	1					
Hector Torres, R OBP: 0.222, SLG: 0.176 (1, 6)		6-3		BB	HR	4-3				3	1	1	0	0	0	0					
Denny Lemaster, R OBP: 0.242, SLG: 0.111 (1, 1)				BB	HR	F5				2	1	0	1	1	0	0					
Jim Ray, R OBP: 0.273, SLG: 0.273 (7, 1)				P6						0	0	0	0	0	0	0					
Jack Dilauro, S OBP: 0.188, SLG: 0.200 (7, 1)				HR	BB					0	0	0	0	0	0	0					
Fred Gladding, L OBP: 0.222, SLG: 0.176 (7, 1)				HR	BB					0	0	0	0	0	0	0					
Inning Stats	R: 0 E: 0 K: 0 S: 4	H: 1 LOB: 2 BB: 1 P: 8	R: 0 E: 0 K: 0 S: 3	H: 0 LOB: 0 BB: 0 P: 3	R: 0 E: 0 K: 0 S: 3	H: 0 LOB: 1 BB: 1 P: 7	R: 5 E: 0 K: 0 S: 6	H: 4 LOB: 2 BB: 3 P: 18	R: 0 E: 0 K: 0 S: 4	H: 1 LOB: 1 BB: 0 P: 4	R: 0 E: 0 K: 0 S: 3	H: 0 LOB: 0 BB: 0 P: 3	R: 0 E: 0 K: 0 S: 3	H: 1 LOB: 0 BB: 0 P: 3	R: 0 E: 0 K: 0 S: 3	H: 0 LOB: 0 BB: 0 P: 3	1B: 2 2B: 3 3B: 1 HR: 1	SF: 0 SAC: 0 DP: 0 HBP: 0	WP: 0 PB: 0 SB: 0 CS: 0	PA: 34	
PITCHER	IP	WLS	BF	H	R	ER	SO	BB	IBB	HBP	BLK	WP	HR	S	P	ERA	WHIP				
Nolan Ryan, R ERA: 3.78 (5, 1)	2.0	L	21	5	5	5	0	5	0	0	0	0	0	7	7	0.00	0.500				
Rich Folkers, L ERA: 2.35 (7, 1)	2.0		7	1	0	0	0	0	0	0	0	0	0	6	6	0.00	0.500				

New York Mets @ Houston Astros
Astrodome, Houston, TX
Wed Jun 10 1970, 8:05 PM EDT
Att: 17,973 - Unknown

AB 29
R 5
H 7
RBI 5
BB 5
SO 0
LOB 11



Batter	1	2	3	4	5	6	7	8	9	AB	R	H	RBI	BB	SO	LOB	TOP			
Gil Garrido, R OBP: 0.359, SLG: 0.386 (1, 6)	5-3		E6		F8		G6-3			4	0	0	0	0	0	4	Atlanta Braves @ New York Mets Shea Stadium, Flushing, NY Fri Jun 12 1970, 7:05 PM EDT Att. 46,710 - Cloudy			
Felix Milan, R OBP: 0.322, SLG: 0.388 (1, 4)	2B		F3		P4		F8			4	0	1	0	0	0	4				
Hank Aaron, R OBP: 0.383, SLG: 0.609 (1, 9)	K		K			1B		2B		4	0	2	0	0	2	3				
Rico Carty, R OBP: 0.489, SLG: 0.708 (1, 7)	1-3			BB		G4-6-3		4-3		3	0	0	0	1	0	3				
Orlando Cepeda, R OBP: 0.382, SLG: 0.562 (1, 3)		5-3		P6		HR		5-3		4	1	1	1	0	0	2				
Tony Gonzalez, L OBP: 0.304, SLG: 0.350 (1, 8)	1-3		F8		F8		1B	F8		4	0	1	0	0	0	2				
Clete Boyer, R OBP: 0.278, SLG: 0.340 (1, 5)	F8		F8		F8		F2		K	4	0	0	0	0	1	2				
Bob Tillman, R OBP: 0.315, SLG: 0.390 (1, 2)					1-3			F8		2	0	1	0	1	0	0				
Hal King, L OBP: 0.408, SLG: 0.447 (7, 2)			FC4-6				G6-3	1B		1	0	0	0	0	0	0				
Phil Niekro, R OBP: 0.162, SLG: 0.114 Sonny Jackson, L OBP: 0.398, SLG: 0.341 Larry Jaster, L OBP: 0.211, SLG: 0.167 (7, 1)			FC4-6				G6-3	1B		1	0	0	0	1	0	1				
Bob Aspromonte, R OBP: 0.211, SLG: 0.167 (8, PH)							1-2	1B		1	0	0	0	0	0	0				
Inning Stats	R: 0 E: 0 K: 1 S: 6	H: 1 LOB: 1 BB: 0 P: 6	R: 0 E: 0 K: 0 S: 3	H: 0 LOB: 0 BB: 0 P: 3	R: 0 E: 1 K: 1 S: 7	H: 1 LOB: 2 BB: 0 P: 7	R: 0 E: 0 K: 0 S: 3	H: 0 LOB: 1 BB: 1 P: 7	R: 0 E: 0 K: 0 S: 3	H: 0 LOB: 1 BB: 0 P: 7	R: 1 E: 0 K: 0 S: 5	H: 3 LOB: 1 BB: 0 P: 5	R: 0 E: 0 K: 0 S: 4	H: 1 LOB: 1 BB: 0 P: 4	R: 0 E: 0 K: 1 S: 5	H: 0 LOB: 0 BB: 0 P: 5	1B: 4 2B: 2 3B: 0 HR: 1	SF: 0 SAC: 0 DP: 2 HBP: 0	WP: 0 PB: 0 CS: 0	PA: 36
PITCHER	IP	WLS	BF	H	R	ER	SO	BB	IBB	HBP	BLK	WP	HR	S	P	ERA	WHIP			
Gary Gentry, R ERA: 3.31 Ron Taylor, R ERA: 2.16	(1, 1)	7.0	W	29	6	1	1	2	3	0	0	0	0	1	30	42	1.29	1.286		
PITCHER	IP	WLS	BF	H	R	ER	SO	BB	IBB	HBP	BLK	WP	HR	S	P	ERA	WHIP			

Batter	1	2	3	4	5	6	7	8	9	AB	R	H	RBI	BB	SO	LOB	BOTTOM			
Tommie Agee, R OBP: 0.332, SLG: 0.434 (1, 8)	F9			HR	PB		1B	HR		5	4	4	2	0	0	0	Atlanta Braves @ New York Mets Shea Stadium, Flushing, NY Fri Jun 12 1970, 7:05 PM EDT Att. 46,710 - Cloudy			
Bud Harrelson, S OBP: 0.399, SLG: 0.390 (1, 6)	F7			F8	1B		SH3-4	F8		4	1	1	1	0	0	0				
Cleon Jones, R OBP: 0.299, SLG: 0.314 (1, 7)	K			S	E5		1B			4	1	2	0	0	1	1				
Art Shamsky, L OBP: 0.392, SLG: 0.509 Ron Taylor, R ERA: 2.16 (8, 1)	K			6-3	1B		SF8			3	0	1	2	0	1	1				
Dave Marshall, L OBP: 0.324, SLG: 0.476 (1, 9)	3-1			1-2	1B		F9			0	0	0	0	0	0	0				
Ken Boswell, L OBP: 0.329, SLG: 0.362 (1, 4)	K			1B	1B		2-3	1B		4	0	1	1	0	0	3				
Wayne Garrett, L OBP: 0.410, SLG: 0.438 (1, 5)				6-3	1B		4-3	HR		4	1	2	0	0	0	3				
Jerry Grote, R OBP: 0.213, SLG: 0.246 (1, 2)				G1-6-3	1-6-3		FC2	F8		4	0	0	0	0	0	3				
Gary Gentry, R ERA: 3.83 Mike Jorgensen, L ERA: 6.39 (8, 3)	K			K	K		6-3	HR		3	0	0	0	0	2	1				
Inning Stats	R: 0 E: 0 K: 1 S: 5	H: 0 LOB: 0 BB: 0 P: 5	R: 0 E: 0 K: 2 S: 7	H: 0 LOB: 0 BB: 0 P: 7	R: 0 E: 0 K: 1 S: 5	H: 1 LOB: 0 BB: 0 P: 5	R: 2 E: 0 K: 0 S: 6	H: 3 LOB: 2 BB: 1 P: 10	R: 2 E: 1 K: 1 S: 9	H: 3 LOB: 2 BB: 0 P: 9	R: 0 E: 0 K: 0 S: 4	H: 1 LOB: 1 BB: 0 P: 4	R: 1 E: 0 K: 0 S: 5	H: 2 LOB: 1 BB: 0 P: 5	R: 3 E: 0 K: 1 S: 8	H: 3 LOB: 0 BB: 0 P: 8		1B: 9 2B: 1 3B: 0 HR: 3	SF: 1 SAC: 1 DP: 1 HBP: 0	WP: 1 PB: 1 CS: 0
PITCHER	IP	WLS	BF	H	R	ER	SO	BB	IBB	HBP	BLK	WP	HR	S	P	ERA	WHIP			
Phil Niekro, R ERA: 3.83 Larry Jaster, L ERA: 6.39	(1, 1)	6.0	L	27	8	4	3	5	1	0	0	0	0	1	36	40	4.50	1.500		
PITCHER	IP	WLS	BF	H	R	ER	SO	BB	IBB	HBP	BLK	WP	HR	S	P	ERA	WHIP			



Batter	1	2	3	4	5	6	7	8	9	AB	R	H	RBI	BB	SO	LOB	TOP			
Gil Garrido, R OBP: 0.354, SLG: 0.374 (1,6)	4-0 BB G6-3		0-0 F9			0-0 P3		0-0 F8		3	0	0	0	1	0	1				
Felix Millan, R OBP: 0.321, SLG: 0.386 (1,4)	0-0 G6-3 1-2			0-0 F9			0-0 F8		0-0 FC6-4 1B	4	0	1	0	0	0	1				
Hank Aaron, R OBP: 0.377, SLG: 0.597 (1,9)	0-3 K			0-0 P6			0-3 K		0-0 FC6-4 WP 1-2	4	0	0	0	0	2	1				
Rico Carty, R OBP: 0.489, SLG: 0.709 (1,7)		0-0 2B		0-0 F7			0-0 1B		0-3 K 1-2	4	0	2	0	0	1	1				
Orlando Cepeda, R OBP: 0.375, SLG: 0.551 (1,3)		0-0 P6			0-0 5-3		0-0 F8		0-0 P6	4	0	0	0	0	0	3				
Tony Gonzalez, L OBP: 0.304, SLG: 0.349 (1,8)		0-3 K			0-0 1-3			0-0 5-3 1B		3	1	1	0	0	1	1				
Clete Boyer, R OBP: 0.274, SLG: 0.335 (1,5)		0-0 6-3			0-0 F9			0-0 F8		3	0	0	0	0	0	2				
Bob Tillman, R OBP: 0.304, SLG: 0.376 (1,2)			0-0 F8			0-0 6-3		0-0 5-3		3	0	0	0	0	0	1				
Mike McQueen, L (1,1)				0-0 F5			0-3 K		0-0 1B 2H	1	0	0	0	0	0	0				
Mitt Pappas, R (4,1)										1	0	0	0	0	1	0				
Bob Aspromonte, R OBP: 0.250, SLG: 0.211 (8, PH)										1	0	1	1	0	0	0				
Ron Kline, R (8,1)										0	0	0	0	0	0	0				
Inning Stats	R: 0 E: 0 K: 1 S: 4	H: 0 LOB: 0 BB: 1 P: 8	R: 0 E: 0 K: 1 S: 6	H: 1 LOB: 1 BB: 0 P: 6	R: 0 E: 0 K: 0 S: 3	H: 0 LOB: 0 BB: 0 P: 3	R: 0 E: 0 K: 0 S: 3	H: 0 LOB: 0 BB: 0 P: 3	R: 0 E: 0 K: 1 S: 5	H: 0 LOB: 0 BB: 0 P: 5	R: 0 E: 0 K: 1 S: 6	H: 1 LOB: 1 BB: 0 P: 6	R: 1 E: 0 K: 0 S: 5	H: 2 LOB: 1 BB: 0 P: 5	R: 0 E: 0 K: 1 S: 6	H: 1 LOB: 1 BB: 0 P: 6	1B: 4 2B: 1 3B: 0 HR: 0	SF: 0 SAC: 0 DP: 1 HBP: 0	WP: 1 PB: 0 CS: 0	PA: 32
PITCHER Ray Sadecki, L ERA: 2.81 (1,1)	IP: 9.0 WLS: W BF: 32 H: 5 R: 1 ER: 1 SO: 5 BB: 1 IBB: 0 HBP: 0 BLK: 0 WP: 1 HR: 0 S: 41 P: 45 ERA: 1.00 WHIP: 0.667															PITCHER				

Atlanta Braves @ New York Mets
Shea Stadium, Flushing, NY
Sat Jun 13 1970, 7:05 PM EDT
Att: 41,515 - Unknown

AB	31
R	1
H	5
RBI	1
BB	1
SO	5
LOB	11



Batter	1	2	3	4	5	6	7	8	9	AB	R	H	RBI	BB	SO	LOB	BOTTOM			
Tommie Agee, R OBP: 0.335, SLG: 0.453 (1,8)	0-3 K		0-0 HR	0-0 1B 2B			0-0 P4			4	1	2	2	0	1	0				
Bud Harrelson, S OBP: 0.405, SLG: 0.394 (1,6)	4-0 F9-4 1B BB		0-0 2B	0-0 1B L4-3			0-3 K			3	0	2	1	1	1	0				
Cleon Jones, R OBP: 0.302, SLG: 0.323 (1,7)	0-0 1-2 1B		0-0 1-3 2B	0-0 L4-3 1-2			0-0 4-1			4	0	2	0	0	0	2				
Donn Clendenon, R OBP: 0.325, SLG: 0.505 (1,3)	0-0 F9-4 2-3		0-0 L6		0-3 K			0-0 2B		4	0	1	0	0	1	4				
Ron Swoboda, R OBP: 0.320, SLG: 0.361 (1,9)		0-0 5-3	0-0 F8		0-0 5-3			0-3 K		4	0	0	0	0	1	3				
Joe Foy, R OBP: 0.364, SLG: 0.320 (1,5)		0-0 P6		0-0 1B 1B		0-3 K		0-0 F8		4	1	1	0	0	1	1				
Duffy Dyer, R OBP: 0.322, SLG: 0.216 (1,2)		4-0 BB		0-0 1B 2B 1B		0-0 4-3		0-0 5-3		3	1	1	0	1	0	1				
Al Weis, S OBP: 0.288, SLG: 0.305 (1,4)		0-0 6-3		0-0 2B 1B 1B		0-0 P4				3	1	1	1	0	0	1				
Ray Sadecki, L OBP: 0.176, SLG: 0.125 (1,1)			0-0 F9	0-0 K		0-0 3-1				3	0	0	0	0	1	2				
Inning Stats	R: 0 E: 0 K: 1 S: 5	H: 1 LOB: 1 BB: 1 P: 9	R: 0 E: 0 K: 0 S: 3	H: 0 LOB: 1 BB: 1 P: 7	R: 1 E: 0 K: 0 S: 6	H: 3 LOB: 2 BB: 0 P: 6	R: 3 E: 0 K: 1 S: 9	H: 5 LOB: 1 BB: 0 P: 9	R: 0 E: 0 K: 2 S: 7	H: 0 LOB: 0 BB: 0 P: 7	R: 0 E: 0 K: 0 S: 3	H: 0 LOB: 0 BB: 0 P: 3	R: 0 E: 0 K: 1 S: 5	H: 0 LOB: 0 BB: 0 P: 5	R: 0 E: 0 K: 1 S: 6	H: 1 LOB: 1 BB: 0 P: 6	1B: 6 2B: 5 3B: 0 HR: 1	SF: 0 SAC: 0 DP: 2 HBP: 0	WP: 0 PB: 0 CS: 0	PA: 34
PITCHER Mike McQueen, L ERA: 7.71 (1,1)	IP: 3.1 WLS: L BF: 19 H: 8 R: 4 ER: 4 SO: 2 BB: 2 IBB: 0 HBP: 0 BLK: 0 WP: 0 HR: 1 S: 21 P: 29 ERA: 10.80 WHIP: 3.000															PITCHER				
Mitt Pappas, R ERA: 6.49 (4,1)	3.2	11	1	0	0	3	0	0	0	0	0	0	17	17	0.00	0.273				
Ron Kline, R ERA: 7.11 (8,1)	1.0	4	1	0	0	1	0	0	0	0	0	0	6	6	0.00	1.000				

Atlanta Braves @ New York Mets
Shea Stadium, Flushing, NY
Sat Jun 13 1970, 7:05 PM EDT
Att: 41,515 - Unknown

AB	32
R	4
H	10
RBI	4
BB	2
SO	6
LOB	14



Batter	1	2	3	4	5	6	7	8	9	AB	R	H	RBI	BB	SO	LOB	TOP					
Gil Garrido, R OBP: 0.350, SLG: 0.368 (1, 6)										4	1	1	0	0	1	1	Atlanta Braves @ New York Mets Shea Stadium, Flushing, NY Sun Jun 14 1970, 3:33 AM EDT Att: 52,674 - Sunny					
Felix Milan, R OBP: 0.324, SLG: 0.396 (1, 4)										4	2	2	0	0	0	0						
Hank Aaron, R OBP: 0.374, SLG: 0.594 (1, 9)										1	1	0	2	1	0	0						
Rico Carty, R OBP: 0.494, SLG: 0.709 (1, 7)										4	0	3	2	0	0	0						
Orlando Cepeda, R OBP: 0.369, SLG: 0.540 (1, 3)										4	0	0	0	0	0	3						
Tony Gonzalez, L OBP: 0.299, SLG: 0.342 (1, 8)										4	0	0	0	0	0	2						
Clete Boyer, R OBP: 0.299, SLG: 0.328 (1, 5)										4	0	0	0	0	1	0						
Bob Tillman, R OBP: 0.305, SLG: 0.409 (1, 2)										3	1	1	1	0	2	0						
Bob Priddy, R OBP: 0.500, SLG: 0.500 (6, 1)										0	0	0	0	0	0	0						
Sonny Jackson, L OBP: 0.395, SLG: 0.338 (9, FH)										1	0	0	0	0	0	0						
Pat Jarvis, R OBP: 0.108, SLG: 0.111 (1, 1)										2	0	1	0	0	0	0						
Hal King, L OBP: 0.400, SLG: 0.436 (6, 2)										1	0	0	0	0	0	0						
Inning Stats	R: 2 E: 0 K: 0 S: 6	H: 3 LOB: 1 BB: 0 P: 6	R: 1 E: 0 K: 0 S: 4	H: 1 LOB: 0 BB: 0 P: 4	R: 1 E: 1 K: 0 S: 4	H: 1 LOB: 1 BB: 0 P: 8	R: 0 E: 0 K: 1 S: 6	H: 1 LOB: 0 BB: 0 P: 6	R: 1 E: 0 K: 0 S: 4	H: 1 LOB: 0 BB: 0 P: 4	R: 0 E: 0 K: 2 S: 7	H: 0 LOB: 0 BB: 0 P: 7	R: 0 E: 0 K: 1 S: 5	H: 0 LOB: 0 BB: 0 P: 5	R: 0 E: 0 K: 0 S: 3	H: 1 LOB: 0 BB: 0 P: 3	R: 0 E: 0 K: 0 S: 3	H: 0 LOB: 0 BB: 0 P: 3	1B: 5 2B: 1 3B: 1 HR: 1	SF: 2 SAC: 0 DP: 1 HBP: 0	WP: 0 PB: 0 SB: 1 CS: 0	PA: 35
PITCHER Tom Seaver, R ERA: 2.41 (1, 1)	IP: 9.0 WLS: W BF: 35 H: 8 R: 5 ER: 5 SO: 4 BB: 1 IBB: 0 HBP: 0 BLK: 0 WP: 0 HR: 1 S: 42 P: 46 ERA: 5.00 WHIP: 1.000															PITCHER	IP: 9.0 WLS: W BF: 35 H: 8 R: 5 ER: 5 SO: 4 BB: 1 IBB: 0 HBP: 0 BLK: 0 WP: 0 HR: 1 S: 42 P: 46 ERA: 5.00 WHIP: 1.000					

AB	32
R	5
H	8
RBI	5
BB	1
SO	4
LOB	6



Batter	1	2	3	4	5	6	7	8	9	AB	R	H	RBI	BB	SO	LOB	BOTTOM			
Tommie Agee, R OBP: 0.336, SLG: 0.457 (1, 8)										5	2	2	0	0	1	5	Atlanta Braves @ New York Mets Shea Stadium, Flushing, NY Sun Jun 14 1970, 3:33 AM EDT Att: 52,674 - Sunny			
Bud Harrelson, S OBP: 0.406, SLG: 0.406 (1, 6)										4	1	2	1	0	0	1				
Cleon Jones, R OBP: 0.297, SLG: 0.316 (1, 7)										4	0	0	1	0	0	2				
Art Shamsky, L OBP: 0.400, SLG: 0.512 (1, 3)										3	1	2	1	1	0	1				
Dave Marshall, L OBP: 0.306, SLG: 0.448 (1, 9)										4	0	0	0	0	2	3				
Wayne Garrett, L OBP: 0.414, SLG: 0.478 (1, 4)										3	2	1	2	1	0	0				
Joe Foy, R OBP: 0.366, SLG: 0.327 (1, 5)										3	0	1	1	1	0	0				
Duffy Dyer, R OBP: 0.330, SLG: 0.221 (1, 2)										3	0	1	0	1	0	1				
Tom Seaver, R OBP: 0.191, SLG: 0.178 (1, 1)										4	1	1	0	0	0	2				
Inning Stats	R: 1 E: 0 K: 1 S: 7	H: 2 LOB: 1 BB: 0 P: 7	R: 0 E: 0 K: 1 S: 7	H: 2 LOB: 2 BB: 0 P: 7	R: 0 E: 0 K: 1 S: 5	H: 0 LOB: 1 BB: 1 P: 9	R: 1 E: 0 K: 0 S: 4	H: 1 LOB: 1 BB: 1 P: 8	R: 3 E: 0 K: 0 S: 6	H: 3 LOB: 0 BB: 0 P: 6	R: 2 E: 1 K: 0 S: 5	H: 1 LOB: 1 BB: 1 P: 9	R: 0 E: 0 K: 0 S: 2	H: 0 LOB: 0 BB: 1 P: 6	R: 0 E: 0 K: 0 S: 3	H: 1 LOB: 0 BB: 0 P: 3		1B: 6 2B: 2 3B: 1 HR: 1	SF: 0 SAC: 0 DP: 0 HBP: 0	WP: 0 PB: 1 SB: 0 CS: 2
PITCHER Pat Jarvis, R ERA: 3.33 (1, 1)	IP: 5.1 WLS: L BF: 29 H: 9 R: 7 ER: 5 SO: 3 BB: 3 IBB: 0 HBP: 0 BLK: 0 WP: 0 HR: 1 S: 32 P: 44 ERA: 8.44 WHIP: 2.250															PITCHER	IP: 5.1 WLS: L BF: 29 H: 9 R: 7 ER: 5 SO: 3 BB: 3 IBB: 0 HBP: 0 BLK: 0 WP: 0 HR: 1 S: 32 P: 44 ERA: 8.44 WHIP: 2.250			
Bob Priddy, R ERA: 5.16 (6, 1)	IP: 2.2 WLS: 8 BF: 1 H: 0 R: 0 ER: 0 SO: 0 BB: 1 IBB: 0 HBP: 0 BLK: 0 WP: 0 HR: 0 S: 7 P: 11 ERA: 0.00 WHIP: 0.750															PITCHER	IP: 2.2 WLS: 8 BF: 1 H: 0 R: 0 ER: 0 SO: 0 BB: 1 IBB: 0 HBP: 0 BLK: 0 WP: 0 HR: 0 S: 7 P: 11 ERA: 0.00 WHIP: 0.750			



Batter	1	2	3	4	5	6	7	8	9	AB	R	H	RBI	BB	SO	LOB	TOP			
Angel Bravo, L (1, 8) OBP: 0.414, SLG: 0.360										3	0	0	0	1	1	1	<p>Cincinnati Reds @ New York Mets Shea Stadium, Flushing, NY Tue Jun 16 1970, 7:05 PM EDT Att: 34,260 - Unknown</p> <p>livebaseballscorecards.com</p>			
Pete Rose, S (1, 9) OBP: 0.380, SLG: 0.472										4	1	1	0	0	0	2				
Tony Perez, R (1, 5) OBP: 0.449, SLG: 0.705										4	0	1	0	0	2	3				
Johnny Bench, R (1, 2) OBP: 0.345, SLG: 0.641										4	0	2	1	0	1	2				
Lee May, R (1, 3) OBP: 0.331, SLG: 0.554										4	0	1	0	0	0	2				
Bernie Carbo, L (1, 7) OBP: 0.488, SLG: 0.623 Ray Washburn, R (6, 1)										3	0	1	0	0	1	1				
Hal McRae, R (9, PH) OBP: 0.390, SLG: 0.647										1	0	0	0	0	0	0				
Tommy Helms, R (1, 4) OBP: 0.230, SLG: 0.249										4	0	1	0	0	0	2				
Woody Woodward, R (1, 6) OBP: 0.315, SLG: 0.340										4	0	1	0	0	1	2				
Jim Merritt, L (1, 1) OBP: 0.136, SLG: 0.116 Pedro Borbon, R (4, 1) Darrel Chaney, S (5, PH) Tony Cloninger, R (5, 1) Jimmy Stewart, S (6, 7) OBP: 0.333, SLG: 0.333 OBP: 0.234, SLG: 0.209										1	0	0	0	0	1	2				
Inning Stats	R: 1 E: 0 K: 2 S: 8	H: 2 LOB: 1 BB: 0 P: 8	R: 0 E: 0 K: 2 S: 9	H: 2 LOB: 0 BB: 0 P: 9	R: 0 E: 0 K: 1 S: 5	H: 0 LOB: 1 BB: 1 P: 9	R: 0 E: 0 K: 0 S: 3	H: 0 LOB: 0 BB: 0 P: 3	R: 0 E: 1 K: 1 S: 6	H: 2 LOB: 1 BB: 0 P: 6	R: 0 E: 0 K: 0 S: 3	H: 0 LOB: 0 BB: 0 P: 3	R: 0 E: 1 K: 1 S: 6	H: 0 LOB: 1 BB: 0 P: 6	R: 0 E: 0 K: 1 S: 5	H: 2 LOB: 2 BB: 0 P: 5	1B: 5 2B: 3 3B: 0 HR: 0	SF: 0 SAC: 0 DP: 1 HBP: 0	WP: 0 PB: 0 SB: 0 CS: 0	PA: 36
PITCHER Jim McAndrew, R (1, 1) ERA: 4.68	IP: 9.0 WLS: W BF: 36 H: 8 R: 1 ER: 1 SO: 8 BB: 1 IBB: 0 HBP: 0 BLK: 0 WP: 0 HR: 0 S: 51 P: 55 ERA: 1.00 WHIP: 1.000															PITCHER				

Batter	1	2	3	4	5	6	7	8	9	AB	R	H	RBI	BB	SO	LOB	BOTTOM			
Tommie Agee, R (1, 8) OBP: 0.336, SLG: 0.466										6	2	2	2	0	2	4	<p>Cincinnati Reds @ New York Mets Shea Stadium, Flushing, NY Tue Jun 16 1970, 7:05 PM EDT Att: 34,260 - Unknown</p> <p>livebaseballscorecards.com</p>			
Bud Harrelson, S (1, 6) OBP: 0.406, SLG: 0.407										4	2	1	0	1	0	2				
Cleon Jones, R (1, 7) OBP: 0.304, SLG: 0.328										5	1	3	2	0	0	1				
Donn Clendenon, R (1, 3) OBP: 0.336, SLG: 0.509 Mike Jorgensen, L (7, PR) OBP: 0.302, SLG: 0.418										3	0	2	1	1	0	2				
Ron Swoboda, R (1, 9) OBP: 0.331, SLG: 0.363 Art Shamsky, L (7, PH) OBP: 0.398, SLG: 0.509										0	0	0	0	0	0	0				
Joe Foy, R (1, 5) OBP: 0.378, SLG: 0.329										2	0	1	0	3	1	3				
Duffy Dyer, R (1, 2) OBP: 0.313, SLG: 0.207										5	0	0	0	0	3	11				
Al Weis, S (1, 4) OBP: 0.294, SLG: 0.328 Wayne Garrett, L (5, PH) OBP: 0.422, SLG: 0.478										2	1	1	0	0	1	0				
Jim McAndrew, R (1, 1) OBP: 0.231, SLG: 0.250										3	1	1	1	0	0	1				
Inning Stats	R: 2 E: 0 K: 1 S: 8	H: 3 LOB: 2 BB: 1 P: 12	R: 0 E: 0 K: 2 S: 8	H: 1 LOB: 0 BB: 0 P: 8	R: 1 E: 0 K: 1 S: 6	H: 2 LOB: 1 BB: 1 P: 10	R: 1 E: 0 K: 0 S: 6	H: 2 LOB: 2 BB: 0 P: 6	R: 1 E: 0 K: 2 S: 8	H: 1 LOB: 2 BB: 2 P: 16	R: 0 E: 0 K: 0 S: 4	H: 1 LOB: 3 BB: 2 P: 12	R: 3 E: 1 K: 1 S: 9	H: 3 LOB: 3 BB: 2 P: 17	R: 0 E: 0 K: 1 S: 5	H: 0 LOB: 0 BB: 0 P: 5		1B: 9 2B: 3 3B: 0 HR: 1	SF: 1 SAC: 2 DP: 0 HBP: 0	WP: 0 PB: 0 SB: 0 CS: 2
PITCHER Jim Merritt, L (1, 1) ERA: 3.37 Pedro Borbon, R (4, 1) ERA: 7.11 Tony Cloninger, R (5, 1) ERA: 8.0 Ray Washburn, R (6, 1) ERA: 8.18	IP: 3.2 WLS: L BF: 21 H: 8 R: 4 ER: 4 SO: 4 BB: 2 IBB: 0 HBP: 0 BLK: 0 WP: 0 HR: 1 S: 27 P: 35 ERA: 9.82 WHIP: 2.727															PITCHER				

Batter	1	2	3	4	5	6	7	8	9	AB	R	H	RBI	BB	SO	LOB	TOP																
Pete Rose, S OBP: 0.388, SLG: 0.476 (1, 9)										2	2	1	0	3	0	0	Cincinnati Reds @ New York Mets Shea Stadium, Flushing, NY Wed Jun 17 1970, 7:05 PM EDT Att: 40,462 - Unknown																
Angel Bravo, L OBP: 0.384, SLG: 0.310 Clay Carroll, R (7, 1)										4	0	0	0	0	1	5																	
Hal McRae, R OBP: 0.397, SLG: 0.652 Wayne Granger, R (9, 1)										1	0	1	1	0	0	0																	
Tony Perez, R OBP: 0.452, SLG: 0.702 (1, 5)										4	1	2	1	1	0	0																	
Johnny Bench, R OBP: 0.346, SLG: 0.647 (1, 2)										4	1	1	1	1	1	4																	
Lee May, R OBP: 0.328, SLG: 0.559 (1, 3)										5	1	1	3	0	1	4																	
Bernie Carbo, L OBP: 0.475, SLG: 0.600 (1, 7)										5	0	0	0	0	3	4																	
Tommy Helms, R OBP: 0.227, SLG: 0.245 (1, 4)										4	0	0	0	0	1	0																	
Woody Woodward, R OBP: 0.345, SLG: 0.370 (1, 6)										4	1	3	0	0	0	0																	
Wayne Simpson, R OBP: 0.075, SLG: 0.051 Jimmy Stewart, S OBP: 0.229, SLG: 0.205 (7, PH) (7, 8)										2	0	0	0	0	2	1																	
Inning Stats	R: 1 E: 1 K: 1 S: 7	H: 2 LOB: 2 BB: 1 P: 11	R: 0 E: 0 K: 1 S: 5	H: 0 LOB: 0 BB: 0 P: 5	R: 0 E: 0 K: 1 S: 5	H: 0 LOB: 0 BB: 0 P: 5	R: 0 E: 0 K: 1 S: 6	H: 1 LOB: 2 BB: 1 P: 10	R: 1 E: 0 K: 2 S: 8	H: 1 LOB: 0 BB: 0 P: 8	R: 0 E: 1 K: 1 S: 6	H: 1 LOB: 2 BB: 1 P: 10	R: 2 E: 0 K: 0 S: 5	H: 2 LOB: 0 BB: 0 P: 5	R: 3 E: 1 K: 1 S: 8	H: 2 LOB: 2 BB: 2 P: 16	1B: 6 2B: 1 3B: 0 HR: 2	SF: 0 SAC: 1 DP: 0 HBP: 0	WP: 0 PB: 0 SB: 0 CS: 0	PA: 42													
PITCHER	IP WLS BF H R ER SO BB IBB HBP BLK WP HR S P ERA WHIP																																
Gary Gentry, R ERA: 3.32 Ron Taylor, R ERA: 3.24 Nolan Ryan, R ERA: 3.72	(1, 1) (9, 1) (9, 1)	8.0 L 4	34 4 2	7 3 3	4 3 0	3 3 0	8 0 1	2 1 0	0 0 0	1 0 0	0 0 0	0 0 5	2 3 9	47 7 9	59 ∞ 1000	3.38 ∞ 0.00	1.125 ∞ 1.000																

AB	36
R	7
H	9
RBI	6
BB	5
SO	9
LOB	19



Batter	1	2	3	4	5	6	7	8	9	AB	R	H	RBI	BB	SO	LOB	BOTTOM															
Tommie Agee, R OBP: 0.337, SLG: 0.477 (1, 8)										5	1	2	2	0	1	4	Cincinnati Reds @ New York Mets Shea Stadium, Flushing, NY Wed Jun 17 1970, 7:05 PM EDT Att: 40,462 - Unknown															
Bud Harrelson, S OBP: 0.402, SLG: 0.403 (1, 6)										5	0	1	0	0	2	2																
Cleon Jones, R OBP: 0.301, SLG: 0.340 (1, 7)										5	1	1	1	0	0	2																
Art Shamsky, L OBP: 0.400, SLG: 0.509 Mike Jorgensen, L OBP: 0.211, SLG: 0.411 (9, 3)										4	1	2	0	0	0	0																
Dave Marshall, L OBP: 0.303, SLG: 0.437 (1, 9)										4	0	1	0	0	2	1																
Ken Boswell, L OBP: 0.333, SLG: 0.361 (1, 4)										3	0	1	1	1	0	1																
Wayne Garrett, L OBP: 0.436, SLG: 0.500 (1, 5)										3	1	2	0	1	0	2																
Duffy Dyer, R OBP: 0.303, SLG: 0.200 Ed Kranepool, L OBP: 0.211, SLG: 0.118 Jerry Grote, R OBP: 0.213, SLG: 0.246 (1, 2) (8, PH) (9, 2)										3	0	0	0	0	1	5																
Gary Gentry, R OBP: 0.147, SLG: 0.033 Donn Clendenon, R OBP: 0.333, SLG: 0.504 Ron Taylor, R Nolan Ryan, R OBP: 0.174, SLG: 0.174 (1, 1) (8, PH) (9, 1) (9, 1)										1	0	0	0	2	1	1																
Inning Stats	R: 0 E: 0 K: 0 S: 3	H: 0 LOB: 0 BB: 0 P: 3	R: 0 E: 0 K: 1 S: 6	H: 1 LOB: 2 BB: 1 P: 10	R: 0 E: 0 K: 1 S: 4	H: 0 LOB: 1 BB: 1 P: 8	R: 0 E: 0 K: 1 S: 6	H: 1 LOB: 1 BB: 0 P: 6	R: 2 E: 0 K: 1 S: 7	H: 2 LOB: 3 BB: 1 P: 11	R: 1 E: 0 K: 2 S: 10	H: 3 LOB: 3 BB: 1 P: 14	R: 1 E: 0 K: 0 S: 4	H: 1 LOB: 0 BB: 0 P: 4	R: 0 E: 0 K: 0 S: 4	H: 1 LOB: 1 BB: 0 P: 4	R: 0 E: 0 K: 1 S: 6	H: 1 LOB: 1 BB: 0 P: 6	1B: 7 2B: 2 3B: 0 HR: 2	SF: 0 SAC: 0 DP: 1 HBP: 0	WP: 0 PB: 1 SB: 0 CS: 1	PA: 40										
PITCHER	IP WLS BF H R ER SO BB IBB HBP BLK WP HR S P ERA WHIP																															
Wayne Simpson, R ERA: 2.34 Clay Carroll, R ERA: 3.08 Wayne Granger, R ERA: 2.36	(1, 1) (7, 1) (9, 1)	6.0 W 8	28 8 4	7 2 1	3 1 0	3 1 0	6 0 1	0 0 0	0 0 0	0 0 0	0 0 0	0 0 6	1 8 6	8 8 6	4.50 4.50 0.00	1.833 1.000 1.000																

AB	36
R	4
H	10
RBI	4
BB	4
SO	7
LOB	21



Batter	1	2	3	4	5	6	7	8	9	AB	R	H	RBI	BB	SO	LOB	TOP					
Tony Taylor, R OBP: 0.341, SLG: 0.395 Rick Joseph, R OBP: 0.222, SLG: 0.381	F8		6-3		1B 2B 1B		E3 FC6-4		K	3	1	1	0	0	0	0						
Larry Bowa, S OBP: 0.272, SLG: 0.268	P8				2B 1B		FC6-4 FC6			4	0	2	2	0	0	1						
Oscar Gamble, L OBP: 0.349, SLG: 0.368			F9				FC6			4	0	2	1	0	0	2						
Deron Johnson, R OBP: 0.325, SLG: 0.454					K				K	4	0	2	0	0	2	3						
Ron Stone, L OBP: 0.341, SLG: 0.421	FC6-4				L1		3-1		FC6-4	4	0	0	0	0	0	3						
Terry Harmon, R OBP: 0.299, SLG: 0.333					K		P9		4-3	4	0	0	0	0	2	1						
Larry Hisle, R OBP: 0.306, SLG: 0.355 Scott Reid, L OBP: 0.256, SLG: 0.114			E6		L3		K		K	0	0	0	0	0	0	0						
Doc Edwards, R OBP: 0.325, SLG: 0.270 Mike Compton, R OBP: 0.350, SLG: 0.372			G6-4-3				F8		K	2	0	1	0	0	0	1						
Jim Bunning, R OBP: 0.185, SLG: 0.120 Lowell Palmer, R OBP: 0.333, SLG: 0.455 Byron Browne, R OBP: 0.308, SLG: 0.445 Barry Lersch, S					K				K	0	0	0	0	0	0	0						
Jim Hutto, R OBP: 0.285, SLG: 0.370							E FC6-4 1B		K	2	0	0	0	0	0	0						
Inning Stats	R: 0 E: 0 K: 0 S: 9	H: 2 LOB: 2 BB: 0 P: 12	R: 0 E: 1 K: 1 S: 8	H: 0 LOB: 0 BB: 0 P: 12	R: 0 E: 0 K: 1 S: 6	H: 1 LOB: 1 BB: 0 P: 6	R: 0 E: 0 K: 2 S: 7	H: 0 LOB: 0 BB: 0 P: 7	R: 2 E: 0 K: 2 S: 11	H: 4 LOB: 3 BB: 0 P: 11	R: 0 E: 0 K: 1 S: 5	H: 0 LOB: 0 BB: 0 P: 5	R: 1 E: 1 K: 0 S: 5	H: 1 LOB: 1 BB: 0 P: 5	R: 0 E: 0 K: 3 S: 6	H: 1 LOB: 1 BB: 0 P: 6	R: 0 E: 0 K: 3 S: 9	H: 0 LOB: 0 BB: 0 P: 9	1B: 6 2B: 3 3B: 0 HR: 0	SF: 0 SAC: 0 DP: 1 HBP: 0	WP: 0 PB: 0 SB: 0 CS: 0	PA: 37
PITCHER Tom Seaver, R ERA: 2.38	IP: 9.0 WLS: W BF: 37 H: 9 R: 3 ER: 2 SO: 11 BB: 0 IBB: 0 HBP: 0 BLK: 0 WP: 0 HR: 0 S: 66 P: 73 ERA: 2.00 WHIP: 1.000															PITCHER						

Philadelphia Phillies @ New York Mets
Shea Stadium, Flushing, NY
Fri Jun 19 1970, 7:05 PM EDT
Att: 43,866 - Unknown

AB 37
R 3
H 9
RBI 3
BB 0
SO 11
LOB 14



Batter	1	2	3	4	5	6	7	8	9	AB	R	H	RBI	BB	SO	LOB	BOTTOM			
Tommie Agee, R OBP: 0.338, SLG: 0.480			K		F7		6-3			5	1	2	2	0	1	0				
Bud Harrelson, S OBP: 0.405, SLG: 0.406 Al Weis, S OBP: 0.286, SLG: 0.317					6-3				5-3	3	2	2	0	0	0	1				
Cleon Jones, R OBP: 0.303, SLG: 0.338	P7		E2				6-3		L9	4	1	1	0	1	0	2				
Art Shamsky, L OBP: 0.394, SLG: 0.500 Mike Jorgensen, L OBP: 0.298, SLG: 0.397	3-1		K		F7		4-3		4-3	3	0	0	0	0	1	3				
Dave Marshall, L OBP: 0.325, SLG: 0.453	E8		4-3							4	2	3	2	0	0	1				
Ken Boswell, L OBP: 0.343, SLG: 0.399							3-1			4	3	3	3	0	0	1				
Wayne Garrett, L OBP: 0.449, SLG: 0.573					F8					3	2	2	3	1	0	1				
Jerry Grote, R OBP: 0.214, SLG: 0.246			F7		F3		P4			4	1	1	1	0	0	1				
Tom Seaver, R OBP: 0.196, SLG: 0.184			F8		P3		K			4	1	1	0	0	1	0				
Inning Stats	R: 7 E: 1 K: 0 S: 20	H: 8 LOB: 1 BB: 0 P: 30	R: 2 E: 0 K: 1 S: 9	H: 1 LOB: 1 BB: 2 P: 20	R: 1 E: 1 K: 1 S: 6	H: 2 LOB: 1 BB: 0 P: 8	R: 2 E: 0 K: 0 S: 6	H: 2 LOB: 0 BB: 0 P: 7	R: 0 E: 0 K: 0 S: 3	H: 0 LOB: 0 BB: 0 P: 3	R: 0 E: 0 K: 1 S: 4	H: 1 LOB: 1 BB: 0 P: 4	R: 1 E: 0 K: 1 S: 6	H: 1 LOB: 0 BB: 0 P: 7	R: 0 E: 0 K: 0 S: 3	H: 0 LOB: 0 BB: 0 P: 3	1B: 10 2B: 2 3B: 1 HR: 2	SF: 0 SAC: 0 DP: 0 HBP: 0	WP: 0 PB: 1 SB: 1 CS: 0	PA: 40
PITCHER Jim Bunning, R ERA: 3.66 Lowell Palmer, R ERA: 3.95 Barry Lersch, R ERA: 3.38	IP: 0.2 WLS: L BF: 10 H: 8 R: 7 ER: 7 SO: 7 BB: 0 IBB: 0 HBP: 0 BLK: 0 WP: 0 HR: 0 S: 19 P: 29 ERA: 94.50 WHIP: 12.000															PITCHER				

Philadelphia Phillies @ New York Mets
Shea Stadium, Flushing, NY
Fri Jun 19 1970, 7:05 PM EDT
Att: 43,866 - Unknown

AB 38
R 13
H 15
RBI 11
BB 2
SO 3
LOB 10



Batter	1	2	3	4	5	6	7	8	9	AB	R	H	RBI	BB	SO	LOB	TOP			
Tony Taylor, R OBP: 0.344, SLG: 0.397 (1, 4)	2-1 4-3		0-1 K		1-3 K			2-1 4-3 1B		4	0	2	1	0	1	0				
Larry Bowa, S OBP: 0.288, SLG: 0.263 (1, 6)	1-2 E6		2-0 6-3			0-0 P4		1-1 4-3		4	0	0	0	0	0	2				
Byron Browne, R OBP: 0.306, SLG: 0.439 (1, 9)	3-2 F9		1-3 K			2-1 1-3 1B		2-1 F9		4	0	1	0	0	1	3				
Deron Johnson, R OBP: 0.324, SLG: 0.450 (9, PR)	0-1 F8			1-3 K		0-0 1-3			3-1 SH2-4 1B	4	0	1	0	0	1	2				
Grant Jackson, S OBP: 0.063, SLG: 0.063 (9, 2)						1-2			1B	0	1	0	0	0	0	0				
Mike Compton, R OBP: 0.380, SLG: 0.372 (9, 2)									1B	0	0	0	0	0	0	0				
Rick Joseph, R OBP: 0.245, SLG: 0.391 (1, 5)		1-2 F8		2-2		1-0			3-1 BB SH2-4 1B	4	0	2	0	0	0	1				
Jim Hutto, R OBP: 0.250, SLG: 0.347 (9, 3)		3-2 F9		2-3 K					0-1 SH2-4	3	0	0	0	0	1	1				
Oscar Gamble, L OBP: 0.343, SLG: 0.350 (1, 8)		0-2 1-3		0-0 4-3					1-2 2-3	3	0	0	0	1	0	1				
Doc Edwards, R OBP: 0.302, SLG: 0.250 (9, PH)			0-0 E6		1-3 K				4-1 BB SH2-4	3	1	0	0	0	1	0				
Ron Stone, L OBP: 0.346, SLG: 0.421 (9, 7)			1-1 SH5-4 1B						1-2 2-3 3-H	0	0	0	1	1	0	0				
Chris Short, R OBP: 0.042, SLG: 0.043 (1, 1)			0-1 SH5-4		2-3 K				1-1 G6-3	3	0	0	0	0	1	3				
Inning Stats	R: 0 E: 1 K: 0 S: 11	H: 0 LOB: 1 BB: 0 P: 17	R: 0 E: 0 K: 0 S: 10	H: 0 LOB: 0 BB: 0 P: 14	R: 1 E: 1 K: 1 S: 10	H: 1 LOB: 1 BB: 0 P: 13	R: 0 E: 0 K: 2 S: 10	H: 1 LOB: 1 BB: 0 P: 15	R: 0 E: 0 K: 3 S: 9	H: 0 LOB: 0 BB: 0 P: 13	R: 0 E: 0 K: 0 S: 7	H: 0 LOB: 0 BB: 0 P: 11	R: 0 E: 0 K: 0 S: 7	H: 1 LOB: 1 BB: 0 P: 12	R: 1 E: 0 K: 0 S: 9	H: 2 LOB: 3 BB: 2 P: 24	1B: 6 2B: 0 3B: 0 HR: 0	SF: 0 SAC: 2 DP: 1 HBP: 0	WP: 0 PB: 0 SB: 0 CS: 0	PA: 36
PITCHER	IP	WLS	BF	H	R	ER	SO	BB	IBB	HBP	BLK	WP	HR	S	P	ERA	WHIP			
Jerry Koosman, L ERA: 2.41 (1, 1)	8.0	L	32	6	2	1	6	0	0	0	0	0	0	73	113	1.12	0.750			
Ron Taylor, R ERA: 3.2 (9, 1)	0.1		2	0	0	0	0	0	1	0	0	0	0	2	6	0.00	0.000			
Tug McGraw, L ERA: 5.08 (9, 1)	0.2		2	0	0	0	0	1	0	0	0	0	0	3	8	0.00	1.500			

Philadelphia Phillies @ New York Mets
Shea Stadium, Flushing, NY
Sat Jun 20 1970, 7:05 PM EDT
Att: 41,897 - Unknown

AB	32
R	2
H	6
RBI	2
BB	2
SO	6
LOB	13



Batter	1	2	3	4	5	6	7	8	9	AB	R	H	RBI	BB	SO	LOB	BOTTOM					
Tommie Agee, R OBP: 0.337, SLG: 0.474 (1, 8)	4-2 G6-4-3 BB		1-3 K			1-3 K		2-1 L8		3	0	0	0	1	2	1						
Bud Harrelson, S OBP: 0.403, SLG: 0.404 (1, 6)	2-3 K			3-2 L8		0-2 1B			1-1 P6	4	0	1	0	0	1	1						
Cleon Jones, R OBP: 0.303, SLG: 0.336 (1, 7)	0-1 G6-4-3			3-2 P9		0-0 G5-4-3 1B		1-2	2-2 F8	4	0	1	0	0	0	1						
Donn Clendenon, R OBP: 0.331, SLG: 0.496 (1, 3)		1-0 5-3		2-2 L9		0-2 G5-4-3		0-2	3-2 1B	4	0	1	0	0	0	2						
Ron Swoboda, R OBP: 0.329, SLG: 0.355 (1, 9)		0-0 5-3			4-2 E BB			3-2 4-3		3	1	0	0	1	0	1						
Joe Foy, R OBP: 0.372, SLG: 0.323 (1, 5)		3-3 K			2-3 K			2-2 P4		3	0	0	0	0	2	1						
Jerry Grote, R OBP: 0.210, SLG: 0.240 (1, 2)			2-2 L3		3-2 4-3			0-1 6-3		3	0	0	0	0	0	1						
Al Weis, S OBP: 0.274, SLG: 0.303 (1, 4)			0-1 P4		2-1 E8			0-0 5-3		3	0	0	0	0	0	0						
Jerry Koosman, R OBP: 0.179, SLG: 0.115 (9, 1)				1-0 K				1-3 K		3	0	1	0	0	2	1						
Ron Taylor, R (9, 1)										0	0	0	0	0	0	0						
Tug McGraw, R OBP: 0.333, SLG: 0.333 (9, 1)										0	0	0	0	0	0	0						
Inning Stats	R: 0 E: 0 K: 1 S: 7	H: 0 LOB: 0 BB: 1 P: 13	R: 0 E: 0 K: 1 S: 5	H: 0 LOB: 0 BB: 0 P: 9	R: 0 E: 0 K: 1 S: 9	H: 1 LOB: 1 BB: 0 P: 13	R: 0 E: 0 K: 0 S: 11	H: 0 LOB: 0 BB: 0 P: 19	R: 1 E: 1 K: 2 S: 19	H: 0 LOB: 1 BB: 1 P: 31	R: 0 E: 0 K: 1 S: 12	H: 2 LOB: 1 BB: 0 P: 13	R: 0 E: 0 K: 0 S: 9	H: 0 LOB: 0 BB: 0 P: 14	R: 0 E: 0 K: 1 S: 6	H: 0 LOB: 0 BB: 0 P: 9	R: 0 E: 0 K: 0 S: 12	H: 1 LOB: 1 BB: 0 P: 19	1B: 4 2B: 0 3B: 0 HR: 0	SF: 0 SAC: 0 DP: 2 HBP: 0	WP: 0 PB: 0 SB: 0 CS: 0	PA: 32
PITCHER	IP	WLS	BF	H	R	ER	SO	BB	IBB	HBP	BLK	WP	HR	S	P	ERA	WHIP					
Chris Short, L ERA: 4.71 (1, 1)	9.0	W	32	4	1	0	7	2	0	0	0	0	0	90	140	0.00	0.667					

Philadelphia Phillies @ New York Mets
Shea Stadium, Flushing, NY
Sat Jun 20 1970, 7:05 PM EDT
Att: 41,897 - Unknown

AB	30
R	1
H	4
RBI	0
BB	2
SO	7
LOB	9



Batter	1	2	3	4	5	6	7	8	9	AB R H RBI BB SO LOB	TOP									
Tommie Agee, R OBP: 0.335, SLG: 0.480	0-3 K		0-0 5-3		0-0 HR		0-3 K		0-0 F9	5 1 1 3 0 2 1	New York Mets @ Chicago Cubs Wrigley Field, Chicago, IL Mon Jun 22 1970, 3:33 AM CDT Att: 24,867 - Cloudy - 73 F									
Bud Harrelson, S OBP: 0.399, SLG: 0.399	0-3 K			0-0 P4-3	0-0 G3		0-0 F9		0-0 1B	5 1 1 0 0 1 1										
Cleon Jones, R OBP: 0.313, SLG: 0.344	1-0 HBP			0-0 P5		0-0 1-3 1B		0-0 1B HR	0-0 1B	4 1 3 1 0 0 0										
Art Shamsky, L OBP: 0.391, SLG: 0.494	0-0 1-3			0-0 P6		0-3 K		0-0 1-3 HR	0-0 1B	4 0 1 0 0 1 2										
Tom Seaver, R OBP: 0.196, SLG: 0.184										0 1 0 0 0 0 0										
Ron Swoboda, R OBP: 0.327, SLG: 0.353	1-2								1-3	1 0 0 0 0 0 1										
Dave Marshall, L OBP: 0.313, SLG: 0.436			0-0 F9		0-0 F8			0-0 1-3	0-0 HR	3 0 0 0 0 0 1										
Donn Clendenon, R OBP: 0.336, SLG: 0.525						2-3				1 1 1 3 0 0 0										
Ken Boswell, L OBP: 0.341, SLG: 0.395		0-0 P4-3			0-0 1B	0-3 K		0-0 6-3		4 1 1 0 0 1 2										
Wayne Garrett, L OBP: 0.461, SLG: 0.577		0-0 P4-3			0-0 1B		0-0 1B SF7	4-0 1B		3 2 2 0 1 0 0										
Jerry Grote, R OBP: 0.224, SLG: 0.256			0-0 5-3		0-0 HR			0-0 1B		4 1 3 1 0 0 0										
Gary Gentry, R OBP: 0.143, SLG: 0.032			0-0 6-3		0-3 K		0-0 SF7	0-3 K		1 0 0 0 0 0 0										
Mike Jorgensen, L OBP: 0.294, SLG: 0.390										1 0 0 0 0 1 2										
Tug McGraw, R OBP: 0.250, SLG: 0.333										0 0 0 1 0 0 0										
Ron Taylor, R OBP: 0.250, SLG: 0.333										1 0 0 0 0 1 1										
Inning Stats	R: 0 E: 0 K: 2 S: 7	H: 0 LOB: 1 BB: 0 P: 8	R: 0 E: 0 K: 0 S: 3	H: 0 LOB: 0 BB: 0 P: 3	R: 0 E: 0 K: 0 S: 3	H: 0 LOB: 0 BB: 0 P: 3	R: 4 E: 0 K: 1 S: 9	H: 4 LOB: 0 BB: 0 P: 9	R: 0 E: 0 K: 2 S: 8	H: 1 LOB: 1 BB: 0 P: 8	R: 1 E: 0 K: 1 S: 7	H: 2 LOB: 1 BB: 0 P: 7	R: 3 E: 0 K: 1 S: 8	H: 4 LOB: 1 BB: 1 P: 12	R: 1 E: 0 K: 0 S: 4	H: 2 LOB: 0 BB: 0 P: 4	1B: 11 2B: 1 3B: 0 HR: 2	SF: 1 SAC: 0 DP: 1 HBP: 1	WP: 0 PB: 0 SB: 4 CS: 0	PA: 40
PITCHER	IP WLS BF H R ER SO BB IBB HBP BLK WP HR S P ERA WHIP											IP WLS BF H R ER SO BB IBB HBP BLK WP HR S P ERA WHIP								
Fergie Jenkins, R ERA: 4.59	7.0 L 31 9 7 7 6 0 0 0 1 0 0 1 42 43 9.00 1.286																			
Hank Aguirre, L ERA: 3.85	1.0 5 2 1 1 1 1 0 0 0 0 1 6 10 9.00 3.000																			
Phil Regan, R ERA: 3.65	1.0 4 2 1 1 0 0 0 0 0 0 0 4 4 9.00 2.000																			

Batter	1	2	3	4	5	6	7	8	9	AB R H RBI BB SO LOB	BOTTOM									
Don Kessinger, S OBP: 0.361, SLG: 0.427	0-0 1B 2B	0-0 1B		0-0 F9			0-0 P6	0-0 1B		5 2 3 0 0 0 0	New York Mets @ Chicago Cubs Wrigley Field, Chicago, IL Mon Jun 22 1970, 3:33 AM CDT Att: 24,867 - Cloudy - 73 F									
Paul Popovich, S OBP: 0.343, SLG: 0.400	0-0 1-3 2B	0-0 1-3 1B		0-0 P3			0-0 2B	0-0 F8		5 2 3 0 0 0 1										
Billy Williams, L OBP: 0.353, SLG: 0.549	0-0 G3	0-0 1-3 3-H 1B		0-0 6-3			0-0 FC1	0-0 E 1B	0-0 1B	5 1 2 1 0 0 3										
Jim Hickman, R OBP: 0.449, SLG: 0.679	0-0 2B	4-0 FC6-4 BB		0-3 K			0-0 FC4-6	0-0 F2		4 0 2 3 1 1 1										
Ron Santo, R OBP: 0.326, SLG: 0.391	0-0 F8	0-0 FC6-4		0-3 K			4-0 FC4-6	0-0 F9		4 0 0 0 1 1 5										
Johnny Callison, L OBP: 0.353, SLG: 0.424	4-0		0-3 K		0-0 4-3		0-0 FC4-6	0-0 E8		2 0 0 0 1 1 0										
Glenn Beckert, R OBP: 0.326, SLG: 0.353							1-2 2-3 3-H	1-3 1B		0 0 0 0 0 0 0										
Willie Smith, L OBP: 0.293, SLG: 0.294										1 0 0 1 0 0 2										
Cleo James, R OBP: 0.287, SLG: 0.325										1 0 1 0 0 0 0										
14 Ernie Banks, R OBP: 0.293, SLG: 0.441	0-0 F7		0-0 FC4-6 1B		0-0 5-3		0-0 F8		0-3 K	5 0 1 0 0 1 6										
Jack Hiatt, R OBP: 0.401, SLG: 0.355		0-0 F8		0-3 K		0-3 K		0-3 K		4 0 0 0 0 3 1										
Fergie Jenkins, R OBP: 0.067, SLG: 0.070		0-0 F9		0-0 FC4-6		0-3 K		0-3 K		3 0 0 0 0 1 1										
Hank Aguirre, R										0 0 0 0 0 0 0										
Jimmie Hall, L OBP: 0.200, SLG: 0.129										1 0 0 0 0 1 0										
Phil Regan, R										0 0 0 0 0 0 0										
Inning Stats	R: 2 E: 0 K: 0 S: 6	H: 3 LOB: 2 BB: 1 P: 10	R: 1 E: 0 K: 0 S: 6	H: 3 LOB: 3 BB: 1 P: 10	R: 0 E: 0 K: 2 S: 8	H: 1 LOB: 0 BB: 0 P: 8	R: 0 E: 0 K: 0 S: 3	H: 0 LOB: 0 BB: 0 P: 3	R: 0 E: 0 K: 2 S: 7	H: 0 LOB: 0 BB: 0 P: 7	R: 2 E: 1 K: 0 S: 6	H: 2 LOB: 2 BB: 1 P: 10	R: 0 E: 0 K: 2 S: 8	H: 1 LOB: 1 BB: 0 P: 8	R: 0 E: 1 K: 1 S: 7	H: 2 LOB: 2 BB: 0 P: 7	1B: 10 2B: 2 3B: 0 HR: 0	SF: 0 SAC: 0 DP: 0 HBP: 0	WP: 0 PB: 0 SB: 0 CS: 0	PA: 43
PITCHER	IP WLS BF H R ER SO BB IBB HBP BLK WP HR S P ERA WHIP											IP WLS BF H R ER SO BB IBB HBP BLK WP HR S P ERA WHIP								
Gary Gentry, R ERA: 3.45	4.0 21 7 3 3 2 1 0 0 0 0 0 23 31 6.75 2.000																			
Tug McGraw, L ERA: 4.7	2.1 11 2 2 0 4 0 1 0 0 0 0 18 22 0.00 0.857																			
Ron Taylor, R ERA: 2.89	2.2 W 11 3 0 0 3 0 0 0 0 0 0 17 17 0.00 1.125																			

AB	37
R	9
H	13
RBI	9
BB	1
SO	7
LOB	11



Batter	1	2	3	4	5	6	7	8	9	AB	R	H	RBI	BB	SO	LOB	TOP										
Tommie Agee, R OBP: 0.339, SLG: 0.483 (1, 8)	0-0 6-3	0-0 1-3 2-H 1B			0-3 K		0-0 F3		0-0 F9	5	0	1	1	0	1	3											
Bud Harrelson, S OBP: 0.395, SLG: 0.385 (1, 6)	0-0 4-3	0-0 6-3			0-0 4-3		0-0 SF9		0-0 P4	4	0	0	1	0	0	2											
Ken Singleton, S (1, 7)	0-0 4-3		0-3 K		0-0 4-3		0-3 K			4	0	0	0	0	2	2											
Art Shamsky, L OBP: 0.389, SLG: 0.481 (1, 3)		0-0 1B G3 1B	4-0 G1-6-3 BB		0-0 4-3		0-0 4-3		0-0 4-3 2B 1B	3	2	2	0	1	0	0											
Dave Marshall, L OBP: 0.340, SLG: 0.461 (1, 9)		0-0 1B G3 1B	0-0 G1-6-3		0-0 F7				0-0 4-3	4	1	1	0	0	0	2											
Ken Boswell, L OBP: 0.337, SLG: 0.378 (1, 4)		0-0 G3		0-3 K			0-0 S 1B		0-0 F8	4	1	1	1	0	1	2											
Wayne Garrett, L OBP: 0.406, SLG: 0.591 (1, 5)		0-0 1B 1B		0-0 F7			4-0 1B 1B SF9 BB		0-0 2B	3	2	2	2	1	0	0											
Duffy Dyer, R OBP: 0.308, SLG: 0.244 (1, 2)		0-3 K		0-0 P5			0-0 1B 1B		0-0 P5-3	4	0	1	1	0	1	2											
Nolan Ryan, R OBP: 0.231, SLG: 0.231 (1, 1)		0-0 1B 1B		0-3 K			0-0 1B			3	0	2	0	0	1	0											
Tug McGraw, R OBP: 0.200, SLG: 0.250 (8, 1)		1-2 1B			0-3 K		1-2 2-3 1B		0-0 G3	1	0	0	0	0	0	0											
Inning Stats	R: 0 E: 0 K: 0 S: 3	H: 0 LOB: 0 BB: 0 P: 3	R: 3 E: 0 K: 1 S: 10	H: 5 LOB: 2 BB: 0 P: 10	R: 0 E: 0 K: 1 S: 4	H: 0 LOB: 0 BB: 1 P: 8	R: 0 E: 0 K: 1 S: 5	H: 0 LOB: 0 BB: 0 P: 5	R: 0 E: 0 K: 2 S: 7	H: 0 LOB: 0 BB: 0 P: 7	R: 0 E: 0 K: 0 S: 3	H: 0 LOB: 0 BB: 0 P: 3	R: 2 E: 0 K: 1 S: 8	H: 3 LOB: 2 BB: 1 P: 12	R: 1 E: 0 K: 0 S: 5	H: 2 LOB: 1 BB: 0 P: 5	R: 0 E: 0 K: 0 S: 3	H: 0 LOB: 0 BB: 0 P: 3	1B: 9 2B: 1 3B: 0 HR: 0	SF: 1 SAC: 0 DP: 1 HBP: 0	WP: 0 PB: 0 SB: 1 CS: 0	PA: 38					
PITCHER	IP	WLS	BF	H	R	ER	SO	BB	IBB	HBP	BLK	WP	HR	S	P	ERA	WHIP										
Archie Reynolds, R ERA: 4.38 (1, 1)	6.0	L	26	7	5	5	5	2	0	0	0	0	0	34	42	7.50	1.500										
Roberto Rodriguez, R ERA: 4.99 (7, 1)	2.0		9	3	1	1	1	0	0	0	0	0	0	11	11	4.50	1.500										
Larry Gura, L ERA: (9, 1)	1.0		3	0	0	0	0	0	0	0	0	0	0	3	3	0.00	0.000										

New York Mets @ Chicago Cubs
Wrigley Field, Chicago, IL
Wed Jun 24 1970, 3:38 AM CDT
Att: 35,071 - Unknown

AB 35
R 6
H 10
RBI 6
BB 2
SO 6
LOB 13



Batter	1	2	3	4	5	6	7	8	9	AB	R	H	RBI	BB	SO	LOB	BOTTOM										
Don Kessinger, S OBP: 0.350, SLG: 0.408 (1, 6)	0-0 4-3 S 4-3 1B		0-0 SH5-4			0-0 6-3		0-0 5-3		3	1	1	0	0	0	1											
Glenn Beckert, R OBP: 0.320, SLG: 0.351 (1, 4)	0-0 4-3		0-0 1-3			0-0 F8			0-0 P6	4	0	0	0	0	0	3											
Billy Williams, L OBP: 0.351, SLG: 0.556 (1, 7)	0-0 4-3		0-0 F7			0-0 F7			0-3 K	4	0	0	1	0	1	2											
Willie Smith, L OBP: 0.258, SLG: 0.273 (1, 3)	0-3 K			0-3 K			0-0 F7		0-3 K	3	0	0	0	0	2	0											
Jim Hickman, R OBP: 0.443, SLG: 0.657 (9, PH)										1	0	0	0	0	1	0											
Johnny Callison, L OBP: 0.347, SLG: 0.415 (1, 9)		0-0 G3		0-0 3-1		0-0 F8				3	0	0	0	0	0	0											
Paul Popovich, S OBP: 0.340, SLG: 0.379 (1, 5)		0-0 P7		0-0 P4-3		0-0 P4-1				3	0	0	0	0	0	0											
Cleo James, R OBP: 0.274, SLG: 0.305 (1, 8)		0-0 F3			0-0 F9			0-0 P6		3	0	0	0	0	0	0											
J.C. Martin, L OBP: 0.326, SLG: 0.209 (8, PH)			4-0 SH5-4 BB		0-0 5-3			0-0 1B		1	0	0	0	1	0	0											
14 Ernie Banks, R OBP: 0.305, SLG: 0.463 (8, PH)										1	0	1	0	0	0	0											
Jimmie Hall, L OBP: 0.194, SLG: 0.125 (8, PR)										0	0	0	0	0	0	0											
Ken Rudolph, R OBP: 0.077, SLG: 0.077 (9, 2)										0	0	0	0	0	0	0											
Archie Reynolds, R (1, 1)			4-0 SH5-4 BB		0-0 4-3				0-0 F9	1	0	0	0	1	0	0											
Roberto Rodriguez, R (7, 1)										0	0	0	0	0	0	0											
Phil Gagliano, R OBP: 0.240, SLG: 0.174 (8, PH)										1	0	0	0	0	0	1											
Larry Gura, S ERA: (9, 1)			1-2 BB							0	0	0	0	0	0	0											
Inning Stats	R: 1 E: 0 K: 1 S: 6	H: 1 LOB: 0 BB: 0 P: 6	R: 0 E: 0 K: 0 S: 3	H: 0 LOB: 0 BB: 0 P: 3	R: 0 E: 0 K: 0 S: 3	H: 0 LOB: 2 BB: 2 P: 11	R: 0 E: 0 K: 1 S: 5	H: 0 LOB: 0 BB: 0 P: 5	R: 0 E: 0 K: 0 S: 3	H: 0 LOB: 0 BB: 0 P: 3	R: 0 E: 0 K: 0 S: 3	H: 0 LOB: 0 BB: 0 P: 3	R: 0 E: 0 K: 0 S: 3	H: 0 LOB: 0 BB: 0 P: 3	R: 0 E: 0 K: 0 S: 4	H: 1 LOB: 1 BB: 0 P: 4	R: 0 E: 0 K: 2 S: 7	H: 0 LOB: 0 BB: 0 P: 7	1B: 2 2B: 0 3B: 0 HR: 0	SF: 0 SAC: 1 DP: 0 HBP: 0	WP: 0 PB: 0 SB: 1 CS: 0	PA: 31					
PITCHER	IP	WLS	BF	H	R	ER	SO	BB	IBB	HBP	BLK	WP	HR	S	P	ERA	WHIP										
Nolan Ryan, R ERA: 3.48 (1, 1)	7.0	W	24	1	1	1	2	2	0	0	0	0	0	26	34	1.29	0.429										
Tug McGraw, L ERA: 4.41 (8, 1)	2.0	S	7	1	0	0	2	0	0	0	0	0	0	11	11	0.00	0.500										

New York Mets @ Chicago Cubs
Wrigley Field, Chicago, IL
Wed Jun 24 1970, 3:38 AM CDT
Att: 35,071 - Unknown

AB 28
R 1
H 2
RBI 1
BB 2
SO 4
LOB 7



Batter	1	2	3	4	5	6	7	8	9	AB	R	H	RBI	BB	SO	LOB	TOP																							
Tommie Agee, R OBP: 0.340, SLG: 0.482	0-3 K	0-0 2B E 1B		0-0 1B		0-3 K		0-0 4-3		5	1	2	1	0	2	0	New York Mets @ Chicago Cubs Wrigley Field, Chicago, IL Thu Jun 25 1970, 3:33 AM CDT Att: 28,015 - Unknown																							
Bud Harrelson, S OBP: 0.395, SLG: 0.390	0-0 6-3	0-0 E 1-3 2-H 2B		0-0 1B		0-0 4-3		0-0 4-3		5	0	2	1	0	0	0																								
Ken Singleton, S (1.7)	0-0 6-3	0-0 E4 2-3 3-H		0-3 K		0-3 K		0-0 F8		5	0	0	1	0	2	3																								
Donn Clendenon, R OBP: 0.336, SLG: 0.524		0-0 E 1B F8		0-3 K				0-3 K		5	2	2	0	0	2	4																								
Ron Swoboda, R OBP: 0.327, SLG: 0.366		0-0 E 1B 2B K		0-0 5-3				0-3 K		5	1	1	0	0	3	5																								
Joe Foy, R OBP: 0.377, SLG: 0.327		0-0 E6 S 1B 2-3 3-H 1B	4-0 FC3-6 BB		0-0 6-3			0-0 FC4-6 S 1B 2-H		4	2	2	1	1	1	0																								
Wayne Garrett, L OBP: 0.475, SLG: 0.589		0-0 S 1B 1-2 3-H 1B	0-0 FC3-6 1-2		4-0 1B BB			4-0 FC4-6 IBB		2	1	1	1	2	0	1																								
Jerry Grote, R OBP: 0.253, SLG: 0.270		4-0 1B 1-2 2-H 2B BB	0-3 K		0-0 G4-6-3 1B			0-0 FC4-6 S 1-2 2-3		3	1	1	0	1	1	3																								
Jerry Koosman, R OBP: 0.156, SLG: 0.100		0-3 K	0-3 K		0-0 G4-6-3 1-2			0-3 K 1-2 3-H		4	0	0	0	0	3	6																								
Inning Stats	R: 0 E: 0 K: 1 S: 5	H: 0 LOB: 0 BB: 0 P: 5	R: 6 E: 2 K: 2 S: 14	H: 6 LOB: 2 BB: 1 P: 18	R: 0 E: 0 K: 2 S: 7	H: 0 LOB: 1 BB: 1 P: 11	R: 0 E: 0 K: 2 S: 9	H: 2 LOB: 2 BB: 0 P: 9	R: 0 E: 0 K: 0 S: 3	H: 1 LOB: 1 BB: 1 P: 7	R: 0 E: 0 K: 2 S: 7	H: 0 LOB: 0 BB: 0 P: 7	R: 2 E: 0 K: 2 S: 9	H: 2 LOB: 1 BB: 1 P: 13	R: 0 E: 0 K: 0 S: 3	H: 0 LOB: 0 BB: 0 P: 9	1B: 8 2B: 3 3B: 0 HR: 0	SF: 0 SAC: 0 DP: 1 HBP: 0	WP: 0 PB: 0 SB: 4 CS: 0	PA: 42																				
PITCHER	IP	WLS	BF	H	R	ER	SO	BB	IBB	HBP	BLK	WP	HR	S	P	ERA	WHIP	PITCHER				IP	WLS	BF	H	R	ER	SO	BB	IBB	HBP	BLK	WP	HR	S	P	ERA	WHIP		
Ken Holtzman, L ERA: 3.74	(1.1)	1.1	L	11	6	6	6	2	1	0	0	0	0	0	14	18	40.50	5.250																						
Roberto Rodriguez, R ERA: 4.46	(2.1)	3.2		16	3	0	0	5	2	0	0	0	0	0	24	32	0.00	1.364																						
Jim Colborn, R ERA: 3.79	(6.1)	3.0		12	2	2	2	4	0	1	0	0	0	0	19	23	6.00	0.667																						
Phil Regan, R ERA: 4.1	(9.1)	1.0		3	0	0	0	3	0	0	0	0	0	0	9	9	0.00	0.000																						

Batter	1	2	3	4	5	6	7	8	9	AB	R	H	RBI	BB	SO	LOB	BOTTOM																								
Don Kessinger, S OBP: 0.356, SLG: 0.412	0-0 L8			4-0 G1 E 1B BB		0-0 FC4-6 1B		0-0 FC3-6 1B		3	1	2	0	1	0	0	New York Mets @ Chicago Cubs Wrigley Field, Chicago, IL Thu Jun 25 1970, 3:33 AM CDT Att: 28,015 - Unknown																								
Glenn Beckert, R OBP: 0.315, SLG: 0.345	0-0 4-3			0-0 4-3 1-2		0-0 F9		0-0 FC3-6 1-2		4	0	0	0	0	0	3																									
Billy Williams, L OBP: 0.347, SLG: 0.547	0-3 K			0-0 G1 2-3		0-0 FC4-6 1-2 HR		0-0 P4		4	1	0	0	0	1	3																									
Jim Hickman, R OBP: 0.448, SLG: 0.673		0-0 G4-6-3 1B		0-0 1B 3-H		0-0 HR 1-H		0-0 F9		4	1	3	3	0	0	0																									
Ron Santo, R OBP: 0.323, SLG: 0.380		0-3 K		0-3 K		0-0 6-3		0-0 P3		4	0	0	0	0	2	2																									
14 Ernie Banks, R OBP: 0.298, SLG: 0.451		0-0 G4-6-3 1-2		0-0 5-3		0-0 F9		0-0 6-3		4	0	0	0	0	0	1																									
Cleo James, R OBP: 0.275, SLG: 0.306			0-0 G6-4-3 1B		0-0 L6		0-0 P6			3	0	1	0	0	0	0																									
Jack Hiatt, R OBP: 0.401, SLG: 0.372			0-0 G6-4-3 1-2		0-0 1B		0-0 6-3			3	0	1	0	0	0	1																									
Ken Holtzman, R ERA: 3.74 Roberto Rodriguez, R ERA: 4.46 Phil Regan, R ERA: 4.1 Jim Colborn, R ERA: 3.79 Ken Rudolph, R ERA: 3.79 Phil Regan, R ERA: 4.1	(1.1)	(2.1)	(5.1)	(6.1)	(8.1)	(9.1)				0	0	0	0	0	0	0	New York Mets @ Chicago Cubs Wrigley Field, Chicago, IL Thu Jun 25 1970, 3:33 AM CDT Att: 28,015 - Unknown																								
Inning Stats	R: 0 E: 0 K: 1 S: 5	H: 0 LOB: 0 BB: 0 P: 5	R: 0 E: 0 K: 1 S: 5	H: 1 LOB: 0 BB: 0 P: 5	R: 0 E: 0 K: 1 S: 5	H: 1 LOB: 0 BB: 0 P: 5	R: 1 E: 1 K: 1 S: 6	H: 1 LOB: 1 BB: 1 P: 10	R: 0 E: 0 K: 0 S: 4	H: 1 LOB: 1 BB: 0 P: 4	R: 2 E: 0 K: 0 S: 5	H: 2 LOB: 0 BB: 0 P: 5	R: 0 E: 0 K: 0 S: 3	H: 0 LOB: 0 BB: 0 P: 3	R: 0 E: 0 K: 1 S: 6	H: 1 LOB: 1 BB: 0 P: 6		R: 0 E: 0 K: 0 S: 3	H: 0 LOB: 0 BB: 0 P: 3	1B: 6 2B: 0 3B: 0 HR: 1	SF: 0 SAC: 0 DP: 2 HBP: 0	WP: 0 PB: 0 SB: 0 CS: 0	PA: 33																		
PITCHER	IP	WLS	BF	H	R	ER	SO	BB	IBB	HBP	BLK	WP	HR	S	P	ERA	WHIP	PITCHER				IP	WLS	BF	H	R	ER	SO	BB	IBB	HBP	BLK	WP	HR	S	P	ERA	WHIP			
Jerry Koosman, L ERA: 2.37	(1.1)	9.0	W	33	7	3	2	5	1	0	0	0	0	1	42	46	2.00	0.889																							

AB	38
R	8
H	11
RBI	5
BB	4
SO	14
LOB	22



Batter	1	2	3	4	5	6	7	8	9	AB R H RBI BB SO LOB	TOP									
Tommie Agee, R OBP: 0.342, SLG: 0.495 (1, 8)	0-3 K	0-0 1B 1-2 2-H	0-3 K			0-3 K		0-0 6-3		5 1 1 1 0 3 2	<p>New York Mets @ Montreal Expos Jarry Park, Montreal, QB Sat Jun 27 1970, 7:05 PM EDT Att: 21,398 - Unknown</p>									
Bud Harrelson, S OBP: 0.392, SLG: 0.381 (1, 6)	0-3 K	0-0 1B 1-2 2-H		0-3 K			0-0 F7	0-0 F8		5 1 1 1 0 2 0										
Ken Singleton, S OBP: 0.263, SLG: 0.421 (1, 7)	0-0 HBP 1B	0-0 1B 1-2 2-H		0-3 K			0-0 1B 1B		0-0 E4 4-3	5 2 3 1 0 1 0										
Donn Clendenon, R OBP: 0.336, SLG: 0.534 (1, 3)	1-0 1B	0-0 1B 1-2 2-H		0-0 5-3			0-0 F8		0-0 4-3	4 1 1 3 0 0 2										
Ron Swoboda, R OBP: 0.322, SLG: 0.358 (1, 9)	0-3 K	0-3 K			0-3 K		0-0 1B 1B		0-3 K	5 1 1 0 0 4 3										
Joe Foy, R OBP: 0.378, SLG: 0.329 (1, 5)		0-0 6-3	0-0 3-1 BB 1B		0-3 K		0-0 1B 1B		0-3 K	5 0 2 1 0 2 1										
Ken Boswell, L OBP: 0.347, SLG: 0.376 (1, 4)		4-0 1B BB	4-0 1B BB		0-0 6-3		0-0 1B 1B			2 1 1 1 2 0 0										
Jerry Grote, R OBP: 0.248, SLG: 0.264 (1, 2)		0-0 1B 1B	0-0 3-1 BB			0-0 4-3	0-0 6-3			4 1 1 0 0 0 4										
Gary Gentry, R OBP: 0.128, SLG: 0.029 (1, 1)		0-3 K	0-3 K			0-0 6-3		0-3 K		4 0 0 0 0 3 4										
Inning Stats	R: 0 E: 0 K: 3 S: 10	H: 1 LOB: 2 BB: 0 P: 11	R: 6 E: 0 K: 2 S: 12	H: 5 LOB: 0 BB: 1 P: 16	R: 0 E: 0 K: 2 S: 8	H: 1 LOB: 2 BB: 1 P: 12	R: 0 E: 0 K: 2 S: 7	H: 0 LOB: 0 BB: 0 P: 7	R: 0 E: 0 K: 1 S: 5	H: 0 LOB: 0 BB: 0 P: 5	R: 2 E: 0 K: 0 S: 7	H: 4 LOB: 2 BB: 0 P: 7	R: 0 E: 0 K: 1 S: 5	H: 0 LOB: 0 BB: 0 P: 5	R: 0 E: 1 K: 2 S: 8	H: 0 LOB: 1 BB: 0 P: 8	1B: 10 2B: 0 3B: 0 HR: 1	SF: 0 SAC: 0 DP: 0 HBP: 1	WP: 0 PB: 0 SB: 0 CS: 0	PA: 42
PITCHER	IP WLS BF H R ER SO BB IBB HBP BLK WP HR S P ERA WHIP																			
Dan McGinn, L ERA: 5.73 (1, 1)	2.0 L 16 7 6 6 5 2 0 0 1 0 0 1 23 32 27.00 4.500																			
John Strohmayr, R ERA: 5.35 (3, 1)	5.0 19 4 2 2 7 0 0 0 1 0 0 33 33 3.60 0.800																			
Bill Dillman, R ERA: 5.48 (8, 1)	2.0 7 0 0 0 3 0 0 0 0 0 0 13 13 0.00 0.000																			

Batter	1	2	3	4	5	6	7	8	9	AB R H RBI BB SO LOB	BOTTOM									
Mary Staehle, L OBP: 0.352, SLG: 0.296 (1, 4)	0-0 F7		0-0 4-3			0-0 4-3		0-0 G4-6-3		4 0 0 0 0 0 1	<p>New York Mets @ Montreal Expos Jarry Park, Montreal, QB Sat Jun 27 1970, 7:05 PM EDT Att: 21,398 - Unknown</p>									
Mack Jones, L OBP: 0.401, SLG: 0.423 (1, 7)	0-0 P5			4-0 BB		0-0 6-3			0-0 5-3	3 0 0 0 1 0 0										
Rusty Staub, L OBP: 0.423, SLG: 0.487 (1, 9)	4-0 BB			0-0 G3-6		0-0 F9			0-0 F8	3 0 0 0 1 0 1										
Ron Fairly, L OBP: 0.391, SLG: 0.414 (1, 3)	0-0 F8			0-0 F9			0-0 4-3		0-0 HR	4 1 1 1 0 0 1										
Jim Gosger, L OBP: 0.451, SLG: 0.541 (1, 8)		0-0 4-3			0-0 HR 1B		4-0 BB		0-0 1B	3 1 2 0 1 0 0										
John Bateman, R OBP: 0.270, SLG: 0.384 (1, 2)		0-0 P5			0-0 HR		0-0 F3		0-0 P6	4 1 1 2 0 0 2										
Coco Laboy, R OBP: 0.246, SLG: 0.303 Bill Dillman, R (8, 1)		0-3 K			0-0 F7		0-0 F8			3 0 0 0 0 1 1 0 0 0 0 0 0 0										
Bobby Wine, R OBP: 0.254, SLG: 0.277 Ron Brand, R OBP: 0.314, SLG: 0.302 (1, 6) (5, 6)			0-3 K		0-0 F3			0-0 F8		1 0 0 0 0 1 0 2 0 0 0 0 0 0										
Dan McGinn, L OBP: 0.091, SLG: 0.091 John Strohmayr, R OBP: 0.250, SLG: 0.250 Gary Sutherland, R OBP: 0.267, SLG: 0.258 (1, 1) (3, 1) (8, 5)			0-0 F2		0-0 P3			4-0 G4-6-3 BB		0 0 0 0 0 0 0 2 0 0 0 0 0 0 0 0 0 0 1 0 0										
Inning Stats	R: 0 E: 0 K: 0 S: 3	H: 0 LOB: 1 BB: 1 P: 7	R: 0 E: 0 K: 1 S: 5	H: 0 LOB: 0 BB: 0 P: 5	R: 0 E: 0 K: 1 S: 5	H: 0 LOB: 0 BB: 0 P: 5	R: 0 E: 0 K: 0 S: 2	H: 0 LOB: 0 BB: 1 P: 6	R: 2 E: 0 K: 0 S: 5	H: 2 LOB: 0 BB: 0 P: 5	R: 0 E: 0 K: 0 S: 3	H: 0 LOB: 1 BB: 1 P: 7	R: 0 E: 0 K: 0 S: 2	H: 0 LOB: 0 BB: 1 P: 6	R: 1 E: 0 K: 0 S: 5	H: 2 LOB: 1 BB: 0 P: 5	1B: 2 2B: 0 3B: 0 HR: 2	SF: 0 SAC: 0 DP: 2 HBP: 0	WP: 0 PB: 0 SB: 0 CS: 0	PA: 33
PITCHER	IP WLS BF H R ER SO BB IBB HBP BLK WP HR S P ERA WHIP																			
Gary Gentry, R ERA: 3.42 (1, 1)	9.0 W 33 4 3 3 2 4 0 0 0 0 0 2 33 49 3.00 0.889																			

Batter	1	2	3	4	5	6	7	8	9	AB	R	H	RBI	BB	SO	LOB	TOP					
Tommie Agee, R OBP: 0.346, SLG: 0.500 (1, 8)										5	1	3	0	0	0	1						
Bud Harrelson, S OBP: 0.389, SLG: 0.378 (1, 6)										5	0	1	1	0	0	4						
Ken Singleton, S OBP: 0.292, SLG: 0.391 (1, 7)										4	0	1	1	0	0	2						
Art Shamsky, L OBP: 0.386, SLG: 0.472 (1, 3)										3	0	0	0	1	0	5						
Mike Jorgensen, L OBP: 0.290, SLG: 0.393 (8, 3)										0	0	0	0	0	0	0						
Donn Clendenon, R OBP: 0.333, SLG: 0.530 (9, PH)										1	0	0	0	0	0	1						
Dave Marshall, L OBP: 0.358, SLG: 0.490 (1, 9)										4	1	3	2	0	0	0						
Ken Boswell, L OBP: 0.340, SLG: 0.368 (1, 4)										4	0	0	0	0	1	4						
Joe Foy, R OBP: 0.376, SLG: 0.327 (1, 5)										4	0	1	0	0	0	2						
Jerry Grote, R OBP: 0.260, SLG: 0.272 (1, 2)										3	0	2	0	1	0	0						
Ray Sadecki, L OBP: 0.217, SLG: 0.182 (1, 1)										4	0	1	0	0	0	4						
Inning Stats	R: 1 E: 0 K: 1 S: 8	H: 3 LOB: 2 BB: 0 P: 8	R: 0 E: 0 K: 0 S: 4	H: 1 LOB: 1 BB: 0 P: 4	R: 0 E: 0 K: 0 S: 3	H: 0 LOB: 0 BB: 0 P: 3	R: 0 E: 0 K: 0 S: 4	H: 1 LOB: 2 BB: 1 P: 8	R: 0 E: 0 K: 0 S: 3	H: 1 LOB: 0 BB: 0 P: 3	R: 0 E: 0 K: 0 S: 3	H: 1 LOB: 1 BB: 0 P: 7	R: 0 E: 0 K: 0 S: 5	H: 2 LOB: 3 BB: 0 P: 6	R: 1 E: 0 K: 0 S: 5	H: 2 LOB: 1 BB: 0 P: 5	R: 0 E: 0 K: 0 S: 4	H: 1 LOB: 1 BB: 0 P: 4	1B: 10 2B: 2 3B: 0 HR: 1	SF: 0 SAC: 0 DP: 2 HBP: 1	WP: 0 PB: 0 SB: 1 CS: 0	PA: 40
PITCHER Carl Morton, R ERA: 3.24 (1, 1)	IP: 9.0 WLS: W BF: 40	H: 12 R: 2 ER: 2 SO: 1	BB: 2 IBB: 0 HBP: 1 BLK: 0	WP: 0 HR: 1 S: 39 P: 48	ERA: 2.00 WHIP: 1.556	PITCHER	IP: 9.0 WLS: W BF: 40	H: 12 R: 2 ER: 2 SO: 1	BB: 2 IBB: 0 HBP: 1 BLK: 0	WP: 0 HR: 1 S: 39 P: 48	ERA: 2.00 WHIP: 1.556	PITCHER	IP: 9.0 WLS: W BF: 40	H: 12 R: 2 ER: 2 SO: 1	BB: 2 IBB: 0 HBP: 1 BLK: 0	WP: 0 HR: 1 S: 39 P: 48	ERA: 2.00 WHIP: 1.556					

New York Mets @ Montreal Expos
Jarry Park, Montreal, QB
 Sun Jun 28 1970, 7:05 PM EDT
 Att: 27,154 - Unknown

AB 37
 R 2
 H 12
 RBI 2
 BB 2
 SO 1
 LOB 23



Batter	1	2	3	4	5	6	7	8	9	AB	R	H	RBI	BB	SO	LOB	BOTTOM					
Don Hahn, R OBP: 0.388, SLG: 0.329 (1, 7)										4	1	1	0	0	0	1						
Gary Sutherland, R OBP: 0.289, SLG: 0.259 (1, 4)										3	0	1	0	0	0	1						
Rusty Staub, L OBP: 0.427, SLG: 0.502 (1, 9)										3	1	2	2	1	1	1						
Adolfo Phillips, R OBP: 0.316, SLG: 0.342 (1, 8)										3	0	0	0	1	0	2						
Coco Laboy, R OBP: 0.246, SLG: 0.302 (1, 5)										4	0	1	0	0	1	2						
John Bateman, R OBP: 0.271, SLG: 0.399 (1, 2)										3	1	1	1	0	0	2						
Ron Fairly, L OBP: 0.387, SLG: 0.408 (1, 3)										3	0	0	0	0	1	0						
Bobby Wine, R OBP: 0.251, SLG: 0.274 (1, 6)										3	0	0	0	0	0	0						
Carl Morton, R OBP: 0.220, SLG: 0.216 (1, 1)										2	0	0	0	0	0	0						
Inning Stats	R: 0 E: 0 K: 1 S: 6	H: 1 LOB: 2 BB: 1 P: 10	R: 1 E: 0 K: 0 S: 4	H: 1 LOB: 0 BB: 0 P: 4	R: 0 E: 0 K: 0 S: 3	H: 0 LOB: 1 BB: 1 P: 7	R: 0 E: 0 K: 1 S: 5	H: 0 LOB: 0 BB: 0 P: 5	R: 0 E: 1 K: 0 S: 4	H: 0 LOB: 1 BB: 0 P: 4	R: 0 E: 0 K: 0 S: 4	H: 2 LOB: 1 BB: 0 P: 4	R: 0 E: 0 K: 0 S: 3	H: 0 LOB: 0 BB: 0 P: 3	R: 2 E: 0 K: 1 S: 7	H: 2 LOB: 0 BB: 0 P: 7	R: 0 E: 0 K: 0 S: 4	H: 1 LOB: 1 BB: 0 P: 4	1B: 4 2B: 0 3B: 0 HR: 2	SF: 0 SAC: 2 DP: 1 HBP: 0	WP: 0 PB: 1 SB: 0 CS: 0	PA: 32
PITCHER Ray Sadecki, L ERA: 3.62 (1, 1)	IP: 8.0 WLS: L BF: 32	H: 6 R: 3 ER: 3 SO: 3	BB: 2 IBB: 0 HBP: 0 BLK: 0	WP: 0 HR: 2 S: 36 P: 44	ERA: 3.38 WHIP: 1.000	PITCHER	IP: 8.0 WLS: L BF: 32	H: 6 R: 3 ER: 3 SO: 3	BB: 2 IBB: 0 HBP: 0 BLK: 0	WP: 0 HR: 2 S: 36 P: 44	ERA: 3.38 WHIP: 1.000	PITCHER	IP: 8.0 WLS: L BF: 32	H: 6 R: 3 ER: 3 SO: 3	BB: 2 IBB: 0 HBP: 0 BLK: 0	WP: 0 HR: 2 S: 36 P: 44	ERA: 3.38 WHIP: 1.000					

New York Mets @ Montreal Expos
Jarry Park, Montreal, QB
 Sun Jun 28 1970, 7:05 PM EDT
 Att: 27,154 - Unknown

AB 28
 R 3
 H 6
 RBI 3
 BB 2
 SO 3
 LOB 9



Batter	1	2	3	4	5	6	7	8	9	AB	R	H	RBI	BB	SO	LOB	TOP			
Matty Alou, L (1, 8) OBP: 0.304, SLG: 0.325	F3			G3		F9			4-3	4	0	0	0	0	0	0				
Richie Hebner, L (1, 5) OBP: 0.384, SLG: 0.435	F8			1-3		6-3			1B	4	1	1	0	0	0	0				
Roberto Clemente, R (1, 9) OBP: 0.380, SLG: 0.500	K			5-3					1B	4	0	1	0	0	1	0				
Al Oliver, L (1, 3) OBP: 0.294, SLG: 0.409		F7			K				F7	3	0	0	0	1	1	2				
Willie Stargell, L (1, 7) OBP: 0.311, SLG: 0.507 Johnny Jeter, R (9, PR) OBP: 0.297, SLG: 0.277	F7			1B	2B				S	4	1	2	1	0	1	1				
Gene Alley, R (1, 6) OBP: 0.292, SLG: 0.349	F3				1B				K	4	0	1	1	0	1	3				
Jerry May, R (1, 2) OBP: 0.303, SLG: 0.247			P4		K				K	3	0	0	0	0	2	1				
Bill Mazerowski, R (1, 4) OBP: 0.267, SLG: 0.286			K		K				K	3	0	0	0	0	3	1				
Steve Blass, R (1, 1) OBP: 0.095, SLG: 0.122 Joe Gibbon, R (9, 1) Orlando Pena, R (9, 1)	F9					4-3			F3	3	0	0	0	0	0	0				
Inning Stats	R: 0 E: 0 K: 1 S: 5	H: 0 LOB: 0 BB: 0 P: 5	R: 0 E: 0 K: 0 S: 3	H: 0 LOB: 0 BB: 0 P: 3	R: 0 E: 0 K: 1 S: 5	H: 0 LOB: 0 BB: 0 P: 5	R: 1 E: 0 K: 3 S: 11	H: 2 LOB: 1 BB: 0 P: 11	R: 0 E: 0 K: 0 S: 3	H: 0 LOB: 0 BB: 0 P: 3	R: 0 E: 0 K: 1 S: 5	H: 0 LOB: 1 BB: 1 P: 9	R: 0 E: 0 K: 2 S: 7	H: 0 LOB: 0 BB: 0 P: 7	R: 1 E: 0 K: 1 S: 8	H: 3 LOB: 3 BB: 0 P: 8	1B: 4 2B: 1 3B: 0 HR: 0	SF: 0 SAC: 0 DP: 0 HBP: 0	WP: 0 PB: 0 SB: 1 CS: 0	PA: 33
PITCHER Tom Seaver, R (1, 1) ERA: 2.51	IP: 9.0 WLS: W BF: 33 H: 5 R: 2 ER: 2 SO: 9 BB: 1 IBB: 0 HBP: 0 BLK: 0 WP: 0 HR: 0 S: 50 P: 54 ERA: 2.00 WHIP: 0.667																			

Pittsburgh Pirates @ New York Mets
Shea Stadium, Flushing, NY
Mon Jun 29 1970, 7:05 PM EDT
Att: 42,416 - Unknown

AB	32
R	2
H	5
RBI	2
BB	1
SO	9
LOB	8



Batter	1	2	3	4	5	6	7	8	9	AB	R	H	RBI	BB	SO	LOB	BOTTOM			
Tommie Agee, R (1, 8) OBP: 0.348, SLG: 0.498	P4				FC4-6					3	0	1	0	1	0	2				
Bud Harrelson, S (1, 6) OBP: 0.384, SLG: 0.372	1-3			K		F8			G4-6-3	4	0	0	0	0	1	2				
Ken Singleton, S (1, 7) OBP: 0.286, SLG: 0.370	F8			F7		4-3			1B	4	1	1	0	0	0	0				
Art Shamsky, L (1, 3) OBP: 0.388, SLG: 0.472 Al Weis, S (9, PR) OBP: 0.274, SLG: 0.303				1-3		4-3			HBP	4	0	2	0	0	0	0				
Dave Marshall, L (1, 9) OBP: 0.364, SLG: 0.490		G4-6-3			1B	2B			FC5-2	4	2	2	1	0	1	1				
Ken Boswell, L (1, 4) OBP: 0.353, SLG: 0.375					2B	1B			SF9	2	0	2	0	1	0	0				
Wayne Garrett, L (1, 5) OBP: 0.477, SLG: 0.588 Cleon Jones, R (9, PH) OBP: 0.313, SLG: 0.336					FC6-2	1B			FC5-2	3	0	1	1	0	0	2				
Jerry Grote, R (1, 2) OBP: 0.262, SLG: 0.273 Donn Clendenon, R (9, PH) OBP: 0.331, SLG: 0.530				6-3		FC6-2			SF9	3	0	1	0	0	0	2				
Tom Seaver, R (1, 1) OBP: 0.196, SLG: 0.170				4-3		K			SH3	2	0	0	0	0	1	2				
Inning Stats	R: 0 E: 0 K: 0 S: 3	H: 1 LOB: 1 BB: 1 P: 7	R: 0 E: 0 K: 0 S: 3	H: 1 LOB: 0 BB: 0 P: 3	R: 0 E: 0 K: 1 S: 5	H: 0 LOB: 0 BB: 0 P: 5	R: 1 E: 0 K: 1 S: 8	H: 3 LOB: 2 BB: 0 P: 8	R: 0 E: 0 K: 0 S: 3	H: 0 LOB: 0 BB: 0 P: 3	R: 0 E: 0 K: 1 S: 5	H: 1 LOB: 0 BB: 0 P: 5	R: 0 E: 0 K: 0 S: 3	H: 1 LOB: 1 BB: 1 P: 7	R: 2 E: 0 K: 0 S: 5	H: 3 LOB: 2 BB: 0 P: 6	1B: 9 2B: 1 3B: 0 HR: 0	SF: 1 SAC: 1 DP: 3 HBP: 1	WP: 0 PB: 0 SB: 0 CS: 1	PA: 36
PITCHER Steve Blass, R (1, 1) ERA: 3.65 Joe Gibbon, L (9, 1) ERA: 6.35 Orlando Pena, R (9, 1) ERA: 1.93	IP: 8.0 WLS: L BF: 32 H: 10 R: 3 ER: 3 SO: 3 BB: 2 IBB: 0 HBP: 0 BLK: 0 WP: 0 HR: 0 S: 36 P: 44 ERA: 3.38 WHIP: 1.500																			

Pittsburgh Pirates @ New York Mets
Shea Stadium, Flushing, NY
Mon Jun 29 1970, 7:05 PM EDT
Att: 42,416 - Unknown

AB	30
R	3
H	10
RBI	3
BB	2
SO	3
LOB	14



Batter	1	2	3	4	5	6	7	8	9	AB	R	H	RBI	BB	SO	LOB	TOP					
Matty Alou, L OBP: 0.301, SLG: 0.321 (1, 8)	G3	4-3			1-3		4-3			4	0	0	0	0	0	2						
Gene Alley, R OBP: 0.292, SLG: 0.347 (1, 6)	6-3				5-3			6-3		4	0	1	0	0	0	0						
Roberto Clemente, R OBP: 0.373, SLG: 0.491 (1, 9)	P4				F9		1-3	6-3		4	0	0	0	0	0	1						
Manny Sanguillen, R OBP: 0.308, SLG: 0.419 (1, 2)					F8		F8	P4		4	1	1	0	0	0	1						
Al Oliver, L OBP: 0.301, SLG: 0.429 (1, 3)					4-3					3	3	2	1	1	0	1						
Willie Stargell, L OBP: 0.310, SLG: 0.517 (1, 7)										4	1	1	2	0	2	2						
Bill Mazerolski, R OBP: 0.267, SLG: 0.286 (1, 4)										4	1	1	1	0	1	0						
Richie Hebner, L OBP: 0.363, SLG: 0.430 (1, 5)										3	0	0	0	1	0	0						
Bob Veale, S OBP: 0.171, SLG: 0.132 Orlando Pena, R (6, 1) Gene Clines, R OBP: 1.000, SLG: 1.000 (7, PH) Bruce Dal Canton, R (7, 1) Jose Pagan, R OBP: 0.291, SLG: 0.315 (9, PH)										2	0	0	1	0	1	1						
										0	0	0	0	0	0	0						
										1	0	1	0	0	0	0						
										1	0	0	0	0	0	0						
										1	0	0	0	0	0	0						
Inning Stats	R: 0 E: 0 K: 0 S: 3	H: 0 LOB: 0 BB: 0 P: 3	R: 3 E: 2 K: 1 S: 7	H: 2 LOB: 1 BB: 2 P: 15	R: 0 E: 0 K: 0 S: 4	H: 1 LOB: 1 BB: 0 P: 4	R: 0 E: 0 K: 1 S: 5	H: 0 LOB: 0 BB: 0 P: 5	R: 0 E: 0 K: 0 S: 4	H: 1 LOB: 1 BB: 0 P: 4	R: 0 E: 0 K: 0 S: 3	H: 0 LOB: 0 BB: 0 P: 3	R: 2 E: 0 K: 1 S: 7	H: 2 LOB: 0 BB: 0 P: 7	1B: 4 2B: 1 3B: 0 HR: 2	SF: 0 SAC: 0 DP: 0 HBP: 0	WP: 1 PB: 0 SB: 0 CS: 0	PA: 36				
PITCHER	IP WLS BF H R ER SO BB IBB HBP BLK WP HR S P ERA WHIP	IP WLS BF H R ER SO BB IBB HBP BLK WP HR S P ERA WHIP																				
Jerry Koosman, L ERA: 2.65 (1, 1)	8.0 W 33	7 6 5 3	1 1 0 0	1 0 0 0	1 2 37 45	5.62 1.000																
Ron Taylor, R ERA: 2.45 (9, 1)	1.0 S 3	0 0 0 1	0 0 0 0	0 0 0 0	0 0 5 5	0.00 0.000																

Pittsburgh Pirates @ New York Mets
Shea Stadium, Flushing, NY
Tue Jun 30 1970, 7:05 PM EDT
Att: 38,681 - Unknown

AB 34
R 6
H 7
RBI 5
BB 2
SO 4
LOB 8



Batter	1	2	3	4	5	6	7	8	9	AB	R	H	RBI	BB	SO	LOB	BOTTOM					
Tommie Agee, R OBP: 0.346, SLG: 0.505 (1, 8)	5-3		SF8					P5		4	1	1	2	0	1	2						
Bud Harrelson, S OBP: 0.381, SLG: 0.367 (1, 6)	1-3							E5		4	0	0	0	1	1	4						
Ken Singleton, S OBP: 0.313, SLG: 0.387 (1, 7)	F7									4	0	2	1	0	1	1						
Donn Clendenon, R OBP: 0.336, SLG: 0.529 (1, 3)										4	1	2	0	0	0	2						
Ron Swoboda, R OBP: 0.322, SLG: 0.353 (7, PH) Dave Marshall, L OBP: 0.360, SLG: 0.485 (8, 9)										2	1	0	0	1	0	0						
										1	0	0	0	0	0	2						
Joe Foy, R OBP: 0.373, SLG: 0.326 (1, 5)										4	1	1	1	0	1	2						
Wayne Garrett, L OBP: 0.477, SLG: 0.580 (1, 4)										3	2	1	0	1	1	2						
Jerry Grote, R OBP: 0.267, SLG: 0.274 (1, 2)										3	1	1	1	1	0	2						
Jerry Koosman, R OBP: 0.147, SLG: 0.094 (1, 1) Ron Taylor, R (9, 1)										2	0	0	1	0	1	0						
										0	0	0	0	0	0	0						
Inning Stats	R: 0 E: 0 K: 0 S: 3	H: 0 LOB: 0 BB: 0 P: 3	R: 2 E: 0 K: 1 S: 9	H: 3 LOB: 2 BB: 0 P: 9	R: 0 E: 0 K: 2 S: 7	H: 0 LOB: 0 BB: 0 P: 7	R: 1 E: 0 K: 2 S: 8	H: 1 LOB: 1 BB: 1 P: 12	R: 4 E: 1 K: 1 S: 8	H: 2 LOB: 1 BB: 2 P: 16	R: 0 E: 0 K: 0 S: 5	H: 2 LOB: 2 BB: 0 P: 5	R: 0 E: 1 K: 0 S: 3	H: 0 LOB: 2 BB: 1 P: 7	1B: 7 2B: 0 3B: 0 HR: 1	SF: 1 SAC: 2 DP: 0 HBP: 0	WP: 1 PB: 0 SB: 0 CS: 0	PA: 38				
PITCHER	IP WLS BF H R ER SO BB IBB HBP BLK WP HR S P ERA WHIP	IP WLS BF H R ER SO BB IBB HBP BLK WP HR S P ERA WHIP																				
Bob Veale, L ERA: 3.25 (1, 1)	5.0 L 23	5 5 5 5	2 1 0 0	0 0 0 0	1 1 31 39	9.00 1.400																
Orlando Pena, R ERA: 3.18 (6, 1)	1.0 6	1 2 1 1	1 0 0 0	0 0 0 0	0 0 7 11	9.00 2.000																
Bruce Dal Canton, R ERA: 0.64 (7, 1)	2.0 9	2 0 0 0	1 0 0 0	0 0 0 0	0 0 8 12	0.00 1.500																

Pittsburgh Pirates @ New York Mets
Shea Stadium, Flushing, NY
Tue Jun 30 1970, 7:05 PM EDT
Att: 38,681 - Unknown

AB 31
R 7
H 8
RBI 6
BB 4
SO 6
LOB 17



Batter	1	2	3	4	5	6	7	8	9	AB	R	H	RBI	BB	SO	LOB	TOP					
Matty Alou, L OBP: 0.303, SLG: 0.326 (1, 8)	0-0 6-3 1			0-0 1B 2B		0-0 P6		0-0 1-2 HR 1B		4	2	2	0	0	0	0						
Richie Hebner, L OBP: 0.381, SLG: 0.439 (1, 5)	0-0 4-3 2			0-0 F5		0-0 4-3		0-0 1-H 2-H HR		4	1	1	3	0	0	1						
Roberto Clemente, R OBP: 0.372, SLG: 0.487 (1, 9)	0-0 4-3 3			0-0 2-H 1B		0-0 F7		0-0 6-3 3		4	0	1	1	0	0	0						
Al Oliver, L OBP: 0.297, SLG: 0.422 (1, 3)		0-0 4-3 1		0-0 F9 2			0-0 G3 1		0-0 F8 1	4	0	0	0	0	0	1						
Willie Stargell, L OBP: 0.309, SLG: 0.512 (1, 7)		0-3 K 2		0-0 P6 3			0-0 3-1 2		0-0 1B 2	4	0	1	0	0	1	1						
Gene Alley, R OBP: 0.291, SLG: 0.345 (1, 6)		0-0 P4 3			0-0 1B 2		0-0 F8 3		0-0 F3 2	4	0	1	0	0	0	1						
Jerry May, R OBP: 0.242 (8, PH)			0-3 K 1		0-0 P6 1			0-0 P6 1	0-3 K 3	2	0	0	0	0	1	1	AB 34					
Jose Pagan, R OBP: 0.288, SLG: 0.311 (8, PH)										1	0	0	0	0	0	0	R 4					
Dave Ricketts, S OBP: 0.200, SLG: 0.111 (8, 2)										1	0	0	0	0	1	1	H 7					
Bill Mazerowski, R OBP: 0.263, SLG: 0.281 (1, 4)				0-0 P6 2		0-0 P4 2		0-0 6-3 2		3	0	0	0	0	0	1	RBI 4					
Dock Ellis, S OBP: 0.128, SLG: 0.081 (8, PH)																	BB 0					
Gene Clines, R OBP: 1.000, SLG: 1.000 (8, PH)				0-0 1-3 3		0-0 P6 3		0-0 1B HR 1B		2	0	0	0	0	0	1	SO 3					
Dave Giusti, R OBP: 0.500, SLG: 0.200 (8, 1)										1	1	1	0	0	0	0	LOB 8					
										0	0	0	0	0	0	0						
Inning Stats	R: 0 E: 0 K: 0 S: 3	H: 0 LOB: 0 BB: 0 P: 3	R: 0 E: 0 K: 1 S: 5	H: 0 LOB: 0 BB: 0 P: 5	R: 0 E: 0 K: 1 S: 5	H: 0 LOB: 0 BB: 0 P: 5	R: 1 E: 0 K: 0 S: 5	H: 2 LOB: 1 BB: 0 P: 5	R: 0 E: 0 K: 0 S: 4	H: 1 LOB: 1 BB: 0 P: 4	R: 0 E: 0 K: 0 S: 3	H: 0 LOB: 0 BB: 0 P: 3	R: 0 E: 0 K: 0 S: 3	H: 0 LOB: 0 BB: 0 P: 3	R: 3 E: 0 K: 0 S: 6	H: 3 LOB: 0 BB: 0 P: 6	R: 0 E: 0 K: 1 S: 6	H: 1 LOB: 1 BB: 0 P: 6	1B: 5 2B: 1 3B: 0 HR: 1	SF: 0 SAC: 0 DP: 0 HBP: 0	WP: 0 PB: 0 SB: 0 CS: 0	PA: 34
PITCHER	IP	WLS	BF	H	R	ER	SO	BB	IBB	HBP	BLK	WP	HR	S	P	ERA	WHIP					
Jim McAndrew, R ERA: 4.94 (1, 1)	8.0	L	30	6	4	4	2	0	0	0	0	0	1	34	34	4.50	0.750					
Rich Folkers, L ERA: 1.42 (9, 1)	1.0	S	4	1	0	0	1	0	0	0	0	0	0	6	6	0.00	1.000					

Pittsburgh Pirates @ New York Mets
Shea Stadium, Flushing, NY
Wed Jul 01 1970, 3:33 AM EDT
Att: 34,316 - Unknown

AB	34
R	4
H	7
RBI	4
BB	0
SO	3
LOB	8



Batter	1	2	3	4	5	6	7	8	9	AB	R	H	RBI	BB	SO	LOB	BOTTOM					
Tommie Agee, R OBP: 0.346, SLG: 0.507 (1, 8)	0-0 K 1B 1B	0-3 K 3		0-0 1-H 2-H 2B			0-0 6-3 1		0-0 6-3 1	5	0	2	2	0	1	2						
Bud Harrelson, S OBP: 0.381, SLG: 0.367 (1, 6)	0-0 1-2 1B 1B		0-0 L6 1	0-0 F7 3			0-0 1B FC4-6 1B		0-0 F7 2	5	1	2	0	0	0	1						
Ken Singleton, S OBP: 0.297, SLG: 0.361 (1, 7)	0-3 K 2-3 2		0-3 K 2		0-3 K 1		0-0 FC4-6 1B 1-3 1B		0-0 6-3 3	5	0	1	0	0	3	2						
Art Shamsky, L OBP: 0.390, SLG: 0.473 (1, 3)	0-0 1-2 1B 1B		0-0 1B 3		0-0 4-3 2		0-0 FC4-6 1-2 3-H 1B 3			4	0	2	1	0	0	1						
Dave Marshall, L OBP: 0.357, SLG: 0.476 (1, 9)	0-3 K 3		0-0 F9 3		0-0 1B 3		0-0 K 3			4	0	1	0	0	2	4						
Ken Boswell, L OBP: 0.346, SLG: 0.367 (1, 4)		0-0 3-1 1		0-0 G3 1		0-0 6-3 3		0-0 F5 1		4	0	0	0	0	0	1						
Wayne Garrett, L OBP: 0.485, SLG: 0.574 (1, 5)		4-0 SH2-4 E BB BB		4-0 1B 2B BB		0-3 K 1		4-0 FC4-6 BB BB		1	1	0	0	3	1	0						
Jerry Grote, R OBP: 0.272, SLG: 0.280 (1, 2)		0-0 E5 SH2-4 1-2		0-0 2B 1B 1-2		0-0 G6-4-3 1B 1-2		0-0 FC4-6 1-2		4	1	2	0	0	0	2						
Jim McAndrew, R OBP: 0.188, SLG: 0.200 (8, PH)		0-0 SH2-4 2		0-0 F9 2		0-0 G6-4-3 3		0-0 F9 3		2	0	0	0	0	0	3						
Donn Clendenon, R OBP: 0.333, SLG: 0.526 (8, PH)										1	0	0	0	0	0	1						
Rich Folkers, L ERA: 2.42 (9, 1)		1-2 2-3								0	0	0	0	0	0	0						
Inning Stats	R: 0 E: 0 K: 2 S: 9	H: 3 LOB: 2 BB: 0 P: 9	R: 0 E: 1 K: 1 S: 6	H: 0 LOB: 2 BB: 1 P: 10	R: 0 E: 0 K: 1 S: 6	H: 1 LOB: 1 BB: 0 P: 6	R: 2 E: 0 K: 0 S: 5	H: 2 LOB: 1 BB: 1 P: 9	R: 0 E: 0 K: 1 S: 5	H: 1 LOB: 1 BB: 0 P: 6	R: 0 E: 0 K: 1 S: 5	H: 1 LOB: 1 BB: 0 P: 5	R: 1 E: 0 K: 1 S: 7	H: 2 LOB: 1 BB: 0 P: 7	R: 0 E: 0 K: 0 S: 3	H: 0 LOB: 1 BB: 1 P: 7	R: 0 E: 0 K: 0 S: 3	H: 0 LOB: 0 BB: 0 P: 3	1B: 9 2B: 1 3B: 0 HR: 0	SF: 0 SAC: 1 DP: 1 HBP: 0	WP: 0 PB: 0 SB: 0 CS: 0	PA: 39
PITCHER	IP	WLS	BF	H	R	ER	SO	BB	IBB	HBP	BLK	WP	HR	S	P	ERA	WHIP					
Dock Ellis, R ERA: 4.0 (1, 1)	7.0	W	32	10	3	3	7	2	0	0	0	0	0	44	52	3.86	1.714					
Dave Giusti, R ERA: 2.42 (8, 1)	2.0	S	7	0	0	0	0	1	0	0	0	0	0	6	10	0.00	0.500					

Pittsburgh Pirates @ New York Mets
Shea Stadium, Flushing, NY
Wed Jul 01 1970, 3:33 AM EDT
Att: 34,316 - Unknown

AB	35
R	3
H	10
RBI	3
BB	3
SO	7
LOB	17



Batter	1	2	3	4	5	6	7	8	9	AB	R	H	RBI	BB	SO	LOB	TOP				
Tommie Agee, R OBP: 0.345, SLG: 0.503 (1, 8)										4	0	1	0	0	0	0					
Bud Harrelson, S OBP: 0.377, SLG: 0.362 (1, 6)										4	0	0	0	0	1	1					
Ken Singleton, S OBP: 0.288, SLG: 0.325 (1, 7)										4	0	0	0	0	2	1					
Art Shamsky, L OBP: 0.388, SLG: 0.473 (1, 3)										4	1	1	0	0	0	0					
Dave Marshall, L OBP: 0.347, SLG: 0.463 (1, 9)										3	0	0	0	0	1	1					
Ken Boswell, L OBP: 0.346, SLG: 0.366 (1, 4)										3	0	1	0	0	0	1					
Wayne Garrett, L OBP: 0.482, SLG: 0.577 (1, 5)										3	0	1	1	0	1	1					
Jerry Grote, R OBP: 0.273, SLG: 0.276 (1, 2)										2	0	0	0	1	0	0					
Gary Gentry, R OBP: 0.119, SLG: 0.026 Ron Taylor, R OBP: 0.322, SLG: 0.470 Tug McGraw, R OBP: 0.200, SLG: 0.250 (8, 1)										3	0	0	0	0	2	2					
Inning Stats	R: 0 E: 0 K: 0 S: 5	H: 1 LOB: 0 BB: 0 P: 8	R: 0 E: 0 K: 0 S: 3	H: 0 LOB: 0 BB: 0 P: 8	R: 0 E: 0 K: 1 S: 8	H: 0 LOB: 0 BB: 0 P: 11	R: 0 E: 0 K: 1 S: 9	H: 0 LOB: 0 BB: 0 P: 15	R: 1 E: 0 K: 0 S: 12	H: 2 LOB: 2 BB: 1 P: 24	R: 0 E: 0 K: 1 S: 10	H: 1 LOB: 1 BB: 0 P: 14	R: 0 E: 0 K: 1 S: 6	H: 0 LOB: 0 BB: 0 P: 8	R: 0 E: 0 K: 2 S: 10	H: 0 LOB: 0 BB: 0 P: 15	1B: 2 2B: 2 3B: 0 HR: 0	SF: 0 SAC: 0 DP: 0 HBP: 0	WP: 0 PB: 0 SB: 0 CS: 1	PA: 31	
PITCHER	IP	WLS	BF	H	R	ER	SO	BB	IBB	HBP	BLK	WP	HR	S	P	ERA	WHIP				
Jim Bunning, R ERA: 3.35 Dick Selma, R ERA: 2.91	(1, 1)	8.0	W	28	4	1	1	5	0	1	0	0	0	58	95	1.12	0.500				
PITCHER	IP	WLS	BF	H	R	ER	SO	BB	IBB	HBP	BLK	WP	HR	S	P	ERA	WHIP				

New York Mets @ Philadelphia Phillies
Shibe Park, Philadelphia, PA
Thu Jul 02 1970, 7:05 PM EDT
Unknown

AB 30
R 1
H 4
RBI 1
BB 1
SO 7
LOB 7



Batter	1	2	3	4	5	6	7	8	9	AB	R	H	RBI	BB	SO	LOB	BOTTOM				
Denny Doyle, L OBP: 0.292, SLG: 0.325 (1, 4)										2	1	1	0	2	0	0					
Oscar Gamble, L OBP: 0.301, SLG: 0.327 (1, 8)										4	1	1	2	0	0	2					
Don Money, R OBP: 0.400, SLG: 0.548 (1, 5)										4	1	1	1	0	2	1					
Deron Johnson, R OBP: 0.331, SLG: 0.430 (1, 3)										4	0	2	1	0	1	0					
John Briggs, L OBP: 0.309, SLG: 0.333 (1, 7)										4	0	1	0	0	0	3					
Larry Hisle, R OBP: 0.301, SLG: 0.348 (1, 9)										4	0	1	0	0	2	4					
Larry Bowa, S OBP: 0.260, SLG: 0.263 Tony Taylor, R OBP: 0.348, SLG: 0.387 Terry Harmon, R OBP: 0.324, SLG: 0.349 (8, 6)										2	0	1	0	0	0	0					
Mike Compton, R OBP: 0.273, SLG: 0.271 Ron Stone, L OBP: 0.342, SLG: 0.418 Rick Joseph, R OBP: 0.256, SLG: 0.338 Doc Edwards, R OBP: 0.298, SLG: 0.245 (9, 2)										1	1	1	1	0	0	0					
Jim Bunning, R OBP: 0.182, SLG: 0.129 Byron Browne, R OBP: 0.322, SLG: 0.470 Dick Selma, R OBP: 0.200, SLG: 0.111 (9, 1)										2	0	0	0	0	0	2					
Inning Stats	R: 0 E: 0 K: 1 S: 6	H: 3 LOB: 2 BB: 0 P: 13	R: 0 E: 0 K: 0 S: 9	H: 3 LOB: 0 BB: 0 P: 16	R: 0 E: 0 K: 0 S: 5	H: 0 LOB: 0 BB: 1 P: 12	R: 0 E: 0 K: 1 S: 16	H: 0 LOB: 0 BB: 0 P: 25	R: 0 E: 0 K: 1 S: 7	H: 0 LOB: 0 BB: 0 P: 11	R: 0 E: 0 K: 0 S: 5	H: 0 LOB: 0 BB: 0 P: 6	R: 0 E: 0 K: 2 S: 10	H: 1 LOB: 1 BB: 0 P: 16	R: 6 E: 1 K: 1 S: 20	H: 6 LOB: 3 BB: 1 P: 34	1B: 9 2B: 2 3B: 0 HR: 0	SF: 0 SAC: 0 DP: 1 HBP: 1	WP: 0 PB: 0 SB: 0 CS: 2	PA: 37	
PITCHER	IP	WLS	BF	H	R	ER	SO	BB	IBB	HBP	BLK	WP	HR	S	P	ERA	WHIP				
Gary Gentry, R ERA: 3.37 Ron Taylor, R ERA: 3.27 Tug McGraw, L ERA: 4.41	(1, 1)	7.0	L	26	7	2	2	5	1	0	0	0	0	63	108	2.57	1.143				
PITCHER	IP	WLS	BF	H	R	ER	SO	BB	IBB	HBP	BLK	WP	HR	S	P	ERA	WHIP				

New York Mets @ Philadelphia Phillies
Shibe Park, Philadelphia, PA
Thu Jul 02 1970, 7:05 PM EDT
Unknown

AB 33
R 6
H 11
RBI 6
BB 2
SO 6
LOB 18



Batter	1	2	3	4	5	6	7	8	9	AB	R	H	RBI	BB	SO	LOB	TOP			
Tommie Agee, R OBP: 0.344, SLG: 0.503 (1, 8)										4	1	1	0	0	0	3	New York Mets @ Philadelphia Phillies Shibe Park, Philadelphia, PA Thu Jul 02 1970, 7:05 PM EDT Att: 24,474 - Unknown			
Wayne Garrett, L OBP: 0.476, SLG: 0.565 (1, 4)										4	0	1	0	0	1	1				
Ken Singleton, S OBP: 0.244, SLG: 0.295 (1, 7)										4	0	0	1	0	1	1				
Donn Clendenon, R OBP: 0.344, SLG: 0.550 (1, 3)										3	1	2	1	1	0	0				
Ron Swoboda, R OBP: 0.333, SLG: 0.361 Art Shamsky, L OBP: 0.366, SLG: 0.471 (8, PH) (8, 9)										2	0	2	0	1	0	0				
Joe Foy, R OBP: 0.367, SLG: 0.318 (1, 5)										1	0	0	0	0	0	2				
Duffy Dyer, R OBP: 0.308, SLG: 0.247 Dave Marshall, L OBP: 0.345, SLG: 0.459 (9, PH) (1, 2)											3	0	1	0	0	0		1		
Al Weis, S OBP: 0.289, SLG: 0.319 Ken Boswell, L OBP: 0.344, SLG: 0.364 (9, PH) (1, 6)											3	0	2	0	0	0		0		
Don Cardwell, R Tug McGraw, R Bud Harris, S Rich Folkers, L Ron Taylor, R Mike Jorgensen, L (1, 1) (5, 1) (7, PH) (7, 1) (8, 1) (8, PH) (8, PH)										2	0	0	0	0	0	2				
Inning Stats	R: 1 E: 0 K: 0 S: 6	H: 2 LOB: 2 BB: 1 P: 12	R: 0 E: 0 K: 0 S: 6	H: 2 LOB: 1 BB: 0 P: 7	R: 0 E: 0 K: 1 S: 5	H: 0 LOB: 0 BB: 0 P: 5	R: 0 E: 0 K: 0 S: 3	H: 1 LOB: 0 BB: 0 P: 4	R: 0 E: 0 K: 0 S: 3	H: 0 LOB: 1 BB: 1 P: 9	R: 0 E: 0 K: 0 S: 10	H: 1 LOB: 1 BB: 1 P: 14	R: 0 E: 0 K: 1 S: 10	H: 2 LOB: 2 BB: 0 P: 13	R: 0 E: 0 K: 1 S: 6	H: 0 LOB: 0 BB: 0 P: 8		1B: 7 2B: 1 3B: 0 HR: 1	SF: 0 SAC: 0 DP: 1 HBP: 0	WP: 0 PB: 0 SB: 0 CS: 1
PITCHER	IP WLS BF H R ER SO BB IBB HBP BLK WP HR S P ERA WHIP	7.1 W 31 9 2 2 2 2 0 0 0 0 0 1 42 61 2.46 1.500	1.2 S 5 0 0 0 1 0 0 0 0 0 0 0 11 14 0.00 0.000	PITCHER																

AB 34
R 2
H 9
RBI 2
BB 2
SO 3
LOB 17



Batter	1	2	3	4	5	6	7	8	9	AB	R	H	RBI	BB	SO	LOB	BOTTOM				
Denny Doyle, L OBP: 0.291, SLG: 0.324 (1, 4)										4	0	1	1	0	1	2	New York Mets @ Philadelphia Phillies Shibe Park, Philadelphia, PA Thu Jul 02 1970, 7:05 PM EDT Att: 24,474 - Unknown				
Oscar Gamble, L OBP: 0.308, SLG: 0.333 (1, 8)										4	0	2	0	0	2	1					
Don Money, R OBP: 0.397, SLG: 0.538 (1, 5)										3	1	0	0	1	0	3					
John Briggs, L OBP: 0.315, SLG: 0.336 (1, 7)										2	1	1	0	1	0	0					
Ron Stone, L OBP: 0.344, SLG: 0.427 Byron Browne, R OBP: 0.326, SLG: 0.470 (8, PH) (9, 9)										2	0	1	1	0	0	0					
Jim Hutto, R OBP: 0.250, SLG: 0.322 (1, 3)										2	0	0	1	1	0	1					
Larry Bowa, S OBP: 0.281, SLG: 0.264 Tony Taylor, R OBP: 0.347, SLG: 0.386 Terry Harmon, R OBP: 0.324, SLG: 0.349 (1, 6) (8, PH) (9, 6)											3	0	1	0	0	1		2			
Doc Edwards, R OBP: 0.300, SLG: 0.250 (1, 2)										3	1	1	0	0	0	1					
Chris Short, R OBP: 0.069, SLG: 0.071 Dick Selma, R OBP: 0.200, SLG: 0.111 (1, 1) (8, 1)										2	0	1	0	0	0	0					
Inning Stats	R: 0 E: 0 K: 1 S: 5	H: 0 LOB: 0 BB: 0 P: 5	R: 0 E: 0 K: 0 S: 5	H: 0 LOB: 0 BB: 0 P: 8	R: 0 E: 1 K: 1 S: 9	H: 1 LOB: 1 BB: 0 P: 10	R: 2 E: 0 K: 0 S: 16	H: 3 LOB: 1 BB: 0 P: 18	R: 1 E: 0 K: 0 S: 6	H: 3 LOB: 1 BB: 0 P: 9	R: 0 E: 0 K: 1 S: 7	H: 0 LOB: 1 BB: 1 P: 11	R: 0 E: 0 K: 1 S: 8	H: 1 LOB: 1 BB: 0 P: 8	R: 0 E: 0 K: 0 S: 9	H: 0 LOB: 2 BB: 3 P: 26		1B: 7 2B: 2 3B: 0 HR: 0	SF: 1 SAC: 3 DP: 3 HBP: 0	WP: 0 PB: 0 SB: 0 CS: 0	PA: 34
PITCHER	IP WLS BF H R ER SO BB IBB HBP BLK WP HR S P ERA WHIP	4.1 L 18 5 3 3 2 0 0 0 0 0 0 11 37 43 6.23 1.154	1.2 7 2 0 0 1 1 0 0 0 0 0 0 11 18 0.00 1.800	1.1 8 1 0 0 1 2 1 0 0 0 0 0 16 30 0.00 2.250	0.2 1 0 0 0 0 0 0 0 0 0 0 0 1 4 0.00 0.000	PITCHER															

AB 26
R 3
H 8
RBI 3
BB 4
SO 4
LOB 13



Batter	1	2	3	4	5	6	7	8	9	AB	R	H	RBI	BB	SO	LOB	TOP								
Tommie Agee, R OBP: 0.342, SLG: 0.502 (1, 8)	5-3		E8 1B 2B		K		FC5-4		F9	5	1	1	1	0	1	2									
Bud Harrelson, S OBP: 0.374, SLG: 0.359 (1, 6)	K				F7				F5	4	0	1	1	0	1	0									
Wayne Garrett, L OBP: 0.476, SLG: 0.559 (1, 5)	6-3									3	0	1	0	1	1	0									
Art Shamsky, L OBP: 0.384, SLG: 0.467 Mike Jorgensen, L OBP: 0.296, SLG: 0.387 (8, 3)										4	0	1	0	0	1	3									
Dave Marshall, L OBP: 0.333, SLG: 0.442 (1, 9)										4	0	0	0	0	2	4									
Ken Boswell, L OBP: 0.338, SLG: 0.356 (1, 4)										4	1	0	0	0	0	2									
Ken Singleton, S OBP: 0.265, SLG: 0.298 (1, 7)										3	1	1	0	1	1	1									
Jerry Grote, R OBP: 0.273, SLG: 0.275 (1, 2)										4	1	1	0	0	2	3									
Ray Sadecki, L OBP: 0.240, SLG: 0.208 Donn Clendenon, R OBP: 0.349, SLG: 0.553 Rich Folkers, L OBP: 0.273, SLG: 0.275 (9, 1)										2	0	1	0	0	0	0									
										1	0	1	2	0	0	0									
										0	0	0	0	0	0	0									
Inning Stats	R: 0 E: 0 K: 1 S: 5	H: 0 LOB: 0 BB: 0 P: 5	R: 0 E: 0 K: 2 S: 9	H: 1 LOB: 1 BB: 0 P: 12	R: 2 E: 1 K: 1 S: 13	H: 3 LOB: 2 BB: 1 P: 24	R: 0 E: 0 K: 1 S: 8	H: 0 LOB: 1 BB: 1 P: 15	R: 0 E: 0 K: 1 S: 5	H: 0 LOB: 0 BB: 0 P: 6	R: 0 E: 0 K: 0 S: 10	H: 1 LOB: 1 BB: 0 P: 16	R: 0 E: 0 K: 1 S: 6	H: 1 LOB: 1 BB: 0 P: 6	R: 0 E: 0 K: 1 S: 7	H: 0 LOB: 0 BB: 0 P: 14	R: 2 E: 1 K: 1 S: 13	H: 2 LOB: 1 BB: 0 P: 19	1B: 7 2B: 2 3B: 0 HR: 0	SF: 0 SAC: 1 DP: 1 HBP: 0	WP: 0 PB: 0 SB: 1 CS: 1	PA: 37			
PITCHER	IP	WLS	BF	H	R	ER	SO	BB	IBB	HBP	BLK	WP	HR	S	P	ERA	WHIP								
Rick Wise, R ERA: 3.64 (1, 1)	8.1	L	34	7	4	1	9	2	0	0	0	0	0	70	108	1.08	1.080								
Lowell Palmer, R ERA: 4.99 (9, 1)	0.2	S	3	1	0	0	0	0	0	0	0	0	0	6	9	0.00	1.500								

New York Mets @ Philadelphia Phillies
 Shibe Park, Philadelphia, PA
 Fri Jul 03 1970, 7:05 PM EDT
 Att: 10,508 - Unknown

AB 34
 R 4
 H 8
 RBI 4
 BB 2
 SO 9
 LOB 15



Batter	1	2	3	4	5	6	7	8	9	AB	R	H	RBI	BB	SO	LOB	BOTTOM								
Tony Taylor, R OBP: 0.348, SLG: 0.389 (1, 4)	6-3									3	0	1	1	1	0	1									
Larry Bowa, S OBP: 0.280, SLG: 0.263 (1, 6)	F8									5	0	1	0	0	0	3									
Don Money, R OBP: 0.397, SLG: 0.534 (1, 5)	P9									5	0	2	0	0	1	3									
Deron Johnson, R OBP: 0.328, SLG: 0.425 (1, 3)										3	0	0	0	0	1	3									
Byron Browne, R OBP: 0.330, SLG: 0.464 (1, 8)										2	1	0	0	2	0	1									
Rick Joseph, R OBP: 0.256, SLG: 0.333 (1, 7)										4	0	1	0	0	1	3									
Larry Hisle, R OBP: 0.262, SLG: 0.341 Lowell Palmer, R OBP: 0.333, SLG: 0.455 (9, 1)										4	0	0	0	0	2	3									
										0	0	0	0	0	0	0									
Doc Edwards, R OBP: 0.297, SLG: 0.250 Grant Jackson, S OBP: 0.105, SLG: 0.105 (9, PR)										4	0	1	0	0	0	1									
										0	1	0	0	0	0	0									
Rick Wise, R OBP: 0.205, SLG: 0.189 Jim Hutto, R OBP: 0.262, SLG: 0.333 Terry Harmon, R OBP: 0.324, SLG: 0.349 (9, PR)										3	1	2	0	0	0	0									
										1	0	1	0	0	0	0									
										0	0	0	0	0	0	0									
Inning Stats	R: 0 E: 0 K: 0 S: 4	H: 0 LOB: 0 BB: 0 P: 7	R: 1 E: 1 K: 1 S: 10	H: 1 LOB: 1 BB: 1 P: 18	R: 0 E: 0 K: 1 S: 9	H: 1 LOB: 2 BB: 1 P: 18	R: 0 E: 0 K: 1 S: 8	H: 0 LOB: 0 BB: 0 P: 12	R: 0 E: 0 K: 0 S: 6	H: 1 LOB: 1 BB: 0 P: 9	R: 1 E: 1 K: 1 S: 8	H: 2 LOB: 1 BB: 0 P: 9	R: 0 E: 0 K: 1 S: 9	H: 1 LOB: 2 BB: 1 P: 14	R: 1 E: 0 K: 0 S: 9	H: 2 LOB: 1 BB: 0 P: 11	1B: 7 2B: 2 3B: 0 HR: 0	SF: 1 SAC: 1 DP: 0 HBP: 0	WP: 0 PB: 0 SB: 0 CS: 0	PA: 39					
PITCHER	IP	WLS	BF	H	R	ER	SO	BB	IBB	HBP	BLK	WP	HR	S	P	ERA	WHIP								
Ray Sadecki, L ERA: 3.24 (1, 1)	8.0	W	34	7	2	0	5	2	0	0	0	0	0	60	95	0.00	1.125								
Rich Folkers, L ERA: 2.09 (9, 1)	1.0	S	5	2	1	1	0	0	0	0	0	0	0	9	11	9.00	2.000								

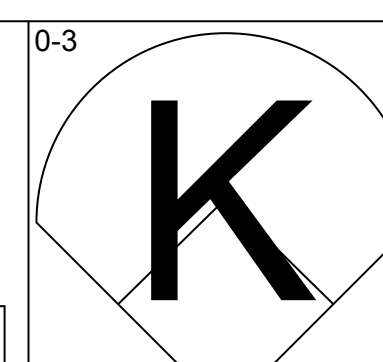
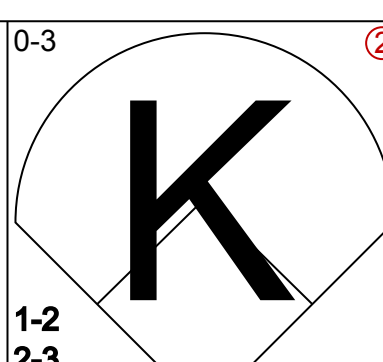
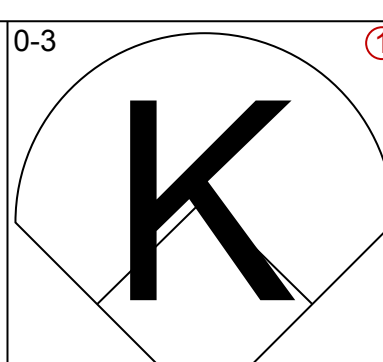
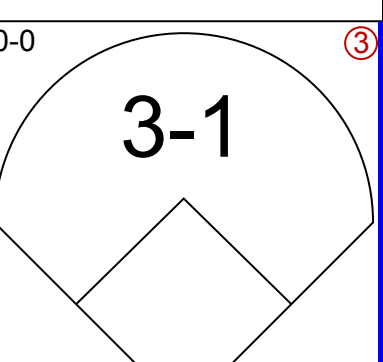
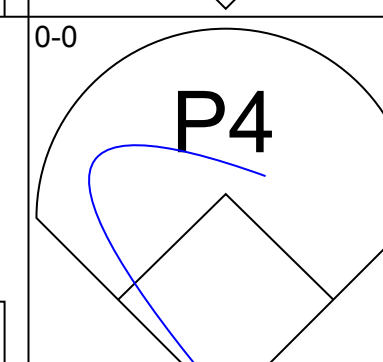
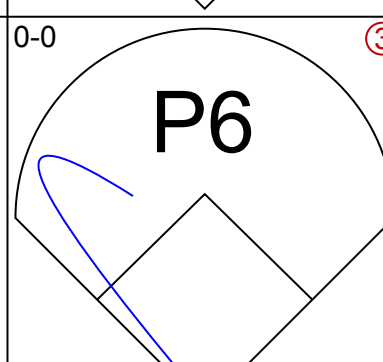
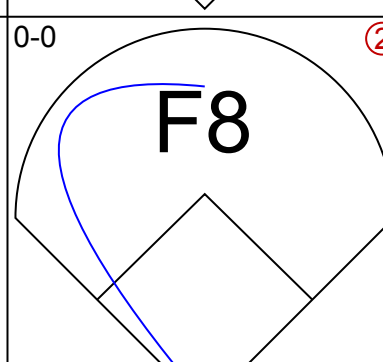
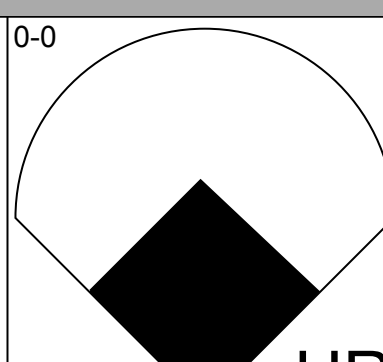
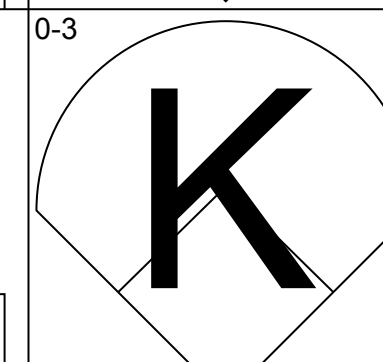
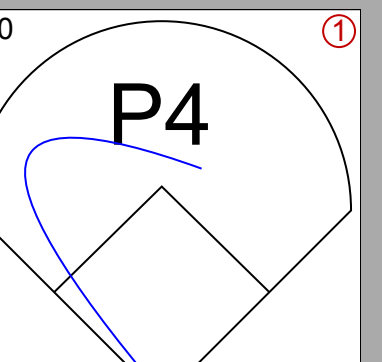
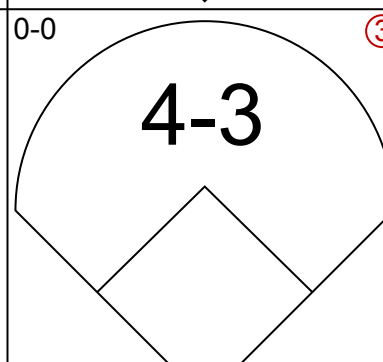
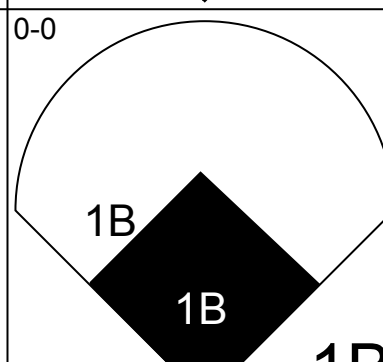
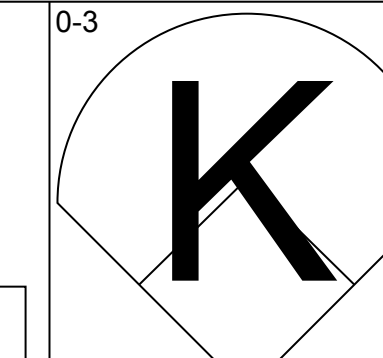
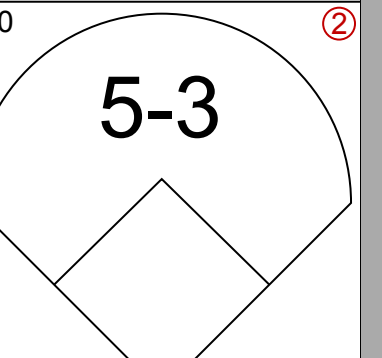
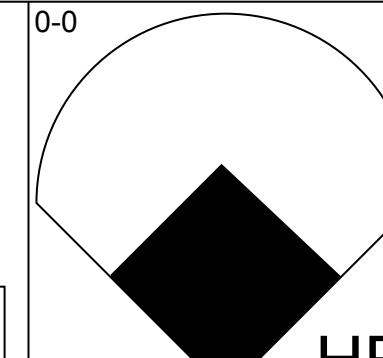
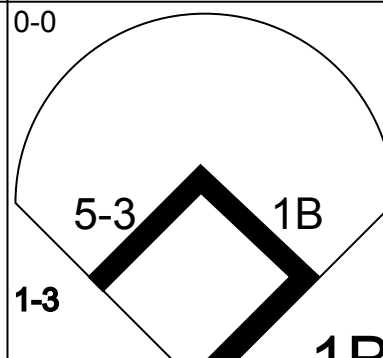
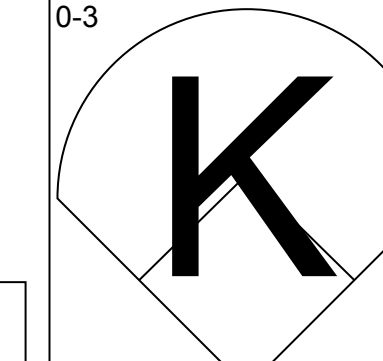
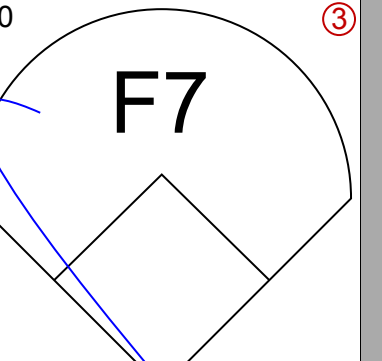
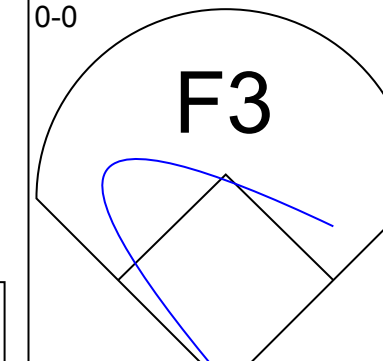
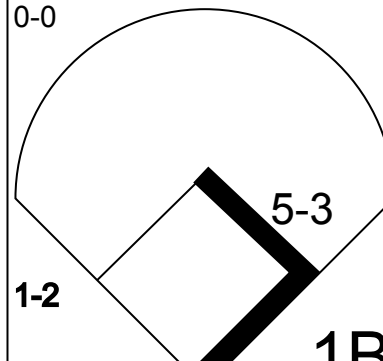
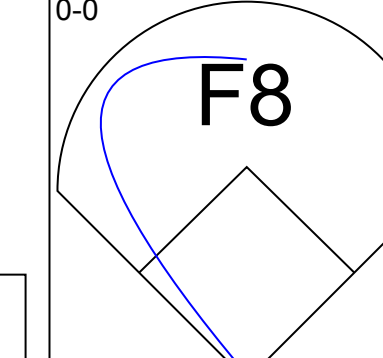
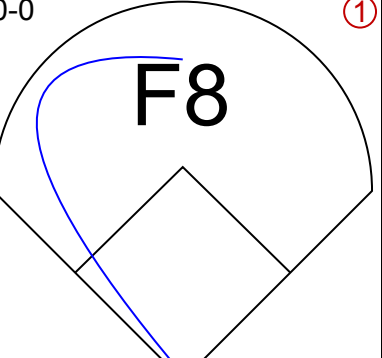
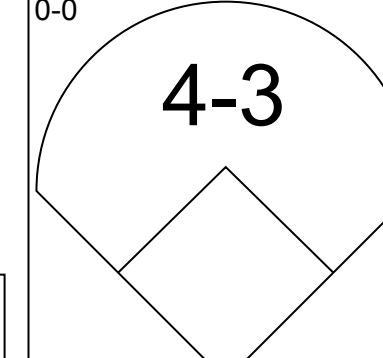
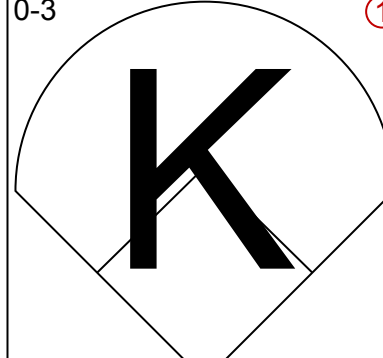
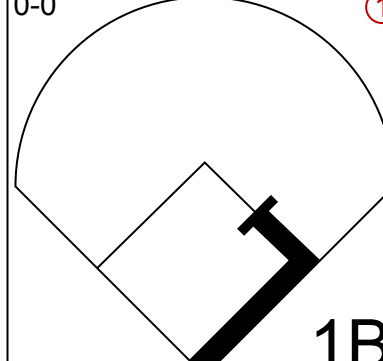
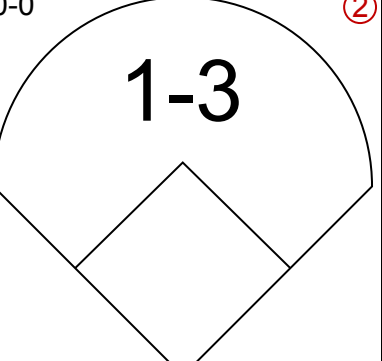
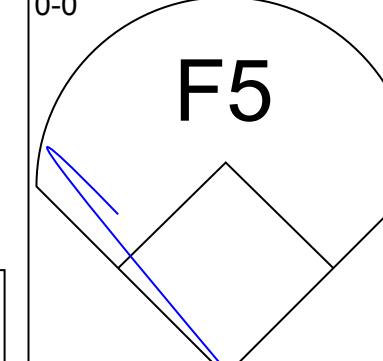
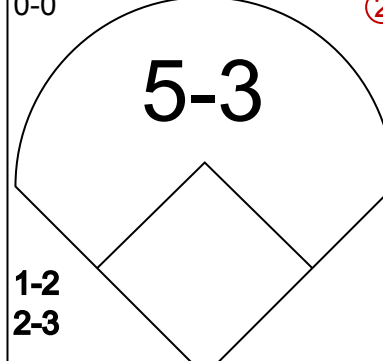
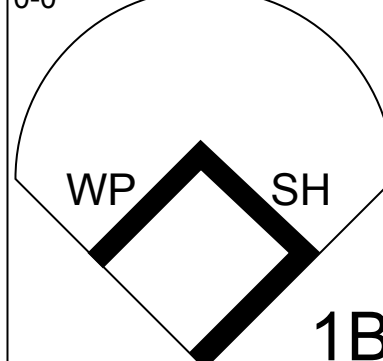
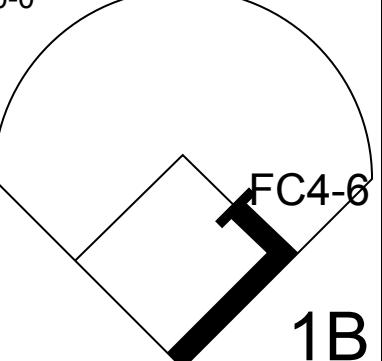

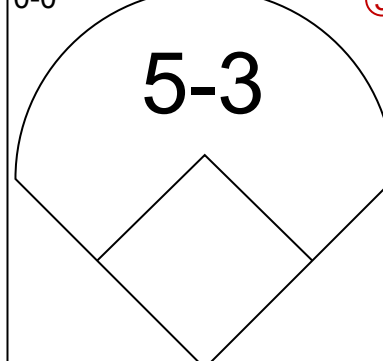
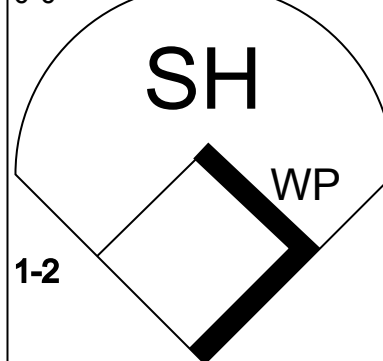
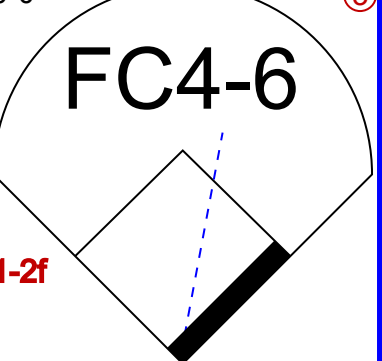

New York Mets @ Philadelphia Phillies
 Shibe Park, Philadelphia, PA
 Fri Jul 03 1970, 7:05 PM EDT
 Att: 10,508 - Unknown

AB 34
 R 3
 H 9
 RBI 1
 BB 3
 SO 5
 LOB 18



Batter	1	2	3	4	5	6	7	8	9	AB R H RBI BB SO LOB	TOP													
Tommie Agee, R OBP: 0.343, SLG: 0.500										5 1 2 1 0 1 3	New York Mets @ Philadelphia Phillies Shibe Park, Philadelphia, PA Sat Jul 04 1970, 7:05 PM EDT Att: 7,866 - Unknown													
Bud Harrelson, S OBP: 0.377, SLG: 0.361									4 0 2 1 1 0 1															
Ken Singleton, S OBP: 0.259, SLG: 0.288									5 0 1 0 0 2 4															
Donn Clendenon, R OBP: 0.350, SLG: 0.575									5 2 2 2 0 0 2															
Ron Swoboda, R OBP: 0.330, SLG: 0.352									4 1 0 0 1 1 2															
Joe Foy, R OBP: 0.366, SLG: 0.318									3 1 1 0 0 2 0															
Jerry Grote, R OBP: 0.283, SLG: 0.287									4 1 3 2 0 0 0															
Al Weis, S OBP: 0.275, SLG: 0.301									4 0 0 0 0 1 4															
Tom Seaver, R OBP: 0.217, SLG: 0.179									3 1 1 1 1 2 1															
Inning Stats	R: 2 E: 0 K: 2 S: 10	H: 2 LOB: 0 BB: 0 P: 10	R: 0 E: 0 K: 2 S: 7	H: 0 LOB: 0 BB: 0 P: 7	R: 0 E: 0 K: 1 S: 9	H: 1 LOB: 1 BB: 0 P: 12	R: 2 E: 0 K: 1 S: 9	H: 2 LOB: 2 BB: 2 P: 18	R: 0 E: 0 K: 0 S: 3	H: 0 LOB: 0 BB: 0 P: 3	R: 3 E: 0 K: 1 S: 11	H: 5 LOB: 2 BB: 0 P: 15	R: 0 E: 0 K: 1 S: 5	H: 0 LOB: 0 BB: 0 P: 5	R: 0 E: 1 K: 1 S: 7	H: 1 LOB: 1 BB: 0 P: 10	R: 0 E: 0 K: 0 S: 5	H: 1 LOB: 1 BB: 1 P: 10	R: 0 E: 0 K: 0 S: 5	H: 1 LOB: 1 BB: 0 P: 10	1B: 10 2B: 2 3B: 0 HR: 1	SF: 0 SAC: 1 DP: 1 HBP: 0	WP: 1 PB: 0 SB: 1 CS: 0	PA: 41
PITCHER	IP WLS BF H R ER SO BB IBB HBP BLK WP HR S P ERA WHIP											PITCHER	IP WLS BF H R ER SO BB IBB HBP BLK WP HR S P ERA WHIP											
Grant Jackson, L ERA: 6.51	(1, 1) 5.2 L 27 8 7 7 6 2 0 0 0 0 0 1 43 56 11.12 1.765																							
Barry Lersch, R ERA: 4.17	(6, 1) 2.1 10 3 0 0 3 0 0 0 0 1 0 18 24 0.00 1.286																							
Fred Wenz, R ERA:	(9, 1) 1.0 4 1 0 0 0 1 0 0 0 0 0 5 10 0.00 2.000																							

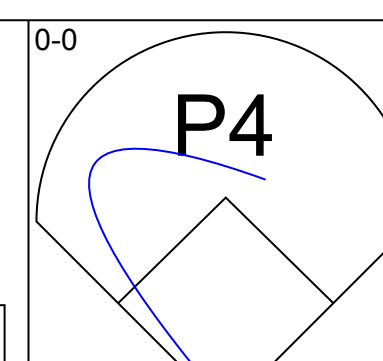
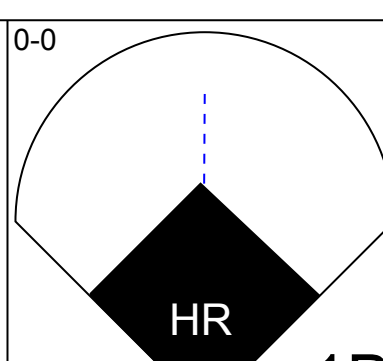
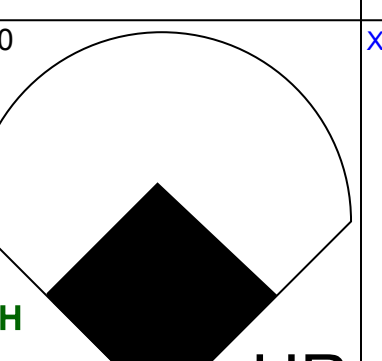
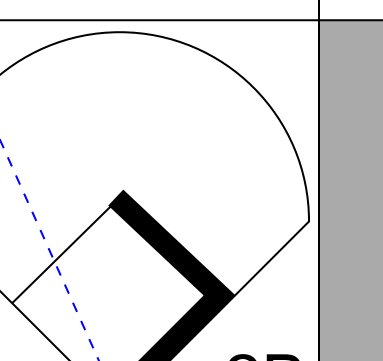
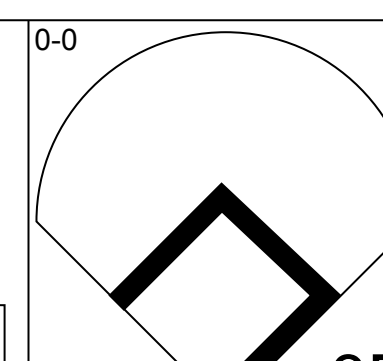
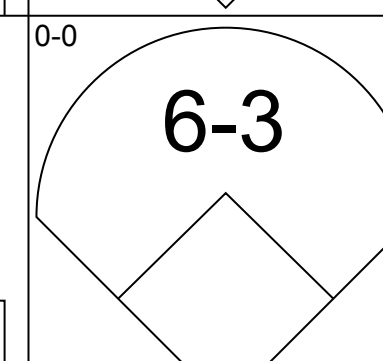
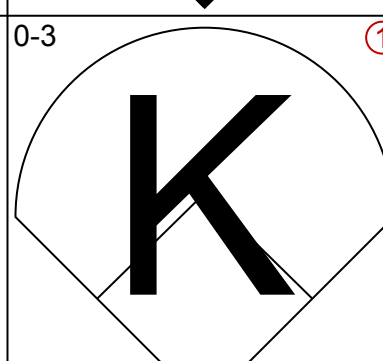
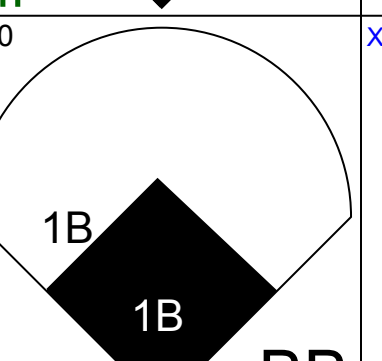
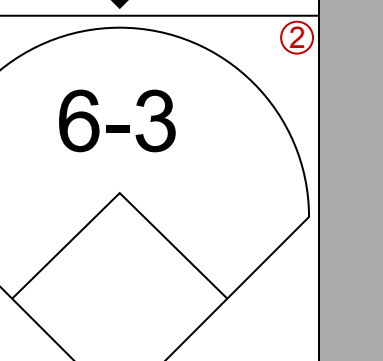
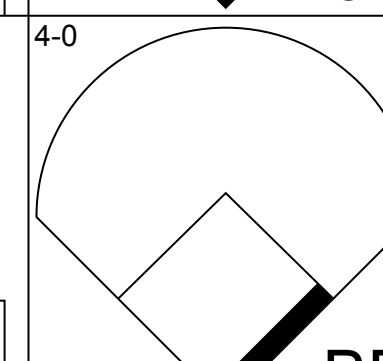
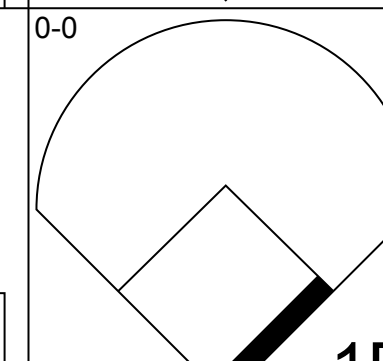
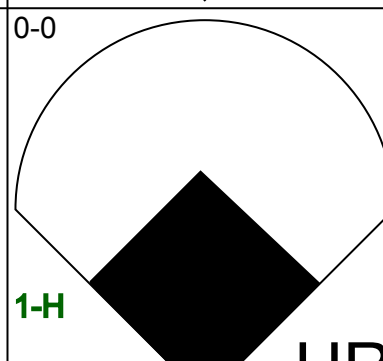
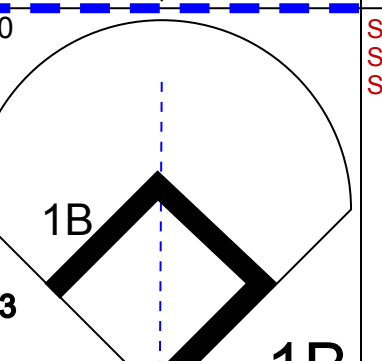
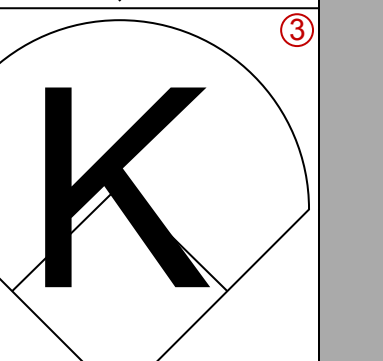
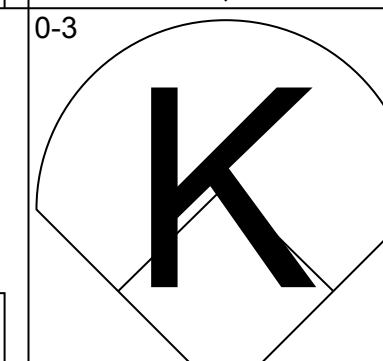
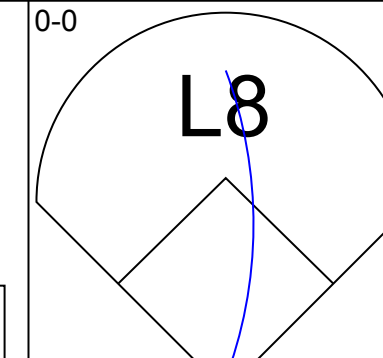
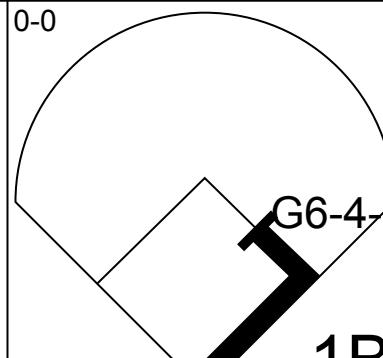
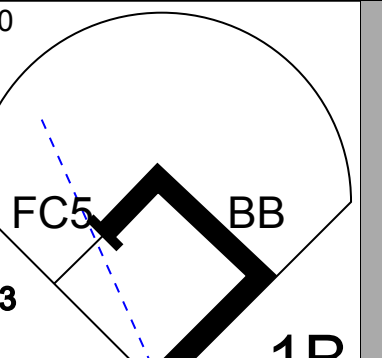

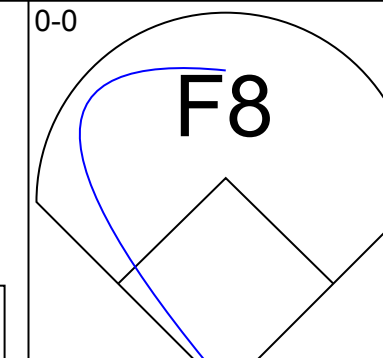
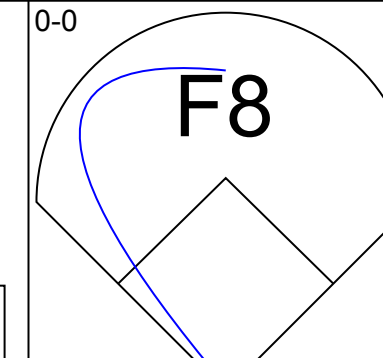
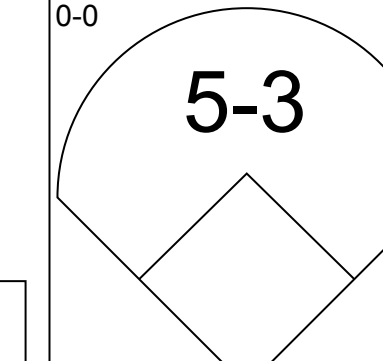
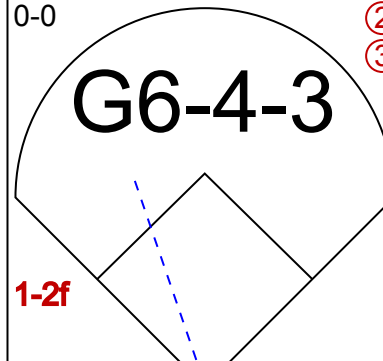
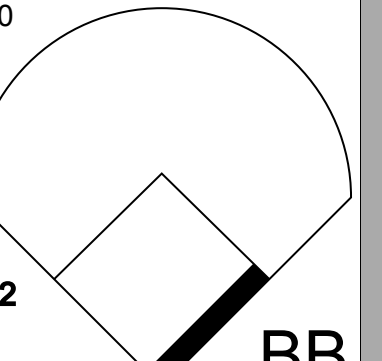



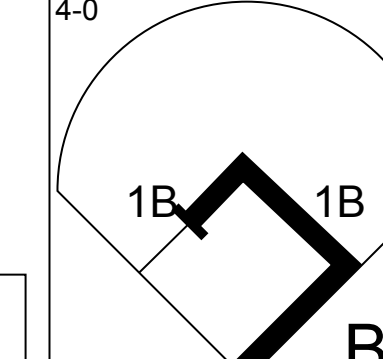

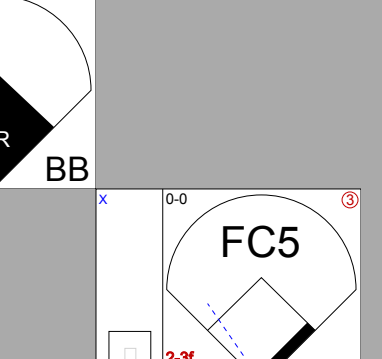



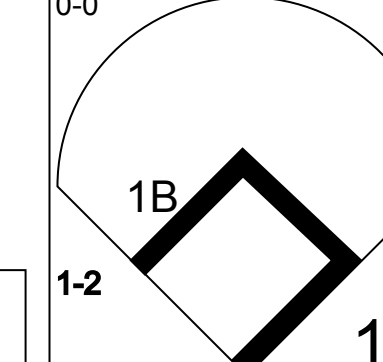

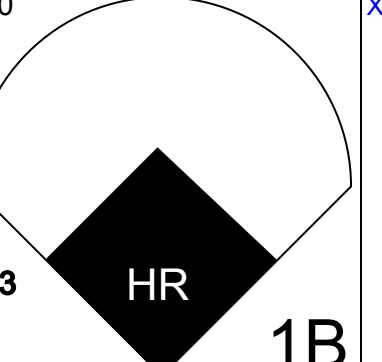
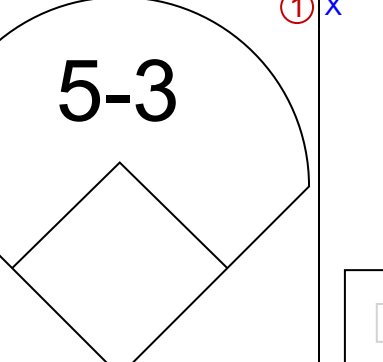

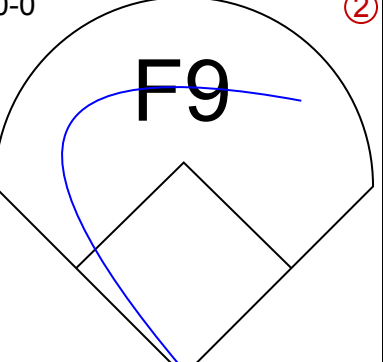
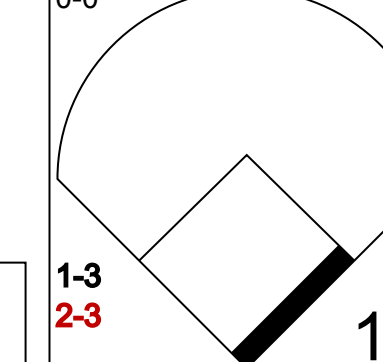

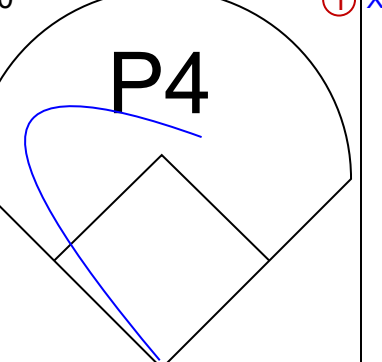
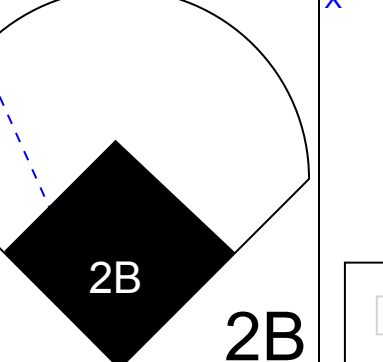

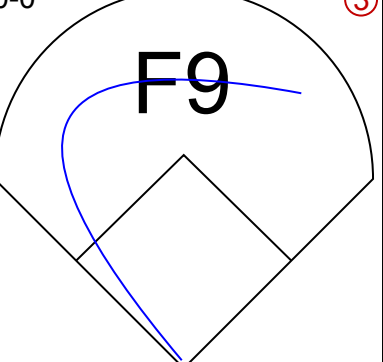
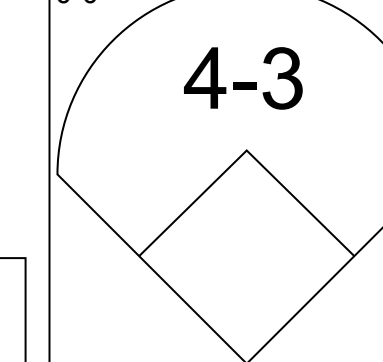

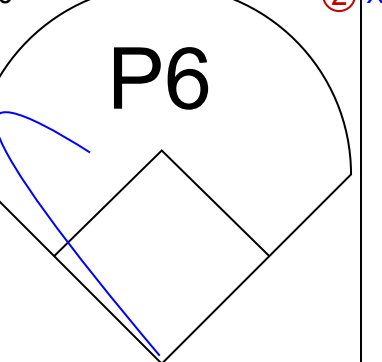
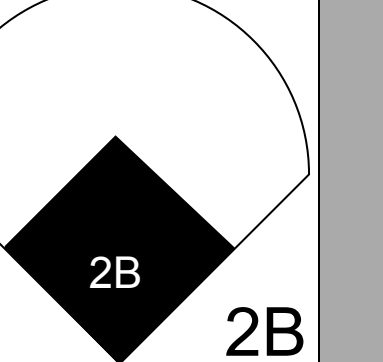
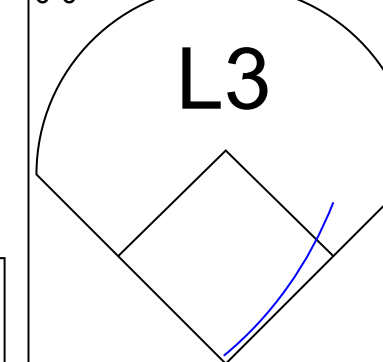
Batter	1	2	3	4	5	6	7	8	9	AB R H RBI BB SO LOB	BOTTOM											
Denny Doyle, L OBP: 0.295, SLG: 0.324										3 0 1 0 1 0 0	New York Mets @ Philadelphia Phillies Shibe Park, Philadelphia, PA Sat Jul 04 1970, 7:05 PM EDT Att: 7,866 - Unknown											
Oscar Gamble, L OBP: 0.314, SLG: 0.339									4 1 2 0 0 2 1													
Ron Stone, L OBP: 0.341, SLG: 0.422									4 1 1 0 0 0 1													
John Briggs, L OBP: 0.308, SLG: 0.327									4 0 0 0 0 0 4													
Don Money, R OBP: 0.394, SLG: 0.533									4 0 1 2 0 1 0													
Deron Johnson, R OBP: 0.328, SLG: 0.422									2 0 0 0 1 0 1													
Larry Bowa, S OBP: 0.257, SLG: 0.260									3 0 0 0 0 0 1													
Terry Harmon, R OBP: 0.324, SLG: 0.349									0 0 0 0 0 0 0													
Mike Compton, R OBP: 0.263, SLG: 0.260									3 0 0 0 0 2 0													
Grant Jackson, S OBP: 0.095, SLG: 0.095									2 0 0 0 0 2 0													
Barry Lersch, S	(6, 1)								0 0 0 0 0 0 0													
Rick Joseph, R OBP: 0.253, SLG: 0.329	(6, PH)								1 0 0 0 0 1 0													
Fred Wenz, R	(9, 1)								0 0 0 0 0 0 0													
Inning Stats	R: 2 E: 0 K: 0 S: 11	H: 4 LOB: 1 BB: 0 P: 19	R: 0 E: 0 K: 2 S: 7	H: 0 LOB: 0 BB: 0 P: 7	R: 0 E: 0 K: 0 S: 5	H: 1 LOB: 1 BB: 0 P: 7	R: 0 E: 0 K: 0 S: 6	H: 0 LOB: 0 BB: 0 P: 9	R: 0 E: 0 K: 2 S: 7	H: 0 LOB: 1 BB: 1 P: 14	R: 0 E: 0 K: 1 S: 6	H: 0 LOB: 0 BB: 0 P: 6	R: 0 E: 0 K: 1 S: 4	H: 0 LOB: 0 BB: 1 P: 8	R: 0 E: 0 K: 2 S: 7	H: 0 LOB: 0 BB: 0 P: 10	R: 0 E: 0 K: 0 S: 3	H: 0 LOB: 0 BB: 0 P: 3	1B: 4 2B: 1 3B: 0 HR: 0	SF: 0 SAC: 0 DP: 2 HBP: 0	WP: 0 PB: 0 SB: 0 CS: 0	PA: 32
PITCHER	IP WLS BF H R ER SO BB IBB HBP BLK WP HR S P ERA WHIP											PITCHER	IP WLS BF H R ER SO BB IBB HBP BLK WP HR S P ERA WHIP									
Tom Seaver, R ERA: 2.48	(1, 1) 9.0 W 32 5 2 2 8 2 0 0 0 0 0 56 83 2.00 0.778																					

Batter	1	2	3	4	5	6	7	8	9	AB	R	H	RBI	BB	SO	LOB	TOP					
Lou Brock, L OBP: 0.343, SLG: 0.394 Billy McCool, R (8, 1)										4	0	0	0	0	3	2						
Jose Cardenal, R OBP: 0.361, SLG: 0.458 (1, 8)										4	1	1	1	0	0	2						
Joe Hague, L OBP: 0.393, SLG: 0.456 (7, 3)										4	1	1	0	0	1	0						
Dick Allen, R OBP: 0.376, SLG: 0.572 Carl Taylor, R OBP: 0.344, SLG: 0.367 (7, 9)										3	1	1	1	0	1	0						
Joe Torre, R OBP: 0.376, SLG: 0.485 Milt Ramirez, R OBP: 0.254, SLG: 0.255 (7, 6)										3	0	0	0	0	1	0						
Ted Simmons, S OBP: 0.298, SLG: 0.300 (1, 2)											4	0	0	0	0	1	2					
Julian Javier, R OBP: 0.273, SLG: 0.264 Jim Kennedy, L OBP: 0.050, SLG: 0.050 Jim Beauchamp, R OBP: 0.295, SLG: 0.357 (9, PH)											1	0	1	0	0	0	0					
Dal Maxvill, R OBP: 0.328, SLG: 0.206 Mike Shannon, R OBP: 0.230, SLG: 0.231 (7, 5)											2	0	2	0	0	0	0					
Jerry Reuss, L Sal Campisi, R Leron Lee, L Chuck Hartenstein, R Frank Linzy, R Vic Davallio, L OBP: 0.295, SLG: 0.448 (8, 7)											0	0	0	0	0	0	0					
Inning Stats	R: 0 E: 0 K: 2 S: 7	H: 0 LOB: 0 BB: 0 P: 7	R: 0 E: 0 K: 2 S: 7	H: 0 LOB: 0 BB: 0 P: 7	R: 0 E: 0 K: 1 S: 7	H: 2 LOB: 2 BB: 0 P: 7	R: 0 E: 0 K: 0 S: 3	H: 0 LOB: 0 BB: 0 P: 3	R: 0 E: 0 K: 0 S: 4	H: 1 LOB: 1 BB: 0 P: 4	R: 0 E: 0 K: 1 S: 5	H: 0 LOB: 0 BB: 0 P: 5	R: 1 E: 0 K: 0 S: 4	H: 1 LOB: 0 BB: 0 P: 4	R: 0 E: 0 K: 0 S: 3	H: 0 LOB: 0 BB: 0 P: 3	R: 2 E: 0 K: 1 S: 9	H: 4 LOB: 2 BB: 0 P: 9	1B: 6 2B: 0 3B: 0 HR: 2	SF: 0 SAC: 1 DP: 0 HBP: 0	WP: 1 PB: 0 SB: 0 CS: 0	PA: 35
PITCHER	IP WLS BF H R ER SO BB IBB HBP BLK WP HR S P ERA WHIP																					
Jim McAndrew, R ERA: 4.74 Tug McGraw, L ERA: 4.1	(1, 1) 8.0 W 32 8 3 3 6 0 0 0 0 1 2 44 44 3.38 1.000																					

St. Louis Cardinals @ New York Mets
Shea Stadium, Flushing, NY
Mon Jul 06 1970, 7:05 PM EDT
Att: 36,801 - Unknown

AB 34
R 3
H 8
RBI 3
BB 0
SO 7
LOB 11





Batter	1	2	3	4	5	6	7	8	9	AB	R	H	RBI	BB	SO	LOB	BOTTOM					
Tommie Agee, R OBP: 0.347, SLG: 0.518 (1, 8)										5	2	4	4	0	0	0						
Bud Harrelson, S OBP: 0.379, SLG: 0.357 (1, 6)										3	1	0	0	2	1	2						
Ken Singleton, S OBP: 0.317, SLG: 0.383 (1, 7)										5	1	3	2	0	2	3						
Donn Clendenon, R OBP: 0.361, SLG: 0.575 Mike Jorgensen, L OBP: 0.292, SLG: 0.381 (7, 3)											4	0	3	1	0	0	1					
Ron Swoboda, R OBP: 0.337, SLG: 0.388 (1, 9)											3	1	1	2	2	0	1					
Joe Foy, R OBP: 0.373, SLG: 0.319 (1, 5)											3	1	1	0	2	0	4					
Jerry Grote, R OBP: 0.290, SLG: 0.291 (1, 2)											5	1	2	0	0	2						
Al Weis, S OBP: 0.281, SLG: 0.317 (1, 4)											5	1	2	0	0	4						
Jim McAndrew, R OBP: 0.200, SLG: 0.263 Tug McGraw, R OBP: 0.200, SLG: 0.250 (9, 1)											4	1	1	1	0	0	4					
Inning Stats	R: 0 E: 0 K: 0 S: 4	H: 1 LOB: 1 BB: 0 P: 4	R: 0 E: 0 K: 0 S: 4	H: 2 LOB: 2 BB: 1 P: 8	R: 2 E: 0 K: 1 S: 7	H: 3 LOB: 0 BB: 0 P: 7	R: 4 E: 0 K: 0 S: 7	H: 4 LOB: 3 BB: 3 P: 19	R: 2 E: 0 K: 1 S: 8	H: 3 LOB: 1 BB: 0 P: 8	R: 2 E: 0 K: 0 S: 5	H: 3 LOB: 1 BB: 0 P: 5	R: 0 E: 0 K: 1 S: 6	H: 1 LOB: 2 BB: 1 P: 10	R: 0 E: 0 K: 0 S: 3	H: 0 LOB: 1 BB: 1 P: 7	R: 0 E: 0 K: 0 S: 3	H: 0 LOB: 1 BB: 1 P: 7	1B: 10 2B: 3 3B: 1 HR: 3	SF: 0 SAC: 0 DP: 2 HBP: 0	WP: 0 PB: 0 SB: 0 CS: 0	PA: 44
PITCHER	IP WLS BF H R ER SO BB IBB HBP BLK WP HR S P ERA WHIP																					
Jerry Reuss, L ERA: 6.29 Sal Campisi, R ERA: 2.93 Chuck Hartenstein, R ERA: 0.08 Frank Linzy, R ERA: 4.97 Billy McCool, L ERA: 8.25	(1, 1) 3.2 L 20 4 2 0 0 0 1 0 0 0 0 0 0 3 7 0.00 9.000																					

St. Louis Cardinals @ New York Mets
Shea Stadium, Flushing, NY
Mon Jul 06 1970, 7:05 PM EDT
Att: 36,801 - Unknown

AB 38
R 10
H 17
RBI 10
BB 6
SO 3
LOB 23



Batter	1	2	3	4	5	6	7	8	9	AB	R	H	RBI	BB	SO	LOB	TOP				
Lou Brock, L OBP: 0.341, SLG: 0.389 (1, 7)	G3		P4		G3			WP 1B BB	FC4-6 BB 1B	4	1	0	0	1	0	2	St. Louis Cardinals @ New York Mets Shea Stadium, Flushing, NY Tue Jul 07 1970, 7:05 PM EDT Att: 42,868 - Unknown 				
Jose Cardenal, R OBP: 0.371, SLG: 0.464 (1, 8)	WP 1B		BB		BB			F 1B 1-H	BB 1B	3	1	3	2	2	0	0					
Dick Allen, R OBP: 0.376, SLG: 0.568 (1, 3)	5-3		L8		F9			G3 E G1-2-3 1B	G5-4-3 BB	4	0	1	0	1	0	3					
Joe Torre, R OBP: 0.374, SLG: 0.479 (1, 2)	F8				FC6-4 BB		P4	E5 G3	G5-4-3 BB	4	0	0	0	1	0	6					
Joe Haque, L OBP: 0.390, SLG: 0.452 (1, 9)		K			K			G3		4	0	1	1	0	2	3					
Mike Shannon, R OBP: 0.231, SLG: 0.222 (1, 5)		K			FC6-4 1B		G6-4-3 1B			3	0	0	0	1	1	2					
Jim Kennedy, L OBP: 0.130, SLG: 0.130 (8, PH)										3	0	2	0	0	0	0					
Carl Taylor, R OBP: 0.341, SLG: 0.364 (8, 6)								G1-2-3		1	0	0	0	0	0	3					
Mitt Ramirez, R OBP: 0.254, SLG: 0.255 (8, 6)		1B			1B					0	0	0	0	0	0	0					
Dal Maxvill, R OBP: 0.327, SLG: 0.202 (8, 4)		K			3-1				FC4-6 BB 1B BB	3	1	0	0	1	1	3					
Mike Torre, R OBP: 0.220, SLG: 0.225 (7, PH)										2	0	0	0	0	2	0					
Leroni, L OBP: 0.299, SLG: 0.376 (7, 1)										1	0	0	0	0	1	0					
Frank Linzy, R OBP: 0.299, SLG: 0.376 (7, 1)										0	0	0	0	0	0	0					
Al Hrabosky, R OBP: 0.299, SLG: 0.376 (8, 1)										0	0	0	0	0	0	0					
Bob Gibson, R OBP: 0.442, SLG: 0.545 (9, PH)										0	0	0	0	1	0	0					
Sal Campisi, R OBP: 0.281, SLG: 0.317 (9, 1)										0	0	0	0	0	0	0					
Inning Stats	R: 0 E: 0 K: 0 S: 4	H: 1 LOB: 1 BB: 0 P: 4	R: 0 E: 0 K: 3 S: 10	H: 1 LOB: 1 BB: 0 P: 10	R: 0 E: 0 K: 1 S: 5	H: 0 LOB: 1 BB: 1 P: 9	R: 0 E: 0 K: 1 S: 6	H: 1 LOB: 2 BB: 1 P: 10	R: 0 E: 0 K: 1 S: 5	H: 0 LOB: 0 BB: 0 P: 3	R: 0 E: 0 K: 1 S: 5	H: 0 LOB: 0 BB: 0 P: 5	R: 2 E: 1 K: 0 S: 5	H: 2 LOB: 2 BB: 2 P: 13	R: 1 E: 0 K: 0 S: 3	H: 1 LOB: 2 BB: 3 P: 15	1B: 7 2B: 0 3B: 0 HR: 0	SF: 0 SAC: 0 DP: 3 HBP: 0	WP: 2 PB: 0 SB: 0 CS: 0	PA: 40	
PITCHER	IP WLS BF H R ER SO BB IBB HBP BLK WP HR S P ERA WHIP	IP WLS BF H R ER SO BB IBB HBP BLK WP HR S P ERA WHIP	IP WLS BF H R ER SO BB IBB HBP BLK WP HR S P ERA WHIP	IP WLS BF H R ER SO BB IBB HBP BLK WP HR S P ERA WHIP	IP WLS BF H R ER SO BB IBB HBP BLK WP HR S P ERA WHIP	IP WLS BF H R ER SO BB IBB HBP BLK WP HR S P ERA WHIP	IP WLS BF H R ER SO BB IBB HBP BLK WP HR S P ERA WHIP	IP WLS BF H R ER SO BB IBB HBP BLK WP HR S P ERA WHIP	IP WLS BF H R ER SO BB IBB HBP BLK WP HR S P ERA WHIP	IP WLS BF H R ER SO BB IBB HBP BLK WP HR S P ERA WHIP	IP WLS BF H R ER SO BB IBB HBP BLK WP HR S P ERA WHIP	IP WLS BF H R ER SO BB IBB HBP BLK WP HR S P ERA WHIP	IP WLS BF H R ER SO BB IBB HBP BLK WP HR S P ERA WHIP	IP WLS BF H R ER SO BB IBB HBP BLK WP HR S P ERA WHIP	IP WLS BF H R ER SO BB IBB HBP BLK WP HR S P ERA WHIP	IP WLS BF H R ER SO BB IBB HBP BLK WP HR S P ERA WHIP	IP WLS BF H R ER SO BB IBB HBP BLK WP HR S P ERA WHIP	IP WLS BF H R ER SO BB IBB HBP BLK WP HR S P ERA WHIP	IP WLS BF H R ER SO BB IBB HBP BLK WP HR S P ERA WHIP	IP WLS BF H R ER SO BB IBB HBP BLK WP HR S P ERA WHIP	IP WLS BF H R ER SO BB IBB HBP BLK WP HR S P ERA WHIP
Gary Gentry, R ERA: 3.25 (1, 1)	7.0	31	6	2	1	7	4	0	0	0	0	2	0	41	57	1.29	1.429				
Rich Folkers, L ERA: 2.7 (8, 1)	1.1	7	1	1	1	0	2	1	0	0	0	0	0	4	16	6.75	2.250				
Danny Frisella, R ERA: 3.38 (9, 1)	0.2	W	2	0	0	0	1	0	0	0	0	0	0	1	5	0.00	1.500				

Batter	1	2	3	4	5	6	7	8	9	AB	R	H	RBI	BB	SO	LOB	BOTTOM					
Tommie Agee, R OBP: 0.345, SLG: 0.514 (1, 8)	K		F8		K		F9		FC4 1B	5	0	1	0	0	2	3	St. Louis Cardinals @ New York Mets Shea Stadium, Flushing, NY Tue Jul 07 1970, 7:05 PM EDT Att: 42,868 - Unknown 					
Bud Harrelson, S OBP: 0.379, SLG: 0.356 (1, 6)	G6-4-3 BB				K		F8		FC4 BB IBB	4	1	1	0	1	1	3						
Ken Singleton, S OBP: 0.338, SLG: 0.381 (1, 7)	G6-4-3				BB		BB 1B		1-3 BB IBB	3	0	1	0	2	0	1						
Art Shamsky, L OBP: 0.390, SLG: 0.470 (8, PR)					P6		1B WP BB		1B BB	3	1	2	0	1	0	1						
Ron Swoboda, R OBP: 0.340, SLG: 0.388 (9, 9)							1B WP BB		1B BB	0	0	0	1	1	0	0						
Donn Clendenon, R OBP: 0.365, SLG: 0.573 (8, PR)					F2		WP SF9 1B		FC6 1B	4	1	2	1	0	1	2						
Mike Jorgensen, L OBP: 0.282, SLG: 0.381 (9, 3)					K					0	0	0	0	0	0	0						
Wayne Garrett, L OBP: 0.464, SLG: 0.544 (1, 5)					K		SF9		K	3	0	0	1	0	3	3						
Ken Boswell, L OBP: 0.336, SLG: 0.351 (1, 4)					F9		1B BB		FC6	3	0	0	0	1	0	3						
Jerry Grote, R OBP: 0.299, SLG: 0.301 (9, PR)					K				FC4 BB 1B	4	0	3	0	0	1	0						
Al Weis, S OBP: 0.281, SLG: 0.317 (9, PR)										0	1	0	0	0	0	0						
Gary Gentry, R OBP: 0.114, SLG: 0.025 (8, 1)					P4				K	2	0	0	0	0	0	2						
Rich Folkers, L (8, 1)										0	0	0	0	0	0	0						
Danny Frisella, L (9, 1)										1	0	0	0	0	1	1						
Inning Stats	R: 0 E: 0 K: 1 S: 4	H: 0 LOB: 0 BB: 1 P: 8	R: 0 E: 0 K: 1 S: 6	H: 1 LOB: 1 BB: 0 P: 6	R: 0 E: 0 K: 1 S: 5	H: 0 LOB: 0 BB: 0 P: 5	R: 0 E: 0 K: 2 S: 7	H: 0 LOB: 1 BB: 1 P: 11	R: 0 E: 0 K: 2 S: 8	H: 1 LOB: 2 BB: 1 P: 12	R: 3 E: 0 K: 0 S: 5	H: 3 LOB: 0 BB: 1 P: 9	R: 0 E: 0 K: 0 S: 4	H: 1 LOB: 1 BB: 0 P: 4	R: 0 E: 0 K: 1 S: 7	H: 2 LOB: 2 BB: 0 P: 7	R: 1 E: 0 K: 1 S: 6	H: 2 LOB: 3 BB: 2 P: 14	1B: 10 2B: 0 3B: 0 HR: 0	SF: 1 SAC: 1 DP: 1 HBP: 0	WP: 2 PB: 0 SB: 0 CS: 0	PA: 40
PITCHER	IP WLS BF H R ER SO BB IBB HBP BLK WP HR S P ERA WHIP	IP WLS BF H R ER SO BB IBB HBP BLK WP HR S P ERA WHIP	IP WLS BF H R ER SO BB IBB HBP BLK WP HR S P ERA WHIP	IP WLS BF H R ER SO BB IBB HBP BLK WP HR S P ERA WHIP	IP WLS BF H R ER SO BB IBB HBP BLK WP HR S P ERA WHIP	IP WLS BF H R ER SO BB IBB HBP BLK WP HR S P ERA WHIP	IP WLS BF H R ER SO BB IBB HBP BLK WP HR S P ERA WHIP	IP WLS BF H R ER SO BB IBB HBP BLK WP HR S P ERA WHIP	IP WLS BF H R ER SO BB IBB HBP BLK WP HR S P ERA WHIP	IP WLS BF H R ER SO BB IBB HBP BLK WP HR S P ERA WHIP	IP WLS BF H R ER SO BB IBB HBP BLK WP HR S P ERA WHIP	IP WLS BF H R ER SO BB IBB HBP BLK WP HR S P ERA WHIP	IP WLS BF H R ER SO BB IBB HBP BLK WP HR S P ERA WHIP	IP WLS BF H R ER SO BB IBB HBP BLK WP HR S P ERA WHIP	IP WLS BF H R ER SO BB IBB HBP BLK WP HR S P ERA WHIP	IP WLS BF H R ER SO BB IBB HBP BLK WP HR S P ERA WHIP	IP WLS BF H R ER SO BB IBB HBP BLK WP HR S P ERA WHIP	IP WLS BF H R ER SO BB IBB HBP BLK WP HR S P ERA WHIP	IP WLS BF H R ER SO BB IBB HBP BLK WP HR S P ERA WHIP	IP WLS BF H R ER SO BB IBB HBP BLK WP HR S P ERA WHIP	IP WLS BF H R ER SO BB IBB HBP BLK WP HR S P ERA WHIP	IP WLS BF H R ER SO BB IBB HBP BLK WP HR S P ERA WHIP
Mike Torre, R ERA: 3.86 (7, 1)	1.1	7	3	0	0	0	0	0	0	0	0	7	7	0.00	2.250							
Frank Linzy, R ERA: 4.65 (8, 1)	0.2	2	0	0	0	1	0	0	0	0	0	4	4	0.00	0.000							
Al Hrabosky, L ERA: 2.92 (9, 1)	0.2	L	6	2	1	1	1	1	0	0	0	6	14	13.50	4.500							

Batter	1	2	3	4	5	6	7	8	9	AB	R	H	RBI	BB	SO	LOB	TOP										
Lou Brock, L OBP: 0.339, SLG: 0.387 (1, 7)	0-3 K		0-0 CS 1B	0-0 4-3		0-0 F8		0-0 SF7		4	0	1	1	0	1	2											
Jose Cardenal, R OBP: 0.366, SLG: 0.456 (1, 8)	0-0 P4		0-3 K 1-2		0-0 6-3		0-0 F7	0-0 FC6-4 3-H 1-2		5	0	0	0	0	1	3											
Dick Allen, R OBP: 0.380, SLG: 0.565 (1, 3)	4-0 2B BB		4-0 2B BB		0-0 6-3		0-0 F3		0-0 2B 1B	3	2	1	0	2	0	0											
Joe Torre, R OBP: 0.380, SLG: 0.489 (1, 2)	0-0 2B 1-H		0-0 2B 1B		4-0 S BB		0-0 F8		0-0 2B 1-3	4	1	3	1	1	0	0											
Carl Taylor, R OBP: 0.351, SLG: 0.404 (1, 9)	0-0 5-3		0-0 2B 1-H 2-H		4-0 BB 1-3				0-0 P4 HR	4	1	2	3	1	0	3											
Mike Shannon, R OBP: 0.221, SLG: 0.212 (1, 5)		0-0 L8	0-0 F9		0-0 F3				0-0 E5 BB 1B SF7	4	1	0	0	0	0	3											
Vic Davaillo, L OBP: 0.362, SLG: 0.443 (9, PH)									0-0 F8	1	0	0	0	0	0	2											
Milt Ramirez, R OBP: 0.259 (1, 6)		4-0 BB		0-0 F9		0-0 F9		0-0 BB 1B	0-3 K	3	0	1	0	1	0	0											
Leron Lee, L OBP: 0.297, SLG: 0.373 (9, PH)								1-2 BB 1B		1	0	0	0	0	1	2											
Dal Maxvill, R OBP: 0.330, SLG: 0.205 (1, 4)		0-0 F8		0-0 SH5-4 1B		0-0 F8		4-0 FC6-4 BB 1-2 2-3		3	0	1	0	1	0	1											
Nelson Briles, R OBP: 0.300, SLG: 0.300 (5, 1)		0-3 K		0-0 SH5-4 1-2		4-0 BB		0-3 K		1	0	0	0	0	0	1											
Billy McCool, R OBP: 0.300, SLG: 0.300 (5, 1)										0	0	0	0	0	0	0											
Frank Linzy, R OBP: 0.300, SLG: 0.300 (5, 1)										0	0	0	0	0	0	0											
Ted Simmons, S OBP: 0.300, SLG: 0.300 (5, 1)										0	0	0	0	0	0	0											
Chuck Taylor, R OBP: 0.300, SLG: 0.300 (5, 1)										0	0	0	0	0	0	0											
Joe Hagane, L OBP: 0.300, SLG: 0.400 (5, 1)										1	0	0	0	0	0	1											
Al Hrabosky, R OBP: 0.300, SLG: 0.400 (5, 1)										0	0	0	0	0	0	0											
Inning Stats	R: 1 E: 0 K: 1 S: 6	H: 1 LOB: 1 BB: 1 P: 10	R: 0 E: 0 K: 1 S: 5	H: 0 LOB: 1 BB: 1 P: 9	R: 2 E: 0 K: 1 S: 7	H: 3 LOB: 1 BB: 1 P: 11	R: 0 E: 0 K: 0 S: 4	H: 1 LOB: 1 BB: 0 P: 4	R: 0 E: 0 K: 0 S: 3	H: 0 LOB: 2 BB: 2 P: 11	R: 0 E: 0 K: 0 S: 3	H: 0 LOB: 0 BB: 0 P: 3	R: 0 E: 1 K: 1 S: 8	H: 2 LOB: 2 BB: 1 P: 12	R: 0 E: 0 K: 1 S: 7	H: 2 LOB: 2 BB: 0 P: 7	1B: 5 2B: 3 3B: 0 HR: 1	SF: 1 SAC: 1 DP: 0 HBP: 0	WP: 0 PA: 43 PB: 0 SB: 1 CS: 1								
PITCHER	IP	WLS	BF	H	R	ER	SO	BB	IBB	HBP	BLK	WP	HR	S	P	ERA	WHIP										
Ray Sadecki, L ERA: 3.4 (1, 1)	7.0	W	33	6	5	4	3	6	0	0	0	0	1	33	57	5.14	1.714										
Tug McGraw, L ERA: 4.03 (8, 1)	0.2		4	1	0	0	1	1	0	0	0	0	0	5	9	0.00	3.000										
Ron Taylor, R ERA: 3.09 (8, 1)	1.1	S	6	2	0	0	1	0	0	0	0	0	0	8	8	0.00	1.500										

St. Louis Cardinals @ New York Mets
Shea Stadium, Flushing, NY
Wed Jul 08 1970, 3:33 AM EDT
Att: 38,932 - Unknown

AB 34
R 5
H 9
RBI 5
BB 7
SO 5
LOB 20



Batter	1	2	3	4	5	6	7	8	9	AB	R	H	RBI	BB	SO	LOB	BOTTOM										
Tommie Agee, R OBP: 0.346, SLG: 0.510 (1, 8)	0-3 K		0-0 FC5 HR 2-3 1B		0-0 G6-4-3 1-2 2-3	4-0 BB		0-0 P6		4	1	1	0	1	1	4											
Bud Harrelson, S OBP: 0.378, SLG: 0.354 (1, 6)	0-0 4-3		0-0 FC5 HR 1-3		0-0 BB 1B	0-0 4-3				4	2	1	1	0	0	4											
Ken Singleton, S OBP: 0.361, SLG: 0.431 (1, 7)	0-0 G3		0-0 HR 2-H 3-H		4-0 BB 1B 1-2	4-0 G6-4-3 BB				2	2	1	3	2	0	0											
Art Shamsky, L OBP: 0.388, SLG: 0.466 (1, 9)		0-0 3-1	0-0 P6		0-0 BB 1B 1-3 2-H	0-0 F7				4	0	1	1	0	0	1											
Ron Swoboda, R OBP: 0.340, SLG: 0.388 (8, 9)					0-0 BB 1B	0-0 G6-4-3 1-2				0	0	0	0	0	0	0											
Donn Clendenon, R OBP: 0.362, SLG: 0.565 (1, 3)		0-3 K		0-0 L7		0-0 BB 1B 1-3 2-H				4	0	1	1	0	1	1											
Mike Jorgensen, L OBP: 0.282, SLG: 0.381 (8, 3)					0-0 BB 1B 1-3 3-H	0-0 G6-4-3 1-2				0	0	0	0	0	0	0											
Wayne Garrett, L OBP: 0.452, SLG: 0.525 (1, 5)		0-0 F9		0-0 L4		0-0 4-3		0-3 K		4	0	0	0	0	1	2											
Ken Boswell, L OBP: 0.339, SLG: 0.359 (1, 4)			0-0 BB 2B		0-0 CS 1B	0-0 P6		0-0 F8		4	1	2	0	0	0	0											
Al Weis, S OBP: 0.281, SLG: 0.317 (9, 4)					0-0 CS 1B	0-0 P6				0	0	0	0	0	0	0											
Jerry Grote, R OBP: 0.313, SLG: 0.316 (1, 2)			0-0 BB 2B		0-0 CS 1B	0-0 P6		0-0 BB 1B		4	1	4	1	0	0	0											
Ray Sadecki, L OBP: 0.231, SLG: 0.200 (1, 1)			0-0 SH2-4 1B		0-0 CS 1B	0-0 P6		4-0 BB 1B		1	0	0	0	0	0	1											
Tug McGraw, R OBP: 0.200, SLG: 0.250 (8, 1)					0-0 SH 1B	0-0 4-3		0-0 BB 1B		0	0	0	0	0	0	0											
Ron Taylor, R (8, 1)			0-0 SH2-4 1-2		0-0 SH 1B	0-0 4-3		0-0 BB 1B		0	0	0	0	1	0	0											
Inning Stats	R: 0 E: 0 K: 1 S: 5	H: 0 LOB: 0 BB: 0 P: 5	R: 0 E: 0 K: 1 S: 5	H: 0 LOB: 0 BB: 0 P: 5	R: 4 E: 0 K: 0 S: 7	H: 4 LOB: 0 BB: 0 P: 7	R: 0 E: 0 K: 0 S: 3	H: 1 LOB: 0 BB: 0 P: 3	R: 3 E: 0 K: 0 S: 7	H: 4 LOB: 2 BB: 1 P: 11	R: 0 E: 0 K: 0 S: 4	H: 1 LOB: 2 BB: 1 P: 8	R: 0 E: 0 K: 0 S: 2	H: 0 LOB: 0 BB: 1 P: 6	R: 0 E: 0 K: 1 S: 6	H: 1 LOB: 2 BB: 1 P: 10	1B: 9 2B: 1 3B: 0 HR: 1	SF: 0 SAC: 2 DP: 2 HBP: 0	WP: 0 PA: 38 PB: 0 SB: 0 CS: 1								
PITCHER	IP	WLS	BF	H	R	ER	SO	BB	IBB	HBP	BLK	WP	HR	S	P	ERA	WHIP										
Nelson Briles, R ERA: 8.89 (5, 1)	0.0		2	1	0	0	0	1	0	0	0	0	0	1	5	∞	∞										
Frank Linzy, R ERA: 4.82 (5, 1)	0.1		2	1	1	1	0	0	0	0	0	0	0	2	2	27.00	3.000										
Chuck Taylor, R ERA: 3.32 (6, 1)	2.0		8	1	0	0	0	2	0	0	0	0	0	6	14	0.00	1.500										
Al Hrabosky, L ERA: 2.7 (8, 1)	1.0		5	1	0	0	1	1	0	0	0	0	0	6	10	0.00	2.000										

St. Louis Cardinals @ New York Mets
Shea Stadium, Flushing, NY
Wed Jul 08 1970, 3:33 AM EDT
Att: 38,932 - Unknown


AB 31
R 7
H 11
RBI 7
BB 4
SO 3
LOB 13



Batter	1	2	3	4	5	6	7	8	9	AB	R	H	RBI	BB	SO	LOB	TOP			
Mary Staehle, L (1,4) OBP: 0.338, SLG: 0.286	0-0 4-3		0-0 F6			0-0 F7		0-0 F9		4	0	0	0	0	0	3				
Jim Fairry, L (1,7) OBP: 0.331, SLG: 0.410	0-3 K			0-0 2B		0-0 F7		0-0 FC3-6		4	0	1	0	0	1	2				
Rusty Staub, L (1,9) OBP: 0.425, SLG: 0.500 Bill Dillman, R (8,1)	0-3 K			4-0 BB		0-0 HR		0-3 K		3	1	1	1	1	2	2				
Ron Fairly, L (1,3) OBP: 0.386, SLG: 0.414		0-3 K		0-0 F9		0-0 F2			0-0 4-3	4	0	0	0	0	1	2				
Jim Gosger, L (1,8) OBP: 0.404, SLG: 0.426		0-3 K		0-0 F8			0-0 F8		0-3 K	4	0	0	0	0	2	2				
John Bateman, R (1,2) OBP: 0.287, SLG: 0.400 Gary Sutherland, R (5,6)		0-0 5-3		0-3 K			0-0 P3		0-0 4-3	2	0	0	0	0	1	2				
Coco Laboy, R (1,5) OBP: 0.251, SLG: 0.324			0-3 K		0-0 F5		0-0 F7			3	0	0	0	0	1	0				
Bobby Wine, R (1,6) OBP: 0.262, SLG: 0.273 John Strohmayr, R (5,1) Bob Bailey, R (8,7) OBP: 0.422, SLG: 0.657			4-0 FC1-6 BB		0-0 5-3			4-0 FC3-6 1B BB		1	0	0	0	1	0	0				
Rich Nye, L (1,1) OBP: 0.353, SLG: 0.267 Ron Brand, R (5, PH) OBP: 0.321, SLG: 0.311			0-0 FC1-6		0-3 K			0-0 FC3-6 1B		1	0	0	0	0	0	1				
Inning Stats	R: 0 E: 0 K: 2 S: 7	H: 0 LOB: 0 BB: 0 P: 7	R: 0 E: 0 K: 2 S: 7	H: 0 LOB: 0 BB: 0 P: 7	R: 0 E: 0 K: 1 S: 5	H: 0 LOB: 1 BB: 1 P: 9	R: 0 E: 0 K: 1 S: 6	H: 1 LOB: 2 BB: 1 P: 10	R: 0 E: 0 K: 0 S: 4	H: 0 LOB: 0 BB: 0 P: 4	R: 0 E: 0 K: 0 S: 3	H: 0 LOB: 0 BB: 0 P: 3	R: 0 E: 0 K: 1 S: 6	H: 1 LOB: 2 BB: 1 P: 10	R: 0 E: 0 K: 1 S: 5	H: 0 LOB: 0 BB: 0 P: 5	1B: 1 2B: 1 3B: 0 HR: 1	SF: 0 SAC: 0 DP: 0 HBP: 0	WP: 0 PB: 0 SB: 0 CS: 0	PA: 33
PITCHER Tom Seaver, R (1,1) ERA: 2.41	IP: 9.0 WLS: W BF: 33 H: 3 R: 1 ER: 1 SO: 9 BB: 3 IBB: 0 HBP: 0 BLK: 0 WP: 0 HR: 1 S: 48 P: 60 ERA: 1.00 WHIP: 0.667															PITCHER				

Montreal Expos @ New York Mets
Shea Stadium, Flushing, NY
Thu Jul 09 1970, 7:05 PM EDT
Att: 26,549 - Unknown


AB	30
R	1
H	3
RBI	1
BB	3
SO	9
LOB	14



Batter	1	2	3	4	5	6	7	8	9	AB	R	H	RBI	BB	SO	LOB	BOTTOM			
Tommie Agee, R (1,8) OBP: 0.341, SLG: 0.503	0-0 4-3	0-0 5-3		0-3 K		0-0 5-3		0-0 6-3		5	0	0	0	0	1	2				
Bud Harrelson, S (1,6) OBP: 0.382, SLG: 0.359	0-0 4-3 1B		0-0 BB HR 1B	0-0 L8		0-0 1B				4	1	3	0	0	0	0				
Ken Singleton, S (1,7) OBP: 0.355, SLG: 0.420	0-0 4-3 1-2		0-0 BB HR 1B	0-0 5-3		0-3 K				4	1	1	0	0	1	2				
Donn Clendenon, R (1,3) OBP: 0.367, SLG: 0.571 Mike Jorgensen, L (6,3) OBP: 0.276, SLG: 0.375	0-0 F9		4-0 HR BB		0-0 WP 1B 2B	0-0 G3				2	2	1	0	1	0	1				
Ron Swoboda, R (1,9) OBP: 0.338, SLG: 0.402		0-3 K	0-0 1-2 2-3 3-4 HR		0-3 K		0-3 K			4	1	1	4	0	3	1				
Joe Foy, R (1,5) OBP: 0.376, SLG: 0.319		0-0 1B SF9 1B	0-0 5-3		4-0 1B BB		0-3 K			3	1	1	0	1	1	0				
Jerry Grote, R (1,2) OBP: 0.311, SLG: 0.314		0-0 1-3 1B	0-0 5-3		0-3 K		0-0 5-3			4	0	1	0	0	1	2				
Al Weis, S (1,4) OBP: 0.280, SLG: 0.318		0-0 SF9	0-0 L5		0-0 1-2 3-4 1B			0-0 4-3		3	0	1	2	0	0	0				
Tom Seaver, R (1,1) OBP: 0.234, SLG: 0.250		0-0 1-2 1B		0-0 HR		0-3 K		0-3 K		4	1	2	1	0	2	2				
Inning Stats	R: 0 E: 0 K: 0 S: 4	H: 1 LOB: 1 BB: 0 P: 4	R: 1 E: 0 K: 1 S: 8	H: 3 LOB: 0 BB: 0 P: 8	R: 4 E: 0 K: 0 S: 6	H: 3 LOB: 0 BB: 1 P: 10	R: 1 E: 0 K: 1 S: 6	H: 1 LOB: 0 BB: 0 P: 6	R: 1 E: 0 K: 3 S: 11	H: 2 LOB: 2 BB: 1 P: 15	R: 0 E: 0 K: 1 S: 6	H: 1 LOB: 1 BB: 0 P: 6	R: 0 E: 0 K: 2 S: 7	H: 0 LOB: 0 BB: 0 P: 7	R: 0 E: 0 K: 1 S: 5	H: 0 LOB: 0 BB: 0 P: 5	1B: 8 2B: 1 3B: 0 HR: 2	SF: 1 SAC: 0 DP: 0 HBP: 0	WP: 1 PB: 0 SB: 0 CS: 0	PA: 37
PITCHER Rich Nye, L (1,1) ERA: 3.6 John Strohmayr, R (5,1) ERA: 5.2 Bill Dillman, R (8,1) ERA: 5.02	IP: 4.0 WLS: L BF: 21 H: 8 R: 6 ER: 6 SO: 2 BB: 1 IBB: 0 HBP: 0 BLK: 0 WP: 1 HR: 2 S: 24 P: 28 ERA: 3.00 WHIP: 1.333															PITCHER				

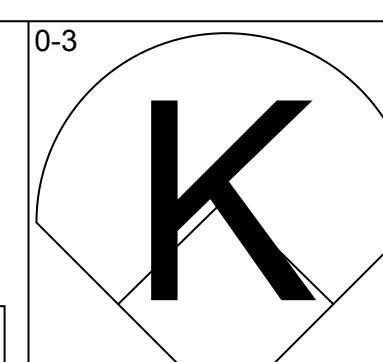
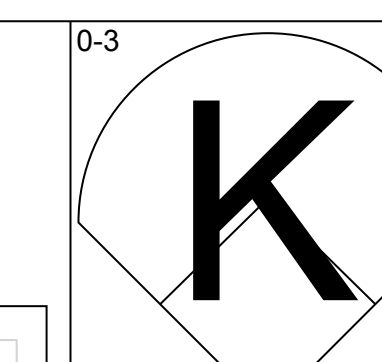
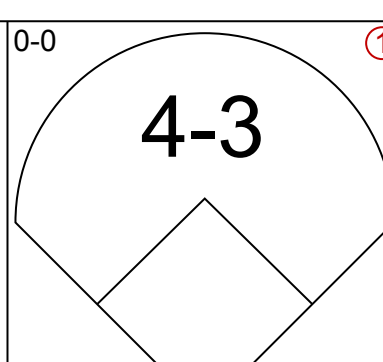
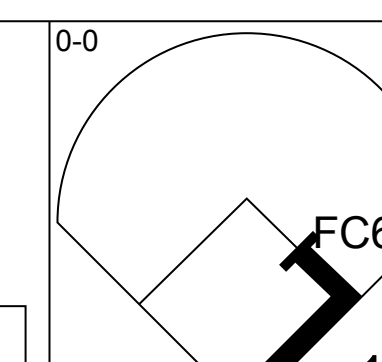
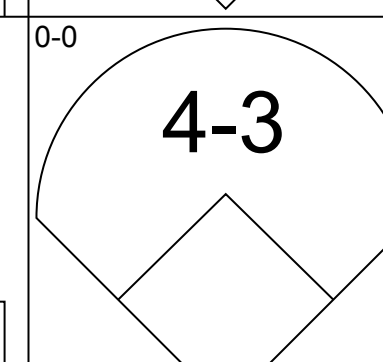
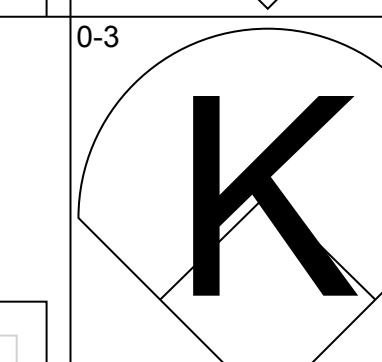
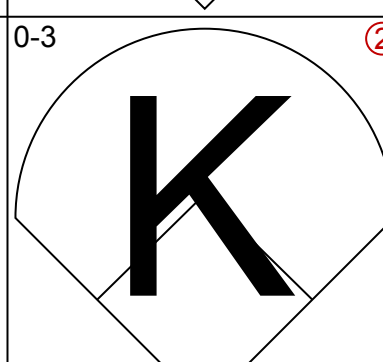
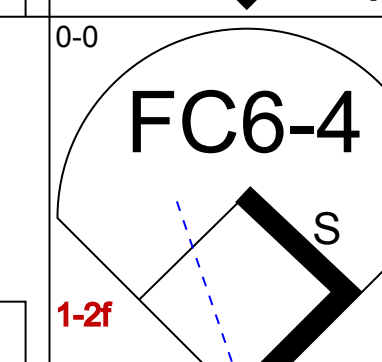
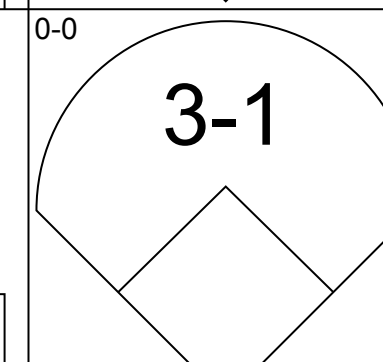
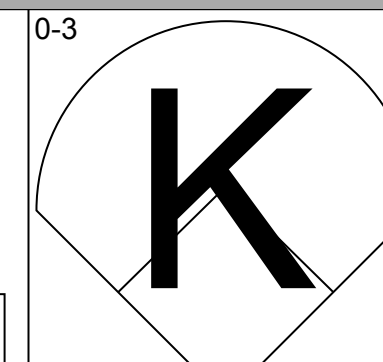
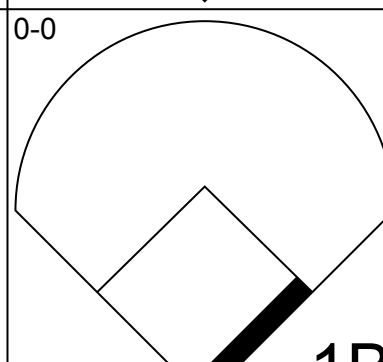
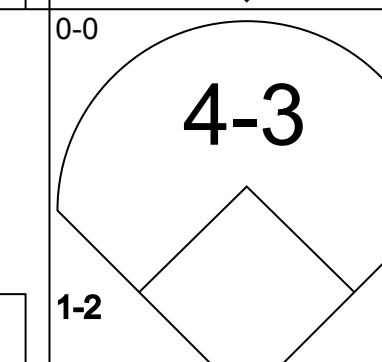
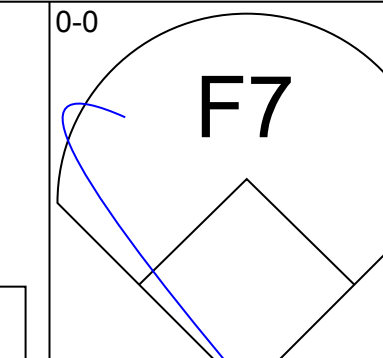
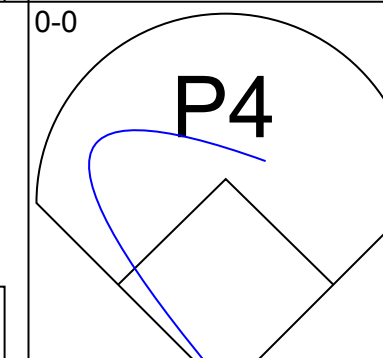
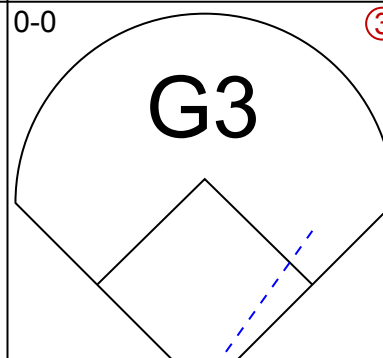
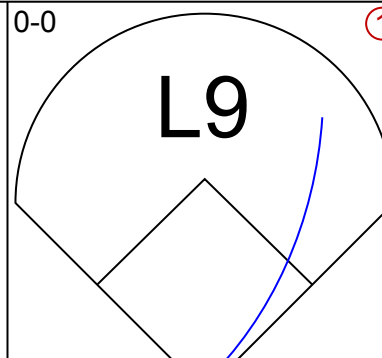
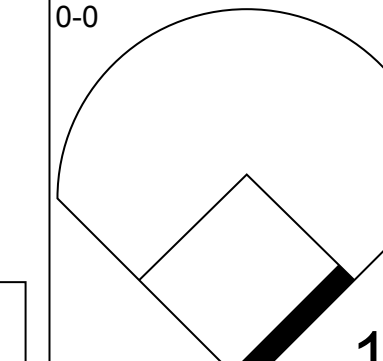
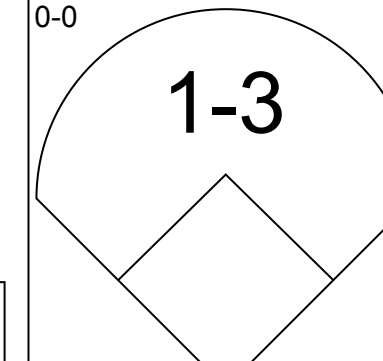
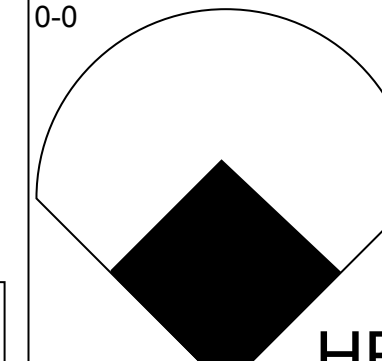
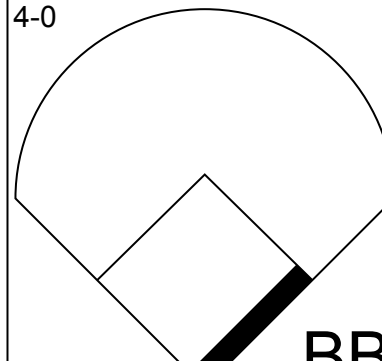
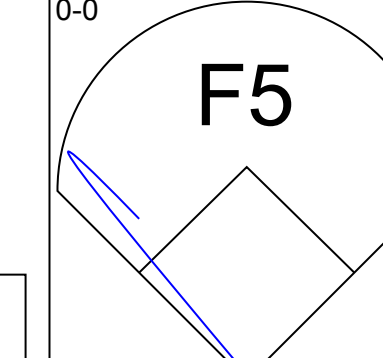
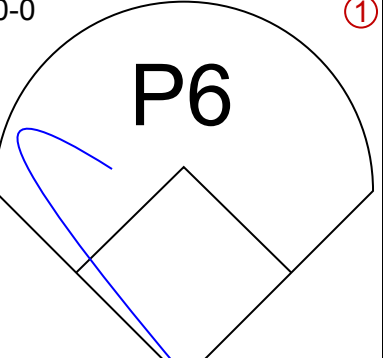
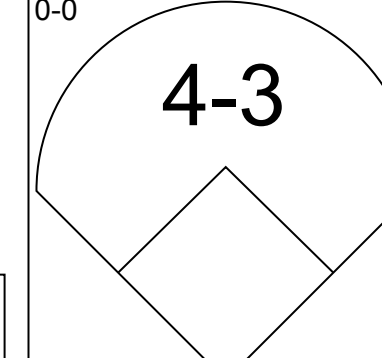
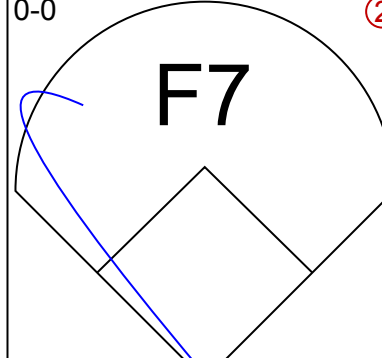
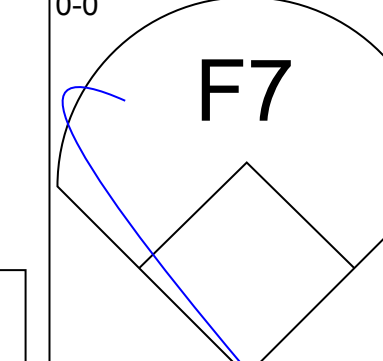
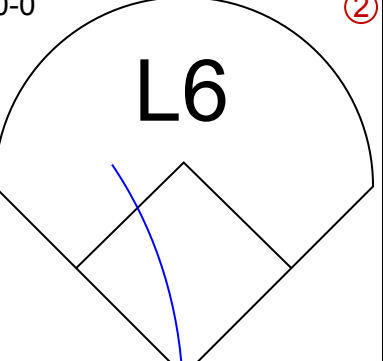
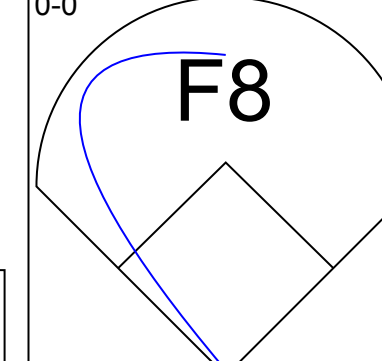
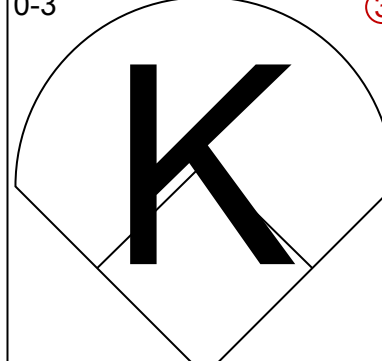
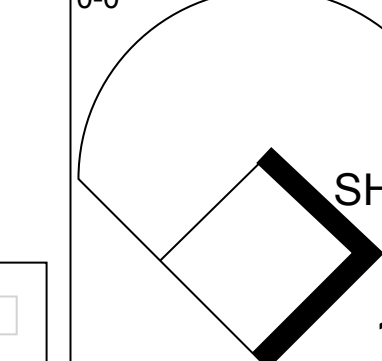
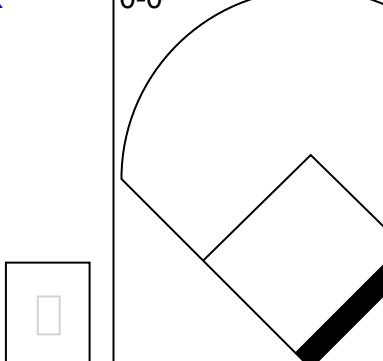
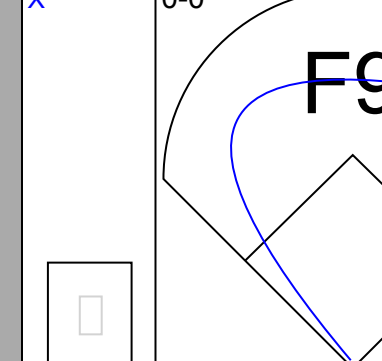
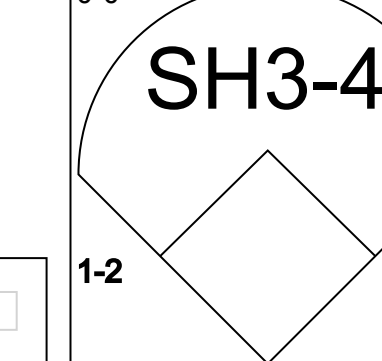
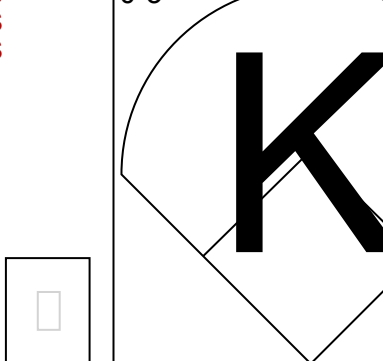
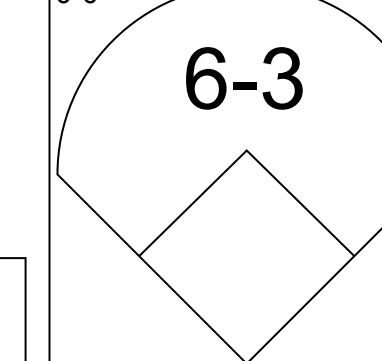
Montreal Expos @ New York Mets
Shea Stadium, Flushing, NY
Thu Jul 09 1970, 7:05 PM EDT
Att: 26,549 - Unknown

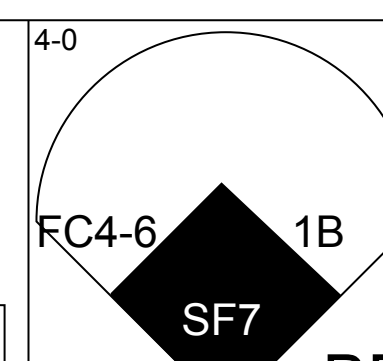
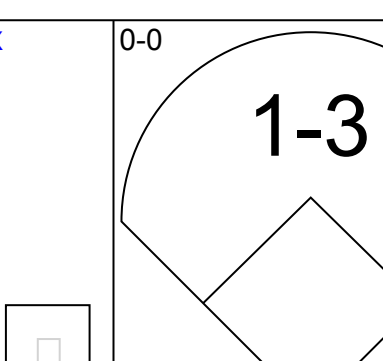
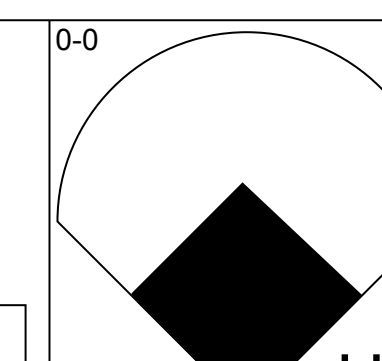
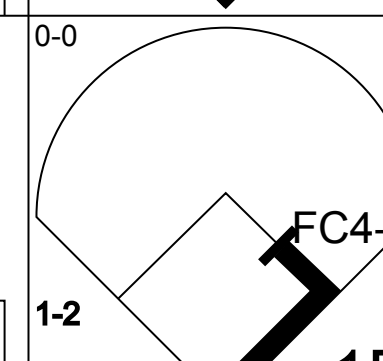
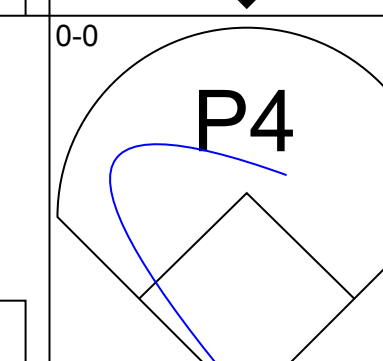
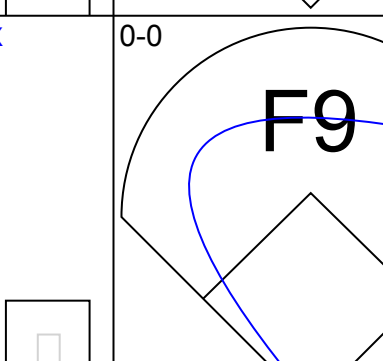
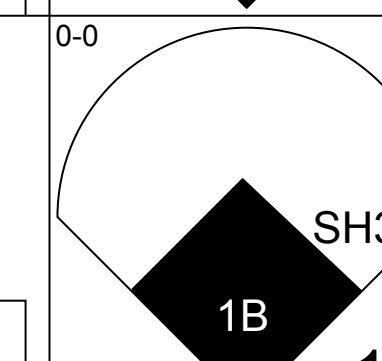
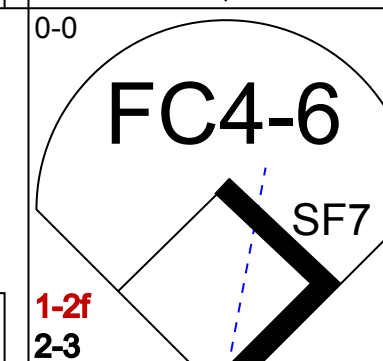
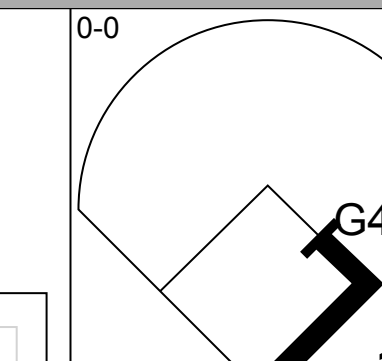
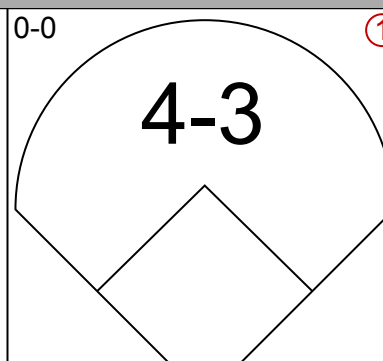
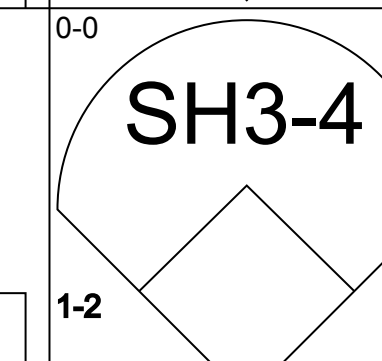
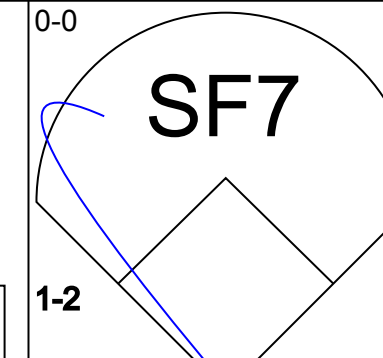
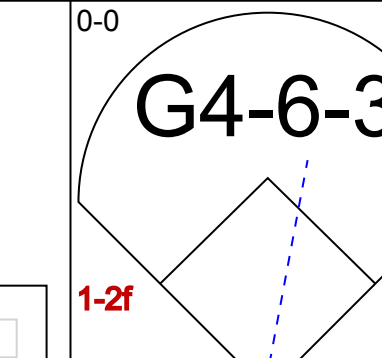
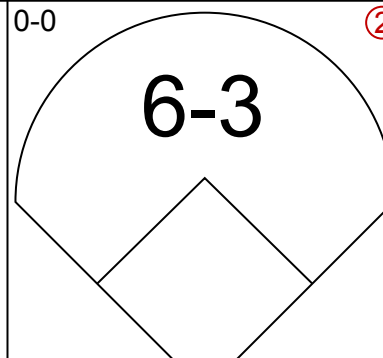
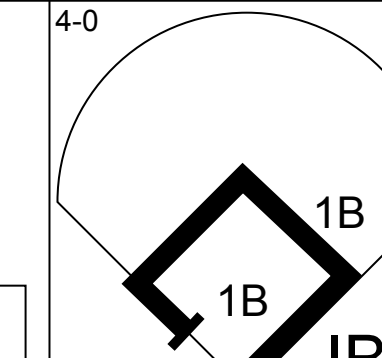
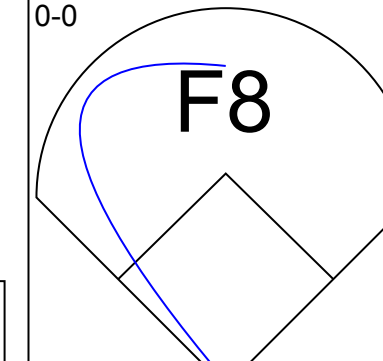
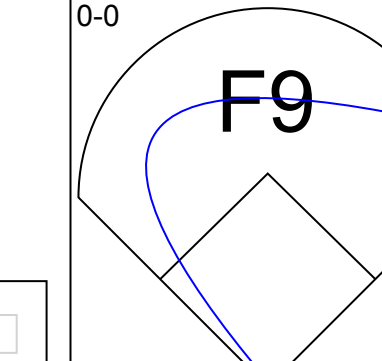
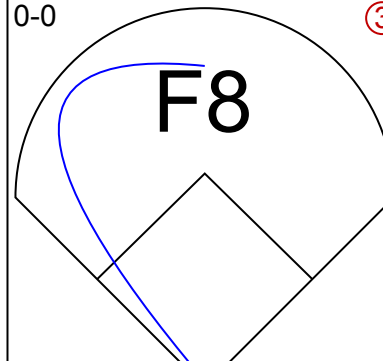
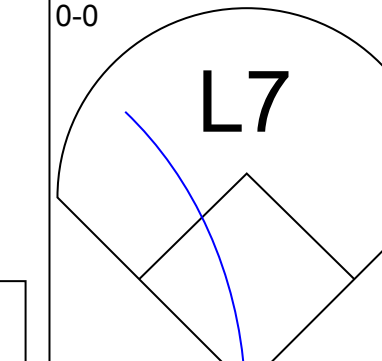
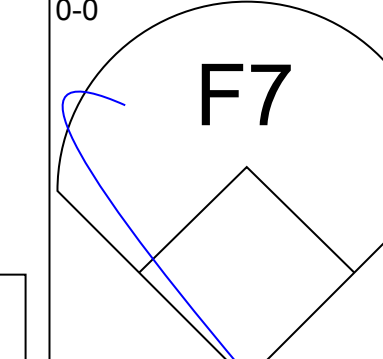
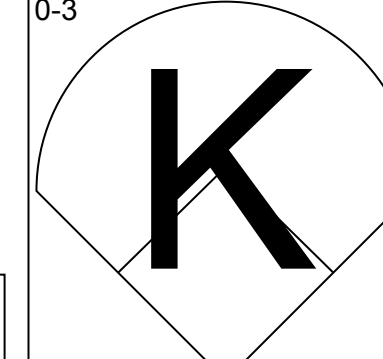
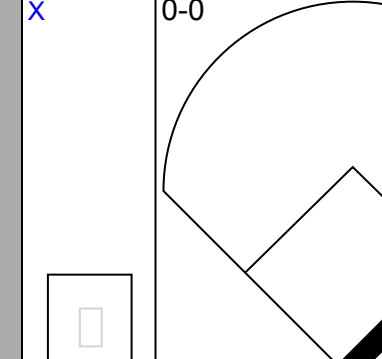
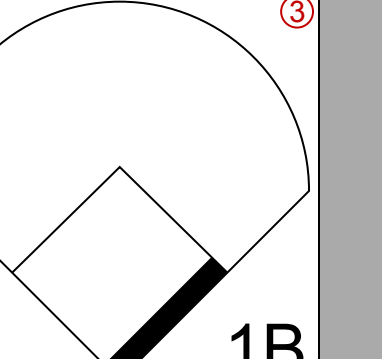
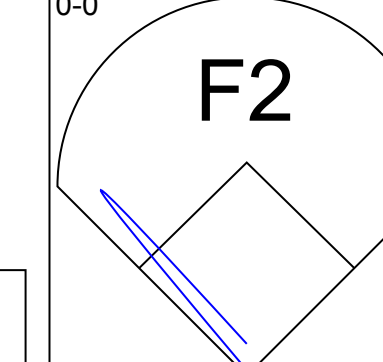
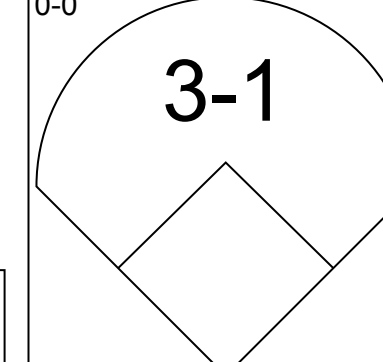
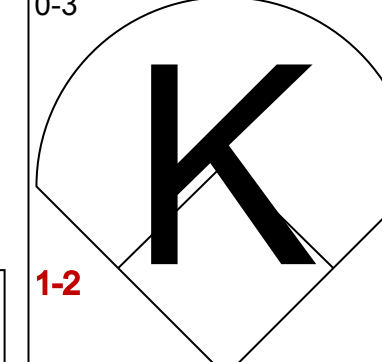
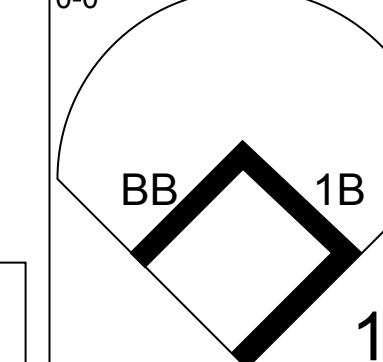
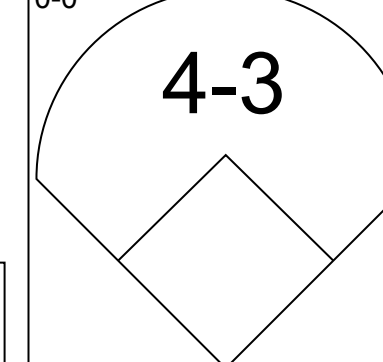
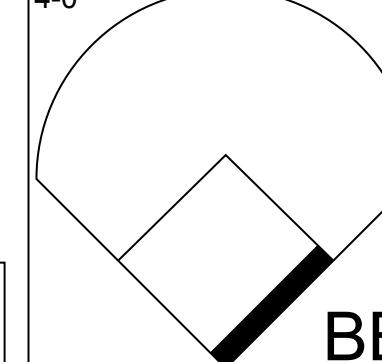
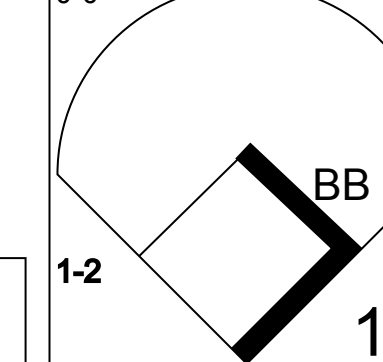
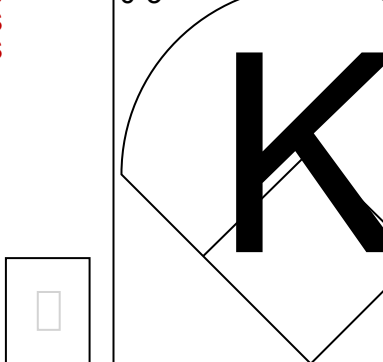
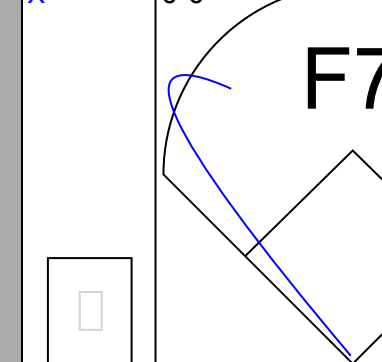
AB	34
R	7
H	11
RBI	7
BB	2
SO	9
LOB	11





Batter	1	2	3	4	5	6	7	8	9	AB R H RBI BB SO LOB	TOP									
Mary Staehle, L (1,4) OBP: 0.340, SLG: 0.285	4-0 HR BB		0-3 K		0-0 FC1-6 1B		0-3 K		0-0 4-3	4 1 1 0 1 2 0	Montreal Expos @ New York Mets Shea Stadium, Flushing, NY Sat Jul 11 1970, 7:05 PM EDT Att: 53,968 - Unknown									
Jim Gosger, L (1,8) OBP: 0.395, SLG: 0.444	0-0 F3		0-0 HR		0-0 FC1-6 1B		0-0 6-3		0-3 K	5 1 1 1 0 1 2										
Rusty Staub, L (1,9) OBP: 0.425, SLG: 0.517	0-0 1-H HR		0-0 HR		0-0 F8		0-0 P6			4 2 2 3 0 0 1										
Ron Fairly, L (1,3) OBP: 0.387, SLG: 0.413	0-0 F9		0-3 K		0-0 1-2 1B				0-0 SH1-3 1B	4 0 2 0 0 1 0										
Jim Fairey, L (1,7) OBP: 0.323, SLG: 0.400 Don Hahn, R (8,PH) OBP: 0.404, SLG: 0.319	0-0 6-3			0-0 1-3	0-0 G3				0-0 SH1-3	3 0 0 0 0 0 2 0 0 0 0 0 0 0										
John Bateman, R (1,2) OBP: 0.280, SLG: 0.413		0-0 4-3		0-0 WP HR 1B		0-0 F8			4-0 IBB	3 1 1 0 1 0 0										
Coco Laboy, R (1,5) OBP: 0.253, SLG: 0.331		0-0 F8		0-3 K		0-0 6-3			0-0 F8	4 0 0 0 0 1 3										
Bobby Wine, R (1,6) OBP: 0.268, SLG: 0.285		0-0 F8		0-0 HR		4-0 BB			0-3 K	3 1 1 2 1 1 2										
Mike Wegener, R (1,1) OBP: 0.083, SLG: 0.083 Claude Raymond, R (9,1)			0-3 K		0-0 F7				0-3 K	4 0 0 0 0 3 1 0 0 0 0 0 0 0										
Inning Stats	R: 2 E: 0 K: 0 S: 4	H: 1 LOB: 0 BB: 1 P: 8	R: 0 E: 0 K: 0 S: 3	H: 0 LOB: 0 BB: 0 P: 3	R: 2 E: 0 K: 3 S: 11	H: 2 LOB: 0 BB: 0 P: 11	R: 2 E: 0 K: 1 S: 7	H: 2 LOB: 0 BB: 0 P: 7	R: 0 E: 0 K: 0 S: 5	H: 0 LOB: 2 BB: 1 P: 9		R: 0 E: 0 K: 1 S: 5	H: 0 LOB: 0 BB: 0 P: 5	R: 0 E: 0 K: 1 S: 6	H: 1 LOB: 2 BB: 1 P: 10	R: 0 E: 0 K: 2 S: 7	H: 0 LOB: 0 BB: 0 P: 7	1B: 4 2B: 0 3B: 0 HR: 4	SF: 0 SAC: 1 DP: 0 HBP: 0	WP: 1 PB: 0 CS: 0
PITCHER	IP WLS BF H R ER SO BB IBB HBP BLK WP HR S P ERA WHIP											IP WLS BF H R ER SO BB IBB HBP BLK WP HR S P ERA WHIP								
Jim McAndrew, R (1,1) ERA: 5.27	4.0 L 18 5 6 6 4 1 0 0 0 0 1 4 25 29 13.50 1.500																			
Tug McGraw, L (5,1) ERA: 3.64	4.0 17 3 0 0 3 1 1 0 0 0 0 21 29 0.00 1.000																			
Ron Taylor, R (9,1) ERA: 2.92	1.0 3 0 0 0 2 0 0 0 0 0 0 7 7 0.00 0.000																			

Batter	1	2	3	4	5	6	7	8	9	AB R H RBI BB SO LOB	BOTTOM									
Tommie Agee, R (1,8) OBP: 0.346, SLG: 0.519	0-0 3-1		0-0 HR		0-0 F8			0-0 FC4-6 1B		4 1 2 1 0 0 0	Montreal Expos @ New York Mets Shea Stadium, Flushing, NY Sat Jul 11 1970, 7:05 PM EDT Att: 53,968 - Unknown									
Bud Harrelson, S (1,6) OBP: 0.376, SLG: 0.351	0-0 G3		4-0 BB			0-0 P6		0-0 FC4-6 WP		3 0 0 0 1 0 1										
Ken Singleton, S (1,7) OBP: 0.353, SLG: 0.416	0-3 K		0-0 F9			0-0 2B		0-0 6-3		4 0 1 0 0 1 2										
Art Shamsky, L (1,9) OBP: 0.390, SLG: 0.473		0-0 HR	0-0 G3			0-0 F5			4-0 BB BB BB	3 1 1 1 1 0 2										
Donn Clendenon, R (1,3) OBP: 0.355, SLG: 0.547		0-3 K		0-0 L4		0-0 6-3			0-3 K	4 0 0 0 0 2 2										
Wayne Garrett, L (1,5) OBP: 0.445, SLG: 0.504		0-0 F9		0-0 P5			0-0 F9		4-0 BB BB	3 0 0 0 1 0 0										
Ken Boswell, L (1,4) OBP: 0.338, SLG: 0.350		4-0 BB		0-0 F8			0-0 F8		4-0 1-2 2-3 BB	2 0 0 0 2 0 0										
Jerry Grote, R (1,2) OBP: 0.314, SLG: 0.318		0-0 5-3			0-0 F7		0-0 F7		0-3 K	4 0 0 0 0 1 4										
Jim McAndrew, R (1,1) OBP: 0.190, SLG: 0.250 Tug McGraw, R (5,1) OBP: 0.167, SLG: 0.200 Dave Marshall, L (8,PH) OBP: 0.331, SLG: 0.436 Ron Taylor, R (9,1) OBP: 0.340, SLG: 0.400			0-0 F3		0-0 5-3			0-0 F9	0-3 K	1 0 0 0 0 0 0 1 0 0 0 0 0 0 1 0 0 0 0 0 0 0 0 0 0 0 0 0 1 0 0 0 0 1 3										
Inning Stats	R: 0 E: 0 K: 1 S: 5	H: 0 LOB: 0 BB: 0 P: 5	R: 1 E: 0 K: 1 S: 6	H: 1 LOB: 1 BB: 1 P: 10	R: 1 E: 0 K: 0 S: 4	H: 1 LOB: 1 BB: 1 P: 8	R: 0 E: 0 K: 0 S: 3	H: 0 LOB: 0 BB: 0 P: 3	R: 0 E: 0 K: 0 S: 3	H: 0 LOB: 0 BB: 0 P: 3		R: 0 E: 0 K: 0 S: 4	H: 1 LOB: 1 BB: 0 P: 4	R: 0 E: 0 K: 0 S: 3	H: 0 LOB: 0 BB: 0 P: 3	R: 0 E: 0 K: 3 S: 9	H: 0 LOB: 3 BB: 3 P: 21	1B: 1 2B: 1 3B: 0 HR: 2	SF: 0 SAC: 0 DP: 0 HBP: 0	WP: 1 PB: 0 CS: 0
PITCHER	IP WLS BF H R ER SO BB IBB HBP BLK WP HR S P ERA WHIP											IP WLS BF H R ER SO BB IBB HBP BLK WP HR S P ERA WHIP								
Mike Wegener, R (1,1) ERA: 4.62	8.1 W 34 4 2 2 3 5 0 0 0 0 1 2 35 55 2.16 1.080																			
Claude Raymond, R (9,1) ERA: 3.75	0.2 S 2 0 0 0 2 0 0 0 0 0 0 6 6 0.00 0.000																			

Batter	1	2	3	4	5	6	7	8	9	AB	R	H	RBI	BB	SO	LOB	TOP			
Tommie Agee, R OBP: 0.344, SLG: 0.510 (1, 8)										4	0	1	0	0	2	1	New York Mets @ Los Angeles Dodgers Dodger Stadium, Los Angeles, CA Thu Jul 16 1970, 7:05 PM PDT Att: 32,619 - Unknown			
Bud Harrelson, S OBP: 0.371, SLG: 0.344 (1, 6)										4	0	0	0	0	2	2				
Ken Singleton, S OBP: 0.344, SLG: 0.400 (1, 9)										4	0	1	0	0	1	1				
Art Shamsky, L OBP: 0.389, SLG: 0.472 (1, 3)										4	0	0	0	0	0	1				
Cleon Jones, R OBP: 0.319, SLG: 0.354 (1, 7)										3	1	2	1	1	0	0				
Wayne Garrett, L OBP: 0.439, SLG: 0.500 (1, 4)										4	0	0	0	0	0	2				
Joe Foy, R OBP: 0.369, SLG: 0.313 Dave Marshall, L OBP: 0.326, SLG: 0.429 (0, PH)										3	0	0	0	0	0	1				
Jerry Grote, R OBP: 0.317, SLG: 0.322 (1, 2)										3	0	2	0	0	0	0				
Jim McAndrew, R OBP: 0.174, SLG: 0.227 (1, 1)										2	0	0	0	0	1	1				
Inning Stats	R: 0 E: 0 K: 1 S: 5	H: 0 LOB: 0 BB: 0 P: 5	R: 0 E: 0 K: 0 S: 4	H: 1 LOB: 1 BB: 0 P: 4	R: 0 E: 0 K: 2 S: 8	H: 1 LOB: 1 BB: 0 P: 8	R: 0 E: 0 K: 1 S: 5	H: 0 LOB: 0 BB: 0 P: 5	R: 0 E: 0 K: 1 S: 6	H: 1 LOB: 1 BB: 0 P: 6	R: 1 E: 0 K: 0 S: 4	H: 1 LOB: 0 BB: 0 P: 4	R: 0 E: 0 K: 0 S: 4	H: 1 LOB: 1 BB: 1 P: 4	R: 0 E: 0 K: 1 S: 5	H: 0 LOB: 1 BB: 1 P: 9		1B: 5 2B: 0 3B: 0 HR: 1	SF: 0 SAC: 1 DP: 0 HBP: 0	WP: 0 PB: 0 SB: 1 CS: 0
PITCHER Bill Singer, R ERA: 3.32 (1, 1)	IP: 9.0 WLS: W BF: 34 H: 6 R: 1 ER: 1 SO: 7 BB: 1 IBB: 0 HBP: 0 BLK: 0 WP: 0 HR: 1 S: 47 P: 51 ERA: 1.00 WHIP: 0.778															PITCHER				

Batter	1	2	3	4	5	6	7	8	9	AB	R	H	RBI	BB	SO	LOB	BOTTOM	
Billy Grabarkewitz, R OBP: 0.449, SLG: 0.509 (1, 6)										2	2	1	1	2	0	0	New York Mets @ Los Angeles Dodgers Dodger Stadium, Los Angeles, CA Thu Jul 16 1970, 7:05 PM PDT Att: 32,619 - Unknown	
Manny Mota, R OBP: 0.388, SLG: 0.417 (1, 7)										4	1	2	0	0	3			
Willie Davis, L OBP: 0.334, SLG: 0.437 (1, 8)										3	0	1	0	0	2			
Wes Parker, S OBP: 0.386, SLG: 0.463 (1, 3)										2	0	0	1	1	0			
Andy Kosco, R OBP: 0.250, SLG: 0.404 Von Joshua, L OBP: 0.290, SLG: 0.308 (0, 9)										4	0	0	0	0	0			
Jim Lefebvre, S OBP: 0.326, SLG: 0.365 (1, 4)										4	0	2	1	0	1			
Tom Haller, L OBP: 0.335, SLG: 0.398 (1, 2)										3	0	0	0	0	1			
Steve Garvey, R OBP: 0.250, SLG: 0.220 (1, 5)										2	0	1	0	1	0			
Bill Singer, R OBP: 0.273, SLG: 0.286 (1, 1)										3	0	1	0	0	1			
Inning Stats	R: 1 E: 0 K: 0 S: 4	H: 1 LOB: 1 BB: 1 P: 8	R: 0 E: 0 K: 0 S: 5	H: 2 LOB: 3 BB: 1 P: 9	R: 0 E: 0 K: 1 S: 5	H: 0 LOB: 0 BB: 0 P: 3	R: 0 E: 0 K: 1 S: 5	H: 0 LOB: 0 BB: 0 P: 5	R: 0 E: 0 K: 0 S: 3	H: 0 LOB: 0 BB: 0 P: 3	R: 0 E: 0 K: 1 S: 5	H: 1 LOB: 1 BB: 1 P: 9	R: 2 E: 0 K: 0 S: 5	H: 3 LOB: 2 BB: 1 P: 9	1B: 7 2B: 0 3B: 0 HR: 1	SF: 1 SAC: 1 DP: 1 HBP: 0		WP: 0 PB: 0 SB: 0 CS: 1
PITCHER Jim McAndrew, R ERA: 5.06 (1, 1)	IP: 8.0 WLS: L BF: 33 H: 8 R: 3 ER: 3 SO: 3 BB: 3 IBB: 1 HBP: 0 BLK: 0 WP: 0 HR: 1 S: 35 P: 51 ERA: 3.38 WHIP: 1.375															PITCHER		

Batter	1	2	3	4	5	6	7	8	9	10	AB	R	H	RBI	BB	SO	LOB	TOP		
Tommie Agee, R OBP: 0.340, SLG: 0.504 (1.8)	0-3 K		0-0 4-3			0-3 K		0-0 5-3			4	0	0	0	0	2	0	New York Mets @ Los Angeles Dodgers Dodger Stadium, Los Angeles, CA Fri Jul 17 1970, 7:05 PM PDT Att: 43,713 - Unknown 		
Bud Harrelson, S OBP: 0.370, SLG: 0.343 (1.6)	0-0 S 1B		0-0 G3			0-3 K			0-0 6-3		4	0	1	0	0	1	0			
Ken Singleton, S OBP: 0.330, SLG: 0.382 (1.9)	0-0 F7			0-0 3-1		0-0 F5			0-3 K		4	0	0	0	0	1	1			
Art Shamsky, L OBP: 0.391, SLG: 0.468 Mike Jorgensen, L OBP: 0.278, SLG: 0.375 (9.3)	4-0 BB			0-0 F8		4-0 FC5-4 BB			0-3 K		2	0	0	0	2	1	0			
Cleon Jones, R OBP: 0.314, SLG: 0.348 (1.7)	0-3 K			0-3 K		0-0 FC5-4 1-2			0-0 6-3		4	0	0	0	0	2	3			
Wayne Garrett, L OBP: 0.429, SLG: 0.485 (1.4)		0-0 3-1			0-3 K				0-3 F7		4	0	0	0	0	2	1			
Joe Foy, R OBP: 0.376, SLG: 0.321 (1.5)		0-0 CS 1B			0-0 1B 1B			0-3 K		0-0 E S 1B	4	0	3	0	0	1	1			
Jerry Grote, R OBP: 0.316, SLG: 0.317 (1.2)		0-0 F9			0-0 F3				0-0 4-3		3	0	0	0	1	0	2			
Tom Seaver, R OBP: 0.239, SLG: 0.254 Dave Marshall, L OBP: 0.323, SLG: 0.425 Tug McGraw, R OBP: 0.167, SLG: 0.200 (10.1)			0-0 6-3		0-0 1-3 1B			0-3 K		0-3 1-3 IBB	3	0	1	0	0	1	0			
Inning Stats	R: 0 E: 0 K: 2 S: 8	H: 1 LOB: 2 BB: 1 P: 12	R: 0 E: 0 K: 0 S: 3	H: 1 LOB: 0 BB: 0 P: 3	R: 0 E: 0 K: 2 S: 5	H: 0 LOB: 0 BB: 0 P: 5	R: 0 E: 0 K: 1 S: 6	H: 2 LOB: 2 BB: 0 P: 6	R: 0 E: 0 K: 2 S: 7	H: 0 LOB: 0 BB: 0 P: 7	R: 0 E: 0 K: 1 S: 5	H: 0 LOB: 1 BB: 0 P: 5	R: 0 E: 0 K: 2 S: 7	H: 0 LOB: 0 BB: 0 P: 7	R: 0 E: 0 K: 2 S: 8	H: 1 LOB: 2 BB: 1 P: 12	1B: 5 2B: 0 3B: 0 HR: 0		SF: 0 SAC: 0 DP: 0 HBP: 0	WP: 0 PB: 0 SB: 2 CS: 1
PITCHER Don Sutton, R ERA: 3.34 (1.1)	IP: 10.0 WLS: W BF: 36 H: 5 R: 0 ER: 0 SO: 12 BB: 2 IBB: 1 HBP: 0 BLK: 0 WP: 0 HR: 0 S: 57 P: 69 ERA: 0.00 WHIP: 0.700																			

Batter	1	2	3	4	5	6	7	8	9	10	AB	R	H	RBI	BB	SO	LOB	BOTTOM
Billy Grabarkewitz, R OBP: 0.445, SLG: 0.502 (1.6)	0-0 P3		0-3 K		0-0 4-3			0-3 K		4-0 1B 1B IBB	4	0	0	0	1	2	0	New York Mets @ Los Angeles Dodgers Dodger Stadium, Los Angeles, CA Fri Jul 17 1970, 7:05 PM PDT Att: 43,713 - Unknown 
Willie Davis, L OBP: 0.335, SLG: 0.435 (1.8)	4-0 FC1-6 BB		0-3 K		0-0 L4			0-0 4-3		0-0 1B 1B	4	0	1	0	1	1	0	
Wes Parker, S OBP: 0.369, SLG: 0.465 (1.3)	0-0 FC1-6 1B		0-0 1B		0-0 F3		0-0 G3		0-0 SH1-4 1B	0-0 1-2 2-3 3-H 1B	5	0	3	1	0	0	1	
Andy Kosco, R OBP: 0.251, SLG: 0.402 (1.9)	0-0 1B		0-0 F3		0-3 K		0-3 K		0-0 SH1-4	0-0 1-2	3	0	1	0	0	1	1	
Jim Lefebvre, S OBP: 0.332, SLG: 0.370 (1.4)	0-0 1-3			0-0 1-3 2B		0-3 K		0-0 K		0-0 IBB	3	0	1	0	1	1	2	
Tom Haller, L OBP: 0.333, SLG: 0.395 (1.2)		0-0 1B		0-0 1-3		0-0 F7		0-0 F7		0-0 F7	4	0	1	0	0	0	3	
Steve Garvey, R OBP: 0.234, SLG: 0.205 Maury Wills, S OBP: 0.351, SLG: 0.313 (9.10.5)		0-3 K		0-3 K		0-0 6-3		0-3 K		0-3 K	3	0	0	0	0	2	2	
Von Joshua, L OBP: 0.278, SLG: 0.294 Manny Mota, R OBP: 0.391, SLG: 0.419 (10.10.7)		0-3 K		0-3 K		0-0 1-3		0-0 1-3		0-0 1B SH1-4 1B	3	0	0	0	0	2	2	
Don Sutton, R OBP: 0.279, SLG: 0.294 (1.1)	0-0 6-3				0-0 F9		0-0 F8		0-0 SH1-4	0-0 1-2	3	0	0	0	0	0	1	
Inning Stats	R: 0 E: 0 K: 0 S: 4	H: 1 LOB: 1 BB: 0 P: 8	R: 0 E: 0 K: 2 S: 8	H: 1 LOB: 1 BB: 0 P: 8	R: 0 E: 0 K: 2 S: 8	H: 1 LOB: 1 BB: 0 P: 8	R: 0 E: 0 K: 0 S: 3	H: 0 LOB: 0 BB: 0 P: 7	R: 0 E: 0 K: 2 S: 3	H: 0 LOB: 0 BB: 0 P: 3	R: 0 E: 0 K: 1 S: 6	H: 1 LOB: 2 BB: 1 P: 10	R: 1 E: 0 K: 0 S: 4	H: 3 LOB: 3 BB: 1 P: 8	1B: 7 2B: 1 3B: 0 HR: 0	SF: 0 SAC: 2 DP: 0 HBP: 0	WP: 0 PB: 0 SB: 0 CS: 0	
PITCHER Tom Seaver, R ERA: 2.28 Tug McGraw, L ERA: 3.83 (10.1)	IP: 9.0 WLS: L BF: 34 H: 5 R: 0 ER: 1 SO: 10 BB: 1 IBB: 1 HBP: 0 BLK: 0 WP: 0 HR: 0 S: 52 P: 60 ERA: 0.00 WHIP: 0.667																	

Batter	1	2	3	4	5	6	7	8	9	AB	R	H	RBI	BB	SO	LOB	TOP										
Tommie Agee, R OBP: 0.350, SLG: 0.515 (1, 8)										3	1	2	0	1	0	0	New York Mets @ San Francisco Giants Candlestick Park, San Francisco, CA Sun Jul 19 1970, 6:33 AM EDT Unknown										
Bud Harrelson, S OBP: 0.364, SLG: 0.336 (1, 6)										4	0	0	0	0	1	4											
Ken Singleton, S OBP: 0.340, SLG: 0.418 (1, 9)										4	2	2	1	0	1	1											
Art Shamsky, L OBP: 0.393, SLG: 0.466 (1, 3)										3	0	1	1	1	1	0											
Cleon Jones, R OBP: 0.311, SLG: 0.342 (1, 7)										3	0	0	0	1	1	1											
Wayne Garrett, L OBP: 0.418, SLG: 0.471 (1, 4)										4	0	0	0	0	0	2											
Joe Foy, R OBP: 0.370, SLG: 0.322 (1, 5)										4	0	1	0	0	1	2											
Jerry Grote, R OBP: 0.319, SLG: 0.318 (9, PH)										3	0	1	0	0	1	2											
Dave Marshall, L OBP: 0.321, SLG: 0.421 (9, PH)										1	0	0	0	0	0	0											
Nolan Ryan, R OBP: 0.214, SLG: 0.214 (6, 1)										2	0	0	0	0	2	0											
Ron Taylor, R (7, 1)										0	0	0	0	0	0	0											
Danny Frisella, L OBP: 0.500, SLG: 0.500 (7, 1)										0	0	0	0	0	0	0											
Inning Stats	R: 1 E: 0 K: 3 S: 11	H: 2 LOB: 1 BB: 0 P: 11	R: 0 E: 0 K: 0 S: 3	H: 1 LOB: 0 BB: 0 P: 3	R: 0 E: 0 K: 1 S: 5	H: 0 LOB: 0 BB: 0 P: 5	R: 1 E: 0 K: 1 S: 6	H: 1 LOB: 2 BB: 2 P: 14	R: 0 E: 0 K: 1 S: 5	H: 1 LOB: 0 BB: 0 P: 5	R: 1 E: 0 K: 1 S: 6	H: 1 LOB: 0 BB: 0 P: 6	R: 0 E: 0 K: 0 S: 4	H: 1 LOB: 2 BB: 1 P: 8	R: 0 E: 0 K: 0 S: 3	H: 0 LOB: 0 BB: 0 P: 3	R: 0 E: 0 K: 1 S: 5	H: 0 LOB: 0 BB: 0 P: 5	1B: 5 2B: 1 3B: 0 HR: 1	SF: 0 SAC: 1 DP: 0 HBP: 0	WP: 0 PB: 1 SB: 0 CS: 1	PA: 35					
PITCHER	IP	WLS	BF	H	R	ER	SO	BB	IBB	HBP	BLK	WP	HR	S	P	ERA	WHIP										
Rich Robertson, R ERA: 4.84 (1, 1)	6.0		24	6	3	2	7	2	0	0	0	0	1	36	44	3.00	1.333										
Don McMahon, R ERA: 3.34 (7, 1)	3.0	W	11	1	0	0	1	0	1	0	0	0	0	12	16	0.00	0.333										

AB 31
R 3
H 7
RBI 2
BB 3
SO 8
LOB 12



Batter	1	2	3	4	5	6	7	8	9	AB	R	H	RBI	BB	SO	LOB	BOTTOM										
Bobby Bonds, R OBP: 0.384, SLG: 0.489 (8, 9)										4	2	1	0	1	1	0	New York Mets @ San Francisco Giants Candlestick Park, San Francisco, CA Sun Jul 19 1970, 6:33 AM EDT Unknown										
Ron Hunt, R OBP: 0.408, SLG: 0.395 (1, 4)										2	1	1	0	2	1	1											
Ken Henderson, S OBP: 0.409, SLG: 0.476 (8, 7)										4	1	2	1	0	1	2											
Willie McCovey, L OBP: 0.422, SLG: 0.563 (6, PR)										2	0	0	0	1	0	2											
Bob Taylor, L OBP: 0.314, SLG: 0.300 (6, 7)										0	0	0	0	0	0	0											
Willie Mays, R OBP: 0.380, SLG: 0.531 (7, PH)										0	1	0	0	1	0	0											
Dick Dietz, R OBP: 0.444, SLG: 0.609 (1, 2)										3	0	1	1	1	0	4											
Jim Ray Hart, R OBP: 0.474, SLG: 0.636 (8, 5)										4	0	1	1	0	1	4											
Al Gallagher, R OBP: 0.338, SLG: 0.408 (8, 5)										0	0	0	0	0	0	0											
Frank Johnson, R OBP: 0.340, SLG: 0.340 (6, 3)										3	0	0	0	1	1	2											
Hal Lanier, R OBP: 0.279, SLG: 0.309 (1, 6)										3	0	0	0	1	0	3											
Rich Robertson, R OBP: 0.068, SLG: 0.227 (6, PH)										2	0	0	0	0	2	1											
Bob Heise, R OBP: 0.259, SLG: 0.306 (7, 1)										1	0	0	0	0	0	1											
Don McMahon, R OBP: 0.333, SLG: 0.200 (7, 1)										1	0	0	0	0	1	0											
Inning Stats	R: 1 E: 1 K: 3 S: 10	H: 0 LOB: 2 BB: 2 P: 18	R: 0 E: 0 K: 2 S: 7	H: 0 LOB: 0 BB: 0 P: 7	R: 0 E: 0 K: 1 S: 6	H: 1 LOB: 2 BB: 0 P: 7	R: 0 E: 0 K: 1 S: 5	H: 0 LOB: 1 BB: 1 P: 9	R: 1 E: 0 K: 0 S: 5	H: 2 LOB: 2 BB: 1 P: 9	R: 0 E: 0 K: 0 S: 2	H: 0 LOB: 0 BB: 1 P: 6	R: 3 E: 1 K: 0 S: 6	H: 3 LOB: 2 BB: 2 P: 14	R: 0 E: 0 K: 1 S: 5	H: 0 LOB: 1 BB: 1 P: 9	1B: 6 2B: 0 3B: 0 HR: 0	SF: 1 SAC: 0 DP: 1 HBP: 1	WP: 0 PB: 0 SB: 1 CS: 0	PA: 39							
PITCHER	IP	WLS	BF	H	R	ER	SO	BB	IBB	HBP	BLK	WP	HR	S	P	ERA	WHIP										
Nolan Ryan, R ERA: 3.38 (1, 1)	5.0		25	3	2	1	7	5	0	1	0	0	0	33	54	1.80	1.600										
Ron Taylor, R ERA: 3.43 (6, 1)	1.1	L	7	2	3	3	0	1	1	0	0	0	0	5	13	20.25	2.250										
Danny Frisella, R ERA: 2.0 (7, 1)	1.2		7	1	0	0	1	1	0	0	0	0	0	8	12	0.00	1.200										



Batter	1	2	3	4	5	6	7	8	9	10	AB	R	H	RBI	BB	SO	LOB	TOP						
Tommie Agee, R OBP: 0.348, SLG: 0.513 (1, 8)	0-0 6-3 2B		0-0 F9	0-3 K		0-3 K		0-0 F8			5	0	1	0	0	2	2	New York Mets @ San Francisco Giants Candlestick Park, San Francisco, CA Sun Jul 19 1970, 6:38 AM EDT Att: 30,303 - Unknown livebaseballscorecards.com						
Ted Martinez, R OBP: 0.111, SLG: 0.111 (1, 4) (4, 6)	0-0 6-3 2-3		0-0 1-3 1B		0-3 K		0-0 F8	0-0 F8			5	0	1	0	0	1	2							
Ken Singleton, S OBP: 0.351, SLG: 0.410 (1, 7)	0-0 F6		0-0 1-3		4-0 FC6-4 BB		4-0 1B BB		4-0 G6-4-3 BB		2	1	0	0	3	0	2							
Don Clendenon, R OBP: 0.360, SLG: 0.530 Mike Jorgensen, L OBP: 0.278, SLG: 0.375 (1, 3) (9, 3)	0-0 F9		0-3 K		0-0 FC6-4 1B 1-2f		0-0 1B 1B		0-0 G6-4-3 1-2f		5	2	1	0	0	1	4							
Ron Swoboda, R OBP: 0.350, SLG: 0.426 (1, 9)		0-0 HR		0-0 HR	1-3 1B		0-0 1B		0-0 F7		5	2	3	1	0	0	2							
Jos Foy, R OBP: 0.382, SLG: 0.371 (1, 5)		0-0 2B		0-0 HR	1-2 FC6-4 1B		0-0 E8			0-0 HR	5	2	5	5	0	0	0							
Duffy Dyer, R OBP: 0.304, SLG: 0.237 (1, 2)		0-3 K		4-0 BB	1-2 FC6-4 1B		0-3 K			0-3 K	4	0	0	0	1	3	4							
Al Weis, S OBP: 0.281, SLG: 0.318 Wayne Garrett, L OBP: 0.415, SLG: 0.472 (1, 6) (4, PH) (4, 4)		0-3 K		0-3 K		0-0 G3		0-0 2B		0-0 F2	1	0	0	0	0	1	1							
Jerry Koosman, R OBP: 0.140, SLG: 0.075 Tug McGraw, R OBP: 0.167, SLG: 0.200 Ron Taylor, R (8, 1) (9, 1)		0-3 K		0-3 K		0-3 K		0-3 K		0-3 K	4	0	0	0	0	4	3							
Inning Stats	R: 0 E: 0 K: 0 S: 4	H: 1 LOB: 1 BB: 0 P: 4	R: 1 E: 0 K: 3 S: 11	H: 2 LOB: 1 BB: 0 P: 11	R: 0 E: 0 K: 1 S: 6	H: 1 LOB: 1 BB: 0 P: 6	R: 2 E: 0 K: 3 S: 11	H: 2 LOB: 2 BB: 1 P: 15	R: 1 E: 0 K: 1 S: 7	H: 2 LOB: 2 BB: 1 P: 11	R: 0 E: 0 K: 2 S: 7	H: 0 LOB: 0 BB: 0 P: 7	R: 2 E: 1 K: 1 S: 7	H: 2 LOB: 1 BB: 1 P: 11	R: 0 E: 0 K: 1 S: 6	H: 1 LOB: 1 BB: 0 P: 6	R: 0 E: 0 K: 0 S: 2		H: 0 LOB: 0 BB: 1 P: 6	R: 1 E: 0 K: 2 S: 8	H: 1 LOB: 0 BB: 0 P: 8	1B: 6 2B: 3 3B: 0 HR: 3	SF: 0 SAC: 0 DP: 1 HBP: 0	WP: 0 PB: 0 SB: 0 CS: 0
PITCHER	IP WLS BF H R ER SO BB IBB HBP BLK WP HR S P ERA WHIP	3.0 16 6 3 3 4 1 0 0 0 0 0 2 23 27 9.00 2.333	5.0 22 5 3 2 8 2 0 0 0 0 0 0 36 44 3.60 1.400	2.0 L 7 1 1 1 2 1 0 0 0 0 1 10 14 4.50 1.000																				

Batter	1	2	3	4	5	6	7	8	9	10	AB	R	H	RBI	BB	SO	LOB	BOTTOM						
Bobby Bonds, R OBP: 0.380, SLG: 0.482 (1, 9) (10, 8)	0-3 K	0-3 K			0-0 6-3		0-0 E5		4-0 BB BB 1B BB	0-0 F7	5	1	0	0	1	2	0	New York Mets @ San Francisco Giants Candlestick Park, San Francisco, CA Sun Jul 19 1970, 6:38 AM EDT Att: 30,303 - Unknown livebaseballscorecards.com						
Ron Hunt, R OBP: 0.403, SLG: 0.401 (1, 4)	0-0 HR	0-0 F8			0-0 F6		0-0 G6-4-3 1-2f		0-3 K	0-0 1-3	6	1	1	1	0	1	2							
Willie Mays, R OBP: 0.377, SLG: 0.524 (1, 8) (10, 3)	0-0 4-3	0-0 5-3			0-0 F9		0-0 F3		4-0 BB 1B BB		4	1	0	0	1	0	0							
Dick Dietz, R OBP: 0.447, SLG: 0.608 (1, 2)	0-0 1B E 1B		0-0 F8			0-0 1B E 1B		4-0 1B 1B BB	0-3 K		4	1	2	0	1	1	2							
Jim Ray Hart, R OBP: 0.463, SLG: 0.611 Al Gallagher, R OBP: 0.345, SLG: 0.411 (1, 5) (7, 5)	0-0 E WP 1B		0-3 K			0-0 E5 1-2 1B		0-0 1B 1B BB	4-0 1B 1B BB	0-0 1-3 2-3 BB	3	1	1	0	0	1	1							
Frank Johnson, R OBP: 0.327, SLG: 0.327 John Stephenson, L OBP: 0.100, SLG: 0.053 (1, 3) (9, PH) (10, 7)	0-0 E5 WP 1B		0-0 F8			0-3 K		0-3 K	0-0 K	0-0 1B	4	1	0	0	0	2	5							
Bob Taylor, L OBP: 0.329, SLG: 0.306 Ken Henderson, S OBP: 0.412, SLG: 0.478 (1, 7) (8, PH) (9, 7) (10, 9)	4-0 1B 1-3 3-H BB		0-0 F5		0-0 F5 1-2 2-3 1B		0-0 FC6-4 1B		0-0 1B 1B BB	4-0 FC6-4 1BB	2	0	1	0	1	0	0							
Hal Lanier, R OBP: 0.279, SLG: 0.310 Bob Heise, R OBP: 0.254, SLG: 0.300 (1, 6) (8, PH) (9, 6)	0-0 1B		0-0 F9		0-0 F9		0-0 F3		0-0 F8	0-0 FC6-4 1-2f	3	0	1	1	0	0	3							
Skip Pitlock, L Jerry Johnson, R Tito Fuentes, S OBP: 0.276, SLG: 0.311 Don McMahon, R OBP: 0.333, SLG: 0.200 Don Mason, L OBP: 0.200, SLG: 0.111 (1, 1) (4, 1) (8, PH) (9, 1) (10, PH)	0-3 K		0-0 F4		0-0 FC6-4 1-2f		0-0 K			0-3 K	1	0	0	0	0	1	2							
Inning Stats	R: 4 E: 1 K: 2 S: 12	H: 4 LOB: 2 BB: 1 P: 16	R: 0 E: 0 K: 1 S: 5	H: 0 LOB: 0 BB: 0 P: 5	R: 0 E: 0 K: 1 S: 5	H: 0 LOB: 0 BB: 0 P: 5	R: 0 E: 0 K: 0 S: 3	H: 0 LOB: 0 BB: 0 P: 3	R: 0 E: 1 K: 0 S: 8	H: 2 LOB: 3 BB: 1 P: 13	R: 0 E: 0 K: 2 S: 9	H: 0 LOB: 0 BB: 0 P: 3	R: 0 E: 0 K: 2 S: 8	H: 2 LOB: 3 BB: 1 P: 13	R: 2 E: 0 K: 2 S: 8	H: 1 LOB: 3 BB: 4 P: 24	R: 0 E: 0 K: 1 S: 5		H: 0 LOB: 0 BB: 0 P: 5	1B: 8 2B: 0 3B: 0 HR: 1	SF: 0 SAC: 0 DP: 1 HBP: 0	WP: 2 PB: 0 SB: 0 CS: 0	PA: 47	
PITCHER	IP WLS BF H R ER SO BB IBB HBP BLK WP HR S P ERA WHIP	7.1 34 8 4 4 2 3 3 0 0 0 0 1 1 44 52 1.23 1.364	1.1 7 0 2 2 3 3 0 0 0 0 0 0 0 10 22 13.50 2.250	1.1 W 6 1 0 0 1 0 1 0 0 0 0 0 7 11 0.00 0.750																				


Batter	1	2	3	4	5	6	7	8	9	AB	R	H	RBI	BB	SO	LOB	TOP			
Tommie Agee, R OBP: 0.346, SLG: 0.509 (1, 8)	0-3 K		0-0 6-3	0-3 K		0-0 2B 1-2 1B		0-3 K		5	0	1	0	0	3	2	New York Mets @ San Francisco Giants Candlestick Park, San Francisco, CA Mon Jul 20 1970, 10:05 PM EDT Att: 7,815 - Unknown			
Bud Harrelson, S OBP: 0.364, SLG: 0.340 (1, 6)	0-0 4-3		0-0 2B 1B		0-3 K	0-0 1-3 2B		0-0 F5		5	1	2	1	0	1	1				
Ken Singleton, S OBP: 0.362, SLG: 0.433 (1, 9)	0-0 2B		0-0 1-H 2B		4-0 G3 WP BB	0-0 4-3			0-0 3-1	4	0	2	1	1	0	2				
Art Shamsky, L OBP: 0.389, SLG: 0.459 (1, 3)	0-0 F8		0-0 F4		0-0 G3 1-3		0-0 F9		4-0 1B BB	4	0	0	0	1	0	3				
Cleon Jones, R OBP: 0.313, SLG: 0.343 (1, 7)		0-0 G4-6-3 1B	0-0 G3		0-0 6-3				0-3 K	5	0	2	0	0	1	3				
Wayne Garrett, L OBP: 0.415, SLG: 0.490 (1, 4)		0-0 G4-6-3 1-2		0-3 K		0-0 HR		0-0 F8		5	1	2	1	0	1	2				
Joe Foy, R OBP: 0.383, SLG: 0.369 (1, 5)		0-0 S 1B		4-0 BLK 2B BB		0-0 F8		0-0 F6		4	1	1	0	1	0	3				
Jerry Grote, R OBP: 0.326, SLG: 0.324 (1, 2)		4-0 1-2 IBB		0-0 1-H 2B		0-0 4-3		4-0 WP BB		2	0	1	1	2	0	0				
Rich Folkers, L OBP: 0.250, SLG: 0.250 (1, 1)	0-3 K		0-3 K		0-0 K		0-0 F7			3	1	1	0	0	2	3				
Danny Frisella, L OBP: 0.500, SLG: 0.500 (6, PH)						0-0 1B 2B 1B		0-0 F7 1-3		0	0	0	0	0	0	0				
Dave Marshall, L OBP: 0.318, SLG: 0.418 (8, PH)										1	0	0	0	0	0	1				
Ron Taylor, R (8, 1)										0	0	0	0	0	0	0				
Inning Stats	R: 0 E: 0 K: 1 S: 6	H: 1 LOB: 1 BB: 0 P: 6	R: 0 E: 0 K: 1 S: 6	H: 2 LOB: 2 BB: 1 P: 10	R: 1 E: 0 K: 0 S: 5	H: 2 LOB: 1 BB: 0 P: 5	R: 1 E: 0 K: 3 S: 10	H: 1 LOB: 1 BB: 1 P: 14	R: 0 E: 0 K: 1 S: 5	H: 0 LOB: 1 BB: 1 P: 9	R: 2 E: 0 K: 0 S: 7	H: 4 LOB: 2 BB: 0 P: 7	R: 0 E: 0 K: 0 S: 4	H: 1 LOB: 1 BB: 0 P: 4	R: 0 E: 0 K: 1 S: 5	H: 0 LOB: 2 BB: 1 P: 9	1B: 7 2B: 4 3B: 0 HR: 1	SF: 0 SAC: 0 DP: 1 HBP: 0	WP: 3 PB: 0 SB: 1 CS: 0	PA: 43
PITCHER	IP WLS BF H R ER SO BB IBB HBP BLK WP HR S P ERA WHIP	5.2 W 29 10 4 4 6 2 1 0 1 1 1 38 50 6.35 2.118	0.1 W 1 0 0 0 0 0 0 0 0 0 0 1 1 0.00 0.000	2.2 S 12 2 0 0 2 2 0 0 0 0 1 14 22 0.00 1.500	0.1 S 1 0 0 0 0 0 0 0 0 0 0 0 1 1 0.00 0.000	PITCHER										IP WLS BF H R ER SO BB IBB HBP BLK WP HR S P ERA WHIP				

AB	38
R	4
H	12
RBI	4
BB	5
SO	8
LOB	20



Batter	1	2	3	4	5	6	7	8	9	AB	R	H	RBI	BB	SO	LOB	BOTTOM			
Bobby Bonds, R OBP: 0.386, SLG: 0.482 (1, 8)	4-0 PO 1-3 BB		4-0 BB		0-0 1-2 2-H 1B	4-0 BB BB IBB		0-0 F9		2	0	1	1	3	0	2	New York Mets @ San Francisco Giants Candlestick Park, San Francisco, CA Mon Jul 20 1970, 10:05 PM EDT Att: 7,815 - Unknown			
Frank Johnson, R OBP: 0.322, SLG: 0.314 (1, 3)	0-0 1-3		0-0 F2		0-0 FC4-6 1-2 2-3 3-H 1B	4-0 BB BB IBB		0-0 1-3		4	0	0	1	1	0	4				
Ron Hunt, R OBP: 0.403, SLG: 0.398 (1, 4)	0-0 F6			0-0 5-3	0-0 F7	4-0 FC6-4 BB		0-0 1B		4	0	1	1	1	0	3				
Dick Dietz, R OBP: 0.449, SLG: 0.621 (1, 2)	0-0 PO	4-0 BB		0-0 HR		0-0 FC6-4 BB		0-0 F9		4	2	2	1	1	0	4				
Russ Gibson, R OBP: 0.299, SLG: 0.341 (9, 2)	2-3 PO							0-0 F9		0	0	0	0	0	0	0				
Jim Ray Hart, R OBP: 0.444, SLG: 0.575 (1, 7)		0-0 F3		0-3 K		0-0 F3		0-0 F6		4	1	1	0	0	1	2				
Willie Mays, R OBP: 0.376, SLG: 0.522 (8, 8)		0-0 F3		0-0 K		0-0 FC3-6 1B FC 1B		0-0 F6		1	0	0	0	0	0	1				
Al Gallagher, R OBP: 0.348, SLG: 0.410 (1, 5)	0-3 K		0-3 K		0-0 4-3	4-0 1B 2B BB		0-0 FC3-6 1B		3	1	1	0	1	1	1				
Bob Taylor, L OBP: 0.325, SLG: 0.292 (1, 9)	0-3 K				4-0 BB 1B BB	0-0 F8		0-0 FC3-6 FC WP 1-2 2-3		3	1	0	0	1	1	5				
Hal Lanier, R OBP: 0.283, SLG: 0.310 (1, 6)			0-0 F6		4-0 FC4-6 1B 1-2 BB	0-0 2B BB 1B		0-0 FC		3	1	1	2	1	0	1				
Frank Reberger, L OBP: 0.250, SLG: 0.313 (1, 1)			0-3 K		0-3 K					2	0	0	0	0	2	2				
Mike Davison, L (6, 1)										0	0	0	0	0	0	0				
Bob Heise, R OBP: 0.261, SLG: 0.315 (6, PH)										1	1	1	1	0	0	0				
Rich Robertson, R OBP: 0.067, SLG: 0.222 (7, 1)										1	0	0	0	0	1	2				
Don McMahon, R OBP: 0.333, SLG: 0.200 (9, 1)										0	0	0	0	0	0	0				
Inning Stats	R: 0 E: 0 K: 0 S: 2	H: 0 LOB: 0 BB: 1 P: 6	R: 0 E: 0 K: 2 S: 7	H: 0 LOB: 1 BB: 1 P: 11	R: 0 E: 0 K: 1 S: 5	H: 0 LOB: 1 BB: 1 P: 9	R: 1 E: 0 K: 1 S: 6	H: 1 LOB: 0 BB: 0 P: 6	R: 1 E: 0 K: 1 S: 6	H: 1 LOB: 2 BB: 2 P: 14	R: 4 E: 0 K: 0 S: 6	H: 3 LOB: 3 BB: 4 P: 22	R: 1 E: 0 K: 1 S: 8	H: 2 LOB: 2 BB: 0 P: 8	R: 0 E: 0 K: 0 S: 4	H: 1 LOB: 1 BB: 0 P: 4	1B: 5 2B: 2 3B: 0 HR: 1	SF: 0 SAC: 0 DP: 0 HBP: 0	WP: 1 PB: 0 SB: 0 CS: 0	PA: 42
PITCHER	IP WLS BF H R ER SO BB IBB HBP BLK WP HR S P ERA WHIP	5.2 L 27 6 6 6 5 6 0 0 0 0 1 0 9 21 6.75 3.000	1.1 L 10 2 1 1 1 2 1 0 0 1 0 9 21 6.75 3.000	1.0 L 4 1 0 0 0 0 0 0 0 0 0 0 4 4 0.00 1.000	PITCHER										IP WLS BF H R ER SO BB IBB HBP BLK WP HR S P ERA WHIP					

AB	32
R	7
H	8
RBI	7
BB	9
SO	6
LOB	27



Batter	1	2	3	4	5	6	7	8	9	AB	R	H	RBI	BB	SO	LOB	TOP										
Tommie Agee, R OBP: 0.345, SLG: 0.505 (1, 8)	4-0 S S 4-3 BB		0-3 K			0-0 P4		0-3 K		3	1	0	0	1	2	1											
Bud Harrelson, S OBP: 0.363, SLG: 0.339 (1, 6)	0-0 P6		0-0 4-3			0-0 F8			0-0 SH1-4 1B	4	1	1	0	0	0	1											
Ken Singleton, S OBP: 0.361, SLG: 0.425 (1, 9)	4-0 4-3 S BB			0-0 F7		0-0 3-1			0-0 SH1-4	2	0	0	0	1	0	0											
Art Shamsky, L OBP: 0.387, SLG: 0.453 (9, PR)	0-0 4-3			0-0 G3			0-0 F5		4-0 1B 1B	3	0	0	1	1	0	1											
Mike Jorgensen, L OBP: 0.276, SLG: 0.375 (9, 3)	1-3 2H								0-0 1B 1B	0	1	0	0	0	0	0											
Cleon Jones, R OBP: 0.312, SLG: 0.341 (1, 7)	0-3 K			0-0 6-3			0-0 6-3		0-0 1B 1B	4	0	1	0	0	1	1											
Wayne Garrett, L OBP: 0.411, SLG: 0.480 (1, 4)		0-0 F9				0-0 4-3			0-3 K	3	0	0	0	1	1	3											
Joe Foy, R OBP: 0.388, SLG: 0.370 (1, 5)		0-3 K			4-0 BB		0-0 CS	4-0 6-3 S BB	0-0 1B	2	0	1	2	2	1	0											
Jerry Grote, R OBP: 0.321, SLG: 0.318 (1, 2)		0-0 F9			0-0 F8			0-0 6-3	0-0 6-3	4	0	0	0	0	0	4											
Jim McAndrew, R OBP: 0.154, SLG: 0.200 (1, 1)			0-0 4-3			0-0 F9			0-0 FC3-2	3	0	0	0	0	0	2											
Inning Stats	R: 1 E: 0 K: 1 S: 5	H: 0 LOB: 1 BB: 2 P: 13	R: 0 E: 0 K: 1 S: 5	H: 0 LOB: 0 BB: 0 P: 5	R: 0 E: 0 K: 1 S: 5	H: 0 LOB: 0 BB: 0 P: 5	R: 0 E: 0 K: 0 S: 3	H: 0 LOB: 1 BB: 1 P: 3	R: 0 E: 0 K: 0 S: 3	H: 0 LOB: 0 BB: 0 P: 3	R: 0 E: 0 K: 0 S: 2	H: 0 LOB: 0 BB: 1 P: 6	R: 0 E: 0 K: 1 S: 5	H: 0 LOB: 1 BB: 1 P: 9	R: 2 E: 0 K: 1 S: 8	H: 3 LOB: 2 BB: 1 P: 12	1B: 3 2B: 0 3B: 0 HR: 0	SF: 0 SAC: 1 DP: 0 HBP: 0	WP: 0 PB: 0 SB: 4 CS: 1	PA: 36							
PITCHER	IP	WLS	BF	H	R	ER	SO	BB	IBB	HBP	BLK	WP	HR	S	P	ERA	WHIP										
Clay Kirby, R ERA: 4.77 (1, 1)	8.0	L	28	0	1	1	4	5	0	0	0	0	0	31	51	1.12	0.625										
Jack Baldschun, R ERA: 4.5 (9, 1)	1.0		7	3	2	2	1	0	1	0	0	0	0	8	12	18.00	3.000										

New York Mets @ San Diego Padres
San Diego Stadium, San Diego, CA
Tue Jul 21, 1970, 10:05 PM EDT
Att: 10,373 - Unknown

AB 28
R 3
H 3
RBI 3
BB 6
SO 5
LOB 13

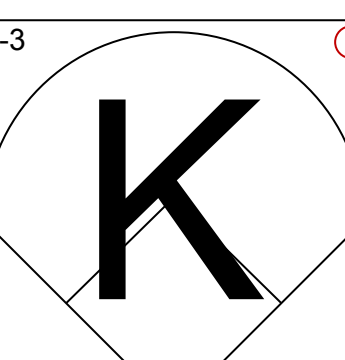
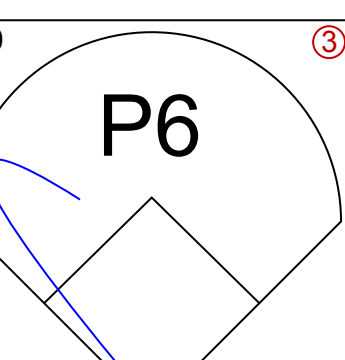
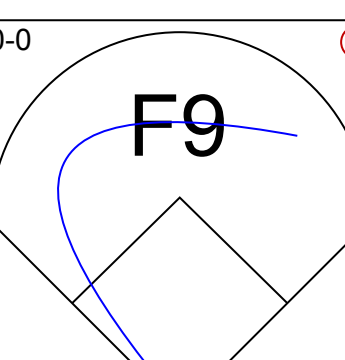
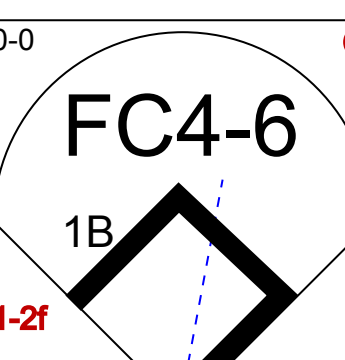
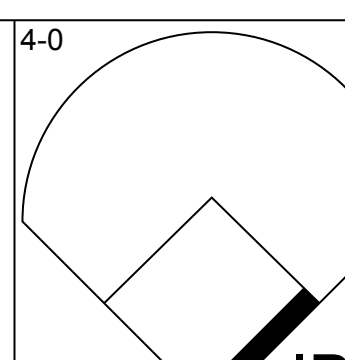
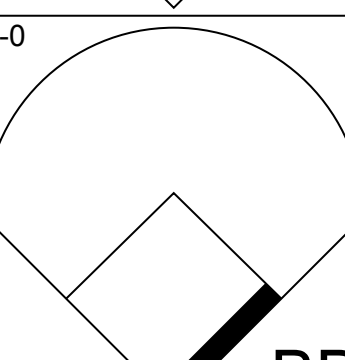
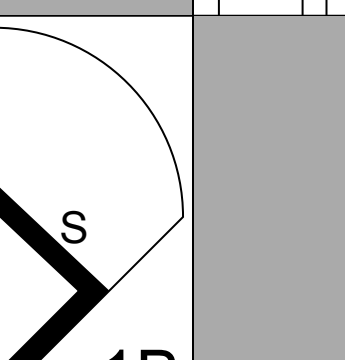
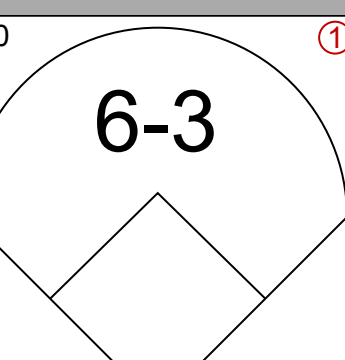
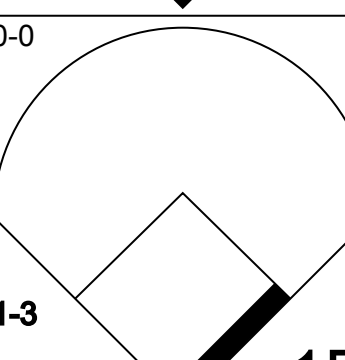
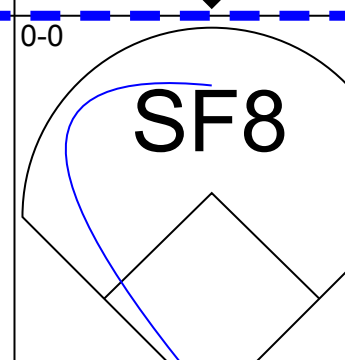
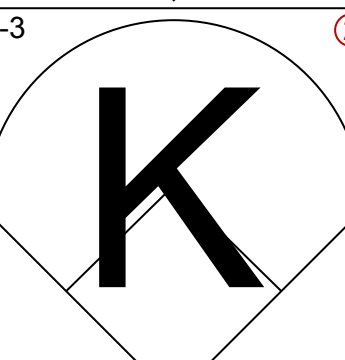
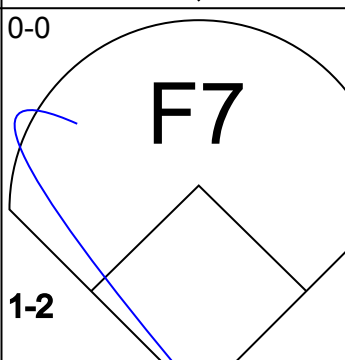
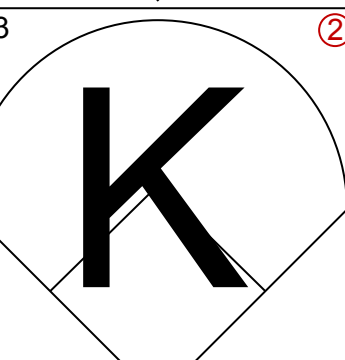
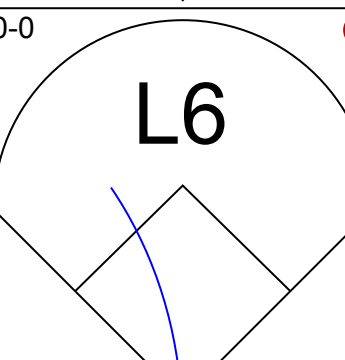
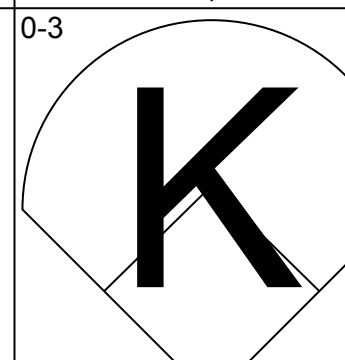
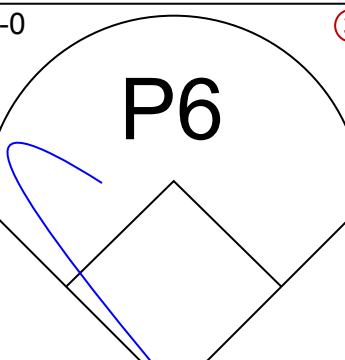
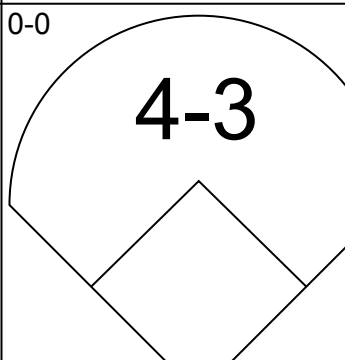
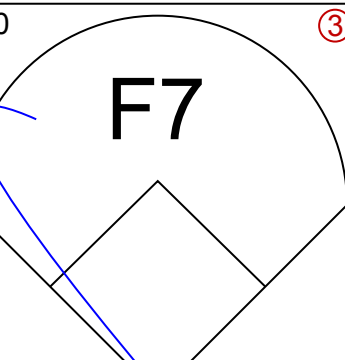
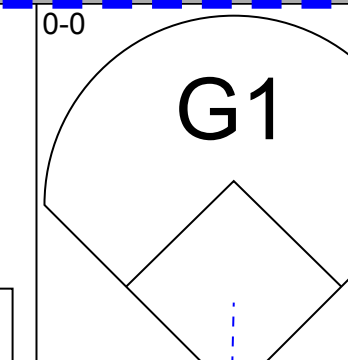
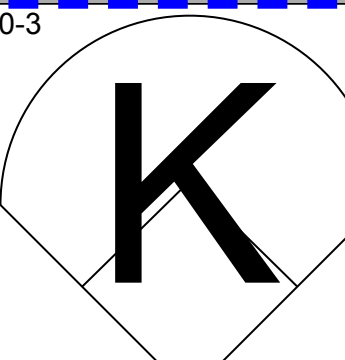

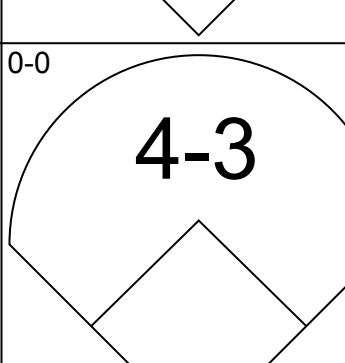

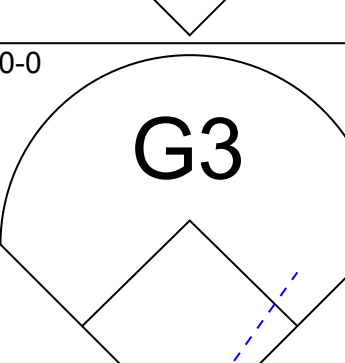
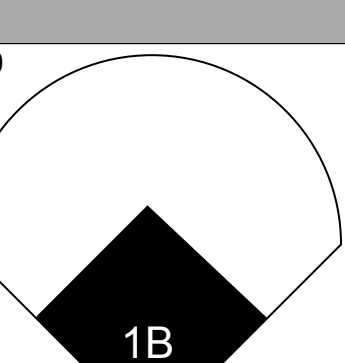
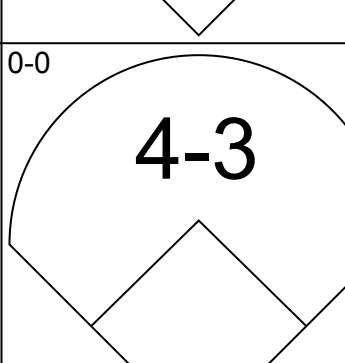
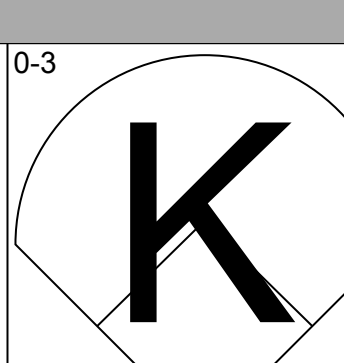
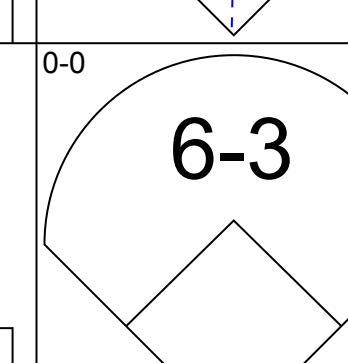
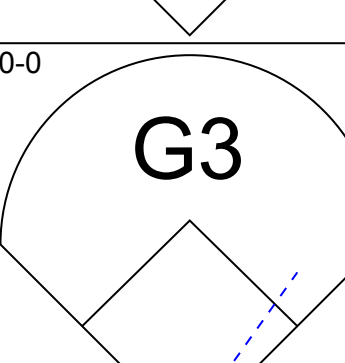
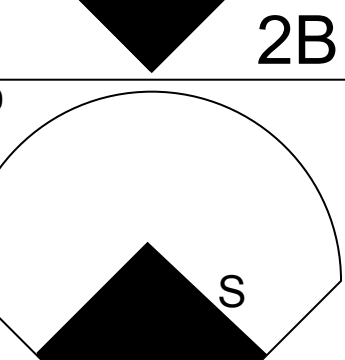
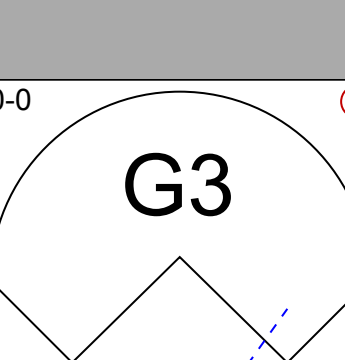
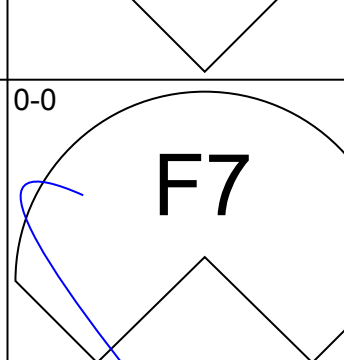
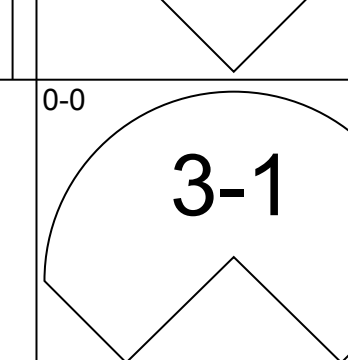
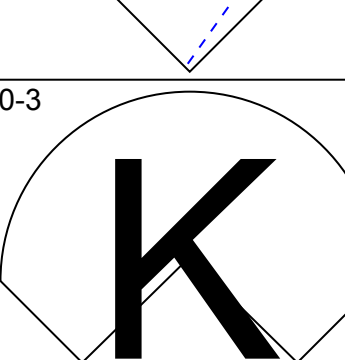
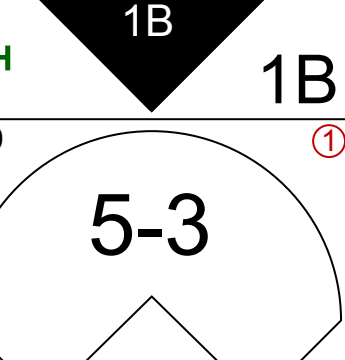
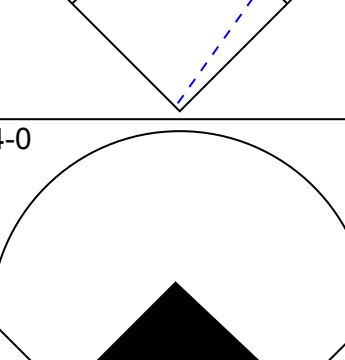
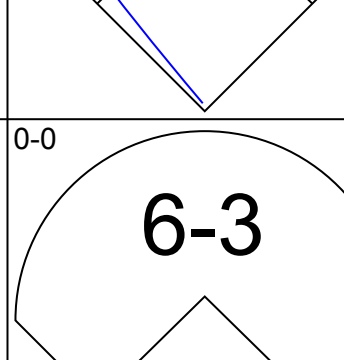
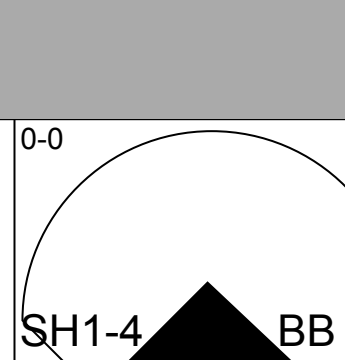
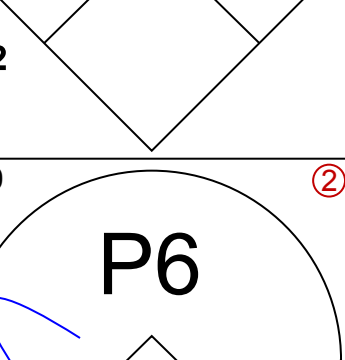
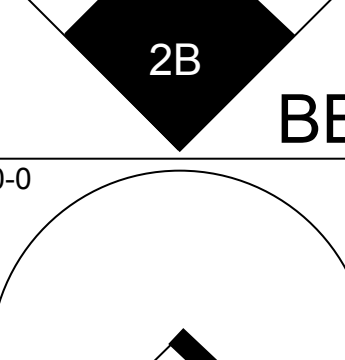
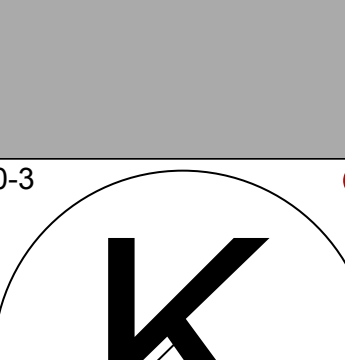
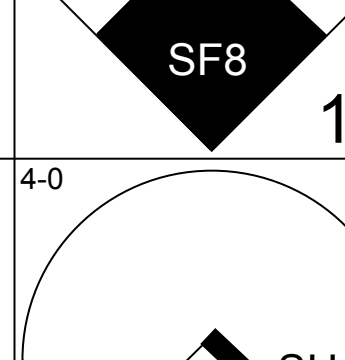
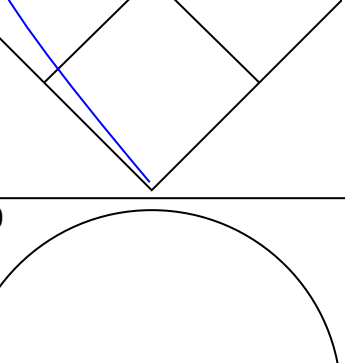
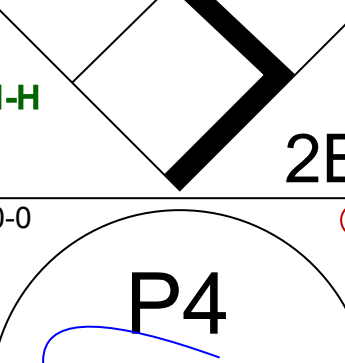
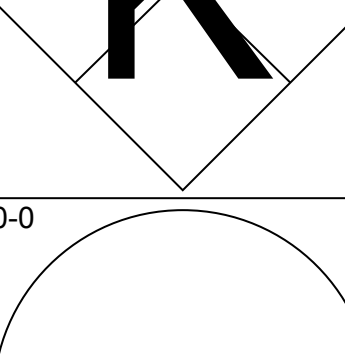
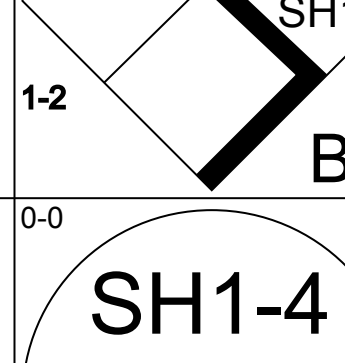
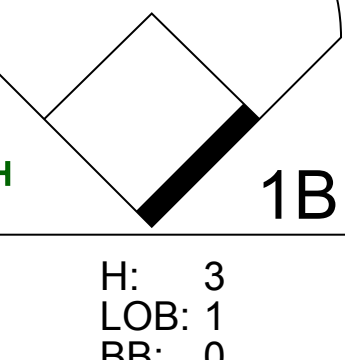
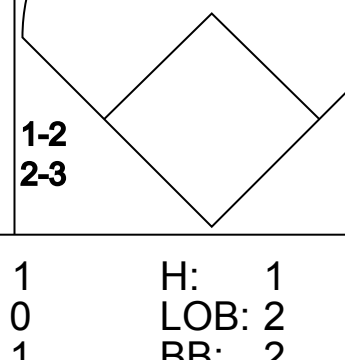


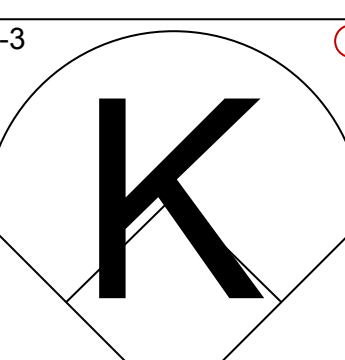
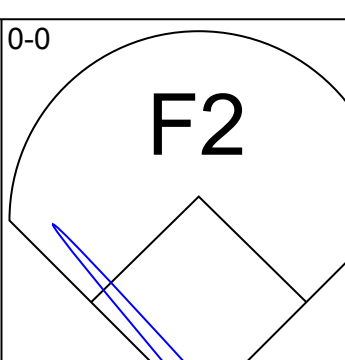
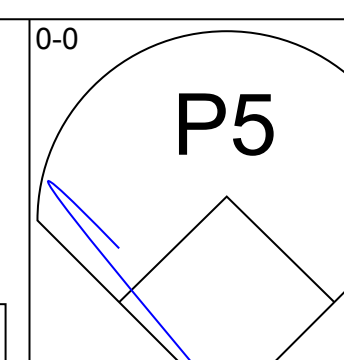
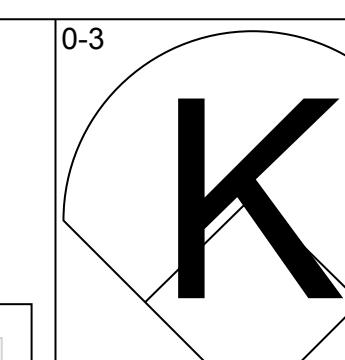
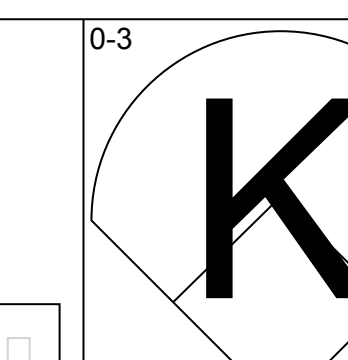
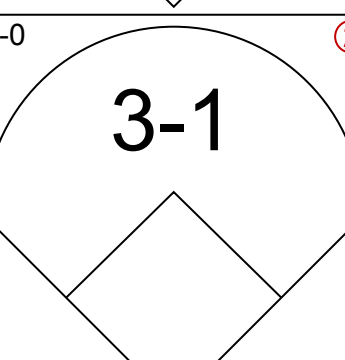
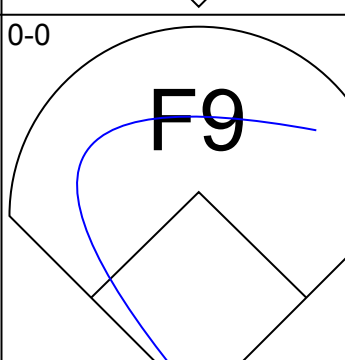
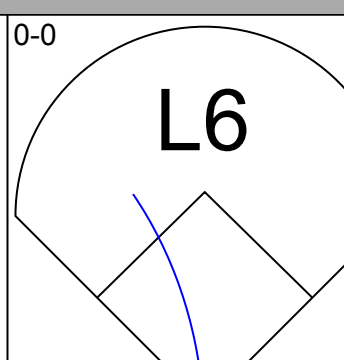
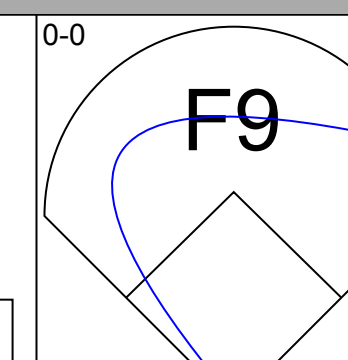
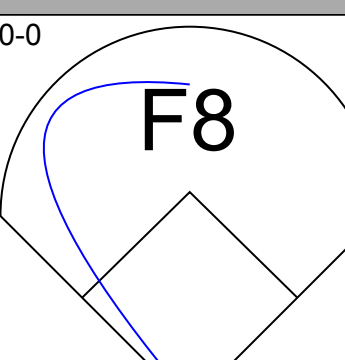
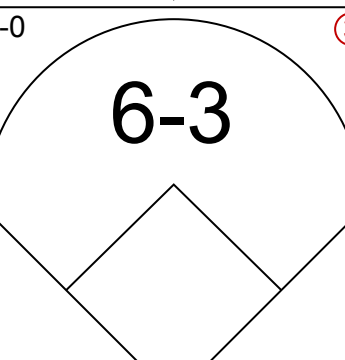
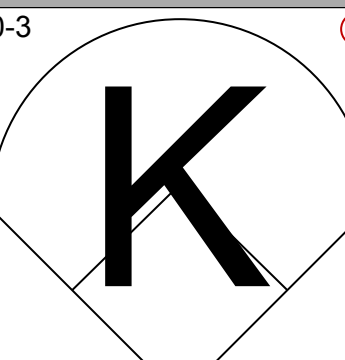
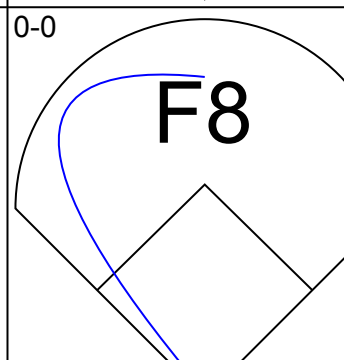
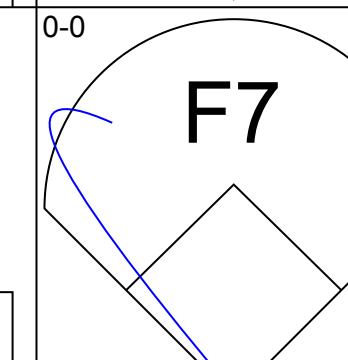
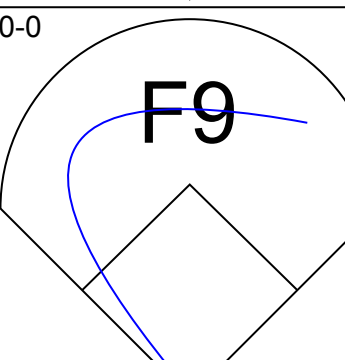
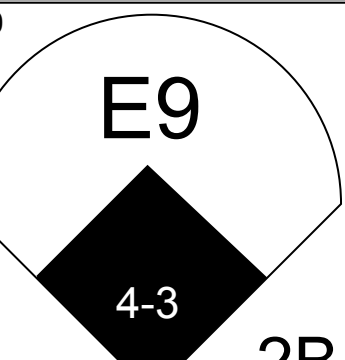
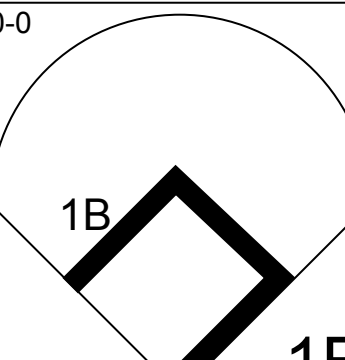
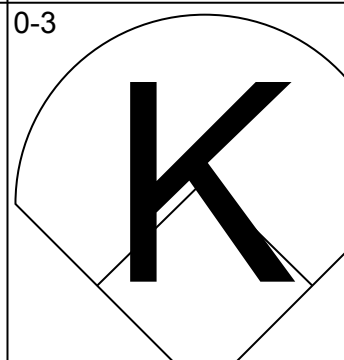
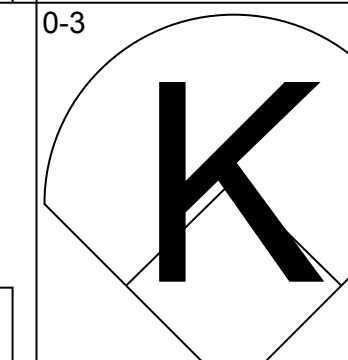
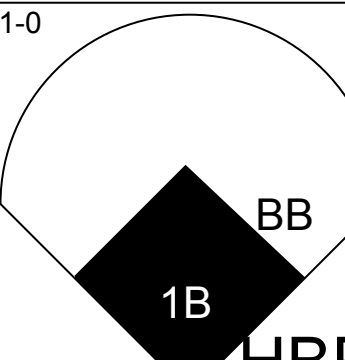
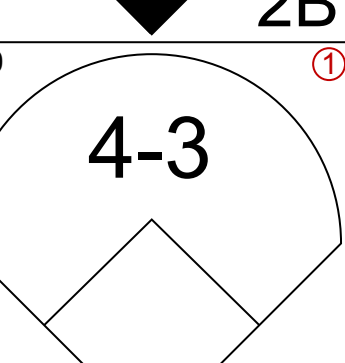
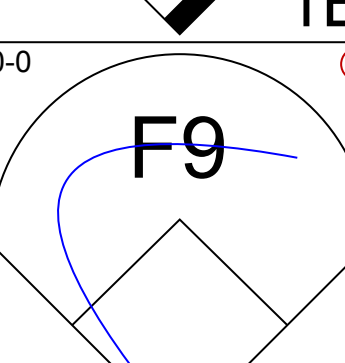
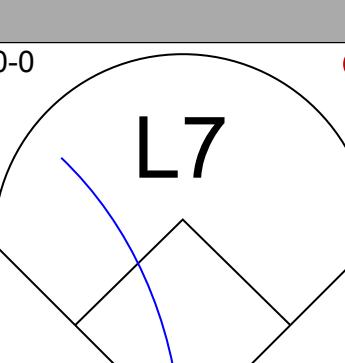
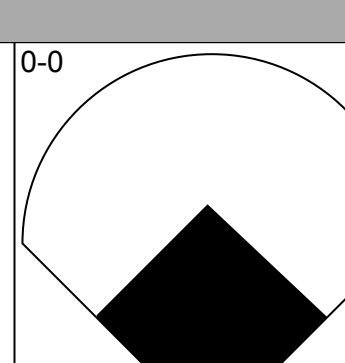
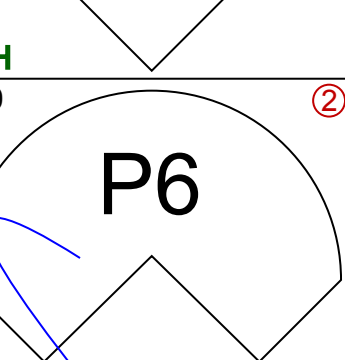
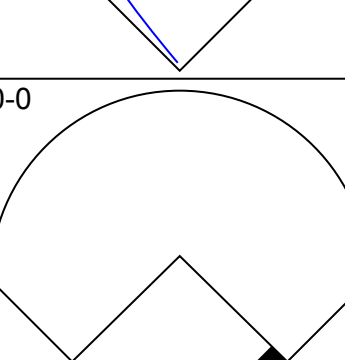
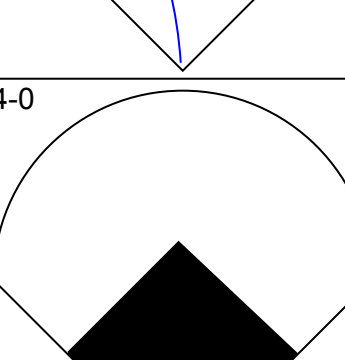
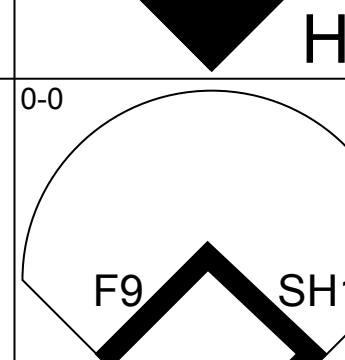
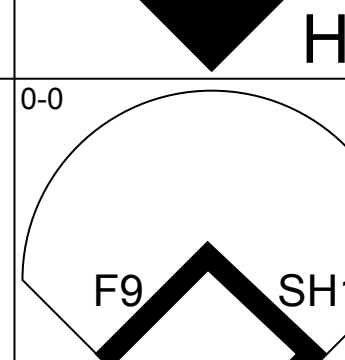
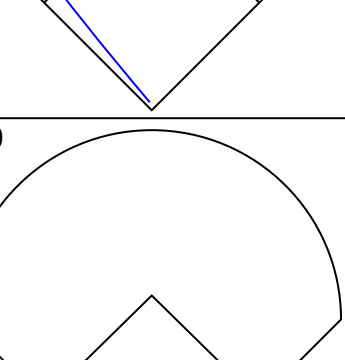
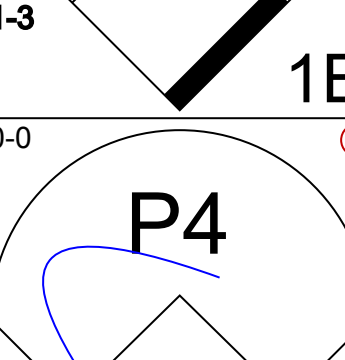
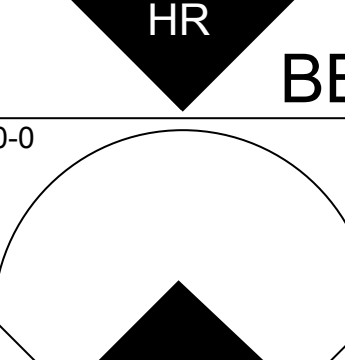
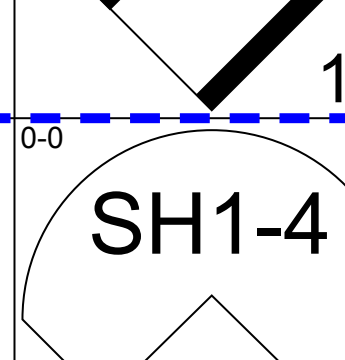
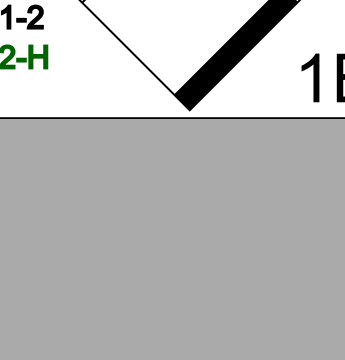
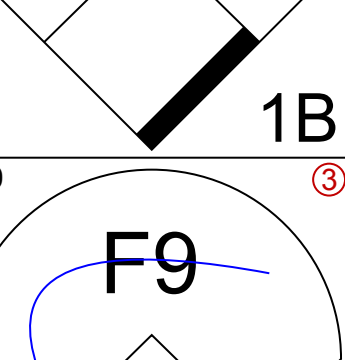
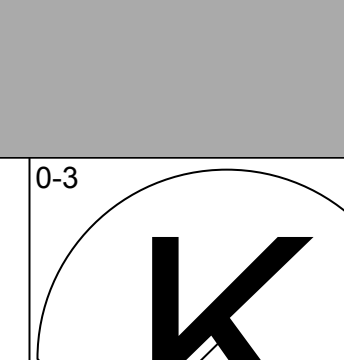
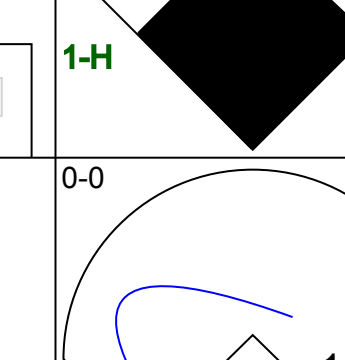
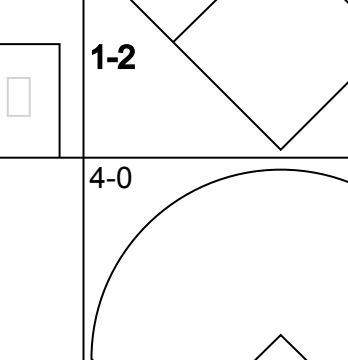
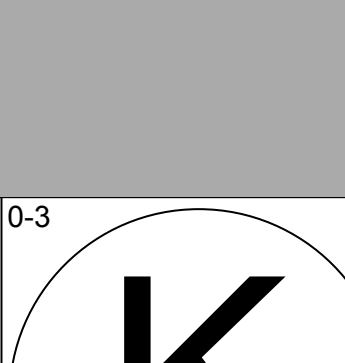
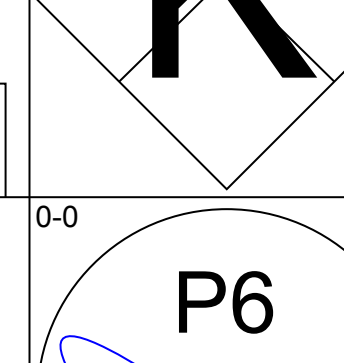
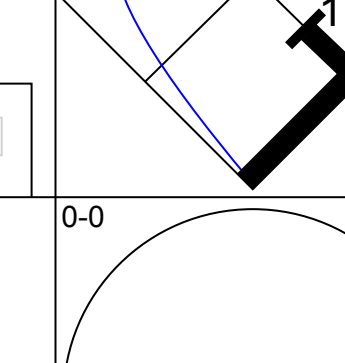
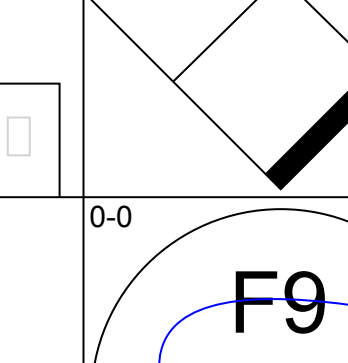
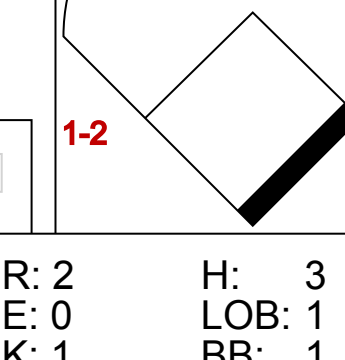
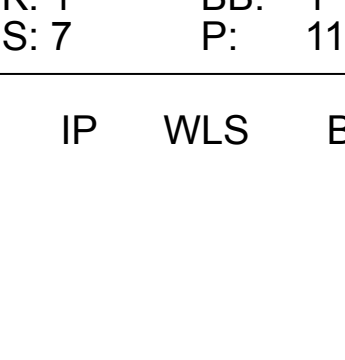
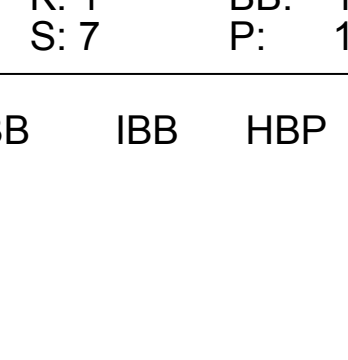
Batter	1	2	3	4	5	6	7	8	9	AB	R	H	RBI	BB	SO	LOB	BOTTOM										
Ron Stocum, R OBP: 0.235, SLG: 0.261 (1, 4)	0-0 5-3		0-3 K			0-0 F7			0-0 6-3	3	0	0	0	0	1	1											
Ray Webster, L OBP: 0.289, SLG: 0.298 (9, PH)										1	0	0	0	0	0	0											
Steve Hantz, S OBP: 0.330, SLG: 0.358 (1, 6)	0-0 P6			0-0 F9		0-0 P6			0-3 K	4	0	0	0	0	1	0											
Ollie Brown, R OBP: 0.330, SLG: 0.492 (1, 9)	0-3 K			0-0 F9		0-3 K			0-0 P6	4	0	0	0	0	2	0											
Al Ferrara, R OBP: 0.347, SLG: 0.413 (1, 7)		0-0 F9		0-0 2B			0-3 K			3	0	1	0	0	1	0											
Nate Colbert, R OBP: 0.322, SLG: 0.468 (1, 3)		0-0 P6		0-0 F8		0-0 F2				3	0	0	0	0	0	1											
Ivan Murrell, R OBP: 0.284, SLG: 0.424 (1, 8)		0-0 F7			0-3 K		0-0 6-3			3	0	0	0	0	1	0											
Ed Spiezio, R OBP: 0.381, SLG: 0.467 (1, 5)			0-0 2B		0-0 F8			0-0 6-3		3	0	1	0	0	0	0											
Bob Barton, R OBP: 0.296, SLG: 0.361 (1, 2)			0-0 5-3					0-0 F9		3	0	1	0	0	0	1											
Clay Kirby, R OBP: 0.195, SLG: 0.175 (8, PH)			0-3 K					0-3 K		2	0	0	0	0	2	2											
Cito Gaston, R OBP: 0.377, SLG: 0.571 (8, PH)										1	0	0	0	0	1	0											
Jack Baldschun, R (9, 1)										0	0	0	0	0	0	0											
Inning Stats	R: 0 E: 0 K: 1 S: 5	H: 0 LOB: 0 BB: 0 P: 5	R: 0 E: 0 K: 0 S: 3	H: 0 LOB: 0 BB: 0 P: 3	R: 0 E: 0 K: 2 S: 8	H: 1 LOB: 1 BB: 0 P: 8	R: 0 E: 0 K: 0 S: 4	H: 1 LOB: 1 BB: 0 P: 4	R: 0 E: 0 K: 2 S: 8	H: 1 LOB: 1 BB: 0 P: 8	R: 0 E: 0 K: 1 S: 5	H: 0 LOB: 0 BB: 0 P: 5	R: 0 E: 0 K: 1 S: 5	H: 0 LOB: 0 BB: 0 P: 5	R: 0 E: 0 K: 1 S: 5	H: 0 LOB: 0 BB: 0 P: 5	1B: 1 2B: 2 3B: 0 HR: 0	SF: 0 SAC: 0 DP: 0 HBP: 0	WP: 0 PB: 0 SB: 0 CS: 0	PA: 30							
PITCHER	IP	WLS	BF	H	R	ER	SO	BB	IBB	HBP	BLK	WP	HR	S	P	ERA	WHIP										
Jim McAndrew, R ERA: 4.52 (1, 1)	9.0	W	30	3	0	0	9	0	0	0	0	0	0	48	48	0.00	0.333										

New York Mets @ San Diego Padres
San Diego Stadium, San Diego, CA
Tue Jul 21, 1970, 10:05 PM EDT
Att: 10,373 - Unknown

AB 30
R 0
H 3
RBI 0
BB 0
SO 9
LOB 5



Batter	1	2	3	4	5	6	7	8	9	10	AB	R	H	RBI	BB	SO	LOB	TOP				
Tommie Agee, R OBP: 0.344, SLG: 0.500 (1, 8)											4	0	0	0	1	1	3	New York Mets @ San Diego Padres San Diego Stadium, San Diego, CA Wed Jul 22 1970, 10:05 PM EDT Att: 18,981 - Unknown				
Bud Harrelson, S OBP: 0.366, SLG: 0.342 (1, 6)											3	0	2	1	1	0	0					
Ken Singleton, S OBP: 0.347, SLG: 0.405 (1, 9)											5	0	0	0	0	3	6					
Art Shamsky, L OBP: 0.362, SLG: 0.446 (1, 3)												4	0	0	0	0	2					
Mike Jorgensen, L OBP: 0.274, SLG: 0.369 (9, 3)												1	0	0	0	1	0					
Cleon Jones, R OBP: 0.310, SLG: 0.343 (1, 7)												5	1	1	0	0	1					
Wayne Garrett, L OBP: 0.406, SLG: 0.471 (1, 4)												5	1	1	1	0	1					
Joe Foy, R OBP: 0.390, SLG: 0.370 (1, 5)												3	2	1	0	1	0					
Jerry Grote, R OBP: 0.324, SLG: 0.323 (1, 2)											3	0	1	1	1	1	1					
Tom Seaver, R OBP: 0.257, SLG: 0.273 (1, 1)											3	0	2	1	0	0	1					
Nolan Ryan, R OBP: 0.214, SLG: 0.214 (9, 1)											0	0	0	0	0	0	0					
Inning Stats	R: 0 E: 0 K: 2 S: 7	H: 0 LOB: 1 BB: 1 P: 11	R: 2 E: 0 K: 0 S: 6	H: 3 LOB: 1 BB: 0 P: 6	R: 0 E: 0 K: 0 S: 4	H: 1 LOB: 1 BB: 0 P: 4	R: 1 E: 0 K: 0 S: 4	H: 1 LOB: 1 BB: 1 P: 8	R: 0 E: 0 K: 1 S: 5	H: 0 LOB: 0 BB: 0 P: 5	R: 0 E: 0 K: 1 S: 5	H: 2 LOB: 2 BB: 0 P: 7	R: 0 E: 0 K: 0 S: 3	H: 0 LOB: 0 BB: 0 P: 3	R: 1 E: 0 K: 1 S: 6	H: 1 LOB: 2 BB: 2 P: 14	R: 0 E: 0 K: 2 S: 7	H: 0 LOB: 0 BB: 0 P: 7	1B: 6 2B: 2 3B: 0 HR: 0	SF: 1 SAC: 1 DP: 0 HBP: 0	WP: 0 PB: 0 SB: 2 CS: 0	PA: 42
PITCHER	IP	WLS	BF	H	R	ER	SO	BB	IBB	HBP	BLK	WP	HR	S	P	ERA	WHIP					
Earl Wilson, R ERA: 4.53 (1, 1)	7.0		30	7	3	3	5	2	0	0	0	0	0	0	38	46	3.86	1.286				
Ron Herbel, R ERA: 4.47 (8, 1)	1.1		7	1	1	1	0	1	1	0	0	0	0	0	5	13	6.75	1.500				
Ron Willis, R ERA: 2.01 (9, 1)	0.2		2	0	0	0	1	0	0	0	0	0	0	4	4	0.00	0.000					
Jack Baldschun, R ERA: 3.6 (10, 1)	1.0	W	3	0	0	0	2	0	0	0	0	0	0	7	7	0.00	0.000					

Batter	1	2	3	4	5	6	7	8	9	10	AB	R	H	RBI	BB	SO	LOB	BOTTOM				
Ron Stocum, R OBP: 0.322, SLG: 0.245 (7, PH)											3	0	0	0	0	1	0	New York Mets @ San Diego Padres San Diego Stadium, San Diego, CA Wed Jul 22 1970, 10:05 PM EDT Att: 18,981 - Unknown				
Larry Stahl, R OBP: 0.142, SLG: 0.148 (8, 1)											0	0	0	0	0	0	0					
Ron Herbel, R OBP: 0.347, SLG: 0.405 (1, 9)											0	0	0	0	0	0	0					
Ron Willis, R OBP: 0.257, SLG: 0.273 (1, 1)											0	0	0	0	0	0	0					
Cito Gaston, R OBP: 0.274, SLG: 0.369 (9, 3)											0	0	0	0	0	0	0					
Jack Baldschun, R OBP: 0.214, SLG: 0.214 (9, 1)											0	0	0	0	0	0	0					
Steve Huntz, S OBP: 0.325, SLG: 0.351 (1, 6)												5	0	0	0	0	0					
Ollie Brown, R OBP: 0.326, SLG: 0.484 (1, 9)												5	0	0	0	0	1		0			
Al Ferrara, R OBP: 0.353, SLG: 0.420 (1, 7)												4	2	2	0	0	2		0			
Nate Colbert, R OBP: 0.324, SLG: 0.475 (1, 3)											4	1	1	2	1	0	1					
Ivan Murrell, R OBP: 0.294, SLG: 0.430 (1, 8)												4	1	3	1	1	0	0				
Ed Spiezio, R OBP: 0.387, SLG: 0.496 (1, 5)												3	1	2	2	0	2					
Chris Cannizzaro, R OBP: 0.365, SLG: 0.429 (1, 2)											3	0	1	0	1	1	1					
Earl Wilson, R OBP: 0.216, SLG: 0.294 (1, 1)											2	0	0	0	0	1	0					
Ray Webster, L OBP: 0.297, SLG: 0.306 (7, PH)											1	0	1	0	0	0	0					
Dave Campbell, R OBP: 0.287, SLG: 0.334 (8, 4)											1	0	0	0	0	2						
Inning Stats	R: 0 E: 0 K: 1 S: 5	H: 0 LOB: 0 BB: 0 P: 5	R: 1 E: 1 K: 0 S: 5	H: 2 LOB: 1 BB: 0 P: 5	R: 0 E: 0 K: 1 S: 5	H: 0 LOB: 0 BB: 0 P: 5	R: 0 E: 0 K: 1 S: 5	H: 2 LOB: 2 BB: 0 P: 7	R: 0 E: 0 K: 1 S: 5	H: 0 LOB: 0 BB: 0 P: 5	R: 2 E: 0 K: 1 S: 7	H: 3 LOB: 1 BB: 1 P: 11	R: 0 E: 0 K: 1 S: 5	H: 0 LOB: 0 BB: 0 P: 5	R: 1 E: 0 K: 0 S: 3	H: 2 LOB: 2 BB: 1 P: 11	R: 1 E: 0 K: 0 S: 3	H: 1 LOB: 1 BB: 1 P: 8	1B: 7 2B: 1 3B: 0 HR: 2	SF: 0 SAC: 1 DP: 0 HBP: 1	WP: 0 PB: 0 SB: 0 CS: 0	PA: 42
PITCHER	IP	WLS	BF	H	R	ER	SO	BB	IBB	HBP	BLK	WP	HR	S	P	ERA	WHIP					
Tom Seaver, R ERA: 2.38 (1, 1)	8.0		33	9	4	4	7	1	0	0	0	0	0	0	46	50	4.50	1.250				
Nolan Ryan, R ERA: 3.42 (9, 1)	1.2	L	9	1	1	1	1	1	1	1	0	0	0	0	8	17	5.40	1.200				

Batter	1	2	3	4	5	6	7	8	9	10	AB	R	H	RBI	BB	SO	LOB	TOP						
Billy Grabarkewitz, R OBP: 0.435, SLG: 0.480 (1.6)	K		FC6 BB		K		F8		IBB		3	0	0	0	2	2	2	Los Angeles Dodgers @ New York Mets Shea Stadium, Flushing, NY Fri Jul 24 1970, 7:05 PM EDT Att: 53,657 - Unknown AB 35 R 1 H 6 RBI 1 BB 6 SO 7 LOB 21						
Manny Mota, R OBP: 0.394, SLG: 0.416 (1.7)	FC4 1B		FC6 1-2f		BB			K	F9		4	0	1	0	1	1	3							
Willie Davis, L OBP: 0.333, SLG: 0.430 (1.8)	FC4 1-2f			F8 S 1B		F8		S 1B BB	F8		4	1	1	0	1	0	5							
Wes Parker, S OBP: 0.387, SLG: 0.469 (1.3)	K			F8		F8		S 1B		K	5	0	1	0	0	2	2							
Jim Lefebvre, S OBP: 0.279, SLG: 0.275 (1.5)		K		P5		P6		K	5-3		5	0	0	0	0	2	3							
Ted Sizemore, R OBP: 0.335, SLG: 0.303 (1.4)		4-3				L6			6-3		4	0	1	1	1	0	0							
Bill Russell, R OBP: 0.206, SLG: 0.233 (1.9)				F7				L7	6-3		4	0	0	0	0	0	4							
Jeff Torborg, R OBP: 0.279, SLG: 0.275 Von Joshua, L OBP: 0.280, SLG: 0.338 Tom Haller, L OBP: 0.341, SLG: 0.416 (9.2)				F3		E7 2B			SH2-4 BB		3	0	2	0	1	0	0							
Bill Singer, R OBP: 0.207, SLG: 0.214 Jim Brewer, L (10.1)				F8		F2		F3	SH2-4		0	0	0	0	0	0	0							
Inning Stats	R: 0 E: 0 K: 2 S: 8	H: 1 LOB: 1 BB: 0 P: 8	R: 0 E: 0 K: 1 S: 5	H: 0 LOB: 0 BB: 0 P: 5	R: 0 E: 0 K: 0 S: 3	H: 0 LOB: 1 BB: 1 P: 7	R: 1 E: 0 K: 0 S: 5	H: 2 LOB: 1 BB: 0 P: 5	R: 0 E: 1 K: 1 S: 6	H: 1 LOB: 2 BB: 1 P: 10	R: 0 E: 0 K: 0 S: 3	H: 0 LOB: 0 BB: 0 P: 3	R: 0 E: 0 K: 0 S: 4	H: 1 LOB: 1 BB: 0 P: 4	R: 0 E: 0 K: 2 S: 8	H: 1 LOB: 3 BB: 2 P: 16	R: 0 E: 0 K: 0 S: 3		H: 0 LOB: 2 BB: 2 P: 11	R: 0 E: 0 K: 1 S: 5	H: 0 LOB: 0 BB: 0 P: 5	1B: 5 2B: 1 3B: 0 HR: 0	SF: 0 SAC: 1 DP: 0 HBP: 0	WP: 0 PB: 0 SB: 3 CS: 0
PITCHER Jerry Koosman, L ERA: 2.87 Tug McGraw, L ERA: 4.03 (1.1) (10.1)	IP 9.0	WLS 3	BF 39	H 6	R 1	ER 1	SO 6	BB 4	IBB 2	HBP 0	BLK 0	WP 0	HR 0	S 45	P 69	ERA 1.00	WHIP 1.111							
PITCHER Jerry Koosman, R ERA: 2.69 Jim Brewer, L ERA: 3.51 (1.1) (10.1)	IP 9.0	WLS 0.2	BF 6	H 1	R 1	ER 1	SO 1	BB 2	IBB 1	HBP 0	BLK 0	WP 0	HR 0	S 5	P 13	ERA 13.50	WHIP 4.500							

Batter	1	2	3	4	5	6	7	8	9	10	AB	R	H	RBI	BB	SO	LOB	BOTTOM				
Tommie Agee, R OBP: 0.340, SLG: 0.494 (1.8)	5-3		F9		P4		6-3			FC3 WP S	5	1	0	0	0	2	Los Angeles Dodgers @ New York Mets Shea Stadium, Flushing, NY Fri Jul 24 1970, 7:05 PM EDT Att: 53,657 - Unknown AB 35 R 2 H 6 RBI 1 BB 5 SO 8 LOB 19					
Bud Harrelson, S OBP: 0.362, SLG: 0.337 (1.6)	F9		5-3			K		6-3		K	5	0	0	0	0	2		2				
Ken Singleton, S OBP: 0.364, SLG: 0.412 (1.9)	K					2B BB			1B	BB BB	3	1	2	0	2	1		0				
Art Shamsky, L OBP: 0.365, SLG: 0.443 Mike Jorgensen, L OBP: 0.274, SLG: 0.369 Donn Clendenon, R OBP: 0.363, SLG: 0.530 (10. PH)		2B 1B	F7			L8		L8		BB BB	4	0	1	0	0	0		3				
Cleon Jones, R OBP: 0.313, SLG: 0.353 (1.7)				4-3					F9	S	5	0	2	1	0	0		3				
Wayne Garrett, L OBP: 0.398, SLG: 0.460 (1.4)		2B				2B					4	0	0	0	0	1		3				
Joe Foy, R OBP: 0.388, SLG: 0.365 (1.5)			P6		5-3			SH3-4 BB	F2		3	0	0	0	1	0		2				
Jerry Grote, R OBP: 0.324, SLG: 0.320 (1.2)								SH3-4	6-3		2	0	0	0	1	1		0				
Jerry Koosman, R OBP: 0.130, SLG: 0.070 Tug McGraw, R OBP: 0.286, SLG: 0.333 Al Weis, S OBP: 0.281, SLG: 0.318 (10. PR)										K E 1B	3	0	0	0	0	3		4				
Inning Stats	R: 0 E: 0 K: 1 S: 5	H: 0 LOB: 0 BB: 0 P: 5	R: 0 E: 0 K: 2 S: 9	H: 2 LOB: 3 BB: 1 P: 13	R: 0 E: 0 K: 0 S: 4	H: 1 LOB: 1 BB: 0 P: 4	R: 0 E: 0 K: 0 S: 3	H: 0 LOB: 0 BB: 0 P: 3	R: 1 E: 0 K: 1 S: 6	H: 1 LOB: 1 BB: 1 P: 10	R: 0 E: 0 K: 0 S: 4	H: 0 LOB: 1 BB: 0 P: 4	R: 0 E: 0 K: 0 S: 3	H: 0 LOB: 0 BB: 0 P: 3	R: 1 E: 1 K: 1 S: 5	H: 1 LOB: 2 BB: 2 P: 13		1B: 4 2B: 2 3B: 0 HR: 0	SF: 0 SAC: 1 DP: 0 HBP: 0	WP: 1 PB: 0 SB: 2 CS: 0	PA: 41	
PITCHER Bill Singer, R ERA: 2.69 Jim Brewer, L ERA: 3.51 (1.1) (10.1)	IP 9.0	WLS 0.2	BF 6	H 1	R 1	ER 1	SO 1	BB 2	IBB 1	HBP 0	BLK 0	WP 0	HR 0	S 5	P 13	ERA 13.50	WHIP 4.500					

Batter	1	2	3	4	5	6	7	8	9	AB	R	H	RBI	BB	SO	LOB	TOP										
Billy Grabarkewitz, R OBP: 0.437, SLG: 0.482 (1,6)	5-3		6-3			3B	SH3-4		1B	3	1	1	0	2	0	1	Los Angeles Dodgers @ New York Mets Shea Stadium, Flushing, NY Sat Jul 25 1970, 3:33 AM EDT Att: 45,433 - Unknown										
Manny Mota, R OBP: 0.392, SLG: 0.422 (1,7)	5-3		F9			2B	SH3-4		F9	4	0	1	1	0	0	2											
Willie Davis, L OBP: 0.337, SLG: 0.441 (1,8)	HR				L9	1B	P4		1B	5	2	3	1	0	0	1											
Wes Parker, S OBP: 0.390, SLG: 0.470 (1,3)	5-3				1B	1B	1B		K	4	1	2	1	1	1	2											
Jim Lefebvre, S OBP: 0.330, SLG: 0.363 (1,5)						F2	G3			4	0	2	0	0	0	3											
Ted Sizemore, R OBP: 0.333, SLG: 0.298 (1,4)						1B	IBB		5-3	3	0	0	0	1	0	3											
Bill Russell, R OBP: 0.212, SLG: 0.238 (8, PH) Von Joshua, L OBP: 0.276, SLG: 0.333 (8, 9)	5-3					F2	1B		4-3	3	0	1	1	0	0	0											
Jeff Torborg, R OBP: 0.289, SLG: 0.279 (8, PH) Tom Haller, L OBP: 0.330, SLG: 0.414 (8, 2)						5-3	1B		6-3	2	0	1	0	1	0	0											
Alan Foster, R OBP: 0.109, SLG: 0.089 (1, 1) Jose Pena, R (7, 1) Pete Mikkelsen, R (7, 1) Maury Wills, S OBP: 0.354, SLG: 0.317 (8, PH)						4-3	6-3		P4	2	0	0	0	0	0	3											
Inning Stats	R: 1 E: 0 K: 0 S: 4	H: 1 LOB: 0 BB: 0 P: 4	R: 0 E: 0 K: 0 S: 3	H: 1 LOB: 0 BB: 0 P: 3	R: 0 E: 0 K: 0 S: 4	H: 1 LOB: 1 BB: 0 P: 4	R: 0 E: 0 K: 0 S: 4	H: 2 LOB: 1 BB: 0 P: 4	R: 0 E: 0 K: 0 S: 3	H: 0 LOB: 0 BB: 0 P: 3	R: 3 E: 1 K: 0 S: 7	H: 5 LOB: 3 BB: 2 P: 15	R: 0 E: 0 K: 0 S: 3	H: 0 LOB: 0 BB: 0 P: 11	R: 0 E: 0 K: 1 S: 6	H: 1 LOB: 2 BB: 1 P: 10		1B: 8 2B: 1 3B: 1 HR: 1	SF: 0 SAC: 2 DP: 2 HBP: 0	WP: 0 PB: 0 SB: 2 CS: 0	PA: 40						
PITCHER	IP	WLS	BF	H	R	ER	SO	BB	IBB	HBP	BLK	WP	HR	S	P	ERA	WHIP										
Ray Sadecki, L ERA: 3.6 (1, 1)	5.2		25	10	4	4	0	0	1	0	0	0	1	24	28	6.35	1.765										
Danny Frisella, R ERA: 2.31 (6, 1)	1.1	W	7	0	0	0	0	3	0	0	0	0	0	4	16	0.00	2.250										
Jim McAndrew, R ERA: 4.41 (8, 1)	2.0	S	8	1	0	0	1	1	0	0	0	0	0	9	13	0.00	1.000										

Batter	1	2	3	4	5	6	7	8	9	AB	R	H	RBI	BB	SO	LOB	BOTTOM										
Bud Harrelson, S OBP: 0.365, SLG: 0.339 (1,6)						SF9	FC3-6			1	0	1	1	2	0	0	Los Angeles Dodgers @ New York Mets Shea Stadium, Flushing, NY Sat Jul 25 1970, 3:33 AM EDT Att: 45,433 - Unknown										
Joe Foy, R OBP: 0.382, SLG: 0.358 (1,5)	K		K		6-3	2B	FC3-6			4	1	0	0	0	2	4											
Ken Singleton, S OBP: 0.361, SLG: 0.415 (1,7) Jim McAndrew, R OBP: 0.154, SLG: 0.200 (8, 1)	6-3				F7	4-3	FC6-4		2B	4	0	1	1	0	0	0											
Art Shamsky, L OBP: 0.381, SLG: 0.441 (1,3)						F5	FC6-4		IBB	3	0	1	0	1	0	0											
Cleon Jones, R OBP: 0.315, SLG: 0.350 (8, 7)	5-3					BB	FC6-4			2	0	0	0	2	0	2											
Wayne Garrett, L OBP: 0.390, SLG: 0.448 (1,4)	L8					4-3	G3			4	0	0	0	0	0	4											
Ron Swoboda, R OBP: 0.352, SLG: 0.421 (1,9)						F9	1B		4-3	2	2	0	0	2	0	0											
Jerry Grote, R OBP: 0.327, SLG: 0.323 (1,2)						F9	E7		5-3	4	2	2	0	0	0	0											
Ray Sadecki, L OBP: 0.219, SLG: 0.194 (1, 1) Danny Frisella, L OBP: 0.500, SLG: 0.500 (6, 1) Dave Marshall, L OBP: 0.323, SLG: 0.447 (7, PH) Tommie Agee, R OBP: 0.339, SLG: 0.492 (8, 8)						SH1-4	SH1-4		6-3	1	0	1	0	0	0	0											
Inning Stats	R: 0 E: 0 K: 1 S: 4	H: 0 LOB: 0 BB: 1 P: 8	R: 0 E: 0 K: 0 S: 3	H: 0 LOB: 0 BB: 0 P: 3	R: 0 E: 0 K: 1 S: 6	H: 1 LOB: 2 BB: 1 P: 10	R: 0 E: 0 K: 0 S: 3	H: 1 LOB: 1 BB: 1 P: 7	R: 2 E: 1 K: 0 S: 4	H: 1 LOB: 0 BB: 1 P: 8	R: 0 E: 0 K: 0 S: 3	H: 0 LOB: 1 BB: 1 P: 7	R: 4 E: 0 K: 0 S: 7	H: 4 LOB: 2 BB: 2 P: 15	R: 0 E: 0 K: 0 S: 3	H: 0 LOB: 0 BB: 0 P: 3		1B: 5 2B: 1 3B: 0 HR: 1	SF: 1 SAC: 1 DP: 0 HBP: 0	WP: 0 PB: 0 SB: 0 CS: 1	PA: 36						
PITCHER	IP	WLS	BF	H	R	ER	SO	BB	IBB	HBP	BLK	WP	HR	S	P	ERA	WHIP										
Alan Foster, R ERA: 3.72 (1, 1)	6.0		26	4	4	3	2	6	0	0	0	0	1	4	4	4.50	1.667										
Jose Pena, R ERA: 2.93 (7, PH)	0.1	L	4	3	2	2	0	0	0	0	0	0	0	4	4	54.00	9.000										
Pete Mikkelsen, R ERA: 3.63 (7, 1)	1.2		6	0	0	0	0	0	1	0	0	0	0	5	9	0.00	0.000										

Batter	1	2	3	4	5	6	7	8	9	AB	R	H	RBI	BB	SO	LOB	TOP			
Billy Grabarkewitz, R OBP: 0.437, SLG: 0.479 (1, 6)	G3		FC6-4		F8 FC1-5 1B BB		P4		1B	4	1	1	0	1	0	1	Los Angeles Dodgers @ New York Mets Shea Stadium, Flushing, NY Sun Jul 26 1970, 3:33 AM EDT Att: 51,139 - Cloudy			
Manny Mota, R OBP: 0.388, SLG: 0.417 (1, 7)	4-3		F9		FC1-5 1B		5-3		1B	5	0	1	1	0	0	3				
Willie Davis, L OBP: 0.335, SLG: 0.438 (1, 8)	K				F8		3-1		4-3	5	1	1	0	0	1	4				
Wes Parker, S OBP: 0.393, SLG: 0.471 (1, 3)		K			SH2-3 BB 1B				B1-4-6 1B	3	0	2	1	1	1	0				
Jim Lefebvre, S OBP: 0.326, SLG: 0.358 (1, 5)	F9				SH2-3				B1-4-6 1B	3	0	0	0	0	0	3				
Tom Haller, L OBP: 0.342, SLG: 0.427 (1, 2)					FC6-4 IBB		F7		P4	3	1	1	1	1	0	0				
Ted Sizemore, R OBP: 0.337, SLG: 0.315 (1, 4)	P4				SF9				1B SH1 1B	3	2	2	1	0	0	0				
Bill Russell, R OBP: 0.214, SLG: 0.231 (1, 9)					FC3-6 BB		SF8		F7	2	0	0	1	1	0	3				
Don Sutton, R OBP: 0.288, SLG: 0.224 Ray Lamb, R Jim Brewer, L	FC3-6 FC6-4				FC1-5 BB		P3		SH1	2	0	0	0	0	0	0				
Inning Stats	R: 0 E: 0 K: 1 S: 5	H: 0 LOB: 0 BB: 0 P: 5	R: 1 E: 0 K: 1 S: 6	H: 1 LOB: 0 BB: 0 P: 6	R: 0 E: 0 K: 0 S: 3	H: 0 LOB: 1 BB: 1 P: 7	R: 1 E: 0 K: 0 S: 4	H: 1 LOB: 2 BB: 2 P: 12	R: 1 E: 0 K: 0 S: 4	H: 1 LOB: 0 BB: 0 P: 4	R: 0 E: 0 K: 0 S: 3	H: 0 LOB: 0 BB: 0 P: 3	R: 0 E: 0 K: 0 S: 3	H: 1 LOB: 0 BB: 0 P: 3	R: 1 E: 0 K: 0 S: 6	H: 3 LOB: 3 BB: 0 P: 6	1B: 6 2B: 0 3B: 1 HR: 1	SF: 2 SAC: 2 DP: 1 HBP: 0	WP: 0 PB: 0 SB: 0 CS: 0	PA: 39
PITCHER	IP	WLS	BF	H	R	ER	SO	BB	IBB	HBP	BLK	WP	HR	S	P	ERA	WHIP			
Gary Gentry, R ERA: 3.36	4.0	L	19	2	3	3	2	4	1	0	0	0	1	18	38	6.75	1.500			
Ron Taylor, R ERA: 3.22	3.0		11	2	1	1	0	0	0	0	0	0	0	11	11	3.00	0.667			
Rich Folkers, L ERA: 5.09	2.0		9	4	1	1	0	0	0	0	0	0	0	9	9	4.50	2.000			

AB 30
R 5
H 8
RBI 5
BB 5
SO 2
LOB 15



Batter	1	2	3	4	5	6	7	8	9	AB	R	H	RBI	BB	SO	LOB	BOTTOM					
Bud Harrelson, S OBP: 0.363, SLG: 0.337 (1, 6)	L8		4-3		1B		F9		F9	5	0	1	0	0	0	2	Los Angeles Dodgers @ New York Mets Shea Stadium, Flushing, NY Sun Jul 26 1970, 3:33 AM EDT Att: 51,139 - Cloudy					
Joe Foy, R OBP: 0.382, SLG: 0.357 (1, 5)	S BB		4-3		K		1B		E5 BB	4	0	1	0	1	1	2						
Ken Singleton, S OBP: 0.358, SLG: 0.405 Rich Folkers, L OBP: 0.250, SLG: 0.250 Duffy Dyer, R OBP: 0.310, SLG: 0.237 Tom Seaver, R OBP: 0.257, SLG: 0.273	F7				1B BB		F8		F7	3	0	0	0	1	0	3						
Art Shamsky, L OBP: 0.380, SLG: 0.442 Al Weis, S OBP: 0.278, SLG: 0.315	G3				P4		P5		1B 2B	4	0	1	0	0	0	2						
Cleon Jones, R OBP: 0.318, SLG: 0.352 (9, 7)					1B		K		1B 1B	4	0	2	0	0	1	0						
Dave Marshall, L OBP: 0.324, SLG: 0.452 (8, 7)					1B				2B 1B	3	1	1	0	0	0	2						
Donn Clendenon, R OBP: 0.366, SLG: 0.533 (9, 3)					F8		HR		G6-4-3 1B	1	0	1	0	0	0	0						
Wayne Garrett, L OBP: 0.394, SLG: 0.488 Tommie Agee, R OBP: 0.338, SLG: 0.491	P5				HR		HR		G6-4-3	3	2	2	3	0	0	0						
Jerry Grote, R OBP: 0.322, SLG: 0.318 (1, 2)					L8		6-3		K	4	0	0	0	0	1	0						
Gary Gentry, R OBP: 0.111, SLG: 0.024 Ron Taylor, R Ron Swoboda, R OBP: 0.358, SLG: 0.428	K				K		1B		BB E 1B	1	0	0	0	0	1	0						
Inning Stats	R: 0 E: 0 K: 0 S: 3	H: 0 LOB: 1 BB: 1 P: 7	R: 0 E: 0 K: 0 S: 3	H: 0 LOB: 0 BB: 0 P: 3	R: 0 E: 0 K: 1 S: 5	H: 0 LOB: 0 BB: 0 P: 5	R: 0 E: 0 K: 0 S: 4	H: 1 LOB: 2 BB: 1 P: 8	R: 1 E: 0 K: 2 S: 9	H: 2 LOB: 1 BB: 0 P: 9	R: 0 E: 0 K: 1 S: 5	H: 0 LOB: 0 BB: 0 P: 5	R: 2 E: 0 K: 0 S: 7	H: 4 LOB: 2 BB: 0 P: 7	R: 0 E: 0 K: 0 S: 4	H: 3 LOB: 3 BB: 0 P: 4	R: 0 E: 1 K: 1 S: 7	H: 1 LOB: 3 BB: 1 P: 11	1B: 7 2B: 2 3B: 0 HR: 2	SF: 0 SAC: 0 DP: 1 HBP: 0	WP: 0 PB: 0 SB: 1 CS: 0	PA: 40
PITCHER	IP	WLS	BF	H	R	ER	SO	BB	IBB	HBP	BLK	WP	HR	S	P	ERA	WHIP					
Don Sutton, R ERA: 3.54	6.2	W	29	7	3	3	4	2	0	0	0	0	2	35	43	4.05	1.350					
Ray Lamb, R ERA: 3.9	0.2		3	2	0	0	0	0	0	0	0	0	0	3	3	0.00	3.000					
Jim Brewer, L ERA: 3.4	1.2	S	8	2	0	0	1	1	0	0	0	0	0	9	13	0.00	1.800					

AB 37
R 3
H 11
RBI 3
BB 3
SO 5
LOB 17



Batter	1	2	3	4	5	6	7	8	9	AB	R	H	RBI	BB	SO	LOB	TOP	
Bobby Bonds, R OBP: 0.388, SLG: 0.492 (1, 9)	0-0 5-3	0-0 HR			4-0 BB		0-3 K			3	1	1	1	1	1	1	San Francisco Giants @ New York Mets Shea Stadium, Flushing, NY Mon Jul 27 1970, 7:05 PM EDT Att: 51,061 - Unknown livebaseballscorecards.com	
Tito Fuentes, S OBP: 0.279, SLG: 0.316 (1, 6)	4-0 1B BB	0-0 3B			0-0 F8 1-2		0-0 F8			3	1	1	0	1	0	2		
Willie Mays, R OBP: 0.391, SLG: 0.522 (1, 8)	0-0 1B 1-2	0-3 K			0-3 K		0-3 K			4	1	1	0	0	3	3		
Willie McCovey, L OBP: 0.426, SLG: 0.574 (1, 3)	0-0 F2			4-0 G5-4-3 BB				0-0 F2		2	0	0	0	2	0	2		
Dick Dietz, R OBP: 0.437, SLG: 0.595 (1, 2)	0-0 1B 1-2 2-H			0-0 F9			0-0 6-3		0-0 F2	4	0	1	1	0	0	3		
Jim Ray Hart, R OBP: 0.403, SLG: 0.600 (1, 7)	0-0 FC6-4 1-3 2-H			0-0 G5-4-3 1-2			0-0 F7		0-0 3-1	4	0	1	1	0	0	1		
Ron Hunt, R OBP: 0.400, SLG: 0.385 (1, 4)	0-0 FC6-4 1-2			0-0 F8			0-0 F8		0-0 F7	4	0	0	0	0	0	2		
Al Gallagher, R OBP: 0.346, SLG: 0.393 (1, 5)		0-0 1-3		0-0 4-3			0-0 F9		0-3 K	4	0	0	0	0	1	0		
Gaylord Perry, R OBP: 0.127, SLG: 0.203 (9, PH)		0-3 K		0-0 F9					0-0 F7	3	0	1	0	0	1	0		
Ken Henderson, S OBP: 0.411, SLG: 0.476 (9, PH)										1	0	0	0	0	0	0		
Inning Stats	R: 2 E: 0 K: 0 S: 6	H: 3 LOB: 2 BB: 1 P: 10	R: 1 E: 0 K: 2 S: 9	H: 2 LOB: 1 BB: 0 P: 9	R: 0 E: 0 K: 0 S: 2	H: 0 LOB: 0 BB: 1 P: 6	R: 0 E: 0 K: 0 S: 3	H: 0 LOB: 0 BB: 0 P: 3	R: 0 E: 0 K: 1 S: 5	H: 1 LOB: 1 BB: 0 P: 8	R: 0 E: 0 K: 0 S: 3	H: 0 LOB: 0 BB: 0 P: 3	R: 0 E: 0 K: 1 S: 5	H: 0 LOB: 0 BB: 0 P: 5	1B: 3 2B: 1 3B: 1 HR: 1	SF: 0 SAC: 0 DP: 1 HBP: 0	WP: 0 PB: 0 SB: 1 CS: 0	PA: 36
PITCHER Tom Seaver, R ERA: 2.41 (1, 1)	IP: 9.0 WLS: W BF: 36 H: 6 R: 3 ER: 3 SO: 6 BB: 3 IBB: 1 HBP: 0 BLK: 0 WP: 0 HR: 1 S: 44 P: 60 ERA: 3.00 WHIP: 1.000															PITCHER		

Batter	1	2	3	4	5	6	7	8	9	AB	R	H	RBI	BB	SO	LOB	BOTTOM			
Bud Harrelson, S OBP: 0.363, SLG: 0.335 (1, 6)	0-0 4-3		4-0 1B FC3-2-5 BB		0-0 SH1-3		0-0 F2			2	0	0	0	1	0	1	San Francisco Giants @ New York Mets Shea Stadium, Flushing, NY Mon Jul 27 1970, 7:05 PM EDT Att: 51,061 - Unknown livebaseballscorecards.com			
Mike Jorgensen, L OBP: 0.286, SLG: 0.406 (1, 8) (9, 3)	0-0 F7		0-0 FC3-2-4 1B		0-3 K		0-0 K		0-0 1B 3B	4	1	2	0	0	1	1				
Ken Singleton, S OBP: 0.362, SLG: 0.408 (6, PR)	0-0 F8		0-0 FC3-2-5 1-2 3-H		0-0 1B				0-0 FC6-4 1B	4	0	2	2	0	0	2				
Tommie Agee, R OBP: 0.338, SLG: 0.491 (9, 8)										0	0	0	0	0	0	0				
Art Shamsky, L OBP: 0.375, SLG: 0.436 (1, 3)		0-0 3-1		0-0 6-3			0-0 F8		0-0 F9	4	0	0	0	0	0	3				
Ron Swoboda, R OBP: 0.356, SLG: 0.428 (9, 9)									0-0 FC6-4 1-2	0	0	0	0	0	0	0				
Cleon Jones, R OBP: 0.317, SLG: 0.362 (1, 7)		0-0 4-3		0-0 HR			0-0 6-3		0-0 FC6-4 1-2	4	1	1	1	0	0	1				
Wayne Garrett, L OBP: 0.392, SLG: 0.488 (1, 4)		0-0 HR 2B		0-3 K			0-3 K		0-0 4-3	4	1	1	0	0	2	1				
Joe Foy, R OBP: 0.385, SLG: 0.373 (1, 5)		0-0 HR		0-0 F8			0-0 1B		0-0 1B	3	1	2	2	0	0	0				
Jerry Grote, R OBP: 0.322, SLG: 0.318 (1, 2)		0-0 2-H 5-3		0-0 F9			0-0 1B		0-0 G4-6-3 1B	3	0	1	0	0	0	0				
Tom Seaver, R OBP: 0.260, SLG: 0.265 (1, 1)			0-0 4-1		4-0 SH1-3 1B PB BB		0-0 G4-6-3			2	1	0	0	1	0	2				
Inning Stats	R: 0 E: 0 K: 0 S: 3	H: 0 LOB: 0 BB: 0 P: 3	R: 2 E: 0 K: 0 S: 5	H: 2 LOB: 0 BB: 0 P: 5	R: 0 E: 0 K: 0 S: 4	H: 1 LOB: 2 BB: 1 P: 8	R: 1 E: 0 K: 1 S: 6	H: 1 LOB: 0 BB: 0 P: 6	R: 1 E: 0 K: 1 S: 5	H: 1 LOB: 1 BB: 1 P: 9	R: 0 E: 0 K: 1 S: 5	H: 0 LOB: 0 BB: 0 P: 5	R: 0 E: 0 K: 0 S: 4	H: 2 LOB: 1 BB: 0 P: 4	R: 1 E: 0 K: 0 S: 5	H: 2 LOB: 1 BB: 0 P: 5	1B: 5 2B: 1 3B: 1 HR: 2	SF: 0 SAC: 1 DP: 1 HBP: 0	WP: 0 PB: 1 SB: 0 CS: 0	PA: 33
PITCHER Gaylord Perry, R ERA: 3.64 (1, 1)	IP: 8.0 WLS: L BF: 33 H: 9 R: 5 ER: 5 SO: 3 BB: 2 IBB: 0 HBP: 0 BLK: 0 WP: 0 HR: 2 S: 37 P: 45 ERA: 5.62 WHIP: 1.375															PITCHER				

Batter	1	2	3	4	5	6	7	8	9	AB	R	H	RBI	BB	SO	LOB	TOP					
Bobby Bonds, R OBP: 0.387, SLG: 0.489 (1, 9)	5-3			1-3		4-0 2B BB		4-3		3	1	0	0	1	0	0	San Francisco Giants @ New York Mets Shea Stadium, Flushing, NY Tue Jul 28 1970, 7:05 PM EDT Att: 50,174 - Unknown					
Ron Hunt, R OBP: 0.398, SLG: 0.387 (1, 4)	F7			F7		WP 1-H 2-H 2B		F8		4	0	1	2	0	0	0						
Willie Mays, R OBP: 0.388, SLG: 0.517 Ken Henderson, S OBP: 0.410, SLG: 0.475 (6, 9)	K			K		2-3 K		K		3	0	0	0	0	3	1						
Willie McCovey, L OBP: 0.424, SLG: 0.573 (1, 3)		K				F6 2B		F8		4	0	1	0	0	1	1						
Dick Dietz, R OBP: 0.438, SLG: 0.592 (1, 2)		K				F7		G6-4-3 BB		3	0	1	0	1	1	1						
Jim Ray Hart, R OBP: 0.395, SLG: 0.581 (1, 7)						5-3		G6-4-3 1-2 BB		4	0	1	0	0	0	2						
Al Gallagher, R OBP: 0.345, SLG: 0.390 (1, 5)						1-6-3		1B		4	0	1	0	0	0	3						
Tito Fuentes, S OBP: 0.275, SLG: 0.311 (1, 6)						4-3		3-1		3	0	0	0	0	0	1						
Rich Robertson, R OBP: 0.083, SLG: 0.250 Mike Davison, L (4, 1)						F3		4-0 BB 2B BB		1	0	0	0	0	0	0						
Bob Taylor, L OBP: 0.326, SLG: 0.280 Ron Bryant, S OBP: 0.125, SLG: 0.125 (8, 1)								1-3		0	1	0	0	1	0	0						
Inning Stats	R: 0 E: 0 K: 1 S: 5	H: 0 LOB: 0 BB: 0 P: 5	R: 0 E: 0 K: 2 S: 7	H: 0 LOB: 0 BB: 0 P: 7	R: 0 E: 0 K: 0 S: 3	H: 0 LOB: 0 BB: 0 P: 3	R: 0 E: 0 K: 1 S: 5	H: 0 LOB: 0 BB: 0 P: 5	R: 0 E: 0 K: 0 S: 4	H: 1 LOB: 1 BB: 0 P: 4	R: 2 E: 0 K: 1 S: 6	H: 1 LOB: 1 BB: 2 P: 14	R: 0 E: 0 K: 0 S: 3	H: 1 LOB: 1 BB: 1 P: 7	R: 0 E: 0 K: 0 S: 3	H: 0 LOB: 0 BB: 0 P: 3	R: 0 E: 0 K: 0 S: 5	H: 2 LOB: 2 BB: 0 P: 5	1B: 3 2B: 2 3B: 0 HR: 0	SF: 0 SAC: 0 DP: 1 HBP: 0	WP: 1 PB: 0 SB: 0 CS: 0	PA: 34
PITCHER Jim McAndrew, R ERA: 4.18 (1, 1)	IP: 9.0 WLS: W BF: 34 H: 5 R: 2 ER: 2 SO: 5 BB: 3 IBB: 0 HBP: 0 BLK: 0 WP: 1 HR: 0 S: 41 P: 53 ERA: 2.00 WHIP: 0.889															PITCHER						

Batter	1	2	3	4	5	6	7	8	9	AB	R	H	RBI	BB	SO	LOB	BOTTOM	
Tommie Agee, R OBP: 0.339, SLG: 0.490 (1, 8)	3B 1B		6-3	F9	F8					5	1	2	0	0	0	3	San Francisco Giants @ New York Mets Shea Stadium, Flushing, NY Tue Jul 28 1970, 7:05 PM EDT Att: 50,174 - Unknown	
Bud Harrelson, S OBP: 0.368, SLG: 0.349 Al Weis, S OBP: 0.283, SLG: 0.319 (6, 6)	SF8 3B		HR	HR		K				3	3	3	2	0	0	0		
Ken Singleton, S OBP: 0.370, SLG: 0.411 (1, 9)	SF8 1B		HR	F8		G5-3 BB 1B		K		4	1	2	0	1	1	4		
Donn Clendenon, R OBP: 0.372, SLG: 0.567 Mike Jorgensen, L OBP: 0.296, SLG: 0.406 (9, 3)	SF8		HR	HR		1-2 BB		K		3	2	2	7	1	1	0		
Cleon Jones, R OBP: 0.316, SLG: 0.360 Ron Swoboda, R OBP: 0.362, SLG: 0.448 (8, 9)	K		E5 FC3-6			G5-3 2-3f		HR		4	0	1	0	0	1	3		
Wayne Garrett, L OBP: 0.387, SLG: 0.480 (1, 4)	6-3		FC3-6	K				HR		1	1	1	1	0	0	0		
Joe Foy, R OBP: 0.379, SLG: 0.366 (1, 5)		F8	F7		F6			F8		5	0	0	0	0	0	2		
Jerry Grote, R OBP: 0.328, SLG: 0.325 Duffy Dyer, R OBP: 0.207, SLG: 0.235 (8, 2)		F9		F9 BB 1B		SH3-4 1B		FC4-6 1-2		4	2	3	0	0	0	0		
Jim McAndrew, R OBP: 0.207, SLG: 0.222 (1, 1)		F4		HR BB		SH3-4 1B		E8 1B 1B		2	2	1	0	1	0	0		
Inning Stats	R: 2 E: 0 K: 1 S: 8	H: 3 LOB: 1 BB: 0 P: 8	R: 0 E: 0 K: 0 S: 3	H: 0 LOB: 0 BB: 0 P: 3	R: 3 E: 1 K: 0 S: 6	H: 2 LOB: 1 BB: 1 P: 10	R: 4 E: 0 K: 1 S: 9	H: 4 LOB: 1 BB: 1 P: 13	R: 0 E: 0 K: 1 S: 5	H: 1 LOB: 1 BB: 1 P: 9	R: 2 E: 1 K: 2 S: 11	H: 4 LOB: 2 BB: 0 P: 11	R: 1 E: 0 K: 1 S: 7	H: 2 LOB: 1 BB: 0 P: 7	1B: 12 2B: 1 3B: 1 HR: 3	SF: 1 SAC: 1 DP: 1 HBP: 0		WP: 0 PB: 0 SB: 0 CS: 0
PITCHER Rich Robertson, R ERA: 5.3 Mike Davison, L ERA: 7.53 Ron Bryant, L ERA: 5.27 (8, 1)	IP: 3.0 WLS: L BF: 18 H: 6 R: 7 ER: 7 SO: 1 BB: 2 IBB: 0 HBP: 0 BLK: 0 WP: 0 HR: 1 S: 18 P: 26 ERA: 21.00 WHIP: 2.667															PITCHER		

Batter	1	2	3	4	5	6	7	8	9	AB	R	H	RBI	BB	SO	LOB	TOP										
Bobby Bonds, R OBP: 0.392, SLG: 0.508 (1, 8)										5	2	4	3	0	1	2	San Francisco Giants @ New York Mets Shea Stadium, Flushing, NY Wed Jul 29 1970, 7:05 PM EDT Att: 43,029 - Unknown										
Ron Hunt, R OBP: 0.402, SLG: 0.385 (1, 4)										1	1	0	0	3	0	1											
Hal Lanier, R OBP: 0.276, SLG: 0.299 (7, 6)									1	0	0	0	0	0	2												
Willie Mays, R OBP: 0.383, SLG: 0.508 (1, 3)									5	0	0	0	0	1	4												
Dick Dietz, R OBP: 0.438, SLG: 0.586 (1, 2)									3	0	0	0	2	1	2												
Ken Henderson, S OBP: 0.410, SLG: 0.475 (1, 9)									4	0	1	1	1	0	3												
Jim Ray Hart, R OBP: 0.400, SLG: 0.577 (1, 5)									4	0	2	0	0	0	3												
Tito Fuentes, S OBP: 0.274, SLG: 0.310 (7, 4)									4	0	1	0	0	1	4												
Frank Johnson, R OBP: 0.331, SLG: 0.319 (1, 7)									3	1	2	0	1	0	0												
Skip Pitlock, L (1, 1)									2	0	0	0	0	2	3												
Al Gallagher, R OBP: 0.343, SLG: 0.389 (7, PH)									1	0	0	0	0	1	1												
Don McMahon, R OBP: 0.308, SLG: 0.182 (7, 1)									1	0	0	0	0	1	2												
Inning Stats	R: 0 E: 0 K: 0 S: 3	H: 1 LOB: 0 BB: 0 P: 3	R: 0 E: 0 K: 2 S: 8	H: 1 LOB: 3 BB: 2 P: 16	R: 0 E: 0 K: 1 S: 6	H: 1 LOB: 2 BB: 1 P: 10	R: 0 E: 0 K: 0 S: 3	H: 1 LOB: 0 BB: 0 P: 3	R: 1 E: 0 K: 1 S: 5	H: 1 LOB: 0 BB: 1 P: 9	R: 0 E: 0 K: 0 S: 3	H: 0 LOB: 1 BB: 1 P: 7	R: 3 E: 0 K: 1 S: 8	H: 3 LOB: 2 BB: 2 P: 16	R: 0 E: 0 K: 2 S: 9	H: 2 LOB: 2 BB: 0 P: 9	R: 0 E: 0 K: 1 S: 5	H: 0 LOB: 0 BB: 0 P: 5	1B: 7 2B: 1 3B: 0 HR: 2	SF: 0 SAC: 0 DP: 2 HBP: 0	WP: 1 PB: 0 SB: 0 CS: 1	PA: 41					
PITCHER	IP	WLS	BF	H	R	ER	SO	BB	IBB	HBP	BLK	WP	HR	S	P	ERA	WHIP										
Jerry Koosman, L ERA: 2.82 (1, 1)	5.0		21	5	1	1	4	3	1	0	0	0	1	25	41	1.80	1.600										
Rich Folkers, L ERA: 8.05 (6, 1)	1.2	L	11	3	3	3	1	2	1	0	0	1	1	10	22	16.20	3.000										
Danny Frisella, R ERA: 2.08 (7, 1)	1.1		6	2	0	0	2	0	0	0	0	0	0	10	10	0.00	1.500										
Ron Taylor, R ERA: 3.15 (9, 1)	1.0		3	0	0	0	1	0	0	0	0	0	0	5	5	0.00	0.000										

Batter	1	2	3	4	5	6	7	8	9	AB	R	H	RBI	BB	SO	LOB	BOTTOM										
Tommie Agee, R OBP: 0.339, SLG: 0.489 (1, 8)										5	1	2	0	0	0	2	San Francisco Giants @ New York Mets Shea Stadium, Flushing, NY Wed Jul 29 1970, 7:05 PM EDT Att: 43,029 - Unknown										
Bud Harrelson, S OBP: 0.366, SLG: 0.347 (1, 6)									5	0	1	0	0	1	2												
Ken Singleton, S OBP: 0.377, SLG: 0.409 (1, 7)									3	0	1	0	2	1	0												
Donn Clendenon, R OBP: 0.368, SLG: 0.573 (1, 3)									5	1	1	2	0	2	4												
Ron Swoboda, R OBP: 0.369, SLG: 0.445 (1, 9)									1	0	0	0	3	1	1												
Joe Foy, R OBP: 0.377, SLG: 0.361 (1, 5)									3	0	0	0	1	0	4												
Ted Martinez, R OBP: 0.083 (1, 4)									3	0	0	0	0	0	2												
Wayne Garrett, L OBP: 0.385, SLG: 0.478 (6, PH)									1	0	0	0	0	0	0												
Duffy Dyer, R OBP: 0.316, SLG: 0.232 (1, 2)									1	0	0	0	2	0	0												
Dave Marshall, L OBP: 0.328, SLG: 0.457 (6, PH)									1	0	1	0	0	0	0												
Jerry Grote, R OBP: 0.328, SLG: 0.325 (9, 2)									0	0	0	0	0	0	0												
Jerry Koosman, R OBP: 0.128, SLG: 0.068 (1, 1)									1	0	0	0	0	1	1												
Rich Folkers, L OBP: 0.400, SLG: 0.400 (6, 1)									1	0	1	0	0	0	0												
Danny Frisella, L OBP: 0.500, SLG: 0.500 (7, 1)									0	0	0	0	0	0	0												
Art Shamsky, L OBP: 0.373, SLG: 0.434 (6, PH)									1	0	0	0	0	1	1												
Ron Taylor, R (9, 1)									0	0	0	0	0	0	0												
Inning Stats	R: 1 E: 0 K: 0 S: 5	H: 3 LOB: 2 BB: 1 P: 9	R: 0 E: 0 K: 0 S: 3	H: 0 LOB: 1 BB: 1 P: 7	R: 1 E: 0 K: 1 S: 6	H: 1 LOB: 1 BB: 1 P: 10	R: 0 E: 0 K: 1 S: 6	H: 1 LOB: 2 BB: 1 P: 10	R: 0 E: 0 K: 0 S: 3	H: 1 LOB: 0 BB: 0 P: 3	R: 0 E: 0 K: 2 S: 7	H: 0 LOB: 1 BB: 1 P: 11	R: 0 E: 0 K: 0 S: 4	H: 1 LOB: 1 BB: 0 P: 4	R: 0 E: 0 K: 1 S: 5	H: 0 LOB: 1 BB: 1 P: 9	1B: 6 2B: 0 3B: 0 HR: 1	SF: 0 SAC: 1 DP: 2 HBP: 0	WP: 0 PB: 0 SB: 0 CS: 0	PA: 40							
PITCHER	IP	WLS	BF	H	R	ER	SO	BB	IBB	HBP	BLK	WP	HR	S	P	ERA	WHIP										
Skip Pitlock, L ERA: 5.19 (1, 1)	6.0		28	6	2	2	3	6	0	0	0	0	0	1	28	3.00	2.000										
Don McMahon, R ERA: 3.32 (7, 1)	3.0	S	12	1	0	0	3	2	0	0	0	0	0	16	24	0.00	1.000										

AB	34
R	4
H	10
RBI	4
BB	7
SO	8
LOB	27



Batter	1	2	3	4	5	6	7	8	9	AB	R	H	RBI	BB	SO	LOB	TOP										
Dave Campbell, R (1,4) OBP: 0.284, SLG: 0.333	F7			F8	P6		F2		K	5	0	0	0	0	1	3	San Diego Padres @ New York Mets Shea Stadium, Flushing, NY Fri Jul 31 1970, 7:05 PM EDT Att: 30,684 - Unknown										
Steve Huntz, S (1,6) OBP: 0.335, SLG: 0.351	F9			G6-4-3 BB	E BB		K		F7	3	0	0	0	2	1												
Cito Gaston, R (1,8) OBP: 0.375, SLG: 0.554	5-3			G6-4-3 1-2	E BB		K			3	0	0	1	1	1												
Al Ferrara, R (1,7) OBP: 0.364, SLG: 0.466		K							5-3	3	1	0	0	0	1	2											
Ollie Brown, R (1,9) OBP: 0.321, SLG: 0.484		K								4	0	1	0	0	1	4											
Nate Colbert, R (1,3) OBP: 0.330, SLG: 0.482		K								3	1	0	0	1	2	1											
Ed Spiezio, R (1,5) OBP: 0.383, SLG: 0.462										3	1	1	0	1	1	2											
Chris Cannizzaro, R (1,2) OBP: 0.398, SLG: 0.428										3	1	1	2	1	1	2											
Jose Arcia, R (9, PR) OBP: 0.253, SLG: 0.256										0	0	0	0	0	0	0											
Pat Dobson, R (1,1) OBP: 0.212, SLG: 0.184										1	0	0	0	0	0	1											
Ray Webster, L (5, PH) OBP: 0.301, SLG: 0.310										1	1	1	1	0	0	0											
Ron Herbel, R (5,1)										1	0	0	0	0	1	1											
Tom Dukes, R (6,1)										0	0	0	0	0	0	0											
Ivan Murrell, R (9, PH) OBP: 0.296, SLG: 0.422										1	0	0	0	0	1	1											
Inning Stats	R: 0 E: 0 K: 0 S: 3	H: 0 LOB: 0 BB: 0 P: 3	R: 0 E: 0 K: 3 S: 9	H: 0 LOB: 0 BB: 0 P: 9	R: 0 E: 0 K: 0 S: 3	H: 1 LOB: 0 BB: 0 P: 3	R: 0 E: 0 K: 0 S: 2	H: 0 LOB: 0 BB: 1 P: 6	R: 5 E: 1 K: 0 S: 6	H: 2 LOB: 2 BB: 4 P: 23	R: 0 E: 0 K: 3 S: 10	H: 0 LOB: 1 BB: 0 P: 10	R: 0 E: 0 K: 2 S: 7	H: 0 LOB: 0 BB: 0 P: 7	R: 0 E: 0 K: 1 S: 6	H: 1 LOB: 1 BB: 0 P: 6	R: 0 E: 0 K: 2 S: 7	H: 0 LOB: 1 BB: 1 P: 11	1B: 4 2B: 0 3B: 0 HR: 0	SF: 0 SAC: 0 DP: 2 HBP: 1	WP: 0 PB: 0 SB: 1 CS: 0	PA: 38					
PITCHER	IP	WLS	BF	H	R	ER	SO	BB	IBB	HBP	BLK	WP	HR	S	P	ERA	WHIP										
Gary Gentry, R (1,1) ERA: 3.51	4.2		20	3	5	4	3	4	0	1	0	0	0	21	38	7.71	1.500										
Danny Frisella, R (5,1) ERA: 1.99	1.1	W	7	0	0	0	3	1	0	0	0	0	0	12	16	0.00	0.750										
Tug McGraw, L (7,1) ERA: 3.78	3.0	S	11	1	0	0	5	1	0	0	0	0	0	20	24	0.00	0.667										

AB	31
R	5
H	4
RBI	4
BB	6
SO	11
LOB	19



Batter	1	2	3	4	5	6	7	8	9	AB	R	H	RBI	BB	SO	LOB	BOTTOM										
Tommie Agee, R (1,8) OBP: 0.339, SLG: 0.487	4-3		L9-6 2-3		P4					4	0	1	2	0	0	2	San Diego Padres @ New York Mets Shea Stadium, Flushing, NY Fri Jul 31 1970, 7:05 PM EDT Att: 30,684 - Unknown										
Bud Harrelson, S (1,6) OBP: 0.365, SLG: 0.346	F9				F9				P4	4	0	1	0	0	0	2											
Ken Singleton, S (1,9) OBP: 0.374, SLG: 0.426	K								F8	4	1	1	1	0	2	2											
Donn Clendenon, R (1,3) OBP: 0.361, SLG: 0.561		K			F9				K	4	0	0	0	0	3	0											
Cleon Jones, R (1,7) OBP: 0.322, SLG: 0.375									6-3	3	2	2	1	1	0	0											
Wayne Garrett, L (1,4) OBP: 0.387, SLG: 0.495									F8	4	2	2	1	0	0	1											
Joe Foy, R (1,5) OBP: 0.375, SLG: 0.359									K	4	1	1	1	0	3	1											
Jerry Grote, R (1,2) OBP: 0.327, SLG: 0.324									F9	4	0	1	0	0	0	2											
Gary Gentry, R (1,1) OBP: 0.111, SLG: 0.024										0	0	0	0	0	0	0											
Danny Frisella, L (5,1) OBP: 0.997, SLG: 0.667										1	0	1	0	0	0	0											
Dave Marshall, L (6, PH) OBP: 0.333, SLG: 0.457										0	0	0	0	1	0	0											
Tug McGraw, R (7,1) OBP: 0.286, SLG: 0.333										0	0	0	0	0	0	0											
Inning Stats	R: 0 E: 0 K: 1 S: 5	H: 0 LOB: 0 BB: 0 P: 5	R: 0 E: 0 K: 2 S: 7	H: 0 LOB: 1 BB: 1 P: 11	R: 0 E: 0 K: 0 S: 3	H: 1 LOB: 0 BB: 0 P: 3	R: 3 E: 0 K: 1 S: 8	H: 3 LOB: 0 BB: 0 P: 8	R: 0 E: 0 K: 1 S: 7	H: 2 LOB: 2 BB: 0 P: 7	R: 3 E: 0 K: 1 S: 9	H: 4 LOB: 2 BB: 1 P: 13	R: 0 E: 0 K: 1 S: 5	H: 0 LOB: 0 BB: 0 P: 5	R: 0 E: 0 K: 1 S: 5	H: 0 LOB: 0 BB: 0 P: 5	1B: 7 2B: 1 3B: 0 HR: 3	SF: 0 SAC: 1 DP: 1 HBP: 0	WP: 0 PB: 0 SB: 0 CS: 0	PA: 35							
PITCHER	IP	WLS	BF	H	R	ER	SO	BB	IBB	HBP	BLK	WP	HR	S	P	ERA	WHIP										
Pat Dobson, R (1,1) ERA: 4.09	4.0		16	4	3	3	4	1	0	0	0	0	0	3	23	6.75	1.250										
Ron Herbel, R (5,1) ERA: 4.78	1.1	L	9	5	3	3	2	0	0	0	0	0	0	13	13	20.25	3.750										
Tom Dukes, R (6,1) ERA: 1.82	2.2		10	1	0	0	2	1	0	0	0	0	0	13	17	0.00	0.750										



Batter	1	2	3	4	5	6	7	8	9	AB	R	H	RBI	BB	SO	LOB	TOP			
Dave Campbell, R (1, 4) OBP: 0.286, SLG: 0.341	F2		HR		F7			CS BB BB		3	1	1	1	1	0	0	San Diego Padres @ New York Mets Shea Stadium, Flushing, NY Sat Aug 01 1970, 3:33 AM EDT Att: 25,919 - Unknown			
Steve Huntz, S (1, 6) OBP: 0.337, SLG: 0.348	4-0		L3		4-3			BB		2	0	0	0	2	0	0				
Jose Arcia, R (8, FR) OBP: 0.253, SLG: 0.256	1B BB							BB		0	0	0	0	0	0	0				
Cito Gaston, R (1, 8) OBP: 0.371, SLG: 0.549	0-3		1-3		F8			BB		4	0	0	0	0	1	3				
Al Ferrara, R (1, 7) OBP: 0.358, SLG: 0.458	0-0		K		F9			BB		4	0	0	0	0	2	3				
Ollie Brown, R (1, 9) OBP: 0.323, SLG: 0.493	0-0				K			BB		4	1	2	1	0	1	0				
Nate Colbert, R (1, 3) OBP: 0.327, SLG: 0.476	0-3		K		K			BB		4	0	0	0	0	4	3				
Ed Spiezio, R (1, 5) OBP: 0.374, SLG: 0.449			K		F2			BB		4	0	0	0	0	2	0				
Chris Cannizzaro, R (1, 2) OBP: 0.397, SLG: 0.424	0-0		5-3		L7			BB		2	0	0	0	1	0	0				
Earl Wilson, R (1, 1) OBP: 0.225, SLG: 0.278	0-3		K		K			BB		2	0	0	0	0	2	1				
Ray Webster, L (7, PH) OBP: 0.298, SLG: 0.307								BB		1	0	0	0	0	1	0				
Ron Willis, R (7, 1)								BB		0	0	0	0	0	0	0				
Inning Stats	R: 0 E: 1 K: 2 S: 9	H: 1 LOB: 3 BB: 1 P: 13	R: 0 E: 0 K: 2 S: 7	H: 0 LOB: 0 BB: 0 P: 7	R: 1 E: 0 K: 1 S: 6	H: 1 LOB: 0 BB: 0 P: 6	R: 1 E: 0 K: 2 S: 8	H: 1 LOB: 1 BB: 1 P: 12	R: 0 E: 0 K: 0 S: 3	H: 0 LOB: 0 BB: 0 P: 3	R: 0 E: 0 K: 2 S: 7	H: 0 LOB: 0 BB: 0 P: 7	R: 0 E: 0 K: 1 S: 4	H: 0 LOB: 2 BB: 2 P: 12	R: 0 E: 0 K: 1 S: 5	H: 0 LOB: 0 BB: 0 P: 5	1B: 1 2B: 1 3B: 0 HR: 2	SF: 0 SAC: 0 DP: 1 HBP: 0	WP: 0 PB: 0 SB: 0 CS: 1	PA: 34
PITCHER Tom Seaver, R (1, 1) ERA: 2.39	IP: 9.0 WLS: W BF: 34 H: 3 R: 2 ER: 2 SO: 13 BB: 4 IBB: 0 HBP: 0 BLK: 0 WP: 0 HR: 2 S: 56 P: 72 ERA: 2.00 WHIP: 0.778															PITCHER				

Batter	1	2	3	4	5	6	7	8	9	AB	R	H	RBI	BB	SO	LOB	BOTTOM	
Tommie Agee, R (1, 8) OBP: 0.339, SLG: 0.484	E6		F9	1-2 BB			6-3			4	0	1	1	1	0	0	San Diego Padres @ New York Mets Shea Stadium, Flushing, NY Sat Aug 01 1970, 3:33 AM EDT Att: 25,919 - Unknown	
Bud Harrelson, S (1, 6) OBP: 0.363, SLG: 0.347	E4		HR	4-3	4-3		6-3	1B		5	1	1	0	0	0	5		
Ken Singleton, S (1, 9) OBP: 0.365, SLG: 0.414	K		4-3	2-3			E4	1B		4	0	0	0	0	1	3		
Art Shamsky, L (1, 3) OBP: 0.378, SLG: 0.434							F8			2	1	1	0	2	0	0		
Mike Jorgensen, L (7, PR) OBP: 0.296, SLG: 0.406	G6-4-3		HR	BB			F8			0	0	0	0	0	0	0		
Cleon Jones, R (1, 7) OBP: 0.321, SLG: 0.384	G6-4-3		HR				6-3	1B		4	1	1	3	0	1	5		
Wayne Garrett, L (1, 4) OBP: 0.385, SLG: 0.489			P4				F9			4	0	1	0	0	0	0		
Joe Foy, R (1, 5) OBP: 0.374, SLG: 0.361	FC1-6						CS			4	0	1	0	0	0	1		
Jerry Grote, R (1, 2) OBP: 0.333, SLG: 0.335	4-3						BB			4	1	3	0	0	0	1		
Tom Seaver, R (1, 1) OBP: 0.247, SLG: 0.250	K						6-3	1B		4	0	0	0	0	2	4		
Inning Stats	R: 0 E: 3 K: 1 S: 6	H: 0 LOB: 2 BB: 1 P: 10	R: 0 E: 0 K: 1 S: 6	H: 1 LOB: 1 BB: 0 P: 6	R: 3 E: 0 K: 0 S: 5	H: 2 LOB: 0 BB: 1 P: 9	R: 0 E: 0 K: 1 S: 6	H: 1 LOB: 2 BB: 1 P: 10	R: 0 E: 0 K: 0 S: 4	H: 2 LOB: 1 BB: 0 P: 4	R: 0 E: 1 K: 1 S: 7	H: 1 LOB: 2 BB: 0 P: 7	R: 0 E: 1 K: 0 S: 6	H: 2 LOB: 2 BB: 0 P: 6	1B: 5 2B: 3 3B: 0 HR: 1	SF: 0 SAC: 0 DP: 1 HBP: 0	WP: 0 PB: 0 SB: 0 CS: 1	PA: 38
PITCHER Earl Wilson, R (1, 1) ERA: 4.64	IP: 6.0 WLS: L BF: 27 H: 6 R: 3 ER: 3 SO: 3 BB: 2 IBB: 1 HBP: 0 BLK: 0 WP: 1 HR: 1 S: 30 P: 42 ERA: 4.50 WHIP: 1.333															PITCHER		
Ron Willis, R (7, 1) ERA: 2.12	IP: 2.0 WLS: L BF: 11 H: 3 R: 1 ER: 0 SO: 1 BB: 0 IBB: 0 HBP: 0 BLK: 0 WP: 0 HR: 0 S: 13 P: 13 ERA: 0.00 WHIP: 1.500															PITCHER		



Batter	1	2	3	4	5	6	7	8	9	AB	R	H	RBI	BB	SO	LOB	TOP			
Jose Arcia, R OBP: 0.242, SLG: 0.244 (1, 4)	6-3		K			K		L4		4	0	0	0	0	2	0				
Steve Hantz, S OBP: 0.336, SLG: 0.347 (1, 6)	P4			FC5-4 1B		6-3		4-3		4	0	1	0	0	0	0				
Cito Gaston, R OBP: 0.372, SLG: 0.547 (1, 8)	L7			K			F9 S 1B BB	SH3-4 1B		3	2	1	0	1	1	1				
Al Ferrara, R OBP: 0.354, SLG: 0.452 Larry Stahl, L OBP: 0.136, SLG: 0.138 (1, 7) (7, 7)	P4			FC5-4 1-2			F9 1-3	SH3-4 1-2		3	0	0	0	0	0	2				
Ollie Brown, R OBP: 0.325, SLG: 0.493 (1, 9)	P6			F8			1B SF8 1B	1B		4	1	2	2	0	0	1				
Ray Webster, L OBP: 0.306, SLG: 0.308 (1, 3)	BB				1-3		1-3 1B	F7		3	0	1	0	1	0	1				
Ed Spiezio, R OBP: 0.366, SLG: 0.440 (1, 5)	F8				F8		SF8	F7		3	0	0	1	0	0	2				
Bob Barton, R OBP: 0.276, SLG: 0.333 (1, 2)			K		K		K			3	0	0	0	0	3	1				
Danny Coombs, R OBP: 0.128, SLG: 0.108 Tom Dukes, R (7, 1) (7, 1)	6-3					L7		K		2	0	0	0	0	0	0				
Inning Stats	R: 0 E: 0 K: 0 S: 3	H: 0 LOB: 0 BB: 0 P: 3	R: 0 E: 0 K: 0 S: 3	H: 0 LOB: 1 BB: 1 P: 7	R: 0 E: 0 K: 2 S: 7	H: 0 LOB: 0 BB: 0 P: 7	R: 0 E: 0 K: 1 S: 6	H: 1 LOB: 1 BB: 0 P: 6	R: 0 E: 0 K: 1 S: 5	H: 0 LOB: 0 BB: 0 P: 5	R: 2 E: 0 K: 1 S: 7	H: 2 LOB: 1 BB: 1 P: 11	R: 0 E: 0 K: 1 S: 5	H: 0 LOB: 0 BB: 0 P: 5	R: 1 E: 0 K: 0 S: 5	H: 2 LOB: 1 BB: 0 P: 5	1B: 5 2B: 0 3B: 0 HR: 0	SF: 1 SAC: 1 DP: 0 HBP: 0	WP: 0 PB: 0 SB: 1 CS: 0	PA: 34
PITCHER	IP	WLS	BF	H	R	ER	SO	BB	IBB	HBP	BLK	WP	HR	S	P	ERA	WHIP			
Jim McAndrew, R ERA: 4.07 Ron Taylor, R ERA: 3.21	(1, 1) (8, 1)	7.0 L	26 26	3 2	2 2	2 2	6 6	2 0	0 0	0 0	0 0	0 0	0 0	36 10	44 10	2.57 4.50	0.714 1.000			

San Diego Padres @ New York Mets
Shea Stadium, Flushing, NY
Sun Aug 02 1970, 3:33 AM EDT
Unknown

AB 30
R 3
H 5
RBI 3
BB 2
SO 7
LOB 8



Batter	1	2	3	4	5	6	7	8	9	AB	R	H	RBI	BB	SO	LOB	BOTTOM			
Tommie Agee, R OBP: 0.336, SLG: 0.480 (1, 8)	P4	FC5-4 1-2			K		P6			4	0	0	0	0	1	4				
Bud Harrelson, S OBP: 0.360, SLG: 0.343 (1, 6)	P4		L8			K		4-3		4	0	0	0	0	1	0				
Ken Singleton, S OBP: 0.368, SLG: 0.424 (1, 9)	E3 1B		G6-4-3 1B			2B		K		4	0	2	0	0	1	0				
Donn Clendenon, R OBP: 0.359, SLG: 0.555 (1, 3)	1B		G6-4-3 1-2			L9		F7		4	0	1	0	0	0	2				
Cleon Jones, R OBP: 0.317, SLG: 0.378 (1, 7)	K			F7		4-3		F8		4	0	0	0	0	1	3				
Joe Foy, R OBP: 0.369, SLG: 0.356 (1, 5)	6-3			F7		F8		F6		4	0	0	0	0	0	0				
Jerry Grote, R OBP: 0.336, SLG: 0.335 (1, 2)	BB BB		6-3		6-3	FC6-4 1B		K		3	0	1	0	1	1	0				
Al Weis, S OBP: 0.275, SLG: 0.309 (1, 4)	P4				6-3	FC6-4 BB				3	0	0	0	0	0	2				
Jim McAndrew, R OBP: 0.226, SLG: 0.214 Ron Swoboda, R OBP: 0.372, SLG: 0.445 Ron Taylor, R (7, PH) (8, 1)	BB BB				K	1-2 BB				1	0	0	0	1	1	0				
Inning Stats	R: 0 E: 1 K: 1 S: 7	H: 1 LOB: 2 BB: 0 P: 7	R: 0 E: 0 K: 0 S: 3	H: 0 LOB: 2 BB: 2 P: 11	R: 0 E: 0 K: 0 S: 3	H: 1 LOB: 0 BB: 0 P: 3	R: 0 E: 0 K: 2 S: 7	H: 0 LOB: 0 BB: 0 P: 7	R: 0 E: 0 K: 1 S: 6	H: 1 LOB: 1 BB: 0 P: 6	R: 0 E: 0 K: 0 S: 4	H: 1 LOB: 2 BB: 1 P: 8	R: 0 E: 0 K: 1 S: 5	H: 0 LOB: 0 BB: 0 P: 5	R: 0 E: 0 K: 1 S: 5	H: 0 LOB: 0 BB: 0 P: 5	1B: 3 2B: 1 3B: 0 HR: 0	SF: 0 SAC: 0 DP: 1 HBP: 0	WP: 0 PB: 0 SB: 0 CS: 0	PA: 34
PITCHER	IP	WLS	BF	H	R	ER	SO	BB	IBB	HBP	BLK	WP	HR	S	P	ERA	WHIP			
Danny Coombs, L ERA: 2.36 Tom Dukes, R ERA: 1.71	(1, 1) (7, 1)	6.2 S	27 7	4 0	0 0	0 0	4 2	3 0	0 0	0 0	0 0	0 0	0 0	11 11	11 11	0.00 0.000	1.050			

San Diego Padres @ New York Mets
Shea Stadium, Flushing, NY
Sun Aug 02 1970, 3:33 AM EDT
Unknown

AB 31
R 0
H 4
RBI 0
BB 3
SO 6
LOB 11



Batter	1	2	3	4	5	6	7	8	9	AB	R	H	RBI	BB	SO	LOB	TOP																			
Jose Arcia, R OBP: 0.250, SLG: 0.244 (1, 4)	L8		1B BB		G3		1B 1B		K	4	0	1	0	1	1	0	San Diego Padres @ New York Mets Shea Stadium, Flushing, NY Sun Aug 02 1970, 3:38 AM EDT Att: 49,373 - Unknown																			
Steve Huntz, S OBP: 0.337, SLG: 0.348 Dave Campbell, R OBP: 0.286, SLG: 0.341 (1, 6)	FC4-6 1B		1-3 1B		5-3		K		K	5	0	2	0	0	2	2																				
Cito Gaston, R OBP: 0.373, SLG: 0.545 (1, 8)	FC4-6 WP 1-2		L6		K		FC6-4 1B 1-2 2-H		BB 1B	5	0	2	1	0	1	3																				
Al Ferrara, R OBP: 0.349, SLG: 0.444 Larry Stahl, L OBP: 0.167, SLG: 0.138 (1, 7)	6-3 1-2				K		FC6-4 1-2		BB 1B	4	0	0	0	0	1	3																				
Nate Colbert, R OBP: 0.328, SLG: 0.482 (1, 3)		K			K				F3	4	1	1	1	1	2	2																				
Ivan Murrell, R OBP: 0.296, SLG: 0.419 (1, 9)		F5			S 1B		K			4	1	1	0	0	2	1																				
Ed Spiezio, R OBP: 0.369, SLG: 0.458 (1, 5)		6-3			1B BB		F8		HR	3	1	1	1	1	0	1																				
Chris Cannizzaro, R OBP: 0.395, SLG: 0.421 (1, 2)			P4		FC4-6 1B 1-2 2-H		K		K	4	0	1	1	0	2	0																				
Dave Roberts, L OBP: 0.250, SLG: 0.429 Ron Willis, R (7, 1)			F8		FC4-6 1-2		1B 1B		K	3	1	1	0	0	0	2																				
Inning Stats	R: 0 E: 0 K: 0 S: 4	H: 1 LOB: 1 BB: 0 P: 4	R: 0 E: 0 K: 1 S: 5	H: 0 LOB: 0 BB: 0 P: 5	R: 0 E: 0 K: 0 S: 4	H: 1 LOB: 2 BB: 1 P: 8	R: 1 E: 0 K: 2 S: 9	H: 2 LOB: 2 BB: 1 P: 13	R: 0 E: 0 K: 1 S: 5	H: 0 LOB: 1 BB: 0 P: 9	R: 1 E: 0 K: 10 S: 10	H: 3 LOB: 2 BB: 0 P: 10	R: 2 E: 0 K: 3 S: 11	H: 2 LOB: 0 BB: 0 P: 11	R: 0 E: 0 K: 2 S: 8	H: 1 LOB: 2 BB: 1 P: 12	1B: 8 2B: 0 3B: 0 HR: 2	SF: 0 SAC: 0 DP: 0 HBP: 0	WP: 1 PB: 0 SB: 1 CS: 0	PA: 41																
PITCHER	IP	WLS	BF	H	R	ER	SO	BB	IBB	HBP	BLK	WP	HR	S	P	ERA	WHIP	PITCHER		IP	WLS	BF	H	R	ER	SO	BB	IBB	HBP	BLK	WP	HR	S	P	ERA	WHIP
Ray Sadecki, L ERA: 3.54 (1, 1)	7.0		31	7	2	2	7	3	0	0	0	1	0	42	54	2.57	1.429																			
Danny Frisella, R ERA: 2.51 (8, 1)	1.2	L	9	3	2	2	5	1	0	0	0	0	2	18	22	10.80	2.400																			
Ron Taylor, R ERA: 3.19 (9, 1)	0.1		1	0	0	0	0	0	0	0	0	0	0	1	1	0.00	0.000																			

AB	37
R	4
H	10
RBI	4
BB	4
SO	12
LOB	14



Batter	1	2	3	4	5	6	7	8	9	AB	R	H	RBI	BB	SO	LOB	BOTTOM																			
Ted Martinez, R OBP: 0.063, SLG: 0.063 (1, 4)	6-3		K		FC5-4 BB 1-2		E6			4	0	0	0	0	1	2	San Diego Padres @ New York Mets Shea Stadium, Flushing, NY Sun Aug 02 1970, 3:38 AM EDT Att: 49,373 - Unknown																			
Tommie Agee, R OBP: 0.342, SLG: 0.483 (1, 8)	4-3 2B		G4-3 BB		BB		G6-3 BB			1	0	1	0	3	0	0																				
Ken Singleton, S OBP: 0.359, SLG: 0.412 Danny Frisella, L OBP: 0.667, SLG: 0.667 Ron Taylor, R (1, 9)	4-3 2-3		G4-3 1-2		6-3		G6-3 1-2			4	0	0	0	0	0	7																				
Donn Clendenon, R OBP: 0.357, SLG: 0.564 (1, 3)	6-3				6-3		HR		K	4	1	1	1	0	1	1																				
Cleon Jones, R OBP: 0.316, SLG: 0.376 (1, 7)			FC5-4 1B		F9		5-3		K	4	0	1	0	0	1	0																				
Joe Foy, R OBP: 0.367, SLG: 0.354 (1, 5)			FC5-4 BB 1-2		1B		5-3		6-3	4	0	1	0	0	0	1																				
Duffy Dyer, R OBP: 0.317, SLG: 0.228 Dave Marshall, L OBP: 0.331, SLG: 0.453 (9, PH)			G4-6-3 BB		P4		P4		6-3	2	0	0	0	1	0	1																				
Al Weis, S OBP: 0.269, SLG: 0.302 Ron Swoboda, R OBP: 0.373, SLG: 0.462 (7, PH)			G4-6-3 1-2		5-3		HR		K	2	0	0	0	0	0	2																				
Ray Sadecki, L OBP: 0.265, SLG: 0.242 Bud Harrelson, S OBP: 0.358, SLG: 0.341 (7, PH)			BB 1B		FC5-4 1B		L8		3-1	2	0	0	0	0	0	0																				
Inning Stats	R: 0 E: 0 K: 0 S: 4	H: 1 LOB: 1 BB: 0 P: 4	R: 0 E: 0 K: 0 S: 3	H: 1 LOB: 1 BB: 1 P: 7	R: 0 E: 0 K: 1 S: 5	H: 1 LOB: 1 BB: 1 P: 9	R: 0 E: 0 K: 0 S: 4	H: 1 LOB: 1 BB: 0 P: 4	R: 1 E: 0 K: 0 S: 4	H: 1 LOB: 1 BB: 1 P: 8	R: 1 E: 1 K: 0 S: 4	H: 1 LOB: 1 BB: 1 P: 8	R: 0 E: 0 K: 2 S: 7	H: 0 LOB: 0 BB: 0 P: 7	R: 0 E: 0 K: 1 S: 5	H: 0 LOB: 0 BB: 0 P: 5	1B: 4 2B: 1 3B: 0 HR: 2	SF: 0 SAC: 0 DP: 3 HBP: 0	WP: 0 PB: 0 SB: 0 CS: 0	PA: 36																
PITCHER	IP	WLS	BF	H	R	ER	SO	BB	IBB	HBP	BLK	WP	HR	S	P	ERA	WHIP	PITCHER		IP	WLS	BF	H	R	ER	SO	BB	IBB	HBP	BLK	WP	HR	S	P	ERA	WHIP
Dave Roberts, L ERA: 3.71 (1, 1)	6.1		28	7	2	2	1	3	0	0	0	0	0	27	39	2.84	1.579																			
Ron Willis, R ERA: 1.95 (7, 1)	2.2	W	8	0	0	0	3	1	0	0	0	0	0	13	17	0.00	0.375																			

AB	32
R	2
H	7
RBI	2
BB	4
SO	4
LOB	14



Batter	1	2	3	4	5	6	7	8	9	AB	R	H	RBI	BB	SO	LOB	TOP					
Don Kessinger, S (1, 6) OBP: 0.341, SLG: 0.371	0-0 4-3		4-0 FC6-4 BB		0-0 F7			4-0 5-3 BB		2	0	0	0	2	0	0						
Glenn Beckert, R (1, 4) OBP: 0.339, SLG: 0.358	0-0 4-3		0-0 FC6-4			0-0 5-3		0-0 5-3		4	0	0	0	0	0	2						
Billy Williams, L (1, 7) OBP: 0.382, SLG: 0.597	0-0 6-3			0-0 4-3			0-0 2B	0-0 F5		4	0	1	0	0	0	1						
Ron Santo, R (1, 5) OBP: 0.347, SLG: 0.430		0-3 K		4-0 1B BB		0-3 K		0-0 F6		3	0	0	0	1	2	2						
Jim Hickman, R (1, 3) OBP: 0.424, SLG: 0.613		4-0 WP BB		0-3 K		0-3 K		0-0 F5		3	0	0	0	1	2	2						
Joe Pepitone, L (1, 8) OBP: 0.291, SLG: 0.451		0-3 K		0-0 1-3 1B			0-3 K	0-3 K		4	0	1	0	0	3	1						
Johnny Callison, L (1, 9) OBP: 0.358, SLG: 0.437		0-3 K		0-0 F8			4-0 BB	0-0 1B		3	0	1	0	1	1	3						
Randy Hundley, R (1, 2) OBP: 0.310, SLG: 0.406			0-3 K		0-3 K		0-0 P6	0-0 F7		4	0	0	0	0	2	2						
Joe Decker, R (1, 1) OBP: 0.222, SLG: 0.294			0-3 K		0-3 K					2	0	0	0	0	2	0						
Willie Smith, L (7, PH) OBP: 0.288, SLG: 0.390										1	0	0	0	0	1	1						
Phil Regan, R (7, 1)										0	0	0	0	0	0	0						
Inning Stats	R: 0 E: 0 K: 0 S: 3	H: 0 LOB: 0 BB: 0 P: 3	R: 0 E: 0 K: 3 S: 9	H: 0 LOB: 1 BB: 1 P: 13	R: 0 E: 0 K: 2 S: 7	H: 0 LOB: 1 BB: 1 P: 11	R: 0 E: 0 K: 1 S: 6	H: 1 LOB: 2 BB: 0 P: 10	R: 0 E: 0 K: 2 S: 7	H: 0 LOB: 0 BB: 0 P: 7	R: 0 E: 0 K: 2 S: 8	H: 1 LOB: 1 BB: 0 P: 8	R: 0 E: 0 K: 2 S: 7	H: 0 LOB: 1 BB: 1 P: 11	R: 0 E: 0 K: 0 S: 3	H: 0 LOB: 1 BB: 1 P: 7	R: 0 E: 0 K: 1 S: 6	H: 1 LOB: 1 BB: 0 P: 6	1B: 2 2B: 1 3B: 0 HR: 0	SF: 0 SAC: 0 DP: 0 HBP: 0	WP: 1 PB: 0 SB: 0 CS: 0	PA: 35
PITCHER Nolan Ryan, R (1, 1) ERA: 3.07	IP: 9.0 WLS: W BF: 35 H: 3 R: 0 ER: 0 SO: 13 BB: 5 IBB: 0 HBP: 0 BLK: 0 WP: 1 HR: 0 S: 56 P: 76 ERA: 0.00 WHIP: 0.889															PITCHER						

Chicago Cubs @ New York Mets
Shea Stadium, Flushing, NY
Tue Aug 04 1970, 3:33 AM EDT
Att: 42,786 - Unknown

AB	30
R	0
H	3
RBI	0
BB	5
SO	13
LOB	14



Batter	1	2	3	4	5	6	7	8	9	AB	R	H	RBI	BB	SO	LOB	BOTTOM			
Tommie Agee, R (1, 8) OBP: 0.338, SLG: 0.477	0-0 6-3	0-3 K			0-3 K		0-0 1B S 1-3 1B			4	1	1	0	0	2	2				
Bud Harrelson, S (1, 6) OBP: 0.358, SLG: 0.347	0-0 1B S 2B 1B		0-0 4-3		0-0 4-3		0-0 4-3 1-3 1B			4	1	2	0	0	0	1				
Cleon Jones, R (1, 7) OBP: 0.315, SLG: 0.370	0-3 K		4-0 G6-3 BB			4-0 2B BB	0-0 1-3 3-H			2	1	0	1	2	1	2				
Art Shamsky, L (1, 3) OBP: 0.375, SLG: 0.430	0-0 2B 1B		0-0 G6-3			0-0 F9	0-0 4-3			4	1	1	0	0	0	3				
Mike Jorgensen, L (9, 3) OBP: 0.296, SLG: 0.406	2-3 2B 1B		1-2			0-0 F7				0	0	0	0	0	0	0				
Dave Marshall, L (1, 9) OBP: 0.329, SLG: 0.459	0-0 1-H 3-H 2B			0-3 K		0-0 2B 1-H 2B	0-0 F7			4	0	2	3	0	1	1				
Wayne Garrett, L (1, 4) OBP: 0.382, SLG: 0.487	0-0 1-3			0-0 G3		0-0 2B		0-0 L9		4	0	1	0	0	0	1				
Joe Foy, R (1, 5) OBP: 0.363, SLG: 0.346		0-0 F7		0-3 K		4-0 IBB		0-0 P6		3	0	0	0	1	1	0				
Jerry Grote, R (1, 2) OBP: 0.338, SLG: 0.335		0-3 K			4-0 SH3-4 BB	0-3 K		0-0 1B		3	0	1	0	1	2	3				
Nolan Ryan, R (1, 1) OBP: 0.226, SLG: 0.226		0-0 1B			0-0 SH3-4	0-3 K		0-3 K		3	0	1	0	0	2	4				
Inning Stats	R: 2 E: 0 K: 1 S: 8	H: 3 LOB: 1 BB: 0 P: 8	R: 0 E: 0 K: 2 S: 8	H: 1 LOB: 0 BB: 0 P: 8	R: 0 E: 0 K: 2 S: 2	H: 0 LOB: 0 BB: 1 P: 6	R: 0 E: 0 K: 2 S: 7	H: 0 LOB: 0 BB: 0 P: 7	R: 0 E: 0 K: 1 S: 5	H: 0 LOB: 1 BB: 1 P: 9	R: 1 E: 0 K: 2 S: 9	H: 2 LOB: 3 BB: 2 P: 17	R: 1 E: 0 K: 0 S: 5	H: 2 LOB: 1 BB: 0 P: 5	R: 0 E: 0 K: 1 S: 6	H: 1 LOB: 1 BB: 0 P: 6	1B: 6 2B: 3 3B: 0 HR: 0	SF: 0 SAC: 1 DP: 1 HBP: 0	WP: 0 PB: 0 SB: 0 CS: 0	PA: 36
PITCHER Joe Decker, R (1, 1) ERA: 4.31	IP: 6.0 WLS: L BF: 27 H: 6 R: 3 ER: 3 SO: 8 BB: 3 IBB: 1 HBP: 0 BLK: 0 WP: 0 HR: 0 S: 39 P: 55 ERA: 4.50 WHIP: 1.500															PITCHER				
Phil Regan, R (7, 1) ERA: 4.97	IP: 2.0 WLS: 9 BF: 3 H: 1 R: 1 ER: 1 SO: 1 BB: 0 IBB: 0 HBP: 0 BLK: 0 WP: 0 HR: 0 S: 11 P: 11 ERA: 4.50 WHIP: 1.500															PITCHER				

Chicago Cubs @ New York Mets
Shea Stadium, Flushing, NY
Tue Aug 04 1970, 3:33 AM EDT
Att: 42,786 - Unknown

AB	31
R	4
H	9
RBI	4
BB	4
SO	9
LOB	17



Batter	1	2	3	4	5	6	7	8	9	AB	R	H	RBI	BB	SO	LOB	TOP											
Tommie Agee, R OBP: 0.339, SLG: 0.479 (1, 8)	4-0 FC1 1B BB	0-0 4-3		0-0 3B			0-0 6-3		0-0 F8	4	1	1	0	1	0	0												
Bud Harrelson, S OBP: 0.357, SLG: 0.345 (1, 6)	0-3 K		0-0 1B E	0-3 K			0-0 3-1		0-0 4-3	5	1	1	0	0	2	2												
Cleon Jones, R OBP: 0.314, SLG: 0.368 (1, 7)	0-0 FC1 1B		0-0 FC6-4 E FC1-6 1B				0-0 F8		0-0 E5 BB	4	2	1	0	0	0	1												
Donn Clendenon, R OBP: 0.353, SLG: 0.550 Mike Jorgensen, L OBP: 0.296, SLG: 0.406 (1, 3) (7, 3)	0-0 S 1B		0-0 E3 FC6-4				0-3 K		4-0 FC4-6 BB	3	1	1	3	1	1	1												
Ron Swoboda, R OBP: 0.371, SLG: 0.455 (1, 9)	0-0 F4		0-0 FC6-4 FC1-6				4-0 BB		0-0 FC4-6	3	0	0	0	1	0	5												
Joe Foy, R OBP: 0.361, SLG: 0.345 (1, 5)	0-0 2H 3H 1B		0-0 FC1-6				0-0 P4		0-0 F8	4	0	1	2	0	0	2												
Duffy Dyer, R OBP: 0.306, SLG: 0.219 (1, 2)	0-3 K		0-0 5-3				0-0 4-3		0-0 6-3	4	0	0	0	0	1	2												
Al Weis, S OBP: 0.259, SLG: 0.290 (1, 4)		0-0 6-3		0-0 F9			0-0 F7		0-3 K	4	0	0	0	0	1	0												
Danny Frisella, L OBP: 0.333, SLG: 0.333 Ron Taylor, R (8, 1)	0-3 K			0-0 G3			0-3 K		0-3 K	3	0	0	0	0	2	0												
Inning Stats	R: 3 E: 1 K: 2 S: 10	H: 2 LOB: 1 BB: 1 P: 14	R: 0 E: 0 K: 1 S: 5	H: 0 LOB: 0 BB: 0 P: 5	R: 2 E: 2 K: 0 S: 6	H: 2 LOB: 1 BB: 0 P: 6	R: 0 E: 0 K: 1 S: 6	H: 1 LOB: 1 BB: 1 P: 6	R: 0 E: 0 K: 1 S: 5	H: 0 LOB: 0 BB: 0 P: 5	R: 0 E: 1 K: 0 S: 4	H: 0 LOB: 2 BB: 1 P: 8	R: 0 E: 0 K: 1 S: 5	H: 0 LOB: 0 BB: 0 P: 5	R: 0 E: 0 K: 1 S: 5	H: 0 LOB: 0 BB: 0 P: 5	1B: 4 2B: 0 3B: 1 HR: 0	SF: 0 SAC: 0 DP: 0 HBP: 0	WP: 0 PB: 0 SB: 1 CS: 0	PA: 38								
PITCHER	IP	WLS	BF	H	R	ER	SO	BB	IBB	HBP	BLK	WP	HR	S	P	ERA	WHIP											
Steve Carlton, L ERA: 4.07 Bob Chlupsa, R ERA: 12.0 Frank Linzy, R ERA: 4.43 (1, 1) (7, 1) (9, 1)	6.0	L	27	5	5	2	6	2	0	0	0	0	0	0	37	45	3.00	1.167										
Inning Stats	R: 0 E: 0 K: 0 S: 3	H: 0 LOB: 0 BB: 0 P: 3	R: 0 E: 0 K: 2 S: 8	H: 1 LOB: 1 BB: 0 P: 8	R: 0 E: 0 K: 0 S: 3	H: 0 LOB: 0 BB: 0 P: 3	R: 0 E: 0 K: 1 S: 6	H: 1 LOB: 1 BB: 0 P: 6	R: 0 E: 0 K: 1 S: 3	H: 0 LOB: 0 BB: 0 P: 3	R: 1 E: 1 K: 2 S: 9	H: 1 LOB: 2 BB: 1 P: 13	R: 0 E: 0 K: 0 S: 3	H: 0 LOB: 0 BB: 0 P: 3	R: 2 E: 0 K: 0 S: 6	H: 3 LOB: 2 BB: 1 P: 10	R: 0 E: 0 K: 0 S: 3	H: 0 LOB: 0 BB: 0 P: 3	1B: 5 2B: 0 3B: 1 HR: 0	SF: 0 SAC: 0 DP: 0 HBP: 0	WP: 0 PB: 0 SB: 0 CS: 0	PA: 36						
PITCHER	IP	WLS	BF	H	R	ER	SO	BB	IBB	HBP	BLK	WP	HR	S	P	ERA	WHIP											
Danny Frisella, R ERA: 2.66 Ron Taylor, R ERA: 3.4 (1, 1) (8, 1)	7.2	W	31	5	3	2	5	2	0	0	0	0	0	0	39	47	2.35	0.913										

New York Mets @ St. Louis Cardinals
 Busch Stadium, St. Louis, MO
 Wed Aug 05 1970, 7:05 PM CDT
 Att. 24,188 - Cloudy

AB 35
 R 5
 H 5
 RBI 5
 BB 3
 SO 8
 LOB 13



New York Mets @ St. Louis Cardinals
 Busch Stadium, St. Louis, MO
 Wed Aug 05 1970, 7:05 PM CDT
 Att. 24,188 - Cloudy

AB 34
 R 3
 H 6
 RBI 3
 BB 2
 SO 5
 LOB 14



Batter	1	2	3	4	5	6	7	8	9	AB	R	H	RBI	BB	SO	LOB	TOP	
Tommie Agee, R OBP: 0.340, SLG: 0.479 (1, 8)										4	0	2	0	0	0	0	New York Mets @ St. Louis Cardinals Busch Stadium, St. Louis, MO Thu Aug 06 1970, 7:05 PM CDT Att. 23,412 - Cloudy	
Bud Harrelson, S OBP: 0.356, SLG: 0.344 (1, 6)										4	0	1	0	0	0	2		
Cleon Jones, R OBP: 0.311, SLG: 0.363 (1, 7)										4	0	0	0	0	2	3		
Art Shamsky, L OBP: 0.374, SLG: 0.428 (1, 3)										4	0	1	0	0	0	1		
Dave Marshall, L OBP: 0.320, SLG: 0.446 (1, 9)										4	0	0	0	0	1	1		
Wayne Garrett, L OBP: 0.380, SLG: 0.482 (1, 4)										4	0	1	0	0	3	1		
Joe Foy, R OBP: 0.363, SLG: 0.347 (1, 5)										4	0	2	0	0	2	2		
Jerry Grote, R OBP: 0.334, SLG: 0.331 (1, 2)										3	0	0	0	0	0	2		
Tom Seaver, R OBP: 0.241, SLG: 0.243 (1, 1)										2	0	0	0	0	1	0		
Ken Boswell, L OBP: 0.338, SLG: 0.343 (8, PH)										1	0	0	0	0	0	0		
Tug McGraw, R OBP: 0.286, SLG: 0.333 (8, 1)										0	0	0	0	0	0	0		
Inning Stats	R: 0 E: 0 K: 1 S: 6	H: 1 LOB: 1 BB: 0 P: 6	R: 0 E: 0 K: 1 S: 6	H: 1 LOB: 1 BB: 0 P: 6	R: 0 E: 0 K: 3 S: 10	H: 1 LOB: 1 BB: 0 P: 10	R: 0 E: 0 K: 0 S: 3	H: 0 LOB: 0 BB: 0 P: 3	R: 0 E: 0 K: 1 S: 6	H: 1 LOB: 1 BB: 0 P: 6	R: 0 E: 0 K: 0 S: 4	H: 1 LOB: 1 BB: 0 P: 4	R: 0 E: 0 K: 1 S: 6	H: 1 LOB: 1 BB: 0 P: 6	1B: 7 2B: 0 3B: 0 HR: 0	SF: 0 SAC: 0 DP: 0 HBP: 0	WP: 0 PB: 0 SB: 1 CS: 0	PA: 34
PITCHER Nelson Briles, R ERA: 6.71 (1, 1)	IP: 9.0 WLS: W BF: 34 H: 7 R: 0 ER: 0 SO: 9 BB: 0 IBB: 0 HBP: 0 BLK: 0 WP: 0 HR: 0 S: 52 P: 52 ERA: 0.00 WHIP: 0.778																	

AB	34
R	0
H	7
RBI	0
BB	0
SO	9
LOB	12



Batter	1	2	3	4	5	6	7	8	9	AB	R	H	RBI	BB	SO	LOB	BOTTOM	
Lou Brock, L OBP: 0.355, SLG: 0.403 (1, 7)										4	1	1	0	0	0	1	New York Mets @ St. Louis Cardinals Busch Stadium, St. Louis, MO Thu Aug 06 1970, 7:05 PM CDT Att. 23,412 - Cloudy	
Julian Javier, R OBP: 0.286, SLG: 0.303 (1, 4)										4	0	0	0	0	0	1		
Joe Hague, L OBP: 0.364, SLG: 0.421 (1, 9)										3	1	1	0	1	1	0		
Dick Allen, R OBP: 0.384, SLG: 0.572 (1, 3)										4	1	2	1	0	1	2		
Leron Lee, L OBP: 0.284, SLG: 0.335 (9, 9)										0	0	0	0	0	0	0		
Joe Torre, R OBP: 0.380, SLG: 0.462 (1, 2)										3	0	0	0	0	1	3		
Jose Cardenal, R OBP: 0.353, SLG: 0.439 (1, 8)										3	0	0	0	0	1	2		
Mike Shannon, R OBP: 0.271, SLG: 0.287 (1, 5)										3	0	2	1	0	0	0		
Daf Maxwell, R OBP: 0.314, SLG: 0.225 (1, 6)										2	0	1	0	0	0	0		
Nelson Briles, R OBP: 0.167, SLG: 0.333 (1, 1)										3	0	0	0	0	1	3		
Inning Stats	R: 1 E: 0 K: 2 S: 8	H: 1 LOB: 1 BB: 1 P: 12	R: 0 E: 0 K: 1 S: 5	H: 0 LOB: 0 BB: 0 P: 5	R: 0 E: 0 K: 1 S: 5	H: 0 LOB: 0 BB: 0 P: 5	R: 2 E: 0 K: 0 S: 7	H: 4 LOB: 2 BB: 0 P: 7	R: 0 E: 0 K: 0 S: 3	H: 1 LOB: 1 BB: 0 P: 3	R: 0 E: 0 K: 0 S: 4	H: 1 LOB: 1 BB: 0 P: 4	R: 0 E: 0 K: 1 S: 5	H: 0 LOB: 0 BB: 0 P: 5	1B: 4 2B: 2 3B: 1 HR: 0	SF: 0 SAC: 1 DP: 1 HBP: 0	WP: 0 PB: 0 SB: 3 CS: 0	PA: 31
PITCHER Tom Seaver, R ERA: 2.44 (1, 1)	IP: 7.0 WLS: L BF: 28 H: 7 R: 3 ER: 3 SO: 4 BB: 1 IBB: 0 HBP: 0 BLK: 0 WP: 0 HR: 0 S: 35 P: 39 ERA: 3.86 WHIP: 1.143																	
Tug McGraw, L ERA: 3.73 (8, 1)	IP: 1.0 WLS: L BF: 3 H: 0 R: 0 ER: 0 SO: 1 BB: 0 IBB: 0 HBP: 0 BLK: 0 WP: 0 HR: 0 S: 5 P: 5 ERA: 0.00 WHIP: 0.000																	

AB	29
R	3
H	7
RBI	2
BB	1
SO	5
LOB	12



Batter	1	2	3	4	5	6	7	8	9	AB	R	H	RBI	BB	SO	LOB	TOP		
Tommie Agee, R OBP: 0.340, SLG: 0.476	F9		K			6-3		BB		3	0	0	0	1	1	0			
Bud Harrelson, S OBP: 0.357, SLG: 0.343	L6-3 BB			1B G4-6-3 BB		F7		L3		2	1	0	0	2	0	2			
Ken Boswell, L OBP: 0.336, SLG: 0.341	L6-3			1B G4-6-3			4-3		K	4	0	1	0	0	1	1			
Art Shamsky, L OBP: 0.372, SLG: 0.423		F7		G4-6-3			HBP		4-3	3	0	0	0	0	0	1			
Dave Marshall, L OBP: 0.312, SLG: 0.434		K		K			F8		4-3	4	0	0	0	0	2	1			
Cleon Jones, R OBP: 0.314, SLG: 0.364						FC3-6 1B		F9		2	0	1	0	1	0	1			
Wayne Garrett, L OBP: 0.379, SLG: 0.480		F7				FC3-6 1B		G5-4-3 1B		3	0	1	0	0	0	2			
Jerry Grote, R OBP: 0.334, SLG: 0.331			L3			G6-4-3		G5-4-3 1B		3	0	1	0	0	0	1			
Jim McAndrew, R OBP: 0.212, SLG: 0.200										2	0	0	0	0	0	0			
Ron Taylor, R			1-3							0	0	0	0	0	0	0			
Rich Folkers, L OBP: 0.400, SLG: 0.400						F9		G5-4-3		0	0	0	0	0	0	0			
Ron Swoboda, R OBP: 0.369, SLG: 0.452										1	0	0	0	0	0	2			
Tug McGraw, R OBP: 0.295, SLG: 0.333										0	0	0	0	0	0	0			
Inning Stats	R: 0 E: 0 K: 0 S: 2	H: 0 LOB: 0 BB: 1 P: 6	R: 0 E: 0 K: 1 S: 5	H: 0 LOB: 1 BB: 1 P: 9	R: 0 E: 0 K: 1 S: 5	H: 0 LOB: 0 BB: 0 P: 5	R: 1 E: 0 K: 1 S: 5	H: 1 LOB: 0 BB: 1 P: 9	R: 0 E: 0 K: 0 S: 3	H: 0 LOB: 0 BB: 0 P: 3	R: 0 E: 0 K: 0 S: 3	H: 0 LOB: 1 BB: 0 P: 4	R: 0 E: 0 K: 0 S: 4	H: 2 LOB: 2 BB: 1 P: 8	R: 0 E: 0 K: 1 S: 5	H: 0 LOB: 0 BB: 0 P: 5	1B: 4 2B: 1 3B: 0 HR: 0	SF: 0 SAC: 0 DP: 4 HBP: 1	WP: 0 PA: 32
PITCHER	IP WLS BF H R ER SO BB IBB HBP BLK WP HR S P ERA WHIP																		
Bob Moose, R ERA: 3.98	9.0 W 32 4 1 1 4 4 0 1 0 0 0 35 52 1.00 0.889																		

New York Mets @ Pittsburgh Pirates
Three Rivers Stadium, Pittsburgh, PA
Fri Aug 07 1970, 7:05 PM EDT
Att. 37,556 - Cloudy

AB 27
R 1
H 4
RBI 0
BB 4
SO 4
LOB 11



Batter	1	2	3	4	5	6	7	8	9	AB	R	H	RBI	BB	SO	LOB	BOTTOM		
Freddie Patek, R OBP: 0.374, SLG: 0.424	L9		F9		FC6-4 CS	HR		F8		5	1	1	3	0	0	1			
Matty Alou, L OBP: 0.321, SLG: 0.352	1B		E3 S		1B	HR		CS		5	0	4	0	0	0	0			
Al Oliver, L OBP: 0.329, SLG: 0.459	1B		6-3		F7	G3		CS		4	0	1	0	0	0	3			
Willie Stargell, L OBP: 0.320, SLG: 0.514	F2				F7			F8		4	1	1	1	0	0	2			
Johnny Jeter, R OBP: 0.324, SLG: 0.366						HR				0	0	0	0	0	0	0			
Richie Hebner, L OBP: 0.341, SLG: 0.416	F8				1B	3B		K		4	1	1	0	0	1	2			
Bob Robertson, R OBP: 0.387, SLG: 0.580		K			5-3	1B		WP		4	1	2	0	0	1	1			
Manny Sanguillen, R OBP: 0.326, SLG: 0.424		L5			1B	2B		1B		3	1	2	1	1	0	0			
Bill Mazerowski, R OBP: 0.278, SLG: 0.316	F3				1B	HR		IBB		4	0	0	0	0	0	5			
Bob Moose, R OBP: 0.277, SLG: 0.220			4-3		FC6-4 BB	HR		4-3		3	1	1	1	1	0	0			
Inning Stats	R: 0 E: 0 K: 0 S: 5	H: 2 LOB: 2 BB: 0 P: 5	R: 0 E: 0 K: 1 S: 5	H: 0 LOB: 0 BB: 0 P: 5	R: 0 E: 1 K: 0 S: 4	H: 0 LOB: 1 BB: 0 P: 4	R: 1 E: 0 K: 0 S: 5	H: 2 LOB: 1 BB: 0 P: 5	R: 0 E: 0 K: 0 S: 3	H: 1 LOB: 1 BB: 1 P: 7	R: 5 E: 0 K: 0 S: 9	H: 6 LOB: 1 BB: 0 P: 9	R: 0 E: 0 K: 1 S: 6	H: 1 LOB: 2 BB: 1 P: 10	R: 0 E: 0 K: 0 S: 3	H: 1 LOB: 0 BB: 0 P: 3	1B: 9 2B: 1 3B: 1 HR: 2	SF: 0 SAC: 0 DP: 0 HBP: 0	WP: 1 PA: 39
PITCHER	IP WLS BF H R ER SO BB IBB HBP BLK WP HR S P ERA WHIP																		
Jim McAndrew, R ERA: 4.28	0.0 L 2 2 1 1 0 0 0 0 0 0 0 1 2 2 ∞ ∞																		
Ron Taylor, R ERA: 3.59	1.1 6 1 0 0 1 0 1 0 0 1 0 7 11 0.00 0.750																		
Rich Folkers, L ERA: 5.66	6.1 6 1 0 0 1 0 0 0 0 0 0 3 3 0.00 1.000																		
Tug McGraw, L ERA: 3.66	1.0 3 1 0 0 0 0 0 0 0 0 0 3 3 0.00 1.000																		

New York Mets @ Pittsburgh Pirates
Three Rivers Stadium, Pittsburgh, PA
Fri Aug 07 1970, 7:05 PM EDT
Att. 37,556 - Cloudy

AB 36
R 6
H 13
RBI 6
BB 2
SO 2
LOB 14



Batter	1	2	3	4	5	6	7	8	9	AB	R	H	RBI	BB	SO	LOB	TOP							
Tommie Agee, R OBP: 0.346, SLG: 0.490 (1, 8)										6	4	5	2	0	1	1	New York Mets @ Pittsburgh Pirates Three Rivers Stadium, Pittsburgh, PA Sat Aug 08 1970, 3:33 AM EDT Att: 27,843 - Sunny							
Bud Harrelson, S OBP: 0.357, SLG: 0.342 (1, 6)										4	0	1	2	1	0	3								
Cleon Jones, R OBP: 0.320, SLG: 0.371 (1, 7)										5	2	3	2	1	1	0								
Donn Clendenon, R OBP: 0.357, SLG: 0.558 (1, 3)										4	1	1	3	2	1	2								
Ron Swoboda, R OBP: 0.372, SLG: 0.448 (1, 9)										4	0	1	1	1	1	3								
Joe Foy, R OBP: 0.362, SLG: 0.344 (1, 5)										5	1	1	0	1	2	3								
Jerry Grote, R OBP: 0.342, SLG: 0.337 (1, 2)										4	2	3	1	1	0	1								
Al Weis, S OBP: 0.257, SLG: 0.287 (1, 4)										1	0	0	0	0	1	0								
Wayne Garrett, L OBP: 0.377, SLG: 0.473 (3, PH)										3	1	0	0	1	0	3								
Jerry Koosman, R OBP: 0.173, SLG: 0.125 (1, 1)										3	1	2	0	1	1	1								
Gary Gentry, R OBP: 0.109, SLG: 0.024 (7, 1)										1	0	0	0	0	1	0								
Inning Stats	R: 3 E: 0 K: 1 S: 8	H: 3 LOB: 1 BB: 1 P: 12	R: 2 E: 0 K: 1 S: 8	H: 4 LOB: 2 BB: 1 P: 12	R: 1 E: 0 K: 2 S: 8	H: 2 LOB: 1 BB: 1 P: 12	R: 0 E: 0 K: 0 S: 3	H: 0 LOB: 0 BB: 0 P: 3	R: 2 E: 1 K: 0 S: 4	H: 2 LOB: 2 BB: 3 P: 16	R: 0 E: 0 K: 2 S: 7	H: 0 LOB: 1 BB: 0 P: 8	R: 2 E: 0 K: 1 S: 7	H: 2 LOB: 2 BB: 2 P: 15	R: 0 E: 0 K: 1 S: 6	H: 1 LOB: 1 BB: 1 P: 6	R: 2 E: 0 K: 1 S: 8	H: 3 LOB: 2 BB: 1 P: 12	1B: 11 2B: 5 3B: 1 HR: 1	SF: 1 SAC: 0 DP: 1 HBP: 1	WP: 1 PB: 1 SB: 3 CS: 1	PA: 51		
PITCHER	IP	WLS	BF	H	R	ER	SO	BB	IBB	HBP	BLK	WP	HR	S	P	ERA	WHIP					ERA	WHIP	
Bob Veale, L ERA: 4.11 (1, 1)	1.1	L	11	6	5	5	2	1	0	0	0	0	0	1	14	18	33.75	5.250					18.00	4.000
Dick Colpaert, R ERA: 2.99 (2, 1)	0.2		3	1	0	0	0	0	1	0	0	0	0	0	2	6	0.00	1.500						
Jim Nelson, R ERA: 3.51 (3, 1)	2.2		14	4	3	1	2	4	0	0	0	1	0	14	30	3.38	3.000							
Orlando Pena, R ERA: 3.41 (5, 1)	1.1		5	0	0	0	2	0	0	1	0	0	0	8	9	0.00	0.000							
Joe Gibbon, L ERA: 5.99 (7, 1)	2.0		11	3	2	2	2	2	0	0	0	0	0	13	21	9.00	2.500							
Freddie Patek, R OBP: 0.372, SLG: 0.423 (1, 6)										5	2	1	0	1	0	3	New York Mets @ Pittsburgh Pirates Three Rivers Stadium, Pittsburgh, PA Sat Aug 08 1970, 3:33 AM EDT Att: 27,843 - Sunny							
Matty Alou, L OBP: 0.320, SLG: 0.350 (1, 8)										5	1	1	1	0	0	2								
Roberto Clemente, R OBP: 0.414, SLG: 0.595 (1, 9)										4	2	2	2	1	0	2								
Bob Robertson, R OBP: 0.388, SLG: 0.580 (1, 3)										5	1	2	3	0	1	1								
Al Oliver, L OBP: 0.329, SLG: 0.457 (1, 7)										4	0	1	1	1	0	1								
Dave Giusti, R OBP: 0.357, SLG: 0.364 (9, 1)										0	0	0	0	0	0	0								
Jose Pagan, R OBP: 0.322, SLG: 0.361 (1, 5)										5	1	1	0	0	0	4								
Dave Cash, R OBP: 0.378, SLG: 0.456 (1, 4)										4	1	2	0	1	0	0								
Jerry May, R OBP: 0.295, SLG: 0.252 (1, 2)										5	0	3	1	0	0	2								
Bob Veale, S ERA: 4.11 (1, 1)																								
Dick Colpaert, R ERA: 2.99 (2, 1)																								
Jim Nelson, R ERA: 3.51 (3, 1)																								
Orlando Pena, R ERA: 3.41 (5, 1)																								
Joe Gibbon, L ERA: 5.99 (7, 1)																								
Inning Stats	R: 2 E: 0 K: 0 S: 6	H: 3 LOB: 1 BB: 0 P: 6	R: 0 E: 0 K: 0 S: 4	H: 2 LOB: 1 BB: 0 P: 4	R: 0 E: 0 K: 0 S: 3	H: 0 LOB: 1 BB: 1 P: 7	R: 0 E: 0 K: 1 S: 6	H: 1 LOB: 1 BB: 0 P: 6	R: 0 E: 0 K: 0 S: 3	H: 0 LOB: 0 BB: 0 P: 3	R: 1 E: 0 K: 1 S: 8	H: 3 LOB: 2 BB: 0 P: 8	R: 3 E: 1 K: 1 S: 8	H: 3 LOB: 0 BB: 0 P: 8	R: 3 E: 2 K: 0 S: 7	H: 3 LOB: 3 BB: 2 P: 15	R: 0 E: 0 K: 0 S: 3	H: 0 LOB: 1 BB: 1 P: 7	1B: 11 2B: 3 3B: 0 HR: 1	SF: 0 SAC: 0 DP: 1 HBP: 0	WP: 0 PB: 0 SB: 0 CS: 0	PA: 46		
PITCHER	IP	WLS	BF	H	R	ER	SO	BB	IBB	HBP	BLK	WP	HR	S	P	ERA	WHIP					ERA	WHIP	
Jerry Koosman, L ERA: 3.17 (1, 1)	6.0	W	30	12	6	6	2	1	0	0	0	0	0	33	37	9.00	2.167							
Gary Gentry, R ERA: 3.5 (7, 1)	3.0	S	16	3	3	1	1	2	1	0	0	0	0	15	27	3.00	1.667							

AB 40
R 12
H 17
RBI 11
BB 9
SO 9
LOB 17



AB 42
R 9
H 15
RBI 9
BB 4
SO 3
LOB 19



Batter	1	2	3	4	5	6	7	8	9	AB	R	H	RBI	BB	SO	LOB	TOP					
Tommie Agee, R OBP: 0.344, SLG: 0.487 (1, 8)										5	1	1	0	0	1	0						
Bud Harrelson, S OBP: 0.358, SLG: 0.342 (1, 6)										3	1	1	0	1	0	0						
Cleon Jones, R OBP: 0.319, SLG: 0.373 (1, 7)										4	0	1	1	0	0	2						
Donn Clendenon, R OBP: 0.355, SLG: 0.557 (1, 3)										4	1	1	0	0	2	3						
Ron Swoboda, R OBP: 0.374, SLG: 0.449 (1, 9)										4	0	2	2	0	0	0						
Joe Foy, R OBP: 0.364, SLG: 0.344 (1, 5)										3	0	1	0	1	0	3						
Jerry Grote, R OBP: 0.341, SLG: 0.333 (1, 2)										3	0	0	0	1	0	2						
Al Weis, S OBP: 0.250, SLG: 0.279 (9, PH)										3	0	0	0	0	0	3						
Art Shamsky, L OBP: 0.371, SLG: 0.421 (9, PH)										1	0	0	0	0	0	0						
Nolan Ryan, R OBP: 0.206, SLG: 0.206 (1, 1)										3	0	0	0	0	1	2						
Ray Sadecki, L OBP: 0.265, SLG: 0.242 (7, 1)										0	0	0	0	0	0	0						
Ron Taylor, R OBP: 0.376, SLG: 0.471 (9, PH)										1	0	0	0	0	0	0						
Wayne Garrett, L OBP: 0.376, SLG: 0.471 (9, PH)										1	0	0	0	0	0	0						
Inning Stats	R: 1 E: 0 K: 1 S: 8	H: 3 LOB: 2 BB: 0 P: 8	R: 0 E: 0 K: 0 S: 3	H: 0 LOB: 0 BB: 0 P: 3	R: 0 E: 0 K: 0 S: 3	H: 0 LOB: 0 BB: 0 P: 3	R: 1 E: 0 K: 0 S: 5	H: 2 LOB: 1 BB: 0 P: 5	R: 1 E: 0 K: 2 S: 8	H: 1 LOB: 1 BB: 1 P: 12	R: 0 E: 0 K: 0 S: 3	H: 0 LOB: 2 BB: 2 P: 11	R: 0 E: 0 K: 0 S: 3	H: 0 LOB: 0 BB: 0 P: 3	R: 0 E: 0 K: 0 S: 4	H: 1 LOB: 1 BB: 0 P: 4	R: 0 E: 0 K: 1 S: 5	H: 0 LOB: 0 BB: 0 P: 5	1B: 5 2B: 2 3B: 0 HR: 0	SF: 0 SAC: 0 DP: 0 HBP: 0	WP: 0 PB: 0 SB: 2 CS: 0	PA: 37
PITCHER	IP WLS BF H R ER SO BB IBB HBP BLK WP HR S P ERA WHIP																					
Luke Walker, L ERA: 3.31 (1, 1)	7.0 W 30 6 3 3 3 3 3 0 0 0 0 0 0 0 33 45 3.86 1.286																					
Orlando Pena, R ERA: 3.19 (8, 1)	2.0 S 7 1 0 0 1 0 0 0 0 0 0 0 0 0 9 9 0.00 0.500																					

New York Mets @ Pittsburgh Pirates
Three Rivers Stadium, Pittsburgh, PA
Sun Aug 09 1970, 3:33 AM EDT
Att: 41,772 - Unknown

AB 34
R 3
H 7
RBI 3
BB 3
SO 4
LOB 15



Batter	1	2	3	4	5	6	7	8	9	AB	R	H	RBI	BB	SO	LOB	BOTTOM			
Freddie Patek, R OBP: 0.368, SLG: 0.413 (1, 6)										4	0	0	0	1	3	7				
Matty Alou, L OBP: 0.322, SLG: 0.350 (1, 8)										3	2	1	0	1	0	0				
Roberto Clemente, R OBP: 0.414, SLG: 0.588 (1, 9)										4	2	1	0	1	2	1				
Al Oliver, L OBP: 0.330, SLG: 0.455 (1, 7) (5, 3)										2	1	0	1	2	0	4				
Bob Robertson, R OBP: 0.388, SLG: 0.578 (1, 3)										1	0	0	0	1	0	1				
Willie Stargell, L OBP: 0.324, SLG: 0.526 (5, 7)										3	2	2	2	0	1	1				
Johnny Jeter, R OBP: 0.321, SLG: 0.362 (9, 7)										0	0	0	0	0	0	0				
Manny Sanguillen, R OBP: 0.327, SLG: 0.431 (1, 2)										4	1	2	1	0	2	2				
Jose Pagan, R OBP: 0.325, SLG: 0.353 (1, 5)										3	0	0	0	2	1	2				
Bill Mazerowski, R OBP: 0.281, SLG: 0.317 (1, 4)										3	0	1	2	1	0	2				
Luke Walker, L OBP: 0.167, SLG: 0.091 (1, 1)										2	0	0	0	1	2	1				
Gene Clines, R OBP: 0.714, SLG: 0.667 (7, PH)										1	0	1	1	0	0	0				
Orlando Pena, R ERA: 3.67 (8, 1)										0	0	0	0	0	0	0				
Inning Stats	R: 0 E: 0 K: 2 S: 7	H: 0 LOB: 1 BB: 1 P: 11	R: 0 E: 0 K: 2 S: 7	H: 0 LOB: 3 BB: 3 P: 19	R: 0 E: 0 K: 1 S: 5	H: 0 LOB: 1 BB: 1 P: 9	R: 1 E: 0 K: 2 S: 9	H: 2 LOB: 1 BB: 0 P: 9	R: 1 E: 1 K: 2 S: 8	H: 1 LOB: 1 BB: 1 P: 12	R: 0 E: 0 K: 1 S: 5	H: 0 LOB: 0 BB: 0 P: 5	R: 4 E: 1 K: 0 S: 6	H: 2 LOB: 3 BB: 4 P: 22	R: 2 E: 0 K: 1 S: 8	H: 3 LOB: 1 BB: 0 P: 8	1B: 4 2B: 2 3B: 1 HR: 1	SF: 2 SAC: 1 DP: 0 HBP: 0	WP: 2 PB: 0 SB: 1 CS: 0	PA: 43
PITCHER	IP WLS BF H R ER SO BB IBB HBP BLK WP HR S P ERA WHIP																			
Nolan Ryan, R ERA: 3.06 (1, 1)	6.0 L 29 3 4 3 10 7 0 0 0 0 0 0 0 3 42 7 4.50 1.667																			
Ray Sadecki, L ERA: 3.67 (7, 1)	0.2 6 1 1 0 0 2 1 0 0 0 0 0 3 15 0.00 4.500																			
Ron Taylor, R ERA: 3.83 (7, 1)	1.1 8 4 3 3 1 0 0 0 0 0 0 1 10 10 20.25 3.000																			

New York Mets @ Pittsburgh Pirates
Three Rivers Stadium, Pittsburgh, PA
Sun Aug 09 1970, 3:33 AM EDT
Att: 41,772 - Unknown

AB 30
R 8
H 8
RBI 7
BB 10
SO 11
LOB 21



Batter	1	2	3	4	5	6	7	8	9	AB	R	H	RBI	BB	SO	LOB	TOP		
Tommie Agee, R OBP: 0.343, SLG: 0.487 (1, 8)										4	0	1	0	0	0	3			
Bud Harrelson, S OBP: 0.357, SLG: 0.339 (1, 6)										4	0	1	0	0	0	0			
Ken Boswell, L OBP: 0.331, SLG: 0.332 (1, 4)										4	0	0	0	0	1	2			
Donn Clendenon, R OBP: 0.359, SLG: 0.566 (1, 3)										4	0	0	0	0	1	2			
Cleon Jones, R OBP: 0.328, SLG: 0.388 (1, 7)										3	1	2	1	1	0	0			
Dave Marshall, L OBP: 0.315, SLG: 0.423 (1, 9)										4	0	0	0	0	2	4			
Wayne Garrett, L OBP: 0.370, SLG: 0.455 (1, 5)										4	0	0	0	0	1	1			
Jerry Grote, R OBP: 0.346, SLG: 0.342 (1, 2)										2	0	1	0	0	0	1			
Duffy Dyer, R OBP: 0.310, SLG: 0.224 (6, 2)										2	0	1	0	0	0	0			
Jim McAndrew, R OBP: 0.206, SLG: 0.194 (1, 1)										1	0	0	0	0	1	1			
Danny Frisella, L OBP: 0.286, SLG: 0.286 (4, 1)										1	0	0	0	0	0	0			
Art Shamsky, L OBP: 0.373, SLG: 0.423 (7, PH)										1	0	1	0	0	0	0			
Rich Folkers, L OBP: 0.400, SLG: 0.400 (7, 1)										0	0	0	0	0	0	0			
Inning Stats	R: 0 E: 0 K: 3 S: 11	H: 2 LOB: 3 BB: 1 P: 15	R: 0 E: 0 K: 2 S: 8	H: 1 LOB: 1 BB: 0 P: 8	R: 0 E: 0 K: 0 S: 3	H: 0 LOB: 0 BB: 0 P: 3	R: 0 E: 0 K: 0 S: 4	H: 1 LOB: 1 BB: 0 P: 4	R: 0 E: 0 K: 0 S: 3	H: 0 LOB: 0 BB: 0 P: 3	R: 0 E: 0 K: 0 S: 5	H: 2 LOB: 2 BB: 0 P: 5	R: 0 E: 0 K: 0 S: 3	H: 0 LOB: 0 BB: 0 P: 3	R: 1 E: 0 K: 1 S: 6	H: 1 LOB: 0 BB: 0 P: 6	1B: 5 2B: 1 3B: 0 HR: 1	SF: 0 SAC: 0 DP: 0 HBP: 0	WP: 0 PA: 35 PB: 0 SB: 0 CS: 0
PITCHER Gary Nolan, R ERA: 3.23 (1, 1)	IP: 9.0 WLS: W BF: 35 H: 7 R: 1 ER: 1 SO: 6 BB: 1 IBB: 0 HBP: 0 BLK: 0 WP: 0 HR: 1 S: 46 P: 50 ERA: 1.00 WHIP: 0.889															PITCHER			

New York Mets @ Cincinnati Reds
Riverfront Stadium, Cincinnati, OH
Tue Aug 11 1970, 7:05 PM EDT
Att: 35,491 - Unknown

AB 34
R 1
H 7
RBI 1
BB 1
SO 6
LOB 14



Batter	1	2	3	4	5	6	7	8	9	AB	R	H	RBI	BB	SO	LOB	BOTTOM
Pete Rose, S OBP: 0.401, SLG: 0.500 (1, 9)										5	1	2	0	0	0	2	
Bobby Tolan, L OBP: 0.391, SLG: 0.472 (1, 8)										4	2	2	0	1	1	1	
Tony Perez, R OBP: 0.417, SLG: 0.628 (1, 5)										4	1	2	4	1	0	2	
Johnny Bench, R OBP: 0.351, SLG: 0.645 (1, 2)										4	1	1	2	1	2	2	
Bernie Carbo, L OBP: 0.461, SLG: 0.609 (1, 7)										5	1	2	0	0	2	3	
Lee May, R OBP: 0.293, SLG: 0.492 (1, 3)										5	1	1	1	0	0	5	
Tommy Helms, R OBP: 0.257, SLG: 0.272 (1, 4)										4	0	2	1	0	0	1	
Woody Woodward, R OBP: 0.313, SLG: 0.320 (1, 6)										3	1	2	0	1	0	1	
Gary Nolan, R OBP: 0.185, SLG: 0.117 (1, 1)										3	0	0	0	0	3	4	
Inning Stats	R: 0 E: 0 K: 2 S: 9	H: 2 LOB: 3 BB: 1 P: 13	R: 4 E: 0 K: 2 S: 10	H: 3 LOB: 0 BB: 1 P: 14	R: 1 E: 0 K: 1 S: 7	H: 2 LOB: 1 BB: 0 P: 7	R: 0 E: 0 K: 1 S: 6	H: 1 LOB: 1 BB: 0 P: 6	R: 0 E: 0 K: 0 S: 3	H: 0 LOB: 1 BB: 1 P: 7	R: 1 E: 0 K: 1 S: 8	H: 3 LOB: 2 BB: 0 P: 8	R: 2 E: 0 K: 0 S: 5	H: 2 LOB: 0 BB: 0 P: 5	1B: 7 2B: 3 3B: 1 HR: 3	SF: 0 SAC: 1 DP: 0 HBP: 0	WP: 2 PA: 42 PB: 0 SB: 0 CS: 0
PITCHER Jim McAndrew, R ERA: 4.57 (1, 1)	IP: 3.0 WLS: L BF: 18 H: 7 R: 5 ER: 5 SO: 5 BB: 1 IBB: 1 HBP: 0 BLK: 0 WP: 1 HR: 1 S: 26 P: 34 ERA: 15.00 WHIP: 2.667															PITCHER	
Danny Frisella, R ERA: 2.36 (4, 1)	3.0 13 2 0 0 2 1 1 0 0 1 0 15 23 0.00 1.000																
Rich Folkers, L ERA: 6.35 (7, 1)	2.0 11 5 3 3 1 0 0 0 0 0 2 13 13 13.50 2.500																

New York Mets @ Cincinnati Reds
Riverfront Stadium, Cincinnati, OH
Tue Aug 11 1970, 7:05 PM EDT
Att: 35,491 - Unknown

AB 37
R 8
H 14
RBI 8
BB 4
SO 8
LOB 21



Batter	1	2	3	4	5	6	7	8	9	AB	R	H	RBI	BB	SO	LOB	TOP			
Tommie Agee, R OBP: 0.340, SLG: 0.481 (1, 8)	0-0 4-3		0-0 4-3		0-0 F7			0-0 4-3		4	0	0	0	0	0	0	New York Mets @ Atlanta Braves Atlanta Stadium, Atlanta, GA Fri Aug 14 1970, 7:05 PM EDT Unknown			
Bud Harrelson, S OBP: 0.351, SLG: 0.332 Ed Kranepool, L OBP: 0.205, SLG: 0.114 Al Weis, S OBP: 0.252, SLG: 0.290 (1, 6)	0-0 F7		4-0 4-3 BB		0-0 F9			0-0 F9		2	0	0	0	1	0	0				
Ken Singleton, S OBP: 0.358, SLG: 0.401 (1, 9)	4-0 2B 1B BB		0-0 4-3		0-0 G3			0-0 4-3		3	1	0	0	1	0	1				
Art Shamsky, L OBP: 0.373, SLG: 0.426 (1, 3)	0-0 1B 2B		0-0 4-3		0-0 F2			0-0 FC6-4 1B		4	1	2	0	0	0	1				
Cleon Jones, R OBP: 0.325, SLG: 0.386 (1, 7)	0-0 2H 3H 1B				0-0 1B			0-0 FC6-4		4	0	2	2	0	0	1				
Wayne Garrett, L OBP: 0.374, SLG: 0.463 (1, 5)	0-0 F2				0-0 F9			0-0 4-3		3	0	0	0	1	0	3				
Ken Boswell, L OBP: 0.326, SLG: 0.323 (1, 4)			0-0 L8		0-0 F8			0-0 P4		3	0	0	0	0	0	2				
Jerry Grote, R OBP: 0.342, SLG: 0.337 (1, 2)			0-0 F7		0-0 4-3			0-0 L6-3		3	0	0	0	0	0	2				
Nolan Ryan, R OBP: 0.194, SLG: 0.194 Tug McGraw, R OBP: 0.299, SLG: 0.333 Dave Marshall, L OBP: 0.313, SLG: 0.420 Ron Taylor, R (8, 1)			0-0 6-3					0-0 F9		2	0	0	0	0	0	0				
Inning Stats	R: 2 E: 0 K: 0 S: 5	H: 2 LOB: 1 BB: 1 P: 9	R: 0 E: 0 K: 0 S: 3	H: 0 LOB: 0 BB: 0 P: 3	R: 0 E: 0 K: 0 S: 3	H: 1 LOB: 1 BB: 1 P: 7	R: 0 E: 0 K: 0 S: 4	H: 0 LOB: 0 BB: 0 P: 4	R: 0 E: 0 K: 0 S: 3	H: 0 LOB: 0 BB: 0 P: 3	R: 0 E: 0 K: 0 S: 2	H: 0 LOB: 0 BB: 1 P: 6	R: 0 E: 0 K: 0 S: 3	H: 0 LOB: 1 BB: 0 P: 3	R: 0 E: 0 K: 0 S: 4	H: 1 LOB: 1 BB: 0 P: 4		1B: 3 2B: 2 3B: 0 HR: 0	SF: 0 SAC: 0 DP: 1 HBP: 0	WP: 0 PB: 0 CS: 0
PITCHER Ron Reed, R ERA: 5.2 (1, 1)	IP: 9.0 WLS: W BF: 33	H: 4 R: 2 ER: 2 SO: 0	BB: 3 IBB: 0 HBP: 0 BLK: 0	WP: 0 HR: 0 S: 30 P: 42	ERA: 2.00 WHIP: 0.778	PITCHER										IP: 9.0 WLS: W BF: 33	H: 4 R: 2 ER: 2 SO: 0	BB: 3 IBB: 0 HBP: 0 BLK: 0	WP: 0 HR: 0 S: 30 P: 42	ERA: 2.00 WHIP: 0.778

AB 30
R 2
H 4
RBI 2
BB 3
SO 0
LOB 10



Batter	1	2	3	4	5	6	7	8	9	AB	R	H	RBI	BB	SO	LOB	BOTTOM			
Sonny Jackson, L OBP: 0.354, SLG: 0.311 (1, 6)	4-0 BB 1B SF8 BB		0-0 6-3		0-0 F8			0-0 4-3		4	2	1	0	1	0	4	New York Mets @ Atlanta Braves Atlanta Stadium, Atlanta, GA Fri Aug 14 1970, 7:05 PM EDT Unknown			
Felix Milan, R OBP: 0.360, SLG: 0.405 (1, 4)	0-3 K		0-0 5-3		0-0 FC6-4			0-0 5-3 1B		5	1	1	0	0	1	4				
Hank Aaron, R OBP: 0.454, SLG: 0.623 Jimmie Hall, L OBP: 0.244, SLG: 0.306 (1, 9)	0-0 SF8 BB 1B		0-0 F7		4-0 WP BB			0-0 F9 1B		3	1	1	0	2	0	1				
Orlando Cepeda, R OBP: 0.380, SLG: 0.560 (1, 3)	4-0 1-2 2-3 BB		0-0 F8		0-0 F9			0-0 F8		4	1	1	3	1	0	2				
Rico Carty, R OBP: 0.454, SLG: 0.651 Mike Lum, L OBP: 0.314, SLG: 0.426 (1, 7)	0-0 SF8				0-0 1B 1B			0-0 E7		3	2	2	1	0	1	1				
Mike Lum, L OBP: 0.314, SLG: 0.426 (8, 7)	2-3 3H 1B				0-0 K			0-0 F7		1	0	0	0	0	0	0				
Tony Gonzalez, L OBP: 0.339, SLG: 0.364 (1, 8)	0-0 4-3				0-0 4-3			0-0 F7		3	2	1	0	1	0	3				
Hal King, L OBP: 0.379, SLG: 0.478 (1, 2)			4-0 BB		0-0 F2			4-0 SH2-4 BB		2	1	1	4	2	0	2				
Clete Boyer, R OBP: 0.300, SLG: 0.358 (1, 5)	0-3 K				4-0 1B BB			0-0 F3		3	0	0	0	1	1	2				
Ron Reed, R OBP: 0.080, SLG: 0.120 (1, 1)	0-3 K				0-0 FC6-4 1B			0-3 K		3	0	1	2	0	2	1				
Inning Stats	R: 1 E: 0 K: 1 S: 6	H: 1 LOB: 2 BB: 2 P: 14	R: 0 E: 0 K: 2 S: 7	H: 0 LOB: 1 BB: 1 P: 11	R: 0 E: 0 K: 0 S: 3	H: 0 LOB: 0 BB: 0 P: 3	R: 0 E: 0 K: 0 S: 6	H: 3 LOB: 2 BB: 1 P: 10	R: 0 E: 0 K: 1 S: 5	H: 0 LOB: 1 BB: 1 P: 9	R: 0 E: 0 K: 0 S: 3	H: 0 LOB: 1 BB: 1 P: 7	R: 4 E: 1 K: 0 S: 6	H: 3 LOB: 0 BB: 1 P: 10	R: 3 E: 0 K: 1 S: 7	H: 2 LOB: 0 BB: 1 P: 11	1B: 7 2B: 0 3B: 0 HR: 2	SF: 1 SAC: 1 DP: 0 HBP: 0	WP: 1 PB: 0 CS: 0	PA: 41
PITCHER Nolan Ryan, R ERA: 3.21 Tug McGraw, L ERA: 4.12 Ron Taylor, R ERA: 4.17 (1, 1)	IP: 4.0 WLS: L BF: 21	H: 4 R: 3 ER: 3 SO: 3	BB: 5 IBB: 0 HBP: 0 BLK: 0	WP: 0 HR: 0 S: 22 P: 42	ERA: 6.75 WHIP: 2.250	PITCHER										IP: 4.0 WLS: L BF: 21	H: 4 R: 3 ER: 3 SO: 3	BB: 5 IBB: 0 HBP: 0 BLK: 0	WP: 0 HR: 0 S: 22 P: 42	ERA: 6.75 WHIP: 2.250



Batter	1	2	3	4	5	6	7	8	9	AB	R	H	RBI	BB	SO	LOB	TOP					
Tommie Agee, R OBP: 0.341, SLG: 0.481 (1, 8)										4	1	2	0	0	0	0	New York Mets @ Atlanta Braves Atlanta Stadium, Atlanta, GA Fri Aug 14 1970, 7:05 PM EDT Att: 27,922 - Unknown					
Wayne Garrett, L OBP: 0.372, SLG: 0.473 (1, 5)										4	1	1	3	0	0	2						
Donn Clendenon, R OBP: 0.350, SLG: 0.553 (1, 3)										4	0	0	0	0	1	2						
Art Shamsky, L OBP: 0.372, SLG: 0.423 (1, 9)										4	0	1	0	0	0	0						
Ron Swoboda, R OBP: 0.367, SLG: 0.438 (8, 9)										0	0	0	0	0	0	0						
Cleon Jones, R OBP: 0.324, SLG: 0.387 (1, 7)										4	0	1	0	0	0	1						
Ken Boswell, L OBP: 0.324, SLG: 0.322 (1, 4)										4	0	1	0	0	0	1						
Duffy Dyer, R OBP: 0.307, SLG: 0.248 (1, 2)										4	1	1	1	0	1	2						
Bud Harrelson, S OBP: 0.349, SLG: 0.329 (1, 6)										4	0	0	0	0	0	0						
Jerry Koosman, R OBP: 0.185, SLG: 0.122 (1, 1)										1	0	0	0	1	0	0						
Dave Marshall, L OBP: 0.317, SLG: 0.424 (7, PH)										1	1	1	0	0	0	0						
Rich Folkers, L OBP: 0.333, SLG: 0.333 (7, 1)										1	0	0	0	0	1	0						
Inning Stats	R: 0 E: 0 K: 0 S: 3	H: 0 LOB: 0 BB: 0 P: 3	R: 0 E: 0 K: 1 S: 6	H: 1 LOB: 1 BB: 0 P: 6	R: 0 E: 0 K: 1 S: 6	H: 1 LOB: 2 BB: 1 P: 10	R: 0 E: 0 K: 0 S: 4	H: 1 LOB: 1 BB: 0 P: 4	R: 0 E: 0 K: 0 S: 4	H: 0 LOB: 0 BB: 0 P: 3	R: 0 E: 0 K: 0 S: 4	H: 1 LOB: 1 BB: 0 P: 4	R: 4 E: 0 K: 0 S: 7	H: 4 LOB: 0 BB: 0 P: 7	R: 0 E: 0 K: 0 S: 3	H: 0 LOB: 0 BB: 0 P: 3	R: 0 E: 0 K: 1 S: 5	H: 0 LOB: 0 BB: 0 P: 5	1B: 5 2B: 1 3B: 0 HR: 2	SF: 0 SAC: 0 DP: 0 HBP: 0	WP: 0 PB: 0 CS: 0	PA: 36
PITCHER	IP WLS BF H R ER SO BB IBB HBP BLK WP HR S P ERA WHIP																					
Pat Jarvis, R ERA: 3.42 (1, 1)	6.2 L 28 7 3 3 2 1 0 0 0 0 1 31 35 4.05 1.200																					
Julio Navarro, R ERA: 3.92 (7, 1)	1.1 5 1 1 1 0 0 0 0 0 0 1 5 5 6.75 0.750																					
Don Cardwell, R ERA: 8.49 (9, 1)	1.0 3 0 0 0 1 0 0 0 0 0 0 5 5 0.00 0.000																					

Batter	1	2	3	4	5	6	7	8	9	AB	R	H	RBI	BB	SO	LOB	BOTTOM					
Gil Garrido, R OBP: 0.306, SLG: 0.337 (1, 6)										5	1	1	0	0	0	6	New York Mets @ Atlanta Braves Atlanta Stadium, Atlanta, GA Fri Aug 14 1970, 7:05 PM EDT Att: 27,922 - Unknown					
Felix Milten, R OBP: 0.362, SLG: 0.406 (1, 4)										3	1	2	0	0	0	0						
Sonny Jackson, L OBP: 0.355, SLG: 0.310 (7, 6)										1	0	0	0	1	0	0						
Hank Aaron, R OBP: 0.379, SLG: 0.615 (1, 9)										5	0	0	0	0	0	4						
Orlando Cepeda, R OBP: 0.380, SLG: 0.558 (1, 3)										5	0	2	2	0	0	2						
Rico Carty, R OBP: 0.453, SLG: 0.645 (1, 7)										3	0	0	0	2	1	3						
Tony Gonzalez, L OBP: 0.342, SLG: 0.366 (1, 8)										3	0	2	0	1	0	2						
Clete Boyer, R OBP: 0.302, SLG: 0.358 (1, 5)										3	0	1	0	1	0	3						
Bob Tillman, R OBP: 0.263, SLG: 0.297 (1, 2)										2	0	0	0	1	1	2						
Pat Jarvis, R OBP: 0.167, SLG: 0.169 (1, 1)										3	0	0	0	0	2	5						
Julio Navarro, R OBP: 0.200, SLG: 0.200 (7, 1)										0	0	0	0	0	0	0						
Tommy Aaron, R OBP: 0.267, SLG: 0.368 (6, PH)										1	0	0	0	0	0	2						
Don Cardwell, R OBP: 0.222, SLG: 0.250 (9, 1)										0	0	0	0	0	0	0						
Inning Stats	R: 1 E: 0 K: 0 S: 5	H: 2 LOB: 1 BB: 0 P: 5	R: 0 E: 0 K: 2 S: 8	H: 1 LOB: 0 BB: 0 P: 8	R: 1 E: 0 K: 0 S: 5	H: 2 LOB: 2 BB: 1 P: 9	R: 0 E: 0 K: 0 S: 3	H: 0 LOB: 1 BB: 1 P: 7	R: 0 E: 0 K: 0 S: 3	H: 0 LOB: 0 BB: 0 P: 3	R: 0 E: 0 K: 1 S: 6	H: 1 LOB: 3 BB: 2 P: 14	R: 0 E: 0 K: 1 S: 5	H: 0 LOB: 1 BB: 1 P: 9	R: 0 E: 0 K: 0 S: 4	H: 1 LOB: 2 BB: 1 P: 8	R: 0 E: 0 K: 0 S: 4	H: 1 LOB: 1 BB: 0 P: 4	1B: 8 2B: 0 3B: 0 HR: 0	SF: 0 SAC: 1 DP: 0 HBP: 0	WP: 0 PB: 0 CS: 0	PA: 41
PITCHER	IP WLS BF H R ER SO BB IBB HBP BLK WP HR S P ERA WHIP																					
Jerry Koosman, L ERA: 3.16 (1, 1)	6.0 W 28 2 2 2 3 2 0 0 1 0 0 0 13 21 0.00 1.333																					
Rich Folkers, L ERA: 5.61 (7, 1)	3.0 S 13 2 0 0 1 2 0 0 0 1 0 0 13 21 0.00 1.333																					

Batter	1	2	3	4	5	6	7	8	9	AB	R	H	RBI	BB	SO	LOB	TOP
Tommie Agee, R OBP: 0.340, SLG: 0.479 (1, 8)	0-3 K			0-0 P6		0-0 F9		0-0 E 1B		4	0	1	0	0	1	1	New York Mets @ Atlanta Braves Atlanta Stadium, Atlanta, GA Sat Aug 15 1970, 7:05 PM EDT Att: 31,897 - Unknown
Wayne Garrett, L OBP: 0.367, SLG: 0.465 (1, 5)	0-0 4-3			0-3 K		0-0 P6		0-0 E6 1-2		4	0	0	0	0	1	2	
Donn Clendenon, R OBP: 0.352, SLG: 0.564 (1, 3)	0-3 K			0-0 1B		0-0 HR		0-0 5-3		4	1	2	2	0	1	2	
Art Shamsky, L OBP: 0.368, SLG: 0.419 Ron Swoboda, R OBP: 0.365, SLG: 0.436 (1, 9) (8, 9)		0-0 G3		0-0 F5		0-0 F9		0-0 P6		3	0	0	0	0	0	1	
Cleon Jones, R OBP: 0.321, SLG: 0.383 (1, 7)		0-0 6-3			0-0 6-3		0-0 6-3		0-0 5-3	4	0	0	0	0	0	0	
Ken Boswell, L OBP: 0.320, SLG: 0.316 Al Weis, S OBP: 0.252, SLG: 0.290 (1, 4) (9, 4)		0-3 K2-3			0-0 4-3		0-0 F9		0-0 F9	4	0	0	0	0	1	0	
Jerry Grote, R OBP: 0.342, SLG: 0.335 (1, 2)			0-0 1-3		4-0 FC4 BB		0-0 6-3			2	0	0	0	1	0	0	
Bud Harrelson, S OBP: 0.347, SLG: 0.326 (1, 6)			0-0 5-3		0-0 FC4 1-2			0-0 4-3		3	0	0	0	0	0	1	
Tom Seaver, R OBP: 0.244, SLG: 0.238 (1, 1)			0-0 5-3			0-0 HR 1B		0-0 5-3		3	1	1	0	0	0	0	
Inning Stats	R: 0 E: 0 K: 2 S: 7	H: 0 LOB: 0 BB: 0 P: 7	R: 0 E: 0 K: 1 S: 5	H: 0 LOB: 0 BB: 0 P: 5	R: 0 E: 0 K: 0 S: 3	H: 1 LOB: 1 BB: 0 P: 3	R: 0 E: 0 K: 1 S: 6	H: 1 LOB: 1 BB: 0 P: 6	R: 0 E: 0 K: 0 S: 3	H: 0 LOB: 0 BB: 0 P: 3	R: 0 E: 1 K: 0 S: 5	H: 1 LOB: 2 BB: 0 P: 5	R: 0 E: 0 K: 0 S: 3	H: 0 LOB: 0 BB: 0 P: 3	1B: 3 2B: 0 3B: 0 HR: 1	SF: 0 SAC: 0 DP: 0 HBP: 0	
PITCHER	IP WLS BF H R ER SO BB IBB HBP BLK WP HR S P ERA WHIP	8.0 L 30 4 2 2 4 1 0 0 0 0 1 37 41 2.25 0.625	1.0 W 3 0 0 0 0 0 0 0 0 0 0 3 3 0.00 0.000	PITCHER													

Batter	1	2	3	4	5	6	7	8	9	AB	R	H	RBI	BB	SO	LOB	BOTTOM		
Mike Lum, L OBP: 0.312, SLG: 0.419 (1, 9)	0-3 K		1-0 1B HBP		0-0 G6-4-3 1-2			0-0 F5		3	0	0	0	0	1	1	New York Mets @ Atlanta Braves Atlanta Stadium, Atlanta, GA Sat Aug 15 1970, 7:05 PM EDT Att: 31,897 - Unknown		
Sonny Jackson, L OBP: 0.353, SLG: 0.309 (1, 6)	0-0 5-3		0-0 1-2 1B			0-0 1-3		0-0 F8		4	0	1	0	0	0	0			
Tony Gonzalez, L OBP: 0.344, SLG: 0.367 (1, 8)	0-0 L6		0-3 K			0-0 G4-6-3 1B		0-0 BB WP 1B		4	1	2	0	0	1	2			
Orlando Cepeda, R OBP: 0.379, SLG: 0.555 (1, 3)		0-0 1B 1B	0-0 F9			0-0 G4-6-3 1-2		0-0 F8		4	1	1	0	0	0	4			
Rico Carty, R OBP: 0.454, SLG: 0.644 (1, 7)		0-0 1B 1-2 1B		0-0 F7			0-0 F9		0-0 BB E 1B	4	1	2	0	0	0	0			
Clete Boyer, R OBP: 0.304, SLG: 0.363 Hank Aaron, R OBP: 0.380, SLG: 0.615 Jimmie Hall, L OBP: 0.244, SLG: 0.306 (1, 5) (9, PH) (9, PR)		0-0 G4-6-3 1-2 2-H 1B		0-0 P4			0-0 2B		4-0 BB K BB	3	0	2	1	0	0	0			
Bob Tillman, R OBP: 0.257, SLG: 0.289 (1, 2)		0-0 B3		0-3 K			0-3 K		0-3 K	4	0	0	0	0	3	4			
Gil Garrido, R OBP: 0.303, SLG: 0.333 (1, 4)		0-0 G4-6-3 1-2			0-0 F6		0-0 F9			3	0	0	0	0	0	3			
Phil Niekro, R OBP: 0.181, SLG: 0.203 Hal King, L OBP: 0.377, SLG: 0.475 Hoyt Wilhelm, R OBP: 0.244, SLG: 0.238 (1, 1) (8, PH) (9, 1)			0-0 5-3			0-0 G6-4-3 1B		0-3 K		2	0	1	0	0	0	0			
Inning Stats	R: 0 E: 0 K: 1 S: 5	H: 3 LOB: 1 BB: 0 P: 5	R: 0 E: 0 K: 0 S: 5	H: 3 LOB: 1 BB: 0 P: 5	R: 0 E: 0 K: 1 S: 6	H: 1 LOB: 2 BB: 0 P: 7	R: 0 E: 0 K: 1 S: 5	H: 0 LOB: 0 BB: 0 P: 5	R: 0 E: 0 K: 0 S: 3	H: 1 LOB: 0 BB: 0 P: 3	R: 0 E: 0 K: 1 S: 6	H: 1 LOB: 1 BB: 0 P: 6	R: 0 E: 0 K: 1 S: 5	H: 0 LOB: 0 BB: 0 P: 5	R: 2 E: 1 K: 1 S: 6	H: 2 LOB: 3 BB: 1 P: 10		1B: 8 2B: 1 3B: 0 HR: 0	SF: 0 SAC: 0 DP: 3 HBP: 1
PITCHER	IP WLS BF H R ER SO BB IBB HBP BLK WP HR S P ERA WHIP	8.2 L 34 9 3 2 6 1 0 1 0 1 0 44 49 2.08 1.154	PITCHER																

Batter	1	2	3	4	5	6	7	8	9	AB R H RBI BB SO LOB	TOP												
Tommie Agee, R OBP: 0.339, SLG: 0.475 (1, 8)										4 0 0 0 1 2 2	New York Mets @ Atlanta Braves Atlanta Stadium, Atlanta, GA Sun Aug 16 1970, 3:33 AM EDT Att: 25,383 - Sunny												
Wayne Garrett, L OBP: 0.372, SLG: 0.463 (1, 5)										1 0 0 0 3 0 1													
Donn Clendenon, R OBP: 0.347, SLG: 0.555 (1, 3)										4 0 0 0 0 1 4													
Art Shamsky, L OBP: 0.367, SLG: 0.420 Ron Swoboda, R OBP: 0.345, SLG: 0.436 (8, 9)										4 1 1 0 0 0 3 0 0 0 0 0 0 0													
Cleon Jones, R OBP: 0.326, SLG: 0.399 (1, 7)										4 1 3 1 0 0 0													
Ken Boswell, L OBP: 0.326, SLG: 0.323 (1, 4)										4 0 3 1 0 0 1													
Jerry Grote, R OBP: 0.339, SLG: 0.331 (1, 2)										3 0 0 0 0 1 3													
Bud Harrelson, S OBP: 0.344, SLG: 0.323 (1, 6)										4 0 0 0 0 0 4													
Jim McAndrew, R OBP: 0.211, SLG: 0.176 (1, 1)										3 0 0 0 1 1 2													
Inning Stats	R: 0 E: 0 K: 0 S: 3	H: 0 LOB: 1 BB: 1 P: 7	R: 0 E: 1 K: 0 S: 4	H: 1 LOB: 1 BB: 0 P: 4	R: 0 E: 0 K: 2 S: 7	H: 0 LOB: 1 BB: 1 P: 11	R: 1 E: 0 K: 1 S: 8	H: 3 LOB: 2 BB: 0 P: 8	R: 0 E: 0 K: 0 S: 3	H: 0 LOB: 1 BB: 1 P: 7		R: 1 E: 0 K: 1 S: 7	H: 2 LOB: 2 BB: 1 P: 11	R: 0 E: 0 K: 0 S: 2	H: 0 LOB: 0 BB: 1 P: 6	R: 0 E: 0 K: 0 S: 3	H: 1 LOB: 0 BB: 0 P: 3	R: 0 E: 0 K: 1 S: 5	H: 0 LOB: 0 BB: 0 P: 5	R: 0 E: 0 K: 1 S: 5	H: 0 LOB: 0 BB: 0 P: 5	1B: 4 2B: 2 3B: 0 HR: 1	SF: 0 SAC: 1 DP: 2 HBP: 0
PITCHER	IP WLS BF H R ER SO BB IBB HBP BLK WP HR S P ERA WHIP																						
Jim Nash, R ERA: 3.95 Bob Priddy, R ERA: 5.55 Julio Navarro, R ERA: 3.74	(1, 1) 5.0 L 24 6 2 2 3 3 0 0 0 0 1 27 39 3.60 1.800	(6, 1) 3.0 10 1 0 0 1 2 0 0 0 0 0 10 18 0.00 1.000	(9, 1) 1.0 3 0 0 0 1 0 0 0 0 0 0 5 5 0.00 0.000																				

AB	31
R	2
H	7
RBI	2
BB	5
SO	5
LOB	20



Batter	1	2	3	4	5	6	7	8	9	AB R H RBI BB SO LOB	BOTTOM												
Felix Millan, R OBP: 0.359, SLG: 0.403 (1, 4)										4 0 0 0 0 0 1	New York Mets @ Atlanta Braves Atlanta Stadium, Atlanta, GA Sun Aug 16 1970, 3:33 AM EDT Att: 25,383 - Sunny												
Sonny Jackson, L OBP: 0.355, SLG: 0.312 (1, 6)										4 1 2 0 0 0 0													
Hank Aaron, R OBP: 0.377, SLG: 0.609 (1, 9)										4 0 0 0 0 2 2													
Orlando Cepeda, R OBP: 0.380, SLG: 0.555 (1, 3)										4 0 2 0 0 0 0													
Rico Carty, R OBP: 0.452, SLG: 0.639 (1, 7)										4 0 1 0 0 0 2													
Tony Gonzalez, L OBP: 0.342, SLG: 0.365 (1, 8)										3 0 0 0 0 0 1													
Hal King, L OBP: 0.371, SLG: 0.466 (1, 2)										3 0 0 0 0 1 1													
Clete Boyer, R OBP: 0.305, SLG: 0.361 (1, 5)										2 0 0 0 1 0 0													
Jim Nash, R OBP: 0.134, SLG: 0.215 Bob Priddy, R OBP: 0.250, SLG: 0.200 Jimmie Hall, L OBP: 0.241, SLG: 0.301 Julio Navarro, R OBP: 0.200, SLG: 0.200 (6, PH) (8, 9)										1 0 0 0 0 1 1 1 0 0 0 0 1 0 1 0 0 0 0 0 0 0 0 0 0 0 0 0													
Inning Stats	R: 0 E: 1 K: 1 S: 5	H: 0 LOB: 0 BB: 0 P: 5	R: 0 E: 0 K: 0 S: 3	H: 0 LOB: 0 BB: 0 P: 3	R: 0 E: 0 K: 2 S: 7	H: 0 LOB: 1 BB: 1 P: 11	R: 1 E: 0 K: 0 S: 4	H: 2 LOB: 0 BB: 0 P: 4	R: 0 E: 0 K: 0 S: 3	H: 0 LOB: 0 BB: 0 P: 3		R: 0 E: 0 K: 1 S: 6	H: 1 LOB: 1 BB: 0 P: 6	R: 0 E: 0 K: 0 S: 4	H: 1 LOB: 1 BB: 0 P: 4	R: 0 E: 0 K: 0 S: 3	H: 0 LOB: 0 BB: 0 P: 3	R: 0 E: 0 K: 1 S: 6	H: 1 LOB: 1 BB: 0 P: 6	R: 0 E: 0 K: 1 S: 6	H: 1 LOB: 1 BB: 0 P: 6	1B: 5 2B: 1 3B: 0 HR: 0	SF: 0 SAC: 0 DP: 1 HBP: 0
PITCHER	IP WLS BF H R ER SO BB IBB HBP BLK WP HR S P ERA WHIP																						
Jim McAndrew, R ERA: 4.3	(1, 1) 9.0 W 32 5 1 1 5 1 0 0 0 0 0 41 45 1.00 0.667																						



Batter	1	2	3	4	5	6	7	8	9	AB	R	H	RBI	BB	SO	LOB	TOP			
Jesus Alou, R OBP: 0.347, SLG: 0.396 (1, 7)	0-0 6-3			0-0 1B		0-0 4-3		0-0 5-3		4	0	1	0	0	0	1	Houston Astros @ New York Mets Shea Stadium, Flushing, NY Tue Aug 18 1970, 7:05 PM EDT Att: 36,496 - Unknown			
George Culver, R OBP: 0.182, SLG: 0.300 (8, 1)				G6-3 1B						0	0	0	0	0	0					
Joe Morgan, L OBP: 0.394, SLG: 0.373 (1, 4)	0-3 K			0-0 G6-3 1-2			0-3 K		4-0 G3-6-3 BB	3	0	0	0	1	2	1				
Jimmy Wynn, R OBP: 0.400, SLG: 0.500 (1, 8)	0-0 F7			0-0 F7			0-0 5-3		0-0 P4	4	0	0	0	0	0	1				
Norm Miller, L OBP: 0.355, SLG: 0.339 (1, 9)		0-3 K			0-0 F7		4-0 BB		0-0 G3-6-3 1-2	3	0	0	0	1	1	1				
Denis Menke, R OBP: 0.387, SLG: 0.430 (1, 6)		0-0 G2			0-0 FC6-5 2B		0-0 P3			3	0	1	0	0	0	1				
Doug Rader, R OBP: 0.323, SLG: 0.437 (1, 5)		0-3 K			0-0 FC6-5 2-3			0-0 6-3		3	0	0	0	0	1	1				
John Mayberry, L OBP: 0.318, SLG: 0.396 (1, 3)			4-0 G4-6-3 BB		0-3 K			0-0 1B 2B		2	1	1	0	1	1	1				
Larry Howard, R OBP: 0.273, SLG: 0.273 (1, 2)			0-0 G4-6-3 1-2		0-3 K			0-0 1B		3	0	1	1	0	1	1				
Larry Dierker, R OBP: 0.187, SLG: 0.302 (1, 1)			0-3 K		0-0 P6			0-0 F7		1	0	0	0	0	0	1				
Denny Lemaster, L OBP: 0.220, SLG: 0.230 (3, 1)										0	0	0	0	0	0	0				
Cesar Geronimo, L OBP: 0.420, SLG: 0.385 (6, PH)										0	0	0	0	0	0	0				
Jack Dilauro, S OBP: 0.355, SLG: 0.333 (8, PH)										0	0	0	0	0	0	0				
Keith Lampard, L OBP: 0.355, SLG: 0.333 (8, PH)										1	0	0	0	0	0	1				
Inning Stats	R: 0 E: 0 K: 1 S: 5	H: 0 LOB: 0 BB: 0 P: 5	R: 0 E: 0 K: 2 S: 7	H: 0 LOB: 0 BB: 0 P: 7	R: 0 E: 0 K: 1 S: 4	H: 0 LOB: 0 BB: 1 P: 8	R: 0 E: 0 K: 0 S: 3	H: 1 LOB: 0 BB: 0 P: 3	R: 0 E: 0 K: 1 S: 6	H: 0 LOB: 0 BB: 0 P: 5	R: 0 E: 0 K: 1 S: 5	H: 0 LOB: 1 BB: 1 P: 9	R: 1 E: 0 K: 0 S: 5	H: 2 LOB: 1 BB: 0 P: 5	R: 0 E: 0 K: 0 S: 2	H: 0 LOB: 0 BB: 1 P: 6	1B: 2 2B: 2 3B: 0 HR: 0	SF: 0 SAC: 0 DP: 3 HBP: 0	WP: 0 PB: 0 SB: 0 CS: 0	PA: 31
PITCHER Gary Gentry, R ERA: 3.21 (1, 1)	IP: 9.0 WLS: W BF: 31 H: 4 R: 1 ER: 1 SO: 7 BB: 3 IBB: 0 HBP: 0 BLK: 0 WP: 0 HR: 0 S: 42 P: 54 ERA: 1.00 WHIP: 0.778																			

AB	28
R	1
H	4
RBI	1
BB	3
SO	7
LOB	9



Batter	1	2	3	4	5	6	7	8	9	AB	R	H	RBI	BB	SO	LOB	BOTTOM			
Tommie Agee, R OBP: 0.338, SLG: 0.472 (1, 8)	0-0 P4		0-0 E9 1B			0-0 5-3		0-0 F9		5	1	1	0	0	1	1	Houston Astros @ New York Mets Shea Stadium, Flushing, NY Tue Aug 18 1970, 7:05 PM EDT Att: 36,496 - Unknown			
Wayne Garrett, L OBP: 0.365, SLG: 0.461 (1, 5)	0-0 4-3		0-0 K		0-0 P4		0-3 K			5	1	1	1	0	1	0				
Ken Singleton, S OBP: 0.362, SLG: 0.406 (1, 9)	0-0 4-3		0-0 2B		0-0 L7		4-0 BB			3	1	1	1	1	0	0				
Donn Clendenon, R OBP: 0.353, SLG: 0.560 (1, 3)		4-0 2B		0-0 2B		0-0 P6				3	2	2	1	1	0	1				
Ed Kranepool, L OBP: 0.205, SLG: 0.114 (7, 3)		0-0 BB		0-0 FC3-6 1B		0-0 2B				0	0	0	0	0	0	0				
Cleon Jones, R OBP: 0.325, SLG: 0.397 (1, 7)	0-3 K		0-0 2B		0-0 P4		0-0 6-3			4	0	1	0	0	1	2				
Ken Boswell, L OBP: 0.328, SLG: 0.328 (1, 4)	0-0 F9		0-0 FC3-6 1B		0-0 P4		4-0 BB			3	1	1	1	1	0	2				
Jerry Grote, R OBP: 0.337, SLG: 0.330 (1, 2)	0-0 F9		0-0 SF7 2B		0-0 1-3		0-0 F8			4	1	1	1	0	0	2				
Bud Harrelson, S OBP: 0.345, SLG: 0.323 (1, 6)	4-0 BB		0-0 SF7 1B		4-0 BB		0-0 FC6-4 BB			1	0	0	1	2	0	1				
Al Weis, S OBP: 0.252, SLG: 0.290 (8, 6)	0-0 BB		0-0 SF7 1B		0-0 BB		1-2 BB			0	0	0	0	0	0	0				
Gary Gentry, R OBP: 0.130, SLG: 0.080 (1, 1)	0-3 K		0-0 2B		0-3 K		0-3 K			4	0	1	1	0	3	3				
Inning Stats	R: 0 E: 0 K: 0 S: 3	H: 0 LOB: 0 BB: 0 P: 3	R: 1 E: 0 K: 2 S: 8	H: 1 LOB: 2 BB: 2 P: 16	R: 6 E: 1 K: 1 S: 12	H: 7 LOB: 1 BB: 0 P: 12	R: 0 E: 0 K: 0 S: 4	H: 1 LOB: 0 BB: 0 P: 4	R: 0 E: 0 K: 1 S: 5	H: 0 LOB: 1 BB: 1 P: 9	R: 0 E: 0 K: 0 S: 3	H: 0 LOB: 1 BB: 1 P: 7	R: 0 E: 0 K: 0 S: 3	H: 0 LOB: 0 BB: 1 P: 7	R: 0 E: 0 K: 2 S: 7	H: 0 LOB: 0 BB: 0 P: 7	1B: 4 2B: 5 3B: 0 HR: 0	SF: 1 SAC: 0 DP: 0 HBP: 0	WP: 0 PB: 0 SB: 0 CS: 0	PA: 38
PITCHER Larry Dierker, R ERA: 4.09 (1, 1)	IP: 2.0 WLS: L BF: 14 H: 6 R: 6 ER: 6 SO: 2 BB: 2 IBB: 0 HBP: 0 BLK: 0 WP: 0 HR: 0 S: 16 P: 24 ERA: 27.00 WHIP: 4.000																			
Denny Lemaster, L ERA: 4.53 (3, 1)	3.0 3 1 1 2 1 0 0 0 0 0 0 16 20 3.00 1.333																			
Jack Dilauro, L ERA: 4.6 (6, 1)	2.0 8 0 0 0 2 0 0 0 0 0 0 6 14 0.00 1.000																			
George Culver, R ERA: 3.84 (8, 1)	1.0 3 0 0 0 2 0 0 0 0 0 0 7 7 0.00 0.000																			

AB	32
R	7
H	9
RBI	7
BB	5
SO	6
LOB	12



Batter	1	2	3	4	5	6	7	8	9	AB	R	H	RBI	BB	SO	LOB	TOP			
Jesus Alou, R OBP: 0.350, SLG: 0.404 (1, 7)										6	1	3	3	0	0	1				
Joe Morgan, L OBP: 0.394, SLG: 0.373 (1, 4)										5	1	2	0	0	2	4				
Jimmy Wynn, R OBP: 0.300, SLG: 0.500 (1, 8)										4	1	1	0	1	1	3				
Norm Miller, L OBP: 0.351, SLG: 0.335 (1, 9)										5	2	1	0	0	0	4				
Denis Menke, R OBP: 0.389, SLG: 0.435 (1, 6)										4	1	2	3	1	0	1				
Doug Rader, R OBP: 0.322, SLG: 0.436 (1, 5)										5	0	1	0	0	1	5				
John Mayberry, L OBP: 0.330, SLG: 0.394 (1, 3)										3	2	1	0	2	1	1				
Larry Howard, R OBP: 0.375, SLG: 0.375 (1, 2)										5	1	3	1	0	0	2				
Wade Blasingame, L (1, 1)										3	0	0	0	0	1	3				
George Culver, R OBP: 0.162, SLG: 0.300 (6, 1)										0	0	0	0	0	0	0				
Jim Ray, R OBP: 0.227, SLG: 0.227 (6, 1)										1	0	0	0	0	0	2				
Fred Gladding, L (8, 1)										1	0	0	0	0	1	1				
Inning Stats	R: 0 E: 1 K: 1 S: 6	H: 0 LOB: 1 BB: 0 P: 6	R: 0 E: 0 K: 1 S: 5	H: 1 LOB: 1 BB: 0 P: 5	R: 4 E: 1 K: 0 S: 7	H: 4 LOB: 1 BB: 1 P: 11	R: 2 E: 0 K: 2 S: 10	H: 3 LOB: 1 BB: 0 P: 10	R: 0 E: 0 K: 0 S: 4	H: 1 LOB: 2 BB: 1 P: 8	R: 3 E: 0 K: 0 S: 6	H: 3 LOB: 2 BB: 2 P: 14	R: 0 E: 0 K: 1 S: 6	H: 1 LOB: 1 BB: 0 P: 6	R: 0 E: 1 K: 1 S: 6	H: 0 LOB: 1 BB: 0 P: 6	1B: 10 2B: 3 3B: 2 HR: 0	SF: 0 SAC: 0 DP: 2 HBP: 0	WP: 2 PB: 0 SB: 2 CS: 2	PA: 46
PITCHER	IP	WLS	BF	H	R	ER	SO	BB	IBB	HBP	BLK	WP	HR	S	P	ERA	WHIP			
Tom Seaver, R ERA: 2.42 (1, 1)	6.0	L	30	10	6	2	5	1	1	0	0	0	0	38	46	3.00	1.833			
Danny Frisella, R ERA: 3.94 (7, 1)	0.1	5	2	3	3	0	1	1	0	0	0	1	0	3	11	81.00	9.000			
Ron Taylor, R ERA: 4.04 (7, 1)	1.2	7	2	0	0	1	0	0	0	0	0	1	0	9	9	0.00	1.200			
Tug McGraw, L ERA: 4.04 (9, 1)	1.0	4	0	0	0	1	0	0	0	0	0	0	0	6	6	0.00	0.000			

Houston Astros @ New York Mets
Shea Stadium, Flushing, NY
Wed Aug 19 1970, 3:33 AM EDT
Att: 38,539 - Unknown


AB	42
R	9
H	14
RBI	7
BB	4
SO	7
LOB	27



Batter	1	2	3	4	5	6	7	8	9	AB	R	H	RBI	BB	SO	LOB	BOTTOM					
Tommie Agee, R OBP: 0.340, SLG: 0.474 (1, 8)										4	0	2	1	1	2	2						
Bud Harrelson, S OBP: 0.346, SLG: 0.322 (1, 6)										4	1	1	0	1	2	6						
Ken Singleton, S OBP: 0.376, SLG: 0.410 (1, 9)										1	0	1	0	3	0	0						
Danny Frisella, L OBP: 0.286, SLG: 0.286 (7, 1)										0	0	0	0	0	0	0						
Ron Taylor, R (7, 1)										0	0	0	0	0	0	0						
Dave Marshall, L OBP: 0.315, SLG: 0.421 (8, PH)										1	0	0	0	0	1	3						
Tug McGraw, R OBP: 0.286, SLG: 0.333 (9, 1)										0	0	0	0	0	0	0						
Donn Clendenon, R OBP: 0.346, SLG: 0.549 (1, 3)										5	0	0	0	0	2	8						
Cleon Jones, R OBP: 0.326, SLG: 0.397 (1, 7)										5	0	2	1	0	1	0						
Joe Foy, R OBP: 0.361, SLG: 0.339 (1, 5)										4	1	0	0	1	1	3						
Jerry Grote, R OBP: 0.338, SLG: 0.329 (1, 2)										4	1	1	0	1	0	1						
Al Weis, S OBP: 0.256, SLG: 0.294 (1, 4)										2	0	1	0	0	0	0						
Ken Boswell, L OBP: 0.332, SLG: 0.332 (6, PH)										3	1	2	1	0	0	2						
Tom Seaver, R OBP: 0.250, SLG: 0.244 (1, 1)										2	0	1	0	0	1	2						
Art Shamsky, L OBP: 0.371, SLG: 0.420 (6, PH)										0	0	0	0	2	0	0						
Inning Stats	R: 1 E: 0 K: 2 S: 8	H: 1 LOB: 2 BB: 2 P: 16	R: 1 E: 0 K: 2 S: 7	H: 1 LOB: 3 BB: 3 P: 19	R: 0 E: 0 K: 2 S: 7	H: 0 LOB: 0 BB: 0 P: 7	R: 0 E: 0 K: 0 S: 5	H: 2 LOB: 2 BB: 0 P: 5	R: 0 E: 0 K: 0 S: 3	H: 1 LOB: 0 BB: 0 P: 3	R: 2 E: 0 K: 1 S: 7	H: 2 LOB: 3 BB: 3 P: 19	R: 0 E: 0 K: 0 S: 3	H: 0 LOB: 0 BB: 0 P: 3	R: 0 E: 0 K: 3 S: 11	H: 2 LOB: 3 BB: 1 P: 15	R: 0 E: 0 K: 0 S: 4	H: 2 LOB: 1 BB: 0 P: 4	1B: 10 2B: 1 3B: 0 HR: 0	SF: 0 SAC: 0 DP: 1 HBP: 0	WP: 1 PB: 0 SB: 1 CS: 0	PA: 44
PITCHER	IP	WLS	BF	H	R	ER	SO	BB	IBB	HBP	BLK	WP	HR	S	P	ERA	WHIP					
Wade Blasingame, L ERA: 3.15 (1, 1)	5.0	W	25	5	3	3	6	6	0	0	0	0	0	30	54	5.40	2.200					
George Culver, R ERA: 3.94 (6, 1)	0.1	4	2	1	1	0	1	0	0	0	0	0	0	3	7	27.00	9.000					
Jim Ray, R ERA: 3.9 (6, 1)	1.2	8	1	0	0	1	2	0	0	0	0	0	0	8	16	0.00	1.800					
Fred Gladding, R ERA: 3.95 (8, 1)	2.0	S	8	3	0	0	3	0	0	0	0	0	0	14	14	0.00	1.500					

Houston Astros @ New York Mets
Shea Stadium, Flushing, NY
Wed Aug 19 1970, 3:33 AM EDT
Att: 38,539 - Unknown

AB	35
R	4
H	11
RBI	3
BB	9
SO	10
LOB	27



Batter	1	2	3	4	5	6	7	8	9	AB	R	H	RBI	BB	SO	LOB	TOP			
Pete Rose, S OBP: 0.397, SLG: 0.478 (1, 9)	E6 FC6-4		F8		K		6-3		FC6-4	5	0	0	0	0	1	2				
Bobby Tolan, L OBP: 0.390, SLG: 0.473 (1, 8)	FC6-4 BLK		K				G3			4	0	1	0	0	1	2				
Tony Perez, R OBP: 0.424, SLG: 0.653 (1, 5)	3-1		FC5-4				P6			3	0	0	0	1	0	2				
Johnny Bench, R OBP: 0.346, SLG: 0.628 (1, 2)	F3			5-3	F6				K	4	0	0	0	0	1	3				
Lee May, R OBP: 0.298, SLG: 0.498 (1, 3)		G6-4-3 BB			F9				F8	3	1	1	0	1	0	2				
Hal McRae, R OBP: 0.322, SLG: 0.496 (1, 7)		G6-4-3		E6 1B			3-1		6-3	4	0	0	0	0	0	2				
Tommy Helms, R OBP: 0.252, SLG: 0.272 (1, 4)							5-3		F9	4	0	2	1	0	0	0				
Woody Woodward, R OBP: 0.316, SLG: 0.319 (1, 6)		FC6 1B		K					5-3	4	0	1	0	0	1	3				
Tony Cloninger, R OBP: 0.222, SLG: 0.333 (6, PH)										2	0	1	0	0	0	2				
Jimmy Stewart, S OBP: 0.298, SLG: 0.258 (6, PH)										1	0	0	0	0	0	1				
Clay Carroll, R OBP: 0.222, SLG: 0.125 (6, 1)										0	0	0	0	0	0	0				
Don Gullett, R OBP: 0.308, SLG: 0.417 (9, PH)										0	0	0	0	0	0	0				
Dave Concepcion, R OBP: 0.338, SLG: 0.341 (9, PH)										1	0	1	0	0	0	0				
Inning Stats	R: 0 E: 1 K: 0 S: 4	H: 0 LOB: 1 BB: 0 P: 4	R: 0 E: 0 K: 0 S: 3	H: 1 LOB: 1 BB: 1 P: 7	R: 0 E: 0 K: 1 S: 6	H: 1 LOB: 1 BB: 0 P: 6	R: 1 E: 1 K: 1 S: 8	H: 2 LOB: 2 BB: 1 P: 8	R: 0 E: 0 K: 1 S: 6	H: 1 LOB: 1 BB: 0 P: 10	R: 0 E: 0 K: 0 S: 4	H: 0 LOB: 0 BB: 0 P: 4	R: 0 E: 0 K: 1 S: 5	H: 0 LOB: 0 BB: 0 P: 5	R: 0 E: 0 K: 0 S: 4	H: 1 LOB: 1 BB: 0 P: 4	1B: 6 2B: 1 3B: 0 HR: 0	SF: 0 SAC: 0 DP: 1 HBP: 0	WP: 0 PB: 0 SB: 0 CS: 0	PA: 37
PITCHER Jerry Koosman, L ERA: 2.97 (1, 1)	IP: 9.0 WLS: W BF: 37 H: 7 R: 1 ER: 0 SO: 4 BB: 2 IBB: 0 HBP: 0 BLK: 1 WP: 0 HR: 0 S: 43 P: 51 ERA: 0.00 WHIP: 1.000															PITCHER				

Cincinnati Reds @ New York Mets
Shea Stadium, Flushing, NY
Fri Aug 21 1970, 7:05 PM EDT
Att: 53,320 - Unknown

AB	35
R	1
H	7
RBI	1
BB	2
SO	4
LOB	19



Batter	1	2	3	4	5	6	7	8	9	AB	R	H	RBI	BB	SO	LOB	BOTTOM			
Tommie Agee, R OBP: 0.340, SLG: 0.473 (1, 8)	WP 4-3 1B	K		K			5-3			4	1	1	0	0	2	3				
Wayne Garrett, L OBP: 0.367, SLG: 0.455 (1, 4)	4-3				K		P6			3	0	0	1	1	1	1				
Cleon Jones, R OBP: 0.327, SLG: 0.397 (1, 7)		L8			6-3					3	0	1	1	1	0	3				
Art Shamsky, L OBP: 0.373, SLG: 0.426 (7, PH)	G3-6-3									3	1	2	0	0	0	1				
Don Clendenon, R OBP: 0.345, SLG: 0.547 (8, 3)					E		K			1	0	0	0	0	1	1				
Dave Marshall, L OBP: 0.320, SLG: 0.429 (1, 9)		1B BB 2B		P5	E8				G3	4	1	2	1	0	0	1				
Joe Foy, R OBP: 0.366, SLG: 0.340 (1, 5)		BB BB 1B		G6-4-3 BB	5-3				G6-4-3 BB	2	1	1	0	2	0	1				
Jerry Grote, R OBP: 0.337, SLG: 0.325 (1, 2)		BB BB 1B		G6-4-3			6-3		G6-4-3	3	0	0	0	1	0	3				
Bud Harrelson, S OBP: 0.347, SLG: 0.323 (1, 6)		BB BB			B1-6-4 1B		F7			2	0	1	1	1	0	0				
Jerry Koosman, R OBP: 0.175, SLG: 0.115 (1, 1)		K		B1-6-4			K			3	0	0	0	0	2	4				
Inning Stats	R: 1 E: 0 K: 0 S: 4	H: 2 LOB: 0 BB: 0 P: 4	R: 2 E: 0 K: 2 S: 9	H: 2 LOB: 3 BB: 3 P: 21	R: 0 E: 0 K: 0 S: 3	H: 1 LOB: 1 BB: 1 P: 7	R: 0 E: 0 K: 1 S: 5	H: 1 LOB: 0 BB: 0 P: 5	R: 1 E: 2 K: 1 S: 7	H: 2 LOB: 1 BB: 0 P: 7	R: 0 E: 0 K: 1 S: 5	H: 0 LOB: 0 BB: 0 P: 5	R: 0 E: 0 K: 1 S: 5	H: 0 LOB: 1 BB: 1 P: 9	R: 0 E: 0 K: 0 S: 2	H: 0 LOB: 0 BB: 1 P: 6	1B: 6 2B: 2 3B: 0 HR: 0	SF: 0 SAC: 0 DP: 4 HBP: 0	WP: 1 PB: 0 SB: 0 CS: 0	PA: 34
PITCHER Tony Cloninger, R ERA: 4.34 (1, 1)	IP: 5.0 WLS: L BF: 24 H: 8 R: 4 ER: 3 SO: 4 BB: 4 IBB: 0 HBP: 0 BLK: 0 WP: 1 HR: 0 S: 28 P: 44 ERA: 5.40 WHIP: 2.400															PITCHER				
Clay Carroll, R ERA: 2.78 (6, 1)	1.1 WLS: L BF: 4 H: 0 R: 0 ER: 0 SO: 1 BB: 0 IBB: 0 HBP: 0 BLK: 0 WP: 0 HR: 0 S: 6 P: 6 ERA: 0.00 WHIP: 0.000																			
Don Gullett, L ERA: 3.04 (7, 1)	1.2 WLS: L BF: 6 H: 0 R: 0 ER: 0 SO: 1 BB: 2 IBB: 0 HBP: 0 BLK: 0 WP: 0 HR: 0 S: 6 P: 14 ERA: 0.00 WHIP: 1.200																			

Cincinnati Reds @ New York Mets
Shea Stadium, Flushing, NY
Fri Aug 21 1970, 7:05 PM EDT
Att: 53,320 - Unknown

AB	28
R	4
H	8
RBI	4
BB	6
SO	6
LOB	18



Batter	1	2	3	4	5	6	7	8	9	AB	R	H	RBI	BB	SO	LOB	TOP					
Pete Rose, S OBP: 0.385, SLG: 0.475 (1, 9)										5	0	1	0	0	0	1	Cincinnati Reds @ New York Mets Shea Stadium, Flushing, NY Sat Aug 22 1970, 7:05 PM EDT Att: 45,943 - Unknown					
Bobby Tolan, L OBP: 0.394, SLG: 0.478 (1, 8)										3	1	2	0	2	0	2						
Tony Perez, R OBP: 0.422, SLG: 0.647 (1, 5)										4	0	0	0	1	3	5						
Johnny Bench, R OBP: 0.345, SLG: 0.625 (1, 2)										5	0	1	2	0	1	4						
Lee May, R OBP: 0.297, SLG: 0.495 (1, 3)										5	0	1	0	0	0	1						
Bernie Carbo, L OBP: 0.462, SLG: 0.592 (1, 7)										3	1	1	0	1	1	1						
Tommy Helms, R OBP: 0.256, SLG: 0.276 (1, 4)										4	0	3	1	0	1	1						
Woody Woodward, R OBP: 0.310, SLG: 0.313 (1, 6)										4	0	0	0	0	0	5						
Jim Merritt, L OBP: 0.190, SLG: 0.276 (1, 1)										3	0	0	0	0	2	0						
Ty Cline, L OBP: 0.373, SLG: 0.422 (9, PH)										1	1	1	0	0	0	0						
Wayne Granger, R OBP: 0.143, SLG: 0.143 (9, 1)										0	0	0	0	0	0	0						
Inning Stats	R: 0 E: 0 K: 1 S: 5	H: 0 LOB: 1 BB: 1 P: 9	R: 0 E: 0 K: 2 S: 8	H: 1 LOB: 1 BB: 0 P: 8	R: 0 E: 0 K: 2 S: 7	H: 0 LOB: 1 BB: 1 P: 11	R: 0 E: 0 K: 1 S: 6	H: 1 LOB: 2 BB: 1 P: 10	R: 0 E: 0 K: 2 S: 8	H: 1 LOB: 1 BB: 0 P: 8	R: 1 E: 0 K: 0 S: 5	H: 2 LOB: 1 BB: 0 P: 5	R: 0 E: 0 K: 0 S: 4	H: 2 LOB: 2 BB: 1 P: 8	R: 0 E: 0 K: 0 S: 4	H: 1 LOB: 1 BB: 0 P: 4	R: 2 E: 1 K: 0 S: 6	H: 2 LOB: 1 BB: 0 P: 6	1B: 7 2B: 3 3B: 0 HR: 0	SF: 0 SAC: 0 DP: 1 HBP: 0	WP: 0 PB: 0 SB: 3 CS: 0	PA: 41
PITCHER	IP WLS BF H R ER SO BB IBB HBP BLK WP HR S P ERA WHIP																					
Jim McAndrew, R ERA: 4.1 (1, 1)	8.0	36	9	2	1	8	3	1	0	0	0	0	0	0	48	64	1.12	1.500				
Tug McGraw, L ERA: 4.02 (9, 1)	0.1	L	2	0	0	0	0	0	0	0	0	0	0	0	2	2	0.00	0.000				
Nolan Ryan, R ERA: 3.19 (9, 1)	0.2	3	1	1	0	0	0	0	0	0	0	0	0	3	3	0.00	1.500					

Batter	1	2	3	4	5	6	7	8	9	AB	R	H	RBI	BB	SO	LOB	BOTTOM				
Tommie Agee, R OBP: 0.341, SLG: 0.473 (1, 8)										4	0	2	0	0	1	0	Cincinnati Reds @ New York Mets Shea Stadium, Flushing, NY Sat Aug 22 1970, 7:05 PM EDT Att: 45,943 - Unknown				
Bud Harrelson, S OBP: 0.349, SLG: 0.327 (1, 6)										4	1	2	0	0	1	1					
Cleon Jones, R OBP: 0.327, SLG: 0.393 (1, 7)										3	0	0	0	1	1	3					
Donn Clendenon, R OBP: 0.347, SLG: 0.543 (1, 3)										2	0	0	0	2	0	0					
Ron Swoboda, R OBP: 0.359, SLG: 0.427 (1, 9)										4	0	0	1	0	0	5					
Joe Foy, R OBP: 0.364, SLG: 0.339 (1, 5)										4	1	1	0	0	1	2					
Jerry Grote, R OBP: 0.336, SLG: 0.328 (1, 2)										4	0	1	1	0	0	0					
Wayne Garrett, L OBP: 0.366, SLG: 0.450 (1, 4)										3	0	0	0	1	2	0					
Jim McAndrew, R OBP: 0.195, SLG: 0.162 (1, 1)										3	0	0	0	0	2	2					
Tug McGraw, R OBP: 0.298, SLG: 0.333 (9, 1)										0	0	0	0	0	0	0					
Nolan Ryan, R OBP: 0.194, SLG: 0.194 (9, 1)										0	0	0	0	0	0	0					
Art Shamsky, L OBP: 0.372, SLG: 0.424 (9, PH)										1	0	0	0	0	0	0					
Inning Stats	R: 0 E: 0 K: 1 S: 6	H: 2 LOB: 2 BB: 1 P: 10	R: 0 E: 0 K: 1 S: 5	H: 0 LOB: 0 BB: 0 P: 5	R: 0 E: 0 K: 1 S: 4	H: 0 LOB: 0 BB: 0 P: 4	R: 0 E: 0 K: 1 S: 5	H: 0 LOB: 0 BB: 0 P: 5	R: 0 E: 0 K: 2 S: 7	H: 0 LOB: 0 BB: 0 P: 7	R: 1 E: 0 K: 1 S: 7	H: 2 LOB: 2 BB: 1 P: 11	R: 1 E: 0 K: 0 S: 4	H: 1 LOB: 2 BB: 2 P: 12	R: 0 E: 0 K: 1 S: 5	H: 0 LOB: 0 BB: 0 P: 5	1B: 4 2B: 3 3B: 0 HR: 0	SF: 0 SAC: 0 DP: 1 HBP: 0	WP: 0 PB: 0 SB: 0 CS: 0	PA: 36	
PITCHER	IP WLS BF H R ER SO BB IBB HBP BLK WP HR S P ERA WHIP																				
Jim Merritt, L ERA: 3.77 (1, 1)	8.0	33	6	2	2	7	3	1	0	0	0	0	0	43	59	2.25	1.125				
Wayne Granger, R ERA: 2.35 (9, 1)	1.0	S	3	0	0	0	0	0	0	0	0	0	0	5	5	0.00	0.000				

AB	37
R	3
H	10
RBI	3
BB	4
SO	8
LOB	20




AB	32
R	2
H	6
RBI	2
BB	4
SO	8
LOB	13



Batter	1	2	3	4	5	6	7	8	9	AB	R	H	RBI	BB	SO	LOB	TOP									
Pete Rose, S OBP: 0.382, SLG: 0.471 (1, 9)	0-0 4-3	0-0 P6		0-0 F8			0-0 E1 FC3-6		0-0 F8	5	0	0	0	0	0	1										
Bobby Tolan, L OBP: 0.393, SLG: 0.476 (1, 8)	0-0 2B 1B		0-0 F9		0-3 K		0-0 FC3-6 G6-4-3			4	1	1	0	0	1	1										
Tony Perez, R OBP: 0.424, SLG: 0.651 (1, 5)	0-0 BB 1-H 2B		4-0 S BB		0-0 HR 2B		0-0 G6-4-3			3	1	2	1	1	0	1										
Johnny Bench, R OBP: 0.348, SLG: 0.634 (1, 2)	4-0 BB BB		0-0 5-3		0-0 HR 2B			0-0 F8 1B 2B		3	2	2	2	1	0	1										
Lee May, R OBP: 0.297, SLG: 0.492 (1, 3)	0-0 F7		4-0 BB		0-0 F2			0-0 F8		3	0	0	0	1	0	3										
Bernie Carbo, L OBP: 0.462, SLG: 0.589 (1, 7)	4-0 1-2 2-3 BB		0-0 F7		0-0 F8			0-0 G3-6 1B		3	0	1	1	1	0	2										
Tommy Helms, R OBP: 0.254, SLG: 0.274 (1, 4)	0-0 1-3			0-0 F8			0-0 6-3		0-0 G3-6	4	0	0	0	0	0	4										
Woody Woodward, R OBP: 0.309, SLG: 0.308 (1, 6)		0-0 F9		4-0 SH3-4 BB			0-0 6-3		0-0 6-3	3	0	0	0	1	0	0										
Gary Nolan, R OBP: 0.167, SLG: 0.104 Clay Carroll, R OBP: 0.200, SLG: 0.111 Wayne Granger, R OBP: 0.143, SLG: 0.143 (7, 1)		0-0 3-1		0-0 SH3-4			0-0 6-3		0-0 6-3	2	0	0	0	0	0	0										
Inning Stats	R: 1 E: 0 K: 0 S: 5	H: 2 LOB: 3 BB: 2 P: 13	R: 0 E: 0 K: 0 S: 3	H: 0 LOB: 0 BB: 0 P: 3	R: 0 E: 0 K: 0 S: 3	H: 0 LOB: 2 BB: 2 P: 11	R: 0 E: 0 K: 0 S: 3	H: 0 LOB: 1 BB: 1 P: 7	R: 2 E: 0 K: 1 S: 7	H: 2 LOB: 0 BB: 0 P: 7	R: 0 E: 0 K: 0 S: 3	H: 0 LOB: 0 BB: 0 P: 3	R: 0 E: 0 K: 0 S: 3	H: 0 LOB: 0 BB: 0 P: 3	R: 1 E: 0 K: 0 S: 4	H: 2 LOB: 0 BB: 0 P: 4	R: 0 E: 0 K: 0 S: 3	H: 0 LOB: 0 BB: 0 P: 3	1B: 2 2B: 3 3B: 0 HR: 1	SF: 0 SAC: 1 DP: 2 HBP: 0	WP: 0 PB: 0 SB: 1 CS: 0	PA: 37				
PITCHER	IP	WLS	BF	H	R	ER	SO	BB	IBB	HBP	BLK	WP	HR	S	P	ERA	WHIP									
Gary Gentry, R ERA: 3.24 Ron Taylor, R ERA: 4.06	(1, 1)	7.0	30	4	3	3	1	5	0	0	0	0	0	1	27	47	3.86	1.286								

Cincinnati Reds @ New York Mets
Shea Stadium, Flushing, NY
Sun Aug 23 1970, 3:33 AM EDT
Unknown


AB 31
R 4
H 6
RBI 4
BB 5
SO 1
LOB 13



Batter	1	2	3	4	5	6	7	8	9	AB	R	H	RBI	BB	SO	LOB	BOTTOM									
Tommie Agee, R OBP: 0.347, SLG: 0.489 (1, 8)			4-0 1B		0-0 1B		0-0 HR		0-0 SH 1B	4	2	4	2	1	0	0										
Al Weis, S OBP: 0.256, SLG: 0.294 (9, PR)	HR		1-2 BB		0-0 1B		0-0 HR		1-2 1B 1B	0	1	0	0	0	0	0										
Bud Harrelson, S OBP: 0.346, SLG: 0.324 (1, 6)	0-0 F9		0-0 P5		0-0 F7		0-0 F2		0-0 SH 1B BB	4	1	0	0	0	0	3										
Cleon Jones, R OBP: 0.328, SLG: 0.392 (1, 7)	0-0 5-3		0-0 1B		0-3 K		4-0 BB		0-0 P1	4	0	1	0	1	1	3										
Art Shamsky, L OBP: 0.372, SLG: 0.422 (1, 3)	0-0 F2		0-3 K		4-0 BB BB		0-0 P4		0-0 BB IBB 1B	4	0	1	1	1	1	4										
Wayne Garrett, L OBP: 0.363, SLG: 0.442 (1, 4)		0-0 F7		0-0 G3		0-0 F9		0-0 G3	4-0 BB IBB	4	0	0	0	1	0	1										
Ron Swoboda, R OBP: 0.356, SLG: 0.422 (1, 9)		0-3 K		0-0 1B		0-0 F2		0-0 P3	0-3 K	5	0	1	0	0	2	4										
Joe Foy, R OBP: 0.368, SLG: 0.337 (1, 5)		0-3 K		0-0 F8		4-0 BB		4-0 FC6 BB	4-0 1-2 2-3 3-H BB	2	0	0	1	3	1	1										
Jerry Grote, R OBP: 0.335, SLG: 0.325 (1, 2)			4-0 1B BB BB		0-0 P4		0-0 P3		0-0 FC6	3	0	0	0	1	0	4										
Gary Gentry, R OBP: 0.125, SLG: 0.077 Ed Kranepool, L OBP: 0.200, SLG: 0.111 Ron Taylor, R OBP: 0.379, SLG: 0.414 (8, PH)			0-0 B2		0-0 2-3		0-3 K		0-0 SH 1B E 1B	2	0	0	0	0	0	1										
Inning Stats	R: 1 E: 0 K: 0 S: 4	H: 1 LOB: 0 BB: 0 P: 4	R: 0 E: 0 K: 2 S: 7	H: 0 LOB: 0 BB: 0 P: 7	R: 0 E: 0 K: 1 S: 6	H: 1 LOB: 3 BB: 2 P: 14	R: 0 E: 0 K: 0 S: 4	H: 1 LOB: 1 BB: 0 P: 4	R: 0 E: 0 K: 1 S: 6	H: 0 LOB: 2 BB: 2 P: 11	R: 1 E: 0 K: 1 S: 6	H: 1 LOB: 1 BB: 1 P: 10	R: 0 E: 0 K: 0 S: 3	H: 0 LOB: 1 BB: 1 P: 7	R: 3 E: 1 K: 1 S: 8	H: 3 LOB: 3 BB: 2 P: 16	1B: 6 2B: 0 3B: 0 HR: 2	SF: 0 SAC: 1 DP: 0 HBP: 0	WP: 0 PB: 0 SB: 0 CS: 0	PA: 43						
PITCHER	IP	WLS	BF	H	R	ER	SO	BB	IBB	HBP	BLK	WP	HR	S	P	ERA	WHIP									
Gary Nolan, R ERA: 3.38 Clay Carroll, R ERA: 2.65 Wayne Granger, R ERA: 2.6	(1, 1)	6.2	30	5	2	2	5	5	0	0	0	0	0	5	35	55	2.70	1.500								

Cincinnati Reds @ New York Mets
Shea Stadium, Flushing, NY
Sun Aug 23 1970, 3:33 AM EDT
Unknown

AB 34
R 5
H 8
RBI 4
BB 8
SO 6
LOB 21



Batter	1	2	3	4	5	6	7	8	9	AB	R	H	RBI	BB	SO	LOB	TOP					
Mike Lum, L OBP: 0.317, SLG: 0.429 (1, 8)										4	1	2	0	1	1	1	Atlanta Braves @ New York Mets Shea Stadium, Flushing, NY Tue Aug 25 1970, 7:05 PM EDT Att: 48,561 - Unknown					
Sonny Jackson, L OBP: 0.348, SLG: 0.317 (1, 6)										4	1	1	1	0	0	2						
Hank Aaron, R OBP: 0.384, SLG: 0.600 (1, 9)										3	1	1	0	2	0	0						
Orlando Cepeda, R OBP: 0.372, SLG: 0.544 (1, 3)										5	1	2	1	0	1	7						
Rico Carty, R OBP: 0.446, SLG: 0.620 Jimmie Hall, L OBP: 0.241, SLG: 0.301 (9, 7)										5	1	3	2	0	1	2						
Hal King, L OBP: 0.367, SLG: 0.463 (1, 2)										0	0	0	0	0	0	0						
Clete Boyer, R OBP: 0.303, SLG: 0.370 (1, 5)										3	0	1	0	1	1	0						
Gil Garrido, R OBP: 0.307, SLG: 0.336 (1, 4)										4	1	1	0	0	0	2						
Pat Jarvis, R OBP: 0.171, SLG: 0.174 Hoyt Wilhelm, R (8, 1) Bob Priddy, R OBP: 0.250, SLG: 0.200 (9, 1)										3	0	1	0	0	1	2						
Inning Stats	R: 0 E: 0 K: 1 S: 5	H: 0 LOB: 0 BB: 0 P: 5	R: 1 E: 0 K: 0 S: 5	H: 2 LOB: 2 BB: 1 P: 9	R: 0 E: 0 K: 0 S: 4	H: 1 LOB: 2 BB: 1 P: 8	R: 0 E: 0 K: 1 S: 5	H: 0 LOB: 0 BB: 0 P: 5	R: 5 E: 0 K: 1 S: 9	H: 5 LOB: 1 BB: 1 P: 13	R: 1 E: 0 K: 1 S: 7	H: 2 LOB: 2 BB: 1 P: 11	R: 0 E: 0 K: 1 S: 5	H: 0 LOB: 0 BB: 0 P: 5	R: 0 E: 0 K: 0 S: 4	H: 1 LOB: 1 BB: 0 P: 4		R: 0 E: 0 K: 0 S: 4	H: 2 LOB: 0 BB: 0 P: 4	1B: 11 2B: 0 3B: 0 HR: 2	SF: 1 SAC: 1 DP: 0 HBP: 0	WP: 0 PB: 1 SB: 0 CS: 1
PITCHER	IP WLS BF H R ER SO BB IBB HBP BLK WP HR S P ERA WHIP																					
Nolan Ryan, R ERA: 3.13 (1, 1)	5.0 L 25 8 6 1 3 3 0 0 0 0 0 2 28 40 1.80 2.200																					
Tug McGraw, L ERA: 4.03 (6, 1)	2.0 9 2 1 1 2 1 0 0 0 0 0 0 12 16 4.50 1.500																					
Ron Taylor, R ERA: 3.92 (8, 1)	2.0 8 3 0 0 0 0 0 0 0 0 0 0 8 8 0.00 1.500																					

Batter	1	2	3	4	5	6	7	8	9	AB	R	H	RBI	BB	SO	LOB	BOTTOM			
Tommie Agee, R OBP: 0.343, SLG: 0.483 (1, 9)										5	1	0	0	0	1	0	Atlanta Braves @ New York Mets Shea Stadium, Flushing, NY Tue Aug 25 1970, 7:05 PM EDT Att: 48,561 - Unknown			
Wayne Garrett, L OBP: 0.364, SLG: 0.442 (1, 5)										3	2	0	0	2	0	0				
Cleon Jones, R OBP: 0.337, SLG: 0.393 (1, 8)										4	1	3	1	1	1	0				
Art Shamsky, L OBP: 0.370, SLG: 0.419 Al Weis, S OBP: 0.256, SLG: 0.294 (9, PR)										4	1	1	0	1	0	3				
Donn Clendenon, R OBP: 0.357, SLG: 0.555 (1, 3)										5	1	3	5	0	0	2				
Ken Boswell, L OBP: 0.333, SLG: 0.333 (1, 4)										5	0	2	0	0	0	2				
Jerry Grote, R OBP: 0.322 Duffy Dyer, R OBP: 0.315, SLG: 0.254 (7, 2)										2	0	0	0	0	0	5				
Bud Harrelson, S OBP: 0.343, SLG: 0.320 (1, 6)										2	0	2	0	0	0	0				
Nolan Ryan, R OBP: 0.186, SLG: 0.189 (5, PH) Ed Kranepool, L OBP: 0.196, SLG: 0.106 (8, 1) Tug McGraw, L OBP: 0.296, SLG: 0.333 (9, PH) Ken Singleton, R OBP: 0.409 (8, 1) Ron Swoboda, R OBP: 0.307, SLG: 0.419 (9, PH)										1	0	0	0	0	1	0				
Inning Stats	R: 0 E: 0 K: 0 S: 3	H: 0 LOB: 1 BB: 1 P: 7	R: 0 E: 0 K: 0 S: 4	H: 2 LOB: 0 BB: 0 P: 4	R: 0 E: 0 K: 2 S: 7	H: 0 LOB: 0 BB: 0 P: 7	R: 0 E: 0 K: 0 S: 6	H: 3 LOB: 3 BB: 0 P: 6	R: 0 E: 0 K: 1 S: 5	H: 0 LOB: 0 BB: 0 P: 5	R: 0 E: 0 K: 1 S: 6	H: 1 LOB: 1 BB: 0 P: 6	R: 4 E: 1 K: 0 S: 7	H: 3 LOB: 1 BB: 1 P: 11	R: 2 E: 0 K: 0 S: 5	H: 2 LOB: 2 BB: 2 P: 13		1B: 9 2B: 1 3B: 0 HR: 1	SF: 0 SAC: 0 DP: 1 HBP: 0	WP: 0 PB: 0 SB: 0 CS: 0
PITCHER	IP WLS BF H R ER SO BB IBB HBP BLK WP HR S P ERA WHIP																			
Pat Jarvis, R ERA: 3.38 (1, 1)	7.1 W 32 8 4 3 4 2 0 0 0 0 0 1 38 46 3.68 1.364																			
Hoyt Wilhelm, R ERA: 2.81 (8, 1)	1.1 8 2 2 2 0 2 0 0 0 0 0 0 6 14 13.50 3.000																			
Bob Priddy, R ERA: 5.43 (9, 1)	0.1 S 2 1 0 0 0 0 0 0 0 0 0 0 2 2 0.00 3.000																			



Batter	1	2	3	4	5	6	7	8	9	AB	R	H	RBI	BB	SO	LOB	TOP										
Gil Garrido, R OBP: 0.305, SLG: 0.333 (1, 4)										5	1	1	0	0	0	2											
Oscar Brown, R OBP: 0.571, SLG: 0.818 (1, 8)										3	1	3	0	1	0	0											
Hank Aaron, R OBP: 0.384, SLG: 0.604 (1, 9)										5	2	2	3	0	2	4											
Orlando Cepeda, R OBP: 0.374, SLG: 0.552 (1, 3)										5	2	3	2	0	0	0											
Rico Carty, R OBP: 0.448, SLG: 0.619 (1, 7)																											
Mike Lum, L OBP: 0.317, SLG: 0.429 (9, 7)										4	0	2	0	1	1	2											
Clete Boyer, R OBP: 0.305, SLG: 0.378 (1, 5)										5	1	2	2	0	0	2											
Bob Tillman, R OBP: 0.271, SLG: 0.322 (1, 2)										3	2	1	1	2	2	3											
Sonny Jackson, L OBP: 0.349, SLG: 0.316 (1, 6)										4	0	1	0	1	0	3											
Ron Reed, R OBP: 0.138, SLG: 0.172 (1, 1)										1	0	1	0	0	0	0											
Julio Navarro, R OBP: 0.167, SLG: 0.167 (3, 1)										0	0	0	0	0	0	0											
Don Cardwell, R OBP: 0.222, SLG: 0.222 (5, 1)										0	0	0	0	0	0	0											
Bob Aspinwall, R OBP: 0.000, SLG: 0.000 (7, PH)										0	0	0	0	0	0	0											
Mike McQueen, L OBP: 0.000, SLG: 0.000 (7, 1)										0	0	0	0	0	0	0											
Tony Gonzalez, L OBP: 0.000, SLG: 0.000 (8, PH)										1	0	0	0	0	0	2											
Bob Priddy, R OBP: 0.200, SLG: 0.200 (8, 1)										0	0	0	0	0	0	0											
Inning Stats	R: 0 E: 0 K: 1 S: 5	H: 1 LOB: 0 BB: 0 P: 5	R: 0 E: 0 K: 1 S: 5	H: 0 LOB: 0 BB: 0 P: 5	R: 1 E: 0 K: 0 S: 6	H: 3 LOB: 0 BB: 0 P: 6	R: 0 E: 0 K: 0 S: 3	H: 1 LOB: 0 BB: 0 P: 3	R: 0 E: 0 K: 0 S: 2	H: 0 LOB: 0 BB: 1 P: 6	R: 0 E: 0 K: 1 S: 6	H: 1 LOB: 0 BB: 1 P: 10	R: 2 E: 0 K: 0 S: 4	H: 2 LOB: 0 BB: 1 P: 8	R: 3 E: 0 K: 1 S: 8	H: 3 LOB: 2 BB: 2 P: 16	R: 3 E: 0 K: 1 S: 10	H: 5 LOB: 2 BB: 0 P: 10	1B: 11 2B: 0 3B: 1 HR: 4	SF: 1 SAC: 1 DP: 3 HBP: 0	WP: 1 PA: 44 PB: 0 SB: 0 CS: 1						
PITCHER	IP	WLS	BF	H	R	ER	SO	BB	IBB	HBP	BLK	WP	HR	S	P	ERA	WHIP										
Jerry Koosman, L ERA: 3.13 (1, 1)	7.0		30	10	5	5	3	3	0	0	0	1	2	33	45	6.43	1.857										
Danny Frisella, R ERA: 4.02 (8, 1)	0.2		5	1	1	1	1	2	0	0	0	0	1	5	13	13.50	4.500										
Ray Sadecki, L ERA: 3.8 (8, 1)	0.2		3	1	1	1	0	0	0	0	0	0	0	3	3	13.50	1.500										
Gary Gentry, R ERA: 3.35 (9, 1)	0.0	L	3	3	1	1	0	0	0	0	0	0	1	3	3	∞	∞										
Tug McCraw, L ERA: 3.99 (9, 1)	0.2		3	1	1	1	1	0	0	0	0	0	0	5	5	13.50	1.500										

Atlanta Braves @ New York Mets
Shea Stadium, Flushing, NY
Wed Aug 26 1970, 7:05 PM EDT
Att: 45,567 - Unknown

AB 37
R 9
H 16
RBI 9
BB 5
SO 5
LOB 18



Batter	1	2	3	4	5	6	7	8	9	AB	R	H	RBI	BB	SO	LOB	BOTTOM										
Tommie Agee, R OBP: 0.345, SLG: 0.482 (1, 8)										3	1	1	0	2	0	2											
Wayne Garrett, L OBP: 0.362, SLG: 0.449 (1, 5)										5	1	1	2	0	0	4											
Cleon Jones, R OBP: 0.340, SLG: 0.399 (1, 7)										5	2	3	0	0	1	2											
Art Shamsky, L OBP: 0.374, SLG: 0.433 (1, 9)										4	2	3	2	0	0	2											
Ron Swoboda, R OBP: 0.355, SLG: 0.417 (8, 9)										1	0	0	0	0	0	0											
Don Clendenon, R OBP: 0.351, SLG: 0.545 (1, 3)										5	0	0	0	0	0	3											
Ken Boswell, L OBP: 0.338, SLG: 0.347 (1, 4)										5	0	3	2	0	1	0											
Bud Harrelson, S OBP: 0.344, SLG: 0.322 (1, 6)										4	1	2	0	0	1	1											
Duffy Dyer, R OBP: 0.320, SLG: 0.262 (1, 2)										4	0	2	0	0	1	3											
Jerry Koosman, R OBP: 0.183, SLG: 0.127 (1, 1)										3	0	1	1	0	2	3											
Danny Frisella, L OBP: 0.286, SLG: 0.286 (8, 1)										0	0	0	0	0	0	0											
Ray Sadecki, L OBP: 0.257, SLG: 0.235 (8, 1)										0	0	0	0	0	0	0											
Gary Gentry, R OBP: 0.125, SLG: 0.077 (9, 1)										0	0	0	0	0	0	0											
Tug McCraw, R OBP: 0.286, SLG: 0.333 (9, 1)										0	0	0	0	0	0	0											
Inning Stats	R: 2 E: 0 K: 1 S: 8	H: 4 LOB: 2 BB: 0 P: 8	R: 1 E: 1 K: 0 S: 4	H: 2 LOB: 0 BB: 0 P: 4	R: 2 E: 1 K: 0 S: 6	H: 3 LOB: 1 BB: 0 P: 6	R: 0 E: 0 K: 1 S: 6	H: 1 LOB: 1 BB: 0 P: 6	R: 2 E: 0 K: 2 S: 11	H: 4 LOB: 2 BB: 0 P: 11	R: 0 E: 0 K: 0 S: 3	H: 1 LOB: 1 BB: 1 P: 7	R: 0 E: 0 K: 2 S: 7	H: 0 LOB: 0 BB: 0 P: 7	R: 0 E: 0 K: 0 S: 4	H: 1 LOB: 2 BB: 1 P: 8	R: 0 E: 0 K: 0 S: 3	H: 0 LOB: 0 BB: 0 P: 3	1B: 11 2B: 3 3B: 0 HR: 2	SF: 0 SAC: 1 DP: 2 HBP: 0	WP: 0 PA: 42 PB: 0 SB: 1 CS: 0						
PITCHER	IP	WLS	BF	H	R	ER	SO	BB	IBB	HBP	BLK	WP	HR	S	P	ERA	WHIP										
Ron Reed, R ERA: 5.12 (1, 1)	2.2		15	9	5	4	1	0	0	0	0	0	1	12	12	10.80	3.000										
Julio Navarro, R ERA: 4.44 (3, 1)	1.2		10	5	2	2	1	0	0	0	0	0	0	9	13	0.00	1.200										
Don Cardwell, R ERA: 7.88 (5, 1)	1.2		6	1	0	0	2	1	0	0	0	0	0	7	7	0.00	0.000										
Mike McQueen, L ERA: 8.36 (7, 1)	1.0		3	0	0	0	2	0	0	0	0	0	0	7	7	0.00	0.000										
Bob Priddy, R ERA: 5.26 (8, 1)	2.0	W	8	1	0	0	0	1	0	0	0	0	0	7	11	0.00	1.000										

Atlanta Braves @ New York Mets
Shea Stadium, Flushing, NY
Wed Aug 26 1970, 7:05 PM EDT
Att: 45,567 - Unknown

AB 39
R 7
H 16
RBI 7
BB 2
SO 6
LOB 20



Batter	1	2	3	4	5	6	7	8	9	AB	R	H	RBI	BB	SO	LOB	TOP			
Felix Millan, R OBP: 0.391, SLG: 0.391 (1, 4)	F2		F9			F4		5-3		4	0	0	0	0	0	0				
Sonny Jackson, L OBP: 0.345, SLG: 0.312 (1, 6)	F8		K			6-3			P6	4	0	0	0	0	1	0				
Tony Gonzalez, L OBP: 0.346, SLG: 0.366 (1, 8)	1B			F7			F8		1B	4	0	2	0	0	0	0				
Orlando Cepeda, R OBP: 0.373, SLG: 0.549 (1, 3)	L9			F9		2B	1B		K	4	1	1	0	0	1	2				
Rico Carty, R OBP: 0.446, SLG: 0.618 (1, 7)		6-3		4-3			1B		F8	4	0	1	1	0	0	1				
Mike Lum, L OBP: 0.317, SLG: 0.428 (1, 9)	1B				3-1		F7			3	0	1	0	0	0	1				
Clete Boyer, R OBP: 0.302, SLG: 0.375 (1, 5)	K			4-3			F9			3	0	0	0	0	1	2				
Bob Tillman, R OBP: 0.267, SLG: 0.316 (1, 2)	L5				F7			5-3		3	0	0	0	0	0	1				
Phil Niekro, R OBP: 0.187, SLG: 0.208 (6, PH)			F7			K		P6		1	0	0	0	0	0	0				
Tommye Aaron, R OBP: 0.250, SLG: 0.344 (6, PH)										1	0	0	0	0	1	0				
Don Cardwell, R OBP: 0.222, SLG: 0.250 (8, PH)										0	0	0	0	0	0	0				
Hal King, L OBP: 0.365, SLG: 0.461 (8, PH)										1	0	0	0	0	0	0				
Julio Navarro, R OBP: 0.167, SLG: 0.167 (8, 1)										0	0	0	0	0	0	0				
Inning Stats	R: 0 E: 0 K: 0 S: 4	H: 1 LOB: 1 BB: 0 P: 4	R: 0 E: 0 K: 1 S: 6	H: 1 LOB: 1 BB: 0 P: 6	R: 0 E: 0 K: 1 S: 5	H: 0 LOB: 0 BB: 0 P: 5	R: 0 E: 0 K: 0 S: 3	H: 0 LOB: 0 BB: 0 P: 3	R: 0 E: 0 K: 1 S: 5	H: 0 LOB: 0 BB: 0 P: 5	R: 1 E: 0 K: 0 S: 5	H: 2 LOB: 1 BB: 0 P: 5	R: 0 E: 0 K: 1 S: 3	H: 0 LOB: 0 BB: 0 P: 3	R: 0 E: 0 K: 1 S: 6	H: 1 LOB: 1 BB: 0 P: 6	1B: 4 2B: 1 3B: 0 HR: 0	SF: 0 SAC: 0 DP: 0 HBP: 0	WP: 0 PB: 0 SB: 1 CS: 0	PA: 32
PITCHER Jim McAndrew, R ERA: 3.89 (1, 1)	IP: 9.0 WLS: W BF: 32 H: 5 R: 1 ER: 1 SO: 4 BB: 0 IBB: 0 HBP: 0 BLK: 0 WP: 0 HR: 0 S: 40 P: 40 ERA: 1.00 WHIP: 0.556															PITCHER				

Atlanta Braves @ New York Mets
Shea Stadium, Flushing, NY
Thu Aug 27 1970, 3:33 AM EDT
Att: 39,810 - Unknown

AB 32
R 1
H 5
RBI 1
BB 0
SO 4
LOB 7

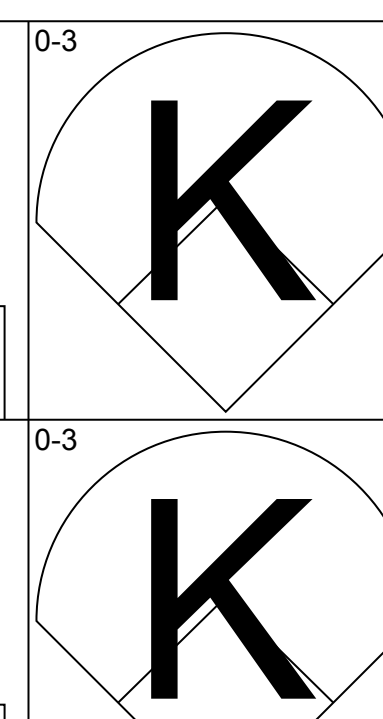
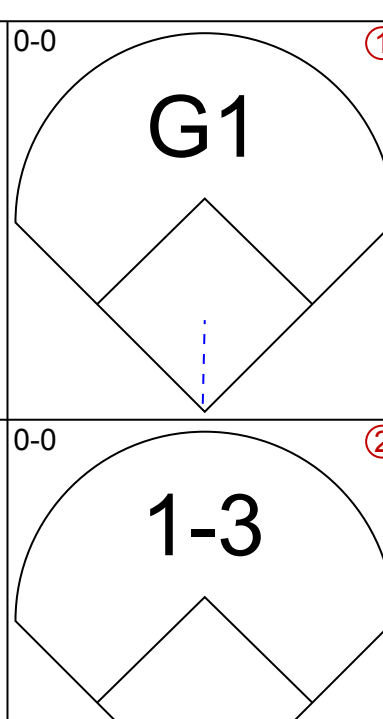
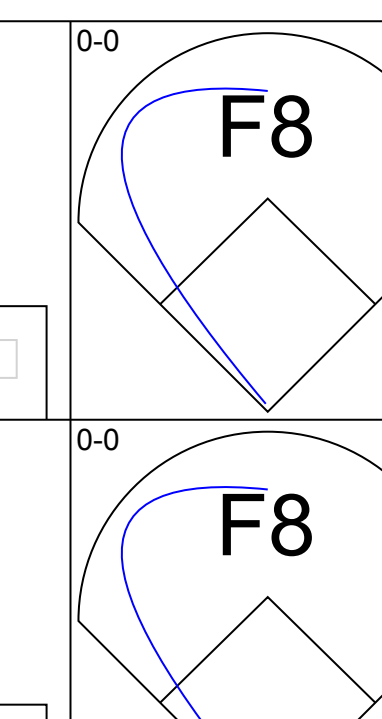
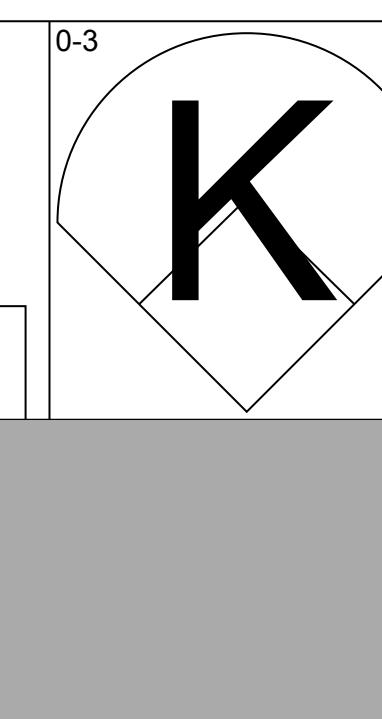
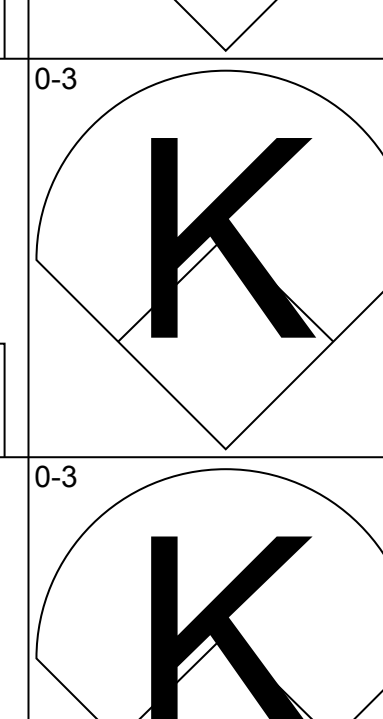
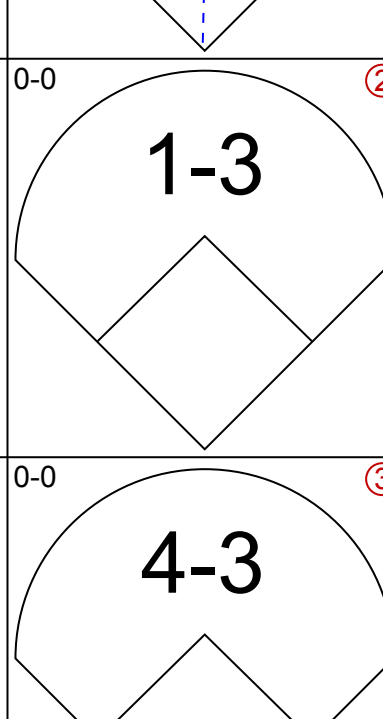
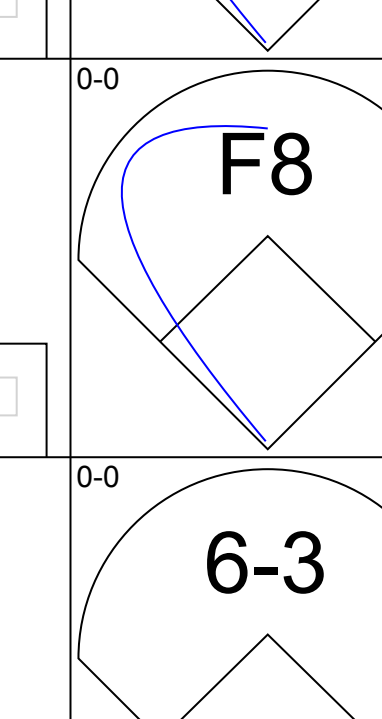
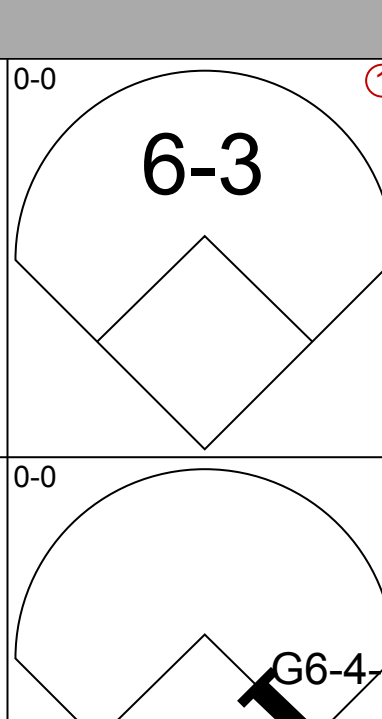
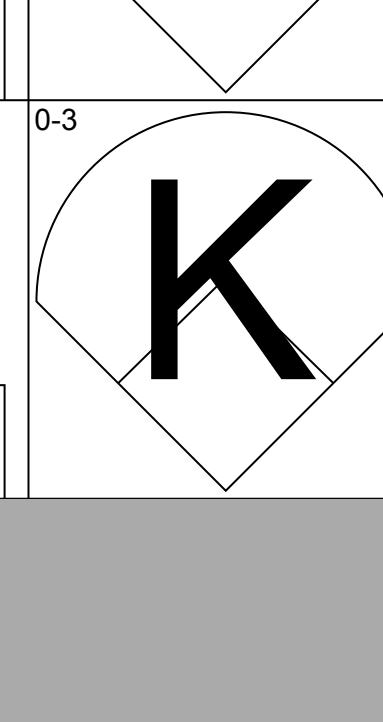
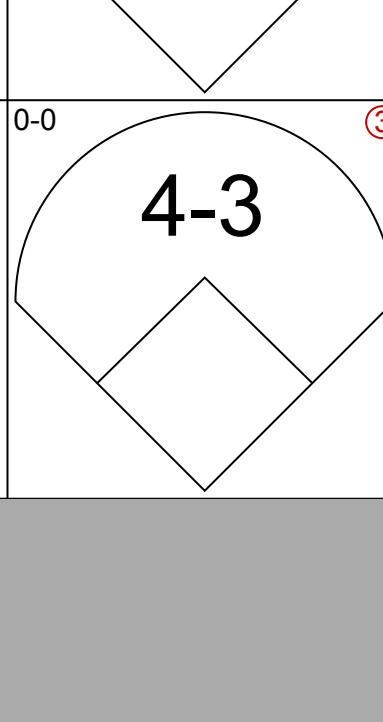
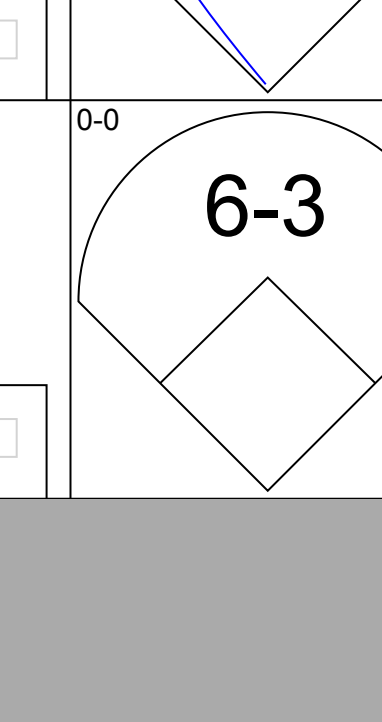
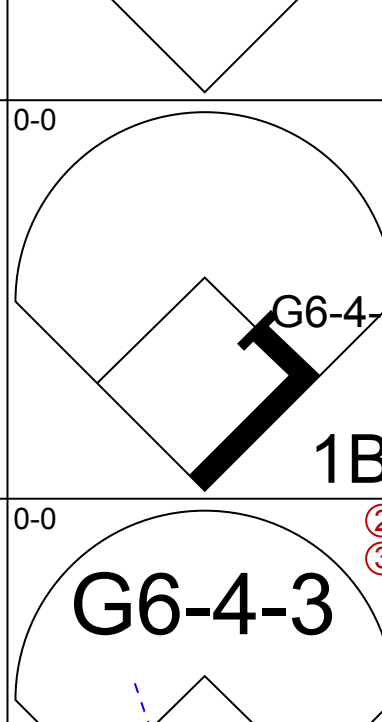
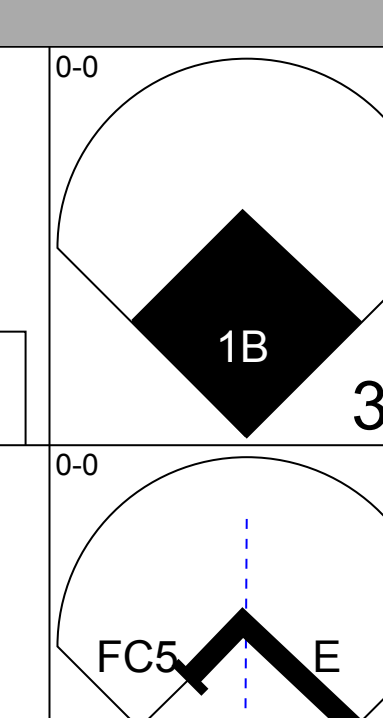
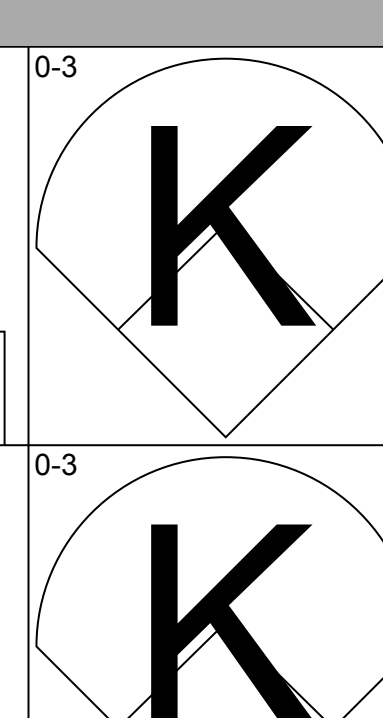
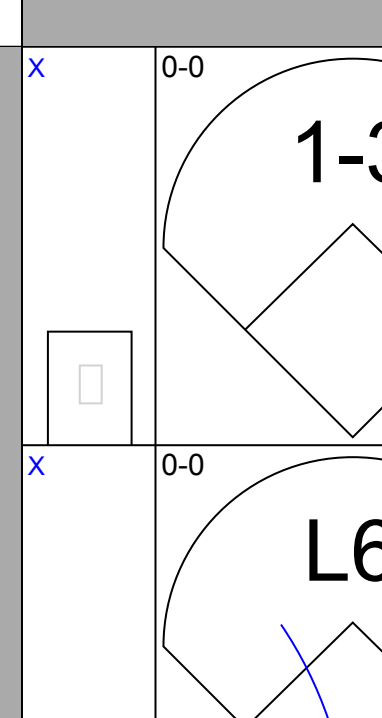
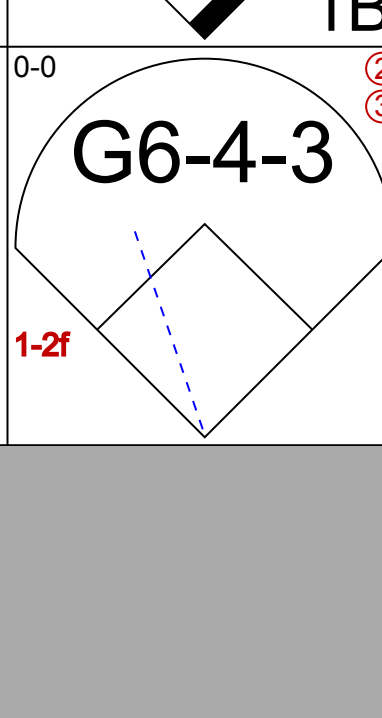
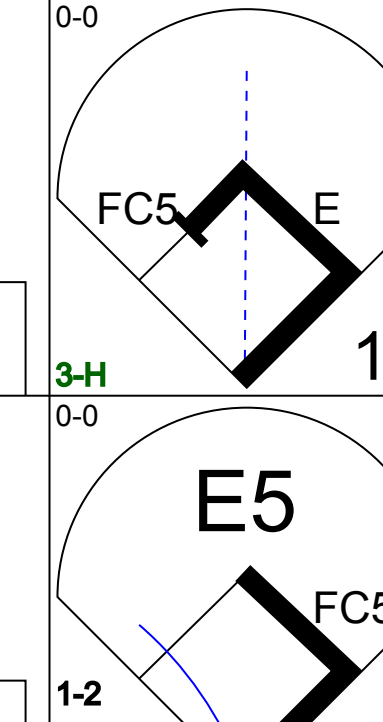
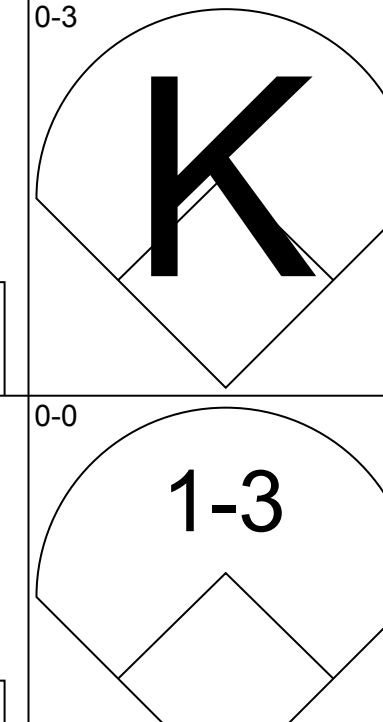
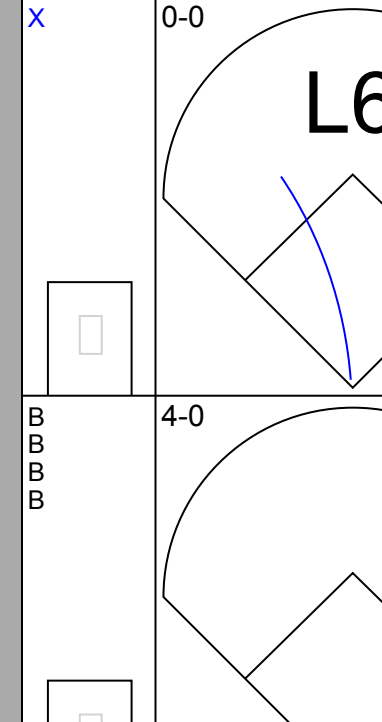
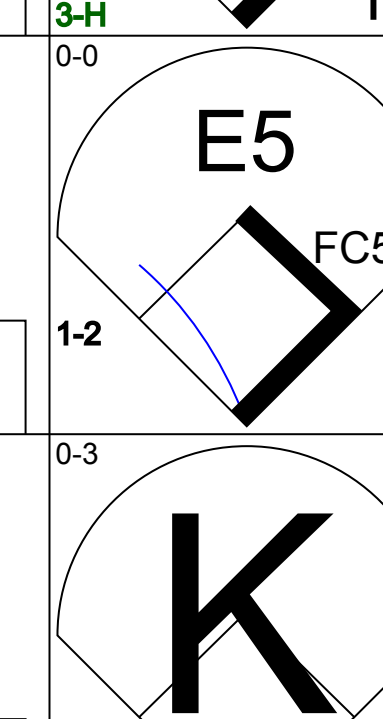
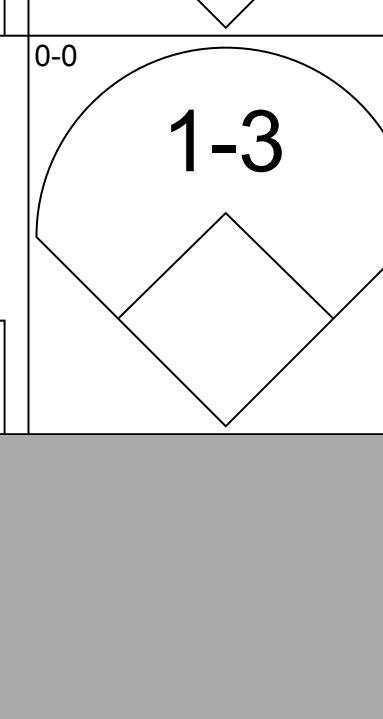
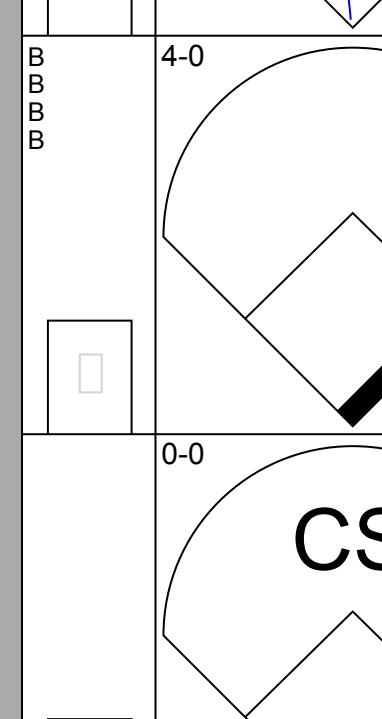
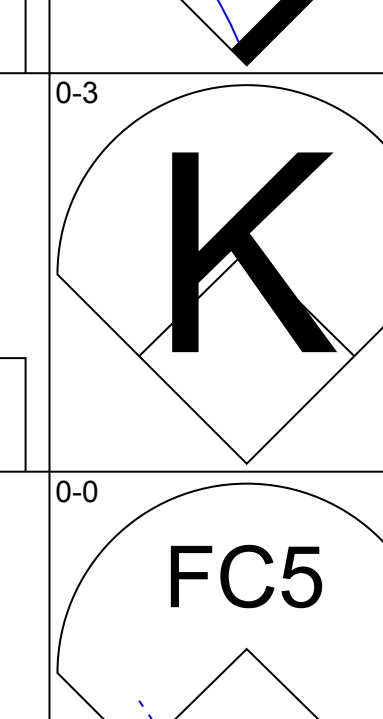
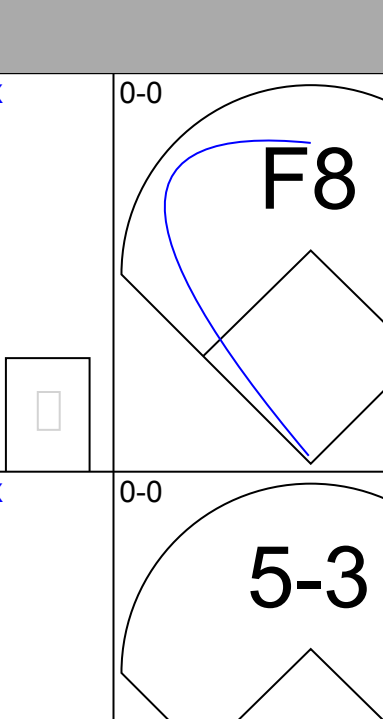
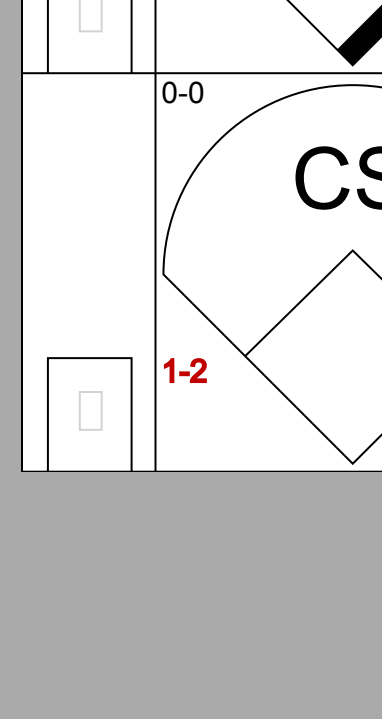
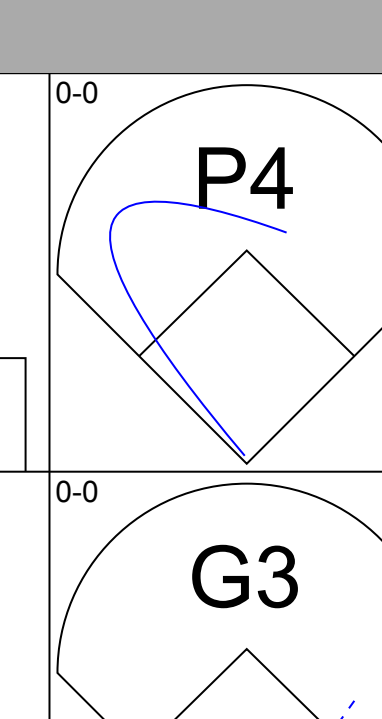
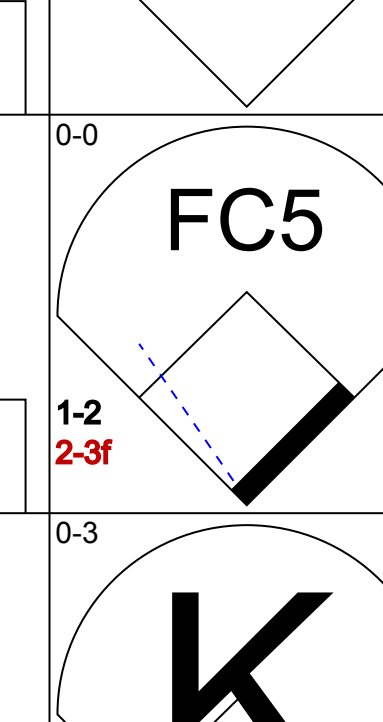
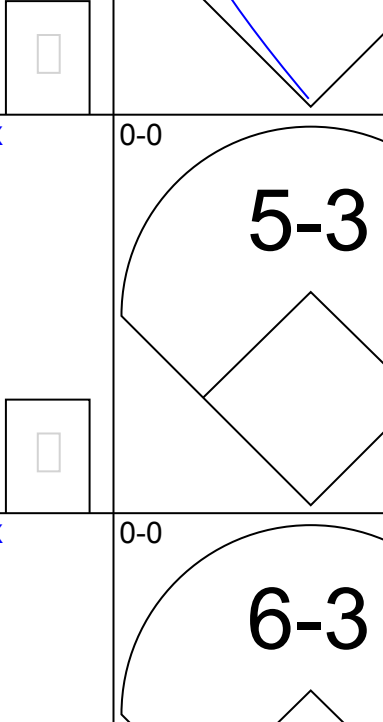
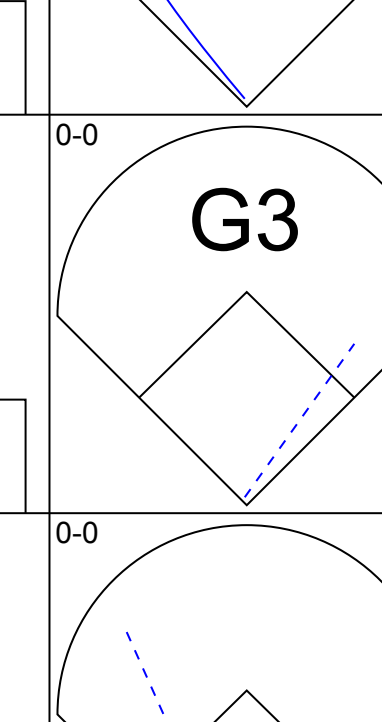
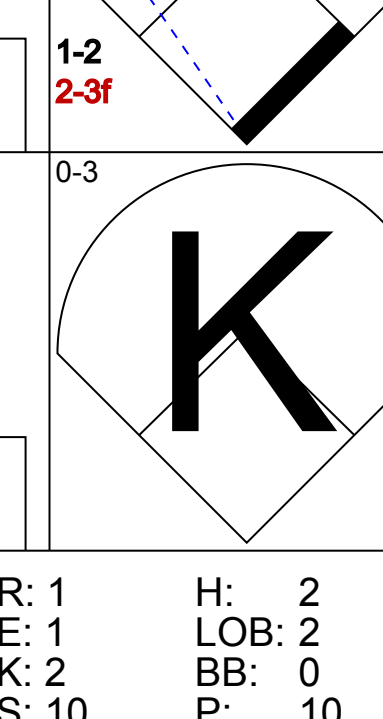
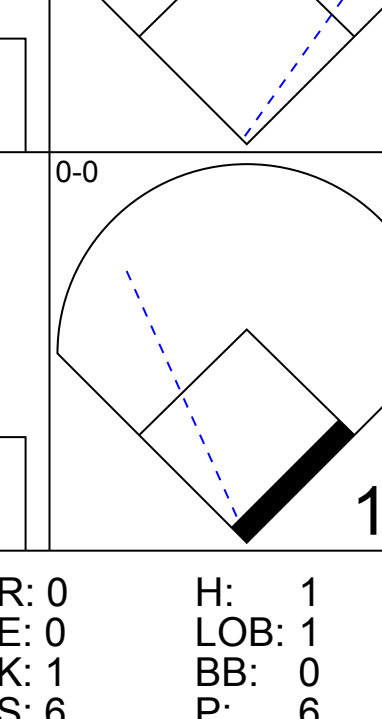


Batter	1	2	3	4	5	6	7	8	9	AB	R	H	RBI	BB	SO	LOB	BOTTOM			
Tommye Agee, R OBP: 0.348, SLG: 0.482 (1, 8)	FC3-6 BB		G3 1B	1B 2-3		FC4-5 2-3 S		K		4	1	2	0	1	1	1				
Wayne Garrett, L OBP: 0.363, SLG: 0.447 (1, 5)	FC3-6 2B 1-2		G3	1B 1-3		2-3 BB				3	1	1	1	1	0	2				
Cleon Jones, R OBP: 0.339, SLG: 0.397 (1, 7)	F8		1B 2-H	5-3		2-3				4	0	1	1	0	0	5				
Art Shamsky, L OBP: 0.375, SLG: 0.432 (9, 9)	2B BB		1B		E6 FC6-4 BB E	F9				3	2	1	0	1	0	2				
Ron Swoboda, R OBP: 0.355, SLG: 0.417 (9, 9)	1-2 2B BB		1B							0	0	0	0	0	0	0				
Donn Clendenon, R OBP: 0.353, SLG: 0.546 (1, 3)	1-H 2-H 2B		K		FC6-4 BB		K			3	0	1	2	1	2	2				
Ken Boswell, L OBP: 0.333, SLG: 0.341 (1, 4)	3-1		K		FC6-4 E	L7				4	0	0	0	0	1	5				
Bud Harrelson, S OBP: 0.343, SLG: 0.320 (1, 6)		6-3		1B 4-3 1B BB		E4 G6-3		K		3	1	0	1	1	1	1				
Duffy Dyer, R OBP: 0.311, SLG: 0.254 (1, 2)	F5			4-3		G6-3		F9		4	0	0	0	0	0	3				
Jim McAndrew, R OBP: 0.200, SLG: 0.195 (1, 1)	3-1			K		FC4-5 2B		K		4	0	1	0	0	2	1				
Inning Stats	R: 2 E: 0 K: 0 S: 4	H: 1 LOB: 2 BB: 2 P: 12	R: 0 E: 0 K: 0 S: 3	H: 0 LOB: 0 BB: 0 P: 3	R: 1 E: 0 K: 2 S: 10	H: 3 LOB: 2 BB: 0 P: 10	R: 1 E: 0 K: 1 S: 7	H: 2 LOB: 1 BB: 1 P: 11	R: 1 E: 2 K: 0 S: 4	H: 0 LOB: 2 BB: 1 P: 8	R: 0 E: 0 K: 2 S: 7	H: 0 LOB: 0 BB: 0 P: 7	R: 0 E: 0 K: 2 S: 7	H: 0 LOB: 0 BB: 0 P: 7	R: 0 E: 0 K: 2 S: 7	H: 0 LOB: 0 BB: 0 P: 7	1B: 5 2B: 2 3B: 0 HR: 0	SF: 0 SAC: 0 DP: 1 HBP: 0	WP: 0 PB: 0 SB: 1 CS: 0	PA: 37
PITCHER Phil Niekro, R ERA: 4.39 (1, 1)	IP: 5.0 WLS: L BF: 26 H: 6 R: 5 ER: 4 SO: 3 BB: 4 IBB: 0 HBP: 0 BLK: 0 WP: 0 HR: 0 S: 28 P: 44 ERA: 7.20 WHIP: 2.000															PITCHER				
PITCHER Don Cardwell, R ERA: 7.49 (6, 1)	IP: 2.0 WLS: L BF: 8 H: 1 R: 0 ER: 0 SO: 2 BB: 1 IBB: 0 HBP: 0 BLK: 0 WP: 0 HR: 0 S: 11 P: 15 ERA: 0.00 WHIP: 1.000															PITCHER				
PITCHER Julio Navarro, R ERA: 4.26 (8, 1)	IP: 1.0 WLS: L BF: 3 H: 0 R: 0 ER: 0 SO: 2 BB: 0 IBB: 0 HBP: 0 BLK: 0 WP: 0 HR: 0 S: 7 P: 7 ERA: 0.00 WHIP: 0.000															PITCHER				

Atlanta Braves @ New York Mets
Shea Stadium, Flushing, NY
Thu Aug 27 1970, 3:33 AM EDT
Att: 39,810 - Unknown

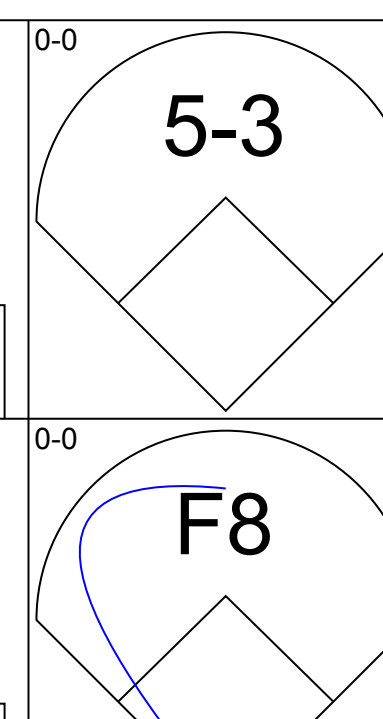
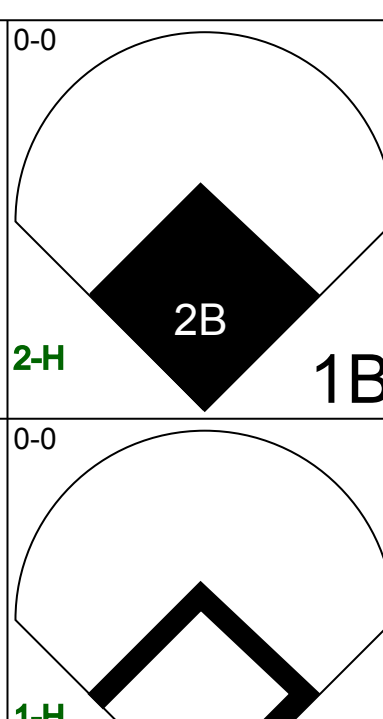
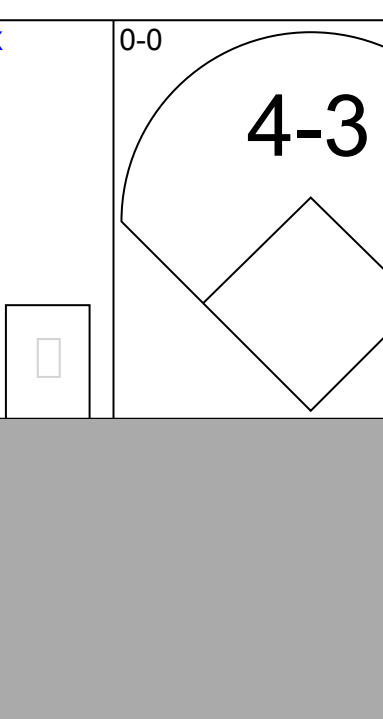
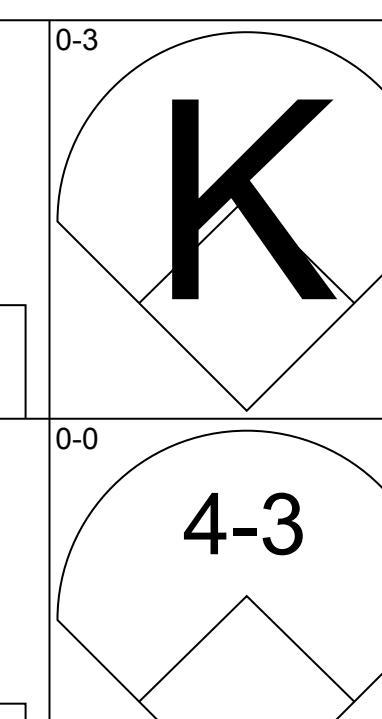
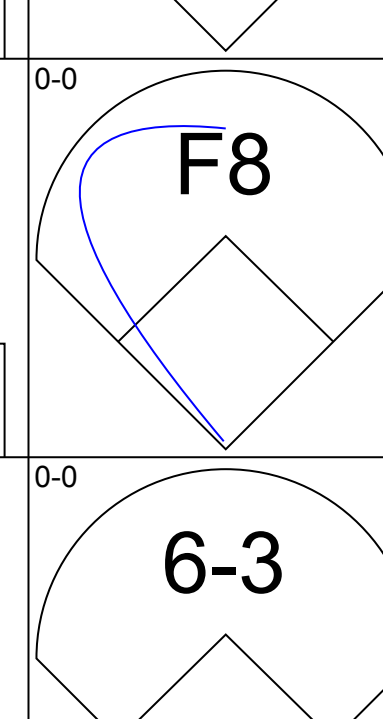
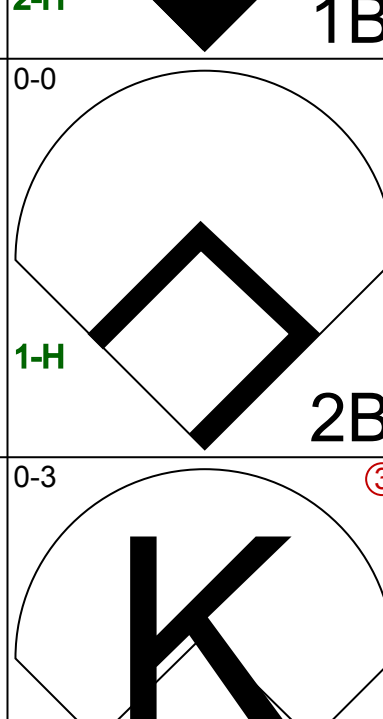
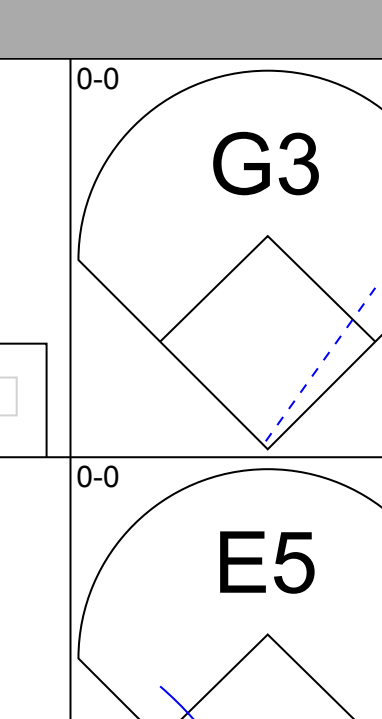
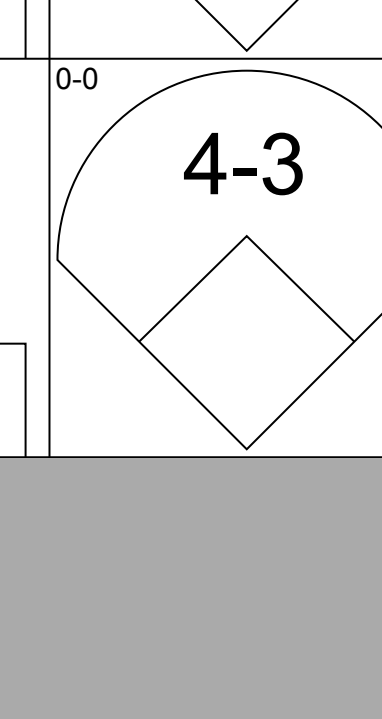
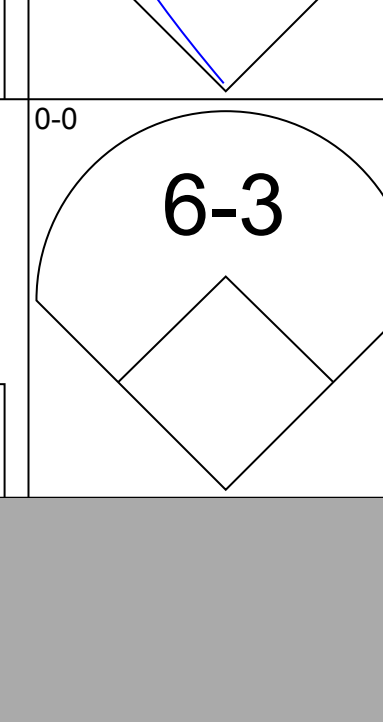
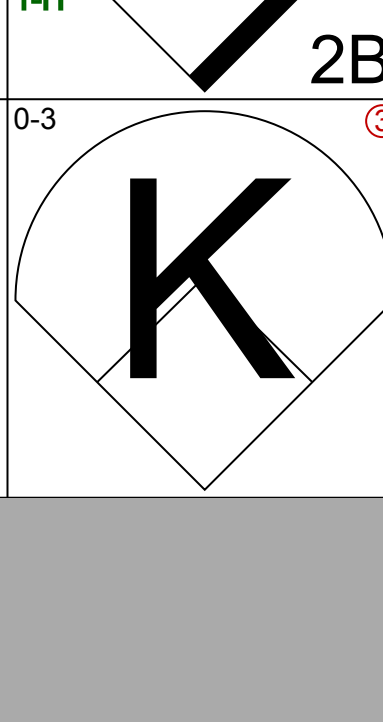
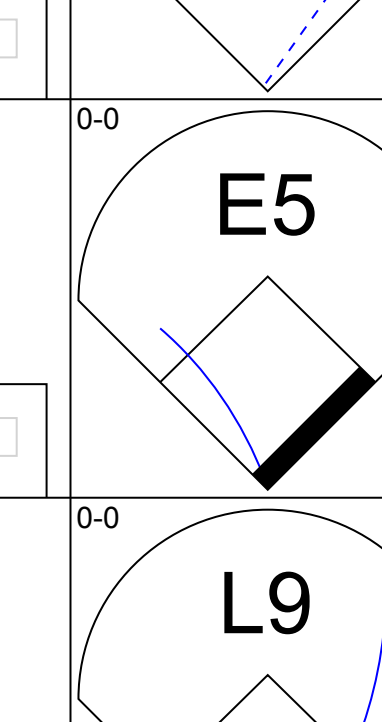
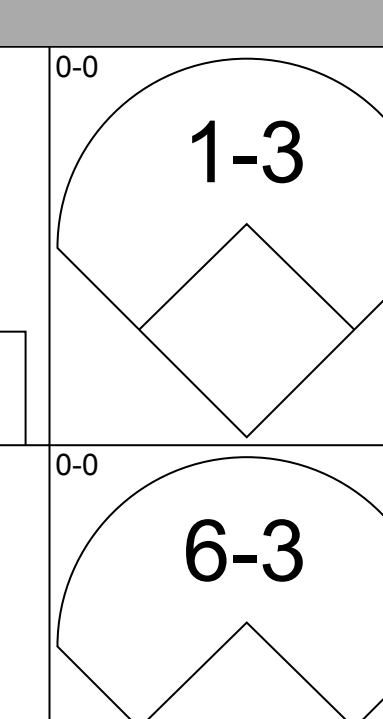
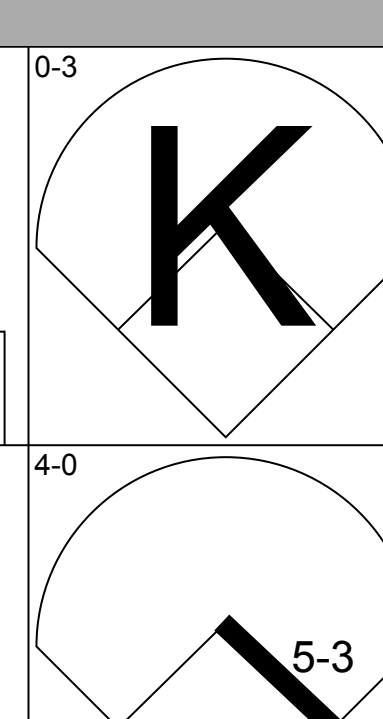
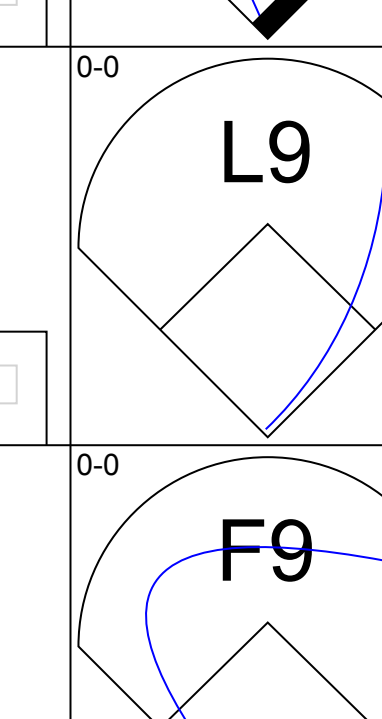
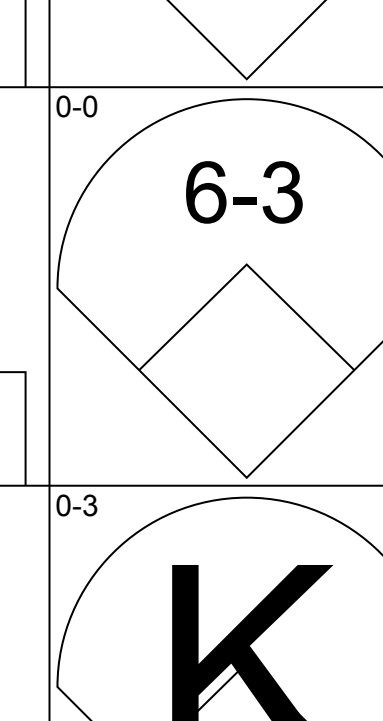
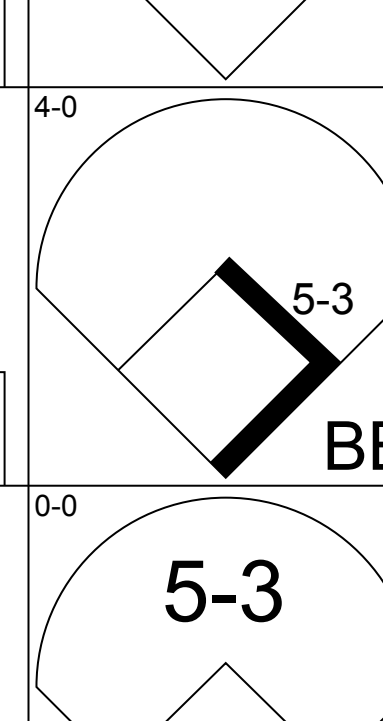
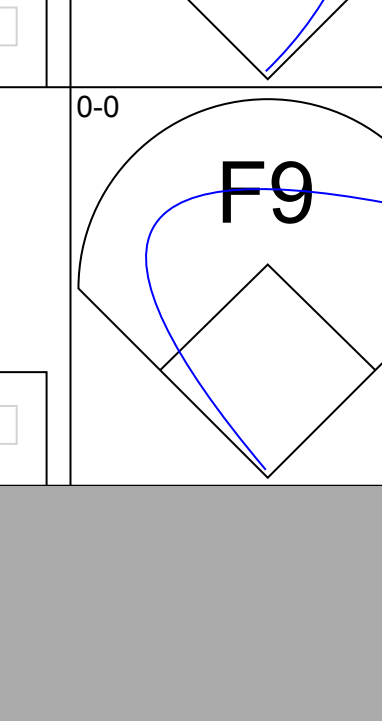
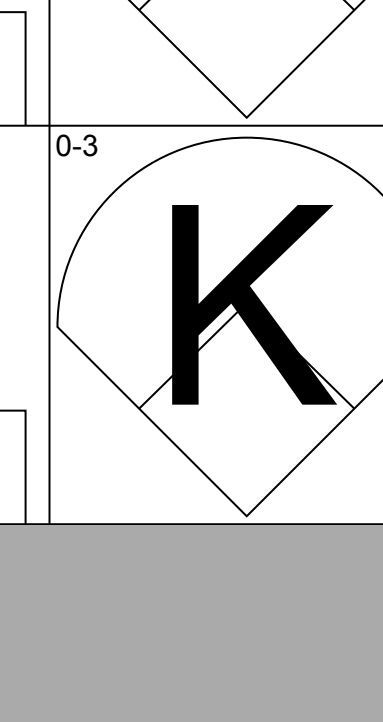
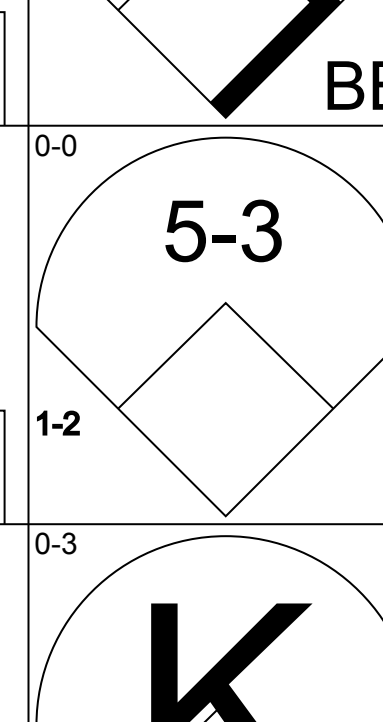
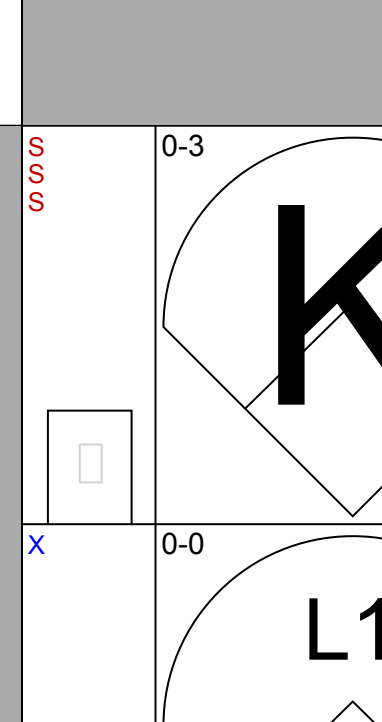
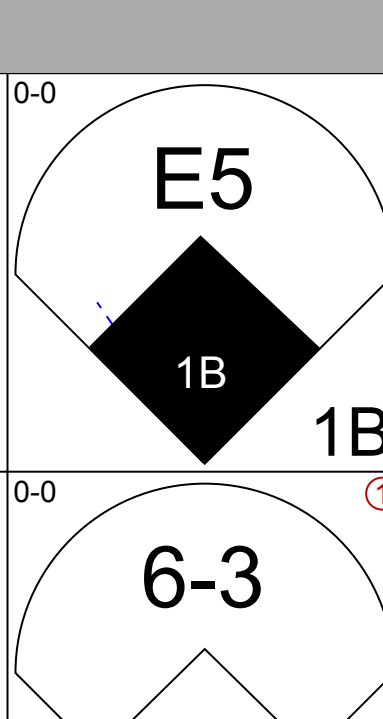
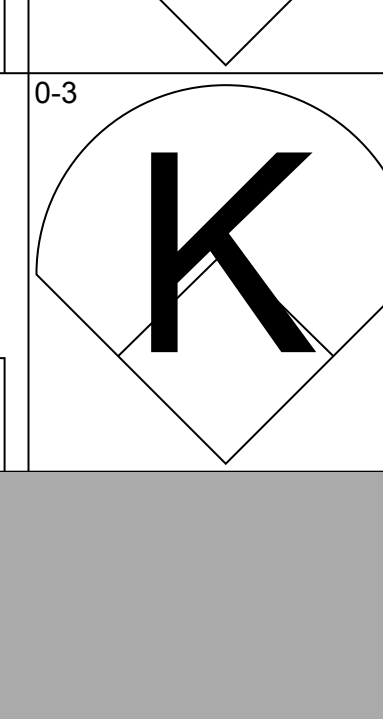
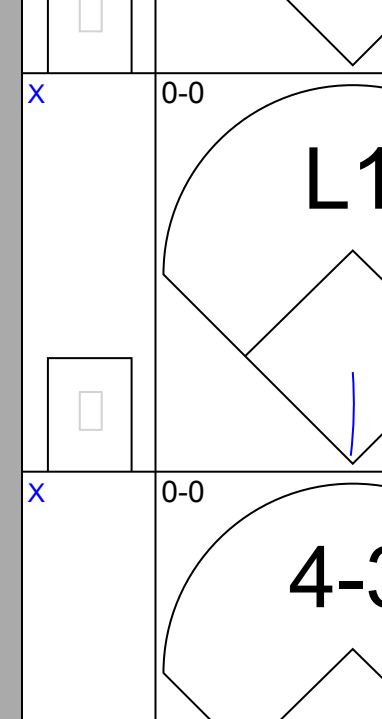
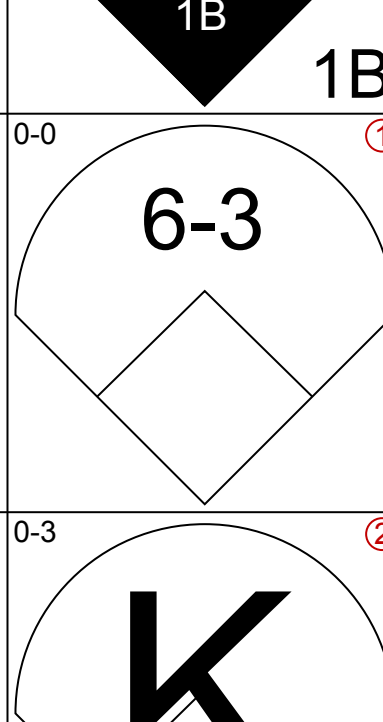
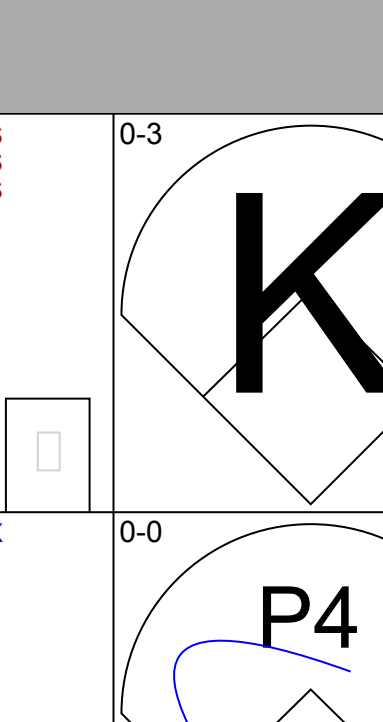
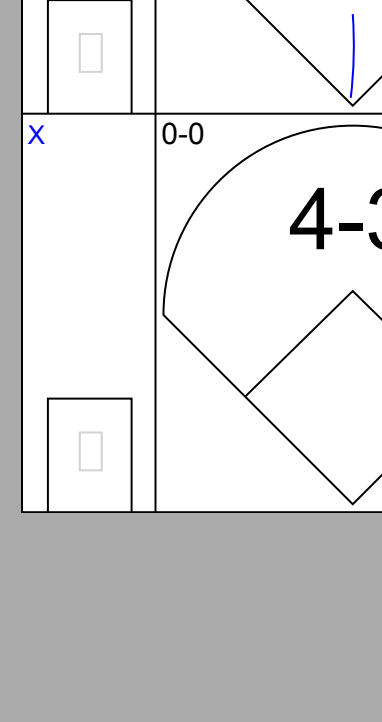
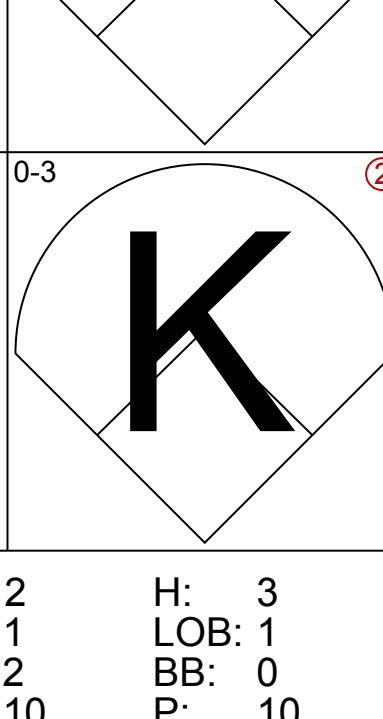
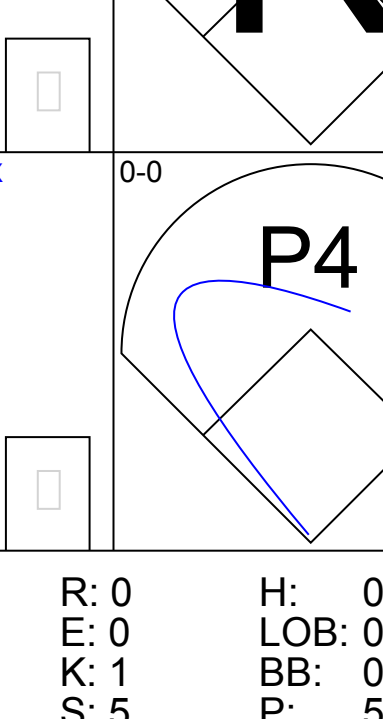
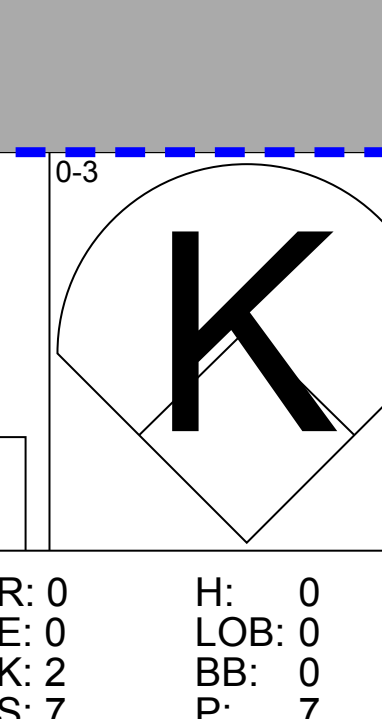
AB 32
R 5
H 7
RBI 5
BB 5
SO 7
LOB 22



Batter	1	2	3	4	5	6	7	8	9	AB	R	H	RBI	BB	SO	LOB	TOP			
Tommie Agee, R OBP: 0.345, SLG: 0.479 (1, 8)										4	0	0	0	0	2	1	New York Mets @ Houston Astros Astrodome, Houston, TX Fri Aug 28 1970, 8:05 PM EDT Att: 19,076 - Unknown			
Bud Harrelson, S OBP: 0.341, SLG: 0.317 (1, 6)										4	0	0	0	0	1	0				
Cleon Jones, R OBP: 0.338, SLG: 0.396 (1, 7)										4	0	1	0	0	1	0				
Donn Clendenon, R OBP: 0.352, SLG: 0.549 (1, 3)										4	1	1	0	0	1	1				
Ron Swoboda, R OBP: 0.355, SLG: 0.416 (1, 9)										3	0	1	1	0	1	0				
Joe Foy, R OBP: 0.363, SLG: 0.330 (1, 5)										2	0	0	0	1	0	1				
Jerry Grote, R OBP: 0.330, SLG: 0.319 (1, 2)										3	0	0	0	0	1	2				
Al Weis, S OBP: 0.250, SLG: 0.286 (1, 4)										3	0	0	0	0	0	2				
Tom Seaver, R OBP: 0.247, SLG: 0.233 (8, PH)										2	0	0	0	0	1	2				
Ken Singleton, S OBP: 0.378, SLG: 0.413 (8, 1)										1	0	1	0	0	0	0				
Tug McGraw, R OBP: 0.286, SLG: 0.333 (8, 1)										0	0	0	0	0	0	0				
Inning Stats	R: 0 E: 0 K: 3 S: 9	H: 0 LOB: 0 BB: 0 P: 9	R: 1 E: 1 K: 2 S: 10	H: 2 LOB: 2 BB: 0 P: 10	R: 0 E: 0 K: 0 S: 3	H: 0 LOB: 0 BB: 0 P: 3	R: 0 E: 0 K: 2 S: 7	H: 0 LOB: 0 BB: 0 P: 7	R: 0 E: 0 K: 0 S: 3	H: 0 LOB: 0 BB: 0 P: 3	R: 0 E: 0 K: 0 S: 2	H: 0 LOB: 0 BB: 1 P: 6	R: 0 E: 0 K: 1 S: 6	H: 1 LOB: 1 BB: 0 P: 6	R: 0 E: 0 K: 0 S: 3	H: 1 LOB: 0 BB: 0 P: 3	1B: 3 2B: 0 3B: 1 HR: 0	SF: 0 SAC: 0 DP: 1 HBP: 0	WP: 0 PB: 0 SB: 0 CS: 1	PA: 32
PITCHER Wade Blasingame, L ERA: 2.57 (1, 1)	IP: 9.0 WLS: W BF: 31 H: 4 R: 1 ER: 1 SO: 8 BB: 1 IBB: 0 HBP: 0 BLK: 0 WP: 0 HR: 0 S: 46 P: 50 ERA: 1.00 WHIP: 0.556															PITCHER				

AB	30
R	1
H	4
RBI	1
BB	1
SO	8
LOB	9



Batter	1	2	3	4	5	6	7	8	9	AB	R	H	RBI	BB	SO	LOB	BOTTOM			
Jesus Alou, R OBP: 0.347, SLG: 0.400 (1, 9)										4	1	1	1	0	1	0	New York Mets @ Houston Astros Astrodome, Houston, TX Fri Aug 28 1970, 8:05 PM EDT Att: 19,076 - Unknown			
Joe Morgan, L OBP: 0.395, SLG: 0.379 (1, 4)										4	0	1	1	0	0	0				
Jimmy Wynn, R OBP: 0.396, SLG: 0.495 (1, 7)										3	0	0	0	0	1	1				
John Mayberry, L OBP: 0.352, SLG: 0.421 (1, 3)										3	0	0	0	0	1	1				
Denis Menke, R OBP: 0.393, SLG: 0.435 (1, 6)										2	0	0	0	1	0	1				
Doug Rader, R OBP: 0.320, SLG: 0.434 (1, 5)										3	0	0	0	0	2	1				
Cesar Cedeno, R OBP: 0.308, SLG: 0.409 (1, 8)										3	1	1	0	0	1	1				
Johnny Edwards, L OBP: 0.285, SLG: 0.307 (1, 2)										3	0	0	0	0	1	1				
Wade Blasingame, L ERA: 3.92 (1, 1)										3	0	0	0	0	2	1				
Inning Stats	R: 0 E: 0 K: 0 S: 3	H: 0 LOB: 0 BB: 0 P: 3	R: 0 E: 1 K: 1 S: 5	H: 0 LOB: 0 BB: 0 P: 5	R: 2 E: 1 K: 2 S: 10	H: 3 LOB: 1 BB: 0 P: 10	R: 0 E: 0 K: 2 S: 7	H: 0 LOB: 1 BB: 1 P: 11	R: 0 E: 0 K: 1 S: 5	H: 0 LOB: 0 BB: 0 P: 5	R: 0 E: 1 K: 0 S: 4	H: 0 LOB: 1 BB: 0 P: 4	R: 0 E: 0 K: 1 S: 5	H: 0 LOB: 0 BB: 0 P: 5	R: 0 E: 0 K: 2 S: 7	H: 0 LOB: 0 BB: 0 P: 7	1B: 2 2B: 1 3B: 0 HR: 0	SF: 0 SAC: 0 DP: 0 HBP: 0	WP: 0 PB: 0 SB: 0 CS: 0	PA: 29
PITCHER Tom Seaver, R ERA: 2.57 (1, 1)	IP: 7.0 WLS: L BF: 26 H: 3 R: 2 ER: 2 SO: 7 BB: 1 IBB: 0 HBP: 0 BLK: 0 WP: 0 HR: 0 S: 39 P: 43 ERA: 2.57 WHIP: 0.571															PITCHER				
Tug McGraw, L ERA: 3.92 (8, 1)	IP: 1.0 WLS: L BF: 3 H: 0 R: 0 ER: 0 SO: 2 BB: 0 IBB: 0 HBP: 0 BLK: 0 WP: 0 HR: 0 S: 7 P: 7 ERA: 0.00 WHIP: 0.000															PITCHER				


AB	28
R	2
H	3
RBI	2
BB	1
SO	9
LOB	7



Batter	1	2	3	4	5	6	7	8	9	10	AB	R	H	RBI	BB	SO	LOB	TOP					
Tommie Agee, R OBP: 0.345, SLG: 0.476	(1, 8) 0-3 K	(1, 8) 4-0 1B BB		(1, 8) 0-0 F9	(1, 8) 0-0 F9			(1, 8) 0-0 4-3		(1, 8) 0-0 FC3-6 1B	5	1	1	0	1	1	2						
Wayne Garrett, L OBP: 0.366, SLG: 0.444	(1, 5) 4-0 1B 5-3 BB	(1, 5) 0-0 1B E		(1, 5) 0-0 G3		(1, 5) 0-0 F7		(1, 5) 4-0 BB		(1, 5) 0-0 FC3-6 1B	4	3	1	1	2	0	1						
Cleon Jones, R OBP: 0.340, SLG: 0.396	(1, 7) 0-0 5-3	(1, 7) 0-0 E8 1B		(1, 7) 0-0 F9		(1, 7) 4-0 F8 S BB		(1, 7) 0-0 F3		(1, 7) 0-0 1B 1B	5	0	2	1	1	0	2						
Donn Clendenon, R OBP: 0.358, SLG: 0.354	(1, 3) 0-0 BB 1B	(1, 3) 0-0 1-3			(1, 3) 0-0 G3 2B	(1, 3) 4-0 BB		(1, 3) 0-0 K		(1, 3) 0-0 1B 1B	5	1	3	2	1	1	2						
Ken Singleton, S OBP: 0.332, SLG: 0.409	(1, 9) 4-0 BB 1B		(1, 9) 4-0 E 4-3 BB		(1, 9) 0-0 G3 2B	(1, 9) 0-0 F8			(1, 9) 0-0 6-3 SH3 1B	(1, 9) 0-0 P4	4	1	1	0	2	0	5						
Ken Boswell, L OBP: 0.332, SLG: 0.344	(1, 4) 0-3 K		(1, 4) 0-0 4-3		(1, 4) 0-0 4-3 1B 2B	(1, 4) 0-0 1-3			(1, 4) 0-0 SH3		4	1	1	1	0	1	5						
Jerry Grote, R OBP: 0.328, SLG: 0.314		(1, 2) 0-0 4-3	(1, 2) 0-0 E6 2B		(1, 2) 0-0 4-3		(1, 2) 0-0 5-3		(1, 2) 0-0 6-3		5	0	0	0	0	0	2						
Bud Harrelson, S OBP: 0.341, SLG: 0.320	(1, 6) 0-3 K	(1, 6) 0-0 K	(1, 6) 0-0 1B 2B		(1, 6) 0-0 E PB 1B		(1, 6) 0-0 F9		(1, 6) 0-0 G3		5	0	2	1	0	1	1						
Gary Gentry, R OBP: 0.148, SLG: 0.113 Ray Sadecki, L OBP: 0.228, SLG: 0.229 Danny Frisella, L OBP: 0.292, SLG: 0.222 Dave Marshall, L OBP: 0.118, SLG: 0.427 Tug McGraw, R OBP: 0.298, SLG: 0.333 Ron Taylor, R OBP: 0.101, SLG: 0.101	(1, 11) WP 1B 2B		(1, 11) K		(1, 11) 0-0 E3		(1, 11) 0-0 K			(1, 11) 0-0 4-3	1	1	1	0	0	0	0						
Inning Stats	R: 1 E: 0 K: 2 S: 8	H: 1 LOB: 2 BB: 2 P: 16	R: 3 E: 1 K: 1 S: 8	H: 3 LOB: 1 BB: 1 P: 10	R: 1 E: 1 K: 1 S: 6	H: 1 LOB: 1 BB: 1 P: 10	R: 0 E: 0 K: 0 S: 3	H: 0 LOB: 0 BB: 0 P: 3	R: 2 E: 1 K: 0 S: 7	H: 3 LOB: 2 BB: 0 P: 7	R: 0 E: 0 K: 1 S: 5	H: 0 LOB: 0 BB: 0 P: 5	R: 0 E: 0 K: 1 S: 5	H: 0 LOB: 1 BB: 1 P: 9	R: 0 E: 0 K: 0 S: 4	H: 1 LOB: 1 BB: 0 P: 4	R: 1 E: 0 K: 0 S: 6	H: 3 LOB: 2 BB: 0 P: 6	1B: 8 2B: 4 3B: 0 HR: 0	SF: 0 SAC: 1 DP: 0 HBP: 0	WP: 1 PB: 1 SB: 1 CS: 0	PA: 50	
PITCHER	IP	WLS	BF	H	R	ER	SO	BB	IBB	HBP	BLK	WP	HR	S	P	ERA	WHIP						
Jack Billingham, R ERA: 4.09	(1, 1) 2.0		14	4	5	4	3	4	0	0	0	0	0	16	32	18.00	4.000						
Denny Lemaster, L ERA: 4.56	(3, 1) 2.2		13	4	2	2	1	0	0	0	0	0	0	15	15	6.75	1.500						
Jim Ray, R ERA: 3.71	(5, 1) 3.1		13	0	0	0	2	3	0	0	0	0	0	14	26	0.00	0.900						
George Culver, R ERA: 3.89	(9, 1) 2.0	W	10	4	1	1	0	0	0	0	0	0	0	10	10	4.50	2.000						

New York Mets @ Houston Astros
Astrodome, Houston, TX
Sat Aug 29 1970, 4:33 AM EDT
Att: 16,203 - Unknown

AB	42
R	8
H	12
RBI	6
BB	7
SO	6
LOB	22



Batter	1	2	3	4	5	6	7	8	9	10	AB	R	H	RBI	BB	SO	LOB	BOTTOM						
Jesus Alou, R OBP: 0.349, SLG: 0.400	(1, 7) 0-0 E8 1B WP 1B	(1, 7) 0-0 E8 2B 1B	(1, 7) 0-0 FC6		(1, 7) 0-0 1-3			(1, 7) 4-0 E BB		(1, 7) 0-0 4-3	5	2	2	0	1	0	2							
Joe Morgan, L OBP: 0.401, SLG: 0.390	(1, 4) 0-0 WP BB 1B	(1, 4) 0-0 4-3 2B		(1, 4) 4-0 FC1-6 BB		(1, 4) 0-0 3-1 2B		(1, 4) 0-0 E9 1B		(1, 4) 4-0 1-3 1B BB	4	1	4	1	1	0	0							
Jimmy Wynn, R OBP: 0.397, SLG: 0.495	(10, PH) 2-3 SF9 1B	(10, PH) 3-4 2B		(10, PH) 4-0 FC1-6 BB		(10, PH) 0-0 3-1		(10, PH) 4-0 1B		(10, PH) 0-0 1B BB	3	2	0	0	2	0	3							
Norm Miller, L OBP: 0.252, SLG: 0.326	(1, 9) 4-0 SF9 WP BB	(1, 9) 4-0 4-3		(1, 9) 4-0 FC1-6 BB		(1, 9) 0-0 3-1		(1, 9) 4-0 G4-6-3 IBB		(1, 9) 0-0 1B 1-3 1B	1	0	1	1	0	0	0							
Bob Watson, R OBP: 0.309, SLG: 0.433	(10, PH) 1-2 WP BB	(10, PH) 2-3		(10, PH) 4-0 E		(10, PH) 0-0 2-3		(10, PH) 0-0 G4-6-3 IBB		(10, PH) 1-2 2-3 1B	5	0	0	0	1	2	10							
John Mayberry, L OBP: 0.344, SLG: 0.405	(1, 3) 0-3 K	(1, 3) 0-0 1-3		(1, 3) 4-0 E BB		(1, 3) 0-0 K		(1, 3) 0-0 G4-6-3		(1, 3) 0-0 1-3	5	0	0	0	1	2	10							
Denis Menke, R OBP: 0.337, SLG: 0.442	(1, 5) 1-2 2-3 3-4 WP IBB		(1, 5) 0-0 1B 3B		(1, 5) 0-0 E7 1B		(1, 5) 0-0 F8		(1, 5) 0-0 G3 SH3-4 1B	(1, 5) 4-0 1B IBB	4	1	3	1	2	0	1							
Cesar Cedeno, R OBP: 0.313, SLG: 0.413	(1, 8) 2-3 3-4 SF9		(1, 8) 0-0 6-3 WP 1B		(1, 8) 4-0 G4-6-3 IBB		(1, 8) 0-0 K		(1, 8) 0-0 SH3-4	(1, 8) 0-0 1B	3	1	2	3	1	1	0							
Marty Martinez, S OBP: 0.272, SLG: 0.250	(1, 6) 4-0 1B BB		(1, 6) 0-0 6-3		(1, 6) 0-0 G4-6-3		(1, 6) 0-0 4-3		(1, 6) 0-0 G3		4	0	0	0	1	0	5							
Johnny Edwards, L OBP: 0.283, SLG: 0.304	(1, 2) 0-0 4-3		(1, 2) 0-0 K		(1, 2) 0-0 1-3		(1, 2) 0-0 6-3		(1, 2) 0-0 K		4	0	0	0	0	1	3							
Larry Howard, R OBP: 0.324, SLG: 0.382	(9, 2) 4-3		(9, 2) K		(9, 2) 1-3		(9, 2) 6-3		(9, 2) K		1	0	0	0	0	1	1							
Jack Billingham, R ERA: 3.54 Denny Lemaster, L ERA: 3.96 Jim Ray, R ERA: 3.41 Cesar Cedeno, L ERA: 3.95 George Culver, R ERA: 3.89 Doug Rader, R ERA: 4.34	(1, 11) K		(1, 11) K		(1, 11) FC6 1B		(1, 11) K		(1, 11) G3		(1, 11) 4-3 WP 1B BB	1	0	0	0	0	1	0						
Inning Stats	R: 3 E: 1 K: 1 S: 7	H: 2 LOB: 2 BB: 3 P: 19	R: 1 E: 1 K: 1 S: 7	H: 2 LOB: 1 BB: 0 P: 7	R: 2 E: 0 K: 1 S: 8	H: 3 LOB: 1 BB: 0 P: 8	R: 1 E: 1 K: 0 S: 3	H: 1 LOB: 2 BB: 3 P: 15	R: 0 E: 0 K: 1 S: 5	H: 0 LOB: 0 BB: 0 P: 5	R: 0 E: 0 K: 1 S: 6	H: 0 LOB: 0 BB: 0 P: 6	R: 0 E: 0 K: 1 S: 5	H: 0 LOB: 0 BB: 0 P: 5	R: 0 E: 0 K: 0 S: 3	H: 1 LOB: 2 BB: 2 P: 11	R: 0 E: 0 K: 1 S: 6	H: 1 LOB: 1 BB: 0 P: 6	R: 2 E: 0 K: 0 S: 4	H: 2 LOB: 3 BB: 3 P: 16	1B: 10 2B: 2 3B: 1 HR: 0	SF: 1 SAC: 1 DP: 0 HBP: 0	WP: 4 PB: 0 SB: 0 CS: 0	PA: 51
PITCHER	IP	WLS	BF	H	R	ER	SO	BB	IBB	HBP	BLK	WP	HR	S	P	ERA	WHIP							
Gary Gentry, R ERA: 3.54	(1, 1) 1.1		11	4	4	4	2	2	1	0	0	1	0	12	24	27.00	4.500							
Ray Sadecki, L ERA: 3.96	(2, 1) 2.0		12	4	3	3	1	2	0	0	0	1	0	12	20	13.50	3.000							
Danny Frisella, R ERA: 3.41	(4, 1) 5.2		21	3	0	0	4	1	2	0	0	0	0	26	38	0.00	0.706							
Tug McGraw, L ERA: 4.2	(10, 1) 0.1	L	3	0	2	2	0	2	0	0	0	1	0	1	9	54.00	6.000							
Ron Taylor, R ERA: 3.9	(10, 1) 0.1		4	2	0	0	0	0	1	0	0	0	0	3	7	0.00	6.000							

New York Mets @ Houston Astros
Astrodome, Houston, TX
Sat Aug 29 1970, 4:33 AM EDT
Att: 16,203 - Unknown

AB	38
R	9
H	13
RBI	7
BB	11
SO	7
LOB	25



Batter	1	2	3	4	5	6	7	8	9	AB	R	H	RBI	BB	SO	LOB	TOP										
Tommie Agee, R OBP: 0.347, SLG: 0.480	0-0 1B HR 2B	4-0 1B BB		0-0 5-3			0-0 2B		0-3 K	4	2	2	0	1	1	2	New York Mets @ Houston Astros Astrodome, Houston, TX Sun Aug 30 1970, 4:33 AM EDT Att: 15,754 - Unknown										
Wayne Garrett, L OBP: 0.373, SLG: 0.447	0-0 HR 2-3	0-0 1B		4-0 FC6-4 BB			0-0 L7		4-0 1B BB	3	1	2	0	2	0	1											
Cleon Jones, R OBP: 0.341, SLG: 0.396	0-0 P3	0-0 FC6-4 1B		0-0 FC6-4 1-2			0-0 6-3		0-0 1B	5	0	2	2	0	0	5											
Donn Clendenon, R OBP: 0.355, SLG: 0.558	0-0 1-H 3-H HR	0-0 FC6-4					0-3 K		0-3 K	5	1	1	3	0	3	5											
Ken Singleton, S OBP: 0.378, SLG: 0.399	4-0 BB			0-0 F8			0-3 K		0-0 4-3	4	0	0	0	1	1	2											
Ken Boswell, L OBP: 0.331, SLG: 0.346	0-3 K			0-0 4-3			0-3 K		0-0 4-3 2B	4	0	1	0	0	2	1											
Jerry Grote, R OBP: 0.322, SLG: 0.310	0-0 5-3			0-0 5-3			0-0 6-3		0-0 4-3	4	0	0	0	0	0	2											
Bud Harrelson, S OBP: 0.341, SLG: 0.318				0-3 K			0-0 F9		0-3 K	3	0	0	0	1	2	1											
Nolan Ryan, R OBP: 0.179, SLG: 0.179				0-3 K			0-3 K		4-0 PB BB	2	0	0	0	0	1	1											
Dave Marshall, L OBP: 0.316, SLG: 0.424										1	0	0	0	0	1	0											
Rich Folkers, L OBP: 0.333, SLG: 0.333										0	0	0	0	0	0	0											
Ron Taylor, R OBP: 0.377, SLG: 0.432										0	0	0	0	0	0	0											
Art Shamsky, L OBP: 0.377, SLG: 0.432										0	1	0	0	1	0	0											
Inning Stats	R: 3 E: 0 K: 1 S: 8	H: 3 LOB: 1 BB: 1 P: 12	R: 1 E: 0 K: 2 S: 9	H: 2 LOB: 2 BB: 1 P: 13	R: 0 E: 0 K: 0 S: 3	H: 0 LOB: 0 BB: 0 P: 3	R: 0 E: 0 K: 0 S: 3	H: 0 LOB: 2 BB: 2 P: 11	R: 0 E: 0 K: 1 S: 5	H: 0 LOB: 0 BB: 0 P: 5	R: 0 E: 0 K: 1 S: 6	H: 1 LOB: 1 BB: 0 P: 6	R: 0 E: 0 K: 1 S: 6	H: 1 LOB: 1 BB: 0 P: 6	R: 1 E: 0 K: 2 S: 8	H: 1 LOB: 2 BB: 2 P: 16	1B: 4 2B: 3 3B: 0 HR: 1	SF: 0 SAC: 0 DP: 0 HBP: 0	WP: 1 PB: 1 CS: 0	PA: 41							
PITCHER	IP WLS BF H R ER SO BB IBB HBP BLK WP HR S P ERA WHIP	6.0 W 27 5 4 4 7 4 0 0 0 1 1 37 53 6.00 1.500	2.1 S 11 2 1 1 3 2 0 0 0 0 0 15 23 3.86 1.714	0.2 S 3 1 0 0 1 0 0 0 0 0 0 5 5 0.00 1.500	PITCHER										IP WLS BF H R ER SO BB IBB HBP BLK WP HR S P ERA WHIP												
Don Wilson, R ERA: 3.83											6.0	W	27	5	4	4	7	4	0	0	0	1	1	37	53	6.00	1.500
Jim Ray, R ERA: 3.71											2.1	S	11	2	1	1	3	2	0	0	0	0	0	15	23	3.86	1.714
Fred Gladding, R ERA: 4.03											0.2	S	3	1	0	0	1	0	0	0	0	0	0	5	5	0.00	1.500
Batter	1	2	3	4	5	6	7	8	9	AB	R	H	RBI	BB	SO	LOB	BOTTOM										
Jesus Alou, R OBP: 0.347, SLG: 0.396	4-0 HR BB		0-0 F8	0-3 K			0-0 P4		0-0 4-3	4	1	0	0	1	1	3	New York Mets @ Houston Astros Astrodome, Houston, TX Sun Aug 30 1970, 4:33 AM EDT Att: 15,754 - Unknown										
Norm Miller, L OBP: 0.352, SLG: 0.326										0	0	0	0	0	0	0											
Joe Morgan, L OBP: 0.403, SLG: 0.389	0-0 6-3		0-0 HR 1B				4-0 G1-6-3 1B BB		0-0 1-3	3	2	1	0	2	0	1											
Jimmy Wynn, R OBP: 0.403, SLG: 0.514							4-0 G1-6-3 1B		0-0 1B	4	2	4	5	1	0	0											
Cesar Geronimo, L OBP: 0.389, SLG: 0.375	0-0 2-H HR		0-0 1-H HR				4-0 1-2 2-3 3-H BB		0-0 1B	0	0	0	0	0	0	0											
John Mayberry, L OBP: 0.340, SLG: 0.397	0-3 K		0-0 P6				0-0 G1-6-3 1-2 2-3		0-0 L3	5	0	1	0	0	1	5											
Denis Menke, R OBP: 0.399, SLG: 0.455	1-0 HBP		0-0 F9				0-0 HR		0-0 FC5-4 1B	4	2	2	3	0	0	2											
Doug Rader, R OBP: 0.321, SLG: 0.431	0-0 G3			4-0 1B E BB			0-3 K		0-0 L7	3	1	0	0	1	1	1											
Cesar Cedeno, R OBP: 0.316, SLG: 0.414				0-0 E9 G5-3 1B			0-0 FC5 BB 1B		0-0 1B	4	0	2	0	0	0	1											
Johnny Edwards, L OBP: 0.289, SLG: 0.307				0-0 B3-6-4 1B			4-0 BB FC5 BB BB		4-0 BB	2	1	2	1	2	0	0											
Don Wilson, R OBP: 0.118, SLG: 0.157				0-0 B3-6-4			0-0 FC5 BB BB		0-3 K	3	0	0	0	0	0	5											
Jim Ray, R OBP: 0.208, SLG: 0.208				0-0 G5-3			0-0 FC5 BB BB			1	0	0	0	0	1	1											
Fred Gladding, L ERA: 3.82				0-0 1-2 2-3			0-0 K			0	0	0	0	0	0	0											
Inning Stats	R: 2 E: 0 K: 1 S: 6	H: 1 LOB: 1 BB: 1 P: 11	R: 0 E: 0 K: 0 S: 3	H: 1 LOB: 0 BB: 0 P: 3	R: 2 E: 0 K: 0 S: 5	H: 2 LOB: 0 BB: 0 P: 5	R: 1 E: 1 K: 1 S: 6	H: 1 LOB: 1 BB: 1 P: 10	R: 2 E: 0 K: 1 S: 6	H: 2 LOB: 0 BB: 1 P: 10	R: 1 E: 0 K: 0 S: 4	H: 1 LOB: 3 BB: 3 P: 16	R: 1 E: 0 K: 1 S: 6	H: 2 LOB: 1 BB: 1 P: 10	R: 0 E: 0 K: 0 S: 5	H: 2 LOB: 2 BB: 0 P: 5	1B: 8 2B: 0 3B: 0 HR: 4	SF: 0 SAC: 0 DP: 3 HBP: 1	WP: 0 PB: 0 CS: 0	PA: 41							
PITCHER	IP WLS BF H R ER SO BB IBB HBP BLK WP HR S P ERA WHIP	5.0 L 24 7 7 6 3 3 0 1 0 0 1 7 23 10.80 4.200	1.2 S 11 3 2 2 0 4 0 0 0 0 1 7 23 10.80 4.200	1.1 S 6 2 0 0 1 0 0 0 0 0 0 8 8 0.00 1.500	PITCHER										IP WLS BF H R ER SO BB IBB HBP BLK WP HR S P ERA WHIP												
Nolan Ryan, R ERA: 3.48											5.0	L	24	7	7	6	3	3	0	1	0	0	1	7	23	10.80	4.200
Rich Folkers, L ERA: 5.93											1.2	S	11	3	2	2	0	4	0	0	0	0	1	7	23	10.80	4.200
Ron Taylor, R ERA: 3.82											1.1	S	6	2	0	0	1	0	0	0	0	0	0	8	8	0.00	1.500

Batter	1	2	3	4	5	6	7	8	9	10	11	12	AB	R	H	RBI	BB	SO	LOB	TOP			
Tommie Agee, R OBP: 0.346, SLG: 0.484 (1, 8)													6	0	0	0	0	2	5				
Wayne Garrett, L OBP: 0.383, SLG: 0.452 (8, 6)														5	2	4	0	1	0	2			
Cleon Jones, R OBP: 0.339, SLG: 0.398 (1, 7)														5	1	1	1	0	0	5			
Art Shamsky, L OBP: 0.375, SLG: 0.432 (1, 9)														6	0	1	1	0	0	4			
Donn Clendenon, R OBP: 0.353, SLG: 0.547 (1, 3)														6	0	1	1	0	3	1			
Ken Roswell, L OBP: 0.328, SLG: 0.339 (1, 4)														4	0	0	0	1	0				
Jerry Grote, R OBP: 0.320, SLG: 0.308 (1, 2)														5	1	1	0	0	0	2			
Al Weis, S OBP: 0.246, SLG: 0.281 (8, PH)														2	0	0	0	0	0	0			
Dave Marshall, L OBP: 0.319, SLG: 0.425 (8, 5)														1	0	1	0	0	0	0			
Joe Foy, R OBP: 0.364, SLG: 0.329 (8, 5)														1	0	0	0	1	1	2			
Jim McAndrew, R OBP: 0.310, SLG: 0.386 (8, PH)														2	0	0	0	0	1	0			
Ray Sadecki, L OBP: 0.310, SLG: 0.399 (8, 1)														0	0	0	0	1	0	0			
Danny Frisella, R OBP: 0.250, SLG: 0.329 (8, 1)														1	0	1	0	0	0	0			
Rich Folkers, L OBP: 0.214, SLG: 0.132 (11, PH)														0	0	0	0	0	0	0			
Rich Folkers, L OBP: 0.214, SLG: 0.132 (11, 1)														0	0	0	0	0	0	0			
Ron Herbel, R OBP: 0.375, SLG: 0.571 (12, 1)														0	0	0	0	0	0	0			
Inning Stats	R: 1 E: 0 K: 1 S: 7	H: 2 LOB: 1 BB: 0 P: 7	R: 0 E: 0 K: 0 S: 3	H: 0 LOB: 0 BB: 3	R: 0 E: 0 K: 2 S: 7	H: 0 LOB: 1 BB: 11	R: 0 E: 0 K: 1 S: 5	H: 0 LOB: 0 BB: 0	R: 0 E: 0 K: 0 S: 3	H: 1 LOB: 1 BB: 0 P: 4	R: 0 E: 0 K: 0 S: 3	H: 0 LOB: 0 BB: 0	R: 0 E: 0 K: 1 S: 5	H: 2 LOB: 2 BB: 1 P: 9	R: 1 E: 0 K: 0 S: 5	H: 2 LOB: 2 BB: 1 P: 9	R: 1 E: 0 K: 1 S: 6	H: 1 LOB: 0 BB: 0 P: 6	1B: 9 2B: 1 3B: 1 HR: 0	SF: 1 SAC: 0 DP: 1 HBP: 0	WP: 0 PB: 0 SB: 0 CS: 0	PA: 50	
PITCHER Bob Gibson, R ERA: 3.28 (1, 1)	IP: 12.0 WLS: 1 BF: 50 H: 11 R: 4 ER: 3 SO: 7	BB: 3 IBB: 1 HBP: 0 BLK: 0	WP: 0 HR: 0 S: 60 P: 76	ERA: 2.25 WHIP: 1.167		PITCHER	IP: 0.2 WLS: 0 BF: 2 H: 0 R: 0 ER: 0 SO: 0	BB: 0 IBB: 0 HBP: 0 BLK: 0	WP: 0 HR: 0 S: 2 P: 2	ERA: 0.00 WHIP: 0.000													

New York Mets @ St. Louis Cardinals
 Busch Stadium, St. Louis, MO
 Tue Sep 01 1970, 7:05 PM CDT
 Alt. 22.527 - Unknown

AB	45
R	4
H	11
RBI	4
BB	4
SO	7
LOB	21

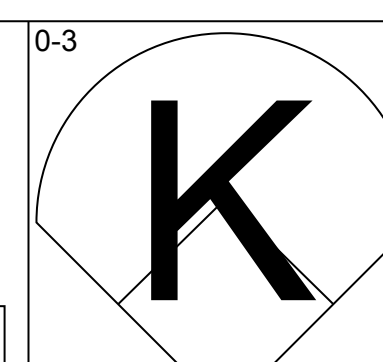
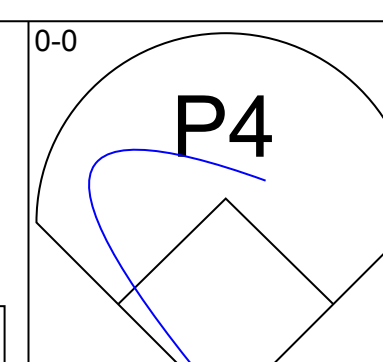
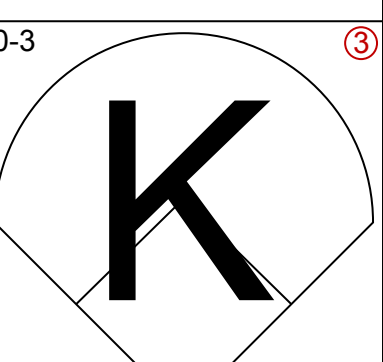
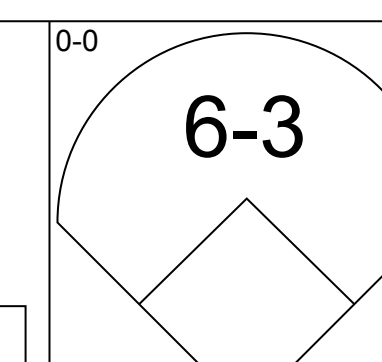
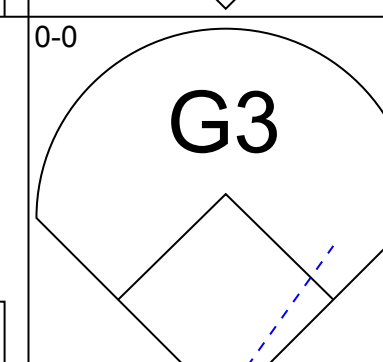
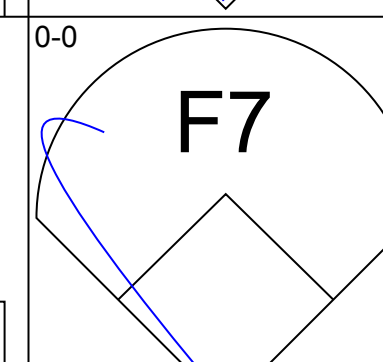
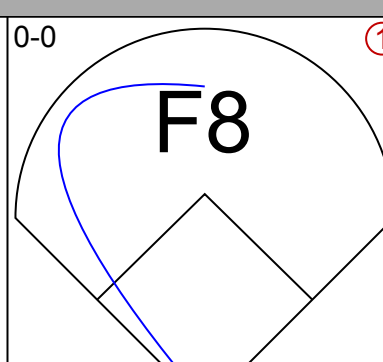
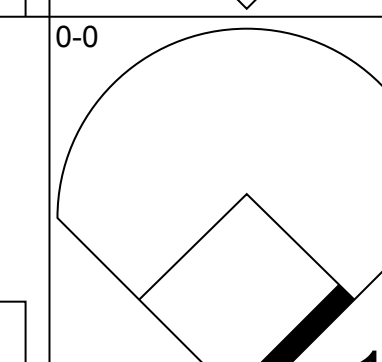
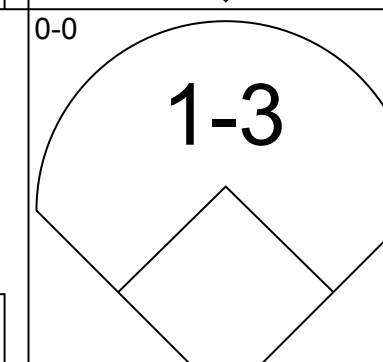
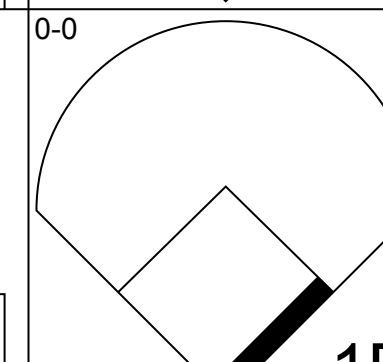
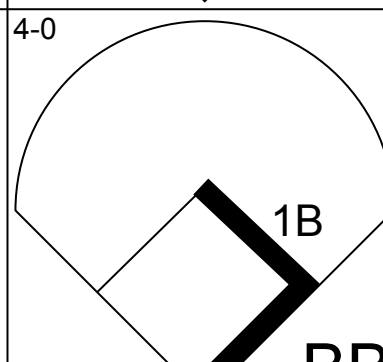
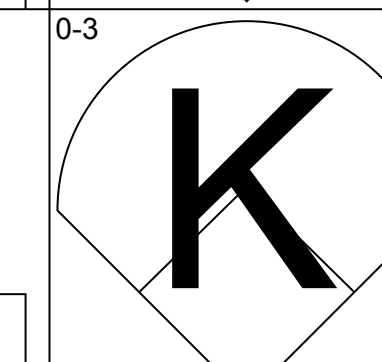
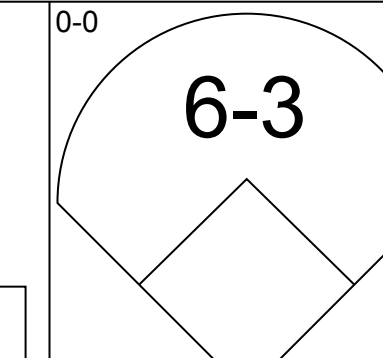
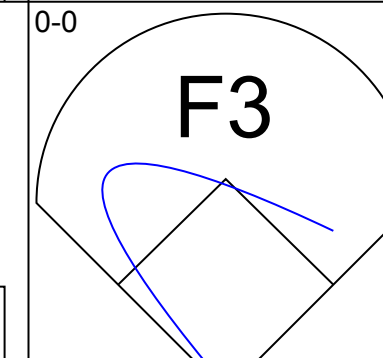
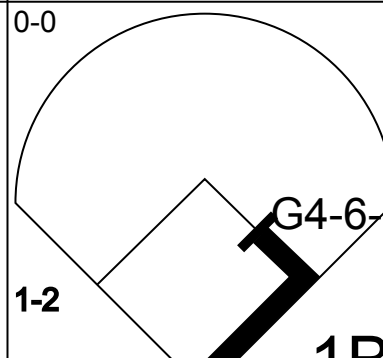
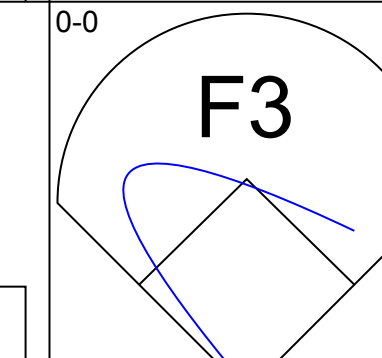
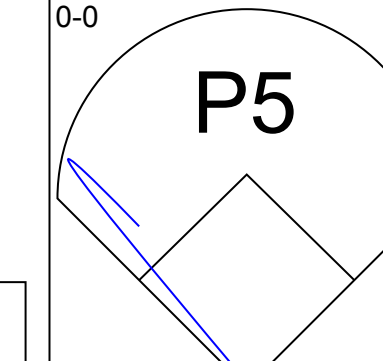
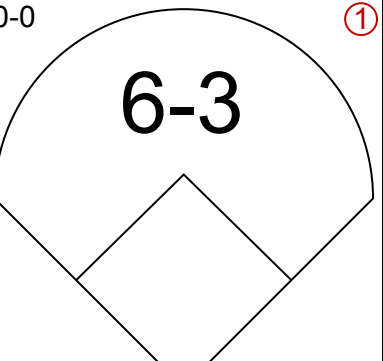
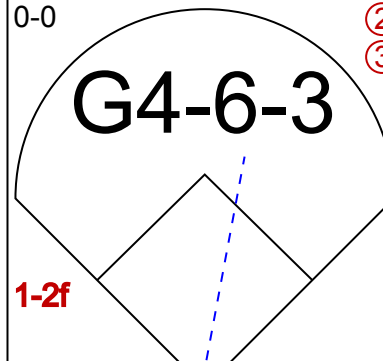
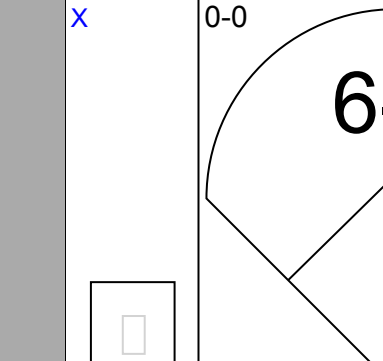
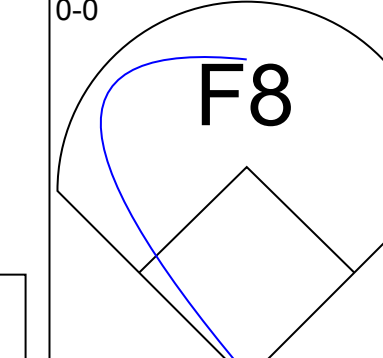
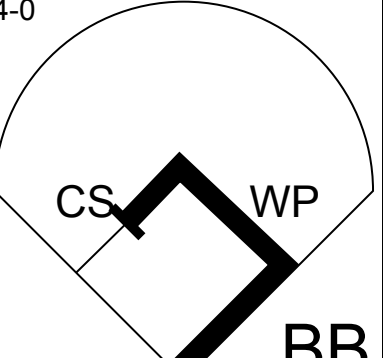
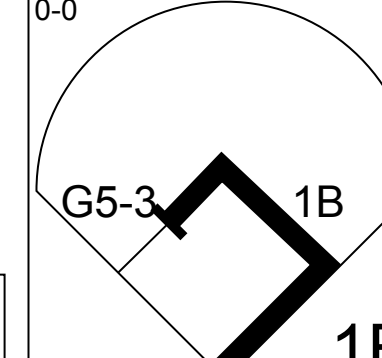
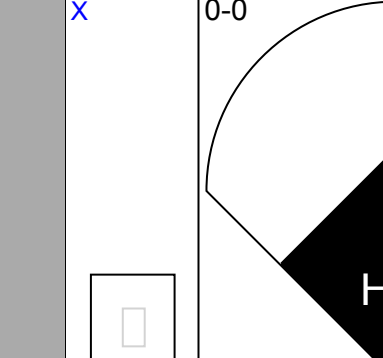
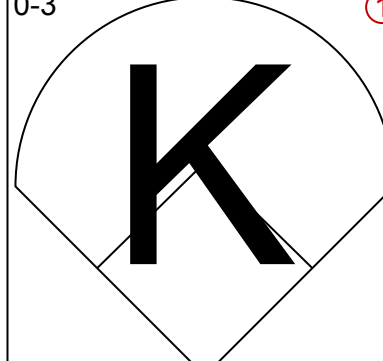
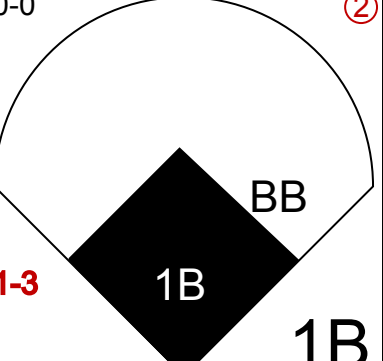
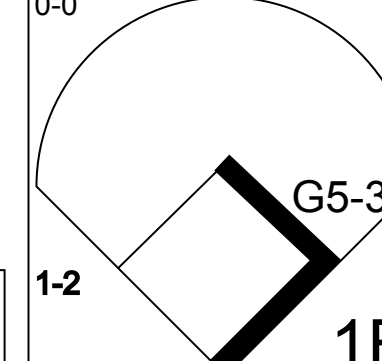
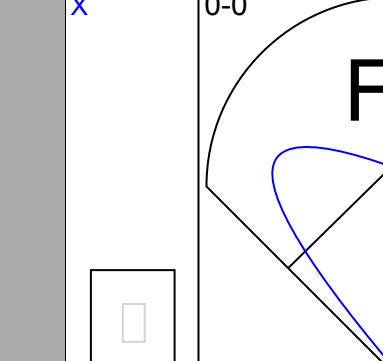
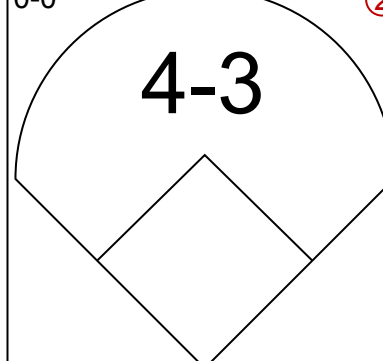
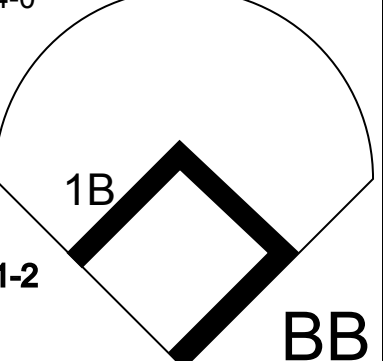
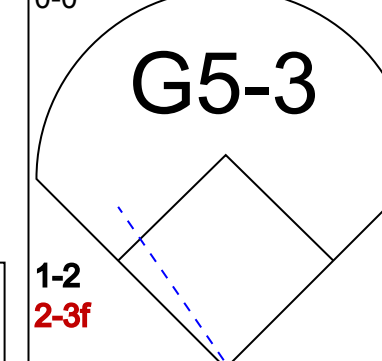
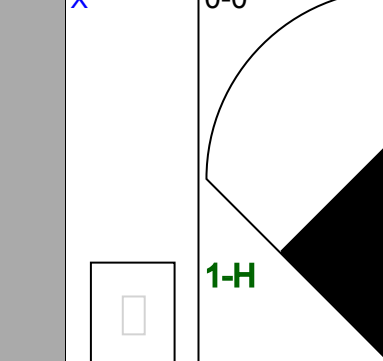

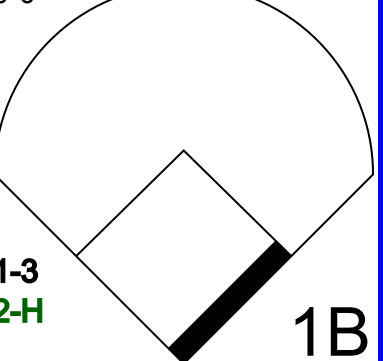
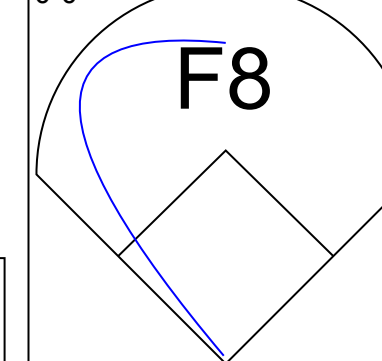
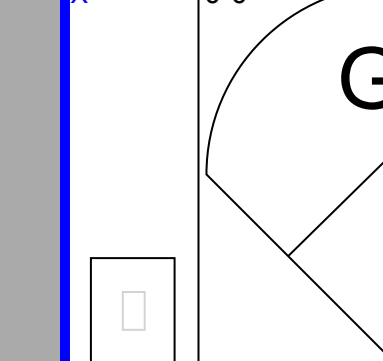


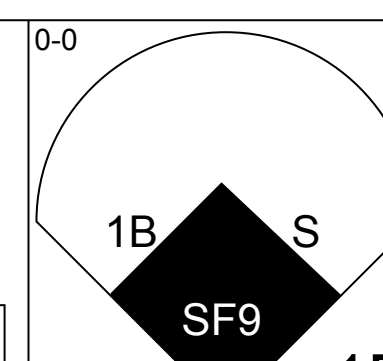
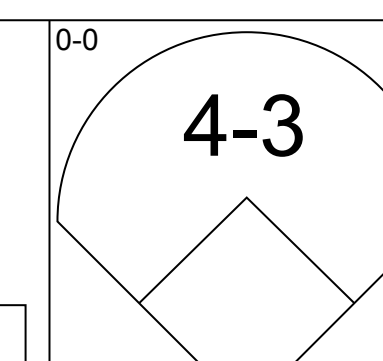
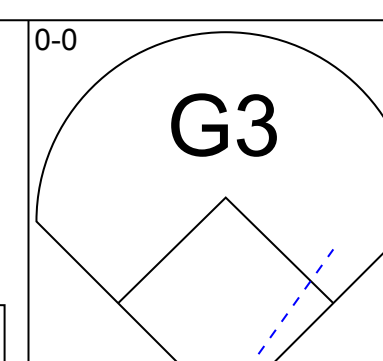
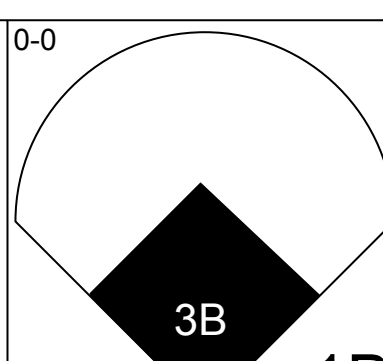
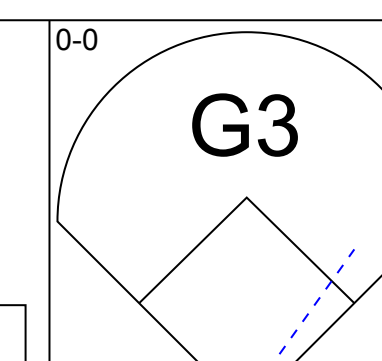
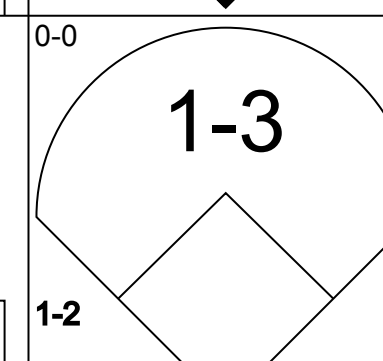
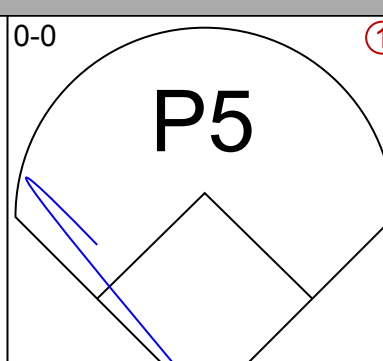
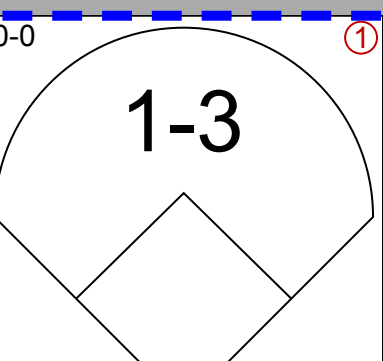
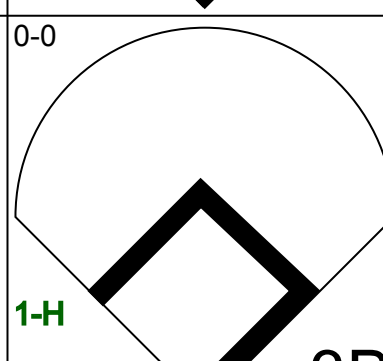
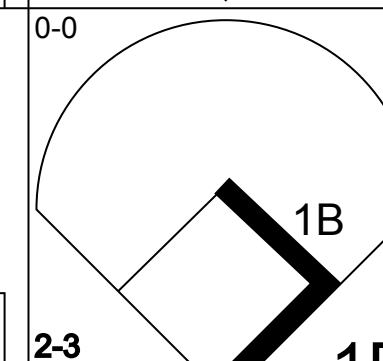
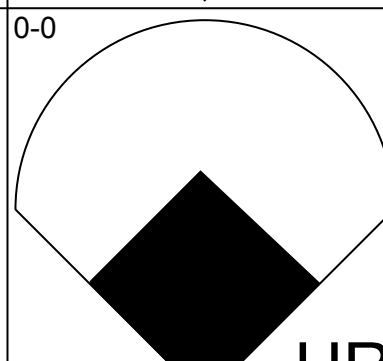
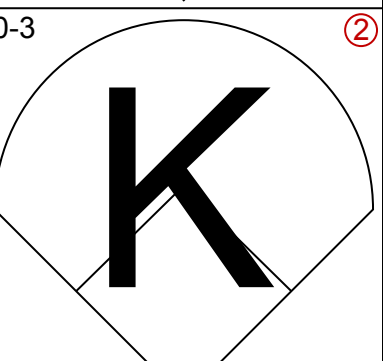
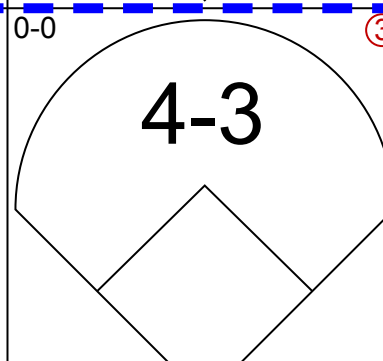
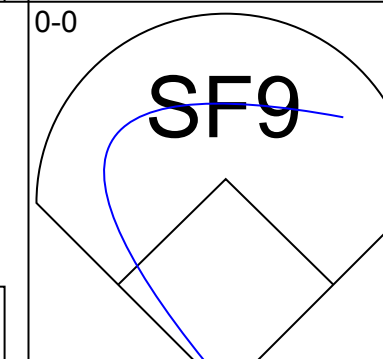
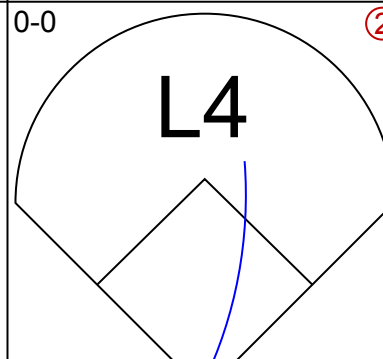
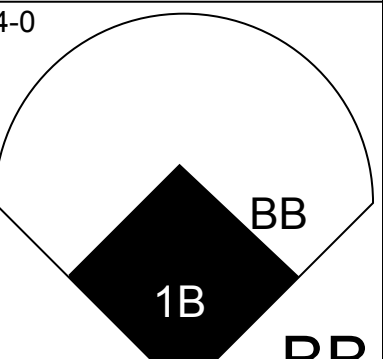
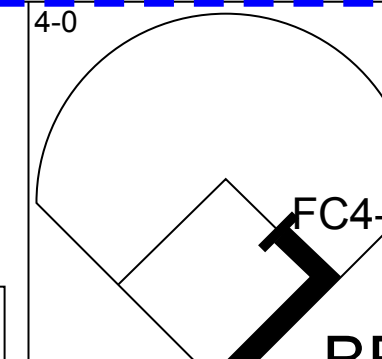
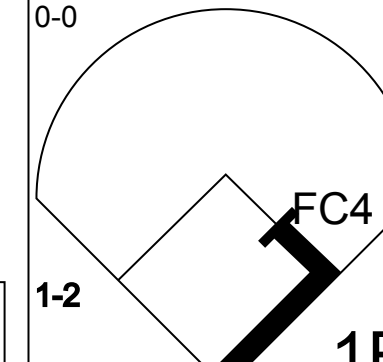
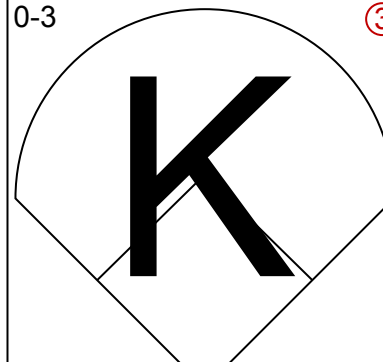
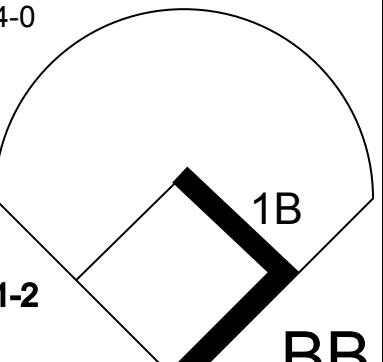
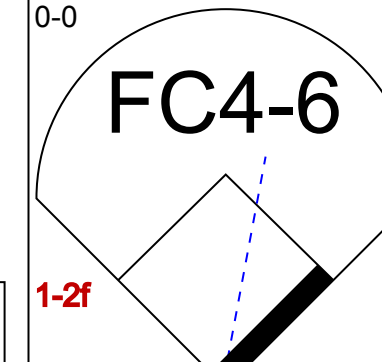
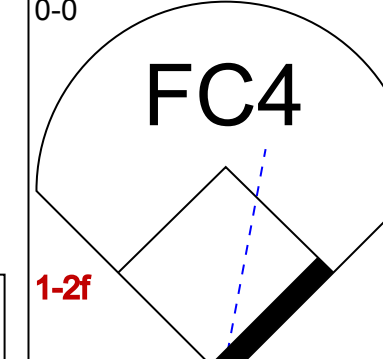
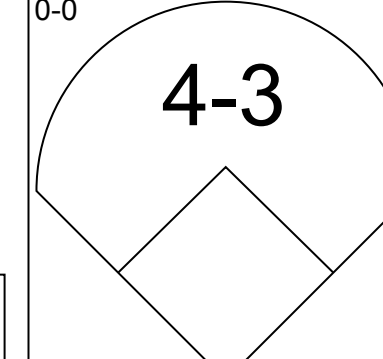
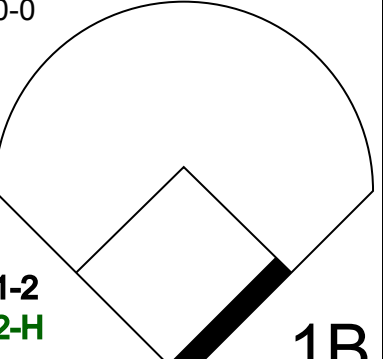
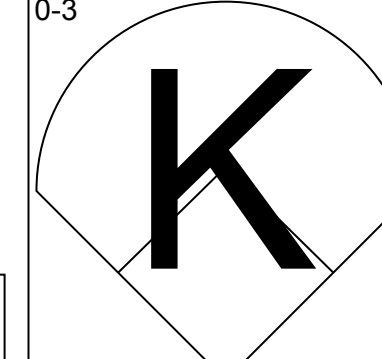
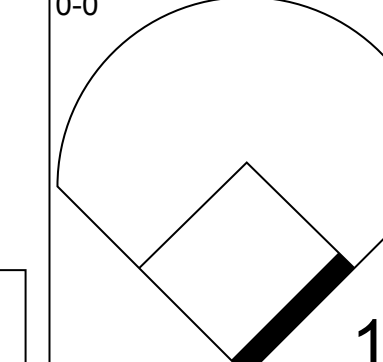
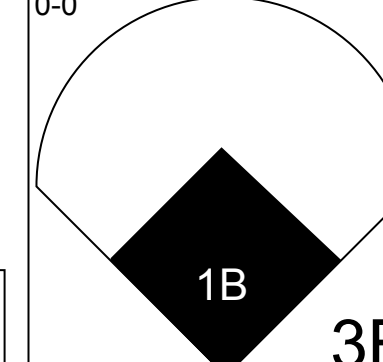
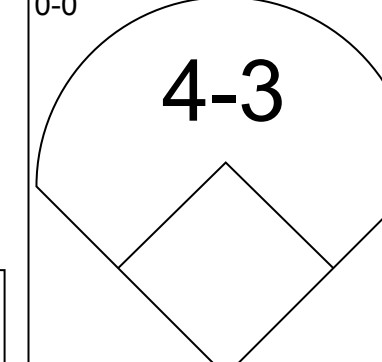
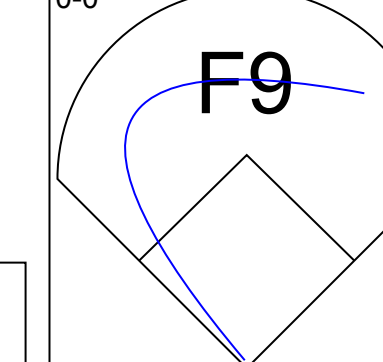
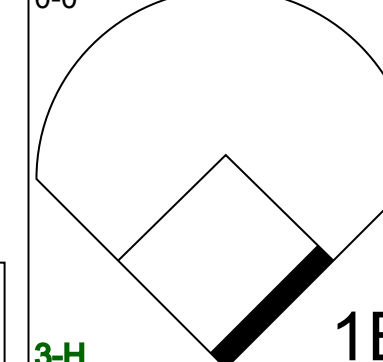
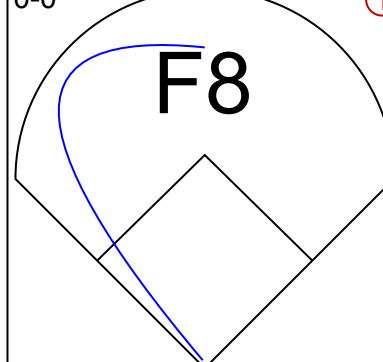
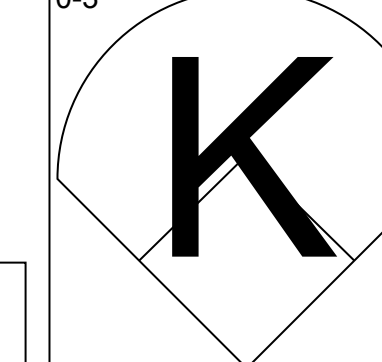
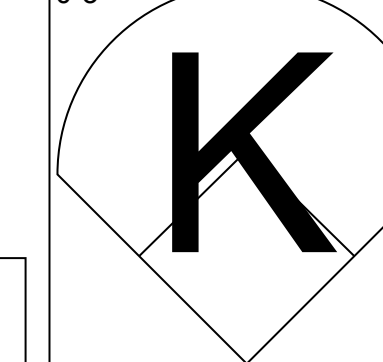
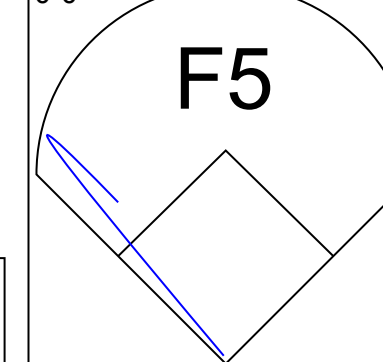
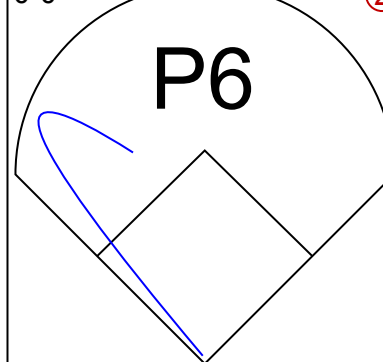
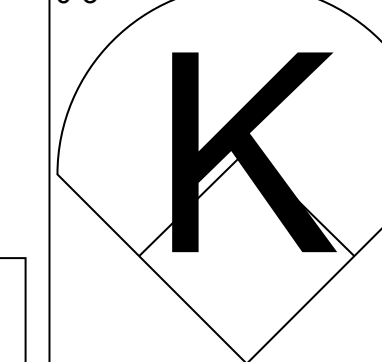
Batter	1	2	3	4	5	6	7	8	9	10	11	12	AB	R	H	RBI	BB	SO	LOB	BOTTOM				
Lou Brock, L OBP: 0.369, SLG: 0.439 (1, 7)														6	0	0	0	1	4					
Ed Crosby, L OBP: 0.296, SLG: 0.306 (1, 6)														4	0	0	0	0	0	2				
Carl Taylor, R OBP: 0.359, SLG: 0.398 (11, PH)														1	0	0	0	0	0	0				
Joe Haque, L OBP: 0.358, SLG: 0.423 (1, 3)														4	1	1	0	0	2	1				
Jim Beauchamp, R OBP: 0.337, SLG: 0.347 (11, PH)														1	1	1	0	0	0	0				
Milt Ramirez, R OBP: 0.262, SLG: 0.224 (12, 6)														0	0	0	0	0	0	0				
Joe Torre, R OBP: 0.393, SLG: 0.497 (1, 5)														4	0	2	0	1	0	0				
Jose Cardenal, R OBP: 0.351, SLG: 0.422 (1, 8)														5	0	0	0	0	0	5				
Ted Simmons, S OBP: 0.313, SLG: 0.310 (1, 2)														5	0	2	2	0	0	1				
Leron Lee, L OBP: 0.300, SLG: 0.345 (1, 9)														4	1	2	1	1	1	1				
Dal Maxvill, R OBP: 0.259, SLG: 0.230 (1, 4)														4	0	0	0	0	0	3				
Bob Gibson, R OBP: 0.366, SLG: 0.441 (1, 1)														3	0	2	0	1	1	0				
Vic Davalillo, L OBP: 0.372, SLG: 0.471 (12, PH)														1	0	0	0	0	0	1				
Inning Stats	R: 0 E: 0 K: 0 S: 3	H: 0 LOB: 0 BB: 0 P: 3	R: 0 E: 0 K: 0 S: 3	H: 0 LOB: 0 BB: 0 P: 3	R: 1 E: 0 K: 0 S: 4	H: 2 LOB: 0 BB: 0 P: 4	R: 0 E: 0 K: 1 S: 5	H: 0 LOB: 0 BB: 0 P: 6	R: 0 E: 0 K: 0 S: 3	H: 0 LOB: 0 BB: 0 P: 3	R: 0 E: 0 K: 0 S: 3	H: 1 LOB: 1 BB: 0 P: 4	R: 1 E: 0 K: 0 S: 5	H: 3 LOB: 2 BB: 1 P: 9	R: 0 E: 0 K: 1 S: 5	H: 0 LOB: 0 BB: 0 P: 5	R: 1 E: 0 K: 0 S: 5	H: 3 LOB: 2 BB: 1 P: 5	R: 0 E: 0 K: 0 S: 4	H: 1 LOB: 1 BB: 0 P: 4	1B: 8 2B: 2 3B: 0 HR: 1	SF: 0 SAC: 1 DP: 2 HBP: 0	WP: 0 PB: 0 SB: 0 CS: 0	PA: 46
PITCHER Jim McAndrew, R ERA: 3.83 (1, 1)	IP: 7.0 WLS: 1 BF: 26 H: 6 R: 2 ER: 2 SO: 1	BB: 1 IBB: 0 HBP: 0 BLK: 0	WP: 0 HR: 1 S: 27 P: 31	ERA: 2.57 WHIP: 0.857		PITCHER Tug McGraw, L ERA: 3.98 (12, 1)	IP: 0.2 WLS: 0 BF: 2 H: 0 R: 0 ER: 0 SO: 0	BB: 0 IBB: 0 HBP: 0 BLK: 0	WP: 0 HR: 0 S: 2 P: 2	ERA: 0.00 WHIP: 0.000														
Ray Sadecki, L ERA: 3.93 (8, 1)	1.0	4	0	0	0	2	1	0	0	0	0	0	0	0	0	7	11							
Danny Frisella, R ERA: 3.93 (8, 1)	2.0	7	0	0	0	2	1	0	0	0	0	0	0	0	0	10	14							
Rich Folkers, L ERA: 6.18 (11, 1)	0.1	2	1	1	1	0	0	0	0	0	0	0	0	0	0	2	2							
Ron Herbel, R ERA: 4.9 (11, 1)	1.0	W	5	3	0	0	0	0	0	0	0	0	0	0	0	5	5							

New York Mets @ St. Louis Cardinals
 Busch Stadium, St. Louis, MO
 Tue Sep 01 1970, 7:05 PM CDT
 Alt. 22.527 - Unknown

AB	42
R	3
H	10
RBI	3
BB	3
SO	5
LOB	18




Batter	1	2	3	4	5	6	7	8	9	AB	R	H	RBI	BB	SO	LOB	TOP					
Tommie Agee, R OBP: 0.347, SLG: 0.481 (1, 8)										4	0	0	0	0	2	2	New York Mets @ St. Louis Cardinals Busch Stadium, St. Louis, MO Thu Sep 03 1970, 3:33 AM CDT Att: 13,169 - Unknown AB 33 R 3 H 9 RBI 3 BB 3 SO 5 LOB 11					
Bud Harrelson, S OBP: 0.340, SLG: 0.315 (1, 6)										4	0	1	0	0	0	0						
Cleon Jones, R OBP: 0.343, SLG: 0.399 (1, 7)										3	0	1	0	1	1	1						
Donn Clendenon, R OBP: 0.352, SLG: 0.548 (1, 3)										4	0	1	0	0	0	2						
Ron Swoboda, R OBP: 0.342, SLG: 0.397 (1, 9)										4	0	0	0	0	0	2						
Joe Foy, R OBP: 0.369, SLG: 0.337 (1, 5)										3	1	2	0	1	0	0						
Duffy Dyer, R OBP: 0.316, SLG: 0.261 (1, 2)										4	1	2	0	0	1	1						
Al Weis, S OBP: 0.258, SLG: 0.311 (1, 4)										3	1	1	2	1	0	2						
Gary Gentry, R OBP: 0.138, SLG: 0.111 (5, PH) Ken Singleton, S OBP: 0.394, SLG: 0.402 (5, 1) Rich Folkers, L OBP: 0.333, SLG: 0.333 (6, 1) Ron Taylor, R OBP: 0.320, SLG: 0.309 (7, PH) Jerry Grote, R OBP: 0.320, SLG: 0.309 (7, 1) Ron Herbel, R OBP: 0.381, SLG: 0.451 (9, PH)										1	0	0	0	0	1	0						
Inning Stats	R: 0 E: 0 K: 1 S: 5	H: 0 LOB: 0 BB: 0 P: 5	R: 0 E: 0 K: 0 S: 3	H: 0 LOB: 0 BB: 0 P: 3	R: 0 E: 0 K: 2 S: 7	H: 0 LOB: 0 BB: 0 P: 7	R: 0 E: 0 K: 0 S: 4	H: 1 LOB: 1 BB: 0 P: 4	R: 1 E: 0 K: 1 S: 6	H: 2 LOB: 2 BB: 2 P: 14	R: 0 E: 0 K: 0 S: 3	H: 1 LOB: 1 BB: 1 P: 7	R: 0 E: 0 K: 0 S: 4	H: 2 LOB: 1 BB: 0 P: 4	R: 0 E: 0 K: 1 S: 6	H: 1 LOB: 1 BB: 0 P: 6		R: 2 E: 0 K: 0 S: 5	H: 2 LOB: 0 BB: 0 P: 5	1B: 8 2B: 0 3B: 0 HR: 1	SF: 0 SAC: 0 DP: 2 HBP: 0	WP: 1 PB: 0 SB: 0 CS: 1
PITCHER Steve Carlton, L ERA: 3.73 (1, 1)	IP: 9.0 WLS: W BF: 36 H: 9 R: 3 ER: 3 SO: 5 BB: 3 IBB: 0 HBP: 0 BLK: 0 WP: 1 HR: 1 S: 43 P: 55 ERA: 3.00 WHIP: 1.333															PITCHER IP: WLS: BF: H: R: ER: SO: BB: IBB: HBP: BLK: WP: HR: S: P: ERA: WHIP						

Batter	1	2	3	4	5	6	7	8	9	AB	R	H	RBI	BB	SO	LOB	BOTTOM	
Lou Brock, L OBP: 0.369, SLG: 0.440 (1, 7)										5	2	2	0	0	0	2	New York Mets @ St. Louis Cardinals Busch Stadium, St. Louis, MO Thu Sep 03 1970, 3:33 AM CDT Att: 13,169 - Unknown AB 33 R 5 H 10 RBI 5 BB 3 SO 6 LOB 14	
Julian Javier, R OBP: 0.289, SLG: 0.313 (1, 4)										4	0	1	1	0	0	1		
Joe Hague, L OBP: 0.362, SLG: 0.433 (1, 3)										4	1	2	1	0	1	1		
Joe Torre, R OBP: 0.397, SLG: 0.498 (1, 5)										1	1	0	1	2	0	0		
Vic Davalillo, L OBP: 0.366, SLG: 0.457 (1, 8)										3	0	1	0	1	1	1		
Ted Simmons, S OBP: 0.311, SLG: 0.304 (1, 2)										4	0	1	1	0	1	3		
Leron Lee, L OBP: 0.299, SLG: 0.350 (1, 9)										4	1	2	0	0	0	3		
Dal Maxvill, R OBP: 0.298, SLG: 0.234 (1, 6)										4	0	1	1	0	1	1		
Steve Carlton, L OBP: 0.247, SLG: 0.217 (1, 1)										4	0	0	0	0	2	2		
Inning Stats	R: 1 E: 0 K: 0 S: 6	H: 3 LOB: 2 BB: 0 P: 6	R: 0 E: 0 K: 1 S: 6	H: 1 LOB: 1 BB: 0 P: 6	R: 1 E: 0 K: 0 S: 5	H: 1 LOB: 1 BB: 0 P: 5	R: 1 E: 0 K: 0 S: 5	H: 2 LOB: 1 BB: 0 P: 5	R: 0 E: 0 K: 2 S: 7	H: 0 LOB: 1 BB: 1 P: 9	R: 0 E: 0 K: 2 S: 7	H: 0 LOB: 0 BB: 0 P: 7	R: 0 E: 0 K: 2 S: 7	H: 0 LOB: 0 BB: 0 P: 7	1B: 7 2B: 0 3B: 2 HR: 1	SF: 1 SAC: 0 DP: 0 HBP: 0		WP: 0 PB: 0 SB: 1 CS: 0
PITCHER Gary Gentry, R ERA: 3.62 Rich Folkers, L ERA: 8.44 Ron Taylor, R ERA: 3.77 Ron Herbel, R ERA: 4.82	IP: 4.0 WLS: L BF: 19 H: 7 R: 3 ER: 3 SO: 2 BB: 0 IBB: 0 HBP: 0 BLK: 0 WP: 0 HR: 1 S: 23 P: 23 ERA: 6.75 WHIP: 1.750															PITCHER IP: WLS: BF: H: R: ER: SO: BB: IBB: HBP: BLK: WP: HR: S: P: ERA: WHIP		

Batter	1	2	3	4	5	6	7	8	9	AB	R	H	RBI	BB	SO	LOB	TOP			
Tommie Agee, R OBP: 0.346, SLG: 0.477 (1, 8)	0-0 3-1		4-0 CS BB			0-0 F9	0-0 FC6-5		0-0 F9	4	0	0	0	1	0	1				
Wayne Garrett, L OBP: 0.383, SLG: 0.449 (1, 5)	0-0 L9		0-0 F7			4-0 1B HR BB		0-0 E9		3	2	1	0	1	0	1				
Cleon Jones, R OBP: 0.347, SLG: 0.402 (1, 7)	0-0 BB 1B		0-3 K			0-0 HR 1B		0-0 E3		4	1	3	0	0	1	0				
Art Shamsky, L OBP: 0.380, SLG: 0.446 Ken Singleton, S OBP: 0.316, SLG: 0.400 (8, PH) (8, 9)	0-0 BB 1B			0-0 G6-3 1B		0-0 HR		0-0 F9		3	1	3	3	0	0	0				
Donn Clendenon, R OBP: 0.354, SLG: 0.544 (1, 3)	4-0 BB 1B			0-0 G6-3 1B		0-3 K		4-0 BB		2	0	0	0	2	1	1				
Ken Boswell, L OBP: 0.329, SLG: 0.336 Ron Swoboda, R OBP: 0.342, SLG: 0.397 Dave Marshall, L OBP: 0.316, SLG: 0.422 Al Weis, S OBP: 0.258, SLG: 0.311 (1, 4) (8, PH) (8, PH) (8, 4)	0-0 1-3			0-3 K		0-0 1-3		0-0 F7		3	0	0	0	0	1	3				
Jerry Grote, R OBP: 0.329, SLG: 0.306 Mike Jorgensen, L OBP: 0.289, SLG: 0.392 Duffy Dyer, R OBP: 0.316, SLG: 0.261 (1, 2) (8, PH) (8, 2)		0-0 5-3		0-0 6-3				0-0 P6		3	0	0	0	0	0	0				
Bud Harrelson, S OBP: 0.337, SLG: 0.312 (1, 6)		0-0 G3		0-0 4-3				0-0 F8		4	0	0	0	0	0	0				
Nolan Ryan, R OBP: 0.171, SLG: 0.171 Danny Frisella, L OBP: 0.364, SLG: 0.364 Ron Taylor, R OBP: 0.209, SLG: 0.128 (1, 1) (5, 1) (7, 1) (8, PH)		0-3 K		0-3 K				0-0 FC6-5 WP 1B		2	0	0	0	0	2	0				
Inning Stats	R: 0 E: 0 K: 0 S: 5	H: 2 LOB: 3 BB: 1 P: 9	R: 0 E: 0 K: 1 S: 5	H: 0 LOB: 0 BB: 0 P: 5	R: 0 E: 0 K: 1 S: 4	H: 1 LOB: 0 BB: 1 P: 5	R: 0 E: 0 K: 1 S: 5	H: 0 LOB: 0 BB: 0 P: 5	R: 3 E: 0 K: 0 S: 7	H: 2 LOB: 1 BB: 0 P: 11	R: 0 E: 0 K: 0 S: 4	H: 1 LOB: 1 BB: 0 P: 4	R: 1 E: 2 K: 0 S: 5	H: 2 LOB: 2 BB: 1 P: 9	R: 0 E: 0 K: 0 S: 3	H: 0 LOB: 0 BB: 0 P: 3	1B: 7 2B: 0 3B: 0 HR: 1	SF: 0 SAC: 0 DP: 1 HBP: 0	WP: 1 PA: 37	
PITCHER	IP WLS BF H R ER SO BB IBB HBP BLK WP HR S P ERA WHIP																			
Bill Hands, R ERA: 3.68 Roberto Rodriguez, R ERA: 6.0 Phil Regan, R ERA: 4.52 Juan Pizarro, L ERA: 4.66 Bob Miller, R ERA: 4.74 (1, 1) (7, 1) (8, 1) (8, 1) (8, 1)	6.0 1.0 0.0 0.1 1.2	WLS 24 W 4 S	BF 24 4 2 5	H 5 1 0 0	R 3 0 0 0	ER 3 0 1 0 0	SO 5 0 0 0	BB 3 0 0 1 0	IBB 0 0 0 0	HBP 0 0 0 0	BLK 0 0 0 0	WP 0 1 0 0 0	HR 1 4 2 1 5	S 43 4 2 1 5	P 4.50 1.000 ∞ 3.000 0.000	WHIP 1.333 1.000 ∞ 3.000 0.000				

New York Mets @ Chicago Cubs
Wrigley Field, Chicago, IL
Fri Sep 04 1970, 3:33 AM CDT
Att: 29,327 - Unknown


AB 33
R 4
H 8
RBI 3
BB 4
SO 5
LOB 11



Batter	1	2	3	4	5	6	7	8	9	AB	R	H	RBI	BB	SO	LOB	BOTTOM
Don Kessinger, S OBP: 0.339, SLG: 0.368 (1, 6)	0-0 F8	0-0 F8		4-0 S BB		0-0 4-3	0-0 FC6-4			4	0	0	0	1	0	3	
Glenn Beckert, R OBP: 0.341, SLG: 0.369 (1, 4)	0-0 1B		0-0 3-1	0-0 6-3		4-0 BB		0-0 F8		4	0	1	0	1	0	1	
Billy Williams, L OBP: 0.385, SLG: 0.583 (1, 7)	0-0 1-2 1B		4-0 BB FC3-6 BB		0-0 1B FC4-6 1B	0-0 FC8-2		0-0 3-1		4	2	2	0	1	0	3	
Jim Hickman, R OBP: 0.431, SLG: 0.618 (1, 3)	0-3 K		4-0 FC3-6 BB		0-0 FC4-6 BB		4-0 SH3-4 1B BB	0-0 HR		3	2	2	1	2	1	2	
Joe Pepitone, L OBP: 0.311, SLG: 0.488 (1, 8)	0-0 P6		4-0 1-2 2-3 BB		0-0 P6		0-0 SH3-4 1B 1B	0-0 F8		4	1	1	0	1	0	4	
Ron Santo, R OBP: 0.357, SLG: 0.456 (1, 5)		0-0 P6	0-0 FC3-6		4-0 1-2 2-3 BB		0-0 SH3-4			2	0	0	1	1	0	2	
Johnny Callison, L OBP: 0.353, SLG: 0.451 (1, 9)		4-0 2B BB	0-0 L9		0-0 FC4-6		4-0 1B SF8 IBB			2	2	0	1	2	0	4	
Randy Hundley, R OBP: 0.321, SLG: 0.395 (1, 2)		0-0 1-H 2B		0-0 P5	0-0 4-3		0-0 FC6-4 1B			4	0	2	3	0	0	2	
Bill Hands, R ERA: 2.28, SLG: 0.136 Brock Davis, L OBP: 0.287, SLG: 0.364 Roberto Rodriguez, R ERA: 3.54 Paul Popovich, S OBP: 0.341, SLG: 0.385 Phil Regan, R ERA: 3.94 Juan Pizarro, L ERA: 3.94 Bob Miller, R ERA: 4.74 (1, 1) (5, PH) (7, 1) (7, PH) (8, 1) (8, 1) (8, 1)	4.1 1.2 2.0	WLS 24 L 8 9	BF 24 8 2 9	H 5 2 2 2	R 3 2 2 2	ER 3 2 2 2	SO 3 0 0 0	BB 6 0 2 0	IBB 0 0 0	HBP 0 0 0	BLK 0 0 0	WP 0 0 0 0	HR 0 6 6 8	S 24 6 14 12	P 6.23 10.80 9.00	WHIP 2.538 2.400 1.000	
Inning Stats	R: 0 E: 0 K: 1 S: 7	H: 2 LOB: 2 BB: 0 P: 7	R: 1 E: 0 K: 1 S: 6	H: 1 LOB: 1 BB: 1 P: 10	R: 1 E: 0 K: 0 S: 3	H: 0 LOB: 3 BB: 3 P: 15	R: 0 E: 0 K: 1 S: 5	H: 0 LOB: 1 BB: 1 P: 9	R: 1 E: 0 K: 0 S: 3	H: 2 LOB: 2 BB: 1 P: 7	R: 3 E: 0 K: 0 S: 5	H: 2 LOB: 1 BB: 2 P: 13	R: 1 E: 0 K: 0 S: 4	H: 1 LOB: 0 BB: 0 P: 4	1B: 6 2B: 3 3B: 0 HR: 1	SF: 1 SAC: 1 DP: 1 HBP: 0	WP: 0 PA: 41
PITCHER	IP WLS BF H R ER SO BB IBB HBP BLK WP HR S P ERA WHIP																

New York Mets @ Chicago Cubs
Wrigley Field, Chicago, IL
Fri Sep 04 1970, 3:33 AM CDT
Att: 29,327 - Unknown

AB 30
R 7
H 9
RBI 7
BB 9
SO 3
LOB 22




Batter	1	2	3	4	5	6	7	8	9	AB	R	H	RBI	BB	SO	LOB	TOP					
Tommie Agee, R (1, 8) OBP: 0.345, SLG: 0.475										4	1	1	0	0	2	0	New York Mets @ Chicago Cubs Wrigley Field, Chicago, IL Sat Sep 05 1970, 3:33 AM CDT Att: 37,821 - Unknown					
Wayne Garrett, L (1, 4) OBP: 0.378, SLG: 0.443										4	0	0	0	0	1	1						
Cleon Jones, R (1, 7) OBP: 0.346, SLG: 0.403										4	1	1	0	0	1	0						
Donn Clendenon, R (1, 3) OBP: 0.358, SLG: 0.548										3	2	2	0	1	1	0						
Ken Singleton, S (1, 9) OBP: 0.379, SLG: 0.397										4	0	1	2	0	1	2						
Joe Foy, R (1, 5) OBP: 0.373, SLG: 0.340										3	1	2	1	1	0	0						
Jerry Grote, R (1, 2) OBP: 0.316, SLG: 0.309										4	0	1	2	0	0	3						
Bud Harrelson, S (1, 6) OBP: 0.337, SLG: 0.310										3	0	0	0	1	0	0						
Jerry Koosman, R (1, 1) OBP: 0.182, SLG: 0.117										4	0	0	0	0	4	2						
Ron Herbel, R (9, 1) OBP: 0.375, SLG: 0.571										0	0	0	0	0	0	0						
Inning Stats	R: 0 E: 0 K: 3 S: 9	H: 0 LOB: 0 BB: 0 P: 9	R: 0 E: 0 K: 2 S: 7	H: 0 LOB: 0 BB: 0 P: 7	R: 0 E: 0 K: 1 S: 5	H: 0 LOB: 0 BB: 0 P: 5	R: 3 E: 0 K: 0 S: 6	H: 4 LOB: 1 BB: 1 P: 10	R: 0 E: 0 K: 1 S: 5	H: 0 LOB: 0 BB: 0 P: 5	R: 0 E: 0 K: 0 S: 4	H: 1 LOB: 1 BB: 0 P: 4	R: 0 E: 0 K: 0 S: 3	H: 1 LOB: 0 BB: 0 P: 3	R: 0 E: 0 K: 2 S: 7	H: 0 LOB: 0 BB: 0 P: 7	R: 2 E: 0 K: 1 S: 7	H: 2 LOB: 2 BB: 2 P: 15	1B: 5 2B: 4 3B: 0 HR: 0	SF: 0 SAC: 0 DP: 1 HBP: 0	WP: 0 PB: 0 SB: 0 CS: 1	PA: 36
PITCHER Ken Holtzman, L (1, 1) ERA: 3.47	IP: 9.0 WLS: L BF: 36 H: 8 R: 5 ER: 5 SO: 10 BB: 2 IBB: 1 HBP: 0 BLK: 0 WP: 0 HR: 0 S: 53 P: 65 ERA: 5.00 WHIP: 1.111															PITCHER						

Batter	1	2	3	4	5	6	7	8	9	AB	R	H	RBI	BB	SO	LOB	BOTTOM					
Don Kessinger, S (1, 6) OBP: 0.336, SLG: 0.364										5	0	0	0	0	0	3	New York Mets @ Chicago Cubs Wrigley Field, Chicago, IL Sat Sep 05 1970, 3:33 AM CDT Att: 37,821 - Unknown					
Glenn Beckert, R (1, 4) OBP: 0.342, SLG: 0.369										5	0	2	0	0	0	1						
Billy Williams, L (1, 7) OBP: 0.386, SLG: 0.583										4	1	2	0	0	0	2						
Jim Hickman, R (1, 9) OBP: 0.432, SLG: 0.621										3	0	1	1	1	0	2						
Ron Santo, R (1, 5) OBP: 0.354, SLG: 0.452										4	0	0	0	0	1	4						
Joe Pepitone, L (1, 8) OBP: 0.310, SLG: 0.486										4	1	1	0	0	0	3						
14 Ernie Banks, R (1, 3) OBP: 0.313, SLG: 0.466										4	1	1	2	0	1	0						
Randy Hundley, R (1, 2) OBP: 0.319, SLG: 0.392										4	0	1	0	0	0	0						
Ken Holtzman, R (1, 1) OBP: 0.253, SLG: 0.275										3	0	1	0	0	0	0						
Willie Smith, L (9, PH) OBP: 0.269, SLG: 0.361										0	0	0	0	0	0	0						
Jack Hiatt, R (9, PH) OBP: 0.386, SLG: 0.357										1	0	0	0	0	1	1						
Inning Stats	R: 0 E: 0 K: 0 S: 4	H: 1 LOB: 1 BB: 0 P: 4	R: 0 E: 0 K: 0 S: 3	H: 0 LOB: 0 BB: 0 P: 3	R: 0 E: 0 K: 0 S: 3	H: 0 LOB: 0 BB: 0 P: 3	R: 0 E: 0 K: 0 S: 4	H: 1 LOB: 2 BB: 1 P: 8	R: 0 E: 0 K: 1 S: 6	H: 1 LOB: 1 BB: 0 P: 6	R: 1 E: 0 K: 1 S: 7	H: 2 LOB: 1 BB: 0 P: 7	R: 0 E: 1 K: 0 S: 4	H: 0 LOB: 1 BB: 0 P: 4	R: 0 E: 0 K: 0 S: 4	H: 1 LOB: 1 BB: 0 P: 4	R: 2 E: 0 K: 1 S: 8	H: 3 LOB: 1 BB: 0 P: 8	1B: 7 2B: 0 3B: 1 HR: 1	SF: 0 SAC: 0 DP: 0 HBP: 0	WP: 1 PB: 0 SB: 0 CS: 0	PA: 38
PITCHER Jerry Koosman, L (1, 1) ERA: 3.29	IP: 8.0 WLS: W BF: 34 H: 8 R: 3 ER: 3 SO: 2 BB: 1 IBB: 0 HBP: 0 BLK: 0 WP: 1 HR: 1 S: 37 P: 41 ERA: 3.38 WHIP: 1.125															PITCHER						
Ron Herbel, R (9, 1) ERA: 4.82	0.0 S: 1 R: 0 ER: 1																					
Tug McGraw, L (9, 1) ERA: 3.92	1.0 S: 3 R: 0 ER: 0																					

Batter	1	2	3	4	5	6	7	8	9	AB	R	H	RBI	BB	SO	LOB	TOP					
Mary Staehle, L (1.4)	F2		P6		G1-6-3		F8			4	0	0	0	0	0	2						
Mack Jones, L (1.7)	K		HBP 1B		1B 2B		4-3			4	1	2	0	0	1	0						
Rusty Staub, L (1.9)	1B		HBP		1B BB			P6		2	0	1	0	1	0	0						
Bob Bailey, R (1.5)	G3		L4		1B			6-3		4	0	1	1	0	0	4						
Jim Gosger, L (1.3)		1-3			F7			F8		4	0	1	0	0	0	2						
Boots Day, L (1.8)	K				F8			F8		4	0	0	0	0	2	1						
John Boccabella, R (1.2)	K				F2			6-3		4	0	0	0	0	1	1						
Bobby Wine, R (1.6)			F8		P4			F7		0	0	0	0	0	0	0						
Ron Brand, R (3.6)								K		4	0	0	0	0	1	1						
<small>Don McGinn, L Howie Reed, R Mike Wegener, R John Strohmayer, R Jim Farty, L Mike Marshall, R</small>			1B 1B		G1-6-3 BB			K		0	0	0	0	0	0	0						
Inning Stats	R: 0 E: 0 K: 1 S: 6	H: 1 LOB: 1 BB: 0 P: 6	R: 0 E: 0 K: 2 S: 7	H: 0 LOB: 0 BB: 0 P: 7	R: 0 E: 0 K: 0 S: 5	H: 2 LOB: 3 BB: 0 P: 6	R: 0 E: 0 K: 1 S: 6	H: 1 LOB: 1 BB: 0 P: 6	R: 1 E: 0 K: 0 S: 4	H: 2 LOB: 2 BB: 2 P: 12	R: 0 E: 0 K: 0 S: 3	H: 0 LOB: 0 BB: 0 P: 3	R: 0 E: 0 K: 1 S: 5	H: 0 LOB: 0 BB: 0 P: 5	R: 0 E: 0 K: 1 S: 5	H: 0 LOB: 0 BB: 0 P: 5	R: 0 E: 0 K: 1 S: 5	H: 0 LOB: 0 BB: 0 P: 5	1B: 5 2B: 1 3B: 0 HR: 0	SF: 0 SAC: 0 DP: 1 HBP: 1	WP: 0 PB: 0 SB: 0 CS: 0	PA: 35
PITCHER Jim McAndrew, R (1.1) ERA: 3.66	IP: 9.0 WLS: W BF: 35 H: 6 R: 1 ER: 1 SO: 6 BB: 2 IBB: 0 HBP: 1 BLK: 0 WP: 0 HR: 0 S: 44 P: 53 ERA: 1.00 WHIP: 0.889																					

Montreal Expos @ New York Mets
 Shea Stadium, Flushing, NY
 Mon Sep 07 1970, 3:38 AM EDT
 Att: 46,163 - Unknown


AB 32
 R 1
 H 6
 RBI 1
 BB 2
 SO 6
 LOB 11



Batter	1	2	3	4	5	6	7	8	9	AB	R	H	RBI	BB	SO	LOB	BOTTOM			
Tommie Agee, R (1.8)	F9		FC6-4			CS 1B				4	1	2	3	0	0	2				
Wayne Garrett, L (1.4)	BB BB	1B 2B BB			K		F8			2	1	0	0	2	1	1				
Cleon Jones, R (1.7)	BB BB	BB	BB 1B		6-3		6-3			3	1	1	0	1	0	0				
Donn Clendenon, R (1.3)	F9				F9		K			4	0	1	2	0	1	2				
Mike Jorgensen, L (8.3)	F9		2B				K			0	0	0	0	0	0	0				
Ken Singleton, S (1.9)	5-3		K		K		5-3			4	0	0	0	0	2	3				
Joe Foy, R (1.5)		K	F9		F8			P6		3	0	0	0	0	1	0				
Ken Boswell, L (8.4)		K								1	0	0	0	0	0	0				
Jerry Grote, R (1.2)		HR 1B 1B	F9		1B			E5		4	1	2	0	0	0	0				
Bud Harrelson, S (1.6)		F7	BB 1B		F9			F7		4	0	1	0	0	0	3				
Jim McAndrew, R (1.1)		HR 1B	FC6-4 BB		F9			F9		3	1	1	0	1	0	1				
Inning Stats	R: 0 E: 0 K: 0 S: 3	H: 0 LOB: 2 BB: 2 P: 11	R: 5 E: 0 K: 2 S: 12	H: 5 LOB: 1 BB: 1 P: 16	R: 0 E: 0 K: 0 S: 4	H: 1 LOB: 2 BB: 1 P: 8	R: 0 E: 0 K: 1 S: 5	H: 0 LOB: 0 BB: 0 P: 5	R: 0 E: 0 K: 0 S: 3	H: 1 LOB: 0 BB: 0 P: 3	R: 0 E: 0 K: 1 S: 5	H: 0 LOB: 0 BB: 0 P: 5	R: 0 E: 1 K: 0 S: 4	H: 0 LOB: 1 BB: 0 P: 4	R: 0 E: 0 K: 0 S: 4	H: 0 LOB: 0 BB: 0 P: 4	1B: 6 2B: 1 3B: 0 HR: 1	SF: 0 SAC: 0 DP: 0 HBP: 0	WP: 0 PB: 0 SB: 0 CS: 1	PA: 36
PITCHER Dan McGinn, L (1.1) ERA: 5.4	IP: 1.2 WLS: L BF: 12 H: 4 R: 5 ER: 5 SO: 1 BB: 3 IBB: 0 HBP: 0 BLK: 0 WP: 0 HR: 1 S: 11 P: 23 ERA: 27.00 WHIP: 4.200																			
Howie Reed, R (2.1) ERA: 3.55	0.1	2	1	0	0	1	0	0	0	0	0	4	4	0.00	3.000					
Mike Wegener, R (3.1) ERA: 5.44	2.0	8	1	0	0	1	1	0	0	0	0	9	13	0.00	1.000					
John Strohmayer, R (5.1) ERA: 4.67	2.0	7	2	0	0	1	0	0	0	0	0	9	9	0.00	1.000					
Mike Marshall, R (7.1) ERA: 4.76	2.0	7	0	0	0	1	0	0	0	0	0	9	9	0.00	0.000					

Montreal Expos @ New York Mets
 Shea Stadium, Flushing, NY
 Mon Sep 07 1970, 3:38 AM EDT
 Att: 46,163 - Unknown

AB 32
 R 5
 H 8
 RBI 5
 BB 4
 SO 5
 LOB 12



Batter	1	2	3	4	5	6	7	8	9	AB	R	H	RBI	BB	SO	LOB	TOP					
Larry Bowa, S OBP: 0.272, SLG: 0.292 (1, 6)										4	0	1	1	0	2	0	Philadelphia Phillies @ New York Mets Shea Stadium, Flushing, NY Wed Sep 09 1970, 7:05 PM EDT Att: 26,005 - Overcast					
Denny Doyle, L OBP: 0.276, SLG: 0.297 (1, 4)										4	0	0	0	0	1	1						
Don Money, R OBP: 0.376, SLG: 0.488 (1, 5)										4	0	1	0	0	2	1						
Rick Joseph, R OBP: 0.276, SLG: 0.355 (8, 5)										0	0	0	0	0	0	0						
Deron Johnson, R OBP: 0.324, SLG: 0.458 (1, 3)										4	0	0	0	0	3	1						
Joe Lis, R OBP: 0.389, SLG: 0.467 (1, 7)										3	0	1	0	1	0	0						
Byron Browne, R OBP: 0.323, SLG: 0.437 (1, 9)										2	0	0	0	2	0	1						
Larry Hisle, R OBP: 0.292, SLG: 0.324 (1, 8)										4	0	0	0	0	3	5						
Mike Ryan, R OBP: 0.265, SLG: 0.277 (1, 2)										3	1	1	0	0	0	0						
Grant Jackson, S OBP: 0.143, SLG: 0.100 (1, 1)										1	0	0	0	0	0	0						
Greg Luzinski, R (7, PH)										1	0	0	0	0	1	0						
Fred Wenz, R (7, 1)										0	0	0	0	0	0	0						
Inning Stats	R: 0 E: 0 K: 2 S: 10	H: 0 LOB: 0 BB: 0 P: 14	R: 0 E: 0 K: 2 S: 8	H: 1 LOB: 1 BB: 0 P: 10	R: 1 E: 0 K: 2 S: 10	H: 2 LOB: 1 BB: 0 P: 11	R: 0 E: 0 K: 0 S: 6	H: 0 LOB: 1 BB: 1 P: 12	R: 0 E: 0 K: 0 S: 3	H: 0 LOB: 0 BB: 0 P: 3	R: 0 E: 0 K: 2 S: 11	H: 1 LOB: 3 BB: 2 P: 24	R: 0 E: 0 K: 2 S: 7	H: 0 LOB: 0 BB: 0 P: 7	R: 0 E: 0 K: 1 S: 5	H: 0 LOB: 0 BB: 0 P: 5	R: 0 E: 0 K: 1 S: 5	H: 0 LOB: 0 BB: 0 P: 5	1B: 2 2B: 1 3B: 1 HR: 0	SF: 0 SAC: 1 DP: 0 HBP: 0	WP: 0 PB: 0 SB: 0 CS: 0	PA: 34
PITCHER Ray Sadecki, L ERA: 3.73 (1, 1)	IP: 9.0 WLS: W BF: 34 H: 4 R: 1 ER: 1 SO: 12 BB: 3 IBB: 0 HBP: 0 BLK: 0 WP: 0 HR: 0 S: 65 P: 91 ERA: 1.00 WHIP: 0.778															PITCHER IP: 9.0 WLS: W BF: 34 H: 4 R: 1 ER: 1 SO: 12 BB: 3 IBB: 0 HBP: 0 BLK: 0 WP: 0 HR: 0 S: 65 P: 91 ERA: 1.00 WHIP: 0.778						

Batter	1	2	3	4	5	6	7	8	9	AB	R	H	RBI	BB	SO	LOB	BOTTOM			
Rod Gaspar, S (1, 8)										3	1	0	0	1	1	0	Philadelphia Phillies @ New York Mets Shea Stadium, Flushing, NY Wed Sep 09 1970, 7:05 PM EDT Att: 26,005 - Overcast			
Wayne Garrett, L OBP: 0.384, SLG: 0.434 (1, 4)										4	0	0	0	0	0	1				
Cleon Jones, R OBP: 0.350, SLG: 0.426 (1, 7)										4	1	2	1	0	0	0				
Donn Clendenon, R OBP: 0.354, SLG: 0.532 (1, 3)										4	1	1	0	0	1	1				
Ken Singleton, S OBP: 0.373, SLG: 0.389 (1, 9)										2	0	1	0	0	1	1				
Tommie Agee, R OBP: 0.340, SLG: 0.473 (9, 8)										0	0	0	0	0	0	0				
Joe Foy, R OBP: 0.372, SLG: 0.335 (1, 5)										1	0	0	0	2	0	1				
Dave Marshall, L OBP: 0.311, SLG: 0.415 (8, PH)										1	0	0	0	0	0	1				
Al Weis, S OBP: 0.256, SLG: 0.311 (9, 4)										0	0	0	0	0	0	0				
Duffy Dyer, R OBP: 0.321, SLG: 0.268 (1, 2)										4	0	2	2	0	0	2				
Bud Harrelson, S OBP: 0.339, SLG: 0.312 (1, 6)										3	0	0	0	0	2	6				
Ray Sadecki, L OBP: 0.231, SLG: 0.211 (1, 1)										3	0	0	0	0	1	5				
Inning Stats	R: 0 E: 0 K: 0 S: 3	H: 0 LOB: 0 BB: 0 P: 3	R: 0 E: 1 K: 2 S: 11	H: 2 LOB: 3 BB: 0 P: 15	R: 1 E: 0 K: 1 S: 7	H: 1 LOB: 1 BB: 1 P: 13	R: 0 E: 0 K: 0 S: 2	H: 0 LOB: 0 BB: 1 P: 6	R: 0 E: 0 K: 1 S: 7	H: 0 LOB: 0 BB: 0 P: 7	R: 2 E: 1 K: 1 S: 8	H: 3 LOB: 2 BB: 1 P: 12	R: 0 E: 0 K: 0 S: 3	H: 0 LOB: 0 BB: 0 P: 3	R: 0 E: 1 K: 0 S: 5	H: 0 LOB: 1 BB: 0 P: 5	1B: 6 2B: 0 3B: 0 HR: 0	SF: 0 SAC: 2 DP: 1 HBP: 0	WP: 0 PB: 0 SB: 0 CS: 0	PA: 34
PITCHER Grant Jackson, L ERA: 5.63 (7, 1)	IP: 6.0 WLS: L BF: 27 H: 6 R: 3 ER: 3 SO: 6 BB: 2 IBB: 1 HBP: 0 BLK: 0 WP: 0 HR: 0 S: 38 P: 56 ERA: 4.50 WHIP: 1.333															PITCHER IP: 6.0 WLS: L BF: 27 H: 6 R: 3 ER: 3 SO: 6 BB: 2 IBB: 1 HBP: 0 BLK: 0 WP: 0 HR: 0 S: 38 P: 56 ERA: 4.50 WHIP: 1.333				

Batter	1	2	3	4	5	6	7	8	9	10	11	12	13	14	AB	R	H	RBI	BB	SO	LOB	TOP										
Larry Bowa, S OBP: 0.273, SLG: 0.297 (1, 6)	L6		5-3			HR	K			G3			3-1		6	1	2	0	0	1	1											
John Briggs, L OBP: 0.343, SLG: 0.420 (1, 9) (9, 8)	K					HR		K		4-3			3-1		5	1	1	2	1	3	0											
Don Money, R OBP: 0.369, SLG: 0.489 (1, 5)	5-3										K		3-1		6	0	2	0	0	1	2											
Deron Johnson, R OBP: 0.326, SLG: 0.456 (1, 3)												K		6-3	4	0	1	0	2	0	3											
Joe Lis, R OBP: 0.292, SLG: 0.333 (1, 7)	K														6	0	0	0	0	3	5											
Larry Hisle, R OBP: 0.289, SLG: 0.320 (1, 8)	K														4	0	0	0	0	1	3											
Dick Selma, R OBP: 0.211, SLG: 0.222 (9, 1)	K														1	0	0	0	0	1	0											
Ron Stone, L OBP: 0.336, SLG: 0.364 (13, 9)															1	0	0	0	0	0	0											
Tim McCarver, L OBP: 0.321, SLG: 0.413 (1, 2)	G3														6	0	2	0	0	0	1											
Denny Doyle, L OBP: 0.275, SLG: 0.292 (1, 4)															6	0	0	0	0	0	2											
Jim Bunning, R OBP: 0.193, SLG: 0.136 (1, 1)															2	0	0	0	0	0	0											
Jim Hutto, R OBP: 0.221, SLG: 0.295 (7, PH)															1	0	0	0	0	1	1											
Woodie Fryman, R OBP: 0.132, SLG: 0.132 (7, 1)															0	0	0	0	0	0	0											
Willie Montanez, L OBP: 0.429, SLG: 0.333 (9, 9)															2	0	0	0	0	0	0											
Joe Hoerner, R OBP: 0.333, SLG: 0.300 (13, 1)															0	0	0	0	0	0	0											
Inning Stats	R: 0 E: 0 K: 1 S: 7	H: 0 LOB: 0 BB: 0 P: 9	R: 0 E: 0 K: 2 S: 7	H: 0 LOB: 1 BB: 1 P: 16	R: 0 E: 0 K: 0 S: 5	H: 0 LOB: 0 BB: 0 P: 9	R: 0 E: 0 K: 1 S: 7	H: 1 LOB: 1 BB: 0 P: 9	R: 0 E: 0 K: 1 S: 3	H: 0 LOB: 0 BB: 0 P: 4	R: 2 E: 1 K: 2 S: 14	H: 4 LOB: 2 BB: 0 P: 19	R: 0 E: 1 K: 2 S: 8	H: 1 LOB: 1 BB: 0 P: 12	R: 0 E: 0 K: 1 S: 6	H: 0 LOB: 1 BB: 1 P: 13	R: 0 E: 0 K: 0 S: 4	H: 0 LOB: 0 BB: 0 P: 4	R: 0 E: 0 K: 2 S: 7	H: 0 LOB: 0 BB: 0 P: 10	R: 0 E: 0 K: 2 S: 9	H: 0 LOB: 0 BB: 0 P: 14	R: 0 E: 0 K: 1 S: 5	H: 0 LOB: 0 BB: 0 P: 8	R: 0 E: 0 K: 0 S: 7	H: 1 LOB: 2 BB: 1 P: 14	R: 0 E: 1 K: 0 S: 5	H: 1 LOB: 2 BB: 0 P: 6	1B: 3 2B: 4 3B: 0 HR: 1	SF: 0 SAC: 0 DP: 0 HBP: 0	WP: 0 PB: 0 CS: 0	PA: 53
PITCHER	IP	WLS	BF	H	R	ER	SO	BB	IBB	HBP	BLK	WP	HR	S	P	ERA	WHIP															
Jerry Koosman, L ERA: 3.24 (1, 1)	8.0		32	6	2	2	6	2	0	0	0	0	0	57	91	2.25	1.000															
Danny Frisella, R ERA: 3.14 (9, 1)	5.0		17	1	0	0	3	0	1	0	0	0	0	32	50	0.00	0.200															
Ron Herbel, R ERA: 4.75 (14, 1)	1.0	W	4	1	0	0	0	0	0	0	0	0	0	5	6	0.00	1.000															

Philadelphia Phillies @ New York Mets
Shea Stadium, Flushing, NY
Thu Sep 10 1970, 3:33 AM EDT
Att: 14,307 - Unknown

AB 50
R 2
H 8
RBI 2
BB 3
SO 11
LOB 18



Batter	1	2	3	4	5	6	7	8	9	10	11	12	13	14	AB	R	H	RBI	BB	SO	LOB	BOTTOM								
Rod Gaspar, S (1, 8)	6-3														3	0	0	0	0	0	3									
Tommie Agee, R OBP: 0.340, SLG: 0.471 (6, PH) (7, 8)															4	1	1	0	0	2	2									
Wayne Garrett, L OBP: 0.385, SLG: 0.433 (1, 5)	L4														5	1	1	0	1	0	1									
Cleon Jones, R OBP: 0.351, SLG: 0.430 (1, 7)	6-3														6	0	2	1	1	1	2									
Art Shamsky, L OBP: 0.385, SLG: 0.446 (1, 3)															2	0	1	1	1	0	0									
Donn Clendenen, R OBP: 0.251, SLG: 0.327 (7, PH) (8, 3)															3	0	0	0	0	0	1									
Dave Marshall, L OBP: 0.311, SLG: 0.413 (1, 9)															3	0	1	0	0	1	4									
Ron Swoboda, R OBP: 0.338, SLG: 0.392 (8, PH) (9, 9)															3	0	0	0	0	3	0									
Ken Boswell, L OBP: 0.336, SLG: 0.349 (1, 4)															6	0	4	0	0	0	0									
Jerry Grote, R OBP: 0.321, SLG: 0.312 (1, 2)															4	0	1	0	0	2	4									
Al Weiss, S OBP: 0.258, SLG: 0.311 (8, PH)															0	0	0	0	0	0	0									
Duffy Dyer, R OBP: 0.317, SLG: 0.264 (9, 2)															2	0	0	0	0	1	1									
Bud Harrelson, S OBP: 0.343, SLG: 0.312 (1, 6)															3	1	1	0	3	0	2									
Jerry Koosman, R OBP: 0.191, SLG: 0.115 (1, 1)															1	0	0	0	1	1	2									
Ken Singleton, S OBP: 0.371, SLG: 0.387 (8, PH)															1	0	0	0	0	0	2									
Danny Frisella, L OBP: 0.333, SLG: 0.333 (9, 1)															1	0	0	0	0	0	0									
Leroy Stanton, R (13, PH)															1	0	0	0	0	0	1									
Ron Herbel, R (14, 1)															0	0	0	0	0	0	0									
Inning Stats	R: 0 E: 0 K: 0 S: 4	H: 2 LOB: 1 BB: 0 P: 6	R: 2 E: 0 K: 0 S: 4	H: 2 LOB: 2 BB: 1 P: 16	R: 0 E: 0 K: 1 S: 10	H: 1 LOB: 2 BB: 1 P: 19	R: 0 E: 0 K: 1 S: 12	H: 1 LOB: 2 BB: 1 P: 19	R: 0 E: 0 K: 1 S: 10	H: 1 LOB: 0 BB: 0 P: 19	R: 0 E: 0 K: 1 S: 4	H: 0 LOB: 0 BB: 0 P: 9	R: 0 E: 0 K: 1 S: 10	H: 1 LOB: 2 BB: 1 P: 19	R: 0 E: 0 K: 1 S: 7	H: 0 LOB: 0 BB: 0 P: 14	R: 0 E: 0 K: 2 S: 11	H: 1 LOB: 1 BB: 0 P: 15	R: 0 E: 0 K: 1 S: 7	H: 0 LOB: 0 BB: 0 P: 10	R: 0 E: 0 K: 2 S: 10	H: 0 LOB: 0 BB: 0 P: 16	R: 0 E: 0 K: 0 S: 8	H: 1 LOB: 1 BB: 0 P: 9	R: 1 E: 0 K: 0 S: 6	H: 2 LOB: 1 BB: 0 P: 8	1B: 9 2B: 2 3B: 2 HR: 0	SF: 0 SAC: 1 DP: 3 HBP: 1	WP: 0 PB: 0 SB: 1 CS: 0	PA: 57
PITCHER	IP	WLS	BF	H	R	ER	SO	BB	IBB	HBP	BLK	WP	HR	S	P	ERA	WHIP													
Jim Bunning, R ERA: 4.0 (1, 1)	6.0		28	7	2	2	4	3	0	0	0	0	0	49	84	3.00	1.667													
Woodie Fryman, L ERA: 4.08 (7, 1)	2.0		8	1	0	0	1	2	0	0	0	0	0	14	28	0.00	1.500													
Dick Selma, R ERA: 2.86 (9, 1)	4.0		14	1	0	0	6	1	0	0	0	0	0	35	55	0.00	0.500													
Joe Hoerner, L ERA: 2.68 (13, 1)	1.1	L	7	3	1	1	0	0	0	0	0	0	0	14	17	6.75	2.250													

Philadelphia Phillies @ New York Mets
Shea Stadium, Flushing, NY
Thu Sep 10 1970, 3:33 AM EDT
Att: 14,307 - Unknown

AB 48
R 3
H 12
RBI 2
BB 7
SO 11
LOB 25



Batter	1	2	3	4	5	6	7	8	9	AB	R	H	RBI	BB	SO	LOB	TOP			
Lou Brock, L OBP: 0.365, SLG: 0.436 (1, 7)										3	1	0	0	1	1	0				
Julian Javier, R OBP: 0.284, SLG: 0.303 (1, 4)										4	0	1	0	0	2	0				
Joe Hague, L OBP: 0.361, SLG: 0.427 (1, 3)										2	1	1	1	1	1	0				
Joe Torre, R OBP: 0.390, SLG: 0.486 (1, 5)										3	1	2	0	1	0	0				
Jose Cardenal, R OBP: 0.346, SLG: 0.420 (1, 8)										4	1	1	2	0	0	3				
Carl Taylor, R OBP: 0.356, SLG: 0.395 Luis Melendez, R (8, 9)										4	1	1	1	0	1	1				
Ted Simmons, S OBP: 0.313, SLG: 0.300 (1, 2)										3	0	0	0	1	0	1				
Dal Maxvill, R OBP: 0.298, SLG: 0.235 (1, 6)										4	0	0	0	0	3	1				
Bob Gibson, R OBP: 0.352, SLG: 0.420 (1, 1)										4	0	0	0	0	2	1				
Inning Stats	R: 0 E: 0 K: 3 S: 9	H: 0 LOB: 0 BB: 0 P: 9	R: 0 E: 0 K: 0 S: 4	H: 1 LOB: 1 BB: 0 P: 4	R: 0 E: 0 K: 2 S: 7	H: 0 LOB: 0 BB: 0 P: 7	R: 4 E: 0 K: 3 S: 12	H: 3 LOB: 1 BB: 2 P: 20	R: 0 E: 0 K: 0 S: 4	H: 0 LOB: 0 BB: 0 P: 7	R: 1 E: 0 K: 0 S: 3	H: 1 LOB: 0 BB: 1 P: 7	R: 0 E: 0 K: 0 S: 3	H: 0 LOB: 0 BB: 0 P: 3	R: 0 E: 0 K: 0 S: 3	H: 0 LOB: 0 BB: 0 P: 3	1B: 5 2B: 2 3B: 0 HR: 0	SF: 1 SAC: 0 DP: 1 HBP: 0	WP: 2 PB: 0 SB: 3 CS: 0	PA: 36
PITCHER	IP WLS BF H R ER SO BB IBB HBP BLK WP HR S P ERA WHIP																			
Tom Seaver, R ERA: 2.66 (1, 1)	6.0 L 26 5 4 3 10 3 0 0 0 0 2 0 43 55 4.50 1.333																			
Ron Taylor, R ERA: 3.95 (7, 1)	2.0 7 1 1 1 0 1 0 0 0 0 0 0 6 10 4.50 1.000																			
Ron Herbel, R ERA: 4.71 (9, 1)	1.0 3 0 0 0 0 0 0 0 0 0 0 0 3 3 0.00 0.000																			

St. Louis Cardinals @ New York Mets
Shea Stadium, Flushing, NY
Fri Sep 11 1970, 7:05 PM EDT
Att: 50,555 - Unknown

AB 31
R 5
H 6
RBI 4
BB 4
SO 10
LOB 7



Batter	1	2	3	4	5	6	7	8	9	AB	R	H	RBI	BB	SO	LOB	BOTTOM					
Bud Harrelson, S OBP: 0.345, SLG: 0.311 Tim Foli, R (9, 6)										1	0	0	0	3	0	0						
Wayne Garrett, L OBP: 0.383, SLG: 0.429 (1, 5)										3	1	0	0	1	3	3						
Cleon Jones, R OBP: 0.354, SLG: 0.432 (1, 7)										4	1	3	0	0	1	1						
Art Shamsky, L OBP: 0.383, SLG: 0.444 (1, 3)										4	0	1	0	0	0	4						
Dave Marshall, L OBP: 0.310, SLG: 0.415 (1, 9)										4	0	1	1	0	1	1						
Ken Boswell, L OBP: 0.332, SLG: 0.346 (1, 4)										3	0	0	1	0	0	1						
Jerry Grote, R OBP: 0.318, SLG: 0.308 (1, 2)										4	0	0	0	0	0	2						
Rod Gaspar, S (1, 8)										3	0	0	0	0	0	0						
Tom Seaver, R OBP: 0.242, SLG: 0.220 Ed Kranepool, L OBP: 0.209, SLG: 0.125 Ron Taylor, R (7, 1)										1	0	0	0	0	1	0						
Ken Singleton, S OBP: 0.370, SLG: 0.385 Ron Herbel, R (9, 1)										1	0	0	0	0	1	0						
Inning Stats	R: 0 E: 0 K: 1 S: 5	H: 1 LOB: 1 BB: 1 P: 9	R: 0 E: 0 K: 1 S: 5	H: 0 LOB: 0 BB: 0 P: 5	R: 0 E: 0 K: 2 S: 7	H: 0 LOB: 1 BB: 1 P: 11	R: 0 E: 0 K: 0 S: 3	H: 1 LOB: 0 BB: 0 P: 3	R: 0 E: 0 K: 0 S: 3	H: 0 LOB: 0 BB: 0 P: 3	R: 0 E: 0 K: 2 S: 7	H: 0 LOB: 1 BB: 1 P: 11	R: 0 E: 0 K: 0 S: 4	H: 1 LOB: 1 BB: 0 P: 4	R: 0 E: 0 K: 1 S: 5	H: 0 LOB: 0 BB: 0 P: 5	R: 2 E: 0 K: 0 S: 5	H: 2 LOB: 1 BB: 1 P: 9	1B: 4 2B: 1 3B: 0 HR: 0	SF: 1 SAC: 0 DP: 1 HBP: 0	WP: 0 PB: 0 SB: 1 CS: 1	PA: 34
PITCHER	IP WLS BF H R ER SO BB IBB HBP BLK WP HR S P ERA WHIP																					
Bob Gibson, R ERA: 3.19 (1, 1)	9.0 W 34 5 2 2 7 4 0 0 0 0 0 0 44 60 2.00 1.000																					

St. Louis Cardinals @ New York Mets
Shea Stadium, Flushing, NY
Fri Sep 11 1970, 7:05 PM EDT
Att: 50,555 - Unknown

AB 29
R 2
H 5
RBI 2
BB 4
SO 7
LOB 12



Batter	1	2	3	4	5	6	7	8	9	AB	R	H	RBI	BB	SO	LOB	TOP						
Lou Brock, L OBP: 0.362, SLG: 0.433 (1, 7)										4	0	0	0	0	2	0							
Julian Javier, R OBP: 0.286, SLG: 0.305 (1, 4)										4	0	2	0	0	0	0							
Joe Hague, L OBP: 0.358, SLG: 0.422 (1, 3)										4	0	0	0	0	0	2							
Joe Torre, R OBP: 0.391, SLG: 0.486 (8, 2)										2	0	1	0	1	0	0							
Jose Cardenal, R OBP: 0.346, SLG: 0.421 (1, 8)										3	0	1	0	0	1	1							
Carl Taylor, R OBP: 0.352, SLG: 0.390 (1, 9)										3	0	0	0	0	0	1							
Ted Simmons, S OBP: 0.313, SLG: 0.300 (8, PR)										3	0	1	0	0	0	0	AB 29						
Luis Melendez, R OBP: 0.295, SLG: 0.291 (8, 6)										0	0	0	0	0	0	0	R 0						
Dal Maxvill, R OBP: 0.296, SLG: 0.233 (8, PH)										2	0	0	0	0	0	0	H 5						
Vic Davallio, L OBP: 0.356, SLG: 0.440 (8, 5)										1	0	0	0	0	0	1	RBI 0						
Jerry Davanon, R OBP: 0.250, SLG: 0.214 (8, 1)										0	0	0	0	0	0	0	BB 1						
Jerry Reuss, L OBP: 0.121, SLG: 0.033 (8, PH)										2	0	0	0	0	1	0	SO 4						
Leron Lee, L OBP: 0.253, SLG: 0.351 (8, 1)										1	0	0	0	0	0	1	LOB 6						
Reggie Cleveland, R OBP: 0.333, SLG: 0.333 (8, 1)										0	0	0	0	0	0	0							
Inning Stats	R: 0 E: 0 K: 1 S: 5	H: 0 LOB: 0 BB: 0 P: 5	R: 0 E: 0 K: 0 S: 3	H: 0 LOB: 0 BB: 0 P: 3	R: 0 E: 0 K: 0 S: 3	H: 0 LOB: 0 BB: 0 P: 3	R: 0 E: 0 K: 0 S: 4	H: 2 LOB: 2 BB: 0 P: 4	R: 0 E: 0 K: 0 S: 3	H: 1 LOB: 0 BB: 0 P: 3	R: 0 E: 0 K: 1 S: 5	H: 0 LOB: 0 BB: 0 P: 5	R: 0 E: 0 K: 0 S: 5	H: 1 LOB: 1 BB: 1 P: 9	R: 0 E: 0 K: 0 S: 4	H: 1 LOB: 0 BB: 0 P: 4	R: 0 E: 0 K: 1 S: 5	H: 0 LOB: 0 BB: 0 P: 5	1B: 4 2B: 3 3B: 0 HR: 0	SF: 0 SAC: 0 DP: 2 HBP: 0	WP: 0 PB: 0 SB: 0 CS: 0	PA: 30	
PITCHER Jim McAndrew, R ERA: 3.46 (1, 1)	IP: 9.0 WLS: W BF: 30 H: 5 R: 0 ER: 0 SO: 4 BB: 1 IBB: 0 HBP: 0 BLK: 0 WP: 0 HR: 0 S: 37 P: 41 ERA: 0.00 WHIP: 0.667											PITCHER	IP: 9.0 WLS: W BF: 30 H: 5 R: 0 ER: 0 SO: 4 BB: 1 IBB: 0 HBP: 0 BLK: 0 WP: 0 HR: 0 S: 37 P: 41 ERA: 0.00 WHIP: 0.667										

St. Louis Cardinals @ New York Mets
Shea Stadium, Flushing, NY
Sat Sep 12 1970, 3:33 AM EDT
Att: 35,402 - Unknown

AB 29
R 0
H 5
RBI 0
BB 1
SO 4
LOB 6



Batter	1	2	3	4	5	6	7	8	9	AB	R	H	RBI	BB	SO	LOB	BOTTOM						
Tommie Agee, R OBP: 0.339, SLG: 0.470 (1, 8)										4	1	1	0	0	0	2							
Ken Boswell, L OBP: 0.329, SLG: 0.342 (1, 4)										3	0	0	0	0	0	0							
Cleon Jones, R OBP: 0.355, SLG: 0.436 (1, 7)										3	2	1	0	1	2	0							
Donn Clendenon, R OBP: 0.350, SLG: 0.524 (1, 3)										2	0	0	1	1	0	2							
Ken Singleton, S OBP: 0.367, SLG: 0.380 (1, 9)										2	0	0	1	1	0	1							
Ron Swoboda, R OBP: 0.338, SLG: 0.392 (9, 9)										0	0	0	0	0	0	0							
Tim Foli, R OBP: 0.500, SLG: 0.500 (1, 5)										4	0	2	1	0	1	1							
Duffy Dyer, R OBP: 0.309, SLG: 0.257 (1, 2)										4	0	0	0	0	2	3	AB 27						
Bud Harrelson, S OBP: 0.345, SLG: 0.310 (1, 6)										2	0	0	0	1	0	1	R 3						
Jim McAndrew, R OBP: 0.222, SLG: 0.204 (1, 1)										3	0	1	0	0	1	2	H 5						
Inning Stats	R: 0 E: 0 K: 1 S: 5	H: 0 LOB: 0 BB: 0 P: 5	R: 0 E: 0 K: 1 S: 5	H: 0 LOB: 0 BB: 0 P: 5	R: 0 E: 0 K: 0 S: 3	H: 0 LOB: 1 BB: 1 P: 7	R: 1 E: 0 K: 0 S: 4	H: 1 LOB: 1 BB: 1 P: 8	R: 0 E: 0 K: 1 S: 6	H: 1 LOB: 1 BB: 0 P: 6	R: 0 E: 0 K: 2 S: 8	H: 1 LOB: 1 BB: 0 P: 8	R: 2 E: 2 K: 0 S: 6	H: 2 LOB: 2 BB: 1 P: 10	R: 0 E: 0 K: 0 S: 6	H: 0 LOB: 0 BB: 0 P: 10	1B: 4 2B: 0 3B: 1 HR: 0	SF: 2 SAC: 1 DP: 0 HBP: 0	WP: 0 PB: 0 SB: 0 CS: 0	PA: 34			
PITCHER Jerry Reuss, L ERA: 4.71 (1, 1)	IP: 7.0 WLS: L BF: 27 H: 3 R: 1 ER: 1 SO: 6 BB: 3 IBB: 0 HBP: 0 BLK: 0 WP: 0 HR: 0 S: 36 P: 48 ERA: 1.29 WHIP: 0.857											PITCHER Reggie Cleveland, R ERA: 7.5 (8, 1)	IP: 1.0 WLS: 7 BF: 2 H: 2 R: 2 ER: 0 SO: 0 BB: 1 IBB: 0 HBP: 0 BLK: 0 WP: 0 HR: 0 S: 6 P: 10 ERA: 0.00 WHIP: 2.000										

St. Louis Cardinals @ New York Mets
Shea Stadium, Flushing, NY
Sat Sep 12 1970, 3:33 AM EDT
Att: 35,402 - Unknown

AB 27
R 3
H 5
RBI 3
BB 4
SO 6
LOB 12




Batter	1	2	3	4	5	6	7	8	9	10	AB	R	H	RBI	BB	SO	LOB	TOP	
Tommy Agee, R OBP: 0.341, SLG: 0.471 (1, 8)	K			1B				F7		HR	5	2	3	1	0	1	0	New York Mets @ Montreal Expos Jarry Park, Montreal, QB Tue Sep 15 1970, 7:05 PM EDT Att. 12,806 - Unknown livebaseballscorecards.com AB 37 R 4 H 10 RBI 4 BB 3 SO 9 LOB 13	
Wayne Garrett, L OBP: 0.390, SLG: 0.434 (1, 5)	4-3			1B						F9	4	1	2	0	1	0	0		
Cleon Jones, R OBP: 0.359, SLG: 0.433 (1, 7)	4-3			K							4	0	1	0	1	1	3		
Art Shansky, L OBP: 0.303, SLG: 0.442 Ron Swoboda, R OBP: 0.333, SLG: 0.387 (10, PH) (10, 9)	1-3			1B				3-1		K	4	0	2	1	0	0	1		
Donn Clendenon, R OBP: 0.354, SLG: 0.519 (1, 3)	K			1B							3	0	1	1	1	2	2		
Ken Boswell, L OBP: 0.329, SLG: 0.342 (1, 4)	F9			1B						G4-6-3	4	0	0	0	0	0	6		
Jerry Grote, R OBP: 0.312, SLG: 0.303 Dave Marshall, L OBP: 0.310, SLG: 0.431 Duffy Dyer, R OBP: 0.309, SLG: 0.257 (1, 2) (9, PH) (9, 2)	F9			3-H				6-3			3	0	0	0	0	0	0		
Bud Harrelson, S OBP: 0.345, SLG: 0.306 (1, 6)	F7							4-3		HR	1	1	1	1	0	0	0		
Jerry Koosman, R OBP: 0.181, SLG: 0.108 Ron Herbel, R (10, 1)	K			K				K		K	4	0	0	0	0	4	0		
Inning Stats	R: 0 E: 0 K: 1 S: 5	H: 0 LOB: 0 BB: 0 P: 5	R: 0 E: 0 K: 1 S: 5	H: 0 LOB: 0 BB: 0 P: 5	R: 0 E: 0 K: 1 S: 5	H: 0 LOB: 0 BB: 0 P: 5	R: 1 E: 0 K: 1 S: 7	H: 3 LOB: 2 BB: 1 P: 11	R: 0 E: 0 K: 1 S: 5	H: 0 LOB: 0 BB: 0 P: 5	R: 0 E: 0 K: 0 S: 3	H: 0 LOB: 1 BB: 1 P: 7	R: 1 E: 0 K: 2 S: 4	H: 2 LOB: 0 BB: 0 P: 4	R: 1 E: 0 K: 2 S: 9	H: 2 LOB: 1 BB: 0 P: 9	1B: 8 2B: 0 3B: 0 HR: 2		SF: 0 SAC: 0 DP: 2 HBP: 0
PITCHER	IP 9.2	WLS 39	H 10	R 4	ER 4	SO 8	BB 3	IBB 0	HBP 0	BLK 0	WP 0	HR 2	S 52	P 64	ERA 3.72	WHIP 1.345			
Carl Morton, R ERA: 3.73 John O'Donoghue, L ERA: 5.68 (1, 1) (10, 1)	0.1	W	1	0	0	0	0	0	0	0	0	0	3	3	0.00	0.000			

Batter	1	2	3	4	5	6	7	8	9	10	AB	R	H	RBI	BB	SO	LOB	BOTTOM		
Don Hahn, R OBP: 0.373, SLG: 0.296 (1, 7)	F8			K				K		SH5-4	4	0	0	0	0	2	0	New York Mets @ Montreal Expos Jarry Park, Montreal, QB Tue Sep 15 1970, 7:05 PM EDT Att. 12,806 - Unknown livebaseballscorecards.com AB 34 R 5 H 7 RBI 4 BB 5 SO 5 LOB 9		
Gary Sutherland, R OBP: 0.267, SLG: 0.251 (1, 4)	F9			6-3				F8		6-3	5	0	1	0	0	0	2			
Rusty Staub, L OBP: 0.400, SLG: 0.509 (1, 9)	F7			F9				F8		1B	4	0	0	0	1	0	1			
Bob Bailey, R OBP: 0.435, SLG: 0.671 Ron Fairly, L OBP: 0.410, SLG: 0.461 (1, 3) (9, 3)	HR			K				5-3		FC6-4	4	1	1	1	0	1	1			
John Baleman, R OBP: 0.271, SLG: 0.376 (1, 2)	3B			6-3				5-3		1B	0	0	0	0	1	0	0			
Coco Laboy, R OBP: 0.225, SLG: 0.301 (1, 5)	F9			F8				FC6-4		1B	5	2	3	1	0	0	0			
Clyde Mashore, R OBP: 0.444, SLG: 0.714 (1, 8)	K							F8		1B	3	0	0	0	1	1	1			
Bobby Wine, R OBP: 0.283, SLG: 0.297 Boots Day, L OBP: 0.356, SLG: 0.333 (1, 6) (10, PR)	3B							1B		1B	3	0	2	2	0	0	0			
Carl Morton, R OBP: 0.202, SLG: 0.210 John O'Donoghue, R Ron Brand, R OBP: 0.280, SLG: 0.295 (1, 1) (10, PH)	4-3							1B		1B	0	0	0	0	0	0	0			
Inning Stats	R: 0 E: 0 K: 0 S: 3	H: 3 LOB: 1 BB: 0 P: 8	R: 0 E: 0 K: 1 S: 8	H: 0 LOB: 0 BB: 0 P: 8	R: 0 E: 0 K: 1 S: 5	H: 0 LOB: 0 BB: 0 P: 5	R: 0 E: 0 K: 0 S: 3	H: 0 LOB: 0 BB: 0 P: 3	R: 0 E: 0 K: 1 S: 6	H: 1 LOB: 1 BB: 0 P: 6	R: 0 E: 0 K: 1 S: 5	H: 0 LOB: 0 BB: 0 P: 5	R: 2 E: 0 K: 0 S: 4	H: 2 LOB: 3 BB: 3 P: 16	1B: 4 2B: 1 3B: 1 HR: 1	SF: 1 SAC: 1 DP: 0 HBP: 0	WP: 1 PA: 41 PB: 0 SB: 0 CS: 0			
PITCHER	IP 9.2	WLS L	BF 39	H 6	R 5	ER 5	SO 5	BB 2	IBB 2	HBP 0	BLK 0	WP 1	HR 1	S 45	P 61	ERA 4.66	WHIP 0.828			
Jerry Koosman, L ERA: 3.32 Ron Herbel, R ERA: 4.7 (1, 1) (10, 1)	0.0	2	1	0	0	0	0	1	0	0	0	0	1	5	∞	∞				

Batter	1	2	3	4	5	6	7	8	9	AB	R	H	RBI	BB	SO	LOB	TOP			
Tommie Agee, R OBP: 0.339, SLG: 0.468 (1,8)	5-3		1-3			5-3		5-3		4	0	0	0	0	0	1				
Wayne Garrett, L OBP: 0.388, SLG: 0.432 (1,5)	G6-4-3 1B			G3		G3		P5		4	0	1	0	0	0	0				
Cleon Jones, R OBP: 0.356, SLG: 0.429 (1,7)	G6-4-3 1-2			5-3				6-3		4	0	0	0	0	0	1				
Art Shamsky, L OBP: 0.386, SLG: 0.460 (1,9)		4-3		HR				HR		3	2	2	2	0	0	0				
Donn Clendenon, R OBP: 0.351, SLG: 0.514 (1,3)		K		6-3				5-3		3	0	0	0	0	1	0				
Ken Boswell, L OBP: 0.326, SLG: 0.339 (1,4)		F8				K		1-3		3	0	0	0	0	1	0				
Jerry Grote, R OBP: 0.313, SLG: 0.306 (1,2)						6-3		5-3		3	0	1	0	0	0	0				
Bud Harrelson, S OBP: 0.343, SLG: 0.305 (8, PH)										2	0	0	0	0	0	1				
Dave Marshall, L OBP: 0.314, SLG: 0.434 (8, PH)						F8				1	0	1	0	0	0	0				
Al Weis, S OBP: 0.258, SLG: 0.311 (8,6)								G4-6-3 1B		0	0	0	0	0	0	0				
Tom Seaver, R OBP: 0.238, SLG: 0.215 (1,1)										2	0	0	0	0	0	1				
Ken Singleton, S OBP: 0.362, SLG: 0.374 (8, PH)										1	0	0	0	0	0	1				
Tug McGraw, R OBP: 0.333, SLG: 0.455 (8,1)								G4-6-3 1-2		0	0	0	0	0	0	0				
Inning Stats	R: 0 E: 0 K: 0 S: 3	H: 1 LOB: 0 BB: 0 P: 3	R: 0 E: 0 K: 1 S: 5	H: 0 LOB: 0 BB: 0 P: 5	R: 0 E: 0 K: 0 S: 4	H: 1 LOB: 1 BB: 0 P: 4	R: 1 E: 0 K: 0 S: 4	H: 1 LOB: 0 BB: 0 P: 4	R: 0 E: 0 K: 0 S: 5	H: 0 LOB: 0 BB: 0 P: 5	R: 1 E: 0 K: 0 S: 4	H: 1 LOB: 0 BB: 0 P: 4	R: 0 E: 0 K: 0 S: 3	H: 1 LOB: 0 BB: 0 P: 3	R: 0 E: 0 K: 0 S: 3	H: 0 LOB: 0 BB: 0 P: 3	1B: 2 2B: 1 3B: 0 HR: 2	SF: 0 SAC: 0 DP: 2 HBP: 0	WP: 0 PB: 0 CS: 0	PA: 30
PITCHER Steve Renko, R ERA: 4.27 (1,1)	IP: 9.0 WLS: W BF: 30	H: 5 R: 2 ER: 2 SO: 2	BB: 0 IBB: 0 HBP: 0 BLK: 0	WP: 0 HR: 2 S: 34 P: 34	ERA: 2.00 WHIP: 0.556											ERA: 2.00 WHIP: 0.556				

New York Mets @ Montreal Expos
 Jarry Park, Montreal, QB
 Wed Sep 16 1970, 7:05 PM EDT
 Att: 12,152 - Unknown

AB	30
R	2
H	5
RBI	2
BB	0
SO	2
LOB	5



Batter	1	2	3	4	5	6	7	8	9	AB	R	H	RBI	BB	SO	LOB	BOTTOM			
Mary Staehle, L OBP: 0.311, SLG: 0.259 (1,4)	P6									4	1	1	1	0	0	0				
Gary Sutherland, R OBP: 0.266, SLG: 0.250 (8, PH)								FC5		1	0	0	0	0	0	3				
Jim Gosger, L OBP: 0.348, SLG: 0.385 (1,7)	P5									3	0	2	1	1	0	0				
Rusty Staub, L OBP: 0.399, SLG: 0.506 (1,9)	3-1									3	0	0	0	1	2	2				
Bob Bailey, R OBP: 0.433, SLG: 0.666 (9,3)										4	1	1	0	0	1	3				
Ron Fairly, L OBP: 0.412, SLG: 0.464 (8, PR)										2	0	1	0	1	0	0				
Adolfo Phillips, R OBP: 0.351, SLG: 0.381 (8, PH)										0	0	0	0	0	0	0				
Coco Laboy, R OBP: 0.255, SLG: 0.301 (9,5)										0	0	0	0	0	0	0				
Boots Day, L OBP: 0.344, SLG: 0.321 (1,8)										3	0	0	0	0	1	2				
Don Hahn, R OBP: 0.377, SLG: 0.310 (8, PH)										1	0	1	0	0	0	0				
John Bateman, R OBP: 0.275, SLG: 0.376 (1,2)										2	1	1	1	2	0	1				
Bobby Wine, R OBP: 0.281, SLG: 0.295 (1,6)										3	1	0	0	0	1	5				
Steve Renko, R OBP: 0.187, SLG: 0.192 (1,1)										4	0	0	0	0	1	5				
Inning Stats	R: 0 E: 0 K: 0 S: 3	H: 0 LOB: 0 BB: 0 P: 3	R: 0 E: 0 K: 1 S: 5	H: 0 LOB: 0 BB: 0 P: 5	R: 3 E: 1 K: 1 S: 8	H: 2 LOB: 1 BB: 1 P: 12	R: 0 E: 0 K: 1 S: 5	H: 0 LOB: 1 BB: 1 P: 9	R: 0 E: 0 K: 0 S: 5	H: 0 LOB: 1 BB: 1 P: 9	R: 1 E: 0 K: 0 S: 5	H: 2 LOB: 1 BB: 0 P: 5	R: 0 E: 0 K: 0 S: 4	H: 1 LOB: 2 BB: 1 P: 8	R: 0 E: 0 K: 2 S: 9	H: 2 LOB: 3 BB: 1 P: 13	1B: 5 2B: 2 3B: 0 HR: 0	SF: 0 SAC: 2 DP: 0 HBP: 0	WP: 1 PB: 0 SB: 1 CS: 0	PA: 37
PITCHER Tom Seaver, R ERA: 2.69 (1,1)	IP: 7.0 WLS: L BF: 31	H: 5 R: 4 ER: 3 SO: 4	BB: 4 IBB: 0 HBP: 0 BLK: 0	WP: 0 HR: 0 S: 35 P: 51	ERA: 3.86 WHIP: 1.286											ERA: 3.86 WHIP: 1.286				
Tug McGraw, L ERA: 3.54 (8,1)	IP: 1.0 WLS: L BF: 6	H: 2 R: 0 ER: 0 SO: 2	BB: 0 IBB: 1 HBP: 0 BLK: 0	WP: 0 HR: 0 S: 9 P: 13	ERA: 0.00 WHIP: 2.000											ERA: 0.00 WHIP: 2.000				

New York Mets @ Montreal Expos
 Jarry Park, Montreal, QB
 Wed Sep 16 1970, 7:05 PM EDT
 Att: 12,152 - Unknown


AB	30
R	4
H	7
RBI	3
BB	5
SO	6
LOB	21



Batter	1	2	3	4	5	6	7	8	9	AB	R	H	RBI	BB	SO	LOB	TOP					
Gene Clines, R OBP: 0.577, SLG: 0.583 (1, 9)	L4-3		L4-3			L6-3			L4-3	5	0	2	0	0	0	1						
Matty Alou, L OBP: 0.328, SLG: 0.354 (1, 8)	1B		4-3			6-3		SH1-3	4-3	5	0	2	0	0	0	3						
Manny Sanguillen, R OBP: 0.343, SLG: 0.448 (1, 2)	1B			P6		5-3		SH1-3	6-3	4	0	1	0	0	0	2						
Willie Stargell, L OBP: 0.333, SLG: 0.528 (1, 7)	K			P6			HR			3	1	1	0	1	1	2						
Bob Robertson, R OBP: 0.367, SLG: 0.581 George Kopacz, L (8, PH) OBP: 0.200, SLG: 0.200 (8, 3)	K			P5			HR			3	1	1	2	0	1	2						
Jose Pagan, R OBP: 0.315, SLG: 0.416 (1, 5)		F8			5-3			E5		4	1	1	1	0	0	2						
Gene Alley, R OBP: 0.290, SLG: 0.347 (1, 6)		6-3								4	0	2	0	0	1	3						
Bill Mazaroski, R OBP: 0.291, SLG: 0.334 (1, 4)		5-3								4	0	0	0	0	1	2						
Steve Blass, R OBP: 0.145, SLG: 0.136 Dave Giusti, R OBP: 0.353, SLG: 0.357 (8, 1)			K							2	0	0	0	0	1	1						
Inning Stats	R: 0 E: 0 K: 2 S: 9	H: 2 LOB: 2 BB: 0 P: 9	R: 0 E: 0 K: 0 S: 3	H: 0 LOB: 0 BB: 0 P: 3	R: 0 E: 0 K: 1 S: 5	H: 0 LOB: 0 BB: 0 P: 5	R: 0 E: 0 K: 0 S: 3	H: 0 LOB: 0 BB: 0 P: 3	R: 0 E: 0 K: 1 S: 6	H: 1 LOB: 1 BB: 0 P: 6	R: 0 E: 0 K: 0 S: 3	H: 1 LOB: 0 BB: 0 P: 3	R: 3 E: 0 K: 0 S: 7	H: 4 LOB: 1 BB: 0 P: 7	R: 0 E: 1 K: 2 S: 9	H: 1 LOB: 3 BB: 1 P: 13	R: 0 E: 0 K: 0 S: 5	H: 2 LOB: 2 BB: 0 P: 5	1B: 9 2B: 0 3B: 0 HR: 2	SF: 0 SAC: 0 DP: 0 HBP: 0	WP: 0 PB: 0 SB: 0 CS: 1	PA: 39
PITCHER	IP	WLS	BF	H	R	ER	SO	BB	IBB	HBP	BLK	WP	HR	S	P	ERA	WHIP					
Jim McAndrew, R ERA: 3.48 Danny Frisella, R ERA: 2.91	(1, 1) (8, 1)	7.0 2.0	L 11	28 3	8 0	3 0	3 2	4 0	0 1	0 0	0 0	0 0	2 14	36 18	36 0.00	1.143 1.500						

Pittsburgh Pirates @ New York Mets
Shea Stadium, Flushing, NY
Fri Sep 18 1970, 7:05 PM EDT
Att: 42,225 - Overcast


AB 36
R 3
H 11
RBI 3
BB 1
SO 6
LOB 20



Batter	1	2	3	4	5	6	7	8	9	AB	R	H	RBI	BB	SO	LOB	BOTTOM					
Tommie Agee, R OBP: 0.340, SLG: 0.467 (1, 8)	2B				K				6-3	3	0	1	0	1	1	0						
Wayne Garrett, L OBP: 0.387, SLG: 0.428 (1, 5)	F7	L5			F8					3	1	0	0	1	0	4						
Cleon Jones, R OBP: 0.359, SLG: 0.434 (1, 7)	2B				F9					4	1	3	0	0	0	0						
Art Shamsky, L OBP: 0.387, SLG: 0.459 Mike Jorgensen, L (8, PR) OBP: 0.296, SLG: 0.387 (9, 3)	FC6-4				F8		G3			3	0	1	1	1	0	1						
Dave Marshall, L OBP: 0.307, SLG: 0.427 (1, 9)	K				K		4-3			3	0	0	1	0	2	4						
Ken Boswell, L OBP: 0.325, SLG: 0.338 (1, 4)	FC6-4				L3					4	0	1	0	0	0	5						
Jerry Grote, R OBP: 0.314, SLG: 0.308 (1, 2)							P3			4	0	2	0	0	0	1						
Bud Harrelson, S OBP: 0.343, SLG: 0.305 Ken Singleton, S OBP: 0.361, SLG: 0.372 (9, PH)										3	0	1	0	0	1	1						
Jim McAndrew, R OBP: 0.214, SLG: 0.196 Ed Kranepool, L OBP: 0.217, SLG: 0.122 Danny Frisella, L OBP: 0.357, SLG: 0.308 Donn Clendenon, R (8, PH) OBP: 0.350, SLG: 0.513 (8, 1)										1	0	0	0	0	0	0						
Inning Stats	R: 0 E: 0 K: 1 S: 7	H: 2 LOB: 3 BB: 1 P: 11	R: 0 E: 0 K: 0 S: 4	H: 2 LOB: 2 BB: 1 P: 8	R: 0 E: 0 K: 1 S: 6	H: 1 LOB: 1 BB: 0 P: 6	R: 0 E: 0 K: 1 S: 5	H: 1 LOB: 0 BB: 0 P: 5	R: 0 E: 0 K: 0 S: 4	H: 1 LOB: 1 BB: 0 P: 4	R: 0 E: 0 K: 1 S: 5	H: 0 LOB: 0 BB: 0 P: 5	R: 2 E: 0 K: 0 S: 4	H: 2 LOB: 1 BB: 1 P: 8	R: 0 E: 0 K: 2 S: 7	H: 0 LOB: 0 BB: 0 P: 7	1B: 8 2B: 2 3B: 0 HR: 0	SF: 1 SAC: 0 DP: 2 HBP: 0	WP: 0 PB: 0 SB: 0 CS: 1	PA: 37		
PITCHER	IP	WLS	BF	H	R	ER	SO	BB	IBB	HBP	BLK	WP	HR	S	P	ERA	WHIP					
Steve Blass, R ERA: 3.37 Dave Giusti, R ERA: 3.19	(1, 1) (8, 1)	7.0 2.0	W 6	30 1	8 0	2 0	2 2	0 0	0 0	0 0	0 0	0 10	10 10	0.00 0.500								

Pittsburgh Pirates @ New York Mets
Shea Stadium, Flushing, NY
Fri Sep 18 1970, 7:05 PM EDT
Att: 42,225 - Overcast

AB 32
R 2
H 9
RBI 2
BB 3
SO 7
LOB 18



Batter	1	2	3	4	5	6	7	8	9	AB	R	H	RBI	BB	SO	LOB	TOP										
Matty Alou, L OBP: 0.329, SLG: 0.355 (1, 8)										4	1	2	0	0	0	0											
Richie Hebner, L OBP: 0.354, SLG: 0.451 (1, 5)										4	0	1	0	0	1	3											
Roberto Clemente, R OBP: 0.412, SLG: 0.564 (1, 9)										4	1	1	1	0	3	2											
Willie Stargell, L OBP: 0.332, SLG: 0.525 (1, 7)										4	0	1	1	0	1	0											
Al Oliver, L OBP: 0.327, SLG: 0.425 (1, 3)										2	0	0	0	2	0	1											
Manny Sanguillen, R OBP: 0.360, SLG: 0.444 (1, 2)										4	0	0	0	0	0	3											
Gene Alley, R OBP: 0.289, SLG: 0.346 (1, 6)										4	0	1	0	0	1	3											
Dave Cash, R OBP: 0.356, SLG: 0.416 (1, 4)										3	0	0	0	0	0	3											
Luke Walker, L OBP: 0.209, SLG: 0.150 John Lamb, R (6, 1)										2	0	1	0	0	0	0											
George Brunet, R OBP: 0.190, SLG: 0.250 Dave Giusti, R OBP: 0.353, SLG: 0.357 Joe Gibbon, R (9, 1)										1	0	0	0	0	0	0											
Inning Stats	R: 0 E: 0 K: 1 S: 5	H: 1 LOB: 1 BB: 0 P: 5	R: 0 E: 1 K: 1 S: 6	H: 0 LOB: 2 BB: 1 P: 10	R: 2 E: 1 K: 0 S: 6	H: 3 LOB: 1 BB: 0 P: 6	R: 0 E: 0 K: 0 S: 3	H: 0 LOB: 0 BB: 0 P: 3	R: 0 E: 0 K: 1 S: 6	H: 2 LOB: 1 BB: 0 P: 6	R: 0 E: 0 K: 0 S: 3	H: 0 LOB: 0 BB: 0 P: 3	R: 0 E: 0 K: 1 S: 5	H: 1 LOB: 0 BB: 0 P: 5	R: 0 E: 0 K: 2 S: 7	H: 0 LOB: 0 BB: 0 P: 7	R: 0 E: 0 K: 1 S: 5	H: 0 LOB: 1 BB: 1 P: 9	1B: 6 2B: 2 3B: 0 HR: 0	SF: 0 SAC: 0 DP: 3 HBP: 0	WP: 0 PB: 0 SB: 0 CS: 1	PA: 34					
PITCHER	IP	WLS	BF	H	R	ER	SO	BB	IBB	HBP	BLK	WP	HR	S	P	ERA	WHIP										
Gary Gentry, R ERA: 3.68 Tug McGraw, L ERA: 3.45	(1, 1) (8, 1)	7.0 L	27 27	7 7	2 2	2 2	4 4	1 1	0 0	0 0	0 0	0 0	0 0	34 12	38 16	2.57 0.00	1.143 0.500										

Pittsburgh Pirates @ New York Mets
Shea Stadium, Flushing, NY
Sat Sep 19 1970, 3:33 AM EDT
Att: 41,323 - Sunny

AB	32
R	2
H	7
RBI	2
BB	2
SO	7
LOB	15



Batter	1	2	3	4	5	6	7	8	9	AB	R	H	RBI	BB	SO	LOB	BOTTOM										
Tommie Agee, R OBP: 0.339, SLG: 0.465 (1, 8)										5	0	1	0	0	1	2											
Wayne Garrett, L OBP: 0.388, SLG: 0.427 (1, 4) (9, 5)										3	0	1	0	1	1	2											
Leroy Stanton, R (9, PH)										1	0	0	0	0	0	1											
Cleon Jones, R OBP: 0.356, SLG: 0.430 (1, 7)										4	0	0	0	0	1	4											
Donn Clendenon, R OBP: 0.354, SLG: 0.514 (1, 3)										3	1	2	0	1	1	2											
Ron Swoboda, R OBP: 0.337, SLG: 0.388 Duffy Dyer, R OBP: 0.309, SLG: 0.257 (1, 9) (9, 2)										2	0	1	0	1	0	1											
Joe Foy, R OBP: 0.377, SLG: 0.335 Art Shamsky, L OBP: 0.386, SLG: 0.458 (1, 5) (8, PH) (9, 9)										0	0	0	0	3	0	0											
Jerry Grote, R OBP: 0.312, SLG: 0.305 Ken Boswell, L OBP: 0.327, SLG: 0.338 (1, 2) (8, PH) (9, 4)										3	0	0	0	0	0	6											
Bud Harrelson, S OBP: 0.342, SLG: 0.303 Ken Singleton, S OBP: 0.359, SLG: 0.370 Al Weis, S OBP: 0.258, SLG: 0.311 (1, 6) (8, PH) (9, 6)										3	0	0	0	0	1	5											
Gary Gentry, R OBP: 0.143, SLG: 0.103 Dave Marshall, L OBP: 0.311, SLG: 0.427 Tug McGraw, R OBP: 0.333, SLG: 0.455 Ed Kranepool, L OBP: 0.213, SLG: 0.119 (1, 1) (7, PH) (8, 1) (9, PH)										1	0	0	0	1	1	2											
Inning Stats	R: 0 E: 0 K: 0 S: 2	H: 0 LOB: 0 BB: 1 P: 6	R: 0 E: 0 K: 1 S: 6	H: 1 LOB: 1 BB: 1 P: 10	R: 0 E: 1 K: 2 S: 8	H: 0 LOB: 2 BB: 1 P: 12	R: 0 E: 0 K: 1 S: 6	H: 1 LOB: 2 BB: 1 P: 10	R: 0 E: 0 K: 2 S: 7	H: 0 LOB: 0 BB: 0 P: 7	R: 1 E: 0 K: 0 S: 3	H: 1 LOB: 1 BB: 2 P: 11	R: 0 E: 0 K: 0 S: 3	H: 1 LOB: 1 BB: 1 P: 7	R: 0 E: 0 K: 1 S: 5	H: 0 LOB: 2 BB: 2 P: 13	R: 0 E: 0 K: 0 S: 3	H: 1 LOB: 0 BB: 0 P: 3	1B: 5 2B: 1 3B: 0 HR: 0	SF: 0 SAC: 1 DP: 4 HBP: 0	WP: 0 PB: 0 SB: 0 CS: 0	PA: 38					
PITCHER	IP	WLS	BF	H	R	ER	SO	BB	IBB	HBP	BLK	WP	HR	S	P	ERA	WHIP										
Luke Walker, L ERA: 3.28 John Lamb, R ERA: 2.09 George Brunet, L ERA: 4.33 Dave Giusti, R ERA: 3.17 Joe Gibbon, L ERA: 5.4	(1, 1) (6, 1) (8, 1) (8, 1) (9, 1)	5.0 2.1 0.1 0.2 0.2	W 8 1 4 S	24 8 1 1 1	3 1 0 1 0	1 0 0 0 0	6 0 0 1 0	6 2 0 1 0	0 0 0 0 0	0 0 0 0 0	0 0 0 0 0	0 0 0 0 0	0 0 0 0 0	6 6 1 5 1	14 14 1 9 1	0.00 0.00 0.00 0.00 0.00	1.286 0.000 0.000 3.000 0.000										

Pittsburgh Pirates @ New York Mets
Shea Stadium, Flushing, NY
Sat Sep 19 1970, 3:33 AM EDT
Att: 41,323 - Sunny

AB	28
R	1
H	5
RBI	0
BB	9
SO	7
LOB	28



Batter	1	2	3	4	5	6	7	8	9	AB	R	H	RBI	BB	SO	LOB	TOP					
Matty Alou, L (1, 8) OBP: 0.328, SLG: 0.353	0-0 6-3			0-0 6-3		1-0 HBP			0-0 4-3	3	0	0	0	0	0	0						
Gene Alley, R (1, 6) OBP: 0.287, SLG: 0.343	0-0 6-3			0-0 F9		0-0 4-3			0-0 F7	4	0	0	0	0	0	1						
Roberto Clemente, R (1, 9) OBP: 0.499, SLG: 0.558	0-0 6-3			0-3 K					0-0 F9	4	0	0	0	0	2	0						
Manny Sanguillen, R (1, 2) OBP: 0.338, SLG: 0.442		0-0 6-3			0-0 6-3				0-0 F9	3	0	0	0	0	0	0						
Bob Robertson, R (1, 3) OBP: 0.365, SLG: 0.576		0-3 K			0-0 5-3				0-0 P6	3	0	0	0	0	1	0						
Willie Stargell, L (1, 7) OBP: 0.332, SLG: 0.524		0-0 3-1			0-0 P6				0-0 1B	3	0	1	0	0	0	0						
Jose Pagan, R (1, 5) OBP: 0.315, SLG: 0.428			0-0 F2			0-0 HR			0-0 F2	3	1	1	1	0	0	1						
Bill Mazaroski, R (1, 4) OBP: 0.289, SLG: 0.331			0-0 P3			0-0 F7			0-0 F8	3	0	0	0	0	0	1						
Bob Moose, R (1, 1) OBP: 0.257, SLG: 0.250			0-0 2-3			0-0 L4-3			0-0 F9	1	0	0	0	0	0	0						
Gene Clines, R (6, PH) OBP: 0.556, SLG: 0.560										1	0	0	0	0	0	0						
George Brunet, R (6, PH) OBP: 0.190, SLG: 0.250										0	0	0	0	0	0	0						
Johnny Jeter, R (8, PH) OBP: 0.311, SLG: 0.331										1	0	0	0	0	0	1						
Mudcat Grant, R (8, 1) OBP: 0.467, SLG: 0.200										0	0	0	0	0	0	0						
Inning Stats	R: 0 E: 0 K: 0 S: 3	H: 0 LOB: 0 BB: 0 P: 3	R: 0 E: 0 K: 1 S: 5	H: 0 LOB: 0 BB: 0 P: 5	R: 0 E: 0 K: 0 S: 3	H: 0 LOB: 0 BB: 0 P: 3	R: 0 E: 0 K: 1 S: 5	H: 0 LOB: 0 BB: 0 P: 5	R: 0 E: 0 K: 0 S: 3	H: 0 LOB: 0 BB: 0 P: 3	R: 1 E: 0 K: 0 S: 4	H: 1 LOB: 1 BB: 0 P: 5	R: 0 E: 0 K: 1 S: 5	H: 0 LOB: 0 BB: 0 P: 5	R: 0 E: 0 K: 0 S: 4	H: 1 LOB: 1 BB: 0 P: 4	R: 0 E: 0 K: 0 S: 3	H: 0 LOB: 0 BB: 0 P: 3	1B: 1 2B: 0 3B: 0 HR: 1	SF: 0 SAC: 0 DP: 0 HBP: 1	WP: 0 PB: 0 SB: 0 CS: 0	PA: 30
PITCHER Jerry Kosman, L (1, 1) ERA: 3.21	IP: 9.0 WLS: W BF: 30 H: 2 R: 1 ER: 1 SO: 3 BB: 0 IBB: 0 HBP: 1 BLK: 0 WP: 0 HR: 1 S: 35 P: 36 ERA: 1.00 WHIP: 0.222																					

Pittsburgh Pirates @ New York Mets
Shea Stadium, Flushing, NY
Sun Sep 20 1970, 3:33 AM EDT
Sunny

AB	29
R	1
H	2
RBI	1
BB	0
SO	3
LOB	4



Batter	1	2	3	4	5	6	7	8	9	AB	R	H	RBI	BB	SO	LOB	BOTTOM					
Tommie Agee, R (1, 8) OBP: 0.340, SLG: 0.465	0-0 G6-4-3 1B		1-0 1B SF9	0-0 5-3			0-0 FC1-6 CS			3	1	1	0	0	0	2						
Wayne Garrett, L (1, 5) OBP: 0.392, SLG: 0.429	0-0 G6-4-3 1B		0-0 FC4-6 1B		4-0 G5-4-3 BB		0-0 F7			3	0	2	0	1	0	1						
Cleon Jones, R (1, 7) OBP: 0.354, SLG: 0.427	0-0 G6-4-3		0-0 SF9		0-0 G5-4-3		0-0 CS		0-0 F9	3	0	0	1	0	0	3						
Art Shamsky, L (1, 9) OBP: 0.382, SLG: 0.453	0-0 F9		0-0 FC4-6		0-3 K				0-0 F8	4	0	0	0	0	1	2						
Ron Swoboda, R (9, 9) OBP: 0.337, SLG: 0.388	0-0 F9		0-0 FC4-6		0-0 K				0-0 F8	0	0	0	0	0	0	0						
Donn Clendenon, R (1, 3) OBP: 0.358, SLG: 0.524		0-0 1B		4-0 2B BB		0-0 F8			0-0 HR	3	2	2	1	1	0	0						
Mike Jorgensen, L (9, 3) OBP: 0.286, SLG: 0.387		0-0 1B		0-0 2B BB		0-0 F8			0-0 HR	0	0	0	0	0	0	0						
Ken Boswell, L (1, 4) OBP: 0.326, SLG: 0.340		0-0 P3		0-0 3-1 1B 2B		0-0 4-3			0-0 F7	4	1	1	1	0	0	1						
Jerry Grote, R (1, 2) OBP: 0.312, SLG: 0.304		0-0 F8		0-0 3-1		4-0 BB				2	0	0	0	1	0	2						
Bud Harrelson, S (1, 6) OBP: 0.342, SLG: 0.304		0-0 F7		0-0 SH1-4 1B		0-3 K				3	0	1	1	0	1	2						
Jerry Kosman, R (1, 1) OBP: 0.189, SLG: 0.106			0-0 5-3		0-0 SH1-4		4-0 FC1-6 BB			1	0	0	0	1	0	0						
Inning Stats	R: 0 E: 0 K: 0 S: 4	H: 2 LOB: 1 BB: 0 P: 4	R: 0 E: 0 K: 0 S: 4	H: 1 LOB: 1 BB: 0 P: 4	R: 1 E: 0 K: 0 S: 4	H: 1 LOB: 1 BB: 0 P: 5	R: 2 E: 0 K: 0 S: 5	H: 2 LOB: 1 BB: 1 P: 9	R: 0 E: 0 K: 1 S: 4	H: 0 LOB: 0 BB: 1 P: 8	R: 0 E: 0 K: 1 S: 5	H: 0 LOB: 1 BB: 1 P: 9	R: 0 E: 0 K: 0 S: 2	H: 0 LOB: 0 BB: 1 P: 6	R: 0 E: 0 K: 0 S: 4	H: 1 LOB: 0 BB: 0 P: 4	R: 1 E: 0 K: 0 S: 4	H: 1 LOB: 0 BB: 0 P: 4	1B: 5 2B: 1 3B: 0 HR: 1	SF: 1 SAC: 1 DP: 2 HBP: 1	WP: 0 PB: 0 SB: 0 CS: 1	PA: 34
PITCHER Bob Moose, R (1, 1) ERA: 4.02	IP: 5.0 WLS: L BF: 22 H: 6 R: 3 ER: 3 SO: 1 BB: 2 IBB: 3 HBP: 0 BLK: 0 WP: 0 HR: 0 S: 21 P: 30 ERA: 5.40 WHIP: 1.600																					
PITCHER George Brunet, L (6, 1) ERA: 4.29	IP: 2.0 WLS: L BF: 7 H: 0 R: 0 ER: 0 SO: 1 BB: 2 IBB: 0 HBP: 0 BLK: 0 WP: 0 HR: 0 S: 7 P: 15 ERA: 0.00 WHIP: 1.000																					
PITCHER Mudcat Grant, R (8, 1) ERA: 1.83	IP: 1.0 WLS: L BF: 4 H: 1 R: 1 ER: 1 SO: 0 BB: 0 IBB: 0 HBP: 0 BLK: 0 WP: 0 HR: 1 S: 4 P: 4 ERA: 9.00 WHIP: 1.000																					

Pittsburgh Pirates @ New York Mets
Shea Stadium, Flushing, NY
Sun Sep 20 1970, 3:33 AM EDT
Sunny

AB	26
R	4
H	7
RBI	4
BB	4
SO	2
LOB	13




Batter	1	2	3	4	5	6	7	8	9	10	AB	R	H	RBI	BB	SO	LOB	
Matty Alou, L OBP: 0.329, SLG: 0.355 Johnny Jeter, R OBP: 0.308, SLG: 0.328	G3		1B			F8			3-1	F8	5	1	2	1	0	0	1	
Richie Hebner, L OBP: 0.352, SLG: 0.448	G3		F8					6-3	3-1		5	0	1	0	0	0	1	
Al Oliver, L OBP: 0.327, SLG: 0.425						L7		6-3	F8		5	0	2	1	0	0	2	
Willie Stargell, L OBP: 0.333, SLG: 0.529	1B		G3			K					5	1	2	1	0	2	2	
Manny Sanguillen, R OBP: 0.339, SLG: 0.441		6-3				1B		K		HR	5	2	2	0	0	1	1	
George Kopacz, L OBP: 0.222, SLG: 0.222	F6					1B			SH3-4	1B	4	1	1	0	0	0	0	
Dave Cash, R OBP: 0.357, SLG: 0.412	F9					1B		G3			4	2	1	1	1	0	0	
Gene Alley, R OBP: 0.290, SLG: 0.353						1-3					5	2	3	3	0	0	1	
Fred Cambria, R OBP: 0.333, SLG: 0.200 George Brunet, R OBP: 0.190, SLG: 0.250 John Lamb, R Joe Gibbon, R Dave Giusti, R OBP: 0.333, SLG: 0.333			3-4					K		SH5-4	3	0	1	1	0	0	1	
Inning Stats	R: 0 E: 0 K: 1 S: 6	H: 1 LOB: 1 BB: 0 P: 6	R: 0 E: 0 K: 0 S: 3	H: 0 LOB: 0 BB: 0 P: 3	R: 2 E: 0 K: 0 S: 6	H: 3 LOB: 1 BB: 0 P: 6	R: 0 E: 0 K: 0 S: 3	H: 0 LOB: 0 BB: 0 P: 3	R: 0 E: 0 K: 1 S: 6	H: 1 LOB: 1 BB: 0 P: 6	R: 0 E: 0 K: 1 S: 6	H: 0 LOB: 0 BB: 0 P: 3	R: 4 E: 0 K: 0 S: 6	H: 3 LOB: 0 BB: 1 P: 10	1B: 11 2B: 2 3B: 1 HR: 1	SF: 0 SAC: 2 DP: 0 HBP: 0	WP: 0 PA: 46	
PITCHER	IP WLS BF H R ER SO	IP WLS BF H R ER SO	IP WLS BF H R ER SO	IP WLS BF H R ER SO	IP WLS BF H R ER SO	IP WLS BF H R ER SO	IP WLS BF H R ER SO	IP WLS BF H R ER SO	IP WLS BF H R ER SO	IP WLS BF H R ER SO	IP WLS BF H R ER SO	IP WLS BF H R ER SO	IP WLS BF H R ER SO	IP WLS BF H R ER SO	IP WLS BF H R ER SO	IP WLS BF H R ER SO	IP WLS BF H R ER SO	
Tom Seaver, R ERA: 2.8 Danny Frisella, R ERA: 2.88 Tug McGraw, L ERA: 3.53 Dean Chance, R ERA: 4.34	5.1 0.2 3.1 0.2	5.1 0.2 3.1 0.2	5.1 0.2 3.1 0.2	5.1 0.2 3.1 0.2	5.1 0.2 3.1 0.2	5.1 0.2 3.1 0.2	5.1 0.2 3.1 0.2	5.1 0.2 3.1 0.2	5.1 0.2 3.1 0.2	5.1 0.2 3.1 0.2	5.1 0.2 3.1 0.2	5.1 0.2 3.1 0.2	5.1 0.2 3.1 0.2	5.1 0.2 3.1 0.2	5.1 0.2 3.1 0.2	5.1 0.2 3.1 0.2	5.1 0.2 3.1 0.2	5.1 0.2 3.1 0.2

TOP

Pittsburgh Pirates @ New York Mets
Shea Stadium, Flushing, NY
Sun Sep 20 1970, 3:38 AM EDT
Att. 54,806 - Sunny

AB	43
R	9
H	15
RBI	9
BB	1
SO	4
LOB	10




Batter	1	2	3	4	5	6	7	8	9	10	AB	R	H	RBI	BB	SO	LOB		
Tommie Agee, R OBP: 0.338, SLG: 0.462	6-3	FC5-4				F8		K			6	0	1	0	0	1	5		
Wayne Garrett, L OBP: 0.386, SLG: 0.421	G3		F8			K		G3		F9	6	0	0	0	0	1	5		
Cleon Jones, R OBP: 0.358, SLG: 0.434						F9					4	1	3	0	1	0	0		
Art Shansky, L OBP: 0.376, SLG: 0.447 Rod Gaspar, S	F8		FC1-5-6			6-3		F7		P6	5	0	0	0	0	0	4		
Donn Clendenon, R OBP: 0.356, SLG: 0.522			K			F8		K		F9	5	1	1	0	0	2	2		
Ken Roswell, L OBP: 0.330, SLG: 0.351		F9								F7	4	3	2	1	1	0	1		
Jerry Grote, R OBP: 0.312, SLG: 0.304 Ed Kranepool, L OBP: 0.213, SLG: 0.119 Ron Swoboda, R OBP: 0.339, SLG: 0.391 Duffy Dyer, R OBP: 0.307, SLG: 0.255											3	0	1	1	0	0	1		
Bud Harrelson, S OBP: 0.344, SLG: 0.306		FC6-4									1	0	1	1	0	0	0		
Tom Seaver, R OBP: 0.354, SLG: 0.213 Danny Frisella, L OBP: 0.308, SLG: 0.308 Dave Marshall, L OBP: 0.308, SLG: 0.427 Tug McGraw, R OBP: 0.308, SLG: 0.417 Dean Chance, R OBP: 0.311, SLG: 0.071 Ken Singleton OBP: 0.307, SLG: 0.368											1	0	0	0	1	0	2		
Inning Stats	R: 0 E: 0 K: 0 S: 3	H: 0 LOB: 1 BB: 1 P: 7	R: 1 E: 0 K: 0 S: 5	H: 2 LOB: 2 BB: 1 P: 9	R: 0 E: 0 K: 1 S: 6	H: 1 LOB: 1 BB: 0 P: 6	R: 1 E: 0 K: 1 S: 7	H: 2 LOB: 2 BB: 1 P: 11	R: 2 E: 0 K: 1 S: 8	H: 3 LOB: 2 BB: 1 P: 12	R: 0 E: 0 K: 1 S: 6	H: 1 LOB: 1 BB: 0 P: 6	R: 0 E: 0 K: 0 S: 3	H: 0 LOB: 0 BB: 0 P: 3	R: 0 E: 0 K: 2 S: 8	H: 1 LOB: 1 BB: 0 P: 8	1B: 8 2B: 3 3B: 0 HR: 1	SF: 0 SAC: 0 DP: 0 HBP: 0	WP: 0 PA: 47
PITCHER	IP WLS BF H R ER SO	IP WLS BF H R ER SO	IP WLS BF H R ER SO	IP WLS BF H R ER SO	IP WLS BF H R ER SO	IP WLS BF H R ER SO	IP WLS BF H R ER SO	IP WLS BF H R ER SO	IP WLS BF H R ER SO	IP WLS BF H R ER SO	IP WLS BF H R ER SO	IP WLS BF H R ER SO	IP WLS BF H R ER SO	IP WLS BF H R ER SO	IP WLS BF H R ER SO	IP WLS BF H R ER SO	IP WLS BF H R ER SO		
Fred Cambria, L ERA: 3.73 George Brunet, L ERA: 4.26 John Lamb, R ERA: 2.63 Joe Gibbon, L ERA: 5.4 Dave Giusti, R ERA: 3.06	0.0 1.1 0.0 0.0 0.0	0.0 1.1 0.0 0.0	0.0 1.1 0.0 0.0	0.0 1.1 0.0 0.0	0.0 1.1 0.0 0.0	0.0 1.1 0.0 0.0	0.0 1.1 0.0 0.0	0.0 1.1 0.0 0.0	0.0 1.1 0.0 0.0	0.0 1.1 0.0 0.0	0.0 1.1 0.0 0.0	0.0 1.1 0.0 0.0	0.0 1.1 0.0 0.0	0.0 1.1 0.0 0.0	0.0 1.1 0.0 0.0	0.0 1.1 0.0 0.0	0.0 1.1 0.0 0.0	0.0 1.1 0.0 0.0	

BOTTOM

Pittsburgh Pirates @ New York Mets
Shea Stadium, Flushing, NY
Sun Sep 20 1970, 3:38 AM EDT
Att. 54,806 - Sunny

AB	43
R	5
H	12
RBI	4
BB	4
SO	6
LOB	23



Batter	1	2	3	4	5	6	7	8	9	AB R H RBI BB SO LOB	TOP																	
Tommie Agee, R OBP: 0.339, SLG: 0.461 (1, 8)										5 0 2 2 0 2 1	New York Mets @ Philadelphia Phillies Shibe Park, Philadelphia, PA Tue Sep 22 1970, 7:05 PM EDT Att: 5,064 - Unknown AB 33 R 7 H 8 RBI 7 BB 6 SO 9 LOB 15 																	
Wayne Garrett, L OBP: 0.384, SLG: 0.421 (1, 5)										5 1 1 1 0 1 3																		
Cleon Jones, R OBP: 0.358, SLG: 0.432 (1, 7)										3 1 0 0 2 2 0																		
Art Shamsky, L OBP: 0.379, SLG: 0.446 Rod Gaspar, S (8, 9)										3 1 1 0 1 0 0 1 0 0 0 0 1 3																		
Donn Clendenon, R OBP: 0.355, SLG: 0.519 (1, 3)										4 1 1 2 0 1 1																		
Ken Boswell, L OBP: 0.332, SLG: 0.353 (1, 4)										4 1 2 2 0 0 1																		
Jerry Grote, R OBP: 0.310, SLG: 0.302 Ed Kranepool, L OBP: 0.229, SLG: 0.140 Al Weis, S OBP: 0.258, SLG: 0.311 Duffy Dyer, R OBP: 0.307, SLG: 0.255 (1, 2)										3 0 0 0 0 0 2 1 0 1 0 0 0 0 0 1 0 0 0 0 0 0 0 0 0 0 0 0																		
Bud Harrelson, S OBP: 0.346, SLG: 0.306 (1, 6)										1 1 0 0 3 0 0																		
Jim McAndrew, R OBP: 0.211, SLG: 0.192 Dave Mendenhall, L OBP: 0.319, SLG: 0.425 Danny Frisella, L OBP: 0.327, SLG: 0.358 Nolan Ryan, R OBP: 0.400, SLG: 0.520 Ron Swoboda, R OBP: 0.326, SLG: 0.389 Dean Chance, R OBP: 0.171, SLG: 0.273 (1, 1)										1 0 0 0 0 1 0 1 0 0 0 0 0 1 0 0 0 0 0 0 0 0 0 0 0 0 0 0 1 0 0 0 0 1 3 0 0 0 0 0 0 0																		
Inning Stats	R: 0 E: 0 K: 1 S: 5	H: 0 LOB: 0 BB: 0 P: 5	R: 0 E: 0 K: 0 S: 4	H: 1 LOB: 1 BB: 0 P: 4	R: 0 E: 0 K: 2 S: 7	H: 0 LOB: 0 BB: 0 P: 7	R: 0 E: 0 K: 0 S: 3	H: 0 LOB: 0 BB: 0 P: 3	R: 0 E: 0 K: 0 S: 3	H: 0 LOB: 0 BB: 0 P: 3		R: 5 E: 0 K: 1 S: 8	H: 3 LOB: 1 BB: 3 P: 20	R: 0 E: 0 K: 0 S: 3	H: 1 LOB: 1 BB: 1 P: 7	R: 0 E: 0 K: 2 S: 7	H: 0 LOB: 0 BB: 0 P: 7	R: 2 E: 0 K: 3 S: 12	H: 3 LOB: 3 BB: 2 P: 20	1B: 7 2B: 2 3B: 0 HR: 0	SF: 0 SAC: 1 DP: 1 HBP: 0	WP: 0 PB: 0 SB: 3 CS: 0	PA: 40					
PITCHER	IP WLS BF H R ER SO BB IBB HBP BLK WP HR S P ERA WHIP											IP WLS BF H R ER SO BB IBB HBP BLK WP HR S P ERA WHIP																
Jim Bunning, R ERA: 4.09 (1, 1)	5.2	21	2	3	3	4	2	0	0	0		0	0	0	27	35	4.76	0.706										
Woodie Fryman, L ERA: 4.09 (6, 1)	0.0	3	2	2	2	0	1	0	0	0		0	0	0	2	6	∞	∞										
Bill Wilson, R ERA: 4.95 (6, 1)	2.1	8	1	0	0	2	1	0	0	0		0	0	0	11	15	0.00	0.857										
Dick Selma, R ERA: 2.68 (9, 1)	1.0	L	8	3	2	2	2	0	0	0		0	0	0	12	20	18.00	5.000										

Batter	1	2	3	4	5	6	7	8	9	AB R H RBI BB SO LOB	BOTTOM																	
Larry Bowa, S OBP: 0.280, SLG: 0.305 Terry Harmon, R OBP: 0.315, SLG: 0.326 (1, 6)										3 0 2 1 0 0 0 1 0 0 0 0 1 3	New York Mets @ Philadelphia Phillies Shibe Park, Philadelphia, PA Tue Sep 22 1970, 7:05 PM EDT Att: 5,064 - Unknown AB 32 R 6 H 9 RBI 6 BB 2 SO 7 LOB 13 																	
Tony Taylor, R OBP: 0.364, SLG: 0.450 (1, 4)										4 1 2 3 0 1 2																		
Ron Stone, L OBP: 0.335, SLG: 0.367 (1, 7)										3 0 0 1 0 1 3																		
Deron Johnson, R OBP: 0.336, SLG: 0.462 Dick Selma, R OBP: 0.200, SLG: 0.211 (1, 3)										4 0 0 0 0 2 0 0 0 0 0 0 0 0																		
Tim McCarver, L OBP: 0.315, SLG: 0.363 Grant Jackson, S OBP: 0.133, SLG: 0.093 (1, 2)										3 0 0 0 1 0 0 0 0 0 0 0 0 0																		
Don Money, R OBP: 0.365, SLG: 0.472 (1, 5)										4 0 1 0 0 1 0																		
Oscar Gamble, L OBP: 0.333, SLG: 0.353 (1, 9)										4 2 2 0 0 0 2																		
Larry Hisle, R OBP: 0.294, SLG: 0.338 (1, 8)										3 2 1 1 1 0 2																		
Jim Bunning, R OBP: 0.151, SLG: 0.129 Woodie Fryman, R OBP: 0.128, SLG: 0.128 Bill Wilson, R OBP: 0.400, SLG: 0.520 Willie Montanez, L OBP: 0.333, SLG: 0.300 (1, 1)										2 0 0 0 0 1 1 0 0 0 0 0 0 0 0 0 0 0 0 0 0 1 1 1 0 0 0 0																		
Inning Stats	R: 0 E: 0 K: 1 S: 5	H: 1 LOB: 0 BB: 0 P: 5	R: 0 E: 0 K: 1 S: 5	H: 0 LOB: 0 BB: 0 P: 5	R: 2 E: 0 K: 2 S: 10	H: 3 LOB: 1 BB: 0 P: 10	R: 0 E: 0 K: 1 S: 5	H: 0 LOB: 0 BB: 0 P: 5	R: 0 E: 0 K: 0 S: 3	H: 0 LOB: 0 BB: 0 P: 3		R: 0 E: 0 K: 0 S: 3	H: 1 LOB: 0 BB: 0 P: 3	R: 0 E: 0 K: 1 S: 5	H: 0 LOB: 0 BB: 0 P: 5	R: 4 E: 0 K: 1 S: 8	H: 3 LOB: 1 BB: 1 P: 12	R: 0 E: 0 K: 0 S: 3	H: 1 LOB: 2 BB: 1 P: 7	1B: 6 2B: 0 3B: 3 HR: 0	SF: 1 SAC: 0 DP: 2 HBP: 0	WP: 1 PB: 0 SB: 0 CS: 1	PA: 35					
PITCHER	IP WLS BF H R ER SO BB IBB HBP BLK WP HR S P ERA WHIP											IP WLS BF H R ER SO BB IBB HBP BLK WP HR S P ERA WHIP																
Jim McAndrew, R ERA: 3.48 (1, 1)	5.0	18	4	2	2	5	0	0	0	0		0	0	0	28	28	3.60	0.800										
Danny Frisella, R ERA: 3.39 (6, 1)	2.1	11	4	4	4	2	1	0	0	0		0	0	0	14	18	15.43	2.143										
Nolan Ryan, R ERA: 3.49 (8, 1)	0.2	W	2	0	0	0	0	0	0	0		0	0	0	2	2	0.00	0.000										
Dean Chance, R ERA: 4.31 (9, 1)	1.0	S	4	1	0	0	1	0	0	0		0	0	0	3	7	0.00	2.000										

Batter	1	2	3	4	5	6	7	8	9	AB	R	H	RBI	BB	SO	LOB	TOP	
Tommie Agee, R OBP: 0.340, SLG: 0.464 (1, 8)	0-0 4-3		0-0 4-3		0-0 P4		0-0 BB 1B		0-0 CS 2B	5	0	2	1	0	0	2		
Wayne Garrett, L OBP: 0.390, SLG: 0.422 Joe Foy, R OBP: 0.377, SLG: 0.333 (9, PH)	0-0 F8			4-0 FC4-6 BB		4-0 G6-4-3 BB	4-0 G4-6-3 BB		4-0 BB	1	0	0	1	3	0	0		
Cleon Jones, R OBP: 0.356, SLG: 0.425 (1, 7)	4-0 BB		0-0 FC4-6 1-2		0-0 G6-4-3 1-2	0-0 G4-6-3 1-2		0-0 F9		4	0	0	0	1	0	7		
Art Shamsky, L OBP: 0.376, SLG: 0.442 (1, 9)	0-0 G3		0-3 K		0-0 FC6-4 1B		0-0 6-3		0-3 K	5	0	1	0	0	2	4		
Donn Clendenon, R OBP: 0.351, SLG: 0.519 (1, 3)		0-0 5-3		0-0 F2		0-0 FC6-4 1-2		0-3 K		4	0	0	0	0	1	2		
Ken Boswell, L OBP: 0.337, SLG: 0.354 (1, 4)		0-0 G6-4-3 1B			4-0 1B BB		4-0 1B BB		0-0 1B	2	1	2	0	2	0	0		
Jerry Grote, R OBP: 0.305 Ken Singleton, S OBP: 0.362, SLG: 0.370 Duffy Dyer, R OBP: 0.307, SLG: 0.255 (8, 2)	0-0 G6-4-3 1-2				0-0 F7		0-0 1B 1B BB	4-0 1B		3	1	1	0	0	0	2		
Bud Harrelson, S OBP: 0.348, SLG: 0.307 (1, 6)			0-0 4-3		0-0 1-2 1B		0-3 K		0-0 1-2 2-H 1B	4	0	2	0	0	1	2		
Jerry Kosman, R OBP: 0.187, SLG: 0.104 Dave Marshall, L OBP: 0.310, SLG: 0.420 Danny Frisella, R OBP: 0.327, SLG: 0.358 Ed Kwanoski, L OBP: 0.245, SLG: 0.159 Rod Gaspar, S OBP: 0.271, SLG: 0.271 Dean Chance, R OBP: 0.286, SLG: 0.385 Tug McGraw, L OBP: 0.286, SLG: 0.385 Ron Swoboda, R OBP: 0.308, SLG: 0.390 (5, PH)			0-0 4-3		0-3 K		0-0 BB 1B		4-0 2B BB	1	0	0	0	0	0	0		
Inning Stats	R: 0 E: 0 K: 0 S: 3	H: 0 LOB: 1 BB: 1 P: 7	R: 0 E: 0 K: 0 S: 3	H: 1 LOB: 0 BB: 0 P: 3	R: 0 E: 0 K: 1 S: 5	H: 0 LOB: 1 BB: 1 P: 9	R: 0 E: 0 K: 1 S: 6	H: 1 LOB: 1 BB: 1 P: 10	R: 0 E: 0 K: 0 S: 3	H: 2 LOB: 3 BB: 1 P: 10	R: 1 E: 0 K: 1 S: 5	H: 1 LOB: 2 BB: 2 P: 13	1B: 8 2B: 2 3B: 0 HR: 0	SF: 0 SAC: 0 DP: 4 HBP: 0	WP: 0 PA: 40			
PITCHER	IP WLS BF H R ER SO BB IBB HBP BLK WP HR S P ERA WHIP	IP WLS BF H R ER SO BB IBB HBP BLK WP HR S P ERA WHIP	IP WLS BF H R ER SO BB IBB HBP BLK WP HR S P ERA WHIP	IP WLS BF H R ER SO BB IBB HBP BLK WP HR S P ERA WHIP	IP WLS BF H R ER SO BB IBB HBP BLK WP HR S P ERA WHIP	IP WLS BF H R ER SO BB IBB HBP BLK WP HR S P ERA WHIP	IP WLS BF H R ER SO BB IBB HBP BLK WP HR S P ERA WHIP	IP WLS BF H R ER SO BB IBB HBP BLK WP HR S P ERA WHIP	IP WLS BF H R ER SO BB IBB HBP BLK WP HR S P ERA WHIP	IP WLS BF H R ER SO BB IBB HBP BLK WP HR S P ERA WHIP	IP WLS BF H R ER SO BB IBB HBP BLK WP HR S P ERA WHIP	IP WLS BF H R ER SO BB IBB HBP BLK WP HR S P ERA WHIP	IP WLS BF H R ER SO BB IBB HBP BLK WP HR S P ERA WHIP	IP WLS BF H R ER SO BB IBB HBP BLK WP HR S P ERA WHIP	IP WLS BF H R ER SO BB IBB HBP BLK WP HR S P ERA WHIP	IP WLS BF H R ER SO BB IBB HBP BLK WP HR S P ERA WHIP		

New York Mets @ Pittsburgh Pirates
Three Rivers Stadium, Pittsburgh, PA
Fri Sep 25 1970, 7:05 PM EDT
Att: 41,484 - Unknown

AB 31
R 3
H 9
RBI 3
BB 9
SO 5
LOB 21



Batter	1	2	3	4	5	6	7	8	9	AB	R	H	RBI	BB	SO	LOB	BOTTOM	
Matty Alou, L OBP: 0.329, SLG: 0.357 (1, 8)	0-0 2B 3B		0-0 4-3		0-0 1B		0-0 3-H 1B			4	1	3	1	0	0	0		
Dave Cash, R OBP: 0.363, SLG: 0.424 (1, 4)	0-0 G6-4-3 3-H 2B		0-0 F8		0-3 K		0-0 6-3			4	0	1	1	0	1	2		
Roberto Clemente, R OBP: 0.407, SLG: 0.554 (1, 9)	4-0 G6-4-3 BB		0-0 1-3		0-0 F9			0-0 4-3		3	0	0	0	1	0	1		
Manny Sanguillen, R OBP: 0.348, SLG: 0.451 (1, 2)	0-0 G6-4-3 1-2 2-3			0-0 FC 3B		0-0 G6-4-3 1B		0-0 BB 1B		4	2	3	0	0	0	2		
Bob Robertson, R OBP: 0.360, SLG: 0.563 (1, 3)	0-0 P6			0-0 5-3		0-0 G6-4-3 1-2		4-0 1B BB		3	0	0	0	1	0	3		
Willie Stargell, L OBP: 0.325, SLG: 0.514 (1, 7)		0-0 F8		0-0 FC CS		0-3 K		0-0 1-2 2-H 1B		4	0	1	2	0	1	0		
Jose Pagan, R OBP: 0.321, SLG: 0.429 Johnny Jeter, R OBP: 0.308, SLG: 0.328 Richie Hebner, L OBP: 0.352, SLG: 0.441 (8, 5)		0-0 FC6 1B		0-0 1-2 BB		0-0 SH1-4 WP 1B		0-3 K		2	0	2	0	1	0	0		
Gene Alley, R OBP: 0.293, SLG: 0.357 (1, 6)		0-0 F8		0-0 F8		0-0 SH1-4 1-3		0-3 K		3	0	0	0	0	1	4		
Bob Moose, R OBP: 0.286, SLG: 0.242 Dave Giusti, R OBP: 0.333, SLG: 0.333 Mudcat Grant, R OBP: 0.247, SLG: 0.290 Al Oliver, L OBP: 0.253, SLG: 0.417 Gene Clines, R OBP: 0.292, SLG: 0.500 John Lamb, R OBP: 0.307, SLG: 0.390 (8, 1)		0-0 FC6			0-0 F3		0-0 L4-3			2	0	0	0	0	0	1		
Inning Stats	R: 1 E: 0 K: 0 S: 4	H: 2 LOB: 1 BB: 1 P: 8	R: 0 E: 0 K: 0 S: 4	H: 1 LOB: 0 BB: 0 P: 4	R: 0 E: 0 K: 0 S: 3	H: 0 LOB: 0 BB: 0 P: 3	R: 1 E: 0 K: 0 S: 4	H: 1 LOB: 1 BB: 1 P: 8	R: 0 E: 0 K: 1 S: 6	H: 1 LOB: 1 BB: 0 P: 6	R: 0 E: 0 K: 1 S: 5	H: 1 LOB: 0 BB: 0 P: 5	R: 1 E: 0 K: 2 S: 9	H: 2 LOB: 1 BB: 1 P: 13	1B: 7 2B: 1 3B: 2 HR: 0	SF: 0 SAC: 1 DP: 2 HBP: 0	WP: 1 PA: 35	
PITCHER	IP WLS BF H R ER SO BB IBB HBP BLK WP HR S P ERA WHIP	IP WLS BF H R ER SO BB IBB HBP BLK WP HR S P ERA WHIP	IP WLS BF H R ER SO BB IBB HBP BLK WP HR S P ERA WHIP	IP WLS BF H R ER SO BB IBB HBP BLK WP HR S P ERA WHIP	IP WLS BF H R ER SO BB IBB HBP BLK WP HR S P ERA WHIP	IP WLS BF H R ER SO BB IBB HBP BLK WP HR S P ERA WHIP	IP WLS BF H R ER SO BB IBB HBP BLK WP HR S P ERA WHIP	IP WLS BF H R ER SO BB IBB HBP BLK WP HR S P ERA WHIP	IP WLS BF H R ER SO BB IBB HBP BLK WP HR S P ERA WHIP	IP WLS BF H R ER SO BB IBB HBP BLK WP HR S P ERA WHIP	IP WLS BF H R ER SO BB IBB HBP BLK WP HR S P ERA WHIP	IP WLS BF H R ER SO BB IBB HBP BLK WP HR S P ERA WHIP	IP WLS BF H R ER SO BB IBB HBP BLK WP HR S P ERA WHIP	IP WLS BF H R ER SO BB IBB HBP BLK WP HR S P ERA WHIP	IP WLS BF H R ER SO BB IBB HBP BLK WP HR S P ERA WHIP	IP WLS BF H R ER SO BB IBB HBP BLK WP HR S P ERA WHIP		

New York Mets @ Pittsburgh Pirates
Three Rivers Stadium, Pittsburgh, PA
Fri Sep 25 1970, 7:05 PM EDT
Att: 41,484 - Unknown

AB 31
R 4
H 10
RBI 4
BB 3
SO 4
LOB 17



Batter	1	2	3	4	5	6	7	8	9	AB	R	H	RBI	BB	SO	LOB	TOP					
Tommie Agee, R OBP: 0.342, SLG: 0.468 (1, 8)										5	1	3	0	0	0	2						
Wayne Garrett, L OBP: 0.386, SLG: 0.417 (1, 5)										4	0	0	1	0	1	3						
Cleon Jones, R OBP: 0.355, SLG: 0.423 (1, 7)										5	0	1	0	0	1	2						
Art Shamsky, L OBP: 0.374, SLG: 0.438 (1, 9)										5	0	1	0	0	0	4						
Donn Clendenon, R OBP: 0.352, SLG: 0.519 (1, 3)										4	0	2	0	0	1	2						
Ken Boswell, L OBP: 0.333, SLG: 0.350 (1, 4)										4	0	0	0	0	1	3						
Jerry Grote, R OBP: 0.314, SLG: 0.309 (1, 2)										4	1	3	0	0	0	0						
Bud Harrelson, S OBP: 0.349, SLG: 0.309 (1, 6)										3	1	1	0	1	0	1						
Tom Seaver, R OBP: 0.257, SLG: 0.242 (5, 1)										1	0	1	2	1	0	0						
Ray Sadecki, L OBP: 0.244, SLG: 0.205 (5, PH)										0	0	0	0	0	0	0						
Dave Mervin, L OBP: 0.248, SLG: 0.218 (6, PH)										1	0	0	0	0	1	2						
Ron Herbel, R OBP: 0.236, SLG: 0.235 (7, 1)										0	0	0	0	0	0	0						
Tug McGraw, R OBP: 0.226, SLG: 0.178 (8, PH)										1	0	1	0	0	0	0						
Ed Kranepool, L OBP: 0.225, SLG: 0.206 (8, PH)										0	0	0	0	0	0	0						
Al West, S OBP: 0.254, SLG: 0.306 (8, 1)										0	0	0	0	0	0	0						
Danny Frisella, L OBP: 0.251, SLG: 0.309 (8, 1)										0	0	0	0	0	0	0						
Inning Stats	R: 0 E: 0 K: 1 S: 7	H: 2 LOB: 2 BB: 0 P: 7	R: 0 E: 0 K: 0 S: 3	H: 1 LOB: 0 BB: 0 P: 3	R: 0 E: 0 K: 0 S: 4	H: 1 LOB: 2 BB: 1 P: 8	R: 2 E: 0 K: 0 S: 5	H: 3 LOB: 1 BB: 1 P: 9	R: 0 E: 0 K: 2 S: 7	H: 0 LOB: 0 BB: 0 P: 7	R: 0 E: 0 K: 2 S: 9	H: 2 LOB: 2 BB: 0 P: 9	R: 1 E: 0 K: 0 S: 6	H: 3 LOB: 2 BB: 0 P: 6	R: 0 E: 0 K: 0 S: 4	H: 1 LOB: 0 BB: 0 P: 4	R: 0 E: 0 K: 0 S: 3	H: 0 LOB: 0 BB: 0 P: 3	1B: 10 2B: 1 3B: 2 HR: 0	SF: 1 SAC: 0 DP: 2 HBP: 0	WP: 0 PB: 0 SB: 0 CS: 0	PA: 40
PITCHER	IP	WLS	BF	H	R	ER	SO	BB	IBB	HBP	BLK	WP	HR	S	P	ERA	WHIP					
Steve Blass, R ERA: 3.39 (1, 1)	6.2		32	12	3	3	5	2	0	0	0	0	0	40	48	4.05	2.100					
Mudcat Grant, R ERA: 1.73 (7, 1)	2.1	W	8	1	0	0	0	0	0	0	0	0	0	8	8	0.00	0.429					

New York Mets @ Pittsburgh Pirates
Three Rivers Stadium, Pittsburgh, PA
Sat Sep 26 1970, 3:33 AM EDT
Att: 34,311 - Sunny

AB 37
R 3
H 13
RBI 3
BB 2
SO 5
LOB 19



Batter	1	2	3	4	5	6	7	8	9	AB	R	H	RBI	BB	SO	LOB	BOTTOM				
Matty Alou, L OBP: 0.328, SLG: 0.356 (1, 8)										5	1	1	0	0	0	1					
Dave Cash, R OBP: 0.364, SLG: 0.421 (1, 4)										4	0	1	0	1	1	1					
Al Oliver, L OBP: 0.322, SLG: 0.414 (1, 9)										4	0	0	0	0	0	4					
Willie Stargell, L OBP: 0.330, SLG: 0.516 (1, 7)										4	1	2	1	0	0	1					
Bob Robertson, R OBP: 0.362, SLG: 0.565 (7, PR)										4	0	2	1	0	1	3					
Johnny Jeter, R OBP: 0.308, SLG: 0.328 (8, 9)										0	1	0	0	0	0	0					
Manny Sanguillen, R OBP: 0.365, SLG: 0.447 (1, 2)										4	0	0	0	0	1	5					
Richie Hebner, L OBP: 0.352, SLG: 0.447 (7, PH)										3	1	1	1	0	0	4					
Jose Pagan, R OBP: 0.320, SLG: 0.429 (8, 5)										0	0	0	1	0	0	0					
Gene Alley, R OBP: 0.297, SLG: 0.362 (1, 6)										3	0	2	0	1	0	2					
Steve Blass, R OBP: 0.139, SLG: 0.130 (7, 1)										3	0	0	0	0	2	4					
Mudcat Grant, R OBP: 0.438, SLG: 0.162 (7, 1)										1	0	0	0	0	0	0					
Inning Stats	R: 0 E: 0 K: 0 S: 3	H: 0 LOB: 1 BB: 1 P: 7	R: 1 E: 0 K: 1 S: 7	H: 2 LOB: 1 BB: 0 P: 7	R: 1 E: 1 K: 2 S: 10	H: 2 LOB: 3 BB: 0 P: 11	R: 0 E: 0 K: 0 S: 5	H: 2 LOB: 2 BB: 0 P: 5	R: 1 E: 0 K: 1 S: 7	H: 2 LOB: 1 BB: 1 P: 11	R: 0 E: 0 K: 1 S: 5	H: 0 LOB: 0 BB: 0 P: 5	R: 1 E: 2 K: 0 S: 5	H: 1 LOB: 2 BB: 0 P: 5	R: 0 E: 1 K: 0 S: 4	H: 0 LOB: 1 BB: 0 P: 4	1B: 5 2B: 3 3B: 0 HR: 1	SF: 1 SAC: 0 DP: 0 HBP: 1	WP: 0 PB: 0 SB: 0 CS: 0	PA: 39	
PITCHER	IP	WLS	BF	H	R	ER	SO	BB	IBB	HBP	BLK	WP	HR	S	P	ERA	WHIP				
Tom Seaver, R ERA: 2.82 (1, 1)	4.1		24	8	3	2	3	1	0	1	0	0	1	28	33	4.15	2.077				
Ray Sadecki, L ERA: 3.89 (5, 1)	0.2		3	0	0	0	1	0	1	0	0	0	0	4	8	0.00	0.000				
Ron Herbel, R ERA: 4.62 (6, 1)	1.1	L	6	1	1	0	1	0	0	0	0	0	0	8	8	0.00	0.750				
Tug McGraw, L ERA: 3.43 (7, 1)	0.2		2	0	0	0	0	0	0	0	0	0	0	2	2	0.00	0.000				
Danny Frisella, R ERA: 3.21 (8, 1)	1.0		4	0	0	0	0	0	0	0	0	0	0	4	4	0.00	0.000				

New York Mets @ Pittsburgh Pirates
Three Rivers Stadium, Pittsburgh, PA
Sat Sep 26 1970, 3:33 AM EDT
Att: 34,311 - Sunny

AB 35
R 4
H 9
RBI 4
BB 2
SO 5
LOB 25



Batter	1	2	3	4	5	6	7	8	9	AB	R	H	RBI	BB	SO	LOB	TOP
Tommie Agee, R OBP: 0.344, SLG: 0.469 (1, 8)										4	0	2	0	1	0	4	
Wayne Garrett, L OBP: 0.386, SLG: 0.416 (1, 5)										5	1	2	0	0	0	1	
Cleon Jones, R OBP: 0.353, SLG: 0.420 (1, 7)										4	0	0	0	1	0	4	
Art Shamsky, L OBP: 0.372, SLG: 0.434 (1, 9)										4	0	0	0	1	0	6	
Donn Clendenon, R OBP: 0.351, SLG: 0.516 (1, 3)										4	0	1	1	0	1	1	
Ken Boswell, L OBP: 0.335, SLG: 0.352 (1, 4)										4	0	2	0	0	0	3	
Jerry Grote, R OBP: 0.316, SLG: 0.309 (1, 2)										3	0	1	0	1	0	1	AB 35
Al Weis, S OBP: 0.254, SLG: 0.306 (8, PR)										0	0	0	0	0	0	0	R 1
Duffy Dyer, R OBP: 0.307, SLG: 0.255 (8, 2)										0	0	0	0	0	0	0	H 10
Bud Harrelson, S OBP: 0.348, SLG: 0.309 (1, 6)										4	0	1	0	0	0	4	RBI 1
Jim McAndrew, R OBP: 0.220, SLG: 0.204 (1, 1)										2	0	1	0	0	1	1	BB 5
Ed Kraneppol, L OBP: 0.255, SLG: 0.174 (6, PH)										1	0	0	0	0	2	0	SO 2
Nolan Ryan, R OBP: 0.186, SLG: 0.186 (6, 1)										0	0	0	0	0	0	0	PA 40
Dave Marshall, L OBP: 0.312, SLG: 0.418 (8, PH)										0	0	0	0	1	0	0	
Ron Herbel, R ERA: 3.21 (8, 1)										0	0	0	0	0	0	0	
WLS	W	W	S	S	S	S	S	S	S	S	S	S	S	S	S	S	
IP	7.1	1.2	0.0	0.0	0.0	0.0	0.0	0.0	0.0	0.0	0.0	0.0	0.0	0.0	0.0	0.0	
ERA	1.23	0.00															
WHIP	1.909	0.600															

New York Mets @ Pittsburgh Pirates
Three Rivers Stadium, Pittsburgh, PA
Sun Sep 27 1970, 3:33 AM EDT
Att: 50,469 - Unknown

livebaseballscorecards.com

AB 35
R 1
H 10
RBI 1
BB 5
SO 2
LOB 27

Batter	1	2	3	4	5	6	7	8	9	AB	R	H	RBI	BB	SO	LOB	BOTTOM
Matty Alou, L OBP: 0.328, SLG: 0.355 (1, 8)										4	0	1	0	1	0	0	
Dave Cash, R OBP: 0.360, SLG: 0.417 (1, 4)										4	1	1	1	0	0	2	
Roberto Clemente, R OBP: 0.407, SLG: 0.556 (1, 9)										4	0	2	0	0	1	2	
Al Oliver, L OBP: 0.322, SLG: 0.411 (1, 7)										3	0	0	0	1	1	1	
Bob Robertson, R OBP: 0.363, SLG: 0.565 (1, 3)										2	0	1	1	1	0	0	
Manny Sanguillen, R OBP: 0.364, SLG: 0.445 (1, 2)										4	0	1	0	0	0	5	
Richie Hebner, L OBP: 0.353, SLG: 0.450 (1, 5)										4	0	2	0	0	2	4	AB 32
Gene Alley, R OBP: 0.297, SLG: 0.360 (1, 6)										3	1	0	0	0	1	5	R 2
Dock Ellis, S OBP: 0.125, SLG: 0.114 (1, 1)										3	0	0	0	0	2	4	H 8
Dave Giusti, R OBP: 0.316, SLG: 0.313 (8, 1)										1	0	0	0	0	1	0	RBI 2
WLS	L	L	L	L	L	L	L	L	L	L	L	L	L	L	L	L	
IP	5.0	2.0	0.0	0.0	0.0	0.0	0.0	0.0	0.0	0.0	0.0	0.0	0.0	0.0	0.0	0.0	
ERA	3.60	0.00															
WHIP	1.400	0.500															

New York Mets @ Pittsburgh Pirates
Three Rivers Stadium, Pittsburgh, PA
Sun Sep 27 1970, 3:33 AM EDT
Att: 50,469 - Unknown


livebaseballscorecards.com

AB 32
R 2
H 8
RBI 2
BB 3
SO 7
LOB 24

Batter	1	2	3	4	5	6	7	8	9	10	AB	R	H	RBI	BB	SO	LOB	TOP	
Don Kessinger, S OBP: 0.337, SLG: 0.352 (1, 6)	F8		F8			HR BB 2-3		1-3			3	1	0	0	1	0	1		
Glenn Beckert, R OBP: 0.326, SLG: 0.353 (1, 4)	L3		F8			2-3		P6			4	0	0	0	0	0	1		
Billy Williams, L OBP: 0.392, SLG: 0.594 (1, 9)	4-3		3-1			HR HBP		F8			3	1	0	0	0	0	0		
Tommy Davis, R OBP: 0.311, SLG: 0.391 (1, 7)											3	1	2	3	1	1	0		
Jim Hickman, R OBP: 0.417, SLG: 0.583 Cleo James, R OBP: 0.298, SLG: 0.324 (7, 8)	G5-4-3 BB		FC5-4 1B			HR 1-H 2-H		5-3			3	0	0	0	0	0	2		
Joe Pappalardo, L OBP: 0.303, SLG: 0.475 (7, 3)	G3										4	0	0	0	0	0	0		
Paul Popovich, S OBP: 0.323, SLG: 0.360 (1, 5)											4	0	1	0	0	0	0		
Randy Hundley, R OBP: 0.282, SLG: 0.346 (1, 2)											3	0	0	0	1	2	1		
Ken Holtzman, R OBP: 0.236, SLG: 0.248 Wille Smith, L OBP: 0.259, SLG: 0.370 Hoyt Wilhelm, R OBP: 0.231, SLG: 0.091 (10, PH) (10, 1)	B3										3	0	0	0	0	1	2		
Inning Stats	R: 0 E: 0 K: 0 S: 3	H: 0 LOB: 0 BB: 0 P: 3	R: 0 E: 0 K: 0 S: 2	H: 0 LOB: 1 BB: 1 P: 6	R: 0 E: 0 K: 0 S: 4	H: 1 LOB: 1 BB: 0 P: 4	R: 0 E: 0 K: 0 S: 4	H: 1 LOB: 1 BB: 0 P: 4	R: 0 E: 0 K: 1 S: 3	H: 0 LOB: 0 BB: 0 P: 3	R: 0 E: 0 K: 1 S: 5	H: 0 LOB: 0 BB: 0 P: 5	R: 0 E: 0 K: 1 S: 5	H: 0 LOB: 0 BB: 0 P: 5	R: 0 E: 0 K: 1 S: 5	H: 0 LOB: 0 BB: 0 P: 5	1B: 2 2B: 0 3B: 0 HR: 1	SF: 0 SAC: 0 DP: 1 HBP: 1	WP: 0 PA: 36 PB: 0 SB: 0 CS: 0
PITCHER	IP WLS BF H R ER SO BB IBB HBP BLK WP HR S P ERA WHIP	IP WLS BF H R ER SO BB IBB HBP BLK WP HR S P ERA WHIP	IP WLS BF H R ER SO BB IBB HBP BLK WP HR S P ERA WHIP	IP WLS BF H R ER SO BB IBB HBP BLK WP HR S P ERA WHIP	IP WLS BF H R ER SO BB IBB HBP BLK WP HR S P ERA WHIP	IP WLS BF H R ER SO BB IBB HBP BLK WP HR S P ERA WHIP	IP WLS BF H R ER SO BB IBB HBP BLK WP HR S P ERA WHIP	IP WLS BF H R ER SO BB IBB HBP BLK WP HR S P ERA WHIP	IP WLS BF H R ER SO BB IBB HBP BLK WP HR S P ERA WHIP	IP WLS BF H R ER SO BB IBB HBP BLK WP HR S P ERA WHIP	IP WLS BF H R ER SO BB IBB HBP BLK WP HR S P ERA WHIP	IP WLS BF H R ER SO BB IBB HBP BLK WP HR S P ERA WHIP	IP WLS BF H R ER SO BB IBB HBP BLK WP HR S P ERA WHIP	IP WLS BF H R ER SO BB IBB HBP BLK WP HR S P ERA WHIP	IP WLS BF H R ER SO BB IBB HBP BLK WP HR S P ERA WHIP	IP WLS BF H R ER SO BB IBB HBP BLK WP HR S P ERA WHIP	IP WLS BF H R ER SO BB IBB HBP BLK WP HR S P ERA WHIP	IP WLS BF H R ER SO BB IBB HBP BLK WP HR S P ERA WHIP	
Gary Gentry, R ERA: 3.68 Tug McGraw, L ERA: 3.35 Danny Frisella, R ERA: 3.11 (1, 1) (7, 1) (9, 1)	6.0 2.0 2.0	WLS 6 W 6	BF 24 6 6	H 3 0 0	R 3 0 0	ER 3 0 0	SO 0 2 2	BB 3 0 0	IBB 0 0 0	HBP 1 0 0	BLK 0 0 0	WP 0 0 0	HR 1 0 0	S 20 10 10	P 33 10 10	ERA 4.50 0.00 0.00	WHIP 1.000 0.000 0.000		

Chicago Cubs @ New York Mets
Shea Stadium, Flushing, NY
Mon Sep 28 1970, 7:05 PM EDT
Att: 21,670 - Cloudy - 63 F


AB	32
R	3
H	3
RBI	3
BB	3
SO	4
LOB	7





Batter	1	2	3	4	5	6	7	8	9	10	AB	R	H	RBI	BB	SO	LOB	BOTTOM	
Leroy Stanton, R OBP: 0.250, SLG: 0.750 Rod Gaspar, S (1, PR) (2, 8)	G6-4-3 3B		F3			P4			K	HR BB	1	0	1	0	0	0	0		
Dave Marshall, L OBP: 0.315, SLG: 0.418 (10, PH)			F9						K		0	1	0	0	1	0	0		
Wayne Garrett, L OBP: 0.388, SLG: 0.426 (1, 4)	G6-4-3 BB					1B			K	HR	4	1	2	3	1	1	0		
Cleon Jones, R OBP: 0.353, SLG: 0.418 (1, 7)	G6-4-3		F8			L5-4			HR	1B	4	1	1	0	0	0	3		
Donn Clendenon, R OBP: 0.350, SLG: 0.521 (1, 3)	F9								K		4	1	1	2	0	1	1		
Ron Swoboda, R OBP: 0.340, SLG: 0.392 (1, 9)			FC1-2 2B			F7			K	HR	4	0	2	0	0	1	0		
Joe Foy, R OBP: 0.373, SLG: 0.329 (1, 5)			6-3						K	1B	4	0	0	0	0	2	2		
Jerry Grote, R OBP: 0.316, SLG: 0.311 Al Wels, S OBP: 0.254, SLG: 0.306 (1, 2) (10, PR)			FC1-2			6-3			6-3		4	0	1	0	0	0	1		
Bud Harrelson, S OBP: 0.347, SLG: 0.307 (1, 6)			3-H 1-3			P5-3			1-6-3	SH1-4 HR 2B	3	0	0	0	0	0	1		
Gary Gentry, R ERA: 3.38 Tim Foli, S ERA: 4.29 Tug McGraw, L ERA: 3.35 Ken Singleton, S ERA: 3.38 Danny Frisella, L ERA: 3.38 Art Shamsky, L ERA: 4.33 (1, 1) (8, PH) (7, 1) (8, PH) (9, 1) (10, PH)						L5-4 1B			K	1-3	1	0	0	0	0	0	0		
Inning Stats	R: 1 E: 0 K: 0 S: 3	H: 1 LOB: 1 BB: 1 P: 7	R: 0 E: 0 K: 0 S: 4	H: 1 LOB: 0 BB: 0 P: 4	R: 0 E: 0 K: 0 S: 3	H: 0 LOB: 0 BB: 0 P: 3	R: 0 E: 0 K: 0 S: 4	H: 2 LOB: 1 BB: 0 P: 4	R: 0 E: 0 K: 3 S: 9	H: 0 LOB: 0 BB: 0 P: 9	R: 0 E: 0 K: 1 S: 5	H: 0 LOB: 0 BB: 0 P: 5	R: 2 E: 0 K: 2 S: 10	H: 3 LOB: 1 BB: 1 P: 10	R: 3 E: 0 K: 0 S: 4	H: 2 LOB: 1 BB: 1 P: 8	1B: 4 2B: 3 3B: 1 HR: 2	SF: 0 SAC: 1 DP: 2 HBP: 0	WP: 0 PA: 38 PB: 0 SB: 0 CS: 0
PITCHER	IP WLS BF H R ER SO BB IBB HBP BLK WP HR S P ERA WHIP	IP WLS BF H R ER SO BB IBB HBP BLK WP HR S P ERA WHIP	IP WLS BF H R ER SO BB IBB HBP BLK WP HR S P ERA WHIP	IP WLS BF H R ER SO BB IBB HBP BLK WP HR S P ERA WHIP	IP WLS BF H R ER SO BB IBB HBP BLK WP HR S P ERA WHIP	IP WLS BF H R ER SO BB IBB HBP BLK WP HR S P ERA WHIP	IP WLS BF H R ER SO BB IBB HBP BLK WP HR S P ERA WHIP	IP WLS BF H R ER SO BB IBB HBP BLK WP HR S P ERA WHIP	IP WLS BF H R ER SO BB IBB HBP BLK WP HR S P ERA WHIP	IP WLS BF H R ER SO BB IBB HBP BLK WP HR S P ERA WHIP	IP WLS BF H R ER SO BB IBB HBP BLK WP HR S P ERA WHIP	IP WLS BF H R ER SO BB IBB HBP BLK WP HR S P ERA WHIP	IP WLS BF H R ER SO BB IBB HBP BLK WP HR S P ERA WHIP	IP WLS BF H R ER SO BB IBB HBP BLK WP HR S P ERA WHIP	IP WLS BF H R ER SO BB IBB HBP BLK WP HR S P ERA WHIP	IP WLS BF H R ER SO BB IBB HBP BLK WP HR S P ERA WHIP	IP WLS BF H R ER SO BB IBB HBP BLK WP HR S P ERA WHIP	IP WLS BF H R ER SO BB IBB HBP BLK WP HR S P ERA WHIP	
Ken Holtzman, L ERA: 3.38 Hoyt Wilhelm, R ERA: 3.4 (1, 1) (10, 1)	9.0 0.2	WLS 3 L	BF 33 5	H 7 2	R 3 3	ER 3 3	SO 8 0	BB 1 0	IBB 0 0	HBP 0 0	BLK 0 0	WP 0 0	HR 1 4	S 48 8	P 52 8	ERA 3.00 40.50	WHIP 0.889 4.500		

Chicago Cubs @ New York Mets
Shea Stadium, Flushing, NY
Mon Sep 28 1970, 7:05 PM EDT
Att: 21,670 - Cloudy - 63 F

AB	35
R	6
H	9
RBI	5
BB	2
SO	8
LOB	11



Batter	1	2	3	4	5	6	7	8	9	AB	R	H	RBI	BB	SO	LOB	TOP			
Don Kessinger, S (1,6) OBP: 0.338, SLG: 0.352	0-0 6-3		0-0 1-2 1B			4-0 FC6-4 BB		0-0 F9		3	0	1	0	1	0	0	Chicago Cubs @ New York Mets Shea Stadium, Flushing, NY Tue Sep 29 1970, 7:05 PM EDT Att: 26,832 - Unknown - 55 F livebaseballscores.com AB 32 R 1 H 7 RBI 1 BB 3 SO 3 LOB 18 			
Glenn Beckert, R (1,4) OBP: 0.326, SLG: 0.352	0-0 FC6 1B		0-0 F8			0-0 FC6-4 1B 1-2		0-0 6-3		4	0	1	0	0	0	3				
Billy Williams, L (1,9) OBP: 0.391, SLG: 0.591	0-3 K		0-0 6-3			0-0 FC5-4 1B 1-3		0-0 F5		4	0	1	0	0	1	3				
Tommy Davis, R (1,7) OBP: 0.310, SLG: 0.390	0-0 FC6 1-2					0-0 F9		0-0 F5		4	1	1	0	0	0	3				
Jim Hickman, R (1,8) OBP: 0.417, SLG: 0.582						0-0 F5		0-0 FC5-4 1-2		3	0	1	0	1	0	2				
14 Ernie Banks, R (1,3) OBP: 0.313, SLG: 0.459						0-0 5-3				4	0	0	0	0	1	3				
Paul Popovich, S (1,5) OBP: 0.363, SLG: 0.363										4	0	2	1	0	0	1				
Jack Hiatt, R (1,2) OBP: 0.382, SLG: 0.357										4	0	0	0	0	0	3				
Mitt Pappas, R (1,1) OBP: 0.234, SLG: 0.367										1	0	0	0	1	1	0				
Phil Gagliano, R (8, PH) OBP: 0.231, SLG: 0.167										1	0	0	0	0	0	0				
Larry Gura, S (8, 1)										0	0	0	0	0	0	0				
Inning Stats	R: 0 E: 0 K: 1 S: 6	H: 1 LOB: 1 BB: 0 P: 6	R: 0 E: 0 K: 0 S: 3	H: 1 LOB: 0 BB: 0 P: 3	R: 0 E: 0 K: 0 S: 4	H: 1 LOB: 2 BB: 1 P: 8	R: 0 E: 0 K: 0 S: 3	H: 0 LOB: 0 BB: 0 P: 3	R: 0 E: 0 K: 1 S: 5	H: 1 LOB: 0 BB: 0 P: 5	R: 0 E: 0 K: 0 S: 4	H: 0 LOB: 0 BB: 0 P: 8	R: 0 E: 0 K: 1 S: 5	H: 0 LOB: 0 BB: 0 P: 5	R: 0 E: 0 K: 0 S: 3	H: 0 LOB: 2 BB: 1 P: 9	1B: 7 2B: 0 3B: 0 HR: 0	SF: 0 SAC: 0 DP: 2 HBP: 0	WP: 0 PB: 0 SB: 0 CS: 0	PA: 35
PITCHER Jerry Koosman, L (1,1) ERA: 3.14	IP: 9.0 WLS: W BF: 35 H: 7 R: 1 ER: 1 SO: 3 BB: 3 IBB: 0 HBP: 0 BLK: 0 WP: 0 HR: 0 S: 38 P: 50 ERA: 1.00 WHIP: 1.111															PITCHER				

Batter	1	2	3	4	5	6	7	8	9	AB	R	H	RBI	BB	SO	LOB	BOTTOM			
Mike Jorgensen, L (1,8) OBP: 0.292, SLG: 0.380	0-0 4-3					0-0 F9				4	0	1	0	1	0	1	Chicago Cubs @ New York Mets Shea Stadium, Flushing, NY Tue Sep 29 1970, 7:05 PM EDT Att: 26,832 - Unknown - 55 F livebaseballscores.com AB 32 R 3 H 10 RBI 3 BB 5 SO 6 LOB 16 			
Wayne Garrett, L (1,5) OBP: 0.391, SLG: 0.425	4-0 1B 2B BB					0-0 F8		4-0 3B K		3	1	1	1	2	1	1				
Cleon Jones, R (1,7) OBP: 0.352, SLG: 0.417	0-0 F8					0-0 G6-4-3 1B				4	0	1	0	0	0	5				
Art Shamsky, L (1,9) OBP: 0.370, SLG: 0.431	0-0 1-3 2B 1B					0-0 F7				4	1	1	0	0	0	1				
Donn Clendenon, R (1,3) OBP: 0.352, SLG: 0.523	0-0 1-H 2B					0-3 K				4	0	2	2	0	2	0				
Ken Boswell, L (1,4) OBP: 0.337, SLG: 0.352	4-0 FC6-4 IBB					0-0 P4 1B				3	0	1	0	1	0	1				
Jerry Grote, R (1,2) OBP: 0.315, SLG: 0.311	0-0 FC6-4 1-2					0-0 E7 1B 1-3				4	0	1	0	0	0	3				
Bud Harrelson, S (1,6) OBP: 0.349, SLG: 0.309										3	1	2	0	1	0	0				
Jerry Koosman, R (1,1) OBP: 0.179, SLG: 0.100										3	0	0	0	0	3	4				
Inning Stats	R: 2 E: 0 K: 0 S: 5	H: 2 LOB: 2 BB: 2 P: 13	R: 1 E: 0 K: 1 S: 7	H: 3 LOB: 1 BB: 0 P: 7	R: 0 E: 1 K: 2 S: 9	H: 2 LOB: 3 BB: 1 P: 13	R: 0 E: 0 K: 0 S: 4	H: 1 LOB: 1 BB: 0 P: 4	R: 0 E: 0 K: 1 S: 5	H: 0 LOB: 0 BB: 0 P: 5	R: 0 E: 0 K: 0 S: 4	H: 1 LOB: 2 BB: 1 P: 8	R: 0 E: 0 K: 0 S: 4	H: 1 LOB: 1 BB: 0 P: 4	R: 0 E: 0 K: 2 S: 7	H: 0 LOB: 1 BB: 1 P: 11		1B: 9 2B: 1 3B: 0 HR: 0	SF: 0 SAC: 1 DP: 1 HBP: 0	WP: 0 PB: 0 SB: 0 CS: 0
PITCHER Mitt Pappas, R (1,1) ERA: 3.34	IP: 7.0 WLS: L BF: 34 H: 10 R: 3 ER: 3 SO: 4 BB: 2 IBB: 0 HBP: 0 BLK: 0 WP: 0 HR: 0 S: 38 P: 54 ERA: 3.86 WHIP: 1.714															PITCHER				
Larry Gura, L (8, 1) ERA: 3.79	IP: 1.0 WLS: L BF: 4 H: 0 R: 0 ER: 0 SO: 2 BB: 1 IBB: 0 HBP: 0 BLK: 0 WP: 0 HR: 0 S: 7 P: 11 ERA: 0.00 WHIP: 1.000															PITCHER				

Batter	1	2	3	4	5	6	7	8	9	AB	R	H	RBI	BB	SO	LOB	TOP										
Don Kessinger, S OBP: 0.339, SLG: 0.351 (1, 6)	F7		K	F7				E8		4	0	1	1	1	1	4	Chicago Cubs @ New York Mets Shea Stadium, Flushing, NY Wed Sep 30 1970, 7:05 PM EDT Att: 6,895 - Unknown										
Glenn Beckert, R OBP: 0.325, SLG: 0.351 (1, 4)	6-3		BB	6-3		P6		6-3		5	0	1	0	0	0	4											
Billy Williams, L OBP: 0.392, SLG: 0.589 (1, 9)	FC6-4		BB	BB		P5		4-3		3	0	0	0	2	0	0											
Tommy Davis, R OBP: 0.309, SLG: 0.390 Johnny Callison, L OBP: 0.349, SLG: 0.441 (1, 7)	FC6-4		P3			L6		E8		5	1	1	0	0	0	4											
Willie Smith, L OBP: 0.267, SLG: 0.371 (1, 3)		F3		K		F9			3-1	5	0	1	1	0	1	0											
Jim Hickman, R OBP: 0.418, SLG: 0.579 Cleo James, R OBP: 0.298, SLG: 0.324 (7, 8)	6-3		BB	BB		BB		F8		2	1	0	0	2	0	1											
Paul Popovich, S OBP: 0.320, SLG: 0.355 (1, 5)		K		F2		F2		P9		4	0	0	0	0	1	3											
Randy Hundley, R OBP: 0.289, SLG: 0.350 (1, 2)			F8	BB		BB			CS	3	0	2	0	1	0	0											
Bill Hands, R OBP: 0.272, SLG: 0.160 (1, 1)			BB	BB		BB		6-3		2	0	1	0	2	0	1											
Inning Stats	R: 0 E: 0 K: 0 S: 3	H: 0 LOB: 1 BB: 1 P: 7	R: 0 E: 0 K: 1 S: 5	H: 0 LOB: 0 BB: 0 P: 5	R: 0 E: 0 K: 1 S: 7	H: 2 LOB: 3 BB: 1 P: 11	R: 0 E: 0 K: 1 S: 6	H: 1 LOB: 2 BB: 2 P: 14	R: 0 E: 0 K: 0 S: 3	H: 0 LOB: 0 BB: 0 P: 3	R: 1 E: 0 K: 0 S: 5	H: 2 LOB: 1 BB: 1 P: 5	R: 0 E: 1 K: 0 S: 4	H: 2 LOB: 1 BB: 0 P: 4	R: 0 E: 0 K: 0 S: 3	H: 0 LOB: 0 BB: 0 P: 3		1B: 5 2B: 2 3B: 0 HR: 0	SF: 0 SAC: 0 DP: 0 HBP: 0	WP: 0 PB: 0 SB: 0 CS: 1	PA: 41						
PITCHER	IP	WLS	BF	H	R	ER	SO	BB	IBB	HBP	BLK	WP	HR	S	P	ERA	WHIP										
Nolan Ryan, R ERA: 3.42 (1, 1)	5.2	L	28	3	1	1	3	8	0	0	0	0	0	26	58	1.59	1.941										
Ron Herbel, R ERA: 4.57 (6, 1)	2.1		10	4	1	1	0	0	0	0	0	0	0	10	10	3.86	1.714										
Tug McGraw, L ERA: 3.31 (9, 1)	1.0		3	0	0	0	0	0	0	0	0	0	0	3	3	0.00	0.000										

AB	33
R	2
H	7
RBI	2
BB	8
SO	3
LOB	17




Batter	1	2	3	4	5	6	7	8	9	AB	R	H	RBI	BB	SO	LOB	BOTTOM										
Mike Jorgensen, L OBP: 0.290, SLG: 0.373 (1, 8)	WP		F9		K			4-3		4	0	1	0	0	1	1	Chicago Cubs @ New York Mets Shea Stadium, Flushing, NY Wed Sep 30 1970, 7:05 PM EDT Att: 6,895 - Unknown										
Wayne Garrett, L OBP: 0.394, SLG: 0.425 (1, 5)	F6			G6-3		BB				2	0	1	0	2	0	1											
Dave Marshall, L OBP: 0.309, SLG: 0.409 (1, 7)	F7			G6-3				4-3		4	0	0	0	0	1	4											
Art Shamsky, L OBP: 0.371, SLG: 0.432 Al Weis, S OBP: 0.254, SLG: 0.306 (1, 9)	K			BB		BB			E4	4	0	2	0	0	1	1											
Donn Clendenon, R OBP: 0.351, SLG: 0.520 (1, 3)		6-3				G4-3			F7	4	0	1	0	0	0	3											
Ken Boswell, L OBP: 0.333, SLG: 0.348 (1, 4)		6-3				1-3			F8	4	0	0	0	0	0	3											
Tim Foli, R OBP: 0.364, SLG: 0.364 (1, 6)		6-3							F2	4	0	1	0	0	0	1											
Duffy Dyer, R OBP: 0.308, SLG: 0.257 (1, 2)			F7			G6-4-3				3	0	1	0	0	0	1											
Nolan Ryan, R OBP: 0.178, SLG: 0.178 Ron Herbel, R (6, 1)					FC3-6					2	0	0	0	0	0	1											
Ken Singleton, S OBP: 0.358, SLG: 0.366 Tug McGraw, R OBP: 0.286, SLG: 0.385 (8, PH)					6-3					1	0	0	0	0	0	0											
Inning Stats	R: 0 E: 0 K: 1 S: 6	H: 1 LOB: 1 BB: 0 P: 6	R: 0 E: 0 K: 0 S: 3	H: 0 LOB: 0 BB: 0 P: 3	R: 0 E: 0 K: 0 S: 3	H: 0 LOB: 0 BB: 0 P: 3	R: 0 E: 0 K: 0 S: 4	H: 2 LOB: 2 BB: 1 P: 8	R: 0 E: 0 K: 1 S: 6	H: 1 LOB: 1 BB: 0 P: 6	R: 0 E: 0 K: 1 S: 5	H: 1 LOB: 1 BB: 1 P: 9	R: 0 E: 0 K: 0 S: 3	H: 1 LOB: 1 BB: 0 P: 3	R: 0 E: 0 K: 0 S: 4	H: 1 LOB: 1 BB: 0 P: 4	R: 0 E: 1 K: 0 S: 4	H: 0 LOB: 1 BB: 0 P: 4	1B: 7 2B: 0 3B: 0 HR: 0	SF: 0 SAC: 0 DP: 3 HBP: 0	WP: 1 PB: 0 SB: 1 CS: 0	PA: 34					
PITCHER	IP	WLS	BF	H	R	ER	SO	BB	IBB	HBP	BLK	WP	HR	S	P	ERA	WHIP										
Bill Hands, R ERA: 3.7 (1, 1)	9.0	W	34	7	0	0	3	2	0	0	0	1	0	38	46	0.00	1.000										



Batter	1	2	3	4	5	6	7	8	9	AB	R	H	RBI	BB	SO	LOB	TOP										
Don Kessinger, S OBP: 0.337, SLG: 0.349	F7	F9			F7		5-3			4	0	0	0	0	0	3											
Glenn Beckert, R OBP: 0.323, SLG: 0.349	F8		6-3		P6		F5			4	0	0	0	0	0	1											
Billy Williams, L OBP: 0.391, SLG: 0.586	P4		G1			HR		K		4	1	1	0	0	1	0											
Tommy Davis, R OBP: 0.307, SLG: 0.387		6-3	F9			F7		F7		4	0	0	0	0	0	1											
Cleo James, R OBP: 0.296, SLG: 0.324										0	0	0	0	0	0	0											
Joe Peppone, L OBP: 0.304, SLG: 0.482		2B 1B		1-3		HR		G3		4	2	2	2	0	0	0											
Jim Hickman, R OBP: 0.418, SLG: 0.582									F8	3	1	2	0	0	0	0											
Johnny Callison, L OBP: 0.348, SLG: 0.440		1B 2B		5-3						1	0	0	0	0	0	0											
Paul Popovich, S OBP: 0.324, SLG: 0.355		1B IBB		F9		F9				3	0	1	0	1	0	1											
Randy Hundley, R OBP: 0.288, SLG: 0.348					F7	F8			K	4	0	1	2	0	1	2											
Fergie Jenkins, R OBP: 0.129, SLG: 0.221	L9						6-3		3-1	4	0	1	0	0	0	3											
Inning Stats	R: 0 E: 0 K: 0 S: 3	H: 0 LOB: 0 BB: 0 P: 3	R: 2 E: 0 K: 0 S: 6	H: 3 LOB: 2 BB: 1 P: 10	R: 0 E: 0 K: 0 S: 3	H: 0 LOB: 0 BB: 0 P: 3	R: 0 E: 0 K: 0 S: 4	H: 1 LOB: 1 BB: 0 P: 4	R: 2 E: 0 K: 0 S: 6	H: 3 LOB: 1 BB: 0 P: 6	R: 0 E: 0 K: 0 S: 3	H: 0 LOB: 0 BB: 0 P: 3	R: 0 E: 0 K: 1 S: 5	H: 0 LOB: 0 BB: 0 P: 5	R: 0 E: 0 K: 1 S: 6	H: 1 LOB: 1 BB: 0 P: 6	1B: 6 2B: 1 3B: 0 HR: 1	SF: 0 SAC: 0 DP: 0 HBP: 0	WP: 0 PB: 0 SB: 0 CS: 0	PA: 36							
PITCHER	IP	WLS	BF	H	R	ER	SO	BB	IBB	HBP	BLK	WP	HR	S	P	ERA	WHIP										
Jim McAndrew, R ERA: 3.56	6.0	L	26	7	4	4	0	0	1	0	0	0	1	25	29	6.00	1.167										
Danny Frisella, R ERA: 3.02	2.0		6	0	0	0	1	0	0	0	0	0	0	8	8	0.00	0.000										
Tug McGraw, L ERA: 3.28	1.0		4	1	0	0	1	0	0	0	0	0	0	6	6	0.00	1.000										
Batter	1	2	3	4	5	6	7	8	9	AB	R	H	RBI	BB	SO	LOB	BOTTOM										
Mike Jorgensen, L OBP: 0.278, SLG: 0.356	3-1		K			F7			K	4	0	0	0	0	2	1											
Wayne Garrett, L OBP: 0.390, SLG: 0.421	G3				F8	P3			F8	4	0	0	0	0	0	1											
Ken Singleton, S OBP: 0.361, SLG: 0.379	4-3				4-3					4	0	2	0	0	0	0											
Donn Clendenon, R OBP: 0.348, SLG: 0.515		K			P5-3		F9		K	4	0	0	0	0	2	2											
Dave Marshall, L OBP: 0.304, SLG: 0.402		F8				3-1			F7	3	0	0	0	0	0	1											
Ken Boswell, L OBP: 0.331, SLG: 0.345		F8				P6			K	3	0	0	0	0	1	1											
Jerry Grote, R OBP: 0.313, SLG: 0.308			K			K			P4	3	0	0	0	0	2	0											
Bud Harrelson, S OBP: 0.351, SLG: 0.309									G3	1	1	0	0	2	0	0											
Jim McAndrew, R OBP: 0.220, SLG: 0.204										0	0	0	0	0	0	0											
Ed Kranepool, L OBP: 0.250, SLG: 0.170										1	0	0	0	0	0	1											
Danny Frisella, L OBP: 0.357, SLG: 0.308										0	0	0	0	0	0	0											
Rod Gaspar, S OBP: 0.286, SLG: 0.385										1	0	0	0	0	1	0											
Tug McGraw, R OBP: 0.286, SLG: 0.385										0	0	0	0	0	0	0											
Inning Stats	R: 0 E: 0 K: 0 S: 3	H: 0 LOB: 0 BB: 0 P: 3	R: 0 E: 0 K: 1 S: 5	H: 0 LOB: 0 BB: 0 P: 5	R: 1 E: 0 K: 2 S: 7	H: 0 LOB: 0 BB: 1 P: 11	R: 0 E: 0 K: 0 S: 3	H: 0 LOB: 0 BB: 0 P: 3	R: 0 E: 0 K: 1 S: 5	H: 0 LOB: 1 BB: 1 P: 5	R: 0 E: 0 K: 0 S: 3	H: 0 LOB: 0 BB: 0 P: 7	R: 0 E: 0 K: 1 S: 6	H: 1 LOB: 1 BB: 0 P: 6	R: 0 E: 0 K: 1 S: 5	H: 0 LOB: 0 BB: 0 P: 5	R: 0 E: 0 K: 2 S: 8	H: 1 LOB: 1 BB: 0 P: 8	1B: 0 2B: 2 3B: 0 HR: 0	SF: 0 SAC: 1 DP: 0 HBP: 0	WP: 2 PB: 0 SB: 0 CS: 0	PA: 31					
PITCHER	IP	WLS	BF	H	R	ER	SO	BB	IBB	HBP	BLK	WP	HR	S	P	ERA	WHIP										
Fergie Jenkins, R ERA: 3.39	9.0	W	31	2	1	1	8	2	0	0	0	1	0	45	53	1.00	0.444										

Chicago Cubs @ New York Mets
Shea Stadium, Flushing, NY
Thu Oct 01 1970, 7:05 PM EDT
Att: 48,314 - Unknown - 58 F

AB 35
R 4
H 8
RBI 4
BB 1
SO 2
LOB 11



Chicago Cubs @ New York Mets
Shea Stadium, Flushing, NY
Thu Oct 01 1970, 7:05 PM EDT
Att: 48,314 - Unknown - 58 F

AB 28
R 1
H 2
RBI 0
BB 2
SO 8
LOB 7

