

# New York Mets - 1971

Batter	1	2	3	4	5	6	7	8	9	AB	R	H	RBI	BB	SO	LOB	TOP	
<b>Boots Day, L</b> OBP: 0.667, SLG: 0.667 (1, 8)	0-0 K 1B		0-0 BB 1B	0-0 F7						3	1	2	0	0	0	1		
<b>Ron Hunt, R</b> (1, 4)	0-3 K		0-0 F8		0-0 6-3					3	0	0	0	0	1	2		
<b>Rusty Staub, L</b> OBP: 0.667, SLG: 0.500 (1, 9)	0-0 BB 1B		4-0 BB 1B		0-0 L6					2	1	1	0	1	0	0		
<b>Bob Bailey, R</b> (1, 5)	4-0 BB 1B		4-0 BB 1B		0-3 K					1	0	0	0	2	1	0		
<b>Ron Fairly, L</b> OBP: 0.500, SLG: 0.500 (1, 3)	0-0 1-3		0-0 1-2 2-H 3-H 1B							2	0	1	2	0	0	2		
<b>Mack Jones, L</b> (1, 7)		0-0 F7	0-0 F9							2	0	0	0	0	0	2		
<b>John Bateman, R</b> (1, 2)		0-0 F8		0-0 F7						2	0	0	0	0	0	0		
<b>Bobby Wine, R</b> (1, 6)		0-3 K		4-0 BB						1	0	0	0	1	1	0		
<b>Carl Morton, R</b> (1, 1)			0-3 K	0-0 P4						2	0	0	0	0	1	1		
<b>Inning Stats</b>	R: 0 E: 0 K: 1 S: 6	H: 2 LOB: 2 BB: 1 P: 10	R: 0 E: 0 K: 1 S: 5	H: 0 LOB: 0 BB: 0 P: 5	R: 2 E: 0 K: 1 S: 7	H: 2 LOB: 2 BB: 2 P: 15	R: 0 E: 0 K: 0 S: 3	H: 0 LOB: 1 BB: 1 P: 7	R: 0 E: 0 K: 1 S: 5	H: 0 LOB: 0 BB: 0 P: 5								
<b>PITCHER</b> <b>Tom Seaver, R</b> ERA: 3.6 (1, 1)	IP: 5.0 WLS: W BF: 22 H: 4 R: 2 ER: 2 SO: 4 BB: 4 IBB: 0 HBP: 0 BLK: 0 WP: 0 HR: 0 S: 26 P: 42 ERA: 3.60 WHIP: 1.600																	

**Montreal Expos @ New York Mets**  
Shea Stadium, Flushing, NY  
Tue Apr 06 1971, 3:33 AM EST  
Att: 26,062 - Unknown

AB	18
R	2
H	4
RBI	2
BB	4
SO	4
LOB	8



1B:	4	SF:	0	WP:	0	PA:	22
2B:	0	SAC:	0	FB:	0		
3B:	0	DP:	0	CS:	0		
HR:	0	HBP:	0				

Batter	1	2	3	4	5	6	7	8	9	AB	R	H	RBI	BB	SO	LOB	BOTTOM	
<b>Tommie Agee, R</b> OBP: 0.333, SLG: 0.333 (1, 8)	0-3 K	0-0 2-H 1B		0-3 K						3	0	1	1	0	2	3		
<b>Bud Harrelson, S</b> (1, 6)	4-0 S 1B BB		0-0 F6	0-0 L3						2	1	0	0	1	0	3		
<b>Cleon Jones, R</b> (1, 7)	0-0 L3		0-3 K		0-0 1-3					3	0	0	0	0	1	1		
<b>Art Shamsky, L</b> OBP: 0.667, SLG: 0.500 (1, 9)	4-0 1B IBB		0-0 6-3		0-0 1B					2	0	1	0	1	0	0		
<b>Donn Clendenon, R</b> OBP: 0.667, SLG: 1.000 (1, 3)	0-0 1-3 2-H 1B			0-0 SH1-3 1B 2B	0-0 P4					3	1	2	1	0	0	1		
<b>Ken Boswell, L</b> (1, 4)		0-0 F7		0-0 SH1-3						1	0	0	0	0	0	0		
<b>Bob Aspromonte, R</b> OBP: 0.500, SLG: 0.500 (1, 5)		0-0 E6 2B		0-0 BB 1B 1B						2	1	1	1	0	0	0		
<b>Jerry Grote, R</b> OBP: 1.000, SLG: 1.500 (1, 2)		0-0 1-H 1B 2B		0-0 BB 1B						2	1	2	1	0	0	0		
<b>Tom Seaver, R</b> (1, 1)	0-3 K		0-3 K	4-0 BB						1	0	0	0	1	1	1		
<b>Inning Stats</b>	R: 1 E: 0 K: 1 S: 5	H: 1 LOB: 2 BB: 2 P: 13	R: 2 E: 1 K: 1 S: 7	H: 2 LOB: 1 BB: 0 P: 7	R: 0 E: 0 K: 1 S: 5	H: 0 LOB: 0 BB: 0 P: 5	R: 1 E: 0 K: 1 S: 8	H: 3 LOB: 3 BB: 1 P: 12	R: 0 E: 0 K: 0 S: 3	H: 1 LOB: 1 BB: 0 P: 3								
<b>PITCHER</b> <b>Carl Morton, R</b> ERA: 3.86 (1, 1)	IP: 4.2 WLS: L BF: 23 H: 7 R: 4 ER: 2 SO: 4 BB: 2 IBB: 1 HBP: 0 BLK: 0 WP: 0 HR: 0 S: 28 P: 40 ERA: 3.86 WHIP: 1.929																	

**Montreal Expos @ New York Mets**  
Shea Stadium, Flushing, NY  
Tue Apr 06 1971, 3:33 AM EST  
Att: 26,062 - Unknown

AB	19
R	4
H	7
RBI	4
BB	3
SO	4
LOB	9




1B:	5	SF:	0	WP:	0	PA:	23
2B:	2	SAC:	1	FB:	0		
3B:	0	DP:	0	CS:	0		
HR:	0	HBP:	0				










Batter	1	2	3	4	5	6	7	8	9	AB	R	H	RBI	BB	SO	LOB	TOP			
Dave Cash, R OBP: 0.417, SLG: 0.333 (1, 4)	0-0 4-3 K		0-0 1B K			0-0 P4 K			0-3 K	4	0	1	0	0	1	0	Pittsburgh Pirates @ New York Mets Shea Stadium, Flushing, NY Fri Apr 16 1971, 3:33 AM EST Att: 18,491 - Overcast  livebaseballscores.com  AB 30 R 0 H 3 RBI 0 BB 0 SO 14 LOB 4  			
Richie Hebner, L OBP: 0.295, SLG: 0.300 (1, 5)	0-0 P6 K		0-3 K			0-0 F8 K			0-0 4-3 K	4	0	0	0	0	1	1				
Roberto Clemente, R OBP: 0.289, SLG: 0.324 (1, 9)	0-3 K			0-0 L4 K				0-3 K	0-3 K	4	0	0	0	0	3	0				
Willie Stargell, L OBP: 0.368, SLG: 0.778 (1, 7)		0-3 K		0-3 K				0-0 F7 K		3	0	0	0	0	2	0				
Al Oliver, L OBP: 0.308, SLG: 0.278 (1, 8)		0-0 1B K		0-0 3-1 K				0-0 1B K		3	0	2	0	0	0	0				
Bob Robertson, R OBP: 0.410, SLG: 0.581 (1, 3)		0-3 K			0-0 P2 K			0-0 1-3 K		3	0	0	0	0	1	2				
Manny Sanguillen, R OBP: 0.250, SLG: 0.333 (1, 2)		0-0 4-3 K			0-0 F8 K			0-3 K		3	0	0	0	0	1	1				
Jackie Hernandez, R OBP: 0.441, SLG: 0.594 (8, PH) Vic Davalillo, L OBP: 0.250, SLG: 0.250 (8, 6) Gene Alley, R OBP: 1.000, SLG: 1.000 (8, 6)			0-3 K		0-3 K			0-0 1-3 K		2	0	0	0	0	2	0				
Dock Ellis, S OBP: 0.200, SLG: 0.200 (8, PH) Mitt May, L (8, 1) Nelson Briles, R OBP: 0.500, SLG: 2.000 (8, 1) Bob Veale, S (8, 1)			0-3 K		0-3 K			0-3 K		2	0	0	0	0	2	0				
Inning Stats	R: 0 E: 0 K: 1 S: 5	H: 0 LOB: 0 BB: 0 P: 5	R: 0 E: 0 K: 2 S: 8	H: 1 LOB: 1 BB: 0 P: 8	R: 0 E: 0 K: 3 S: 10	H: 1 LOB: 1 BB: 0 P: 10	R: 0 E: 0 K: 1 S: 5	H: 0 LOB: 0 BB: 0 P: 5	R: 0 E: 0 K: 1 S: 6	H: 1 LOB: 1 BB: 0 P: 6	R: 0 E: 0 K: 2 S: 7	H: 0 LOB: 0 BB: 0 P: 7	R: 0 E: 0 K: 2 S: 7	H: 0 LOB: 0 BB: 0 P: 7	R: 0 E: 0 K: 1 S: 7	H: 0 LOB: 0 BB: 0 P: 7		1B: 3 2B: 0 3B: 0 HR: 0	SF: 0 SAC: 0 DP: 0 HBP: 0	WP: 0 PB: 0 SB: 0 CS: 0
PITCHER Tom Seaver, R ERA: 0.78 (1, 1)	IP: 9.0 WLS: W BF: 30 H: 3 R: 0 ER: 0 SO: 14 BB: 0 IBB: 0 HBP: 0 BLK: 0 WP: 0 HR: 0 S: 58 P: 58 ERA: 0.00 WHIP: 0.333																			

Batter	1	2	3	4	5	6	7	8	9	AB	R	H	RBI	BB	SO	LOB	BOTTOM			
Tommie Agee, R OBP: 0.269, SLG: 0.280 (1, 8)	0-0 1B K		0-3 K			0-0 F8 K	0-0 F9 K			4	0	1	0	0	1	1	Pittsburgh Pirates @ New York Mets Shea Stadium, Flushing, NY Fri Apr 16 1971, 3:33 AM EST Att: 18,491 - Overcast  livebaseballscores.com  AB 31 R 1 H 8 RBI 1 BB 1 SO 7 LOB 16  			
Bud Harrelson, S OBP: 0.500, SLG: 0.500 (1, 6)	0-0 FC6-4 1B K		0-0 F8 K			0-0 BB 1B K		0-0 1-3 K		4	0	2	0	0	0	0				
Cleon Jones, R OBP: 0.280, SLG: 0.542 (1, 7)	0-0 F9 K			0-0 6-3 K		0-0 1B K		0-0 1B FC3-2 K		4	0	2	0	0	0	2				
Donn Clendenon, R OBP: 0.400, SLG: 0.600 (1, 3)	0-3 K			0-0 HR K		0-3 K		0-0 FC3-2 1B K		4	1	2	1	0	2	4				
Ken Singleton, S OBP: 0.500, SLG: 0.286 (1, 9)	0-0 FC6-4 K		0-3 K		0-3 K	4-0 BB K		0-0 FC3-2 K		3	0	0	0	1	1	4				
Ken Boswell, L OBP: 0.304, SLG: 0.300 (1, 4)		0-0 3-1 K		0-0 1-3 K		0-0 P4 K		0-3 K		4	0	0	0	0	1	5				
Bob Aspromonte, R OBP: 0.333, SLG: 0.222 (1, 5)		0-3 K			0-0 G3 K			0-0 6-3 K		3	0	0	0	0	1	0				
Jerry Grote, R OBP: 0.400, SLG: 0.579 (1, 2)		0-0 F8 K			0-0 F9 K			0-0 SH2-4 1B K		3	0	1	0	0	0	0				
Tom Seaver, R (1, 1)			0-3 K		0-0 F7 K			0-0 SH2-4 1B K		2	0	0	0	0	1	0				
Inning Stats	R: 0 E: 0 K: 1 S: 7	H: 2 LOB: 2 BB: 0 P: 7	R: 0 E: 0 K: 1 S: 5	H: 0 LOB: 0 BB: 0 P: 5	R: 0 E: 0 K: 2 S: 7	H: 0 LOB: 0 BB: 0 P: 7	R: 1 E: 0 K: 1 S: 6	H: 1 LOB: 0 BB: 0 P: 6	R: 0 E: 0 K: 0 S: 3	H: 0 LOB: 0 BB: 0 P: 3	R: 0 E: 0 K: 1 S: 7	H: 2 LOB: 3 BB: 1 P: 11	R: 0 E: 0 K: 0 S: 4	H: 1 LOB: 1 BB: 0 P: 4	R: 0 E: 0 K: 1 S: 7	H: 2 LOB: 2 BB: 0 P: 7		1B: 7 2B: 0 3B: 0 HR: 1	SF: 0 SAC: 1 DP: 0 HBP: 0	WP: 0 PB: 0 SB: 0 CS: 0
PITCHER Dock Ellis, R ERA: 2.25 Nelson Briles, R ERA: 2.25 Bob Veale, L ERA: (8, 1) (8, 1)	IP: 7.0 WLS: L BF: 28 H: 6 R: 1 ER: 1 SO: 6 BB: 1 IBB: 0 HBP: 0 BLK: 0 WP: 0 HR: 1 S: 39 P: 43 ERA: 1.29 WHIP: 1.000																			

Batter	1	2	3	4	5	6	7	8	9	AB	R	H	RBI	BB	SO	LOB	TOP		
Dave Cash, R (1, 4) OBP: 0.393, SLG: 0.360	F8			G6-3	6-3			K		4	1	1	0	0	1	1			
Gene Clines, R (1, 8) OBP: 0.333, SLG: 0.200	L6-3			G6-3				L6-3		3	0	1	0	1	0	0			
Roberto Clemente, R (1, 9) OBP: 0.286, SLG: 0.366	F7			G6-3						4	0	1	0	0	0	3			
Manny Sanguillen, R (1, 2) OBP: 0.250, SLG: 0.326		F8		G4-3						4	0	1	1	0	0	2			
Bob Robertson, R (1, 3) OBP: 0.395, SLG: 0.543		F7								4	0	1	0	0	1	1			
Willie Stargell, L (1, 7) OBP: 0.381, SLG: 0.821										3	1	1	1	1	0	2			
Jose Pagan, R (1, 5) Richie Hebner, L (9, PH) OBP: 0.289, SLG: 0.293				K				F8		2	0	0	0	1	1	0			
Jackie Hernandez, R (1, 6) OBP: 0.405, SLG: 0.543				K				6-3		3	0	0	0	0	2	1			
Steve Blass, R (1, 1)				P4						2	0	0	0	0	0	0			
Inning Stats	R: 0, H: 0, E: 0, LOB: 0, K: 0, BB: 0, S: 3	R: 0, H: 0, E: 0, LOB: 0, K: 2, BB: 1, S: 9	R: 0, H: 0, E: 0, LOB: 0, K: 0, BB: 0, S: 7	R: 1, H: 4, E: 0, LOB: 2, K: 0, BB: 0, S: 6	R: 0, H: 0, E: 0, LOB: 1, K: 1, BB: 1, S: 9	R: 0, H: 0, E: 0, LOB: 0, K: 0, BB: 0, S: 2	R: 1, H: 1, E: 0, LOB: 0, K: 0, BB: 0, S: 4	R: 0, H: 0, E: 0, LOB: 0, K: 1, BB: 0, S: 5	R: 0, H: 0, E: 0, LOB: 2, K: 2, BB: 1, S: 8	R: 0, H: 1, E: 0, LOB: 2, K: 2, BB: 1, S: 12	1B: 3, 2B: 1, 3B: 1, HR: 1	SF: 0, SAC: 1, DP: 2, HBP: 0	WP: 0, PB: 0, SB: 0, CS: 0	PA: 34	ERA: 2.25, WHIP: 0.875	ERA: 0.00, WHIP: 1.000			
PITCHER	IP WLS BF H R ER SO BB IBB HBP BLK WP HR S P	IP WLS BF H R ER SO BB IBB HBP BLK WP HR S P	IP WLS BF H R ER SO BB IBB HBP BLK WP HR S P	IP WLS BF H R ER SO BB IBB HBP BLK WP HR S P	IP WLS BF H R ER SO BB IBB HBP BLK WP HR S P	IP WLS BF H R ER SO BB IBB HBP BLK WP HR S P	IP WLS BF H R ER SO BB IBB HBP BLK WP HR S P	IP WLS BF H R ER SO BB IBB HBP BLK WP HR S P	IP WLS BF H R ER SO BB IBB HBP BLK WP HR S P	IP WLS BF H R ER SO BB IBB HBP BLK WP HR S P	ERA WHIP	ERA WHIP							
Jerry Koosman, L (1, 1) ERA: 1.5	8.0 L 29 5 2 2 4 2 0 0 0 0 1 35 43	1.0 5 1 0 0 2 0 1 0 0 0 0 8 12																	
Danny Frisella, R (9, 1) ERA:																			

Batter	1	2	3	4	5	6	7	8	9	AB	R	H	RBI	BB	SO	LOB	BOTTOM		
Tommie Agee, R (1, 8) OBP: 0.300, SLG: 0.286			L8			F7				3	0	1	0	1	0	1			
Bud Harrelson, S (1, 6) OBP: 0.429, SLG: 0.409		L8	G5-4-3			F7				4	0	0	0	0	0	4			
Cleon Jones, R (1, 7) OBP: 0.241, SLG: 0.464				K						4	0	0	0	0	3	1			
Donn Clendenon, R (1, 3) OBP: 0.379, SLG: 0.536					F9					3	0	0	0	1	1	0			
Ken Singleton, S (1, 9) OBP: 0.429, SLG: 0.273					3-1					4	0	1	0	0	2	2			
Ken Boswell, L (1, 4) OBP: 0.296, SLG: 0.333						L4-3				4	0	1	0	0	0	3			
Bob Aspromonte, R (1, 5) OBP: 0.333, SLG: 0.238										3	0	1	0	0	0	1			
Jerry Grote, R (1, 2) OBP: 0.364, SLG: 0.524										2	0	0	0	0	1	3			
Ed Kranepool, L (8, PH)										1	0	0	0	0	1	0			
Danny Frisella, L (9, 1)										0	0	0	0	0	0	0			
Jerry Koosman, R (1, 1) OBP: 0.400, SLG: 0.250										1	0	0	0	1	1	1			
Dave Marshall, L (8, PH)										1	0	1	0	0	0	0			
Duffy Dyer, R (9, 2)										0	0	0	0	0	0	0			
Inning Stats	R: 0, H: 0, E: 0, LOB: 1, K: 1, BB: 1, S: 4	R: 0, H: 2, E: 0, LOB: 2, K: 2, BB: 1, S: 9	R: 0, H: 0, E: 0, LOB: 0, K: 0, BB: 1, S: 2	R: 0, H: 0, E: 0, LOB: 0, K: 1, BB: 0, S: 5	R: 0, H: 1, E: 0, LOB: 1, K: 1, BB: 0, S: 6	R: 0, H: 0, E: 0, LOB: 0, K: 0, BB: 0, S: 3	R: 0, H: 0, E: 1, LOB: 0, K: 1, BB: 0, S: 5	R: 0, H: 0, E: 0, LOB: 0, K: 0, BB: 0, S: 7	R: 0, H: 2, E: 0, LOB: 1, K: 1, BB: 0, S: 7	R: 0, H: 0, E: 0, LOB: 1, K: 2, BB: 1, S: 7	1B: 4, 2B: 3, 3B: 0, HR: 0	SF: 0, SAC: 0, DP: 3, HBP: 0	WP: 0, PB: 0, SB: 0, CS: 1	PA: 33	ERA: 0.00, WHIP: 0.889				
PITCHER	IP WLS BF H R ER SO BB IBB HBP BLK WP HR S P	IP WLS BF H R ER SO BB IBB HBP BLK WP HR S P	IP WLS BF H R ER SO BB IBB HBP BLK WP HR S P	IP WLS BF H R ER SO BB IBB HBP BLK WP HR S P	IP WLS BF H R ER SO BB IBB HBP BLK WP HR S P	IP WLS BF H R ER SO BB IBB HBP BLK WP HR S P	IP WLS BF H R ER SO BB IBB HBP BLK WP HR S P	IP WLS BF H R ER SO BB IBB HBP BLK WP HR S P	IP WLS BF H R ER SO BB IBB HBP BLK WP HR S P	IP WLS BF H R ER SO BB IBB HBP BLK WP HR S P	ERA WHIP	ERA WHIP							
Steve Blass, R (1, 1) ERA: 2.0	9.0 W 33 5 0 0 9 3 0 0 0 0 0 48 60																		

Pittsburgh Pirates @ New York Mets  
Shea Stadium, Flushing, NY  
Sat Apr 17 1971, 3:33 AM EST  
Att: 23,305 - Sunny

AB 30  
R 2  
H 6  
RBI 2  
BB 3  
SO 6  
LOB 12



Pittsburgh Pirates @ New York Mets  
Shea Stadium, Flushing, NY  
Sat Apr 17 1971, 3:33 AM EST  
Att: 23,305 - Sunny

AB 30  
R 0  
H 5  
RBI 0  
BB 3  
SO 9  
LOB 16





Batter	1	2	3	4	5	6	7	8	9	AB	R	H	RBI	BB	SO	LOB	TOP					
Dave Cash, R OBP: 0.344, SLG: 0.310 (1, 4)	L5			F7		P4		6-3		4	0	0	0	0	0	0						
Richie Hebner, L OBP: 0.286, SLG: 0.273 (1, 5)	4-3			4-3		3B		F9		3	1	0	0	1	0	0						
Roberto Clemente, R OBP: 0.283, SLG: 0.490 (1, 9)	5-3			F9		SF7		4-3		4	1	1	1	0	0	0						
Willie Stargell, L OBP: 0.348, SLG: 0.762 (1, 7)		K			F8	SF7		P6		3	0	0	1	0	1	0						
Al Oliver, L OBP: 0.302, SLG: 0.256 (1, 8)		P6			4-3	4-3		P6		3	0	0	0	1	0	0						
Bob Robertson, R OBP: 0.391, SLG: 0.514 (1, 3)		F8			4-3	HBP		L8		2	0	0	0	0	0	0						
Manny Sanguillen, R OBP: 0.234, SLG: 0.304 (1, 2)			K		4-3			K		3	0	0	0	0	2	2						
Jackie Hernandez, R OBP: 0.400, SLG: 0.514 (1, 6)			K					P5		2	0	0	0	1	1	0						
Luke Walker, L (8, PH) Vic Davaillo, L OBP: 0.222, SLG: 0.222 Nelson Briles, R OBP: 0.500, SLG: 2.000 Mudcat Grant, R (8, 1)			K					6-3		2	0	0	0	0	2	3						
										1	0	0	0	0	0	0						
										0	0	0	0	0	0	0						
										0	0	0	0	0	0	0						
<b>Inning Stats</b>	R: 0 E: 0 K: 0 S: 3	H: 0 LOB: 0 BB: 0 P: 3	R: 0 E: 0 K: 1 S: 5	H: 0 LOB: 0 BB: 0 P: 5	R: 0 E: 0 K: 3 S: 9	H: 0 LOB: 0 BB: 0 P: 9	R: 0 E: 0 K: 0 S: 3	H: 0 LOB: 0 BB: 0 P: 3	R: 0 E: 0 K: 1 S: 5	H: 0 LOB: 3 BB: 2 P: 14	R: 2 E: 0 K: 0 S: 4	H: 1 LOB: 0 BB: 1 P: 8	R: 0 E: 0 K: 1 S: 5	H: 0 LOB: 0 BB: 0 P: 5	R: 0 E: 0 K: 0 S: 3	H: 0 LOB: 0 BB: 0 P: 3	R: 0 E: 0 K: 0 S: 3	H: 0 LOB: 0 BB: 0 P: 3	1B: 0 2B: 0 3B: 1 HR: 0	SF: 1 SAC: 0 DP: 0 HBP: 1	WP: 0 PB: 0 SB: 0 CS: 0	PA: 32
<b>PITCHER</b> Gary Gentry, R ERA: 2.91 (1, 1)	IP: 9.0 WLS: W BF: 32 H: 1 R: 2 ER: 2 SO: 6 BB: 2 IBB: 1 HBP: 1 BLK: 0 WP: 0 HR: 0 S: 40 P: 53 ERA: 2.00 WHIP: 0.333															<b>PITCHER</b>						

Pittsburgh Pirates @ New York Mets  
Shea Stadium, Flushing, NY  
Sun Apr 18 1971, 3:33 AM EST  
Unknown

AB 27  
R 2  
H 1  
RBI 2  
BB 3  
SO 6  
LOB 5



Batter	1	2	3	4	5	6	7	8	9	AB	R	H	RBI	BB	SO	LOB	BOTTOM					
Tommie Agee, R OBP: 0.324, SLG: 0.406 (1, 8)	1-3				6-3					4	1	2	1	0	0	0						
Bud Harrelson, S OBP: 0.438, SLG: 0.400 (1, 6)	K2-3					HR		F8		3	1	1	0	1	1	0						
Cleon Jones, R OBP: 0.303, SLG: 0.581 (1, 7)	5-3					HR		E S		3	2	2	3	1	0	0						
Donn Clendenon, R OBP: 0.333, SLG: 0.469 (1, 3)		K			FC6-4			5-3		4	0	0	0	0	2	4						
Ken Singleton, S OBP: 0.389, SLG: 0.214 (1, 9)		K						FC5		3	0	0	0	1	3	0						
Bob Aspromonte, R OBP: 0.321, SLG: 0.240 (1, 5)		4-3			6-3			1B		4	0	1	1	0	0	0						
Tim Foli, R (1, 4)					1-3			FC5		4	0	0	0	0	2	2						
Jerry Grote, R OBP: 0.360, SLG: 0.478 (1, 2)										2	1	0	0	1	1	0						
Gary Gentry, R OBP: 0.143, SLG: 0.143 (1, 1)										3	0	0	0	0	3	1						
<b>Inning Stats</b>	R: 0 E: 0 K: 1 S: 5	H: 0 LOB: 0 BB: 0 P: 5	R: 0 E: 0 K: 2 S: 7	H: 0 LOB: 0 BB: 0 P: 7	R: 1 E: 0 K: 2 S: 9	H: 2 LOB: 3 BB: 2 P: 17	R: 0 E: 0 K: 1 S: 5	H: 0 LOB: 0 BB: 0 P: 5	R: 0 E: 0 K: 2 S: 8	H: 1 LOB: 0 BB: 1 P: 12	R: 0 E: 0 K: 2 S: 7	H: 0 LOB: 0 BB: 0 P: 7	R: 0 E: 0 K: 0 S: 6	H: 3 LOB: 2 BB: 1 P: 10	R: 2 E: 1 K: 0 S: 6	H: 0 LOB: 0 BB: 1 P: 10	R: 2 E: 1 K: 0 S: 6	H: 3 LOB: 2 BB: 1 P: 10	1B: 4 2B: 0 3B: 0 HR: 2	SF: 0 SAC: 0 DP: 0 HBP: 0	WP: 0 PB: 0 SB: 1 CS: 0	PA: 34
<b>PITCHER</b> Luke Walker, L ERA: 2.7 Nelson Briles, R ERA: 5.79 Mudcat Grant, R ERA: 6.0	IP: 7.0 WLS: L BF: 27 H: 3 R: 3 ER: 3 SO: 12 BB: 3 IBB: 0 HBP: 0 BLK: 0 WP: 0 HR: 1 S: 48 P: 60 ERA: 3.86 WHIP: 0.857															<b>PITCHER</b>						

Pittsburgh Pirates @ New York Mets  
Shea Stadium, Flushing, NY  
Sun Apr 18 1971, 3:33 AM EST  
Unknown

AB 30  
R 5  
H 6  
RBI 5  
BB 4  
SO 12  
LOB 7



Batter	1	2	3	4	5	6	7	8	9	AB	R	H	RBI	BB	SO	LOB	TOP										
Dave Cash, R OBP: 0.361, SLG: 0.333	0-0 1-6-3 1B		0-0 1B			0-0 F8		0-3 K		4	0	2	0	0	1	0											
Richie Hebner, L OBP: 0.283, SLG: 0.255	0-0 F5		0-0 1-3			0-0 P6			4-0 FC 1B BB	3	1	0	0	1	0	2											
Vic Davallo, L OBP: 0.250, SLG: 0.250 Roberto Clemente, R OBP: 0.277, SLG: 0.391	0-0 1-6-3 1-2			0-0 5-3		0-0 1B			0-0 FC 1B 1-2	3	0	1	0	0	0	1											
Willie Stargell, L OBP: 0.360, SLG: 0.733	0-3 K			4-0 G6-4-3 BB		0-3 K			0-0 1-3 1-3 2H	3	0	1	1	1	1	2											
Al Oliver, L OBP: 0.277, SLG: 0.233		0-0 4-3		0-0 G6-4-3 1-2			0-0 3-1		0-0 1-3	4	0	0	0	0	0	3											
Bob Robertson, R OBP: 0.380, SLG: 0.475		0-0 F8			0-0 5-3		0-0 F5		4-0 IBB	3	0	0	0	1	0	0											
Mitt May, L Manny Sanguillen, R OBP: 0.229, SLG: 0.298		0-0 F9			0-0 5-3		0-0 G3		0-3 K	3	0	0	0	0	0	0											
Gene Alley, R OBP: 0.400, SLG: 1.000			0-0 F8		0-0 HR			0-0 F8	0-0 G3	4	1	1	1	0	0	3											
Bob Johnson, L (1, 1)			0-3 K		0-3 K			0-3 K		3	0	0	0	0	3	0											
<b>Inning Stats</b>	R: 0 E: 0 K: 1 S: 6	H: 1 LOB: 1 BB: 0 P: 6	R: 0 E: 0 K: 0 S: 3	H: 0 LOB: 0 BB: 0 P: 3	R: 0 E: 0 K: 1 S: 6	H: 1 LOB: 1 BB: 0 P: 6	R: 0 E: 0 K: 0 S: 2	H: 0 LOB: 0 BB: 1 P: 6	R: 1 E: 0 K: 1 S: 6	H: 1 LOB: 0 BB: 0 P: 6	R: 0 E: 0 K: 0 S: 3	H: 0 LOB: 0 BB: 0 P: 3	R: 0 E: 0 K: 2 S: 7	H: 0 LOB: 0 BB: 2 P: 7	R: 1 E: 0 K: 1 S: 7	H: 1 LOB: 3 BB: 2 P: 15	1B: 4 2B: 0 3B: 0 HR: 1	SF: 0 SAC: 0 DP: 1 HBP: 0	WP: 0 PB: 0 CS: 0	PA: 35							
<b>PITCHER</b>	IP	WLS	BF	H	R	ER	SO	BB	IBB	HBP	BLK	WP	HR	S	P	ERA	WHIP										
Jim McAndrew, R ERA: 1.29	(1, 1)	7.0	25	4	1	1	4	1	0	0	0	0	1	32	36	1.29	0.714										
Tug McGraw, L ERA: 1.13	(8, 1)	2.0	L	10	1	1	3	1	1	0	0	0	0	14	22	4.50	1.000										

Pittsburgh Pirates @ New York Mets  
Shea Stadium, Flushing, NY  
Sun Apr 18 1971, 3:38 AM EST  
Att: 51,905 - Cloudy


AB 32  
R 2  
H 5  
RBI 2  
BB 3  
SO 7  
LOB 15



Batter	1	2	3	4	5	6	7	8	9	AB	R	H	RBI	BB	SO	LOB	BOTTOM										
Bud Harrelson, S OBP: 0.459, SLG: 0.393	1-0 FC4-6 HBP		0-0 S 1B		4-0 SH1-4 S BB		0-0 P1 1-2		0-0 FC3-6 L4-3	3	0	1	0	1	0	2											
Ken Boswell, L OBP: 0.313, SLG: 0.321	0-0 FC4-6 1-2		0-0 F8 1-2		4-0 SH1-4 BB		0-0 1B 2H		0-0 L4-3 1-2	4	0	1	1	1	0	3											
Tommie Agee, R OBP: 0.297, SLG: 0.371	0-3 K		0-3 K		0-0 SH1-4 1-2 2-3		0-0 F7			3	0	0	0	0	2	3											
Cleon Jones, R OBP: 0.270, SLG: 0.514	0-0 F3		0-0 3-1		0-3 K		0-0 1-3			4	0	0	0	0	1	5											
Dave Marshall, L OBP: 0.429, SLG: 0.333		4-0 1B BB		0-0 4-3 1B		0-0 P6		0-0 3-1		3	0	1	0	1	0	2											
Ed Kranepool, L OBP: 0.429, SLG: 0.333		0-0 1-2 1B		0-0 P6		0-0 F5		0-0 5-3 1B		4	0	2	0	0	0	1											
Bob Aspromonte, R OBP: 0.281, SLG: 0.297		0-0 F2		0-0 4-3 1-2		0-0 F9		0-0 5-3 1-2		4	0	0	0	0	0	4											
Duffy Dyer, R		0-3 K		4-0 IBB		0-0 6-3		0-0 6-3		3	0	0	0	1	1	3											
Jim McAndrew, R		0-3 K		0-3 K			4-0 PB 1B BB		0-0 FC3-6 1B	2	0	0	0	0	2	4											
Art Shamsky, L OBP: 0.235, SLG: 0.071 Don Hahn, R Tug McGraw, R Ken Singleton, S OBP: 0.421, SLG: 0.267	(7, PH) (7, PR) (8, 1) (8, PH)	E: 0 LOB: 1 S: 5	H: 0 LOB: 2 P: 12	R: 0 E: 0 K: 1 S: 6	H: 1 LOB: 1 BB: 0 P: 6	R: 0 E: 0 K: 1 S: 6	H: 1 LOB: 2 BB: 1 P: 10	R: 0 E: 0 K: 1 S: 5	H: 0 LOB: 2 BB: 2 P: 13	R: 0 E: 0 K: 0 S: 3	H: 0 LOB: 0 BB: 0 P: 3	R: 1 E: 0 K: 0 S: 4	H: 1 LOB: 1 BB: 1 P: 8	R: 0 E: 0 K: 0 S: 4	H: 1 LOB: 1 BB: 0 P: 4	R: 0 E: 0 K: 0 S: 3	H: 1 LOB: 0 BB: 0 P: 3	1B: 6 2B: 1 3B: 0 HR: 0	SF: 0 SAC: 1 DP: 1 HBP: 1	WP: 0 PB: 1 CS: 0	PA: 38						
<b>PITCHER</b>	IP	WLS	BF	H	R	ER	SO	BB	IBB	HBP	BLK	WP	HR	S	P	ERA	WHIP										
Bob Johnson, R ERA: 1.0	(1, 1)	9.0	W	38	6	1	0	6	4	1	1	0	0	44	65	0.00	1.111										

Pittsburgh Pirates @ New York Mets  
Shea Stadium, Flushing, NY  
Sun Apr 18 1971, 3:38 AM EST  
Att: 51,905 - Cloudy

AB 31  
R 1  
H 6  
RBI 1  
BB 5  
SO 6  
LOB 27



Batter	1	2	3	4	5	6	7	8	9	AB	R	H	RBI	BB	SO	LOB	TOP					
<b>Bud Harrelson, S</b> OBP: 0.463, SLG: 0.387 (1, 6)										3	0	1	0	1	0	0	<b>New York Mets @ Cincinnati Reds</b> Riverfront Stadium, Cincinnati, OH Tue Apr 20 1971, 6:05 PM EST Att: 10,420 - Unknown					
<b>Ken Boswell, L</b> OBP: 0.306, SLG: 0.344 (1, 4)										4	0	1	0	0	0	2						
<b>Tommie Agee, R</b> OBP: 0.288, SLG: 0.333 (1, 8)										4	0	0	0	0	0	3						
<b>Cleon Jones, R</b> OBP: 0.244, SLG: 0.462 (1, 7)										4	0	0	0	0	4	3						
<b>Dave Marshall, L</b> OBP: 0.545, SLG: 0.600 (1, 9)										4	1	3	0	0	0	0						
<b>Ed Kranepool, L</b> OBP: 0.545, SLG: 0.444 (9, PR)										3	1	2	0	1	0	1						
<b>Bob Aspromonte, R</b> OBP: 0.257, SLG: 0.188 (9, PR)										3	0	0	0	0	1	3						
<b>Jerry Grote, R</b> OBP: 0.333, SLG: 0.440 (7, PH)										2	0	0	0	0	1	0						
<b>Art Shamsky, L</b> OBP: 0.295, SLG: 0.071 (7, PH)										0	0	0	0	0	0	0						
<b>Duffy Dyer, R</b> OBP: 0.333, SLG: 0.200 (7, 2)										2	0	1	2	0	0	2						
<b>Ray Sadecki, L</b> (1, 1)										3	0	0	0	0	1	0						
<b>Danny Frisella, L</b> (7, 1)										0	0	0	0	0	0	0						
<b>Ken Singleton, S</b> OBP: 0.400, SLG: 0.250 (9, PH)										1	0	0	0	0	0	2						
<b>Inning Stats</b>	R: 0 E: 1 K: 1 S: 6	H: 0 LOB: 1 BB: 0 P: 6	R: 0 E: 0 K: 1 S: 5	H: 1 LOB: 1 BB: 0 P: 5	R: 0 E: 0 K: 0 S: 3	H: 0 LOB: 1 BB: 1 P: 7	R: 0 E: 0 K: 1 S: 6	H: 1 LOB: 1 BB: 0 P: 6	R: 0 E: 0 K: 1 S: 5	H: 0 LOB: 0 BB: 0 P: 5	R: 0 E: 0 K: 1 S: 6	H: 1 LOB: 1 BB: 0 P: 6	R: 2 E: 0 K: 1 S: 6	H: 2 LOB: 0 BB: 1 P: 10	R: 0 E: 1 K: 1 S: 6	H: 1 LOB: 1 BB: 0 P: 6	R: 0 E: 0 K: 0 S: 5	H: 2 LOB: 2 BB: 0 P: 5	1B: 6 2B: 3 3B: 0 HR: 0	SF: 0 SAC: 1 DP: 1 HBP: 0	WP: 0 PB: 0 SB: 1 CS: 1	PA: 36
<b>PITCHER</b>	IP WLS BF H R ER SO BB IBB HBP BLK WP HR S P ERA WHIP																					
<b>Tony Cloninger, R</b> ERA: 3.55	(1, 1) 6.1 25 4 2 2 5 2 0 0 0 0 0 0 33 41 2.84 0.947																					
<b>Don Gullett, L</b> ERA: 6.0	(7, 1) 0.2 2 1 0 0 1 0 0 0 0 0 0 0 4 4 0.00 1.500																					
<b>Joe Gibbon, L</b> ERA: 4.5	(8, 1) 0.1 2 1 0 0 0 0 0 0 0 0 0 0 2 2 0.00 3.000																					
<b>Wayne Granger, R</b> ERA: 2.45	(8, 1) 0.2 W 4 2 0 0 1 0 0 0 0 0 0 0 6 6 0.00 3.000																					
<b>Clay Carroll, R</b> ERA: 0.79	(9, 1) 1.0 S 3 0 0 0 0 0 0 0 0 0 0 0 3 3 0.00 0.000																					

AB 33  
R 2  
H 8  
RBI 2  
BB 2  
SO 7  
LOB 16



Batter	1	2	3	4	5	6	7	8	9	AB	R	H	RBI	BB	SO	LOB	BOTTOM			
<b>Pete Rose, S</b> OBP: 0.396, SLG: 0.521 (1, 9)										4	1	2	1	0	0	0	<b>New York Mets @ Cincinnati Reds</b> Riverfront Stadium, Cincinnati, OH Tue Apr 20 1971, 6:05 PM EST Att: 10,420 - Unknown			
<b>Dave Concepcion, R</b> (9, 6)										3	1	0	0	1	1					
<b>Tony Perez, R</b> OBP: 0.300, SLG: 0.326 (1, 3)										3	0	1	0	1	0	1				
<b>Johnny Bench, R</b> OBP: 0.319, SLG: 0.667 (1, 2)										4	1	1	2	0	0	3				
<b>Hal McRae, R</b> OBP: 0.293, SLG: 0.375 (1, 7)										4	0	1	0	0	1	1				
<b>Bill Plummer, R</b> (9, 8)										3	0	0	0	0	0	1				
<b>Ty Cline, L</b> (9, 8)										0	0	0	0	0	0	0				
<b>Tommy Helms, R</b> OBP: 0.205, SLG: 0.184 (1, 4)										3	0	1	0	0	0	1				
<b>Woody Woodward, R</b> OBP: 0.447, SLG: 0.424 (9, 5)										2	0	1	0	1	0	0				
<b>Tony Cloninger, R</b> ERA: 3.55	(1, 1) 6.2 26 5 1 1 2 3 0 0 0 0 0 1 27 39 1.35 1.200																			
<b>Don Gullett, L</b> ERA: 6.0	(7, 1) 1.1 L 6 2 2 2 1 0 0 0 0 0 0 1 8 8 13.50 1.500																			
<b>Joe Gibbon, L</b> ERA: 4.5	(8, 1) 0.1 2 1 0 0 0 0 0 0 0 0 0 0 2 2 0.00 3.000																			
<b>Wayne Granger, R</b> ERA: 2.45	(8, 1) 0.2 W 4 2 0 0 1 0 0 0 0 0 0 0 6 6 0.00 3.000																			
<b>Clay Carroll, R</b> ERA: 0.79	(9, 1) 1.0 S 3 0 0 0 0 0 0 0 0 0 0 0 3 3 0.00 0.000																			
<b>Inning Stats</b>	R: 1 E: 0 K: 0 S: 4	H: 1 LOB: 0 BB: 0 P: 4	R: 0 E: 0 K: 1 S: 6	H: 1 LOB: 1 BB: 1 P: 10	R: 0 E: 0 K: 1 S: 5	H: 0 LOB: 1 BB: 1 P: 9	R: 0 E: 0 K: 0 S: 3	H: 1 LOB: 0 BB: 0 P: 3	R: 0 E: 1 K: 0 S: 3	H: 0 LOB: 1 BB: 0 P: 3	R: 0 E: 0 K: 0 S: 3	H: 1 LOB: 1 BB: 1 P: 7	R: 0 E: 0 K: 1 S: 6	H: 1 LOB: 1 BB: 0 P: 6	R: 2 E: 0 K: 0 S: 5	H: 2 LOB: 0 BB: 0 P: 5	1B: 2 2B: 4 3B: 0 HR: 2	SF: 0 SAC: 0 DP: 2 HBP: 0	WP: 0 PB: 0 SB: 0 CS: 0	PA: 32
<b>PITCHER</b>	IP WLS BF H R ER SO BB IBB HBP BLK WP HR S P ERA WHIP																			
<b>Ray Sadecki, L</b> ERA: 1.35	(1, 1) 1.1 L 6 2 2 2 1 0 0 0 0 0 0 1 8 8 13.50 1.500																			
<b>Danny Frisella, R</b> ERA: 5.4	(7, 1) 0.2 2 1 0 0 0 0 0 0 0 0 0 0 2 2 0.00 3.000																			

AB 29  
R 3  
H 7  
RBI 3  
BB 3  
SO 3  
LOB 11



Batter	1	2	3	4	5	6	7	8	9	AB R H RBI BB SO LOB	TOP													
<b>Bud Harrelson, S</b> OBP: 0.497, SLG: 0.371 (1, 6)												4 1 1 0 1 0 2												
<b>Ken Boswell, L</b> OBP: 0.293, SLG: 0.351 (1, 4)												5 1 1 0 0 0 2												
<b>Tommie Agee, R</b> OBP: 0.283, SLG: 0.326 (1, 8)												4 1 1 0 0 2 2												
<b>Dave Marshall, L</b> OBP: 0.500, SLG: 0.500 (1, 9)												2 0 0 0 1 1 1												
<b>Cleon Jones, R</b> OBP: 0.267, SLG: 0.452 (1, 7)												3 1 1 1 1 2 1												
<b>Ed Kranepool, L</b> OBP: 0.500, SLG: 0.583 (1, 3)												3 1 1 0 0 0 2												
<b>Ken Singleton, S</b> OBP: 0.381, SLG: 0.250 (8, PH)												3 0 1 1 0 1 0												
<b>Tim Foli, R</b> (8, 5)												1 0 1 1 0 0 0												
<b>Bob Aspromonte, R</b> (1, 5)												4 0 1 1 0 0 1												
<b>Art Shamsky, L</b> OBP: 0.278, SLG: 0.133 (8, PH)												3 0 2 0 0 0 0												
<b>Jerry Grote, R</b> OBP: 0.323, SLG: 0.414 (1, 2)												1 0 0 0 0 0 0												
<b>Tom Seaver, R</b> OBP: 0.400, SLG: 0.375 (1, 1)												3 0 2 0 0 0 0												
<b>Tug McGraw, R</b> (8, 1)												1 0 0 0 0 0 0												
<b>Inning Stats</b>	R: 1 E: 0 K: 1 S: 6	H: 1 LOB: 2 BB: 2 P: 14	R: 0 E: 0 K: 0 S: 4	H: 1 LOB: 1 BB: 0 P: 4	R: 0 E: 0 K: 2 S: 8	H: 1 LOB: 1 BB: 0 P: 8	R: 0 E: 0 K: 1 S: 5	H: 0 LOB: 0 BB: 0 P: 5	R: 0 E: 0 K: 0 S: 3	H: 0 LOB: 0 BB: 0 P: 3	R: 0 E: 0 K: 1 S: 5	H: 3 LOB: 1 BB: 0 P: 5	R: 1 E: 0 K: 0 S: 5	H: 3 LOB: 3 BB: 0 P: 5	R: 3 E: 0 K: 0 S: 5	H: 3 LOB: 2 BB: 1 P: 10	R: 0 E: 0 K: 1 S: 6	H: 1 LOB: 1 BB: 0 P: 6	1B: 7 2B: 2 3B: 1 HR: 0	SF: 1 SAC: 1 DP: 1 HBP: 1	WP: 0 PB: 0 SB: 3 CS: 0	PA: 39		
<b>PITCHER</b>	IP WLS BF H R ER SO BB IBB HBP BLK WP HR S P ERA WHIP	7.0 L 30 7 4 4 0 5 2 0 1 0 0 0 0 2 6 5.14 1.286	0.2 3 0 0 0 0 0 1 0 0 0 0 0 2 6 0.00 0.000	0.1 2 2 1 1 0 0 0 0 0 0 0 0 2 2 27.00 6.000	1.0 4 1 0 0 0 1 0 0 0 0 0 0 0 6 6 0.00 1.000																			

**New York Mets @ Cincinnati Reds**  
Riverfront Stadium, Cincinnati, OH  
Wed Apr 21 1971, 6:05 PM EST  
Att: 8,517 - Unknown

AB 33  
R 5  
H 10  
RBI 5  
BB 3  
SO 6  
LOB 11

Batter	1	2	3	4	5	6	7	8	9	AB R H RBI BB SO LOB	BOTTOM															
<b>Pete Rose, S</b> OBP: 0.386, SLG: 0.500 (1, 9)										4 0 1 1 0 0 1																
<b>Bernie Carbo, L</b> OBP: 0.319, SLG: 0.316 (1, 7)										3 0 0 0 0 2 0																
<b>Bill Plummer, R</b> (8, PH)										1 0 0 0 0 0 2																
<b>Clay Carroll, R</b> (9, 1)										0 0 0 0 0 0 0																
<b>Tony Perez, R</b> OBP: 0.278, SLG: 0.300 (1, 5)										4 0 0 0 0 2 0																
<b>Johnny Bench, R</b> OBP: 0.333, SLG: 0.638 (1, 2)										2 1 0 0 2 1 0																
<b>Willie Smith, L</b> OBP: 0.323, SLG: 0.467 (1, 3)										4 0 1 1 0 2 1																
<b>Hal McRae, R</b> OBP: 0.267, SLG: 0.341 (1, 8)										4 0 0 0 0 1 2																
<b>Tommy Helms, R</b> OBP: 0.190, SLG: 0.171 (1, 4)										3 0 0 0 0 1 0																
<b>Woody Woodward, R</b> OBP: 0.488, SLG: 0.472 (1, 6)										3 1 3 0 0 0 0																
<b>Gary Nolan, R</b> (1, 1)										1 0 0 0 0 0 1																
<b>Joe Gibbon, R</b> (8, 1)										0 0 0 0 0 0 0																
<b>Wayne Granger, R</b> (8, 1)										0 0 0 0 0 0 0																
<b>Jimmy Stewart, S</b> OBP: 0.400, SLG: 0.333 (9, 7)										0 0 0 0 1 0 0																
<b>Inning Stats</b>	R: 0 E: 0 K: 2 S: 7	H: 0 LOB: 0 BB: 0 P: 7	R: 0 E: 0 K: 2 S: 7	H: 0 LOB: 0 BB: 0 P: 7	R: 0 E: 0 K: 1 S: 6	H: 1 LOB: 1 BB: 0 P: 6	R: 0 E: 0 K: 1 S: 5	H: 0 LOB: 0 BB: 0 P: 5	R: 0 E: 0 K: 0 S: 3	H: 1 LOB: 0 BB: 0 P: 3	R: 1 E: 0 K: 2 S: 8	H: 1 LOB: 1 BB: 1 P: 12	R: 1 E: 0 K: 0 S: 4	H: 2 LOB: 1 BB: 1 P: 8	R: 0 E: 0 K: 0 S: 3	H: 0 LOB: 1 BB: 1 P: 7	1B: 4 2B: 1 3B: 0 HR: 0	SF: 0 SAC: 1 DP: 2 HBP: 0	WP: 0 PB: 0 SB: 0 CS: 0	PA: 33						
<b>PITCHER</b>	IP WLS BF H R ER SO BB IBB HBP BLK WP HR S P ERA WHIP	7.1 W 28 5 2 2 0 9 2 0 0 0 0 0 4 4 2.46 0.955	1.2 S 5 0 0 0 0 1 0 0 0 0 0 0 0 4 8 0.00 0.600																							

**New York Mets @ Cincinnati Reds**  
Riverfront Stadium, Cincinnati, OH  
Wed Apr 21 1971, 6:05 PM EST  
Att: 8,517 - Unknown

AB 29  
R 2  
H 5  
RBI 2  
BB 3  
SO 9  
LOB 7

Batter	1	2	3	4	5	6	7	8	9	10	11	12	AB R H RBI BB SO LOB
<b>Tommie Agee, R</b> OBP: 0.302, SLG: 0.327 (1.8)	K		F9	BB 1B		SH3-4 BB	G3		F8			SH3-4 1B	6 1 2 0 1 1 4
<b>Bud Harrelson, S</b> OBP: 0.451, SLG: 0.385 (1.6)	F6		F8	BB		SH3-4		6-3 2B		F6		SH3-4	4 0 1 0 1 0 1
<b>Cleon Jones, R</b> OBP: 0.269, SLG: 0.417 (1.7)	1B		4-3	F4		K		6-3		K		1B 1BB	6 0 1 0 1 0 1 2 6
<b>Donn Clendenon, R</b> OBP: 0.350, SLG: 0.447 (1.3)	FC4-6 1B			HR BB	F6	K		K		CS 1B		F3	6 1 2 0 1 2 4
<b>Ken Singleton, S</b> OBP: 0.429, SLG: 0.429 (1.9)	FC4-6			HR	K			F5		CS		FC3-6 HBP	5 1 2 3 1 1 2
<b>Bob Aspromonte, R</b> OBP: 0.258, SLG: 0.231 (7.5)		K		1-3	E9 1B			K				FC3-6 4-3	4 1 2 0 0 1 0
<b>Al Weis, S</b> (7.7)												F4	3 1 0 0 0 1 5
<b>Tim Foli, R</b> OBP: 0.286, SLG: 0.286 (7.7)		K			1B								2 2 1 0 1 1 0
<b>Dave Marshall, L</b> OBP: 0.533, SLG: 0.538 (7.4)		K			2B								1 0 1 0 0 0 0
<b>Ken Boswell, L</b> OBP: 0.279, SLG: 0.333 (7.2)					E			FC6-4 1B					2 0 0 0 0 0 1
<b>Jerry Grote, R</b> OBP: 0.353, SLG: 0.438 (7.2)					BB			FC6-4 1B		G3		4-3	3 0 2 2 0 0 0
<b>Art Shamsky, L</b> OBP: 0.276, SLG: 0.133 (7.2)					1B			FC6-4 BB		6-3			0 0 0 0 0 0 0
<b>Duffy Dyer, R</b> OBP: 0.333, SLG: 0.143 (7.1)				1B	1B			1-2r				IBB	2 0 0 1 1 0 1
<b>Jerry Kocoman, R</b> OBP: 0.250, SLG: 0.100 (7.1)								3-H				L7	1 0 1 0 0 0 0
<b>Charlie Williams, R</b> OBP: 0.216, SLG: 0.130 (7.1)								4-0					2 0 0 0 0 0 0
<b>Ron Taylor, R</b> OBP: 0.276, SLG: 0.133 (7.1)					K								0 0 0 0 0 0 0
<b>Don Hahn, R</b> OBP: 0.276, SLG: 0.133 (7.1)													0 0 0 0 0 0 0
<b>Tug McGraw, L</b> OBP: 0.276, SLG: 0.133 (7.1)													1 0 1 0 0 0 0
<b>Ed Kranepool, R</b> OBP: 0.276, SLG: 0.133 (7.1)													1 0 0 0 0 0 0
<b>Nolan Ryan, R</b> OBP: 0.276, SLG: 0.133 (7.1)													0 0 0 0 0 0 0

**New York Mets @ Chicago Cubs**  
Wrigley Field, Chicago, IL  
Fri Apr 23 1971, 3:33 AM CST  
Att: 8,418 - Unknown

AB 49  
R 7  
H 16  
RBI 6  
BB 8  
SO 11  
LOB 28



WP: 0 PA: 61  
PB: 0  
SB: 0  
CS: 1

Inning Stats	R:0	H:0	E:0	K:1	S:7	LOB:2	BB:0	P:7	R:0	H:0	E:0	K:2	S:7	LOB:0	BB:0	P:7	R:0	H:1	E:0	K:0	S:4	LOB:1	BB:0	P:4	R:3	H:4	E:0	K:1	S:9	LOB:3	BB:17	R:2	H:2	E:2	K:2	S:9	LOB:1	BB:13	R:0	H:0	E:0	K:2	S:7	LOB:1	BB:11	R:1	H:2	E:0	K:0	S:5	LOB:2	BB:1	P:9	R:0	H:1	E:0	K:2	S:8	LOB:2	BB:12	R:0	H:1	E:0	K:1	S:5	LOB:0	BB:5	R:0	H:1	E:0	K:1	S:5	LOB:1	BB:6	R:0	H:0	E:0	K:0	S:3	LOB:2	BB:8	R:1	H:2	E:0	K:0	S:5	LOB:2	BB:9	1B:12	2B:3	3B:0	HR:1	SF:0	SAC:2	DP:0	HBP:1	WP:0	PA:61
--------------	-----	-----	-----	-----	-----	-------	------	-----	-----	-----	-----	-----	-----	-------	------	-----	-----	-----	-----	-----	-----	-------	------	-----	-----	-----	-----	-----	-----	-------	-------	-----	-----	-----	-----	-----	-------	-------	-----	-----	-----	-----	-----	-------	-------	-----	-----	-----	-----	-----	-------	------	-----	-----	-----	-----	-----	-----	-------	-------	-----	-----	-----	-----	-----	-------	------	-----	-----	-----	-----	-----	-------	------	-----	-----	-----	-----	-----	-------	------	-----	-----	-----	-----	-----	-------	------	-------	------	------	------	------	-------	------	-------	------	-------

Batter	1	2	3	4	5	6	7	8	9	10	11	12	AB R H RBI BB SO LOB
<b>Jose Ortiz, R</b> OBP: 0.377, SLG: 0.396 (1.8)	1B S			F8		7-4				G6-4-3 1B		K	6 1 3 0 0 1 5
<b>Glenn Beckert, R</b> OBP: 0.358, SLG: 0.381 (1.4)	1B S			F9		6-3				G6-4-3		6-3	6 1 2 0 0 0 2
<b>Billy Williams, L</b> OBP: 0.379, SLG: 0.500 (1.7)	K		FC3-2 BB		F8		G5-4-3 1B			BB		K CS	4 0 1 0 2 2 1
<b>Ron Santo, R</b> OBP: 0.360, SLG: 0.385 (1.5)	K		FC3-2 BB		6-3		G5-4-3		5-3			BB	4 0 0 0 2 1 3
<b>Jim Hickman, R</b> OBP: 0.207, SLG: 0.148 (1.9)	1B		FC3-2 FC4		F9		5-3			BB SH1-4 1B		6-3	6 0 2 1 0 0 4
<b>Hal Breden, R</b> OBP: 0.178, SLG: 0.375 (1.3)	5-3		FC4			HR		FC3-6 BB		SH1-4		F8	4 1 1 1 1 0 4
<b>Don Kessinger, S</b> OBP: 0.250, SLG: 0.242 (1.6)		6-3		SH1-3 BB		E 2B 1B		FC3-6		BB IBB		1B	4 2 2 0 2 0 1
<b>Ken Rudolph, R</b> OBP: 0.152, SLG: 0.067 (1.2)		6-3		SH1-3		E3		K				K	3 1 0 0 1 1 2
<b>Joe Pepitone, L</b> OBP: 0.386, SLG: 0.553 (12.1)				1B		2B				BB		K	1 0 0 0 0 1 1
<b>Ken Hightower, R</b> OBP: 0.216, SLG: 0.130 (7.1)		6-3				7-4 2B		K				K	2 0 0 0 0 0 0
<b>Johnny Callison, L</b> OBP: 0.216, SLG: 0.130 (7.1)													0 0 0 0 0 0 0
<b>Earl Stephenson, L</b> OBP: 0.216, SLG: 0.130 (7.1)													0 0 0 0 0 0 0
<b>Pro Fielder, R</b> OBP: 0.216, SLG: 0.130 (7.1)													0 0 0 0 0 0 0
<b>Ed Kranepool, R</b> OBP: 0.216, SLG: 0.130 (7.1)													0 0 0 0 0 0 0
<b>Ed Kranepool, R</b> OBP: 0.216, SLG: 0.130 (7.1)													0 0 0 0 0 0 0
<b>Nolan Ryan, R</b> OBP: 0.216, SLG: 0.130 (7.1)													0 0 0 0 0 0 0

**New York Mets @ Chicago Cubs**  
Wrigley Field, Chicago, IL  
Fri Apr 23 1971, 3:33 AM CST  
Att: 8,418 - Unknown

AB 44  
R 6  
H 13  
RBI 5  
BB 8  
SO 9  
LOB 28




WP: 0 PA: 54  
PB: 1  
SB: 2  
CS: 1

PITCHER	IP	WLS	BF	H	R	ER	SO	BB	IBB	HBP	BLK	WP	HR	S	P	ERA	WHIP	PITCHER	IP	WLS	BF	H	R	ER	SO	BB	IBB	HBP	BLK	WP	HR	S	P	ERA	WHIP
<b>Ken Holtzman, L</b> ERA: 7.78	4.2		26	9	5	4	5	3	0	0	0	0	0	33	45	7.71	2.571	<b>Ron Tompkins, R</b> ERA: 6.75	(11.1)	2.0		11	2	1	1	0	0	2	0	0	0	0	4.50	1.000	
<b>Bill Bonham, R</b> ERA: 8.68	(5.1)	1.1	5	0	0	0	3	1	0	0	0	0	0	10	14	0.00	0.750	<b>Jim Colborn, R</b> ERA: 1.93	(7.1)	0.1	3	2	1	1	0	0	0	0	0	3	3	27.00	6.000		
<b>Earl Stephenson, L</b> ERA: 2.7	(8.1)	2.2	10	2	0	0	3	0	1	0	0	0	0	15	19	0.00	0.750	<b>Jim Hickman, R</b> ERA: 2.7	(8.1)	2.2	10	2	0	0	3	0	1	0	0	0	15	19	0.00	0.750	
<b>Jim Colborn, R</b> ERA: 1.93	(7.1)	0.1	3	2	1	1	0	0	0	0	0	0	0	3	3	27.00	6.000	<b>Tug McGraw, L</b> ERA: 6.06	(11.1)	2.0	W	8	1	0	0	3	1	0	0	0	0	13	17	0.00	1.000

Batter	1	2	3	4	5	6	7	8	9	AB	R	H	RBI	BB	SO	LOB	TOP				
<b>Tommie Agee, R</b> OBP: 0.293, SLG: 0.370 (1, 8)	6-3			1-3		L3			K	5	1	4	0	1	1						
<b>Bud Harrelson, S</b> OBP: 0.446, SLG: 0.386 (1, 6)	4-3			4-3		1B			5-3	5	0	2	0	0	0	1					
<b>Dave Marshall, L</b> OBP: 0.500, SLG: 0.500 <b>Cleon Jones, R</b> OBP: 0.283, SLG: 0.417 (7, PH) (7, 7)	K			4-3						3	0	1	0	0	1	0					
<b>Ken Singleton, S</b> OBP: 0.375, SLG: 0.360 <b>Danny Frisella, L</b> (7, 1)										4	0	0	0	0	1	4					
<b>Ed Kranepool, L</b> OBP: 0.421, SLG: 0.588 (1, 3)										4	1	1	0	0	0	0					
<b>Ken Boswell, L</b> OBP: 0.304, SLG: 0.366 <b>Tim Foli, R</b> OBP: 0.222, SLG: 0.250 (8, PH) (8, 4)										2	1	1	1	1	0	0					
<b>Bob Aspromonte, R</b> OBP: 0.261, SLG: 0.209 (1, 5)										4	0	0	0	0	0	2					
<b>Jerry Grote, R</b> OBP: 0.342, SLG: 0.400 (1, 2)										3	1	0	0	1	2	1					
<b>Gary Gentry, R</b> OBP: 0.135, SLG: 0.125 <b>Ray Sadecki, L</b> <b>Don Hahn, R</b> <b>Ron Taylor, R</b> <b>Art Shamsky, L</b> OBP: 0.197, SLG: 0.133 (1, 1) (4, 1) (6, PH) (6, 1) (7, PH) (7, 9)										1	0	0	0	0	1	0					
<b>Inning Stats</b>	R: 0 E: 0 K: 1 S: 5	H: 0 LOB: 0 BB: 0 P: 5	R: 0 E: 0 K: 0 S: 3	H: 0 LOB: 0 BB: 0 P: 3	R: 0 E: 0 K: 2 S: 7	H: 0 LOB: 0 BB: 0 P: 7	R: 0 E: 0 K: 0 S: 3	H: 0 LOB: 0 BB: 0 P: 3	R: 1 E: 0 K: 0 S: 5	H: 2 LOB: 1 BB: 0 P: 5	R: 0 E: 0 K: 0 S: 5	H: 2 LOB: 2 BB: 0 P: 5	R: 4 E: 0 K: 1 S: 7	H: 2 LOB: 2 BB: 4 P: 23	R: 0 E: 0 K: 0 S: 3	H: 0 LOB: 0 BB: 0 P: 3	R: 0 E: 0 K: 2 S: 7	H: 0 LOB: 1 BB: 1 P: 11	1B: 3 2B: 1 3B: 1 HR: 1	SF: 0 SAC: 0 DP: 0 HBP: 0	WP: 0 PA: 38 PB: 0 SB: 0 CS: 0
<b>PITCHER</b>	<b>Mitt Pappas, R</b> ERA: 3.41 (1, 1)	IP: 6.2 WLS: W BF: 28	H: 5 R: 5 ER: 5 SO: 3	BB: 3 IBB: 0 HBP: 0 BLK: 0	WP: 0 HR: 1 S: 31 P: 43	ERA: 6.75 WHIP: 1.200	<b>PITCHER</b>	<b>Earl Stephenson, L</b> ERA: (7, 1)	IP: 2.1 WLS: S BF: 10	H: 1 R: 0 ER: 0 SO: 3	BB: 2 IBB: 0 HBP: 0 BLK: 0	WP: 0 HR: 0 S: 14 P: 22	ERA: 0.00 WHIP: 1.286								

**New York Mets @ Chicago Cubs**  
Wrigley Field, Chicago, IL  
Sat Apr 24 1971, 3:33 AM CST  
Att: 23,749 - Sunny - 46 F


AB	33
R	5
H	6
RBI	5
BB	5
SO	6
LOB	9



Batter	1	2	3	4	5	6	7	8	9	AB	R	H	RBI	BB	SO	LOB	BOTTOM		
<b>Don Kessinger, S</b> OBP: 0.260, SLG: 0.269 (1, 6)	1-3					6-3			FC6-4	5	0	2	2	0	0	1			
<b>Glenn Beckert, R</b> OBP: 0.352, SLG: 0.373 (1, 4)	F7					6-3				4	0	1	0	0	0	1			
<b>Billy Williams, L</b> OBP: 0.371, SLG: 0.484 (1, 7)						F8				4	1	1	0	0	0	3			
<b>Ron Santo, R</b> OBP: 0.328, SLG: 0.426 (1, 5)										2	3	1	2	2	1	0			
<b>Joe Peipitone, L</b> OBP: 0.377, SLG: 0.536 (1, 8)	4-3									4	1	1	0	0	1	1			
<b>Johnny Callison, L</b> OBP: 0.296, SLG: 0.216 (1, 9)										3	0	1	1	0	1	0			
<b>Jim Hickman, R</b> OBP: 0.212, SLG: 0.161 (1, 3)										4	1	1	1	0	0	2			
<b>Ken Rudolph, R</b> OBP: 0.162, SLG: 0.118 (1, 2)										4	1	1	1	0	1	2			
<b>Mitt Pappas, R</b> OBP: 0.167, SLG: 0.182 <b>Earl Stephenson, L</b> ERA: (7, 1)										3	0	0	0	0	0	4			
<b>Inning Stats</b>	R: 2 E: 0 K: 0 S: 5	H: 2 LOB: 0 BB: 0 P: 5	R: 0 E: 0 K: 0 S: 3	H: 0 LOB: 0 BB: 0 P: 3	R: 0 E: 0 K: 0 S: 4	H: 1 LOB: 1 BB: 0 P: 4	R: 4 E: 2 K: 0 S: 8	H: 4 LOB: 2 BB: 1 P: 12	R: 1 E: 0 K: 0 S: 5	H: 2 LOB: 2 BB: 1 P: 9	R: 0 E: 0 K: 3 S: 9	H: 0 LOB: 0 BB: 0 P: 9	R: 0 E: 0 K: 2 S: 8	H: 0 LOB: 1 BB: 0 P: 8	R: 0 E: 0 K: 2 S: 8	H: 0 LOB: 1 BB: 0 P: 8	1B: 6 2B: 2 3B: 0 HR: 1	SF: 1 SAC: 0 DP: 0 HBP: 0	WP: 1 PA: 37 PB: 0 SB: 0 CS: 0
<b>PITCHER</b>	<b>Gary Gentry, R</b> ERA: 3.55 (1, 1)	IP: 3.2 WLS: L BF: 19	H: 6 R: 6 ER: 3 SO: 0	BB: 1 IBB: 0 HBP: 0 BLK: 0	WP: 0 HR: 0 S: 7 P: 11	ERA: 6.75 WHIP: 3.000	<b>PITCHER</b>	<b>Earl Stephenson, L</b> ERA: (7, 1)	IP: 2.0 WLS: S BF: 7	H: 0 R: 0 ER: 0 SO: 5	BB: 0 IBB: 0 HBP: 0 BLK: 0	WP: 1 HR: 0 S: 17 P: 17	ERA: 0.00 WHIP: 0.000						

**New York Mets @ Chicago Cubs**  
Wrigley Field, Chicago, IL  
Sat Apr 24 1971, 3:33 AM CST  
Att: 23,749 - Sunny - 46 F

AB	34
R	7
H	9
RBI	7
BB	2
SO	5
LOB	14



Batter	1	2	3	4	5	6	7	8	9	AB	R	H	RBI	BB	SO	LOB	TOP			
Tommie Agee, R OBP: 0.274, SLG: 0.345	0-3 K	0-0 1-3			0-3 K			0-0 F9		4	0	0	0	0	2	0	<b>New York Mets @ Chicago Cubs</b> Wrigley Field, Chicago, IL Sun Apr 25 1971, 3:33 AM CDT Att: 27,223 - Unknown			
Bud Harrelson, S OBP: 0.450, SLG: 0.396	0-0 S 1B		0-3 K			0-0 F7		0-0 1B 1B		4	0	2	0	0	1	0				
Dave Marshall, L OBP: 0.409, SLG: 0.400	0-3 K 1-2		0-0 G3			0-0 G3		0-0 F7		4	0	0	0	0	1	2				
Ken Singleton, S OBP: 0.361, SLG: 0.345	0-0 1-3		0-3 K			0-3 K		0-0 1B		4	0	1	0	0	2	1				
Ed Kranepool, L OBP: 0.391, SLG: 0.524		0-0 E 1B 1B			0-0 G3			0-0 F9 F9		4	1	1	0	0	0	2				
Bob Aspromonte, R OBP: 0.280, SLG: 0.234		0-0 E8 1B 1B			0-0 F4			0-0 1B 1B	0-0 4-3	4	1	2	0	0	0	0				
Tim Foli, R OBP: 0.231, SLG: 0.250		0-0 F9 SH1-3 2-H 3-H 1B			0-0 6-3			0-0 F5	0-0 F7	4	1	1	2	0	0	1				
Jerry Grote, R OBP: 0.357, SLG: 0.410		0-0 F9 2-3 1B			0-0 B2-3			0-0 1B 1B	0-0 1B	4	0	2	0	0	0	1				
Jim McAndrew, R Nolan Ryan, R Art Shamsky, L Ron Taylor, R Cleon Jones, R		0-0 SH1-3 3-H 1B			0-3 K			0-0 4-3	0-3 K	1	0	0	1	0	1	0				
<b>Inning Stats</b>	R: 0 E: 0 K: 2 S: 8	H: 1 LOB: 1 BB: 0 P: 8	R: 3 E: 1 K: 0 S: 6	H: 3 LOB: 0 BB: 0 P: 6	R: 0 E: 0 K: 0 S: 7	H: 0 LOB: 0 BB: 0 P: 7	R: 0 E: 0 K: 0 S: 3	H: 0 LOB: 0 BB: 0 P: 3	R: 0 E: 0 K: 2 S: 7	H: 0 LOB: 0 BB: 0 P: 7	R: 0 E: 0 K: 1 S: 5	H: 2 LOB: 2 BB: 0 P: 5	R: 0 E: 0 K: 0 S: 5	H: 2 LOB: 2 BB: 0 P: 5	R: 0 E: 0 K: 1 S: 6	H: 1 LOB: 1 BB: 0 P: 6		1B: 9 2B: 0 3B: 0 HR: 0	SF: 0 SAC: 1 DP: 0 HBP: 0	WP: 0 PB: 0 SB: 1 CS: 0
<b>PITCHER</b> Fergie Jenkins, R ERA: 2.08	IP: 9.0 WLS: W BF: 36 H: 9 R: 3 ER: 1 SO: 8 BB: 0 IBB: 0 HBP: 0 BLK: 0 WP: 0 HR: 0 S: 52 P: 52 ERA: 1.00 WHIP: 1.000															<b>PITCHER</b>				

Batter	1	2	3	4	5	6	7	8	9	AB	R	H	RBI	BB	SO	LOB	BOTTOM			
Don Kessinger, S OBP: 0.269, SLG: 0.278	0-0 F7	0-0 1B 1B		0-0 1-5-3	0-0 F7			0-0 1B		5	0	2	1	0	0	2	<b>New York Mets @ Chicago Cubs</b> Wrigley Field, Chicago, IL Sun Apr 25 1971, 3:33 AM CDT Att: 27,223 - Unknown			
Glenn Beckert, R OBP: 0.355, SLG: 0.366	0-0 E3 PB 1B	0-0 1-2 1B			0-0 F5	4-0 E 1B BB		0-0 5-3		4	1	1	0	1	0	1				
Billy Williams, L OBP: 0.373, SLG: 0.478	0-0 F6 1-2	0-3 K			0-0 1B 2B 1B	0-0 F6		0-0 G6-3 1B 1B		5	1	2	0	0	1	4				
Ron Santo, R OBP: 0.348, SLG: 0.431	4-0 BB		0-0 F6		0-0 F9	0-0 2B 1B		0-0 G6-3 1B		4	1	2	0	1	0	1				
Joe Pepitone, L OBP: 0.364, SLG: 0.508	0-0 F3		0-0 F7		0-0 2B 1B 1B	0-0 F6		0-0 G6-3 1-2 2-3 1B		5	1	1	0	0	0	6				
Johnny Callison, L OBP: 0.292, SLG: 0.310		0-0 4-3 2B 1B	0-0 G3		0-0 1B E 2B	0-0 1H 3-H 4-0 2B		0-0 L6		5	2	3	3	0	0	1				
Jim Hickman, R OBP: 0.243, SLG: 0.152		0-0 4-3 1-2		4-0 FC5-4 BB	0-0 E 1B IBB	0-0 F8				2	1	0	0	2	0	2				
Ken Rudolph, R OBP: 0.171, SLG: 0.132		0-0 6-3		0-0 F9	0-0 E6 1B 1B			0-0 4-3		4	1	1	1	0	0	2				
Fergie Jenkins, R OBP: 0.200, SLG: 0.214		0-0 1B 2B		0-0 FC5-4 1-2	0-0 2B 1B			0-3 K		4	1	2	3	0	1	1				
<b>Inning Stats</b>	R: 0 E: 1 K: 0 S: 4	H: 0 LOB: 2 BB: 1 P: 8	R: 2 E: 0 K: 1 S: 9	H: 4 LOB: 2 BB: 0 P: 9	R: 0 E: 0 K: 0 S: 3	H: 0 LOB: 0 BB: 0 P: 3	R: 0 E: 0 K: 0 S: 3	H: 0 LOB: 1 BB: 1 P: 7	R: 5 E: 1 K: 0 S: 8	H: 5 LOB: 1 BB: 1 P: 12	R: 2 E: 1 K: 0 S: 5	H: 2 LOB: 1 BB: 1 P: 9	R: 0 E: 0 K: 1 S: 6	H: 1 LOB: 1 BB: 0 P: 6	R: 0 E: 0 K: 0 S: 4	H: 2 LOB: 1 BB: 0 P: 4		1B: 11 2B: 3 3B: 0 HR: 0	SF: 0 SAC: 0 DP: 1 HBP: 0	WP: 0 PB: 1 SB: 0 CS: 0
<b>PITCHER</b> Jim McAndrew, R ERA: 5.4 Nolan Ryan, R ERA: 5.4 Ron Taylor, R ERA:	IP: 4.2 WLS: L BF: 26 H: 8 R: 7 ER: 6 SO: 1 BB: 2 IBB: 1 HBP: 0 BLK: 0 WP: 0 HR: 0 S: 25 P: 37 ERA: 11.57 WHIP: 2.143															<b>PITCHER</b>				

AB	35
R	3
H	9
RBI	3
BB	0
SO	8
LOB	10

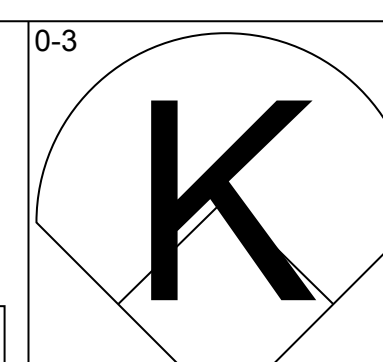
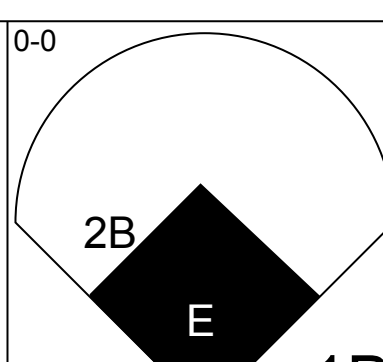
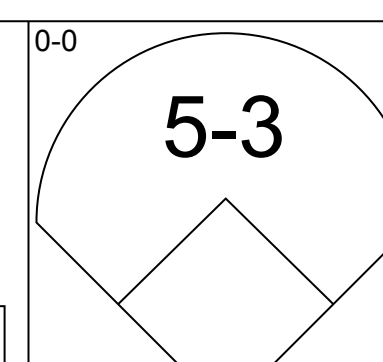
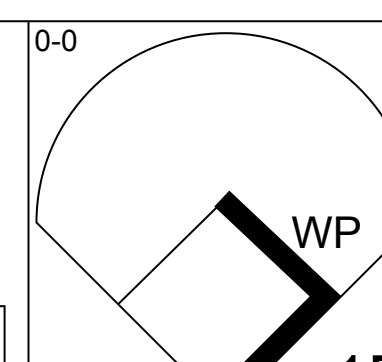
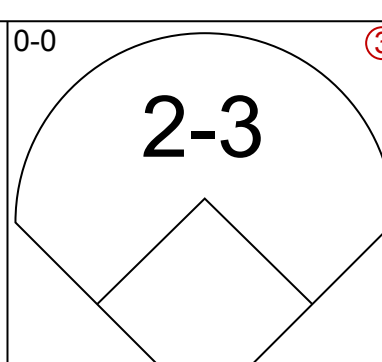
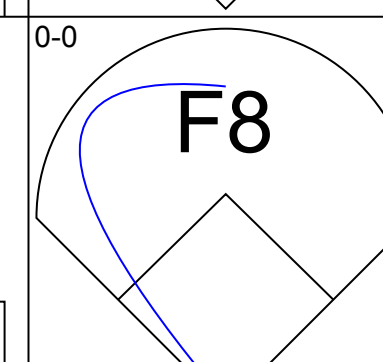
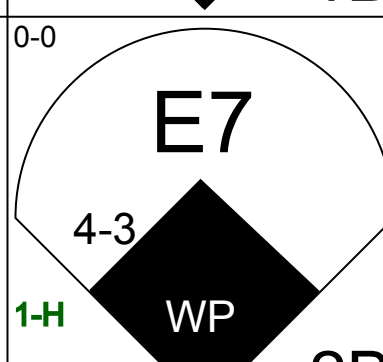
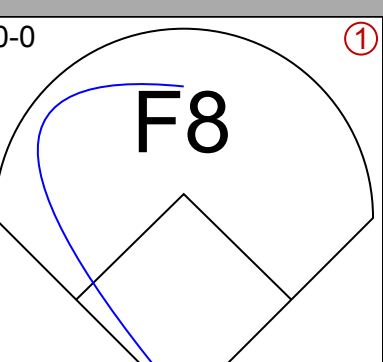
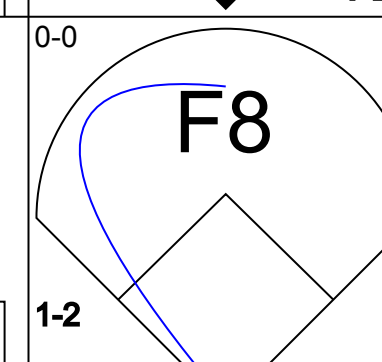
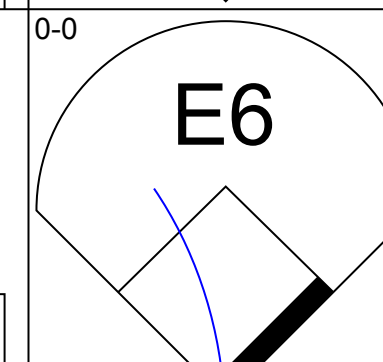
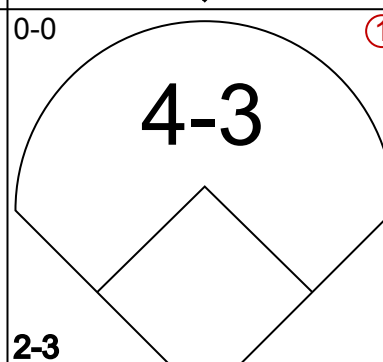
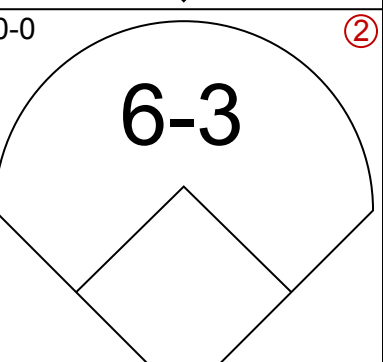
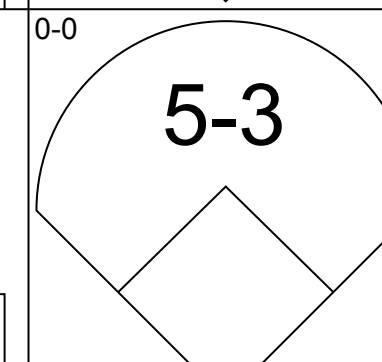
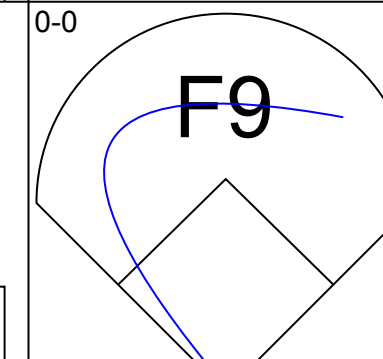
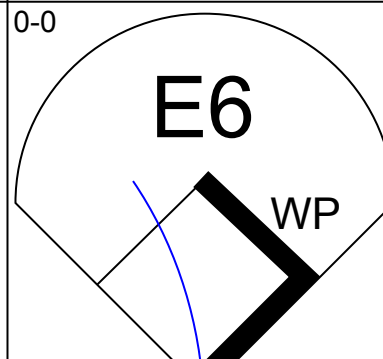
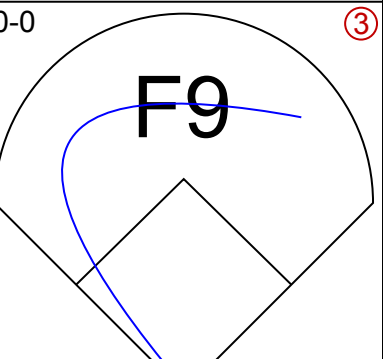
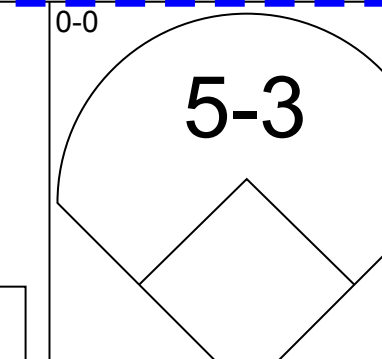
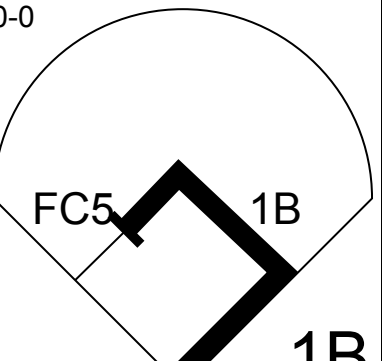
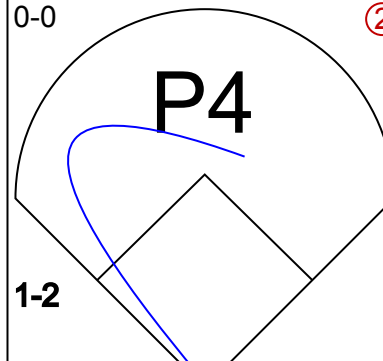
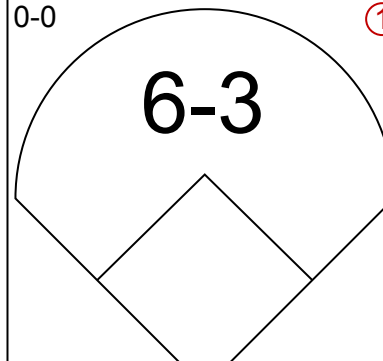
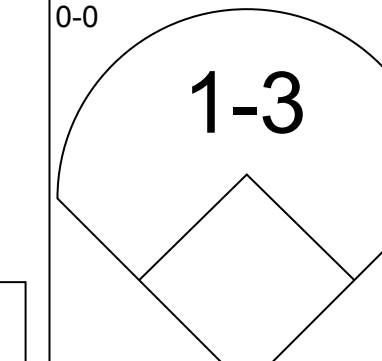
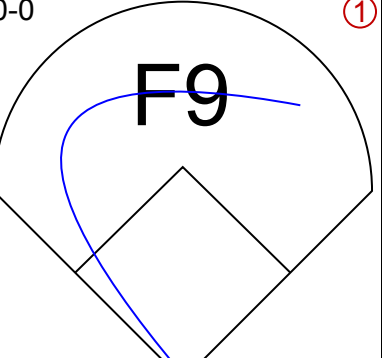
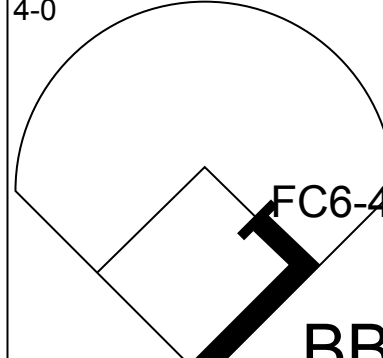
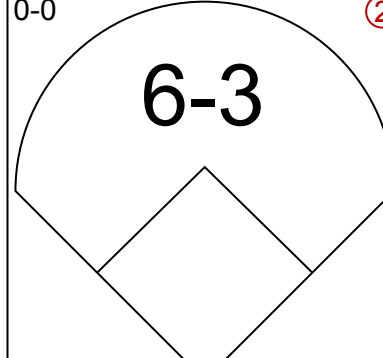
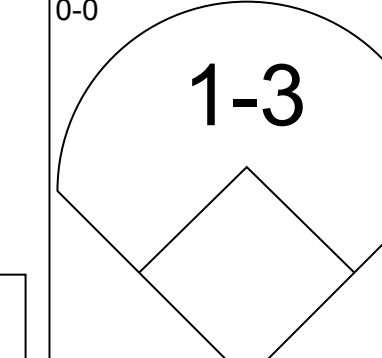
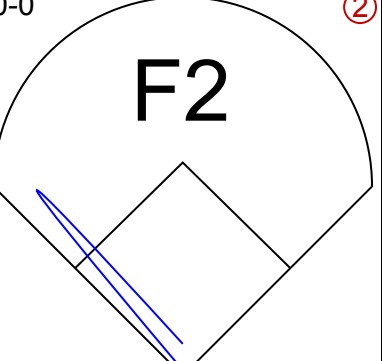
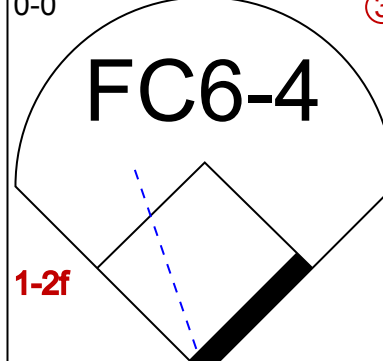
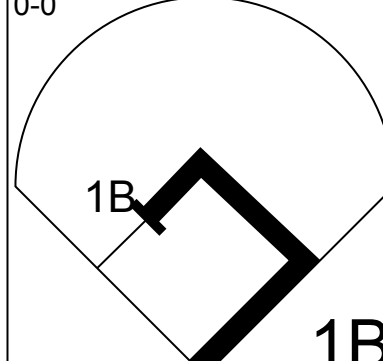
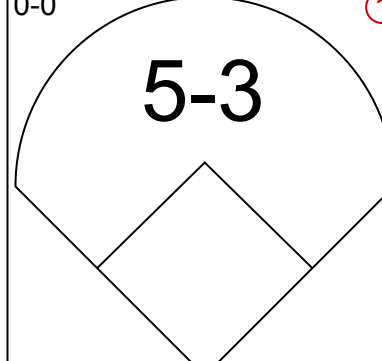
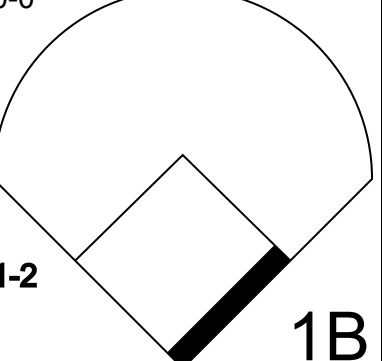
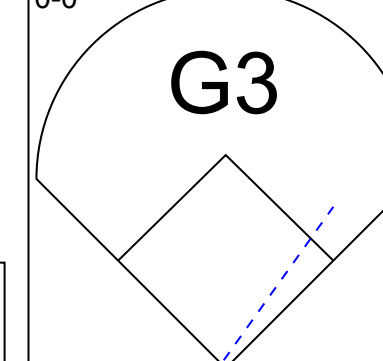
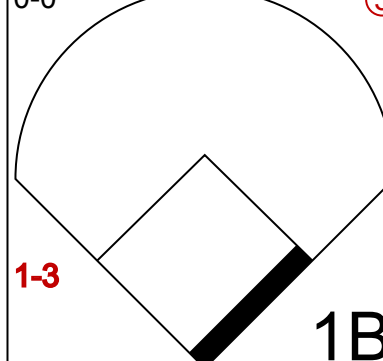
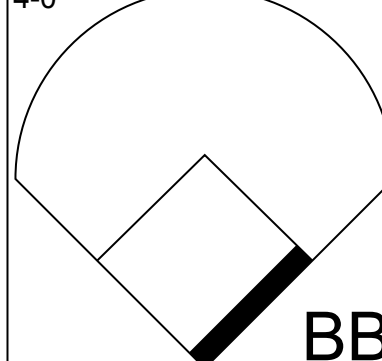
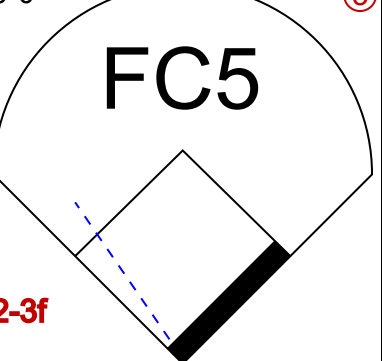
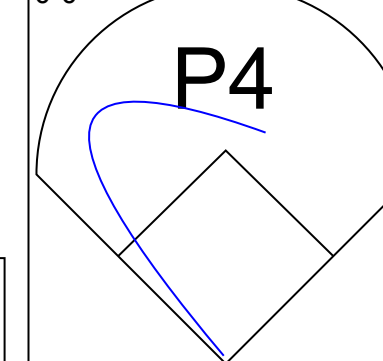



AB	38
R	9
H	14
RBI	8
BB	4
SO	2
LOB	20





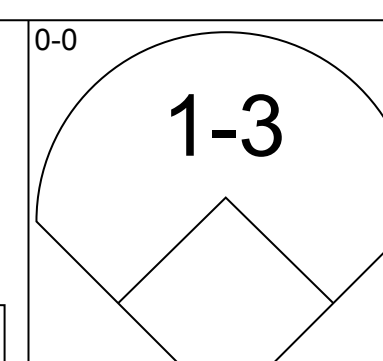
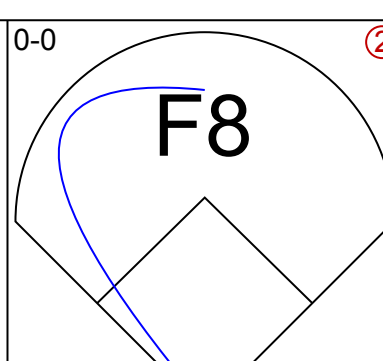
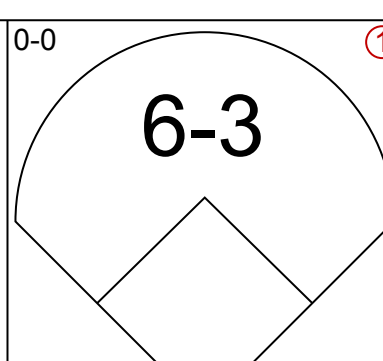
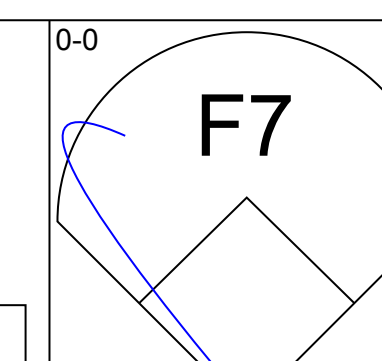
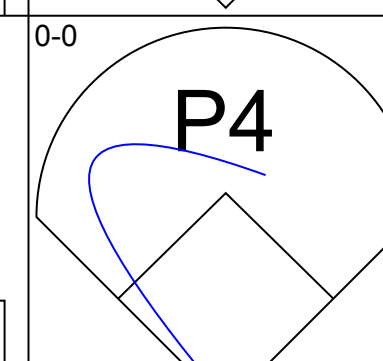
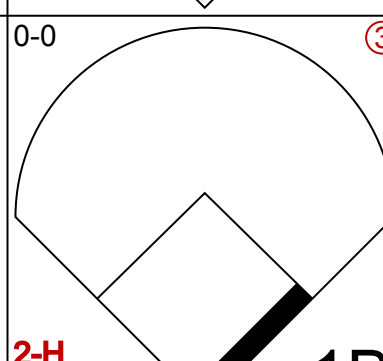
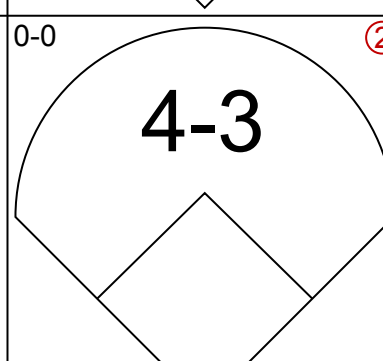
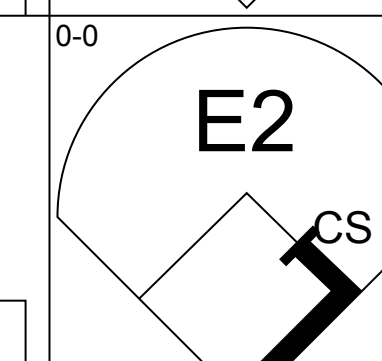
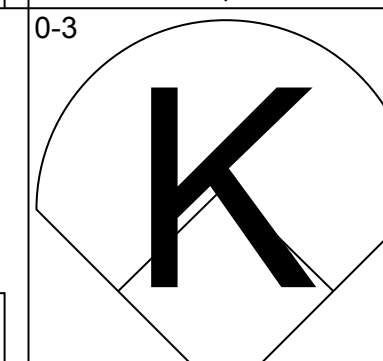
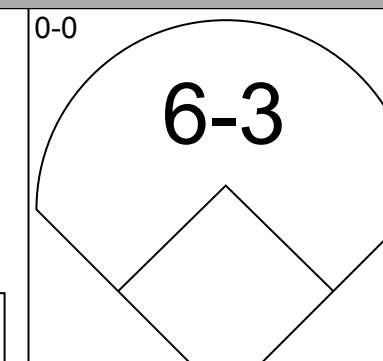
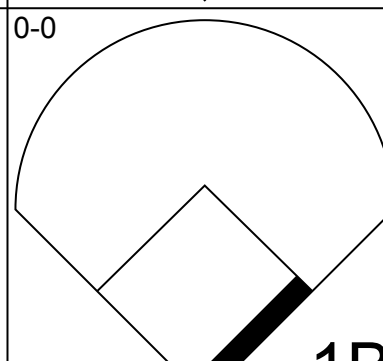
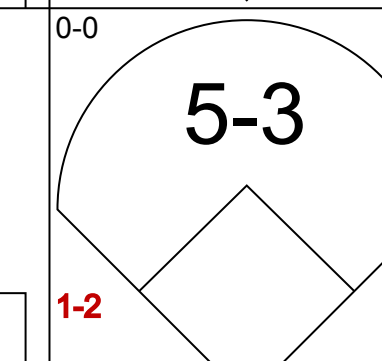
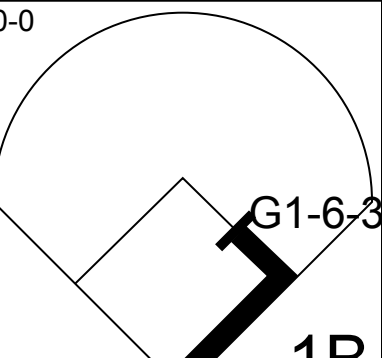
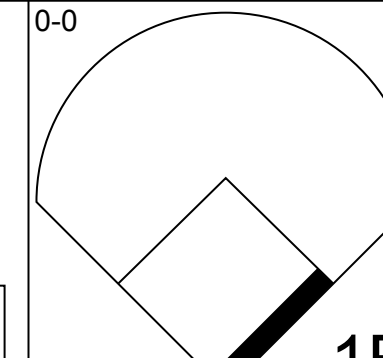
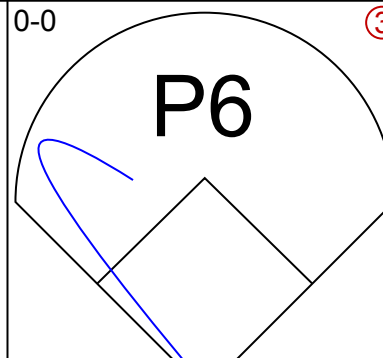
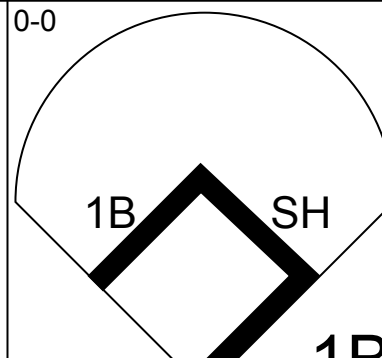
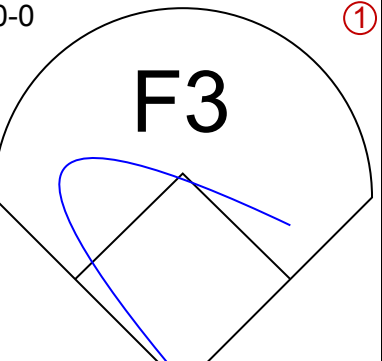
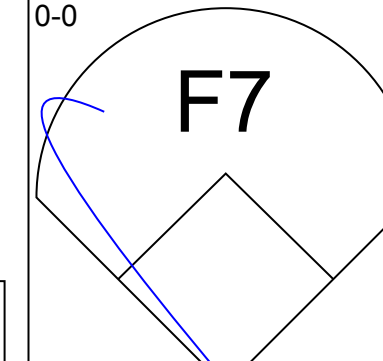
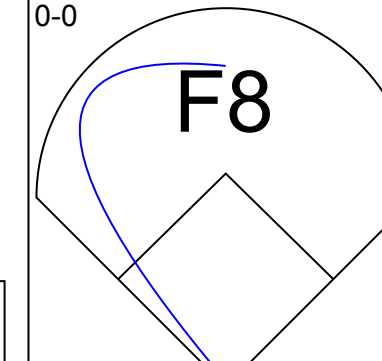
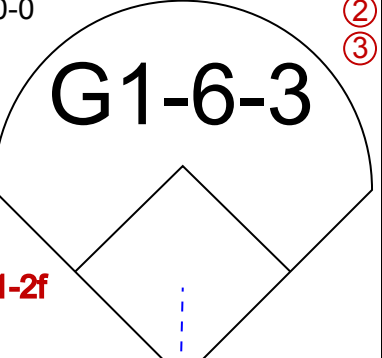
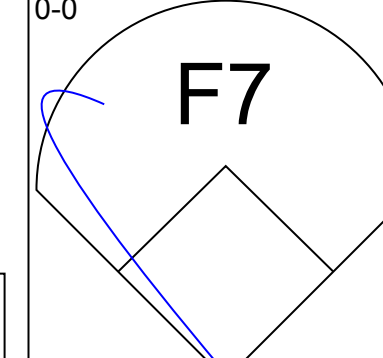
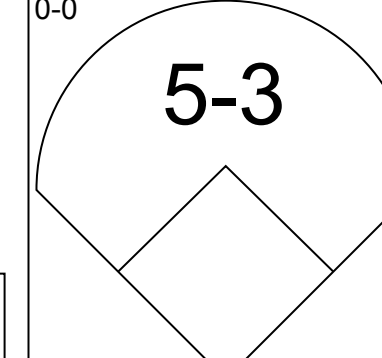
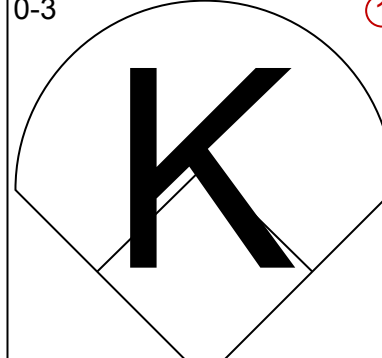
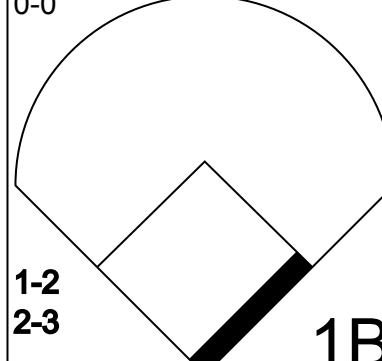
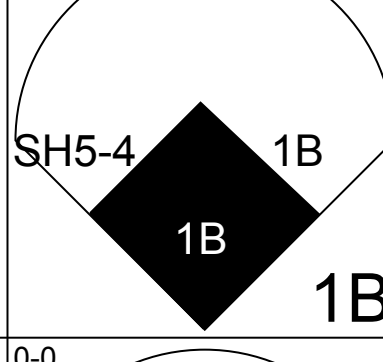
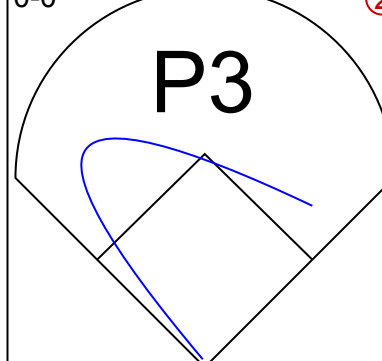
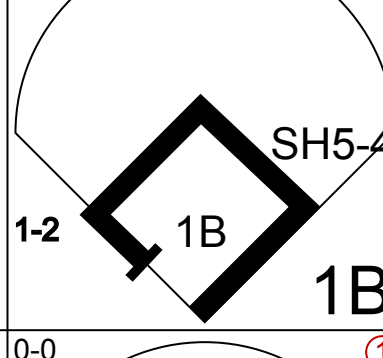

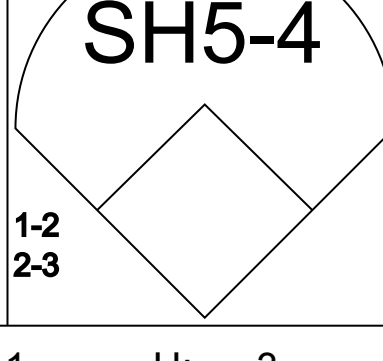

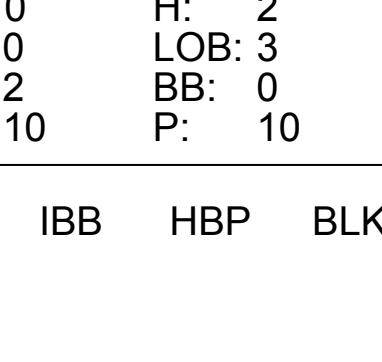
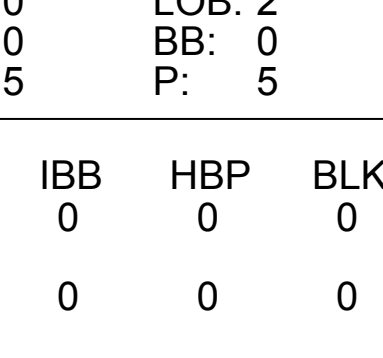




Batter	1	2	3	4	5	6	7	8	9	AB	R	H	RBI	BB	SO	LOB	TOP		
Tommie Agee, R OBP: 0.301, SLG: 0.412										5	1	2	0	0	1	1			
Bud Harrelson, S OBP: 0.429, SLG: 0.404										4	1	1	0	0	0	1			
Cleon Jones, R OBP: 0.286, SLG: 0.397										4	0	0	0	0	0	2			
Donn Clendenon, R OBP: 0.318, SLG: 0.405										4	0	0	0	0	0	2			
Ken Singleton, S OBP: 0.350, SLG: 0.333										4	0	1	0	0	0	1			
Bob Aspromonte, R OBP: 0.288, SLG: 0.236										3	0	0	0	1	0	1			
Tim Foli, R OBP: 0.300, SLG: 0.333										4	0	1	0	0	0	3			
Jerry Grote, R OBP: 0.392, SLG: 0.435										3	0	2	0	1	0	0			
Jerry Koosman, R OBP: 0.300, SLG: 0.222										4	0	0	0	0	2	3			
Danny Frisella, L (9, 1)										0	0	0	0	0	0	0			
<b>Inning Stats</b>	R: 0 E: 1 K: 1 S: 6	H: 0 LOB: 1 BB: 0 P: 6	R: 0 E: 0 K: 0 S: 5	H: 2 LOB: 2 BB: 0 P: 5	R: 2 E: 2 K: 0 S: 6	H: 2 LOB: 2 BB: 1 P: 10	R: 0 E: 0 K: 0 S: 3	H: 0 LOB: 0 BB: 0 P: 3	R: 0 E: 0 K: 0 S: 3	H: 2 LOB: 2 BB: 0 P: 4	R: 0 E: 0 K: 1 S: 6	H: 1 LOB: 1 BB: 0 P: 6	R: 0 E: 0 K: 0 S: 3	H: 0 LOB: 0 BB: 0 P: 3	R: 0 E: 0 K: 1 S: 5	H: 0 LOB: 1 BB: 1 P: 9	1B: 6 2B: 1 3B: 0 HR: 0	SF: 0 SAC: 0 DP: 0 HBP: 0	WP: 2 PA: 37 PB: 0 SB: 0 CS: 0
<b>PITCHER</b>	IP WLS BF H R ER SO BB IBB HBP BLK WP HR S P ERA WHIP																		
Steve Carlton, L ERA: 2.23	(1, 1)	7.0 L 30 7 2 2 2 1 0 0 0 0 2 0 33 37 2.57 1.143																	
Frank Linzy, R ERA: 1.35	(8, 1)	2.0 7 0 0 0 1 1 0 0 0 0 0 0 8 12 0.00 0.500																	

New York Mets @ St. Louis Cardinals  
 Busch Stadium, St. Louis, MO  
 Tue Apr 27 1971, 7:05 PM CDT  
 Att: 8,575 - Unknown

AB	35
R	2
H	7
RBI	0
BB	2
SO	3
LOB	14



Batter	1	2	3	4	5	6	7	8	9	AB	R	H	RBI	BB	SO	LOB	BOTTOM		
Lou Brock, L OBP: 0.354, SLG: 0.434										4	0	0	0	0	0	2			
Matty Alou, L OBP: 0.337, SLG: 0.411										4	0	1	1	0	0	0			
Ted Simmons, S OBP: 0.458, SLG: 0.483										4	0	1	0	0	1	1			
Joe Torre, R OBP: 0.402, SLG: 0.595										4	0	3	0	0	0	1			
Jose Cardenal, R OBP: 0.289, SLG: 0.329										3	0	0	0	0	0	2			
Julian Javier, R OBP: 0.172, SLG: 0.143										3	0	0	0	0	0	2			
Bob Burda, L OBP: 0.429, SLG: 0.333										1	0	0	0	0	1	2			
Jim Beauchamp, R OBP: 0.333, SLG: 0.419										3	1	2	0	0	1	0			
Leron Lee, L OBP: 0.375, SLG: 0.429										1	0	1	0	0	0	0			
Ted Sizemore, R OBP: 0.288, SLG: 0.219										3	0	1	0	1	0	3			
Steve Carlton, L OBP: 0.250, SLG: 0.438										1	0	0	0	0	1	0			
Luis Melendez, R OBP: 0.429, SLG: 0.462										1	0	0	0	0	0	2			
Frank Linzy, R OBP: 1.000, SLG: 1.000										0	0	0	0	0	0	0			
Joe Hague, L OBP: 0.279, SLG: 0.283										1	0	0	0	0	1	3			
<b>Inning Stats</b>	R: 0 E: 0 K: 1 S: 5	H: 0 LOB: 0 BB: 0 P: 5	R: 0 E: 0 K: 0 S: 3	H: 1 LOB: 0 BB: 0 P: 3	R: 1 E: 0 K: 0 S: 5	H: 3 LOB: 2 BB: 0 P: 5	R: 0 E: 0 K: 0 S: 4	H: 1 LOB: 1 BB: 0 P: 4	R: 0 E: 0 K: 2 S: 7	H: 0 LOB: 0 BB: 0 P: 7	R: 0 E: 0 K: 0 S: 4	H: 1 LOB: 2 BB: 1 P: 8	R: 0 E: 1 K: 0 S: 3	H: 0 LOB: 0 BB: 0 P: 3	R: 0 E: 0 K: 2 S: 10	H: 2 LOB: 3 BB: 0 P: 10	1B: 8 2B: 1 3B: 0 HR: 0	SF: 0 SAC: 2 DP: 1 HBP: 0	WP: 0 PA: 36 PB: 0 SB: 0 CS: 1
<b>PITCHER</b>	IP WLS BF H R ER SO BB IBB HBP BLK WP HR S P ERA WHIP																		
Jerry Koosman, L ERA: 1.91	(1, 1)	8.0 W 31 8 1 1 3 1 0 0 0 0 0 0 36 40 1.12 1.125																	
Danny Frisella, R ERA: 2.84	(9, 1)	1.0 S 5 1 0 0 2 0 0 0 0 0 0 0 9 9 0.00 1.000																	

New York Mets @ St. Louis Cardinals  
 Busch Stadium, St. Louis, MO  
 Tue Apr 27 1971, 7:05 PM CDT  
 Att: 8,575 - Unknown

AB	33
R	1
H	9
RBI	1
BB	1
SO	5
LOB	18



Batter	1	2	3	4	5	6	7	8	9	AB	R	H	RBI	BB	SO	LOB	TOP										
Tommie Agee, R OBP: 0.304, SLG: 0.411	6-3	F9		BB 2H 2B		K		F7	BB	5	0	1	1	1	1	0											
Bud Harrelson, S OBP: 0.447, SLG: 0.410	1B BB		L8	BB BB				1B	G1	4	2	2	0	2	0	3											
Dave Marshall, L OBP: 0.531, SLG: 0.480	K		2B BB	1-2 2-3			1B 1B	G6-3 HBP		2	2	1	1	2	1	1											
Cleon Jones, R OBP: 0.279, SLG: 0.381	PB 1B		F8	BB			F8	G6-3		5	1	1	1	0	1	7											
Ed Kranepool, L OBP: 0.515, SLG: 0.633	1B		2B				1B 1B		G3 BB	4	2	3	3	1	0	0											
Ken Boswell, L OBP: 0.283, SLG: 0.333	4-3		F8				1B		G3	5	0	1	0	0	0	3											
Bob Aspromonte, R Tim Foli, R OBP: 0.318, SLG: 0.350		1B G6-3 BB		5-3					P3	2	1	0	0	1	0	0											
Jerry Grote, R OBP: 0.411, SLG: 0.429				SH3-4 2B BB			L3		E 1B BB	3	1	1	0	2	1	2											
Gary Gentry, R OBP: 0.167, SLG: 0.167		G6-3		SH3-4			4-3		E8 1-3 2-H 1B	4	0	1	1	0	1	3											
<b>Inning Stats</b>	R: 2 E: 0 K: 1 S: 7	H: 2 LOB: 1 BB: 1 P: 11	R: 1 E: 0 K: 0 S: 3	H: 1 LOB: 0 BB: 1 P: 7	R: 1 E: 0 K: 0 S: 4	H: 1 LOB: 1 BB: 1 P: 8	R: 1 E: 0 K: 1 S: 6	H: 1 LOB: 3 BB: 3 P: 18	R: 0 E: 0 K: 0 S: 3	H: 0 LOB: 0 BB: 0 P: 3	R: 0 E: 0 K: 1 S: 5	H: 0 LOB: 0 BB: 0 P: 5	R: 3 E: 0 K: 2 S: 12	H: 5 LOB: 2 BB: 0 P: 12	R: 0 E: 0 K: 0 S: 3	H: 1 LOB: 1 BB: 0 P: 4	R: 1 E: 1 K: 0 S: 4	H: 1 LOB: 3 BB: 3 P: 16	1B: 10 2B: 2 3B: 0 HR: 0	SF: 0 SAC: 1 DP: 2 HBP: 1	WP: 0 PB: 1 SB: 4 CS: 0	PA: 47					
<b>PITCHER</b>	IP	WLS	BF	H	R	ER	SO	BB	IBB	HBP	BLK	WP	HR	S	P	ERA	WHIP										
Mike Torrez, R ERA: 5.64	3.0	L	15	4	4	3	1	3	0	0	0	0	0	14	26	9.00	2.333										
George Brunet, L ERA: 5.79	0.2		6	1	1	1	0	3	0	0	0	0	0	3	15	13.50	6.000										
Chuck Taylor, R ERA: 2.89	2.1		7	0	0	0	2	0	0	0	0	0	0	11	11	0.00	0.000										
Moe Drabowsky, R ERA: 4.5	2.0		12	6	3	3	2	0	0	1	0	0	0	15	16	13.50	3.000										
Frank Linzy, R ERA: 1.89	1.0		7	1	1	1	0	3	0	0	0	0	0	4	16	9.00	4.000										
<b>Batter</b>	<b>1</b>	<b>2</b>	<b>3</b>	<b>4</b>	<b>5</b>	<b>6</b>	<b>7</b>	<b>8</b>	<b>9</b>	<b>AB</b>	<b>R</b>	<b>H</b>	<b>RBI</b>	<b>BB</b>	<b>SO</b>	<b>LOB</b>	<b>BOTTOM</b>										
Lou Brock, L OBP: 0.360, SLG: 0.450	6-3		F7			BB 1B				4	0	2	0	0	0	1											
Matty Alou, L Charles Brantley, R Chuck Taylor, R Bob Burda, L Moe Drabowsky, R Jim Beauchamp, R Frank Linzy, R OBP: 1.000, SLG: 1.000	K		6-3							2	0	0	0	0	0	1											
Ted Simmons, S OBP: 0.434, SLG: 0.453	P6									4	0	0	0	0	0	3											
Joe Torre, R OBP: 0.407, SLG: 0.591										4	0	2	0	0	0	3											
Jose Cardenal, R OBP: 0.276, SLG: 0.312										4	0	0	0	0	1	4											
Joe Hague, L OBP: 0.262, SLG: 0.263										4	0	0	0	0	0	2											
Ted Sizemore, R OBP: 0.274, SLG: 0.208										4	0	0	0	0	0	1											
Julian Javier, R OBP: 0.219, SLG: 0.194										3	0	2	0	0	1	0											
Mike Torrez, R Leron Lee, L OBP: 0.364, SLG: 0.700										0	0	0	0	0	0	0											
<b>Inning Stats</b>	R: 0 E: 0 K: 1 S: 5	H: 0 LOB: 0 BB: 0 P: 5	R: 0 E: 0 K: 1 S: 6	H: 1 LOB: 1 BB: 0 P: 6	R: 0 E: 0 K: 0 S: 4	H: 1 LOB: 1 BB: 0 P: 4	R: 0 E: 0 K: 0 S: 4	H: 1 LOB: 1 BB: 0 P: 4	R: 0 E: 0 K: 0 S: 3	H: 1 LOB: 0 BB: 0 P: 3	R: 0 E: 0 K: 0 S: 4	H: 1 LOB: 2 BB: 1 P: 8	R: 0 E: 0 K: 1 S: 5	H: 0 LOB: 0 BB: 0 P: 5	R: 1 E: 0 K: 1 S: 7	H: 2 LOB: 1 BB: 0 P: 7	R: 0 E: 0 K: 0 S: 3	H: 0 LOB: 0 BB: 0 P: 3	1B: 5 2B: 1 3B: 0 HR: 1	SF: 0 SAC: 0 DP: 1 HBP: 0	WP: 0 PB: 0 SB: 0 CS: 0	PA: 34					
<b>PITCHER</b>	IP	WLS	BF	H	R	ER	SO	BB	IBB	HBP	BLK	WP	HR	S	P	ERA	WHIP										
Gary Gentry, R ERA: 2.88	9.0	W	34	7	1	1	4	1	0	0	0	0	1	41	45	1.00	0.889										

New York Mets @ St. Louis Cardinals  
 Busch Stadium, St. Louis, MO  
 Wed Apr 28 1971, 7:05 PM CDT  
 Att: 8,171 - Unknown

AB 36  
 R 9  
 H 12  
 RBI 8  
 BB 9  
 SO 5  
 LOB 20



New York Mets @ St. Louis Cardinals  
 Busch Stadium, St. Louis, MO  
 Wed Apr 28 1971, 7:05 PM CDT  
 Att: 8,171 - Unknown

AB 33  
 R 1  
 H 7  
 RBI 1  
 BB 1  
 SO 4  
 LOB 18



Batter	1	2	3	4	5	6	7	8	9	AB	R	H	RBI	BB	SO	LOB	TOP					
<b>Tommie Agee, R</b> OBP: 0.310, SLG: 0.410 (1, 8)										5	1	2	1	0	2	0	<b>New York Mets @ St. Louis Cardinals</b> Busch Stadium, St. Louis, MO Thu Apr 29 1971, 3:33 AM CDT Att: 10,215 - Unknown  <b>AB 36</b> <b>R 7</b> <b>H 12</b> <b>RBI 7</b> <b>BB 5</b> <b>SO 3</b> <b>LOB 16</b>					
<b>Bud Harrelson, S</b> OBP: 0.420, SLG: 0.379 (1, 6)										5	0	0	0	0	1	2						
<b>Cleon Jones, R</b> OBP: 0.315, SLG: 0.418 (1, 7)										4	2	3	0	1	0	0						
<b>Donn Clendenon, R</b> OBP: 0.347, SLG: 0.478 (1, 3)										4	1	2	3	1	0	2						
<b>Ken Singleton, S</b> OBP: 0.356, SLG: 0.306 (1, 9)										3	1	0	1	2	0	2						
<b>Bob Aspromonte, R</b> OBP: 0.303, SLG: 0.279 (1, 5)										4	0	2	1	0	0	2						
<b>Tim Foli, R</b> OBP: 0.346, SLG: 0.348 (1, 4)										3	0	1	0	1	0	2						
<b>Jerry Grote, R</b> OBP: 0.400, SLG: 0.434 (1, 2)										4	1	1	0	0	0	4						
<b>Nolan Ryan, R</b> (7, PH)										2	0	0	0	0	0	2						
<b>Don Hahn, R</b> OBP: 0.667, SLG: 1.000 (7, PH)										1	1	1	1	0	0	0						
<b>Danny Frisella, L</b> (7, 1)										1	0	0	0	0	0	0						
<b>Inning Stats</b>	R: 0 E: 0 K: 0 S: 4	H: 2 LOB: 1 BB: 0 P: 4	R: 0 E: 0 K: 0 S: 4	H: 1 LOB: 2 BB: 1 P: 8	R: 0 E: 0 K: 0 S: 4	H: 1 LOB: 1 BB: 0 P: 7	R: 0 E: 0 K: 0 S: 3	H: 1 LOB: 1 BB: 1 P: 7	R: 0 E: 0 K: 0 S: 7	H: 0 LOB: 0 BB: 0 P: 7	R: 1 E: 0 K: 0 S: 5	H: 2 LOB: 1 BB: 0 P: 5	R: 6 E: 0 K: 0 S: 8	H: 5 LOB: 1 BB: 2 P: 16	R: 0 E: 0 K: 1 S: 5	H: 0 LOB: 0 BB: 1 P: 5	R: 0 E: 0 K: 0 S: 2	H: 0 LOB: 0 BB: 1 P: 6	1B: 6 2B: 6 3B: 0 HR: 1	SF: 0 SAC: 0 DP: 3 HBP: 0	WP: 0 PB: 0 SB: 0 CS: 0	PA: 41
<b>PITCHER</b>	IP	WLS	BF	H	R	ER	SO	BB	IBB	HBP	BLK	WP	HR	S	P	ERA	WHIP					
<b>Jerry Reuss, L</b> ERA: 3.77 (1, 1)	6.0	L	28	10	4	4	2	2	0	0	0	0	0	30	38	6.00	2.000					
<b>Chuck Taylor, R</b> ERA: 5.59 (7, 1)	0.1		4	1	2	2	0	1	1	0	0	0	1	2	10	54.00	6.000					
<b>Don Shaw, L</b> ERA: (7, 1)	2.2		9	1	1	1	1	1	0	0	0	0	0	10	14	3.38	0.750					

Batter	1	2	3	4	5	6	7	8	9	AB	R	H	RBI	BB	SO	LOB	BOTTOM					
<b>Lou Brock, L</b> OBP: 0.363, SLG: 0.434 (1, 9)										3	0	0	0	2	2	1	<b>New York Mets @ St. Louis Cardinals</b> Busch Stadium, St. Louis, MO Thu Apr 29 1971, 3:33 AM CDT Att: 10,215 - Unknown  <b>AB 29</b> <b>R 0</b> <b>H 3</b> <b>RBI 0</b> <b>BB 8</b> <b>SO 11</b> <b>LOB 19</b>					
<b>Leron Lee, L</b> OBP: 0.333, SLG: 0.538 (1, 7)										3	0	0	0	1	3	2						
<b>Ted Simmons, S</b> OBP: 0.425, SLG: 0.441 (1, 2)										4	0	1	0	0	1	2						
<b>Joe Torre, R</b> OBP: 0.400, SLG: 0.571 (1, 5)										3	0	0	0	1	1	2						
<b>Jose Cardenal, R</b> OBP: 0.275, SLG: 0.300 (1, 8)										3	0	0	0	1	1	1						
<b>Joe Hague, L</b> OBP: 0.275, SLG: 0.267 (1, 3)										3	0	1	0	1	0	2						
<b>Julian Javier, R</b> OBP: 0.222, SLG: 0.200 (1, 4)										4	0	1	0	0	0	3						
<b>Dal Maxvill, R</b> OBP: 0.237, SLG: 0.152 (1, 6)										2	0	0	0	0	0	3						
<b>Bob Burda, L</b> OBP: 0.556, SLG: 0.333 (6, PH)										0	0	0	0	1	0	0						
<b>Dick Schofield, S</b> OBP: 0.227, SLG: 0.158 (7, 6)										1	0	0	0	0	1	0						
<b>Jerry Reuss, L</b> OBP: 0.154, SLG: 0.083 (1, 1)										2	0	0	0	1	2	3						
<b>Chuck Taylor, R</b> (7, 1)										0	0	0	0	0	0	0						
<b>Don Shaw, L</b> (7, 1)										0	0	0	0	0	0	0						
<b>Jim Beauchamp, R</b> OBP: 0.314, SLG: 0.394 (8, PH)										1	0	0	0	0	0	0						
<b>Inning Stats</b>	R: 0 E: 1 K: 0 S: 2	H: 0 LOB: 1 BB: 2 P: 10	R: 0 E: 0 K: 0 S: 3	H: 0 LOB: 1 BB: 1 P: 7	R: 0 E: 0 K: 2 S: 7	H: 1 LOB: 2 BB: 1 P: 11	R: 0 E: 0 K: 0 S: 4	H: 0 LOB: 2 BB: 1 P: 8	R: 0 E: 0 K: 0 S: 7	H: 0 LOB: 0 BB: 1 P: 11	R: 0 E: 0 K: 1 S: 6	H: 1 LOB: 3 BB: 2 P: 14	R: 0 E: 0 K: 2 S: 7	H: 0 LOB: 0 BB: 0 P: 7	R: 0 E: 0 K: 2 S: 8	H: 1 LOB: 1 BB: 0 P: 8	R: 0 E: 0 K: 2 S: 7	H: 0 LOB: 0 BB: 0 P: 7	1B: 3 2B: 0 3B: 0 HR: 0	SF: 0 SAC: 0 DP: 1 HBP: 0	WP: 0 PB: 0 SB: 2 CS: 1	PA: 37
<b>PITCHER</b>	IP	WLS	BF	H	R	ER	SO	BB	IBB	HBP	BLK	WP	HR	S	P	ERA	WHIP					
<b>Nolan Ryan, R</b> ERA: 1.93 (1, 1)	6.0	W	27	2	0	0	5	8	0	0	1	0	0	29	61	0.00	1.667					
<b>Danny Frisella, R</b> ERA: 1.93 (7, 1)	3.0	S	10	1	0	0	6	0	0	0	0	0	0	22	22	0.00	0.333					

Batter	1	2	3	4	5	6	7	8	9	10	11	12	AB	R	H	RBI	BB	SO	LOB	TOP								
<b>Tommie Agee, R</b> OBP: 0.322, SLG: 0.440 (1.8)	K	1B		CS					K		G6-4-3		6	0	3	0	0	2	3									
<b>Bud Harrelson, S</b> OBP: 0.425, SLG: 0.380 (1.6)	1B	P4		G3					P6			SH3-4	5	2	2	0	1	0	5									
<b>Dave Marshall, L</b> OBP: 0.528, SLG: 0.536 (9.9)	K			CS									3	1	1	0	1	2	1									
<b>Donn Clendenon, R</b> OBP: 0.340, SLG: 0.468 (9.1)	K			CS									1	0	0	0	0	0	2									
<b>Tug McGraw, R</b> OBP: 0.500, SLG: 1.000 (9.1)	K			CS									0	0	0	0	0	0	0									
<b>Cleon Jones, R</b> OBP: 0.316, SLG: 0.425 (1.7)													6	1	2	2	0	2	3									
<b>Ed Kranepool, L</b> OBP: 0.462, SLG: 0.543 (1.3)	G3												5	0	0	0	1	1	2									
<b>Ken Roswell, L</b> OBP: 0.271, SLG: 0.321 (1.4)													5	0	1	2	0	0	0									
<b>Bob Aspromonte, R</b> OBP: 0.292, SLG: 0.289 (1.5)													6	0	1	0	0	0	2									
<b>Jerry Grote, R</b> OBP: 0.400, SLG: 0.421 (1.2)													4	0	1	0	1	1	1									
<b>Jim McAndrew, R</b> OBP: 0.340, SLG: 0.510 (9.1)													2	0	0	0	1	1	0									
<b>Ron Taylor, R</b> OBP: 0.340, SLG: 0.468 (9.1)													0	0	0	0	0	0	0									
<b>Art Shamsky, L</b> OBP: 0.340, SLG: 0.468 (9.1)													0	0	0	0	0	0	0									
<b>Don Heston, L</b> OBP: 0.340, SLG: 0.468 (9.1)													0	0	0	0	0	0	0									
<b>Ken Singleton, S</b> OBP: 0.370, SLG: 0.506 (11.9)													0	0	0	0	1	0	0									
<b>Inning Stats</b>	R: 1 E: 0 K: 2 S: 8	H: 1 LOB: 1 BB: 1 P: 12	R: 0 E: 0 K: 0 S: 5	H: 2 LOB: 3 BB: 1 P: 9	R: 2 E: 0 K: 1 S: 8	H: 3 LOB: 1 BB: 0 P: 8	R: 0 E: 0 K: 1 S: 5	H: 1 LOB: 0 BB: 0 P: 6	R: 0 E: 0 K: 2 S: 7	H: 0 LOB: 0 BB: 0 P: 7	R: 0 E: 0 K: 0 S: 3	H: 0 LOB: 0 BB: 0 P: 3	R: 0 E: 0 K: 0 S: 4	H: 1 LOB: 2 BB: 1 P: 8	R: 0 E: 0 K: 0 S: 3	H: 0 LOB: 0 BB: 0 P: 3	R: 0 E: 0 K: 1 S: 6	H: 1 LOB: 2 BB: 0 P: 7	R: 0 E: 0 K: 2 S: 7	H: 0 LOB: 0 BB: 0 P: 7	R: 0 E: 0 K: 0 S: 2	H: 0 LOB: 1 BB: 2 P: 10	R: 1 E: 1 K: 0 S: 5	H: 2 LOB: 2 BB: 1 P: 9	1B: 7 2B: 3 3B: 1 HR: 0	SF: 1 SAC: 1 DP: 1 HBP: 1	WP: 0 PB: 0 SB: 1 CS: 1	PA: 53
<b>PITCHER</b>	IP	WLS	BF	H	R	ER	SO	BB	IBB	HBP	BLK	WP	HR	S	P	ERA	WHIP											
<b>Tom Griffin, R</b> ERA: 4.78 (1.1)	3.0		17	6	3	3	3	2	0	0	0	0	0	21	29	9.00	2.667											
<b>Ken Forsch, R</b> ERA: 4.78 (4.1)	5.0		17	2	0	0	3	1	0	0	0	0	0	22	26	0.00	0.600											
<b>Fred Gladding, R</b> ERA: 4.78 (9.1)	0.2		4	1	0	0	1	0	0	1	0	0	0	5	6	0.00	1.500											
<b>Denny Lemaster, L</b> ERA: 4.78 (9.1)	0.1		1	0	0	0	0	0	0	0	0	0	0	1	1	0.00	0.000											
<b>George Culver, R</b> ERA: 1.53 (10.1)	3.0	L	13	2	1	1	2	2	1	0	0	0	0	14	26	3.00	1.333											

New York Mets @ Houston Astros  
Astrodome, Houston, TX  
Fri Apr 30 1971, 8:05 PM EDT  
Alt. 13,860 - Unknown

AB	43
R	4
H	11
RBI	4
BB	6
SO	9
LOB	19

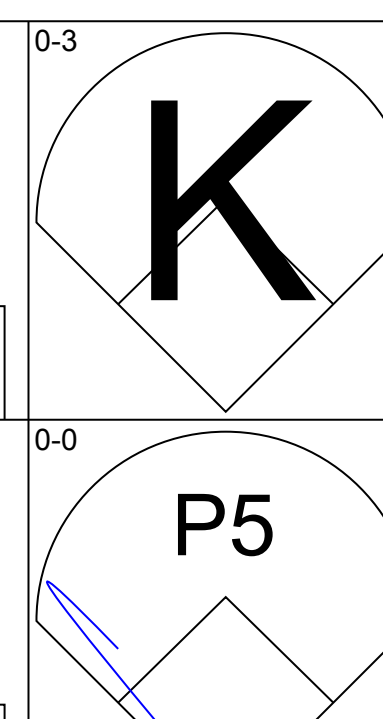
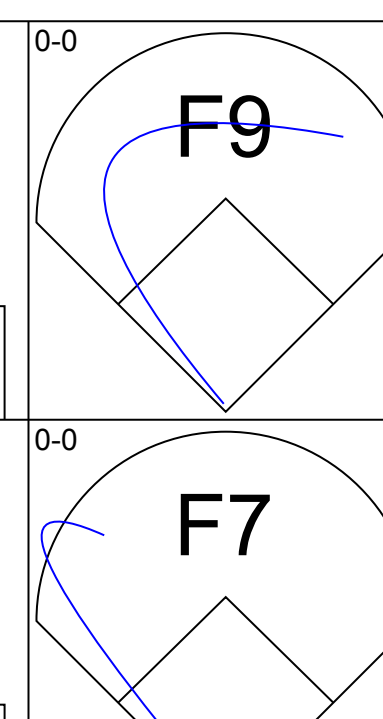
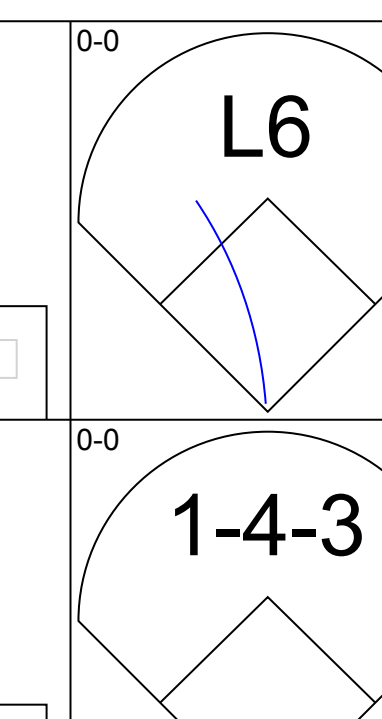
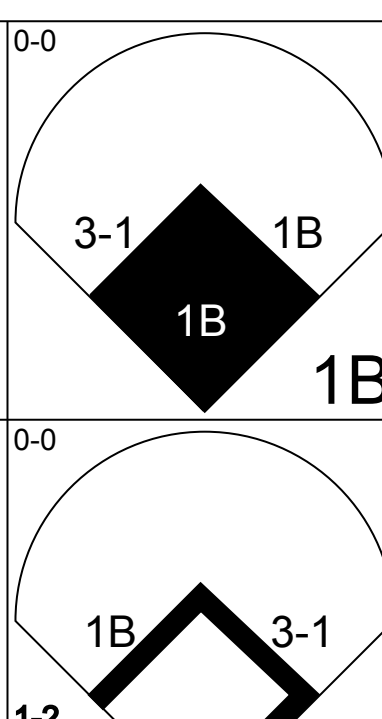
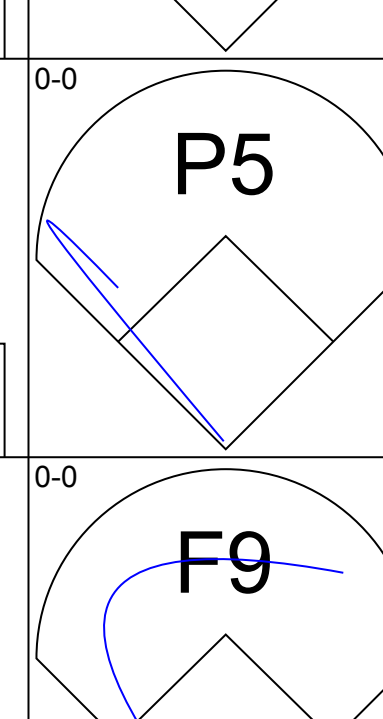
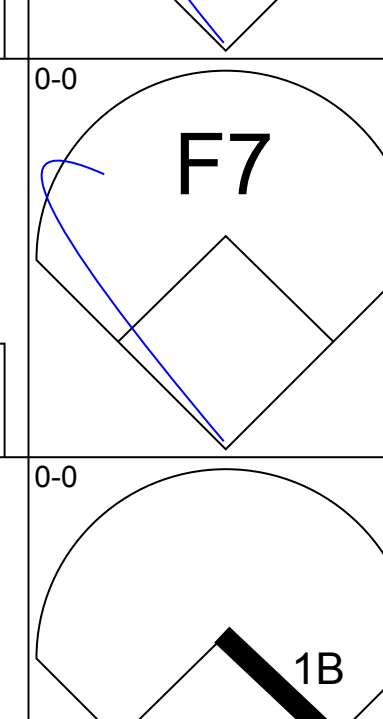
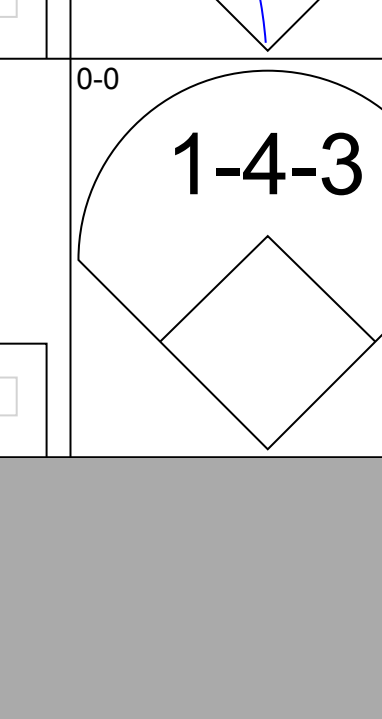
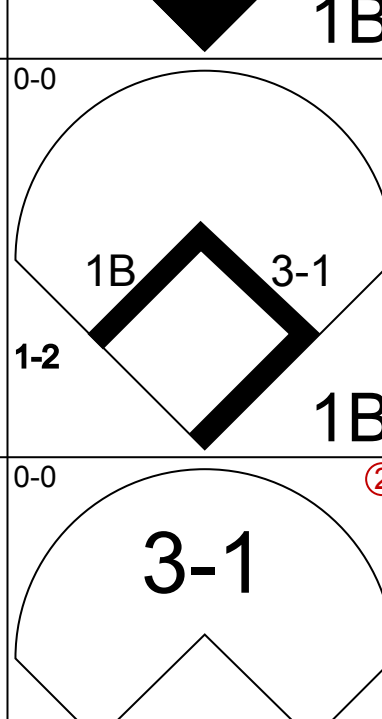
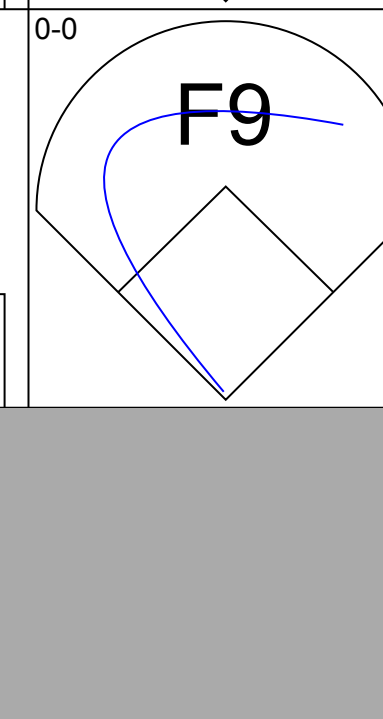
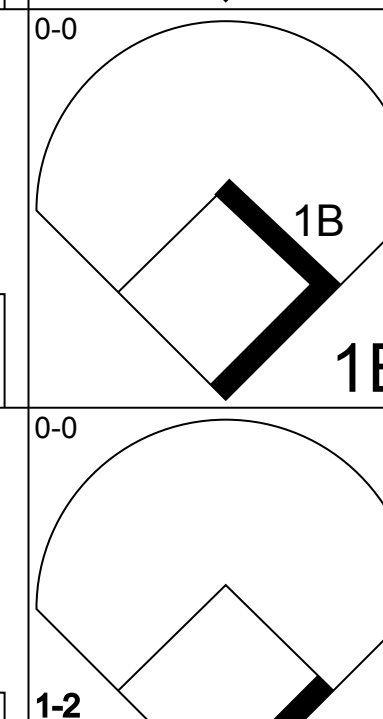
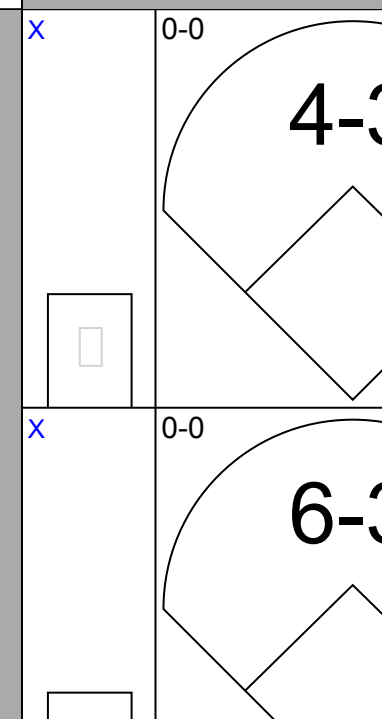
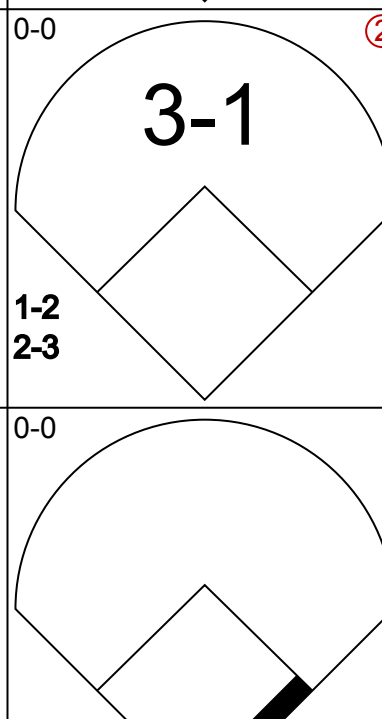
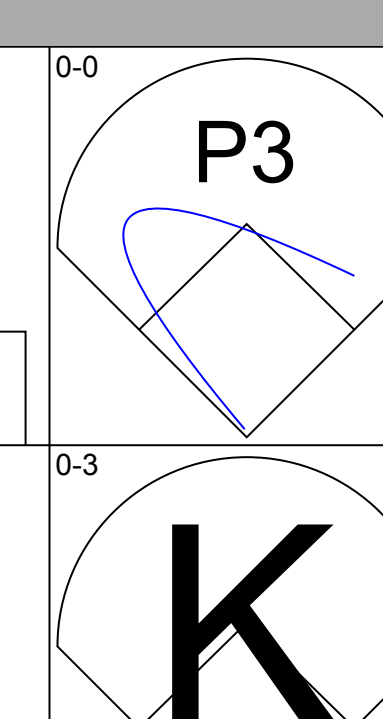
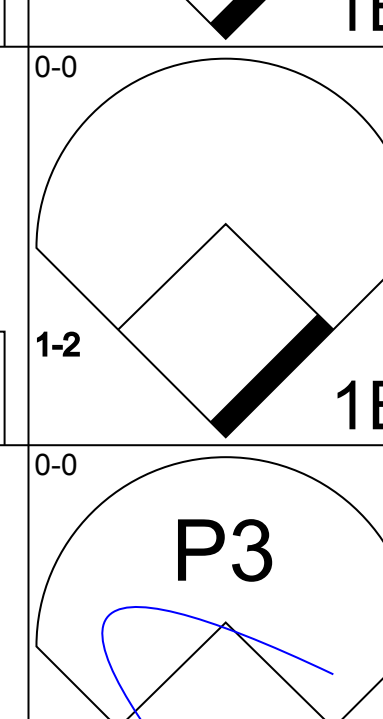
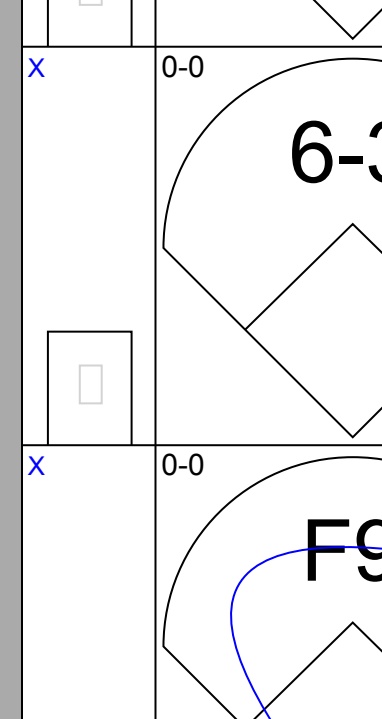
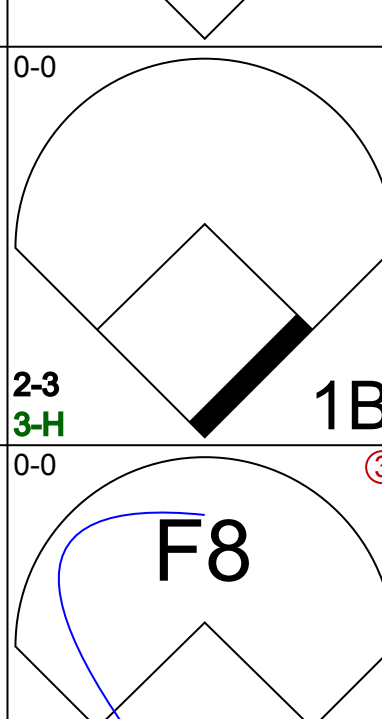
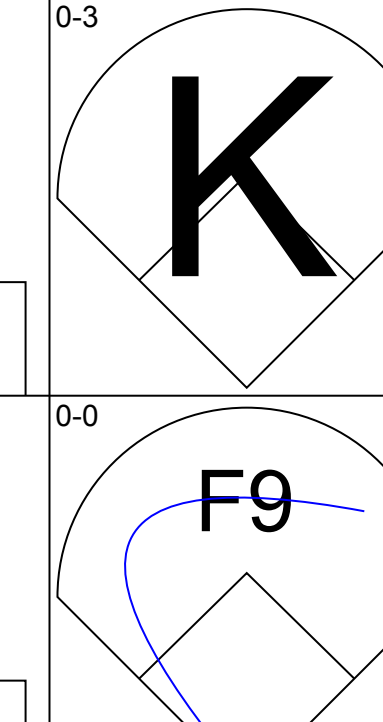
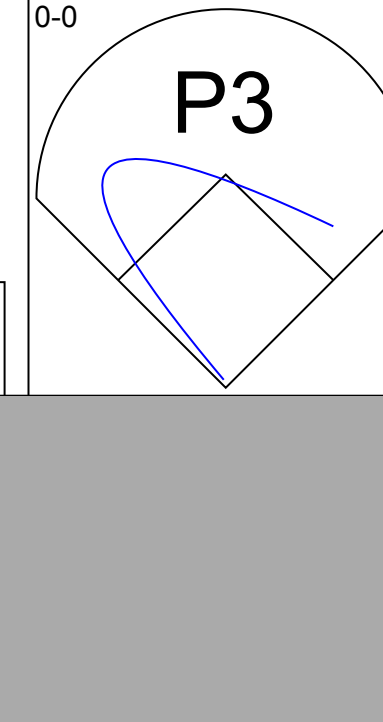
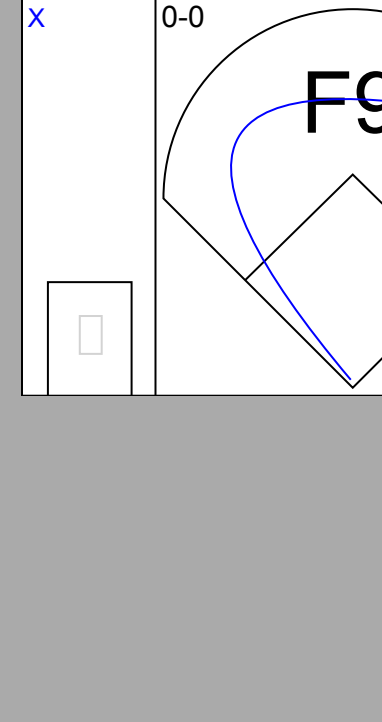
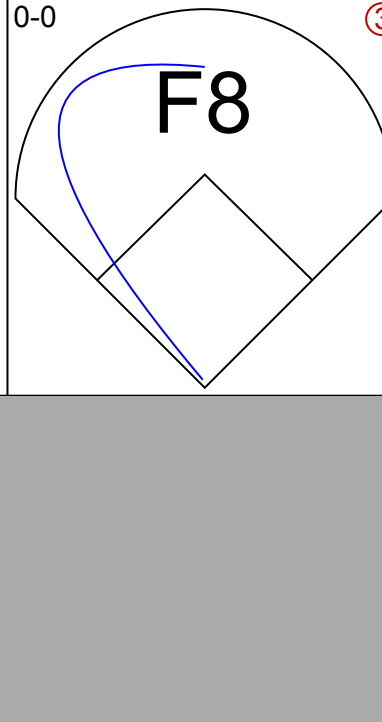
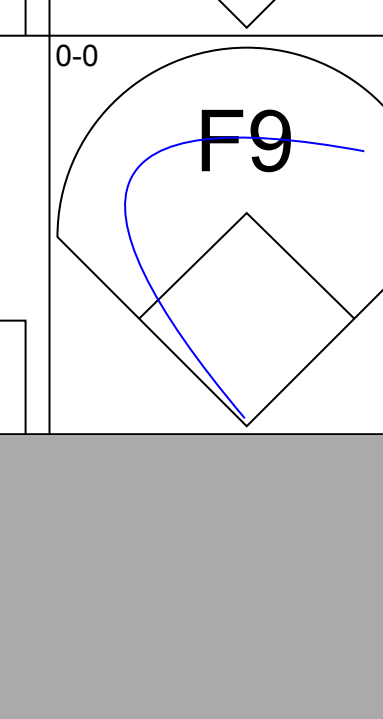
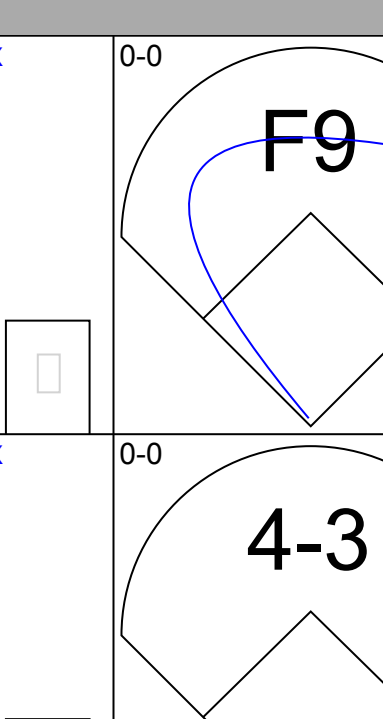
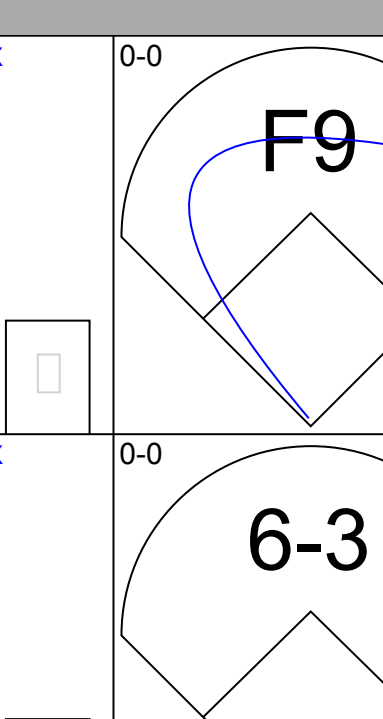
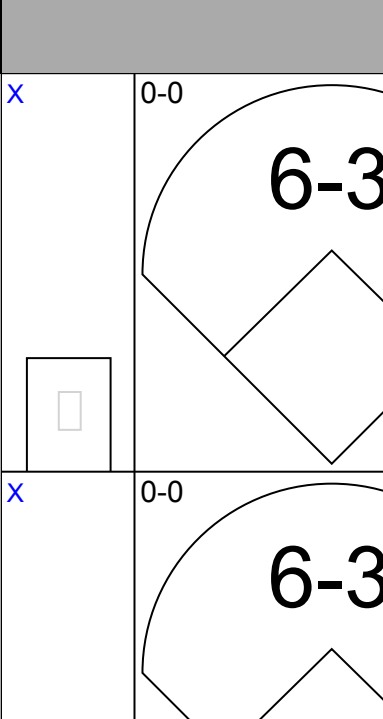
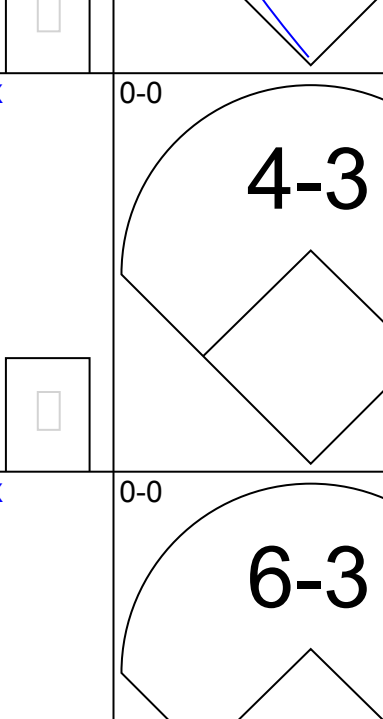
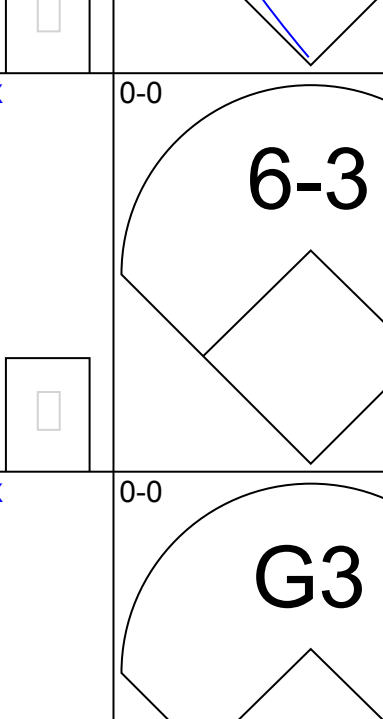
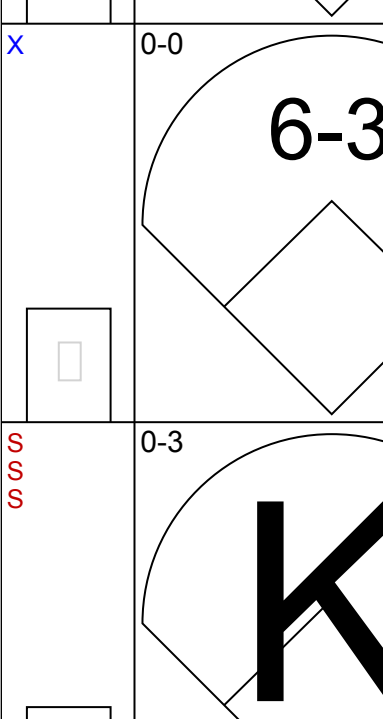
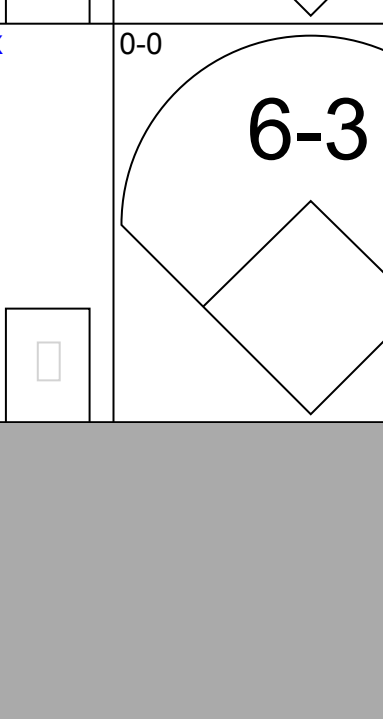
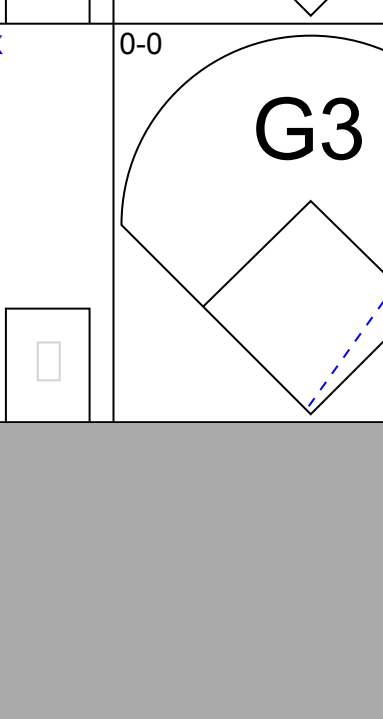
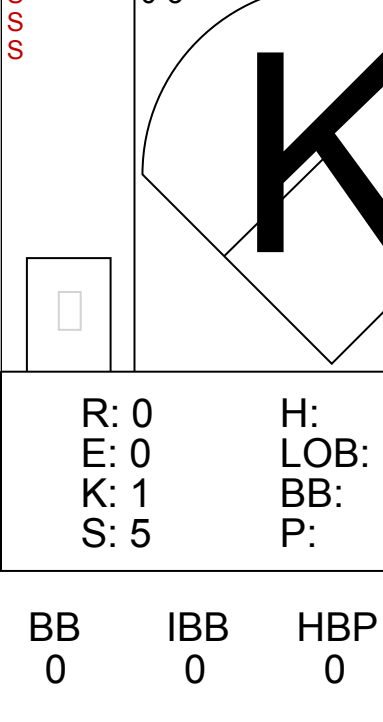
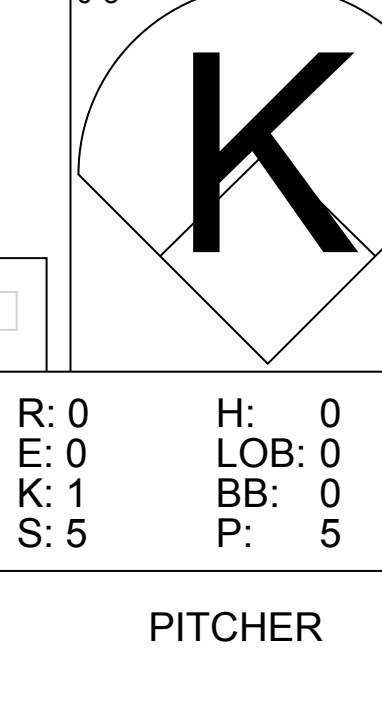
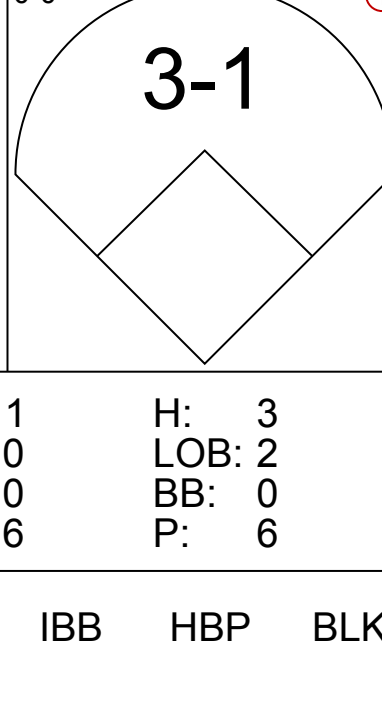


Batter	1	2	3	4	5	6	7	8	9	10	11	12	AB	R	H	RBI	BB	SO	LOB	BOTTOM							
<b>Roger Metzger, S</b> OBP: 0.280, SLG: 0.274 (1.6)	P6			K									6	1	2	0	0	2	0								
<b>Joe Morgan, L</b> OBP: 0.301, SLG: 0.348 (1.4)				1B									5	2	3	2	1	0	1								
<b>Jimmy Wynn, R</b> OBP: 0.370, SLG: 0.388 (1.8)				1B									6	0	1	0	0	0	5								
<b>Bob Watson, R</b> OBP: 0.372, SLG: 0.477 (1.7)				1B									5	0	3	1	1	1	3								
<b>Denis Menke, R</b> OBP: 0.316, SLG: 0.322 (1.3)													4	0	0	0	0	0	5								
<b>Doug Rader, R</b> OBP: 0.264, SLG: 0.259 (1.5)													4	0	0	0	1	1	3								
<b>Cesar Cedeno, R</b> OBP: 0.207, SLG: 0.285 (1.9)													5	0	0	0	0	0	2								
<b>Johnny Edwards, L</b> OBP: 0.220, SLG: 0.193 (1.2)													3	0	0	0	0	1	0								
<b>Jack Hitt, R</b> OBP: 0.536, SLG: 0.500 (10.2)													2	0	0	0	0	2	2								
<b>Inning Stats</b>	R: 0 E: 0 K: 1 S: 6	H: 1 LOB: 1 BB: 0 P: 6	R: 0 E: 0 K: 0 S: 3	H: 0 LOB: 0 BB: 0 P: 3	R: 0 E: 0 K: 3 S: 9	H: 0 LOB: 0 BB: 0 P: 9	R: 1 E: 0 K: 1 S: 7	H: 2 LOB: 1 BB: 0 P: 7	R: 0 E: 0 K: 1 S: 5	H: 0 LOB: 0 BB: 0 P: 5	R: 2 E: 1 K: 0 S: 6	H: 2 LOB: 2 BB: 1 P: 10	R: 0 E: 0 K: 2 S: 7	H: 0 LOB: 0 BB: 0 P: 7	R: 0 E: 0 K: 1 S: 5	H: 0 LOB: 0 BB: 0 P: 5	R: 0 E: 0 K: 0 S: 6	H: 1 LOB: 2 BB: 1 P: 10	R: 0 E: 0 K: 0 S: 4	H: 1 LOB: 2 BB: 1 P: 8	1B: 7 2B: 1 3B: 0 HR: 1	SF: 0 SAC: 1 DP: 0 HBP: 0	WP: 0 PB: 0 SB: 1 CS: 0	PA: 49			
<b>PITCHER</b>	IP	WLS	BF	H	R	ER	SO	BB	IBB	HBP	BLK	WP	HR	S	P	ERA	WHIP										
<b>Jim McAndrew, R</b> ERA: 4.28 (1.1)	7.1		30	7	3	2	6	0	0	0	0	0	0	1	42	2.46	0.955										
<b>Ron Taylor, R</b> ERA: 4.28 (8.1)	0.2		3	0	0	0	0	0	0	1	0	0	0	2	6	0.00	0.000										
<b>Tug McGraw, L</b> ERA: 0.51 (9.1)	4.0	W	16	2	0	0	4	1	1	0	0	0	0	22	30	0.00	0.750										

New York Mets @ Houston Astros  
Astrodome, Houston, TX  
Fri Apr 30 1971, 8:05 PM EDT  
Alt. 13,860 - Unknown

AB	45
R	3
H	9
RBI	3
BB	3
SO	10
LOB	21

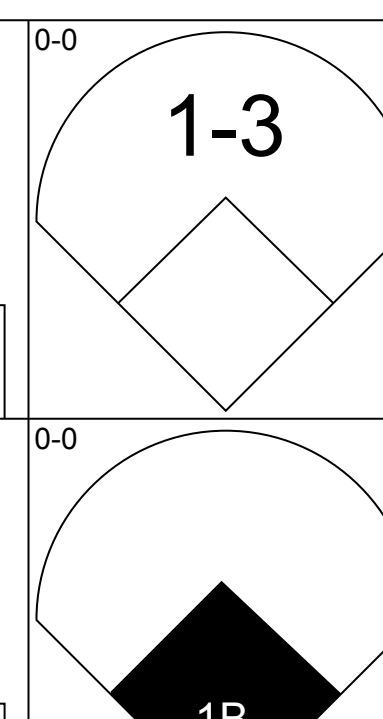
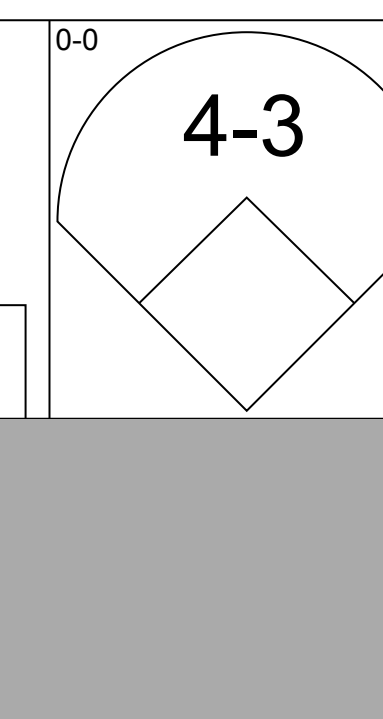
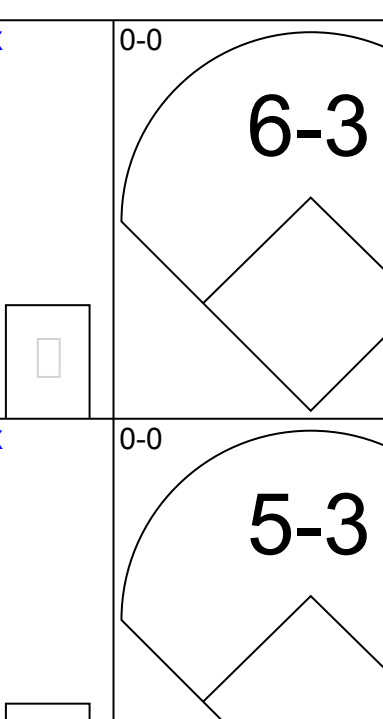
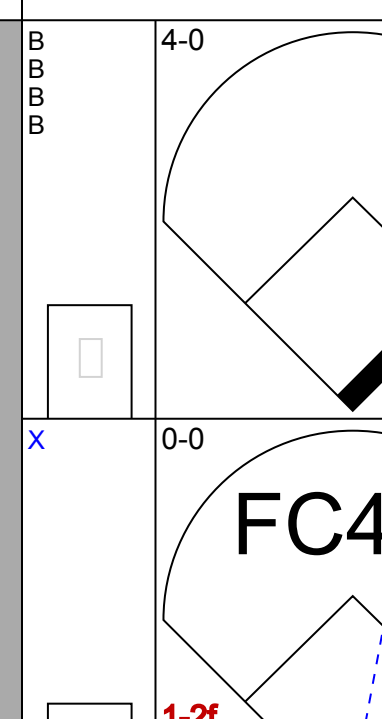
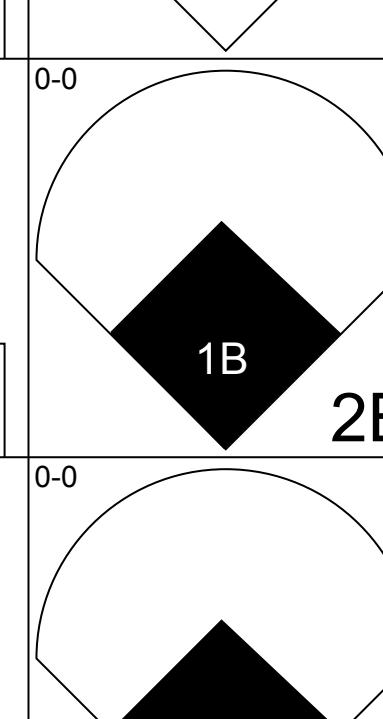
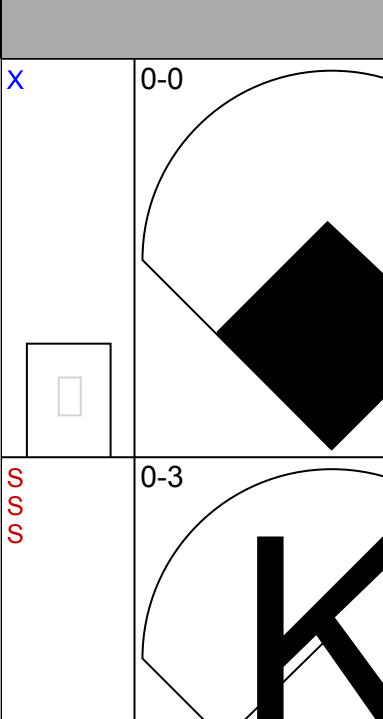
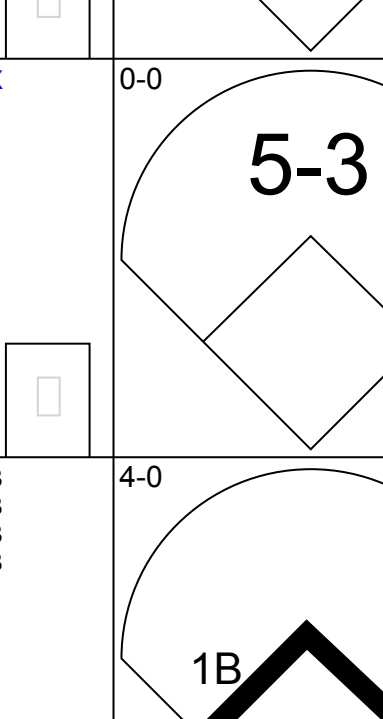
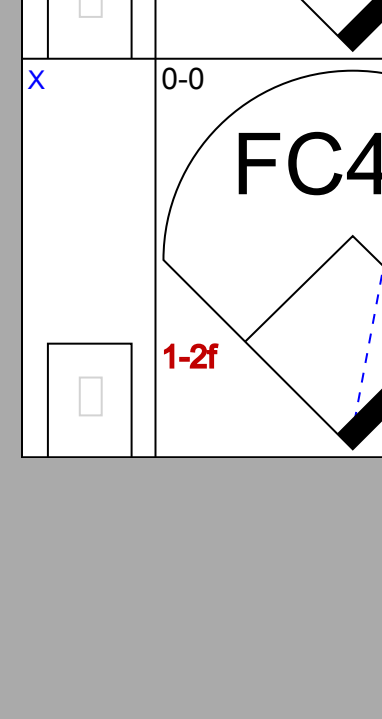
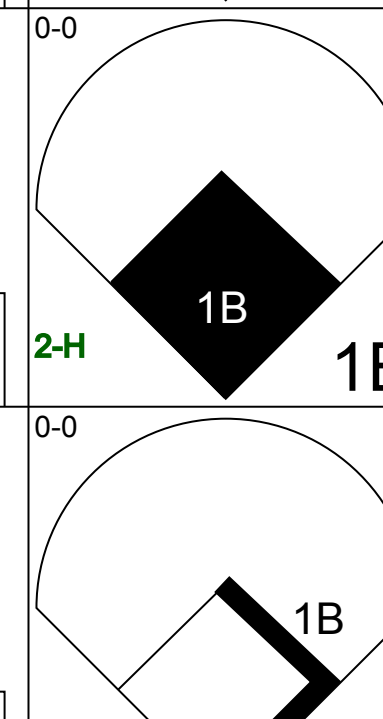
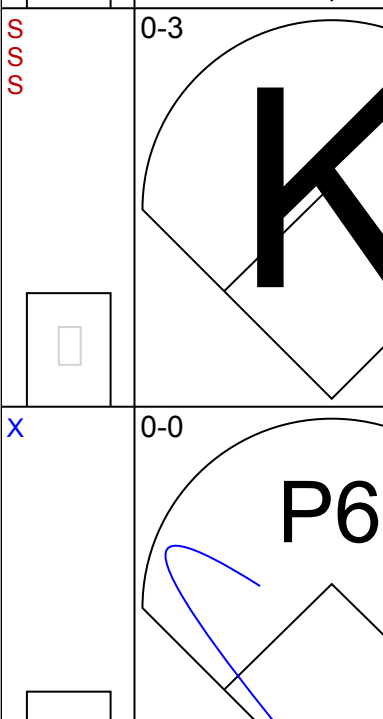
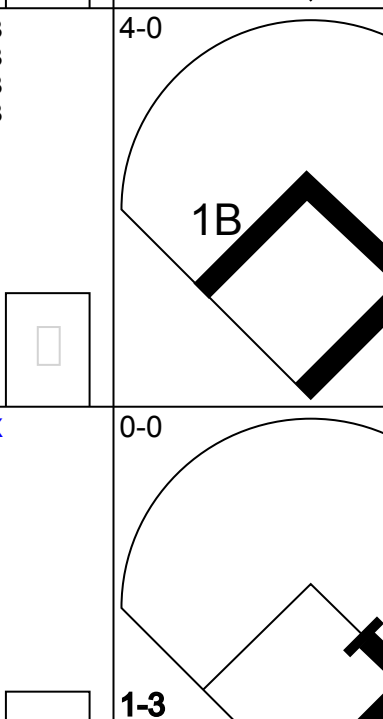
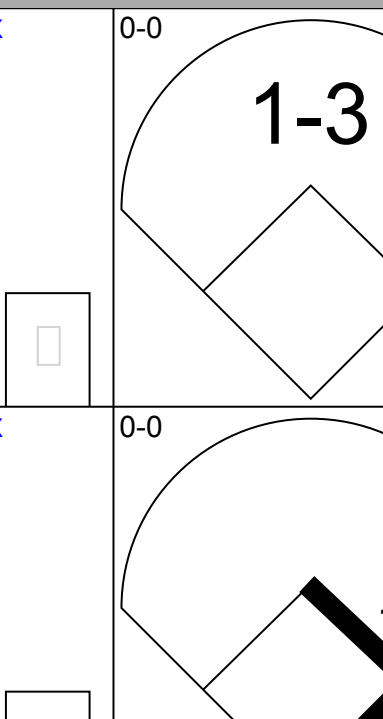
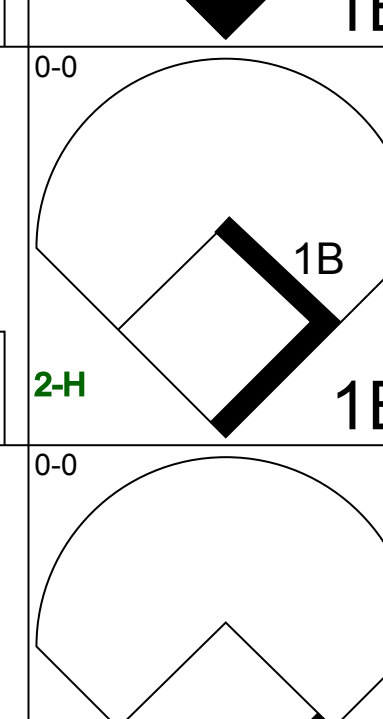
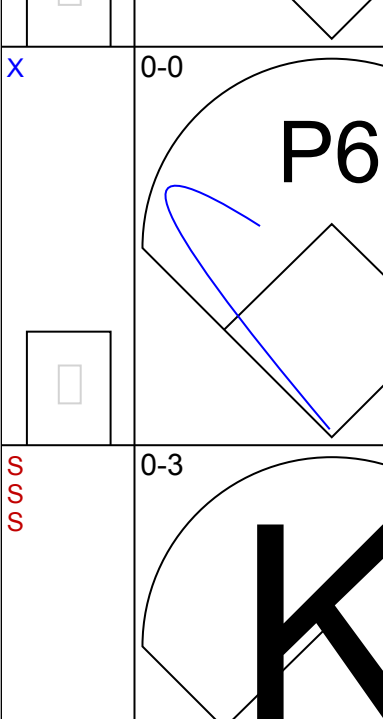
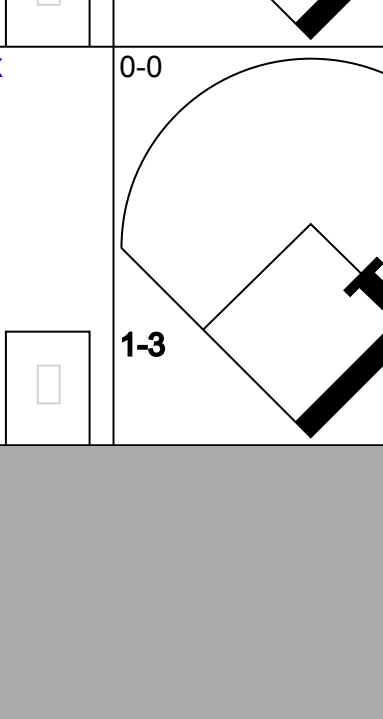
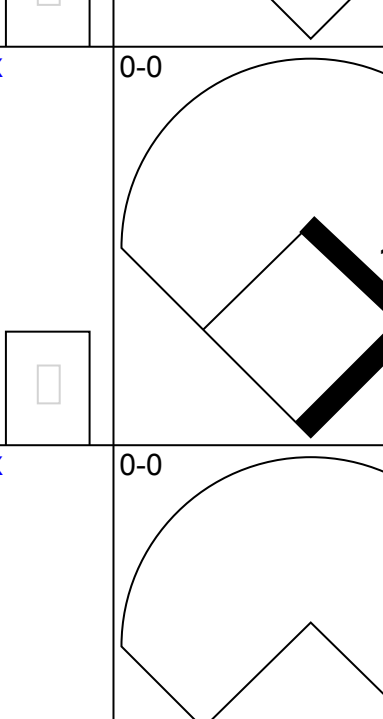
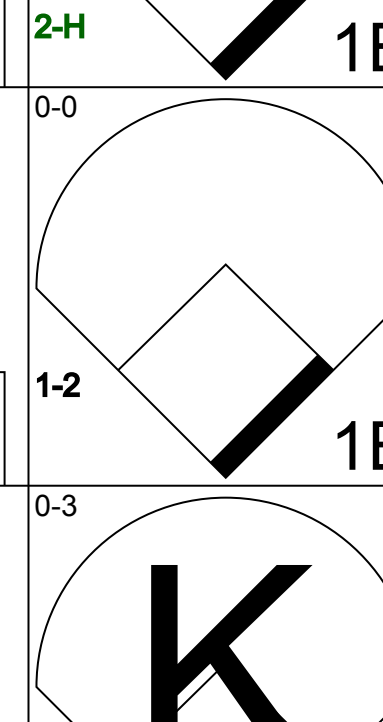
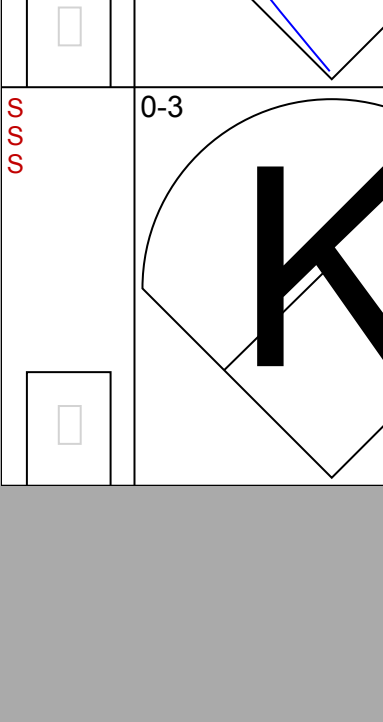

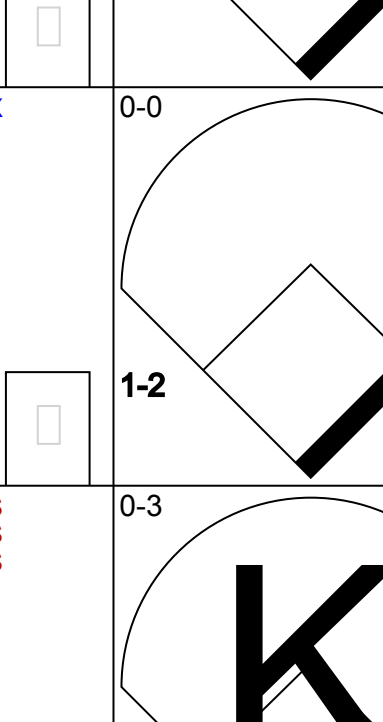
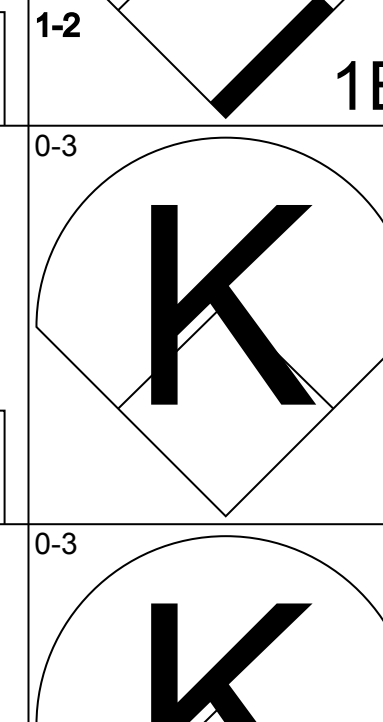

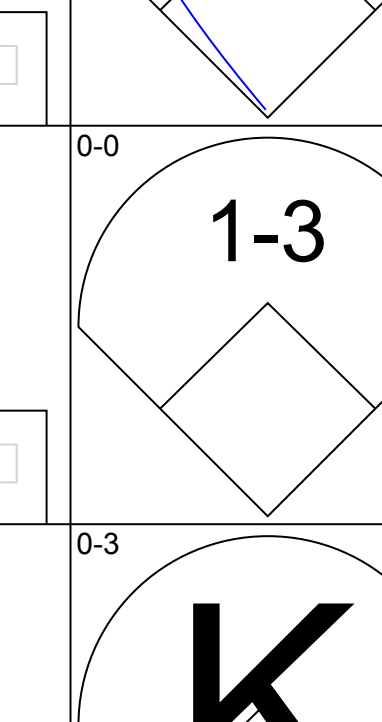
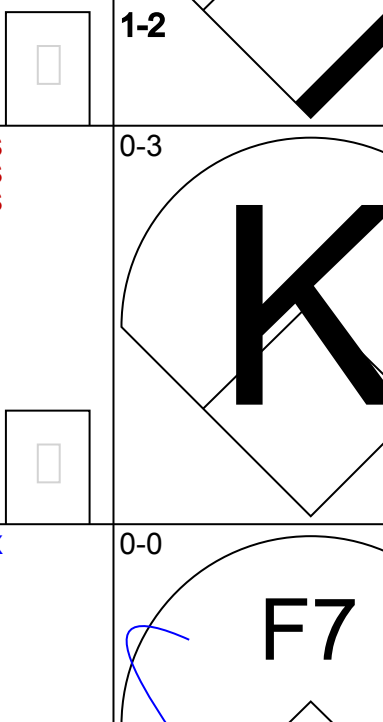
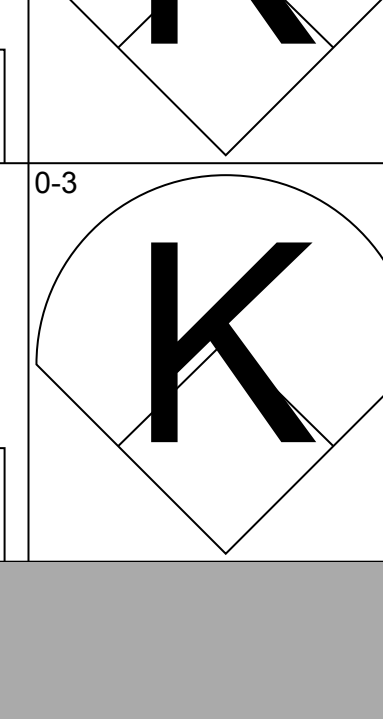
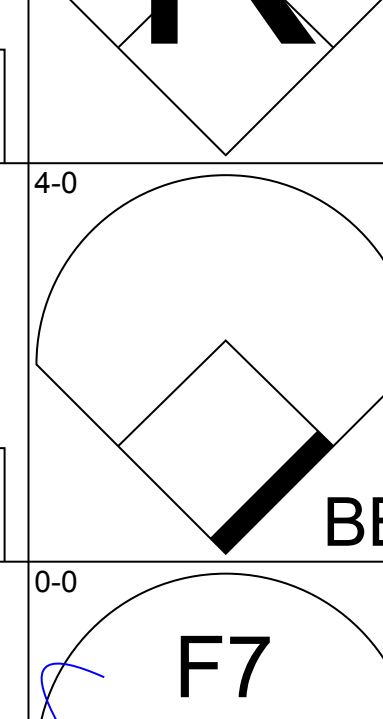
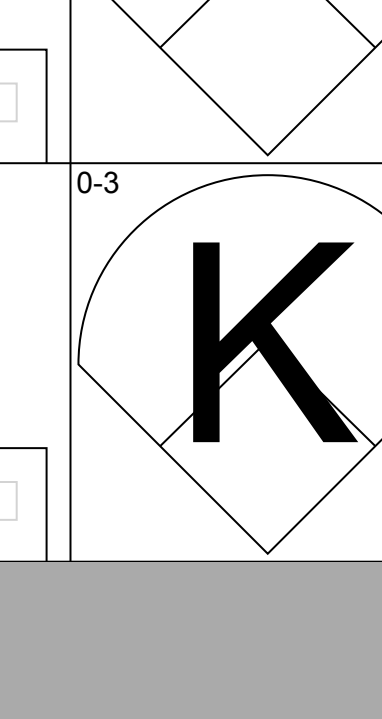
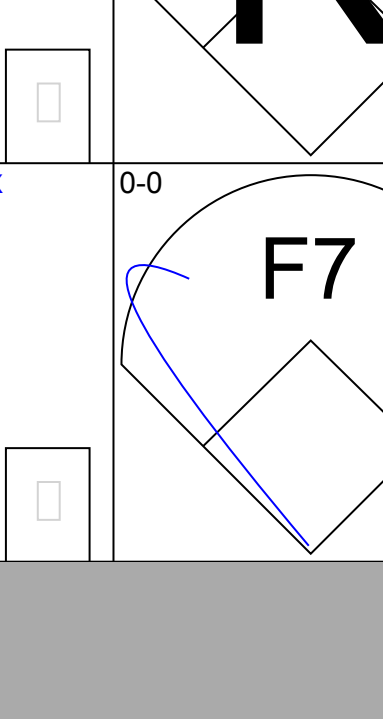

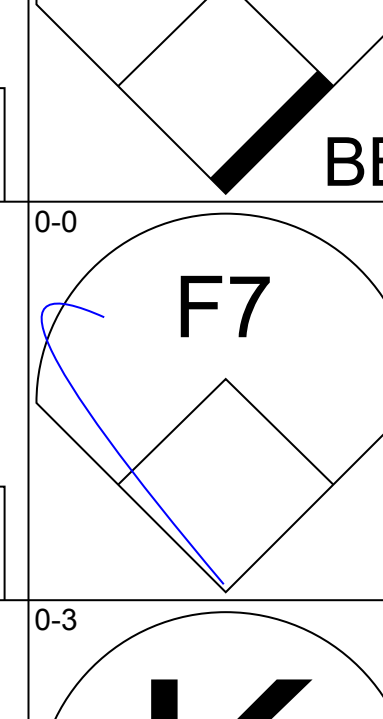
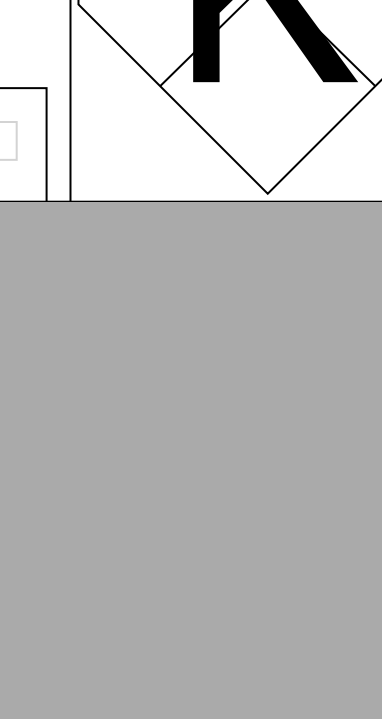
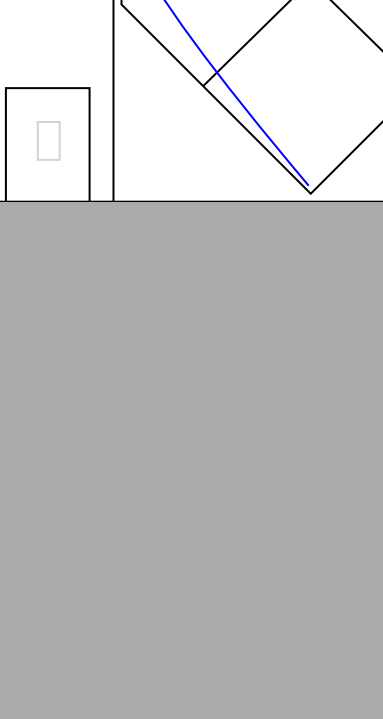
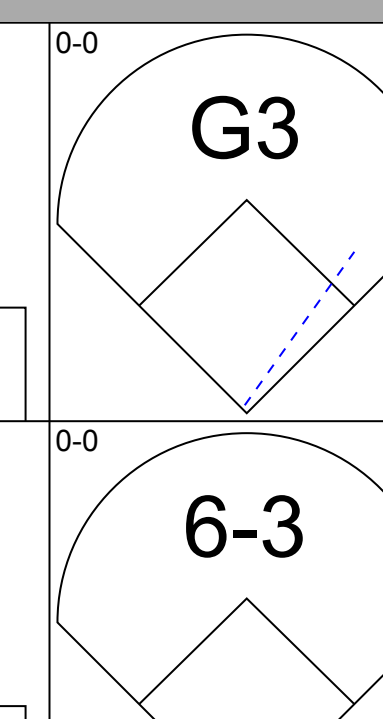
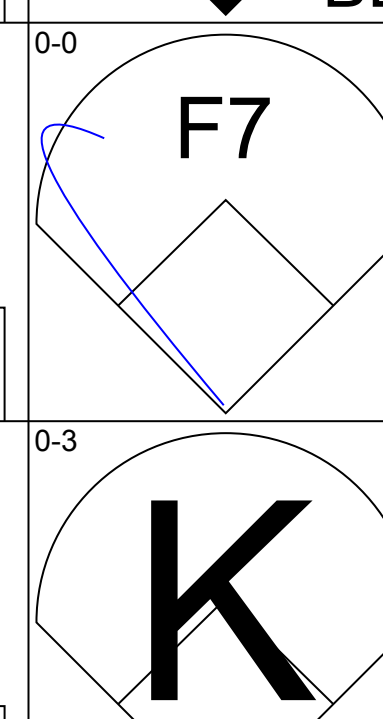
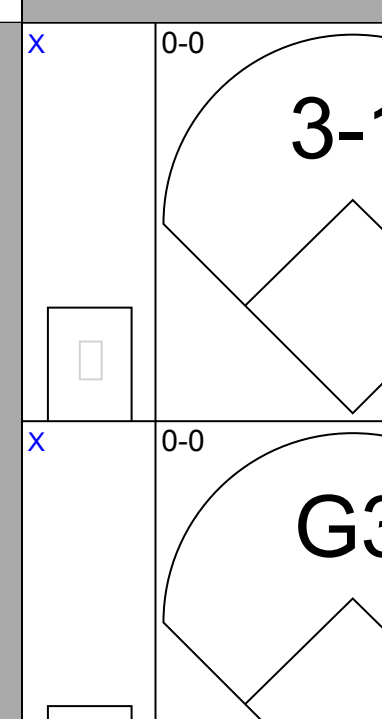
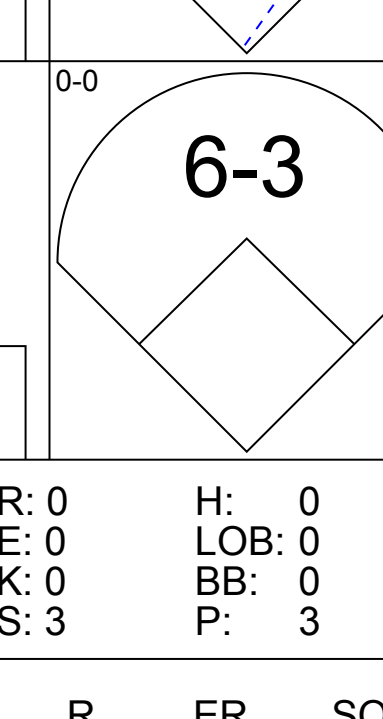
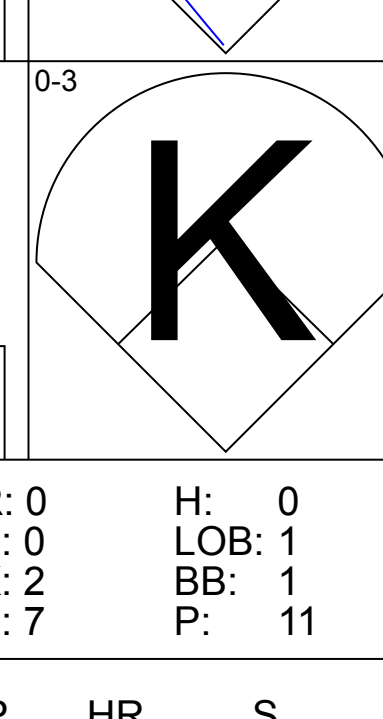
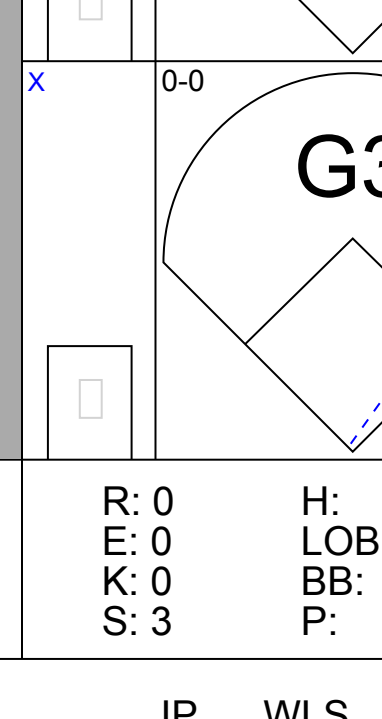


Batter	1	2	3	4	5	6	7	8	9	AB	R	H	RBI	BB	SO	LOB	TOP		
<b>Tommie Agee, R</b> OBP: 0.319, SLG: 0.432 (1, 8)										4	1	1	0	0	1	0			
<b>Bud Harrelson, S</b> OBP: 0.418, SLG: 0.373 (1, 6)										4	0	1	0	0	0	0			
<b>Dave Marshall, L</b> OBP: 0.500, SLG: 0.500 (1, 9)										4	0	1	0	0	0	2			
<b>Cleon Jones, R</b> OBP: 0.325, SLG: 0.429 (1, 7)										4	0	2	1	0	0	0			
<b>Ed Kranepool, L</b> OBP: 0.419, SLG: 0.487 (1, 3)										4	0	0	0	0	1	4			
<b>Ken Boswell, L</b> OBP: 0.258, SLG: 0.304 (1, 4)										3	0	0	0	0	0	0			
<b>Bob Aspromonte, R</b> OBP: 0.280, SLG: 0.257 (1, 5)										3	0	0	0	0	0	0			
<b>Jerry Grote, R</b> OBP: 0.382, SLG: 0.400 (1, 2)										3	0	0	0	0	0	0			
<b>Tom Seaver, R</b> OBP: 0.294, SLG: 0.267 (1, 1)										2	0	0	0	0	2	0			
<b>Art Shamsky, L</b> OBP: 0.348, SLG: 0.118 (9, PH)										1	0	0	0	0	0	0			
<b>Inning Stats</b>	R: 0 H: 0 E: 0 K: 1 S: 5	H: 0 LOB: 0 BB: 0 P: 5	R: 0 H: 0 E: 0 K: 1 S: 5	H: 0 LOB: 0 BB: 0 P: 5	R: 0 H: 2 E: 0 K: 0 S: 5	H: 2 LOB: 2 BB: 0 P: 5	R: 0 H: 0 E: 0 K: 0 S: 3	H: 0 LOB: 0 BB: 0 P: 3	R: 0 H: 0 E: 0 K: 1 S: 5	H: 0 LOB: 0 BB: 0 P: 5	R: 0 H: 0 E: 0 K: 0 S: 3	H: 0 LOB: 0 BB: 0 P: 3	R: 0 H: 0 E: 0 K: 0 S: 3	H: 0 LOB: 0 BB: 0 P: 3	R: 1 H: 3 E: 0 K: 0 S: 6	H: 3 LOB: 2 BB: 0 P: 6	1B: 5 2B: 0 3B: 0 HR: 0	SF: 0 SAC: 0 DP: 0 HBP: 0	WP: 0 PA: 32 PB: 0 SB: 0 CS: 0
<b>PITCHER</b> <b>Larry Dierker, R</b> ERA: 1.38 (1, 1)	IP: 9.0 WLS: W BF: 32 H: 5 R: 1 ER: 1 SO: 4 BB: 0 IBB: 0 HBP: 0 BLK: 0 WP: 0 HR: 0 S: 40 P: 40 ERA: 1.00 WHIP: 0.556																		

**New York Mets @ Houston Astros**  
Astrodome, Houston, TX  
Sat May 01 1971, 8:05 PM EDT  
Att: 23,571 - Unknown

AB 32  
R 1  
H 5  
RBI 1  
BB 0  
SO 4  
LOB 6



Batter	1	2	3	4	5	6	7	8	9	AB	R	H	RBI	BB	SO	LOB	BOTTOM		
<b>Roger Metzger, S</b> OBP: 0.278, SLG: 0.264 (1, 6)										3	0	0	0	1	0	0			
<b>Joe Morgan, L</b> OBP: 0.398, SLG: 0.398 (1, 4)										4	2	2	1	0	0	1			
<b>Jimmy Wynn, R</b> OBP: 0.380, SLG: 0.366 (1, 8)										3	1	1	1	1	1	0			
<b>Bob Watson, R</b> OBP: 0.388, SLG: 0.489 (1, 7)										4	0	3	1	0	0	0			
<b>Cesar Geronimo, L</b> OBP: 0.300, SLG: 0.444 (9, 7)										0	0	0	0	0	0	0			
<b>Denis Menke, R</b> OBP: 0.323, SLG: 0.330 (1, 3)										4	0	2	0	0	1	0			
<b>Doug Radler, R</b> OBP: 0.253, SLG: 0.247 (1, 5)										4	0	0	0	0	3	4			
<b>Cesar Cedeno, R</b> OBP: 0.209, SLG: 0.256 (1, 9)										3	0	0	0	1	2	4			
<b>Johnny Edwards, L</b> OBP: 0.210, SLG: 0.183 (1, 2)										3	0	0	0	0	0	1			
<b>Larry Dierker, R</b> OBP: 0.063, SLG: 0.063 (1, 1)										3	0	0	0	0	1	1			
<b>Inning Stats</b>	R: 2 H: 4 E: 0 K: 2 S: 11	H: 4 LOB: 2 BB: 0 P: 11	R: 0 H: 0 E: 0 K: 0 S: 3	H: 0 LOB: 0 BB: 0 P: 3	R: 1 H: 1 E: 0 K: 2 S: 8	H: 1 LOB: 0 BB: 0 P: 8	R: 0 H: 0 E: 0 K: 2 S: 7	H: 0 LOB: 1 BB: 1 P: 11	R: 0 H: 0 E: 0 K: 1 S: 5	H: 0 LOB: 0 BB: 1 P: 5	R: 0 H: 0 E: 0 K: 0 S: 3	H: 0 LOB: 1 BB: 1 P: 7	R: 0 H: 2 E: 0 K: 1 S: 7	H: 2 LOB: 2 BB: 0 P: 7	R: 1 H: 6 E: 0 K: 0 S: 6	H: 6 LOB: 1 BB: 0 P: 6	1B: 6 2B: 1 3B: 0 HR: 1	SF: 0 SAC: 0 DP: 0 HBP: 0	WP: 0 PA: 34 PB: 0 SB: 0 CS: 0
<b>PITCHER</b> <b>Tom Seaver, R</b> ERA: 1.71 (1, 1)	IP: 8.0 WLS: L BF: 34 H: 8 R: 3 ER: 3 SO: 8 BB: 3 IBB: 0 HBP: 0 BLK: 0 WP: 0 HR: 1 S: 47 P: 59 ERA: 3.38 WHIP: 1.375																		

**New York Mets @ Houston Astros**  
Astrodome, Houston, TX  
Sat May 01 1971, 8:05 PM EDT  
Att: 23,571 - Unknown

AB 31  
R 3  
H 8  
RBI 3  
BB 3  
SO 8  
LOB 11



Batter	1	2	3	4	5	6	7	8	9	10	AB	R	H	RBI	BB	SO	LOB	TOP									
<b>Tommie Agee, R</b> OBP: 0.333, SLG: 0.446 <b>Don Hahn, R</b> OBP: 0.667, SLG: 1.000 (9, PR)	5-3		P4			3B	CS HBP		1B		4	1	2	1	0	0	0	<b>New York Mets @ Houston Astros</b> Astrodome, Houston, TX Sun May 02 1971, 4:33 AM EDT Att: 15,616 - Unknown									
<b>Bud Harrelson, S</b> OBP: 0.417, SLG: 0.400 (1, 6)	1-3		F8			1B	F2		1B		5	1	2	1	0	0	1										
<b>Dave Marshall, L</b> OBP: 0.500, SLG: 0.486 <b>Ken Singleton, S</b> OBP: 0.362, SLG: 0.297 (9, PH)						4-3	K		K		3	0	1	0	1	1	1										
<b>Cleon Jones, R</b> OBP: 0.330, SLG: 0.427 (1, 7)	6-3		F8			1B			5-3		5	1	2	1	0	0	4										
<b>Ed Kranepool, L</b> OBP: 0.396, SLG: 0.455 (1, 3)		F8	FC4-6			1B				1-3	5	1	1	1	0	1	2										
<b>Ken Boswell, L</b> OBP: 0.284, SLG: 0.344 (1, 4)						4-3					5	1	3	0	0	0	2										
<b>Bob Aspromonte, R</b> OBP: 0.288, SLG: 0.293 (1, 5)						4-3				3B	5	0	2	2	0	0	3										
<b>Jerry Grote, R</b> OBP: 0.397, SLG: 0.422 (1, 2)						1B					4	1	2	0	1	0	2										
<b>Jerry Koosman, R</b> OBP: 0.308, SLG: 0.250 <b>Danny Frisella, L</b> (7, 1)						1B					3	0	1	0	0	1	1										
<b>Ray Sadecki, L</b> (9, 1)						1B					1	0	0	0	0	0	1										
<b>Ron Taylor, R</b> (9, 1)						1B					0	0	0	0	0	0	0										
<b>Inning Stats</b>	R: 0 E: 0 K: 0 S: 3	H: 0 LOB: 1 BB: 1 P: 7	R: 0 E: 0 K: 0 S: 4	H: 1 LOB: 1 BB: 0 P: 4	R: 0 E: 0 K: 1 S: 5	H: 0 LOB: 0 BB: 0 P: 5	R: 0 E: 0 K: 0 S: 4	H: 1 LOB: 1 BB: 0 P: 4	R: 0 E: 0 K: 0 S: 3	H: 1 LOB: 0 BB: 0 P: 3	R: 4 E: 0 K: 0 S: 8	H: 6 LOB: 3 BB: 1 P: 12	R: 0 E: 0 K: 1 S: 4	H: 0 LOB: 0 BB: 0 P: 5	R: 0 E: 0 K: 1 S: 6	H: 2 LOB: 1 BB: 0 P: 6	R: 1 E: 0 K: 1 S: 8	H: 3 LOB: 2 BB: 0 P: 8	R: 1 E: 0 K: 0 S: 4	H: 2 LOB: 0 BB: 0 P: 4	1B: 11 2B: 3 3B: 2 HR: 0	SF: 0 SAC: 0 DP: 2 HBP: 1	WP: 1 PB: 0 SB: 1 CS: 2	PA: 44			
<b>PITCHER</b>	IP	WLS	BF	H	R	ER	SO	BB	IBB	HBP	BLK	WP	HR	S	P	ERA	WHIP										
<b>Don Wilson, R</b> ERA: 4.5 (1, 1)	5.1		23	7	4	4	1	1	0	0	0	1	0	7	12	6.75	1.500										
<b>Jim Ray, R</b> ERA: 1.74 (6, 1)	1.2		7	2	0	0	1	0	1	1	0	1	0	7	12	0.00	1.200										
<b>Fred Gladding, R</b> ERA: 1.69 (8, 1)	1.1		8	5	1	1	1	0	0	0	0	0	0	10	10	6.75	3.750										
<b>Denny Lemaster, L</b> ERA: (9, 1)	0.2		2	0	0	0	1	0	0	0	0	0	0	4	4	0.00	0.000										
<b>George Culver, R</b> ERA: 2.4 (10, 1)	1.0	L	4	2	1	1	0	0	0	0	0	0	0	4	4	9.00	2.000										

Batter	1	2	3	4	5	6	7	8	9	10	AB	R	H	RBI	BB	SO	LOB	BOTTOM									
<b>Roger Metzger, S</b> OBP: 0.277, SLG: 0.264 <b>Norm Miller, L</b> OBP: 0.258, SLG: 0.400 <b>George Culver, R</b> (10, 1)	1B	FC5		F2			K		FC3-6		4	0	1	0	0	1	3	<b>New York Mets @ Houston Astros</b> Astrodome, Houston, TX Sun May 02 1971, 4:33 AM EDT Att: 15,616 - Unknown									
<b>Joe Morgan, L</b> OBP: 0.304, SLG: 0.381 (1, 4)	K			G6-4-3			3-1		FC3-6		4	0	0	0	1	1	3										
<b>Jimmy Wynn, R</b> OBP: 0.364, SLG: 0.348 (1, 8)	F7		F8				1-3		1B		5	0	1	1	0	0	2										
<b>Bob Watson, R</b> OBP: 0.379, SLG: 0.474 (1, 3)	FC5		G6-4-3				4-3		F8		5	0	1	0	0	0	3										
<b>Denis Menke, R</b> OBP: 0.308, SLG: 0.313 (1, 5)	FC5			F7			K		1-3		5	0	0	0	0	1	2										
<b>Jesus Alou, R</b> OBP: 0.392, SLG: 0.396 (1, 7)				6-3							5	2	4	0	0	0	0										
<b>Cesar Cedeno, R</b> OBP: 0.229, SLG: 0.308 (1, 9)		F9					F8				5	2	3	2	0	0	2										
<b>Jack Hiatt, R</b> OBP: 0.552, SLG: 0.476 <b>Rich Chiles, L</b> OBP: 0.500, SLG: 0.833 <b>Doug Rader, R</b> OBP: 0.250, SLG: 0.244 (10, 5)											1	0	0	0	2	0	1										
<b>Don Wilson, R</b> OBP: 0.143, SLG: 0.143 <b>Jim Ray, R</b> (6, 1)											2	0	1	2	0	0	1										
<b>Marty Martinez, S</b> <b>Fred Gladding, L</b> (8, 1)											1	0	0	0	0	0	0										
<b>Denny Lemaster, R</b> <b>Cesar Cedeno, L</b> <b>Johnny Edwards, L</b> <b>Johnny Edwards, L</b> OBP: 0.206, SLG: 0.180 (10, 2)											1	0	0	0	0	0	1										
<b>Inning Stats</b>	R: 0 E: 0 K: 1 S: 7	H: 2 LOB: 2 BB: 0 P: 7	R: 1 E: 0 K: 0 S: 4	H: 1 LOB: 1 BB: 1 P: 8	R: 0 E: 0 K: 0 S: 2	H: 0 LOB: 0 BB: 1 P: 6	R: 1 E: 0 K: 0 S: 5	H: 2 LOB: 2 BB: 1 P: 9	R: 0 E: 0 K: 0 S: 3	H: 0 LOB: 0 BB: 0 P: 3	R: 0 E: 0 K: 0 S: 6	H: 1 LOB: 1 BB: 0 P: 6	R: 0 E: 0 K: 1 S: 5	H: 0 LOB: 0 BB: 0 P: 5	R: 0 E: 0 K: 0 S: 3	H: 0 LOB: 0 BB: 0 P: 3	R: 3 E: 0 K: 1 S: 10	H: 5 LOB: 2 BB: 0 P: 10	R: 0 E: 0 K: 0 S: 5	H: 2 LOB: 2 BB: 0 P: 5	1B: 11 2B: 1 3B: 0 HR: 1	SF: 0 SAC: 0 DP: 1 HBP: 0	WP: 0 PB: 0 SB: 1 CS: 0	PA: 45			
<b>PITCHER</b>	IP	WLS	BF	H	R	ER	SO	BB	IBB	HBP	BLK	WP	HR	S	P	ERA	WHIP										
<b>Jerry Koosman, L</b> ERA: 1.83 (1, 1)	6.0		26	6	2	1	2	2	1	0	0	0	0	1	15	1.50	1.333										
<b>Danny Frisella, R</b> ERA: 3.86 (7, 1)	2.1		11	4	3	3	2	0	0	0	0	0	0	1	15	11.57	1.714										
<b>Ray Sadecki, L</b> ERA: 2.16 (9, 1)	0.1		1	0	0	0	0	0	0	0	0	0	0	1	1	0.00	0.000										
<b>Ron Taylor, R</b> ERA: (9, 1)	1.1	W	7	3	0	0	0	0	0	0	0	0	0	7	7	0.00	2.250										



Batter	1	2	3	4	5	6	7	8	9	10	11	AB	R	H	RBI	BB	SO	LOB	TOP																					
Don Kessinger, S OBP: 0.282, SLG: 0.277												5	1	1	0	0	0	2																						
Glenn Beckert, R OBP: 0.330, SLG: 0.337												5	0	1	0	0	1	0																						
Billy Williams, L OBP: 0.392, SLG: 0.567												5	1	2	1	1	2	3																						
Ron Santo, R OBP: 0.385, SLG: 0.480												3	0	1	1	1	1	3																						
Johnny Callison, L OBP: 0.324, SLG: 0.333												5	0	2	0	0	1	5																						
Jos Peptonis, L OBP: 0.332, SLG: 0.451												5	0	2	0	0	0	4																						
14 Ernie Banks, R OBP: 0.308, SLG: 0.273												3	0	0	0	1	0	1																						
Danny Breeden, R OBP: 0.273, SLG: 0.300												2	0	0	0	1	0	0																						
Paul Popovich, S OBP: 0.056, SLG: 0.056												1	0	0	0	0	1	3																						
Ken Rudolph, R OBP: 0.173, SLG: 0.106												1	0	0	0	0	1	1																						
Ken Holtzman, R OBP: 0.133, SLG: 0.077												4	0	0	0	1	1	3																						
<b>Inning Stats</b>	R: 1 E: 0 K: 1 S: 8	H: 3 LOB: 2 BB: 0 P: 8	R: 0 E: 0 K: 0 S: 3	H: 0 LOB: 0 BB: 0 P: 3	R: 0 E: 0 K: 0 S: 5	H: 2 LOB: 2 BB: 0 P: 5	R: 0 E: 0 K: 0 S: 4	H: 1 LOB: 2 BB: 1 P: 8	R: 0 E: 0 K: 0 S: 3	H: 0 LOB: 0 BB: 0 P: 5	R: 0 E: 0 K: 1 S: 5	H: 0 LOB: 0 BB: 0 P: 5	R: 0 E: 0 K: 2 S: 9	H: 2 LOB: 3 BB: 2 P: 17	R: 0 E: 1 K: 1 S: 6	H: 0 LOB: 3 BB: 2 P: 14	R: 0 E: 0 K: 1 S: 6	H: 1 LOB: 0 BB: 0 P: 6	R: 0 E: 0 K: 1 S: 5	H: 0 LOB: 0 BB: 0 P: 5	1B: 7 2B: 1 3B: 0 HR: 1	SF: 1 SAC: 3 DP: 1 HBP: 0	WP: 0 PB: 0 SB: 0 CS: 0	PA: 48																
<b>PITCHER</b>	IP: 8.0 WLS: 2 BF: 36 H: 8 R: 2 ER: 0 SO: 5 BB: 3 IBB: 1 HBP: 0 BLK: 0 WP: 0 HR: 1 S: 42 P: 58 ERA: 2.25 WHIP: 1.375																				IP: 9.1 WLS: 12 BF: 45 H: 10 R: 0 ER: 0 SO: 3 BB: 0 IBB: 1 HBP: 0 BLK: 0 WP: 0 HR: 0 S: 17 P: 21 ERA: 0.00 WHIP: 0.333																			

Chicago Cubs @ New York Mets  
Shea Stadium, Flushing, NY  
Mon May 03 1971, 7:05 PM EDT  
Att: 16,174 - Unknown

AB	39
R	2
H	9
RBI	2
BB	5
SO	8
LOB	25



Batter	1	2	3	4	5	6	7	8	9	10	11	AB	R	H	RBI	BB	SO	LOB	BOTTOM	
Don Hahn, R OBP: 0.375, SLG: 0.333												4	0	0	0	1	0	1		
Bud Harrelson, S OBP: 0.406, SLG: 0.405												4	0	1	1	0	1	0		
Cleon Jones, R OBP: 0.312, SLG: 0.402												5	0	0	0	0	2	3		
Donn Clendenon, R OBP: 0.327, SLG: 0.431												4	0	0	0	1	3	0		
Ken Singleton, S OBP: 0.346, SLG: 0.268												4	0	0	0	1	2	1		
Bob Aspromonte, R OBP: 0.282, SLG: 0.300												5	1	1	0	0	1	2		
Jerry Grote, R OBP: 0.423, SLG: 0.478												5	2	4	1	0	0	1		
Tim Foli, R OBP: 0.387, SLG: 0.385												3	0	1	0	2	0	2		
Gary Gentry, R OBP: 0.133, SLG: 0.133												3	0	0	0	0	2	4		
Tug McGraw, R OBP: 0.667, SLG: 1.000												1	0	1	0	0	0	0		
Tommie Agee, R OBP: 0.340, SLG: 0.452												1	0	1	1	0	0	0		
<b>Inning Stats</b>	R: 0 E: 0 K: 0 S: 3	H: 0 LOB: 0 BB: 0 P: 3	R: 0 E: 0 K: 0 S: 4	H: 1 LOB: 2 BB: 1 P: 8	R: 0 E: 0 K: 2 S: 8	H: 1 LOB: 1 BB: 0 P: 8	R: 1 E: 0 K: 2 S: 9	H: 2 LOB: 2 BB: 1 P: 13	R: 0 E: 0 K: 1 S: 5	H: 0 LOB: 1 BB: 0 P: 9	R: 0 E: 0 K: 1 S: 5	H: 1 LOB: 0 BB: 0 P: 3	R: 0 E: 0 K: 1 S: 5	H: 0 LOB: 0 BB: 0 P: 5	R: 1 E: 0 K: 0 S: 4	H: 2 LOB: 2 BB: 1 P: 8	1B: 4 2B: 5 3B: 0 HR: 0	SF: 1 SAC: 0 DP: 1 HBP: 0	WP: 0 PB: 0 SB: 0 CS: 0	PA: 45
<b>PITCHER</b>	IP: 10.2 WLS: 1 BF: 45 H: 9 R: 3 ER: 3 SO: 11 BB: 3 IBB: 2 HBP: 0 BLK: 0 WP: 0 HR: 0 S: 62 P: 82 ERA: 2.53 WHIP: 1.125																			

Chicago Cubs @ New York Mets  
Shea Stadium, Flushing, NY  
Mon May 03 1971, 7:05 PM EDT  
Att: 16,174 - Unknown

AB	39
R	3
H	9
RBI	3
BB	5
SO	11
LOB	14



Batter	1	2	3	4	5	6	7	8	9	AB	R	H	RBI	BB	SO	LOB	TOP
<b>Don Kessinger, S</b> (1, 6) OBP: 0.278, SLG: 0.265										4	0	0	0	1	0	6	<b>Chicago Cubs @ New York Mets</b> Shea Stadium, Flushing, NY Tue May 04 1971, 7:05 PM EDT Att: 17,963 - Unknown  <b>AB 32</b> <b>R 1</b> <b>H 4</b> <b>RBI 1</b> <b>BB 8</b> <b>SO 8</b> <b>LOB 28</b> 
<b>Glenn Beckert, R</b> (1, 4) OBP: 0.324, SLG: 0.323										4	0	0	0	1	1		
<b>Billy Williams, L</b> (1, 7) OBP: 0.383, SLG: 0.543										4	0	0	0	1	2		
<b>Ron Santo, R</b> (1, 5) OBP: 0.375, SLG: 0.475										5	1	1	0	0	1	3	
<b>Johnny Callison, L</b> (1, 9) OBP: 0.347, SLG: 0.354										2	0	1	1	2	1	2	
<b>Joe Pepitone, L</b> (1, 8) OBP: 0.370, SLG: 0.471										3	0	2	0	1	1	1	
<b>14 Ernie Banks, R</b> (1, 3) <b>Jim Hickman, R</b> (8, PH) OBP: 0.286, SLG: 0.256										2	0	0	0	1	2	3	
<b>Danny Breeden, R</b> (1, 2) OBP: 0.200, SLG: 0.214										4	0	0	0	0	0	5	
<b>Milt Pappas, R</b> (7, 1) <b>Earl Stephenson, L</b> (7, 1) <b>Phil Regan, R</b> (8, PH) <b>Hal Breeden, R</b> (8, PH) <b>Paul Popovich, S</b> (8, PH) <b>Ron Tompkins, R</b> (8, 1)										2	0	0	0	1	0	1	
<b>Inning Stats</b>	R: 0 H: 0 E: 0 K: 3 S: 9	H: 0 R: 1 ER: 0 LOB: 2 BB: 2 P: 17	R: 0 H: 1 E: 0 K: 1 S: 6	H: 0 R: 0 ER: 0 LOB: 1 BB: 1 P: 7	R: 0 H: 0 E: 0 K: 1 S: 5	H: 0 R: 1 ER: 0 LOB: 3 BB: 3 P: 17	R: 1 H: 2 E: 0 K: 2 S: 9	H: 0 R: 0 ER: 0 LOB: 0 BB: 0 P: 3	R: 0 H: 0 E: 1 K: 1 S: 5	H: 1 R: 1 ER: 0 LOB: 3 BB: 1 P: 9	R: 0 H: 0 E: 0 K: 1 S: 5	H: 0 R: 0 ER: 0 LOB: 0 BB: 0 P: 5	1B: 1 2B: 3 3B: 0 HR: 0	SF: 0 SAC: 0 DP: 0 HBP: 0	WP: 0 PB: 0 SB: 2 CS: 0	PA: 40	
<b>PITCHER</b>	IP WLS BF H R ER SO BB IBB HBP BLK WP HR S P ERA WHIP	<b>PITCHER</b> IP WLS BF H R ER SO BB IBB HBP BLK WP HR S P ERA WHIP															
<b>Nolan Ryan, R</b> (1, 1) ERA: 1.65	7.0 W 31 3 1 1 7 6 1 0 0 0 0 0 38 66 1.29 1.286																
<b>Ray Sadecki, L</b> (8, 1) ERA: 2.09	0.1 4 1 0 0 0 1 0 0 0 0 0 0 3 7 0.00 6.000																
<b>Danny Frisella, R</b> (8, 1) ERA: 3.38	1.2 S 5 0 0 0 1 0 0 0 0 0 0 0 7 7 0.00 0.000																

Batter	1	2	3	4	5	6	7	8	9	AB	R	H	RBI	BB	SO	LOB	BOTTOM
<b>Bud Harrelson, S</b> (1, 6) OBP: 0.410, SLG: 0.409										4	0	2	1	0	0	1	<b>Chicago Cubs @ New York Mets</b> Shea Stadium, Flushing, NY Tue May 04 1971, 7:05 PM EDT Att: 17,963 - Unknown  <b>AB 29</b> <b>R 2</b> <b>H 7</b> <b>RBI 2</b> <b>BB 3</b> <b>SO 1</b> <b>LOB 16</b> 
<b>Ken Boswell, L</b> (1, 4) OBP: 0.286, SLG: 0.333										2	0	0	0	1	0	0	
<b>Donn Clendenon, R</b> (7, PH) <b>Ray Sadecki, L</b> (8, 1) <b>Danny Frisella, L</b> (8, 1)										1	0	0	0	0	0	2	
<b>Dave Marshall, L</b> (1, 9) OBP: 0.500, SLG: 0.474										3	0	1	0	1	0	2	
<b>Cleon Jones, R</b> (1, 7) OBP: 0.309, SLG: 0.396										4	0	1	0	0	1	2	
<b>Ed Kranepool, L</b> (1, 3) OBP: 0.365, SLG: 0.417										4	0	0	0	0	0	4	
<b>Bob Aspromonte, R</b> (1, 5) OBP: 0.281, SLG: 0.333										4	1	1	1	0	0	2	
<b>Jerry Grote, R</b> (1, 2) OBP: 0.432, SLG: 0.479										2	1	1	0	1	0	0	
<b>Don Hahn, R</b> (1, 8) OBP: 0.364, SLG: 0.333										3	0	1	0	0	0	1	
<b>Nolan Ryan, R</b> (1, 1) <b>Al Weis, S</b> (7, PH) (8, 4)										1	0	0	0	0	0	0	
<b>Inning Stats</b>	R: 0 H: 1 E: 0 K: 0 S: 4	H: 1 R: 2 ER: 0 LOB: 1 BB: 1 P: 8	R: 1 H: 1 E: 0 K: 0 S: 4	H: 1 R: 0 ER: 0 LOB: 0 BB: 0 P: 8	R: 0 H: 0 E: 0 K: 0 S: 3	H: 0 R: 0 ER: 0 LOB: 0 BB: 0 P: 3	R: 0 H: 1 E: 0 K: 0 S: 4	H: 3 R: 1 ER: 0 LOB: 2 BB: 1 P: 8	R: 1 H: 3 E: 0 K: 1 S: 5	H: 0 R: 0 ER: 0 LOB: 0 BB: 0 P: 5	1B: 6 2B: 0 3B: 0 HR: 1	SF: 0 SAC: 1 DP: 0 HBP: 0	WP: 0 PB: 0 SB: 0 CS: 1	PA: 34			
<b>PITCHER</b>	IP WLS BF H R ER SO BB IBB HBP BLK WP HR S P ERA WHIP	<b>PITCHER</b> IP WLS BF H R ER SO BB IBB HBP BLK WP HR S P ERA WHIP															
<b>Milt Pappas, R</b> (1, 1) ERA: 2.96	6.0 L 26 6 2 2 0 3 0 0 0 0 0 0 23 35 3.00 1.500																
<b>Earl Stephenson, L</b> (7, 1) ERA: 4.2	0.1 2 1 0 0 0 0 0 0 0 0 0 0 2 2 0.00 3.000																
<b>Phil Regan, R</b> (7, 1) ERA: 4.2	0.2 2 0 0 0 0 0 0 0 0 0 0 0 2 2 0.00 0.000																
<b>Ron Tompkins, R</b> (8, 1) ERA: 5.06	1.0 3 0 0 0 1 0 0 0 0 0 0 0 5 5 0.00 0.000																



Batter	1	2	3	4	5	6	7	8	9	AB	R	H	RBI	BB	SO	LOB	TOP												
<b>Don Kessinger, S</b> OBP: 0.286, SLG: 0.275 (1, 6)	F2					BB 1B		SH3-4		4	1	2	1	0	1	0	<b>Chicago Cubs @ New York Mets</b> Shea Stadium, Flushing, NY Wed May 05 1971, 7:05 PM EDT Att: 21,437 - Unknown - 62 F												
<b>Glenn Beckert, R</b> OBP: 0.336, SLG: 0.337 (1, 4)	WP 1B	F7			BB 1B			F8		5	1	3	0	0	0	3													
<b>Billy Williams, L</b> OBP: 0.384, SLG: 0.526 (1, 7)	K		4-1		G3 1B					3	1	0	0	2	1	2													
<b>Ron Santo, R</b> OBP: 0.396, SLG: 0.482 (1, 5)				G1-6-3 1B	G3 1B			F9		3	1	2	2	2	0	2													
<b>Johnny Callison, L</b> OBP: 0.338, SLG: 0.343 (1, 9)	K2-3		G1-6-3		G3				L4-3 1B	5	0	1	0	0	1	7													
<b>Joe Pepitone, L</b> OBP: 0.371, SLG: 0.461 (1, 8) (9, 3)		F8					6-3		L4-3	4	0	1	0	1	0	1													
<b>Jim Hickman, R</b> OBP: 0.278, SLG: 0.250 <b>Jose Ortiz, R</b> OBP: 0.377, SLG: 0.396 (1, 3) (9, 8)	FC5-4 1B			P6	P6		K2-3		F8	5	1	1	0	0	1	4													
<b>Danny Breeden, R</b> OBP: 0.263, SLG: 0.278 (1, 2)				F8				F7		4	0	2	2	0	0	1													
<b>Fergie Jenkins, R</b> OBP: 0.227, SLG: 0.333 (1, 1)	FC5-4 1B			K	K			SH3-4 1B		4	0	1	0	0	2	5													
<b>Inning Stats</b>	R: 0 E: 0 K: 2 S: 8	H: 1 LOB: 2 BB: 1 P: 12	R: 1 E: 0 K: 0 S: 6	H: 3 LOB: 2 BB: 0 P: 6	R: 0 E: 0 K: 0 S: 3	H: 1 LOB: 0 BB: 0 P: 3	R: 0 E: 0 K: 1 S: 6	H: 1 LOB: 1 BB: 0 P: 6	R: 4 E: 0 K: 1 S: 9	H: 4 LOB: 2 BB: 2 P: 17	R: 0 E: 0 K: 1 S: 6	H: 1 LOB: 2 BB: 1 P: 10	R: 0 E: 0 K: 1 S: 5	H: 0 LOB: 0 BB: 0 P: 5	R: 0 E: 0 K: 0 S: 4	H: 1 LOB: 2 BB: 1 P: 8		R: 0 E: 0 K: 0 S: 3	H: 1 LOB: 0 BB: 0 P: 3	1B: 13 2B: 1 3B: 0 HR: 0	SF: 0 SAC: 1 DP: 2 HBP: 0	WP: 1 PB: 0 SB: 0 CS: 0	PA: 43						
<b>PITCHER</b>	IP	WLS	BF	H	R	ER	SO	BB	IBB	HBP	BLK	WP	HR	S	P	ERA	WHIP												
<b>Jim McAndrew, R</b> ERA: 4.7 <b>Charlie Williams, R</b> ERA: 6.35 <b>Ron Taylor, R</b> ERA:	(1, 1)	(5, 1)	(8, 1)	4.0	L	20	8	3	3	3	1	0	0	0	0	1	0	25	29	6.75	2.250								

Batter	1	2	3	4	5	6	7	8	9	AB	R	H	RBI	BB	SO	LOB	BOTTOM								
<b>Bud Harrelson, S</b> OBP: 0.418, SLG: 0.413 (1, 6)	1B SF7 BB	K							L7	4	1	2	0	1	1	1	<b>Chicago Cubs @ New York Mets</b> Shea Stadium, Flushing, NY Wed May 05 1971, 7:05 PM EDT Att: 21,437 - Unknown - 62 F								
<b>Ken Boswell, L</b> OBP: 0.284, SLG: 0.328 (1, 4)			4-3							4	1	1	0	0	2	2									
<b>Dave Marshall, L</b> OBP: 0.481, SLG: 0.450 (1, 9)	SF7									2	0	0	1	1	2	0									
<b>Cleon Jones, R</b> OBP: 0.307, SLG: 0.389 (1, 7)	F3									4	0	1	0	0	0	3									
<b>Ed Kranepool, L</b> OBP: 0.375, SLG: 0.481 (1, 3)			L3							4	2	2	2	0	1	1									
<b>Bob Aspromonte, R</b> OBP: 0.280, SLG: 0.341 <b>Tim Foli, R</b> OBP: 0.387, SLG: 0.385 (1, 5) (8, PR) (9, 5)	5-3			P6						4	0	1	1	0	0	0									
<b>Jerry Grote, R</b> OBP: 0.424, SLG: 0.480 (1, 2)					F8					4	0	1	0	0	1	1									
<b>Don Hahn, R</b> OBP: 0.286, SLG: 0.250 <b>Ken Singleton, S</b> OBP: 0.340, SLG: 0.262 (1, 8) (9, PH)		4-3								3	0	0	0	0	2	1									
<b>Jim McAndrew, R</b> OBP: 0.286, SLG: 0.333 <b>Charlie Williams, R</b> OBP: 0.333, SLG: 0.111 <b>Art Shamsky, L</b> OBP: 0.316, SLG: 0.415 (1, 1) (5, 1) (7, PH) (8, 1) (9, PH)										1	0	1	0	0	0	0									
<b>Inning Stats</b>	R: 3 E: 0 K: 0 S: 5	H: 2 LOB: 0 BB: 1 P: 9	R: 0 E: 0 K: 1 S: 6	H: 2 LOB: 1 BB: 0 P: 6	R: 0 E: 0 K: 1 S: 5	H: 0 LOB: 0 BB: 0 P: 5	R: 0 E: 0 K: 2 S: 8	H: 1 LOB: 2 BB: 1 P: 12	R: 0 E: 0 K: 2 S: 7	H: 0 LOB: 0 BB: 0 P: 7	R: 0 E: 0 K: 3 S: 10	H: 1 LOB: 1 BB: 0 P: 10	R: 1 E: 0 K: 1 S: 7	H: 2 LOB: 1 BB: 0 P: 7	R: 0 E: 0 K: 1 S: 5	H: 0 LOB: 0 BB: 0 P: 5		1B: 5 2B: 3 3B: 0 HR: 1	SF: 1 SAC: 0 DP: 0 HBP: 0	WP: 0 PB: 0 SB: 2 CS: 1	PA: 37				
<b>PITCHER</b>	IP	WLS	BF	H	R	ER	SO	BB	IBB	HBP	BLK	WP	HR	S	P	ERA	WHIP								
<b>Fergie Jenkins, R</b> ERA: 2.88	(1, 1)	9.0	W	37	9	4	4	12	2	0	0	0	1	59	67	4.00	1.222								

AB	37
R	5
H	13
RBI	5
BB	5
SO	6
LOB	25




Batter	1	2	3	4	5	6	7	8	9	AB	R	H	RBI	BB	SO	LOB	TOP					
<b>Lou Brock, L</b> OBP: 0.405, SLG: 0.491 (1, 7)										3	1	2	0	1	0	0	<b>St. Louis Cardinals @ New York Mets</b> Shea Stadium, Flushing, NY Fri May 07 1971, 7:05 PM EDT Att: 44,304 - Unknown					
<b>Matty Alou, L</b> OBP: 0.326, SLG: 0.387 (1, 8)										3	0	1	0	0	0	2						
<b>Ted Simmons, S</b> OBP: 0.422, SLG: 0.484 (1, 2)										4	0	2	0	0	0	3						
<b>Joe Torre, R</b> OBP: 0.377, SLG: 0.504 (1, 5)										3	0	0	1	0	0	4						
<b>Jose Cardenal, R</b> OBP: 0.269, SLG: 0.368 (1, 9)										3	0	0	0	1	1	3						
<b>Bob Burda, L</b> OBP: 0.500, SLG: 0.357 (1, 3)										4	0	1	0	0	1	0						
<b>Julian Javier, R</b> OBP: 0.264, SLG: 0.294 (9, PH)										0	0	0	0	0	0	0						
<b>Ted Sizemore, R</b> OBP: 0.253, SLG: 0.193 (9, PH)										3	0	0	0	0	1	0						
<b>Joe Haque, L</b> OBP: 0.247, SLG: 0.237 (9, PH)										1	0	0	0	0	0	2						
<b>Dal Maxvill, R</b> OBP: 0.279, SLG: 0.212 (1, 6)										3	0	0	0	0	3	0						
<b>Leron Lee, L</b> OBP: 0.313, SLG: 0.500 (9, PH)										1	0	0	0	0	1	2						
<b>Bob Gibson, R</b> OBP: 0.263, SLG: 0.389 (1, 1)										3	0	0	0	0	1	0						
<b>Luis Melendez, R</b> OBP: 0.310, SLG: 0.296 (9, PH)										1	0	0	0	0	1	2						
<b>Inning Stats</b>	R: 1 E: 0 K: 1 S: 7	H: 2 LOB: 1 BB: 0 P: 7	R: 0 E: 0 K: 1 S: 5	H: 0 LOB: 0 BB: 0 P: 5	R: 0 E: 0 K: 1 S: 6	H: 1 LOB: 1 BB: 0 P: 6	R: 0 E: 0 K: 1 S: 5	H: 0 LOB: 0 BB: 0 P: 5	R: 0 E: 0 K: 2 S: 7	H: 0 LOB: 0 BB: 0 P: 7	R: 0 E: 0 K: 1 S: 4	H: 1 LOB: 2 BB: 1 P: 8	R: 0 E: 0 K: 1 S: 5	H: 0 LOB: 0 BB: 0 P: 5	R: 0 E: 0 K: 0 S: 4	H: 1 LOB: 2 BB: 0 P: 5	R: 0 E: 0 K: 2 S: 8	H: 1 LOB: 2 BB: 1 P: 12	1B: 6 2B: 0 3B: 0 HR: 0	SF: 1 SAC: 0 DP: 0 HBP: 1	WP: 0 PB: 0 SB: 1 CS: 0	PA: 36
<b>PITCHER</b> <b>Tom Seaver, R</b> ERA: 1.6 (1, 1)	IP: 9.0 WLS: W BF: 36	H: 6 R: 1 ER: 1 SO: 9	BB: 2 IBB: 0 HBP: 1 BLK: 0	WP: 0 HR: 0 S: 51 P: 60	ERA: 1.00 WHIP: 0.889																	

Batter	1	2	3	4	5	6	7	8	9	AB	R	H	RBI	BB	SO	LOB	BOTTOM			
<b>Bud Harrelson, S</b> OBP: 0.417, SLG: 0.433 (1, 6)										5	1	2	0	0	1	2	<b>St. Louis Cardinals @ New York Mets</b> Shea Stadium, Flushing, NY Fri May 07 1971, 7:05 PM EDT Att: 44,304 - Unknown			
<b>Ken Boswell, L</b> OBP: 0.289, SLG: 0.310 (1, 4)										4	0	0	0	0	0	1				
<b>Dave Marshall, L</b> OBP: 0.482, SLG: 0.442 (1, 9)										3	0	1	0	1	1	1				
<b>Cleon Jones, R</b> OBP: 0.295, SLG: 0.374 (1, 7)										4	0	0	0	0	1	3				
<b>Ed Kranepool, L</b> OBP: 0.383, SLG: 0.491 (1, 3)										3	1	1	0	1	0	1				
<b>Bob Aspromonte, R</b> OBP: 0.289, SLG: 0.359 (1, 5)										4	0	2	0	0	1	4				
<b>Jerry Grote, R</b> OBP: 0.416, SLG: 0.481 (1, 2)										4	1	1	1	0	1	2				
<b>Don Hahn, R</b> OBP: 0.333, SLG: 0.267 (1, 8)										3	0	1	0	1	1	2				
<b>Tom Seaver, R</b> OBP: 0.250, SLG: 0.222 (1, 1)										3	0	0	0	0	1	3				
<b>Inning Stats</b>	R: 0 E: 0 K: 0 S: 3	H: 0 LOB: 1 BB: 1 P: 7	R: 0 E: 0 K: 0 S: 4	H: 1 LOB: 2 BB: 1 P: 8	R: 0 E: 1 K: 0 S: 5	H: 1 LOB: 3 BB: 1 P: 9	R: 0 E: 0 K: 2 S: 8	H: 1 LOB: 1 BB: 0 P: 8	R: 0 E: 0 K: 1 S: 6	H: 1 LOB: 1 BB: 0 P: 6	R: 1 E: 0 K: 1 S: 6	H: 1 LOB: 0 BB: 0 P: 6	R: 2 E: 1 K: 1 S: 8	H: 2 LOB: 1 BB: 0 P: 8	R: 2 E: 1 K: 1 S: 8	H: 2 LOB: 1 BB: 0 P: 8		1B: 4 2B: 3 3B: 1 HR: 0	SF: 0 SAC: 1 DP: 0 HBP: 0	WP: 1 PB: 0 SB: 1 CS: 0
<b>PITCHER</b> <b>Bob Gibson, R</b> ERA: 3.11 (1, 1)	IP: 8.0 WLS: L BF: 37	H: 8 R: 3 ER: 2 SO: 7	BB: 3 IBB: 0 HBP: 0 BLK: 0	WP: 1 HR: 0 S: 48 P: 60	ERA: 2.25 WHIP: 1.375															

AB	32
R	1
H	6
RBI	1
BB	2
SO	9
LOB	18



AB	33
R	3
H	8
RBI	1
BB	3
SO	7
LOB	19





Batter	1	2	3	4	5	6	7	8	9	AB	R	H	RBI	BB	SO	LOB	TOP			
Roger Metzger, S (1, 6) OBP: 0.285, SLG: 0.274										4	0	0	0	0	3	1				
Joe Morgan, L (1, 4) OBP: 0.313, SLG: 0.388										4	0	0	0	0	2	1				
Jimmy Wynn, R (1, 8) OBP: 0.325, SLG: 0.313										4	0	0	0	0	0	0				
Bob Watson, R (1, 7) OBP: 0.347, SLG: 0.417 Cesar Geronimo, L (9, PR) OBP: 0.333, SLG: 0.455										3	1	2	0	1	0	0				
Denis Menke, R (1, 3) OBP: 0.309, SLG: 0.295										3	0	1	0	0	0	1				
Jesús Alou, R (1, 9) OBP: 0.403, SLG: 0.403										2	0	1	0	1	0	1				
Doug Rader, R (1, 5) OBP: 0.225, SLG: 0.210										2	0	0	0	1	1	2				
Johnny Edwards, L (1, 2) OBP: 0.266, SLG: 0.230										2	0	0	0	1	0	2				
Wade Blasingame, L (1, 1) OBP: 0.333, SLG: 0.545 Cesar Cedeno, R (8, PH) OBP: 0.243, SLG: 0.313 Fred Gladding, L (8, 1)										2	0	0	0	0	1	2				
<b>Inning Stats</b>	R: 0 E: 0 K: 2 S: 7	H: 0 LOB: 0 BB: 7	R: 1 E: 0 K: 1 S: 6	H: 2 LOB: 0 BB: 6	R: 0 E: 0 K: 3 S: 9	H: 0 LOB: 1 BB: 13	R: 0 E: 0 K: 0 S: 3	H: 0 LOB: 0 BB: 3	R: 0 E: 0 K: 0 S: 3	H: 1 LOB: 1 BB: 7	R: 0 E: 0 K: 0 S: 3	H: 0 LOB: 1 BB: 2 P: 10	R: 0 E: 0 K: 2 S: 7	H: 0 LOB: 0 BB: 7	R: 0 E: 0 K: 0 S: 4	H: 1 LOB: 1 BB: 4	1B: 4 2B: 1 3B: 0 HR: 0	SF: 0 SAC: 1 DP: 3 HBP: 0	WP: 0 PB: 0 SB: 1 CS: 0	PA: 32
<b>PITCHER</b>	IP WLS BF H R ER SO BB IBB HBP BLK WP HR S P ERA WHIP																			
Gary Gentry, R (1, 1) ERA: 2.55	7.0 W 25 3 1 1 6 3 1 0 0 0 0 0 33 49 1.29 0.857																			
Tug McGraw, L (8, 1) ERA: 0.4	2.0 S 7 1 0 0 2 0 0 0 0 0 0 0 0 11 11 0.00 0.500																			

Houston Astros @ New York Mets  
Shea Stadium, Flushing, NY  
Mon May 10 1971, 7:05 PM EDT  
Att: 16,056 - Unknown

AB	27
R	1
H	4
RBI	0
BB	4
SO	8
LOB	10



Batter	1	2	3	4	5	6	7	8	9	AB	R	H	RBI	BB	SO	LOB	BOTTOM	
Bud Harrelson, S (1, 6) OBP: 0.415, SLG: 0.423										4	0	1	2	0	0	0		
Tim Lincecum, R (1, 4) OBP: 0.400, SLG: 0.471										4	0	0	0	0	0	1		
Cleon Jones, R (1, 7) OBP: 0.298, SLG: 0.358										3	0	1	0	1	0	0		
Donn Clendenon, R (1, 3) OBP: 0.333, SLG: 0.459										4	0	1	0	0	2	1		
Bob Aspromonte, R (1, 5) OBP: 0.305, SLG: 0.394										4	0	0	0	0	0	2		
Ken Singleton, S (1, 9) OBP: 0.333, SLG: 0.234										2	0	0	0	1	1	0		
Jerry Grote, R (1, 2) OBP: 0.427, SLG: 0.512										3	1	2	0	0	1	0		
Don Hahn, R (1, 8) OBP: 0.360, SLG: 0.286										3	1	1	0	0	1	2		
Gary Gentry, R (1, 1) OBP: 0.118, SLG: 0.118 Tommy Agee, R (7, PH) OBP: 0.337, SLG: 0.447 Tug McGraw, R (8, 1) OBP: 0.667, SLG: 1.000										2	0	0	0	0	0	2		
<b>Inning Stats</b>	R: 0 E: 0 K: 1 S: 5	H: 0 LOB: 1 BB: 1 P: 9	R: 0 E: 0 K: 1 S: 5	H: 0 LOB: 0 BB: 0 P: 5	R: 0 E: 0 K: 0 S: 3	H: 0 LOB: 0 BB: 0 P: 3	R: 0 E: 0 K: 1 S: 5	H: 0 LOB: 0 BB: 0 P: 5	R: 0 E: 0 K: 0 S: 5	H: 2 LOB: 2 BB: 0 P: 5	R: 2 E: 0 K: 1 S: 8	H: 3 LOB: 1 BB: 0 P: 8	R: 0 E: 0 K: 0 S: 3	H: 0 LOB: 0 BB: 0 P: 3	1B: 5 2B: 1 3B: 0 HR: 0	SF: 0 SAC: 0 DP: 0 HBP: 0	WP: 0 PB: 0 SB: 0 CS: 0	PA: 32
<b>PITCHER</b>	IP WLS BF H R ER SO BB IBB HBP BLK WP HR S P ERA WHIP																	
Wade Blasingame, L (1, 1) ERA: 3.0	7.0 L 29 6 2 2 5 2 0 0 0 0 0 0 37 45 2.57 1.143																	
Fred Gladding, R (8, 1) ERA: 1.23	1.0 3 0 0 0 0 0 0 0 0 0 0 0 3 3 0.00 0.000																	

Houston Astros @ New York Mets  
Shea Stadium, Flushing, NY  
Mon May 10 1971, 7:05 PM EDT  
Att: 16,056 - Unknown

AB	30
R	2
H	6
RBI	2
BB	2
SO	5
LOB	10



Batter	1	2	3	4	5	6	7	8	9	AB	R	H	RBI	BB	SO	LOB	TOP			
Roger Metzger, S OBP: 0.281, SLG: 0.271 (1, 6)	F8		6-3		FC6-4 1B		6-3		F8	5	0	1	0	0	0	1				
Joe Morgan, L OBP: 0.312, SLG: 0.378 Ken Forsch, R OBP: 0.500, SLG: 0.500 (1, 4) (7, 1)	K			BB BB	FC6-4		F4			3	0	0	1	1	1	2				
Jimmy Wynn, R OBP: 0.321, SLG: 0.300 (1, 8)	F8			BB BB	F7		5-3			3	0	0	0	1	0	2				
Bob Watson, R OBP: 0.352, SLG: 0.417 Rich Chiles, L OBP: 0.400, SLG: 0.556 (4, PH) (4, 7)		BB HBP		K		K		K		0	0	0	0	0	0	0				
Denis Menke, R OBP: 0.323, SLG: 0.307 (1, 3)		G3-6-1 BB		K		1B BB		2B		2	0	1	0	2	1	2				
Cesar Cedeno, R OBP: 0.243, SLG: 0.303 (1, 9)	K			BB BB	F3		K			3	0	0	0	1	2	4				
Doug Rader, R OBP: 0.226, SLG: 0.212 (1, 5)	G3-6-1			F9		1B		4-3		4	0	1	0	0	0	6				
Johnny Edwards, L OBP: 0.268, SLG: 0.224 Norm Miller, L OBP: 0.250, SLG: 0.387 (1, 2) (7, 2)			6-3		1B FC6-4 BB	1-3			F7	2	1	0	0	1	0	2				
Larry Dierker, R OBP: 0.048, SLG: 0.048 George Culver, R (6, 1) Marty Martinez, S (7, PH) (7, 4)	F9			K				6-3		2	0	0	0	0	1	1				
										0	0	0	0	0	0	0				
										1	0	0	0	1	0	0				
<b>Inning Stats</b>	R: 0 E: 0 K: 1 S: 5	H: 0 LOB: 0 BB: 0 P: 5	R: 0 E: 0 K: 1 S: 4	H: 0 LOB: 1 BB: 1 P: 9	R: 0 E: 0 K: 0 S: 3	H: 0 LOB: 0 BB: 0 P: 3	R: 0 E: 0 K: 2 S: 7	H: 0 LOB: 3 BB: 3 P: 19	R: 1 E: 0 K: 1 S: 6	H: 1 LOB: 1 BB: 1 P: 10	R: 0 E: 0 K: 0 S: 3	H: 0 LOB: 1 BB: 1 P: 7	R: 0 E: 0 K: 2 S: 8	H: 1 LOB: 1 BB: 0 P: 8	R: 0 E: 0 K: 0 S: 3	H: 0 LOB: 0 BB: 0 P: 3	1B: 2 2B: 1 3B: 0 HR: 0	SF: 0 SAC: 0 DP: 1 HBP: 1	WP: 1 PB: 0 SB: 0 CS: 0	PA: 37
<b>PITCHER</b> Nolan Ryan, R ERA: 1.42 (1, 1)	IP: 9.0 WLS: W BF: 37 H: 3 R: 1 ER: 1 SO: 8 BB: 7 IBB: 0 HBP: 1 BLK: 0 WP: 1 HR: 0 S: 45 P: 74 ERA: 1.00 WHIP: 1.111															<b>PITCHER</b>				

Houston Astros @ New York Mets  
Shea Stadium, Flushing, NY  
Tue May 11 1971, 7:05 PM EDT  
Att: 20,612 - Unknown

AB	29
R	1
H	3
RBI	1
BB	7
SO	8
LOB	22



Batter	1	2	3	4	5	6	7	8	9	AB	R	H	RBI	BB	SO	LOB	BOTTOM
Bud Harrelson, S OBP: 0.422, SLG: 0.421 (1, 6)	F9			F8		BB HR BB				3	1	1	0	2	0	1	
Tim Lincecum, R OBP: 0.378, SLG: 0.421 (1, 5)	6-3			6-3		HR BB		F5		4	1	0	1	1	1	4	
Dave Marshall, L OBP: 0.467, SLG: 0.489 (1, 9)	1-3			F7		HR				4	1	1	4	0	0	0	
Cleon Jones, R OBP: 0.297, SLG: 0.355 (1, 7)		2B 4-3 1B		K		1-3				4	1	1	0	0	1	0	
Ed Kranepool, L OBP: 0.391, SLG: 0.508 (1, 3)		4-3 1B 2B		1B		F5		4-3		4	1	2	0	0	0	0	
Ken Boswell, L OBP: 0.277, SLG: 0.316 (1, 4)		4-3		1B		1B BB 1B		F7		4	1	2	1	0	0	1	
Jerry Grote, R OBP: 0.430, SLG: 0.511 (1, 2)		FC6-4 1B		1-3		BB HR 1B		4-3		4	1	2	1	0	0	2	
Don Hahn, R OBP: 0.345, SLG: 0.280 (1, 8)		FC6-4 1B E		SH1-4 1B		F4		6-3		4	1	1	0	0	0	3	
Nolan Ryan, R OBP: 0.167, SLG: 0.167 (1, 1)	E9			SH1-4		F2		F3		3	0	1	0	0	0	2	
										1B: 9 2B: 1 3B: 0 HR: 1	SF: 0 SAC: 1 DP: 0 HBP: 0	WP: 0 PB: 0 SB: 0 CS: 0	PA: 38				
<b>Inning Stats</b>	R: 0 E: 0 K: 0 S: 3	H: 0 LOB: 0 BB: 0 P: 3	R: 3 E: 1 K: 1 S: 9	H: 4 LOB: 2 BB: 1 P: 13	R: 0 E: 0 K: 1 S: 7	H: 2 LOB: 2 BB: 0 P: 7	R: 0 E: 0 K: 0 S: 4	H: 1 LOB: 1 BB: 0 P: 4	R: 0 E: 0 K: 0 S: 3	H: 0 LOB: 0 BB: 0 P: 3	R: 5 E: 0 K: 0 S: 6	H: 3 LOB: 2 BB: 2 P: 14	R: 0 E: 0 K: 0 S: 3	H: 0 LOB: 0 BB: 0 P: 3	R: 0 E: 0 K: 0 S: 4	H: 1 LOB: 1 BB: 0 P: 4	
<b>PITCHER</b> Larry Dierker, R ERA: 2.09 George Culver, R ERA: 2.93 Ken Forsch, R ERA: 1.17 (1, 1) (6, 1) (7, 1)	IP: 5.2 WLS: L BF: 29 H: 9 R: 7 ER: 6 SO: 2 BB: 3 IBB: 0 HBP: 0 BLK: 0 WP: 0 HR: 0 S: 30 P: 42 ERA: 9.53 WHIP: 2.118															<b>PITCHER</b>	

Houston Astros @ New York Mets  
Shea Stadium, Flushing, NY  
Tue May 11 1971, 7:05 PM EDT  
Att: 20,612 - Unknown


AB	34
R	8
H	11
RBI	7
BB	3
SO	2
LOB	13



Batter	1	2	3	4	5	6	7	8	9	AB	R	H	RBI	BB	SO	LOB	TOP						
Roger Metzger, S (1, 6) OBP: 0.288, SLG: 0.279	4-3		K			1B	E7			4	2	2	0	0	1	0							
Joe Morgan, L (1, 4) OBP: 0.324, SLG: 0.398	2B			F8		HR	FC5-4			4	1	3	1	0	0	0							
Jimmy Wynn, R (1, 8) OBP: 0.306, SLG: 0.284	K			K		K	FC5-4			4	0	0	0	0	3	4							
Norm Miller, L (1, 9) OBP: 0.250, SLG: 0.371 Cesar Geronimo, L (8, 7) OBP: 0.333, SLG: 0.455	K			1B		P6		5-3		4	0	1	0	0	1	3							
Denis Menke, R (1, 3) OBP: 0.328, SLG: 0.314		F8		1B		HR		K		4	1	2	1	0	1	0							
Doug Rader, R (1, 5) OBP: 0.227, SLG: 0.241		F8		K		HR		F9		4	1	1	3	0	1	2							
Cesar Cedeno, R (1, 7) OBP: 0.234, SLG: 0.291 (8, 9)		6-3			K	6-3			K	4	0	0	0	0	2	0							
Johnny Edwards, L (1, 2) OBP: 0.267, SLG: 0.225			K		1-3				B5-6-3	4	0	1	0	0	1	0							
Don Wilson, R (1, 1) OBP: 0.143, SLG: 0.190 Fred Gladding, L (8, 1)			K		K				B5-6-3	3	0	0	0	0	2	0							
<b>Inning Stats</b>	R: 0 E: 0 K: 2 S: 8	H: 1 LOB: 1 BB: 0 P: 8	R: 0 E: 0 K: 0 S: 3	H: 0 LOB: 0 BB: 0 P: 3	R: 0 E: 0 K: 3 S: 9	H: 0 LOB: 0 BB: 0 P: 9	R: 0 E: 0 K: 2 S: 9	H: 2 LOB: 2 BB: 0 P: 9	R: 0 E: 0 K: 2 S: 7	H: 0 LOB: 0 BB: 0 P: 7	R: 4 E: 1 K: 0 S: 9	H: 4 LOB: 1 BB: 0 P: 9	R: 1 E: 1 K: 0 S: 5	H: 2 LOB: 1 BB: 0 P: 5	R: 0 E: 0 K: 1 S: 5	H: 0 LOB: 0 BB: 0 P: 5	R: 0 E: 0 K: 1 S: 5	H: 1 LOB: 0 BB: 0 P: 5	1B: 8 2B: 1 3B: 0 HR: 1	SF: 0 SAC: 0 DP: 1 HBP: 0	WP: 0 PB: 0 SB: 0 CS: 0	PA: 36	
<b>PITCHER</b>	IP	WLS	BF	H	R	ER	SO	BB	IBB	HBP	BLK	WP	HR	S	P	ERA	WHIP						
Tom Seaver, R (1, 1) ERA: 1.99	7.0	L	30	9	5	4	10	0	0	0	0	0	1	50	50	5.14	1.286						
Ray Sadecki, L (8, 1) ERA: 1.69	2.0	S	6	1	0	0	2	0	0	0	0	0	0	10	10	0.00	0.500						

**Houston Astros @ New York Mets**  
Shea Stadium, Flushing, NY  
Wed May 12 1971, 3:33 AM EDT  
Att: 20,547 - Unknown


**AB 36**  
**R 5**  
**H 10**  
**RBI 5**  
**BB 0**  
**SO 12**  
**LOB 10**





Batter	1	2	3	4	5	6	7	8	9	AB	R	H	RBI	BB	SO	LOB	BOTTOM						
Bud Harrelson, S (1, 6) OBP: 0.414, SLG: 0.411	F7		4-3			G3	K		1B	5	0	1	0	0	1	1							
Tim Lincecum, R (1, 5) OBP: 0.380, SLG: 0.488	F8		F7			E7			4-3	5	1	2	0	0	0	1							
Dave Marshall, L (1, 9) OBP: 0.453, SLG: 0.471	6-3			CS		K		G3		4	0	1	1	0	1	1							
Cleon Jones, R (1, 7) OBP: 0.295, SLG: 0.360		5-3		L7		6-3		G3		4	1	1	0	0	0	2							
Ed Kranepool, L (1, 3) OBP: 0.382, SLG: 0.540		F8		P6				G3		4	1	1	1	0	0	1							
Ken Boswell, L (1, 4) OBP: 0.310, SLG: 0.413		2B				HR		G3		4	1	4	2	0	0	0							
Jerry Grote, R (1, 2) OBP: 0.423, SLG: 0.495					F9			G3		3	0	0	0	1	0	2	<b>AB 37</b>						
Don Hahn, R (1, 8) OBP: 0.344, SLG: 0.286 Tommie Agee, R (9, PH) OBP: 0.333, SLG: 0.442		K			K				6-3	3	0	1	0	0	2	3	<b>R 4</b>						
Tom Seaver, R (1, 1) OBP: 0.227, SLG: 0.200 Art Shamsky, L (7, PH) OBP: 0.320, SLG: 0.105 Ray Sadecki, L (8, 1) OBP: 0.328, SLG: 0.452					5-3		F2		P4	1	0	0	0	0	0	0	<b>H 11</b>						
<b>Inning Stats</b>	R: 0 E: 0 K: 0 S: 3	H: 0 LOB: 0 BB: 0 P: 3	R: 0 E: 0 K: 1 S: 6	H: 1 LOB: 2 BB: 1 P: 10	R: 0 E: 0 K: 1 S: 5	H: 0 LOB: 0 BB: 0 P: 5	R: 0 E: 0 K: 0 S: 3	H: 1 LOB: 0 BB: 0 P: 3	R: 0 E: 0 K: 1 S: 6	H: 1 LOB: 1 BB: 0 P: 6	R: 2 E: 0 K: 1 S: 8	H: 3 LOB: 1 BB: 0 P: 8	R: 2 E: 0 K: 0 S: 6	H: 3 LOB: 1 BB: 0 P: 6	R: 0 E: 0 K: 0 S: 4	H: 1 LOB: 1 BB: 0 P: 4	1B: 4 2B: 4 3B: 1 HR: 2	SF: 0 SAC: 0 DP: 0 HBP: 0	WP: 0 PB: 0 SB: 0 CS: 1	PA: 38			
<b>PITCHER</b>	IP	WLS	BF	H	R	ER	SO	BB	IBB	HBP	BLK	WP	HR	S	P	ERA	WHIP						
Don Wilson, R (1, 1) ERA: 3.88	7.0	W	29	8	3	3	5	1	0	0	0	0	2	38	42	3.86	1.286						
Fred Gladding, R (8, 1) ERA: 1.93	2.0	S	9	3	1	1	0	0	0	0	0	0	0	9	9	4.50	1.500						


**Houston Astros @ New York Mets**  
Shea Stadium, Flushing, NY  
Wed May 12 1971, 3:33 AM EDT  
Att: 20,547 - Unknown


**AB 37**  
**R 4**  
**H 11**  
**RBI 4**  
**BB 1**  
**SO 5**  
**LOB 13**



Batter	1	2	3	4	5	6	7	8	9	AB R H RBI BB SO LOB	TOP												
<b>Tommie Agee, R</b> OBP: 0.336, SLG: 0.434	0-0 1B	4-0 WP BB		0-3 K			0-0 F7	0-3 K		4 0 1 0 1 2 0	<b>New York Mets @ Pittsburgh Pirates</b> Three Rivers Stadium, Pittsburgh, PA Fri May 14 1971, 7:05 PM EDT Att: 17,622 - Unknown  <b>AB 34</b> <b>R 8</b> <b>H 10</b> <b>RBI 8</b> <b>BB 4</b> <b>SO 9</b> <b>LOB 6</b> 												
<b>Bud Harrelson, S</b> OBP: 0.413, SLG: 0.414	0-0 1B	0-0 SF9		0-0 1B			0-0 6-3		0-3 K	4 1 2 1 0 1 0													
<b>Dave Marshall, L</b> OBP: 0.449, SLG: 0.464	0-0 2B			0-0 L8			0-0 2B		0-3 K	5 2 2 0 0 2 2													
<b>Cleon Jones, R</b> OBP: 0.307, SLG: 0.398	4-0 2B						0-0 HR		0-0 F7	4 2 2 2 1 0 0													
<b>Ed Kranepool, L</b> OBP: 0.389, SLG: 0.545	0-0 L4-6			0-0 L8			4-0 HR			3 1 1 2 1 0 0													
<b>Bob Aspromonte, R</b> OBP: 0.312, SLG: 0.422	1-3 2B			0-0 6-3			0-0 IBB			3 1 1 3 1 0 0													
<b>Jerry Grote, R</b> OBP: 0.417, SLG: 0.485	0-0 L4-6			0-0 1B			0-0 L8		0-0 G3	4 0 1 0 0 0 3													
<b>Tim Foli, R</b> OBP: 0.352, SLG: 0.447				0-3 K			0-0 F9		0-0 F9	4 0 0 0 0 1 1													
<b>Jerry Koosman, R</b> OBP: 0.263, SLG: 0.176				0-3 K2-3			0-3 K		0-3 K	3 1 0 0 0 3 0													
<b>Inning Stats</b>	R: 2 E: 0 K: 0 S: 5	H: 4 LOB: 2 BB: 2 P: 13	R: 1 E: 0 K: 2 S: 7	H: 0 LOB: 1 BB: 1 P: 12	R: 1 E: 0 K: 0 S: 5	H: 2 LOB: 1 BB: 0 P: 5	R: 0 E: 0 K: 2 S: 8	H: 1 LOB: 1 BB: 0 P: 8	R: 0 E: 0 K: 0 S: 3	H: 0 LOB: 0 BB: 0 P: 3	R: 0 E: 0 K: 1 S: 5	H: 0 LOB: 0 BB: 0 P: 5	R: 4 E: 0 K: 0 S: 6	H: 3 LOB: 0 BB: 1 P: 10	R: 0 E: 0 K: 2 S: 7	H: 0 LOB: 0 BB: 0 P: 7	R: 0 E: 0 K: 0 S: 7	H: 0 LOB: 0 BB: 0 P: 7	1B: 6 2B: 3 3B: 0 HR: 2	SF: 1 SAC: 0 DP: 1 HBP: 1	WP: 1 PB: 0 SB: 0 CS: 0	PA: 40	
<b>PITCHER</b>	IP WLS BF H R ER SO BB IBB HBP BLK WP HR S P ERA WHIP											<b>PITCHER</b>	IP WLS BF H R ER SO BB IBB HBP BLK WP HR S P ERA WHIP										
<b>Bob Johnson, R</b> ERA: 2.54	(1, 1) 0.1 L 5 4 2 2 0 1 0 0 0 0 0 0 4 8 54.00 15.000																						
<b>Jim Nelson, R</b> ERA: 1.42	(1, 1) 1.2 7 0 1 1 2 1 1 1 0 1 0 8 17 5.40 0.600																						
<b>Nelson Briles, R</b> ERA: 3.33	(3, 1) 3.0 12 3 1 1 2 0 0 0 0 0 1 16 16 3.00 1.000																						
<b>Bob Moose, R</b> ERA: 4.4	(6, 1) 2.0 10 3 4 4 1 0 1 0 0 0 1 11 15 18.00 1.500																						
<b>Bob Veale, L</b> ERA: 5.09	(8, 1) 2.0 6 0 0 0 4 0 0 0 0 0 0 14 14 0.00 0.000																						

Batter	1	2	3	4	5	6	7	8	9	AB R H RBI BB SO LOB	BOTTOM												
<b>Gene Clines, R</b> OBP: 0.381, SLG: 0.389	4-0 BB			0-0 1B			0-0 FC6		0-0 L8	3 0 1 0 2 1 0	<b>New York Mets @ Pittsburgh Pirates</b> Three Rivers Stadium, Pittsburgh, PA Fri May 14 1971, 7:05 PM EDT Att: 17,622 - Unknown  <b>AB 35</b> <b>R 2</b> <b>H 9</b> <b>RBI 2</b> <b>BB 4</b> <b>SO 5</b> <b>LOB 19</b> 												
<b>Richie Hebner, L</b> OBP: 0.340, SLG: 0.453	0-0 F7			0-3 K			0-0 F7		0-0 1B	5 0 1 0 0 2 3													
<b>Roberto Clemente, R</b> OBP: 0.323, SLG: 0.493	0-0 F9			0-0 G6-4-3			0-0 FC6		0-0 F8	5 1 2 0 0 0 3													
<b>Willie Stargell, L</b> OBP: 0.371, SLG: 0.733	0-3 K			0-0 G6-4-3			1-2 1B		0-0 P6	3 1 0 0 1 1 4													
<b>Manny Sanguillen, R</b> OBP: 0.298, SLG: 0.385				0-0 F9			0-0 F8		0-0 5-3	4 0 0 0 0 0 2													
<b>Bob Robertson, R</b> OBP: 0.304, SLG: 0.394				0-0 F3			0-0 5-3		0-0 1B	4 0 2 2 0 0 0													
<b>Bill Mazerowski, R</b> OBP: 0.348, SLG: 0.293				0-0 WP			0-0 1B		0-0 E7	4 0 3 0 0 0 1													
<b>Jackie Hernandez, R</b> OBP: 0.303, SLG: 0.344				4-0 1B			0-0 6-3		0-0 F9	3 0 0 0 1 0 4													
<b>Bob Johnson, L</b> ERA: 2.17	(1, 1) 9.0 W 39 9 2 2 5 4 0 0 0 1 0 45 61 2.00 1.444																						
<b>Inning Stats</b>	R: 0 E: 0 K: 1 S: 5	H: 0 LOB: 1 BB: 1 P: 9	R: 0 E: 0 K: 0 S: 4	H: 1 LOB: 2 BB: 1 P: 8	R: 0 E: 0 K: 1 S: 5	H: 1 LOB: 1 BB: 1 P: 9	R: 0 E: 0 K: 0 S: 4	H: 1 LOB: 1 BB: 0 P: 4	R: 0 E: 0 K: 1 S: 6	H: 1 LOB: 1 BB: 0 P: 6	R: 1 E: 0 K: 0 S: 4	H: 1 LOB: 1 BB: 1 P: 8	R: 0 E: 0 K: 2 S: 7	H: 0 LOB: 0 BB: 0 P: 7	R: 1 E: 1 K: 0 S: 6	H: 3 LOB: 2 BB: 0 P: 6	R: 0 E: 0 K: 0 S: 4	H: 1 LOB: 1 BB: 0 P: 4	1B: 9 2B: 0 3B: 0 HR: 0	SF: 0 SAC: 0 DP: 1 HBP: 0	WP: 1 PB: 0 SB: 0 CS: 0	PA: 39	
<b>PITCHER</b>	IP WLS BF H R ER SO BB IBB HBP BLK WP HR S P ERA WHIP											<b>PITCHER</b>	IP WLS BF H R ER SO BB IBB HBP BLK WP HR S P ERA WHIP										

Batter	1	2	3	4	5	6	7	8	9	AB	R	H	RBI	BB	SO	LOB	TOP							
<b>Tommie Agee, R</b> OBP: 0.357, SLG: 0.447 <b>Don Hahn, R</b> OBP: 0.344, SLG: 0.286	F7 BB		K		1B		E6 1B	1B		4	1	3	2	1	1	0	<b>New York Mets @ Pittsburgh Pirates</b> <b>Three Rivers Stadium, Pittsburgh, PA</b> Sat May 15 1971, 7:05 PM EDT Att. 22,042 - Cloudy							
<b>Bud Harrelson, S</b> OBP: 0.427, SLG: 0.430	K			HR	E		E	1B		5	2	4	3	0	1	1								
<b>Dave Marshall, L</b> OBP: 0.432, SLG: 0.492	F7			HR	F8		F7	1-3		5	1	1	2	0	0	5								
<b>Cleon Jones, R</b> OBP: 0.318, SLG: 0.439	F9			HR	E9		P4			5	1	3	2	0	0	2								
<b>Ed Kranepool, L</b> OBP: 0.377, SLG: 0.521		G5-4-3 1B		F7	F5		E6	F5		5	0	1	0	0	0	3								
<b>Bob Aspromonte, R</b> OBP: 0.298, SLG: 0.402	F8			F8		6-3	F3	G5-4-3		5	0	0	0	0	0	4								
<b>Jerry Grote, R</b> OBP: 0.402, SLG: 0.465	G5-4-3			5-3		1-3		F8		4	0	0	0	0	0	1								
<b>Tim Foli, R</b> OBP: 0.362, SLG: 0.471			F8		SH	4-3		2-3 1B		4	2	2	0	0	0	0								
<b>Gary Gentry, R</b> OBP: 0.311, SLG: 0.111 <b>Tom Seaver, R</b> OBP: 0.227, SLG: 0.200 <b>Ray Sadecki, L</b> OBP: 0.200, SLG: 0.200	1-3			1-3	SH			2-3 1B		1	0	0	0	0	0	0		<b>AB</b> 40 <b>R</b> 9 <b>H</b> 15 <b>RBI</b> 9 <b>BB</b> 1 <b>SO</b> 2 <b>LOB</b> 17 						
<b>Inning Stats</b>	R: 0 E: 0 K: 1 S: 5	H: 0 LOB: 1 BB: 1 P: 9	R: 0 E: 0 K: 0 S: 3	H: 1 LOB: 0 BB: 0 P: 3	R: 0 E: 0 K: 1 S: 5	H: 0 LOB: 0 BB: 0 P: 5	R: 3 E: 0 K: 0 S: 6	H: 3 LOB: 0 BB: 0 P: 6	R: 3 E: 1 K: 0 S: 7	H: 4 LOB: 1 BB: 0 P: 7	R: 0 E: 0 K: 0 S: 3	H: 0 LOB: 0 BB: 0 P: 3	R: 2 E: 2 K: 0 S: 7	H: 3 LOB: 2 BB: 0 P: 7	R: 1 E: 0 K: 0 S: 6	H: 3 LOB: 2 BB: 0 P: 6			R: 0 E: 0 K: 0 S: 3	H: 1 LOB: 0 BB: 0 P: 3	1B: 11 2B: 2 3B: 0 HR: 2	SF: 0 SAC: 1 DP: 2 HBP: 0	WP: 0 PB: 1 SB: 0 CS: 0	PA: 42
<b>PITCHER</b>	IP	WLS	BF	H	R	ER	SO	BB	IBB	HBP	BLK	WP	HR	S	P	ERA			WHIP					
<b>Steve Blass, R</b> ERA: 4.63 <b>Jim Nelson, R</b> ERA: 4.32 <b>Nelson Briles, R</b> ERA: 3.29	(1, 1) 4.0 L	19 6	6 6	6 6	2 2	0 0	0 0	1 0	0 0	0 0	0 0	0 0	2 10	22 10	26 10	13.50 9.00			1.750 2.500					

Batter	1	2	3	4	5	6	7	8	9	AB	R	H	RBI	BB	SO	LOB	BOTTOM							
<b>Dave Cash, R</b> OBP: 0.355, SLG: 0.364	F8 E 2B		2B 1B		5-3					5	2	3	1	0	1	1	<b>New York Mets @ Pittsburgh Pirates</b> <b>Three Rivers Stadium, Pittsburgh, PA</b> Sat May 15 1971, 7:05 PM EDT Att. 22,042 - Cloudy							
<b>Richie Hebner, L</b> OBP: 0.342, SLG: 0.470	F8		G3 1B		P5		F9	2B		5	0	2	2	0	0	2								
<b>Vic Davallilo, L</b> OBP: 0.333, SLG: 0.436 <b>Roberto Clemente, R</b> OBP: 0.320, SLG: 0.400	E4 1B		G3		K		F7	P5		4	0	0	0	0	1	2								
<b>Willie Stargell, L</b> OBP: 0.367, SLG: 0.716			6-3							4	0	1	0	0	0	1								
<b>Al Oliver, L</b> OBP: 0.280, SLG: 0.299	G6-4-3			K			P6	6-3		4	0	0	0	0	1	2								
<b>Bob Robertson, R</b> OBP: 0.310, SLG: 0.392		F8		1B	1B		BB	K		3	0	1	0	1	1	0								
<b>Milt May, L</b> OBP: 0.267, SLG: 0.214		G6-4-3 BB		1B	1B		K	L3		2	0	1	0	1	1	1								
<b>Gene Alley, R</b> OBP: 0.333, SLG: 0.371	G6-4-3			K			1-3	1B	3B	4	1	1	0	0	1	3								
<b>Steve Blass, R</b> OBP: 0.077, SLG: 0.077 <b>Jim Nelson, R</b> OBP: 0.298, SLG: 0.714 <b>Manny Sanguillen, R</b> OBP: 0.310, SLG: 0.395 <b>Gene Clines, R</b> OBP: 0.372, SLG: 0.378	F9			K			E8 1B	2B 1B		2	0	0	0	0	1	2		<b>AB</b> 37 <b>R</b> 5 <b>H</b> 11 <b>RBI</b> 4 <b>BB</b> 2 <b>SO</b> 7 <b>LOB</b> 15 						
<b>Inning Stats</b>	R: 1 E: 1 K: 0 S: 5	H: 2 LOB: 1 BB: 0 P: 5	R: 0 E: 0 K: 0 S: 2	H: 0 LOB: 0 BB: 1 P: 6	R: 1 E: 0 K: 0 S: 5	H: 2 LOB: 1 BB: 0 P: 5	R: 0 E: 0 K: 3 S: 11	H: 2 LOB: 2 BB: 0 P: 11	R: 0 E: 0 K: 1 S: 5	H: 0 LOB: 0 BB: 1 P: 5	R: 0 E: 0 K: 1 S: 5	H: 0 LOB: 1 BB: 1 P: 9	R: 1 E: 1 K: 0 S: 5	H: 2 LOB: 1 BB: 0 P: 5	R: 0 E: 0 K: 1 S: 5	H: 0 LOB: 0 BB: 0 P: 5			R: 2 E: 0 K: 1 S: 8	H: 3 LOB: 1 BB: 0 P: 8	1B: 7 2B: 3 3B: 1 HR: 0	SF: 0 SAC: 0 DP: 2 HBP: 0	WP: 0 PB: 0 SB: 0 CS: 0	PA: 39
<b>PITCHER</b>	IP	WLS	BF	H	R	ER	SO	BB	IBB	HBP	BLK	WP	HR	S	P	ERA			WHIP					
<b>Gary Gentry, R</b> ERA: 2.53 <b>Ray Sadecki, L</b> ERA: 2.67	(1, 1) 4.0 W	18 5	18 21	8 5	2 3	1 3	3 4	1 1	0 0	0 0	0 0	0 0	23 28	27 32	27 32	2.25 5.40			1.750 1.200					









Batter	1	2	3	4	5	6	7	8	9	AB R H RBI BB SO LOB	TOP										
Bud Harrelson, S OBP: 0.398, SLG: 0.391 (1, 6)	F7		F7			K		E		4 0 1 0 0 1 0	<b>New York Mets @ Philadelphia Phillies</b> Veterans Stadium, Philadelphia, PA Wed May 19 1971, 7:05 PM EDT Att: 19,159 - Unknown										
Tim Foli, R OBP: 0.351, SLG: 0.448 (1, 4)	F8		5-3			2B		P6		4 0 1 0 0 0 1											
Tommie Agee, R OBP: 0.351, SLG: 0.455 (1, 9)	1B		5-3			1B		E6		4 0 2 0 0 0 1											
Donn Clendenon, R OBP: 0.329, SLG: 0.513 (1, 3)	K					K		F7		4 0 0 0 0 3 5											
Cleon Jones, R OBP: 0.320, SLG: 0.417 (1, 7)		E				F7		G4-6-3		4 1 2 0 0 0 2											
Bob Aspromonte, R OBP: 0.313, SLG: 0.460 (1, 5)	L6							G4-6-3		4 0 0 0 0 0 2											
Jerry Grote, R OBP: 0.383, SLG: 0.431 (1, 2)	E5					4-3		P4		4 0 0 0 0 1 1											
Don Hahn, R OBP: 0.349, SLG: 0.270 (1, 8)						K		F8		3 0 1 1 0 1 0											
Jerry Koosman, R OBP: 0.238, SLG: 0.158 Ken Singleton, S OBP: 0.329, SLG: 0.229 Tug McGraw, R OBP: 0.667, SLG: 1.000 (8, PH) (8, 1)	K					K		5-3		2 0 0 0 0 2 2 1 0 0 0 0 0 0 0 0 0 0 0 0 0											
Inning Stats	R: 0 E: 0 K: 1 S: 6	H: 1 LOB: 1 BB: 0 P: 6	R: 1 E: 1 K: 1 S: 7	H: 2 LOB: 1 BB: 0 P: 7	R: 0 E: 0 K: 0 S: 3	H: 0 LOB: 0 BB: 0 P: 3	R: 0 E: 0 K: 2 S: 5	H: 0 LOB: 0 BB: 0 P: 5	R: 0 E: 0 K: 1 S: 9	H: 2 LOB: 2 BB: 0 P: 9		R: 0 E: 0 K: 1 S: 5	H: 0 LOB: 0 BB: 0 P: 5	R: 0 E: 1 K: 0 S: 5	H: 1 LOB: 2 BB: 0 P: 5	R: 0 E: 0 K: 0 S: 3	H: 1 LOB: 0 BB: 0 P: 3	1B: 6 2B: 1 3B: 0 HR: 0	SF: 0 SAC: 0 DP: 1 HBP: 0	WP: 0 PB: 0 SB: 0 CS: 1	PA: 34
PITCHER Chris Short, L ERA: 2.78 (1, 1)	IP 9.0	WLS W	BF 34	H 7	R 1	ER 0	SO 8	BB 0	IBB 0	HBP 0	BLK 0	WP 0	HR 0	S 50	P 50	ERA 0.00	WHIP 0.778				

AB 34  
R 1  
H 7  
RBI 1  
BB 0  
SO 8  
LOB 14



Batter	1	2	3	4	5	6	7	8	9	AB R H RBI BB SO LOB	BOTTOM										
Larry Bowa, S OBP: 0.255, SLG: 0.254 (1, 6)	P4		F7			6-3		FC6		4 0 0 0 0 0 2	<b>New York Mets @ Philadelphia Phillies</b> Veterans Stadium, Philadelphia, PA Wed May 19 1971, 7:05 PM EDT Att: 19,159 - Unknown										
Tony Taylor, R OBP: 0.299, SLG: 0.317 (1, 5)	6-3					E6				4 0 1 0 0 0 0											
Willie Montanez, L OBP: 0.377, SLG: 0.581 (8, 3)	K					P5		F7		4 0 0 0 0 2 2											
Deron Johnson, R OBP: 0.265, SLG: 0.285 Larry Hisle, R OBP: 0.302, SLG: 0.256 (7, PR) (8, 8)	F8					1-3		P4		3 0 1 0 0 0 0 1 1 0 0 0 0 1											
Joe Lis, R OBP: 0.355, SLG: 0.440 Ron Stone, L OBP: 0.295, SLG: 0.300 (8, PR) (9, 7)	K					6-3		SH		2 1 0 0 1 1 0 0 0 0 0 0 0 0											
Roger Freed, R OBP: 0.356, SLG: 0.378 (1, 9)	K					K				4 1 1 0 0 3 2											
Terry Harmon, R OBP: 0.412, SLG: 0.429 (1, 4)						K		SH		3 0 2 3 0 1 0											
Mike Ryan, R OBP: 0.214, SLG: 0.577 (1, 2)						F9		FC8-2		3 1 1 1 0 0 3											
Chris Short, R OBP: 0.200, SLG: 0.059 (1, 1)						SH5-4		FC6		2 0 1 0 0 0 0											
Inning Stats	R: 0 E: 0 K: 1 S: 5	H: 0 LOB: 0 BB: 0 P: 5	R: 0 E: 0 K: 2 S: 7	H: 0 LOB: 0 BB: 0 P: 7	R: 0 E: 0 K: 0 S: 4	H: 1 LOB: 1 BB: 0 P: 4	R: 0 E: 0 K: 0 S: 3	H: 0 LOB: 0 BB: 0 P: 3	R: 0 E: 0 K: 2 S: 7	H: 0 LOB: 0 BB: 0 P: 7		R: 3 E: 0 K: 0 S: 7	H: 4 LOB: 1 BB: 0 P: 7	R: 0 E: 0 K: 1 S: 6	H: 1 LOB: 2 BB: 1 P: 10	1B: 5 2B: 2 3B: 0 HR: 1	SF: 0 SAC: 2 DP: 1 HBP: 0	WP: 0 PB: 0 SB: 1 CS: 0	PA: 33		
PITCHER Jerry Koosman, L ERA: 2.54 Tug McGraw, L ERA: 1.09 (8, 1)	IP 7.0	WLS L	BF 28	H 6	R 4	ER 4	SO 6	BB 4	IBB 4	HBP 0	BLK 0	WP 0	HR 1	S 40	P 40	ERA 0.00	WHIP 2.000				

AB 30  
R 4  
H 7  
RBI 4  
BB 1  
SO 7  
LOB 10



Batter	1	2	3	4	5	6	7	8	9	AB	R	H	RBI	BB	SO	LOB	TOP					
<b>Tommie Agee, R</b> OBP: 0.348, SLG: 0.444 (1, 8)	0-0 6-3 BB		4-0 S BB		0-3 K			0-0 L8		3	0	0	0	1	1	0	<b>New York Mets @ Philadelphia Phillies</b> Veterans Stadium, Philadelphia, PA Thu May 20 1971, 7:05 PM EDT Att: 14,619 - Unknown					
<b>Bud Harrelson, S</b> OBP: 0.400, SLG: 0.394 (1, 6)	0-0 L8		0-0 F8 1-2			0-0 G4-6-3 1B		0-0 1B		4	0	2	0	0	0	1						
<b>Dave Marshall, L</b> OBP: 0.417, SLG: 0.457 (1, 9)	0-3 K		0-0 6-3			0-0 G4-6-3 1-2		0-0 F8		4	0	0	0	0	1	3						
<b>Cleon Jones, R</b> OBP: 0.325, SLG: 0.427 (1, 7)		0-0 5-3		0-0 4-3 2B		0-0 1B			0-0 6-3	4	0	2	0	0	0	0						
<b>Ed Kranepool, L</b> OBP: 0.349, SLG: 0.475 (1, 3)	0-0 F7		0-0 5-3			0-0 L9			0-0 P6	4	0	0	0	0	0	2						
<b>Ken Boswell, L</b> OBP: 0.312, SLG: 0.400 (1, 4)	4-0 1B BB		0-0 4-3 2-3				0-0 L8		0-0 FC5-4 1B	3	0	1	0	1	0	1						
<b>Bob Aspromonte, R</b> OBP: 0.311, SLG: 0.453 (1, 5)	0-0 1-2 1B		0-3 K				0-0 6-3		0-0 FC5-4 1-2	4	0	1	0	0	1	2						
<b>Jerry Grote, R</b> OBP: 0.374, SLG: 0.420 (1, 2)	0-3 K				0-0 4-3				0-0 6-3	3	0	0	0	0	1	2						
<b>Gary Gentry, R</b> OBP: 0.100, SLG: 0.100 (8, PH)			0-3 K					0-0 F5		2	0	0	0	0	2	0						
<b>Art Shamsky, L</b> OBP: 0.300, SLG: 0.167 (8, 1)					0-3 K					1	0	0	0	0	0	0						
<b>Danny Frisella, L</b> (8, 1)										0	0	0	0	0	0	0						
<b>Inning Stats</b>	R: 0 E: 0 K: 1 S: 5	H: 0 LOB: 0 BB: 0 P: 5	R: 0 E: 0 K: 1 S: 6	H: 1 LOB: 2 BB: 1 P: 10	R: 0 E: 0 K: 1 S: 5	H: 0 LOB: 1 BB: 1 P: 9	R: 0 E: 0 K: 1 S: 6	H: 1 LOB: 1 BB: 0 P: 6	R: 0 E: 0 K: 2 S: 7	H: 0 LOB: 0 BB: 0 P: 7	R: 0 E: 0 K: 0 S: 4	H: 2 LOB: 1 BB: 0 P: 4	R: 0 E: 0 K: 0 S: 3	H: 0 LOB: 0 BB: 0 P: 3	R: 0 E: 0 K: 0 S: 4	H: 1 LOB: 1 BB: 0 P: 4	R: 0 E: 0 K: 0 S: 4	H: 1 LOB: 1 BB: 0 P: 4	1B: 5 2B: 1 3B: 0 HR: 0	SF: 0 SAC: 0 DP: 1 HBP: 0	WP: 0 PB: 0 SB: 1 CS: 0	PA: 34
<b>PITCHER Rick Wise, R</b> ERA: 3.79 (1, 1)	IP: 9.0 WLS: W BF: 34 H: 6 R: 0 ER: 0 SO: 6 BB: 2 IBB: 0 HBP: 0 BLK: 0 WP: 0 HR: 0 S: 44 P: 52 ERA: 0.00 WHIP: 0.889																					

AB 32  
R 0  
H 6  
RBI 0  
BB 2  
SO 6  
LOB 11



Batter	1	2	3	4	5	6	7	8	9	AB	R	H	RBI	BB	SO	LOB	BOTTOM			
<b>Larry Bowa, S</b> OBP: 0.282, SLG: 0.261 (1, 6)	0-0 L3 1B		0-0 2B 1B		0-3 K			0-0 L5		4	0	2	0	0	1	0	<b>New York Mets @ Philadelphia Phillies</b> Veterans Stadium, Philadelphia, PA Thu May 20 1971, 7:05 PM EDT Att: 14,619 - Unknown			
<b>Tony Taylor, R</b> OBP: 0.296, SLG: 0.328 (1, 5)	0-0 L3 1-2		0-0 1-3 2B		0-3 K			0-0 4-3		4	0	1	0	0	1	1				
<b>Willie Montanez, L</b> OBP: 0.383, SLG: 0.580 (1, 8)	0-0 4-3		4-0 IBB			0-0 G3-6-3 1B				2	0	1	0	1	0	0				
<b>Deron Johnson, R</b> OBP: 0.267, SLG: 0.310 (1, 3)		0-0 HR	0-0 F3			0-3 K			0-3 K	3	1	1	1	0	1	4				
<b>Tim McCarver, L</b> OBP: 0.284, SLG: 0.324 (1, 2)	0-0 4-3		0-0 F5			0-0 G3-6-3 1-2				3	0	0	0	0	0	4				
<b>Roger Freed, R</b> OBP: 0.396, SLG: 0.377 (1, 9)	0-0 1B				0-0 F8				0-3 K	3	0	1	0	0	1	0				
<b>Terry Harmon, R</b> OBP: 0.350, SLG: 0.353 (1, 4)	0-3 K				0-3 K				0-3 K	3	0	0	0	0	3	1				
<b>Joe Lis, R</b> OBP: 0.338, SLG: 0.415 (1, 7)	0-3 K								0-0 6-3	3	0	0	0	0	1	1				
<b>Larry Hulse, R</b> OBP: 0.302, SLG: 0.256 (8, 7)					0-0 P6					0	0	0	0	0	0	0				
<b>Rick Wise, R</b> OBP: 0.200, SLG: 0.316 (1, 1)			0-0 F5					0-3 K		3	0	0	0	0	2	0				
<b>Inning Stats</b>	R: 0 E: 0 K: 0 S: 3	H: 1 LOB: 0 BB: 0 P: 3	R: 1 E: 0 K: 2 S: 9	H: 2 LOB: 1 BB: 0 P: 9	R: 0 E: 0 K: 1 S: 5	H: 0 LOB: 0 BB: 0 P: 5	R: 0 E: 0 K: 3 S: 9	H: 0 LOB: 0 BB: 0 P: 9	R: 0 E: 0 K: 1 S: 5	H: 1 LOB: 0 BB: 0 P: 5	R: 0 E: 0 K: 2 S: 7	H: 0 LOB: 0 BB: 0 P: 7	R: 0 E: 0 K: 1 S: 5	H: 0 LOB: 0 BB: 0 P: 5	R: 0 E: 0 K: 1 S: 5	H: 0 LOB: 0 BB: 0 P: 5	1B: 4 2B: 2 3B: 0 HR: 1	SF: 0 SAC: 0 DP: 2 HBP: 0	WP: 0 PB: 0 SB: 0 CS: 0	PA: 29
<b>PITCHER Gary Gentry, R</b> ERA: 2.39 (1, 1)	IP: 7.0 WLS: L BF: 26 H: 6 R: 1 ER: 1 SO: 9 BB: 0 IBB: 1 HBP: 0 BLK: 0 WP: 0 HR: 1 S: 43 P: 47 ERA: 1.29 WHIP: 0.857																			
<b>PITCHER Danny Frisella, R</b> ERA: 2.87 (8, 1)	IP: 1.0 WLS: L BF: 3 H: 0 R: 0 ER: 0 SO: 1 BB: 0 IBB: 0 HBP: 0 BLK: 0 WP: 0 HR: 0 S: 5 P: 5 ERA: 0.00 WHIP: 0.000																			

AB 28  
R 1  
H 6  
RBI 1  
BB 1  
SO 10  
LOB 11







Batter	1	2	3	4	5	6	7	8	9	AB	R	H	RBI	BB	SO	LOB	TOP			
<b>Felix Millan, R</b> OBP: 0.372, SLG: 0.406 (1,4)										4	0	1	0	0	0	0	<b>Atlanta Braves @ New York Mets</b> Shea Stadium, Flushing, NY Sun May 23 1971, 3:33 AM EDT Att: 50,999 - Unknown			
<b>Ralph Garr, L</b> OBP: 0.406, SLG: 0.542 (1,7)										3	0	0	0	1	1					
<b>Hank Aaron, R</b> OBP: 0.381, SLG: 0.639 (1,9)										4	0	1	0	0	1					
<b>Orlando Cepeda, R</b> OBP: 0.339, SLG: 0.568 (1,3)										4	0	1	0	0	1					
<b>Clete Boyer, R</b> OBP: 0.299, SLG: 0.439 (1,5)										4	0	1	0	0	2					
<b>Sonny Jackson, L</b> OBP: 0.333, SLG: 0.364 (1,8)										4	0	0	0	0	2					
<b>Bob Didier, S</b> OBP: 0.263, SLG: 0.236 (1,2)										3	0	0	0	0	2	<b>AB 32</b> <b>R 0</b> <b>H 5</b> <b>RBI 0</b> <b>BB 1</b> <b>SO 7</b> <b>LOB 12</b>				
<b>Ron Herbel, R</b> (8,1)										0	0	0	0	0	0					
<b>Marty Perez, R</b> OBP: 0.262, SLG: 0.309 (1,6)										3	0	1	0	0	0					
<b>Mike McQueen, L</b> OBP: 0.111, SLG: 0.111 (1,1)										2	0	0	0	0	2					
<b>Earl Williams, R</b> OBP: 0.261, SLG: 0.430 (8,PH)										1	0	0	0	0	0					
<b>Inning Stats</b>	R: 0 E: 0 K: 2 S: 7	H: 0 LOB: 1 BB: 1 P: 11	R: 0 E: 0 K: 1 S: 5	H: 0 LOB: 0 BB: 0 P: 5	R: 0 E: 0 K: 1 S: 5	H: 1 LOB: 0 BB: 0 P: 5	R: 0 E: 0 K: 0 S: 4	H: 1 LOB: 1 BB: 0 P: 4	R: 0 E: 1 K: 1 S: 6	H: 0 LOB: 1 BB: 0 P: 6	R: 0 E: 0 K: 1 S: 5	H: 0 LOB: 0 BB: 0 P: 5	R: 0 E: 0 K: 1 S: 6	H: 1 LOB: 1 BB: 0 P: 6	R: 0 E: 0 K: 0 S: 4	H: 1 LOB: 1 BB: 0 P: 4	1B: 3 2B: 2 3B: 0 HR: 0	SF: 0 SAC: 0 DP: 0 HBP: 0	WP: 0 PB: 0 SB: 1 CS: 0	PA: 33
<b>PITCHER</b> <b>Ray Sadecki, L</b> ERA: 1.82 (1,1)	IP: 9.0 WLS: W BF: 33 H: 5 R: 0 ER: 0 SO: 7 BB: 1 IBB: 0 HBP: 0 BLK: 0 WP: 0 HR: 0 S: 46 P: 50 ERA: 0.00 WHIP: 0.667																			

Batter	1	2	3	4	5	6	7	8	9	AB	R	H	RBI	BB	SO	LOB	BOTTOM			
<b>Don Hahn, R</b> OBP: 0.383, SLG: 0.325 (1,8)										0	0	0	0	0	0	0	<b>Atlanta Braves @ New York Mets</b> Shea Stadium, Flushing, NY Sun May 23 1971, 3:33 AM EDT Att: 50,999 - Unknown			
<b>Ken Singleton, S</b> OBP: 0.323, SLG: 0.231 (3,PH)										3	1	1	0	0	2					
<b>Bud Harrelson, S</b> OBP: 0.376, SLG: 0.368 (1,6)										4	0	0	0	0	1					
<b>Tommie Agee, R</b> OBP: 0.342, SLG: 0.467 (1,9)										4	1	1	1	0	1					
<b>Don Clendenon, R</b> OBP: 0.337, SLG: 0.506 (1,3)										3	1	0	0	1	0					
<b>Cleon Jones, R</b> OBP: 0.323, SLG: 0.417 (1,7)										4	1	1	1	0	0					
<b>Jerry Grote, R</b> OBP: 0.383, SLG: 0.430 (1,2)										3	0	2	1	1	0					
<b>Tim Foli, R</b> OBP: 0.321, SLG: 0.403 (1,5)										4	0	0	0	0	1					
<b>Al Weis, S</b> (1,4)										2	0	0	1	0	0	<b>AB 30</b> <b>R 4</b> <b>H 7</b> <b>RBI 4</b> <b>BB 2</b> <b>SO 3</b> <b>LOB 14</b>				
<b>Ray Sadecki, L</b> OBP: 0.375, SLG: 0.375 (1,1)										3	0	2	0	0	0					
<b>Inning Stats</b>	R: 0 E: 0 K: 2 S: 7	H: 0 LOB: 1 BB: 0 P: 8	R: 1 E: 1 K: 0 S: 5	H: 1 LOB: 1 BB: 0 P: 5	R: 2 E: 0 K: 1 S: 8	H: 3 LOB: 2 BB: 1 P: 12	R: 0 E: 0 K: 0 S: 4	H: 1 LOB: 1 BB: 0 P: 4	R: 1 E: 0 K: 0 S: 4	H: 1 LOB: 1 BB: 1 P: 8	R: 0 E: 0 K: 0 S: 3	H: 1 LOB: 0 BB: 0 P: 3	R: 0 E: 0 K: 0 S: 3	H: 0 LOB: 0 BB: 0 P: 3	R: 0 E: 0 K: 0 S: 3	H: 0 LOB: 0 BB: 0 P: 3	1B: 6 2B: 0 3B: 0 HR: 1	SF: 1 SAC: 0 DP: 1 HBP: 1	WP: 0 PB: 0 SB: 0 CS: 0	PA: 34
<b>PITCHER</b> <b>Mike McQueen, L</b> ERA: 2.67 (1,1)	IP: 7.0 WLS: L BF: 31 H: 7 R: 4 ER: 3 SO: 3 BB: 2 IBB: 0 HBP: 1 BLK: 0 WP: 0 HR: 1 S: 34 P: 43 ERA: 3.86 WHIP: 1.286																			
<b>Ron Herbel, R</b> ERA: 2.93 (8,1)	IP: 1.0 WLS: L BF: 3 H: 0 R: 0 ER: 0 SO: 0 BB: 0 IBB: 0 HBP: 0 BLK: 0 WP: 0 HR: 0 S: 3 P: 3 ERA: 0.00 WHIP: 0.000																			






Top half of the baseball scorecard showing innings 1 through 12. Columns include Batter name and stats, a grid of diamond diagrams with pitches (K, F7, 5-3, etc.), and totals for AB, R, H, RBI, BB, SO, LOB.

Philadelphia Phillies @ New York Mets  
Shea Stadium, Flushing, NY  
Wed May 26 1971, 7:05 PM EDT  
Att. 22,409 - Unknown

AB 44  
R 3  
H 8  
RBI 3  
BB 1  
SO 11  
LOB 16



Batter	1	2	3	4	5	6	7	8	9	10	11	12	AB	R	H	RBI	BB	SO	LOB			
<b>Inning Stats</b>	R: 0 E: 0 K: 2 S: 7	H: 0 LOB: 1 BB: 11	R: 0 E: 0 K: 1 S: 5	H: 1 LOB: 0 BB: 0	R: 0 E: 0 K: 1 S: 5	H: 0 LOB: 0 BB: 0	R: 0 E: 0 K: 1 S: 5	H: 0 LOB: 0 BB: 0	R: 0 E: 1 K: 0 S: 4	H: 0 LOB: 1 BB: 0 P: 4	R: 2 E: 0 K: 1 S: 8	H: 3 LOB: 1 BB: 0 P: 8	R: 0 E: 0 K: 1 S: 6	H: 1 LOB: 2 BB: 0 P: 6	R: 0 E: 0 K: 0 S: 4	H: 1 LOB: 1 BB: 0 P: 4	R: 1 E: 0 K: 2 S: 9	H: 2 LOB: 1 BB: 9	1B: 6 2B: 1 3B: 1 HR: 0	SF: 0 SAC: 0 DP: 1 HBP: 0	WP: 0 PB: 0 SB: 0 CS: 0	PA: 45

PITCHER																		
GARY GENTRY, R (1, 1) ERA: 2.3									TUG MCGRAW, L (11, 1) ERA: 2.33									

Bottom half of the baseball scorecard showing innings 1 through 12. Columns include Batter name and stats, a grid of diamond diagrams with pitches (1B, P5, K, etc.), and totals for AB, R, H, RBI, BB, SO, LOB.

Philadelphia Phillies @ New York Mets  
Shea Stadium, Flushing, NY  
Wed May 26 1971, 7:05 PM EDT  
Att. 22,409 - Unknown

AB 41  
R 2  
H 9  
RBI 2  
BB 2  
SO 8  
LOB 16



PITCHER																		
BARRY LERSCH, R (1, 1) ERA: 3.82									WOODIE FRYMAN, L (9, PH) ERA: 2.3									


Batter	1	2	3	4	5	6	7	8	9	10	11	12	AB	R	H	RBI	BB	SO	LOB				
<b>Inning Stats</b>	R: 1 E: 0 K: 1 S: 7	H: 2 LOB: 2 BB: 11	R: 0 E: 0 K: 1 S: 5	H: 0 LOB: 0 BB: 0	R: 0 E: 0 K: 1 S: 6	R: 1 E: 0 K: 2 S: 9	H: 2 LOB: 1 BB: 9	R: 0 E: 0 K: 1 S: 5	R: 0 E: 0 K: 0 S: 3	H: 1 LOB: 0 BB: 0 P: 3	R: 0 E: 0 K: 0 S: 3	H: 1 LOB: 0 BB: 0 P: 3	R: 0 E: 0 K: 0 S: 3	R: 0 E: 0 K: 0 S: 3	R: 0 E: 0 K: 0 S: 3	R: 0 E: 0 K: 1 S: 6	H: 1 LOB: 1 BB: 0 P: 7	R: 0 E: 0 K: 2 S: 8	H: 1 LOB: 1 BB: 8	1B: 7 2B: 1 3B: 0 HR: 1	SF: 0 SAC: 2 DP: 2 HBP: 0	WP: 0 PB: 0 SB: 1 CS: 0	PA: 45


PITCHER																		
BARRY LERSCH, R (1, 1) ERA: 3.82									WOODIE FRYMAN, L (9, PH) ERA: 2.3									

Batter	1	2	3	4	5	6	7	8	9	10	11	12	AB	R	H	RBI	BB	SO	LOB		
<b>Inning Stats</b>	R: 1 E: 0 K: 1 S: 7	H: 2 LOB: 2 BB: 11	R: 0 E: 0 K: 1 S: 5	H: 0 LOB: 0 BB: 0	R: 0 E: 0 K: 1 S: 6	R: 1 E: 0 K: 2 S: 9	H: 2 LOB: 1 BB: 9	R: 0 E: 0 K: 1 S: 5	R: 0 E: 0 K: 0 S: 3	H: 1 LOB: 0 BB: 0 P: 3	R: 0 E: 0 K: 0 S: 3	H: 1 LOB: 0 BB: 0 P: 3	R: 0 E: 0 K: 0 S: 3	R: 0 E: 0 K: 1 S: 6	H: 1 LOB: 1 BB: 0 P: 7	R: 0 E: 0 K: 2 S: 8	H: 1 LOB: 1 BB: 8	1B: 7 2B: 1 3B: 0 HR: 1	SF: 0 SAC: 2 DP: 2 HBP: 0	WP: 0 PB: 0 SB: 1 CS: 0	PA: 45





Batter	1	2	3	4	5	6	7	8	9	AB	R	H	RBI	BB	SO	LOB	TOP			
<b>Tommie Agee, R</b> OBP: 0.347, SLG: 0.432 (1.8)	6-3	K			G5-4-3			K		4	0	0	0	0	2	2	<b>New York Mets @ San Diego Padres</b> San Diego Stadium, San Diego, CA Sun May 30 1971, 6:33 AM EDT Att: 7,121 - Unknown 			
<b>Bud Harrelson, S</b> OBP: 0.374, SLG: 0.374 (1.6)	3B		4-3			E1 G5-4-3		F9		4	0	2	0	0	0	0				
<b>Art Shamsky, L</b> OBP: 0.317, SLG: 0.303 (1.9)	P5		G3			BB G5-4-3		F8		3	0	0	0	1	0	1				
<b>Cleon Jones, R</b> OBP: 0.323, SLG: 0.408 (1.7)	3-1		K			G5-4-3		3-1		4	0	0	0	0	1	3				
<b>Ed Kranepool, L</b> OBP: 0.374, SLG: 0.570 (1.3)	HR				F8			F5		4	1	2	1	0	0	1				
<b>Ken Boswell, L</b> OBP: 0.308, SLG: 0.387 (1.4)	WP 2B		4-3					4-3		4	1	1	0	0	1	1				
<b>Jerry Grote, R</b> OBP: 0.354, SLG: 0.400 (1.2)	6-3		6-3					G3		3	0	0	0	0	0	1				
<b>Tim Foli, R</b> OBP: 0.336, SLG: 0.388 (1.5)	K				6-3			K		3	0	0	0	0	2	0				
<b>Ray Sadecki, L</b> OBP: 0.500, SLG: 0.500 (1.1)								3-1		2	0	2	0	0	0	0				
<b>Ron Taylor, R</b> OBP: 0.364, SLG: 0.381 (7.1)										0	0	0	0	0	0	0				
<b>Dave Marshall, L</b> OBP: 0.364, SLG: 0.381 (8. PH)										1	0	0	0	0	0	0				
<b>Tug McGraw, R</b> OBP: 0.667, SLG: 1.000 (8.1)	1B									0	0	0	0	0	0	0				
<b>Inning Stats</b>	R: 0 E: 0 K: 0 S: 4	H: 1 LOB: 1 BB: 0 P: 4	R: 2 E: 0 K: 2 S: 10	H: 3 LOB: 1 BB: 0 P: 10	R: 0 E: 0 K: 1 S: 5	H: 0 LOB: 0 BB: 0 P: 5	R: 0 E: 0 K: 0 S: 3	H: 0 LOB: 0 BB: 0 P: 3	R: 0 E: 1 K: 0 S: 3	H: 1 LOB: 1 BB: 1 P: 7	R: 0 E: 0 K: 1 S: 5	H: 0 LOB: 0 BB: 0 P: 5	R: 0 E: 0 K: 1 S: 5	H: 0 LOB: 0 BB: 0 P: 5	R: 0 E: 0 K: 1 S: 6	H: 1 LOB: 1 BB: 0 P: 6	1B: 4 2B: 1 3B: 1 HR: 1	SF: 0 SAC: 0 DP: 2 HBP: 0	WP: 1 PB: 0 SB: 0 CS: 0	PA: 33
<b>PITCHER</b> Clay Kirby, R ERA: 4.04 (1.1)	IP: 9.0 WLS: W BF: 33 H: 7 R: 2 ER: 2 SO: 6 BB: 1 IBB: 0 HBP: 0 BLK: 0 WP: 1 HR: 1 S: 44 P: 48 ERA: 2.00 WHIP: 0.889															<b>PITCHER</b>				

Batter	1	2	3	4	5	6	7	8	9	AB	R	H	RBI	BB	SO	LOB	BOTTOM		
<b>Enzo Hernandez, R</b> OBP: 0.337, SLG: 0.315 (1.6)	6-3 1B	F7		F7		K		K		5	1	1	0	0	2	4	<b>New York Mets @ San Diego Padres</b> San Diego Stadium, San Diego, CA Sun May 30 1971, 6:33 AM EDT Att: 7,121 - Unknown 		
<b>Garry Jesteadt, R</b> OBP: 0.211, SLG: 0.263 (1.4)	6-3 1-2			G6-4-3 1-2		L7		SH1-3		4	0	1	0	0	0	3			
<b>Cito Gaston, R</b> OBP: 0.293, SLG: 0.412 (1.8)	1B BB	L3			F7		4-3	F8		4	1	0	0	1	0	3			
<b>Nate Colbert, R</b> OBP: 0.405, SLG: 0.531 (1.3)	1B 1-2 2H			K		HR BB		E BB 1B		3	1	2	1	1	1	0			
<b>Ollie Brown, R</b> OBP: 0.349, SLG: 0.376 (1.9)				BB 1B		K		E BB		3	0	2	1	1	1	1			
<b>Ivan Murrell, R</b> OBP: 0.316, SLG: 0.409 (1.7)	K			F2		HR		K		4	1	1	2	0	2	5			
<b>Dave Campbell, R</b> OBP: 0.283, SLG: 0.357 (1.5)	F9					K		E6 1-2 2-3		3	0	0	0	1	1	4			
<b>Bob Barton, R</b> OBP: 0.358, SLG: 0.450 (1.2)		F8		5-3				F8		4	0	0	0	0	1	5			
<b>Clay Kirby, R</b> OBP: 0.333, SLG: 0.200 (1.1)		1B BB						SH1-3 BB		2	0	2	0	2	0	0			
<b>Inning Stats</b>	R: 2 E: 0 K: 1 S: 8	H: 3 LOB: 2 BB: 1 P: 12	R: 0 E: 0 K: 0 S: 4	H: 1 LOB: 2 BB: 1 P: 8	R: 0 E: 0 K: 1 S: 6	H: 1 LOB: 2 BB: 1 P: 10	R: 0 E: 0 K: 0 S: 3	H: 1 LOB: 0 BB: 0 P: 3	R: 2 E: 0 K: 2 S: 8	H: 1 LOB: 0 BB: 1 P: 12	R: 0 E: 0 K: 1 S: 6	H: 1 LOB: 3 BB: 1 P: 13	R: 0 E: 0 K: 1 S: 5	H: 0 LOB: 1 BB: 1 P: 9	1B: 8 2B: 0 3B: 0 HR: 1	SF: 0 SAC: 1 DP: 1 HBP: 0		WP: 0 PB: 0 SB: 0 CS: 0	PA: 39
<b>PITCHER</b> Ray Sadecki, L ERA: 2.61 (1.1)	IP: 6.1 WLS: L BF: 32 H: 9 R: 4 ER: 4 SO: 5 BB: 0 IBB: 0 HBP: 0 BLK: 0 WP: 0 HR: 1 S: 37 P: 57 ERA: 5.68 WHIP: 2.211															<b>PITCHER</b>			
<b>Ron Taylor, R</b> ERA: 1.79 (7.1)	0.2 BF: 3 H: 0 R: 0 ER: 0 SO: 2 BB: 0 IBB: 0 HBP: 0 BLK: 0 WP: 0 HR: 0 S: 7 P: 7 ERA: 0.00 WHIP: 0.000																		
<b>Tug McGraw, L</b> ERA: 2.25 (8.1)	1.0 BF: 4 H: 0 R: 0 ER: 0 SO: 1 BB: 1 IBB: 0 HBP: 0 BLK: 0 WP: 0 HR: 0 S: 5 P: 9 ERA: 0.00 WHIP: 1.000																		



Batter	1	2	3	4	5	6	7	8	9	AB	R	H	RBI	BB	SO	LOB	TOP												
Tommie Agee, R OBP: 0.344, SLG: 0.421 (1, 8)			1-3						F9	4	1	1	0	1	1	0	<b>New York Mets @ San Francisco Giants</b> Candlestick Park, San Francisco, CA Tue Jun 01 1971, 10:05 PM EDT Att: 11,287 - Unknown  <b>AB 34</b> <b>R 5</b> <b>H 8</b> <b>RBI 4</b> <b>BB 2</b> <b>SO 5</b> <b>LOB 9</b>												
Bud Harrelson, S OBP: 0.367, SLG: 0.372 (1, 6)			F7		F9					4	0	1	0	0	1	1													
Art Shamsky, L OBP: 0.315, SLG: 0.306 Don Hahn, R OBP: 0.358, SLG: 0.289 (7, PH) (7, 8)	4-1		F4				FC5-4 1B			3	1	1	1	0	0	0													
Cleon Jones, R OBP: 0.328, SLG: 0.412 Ken Singleton, S OBP: 0.336, SLG: 0.246 (9, 7)									4-3	3	1	1	1	0	1	2													
Ed Kranepool, L OBP: 0.369, SLG: 0.567 (1, 3)				F6	4-3				3-1	4	1	1	1	0	0	1													
Ken Boswell, L OBP: 0.314, SLG: 0.385 (1, 4)							G3		4-3	3	1	1	0	1	0	0													
Bob Aspromonte, R Tim Foli, R OBP: 0.330, SLG: 0.373 (8, 5)							F3		F9	4	0	2	1	0	0	0													
Jerry Grote, R OBP: 0.347, SLG: 0.390 (1, 2)		G6-4-3		FC6-4			F7		F9	4	0	0	0	0	0	3													
Gary Gentry, R OBP: 0.080, SLG: 0.080 Danny Frisella, L OBP: 0.500, SLG: 0.750 (8, 1)	F9								F4	3	0	0	0	0	2	0													
<b>Inning Stats</b>	R: 0 E: 0 K: 2 S: 7	H: 0 LOB: 0 BB: 0 P: 7	R: 3 E: 0 K: 0 S: 4	H: 2 LOB: 0 BB: 1 P: 9	R: 0 E: 0 K: 0 S: 3	H: 0 LOB: 0 BB: 0 P: 3	R: 0 E: 0 K: 1 S: 7	H: 2 LOB: 2 BB: 0 P: 7	R: 2 E: 0 K: 1 S: 3	H: 2 LOB: 1 BB: 1 P: 11	R: 0 E: 0 K: 0 S: 3	H: 0 LOB: 0 BB: 0 P: 3	R: 0 E: 0 K: 0 S: 3	H: 0 LOB: 0 BB: 0 P: 3	R: 0 E: 0 K: 0 S: 3	H: 0 LOB: 0 BB: 0 P: 3		1B: 6 2B: 2 3B: 0 HR: 0	SF: 0 SAC: 0 DP: 1 HBP: 1	WP: 0 PB: 0 SB: 1 CS: 0	PA: 37								
<b>PITCHER</b>	IP	WLS	BF	H	R	ER	SO	BB	IBB	HBP	BLK	WP	HR	S	P	ERA		WHIP											
Steve Stone, R ERA: 4.14 John Cumberland, L ERA: 2.35 Rich Robertson, R ERA: 4.75 Don McMahon, R ERA: 5.87	4.2	L	22	6	5	5	4	2	0	1	0	0	0	0	27	36		9.64	1.714										

Batter	1	2	3	4	5	6	7	8	9	AB	R	H	RBI	BB	SO	LOB	BOTTOM											
Bobby Bonds, R OBP: 0.373, SLG: 0.576 (1, 9)										4	0	1	0	1	3	4	<b>New York Mets @ San Francisco Giants</b> Candlestick Park, San Francisco, CA Tue Jun 01 1971, 10:05 PM EDT Att: 11,287 - Unknown  <b>AB 34</b> <b>R 4</b> <b>H 9</b> <b>RBI 4</b> <b>BB 7</b> <b>SO 12</b> <b>LOB 24</b>											
Chris Speier, R OBP: 0.326, SLG: 0.314 (1, 6)					F7		F8		F9	5	1	1	0	0	1	3												
Willie Mays, R OBP: 0.442, SLG: 0.660 (1, 3)	F8									4	1	2	1	1	1	0												
Dick Dietz, R OBP: 0.448, SLG: 0.471 (1, 2)							1-3			5	1	2	1	0	2	1												
Tito Fuentes, S OBP: 0.295, SLG: 0.320 (1, 4)					FC6-4		6-3			5	0	2	1	0	1	3												
Al Gallacher, R OBP: 0.342, SLG: 0.354 (1, 5)					F9		F2			4	0	0	0	0	1	5												
Bernie Williams, R OBP: 1.000, SLG: 1.000 (1, 7)										1	0	1	0	3	0	0												
Jimmy Rosario, S OBP: 0.378, SLG: 0.353 (1, 8)					G3-6-1		F6			3	0	0	1	1	1	4												
Steve Stone, R John Cumberland, R Frank Johnson, R Rich Robertson, R Fran Healy, R Don McMahon, R (1, 1) (5, 1) (7, PH) (8, PH) (8, PH) (9, 1)							F9			1	1	0	0	1	1	0												
<b>Inning Stats</b>	R: 0 E: 0 K: 1 S: 5	H: 1 LOB: 0 BB: 0 P: 5	R: 0 E: 0 K: 2 S: 8	H: 1 LOB: 2 BB: 1 P: 12	R: 2 E: 0 K: 1 S: 7	H: 2 LOB: 2 BB: 2 P: 15	R: 0 E: 0 K: 1 S: 5	H: 1 LOB: 0 BB: 0 P: 5	R: 0 E: 0 K: 0 S: 3	H: 0 LOB: 0 BB: 0 P: 3	R: 0 E: 0 K: 0 S: 3	H: 0 LOB: 2 BB: 2 P: 11	R: 2 E: 0 K: 3 S: 12	H: 3 LOB: 3 BB: 2 P: 20	R: 0 E: 0 K: 2 S: 8	H: 1 LOB: 1 BB: 0 P: 8		1B: 8 2B: 0 3B: 0 HR: 1	SF: 0 SAC: 0 DP: 1 HBP: 0	WP: 1 PB: 0 SB: 0 CS: 1	PA: 41							
<b>PITCHER</b>	IP	WLS	BF	H	R	ER	SO	BB	IBB	HBP	BLK	WP	HR	S	P	ERA		WHIP										
Gary Gentry, R ERA: 2.56 Danny Frisella, R ERA: 2.14 Tug McGraw, L ERA: 2.12	7.0	W	32	8	4	4	7	5	0	0	0	1	0	41	61	5.14		1.857										

Batter	1	2	3	4	5	6	7	8	9	AB	R	H	RBI	BB	SO	LOB	TOP					
Tommie Agee, R OBP: 0.346, SLG: 0.426 (1, 8)	F9		E6			1B WP	2B		K	5	1	2	1	0	1	0	<b>New York Mets @ San Francisco Giants</b> Candlestick Park, San Francisco, CA Wed Jun 02 1971, 6:33 AM EDT Att: 11,132 - Unknown					
Bud Harrelson, S OBP: 0.373, SLG: 0.378 (1, 6)	K		1B			1B WP SF8	F9		1B	5	1	3	0	0	1							
Art Shamsky, L OBP: 0.303, SLG: 0.425 Don Hahn, R OBP: 0.352, SLG: 0.283 (1, 9) (8, 8)	2B		G3			F6			HR	4	1	2	1	0	0	4						
Ed Kranepool, L OBP: 0.374, SLG: 0.565 (1, 3)	4-3				F7	1B WP			HBP 1B	4	1	2	0	0	0	1						
Ken Boswell, L OBP: 0.312, SLG: 0.378 (1, 4)		K			3-1	SF8			HBP 1B	2	0	0	1	0	1	0						
Ken Singleton, S OBP: 0.320, SLG: 0.230 (1, 7)		3-1			4-3	6-3			F6	4	0	0	0	0	0	3						
Bob Aspromonte, R Tim Foli, R OBP: 0.330, SLG: 0.373 (1, 5) (8, 5)		F2				F8			F9	4	0	0	0	0	0	2						
Duffy Dyer, R OBP: 0.444, SLG: 0.625 (1, 2)					F8	F8			SH1-3 1B	4	1	2	1	0	0	0						
Jim McAndrew, R OBP: 0.250, SLG: 0.286 Ron Taylor, R (2, 1) Dave Marshall, L OBP: 0.380, SLG: 0.376 Charlie Williams, R (5, 1)			K			K			K	0	0	0	0	0	0	0						
<b>Inning Stats</b>	R: 0 E: 0 K: 1 S: 6	H: 1 LOB: 1 BB: 0 P: 6	R: 0 E: 0 K: 1 S: 5	H: 0 LOB: 0 BB: 0 P: 5	R: 0 E: 1 K: 1 S: 7	H: 1 LOB: 2 BB: 0 P: 7	R: 0 E: 0 K: 0 S: 3	H: 0 LOB: 0 BB: 0 P: 3	R: 0 E: 0 K: 0 S: 5	H: 0 LOB: 0 BB: 0 P: 5	R: 2 E: 0 K: 0 S: 6	H: 3 LOB: 1 BB: 0 P: 6	R: 1 E: 0 K: 0 S: 5	H: 2 LOB: 1 BB: 0 P: 5	R: 2 E: 0 K: 0 S: 5	H: 3 LOB: 2 BB: 0 P: 6		R: 0 E: 0 K: 2 S: 8	H: 1 LOB: 1 BB: 0 P: 8	1B: 8 2B: 2 3B: 0 HR: 1	SF: 1 SAC: 1 DP: 0 HBP: 1	WP: 1 PB: 0 SB: 1 CS: 0
<b>PITCHER</b>	IP WLS BF H R ER SO BB IBB HBP BLK WP HR S P ERA WHIP																					
Juan Marichal, R ERA: 2.24 (1, 1)	7.0 L 31 9 5 5 4 0 0 0 0 0 1 1 39 39 6.43 1.286																					
Steve Hamilton, L ERA: 0.99 (8, 1)	1.0 4 1 0 0 0 0 0 0 1 0 0 0 3 4 0.00 1.000																					
Don McMahon, R ERA: 5.63 (9, 1)	1.0 4 1 0 0 0 2 0 0 0 0 0 0 8 8 0.00 1.000																					

Batter	1	2	3	4	5	6	7	8	9	AB	R	H	RBI	BB	SO	LOB	BOTTOM			
Bobby Bonds, R OBP: 0.374, SLG: 0.569 (1, 9)	4-3 SF8	1B			F8				K	4	1	1	0	1	1	1	<b>New York Mets @ San Francisco Giants</b> Candlestick Park, San Francisco, CA Wed Jun 02 1971, 6:33 AM EDT Att: 11,132 - Unknown			
Chris Speier, R OBP: 0.327, SLG: 0.317 (1, 6)	4-3	1B			6-3	E1			K	5	0	2	1	0	1	2				
Willie Mays, R OBP: 0.446, SLG: 0.652 (1, 3)	SF8	BB			F2				F7	2	0	0	0	3	0	3				
Dick Dietz, R OBP: 0.442, SLG: 0.463 (1, 2)	1B	FC6-4			K				F9	5	0	1	0	0	1	7				
Tito Fuentes, S OBP: 0.292, SLG: 0.319 (1, 4)	SF8				6-3				F6	4	0	1	1	0	0	2				
Al Gallagher, R OBP: 0.335, SLG: 0.345 (1, 5)	F8				4-3				F9	4	0	0	0	0	1	3				
Bernie Williams, R OBP: 0.750, SLG: 0.600 (1, 7)		FC1-5			F9				F7	4	0	2	0	0	0	1				
Jimmy Rosario, S OBP: 0.384, SLG: 0.352 (1, 8)		BB FC1-5			F7				K	3	1	1	0	1	1	1				
Juan Marichal, R OBP: 0.158, SLG: 0.270 Steve Hamilton, L (8, 1) Frank Johnson, R OBP: 0.143, SLG: 0.111 Don McMahon, R (9, 1)		FC1-5			2B				6-3	3	0	1	0	0	0	4				
<b>Inning Stats</b>	R: 1 E: 0 K: 0 S: 5	H: 2 LOB: 2 BB: 1 P: 9	R: 1 E: 0 K: 0 S: 6	H: 3 LOB: 3 BB: 1 P: 10	R: 0 E: 0 K: 0 S: 4	H: 1 LOB: 1 BB: 0 P: 4	R: 0 E: 0 K: 1 S: 6	H: 1 LOB: 2 BB: 1 P: 10	R: 0 E: 0 K: 0 S: 4	H: 1 LOB: 2 BB: 1 P: 8	R: 0 E: 1 K: 0 S: 4	H: 0 LOB: 0 BB: 0 P: 7	R: 0 E: 0 K: 2 S: 7	H: 0 LOB: 0 BB: 0 P: 7	R: 0 E: 0 K: 0 S: 3	H: 0 LOB: 0 BB: 0 P: 3		1B: 8 2B: 1 3B: 0 HR: 0	SF: 1 SAC: 0 DP: 0 HBP: 0	WP: 0 PB: 0 SB: 4 CS: 0
<b>PITCHER</b>	IP WLS BF H R ER SO BB IBB HBP BLK WP HR S P ERA WHIP																			
Jim McAndrew, R ERA: 6.59 (1, 1)	1.1 10 4 2 2 2 0 2 0 0 0 0 0 13 17 0.00 4.500																			
Ron Taylor, R ERA: 1.5 (2, 1)	2.2 12 3 0 0 0 1 0 1 0 0 0 0 13 17 0.00 1.125																			
Charlie Williams, R ERA: 4.3 (5, 1)	5.0 W 19 2 0 0 0 4 0 2 0 0 0 0 25 33 0.00 0.400																			



Batter	1	2	3	4	5	6	7	8	9	AB	R	H	RBI	BB	SO	LOB	TOP					
<b>Bud Harrelson, S</b> OBP: 0.373, SLG: 0.383 (1, 6)	F2		K			FC1-6 2H 2B	SH2-3 1B	F6		5	0	2	1	0	1	2						
<b>Tim Foli, R</b> OBP: 0.328, SLG: 0.362 (1, 4) (8, 5)	6-3		1B BB			FC1-6 2-3	SH2-3 1-2		K	3	0	0	0	1	1	1						
<b>Tommie Agee, R</b> OBP: 0.347, SLG: 0.425 (1, 9)	1B CS		1B			K	5-3		F2	5	0	2	0	0	1	2						
<b>Donn Clendenon, R</b> OBP: 0.300, SLG: 0.430 (1, 3)	CS 1-2	K	4-3			6-3	3-1		K	5	0	0	0	0	2	3						
<b>Cleon Jones, R</b> OBP: 0.337, SLG: 0.416 (1, 7)		1B BB			G6-4-3 1B	E S E 1B		E5 CS		3	1	2	0	1	0	0						
<b>Bob Aspromonte, R</b> OBP: 0.302, SLG: 0.406 (1, 5) <b>Al Weis, S</b> (8, 4)		1B			G6-4-3 1-2	F8		E6 1B E		4	0	1	0	0	0	3						
<b>Jerry Grote, R</b> OBP: 0.339, SLG: 0.380 (1, 2)		K			4-3	E5 1B		F9		4	0	0	0	0	1	3						
<b>Don Hahn, R</b> OBP: 0.379, SLG: 0.320 (1, 8)		F8				SH1-4 2B 1B	1-2 1B	E 1B		4	1	3	0	0	0	2						
<b>Tom Seaver, R</b> OBP: 0.265, SLG: 0.250 (1, 1)			5-3			SH1-4 1-2	F8	E5		3	0	0	0	0	0	3						
<b>Inning Stats</b>	R: 0 E: 0 K: 0 S: 3	H: 1 LOB: 0 BB: 0 P: 3	R: 0 E: 0 K: 2 S: 8	H: 1 LOB: 2 BB: 1 P: 12	R: 0 E: 0 K: 1 S: 6	H: 1 LOB: 0 BB: 1 P: 10	R: 0 E: 0 K: 0 S: 3	H: 1 LOB: 0 BB: 0 P: 3	R: 1 E: 0 K: 1 S: 7	H: 2 LOB: 1 BB: 0 P: 7	R: 1 E: 1 K: 0 S: 6	H: 2 LOB: 2 BB: 0 P: 6	R: 0 E: 0 K: 0 S: 4	H: 1 LOB: 1 BB: 0 P: 4	R: 1 E: 3 K: 0 S: 6	H: 1 LOB: 2 BB: 0 P: 6	R: 0 E: 0 K: 2 S: 7	H: 0 LOB: 0 BB: 0 P: 7	1B: 9 2B: 1 3B: 0 HR: 0	SF: 0 SAC: 2 DP: 1 HBP: 0	WP: 0 PB: 0 SB: 1 CS: 2	PA: 41
<b>PITCHER</b>	IP	WLS	BF	H	R	ER	SO	BB	IBB	HBP	BLK	WP	HR	S	P	ERA	WHIP					
<b>Claude Osteen, L</b> ERA: 2.63 (1, 1)	8.0	L	37	10	3	1	4	2	0	0	0	0	0	43	51	1.12	1.500					
<b>Pete Mikkelsen, R</b> ERA: 3.35 (9, 1)	1.0		3	0	0	0	2	0	0	0	0	0	0	7	7	0.00	0.000					

New York Mets @ Los Angeles Dodgers  
Dodger Stadium, Los Angeles, CA  
Fri Jun 04 1971, 7:05 PM PDT  
Att: 32,495 - Unknown

AB 36  
R 3  
H 10  
RBI 1  
BB 2  
SO 6  
LOB 19



Batter	1	2	3	4	5	6	7	8	9	AB	R	H	RBI	BB	SO	LOB	BOTTOM				
<b>Maury Wills, S</b> OBP: 0.362, SLG: 0.360 (1, 6)	1B		FC4 1-2 1B			4-3		K		4	0	2	0	0	1	0					
<b>Willie Crawford, L</b> OBP: 0.282, SLG: 0.458 (1, 9)	L8		FC4 1-2 2-3 1B			G4-6-3 1B		K		4	0	1	0	0	1	3					
<b>Willie Davis, L</b> OBP: 0.366, SLG: 0.450 (1, 8)	F7		G3			G4-6-3 1-2		K		4	0	0	0	0	1	4					
<b>Dick Allen, R</b> OBP: 0.352, SLG: 0.406 (1, 7)	F9				F9		HR	F3		4	1	1	1	0	0	1					
<b>Wes Parker, S</b> OBP: 0.338, SLG: 0.342 (1, 3)		F6			F7		F7			3	0	0	0	0	0	0					
<b>Jim Lefebvre, S</b> OBP: 0.397, SLG: 0.482 (1, 4)		G4-6-3 1B			K		6-3			3	0	1	0	0	1	0					
<b>Tom Haller, L</b> OBP: 0.371, SLG: 0.415 (1, 2)		G4-6-3 1-2			K		F7			3	0	0	0	0	1	1					
<b>Bobby Valentine, R</b> OBP: 0.273, SLG: 0.243 (1, 5) <b>Bill Buckner, L</b> OBP: 0.282, SLG: 0.316 (8, PH) <b>Steve Garvey, R</b> OBP: 0.303, SLG: 0.358 (9, 5)			3-1			F4		K		2	0	0	0	0	0	0					
<b>Claude Osteen, L</b> OBP: 0.171, SLG: 0.125 (1, 1) <b>Duke Sims, L</b> OBP: 0.359, SLG: 0.422 (8, PH) <b>Pete Mikkelsen, R</b> (9, 1)			FC4 1B			4-3		F6		2	0	1	0	0	0	0					
<b>Inning Stats</b>	R: 0 E: 0 K: 0 S: 4	H: 1 LOB: 1 BB: 0 P: 4	R: 0 E: 0 K: 0 S: 3	H: 1 LOB: 0 BB: 0 P: 3	R: 0 E: 0 K: 1 S: 5	H: 0 LOB: 0 BB: 0 P: 5	R: 0 E: 0 K: 1 S: 5	H: 0 LOB: 0 BB: 0 P: 5	R: 0 E: 0 K: 0 S: 3	H: 1 LOB: 0 BB: 0 P: 3	R: 1 E: 0 K: 0 S: 4	H: 1 LOB: 0 BB: 0 P: 4	R: 0 E: 0 K: 2 S: 7	H: 0 LOB: 0 BB: 0 P: 7	R: 0 E: 0 K: 2 S: 7	H: 0 LOB: 0 BB: 0 P: 7	1B: 5 2B: 0 3B: 0 HR: 1	SF: 0 SAC: 0 DP: 2 HBP: 0	WP: 0 PB: 0 SB: 0 CS: 0	PA: 31	
<b>PITCHER</b>	IP	WLS	BF	H	R	ER	SO	BB	IBB	HBP	BLK	WP	HR	S	P	ERA	WHIP				
<b>Tom Seaver, R</b> ERA: 2.01 (1, 1)	9.0	W	31	6	1	1	6	0	0	0	0	0	1	43	43	1.00	0.667				

New York Mets @ Los Angeles Dodgers  
Dodger Stadium, Los Angeles, CA  
Fri Jun 04 1971, 7:05 PM PDT  
Att: 32,495 - Unknown

AB 31  
R 1  
H 6  
RBI 1  
BB 0  
SO 6  
LOB 9











Batter	1	2	3	4	5	6	7	8	9	AB	R	H	RBI	BB	SO	LOB	TOP				
Enzo Hernandez, R OBP: 0.347, SLG: 0.308 (1, 6)	0-3 K		4-0 S BB		0-0 1-3		0-0 E5 S		0-0 L3	4	0	0	0	1	1	1					
Dave Campbell, R OBP: 0.266, SLG: 0.340 (1, 4) (9, 5)	0-0 1-3		0-0 F3 1-2		0-0 HR 1B		0-3 K			4	1	1	0	0	1	2					
Cito Gaston, R OBP: 0.288, SLG: 0.407 (1, 8)	0-3 K		4-0 BB		0-0 F9		0-0 F7			3	0	0	0	1	1	2					
Nate Colbert, R OBP: 0.417, SLG: 0.590 (1, 3)		0-0 2B 2B	0-0 F7		0-0 HR			0-0 5-3		4	2	2	2	0	0	2					
Ollie Brown, R OBP: 0.364, SLG: 0.392 (1, 9)		0-0 F9		0-0 HR		0-0 F9		0-0 5-3		4	1	1	1	0	0	1					
Ivan Murrell, R OBP: 0.323, SLG: 0.439 (1, 7)		0-0 2B		0-0 F3		0-0 F6		0-0 F4		4	0	1	1	0	0	0					
Ed Spiezio, R OBP: 0.288, SLG: 0.338 Garry Jestadt, R OBP: 0.162, SLG: 0.216 (9, PR) (9, 4)	0-3 K		0-0 1B		0-0 5-3			0-0 2B		4	0	2	0	0	1	1					
Bob Barton, R OBP: 0.324, SLG: 0.394 (1, 2)	0-0 1-3		0-0 F8		0-0 F7			0-0 L7		4	0	0	0	0	0	3					
Clay Kirby, R OBP: 0.267, SLG: 0.154 (1, 1)			0-0 4-3		0-0 F8		0-0 5-3		0-0 1-4	4	0	0	0	0	0	2					
<b>Inning Stats</b>	R: 0 E: 0 K: 2 S: 7	H: 0 LOB: 0 BB: 0 P: 7	R: 1 E: 0 K: 1 S: 7	H: 2 LOB: 1 BB: 0 P: 7	R: 0 E: 0 K: 0 S: 3	H: 0 LOB: 2 BB: 2 P: 11	R: 1 E: 0 K: 0 S: 5	H: 2 LOB: 1 BB: 0 P: 5	R: 2 E: 0 K: 0 S: 5	H: 2 LOB: 0 BB: 0 P: 5	R: 0 E: 1 K: 1 S: 6	H: 0 LOB: 1 BB: 0 P: 6	R: 0 E: 0 K: 0 S: 3	H: 0 LOB: 0 BB: 0 P: 3	R: 0 E: 0 K: 0 S: 4	H: 1 LOB: 1 BB: 0 P: 4	1B: 2 2B: 3 3B: 0 HR: 2	SF: 0 SAC: 0 DP: 0 HBP: 0	WP: 0 PB: 0 SB: 2 CS: 0	PA: 37	
<b>PITCHER</b>	IP WLS BF H R ER SO BB IBB HBP BLK WP HR S P ERA WHIP	8.0 L 33 6 4 4 4 2 0 0 0 0 2 39 47 4.50 1.000	1.0 4 1 0 0 0 0 0 0 0 0 0 0 4 4 0.00 1.000																		

San Diego Padres @ New York Mets  
Shea Stadium, Flushing, NY  
Thu Jun 10 1971, 3:33 AM EDT  
Att: 23,153 - Unknown

AB 35  
R 4  
H 7  
RBI 4  
BB 2  
SO 4  
LOB 14



Batter	1	2	3	4	5	6	7	8	9	AB	R	H	RBI	BB	SO	LOB	BOTTOM				
Don Hahn, R OBP: 0.365, SLG: 0.348 (1, 8)	0-3 K		0-0 G4-6-3 1B			0-0 5-3		0-0 1-2 1B		4	0	2	0	0	1	0					
Ken Boswell, L OBP: 0.331, SLG: 0.381 (1, 4)	0-0 4-3		0-0 G4-6-3 1-2			0-0 6-3		0-0 F7		4	0	0	0	0	0	3					
Dave Marshall, L OBP: 0.372, SLG: 0.348 (1, 9)	4-0 HR BB			0-0 F9			0-3 K		0-0 F7	3	1	0	0	1	1	0					
Ed Kranepool, L OBP: 0.353, SLG: 0.540 (1, 3)	0-0 1-H HR			0-3 K			0-0 4-3		0-0 4-3	4	1	1	2	0	1	0					
Art Shamsky, L OBP: 0.288, SLG: 0.386 (1, 7)	0-0 F9			0-3 K			0-0 E3		0-3 K	4	0	0	0	0	2	0					
Bob Aspromonte, R OBP: 0.303, SLG: 0.384 (1, 5)		0-0 6-3			0-0 6-3		0-3 K			3	0	0	0	0	1	1					
Duffy Dyer, R OBP: 0.320, SLG: 0.435 (1, 2)		0-3 K			0-3 K			0-3 K		3	0	0	0	0	3	0					
Tim Foli, R OBP: 0.315, SLG: 0.342 (1, 6)		0-3 K			0-3 K			0-3 K		3	0	0	0	0	3	0					
Nolan Ryan, R OBP: 0.158, SLG: 0.059 Ken Singleton, S OBP: 0.349, SLG: 0.254 Ron Taylor, R (8, PH) (9, 1)			0-0 G3			0-3 K		0-0 1B 1B		2	0	0	0	0	1	0					
<b>Inning Stats</b>	R: 2 E: 0 K: 1 S: 6	H: 1 LOB: 0 BB: 1 P: 10	R: 0 E: 0 K: 2 S: 7	H: 0 LOB: 0 BB: 0 P: 7	R: 0 E: 0 K: 0 S: 3	H: 1 LOB: 0 BB: 0 P: 3	R: 0 E: 0 K: 2 S: 7	H: 0 LOB: 0 BB: 0 P: 7	R: 0 E: 1 K: 1 S: 8	H: 0 LOB: 1 BB: 0 P: 8	R: 0 E: 0 K: 2 S: 9	H: 2 LOB: 2 BB: 0 P: 9	R: 0 E: 0 K: 1 S: 5	H: 0 LOB: 0 BB: 0 P: 5	R: 0 E: 0 K: 1 S: 5	H: 0 LOB: 0 BB: 0 P: 5	1B: 3 2B: 0 3B: 0 HR: 1	SF: 0 SAC: 0 DP: 1 HBP: 0	WP: 0 PB: 0 SB: 0 CS: 0	PA: 32	
<b>PITCHER</b>	IP WLS BF H R ER SO BB IBB HBP BLK WP HR S P ERA WHIP	9.0 W 32 4 2 2 13 1 0 0 0 0 1 57 61 2.00 0.556																			

San Diego Padres @ New York Mets  
Shea Stadium, Flushing, NY  
Thu Jun 10 1971, 3:33 AM EDT  
Att: 23,153 - Unknown

AB 31  
R 2  
H 4  
RBI 2  
BB 1  
SO 13  
LOB 4









Batter	1	2	3	4	5	6	7	8	9	10	AB	R	H	RBI	BB	SO	LOB	TOP						
<b>Bobby Bonds, R</b> OBP: 0.378, SLG: 0.557	(1.8) F3 1B BB		(1.0) F3		(1.0) HR		(1.0) BB		(1.0) K	3 2 1 1 2 1 0														
<b>Chris Speier, R</b> OBP: 0.340, SLG: 0.342	(1.6) 1B		(1.0) G6-4-3 1B		(1.0) FC6-4 BB		(1.0) F8		(1.0) 3B	4 0 3 0 1 0 1														
<b>Willie Mays, R</b> OBP: 0.434, SLG: 0.624	(1.3) F3		(1.0) G6-4-3		(1.0) FC6-4 BB		(1.0) G4-6-3 1B		(1.0) IBB	4 0 1 0 1 0 4														
<b>Ken Henderson, S</b> OBP: 0.345, SLG: 0.388	(1.9) K				(1.0) HR		(1.0) F9		(1.0) G4-6-3	5 1 1 1 0 1 6														
<b>Tito Fuentes, S</b> OBP: 0.298, SLG: 0.327	(1.4) 1B				(1.0) 3B		(1.0) 1-3		(1.0) K	4 1 2 1 0 1 0														
<b>Bernie Williams, R</b> OBP: 0.285, SLG: 0.194	(1.7) K				(1.0) CS 1B		(1.0) 6-3		(1.0) 4-3	4 0 1 1 0 1 2														
<b>Russ Gibson, R</b> OBP: 0.227, SLG: 0.333		(1.2) F8		(1.0) F2		(1.0) 6-3			(1.0) 6-3	4 0 1 0 0 0 1														
<b>Hal Lanier, R</b> OBP: 0.274, SLG: 0.259 <b>Steve Hamilton, L</b> (9.1)	(1.5) 6-3		(1.0) 6-3		(1.0) 6-3		(1.0) K		(1.0) G6-4-3 1B	4 0 0 0 0 1 1														
<b>Juan Marichal, R</b> OBP: 0.143, SLG: 0.244 <b>John Cumberland, R</b> (8.1)	(1.1) K		(1.0) K				(1.0) F6		(1.0) K	3 0 0 0 0 2 0														
<b>Jerry Johnson, R</b> (8.1) <b>Al Gallagher, R</b> (9.5)										0 0 0 0 0 0 0														
<b>Inning Stats</b>	R: 1 E: 0 K: 2 S: 9	H: 2 LOB: 2 BB: 1 P: 13	R: 0 E: 0 K: 1 S: 5	H: 0 LOB: 0 BB: 0 P: 5	R: 0 E: 0 K: 0 S: 3	H: 1 LOB: 0 BB: 0 P: 5	R: 2 E: 0 K: 0 S: 5	H: 3 LOB: 0 BB: 0 P: 5	R: 1 E: 0 K: 1 S: 6	H: 1 LOB: 1 BB: 1 P: 10	R: 0 E: 0 K: 0 S: 3	H: 0 LOB: 0 BB: 0 P: 3	R: 0 E: 0 K: 1 S: 5	H: 0 LOB: 1 BB: 1 P: 9	R: 0 E: 0 K: 1 S: 5	H: 1 LOB: 0 BB: 0 P: 5	R: 0 E: 0 K: 0 S: 3	H: 1 LOB: 0 BB: 0 P: 3	R: 0 E: 0 K: 2 S: 8	H: 1 LOB: 2 BB: 1 P: 12	1B: 6 2B: 0 3B: 2 HR: 2	SF: 0 SAC: 0 DP: 3 HBP: 0	WP: 0 PB: 0 SB: 1 CS: 1	PA: 40
<b>PITCHER</b>	IP WLS BF H R ER SO BB IBB HBP BLK WP HR S P ERA WHIP																							
<b>Gary Gentry, R</b> ERA: 2.94	(1.1) 4.1	WLS: 19	H: 7	R: 4	ER: 4	SO: 4	BB: 1	IBB: 0	HBP: 0	BLK: 0	WP: 0	HR: 2	S: 26	P: 30	ERA: 8.31	WHIP: 1.846								
<b>Jim McAndrew, R</b> ERA: 6.0	(5.1) 2.2	WLS: 10	H: 0	R: 0	ER: 0	SO: 1	BB: 2	IBB: 0	HBP: 0	BLK: 0	WP: 0	HR: 0	S: 10	P: 18	ERA: 0.00	WHIP: 0.750								
<b>Danny Frisella, R</b> ERA: 1.86	(8.1) 2.0	WLS: 6	H: 2	R: 0	ER: 0	SO: 1	BB: 0	IBB: 0	HBP: 0	BLK: 0	WP: 0	HR: 8	S: 8	P: 8	ERA: 0.00	WHIP: 1.000								
<b>Tug McGraw, L</b> ERA: 2.02	(10.1) 1.0	W: 5	H: 1	R: 0	ER: 0	SO: 2	BB: 0	IBB: 1	HBP: 0	BLK: 0	WP: 0	HR: 8	S: 12	P: 12	ERA: 0.00	WHIP: 1.000								

San Francisco Giants @ New York Mets  
Shea Stadium, Flushing, NY  
Sun Jun 13 1971, 3:33 AM EDT  
Att: 52,010 - Unknown




AB	36
R	4
H	10
RBI	4
BB	4
SO	8
LOB	15


Batter	1	2	3	4	5	6	7	8	9	10	AB	R	H	RBI	BB	SO	LOB	BOTTOM				
<b>Don Hahn, R</b> OBP: 0.349, SLG: 0.333	(1.8) 6-3			(1.0) F9			(1.0) F9		(1.0) F4	5 0 1 1 0 0 3												
<b>Bud Harrelson, S</b> OBP: 0.365, SLG: 0.376	(1.6) F5	(1.0) PO 1B	(1.0) 6-3		(1.0) F3		(1.0) E 1B		(1.0) SH5-4 SF8 2B	5 1 2 0 0 0 0												
<b>Art Shamsky, L</b> OBP: 0.315, SLG: 0.419 <b>Al Weis, S</b> (8. PH) (9.4)	(1.7) FC5-4 BB		(1.0) 1B		(1.0) K		(1.0) B3		(1.0) SH5-4 IBB	2 0 1 0 1 1 0												
<b>Ed Kranepool, L</b> OBP: 0.342, SLG: 0.511 (9.7)	(1.3) FC5-4		(1.0) 1B		(1.0) F2		(1.0) K		(1.0) SH5-4	4 0 1 0 0 1 2												
<b>Ken Boswell, L</b> OBP: 0.305, SLG: 0.360 <b>Donn Clendenon, R</b> (8. PH) (9.3)	(1.4)	(1.0) HR 1B	(1.0) G4-6-3		(1.0) G3		(1.0) F9		(1.0) IBB	3 1 1 0 0 0 2												
<b>Ken Singleton, S</b> OBP: 0.371, SLG: 0.303	(1.9)	(1.0) HR			(1.0) 3-1		(1.0) F8		(1.0) SH3-4 BB	3 2 2 3 1 0 0												
<b>Bob Aspromonte, R</b> OBP: 0.303, SLG: 0.376	(1.5)	(1.0) FC 1B		(1.0) SH1-4 1B		(1.0) F8		(1.0) SH3-4		3 0 2 0 0 0 0												
<b>Duffy Dyer, R</b> OBP: 0.310, SLG: 0.400 <b>Tug McGraw, R</b> (10.1)	(1.2) F8			(1.0) SF9		(1.0) 4-3		(1.0) IBB		2 0 0 1 1 0 1												
<b>Gary Gentry, R</b> ERA: 2.94 <b>Jim McAndrew, R</b> ERA: 6.0 <b>Danny Frisella, L</b> ERA: 1.86 <b>Jerry Johnson, R</b> ERA: 1.38 <b>Steve Hamilton, L</b> ERA: 1.89	(1.1) 7.0	WLS: 28	H: 8	R: 4	ER: 3	SO: 1	BB: 1	IBB: 0	HBP: 0	BLK: 0	WP: 0	HR: 1	S: 29	P: 33	ERA: 3.86	WHIP: 1.286						
<b>John Cumberland, L</b> ERA: 2.62	(8.1) 0.2	WLS: 3	H: 1	R: 0	ER: 0	SO: 1	BB: 0	IBB: 0	HBP: 0	BLK: 0	WP: 0	HR: 0	S: 5	P: 5	ERA: 0.00	WHIP: 1.500						
<b>Jerry Johnson, R</b> ERA: 1.38	(8.1) 0.2	WLS: 4	H: 0	R: 0	ER: 0	SO: 0	BB: 1	IBB: 1	HBP: 0	BLK: 0	WP: 0	HR: 2	S: 10	P: 10	ERA: 0.00	WHIP: 1.500						
<b>Steve Hamilton, L</b> ERA: 1.89	(9.1) 1.1	L: 7	H: 1	R: 1	ER: 1	SO: 0	BB: 2	IBB: 0	HBP: 0	BLK: 0	WP: 0	HR: 5	S: 13	P: 13	ERA: 6.75	WHIP: 0.750						
<b>Inning Stats</b>	R: 0 E: 0 K: 0 S: 3	H: 0 LOB: 1 BB: 1 P: 7	R: 3 E: 1 K: 0 S: 6	H: 4 LOB: 0 BB: 6 P: 6	R: 0 E: 0 K: 0 S: 4	H: 2 LOB: 1 BB: 4 P: 4	R: 1 E: 0 K: 0 S: 5	H: 2 LOB: 1 BB: 5 P: 5	R: 0 E: 0 K: 1 S: 5	H: 0 LOB: 0 BB: 0 P: 3	R: 0 E: 0 K: 0 S: 3	H: 0 LOB: 0 BB: 0 P: 3	R: 0 E: 1 K: 1 S: 6	H: 1 LOB: 1 BB: 6 P: 6	R: 0 E: 0 K: 0 S: 3	H: 0 LOB: 2 BB: 11 P: 11	R: 1 E: 0 K: 0 S: 3	H: 1 LOB: 2 BB: 2 P: 11	1B: 8 2B: 1 3B: 0 HR: 1	SF: 2 SAC: 4 DP: 1 HBP: 0	WP: 0 PB: 0 SB: 0 CS: 0	PA: 43
<b>PITCHER</b>	IP WLS BF H R ER SO BB IBB HBP BLK WP HR S P ERA WHIP																					

San Francisco Giants @ New York Mets  
Shea Stadium, Flushing, NY  
Sun Jun 13 1971, 3:33 AM EDT  
Att: 52,010 - Unknown

AB	32
R	5
H	10
RBI	5
BB	5
SO	2
LOB	13



Batter	1	2	3	4	5	6	7	8	9	AB	R	H	RBI	BB	SO	LOB	TOP								
Maury Wills, S OBP: 0.346, SLG: 0.353 (1, 6)	K		F9	F8			4-3			4	0	0	0	0	1	2	<b>Los Angeles Dodgers @ New York Mets</b> Shea Stadium, Flushing, NY Mon Jun 14 1971, 7:05 PM EDT Att: 35,233 - Unknown								
Willie Crawford, L OBP: 0.348, SLG: 0.458 (1, 9)	K		F7				3-1			4	0	0	0	0	1	0									
Willie Davis, L OBP: 0.366, SLG: 0.482 (1, 8)	HR		F7				F9			4	1	1	1	1	0	0									
Dick Allen, R OBP: 0.360, SLG: 0.419 (1, 7)	K			SH 2B BB						3	1	0	0	1	2	0									
Wes Parker, S OBP: 0.349, SLG: 0.364 (1, 3)		WP BB 1B		E4 2B SH			F8			4	1	1	0	0	0	1									
Jim Lefebvre, S OBP: 0.355, SLG: 0.462 (1, 4)	P6		SH 2B				3-1			3	0	0	0	0	1	1									
Duke Sims, L OBP: 0.360, SLG: 0.394 (1, 2)	WP BB		K				F7			3	0	0	0	1	1	3									
Bobby Valentine, R OBP: 0.318, SLG: 0.346 (1, 5)	P3						K			3	0	1	2	0	1	2									
Don Sutton, R OBP: 0.200, SLG: 0.111 Jim Brewer, L (7, 1)	P4						F7			3	0	0	0	0	1	4									
<b>Inning Stats</b>	R: 1 E: 0 K: 3 S: 10	H: 1 LOB: 0 BB: 0 P: 10	R: 0 E: 0 K: 0 S: 4	H: 1 LOB: 2 BB: 1 P: 8	R: 0 E: 0 K: 0 S: 3	H: 0 LOB: 0 BB: 0 P: 3	R: 2 E: 1 K: 2 S: 10	H: 1 LOB: 2 BB: 1 P: 14	R: 0 E: 0 K: 1 S: 5	H: 0 LOB: 0 BB: 0 P: 5	R: 0 E: 0 K: 0 S: 3	H: 0 LOB: 0 BB: 0 P: 3	R: 0 E: 0 K: 1 S: 5	H: 0 LOB: 0 BB: 0 P: 5	R: 0 E: 0 K: 1 S: 5	H: 0 LOB: 0 BB: 0 P: 5		1B: 1 2B: 1 3B: 0 HR: 1	SF: 0 SAC: 1 DP: 0 HBP: 0	WP: 1 PB: 0 SB: 0 CS: 0	PA: 34				
<b>PITCHER</b>	IP	WLS	BF	H	R	ER	SO	BB	IBB	HBP	BLK	WP	HR	S	P	ERA	WHIP								
Tom Seaver, R ERA: 2.06 Ron Taylor, R ERA: 2.55	(1, 1) (8, 1)	7.0 L	28 28	3 3	3 3	2 2	7 7	2 2	0 0	0 0	0 0	1 1	0 0	8 8	48 48	2.57 0.00	0.714 0.000								

Batter	1	2	3	4	5	6	7	8	9	AB	R	H	RBI	BB	SO	LOB	BOTTOM								
Bud Harrelson, S OBP: 0.364, SLG: 0.373 (1, 6)	F7		F8		F2		FC4 1B			4	0	1	0	0	0	0	<b>Los Angeles Dodgers @ New York Mets</b> Shea Stadium, Flushing, NY Mon Jun 14 1971, 7:05 PM EDT Att: 35,233 - Unknown								
Ken Boswell, L OBP: 0.325, SLG: 0.360 Donn Clendenon, R OBP: 0.287, SLG: 0.396 (7, PH) (8, 3)			2-3			F9	FC4			3	0	1	0	0	0	0									
Ken Singleton, S OBP: 0.366, SLG: 0.291 (1, 9)	F8			1B BB		F8				3	0	0	0	1	0	1									
Ed Kranepool, L OBP: 0.333, SLG: 0.497 (1, 3) (8, 7)	G3		F9			5-3				4	0	0	0	0	0	2									
Art Shamsky, L OBP: 0.325, SLG: 0.477 Tim Foli, R OBP: 0.310, SLG: 0.336 (8, 4)				K			2B 2B			3	1	2	0	0	1	1									
Bob Aspromonte, R OBP: 0.302, SLG: 0.373 (1, 5)		5-3				F9				4	0	1	0	0	0	2									
Jerry Grote, R OBP: 0.345, SLG: 0.372 (1, 2)		K					4-3 1B 2B			4	1	1	1	1	0	3									
Don Hahn, R OBP: 0.333, SLG: 0.317 (1, 8)		K			5-3		4-3			4	0	0	0	0	1	2									
Tom Seaver, R OBP: 0.256, SLG: 0.243 Dave Marshall, L OBP: 0.383, SLG: 0.394 Ron Taylor, R (8, 1)			5-3				1B 1B			2	0	0	0	0	1	0									
<b>Inning Stats</b>	R: 0 E: 0 K: 0 S: 4	H: 1 LOB: 1 BB: 0 P: 4	R: 0 E: 0 K: 2 S: 8	H: 1 LOB: 1 BB: 0 P: 8	R: 0 E: 0 K: 2 S: 3	H: 0 LOB: 0 BB: 0 P: 3	R: 0 E: 0 K: 2 S: 8	H: 1 LOB: 2 BB: 1 P: 12	R: 0 E: 0 K: 1 S: 5	H: 0 LOB: 0 BB: 0 P: 5	R: 0 E: 0 K: 0 S: 3	H: 0 LOB: 0 BB: 0 P: 3	R: 2 E: 0 K: 0 S: 7	H: 4 LOB: 2 BB: 0 P: 7	R: 0 E: 0 K: 1 S: 5	H: 0 LOB: 0 BB: 0 P: 5		R: 0 E: 0 K: 0 S: 3	H: 0 LOB: 0 BB: 0 P: 3	1B: 4 2B: 2 3B: 1 HR: 0	SF: 0 SAC: 0 DP: 0 HBP: 0	WP: 0 PB: 0 SB: 0 CS: 0	PA: 35		
<b>PITCHER</b>	IP	WLS	BF	H	R	ER	SO	BB	IBB	HBP	BLK	WP	HR	S	P	ERA	WHIP								
Don Sutton, R ERA: 3.69 Jim Brewer, L ERA: 1.57	(1, 1) (7, 1)	6.2 S	28 28	7 7	2 2	2 2	5 5	1 1	0 0	0 0	0 0	9 9	9 9	0.00 0.00	2.70 0.000										

Batter	1	2	3	4	5	6	7	8	9	AB	R	H	RBI	BB	SO	LOB	TOP							
<b>Maury Wills, S</b> OBP: 0.345, SLG: 0.352 (1, 6)	F7		4-3				K			4	0	1	2	0	1	0	<b>Los Angeles Dodgers @ New York Mets</b> Shea Stadium, Flushing, NY Tue Jun 15 1971, 3:33 AM EDT Att: 36,512 - Unknown <a href="http://livebaseballscores.com">livebaseballscores.com</a>							
<b>Willie Crawford, L</b> OBP: 0.333, SLG: 0.437 (1, 9)	4-3			K	5-3			F8		4	0	0	0	0	1									
<b>Willie Davis, L</b> OBP: 0.368, SLG: 0.482 (1, 8)							K	F7		4	0	2	0	0	1	0								
<b>Dick Allen, R</b> OBP: 0.358, SLG: 0.412 (1, 7)	K			4-3				F2		3	0	0	0	1	1	2								
<b>Wes Parker, S</b> OBP: 0.351, SLG: 0.368 (1, 3)		6-3								3	0	1	0	1	0	1								
<b>Jim Lefebvre, S</b> OBP: 0.350, SLG: 0.449 (1, 4)	K					F5	F7		K	4	0	0	0	0	2	3								
<b>Tom Haller, L</b> OBP: 0.329, SLG: 0.348 (1, 2)	K								K	4	1	1	0	0	3	3								
<b>Bobby Valentine, R</b> OBP: 0.315, SLG: 0.353 (8, 6)			F7					F7		4	1	1	0	0	1	1								
<b>Al Downing, R</b> OBP: 0.275, SLG: 0.270 (1, 1)	K							F9		3	0	0	0	0	2	2								
<b>Inning Stats</b>	R: 0 E: 0 K: 1 S: 6	H: 1 LOB: 1 BB: 0 P: 6	R: 0 E: 0 K: 2 S: 7	H: 0 LOB: 0 BB: 0 P: 7	R: 0 E: 0 K: 1 S: 5	H: 0 LOB: 0 BB: 0 P: 5	R: 0 E: 0 K: 1 S: 6	H: 1 LOB: 1 BB: 0 P: 6	R: 2 E: 0 K: 2 S: 8	H: 3 LOB: 1 BB: 0 P: 8	R: 0 E: 0 K: 2 S: 7	H: 0 LOB: 0 BB: 2 P: 15	R: 0 E: 0 K: 1 S: 5	H: 0 LOB: 0 BB: 0 P: 5	R: 0 E: 0 K: 3 S: 10	H: 1 LOB: 1 BB: 0 P: 10	1B: 4 2B: 2 3B: 0 HR: 0	SF: 0 SAC: 0 DP: 0 HBP: 0	WP: 0 PB: 0 SB: 0 CS: 0	PA: 35				
<b>PITCHER</b>	IP	WLS	BF	H	R	ER	SO	BB	IBB	HBP	BLK	WP	HR	S	P	ERA	WHIP							
<b>Nolan Ryan, R</b> ERA: 1.78 (1, 1)	8.0	L	31	5	2	2	9	2	0	0	0	0	0	47	55	2.25	0.875							
<b>Danny Frisella, R</b> ERA: 1.8 (9, 1)	1.0		4	1	0	0	3	0	0	0	0	0	0	10	10	0.00	1.000							

Batter	1	2	3	4	5	6	7	8	9	AB	R	H	RBI	BB	SO	LOB	BOTTOM							
<b>Don Hahn, R</b> OBP: 0.340, SLG: 0.318 (1, 8)	FC6-4 BB		F7					G6-4-3		3	0	1	0	1	0	3	<b>Los Angeles Dodgers @ New York Mets</b> Shea Stadium, Flushing, NY Tue Jun 15 1971, 3:33 AM EDT Att: 36,512 - Unknown <a href="http://livebaseballscores.com">livebaseballscores.com</a>							
<b>Bud Harrelson, S</b> OBP: 0.358, SLG: 0.367 (1, 6)	FC6-4 WP		6-3				K	6-3		4	0	0	0	0	1	4								
<b>Cleon Jones, R</b> OBP: 0.341, SLG: 0.418 (1, 7)	K									4	0	1	0	0	3	1								
<b>Donn Clendenon, R</b> OBP: 0.278, SLG: 0.383 (1, 3)	K							F8		4	0	0	0	0	1	2								
<b>Ken Singleton, S</b> OBP: 0.371, SLG: 0.293 (1, 9)		FC1-6 BB								3	0	1	0	1	1	0								
<b>Bob Aspromonte, R</b> OBP: 0.297, SLG: 0.367 (1, 5)		FC1-6 G6-4-3								3	0	0	0	0	1	2								
<b>Jerry Grote, R</b> OBP: 0.340, SLG: 0.366 (1, 2)		G6-4-3						F4		3	0	0	0	0	0	1								
<b>Tim Foli, R</b> OBP: 0.311, SLG: 0.336 (1, 4)			E6					L4		3	0	1	0	0	0	0								
<b>Nolan Ryan, R</b> OBP: 0.143, SLG: 0.053 (8, PH) <b>Duffy Dyer, R</b> OBP: 0.333, SLG: 0.423 <b>Danny Frisella, L</b> (9, 1)			K					F9		2	0	0	0	0	1	1								
<b>Inning Stats</b>	R: 0 E: 0 K: 2 S: 7	H: 0 LOB: 0 BB: 1 P: 11	R: 0 E: 0 K: 0 S: 2	H: 0 LOB: 0 BB: 1 P: 6	R: 0 E: 1 K: 1 S: 6	H: 0 LOB: 1 BB: 0 P: 6	R: 0 E: 0 K: 1 S: 6	H: 1 LOB: 1 BB: 0 P: 6	R: 0 E: 0 K: 0 S: 3	H: 0 LOB: 0 BB: 0 P: 3	R: 0 E: 0 K: 1 S: 6	H: 2 LOB: 1 BB: 0 P: 6	R: 0 E: 0 K: 2 S: 7	H: 0 LOB: 0 BB: 0 P: 7	R: 0 E: 0 K: 0 S: 4	H: 2 LOB: 1 BB: 0 P: 4	R: 0 E: 0 K: 1 S: 5	H: 0 LOB: 0 BB: 0 P: 5	1B: 5 2B: 1 3B: 0 HR: 0	SF: 0 SAC: 0 DP: 3 HBP: 0	WP: 1 PB: 0 SB: 0 CS: 1	PA: 32		
<b>PITCHER</b>	IP	WLS	BF	H	R	ER	SO	BB	IBB	HBP	BLK	WP	HR	S	P	ERA	WHIP							
<b>Al Downing, L</b> ERA: 2.23 (1, 1)	9.0	W	32	5	0	0	8	2	0	0	0	1	0	46	54	0.00	0.778							

Batter	1	2	3	4	5	6	7	8	9	AB	R	H	RBI	BB	SO	LOB	TOP																																																																														
<b>Maury Wills, S</b> (1, 6) OBP: 0.338, SLG: 0.344																	5 0 0 0 0 1 3																																																																														
<b>Willie Crawford, L</b> (1, 9) OBP: 0.340, SLG: 0.433																	3 1 1 0 1 1 0																																																																														
<b>Willie Davis, L</b> (1, 8) OBP: 0.370, SLG: 0.480																	3 1 1 0 1 0 2																																																																														
<b>Dick Allen, R</b> (1, 7) OBP: 0.360, SLG: 0.419																	4 0 2 1 0 1 2																																																																														
<b>Wes Parker, S</b> (1, 3) OBP: 0.357, SLG: 0.372																	3 0 2 1 1 1 0																																																																														
<b>Jim Lefebvre, S</b> (1, 4) OBP: 0.341, SLG: 0.437																	4 0 0 0 0 0 7																																																																														
<b>Tom Haller, L</b> (1, 2) OBP: 0.337, SLG: 0.347																	3 0 1 0 1 0 2																																																																														
<b>Bobby Valentine, R</b> (1, 5) OBP: 0.333, SLG: 0.364																	3 0 2 0 1 0 0																																																																														
<b>Bill Singer, R</b> (1, 1) OBP: 0.206, SLG: 0.100																																																																																															
<b>Joe Moeller, R</b> (6, 1)																2 0 0 0 0 0 0 3																																																																															
<b>Bob O'Brien, L</b> (6, 1)																0 0 0 0 0 0 0 0																																																																															
<b>Manny Mota, R</b> (7, PH)																1 0 0 0 0 0 0 2																																																																															
<b>Jose Pena, R</b> (7, 1) Joe Ferguson, R (8, PH)																0 0 0 0 0 0 0 0																																																																															
<b>Inning Stats</b>	R: 1 E: 0 K: 0 S: 5	H: 2 LOB: 2 BB: 1 P: 9	R: 0 E: 0 K: 0 S: 3	H: 1 LOB: 1 BB: 1 P: 7	R: 0 E: 0 K: 1 S: 7	H: 1 LOB: 0 BB: 0 P: 7	R: 0 E: 0 K: 1 S: 5	H: 0 LOB: 0 BB: 0 P: 5	R: 0 E: 0 K: 0 S: 2	H: 0 LOB: 0 BB: 1 P: 6	R: 0 E: 1 K: 0 S: 4	H: 1 LOB: 2 BB: 1 P: 8	R: 0 E: 0 K: 0 S: 4	H: 2 LOB: 1 BB: 0 P: 4	R: 1 E: 0 K: 0 S: 5	H: 2 LOB: 2 BB: 1 P: 9	R: 0 E: 0 K: 1 S: 5	H: 0 LOB: 0 BB: 0 P: 5	1B: 8 2B: 1 3B: 0 HR: 0	SF: 0 SAC: 0 DP: 3 HBP: 0	WP: 0 PB: 0 SB: 0 CS: 2	PA: 37	<table border="1"> <thead> <tr> <th>PITCHER</th> <th>IP</th> <th>WLS</th> <th>BF</th> <th>H</th> <th>R</th> <th>ER</th> <th>SO</th> <th>BB</th> <th>IBB</th> <th>HBP</th> <th>BLK</th> <th>WP</th> <th>HR</th> <th>S</th> <th>P</th> <th>ERA</th> <th>WHIP</th> </tr> </thead> <tbody> <tr> <td><b>Charlie Williams, R</b> (1, 1) ERA: 3.29</td> <td>6.0</td> <td>W</td> <td>24</td> <td>5</td> <td>1</td> <td>1</td> <td>3</td> <td>3</td> <td>1</td> <td>0</td> <td>0</td> <td>0</td> <td>0</td> <td>26</td> <td>42</td> <td>1.50</td> <td>1.333</td> </tr> <tr> <td><b>Jerry Koosman, R</b> (7, 1) ERA: 2.89</td> <td>1.1</td> <td></td> <td>8</td> <td>4</td> <td>1</td> <td>1</td> <td>0</td> <td>1</td> <td>0</td> <td>0</td> <td>0</td> <td>0</td> <td>0</td> <td>7</td> <td>11</td> <td>6.75</td> <td>3.750</td> </tr> <tr> <td><b>Tug McGraw, L</b> (8, 1) ERA: 1.93</td> <td>1.2</td> <td>S</td> <td>5</td> <td>0</td> <td>0</td> <td>0</td> <td>1</td> <td>0</td> <td>0</td> <td>0</td> <td>0</td> <td>0</td> <td>0</td> <td>7</td> <td>7</td> <td>0.00</td> <td>0.000</td> </tr> </tbody> </table>	PITCHER	IP	WLS	BF	H	R	ER	SO	BB	IBB	HBP	BLK	WP	HR	S	P	ERA	WHIP	<b>Charlie Williams, R</b> (1, 1) ERA: 3.29	6.0	W	24	5	1	1	3	3	1	0	0	0	0	26	42	1.50	1.333	<b>Jerry Koosman, R</b> (7, 1) ERA: 2.89	1.1		8	4	1	1	0	1	0	0	0	0	0	7	11	6.75	3.750	<b>Tug McGraw, L</b> (8, 1) ERA: 1.93	1.2	S	5	0	0	0	1	0	0	0	0	0	0	7	7	0.00	0.000
PITCHER	IP	WLS	BF	H	R	ER	SO	BB	IBB	HBP	BLK	WP	HR	S	P	ERA	WHIP																																																																														
<b>Charlie Williams, R</b> (1, 1) ERA: 3.29	6.0	W	24	5	1	1	3	3	1	0	0	0	0	26	42	1.50	1.333																																																																														
<b>Jerry Koosman, R</b> (7, 1) ERA: 2.89	1.1		8	4	1	1	0	1	0	0	0	0	0	7	11	6.75	3.750																																																																														
<b>Tug McGraw, L</b> (8, 1) ERA: 1.93	1.2	S	5	0	0	0	1	0	0	0	0	0	0	7	7	0.00	0.000																																																																														

Los Angeles Dodgers @ New York Mets  
 Shea Stadium, Flushing, NY  
 Wed Jun 16 1971, 3:33 AM EDT  
 Att: 23,823 - Unknown

<b>AB</b>	32
<b>R</b>	2
<b>H</b>	9
<b>RBI</b>	2
<b>BB</b>	5
<b>SO</b>	4
<b>LOB</b>	21

Batter	1	2	3	4	5	6	7	8	9	AB	R	H	RBI	BB	SO	LOB	BOTTOM																																																																												
<b>Bud Harrelson, S</b> (1, 6) OBP: 0.359, SLG: 0.365																	4 0 1 2 1 1 0																																																																												
<b>Mike Jorgensen, L</b> (1, 8) OBP: 0.500, SLG: 1.600																	4 2 2 2 1 0 2																																																																												
<b>Don Hahn, R</b> (9, 8) OBP: 0.340, SLG: 0.318																	0 0 0 0 0 0 0																																																																												
<b>Art Shamsky, L</b> (1, 7) OBP: 0.301, SLG: 0.471																	3 0 1 1 1 0 2																																																																												
<b>Jerry Koosman, R</b> (7, 1) OBP: 0.299, SLG: 0.167																	0 0 0 0 0 0 0																																																																												
<b>Tug McGraw, R</b> (8, 1) OBP: 0.400, SLG: 0.600																	1 0 0 0 0 0 1 0																																																																												
<b>Ed Kranepool, L</b> (1, 3) OBP: 0.348, SLG: 0.521																	3 1 2 0 2 0 2																																																																												
<b>Ken Singleton, S</b> (1, 9) OBP: 0.364, SLG: 0.279																	4 0 0 0 0 1 1 3																																																																												
<b>Ken Boswell, L</b> (1, 4) OBP: 0.323, SLG: 0.352																	3 1 0 0 1 2 4																																																																												
<b>Bob Aspromonte, R</b> (1, 5) OBP: 0.301, SLG: 0.366																	3 1 1 0 1 0 1																																																																												
<b>Tim Foli, R</b> (7, PR) OBP: 0.311, SLG: 0.336																	0 0 0 0 0 0 0 0																																																																												
<b>Duffy Dyer, R</b> (1, 2) OBP: 0.382, SLG: 0.483																	3 2 2 1 1 0 0																																																																												
<b>Charlie Williams, R</b> (1, 1) ERA: 4.66																																																																																													
<b>Joe Moeller, R</b> (6, 1) ERA: 2.49																		2 0 0 0 0 1 1																																																																											
<b>Bob O'Brien, L</b> (6, 1) ERA: 3.48																		2 0 0 0 0 2 6																																																																											
<b>Jose Pena, R</b> (7, 1) ERA: 3.88																		1B: 4 2B: 2 3B: 1 HR: 2																																																																											
<b>Inning Stats</b>	R: 1 E: 0 K: 2 S: 7	H: 1 LOB: 3 BB: 3 P: 19	R: 0 E: 0 K: 0 S: 3	H: 0 LOB: 0 BB: 0 P: 3	R: 0 E: 0 K: 0 S: 3	H: 0 LOB: 0 BB: 0 P: 3	R: 0 E: 0 K: 0 S: 4	H: 1 LOB: 1 BB: 0 P: 4	R: 1 E: 0 K: 1 S: 7	H: 2 LOB: 3 BB: 1 P: 11	R: 3 E: 1 K: 1 S: 7	H: 2 LOB: 2 BB: 3 P: 19	R: 1 E: 0 K: 3 S: 11	H: 2 LOB: 1 BB: 1 P: 15	R: 1 E: 0 K: 1 S: 6	H: 1 LOB: 1 BB: 1 P: 10		1B: 4 2B: 2 3B: 1 HR: 2	SF: 0 SAC: 0 DP: 0 HBP: 0	WP: 0 PB: 0 SB: 0 CS: 1	PA: 41	<table border="1"> <thead> <tr> <th>PITCHER</th> <th>IP</th> <th>WLS</th> <th>BF</th> <th>H</th> <th>R</th> <th>ER</th> <th>SO</th> <th>BB</th> <th>IBB</th> <th>HBP</th> <th>BLK</th> <th>WP</th> <th>HR</th> <th>S</th> <th>P</th> <th>ERA</th> <th>WHIP</th> </tr> </thead> <tbody> <tr> <td><b>Bill Singer, R</b> (1, 1) ERA: 4.66</td> <td>5.1</td> <td>L</td> <td>26</td> <td>5</td> <td>5</td> <td>4</td> <td>3</td> <td>6</td> <td>0</td> <td>0</td> <td>0</td> <td>0</td> <td>0</td> <td>4</td> <td>8</td> <td>0.00</td> <td>6.000</td> </tr> <tr> <td><b>Bob O'Brien, L</b> (6, 1) ERA: 3.48</td> <td>0.1</td> <td></td> <td>1</td> <td>0</td> <td>0</td> <td>0</td> <td>0</td> <td>0</td> <td>0</td> <td>0</td> <td>0</td> <td>0</td> <td>0</td> <td>1</td> <td>1</td> <td>0.00</td> <td>0.000</td> </tr> <tr> <td><b>Jose Pena, R</b> (7, 1) ERA: 3.88</td> <td>2.0</td> <td></td> <td>11</td> <td>3</td> <td>2</td> <td>2</td> <td>4</td> <td>2</td> <td>0</td> <td>0</td> <td>0</td> <td>0</td> <td>1</td> <td>17</td> <td>25</td> <td>9.00</td> <td>2.500</td> </tr> </tbody> </table>	PITCHER	IP	WLS	BF	H	R	ER	SO	BB	IBB	HBP	BLK	WP	HR	S	P	ERA	WHIP	<b>Bill Singer, R</b> (1, 1) ERA: 4.66	5.1	L	26	5	5	4	3	6	0	0	0	0	0	4	8	0.00	6.000	<b>Bob O'Brien, L</b> (6, 1) ERA: 3.48	0.1		1	0	0	0	0	0	0	0	0	0	0	1	1	0.00	0.000	<b>Jose Pena, R</b> (7, 1) ERA: 3.88	2.0		11	3	2	2	4	2	0	0	0	0	1	17	25	9.00
PITCHER	IP	WLS	BF	H	R	ER	SO	BB	IBB	HBP	BLK	WP	HR	S	P	ERA	WHIP																																																																												
<b>Bill Singer, R</b> (1, 1) ERA: 4.66	5.1	L	26	5	5	4	3	6	0	0	0	0	0	4	8	0.00	6.000																																																																												
<b>Bob O'Brien, L</b> (6, 1) ERA: 3.48	0.1		1	0	0	0	0	0	0	0	0	0	0	1	1	0.00	0.000																																																																												
<b>Jose Pena, R</b> (7, 1) ERA: 3.88	2.0		11	3	2	2	4	2	0	0	0	0	1	17	25	9.00	2.500																																																																												

Los Angeles Dodgers @ New York Mets  
 Shea Stadium, Flushing, NY  
 Wed Jun 16 1971, 3:33 AM EDT  
 Att: 23,823 - Unknown

<b>AB</b>	32
<b>R</b>	7
<b>H</b>	9
<b>RBI</b>	6
<b>BB</b>	9
<b>SO</b>	8
<b>LOB</b>	21

Batter	1	2	3	4	5	6	7	8	9	AB	R	H	RBI	BB	SO	LOB	TOP		
Terry Harmon, R (1.4)	0-0 6-3			0-0 F3		0-0 F8		0-0 F8		4	0	0	0	0	0	1			
Tim McCarver, L (1.2)	0-0 F8			0-0 WP BB 1B		0-3 K			4-0 BB	3	0	1	0	1	1	1			
Willie Montanez, L (1.8)	0-0 1-3			4-0 WP BB 1-2		0-3 K			0-0 P6	3	0	0	0	1	1	2			
Deron Johnson, R (1.3)		0-3 K		0-0 P5					0-0 F8	4	0	0	0	0	1	3			
Oscar Gamble, L (1.7)		0-0 3-1		0-0 3-1					0-0 3-1	4	0	1	0	0	0	3			
Roger Freed, R (1.9)				1-2 2-3					0-3 1B	3	0	0	0	0	2	1			
John Vukovich, R (1.5)			0-0 6-3		0-0 F7				0-0 F8	3	0	0	0	0	0	1			
Larry Bowa, S (1.6)			0-0 B1-3		0-0 G3				0-0 4-3	3	0	0	0	0	0	0			
Ken Reynolds, L (1.1)			0-3 K						0-3 K	1	0	0	0	1	1	0			
Ron Stone, L (8, PH)										1	0	0	0	0	1	0			
Bill Wilson, R (8.1)										0	0	0	0	0	0	0			
<b>Inning Stats</b>	R: 0 H: 0 E: 0 K: 0 S: 3	H: 0 LOB: 0 BB: 0 P: 3	R: 0 H: 0 E: 0 K: 2 S: 7	H: 0 LOB: 0 BB: 0 P: 7	R: 0 H: 0 E: 0 K: 1 S: 5	H: 0 LOB: 0 BB: 1 P: 5	R: 0 H: 1 E: 0 K: 0 S: 4	H: 2 LOB: 2 BB: 1 P: 8	R: 0 H: 0 E: 0 K: 0 S: 3	H: 0 LOB: 0 BB: 0 P: 3	R: 0 H: 1 E: 0 K: 1 S: 6	H: 1 LOB: 1 BB: 0 P: 6	R: 0 H: 0 E: 0 K: 1 S: 5	H: 0 LOB: 0 BB: 0 P: 5	R: 0 H: 0 E: 0 K: 0 S: 3	H: 0 LOB: 1 BB: 1 P: 7	1B: 2 2B: 0 3B: 0 HR: 0	SF: 0 SAC: 0 DP: 0 HBP: 0	WP: 1 PA: 32
<b>PITCHER</b> Gary Gentry, R (1.1) ERA: 2.67	IP: 9.0 WLS: W BF: 32 H: 2 R: 0 ER: 0 SO: 7 BB: 3 IBB: 0 HBP: 0 BLK: 0 WP: 1 HR: 0 S: 43 P: 55 ERA: 0.00 WHIP: 0.556																		

Philadelphia Phillies @ New York Mets  
Shea Stadium, Flushing, NY  
Fri Jun 18 1971, 7:05 PM EDT  
Att: 45,428 - Unknown

AB	29
R	0
H	2
RBI	0
BB	3
SO	7
LOB	12



Batter	1	2	3	4	5	6	7	8	9	AB	R	H	RBI	BB	SO	LOB	BOTTOM		
Don Hahn, R (1.8)	4-0 CS BB		0-0 F9			0-0 F3				2	0	0	0	1	0	0			
Bud Harrelson, S (1.6)	0-3 K		0-0 F9			0-0 P6				3	0	0	0	0	1	1			
Bob Aspromonte, R (1.5)	0-0 4-3			0-0 5-3			0-0 P4			3	0	0	0	0	0	0			
Ken Boswell, L (8.4)										0	0	0	0	0	0	0			
Donn Clendenon, R (1.3)		0-0 HR 1B		0-3 K		0-3 K			0-3 K	3	1	1	0	0	2	0			
Ken Singleton, S (1.9)		0-0 1-H HR		0-0 4-3			0-0 F7			3	1	1	2	0	0	0			
Duffy Dyer, R (1.2)		0-3 K			0-0 L7			0-0 FC6 1B		3	0	1	0	0	1	0			
Mike Jorgensen, L (1.7)		0-0 F5			0-3 K			0-0 FC6 G6-3 1-2		3	0	0	0	0	1	1			
Tim Foli, R (1.4) (8.5)		0-0 5-3			0-0 F7			0-0 G6-3 1-2		3	0	0	0	0	0	1			
Gary Gentry, R (1.1)			0-0 6-3			0-0 6-3				2	0	0	0	0	0	0			
<b>Inning Stats</b>	R: 0 H: 0 E: 0 K: 1 S: 4	H: 2 LOB: 0 BB: 1 P: 8	R: 2 H: 2 E: 0 K: 1 S: 7	H: 2 LOB: 0 BB: 0 P: 7	R: 0 H: 0 E: 0 K: 0 S: 3	H: 0 LOB: 0 BB: 0 P: 3	R: 0 H: 0 E: 0 K: 1 S: 5	H: 0 LOB: 0 BB: 0 P: 5	R: 0 H: 0 E: 0 K: 0 S: 3	H: 0 LOB: 0 BB: 0 P: 3	R: 0 H: 0 E: 0 K: 1 S: 5	H: 0 LOB: 0 BB: 0 P: 5	R: 0 H: 1 E: 0 K: 0 S: 3	H: 0 LOB: 0 BB: 0 P: 3	R: 0 H: 0 E: 0 K: 0 S: 3	H: 1 LOB: 0 BB: 0 P: 3	1B: 2 2B: 0 3B: 0 HR: 1	SF: 0 SAC: 0 DP: 1 HBP: 0	WP: 0 PA: 26
<b>PITCHER</b> Ken Reynolds, L (1.1) ERA: 3.44 Bill Wilson, R (8.1) ERA: 3.86	IP: 7.0 WLS: L BF: 23 H: 2 R: 2 ER: 2 SO: 5 BB: 1 IBB: 0 HBP: 0 BLK: 0 WP: 0 HR: 1 S: 32 P: 36 ERA: 2.57 WHIP: 0.429																		

Philadelphia Phillies @ New York Mets  
Shea Stadium, Flushing, NY  
Fri Jun 18 1971, 7:05 PM EDT  
Att: 45,428 - Unknown

AB	25
R	2
H	3
RBI	2
BB	1
SO	5
LOB	3



Batter	1	2	3	4	5	6	7	8	9	10	11	12	13	14	15	AB	R	H	RBI	BB	SO	LOB	TOP					
<b>Denny Doyle, L</b> OBP: 0.278, SLG: 0.331 (1.4)	F7	F7									F2		K		K	8	0	3	0	0	2	2						
<b>Larry Bowa, S</b> OBP: 0.272, SLG: 0.271 (1.6)	4-3 1B		6-3					F8			L8			E4 S	4-3 1B	8	1	4	1	0	0	1						
<b>Tim McCarver, L</b> OBP: 0.303, SLG: 0.383 (1.2)	4-3															7	1	2	0	1	0	7						
<b>Willy Montanez, L</b> OBP: 0.327, SLG: 0.473 (1.8)	K											FC2-6 BB		4-3		7	0	0	0	1	3	5						
<b>Oscar Gamble, L</b> OBP: 0.328, SLG: 0.473 (1.7)		4-3	P6								6-3					6	0	1	0	1	0	2						
<b>Ron Stone, L</b> OBP: 0.329, SLG: 0.278 (1.9)																2	1	1	1	1	0	0						
<b>Roger Freed, R</b> OBP: 0.321, SLG: 0.298 (7.9)		WP HR						F7								2	0	1	0	2	1	2						
<b>Deron Johnson, R</b> OBP: 0.315, SLG: 0.387 (1.3)																6	1	2	2	1	2	6						
<b>John Vukovich, R</b> OBP: 0.298, SLG: 0.300 (1.5)																7	0	2	0	0	0	4						
<b>Rock Wren, R</b> OBP: 0.265, SLG: 0.309 (11.1)																3	1	1	0	0	1	3						
<b>John Vukovich, R</b> OBP: 0.298, SLG: 0.300 (1.5)																1	0	0	0	0	0	0						
<b>John Vukovich, R</b> OBP: 0.298, SLG: 0.300 (1.5)																1	0	0	0	0	0	0						
<b>John Vukovich, R</b> OBP: 0.298, SLG: 0.300 (1.5)																1	0	0	0	0	0	0						
<b>John Vukovich, R</b> OBP: 0.298, SLG: 0.300 (1.5)																1	0	1	0	0	0	0						
<b>John Vukovich, R</b> OBP: 0.298, SLG: 0.300 (1.5)																1	0	0	0	0	0	0						
<b>John Vukovich, R</b> OBP: 0.298, SLG: 0.300 (1.5)																1	0	0	0	0	0	0						
<b>John Vukovich, R</b> OBP: 0.298, SLG: 0.300 (1.5)																1	0	0	0	0	0	0						
<b>John Vukovich, R</b> OBP: 0.298, SLG: 0.300 (1.5)																1	0	0	0	0	0	0						
<b>John Vukovich, R</b> OBP: 0.298, SLG: 0.300 (1.5)																1	0	0	0	0	0	0						
<b>John Vukovich, R</b> OBP: 0.298, SLG: 0.300 (1.5)																1	0	0	0	0	0	0						
<b>Inning Stats</b>	R: 0 E: 0 K: 1 S: 6	H: 1 LOB: 1 BB: 0 P: 6	R: 2 E: 0 K: 0 S: 5	H: 2 LOB: 1 BB: 1 P: 9	R: 1 E: 0 K: 1 S: 7	H: 2 LOB: 2 BB: 1 P: 11	R: 0 E: 0 K: 1 S: 7	H: 3 LOB: 2 BB: 0 P: 7	R: 0 E: 0 K: 0 S: 3	H: 0 LOB: 0 BB: 0 P: 3	R: 1 E: 0 K: 0 S: 6	H: 4 LOB: 2 BB: 1 P: 6	R: 0 E: 0 K: 1 S: 5	H: 1 LOB: 0 BB: 0 P: 3	R: 0 E: 0 K: 1 S: 5	H: 1 LOB: 0 BB: 0 P: 5	R: 0 E: 0 K: 2 S: 8	H: 1 LOB: 2 BB: 1 P: 12	R: 0 E: 0 K: 1 S: 5	H: 1 LOB: 0 BB: 0 P: 5	R: 1 E: 1 K: 2 S: 6	H: 3 LOB: 3 BB: 3 P: 18	R: 0 E: 0 K: 2 S: 9	H: 2 LOB: 2 BB: 0 P: 9	1B: 15 2B: 2 3B: 1 HR: 1	SF: 0 SAC: 0 DP: 3 HBP: 0	WP: 1 PB: 0 SI: 3 CS: 1	PA: 67
<b>Tom Seaver, R</b> ERA: 2.28 (1.1)	IP: 5.2 WLS: 1 BF: 29	H: 4 R: 4 ER: 4 SO: 3	BB: 2 IBB: 0 HBP: 0 BLK: 0	WP: 1 HR: 1 S: 33	P: 41 ERA: 6.35 WHIP: 2.471																							
<b>Ron Taylor, R</b> ERA: 2.52 (6.1)	0.1	1	0	0	0	0	0	0	0	1	1																	
<b>Tug McGraw, L</b> ERA: 1.7 (7.1)	5.0	17	2	0	0	2	1	0	0	20	24																	
<b>Danny Frisella, R</b> ERA: 1.59 (12.1)	4.0	W	20	4	1	0	6	3	1	0	0																	

Batter	1	2	3	4	5	6	7	8	9	10	11	12	13	14	15	AB	R	H	RBI	BB	SO	LOB	BOTTOM	
<b>Bud Harrelson, S</b> OBP: 0.348, SLG: 0.357 (1.6)	P4										F2				F2	8	0	1	1	0	1	5		
<b>Mike Jorgensen, L</b> OBP: 0.417, SLG: 0.889 (1.8)																1	0	0	0	1	0	2		
<b>Don Hahn, R</b> OBP: 0.324, SLG: 0.293 (6. PH)	CS															5	0	0	0	0	0	3		
<b>Art Shamsky, L</b> OBP: 0.321, SLG: 0.444 (1.7)	4-3															4	0	0	0	0	2	3		
<b>Don Clendenon, R</b> OBP: 0.293, SLG: 0.434 (9. PH)																4	1	3	1	0	0	1		
<b>Ed Kranepool, L</b> OBP: 0.352, SLG: 0.520 (10.7)		L7														6	1	2	0	1	0	1		
<b>Ken Singleton, S</b> OBP: 0.378, SLG: 0.362 (1.9)																5	2	3	1	1	1	1		
<b>Ken Boswell, L</b> OBP: 0.315, SLG: 0.342 (1.4)																7	1	1	1	0	1	6		
<b>Jerry Grote, R</b> OBP: 0.348, SLG: 0.384 (1.2)																4	0	1	1	3	0	1		
<b>Tim Foli, R</b> OBP: 0.303, SLG: 0.328 (1.5)																6	1	2	1	0	1	7		
<b>Tom Seaver, R</b> ERA: 3.19 (1.1)	IP: 5.0 WLS: 1 BF: 25	H: 7 R: 4 ER: 3 SO: 2	BB: 2 IBB: 0 HBP: 0 BLK: 0	WP: 0 HR: 0 S: 26	P: 35 ERA: 5.40 WHIP: 1.800																			
<b>Darrell Brandon, R</b> ERA: 1.59 (6.1)	0.0	1	0	0	0	0	0	0	0	1	1													
<b>Woodie Fryman, L</b> ERA: 3.08 (6.1)	2.0	9	1	0	0	3	2	0	0	13	21													
<b>Joe Hoernes, L</b> ERA: 2.45 (8.1)	5.0	18	2	0	0	3	2	0	0	22	30													
<b>Bill Wilson, R</b> ERA: 4.91 (13.1)	2.2	L	13	5	2	2	0	0	0	0	2	13	13											


**Philadelphia Phillies @ New York Mets**  
Shea Stadium, Flushing, NY  
Sat Jun 19 1971, 3:33 AM EDT  
Att: 52,171 - Unknown

AB	60
R	5
H	18
RBI	4
BB	7
SO	11
LOB	32



**Philadelphia Phillies @ New York Mets**  
Shea Stadium, Flushing, NY  
Sat Jun 19 1971, 3:33 AM EDT  
Att: 52,171 - Unknown


AB	57
R	6
H	15
RBI	6
BB	8
SO	6
LOB	35










Batter	1	2	3	4	5	6	7	8	9	AB	R	H	RBI	BB	SO	LOB	TOP			
<b>Don Hahn, R</b> (1, 8) OBP: 0.352, SLG: 0.330	3-1 FC3-2 2B		4-0 BB			0-0 L8		0-0 BB 1B		3	0	2	0	1	0	0	<p><b>New York Mets @ Pittsburgh Pirates</b> Three Rivers Stadium, Pittsburgh, PA Mon Jun 21 1971, 7:05 PM EDT Att: 19,751 - Unknown</p> <p>AB 31 R 0 H 8 RBI 0 BB 4 SO 3 LOB 15</p> 			
<b>Bud Harrelson, S</b> (1, 6) OBP: 0.348, SLG: 0.357	3-1		L7-4			3-1		4-0 BB		3	0	0	0	1	0	3				
<b>Mike Jorgensen, L</b> (1, 7) OBP: 0.391, SLG: 0.750	FC3-2				0-0 L8			0-0 L8		4	0	0	0	0	1	3				
<b>Ed Kranepool, L</b> (1, 3) OBP: 0.347, SLG: 0.506	4-3				3-1			0-0 3-1		4	0	0	0	0	0	1				
<b>Ken Singleton, S</b> (1, 9) OBP: 0.386, SLG: 0.385		4-3			4-0 BB			0-0 3-1		3	0	1	0	1	0	0				
<b>Ken Boswell, L</b> (1, 4) OBP: 0.311, SLG: 0.335	4-3				0-0 L8			0-0 E7 1B		4	0	1	0	0	0	2				
<b>Bob Aspromonte, R</b> (1, 5) OBP: 0.291, SLG: 0.351	G3				0-0 G3-6-3 1B			0-0 5-3		4	0	2	0	0	0	1				
<b>Jerry Grote, R</b> (1, 2) OBP: 0.352, SLG: 0.364			L7-4 1B		0-0 G3-6-3 1-2			0-0 G4-6-3 1B		3	0	2	0	1	0	1				
<b>Jerry Koosman, R</b> (1, 1) OBP: 0.250, SLG: 0.160					0-0 K			0-0 G4-6-3 1-2		1	0	0	0	0	1	0				
<b>Art Shamsky, L</b> (8, PH) OBP: 0.330, SLG: 0.480			SH3-6-4							1	0	0	0	0	0	1				
<b>Jim McAndrew, R</b> (8, PH) OBP: 0.182, SLG: 0.200										0	0	0	0	0	0	0				
<b>Donn Clendenon, R</b> (8, PH) OBP: 0.292, SLG: 0.437										1	0	0	0	0	1	3				
<b>Inning Stats</b>	R: 0 E: 0 K: 0 S: 4	H: 1 LOB: 1 BB: 0 P: 4	R: 0 E: 0 K: 0 S: 3	H: 0 LOB: 0 BB: 0 P: 3	R: 0 E: 0 K: 0 S: 3	H: 1 LOB: 1 BB: 1 P: 7	R: 0 E: 0 K: 0 S: 3	H: 0 LOB: 1 BB: 0 P: 7	R: 0 E: 0 K: 1 S: 5	H: 0 LOB: 0 BB: 0 P: 5	R: 0 E: 0 K: 0 S: 4	H: 1 LOB: 1 BB: 0 P: 4	R: 0 E: 0 K: 0 S: 4	H: 2 LOB: 2 BB: 1 P: 8	R: 0 E: 0 K: 1 S: 7	H: 2 LOB: 3 BB: 1 P: 11	1B: 7 2B: 2 3B: 0 HR: 0	SF: 0 SAC: 1 DP: 3 HBP: 0	WP: 0 PB: 0 SB: 0 CS: 0	PA: 36
<b>PITCHER</b> <b>Dock Ellis, R</b> (1, 1) ERA: 2.01	IP: 9.0 WLS: W BF: 36 H: 8 R: 0 ER: 0 SO: 3 BB: 4 IBB: 0 HBP: 0 BLK: 0 WP: 0 HR: 0 S: 38 P: 54 ERA: 0.00 WHIP: 1.333																			

Batter	1	2	3	4	5	6	7	8	9	AB	R	H	RBI	BB	SO	LOB	BOTTOM	
<b>Dave Cash, R</b> (1, 4) OBP: 0.380, SLG: 0.403	5-3		FC3-6 1B			0-0 P6		0-0 PB 1B		4	1	2	0	0	0	0	<p><b>New York Mets @ Pittsburgh Pirates</b> Three Rivers Stadium, Pittsburgh, PA Mon Jun 21 1971, 7:05 PM EDT Att: 19,751 - Unknown</p> <p>AB 30 R 6 H 7 RBI 6 BB 4 SO 4 LOB 15</p> 	
<b>Gene Clines, R</b> (1, 8) OBP: 0.396, SLG: 0.407	FC4-6 BB		FC3-6 1B		4-0 HR BB		0-0 G1-6-3 1B			2	2	1	1	2	0	1		
<b>Roberto Clemente, R</b> (1, 9) OBP: 0.331, SLG: 0.466	F9		F8		0-0 F8		0-0 G1-6-3 1-2			4	0	0	0	0	0	4		
<b>Willie Stargell, L</b> (1, 7) OBP: 0.387, SLG: 0.699	FC4-6		WP 1B BB		0-0 HR					2	2	1	2	1	0	1		
<b>Vic Davallo, L</b> (8, PR) OBP: 0.320, SLG: 0.356					1-2 HR					0	0	0	0	0	0	0		
<b>Manny Sanguillen, R</b> (1, 2) OBP: 0.346, SLG: 0.420		1B 2B	1-2 1B BB		0-0 F8					4	1	2	2	0	0	1		
<b>Bob Robertson, R</b> (1, 3) OBP: 0.340, SLG: 0.470	L7		P3		0-0 P6					4	0	0	0	0	0	4		
<b>Richie Hebner, L</b> (1, 5) OBP: 0.354, SLG: 0.494					0-3 K					3	0	1	1	1	2	0		
<b>Gene Alley, R</b> (1, 6) OBP: 0.258, SLG: 0.272	F9				0-0 F8					4	0	0	0	0	0	3		
<b>Dock Ellis, S</b> (1, 1) OBP: 0.262, SLG: 0.225	K				0-0 1-3					3	0	0	0	0	2	1		
<b>Inning Stats</b>	R: 0 E: 0 K: 0 S: 3	H: 0 LOB: 1 BB: 1 P: 7	R: 1 E: 0 K: 1 S: 7	H: 2 LOB: 1 BB: 0 P: 7	R: 2 E: 0 K: 0 S: 5	H: 2 LOB: 1 BB: 1 P: 9	R: 0 E: 0 K: 1 S: 5	H: 0 LOB: 0 BB: 0 P: 5	R: 2 E: 0 K: 0 S: 4	H: 1 LOB: 0 BB: 1 P: 8	R: 0 E: 0 K: 1 S: 6	H: 2 LOB: 0 BB: 0 P: 6	R: 0 E: 0 K: 0 S: 3	H: 0 LOB: 2 BB: 1 P: 8	1B: 5 2B: 1 3B: 0 HR: 1	SF: 0 SAC: 0 DP: 1 HBP: 1	WP: 1 PB: 1 SB: 0 CS: 0	PA: 35
<b>PITCHER</b> <b>Jerry Koosman, L</b> (1, 1) ERA: 3.17	IP: 7.0 WLS: L BF: 30 H: 7 R: 6 ER: 5 SO: 4 BB: 3 IBB: 0 HBP: 0 BLK: 0 WP: 1 HR: 1 S: 35 P: 47 ERA: 6.43 WHIP: 1.429																	
<b>Jim McAndrew, R</b> (8, 1) ERA: 5.7	IP: 1.0 WLS: L BF: 5 H: 0 R: 0 ER: 0 SO: 0 BB: 0 IBB: 1 HBP: 1 BLK: 0 WP: 0 HR: 0 S: 3 P: 8 ERA: 0.00 WHIP: 0.000																	






Batter	1	2	3	4	5	6	7	8	9	AB	R	H	RBI	BB	SO	LOB	TOP						
<b>Bud Harrelson, S</b> OBP: 0.344, SLG: 0.350 (1, 6)	3-1		1-3			K		K		4	0	0	0	0	2	0	<b>New York Mets @ Montreal Expos</b> Jarry Park, Montreal, QB Thu Jun 24 1971, 7:05 PM EDT Att: 21,618 - Unknown						
<b>Mike Jorgensen, L</b> OBP: 0.344, SLG: 0.586 (1, 8) (8, 9)	G3			1B		K		K		4	1	1	0	0	2	0							
<b>Cleon Jones, R</b> OBP: 0.354, SLG: 0.437 (1, 7)	P4			K		1-3		WP	1B	4	0	1	0	0	1	1							
<b>Ed Kranepool, L</b> OBP: 0.354, SLG: 0.500 (1, 3)		1-3					P4		1B	3	0	1	1	1	0	0							
<b>Ken Singleton, S</b> OBP: 0.373, SLG: 0.368 (1, 9)										1	0	0	0	0	0	0							
<b>Art Shamsky, L</b> OBP: 0.322, SLG: 0.468 (3, 9)	6-3						F2		K	2	0	0	0	0	0	0							
<b>Don Hahn, R</b> OBP: 0.342, SLG: 0.314 (8, 8)				4-3					1-2	1	0	0	0	0	1	2							
<b>Ken Boswell, L</b> OBP: 0.328, SLG: 0.351 (1, 4)							F6		4-3	4	0	2	0	0	0	2							
<b>Jerry Grote, R</b> OBP: 0.345, SLG: 0.356 (1, 2)						1-3				3	0	0	0	0	1	2							
<b>Tim Foli, R</b> OBP: 0.285, SLG: 0.306 (1, 5)			K			FC6-5		F8		3	0	0	0	0	1	1							
<b>Tom Seaver, R</b> OBP: 0.273, SLG: 0.333 (1, 1)			K						HR	3	1	1	1	0	2	1							
<b>Inning Stats</b>	R: 0 E: 0 X: 0 S: 3	H: 0 LOB: 0 BB: 0 P: 3	R: 0 E: 0 X: 0 S: 4	H: 1 LOB: 1 BB: 0 P: 4	R: 0 E: 0 X: 2 S: 7	H: 0 LOB: 0 BB: 0 P: 7	R: 1 E: 0 X: 1 S: 6	H: 2 LOB: 0 BB: 0 P: 6	R: 0 E: 0 X: 2 S: 7	H: 0 LOB: 0 BB: 0 P: 7	R: 0 E: 0 X: 3 S: 3	H: 0 LOB: 0 BB: 0 P: 3	R: 1 E: 0 X: 2 S: 8	H: 1 LOB: 0 BB: 0 P: 8	R: 0 E: 0 X: 2 S: 8	H: 1 LOB: 2 BB: 1 P: 12	1B: 4 2B: 1 3B: 0 HR: 1	SF: 0 SAC: 0 DP: 0 HBP: 0	WP: 1 PB: 0 SB: 2 CS: 0	PA: 33			
<b>PITCHER</b>	IP	WLS	BF	H	R	ER	SO	BB	IBB	HBP	BLK	WP	HR	S	P	ERA	WHIP						
<b>Bill Stoneman, R</b> ERA: 2.87 (1, 1)	8.0	L	28	5	2	2	8	0	0	0	0	0	1	44	44	2.25	0.625						
<b>Mike Marshall, R</b> ERA: 6.23 (9, 1)	1.0		5	1	0	0	2	0	1	0	0	1	0	8	12	0.00	1.000						

AB	32
R	2
H	6
RBI	2
BB	1
SO	10
LOB	9



Batter	1	2	3	4	5	6	7	8	9	AB	R	H	RBI	BB	SO	LOB	BOTTOM						
<b>Boots Day, L</b> OBP: 0.307, SLG: 0.312 (1, 8)	G1		4-3			G3		K		4	0	1	0	0	1	1	<b>New York Mets @ Montreal Expos</b> Jarry Park, Montreal, QB Thu Jun 24 1971, 7:05 PM EDT Att: 21,618 - Unknown						
<b>Stan Swanson, R</b> OBP: 0.333, SLG: 0.556 (1, 7)	K		F7			CS		5-3		4	0	1	0	0	1	1							
<b>Rusty Staub, L</b> OBP: 0.412, SLG: 0.469 (1, 9)	G1		P5			F7		P6		4	0	0	0	0	0	2							
<b>Ron Fairly, L</b> OBP: 0.388, SLG: 0.424 (1, 3)	F9					G3		F9		4	0	0	0	0	1	1							
<b>Bob Bailey, R</b> OBP: 0.379, SLG: 0.431 (1, 5)		1B				F8		6-3		3	1	1	0	0	0	0							
<b>John Bateman, R</b> OBP: 0.287, SLG: 0.391 (1, 2)						K		F8		3	0	1	1	0	1	0							
<b>Ron Hunt, R</b> OBP: 0.366, SLG: 0.317 (1, 4)								K		3	0	0	0	0	2	1							
<b>Gary Sutherland, R</b> OBP: 0.296, SLG: 0.346 (1, 6)								L7		3	0	0	0	0	1	1							
<b>Bill Stoneman, R</b> OBP: 0.222, SLG: 0.146 (1, 1)										2	0	0	0	0	2	1							
<b>Jim Fahey, L</b> OBP: 0.316, SLG: 0.333 (8, PH)										1	0	1	0	0	0	0							
<b>Clyde Mashore, R</b> OBP: 0.241, SLG: 0.253 (6, PR)										0	0	0	0	0	0	0							
<b>Mike Marshall, R</b> (9, 1)										0	0	0	0	0	0	0							
<b>Inning Stats</b>	R: 0 E: 0 X: 1 S: 6	H: 1 LOB: 1 BB: 0 P: 6	R: 1 E: 0 X: 2 S: 9	H: 2 LOB: 1 BB: 0 P: 9	R: 0 E: 0 X: 1 S: 3	H: 0 LOB: 0 BB: 0 P: 3	R: 0 E: 0 X: 1 S: 5	H: 0 LOB: 0 BB: 0 P: 5	R: 0 E: 0 X: 2 S: 8	H: 1 LOB: 1 BB: 0 P: 8	R: 0 E: 0 X: 3 S: 3	H: 0 LOB: 0 BB: 0 P: 3	R: 0 E: 0 X: 2 S: 8	H: 1 LOB: 1 BB: 0 P: 8	R: 0 E: 0 X: 3 S: 3	H: 0 LOB: 0 BB: 0 P: 3	1B: 4 2B: 1 3B: 0 HR: 0	SF: 0 SAC: 0 DP: 0 HBP: 0	WP: 0 PB: 0 SB: 0 CS: 1	PA: 31			
<b>PITCHER</b>	IP	WLS	BF	H	R	ER	SO	BB	IBB	HBP	BLK	WP	HR	S	P	ERA	WHIP						
<b>Tom Seaver, R</b> ERA: 2.17 (1, 1)	9.0	W	31	5	1	1	9	0	0	0	0	0	0	49	49	1.00	0.556						



Batter	1	2	3	4	5	6	7	8	9	AB	R	H	RBI	BB	SO	LOB	TOP										
<b>Bud Harrelson, S</b> OBP: 0.341, SLG: 0.345 (1, 6)	4-0 6-4-3 BB		0-0 F8			0-3 K		0-0 6-3		4	0	0	0	1	1	1											
<b>Mike Jorgensen, L</b> OBP: 0.351, SLG: 0.559 (1, 8) (8, 9)	0-3 K		0-3 K			0-0 BB 1B		0-0 BB 1B		5	2	2	0	0	2	1											
<b>Cleon Jones, R</b> OBP: 0.360, SLG: 0.433 (1, 7)	0-0 6-4-3 1-2		4-0 BB			4-0 1B BB		4-0 1B BB		2	1	0	0	3	0	1											
<b>Ed Kranepool, L</b> OBP: 0.355, SLG: 0.503 (1, 3)	0-0 4-3		0-3 K			0-0 F8		0-0 E9 HBP 1B 1-H 2-H		5	0	2	1	0	1	4											
<b>Dave Marshall, L</b> OBP: 0.402, SLG: 0.398 <b>Don Hahn, R</b> OBP: 0.339, SLG: 0.311 (8, 8)		4-0 G3 BB				0-0 4-3		0-0 FC4-6 1B 1-3 2-H		2	1	1	1	1	0	0											
<b>Ken Boswell, L</b> OBP: 0.325, SLG: 0.343 (1, 4)		0-0 G3 1-2				4-0 2B G1-2-3 BB		0-0 FC4-6 1B 1-2		4	0	0	0	1	1	6											
<b>Jerry Grote, R</b> OBP: 0.352, SLG: 0.379 (1, 2)		0-0 2B 2-H				0-0 2B		0-0 2B		4	0	3	1	0	1	2											
<b>Tim Foli, R</b> OBP: 0.284, SLG: 0.299 (1, 5)		0-0 F9				0-3 K		0-3 K		3	0	0	0	1	2	4											
<b>Nolan Ryan, R</b> OBP: 0.111, SLG: 0.040 (1, 1)		0-3 K				0-0 G1-2-3		0-3 K		4	0	0	0	0	3	5											
<b>Inning Stats</b>	R: 0 E: 0 K: 1 S: 5	H: 0 LOB: 1 BB: 1 P: 9	R: 1 E: 0 K: 1 S: 6	H: 1 LOB: 1 BB: 1 P: 10	R: 0 E: 0 K: 2 S: 7	H: 0 LOB: 2 BB: 2 P: 11	R: 1 E: 0 K: 0 S: 3	H: 2 LOB: 2 BB: 1 P: 11	R: 0 E: 0 K: 2 S: 8	H: 1 LOB: 1 BB: 0 P: 8	R: 2 E: 1 K: 3 S: 11	H: 2 LOB: 2 BB: 1 P: 16	R: 0 E: 0 K: 1 S: 5	H: 0 LOB: 0 BB: 0 P: 5	R: 0 E: 0 K: 0 S: 4	H: 1 LOB: 1 BB: 0 P: 4	1B: 4 2B: 4 3B: 0 HR: 0	SF: 0 SAC: 0 DP: 1 HBP: 1	WP: 0 PB: 0 SB: 0 CS: 0	PA: 42							
<b>PITCHER</b>	IP	WLS	BF	H	R	ER	SO	BB	IBB	HBP	BLK	WP	HR	S	P	ERA	WHIP										
<b>Jim Britton, R</b> ERA: 6.16 (1, 1)	3.1		16	2	1	1	4	4	0	0	0	0	0	20	36	2.70	1.800										
<b>Claude Raymond, R</b> ERA: 4.39 (4, 1)	2.2	L	12	3	1	1	3	1	1	0	0	0	0	16	24	3.38	1.500										
<b>Mike Marshall, R</b> ERA: 6.15 (7, 1)	2.0		10	2	2	1	4	1	0	1	0	0	0	16	21	4.50	1.500										
<b>Howie Reed, R</b> ERA: 3.33 (9, 1)	1.0		4	1	0	0	0	0	0	0	0	0	0	4	4	0.00	1.000										

**New York Mets @ Montreal Expos**  
Jarry Park, Montreal, QB  
Fri Jun 25 1971, 7:05 PM EDT  
Unknown

AB	34
R	4
H	8
RBI	3
BB	7
SO	11
LOB	25

Batter	1	2	3	4	5	6	7	8	9	AB	R	H	RBI	BB	SO	LOB	BOTTOM										
<b>Ron Hunt, R</b> OBP: 0.370, SLG: 0.320 (1, 4)	0-0 1B 2B		1-0 BB 1B HBP			0-0 F8				4	1	2	0	0	0	1											
<b>Stan Swanson, R</b> OBP: 0.429, SLG: 0.571 (1, 7)	0-0 2B 1B 1-2		0-0 BB 1B 1-2			0-0 G6-3 1B		0-3 K		5	0	3	0	0	2	1											
<b>Rusty Staub, L</b> OBP: 0.408, SLG: 0.467 (1, 9)	0-0 1-3 2-H 2B		0-3 K			0-0 G6-3 1B 1-2		0-0 F7		5	0	1	1	0	1	4											
<b>Ron Fairly, L</b> OBP: 0.381, SLG: 0.414 (1, 3)	0-3 K		0-3 K			0-0 F2		0-0 F7		4	0	0	0	0	2	5											
<b>Bob Bailey, R</b> OBP: 0.377, SLG: 0.425 (1, 5)	0-0 F3		4-0 1B BB 1-2 2-3			0-0 F7		0-0 6-3		3	0	0	0	1	0	2											
<b>John Bateman, R</b> OBP: 0.287, SLG: 0.389 (1, 2)	0-3 K		0-3 K			0-0 1B 1B		0-3 K		4	0	1	0	0	3	5											
<b>Boots Day, L</b> OBP: 0.312, SLG: 0.317 (1, 8)		0-0 1-3				0-0 6-3		0-0 1B 1B 1-2		4	0	2	0	0	0	0											
<b>Gary Sutherland, R</b> OBP: 0.318, SLG: 0.358 (1, 6)		0-0 B1-6-4 1B				1-0 FC1-6 HBP		0-0 F2 1B 1-2		3	0	2	0	0	0	2											
<b>Jim Britton, R</b> <b>Claude Raymond, R</b> <b>Jim Fahey, L</b> <b>Mike Marshall, R</b> <b>Jim Gosper, L</b> <b>Howie Reed, R</b> (1, 1) (4, 1) (6, PH) (7, 1) (8, PH) (9, 1)		0-0 B1-6-4				0-0 FC1-6		0-3 K		1	0	0	0	0	0	1											
<b>Inning Stats</b>	R: 1 E: 0 K: 2 S: 10	H: 3 LOB: 0 BB: 0 P: 10	R: 0 E: 0 K: 0 S: 3	H: 1 LOB: 0 BB: 0 P: 3	R: 0 E: 0 K: 3 S: 10	H: 1 LOB: 3 BB: 1 P: 15	R: 0 E: 0 K: 0 S: 3	H: 0 LOB: 1 BB: 0 P: 4	R: 0 E: 0 K: 0 S: 3	H: 1 LOB: 0 BB: 0 P: 3	R: 0 E: 0 K: 1 S: 7	H: 2 LOB: 2 BB: 0 P: 7	R: 0 E: 0 K: 1 S: 6	H: 1 LOB: 1 BB: 0 P: 6	R: 0 E: 0 K: 2 S: 9	H: 2 LOB: 2 BB: 0 P: 9	R: 0 E: 0 K: 1 S: 5	H: 0 LOB: 0 BB: 0 P: 5	1B: 10 2B: 1 3B: 0 HR: 0	SF: 0 SAC: 0 DP: 2 HBP: 2	WP: 0 PB: 0 SB: 0 CS: 0	PA: 39					
<b>PITCHER</b>	IP	WLS	BF	H	R	ER	SO	BB	IBB	HBP	BLK	WP	HR	S	P	ERA	WHIP										
<b>Nolan Ryan, R</b> ERA: 2.21 (1, 1)	9.0	W	39	11	1	1	10	1	0	2	0	0	0	56	62	1.00	1.333										

**New York Mets @ Montreal Expos**  
Jarry Park, Montreal, QB  
Fri Jun 25 1971, 7:05 PM EDT  
Unknown

AB	36
R	1
H	11
RBI	1
BB	1
SO	10
LOB	26

Batter	1	2	3	4	5	6	7	8	9	AB	R	H	RBI	BB	SO	LOB	TOP								
<b>Don Hahn, R</b> OBP: 0.342, SLG: 0.302 (1, 8)	4-3	P3		F9		1B		BB		3	0	0	0	2	0	2	<b>New York Mets @ Montreal Expos</b> Jarry Park, Montreal, QB Fri Jun 25 1971, 7:05 PM EDT Att: 22,751 - Unknown								
<b>Tim Foli, R</b> OBP: 0.287, SLG: 0.298 (1, 4)	FC6-4		4-3		SH3-4	K		F7		4	1	1	0	1	1	2									
<b>Cleon Jones, R</b> OBP: 0.371, SLG: 0.435 (1, 7)	FC6-4			BB	SH3-4					1	0	1	0	3	0	0									
<b>Donn Clendenon, R</b> OBP: 0.286, SLG: 0.415 (1, 3)	FC6-4		F9		BB	1B		G6-4-3		4	1	0	0	1	0	6									
<b>Ken Singleton, S</b> OBP: 0.379, SLG: 0.371 <b>Dave Marshall, L</b> (7, PH) OBP: 0.395, SLG: 0.390 (7, 9)	K			1-2						2	1	1	1	1	1	2									
<b>Bob Aspromonte, R</b> OBP: 0.292, SLG: 0.343 (1, 5)		F8	3-1		F9					4	0	0	0	1	0	4									
<b>Duffy Dyer, R</b> OBP: 0.346, SLG: 0.400 (1, 2)		2B		BB		1B		K		3	1	1	0	2	2	2									
<b>Bud Harrelson, S</b> OBP: 0.343, SLG: 0.351 (1, 6)		S		F8		1-3		F2		4	0	2	3	0	0	1									
<b>Ray Sadecki, L</b> OBP: 0.438, SLG: 0.357 <b>Danny Frisella, L</b> OBP: 0.167, SLG: 0.167 (5, 1)	K			K		1-3		G3		3	0	0	0	0	2	4									
<b>Inning Stats</b>	R: 0 E: 0 K: 1 S: 6	H: 1 LOB: 2 BB: 1 P: 10	R: 1 E: 0 K: 1 S: 7	H: 2 LOB: 1 BB: 0 P: 7	R: 0 E: 0 K: 0 S: 3	H: 0 LOB: 2 BB: 2 P: 11	R: 0 E: 0 K: 1 S: 5	H: 0 LOB: 1 BB: 1 P: 9	R: 3 E: 0 K: 0 S: 5	H: 2 LOB: 2 BB: 3 P: 17	R: 0 E: 0 K: 1 S: 5	H: 1 LOB: 1 BB: 1 P: 9	R: 0 E: 0 K: 1 S: 5	H: 0 LOB: 0 BB: 0 P: 5	R: 0 E: 0 K: 0 S: 3	H: 0 LOB: 1 BB: 1 P: 7		R: 0 E: 0 K: 2 S: 7	H: 0 LOB: 2 BB: 2 P: 15	1B: 4 2B: 2 3B: 0 HR: 0	SF: 0 SAC: 1 DP: 1 HBP: 0	WP: 0 PB: 0 SB: 3 CS: 0	PA: 43		
<b>PITCHER</b>	IP	WLS	BF	H	R	ER	SO	BB	IBB	HBP	BLK	WP	HR	S	P	ERA	WHIP								
<b>Dan McGinn, L</b> ERA: 5.91 <b>Claude Raymond, R</b> ERA: 4.33 <b>Ernie McAnally, R</b> ERA: 5.55 <b>Howie Reed, R</b> ERA: 3.1	4.2	L	25	4	4	4	3	6	1	0	0	0	0	2	52	7.71	2.143								

Batter	1	2	3	4	5	6	7	8	9	AB	R	H	RBI	BB	SO	LOB	BOTTOM								
<b>Ron Hunt, R</b> OBP: 0.375, SLG: 0.333 (1, 4)	5-3	FC6-4								3	1	1	1	0	0	2	<b>New York Mets @ Montreal Expos</b> Jarry Park, Montreal, QB Fri Jun 25 1971, 7:05 PM EDT Att: 22,751 - Unknown								
<b>Stan Swanson, R</b> OBP: 0.388, SLG: 0.444 (1, 8)	6-3		6-3		HR					4	0	0	0	1	0	2									
<b>Clyde Mashore, R</b> OBP: 0.256, SLG: 0.273 (7, 7)					2B					2	0	1	0	1	0	0									
<b>Mack Jones, L</b> OBP: 0.302, SLG: 0.303 <b>Howie Reed, R</b> (8, 1)			5-3							1	0	0	0	0	0	1									
<b>Bob Bailey, R</b> OBP: 0.371, SLG: 0.417 (7, 5)	F7		4-3							0	0	0	0	0	0	0									
<b>John Bateman, R</b> OBP: 0.290, SLG: 0.391 (1, 2)		F8		K						4	0	2	0	0	1	0									
<b>Gary Sutherland, R</b> OBP: 0.303, SLG: 0.341 (1, 6)		5-3		F9		F5		FC1-4		4	0	0	0	0	0	2									
<b>Coco Laboy, R</b> OBP: 0.314, SLG: 0.299 <b>Rusty Staub, L</b> OBP: 0.406, SLG: 0.463 (7, 9)				6-3		L8		4-3		1	1	0	0	1	0	0									
<b>John Boccabella, R</b> OBP: 0.259, SLG: 0.400 <b>Ron Fairly, L</b> OBP: 0.377, SLG: 0.410 (7, 3)				1B		K		4-3		2	0	1	0	0	1	0									
<b>Dan McGinn, L</b> ERA: 5.91 <b>Claude Raymond, R</b> ERA: 4.33 <b>Ron Brand, R</b> OBP: 0.303, SLG: 0.298 <b>Ernie McAnally, R</b> ERA: 5.55 <b>Jim Fairley, L</b> OBP: 0.305, SLG: 0.321 (8, 7)				FC6-4		6-3		K		1	0	1	1	0	0	0									
<b>Inning Stats</b>	R: 0 E: 0 K: 0 S: 3	H: 0 LOB: 1 BB: 1 P: 7	R: 1 E: 0 K: 0 S: 5	H: 2 LOB: 2 BB: 1 P: 9	R: 0 E: 0 K: 1 S: 5	H: 0 LOB: 0 BB: 0 P: 3	R: 0 E: 0 K: 1 S: 5	H: 0 LOB: 0 BB: 0 P: 5	R: 1 E: 0 K: 1 S: 7	H: 2 LOB: 2 BB: 1 P: 11	R: 0 E: 0 K: 0 S: 4	H: 1 LOB: 1 BB: 0 P: 4	R: 0 E: 0 K: 1 S: 5	H: 0 LOB: 0 BB: 0 P: 6	R: 0 E: 0 K: 0 S: 4	H: 1 LOB: 1 BB: 0 P: 4	R: 0 E: 0 K: 1 S: 5	H: 0 LOB: 1 BB: 0 P: 6	1B: 4 2B: 1 3B: 0 HR: 1	SF: 0 SAC: 0 DP: 0 HBP: 2	WP: 0 PB: 0 SB: 0 CS: 0	PA: 38			
<b>PITCHER</b>	IP	WLS	BF	H	R	ER	SO	BB	IBB	HBP	BLK	WP	HR	S	P	ERA	WHIP								
<b>Ray Sadecki, L</b> ERA: 3.35 <b>Danny Frisella, R</b> ERA: 1.4	4.2	W	17	2	0	0	2	0	0	2	0	0	0	19	21	0.00	0.462								

Batter	1	2	3	4	5	6	7	8	9	AB	R	H	RBI	BB	SO	LOB	TOP						
Tommie Agee, R OBP: 0.350, SLG: 0.425 (1, 8)	4-3	FC6-4		FC6-4			FC S FC4 1B		6-3	5	1	1	0	0	0	5							
Bud Harrelson, S OBP: 0.341, SLG: 0.348 (1, 6)	K		G3		G3		L6		CS 1B	5	0	1	0	0	1	1							
Cleon Jones, R OBP: 0.371, SLG: 0.432 (1, 7)			6-3		FC4-6 BB		FC FC4		K	4	0	1	0	1	1	2							
Ed Kranepool, L OBP: 0.347, SLG: 0.492 (1, 3)	K		E4		FC4-6		FC4			4	0	0	1	0	1	3							
Art Shamsky, L OBP: 0.309, SLG: 0.444 Don Hahn, R OBP: 0.342, SLG: 0.302 (7, 8)		F8	K		G3		K			4	0	0	0	0	2	3							
Ken Boswell, L OBP: 0.333, SLG: 0.349 (1, 4)	K			1B		1B G6-4-3 BB		4-3 SH1-4 1B		3	1	2	0	1	1	0							
Jerry Grote, R OBP: 0.357, SLG: 0.383 (1, 2)	BB 1B		F8		G6-4-3 1B		SH1-4			3	0	2	0	0	0	1							
Tim Foli, R OBP: 0.292, SLG: 0.303 (1, 5)				BB 1B	FC6-4 1B		G6-4-3		4-3	4	0	2	0	0	0	2							
Jerry Koosman, R OBP: 0.250, SLG: 0.143 (1, 1)		FC6-4 BB		K		K		F8		3	0	0	0	1	2	3							
<b>Inning Stats</b>	R: 0 E: 0 K: 2 S: 8	H: 1 LOB: 1 BB: 0 P: 8	R: 0 E: 0 K: 1 S: 7	H: 2 LOB: 3 BB: 1 P: 11	R: 0 E: 1 K: 1 S: 6	H: 0 LOB: 1 BB: 0 P: 6	R: 0 E: 0 K: 1 S: 7	H: 2 LOB: 2 BB: 0 P: 7	R: 0 E: 0 K: 0 S: 3	H: 0 LOB: 1 BB: 1 P: 7	R: 1 E: 0 K: 1 S: 5	H: 1 LOB: 0 BB: 1 P: 9	R: 1 E: 0 K: 1 S: 7	H: 1 LOB: 1 BB: 0 P: 7	R: 0 E: 0 K: 0 S: 4	H: 1 LOB: 1 BB: 0 P: 4	R: 0 E: 0 K: 1 S: 5	H: 1 LOB: 1 BB: 0 P: 5	1B: 9 2B: 1 3B: 0 HR: 0	SF: 0 SAC: 1 DP: 2 HBP: 0	WP: 0 PB: 0 SB: 1 CS: 1	PA: 39	
<b>PITCHER</b>	IP	WLS	BF	H	R	ER	SO	BB	IBB	HBP	BLK	WP	HR	S	P	ERA	WHIP						
Steve Renko, R ERA: 3.2 Mike Marshall, R ERA: 6.0	(1, 1)	8.0	L	36	8	2	2	7	3	0	0	0	0	0	47	59	2.25	1.375					
(9, 1)	1.0		3	1	0	0	1	0	0	0	0	0	0	5	5	0.00	1.000						

New York Mets @ Montreal Expos  
 Jarry Park, Montreal, QB  
 Sat Jun 26 1971, 7:05 PM EDT  
 Att: 21,289 - Unknown

AB 35  
 R 2  
 H 9  
 RBI 1  
 BB 3  
 SO 8  
 LOB 20



Batter	1	2	3	4	5	6	7	8	9	AB	R	H	RBI	BB	SO	LOB	BOTTOM					
Ron Hunt, R OBP: 0.380, SLG: 0.338 (1, 4)	FC5-4 HBP			F2		FC6 1B				3	0	2	0	0	0	0						
Stan Swanson, R OBP: 0.348, SLG: 0.381 (1, 7)	FC5-4 G4-6-3			BB BB		L9		F7		3	0	0	0	1	0	3						
Rusty Staub, L OBP: 0.400, SLG: 0.456 (1, 9)	G4-6-3			P4		FC6				4	0	0	0	0	0	3						
Bob Bailey, R OBP: 0.369, SLG: 0.412 (1, 5)		5-3		FC6-4 BB			4-3		F8	3	0	0	0	1	0	0						
John Bateman, R OBP: 0.286, SLG: 0.385 (1, 2)		4-3		FC6-4			5-3		5-3	4	0	0	0	0	0	2						
Clyde Mashore, R OBP: 0.247, SLG: 0.263 (1, 8)		P4					L8			3	0	0	0	0	0	0						
Ron Fairly, L OBP: 0.381, SLG: 0.416 (1, 3)				3-1		CS BB		WP SF7 2B		2	1	1	0	1	0	0						
Gary Sutherland, R OBP: 0.293, SLG: 0.333 (1, 6)				4-3		F8		SF7		2	0	0	1	0	0	1						
Steve Renko, R OBP: 0.213, SLG: 0.319 Coco Laboy, R OBP: 0.311, SLG: 0.296 Mike Marshall, R (8, PH) (9, 1)				5-3				F7		2	0	0	0	0	0	0						
<b>Inning Stats</b>	R: 0 E: 0 K: 0 S: 2	H: 0 LOB: 0 BB: 0 P: 3	R: 0 E: 0 K: 0 S: 3	H: 0 LOB: 0 BB: 0 P: 3	R: 0 E: 0 K: 0 S: 3	H: 0 LOB: 2 BB: 2 P: 11	R: 0 E: 0 K: 0 S: 2	H: 0 LOB: 0 BB: 1 P: 6	R: 0 E: 0 K: 0 S: 4	H: 1 LOB: 1 BB: 0 P: 4	R: 0 E: 0 K: 0 S: 3	H: 0 LOB: 0 BB: 0 P: 3	R: 1 E: 0 K: 0 S: 5	H: 2 LOB: 1 BB: 0 P: 5	R: 0 E: 0 K: 0 S: 3	H: 0 LOB: 0 BB: 0 P: 3	1B: 2 2B: 1 3B: 0 HR: 0	SF: 1 SAC: 0 DP: 1 HBP: 1	WP: 1 PB: 0 SB: 0 CS: 1	PA: 32		
<b>PITCHER</b>	IP	WLS	BF	H	R	ER	SO	BB	IBB	HBP	BLK	WP	HR	S	P	ERA	WHIP					
Jerry Koosman, L ERA: 2.97	(1, 1)	9.0	W	32	3	1	1	0	3	0	1	0	1	28	41	1.00	0.667					

New York Mets @ Montreal Expos  
 Jarry Park, Montreal, QB  
 Sat Jun 26 1971, 7:05 PM EDT  
 Att: 21,289 - Unknown

AB 27  
 R 1  
 H 3  
 RBI 1  
 BB 3  
 SO 0  
 LOB 9







Batter	1	2	3	4	5	6	7	8	9	AB	R	H	RBI	BB	SO	LOB	TOP					
<b>Tommie Agee, R</b> OBP: 0.363, SLG: 0.448 (1, 8)	3-1 S 1B		0-0 1B			1-1 HR		3-1 1B S FC1-2-4-5 1B	4-2 BB	4	1	4	1	1	0	0	<b>New York Mets @ Philadelphia Phillies</b> Veterans Stadium, Philadelphia, PA Mon Jun 28 1971, 7:05 PM EDT Att: 24,151 - Unknown					
<b>Bud Harrelson, S</b> OBP: 0.342, SLG: 0.349 (1, 6)	1-0 P7		2-1 F9			0-0 G4-6-3 1B		3-1 1-3 1B FC1-2-4-5 1B	0-1 L1	5	1	2	0	0	0	4						
<b>Cleon Jones, R</b> OBP: 0.363, SLG: 0.421 (1, 7)	0-3 K			0-0 5-3		0-0 G4-6-3 1-2 1B		0-2 FC1-2-4-5 1-2 1B 3-H		4	1	0	0	0	1	4						
<b>Ed Kranepool, L</b> OBP: 0.343, SLG: 0.478 (1, 3)	3-3 K			0-1 F9		0-0 1B		0-0 3-1		4	0	1	0	0	1	3						
<b>Art Shamsky, L</b> OBP: 0.324, SLG: 0.489 <b>Don Hahn, R</b> OBP: 0.339, SLG: 0.299 (8, PR) (8, 8)		1-3 K		0-0 4-3		0-0 F8		4-0 1B IBB		3	0	0	0	1	1	1						
<b>Ken Boswell, L</b> OBP: 0.330, SLG: 0.344 (1, 4)		0-0 6-3			0-0 L7			1-2 1B		4	0	1	2	0	0	0						
<b>Jerry Grote, R</b> OBP: 0.361, SLG: 0.392 (1, 2)		3-2 F8			3-2 1B		0-0 6-3		0-0 FC1-6 1B	4	0	2	0	0	0	0						
<b>Tim Foli, R</b> OBP: 0.296, SLG: 0.319 (1, 5)			3-3 K		3-2 F8		0-0 1B		0-1 FC1-6 4-3 S 1-2	4	0	1	0	0	1	2						
<b>Gary Gentry, R</b> OBP: 0.086, SLG: 0.088 (1, 1)			2-2 6-3		0-3 K		0-3 K		1-1 4-3 1-3	4	0	0	0	0	2	3						
<b>Inning Stats</b>	R: 0 E: 0 K: 2 S: 11	H: 1 LOB: 1 BB: 0 P: 18	R: 0 E: 0 K: 1 S: 7	H: 0 LOB: 0 BB: 0 P: 11	R: 0 E: 0 K: 1 S: 10	H: 1 LOB: 1 BB: 0 P: 17	R: 0 E: 0 K: 0 S: 4	H: 0 LOB: 0 BB: 0 P: 4	R: 0 E: 0 K: 1 S: 11	H: 1 LOB: 1 BB: 0 P: 17	R: 1 E: 0 K: 0 S: 6	H: 3 LOB: 1 BB: 0 P: 7	R: 0 E: 0 K: 1 S: 6	H: 1 LOB: 1 BB: 0 P: 6	R: 2 E: 0 K: 0 S: 12	H: 3 LOB: 2 BB: 1 P: 23	R: 0 E: 0 K: 0 S: 9	H: 1 LOB: 2 BB: 1 P: 14	1B: 10 2B: 0 3B: 0 HR: 1	SF: 0 SAC: 0 DP: 1 HBP: 0	WP: 0 PB: 0 SB: 3 CS: 0	PA: 38
<b>PITCHER</b> <b>Rick Wise, R</b> ERA: 2.94 (1, 1)	IP: 9.0 WLS: L BF: 38	H: 11 R: 3 ER: 3 SO: 6	BB: 1 IBB: 1 HBP: 0 BLK: 0	WP: 0 HR: 1 S: 76 P: 117	ERA: 3.00 WHIP: 1.333	<b>PITCHER</b>										IP: 9.0 WLS: W BF: 36	H: 4 R: 1 ER: 0 SO: 3	BB: 3 IBB: 0 HBP: 1 BLK: 0	WP: 0 HR: 0 S: 47 P: 71	ERA: 0.00 WHIP: 0.778		

AB	36
R	3
H	11
RBI	3
BB	2
SO	6
LOB	17



Batter	1	2	3	4	5	6	7	8	9	AB	R	H	RBI	BB	SO	LOB	BOTTOM					
<b>Terry Harmon, R</b> OBP: 0.323, SLG: 0.310 (1, 6)	1-0 F8		0-0 F8		0-0 E6 3B			4-1 E BB		3	1	1	0	1	0	1	<b>New York Mets @ Philadelphia Phillies</b> Veterans Stadium, Philadelphia, PA Mon Jun 28 1971, 7:05 PM EDT Att: 24,151 - Unknown					
<b>Denny Doyle, L</b> OBP: 0.280, SLG: 0.330 (1, 4)	0-0 L5		0-0 F2		0-0 4-3			2-3 K		4	0	0	0	0	1	2						
<b>Tim McCarver, L</b> OBP: 0.321, SLG: 0.401 (1, 2)	0-0 P4			0-0 L8		0-0 4-3		1-1 E4 1-2 1B		4	0	0	0	0	0	1						
<b>Deron Johnson, R</b> OBP: 0.337, SLG: 0.425 (1, 3)		0-0 F2		0-0 1B 1B		0-0 5-3		0-0 P6		4	0	1	0	0	0	2						
<b>Willie Montanez, L</b> OBP: 0.337, SLG: 0.491 (1, 8)		4-0 BB		0-3 K		0-0 P4		2-3 K		3	0	0	0	1	2	3						
<b>Oscar Gamble, L</b> OBP: 0.296, SLG: 0.432 (1, 7)		2-2 F5		0-0 1B		4-1 SH2-4 BB		1-0 FC5-4 HBP		2	0	1	0	1	0	1						
<b>Roger Freed, R</b> OBP: 0.318, SLG: 0.310 (1, 9)		0-0 F2		0-0 F8		0-0 SH2-4 1-2		0-0 F8		3	0	0	0	0	0	4						
<b>John Vukovich, R</b> OBP: 0.246, SLG: 0.231 (1, 5)			3-2 F7		0-0 F8		0-0 P4		0-0 FC5-4 1-2	4	0	0	0	0	0	2						
<b>Rick Wise, R</b> OBP: 0.217, SLG: 0.533 (1, 1)			0-0 1B		0-0 F7		0-0 6-3		0-0 F2	4	0	1	0	0	0	2						
<b>Inning Stats</b>	R: 0 E: 0 K: 0 S: 3	H: 0 LOB: 0 BB: 1 P: 4	R: 0 E: 0 K: 0 S: 5	H: 0 LOB: 1 BB: 1 P: 11	R: 0 E: 0 K: 1 S: 7	H: 1 LOB: 0 BB: 0 P: 10	R: 0 E: 0 K: 1 S: 7	H: 2 LOB: 2 BB: 0 P: 7	R: 1 E: 1 K: 0 S: 4	H: 1 LOB: 0 BB: 0 P: 4	R: 0 E: 0 K: 0 S: 3	H: 0 LOB: 0 BB: 0 P: 3	R: 0 E: 0 K: 0 S: 4	H: 0 LOB: 1 BB: 1 P: 8	R: 0 E: 1 K: 2 S: 11	H: 0 LOB: 2 BB: 1 P: 20	R: 0 E: 0 K: 0 S: 3	H: 0 LOB: 1 BB: 0 P: 4	1B: 3 2B: 0 3B: 1 HR: 0	SF: 0 SAC: 1 DP: 0 HBP: 1	WP: 0 PB: 0 SB: 0 CS: 0	PA: 36
<b>PITCHER</b> <b>Gary Gentry, R</b> ERA: 2.74 (1, 1)	IP: 9.0 WLS: W BF: 36	H: 4 R: 1 ER: 0 SO: 3	BB: 3 IBB: 0 HBP: 1 BLK: 0	WP: 0 HR: 0 S: 47 P: 71	ERA: 0.00 WHIP: 0.778	<b>PITCHER</b>										IP: 9.0 WLS: W BF: 36	H: 4 R: 1 ER: 0 SO: 3	BB: 3 IBB: 0 HBP: 1 BLK: 0	WP: 0 HR: 0 S: 47 P: 71	ERA: 0.00 WHIP: 0.778		

AB	31
R	1
H	4
RBI	0
BB	3
SO	3
LOB	18



Batter	1	2	3	4	5	6	7	8	9	AB R H RBI BB SO LOB	TOP									
<b>Tommie Agee, R</b> OBP: 0.368, SLG: 0.447 (1, 8)	4-2 FC3-6 BB		0-0 S 5-3 1B		2-3 K		4-1 BB		0-3 K	3 0 1 0 2 2 0	<b>New York Mets @ Philadelphia Phillies</b> Veterans Stadium, Philadelphia, PA Tue Jun 29 1971, 7:05 PM EDT Att: 22,017 - Unknown <a href="http://livebaseballscorecards.com">livebaseballscorecards.com</a>									
<b>Bud Harrelson, S</b> OBP: 0.338, SLG: 0.344 (1, 6)	0-1 FC3-6 1B		2-1 5-3		1-2 1-3		3-2 G3			4 0 0 0 0 0 4										
<b>Cleon Jones, R</b> OBP: 0.365, SLG: 0.436 (1, 7)	1-2 1B		2-3 K			0-3 K		0-0 HR		4 1 2 1 0 2 1										
<b>Ed Kranepool, L</b> OBP: 0.347, SLG: 0.495 (1, 3)	0-1 4-3		0-2 L4			0-0 1B		0-0 HR		4 1 2 1 0 0 2										
<b>Art Shamsky, L</b> OBP: 0.311, SLG: 0.467 <b>Don Hahn, R</b> OBP: 0.339, SLG: 0.299 (8, 8)		1-0 4-3		2-1 F7		3-1 P5		0-1 G3		4 0 0 0 0 0 1 0 0 0 0 0 0 0										
<b>Ken Boswell, L</b> OBP: 0.324, SLG: 0.337 <b>Bob Aspromonte, R</b> OBP: 0.287, SLG: 0.336 (8, 5)		3-1 F7		0-0 5-3		3-1 P5		1-0 4-1		4 0 0 0 0 0 1 0 0 0 0 0 0 0										
<b>Jerry Grote, R</b> OBP: 0.364, SLG: 0.405 (1, 2)		4-1 1B WP BB		1-1 HR			0-0 5-3	2-0 F9		3 1 1 1 1 0 0										
<b>Tim Foli, R</b> OBP: 0.301, SLG: 0.323 (8, 4)		2-2 1B		0-3 K			1-2 SH3-4 1B		0-0 6-3	4 0 2 0 0 1 0										
<b>Tom Seaver, R</b> OBP: 0.255, SLG: 0.311 (1, 1)		0-0 5-3			2-1 F8		0-0 SH3-4		0-3 K	3 0 0 0 0 1 2										
<b>Inning Stats</b>	R: 0 E: 0 K: 0 S: 9	H: 1 LOB: 1 BB: 1 P: 14	R: 0 E: 0 K: 0 S: 8	H: 1 LOB: 2 BB: 1 P: 18	R: 0 E: 0 K: 1 S: 13	H: 1 LOB: 0 BB: 0 P: 17	R: 1 E: 0 K: 1 S: 8	H: 1 LOB: 0 BB: 0 P: 11	R: 0 E: 0 K: 1 S: 8	H: 0 LOB: 0 BB: 0 P: 13		R: 0 E: 0 K: 1 S: 10	H: 1 LOB: 2 BB: 1 P: 18	R: 2 E: 0 K: 0 S: 6	H: 2 LOB: 0 BB: 0 P: 9	R: 0 E: 0 K: 2 S: 7	H: 0 LOB: 0 BB: 0 P: 7	1B: 5 2B: 0 3B: 0 HR: 3	SF: 0 SAC: 1 DP: 0 HBP: 0	WP: 1 PB: 0 SB: 1 CS: 0
<b>PITCHER</b>	IP WLS BF H R ER SO BB IBB HBP BLK WP HR S P ERA WHIP											<b>PITCHER</b>	IP WLS BF H R ER SO BB IBB HBP BLK WP HR S P ERA WHIP							
<b>Barry Lersch, R</b> ERA: 3.69 <b>Bill Wilson, R</b> ERA: 4.75	(1, 1) 8.0 L 34 8 3 3 4 3 0 0 0 0 1 3 70 114 3.38 1.375											(9, 1) 1.0 3 0 0 0 2 0 0 0 0 0 0 7 7 0.00 0.000								

Batter	1	2	3	4	5	6	7	8	9	AB R H RBI BB SO LOB	BOTTOM											
<b>Denny Doyle, L</b> OBP: 0.275, SLG: 0.322 (1, 4)	0-1 P6		1-1 F7		0-0 L4			0-3 K		4 0 0 0 0 1 1	<b>New York Mets @ Philadelphia Phillies</b> Veterans Stadium, Philadelphia, PA Tue Jun 29 1971, 7:05 PM EDT Att: 22,017 - Unknown <a href="http://livebaseballscorecards.com">livebaseballscorecards.com</a>											
<b>Larry Bowa, S</b> OBP: 0.281, SLG: 0.278 (1, 6)	0-0 1B		1-3 K			0-1 G4-6-3 1B		1-2 P8		4 0 2 0 0 1 1												
<b>Tim McCarver, L</b> OBP: 0.324, SLG: 0.407 (1, 2)	1-0 1B		0-0 2B			0-0 P5		0-0 L8		4 0 2 0 0 0 1												
<b>Deron Johnson, R</b> OBP: 0.332, SLG: 0.419 (1, 3)	3-3 K		2-3 K			0-0 G4-6-3		1-0 L8		4 0 0 0 0 2 5												
<b>Willie Montanez, L</b> OBP: 0.333, SLG: 0.485 (1, 8)	0-3 K			0-3 K			0-3 K			3 0 0 0 0 3 2												
<b>Oscar Gamble, L</b> OBP: 0.289, SLG: 0.418 (1, 7)		1-0 F9		0-3 K			3-3 K			3 0 0 0 0 2 0												
<b>Roger Freed, R</b> OBP: 0.314, SLG: 0.306 (1, 9)		1-3 K		1-2 F9			2-3 K			3 0 0 0 0 2 0												
<b>John Vukovich, R</b> OBP: 0.236, SLG: 0.221 (1, 5)		3-2 F3			1-1 P9			0-3 K		3 0 0 0 0 1 0												
<b>Barry Lersch, S</b> OBP: 0.289, SLG: 0.156 <b>Bobby Pfeil, R</b> OBP: 0.357, SLG: 0.385 <b>Bill Wilson, R</b> (8, PH)			4-0 2B BB			0-3 K		2-2 1-3		1 0 0 0 1 1 0 1 0 0 0 0 0 0 0 0 0 0 0 0 0												
<b>Inning Stats</b>	R: 0 E: 0 K: 2 S: 10	H: 2 LOB: 2 BB: 0 P: 14	R: 0 E: 0 K: 1 S: 8	H: 0 LOB: 0 BB: 0 P: 13	R: 0 E: 0 K: 2 S: 10	H: 1 LOB: 2 BB: 1 P: 18	R: 0 E: 0 K: 2 S: 10	H: 0 LOB: 0 BB: 0 P: 11	R: 0 E: 0 K: 1 S: 7	H: 0 LOB: 0 BB: 0 P: 8		R: 0 E: 0 K: 3 S: 9	H: 1 LOB: 0 BB: 0 P: 4	R: 0 E: 0 K: 3 S: 9	H: 0 LOB: 0 BB: 0 P: 14	R: 0 E: 0 K: 2 S: 10	H: 0 LOB: 0 BB: 0 P: 12	R: 0 E: 0 K: 0 S: 5	H: 0 LOB: 0 BB: 0 P: 7	1B: 3 2B: 1 3B: 0 HR: 0	SF: 0 SAC: 0 DP: 1 HBP: 0	WP: 0 PB: 0 SB: 0 CS: 0
<b>PITCHER</b>	IP WLS BF H R ER SO BB IBB HBP BLK WP HR S P ERA WHIP											<b>PITCHER</b>	IP WLS BF H R ER SO BB IBB HBP BLK WP HR S P ERA WHIP									
<b>Tom Seaver, R</b> ERA: 2.03	(1, 1) 9.0 W 31 4 0 0 13 1 0 0 0 0 0 73 101 0.00 0.556																					

Batter	1	2	3	4	5	6	7	8	9	AB	R	H	RBI	BB	SO	LOB	TOP			
Bill Mazerowski, R (1, 4) OBP: 0.371, SLG: 0.405										4	0	1	0	0	0	2				
Vic Davallio, L (1, 9) OBP: 0.292, SLG: 0.316										4	0	0	0	0	1	2				
Richie Hebner, L (1, 5) OBP: 0.367, SLG: 0.538										3	0	0	0	1	1	1				
Willie Stargell, L (1, 7) OBP: 0.388, SLG: 0.708										4	0	0	0	0	3	2				
Al Oliver, L (1, 8) OBP: 0.321, SLG: 0.403										4	0	1	0	0	3	0				
Bob Robertson, R (1, 3) OBP: 0.338, SLG: 0.480										4	0	0	0	0	1	1				
Manny Sanguillen, R (1, 2) OBP: 0.349, SLG: 0.428										4	0	3	0	0	0	0				
Gene Alley, R (1, 6) OBP: 0.264, SLG: 0.278										4	0	2	0	0	0	2				
Steve Blass, R (1, 1) OBP: 0.095, SLG: 0.143										1	0	0	0	0	0	2				
Charlie Sands, L (7, PH) OBP: 0.615, SLG: 0.889										1	0	0	0	0	1	1				
Mudcat Grant, R (7, 1) OBP: 0.375, SLG: 0.429										0	0	0	0	0	0	0				
<b>Inning Stats</b>	R: 0 E: 0 K: 1 S: 6	H: 1 LOB: 1 BB: 0 P: 6	R: 0 E: 1 K: 1 S: 7	H: 2 LOB: 2 BB: 0 P: 7	R: 0 E: 0 K: 2 S: 7	H: 0 LOB: 0 BB: 1 P: 11	R: 0 E: 0 K: 2 S: 7	H: 0 LOB: 0 BB: 0 P: 7	R: 0 E: 0 K: 0 S: 4	H: 1 LOB: 1 BB: 0 P: 4	R: 0 E: 0 K: 1 S: 8	H: 1 LOB: 1 BB: 0 P: 8	R: 0 E: 0 K: 1 S: 6	H: 0 LOB: 0 BB: 0 P: 3	R: 0 E: 0 K: 1 S: 6	H: 1 LOB: 1 BB: 0 P: 6	1B: 5 2B: 2 HR: 0	SF: 0 SAC: 1 HBP: 0	WP: 0 PB: 0 SB: 0 CS: 0	PA: 35
<b>PITCHER</b>	IP WLS BF H R ER SO BB IBB HBP BLK WP HR S P ERA WHIP																	<b>PITCHER</b>	IP WLS BF H R ER SO BB IBB HBP BLK WP HR S P ERA WHIP	
Nolan Ryan, R (1, 1) ERA: 2.05	7.0 W 28 6 0 0 9 1 0 0 0 0 0 0 45 49 0.00 1.000																	Danny Frisella, R (8, 1) ERA: 1.33	2.0 S 7 1 0 0 1 0 0 0 0 0 0 0 9 9 0.00 0.500	

Pittsburgh Pirates @ New York Mets  
Shea Stadium, Flushing, NY  
Wed Jun 30 1971, 3:33 AM EDT  
Att: 50,399 - Unknown

AB 33  
R 0  
H 7  
RBI 0  
BB 1  
SO 10  
LOB 13



Batter	1	2	3	4	5	6	7	8	9	AB	R	H	RBI	BB	SO	LOB	BOTTOM			
Tommie Agee, R (1, 8) OBP: 0.371, SLG: 0.445										3	0	1	1	1	1	0				
Bud Harrelson, S (1, 6) OBP: 0.338, SLG: 0.347										3	0	1	0	0	0	1				
Cleon Jones, R (1, 7) OBP: 0.368, SLG: 0.437										4	1	2	0	0	0	2				
Ed Kranepool, L (1, 3) OBP: 0.354, SLG: 0.516										4	2	3	1	0	0	2				
Mike Jorgensen, L (1, 9) OBP: 0.325, SLG: 0.514										3	0	0	0	0	3	3				
Don Hahn, R (7, 8) OBP: 0.336, SLG: 0.296										1	0	0	0	0	0	2				
Ken Boswell, L (1, 4) OBP: 0.322, SLG: 0.335										4	0	1	1	0	0	1				
Jerry Grote, R (1, 2) OBP: 0.366, SLG: 0.406										4	0	2	1	0	0	1				
Tim Foli, R (1, 5) OBP: 0.294, SLG: 0.316										4	0	0	0	0	0	3				
Nolan Ryan, R (1, 1) OBP: 0.133, SLG: 0.143										3	1	1	0	0	1	0				
Danny Frisella, L (8, 1) OBP: 0.167, SLG: 0.167										0	0	0	0	0	0	0				
<b>Inning Stats</b>	R: 0 E: 0 K: 0 S: 2	H: 0 LOB: 0 BB: 1 P: 6	R: 1 E: 0 K: 1 S: 7	H: 2 LOB: 1 BB: 0 P: 7	R: 0 E: 0 K: 1 S: 6	H: 1 LOB: 1 BB: 0 P: 6	R: 0 E: 0 K: 1 S: 6	H: 1 LOB: 0 BB: 0 P: 6	R: 0 E: 0 K: 1 S: 5	H: 0 LOB: 0 BB: 0 P: 5	R: 2 E: 0 K: 0 S: 9	H: 4 LOB: 2 BB: 0 P: 9	R: 1 E: 0 K: 0 S: 6	H: 3 LOB: 2 BB: 0 P: 6	R: 0 E: 0 K: 0 S: 3	H: 0 LOB: 0 BB: 0 P: 3	1B: 8 2B: 1 3B: 1 HR: 1	SF: 0 SAC: 1 DP: 0 HBP: 0	WP: 0 PB: 1 SB: 0 CS: 1	PA: 35
<b>PITCHER</b>	IP WLS BF H R ER SO BB IBB HBP BLK WP HR S P ERA WHIP																	<b>PITCHER</b>	IP WLS BF H R ER SO BB IBB HBP BLK WP HR S P ERA WHIP	
Steve Blass, R (1, 1) ERA: 3.06	6.0 L 26 8 3 3 5 1 0 0 0 0 0 0 35 39 4.50 1.500																	Mudcat Grant, R (7, 1) ERA: 2.84	2.0 9 3 1 1 0 0 0 0 0 0 0 9 9 4.50 1.500	

Pittsburgh Pirates @ New York Mets  
Shea Stadium, Flushing, NY  
Wed Jun 30 1971, 3:33 AM EDT  
Att: 50,399 - Unknown

AB 33  
R 4  
H 11  
RBI 4  
BB 1  
SO 5  
LOB 15





Batter	1	2	3	4	5	6	7	8	9	AB	R	H	RBI	BB	SO	LOB	TOP								
<b>Bill Mazerolski, R</b> (1.4) OBP: 0.372, SLG: 0.390										3	0	0	0	2	0	3									
<b>Gene Clines, R</b> (1.8) OBP: 0.395, SLG: 0.417										4	1	1	1	1	0	0									
<b>Roberto Clemente, R</b> (1.9) OBP: 0.351, SLG: 0.502										5	1	3	0	0	0	2									
<b>Willie Stargell, L</b> (1.7) OBP: 0.392, SLG: 0.708										4	0	2	1	1	2	5									
<b>Manny Sanguillen, R</b> (1.2) OBP: 0.343, SLG: 0.421										4	0	0	1	0	0	5									
<b>Bob Robertson, R</b> (1.3) OBP: 0.340, SLG: 0.474										3	0	0	0	1	1	4									
<b>Jose Pagan, R</b> (1.5) <b>Dave Giusti, R</b> (7.1)										4	0	0	0	0	0	3	AB 36 R 3 H 10 RBI 3 BB 5 SO 4 LOB 26								
<b>Gene Alley, R</b> (1.6) OBP: 0.273, SLG: 0.293										4	1	3	0	0	0	0									
<b>Dock Ellis, S</b> (1.1) OBP: 0.250, SLG: 0.217										2	0	1	0	0	0	1									
<b>Al Oliver, L</b> (6, PH) OBP: 0.320, SLG: 0.402										1	0	0	0	0	1										
<b>Jim Nelson, R</b> (6.1) OBP: 0.571, SLG: 0.400										0	0	0	0	0	0										
<b>Nelson Briles, R</b> (6.1) OBP: 0.313, SLG: 0.467										0	0	0	0	0	0										
<b>Richie Hebner, L</b> (7.5) OBP: 0.399, SLG: 0.536										1	0	0	0	0	0										
<b>Inning Stats</b>	R: 0 E: 0 K: 2 S: 8	H: 1 LOB: 3 BB: 2 P: 16	R: 0 E: 0 K: 0 S: 4	H: 1 LOB: 1 BB: 0 P: 4	R: 0 E: 0 K: 0 S: 4	H: 1 LOB: 1 BB: 0 P: 4	R: 0 E: 1 K: 0 S: 5	H: 2 LOB: 2 BB: 0 P: 5	R: 1 E: 1 K: 1 S: 4	H: 1 LOB: 2 BB: 2 P: 12	R: 1 E: 0 K: 0 S: 7	H: 0 LOB: 0 BB: 0 P: 11	R: 0 E: 1 K: 0 S: 3	H: 0 LOB: 0 BB: 0 P: 3	R: 0 E: 0 K: 0 S: 3	H: 0 LOB: 0 BB: 0 P: 3	R: 1 E: 0 K: 1 S: 7	H: 2 LOB: 2 BB: 0 P: 8	1B: 6 2B: 4 3B: 0 HR: 0	SF: 1 SAC: 0 DP: 1 HBP: 1	WP: 0 PB: 0 SB: 1 CS: 0	PA: 43			
<b>PITCHER</b>	IP	WLS	BF	H	R	ER	SO	BB	IBB	HBP	BLK	WP	HR	S	P	ERA	WHIP								
<b>Jerry Koosman, L</b> (1.1) ERA: 2.9	5.1	L	29	8	2	1	2	3	2	0	0	0	0	28	48	1.69	2.062								
<b>Ray Sadecki, L</b> (6.1) ERA: 3.25	1.2		5	0	0	0	1	0	0	0	0	0	0	7	7	0.00	0.000								
<b>Tug McGraw, L</b> (8.1) ERA: 2.09	2.0		9	2	1	1	1	0	0	1	0	0	0	10	11	4.50	1.000								

Pittsburgh Pirates @ New York Mets  
Shea Stadium, Flushing, NY  
Thu Jul 01 1971, 3:33 AM EDT  
Att: 26,650 - Unknown

Batter	1	2	3	4	5	6	7	8	9	AB	R	H	RBI	BB	SO	LOB	BOTTOM								
<b>Tommie Agee, R</b> (1.8) OBP: 0.364, SLG: 0.436										4	0	0	0	0	1	2									
<b>Bud Harrelson, S</b> (1.6) OBP: 0.340, SLG: 0.345										2	0	0	0	2	0	1									
<b>Cleon Jones, R</b> (1.7) OBP: 0.366, SLG: 0.431										3	0	0	0	1	1	2									
<b>Ed Kranepool, L</b> (1.3) OBP: 0.354, SLG: 0.513										3	0	1	0	0	1	0									
<b>Mike Jorgensen, L</b> (1.9) OBP: 0.341, SLG: 0.500										3	0	1	0	1	0	2									
<b>Ken Boswell, L</b> (1.4) OBP: 0.317, SLG: 0.328										4	0	0	0	0	1	6									
<b>Jerry Grote, R</b> (1.2) OBP: 0.368, SLG: 0.498										4	0	2	0	0	0	3	AB 31 R 0 H 5 RBI 0 BB 4 SO 7 LOB 21								
<b>Tim Foli, R</b> (1.5) OBP: 0.288, SLG: 0.309										4	0	0	0	0	2	4									
<b>Jerry Koosman, R</b> (1.1) OBP: 0.265, SLG: 0.167										2	0	1	0	0	1	1									
<b>Ray Sadecki, L</b> (6.1) ERA: 2.9										0	0	0	0	0	0	0									
<b>Art Shamsky, L</b> (7, PH) OBP: 0.308, SLG: 0.462										1	0	0	0	0	0	0									
<b>Tug McGraw, R</b> (8.1) OBP: 0.333, SLG: 0.500										0	0	0	0	0	0	0									
<b>Dave Marshall, L</b> (9, PH) OBP: 0.389, SLG: 0.383										1	0	0	0	0	0	0									
<b>Inning Stats</b>	R: 0 E: 0 K: 0 S: 2	H: 0 LOB: 0 BB: 1 P: 6	R: 0 E: 0 K: 0 S: 3	H: 0 LOB: 0 BB: 0 P: 3	R: 0 E: 0 K: 2 S: 8	H: 1 LOB: 1 BB: 0 P: 8	R: 0 E: 1 K: 1 S: 6	H: 0 LOB: 3 BB: 2 P: 14	R: 0 E: 0 K: 2 S: 8	H: 1 LOB: 1 BB: 0 P: 8	R: 0 E: 0 K: 0 S: 5	H: 2 LOB: 3 BB: 1 P: 9	R: 0 E: 0 K: 0 S: 3	H: 0 LOB: 0 BB: 0 P: 3	R: 0 E: 0 K: 2 S: 8	H: 1 LOB: 1 BB: 0 P: 8		R: 0 E: 0 K: 0 S: 3	H: 0 LOB: 0 BB: 0 P: 3	1B: 5 2B: 0 3B: 0 HR: 0	SF: 0 SAC: 1 DP: 1 HBP: 0	WP: 0 PB: 0 SB: 1 CS: 0	PA: 36		
<b>PITCHER</b>	IP	WLS	BF	H	R	ER	SO	BB	IBB	HBP	BLK	WP	HR	S	P	ERA		WHIP							
<b>Jim Nelson, R</b> (6.1) ERA: 4.29	0.2		5	2	0	0	0	1	0	0	0	0	0	4	8	0.00	4.500								
<b>Nelson Briles, R</b> (6.1) ERA: 4.29	0.1		1	0	0	0	0	0	0	0	0	0	0	1	1	0.00	0.000								
<b>Dave Giusti, R</b> (7.1) ERA: 1.61	3.0	S	10	1	0	0	2	0	0	0	0	0	0	14	14	0.00	0.333								

Pittsburgh Pirates @ New York Mets  
Shea Stadium, Flushing, NY  
Thu Jul 01 1971, 3:33 AM EDT  
Att: 26,650 - Unknown

Batter	1	2	3	4	5	6	7	8	9	AB	R	H	RBI	BB	SO	LOB	TOP					
Felix Millan, R (1.4) OBP: 0.358, SLG: 0.395	F9					K	FC5-2 2B		6-3	5	0	1	0	0	1	2	<p>Atlanta Braves @ New York Mets Shea Stadium, Flushing, NY</p> <p>Fri Jul 02 1971, 7:05 PM EDT Att: 37,146 - Unknown</p> <p>livebaseballscores.com</p> <p>AB 33 R 3 H 8 RBI 3 BB 5 SO 4 LOB 17</p> 					
Ralph Carr, L (1.7) OBP: 0.371, SLG: 0.460				F8		3-1			K	5	0	2	1	0	1							
Hank Aaron, R (1.3) OBP: 0.403, SLG: 0.630	F9			6-3						3	1	1	0	1	0	2						
Darrell Evans, L (1.5) OBP: 0.378, SLG: 0.462		4-3								2	0	0	0	2	1	3						
Mike Lum, L (1.9) OBP: 0.384, SLG: 0.440	F7			4-3						4	0	1	1	0	0	2						
Earl Williams, R (1.2) OBP: 0.305, SLG: 0.435	F8				F7	FC4				4	1	1	1	0	0	2						
Sonny Jackson, L (1.8) OBP: 0.317, SLG: 0.363									F8	3	0	2	0	1	0	0						
Zoilo Versalles, R (1.6) OBP: 0.277, SLG: 0.367			G6-4-3 1B							3	1	0	0	1	0	2						
Ron Reed, R (1.1) OBP: 0.077, SLG: 0.077	F9				5-3				K	4	0	0	0	0	1	3						
<b>Inning Stats</b>	R: 0 E: 0 K: 0 S: 3	H: 1 LOB: 0 BB: 0 P: 3	R: 0 E: 0 K: 0 S: 3	H: 0 LOB: 0 BB: 0 P: 3	R: 0 E: 0 K: 0 S: 3	H: 1 LOB: 0 BB: 0 P: 3	R: 0 E: 0 K: 0 S: 4	H: 1 LOB: 2 BB: 1 P: 8	R: 0 E: 0 K: 0 S: 3	H: 0 LOB: 1 BB: 1 P: 7	R: 1 E: 0 K: 1 S: 7	H: 2 LOB: 2 BB: 1 P: 11	R: 1 E: 0 K: 0 S: 4	H: 1 LOB: 0 BB: 0 P: 4	R: 0 E: 0 K: 2 S: 7	H: 0 LOB: 0 BB: 0 P: 7	1B: 5 2B: 2 3B: 0 HR: 1	SF: 0 SAC: 0 DP: 1 HBP: 0	WP: 0 PB: 1 CS: 1	PA: 38		
<b>PITCHER</b>	IP WLS BF H R ER SO BB IBB HBP BLK WP HR S P ERA WHIP																					
Charlie Williams, R (1.1) ERA: 4.01	6.2	30	7	2	2	1	4	1	0	0	0	0	27	47	2.70	1.650						
Danny Frisella, R (7.1) ERA: 1.47	2.1	L	8	1	1	1	3	0	0	0	0	0	1	14	3.86	0.429						

Batter	1	2	3	4	5	6	7	8	9	AB	R	H	RBI	BB	SO	LOB	BOTTOM					
Tommie Agee, R (1.8) OBP: 0.365, SLG: 0.435	P4					F7			F8	5	0	2	1	0	0	0	<p>Atlanta Braves @ New York Mets Shea Stadium, Flushing, NY</p> <p>Fri Jul 02 1971, 7:05 PM EDT Att: 37,146 - Unknown</p> <p>livebaseballscores.com</p> <p>AB 36 R 2 H 10 RBI 2 BB 0 SO 6 LOB 14</p> 					
Bud Harrelson, S (1.6) OBP: 0.338, SLG: 0.344										4	1	1	0	0	0	2						
Cleon Jones, R (1.7) OBP: 0.364, SLG: 0.428										4	0	1	0	0	1	4						
Ed Kranepool, L (1.3) OBP: 0.352, SLG: 0.508										4	0	1	1	0	1	0						
Art Shamsky, L (1.9) OBP: 0.306, SLG: 0.457										1	0	0	0	0	0	2						
Dave Marshall, L (2.9) OBP: 0.381, SLG: 0.373	F7									3	0	0	0	0	1	0						
Ken Boswell, L (1.4) OBP: 0.320, SLG: 0.342	3-1									4	0	2	0	0	0	2						
Jerry Grote, R (1.2) OBP: 0.366, SLG: 0.495										4	1	1	0	0	1	2						
Bob Aspromonte, R (1.5) OBP: 0.290, SLG: 0.339										4	0	2	0	0	0	0						
Charlie Williams, R (1.1) OBP: 0.200, SLG: 0.077										2	0	0	0	0	1	2						
Danny Frisella, L (7.1) OBP: 0.197, SLG: 0.167										0	0	0	0	0	0	0						
Mike Jorgensen, L (9. PH) OBP: 0.333, SLG: 0.488										1	0	0	0	0	1	0						
<b>Inning Stats</b>	R: 1 E: 1 K: 0 S: 6	H: 2 LOB: 2 BB: 0 P: 6	R: 1 E: 0 K: 0 S: 6	H: 4 LOB: 2 BB: 0 P: 6	R: 0 E: 0 K: 0 S: 4	H: 1 LOB: 1 BB: 0 P: 4	R: 0 E: 0 K: 1 S: 7	H: 2 LOB: 2 BB: 0 P: 7	R: 0 E: 0 K: 1 S: 6	H: 1 LOB: 1 BB: 0 P: 6	R: 0 E: 0 K: 1 S: 5	H: 0 LOB: 0 BB: 0 P: 5	R: 0 E: 0 K: 1 S: 5	H: 0 LOB: 0 BB: 0 P: 5	R: 0 E: 0 K: 1 S: 5	H: 0 LOB: 0 BB: 0 P: 5	R: 0 E: 0 K: 1 S: 5	H: 0 LOB: 0 BB: 0 P: 5	1B: 8 2B: 2 3B: 0 HR: 0	SF: 0 SAC: 1 DP: 0 HBP: 0	WP: 0 PB: 0 CS: 0	PA: 37
<b>PITCHER</b>	IP WLS BF H R ER SO BB IBB HBP BLK WP HR S P ERA WHIP																					
Ron Reed, R (1.1) ERA: 3.24	9.0	W	37	10	2	1	6	0	0	0	0	0	49	49	1.00	1.111						



Batter	1	2	3	4	5	6	7	8	9	AB	R	H	RBI	BB	SO	LOB	TOP				
Ralph Garr, L OBP: 0.370, SLG: 0.455 (1, 7)	0-0 4-3		0-0 FC4-6		0-0 FC4-6		0-0 1-3			4	0	0	0	0	0	2					
Felix Milan, R OBP: 0.355, SLG: 0.390 (1, 4)	0-3 K			0-0 F9	0-0 1-3		0-0 F7			4	0	0	0	0	1	1					
Hank Aaron, R Earl Williams, R OBP: 0.404, SLG: 0.634 OBP: 0.307, SLG: 0.429 (1, 3) (9, 3)	0-3 K			0-0 HR		0-0 1B 1B		0-3 K		4	1	2	1	0	2	0					
Darrell Evans, L OBP: 0.367, SLG: 0.451 (1, 5)		0-0 P4		0-0 1B 1B		0-3 K		0-3 K		4	1	1	0	0	2	1					
Mike Lum, L OBP: 0.391, SLG: 0.460 (1, 9)	0-0 F8			0-0 1B K 1B		0-0 F5		0-0 F3		4	0	1	0	0	0	1					
Sonny Jackson, L OBP: 0.319, SLG: 0.361 (1, 8)	0-0 F7			0-0 1B		0-0 1B			0-0 4-3	4	0	2	1	0	0	0					
Marty Perez, R OBP: 0.245, SLG: 0.277 (1, 6)			0-3 K	0-3 K		0-0 1B 2-3			0-0 6-3	4	0	1	0	0	2	2					
Bob Didier, S OBP: 0.252, SLG: 0.262 (1, 2)			0-0 F7		0-0 F8	0-0 F7			0-0 BLK 1B	4	0	1	0	0	0	3					
Phil Niekro, R OBP: 0.157, SLG: 0.163 (1, 1)							0-3 K		0-0 6-3	4	0	2	0	0	1	1					
Inning Stats	R: 0 E: 0 K: 2 S: 7	H: 0 LOB: 0 BB: 0 P: 7	R: 0 E: 0 K: 0 S: 3	H: 0 LOB: 0 BB: 0 P: 3	R: 0 E: 0 K: 1 S: 6	H: 1 LOB: 1 BB: 0 P: 6	R: 2 E: 0 K: 1 S: 8	H: 4 LOB: 1 BB: 0 P: 8	R: 0 E: 0 K: 0 S: 4	H: 1 LOB: 3 BB: 0 P: 4	R: 0 E: 0 K: 1 S: 5	H: 0 LOB: 0 BB: 0 P: 5	R: 0 E: 0 K: 2 S: 7	H: 0 LOB: 0 BB: 0 P: 7	R: 0 E: 0 K: 0 S: 4	H: 1 LOB: 1 BB: 0 P: 4	1B: 9 2B: 0 3B: 0 HR: 1	SF: 0 SAC: 0 DP: 0 HBP: 0	WP: 0 PB: 0 CS: 0	PA: 36	
PITCHER	IP	WLS	BF	H	R	ER	SO	BB	IBB	HBP	BLK	WP	HR	S	P	ERA	WHIP				
Tom Seaver, R ERA: 2.07 (1, 1)	6.0	L	26	9	2	2	5	0	0	0	0	0	1	36	36	3.00	1.500				
Danny Frisella, R ERA: 1.37 (7, 1)	3.0		10	1	0	0	3	0	0	0	1	0	0	16	16	0.00	0.333				

Atlanta Braves @ New York Mets  
Shea Stadium, Flushing, NY  
Sun Jul 04 1971, 3:33 AM EDT  
Att: 27,451 - Unknown

AB 36  
R 2  
H 10  
RBI 2  
BB 0  
SO 8  
LOB 11



Batter	1	2	3	4	5	6	7	8	9	AB	R	H	RBI	BB	SO	LOB	BOTTOM					
Bud Harrelson, S OBP: 0.338, SLG: 0.339 (1, 6)	4-0 1B 4-3 BB		0-0 F8		4-0 1B BB		0-0 1B		0-0 F7	3	0	1	0	2	0	1						
Dave Marshall, L OBP: 0.364, SLG: 0.356 (1, 9)	0-0 4-3		0-0 FC5-4 1B		0-0 F7		0-0 F8		0-0 F7	5	0	1	0	0	0	5						
Tommie Agee, R OBP: 0.364, SLG: 0.431 (1, 8)	0-0 1-3 1B		0-0 FC5-4 1-2		0-0 F8		0-0 1B		0-0 F7	5	0	2	0	0	0	4						
Ed Kranepool, L OBP: 0.344, SLG: 0.490 (1, 3)	0-0 1-3 1-2			0-0 5-3		0-0 P6	0-3 K			4	0	0	0	0	1	4						
Cleon Jones, R OBP: 0.361, SLG: 0.426 (1, 7)	0-0 6-3			0-0 1-3 1B 1B		0-3 K	0-0 F7			4	0	1	0	0	1	4						
Ken Boswell, L OBP: 0.322, SLG: 0.337 (1, 4)		0-0 F5		0-0 1-3 1-2		4-0 1B BB		0-0 6-3		3	0	0	0	1	0	1						
Bob Aspromonte, R OBP: 0.297, SLG: 0.349 (1, 5)		0-0 5-3		0-0 2H 1B		0-0 1B	1-3 1B		0-0 P4	4	0	2	0	0	0	0						
Jerry Grote, R OBP: 0.364, SLG: 0.400 (1, 2)		0-0 L9			0-0 1-3	4-0 FC4 BB		0-0 F8		3	0	0	0	1	0	0						
Tom Seaver, R Donn Clendenon, R Danny Frisella, L Mike Jorgensen, L OBP: 0.265, SLG: 0.319 OBP: 0.292, SLG: 0.409 OBP: 0.167, SLG: 0.167 OBP: 0.340, SLG: 0.488 (1, 1) (6, PH) (7, 1) (8, PH)			0-3 K		0-0 1-3 1B	0-0 FC4 BB		0-0 1B		2	0	1	0	0	1	0						
Inning Stats	R: 0 E: 0 K: 0 S: 4	H: 1 LOB: 2 BB: 1 P: 8	R: 0 E: 0 K: 0 S: 3	H: 0 LOB: 0 BB: 0 P: 3	R: 0 E: 0 K: 1 S: 6	H: 1 LOB: 1 BB: 0 P: 6	R: 0 E: 0 K: 0 S: 4	H: 2 LOB: 0 BB: 0 P: 4	R: 0 E: 0 K: 0 S: 4	H: 1 LOB: 2 BB: 1 P: 8	R: 0 E: 0 K: 1 S: 6	H: 1 LOB: 3 BB: 2 P: 14	R: 0 E: 0 K: 1 S: 7	H: 2 LOB: 0 BB: 0 P: 7	R: 0 E: 0 K: 0 S: 3	H: 0 LOB: 0 BB: 0 P: 3	R: 0 E: 0 K: 0 S: 4	H: 1 LOB: 1 BB: 0 P: 4	1B: 9 2B: 0 3B: 0 HR: 0	SF: 0 SAC: 0 DP: 0 HBP: 0	WP: 0 PB: 0 CS: 0	PA: 39
PITCHER	IP	WLS	BF	H	R	ER	SO	BB	IBB	HBP	BLK	WP	HR	S	P	ERA	WHIP					
Phil Niekro, R ERA: 2.99 (1, 1)	9.0	W	39	9	0	0	3	4	0	0	0	0	0	41	57	0.00	1.444					

Atlanta Braves @ New York Mets  
Shea Stadium, Flushing, NY  
Sun Jul 04 1971, 3:33 AM EDT  
Att: 27,451 - Unknown

AB 35  
R 0  
H 9  
RBI 0  
BB 4  
SO 3  
LOB 22



Batter	1	2	3	4	5	6	7	8	9	AB	R	H	RBI	BB	SO	LOB	TOP			
Ron Hunt, R OBP: 0.396, SLG: 0.353 (1,4)										2	1	0	0	1	0	0	<b>Montreal Expos @ New York Mets</b> Shea Stadium, Flushing, NY Mon Jul 05 1971, 3:33 AM EDT Unknown			
Rusty Staub, L OBP: 0.396, SLG: 0.449 (1,9)										3	1	1	0	1	0	0				
Bob Bailey, R OBP: 0.373, SLG: 0.418 (1,5)										3	0	0	0	1	1	3				
Ron Fairly, L OBP: 0.371, SLG: 0.413 (1,7) (9,3)										3	0	0	1	1	1	3				
Dave McDonald, L OBP: 0.263, SLG: 0.333 (1,3) Clyde Mashore, R OBP: 0.257, SLG: 0.286 (9,7)										3	0	0	1	1	1	0				
Boots Day, L OBP: 0.322, SLG: 0.345 (1,8)										4	0	1	0	0	0	3				
John Bateman, R OBP: 0.277, SLG: 0.356 (1,2)										4	0	0	0	0	1	1				
Rich Hacker, S OBP: 0.167, SLG: 0.176 (1,6)										4	0	0	0	0	2	0				
John Strohmayr, R OBP: 0.333, SLG: 0.333 (1,1)										4	0	1	0	0	1	0				
<b>Inning Stats</b>	R: 0 E: 0 K: 0 S: 3	H: 0 LOB: 0 BB: 0 P: 3	R: 0 E: 0 K: 0 S: 4	H: 1 LOB: 1 BB: 0 P: 4	R: 0 E: 0 K: 0 S: 3	H: 0 LOB: 0 BB: 0 P: 3	R: 0 E: 0 K: 0 S: 3	H: 0 LOB: 0 BB: 0 P: 3	R: 0 E: 0 K: 3 S: 10	H: 1 LOB: 3 BB: 1 P: 15	R: 0 E: 0 K: 1 S: 5	H: 0 LOB: 0 BB: 0 P: 5	R: 2 E: 0 K: 1 S: 6	H: 1 LOB: 3 BB: 4 P: 22	R: 0 E: 0 K: 2 S: 7	H: 0 LOB: 0 BB: 0 P: 7		1B: 3 2B: 0 3B: 0 HR: 0	SF: 0 SAC: 0 DP: 0 HBP: 1	WP: 0 PB: 0 CS: 0
<b>PITCHER</b>	IP WLS BF H R ER SO BB IBB HBP BLK WP HR S P ERA WHIP																			
Nolan Ryan, R ERA: 2.07 (1,1)	7.2 L 31 3 2 2 5 4 0 0 0 0 0 0 0 36 53 2.35 0.913																			
Ron Taylor, R ERA: 3.67 (8,1)	0.1 2 0 0 0 0 1 0 0 0 0 0 0 1 5 0.00 3.000																			
Tug McGraw, L ERA: 1.97 (9,1)	1.0 3 0 0 0 2 0 0 0 0 0 0 0 7 7 0.00 0.000																			

AB 30  
R 2  
H 3  
RBI 2  
BB 5  
SO 7  
LOB 10



Batter	1	2	3	4	5	6	7	8	9	AB	R	H	RBI	BB	SO	LOB	BOTTOM					
Bud Harrelson, S OBP: 0.340, SLG: 0.341 (1,6)										4	0	2	0	0	0	1	<b>Montreal Expos @ New York Mets</b> Shea Stadium, Flushing, NY Mon Jul 05 1971, 3:33 AM EDT Unknown					
Dave Marshall, L OBP: 0.361, SLG: 0.352 (1,9)										4	1	1	0	0	2	3						
Tommie Agee, R OBP: 0.362, SLG: 0.425 (1,8)										3	0	0	0	1	1	2						
Ed Kranepool, L OBP: 0.339, SLG: 0.483 (1,3)										3	0	0	0	0	1	0						
Cleon Jones, R OBP: 0.359, SLG: 0.425 (1,7)										3	0	1	1	0	0	0						
Ken Boswell, L OBP: 0.321, SLG: 0.335 (1,4)										4	0	1	0	0	0	2						
Bob Aspromonte, R OBP: 0.294, SLG: 0.345 (1,5)										3	0	0	0	0	0	1						
Jerry Grote, R OBP: 0.364, SLG: 0.397 (1,2)										2	0	0	0	0	0	0						
Nolan Ryan, R OBP: 0.156, SLG: 0.138 (1,1) Ron Taylor, R (8,1)										1	0	0	0	1	1	1						
Mike Jorgensen, L (8,PH) OBP: 0.333, SLG: 0.477 Tug McGraw, R (9,1) OBP: 0.333, SLG: 0.500										1	0	0	0	0	0	0						
<b>Inning Stats</b>	R: 0 E: 0 K: 1 S: 5	H: 1 LOB: 0 BB: 0 P: 5	R: 0 E: 0 K: 1 S: 6	H: 1 LOB: 1 BB: 0 P: 6	R: 0 E: 0 K: 1 S: 6	H: 1 LOB: 2 BB: 1 P: 10	R: 0 E: 0 K: 0 S: 3	H: 1 LOB: 0 BB: 0 P: 3	R: 0 E: 0 K: 1 S: 5	H: 0 LOB: 1 BB: 0 P: 6	R: 0 E: 0 K: 1 S: 5	H: 0 LOB: 0 BB: 0 P: 5	R: 0 E: 0 K: 0 S: 3	H: 0 LOB: 0 BB: 0 P: 3	R: 0 E: 0 K: 0 S: 3	H: 0 LOB: 0 BB: 0 P: 3	R: 1 E: 0 K: 0 S: 4	H: 1 LOB: 1 BB: 1 P: 8	1B: 5 2B: 0 3B: 0 HR: 0	SF: 1 SAC: 1 DP: 2 HBP: 1	WP: 0 PB: 0 CS: 0	PA: 33
<b>PITCHER</b>	IP WLS BF H R ER SO BB IBB HBP BLK WP HR S P ERA WHIP																					
John Strohmayr, R ERA: 3.67 (1,1)	9.0 W 33 5 1 1 5 2 0 0 1 0 0 0 40 49 1.00 0.778																					

AB 28  
R 1  
H 5  
RBI 1  
BB 2  
SO 5  
LOB 10






Batter	1	2	3	4	5	6	7	8	9	AB	R	H	RBI	BB	SO	LOB	TOP				
Ron Hunt, R OBP: 0.397, SLG: 0.356 (1, 4)										4	0	2	0	0	0	0	<b>Montreal Expos @ New York Mets</b> Shea Stadium, Flushing, NY Mon Jul 05 1971, 3:38 AM EDT Att: 39,849 - Unknown  <b>livebaseballscores.com</b>				
Rusty Staub, L OBP: 0.393, SLG: 0.444 Stan Swanson, R OBP: 0.289, SLG: 0.286 (1, 9) (7, 8)										3	0	0	0	0	0	2					
Clyde Mashore, R OBP: 0.250, SLG: 0.277 (1, 8) (7, 9)										3	0	0	0	0	1	0					
Bob Bailey, R OBP: 0.369, SLG: 0.414 (1, 7) (5, 3)										3	0	0	0	0	1	0					
Coco Laboy, R OBP: 0.318, SLG: 0.319 (1, 5) (5, 3)										3	0	0	0	0	0	0					
John Bateman, R OBP: 0.279, SLG: 0.357 Ron Woods, R OBP: 0.324, SLG: 0.364 (1, 2) (5, 7)										2	0	1	0	0	1	0					
John Boccabella, R OBP: 0.247, SLG: 0.348 (1, 3) (5, 2)										3	0	0	0	0	0	1					
Rich Hacker, S OBP: 0.150, SLG: 0.158 Howie Reed, R (5, 1) Ron Brand, R OBP: 0.263, SLG: 0.222 Mike Marshall, R (8, PH) (8, 1)										2	0	0	0	0	2	0					
Steve Renko, R OBP: 0.192, SLG: 0.288 Gary Sutherland, R OBP: 0.273, SLG: 0.322 (1, 1) (5, 6)										1	0	0	0	0	1	0					
										2	0	0	0	0	0	0					
<b>Inning Stats</b>	R: 0 E: 0 K: 1 S: 5	H: 1 LOB: 0 BB: 0 P: 5	R: 0 E: 0 K: 1 S: 6	H: 1 LOB: 1 BB: 0 P: 6	R: 0 E: 0 K: 2 S: 8	H: 1 LOB: 1 BB: 0 P: 8	R: 0 E: 0 K: 0 S: 3	H: 0 LOB: 0 BB: 0 P: 3	R: 0 E: 0 K: 0 S: 3	H: 0 LOB: 0 BB: 0 P: 3	R: 0 E: 0 K: 0 S: 3	H: 0 LOB: 0 BB: 0 P: 3	R: 0 E: 0 K: 0 S: 3	H: 0 LOB: 0 BB: 0 P: 3	R: 0 E: 0 K: 0 S: 3	H: 0 LOB: 0 BB: 0 P: 3		1B: 3 2B: 0 3B: 0 HR: 0	SF: 0 SAC: 0 DP: 0 HBP: 0	WP: 0 PB: 0 SB: 0 CS: 1	PA: 29
<b>PITCHER</b> Ray Sadecki, L ERA: 2.77 (1, 1)	IP: 9.0 WLS: W BF: 29 H: 3 R: 0 ER: 0 SO: 6 BB: 0 IBB: 0 HBP: 0 BLK: 0 WP: 0 HR: 0 S: 41 P: 41 ERA: 0.00 WHIP: 0.333																				

Batter	1	2	3	4	5	6	7	8	9	AB	R	H	RBI	BB	SO	LOB	BOTTOM				
Ted Martinez, R OBP: 0.400, SLG: 0.250 (1, 6)										4	2	1	0	1	1	1	<b>Montreal Expos @ New York Mets</b> Shea Stadium, Flushing, NY Mon Jul 05 1971, 3:38 AM EDT Att: 39,849 - Unknown  <b>livebaseballscores.com</b>				
Ken Boswell, L OBP: 0.322, SLG: 0.333 (1, 4)										4	2	1	0	1	2	0					
Tommy Agee, R OBP: 0.364, SLG: 0.424 Don Hahn, R OBP: 0.336, SLG: 0.296 (1, 8) (7, 8)										3	2	1	1	1	0	2					
Cleon Jones, R OBP: 0.366, SLG: 0.442 Mike Jorgensen, L OBP: 0.327, SLG: 0.467 (1, 7) (6, 7)										2	2	2	4	1	0	0					
Ken Singleton, S OBP: 0.383, SLG: 0.378 (1, 9)										3	0	1	0	1	0	3					
Donn Clendenen, R OBP: 0.288, SLG: 0.411 (1, 3)										4	0	2	1	0	0	2					
Duffy Dyer, R OBP: 0.373, SLG: 0.431 (1, 2)										4	0	3	1	0	0	1					
Tim Foli, R OBP: 0.282, SLG: 0.302 (1, 5)										4	0	0	0	0	0	4					
Ray Sadecki, L OBP: 0.350, SLG: 0.278 (1, 1)										4	0	0	0	0	1	1					
<b>Inning Stats</b>	R: 3 E: 0 K: 0 S: 7	H: 5 LOB: 1 BB: 0 P: 7	R: 0 E: 0 K: 1 S: 5	H: 0 LOB: 0 BB: 0 P: 5	R: 2 E: 0 K: 1 S: 7	H: 2 LOB: 2 BB: 2 P: 15	R: 3 E: 0 K: 0 S: 5	H: 2 LOB: 1 BB: 2 P: 13	R: 0 E: 0 K: 0 S: 4	H: 1 LOB: 1 BB: 0 P: 4	R: 0 E: 0 K: 0 S: 3	H: 0 LOB: 0 BB: 0 P: 3	R: 0 E: 0 K: 0 S: 3	H: 1 LOB: 1 BB: 1 P: 7	R: 0 E: 0 K: 2 S: 7	H: 0 LOB: 0 BB: 0 P: 7		1B: 8 2B: 2 3B: 0 HR: 1	SF: 0 SAC: 0 DP: 2 HBP: 0	WP: 0 PB: 0 SB: 4 CS: 0	PA: 38
<b>PITCHER</b> Steve Renko, R ERA: 3.93 Howie Reed, R ERA: 2.89 Mike Marshall, R ERA: 6.17 (1, 1) (5, 1) (8, 1)	IP: 4.0 WLS: L BF: 24 H: 9 R: 8 ER: 8 SO: 2 BB: 4 IBB: 0 HBP: 0 BLK: 0 WP: 0 HR: 1 S: 24 P: 40 ERA: 18.00 WHIP: 3.250																				

Batter	1	2	3	4	5	6	7	8	9	AB	R	H	RBI	BB	SO	LOB	TOP					
Ron Hunt, R OBP: 0.401, SLG: 0.365											4	1	3	1	0	0						
Ron Woods, R OBP: 0.310, SLG: 0.395											5	2	1	1	0	4						
Rusty Staub, L OBP: 0.393, SLG: 0.443											3	0	1	2	1	0						
Bob Bailey, R OBP: 0.370, SLG: 0.411											4	0	1	0	1	1						
John Bateman, R OBP: 0.281, SLG: 0.358											5	0	2	1	0	0						
Clyde Mashore, R OBP: 0.248, SLG: 0.267											4	0	0	0	1	1						
Ron Fairly, L OBP: 0.367, SLG: 0.405											4	0	0	0	1	1						
Bobby Wine, R OBP: 0.219, SLG: 0.170											5	0	0	0	0	2						
Bill Stoneman, R OBP: 0.250, SLG: 0.152											2	2	1	0	2	1						
<b>Inning Stats</b>	R: 2 E: 0 K: 0 S: 6	H: 3 LOB: 1 BB: 0 P: 6	R: 0 E: 0 K: 0 S: 5	H: 2 LOB: 2 BB: 0 P: 5	R: 0 E: 0 K: 2 S: 8	H: 1 LOB: 2 BB: 1 P: 12	R: 1 E: 0 K: 0 S: 4	H: 1 LOB: 3 BB: 3 P: 16	R: 0 E: 0 K: 1 S: 3	H: 0 LOB: 0 BB: 0 P: 3	R: 0 E: 0 K: 1 S: 5	H: 0 LOB: 0 BB: 0 P: 5	R: 0 E: 0 K: 0 S: 3	H: 1 LOB: 2 BB: 1 P: 8	1B: 7 2B: 1 3B: 1 HR: 0	SF: 1 SAC: 1 DP: 0 HBP: 0	WP: 0 PB: 0 SB: 0 CS: 0	PA: 44				
<b>PITCHER</b>	IP WLS BF H R ER SO BB IBB HBP BLK WP HR S P ERA WHIP	IP WLS BF H R ER SO BB IBB HBP BLK WP HR S P ERA WHIP																				
Jerry Koosman, L ERA: 3.05	(1, 1) 1.0 L 6 3 2 2 0 0 0 0 0 0 0 0 6 6 18.00 3.000																					
Gary Gentry, R ERA: 2.95	(2, 1) 6.0 30 5 3 1 4 4 1 0 0 0 0 33 53 1.50 1.500																					
Tug McGraw, L ERA: 1.89	(8, 1) 2.0 8 1 0 0 0 1 0 0 0 0 0 0 7 11 0.00 1.000																					
Batter	1	2	3	4	5	6	7	8	9	AB	R	H	RBI	BB	SO	LOB	BOTTOM					
Tommie Agee, R OBP: 0.365, SLG: 0.424											5	1	2	0	0	1						
Bud Harrelson, S OBP: 0.339, SLG: 0.338											3	0	0	0	1	2						
Cleon Jones, R OBP: 0.371, SLG: 0.442											2	0	1	1	2	1						
Ed Kranepool, L OBP: 0.338, SLG: 0.476											3	0	0	0	1	1						
Ken Singleton, S OBP: 0.379, SLG: 0.369											3	0	0	0	1	0						
Ken Boswell, L OBP: 0.317, SLG: 0.327											4	0	0	0	0	1						
Jerry Grote, R OBP: 0.362, SLG: 0.394											4	0	1	0	0	1						
Ted Martinez, R OBP: 0.444, SLG: 0.375											4	0	2	0	0	0						
Jerry Koosman, R OBP: 0.265, SLG: 0.167											0	0	0	0	0	0						
Gary Gentry, R OBP: 0.081, SLG: 0.083											2	0	0	0	0	1						
Mike Jorgensen, L OBP: 0.320, SLG: 0.457											1	0	0	0	0	0						
Tug McGraw, R OBP: 0.333, SLG: 0.500											0	0	0	0	0	0						
Don Hahn, R OBP: 0.333, SLG: 0.294											1	0	0	0	0	1						
<b>Inning Stats</b>	R: 0 E: 0 K: 2 S: 7	H: 0 LOB: 3 BB: 3 P: 19	R: 0 E: 0 K: 3 S: 11	H: 2 LOB: 2 BB: 0 P: 11	R: 0 E: 0 K: 2 S: 7	H: 0 LOB: 0 BB: 0 P: 7	R: 0 E: 0 K: 0 S: 4	H: 1 LOB: 1 BB: 0 P: 4	R: 1 E: 0 K: 0 S: 4	H: 2 LOB: 1 BB: 1 P: 8	R: 0 E: 0 K: 0 S: 3	H: 0 LOB: 0 BB: 0 P: 3	R: 0 E: 0 K: 1 S: 5	H: 0 LOB: 0 BB: 0 P: 5	R: 0 E: 0 K: 0 S: 3	H: 0 LOB: 1 BB: 1 P: 7	R: 0 E: 0 K: 1 S: 6	H: 1 LOB: 1 BB: 0 P: 6	1B: 6 2B: 0 3B: 0 HR: 0	SF: 0 SAC: 0 DP: 1 HBP: 0	WP: 1 PB: 0 SB: 0 CS: 0	PA: 37
<b>PITCHER</b>	IP WLS BF H R ER SO BB IBB HBP BLK WP HR S P ERA WHIP	IP WLS BF H R ER SO BB IBB HBP BLK WP HR S P ERA WHIP																				
Bill Stoneman, R ERA: 3.11	(1, 1) 9.0 W 37 6 1 1 9 5 0 0 0 1 0 50 70 1.00 1.222																					


Montreal Expos @ New York Mets  
Shea Stadium, Flushing, NY  
Tue Jul 06 1971, 7:05 PM EDT  
Att: 29,906 - Unknown

AB 36  
R 5  
H 9  
RBI 5  
BB 6  
SO 4  
LOB 21



Montreal Expos @ New York Mets  
Shea Stadium, Flushing, NY  
Tue Jul 06 1971, 7:05 PM EDT  
Att: 29,906 - Unknown


AB 32  
R 1  
H 6  
RBI 1  
BB 5  
SO 9  
LOB 17



Batter	1	2	3	4	5	6	7	8	9	AB	R	H	RBI	BB	SO	LOB	TOP					
Ron Hunt, R OBP: 0.400, SLG: 0.362 (1, 4)	5-3	3-1 HBP		F8	6-3		P6		1B	5	0	1	2	0	0	0						
Ron Fairly, L OBP: 0.370, SLG: 0.408 (8, 3)	4-3	3-1		1B SF8		FC4-6 1B	F9		1B	6	1	3	1	0	0	2						
Rusty Staub, L OBP: 0.395, SLG: 0.440 (1, 9)				1B SF8		FC4-6 WP BB 1B		F7	3-1	4	2	1	0	2	0	3						
Dave McDonald, L OBP: 0.250, SLG: 0.278 Ron Woods, R OBP: 0.310, SLG: 0.395 (8, 7)	4-3	4-3		SF8		1B WP E BB		P5		3	1	0	1	1	0	4						
Boots Day, L OBP: 0.330, SLG: 0.355 (1, 8)				3-H S		E 1B IBB		3-1		4	2	2	1	1	1	0						
Bob Bailey, R OBP: 0.373, SLG: 0.410 (1, 5)				2-3 E 1B BB		1-3 2-H 3-H 1B			L6	3	2	1	1	2	1	0						
John Bateman, R OBP: 0.286, SLG: 0.365 (1, 2)				E5 HBP 1B 3-1 3-H		2-3 E 1B			1B 1B	5	1	3	3	0	0	3						
Bobby Wine, R OBP: 0.219, SLG: 0.171 (1, 6)				K		2-3 E 1B			1B 1B	5	1	1	0	0	1	3						
Carl Morton, R OBP: 0.200, SLG: 0.228 Mike Marshall, R OBP: 0.286, SLG: 0.167 (7, 1)				6-3		2-3 E 1B			1B 1B	4	1	2	2	0	0	0						
				K		2-3 E 1B			1B 1B	1	1	1	0	0	0	0						
				3-1 HBP 1B		2-3 E 1B			1B 1B	4	1	2	2	0	0	0						
				HR		2-3 E 1B			1B 1B	1	1	1	0	0	0	0						
<b>Inning Stats</b>	R: 0 E: 0 K: 0 S: 3	H: 0 LOB: 1 BB: 1 P: 7	R: 3 E: 1 K: 1 S: 8	H: 2 LOB: 3 BB: 2 P: 17	R: 0 E: 0 K: 2 S: 8	H: 1 LOB: 1 BB: 0 P: 8	R: 3 E: 0 K: 0 S: 7	H: 4 LOB: 2 BB: 1 P: 11	R: 0 E: 0 K: 0 S: 3	H: 0 LOB: 0 BB: 0 P: 3	R: 4 E: 1 K: 0 S: 5	H: 3 LOB: 0 BB: 2 P: 13	R: 0 E: 0 K: 0 S: 3	H: 0 LOB: 0 BB: 0 P: 3	R: 0 E: 0 K: 0 S: 7	H: 5 LOB: 2 BB: 0 P: 7	1B: 12 2B: 2 3B: 0 HR: 1	SF: 1 SAC: 0 DP: 0 HBP: 1	WP: 1 PB: 1 SB: 1 CS: 0	PA: 48		
<b>PITCHER</b>	IP	WLS	BF	H	R	ER	SO	BB	IBB	HBP	BLK	WP	HR	S	P	ERA	WHIP					
Charlie Williams, R ERA: 4.88 Jim McAndrew, R ERA: 4.93 Ron Taylor, R ERA: 3.47 Danny Frisella, R ERA: 1.72	(1, 1)	3.2	L	23	7	6	5	3	2	1	1	0	0	1	25	38	12.27	2.455				
	(4, 1)	2.1		12	3	4	3	0	2	1	0	0	1	0	9	21	11.57	2.143				
	(7, 1)	2.0		6	0	0	0	0	0	0	0	0	0	0	6	6	0.00	0.000				
	(9, 1)	1.0		7	5	2	2	0	0	0	0	0	0	0	7	7	18.00	5.000				

**Montreal Expos @ New York Mets**  
Shea Stadium, Flushing, NY  
Wed Jul 07 1971, 3:33 AM EDT  
Att: 26,324 - Unknown


AB	40
R	12
H	15
RBI	11
BB	6
SO	3
LOB	15



Batter	1	2	3	4	5	6	7	8	9	AB	R	H	RBI	BB	SO	LOB	BOTTOM					
Ted Martinez, R OBP: 0.429, SLG: 0.385 (1, 4)	BB S 1B	F5		1-3		P3		FC2 BB 2B 1B		5	1	2	0	0	0	1						
Bud Harrelson, S OBP: 0.343, SLG: 0.340 (1, 6)	F9			2B 1B		P6		FC2 2B BB		4	3	2	0	1	0	1						
Tommie Agee, R OBP: 0.365, SLG: 0.440 (1, 8)	K			FC3-6 1-H 1B 2B		F7		FC2 2B 3-H		5	2	2	3	0	1	4						
Ed Kranepool, L OBP: 0.343, SLG: 0.479 Danny Frisella, L OBP: 0.167, SLG: 0.167 (9, 1)	BB BB			FC3-6 BB		4-3		1-3 2-3 3-H 2B		3	0	1	2	2	1	0						
Cleon Jones, R OBP: 0.379, SLG: 0.445 (1, 7)	BB			K		2-3 BB			1B	3	0	2	0	2	1	2						
Ken Singleton, S OBP: 0.367, SLG: 0.354 (1, 9)	F7			FC3-6 1B 1-2 2-3		2-3			K	5	1	0	0	0	2	8						
Jerry Grote, R OBP: 0.354, SLG: 0.393 Ken Boswell, L OBP: 0.316, SLG: 0.326 (9, PH)				G1 BB		5-3			F2	3	0	1	1	1	0	2						
Tim Foli, R OBP: 0.290, SLG: 0.315 (1, 5)				G1					P1	5	0	3	1	0	0	2						
Charlie Williams, R OBP: 0.176, SLG: 0.067 Jim McAndrew, R OBP: 0.143, SLG: 0.154 Mike Carpenter, L OBP: 0.314, SLG: 0.447 Ron Taylor, R OBP: 0.358, SLG: 0.350 Dave Marshall, L OBP: 0.200, SLG: 0.228 Donn Clendenen, R OBP: 0.206, SLG: 0.411 (9, 3)				F8		G3-6-1 1B		K		2	0	0	0	0	0	3						
				1-3						0	0	0	0	0	0	1						
				3-H 1B						1	0	0	0	0	0	1						
				1-2 3-H 1B						1	0	0	0	0	0	1						
				1-2 3-H 1B						0	0	0	0	0	0	0						
				1-2 3-H 1B						0	0	0	0	0	0	0						
				1-2 3-H 1B						0	0	0	0	0	0	0						
<b>Inning Stats</b>	R: 0 E: 0 K: 1 S: 6	H: 1 LOB: 3 BB: 2 P: 14	R: 0 E: 0 K: 0 S: 3	H: 0 LOB: 1 BB: 1 P: 7	R: 3 E: 0 K: 1 S: 9	H: 4 LOB: 2 BB: 1 P: 13	R: 0 E: 0 K: 0 S: 3	H: 0 LOB: 0 BB: 0 P: 3	R: 0 E: 0 K: 0 S: 3	H: 1 LOB: 0 BB: 0 P: 3	R: 2 E: 0 K: 2 S: 10	H: 3 LOB: 1 BB: 0 P: 10	R: 2 E: 0 K: 1 S: 7	H: 3 LOB: 2 BB: 1 P: 11	R: 0 E: 0 K: 1 S: 6	H: 1 LOB: 1 BB: 0 P: 6	1B: 9 2B: 3 3B: 0 HR: 1	SF: 0 SAC: 0 DP: 1 HBP: 0	WP: 0 PB: 0 SB: 2 CS: 0	PA: 44		
<b>PITCHER</b>	IP	WLS	BF	H	R	ER	SO	BB	IBB	HBP	BLK	WP	HR	S	P	ERA	WHIP					
Carl Morton, R ERA: 3.81 Mike Marshall, R ERA: 6.2	(1, 1)	6.1	W	32	9	5	3	5	0	0	0	0	0	1	33	53	7.11	2.211				
	(7, 1)	2.2	S	12	4	2	2	3	1	0	0	0	0	0	17	21	6.75	1.875				

**Montreal Expos @ New York Mets**  
Shea Stadium, Flushing, NY  
Wed Jul 07 1971, 3:33 AM EDT  
Att: 26,324 - Unknown

AB	38
R	7
H	13
RBI	7
BB	6
SO	6
LOB	26



Batter	1	2	3	4	5	6	7	8	9	AB R H RBI BB SO LOB	TOP								
<b>Bud Harrison, S</b> (1, 6) OBP: 0.341, SLG: 0.335										4 1 0 0 1 0 4	<p><b>New York Mets @ Cincinnati Reds</b> Riverfront Stadium, Cincinnati, OH Fri Jul 09 1971, 7:05 PM EDT Att: 25,806 - Unknown</p> <p>livebaseballscorecards.com</p> <p>AB 32 R 4 H 7 RBI 4 BB 4 SO 3 LOB 12</p>								
<b>Ted Martinez, R</b> (1, 4) OBP: 0.286, SLG: 0.412										4 0 1 1 0 2 1									
<b>Tommie Agee, R</b> (1, 8) OBP: 0.364, SLG: 0.435										3 1 0 0 1 0 1									
<b>Cleon Jones, R</b> (1, 7) OBP: 0.377, SLG: 0.440										3 0 0 0 1 0 0									
<b>Donn Clendenon, R</b> (1, 3) OBP: 0.287, SLG: 0.417										3 1 1 1 0 0 0									
<b>Ken Singleton, S</b> (1, 9) OBP: 0.377, SLG: 0.366										4 0 3 1 0 1 0									
<b>Jerry Grote, R</b> (1, 2) OBP: 0.370, SLG: 0.401										3 0 2 1 1 0 0									
<b>Tim Foli, R</b> (1, 5) OBP: 0.284, SLG: 0.309										4 0 0 0 0 0 3									
<b>Tom Seaver, R</b> (1, 1) OBP: 0.260, SLG: 0.313										1 0 0 0 0 0 0									
<b>Tug McGraw, R</b> (4, 1) OBP: 0.288, SLG: 0.658										1 1 0 0 0 0 0									
<b>Bob Aspinwall, R</b> (7, PH) OBP: 0.228, SLG: 0.345										0 0 0 0 0 0 0									
<b>Dave Marini, R</b> (3, PH) OBP: 0.349, SLG: 0.347										1 0 0 0 0 0 1									
<b>Ray Sadecki, L</b> (7, 1) OBP: 0.330, SLG: 0.276										0 0 0 0 0 0 0									
<b>Ed Kranevski, L</b> (9, PH) OBP: 0.343, SLG: 0.479										0 0 0 0 0 0 0									
<b>Duffy Dyer, R</b> (9, PH) OBP: 0.301, SLG: 0.423										1 0 0 0 0 0 2									
<b>Inning Stats</b>	R: 2 E: 0 K: 1 S: 5	H: 1 LOB: 2 BB: 3 P: 17	R: 0 E: 0 K: 0 S: 3	H: 0 LOB: 0 BB: 0 P: 3	R: 0 E: 0 K: 1 S: 5	H: 0 LOB: 0 BB: 0 P: 5	R: 0 E: 0 K: 0 S: 4	H: 2 LOB: 2 BB: 0 P: 4	R: 1 E: 1 K: 0 S: 5	H: 1 LOB: 1 BB: 0 P: 5	R: 0 E: 0 K: 1 S: 5	H: 0 LOB: 1 BB: 1 P: 7	R: 0 E: 0 K: 0 S: 3	H: 0 LOB: 0 BB: 0 P: 3	R: 1 E: 0 K: 0 S: 6	H: 3 LOB: 2 BB: 0 P: 6	1B: 4 2B: 3 3B: 0 HR: 0	SF: 1 SAC: 0 DP: 0 HBP: 0	WP: 0 PA: 37 PB: 0 SB: 0 CS: 0
<b>PITCHER</b>	IP WLS BF H R ER SO BB IBB HBP BLK WP HR S P ERA WHIP															ERA WHIP			
<b>Ross Grimsley, L</b> (1, 1) ERA: 3.93	6.1 W 26 4 3 2 3 4 0 0 0 0 0 28 44 2.84 1.263																		
<b>Wayne Granger, R</b> (7, 1) ERA: 3.29	1.2 8 3 1 1 0 0 0 0 0 0 0 8 8 5.40 1.800																		
<b>Clay Carroll, R</b> (9, 1) ERA: 2.34	0.1 1 0 0 0 0 0 0 0 0 0 0 1 1 0.00 0.000																		
<b>Joe Gibbon, L</b> (9, 1) ERA: 3.0	0.2 S 2 0 0 0 0 0 0 0 0 0 0 2 2 0.00 0.000																		

Batter	1	2	3	4	5	6	7	8	9	AB R H RBI BB SO LOB	BOTTOM								
<b>Pete Rose, S</b> (1, 9) OBP: 0.394, SLG: 0.435										5 0 2 1 0 0 0	<p><b>New York Mets @ Cincinnati Reds</b> Riverfront Stadium, Cincinnati, OH Fri Jul 09 1971, 7:05 PM EDT Att: 25,806 - Unknown</p> <p>livebaseballscorecards.com</p> <p>AB 34 R 6 H 10 RBI 6 BB 3 SO 5 LOB 13</p>								
<b>George Foster, R</b> (1, 8) OBP: 0.302, SLG: 0.406										4 1 1 1 0 0 4									
<b>Lee May, R</b> (1, 3) OBP: 0.348, SLG: 0.580										4 0 0 0 0 3 1									
<b>Tony Perez, R</b> (1, 5) OBP: 0.301, SLG: 0.386										3 1 1 0 1 1 0									
<b>Bernie Carbo, L</b> (1, 7) OBP: 0.357, SLG: 0.354										1 2 1 0 1 0 0									
<b>Hal McRae, R</b> (4, PH) OBP: 0.267, SLG: 0.347										2 0 0 0 0 0 2									
<b>Dave Concepcion, R</b> (1, 6) OBP: 0.254, SLG: 0.258										1 0 1 0 0 0 0									
<b>Jimmy Stewart, S</b> (3, PH) OBP: 0.250, SLG: 0.191										3 0 0 0 0 0 2									
<b>Pat Corrales, R</b> (1, 2) OBP: 0.228, SLG: 0.189										4 1 1 1 0 0 2									
<b>Woody Woodward, R</b> (1, 4) OBP: 0.319, SLG: 0.290										4 0 2 2 0 1 0									
<b>Ross Grimsley, L</b> (1, 1) OBP: 0.200, SLG: 0.130										2 0 0 0 1 0 2									
<b>Wayne Granger, R</b> (7, 1) OBP: 0.500, SLG: 1.333										1 1 1 1 0 0 0									
<b>Clay Carroll, R</b> (9, 1) OBP: 0.200, SLG: 0.200										0 0 0 0 0 0 0									
<b>Joe Gibbon, R</b> (9, 1) OBP: 0.200, SLG: 0.200										0 0 0 0 0 0 0									
<b>Inning Stats</b>	R: 0 E: 0 K: 1 S: 5	H: 0 LOB: 0 BB: 0 P: 5	R: 2 E: 0 K: 0 S: 7	H: 4 LOB: 3 BB: 1 P: 11	R: 2 E: 0 K: 1 S: 8	H: 3 LOB: 2 BB: 1 P: 12	R: 0 E: 0 K: 1 S: 6	H: 1 LOB: 2 BB: 1 P: 10	R: 0 E: 0 K: 0 S: 3	H: 0 LOB: 0 BB: 0 P: 3	R: 1 E: 0 K: 0 S: 4	H: 1 LOB: 0 BB: 0 P: 4	R: 0 E: 0 K: 1 S: 5	H: 0 LOB: 0 BB: 0 P: 5	R: 1 E: 0 K: 1 S: 6	H: 1 LOB: 0 BB: 0 P: 6	1B: 6 2B: 2 3B: 0 HR: 2	SF: 0 SAC: 0 DP: 0 HBP: 0	WP: 0 PA: 37 PB: 0 SB: 0 CS: 0
<b>PITCHER</b>	IP WLS BF H R ER SO BB IBB HBP BLK WP HR S P ERA WHIP															ERA WHIP			
<b>Tom Seaver, R</b> (1, 1) ERA: 2.28	3.0 L 19 8 4 4 2 0 2 0 0 0 0 1 21 29 12.00 3.333																		
<b>Tug McGraw, L</b> (4, 1) ERA: 1.95	3.0 11 1 1 1 1 1 0 0 0 0 0 1 12 16 3.00 0.667																		
<b>Ray Sadecki, L</b> (7, 1) ERA: 2.83	2.0 7 1 1 1 2 0 0 0 0 0 0 1 11 11 4.50 0.500																		

Batter	1	2	3	4	5	6	7	8	9	AB	R	H	RBI	BB	SO	LOB	TOP			
<b>Bud Harrelson, S</b> (1, 6) OBP: 0.343, SLG: 0.338										4	1	2	0	0	1	0				
<b>Ken Boswell, L</b> (1, 4) OBP: 0.315, SLG: 0.321										3	1	0	0	1	0	2				
<b>Tommie Agee, R</b> (1, 8) OBP: 0.358, SLG: 0.427										4	0	0	0	0	0	2				
<b>Ed Kranepool, L</b> (1, 3) OBP: 0.342, SLG: 0.475										4	0	1	2	0	0	0				
<b>Cleon Jones, R</b> (1, 7) OBP: 0.379, SLG: 0.436										2	0	0	0	2	1	1				
<b>Ken Singleton, S</b> (1, 9) OBP: 0.386, SLG: 0.368										2	0	1	0	2	0	1				
<b>Jerry Grote, R</b> (1, 2) OBP: 0.398, SLG: 0.396										3	0	0	0	1	1	5				
<b>Ted Martinez, R</b> (1, 5) OBP: 0.318, SLG: 0.333										4	0	0	0	0	1	4				
<b>Gary Gentry, R</b> (1, 1) OBP: 0.077, SLG: 0.079										2	0	0	0	0	2	0				
<b>Dave Marshall, L</b> (7, PH) OBP: 0.353, SLG: 0.344										1	0	0	0	0	0	1				
<b>Ron Taylor, R</b> (7, 1) OBP: 0.285, SLG: 0.414										0	0	0	0	0	0	0				
<b>Donn Clendenon, R</b> (9, PH) OBP: 0.285, SLG: 0.414										1	0	0	0	0	1	1				
<b>Inning Stats</b>	R: 2 H: 2 E: 0 K: 1 S: 7	W: 2 L: 2 BF: 15 P: 15	R: 0 H: 0 E: 0 K: 1 S: 5	LOB: 0 BB: 0 P: 5	R: 0 H: 0 E: 0 K: 0 S: 3	LOB: 0 BB: 0 P: 3	R: 0 H: 0 E: 0 K: 0 S: 2	LOB: 1 BB: 2 P: 10	R: 0 H: 0 E: 0 K: 2 S: 7	LOB: 1 BB: 1 P: 7	R: 0 H: 1 E: 0 K: 1 S: 6	LOB: 2 BB: 1 P: 10	R: 0 H: 0 E: 0 K: 0 S: 3	LOB: 0 BB: 0 P: 3	R: 0 H: 1 E: 0 K: 2 S: 8	LOB: 1 BB: 0 P: 8	1B: 4 2B: 1 3B: 0 HR: 0	SF: 0 SAC: 0 DP: 1 HBP: 0	WP: 1 PB: 0 SB: 0 CS: 0	PA: 36
<b>PITCHER</b>	IP WLS BF H R ER SO BB IBB HBP BLK WP HR S P ERA WHIP																			
<b>Wayne Simpson, R</b> (1, 1) ERA: 4.55	8.0 W 33 4 2 2 5 6 0 0 0 1 0 37 61 2.25 1.250																			
<b>Clay Carroll, R</b> (9, 1) ERA: 2.3	1.0 S 3 0 0 0 2 0 0 0 0 0 0 7 7 0.00 0.000																			

**New York Mets @ Cincinnati Reds**  
Riverfront Stadium, Cincinnati, OH  
Sat Jul 10 1971, 7:05 PM EDT  
Att: 23,318 - Unknown

**AB 30**  
**R 2**  
**H 4**  
**RBI 2**  
**BB 6**  
**SO 7**  
**LOB 17**



Batter	1	2	3	4	5	6	7	8	9	AB	R	H	RBI	BB	SO	LOB	BOTTOM	
<b>Pete Rose, S</b> (1, 9) OBP: 0.395, SLG: 0.434										3	2	1	0	1	0	1		
<b>George Foster, R</b> (1, 8) OBP: 0.298, SLG: 0.399										4	0	0	0	0	2	3		
<b>Lee May, R</b> (1, 3) OBP: 0.346, SLG: 0.579										4	0	1	1	0	1	1		
<b>Tony Perez, R</b> (1, 5) OBP: 0.300, SLG: 0.385										4	1	1	0	0	0	1		
<b>Bernie Carbo, L</b> (1, 7) OBP: 0.363, SLG: 0.356										2	1	1	0	2	0	0		
<b>Buddy Bradford, R</b> (8, PR) OBP: 0.307, SLG: 0.311										0	0	0	0	0	0	0		
<b>Jimmy Stewart, S</b> (1, 4) OBP: 0.288, SLG: 0.255										4	0	2	3	0	1	1		
<b>Pat Corrales, R</b> (1, 2) OBP: 0.213, SLG: 0.175										4	0	0	0	0	2	4		
<b>Woody Woodward, R</b> (1, 6) OBP: 0.312, SLG: 0.283										3	0	0	0	0	1	1		
<b>Wayne Simpson, R</b> (1, 1) OBP: 0.111, SLG: 0.059										2	0	0	0	1	2	0		
<b>Clay Carroll, R</b> (9, 1) OBP: 0.200, SLG: 0.200										0	0	0	0	0	0	0		
<b>Inning Stats</b>	R: 3 H: 3 E: 0 K: 3 S: 12	W: 3 L: 1 BF: 26 P: 16	R: 0 H: 0 E: 0 K: 1 S: 5	LOB: 1 BB: 1 P: 9	R: 0 H: 0 E: 0 K: 0 S: 3	LOB: 0 BB: 0 P: 3	R: 0 H: 0 E: 0 K: 2 S: 7	LOB: 0 BB: 0 P: 7	R: 1 H: 1 E: 0 K: 1 S: 6	LOB: 1 BB: 1 P: 10	R: 0 H: 0 E: 0 K: 0 S: 3	LOB: 0 BB: 1 P: 7	R: 0 H: 0 E: 0 K: 0 S: 5	LOB: 2 BB: 0 P: 5	1B: 4 2B: 1 3B: 1 HR: 0	SF: 0 SAC: 0 DP: 0 HBP: 0	WP: 0 PB: 1 SB: 1 CS: 0	PA: 34
<b>PITCHER</b>	IP WLS BF H R ER SO BB IBB HBP BLK WP HR S P ERA WHIP																	
<b>Gary Gentry, R</b> (1, 1) ERA: 3.13	6.0 L 26 4 4 4 7 4 0 0 0 0 0 36 52 6.00 1.333																	
<b>Ron Taylor, R</b> (7, 1) ERA: 3.29	2.0 8 2 0 0 2 0 0 0 0 0 0 12 12 0.00 1.000																	

**New York Mets @ Cincinnati Reds**  
Riverfront Stadium, Cincinnati, OH  
Sat Jul 10 1971, 7:05 PM EDT  
Att: 23,318 - Unknown

**AB 30**  
**R 4**  
**H 6**  
**RBI 4**  
**BB 4**  
**SO 9**  
**LOB 12**




Batter	1	2	3	4	5	6	7	8	9	AB	R	H	RBI	BB	SO	LOB	TOP					
<b>Bud Harrelson, S</b> (1, 6) OBP: 0.345, SLG: 0.339 <b>Tim Foli, R</b> (6, 5) OBP: 0.283, SLG: 0.307	4-0 FC6-4 BB		0-0 1B			0-0 3-1		0-3 K		2	0	1	0	1	0	0	<b>New York Mets @ Cincinnati Reds</b> Riverfront Stadium, Cincinnati, OH Sun Jul 11 1971, 3:33 AM EDT Unknown					
<b>Ken Boswell, L</b> (1, 4) OBP: 0.310, SLG: 0.316	0-0 F5		0-0 F7			0-0 6-3		0-0 F2		4	0	0	0	0	0	2						
<b>Tommie Agee, R</b> (1, 8) OBP: 0.333, SLG: 0.420	0-0 FC6-4 1-2		0-0 1-3			0-0 6-3		0-0 F7		4	0	0	0	0	0	2						
<b>Ed Kranepool, L</b> (1, 3) OBP: 0.336, SLG: 0.466	0-0 F6 1-2					0-0 4-3		0-0 F9		4	1	0	0	0	0	1						
<b>Cleon Jones, R</b> (1, 7) OBP: 0.384, SLG: 0.441		0-0 6-3				0-0 G4-6-3 1B		0-0 1B 1B		4	1	3	1	0	0	0						
<b>Ken Singleton, S</b> (1, 9) OBP: 0.388, SLG: 0.368		4-0 FC5-4 BB				0-0 G4-6-3 1-2		0-0 1B 1-2		3	0	1	0	1	0	2						
<b>Jerry Grote, R</b> (1, 2) OBP: 0.363, SLG: 0.390		0-0 FC5-4 1-2				0-0 F7		0-0 F8		4	0	0	0	0	0	4						
<b>Ted Martinez, R</b> (1, 5) OBP: 0.308, SLG: 0.320		0-0 F7				0-3 K		0-0 1-3 2-H 1B		4	0	1	1	0	1	2						
<b>Nolan Ryan, R</b> (1, 1) OBP: 0.147, SLG: 0.129 <b>Charlie Williams, R</b> (5, 1) OBP: 0.176, SLG: 0.067 <b>Dave Marshall, L</b> (7, PH) OBP: 0.351, SLG: 0.341 <b>Ron Taylor, R</b> (7, 1)			0-0 F2			0-3 K		0-0 4-3		2	0	0	0	0	1	0						
<b>Inning Stats</b>	R: 0 E: 0 K: 0 S: 3	H: 0 LOB: 1 BB: 1 P: 7	R: 0 E: 0 K: 0 S: 3	H: 0 LOB: 1 BB: 1 P: 7	R: 0 E: 0 K: 0 S: 4	H: 1 LOB: 0 BB: 0 P: 4	R: 0 E: 0 K: 0 S: 3	H: 1 LOB: 0 BB: 0 P: 3	R: 0 E: 0 K: 2 S: 7	H: 0 LOB: 0 BB: 0 P: 7	R: 0 E: 0 K: 0 S: 3	H: 0 LOB: 0 BB: 0 P: 3	R: 1 E: 0 K: 0 S: 6	H: 3 LOB: 2 BB: 0 P: 6	R: 0 E: 0 K: 1 S: 5	H: 0 LOB: 0 BB: 0 P: 5		R: 1 E: 1 K: 0 S: 5	H: 1 LOB: 1 BB: 0 P: 5	1B: 6 2B: 0 3B: 0 HR: 0	SF: 0 SAC: 0 DP: 1 HBP: 0	WP: 0 PB: 1 SB: 1 CS: 0
<b>PITCHER</b> <b>Gary Nolan, R</b> (1, 1) ERA: 3.04	IP: 9.0 WLS: W BF: 35 H: 6 R: 2 ER: 1 SO: 3 BB: 2 IBB: 0 HBP: 0 BLK: 0 WP: 0 HR: 0 S: 39 P: 47 ERA: 1.00 WHIP: 0.889											<b>PITCHER</b>	IP: 9.0 WLS: W BF: 35 H: 6 R: 2 ER: 1 SO: 3 BB: 2 IBB: 0 HBP: 0 BLK: 0 WP: 0 HR: 0 S: 39 P: 47 ERA: 1.00 WHIP: 0.889									

AB 33  
R 2  
H 6  
RBI 2  
BB 2  
SO 3  
LOB 15



Batter	1	2	3	4	5	6	7	8	9	AB	R	H	RBI	BB	SO	LOB	BOTTOM					
<b>Pete Rose, S</b> (1, 9) OBP: 0.395, SLG: 0.434	0-3 K		0-0 2B					0-0 1-3		4	1	1	0	1	1	1	<b>New York Mets @ Cincinnati Reds</b> Riverfront Stadium, Cincinnati, OH Sun Jul 11 1971, 3:33 AM EDT Unknown					
<b>George Foster, R</b> (1, 8) OBP: 0.301, SLG: 0.396	4-0 BB		0-0 6-3			1-0 FC6 HBP		0-3 K		2	1	0	0	1	1	1						
<b>Lee May, R</b> (1, 3) OBP: 0.345, SLG: 0.573	0-0 F7		0-0 6-3			4-0 E 1-2 2-3 1B BB		0-0 6-3		3	1	0	0	1	0	2						
<b>Tony Perez, R</b> (1, 5) OBP: 0.299, SLG: 0.382	0-0 F9		4-0 BB			0-0 FC6 FC4-6 1-3 2-H 3-H		0-0 F5		3	0	0	0	1	0	2						
<b>Bernie Carbo, L</b> (1, 7) OBP: 0.363, SLG: 0.352 <b>Buddy Bradford, R</b> (7, 7) OBP: 0.304, SLG: 0.308		4-0 1B G6-4-3 BB		0-0 K		0-0 FC4-6 2B		0-3 K		2	2	0	0	1	1	4						
<b>Jimmy Stewart, S</b> (1, 4) OBP: 0.283, SLG: 0.273		0-0 G6-4-3 1B 1-2		0-0 4-3		0-0 2B 1-2 1B 1B		0-0 G3		4	1	2	1	0	0	0						
<b>Pat Corrales, R</b> (1, 2) OBP: 0.231, SLG: 0.213		0-0 G6-4-3 1-2 2-3 1B		0-0 2B		0-0 F9		0-3 K		4	0	2	0	0	1	2						
<b>Woody Woodward, R</b> (1, 6) OBP: 0.310, SLG: 0.290		0-0 G6-4-3 1-2 2-3 3-H		0-0 F4		0-0 1B 2B		0-0 F4		4	1	1	1	0	0	3						
<b>Gary Nolan, R</b> (1, 1) OBP: 0.106, SLG: 0.089		0-0 4-3		0-0 4-3		0-0 2-H 3-H 1B		0-3 K		4	0	1	2	0	1	2						
<b>Inning Stats</b>	R: 0 E: 0 K: 1 S: 5	H: 0 LOB: 1 BB: 1 P: 9	R: 1 E: 0 K: 0 S: 4	H: 2 LOB: 1 BB: 1 P: 8	R: 0 E: 0 K: 1 S: 6	H: 1 LOB: 2 BB: 1 P: 10	R: 0 E: 0 K: 0 S: 4	H: 1 LOB: 1 BB: 0 P: 4	R: 0 E: 0 K: 0 S: 7	H: 3 LOB: 1 BB: 2 P: 16	R: 0 E: 0 K: 1 S: 5	H: 0 LOB: 0 BB: 0 P: 5	R: 0 E: 0 K: 2 S: 7	H: 0 LOB: 0 BB: 0 P: 7	R: 0 E: 0 K: 1 S: 5	H: 0 LOB: 0 BB: 0 P: 5		R: 0 E: 0 K: 1 S: 5	H: 0 LOB: 0 BB: 0 P: 5	1B: 4 2B: 3 3B: 0 HR: 0	SF: 0 SAC: 0 DP: 1 HBP: 1	WP: 0 PB: 0 SB: 1 CS: 0
<b>PITCHER</b> <b>Nolan Ryan, R</b> (1, 1) ERA: 2.24 <b>Charlie Williams, R</b> (5, 1) ERA: 4.69 <b>Ron Taylor, R</b> (7, 1) ERA: 3.12	IP: 4.1 WLS: L BF: 24 H: 6 R: 6 ER: 4 SO: 2 BB: 5 IBB: 0 HBP: 0 BLK: 0 WP: 0 HR: 0 S: 22 P: 43 ERA: 8.31 WHIP: 2.308											<b>PITCHER</b>	IP: 4.1 WLS: L BF: 24 H: 6 R: 6 ER: 4 SO: 2 BB: 5 IBB: 0 HBP: 0 BLK: 0 WP: 0 HR: 0 S: 22 P: 43 ERA: 8.31 WHIP: 2.308									


AB 31  
R 7  
H 7  
RBI 4  
BB 5  
SO 6  
LOB 17



Batter	1	2	3	4	5	6	7	8	9	AB	R	H	RBI	BB	SO	LOB	TOP		
<b>Bud Harrelson, S</b> OBP: 0.342, SLG: 0.335 (1, 6)										3	0	0	0	0	0	0			
<b>Ted Martinez, R</b> OBP: 0.267, SLG: 0.276 (1, 4)										4	1	0	0	0	2	2			
<b>Tommie Agee, R</b> OBP: 0.359, SLG: 0.423 (1, 8)										3	1	2	1	1	0	0			
<b>Donn Clendenon, R</b> OBP: 0.284, SLG: 0.416 (1, 3)										4	0	1	1	0	3	3			
<b>Dave Marshall, L</b> OBP: 0.348, SLG: 0.346 (1, 7)										4	0	1	1	0	1	2			
<b>Ken Singleton, S</b> OBP: 0.385, SLG: 0.360 (1, 9)										3	0	0	0	1	1	0			
<b>Bob Aspromonte, R</b> OBP: 0.289, SLG: 0.339 (1, 5)										4	0	0	0	0	2	4			
<b>Duffy Dyer, R</b> OBP: 0.344, SLG: 0.393 (1, 2)										4	0	0	0	0	2	1			
<b>Jon Matlack, L</b> (8, PH)										2	0	0	0	0	2	0			
<b>Ed Kranepool, L</b> OBP: 0.339, SLG: 0.466 (8, PR)										0	0	0	0	1	0	0			
<b>Don Hahn, R</b> OBP: 0.333, SLG: 0.294 (8, 1)										0	1	0	0	0	0	0			
<b>Tug McGraw, R</b> OBP: 0.286, SLG: 0.429 (8, 1)										0	0	0	0	0	0	0			
<b>Tom Seaver, R</b> OBP: 0.260, SLG: 0.313 (8, 1)										0	0	0	0	0	0	0			
<b>Inning Stats</b>	R: 1 E: 1 K: 1 S: 8	H: 2 LOB: 3 BB: 1 P: 12	R: 0 E: 0 K: 1 S: 5	H: 0 LOB: 0 BB: 0 P: 5	R: 0 E: 0 K: 2 S: 6	H: 0 LOB: 0 BB: 1 P: 10	R: 0 E: 0 K: 2 S: 7	H: 0 LOB: 0 BB: 0 P: 7	R: 0 E: 0 K: 1 S: 5	H: 0 LOB: 1 BB: 0 P: 8	R: 2 E: 0 K: 1 S: 7	H: 2 LOB: 2 BB: 1 P: 11	R: 0 E: 0 K: 1 S: 5	H: 0 LOB: 0 BB: 0 P: 5	1B: 2 2B: 2 3B: 0 HR: 0	SF: 0 SAC: 1 DP: 0 HBP: 0	WP: 0 PB: 0 SB: 0 CS: 0	PA: 35	
<b>PITCHER</b>	IP	WLS	BF	H	R	ER	SO	BB	IBB	HBP	BLK	WP	HR	S	P	ERA	WHIP		
<b>Jim McGlothlin, R</b> ERA: 3.4	(1, 1)	7.2	31	4	3	2	12	2	1	0	0	0	0	52	64	2.35	0.783		
<b>Joe Gibbon, L</b> ERA: 2.91	(8, 1)	1.1	W	4	0	0	0	1	0	0	0	0	0	6	6	0.00	0.000		

**New York Mets @ Cincinnati Reds**  
Riverfront Stadium, Cincinnati, OH  
Sun Jul 11 1971, 3:38 AM EDT  
Att: 35,504 - Unknown


**AB 31**  
**R 3**  
**H 4**  
**RBI 3**  
**BB 3**  
**SO 13**  
**LOB 12**



Batter	1	2	3	4	5	6	7	8	9	AB	R	H	RBI	BB	SO	LOB	BOTTOM		
<b>Pete Rose, S</b> OBP: 0.394, SLG: 0.435 (1, 9)										4	0	1	0	0	0	0			
<b>Buddy Bradford, R</b> OBP: 0.310, SLG: 0.309 (1, 8)										3	2	1	0	0	0	1			
<b>Lee May, R</b> OBP: 0.344, SLG: 0.568 (8, PR)										4	0	1	0	0	1	1			
<b>Dave Concepcion, R</b> OBP: 0.254, SLG: 0.258 (9, 4)										0	1	0	0	0	0	0			
<b>Tony Perez, R</b> OBP: 0.304, SLG: 0.403 (9, 3)										4	2	3	5	0	0	0			
<b>Hal McRae, R</b> OBP: 0.266, SLG: 0.350 (1, 7)										4	0	1	0	0	0	2			
<b>Jimmy Stewart, S</b> OBP: 0.281, SLG: 0.288 (9, 5)										4	0	1	0	0	0	1			
<b>Pat Corrales, R</b> OBP: 0.217, SLG: 0.220 (1, 2)										4	0	0	0	0	1	2			
<b>Woody Woodward, R</b> OBP: 0.310, SLG: 0.291 (1, 6)										3	0	1	0	0	0	0			
<b>Jim McGlothlin, R</b> OBP: 0.233, SLG: 0.321 (8, 1)										3	0	0	0	0	0	1			
<b>Joe Gibbon, R</b> (8, 1)										0	0	0	0	0	0	0			
<b>Inning Stats</b>	R: 0 E: 0 K: 0 S: 3	H: 0 LOB: 0 BB: 0 P: 3	R: 1 E: 0 K: 0 S: 4	H: 1 LOB: 0 BB: 0 P: 4	R: 0 E: 0 K: 0 S: 4	H: 1 LOB: 1 BB: 0 P: 4	R: 0 E: 0 K: 0 S: 4	H: 1 LOB: 1 BB: 0 P: 4	R: 0 E: 0 K: 1 S: 7	H: 2 LOB: 1 BB: 0 P: 7	R: 0 E: 0 K: 0 S: 4	H: 1 LOB: 1 BB: 0 P: 4	R: 3 E: 0 K: 1 S: 8	H: 3 LOB: 2 BB: 0 P: 9	1B: 4 2B: 3 3B: 0 HR: 2	SF: 0 SAC: 0 DP: 0 HBP: 1	WP: 1 PB: 0 SB: 1 CS: 0	PA: 34	
<b>PITCHER</b>	IP	WLS	BF	H	R	ER	SO	BB	IBB	HBP	BLK	WP	HR	S	P	ERA	WHIP		
<b>Jon Matlack, L</b> ERA: 2.57	(1, 1)	7.0	27	6	2	2	1	0	0	0	0	0	0	29	29	2.57	0.857		
<b>Tug McGraw, L</b> ERA: 2.1	(8, 1)	0.1	2	0	1	1	0	0	0	1	0	0	0	1	2	27.00	0.000		
<b>Tom Seaver, R</b> ERA: 2.39	(8, 1)	0.2	L	5	3	2	2	1	0	0	0	1	1	7	7	27.00	4.500		

**New York Mets @ Cincinnati Reds**  
Riverfront Stadium, Cincinnati, OH  
Sun Jul 11 1971, 3:38 AM EDT  
Att: 35,504 - Unknown

**AB 33**  
**R 5**  
**H 9**  
**RBI 5**  
**BB 0**  
**SO 2**  
**LOB 8**



Batter	1	2	3	4	5	6	7	8	9	AB	R	H	RBI	BB	SO	LOB	TOP						
Ted Martinez, R OBP: 0.257, SLG: 0.265	G4-6-3 1B		5-3				4-3	K		5	0	1	0	0	2	2	<b>New York Mets @ Houston Astros</b> Astrodome, Houston, TX Thu Jul 15 1971, 8:05 PM EDT Att: 20,412 - Unknown						
Ken Boswell, L OBP: 0.307, SLG: 0.317	G4-6-3 1-2		F7				P3	1B	2B	5	1	1	1	0	0	1							
Tommie Agee, R OBP: 0.363, SLG: 0.427	FC6-4 1B			F7	E6		HR	1B	FC6-4 1B	5	1	3	2	0	0	0							
Cleon Jones, R OBP: 0.384, SLG: 0.449	FC6-4 1-2			1B	K		1B	HR	FC6-4	4	2	1	2	1	1	3							
Ed Kranepool, L OBP: 0.336, SLG: 0.461		E3		1B	1B		4-3		6-3							5		1	1	0	0	0	
Ken Singleton, S OBP: 0.391, SLG: 0.375	K			1B	1B			1-3	1B							5		2	3	1	0	2	1
Bob Aspromonte, R Tim Foli, R OBP: 0.282, SLG: 0.305	F9			1B	1B		1-3			4	0	2	1	0	0	2		<b>AB 42</b> <b>R 9</b> <b>H 13</b> <b>RBI 9</b> <b>BB 1</b> <b>SO 7</b> <b>LOB 18</b>					
Jerry Grote, R OBP: 0.361, SLG: 0.388	4-3			F7				FC6-4 E	5-3	4	1	1	1	0	0	5							
Gary Gentry, R Mike Jorgensen, L Ray Sadecki, L Dave Marshall, L Tug McGraw, R OBP: 0.222, SLG: 0.333			4-3	K			K	E1		0	0	0	0	0	0	0							
<b>Inning Stats</b>	R: 0 E: 0 K: 0 S: 4	H: 2 LOB: 1 BB: 0 P: 4	R: 0 E: 1 K: 1 S: 6	H: 0 LOB: 1 BB: 0 P: 6	R: 0 E: 0 K: 1 S: 3	H: 0 LOB: 0 BB: 0 P: 3	R: 2 E: 0 K: 1 S: 8	H: 3 LOB: 2 BB: 1 P: 12	R: 0 E: 1 K: 2 S: 8	H: 0 LOB: 1 BB: 0 P: 8	R: 1 E: 0 K: 1 S: 7	H: 2 LOB: 1 BB: 0 P: 7	R: 2 E: 0 K: 0 S: 5	H: 2 LOB: 0 BB: 0 P: 5	R: 4 E: 1 K: 1 S: 10	H: 4 LOB: 1 BB: 0 P: 10		R: 0 E: 0 K: 1 S: 5	H: 0 LOB: 0 BB: 0 P: 5	1B: 10 2B: 2 3B: 0 HR: 1	SF: 0 SAC: 0 DP: 1 HBP: 0	WP: 0 PB: 0 SB: 1 CS: 0	PA: 43
<b>PITCHER</b>	IP WLS BF H R ER SO BB IBB HBP BLK WP HR S P ERA WHIP																						
Ken Forsch, R ERA: 2.6	(1, 1) 6.2 L 31 9 5 5 5 1 0 0 0 0 0 1 40 44 6.75 1.500																						
Jim Ray, R ERA: 2.85	(7, 1) 0.1 1 0 0 0 0 0 0 0 0 0 0 0 1 1 0.00 0.000																						
George Culver, R ERA: 2.28	(8, 1) 0.2 6 3 4 1 1 0 0 0 0 0 0 0 8 8 13.50 4.500																						
Fred Gladding, R ERA: 1.72	(8, 1) 0.1 2 1 0 0 0 0 0 0 0 0 0 0 2 2 0.00 3.000																						
Buddy Harris, R ERA: 6.59	(9, 1) 1.0 3 0 0 0 1 0 0 0 0 0 0 0 5 5 0.00 0.000																						

Batter	1	2	3	4	5	6	7	8	9	AB	R	H	RBI	BB	SO	LOB	BOTTOM						
Roger Metzger, S OBP: 0.268, SLG: 0.280	2B	SH5-3			4-3			K		3	1	1	1	0	1	0	<b>New York Mets @ Houston Astros</b> Astrodome, Houston, TX Thu Jul 15 1971, 8:05 PM EDT Att: 20,412 - Unknown						
Joe Morgan, L OBP: 0.341, SLG: 0.396	1B	K			K			P6		4	1	1	1	0	2	0							
Cesar Cedeno, R OBP: 0.279, SLG: 0.401	FC6-4 2H	1B			K			K		4	0	1	1	0	3	0							
Bob Watson, R OBP: 0.355, SLG: 0.400	FC6-4 1-2			4-3				4-3		4	0	0	0	0	1	1							
Doug Rader, R OBP: 0.297, SLG: 0.346	K			6-3			2B	BB	5-3	3	0	0	0	1	1	1							
Jimmy Wynn, R OBP: 0.318, SLG: 0.319	F8				P4			2B	F8	4	0	1	0	0	0	1							
Denis Menke, R OBP: 0.324, SLG: 0.313		3B			K			IBB	5-3	3	1	1	0	1	1	0							
Johnny Edwards, L OBP: 0.295, SLG: 0.339					F8			K	6-3	3	1	1	1	0	1	3							
Jack Hiatt, R OBP: 0.415, SLG: 0.359	SH5-3	3B								1	0	0	0	0	0	0							
Ken Forsch, R Jim Ray, R Jesus Alvarez, R George Culver, R Fred Gladding, L Buddy Harris, R	K				K			F7		2	0	0	0	0	2	1							
<b>Inning Stats</b>	R: 2 E: 0 K: 1 S: 8	H: 3 LOB: 1 BB: 0 P: 8	R: 2 E: 0 K: 2 S: 9	H: 2 LOB: 0 BB: 0 P: 9	R: 0 E: 0 K: 1 S: 5	H: 0 LOB: 0 BB: 0 P: 5	R: 0 E: 0 K: 1 S: 5	H: 0 LOB: 0 BB: 0 P: 5	R: 0 E: 0 K: 2 S: 7	H: 0 LOB: 0 BB: 0 P: 7	R: 0 E: 0 K: 3 S: 10	H: 1 LOB: 3 BB: 2 P: 18	R: 0 E: 0 K: 1 S: 5	H: 0 LOB: 0 BB: 0 P: 5	R: 0 E: 0 K: 1 S: 5	H: 0 LOB: 0 BB: 0 P: 5		R: 0 E: 0 K: 0 S: 3	H: 0 LOB: 0 BB: 0 P: 3	1B: 2 2B: 2 3B: 2 HR: 0	SF: 0 SAC: 1 DP: 0 HBP: 0	WP: 0 PB: 0 SB: 0 CS: 0	PA: 35
<b>PITCHER</b>	IP WLS BF H R ER SO BB IBB HBP BLK WP HR S P ERA WHIP																						
Gary Gentry, R ERA: 3.38	(1, 1) 2.0 11 5 4 4 3 0 0 0 0 0 0 0 5 5 18.00 2.500																						
Ray Sadecki, L ERA: 2.78	(3, 1) 1.0 3 0 0 0 1 0 0 0 0 0 0 0 5 5 0.00 0.000																						
Tug McGraw, L ERA: 1.9	(4, 1) 6.0 W 21 1 0 0 8 1 1 0 0 0 0 0 35 43 0.00 0.333																						



Batter	1	2	3	4	5	6	7	8	9	AB	R	H	RBI	BB	SO	LOB	TOP		
<b>Tim Foli, R</b> (1, 6) OBP: 0.284, SLG: 0.304 <b>Ted Martinez, R</b> (4, 6) OBP: 0.270, SLG: 0.278 <b>Donn Glendon, R</b> (9, PH) OBP: 0.282, SLG: 0.413										1	0	0	0	1	1	1	<b>New York Mets @ Houston Astros</b> Astrodome, Houston, TX Fri Jul 16 1971, 8:05 PM EDT Att: 20,621 - Unknown		
<b>Ken Boswell, L</b> (1, 4) OBP: 0.309, SLG: 0.319										5	1	2	0	0	2	4			
<b>Tommie Agee, R</b> (1, 8) OBP: 0.365, SLG: 0.424										2	0	0	0	2	1	4			
<b>Cleon Jones, R</b> (1, 7) OBP: 0.382, SLG: 0.446										4	0	1	2	0	0	5			
<b>Ed Kranepool, L</b> (1, 3) OBP: 0.335, SLG: 0.457										4	0	1	1	0	0	2			
<b>Ken Singleton, S</b> (1, 9) OBP: 0.383, SLG: 0.365										4	0	0	0	0	2	2			
<b>Bob Aspromonte, R</b> (1, 5) OBP: 0.295, SLG: 0.344										4	1	2	0	0	0	0			
<b>Jerry Grote, R</b> (1, 2) OBP: 0.360, SLG: 0.383										3	0	0	0	0	1	1			
<b>Nolan Ryan, R</b> (1, 1) OBP: 0.171, SLG: 0.156 <b>Ron Taylor, R</b> (2, 1) OBP: 0.342, SLG: 0.429 <b>Mike Jorgensen, L</b> (5, PH) OBP: 0.352, SLG: 0.154 <b>Jim McAndrew, R</b> (5, 1) OBP: 0.359, SLG: 0.348 <b>Dave Marshall, L</b> (8, PH) OBP: 0.176, SLG: 0.057 <b>Charlie Williams, R</b> (8, 1) OBP: 0.354, SLG: 0.404										1	0	1	0	0	0	0			
<b>Inning Stats</b>	R: 1 E: 0 K: 1 S: 7	H: 2 LOB: 2 BB: 1 P: 11	R: 0 E: 0 K: 1 S: 6	H: 1 LOB: 1 BB: 0 P: 6	R: 0 E: 0 K: 0 S: 2	H: 1 LOB: 0 BB: 1 P: 6	R: 0 E: 0 K: 1 S: 5	H: 0 LOB: 0 BB: 0 P: 5	R: 0 E: 0 K: 0 S: 2	H: 0 LOB: 0 BB: 1 P: 6	R: 0 E: 0 K: 2 S: 7	H: 0 LOB: 0 BB: 0 P: 7	R: 2 E: 0 K: 0 S: 6	H: 3 LOB: 1 BB: 0 P: 6	R: 1 E: 1 K: 1 S: 7	H: 2 LOB: 2 BB: 0 P: 8		1B: 10 2B: 2 3B: 1 HR: 0	SF: 0 SAC: 0 DP: 1 HBP: 1
<b>PITCHER</b>	IP: 8.1 WLS: W BF: 36 ERA: 3.51	IP: 0.2 WLS: S BF: 2 ERA: 1.69																	
<b>Jack Billingham, R</b> (1, 1) ERA: 3.51 <b>Fred Gladding, R</b> (9, 1) ERA: 1.69																			

Batter	1	2	3	4	5	6	7	8	9	AB	R	H	RBI	BB	SO	LOB	BOTTOM	
<b>Roger Metzger, S</b> (1, 6) OBP: 0.275, SLG: 0.292										4	3	3	1	1	1	2	<b>New York Mets @ Houston Astros</b> Astrodome, Houston, TX Fri Jul 16 1971, 8:05 PM EDT Att: 20,621 - Unknown	
<b>Joe Morgan, L</b> (1, 4) OBP: 0.345, SLG: 0.396 <b>Marty Martinez, S</b> (4, 4) OBP: 0.300, SLG: 0.368									0	1	0	0	2	0	0			
<b>Cesar Cedeno, R</b> (1, 8) OBP: 0.281, SLG: 0.404									5	1	2	1	0	1	5			
<b>Bob Watson, R</b> (1, 7) OBP: 0.358, SLG: 0.403									5	1	3	1	0	0	3			
<b>Doug Rader, R</b> (1, 5) OBP: 0.301, SLG: 0.348									4	1	2	1	1	2	2			
<b>Jimmy Wynn, R</b> (1, 9) OBP: 0.316, SLG: 0.316									5	0	1	0	0	0	6			
<b>Denis Menke, R</b> (1, 3) OBP: 0.325, SLG: 0.312									4	1	1	1	1	0	2			
<b>Johnny Edwards, L</b> (1, 2) OBP: 0.294, SLG: 0.333									3	0	0	0	1	1	4			
<b>Jack Billingham, R</b> (1, 1) OBP: 0.182, SLG: 0.167 <b>Fred Gladding, L</b> (9, 1)									3	1	1	1	0	1	2			
<b>Inning Stats</b>	R: 3 E: 1 K: 1 S: 7	H: 1 LOB: 2 BB: 3 P: 19	R: 1 E: 0 K: 1 S: 6	H: 2 LOB: 1 BB: 1 P: 10	R: 1 E: 0 K: 1 S: 8	H: 3 LOB: 2 BB: 0 P: 8	R: 1 E: 0 K: 0 S: 5	H: 1 LOB: 1 BB: 2 P: 14	R: 0 E: 0 K: 1 S: 5	H: 1 LOB: 0 BB: 0 P: 5	R: 2 E: 0 K: 0 S: 6	H: 3 LOB: 1 BB: 0 P: 6	R: 0 E: 0 K: 1 S: 6	H: 1 LOB: 1 BB: 0 P: 6	1B: 11 2B: 2 3B: 1 HR: 0	SF: 1 SAC: 0 DP: 2 HBP: 0		WP: 1 PA: 43 PB: 1 SB: 0 CS: 0
<b>PITCHER</b>	IP: 1.1 WLS: L BF: 12 ERA: 2.98	IP: 2.2 WLS: L BF: 5 ERA: 3.35																
<b>Nolan Ryan, R</b> (1, 1) ERA: 2.98 <b>Ron Taylor, R</b> (2, 1) ERA: 3.35 <b>Jim McAndrew, R</b> (5, 1) ERA: 5.16 <b>Charlie Williams, R</b> (8, 1) ERA: 4.59																		

AB	34
R	4
H	10
RBI	4
BB	3
SO	7
LOB	21

AB	36
R	9
H	14
RBI	7
BB	6
SO	6
LOB	28



Batter	1	2	3	4	5	6	7	8	9	AB	R	H	RBI	BB	SO	LOB	TOP				
<b>Bud Harrelson, S</b> OBP: 0.341, SLG: 0.332 (1, 6)	4-0 3-1 BB		0-0 G3		0-0 G3			0-0 P6		3	0	0	0	1	0	1	<b>New York Mets @ Houston Astros</b> Astrodome, Houston, TX Sat Jul 17 1971, 8:05 PM EDT Att: 32,852 - Dome <a href="http://livebaseballscorecards.com">livebaseballscorecards.com</a>				
<b>Ken Boswell, L</b> OBP: 0.308, SLG: 0.318 (1, 4)	0-0 3-1		0-0		0-3 K			0-0 E5		4	0	1	1	0	1	1					
<b>Mike Jorgensen, L</b> OBP: 0.281, SLG: 0.396 (1, 8)	0-0 F9		0-0 P5					0-0 P6		4	0	0	0	0	0	3					
<b>Cleon Jones, R</b> OBP: 0.381, SLG: 0.447 (1, 7)	0-0 6-3			0-0 G4-6-3 2B				0-0 P4		4	0	1	0	0	0	1					
<b>Ed Kranepool, L</b> OBP: 0.333, SLG: 0.451 (1, 3)		0-0 F9		4-0 G4-6-3 BB				0-0 F8		3	0	0	0	1	0	0					
<b>Ken Singleton, S</b> OBP: 0.374, SLG: 0.355 (1, 9)		0-0 P6		0-0 G4-6-3					0-0 F7	4	0	0	0	0	1	2					
<b>Bob Aspromonte, R</b> OBP: 0.300, SLG: 0.343 (1, 5)		0-0 5-3		4-0 BB				4-0 G6-3 BB		1	0	0	0	2	0	0					
<b>Jerry Grote, R</b> OBP: 0.356, SLG: 0.379 (1, 2)			0-0 4-3	0-0 F5				0-0 G6-3		3	0	0	0	0	0	3					
<b>Tom Seaver, R</b> OBP: 0.264, SLG: 0.333 (1, 1)			0-0 G3 1B 2B					0-0 4-3		3	1	1	0	0	0	0					
<b>Inning Stats</b>	R: 0 E: 0 K: 0 S: 3	H: 0 LOB: 1 BB: 1 P: 7	R: 0 E: 0 K: 0 S: 3	H: 0 LOB: 0 BB: 0 P: 3	R: 1 E: 0 K: 0 S: 5	H: 2 LOB: 1 BB: 0 P: 5	R: 0 E: 0 K: 0 S: 3	H: 1 LOB: 2 BB: 2 P: 11	R: 0 E: 0 K: 1 S: 5	H: 0 LOB: 0 BB: 0 P: 5	R: 0 E: 0 K: 1 S: 4	H: 0 LOB: 0 BB: 1 P: 8	R: 0 E: 1 K: 0 S: 4	H: 0 LOB: 1 BB: 0 P: 4	R: 0 E: 0 K: 0 S: 3	H: 0 LOB: 0 BB: 0 P: 3	1B: 1 2B: 2 3B: 0 HR: 0	SF: 0 SAC: 0 DP: 2 HBP: 0	WP: 0 PB: 0 SB: 0 CS: 0	PA: 33	
<b>PITCHER</b>	IP	WLS	BF	H	R	ER	SO	BB	IBB	HBP	BLK	WP	HR	S	P	ERA	WHIP				
<b>Larry Dierker, R</b> ERA: 2.41 (1, 1)	3.2		16	3	1	1	0	3	0	0	0	0	0	13	25	2.46	1.636				
<b>Jim Ray, R</b> ERA: 2.96 (4, 1)	5.1	W	17	0	0	0	2	1	0	0	0	0	0	20	24	0.00	0.188				

Batter	1	2	3	4	5	6	7	8	9	AB	R	H	RBI	BB	SO	LOB	BOTTOM					
<b>Roger Metzger, S</b> OBP: 0.275, SLG: 0.292 (1, 6)	0-0 4-3			0-0 F7		0-0 FC6-4			0-0 1B SH1-4 E 1B	4	1	1	0	0	0	1	<b>New York Mets @ Houston Astros</b> Astrodome, Houston, TX Sat Jul 17 1971, 8:05 PM EDT Att: 32,852 - Dome <a href="http://livebaseballscorecards.com">livebaseballscorecards.com</a>					
<b>Joe Morgan, L</b> OBP: 0.342, SLG: 0.392 (1, 4)	0-0 F8			0-3 K		0-0 F5			0-0 SH1-4	3	0	0	0	0	1	1						
<b>Jimmy Wynn, R</b> OBP: 0.315, SLG: 0.312 (1, 9)	0-3 K			0-3 K					4-0 E IBB	3	0	0	0	1	2	0						
<b>Cesar Cedeno, R</b> OBP: 0.281, SLG: 0.403 (1, 8)		0-0 5-3			0-0 6-3				0-0 E4 1B	4	0	1	0	0	1	0						
<b>Doug Rader, R</b> OBP: 0.304, SLG: 0.361 (1, 5)		0-3 K			0-0 HR				0-0 1B	3	1	2	1	0	1	0						
<b>Denis Menke, R</b> OBP: 0.325, SLG: 0.312 (1, 3)		0-3 K			0-0 G4-3 1B				0-0 F9	3	0	1	0	0	1	1						
<b>Jesus Alou, R</b> OBP: 0.339, SLG: 0.387 (1, 7)			0-0 4-3		0-0 G4-3				0-0 4-3	3	0	0	0	0	0	1						
<b>Johnny Edwards, L</b> OBP: 0.294, SLG: 0.333 (1, 2)			0-3 K			0-0 FC6-4 1B			0-0 4-3	3	0	1	0	0	1	0						
<b>Larry Dierker, R</b> OBP: 0.098, SLG: 0.100 <b>Jim Ray, R</b> OBP: 0.290, SLG: 0.182 (1, 1) (4, 1)			0-3 K			0-3 K			0-3 K	1	0	0	0	0	1	0						
<b>Inning Stats</b>	R: 0 E: 0 K: 1 S: 5	H: 0 LOB: 0 BB: 0 P: 5	R: 0 E: 0 K: 2 S: 7	H: 0 LOB: 0 BB: 0 P: 7	R: 0 E: 0 K: 2 S: 7	H: 0 LOB: 0 BB: 0 P: 7	R: 0 E: 0 K: 2 S: 7	H: 0 LOB: 0 BB: 0 P: 7	R: 1 E: 0 K: 0 S: 4	H: 2 LOB: 0 BB: 0 P: 4	R: 0 E: 0 K: 1 S: 6	H: 1 LOB: 1 BB: 0 P: 6	R: 0 E: 0 K: 1 S: 6	H: 1 LOB: 1 BB: 0 P: 6	R: 0 E: 0 K: 1 S: 5	H: 0 LOB: 0 BB: 0 P: 5	R: 1 E: 1 K: 0 S: 3	H: 2 LOB: 2 BB: 1 P: 7	1B: 5 2B: 0 3B: 0 HR: 1	SF: 0 SAC: 1 DP: 1 HBP: 0	WP: 0 PB: 0 SB: 0 CS: 0	PA: 31
<b>PITCHER</b>	IP	WLS	BF	H	R	ER	SO	BB	IBB	HBP	BLK	WP	HR	S	P	ERA	WHIP					
<b>Tom Seaver, R</b> ERA: 2.32 (1, 1)	8.1	L	31	6	2	1	10	0	1	0	0	0	1	50	54	1.08	0.720					

Batter	1	2	3	4	5	6	7	8	9	AB	R	H	RBI	BB	SO	LOB	TOP								
<b>Bud Harrelson, S</b> OBP: 0.340, SLG: 0.330 (1,6)	G3	P6		F8			F8		FC6-4 1B	5	0	1	0	0	0	2	<b>New York Mets @ St. Louis Cardinals</b> Busch Stadium, St. Louis, MO Sun Jul 18 1971, 3:33 AM CDT Att: 27,497 - Unknown								
<b>Ken Boswell, L</b> OBP: 0.310, SLG: 0.324 (1,4)	5-3		1B				P4		FC6-4 FC6-4 1-2	5	1	2	0	0	0	1									
<b>Dave Marshall, L</b> OBP: 0.346, SLG: 0.343 (1,9)	4-3		FC6-5 2-H 1B	4-3			K		FC6-4 1-2	5	0	1	1	0	1	2									
<b>Cleon Jones, R</b> OBP: 0.378, SLG: 0.446 (1,7)		4-3	K		F9			BB FC5-4 2B	L8	5	1	1	0	0	1	2									
<b>Donn Clendenon, R</b> OBP: 0.281, SLG: 0.429 (1,3)		HR	FC6-5 1B		K			K		4	2	1	1	0	2	2									
<b>Mike Jorgensen, L</b> OBP: 0.311, SLG: 0.400 (1,8)	G3		1B		CS			FC5-4 BB		2	0	1	0	2	0	0									
<b>Bob Aspromonte, R</b> OBP: 0.306, SLG: 0.344 (1,5)	WP 2B		1-2 2-H 1B		CS		F9	FC5-4 1-2 2-3 BB		2	1	1	1	2	0	0									
<b>Duffy Dyer, R</b> OBP: 0.353, SLG: 0.417 (1,2)								FC5-4		3	0	1	1	0	2	2									
<b>Ed Kranevool, L</b> OBP: 0.332, SLG: 0.449 (8, PH)										1	0	0	1	0	0	2									
<b>Jerry Grote, R</b> OBP: 0.356, SLG: 0.379 (8, 2)	1-H 2B		K				K			0	0	0	0	0	0	0									
<b>Jon Mattack, L</b> OBP: 0.176, SLG: 0.067 (8, 1)									6-3	2	0	0	0	1	2	0									
<b>Danny Frisella, L</b> OBP: 0.357, SLG: 0.167 (7, 1)										0	0	0	0	0	0	0									
<b>Ken Singleton, S</b> OBP: 0.372, SLG: 0.353 (8, PH)										1	0	0	0	0	0	2									
<b>Charlie Williams, R</b> OBP: 0.176, SLG: 0.067 (8, 1)										0	0	0	0	0	0	0									
<b>Inning Stats</b>	R: 0 E: 0 K: 0 S: 3	H: 0 LOB: 0 BB: 0 P: 3	R: 2 E: 0 K: 0 S: 5	H: 2 LOB: 2 BB: 2 P: 13	R: 2 E: 0 K: 2 S: 10	H: 3 LOB: 2 BB: 1 P: 14	R: 0 E: 0 K: 1 S: 6	H: 1 LOB: 1 BB: 0 P: 6	R: 0 E: 0 K: 2 S: 7	H: 0 LOB: 0 BB: 0 P: 7	R: 0 E: 0 K: 1 S: 5	H: 0 LOB: 0 BB: 0 P: 5	R: 0 E: 0 K: 1 S: 5	H: 0 LOB: 0 BB: 0 P: 5	R: 1 E: 0 K: 1 S: 6	H: 1 LOB: 2 BB: 2 P: 14	R: 0 E: 0 K: 0 S: 4	H: 1 LOB: 1 BB: 0 P: 4	1B: 5 2B: 3 3B: 0 HR: 1	SF: 0 SAC: 0 DP: 0 HBP: 0	WP: 1 PB: 0 SB: 2 CS: 1	PA: 41			
<b>PITCHER</b>	IP	WLS	BF	H	R	ER	SO	BB	IBB	HBP	BLK	WP	HR	S	P	ERA	WHIP								
<b>Al Santorini, R</b> ERA: 4.21 (1, 1)	2.2		16	5	4	4	1	3	0	0	0	1	1	15	27	13.50	3.000								
<b>Chuck Taylor, R</b> ERA: 3.89 (3, 1)	4.1	W	14	2	0	0	6	0	0	0	0	0	0	26	26	0.00	0.462								
<b>Moe Drabowsky, R</b> ERA: 3.23 (8, 1)	0.1		4	1	1	1	1	2	0	0	0	0	0	4	12	27.00	9.000								
<b>Frank Linzy, R</b> ERA: 2.56 (8, 1)	1.2	S	6	1	0	0	0	0	0	0	0	0	0	6	6	0.00	0.600								

Batter	1	2	3	4	5	6	7	8	9	AB	R	H	RBI	BB	SO	LOB	BOTTOM								
<b>Lou Brock, L</b> OBP: 0.398, SLG: 0.449 (1,7)	K		6-3		F7		1B 1B 2B IBB			3	1	0	0	1	1	0	<b>New York Mets @ St. Louis Cardinals</b> Busch Stadium, St. Louis, MO Sun Jul 18 1971, 3:33 AM CDT Att: 27,497 - Unknown								
<b>Luis Melendez, R</b> OBP: 0.315, SLG: 0.241 (9,7)										0	0	0	0	0	0	0									
<b>Ted Sizemore, R</b> OBP: 0.318, SLG: 0.332 (1,4)	6-3		F9							3	0	0	0	0	0	0									
<b>Matty Alou, L</b> OBP: 0.360, SLG: 0.425 (7, PH)										1	1	1	0	0	0	0									
<b>Moe Drabowsky, R</b> OBP: 0.500, SLG: 0.500 (8, 1)										0	0	0	0	0	0	0									
<b>Frank Linzy, R</b> OBP: 0.500, SLG: 0.500 (8, 1)										0	0	0	0	0	0	0									
<b>Ted Simmons, S</b> OBP: 0.371, SLG: 0.432 (1,2)	FC6-4 BB		FC6-4 1B				5-3		1-2 2-3 3-H 2B 1B	3	1	2	1	1	0	0									
<b>Joe Torre, R</b> OBP: 0.415, SLG: 0.536 (1,5)	FC6-4 1-2		FC6-4 1-2				4-3			4	0	1	3	0	0	2									
<b>Jose Cardenal, R</b> OBP: 0.305, SLG: 0.383 (1,9)			F7		K		6-3 F8			4	0	0	0	0	1	1									
<b>Joe Hague, L</b> OBP: 0.327, SLG: 0.384 (1,3)			4-3		K		K		4-3	4	0	0	0	0	2	0									
<b>Jose Cruz, L</b> OBP: 0.338, SLG: 0.321 (1,8)			K		F7		BB 2B BB		1-3	3	1	0	0	1	1	0									
<b>Dal Maxvill, R</b> OBP: 0.330, SLG: 0.284 (1,6)							F8		6-3	3	2	1	0	1	0	0									
<b>Al Santorini, R</b> OBP: 0.308, SLG: 0.308 (1,1)										0	0	0	0	0	0	0									
<b>Chuck Taylor, R</b> OBP: 0.111, SLG: 0.333 (3,1)										2	1	1	1	0	1	0									
<b>Jim Beauchamp, R</b> OBP: 0.321, SLG: 0.425 (7, PH)										1	1	1	2	0	0	0									
<b>Julian Javier, R</b> OBP: 0.271, SLG: 0.354 (8,4)			WP 3B				1B 1B 2B			0	0	0	0	0	0	0									
<b>Inning Stats</b>	R: 0 E: 0 K: 1 S: 5	H: 0 LOB: 1 BB: 1 P: 9	R: 0 E: 0 K: 1 S: 5	H: 0 LOB: 0 BB: 0 P: 5	R: 2 E: 0 K: 0 S: 6	H: 3 LOB: 1 BB: 0 P: 6	R: 0 E: 0 K: 2 S: 7	H: 0 LOB: 0 BB: 0 P: 7	R: 0 E: 0 K: 1 S: 5	H: 0 LOB: 0 BB: 0 P: 5	R: 0 E: 0 K: 0 S: 3	H: 0 LOB: 0 BB: 0 P: 3	R: 6 E: 0 K: 1 S: 9	H: 4 LOB: 1 BB: 3 P: 21	R: 0 E: 0 K: 0 S: 3	H: 0 LOB: 0 BB: 0 P: 3	1B: 4 2B: 2 3B: 1 HR: 0	SF: 0 SAC: 0 DP: 0 HBP: 0	WP: 1 PB: 0 SB: 0 CS: 0	PA: 35					
<b>PITCHER</b>	IP	WLS	BF	H	R	ER	SO	BB	IBB	HBP	BLK	WP	HR	S	P	ERA	WHIP								
<b>Jon Mattack, L</b> ERA: 4.61 (1, 1)	0.1		5	3	3	3	0	0	1	0	0	0	0	4	8	81.00	9.000								
<b>Danny Frisella, R</b> ERA: 2.28 (7, 1)			3	0	0	0	0	0	0	0	0	0	0	3	3	0.00	0.000								
<b>Charlie Williams, R</b> ERA: 4.5 (8, 1)	1.0		3	0	0	0	0	0	0	0	0	0	0	3	3	0.00	0.000								

Batter	1	2	3	4	5	6	7	8	9	AB R H RBI BB SO LOB	TOP											
<b>Bud Harrelson, S</b> (1, 6) OBP: 0.343, SLG: 0.332	4-0 FC5 1B BB	0-0 1B 1-2 3-H 1B		0-0 1B		0-0 6-3		0-0 F7		4 1 2 1 1 0 0	<b>New York Mets @ St. Louis Cardinals</b> Busch Stadium, St. Louis, MO Mon Jul 19 1971, 7:05 PM CDT Att: 20,003 - Unknown											
<b>Ken Singleton, S</b> (1, 9) OBP: 0.373, SLG: 0.350	0-3 K	0-0 F8		0-0 P4		4-0 BB		0-0 FC5-4 1B	4 0 1 0 1 1 4													
<b>Tommie Agee, R</b> (1, 8) OBP: 0.366, SLG: 0.423	0-0 1B	0-0 1B 1-3 2-H		0-0 F9		0-0 F8		0-0 FC5-4 1-2	5 0 2 1 0 0 3													
<b>Cleon Jones, R</b> (1, 7) OBP: 0.375, SLG: 0.442	0-0 F7	0-0 G4-6-3 1B		0-0 P4		0-0 F7		0-0 F8	5 0 1 1 0 0 5													
<b>Donn Clendenon, R</b> (1, 3) OBP: 0.279, SLG: 0.421	0-0 FC5 2-3f	0-0 G4-6-3 1-2f			0-3 K		0-0 L9-3 1B	0-0 6-3	5 0 1 0 0 1 5													
<b>Bob Aspromonte, R</b> (1, 5) OBP: 0.309, SLG: 0.346		0-0 BB 1B	0-0 FC4-6 1B		0-0 F2		0-0 L9-3 1-2		4 1 2 0 0 0 1													
<b>Jerry Grote, R</b> (1, 2) OBP: 0.358, SLG: 0.382		4-0 E 1B 1-2 BB	0-0 FC4-6 FC3-6 1-2f		0-0 2B		0-0 F7		3 1 1 0 1 0 1													
<b>Ted Martinez, R</b> (1, 4) OBP: 0.293, SLG: 0.282		0-0 E9 1B 1-3 2-H 1B	0-0 FC3-6 1-2f		4-0 IBB		0-3 K		3 1 1 1 1 1 1													
<b>Ray Sadecki, L</b> (1, 1) OBP: 0.333, SLG: 0.273		0-0 1B 2-3 3-H 1B	0-3 K		0-3 K		0-0 3-1		4 1 1 1 0 2 3													
<b>Inning Stats</b>	R: 0 E: 0 K: 1 S: 6	H: 1 LOB: 2 BB: 1 P: 10	R: 5 E: 1 K: 0 S: 8	H: 6 LOB: 1 BB: 1 P: 12	R: 0 E: 0 K: 1 S: 6	H: 1 LOB: 1 BB: 0 P: 6	R: 0 E: 0 K: 0 S: 4	H: 1 LOB: 1 BB: 0 P: 4	R: 0 E: 0 K: 2 S: 8	H: 1 LOB: 2 BB: 1 P: 12		R: 0 E: 0 K: 0 S: 3	H: 0 LOB: 0 BB: 1 P: 7	R: 0 E: 0 K: 0 S: 3	H: 1 LOB: 0 BB: 0 P: 3	R: 0 E: 0 K: 1 S: 5	H: 0 LOB: 0 BB: 0 P: 5	R: 0 E: 0 K: 0 S: 4	H: 1 LOB: 1 BB: 0 P: 4	1B: 11 2B: 2 3B: 0 HR: 0	SF: 0 SAC: 0 DP: 2 HBP: 0	WP: 0 PB: 0 SB: 0 CS: 0
<b>PITCHER</b>	IP WLS BF H R ER SO BB IBB HBP BLK WP HR S P ERA WHIP											<b>PITCHER</b>	IP WLS BF H R ER SO BB IBB HBP BLK WP HR S P ERA WHIP									
<b>Steve Carlton, L</b> (1, 1) ERA: 3.74	8.0 L 37 11 5 5 5 3 1 0 0 0 0 0 43 59 5.62 1.750																					
<b>Moe Drabowsky, R</b> (9, 1) ERA: 3.15	1.0 4 1 0 0 0 0 0 0 0 0 0 0 4 4 0.00 1.000																					

Batter	1	2	3	4	5	6	7	8	9	AB R H RBI BB SO LOB	BOTTOM											
<b>Lou Brock, L</b> (1, 7) OBP: 0.394, SLG: 0.444	0-0 6-3			0-3 K 1B		0-0 4-3			0-0 G3	4 1 0 0 0 1 0	<b>New York Mets @ St. Louis Cardinals</b> Busch Stadium, St. Louis, MO Mon Jul 19 1971, 7:05 PM CDT Att: 20,003 - Unknown											
<b>Matty Alou, L</b> (1, 8) OBP: 0.359, SLG: 0.423	0-0 5-3			0-0 5-3 SF7 1B		0-0 F8		0-0 F8	4 1 1 0 0 0 0													
<b>Ted Simmons, S</b> (1, 2) OBP: 0.369, SLG: 0.429	0-3 K			0-0 SF7 1-2 2-H 1B		0-0 4-3		0-3 K	4 0 1 1 0 2 0													
<b>Joe Torre, R</b> (1, 5) OBP: 0.412, SLG: 0.532		0-0 F9		0-0 5-3 1-2 2-3		0-0 5-3			3 0 0 0 0 0 2													
<b>Jim Beauchamp, R</b> (1, 3) OBP: 0.313, SLG: 0.418		0-0 1-5-3		0-0 SF7		0-0 P4			2 0 0 1 0 0 0													
<b>Jose Cardenal, R</b> (1, 9) OBP: 0.302, SLG: 0.379		0-0 5-3		0-0 F7		0-3 K			3 0 0 0 0 1 1													
<b>Julian Javier, R</b> (1, 4) OBP: 0.272, SLG: 0.354			0-0 G4-6-3 1B		0-0 6-3		0-0 P4		3 0 1 0 0 0 0													
<b>Dal Maxvill, R</b> (1, 6) OBP: 0.325, SLG: 0.279			0-0 G4-6-3 1-2f		0-0 1-3		0-0 6-3		3 0 0 0 0 0 1													
<b>Steve Carlton, L</b> (1, 1) OBP: 0.190, SLG: 0.246			0-3 K		0-0 1-3		0-3 K		2 0 0 0 0 1 0													
<b>Jerry McNertney, R</b> (8, PH) OBP: 0.347, SLG: 0.478									1 0 0 0 0 1 0													
<b>Moe Drabowsky, R</b> (9, 1) ERA: 3.15									0 0 0 0 0 0 0													
<b>Inning Stats</b>	R: 0 E: 0 K: 1 S: 5	H: 0 LOB: 0 BB: 0 P: 5	R: 0 E: 0 K: 0 S: 3	H: 0 LOB: 0 BB: 0 P: 3	R: 0 E: 0 K: 1 S: 5	H: 1 LOB: 0 BB: 0 P: 5	R: 2 E: 0 K: 1 S: 8	H: 2 LOB: 1 BB: 0 P: 8	R: 0 E: 0 K: 0 S: 3	H: 0 LOB: 0 BB: 0 P: 3	R: 0 E: 0 K: 1 S: 5	H: 0 LOB: 0 BB: 0 P: 5	R: 0 E: 0 K: 0 S: 3	H: 0 LOB: 0 BB: 0 P: 5	R: 0 E: 0 K: 1 S: 5	H: 0 LOB: 0 BB: 0 P: 5	R: 0 E: 0 K: 1 S: 5	H: 0 LOB: 0 BB: 0 P: 5	1B: 3 2B: 0 3B: 0 HR: 0	SF: 1 SAC: 0 DP: 1 HBP: 0	WP: 0 PB: 1 SB: 0 CS: 0	PA: 30
<b>PITCHER</b>	IP WLS BF H R ER SO BB IBB HBP BLK WP HR S P ERA WHIP											<b>PITCHER</b>	IP WLS BF H R ER SO BB IBB HBP BLK WP HR S P ERA WHIP									
<b>Ray Sadecki, L</b> (1, 1) ERA: 2.44	9.0 W 30 3 2 0 6 0 0 0 0 0 0 0 42 42 0.00 0.333																					

Batter	1	2	3	4	5	6	7	8	9	AB	R	H	RBI	BB	SO	LOB	TOP					
<b>Bud Harrelson, S</b> OBP: 0.342, SLG: 0.331 (1, 6)	0-3 K		0-0 1B		0-0 F8			0-3 K		4	0	1	0	0	2	0	<b>New York Mets @ Chicago Cubs</b> Wrigley Field, Chicago, IL Tue Jul 20 1971, 3:33 AM CDT Att: 37,270 - Cloudy - 75 F					
<b>Ken Boswell, L</b> OBP: 0.309, SLG: 0.323 (1, 4)	0-0 F7		0-0 1B			0-0 F7		0-0 F8		4	0	1	0	0	0	0						
<b>Tommie Agee, R</b> OBP: 0.367, SLG: 0.439 (1, 8)	0-0 6-3		0-0 5-3			HR		2B		4	1	2	1	0	0	2						
<b>Cleon Jones, R</b> OBP: 0.377, SLG: 0.443 (1, 7)		0-0 FC6-4 1B		0-0 1B		0-3 K		L9		4	0	2	0	0	1	1						
<b>Ed Kranepool, L</b> OBP: 0.335, SLG: 0.463 (1, 9)		0-0 FC6-4 FC5-4 1-2f		0-0 P5		HR		G5-4-3 1B		4	1	2	1	0	0	2						
<b>Donn Clendenon, R</b> OBP: 0.273, SLG: 0.411 (1, 3)		0-3 K		0-0 L8		0-0 F9		G5-4-3 1-2f		4	0	0	0	0	1	3						
<b>Bob Aspromonte, R</b> OBP: 0.305, SLG: 0.341 (1, 5)		0-0 FC5-4 1-2f		0-0 F8			0-0 1-3		0-0 F8	4	0	0	0	0	0	2						
<b>Jerry Grote, R</b> OBP: 0.356, SLG: 0.379 <b>Duffy Dyer, R</b> OBP: 0.346, SLG: 0.410 (1, 2) (5, 2)			0-3 K		0-0 1-3		0-3 K			2	0	0	0	0	1	0						
<b>Gary Gentry, R</b> OBP: 0.073, SLG: 0.075 <b>Tug McGraw, R</b> OBP: 0.222, SLG: 0.333 <b>Mike Jorgensen, L</b> OBP: 0.306, SLG: 0.393 <b>Danny Frisella, L</b> OBP: 0.167, SLG: 0.167 (1, 1) (6, 1) (7, PH) (7, 1)			0-3 K		0-0 F9		0-3 K			2	0	0	0	0	0	0						
<b>Inning Stats</b>	R: 0 E: 0 K: 1 S: 5	H: 0 LOB: 0 BB: 0 P: 5	R: 0 E: 0 K: 1 S: 6	H: 1 LOB: 1 BB: 0 P: 6	R: 0 E: 0 K: 2 S: 9	H: 2 LOB: 2 BB: 0 P: 9	R: 0 E: 0 K: 0 S: 4	H: 1 LOB: 1 BB: 0 P: 4	R: 0 E: 0 K: 1 S: 3	H: 0 LOB: 0 BB: 0 P: 3	R: 2 E: 0 K: 1 S: 7	H: 2 LOB: 0 BB: 0 P: 7	R: 0 E: 0 K: 1 S: 7	H: 0 LOB: 0 BB: 0 P: 7	R: 0 E: 0 K: 1 S: 6	H: 1 LOB: 1 BB: 0 P: 6		R: 0 E: 0 K: 0 S: 3	H: 1 LOB: 0 BB: 0 P: 3	1B: 5 2B: 1 3B: 0 HR: 2	SF: 0 SAC: 0 DP: 1 HBP: 0	WP: 0 PB: 0 SB: 0 CS: 0
<b>PITCHER</b> <b>Fergie Jenkins, R</b> ERA: 2.76 (1, 1)	IP: 9.0 WLS: W BF: 34 H: 8 R: 2 ER: 2 SO: 8 BB: 0 IBB: 0 HBP: 0 BLK: 0 WP: 0 HR: 2 S: 50 P: 50 ERA: 2.00 WHIP: 0.889															<b>PITCHER</b>						

AB	34
R	2
H	8
RBI	2
BB	0
SO	8
LOB	10



Batter	1	2	3	4	5	6	7	8	9	AB	R	H	RBI	BB	SO	LOB	BOTTOM			
<b>Don Kessinger, S</b> OBP: 0.356, SLG: 0.364 (1, 6)	0-0 G3	4-0 FC6 BB		0-0 L8		4-0 FC6-4 BB		0-0 L9		3	0	0	1	2	0	0	<b>New York Mets @ Chicago Cubs</b> Wrigley Field, Chicago, IL Tue Jul 20 1971, 3:33 AM CDT Att: 37,270 - Cloudy - 75 F			
<b>Glenn Beckert, R</b> OBP: 0.379, SLG: 0.415 (1, 4)	0-0 1B	0-0 FC6 1-2f		0-0 1B		0-0 FC6-4 2B		0-0 BB		4	2	2	0	1	0	4				
<b>Billy Williams, L</b> OBP: 0.378, SLG: 0.504 (1, 7)	0-0 P6		0-0 1B	0-0 1B	0-0 1B	0-0 2B		0-0 4-3		5	1	3	2	0	0	2				
<b>Joe Pepitone, L</b> OBP: 0.371, SLG: 0.555 (1, 3)	0-0 F8		0-3 K	0-0 F2		0-0 F7				4	0	0	0	0	1	4				
<b>Ron Santo, R</b> OBP: 0.381, SLG: 0.484 (1, 5)		4-0 BB 1B BB	4-0 1B BB		0-0 1B	0-0 6-3				2	1	1	0	2	0	1				
<b>Johnny Callison, L</b> OBP: 0.296, SLG: 0.317 (1, 9)	0-3 K	0-3 K		0-0 F8		0-0 4-3				4	0	0	0	0	2	3				
<b>Brock Davis, L</b> OBP: 0.362, SLG: 0.374 (1, 8)	0-0 F7		0-0 1B	0-0 1B		0-0 K		0-3 K		4	0	2	1	0	1	1				
<b>Chris Cannizzaro, R</b> OBP: 0.319, SLG: 0.299 (1, 2)	0-0 1B	0-0 BB 1B	0-0 F9	0-0 BB		0-0 1-3				3	0	1	0	1	0	2				
<b>Fergie Jenkins, R</b> OBP: 0.267, SLG: 0.406 (1, 1)	4-0 1B BB		0-0 F8	0-3 K		0-3 K				3	0	0	0	1	2	2				
<b>Inning Stats</b>	R: 0 E: 0 K: 0 S: 4	H: 1 LOB: 3 BB: 3 P: 4	R: 1 E: 0 K: 1 S: 6	H: 1 LOB: 3 BB: 3 P: 18	R: 1 E: 0 K: 2 S: 9	H: 2 LOB: 2 BB: 1 P: 13	R: 1 E: 0 K: 0 S: 5	H: 2 LOB: 1 BB: 0 P: 5	R: 0 E: 0 K: 1 S: 6	H: 2 LOB: 2 BB: 1 P: 10	R: 1 E: 0 K: 0 S: 4	H: 1 LOB: 1 BB: 1 P: 8	R: 0 E: 0 K: 1 S: 5	H: 0 LOB: 0 BB: 0 P: 5	R: 0 E: 0 K: 1 S: 5	H: 0 LOB: 1 BB: 1 P: 9		1B: 7 2B: 2 3B: 0 HR: 0	SF: 0 SAC: 0 DP: 0 HBP: 0	WP: 0 PB: 0 SB: 0 CS: 0
<b>PITCHER</b> <b>Gary Gentry, R</b> ERA: 3.52 <b>Tug McGraw, L</b> ERA: 1.87 <b>Danny Frisella, R</b> ERA: 2.19 (1, 1) (6, 1) (7, 1)	IP: 5.0 WLS: L BF: 28 H: 8 R: 4 ER: 4 SO: 4 BB: 0 IBB: 0 HBP: 0 BLK: 0 WP: 0 HR: 0 S: 30 P: 54 ERA: 7.20 WHIP: 2.800															<b>PITCHER</b>				


AB	32
R	4
H	9
RBI	4
BB	7
SO	6
LOB	19



Batter	1	2	3	4	5	6	7	8	9	AB	R	H	RBI	BB	SO	LOB	TOP					
<b>Bud Harrelson, S</b> OBP: 0.345, SLG: 0.335 (1, 6)										5	1	3	0	0	0	2						
<b>Ken Boswell, L</b> OBP: 0.318, SLG: 0.333 (1, 4)										4	0	4	2	0	0	0						
<b>Tommie Agee, R</b> OBP: 0.368, SLG: 0.434 (1, 8)										3	0	0	0	2	1	5						
<b>Cleon Jones, R</b> OBP: 0.374, SLG: 0.449 (1, 7)										5	1	1	2	0	0	7						
<b>Ed Kranepool, L</b> OBP: 0.336, SLG: 0.478 (1, 9)										5	2	2	1	0	0	0						
<b>Don Clendenen, R</b> OBP: 0.282, SLG: 0.423 (1, 3)										5	0	3	0	0	1	0						
<b>Bob Aspromonte, R</b> OBP: 0.303, SLG: 0.338 (1, 5)										5	0	1	0	0	1	3						
<b>Duffy Dyer, R</b> OBP: 0.365, SLG: 0.470 (1, 2)										5	2	3	1	0	0	1						
<b>Charlie Williams, R</b> OBP: 0.167, SLG: 0.063 (1, 1)										1	0	0	0	0	0	0						
<b>Ron Taylor, R</b> OBP: 0.333, SLG: 0.333 (3, 1)										1	1	1	0	0	0	0						
<b>Dave Marshburn, L</b> OBP: 0.322, SLG: 0.348 (6, PH)										1	0	1	0	0	0	0						
<b>Tug McGraw, L</b> OBP: 0.322, SLG: 0.322 (6, 1)										0	0	0	0	0	0	0						
<b>Mike Jorgensen, L</b> OBP: 0.322, SLG: 0.322 (7, PH)										1	0	0	0	0	0	2						
<b>Jim McAndrew, R</b> OBP: 0.143, SLG: 0.156 (7, 1)										0	0	0	0	0	0	0						
<b>Inning Stats</b>	R: 2 E: 0 K: 0 S: 5	H: 3 LOB: 0 BB: 0 P: 5	R: 0 E: 0 K: 0 S: 3	H: 1 LOB: 0 BB: 0 P: 3	R: 0 E: 0 K: 1 S: 7	H: 2 LOB: 2 BB: 0 P: 7	R: 3 E: 0 K: 0 S: 8	H: 6 LOB: 3 BB: 1 P: 12	R: 0 E: 0 K: 1 S: 5	H: 0 LOB: 0 BB: 0 P: 5	R: 1 E: 0 K: 0 S: 5	H: 2 LOB: 2 BB: 1 P: 9	R: 0 E: 0 K: 1 S: 7	H: 2 LOB: 2 BB: 0 P: 7	R: 0 E: 0 K: 0 S: 3	H: 1 LOB: 1 BB: 0 P: 3	R: 1 E: 0 K: 0 S: 5	H: 2 LOB: 1 BB: 0 P: 5	1B: 14 2B: 2 3B: 0 HR: 3	SF: 1 SAC: 0 DP: 4 HBP: 0	WP: 0 PB: 0 SB: 1 CS: 0	PA: 44
<b>PITCHER</b>	IP WLS BF H R ER SO BB IBB HBP BLK WP HR S P ERA WHIP																					
<b>Bill Hands, R</b> ERA: 3.4 (1, 1)	3.2	18	10	5	5	1	0	0	0	0	0	0	2	20	20	12.27	2.727					
<b>Bill Bonham, R</b> ERA: 4.75 (4, 1)	0.0	3	2	0	0	0	1	0	0	0	0	0	0	2	6	∞	∞					
<b>Joe Decker, R</b> ERA: 4.63 (4, 1)	2.1	W	10	2	1	1	1	0	0	0	0	0	0	11	15	3.86	1.286					
<b>Phil Regan, R</b> ERA: 3.91 (7, 1)	3.0	S	13	5	1	1	1	0	0	0	0	0	1	15	15	3.00	1.667					

**New York Mets @ Chicago Cubs**  
Wrigley Field, Chicago, IL  
Wed Jul 21 1971, 3:33 AM CDT  
Att: 37,828 - Sunny - 84 F

AB	41
R	7
H	19
RBI	6
BB	2
SO	3
LOB	20



Batter	1	2	3	4	5	6	7	8	9	AB	R	H	RBI	BB	SO	LOB	BOTTOM					
<b>Don Kessinger, S</b> OBP: 0.354, SLG: 0.364 (1, 6)										5	1	1	0	0	0	2						
<b>Glenn Beckert, R</b> OBP: 0.380, SLG: 0.416 (1, 4)										4	0	2	2	0	1	0						
<b>Billy Williams, L</b> OBP: 0.380, SLG: 0.514 (1, 7)										5	1	3	2	0	0	1						
<b>Joe Pepitone, L</b> OBP: 0.368, SLG: 0.548 (1, 3)										5	0	1	0	0	2	2						
<b>Ron Santo, R</b> OBP: 0.382, SLG: 0.482 (1, 5)										3	2	1	0	1	0	4						
<b>Jim Hickman, R</b> OBP: 0.348, SLG: 0.474 (1, 9)											4	2	2	0	0	2						
<b>Brock Davis, L</b> OBP: 0.365, SLG: 0.384 (1, 8)										3	1	1	2	1	0	0						
<b>Chris Cannizzaro, R</b> OBP: 0.322, SLG: 0.320 (1, 2)										4	2	2	2	0	0	1						
<b>Bill Hands, R</b> OBP: 0.163, SLG: 0.111 (1, 1)										0	0	0	0	0	0	0						
<b>Bill Bonham, R</b> OBP: 0.200, SLG: 0.200 (4, 1)										0	0	0	0	0	0	0						
<b>Joe Decker, R</b> OBP: 0.750, SLG: 1.000 (4, 1)										1	1	1	0	0	0	0						
<b>14 Ernie Banks, R</b> OBP: 0.220, SLG: 0.319 (6, PH)										1	1	1	1	0	0	0						
<b>Phil Regan, R</b> ERA: 5.13 (7, 1)										1	0	0	0	0	0	0						
<b>Inning Stats</b>	R: 1 E: 0 K: 2 S: 8	H: 1 LOB: 0 BB: 0 P: 8	R: 4 E: 0 K: 0 S: 7	H: 4 LOB: 1 BB: 1 P: 11	R: 2 E: 0 K: 1 S: 6	H: 2 LOB: 0 BB: 1 P: 10	R: 1 E: 0 K: 0 S: 6	H: 3 LOB: 2 BB: 0 P: 6	R: 0 E: 0 K: 0 S: 3	H: 0 LOB: 0 BB: 0 P: 3	R: 2 E: 0 K: 0 S: 7	H: 4 LOB: 2 BB: 0 P: 7	R: 1 E: 0 K: 0 S: 4	H: 1 LOB: 0 BB: 0 P: 4	R: 0 E: 0 K: 0 S: 3	H: 0 LOB: 0 BB: 0 P: 3	R: 0 E: 0 K: 0 S: 5	H: 2 LOB: 1 BB: 0 P: 5	1B: 8 2B: 2 3B: 1 HR: 4	SF: 0 SAC: 2 DP: 1 HBP: 0	WP: 0 PB: 0 SB: 0 CS: 0	PA: 40
<b>PITCHER</b>	IP WLS BF H R ER SO BB IBB HBP BLK WP HR S P ERA WHIP																					
<b>Charlie Williams, R</b> ERA: 5.5 (1, 1)	2.1	L	16	3	1	1	0	0	0	0	0	0	10	10	3.38	1.125						
<b>Ron Taylor, R</b> ERA: 3.35 (3, 1)	2.2		10	3	1	1	0	0	0	0	0	0	10	10	3.38	1.125						
<b>Tug McGraw, L</b> ERA: 2.12 (6, 1)	1.0		7	4	2	2	0	0	0	0	0	0	1	7	7	18.00	4.000					
<b>Jim McAndrew, R</b> ERA: 5.13 (7, 1)	2.0		7	1	1	1	0	0	0	0	0	0	1	7	7	4.50	0.500					

**New York Mets @ Chicago Cubs**  
Wrigley Field, Chicago, IL  
Wed Jul 21 1971, 3:33 AM CDT  
Att: 37,828 - Sunny - 84 F


AB	36
R	11
H	15
RBI	11
BB	2
SO	3
LOB	12



Batter	1	2	3	4	5	6	7	8	9	AB R H RBI BB SO LOB	TOP									
<b>Bud Harrison, S</b> OBP: 0.344, SLG: 0.334 (1, 6)	 1B	 F8		 F8			 SH1-4		 5-3	4 1 1 0 0 0 1	<b>New York Mets @ Chicago Cubs</b> Wrigley Field, Chicago, IL Thu Jul 22 1971, 3:33 AM CDT Att: 35,459 - Sunny - 90 F									
<b>Ken Boswell, L</b> OBP: 0.319, SLG: 0.350 (1, 4)	 HR	 6-3			 F8		 2B		 4-3	5 1 2 2 0 0 0										
<b>Tommie Agee, R</b> OBP: 0.376, SLG: 0.463 (1, 8) (7, 9)	 1B			 HR			 IBB			3 3 3 2 1 0 0										
<b>Cleon Jones, R</b> OBP: 0.372, SLG: 0.446 (1, 7)	 F8			 6-3			 K			4 0 1 0 0 1 4										
<b>Ed Kranepool, L</b> OBP: 0.302, SLG: 0.472 <b>Don Hahn, R</b> OBP: 0.333, SLG: 0.294 (1, 9) (7, 8)	 1B BB			 P5		 1B			 4-3	3 0 0 0 1 0 4 0 0 0 0 0 0 0										
<b>Donn Clendenen, R</b> OBP: 0.281, SLG: 0.419 (1, 3)	 1B			 K					 6-3	4 0 1 1 0 2 0										
<b>Bob Aspromonte, R</b> OBP: 0.337, SLG: 0.337 <b>Tim Foli, R</b> OBP: 0.284, SLG: 0.304 (1, 5) (8, 5)	 1B			 5-3			 1B		 K	4 0 1 0 0 1 2 0 0 0 0 0 0 0										
<b>Duffy Dyer, R</b> OBP: 0.346, SLG: 0.443 (1, 2)	 K			 F2			 K		 K	4 0 0 0 0 3 3										
<b>Tom Seaver, R</b> OBP: 0.281, SLG: 0.345 (1, 1)		 5-3					 SH1-4 1B		 1-3	4 0 2 0 0 0 0										
<b>Inning Stats</b>	R: 3 E: 0 K: 1 S: 9	H: 4 LOB: 2 BB: 1 P: 13	R: 0 E: 0 K: 0 S: 3	H: 0 LOB: 0 BB: 0 P: 3	R: 1 E: 0 K: 1 S: 6	H: 1 LOB: 1 BB: 0 P: 6	R: 0 E: 0 K: 0 S: 4	H: 1 LOB: 1 BB: 0 P: 4	R: 1 E: 0 K: 1 S: 5	H: 2 LOB: 0 BB: 0 P: 4		R: 0 E: 0 K: 1 S: 7	H: 2 LOB: 3 BB: 1 P: 11	R: 0 E: 0 K: 3 S: 9	H: 0 LOB: 0 BB: 0 P: 9	R: 0 E: 0 K: 0 S: 3	H: 0 LOB: 0 BB: 0 P: 3	1B: 7 2B: 2 3B: 0 HR: 3	SF: 0 SAC: 1 DP: 2 HBP: 0	WP: 0 PB: 0 SB: 2 CS: 1
<b>PITCHER</b>	IP WLS BF H R ER SO BB IBB HBP BLK WP HR S P ERA WHIP																			
<b>Mitt Pappas, R</b> ERA: 4.18 (1, 1)	4.1 L 22 8 5 5 2 1 0 0 0 0 0 3 25 29 10.38 2.077																			
<b>Bill Bonham, R</b> ERA: 4.59 (5, 1)	0.2 1 0 0 0 0 0 0 0 0 0 0 0 1 1 0.00 0.000																			
<b>Joe Decker, R</b> ERA: 4.1 (6, 1)	3.0 12 3 0 0 5 0 1 0 0 0 0 0 21 25 0.00 1.000																			
<b>Ron Tompkins, R</b> ERA: 4.1 (9, 1)	1.0 3 0 0 0 0 0 0 0 0 0 0 0 3 3 0.00 0.000																			

Batter	1	2	3	4	5	6	7	8	9	AB R H RBI BB SO LOB	BOTTOM											
<b>Don Kessinger, S</b> OBP: 0.353, SLG: 0.366 (1, 6)	 K								 5-3	4 0 1 0 0 2 0	<b>New York Mets @ Chicago Cubs</b> Wrigley Field, Chicago, IL Thu Jul 22 1971, 3:33 AM CDT Att: 35,459 - Sunny - 90 F											
<b>Glenn Beckert, R</b> OBP: 0.382, SLG: 0.417 (1, 4)	 F3			 K2-3			 1B		 1B	4 0 2 0 0 1 1												
<b>Billy Williams, L</b> OBP: 0.379, SLG: 0.511 (1, 7)	 4-3				 3-1		 1B		 1B	4 0 1 0 0 0 1												
<b>Joe Pepitone, L</b> OBP: 0.363, SLG: 0.541 (1, 3)		 F5			 F9				 P6	4 0 0 0 0 1 2												
<b>Ron Santo, R</b> OBP: 0.378, SLG: 0.477 (1, 5)		 K			 K				 K	4 0 0 0 0 4 2												
<b>Jim Hickman, R</b> OBP: 0.346, SLG: 0.468 (1, 9)		 5-3								3 0 0 0 0 0 0												
<b>Brock Davis, L</b> OBP: 0.359, SLG: 0.378 (1, 8)			 P5						 1-3	3 0 0 0 0 0 0												
<b>Chris Cannizzaro, R</b> OBP: 0.327, SLG: 0.348 (1, 2)									 5-3	3 1 2 1 0 0 0												
<b>Mitt Pappas, R</b> ERA: 4.18 <b>Bill Bonham, R</b> ERA: 4.59 <b>Ray Westendorp, R</b> OBP: 0.295, SLG: 0.320 <b>Joe Decker, R</b> OBP: 0.378, SLG: 0.500 <b>Paul Popovich, S</b> OBP: 0.362, SLG: 0.339 <b>Ron Tompkins, R</b> ERA: 4.1 (1, 1) (5, 1) (6, 1) (8, 1) (9, 1)			 HR				 K		 P6	1 0 0 0 0 1 0 0 0 0 0 0 0 0 1 0 0 0 0 0 1 1 0 0 0 0 0 0 0 1 0 0 0 0 0 0 0 0 0 0 0 0 0 0 0												
<b>Inning Stats</b>	R: 0 E: 0 K: 1 S: 5	H: 0 LOB: 0 BB: 0 P: 5	R: 0 E: 0 K: 1 S: 5	H: 0 LOB: 0 BB: 0 P: 5	R: 1 E: 0 K: 2 S: 9	H: 2 LOB: 1 BB: 0 P: 9	R: 0 E: 0 K: 1 S: 5	H: 0 LOB: 0 BB: 0 P: 5	R: 0 E: 0 K: 1 S: 6	H: 1 LOB: 1 BB: 0 P: 6		R: 0 E: 0 K: 1 S: 5	H: 1 LOB: 0 BB: 0 P: 5	R: 0 E: 0 K: 2 S: 7	H: 0 LOB: 0 BB: 0 P: 7	R: 0 E: 0 K: 0 S: 3	H: 0 LOB: 2 BB: 0 P: 3	R: 0 E: 0 K: 1 S: 7	H: 2 LOB: 2 BB: 0 P: 7	1B: 3 2B: 2 3B: 0 HR: 1	SF: 0 SAC: 0 DP: 1 HBP: 0	WP: 1 PB: 0 SB: 0 CS: 0
<b>PITCHER</b>	IP WLS BF H R ER SO BB IBB HBP BLK WP HR S P ERA WHIP																					
<b>Tom Seaver, R</b> ERA: 2.25 (1, 1)	9.0 W 32 6 1 1 10 0 0 0 0 0 1 1 52 52 1.00 0.667																					

AB	35
R	5
H	11
RBI	5
BB	2
SO	7
LOB	14



AB	32
R	1
H	6
RBI	1
BB	0
SO	10
LOB	7



livebaseballscores.com

livebaseballscores.com

Batter	1	2	3	4	5	6	7	8	9	AB	R	H	RBI	BB	SO	LOB	TOP			
Roger Metzger, S OBP: 0.282, SLG: 0.291 (1, 6)	K		F8 HR 2B	FC6-4		4-3		F7		5	1	1	0	0	1	1	<b>Houston Astros @ New York Mets</b> Shea Stadium, Flushing, NY Fri Jul 23 1971, 7:05 PM EDT Att: 37,227 - Unknown			
Joe Morgan, L OBP: 0.355, SLG: 0.400 (1, 4)	4-3 S BB		F8			F S 1B BB		1-3		2	1	0	0	3	0	1				
Jimmy Wynn, R OBP: 0.322, SLG: 0.331 (1, 9)	4-3 BB					E5 1B		F7		3	2	1	2	2	0	2				
Cesar Cedeno, R OBP: 0.285, SLG: 0.400 (1, 8)	4-3		6-3			1B 1B		F9		5	1	2	1	0	0	3				
Doug Rader, R OBP: 0.313, SLG: 0.369 (1, 5)	3-1					1B 1B		L8		5	0	2	1	0	0	4				
Denis Menke, R OBP: 0.319, SLG: 0.314 (1, 3)			F8			1B 1B		F7		5	0	2	1	0	0	1				
Jesus Alou, R OBP: 0.338, SLG: 0.380 (1, 7)			F8			FC6-4 1B		F1		4	0	1	0	0	0	2				
Johnny Edwards, L OBP: 0.282, SLG: 0.312 (1, 2)			G3-5-6-2-6			F6		F6		4	0	1	0	0	0	4				
Don Wilson, R OBP: 0.164, SLG: 0.167 (1, 1)			F1			FC6-4 HBP		F3		3	0	0	0	0	0	4				
<b>Inning Stats</b>	R: 0 E: 0 K: 1 S: 5	H: 0 LOB: 2 BB: 2 P: 13	R: 0 E: 0 K: 0 S: 3	H: 1 LOB: 1 BB: 0 P: 4	R: 2 E: 0 K: 0 S: 6	H: 3 LOB: 1 BB: 0 P: 6	R: 0 E: 0 K: 0 S: 3	H: 1 LOB: 1 BB: 0 P: 4	R: 3 E: 1 K: 0 S: 7	H: 3 LOB: 2 BB: 1 P: 11	R: 0 E: 0 K: 0 S: 4	H: 1 LOB: 1 BB: 0 P: 8	R: 0 E: 0 K: 0 S: 3	H: 0 LOB: 1 BB: 1 P: 7	R: 0 E: 0 K: 0 S: 3	H: 0 LOB: 0 BB: 0 P: 3	1B: 7 2B: 2 3B: 1 HR: 1	SF: 0 SAC: 0 DP: 1 HBP: 2	WP: 0 PB: 0 SB: 2 CS: 0	PA: 43
<b>PITCHER</b>	IP WLS BF H R ER SO BB IBB HBP BLK WP HR S P ERA WHIP	IP WLS BF H R ER SO BB IBB HBP BLK WP HR S P ERA WHIP																		
Nolan Ryan, R ERA: 2.63 (1, 1)	4.0 L 23 7 5 4 1 3 0 2 0 0 1 20 34 9.00 2.500																			
Ray Sadecki, L ERA: 2.41 (5, 1)	1.0 4 1 0 0 0 0 0 0 0 0 0 0 4 4 0.00 1.000																			
Charlie Williams, R ERA: 5.3 (6, 1)	2.0 9 2 0 0 0 1 0 0 0 0 0 0 8 12 0.00 1.500																			
Ron Taylor, R ERA: 3.21 (8, 1)	2.0 7 0 0 0 0 1 0 0 0 0 0 0 6 10 0.00 0.500																			

Batter	1	2	3	4	5	6	7	8	9	AB	R	H	RBI	BB	SO	LOB	BOTTOM					
Ted Martinez, R OBP: 0.289, SLG: 0.279 (1, 6)	G1-6-3 1B		FC6-4					F3		4	0	1	0	0	0	2	<b>Houston Astros @ New York Mets</b> Shea Stadium, Flushing, NY Fri Jul 23 1971, 7:05 PM EDT Att: 37,227 - Unknown					
Ken Boswell, L OBP: 0.322, SLG: 0.350 (1, 4)	G1-6-3							5-3		3	1	1	0	1	0	1						
Tommie Agee, R OBP: 0.371, SLG: 0.456 (1, 8)	4-3							F3		4	0	0	0	0	0	2						
Cleon Jones, R OBP: 0.371, SLG: 0.442 (1, 7)			F3					6-3		3	0	0	0	1	1	0						
Ed Kranepool, L OBP: 0.333, SLG: 0.466 (1, 9)			6-3					L6		3	0	0	0	1	0	0						
Don Clendenen, R OBP: 0.280, SLG: 0.411 (1, 3)			K					K		3	0	0	1	1	2	0						
Bob Aspromonte, R OBP: 0.298, SLG: 0.332 (1, 5)			K					F9		4	0	0	0	0	1	3						
Duffy Dyer, R OBP: 0.333, SLG: 0.425 (1, 2)			E6 FC6-4					K		3	0	0	0	0	1	3						
Nolan Ryan, R OBP: 0.167, SLG: 0.152 (1, 1)			K					K		1	0	0	0	0	1	1						
Ray Sadecki, L OBP: 0.333, SLG: 0.273 (5, 1)										0	0	0	0	0	0	0						
Mike Carrozzini, L OBP: 0.297, SLG: 0.379 (6, 1)										0	0	0	0	0	1	0						
Charlie Williams, R OBP: 0.354, SLG: 0.383 (8, 1)										0	0	0	0	0	0	0						
Dave Marshall, L OBP: 0.354, SLG: 0.383 (7, 1)										1	0	1	0	0	0	0						
Ron Taylor, R OBP: 0.333, SLG: 0.333 (8, 1)										0	0	0	0	0	0	0						
<b>Inning Stats</b>	R: 0 E: 0 K: 0 S: 3	H: 1 LOB: 0 BB: 0 P: 3	R: 0 E: 0 K: 1 S: 5	H: 0 LOB: 0 BB: 0 P: 5	R: 0 E: 1 K: 2 S: 8	H: 0 LOB: 1 BB: 0 P: 8	R: 1 E: 0 K: 0 S: 3	H: 0 LOB: 3 BB: 4 P: 19	R: 0 E: 0 K: 1 S: 6	H: 1 LOB: 1 BB: 0 P: 6	R: 0 E: 0 K: 2 S: 7	H: 0 LOB: 0 BB: 0 P: 7	R: 0 E: 0 K: 1 S: 6	H: 1 LOB: 1 BB: 0 P: 6	R: 0 E: 0 K: 0 S: 3	H: 0 LOB: 0 BB: 0 P: 3	R: 0 E: 0 K: 0 S: 3	H: 0 LOB: 0 BB: 0 P: 3	1B: 2 2B: 1 3B: 0 HR: 0	SF: 0 SAC: 0 DP: 1 HBP: 0	WP: 0 PB: 0 SB: 0 CS: 0	PA: 34
<b>PITCHER</b>	IP WLS BF H R ER SO BB IBB HBP BLK WP HR S P ERA WHIP	IP WLS BF H R ER SO BB IBB HBP BLK WP HR S P ERA WHIP																				
Don Wilson, R ERA: 3.11 (1, 1)	9.0 W 34 3 1 1 7 4 0 0 0 0 0 44 60 1.00 0.778																					

AB	36
R	5
H	10
RBI	5
BB	5
SO	1
LOB	22





Batter	1	2	3	4	5	6	7	8	9	AB	R	H	RBI	BB	SO	LOB	TOP			
Roger Metzger, S (1, 6) OBP: 0.286, SLG: 0.295										5	1	3	0	0	0	0				
Joe Morgan, L (1, 4) OBP: 0.355, SLG: 0.397										3	1	0	0	2	0	3				
Jimmy Wynn, R (1, 9) OBP: 0.323, SLG: 0.330										4	0	1	0	1	2	2				
Cesar Cedeno, R (1, 8) OBP: 0.285, SLG: 0.399										3	1	1	1	0	0	2				
Doug Rader, R (1, 5) OBP: 0.313, SLG: 0.367										4	0	1	1	0	1	2				
Denis Menke, R (1, 3) OBP: 0.321, SLG: 0.317										3	0	1	0	1	0	2				
Jesus Alou, R (1, 7) OBP: 0.341, SLG: 0.382										4	0	2	1	0	0	1				
Jack Hiatt, R (1, 2) OBP: 0.397, SLG: 0.342										4	0	1	0	0	1	4				
Bill Greif, R (1, 1) Denny Lemaster, L (1, 1) Jay Schuster, R (5, Ph) Buddy Harris, R (5, 1) Ray Busse, R (5, Ph) George Culver, R (5, 1) Norm Miller, R (5, Ph) Fred Gladding, L (5, 1)										0	0	0	0	0	0	0				
<b>Inning Stats</b>	R: 0 E: 0 K: 1 S: 6	H: 1 LOB: 1 BB: 0 P: 6	R: 0 E: 0 K: 1 S: 6	H: 1 LOB: 1 BB: 0 P: 6	R: 0 E: 0 K: 1 S: 5	H: 0 LOB: 1 BB: 1 P: 9	R: 1 E: 0 K: 1 S: 6	H: 2 LOB: 1 BB: 1 P: 10	R: 2 E: 0 K: 0 S: 5	H: 2 LOB: 2 BB: 2 P: 15	R: 0 E: 0 K: 0 S: 3	H: 1 LOB: 0 BB: 0 P: 3	R: 0 E: 0 K: 1 S: 6	H: 1 LOB: 1 BB: 0 P: 6	R: 0 E: 0 K: 1 S: 5	H: 0 LOB: 0 BB: 0 P: 5	1B: 9 2B: 2 3B: 0 HR: 0	SF: 1 SAC: 0 DP: 2 HBP: 0	WP: 1 PB: 0 SB: 0 CS: 1	PA: 39
<b>PITCHER</b>	IP WLS BF H R ER SO BB IBB HBP BLK WP HR S P ERA WHIP																			
Jon Matlack, L (1, 1) ERA: 4.42	4.2		23	6	3	2	5	4	0	0	0	0	1	0	29	45	3.86	2.143		
Tug McGraw, L (5, 1) ERA: 1.99	4.1	W	16	4	0	0	2	0	0	0	0	0	0	0	20	20	0.00	0.923		

Houston Astros @ New York Mets  
Shea Stadium, Flushing, NY  
Sat Jul 24 1971, 3:33 AM EDT  
Att: 24,368 - Unknown

AB	34
R	3
H	10
RBI	3
BB	4
SO	7
LOB	18



Batter	1	2	3	4	5	6	7	8	9	AB	R	H	RBI	BB	SO	LOB	BOTTOM			
Ken Boswell, L (1, 4) OBP: 0.331, SLG: 0.355										2	3	2	0	2	0	0				
Tim Foli, R (8, 4) OBP: 0.284, SLG: 0.304										0	0	0	0	0	0	0				
Wayne Garrett, L (1, 5) OBP: 0.600, SLG: 0.600										5	3	3	2	0	0	3				
Tommy Agee, R (1, 8) OBP: 0.372, SLG: 0.451										3	1	0	0	2	0	3				
Don Hahn, R (9, 8) OBP: 0.333, SLG: 0.294										0	0	0	0	0	0	0				
Cleon Jones, R (1, 7) OBP: 0.377, SLG: 0.452										4	0	3	5	1	0	2				
Ken Singleton, S (9, 7) OBP: 0.373, SLG: 0.350										0	0	0	0	0	0	0				
Ed Kranepool, L (1, 3) OBP: 0.331, SLG: 0.465										5	1	1	1	0	0	4				
Dave Marshall, L (1, 9) OBP: 0.343, SLG: 0.347										5	0	0	0	0	1	4				
Duffy Dyer, R (1, 2) OBP: 0.329, SLG: 0.408										3	0	0	0	1	1	1				
Ted Martinez, R (1, 6) OBP: 0.286, SLG: 0.267										2	0	0	1	0	0	0				
Jon Matlack, L (1, 1) OBP: 0.429, SLG: 0.333										2	1	2	0	0	0	0				
Tug McGraw, R (5, 1) OBP: 0.182, SLG: 0.273										2	0	0	0	0	1	2				
<b>Inning Stats</b>	R: 3 E: 0 K: 0 S: 5	H: 2 LOB: 1 BB: 2 P: 13	R: 3 E: 0 K: 0 S: 7	H: 4 LOB: 1 BB: 0 P: 7	R: 0 E: 0 K: 0 S: 3	H: 0 LOB: 0 BB: 0 P: 3	R: 0 E: 0 K: 0 S: 4	H: 1 LOB: 2 BB: 1 P: 8	R: 1 E: 0 K: 0 S: 4	H: 1 LOB: 1 BB: 1 P: 8	R: 2 E: 0 K: 1 S: 8	H: 3 LOB: 1 BB: 0 P: 8	R: 0 E: 0 K: 2 S: 7	H: 0 LOB: 2 BB: 1 P: 12	R: 0 E: 0 K: 0 S: 3	H: 0 LOB: 1 BB: 1 P: 7	1B: 8 2B: 3 3B: 0 HR: 0	SF: 1 SAC: 1 DP: 0 HBP: 1	WP: 0 PB: 1 SB: 1 CS: 0	PA: 42
<b>PITCHER</b>	IP WLS BF H R ER SO BB IBB HBP BLK WP HR S P ERA WHIP																			
Bill Greif, R (1, 1) ERA: 7.11	0.0	L	4	2	3	3	0	2	0	0	0	0	0	0	17	21	6.75	1.500		
Denny Lemaster, L (1, 1) ERA: 2.09	4.0		18	5	3	3	0	1	0	0	0	0	0	0	4	8	9.00	2.000		
Buddy Harris, R (5, 1) ERA: 6.35	1.0		5	1	1	1	0	1	0	0	0	0	0	0	15	20	9.00	2.000		
George Culver, R (6, 1) ERA: 2.4	2.0		11	3	2	2	3	1	0	1	0	0	0	0	3	7	0.00	1.000		
Fred Gladding, R (8, 1) ERA: 1.5	1.0		4	0	0	0	0	1	0	0	0	0	0	0	3	7	0.00	1.000		

Houston Astros @ New York Mets  
Shea Stadium, Flushing, NY  
Sat Jul 24 1971, 3:33 AM EDT  
Att: 24,368 - Unknown

AB	33
R	9
H	11
RBI	9
BB	6
SO	3
LOB	19



Batter	1	2	3	4	5	6	7	8	9	AB	R	H	RBI	BB	SO	LOB				
Roger Metzger, S (1, 6) OBP: 0.287, SLG: 0.294	4-0 1B BB		0-0 L4		0-0 4-3		0-0 F8	0-0 G3 1B	0-3 K	5	0	1	1	1	1	3				
Joe Morgan, L (1, 4) OBP: 0.356, SLG: 0.406	0-0 S 1B		0-0 HR		4-0 S BB		0-0 F9	0-0 G3		4	1	2	2	1	0	2				
Jimmy Wynn, R (1, 9) OBP: 0.325, SLG: 0.332	0-3 K		0-0 2B		0-0 F7		4-0 1B BB	0-0 F8		4	0	1	0	1	1	5				
Fred Gladding, L (8, 1)	1-2 K				1-2					0	0	0	0	0	0	0				
Cesar Cedeno, R (1, 8) OBP: 0.286, SLG: 0.398	0-0 P4		0-3 K		0-0 5-3		0-0 FC6-4 1B		4-0 BB 1B BB	4	1	1	0	1	1	4				
Doug Rader, R (1, 5) OBP: 0.312, SLG: 0.364	0-0 F7		4-0 BB		0-0 F7		0-0 FC6-4		0-3 K	3	0	0	0	1	0	4				
Denny Lemaster, R (7, 1) OBP: 0.333, SLG: 0.333							1-2			0	0	0	0	0	0	0				
Cesar Geronimo, L (8, 8) OBP: 0.250, SLG: 0.304										1	0	0	0	0	1	1				
Denis Menke, R (1, 3) OBP: 0.322, SLG: 0.314		0-3 K	0-0 F3		0-0 FC6-4 BB		4-0 4-3		4-0 1B BB	3	1	0	0	2	1	2				
Jesus Alou, R (1, 7) OBP: 0.346, SLG: 0.386					0-0 2-3		0-0 FC6-4		0-0 E 1B	5	1	3	1	0	0	1				
Jay Schlueter, R (8, PR) OBP: 0.333, SLG: 0.333							1-2		4-3 1B 1B	0	0	0	0	0	0	0				
Johnny Edwards, L (1, 2) OBP: 0.280, SLG: 0.310		0-0 F3			0-0 F8		0-0 G3		0-0 E3 1B BB	5	1	1	1	0	0	3				
Ken Forsch, R (1, 1) OBP: 0.069, SLG: 0.036		0-3 K			0-3 K				4-0 4-3	2	0	0	0	0	2	1				
Bill Greif, R (4, 1) OBP: 0.500, SLG: 0.500									0-0 G3 1B	0	0	0	0	0	0	0				
Norm Miller, L (7, PH) OBP: 0.320, SLG: 0.420									1-2 2-3	2	1	1	1	1	0	2				
									1-2 2-3	2	1	1	1	1	0	2				
<b>Inning Stats</b>	R: 0 E: 0 K: 1 S: 6	H: 1 LOB: 2 BB: 1 P: 10	R: 0 E: 0 K: 2 S: 8	H: 1 LOB: 1 BB: 0 P: 8	R: 1 E: 0 K: 1 S: 7	H: 2 LOB: 2 BB: 1 P: 11	R: 0 E: 0 K: 1 S: 5	H: 0 LOB: 1 BB: 1 P: 5	R: 0 E: 0 K: 0 S: 3	H: 0 LOB: 1 BB: 1 P: 7	R: 1 E: 0 K: 0 S: 5	H: 2 LOB: 2 BB: 1 P: 9	R: 2 E: 1 K: 0 S: 6	H: 2 LOB: 2 BB: 1 P: 10	R: 2 E: 0 K: 2 S: 9	H: 2 LOB: 3 BB: 2 P: 17	1B: 7 2B: 3 3B: 0 HR: 2	SF: 0 SAC: 0 DP: 0 HBP: 0	WP: 0 PB: 0 SB: 2 CS: 0	PA: 46
<b>PITCHER</b>	IP WLS BF H R ER SO BB IBB HBP BLK WP HR S P ERA WHIP																			
Gary Gentry, R (1, 1) ERA: 3.48	6.2 W 31 6 2 2 5 5 0 0 0 0 2 36 56 2.70 1.650																			
Danny Frisella, R (7, 1) ERA: 2.57	1.2 12 3 4 2 1 3 0 0 0 0 0 11 23 10.80 3.600																			
Ron Taylor, R (8, 1) ERA: 3.17	0.2 S 3 1 0 0 1 0 0 0 0 0 0 5 5 0.00 1.500																			

**Houston Astros @ New York Mets**  
Shea Stadium, Flushing, NY

Sun Jul 25 1971, 3:33 AM EDT  
Att: 28,776 - Unknown

AB	38
R	6
H	10
RBI	6
BB	8
SO	7
LOB	28

Batter	1	2	3	4	5	6	7	8	9	AB	R	H	RBI	BB	SO	LOB				
Ken Boswell, L (1, 4) OBP: 0.336, SLG: 0.357	0-0 L8		4-0 BB	0-0 1B		0-0 F8		0-0 PO 1B		4	0	2	2	1	0	1				
Tim Foli, R (9, 4) OBP: 0.284, SLG: 0.304				2-3 3-H				1-2 3-H		0	0	0	0	0	0	0				
Wayne Garrett, L (1, 5) OBP: 0.700, SLG: 0.625	4-0 G5-4-3 BB		4-0 BB	1-2 2-3		0-0 G3		0-0 1B		3	0	2	1	2	0	1				
Tommie Agee, R (1, 8) OBP: 0.370, SLG: 0.452	0-0 G5-4-3		0-3 K	0-0 F8				0-0 PO		4	0	1	0	0	1	6				
Cleon Jones, R (1, 7) OBP: 0.382, SLG: 0.469		0-0 FC3-6 1B		0-0 HR		0-0 4-3 SF7 2B		0-0 4-3		4	2	3	1	0	0	1				
Ed Kranepool, L (1, 3) OBP: 0.331, SLG: 0.461		0-0 FC3-6		4-0 1B BB		0-0 4-3		0-3 K		2	1	0	0	1	0	2				
Donn Clendenon, R (7, PH) OBP: 0.279, SLG: 0.409		1-2 G4-6-3		0-0 1B BB		2-3		3-H		1	0	0	0	0	1	1				
Dave Marshall, L (1, 9) OBP: 0.337, SLG: 0.342		0-0 G4-6-3		0-3 K		0-0 SF7				2	0	0	1	0	1	2				
Don Hahn, R (8, PH) OBP: 0.339, SLG: 0.300		1-2				3-H				1	1	1	0	0	0	0				
Duffy Dyer, R (1, 2) OBP: 0.326, SLG: 0.400			0-0 BB S 1B		0-0 F9		0-3 K		0-0 F2	4	0	1	0	0	1	2				
Ted Martinez, R (1, 6) OBP: 0.321, SLG: 0.306			0-0 L4		0-0 1B 1B		0-0 1B		0-0 1B 1B	4	2	3	0	0	0	1				
Gary Gentry, R (1, 1) OBP: 0.091, SLG: 0.093			0-3 K		0-0 1B 1B		0-3 K		0-0 1B 1B	3	1	1	1	0	2	2				
Danny Frisella, L (7, 1) OBP: 0.286, SLG: 0.286					1-3 2-H				1-3 2-H	1	0	1	1	0	0	0				
Ron Taylor, R (8, 1) OBP: 0.333, SLG: 0.333										0	0	0	0	0	0	0				
										0	0	0	0	0	0	0				
<b>Inning Stats</b>	R: 0 E: 0 K: 0 S: 2	H: 0 LOB: 0 BB: 1 P: 6	R: 0 E: 0 K: 0 S: 3	H: 1 LOB: 0 BB: 0 P: 3	R: 0 E: 0 K: 2 S: 8	H: 1 LOB: 2 BB: 2 P: 16	R: 4 E: 0 K: 1 S: 10	H: 5 LOB: 2 BB: 1 P: 14	R: 1 E: 0 K: 1 S: 6	H: 1 LOB: 0 BB: 0 P: 6	R: 0 E: 0 K: 1 S: 6	H: 1 LOB: 1 BB: 0 P: 6	R: 0 E: 0 K: 1 S: 5	H: 1 LOB: 0 BB: 0 P: 5	R: 2 E: 0 K: 0 S: 6	H: 5 LOB: 2 BB: 0 P: 6	1B: 12 2B: 3 3B: 0 HR: 1	SF: 1 SAC: 0 DP: 3 HBP: 0	WP: 0 PB: 0 SB: 2 CS: 0	PA: 39
<b>PITCHER</b>	IP WLS BF H R ER SO BB IBB HBP BLK WP HR S P ERA WHIP																			
Ken Forsch, R (1, 1) ERA: 2.94	3.2 L 20 7 4 4 3 4 0 0 0 0 0 1 22 38 9.82 3.000																			
Bill Greif, R (4, 1) ERA: 6.23	2.1 9 2 1 1 2 0 0 0 0 0 0 13 13 3.86 0.857																			
Denny Lemaster, L (7, 1) ERA: 2.48	1.1 8 5 2 2 1 0 0 0 0 0 0 10 10 13.50 3.750																			
Fred Gladding, R (8, 1) ERA: 1.47	0.2 1 1 0 0 0 0 0 0 0 0 0 1 1 0.00 1.500																			

**Houston Astros @ New York Mets**  
Shea Stadium, Flushing, NY

Sun Jul 25 1971, 3:33 AM EDT  
Att: 28,776 - Unknown

AB	33
R	7
H	15
RBI	7
BB	4
SO	6
LOB	19

Batter	1	2	3	4	5	6	7	8	9	AB	R	H	RBI	BB	SO	LOB	TOP										
<b>Lou Brock, L</b> OBP: 0.396, SLG: 0.445 (1, 7)	0-3 K	0-0 1B			0-0 6-3		0-3 K		0-0 4-3	5	0	1	1	0	2	0	<b>St. Louis Cardinals @ New York Mets</b> Shea Stadium, Flushing, NY Mon Jul 26 1971, 7:05 PM EDT Att: 30,586 - Unknown  livebaseballscores.com										
<b>Matty Alou, L</b> OBP: 0.355, SLG: 0.426 (1, 3)	0-0 2B	0-0 F2			0-0 L6		0-0 4-3		0-0 HR	5	2	2	1	0	0	1											
<b>Luis Melendez, R</b> OBP: 0.367, SLG: 0.313 (1, 9)	0-0 2B		0-0 6-3		0-0 1B			0-0 SH5-4	0-0 6-3	5	1	3	0	0	0	0											
<b>Joe Torre, R</b> OBP: 0.431, SLG: 0.560 (1, 5)	0-0 2B		0-0 5-3		0-0 1B			0-0 SH5-4		4	0	3	2	0	0	0											
<b>Ted Simmons, S</b> OBP: 0.359, SLG: 0.410 (1, 2)	0-3 K		0-3 K		0-3 K			0-0 SH5-4		3	0	0	0	0	3	3											
<b>Julian Javier, R</b> OBP: 0.272, SLG: 0.346 (1, 4)	0-3 K			0-0 5-3		0-3 K		4-0 IBB		3	0	0	0	1	2	1											
<b>Jose Cruz, L</b> OBP: 0.347, SLG: 0.353 (1, 8)		0-0 P4		0-0 F9		0-3 K		0-3 K		3	0	0	0	0	1	0											
<b>Jose Cardenal, R</b> OBP: 0.303, SLG: 0.379 (8, PH)										1	0	0	0	0	1	3											
<b>Dal Maxwell, R</b> OBP: 0.321, SLG: 0.280 (1, 6)	0-3 K			0-0 1B		0-0 F7		0-0 F8		4	0	1	0	0	1	3											
<b>Bob Gibson, R</b> OBP: 0.241, SLG: 0.308 (1, 1)		0-0 1B		0-0 F7		0-3 K		0-0 F8		4	1	1	0	0	1	1											
<b>Inning Stats</b>	R: 2 E: 0 K: 3 S: 12	H: 3 LOB: 1 BB: 0 P: 12	R: 1 E: 0 K: 1 S: 7	H: 2 LOB: 1 BB: 0 P: 7	R: 0 E: 0 K: 1 S: 5	H: 0 LOB: 0 BB: 0 P: 5	R: 0 E: 0 K: 0 S: 4	H: 1 LOB: 1 BB: 0 P: 4	R: 0 E: 0 K: 1 S: 7	H: 2 LOB: 2 BB: 0 P: 7	R: 0 E: 0 K: 2 S: 7	H: 0 LOB: 0 BB: 0 P: 7	R: 0 E: 0 K: 1 S: 7	H: 2 LOB: 3 BB: 0 P: 11	R: 1 E: 0 K: 0 S: 4	H: 1 LOB: 0 BB: 0 P: 4	1B: 8 2B: 1 3B: 1 HR: 1	SF: 0 SAC: 1 DP: 0 HBP: 0	WP: 0 PB: 0 SB: 0 CS: 0	PA: 39							
<b>PITCHER</b>	IP	WLS	BF	H	R	ER	SO	BB	IBB	HBP	BLK	WP	HR	S	P	ERA	WHIP										
<b>Ray Sadecki, L</b> ERA: 2.52 (1, 1)	7.1	L	33	10	3	3	10	0	1	0	0	0	0	52	56	3.68	1.364										
<b>Charlie Williams, R</b> ERA: 5.24 (8, 1)	0.2		2	0	0	0	1	0	0	0	0	0	0	4	4	0.00	0.000										
<b>Ron Taylor, R</b> ERA: 3.28 (9, 1)	1.0		4	1	1	1	0	0	0	0	0	0	1	4	4	9.00	1.000										

Batter	1	2	3	4	5	6	7	8	9	AB	R	H	RBI	BB	SO	LOB	BOTTOM										
<b>Ken Boswell, L</b> OBP: 0.331, SLG: 0.352 (1, 4)	0-0 F8		0-0 G3			0-0 4-3		0-0 6-3		4	0	0	0	0	0	1	<b>St. Louis Cardinals @ New York Mets</b> Shea Stadium, Flushing, NY Mon Jul 26 1971, 7:05 PM EDT Att: 30,586 - Unknown  livebaseballscores.com										
<b>Wayne Garrett, L</b> OBP: 0.571, SLG: 0.455 (1, 5)	0-0 F9			0-0 4-3		0-0 L7		4-0 BB		3	0	0	0	1	0	0											
<b>Tommie Agee, R</b> OBP: 0.366, SLG: 0.446 (1, 8)	0-0 F7			0-0 1-3		0-0 G3		0-0 P4		4	0	0	0	0	0	1											
<b>Cleon Jones, R</b> OBP: 0.380, SLG: 0.466 (1, 7)		0-0 6-3		0-0 L8		0-3 K		0-0 4-3	0-0 G3	4	0	1	0	0	1	0											
<b>Ed Kranepool, L</b> OBP: 0.330, SLG: 0.458 (1, 3)		0-0 F8			0-0 F7		0-0 1-3	0-0 G3	0-0 1B	4	0	1	0	0	0	1											
<b>Dave Marshall, L</b> OBP: 0.335, SLG: 0.340 (1, 9)		0-0 6-3			0-0 1B		0-0 1-3	0-0 4-3	0-0 2-3	4	0	1	0	0	0	2											
<b>Duffy Dyer, R</b> OBP: 0.323, SLG: 0.386 (1, 2)			0-0 6-3		0-3 K		4-0 BB	0-3 K		3	0	0	0	1	2	2											
<b>Ted Martinez, R</b> OBP: 0.321, SLG: 0.308 (1, 6)			0-0 6-3		0-0 1B		0-0 P6			3	0	1	0	0	0	2											
<b>Ray Sadecki, L</b> OBP: 0.346, SLG: 0.292 (1, 1)					0-0 P4			0-3 K		2	0	1	0	0	0	2											
<b>Charlie Williams, R</b> OBP: 0.197, SLG: 0.063 (8, 1)										0	0	0	0	0	0	0											
<b>Ken Singleton, S</b> OBP: 0.371, SLG: 0.348 (8, PH)										1	0	0	0	0	1	0											
<b>Ron Taylor, R</b> OBP: 0.333, SLG: 0.333 (9, 1)					0-0 1B					0	0	0	0	0	0	0											
<b>Inning Stats</b>	R: 0 E: 0 K: 0 S: 3	H: 0 LOB: 0 BB: 0 P: 3	R: 0 E: 0 K: 0 S: 3	H: 0 LOB: 0 BB: 0 P: 3	R: 0 E: 0 K: 0 S: 4	H: 1 LOB: 1 BB: 0 P: 4	R: 0 E: 0 K: 0 S: 3	H: 0 LOB: 0 BB: 0 P: 3	R: 0 E: 0 K: 1 S: 6	H: 1 LOB: 2 BB: 1 P: 10	R: 0 E: 0 K: 1 S: 5	H: 0 LOB: 1 BB: 1 P: 9	R: 0 E: 0 K: 1 S: 6	H: 1 LOB: 1 BB: 0 P: 6	1B: 5 2B: 0 3B: 0 HR: 0	SF: 0 SAC: 0 DP: 0 HBP: 0	WP: 0 PB: 0 SB: 0 CS: 0	PA: 34									
<b>PITCHER</b>	IP	WLS	BF	H	R	ER	SO	BB	IBB	HBP	BLK	WP	HR	S	P	ERA	WHIP										
<b>Bob Gibson, R</b> ERA: 3.41 (1, 1)	9.0	W	34	5	0	0	4	2	0	0	0	0	0	40	48	0.00	0.778										

Batter	1	2	3	4	5	6	7	8	9	AB	R	H	RBI	BB	SO	LOB	TOP					
<b>Lou Brock, L</b> OBP: 0.394, SLG: 0.443 (1, 7)	L7		4-3		F1			SH1-3 1B		4	0	1	0	0	0	1						
<b>Matty Alou, L</b> OBP: 0.357, SLG: 0.426 (1, 3)	F 1B BB		G3-6 1B		F9			SH1-3		2	0	1	1	1	0	0						
<b>Jose Cruz, L</b> OBP: 0.333, SLG: 0.337 (1, 8)	K		G3-6 1-2		F2			4-3		4	0	0	0	0	1	3						
<b>Joe Torre, R</b> OBP: 0.431, SLG: 0.559 (1, 5)	E8 1-3 1B			K		K		G3-6-3 1B		4	0	2	0	0	2	0						
<b>Ted Simmons, S</b> OBP: 0.357, SLG: 0.411 (1, 2)	G3			2B		P4		G3-6-3 1-2		4	1	1	0	0	0	3						
<b>Luis Melendez, R</b> OBP: 0.356, SLG: 0.302 (1, 9)		K		K			6-3		K	4	0	0	0	0	3	1						
<b>Ted Sizemore, R</b> OBP: 0.311, SLG: 0.333 (1, 4)		F8		2B			4-3			3	0	1	1	0	0	0						
<b>Dal Maxvill, R</b> OBP: 0.317, SLG: 0.276 (1, 6)		F7		K			K			3	0	0	0	0	2	1						
<b>Chris Zachary, L</b> OBP: 0.250, SLG: 0.250 (1, 1)							F7			3	1	1	0	0	0	0						
<b>Frank Linzy, R</b> OBP: 0.333, SLG: 0.333 (9, 1)			4-3 1B					G3		0	0	0	0	0	0	0						
<b>Inning Stats</b>	R: 0 E: 1 K: 1 S: 6	H: 1 LOB: 2 BB: 1 P: 10	R: 0 E: 0 K: 1 S: 5	H: 0 LOB: 0 BB: 0 P: 5	R: 1 E: 0 K: 0 S: 4	H: 2 LOB: 0 BB: 0 P: 4	R: 1 E: 0 K: 3 S: 11	H: 2 LOB: 1 BB: 0 P: 11	R: 0 E: 0 K: 0 S: 3	H: 0 LOB: 0 BB: 0 P: 3	R: 0 E: 0 K: 1 S: 5	H: 0 LOB: 0 BB: 0 P: 5	R: 0 E: 0 K: 1 S: 5	H: 0 LOB: 1 BB: 0 P: 4	R: 0 E: 0 K: 0 S: 4	H: 1 LOB: 1 BB: 0 P: 4	R: 0 E: 0 K: 1 S: 5	H: 1 LOB: 0 BB: 0 P: 5	1B: 5 2B: 2 3B: 0 HR: 0	SF: 0 SAC: 1 DP: 2 HBP: 0	WP: 0 PB: 0 SB: 0 CS: 0	PA: 33
<b>PITCHER</b>	IP	WLS	BF	H	R	ER	SO	BB	IBB	HBP	BLK	WP	HR	S	P	ERA	WHIP					
<b>Tom Seaver, R</b> ERA: 2.25 (1, 1)	8.0		30	6	2	2	7	1	0	0	0	0	0	43	47	2.25	0.875					
<b>Danny Frisella, R</b> ERA: 2.42 (9, 1)	1.0	W	3	1	0	0	1	0	0	0	0	0	0	5	5	0.00	1.000					

St. Louis Cardinals @ New York Mets  
Shea Stadium, Flushing, NY  
Tue Jul 27 1971, 7:05 PM EDT  
Att: 35,597 - Unknown

AB 31  
R 2  
H 7  
RBI 2  
BB 1  
SO 8  
LOB 9



Batter	1	2	3	4	5	6	7	8	9	AB	R	H	RBI	BB	SO	LOB	BOTTOM					
<b>Ken Boswell, L</b> OBP: 0.330, SLG: 0.350 (1, 4)	P4		4-3			G3 1B		F5		4	0	1	0	0	0	2						
<b>Wayne Garrett, L</b> OBP: 0.444, SLG: 0.333 (1, 5)	F9			G3		G3			P6	4	0	0	0	0	0	1						
<b>Tommie Agee, R</b> OBP: 0.364, SLG: 0.443 (1, 8)				6-3		6-3				4	0	1	0	0	0	1						
<b>Don Hahn, R</b> OBP: 0.398, SLG: 0.300 (9, PR)	F8								1B 1B	0	1	0	0	0	0	0						
<b>Cleon Jones, R</b> OBP: 0.381, SLG: 0.470 (1, 7)		K		1B 2B			F7		1B 1B	4	2	2	0	0	1	0						
<b>Ed Kranepool, L</b> OBP: 0.332, SLG: 0.459 (1, 3)		F8				G3			1B	4	0	2	2	0	0	0						
<b>Dave Marshall, L</b> OBP: 0.328, SLG: 0.331 (1, 9)		4-3			K		4-3		F7	4	0	0	0	0	1	2						
<b>Duffy Dyer, R</b> OBP: 0.330, SLG: 0.384 (1, 2)				FC6-4 BB		F8		6-3	1-2 2-H 1B	3	0	1	1	1	0	0						
<b>Ted Martinez, R</b> OBP: 0.305, SLG: 0.291 (1, 6)				FC6-4		5-3		F9		3	0	0	0	0	0	1						
<b>Tom Seaver, R</b> OBP: 0.271, SLG: 0.333 (1, 1)										2	0	0	0	0	0	1						
<b>Ken Singleton, S</b> OBP: 0.369, SLG: 0.346 (8, PH)										1	0	0	0	0	0	0						
<b>Danny Frisella, L</b> OBP: 0.286, SLG: 0.286 (9, 1)									E4	0	0	0	0	0	0	0						
<b>Inning Stats</b>	R: 0 E: 0 K: 0 S: 3	H: 0 LOB: 0 BB: 0 P: 3	R: 0 E: 0 K: 1 S: 5	H: 0 LOB: 0 BB: 0 P: 5	R: 0 E: 0 K: 0 S: 3	H: 0 LOB: 1 BB: 1 P: 7	R: 1 E: 0 K: 0 S: 4	H: 2 LOB: 1 BB: 0 P: 4	R: 0 E: 0 K: 0 S: 5	H: 0 LOB: 0 BB: 0 P: 5	R: 0 E: 0 K: 0 S: 4	H: 1 LOB: 1 BB: 0 P: 4	R: 0 E: 0 K: 0 S: 3	H: 0 LOB: 0 BB: 0 P: 3	R: 0 E: 1 K: 0 S: 4	H: 0 LOB: 1 BB: 0 P: 4	R: 2 E: 0 K: 0 S: 6	H: 4 LOB: 2 BB: 0 P: 6	1B: 6 2B: 1 3B: 0 HR: 0	SF: 0 SAC: 0 DP: 0 HBP: 0	WP: 0 PB: 0 SB: 0 CS: 0	PA: 34
<b>PITCHER</b>	IP	WLS	BF	H	R	ER	SO	BB	IBB	HBP	BLK	WP	HR	S	P	ERA	WHIP					
<b>Chris Zachary, R</b> ERA: 5.12 (1, 1)	8.1	L	31	5	3	3	2	1	0	0	0	0	0	34	38	3.24	0.720					
<b>Frank Linzy, R</b> ERA: 2.21 (9, 1)	0.1		3	2	0	0	0	0	0	0	0	0	0	3	3	0.00	6.000					

St. Louis Cardinals @ New York Mets  
Shea Stadium, Flushing, NY  
Tue Jul 27 1971, 7:05 PM EDT  
Att: 35,597 - Unknown

AB 33  
R 3  
H 7  
RBI 3  
BB 1  
SO 2  
LOB 8



Batter	1	2	3	4	5	6	7	8	9	AB	R	H	RBI	BB	SO	LOB	TOP
Lou Brock, L OBP: 0.394, SLG: 0.440 (1, 7)										3	1	0	1	2	0	3	
Julian Javier, R OBP: 0.270, SLG: 0.343 (1, 4)										5	0	1	1	0	0	2	
Luis Melendez, R OBP: 0.358, SLG: 0.300 (1, 9)											4	1	1	0	1	0	1
Joe Torre, R OBP: 0.431, SLG: 0.564 (1, 5)											4	1	1	2	1	0	2
Jim Beauchamp, R OBP: 0.309, SLG: 0.411 Joe Hague, L OBP: 0.331, SLG: 0.383 (1, 3) (3, PH) (3, 3)											1	0	0	0	0	0	2
Jerry McNettney, R OBP: 0.336, SLG: 0.485 (1, 2)											4	1	1	0	0	0	2
Jose Cruz, L OBP: 0.339, SLG: 0.370 (1, 8)										3	1	1	1	1	1	1	
Dal Maxvill, R OBP: 0.316, SLG: 0.275 (1, 6)										4	1	1	0	0	0	2	
Steve Carlton, L OBP: 0.219, SLG: 0.258 (1, 1)										3	0	1	0	1	1	0	
<b>Inning Stats</b>	R: 0 E: 0 K: 0 S: 3	H: 0 LOB: 2 BB: 2 P: 11	R: 3 E: 1 K: 1 S: 9	H: 4 LOB: 2 BB: 1 P: 13	R: 0 E: 0 K: 1 S: 4	H: 0 LOB: 0 BB: 1 P: 8	R: 2 E: 0 K: 0 S: 5	H: 2 LOB: 2 BB: 2 P: 13	R: 0 E: 0 K: 0 S: 3	H: 0 LOB: 1 BB: 1 P: 7	R: 1 E: 0 K: 0 S: 5	H: 2 LOB: 1 BB: 0 P: 5	R: 0 E: 0 K: 0 S: 3	H: 0 LOB: 0 BB: 0 P: 3	1B: 6 2B: 0 3B: 0 HR: 2	SF: 0 SAC: 0 DP: 0 HBP: 0	WP: 0 PA: 42 PB: 0 SB: 2 CS: 1
<b>PITCHER</b>	IP WLS BF H R ER SO BB IBB HBP BLK WP HR S P ERA WHIP																
Jon Matlack, L ERA: 5.4 (1, 1)	1.2 L 11 3 3 3 1 3 0 0 0 0 0 0 10 22 16.20 3.600																
Ron Taylor, R ERA: 3.2 (2, 1)	1.1 5 1 0 0 0 0 0 0 0 0 0 0 5 5 0.00 0.750																
Charlie Williams, R ERA: 5.37 (4, 1)	2.0 10 2 2 2 1 2 1 0 0 0 1 9 21 9.00 2.000																
Tug McGraw, L ERA: 1.93 (6, 1)	2.0 7 0 0 0 0 1 0 0 0 0 0 0 6 10 0.00 0.500																
Jim McAndrew, R ERA: 5.11 (8, 1)	2.0 8 2 1 1 0 0 0 0 0 0 0 1 8 8 4.50 1.000																

St. Louis Cardinals @ New York Mets  
Shea Stadium, Flushing, NY  
Wed Jul 28 1971, 3:33 AM EDT  
Att: 30,796 - Unknown

AB 34  
R 6  
H 8  
RBI 5  
BB 7  
SO 2  
LOB 15



Batter	1	2	3	4	5	6	7	8	9	AB	R	H	RBI	BB	SO	LOB	BOTTOM				
Don Hahn, R OBP: 0.349, SLG: 0.310 (1, 8)											3	0	1	0	2	2	2				
Ted Martinez, R OBP: 0.280, SLG: 0.276 (1, 6)											3	0	0	0	0	1	2				
Tug McGraw, R OBP: 0.182, SLG: 0.273 (6, 1)											0	0	0	0	0	0	0				
Jerry Grote, R OBP: 0.355, SLG: 0.378 (7, PH)											1	0	0	0	0	0	2				
Jim McAndrew, R OBP: 0.143, SLG: 0.154 (8, 1)											0	0	0	0	0	0	0				
Tommie Agee, R OBP: 0.383, SLG: 0.444 (1, 9)											4	1	1	0	0	2	2				
Cleon Jones, R OBP: 0.380, SLG: 0.467 (1, 7)										4	0	1	0	0	0	1					
Don Clendenon, R OBP: 0.278, SLG: 0.402 (1, 3)										3	1	0	0	0	0	1					
Bob Aspromonte, R OBP: 0.301, SLG: 0.330 (1, 5)										2	0	0	0	2	0	1					
Duffy Dyer, R OBP: 0.337, SLG: 0.389 (1, 2)											4	0	2	2	0	0	1				
Tim Foli, R OBP: 0.288, SLG: 0.304 (6, 6)											3	1	1	0	1	0	2				
Jon Matlack, L OBP: 0.429, SLG: 0.333 (1, 1)											0	0	0	0	0	0	0				
Ron Taylor, R OBP: 0.333, SLG: 0.333 (2, 1)											0	0	0	0	0	0	0				
Ken Singleton, R OBP: 0.333, SLG: 0.333 (3, PH)											1	0	0	0	0	1	1				
Charlie Williams, R OBP: 0.355, SLG: 0.378 (4, 1)											0	0	0	0	0	0	0				
Ken Boswell, L OBP: 0.333, SLG: 0.354 (5, PH) (6, 4)											3	0	2	0	0	1	0				
<b>Inning Stats</b>	R: 0 E: 0 K: 1 S: 4	H: 0 LOB: 1 BB: 0 P: 8	R: 0 E: 0 K: 0 S: 3	H: 1 LOB: 0 BB: 0 P: 3	R: 0 E: 0 K: 2 S: 8	H: 2 LOB: 1 BB: 0 P: 8	R: 2 E: 0 K: 1 S: 7	H: 2 LOB: 2 BB: 1 P: 12	R: 0 E: 0 K: 2 S: 8	H: 1 LOB: 1 BB: 0 P: 8	R: 0 E: 0 K: 0 S: 3	H: 0 LOB: 1 BB: 1 P: 7	R: 1 E: 0 K: 0 S: 3	H: 1 LOB: 2 BB: 2 P: 11	R: 0 E: 0 K: 0 S: 3	H: 0 LOB: 0 BB: 0 P: 3	R: 0 E: 0 K: 1 S: 6	H: 1 LOB: 1 BB: 0 P: 6	1B: 6 2B: 2 3B: 0 HR: 0	SF: 0 SAC: 0 DP: 2 HBP: 1	WP: 0 PA: 37 PB: 0 SB: 0 CS: 1
<b>PITCHER</b>	IP WLS BF H R ER SO BB IBB HBP BLK WP HR S P ERA WHIP																				
Steve Carlton, L ERA: 3.83 (1, 1)	9.0 W 37 8 3 3 7 5 0 1 0 0 0 0 45 66 3.00 1.444																				

St. Louis Cardinals @ New York Mets  
Shea Stadium, Flushing, NY  
Wed Jul 28 1971, 3:33 AM EDT  
Att: 30,796 - Unknown

AB 31  
R 3  
H 8  
RBI 2  
BB 5  
SO 7  
LOB 15





Batter	1	2	3	4	5	6	7	8	9	AB	R	H	RBI	BB	SO	LOB	TOP					
Don Kessinger, S OBP: 0.348, SLG: 0.355 (1, 6)										4	0	1	0	0	2	1	Chicago Cubs @ New York Mets Shea Stadium, Flushing, NY Fri Jul 30 1971, 7:05 PM EDT Att: 30,638 - Overcast - 70 F					
Paul Popovich, S OBP: 0.259, SLG: 0.303 (1, 4)										3	0	0	0	1	0	1						
Billy Williams, L OBP: 0.387, SLG: 0.503 (1, 7)										4	0	1	0	0	1	2						
Joe Pepitone, L OBP: 0.364, SLG: 0.534 (1, 3)										3	0	0	0	1	0	2						
Jim Hickman, R OBP: 0.352, SLG: 0.465 (1, 9)										4	0	0	0	0	1	3						
Ron Santo, R OBP: 0.368, SLG: 0.455 (1, 5)										3	0	0	0	1	1	0						
Brock Davis, L OBP: 0.366, SLG: 0.362 (1, 8)										4	0	2	0	0	0	1						
Chris Cannizzaro, R OBP: 0.326, SLG: 0.337 (1, 2)										2	0	0	0	0	0	2						
Bill Hands, R OBP: 0.164, SLG: 0.100 Ray Newman, L Ray Webster, L Phil Regan, R										2	0	0	0	0	1	2						
<b>Inning Stats</b>	R: 0 E: 0 K: 1 S: 6	H: 1 LOB: 2 BB: 1 P: 10	R: 0 E: 0 K: 0 S: 4	H: 1 LOB: 1 BB: 0 P: 4	R: 0 E: 0 K: 1 S: 5	H: 0 LOB: 0 BB: 0 P: 5	R: 0 E: 0 K: 0 S: 3	H: 0 LOB: 0 BB: 0 P: 3	R: 0 E: 0 K: 1 S: 6	H: 1 LOB: 1 BB: 1 P: 6	R: 0 E: 0 K: 1 S: 5	H: 0 LOB: 1 BB: 1 P: 9	R: 0 E: 0 K: 1 S: 5	H: 0 LOB: 1 BB: 1 P: 9	R: 0 E: 0 K: 0 S: 4	H: 1 LOB: 1 BB: 0 P: 4	R: 0 E: 0 K: 2 S: 7	H: 0 LOB: 0 BB: 0 P: 7	1B: 4 2B: 0 3B: 0 HR: 0	SF: 0 SAC: 1 DP: 0 HBP: 0	WP: 0 PB: 0 SB: 0 CS: 0	PA: 34
<b>PITCHER</b> Gary Gentry, R ERA: 3.27 (1, 1)	IP: 9.0 WLS: W BF: 34 H: 4 R: 0 ER: 0 SO: 7 BB: 3 IBB: 0 HBP: 0 BLK: 0 WP: 0 HR: 0 S: 45 P: 57 ERA: 0.00 WHIP: 0.778															<b>PITCHER</b>	IP: 9.0 WLS: W BF: 34 H: 4 R: 0 ER: 0 SO: 7 BB: 3 IBB: 0 HBP: 0 BLK: 0 WP: 0 HR: 0 S: 45 P: 57 ERA: 0.00 WHIP: 0.778					

AB	30
R	0
H	4
RBI	0
BB	3
SO	7
LOB	15



Batter	1	2	3	4	5	6	7	8	9	AB	R	H	RBI	BB	SO	LOB	BOTTOM			
Bud Harrelson, S OBP: 0.343, SLG: 0.332 (1, 6)										5	1	1	0	0	1	1	Chicago Cubs @ New York Mets Shea Stadium, Flushing, NY Fri Jul 30 1971, 7:05 PM EDT Att: 30,638 - Overcast - 70 F			
Wayne Garrett, L OBP: 0.478, SLG: 0.421 (1, 5)										4	2	2	1	1	1	0				
Tommie Agee, R OBP: 0.440, SLG: 0.440 Don Hahn, R										4	0	1	1	1	1	1				
Ed Kranepool, L OBP: 0.333, SLG: 0.458 (1, 3)										5	1	2	0	0	0	3				
Dave Marshall, L OBP: 0.337, SLG: 0.348 (1, 7)										4	0	3	1	0	0	2				
Ken Boswell, L OBP: 0.334, SLG: 0.352 (1, 4)										3	0	1	0	1	0	2				
Ken Singleton, S OBP: 0.373, SLG: 0.350 (1, 9)										2	0	0	1	2	2	1				
Jerry Grote, R OBP: 0.356, SLG: 0.380 (1, 2)										4	0	2	0	0	1	5				
Gary Gentry, R OBP: 0.083, SLG: 0.085 (1, 1)										4	0	0	0	0	2	3				
<b>Inning Stats</b>	R: 0 E: 0 K: 1 S: 5	H: 0 LOB: 0 BB: 0 P: 5	R: 0 E: 0 K: 1 S: 6	H: 1 LOB: 2 BB: 1 P: 10	R: 1 E: 0 K: 1 S: 7	H: 2 LOB: 2 BB: 1 P: 11	R: 0 E: 0 K: 1 S: 6	H: 2 LOB: 1 BB: 0 P: 6	R: 2 E: 0 K: 0 S: 6	H: 3 LOB: 1 BB: 0 P: 6	R: 0 E: 0 K: 2 S: 8	H: 1 LOB: 1 BB: 0 P: 8	R: 1 E: 0 K: 1 S: 7	H: 2 LOB: 3 BB: 2 P: 15	R: 0 E: 0 K: 1 S: 6	H: 1 LOB: 2 BB: 1 P: 10	1B: 9 2B: 3 3B: 0 HR: 0	SF: 0 SAC: 0 DP: 0 HBP: 0	WP: 2 PB: 1 SB: 1 CS: 2	PA: 40
<b>PITCHER</b> Bill Hands, R ERA: 3.31 Ray Newman, L ERA: 1.71 Phil Regan, R ERA: 3.93	IP: 4.2 WLS: L BF: 23 H: 8 R: 3 ER: 3 SO: 4 BB: 0 IBB: 0 HBP: 0 BLK: 0 WP: 1 HR: 0 S: 29 P: 37 ERA: 5.79 WHIP: 2.143															<b>PITCHER</b>	IP: 4.2 WLS: L BF: 23 H: 8 R: 3 ER: 3 SO: 4 BB: 0 IBB: 0 HBP: 0 BLK: 0 WP: 1 HR: 0 S: 29 P: 37 ERA: 5.79 WHIP: 2.143			

AB	35
R	4
H	12
RBI	4
BB	5
SO	8
LOB	18



Batter	1	2	3	4	5	6	7	8	9	AB	R	H	RBI	BB	SO	LOB	TOP								
Hector Torres, R OBP: 0.346, SLG: 0.333 Don Kessinger, S OBP: 0.349, SLG: 0.356 (6, PR)	F5		P4			G6-4-3 1B		2B 1B		3	0	1	0	0	0	0									
Glenn Beckert, R OBP: 0.385, SLG: 0.421 (1, 4)	1B			F3		K		2B 1B		4	0	2	2	0	1	1									
Jim Hickman, R OBP: 0.348, SLG: 0.458 (1, 9)	P4			F8		G6-4-3 1-2		F8		4	0	0	0	0	0	3									
Ron Santo, R OBP: 0.364, SLG: 0.450 (1, 7)	5-3			F8			K		F8	4	0	0	0	0	1	1									
14 Ernie Banks, R OBP: 0.218, SLG: 0.308 Johnny Callison, L OBP: 0.290, SLG: 0.305 (9, PR)		F8			K		F2			4	0	1	0	0	1	0									
Paul Popovich, S OBP: 0.295, SLG: 0.301 (1, 5)		P6-3			1B		P5-3		F8	4	0	1	0	0	0	1									
Cleo James, R OBP: 0.304, SLG: 0.273 (1, 8)		L9			1-2			1B 2B 1B	6-3	4	1	2	0	0	0	1									
Chris Cannizzaro, R OBP: 0.322, SLG: 0.332 (1, 2)			K		K			F7		3	0	0	0	0	2	3									
Mitt Pappas, R OBP: 0.186, SLG: 0.161 Brock Davis, L OBP: 0.364, SLG: 0.360 Ray Newman, L (8, 1)			K		K			K		2	0	0	0	0	2	2									
<b>Inning Stats</b>	R: 0 E: 0 K: 0 S: 4	H: 1 LOB: 1 BB: 0 P: 4	R: 0 E: 0 K: 0 S: 3	H: 0 LOB: 0 BB: 0 P: 3	R: 0 E: 0 K: 2 S: 7	H: 0 LOB: 0 BB: 0 P: 7	R: 0 E: 0 K: 0 S: 3	H: 0 LOB: 0 BB: 0 P: 3	R: 0 E: 0 K: 3 S: 11	H: 2 LOB: 2 BB: 0 P: 11	R: 0 E: 0 K: 1 S: 5	H: 1 LOB: 1 BB: 0 P: 5	R: 0 E: 0 K: 1 S: 5	H: 0 LOB: 0 BB: 0 P: 5	R: 2 E: 0 K: 1 S: 8	H: 3 LOB: 1 BB: 0 P: 8	R: 0 E: 0 K: 0 S: 4	H: 1 LOB: 1 BB: 0 P: 4	1B: 7 2B: 1 3B: 0 HR: 0	SF: 0 SAC: 0 DP: 1 HBP: 0	WP: 0 PB: 0 SB: 0 CS: 0	PA: 34			
<b>PITCHER</b>	IP	WLS	BF	H	R	ER	SO	BB	IBB	HBP	BLK	WP	HR	S	P	ERA	WHIP								
Ray Sadecki, L ERA: 2.5 Tug McGraw, L ERA: 1.9	(1, 1)	8.0	W	30	7	2	2	8	0	0	0	0	0	46	46	2.25	0.875								

Chicago Cubs @ New York Mets  
Shea Stadium, Flushing, NY  
Sat Jul 31 1971, 3:33 AM EDT  
Att: 43,844 - Cloudy - 85 F

AB	34
R	2
H	8
RBI	2
BB	0
SO	8
LOB	13



Batter	1	2	3	4	5	6	7	8	9	AB	R	H	RBI	BB	SO	LOB	BOTTOM								
Bud Harrelson, S OBP: 0.345, SLG: 0.335 (1, 6)	4-3 1B		SH3-4 1-2		F8					3	1	2	1	0	0	0									
Wayne Garrett, L OBP: 0.481, SLG: 0.409 (1, 5)	4-3 1-2		P5-4-3 BB				4-3			3	0	1	0	1	0	2									
Tommie Agee, R OBP: 0.364, SLG: 0.444 (1, 8)	E SF8 2H		P5-4-3 1-2			F8		F8 S 2B		4	2	2	1	0	0	2									
Ed Kranepool, L OBP: 0.333, SLG: 0.462 Donn Clendenon, R OBP: 0.291, SLG: 0.402 (8, PH)	SF8 1-H			4-3		F7		F8 2-3		2	0	1	1	0	0	0									
Dave Marshall, L OBP: 0.332, SLG: 0.342 Cleon Jones, R OBP: 0.380, SLG: 0.466 (8, PH)	4-3			L7		F5		K		3	0	0	0	0	0	1									
Ken Boswell, L OBP: 0.330, SLG: 0.347 (1, 4)		L8		4-3			F9	K		4	0	0	0	0	1	1									
Ken Singleton, S OBP: 0.382, SLG: 0.358 (1, 9)				2-3						2	1	2	0	1	0	0									
Jerry Grote, R OBP: 0.356, SLG: 0.383 (1, 2)				CS 1B				2B 1B		3	1	1	1	0	0	3									
Ray Sadecki, L OBP: 0.345, SLG: 0.296 Tug McGraw, R OBP: 0.182, SLG: 0.273 (9, 1)				F8 1-2				G3 1B 2B		3	0	1	0	0	0	1									
<b>Inning Stats</b>	R: 2 E: 0 K: 0 S: 5	H: 2 LOB: 0 BB: 0 P: 5	R: 0 E: 0 K: 0 S: 3	H: 1 LOB: 0 BB: 0 P: 3	R: 0 E: 0 K: 0 S: 3	H: 1 LOB: 1 BB: 1 P: 7	R: 0 E: 0 K: 0 S: 4	H: 1 LOB: 2 BB: 1 P: 8	R: 0 E: 0 K: 0 S: 3	H: 1 LOB: 1 BB: 0 P: 3	R: 0 E: 0 K: 0 S: 3	H: 0 LOB: 0 BB: 0 P: 3	R: 2 E: 0 K: 0 S: 6	H: 3 LOB: 1 BB: 0 P: 6	R: 1 E: 0 K: 2 S: 8	H: 1 LOB: 0 BB: 0 P: 8	1B: 7 2B: 3 3B: 0 HR: 0	SF: 1 SAC: 1 DP: 1 HBP: 0	WP: 0 PB: 0 SB: 2 CS: 1	PA: 33					
<b>PITCHER</b>	IP	WLS	BF	H	R	ER	SO	BB	IBB	HBP	BLK	WP	HR	S	P	ERA	WHIP								
Mitt Pappas, R ERA: 3.99 Ray Newman, L ERA: 1.99	(1, 1)	7.0	L	29	9	4	3	0	2	0	0	0	0	27	35	3.86	1.571								
	(8, 1)	1.0		4	1	1	1	2	0	0	0	0	0	8	8	9.00	1.000								

Chicago Cubs @ New York Mets  
Shea Stadium, Flushing, NY  
Sat Jul 31 1971, 3:33 AM EDT  
Att: 43,844 - Cloudy - 85 F

AB	29
R	5
H	10
RBI	4
BB	2
SO	2
LOB	11





Batter	1	2	3	4	5	6	7	8	9	AB	R	H	RBI	BB	SO	LOB	TOP			
Don Kessinger, S (1, 6) OBP: 0.350, SLG: 0.359										5	0	2	0	0	0	3	Chicago Cubs @ New York Mets Shea Stadium, Flushing, NY Sun Aug 01 1971, 3:33 AM EDT Att: 43,733 - Cloudy - 83 F			
Glenn Beckert, R (1, 4) OBP: 0.385, SLG: 0.419										4	1	1	0	1	0	3				
Billy Williams, L (1, 7) OBP: 0.388, SLG: 0.501										3	2	1	0	1	0	1				
Joe Pepitone, L (1, 3) OBP: 0.362, SLG: 0.528										3	0	0	0	0	1	1				
Jim Hickman, R (1, 9) OBP: 0.350, SLG: 0.459										4	0	2	1	0	1	0				
Paul Popovich, S (1, 5) Ron Santo, R (7, 5) OBP: 0.281, SLG: 0.302 OBP: 0.363, SLG: 0.449										3	0	1	1	0	0	2				
Brock Davis, L (1, 8) OBP: 0.358, SLG: 0.353										4	0	0	0	0	2	4				
J.C. Martin, L (1, 2) OBP: 0.322, SLG: 0.354										4	0	1	0	0	1	2				
Juan Pizarro, L (1, 1) OBP: 0.250, SLG: 0.143										2	0	1	0	1	1	0				
<b>Inning Stats</b>	R: 0 E: 0 K: 0 S: 3	H: 1 LOB: 0 BB: 0 P: 3	R: 0 E: 0 K: 0 S: 3	H: 0 LOB: 0 BB: 0 P: 3	R: 0 E: 0 K: 0 S: 3	H: 0 LOB: 1 BB: 1 P: 7	R: 2 E: 0 K: 2 S: 9	H: 2 LOB: 2 BB: 1 P: 14	R: 0 E: 0 K: 1 S: 6	H: 1 LOB: 1 BB: 0 P: 6	R: 0 E: 0 K: 1 S: 6	H: 1 LOB: 1 BB: 0 P: 6	R: 1 E: 0 K: 3 S: 10	H: 1 LOB: 1 BB: 1 P: 14	R: 0 E: 0 K: 0 S: 4	H: 1 LOB: 1 BB: 0 P: 4		1B: 8 2B: 1 3B: 0 HR: 0	SF: 0 SAC: 1 DP: 2 HBP: 1	WP: 1 PA: 38 PB: 0 CS: 0
<b>PITCHER</b>	IP	WLS	BF	H	R	ER	SO	BB	IBB	HBP	BLK	WP	HR	S	P	ERA		WHIP		
Tom Seaver, R (1, 1) ERA: 2.26	7.0	L	29	7	2	2	4	2	0	1	0	0	0	34	43	2.57	1.286			
Danny Frisella, R (8, 1) ERA: 2.45	2.0		9	2	1	1	3	1	0	0	0	1	0	14	18	4.50	1.500			

Chicago Cubs @ New York Mets  
Shea Stadium, Flushing, NY  
Sun Aug 01 1971, 3:33 AM EDT  
Att: 43,733 - Cloudy - 83 F

AB 33  
R 3  
H 9  
RBI 2  
BB 3  
SO 7  
LOB 17



Batter	1	2	3	4	5	6	7	8	9	AB	R	H	RBI	BB	SO	LOB	BOTTOM			
Don Hahn, R (1, 8) OBP: 0.350, SLG: 0.303										3	0	1	0	1	0	0	Chicago Cubs @ New York Mets Shea Stadium, Flushing, NY Sun Aug 01 1971, 3:33 AM EDT Att: 43,733 - Cloudy - 83 F			
Wayne Garrett, L (1, 5) (2, 4) OBP: 0.467, SLG: 0.400										3	0	1	0	0	1	1				
Tommie Agee, R (1, 9) OBP: 0.382, SLG: 0.440										3	0	0	0	1	1	2				
Donn Clendenon, R (1, 3) OBP: 0.286, SLG: 0.420										4	1	2	1	0	2	2				
Ken Singleton, S (1, 7) OBP: 0.380, SLG: 0.351										3	1	0	0	1	1	2				
Jerry Grote, R (1, 2) OBP: 0.352, SLG: 0.377										4	0	0	0	0	1	3				
Tim Foli, R (1, 4) (2, 6) OBP: 0.283, SLG: 0.299										4	0	1	0	0	1	0				
Bud Harrelson, S (1, 6) Bob Aspromonte, R (2, 5) OBP: 0.345, SLG: 0.335 OBP: 0.300, SLG: 0.226										0	0	0	0	0	0	0				
Tom Seaver, R (1, 1) Cleon Jones, R (7, PH) Danny Frisella, L (8, 1) OBP: 0.262, SLG: 0.322 OBP: 0.379, SLG: 0.465 OBP: 0.286, SLG: 0.286										2	0	0	0	0	0	0				
<b>Inning Stats</b>	R: 0 E: 0 K: 2 S: 7	H: 0 LOB: 1 BB: 1 P: 11	R: 0 E: 0 K: 1 S: 5	H: 0 LOB: 0 BB: 0 P: 5	R: 0 E: 0 K: 0 S: 3	H: 0 LOB: 0 BB: 0 P: 3	R: 0 E: 0 K: 2 S: 9	H: 2 LOB: 2 BB: 0 P: 9	R: 0 E: 0 K: 1 S: 5	H: 1 LOB: 1 BB: 1 P: 9	R: 1 E: 0 K: 0 S: 4	H: 2 LOB: 1 BB: 1 P: 8	R: 0 E: 0 K: 1 S: 5	H: 0 LOB: 0 BB: 0 P: 5	R: 1 E: 0 K: 0 S: 4	H: 1 LOB: 0 BB: 0 P: 4		1B: 5 2B: 0 3B: 0 HR: 1	SF: 0 SAC: 1 DP: 2 HBP: 0	WP: 0 PA: 34 PB: 0 CS: 0
<b>PITCHER</b>	IP	WLS	BF	H	R	ER	SO	BB	IBB	HBP	BLK	WP	HR	S	P	ERA		WHIP		
Juan Pizarro, L (1, 1) ERA: 3.86	9.0	W	34	6	2	2	7	3	0	0	0	0	1	45	57	2.00	1.000			

Chicago Cubs @ New York Mets  
Shea Stadium, Flushing, NY  
Sun Aug 01 1971, 3:33 AM EDT  
Att: 43,733 - Cloudy - 83 F

AB 30  
R 2  
H 6  
RBI 2  
BB 3  
SO 7  
LOB 12



Batter	1	2	3	4	5	6	7	8	9	AB	R	H	RBI	BB	SO	LOB	TOP			
<b>Pete Rose, S</b> OBP: 0.376, SLG: 0.418 (1, 9)	0-0 BB 2B	0-0 5-3			0-0 F8			0-0 F2		4	1	1	0	0	0	1				
<b>George Foster, R</b> OBP: 0.286, SLG: 0.377 (1, 8)	4-0 BB 2B		0-0 E3 G6-4-3			0-3 K2-3		0-0 5-3		3	1	0	0	1	1	0				
<b>Lee May, R</b> OBP: 0.325, SLG: 0.546 (1, 3)	0-3 K		0-0 F7			0-0 P4			0-0 HR	4	1	1	1	0	1	3				
<b>Tony Perez, R</b> OBP: 0.315, SLG: 0.436 (1, 5)	0-0 P4		0-0 G6-4-3			0-0 F9			0-0 1B	4	0	1	0	0	0	3				
<b>Don Guillen, R</b> OBP: 0.122, SLG: 0.104 (9, PR)										0	1	0	0	0	0	0				
<b>Tommy Helms, R</b> OBP: 0.285, SLG: 0.337 (9, 4)			1-2						3B	0	0	0	0	0	0	0				
<b>Johnny Bench, R</b> OBP: 0.291, SLG: 0.442 (1, 2)	0-0 1H 2H		0-0 4-3			0-0 F7			SH2-4 1B	4	0	2	3	0	0	0				
<b>Buddy Bradford, R</b> OBP: 0.307, SLG: 0.300 (1, 7)	0-3 K		0-0 F8			F8 PB 1B		0-0 SH2-4 1B	3H 1-2	3	0	1	0	0	1	1				
<b>Dave Concepcion, R</b> OBP: 0.256, SLG: 0.260 (1, 4)			0-0 SH5-4 1B			0-3 K		0-0 F8	1-3	4	0	1	0	0	1	3				
<b>Woody Woodward, R</b> OBP: 0.271, SLG: 0.261 (1, 6)			0-0 F9			0-0 G5-6-3 1B		0-3 K		3	0	1	0	1	1	2				
<b>Ross Grimsley, L</b> OBP: 0.156, SLG: 0.100 (1, 1)			0-0 SH5-4			0-0 G5-6-3				1	0	0	0	0	0	1				
<b>Wayne Granger, R</b> OBP: 0.500, SLG: 1.333 (6, 1)			1-2							0	0	0	0	0	0	0				
<b>Al Ferrara, R</b> OBP: 0.283, SLG: 0.227 (6, PH)										1	0	0	0	0	0	0				
<b>Clay Carroll, R</b> OBP: 0.143, SLG: 0.143 (8, 1)			1-2			1-2			1-2	1	0	0	0	0	0	3				
<b>Inning Stats</b>	R: 2 E: 0 K: 2 S: 9	H: 2 LOB: 1 BB: 1 P: 13	R: 0 E: 0 K: 0 S: 4	H: 1 LOB: 1 BB: 0 P: 4	R: 0 E: 1 K: 0 S: 3	H: 0 LOB: 0 BB: 0 P: 3	R: 0 E: 0 K: 1 S: 5	H: 0 LOB: 0 BB: 0 P: 5	R: 0 E: 0 K: 0 S: 3	H: 1 LOB: 1 BB: 0 P: 3	R: 0 E: 0 K: 1 S: 5	H: 0 LOB: 1 BB: 0 P: 5	R: 0 E: 0 K: 1 S: 6	H: 1 LOB: 1 BB: 0 P: 6	R: 0 E: 0 K: 0 S: 3	H: 0 LOB: 3 BB: 1 P: 10	1B: 5 2B: 1 3B: 1 HR: 1	SF: 0 SAC: 2 DP: 2 HBP: 0	WP: 0 PB: 1 SB: 0 CS: 0	PA: 36
<b>PITCHER</b>	IP WLS BF H R ER SO BB IBB HBP BLK WP HR S P ERA WHIP																			
<b>Jon Matlack, L</b> ERA: 5.14 (1, 1)	8.0 L 31 7 4 4 5 1 0 0 0 0 1 40 44 4.50 1.000																			
<b>Ron Taylor, R</b> ERA: 3.14 (9, 1)	1.0 5 1 0 0 0 0 1 0 0 0 0 0 4 8 0.00 1.000																			
<b>Batter</b>	<b>1</b>	<b>2</b>	<b>3</b>	<b>4</b>	<b>5</b>	<b>6</b>	<b>7</b>	<b>8</b>	<b>9</b>	<b>AB</b>	<b>R</b>	<b>H</b>	<b>RBI</b>	<b>BB</b>	<b>SO</b>	<b>LOB</b>	<b>BOTTOM</b>			
<b>Don Hahn, R</b> OBP: 0.348, SLG: 0.295 (1, 8)	0-0 1-3		0-0 F7			4-0 BB 2B	0-3 K			3	1	0	0	1	1	1				
<b>Wayne Garrett, L</b> OBP: 0.412, SLG: 0.345 (1, 4)	0-0 G3		0-0 P6			0-0 F9		0-0 3-1		4	0	0	0	0	0	1				
<b>Tommie Agee, R</b> OBP: 0.367, SLG: 0.443 (1, 9)	4-0 BB		0-0 6-3			0-0 BB 2B		4-0 FC6 1B	BB	2	1	1	1	2	0	0				
<b>Cleon Jones, R</b> OBP: 0.383, SLG: 0.471 (1, 7)	0-3 K		0-0 1B			0-0 F9 2H	2B	0-0 FC6 1B	1-2	4	0	3	1	0	1	1				
<b>Donn Clendenon, R</b> OBP: 0.286, SLG: 0.419 (1, 3)			0-0 1B			0-0 F9		0-0 FC6		3	0	1	0	0	1	2				
<b>Ed Kranepool, L</b> OBP: 0.332, SLG: 0.460 (8, PH)						2-3		1-2 2-3		1	0	0	0	0	0	2				
<b>Bob Aspromonte, R</b> OBP: 0.296, SLG: 0.322 (1, 5)			0-0 L6			0-0 F7		0-0 L1		4	0	0	0	0	0	3				
<b>Jerry Grote, R</b> OBP: 0.333, SLG: 0.373 (1, 2)			0-0 F9			0-0 6-3		0-0 3-1		3	0	0	0	0	0	1				
<b>Dave Marshall, L</b> OBP: 0.330, SLG: 0.340 (9, PH)										1	0	0	0	0	0	0				
<b>Bud Harrelson, S</b> OBP: 0.344, SLG: 0.334 (1, 6)			0-3 K			0-0 4-3		0-0 2-3		4	0	1	0	0	1	1				
<b>Jon Matlack, L</b> OBP: 0.400, SLG: 0.333 (1, 1)			0-0 4-3			0-0 K		0-0 1B		3	0	1	0	0	1	0				
<b>Ron Taylor, R</b> OBP: 0.333, SLG: 0.333 (9, 1)										0	0	0	0	0	0	0				
<b>Art Shamsky, L</b> OBP: 0.303, SLG: 0.453 (9, PH)										1	0	0	0	0	0	1				
<b>Inning Stats</b>	R: 0 E: 0 K: 1 S: 5	H: 0 LOB: 1 BB: 1 P: 9	R: 0 E: 0 K: 1 S: 6	H: 1 LOB: 0 BB: 0 P: 6	R: 0 E: 0 K: 1 S: 6	H: 1 LOB: 1 BB: 0 P: 6	R: 0 E: 0 K: 1 S: 5	H: 0 LOB: 0 BB: 0 P: 5	R: 2 E: 0 K: 0 S: 5	H: 2 LOB: 1 BB: 1 P: 9	R: 0 E: 0 K: 1 S: 6	H: 1 LOB: 2 BB: 1 P: 7	R: 0 E: 0 K: 0 S: 3	H: 1 LOB: 1 BB: 0 P: 4	R: 0 E: 0 K: 0 S: 4	H: 1 LOB: 1 BB: 0 P: 4	1B: 5 2B: 2 3B: 0 HR: 0	SF: 0 SAC: 0 DP: 0 HBP: 0	WP: 0 PB: 0 SB: 0 CS: 0	PA: 36
<b>PITCHER</b>	IP WLS BF H R ER SO BB IBB HBP BLK WP HR S P ERA WHIP																			
<b>Ross Grimsley, L</b> ERA: 3.78 (1, 1)	5.1 22 4 2 2 2 4 2 0 0 0 0 0 28 36 3.38 1.125																			
<b>Wayne Granger, R</b> ERA: 2.91 (6, 1)	1.2 6 1 0 0 1 0 0 0 0 0 0 0 8 8 0.00 0.600																			
<b>Clay Carroll, R</b> ERA: 2.02 (8, 1)	2.0 W 8 2 0 0 0 0 1 0 0 0 0 0 7 11 0.00 1.500																			

Cincinnati Reds @ New York Mets  
Shea Stadium, Flushing, NY  
Mon Aug 02 1971, 7:05 PM EDT  
Att: 30,622 - Unknown

AB	32
R	4
H	8
RBI	4
BB	2
SO	5
LOB	17



Cincinnati Reds @ New York Mets  
Shea Stadium, Flushing, NY  
Mon Aug 02 1971, 7:05 PM EDT  
Att: 30,622 - Unknown

AB	33
R	2
H	7
RBI	2
BB	3
SO	5
LOB	13



Batter	1	2	3	4	5	6	7	8	9	AB	R	H	RBI	BB	SO	LOB	TOP						
<b>Pete Rose, S</b> OBP: 0.375, SLG: 0.417 (1, 8)	F7		FC4-6			BB 1B	4-3			4	1	1	0	0	0	2							
<b>Bernie Carbo, L</b> OBP: 0.356, SLG: 0.342 <b>Buddy Bradford, R</b> OBP: 0.307, SLG: 0.300 (1, 7)	L7		F7			HR BB		K		3	1	0	0	1	1	1							
<b>Lee May, R</b> <b>Dave Concepcion, R</b> OBP: 0.256, SLG: 0.260 (1, 3)	F5			F7		HR 1B		HR		4	2	2	2	0	0	0							
<b>Tony Perez, R</b> OBP: 0.317, SLG: 0.443 (8, 3)		K		CS BB		HR		6-3		3	1	1	3	1	1	0							
<b>Johnny Bench, R</b> OBP: 0.288, SLG: 0.437 (1, 9)	F7			5-3		F6		K		4	0	0	0	0	1	1							
<b>Tommy Helms, R</b> OBP: 0.284, SLG: 0.341 (1, 4)					6-3	F8			F8	4	0	1	0	0	0	0							
<b>Pat Corrales, R</b> OBP: 0.216, SLG: 0.193 (1, 2)		3B							6-3	3	0	0	0	1	1	1							
<b>Woody Woodward, R</b> OBP: 0.267, SLG: 0.257 (1, 6)			F4			SH5-3 BB			F7	3	0	0	0	0	0	0							
<b>Wayne Simpson, R</b> OBP: 0.125, SLG: 0.045 <b>Wayne Granger, R</b> OBP: 0.400, SLG: 1.000 (6, 1)					F9				F8	1	0	0	0	1	1	0							
<b>Inning Stats</b>	R: 0 E: 0 K: 0 S: 3	H: 0 LOB: 0 BB: 0 P: 3	R: 0 E: 0 K: 1 S: 6	H: 1 LOB: 1 BB: 0 P: 6	R: 0 E: 0 K: 0 S: 3	H: 0 LOB: 1 BB: 1 P: 7	R: 0 E: 0 K: 0 S: 2	H: 0 LOB: 0 BB: 1 P: 6	R: 0 E: 0 K: 1 S: 5	H: 0 LOB: 0 BB: 0 P: 5	R: 4 E: 0 K: 1 S: 8	H: 3 LOB: 0 BB: 1 P: 12	R: 0 E: 0 K: 0 S: 3	H: 0 LOB: 1 BB: 1 P: 7	R: 1 E: 0 K: 2 S: 8	H: 1 LOB: 0 BB: 0 P: 8	R: 0 E: 0 K: 0 S: 3	H: 0 LOB: 0 BB: 0 P: 3	1B: 2 2B: 0 3B: 1 HR: 2	SF: 0 SAC: 1 DP: 0 HBP: 0	WP: 0 PB: 0 SB: 0 CS: 1	PA: 35	
<b>PITCHER</b>	IP	WLS	BF	H	R	ER	SO	BB	IBB	HBP	BLK	WP	HR	S	P	ERA	WHIP						
<b>Nolan Ryan, R</b> ERA: 2.74 <b>Danny Frisella, R</b> ERA: 2.53	(1, 1)	7.0	L	28	4	4	4	3	4	0	0	0	0	1	30	46	5.14	1.143					
<b>PITCHER</b>	IP	WLS	BF	H	R	ER	SO	BB	IBB	HBP	BLK	WP	HR	S	P	ERA	WHIP						

Cincinnati Reds @ New York Mets  
Shea Stadium, Flushing, NY  
Tue Aug 03 1971, 7:05 PM EDT  
Att: 47,271 - Unknown

AB	30
R	5
H	5
RBI	5
BB	4
SO	5
LOB	6



Batter	1	2	3	4	5	6	7	8	9	AB	R	H	RBI	BB	SO	LOB	BOTTOM						
<b>Bud Harrelson, S</b> OBP: 0.346, SLG: 0.337 (1, 6)	F8		S BB			2B		5-3		3	0	1	0	1	0	0							
<b>Wayne Garrett, L</b> OBP: 0.368, SLG: 0.303 (1, 4)	F4		F9			F7		G3		4	0	0	0	0	0	2							
<b>Tommie Agee, R</b> OBP: 0.368, SLG: 0.446 (1, 8)	F8				1B 2B			K		3	1	1	0	1	1	0							
<b>Cleon Jones, R</b> OBP: 0.382, SLG: 0.475 (1, 7)		6-3 3B			6-3			K		4	1	1	0	0	1	3							
<b>Ed Kranepool, L</b> OBP: 0.331, SLG: 0.457 (1, 3)		L4				4-3		6-3		4	0	1	1	0	0	3							
<b>Ken Singleton, S</b> OBP: 0.382, SLG: 0.351 (1, 9)		6-3								3	0	1	1	1	1	0							
<b>Bob Aspromonte, R</b> OBP: 0.293, SLG: 0.317 (1, 5)		4-3								4	0	0	0	0	0	2							
<b>Jerry Grote, R</b> OBP: 0.345, SLG: 0.369 (1, 2)			F5							3	0	0	0	0	0	1							
<b>Nolan Ryan, R</b> OBP: 0.154, SLG: 0.139 <b>Art Shamsky, L</b> OBP: 0.300, SLG: 0.448 <b>Danny Frisella, L</b> OBP: 0.286, SLG: 0.286 (7, PH)			4-3							2	0	0	0	0	1	0							
<b>Inning Stats</b>	R: 0 E: 0 K: 0 S: 3	H: 0 LOB: 0 BB: 0 P: 3	R: 1 E: 0 K: 0 S: 4	H: 1 LOB: 0 BB: 0 P: 4	R: 0 E: 0 K: 0 S: 3	H: 0 LOB: 1 BB: 1 P: 7	R: 1 E: 0 K: 1 S: 6	H: 2 LOB: 0 BB: 0 P: 6	R: 0 E: 0 K: 1 S: 5	H: 0 LOB: 0 BB: 0 P: 5	R: 0 E: 0 K: 1 S: 6	H: 1 LOB: 2 BB: 1 P: 10	R: 0 E: 0 K: 1 S: 5	H: 0 LOB: 1 BB: 1 P: 9	R: 0 E: 0 K: 1 S: 5	H: 0 LOB: 0 BB: 0 P: 5	R: 0 E: 0 K: 0 S: 4	H: 1 LOB: 1 BB: 0 P: 4	1B: 2 2B: 2 3B: 1 HR: 0	SF: 0 SAC: 0 DP: 0 HBP: 0	WP: 0 PB: 0 SB: 1 CS: 0	PA: 34	
<b>PITCHER</b>	IP	WLS	BF	H	R	ER	SO	BB	IBB	HBP	BLK	WP	HR	S	P	ERA	WHIP						
<b>Wayne Simpson, R</b> ERA: 5.08 <b>Wayne Granger, R</b> ERA: 2.66	(1, 1)	5.1	W	21	4	2	2	2	2	0	0	0	0	0	18	22	0.00	0.545					
<b>PITCHER</b>	IP	WLS	BF	H	R	ER	SO	BB	IBB	HBP	BLK	WP	HR	S	P	ERA	WHIP						

Cincinnati Reds @ New York Mets  
Shea Stadium, Flushing, NY  
Tue Aug 03 1971, 7:05 PM EDT  
Att: 47,271 - Unknown

AB	31
R	2
H	5
RBI	2
BB	3
SO	5
LOB	12



Batter	1	2	3	4	5	6	7	8	9	AB	R	H	RBI	BB	SO	LOB	TOP					
<b>Pete Rose, S</b> OBP: 0.372, SLG: 0.413 <b>Jimmy Stewart, S</b> OBP: 0.284, SLG: 0.279	(1, 9) 0-3 K		(2) 0-0 F8			(1) 0-0 F9		(1) 0-0 4-3		4	0	0	0	0	1	2	<b>Cincinnati Reds @ New York Mets</b> Shea Stadium, Flushing, NY Tue Aug 03 1971, 7:05 PM EDT Att: 47,271 - Unknown					
<b>Bernie Carbo, L</b> OBP: 0.354, SLG: 0.353	(1, 7) 0-0 4-3		(3) 0-0 6-3			(2) 0-0 HR		(2) 0-0 F6		4	1	1	2	0	0	1						
<b>Lee May, R</b> OBP: 0.326, SLG: 0.550 <b>Ty Cline, L</b> OBP: 0.351, SLG: 0.215	(1, 3) 0-0 1B			(1) 0-3 K		(2) 0-0 5-3		(3) 0-3 K		4	0	1	0	0	2	1						
<b>Tony Perez, R</b> OBP: 0.318, SLG: 0.442	(1, 5) 0-3 K			(2) 0-0 5-3		(3) 4-0 BB				3	0	1	0	1	1	1						
<b>Johnny Bench, R</b> OBP: 0.286, SLG: 0.434 <b>Pat Corrales, R</b> OBP: 0.225, SLG: 0.202			(1) 0-0 F8		(3) 0-0 5-3		(3) 0-3 K			3	0	0	0	0	1	1						
<b>George Foster, R</b> OBP: 0.285, SLG: 0.376					(1) 0-3 K		(1) 0-0 F8		(1) 0-0 F8	4	0	1	0	0	1	2						
<b>Tommy Helms, R</b> OBP: 0.284, SLG: 0.340					(2) 0-0 5-3		(2) 0-0 6-3		(2) 0-0 E5	4	1	1	0	0	0	2						
<b>Woody Woodward, R</b> OBP: 0.264, SLG: 0.254 <b>Tony Cloninger, R</b> OBP: 0.231, SLG: 0.269 <b>Al Ferrara, R</b> OBP: 0.296, SLG: 0.244	(1, 6) 0-0 G6-4-3		(2) 0-0 G6-4-3		(3) 0-0 L9		(3) 0-3 K			2	0	0	0	0	0	2						
<b>Jim Merritt, L</b> OBP: 0.208, SLG: 0.304 <b>Dave Concepcion, R</b> OBP: 0.257, SLG: 0.261	(1, 1) 0-3 K		(1) 0-3 K			(2) 0-0 HR		(3) 0-0 E8		1	0	0	0	0	1	0						
<b>Inning Stats</b>	R: 0 E: 0 K: 2 S: 8	H: 1 LOB: 1 BB: 0 P: 8	R: 0 E: 0 K: 0 S: 4	H: 2 LOB: 1 BB: 0 P: 4	R: 0 E: 0 K: 1 S: 5	H: 0 LOB: 0 BB: 0 P: 5	R: 0 E: 0 K: 1 S: 5	H: 0 LOB: 0 BB: 0 P: 5	R: 2 E: 0 K: 1 S: 7	H: 2 LOB: 1 BB: 1 P: 11	R: 0 E: 0 K: 1 S: 5	H: 0 LOB: 0 BB: 0 P: 5	R: 0 E: 1 K: 0 S: 6	H: 0 LOB: 1 BB: 0 P: 6	R: 2 E: 1 K: 0 S: 6	H: 3 LOB: 1 BB: 0 P: 6		1B: 7 2B: 0 3B: 0 HR: 1	SF: 0 SAC: 0 DP: 1 HBP: 0	WP: 0 PB: 0 SB: 0 CS: 0	PA: 36	
<b>PITCHER</b> <b>Charlie Williams, R</b> ERA: 5.16	(1, 1)	IP: 9.0 WLS: W BF: 36	H: 8 R: 4 ER: 3 SO: 8	BB: 1 IBB: 0 HBP: 0 BLK: 0	WP: 0 HR: 1 S: 51 P: 55	ERA: 3.00 WHIP: 1.000		<b>PITCHER</b>	IP: 9.0 WLS: W BF: 36	H: 8 R: 4 ER: 3 SO: 8	BB: 1 IBB: 0 HBP: 0 BLK: 0	WP: 0 HR: 1 S: 51 P: 55	ERA: 3.00 WHIP: 1.000									

Batter	1	2	3	4	5	6	7	8	9	AB	R	H	RBI	BB	SO	LOB	BOTTOM				
<b>Don Hahn, R</b> OBP: 0.336, SLG: 0.283	(1, 8) 0-0 5-3		(1) 0-0 5-3		(1) 0-0 F8		(3) 0-3 K		(2) 0-0 P4		5	0	0	0	0	1	2				
<b>Wayne Garrett, L</b> OBP: 0.372, SLG: 0.316	(1, 4) 0-0 F9		(2) 0-0 BB		(2) 0-3 K		(3) 0-3 K				5	2	2	0	0	2	1				
<b>Tommie Agee, R</b> OBP: 0.370, SLG: 0.449 <b>Ken Singleton, S</b> OBP: 0.380, SLG: 0.349	(1, 9) 0-0 1B		(2) 0-0 P3		(3) 0-0 5-3		(3) 0-0 SF8		(1) 0-3 K		4	2	2	0	0	0	2				
<b>Cleon Jones, R</b> OBP: 0.388, SLG: 0.478 <b>Dave Marshall, L</b> OBP: 0.326, SLG: 0.337	(1, 7) 0-0 1B		(4) 0-0 1B		(4) 0-0 2B		(2) 0-0 F9		(2) 0-3 K		2	1	2	1	2	0	0				
<b>Donn Clendenon, R</b> OBP: 0.284, SLG: 0.415	(1, 3) 0-3 K		(3) 0-0 FC6-4		(1) 0-0 L8		(1) 0-0 SF8		(3) 0-0 L5-3		4	0	1	2	0	1	2				
<b>Bob Aspromonte, R</b> OBP: 0.293, SLG: 0.317 <b>Bud Harrelson, S</b> OBP: 0.345, SLG: 0.336	(1, 5) 0-0 F8		(3) 0-0 FC6-4		(3) 0-0 2B		(2) 0-0 FC				3	0	1	0	0	0	2				
<b>Duffy Dyer, R</b> OBP: 0.324, SLG: 0.371	(1, 2) 0-0 4-3		(2) 0-0 2B		(2) 0-0 F2		(2) 0-0 F9				4	1	1	0	0	0	4				
<b>Tim Foli, R</b> OBP: 0.291, SLG: 0.314	(1, 6) 0-0 FC6-4		(3) 0-0 BB		(3) 0-0 SH		(3) 0-3 K				3	2	2	3	1	1	2				
<b>Charlie Williams, R</b> OBP: 0.190, SLG: 0.105	(1, 1) 0-0 FC6-4		(3) 0-0 SH		(2) 0-0 1B		(1) 0-3 K				3	0	1	1	0	1	1				
<b>Inning Stats</b>	R: 1 E: 0 K: 1 S: 7	H: 2 LOB: 1 BB: 0 P: 7	R: 0 E: 0 K: 0 S: 3	H: 0 LOB: 1 BB: 1 P: 7	R: 1 E: 0 K: 0 S: 5	H: 2 LOB: 2 BB: 1 P: 9	R: 2 E: 0 K: 1 S: 8	H: 2 LOB: 1 BB: 0 P: 8	R: 3 E: 0 K: 1 S: 8	H: 3 LOB: 1 BB: 1 P: 12	R: 2 E: 0 K: 1 S: 9	H: 3 LOB: 2 BB: 0 P: 9	R: 0 E: 0 K: 2 S: 7	H: 0 LOB: 0 BB: 0 P: 7	R: 0 E: 0 K: 2 S: 7	H: 0 LOB: 0 BB: 0 P: 7	1B: 9 2B: 3 3B: 0 HR: 0	SF: 1 SAC: 1 DP: 0 HBP: 0	WP: 0 PB: 1 SB: 0 CS: 0	PA: 41	
<b>PITCHER</b> <b>Jim Merritt, L</b> ERA: 5.38 <b>Tony Cloninger, R</b> ERA: 3.64	(1, 1)	IP: 4.2 WLS: L BF: 27	H: 9 R: 7 ER: 7 SO: 2	BB: 3 IBB: 0 HBP: 0 BLK: 0	WP: 0 HR: 0 S: 28 P: 40	ERA: 13.50 WHIP: 2.571		<b>PITCHER</b>	IP: 5.1 WLS: L BF: 14	H: 3 R: 2 ER: 2 SO: 6	BB: 0 IBB: 0 HBP: 0 BLK: 0	WP: 0 HR: 0 S: 26 P: 26	ERA: 5.40 WHIP: 0.900								

AB	35
R	4
H	8
RBI	4
BB	1
SO	8
LOB	13



AB	36
R	9
H	12
RBI	8
BB	3
SO	8
LOB	17





Batter	1	2	3	4	5	6	7	8	9	AB	R	H	RBI	BB	SO	LOB	TOP					
<b>Pete Rose, S</b> OBP: 0.373, SLG: 0.416 (1, 9)										4	0	2	1	0	1	0	<b>Cincinnati Reds @ New York Mets</b> Shea Stadium, Flushing, NY Wed Aug 04 1971, 3:33 AM EDT Att: 25,097 - Unknown					
<b>Bernie Carbo, L</b> OBP: 0.353, SLG: 0.351 (1, 7)										4	0	1	0	0	1	1						
<b>Lee May, R</b> OBP: 0.325, SLG: 0.547 (1, 3)										4	0	1	0	0	3	0						
<b>Tony Perez, R</b> OBP: 0.318, SLG: 0.439 <b>Dave Concepcion, R</b> OBP: 0.257, SLG: 0.261 (8, 5)										3	0	0	0	1	1	2						
<b>Johnny Bench, R</b> OBP: 0.286, SLG: 0.432 (1, 2)										4	0	1	0	0	2	1						
<b>George Foster, R</b> OBP: 0.285, SLG: 0.374 (1, 8)										4	0	1	0	0	1	1						
<b>Tommy Helms, R</b> OBP: 0.281, SLG: 0.337 (1, 4)										4	0	0	0	0	1	3						
<b>Woody Woodward, R</b> OBP: 0.270, SLG: 0.257 (1, 6)										2	1	1	0	1	0	0						
<b>Gary Nolan, R</b> OBP: 0.140, SLG: 0.127 <b>Clay Carroll, R</b> OBP: 0.143, SLG: 0.143 (9, 1)										2	0	0	0	0	1	1						
<b>Inning Stats</b>	R: 0 E: 0 K: 1 S: 5	H: 0 LOB: 0 BB: 0 P: 5	R: 0 E: 0 K: 2 S: 8	H: 1 LOB: 1 BB: 0 P: 8	R: 0 E: 0 K: 1 S: 6	H: 2 LOB: 1 BB: 0 P: 6	R: 0 E: 0 K: 2 S: 8	H: 1 LOB: 2 BB: 1 P: 12	R: 0 E: 0 K: 2 S: 7	H: 0 LOB: 0 BB: 0 P: 7	R: 0 E: 0 K: 1 S: 5	H: 0 LOB: 0 BB: 0 P: 5	R: 0 E: 0 K: 2 S: 7	H: 0 LOB: 0 BB: 0 P: 7	R: 1 E: 0 K: 0 S: 5	H: 3 LOB: 2 BB: 1 P: 9		R: 0 E: 0 K: 0 S: 3	H: 0 LOB: 0 BB: 0 P: 3	1B: 6 2B: 2 3B: 0 HR: 0	SF: 0 SAC: 1 DP: 1 HBP: 0	WP: 0 PB: 0 SB: 0 CS: 0
<b>PITCHER</b> <b>Gary Gentry, R</b> ERA: 3.13 (1, 1)	IP: 9.0 WLS: L BF: 34 H: 7 R: 1 ER: 1 SO: 11 BB: 2 IBB: 0 HBP: 0 BLK: 0 WP: 0 HR: 0 S: 54 P: 62 ERA: 1.00 WHIP: 1.000															<b>PITCHER</b>						

Batter	1	2	3	4	5	6	7	8	9	AB	R	H	RBI	BB	SO	LOB	BOTTOM					
<b>Bud Harrelson, S</b> OBP: 0.341, SLG: 0.332 (1, 6)										4	0	0	0	0	0	0	<b>Cincinnati Reds @ New York Mets</b> Shea Stadium, Flushing, NY Wed Aug 04 1971, 3:33 AM EDT Att: 25,097 - Unknown					
<b>Wayne Garrett, L</b> OBP: 0.362, SLG: 0.310 (1, 4) (8, 5)										4	0	1	0	0	0	0						
<b>Tommie Agee, R</b> OBP: 0.366, SLG: 0.444 (1, 8)										4	0	0	0	0	1	1						
<b>Cleon Jones, R</b> OBP: 0.389, SLG: 0.478 (1, 7)										4	0	2	0	0	0	1						
<b>Ed Kranepool, L</b> OBP: 0.328, SLG: 0.452 (1, 3)										3	0	0	0	0	1	1						
<b>Ken Singleton, S</b> OBP: 0.382, SLG: 0.349 (1, 9)										3	0	1	0	1	2	1						
<b>Bob Aspromonte, R</b> OBP: 0.295, SLG: 0.320 <b>Dave Marshall, L</b> OBP: 0.326, SLG: 0.335 (7, PH)										1	0	1	0	0	0	0						
<b>Tim Foli, R</b> OBP: 0.291, SLG: 0.314 (8, 4) <b>Art Shamsky, L</b> OBP: 0.305, SLG: 0.448 (9, PH)										0	0	0	0	1	0	0						
<b>Don Hahn, R</b> OBP: 0.336, SLG: 0.283 (9, PR)										0	0	0	0	0	0	0						
<b>Jerry Grote, R</b> OBP: 0.345, SLG: 0.367 <b>Donn Clendenon, R</b> OBP: 0.288, SLG: 0.415 (9, PH)										2	0	0	0	1	0	3						
<b>Gary Gentry, R</b> OBP: 0.078, SLG: 0.080 <b>Ken Boswell, L</b> OBP: 0.329, SLG: 0.346 (9, PH)										3	0	0	0	0	0	4						
<b>Inning Stats</b>	R: 0 E: 0 K: 0 S: 3	H: 0 LOB: 0 BB: 0 P: 3	R: 0 E: 0 K: 1 S: 7	H: 2 LOB: 2 BB: 0 P: 7	R: 0 E: 0 K: 0 S: 3	H: 0 LOB: 0 BB: 0 P: 3	R: 0 E: 0 K: 1 S: 5	H: 0 LOB: 0 BB: 0 P: 5	R: 0 E: 0 K: 0 S: 4	H: 1 LOB: 1 BB: 0 P: 4	R: 0 E: 0 K: 0 S: 3	H: 0 LOB: 0 BB: 0 P: 3	R: 0 E: 0 K: 0 S: 4	H: 1 LOB: 3 BB: 2 P: 12	R: 0 E: 0 K: 0 S: 4	H: 1 LOB: 1 BB: 0 P: 4	R: 0 E: 0 K: 2 S: 7	H: 0 LOB: 2 BB: 2 P: 15	1B: 5 2B: 0 3B: 0 HR: 0	SF: 0 SAC: 2 DP: 0 HBP: 0	WP: 0 PB: 0 SB: 0 CS: 0	PA: 36
<b>PITCHER</b> <b>Gary Nolan, R</b> ERA: 3.29 <b>Clay Carroll, R</b> ERA: 2.01 (9, 1)	IP: 8.2 WLS: W BF: 34 H: 5 R: 0 ER: 0 SO: 4 BB: 1 IBB: 2 HBP: 0 BLK: 0 WP: 0 HR: 0 S: 39 P: 51 ERA: 0.00 WHIP: 0.692															<b>PITCHER</b>						

AB	31
R	1
H	7
RBI	1
BB	2
SO	11
LOB	9



Batter	1	2	3	4	5	6	7	8	9	10	11	12	13	14	15	16	17	AB	R	H	RBI	BB	SO	LOB	TOP													
Bud Harrison, S OBP: 0.344, SLG: 0.336 (1, 4)	G4-3 1B		L7-4 1B		E2 1B		G3 1B		L4 1B		P3 1B			E3 1B		F8 1B		8	0	4	1	0	0	1														
Wayne Garrett, L OBP: 0.416, SLG: 0.340 (8, 5)	G4-3 BB				G6-4-3 1BB		F9 1B					F8 1B				FC6-4 1BB		5	0	3	0	3	0	0														
Tommie Agee, R OBP: 0.356, SLG: 0.433 (1, 8)	G4-3		L7-4		G6-4-3		F9		F7			F8		K		F8		8	0	0	0	0	1	12														
Cleon Jones, R OBP: 0.384, SLG: 0.470 (1, 7)	K						F8		F9					L5		FC6-4		8	0	1	0	0	1	5														
Ed Kranepool, L OBP: 0.326, SLG: 0.448 (1, 3)					F7				L4							F8		7	0	2	0	1	0	1														
Ken Singleton, S OBP: 0.387, SLG: 0.344 (1, 9)									WP 1B									5	0	1	0	3	1	1														
Bob Aspromonte, R OBP: 0.298, SLG: 0.322 (1, 5)														L4				4	1	2	0	0	1	4														
Tim Lincecum, R OBP: 0.338, SLG: 0.309 (8, 4)	F8													6-3		SH		3	0	0	0	0	2	0														
Jerry Grote, R OBP: 0.349, SLG: 0.389 (1, 2)																		4	0	2	0	1	0	4														
Don Hahn, R OBP: 0.336, SLG: 0.283 (11, PR)	G4-6-3															G4-6-3		0	0	0	0	0	0	0														
Duffy Dyer, R OBP: 0.318, SLG: 0.364 (11, 2)														K				2	0	0	0	0	1	2														
Ray Sadock, L OBP: 0.430, SLG: 0.507 (8, PR)																		3	0	0	0	0	2	5														
Art Shryver, L OBP: 0.404, SLG: 0.444 (8, 1)																		1	0	0	0	0	0	0														
Danny Frisella, L OBP: 0.316, SLG: 0.246 (11, PR)																		1	0	0	0	0	0	0														
Tug McGraw, L OBP: 0.304, SLG: 0.333 (11, 1)																		1	0	0	0	0	0	0														
Tommy Lasorda, R OBP: 0.329, SLG: 0.414 (18, PR)																		1	0	0	0	0	1	0														
Ron Taylor, R OBP: 0.333, SLG: 0.333 (18, 1)																		0	0	0	0	0	0	0														
<b>Inning Stats</b>	R: 0 E: 0 K: 1 S: 5	H: 1 LOB: 1 BB: 1 P: 9	R: 0 E: 0 K: 0 S: 3	H: 1 LOB: 1 BB: 1 P: 7	R: 0 E: 0 K: 1 S: 6	H: 2 LOB: 1 BB: 0 P: 6	R: 0 E: 0 K: 0 S: 3	H: 0 LOB: 0 BB: 0 P: 3	R: 0 E: 0 K: 1 S: 7	H: 3 LOB: 2 BB: 1 P: 11	R: 0 E: 0 K: 0 S: 4	H: 1 LOB: 3 BB: 0 P: 12	R: 0 E: 0 K: 0 S: 3	H: 0 LOB: 0 BB: 0 P: 3	R: 0 E: 0 K: 1 S: 6	H: 1 LOB: 2 BB: 1 P: 10	R: 0 E: 0 K: 0 S: 4	H: 1 LOB: 1 BB: 0 P: 4	R: 0 E: 0 K: 0 S: 3	H: 1 LOB: 0 BB: 0 P: 3	R: 0 E: 0 K: 2 S: 8	H: 1 LOB: 1 BB: 0 P: 8	R: 0 E: 0 K: 0 S: 4	H: 0 LOB: 0 BB: 0 P: 5	R: 0 E: 0 K: 1 S: 7	H: 0 LOB: 2 BB: 1 P: 10	R: 0 E: 0 K: 2 S: 7	H: 0 LOB: 0 BB: 0 P: 7	R: 0 E: 0 K: 1 S: 6	H: 1 LOB: 2 BB: 1 P: 10	R: 0 E: 0 K: 2 S: 7	H: 0 LOB: 0 BB: 0 P: 7	1B: 15 2B: 2 3B: 0 HR: 0	SF: 0 SAC: 1 DP: 6 HBP: 0	WP: 2 SB: 0 CS: 0	PA: 70	AB: 61 R: 1 H: 15 RBI: 1 BB: 8 SO: 11 LOB: 36	
<b>PITCHER</b>	IP 10.0 WLS 42 BF 42 H 11 R 1 ER 1 SO 4 BB 3 IBB 3 HBP 0 BLK 0 WP 0 HR 0 S 44 P 68 ERA 0.90 WHIP 1.400	IP 6.0 WLS 25 BF 25 H 4 R 0 ER 0 SO 5 BB 1 IBB 1 HBP 0 BLK 0 WP 0 HR 0 S 33 P 41 ERA 0.00 WHIP 0.833	IP 1.0 WLS 3 BF 3 H 0 R 0 ER 0 SO 2 BB 0 IBB 0 HBP 0 BLK 0 WP 0 HR 0 S 7 P 7 ERA 0.00 WHIP 0.000														IP 10.0 WLS 42 BF 42 H 11 R 1 ER 1 SO 4 BB 3 IBB 3 HBP 0 BLK 0 WP 0 HR 0 S 44 P 68 ERA 0.90 WHIP 1.400																					
Felix Millan, R OBP: 0.353, SLG: 0.373 (1, 4)	4-3																																					
Ralph Carr, L OBP: 0.370, SLG: 0.440 (1, 7)																																						
Jim Nash, R OBP: 0.171, SLG: 0.195 (11, 1)	6-3																																					
Darrell Evans, L OBP: 0.342, SLG: 0.409 (17, 5)																																						
Hank Aaron, R OBP: 0.408, SLG: 0.631 (1, 9)	F8																																					
Earl Williams, R OBP: 0.307, SLG: 0.444 (1, 2)																																						
Tommy Aaron, R OBP: 0.143, SLG: 0.143 (1, 3)																																						
Mike Lum, L OBP: 0.364, SLG: 0.404 (1, 7)																																						
Zolo Versailles, R OBP: 0.248, SLG: 0.386 (17, 1)																																						
Steve Barber, L OBP: 0.200, SLG: 0.111 (17, 1)																																						
Marty Perez, R OBP: 0.270, SLG: 0.298 (1, 6)																																						
Tom Kelley, R OBP: 0.280, SLG: 0.080 (1, 1)																																						
Sonny Jackson, L OBP: 0.316, SLG: 0.345 (10, PR)																																						
Ron Taylor, R ERA: 3.22 (18, 1)																																						
<b>Inning Stats</b>	R: 0 E: 0 K: 0 S: 3	H: 0 LOB: 0 BB: 0 P: 3	R: 0 E: 0 K: 1 S: 6	H: 1 LOB: 1 BB: 0 P: 6	R: 1 E: 0 K: 1 S: 8	H: 3 LOB: 2 BB: 0 P: 8	R: 0 E: 0 K: 1 S: 5	H: 0 LOB: 0 BB: 0 P: 5	R: 0 E: 0 K: 0 S: 3	H: 1 LOB: 1 BB: 0 P: 11	R: 0 E: 0 K: 1 S: 7	H: 0 LOB: 0 BB: 0 P: 5	R: 0 E: 0 K: 0 S: 4	H: 1 LOB: 2 BB: 1 P: 10	R: 0 E: 0 K: 1 S: 6	H: 1 LOB: 1 BB: 0 P: 4	R: 0 E: 0 K: 0 S: 3	H: 0 LOB: 0 BB: 0 P: 5	R: 0 E: 0 K: 1 S: 7	H: 3 LOB: 2 BB: 1 P: 11	R: 0 E: 0 K: 0 S: 4	H: 1 LOB: 1 BB: 0 P: 4	R: 0 E: 0 K: 2 S: 8	H: 1 LOB: 1 BB: 0 P: 8	R: 0 E: 0 K: 0 S: 3	H: 0 LOB: 0 BB: 0 P: 3	R: 0 E: 0 K: 1 S: 6	H: 1 LOB: 2 BB: 1 P: 10	R: 0 E: 0 K: 2 S: 7	H: 0 LOB: 0 BB: 0 P: 7	1B: 11 2B: 2 3B: 0 HR: 0	SF: 0 SAC: 3 DP: 2 HBP: 0	WP: 0 SB: 0 CS: 0	PA: 65	AB: 57 R: 13 H: 13 RBI: 2 BB: 5 SO: 10 LOB: 32			
<b>PITCHER</b>	IP 8.0 WLS 32 BF 32 H 7 R 1 ER 1 SO 5 BB 1 IBB 1 HBP 0 BLK 0 WP 0 HR 0 S 40 P 48 ERA 1.12 WHIP 1.000	IP 2.0 WLS 8 BF 8 H 1 R 0 ER 0 SO 2 BB 0 IBB 0 HBP 0 BLK 0 WP 0 HR 0 S 11 P 15 ERA 0.00 WHIP 0.500	IP 5.0 WLS 19 BF 19 H 3 R 0 ER 0 SO 3 BB 2 IBB 0 HBP 0 BLK 0 WP 0 HR 0 S 23 P 31 ERA 0.00 WHIP 1.000	IP 1.1 WLS 6 BF 6 H 2 R 1 ER 1 SO 0 BB 0 IBB 0 HBP 0 BLK 0 WP 0 HR 0 S 6 P 6 ERA 6.75 WHIP 1.500														IP 8.0 WLS 32 BF 32 H 7 R 1 ER 1 SO 5 BB 1 IBB 1 HBP 0 BLK 0 WP 0 HR 0 S 40 P 48 ERA 1.12 WHIP 1.000																				

Batter	1	2	3	4	5	6	7	8	9	AB	R	H	RBI	BB	SO	LOB	TOP					
<b>Bud Harrelson, S</b> (1, 6) OBP: 0.345, SLG: 0.337	5-3		1B	K				FC4-6		5	1	2	1	0	1	2	<b>New York Mets @ Atlanta Braves</b> Atlanta Stadium, Atlanta, GA Fri Aug 06 1971, 7:05 PM EDT Att: 21,008 - Unknown					
<b>Wayne Garrett, L</b> (1, 5) OBP: 0.417, SLG: 0.346	P5		1B							5	1	2	1	0	1	1						
<b>Tommie Agee, R</b> (1, 8) <b>Don Hahn, R</b> (7, 8) OBP: 0.333, SLG: 0.281	F9		1B							4	1	1	2	0	0	0						
<b>Cleon Jones, R</b> (1, 7) <b>Dave Marshall, L</b> (8, 7) OBP: 0.331, SLG: 0.479 OBP: 0.323, SLG: 0.331	5-3		1B							4	1	2	1	0	0	0						
<b>Ed Kranepool, L</b> (1, 3) OBP: 0.336, SLG: 0.452	L1		1B							4	1	3	1	1	0	0						
<b>Ken Boswell, L</b> (1, 4) <b>Tim Foli, R</b> (7, 4) OBP: 0.331, SLG: 0.348 OBP: 0.286, SLG: 0.308			P4							4	1	2	0	0	0	3						
<b>Ken Singleton, S</b> (1, 9) OBP: 0.391, SLG: 0.370	F7			HR						4	3	2	1	1	0	2						
<b>Jerry Grote, R</b> (1, 2) OBP: 0.345, SLG: 0.365			P6	K						3	0	0	1	0	1	1						
<b>Tom Seaver, R</b> (1, 1) OBP: 0.266, SLG: 0.311			K		6-3					2	0	0	1	1	1	0						
<b>Inning Stats</b>	R: 0 E: 0 K: 0 S: 3	H: 0 LOB: 0 BB: 0 P: 3	R: 0 E: 0 K: 0 S: 4	H: 1 LOB: 1 BB: 0 P: 4	R: 3 E: 0 K: 1 S: 10	H: 5 LOB: 2 BB: 0 P: 10	R: 1 E: 0 K: 2 S: 8	H: 1 LOB: 0 BB: 0 P: 8	R: 0 E: 0 K: 0 S: 3	H: 0 LOB: 0 BB: 0 P: 3	R: 3 E: 0 K: 1 S: 8	H: 3 LOB: 1 BB: 1 P: 12	R: 1 E: 0 K: 0 S: 4	H: 2 LOB: 0 BB: 0 P: 4	R: 1 E: 0 K: 0 S: 5	H: 2 LOB: 2 BB: 1 P: 9		R: 0 E: 0 K: 0 S: 3	H: 0 LOB: 1 BB: 1 P: 7	1B: 11 2B: 1 3B: 0 HR: 2	SF: 1 SAC: 1 DP: 1 HBP: 0	WP: 0 PB: 0 CS: 0
<b>PITCHER</b>	IP	WLS	BF	H	R	ER	SO	BB	IBB	HBP	BLK	WP	HR	S	P	ERA	WHIP					
<b>Pat Jarvis, R</b> (1, 1) ERA: 3.91	5.2	L	28	10	7	7	3	0	1	0	0	0	1	33	37	11.12	1.765					
<b>Ron Herbel, R</b> (6, 1) ERA: 4.92	2.1		11	4	2	2	1	1	0	0	0	0	1	12	16	7.71	2.143					
<b>Bob Priddy, R</b> (9, 1) ERA: 3.51	1.0		4	0	0	0	0	1	0	0	0	0	0	3	7	0.00	1.000					

Batter	1	2	3	4	5	6	7	8	9	AB	R	H	RBI	BB	SO	LOB	BOTTOM				
<b>Felix Millan, R</b> (1, 4) OBP: 0.352, SLG: 0.370	F9		F7					P4		3	0	0	0	1	0	1	<b>New York Mets @ Atlanta Braves</b> Atlanta Stadium, Atlanta, GA Fri Aug 06 1971, 7:05 PM EDT Att: 21,008 - Unknown				
<b>Ralph Garr, L</b> (1, 7) OBP: 0.369, SLG: 0.438	6-3		K							4	0	1	0	0	1	1					
<b>Mike Lum, L</b> (1, 9) OBP: 0.362, SLG: 0.405				K						4	1	1	0	0	1	2					
<b>Darrell Evans, L</b> (1, 5) OBP: 0.340, SLG: 0.411				K						4	0	1	1	0	2	1					
<b>Earl Williams, R</b> (1, 3) OBP: 0.304, SLG: 0.440				F7						3	0	0	0	0	1	1					
<b>Hal King, L</b> (1, 2) OBP: 0.332, SLG: 0.335			F8							3	0	0	0	0	1	0					
<b>Sonny Jackson, L</b> (1, 8) OBP: 0.316, SLG: 0.345										3	0	1	0	0	1	0					
<b>Marty Perez, R</b> (1, 6) OBP: 0.271, SLG: 0.296										2	0	0	0	1	1	1					
<b>Pat Jarvis, R</b> (1, 1) OBP: 0.100, SLG: 0.053										1	0	0	0	0	1	0					
<b>Ron Herbel, R</b> (6, 1) OBP: 0.143, SLG: 0.143										1	0	0	0	0	1	0					
<b>Zoilo Versalles, R</b> (6, PH) OBP: 0.246, SLG: 0.364										1	0	0	0	0	1	1					
<b>Bob Priddy, R</b> (9, 1) OBP: 0.182, SLG: 0.273										0	0	0	0	0	0	0					
<b>Inning Stats</b>	R: 1 E: 0 K: 1 S: 7	H: 2 LOB: 1 BB: 0 P: 7	R: 0 E: 0 K: 0 S: 3	H: 1 LOB: 0 BB: 0 P: 3	R: 0 E: 0 K: 2 S: 7	H: 0 LOB: 0 BB: 0 P: 7	R: 0 E: 0 K: 2 S: 7	H: 0 LOB: 0 BB: 0 P: 7	R: 0 E: 0 K: 1 S: 5	H: 0 LOB: 1 BB: 1 P: 9	R: 0 E: 0 K: 1 S: 5	H: 0 LOB: 0 BB: 0 P: 5	R: 0 E: 0 K: 1 S: 5	H: 0 LOB: 1 BB: 1 P: 9	R: 0 E: 0 K: 1 S: 3	H: 1 LOB: 0 BB: 0 P: 3	1B: 2 2B: 2 3B: 0 HR: 0	SF: 0 SAC: 0 DP: 2 HBP: 0	WP: 0 PB: 0 CS: 0	PA: 31	
<b>PITCHER</b>	IP	WLS	BF	H	R	ER	SO	BB	IBB	HBP	BLK	WP	HR	S	P	ERA	WHIP				
<b>Tom Seaver, R</b> (1, 1) ERA: 2.2	9.0	W	31	4	1	1	11	2	0	0	0	0	0	51	59	1.00	0.667				



Batter	1	2	3	4	5	6	7	8	9	AB	R	H	RBI	BB	SO	LOB	TOP				
<b>Bud Harrelson, S</b> OBP: 0.347, SLG: 0.337 <b>Tim Foli, R</b> OBP: 0.287, SLG: 0.308	E6 1B	SF8 BB 1B	F8			1B BB		F4	F7	3	3	1	0	1	0	0					
<b>Wayne Garrett, L</b> OBP: 0.394, SLG: 0.333	F7	SF8	L3			1B		G4-3		5	0	1	3	0	0	3					
<b>Tommie Agee, R</b> OBP: 0.386, SLG: 0.436 <b>Don Hahn, R</b> OBP: 0.329, SLG: 0.277	1B SF8 1B	BB 1B HR IBB				1B		F7	K	3	2	3	1	1	0	0					
<b>Cleon Jones, R</b> OBP: 0.335, SLG: 0.479 <b>Dave Marshall, L</b> OBP: 0.325, SLG: 0.333	2B 1B	BB HR 1B				1B		HR	G3	4	2	2	2	0	0	3					
<b>Ed Kranepool, L</b> OBP: 0.335, SLG: 0.452 <b>Donn Clendenon, R</b> OBP: 0.294, SLG: 0.427	SF8	HR BB				G6-4-3		K	BB 1B E BB	0	0	0	1	0	0	0					
<b>Ken Boswell, L</b> OBP: 0.340, SLG: 0.369	2B	HR				G3		1B E BB	1B E 1B	5	3	4	5	1	0	0					
<b>Ken Singleton, S</b> OBP: 0.394, SLG: 0.370	K	F7				F3		E 1B 1B	E 1B BB	5	1	2	0	1	1	1					
<b>Jerry Grote, R</b> OBP: 0.347, SLG: 0.368						BB 1B 1B		E8 1B 1B	G6-4-3 E5	6	3	3	1	0	0	3					
<b>Nolan Ryan, R</b> OBP: 0.186, SLG: 0.175 <b>Art Shamsky, L</b> OBP: 0.316, SLG: 0.443 <b>Ron Taylor, R</b> OBP: 0.333, SLG: 0.333	SH SF8 1B	F4				1B BB 1B		K	G4-3 1B BB	4	2	2	0	0	1	2					
<b>Inning Stats</b>	R: 3 E: 1 K: 1 S: 9	H: 3 LOB: 1 BB: 0 P: 9	R: 7 E: 0 K: 0 S: 8	H: 4 LOB: 0 BB: 2 P: 16	R: 0 E: 0 K: 0 S: 3	H: 0 LOB: 0 BB: 0 P: 3	R: 0 E: 0 K: 0 S: 3	H: 1 LOB: 0 BB: 0 P: 3	R: 3 E: 0 K: 0 S: 7	H: 4 LOB: 2 BB: 1 P: 11	R: 3 E: 1 K: 2 S: 10	H: 3 LOB: 1 BB: 1 P: 14	R: 2 E: 0 K: 0 S: 6	H: 4 LOB: 1 BB: 0 P: 6	R: 0 E: 0 K: 0 S: 3	H: 1 LOB: 3 BB: 3 P: 19	1B: 18 2B: 1 3B: 0 HR: 2	SF: 2 SAC: 1 DP: 3 HBP: 0	WP: 0 PB: 0 SB: 1 CS: 0	PA: 55	
<b>PITCHER</b>	IP WLS BF H R ER SO BB IBB HBP BLK WP HR S P ERA WHIP	IP WLS BF H R ER SO BB IBB HBP BLK WP HR S P ERA WHIP	IP WLS BF H R ER SO BB IBB HBP BLK WP HR S P ERA WHIP	IP WLS BF H R ER SO BB IBB HBP BLK WP HR S P ERA WHIP	IP WLS BF H R ER SO BB IBB HBP BLK WP HR S P ERA WHIP	IP WLS BF H R ER SO BB IBB HBP BLK WP HR S P ERA WHIP	IP WLS BF H R ER SO BB IBB HBP BLK WP HR S P ERA WHIP	IP WLS BF H R ER SO BB IBB HBP BLK WP HR S P ERA WHIP	IP WLS BF H R ER SO BB IBB HBP BLK WP HR S P ERA WHIP	IP WLS BF H R ER SO BB IBB HBP BLK WP HR S P ERA WHIP	IP WLS BF H R ER SO BB IBB HBP BLK WP HR S P ERA WHIP	IP WLS BF H R ER SO BB IBB HBP BLK WP HR S P ERA WHIP	IP WLS BF H R ER SO BB IBB HBP BLK WP HR S P ERA WHIP	IP WLS BF H R ER SO BB IBB HBP BLK WP HR S P ERA WHIP	IP WLS BF H R ER SO BB IBB HBP BLK WP HR S P ERA WHIP	IP WLS BF H R ER SO BB IBB HBP BLK WP HR S P ERA WHIP	IP WLS BF H R ER SO BB IBB HBP BLK WP HR S P ERA WHIP	IP WLS BF H R ER SO BB IBB HBP BLK WP HR S P ERA WHIP	IP WLS BF H R ER SO BB IBB HBP BLK WP HR S P ERA WHIP	IP WLS BF H R ER SO BB IBB HBP BLK WP HR S P ERA WHIP	IP WLS BF H R ER SO BB IBB HBP BLK WP HR S P ERA WHIP

**New York Mets @ Atlanta Braves**  
Atlanta Stadium, Atlanta, GA  
Sat Aug 07 1971, 7:05 PM EDT  
Att: 20,827 - Unknown

AB 45  
R 20  
H 21  
RBI 18  
BB 7  
SO 4  
LOB 17



Batter	1	2	3	4	5	6	7	8	9	AB	R	H	RBI	BB	SO	LOB	BOTTOM					
<b>Felix Millan, R</b> OBP: 0.353, SLG: 0.369 <b>Gil Garrido, R</b> OBP: 0.263, SLG: 0.167	6-3	FC6-4 1B				L5		G4-6-3 BB		4	0	1	0	1	0	0						
<b>Ralph Garr, L</b> OBP: 0.369, SLG: 0.436	PB 1B BB	FC6-4				4-3		K		4	2	1	0	1	1	3						
<b>Hank Aaron, R</b> OBP: 0.407, SLG: 0.628 <b>Hal King, L</b> OBP: 0.328, SLG: 0.331	F5	F6				1B WP 1B		5-3	G4-6-3	3	1	1	0	0	0	3						
<b>Mike Lum, L</b> OBP: 0.363, SLG: 0.405	BB HBP 1B					F6		1B	F8	5	0	2	2	0	1	1						
<b>Earl Williams, R</b> OBP: 0.305, SLG: 0.438	BB HBP					F8		5-3	F8	4	1	1	1	0	0	1						
<b>Sonny Jackson, L</b> OBP: 0.317, SLG: 0.344	BB					HR 1B		F5	F7	4	1	1	0	1	0	0						
<b>Zoilo Versalles, R</b> OBP: 0.254, SLG: 0.385	K					HR		F8		3	1	1	3	1	1	3						
<b>Marty Perez, R</b> OBP: 0.270, SLG: 0.292		FC6-4 1B BB	FC5			6-3		E4		3	0	0	0	1	0	2						
<b>Ron Reed, R</b> OBP: 0.107, SLG: 0.107 <b>Mike McQueen, L</b> OBP: 0.154, SLG: 0.154 <b>Steve Barber, L</b> OBP: 0.182, SLG: 0.100 <b>Oscar Brown, R</b> OBP: 0.258, SLG: 0.250 <b>Bob Priddy, R</b> OBP: 0.182, SLG: 0.273	K					K		K		0	0	0	0	0	0	0						
<b>Inning Stats</b>	R: 1 E: 0 K: 1 S: 6	H: 1 LOB: 3 BB: 2 P: 15	R: 0 E: 0 K: 1 S: 6	H: 1 LOB: 1 BB: 1 P: 10	R: 0 E: 1 K: 1 S: 6	H: 0 LOB: 2 BB: 1 P: 10	R: 0 E: 0 K: 1 S: 5	H: 0 LOB: 0 BB: 0 P: 5	R: 4 E: 0 K: 1 S: 9	H: 4 LOB: 1 BB: 0 P: 9	R: 1 E: 0 K: 0 S: 5	H: 2 LOB: 1 BB: 0 P: 5	R: 0 E: 1 K: 1 S: 6	H: 0 LOB: 1 BB: 1 P: 6	R: 0 E: 0 K: 1 S: 4	H: 0 LOB: 1 BB: 1 P: 8	R: 0 E: 0 K: 0 S: 3	H: 0 LOB: 0 BB: 0 P: 3	1B: 7 2B: 0 3B: 0 HR: 1	SF: 0 SAC: 0 DP: 1 HBP: 1	WP: 1 PB: 1 SB: 0 CS: 0	PA: 42
<b>PITCHER</b>	IP WLS BF H R ER SO BB IBB HBP BLK WP HR S P ERA WHIP	IP WLS BF H R ER SO BB IBB HBP BLK WP HR S P ERA WHIP	IP WLS BF H R ER SO BB IBB HBP BLK WP HR S P ERA WHIP	IP WLS BF H R ER SO BB IBB HBP BLK WP HR S P ERA WHIP	IP WLS BF H R ER SO BB IBB HBP BLK WP HR S P ERA WHIP	IP WLS BF H R ER SO BB IBB HBP BLK WP HR S P ERA WHIP	IP WLS BF H R ER SO BB IBB HBP BLK WP HR S P ERA WHIP	IP WLS BF H R ER SO BB IBB HBP BLK WP HR S P ERA WHIP	IP WLS BF H R ER SO BB IBB HBP BLK WP HR S P ERA WHIP	IP WLS BF H R ER SO BB IBB HBP BLK WP HR S P ERA WHIP	IP WLS BF H R ER SO BB IBB HBP BLK WP HR S P ERA WHIP	IP WLS BF H R ER SO BB IBB HBP BLK WP HR S P ERA WHIP	IP WLS BF H R ER SO BB IBB HBP BLK WP HR S P ERA WHIP	IP WLS BF H R ER SO BB IBB HBP BLK WP HR S P ERA WHIP	IP WLS BF H R ER SO BB IBB HBP BLK WP HR S P ERA WHIP	IP WLS BF H R ER SO BB IBB HBP BLK WP HR S P ERA WHIP	IP WLS BF H R ER SO BB IBB HBP BLK WP HR S P ERA WHIP	IP WLS BF H R ER SO BB IBB HBP BLK WP HR S P ERA WHIP	IP WLS BF H R ER SO BB IBB HBP BLK WP HR S P ERA WHIP	IP WLS BF H R ER SO BB IBB HBP BLK WP HR S P ERA WHIP	IP WLS BF H R ER SO BB IBB HBP BLK WP HR S P ERA WHIP	

**New York Mets @ Atlanta Braves**  
Atlanta Stadium, Atlanta, GA  
Sat Aug 07 1971, 7:05 PM EDT  
Att: 20,827 - Unknown

AB 36  
R 6  
H 8  
RBI 6  
BB 5  
SO 7  
LOB 17





Batter	1	2	3	4	5	6	7	8	9	AB	R	H	RBI	BB	SO	LOB	TOP						
<b>Bud Harrelson, S</b> OBP: 0.348, SLG: 0.337 (1, 6)	0-0 4-3		0-0 FC6			0-0 BB 1B		4-0 BB BB		3	0	1	0	1	0	1	<b>New York Mets @ Atlanta Braves</b> Atlanta Stadium, Atlanta, GA Sun Aug 08 1971, 3:33 AM EDT Att: 15,664 - Unknown						
<b>Wayne Garrett, L</b> OBP: 0.400, SLG: 0.322 (1, 5)	0-0 6-3			0-0 G3		4-0 FC6 BB 1-2		4-0 BB BB		2	0	0	0	2	0								
<b>Tommie Agee, R</b> OBP: 0.360, SLG: 0.431 (1, 8)	0-3 K			0-3 K		0-3 K		0-3 K		4	0	0	0	0	4	4							
<b>Cleon Jones, R</b> OBP: 0.383, SLG: 0.474 (1, 7)		0-0 5-3		0-0 P4		0-0 FC6 1-2			0-0 6-3		4	0	0	0	0	2							
<b>Ed Kranepool, L</b> OBP: 0.334, SLG: 0.449 (1, 3)		0-3 K			0-0 F7		0-0 G4-3 BB 1B		0-0 L7		4	0	1	0	0	1							
<b>Ken Boswell, L</b> OBP: 0.339, SLG: 0.368 (1, 4)		0-3 K			0-0 FC4-6 BB 1B		0-0 F8		0-0 F8		4	0	1	0	0	1							
<b>Ken Singleton, S</b> OBP: 0.389, SLG: 0.365 (1, 9)			0-0 4-3		0-0 FC4-6 1-2		0-0 G4-3				3	0	0	0	0	2							
<b>Duffy Dyer, R</b> OBP: 0.319, SLG: 0.363 (1, 2)			0-0 FC6-4 BB 1B		0-0 F7			0-0 5-3			3	0	1	0	0	1							
<b>Charlie Williams, R</b> OBP: 0.190, SLG: 0.105 (2, 1)			0-0 FC6-4 1-2					0-0 6-3			0	0	0	0	0	0							
<b>Danny Frisella, L</b> OBP: 0.290, SLG: 0.280 (6, PH)											1	0	0	0	0	1							
<b>Art Shamsky, L</b> OBP: 0.307, SLG: 0.439 (6, PH)											1	0	0	0	0	1							
<b>Ray Sadecki, L</b> OBP: 0.309, SLG: 0.323 (8, PH)											0	0	0	0	0	0							
<b>Bob Aspromonte, R</b> OBP: 0.309, SLG: 0.323 (8, PH)											1	0	0	0	0	0							
<b>Jim McAndrew, R</b> OBP: 0.143, SLG: 0.154 (8, PH)											0	0	0	0	0	0							
<b>Inning Stats</b>	R: 0 E: 0 K: 1 S: 5	H: 0 LOB: 0 BB: 0 P: 5	R: 0 E: 0 K: 2 S: 7	H: 0 LOB: 0 BB: 0 P: 7	R: 0 E: 0 K: 0 S: 4	H: 1 LOB: 1 BB: 0 P: 4	R: 0 E: 0 K: 1 S: 5	H: 0 LOB: 0 BB: 0 P: 5	R: 0 E: 0 K: 2 S: 4	H: 1 LOB: 1 BB: 0 P: 4	R: 0 E: 0 K: 0 S: 8	H: 1 LOB: 2 BB: 1 P: 12	R: 0 E: 0 K: 0 S: 3	H: 1 LOB: 0 BB: 0 P: 3	R: 0 E: 0 K: 1 S: 5	H: 0 LOB: 2 BB: 2 P: 13	R: 0 E: 0 K: 0 S: 3	H: 0 LOB: 0 BB: 0 P: 3	1B: 4 2B: 0 3B: 0 HR: 0	SF: 0 SAC: 0 DP: 1 HBP: 0	WP: 0 PB: 0 CS: 0	PA: 33	
<b>PITCHER</b> <b>Phil Niekro, R</b> ERA: 2.82 (1, 1)	IP: 9.0 WLS: W BF: 33 H: 4 R: 0 ER: 0 SO: 7 BB: 3 IBB: 0 HBP: 0 BLK: 0 WP: 0 HR: 0 S: 44 P: 56 ERA: 0.00 WHIP: 0.778											<b>PITCHER</b>	IP: 9.0 WLS: W BF: 33 H: 4 R: 0 ER: 0 SO: 7 BB: 3 IBB: 0 HBP: 0 BLK: 0 WP: 0 HR: 0 S: 44 P: 56 ERA: 0.00 WHIP: 0.778										

Batter	1	2	3	4	5	6	7	8	9	AB	R	H	RBI	BB	SO	LOB	BOTTOM						
<b>Felix Millan, R</b> OBP: 0.354, SLG: 0.375 (1, 4)	0-0 SF8 3B	0-0 1B 1-3 2H 3H		0-0 5-3			0-0 4-3			4	2	2	2	0	0	1	<b>New York Mets @ Atlanta Braves</b> Atlanta Stadium, Atlanta, GA Sun Aug 08 1971, 3:33 AM EDT Att: 15,664 - Unknown						
<b>Ralph Garr, L</b> OBP: 0.368, SLG: 0.436 (1, 7)	0-0 SF8 3H	0-0 S 1B		0-0 2-3			0-0 4-3			3	1	1	1	0	0	1							
<b>Hank Aaron, R</b> OBP: 0.408, SLG: 0.630 (1, 3)	0-0 1B 2B	0-0 1B 1H 3H			0-0 6-3		0-0 F9			4	0	2	2	0	0	0							
<b>Mike Lum, L</b> OBP: 0.362, SLG: 0.403 (1, 9)	0-0 G6-3 2-3	0-0 4-3			0-3 K			0-0 P5		4	0	1	0	0	1	1							
<b>Earl Williams, R</b> OBP: 0.310, SLG: 0.438 (1, 2)	0-0 G6-3 1-2		0-0 G5-4-3 BB 1B		4-0 FC6-4 BB		4-0 G5-4-3 BB			2	0	1	0	2	0	2							
<b>Tommie Aaron, R</b> OBP: 0.091, SLG: 0.091 (1, 5)		0-0 P5	0-0 G5-4-3 1-2		0-0 FC6-4 1-2		0-0 G5-4-3 1-2			4	0	0	0	0	0	3							
<b>Sonny Jackson, L</b> OBP: 0.319, SLG: 0.347 (1, 8)		0-0 1B CS 1B	0-0 2-4 1B			0-0 F8				3	1	2	0	0	0	0							
<b>Marty Perez, R</b> OBP: 0.275, SLG: 0.294 (1, 6)		4-0 1B BB	0-0 2-4 1B	0-0 SH3-4 1B		0-0 6-3				2	1	1	0	1	0	0							
<b>Phil Niekro, R</b> OBP: 0.162, SLG: 0.167 (1, 1)		0-0 1B 1-2 2-3		0-0 SH3-4		0-3 K				2	0	1	0	0	1	0							
<b>Inning Stats</b>	R: 1 E: 0 K: 0 S: 5	H: 3 LOB: 1 BB: 0 P: 5	R: 4 E: 0 K: 0 S: 7	H: 5 LOB: 1 BB: 1 P: 11	R: 0 E: 0 K: 0 S: 3	H: 2 LOB: 1 BB: 0 P: 3	R: 0 E: 0 K: 0 S: 4	H: 1 LOB: 1 BB: 0 P: 4	R: 0 E: 0 K: 1 S: 5	H: 0 LOB: 1 BB: 1 P: 9	R: 0 E: 0 K: 1 S: 5	H: 0 LOB: 0 BB: 0 P: 5	R: 0 E: 0 K: 0 S: 3	H: 0 LOB: 0 BB: 0 P: 3	R: 0 E: 0 K: 0 S: 2	H: 0 LOB: 0 BB: 1 P: 6		1B: 9 2B: 1 3B: 1 HR: 0	SF: 1 SAC: 1 DP: 3 HBP: 0	WP: 0 PB: 0 CS: 1	PA: 33		
<b>PITCHER</b> <b>Charlie Williams, R</b> ERA: 5.68 (1, 1)	IP: 1.2 WLS: L BF: 11 H: 4 R: 5 ER: 5 SO: 0 BB: 1 IBB: 0 HBP: 0 BLK: 0 WP: 0 HR: 0 S: 10 P: 14 ERA: 27.00 WHIP: 4.800											<b>PITCHER</b>	IP: 1.2 WLS: L BF: 11 H: 4 R: 5 ER: 5 SO: 0 BB: 1 IBB: 0 HBP: 0 BLK: 0 WP: 0 HR: 0 S: 10 P: 14 ERA: 27.00 WHIP: 4.800										
<b>Danny Frisella, R</b> ERA: 2.31 (2, 1)	IP: 3.1 WLS: L BF: 14 H: 4 R: 0 ER: 0 SO: 1 BB: 0 IBB: 0 HBP: 0 BLK: 0 WP: 0 HR: 0 S: 14 P: 18 ERA: 0.00 WHIP: 1.500											<b>PITCHER</b>	IP: 3.1 WLS: L BF: 14 H: 4 R: 0 ER: 0 SO: 1 BB: 0 IBB: 0 HBP: 0 BLK: 0 WP: 0 HR: 0 S: 14 P: 18 ERA: 0.00 WHIP: 1.500										
<b>Ray Sadecki, L</b> ERA: 2.34 (6, 1)	IP: 2.0 WLS: L BF: 6 H: 0 R: 0 ER: 0 SO: 1 BB: 0 IBB: 0 HBP: 0 BLK: 0 WP: 0 HR: 0 S: 8 P: 8 ERA: 0.00 WHIP: 0.000											<b>PITCHER</b>	IP: 2.0 WLS: L BF: 6 H: 0 R: 0 ER: 0 SO: 1 BB: 0 IBB: 0 HBP: 0 BLK: 0 WP: 0 HR: 0 S: 8 P: 8 ERA: 0.00 WHIP: 0.000										
<b>Jim McAndrew, R</b> ERA: 5.02 (8, 1)	IP: 1.0 WLS: L BF: 3 H: 0 R: 0 ER: 0 SO: 0 BB: 0 IBB: 0 HBP: 0 BLK: 0 WP: 0 HR: 0 S: 2 P: 6 ERA: 0.00 WHIP: 1.000											<b>PITCHER</b>	IP: 1.0 WLS: L BF: 3 H: 0 R: 0 ER: 0 SO: 0 BB: 0 IBB: 0 HBP: 0 BLK: 0 WP: 0 HR: 0 S: 2 P: 6 ERA: 0.00 WHIP: 1.000										

Batter	1	2	3	4	5	6	7	8	9	AB	R	H	RBI	BB	SO	LOB	TOP				
<b>Bud Harrelson, S</b> OBP: 0.346, SLG: 0.335 (1, 6)										5	0	1	0	0	1	0	<b>New York Mets @ San Diego Padres</b> San Diego Stadium, San Diego, CA Tue Aug 10 1971, 10:05 PM EDT Att: 6,542 - Unknown				
<b>Wayne Garrett, L</b> OBP: 0.400, SLG: 0.317 (1, 5)										4	1	1	0	1	0	1					
<b>Cleon Jones, R</b> OBP: 0.383, SLG: 0.473 (1, 7)										5	0	2	0	0	0	1					
<b>Ed Kranepool, L</b> OBP: 0.335, SLG: 0.449 (1, 3)										5	2	2	0	0	0	5					
<b>Tommie Agee, R</b> OBP: 0.362, SLG: 0.433 (1, 8)										3	2	2	1	0	0	1					
<b>Ken Boswell, L</b> OBP: 0.341, SLG: 0.368 (1, 4)										3	1	1	1	0	0	2					
<b>Ken Singleton, S</b> OBP: 0.395, SLG: 0.371 (1, 9)										2	0	1	2	2	0	0					
<b>Jerry Grote, R</b> OBP: 0.346, SLG: 0.366 (1, 2)										4	0	1	2	0	1	3					
<b>Gary Gentry, R</b> OBP: 0.075, SLG: 0.077 (1, 1)										2	0	0	0	0	1	1					
<b>Ray Sadecki, L</b> OBP: 0.313, SLG: 0.267 (5, 1)										0	0	0	0	0	0	0					
<b>Bob Aspromonte, R</b> OBP: 0.296, SLG: 0.320 (6, PH)										1	0	0	0	0	2	2					
<b>Tug McGraw, R</b> OBP: 0.154, SLG: 0.231 (6, 1)										1	0	0	0	0	2	2					
<b>Inning Stats</b>	R: 0 E: 0 K: 0 S: 4	H: 1 LOB: 1 BB: 0 P: 4	R: 0 E: 0 K: 0 S: 3	H: 1 LOB: 0 BB: 0 P: 3	R: 0 E: 0 K: 1 S: 5	H: 0 LOB: 0 BB: 0 P: 5	R: 4 E: 0 K: 1 S: 10	H: 5 LOB: 1 BB: 0 P: 10	R: 0 E: 0 K: 1 S: 5	H: 0 LOB: 2 BB: 1 P: 9	R: 0 E: 0 K: 0 S: 3	H: 0 LOB: 0 BB: 0 P: 3	R: 1 E: 0 K: 0 S: 5	H: 2 LOB: 2 BB: 1 P: 9	R: 0 E: 0 K: 0 S: 3	H: 1 LOB: 1 BB: 1 P: 7	1B: 10 2B: 1 3B: 0 HR: 0	SF: 0 SAC: 1 DP: 2 HBP: 1	WP: 0 PB: 0 SB: 2 CS: 0	PA: 40	
<b>PITCHER</b>	IP	WLS	BF	H	R	ER	SO	BB	IBB	HBP	BLK	WP	HR	S	P	ERA	WHIP				
<b>Clay Kirby, R</b> ERA: 3.2 (1, 1)	5.0	L	21	7	4	4	3	0	0	0	0	0	0	27	27	7.20	1.400				
<b>Dick Kelley, L</b> ERA: 3.94 (6, 1)	2.0		9	1	1	1	0	0	1	1	0	0	0	7	12	4.50	0.500				
<b>Al Severinsen, R</b> ERA: 3.54 (8, 1)	2.0		10	3	1	1	0	1	1	0	0	0	0	8	16	4.50	2.000				

AB	35
R	6
H	11
RBI	6
BB	3
SO	3
LOB	18



Batter	1	2	3	4	5	6	7	8	9	AB	R	H	RBI	BB	SO	LOB	BOTTOM					
<b>Enzo Hernandez, R</b> OBP: 0.298, SLG: 0.261 (1, 6)										4	1	1	0	0	1	1	<b>New York Mets @ San Diego Padres</b> San Diego Stadium, San Diego, CA Tue Aug 10 1971, 10:05 PM EDT Att: 6,542 - Unknown					
<b>Dave Campbell, R</b> OBP: 0.293, SLG: 0.338 (1, 4)										4	0	2	1	0	0	1						
<b>Cito Gaston, R</b> OBP: 0.272, SLG: 0.396 (1, 8)										4	1	1	0	0	0	2						
<b>Nate Colbert, R</b> OBP: 0.349, SLG: 0.493 (1, 3)										4	1	2	2	0	2	1						
<b>Leron Lee, L</b> OBP: 0.330, SLG: 0.400 (1, 7)										3	0	1	0	1	0	0						
<b>Ollie Brown, R</b> OBP: 0.356, SLG: 0.367 (1, 9)										3	0	0	1	0	1	2						
<b>Ed Spiezio, R</b> OBP: 0.276, SLG: 0.337 (1, 5)										4	0	0	0	0	3	2						
<b>Bob Barton, R</b> OBP: 0.313, SLG: 0.365 (1, 2)										4	1	1	0	0	3	0						
<b>Clay Kirby, R</b> OBP: 0.200, SLG: 0.127 (1, 1)										1	0	0	0	0	0	0						
<b>Angel Bravy, L</b> OBP: 0.277, SLG: 0.214 (5, PH)										1	0	0	0	0	0	1						
<b>Dick Kelley, L</b> OBP: 0.333, SLG: 0.333 (5, 1)										0	0	0	0	0	0	0						
<b>Ivan Murrell, R</b> OBP: 0.256, SLG: 0.371 (7, PH)										1	0	0	0	0	1	0						
<b>Al Severinsen, R</b> OBP: 0.200, SLG: 0.200 (8, PH)										1	0	0	0	0	1	0						
<b>Inning Stats</b>	R: 0 E: 0 K: 0 S: 3	H: 0 LOB: 0 BB: 0 P: 3	R: 0 E: 0 K: 1 S: 5	H: 0 LOB: 0 BB: 0 P: 5	R: 0 E: 0 K: 1 S: 5	H: 0 LOB: 0 BB: 0 P: 5	R: 2 E: 0 K: 1 S: 9	H: 4 LOB: 2 BB: 0 P: 9	R: 1 E: 0 K: 0 S: 5	H: 2 LOB: 1 BB: 0 P: 5	R: 1 E: 0 K: 1 S: 6	H: 1 LOB: 0 BB: 0 P: 6	R: 0 E: 0 K: 3 S: 9	H: 0 LOB: 0 BB: 0 P: 9	R: 0 E: 0 K: 2 S: 8	H: 1 LOB: 2 BB: 1 P: 12	R: 0 E: 0 K: 3 S: 9	H: 0 LOB: 0 BB: 0 P: 9	1B: 4 2B: 3 3B: 0 HR: 1	SF: 1 SAC: 0 DP: 0 HBP: 0	WP: 0 PB: 0 SB: 0 CS: 0	PA: 36
<b>PITCHER</b>	IP	WLS	BF	H	R	ER	SO	BB	IBB	HBP	BLK	WP	HR	S	P	ERA	WHIP					
<b>Gary Gentry, R</b> ERA: 3.21 (1, 1)	4.2		20	6	3	3	3	0	0	0	0	0	0	26	26	5.79	1.286					
<b>Ray Sadecki, L</b> ERA: 2.33 (5, 1)	0.1		1	0	0	0	0	0	0	0	0	0	0	1	1	0.00	0.000					
<b>Tug McGraw, L</b> ERA: 1.8 (6, 1)	4.0	W	15	2	1	1	9	1	0	0	0	0	1	32	36	2.25	0.750					

AB	34
R	4
H	8
RBI	4
BB	1
SO	12
LOB	10



Batter	1	2	3	4	5	6	7	8	9	10	11	12	AB	R	H	RBI	BB	SO	LOB	TOP			
<b>Don Hahn, R</b> OBP: 0.331, SLG: 0.281 (1.8)	6-3			SH1-4 1B		P6			F9		1B		5	0	2	0	0	0	0				
<b>Wayne Garrett, L</b> OBP: 0.392, SLG: 0.313 (8.5)	K			SH1-4			K			SH1-4 1B	G1		4	0	1	0	0	2	2				
<b>Tommy Agee, R</b> OBP: 0.358, SLG: 0.428 (1.9)	4-3			K			6-3			SH1-4		G3	4	0	0	0	0	1	1				
<b>Cleon Jones, R</b> OBP: 0.385, SLG: 0.473 (1.7)				1-3			F9			FC6-4 IBB	G4-6-3 1B		4	0	2	0	1	0	1				
<b>Donn Clendenon, R</b> OBP: 0.291, SLG: 0.422 (1.3)	K				6-3					L8-4 SH3-4 1B	G4-6-3 1B		5	0	1	0	0	2	4				
<b>Bob Aspromonte, R</b> OBP: 0.297, SLG: 0.319 (8.4)										FC6-4			1	0	0	0	1	0	0				
<b>Tim Foli, R</b> OBP: 0.286, SLG: 0.307 (8.4)	P4						G4-3 BB			SH3-4			1	0	0	0	0	0	2				
<b>Jerry Grote, R</b> OBP: 0.342, SLG: 0.361 (1.2)							G4-3			L8-4		4-3	4	0	0	0	0	0	2				
<b>Bud Harrelton, S</b> OBP: 0.345, SLG: 0.332 (1.6)				P2						G6-4-3 BB			3	0	0	0	1	1	0				
<b>Tom Seaver, R</b> OBP: 0.254, SLG: 0.297 (1.1)				P3						G6-4-3			3	0	0	0	0	1	1				
<b>Ken Singleton, S</b> OBP: 0.398, SLG: 0.374 (11, PH)													1	0	1	0	0	0	0				
<b>Danny Frisella, L</b> OBP: 0.250, SLG: 0.250 (11.1)											1B		0	0	0	0	0	0	0				
<b>Inning Stats</b>	R: 0 E: 0 K: 1 S: 5	H: 0 LOB: 0 BB: 0 P: 5	R: 0 E: 0 K: 1 S: 5	H: 1 LOB: 0 BB: 0 P: 5	R: 0 E: 0 K: 0 S: 3	H: 0 LOB: 0 BB: 0 P: 3	R: 0 E: 0 K: 1 S: 6	H: 1 LOB: 1 BB: 0 P: 6	R: 0 E: 0 K: 0 S: 2	H: 0 LOB: 0 BB: 0 P: 6	R: 0 E: 0 K: 1 S: 5	H: 1 LOB: 0 BB: 0 P: 3	R: 0 E: 0 K: 1 S: 7	H: 2 LOB: 2 BB: 0 P: 7	R: 0 E: 0 K: 0 S: 3	H: 1 LOB: 0 BB: 0 P: 3	1B: 7 2B: 2 3B: 0 HR: 0	SF: 0 SAC: 3 DP: 5 HBP: 0	WP: 0 PB: 0 SB: 0 CS: 1	PA: 41			
<b>PITCHER</b> <b>Dave Roberts, L</b> ERA: 2.09 (1.1)	IP: 12.0 WLS: 7 BF: 41 H: 7 R: 0 ER: 0 SO: 7 BB: 2 IBB: 1 HBP: 0 BLK: 0 WP: 0 HR: 0 S: 52 P: 64 ERA: 0.00 WHIP: 0.750																						

New York Mets @ San Diego Padres  
San Diego Stadium, San Diego, CA  
Wed Aug 11 1971, 10:05 PM EDT  
Alt. 10,828 - Unknown

AB 35  
R 0  
H 7  
RBI 0  
BB 3  
SO 7  
LOB 13



Batter	1	2	3	4	5	6	7	8	9	10	11	12	AB	R	H	RBI	BB	SO	LOB	BOTTOM				
<b>Enzo Hernandez, R</b> OBP: 0.295, SLG: 0.258 (1.6)	F9		FC5-4			F9			P4		SH2-3		4	0	0	0	0	0	1					
<b>Dave Campbell, R</b> OBP: 0.289, SLG: 0.334 (1.4)	K		F8			K			K		K		4	0	0	0	0	3	1					
<b>Angel Bravo, L</b> OBP: 0.273, SLG: 0.211 (11, PH)													1	0	0	0	0	1	2					
<b>Fred Kendall, R</b> OBP: 0.209, SLG: 0.200 (12.2)													0	0	0	0	0	0	0					
<b>Larry Stahl, L</b> OBP: 0.304, SLG: 0.390 (1.8)	1B			K		K							4	1	2	0	1	2	0					
<b>Nate Colbert, R</b> OBP: 0.350, SLG: 0.489 (1.3)	K							6-3					3	0	0	0	2	2	2					
<b>Leron Lee, L</b> OBP: 0.323, SLG: 0.391 (1.7)				K				K					5	0	0	0	0	4	2					
<b>Ollie Brown, R</b> OBP: 0.357, SLG: 0.366 (1.9)			G3										4	0	1	0	0	1	1					
<b>Ed Spiezio, R</b> OBP: 0.274, SLG: 0.332 (1.5)			4-3					5-3					4	0	0	0	0	1	0					
<b>Bob Barton, R</b> OBP: 0.312, SLG: 0.364 (1.2)													4	0	1	0	0	0	0					
<b>Don Mason, L</b> OBP: 0.252, SLG: 0.231 (11, PR) (12.4)			1-3					5-3					0	0	0	0	0	0	0					
<b>Dave Roberts, L</b> OBP: 0.194, SLG: 0.226 (1.1)											SH2-3 1B		4	0	1	0	0	2	1					
<b>Inning Stats</b>	R: 0 E: 0 K: 2 S: 8	H: 1 LOB: 1 BB: 0 P: 8	R: 0 E: 0 K: 1 S: 5	H: 0 LOB: 0 BB: 0 P: 5	R: 0 E: 0 K: 0 S: 4	H: 1 LOB: 1 BB: 0 P: 4	R: 0 E: 0 K: 3 S: 7	H: 0 LOB: 1 BB: 1 P: 13	R: 0 E: 0 K: 0 S: 5	H: 0 LOB: 0 BB: 0 P: 5	R: 0 E: 0 K: 1 S: 5	H: 0 LOB: 0 BB: 0 P: 5	R: 0 E: 0 K: 2 S: 7	H: 0 LOB: 1 BB: 1 P: 11	R: 0 E: 0 K: 1 S: 5	H: 0 LOB: 0 BB: 0 P: 5	R: 0 E: 0 K: 2 S: 8	H: 1 LOB: 2 BB: 0 P: 8	R: 1 E: 1 K: 0 S: 1	H: 1 LOB: 1 BB: 1 P: 5	1B: 4 2B: 1 3B: 0 HR: 0	SF: 0 SAC: 1 DP: 0 HBP: 0	WP: 0 PB: 0 SB: 2 CS: 1	PA: 42
<b>PITCHER</b> <b>Tom Seaver, R</b> ERA: 2.09 (1.1)	IP: 10.0 WLS: 7 BF: 34 H: 3 R: 0 ER: 0 SO: 14 BB: 2 IBB: 0 HBP: 0 BLK: 0 WP: 0 HR: 0 S: 60 P: 68 ERA: 0.00 WHIP: 0.500																							
<b>Danny Frisella, R</b> ERA: 2.27 (11.1)	IP: 1.0 WLS: 1 BF: 7 H: 2 R: 1 ER: 0 SO: 2 BB: 0 IBB: 1 HBP: 0 BLK: 0 WP: 0 HR: 0 S: 9 P: 13 ERA: 0.00 WHIP: 2.000																							


New York Mets @ San Diego Padres  
San Diego Stadium, San Diego, CA  
Wed Aug 11 1971, 10:05 PM EDT  
Alt. 10,828 - Unknown

AB 37  
R 1  
H 5  
RBI 0  
BB 3  
SO 16  
LOB 10



Batter	1	2	3	4	5	6	7	8	9	AB	R	H	RBI	BB	SO	LOB	TOP
<b>Bud Harrelson, S</b> OBP: 0.345, SLG: 0.332 (1, 6)	0-3 K		0-0 F7		0-0 1B			0-0 3-1		4	0	1	0	0	1	0	<b>New York Mets @ San Diego Padres</b> San Diego Stadium, San Diego, CA Thu Aug 12 1971, 10:05 PM EDT Att: 4,839 - Unknown
<b>Wayne Garrett, L</b> OBP: 0.388, SLG: 0.314 (1, 5)	0-0 F8		4-0 BB		0-0 F7			0-0 FC6-4 1B		3	0	1	0	1	0	1	
<b>Cleon Jones, R</b> OBP: 0.384, SLG: 0.471 (1, 7)	0-0 F9		0-0 5-3					0-0 FC6-4 1-2		4	0	1	0	0	0	2	
<b>Ed Kranepool, L</b> OBP: 0.331, SLG: 0.443 (1, 3)		0-0 1-3		0-0 L6		0-0 G4-6-3 1-2		0-0 F9		4	0	0	0	0	0	2	
<b>Tommie Agee, R</b> OBP: 0.357, SLG: 0.426 (1, 8)		0-0 4-3		0-0 F9		0-0 S 1B			0-0 6-3	4	0	1	0	0	0	0	
<b>Ken Boswell, L</b> OBP: 0.343, SLG: 0.369 (1, 4)		0-0 E S 1B		0-0 1B		0-0 F8 1-2			0-0 L3	4	0	2	0	0	0	1	
<b>Ken Singleton, S</b> OBP: 0.399, SLG: 0.371 (1, 9)		4-0 FC6-4 BB		0-0 G3				4-0 G6-4-3 BB		2	0	0	0	2	0	1	
<b>Jerry Grote, R</b> OBP: 0.339, SLG: 0.358 (1, 2)		0-0 FC6-4 1-2				0-0 F8		0-0 G6-4-3 1-2		3	0	0	0	0	0	3	
<b>Nolan Ryan, R</b> OBP: 0.186, SLG: 0.175 (1, 1)			0-3 K			0-0 F8				0	0	0	0	0	0	0	
<b>Charlie Williams, R</b> OBP: 0.182, SLG: 0.100 (5, PH)										1	0	0	0	0	0	1	
<b>Art Shamsky, L</b> OBP: 0.334, SLG: 0.434 (5, PH)										1	0	0	0	0	0	0	
<b>Jim McAndrew, R</b> OBP: 0.292, SLG: 0.154 (5, PH)										0	0	0	0	0	0	0	
<b>Dave Marshall, L</b> OBP: 0.329, SLG: 0.321 (7, PH)										1	0	0	0	0	1	0	
<b>Ron Taylor, R</b> OBP: 0.333, SLG: 0.333 (7, PH)										0	0	0	0	0	0	0	
<b>Inning Stats</b>	R: 0 E: 0 K: 1 S: 5	H: 0 LOB: 0 BB: 0 P: 5	R: 0 E: 0 K: 0 S: 4	H: 1 LOB: 2 BB: 1 P: 8	R: 0 E: 0 K: 1 S: 5	H: 0 LOB: 1 BB: 1 P: 9	R: 0 E: 0 K: 0 S: 4	H: 1 LOB: 1 BB: 0 P: 4	R: 0 E: 0 K: 0 S: 4	H: 2 LOB: 1 BB: 0 P: 4	R: 0 E: 0 K: 1 S: 4	H: 0 LOB: 0 BB: 1 P: 8	R: 0 E: 0 K: 0 S: 3	H: 0 LOB: 0 BB: 0 P: 3	1B: 6 2B: 0 3B: 0 HR: 0	SF: 0 SAC: 0 DP: 2 HBP: 0	WP: 0 PA: 34 CS: 0
<b>PITCHER</b> <b>Steve Arlin, R</b> ERA: 3.21 (1, 1)	IP: 9.0 WLS: W BF: 34 H: 6 R: 0 ER: 0 SO: 3 BB: 3 IBB: 0 HBP: 0 BLK: 0 WP: 0 HR: 0 S: 37 P: 49 ERA: 0.00 WHIP: 1.000																

AB	31
R	0
H	6
RBI	0
BB	3
SO	3
LOB	10



Batter	1	2	3	4	5	6	7	8	9	AB	R	H	RBI	BB	SO	LOB	BOTTOM
<b>Enzo Hernandez, R</b> OBP: 0.297, SLG: 0.260 (1, 6)	0-0 BB S E 1B		0-0 G5-4-3 1B		0-0 5-3			0-0 5-3		4	1	2	0	0	0	2	<b>New York Mets @ San Diego Padres</b> San Diego Stadium, San Diego, CA Thu Aug 12 1971, 10:05 PM EDT Att: 4,839 - Unknown
<b>Dave Campbell, R</b> OBP: 0.286, SLG: 0.330 (1, 4)	0-0 F6 1-2		0-0 G5-4-3 1-2		0-0 F6			0-0 1-3		4	0	0	0	0	0	3	
<b>Larry Stahl, L</b> OBP: 0.307, SLG: 0.389 (1, 8)	0-3 K		4-0 BB		0-0 4-3			0-0 G6-4-3 1B		3	0	1	0	1	1	2	
<b>Nate Colbert, R</b> OBP: 0.349, SLG: 0.485 (1, 3)	4-0 BB E BB		0-0 F7		0-0 4-3			0-0 G6-4-3 1-2		3	1	0	0	1	0	2	
<b>Leron Lee, L</b> OBP: 0.327, SLG: 0.387 (1, 7)	4-0 E BB		0-3 K		0-0 3-1			4-0 CS BB		2	1	0	0	2	1	0	
<b>Ollie Brown, R</b> OBP: 0.356, SLG: 0.365 (1, 9)	0-0 E9 BB 1B		0-0 F7		0-0 5-3			4-0 BB 1-2		3	0	1	2	1	0	0	
<b>Ed Spiezio, R</b> OBP: 0.277, SLG: 0.332 (1, 5)	0-0 BB BB		0-0 1B		0-0 6-3			0-0 F7		3	0	1	0	1	0	1	
<b>Garry Jestadt, R</b> OBP: 0.244, SLG: 0.282 (9, 5)	0-0 BB BB		0-0 1B		0-0 6-3			0-0 F7		0	0	0	0	0	0	0	
<b>Bob Barton, R</b> OBP: 0.315, SLG: 0.363 (1, 2)	4-0 1-2 2-3 BB		0-0 6-3		0-0 SH1-3 1B			0-0 F7		3	0	1	0	1	0	2	
<b>Steve Arlin, R</b> OBP: 0.190, SLG: 0.185 (1, 1)	0-3 K				0-0 3B			0-0 SH1-3		2	0	1	0	0	1	3	
<b>Inning Stats</b>	R: 3 E: 1 K: 2 S: 9	H: 2 LOB: 3 BB: 4 P: 25	R: 0 E: 0 K: 0 S: 3	H: 1 LOB: 1 BB: 1 P: 7	R: 0 E: 0 K: 1 S: 6	H: 1 LOB: 0 BB: 0 P: 6	R: 0 E: 0 K: 0 S: 4	H: 1 LOB: 0 BB: 0 P: 4	R: 0 E: 0 K: 0 S: 3	H: 1 LOB: 0 BB: 0 P: 3	R: 0 E: 0 K: 0 S: 3	H: 0 LOB: 2 BB: 2 P: 10	R: 0 E: 0 K: 0 S: 2	H: 0 LOB: 1 BB: 2 P: 10	1B: 6 2B: 0 3B: 1 HR: 0	SF: 0 SAC: 1 DP: 2 HBP: 0	WP: 0 PA: 35 CS: 1
<b>PITCHER</b> <b>Nolan Ryan, R</b> ERA: 3.18 (1, 1)	IP: 0.2 WLS: L BF: 8 H: 2 R: 3 ER: 3 SO: 1 BB: 4 IBB: 0 HBP: 0 BLK: 0 WP: 0 HR: 0 S: 6 P: 22 ERA: 40.50 WHIP: 9.000																
<b>Charlie Williams, R</b> ERA: 5.42 (1, 1)	IP: 3.1 WLS: L BF: 13 H: 3 R: 0 ER: 0 SO: 2 BB: 1 IBB: 0 HBP: 0 BLK: 0 WP: 0 HR: 16 S: 20 P: 20 ERA: 0.00 WHIP: 1.200																
<b>Jim McAndrew, R</b> ERA: 4.85 (5, 1)	IP: 2.0 WLS: L BF: 7 H: 1 R: 0 ER: 0 SO: 0 BB: 0 IBB: 0 HBP: 0 BLK: 0 WP: 0 HR: 7 S: 7 P: 7 ERA: 0.00 WHIP: 0.500																
<b>Ron Taylor, R</b> ERA: 3.05 (7, 1)	IP: 2.0 WLS: L BF: 7 H: 1 R: 0 ER: 0 SO: 0 BB: 2 IBB: 0 HBP: 0 BLK: 0 WP: 0 HR: 5 S: 13 P: 13 ERA: 0.00 WHIP: 1.500																

AB	27
R	3
H	7
RBI	2
BB	7
SO	3
LOB	15



Batter	1	2	3	4	5	6	7	8	9	AB	R	H	RBI	BB	SO	LOB	TOP					
<b>Bud Harrelson, S</b> OBP: 0.346, SLG: 0.332 (1, 6)	0-0 1-3		0-0 F7			4-0 SF9 BB		0-0 FC4-6 1B		3	1	1	0	1	0	1	<b>New York Mets @ San Francisco Giants</b> Candlestick Park, San Francisco, CA Fri Aug 13, 1971, 10:05 PM EDT Att: 10,269 - Unknown					
<b>Wayne Garrett, L</b> OBP: 0.391, SLG: 0.301 (1, 5)	0-3 K		0-0 F9			4-0 G3-6-3 BB		0-0 FC4-6		3	0	0	0	1	1	3						
<b>Cleon Jones, R</b> OBP: 0.380, SLG: 0.468 (1, 7)	0-0 F4		0-3 K			0-0 SF9		0-0 SF8		2	0	0	2	0	1	1						
<b>Art Shamsky, L</b> OBP: 0.294, SLG: 0.417 (1, 9)		0-0 F6		0-0 F8		3-H G3-6-3		3-H F8		4	0	0	0	0	0	2						
<b>Tommie Agee, R</b> OBP: 0.356, SLG: 0.422 (1, 8)		4-0 BB BB		0-0 F8			0-0 1-3		0-0 4-3	3	0	0	0	1	0	0						
<b>Ken Boswell, L</b> OBP: 0.345, SLG: 0.381 (1, 4)		0-0 F7		0-0 1-3			0-0 HR		0-0 F9 BB 1B	4	1	2	1	0	0	1						
<b>Ed Kranepool, L</b> OBP: 0.333, SLG: 0.440 (1, 3)		4-0 1-2 BB			0-0 F2		0-0 F7		4-0 1-2 BB	2	0	0	0	2	0	0						
<b>Jerry Grote, R</b> OBP: 0.335, SLG: 0.353 (1, 2)		0-0 G3			0-0 6-3		0-0 5-3		0-0 F9	4	0	0	0	0	0	4						
<b>Ray Sadecki, L</b> OBP: 0.294, SLG: 0.250 (1, 1)			0-0 E4		0-0 3-1			0-0 FC4-6 1B SF8 1B	0-0 4-3	2	0	0	0	0	0	0						
<b>Ron Taylor, R</b> OBP: 0.333, SLG: 0.333 (6, PH)			F9 PB							0	0	0	0	0	0	0						
<b>Dave Marshall, L</b> OBP: 0.327, SLG: 0.335 (6, PH)										1	1	1	0	0	0	0						
<b>Danny Frisella, L</b> OBP: 0.250, SLG: 0.250 (8, PH)										0	0	0	0	0	0	0						
<b>Ken Singleton, S</b> OBP: 0.399, SLG: 0.369 (9, PH)										1	0	0	0	0	0	2						
<b>Inning Stats</b>	R: 0 E: 0 K: 1 S: 5	H: 0 LOB: 0 BB: 0 P: 5	R: 0 E: 0 K: 0 S: 3	H: 0 LOB: 2 BB: 2 P: 11	R: 0 E: 1 K: 1 S: 6	H: 0 LOB: 1 BB: 0 P: 6	R: 0 E: 0 K: 0 S: 3	H: 0 LOB: 0 BB: 0 P: 3	R: 0 E: 0 K: 0 S: 3	H: 0 LOB: 0 BB: 0 P: 3	R: 1 E: 0 K: 0 S: 2	H: 0 LOB: 0 BB: 2 P: 10	R: 1 E: 0 K: 0 S: 4	H: 1 LOB: 0 BB: 0 P: 4	R: 1 E: 0 K: 0 S: 5	H: 2 LOB: 1 BB: 0 P: 5	R: 0 E: 0 K: 0 S: 4	H: 1 LOB: 2 BB: 1 P: 8	1B: 3 2B: 0 3B: 0 HR: 1	SF: 2 SAC: 0 DP: 1 HBP: 0	WP: 0 PB: 1 SB: 1 CS: 0	PA: 36
<b>PITCHER</b> <b>Gaylord Perry, R</b> ERA: 3.32 (1, 1)	IP: 9.0 WLS: W BF: 36 H: 4 R: 3 ER: 2 SO: 2 BB: 5 IBB: 0 HBP: 0 BLK: 0 WP: 0 HR: 1 S: 35 P: 55 ERA: 2.00 WHIP: 1.000															<b>PITCHER</b>						

AB	29
R	3
H	4
RBI	3
BB	5
SO	2
LOB	14



Batter	1	2	3	4	5	6	7	8	9	AB	R	H	RBI	BB	SO	LOB	BOTTOM			
<b>Ken Henderson, S</b> OBP: 0.380, SLG: 0.458 (1, 7)	0-3 K		0-3 K	4-0 BB		0-0 2B		0-0 F8		3	0	1	0	1	2	0	<b>New York Mets @ San Francisco Giants</b> Candlestick Park, San Francisco, CA Fri Aug 13, 1971, 10:05 PM EDT Att: 10,269 - Unknown			
<b>Tito Fuentes, S</b> OBP: 0.307, SLG: 0.359 (1, 4)	0-3 K		0-0 2B 1B	0-0 5-3		0-0 F8		0-0 F8		4	1	1	0	0	1	2				
<b>Willie Mays, R</b> OBP: 0.421, SLG: 0.508 (1, 8)			0-0 S SF8 2B		0-0 SF8 3B		0-0 F8		0-0 F8	3	2	3	1	0	0	0				
<b>Jimmy Rosario, S</b> OBP: 0.368, SLG: 0.294 (6, 8)			1-H SF8 2B		0-0 SF8 3B		0-0 F8		0-0 F8	1	0	0	0	0	0	0				
<b>Bobby Bonds, R</b> OBP: 0.381, SLG: 0.509 (1, 9)	0-0 F6		1-0 HR HBP		0-3 K		0-0 5-3		0-0 5-3	3	1	0	0	0	1	2				
<b>Dave Kingman, R</b> OBP: 0.313, SLG: 0.821 (1, 3)		0-0 6-3	0-0 SF8		0-0 SF8		0-3 K		0-0 K	2	0	0	2	0	1	0				
<b>Dick Dietz, R</b> OBP: 0.403, SLG: 0.423 (1, 2)		4-0 1B BB	0-0 3-H HR		4-0 3-H BB		0-3 K		0-3 K	2	2	1	2	2	1	0				
<b>Chris Speier, R</b> OBP: 0.308, SLG: 0.325 (1, 6)		0-0 5-3	0-0 F7		0-3 K		0-0 F4		0-0 F4	4	0	0	0	0	1	2				
<b>Al Gallagher, R</b> OBP: 0.343, SLG: 0.391 (1, 5)		0-0 2-H 1B		0-0 6-3		0-0 4-3		0-0 IHR		4	1	2	2	0	0	0				
<b>Gaylord Perry, R</b> OBP: 0.145, SLG: 0.176 (1, 1)		0-0 4-3		0-0 5-3		0-0 5-3		0-0 5-3		4	0	0	0	0	0	1				
<b>Inning Stats</b>	R: 0 E: 0 K: 2 S: 8	H: 1 LOB: 1 BB: 0 P: 8	R: 1 E: 0 K: 0 S: 4	H: 1 LOB: 1 BB: 1 P: 8	R: 4 E: 0 K: 1 S: 8	H: 3 LOB: 0 BB: 0 P: 9	R: 0 E: 0 K: 0 S: 3	H: 0 LOB: 1 BB: 1 P: 7	R: 1 E: 0 K: 2 S: 8	H: 1 LOB: 1 BB: 1 P: 12	R: 0 E: 0 K: 0 S: 4	H: 1 LOB: 1 BB: 0 P: 4	R: 0 E: 0 K: 1 S: 5	H: 0 LOB: 0 BB: 0 P: 5	R: 1 E: 0 K: 1 S: 6	H: 1 LOB: 0 BB: 0 P: 6	1B: 3 2B: 2 3B: 1 HR: 2	SF: 2 SAC: 0 DP: 0 HBP: 1	WP: 0 PB: 0 SB: 1 CS: 0	PA: 36
<b>PITCHER</b> <b>Ray Sadecki, L</b> ERA: 2.73 (1, 1)	IP: 5.0 WLS: L BF: 25 H: 6 R: 6 ER: 6 SO: 5 BB: 3 IBB: 0 HBP: 0 BLK: 0 WP: 0 HR: 1 S: 31 P: 44 ERA: 10.80 WHIP: 1.800															<b>PITCHER</b>				
<b>Ron Taylor, R</b> ERA: 2.95 (6, 1)	2.0 7 1 0 0 1 0 0 0 0 0 0 9 9 0.00 0.500																			
<b>Danny Frisella, R</b> ERA: 2.38 (8, 1)	1.0 4 1 1 1 1 0 0 0 0 0 0 6 6 9.00 1.000																			

AB	30
R	7
H	8
RBI	7
BB	3
SO	7
LOB	7



Batter	1	2	3	4	5	6	7	8	9	10	AB	R	H	RBI	BB	SO	LOB	TOP			
<b>Bud Harrelson, S</b> OBP: 0.346, SLG: 0.331 (1, 6)											4	0	1	0	1	0	1	<b>New York Mets @ San Francisco Giants</b> Candlestick Park, San Francisco, CA Sat Aug 14 1971, 6:33 AM EDT Att: 19,060 - Unknown			
<b>Wayne Garrett, L</b> OBP: 0.391, SLG: 0.308 (1, 5)											5	0	2	2	0	0	1				
<b>Art Shamsky, L</b> OBP: 0.289, SLG: 0.410 (1, 9)											2	0	0	0	0	1	3				
<b>Tommie Agee, R</b> OBP: 0.356, SLG: 0.420 (5, 9)											2	1	0	0	1	1	1				
<b>Cleon Jones, R</b> OBP: 0.378, SLG: 0.467 (1, 7)												5	0	1	1	0	0		1		
<b>Ken Boswell, L</b> OBP: 0.349, SLG: 0.390 (1, 4)												3	2	1	1	2	1		1		
<b>Ed Kranenpool, L</b> OBP: 0.333, SLG: 0.437 (1, 3)												2	1	0	0	1	0		1		
<b>Donn Clendenon, R</b> OBP: 0.295, SLG: 0.422 (10, 3)												0	0	0	0	1	0		0		
<b>Duffy Dyer, R</b> OBP: 0.314, SLG: 0.349 (1, 2)													4	1	0	0	0		2		
<b>Don Hahn, R</b> OBP: 0.329, SLG: 0.277 (1, 8)												2	0	0	1	1	0		0		
<b>Jerry Koosman, R</b> OBP: 0.270, SLG: 0.182 (1, 1)												3	0	1	0	0	2	2			
<b>Tug McGraw, R</b> OBP: 0.143, SLG: 0.214 (7, 1)												1	0	0	0	0	1	2			
<b>Charlie Williams, R</b> OBP: 0.182, SLG: 0.100 (10, 1)												0	0	0	0	0	0	0			
<b>Inning Stats</b>	R: 0 E: 0 K: 0 S: 4	H: 1 LOB: 1 BB: 0 P: 4	R: 3 E: 0 K: 2 S: 8	H: 1 LOB: 2 BB: 3 P: 21	R: 1 E: 0 K: 0 S: 4	H: 1 LOB: 0 BB: 0 P: 4	R: 0 E: 0 K: 1 S: 5	H: 0 LOB: 0 BB: 0 P: 5	R: 1 E: 0 K: 1 S: 6	H: 1 LOB: 1 BB: 1 P: 10	R: 0 E: 0 K: 0 S: 4	H: 0 LOB: 0 BB: 0 P: 3	R: 0 E: 0 K: 1 S: 5	H: 0 LOB: 2 BB: 2 P: 13	R: 0 E: 0 K: 1 S: 5	H: 1 LOB: 1 BB: 0 P: 5	R: 0 E: 0 K: 0 S: 3	H: 0 LOB: 1 BB: 1 P: 7	1B: 4 2B: 2 3B: 0 HR: 1	SF: 1 SAC: 1 DP: 1 HBP: 1	WP: 0 PA: 43
<b>PITCHER</b>	IP WLS BF H R ER SO BB IBB HBP BLK WP HR S P ERA WHIP																				
<b>Don Carrithers, R</b> ERA: 4.17 (1, 1)	1.2																				
<b>John Cumberland, L</b> ERA: 3.03 (2, 1)	5.1	21	4	2	2	3	1	0	0	0	0	0	1	26	30	3.38	0.938				
<b>Jerry Johnson, R</b> ERA: 2.65 (8, 1)	2.0	8	1	0	0	2	1	1	0	0	0	0	0	10	18	0.00	1.000				
<b>Steve Hamilton, L</b> ERA: 3.62 (10, 1)	0.2	2	0	0	0	0	0	0	0	0	0	0	0	2	2	0.00	0.000				
<b>Don McMahon, R</b> ERA: 3.75 (10, 1)	0.1	W	2	0	0	0	1	0	0	0	0	0	0	1	5	0.00	3.000				

**New York Mets @ San Francisco Giants**  
Candlestick Park, San Francisco, CA  
Sat Aug 14 1971, 6:33 AM EDT  
Att: 19,060 - Unknown

AB 33  
R 5  
H 6  
RBI 5  
BB 7  
SO 6  
LOB 15



Batter	1	2	3	4	5	6	7	8	9	10	AB	R	H	RBI	BB	SO	LOB	BOTTOM			
<b>Ken Henderson, S</b> OBP: 0.382, SLG: 0.464 (1, 7)											4	0	2	3	1	0	1	<b>New York Mets @ San Francisco Giants</b> Candlestick Park, San Francisco, CA Sat Aug 14 1971, 6:33 AM EDT Att: 19,060 - Unknown			
<b>Tito Fuentes, S</b> OBP: 0.304, SLG: 0.355 (1, 4)											5	0	0	0	0	1	4				
<b>Willie Mays, R</b> OBP: 0.424, SLG: 0.505 (1, 8)											2	1	0	0	3	0	2				
<b>Bobby Bonds, R</b> OBP: 0.378, SLG: 0.503 (1, 9)											5	0	0	0	0	3	6				
<b>Dave Kingman, R</b> OBP: 0.324, SLG: 0.788 (1, 3)											5	0	2	1	0	1	0				
<b>Al Gallagher, R</b> OBP: 0.341, SLG: 0.388 (1, 5)											5	2	1	0	0	1	1				
<b>Chris Speier, R</b> OBP: 0.311, SLG: 0.329 (1, 6)												4	1	2	0	1	0				
<b>Fran Healy, R</b> OBP: 0.414, SLG: 0.447 (1, 2)												4	1	1	0	0	2				
<b>Willie McCovey, L</b> OBP: 0.383, SLG: 0.457 (10, PH)												1	0	0	0	0	3				
<b>Don Carrithers, R</b> OBP: 0.143, SLG: 0.193 (1, 1)											0	0	0	0	0	0	0				
<b>John Cumberland, L</b> ERA: 2.88 (2, 1)	6.0																				
<b>Jim Ray Hart, L</b> ERA: 1.95 (7, PH)	3.0	L	16	4	2	2	5	2	1	0	0	0	0	1	23	35	6.00	2.000			
<b>Jerry Johnson, R</b> ERA: 2.65 (8, 1)	2.0																				
<b>Dick Dietz, R</b> OBP: 0.262, SLG: 0.433 (9, PH)																					
<b>Steve Hamilton, L</b> ERA: 3.62 (10, 1)																					
<b>Don McMahon, R</b> ERA: 3.75 (10, 1)																					
<b>Jimmy Rosario, S</b> OBP: 0.266, SLG: 0.284 (10, PH)																					
<b>Inning Stats</b>	R: 0 E: 0 K: 0 S: 3	H: 0 LOB: 1 BB: 1 P: 7	R: 3 E: 1 K: 1 S: 9	H: 3 LOB: 1 BB: 0 P: 9	R: 1 E: 0 K: 0 S: 3	H: 0 LOB: 0 BB: 1 P: 7	R: 0 E: 0 K: 0 S: 3	H: 0 LOB: 0 BB: 0 P: 3	R: 0 E: 0 K: 1 S: 6	H: 1 LOB: 1 BB: 0 P: 6	R: 0 E: 0 K: 1 S: 5	H: 0 LOB: 2 BB: 2 P: 13	R: 0 E: 0 K: 2 S: 8	H: 1 LOB: 1 BB: 0 P: 8	R: 1 E: 0 K: 2 S: 8	H: 1 LOB: 1 BB: 1 P: 12	R: 1 E: 1 K: 0 S: 4	H: 2 LOB: 3 BB: 1 P: 8	1B: 4 2B: 4 3B: 0 HR: 1	SF: 1 SAC: 0 DP: 0 HBP: 0	WP: 0 PA: 45
<b>PITCHER</b>	IP WLS BF H R ER SO BB IBB HBP BLK WP HR S P ERA WHIP																				
<b>Jerry Koosman, L</b> ERA: 2.88 (1, 1)	6.0																				
<b>Tug McGraw, L</b> ERA: 1.95 (7, 1)	3.0	L	16	4	2	2	5	2	1	0	0	0	0	1	23	35	6.00	2.000			
<b>Charlie Williams, R</b> ERA: 5.4 (10, 1)	0.1																				

**New York Mets @ San Francisco Giants**  
Candlestick Park, San Francisco, CA  
Sat Aug 14 1971, 6:33 AM EDT  
Att: 19,060 - Unknown

AB 38  
R 6  
H 9  
RBI 6  
BB 6  
SO 8  
LOB 23



Batter	1	2	3	4	5	6	7	8	9	AB	R	H	RBI	BB	SO	LOB	TOP			
<b>Bud Harrelson, S</b> OBP: 0.346, SLG: 0.330 (1, 6)	0-0 1-3		0-0 2H 1B			0-0 F9		0-0 F7		4	0	1	1	0	0	0	<b>New York Mets @ San Francisco Giants</b> Candlestick Park, San Francisco, CA Sun Aug 15 1971, 6:33 AM EDT Att: 22,320 - Unknown <a href="http://livebaseballscorecards.com">livebaseballscorecards.com</a>			
<b>Wayne Garrett, L</b> OBP: 0.375, SLG: 0.293 (1, 5)	0-0 F4		0-3 K			0-3 K		0-0 F8		4	0	0	0	0	2	1				
<b>Cleon Jones, R</b> OBP: 0.377, SLG: 0.470 (1, 7) (7, 8)	0-0 F3			0-0 6-3		0-0 K 3B		0-0 F9		4	0	1	0	0	0	0				
<b>Donn Clendenon, R</b> OBP: 0.289, SLG: 0.413 (1, 3)		0-0 6-3		0-0 F9		0-3 K		0-3 K		4	0	0	0	0	2	1				
<b>Ken Boswell, L</b> OBP: 0.350, SLG: 0.394 (1, 4)		0-0 4-3		0-0 K 1B			0-0 4-3 2B		0-0 F6	4	0	2	0	0	0	0				
<b>Ken Singleton, S</b> OBP: 0.393, SLG: 0.363 (1, 9)		0-0 F9		0-3 K			0-0 4-3 2-3			3	0	0	0	0	1	2				
<b>Jerry Grote, R</b> OBP: 0.335, SLG: 0.356 (1, 2)			0-0 K 1B 2B			0-0 F7		0-3 K		3	1	1	0	0	1	1				
<b>Don Hahn, R</b> OBP: 0.325, SLG: 0.273 (7, PH) <b>Art Shamsky, L</b> OBP: 0.297, SLG: 0.406 (7, 7)			0-0 F7			0-0 F9		0-0 F4		2	0	0	0	0	0	1				
<b>Ron Taylor, R</b> OBP: 0.333, SLG: 0.333 (7, 1)										1	0	0	0	0	0	1				
<b>Jim McAndrew, R</b> OBP: 0.125, SLG: 0.133 <b>Ed Kranepool, L</b> OBP: 0.332, SLG: 0.435 (7, 7)			0-3 K			0-0 G3			0-0 1-6-3	2	0	0	0	0	1	1				
<b>Ed Kranepool, L</b> OBP: 0.332, SLG: 0.435 (7, 7)										1	0	0	0	0	0	0				
<b>Inning Stats</b>	R: 0 E: 0 K: 0 S: 3	H: 0 LOB: 0 BB: 0 P: 3	R: 0 E: 0 K: 0 S: 3	H: 0 LOB: 0 BB: 0 P: 3	R: 1 E: 0 K: 2 S: 9	H: 2 LOB: 1 BB: 0 P: 9	R: 0 E: 0 K: 1 S: 6	H: 1 LOB: 1 BB: 0 P: 6	R: 0 E: 0 K: 2 S: 8	H: 0 LOB: 0 BB: 0 P: 3	R: 0 E: 0 K: 1 S: 6	H: 1 LOB: 1 BB: 0 P: 6	R: 0 E: 0 K: 0 S: 3	H: 0 LOB: 0 BB: 0 P: 3	R: 0 E: 0 K: 1 S: 5	H: 0 LOB: 0 BB: 0 P: 5	1B: 2 2B: 2 3B: 1 HR: 0	SF: 0 SAC: 0 DP: 0 HBP: 0	WP: 0 PB: 0 SB: 0 CS: 0	PA: 32
<b>PITCHER</b> <b>Juan Marichal, R</b> ERA: 2.8 (1, 1)	IP: 9.0 WLS: W BF: 32 H: 5 R: 1 ER: 1 SO: 7 BB: 0 IBB: 0 HBP: 0 BLK: 0 WP: 0 HR: 0 S: 46 P: 46 ERA: 1.00 WHIP: 0.556															<b>PITCHER</b> <b>Juan Marichal, R</b> ERA: 2.8 (1, 1)	IP: 9.0 WLS: W BF: 32 H: 5 R: 1 ER: 1 SO: 7 BB: 0 IBB: 0 HBP: 0 BLK: 0 WP: 0 HR: 0 S: 46 P: 46 ERA: 1.00 WHIP: 0.556			

Batter	1	2	3	4	5	6	7	8	9	AB	R	H	RBI	BB	SO	LOB	BOTTOM			
<b>Ken Henderson, S</b> OBP: 0.381, SLG: 0.462 (1, 7)	0-0 F3		0-0 F7		0-3 K		0-0 K 1B HR			4	1	1	0	0	1	0	<b>New York Mets @ San Francisco Giants</b> Candlestick Park, San Francisco, CA Sun Aug 15 1971, 6:33 AM EDT Att: 22,320 - Unknown <a href="http://livebaseballscorecards.com">livebaseballscorecards.com</a>			
<b>Tito Fuentes, S</b> OBP: 0.306, SLG: 0.357 (1, 4)	0-3 K		0-0 K 6-3 1B		0-0 F9		0-0 K 1-2 HR			4	1	2	1	0	1	0				
<b>Willie Mays, R</b> OBP: 0.424, SLG: 0.512 (1, 8)	4-0 K HR BB		0-0 K 1-2		0-3 K		0-0 K 1-2 HR			3	2	1	3	1	1	1				
<b>Bobby Bonds, R</b> OBP: 0.379, SLG: 0.509 (1, 9)	0-0 K 1-H HR		4-0 K 1B		0-3 K		0-0 K 5-3			3	1	1	2	1	1	0				
<b>Dave Kingman, R</b> OBP: 0.317, SLG: 0.722 (1, 3)	4-0 K BB		0-3 K		0-3 K		0-3 K		0-3 K	3	0	0	0	1	3	2				
<b>Dick Dietz, R</b> OBP: 0.401, SLG: 0.429 (1, 2)	0-0 6-3			0-0 F4		0-0 F2		0-0 6-3		4	0	0	0	0	0	1				
<b>Chris Speier, R</b> OBP: 0.308, SLG: 0.326 (1, 6)		0-0 4-3		0-0 6-3		0-0 K		0-0 F3		4	0	0	0	0	0	0				
<b>Al Gallagher, R</b> OBP: 0.344, SLG: 0.390 <b>Hal Lanier, R</b> OBP: 0.284, SLG: 0.287 (8, 5)		0-3 K		0-0 K 1B		0-0 K		0-0 K 1B 1B		3	1	2	0	0	1	0				
<b>Juan Marichal, R</b> OBP: 0.143, SLG: 0.250 (1, 1)		0-0 5-3		0-0 F5		0-0 K		0-0 F3		3	0	0	0	0	0	2				
<b>Inning Stats</b>	R: 2 E: 0 K: 1 S: 6	H: 1 LOB: 1 BB: 2 P: 14	R: 0 E: 0 K: 1 S: 5	H: 0 LOB: 0 BB: 0 P: 5	R: 0 E: 0 K: 1 S: 6	H: 1 LOB: 2 BB: 1 P: 10	R: 0 E: 0 K: 0 S: 4	H: 1 LOB: 1 BB: 0 P: 4	R: 0 E: 0 K: 2 S: 7	H: 0 LOB: 0 BB: 0 P: 7	R: 0 E: 0 K: 2 S: 7	H: 0 LOB: 0 BB: 0 P: 7	R: 4 E: 0 K: 0 S: 7	H: 4 LOB: 0 BB: 0 P: 7	R: 0 E: 0 K: 1 S: 5	H: 0 LOB: 0 BB: 0 P: 5		1B: 5 2B: 0 3B: 0 HR: 2	SF: 0 SAC: 0 DP: 0 HBP: 0	WP: 0 PB: 0 SB: 0 CS: 0
<b>PITCHER</b> <b>Jim McAndrew, R</b> ERA: 4.91 <b>Ron Taylor, R</b> ERA: 3.19 (7, 1)	IP: 6.2 WLS: L BF: 28 H: 5 R: 4 ER: 4 SO: 7 BB: 2 IBB: 0 HBP: 0 BLK: 0 WP: 0 HR: 1 S: 39 P: 51 ERA: 5.40 WHIP: 1.050															<b>PITCHER</b> <b>Jim McAndrew, R</b> ERA: 4.91 <b>Ron Taylor, R</b> ERA: 3.19 (7, 1)	IP: 6.2 WLS: L BF: 28 H: 5 R: 4 ER: 4 SO: 7 BB: 2 IBB: 0 HBP: 0 BLK: 0 WP: 0 HR: 1 S: 39 P: 51 ERA: 5.40 WHIP: 1.050			

Batter	1	2	3	4	5	6	7	8	9	AB	R	H	RBI	BB	SO	LOB	TOP								
<b>Bud Harrelson, S</b> (1, 6) OBP: 0.342, SLG: 0.326	0-0 6-3			0-3 K	0-0 F9		0-3 K	0-0 L3		5	0	0	0	0	2	3									
<b>Wayne Garrett, L</b> (1, 5) OBP: 0.376, SLG: 0.299	0-0 G1			0-0 F5		0-0 1B 1B 1B			0-0 3-1	5	1	2	0	0	0	0									
<b>Cleon Jones, R</b> (1, 7) OBP: 0.369, SLG: 0.472 <b>Dave Marshall, L</b> (9, PR) OBP: 0.327, SLG: 0.335	0-0 F9			0-0 1B		0-0 1B	0-3 K		0-0 1B	5	1	3	0	0	1	1									
<b>Ed Kranepool, L</b> (1, 3) OBP: 0.333, SLG: 0.435		0-0 6-3		0-0 BB 1B		0-0 1B 1-2 2-3 1B		0-0 P6	0-0 F8	5	1	2	0	0	0	1									
<b>Ken Boswell, L</b> (1, 4) OBP: 0.354, SLG: 0.396		0-0 P6		0-0 1B	1-3 BB	0-0 1B		0-0 BB 1B	0-0 G3	4	2	2	2	1	0	1									
<b>Ken Singleton, S</b> (1, 9) OBP: 0.391, SLG: 0.358			0-3 K		0-0 4-3		0-0 4-3	0-0 1B SF8 BB		3	1	0	1	1	1	4									
<b>Jerry Grote, R</b> (1, 2) OBP: 0.337, SLG: 0.358			0-0 L3 1B		0-0 6-3		0-0 P3		0-0 1B 1-3 2-H	4	0	2	1	0	0	1									
<b>Don Hahn, R</b> (1, 8) OBP: 0.323, SLG: 0.275			0-0 F9		0-0 5-3		0-0 PO 1B		0-0 SF8	3	0	1	2	0	0	1									
<b>Tom Seaver, R</b> (1, 1) OBP: 0.268, SLG: 0.324			0-0 L3		0-0 2B		0-0 PO	0-3 K	0-0 1B	4	0	2	0	0	1	1									
<b>Inning Stats</b>	R: 0 E: 0 K: 0 S: 3	H: 0 LOB: 0 BB: 0 P: 3	R: 0 E: 0 K: 1 S: 5	H: 0 LOB: 0 BB: 0 P: 5	R: 0 E: 0 K: 0 S: 3	H: 1 LOB: 0 BB: 0 P: 3	R: 0 E: 0 K: 1 S: 7	H: 2 LOB: 3 BB: 1 P: 11	R: 0 E: 0 K: 0 S: 4	H: 1 LOB: 1 BB: 0 P: 4	R: 4 E: 0 K: 0 S: 7	H: 5 LOB: 0 BB: 0 P: 7	R: 0 E: 0 K: 3 S: 10	H: 1 LOB: 1 BB: 0 P: 10	R: 2 E: 0 K: 0 S: 6	H: 3 LOB: 2 BB: 1 P: 10	R: 0 E: 0 K: 0 S: 4	H: 1 LOB: 1 BB: 0 P: 4	1B: 13 2B: 2 3B: 0 HR: 0	SF: 1 SAC: 0 DP: 1 HBP: 0	WP: 0 PB: 0 SB: 0 CS: 0	PA: 42			
<b>PITCHER</b>	IP	WLS	BF	H	R	ER	SO	BB	IBB	HBP	BLK	WP	HR	S	P	ERA	WHIP								
<b>Doyle Alexander, R</b> (1, 1) ERA: 3.47	5.0	L	23	8	4	4	2	1	0	0	0	0	0	26	30	7.20	1.800								
<b>Jose Pena, R</b> (6, 1) ERA: 3.19	2.2		13	5	2	2	3	1	0	0	0	0	0	18	22	6.75	2.250								
<b>Hoyt Wilhelm, R</b> (8, 1) ERA: 9.82	1.1		5	1	0	0	0	0	0	0	0	0	0	5	5	0.00	0.750								

**New York Mets @ Los Angeles Dodgers**  
**Dodger Stadium, Los Angeles, CA**  
 Mon Aug 16 1971, 7:05 PM PDT  
 Att: 26,821 - Unknown

AB	38
R	6
H	14
RBI	6
BB	2
SO	5
LOB	13



Batter	1	2	3	4	5	6	7	8	9	AB	R	H	RBI	BB	SO	LOB	BOTTOM								
<b>Maury Wills, S</b> (1, 6) OBP: 0.319, SLG: 0.325 <b>Bobby Valentine, R</b> (9, 6) OBP: 0.292, SLG: 0.339	4-0 WP BB		0-0 6-3			0-0 4-3		0-0 F5	0-3 K	3	0	0	0	1	0	1									
<b>Bill Buckner, L</b> (1, 9) OBP: 0.305, SLG: 0.375	0-0 F7		0-0 1B			0-0 FC6-4 BB 1B		0-0 F5		4	0	2	0	0	0	2									
<b>Willie Davis, L</b> (1, 8) OBP: 0.335, SLG: 0.433	0-0 F2		0-3 K			0-0 FC6-4 BB		0-0 BB 1B		3	0	1	0	1	1	2									
<b>Dick Allen, R</b> (1, 5) OBP: 0.399, SLG: 0.467 <b>Steve Garvey, R</b> (9, 5) OBP: 0.291, SLG: 0.381	4-0 BB		0-3 K			0-0 FC6-4		0-0 BB		2	0	0	0	2	1	2									
<b>Willie Crawford, L</b> (1, 7) OBP: 0.345, SLG: 0.486	0-0 G3		0-0 3-1			0-0 F8		0-3 K		4	0	0	0	0	1	7									
<b>Jim Lefebvre, S</b> (1, 4) OBP: 0.312, SLG: 0.394		0-0 F9		0-3 K			0-0 G3		0-3 K	4	0	0	0	0	2	0									
<b>Wes Parker, S</b> (1, 3) OBP: 0.355, SLG: 0.364		0-0 F8			0-0 F7		0-0 G6-4-3 1B		0-0 1B	4	0	2	0	0	0	0									
<b>Tom Haller, L</b> (1, 2) OBP: 0.320, SLG: 0.353 <b>Hoyt Wilhelm, R</b> (8, 1)			0-0 3-1			0-3 K		0-0 G6-4-3		3	0	0	0	0	1	1									
<b>Bill Sudakis, S</b> (9, PH) OBP: 0.300, SLG: 0.338					0-3 K			0-0 K		1	0	0	0	0	1	1									
<b>Doyle Alexander, R</b> (1, 1) OBP: 0.308, SLG: 0.250 <b>Jose Pena, R</b> (6, 1) OBP: 0.687, SLG: 0.667 <b>Duke Sims, L</b> (8, 2) OBP: 0.351, SLG: 0.342			0-3 K			0-3 K		0-0 1B	0-0 1B	2	0	0	0	0	2	0									
<b>Inning Stats</b>	R: 0 E: 0 K: 0 S: 3	H: 0 LOB: 2 BB: 2 P: 11	R: 0 E: 0 K: 0 S: 3	H: 0 LOB: 0 BB: 0 P: 3	R: 0 E: 0 K: 2 S: 8	H: 1 LOB: 1 BB: 0 P: 8	R: 0 E: 0 K: 2 S: 7	H: 0 LOB: 0 BB: 0 P: 7	R: 0 E: 0 K: 0 S: 4	H: 1 LOB: 2 BB: 1 P: 8	R: 0 E: 0 K: 0 S: 3	H: 1 LOB: 0 BB: 0 P: 3	R: 0 E: 0 K: 1 S: 7	H: 2 LOB: 3 BB: 1 P: 11	R: 0 E: 0 K: 3 S: 11	H: 2 LOB: 2 BB: 0 P: 11	1B: 7 2B: 0 3B: 0 HR: 0	SF: 0 SAC: 0 DP: 1 HBP: 0	WP: 1 PB: 0 SB: 0 CS: 0	PA: 37					
<b>PITCHER</b>	IP	WLS	BF	H	R	ER	SO	BB	IBB	HBP	BLK	WP	HR	S	P	ERA	WHIP								
<b>Tom Seaver, R</b> (1, 1) ERA: 2.0	9.0	W	37	7	0	0	10	4	0	0	0	1	0	53	69	0.00	1.222								

**New York Mets @ Los Angeles Dodgers**  
**Dodger Stadium, Los Angeles, CA**  
 Mon Aug 16 1971, 7:05 PM PDT  
 Att: 26,821 - Unknown

AB	33
R	0
H	7
RBI	0
BB	4
SO	10
LOB	18





Batter	1	2	3	4	5	6	7	8	9	AB	R	H	RBI	BB	SO	LOB	TOP				
Don Hahn, R OBP: 0.321, SLG: 0.269 (1, 8)	1-3			L4-3 BB		F8			F8	3	0	0	0	1	0	1	<b>New York Mets @ Los Angeles Dodgers</b> Dodger Stadium, Los Angeles, CA Tue Aug 17 1971, 7:05 PM PDT Att: 23,171 - Unknown  <b>AB 29</b> <b>R 0</b> <b>H 3</b> <b>RBI 0</b> <b>BB 2</b> <b>SO 5</b> <b>LOB 8</b>				
Ken Boswell, L OBP: 0.353, SLG: 0.394 (1, 4)	3-1			L4-3 1-2			F9		1B	4	0	1	0	0	0	1					
Cleon Jones, R OBP: 0.378, SLG: 0.470 (1, 7)	K						1-3		K	4	0	1	0	0	2	2					
Donn Clendenon, R OBP: 0.284, SLG: 0.406 (1, 3)			F9		K		6-3		K	4	0	0	0	0	2	3					
Tommie Agee, R OBP: 0.353, SLG: 0.416 (1, 9)		F9			2-3				6-3	3	0	0	0	0	0	0					
Bob Aspromonte, R OBP: 0.294, SLG: 0.316 Danny Frisella, L OBP: 0.250, SLG: 0.250 (8, 1)	1-3				6-3				F7	3	0	0	0	0	0	0					
Jerry Grote, R OBP: 0.337, SLG: 0.358 (1, 2)			F3			F8			1B	3	0	1	0	0	0	0					
Bud Harrelson, S OBP: 0.340, SLG: 0.324 (1, 6)			F8			5-3			F3	3	0	0	0	0	0	1					
Nolan Ryan, R OBP: 0.182, SLG: 0.171 Charlie Williams, R OBP: 0.152, SLG: 0.100 Ted Martinez, R OBP: 0.133, SLG: 0.290 Tug McGraw, R OBP: 0.143, SLG: 0.214 Wayne Garrett, L OBP: 0.362, SLG: 0.299 (8, 5)	K				6-3				1B BB	1	0	0	0	0	1	0					
<b>Inning Stats</b>	R: 0 E: 0 K: 1 S: 5	H: 0 LOB: 0 BB: 0 P: 5	R: 0 E: 0 K: 0 S: 3	H: 0 LOB: 0 BB: 0 P: 3	R: 0 E: 0 K: 1 S: 5	H: 0 LOB: 0 BB: 0 P: 5	R: 0 E: 0 K: 1 S: 5	H: 1 LOB: 1 BB: 1 P: 9	R: 0 E: 0 K: 0 S: 3	H: 0 LOB: 0 BB: 0 P: 3	R: 0 E: 0 K: 0 S: 3	H: 0 LOB: 0 BB: 0 P: 3	R: 0 E: 0 K: 0 S: 4	H: 1 LOB: 1 BB: 0 P: 4	R: 0 E: 0 K: 2 S: 8	H: 1 LOB: 2 BB: 1 P: 12		1B: 3 2B: 1 3B: 0 HR: 0	SF: 0 SAC: 0 DP: 1 HBP: 0	WP: 0 PB: 0 SB: 0 CS: 0	PA: 31
<b>PITCHER</b> Claude Osteen, L ERA: 3.15 (1, 1)	IP: 9.0 WLS: W BF: 31 H: 3 R: 0 ER: 0 SO: 5 BB: 2 IBB: 0 HBP: 0 BLK: 0 WP: 0 HR: 0 S: 39 P: 47 ERA: 0.00 WHIP: 0.556																				

Batter	1	2	3	4	5	6	7	8	9	AB	R	H	RBI	BB	SO	LOB	BOTTOM				
Maury Wills, S OBP: 0.316, SLG: 0.322 (1, 6)	F7	5-3-2 3-H		E3 CS		FC4-6 1-2				4	0	0	0	0	0	3	<b>New York Mets @ Los Angeles Dodgers</b> Dodger Stadium, Los Angeles, CA Tue Aug 17 1971, 7:05 PM PDT Att: 23,171 - Unknown  <b>AB 30</b> <b>R 4</b> <b>H 8</b> <b>RBI 4</b> <b>BB 4</b> <b>SO 2</b> <b>LOB 17</b>				
Bill Buckner, L OBP: 0.308, SLG: 0.377 (1, 9)	G3 1B		FC6-4 1B	F8 1-2			3-1			4	2	2	0	0	0	1					
Willie Davis, L OBP: 0.337, SLG: 0.432 (1, 8)	G3 1-2		FC6-4 BB		G3 BB		F8			2	0	0	0	2	0	1					
Dick Allen, R OBP: 0.398, SLG: 0.464 Steve Garvey, R OBP: 0.291, SLG: 0.381 (8, 5)			FC6-4 1B		F4			K		4	1	1	1	0	1	3					
Willie Crawford, L OBP: 0.341, SLG: 0.479 (1, 7)	F8		F3		G3			K		4	0	0	0	0	1	4					
Wes Parker, S OBP: 0.356, SLG: 0.364 (1, 3)		BB 2B BB	1B 1B		F6			F7		3	1	1	1	1	0	1					
Jim Lefebvre, S OBP: 0.314, SLG: 0.395 (1, 4)		F9				G4-6-3 1B		4-3		4	0	2	1	0	0	1					
Duke Sims, L OBP: 0.350, SLG: 0.339 (1, 2)		BB 2B 5-3-2 BB		4-3		G4-6-3 1B				2	0	0	0	1	0	3					
Claude Osteen, L OBP: 0.224, SLG: 0.236 (1, 1)				1-3 2-H 2B		1-3 2-H 1B			FC4-6 1B	3	0	2	1	0	0	0					
<b>Inning Stats</b>	R: 1 E: 0 K: 0 S: 5	H: 2 LOB: 1 BB: 0 P: 5	R: 1 E: 0 K: 0 S: 3	H: 1 LOB: 1 BB: 2 P: 11	R: 2 E: 0 K: 0 S: 6	H: 3 LOB: 2 BB: 1 P: 10	R: 0 E: 1 K: 0 S: 3	H: 0 LOB: 0 BB: 0 P: 3	R: 0 E: 0 K: 0 S: 4	H: 2 LOB: 1 BB: 0 P: 4	R: 0 E: 0 K: 1 S: 5	H: 0 LOB: 0 BB: 0 P: 5	R: 0 E: 0 K: 1 S: 5	H: 0 LOB: 0 BB: 0 P: 5	R: 0 E: 0 K: 1 S: 5	H: 0 LOB: 0 BB: 0 P: 5		1B: 7 2B: 2 3B: 0 HR: 0	SF: 0 SAC: 0 DP: 2 HBP: 0	WP: 0 PB: 0 SB: 1 CS: 1	PA: 34
<b>PITCHER</b> Nolan Ryan, R ERA: 3.38 Charlie Williams, R ERA: 5.23 Tug McGraw, L ERA: 1.91 Danny Frisella, R ERA: 2.34 (8, 1)	IP: 2.2 WLS: L BF: 15 H: 5 R: 4 ER: 4 SO: 4 BB: 3 IBB: 0 HBP: 0 BLK: 0 WP: 0 HR: 0 S: 12 P: 24 ERA: 13.50 WHIP: 3.000																				

Batter	1	2	3	4	5	6	7	8	9	10	AB	R	H	RBI	BB	SO	LOB	TOP	
<b>Bud Harelson, S</b> OBP: 0.337, SLG: 0.321 (1, 6)	F2		FC1-6 1B 3B		FC3-6 PO			G3			4	1	0	0	0	0	2	<b>New York Mets @ Los Angeles Dodgers</b> Dodger Stadium, Los Angeles, CA Wed Aug 18 1971, 7:05 PM PDT Att: 27,203 - Unknown <a href="http://livebaseballscorecards.com">livebaseballscorecards.com</a>	
<b>Wayne Garrett, L</b> OBP: 0.387, SLG: 0.308 (1, 5)	6-3 1B		3B 1B		PO	F9			6-3		4	1	2	0	0	0	0		
<b>Cleon Jones, R</b> OBP: 0.377, SLG: 0.472 (1, 7)	6-3		3B			K			K		4	0	1	2	0	2	1		
<b>Ed Kranepool, L</b> <b>Donn Clendenon, R</b> (9, PH) (9, 3)	6-3		K			F9			K		3	0	0	0	0	1	2		
<b>Ken Boswell, L</b> OBP: 0.349, SLG: 0.389 (1, 4)		F8			G3			F9		P4	4	0	0	0	0	0	0		
<b>Tommie Agee, R</b> OBP: 0.352, SLG: 0.417 (10, 9)		K			K			P6		1B 2B	4	1	1	0	0	2	0		
<b>Ken Singleton, S</b> <b>Don Hahn, R</b> (10, 8)		K			4-3			3-1		2B 1B	4	0	1	1	0	1	0		
<b>Jerry Grote, R</b> OBP: 0.336, SLG: 0.356 (1, 2)			4-3		4-3			5-3		1B	4	0	1	0	0	0	0		
<b>Ray Sadecki, L</b> <b>Danny Frisella, L</b> (8, 1)			FC1-6 1B		E3 FC3-6			K		4-3	3	0	1	0	0	1	0		
<b>Inning Stats</b>	R: 0 E: 0 K: 0 S: 4	H: 1 LOB: 1 BB: 0 P: 4	R: 0 E: 0 K: 2 S: 7	H: 0 LOB: 0 BB: 0 P: 7	R: 2 E: 0 K: 1 S: 8	H: 3 LOB: 1 BB: 8 P: 8	R: 0 E: 0 K: 1 S: 5	H: 0 LOB: 0 BB: 0 P: 5	R: 0 E: 0 K: 0 S: 3	H: 0 LOB: 0 BB: 0 P: 3	R: 0 E: 0 K: 0 S: 5	H: 0 LOB: 0 BB: 0 P: 5	R: 0 E: 0 K: 2 S: 7	H: 0 LOB: 0 BB: 0 P: 7	R: 1 E: 0 K: 0 S: 5	H: 3 LOB: 1 BB: 0 P: 5	1B: 5 2B: 1 3B: 1 HR: 0		SF: 0 SAC: 0 DP: 0 HBP: 0
<b>PITCHER</b>	IP 8.0	WLS L	BF 28	H 4	R 2	ER 2	SO 6	BB 0	IBB 0	HBP 0	BLK 0	WP 0	HR 0	S 40	P 40	ERA 2.25	WHIP 0.500		
<b>Don Sutton, R</b> ERA: 2.72 <b>Jim Brewer, L</b> ERA: 2.05 (9, 1)	2.0	L	8	3	1	1	2	0	0	0	0	0	0	12	12	4.50	1.500		

Batter	1	2	3	4	5	6	7	8	9	10	AB	R	H	RBI	BB	SO	LOB	BOTTOM			
<b>Maury Wills, S</b> OBP: 0.317, SLG: 0.327 (1, 6)	6-3 2B		L4			F8		6-3 2B		B1-4	5	0	2	1	0	0	1	<b>New York Mets @ Los Angeles Dodgers</b> Dodger Stadium, Los Angeles, CA Wed Aug 18 1971, 7:05 PM PDT Att: 27,203 - Unknown <a href="http://livebaseballscorecards.com">livebaseballscorecards.com</a>			
<b>Manny Mota, R</b> OBP: 0.364, SLG: 0.377 (1, 7)	6-3 2-3		6-3			5-3		6-3 2-3 3-H		K	5	0	0	1	0	1	4				
<b>Willie Davis, L</b> <b>Jim Brewer, L</b> <b>Tom Haller, L</b> (10, PH) (9, 1)	P5				1-3			K		F7	4	0	0	0	0	1	3				
<b>Dick Allen, R</b> OBP: 0.395, SLG: 0.460 (10, 5)	5-3				5-3			L7		L6	4	0	0	0	0	0	1				
<b>Wes Parker, S</b> OBP: 0.358, SLG: 0.362 (10, 3)		K				6-3		6-3		1B BB	2	0	0	0	2	1	0				
<b>Jim Lefebvre, S</b> OBP: 0.314, SLG: 0.396 (1, 4)		2B			K			P4		K	4	0	1	0	0	2	2				
<b>Steve Garvey, R</b> <b>Bill Buckner, L</b> (10, 9)		K				K		F8		1B	3	0	0	0	0	2	1				
<b>Duke Sims, L</b> OBP: 0.349, SLG: 0.337 (1, 2)			L1			4-3		6-3 1B 2B		K	4	1	1	0	0	1	3				
<b>Don Sutton, R</b> <b>Bill Sudakis, S</b> <b>Bill Russell, R</b> (9, 8)			K			P6		2B 6-3 1B		B1-4 2B	2	0	0	0	0	1	0				
<b>Willie Crawford, L</b> OBP: 0.343, SLG: 0.484 (10, PH)											1	0	1	0	0	0	0				
<b>Inning Stats</b>	R: 0 E: 0 K: 0 S: 4	H: 1 LOB: 1 BB: 0 P: 4	R: 0 E: 0 K: 2 S: 8	H: 1 LOB: 1 BB: 0 P: 8	R: 0 E: 0 K: 1 S: 5	H: 0 LOB: 0 BB: 5 P: 5	R: 0 E: 0 K: 1 S: 5	H: 0 LOB: 1 BB: 1 P: 9	R: 0 E: 0 K: 1 S: 5	H: 0 LOB: 0 BB: 0 P: 5	R: 0 E: 0 K: 0 S: 3	H: 0 LOB: 0 BB: 0 P: 3	R: 2 E: 0 K: 1 S: 8	H: 3 LOB: 2 BB: 8 P: 8	R: 0 E: 0 K: 2 S: 8	H: 1 LOB: 2 BB: 12 P: 12	R: 0 E: 0 K: 1 S: 6	H: 1 LOB: 1 BB: 6 P: 6	1B: 3 2B: 4 3B: 0 HR: 0	SF: 0 SAC: 0 DP: 0 HBP: 0	WP: 0 PA: 39 PB: 0 SB: 0 CS: 0
<b>PITCHER</b>	IP 7.1	WLS W	BF 28	H 5	R 2	ER 2	SO 5	BB 1	IBB 0	HBP 0	BLK 0	WP 0	HR 0	S 37	P 41	ERA 2.46	WHIP 0.818				
<b>Ray Sadecki, L</b> ERA: 2.72 <b>Danny Frisella, R</b> ERA: 2.25 (8, 1)	2.2	W	11	2	0	0	4	1	0	0	0	0	0	18	22	0.00	1.125				

Batter	1	2	3	4	5	6	7	8	9	AB	R	H	RBI	BB	SO	LOB	TOP					
Enzo Hernandez, R OBP: 0.298, SLG: 0.263										4	2	2	0	1	0	0						
Dave Campbell, R OBP: 0.259, SLG: 0.334										2	0	1	0	1	0	1						
Cito Gaston, R OBP: 0.278, SLG: 0.405										4	0	0	0	0	0	4						
Nate Colbert, R OBP: 0.348, SLG: 0.473										2	1	1	1	2	0	1						
Ollie Brown, R OBP: 0.353, SLG: 0.370										4	0	1	1	0	0	2						
Ed Spiezio, R OBP: 0.273, SLG: 0.316										3	0	1	0	1	0	0						
Ivan Murrell, R OBP: 0.255, SLG: 0.362										4	0	0	0	0	1	3						
Bob Barton, R OBP: 0.309, SLG: 0.355										4	0	1	0	0	2	1						
Clay Kirby, R OBP: 0.179, SLG: 0.113										4	0	0	0	0	3	2						
Dick Kelley, R OBP: 0.333, SLG: 0.333										0	0	0	0	0	0	0						
Al Severinsen, R										0	0	0	0	0	0	0						
<b>Inning Stats</b>	R: 0 E: 0 K: 0 S: 4	H: 1 LOB: 1 BB: 0 P: 4	R: 0 E: 0 K: 0 S: 3	H: 0 LOB: 0 BB: 0 P: 3	R: 0 E: 0 K: 1 S: 5	H: 0 LOB: 0 BB: 0 P: 5	R: 0 E: 0 K: 0 S: 2	H: 0 LOB: 1 BB: 2 P: 10	R: 0 E: 0 K: 1 S: 6	H: 1 LOB: 1 BB: 0 P: 6	R: 1 E: 0 K: 0 S: 4	H: 1 LOB: 1 BB: 1 P: 8	R: 0 E: 0 K: 1 S: 6	H: 1 LOB: 1 BB: 0 P: 6	R: 2 E: 1 K: 1 S: 7	H: 2 LOB: 2 BB: 2 P: 15	R: 0 E: 0 K: 2 S: 8	H: 1 LOB: 1 BB: 0 P: 8	1B: 4 2B: 2 3B: 1 HR: 0	SF: 0 SAC: 2 DP: 1 HBP: 0	WP: 0 PB: 0 SB: 0 CS: 0	PA: 38
<b>PITCHER</b>	IP WLS BF H R ER SO BB IBB HBP BLK WP HR S P ERA WHIP																					
Jerry Koosman, L ERA: 2.85	(1, 1) 7.2 L 32 6 3 2 3 3 1 0 0 0 0 0 34 50 2.35 1.174																					
Charlie Williams, R ERA: 5.21	(8, 1) 0.1 2 0 0 0 1 1 0 0 0 0 0 0 3 7 0.00 3.000																					
Ron Taylor, R ERA: 3.13	(9, 1) 1.0 4 1 0 0 2 0 0 0 0 0 0 0 8 8 0.00 1.000																					

San Diego Padres @ New York Mets  
Shea Stadium, Flushing, NY  
Fri Aug 20 1971, 7:05 PM EDT  
Att: 28,863 - Unknown

AB	31
R	3
H	7
RBI	2
BB	5
SO	6
LOB	14



Batter	1	2	3	4	5	6	7	8	9	AB	R	H	RBI	BB	SO	LOB	BOTTOM			
Bud Harrelson, S OBP: 0.336, SLG: 0.319										3	0	0	0	1	1	0				
Wayne Garrett, L OBP: 0.382, SLG: 0.298										3	0	0	0	1	1	0				
Cleon Jones, R OBP: 0.379, SLG: 0.476										3	1	2	0	0	0	0				
Ed Kranepool, L OBP: 0.332, SLG: 0.430										3	0	1	0	1	1	1				
Tommie Agee, R OBP: 0.354, SLG: 0.416										3	1	1	0	1	1	4				
Ken Boswell, L OBP: 0.350, SLG: 0.393										4	0	2	2	0	0	0				
Ken Singleton, S OBP: 0.383, SLG: 0.349										4	0	0	0	0	1	3				
Jerry Grote, R OBP: 0.336, SLG: 0.354										2	0	0	0	1	1	0				
Duffy Dyer, R OBP: 0.314, SLG: 0.349										0	0	0	0	0	0	0				
Jerry Koosman, R OBP: 0.256, SLG: 0.171										2	0	0	0	0	0	2				
Charlie Williams, R OBP: 0.152, SLG: 0.100										0	0	0	0	0	0	0				
Dave Marshall, L OBP: 0.325, SLG: 0.333										1	0	0	0	0	0	0				
Ron Taylor, R ERA: 3.13										0	0	0	0	0	0	0				
<b>Inning Stats</b>	R: 0 E: 0 K: 0 S: 3	H: 1 LOB: 0 BB: 0 P: 3	R: 0 E: 0 K: 0 S: 3	H: 1 LOB: 0 BB: 0 P: 3	R: 0 E: 0 K: 1 S: 5	H: 0 LOB: 0 BB: 0 P: 5	R: 0 E: 0 K: 1 S: 5	H: 0 LOB: 0 BB: 0 P: 5	R: 1 E: 0 K: 0 S: 4	H: 2 LOB: 2 BB: 3 P: 16	R: 0 E: 0 K: 1 S: 5	H: 0 LOB: 0 BB: 0 P: 5	R: 0 E: 0 K: 1 S: 5	H: 0 LOB: 0 BB: 0 P: 5	R: 1 E: 0 K: 1 S: 6	H: 2 LOB: 1 BB: 1 P: 10	1B: 4 2B: 2 3B: 0 HR: 0	SF: 0 SAC: 1 DP: 1 HBP: 0	WP: 0 PB: 0 SB: 1 CS: 3	PA: 36
<b>PITCHER</b>	IP WLS BF H R ER SO BB IBB HBP BLK WP HR S P ERA WHIP																			
Clay Kirby, R ERA: 3.12	(1, 1) 8.1 W 32 5 2 2 6 3 2 0 0 0 0 0 39 59 2.16 0.960																			
Dick Kelley, L ERA: 3.86	(9, 1) 0.0 1 1 0 0 0 0 0 0 0 0 0 0 1 1 ∞ ∞																			
Al Severinsen, R ERA: 3.41	(9, 1) 0.2 S 1 0 0 0 0 0 0 0 0 0 0 0 1 1 0.00 0.000																			

San Diego Padres @ New York Mets  
Shea Stadium, Flushing, NY  
Fri Aug 20 1971, 7:05 PM EDT  
Att: 28,863 - Unknown

AB	28
R	2
H	6
RBI	2
BB	5
SO	6
LOB	10



Batter	1	2	3	4	5	6	7	8	9	AB	R	H	RBI	BB	SO	LOB	TOP			
Enzo Hernandez, R (1,6) OBP: 0.300, SLG: 0.264	L5		6-3		1-2 1B			SH1-3 BB		3	0	1	0	1	0	1	<b>San Diego Padres @ New York Mets</b> Shea Stadium, Flushing, NY Sat Aug 21 1971, 7:05 PM EDT Att: 26,584 - Unknown			
Don Mason, L (1,4) OBP: 0.249, SLG: 0.228	5-3		K		K			SH1-3		3	0	0	0	0	2	3				
Cito Gaston, R (1,8) OBP: 0.276, SLG: 0.401	K			P6		6-3		F8		4	0	0	0	0	1	1				
Nate Colbert, R (1,3)		G6-4-3 1B		P4		K		L9		4	0	1	0	0	1	0				
Larry Stahl, L (1,7) OBP: 0.310, SLG: 0.402		G6-4-3 1-2		F7		K		S BB		3	0	0	0	1	1	1				
Ollie Brown, R (1,9) OBP: 0.352, SLG: 0.368		1B			F8		L9	L7 1-2		4	0	1	0	0	0	1				
Ed Spiezio, R (1,5) OBP: 0.272, SLG: 0.325		K			HR		K	F9		4	1	1	1	0	2	2				
Bob Barton, R (1,2) OBP: 0.310, SLG: 0.355				SH1-6-4 1B	6-3		5-3			3	0	1	0	0	0	0				
Dave Roberts, L (1,1) OBP: 0.209, SLG: 0.239				SH1-6-4 1-2 1B				K		2	0	1	0	0	1	0				
<b>Inning Stats</b>	R: 0 E: 0 K: 1 S: 5	H: 0 LOB: 0 BB: 0 P: 5	R: 0 E: 0 K: 1 S: 6	H: 2 LOB: 1 BB: 0 P: 6	R: 0 E: 0 K: 1 S: 6	H: 1 LOB: 1 BB: 0 P: 6	R: 0 E: 0 K: 0 S: 3	H: 0 LOB: 0 BB: 0 P: 3	R: 1 E: 0 K: 1 S: 8	H: 3 LOB: 2 BB: 0 P: 8	R: 0 E: 0 K: 1 S: 5	H: 0 LOB: 0 BB: 0 P: 5	R: 0 E: 0 K: 1 S: 5	H: 0 LOB: 1 BB: 1 P: 9	R: 0 E: 0 K: 0 S: 3	H: 0 LOB: 1 BB: 1 P: 7		1B: 5 2B: 0 3B: 0 HR: 1	SF: 0 SAC: 2 DP: 1 HBP: 0	WP: 0 PB: 0 SB: 1 CS: 0
<b>PITCHER</b> Tom Seaver, R (1,1) ERA: 1.96	IP: 9.0 WLS: W BF: 34 H: 6 R: 1 ER: 1 SO: 8 BB: 2 IBB: 0 HBP: 0 BLK: 0 WP: 0 HR: 1 S: 48 P: 56 ERA: 1.00 WHIP: 0.889															<b>PITCHER</b>				

AB	30
R	1
H	6
RBI	1
BB	2
SO	8
LOB	9



Batter	1	2	3	4	5	6	7	8	9	AB	R	H	RBI	BB	SO	LOB	BOTTOM			
Ted Martinez, R (1,6) OBP: 0.296, SLG: 0.273	F9			1-3		K			1-3	4	0	0	0	0	1	0	<b>San Diego Padres @ New York Mets</b> Shea Stadium, Flushing, NY Sat Aug 21 1971, 7:05 PM EDT Att: 26,584 - Unknown			
Ken Boswell, L (1,4) OBP: 0.347, SLG: 0.389	6-3			F7		3-1		F8		4	0	0	0	0	0	0				
Cleon Jones, R (1,7) OBP: 0.383, SLG: 0.490	4-3			1B BB				SF9 HR		3	2	2	1	1	0	0				
Donn Clendenon, R (1,3) OBP: 0.284, SLG: 0.403		K			1-2 1B			K		3	0	1	0	0	2	1				
Tommie Agee, R (1,8) OBP: 0.351, SLG: 0.414		F7		6-3				SF9		2	0	0	1	0	0	2				
Bob Aspromonte, R (1,5) OBP: 0.292, SLG: 0.313		4-3			P4			3-H K		3	0	0	0	0	1	0				
Ken Singleton, S (1,9) OBP: 0.378, SLG: 0.344			K		5-3			K		3	0	0	0	0	2	0				
Duffy Dyer, R (1,2) OBP: 0.306, SLG: 0.339				P4		5-3		F8		3	0	0	0	0	0	0				
Tom Seaver, R (1,1) OBP: 0.257, SLG: 0.310			K		P4			5-3		3	0	0	0	0	1	0				
<b>Inning Stats</b>	R: 0 E: 0 K: 0 S: 3	H: 0 LOB: 0 BB: 0 P: 3	R: 0 E: 0 K: 1 S: 5	H: 0 LOB: 0 BB: 0 P: 5	R: 0 E: 0 K: 2 S: 7	H: 0 LOB: 0 BB: 0 P: 7	R: 0 E: 0 K: 0 S: 4	H: 1 LOB: 2 BB: 1 P: 8	R: 0 E: 0 K: 1 S: 5	H: 0 LOB: 0 BB: 0 P: 5	R: 1 E: 0 K: 2 S: 8	H: 1 LOB: 0 BB: 0 P: 8	R: 0 E: 0 K: 1 S: 5	H: 0 LOB: 0 BB: 0 P: 5	R: 1 E: 0 K: 0 S: 3	H: 1 LOB: 0 BB: 0 P: 3		1B: 1 2B: 0 3B: 1 HR: 1	SF: 1 SAC: 0 DP: 0 HBP: 0	WP: 0 PB: 0 SB: 0 CS: 0
<b>PITCHER</b> Dave Roberts, L (1,1) ERA: 2.04	IP: 8.2 WLS: L BF: 30 H: 3 R: 2 ER: 2 SO: 7 BB: 1 IBB: 0 HBP: 0 BLK: 0 WP: 0 HR: 1 S: 43 P: 47 ERA: 2.08 WHIP: 0.462															<b>PITCHER</b>				

AB	28
R	2
H	3
RBI	2
BB	1
SO	7
LOB	3



Batter	1	2	3	4	5	6	7	8	9	AB	R	H	RBI	BB	SO	LOB	TOP						
Don Mason, L OBP: 0.244, SLG: 0.223 (1, 4)	F9		P6		P6			1-3		4	0	0	0	0	0	0							
Leron Lee, L OBP: 0.319, SLG: 0.382 (1, 7)	6-3		2B			5-3 1B		F7		4	0	2	0	0	0	0							
Cito Gaston, R OBP: 0.273, SLG: 0.397 (1, 8)	F8		K			K		L9		4	0	0	0	0	2	2							
Nate Colbert, R OBP: 0.350, SLG: 0.484 (1, 3)		HBP BB		SF9 3B		5-3 1-2		HR		3	2	2	1	1	0	1							
Ollie Brown, R OBP: 0.349, SLG: 0.365 (1, 9)	F9			SF9		F8		4-3		3	0	0	1	0	0	2							
Ed Spiezio, R OBP: 0.275, SLG: 0.329 (1, 5)		1-0 HBP		3-H 0-3 K			F7			3	0	1	0	0	1	0							
Fred Kendall, R OBP: 0.196, SLG: 0.186 (9, PH)	P6							2B		3	0	0	0	0	0	2							
Larry Stahl, L OBP: 0.310, SLG: 0.402 (9, PH)				L3				F9		0	0	0	0	0	0	0							
Ivan Murrell, R OBP: 0.254, SLG: 0.360 (9, PH)										1	0	0	0	0	0	1							
Tommy Dean, R OBP: 0.153, SLG: 0.107 (1, 6)					6-3					3	0	0	0	0	1	2							
								F3															
Steve Arlin, R OBP: 0.177, SLG: 0.172 (1, 1)										2	0	0	0	0	2	0							
Tom Phoebus, R OBP: 0.231, SLG: 0.222 (9, PH)										0	0	0	0	0	0	0							
Angel Bravo, L OBP: 0.275, SLG: 0.203 (9, PH)										1	0	0	0	0	0	0							
Dick Kelley, R OBP: 0.333, SLG: 0.333 (8, 1)								F9		0	0	0	0	0	0	0							
										0	0	0	0	0	0	0							
										0	0	0	0	0	0	0							
<b>Inning Stats</b>	R: 0 E: 0 K: 0 S: 3	H: 0 LOB: 0 BB: 0 P: 3	R: 0 E: 0 K: 1 S: 5	H: 0 LOB: 2 BB: 1 P: 10	R: 0 E: 0 K: 2 S: 8	H: 1 LOB: 1 BB: 0 P: 8	R: 1 E: 0 K: 1 S: 6	H: 1 LOB: 0 BB: 0 P: 6	R: 0 E: 0 K: 1 S: 5	H: 0 LOB: 0 BB: 0 P: 5	R: 0 E: 0 K: 0 S: 6	H: 1 LOB: 1 BB: 0 P: 6	R: 0 E: 0 K: 0 S: 3	H: 0 LOB: 0 BB: 0 P: 3	R: 0 E: 0 K: 0 S: 3	H: 0 LOB: 1 BB: 0 P: 3	R: 1 E: 0 K: 0 S: 5	H: 2 LOB: 1 BB: 0 P: 5	1B: 1 2B: 2 3B: 1 HR: 1	SF: 1 SAC: 0 DP: 0 HBP: 1	WP: 0 PB: 0 SB: 0 CS: 0	PA: 34	
<b>PITCHER</b>	IP WLS BF H R ER SO BB IBB HBP BLK WP HR S P ERA WHIP	IP WLS BF H R ER SO BB IBB HBP BLK WP HR S P ERA WHIP	IP WLS BF H R ER SO BB IBB HBP BLK WP HR S P ERA WHIP	IP WLS BF H R ER SO BB IBB HBP BLK WP HR S P ERA WHIP	IP WLS BF H R ER SO BB IBB HBP BLK WP HR S P ERA WHIP	IP WLS BF H R ER SO BB IBB HBP BLK WP HR S P ERA WHIP	IP WLS BF H R ER SO BB IBB HBP BLK WP HR S P ERA WHIP	IP WLS BF H R ER SO BB IBB HBP BLK WP HR S P ERA WHIP	IP WLS BF H R ER SO BB IBB HBP BLK WP HR S P ERA WHIP	IP WLS BF H R ER SO BB IBB HBP BLK WP HR S P ERA WHIP	IP WLS BF H R ER SO BB IBB HBP BLK WP HR S P ERA WHIP	IP WLS BF H R ER SO BB IBB HBP BLK WP HR S P ERA WHIP	IP WLS BF H R ER SO BB IBB HBP BLK WP HR S P ERA WHIP	IP WLS BF H R ER SO BB IBB HBP BLK WP HR S P ERA WHIP	IP WLS BF H R ER SO BB IBB HBP BLK WP HR S P ERA WHIP	IP WLS BF H R ER SO BB IBB HBP BLK WP HR S P ERA WHIP	IP WLS BF H R ER SO BB IBB HBP BLK WP HR S P ERA WHIP	IP WLS BF H R ER SO BB IBB HBP BLK WP HR S P ERA WHIP	IP WLS BF H R ER SO BB IBB HBP BLK WP HR S P ERA WHIP	IP WLS BF H R ER SO BB IBB HBP BLK WP HR S P ERA WHIP	IP WLS BF H R ER SO BB IBB HBP BLK WP HR S P ERA WHIP	IP WLS BF H R ER SO BB IBB HBP BLK WP HR S P ERA WHIP	IP WLS BF H R ER SO BB IBB HBP BLK WP HR S P ERA WHIP

San Diego Padres @ New York Mets  
Shea Stadium, Flushing, NY  
Sun Aug 22 1971, 3:33 AM EDT  
Att: 24,834 - Unknown

AB 31  
R 2  
H 5  
RBI 2  
BB 1  
SO 6  
LOB 10





Batter	1	2	3	4	5	6	7	8	9	AB	R	H	RBI	BB	SO	LOB	BOTTOM						
Bud Harrelson, S OBP: 0.337, SLG: 0.324 (1, 6)	K		G4-6-3 1B		G3	K				5	0	2	0	0	2	0							
Wayne Garrett, L OBP: 0.383, SLG: 0.296 (1, 5)	F9		G4-6-3 1-2		3B BB	1B		P6		4	1	1	0	1	0	2							
Cleon Jones, R OBP: 0.388, SLG: 0.499 (1, 7)			E BB		1H 1B 3B					3	1	3	1	1	0	0							
Art Shamsky, L OBP: 0.286, SLG: 0.400 (1, 9)	F8		E4		1B 1B					4	1	1	1	0	1	2							
Don Hahn, R OBP: 0.321, SLG: 0.269 (8, 8)			1-3		1B 1B					0	0	0	0	0	0	0							
Ken Boswell, L OBP: 0.351, SLG: 0.391 (1, 4)		1B 1B	F8		1B 1-2 1B			FC5-4 BB		3	1	2	0	1	0	2							
Tommie Agee, R OBP: 0.350, SLG: 0.412 (8, 9)		1B 1-2 1B			K			FC5-4		4	0	1	0	0	1	3							
Ed Kranepool, L OBP: 0.334, SLG: 0.431 (1, 3)		1-3 2-H 1B			F9			F8		4	0	2	2	0	0	1							
Jerry Grote, R OBP: 0.335, SLG: 0.351 (1, 2)		F8			L5					3	0	0	0	1	0	3							
Gary Gentry, R OBP: 0.070, SLG: 0.071 (9, 1)										4	0	0	0	0	4	2							
Tug McGraw, R OBP: 0.143, SLG: 0.214 (9, 1)										0	0	0	0	0	0	0							
										1B: 10 2B: 0 3B: 2 HR: 0	SF: 0 SAC: 0 DP: 1 HBP: 0	WP: 0 PB: 0 SB: 0 CS: 0	PA: 38										
<b>Inning Stats</b>	R: 0 E: 0 K: 1 S: 6	H: 1 LOB: 1 BB: 0 P: 6	R: 1 E: 0 K: 1 S: 7	H: 3 LOB: 1 BB: 0 P: 7	R: 0 E: 1 K: 0 S: 4	H: 1 LOB: 2 BB: 1 P: 8	R: 0 E: 0 K: 2 S: 7	H: 0 LOB: 1 BB: 1 P: 11	R: 3 E: 0 K: 0 S: 7	H: 4 LOB: 2 BB: 1 P: 11	R: 0 E: 0 K: 2 S: 8	H: 2 LOB: 2 BB: 0 P: 8	R: 0 E: 0 K: 1 S: 5	H: 0 LOB: 1 BB: 1 P: 9	R: 0 E: 0 K: 1 S: 6	H: 1 LOB: 1 BB: 0 P: 6	R: 0 E: 0 K: 0 S: 6	H: 1 LOB: 1 BB: 0 P: 6	1B: 10 2B: 0 3B: 2 HR: 0	SF: 0 SAC: 0 DP: 1 HBP: 0	WP: 0 PB: 0 SB: 0 CS: 0	PA: 38	
<b>PITCHER</b>	IP WLS BF H R ER SO BB IBB HBP BLK WP HR S P ERA WHIP	IP WLS BF H R ER SO BB IBB HBP BLK WP HR S P ERA WHIP	IP WLS BF H R ER SO BB IBB HBP BLK WP HR S P ERA WHIP	IP WLS BF H R ER SO BB IBB HBP BLK WP HR S P ERA WHIP	IP WLS BF H R ER SO BB IBB HBP BLK WP HR S P ERA WHIP	IP WLS BF H R ER SO BB IBB HBP BLK WP HR S P ERA WHIP	IP WLS BF H R ER SO BB IBB HBP BLK WP HR S P ERA WHIP	IP WLS BF H R ER SO BB IBB HBP BLK WP HR S P ERA WHIP	IP WLS BF H R ER SO BB IBB HBP BLK WP HR S P ERA WHIP	IP WLS BF H R ER SO BB IBB HBP BLK WP HR S P ERA WHIP	IP WLS BF H R ER SO BB IBB HBP BLK WP HR S P ERA WHIP	IP WLS BF H R ER SO BB IBB HBP BLK WP HR S P ERA WHIP	IP WLS BF H R ER SO BB IBB HBP BLK WP HR S P ERA WHIP	IP WLS BF H R ER SO BB IBB HBP BLK WP HR S P ERA WHIP	IP WLS BF H R ER SO BB IBB HBP BLK WP HR S P ERA WHIP	IP WLS BF H R ER SO BB IBB HBP BLK WP HR S P ERA WHIP	IP WLS BF H R ER SO BB IBB HBP BLK WP HR S P ERA WHIP	IP WLS BF H R ER SO BB IBB HBP BLK WP HR S P ERA WHIP	IP WLS BF H R ER SO BB IBB HBP BLK WP HR S P ERA WHIP	IP WLS BF H R ER SO BB IBB HBP BLK WP HR S P ERA WHIP	IP WLS BF H R ER SO BB IBB HBP BLK WP HR S P ERA WHIP	IP WLS BF H R ER SO BB IBB HBP BLK WP HR S P ERA WHIP	IP WLS BF H R ER SO BB IBB HBP BLK WP HR S P ERA WHIP

San Diego Padres @ New York Mets  
Shea Stadium, Flushing, NY  
Sun Aug 22 1971, 3:33 AM EDT  
Att: 24,834 - Unknown

AB 34  
R 4  
H 12  
RBI 4  
BB 4  
SO 8  
LOB 15



Batter	1	2	3	4	5	6	7	8	9	AB R H RBI BB SO LOB	TOP											
Ken Henderson, S (1.7) OBP: 0.383, SLG: 0.472	F8		6-3 WP 2B		4-3		S 1B		G3	5 1 2 0 0 0 0	<b>San Francisco Giants @ New York Mets</b> Shea Stadium, Flushing, NY Mon Aug 23 1971, 7:05 PM EDT Att: 42,293 - Unknown											
Tito Fuentes, S (1.4) OBP: 0.302, SLG: 0.348	F8		6-3		4-3		F8	3-1	5 0 0 1 0 0 2													
Willie Mays, R (1.8) OBP: 0.431, SLG: 0.512	WP S 1B		5-3			1-3 2B			3 1 2 0 1 0 0													
Willie McCovey, L (1.3) OBP: 0.380, SLG: 0.441	1-3 BB		3-H F7			1-3 2B	3-1		3 0 0 0 1 0 3													
Bobby Bonds, R (1.9) OBP: 0.378, SLG: 0.515	K			HR		1B 2B		K	4 2 2 2 0 2 2													
Al Gallacher, R (1.5) OBP: 0.352, SLG: 0.404		F2		6-3		3-H FC4 1B		6-3	4 0 1 1 0 0 0													
Chris Speier, R (1.6) OBP: 0.304, SLG: 0.327		6-3		6-3		2-H FC4 1B		1B	4 0 1 0 0 0 1													
Russ Gibson, R (1.2) OBP: 0.238, SLG: 0.366		K		4-3		6-3		K	4 0 0 0 0 2 2													
Don Carrithers, R (1.1) OBP: 0.111, SLG: 0.111			E6 2B 6-3		K		5-3	6-3	2 1 0 0 0 1 0													
Jerry Johnson, R (6.1)									2 0 0 0 0 0 0													
<b>Inning Stats</b>	R: 0 E: 0 K: 1 S: 6	H: 1 LOB: 2 BB: 1 P: 10	R: 0 E: 0 K: 1 S: 5	H: 0 LOB: 0 BB: 0 P: 5	R: 2 E: 1 K: 0 S: 5	H: 1 LOB: 0 BB: 0 P: 5	R: 1 E: 0 K: 0 S: 4	H: 1 LOB: 0 BB: 0 P: 4	R: 0 E: 0 K: 1 S: 5	H: 0 LOB: 0 BB: 0 P: 5	R: 2 E: 0 K: 0 S: 6	H: 3 LOB: 1 BB: 0 P: 6	R: 0 E: 0 K: 0 S: 4	H: 1 LOB: 2 BB: 1 P: 8	R: 0 E: 0 K: 2 S: 8	H: 1 LOB: 1 BB: 0 P: 8	R: 0 E: 0 K: 0 S: 3	H: 0 LOB: 0 BB: 0 P: 3	1B: 4 2B: 3 3B: 0 HR: 1	SF: 0 SAC: 0 DP: 0 HBP: 0	WP: 2 PB: 0 SB: 2 CS: 0	PA: 38
<b>PITCHER</b>	IP WLS BF H R ER SO BB IBB HBP BLK WP HR S P ERA WHIP											<b>PITCHER</b>	IP WLS BF H R ER SO BB IBB HBP BLK WP HR S P ERA WHIP									
Jim McAndrew, R (1.1) ERA: 5.05	5.1 L 24 6 5 4 3 1 0 0 0 0 2 1 29 33 6.75 1.312																					
Nolan Ryan, R (6.1) ERA: 3.37	0.2 2 0 0 0 0 0 0 0 0 0 0 0 2 2 0.00 0.000																					
Danny Frisella, R (7.1) ERA: 2.15	3.0 12 2 0 0 0 2 1 0 0 0 0 0 0 15 19 0.00 1.000																					

Batter	1	2	3	4	5	6	7	8	9	AB R H RBI BB SO LOB	BOTTOM											
Bud Harrelson, S (1.6) OBP: 0.337, SLG: 0.322	K		FC3-6 BB			E3			F6	3 0 0 0 2 1 2	<b>San Francisco Giants @ New York Mets</b> Shea Stadium, Flushing, NY Mon Aug 23 1971, 7:05 PM EDT Att: 42,293 - Unknown											
Wayne Garrett, L (1.5) OBP: 0.367, SLG: 0.282	K		FC3-6 1-2		F8	K			F6	5 0 0 0 0 2 5												
Cleon Jones, R (1.7) OBP: 0.384, SLG: 0.493	6-3		6-3			F9	K		F4	5 0 0 0 0 1 2												
Art Shamsky, L (1.9) OBP: 0.292, SLG: 0.407		1B BB		F7		1B 2B	5-3			3 1 1 0 1 0 0												
Ken Boswell, L (1.4) OBP: 0.352, SLG: 0.392		1-2 1B		F8		1B 3B 1B	4-1			4 1 2 0 0 0 0												
Tommie Agee, R (1.8) OBP: 0.352, SLG: 0.413		K		E S 1B		1-2 3B 1B		K		4 1 2 1 0 2 2												
Ed Kranepool, L (1.3) OBP: 0.333, SLG: 0.435		F3		F7		1-H 2-H E 3B		4-3		4 1 1 2 0 0 3												
Jerry Grote, R (1.2) OBP: 0.332, SLG: 0.347		F9			6-3	E1		4-3		4 0 0 0 0 0 2												
Jim McAndrew, R (1.1) OBP: 0.111, SLG: 0.111			K			3-H 3-1				2 0 0 0 0 1 0												
Nolan Ryan, R (6.1) OBP: 0.182, SLG: 0.171					F3	3-1				0 0 0 0 0 0 0												
Dave Marshall, L (6.1) OBP: 0.222, SLG: 0.222										1 0 0 0 0 0 1												
Danny Frisella, L (6.1) OBP: 0.331, SLG: 0.331										0 0 0 0 0 0 0												
Danny Frisella, L (7.1) OBP: 0.222, SLG: 0.222										0 0 0 0 0 0 0												
Ken Singleton, S (6.1) OBP: 0.342, SLG: 0.342										0 0 0 0 1 0 0												
Don Hahn, R (6.1) OBP: 0.321, SLG: 0.289										0 0 0 0 0 0 0												
<b>Inning Stats</b>	R: 0 E: 0 K: 2 S: 7	H: 0 LOB: 0 BB: 0 P: 7	R: 0 E: 0 K: 1 S: 6	H: 1 LOB: 2 BB: 1 P: 10	R: 0 E: 0 K: 1 S: 5	H: 0 LOB: 1 BB: 1 P: 9	R: 0 E: 0 K: 0 S: 4	H: 1 LOB: 1 BB: 0 P: 4	R: 0 E: 0 K: 0 S: 3	H: 0 LOB: 1 BB: 1 P: 7	R: 4 E: 2 K: 1 S: 11	H: 4 LOB: 2 BB: 0 P: 11	R: 0 E: 0 K: 1 S: 5	H: 0 LOB: 0 BB: 0 P: 5	R: 0 E: 0 K: 1 S: 5	H: 0 LOB: 0 BB: 0 P: 5	R: 0 E: 0 K: 0 S: 3	H: 0 LOB: 1 BB: 1 P: 7	1B: 4 2B: 1 3B: 1 HR: 0	SF: 0 SAC: 0 DP: 0 HBP: 0	WP: 0 PB: 0 SB: 1 CS: 0	PA: 39
<b>PITCHER</b>	IP WLS BF H R ER SO BB IBB HBP BLK WP HR S P ERA WHIP											<b>PITCHER</b>	IP WLS BF H R ER SO BB IBB HBP BLK WP HR S P ERA WHIP									
Don Carrithers, R (1.1) ERA: 4.26	5.1 W 25 6 4 3 4 3 0 0 0 0 0 0 30 42 5.06 1.688																					
Jerry Johnson, R (6.1) ERA: 2.6	3.2 S 14 0 0 0 3 1 0 0 0 0 0 0 0 19 23 0.00 0.273																					

Batter	1	2	3	4	5	6	7	8	9	AB	R	H	RBI	BB	SO	LOB	TOP					
Ken Henderson, S (1.7) OBP: 0.381, SLG: 0.468	6-3		4-0 S BB		0-0 FC6-4		0-0 G6-4-3			3	0	0	0	1	0	3	<b>San Francisco Giants @ New York Mets</b> Shea Stadium, Flushing, NY Tue Aug 24 1971, 7:05 PM EDT Att: 47,670 - Unknown					
Tito Fuentes, S (1.4) OBP: 0.300, SLG: 0.346	K		0-0 6-3		0-0 FC6-4		0-0 1-3			4	0	0	1	0	1	2						
Willie Mays, R (1.8) OBP: 0.432, SLG: 0.510	6-3			0-0 HR				4-0 BB		3	1	1	0	1	1	1						
Bobby Bonds, R (1.9) OBP: 0.377, SLG: 0.519		0-0 5-3		0-0 HR		0-0 F2		0-0 F8		4	1	1	2	0	0	1						
Dave Kingman, R (1.3) OBP: 0.259, SLG: 0.558		0-0 F8		0-3 K		0-0 S 1B		0-3 K		4	0	1	0	0	2	1						
Dick Dietz, R (1.2) OBP: 0.395, SLG: 0.424		4-0 BB		0-0 F7		0-0 F9		0-0 6-3		3	0	0	0	1	0	2						
Chris Speier, R (1.6) OBP: 0.304, SLG: 0.325		0-0 F7		0-3 K		4-0 BB		0-3 K		3	0	0	0	1	2	1						
Al Gallagher, R (1.5) OBP: 0.351, SLG: 0.402			0-0 6-3		0-0 FC6-4 1B		0-3 K		0-0 5-3	4	1	1	0	0	1	2						
Hal Lanier, R (9.5) OBP: 0.289, SLG: 0.292					0-0 FC6-4 1B				0-0 5-3	0	0	0	0	0	0	0						
Juan Marichal, R (1.1) OBP: 0.155, SLG: 0.253		0-3 K			0-0 FC6-4 1B		0-0 G6-4-3 1B		0-0 6-3	4	0	2	0	0	1	0						
<b>Inning Stats</b>	R: 0 E: 0 K: 1 S: 5	H: 0 LOB: 0 BB: 0 P: 5	R: 0 E: 0 K: 0 S: 3	H: 0 LOB: 1 BB: 1 P: 7	R: 0 E: 0 K: 1 S: 5	H: 0 LOB: 1 BB: 1 P: 9	R: 2 E: 0 K: 2 S: 9	H: 2 LOB: 0 BB: 0 P: 9	R: 1 E: 0 K: 1 S: 7	H: 2 LOB: 1 BB: 0 P: 7	R: 0 E: 0 K: 1 S: 6	H: 1 LOB: 2 BB: 1 P: 10	R: 0 E: 0 K: 0 S: 3	H: 1 LOB: 0 BB: 0 P: 3	R: 0 E: 0 K: 1 S: 5	H: 0 LOB: 1 BB: 0 P: 9	R: 0 E: 0 K: 1 S: 5	H: 0 LOB: 0 BB: 0 P: 5	1B: 5 2B: 0 3B: 0 HR: 1	SF: 0 SAC: 0 DP: 1 HBP: 0	WP: 0 PB: 0 CS: 0	PA: 36
<b>PITCHER</b>	IP WLS BF H R ER SO BB IBB HBP BLK WP HR S P ERA WHIP	7.0 L 29 6 3 3 6 3 0 0 0 0 1 38 50 3.86 1.286	2.0 7 0 0 0 2 1 0 0 0 0 0 0 10 14 0.00 0.500	<b>PITCHER</b>																		

AB 32  
R 3  
H 6  
RBI 3  
BB 4  
SO 8  
LOB 13



Batter	1	2	3	4	5	6	7	8	9	AB	R	H	RBI	BB	SO	LOB	BOTTOM							
Bud Harrelson, S (1.6) OBP: 0.335, SLG: 0.319	F7		0-0 F8			0-0 1-4-3		0-0 F8		4	0	0	0	0	0	0	<b>San Francisco Giants @ New York Mets</b> Shea Stadium, Flushing, NY Tue Aug 24 1971, 7:05 PM EDT Att: 47,670 - Unknown							
Wayne Garrett, L (1.5) OBP: 0.355, SLG: 0.271	4-3		0-3 K			0-0 F9		0-0 F9		4	0	0	0	0	1	0								
Cleon Jones, R (1.7) OBP: 0.383, SLG: 0.490	K			0-0 1B		0-0 E4 1B		0-3 K		4	0	1	0	0	2	0								
Art Shamsky, L (1.9) OBP: 0.291, SLG: 0.402		0-0 F8		0-0 F6		0-0 1-2 1B		0-0 G3		4	0	1	0	0	0	1								
Ken Boswell, L (1.4) OBP: 0.349, SLG: 0.388		0-0 F8		0-0 F2		0-3 K		0-0 F7		4	0	0	0	0	1	3								
Tommie Agee, R (1.8) OBP: 0.335, SLG: 0.423		4-0 2B E BB		0-3 K			0-0 HR		0-0 1B	3	2	2	1	1	1	1								
Ed Kranepool, L (1.3) OBP: 0.332, SLG: 0.435		0-0 E9 1-H 2B			0-3 K		0-0 1-3		0-0 F9	4	0	1	0	0	1	1								
Jerry Grote, R (1.2) OBP: 0.329, SLG: 0.344		0-0 4-3			0-3 K		0-0 F4			3	0	0	0	0	1	1								
Ray Sadecki, L (1.1) OBP: 0.282, SLG: 0.243			0-3 K			0-0 F6				2	0	0	0	0	1	0								
Dave Marshall, L (7, PH) OBP: 0.322, SLG: 0.329								0-0 F7		1	0	0	0	0	0	0								
Tug McGraw, R (8.1) OBP: 0.143, SLG: 0.214										0	0	0	0	0	0	0								
<b>Inning Stats</b>	R: 0 E: 0 K: 1 S: 5	H: 0 LOB: 0 BB: 0 P: 5	R: 1 E: 1 K: 0 S: 4	H: 1 LOB: 1 BB: 1 P: 8	R: 0 E: 0 K: 2 S: 7	H: 0 LOB: 0 BB: 0 P: 7	R: 0 E: 0 K: 1 S: 6	H: 1 LOB: 1 BB: 0 P: 6	R: 0 E: 0 K: 2 S: 7	H: 0 LOB: 0 BB: 0 P: 7	R: 0 E: 1 K: 1 S: 7	H: 1 LOB: 2 BB: 0 P: 7	R: 1 E: 0 K: 0 S: 4	H: 1 LOB: 0 BB: 0 P: 4	R: 0 E: 0 K: 1 S: 5	H: 0 LOB: 0 BB: 0 P: 5	R: 0 E: 0 K: 0 S: 4	H: 1 LOB: 1 BB: 0 P: 4	R: 0 E: 0 K: 0 S: 4	H: 1 LOB: 1 BB: 0 P: 4	1B: 3 2B: 1 3B: 0 HR: 1	SF: 0 SAC: 0 DP: 0 HBP: 0	WP: 0 PB: 0 CS: 0	PA: 34
<b>PITCHER</b>	IP WLS BF H R ER SO BB IBB HBP BLK WP HR S P ERA WHIP	9.0 W 34 5 2 1 8 1 0 0 0 0 1 49 53 1.00 0.667	<b>PITCHER</b>																					

AB 33  
R 2  
H 5  
RBI 1  
BB 1  
SO 8  
LOB 7



Batter	1	2	3	4	5	6	7	8	9	AB	R	H	RBI	BB	SO	LOB	TOP					
Ken Henderson, S (1,7) OBP: 0.382, SLG: 0.467	0-0 6-3			4-0 BB		0-0 5-3		0-0 1B		3	0	1	0	1	0	0	<b>San Francisco Giants @ New York Mets</b> Shea Stadium, Flushing, NY Wed Aug 25 1971, 3:33 AM EDT Att: 44,094 - Unknown					
Tito Fuentes, S (1,4) OBP: 0.298, SLG: 0.343	0-0 F9			0-0 F8		0-0 6-3		0-0 F9		4	0	0	0	0	0	2						
Willie Mays, R (1,8) OBP: 0.428, SLG: 0.504	0-3 K			0-3 K			0-3 K		0-0 6-3	4	0	0	0	0	3	1						
Bobby Bonds, R (1,9) OBP: 0.376, SLG: 0.519		0-3 K2-3		0-3 K			0-0 2B		0-0 5-3	4	0	1	0	0	2	1						
Dick Dietz, R (1,2) OBP: 0.392, SLG: 0.419		0-0 F7			0-0 4-3		0-0 F5		0-0 F8	4	0	0	0	0	0	1						
Dave Kingman, R (1,3) OBP: 0.279, SLG: 0.611		0-3 K			0-0 HR		4-0 BB			2	1	1	1	1	1	0						
Al Gallagher, R (1,5) OBP: 0.348, SLG: 0.399			0-0 F8		0-0 5-3		0-0 F8			3	0	0	0	0	0	2						
Chris Speier, R (1,6) OBP: 0.302, SLG: 0.323			0-0 6-3			0-0 F9		0-0 5-3		3	0	0	0	0	0	0						
Gaylord Perry, R (1,1) OBP: 0.134, SLG: 0.163			0-0 F3			0-3 K		0-3 K		1	0	0	0	0	0	0						
Jim Ray Hart, R (6,PH) OBP: 0.286, SLG: 0.333										1	0	0	0	0	1	0						
Jim Barr, R (6,PH)										0	0	0	0	0	0	0						
Fran Healy, R (8,PH)										1	0	0	0	0	1	0						
Don McMahon, R (8,1)										0	0	0	0	0	0	0						
<b>Inning Stats</b>	R: 0 E: 0 K: 1 S: 5	H: 0 LOB: 0 BB: 0 P: 5	R: 0 E: 0 K: 2 S: 7	H: 0 LOB: 0 BB: 0 P: 7	R: 0 E: 0 K: 0 S: 3	H: 0 LOB: 0 BB: 0 P: 3	R: 0 E: 0 K: 2 S: 7	H: 0 LOB: 1 BB: 1 P: 11	R: 1 E: 0 K: 0 S: 4	H: 1 LOB: 0 BB: 0 P: 4	R: 0 E: 0 K: 1 S: 5	H: 0 LOB: 0 BB: 0 P: 5	R: 0 E: 0 K: 1 S: 6	H: 1 LOB: 2 BB: 1 P: 10	R: 0 E: 0 K: 1 S: 6	H: 1 LOB: 1 BB: 0 P: 6	R: 0 E: 0 K: 0 S: 3	H: 0 LOB: 0 BB: 0 P: 3	1B: 1 2B: 1 3B: 0 HR: 1	SF: 0 SAC: 0 DP: 0 HBP: 0	WP: 0 PB: 0 SB: 1 CS: 0	PA: 32
<b>PITCHER</b> Jerry Kosman, L (1,1) ERA: 2.71	IP: 9.0 WLS: W BF: 32 H: 3 R: 1 ER: 1 SO: 8 BB: 2 IBB: 0 HBP: 0 BLK: 0 WP: 0 HR: 1 S: 46 P: 54 ERA: 1.00 WHIP: 0.556															IP: 9.0 WLS: W BF: 32 H: 3 R: 1 ER: 1 SO: 8 BB: 2 IBB: 0 HBP: 0 BLK: 0 WP: 0 HR: 1 S: 46 P: 54 ERA: 1.00 WHIP: 0.556						

AB 30  
R 1  
H 3  
RBI 1  
BB 2  
SO 8  
LOB 7



Batter	1	2	3	4	5	6	7	8	9	AB	R	H	RBI	BB	SO	LOB	BOTTOM			
Bud Harrelson, S (1,6) OBP: 0.334, SLG: 0.318	0-0 4-3	0-0 F7		0-0 F9 1B PB 1B		0-0 3-1				4	1	1	1	0	0	3	<b>San Francisco Giants @ New York Mets</b> Shea Stadium, Flushing, NY Wed Aug 25 1971, 3:33 AM EDT Att: 44,094 - Unknown			
Wayne Garrett, L (1,5) OBP: 0.359, SLG: 0.279	0-0 FC5-4 1B		0-3 K	0-0 PB 1B		0-0 F8				4	0	2	0	0	1	0				
Cleon Jones, R (1,7) OBP: 0.381, SLG: 0.487	0-0 FC5-4 1-2		4-0 K E BB	0-0 F9 2-3		0-0 1-3				3	1	0	0	1	0	3				
Art Shamsky, L (1,9) OBP: 0.283, SLG: 0.388	0-0 F4		0-0 F8	0-0 F6 1-2 3-H		0-3 K		0-3 K		4	0	0	0	0	1	3				
Don Hahn, R (8,8) OBP: 0.321, SLG: 0.269										0	0	0	0	0	0	0				
Ken Boswell, L (1,4) OBP: 0.350, SLG: 0.387		4-0 1B BB	0-0 E7 1-H 1B		0-0 G3		0-3 K			3	0	1	0	1	1	0				
Tommie Agee, R (1,8) OBP: 0.397, SLG: 0.432		0-0 1-3 1B	0-0 6-3		0-0 HR			0-3 K		4	1	2	1	0	1	1				
Ed Kranepool, L (1,3) OBP: 0.332, SLG: 0.442		0-0 G3		0-0 HR		0-0 3-1		0-0 G3		4	1	1	1	0	0	2				
Duffy Dyer, R (1,2) OBP: 0.312, SLG: 0.339		4-0 BB		0-0 PB SH1-4 1B 1B		0-0 6-3		0-0 1-3		3	1	1	0	1	0	0				
Jerry Kosman, R (1,1) OBP: 0.244, SLG: 0.162		0-3 K		0-0 SH1-4 1-2		0-0 5-3				2	0	0	0	0	1	3				
<b>Inning Stats</b>	R: 0 E: 0 K: 0 S: 4	H: 1 LOB: 1 BB: 0 P: 4	R: 0 E: 0 K: 1 S: 6	H: 1 LOB: 2 BB: 2 P: 14	R: 1 E: 1 K: 1 S: 6	H: 1 LOB: 1 BB: 1 P: 10	R: 3 E: 0 K: 0 S: 7	H: 4 LOB: 1 BB: 0 P: 7	R: 1 E: 0 K: 0 S: 4	H: 1 LOB: 0 BB: 0 P: 4	R: 0 E: 0 K: 0 S: 3	H: 0 LOB: 0 BB: 0 P: 3	R: 0 E: 0 K: 2 S: 7	H: 0 LOB: 0 BB: 0 P: 7	R: 0 E: 0 K: 1 S: 5	H: 0 LOB: 0 BB: 0 P: 5	1B: 6 2B: 0 3B: 0 HR: 2	SF: 0 SAC: 1 DP: 0 HBP: 0	WP: 0 PB: 2 SB: 0 CS: 0	PA: 35
<b>PITCHER</b> Gaylord Perry, R (1,1) ERA: 3.25	IP: 5.0 WLS: L BF: 26 H: 8 R: 5 ER: 3 SO: 2 BB: 3 IBB: 0 HBP: 0 BLK: 0 WP: 0 HR: 2 S: 27 P: 39 ERA: 5.40 WHIP: 2.200															IP: 5.0 WLS: L BF: 26 H: 8 R: 5 ER: 3 SO: 2 BB: 3 IBB: 0 HBP: 0 BLK: 0 WP: 0 HR: 2 S: 27 P: 39 ERA: 5.40 WHIP: 2.200				
Jim Barr, R (6,1) ERA: 5.5	2.0 6 0 0 0 2 0 0 0 0 0 0 10 10 0.00 0.000															2.0 6 0 0 0 2 0 0 0 0 0 0 10 10 0.00 0.000				
Don McMahon, R (8,1) ERA: 3.58	1.0 3 0 0 0 1 0 0 0 0 0 0 5 5 0.00 0.000															1.0 3 0 0 0 1 0 0 0 0 0 0 5 5 0.00 0.000				

AB 31  
R 5  
H 8  
RBI 3  
BB 3  
SO 5  
LOB 15





Batter	1	2	3	4	5	6	7	8	9	AB	R	H	RBI	BB	SO	LOB	TOP			
Maury Wills, S (1,6) OBP: 0.325, SLG: 0.325 Bobby Valentine, R (5,6) OBP: 0.293, SLG: 0.340	0-0 4-3 SH1-3 1B		0-0 1-3		0-0 F7		0-0 1-3 FC3-6 1B		0-0 SF9	3	0	1	0	0	0	0	<b>Los Angeles Dodgers @ New York Mets</b> Shea Stadium, Flushing, NY Sat Aug 28 1971, 3:33 AM EDT Unknown			
Bill Buckner, L (1,9) OBP: 0.321, SLG: 0.382	0-0 SH1-3 1-2		0-0 6-3		0-0 FC6-4 1B		0-0 FC3-6 G4-6-3 1-2		0-0 1-3	4	0	1	0	0	0	3				
Willie Davis, L (1,8) OBP: 0.336, SLG: 0.438	0-0 4-3 2-3		0-0 HR		0-0 FC6-4 FC4-6 1-2		0-0 G4-6-3 1-2			4	1	1	1	0	0	4				
Dick Allen, R (1,5) OBP: 0.392, SLG: 0.453 Steve Garvey, R (8,5) OBP: 0.297, SLG: 0.375	0-3 K		4-0 BB		0-0 FC4-6 1-2				0-0 F8	3	0	0	0	0	1	2				
Willie Crawford, L (1,7) OBP: 0.337, SLG: 0.462		4-0 2B BB	0-0 F8						0-0 F5	3	0	0	0	0	1	0				
Wes Parker, S (1,3) OBP: 0.362, SLG: 0.367		0-0 F8			0-0 4-3				0-0 G3	4	0	1	0	0	0	1				
Tom Haller, L (1,2) OBP: 0.349, SLG: 0.404		0-3 K			4-0 BB				0-0 F8	3	1	1	0	1	1	2				
Bill Russell, R (1,4) OBP: 0.273, SLG: 0.342		0-0 1-3 2B			0-3 K				0-3 K	4	0	1	0	0	2	3				
Claude Osteen, L (1,1) OBP: 0.218, SLG: 0.230 Joe Moeller, R (1,1)	0-3 K		0-3 K							0	0	0	0	0	0	0				
Bill Sudakis, S (7, PH) OBP: 0.298, SLG: 0.333 Hoyt Wilhelm, R (7, 1)										2	0	0	0	0	0	2				
Duke Sims, L (9, PH) OBP: 0.342, SLG: 0.330									0-0 1B	1	0	1	0	0	0	0				
<b>Inning Stats</b>	R: 0 E: 0 K: 1 S: 6	H: 1 LOB: 1 BB: 1 P: 6	R: 0 E: 0 K: 2 S: 8	H: 1 LOB: 2 BB: 1 P: 12	R: 1 E: 0 K: 0 S: 4	H: 1 LOB: 1 BB: 1 P: 8	R: 0 E: 0 K: 2 S: 7	H: 0 LOB: 1 BB: 1 P: 11	R: 0 E: 0 K: 0 S: 4	H: 1 LOB: 1 BB: 0 P: 4	R: 0 E: 1 K: 0 S: 4	H: 1 LOB: 1 BB: 0 P: 4	R: 0 E: 0 K: 0 S: 3	H: 0 LOB: 0 BB: 0 P: 3	R: 1 E: 0 K: 1 S: 7	H: 2 LOB: 1 BB: 0 P: 7	1B: 5 2B: 2 3B: 0 HR: 1	SF: 1 SAC: 1 DP: 1 HBP: 0	WP: 0 PB: 0 SB: 0 CS: 0	PA: 38
<b>PITCHER</b> Tom Seaver, R (1,1) ERA: 1.96	IP: 9.0 WLS: W BF: 38 H: 8 R: 2 ER: 2 SO: 6 BB: 3 IBB: 0 HBP: 0 BLK: 0 WP: 0 HR: 1 S: 47 P: 59 ERA: 2.00 WHIP: 1.222															<b>PITCHER</b>				

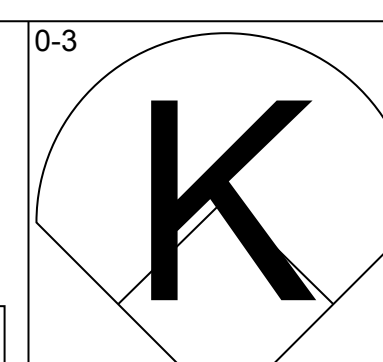
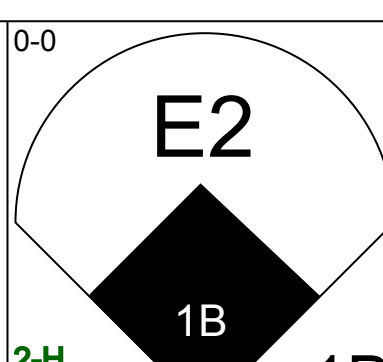
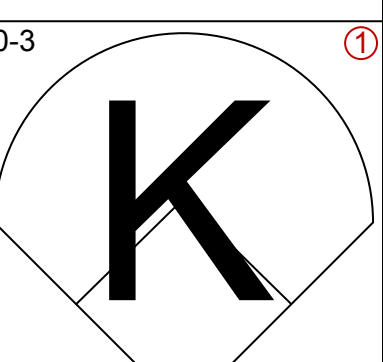
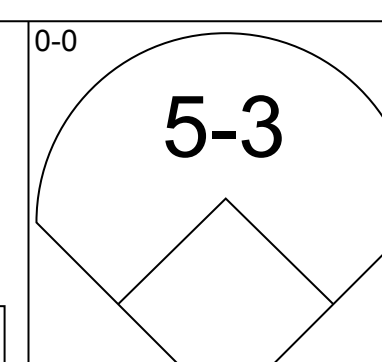
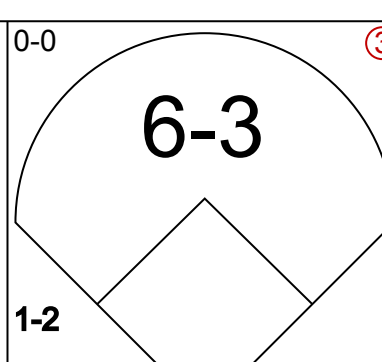
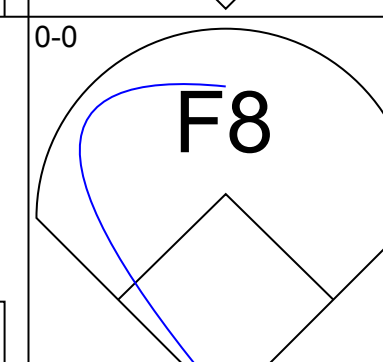
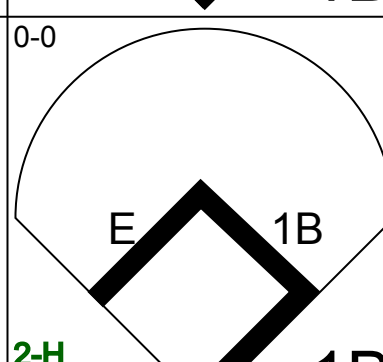
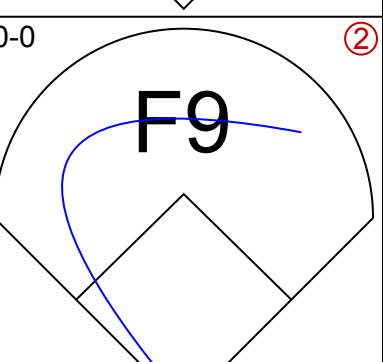
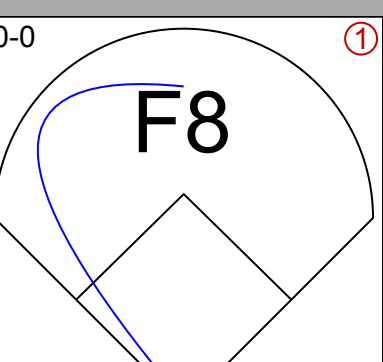
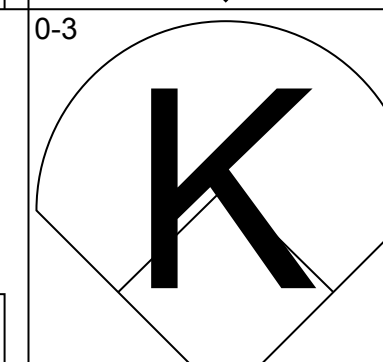
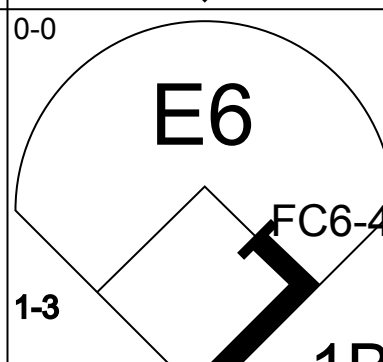
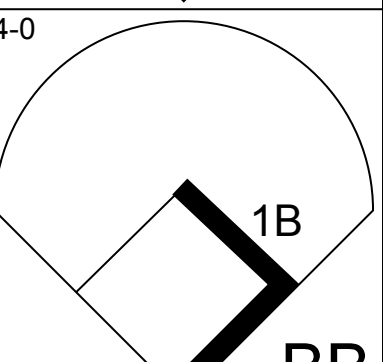
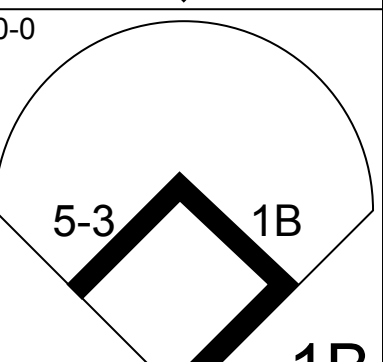
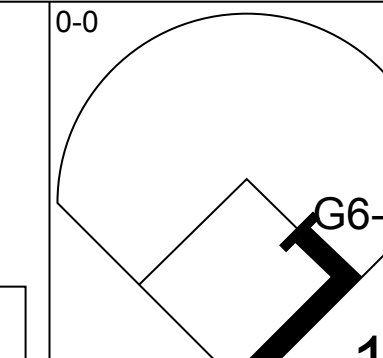
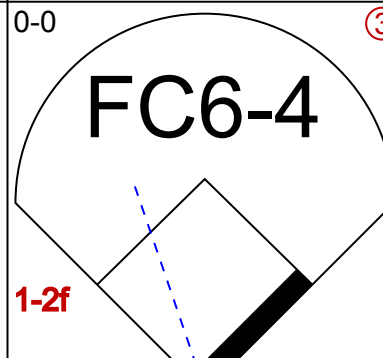
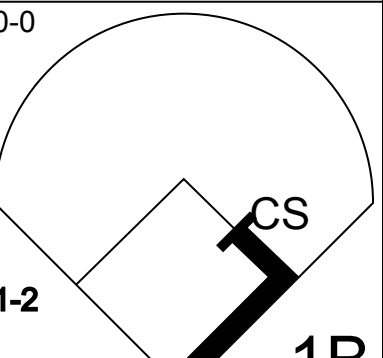
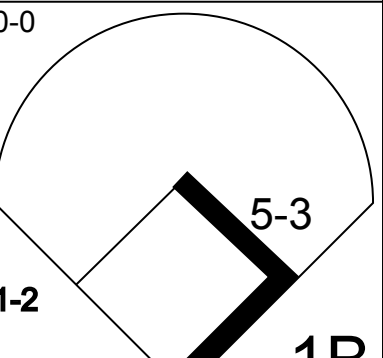

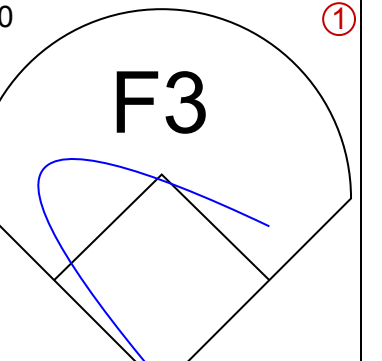
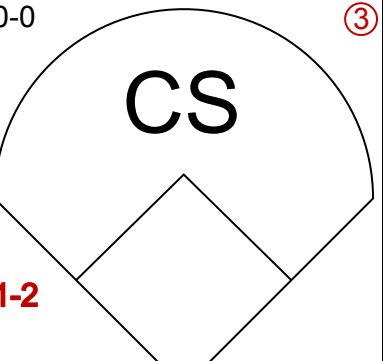
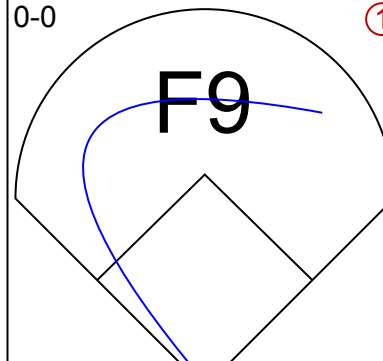
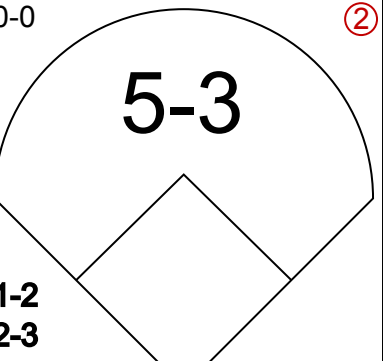
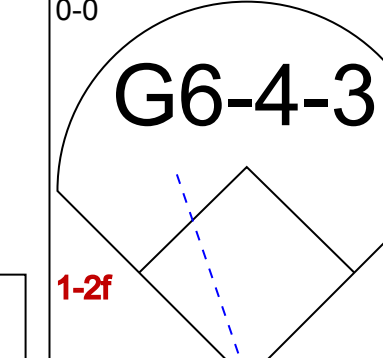
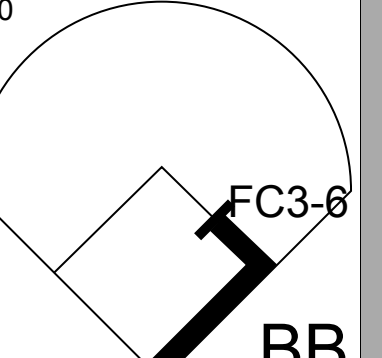
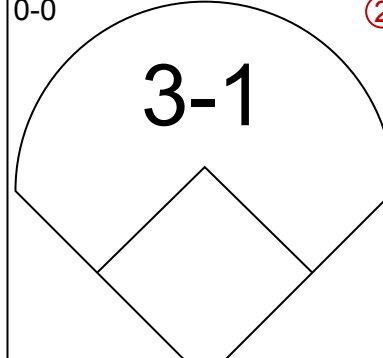
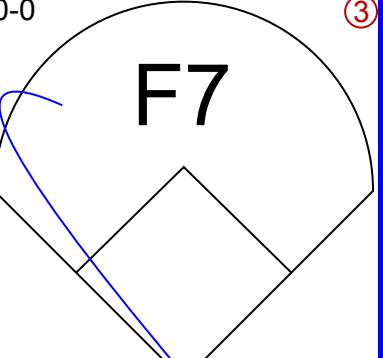
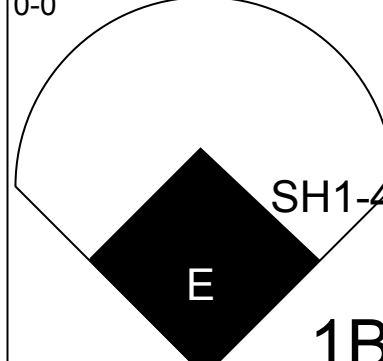
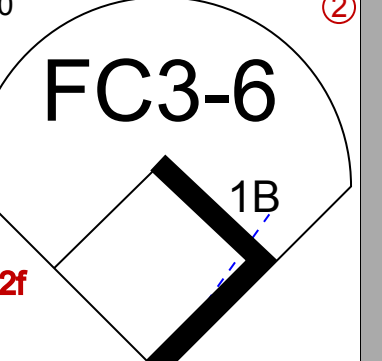
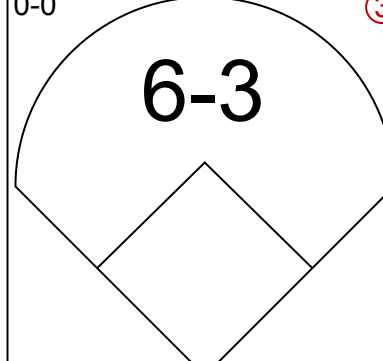
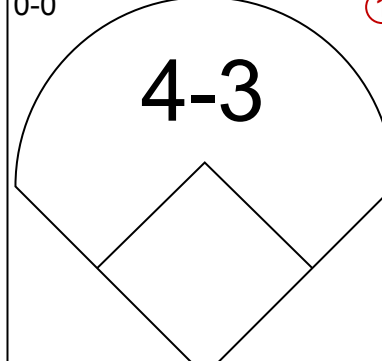
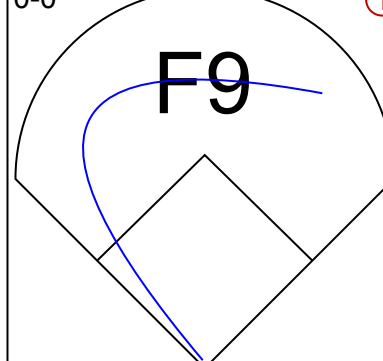
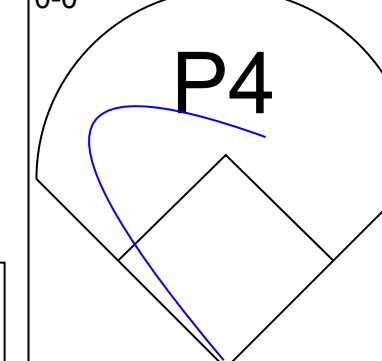
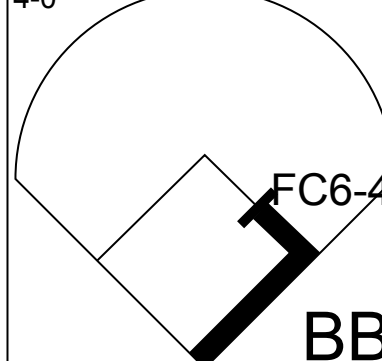
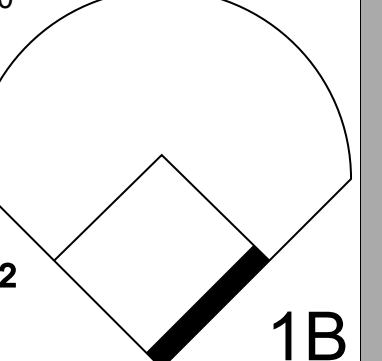
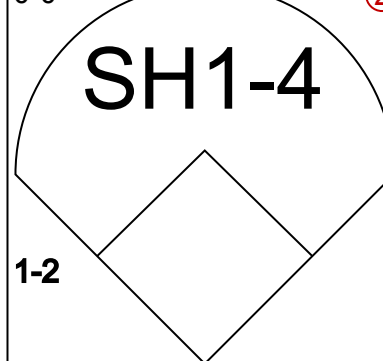
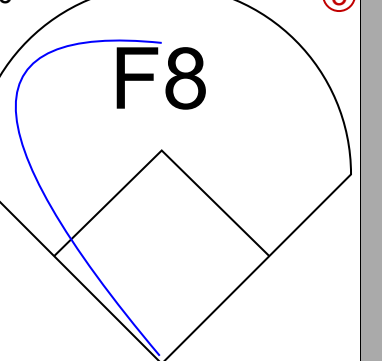
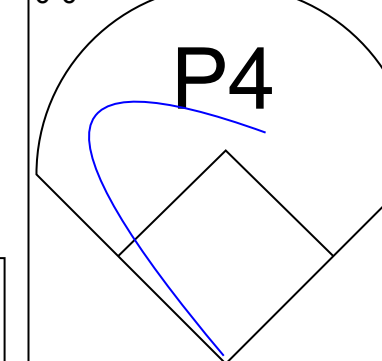
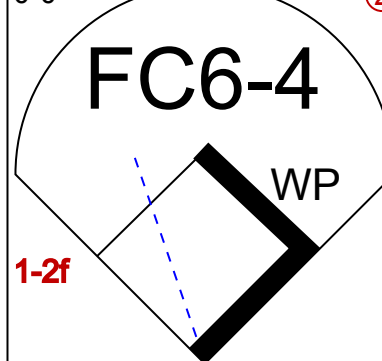
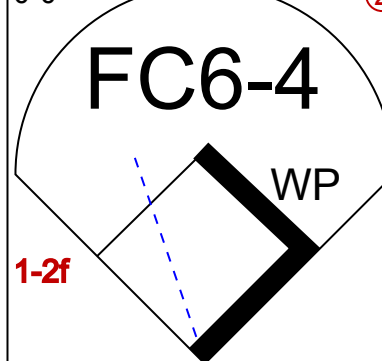
Batter	1	2	3	4	5	6	7	8	9	AB	R	H	RBI	BB	SO	LOB	BOTTOM			
Ted Martinez, R (1,6) OBP: 0.316, SLG: 0.310	0-0 1B		0-0 1-3 2B			0-0 S 2B 1B		0-0 L4		5	2	3	0	0	0	1	<b>Los Angeles Dodgers @ New York Mets</b> Shea Stadium, Flushing, NY Sat Aug 28 1971, 3:33 AM EDT Unknown			
Ken Boswell, L (1,4) OBP: 0.350, SLG: 0.387 Wayne Garrett, L (6, PH) OBP: 0.354, SLG: 0.274	0-0 1-3 1B	0-0 F8	0-0 3-1			0-0 L9 1-2		0-0 4-3		3	1	1	0	0	0	2				
Cleon Jones, R (1,7) OBP: 0.365, SLG: 0.491 Ken Singleton, S (7,7) OBP: 0.381, SLG: 0.344	4-0 1-2 1B	0-0 1B	0-0 4-3			0-0 2H 2B				3	2	2	1	1	0	2				
Donn Clendenon, R (1,3) OBP: 0.288, SLG: 0.418	0-0 1B 2B 1-2 2H 3H	0-0 1H HR			0-3 K					4	2	2	4	0	1	1				
Tommy Agee, R (1,9) OBP: 0.356, SLG: 0.430	0-0 2B 1B	0-0 F9			0-0 6-3					4	1	1	1	0	0	1				
Bob Aspromonte, R (1,5) OBP: 0.294, SLG: 0.316	0-0 1-3 1B	4-0 FC5-4 BB			0-0 F2					3	1	1	1	1	0	0				
Jerry Grote, R (1,2) OBP: 0.328, SLG: 0.343	0-0 2H 3H 1B	0-0 FC5-4 1-2			0-0 4-3				0-3 K	4	0	1	2	0	1	1				
Don Hahn, R (1,8) OBP: 0.314, SLG: 0.262	0-0 6-3 1-2		0-0 5-3			0-0 F8			0-0 F8	4	0	0	0	0	0	1				
Tom Seaver, R (1,1) OBP: 0.256, SLG: 0.307	0-3 K		0-0 2B 1B			0-3 K			0-3 K	4	0	1	0	0	3	1				
<b>Inning Stats</b>	R: 6 E: 1 K: 1 S: 11	H: 6 LOB: 1 BB: 1 P: 15	R: 2 E: 0 K: 0 S: 5	H: 2 LOB: 1 BB: 1 P: 9	R: 0 E: 0 K: 1 S: 5	H: 0 LOB: 0 BB: 0 P: 5	R: 0 E: 0 K: 1 S: 5	H: 0 LOB: 0 BB: 0 P: 5	R: 1 E: 0 K: 0 S: 5	H: 2 LOB: 1 BB: 0 P: 5	R: 0 E: 0 K: 1 S: 5	H: 0 LOB: 0 BB: 0 P: 5	R: 0 E: 0 K: 1 S: 5	H: 0 LOB: 0 BB: 0 P: 5	R: 0 E: 0 K: 1 S: 5	H: 0 LOB: 0 BB: 0 P: 5		1B: 8 2B: 3 3B: 0 HR: 1	SF: 0 SAC: 0 DP: 0 HBP: 0	WP: 0 PB: 0 SB: 1 CS: 0
<b>PITCHER</b> Claude Osteen, L (1,1) ERA: 3.43 Joe Moeller, R (1,1) ERA: 3.07 Hoyt Wilhelm, R (7,1) ERA: 6.35	IP: 0.0 WLS: L BF: 6 H: 7 R: 3 ER: 3 SO: 3 BB: 1 IBB: 0 HBP: 0 BLK: 0 WP: 0 HR: 1 S: 31 P: 35 ERA: 4.50 WHIP: 1.333															<b>PITCHER</b>				

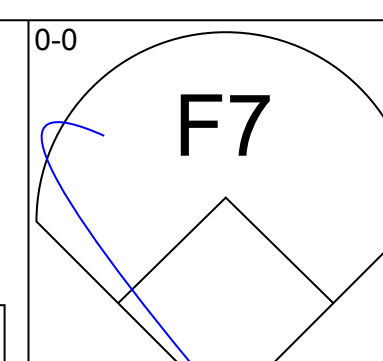
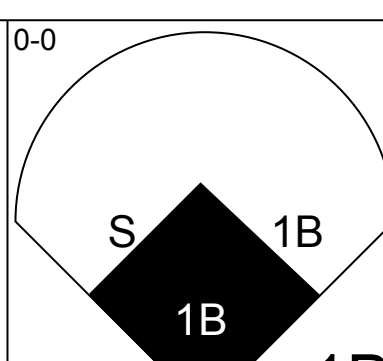
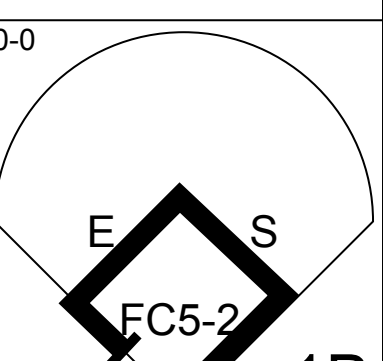
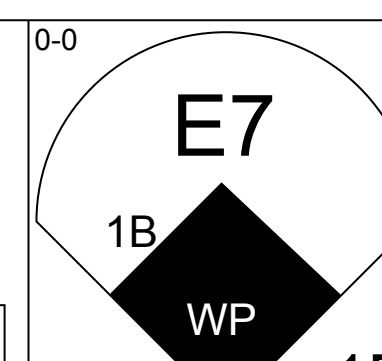
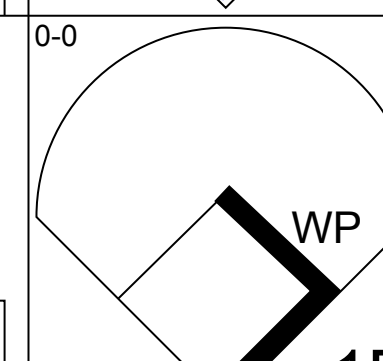
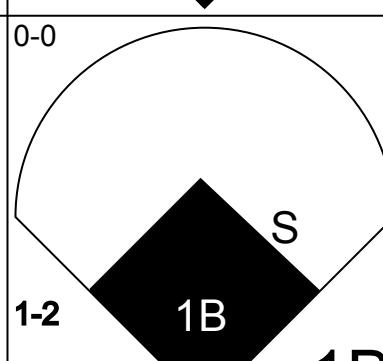
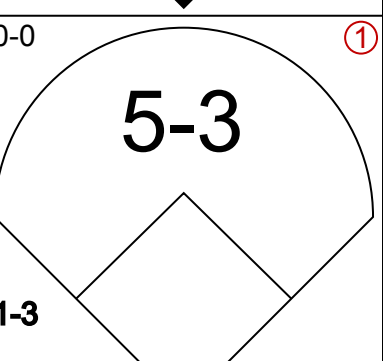
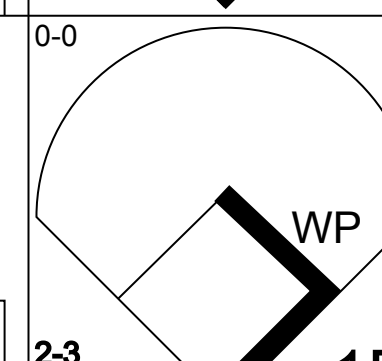
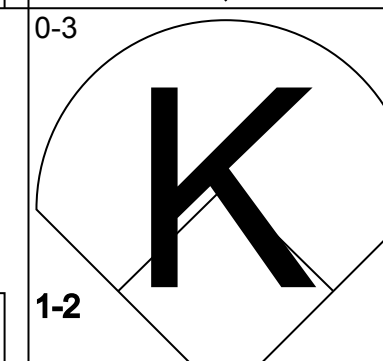
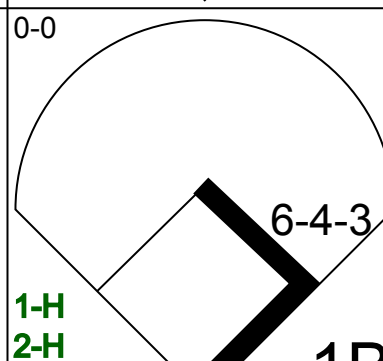
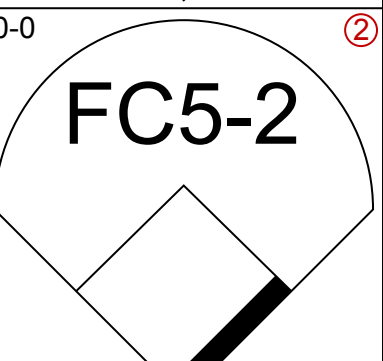
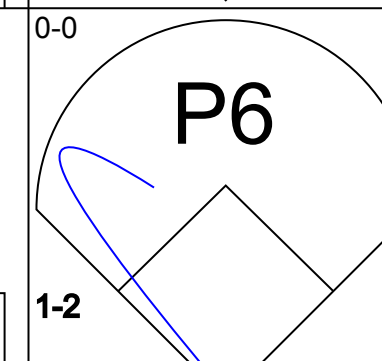
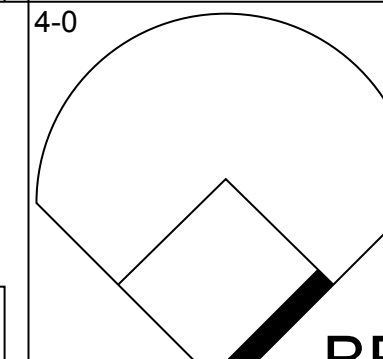
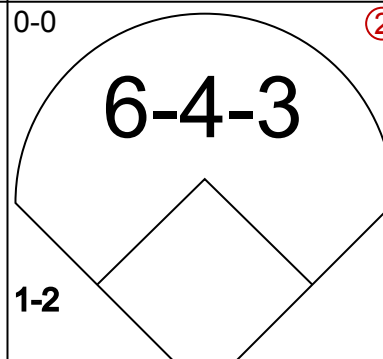
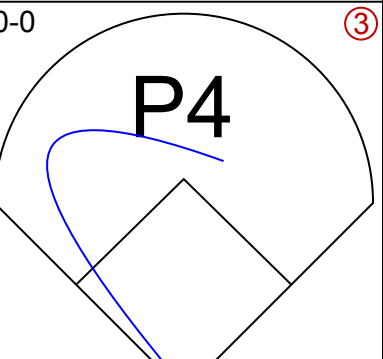
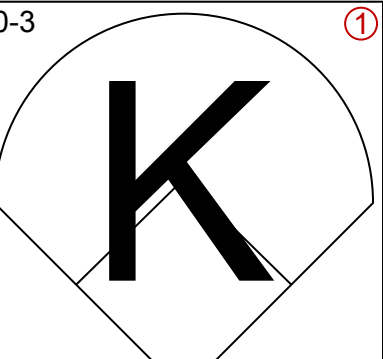
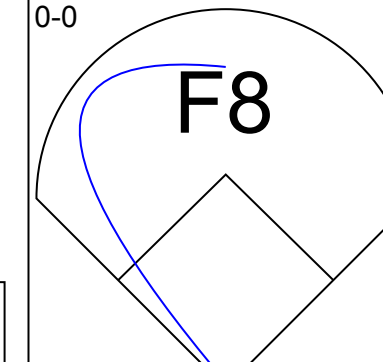
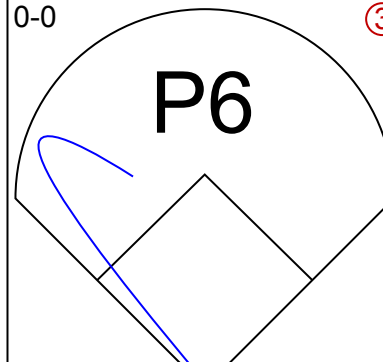
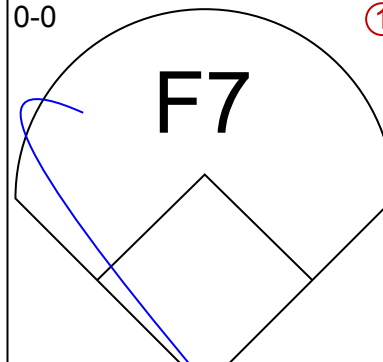
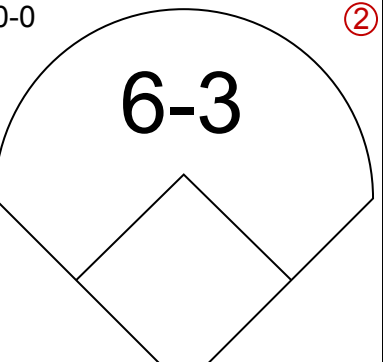
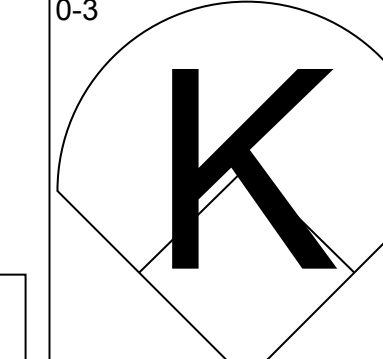
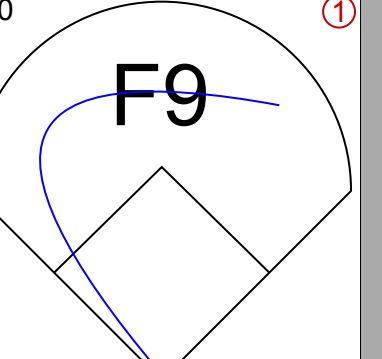
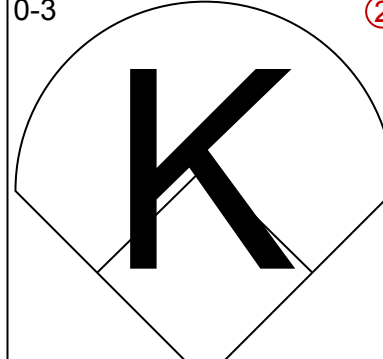
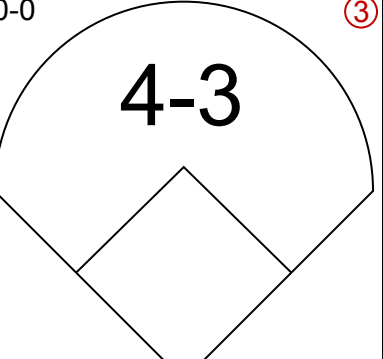
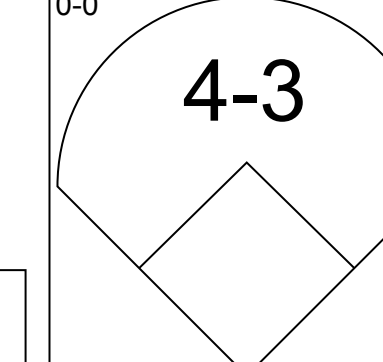
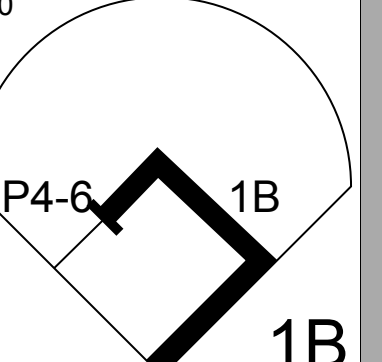
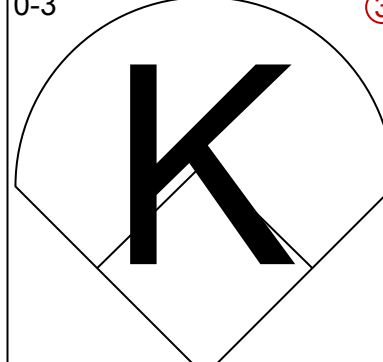
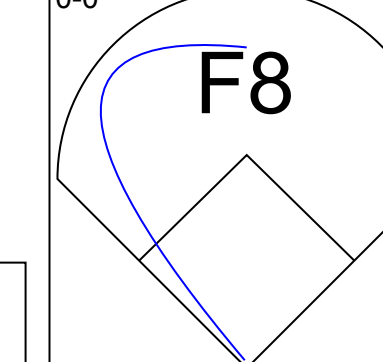
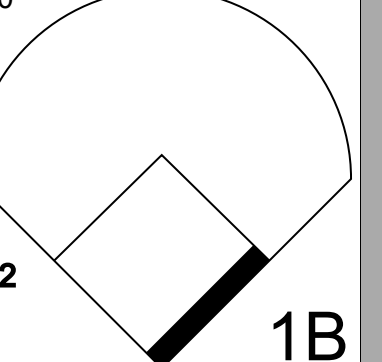
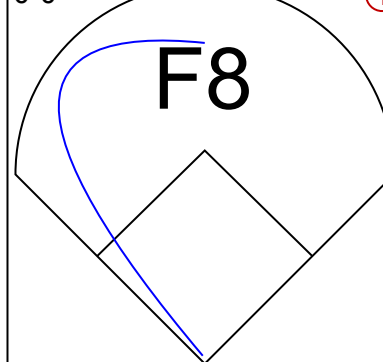
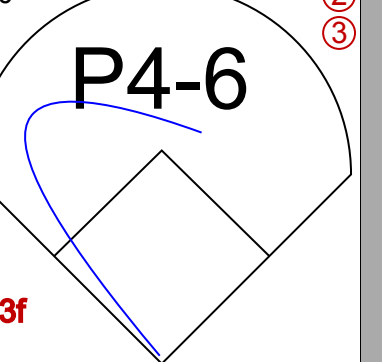
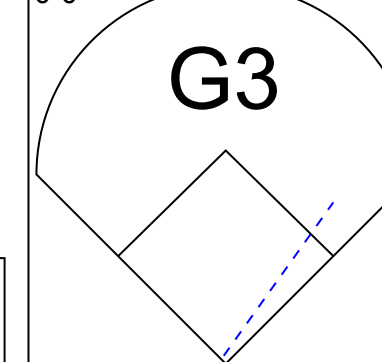
Batter	1	2	3	4	5	6	7	8	9	AB	R	H	RBI	BB	SO	LOB	TOP										
Maury Wills, S OBP: 0.323, SLG: 0.322 (1, 6)										4	0	0	0	0	0	2	<b>Los Angeles Dodgers @ New York Mets</b> Shea Stadium, Flushing, NY Sat Aug 28 1971, 7:05 PM EDT Att: 43,492 - Unknown <a href="http://livebaseballscorecards.com">livebaseballscorecards.com</a>										
Bill Buckner, L OBP: 0.324, SLG: 0.384 (1, 9)										4	0	2	0	0	0	2											
Willie Davis, L OBP: 0.333, SLG: 0.434 (1, 8)										4	0	0	0	0	2	2											
Dick Allen, R OBP: 0.392, SLG: 0.452 (1, 5)										3	0	1	0	1	0	0											
Willie Crawford, L OBP: 0.336, SLG: 0.457 (1, 7)										3	0	0	0	1	0	3											
Wes Parker, S OBP: 0.360, SLG: 0.365 (1, 3)										3	0	0	0	0	0	1											
Duke Sims, L OBP: 0.346, SLG: 0.340 Bobby Valentine, R OBP: 0.293, SLG: 0.340 Jim Brewer, L OBP: 0.333, SLG: 0.333 (8, PR) (8, 1)										3	0	2	0	0	1	0		<b>AB 30</b> <b>R 1</b> <b>H 6</b> <b>RBI 1</b> <b>BB 2</b> <b>SO 6</b> <b>LOB 13</b>									
Bill Russell, R OBP: 0.269, SLG: 0.337 (1, 4)										3	0	0	0	0	1	2											
Don Sutton, R OBP: 0.214, SLG: 0.209 Tom Haller, L OBP: 0.353, SLG: 0.408 (8, PH) (8, 2)										2	0	0	0	0	2	1											
<b>Inning Stats</b>	R: 0 E: 0 K: 0 S: 3	H: 0 LOB: 0 BB: 0 P: 3	R: 0 E: 0 K: 0 S: 2	H: 0 LOB: 0 BB: 1 P: 6	R: 0 E: 0 K: 1 S: 5	H: 1 LOB: 0 BB: 1 P: 5	R: 0 E: 0 K: 1 S: 6	H: 1 LOB: 2 BB: 1 P: 10	R: 0 E: 0 K: 1 S: 5	H: 0 LOB: 0 BB: 0 P: 5	R: 0 E: 0 K: 2 S: 8	H: 1 LOB: 1 BB: 0 P: 8	R: 0 E: 0 K: 0 S: 3	H: 1 LOB: 0 BB: 0 P: 3	R: 1 E: 0 K: 1 S: 7	H: 2 LOB: 2 BB: 0 P: 7			R: 0 E: 0 K: 0 S: 3	H: 0 LOB: 0 BB: 0 P: 3	1B: 5 2B: 1 3B: 0 HR: 0	SF: 0 SAC: 0 DP: 2 HBP: 0	WP: 0 PB: 0 SB: 0 CS: 1	PA: 32			
<b>PITCHER</b>	IP	WLS	BF	H	R	ER	SO	BB	IBB	HBP	BLK	WP	HR	S	P	ERA	WHIP										
Gary Gentry, R ERA: 3.06 Tug McGraw, L ERA: 1.83	(1, 1)	8.0	29	6	1	1	6	2	0	0	0	0	0	39	47	1.12	1.000										
(9, 1)	1.0	W	3	0	0	0	0	0	0	0	0	0	0	3	3	0.00	0.000										

Batter	1	2	3	4	5	6	7	8	9	AB	R	H	RBI	BB	SO	LOB	BOTTOM										
Bud Harrelson, S OBP: 0.331, SLG: 0.315 (1, 6)										4	0	0	0	0	0	1	<b>Los Angeles Dodgers @ New York Mets</b> Shea Stadium, Flushing, NY Sat Aug 28 1971, 7:05 PM EDT Att: 43,492 - Unknown <a href="http://livebaseballscorecards.com">livebaseballscorecards.com</a>										
Wayne Garrett, L OBP: 0.351, SLG: 0.274 (1, 5)										4	0	1	0	0	1	0											
Cleon Jones, R OBP: 0.388, SLG: 0.498 (1, 7) (9, 8)										2	1	1	1	2	1	0											
Ed Kranepool, L OBP: 0.332, SLG: 0.441 (1, 3) (9, 9)										3	0	1	0	0	0	2											
Ken Boswell, L OBP: 0.348, SLG: 0.384 (1, 4)										3	0	0	0	0	0	1											
Art Shamsky, L OBP: 0.275, SLG: 0.382 Donn Clendenon, R OBP: 0.286, SLG: 0.416 (8, PH) (9, 3)										2	0	0	0	0	0	1											
Duffy Dyer, R OBP: 0.313, SLG: 0.348 (1, 2)										3	1	1	0	0	1	0											
Don Hahn, R OBP: 0.316, SLG: 0.265 (8, PH) Tommie Agee, R OBP: 0.337, SLG: 0.432 Ted Martinez, R OBP: 0.316, SLG: 0.310 Tug McGraw, R OBP: 0.143, SLG: 0.214 (9, 1)										2	0	1	0	0	1	0		<b>AB 28</b> <b>R 2</b> <b>H 6</b> <b>RBI 2</b> <b>BB 2</b> <b>SO 7</b> <b>LOB 7</b>									
Gary Gentry, R OBP: 0.068, SLG: 0.069 Ken Singleton, S OBP: 0.379, SLG: 0.343 (8, PH) (9, 7)										2	0	0	0	0	2	1											
<b>Inning Stats</b>	R: 0 E: 0 K: 2 S: 7	H: 0 LOB: 0 BB: 0 P: 7	R: 0 E: 0 K: 0 S: 3	H: 1 LOB: 0 BB: 0 P: 3	R: 0 E: 0 K: 2 S: 7	H: 0 LOB: 0 BB: 0 P: 7	R: 0 E: 0 K: 0 S: 3	H: 1 LOB: 1 BB: 1 P: 7	R: 0 E: 0 K: 1 S: 5	H: 0 LOB: 0 BB: 0 P: 5	R: 0 E: 0 K: 1 S: 5	H: 1 LOB: 0 BB: 0 P: 5	R: 0 E: 0 K: 0 S: 2	H: 0 LOB: 0 BB: 1 P: 6	R: 1 E: 0 K: 1 S: 7	H: 2 LOB: 2 BB: 0 P: 7		R: 1 E: 0 K: 0 S: 3	H: 1 LOB: 0 BB: 0 P: 3	1B: 4 2B: 2 3B: 0 HR: 1	SF: 0 SAC: 0 DP: 3 HBP: 0	WP: 1 PB: 0 SB: 0 CS: 1	PA: 30				
<b>PITCHER</b>	IP	WLS	BF	H	R	ER	SO	BB	IBB	HBP	BLK	WP	HR	S	P	ERA	WHIP										
Don Sutton, R ERA: 2.76 Jim Brewer, L ERA: 2.16	(1, 1)	7.0	22	3	0	0	6	2	0	0	0	0	0	32	40	0.00	0.714										
(8, 1)	1.2	L	8	3	2	2	1	0	0	0	0	1	1	10	10	10.80	1.800										

Batter	1	2	3	4	5	6	7	8	9	AB	R	H	RBI	BB	SO	LOB	TOP			
Willie Davis, L OBP: 0.333, SLG: 0.433 (1, 8)	0-0 4-3		0-0 4-3		0-0 F9			0-0 F8 SH1-4 1B		4	0	1	0	0	0	0	<b>Los Angeles Dodgers @ New York Mets</b> Shea Stadium, Flushing, NY Sun Aug 29 1971, 3:33 AM EDT Att: 44,255 - Unknown <a href="http://livebaseballscorecards.com">livebaseballscorecards.com</a>			
Bobby Valentine, R OBP: 0.289, SLG: 0.335 (1, 6)	0-0 F9		0-0 1-3		0-0 6-3			0-0 SH1-4 1-2		3	0	0	0	0	0	0				
Wes Parker, S OBP: 0.363, SLG: 0.366 (1, 9)	4-0 HR		0-0 E9 1B		0-0 F9			4-0 BB		2	2	1	0	2	0	0				
Dick Allen, R OBP: 0.393, SLG: 0.459 (1, 3)	0-0 HR		0-0 1B		0-0 F8			0-0 F8 2-3		4	1	2	3	0	0	2				
Manny Mota, R OBP: 0.358, SLG: 0.370 (1, 7)	0-0 5-3		0-0 4-3		0-0 6-3			0-3 K		4	0	0	0	0	1	3				
Steve Garvey, R OBP: 0.286, SLG: 0.378 (1, 5)		0-0 F9		0-0 F8			0-0 2B	0-0 4-3		4	0	1	0	0	0	0				
Joe Ferguson, R OBP: 0.265, SLG: 0.305 (1, 2)		0-3 K		0-3 K			0-0 5-3	0-0 F7		4	0	0	0	0	2	1				
Bill Russell, R OBP: 0.269, SLG: 0.335 (1, 4)		0-0 1B		0-0 F8			0-0 F7	0-0 P6		4	0	1	0	0	0	1				
Bill Singer, R OBP: 0.189, SLG: 0.104 (1, 1)		0-3 K		0-0 F8			0-0 5-3			3	0	0	0	0	1	2				
<b>Inning Stats</b>	R: 2 E: 0 K: 0 S: 4	H: 1 LOB: 0 BB: 1 P: 8	R: 0 E: 0 K: 2 S: 8	H: 1 LOB: 1 BB: 0 P: 8	R: 1 E: 1 K: 0 S: 5	H: 2 LOB: 1 BB: 0 P: 5	R: 0 E: 0 K: 1 S: 5	H: 0 LOB: 0 BB: 0 P: 5	R: 0 E: 0 K: 0 S: 3	H: 0 LOB: 0 BB: 0 P: 3	R: 0 E: 0 K: 0 S: 4	H: 1 LOB: 1 BB: 0 P: 4	R: 0 E: 0 K: 1 S: 6	H: 1 LOB: 2 BB: 1 P: 10	R: 0 E: 0 K: 0 S: 3	H: 0 LOB: 0 BB: 0 P: 3	1B: 4 2B: 1 3B: 0 HR: 1	SF: 0 SAC: 1 DP: 0 HBP: 0	WP: 0 PB: 0 SB: 0 CS: 0	PA: 35
<b>PITCHER</b>	IP WLS BF H R ER SO BB IBB HBP BLK WP HR S P ERA WHIP	IP WLS BF H R ER SO BB IBB HBP BLK WP HR S P ERA WHIP																		
Ray Sadecki, L ERA: 2.76 (1, 1)	7.1	30	6	3	2	3	2	0	0	0	0	0	0	0	0	0	2.46	1.091		
Tug McGraw, L ERA: 1.6 (8, 1)	1.2	5	0	0	0	1	0	0	0	0	0	0	0	0	7	7	0.00	0.000		

Batter	1	2	3	4	5	6	7	8	9	AB	R	H	RBI	BB	SO	LOB	BOTTOM			
Bud Harrelson, S OBP: 0.329, SLG: 0.313 (1, 6)	0-0 P5		0-0 4-3		0-0 P4		0-0 FC6-4 1-2			4	0	0	0	0	0	2	<b>Los Angeles Dodgers @ New York Mets</b> Shea Stadium, Flushing, NY Sun Aug 29 1971, 3:33 AM EDT Att: 44,255 - Unknown <a href="http://livebaseballscorecards.com">livebaseballscorecards.com</a>			
Wayne Garrett, L OBP: 0.348, SLG: 0.267 (1, 5)	0-0 4-3		4-0 2B BB		0-0 P6			0-0 4-3		3	1	0	0	1	0	0				
Cleon Jones, R OBP: 0.387, SLG: 0.498 (1, 7)	0-3 K		0-0 E 1-H 2B		0-0 F8			0-3 K		4	1	1	1	0	2	0				
Ed Kranepool, L OBP: 0.333, SLG: 0.445 (1, 3)		0-0 F8		0-0 2H 2B		0-0 F7		0-0 1B		4	0	2	1	0	0	0				
Ken Boswell, L OBP: 0.344, SLG: 0.380 (1, 4)		0-0 F8		0-0 P4		0-0 F8		0-0 F8		4	0	0	0	0	0	2				
Ken Singleton, S OBP: 0.388, SLG: 0.365 (1, 9)		0-0 HR		0-0 G4-6-3 1B			0-0 1B 1B	4-0 SH1-4 1B BB		3	2	3	1	1	0	0				
Jerry Grote, R OBP: 0.328, SLG: 0.341 (1, 2)		4-0 BB		0-0 F9			0-0 F9	0-0 SH1-4 1-2		2	0	0	0	1	0	2				
Don Hahn, R OBP: 0.311, SLG: 0.260 (1, 8)		0-3 K		0-0 G4-6-3 1-2			0-0 F8	0-3 K		3	0	0	0	0	1	3				
Ray Sadecki, L OBP: 0.286, SLG: 0.250 (1, 1)				0-0 4-3			0-0 F7	0-0 FC6-4 1B		3	0	1	0	0	0	0				
Tug McGraw, R OBP: 0.143, SLG: 0.214 (8, 1)										0	0	0	0	0	0	0				
Tommie Agee, R OBP: 0.359, SLG: 0.433 (9, PH)										1	0	1	1	0	0	0				
<b>Inning Stats</b>	R: 0 E: 0 K: 1 S: 5	H: 0 LOB: 0 BB: 0 P: 5	R: 1 E: 0 K: 1 S: 6	H: 1 LOB: 1 BB: 1 P: 10	R: 2 E: 1 K: 0 S: 5	H: 2 LOB: 1 BB: 1 P: 9	R: 0 E: 0 K: 0 S: 3	H: 1 LOB: 0 BB: 0 P: 3	R: 0 E: 0 K: 0 S: 3	H: 0 LOB: 0 BB: 0 P: 3	R: 0 E: 0 K: 0 S: 5	H: 2 LOB: 2 BB: 0 P: 5	R: 0 E: 0 K: 1 S: 6	H: 1 LOB: 1 BB: 0 P: 6	R: 1 E: 0 K: 1 S: 5	H: 1 LOB: 1 BB: 1 P: 9	1B: 5 2B: 2 3B: 0 HR: 1	SF: 0 SAC: 1 DP: 1 HBP: 0	WP: 0 PB: 0 SB: 0 CS: 0	PA: 36
<b>PITCHER</b>	IP WLS BF H R ER SO BB IBB HBP BLK WP HR S P ERA WHIP	IP WLS BF H R ER SO BB IBB HBP BLK WP HR S P ERA WHIP																		
Bill Singer, R ERA: 4.25 (1, 1)	8.2	36	8	4	4	4	3	0	0	0	0	1	41	53	4.15	1.269				

Batter	1	2	3	4	5	6	7	8	9	AB	R	H	RBI	BB	SO	LOB	TOP					
<b>Ted Martinez, R</b> OBP: 0.309, SLG: 0.303 (1, 6)										5	1	1	0	0	2	1	<b>New York Mets @ St. Louis Cardinals</b> Busch Stadium, St. Louis, MO Mon Aug 30 1971, 7:05 PM CDT Att: 15,257 - Unknown					
<b>Ken Boswell, L</b> OBP: 0.343, SLG: 0.378 (1, 4)										4	0	1	1	0	0	0						
<b>Cleon Jones, R</b> OBP: 0.390, SLG: 0.499 (1, 7)										3	0	2	0	1	1	0						
<b>Donn Clendenon, R</b> OBP: 0.294, SLG: 0.422 (1, 3)										4	0	3	0	0	0	2						
<b>Tommie Agee, R</b> OBP: 0.355, SLG: 0.429 (1, 9)										4	0	0	0	0	1	3						
<b>Bob Aspromonte, R</b> OBP: 0.294, SLG: 0.313 (1, 5)										3	0	0	0	1	0	3						
<b>Wayne Garrett, L</b> OBP: 0.348, SLG: 0.267 (8, 5)										0	0	0	0	0	0	0						
<b>Jerry Grote, R</b> OBP: 0.327, SLG: 0.340 (1, 2)										4	1	1	0	0	0	1						
<b>Don Hahn, R</b> OBP: 0.311, SLG: 0.261 (1, 8)										3	0	1	0	0	0	1						
<b>Ken Singleton, S</b> OBP: 0.391, SLG: 0.365 (9, PH)										0	0	0	0	1	0	0						
<b>Bud Harrelson, S</b> OBP: 0.329, SLG: 0.313 (9, PR)										0	0	0	0	0	0	0						
<b>Jerry Koosman, R</b> OBP: 0.233, SLG: 0.154 (1, 1)										2	0	0	0	0	0	2						
<b>Duffy Dyer, R</b> OBP: 0.310, SLG: 0.345 (9, PH)										1	0	0	0	0	0	1						
<b>Dave Marshall, L</b> OBP: 0.322, SLG: 0.329 (9, PR)										0	0	0	0	0	0	0						
<b>Inning Stats</b>	R: 0 E: 0 K: 2 S: 7	H: 0 LOB: 0 BB: 0 P: 7	R: 0 E: 0 K: 1 S: 5	H: 1 LOB: 0 BB: 0 P: 5	R: 2 E: 2 K: 0 S: 7	H: 4 LOB: 2 BB: 0 P: 7	R: 0 E: 0 K: 0 S: 4	H: 1 LOB: 2 BB: 1 P: 8	R: 0 E: 0 K: 1 S: 5	H: 1 LOB: 1 BB: 1 P: 9	R: 0 E: 0 K: 0 S: 3	H: 0 LOB: 0 BB: 0 P: 3	R: 0 E: 0 K: 0 S: 3	H: 0 LOB: 0 BB: 0 P: 3	R: 0 E: 0 K: 0 S: 5	H: 2 LOB: 2 BB: 0 P: 5	R: 0 E: 0 K: 0 S: 3	H: 0 LOB: 2 BB: 1 P: 7	1B: 9 2B: 0 3B: 0 HR: 0	SF: 0 SAC: 1 DP: 1 HBP: 0	WP: 1 PB: 0 SB: 0 CS: 1	PA: 38
<b>PITCHER</b> <b>Steve Carlton, L</b> ERA: 3.29 (1, 1)	IP: 9.0 WLS: W BF: 37 H: 9 R: 2 ER: 0 SO: 4 BB: 3 IBB: 0 HBP: 0 BLK: 0 WP: 1 HR: 0 S: 42 P: 54 ERA: 0.00 WHIP: 1.333															<b>PITCHER</b> IP: WLS: BF: H: R: ER: SO: BB: IBB: HBP: BLK: WP: HR: S: P: ERA: WHIP						

Batter	1	2	3	4	5	6	7	8	9	AB	R	H	RBI	BB	SO	LOB	BOTTOM			
<b>Lou Brock, L</b> OBP: 0.393, SLG: 0.431 (1, 7)										4	2	3	0	0	0	0	<b>New York Mets @ St. Louis Cardinals</b> Busch Stadium, St. Louis, MO Mon Aug 30 1971, 7:05 PM CDT Att: 15,257 - Unknown			
<b>Ted Sizemore, R</b> OBP: 0.320, SLG: 0.338 (1, 9)										4	1	3	0	0	0	1				
<b>Julian Javier, R</b> OBP: 0.286, SLG: 0.353 (1, 4)										4	0	1	2	0	1	3				
<b>Joe Torre, R</b> OBP: 0.424, SLG: 0.562 (1, 5)										3	0	0	0	1	1	2				
<b>Ted Simmons, S</b> OBP: 0.346, SLG: 0.397 (1, 2)										4	0	0	0	0	0	3				
<b>Joe Hague, L</b> OBP: 0.337, SLG: 0.411 (1, 3)										4	0	0	0	0	2	0				
<b>Jose Cruz, L</b> OBP: 0.355, SLG: 0.392 (1, 8)										3	0	1	0	0	1	0				
<b>Dal Maxvill, R</b> OBP: 0.289, SLG: 0.252 (1, 6)										3	0	1	0	0	0	0				
<b>Steve Carlton, L</b> OBP: 0.200, SLG: 0.220 (1, 1)										3	0	0	0	0	0	2				
<b>Inning Stats</b>	R: 0 E: 0 K: 1 S: 6	H: 1 LOB: 2 BB: 1 P: 10	R: 0 E: 0 K: 1 S: 5	H: 0 LOB: 0 BB: 0 P: 5	R: 2 E: 0 K: 0 S: 6	H: 3 LOB: 1 BB: 0 P: 6	R: 0 E: 0 K: 0 S: 4	H: 2 LOB: 1 BB: 0 P: 4	R: 0 E: 0 K: 2 S: 7	H: 0 LOB: 0 BB: 0 P: 7	R: 1 E: 1 K: 0 S: 5	H: 2 LOB: 1 BB: 0 P: 5	R: 0 E: 0 K: 1 S: 5	H: 0 LOB: 0 BB: 0 P: 5	R: 0 E: 0 K: 0 S: 5	H: 0 LOB: 0 BB: 0 P: 5		1B: 9 2B: 1 3B: 0 HR: 0	SF: 0 SAC: 0 DP: 1 HBP: 0	WP: 2 PB: 0 SB: 3 CS: 0
<b>PITCHER</b> <b>Jerry Koosman, L</b> ERA: 2.69 (1, 1)	IP: 8.0 WLS: L BF: 33 H: 9 R: 3 ER: 2 SO: 5 BB: 1 IBB: 0 HBP: 0 BLK: 0 WP: 2 HR: 0 S: 42 P: 46 ERA: 2.25 WHIP: 1.250															<b>PITCHER</b> IP: WLS: BF: H: R: ER: SO: BB: IBB: HBP: BLK: WP: HR: S: P: ERA: WHIP				



Batter	1	2	3	4	5	6	7	8	9	AB	R	H	RBI	BB	SO	LOB	TOP										
<b>Bud Harrelson, S</b> (1, 6) OBP: 0.331, SLG: 0.316	0-0 4-3 1B		0-0 6-3	0-0 1B			0-0 F8	0-0 F7 WP 1B		5	1	3	0	0	0	0											
<b>Wayne Garrett, L</b> (1, 5) OBP: 0.357, SLG: 0.274	0-0 4-3		0-0 1B	0-0 1B			4-0 E BB	0-0 F7		4	2	2	0	1	0	2											
<b>Cleon Jones, R</b> (1, 7) OBP: 0.390, SLG: 0.494	0-3 K		0-0 1B SF7	0-3 K			0-0 F9	0-0 F9		5	1	1	0	0	2	4											
<b>Ed Kranepool, L</b> (1, 3) OBP: 0.334, SLG: 0.443	0-0 F9		0-0 1B BB				4-0 E 1B BB	0-0 3-1		4	1	1	1	1	0	1											
<b>Ken Boswell, L</b> (1, 4) OBP: 0.342, SLG: 0.375		0-0 G3 PB 1B	0-0 SF7				0-0 6-3	0-0 E9 1B BB		3	2	2	2	1	0	0											
<b>Tommie Agee, R</b> (1, 8) OBP: 0.382, SLG: 0.429		0-3 K	3-4 1B				0-0 CS 1B	4-0 BB 1B		2	0	1	0	2	1	1											
<b>Don Hahn, R</b> (7, 8) OBP: 0.315, SLG: 0.267		1-2 K	1-2 BB				0-0 CS 1B	0-0 BB 1B		1	0	0	0	0	0	1											
<b>Ken Singleton, S</b> (1, 9) OBP: 0.386, SLG: 0.360		0-0 G3	0-0 G1				0-0 CS	0-0 F7		5	0	1	1	0	0	4											
<b>Duffy Dyer, R</b> (1, 2) OBP: 0.313, SLG: 0.342		0-0 1B					0-3 K	0-0 6-3		4	0	1	2	1	2	1											
<b>Tom Seaver, R</b> (1, 1) OBP: 0.244, SLG: 0.291		0-3 K					0-0 F8	0-3 K		4	0	0	0	0	3	4											
<b>Inning Stats</b>	R: 0 E: 0 K: 1 S: 6	H: 1 LOB: 1 BB: 0 P: 6	R: 1 E: 0 K: 2 S: 9	H: 2 LOB: 1 BB: 0 P: 9	R: 2 E: 0 K: 0 S: 6	H: 3 LOB: 2 BB: 1 P: 10	R: 0 E: 0 K: 2 S: 9	H: 2 LOB: 2 BB: 0 P: 9	R: 0 E: 0 K: 1 S: 5	H: 0 LOB: 0 BB: 0 P: 5	R: 3 E: 1 K: 1 S: 7	H: 2 LOB: 3 BB: 4 P: 23	R: 1 E: 0 K: 1 S: 4	H: 1 LOB: 0 BB: 0 P: 4	R: 0 E: 0 K: 1 S: 5	H: 0 LOB: 1 BB: 1 P: 9	1B: 12 2B: 0 3B: 0 HR: 0	SF: 1 SAC: 0 DP: 0 HBP: 0	WP: 1 PB: 1 SB: 1 CS: 1	PA: 45							
<b>PITCHER</b>	IP	WLS	BF	H	R	ER	SO	BB	IBB	HBP	BLK	WP	HR	S	P	ERA	WHIP										
<b>Bob Gibson, R</b> (1, 1) ERA: 3.29	6.2	L	35	11	6	6	6	5	0	0	0	0	0	42	62	8.10	2.400										
<b>Chuck Taylor, R</b> (7, 1) ERA: 3.92	0.1		1	0	0	0	1	0	0	0	0	0	0	3	3	0.00	0.000										
<b>Stan Williams, R</b> (8, 1) ERA: 4.11	1.0		4	1	1	1	0	0	0	0	0	1	0	4	4	9.00	1.000										
<b>Moe Drabowsky, R</b> (9, 1) ERA: 3.57	1.0		4	0	0	0	1	1	0	0	0	0	0	5	9	0.00	1.000										

New York Mets @ St. Louis Cardinals  
 Busch Stadium, St. Louis, MO  
 Wed Sep 01 1971, 7:05 PM CDT  
 Att: 22,204 - Unknown

AB 37  
 R 7  
 H 12  
 RBI 6  
 BB 6  
 SO 8  
 LOB 18



Batter	1	2	3	4	5	6	7	8	9	AB	R	H	RBI	BB	SO	LOB	BOTTOM										
<b>Lou Brock, L</b> (1, 7) OBP: 0.389, SLG: 0.425	0-3 K		0-0 5-3					0-0 F7		4	0	0	0	0	1	0											
<b>Ted Sizemore, R</b> (1, 4) OBP: 0.321, SLG: 0.339	0-0 6-3		4-0 1B BB				0-0 F9			3	1	1	0	1	0	0											
<b>Matty Alou, L</b> (1, 3) OBP: 0.349, SLG: 0.406	0-0 F2		0-0 1-3 1B				0-0 6-3			4	0	1	0	0	0	1											
<b>Joe Torre, R</b> (1, 5) OBP: 0.424, SLG: 0.559		0-0 F9	0-0 P6				0-0 F9			4	0	1	1	0	0	2											
<b>Ted Simmons, S</b> (1, 2) OBP: 0.345, SLG: 0.397		0-0 2B					0-3 K			4	0	1	0	0	1	1											
<b>Joe Hague, L</b> (1, 9) OBP: 0.333, SLG: 0.403		4-0 BB					0-0 F9			3	0	0	0	1	0	1											
<b>Jose Cruz, L</b> (1, 8) OBP: 0.351, SLG: 0.383		0-0 P4					0-3 K			3	0	0	0	0	1	2											
<b>Dal Maxvill, R</b> (1, 6) OBP: 0.287, SLG: 0.251		0-3 K					0-0 F7			2	0	0	0	0	1	2											
<b>Ted Kubiak, S</b> (8, PH) OBP: 0.334, SLG: 0.340								0-0 K		1	0	0	0	0	1	0											
<b>Bob Gibson, R</b> (1, 1) OBP: 0.215, SLG: 0.307							0-3 K			2	0	0	0	0	2	0											
<b>Chuck Taylor, R</b> (7, 1) OBP: 0.167, SLG: 0.333								0-0 P6		0	0	0	0	0	0	0											
<b>Stan Williams, R</b> (8, 1) OBP: 0.315, SLG: 0.267										0	0	0	0	0	0	0											
<b>Bob Burda, L</b> (8, PH) OBP: 0.400, SLG: 0.368										1	0	0	0	0	0	0											
<b>Moe Drabowsky, R</b> (9, 1) ERA: 3.57										0	0	0	0	0	0	0											
<b>Inning Stats</b>	R: 0 E: 0 K: 1 S: 5	H: 0 LOB: 0 BB: 0 P: 5	R: 0 E: 0 K: 1 S: 6	H: 1 LOB: 2 BB: 1 P: 10	R: 0 E: 0 K: 1 S: 6	H: 1 LOB: 2 BB: 1 P: 10	R: 0 E: 0 K: 0 S: 3	H: 0 LOB: 0 BB: 0 P: 3	R: 0 E: 0 K: 1 S: 5	H: 0 LOB: 0 BB: 0 P: 5	R: 0 E: 0 K: 2 S: 7	H: 0 LOB: 0 BB: 0 P: 7	R: 0 E: 0 K: 1 S: 5	H: 0 LOB: 1 BB: 0 P: 5	R: 1 E: 0 K: 0 S: 5	H: 2 LOB: 1 BB: 0 P: 5	1B: 2 2B: 2 3B: 0 HR: 0	SF: 0 SAC: 0 DP: 0 HBP: 0	WP: 0 PB: 0 SB: 0 CS: 0	PA: 33							
<b>PITCHER</b>	IP	WLS	BF	H	R	ER	SO	BB	IBB	HBP	BLK	WP	HR	S	P	ERA	WHIP										
<b>Tom Seaver, R</b> (1, 1) ERA: 1.92	9.0	W	33	4	1	1	7	2	0	0	0	0	0	45	53	1.00	0.667										

New York Mets @ St. Louis Cardinals  
 Busch Stadium, St. Louis, MO  
 Wed Sep 01 1971, 7:05 PM CDT  
 Att: 22,204 - Unknown

AB 31  
 R 1  
 H 4  
 RBI 1  
 BB 2  
 SO 7  
 LOB 9





Batter	1	2	3	4	5	6	7	8	9	AB	R	H	RBI	BB	SO	LOB	TOP			
<b>Bud Harrelson, S</b> OBP: 0.331, SLG: 0.315 (1, 6)										3	1	1	1	1	0	1	<b>New York Mets @ Philadelphia Phillies</b> Veterans Stadium, Philadelphia, PA Fri Sep 03 1971, 7:05 PM EDT Att: 16,293 - Unknown			
<b>Tim Foli, R</b> OBP: 0.288, SLG: 0.309 (1, 4)										5	1	2	0	0	0	3				
<b>Cleon Jones, R</b> OBP: 0.392, SLG: 0.496 <b>Ken Singleton, S</b> OBP: 0.386, SLG: 0.355 (1, 7) (7, 7)										4	1	1	2	0	1	1				
<b>Donn Clendenon, R</b> OBP: 0.290, SLG: 0.410 (1, 3)										4	0	1	1	1	1	1				
<b>Tommie Agee, R</b> OBP: 0.364, SLG: 0.436 (1, 9) (6, 8)										4	2	3	1	1	1	0				
<b>Bob Aspromonte, R</b> OBP: 0.292, SLG: 0.310 <b>Wayne Garrett, L</b> OBP: 0.360, SLG: 0.285 (1, 5) (6, PH) (6, 5)										2	0	0	0	0	0	2				
<b>Duffy Dyer, R</b> OBP: 0.317, SLG: 0.362 (1, 2)										3	1	1	1	1	2	3				
<b>Don Hahn, R</b> OBP: 0.312, SLG: 0.264 <b>Dave Marshall, L</b> OBP: 0.326, SLG: 0.339 (1, 8) (6, PH) (6, 9)										2	0	0	0	0	0	1				
<b>Ray Sadecki, L</b> OBP: 0.273, SLG: 0.238 (1, 1)										2	0	0	1	0	0	2				
<b>Inning Stats</b>	R: 3 E: 0 K: 1 S: 15	H: 4 LOB: 0 BB: 0 P: 21	R: 0 E: 0 K: 0 S: 7	H: 0 LOB: 1 BB: 1 P: 11	R: 0 E: 0 K: 0 S: 8	H: 2 LOB: 2 BB: 1 P: 16	R: 1 E: 0 K: 0 S: 11	H: 1 LOB: 0 BB: 0 P: 15	R: 0 E: 0 K: 1 S: 8	H: 0 LOB: 0 BB: 0 P: 11	R: 1 E: 0 K: 2 S: 15	H: 2 LOB: 1 BB: 0 P: 19	R: 1 E: 0 K: 0 S: 10	H: 1 LOB: 0 BB: 0 P: 14	R: 0 E: 0 K: 1 S: 7	H: 1 LOB: 1 BB: 1 P: 11		1B: 6 2B: 4 3B: 0 HR: 2	SF: 1 SAC: 2 DP: 2 HBP: 0	WP: 0 PB: 0 SB: 3 CS: 0
<b>PITCHER</b>	IP WLS BF H R ER SO BB IBB HBP BLK WP HR S P ERA WHIP																			
<b>Ken Reynolds, L</b> ERA: 4.48 (1, 1)	4.0 L 19 7 4 4 1 2 2 0 0 0 0 1 41 63 9.00 2.250																			
<b>Manny Munitz, R</b> ERA: 7.35 (5, 1)	3.0 15 2 2 2 4 3 1 0 0 0 1 36 61 6.00 1.667																			
<b>Jim Bunning, R</b> ERA: 5.48 (8, 1)	2.0 8 2 1 1 1 1 0 0 0 0 0 17 25 4.50 1.500																			

AB	32
R	7
H	11
RBI	7
BB	7
SO	6
LOB	15



Batter	1	2	3	4	5	6	7	8	9	AB	R	H	RBI	BB	SO	LOB	BOTTOM			
<b>Larry Bowa, S</b> OBP: 0.290, SLG: 0.296 (1, 6)										5	1	1	0	0	0	2	<b>New York Mets @ Philadelphia Phillies</b> Veterans Stadium, Philadelphia, PA Fri Sep 03 1971, 7:05 PM EDT Att: 16,293 - Unknown			
<b>Tim McCarver, L</b> OBP: 0.338, SLG: 0.415 (1, 2)										4	0	1	0	0	1	1				
<b>Mike Anderson, R</b> OBP: 0.375, SLG: 0.625 (1, 8)										4	0	3	1	0	0	0				
<b>Deron Johnson, R</b> OBP: 0.344, SLG: 0.488 (1, 5)										4	0	0	0	0	2	5				
<b>Greg Luzinski, R</b> OBP: 0.333, SLG: 0.444 (1, 3)										4	0	1	0	0	2	3				
<b>Willie Montanez, L</b> OBP: 0.318, SLG: 0.465 (1, 9)										4	0	0	0	0	2	1				
<b>Larry Hise, R</b> OBP: 0.286, SLG: 0.235 (1, 7)										4	0	1	0	0	2	1				
<b>Terry Harmon, R</b> OBP: 0.285, SLG: 0.250 (1, 4)										4	0	2	0	0	0	2				
<b>Ken Reynolds, L</b> ERA: 4.26 <b>Pete Kocinski, R</b> ERA: 1.50 <b>Manny Munitz, R</b> ERA: 7.35 <b>Joe Lis, R</b> OBP: 0.314, SLG: 0.417 <b>Jim Bunning, R</b> ERA: 5.48 <b>Don Money, R</b> OBP: 0.255, SLG: 0.357 (1, 1) (4, PH) (5, 1) (7, PH) (8, 1) (8, PH)										1	0	0	0	0	0	1				
<b>Inning Stats</b>	R: 0 E: 0 K: 1 S: 7	H: 1 LOB: 2 BB: 0 P: 12	R: 0 E: 0 K: 2 S: 11	H: 1 LOB: 0 BB: 0 P: 13	R: 1 E: 0 K: 3 S: 15	H: 2 LOB: 1 BB: 0 P: 16	R: 0 E: 0 K: 0 S: 10	H: 2 LOB: 2 BB: 0 P: 14	R: 0 E: 0 K: 2 S: 8	H: 1 LOB: 1 BB: 0 P: 11	R: 0 E: 0 K: 0 S: 11	H: 2 LOB: 0 BB: 0 P: 17	R: 0 E: 0 K: 1 S: 8	H: 1 LOB: 1 BB: 0 P: 11	R: 0 E: 0 K: 0 S: 3	H: 0 LOB: 0 BB: 0 P: 3		1B: 7 2B: 1 3B: 2 HR: 0	SF: 0 SAC: 0 DP: 0 HBP: 1	WP: 0 PB: 0 SB: 0 CS: 0
<b>PITCHER</b>	IP WLS BF H R ER SO BB IBB HBP BLK WP HR S P ERA WHIP																			
<b>Ray Sadecki, L</b> ERA: 2.65 (1, 1)	9.0 W 38 10 1 1 9 0 0 1 0 0 0 79 106 1.00 1.111																			

AB	37
R	1
H	10
RBI	1
BB	0
SO	9
LOB	16





Batter	1	2	3	4	5	6	7	8	9	10	AB	R	H	RBI	BB	SO	LOB					
<b>Bud Hareless, S</b> OBP: 0.317, SLG: 0.317 (1, 6)	K		G3	FC6-4		2B		6-3		F8 1B	6	0	2	3	0	1	4					
<b>Wayne Garrett, L</b> OBP: 0.359, SLG: 0.281 (1, 5)	6-3		E9 HR			K		BB		F8	5	1	1	0	1	1	3					
<b>Cleon Jones, R</b> OBP: 0.391, SLG: 0.499 (1, 7)	G3		HR			K		BB		F8	5	1	1	2	1	2	4					
<b>Ed Kranepool, L</b> OBP: 0.334, SLG: 0.438 (1, 3)																						
<b>Ken Boswell, L</b> OBP: 0.340, SLG: 0.374 (1, 4)																						
<b>Dave Marshall, L</b> OBP: 0.333, SLG: 0.337 <b>Ken Singleton, S</b> OBP: 0.383, SLG: 0.352 (7, PH) (7, 9)																						
<b>Duffy Dyer, R</b> OBP: 0.313, SLG: 0.356 (1, 2)																						
<b>Don Hahn, R</b> OBP: 0.319, SLG: 0.269 (1, 8)																						
<b>Jerry Koosman, R</b> OBP: 0.261, SLG: 0.190 <b>Tug McGraw, R</b> OBP: 0.200, SLG: 0.333 (6, 1)																						
<b>Inning Stats</b>	R: 0 E: 0 K: 1 S: 7	H: 0 LOB: 0 BB: 0 P: 12	R: 0 E: 0 K: 0 S: 3	H: 0 LOB: 1 BB: 2 P: 11	R: 3 E: 1 K: 0 S: 13	H: 3 LOB: 1 BB: 0 P: 17	R: 0 E: 0 K: 0 S: 5	H: 2 LOB: 2 BB: 0 P: 5	R: 0 E: 0 K: 1 S: 9	H: 1 LOB: 0 BB: 0 P: 11	R: 2 E: 0 K: 3 S: 13	H: 2 LOB: 2 BB: 2 P: 22	R: 0 E: 0 K: 0 S: 4	H: 1 LOB: 3 BB: 2 P: 12	R: 0 E: 0 K: 0 S: 3	H: 0 LOB: 0 BB: 0 P: 3	R: 1 E: 0 K: 0 S: 5	H: 2 LOB: 1 BB: 0 P: 5	1B: 9 2B: 2 3B: 0 HR: 1	SF: 0 SAC: 1 DP: 1 HBP: 0	WP: 1 PB: 2 SB: 0 CS: 0	PA: 48


PITCHER	IP	WLS	BF	H	R	ER	SO	BB	IBB	HBP	BLK	WP	HR	S	P	ERA	WHIP
<b>Wayne Twitchell, R</b> ERA: 4.48	4.0		19	5	3	0	1	2	0	0	0	0	1	28	45	0.00	1.750
<b>Darrell Brandon, R</b> ERA: 4.48	1.1		9	3	2	2	2	2	0	0	0	0	0	15	26	13.50	3.750
<b>Bill Wilson, R</b> ERA: 3.45	0.2		2	0	0	0	2	0	0	0	0	0	0	7	7	0.00	0.000
<b>Joe Hoerner, L</b> ERA: 2.0	2.0		10	2	0	0	0	2	0	0	0	1	0	8	16	0.00	2.000
<b>Dick Selma, R</b> ERA: 3.42	2.0	L	8	2	1	1	0	0	0	0	0	0	0	8	8	4.50	1.000

**TOP**

**New York Mets @ Philadelphia Phillies**  
Veterans Stadium, Philadelphia, PA  
Sat-Sep 04 1971, 7:05 PM EDT  
Unknown

livebaseballscorecards.com

AB 41  
R 6  
H 12  
RBI 5  
BB 6  
SO 5  
LOB 25




Batter	1	2	3	4	5	6	7	8	9	10	AB	R	H	RBI	BB	SO	LOB							
<b>Larry Bowa, S</b> OBP: 0.291, SLG: 0.298 (1, 6)	L8	K		F7				FC1 2B		FC1-6 1B	5	0	2	0	0	1	3							
<b>Don Money, R</b> OBP: 0.279, SLG: 0.352 (1, 4)	6-3			F9				6-3		FC1-6	5	0	0	0	0	1	2							
<b>Mike Anderson, R</b> OBP: 0.308, SLG: 0.462 (1, 8)	HR 1B			F9				P4		K	5	1	1	0	0	1	2							
<b>Deron Johnson, R</b> OBP: 0.344, SLG: 0.492 <b>John Yukovich, R</b> OBP: 0.216, SLG: 0.193 (8, 5)				6-3				F8		K	4	1	1	2	0	1	1							
<b>John Yukovich, R</b> OBP: 0.216, SLG: 0.193 <b>Greg Luzinski, R</b> OBP: 0.500, SLG: 0.583 (1, 3)																								
<b>Roger Freed, R</b> OBP: 0.305, SLG: 0.298 <b>Oscar Gamble, L</b> OBP: 0.268, SLG: 0.314 (6, PR) (7, 9)																								
<b>Pete Koegel, R</b> OBP: 0.385, SLG: 0.273 (1, 2)																								
<b>Larry Hise, R</b> OBP: 0.300, SLG: 0.291 (1, 7)																								
<b>Wayne Twitchell, R</b> <b>Bobby Pfeil, R</b> <b>Darrell Brandon, R</b> <b>Bill Wilson, R</b> <b>Tim McCarver, R</b> <b>Joe Hoerner, L</b> <b>Joe Lefebvre, L</b> <b>Dick Selma, R</b> (1, 11) (4, PH) (5, 1) (6, 1) (6, PH) (7, 1) (8, PH) (8, PH) (9, 1)																								
<b>Inning Stats</b>	R: 2 E: 0 K: 0 S: 11	H: 3 LOB: 1 BB: 0 P: 18	R: 0 E: 0 K: 3 S: 10	H: 1 LOB: 1 BB: 0 P: 10	R: 0 E: 0 K: 0 S: 3	H: 0 LOB: 0 BB: 0 P: 3	R: 1 E: 0 K: 0 S: 7	H: 3 LOB: 2 BB: 0 P: 11	R: 0 E: 0 K: 1 S: 6	H: 1 LOB: 0 BB: 0 P: 6	R: 1 E: 0 K: 1 S: 9	H: 1 LOB: 2 BB: 1 P: 16	R: 0 E: 0 K: 1 S: 6	H: 1 LOB: 1 BB: 0 P: 6	R: 1 E: 0 K: 1 S: 6	H: 1 LOB: 1 BB: 1 P: 10	R: 0 E: 0 K: 2 S: 8	H: 1 LOB: 1 BB: 0 P: 8	R: 0 E: 0 K: 2 S: 7	H: 0 LOB: 0 BB: 0 P: 7	1B: 5 2B: 5 3B: 0 HR: 1	SF: 0 SAC: 1 DP: 0 HBP: 0	WP: 1 PB: 1 SB: 0 CS: 0	PA: 43

**BOTTOM**

**New York Mets @ Philadelphia Phillies**  
Veterans Stadium, Philadelphia, PA  
Sat-Sep 04 1971, 7:05 PM EDT  
Unknown

livebaseballscorecards.com

AB 40  
R 5  
H 11  
RBI 5  
BB 2  
SO 11  
LOB 20



Batter	1	2	3	4	5	6	7	8	9	AB	R	H	RBI	BB	SO	LOB	TOP					
<b>Bud Harrelson, S</b> OBP: 0.330, SLG: 0.316 (1, 6)										4	0	1	0	0	0	1	<b>New York Mets @ Philadelphia Phillies</b> Veterans Stadium, Philadelphia, PA Sat Sep 04 1971, 7:05 PM EDT Att: 25,560 - Unknown					
<b>Wayne Garrett, L</b> OBP: 0.355, SLG: 0.275 (1, 5)										3	0	0	0	1	0	0						
<b>Dave Marshall, L</b> OBP: 0.332, SLG: 0.341 (1, 7)										4	1	1	0	0	3	1						
<b>Ed Kranepool, L</b> OBP: 0.338, SLG: 0.450 (1, 3)										4	1	3	2	0	0	0						
<b>Ken Boswell, L</b> OBP: 0.339, SLG: 0.373 (1, 4)										4	0	1	0	0	0	2						
<b>Ken Singleton, S</b> OBP: 0.385, SLG: 0.365 (1, 9)										3	1	1	1	1	1	1						
<b>Jerry Grote, R</b> OBP: 0.333, SLG: 0.350 (1, 2)										4	0	2	0	0	1	1						
<b>Don Hahn, R</b> OBP: 0.313, SLG: 0.263 (1, 8)										4	0	0	0	0	2	2						
<b>Jim McAndrew, R</b> OBP: 0.095, SLG: 0.100 <b>Danny Frisella, L</b> OBP: 0.273, SLG: 0.273 (7, 1)										3	0	0	0	0	1	1						
<b>Inning Stats</b>	R: 0 E: 0 K: 1 S: 5	H: 0 LOB: 0 BB: 0 P: 5	R: 0 E: 0 K: 0 S: 3	H: 0 LOB: 1 BB: 1 P: 7	R: 0 E: 0 K: 1 S: 5	H: 1 LOB: 0 BB: 0 P: 5	R: 1 E: 0 K: 1 S: 7	H: 2 LOB: 1 BB: 0 P: 7	R: 0 E: 0 K: 1 S: 6	H: 1 LOB: 1 BB: 0 P: 6	R: 1 E: 0 K: 0 S: 4	H: 2 LOB: 0 BB: 0 P: 4	R: 1 E: 0 K: 2 S: 8	H: 1 LOB: 0 BB: 0 P: 8	R: 0 E: 0 K: 1 S: 6	H: 1 LOB: 2 BB: 1 P: 10	R: 0 E: 0 K: 1 S: 6	H: 1 LOB: 1 BB: 0 P: 6	1B: 4 2B: 3 3B: 0 HR: 2	SF: 0 SAC: 0 DP: 0 HBP: 0	WP: 0 PB: 0 SB: 0 CS: 1	PA: 37
<b>PITCHER</b>	IP	WLS	BF	H	R	ER	SO	BB	IBB	HBP	BLK	WP	HR	S	P	ERA	WHIP					
<b>Barry Lersch, R</b> ERA: 4.02 <b>Bill Wilson, R</b> ERA: 3.31	(1, 1) (8, 1)	7.0 2.0	L 9	27 2	7 0	3 0	6 2	1 1	0 0	0 0	0 0	0 0	2 0	38 12	42 16	3.86 0.00	1.143 1.500					

AB	34
R	3
H	9
RBI	3
BB	2
SO	8
LOB	10



Batter	1	2	3	4	5	6	7	8	9	AB	R	H	RBI	BB	SO	LOB	BOTTOM					
<b>Larry Bowa, S</b> OBP: 0.291, SLG: 0.297 (1, 6)										5	0	1	0	0	0	5	<b>New York Mets @ Philadelphia Phillies</b> Veterans Stadium, Philadelphia, PA Sat Sep 04 1971, 7:05 PM EDT Att: 25,560 - Unknown					
<b>Tim McCarver, L</b> OBP: 0.334, SLG: 0.410 (1, 2)										4	0	0	0	0	0	4						
<b>Mike Anderson, R</b> OBP: 0.235, SLG: 0.353 (1, 8)										4	0	0	0	0	2	1						
<b>Willie Montanez, L</b> OBP: 0.317, SLG: 0.462 (1, 9)										3	0	0	0	1	2	0						
<b>Greg Luzinski, R</b> OBP: 0.500, SLG: 0.500 (1, 3)										2	0	0	0	2	2	0						
<b>Don Money, R</b> OBP: 0.281, SLG: 0.362 (8, 5)										4	0	2	0	0	2	3						
<b>Larry Hisle, R</b> OBP: 0.281, SLG: 0.271 (1, 7)										4	0	0	0	0	3	4						
<b>John Vukovich, R</b> OBP: 0.214, SLG: 0.192 <b>Deron Johnson, R</b> OBP: 0.345, SLG: 0.493 <b>Terry Harmon, R</b> OBP: 0.288, SLG: 0.250 (7, PH) (7, PR) (8, 4)										2	0	0	0	0	0	2						
<b>Barry Lersch, S</b> OBP: 0.283, SLG: 0.192 <b>Oscar Gamble, L</b> OBP: 0.271, SLG: 0.314 <b>Bill Wilson, R</b> OBP: 0.125, SLG: 0.125 <b>Ron Stone, L</b> OBP: 0.326, SLG: 0.331 (1, 1) (7, PH) (8, 1) (8, PH)										1	0	0	0	1	1	0						
<b>Inning Stats</b>	R: 0 E: 0 K: 1 S: 5	H: 0 LOB: 0 BB: 0 P: 5	R: 0 E: 0 K: 2 S: 7	H: 0 LOB: 2 BB: 2 P: 15	R: 0 E: 0 K: 1 S: 6	H: 1 LOB: 1 BB: 0 P: 6	R: 0 E: 0 K: 2 S: 8	H: 1 LOB: 1 BB: 0 P: 8	R: 0 E: 0 K: 0 S: 3	H: 0 LOB: 1 BB: 1 P: 7	R: 0 E: 0 K: 1 S: 5	H: 0 LOB: 1 BB: 1 P: 9	R: 0 E: 0 K: 1 S: 6	H: 1 LOB: 2 BB: 1 P: 10	R: 0 E: 0 K: 3 S: 9	H: 0 LOB: 0 BB: 0 P: 9	R: 0 E: 0 K: 2 S: 8	H: 1 LOB: 2 BB: 0 P: 9	1B: 2 2B: 1 3B: 1 HR: 0	SF: 0 SAC: 0 DP: 0 HBP: 1	WP: 0 PB: 0 SB: 0 CS: 0	PA: 37
<b>PITCHER</b>	IP	WLS	BF	H	R	ER	SO	BB	IBB	HBP	BLK	WP	HR	S	P	ERA	WHIP					
<b>Jim McAndrew, R</b> ERA: 4.62 <b>Danny Frisella, R</b> ERA: 2.15	(1, 1) (7, 1)	6.2 2.1	W S	28 9	3 1	0 0	8 5	0 0	0 0	1 1	0 0	0 0	0 0	39 18	59 19	0.00 0.00	1.200 0.429					

AB	31
R	0
H	4
RBI	0
BB	5
SO	13
LOB	21



Batter	1	2	3	4	5	6	7	8	9	AB	R	H	RBI	BB	SO	LOB	TOP																						
<b>Ted Martinez, R</b> OBP: 0.292, SLG: 0.286 (1, 6)										4	0	0	0	0	1	0	<b>New York Mets @ Philadelphia Phillies</b> Veterans Stadium, Philadelphia, PA Sun Sep 05 1971, 7:05 PM EDT Att: 16,886 - Unknown																						
<b>Tim Foli, R</b> OBP: 0.288, SLG: 0.308 (1, 4)										4	1	1	0	0	1	0																							
<b>Cleon Jones, R</b> OBP: 0.388, SLG: 0.495 (1, 7)										4	0	0	0	0	1	1																							
<b>Donn Clendenon, R</b> OBP: 0.297, SLG: 0.414 (1, 3)										3	0	2	1	1	1	0																							
<b>Bob Aspromonte, R</b> OBP: 0.290, SLG: 0.308 <b>Wayne Garrett, L</b> OBP: 0.352, SLG: 0.271 (6, PH) (6, 5)										2	0	0	0	0	0	1																							
<b>Ken Singleton, S</b> OBP: 0.383, SLG: 0.360 (1, 9)										3	0	0	0	0	1	1																							
<b>Jerry Grote, R</b> OBP: 0.334, SLG: 0.350 <b>Ken Boswell, L</b> OBP: 0.338, SLG: 0.372 (9, PH) (9, 5)										3	0	1	0	0	0	0																							
<b>Don Hahn, R</b> OBP: 0.318, SLG: 0.293 <b>Dave Marshall, L</b> OBP: 0.330, SLG: 0.339 (9, PH) (9, 5)										3	2	2	1	0	1	1																							
<b>Nolan Ryan, R</b> OBP: 0.191, SLG: 0.182 <b>Charlie Williams, R</b> OBP: 0.174, SLG: 0.095 <b>Ed Kranepool, L</b> OBP: 0.338, SLG: 0.449 <b>Ron Taylor, R</b> OBP: 0.333, SLG: 0.333 (7, 1) (7, 1)										1	0	1	1	0	0	0																							
<b>Inning Stats</b>	R: 0 E: 0 K: 2 S: 7	H: 0 LOB: 0 BB: 0 P: 7	R: 0 E: 0 K: 2 S: 7	H: 0 LOB: 0 BB: 0 P: 7	R: 1 E: 0 K: 0 S: 4	H: 2 LOB: 0 BB: 0 P: 4	R: 1 E: 0 K: 0 S: 5	H: 2 LOB: 1 BB: 0 P: 5	R: 1 E: 0 K: 0 S: 4	H: 1 LOB: 0 BB: 0 P: 4	R: 0 E: 0 K: 2 S: 7	H: 0 LOB: 1 BB: 1 P: 11	R: 0 E: 0 K: 2 S: 8	H: 1 LOB: 1 BB: 0 P: 8	R: 0 E: 0 K: 0 S: 3	H: 0 LOB: 0 BB: 0 P: 3		R: 0 E: 0 K: 2 S: 8	H: 1 LOB: 2 BB: 0 P: 9	1B: 5 2B: 1 3B: 0 HR: 1	SF: 0 SAC: 0 DP: 0 HBP: 1	WP: 0 PB: 0 SB: 0 CS: 0	PA: 35																
<b>PITCHER</b>	IP	WLS	BF	H	R	ER	SO	BB	IBB	HBP	BLK	WP	HR	S	P	ERA		WHIP	<b>PITCHER</b>		IP	WLS	BF	H	R	ER	SO	BB	IBB	HBP	BLK	WP	HR	S	P	ERA	WHIP		
<b>Woodie Fryman, L</b> ERA: 3.22	(1, 1)	5.0	W	19	5	3	3	4	0	0	0	0	1	27	27	5.40		1.000																					
<b>Wayne Twitchell, R</b> ERA:	(6, 1)	3.1		14	2	0	0	5	1	0	1	0	0	0	22	27		0.00	0.900																				
<b>Bill Wilson, R</b> ERA: 3.26	(9, 1)	0.2	S	2	0	0	0	1	0	0	0	0	0	0	4	4		0.00	0.000																				

AB	33
R	3
H	7
RBI	3
BB	1
SO	10
LOB	11



Batter	1	2	3	4	5	6	7	8	9	AB	R	H	RBI	BB	SO	LOB	BOTTOM																					
<b>Larry Bowa, S</b> OBP: 0.293, SLG: 0.302 (1, 6)										5	1	3	0	0	0	2	<b>New York Mets @ Philadelphia Phillies</b> Veterans Stadium, Philadelphia, PA Sun Sep 05 1971, 7:05 PM EDT Att: 16,886 - Unknown																					
<b>Tim McCarver, L</b> OBP: 0.334, SLG: 0.408 <b>Mike Ryan, R</b> OBP: 0.225, SLG: 0.289 (5, 2) (5, 2)										2	0	0	0	1	0	2																						
<b>Mike Anderson, R</b> OBP: 0.286, SLG: 0.316 (1, 8)										2	1	0	0	2	2	0																						
<b>Willie Montanez, L</b> OBP: 0.318, SLG: 0.460 (1, 9)										2	1	0	0	2	0	0																						
<b>Deron Johnson, R</b> OBP: 0.345, SLG: 0.492 <b>Terry Harmon, R</b> OBP: 0.290, SLG: 0.252 (5, 4) (5, 4)										1	1	0	0	0	1	3																						
<b>Greg Luzinski, R</b> OBP: 0.455, SLG: 0.500 (1, 3)										4	1	1	2	0	1	4																						
<b>Don Money, R</b> OBP: 0.283, SLG: 0.366 (5, 5)										4	1	2	2	0	1	0																						
<b>Oscar Gamble, L</b> OBP: 0.267, SLG: 0.310 (1, 7)										3	0	0	1	0	2	2																						
<b>Woodie Fryman, R</b> OBP: 0.182, SLG: 0.182 <b>Bobby Pfeil, R</b> OBP: 0.329, SLG: 0.400 <b>Wayne Twitchell, R</b> OBP: 0.125, SLG: 0.125 (9, 1) (9, 1)										2	0	1	0	0	0	0																						
<b>Inning Stats</b>	R: 1 E: 1 K: 1 S: 5	H: 1 LOB: 2 BB: 3 P: 17	R: 0 E: 0 K: 1 S: 7	H: 2 LOB: 0 BB: 0 P: 7	R: 5 E: 0 K: 0 S: 5	H: 2 LOB: 0 BB: 2 P: 14	R: 0 E: 0 K: 1 S: 5	H: 0 LOB: 0 BB: 0 P: 5	R: 1 E: 0 K: 1 S: 8	H: 3 LOB: 2 BB: 0 P: 8	R: 0 E: 0 K: 1 S: 5	H: 0 LOB: 0 BB: 0 P: 5	R: 0 E: 0 K: 3 S: 9	H: 0 LOB: 0 BB: 0 P: 9	R: 0 E: 0 K: 2 S: 8	H: 1 LOB: 1 BB: 0 P: 8		1B: 6 2B: 3 3B: 0 HR: 0	SF: 1 SAC: 0 DP: 1 HBP: 1	WP: 0 PB: 0 SB: 0 CS: 0	PA: 38																	
<b>PITCHER</b>	IP	WLS	BF	H	R	ER	SO	BB	IBB	HBP	BLK	WP	HR	S	P	ERA		WHIP	<b>PITCHER</b>		IP	WLS	BF	H	R	ER	SO	BB	IBB	HBP	BLK	WP	HR	S	P	ERA	WHIP	
<b>Nolan Ryan, R</b> ERA: 3.48	(1, 1)	2.0	L	14	3	4	4	2	5	0	1	0	0	12	33	18.00		4.000																				
<b>Charlie Williams, R</b> ERA: 5.29	(3, 1)	4.0		17	5	3	3	3	0	0	0	0	0	23	23	6.75		1.250																				
<b>Ron Taylor, R</b> ERA: 0.00	(7, 1)	2.0		7	1	0	0	5	0	0	0	0	0	17	17	0.00		0.500																				



Batter	1	2	3	4	5	6	7	8	9	AB	R	H	RBI	BB	SO	LOB	TOP			
<b>Bud Harrelson, S</b> OBP: 0.330, SLG: 0.316 (1, 6)										4	0	1	0	0	0	1	<b>New York Mets @ Montreal Expos</b> Jarry Park, Montreal, QB Mon Sep 06 1971, 7:05 PM EDT Att: 15,543 - Unknown			
<b>Wayne Garrett, L</b> OBP: 0.353, SLG: 0.271 (1, 5)										4	1	1	0	0	0	2				
<b>Cleon Jones, R</b> OBP: 0.390, SLG: 0.493 (1, 7)										3	1	1	0	2	1	1				
<b>Ed Kranepool, L</b> OBP: 0.338, SLG: 0.445 (1, 3)										3	1	0	1	2	0	1				
<b>Ken Boswell, L</b> OBP: 0.336, SLG: 0.369 (1, 4)										3	0	0	0	0	0	2				
<b>Tim Foli, R</b> OBP: 0.285, SLG: 0.305 (6, 4)										2	0	0	1	0	0	5				
<b>Art Shamsky, L</b> OBP: 0.285, SLG: 0.376 (6, PR)										1	0	0	0	2	0	0				
<b>Don Hahn, R</b> OBP: 0.320, SLG: 0.295 (6, 8)										2	0	1	2	0	1	0				
<b>Ken Singleton, S</b> OBP: 0.393, SLG: 0.358 (6, 9)										4	1	1	0	1	1	1				
<b>Jerry Grote, R</b> OBP: 0.333, SLG: 0.351 (1, 2)										4	1	1	0	0	0	2				
<b>Tom Seaver, R</b> OBP: 0.256, SLG: 0.293 (1, 1)										3	2	1	2	1	0	3				
<b>Inning Stats</b>	R: 0 E: 1 K: 0 S: 4	H: 1 LOB: 2 BB: 1 P: 8	R: 3 E: 1 K: 0 S: 5	H: 3 LOB: 1 BB: 2 P: 13	R: 0 E: 0 K: 0 S: 3	H: 0 LOB: 0 BB: 0 P: 3	R: 0 E: 0 K: 1 S: 5	H: 0 LOB: 0 BB: 0 P: 5	R: 0 E: 1 K: 0 S: 5	H: 1 LOB: 3 BB: 1 P: 9	R: 0 E: 0 K: 0 S: 3	H: 1 LOB: 2 BB: 1 P: 8	R: 0 E: 0 K: 1 S: 5	H: 0 LOB: 0 BB: 0 P: 5	R: 4 E: 1 K: 0 S: 5	H: 1 LOB: 3 BB: 3 P: 17	1B: 6 2B: 1 3B: 0 HR: 0	SF: 0 SAC: 1 DP: 2 HBP: 1	WP: 2 PB: 0 SB: 0 CS: 0	PA: 43
<b>PITCHER</b>	IP	WLS	BF	H	R	ER	SO	BB	IBB	HBP	BLK	WP	HR	S	P	ERA	WHIP			
<b>Ernie McAnally, R</b> ERA: 4.2 (1, 1)	8.0	L	35	6	3	2	3	5	0	1	0	1	0	35	56	2.25	1.375			
<b>Jim Britton, R</b> ERA: 5.55 (9, 1)	0.1		5	0	4	0	0	3	0	0	0	0	0	2	14	0.00	9.000			
<b>Claude Raymond, R</b> ERA: 4.7 (9, 1)	0.2		3	1	0	0	0	0	0	0	0	1	0	3	3	0.00	1.500			

AB	33
R	7
H	7
RBI	6
BB	8
SO	3
LOB	18



Batter	1	2	3	4	5	6	7	8	9	AB	R	H	RBI	BB	SO	LOB	BOTTOM					
<b>Ron Hunt, R</b> OBP: 0.400, SLG: 0.353 (1, 5)										4	0	1	0	0	1	0	<b>New York Mets @ Montreal Expos</b> Jarry Park, Montreal, QB Mon Sep 06 1971, 7:05 PM EDT Att: 15,543 - Unknown					
<b>Boots Day, L</b> OBP: 0.353, SLG: 0.370 (1, 8)										3	0	0	0	0	2	0						
<b>Rusty Staub, L</b> OBP: 0.387, SLG: 0.459 (1, 9)										3	0	0	0	1	1	0						
<b>Ron Fairly, L</b> OBP: 0.375, SLG: 0.405 (1, 3)										3	0	0	0	0	0	2						
<b>Bob Bailey, R</b> OBP: 0.364, SLG: 0.396 (1, 7)										3	0	0	0	0	2	0						
<b>Gary Sutherland, R</b> OBP: 0.311, SLG: 0.374 (1, 4)										3	0	1	0	0	0	0						
<b>John Bateman, R</b> OBP: 0.281, SLG: 0.336 (1, 2)										3	0	0	0	0	1	1						
<b>Bobby Wine, R</b> OBP: 0.261, SLG: 0.234 (8, PH)										1	0	0	0	1	1	0						
<b>Jim Faley, L</b> OBP: 0.296, SLG: 0.318 (9, 6)										1	0	0	0	0	1	0						
<b>Rich Hacker, S</b> OBP: 0.150, SLG: 0.158 (9, 6)										0	0	0	0	0	0	0						
<b>Ernie McAnally, R</b> OBP: 0.104, SLG: 0.170 (8, PH)										2	0	0	0	0	2	2						
<b>Dave McDonald, L</b> OBP: 0.162, SLG: 0.161 (8, PH)										1	0	0	0	0	1	0						
<b>Jim Britton, R</b> (9, 1)										0	0	0	0	0	0	0						
<b>Claude Raymond, R</b> (9, 1)										0	0	0	0	0	0	0						
<b>Inning Stats</b>	R: 0 E: 0 K: 0 S: 3	H: 1 LOB: 1 BB: 1 P: 7	R: 0 E: 0 K: 2 S: 7	H: 0 LOB: 0 BB: 0 P: 7	R: 0 E: 0 K: 2 S: 7	H: 0 LOB: 0 BB: 0 P: 7	R: 0 E: 0 K: 0 S: 3	H: 0 LOB: 0 BB: 0 P: 3	R: 0 E: 0 K: 1 S: 6	H: 1 LOB: 2 BB: 1 P: 10	R: 0 E: 0 K: 2 S: 7	H: 0 LOB: 0 BB: 0 P: 7	R: 0 E: 0 K: 1 S: 5	H: 0 LOB: 0 BB: 0 P: 5	R: 0 E: 0 K: 2 S: 7	H: 0 LOB: 0 BB: 0 P: 7	R: 0 E: 0 K: 2 S: 7	H: 0 LOB: 0 BB: 0 P: 7	1B: 1 2B: 1 3B: 0 HR: 0	SF: 0 SAC: 1 DP: 1 HBP: 0	WP: 0 PB: 0 SB: 0 CS: 0	PA: 30
<b>PITCHER</b>	IP	WLS	BF	H	R	ER	SO	BB	IBB	HBP	BLK	WP	HR	S	P	ERA	WHIP					
<b>Tom Seaver, R</b> ERA: 1.85 (1, 1)	9.0	W	30	2	0	0	12	2	0	0	0	0	0	52	60	0.00	0.444					



Batter	1	2	3	4	5	6	7	8	9	AB	R	H	RBI	BB	SO	LOB	TOP
Bud Harrelson, S OBP: 0.330, SLG: 0.316 Jim McAndrew, R OBP: 0.095, SLG: 0.100 Duffy Dyer, R OBP: 0.311, SLG: 0.353	0-0 FC6-2 1B		0-0 3-1			0-3 K		0-0 F7		3	0	1	0	0	1	0	<p>New York Mets @ Montreal Expos</p> <p>Jarry Park, Montreal, QB</p> <p>Tue Sep 07 1971, 7:05 PM EDT</p> <p>Att: 13,254 - Unknown</p>
Wayne Garrett, L OBP: 0.345, SLG: 0.264	0-3 K 1-3			0-0 6-3		0-0 6-3		0-0 F8		4	0	0	0	0	1	2	
Cleon Jones, R OBP: 0.358, SLG: 0.491 Tim Foli, R OBP: 0.287, SLG: 0.307	0-0 FC6-2			0-0 6-3			0-0 5-3		0-0 4-3 1B	2	0	0	0	0	0	1	
Ed Kranepool, L OBP: 0.337, SLG: 0.441	0-0 F8			4-0 FC6-4 BB			0-0 F3		0-0 4-3 1B	3	0	0	0	1	0	2	
Ken Boswell, L OBP: 0.334, SLG: 0.367 Ted Martinez, R OBP: 0.308, SLG: 0.326		0-0 E6 G6-4-3		0-0 FC6-4 1-2			0-0 1B 3B		0-0 2H 1B 1B	2	0	0	0	0	0	1	
Art Shamsky, L OBP: 0.291, SLG: 0.375		0-0 F7			0-0 F9			0-0 1B	4-0 1B BB	3	0	1	1	1	0	1	
Ken Singleton, S OBP: 0.382, SLG: 0.357		0-0 G6-4-3 1-2			0-3 K		3-H 0-0 4-3		0-0 1-2 2H 1B	4	0	1	1	0	1	2	
Jerry Grote, R OBP: 0.333, SLG: 0.354 Charlie Williams, R OBP: 0.174, SLG: 0.095 Donn Clendenon, R OBP: 0.296, SLG: 0.412			0-0 F8		0-0 L9			0-0 2B	0-0 F8	3	0	1	0	0	0	0	
Gary Gentry, R OBP: 0.065, SLG: 0.066 Nolan Ryan, R OBP: 0.191, SLG: 0.182 Ron Taylor, R OBP: 0.333, SLG: 0.333 Bob Aspromonte, R OBP: 0.287, SLG: 0.305				0-0 5-3			0-0 F4		0-0 F7 K	1	0	0	0	0	0	0	
<b>Inning Stats</b>	R: 0 E: 0 K: 1 S: 6	H: 1 LOB: 1 BB: 0 P: 6	R: 0 E: 1 K: 0 S: 3	H: 0 LOB: 0 BB: 0 P: 3	R: 0 E: 0 K: 0 S: 3	H: 0 LOB: 1 BB: 1 P: 7	R: 0 E: 0 K: 1 S: 5	H: 0 LOB: 0 BB: 0 P: 5	R: 1 E: 0 K: 0 S: 5	H: 2 LOB: 1 BB: 0 P: 5	R: 0 E: 0 K: 1 S: 4	H: 1 LOB: 1 BB: 0 P: 4	R: 2 E: 0 K: 1 S: 8	H: 3 LOB: 2 BB: 1 P: 12	1B: 5 2B: 1 3B: 1 HR: 0	SF: 0 SAC: 0 DP: 1 HBP: 0	
<b>PITCHER</b>	IP WLS BF H R ER SO BB IBB HBP BLK WP HR S P ERA WHIP	8.1 W 34 7 3 3 3 2 0 0 0 0 0 0 38 46 3.24 1.080	0.2 S 2 0 0 0 1 0 0 0 0 0 0 0 4 4 0.00 0.000														

AB	34
R	3
H	7
RBI	3
BB	2
SO	4
LOB	15




Batter	1	2	3	4	5	6	7	8	9	AB	R	H	RBI	BB	SO	LOB	BOTTOM
Ron Hunt, R OBP: 0.403, SLG: 0.354 Dave McDonald, L OBP: 0.158, SLG: 0.156 Bobby Wine, R OBP: 0.280, SLG: 0.233	4-0 HR BB				0-3 K			0-3 K		1	2	1	1	1	0	0	<p>New York Mets @ Montreal Expos</p> <p>Jarry Park, Montreal, QB</p> <p>Tue Sep 07 1971, 7:05 PM EDT</p> <p>Att: 13,254 - Unknown</p>
Boots Day, L OBP: 0.354, SLG: 0.366	0-0 F4				0-0 5-3			4-0 BB		3	1	0	0	2	0	5	
Rusty Staub, L OBP: 0.389, SLG: 0.470	0-0 1-H HR		0-0 E7 1-H 2-H 3B	0-0 1B		0-0 F8		0-0 F8		5	2	3	4	0	0	1	
Ron Fairly, L OBP: 0.374, SLG: 0.406	0-3 K		0-0 F8 1B	0-0 F8 2B		0-0 G3		0-0 F8		4	1	1	0	0	1	1	
Jim Fairley, L OBP: 0.289, SLG: 0.311	0-0 F8		0-0 F8 2-3	0-0 F8		0-0 F8		0-0 F8		4	0	0	0	0	0	2	
Bob Bailey, R OBP: 0.364, SLG: 0.393		4-0 CS BB	0-0 6-3	0-0 6-3			0-0 P6			3	0	0	0	1	0	2	
Gary Sutherland, R OBP: 0.310, SLG: 0.372		0-0 6-3 1-2	0-0 BB HBP 1B		0-0 4-3		0-0 F8			4	1	1	1	0	0	1	
John Bateman, R OBP: 0.265, SLG: 0.349		0-0 HR	0-0 HBP BB	0-0 1B 3B		0-0 6-3				3	2	2	1	1	0	0	
Steve Renko, R OBP: 0.211, SLG: 0.307 Mike Marshall, R OBP: 0.200, SLG: 0.143		0-0 6-3	0-0 HBP BB	0-0 1-2 BB		0-0 3-H 1B		0-0 5-3		3	0	1	1	1	0	0	
<b>Inning Stats</b>	R: 2 E: 0 K: 1 S: 6	H: 1 LOB: 1 BB: 1 P: 10	R: 1 E: 0 K: 0 S: 3	H: 1 LOB: 0 BB: 1 P: 7	R: 5 E: 1 K: 0 S: 7	H: 4 LOB: 3 BB: 3 P: 20	R: 0 E: 0 K: 0 S: 4	H: 1 LOB: 1 BB: 0 P: 4	R: 1 E: 0 K: 1 S: 7	H: 2 LOB: 1 BB: 0 P: 7	R: 0 E: 0 K: 0 S: 3	H: 0 LOB: 0 BB: 0 P: 3	R: 0 E: 0 K: 1 S: 5	H: 0 LOB: 1 BB: 1 P: 9	1B: 4 2B: 1 3B: 2 HR: 2	SF: 0 SAC: 0 DP: 0 HBP: 1	
<b>PITCHER</b>	IP WLS BF H R ER SO BB IBB HBP BLK WP HR S P ERA WHIP	2.0 L 13 6 1 1 1 0 2 0 0 0 0 0 3 12 13.50 4.500	0.2 6 1 1 1 0 2 0 0 0 0 0 0 0 12 12 3.86 1.286	2.1 10 3 1 1 1 0 0 0 0 0 0 0 0 6 6 0.00 0.000	2.0 6 0 0 0 0 1 0 0 0 0 0 0 0 5 9 0.00 1.000	1.0 4 0 0 0 1 1 0 0 0 0 0 0 5 9 0.00 1.000											



Batter	1	2	3	4	5	6	7	8	9	AB	R	H	RBI	BB	SO	LOB	TOP										
<b>Bud Harrelson, S</b> (1, 6) OBP: 0.328, SLG: 0.314 <b>Ted Martinez, R</b> (6, 6) OBP: 0.304, SLG: 0.322	0-0 1-3		0-0 4-3			0-0 1-3		0-3 K		3	0	0	0	0	0	0											
<b>Wayne Garrett, L</b> (1, 5) OBP: 0.343, SLG: 0.263	0-0 G5-4-3 1B			0-0 3-1		0-0 5-3		0-0 2-3	0-0 2-3	4	0	1	0	0	0	0											
<b>Dave Marshall, L</b> (1, 7) OBP: 0.329, SLG: 0.337	0-0 G5-4-3 1-2			0-0 G4-6-3 1B		0-0 1-3		0-0 6-3	0-0 6-3	4	0	1	0	0	0	1											
<b>Ed Kranepool, L</b> (1, 3) OBP: 0.339, SLG: 0.445		0-0 3-1		0-0 G4-6-3 1-2			0-0 E9 G1 SF8 1B		0-0 2B	4	1	2	0	0	0	1											
<b>Art Shamsky, L</b> (1, 9) OBP: 0.289, SLG: 0.366		4-0 BB			0-3 K		0-0 G1		0-0 6-3	3	0	0	0	1	1	2											
<b>Ken Singleton, S</b> (1, 8) OBP: 0.376, SLG: 0.354		0-3 K			0-0 F8		0-0 SF8			2	0	0	1	0	1	1											
<b>Jerry Grote, R</b> (1, 2) OBP: 0.333, SLG: 0.352		0-0 G1			4-0 BB		0-0 4-3			2	0	0	0	1	0	1											
<b>Tim Foli, R</b> (1, 4) OBP: 0.283, SLG: 0.303			0-0 4-3		0-0 6-3			0-0 1-3		3	0	0	0	0	0	1											
<b>Ray Sadecki, L</b> (1, 1) OBP: 0.267, SLG: 0.233 <b>Tug McGraw, R</b> (5, 1) OBP: 0.250, SLG: 0.563 <b>Donn Clendenon, R</b> (6, PH) OBP: 0.295, SLG: 0.410 <b>Danny Frisella, L</b> (8, 1) OBP: 0.273, SLG: 0.273			0-3 K		0-0 K		0-0 HR		0-3 K	1	0	0	0	0	1	0											
<b>Inning Stats</b>	R: 0 E: 0 K: 0 S: 3	H: 1 LOB: 0 BB: 0 P: 3	R: 0 E: 0 K: 1 S: 5	H: 0 LOB: 1 BB: 1 P: 9	R: 0 E: 0 K: 1 S: 5	H: 0 LOB: 0 BB: 0 P: 5	R: 0 E: 0 K: 0 S: 3	H: 1 LOB: 0 BB: 0 P: 3	R: 0 E: 0 K: 1 S: 5	H: 0 LOB: 1 BB: 1 P: 9	R: 1 E: 0 K: 0 S: 4	H: 1 LOB: 0 BB: 0 P: 4	R: 1 E: 1 K: 0 S: 4	H: 1 LOB: 0 BB: 0 P: 4	R: 0 E: 0 K: 2 S: 7	H: 0 LOB: 2 BB: 0 P: 7	R: 0 E: 0 K: 0 S: 4	H: 1 LOB: 1 BB: 0 P: 4	1B: 3 2B: 1 3B: 0 HR: 1	SF: 1 SAC: 0 DP: 2 HBP: 0	WP: 0 PB: 0 SB: 0 CS: 0	PA: 32					
<b>PITCHER</b>	IP	WLS	BF	H	R	ER	SO	BB	IBB	HBP	BLK	WP	HR	S	P	ERA	WHIP										
<b>Carl Morton, R</b> (1, 1) ERA: 4.45 <b>Mike Marshall, R</b> (8, 1) ERA: 4.03	7.0	W	25	4	2	1	3	2	0	0	0	0	1	29	37	1.29	0.857										

**New York Mets @ Montreal Expos**  
**Jarry Park, Montreal, QB**  
 Wed Sep 08 1971, 7:05 PM EDT  
 Att: 16,639 - Unknown

AB	29
R	2
H	5
RBI	2
BB	2
SO	5
LOB	7



Batter	1	2	3	4	5	6	7	8	9	AB	R	H	RBI	BB	SO	LOB	BOTTOM										
<b>Ron Hunt, R</b> (1, 5) OBP: 0.405, SLG: 0.357	0-0 P3		0-0 P6		0-0 E 2B		1-0 SH3 HBP	4-0 1-2 2B BB		3	2	1	0	1	0	1											
<b>Ron Woods, R</b> (1, 8) OBP: 0.368, SLG: 0.404	0-0 5-3		0-0 HR		4-0 FC4-6 BB		0-0 SH3	0-0 1-2 2B BB		2	1	1	0	1	0	0											
<b>Ron Fairly, L</b> (6, PH) OBP: 0.376, SLG: 0.410 <b>Stan Swanson, R</b> (6, PR) OBP: 0.281, SLG: 0.292	0-0 F7		0-0 HR		0-0 FC4-6 FC6-4 1-2 2-H 3-H		1-2 BB	4-0 1-1 2-H 2B 1B IBB		1	0	1	2	0	0	0											
<b>Rusty Staub, L</b> (1, 9) OBP: 0.391, SLG: 0.475			1-2 2-H HR		0-0 FC6-4 1B		0-0 BB	0-0 1B IBB		3	1	1	4	2	0	1											
<b>Bob Bailey, R</b> (1, 7) OBP: 0.363, SLG: 0.392 <b>Mike Marshall, R</b> (8, 1) OBP: 0.250, SLG: 0.200		0-0 S SF8 BB 1B		0-0 5-3		0-0 FC6-4 1B		0-0 F8	0-0 1-2 2-H 1B	4	1	1	0	0	0	3											
<b>Gary Sutherland, R</b> (1, 4) OBP: 0.312, SLG: 0.370		4-0 BB 1-2 BB		0-0 5-3		0-0 1-2 1B		0-0 4-3	0-0 F7	4	0	1	0	1	0	4											
<b>John Bateman, R</b> (1, 2) OBP: 0.285, SLG: 0.346		4-0 SF8 BB 1-2 2-3		0-3 K		0-3 K		0-0 6-3	0-0 6-3	3	0	0	0	1	2	2											
<b>John Boccabella, R</b> (1, 3) OBP: 0.277, SLG: 0.329		0-0 SF8		0-0 6-3		0-0 5-3		0-0 E4 FC1-6 1B WP		3	1	0	1	0	0	0											
<b>Bobby Wine, R</b> (1, 6) OBP: 0.260, SLG: 0.233		0-0 F8		0-0 F4		0-0 1-3		0-0 FC1-6 1B		4	0	1	0	0	0	1											
<b>Carl Morton, R</b> (1, 1) OBP: 0.211, SLG: 0.274 <b>Boots Day, L</b> (8, 8) OBP: 0.353, SLG: 0.365			0-0 1B HR		0-0 2B FC4-6 1B		0-3 K		0-0 FC1-6 2B WP	3	2	2	0	0	1	0											
<b>Inning Stats</b>	R: 0 E: 0 K: 0 S: 3	H: 0 LOB: 0 BB: 0 P: 3	R: 1 E: 0 K: 0 S: 3	H: 1 LOB: 1 BB: 2 P: 11	R: 3 E: 0 K: 0 S: 6	H: 3 LOB: 0 BB: 0 P: 6	R: 0 E: 0 K: 1 S: 5	H: 0 LOB: 0 BB: 0 P: 5	R: 2 E: 1 K: 1 S: 8	H: 3 LOB: 2 BB: 1 P: 12	R: 0 E: 0 K: 1 S: 5	H: 0 LOB: 0 BB: 0 P: 5	R: 0 E: 0 K: 0 S: 3	H: 0 LOB: 1 BB: 1 P: 8	R: 4 E: 1 K: 0 S: 7	H: 3 LOB: 2 BB: 2 P: 15	R: 0 E: 0 K: 0 S: 3	H: 3 LOB: 2 BB: 2 P: 15	1B: 7 2B: 2 3B: 0 HR: 1	SF: 1 SAC: 1 DP: 0 HBP: 1	WP: 1 PB: 0 SB: 1 CS: 0	PA: 41					
<b>PITCHER</b>	IP	WLS	BF	H	R	ER	SO	BB	IBB	HBP	BLK	WP	HR	S	P	ERA	WHIP										
<b>Ray Sadecki, L</b> (1, 1) ERA: 2.94 <b>Tug McGraw, L</b> (5, 1) ERA: 1.79 <b>Danny Frisella, R</b> (8, 1) ERA: 2.12	4.2	L	23	7	6	6	1	3	0	0	0	0	1	22	34	11.57	2.143										

**New York Mets @ Montreal Expos**  
**Jarry Park, Montreal, QB**  
 Wed Sep 08 1971, 7:05 PM EDT  
 Att: 16,639 - Unknown

AB	32
R	10
H	10
RBI	8
BB	6
SO	3
LOB	14




Batter	1	2	3	4	5	6	7	8	9	AB	R	H	RBI	BB	SO	LOB	TOP							
Larry Bowa, S (1, 6) OBP: 0.287, SLG: 0.295 Ron Stone, L (9, PH) OBP: 0.320, SLG: 0.325	1-2 FC5 BB 1B	2-3 K			0-0 6-3		0-0 P4		0-0 F8	4	0	1	0	0	1	2								
Tim McCarver, L (1, 2) OBP: 0.343, SLG: 0.413	4-0 FC5 BB 1B			0-0	0-2 3-1		2-0 F9		0-0 1B 1-3 2-H	4	0	2	1	1	0	0								
Mike Anderson, R (1, 8) OBP: 0.263, SLG: 0.257 Oscar Gamble, L (9, PH) OBP: 0.275, SLG: 0.312	0-1 FC5 1-2 2-3F		0-3 K		0-3 K			0-3 K	1-1 L7	4	0	0	0	0	3	3								
Deron Johnson, R (1, 5) OBP: 0.346, SLG: 0.497	3-2 F7		0-3 K			4-0 2B SF8 BB		3-1 HR		3	2	1	1	1	1	3								
Greg Luzinski, R (1, 3) OBP: 0.410, SLG: 0.545	3-2 F9		0-0 F7			2-1 2B		0-3 K		4	0	1	0	0	1	3								
Willie Montanez, L (1, 9) OBP: 0.314, SLG: 0.454			0-3 K		0-1 4-3		1-1 2B		0-3 K	4	0	0	0	0	2	2								
Don Money, R (1, 4) OBP: 0.285, SLG: 0.367			0-0 E 1B		0-0 1B		1-1 SF8		0-3 K	3	0	2	1	0	1	0								
Larry Hise, R (1, 7) OBP: 0.267, SLG: 0.246			0-0 E4 1-2		0-2 F9		0-1 L7		0-0 1B 1B	4	1	1	0	0	0	3								
Rick Wise, R (1, 1) OBP: 0.262, SLG: 0.494 Pete Koegel, R (7, PH) OBP: 0.333, SLG: 0.231 Barry Lersch, S (7, 1) OBP: 0.283, SLG: 0.192 Roger Freed, R (9, PH) OBP: 0.306, SLG: 0.301 Terry Harmon, R (9, PR) OBP: 0.292, SLG: 0.252			1-3 K		1-1 5-3		0-3 K		3-2 1B 1B	2	0	0	0	0	1	3								
<b>Inning Stats</b>	R: 0 E: 0 K: 0 S: 14	H: 1 LOB: 2 BB: 1 P: 25	R: 0 E: 1 K: 3 S: 13	H: 1 LOB: 2 BB: 0 P: 16	R: 0 E: 0 K: 2 S: 8	H: 1 LOB: 1 BB: 0 P: 8	R: 0 E: 0 K: 0 S: 8	H: 1 LOB: 1 BB: 0 P: 9	R: 0 E: 0 K: 1 S: 7	H: 0 LOB: 0 BB: 0 P: 7	R: 1 E: 0 K: 3 S: 5	H: 1 LOB: 0 BB: 0 P: 7	R: 0 E: 0 K: 1 S: 5	H: 0 LOB: 0 BB: 0 P: 7	R: 1 E: 0 K: 3 S: 11	H: 1 LOB: 2 BB: 0 P: 14	R: 1 E: 0 K: 1 S: 11	H: 3 LOB: 2 BB: 0 P: 15	1B: 7 2B: 1 3B: 0 HR: 1	SF: 1 SAC: 0 DP: 0 HBP: 0	WP: 0 SB: 0 CS: 0	PA: 39		
<b>PITCHER</b>	IP WLS BF H R ER SO BB IBB HBP BLK WP HR S P ERA WHIP	8.1 W 36 8 3 3 11 2 0 0 0 0 1 81 112 3.24 1.200	0.2 S 3 1 0 0 0 0 0 0 0 0 0 0 4 5 0.00 1.500																					

Philadelphia Phillies @ New York Mets  
Shea Stadium, Flushing, NY  
Fri Sep 10 1971, 7:05 PM EDT  
Att: 25,437 - Unknown

livebaseballscores.com

AB 36  
R 3  
H 9  
RBI 3  
BB 2  
SO 11  
LOB 23




Batter	1	2	3	4	5	6	7	8	9	AB	R	H	RBI	BB	SO	LOB	BOTTOM							
Bud Harrelson, S (1, 6) OBP: 0.325, SLG: 0.311	0-0 G3	0-0 FC3-6 1-2 2-3 3-H		0-0 L9		0-0 P4				4	0	0	1	0	0	3								
Wayne Garrett, L (1, 5) OBP: 0.335, SLG: 0.256	0-0 4-3	0-0 4-3		0-0 F8			0-0 F9			4	0	0	0	0	0	3								
Cleon Jones, R (1, 7) OBP: 0.389, SLG: 0.491 Dave Marshall, L (8, 7) OBP: 0.329, SLG: 0.337	0-0 5-3		0-0 E 1B		0-0 1B 1B		0-3 K			4	1	2	0	0	1	0								
Ed Kranepool, L (1, 3) OBP: 0.341, SLG: 0.444		4-0 WP E BB	0-0 F8		0-0 1B 1B		0-0 L4			3	1	1	0	1	0	1								
Mike Jorgensen, L (1, 8) OBP: 0.294, SLG: 0.361		4-1 E BB	0-0 P4		0-0 P6			0-0 F3		3	1	0	0	1	0	3								
Ken Singleton, S (1, 9) OBP: 0.383, SLG: 0.360		0-0 E9 1B FC4-2 1-3 2-H	0-0 E8 1B		0-0 G6-3 1B			0-3 K		4	0	3	2	0	1	0								
Jerry Grote, R (1, 2) OBP: 0.329, SLG: 0.348		2-2 E6 FC4-2 1B FC3-6	0-0 L1		0-0 G6-3 1-2			0-0 L7		4	1	0	0	0	0	5								
Ted Martinez, R (1, 4) OBP: 0.316, SLG: 0.333		0-0 FC3-6 FC4-2 1-2 2-3 3-H		0-1 S 1B				0-0 F9		3	0	2	0	0	0	0								
Jerry Koosman, R (1, 1) OBP: 0.245, SLG: 0.178 Danny Frisella, L (9, 1) OBP: 0.273, SLG: 0.273		0-0 FC4-2 1-2 2-3 3-H		0-0 F2				0-3 K		3	0	0	0	0	1	4								
<b>Inning Stats</b>	R: 0 E: 0 K: 0 S: 3	H: 0 LOB: 0 BB: 0 P: 3	R: 3 E: 2 K: 0 S: 9	H: 2 LOB: 2 BB: 2 P: 19	R: 0 E: 1 K: 0 S: 5	H: 2 LOB: 2 BB: 0 P: 5	R: 0 E: 0 K: 0 S: 5	H: 1 LOB: 1 BB: 0 P: 5	R: 1 E: 0 K: 0 S: 5	H: 3 LOB: 1 BB: 0 P: 5	R: 0 E: 0 K: 1 S: 5	H: 0 LOB: 0 BB: 0 P: 5	R: 0 E: 0 K: 1 S: 5	H: 0 LOB: 0 BB: 0 P: 5	R: 0 E: 0 K: 1 S: 5	H: 0 LOB: 0 BB: 0 P: 5	1B: 8 2B: 0 3B: 0 HR: 0	SF: 0 SAC: 0 DP: 1 HBP: 0	WP: 1 SB: 1 CS: 0	PA: 34				
<b>PITCHER</b>	IP WLS BF H R ER SO BB IBB HBP BLK WP HR S P ERA WHIP	6.0 L 28 8 4 2 2 2 0 0 0 0 0 0 10 10 0.00 0.000																						

Philadelphia Phillies @ New York Mets  
Shea Stadium, Flushing, NY  
Fri Sep 10 1971, 7:05 PM EDT  
Att: 25,437 - Unknown

livebaseballscores.com

AB 32  
R 4  
H 8  
RBI 3  
BB 2  
SO 3  
LOB 19



Batter	1	2	3	4	5	6	7	8	9	AB	R	H	RBI	BB	SO	LOB	TOP			
Ron Stone, L OBP: 0.313, SLG: 0.318 (1, 9)	F8		F7			F8		3-1		4	0	0	0	0	0	3				
Larry Bowa, S OBP: 0.285, SLG: 0.293 (1, 6)	K		K			P6		E4 2B	SF7	4	1	0	0	0	2	1				
Tim McCarver, L OBP: 0.341, SLG: 0.410 Pete Koegel, R OBP: 0.375, SLG: 0.357 (1, 2) (7, 2)	F9				K			3-1		3	0	0	0	0	1	0				
Willie Montanez, L OBP: 0.314, SLG: 0.453 (1, 8)		F5			3-1			G6-4-3 1B	SF7	3	0	1	1	0	0	0				
Deron Johnson, R OBP: 0.346, SLG: 0.495 (1, 5)		FC6-4 1B			F8			G6-4-3 1-2	K	4	0	1	0	0	1	2				
Greg Luzinski, R OBP: 0.442, SLG: 0.543 (1, 3)		FC6-4 1-2				L6-3 BB		1B BB		2	0	1	1	2	0	1				
Don Money, R OBP: 0.282, SLG: 0.363 (1, 4)		F7				K		K	P3	4	0	0	0	0	2	4				
Oscar Gamble, L OBP: 0.280, SLG: 0.316 (1, 7)					L6-3 1-2			1-2 1B		3	0	2	0	0	0	1				
Woodie Fryman, R Wayne Twitchell, R Roger Freed, R Manny Muniz, R Darrell Brandon, R Larry Hilde, F Dick Selma, R (1, 1) (2, 1) (6, PH) (6, 1) (6, 1) (6, PH) (6, 1) (8, 1)						K		F9	F9	0	0	0	0	0	0	0				
<b>Inning Stats</b>	R: 0 E: 0 K: 1 S: 13	H: 0 LOB: 0 BB: 0 P: 17	R: 0 E: 0 K: 0 S: 9	H: 1 LOB: 1 BB: 0 P: 12	R: 0 E: 0 K: 2 S: 8	H: 1 LOB: 1 BB: 0 P: 10	R: 0 E: 0 K: 1 S: 9	H: 0 LOB: 0 BB: 1 P: 13	R: 0 E: 0 K: 0 S: 6	H: 0 LOB: 0 BB: 0 P: 5	R: 0 E: 0 K: 0 S: 3	H: 1 LOB: 0 BB: 0 P: 3	R: 0 E: 0 K: 1 S: 9	H: 1 LOB: 2 BB: 1 P: 16	R: 2 E: 1 K: 1 S: 18	H: 2 LOB: 1 BB: 0 P: 29	1B: 5 2B: 2 3B: 0 HR: 0	SF: 1 SAC: 0 DP: 2 HBP: 0	WP: 0 PB: 0 SB: 0 CS: 0	PA: 34
<b>PITCHER</b> Tom Seaver, R ERA: 1.78 (1, 1)	IP: 9.0 WLS: W BF: 34 H: 6 R: 2 ER: 0 SO: 7 BB: 2 IBB: 0 HBP: 0 BLK: 0 WP: 0 HR: 0 S: 80 P: 118 ERA: 0.00 WHIP: 0.889																			

Philadelphia Phillies @ New York Mets  
Shea Stadium, Flushing, NY  
Sat Sep 11 1971, 7:05 PM EDT  
Att: 19,508 - Unknown

AB 31  
R 2  
H 6  
RBI 2  
BB 2  
SO 7  
LOB 15



Batter	1	2	3	4	5	6	7	8	9	AB	R	H	RBI	BB	SO	LOB	BOTTOM			
Ted Martinez, R OBP: 0.320, SLG: 0.358 (1, 6)	SH2-4 1B			4-3		P3		F8		5	0	2	2	0	0	2				
Tim Lincecum, R OBP: 0.283, SLG: 0.302 (1, 4)	SH2-4 1-2			K				F9		4	1	1	1	0	2	2				
Cleon Jones, R Dave Marshall, L OBP: 0.390, SLG: 0.490 OBP: 0.329, SLG: 0.342 (1, 7) (2, PR) (3, 7)	6-3				K			K		1	0	0	0	1	0	1				
Donn Clendenon, R OBP: 0.294, SLG: 0.407 (1, 3)	K				K			K		4	0	1	1	0	2	3				
Bob Aspromonte, R OBP: 0.287, SLG: 0.305 (1, 5)		1B 1B			P6			K		4	1	1	0	0	1	1				
Jerry Grote, R OBP: 0.333, SLG: 0.353 (1, 2)		1B 1B			K			HR 1B	G4-6-3 1B	4	2	3	0	0	1	0				
Ken Singleton, S OBP: 0.387, SLG: 0.378 (1, 9)		SH5-4 3B 1B			4-3			HR 1B	G4-6-3 1B	4	2	3	3	0	0	0				
Mike Jorgensen, L OBP: 0.319, SLG: 0.415 (1, 8)		SH5-4 3B 1B			4-3 SH5-4 1B			HR 1B 3B	G4-6-3 1-2 2-3	4	2	3	1	0	0	2				
Tom Seaver, R OBP: 0.250, SLG: 0.286 (1, 1)	SH5-4 1-2 2-3				SH5-4 1-2			F7	P6	2	0	0	0	0	0	2				
<b>Inning Stats</b>	R: 0 E: 0 K: 1 S: 7	H: 1 LOB: 1 BB: 0 P: 9	R: 4 E: 0 K: 1 S: 13	H: 5 LOB: 2 BB: 1 P: 20	R: 0 E: 0 K: 1 S: 5	H: 0 LOB: 0 BB: 0 P: 5	R: 0 E: 0 K: 1 S: 6	H: 1 LOB: 1 BB: 0 P: 8	R: 0 E: 0 K: 2 S: 7	H: 0 LOB: 0 BB: 0 P: 7	R: 5 E: 0 K: 1 S: 11	H: 6 LOB: 1 BB: 0 P: 13	R: 0 E: 0 K: 0 S: 4	H: 2 LOB: 1 BB: 0 P: 4	R: 0 E: 0 K: 1 S: 5	H: 0 LOB: 0 BB: 0 P: 5	1B: 11 2B: 1 3B: 2 HR: 1	SF: 0 SAC: 3 DP: 1 HBP: 0	WP: 0 PB: 0 SB: 0 CS: 0	PA: 39
<b>PITCHER</b> Woodie Fryman, L ERA: 3.45 Wayne Twitchell, R ERA: 8.64 Manny Muniz, R ERA: 8.64 Darrell Brandon, R ERA: 4.14 Dick Selma, R ERA: 3.29	IP: 1.1 WLS: L BF: 10 H: 6 R: 4 ER: 4 SO: 4 BB: 1 IBB: 0 HBP: 0 BLK: 0 WP: 0 HR: 0 S: 15 P: 20 ERA: 27.00 WHIP: 4.500																			

Philadelphia Phillies @ New York Mets  
Shea Stadium, Flushing, NY  
Sat Sep 11 1971, 7:05 PM EDT  
Att: 19,508 - Unknown

AB 35  
R 9  
H 15  
RBI 9  
BB 1  
SO 8  
LOB 13





Batter	1	2	3	4	5	6	7	8	9	AB	R	H	RBI	BB	SO	LOB	TOP					
Ron Stone, L OBP: 0.307, SLG: 0.311 (1, 7)			4-3		G3-6-3		K			4	0	0	0	0	2	3	Philadelphia Phillies @ New York Mets Shea Stadium, Flushing, NY Sun Sep 12 1971, 3:33 AM EDT Att: 16,704 - Unknown					
Larry Bowa, S OBP: 0.283, SLG: 0.291 (1, 6)	F2			L6		F9		F8		4	0	0	0	0	0	0						
Tim McCarver, L OBP: 0.340, SLG: 0.407 (1, 2)	F5			4-3		G3 WP 1B BB		L9		3	1	0	0	1	0	0						
Willie Montanez, L OBP: 0.315, SLG: 0.453 (1, 9)		K		FC6-4 1B		G3		FC6-4 BB		3	0	1	0	1	1	1						
Deron Johnson, R OBP: 0.345, SLG: 0.493 (1, 5)		L9		FC6-4 1-2		1-0		FC6-4		4	0	1	1	0	0	2						
Greg Luzinski, R OBP: 0.447, SLG: 0.605 (1, 3)						3-H 2-2	F9		K	3	1	1	1	1	1	1						
Don Money, R OBP: 0.282, SLG: 0.364 (1, 4)		F8				1-2 FC3-5 2B		K		4	0	1	0	0	1	1						
Mike Anderson, R OBP: 0.262, SLG: 0.237 (1, 8)			4-3		4-1 FC3-5 BB		6-3		K	3	0	0	0	1	1	0						
Bill Champion, R OBP: 0.111, SLG: 0.111 (1, 1)			P4		1-1 FC3-5					3	0	1	0	0	0	2						
Joe Hoerner, R OBP: 0.100, SLG: 0.100 (7, 1)					1-2 2-3					0	0	0	0	0	0	0						
<b>Inning Stats</b>	R: 0 E: 0 K: 1 S: 6	H: 0 LOB: 0 BB: 7 P: 7	R: 0 E: 0 K: 1 S: 10	H: 0 LOB: 1 BB: 1 P: 18	R: 0 E: 0 K: 0 S: 8	H: 0 LOB: 0 BB: 0 P: 14	R: 0 E: 0 K: 0 S: 12	H: 1 LOB: 1 BB: 0 P: 17	R: 1 E: 0 K: 0 S: 8	H: 2 LOB: 1 BB: 1 P: 16	R: 1 E: 0 K: 0 S: 10	H: 1 LOB: 1 BB: 1 P: 20	R: 0 E: 0 K: 2 S: 8	H: 1 LOB: 0 BB: 0 P: 9	R: 0 E: 0 K: 0 S: 5	H: 0 LOB: 1 BB: 1 P: 11	R: 0 E: 0 K: 2 S: 10	H: 0 LOB: 0 BB: 0 P: 13	1B: 3 2B: 1 3B: 0 HR: 1	SF: 0 SAC: 0 DP: 1 HBP: 0	WP: 1 PB: 0 SB: 0 CS: 0	PA: 35
<b>PITCHER</b>	IP	WLS	BF	H	R	ER	SO	BB	IBB	HBP	BLK	WP	HR	S	P	ERA	WHIP					
Gary Gentry, R ERA: 3.27 (1, 1)	5.1		20	3	1	1	2	2	0	0	0	0	1	45	73	1.69	0.938					
Tug McGraw, L ERA: 1.73 (6, 1)	1.2		8	2	1	1	2	1	0	0	0	1	0	17	28	5.40	1.800					
Danny Frisella, R ERA: 2.05 (8, 1)	2.0	W	7	0	0	0	2	1	0	0	0	0	0	15	24	0.00	0.500					

AB	31
R	2
H	5
RBI	2
BB	4
SO	6
LOB	10



Batter	1	2	3	4	5	6	7	8	9	AB	R	H	RBI	BB	SO	LOB	BOTTOM					
Bud Harrelson, S OBP: 0.325, SLG: 0.311 (1, 6)	K		S 2B 1B	4-3			SH3	F2		4	1	1	0	0	1	3	Philadelphia Phillies @ New York Mets Shea Stadium, Flushing, NY Sun Sep 12 1971, 3:33 AM EDT Att: 16,704 - Unknown					
Wayne Garrett, L OBP: 0.337, SLG: 0.256 (1, 5)	4-3		K		SH1-4 1B		1B BB		K	4	0	1	0	1	2	1						
Dave Marshall, L OBP: 0.335, SLG: 0.351 (1, 7)					SH1-4		1-2 2-H 1B		E 1B BB	1	0	1	1	1	0	0						
Donn Clendenon, R OBP: 0.297, SLG: 0.410 (7, PH)			2-H 2B				1-2 2-H 1B		1B BB	1	0	1	1	0	0	0						
Danny Frisella, L OBP: 0.333, SLG: 0.273 (8, 1)	BB								E 1B BB	0	1	0	0	1	0	0						
Ed Kranepool, L OBP: 0.339, SLG: 0.441 (1, 3)	P6		K				F9		E1 1B	5	0	1	0	0	1	5						
Mike Jorgensen, L OBP: 0.325, SLG: 0.406 (1, 8)		K		BB		F8		3-1		4	0	1	1	1	1	3						
Ken Singleton, S OBP: 0.386, SLG: 0.376 (1, 9)		1-2-3		F5					2-3 3-H 1B	4	0	1	0	0	0	2						
Ted Martinez, R OBP: 0.320, SLG: 0.351 (1, 4)										2	0	0	0	0	0	0						
Duffy Dyer, R OBP: 0.316, SLG: 0.358 (1, 2)		1B HBP								4	0	2	0	0	0	0						
Gary Gentry, R OBP: 0.078, SLG: 0.079 (1, 1)										2	0	1	0	0	0	2						
Tug McGraw, R OBP: 0.250, SLG: 0.563 (6, 1)										0	0	0	0	0	0	0						
Cleon Jones, R OBP: 0.391, SLG: 0.491 (7, PH)										1	0	1	0	0	0	0						
Ken Boswell, L OBP: 0.334, SLG: 0.367 (7, PR)										0	1	0	0	0	0	0						
Tim Foli, R OBP: 0.282, SLG: 0.300 (8, 4)										1	0	0	0	0	0	2						
<b>Inning Stats</b>	R: 0 E: 0 K: 1 S: 6	H: 0 LOB: 1 BB: 1 P: 12	R: 0 E: 0 K: 1 S: 8	H: 1 LOB: 2 BB: 0 P: 14	R: 1 E: 0 K: 2 S: 13	H: 2 LOB: 1 BB: 1 P: 22	R: 0 E: 0 K: 0 S: 6	H: 1 LOB: 1 BB: 0 P: 12	R: 0 E: 0 K: 0 S: 9	H: 0 LOB: 0 BB: 0 P: 14	R: 0 E: 0 K: 0 S: 6	H: 0 LOB: 0 BB: 0 P: 9	R: 1 E: 0 K: 0 S: 12	H: 2 LOB: 2 BB: 1 P: 22	R: 0 E: 0 K: 0 S: 8	H: 2 LOB: 2 BB: 0 P: 12	R: 1 E: 1 K: 1 S: 10	H: 2 LOB: 2 BB: 1 P: 19	1B: 10 2B: 1 3B: 0 HR: 0	SF: 0 SAC: 3 DP: 0 HBP: 1	WP: 0 PB: 0 SB: 1 CS: 0	PA: 41
<b>PITCHER</b>	IP	WLS	BF	H	R	ER	SO	BB	IBB	HBP	BLK	WP	HR	S	P	ERA	WHIP					
Bill Champion, R ERA: 4.41 (1, 1)	6.1		29	6	2	2	4	3	0	1	0	0	0	53	94	2.84	1.421					
Joe Hoerner, L ERA: 1.95 (7, 1)	2.0	L	12	5	1	1	1	1	0	0	0	0	0	25	42	4.50	3.000					

AB	33
R	3
H	11
RBI	3
BB	4
SO	5
LOB	18




Batter	1	2	3	4	5	6	7	8	9	AB	R	H	RBI	BB	SO	LOB	TOP					
Ron Hunt, R OBP: 0.399, SLG: 0.348 (1, 5)										2	1	0	0	0	1	3	<p><b>Montreal Expos @ New York Mets</b> Shea Stadium, Flushing, NY Mon Sep 13 1971, 7:05 PM EDT Att: 9,507 - Unknown</p> <p>livebaseballscorecards.com</p> <p>AB 20 R 2 H 6 RBI 2 BB 2 SO 3 LOB 14</p>					
Ron Woods, R OBP: 0.365, SLG: 0.400 (1, 8)										3	0	1	0	0	0	0						
Rusty Staub, L OBP: 0.393, SLG: 0.476 (1, 9)										2	1	1	0	1	0	2						
Bob Bailey, R OBP: 0.368, SLG: 0.395 (1, 7)										3	0	1	1	0	1	2						
Gary Sutherland, R OBP: 0.313, SLG: 0.365 (1, 4)										3	0	1	1	0	0	3						
John Bateman, R OBP: 0.271, SLG: 0.350 (1, 2)										2	0	0	0	0	0	2						
John Boccabella, R OBP: 0.289, SLG: 0.336 (1, 3)										2	0	1	0	0	0	0						
Bobby Wine, R OBP: 0.263, SLG: 0.240 (1, 6)										2	0	1	0	0	0	1						
Carl Morton, R OBP: 0.218, SLG: 0.270 (1, 1)										1	0	0	0	1	1	1						
<b>Inning Stats</b>	R: 1 E: 0 K: 0 S: 5	H: 2 LOB: 2 BB: 0 P: 6	R: 0 E: 0 K: 2 S: 8	H: 1 LOB: 1 BB: 0 P: 8	R: 0 E: 0 K: 0 S: 3	H: 0 LOB: 1 BB: 1 P: 7	R: 0 E: 1 K: 0 S: 4	H: 1 LOB: 2 BB: 1 P: 8	R: 1 E: 0 K: 1 S: 6	H: 2 LOB: 1 BB: 0 P: 6							1B: 4 2B: 2 3B: 0 HR: 0	SF: 0 SAC: 0 DP: 0 HBP: 1	WP: 0 PB: 0 SB: 0 CS: 0	PA: 23		
<b>PITCHER</b> Ray Sadecki, L ERA: 2.97 (1, 1)	IP: 5.0 WLS: W BF: 23	H: 6 R: 2 ER: 2 SO: 3	BB: 2 IBB: 0 HBP: 1 BLK: 0	WP: 0 HR: 0 S: 26 P: 35	ERA: 3.60 WHIP: 1.600	<b>PITCHER</b>						IP: 5.0 WLS: W BF: 23	H: 6 R: 2 ER: 2 SO: 3	BB: 2 IBB: 0 HBP: 1 BLK: 0	WP: 0 HR: 0 S: 26 P: 35	ERA: 3.60 WHIP: 1.600						

Batter	1	2	3	4	5	6	7	8	9	AB	R	H	RBI	BB	SO	LOB	BOTTOM					
Bud Harrelson, S OBP: 0.325, SLG: 0.310 (1, 6)										2	1	0	0	1	1	1	<p><b>Montreal Expos @ New York Mets</b> Shea Stadium, Flushing, NY Mon Sep 13 1971, 7:05 PM EDT Att: 9,507 - Unknown</p> <p>livebaseballscorecards.com</p> <p>AB 19 R 4 H 7 RBI 4 BB 6 SO 2 LOB 13</p>					
Wayne Garrett, L OBP: 0.342, SLG: 0.255 (1, 5)										1	0	0	0	2	1	1						
Dave Marshall, L OBP: 0.335, SLG: 0.351 (1, 7)										3	0	1	0	0	0	3						
Ed Kranepool, L OBP: 0.341, SLG: 0.442 (1, 3)										3	2	2	1	0	0	2						
Mike Jorgensen, L OBP: 0.338, SLG: 0.458 (1, 8)										3	1	2	2	0	0	0						
Ken Singleton, S OBP: 0.389, SLG: 0.376 (1, 9)										0	0	0	0	2	0	0						
Jerry Grote, R OBP: 0.333, SLG: 0.352 (1, 2)										3	0	1	1	0	0	2						
Ted Martinez, R OBP: 0.330, SLG: 0.354 (1, 4)										2	0	1	0	1	0	2						
Ray Sadecki, L OBP: 0.255, SLG: 0.222 (1, 1)										2	0	0	0	0	0	2						
<b>Inning Stats</b>	R: 3 E: 0 K: 1 S: 8	H: 3 LOB: 2 BB: 2 P: 16	R: 0 E: 0 K: 0 S: 4	H: 1 LOB: 2 BB: 1 P: 8	R: 0 E: 0 K: 0 S: 2	H: 0 LOB: 0 BB: 1 P: 6	R: 0 E: 0 K: 1 S: 6	H: 1 LOB: 2 BB: 1 P: 10	R: 1 E: 0 K: 0 S: 5	H: 2 LOB: 2 BB: 1 P: 9							1B: 6 2B: 0 3B: 0 HR: 1	SF: 0 SAC: 2 DP: 1 HBP: 0	WP: 0 PB: 0 SB: 1 CS: 0	PA: 27		
<b>PITCHER</b> Carl Morton, R ERA: 4.52 (1, 1)	IP: 5.0 WLS: L BF: 27	H: 7 R: 4 ER: 4 SO: 2	BB: 5 IBB: 1 HBP: 0 BLK: 0	WP: 0 HR: 1 S: 25 P: 49	ERA: 7.20 WHIP: 2.400	<b>PITCHER</b>						IP: 5.0 WLS: L BF: 27	H: 7 R: 4 ER: 4 SO: 2	BB: 5 IBB: 1 HBP: 0 BLK: 0	WP: 0 HR: 1 S: 25 P: 49	ERA: 7.20 WHIP: 2.400						

Batter	1	2	3	4	5	6	7	8	9	AB	R	H	RBI	BB	SO	LOB	TOP						
Ron Hunt, R OBP: 0.401, SLG: 0.348 Coco Laboy, R OBP: 0.294, SLG: 0.293	(1,4) 4-0 1B 2B BB	(1,0) 1-0 FC4-6 HBP	(0,0) F5		(1,0) 1-0 SF9 1B HBP	(0,0) 5-3			(0,0) 6-3	1	2	0	0	1	0	2							
Boots Day, L OBP: 0.346, SLG: 0.360	(1,8) 0-0 2B 1B	(0,0) FC4-6 2B BB		(0,0) HR 2B	(0,0) 1-3				(0,0) F7	5	3	2	0	0	0	4							
Rusty Staub, L OBP: 0.395, SLG: 0.482 Jim Fairley, L OBP: 0.288, SLG: 0.314	(1,9) 0-0 F9	(4,0) 1-2 2B BB		(0,0) HR	(0,0) SF9				(0,0) G5-4-3 1B	3	2	2	3	1	0	2							
Ron Fairly, L OBP: 0.376, SLG: 0.413 John Boccabella, R OBP: 0.298, SLG: 0.333	(1,3) 0-0 1B 2B	(0,0) 2B		(0,3) K	(0,0) FC6-4 1B				(0,0) G5-4-3 1B	4	1	3	5	0	1	0							
Bob Bailey, R OBP: 0.365, SLG: 0.392 Bobby Wine, R OBP: 0.262, SLG: 0.239	(1,5) 0-0 F3	(0,0) 6-3		(0,0) 4-3	(0,0) FC6-4 1B				(0,0) K	4	0	0	0	0	0	4							
Gary Sutherland, R OBP: 0.311, SLG: 0.362	(1,6) 0-0 1B			(0,0) F3	(0,0) 4-3				(0,0) F9	5	0	1	2	0	0	0							
Stan Swanson, R OBP: 0.287, SLG: 0.298	(1,7) 0-0 5-3			(0,0) 1B FC3-2 1B	(0,0) 2B 1B				(0,0) F7	5	1	2	0	0	0	1							
John Bateman, R OBP: 0.276, SLG: 0.356		(4,0) FC4-6 2B HBP BB	(0,0) FC3-2 1B		(0,0) 1B 2B				(0,0) 4-3	4	2	3	0	1	0	0							
John Strohmayr, R OBP: 0.235, SLG: 0.235 Bill Stoneman, R OBP: 0.228, SLG: 0.145	(1,1) 0-3 K	(0,3) K	(0,0) FC3-2 1B		(0,0) 1-3 HBP 1B				(0,0) E6 PB	0	0	0	0	0	0	0							
										5	1	1	2	0	1	4							
<b>Inning Stats</b>	R: 3 E: 0 K: 0 S: 6	H: 3 LOB: 1 BB: 1 P: 10	R: 3 E: 0 K: 1 S: 6	H: 1 LOB: 1 BB: 2 P: 15	R: 0 E: 0 K: 0 S: 5	H: 2 LOB: 2 BB: 0 P: 5	R: 2 E: 0 K: 1 S: 7	H: 2 LOB: 0 BB: 0 P: 7	R: 4 E: 0 K: 0 S: 7	H: 4 LOB: 1 BB: 0 P: 8	R: 0 E: 1 K: 0 S: 5	H: 1 LOB: 2 BB: 0 P: 5	R: 0 E: 0 K: 1 S: 5	H: 0 LOB: 0 BB: 0 P: 5	R: 0 E: 0 K: 0 S: 3	H: 0 LOB: 0 BB: 0 P: 3	R: 0 E: 0 K: 0 S: 3	H: 0 LOB: 0 BB: 0 P: 3	1B: 9 2B: 4 3B: 0 HR: 1	SF: 1 SAC: 0 DP: 1 HBP: 2	WP: 0 PB: 1 SB: 0 CS: 0	PA: 46	
<b>PITCHER</b>	IP	WLS	BF	H	R	ER	SO	BB	IBB	HBP	BLK	WP	HR	S	P	ERA	WHIP						
Nolan Ryan, R ERA: 3.88	(1,1) 1.2	L	13	4	6	6	1	3	0	1	0	0	0	11	24	32.40	4.200						
Ron Taylor, R ERA: 3.71	(2,1) 3.1		19	8	6	6	1	0	0	1	0	0	1	20	21	16.20	2.400						
Charlie Williams, R ERA: 4.98	(6,1) 4.0		14	2	0	0	1	0	0	0	0	0	0	16	16	0.00	0.500						

**Montreal Expos @ New York Mets**  
Shea Stadium, Flushing, NY  
Tue Sep 14 1971, 3:33 AM EDT  
Unknown


AB	40
R	12
H	14
RBI	12
BB	3
SO	3
LOB	20



Batter	1	2	3	4	5	6	7	8	9	AB	R	H	RBI	BB	SO	LOB	BOTTOM						
Bud Harrelson, S OBP: 0.324, SLG: 0.309 Tim Foli, R OBP: 0.278, SLG: 0.297	(1,6) 0-3 K		(0,0) 5-3		(0,0) 6-3				(0,0) 6-3	1	0	0	0	0	1	0							
Wayne Garrett, L OBP: 0.340, SLG: 0.255	(1,5) 0-0 F8		(0,0) 1B		(0,3) K				(0,0) F8	4	0	1	0	0	1	0							
Dave Marshall, L OBP: 0.338, SLG: 0.351	(1,7) 4-0 BB		(0,3) K		(0,3) K				(0,0) 3-1 BB G3 1B	3	1	1	0	1	2	1							
Ed Kranepool, L OBP: 0.339, SLG: 0.439 Donn Clendenon, R OBP: 0.300, SLG: 0.410	(1,3) 0-0 F4				(0,0) F2				(0,0) 4-3	3	0	0	0	0	0	1							
Mike Jorgensen, L OBP: 0.321, SLG: 0.434		(0,0) F3		(0,0) F9					(0,0) 3-1	4	0	0	0	0	0	2							
Ken Singleton, S OBP: 0.385, SLG: 0.370	(1,9) 0-0 3-1		(0,0) F9		(0,3) K				(0,0) G3	4	0	0	1	0	1	1							
Jerry Grote, R OBP: 0.334, SLG: 0.352 Francisco Estrada, R OBP: 0.500, SLG: 0.500	(1,2) 4-0 BB				(0,3) K				(0,0) 3-1	1	0	0	0	1	1	0							
Ted Martinez, R OBP: 0.330, SLG: 0.363	(1,4) 0-0 1-3				(0,0) 2B				(0,0) F5	3	0	1	0	0	0	2							
Nolan Ryan, R OBP: 0.191, SLG: 0.182 Ron Taylor, R OBP: 0.250, SLG: 0.250 Art Shamsky, L OBP: 0.280, SLG: 0.364 Charlie Williams, R OBP: 0.167, SLG: 0.091	(1,1) 0-3 K		(0,0) K		(0,0) F7				(0,0) 6-3	0	0	0	0	0	0	0							
										1	0	0	0	0	1	0							
										1	0	0	0	0	0	1							
										1	0	0	0	0	0	0							
<b>Inning Stats</b>	R: 0 E: 0 K: 1 S: 5	H: 0 LOB: 1 BB: 1 P: 9	R: 0 E: 0 K: 0 S: 3	H: 0 LOB: 1 BB: 1 P: 7	R: 0 E: 0 K: 2 S: 8	H: 1 LOB: 1 BB: 0 P: 8	R: 0 E: 0 K: 0 S: 3	H: 0 LOB: 0 BB: 0 P: 3	R: 0 E: 0 K: 1 S: 6	H: 1 LOB: 1 BB: 0 P: 6	R: 0 E: 0 K: 2 S: 7	H: 0 LOB: 0 BB: 0 P: 7	R: 0 E: 0 K: 1 S: 6	H: 1 LOB: 1 BB: 0 P: 6	R: 0 E: 0 K: 0 S: 3	H: 0 LOB: 0 BB: 0 P: 3	R: 0 E: 0 K: 0 S: 4	H: 1 LOB: 1 BB: 1 P: 8	1B: 3 2B: 1 3B: 0 HR: 0	SF: 0 SAC: 0 DP: 0 HBP: 0	WP: 0 PB: 0 SB: 0 CS: 0	PA: 34	
<b>PITCHER</b>	IP	WLS	BF	H	R	ER	SO	BB	IBB	HBP	BLK	WP	HR	S	P	ERA	WHIP						
John Strohmayr, R ERA: 4.54	(1,1) 0.0		4	1	1	7	3	0	0	0	0	0	0	45	57	1.00	0.778						
Bill Stoneman, R ERA: 3.2	(1,1) 9.0	W	34	4	1	1	7	3	0	0	0	0	0	45	57	1.00	0.778						

**Montreal Expos @ New York Mets**  
Shea Stadium, Flushing, NY  
Tue Sep 14 1971, 3:33 AM EDT  
Unknown

AB	31
R	1
H	4
RBI	1
BB	3
SO	7
LOB	10





Batter	1	2	3	4	5	6	7	8	9	AB	R	H	RBI	BB	SO	LOB	TOP								
<b>Cleo James, R</b> OBP: 0.372, SLG: 0.406 (1, 8)										5	0	2	0	0	0	2									
<b>Carmen Fanzone, R</b> OBP: 0.214, SLG: 0.429 (1, 7) (7, 5)										5	0	0	0	0	2	4									
<b>Jim Hickman, R</b> OBP: 0.350, SLG: 0.463 <b>Pat Bourque, L</b> (7, 3)											4	0	1	0	0	2	4								
<b>Ron Santo, R</b> OBP: 0.350, SLG: 0.431 <b>Brock Davis, L</b> OBP: 0.346, SLG: 0.325 (7, 7)										4	1	2	0	0	1	1									
<b>Paul Popovich, S</b> OBP: 0.249, SLG: 0.302 (1, 4)											4	1	1	2	0	2									
<b>Frank Fernandez, R</b> OBP: 0.270, SLG: 0.311 (1, 2)											3	1	1	1	1	0									
<b>Bill North, S</b> OBP: 0.600, SLG: 0.500 (1, 9)											4	2	2	0	0	1									
<b>Hector Torres, R</b> OBP: 0.324, SLG: 0.303 (1, 6)										3	1	1	1	1	0	2									
<b>Bill Hands, R</b> OBP: 0.147, SLG: 0.101 (1, 1)											4	0	1	2	0	3									
<b>Inning Stats</b>	R: 0 E: 0 K: 2 S: 8	H: 1 LOB: 1 BB: 0 P: 8	R: 2 E: 0 K: 0 S: 5	H: 2 LOB: 1 BB: 1 P: 9	R: 0 E: 0 K: 0 S: 4	H: 2 LOB: 1 BB: 0 P: 4	R: 1 E: 1 K: 3 S: 13	H: 3 LOB: 3 BB: 0 P: 13	R: 2 E: 0 K: 1 S: 6	H: 2 LOB: 0 BB: 1 P: 10	R: 0 E: 0 K: 1 S: 5	H: 0 LOB: 0 BB: 0 P: 5	R: 0 E: 0 K: 1 S: 5	H: 0 LOB: 0 BB: 0 P: 5	R: 1 E: 1 K: 1 S: 7	H: 1 LOB: 1 BB: 0 P: 7	R: 0 E: 0 K: 0 S: 3	H: 0 LOB: 0 BB: 0 P: 3	1B: 6 2B: 3 3B: 0 HR: 2	SF: 0 SAC: 0 DP: 2 HBP: 0	WP: 1 PB: 0 SB: 1 CS: 0	PA: 40			
<b>PITCHER</b>	IP	WLS	BF	H	R	ER	SO	BB	IBB	HBP	BLK	WP	HR	S	P	ERA	WHIP								
<b>Jerry Koosman, L</b> ERA: 3.09 (1, 1)	4.0	L	23	10	5	5	5	1	0	0	0	1	2	32	36	11.25	2.750								
<b>Buzz Capra, R</b> ERA: (5, 1)	4.0		14	1	1	0	4	1	0	0	0	0	0	21	25	0.00	0.500								
<b>Jon Matlack, L</b> ERA: 4.97 (9, 1)	1.0		3	0	0	0	0	0	0	0	0	0	0	3	3	0.00	0.000								

Chicago Cubs @ New York Mets  
Shea Stadium, Flushing, NY  
Wed Sep 15 1971, 7:05 PM EDT  
Unknown - 78 F

AB	38
R	6
H	11
RBI	6
BB	2
SO	9
LOB	19



Batter	1	2	3	4	5	6	7	8	9	AB	R	H	RBI	BB	SO	LOB	BOTTOM								
<b>Bud Harrelson, S</b> OBP: 0.323, SLG: 0.308 (1, 6)											4	0	2	0	0	1	0								
<b>Wayne Garrett, L</b> OBP: 0.332, SLG: 0.266 (1, 5)											4	0	0	0	0	2									
<b>Dave Marshall, L</b> OBP: 0.330, SLG: 0.342 (1, 7)											4	1	1	0	0	1	1								
<b>Ed Kranepool, L</b> OBP: 0.342, SLG: 0.455 (1, 3)											4	1	2	2	0	1									
<b>Mike Jorgensen, L</b> OBP: 0.315, SLG: 0.402 (1, 8)											4	0	0	0	2	1									
<b>Ken Singleton, S</b> OBP: 0.383, SLG: 0.366 (1, 9)											3	0	0	0	0	0									
<b>Jerry Grote, R</b> OBP: 0.334, SLG: 0.350 (1, 2)										2	0	0	0	1	0	0									
<b>Ted Martinez, R</b> OBP: 0.345, SLG: 0.389 (1, 4)										3	0	0	0	0	1	1									
<b>Jerry Koosman, R</b> OBP: 0.240, SLG: 0.174 <b>Buzz Capra, R</b> (5, 1)										1	0	0	0	0	0	0									
<b>John Milner, L</b> (8, PH) <b>Jon Matlack, L</b> OBP: 0.400, SLG: 0.333 (9, 1)										0	0	0	0	0	0	0									
<b>Inning Stats</b>	R: 0 E: 0 K: 0 S: 4	H: 1 LOB: 1 BB: 0 P: 4	R: 0 E: 0 K: 0 S: 3	H: 0 LOB: 0 BB: 0 P: 3	R: 0 E: 0 K: 1 S: 5	H: 0 LOB: 0 BB: 0 P: 5	R: 0 E: 0 K: 1 S: 6	H: 1 LOB: 1 BB: 0 P: 6	R: 0 E: 0 K: 1 S: 5	H: 0 LOB: 1 BB: 1 P: 9	R: 0 E: 0 K: 0 S: 3	H: 1 LOB: 0 BB: 0 P: 3	R: 0 E: 0 K: 1 S: 5	H: 0 LOB: 0 BB: 0 P: 5	R: 1 E: 1 K: 1 S: 7	H: 2 LOB: 0 BB: 0 P: 7	R: 2 E: 0 K: 1 S: 7	H: 2 LOB: 0 BB: 0 P: 7	1B: 4 2B: 0 3B: 0 HR: 1	SF: 0 SAC: 0 DP: 1 HBP: 0	WP: 0 PB: 0 SB: 0 CS: 0	PA: 32			
<b>PITCHER</b>	IP	WLS	BF	H	R	ER	SO	BB	IBB	HBP	BLK	WP	HR	S	P	ERA	WHIP								
<b>Bill Hands, R</b> ERA: 3.51 (1, 1)	9.0	W	32	5	2	2	5	1	0	0	0	0	1	41	45	2.00	0.667								

Chicago Cubs @ New York Mets  
Shea Stadium, Flushing, NY  
Wed Sep 15 1971, 7:05 PM EDT  
Unknown - 78 F

AB	31
R	2
H	5
RBI	2
BB	1
SO	5
LOB	7



Batter	1	2	3	4	5	6	7	8	9	AB R H RBI BB SO LOB	TOP							
<b>Cleo James, R</b> OBP: 0.368, SLG: 0.400 (1, 8)	F8		1B		K		4-3			4 1 1 0 0 1 1	<b>Chicago Cubs @ New York Mets</b> Shea Stadium, Flushing, NY Wed Sep 15 1971, 7:05 PM EDT Att: 21,302 - Unknown							
<b>Carmen Fanzone, R</b> OBP: 0.222, SLG: 0.444 <b>Brock Davis, L</b> OBP: 0.348, SLG: 0.325 (1, 7) (9, 9)	1B		K		K		F2			4 1 1 0 0 2 1 0 0 0 0 0 0 0								
<b>Paul Popovich, S</b> OBP: 0.254, SLG: 0.307 (1, 4)	1B		1B		K		P3			4 0 2 1 0 1 0								
<b>Ron Santo, R</b> OBP: 0.351, SLG: 0.431 (1, 5)	F7		1B		5-3		1B			4 0 2 1 0 0 1								
<b>Pat Bourque, L</b> OBP: 0.100, SLG: 0.100 (1, 3)	1B		F9		K		3-6	1-3		4 0 1 0 0 1 1								
<b>Bill North, S</b> OBP: 0.375, SLG: 0.286 <b>Billy Williams, L</b> OBP: 0.386, SLG: 0.507 (9, PH) (9, 7)	1-3		K		K			HR		3 0 0 0 0 2 2 1 1 1 1 0 0 0								
<b>Hector Torres, R</b> OBP: 0.317, SLG: 0.324 (1, 6)		4-3		5-3		2-3		2B		4 0 1 0 0 0 0								
<b>Ken Rudolph, R</b> OBP: 0.254, SLG: 0.217 (1, 2)		F9		BB		2B		K		3 0 1 0 1 1 1								
<b>Burt Hooton, R</b> (1, 1)		K		K		K		K		4 0 0 0 0 4 3								
<b>Inning Stats</b>	R: 1 E: 0 K: 0 S: 6	H: 3 LOB: 2 BB: 0 P: 6	R: 0 E: 0 K: 1 S: 5	H: 0 LOB: 0 BB: 0 P: 5	R: 1 E: 0 K: 1 S: 7	H: 3 LOB: 1 BB: 0 P: 7	R: 0 E: 0 K: 2 S: 7	H: 0 LOB: 0 BB: 0 P: 7	R: 0 E: 0 K: 1 S: 6	H: 1 LOB: 1 BB: 0 P: 6		R: 0 E: 0 K: 0 S: 3	H: 1 LOB: 1 BB: 0 P: 3	R: 1 E: 0 K: 2 S: 9	H: 2 LOB: 1 BB: 0 P: 9	1B: 6 2B: 3 3B: 0 HR: 1	SF: 0 SAC: 0 DP: 0 HBP: 0	WP: 0 PB: 0 SB: 0 CS: 0
<b>PITCHER</b>	IP WLS BF H R ER SO BB IBB HBP BLK WP HR S P ERA WHIP											ERA WHIP						
<b>Tug McGraw, L</b> ERA: 1.8 (1, 1)	6.0 24 6 2 2 9 1 0 0 0 0 0 41 45 3.00 1.167																	
<b>Don Rose, R</b> ERA: (7, 1)	2.0 8 2 0 0 1 0 0 0 0 0 0 9 9 0.00 1.000																	
<b>Danny Frisella, R</b> ERA: 2.18 (9, 1)	1.0 L 5 2 1 1 2 0 0 0 0 0 0 1 9 9 9.00 2.000																	

AB	35
R	3
H	10
RBI	3
BB	1
SO	12
LOB	10



Batter	1	2	3	4	5	6	7	8	9	AB R H RBI BB SO LOB	BOTTOM							
<b>Ted Martinez, R</b> OBP: 0.333, SLG: 0.375 (1, 6)	5-3		K		K		K			4 0 0 0 0 3 0	<b>Chicago Cubs @ New York Mets</b> Shea Stadium, Flushing, NY Wed Sep 15 1971, 7:05 PM EDT Att: 21,302 - Unknown							
<b>Wayne Garrett, L</b> OBP: 0.330, SLG: 0.261 (1, 5)	BB		K		K		P4-3			3 0 0 0 1 2 0								
<b>John Milner, L</b> OBP: 0.200, SLG: 0.200 (1, 7)	K		K		3-1		1B			4 0 1 0 0 2 1								
<b>Ed Kranepool, L</b> OBP: 0.339, SLG: 0.451 (1, 3)	K		K		2-3		K			4 0 0 0 0 3 2								
<b>Mike Jorgensen, L</b> OBP: 0.313, SLG: 0.395 (1, 8)	P4-3		F7		HR	1B	K			4 1 1 0 0 1 1								
<b>Ken Singleton, S</b> OBP: 0.385, SLG: 0.378 (1, 9)	BB		F8		HR	K				2 1 1 2 1 0 0								
<b>Duffy Dyer, R</b> OBP: 0.314, SLG: 0.350 (1, 2)	K		K		K		K			3 0 0 0 0 3 1								
<b>Tim Foli, R</b> OBP: 0.275, SLG: 0.293 (1, 4)	P4-3		6-3		K					3 0 0 0 0 1 1								
<b>Tug McGraw, R</b> OBP: 0.235, SLG: 0.529 <b>Dave Marshall, L</b> OBP: 0.329, SLG: 0.340 <b>Don Rose, R</b> (7, 1)	6-3		6-3		G3		6-3			1 0 0 0 0 0 0 1 0								
<b>Cleon Jones, R</b> OBP: 0.390, SLG: 0.490 <b>Danny Frisella, L</b> OBP: 0.398, SLG: 0.250 (9, 1)										1 0 0 0 0 0 0 0 0 0 0 0 0 0								
<b>Inning Stats</b>	R: 0 E: 0 K: 2 S: 7	H: 0 LOB: 1 BB: 1 P: 11	R: 0 E: 0 K: 1 S: 5	H: 0 LOB: 1 BB: 1 P: 9	R: 0 E: 0 K: 2 S: 7	H: 0 LOB: 0 BB: 0 P: 7	R: 0 E: 0 K: 2 S: 7	H: 0 LOB: 0 BB: 0 P: 7	R: 2 E: 0 K: 1 S: 7	H: 2 LOB: 0 BB: 0 P: 7	R: 0 E: 0 K: 2 S: 7	H: 0 LOB: 0 BB: 0 P: 7	R: 0 E: 0 K: 2 S: 8	H: 1 LOB: 1 BB: 0 P: 8	1B: 2 2B: 0 3B: 0 HR: 1	SF: 0 SAC: 0 DP: 0 HBP: 0	WP: 0 PB: 0 SB: 0 CS: 0	PA: 32
<b>PITCHER</b>	IP WLS BF H R ER SO BB IBB HBP BLK WP HR S P ERA WHIP											ERA WHIP						
<b>Burt Hooton, R</b> ERA: 3.85 (1, 1)	9.0 W 32 3 2 2 15 2 0 0 0 0 0 1 60 68 2.00 0.556																	

AB	30
R	2
H	3
RBI	2
BB	2
SO	15
LOB	6



Batter	1	2	3	4	5	6	7	8	9	AB	R	H	RBI	BB	SO	LOB	TOP					
<b>Cleo James, R</b> (1, 9) OBP: 0.372, SLG: 0.398	4-0 K S BB			0-0 SH1-3 1B		0-3 K		0-3 K		3	0	1	0	1	2	0	<b>Chicago Cubs @ New York Mets</b> Shea Stadium, Flushing, NY Thu Sep 16 1971, 3:33 AM EDT Att: 5,174 - Sunny - 80 F					
<b>Gene Hiser, L</b> (1, 8) OBP: 0.250, SLG: 0.250	0-3 K			0-0 SH1-3 1-2		0-0 S 1B		0-0 F9		3	0	1	0	0	1	1						
<b>Carmen Fanzone, R</b> (1, 5) OBP: 0.227, SLG: 0.381	0-3 K			0-0 F8		4-0 1-2 BB			0-0 P4	3	0	0	0	1	1	1						
<b>Pat Bourque, L</b> (1, 3) OBP: 0.143, SLG: 0.143		0-0 6-3		0-3 K		0-3 K			0-0 1B 1B	4	0	1	0	0	2	3						
<b>Paul Popovich, S</b> (1, 4) OBP: 0.254, SLG: 0.306		0-0 P4-3			0-0 F8		0-0 F8		0-0 1-3 1B	4	0	1	0	0	0	0						
<b>Brock Davis, L</b> (1, 7) OBP: 0.344, SLG: 0.322		0-0 4-3			0-0 F9		0-0 4-3		0-0 P5	3	0	0	0	0	0	0						
<b>Billy Williams, L</b> (9, PH) OBP: 0.385, SLG: 0.506										1	0	0	0	0	0	2						
<b>Hector Torres, R</b> (1, 6) OBP: 0.333, SLG: 0.341				0-0 G4-6-3 1B		0-0 1B		0-0 F8	0-3 K	4	0	2	0	0	1	2						
<b>Ken Rudolph, R</b> (1, 2) OBP: 0.243, SLG: 0.206				0-3 K		0-0 F9			0-0 6-3	3	0	0	0	0	1	2						
<b>Juan Pizarro, L</b> (1, 1) OBP: 0.182, SLG: 0.233				0-0 G4-6-3 1-2		0-0 F8			0-0 HR	3	1	1	1	0	0	1						
<b>Inning Stats</b>	R: 0 E: 0 K: 2 S: 6	H: 0 LOB: 0 BB: 1 P: 10	R: 0 E: 0 K: 0 S: 3	H: 0 LOB: 0 BB: 0 P: 3	R: 0 E: 0 K: 1 S: 5	H: 1 LOB: 0 BB: 0 P: 5	R: 0 E: 0 K: 1 S: 6	H: 1 LOB: 1 BB: 0 P: 6	R: 0 E: 0 K: 0 S: 4	H: 1 LOB: 1 BB: 0 P: 4	R: 0 E: 0 K: 0 S: 8	H: 0 LOB: 0 BB: 0 P: 3	R: 0 E: 0 K: 0 S: 3	H: 0 LOB: 0 BB: 0 P: 3	R: 1 E: 0 K: 1 S: 6	H: 1 LOB: 0 BB: 0 P: 6	R: 0 E: 0 K: 1 S: 7	H: 2 LOB: 2 BB: 0 P: 7	1B: 6 2B: 0 3B: 0 HR: 1	SF: 0 SAC: 1 DP: 1 HBP: 0	WP: 0 PB: 0 SB: 2 CS: 0	PA: 34
<b>PITCHER</b> <b>Tom Seaver, R</b> (1, 1) ERA: 1.76	IP: 9.0 WLS: L BF: 34	H: 7 R: 1 ER: 1 SO: 8	BB: 2 IBB: 0 HBP: 0 BLK: 0	WP: 0 HR: 1 S: 48 P: 56	ERA: 1.00 WHIP: 1.000																	

AB 31  
R 1  
H 7  
RBI 1  
BB 2  
SO 8  
LOB 12



Batter	1	2	3	4	5	6	7	8	9	AB	R	H	RBI	BB	SO	LOB	BOTTOM					
<b>Ted Martinez, R</b> (1, 6) OBP: 0.323, SLG: 0.362	0-0 G3	0-0 F8			0-0 6-3		0-0 F9			4	0	0	0	0	0	3	<b>Chicago Cubs @ New York Mets</b> Shea Stadium, Flushing, NY Thu Sep 16 1971, 3:33 AM EDT Att: 5,174 - Sunny - 80 F					
<b>Mike Jorgensen, L</b> (1, 8) OBP: 0.310, SLG: 0.382	1-0 E HBP		0-3 K		0-0 F9			0-0 G3		3	0	0	0	0	1	0						
<b>Cleon Jones, R</b> (1, 7) OBP: 0.389, SLG: 0.488	0-0 E6 1-2		0-0 F8		0-0 6-3			0-0 1B 1B		4	0	1	0	0	0	1						
<b>Donn Clendenon, R</b> (1, 3) OBP: 0.303, SLG: 0.411	0-3 K		0-0 1B		0-3 K			0-0 P4-6-3 1B		4	0	2	0	0	2	2						
<b>Leroy Stanton, R</b> (1, 9) OBP: 0.250, SLG: 0.250	0-3 K		0-0 F9		0-0 1B			0-0 P4-6-3 1-2		4	0	1	0	0	1	5						
<b>Bob Aspromonte, R</b> (1, 5) OBP: 0.284, SLG: 0.301		0-0 5-3		0-0 F8		0-3 K			0-0 F3	4	0	0	0	0	1	1						
<b>Jerry Grote, R</b> (1, 2) OBP: 0.340, SLG: 0.353										2	0	2	0	2	0	0						
<b>Bud Harrelson, S</b> (9, PR) OBP: 0.323, SLG: 0.308										0	0	0	0	0	0	0						
<b>Tim Foli, R</b> (1, 4) OBP: 0.272, SLG: 0.289										3	0	0	0	0	0	3						
<b>Tommie Agee, R</b> (9, PH) OBP: 0.353, SLG: 0.435										1	0	0	0	0	1	1						
<b>Tom Seaver, R</b> (1, 1) OBP: 0.242, SLG: 0.276										3	0	0	0	0	1	2						
<b>Ken Singleton, S</b> (9, PH) OBP: 0.384, SLG: 0.376										1	0	0	0	0	1	1						
<b>Inning Stats</b>	R: 0 E: 1 K: 2 S: 8	H: 0 LOB: 2 BB: 0 P: 9	R: 0 E: 1 K: 0 S: 5	H: 1 LOB: 2 BB: 0 P: 5	R: 0 E: 0 K: 1 S: 6	H: 1 LOB: 1 BB: 0 P: 6	R: 0 E: 0 K: 0 S: 3	H: 1 LOB: 0 BB: 0 P: 3	R: 0 E: 0 K: 0 S: 5	H: 0 LOB: 0 BB: 0 P: 5	R: 0 E: 0 K: 1 S: 8	H: 0 LOB: 1 BB: 0 P: 8	R: 0 E: 0 K: 0 S: 3	H: 0 LOB: 1 BB: 1 P: 7	R: 0 E: 0 K: 0 S: 4	H: 2 LOB: 1 BB: 0 P: 4	R: 0 E: 0 K: 2 S: 7	H: 0 LOB: 1 BB: 1 P: 11	1B: 6 2B: 0 3B: 0 HR: 0	SF: 0 SAC: 0 DP: 1 HBP: 1	WP: 0 PB: 0 SB: 0 CS: 1	PA: 36
<b>PITCHER</b> <b>Juan Pizarro, L</b> (1, 1) ERA: 3.13	IP: 9.0 WLS: W BF: 36	H: 6 R: 0 ER: 0 SO: 8	BB: 2 IBB: 0 HBP: 1 BLK: 0	WP: 0 HR: 0 S: 49 P: 58	ERA: 0.00 WHIP: 0.889																	

AB 33  
R 0  
H 6  
RBI 0  
BB 2  
SO 8  
LOB 19



Batter	1	2	3	4	5	6	7	8	9	AB	R	H	RBI	BB	SO	LOB	TOP								
<b>Ted Martinez, R</b> OBP: 0.328, SLG: 0.392 (1, 4)										4	1	2	1	0	0	2									
<b>Bud Harrison, S</b> OBP: 0.320, SLG: 0.305 (1, 6)										4	0	0	0	0	0	1									
<b>Cleon Jones, R</b> OBP: 0.386, SLG: 0.484 (1, 7)										4	0	0	0	0	0	0									
<b>Dave Marshall, L</b> OBP: 0.329, SLG: 0.340 (9, 7)										0	0	0	0	0	0	0									
<b>Ed Kranepool, L</b> OBP: 0.340, SLG: 0.458 (1, 3)										3	1	1	1	1	0	0									
<b>Mike Jorgensen, L</b> OBP: 0.298, SLG: 0.366 (1, 8)										4	0	0	0	0	1	1									
<b>Ken Singleton, S</b> OBP: 0.383, SLG: 0.387 (1, 9)										3	1	1	1	0	0	0									
<b>Duffy Dyer, R</b> OBP: 0.315, SLG: 0.349 (1, 2)										3	0	1	0	0	2	0									
<b>Tim Foli, R</b> OBP: 0.273, SLG: 0.290 (1, 5)										3	0	1	0	0	0	0									
<b>Gary Gentry, R</b> OBP: 0.075, SLG: 0.076 (1, 1)										3	0	0	0	0	1	2									
<b>Inning Stats</b>	R: 1 E: 0 K: 0 S: 4	H: 1 LOB: 0 BB: 0 P: 4	R: 1 E: 0 K: 1 S: 6	H: 1 LOB: 0 BB: 0 P: 6	R: 0 E: 0 K: 0 S: 3	H: 0 LOB: 0 BB: 0 P: 3	R: 1 E: 0 K: 1 S: 6	H: 1 LOB: 0 BB: 0 P: 6	R: 0 E: 0 K: 0 S: 4	H: 2 LOB: 1 BB: 0 P: 4	R: 0 E: 0 K: 0 S: 3	H: 0 LOB: 0 BB: 0 P: 3	R: 0 E: 0 K: 1 S: 5	H: 0 LOB: 0 BB: 0 P: 5	R: 0 E: 0 K: 1 S: 6	H: 1 LOB: 1 BB: 0 P: 6	R: 0 E: 0 K: 0 S: 2	H: 0 LOB: 0 BB: 1 P: 6	1B: 3 2B: 0 3B: 0 HR: 3	SF: 0 SAC: 0 DP: 2 HBP: 0	WP: 0 PB: 0 SB: 0 CS: 0	PA: 32			
<b>PITCHER</b>	IP	WLS	BF	H	R	ER	SO	BB	IBB	HBP	BLK	WP	HR	S	P	ERA	WHIP								
<b>Nelson Briles, R</b> ERA: 3.12 (1, 1)	6.0	L	22	5	3	3	2	0	0	0	0	0	3	26	26	4.50	0.833								
<b>Bruce Kison, R</b> ERA: 3.46 (7, 1)	2.0		7	1	0	0	2	0	0	0	0	0	0	11	11	0.00	0.500								
<b>Dave Giusti, R</b> ERA: 3.1 (9, 1)	1.0		3	0	0	0	0	1	0	0	0	0	0	2	6	0.00	1.000								

New York Mets @ Pittsburgh Pirates  
Three Rivers Stadium, Pittsburgh, PA  
Fri Sep 17 1971, 7:05 PM EDT  
Att. 23,421 - Cloudy

AB	31
R	3
H	6
RBI	3
BB	1
SO	4
LOB	6



Batter	1	2	3	4	5	6	7	8	9	AB	R	H	RBI	BB	SO	LOB	BOTTOM								
<b>Rennie Stennett, R</b> OBP: 0.395, SLG: 0.489 (1, 4)										4	0	0	0	0	0	3									
<b>Vic Davallillo, L</b> OBP: 0.313, SLG: 0.385 (1, 9)										4	0	1	0	0	1	1									
<b>Al Oliver, L</b> OBP: 0.320, SLG: 0.451 (1, 8)										4	0	1	0	0	2	2									
<b>Milt May, L</b> OBP: 0.320, SLG: 0.440 (1, 2)										4	0	0	0	0	0	2									
<b>Richie Hebner, L</b> OBP: 0.333, SLG: 0.501 (1, 5)										4	0	0	0	0	1	2									
<b>Bob Robertson, R</b> OBP: 0.356, SLG: 0.487 (1, 3)										3	0	0	0	0	0	0									
<b>Gene Clines, R</b> OBP: 0.367, SLG: 0.398 (1, 7)										2	0	0	0	1	0	0									
<b>Jackie Hernandez, R</b> OBP: 0.256, SLG: 0.301 (1, 6)										2	0	0	0	0	1	0									
<b>Carl Taylor, R</b> OBP: 0.240, SLG: 0.163 (8, PH)										1	0	0	0	0	1	1									
<b>Gene Alley, R</b> OBP: 0.352, SLG: 0.356 (9, 6)										0	0	0	0	0	0	0									
<b>Nelson Briles, R</b> OBP: 0.297, SLG: 0.429 (1, 1)										1	0	1	0	0	0	0									
<b>Rimp Lanier, L</b> (6, PH)										0	0	0	0	0	0	0									
<b>Bruce Kison, R</b> OBP: 0.129, SLG: 0.103 (7, 1)										0	0	0	0	0	0	0									
<b>Bill Mazerowski, R</b> OBP: 0.306, SLG: 0.298 (8, PH)										0	0	0	0	0	0	0									
<b>Dave Giusti, R</b> OBP: 0.316, SLG: 0.063 (9, 1)										0	0	0	0	0	1	1									
<b>Inning Stats</b>	R: 0 E: 0 K: 1 S: 5	H: 0 LOB: 0 BB: 0 P: 5	R: 0 E: 0 K: 0 S: 3	H: 0 LOB: 0 BB: 0 P: 3	R: 0 E: 0 K: 1 S: 6	H: 1 LOB: 0 BB: 0 P: 6	R: 0 E: 0 K: 2 S: 8	H: 1 LOB: 0 BB: 0 P: 8	R: 0 E: 0 K: 0 S: 3	H: 0 LOB: 0 BB: 0 P: 3	R: 0 E: 0 K: 1 S: 5	H: 0 LOB: 1 BB: 0 P: 6	R: 0 E: 0 K: 0 S: 3	H: 0 LOB: 0 BB: 0 P: 3	R: 0 E: 0 K: 2 S: 7	H: 0 LOB: 1 BB: 1 P: 11	R: 0 E: 0 K: 0 S: 4	H: 1 LOB: 1 BB: 0 P: 4	1B: 3 2B: 0 3B: 0 HR: 0	SF: 0 SAC: 0 DP: 0 HBP: 1	WP: 0 PB: 0 SB: 0 CS: 0	PA: 32			
<b>PITCHER</b>	IP	WLS	BF	H	R	ER	SO	BB	IBB	HBP	BLK	WP	HR	S	P	ERA	WHIP								
<b>Gary Gentry, R</b> ERA: 3.12 (1, 1)	9.0	W	32	3	0	0	7	1	0	1	0	0	0	44	49	0.00	0.444								

New York Mets @ Pittsburgh Pirates  
Three Rivers Stadium, Pittsburgh, PA  
Fri Sep 17 1971, 7:05 PM EDT  
Att. 23,421 - Cloudy

AB	30
R	0
H	3
RBI	0
BB	1
SO	7
LOB	12





Batter	1	2	3	4	5	6	7	8	9	AB	R	H	RBI	BB	SO	LOB	TOP			
Ted Martinez, R (1, 6) OBP: 0.318, SLG: 0.379	P3			F8		2-3			5-3	4	0	0	0	0	0	0				
Tim Foli, R (1, 4) OBP: 0.272, SLG: 0.289	K			1B		5-3			F9	4	0	1	0	0	1	0				
Dave Marshall, L (1, 7) OBP: 0.325, SLG: 0.335	L6			F7						3	0	0	0	0	1	1				
Ed Kranepool, L (1, 3) OBP: 0.342, SLG: 0.458		G4-6-3 BB		1B					3-1	2	0	1	0	1	0	0				
Mike Jorgensen, L (1, 8) OBP: 0.290, SLG: 0.354	K			F8					F8	3	0	0	0	0	1	3				
Ken Singleton, S (1, 9) OBP: 0.380, SLG: 0.383	G4-6-3					3-1			4-3	3	0	0	0	0	0	1				
Bob Aspromonte, R (1, 5) OBP: 0.284, SLG: 0.299				G4-6-3 BB		5-3			6-3	2	0	0	0	1	0	0				
Duffy Dyer, R (1, 2) OBP: 0.309, SLG: 0.342				F9		F8			K	3	0	0	0	0	1	1				
Ray Sadecki, L (1, 1) OBP: 0.245, SLG: 0.213				G4-6-3						2	0	0	0	0	1	1				
Charlie Williams, R (8, 1) OBP: 0.197, SLG: 0.091						K				0	0	0	0	0	0	0				
Art Shamsky, L (9, PH) OBP: 0.286, SLG: 0.361									P4	1	0	0	0	0	0	0				
<b>Inning Stats</b>	R: 0 E: 0 K: 1 S: 5	H: 0 LOB: 0 BB: 0 P: 5	R: 0 E: 0 K: 1 S: 4	H: 0 LOB: 0 BB: 1 P: 8	R: 0 E: 0 K: 0 S: 2	H: 0 LOB: 0 BB: 1 P: 6	R: 0 E: 0 K: 0 S: 5	H: 2 LOB: 2 BB: 0 P: 5	R: 0 E: 0 K: 0 S: 3	H: 0 LOB: 0 BB: 0 P: 3	R: 0 E: 0 K: 1 S: 5	H: 0 LOB: 0 BB: 0 P: 5	R: 0 E: 0 K: 1 S: 5	H: 0 LOB: 0 BB: 0 P: 5	R: 0 E: 0 K: 0 S: 3	H: 0 LOB: 0 BB: 0 P: 3	1B: 2 2B: 0 3B: 0 HR: 0	SF: 0 SAC: 0 DP: 2 HBP: 0	WP: 0 PB: 0 SB: 0 CS: 0	PA: 29
<b>PITCHER</b> Steve Blass, R (1, 1) ERA: 2.83	IP: 9.0 WLS: W BF: 29 H: 2 R: 0 ER: 0 SO: 5 BB: 2 IBB: 0 HBP: 0 BLK: 0 WP: 0 HR: 0 S: 37 P: 45 ERA: 0.00 WHIP: 0.444																			

New York Mets @ Pittsburgh Pirates  
Three Rivers Stadium, Pittsburgh, PA  
Sat Sep 18 1971, 3:33 AM EDT  
Att. 20,470 - Cloudy

AB 27  
R 0  
H 2  
RBI 0  
BB 2  
SO 5  
LOB 7



Batter	1	2	3	4	5	6	7	8	9	AB	R	H	RBI	BB	SO	LOB	BOTTOM			
Rennie Stennett, R (1, 4) OBP: 0.387, SLG: 0.479	L8									3	0	0	0	0	0	0				
Bill Mazerowski, R (7, 4) OBP: 0.309, SLG: 0.302			4-3							1	0	1	0	0	0	0				
Gene Clines, R (1, 8) OBP: 0.382, SLG: 0.392	L4									4	0	0	0	0	1	2				
Roberto Clemente, R (1, 9) OBP: 0.370, SLG: 0.595										3	1	2	0	1	0	0				
Richie Zisk, R (1, 7) OBP: 0.500, SLG: 1.000	K									3	2	1	2	1	1	4				
Manny Sanguillen, R (1, 2) OBP: 0.343, SLG: 0.424										4	1	0	0	0	0	1				
Dave Cash, R (1, 5) OBP: 0.382, SLG: 0.371										4	0	1	2	0	0	0				
Al Oliver, L (1, 3) OBP: 0.320, SLG: 0.451										4	0	1	0	0	1	1				
Jackie Hernandez, R (1, 6) OBP: 0.253, SLG: 0.297										3	0	0	0	0	1	2				
Steve Blass, R (1, 1) OBP: 0.134, SLG: 0.148										3	0	1	0	0	2	0				
<b>Inning Stats</b>	R: 0 E: 0 K: 1 S: 6	H: 1 LOB: 1 BB: 0 P: 6	R: 0 E: 0 K: 1 S: 6	H: 1 LOB: 1 BB: 0 P: 6	R: 0 E: 0 K: 2 S: 7	H: 0 LOB: 0 BB: 0 P: 7	R: 2 E: 0 K: 0 S: 5	H: 1 LOB: 1 BB: 1 P: 9	R: 0 E: 0 K: 1 S: 5	H: 0 LOB: 0 BB: 0 P: 5	R: 2 E: 0 K: 0 S: 5	H: 2 LOB: 0 BB: 0 P: 5	R: 0 E: 1 K: 0 S: 5	H: 2 LOB: 3 BB: 1 P: 9	R: 0 E: 0 K: 1 S: 5	H: 0 LOB: 0 BB: 0 P: 5	1B: 4 2B: 2 3B: 0 HR: 1	SF: 0 SAC: 0 DP: 0 HBP: 0	WP: 0 PB: 0 SB: 0 CS: 0	PA: 34
<b>PITCHER</b> Ray Sadecki, L (1, 1) ERA: 3.07	IP: 7.0 WLS: L BF: 31 H: 7 R: 4 ER: 4 SO: 5 BB: 1 IBB: 0 HBP: 0 BLK: 0 WP: 0 HR: 1 S: 39 P: 47 ERA: 5.14 WHIP: 1.143																			
Charlie Williams, R (8, 1) ERA: 4.92	IP: 1.0 WLS: L BF: 3 H: 0 R: 0 ER: 0 SO: 1 BB: 0 IBB: 0 HBP: 0 BLK: 0 WP: 0 HR: 0 S: 5 P: 5 ERA: 0.00 WHIP: 0.000																			

New York Mets @ Pittsburgh Pirates  
Three Rivers Stadium, Pittsburgh, PA  
Sat Sep 18 1971, 3:33 AM EDT  
Att. 20,470 - Cloudy

AB 32  
R 4  
H 7  
RBI 4  
BB 2  
SO 6  
LOB 10




Batter	1	2	3	4	5	6	7	8	9	AB	R	H	RBI	BB	SO	LOB	TOP										
Ted Martinez, R (1,4) OBP: 0.323, SLG: 0.384 Bob Aspromonte, R (1,FR) OBP: 0.287, SLG: 0.302 (1,5)	0-0 E 1B	4-0 FC4-6 BB		0-0 F9		0-0 6-3			0-0 F8 2B	1 0 1 0 0 0 0 3 1 1 0 1 0 2																	
Bud Harrelson, S (1,6) OBP: 0.319, SLG: 0.304	0-0 F5	0-0 FC4-6 1-2f		0-0 1B		0-3 K			0-0 F8 2-3	5 0 1 0 0 1 4																	
John Milner, L (1,7) OBP: 0.111, SLG: 0.111 Danny Frisella, L (7,1) OBP: 0.286, SLG: 0.231	0-0 E6 1B 2B	0-0 F8		0-0 F9					0-3 K	4 1 0 0 0 0 4 1 0 0 0 0 1 1																	
Ed Kranepool, L (1,3) OBP: 0.346, SLG: 0.461	0-0 2B 1B		0-0 FC4-6 1B		0-0 G3 WP 1B				0-0 F9	4 2 3 1 0 0 0																	
Mike Jorgensen, L (1,8) OBP: 0.288, SLG: 0.360	0-0 1B 2B		0-0 F7		0-0 G3				0-3 K	4 1 1 1 0 1 2																	
Ken Singleton, S (1,9) OBP: 0.382, SLG: 0.382	4-0 1B IBB		4-0 FC4-6 1-2f		0-0 G5-4-3 1B				0-0 F9	3 0 1 1 1 0 1																	
Duffy Dyer, R (1,2) OBP: 0.302, SLG: 0.333	0-3 K		0-0 F4		0-0 G5-4-3 1-2f				0-0 1-3	4 0 0 0 0 1 5																	
Tim Foli, R (1,5) OBP: 0.279, SLG: 0.294	0-0 1B		0-0 1B		4-0 SH3 BB				0-0 F9	3 0 2 2 1 0 0																	
Jerry Koosman, R (1,1) OBP: 0.235, SLG: 0.170 Charlie Williams, R (3,1) OBP: 0.160, SLG: 0.087 Dave Marshall, L (7,7) OBP: 0.324, SLG: 0.333		0-3 K		0-3 K		0-0 SH3			0-0 F8	1 0 0 0 0 1 0 1 0 0 0 0 1 1 1 0 0 0 0 0 0																	
<b>Inning Stats</b>	R: 4 E: 1 K: 1 S: 9	H: 4 LOB: 2 BB: 1 P: 13	R: 0 E: 0 K: 1 S: 5	H: 0 LOB: 1 BB: 1 P: 9	R: 0 E: 0 K: 0 S: 4	H: 1 LOB: 1 BB: 0 P: 4	R: 0 E: 0 K: 1 S: 7	H: 2 LOB: 2 BB: 0 P: 7	R: 1 E: 0 K: 0 S: 4	H: 2 LOB: 0 BB: 0 P: 4	R: 0 E: 0 K: 1 S: 5	H: 0 LOB: 1 BB: 1 P: 9	R: 0 E: 0 K: 0 S: 5	H: 0 LOB: 0 BB: 0 P: 5	R: 0 E: 0 K: 0 S: 3	H: 0 LOB: 0 BB: 0 P: 3	R: 0 E: 0 K: 1 S: 6	H: 1 LOB: 1 BB: 0 P: 6	1B: 8 2B: 2 3B: 0 HR: 0	SF: 0 SAC: 1 DP: 1 HBP: 0	WP: 1 PB: 0 SB: 0 CS: 0	PA: 39					
<b>PITCHER</b>	IP	WLS	BF	H	R	ER	SO	BB	IBB	HBP	BLK	WP	HR	S	P	ERA	WHIP										
Bob Johnson, R (1,1) ERA: 3.61	2.0	L	12	4	4	0	2	1	1	0	0	0	0	14	22	4.50	2.500										
Bob Moose, R (3,1) ERA: 4.17	2.0	9	3	0	0	1	0	0	0	0	0	0	0	11	11	0.00	1.500										
Bob Veale, L (5,1) ERA: 7.42	2.0	8	2	1	1	1	1	1	0	0	0	1	0	9	13	4.50	1.500										
Bob Miller, R (7,1) ERA: 1.7	2.0	6	0	0	0	1	0	0	0	0	0	0	0	8	8	0.00	0.000										
Ramon Hernandez, L (9,1) ERA:	1.0	4	1	0	0	1	0	0	0	0	0	0	0	6	6	0.00	1.000										
<b>Batter</b>	<b>1</b>	<b>2</b>	<b>3</b>	<b>4</b>	<b>5</b>	<b>6</b>	<b>7</b>	<b>8</b>	<b>9</b>	<b>AB</b>	<b>R</b>	<b>H</b>	<b>RBI</b>	<b>BB</b>	<b>SO</b>	<b>LOB</b>	<b>BOTTOM</b>										
Rennie Stennett, R (1,4) OBP: 0.387, SLG: 0.473	4-0 BB 1B BB	0-0 F8		0-0 P6		0-0 1B			0-3 K	4 0 1 1 1 1 2																	
Gene Clines, R (1,8) OBP: 0.359, SLG: 0.388	0-0 F7		0-0 BB 1B		0-0 F7				0-0 L4	5 0 1 0 0 0 3																	
Roberto Clemente, R (1,9) OBP: 0.372, SLG: 0.506	0-0 BB 1B		0-0 F9		0-0 1B				0-0 1B	5 0 3 0 0 0 1																	
Richie Zisk, R (1,7) OBP: 0.462, SLG: 0.700	4-0 G6-4-3 BB		4-0 FC4-6 BB		0-3 K				0-3 K	3 0 0 0 2 2 2																	
Manny Sanguillen, R (1,2) OBP: 0.342, SLG: 0.422	0-0 G6-4-3 1-2f		0-0 FC4-6 FC6-4		0-0 F9				0-0 WP 1B	4 0 1 0 0 0 6																	
Dave Cash, R (1,5) OBP: 0.361, SLG: 0.370		0-0 4-3		0-0 FC6-4		0-0 FC3-6 1B			0-0 F3	4 0 1 0 0 0 3																	
Al Oliver, L (1,3) OBP: 0.321, SLG: 0.453		0-0 1B 2B		4-0 BB		0-0 FC3-6 1B			0-0 4-3	3 2 1 0 1 0 1																	
Jackie Hernandez, R (1,6) OBP: 0.255, SLG: 0.299 Milt May, L (6,PH) OBP: 0.325, SLG: 0.440 Gene Alley, R (6,FR) OBP: 0.351, SLG: 0.355 (7,6)		0-0 1B		0-3 K		4-0 1B BB			0-0 6-3	2 0 1 1 0 1 1 0 0 0 0 1 0 0 1 0 0 0 0 0 0																	
Bob Johnson, L (1,1) Call Tyson, R (1,1) Bob Moose, R (3,1) Vic Davalillo, L (5,1) Bob Veale, L (5,1) Bob Miller, R (7,1) Rino Lamer, L (9,1) Ramon Hernandez, S (9,1)		0-0 1B		0-0 F2		0-0 F8			0-0 4-3	0 0																	
<b>Inning Stats</b>	R: 0 E: 0 K: 0 S: 3	H: 1 LOB: 2 BB: 2 P: 11	R: 1 E: 0 K: 0 S: 5	H: 3 LOB: 0 BB: 0 P: 5	R: 0 E: 0 K: 0 S: 4	H: 1 LOB: 2 BB: 1 P: 8	R: 0 E: 0 K: 1 S: 5	H: 0 LOB: 1 BB: 1 P: 9	R: 0 E: 0 K: 0 S: 6	H: 1 LOB: 1 BB: 0 P: 6	R: 1 E: 0 K: 0 S: 5	H: 2 LOB: 2 BB: 1 P: 9	R: 0 E: 0 K: 0 S: 4	H: 1 LOB: 1 BB: 0 P: 4	R: 0 E: 0 K: 0 S: 3	H: 0 LOB: 0 BB: 0 P: 3	R: 0 E: 0 K: 2 S: 8	H: 1 LOB: 1 BB: 0 P: 8	1B: 9 2B: 1 3B: 0 HR: 0	SF: 0 SAC: 0 DP: 1 HBP: 0	WP: 1 PB: 0 SB: 0 CS: 0	PA: 40					
<b>PITCHER</b>	IP	WLS	BF	H	R	ER	SO	BB	IBB	HBP	BLK	WP	HR	S	P	ERA	WHIP										
Jerry Koosman, L (1,1) ERA: 3.1	2.1	13	5	1	1	0	0	3	0	0	0	0	0	10	22	3.86	3.429										
Charlie Williams, R (3,1) ERA: 4.82	3.2	W	16	3	1	1	2	2	0	0	0	0	0	18	26	2.46	1.364										
Danny Frisella, R (7,1) ERA: 2.1	3.0	S	11	2	0	0	2	0	0	0	0	1	0	15	15	0.00	0.667										

New York Mets @ Pittsburgh Pirates  
Three Rivers Stadium, Pittsburgh, PA  
Sun Sep 19 1971, 3:33 AM EDT  
Att: 40,337 - Unknown

livebaseballscores.com


AB 35  
R 5  
H 10  
RBI 5  
BB 3  
SO 6  
LOB 20



New York Mets @ Pittsburgh Pirates  
Three Rivers Stadium, Pittsburgh, PA  
Sun Sep 19 1971, 3:33 AM EDT  
Att: 40,337 - Unknown

livebaseballscores.com

AB 35  
R 2  
H 10  
RBI 2  
BB 5  
SO 4  
LOB 22



Batter	1	2	3	4	5	6	7	8	9	AB	R	H	RBI	BB	SO	LOB	TOP			
<b>Bud Harrelson, S</b> (1, 6) OBP: 0.319, SLG: 0.304	0-0 1B		0-3 K			0-0 G3		0-0 F7		4	0	1	0	0	1	0	<b>New York Mets @ Chicago Cubs</b> Wrigley Field, Chicago, IL Tue Sep 21 1971, 3:33 AM CDT Att: 5,464 - Sunny - 63 F			
<b>Wayne Garrett, L</b> (1, 5) OBP: 0.329, SLG: 0.257	4-0 1-2 BB		0-3 K			0-0 3-1		0-0 P4-1		3	0	0	0	1	1	0				
<b>Cleon Jones, R</b> (1, 7) OBP: 0.383, SLG: 0.480	0-3 K			0-0 6-3		0-0 E1			0-0 5-3	4	0	0	0	0	1	2				
<b>Ed Kranepool, L</b> (1, 3) OBP: 0.343, SLG: 0.456	0-0 F9			0-3 K		0-3 K			0-0 F9	4	0	0	0	0	2	3				
<b>Mike Jorgensen, L</b> (1, 8) OBP: 0.296, SLG: 0.359	0-0 F8			4-0 FC4-6 BB			0-0 G6-3 1B		0-0 F9	3	0	1	0	1	0	2				
<b>Ken Singleton, S</b> (1, 9) OBP: 0.376, SLG: 0.378		0-0 E3 P5-4-3		0-0 FC4-6 1-2			0-0 G6-3 1-2			3	0	0	0	0	0	2				
<b>Jerry Grote, R</b> (1, 2) OBP: 0.340, SLG: 0.351		0-0 F7			0-0 F8			4-0 FC5-4 BB		2	0	0	0	1	0	1				
<b>Tim Foli, R</b> (1, 4) OBP: 0.276, SLG: 0.290		0-0 P5-4-3 1-2			0-0 6-3			0-0 FC5-4 1-2		3	0	0	0	0	0	2				
<b>Tom Seaver, R</b> (1, 1) OBP: 0.237, SLG: 0.270			0-0 6-3						0-0 G3	2	0	0	0	0	0	0				
<b>John Milner, L</b> (8, PH) OBP: 0.100, SLG: 0.100					0-0 6-3					1	0	0	0	0	0	0				
<b>Buzz Capra, R</b> (8, 1)										0	0	0	0	0	0	0				
<b>Inning Stats</b>	R: 0 E: 0 K: 1 S: 6	H: 1 LOB: 2 BB: 1 P: 10	R: 0 E: 1 K: 0 S: 3	H: 0 LOB: 0 BB: 0 P: 3	R: 0 E: 0 K: 2 S: 7	H: 0 LOB: 0 BB: 0 P: 7	R: 0 E: 0 K: 1 S: 5	H: 0 LOB: 1 BB: 1 P: 9	R: 0 E: 0 K: 0 S: 3	H: 0 LOB: 0 BB: 0 P: 3	R: 0 E: 1 K: 0 S: 6	H: 0 LOB: 1 BB: 0 P: 6	R: 0 E: 0 K: 0 S: 3	H: 1 LOB: 1 BB: 1 P: 7	R: 0 E: 0 K: 0 S: 3	H: 0 LOB: 0 BB: 0 P: 3	1B: 2 2B: 0 3B: 0 HR: 0	SF: 0 SAC: 0 DP: 2 HBP: 0	WP: 0 PB: 0 SB: 1 CS: 0	PA: 32
<b>PITCHER</b> <b>Burt Hooton, R</b> (1, 1) ERA: 2.11	IP: 9.0 WLS: W BF: 32	H: 2 R: 0 ER: 0 SO: 5	BB: 3 IBB: 0 HBP: 0 BLK: 0	WP: 0 HR: 0 S: 39 P: 51	ERA: 0.00 WHIP: 0.556											ERA: 0.00 WHIP: 0.556				

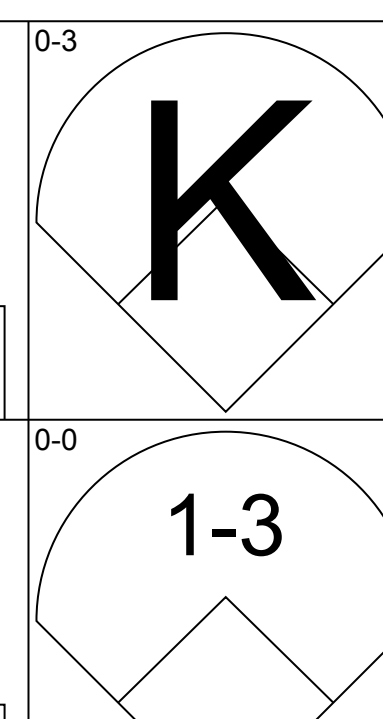
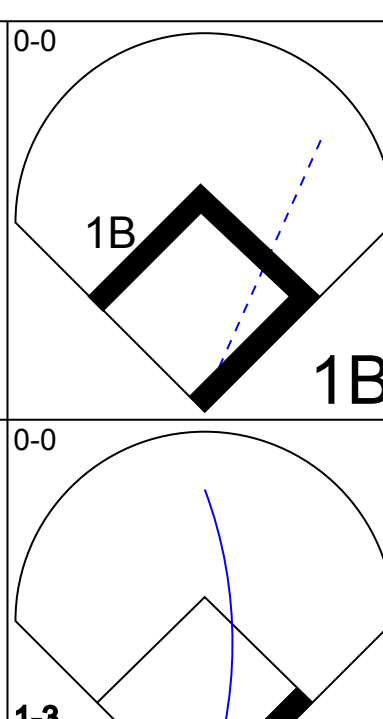
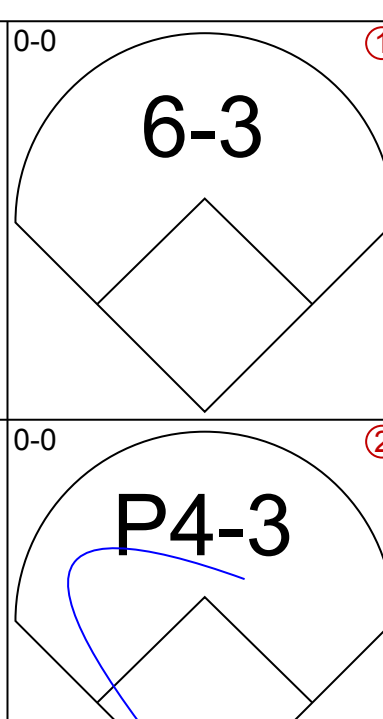
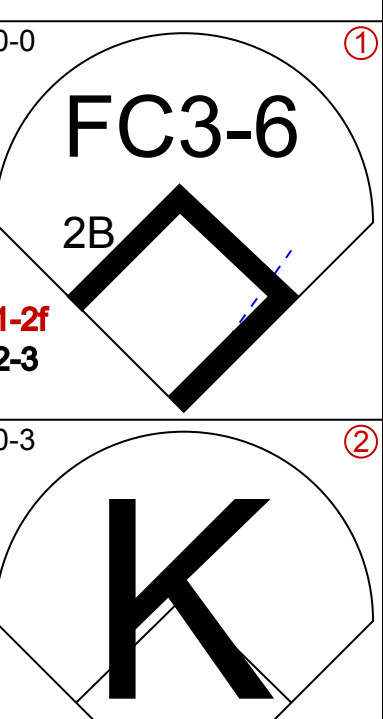
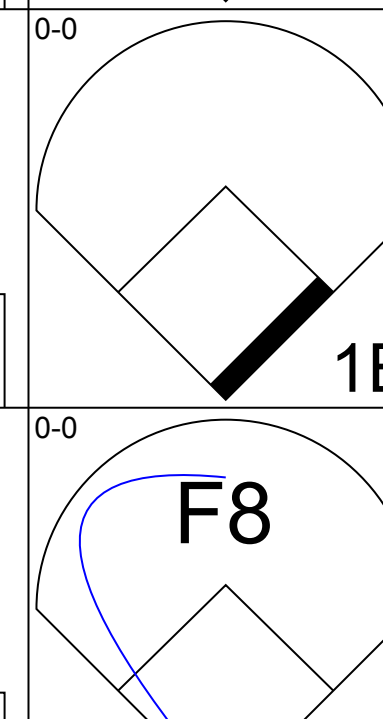

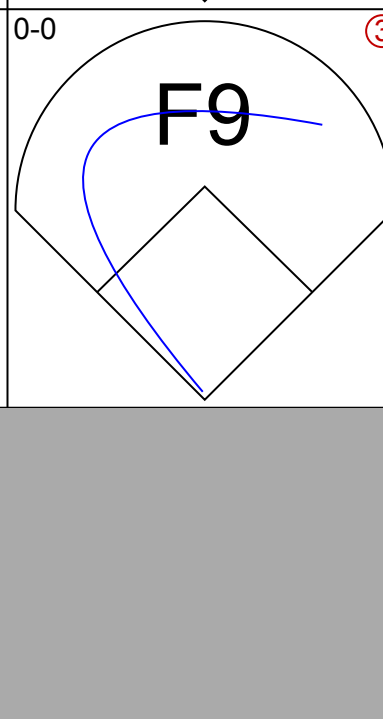
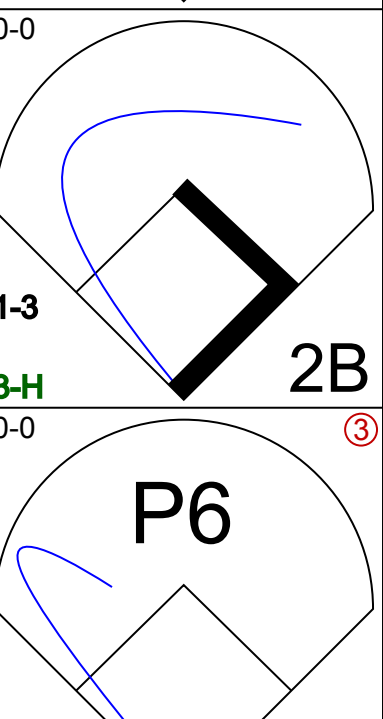






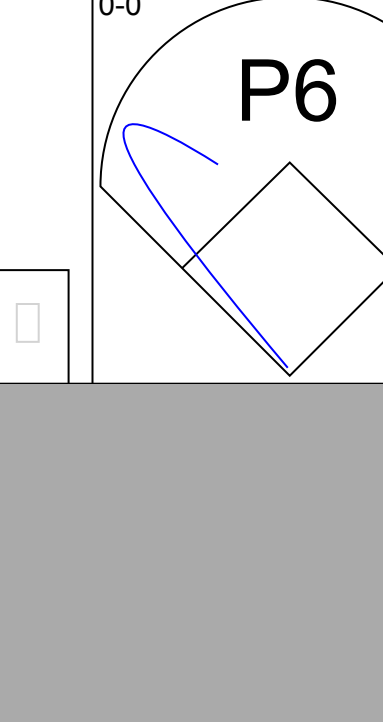
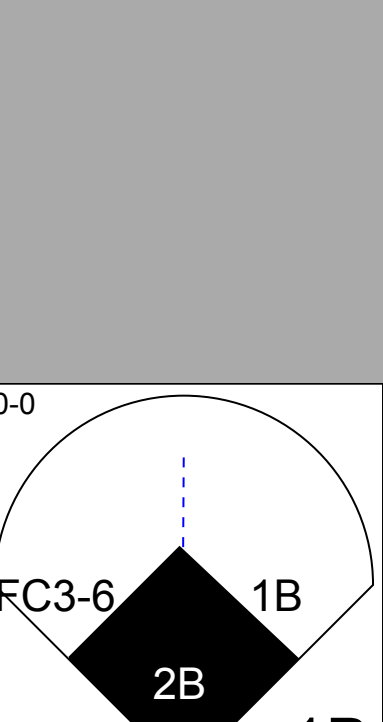
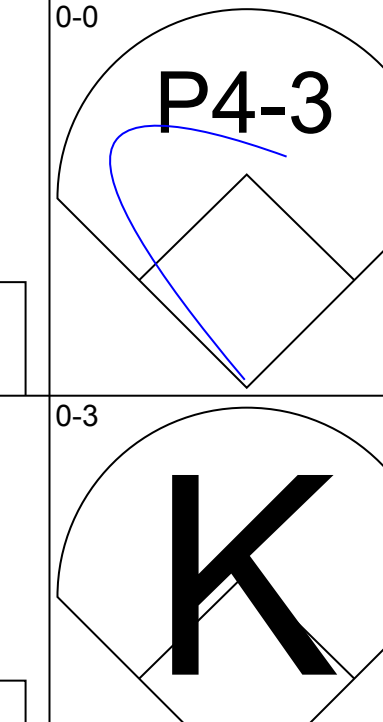
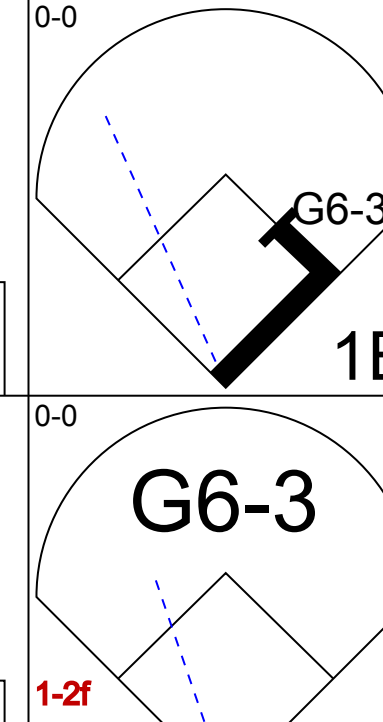
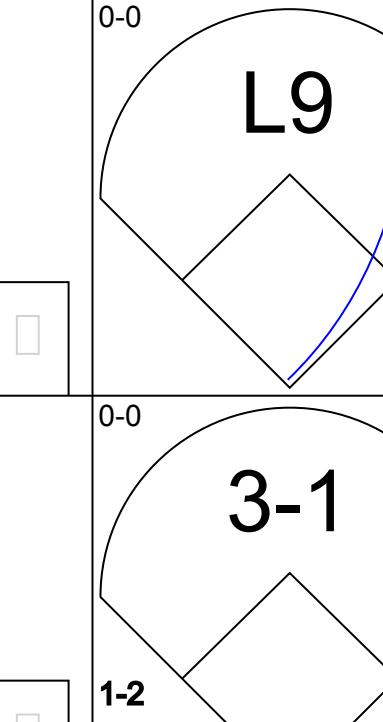
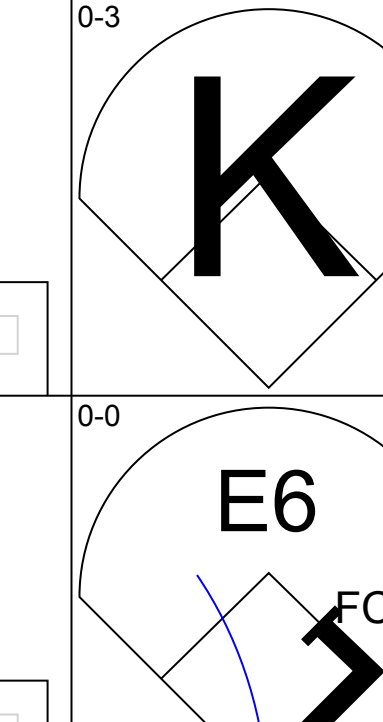

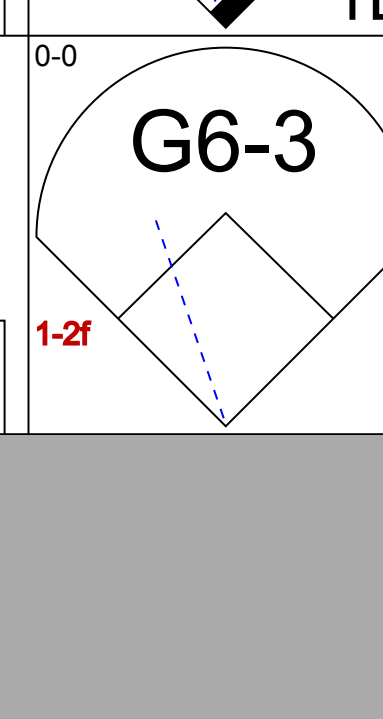
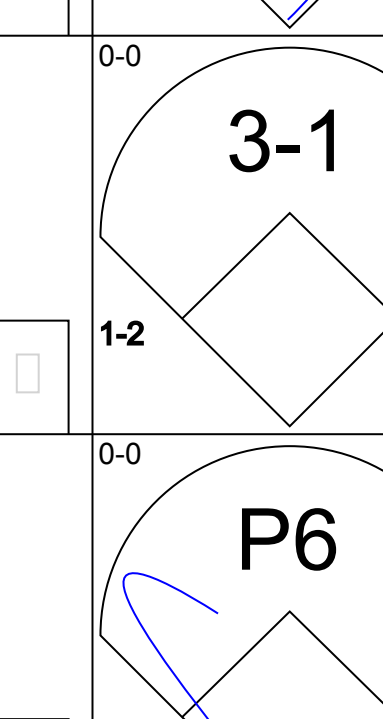
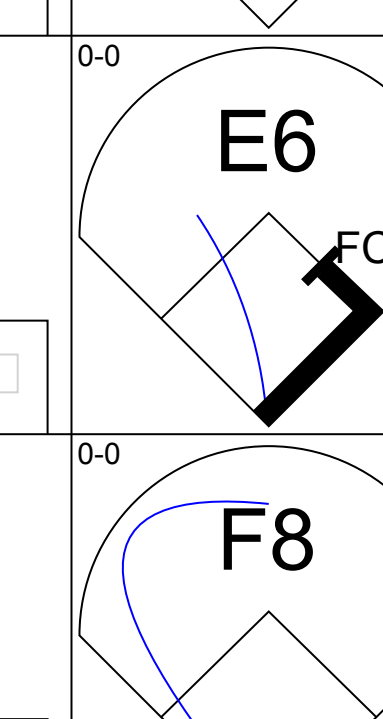

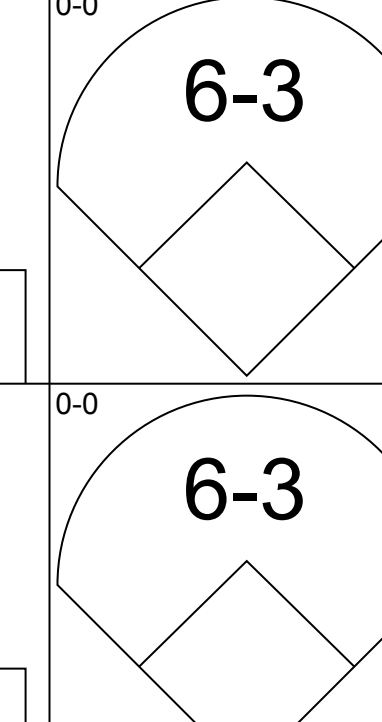
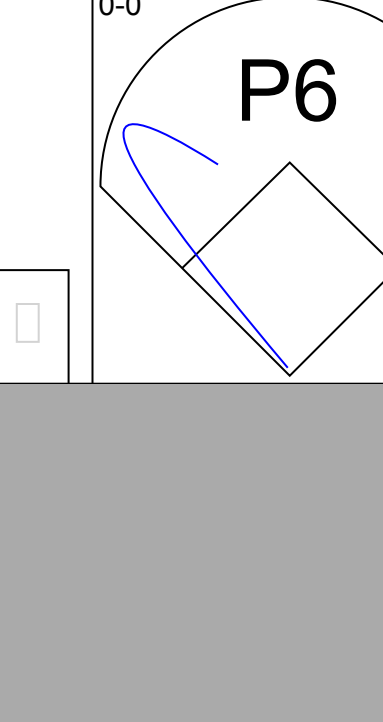
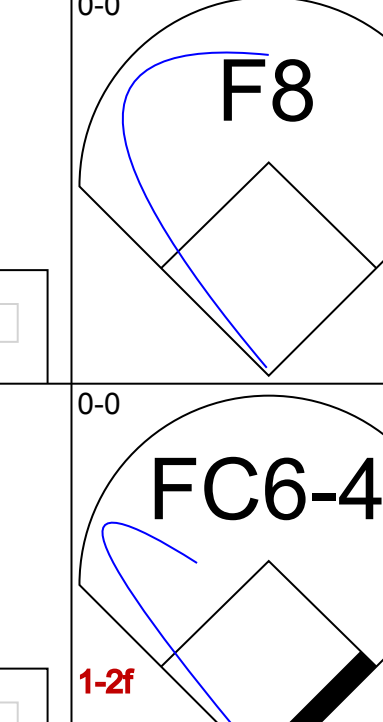
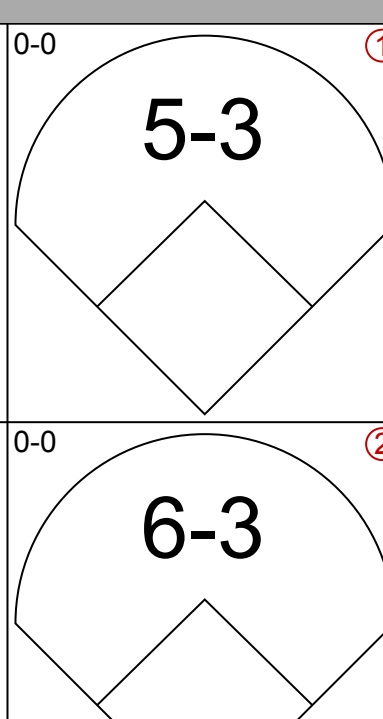
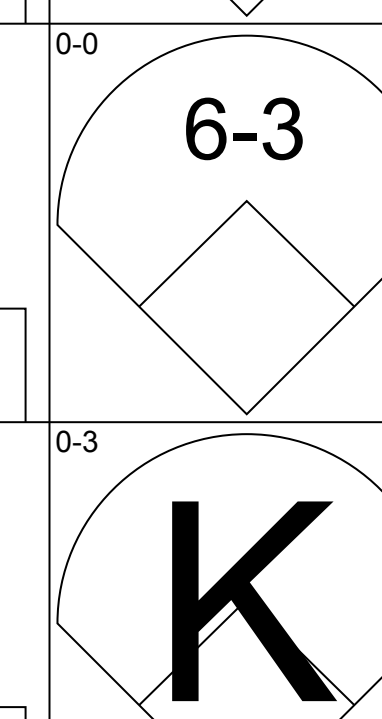
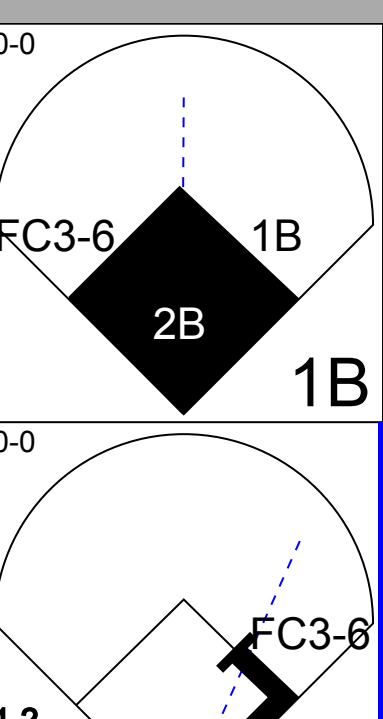
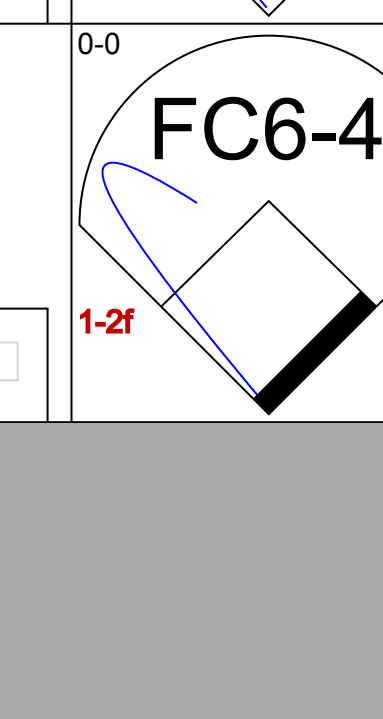
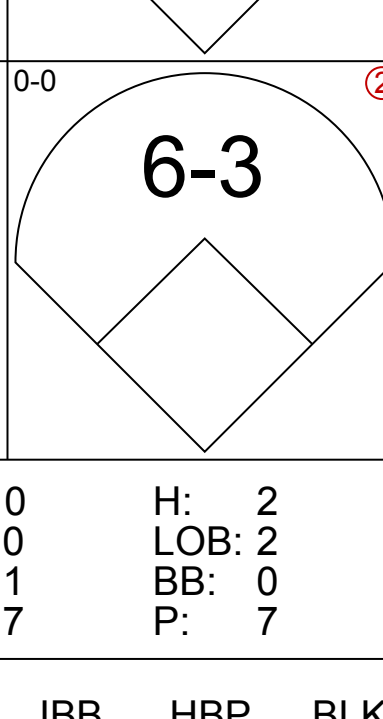
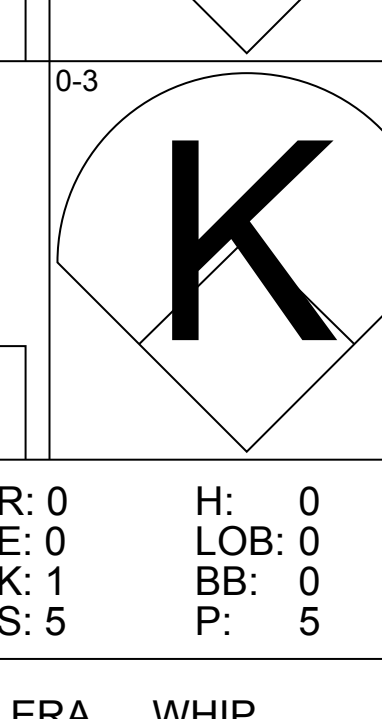
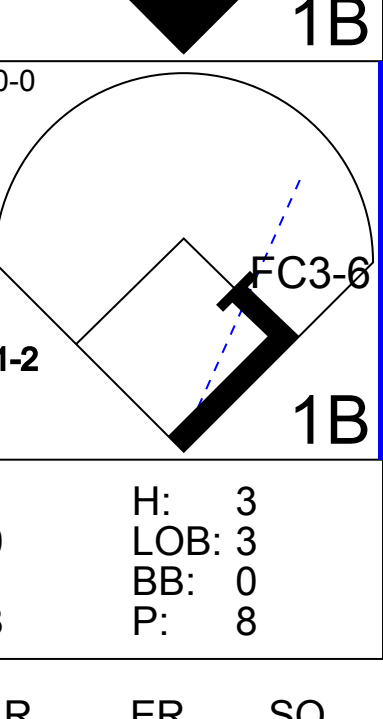
AB	29
R	0
H	2
RBI	0
BB	3
SO	5
LOB	12



Batter	1	2	3	4	5	6	7	8	9	AB	R	H	RBI	BB	SO	LOB	BOTTOM			
<b>Cleo James, R</b> (1, 8) OBP: 0.397, SLG: 0.397	0-0 F9		1-0 1B SF8 HBP		0-0 FC4-6 L4-6 1-2			0-3 K		3	1	0	0	0	1	1	<b>New York Mets @ Chicago Cubs</b> Wrigley Field, Chicago, IL Tue Sep 21 1971, 3:33 AM CDT Att: 5,464 - Sunny - 63 F			
<b>Paul Popovich, S</b> (1, 4) OBP: 0.259, SLG: 0.317	0-0 F5		0-0 SF8 1B		0-0 L4-6 2-3			0-0 P4-3		4	0	1	0	0	0	1				
<b>Billy Williams, L</b> (1, 7) OBP: 0.382, SLG: 0.504	0-0 4-3		0-0 SF8 1-2 3-H			0-3 K				2	0	0	1	0	1	0				
<b>Pat Bourque, L</b> (1, 3) OBP: 0.222, SLG: 0.308		4-0 HR BB	0-0 4-3			0-0 F2				2	1	0	0	1	0	1				
<b>Ron Santo, R</b> (1, 5) OBP: 0.352, SLG: 0.432		0-0 1-H HR		0-0 F8		0-0 P3				3	1	1	2	0	0	0				
<b>Gene Hiser, L</b> (1, 9) OBP: 0.267, SLG: 0.214		0-0 F8		4-0 1B BB			0-3 K			2	0	0	0	1	1	0				
<b>Don Kessinger, S</b> (1, 6) OBP: 0.313, SLG: 0.312		0-3 K		0-0 1-2 1B			0-0 4-3			3	0	1	0	0	1	0				
<b>Frank Fernandez, R</b> (1, 2) OBP: 0.319, SLG: 0.352		0-3 K		0-3 K			0-0 6-3			3	0	0	0	0	2	1				
<b>Burt Hooton, R</b> (1, 1)			0-3 K		4-0 FC4-6 BB			0-3 K		2	0	0	0	1	2	0				
<b>Inning Stats</b>	R: 0 E: 0 K: 0 S: 3	H: 0 LOB: 0 BB: 0 P: 3	R: 2 E: 0 K: 2 S: 8	H: 1 LOB: 1 BB: 1 P: 12	R: 1 E: 0 K: 1 S: 6	H: 1 LOB: 1 BB: 0 P: 7	R: 0 E: 0 K: 1 S: 5	H: 1 LOB: 1 BB: 1 P: 9	R: 0 E: 1 K: 0 S: 2	H: 0 LOB: 0 BB: 1 P: 6	R: 0 E: 0 K: 1 S: 5	H: 0 LOB: 0 BB: 0 P: 5	R: 0 E: 0 K: 1 S: 5	H: 0 LOB: 0 BB: 0 P: 5	R: 0 E: 0 K: 2 S: 7	H: 0 LOB: 0 BB: 0 P: 7		1B: 2 2B: 1 3B: 0 HR: 1	SF: 1 SAC: 0 DP: 1 HBP: 1	WP: 0 PB: 0 SB: 0 CS: 0
<b>PITCHER</b> <b>Tom Seaver, R</b> (1, 1) ERA: 1.81	IP: 7.0 WLS: L BF: 26	H: 3 R: 3 ER: 3 SO: 6	BB: 3 IBB: 0 HBP: 1 BLK: 0	WP: 0 HR: 1 S: 34 P: 47	ERA: 3.86 WHIP: 0.857											ERA: 0.00 WHIP: 0.000				
<b>Buzz Capra, R</b> (8, 1)	IP: 1.0 WLS: L BF: 3	H: 0 R: 0 ER: 0 SO: 2	BB: 0 IBB: 0 HBP: 0 BLK: 0	WP: 0 HR: 0 S: 7 P: 7	ERA: 0.00 WHIP: 0.000											ERA: 0.00 WHIP: 0.000				

AB	24
R	3
H	3
RBI	3
BB	3
SO	8
LOB	4

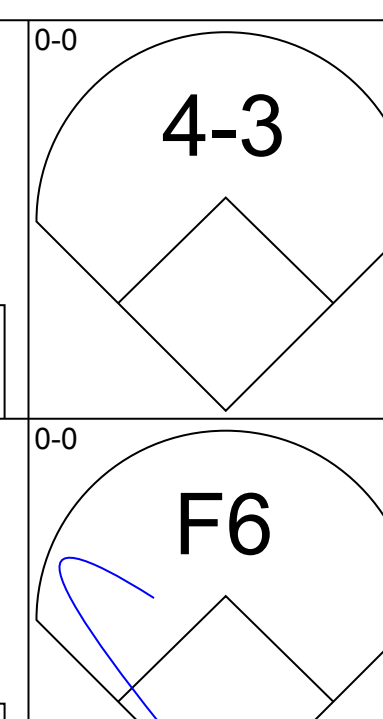
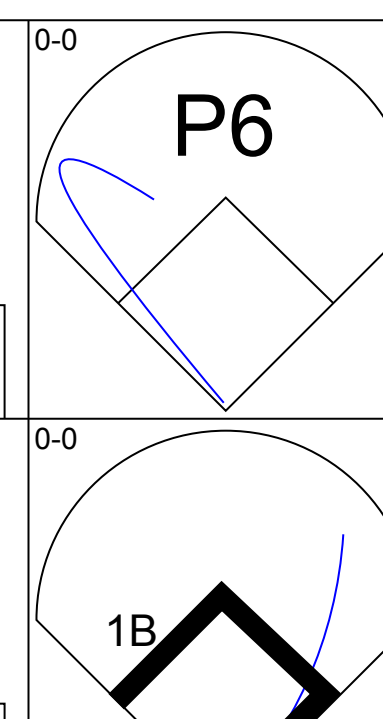
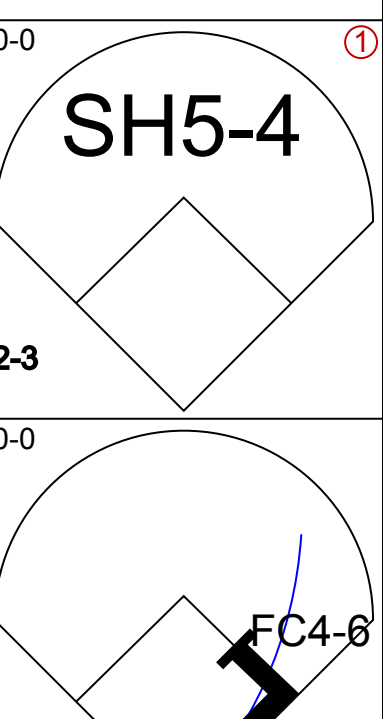
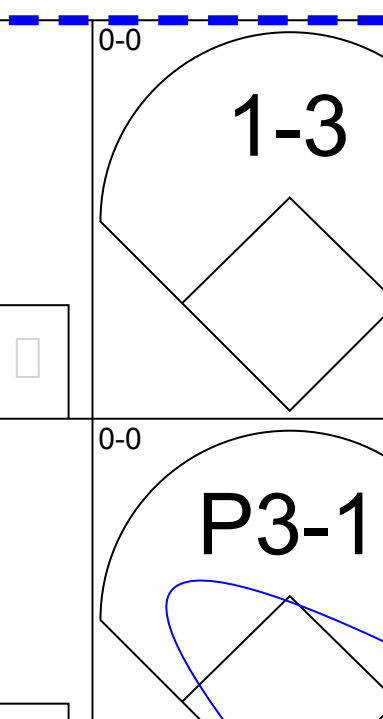
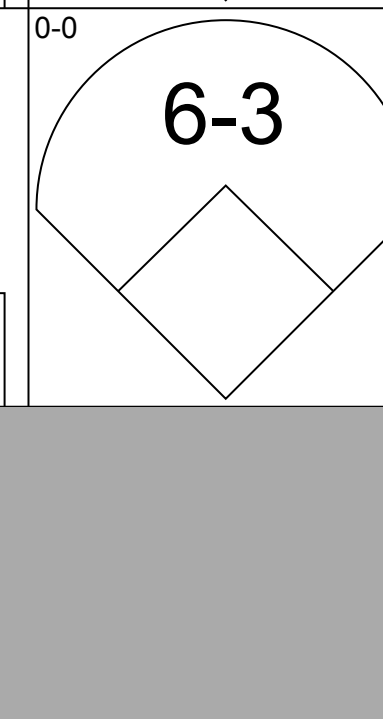
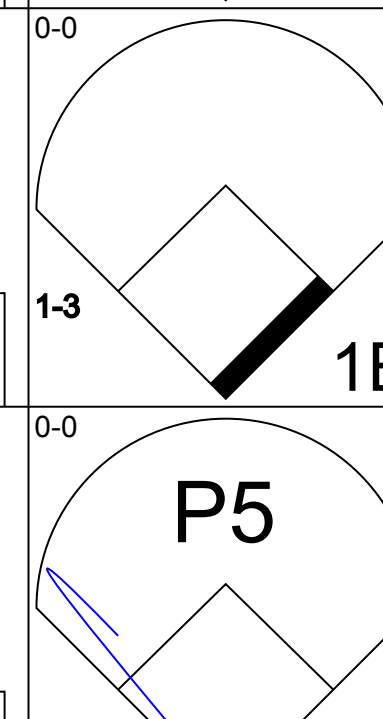
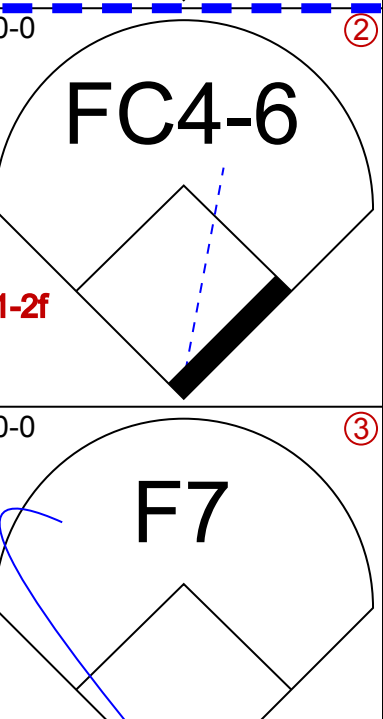
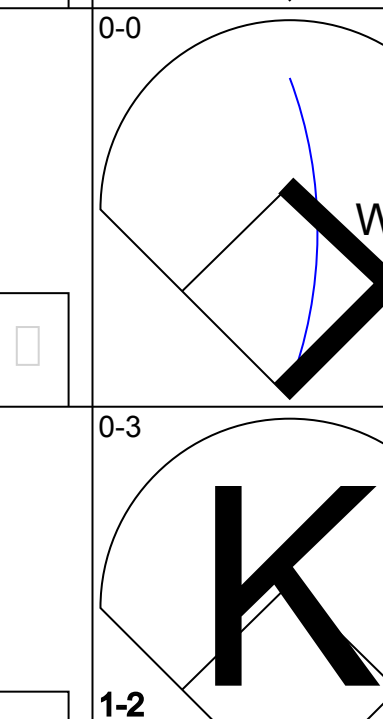

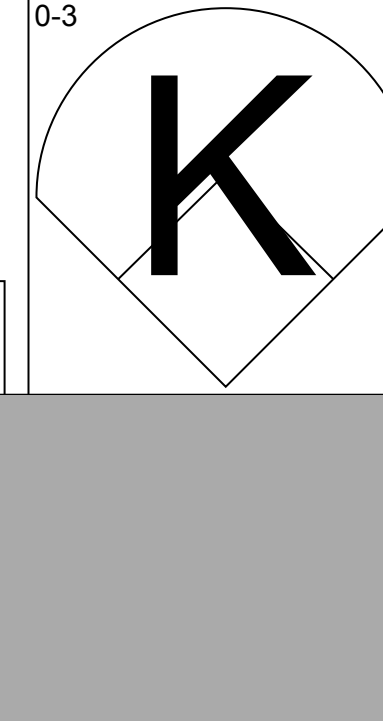
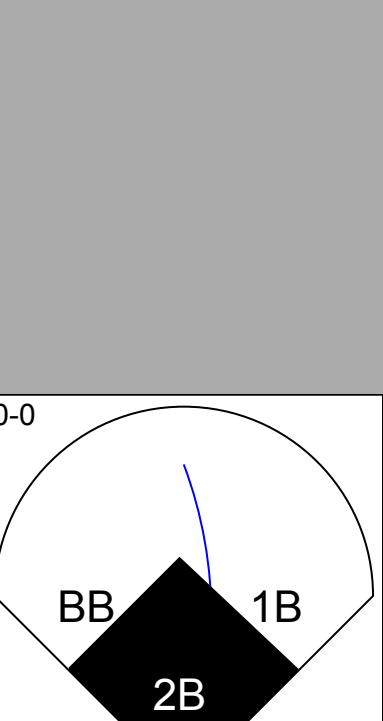

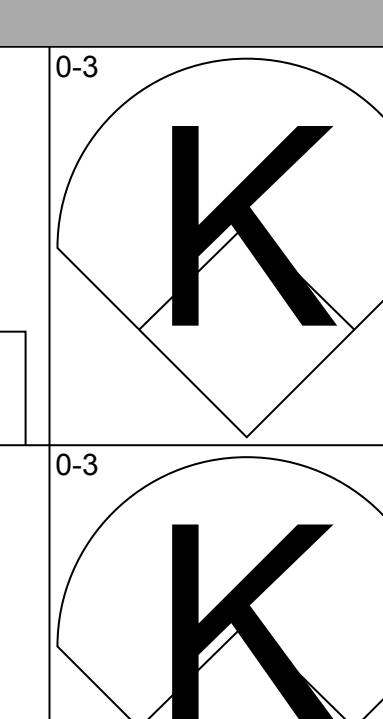
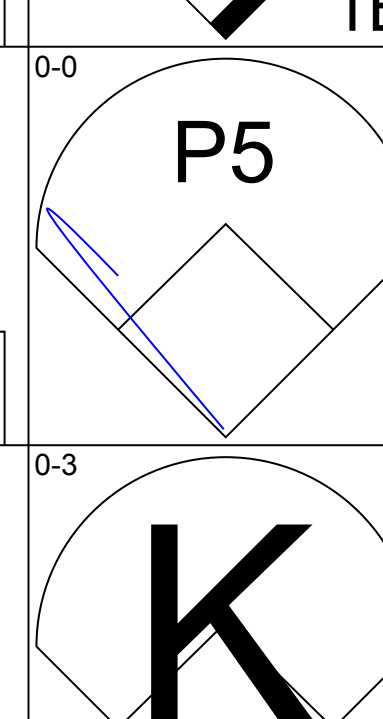
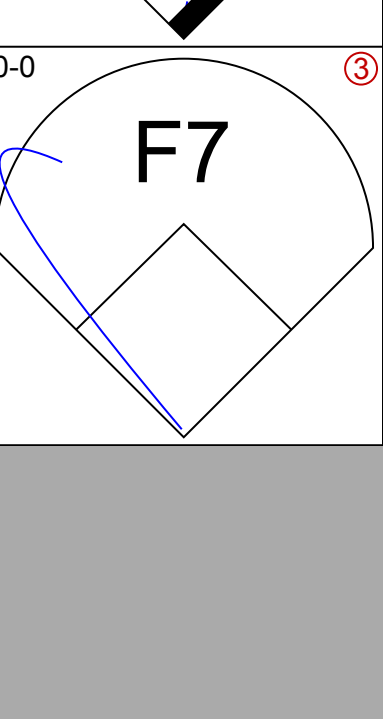
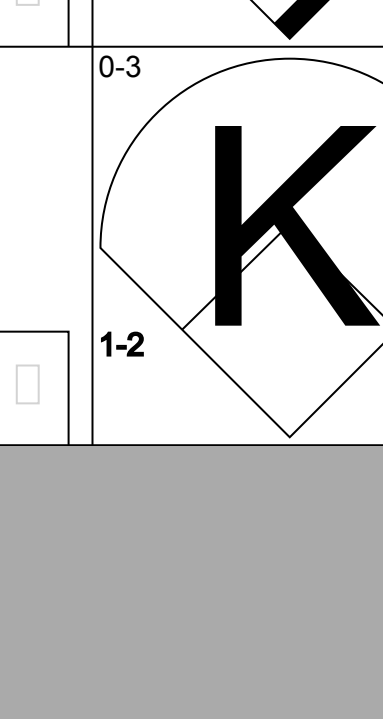
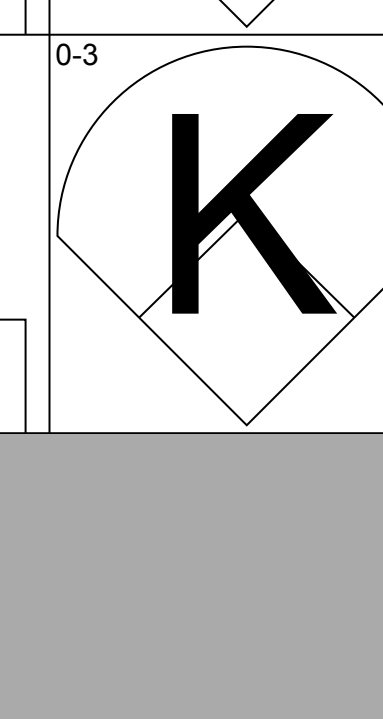

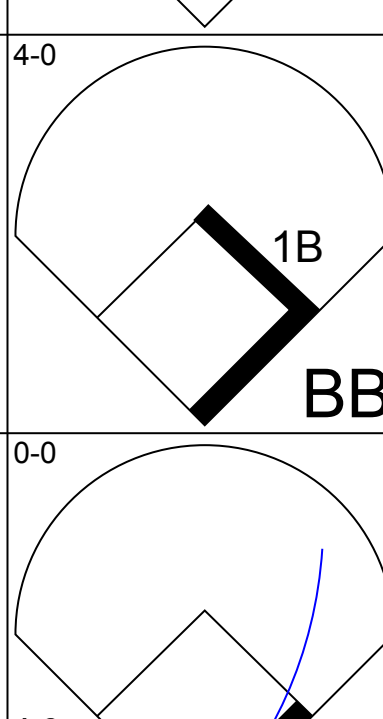
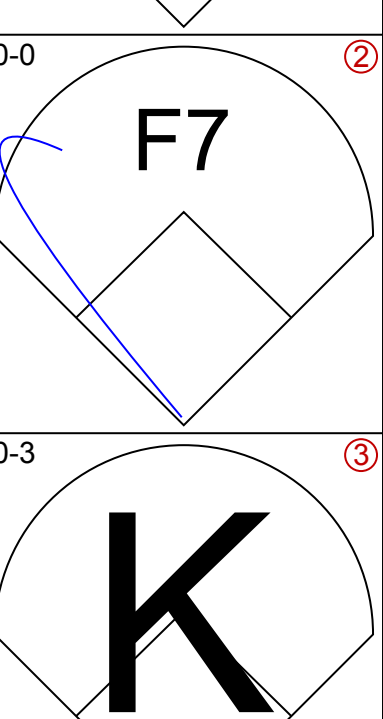

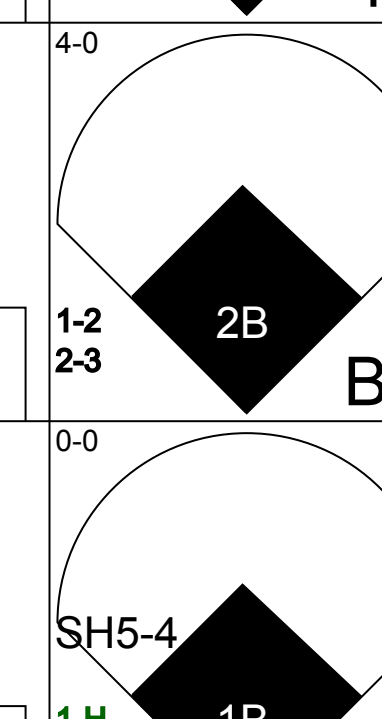
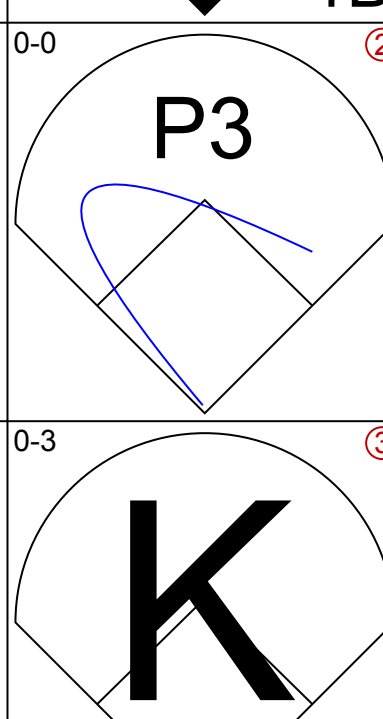

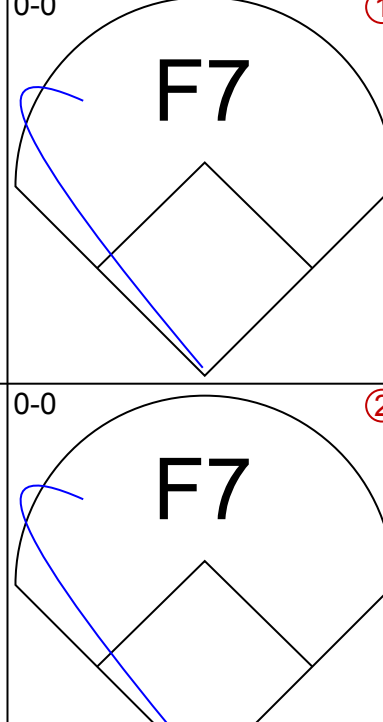
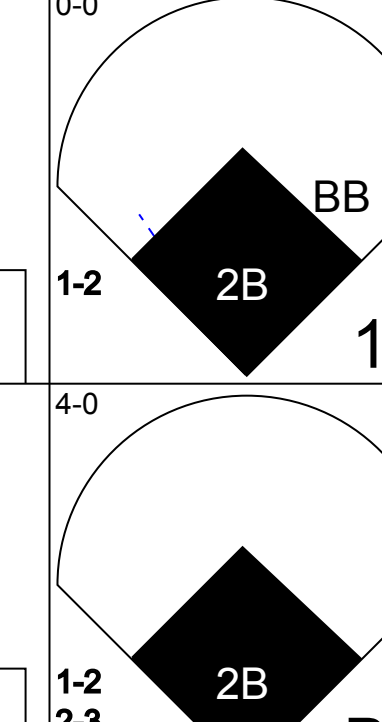
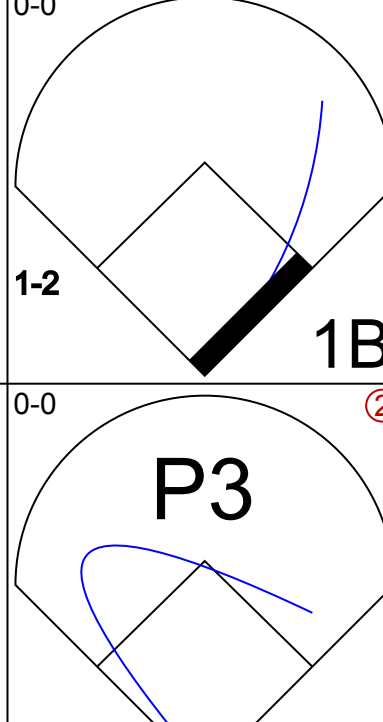

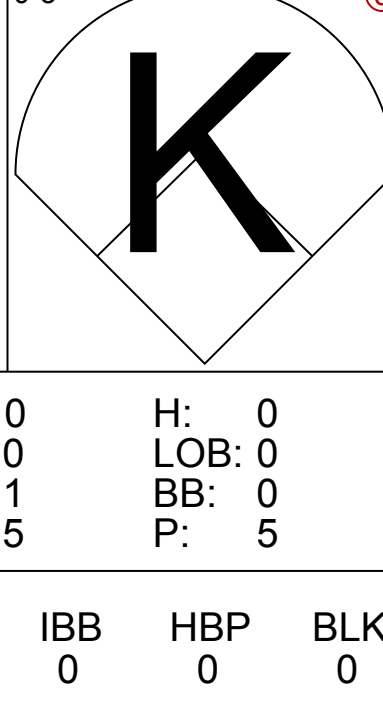
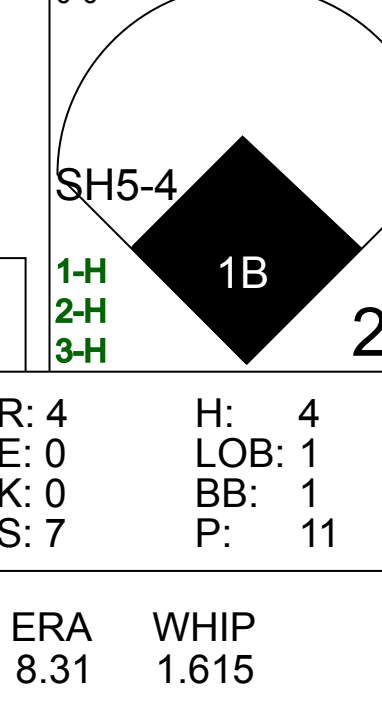
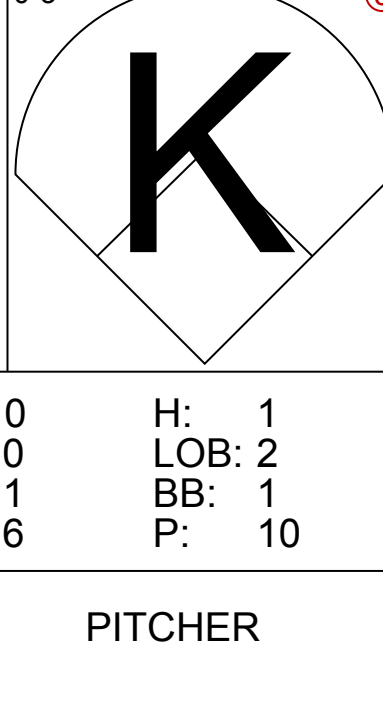





Batter	1	2	3	4	5	6	7	8	9	AB	R	H	RBI	BB	SO	LOB	TOP							
<b>Bud Harrelson, S</b> OBP: 0.318, SLG: 0.303 (1, 6)										4	0	1	0	0	1	2								
<b>Dave Marshall, L</b> OBP: 0.322, SLG: 0.332 (1, 9)										4	0	1	0	0	1	2								
<b>John Milner, L</b> OBP: 0.214, SLG: 0.286 (1, 7)										4	0	2	1	0	1	2								
<b>Ed Kranepool, L</b> OBP: 0.342, SLG: 0.454 (1, 3)										4	0	1	0	0	0	4								
<b>Mike Jorgensen, L</b> OBP: 0.294, SLG: 0.355 (1, 8)										4	0	1	0	0	1	1								
<b>Wayne Garrett, L</b> OBP: 0.322, SLG: 0.251 (1, 5)										4	0	0	0	0	1	2								
<b>Duffy Dyer, R</b> OBP: 0.295, SLG: 0.325 (1, 2)										4	0	0	0	0	0	2								
<b>Tim Foli, R</b> OBP: 0.276, SLG: 0.290 (1, 4)										4	1	1	0	0	0	1								
<b>Gary Gentry, R</b> OBP: 0.295, SLG: 0.274 (1, 1)										2	0	0	0	0	0	0								
<b>Ray Sadecki, L</b> OBP: 0.245, SLG: 0.213 (5, 1)										0	0	0	0	0	0	0								
<b>Jim McAndrew, R</b> OBP: 0.282, SLG: 0.287 (7, 1)										0	0	0	0	0	0	0								
<b>Art Shamsky, R</b> OBP: 0.282, SLG: 0.308 (8, PH)										1	0	1	0	0	0	0								
<b>Don Hahn, R</b> OBP: 0.282, SLG: 0.295 (8, PH)										0	0	0	0	0	0	0								
<b>Ron Taylor, R</b> OBP: 0.291, SLG: 0.270 (8, 1)										0	0	0	0	0	0	0								
<b>Inning Stats</b>	R: 0 E: 0 K: 1 S: 6	H: 1 LOB: 1 BB: 0 P: 6	R: 0 E: 0 K: 1 S: 5	H: 0 LOB: 0 BB: 0 P: 5	R: 0 E: 0 K: 1 S: 7	H: 2 LOB: 2 BB: 0 P: 7	R: 0 E: 0 K: 0 S: 3	H: 1 LOB: 0 BB: 0 P: 3	R: 0 E: 0 K: 1 S: 5	H: 0 LOB: 0 BB: 0 P: 5	R: 0 E: 0 K: 0 S: 3	H: 0 LOB: 0 BB: 0 P: 3	R: 0 E: 0 K: 0 S: 4	H: 1 LOB: 1 BB: 0 P: 4	R: 1 E: 0 K: 1 S: 8	H: 3 LOB: 3 BB: 0 P: 8	R: 0 E: 1 K: 1 S: 6	H: 0 LOB: 1 BB: 0 P: 6	1B: 7 2B: 1 3B: 0 HR: 0	SF: 0 SAC: 0 DP: 1 HBP: 0	WP: 0 PB: 0 SB: 0 CS: 0	PA: 35		
<b>PITCHER</b> <b>Bill Hands, R</b> ERA: 3.42 (1, 1)	IP: 9.0 WLS: W BF: 35 H: 8 R: 1 ER: 1 SO: 6 BB: 0 IBB: 0 HBP: 0 BLK: 0 WP: 0 HR: 0 S: 47 P: 47 ERA: 1.00 WHIP: 0.889																							

**New York Mets @ Chicago Cubs**  
Wrigley Field, Chicago, IL  
Wed Sep 22 1971, 3:33 AM CDT  
Att: 4,036 - Sunny

**AB 35**  
**R 1**  
**H 8**  
**RBI 1**  
**BB 0**  
**SO 6**  
**LOB 16**



Batter	1	2	3	4	5	6	7	8	9	AB	R	H	RBI	BB	SO	LOB	BOTTOM			
<b>Cleo James, R</b> OBP: 0.350, SLG: 0.388 (1, 8)										3	0	0	0	0	0	0				
<b>Paul Popovich, S</b> OBP: 0.284, SLG: 0.320 (1, 4)										4	0	2	1	0	0	0				
<b>Billy Williams, L</b> OBP: 0.383, SLG: 0.503 (1, 7)										4	0	2	0	0	0	1				
<b>Pat Bourque, L</b> OBP: 0.194, SLG: 0.267 (1, 3)										4	0	0	0	0	2	4				
<b>Ron Santo, R</b> OBP: 0.350, SLG: 0.429 (1, 5)										4	0	0	0	0	2	2				
<b>Gene Hiser, L</b> OBP: 0.316, SLG: 0.235 (1, 9)										3	1	1	0	1	1	0				
<b>Don Kessinger, S</b> OBP: 0.314, SLG: 0.313 (1, 6)										4	1	2	0	0	1	0				
<b>Frank Fernandez, R</b> OBP: 0.319, SLG: 0.342 (1, 2)										2	1	0	0	1	0	2				
<b>Bill Hands, R</b> OBP: 0.154, SLG: 0.125 (1, 1)										3	1	1	3	0	2	2				
<b>Inning Stats</b>	R: 0 E: 0 K: 0 S: 3	H: 0 LOB: 0 BB: 0 P: 3	R: 0 E: 0 K: 3 S: 9	H: 0 LOB: 0 BB: 0 P: 9	R: 0 E: 0 K: 1 S: 5	H: 0 LOB: 0 BB: 0 P: 5	R: 0 E: 0 K: 1 S: 7	H: 2 LOB: 2 BB: 0 P: 7	R: 4 E: 0 K: 0 S: 7	H: 4 LOB: 1 BB: 1 P: 11	R: 0 E: 0 K: 1 S: 6	H: 1 LOB: 1 BB: 1 P: 10	R: 0 E: 0 K: 1 S: 6	H: 1 LOB: 1 BB: 0 P: 6	R: 0 E: 0 K: 1 S: 5	H: 0 LOB: 0 BB: 0 P: 5	1B: 7 2B: 1 3B: 0 HR: 0	SF: 0 SAC: 1 DP: 0 HBP: 0	WP: 1 PB: 0 SB: 0 CS: 0	PA: 34
<b>PITCHER</b> <b>Gary Gentry, R</b> ERA: 3.23 (1, 1)	IP: 4.1 WLS: L BF: 20 H: 6 R: 4 ER: 4 SO: 5 BB: 1 IBB: 0 HBP: 0 BLK: 0 WP: 0 HR: 0 S: 29 P: 33 ERA: 8.31 WHIP: 1.615																			
<b>Ray Sadecki, L</b> ERA: 3.03 (5, 1)	IP: 1.2 WLS: 7 BF: 7 H: 1 R: 0 ER: 0 SO: 1 BB: 1 IBB: 0 HBP: 0 BLK: 0 WP: 0 HR: 0 S: 8 P: 12 ERA: 0.00 WHIP: 1.200																			
<b>Jim McAndrew, R</b> ERA: 4.33 (7, 1)	IP: 1.0 WLS: 4 BF: 4 H: 1 R: 0 ER: 0 SO: 1 BB: 0 IBB: 0 HBP: 0 BLK: 0 WP: 0 HR: 0 S: 6 P: 6 ERA: 0.00 WHIP: 1.000																			
<b>Ron Taylor, R</b> ERA: 3.65 (8, 1)	IP: 1.0 WLS: 3 BF: 0 H: 0 R: 0 ER: 0 SO: 1 BB: 0 IBB: 0 HBP: 0 BLK: 0 WP: 0 HR: 0 S: 5 P: 5 ERA: 0.00 WHIP: 0.000																			

**New York Mets @ Chicago Cubs**  
Wrigley Field, Chicago, IL  
Wed Sep 22 1971, 3:33 AM CDT  
Att: 4,036 - Sunny

**AB 31**  
**R 4**  
**H 8**  
**RBI 4**  
**BB 2**  
**SO 8**  
**LOB 11**



Batter	1	2	3	4	5	6	7	8	9	AB	R	H	RBI	BB	SO	LOB	TOP				
Tim Foli, R OBP: 0.275, SLG: 0.288 (1,4)	0-0 6-3		0-0 F2		0-0 E 1B			0-0 6-3	0-0 5-3	5	1	1	0	0	0	1					
Leroy Stanton, R OBP: 0.375, SLG: 0.500 (1,9)	0-0 1-3		0-0 1-3		0-0 E2 1B 2B			0-0 BB 1B 1B		4	1	2	2	0	0	1					
Cleon Jones, R OBP: 0.382, SLG: 0.478 (1,7)	0-0 6-3			0-0 P4-3	0-0 6-3			0-0 BB 1B 1B		4	1	1	0	0	0	1					
Donn Clendenon, R OBP: 0.302, SLG: 0.421 (1,3)		0-0 HR		0-0 F8		0-0 F8		0-3 K		4	1	1	1	0	1	2					
Tommie Agee, R OBP: 0.364, SLG: 0.434 (1,8)		0-3 K		0-0 FC4 1B		0-0 6-3		4-0 1B BB		3	0	1	0	1	1	0					
Mike Jorgensen, L OBP: 0.294, SLG: 0.355 (8, PR)				0-0 FC4 1B		0-0 5-3		1-2 2-3 BB		0	0	0	0	0	0	0					
Bob Aspromonte, R OBP: 0.286, SLG: 0.302 (1,5)	0-0 F9		0-0 FC4		0-0 5-3			1-3 2-H 3-H 1B		4	0	1	2	0	0	1					
Jerry Grote, R OBP: 0.337, SLG: 0.348 (1,2)	0-0 6-3				0-3 K		0-0 F7	0-3 K		4	0	0	0	0	2	2					
Bud Harrelson, S OBP: 0.320, SLG: 0.303 (1,6)			4-0 PB BB		0-0 FC1-6 1B		0-0 F3		0-0 F7	3	0	1	0	1	0	0					
Nolan Ryan, R OBP: 0.180, SLG: 0.170 (1,1)			0-0 F7		0-0 FC1-6 1B		0-0 F9		0-0 P4-3	3	1	0	0	0	0	2					
John Milner, L OBP: 0.200, SLG: 0.267 (9, PH)										1	0	0	0	0	0	0					
Tug McGraw, R OBP: 0.235, SLG: 0.529 (9, 1)										0	0	0	0	0	0	0					
<b>Inning Stats</b>	R: 0 E: 0 K: 0 S: 3	H: 0 LOB: 0 BB: 0 P: 3	R: 1 E: 0 K: 1 S: 6	H: 1 LOB: 0 BB: 0 P: 6	R: 0 E: 0 K: 0 S: 3	H: 0 LOB: 1 BB: 1 P: 7	R: 0 E: 0 K: 0 S: 4	H: 1 LOB: 1 BB: 0 P: 4	R: 2 E: 1 K: 1 S: 8	H: 3 LOB: 1 BB: 0 P: 8	R: 0 E: 0 K: 0 S: 3	H: 0 LOB: 0 BB: 0 P: 3	R: 0 E: 0 K: 0 S: 3	H: 0 LOB: 2 BB: 0 P: 14	R: 0 E: 0 K: 0 S: 3	H: 0 LOB: 0 BB: 0 P: 3	1B: 6 2B: 1 3B: 0 HR: 1	SF: 0 SAC: 0 DP: 0 HBP: 0	WP: 0 PB: 1 SB: 0 CS: 0	PA: 37	
<b>PITCHER</b>	IP WLS BF H R ER SO BB IBB HBP BLK WP HR S P ERA WHIP	IP WLS BF H R ER SO BB IBB HBP BLK WP HR S P ERA WHIP	IP WLS BF H R ER SO BB IBB HBP BLK WP HR S P ERA WHIP	IP WLS BF H R ER SO BB IBB HBP BLK WP HR S P ERA WHIP	IP WLS BF H R ER SO BB IBB HBP BLK WP HR S P ERA WHIP	IP WLS BF H R ER SO BB IBB HBP BLK WP HR S P ERA WHIP	IP WLS BF H R ER SO BB IBB HBP BLK WP HR S P ERA WHIP	IP WLS BF H R ER SO BB IBB HBP BLK WP HR S P ERA WHIP	IP WLS BF H R ER SO BB IBB HBP BLK WP HR S P ERA WHIP	IP WLS BF H R ER SO BB IBB HBP BLK WP HR S P ERA WHIP	IP WLS BF H R ER SO BB IBB HBP BLK WP HR S P ERA WHIP	IP WLS BF H R ER SO BB IBB HBP BLK WP HR S P ERA WHIP	IP WLS BF H R ER SO BB IBB HBP BLK WP HR S P ERA WHIP	IP WLS BF H R ER SO BB IBB HBP BLK WP HR S P ERA WHIP	IP WLS BF H R ER SO BB IBB HBP BLK WP HR S P ERA WHIP	IP WLS BF H R ER SO BB IBB HBP BLK WP HR S P ERA WHIP	IP WLS BF H R ER SO BB IBB HBP BLK WP HR S P ERA WHIP	IP WLS BF H R ER SO BB IBB HBP BLK WP HR S P ERA WHIP	IP WLS BF H R ER SO BB IBB HBP BLK WP HR S P ERA WHIP	IP WLS BF H R ER SO BB IBB HBP BLK WP HR S P ERA WHIP	IP WLS BF H R ER SO BB IBB HBP BLK WP HR S P ERA WHIP

New York Mets @ Chicago Cubs  
Wrigley Field, Chicago, IL  
Thu Sep 23 1971, 3:33 AM CDT  
Att: 2,579 - Unknown

AB 35  
R 5  
H 8  
RBI 5  
BB 2  
SO 4  
LOB 10




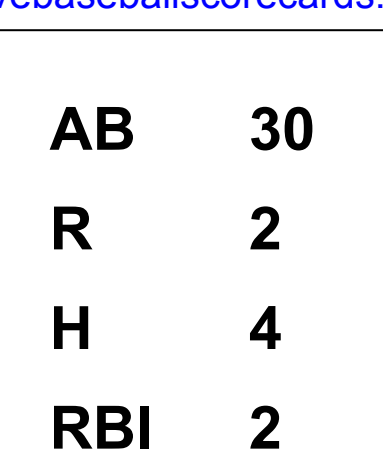

Batter	1	2	3	4	5	6	7	8	9	AB	R	H	RBI	BB	SO	LOB	BOTTOM				
Cleo James, R OBP: 0.351, SLG: 0.383 (1,8)	1-0 BB E 1B HBP		0-0 F8		0-0 F6		0-0 5-3	0-0 WP S E 1B		4	2	1	0	0	0	1					
Paul Popovich, S OBP: 0.287, SLG: 0.319 (1,4)	4-0 BB 1B BB		0-0 P8		0-0 E 1B		0-0 P4-3	0-3 K 1-H		4	1	1	0	1	1	0					
Billy Williams, L OBP: 0.383, SLG: 0.501 (1,7)	4-0 S 1B 1-2 2-3 BB		4-0 IBB		0-0 E4 1-3		0-0 F7		0-0 F9	3	0	0	0	2	0	1					
Pat Bourque, L OBP: 0.171, SLG: 0.235 (1,3)	0-3 K		0-0 F6		0-0 F4		0-0 F9		0-0 5-3	4	0	0	0	0	1	7					
Carmen Fanzone, R OBP: 0.243, SLG: 0.343 (9, PH)										1	0	0	0	0	0	0					
Ron Santo, R OBP: 0.354, SLG: 0.431 (1,5)	0-0 1-2 2-H 3-H 1B		4-0 BB		0-0 1B		0-0 FC6-4 BB 1B		0-0 F7	4	0	3	2	1	0	0					
Gene Hiser, L OBP: 0.304, SLG: 0.200 (1,9)	0-3 K2-3		0-0 F6		0-3 K		4-0 FC6-4 BB		0-3 K	3	0	0	0	1	2	4					
Jim Hickman, R OBP: 0.347, SLG: 0.457 (9, PH)							1-2 BB			1	0	0	0	0	1	0					
Don Kessinger, S OBP: 0.313, SLG: 0.313 (1,6)	0-0 1-3		0-0 F7		0-0 BB 1B		0-0 FC6-4			4	0	1	0	0	0	5					
Frank Fernandez, R OBP: 0.316, SLG: 0.329 (1,2)		0-3 K		0-0 F6		4-0 S4-6-3 BB		0-0 4-3		3	0	0	0	1	1	3					
Juan Pizarro, L OBP: 0.194, SLG: 0.273 (1,1)										3	1	1	0	0	0	3					
Jim Colborn, R (8, 1)										0	0	0	0	0	0	0					
Brock Davis, L OBP: 0.343, SLG: 0.321 (9, PH)										1	0	0	0	0	0	0					
Ron Tompkins, R (9, 1)										0	0	0	0	0	0	0					
<b>Inning Stats</b>	R: 2 E: 1 K: 2 S: 8	H: 1 LOB: 2 BB: 2 P: 17	R: 1 E: 1 K: 1 S: 7	H: 1 LOB: 2 BB: 1 P: 11	R: 0 E: 0 K: 0 S: 3	H: 0 LOB: 1 BB: 1 P: 7	R: 0 E: 1 K: 0 S: 5	H: 1 LOB: 2 BB: 0 P: 5	R: 0 E: 0 K: 0 S: 3	H: 0 LOB: 0 BB: 0 P: 3	R: 0 E: 0 K: 0 S: 4	H: 1 LOB: 2 BB: 1 P: 8	R: 1 E: 0 K: 1 S: 6	H: 1 LOB: 0 BB: 0 P: 6	R: 0 E: 0 K: 1 S: 5	H: 0 LOB: 0 BB: 0 P: 5	1B: 6 2B: 1 3B: 0 HR: 0	SF: 0 SAC: 0 DP: 1 HBP: 1	WP: 1 PB: 0 SB: 2 CS: 0	PA: 42	
<b>PITCHER</b>	IP WLS BF H R ER SO BB IBB HBP BLK WP HR S P ERA WHIP	IP WLS BF H R ER SO BB IBB HBP BLK WP HR S P ERA WHIP	IP WLS BF H R ER SO BB IBB HBP BLK WP HR S P ERA WHIP	IP WLS BF H R ER SO BB IBB HBP BLK WP HR S P ERA WHIP	IP WLS BF H R ER SO BB IBB HBP BLK WP HR S P ERA WHIP	IP WLS BF H R ER SO BB IBB HBP BLK WP HR S P ERA WHIP	IP WLS BF H R ER SO BB IBB HBP BLK WP HR S P ERA WHIP	IP WLS BF H R ER SO BB IBB HBP BLK WP HR S P ERA WHIP	IP WLS BF H R ER SO BB IBB HBP BLK WP HR S P ERA WHIP	IP WLS BF H R ER SO BB IBB HBP BLK WP HR S P ERA WHIP	IP WLS BF H R ER SO BB IBB HBP BLK WP HR S P ERA WHIP	IP WLS BF H R ER SO BB IBB HBP BLK WP HR S P ERA WHIP	IP WLS BF H R ER SO BB IBB HBP BLK WP HR S P ERA WHIP	IP WLS BF H R ER SO BB IBB HBP BLK WP HR S P ERA WHIP	IP WLS BF H R ER SO BB IBB HBP BLK WP HR S P ERA WHIP	IP WLS BF H R ER SO BB IBB HBP BLK WP HR S P ERA WHIP	IP WLS BF H R ER SO BB IBB HBP BLK WP HR S P ERA WHIP	IP WLS BF H R ER SO BB IBB HBP BLK WP HR S P ERA WHIP	IP WLS BF H R ER SO BB IBB HBP BLK WP HR S P ERA WHIP	IP WLS BF H R ER SO BB IBB HBP BLK WP HR S P ERA WHIP	IP WLS BF H R ER SO BB IBB HBP BLK WP HR S P ERA WHIP

New York Mets @ Chicago Cubs  
Wrigley Field, Chicago, IL  
Thu Sep 23 1971, 3:33 AM CDT  
Att: 2,579 - Unknown

AB 35  
R 4  
H 7  
RBI 2  
BB 6  
SO 6  
LOB 24



Batter	1	2	3	4	5	6	7	8	9	AB	R	H	RBI	BB	SO	LOB	TOP											
Gene Alley, R OBP: 0.303, SLG: 0.353	4-0 WP 1B BB		0-3 K		0-0 4-3			0-0 5-3		3	1	0	0	1	1	1	Pittsburgh Pirates @ New York Mets Shea Stadium, Flushing, NY Fri Sep 24 1971, 7:05 PM EDT Att: 35,936 - Unknown											
Gene Clines, R OBP: 0.359, SLG: 0.387	0-0 F2 1-2		0-0 L6-3			0-0 L3		0-0 2B 1B		4	1	1	0	0	0	1												
Roberto Clemente, R OBP: 0.371, SLG: 0.505	0-0 2H 1B			0-0 4-3		0-0 6-3		0-0 1H 2B		4	0	2	2	0	0	0												
Willie Stargell, L OBP: 0.401, SLG: 0.636	0-3 K			0-3 K		0-0 HR		0-3 K		4	1	1	1	0	3	2												
Manny Sanguillen, R OBP: 0.346, SLG: 0.423	0-0 6-3			0-0 1B		0-0 1-3			0-0 L6	4	0	1	0	0	0	1												
Jose Pagan, R OBP: 0.323, SLG: 0.362		0-0 6-3		0-3 K			0-0 5-3		4-0 G3-6 BB	3	0	0	0	1	1	1												
Al Oliver, L OBP: 0.318, SLG: 0.446		0-3 K			0-0 2B		0-0 G3		0-0 G3-6 1-2	4	0	1	0	0	1	1												
Bill Mazerowski, R OBP: 0.305, SLG: 0.297		0-0 F9			0-0 5-3		0-0 F7			3	0	0	0	0	0	1												
Bruce Kison, R OBP: 0.121, SLG: 0.097 Carl Taylor, R OBP: 0.250, SLG: 0.178 Bob Miller, R OBP: 0.178, SLG: 0.178			0-3 K		0-3 K			0-0 6-3		2	0	0	0	0	2	1												
<b>Inning Stats</b>	R: 1 E: 0 K: 1 S: 6	H: 1 LOB: 1 BB: 1 P: 10	R: 0 E: 0 K: 1 S: 5	H: 0 LOB: 0 BB: 0 P: 5	R: 0 E: 0 K: 2 S: 7	H: 0 LOB: 0 BB: 0 P: 7	R: 0 E: 0 K: 1 S: 8	H: 1 LOB: 1 BB: 0 P: 8	R: 0 E: 0 K: 1 S: 6	H: 1 LOB: 1 BB: 0 P: 6	R: 0 E: 0 K: 0 S: 4	H: 1 LOB: 0 BB: 0 P: 4	R: 0 E: 0 K: 0 S: 3	H: 0 LOB: 0 BB: 0 P: 3	R: 1 E: 0 K: 1 S: 7	H: 2 LOB: 1 BB: 0 P: 7		R: 0 E: 0 K: 0 S: 2	H: 0 LOB: 0 BB: 1 P: 6	1B: 3 2B: 2 3B: 0 HR: 1	SF: 0 SAC: 0 DP: 1 HBP: 0	WP: 1 PB: 0 SB: 0 CS: 0	PA: 34					
<b>PITCHER</b>	IP	WLS	BF	H	R	ER	SO	BB	IBB	HBP	BLK	WP	HR	S	P	ERA	WHIP											
Jerry Koosman, L ERA: 3.12	(1, 1)	8.0	L	31	6	3	3	8	1	0	0	0	1	1	46	50	3.38	0.875										
Danny Frisella, R ERA: 2.09	(9, 1)	1.0	S	3	0	0	0	0	1	0	0	0	0	0	2	6	0.00	1.000										

Batter	1	2	3	4	5	6	7	8	9	AB	R	H	RBI	BB	SO	LOB	BOTTOM										
Bud Harrelson, S OBP: 0.320, SLG: 0.302	1-0 FC1-6 HBP		0-3 K		0-0 4-3			0-0 SH1-4		2	0	0	0	0	1	1	Pittsburgh Pirates @ New York Mets Shea Stadium, Flushing, NY Fri Sep 24 1971, 7:05 PM EDT Att: 35,936 - Unknown										
Leroy Stanton, R OBP: 0.250, SLG: 0.333	0-0 FC1-6 FC3-6 1B 1-2		0-0 P4			0-0 P3		0-3 K		4	1	0	0	0	1	3											
Cleon Jones, R OBP: 0.381, SLG: 0.475	4-0 FC3-6 1-2 BB		0-3 K			0-3 K		0-3 K		3	0	0	0	1	3	2											
Ed Kranepool, L OBP: 0.339, SLG: 0.450	0-0 FC3-6 1B 1-2 2-3		0-0 F8			0-0 3-1			0-0 4-3	4	0	0	0	0	0	2											
Mike Jorgensen, L OBP: 0.309, SLG: 0.391	0-0 1-2 3H 1B			0-0 4-3			0-0 HR		4-0 FC6-4 BB	3	1	2	2	1	0	0											
Wayne Garrett, L OBP: 0.316, SLG: 0.246	0-0 F8			0-0 4-3			0-0 1-3		0-0 FC6-4 1-2	4	0	0	0	0	0	3											
Jerry Grote, R OBP: 0.336, SLG: 0.346 John Milner, L OBP: 0.188, SLG: 0.250 Duffy Dyer, R OBP: 0.295, SLG: 0.325 Dave Marshall, L OBP: 0.321, SLG: 0.330		0-3 K		0-3 K			0-0 F7		0-3 K	2	0	0	0	0	2	0											
Tim Foli, R OBP: 0.275, SLG: 0.288		0-0 1B			0-0 F8		0-0 6-3			3	0	1	0	0	0	0											
Jerry Koosman, R OBP: 0.226, SLG: 0.163 Art Shamsky, L OBP: 0.295, SLG: 0.370 Don Hahn, R OBP: 0.320, SLG: 0.295 Danny Frisella, L OBP: 0.286, SLG: 0.231		0-3 K		0-3 K			0-0 SH1-4 1B			2	0	0	0	0	2	1											
<b>Inning Stats</b>	R: 1 E: 0 K: 0 S: 4	H: 1 LOB: 2 BB: 1 P: 9	R: 0 E: 0 K: 3 S: 10	H: 1 LOB: 0 BB: 0 P: 10	R: 0 E: 0 K: 1 S: 5	H: 0 LOB: 0 BB: 0 P: 5	R: 0 E: 0 K: 1 S: 5	H: 0 LOB: 0 BB: 0 P: 5	R: 0 E: 0 K: 1 S: 5	H: 0 LOB: 0 BB: 0 P: 5	R: 1 E: 0 K: 0 S: 4	H: 1 LOB: 0 BB: 0 P: 4	R: 0 E: 0 K: 2 S: 8	H: 1 LOB: 2 BB: 0 P: 8	R: 0 E: 0 K: 1 S: 5	H: 0 LOB: 1 BB: 1 P: 9		1B: 3 2B: 0 3B: 0 HR: 1	SF: 0 SAC: 1 DP: 0 HBP: 1	WP: 0 PB: 0 SB: 0 CS: 0	PA: 34						
<b>PITCHER</b>	IP	WLS	BF	H	R	ER	SO	BB	IBB	HBP	BLK	WP	HR	S	P	ERA	WHIP										
Bruce Kison, R ERA: 3.4 Bob Miller, R ERA: 1.66	(1, 1)	7.0	W	26	3	2	7	1	0	1	0	0	1	38	43	2.57	0.571										
	(8, 1)	2.0	S	8	1	0	3	1	0	0	0	0	0	13	17	0.00	1.000										



Batter	1	2	3	4	5	6	7	8	9	AB	R	H	RBI	BB	SO	LOB	TOP			
Dave Cash, R (1,4) OBP: 0.353, SLG: 0.360	K			F9			1B SF8 BB		4-3	3	1	0	0	1	1	0	<b>Pittsburgh Pirates @ New York Mets</b> Shea Stadium, Flushing, NY Sun Sep 26 1971, 3:33 AM EDT Att: 30,519 - Unknown <a href="http://livebaseballscorecards.com">livebaseballscorecards.com</a>			
Vic Davallo, L (1,9) OBP: 0.314, SLG: 0.387	K			F8			G1-6-3 1B			3	0	1	0	0	1	0				
Al Oliver, L (1,8) OBP: 0.316, SLG: 0.444	4-3			P6			SF8			2	0	0	1	0	0	0				
Willie Stargell, L (1,7) OBP: 0.400, SLG: 0.628		K			K		G1-6-3			3	0	0	0	0	2	1				
Milt May, L (1,2) OBP: 0.316, SLG: 0.423		P5			K				G3	3	0	0	0	0	1	0				
Bob Robertson, R (1,3) OBP: 0.355, SLG: 0.484		K			K				F7	3	0	0	0	0	2	0				
Jose Pagan, R (1,5) OBP: 0.313, SLG: 0.344				6-3					F7	3	0	0	0	0	1	0				
Gene Alley, R (1,6) OBP: 0.298, SLG: 0.345				4-3					F9	3	0	0	0	0	1	0				
Steve Blass, R (1,1) OBP: 0.131, SLG: 0.145				K						2	0	0	0	0	1	0				
Rimp Lanier, L (9,PH)									P5	1	0	0	0	0	0	0				
<b>Inning Stats</b>	R: 0 E: 0 K: 2 S: 7	H: 0 LOB: 0 BB: 0 P: 7	R: 0 E: 0 K: 2 S: 7	H: 0 LOB: 0 BB: 0 P: 7	R: 0 E: 0 K: 1 S: 5	H: 0 LOB: 0 BB: 0 P: 5	R: 0 E: 0 K: 0 S: 3	H: 0 LOB: 0 BB: 0 P: 3	R: 0 E: 0 K: 2 S: 9	H: 0 LOB: 0 BB: 0 P: 9	R: 1 E: 0 K: 0 S: 3	H: 1 LOB: 0 BB: 1 P: 7	R: 0 E: 0 K: 0 S: 3	H: 0 LOB: 0 BB: 0 P: 3	R: 0 E: 0 K: 0 S: 3	H: 0 LOB: 0 BB: 0 P: 3	1B: 1 2B: 0 3B: 0 HR: 0	SF: 1 SAC: 0 DP: 1 HBP: 0	WP: 0 PB: 0 SB: 0 CS: 0	PA: 28
<b>PITCHER</b> Tom Seaver, R (1,1) ERA: 1.78	IP: 9.0 WLS: W BF: 28 H: 1 R: 1 ER: 1 SO: 10 BB: 1 IBB: 0 HBP: 0 BLK: 0 WP: 0 HR: 0 S: 47 P: 51 ERA: 1.00 WHIP: 0.222															<b>PITCHER</b>				

Batter	1	2	3	4	5	6	7	8	9	AB	R	H	RBI	BB	SO	LOB	BOTTOM			
Bud Harrelson, S (1,6) OBP: 0.316, SLG: 0.301	K	K			SH1-4	6-3				3	0	0	0	0	2	4	<b>Pittsburgh Pirates @ New York Mets</b> Shea Stadium, Flushing, NY Sun Sep 26 1971, 3:33 AM EDT Att: 30,519 - Unknown <a href="http://livebaseballscorecards.com">livebaseballscorecards.com</a>			
Ken Singleton, S (1,9) OBP: 0.376, SLG: 0.375	1B	K			FC 1B		4-3			4	2	1	0	0	1	4				
Cleon Jones, R (1,7) OBP: 0.380, SLG: 0.474	1B			K	1B		6-3			4	0	2	1	0	1	0				
Donn Clendenon, R (1,3) OBP: 0.299, SLG: 0.412	1B			K	1B		K			4	0	1	1	0	3	2				
Tommie Agee, R (1,8) OBP: 0.366, SLG: 0.434	G6-4-3									4	0	2	1	0	0	2				
Don Hahn, R (8,PR) OBP: 0.318, SLG: 0.294	G6-4-3			4-3						0	0	0	0	0	0	0				
Wayne Garrett, L (1,5) OBP: 0.308, SLG: 0.236		F8		4-3	4-3				SH1-4	3	0	0	0	0	0	2				
Duffy Dyer, R (1,2) OBP: 0.297, SLG: 0.325		BB 1B			1B				6-3	4	0	3	0	0	0	2				
Tim Foli, R (1,4) OBP: 0.279, SLG: 0.290		BB			G6-3				FC3-6	3	0	1	0	1	0	2				
Tom Seaver, R (1,1) OBP: 0.253, SLG: 0.270		BB			1B				SH2-4	0	1	0	0	2	0	0				
<b>Inning Stats</b>	R: 1 E: 0 K: 1 S: 7	H: 3 LOB: 1 BB: 0 P: 7	R: 0 E: 0 K: 2 S: 8	H: 1 LOB: 2 BB: 2 P: 16	R: 0 E: 0 K: 2 S: 7	H: 0 LOB: 0 BB: 0 P: 7	R: 0 E: 0 K: 0 S: 3	H: 1 LOB: 0 BB: 0 P: 3	R: 2 E: 0 K: 1 S: 8	H: 2 LOB: 2 BB: 1 P: 12	R: 0 E: 0 K: 0 S: 4	H: 1 LOB: 1 BB: 0 P: 4	R: 0 E: 0 K: 1 S: 5	H: 0 LOB: 0 BB: 0 P: 5	R: 0 E: 0 K: 0 S: 4	H: 2 LOB: 2 BB: 0 P: 4	1B: 10 2B: 0 3B: 0 HR: 0	SF: 0 SAC: 3 DP: 2 HBP: 0	WP: 0 PB: 0 SB: 0 CS: 0	PA: 35
<b>PITCHER</b> Steve Blass, R (1,1) ERA: 2.85	IP: 8.0 WLS: L BF: 35 H: 10 R: 3 ER: 3 SO: 7 BB: 3 IBB: 0 HBP: 0 BLK: 0 WP: 0 HR: 0 S: 46 P: 58 ERA: 3.38 WHIP: 1.625															<b>PITCHER</b>				





Batter	1	2	3	4	5	6	7	8	9	AB	R	H	RBI	BB	SO	LOB	TOP																									
Lou Brock, L (1, 7) OBP: 0.386, SLG: 0.425										4	2	1	1	1	0	1																										
Ted Sizemore, R (1, 4) OBP: 0.322, SLG: 0.333										3	1	0	1	1	0	0																										
Matty Alou, L (1, 3) OBP: 0.352, SLG: 0.415 Luis Melendez, R (9, 9) OBP: 0.326, SLG: 0.260										3	1	1	0	1	0	0																										
Joe Torre, R (1, 5) OBP: 0.421, SLG: 0.555										3	0	1	1	1	0	1																										
Ted Simmons, S (1, 2) OBP: 0.347, SLG: 0.424										4	0	2	2	0	1	1																										
Jose Cruz, L (1, 8) OBP: 0.375, SLG: 0.416										4	0	0	0	0	0	5																										
Joe Hague, L (1, 9) OBP: 0.330, SLG: 0.394										4	0	0	0	0	1	4																										
Dal Maxvill, R (1, 6) OBP: 0.307, SLG: 0.258										4	0	1	0	0	0	4																										
Steve Carlton, L (1, 1) OBP: 0.210, SLG: 0.219										3	1	1	0	0	1	0																										
Inning Stats	R: 3 E: 0 K: 0 S: 4	H: 1 LOB: 2 BB: 4 P: 20	R: 2 E: 0 K: 0 S: 5	H: 2 LOB: 0 BB: 0 P: 5	R: 0 E: 0 K: 0 S: 4	H: 1 LOB: 1 BB: 0 P: 4	R: 0 E: 0 K: 1 S: 5	H: 0 LOB: 0 BB: 0 P: 5	R: 0 E: 0 K: 0 S: 6	H: 1 LOB: 1 BB: 0 P: 4	R: 0 E: 0 K: 0 S: 3	H: 1 LOB: 0 BB: 0 P: 3	R: 0 E: 1 K: 1 S: 6	H: 0 LOB: 1 BB: 0 P: 6	R: 0 E: 0 K: 0 S: 3	H: 0 LOB: 0 BB: 0 P: 3	1B: 4 2B: 1 3B: 2 HR: 0	SF: 1 SAC: 1 DP: 1 HBP: 0	WP: 0 PB: 0 SB: 0 CS: 0	PA: 38																						
PITCHER	IP	WLS	BF	H	R	ER	SO	BB	IBB	HBP	BLK	WP	HR	S	P	ERA	WHIP	PITCHER						IP	WLS	BF	H	R	ER	SO	BB	IBB	HBP	BLK	WP	HR	S	P	ERA	WHIP		
Nolan Ryan, R (1, 1) ERA: 3.97	0.0	L	5	1	3	3	0	4	0	0	0	0	0	1	17	∞	∞																									
Jim McAndrew, R (1, 1) ERA: 4.33	3.0		12	3	2	2	0	0	0	0	0	0	0	12	12	6.00	1.000																									
Jerry Koosman, L (4, 1) ERA: 3.04	4.0		14	3	0	0	2	0	0	0	0	0	0	18	18	0.00	0.750																									
Danny Frisella, R (8, 1) ERA: 1.99	2.0		7	0	0	0	1	0	0	0	0	0	0	9	9	0.00	0.000																									

St. Louis Cardinals @ New York Mets  
Shea Stadium, Flushing, NY  
Tue Sep 28 1971, 3:33 AM EDT  
Att: 3,338 - Unknown

AB 32  
R 5  
H 7  
RBI 5  
BB 4  
SO 3  
LOB 16

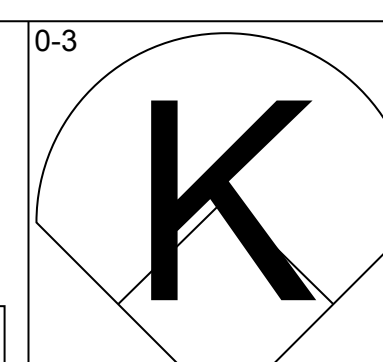
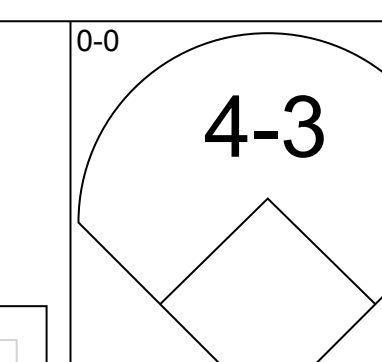
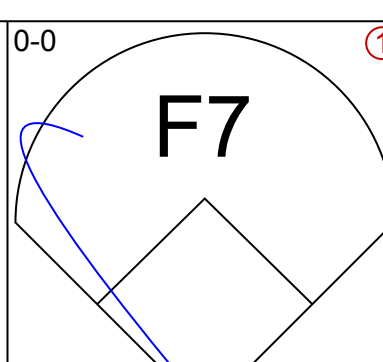
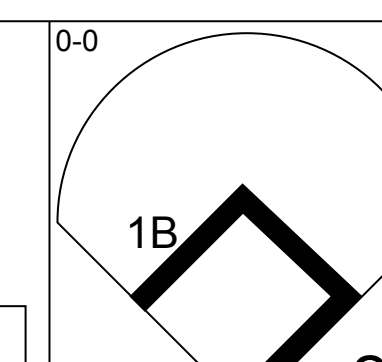
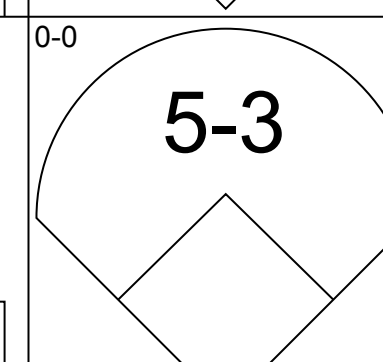
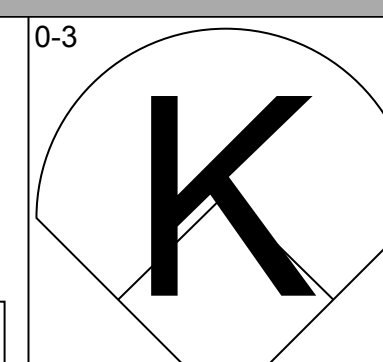
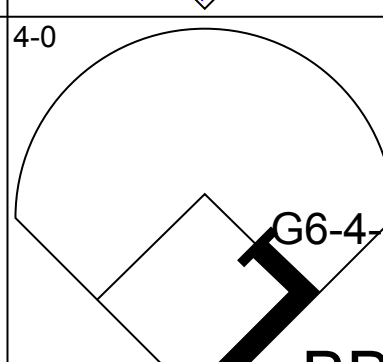
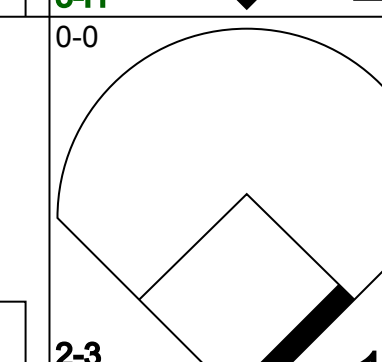
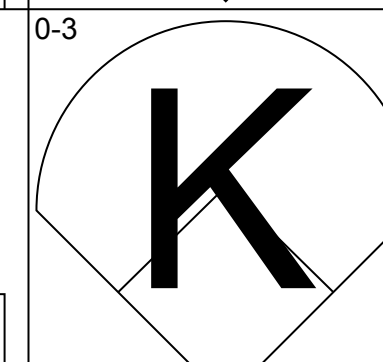
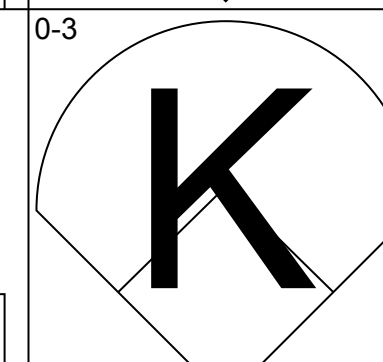
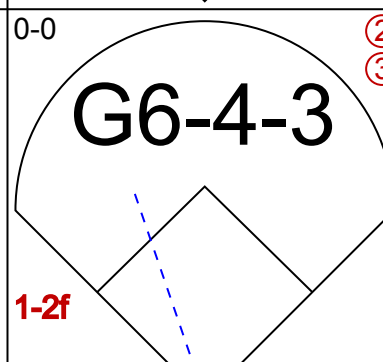
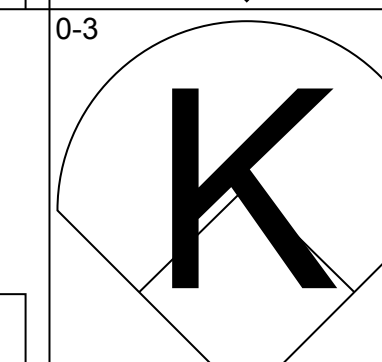
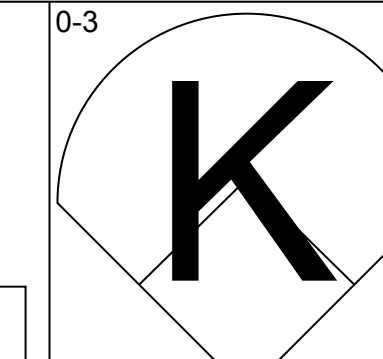
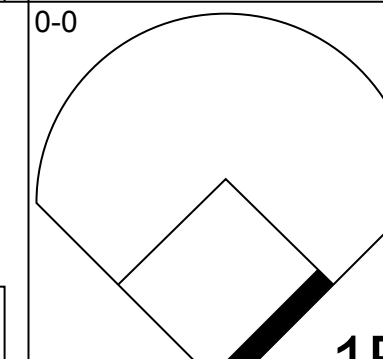
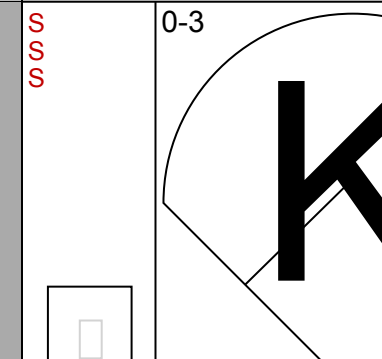
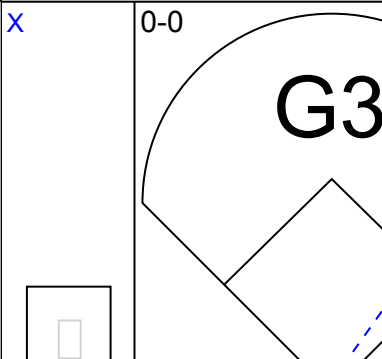
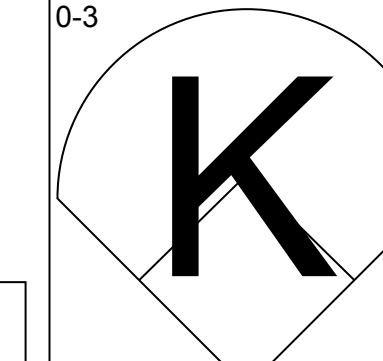
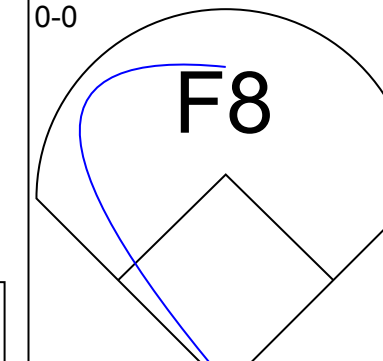
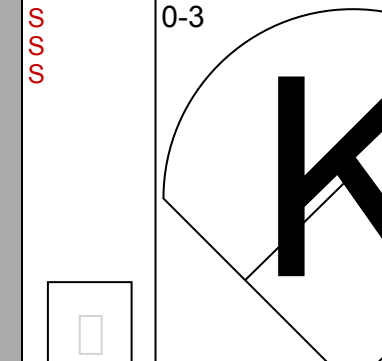
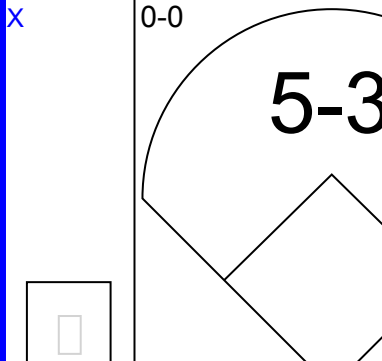
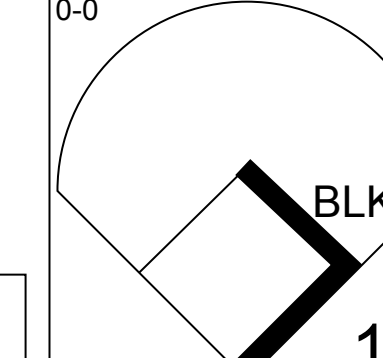

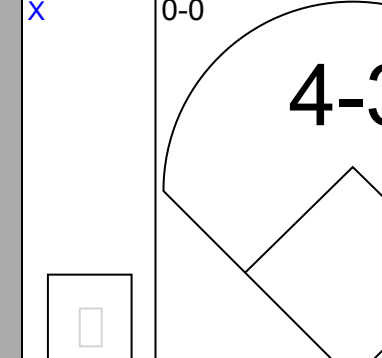
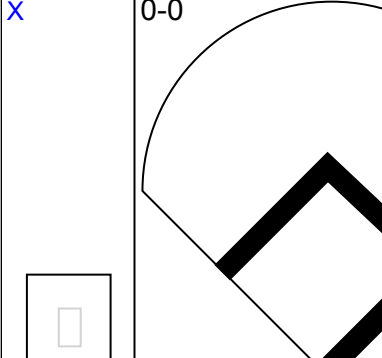
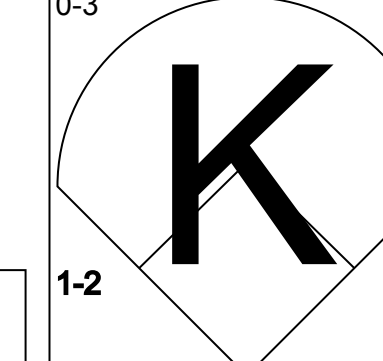

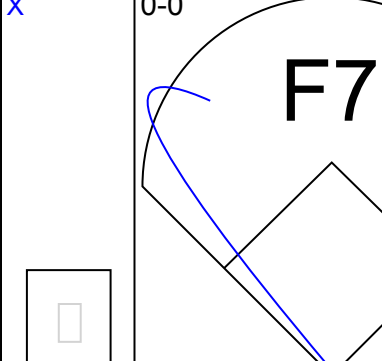

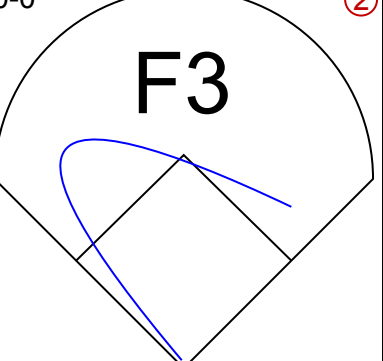



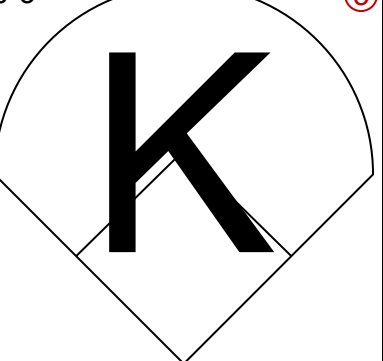
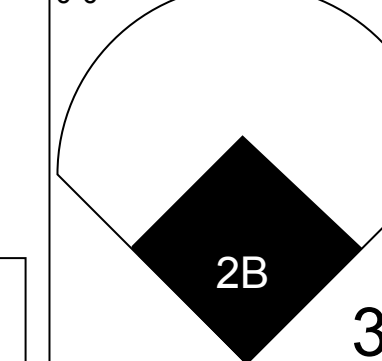

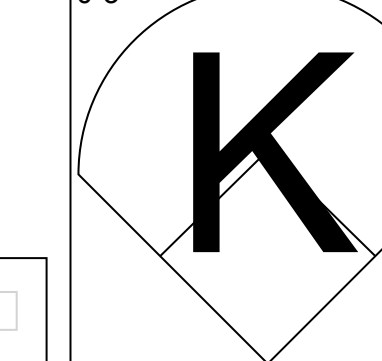
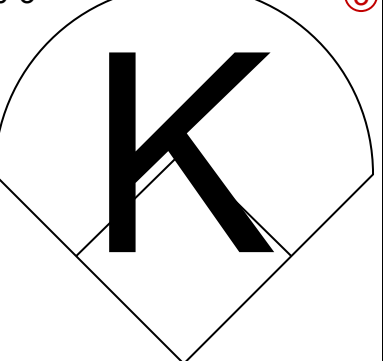
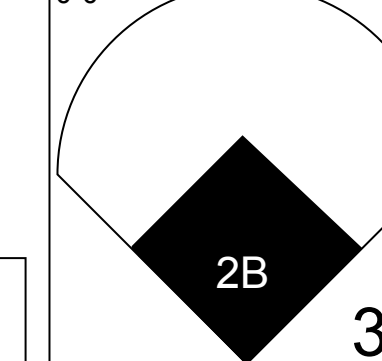
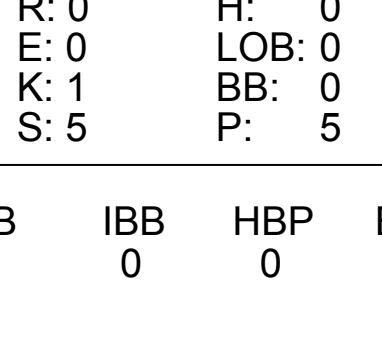
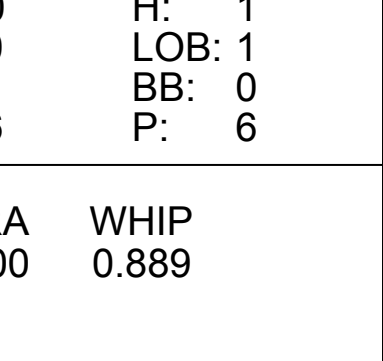
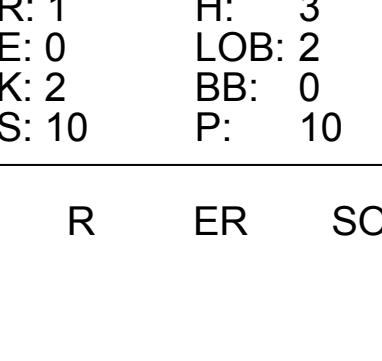



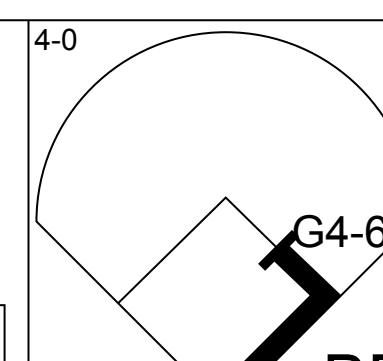
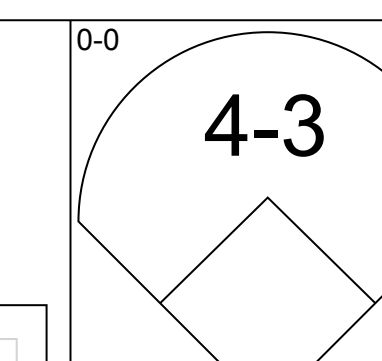
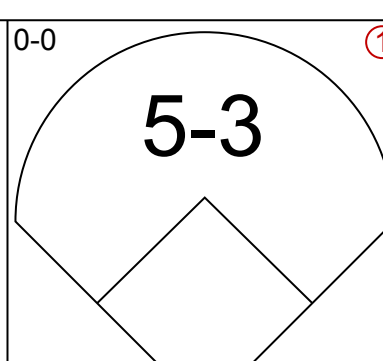
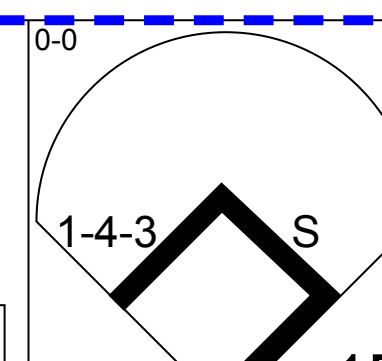
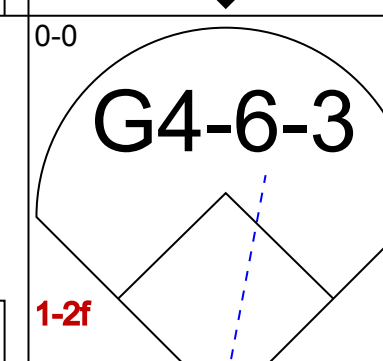
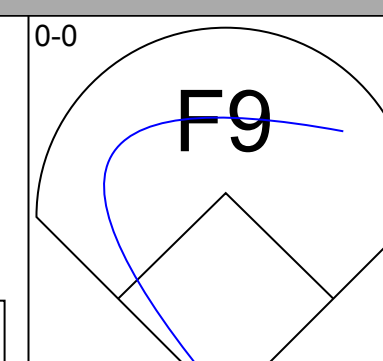
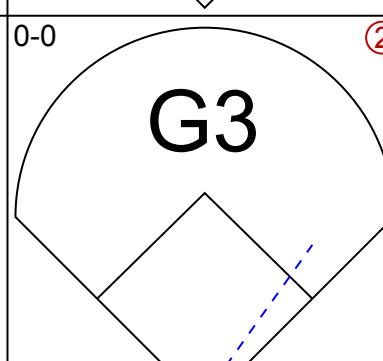
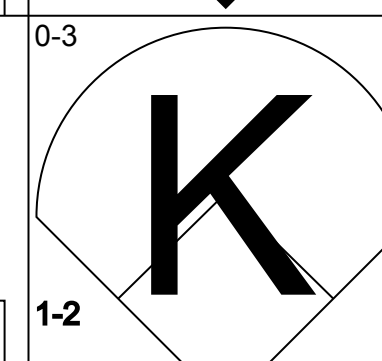
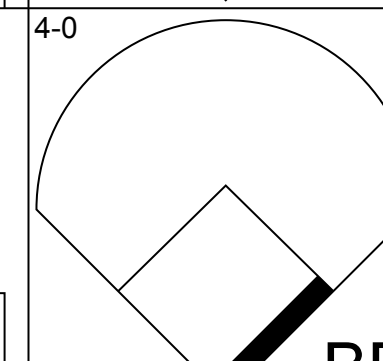
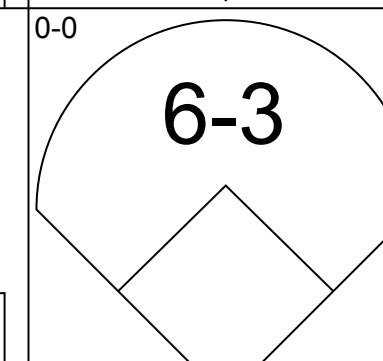
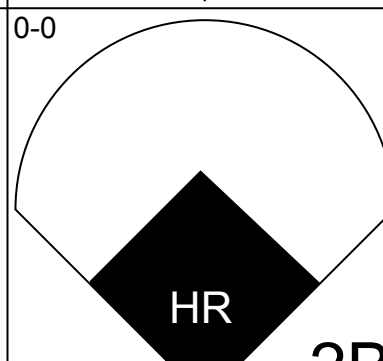
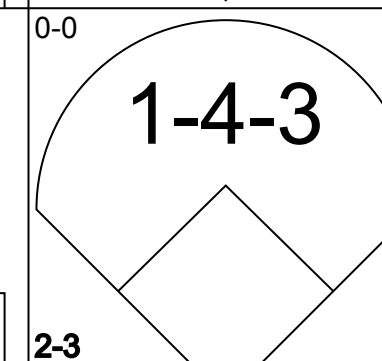
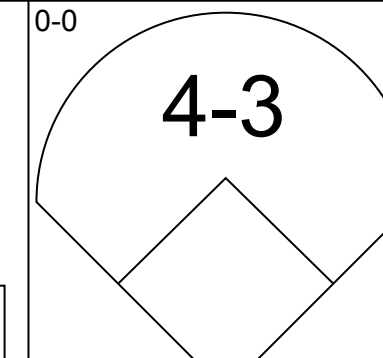
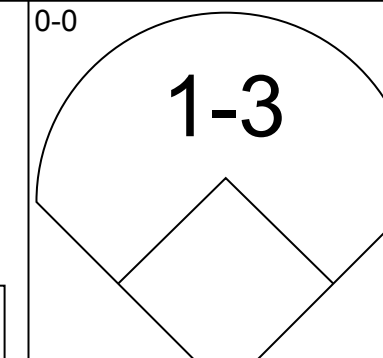
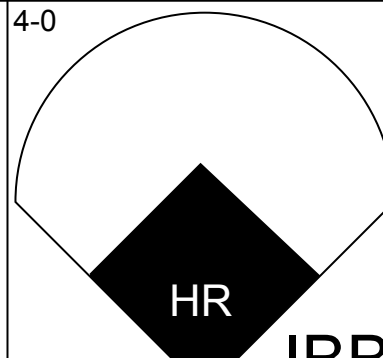
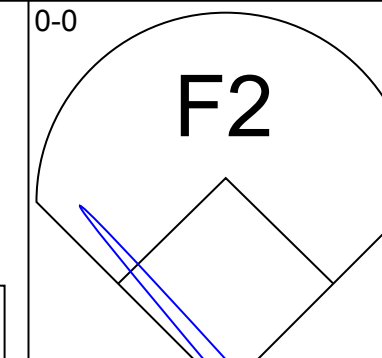
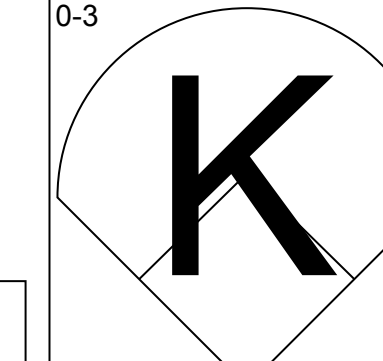
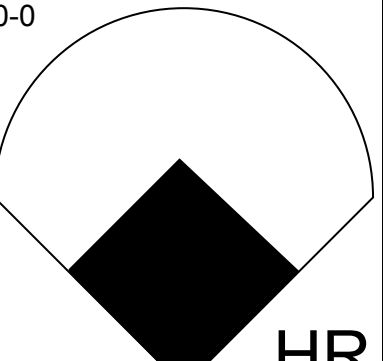
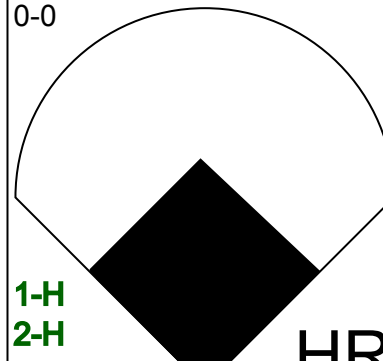
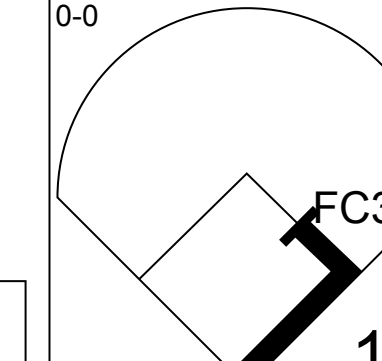
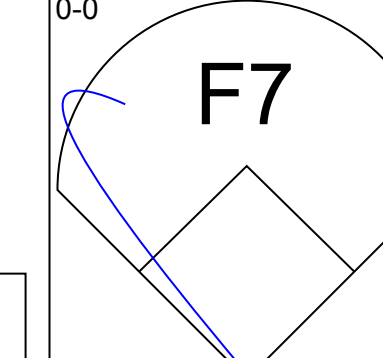
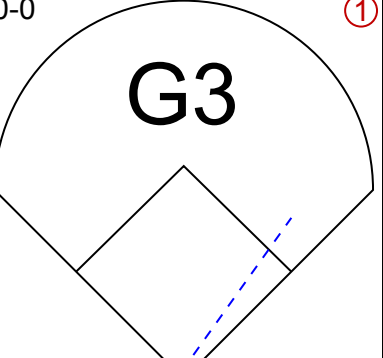
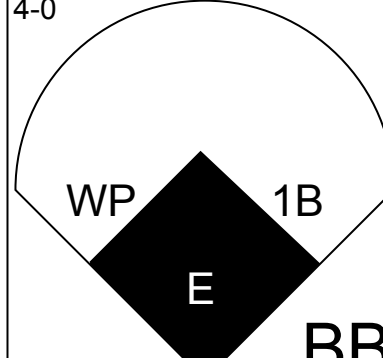

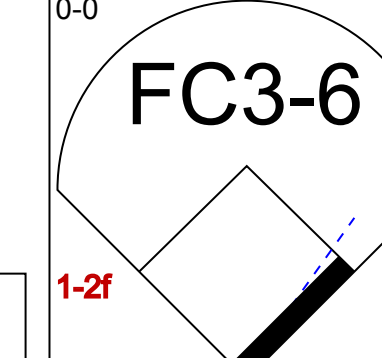
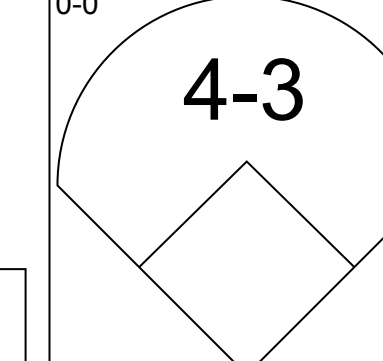
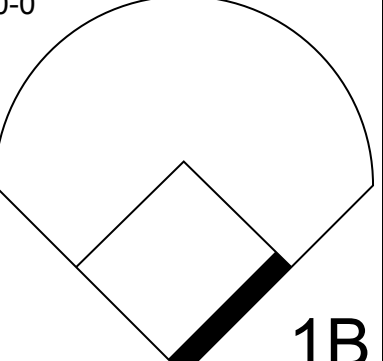
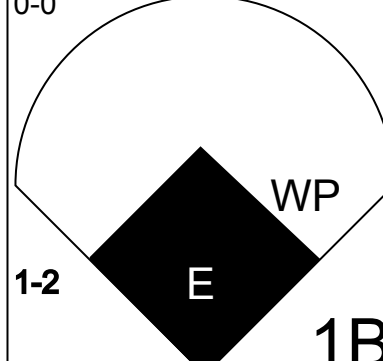

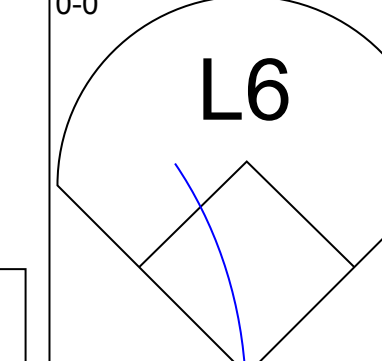
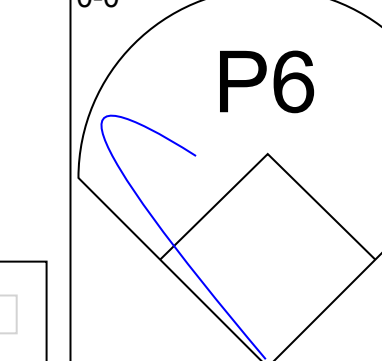
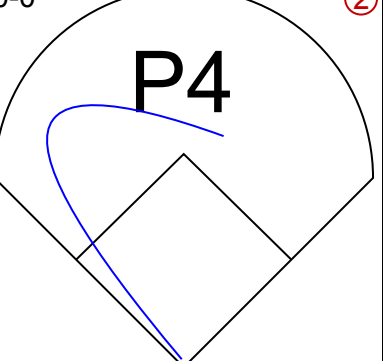
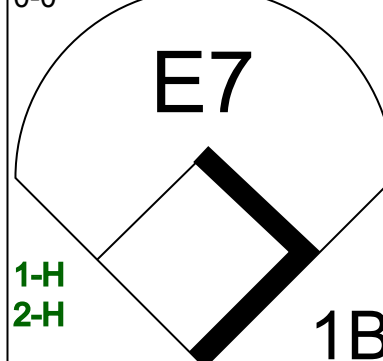

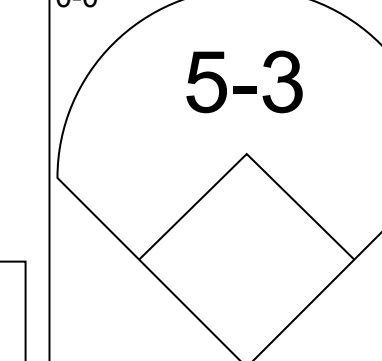
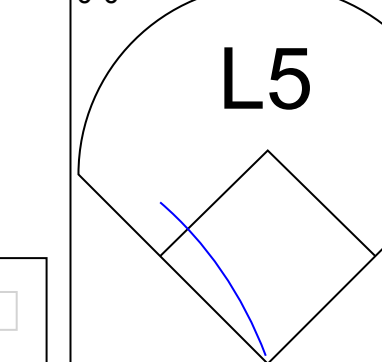
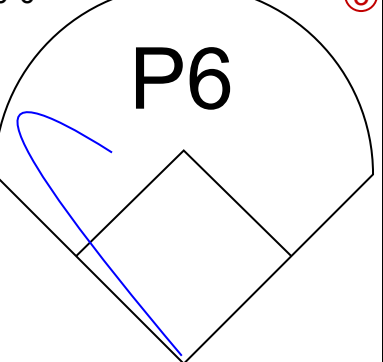
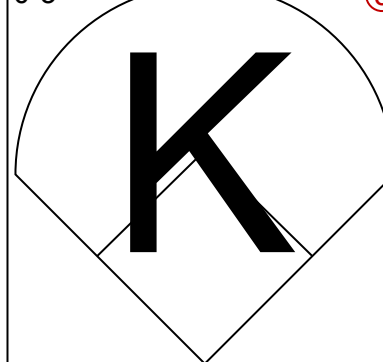
Batter	1	2	3	4	5	6	7	8	9	AB	R	H	RBI	BB	SO	LOB	BOTTOM																								
Bud Harrelson, S (1, 6) OBP: 0.318, SLG: 0.303										5	0	1	0	0	0	1																									
Leroy Stanton, R (1, 9) OBP: 0.281, SLG: 0.238 Danny Frisella, L (8, 1) OBP: 0.286, SLG: 0.231										4	0	1	0	0	1	1																									
Cleon Jones, R (1, 7) OBP: 0.381, SLG: 0.472										3	1	2	0	1	0	1																									
Donn Clendenon, R (1, 3) OBP: 0.302, SLG: 0.411										3	1	1	0	1	0	1																									
Tommie Agee, R (1, 8) OBP: 0.362, SLG: 0.428										4	0	1	0	0	0	2																									
Bob Aspromonte, R (1, 5) OBP: 0.285, SLG: 0.301										3	0	0	1	0	0	2																									
Jerry Grote, R (1, 2) OBP: 0.337, SLG: 0.346										3	0	1	1	1	2	2																									
Tim Foli, R (1, 4) OBP: 0.272, SLG: 0.282										4	0	0	0	0	3	3																									
Nolan Ryan, R (1, 1) OBP: 0.186, SLG: 0.170 Jim McAndrew, R (1, 1) OBP: 0.287, SLG: 0.087 Don Heath, R (3, 9) OBP: 0.317, SLG: 0.252 Jerry Koosman, R (4, 1) OBP: 0.222, SLG: 0.165 Ken Singleton, S (7, 9) OBP: 0.356, SLG: 0.367										0	0	0	0	0	0	0																									
Inning Stats	R: 0 E: 0 K: 0 S: 3	H: 0 LOB: 1 BB: 1 P: 7	R: 0 E: 0 K: 1 S: 5	H: 0 LOB: 0 BB: 0 P: 5	R: 0 E: 0 K: 2 S: 8	H: 1 LOB: 1 BB: 0 P: 8	R: 0 E: 0 K: 1 S: 7	H: 2 LOB: 2 BB: 0 P: 7	R: 0 E: 0 K: 1 S: 5	H: 0 LOB: 0 BB: 0 P: 5	R: 2 E: 0 K: 1 S: 8	H: 3 LOB: 2 BB: 1 P: 12	R: 0 E: 0 K: 1 S: 6	H: 1 LOB: 1 BB: 0 P: 6	R: 0 E: 0 K: 0 S: 3	H: 0 LOB: 0 BB: 0 P: 3	R: 0 E: 0 K: 1 S: 5	H: 0 LOB: 1 BB: 1 P: 9	1B: 6 2B: 1 3B: 0 HR: 0	SF: 1 SAC: 0 DP: 0 HBP: 0	WP: 0 PB: 0 SB: 0 CS: 0	PA: 37																			
PITCHER	IP	WLS	BF	H	R	ER	SO	BB	IBB	HBP	BLK	WP	HR	S	P	ERA	WHIP	PITCHER						IP	WLS	BF	H	R	ER	SO	BB	IBB	HBP	BLK	WP	HR	S	P	ERA	WHIP	
Steve Carlton, L (1, 1) ERA: 3.56	9.0	W	37	7	2	2	8	3	0	0	0	0	0	50	62	2.00	1.111																								

St. Louis Cardinals @ New York Mets  
Shea Stadium, Flushing, NY  
Tue Sep 28 1971, 3:33 AM EDT  
Att: 3,338 - Unknown

AB 33  
R 2  
H 7  
RBI 2  
BB 3  
SO 8  
LOB 14



Batter	1	2	3	4	5	6	7	8	9	AB	R	H	RBI	BB	SO	LOB	TOP					
Lou Brock, L OBP: 0.385, SLG: 0.425 (1, 7)										4	0	1	1	0	1	0	<b>St. Louis Cardinals @ New York Mets</b> Shea Stadium, Flushing, NY Thu Sep 30 1971, 7:05 PM EDT Att: 42,344 - Unknown					
Milt Ramirez, R OBP: 0.385, SLG: 0.273 (1, 6)										3	0	1	0	1	1	0						
Luis Melendez, R OBP: 0.320, SLG: 0.254 (1, 9)										4	0	0	0	0	3	3						
Joe Haque, L OBP: 0.330, SLG: 0.392 (1, 3)											4	0	1	0	0	2		0				
Jorge Roque, R OBP: 0.300, SLG: 0.300 (1, 8)											3	0	0	0	0	2		1				
Al Santorini, R OBP: 0.333, SLG: 0.333 (7, 1)											0	0	0	0	0	0		0				
Bob Burda, L OBP: 0.386, SLG: 0.338 (9, PH)											1	0	0	0	0	0		0				
Ted Kubiak, S OBP: 0.333, SLG: 0.337 (1, 4)												4	0	3	0	0		0				
Bob Stinson, S OBP: 0.250, SLG: 0.263 (1, 2)											4	0	0	0	0	1		3				
Julian Javier, R OBP: 0.286, SLG: 0.347 (1, 5)										3	0	0	0	0	1	1						
Daryl Patterson, L (1, 1)											2	0	0	0	0	2	1					
Jerry Reuss, L OBP: 0.240, SLG: 0.138 (6, 1)										0	0	0	0	0	0	0						
Jose Cruz, L OBP: 0.377, SLG: 0.425 (7, 8)										1	1	1	0	0	0	0						
<b>Inning Stats</b>	R: 0 E: 0 K: 2 S: 7	H: 0 LOB: 0 BB: 7	R: 0 E: 0 K: 3 S: 10	H: 1 LOB: 1 BB: 0 P: 10	R: 0 E: 0 K: 1 S: 5	H: 0 LOB: 0 BB: 0 P: 5	R: 0 E: 0 K: 2 S: 8	H: 1 LOB: 1 BB: 0 P: 8	R: 0 E: 0 K: 1 S: 6	H: 1 LOB: 1 BB: 0 P: 6	R: 0 E: 0 K: 0 S: 2	H: 0 LOB: 0 BB: 1 P: 6	R: 0 E: 0 K: 2 S: 7	H: 0 LOB: 0 BB: 7	R: 1 E: 0 K: 2 S: 10	H: 3 LOB: 2 BB: 0 P: 10	R: 0 E: 0 K: 0 S: 4	H: 1 LOB: 1 BB: 0 P: 4	1B: 4 2B: 1 3B: 2 HR: 0	SF: 0 SAC: 0 DP: 1 HBP: 0	WP: 0 PB: 0 SB: 0 CS: 0	PA: 34
<b>PITCHER</b> Tom Seaver, R ERA: 1.76 (1, 1)	IP: 9.0 WLS: W BF: 34 H: 7 R: 1 ER: 1 SO: 13 BB: 1 IBB: 0 HBP: 0 BLK: 1 WP: 0 HR: 0 S: 59 P: 63 ERA: 1.00 WHIP: 0.889															<b>PITCHER</b>						

Batter	1	2	3	4	5	6	7	8	9	AB	R	H	RBI	BB	SO	LOB	BOTTOM					
Bud Harrelson, S OBP: 0.319, SLG: 0.303 (1, 6)										3	0	1	0	1	0	0	<b>St. Louis Cardinals @ New York Mets</b> Shea Stadium, Flushing, NY Thu Sep 30 1971, 7:05 PM EDT Att: 42,344 - Unknown					
Mike Jorgensen, L OBP: 0.303, SLG: 0.373 (1, 8)										4	0	0	0	0	1	2						
Cleon Jones, R OBP: 0.382, SLG: 0.473 (1, 7)										3	1	1	0	1	0	1						
Ed Kranepool, L OBP: 0.340, SLG: 0.447 (1, 3)										3	1	0	0	1	0	2						
Ken Singleton, S OBP: 0.374, SLG: 0.393 (1, 9)										4	2	3	4	0	1	0						
Wayne Garrett, L OBP: 0.310, SLG: 0.238 (1, 5)										3	1	0	0	1	0	1						
Jerry Grote, R OBP: 0.339, SLG: 0.347 (1, 2)										4	1	2	0	0	0	1						
Tim Foli, R OBP: 0.272, SLG: 0.281 (1, 4)										4	0	1	2	0	0	2						
Tom Seaver, R OBP: 0.245, SLG: 0.261 (1, 1)										3	0	0	0	0	1	2						
<b>Inning Stats</b>	R: 0 E: 0 K: 0 S: 2	H: 0 LOB: 1 BB: 2 P: 10	R: 0 E: 0 K: 1 S: 5	H: 0 LOB: 0 BB: 0 P: 5	R: 0 E: 0 K: 0 S: 3	H: 0 LOB: 0 BB: 0 P: 3	R: 1 E: 0 K: 1 S: 5	H: 2 LOB: 1 BB: 0 P: 5	R: 5 E: 1 K: 1 S: 9	H: 4 LOB: 1 BB: 2 P: 17	R: 0 E: 0 K: 1 S: 6	H: 1 LOB: 1 BB: 0 P: 6	R: 0 E: 0 K: 0 S: 4	H: 1 LOB: 1 BB: 0 P: 4	1B: 5 2B: 1 3B: 0 HR: 2	SF: 0 SAC: 0 DP: 1 HBP: 0		WP: 1 PB: 0 SB: 1 CS: 0	PA: 35			
<b>PITCHER</b> Daryl Patterson, R ERA: 4.97 (1, 1)	IP: 5.2 WLS: L BF: 23 H: 4 R: 4 ER: 4 SO: 4 BB: 2 IBB: 0 HBP: 0 BLK: 0 WP: 1 HR: 0 S: 22 P: 34 ERA: 6.35 WHIP: 1.059															<b>PITCHER</b>						
Jerry Reuss, L ERA: 4.78 (6, 1)	0.1	4	2	2	2	1	1	0	0	0	0	0	0	0	0	0	1	0	5	9	54.00	9.000
Al Santorini, R ERA: 3.78 (7, 1)	2.0	8	2	0	0	0	1	0	0	0	0	0	0	0	0	0	0	0	10	10	0.00	1.000

AB	33
R	1
H	7
RBI	1
BB	1
SO	13
LOB	9

